

PREP BATCH REPORT

Prep Code: **SVOC-3510C-8270**
 Prep Batch **162701** Prep Temp **NA °C**

Technician: **Ryan F. Bengel**
 Batch Units: **ML**

Prep Start Date: **1/4/2022 3:47:52 PM**
 Prep End Date: **1/7/2022 4:25:00 PM**

Sample ID	Matrix	pH	Initial Samp Amt	Sol Added	Sol Recovered	Final Vol (mL)	Factor	Balance	Prep Start Date	Prep End Date
MB-162701			1000	0	0	1.00	0.001		1/4/2022	1/7/2022
LCS-162701			1000	0	0	1.00	0.001		1/4/2022	1/7/2022
LCSD-162701			1000	0	0	1.00	0.001		1/4/2022	1/7/2022
LLCS-162701			1000	0	0	1.00	0.001		1/4/2022	1/7/2022
LLCSD-162701			1000	0	0	1.00	0.001		1/4/2022	1/7/2022
APP2A-162701			1000	0	0	1.00	0.001		1/4/2022	1/7/2022
APP2AD-162701			1000	0	0	1.00	0.001		1/4/2022	1/7/2022
B22010096-001C	Ground Water	6	1020	0	0	1.00	0.00098		1/4/2022	1/7/2022
	Sample was clear (1/2)									
B22010120-001C	Ground Water	6	1030	0	0	1.00	0.000971		1/4/2022	1/7/2022
	Sample was slightly cloudy (1/2)									
B22010134-001C	Ground Water	6	1000	0	0	1.00	0.001		1/5/2022	1/7/2022
	Sample was clear (1/2)									
B22010141-001C	Ground Water	6	990	0	0	1.00	0.00101		1/5/2022	1/7/2022
	Sample was clear (1/2)									
B22010142-001C	Ground Water	6	1020	0	0	1.00	0.00098		1/5/2022	1/7/2022
	Sample was clear (2/2)									
B22010143-001C	Ground Water	6	1050	0	0	1.00	0.000952		1/5/2022	1/7/2022
	Sample was clear (1/2)									
B22010145-001C	Ground Water	6	990	0	0	1.00	0.00101		1/5/2022	1/7/2022
	Sample was clear (2/2)									
B22010148-001C	Ground Water	6	1010	0	0	1.00	0.00099		1/5/2022	1/7/2022
	Sample was clear (1/2)									
B22010141-001CLMS	Ground Water	6	990	0	0	1.00	0.00101		1/5/2022	1/7/2022
	Sample was clear (2/2)									
B22010134-001CMS	Ground Water	6	970	0	0	1.00	0.00103		1/5/2022	1/7/2022
	Sample was clear (2/2)									

Number	Reagent Name	Exp Date	
13124	Sulfuric Acid 2020070739	7/2/2022	2mL
13273	pH-indicator Strips 0-14 HC025486	9/30/2024	
14196	Dichloromethane EB867	6/18/2023	100,50
14647	Dichloromethane EC832	10/28/2023	

Spk ID	Spike Name	SampType	AmtAdd	Exp Date
FP211227 14446	DCM RINSED FILTER PAPER	ALL		4/6/2026
Sulfate 12/27/21 (Baked Sodium Sulfate	ALL	varies	11/29/2026
sv92616	APP1IA/Acetone	APP2A/D	1.0 mL	9/24/2022
sv83418	Benzidines	LCS, MS	50 uL	3/17/2024
sv92710	LCS/Add Extractions	LCS, MS; LLCSD	1.0 mL; 5	1/14/2022
SVOC NaOH 122	10 N NaOH	MB, LCS, SAMP,	5 drops	7/31/2023
sv92712	LL BNA Surr	SAMP, LMS, LLC	100 uL	1/30/2022
sv92706	BNA Surr	SAMP, MB, LCS,	100 uL	3/31/2022

PREP BATCH REPORT

Prep Code: **SVOC-3510C-8270**
 Prep Batch **162701** Prep Temp **NA °C**

Technician: **Ryan F. Bengel**
 Batch Units: **ML**

Prep Start Date: **1/4/2022 3:47:52 PM**
 Prep End Date: **1/7/2022 4:25:00 PM**

Sample ID	Matrix	pH	Initial Samp Amt	Sol Added	Sol Recovered	Final Vol (mL)	Factor	Balance	Prep Start Date	Prep End Date
B22010209-001C	Ground Water Sample was clear (1/2)	6	1040	0	0	1.00	0.000962		1/5/2022	1/7/2022
B22010211-001C	Ground Water Sample had a yellow tint (1/2)	6	940	0	0	1.00	0.00106		1/5/2022	1/7/2022
B22010212-001C	Ground Water Sample was clear (1/2)	6	1020	0	0	1.00	0.00098		1/5/2022	1/7/2022

Number	Reagent Name	Exp Date	
13124	Sulfuric Acid 2020070739	7/2/2022	2mL
13273	pH-indicator Strips 0-14 HC025486	9/30/2024	
14196	Dichloromethane EB867	6/18/2023	100,50
14647	Dichloromethane EC832	10/28/2023	

Spk ID	Spike Name	SampType	AmtAdd	Exp Date
FP211227 14446	DCM RINSED FILTER PAPER	ALL		4/6/2026
Sulfate 12/27/21 (Baked Sodium Sulfate	ALL	varies	11/29/2026
sv92616	APPIIA/Acetone	APP2A/D	1.0 mL	9/24/2022
sv83418	Benzidines	LCS, MS	50 uL	3/17/2024
sv92710	LCS/Add Extractions	LCS, MS; LLCS/D	1.0 mL; 5	1/14/2022
SVOC NaOH 122	10 N NaOH	MB, LCS, SAMP,	5 drops	7/31/2023
sv92712	LL BNA Surr	SAMP, LMS, LLC	100 uL	1/30/2022
sv92706	BNA Surr	SAMP, MB, LCS,	100 uL	3/31/2022

PREP BATCH REPORT

Prep Code: **SVOC-3510C-8270**
 Prep Batch **162744** Prep Temp **NA °C**

Technician: **Zachary B. Zaccardi**
 Batch Units: **ML**

Prep Start Date: **1/6/2022 9:18:55 AM**
 Prep End Date: **1/7/2022 4:25:00 PM**

Sample ID	Matrix	pH	Initial Samp Amt	Sol Added	Sol Recovered	Final Vol (mL)	Factor	Balance	Prep Start Date	Prep End Date
MB-162744			1000	0	0	1.00	0.001		1/6/2022	1/7/2022
	Supervised by RJB									
LCS-162744			1000	0	0	1.00	0.001		1/6/2022	1/7/2022
LCSD-162744			1000	0	0	1.00	0.001		1/6/2022	1/7/2022
B22010213-001C	Ground Water	6	970	0	0	1.00	0.00103		1/6/2022	1/7/2022
	Sample was clear (1/2)									
B22010213-002A	Ground Water	6	1010	0	0	1.00	0.00099		1/6/2022	1/7/2022
	Sample was clear (1/2)									
B22010213-003C	Ground Water	6	970	0	0	1.00	0.00103		1/6/2022	1/7/2022
	Sample was clear (1/2)									
B22010214-001C	Ground Water	6	970	0	0	1.00	0.00103		1/6/2022	1/7/2022
	Sample was clear (1/2)									
B22010219-001C	Drinking Water	6	970	0	0	1.00	0.00103		1/6/2022	1/7/2022
	Sample was clear (1/2)									
B22010227-002E	Aqueous	6	990	0	0	1.00	0.00101		1/6/2022	1/7/2022
	Sample was a cloudy yellow									
B22010249-002E	Aqueous	6	1050	0	0	1.00	0.000952		1/6/2022	1/7/2022
	Sample was cloudy with green organic material present									
B22010255-001B	Aqueous	6	1050	0	0	1.00	0.000952		1/6/2022	1/7/2022
	Sample was clear									
B22010213-001CMS	Ground Water	6	1030	0	0	1.00	0.000971		1/6/2022	1/7/2022
	Sample was clear (2/2)									
B22010213-002AMS	Ground Water	6	1030	0	0	1.00	0.000971		1/6/2022	1/7/2022
	Sample was clear (2/2)									
B22010213-003CLMS	Ground Water	6	1010	0	0	1.00	0.00099		1/6/2022	1/7/2022
	Sample was clear (2/2)									
LLCS-162744			1000	0	0	1.00	0.001		1/6/2022	1/7/2022

Number	Reagent Name	Exp Date	
13124	Sulfuric Acid 2020070739	7/2/2022	2mL
13273	pH-indicator Strips 0-14 HC025486	9/30/2024	
14196	Dichloromethane EB867	6/18/2023	100,50
14647	Dichloromethane EC832	10/28/2023	

Spk ID	Spike Name	SampType	AmtAdd	Exp Date
FP211227 14446	DCM RINSED FILTER PAPER	ALL		4/6/2026
Sulfate 12/27/21 (Baked Sodium Sulfate	ALL	varies	11/29/2026
sv92616	APP1IA/Acetone	APP2A/D	1.0 mL	9/24/2022
sv83418	Benzidines	LCS, MS	50 uL	3/17/2024
sv92710	LCS/Add Extractions	LCS, MS; LLCS/D	1.0 mL; 5	1/14/2022
SVOC NaOH 122	10 N NaOH	MB, LCS, SAMP,	5 drops	7/31/2023
sv92712	LL BNA Surr	SAMP, LMS, LLC	100 uL	1/30/2022
sv92706	BNA Surr	SAMP, MB, LCS,	100 uL	3/31/2022

PREP BATCH REPORT

Prep Code: **SVOC-3510C-8270**
 Prep Batch **162744** Prep Temp **NA °C**

Technician: **Zachary B. Zaccardi**
 Batch Units: **ML**

Prep Start Date: **1/6/2022 9:18:55 AM**
 Prep End Date: **1/7/2022 4:25:00 PM**

Sample ID	Matrix	pH	Initial Samp Amt	Sol Added	Sol Recovered	Final Vol (mL)	Factor	Balance	Prep Start Date	Prep End Date
LLCSD-162744			1000	0	0	1.00	0.001		1/6/2022	1/7/2022
APP2A-162744			1000	0	0	1.00	0.001		1/6/2022	1/7/2022
APP2AD-162744			1000	0	0	1.00	0.001		1/6/2022	1/7/2022

Number	Reagent Name	Exp Date	
13124	Sulfuric Acid 2020070739	7/2/2022	2mL
13273	pH-indicator Strips 0-14 HC025486	9/30/2024	
14196	Dichloromethane EB867	6/18/2023	100,50
14647	Dichloromethane EC832	10/28/2023	

Spk ID	Spike Name	SampType	AmtAdd	Exp Date
FP211227 14446	DCM RINSED FILTER PAPER	ALL		4/6/2026
Sulfate 12/27/21 (Baked Sodium Sulfate	ALL	varies	11/29/2026
sv92616	APP1IA/Acetone	APP2A/D	1.0 mL	9/24/2022
sv83418	Benzidines	LCS, MS	50 uL	3/17/2024
sv92710	LCS/Add Extractions	LCS, MS; LLCSD	1.0 mL; 5	1/14/2022
SVOC NaOH 122	10 N NaOH	MB, LCS, SAMP,	5 drops	7/31/2023
sv92712	LL BNA Surr	SAMP, LMS, LLC	100 uL	1/30/2022
sv92706	BNA Surr	SAMP, MB, LCS,	100 uL	3/31/2022

PREP BATCH REPORT

Prep Code: **SVOC-3510C-8270**
 Prep Batch **162800** Prep Temp **NA °C**

Technician: **Zachary B. Zaccardi**
 Batch Units: **ML**

Prep Start Date: **1/10/2022 8:42:59 AM**
 Prep End Date: **1/12/2022 2:20:00 PM**

Sample ID	Matrix	pH	Initial Samp Amt	Sol Added	Sol Recovered	Final Vol (mL)	Factor	Balance	Prep Start Date	Prep End Date
MB-162800			1000	0	0	1.00	0.001		1/10/2022	1/12/2022
	Supervised by RJB									
LCS-162800			1000	0	0	1.00	0.001		1/10/2022	1/12/2022
LCSD-162800			1000	0	0	1.00	0.001		1/10/2022	1/12/2022
LLCS-162800			1000	0	0	1.00	0.001		1/10/2022	1/12/2022
	Spiked sample high surrogate. JPH 1/18/22									
LLCSD-162800			1000	0	0	1.00	0.001		1/10/2022	1/12/2022
APP2A-162800			1000	0	0	1.00	0.001		1/10/2022	1/12/2022
APP2AD-162800			1000	0	0	1.00	0.001		1/10/2022	1/12/2022
B22010260-001C	Ground Water	6	960	0	0	1.00	0.00104		1/10/2022	1/12/2022
	Sample had a yellow tint (2/2), solvent added at 1:45									
B22010262-001C	Ground Water	6	1020	0	0	1.00	0.00098		1/10/2022	1/12/2022
	Sample was clear (2/2)									
B22010338-001C	Drinking Water	6	1040	0	0	1.00	0.000962		1/10/2022	1/12/2022
	Sample was clear (1/2), Solvent added at 1:45									
B22010361-001C	Ground Water	6	1020	0	0	1.00	0.00098		1/10/2022	1/12/2022
	Sample was clear (1/2)									
B22010366-001C	Ground Water	6	1030	0	0	1.00	0.000971		1/10/2022	1/12/2022
	Sample was clear (1/2), Solvent added at 1:45									
B22010366-002A	Ground Water	6	1010	0	0	1.00	0.00099		1/10/2022	1/12/2022
	Sample was clear (1/2), Solvent added at 1:45									
B22010369-001C	Ground Water	6	1040	0	0	1.00	0.000962		1/10/2022	1/12/2022
	Sample had a yellow tint (1/6), solvent added at 12:56									
B22010369-001CMS	Ground Water	6	1040	0	0	1.00	0.000962		1/10/2022	1/12/2022
	Sample had a yellow tint (2/6), solvent added at 12:56									
B22010369-001CMSD	Ground Water	6	1010	0	0	1.00	0.00099		1/10/2022	1/12/2022
	Sample had a yellow tint (3/6), solvent added at 12:56									

Number	Reagent Name	Exp Date	
13124	Sulfuric Acid 2020070739	7/2/2022	2mL
13273	pH-indicator Strips 0-14 HC025486	9/30/2024	
14196	Dichloromethane EB867	6/18/2023	100,50
14647	Dichloromethane EC832	10/28/2023	

Spk ID	Spike Name	SampType	AmtAdd	Exp Date
FP211227 14446	DCM RINSED FILTER PAPER	ALL		4/6/2026
Sulfate 12/27/21 (Baked Sodium Sulfate	ALL	varies	11/29/2026
sv92714	APP2A/Acetone	APP2A/D	1.0 mL	9/24/2022
sv83418	Benzidines	LCS, MS	50 uL	3/17/2024
sv92710	LCS/Add Extractions	LCS, MS; LLCS/D	1.0 mL; 5	1/14/2022
SVOC NaOH 122	10 N NaOH	MB, LCS, SAMP,	5 drops	7/31/2023
sv92712	LL BNA Surr	SAMP, LMS, LLC	100 uL	1/30/2022
sv92706	BNA Surr	SAMP, MB, LCS,	100 uL	3/31/2022

PREP BATCH REPORT

Prep Code: **SVOC-3510C-8270**
 Prep Batch **162800** Prep Temp **NA °C**

Technician: **Zachary B. Zaccardi**
 Batch Units: **ML**

Prep Start Date: **1/10/2022 8:42:59 AM**
 Prep End Date: **1/12/2022 2:20:00 PM**

Sample ID	Matrix	pH	Initial Samp Amt	Sol Added	Sol Recovered	Final Vol (mL)	Factor	Balance	Prep Start Date	Prep End Date
B22010370-001D	Aqueous Sample was cloudy and slightly yellow	6	1050	0	0	2.00	0.0019		1/10/2022	1/12/2022
B22010370-002D	Aqueous Sample was a cloudy yellow and had an odor	6	1050	0	0	2.00	0.0019		1/10/2022	1/12/2022
B22010384-001I	Aqueous Sample was a cloudy yellow and had an odor	6	1050	0	0	2.00	0.0019		1/10/2022	1/12/2022
B22010384-002I	Aqueous Sample was a cloudy yellow and had an odor	6	930	0	0	2.00	0.00215		1/10/2022	1/12/2022
B22010403-001C	Ground Water Sample was clear (1/2)	6	980	0	0	1.00	0.00102		1/10/2022	1/12/2022
B22010405-001C	Ground Water Sample was clear (1/2)	6	1040	0	0	1.00	0.000962		1/10/2022	1/12/2022
B22010406-001C	Ground Water Sample was clear (1/2)	6	1010	0	0	1.00	0.00099		1/10/2022	1/12/2022
B22010409-001C	Ground Water Sample was clear (1/2)	6	980	0	0	1.00	0.00102		1/10/2022	1/12/2022
B22010410-001C	Ground Water Sample was clear (1/2)	6	1020	0	0	1.00	0.00098		1/10/2022	1/12/2022
B22010411-001C	Drinking Water Sample was clear (1/2)	6	1050	0	0	1.00	0.000952		1/10/2022	1/12/2022
B22010413-001C	Ground Water Sample was clear (1/2)	6	1050	0	0	1.00	0.000952		1/10/2022	1/12/2022
B22010369-001CLMS	Ground Water Sample had a yellow tint (4/6), solvent added at 12:56	6	1010	0	0	1.00	0.00099		1/10/2022	1/12/2022
B22010369-001CLMSD	Ground Water Sample had a yellow tint (5/6), solvent added at 12:56	6	1020	0	0	1.00	0.00098		1/10/2022	1/12/2022

Number	Reagent Name	Exp Date	
13124	Sulfuric Acid 2020070739	7/2/2022	2mL
13273	pH-indicator Strips 0-14 HC025486	9/30/2024	
14196	Dichloromethane EB867	6/18/2023	100,50
14647	Dichloromethane EC832	10/28/2023	

Spk ID	Spike Name	SampType	AmtAdd	Exp Date
FP211227 14446	DCM RINSED FILTER PAPER	ALL		4/6/2026
Sulfate 12/27/21 (Baked Sodium Sulfate	ALL	varies	11/29/2026
sv92714	APP1IA/Acetone	APP2A/D	1.0 mL	9/24/2022
sv83418	Benzidines	LCS, MS	50 uL	3/17/2024
sv92710	LCS/Add Extractions	LCS, MS; LLCS/D	1.0 mL; 5	1/14/2022
SVOC NaOH 122	10 N NaOH	MB, LCS, SAMP,	5 drops	7/31/2023
sv92712	LL BNA Surr	SAMP, LMS, LLC	100 uL	1/30/2022
sv92706	BNA Surr	SAMP, MB, LCS,	100 uL	3/31/2022

Energy Laboratories Inc

ANALYTICAL RUN Summary

25-Feb-22

Run ID SV5973N.I_220107A

Run Start Date: 1/7/2022
Analyst: Sean McGrew
Ical: 0
Column ID: XT1-5
Comments:

Std ID	Std Name	Std Amount	Std Units	Samp Amount	Samp Units	SampType	Expiration Date
dcmsvoc13	DCM						11/17/2022
sv100507	BNA mix	37.5	ul	62.5	ul	CCV	3/31/2022
sv100516	BNA Internals 2000 ug/mL	2	ul	100	ul	all HL SVOC	6/30/2023
sv100714	BNA 2nd source 200 ug/mL	37.5	ul	62.5	ul	ICV	10/1/2022
sv83311	DFTPP 1000 ug/mL	50	ul	50	ul	TUNE	10/31/2022
sv90820	BNA 2nd source short (new)	37.5	ul	62.5	ul	ICV	3/16/2023

Seq No	Lab ID	Test Code	Sample Typ	File ID	Analysis Date	DF	Batch ID	Prep Date	SPKref	RPDref	pmoist					
14972062	Jan0701_D_TU	SVOC-8270-DF	TUNE	V5973N.I.ssd0107	1/7/2022 12:36:0	1	R372990		0	0						
Analyte	T	Units	RAW	Final	Text	Spike	SPKref	RPDref	MDL	PQL	UQL	%REC	LOW	HIGH	%RPD	Q
127, % of mass 198	A	%	55	55		100	0	0	0	0.01	0	55%	40	60	0%	
197, % of mass 198	A	%	0	0		100	0	0	0	0.01	0	0%	0	0.99	0%	
198, Base Peak	A	%	100	100		100	0	0	0	0.01	0	100%	100	100	0%	
199, % of mass 198	A	%	6.8	6.8		100	0	0	0	0.01	0	7%	5	9	0%	
275, % of mass 198	A	%	27.9	27.9		100	0	0	0	0.01	0	28%	10	30	0%	
365, % of mass 198	A	%	3.8	3.8		100	0	0	0	0.01	0	4%	1	99.99	0%	
441, % of mass 443	A	%	16.5	16.5		100	0	0	0	0.01	0	17%	0.01	150	0%	
442, % of mass 198	A	%	61.5	61.5		100	0	0	0	0.01	0	62%	40	100	0%	
443, % of mass 442	A	%	18.1	18.1		100	0	0	0	0.01	0	18%	17	23	0%	
51, % of mass 198	A	%	40.9	40.9		100	0	0	0	0.01	0	41%	30	60	0%	
68, % of mass 69	A	%	0.2	0.2		100	0	0	0	0.01	0	0%	0	1.99	0%	
70, % of mass 69	A	%	0.7	0.7		100	0	0	0	0.01	0	1%	0	1.99	0%	

Seq No	Lab ID	Test Code	Sample Typ	File ID	Analysis Date	DF	Batch ID	Prep Date	SPKref	RPDref	pmoist					
14972079	07-Jan-22_CAL_SVOC-8270-W-	ICAL	V5973N.I	sd0107.1/7/2022	1:03:24	1	R372990		0	0						
Analyte	T	Units	RAW	Final	Text	Spike	SPKref	RPDref	MDL	PQL	UQL	%REC	LOW	HIGH	%RPD	Q
1,2,4-Trichlorobenzene	A	ug/L	149.06646	149.06646		150	0	0	1.9	10	150	99%	80	120	0%	
1,2-Dichlorobenzene	A	ug/L	146.85625	146.85625		150	0	0	1.97	10	150	98%	80	120	0%	
1,3-Dichlorobenzene	A	ug/L	142.63779	142.63779		150	0	0	2.13	10	150	95%	80	120	0%	
1,4-Dichlorobenzene	A	ug/L	146.9415	146.9415		150	0	0	2.02	10	150	98%	80	120	0%	
1-Methylnaphthalene	A	ug/L	149.84263	149.84263		150	0	0	2.39	10	150	100%	80	120	0%	
2,2'-Oxybis(1-Chloropropane)	A	ug/L	146.14466	146.14466		150	0	0	1.45	10	150	97%	80	120	0%	
2,4,5-Trichlorophenol	A	ug/L	152.96296	152.96296		150	0	0	2.23	10	150	102%	80	120	0%	
2,4,6-Trichlorophenol	A	ug/L	149.36869	149.36869		150	0	0	2.64	10	150	100%	80	120	0%	
2,4-Dichlorophenol	A	ug/L	147.35865	147.35865		150	0	0	1.69	10	150	98%	80	120	0%	
2,4-Dimethylphenol	A	ug/L	149.6814	149.6814		150	0	0	1.69	10	150	100%	80	120	0%	
2,4-Dinitrophenol	A	ug/L	147.39676	147.39676		150	0	0	4.26	10	150	98%	80	120	0%	
2,4-Dinitrotoluene	A	ug/L	148.45574	148.45574		150	0	0	3.04	10	150	99%	80	120	0%	
2,6-Dinitrotoluene	A	ug/L	142.06539	142.06539		150	0	0	3.2	10	150	95%	80	120	0%	
2-Chloronaphthalene	A	ug/L	146.19955	146.19955		150	0	0	2.14	10	150	97%	80	120	0%	
2-Chlorophenol	A	ug/L	146.89388	146.89388		150	0	0	2.48	10	150	98%	80	120	0%	
2-Methylnaphthalene	A	ug/L	152.65858	152.65858		150	0	0	1.92	10	150	102%	80	120	0%	
2-Nitroaniline	A	ug/L	143.33355	143.33355		150	0	0	2.4	10	150	96%	80	120	0%	
2-Nitrophenol	A	ug/L	148.78705	148.78705		150	0	0	2.36	10	150	99%	80	120	0%	
3,3'-Dichlorobenzidine	A	ug/L	147.84149	147.84149		150	0	0	2.11	10	150	99%	80	120	0%	
3-Nitroaniline	A	ug/L	152.27794	152.27794		150	0	0	2.77	10	150	102%	80	120	0%	
4,6-Dinitro-2-methylphenol	A	ug/L	152.09924	152.09924		150	0	0	2.33	10	150	101%	80	120	0%	
4-Bromophenyl phenyl ether	A	ug/L	148.34408	148.34408		150	0	0	1.74	10	150	99%	80	120	0%	
4-Chloro-2-methylphenol	A	ug/L	151.78767	151.78767		150	0	0	1.6	10	150	101%	80	120	0%	
4-Chloro-3-methylphenol	A	ug/L	155.72918	155.72918		150	0	0	1.46	10	150	104%	80	120	0%	
4-Chlorophenol	A	ug/L	147.88755	147.88755		150	0	0	2.64	10	150	99%	80	120	0%	
4-Chlorophenyl phenyl ether	A	ug/L	147.62264	147.62264		150	0	0	2.03	10	150	98%	80	120	0%	
4-Nitroaniline	A	ug/L	152.78081	152.78081		150	0	0	1.63	10	150	102%	80	120	0%	
4-Nitrophenol	A	ug/L	145.44934	145.44934		150	0	0	2.5	10	150	97%	80	120	0%	
Acenaphthene	A	ug/L	155.09445	155.09445		150	0	0	1.89	10	150	103%	80	120	0%	
Acenaphthylene	A	ug/L	149.56933	149.56933		150	0	0	1.57	10	150	100%	80	120	0%	
Aniline	A	ug/L	145.35235	145.35235		150	0	0	3.74	10	150	97%	80	120	0%	
Anthracene	A	ug/L	150.73656	150.73656		150	0	0	1.23	10	150	100%	80	120	0%	
Azobenzene	A	ug/L	151.18465	151.18465		150	0	0	1.09	10	150	101%	80	120	0%	
Benzidine	A	ug/L	148.66578	148.66578		150	0	0	6.72	10	150	99%	80	120	0%	
Benzo(a)anthracene	A	ug/L	148.18298	148.18298		150	0	0	0.856	10	150	99%	80	120	0%	

Seq No	Lab ID	Test Code	Sample Typ	File ID	Analysis Date	DF	Batch ID	Prep Date	SPKref	RPDref	pmoist					
14972079	07-Jan-22_CAL_SVOC-8270-W-	ICAL	V5973N.I	sd0107.1/7/2022	1:03:24	1	R372990		0	0						
Analyte	T	Units	RAW	Final	Text	Spike	SPKref	RPDref	MDL	PQL	UQL	%REC	LOW	HIGH	%RPD	Q
Benzo(a)pyrene	A	ug/L	148.07999	148.07999		150	0	0	1.24	10	150	99%	80	120	0%	
Benzo(b)fluoranthene	A	ug/L	148.54664	148.54664		150	0	0	0.903	10	150	99%	80	120	0%	
Benzo(g,h,i)perylene	A	ug/L	152.25854	152.25854		150	0	0	1.01	10	150	102%	80	120	0%	
Benzo(k)fluoranthene	A	ug/L	150.31397	150.31397		150	0	0	0.97	10	150	100%	80	120	0%	
Benzoic acid	A	ug/L	148.69135	148.69135		150	0	0	1.51	10	150	99%	80	120	0%	
Benzyl alcohol	A	ug/L	146.62467	146.62467		150	0	0	3.13	10	150	98%	80	120	0%	
bis(-2-chloroethoxy)Methane	A	ug/L	155.26188	155.26188		150	0	0	1.36	10	150	104%	80	120	0%	
bis(-2-chloroethyl)Ether	A	ug/L	141.27961	141.27961		150	0	0	2.57	10	150	94%	80	120	0%	
bis(2-chloroisopropyl)Ether	A	ug/L	146.14466	146.14466		150	0	0	1.49	10	150	97%	80	120	0%	
bis(2-ethylhexyl)Phthalate	A	ug/L	147.8651	147.8651		150	0	0	1.91	10	150	99%	80	120	0%	
Butylbenzylphthalate	A	ug/L	149.21534	149.21534		150	0	0	1.57	10	150	99%	80	120	0%	
Carbazole	A	ug/L	155.4746	155.4746		150	0	0	0.842	10	150	104%	80	120	0%	
Chrysene	A	ug/L	148.55788	148.55788		150	0	0	1.17	10	150	99%	80	120	0%	
Di-n-butyl phthalate	A	ug/L	149.44177	149.44177		150	0	0	0.932	10	150	100%	80	120	0%	
Di-n-octyl phthalate	A	ug/L	146.62249	146.62249		150	0	0	1.34	10	150	98%	80	120	0%	
Dibenzo(a,h)anthracene	A	ug/L	147.80716	147.80716		150	0	0	1.17	10	150	99%	80	120	0%	
Dibenzofuran	A	ug/L	146.68591	146.68591		150	0	0	1.74	10	150	98%	80	120	0%	
Diethyl phthalate	A	ug/L	131.95834	131.95834		150	0	0	2.18	10	150	88%	80	120	0%	
Dimethyl phthalate	A	ug/L	147.52755	147.52755		150	0	0	1.72	10	150	98%	80	120	0%	
Fluoranthene	A	ug/L	154.72493	154.72493		150	0	0	0.883	10	150	103%	80	120	0%	
Fluorene	A	ug/L	149.10662	149.10662		150	0	0	1.82	10	150	99%	80	120	0%	
Hexachlorobenzene	A	ug/L	153.77037	153.77037		150	0	0	1.33	10	150	103%	80	120	0%	
Hexachlorobutadiene	A	ug/L	150.73858	150.73858		150	0	0	2.32	10	150	100%	80	120	0%	
Hexachlorocyclopentadiene	A	ug/L	146.59525	146.59525		150	0	0	2.97	10	150	98%	80	120	0%	
Hexachloroethane	A	ug/L	148.35925	148.35925		150	0	0	1.79	10	150	99%	80	120	0%	
Indeno(1,2,3-cd)pyrene	A	ug/L	150.52194	150.52194		150	0	0	1.25	10	150	100%	80	120	0%	
Isophorone	A	ug/L	150.00029	150.00029		150	0	0	1.67	10	150	100%	80	120	0%	
m+p-Cresols	A	ug/L	148.27013	148.27013		150	0	0	1.78	10	150	99%	80	120	0%	
n-Nitroso-di-n-propylamine	A	ug/L	145.11536	145.11536		150	0	0	1.54	10	150	97%	80	120	0%	
n-Nitrosodimethylamine	A	ug/L	145.84631	145.84631		150	0	0	1.53	10	150	97%	80	120	0%	
n-Nitrosodiphenylamine	A	ug/L	146.2947	146.2947		150	0	0	1.16	10	150	98%	80	120	0%	
Naphthalene	A	ug/L	150.85243	150.85243		150	0	0	1.74	10	150	101%	80	120	0%	
Nitrobenzene	A	ug/L	147.32056	147.32056		150	0	0	2.31	10	150	98%	80	120	0%	
o-Cresol	A	ug/L	152.63061	152.63061		150	0	0	1.83	10	150	102%	80	120	0%	
p-Chloroaniline	A	ug/L	155.77573	155.77573		150	0	0	1.52	10	150	104%	80	120	0%	

Seq No	Lab ID	Test Code	Sample Typ	File ID	Analysis Date	DF	Batch ID	Prep Date	SPKref	RPDref	pmoist					
14972079	07-Jan-22_CAL_SVOC-8270-W-	ICAL	V5973N.I	sd0107.1/7/2022	1:03:24	1	R372990		0	0						
Analyte	T	Units	RAW	Final	Text	Spike	SPKref	RPDref	MDL	PQL	UQL	%REC	LOW	HIGH	%RPD	Q
Pentachlorophenol	A	ug/L	150.16885	150.16885		150	0	0	4.24	10	150	100%	80	120	0%	
Phenanthrene	A	ug/L	153.86156	153.86156		150	0	0	0.784	10	150	103%	80	120	0%	
Phenol	A	ug/L	147.66994	147.66994		150	0	0	1.46	10	150	98%	80	120	0%	
Pyrene	A	ug/L	149.8111	149.8111		150	0	0	0.921	10	150	100%	80	120	0%	
Pyridine	A	ug/L	147.33203	147.33203		150	0	0	3.22	10	150	98%	80	120	0%	
Triallate	A	ug/L	148.61484	148.61484		150	0	0	1.51	10	150	99%	80	120	0%	
1,4-Dichlorobenzene-d4	I	ug/L	40	40		0	0	0	0	10	150	0%			0%	
Acenaphthene-d10	I	ug/L	40	40		0	0	0	0	10	150	0%			0%	
Chrysene-d12	I	ug/L	40	40		0	0	0	0	10	150	0%			0%	
Naphthalene-d8	I	ug/L	40	40		0	0	0	0	10	150	0%			0%	
Perylene-d12	I	ug/L	40	40		0	0	0	0	10	150	0%			0%	
Phenanthrene-d10	I	ug/L	40	40		0	0	0	0	10	150	0%			0%	
2,4,6-Tribromophenol	S	ug/L	150.57531	150.57531		150	0	0	2.88	10	0	100%	80	120	0%	
2-Fluorobiphenyl	S	ug/L	151.79731	151.79731		150	0	0	0.724	10	0	101%	80	120	0%	
2-Fluorophenol	S	ug/L	152.38895	152.38895		150	0	0	3.52	10	0	102%	80	120	0%	
Nitrobenzene-d5	S	ug/L	145.62278	145.62278		150	0	0	2.34	10	0	97%	80	120	0%	
Phenol-d5	S	ug/L	147.02095	147.02095		150	0	0	2.06	10	0	98%	80	120	0%	
Terphenyl-d14	S	ug/L	155.52662	155.52662		150	0	0	1.17	10	0	104%	80	120	0%	
4-Chloroaniline	X	ug/L	155.77573	155.77573		150	0	0	1.61	10	150	104%	80	120	0%	
o-Terphenyl	X	ug/L	146.43896	146.43896		150	0	0	1.27	10	150	98%	80	120	0%	

Seq No	Lab ID	Test Code	Sample Typ	File ID	Analysis Date	DF	Batch ID	Prep Date	SPKref	RPDref	pmoist					
14972080	07-Jan-22_CAL_SVOC-8270-W-	ICAL	V5973N.I	sd0107.1/7/2022	1:35:33	1	R372990		0	0						
Analyte	T	Units	RAW	Final	Text	Spike	SPKref	RPDref	MDL	PQL	UQL	%REC	LOW	HIGH	%RPD	Q
1,2,4-Trichlorobenzene	A	ug/L	122.20427	122.20427		120	0	0	1.9	10	150	102%	80	120	0%	
1,2-Dichlorobenzene	A	ug/L	117.81881	117.81881		120	0	0	1.97	10	150	98%	80	120	0%	
1,3-Dichlorobenzene	A	ug/L	125.76817	125.76817		120	0	0	2.13	10	150	105%	80	120	0%	
1,4-Dichlorobenzene	A	ug/L	114.96233	114.96233		120	0	0	2.02	10	150	96%	80	120	0%	
1-Methylnaphthalene	A	ug/L	119.09341	119.09341		120	0	0	2.39	10	150	99%	80	120	0%	
2,2'-Oxybis(1-Chloropropane)	A	ug/L	120.89427	120.89427		120	0	0	1.45	10	150	101%	80	120	0%	
2,4,5-Trichlorophenol	A	ug/L	123.85742	123.85742		120	0	0	2.23	10	150	103%	80	120	0%	
2,4,6-Trichlorophenol	A	ug/L	119.24416	119.24416		120	0	0	2.64	10	150	99%	80	120	0%	
2,4-Dichlorophenol	A	ug/L	122.13533	122.13533		120	0	0	1.69	10	150	102%	80	120	0%	
2,4-Dimethylphenol	A	ug/L	122.97903	122.97903		120	0	0	1.69	10	150	102%	80	120	0%	

Seq No	Lab ID	Test Code	Sample Typ	File ID	Analysis Date	DF	Batch ID	Prep Date	SPKref	RPDref	pmoist					
14972080	07-Jan-22_CAL_SVOC-8270-W-	ICAL	V5973N.I	sd0107.1/7/2022	1:35:33	1	R372990		0	0						
Analyte	T	Units	RAW	Final	Text	Spike	SPKref	RPDref	MDL	PQL	UQL	%REC	LOW	HIGH	%RPD	Q
2,4-Dinitrophenol	A	ug/L	121.17069	121.17069		120	0	0	4.26	10	150	101%	80	120	0%	
2,4-Dinitrotoluene	A	ug/L	123.06546	123.06546		120	0	0	3.04	10	150	103%	80	120	0%	
2,6-Dinitrotoluene	A	ug/L	124.92732	124.92732		120	0	0	3.2	10	150	104%	80	120	0%	
2-Chloronaphthalene	A	ug/L	118.90523	118.90523		120	0	0	2.14	10	150	99%	80	120	0%	
2-Chlorophenol	A	ug/L	123.77814	123.77814		120	0	0	2.48	10	150	103%	80	120	0%	
2-Methylnaphthalene	A	ug/L	116.53039	116.53039		120	0	0	1.92	10	150	97%	80	120	0%	
2-Nitroaniline	A	ug/L	124.19044	124.19044		120	0	0	2.4	10	150	103%	80	120	0%	
2-Nitrophenol	A	ug/L	118.6744	118.6744		120	0	0	2.36	10	150	99%	80	120	0%	
3,3'-Dichlorobenzidine	A	ug/L	119.78485	119.78485		120	0	0	2.11	10	150	100%	80	120	0%	
3-Nitroaniline	A	ug/L	115.88876	115.88876		120	0	0	2.77	10	150	97%	80	120	0%	
4,6-Dinitro-2-methylphenol	A	ug/L	113.88153	113.88153		120	0	0	2.33	10	150	95%	80	120	0%	
4-Bromophenyl phenyl ether	A	ug/L	120.47224	120.47224		120	0	0	1.74	10	150	100%	80	120	0%	
4-Chloro-2-methylphenol	A	ug/L	124.72536	124.72536		120	0	0	1.6	10	150	104%	80	120	0%	
4-Chloro-3-methylphenol	A	ug/L	122.54689	122.54689		120	0	0	1.46	10	150	102%	80	120	0%	
4-Chlorophenol	A	ug/L	123.49735	123.49735		120	0	0	2.64	10	150	103%	80	120	0%	
4-Chlorophenyl phenyl ether	A	ug/L	121.58299	121.58299		120	0	0	2.03	10	150	101%	80	120	0%	
4-Nitroaniline	A	ug/L	110.11031	110.11031		120	0	0	1.63	10	150	92%	80	120	0%	
4-Nitrophenol	A	ug/L	124.568	124.568		120	0	0	2.5	10	150	104%	80	120	0%	
Acenaphthene	A	ug/L	118.60569	118.60569		120	0	0	1.89	10	150	99%	80	120	0%	
Acenaphthylene	A	ug/L	119.68549	119.68549		120	0	0	1.57	10	150	100%	80	120	0%	
Aniline	A	ug/L	120.9152	120.9152		120	0	0	3.74	10	150	101%	80	120	0%	
Anthracene	A	ug/L	117.48681	117.48681		120	0	0	1.23	10	150	98%	80	120	0%	
Azobenzene	A	ug/L	115.83419	115.83419		120	0	0	1.09	10	150	97%	80	120	0%	
Benzidine	A	ug/L	120.61038	120.61038		120	0	0	6.72	10	150	101%	80	120	0%	
Benzo(a)anthracene	A	ug/L	117.99162	117.99162		120	0	0	0.856	10	150	98%	80	120	0%	
Benzo(a)pyrene	A	ug/L	122.24558	122.24558		120	0	0	1.24	10	150	102%	80	120	0%	
Benzo(b)fluoranthene	A	ug/L	119.89384	119.89384		120	0	0	0.903	10	150	100%	80	120	0%	
Benzo(g,h,i)perylene	A	ug/L	123.54461	123.54461		120	0	0	1.01	10	150	103%	80	120	0%	
Benzo(k)fluoranthene	A	ug/L	123.97967	123.97967		120	0	0	0.97	10	150	103%	80	120	0%	
Benzoic acid	A	ug/L	117.82772	117.82772		120	0	0	1.51	10	150	98%	80	120	0%	
Benzyl alcohol	A	ug/L	125.50167	125.50167		120	0	0	3.13	10	150	105%	80	120	0%	
bis(-2-chloroethoxy)Methane	A	ug/L	123.25602	123.25602		120	0	0	1.36	10	150	103%	80	120	0%	
bis(-2-chloroethyl)Ether	A	ug/L	122.05462	122.05462		120	0	0	2.57	10	150	102%	80	120	0%	
bis(2-chloroisopropyl)Ether	A	ug/L	120.89427	120.89427		120	0	0	1.49	10	150	101%	80	120	0%	
bis(2-ethylhexyl)Phthalate	A	ug/L	121.49072	121.49072		120	0	0	1.91	10	150	101%	80	120	0%	

Seq No	Lab ID	Test Code	Sample Typ	File ID	Analysis Date	DF	Batch ID	Prep Date	SPKref	RPDref	pmoist					
14972080	07-Jan-22_CAL_SVOC-8270-W-	ICAL	V5973N.I	sd0107.1/7/2022	1:35:33	1	R372990		0	0						
Analyte	T	Units	RAW	Final	Text	Spike	SPKref	RPDref	MDL	PQL	UQL	%REC	LOW	HIGH	%RPD	Q
Butylbenzylphthalate	A	ug/L	118.98748	118.98748		120	0	0	1.57	10	150	99%	80	120	0%	
Carbazole	A	ug/L	114.98443	114.98443		120	0	0	0.842	10	150	96%	80	120	0%	
Chrysene	A	ug/L	119.35288	119.35288		120	0	0	1.17	10	150	99%	80	120	0%	
Di-n-butyl phthalate	A	ug/L	119.3053	119.3053		120	0	0	0.932	10	150	99%	80	120	0%	
Di-n-octyl phthalate	A	ug/L	121.47475	121.47475		120	0	0	1.34	10	150	101%	80	120	0%	
Dibenzo(a,h)anthracene	A	ug/L	123.29461	123.29461		120	0	0	1.17	10	150	103%	80	120	0%	
Dibenzofuran	A	ug/L	117.02228	117.02228		120	0	0	1.74	10	150	98%	80	120	0%	
Diethyl phthalate	A	ug/L	118.80225	118.80225		120	0	0	2.18	10	150	99%	80	120	0%	
Dimethyl phthalate	A	ug/L	122.48515	122.48515		120	0	0	1.72	10	150	102%	80	120	0%	
Fluoranthene	A	ug/L	116.21102	116.21102		120	0	0	0.883	10	150	97%	80	120	0%	
Fluorene	A	ug/L	121.52992	121.52992		120	0	0	1.82	10	150	101%	80	120	0%	
Hexachlorobenzene	A	ug/L	115.51326	115.51326		120	0	0	1.33	10	150	96%	80	120	0%	
Hexachlorobutadiene	A	ug/L	118.13923	118.13923		120	0	0	2.32	10	150	98%	80	120	0%	
Hexachlorocyclopentadiene	A	ug/L	122.27212	122.27212		120	0	0	2.97	10	150	102%	80	120	0%	
Hexachloroethane	A	ug/L	123.21694	123.21694		120	0	0	1.79	10	150	103%	80	120	0%	
Indeno(1,2,3-cd)pyrene	A	ug/L	117.27039	117.27039		120	0	0	1.25	10	150	98%	80	120	0%	
Isophorone	A	ug/L	119.24248	119.24248		120	0	0	1.67	10	150	99%	80	120	0%	
m+p-Cresols	A	ug/L	125.47509	125.47509		120	0	0	1.78	10	150	105%	80	120	0%	
n-Nitroso-di-n-propylamine	A	ug/L	121.41619	121.41619		120	0	0	1.54	10	150	101%	80	120	0%	
n-Nitrosodimethylamine	A	ug/L	124.9068	124.9068		120	0	0	1.53	10	150	104%	80	120	0%	
n-Nitrosodiphenylamine	A	ug/L	110.03771	110.03771		120	0	0	1.16	10	150	92%	80	120	0%	
Naphthalene	A	ug/L	120.22038	120.22038		120	0	0	1.74	10	150	100%	80	120	0%	
Nitrobenzene	A	ug/L	118.43637	118.43637		120	0	0	2.31	10	150	99%	80	120	0%	
o-Cresol	A	ug/L	126.85538	126.85538		120	0	0	1.83	10	150	106%	80	120	0%	
p-Chloroaniline	A	ug/L	119.13348	119.13348		120	0	0	1.52	10	150	99%	80	120	0%	
Pentachlorophenol	A	ug/L	117.94979	117.94979		120	0	0	4.24	10	150	98%	80	120	0%	
Phenanthrene	A	ug/L	116.02421	116.02421		120	0	0	0.784	10	150	97%	80	120	0%	
Phenol	A	ug/L	118.61158	118.61158		120	0	0	1.46	10	150	99%	80	120	0%	
Pyrene	A	ug/L	118.36637	118.36637		120	0	0	0.921	10	150	99%	80	120	0%	
Pyridine	A	ug/L	122.18767	122.18767		120	0	0	3.22	10	150	102%	80	120	0%	
Triallate	A	ug/L	118.6003	118.6003		120	0	0	1.51	10	150	99%	80	120	0%	
1,4-Dichlorobenzene-d4	I	ug/L	40	40		0	0	0	0	10	150	0%			0%	
Acenaphthene-d10	I	ug/L	40	40		0	0	0	0	10	150	0%			0%	
Chrysene-d12	I	ug/L	40	40		0	0	0	0	10	150	0%			0%	
Naphthalene-d8	I	ug/L	40	40		0	0	0	0	10	150	0%			0%	

Seq No	Lab ID	Test Code	Sample Typ	File ID	Analysis Date	DF	Batch ID	Prep Date	SPKref	RPDref	pmoist					
14972080	07-Jan-22_CAL_SVOC-8270-W-	ICAL	V5973N.I	sd0107.1/7/2022	1:35:33	1	R372990		0	0						
Analyte	T	Units	RAW	Final	Text	Spike	SPKref	RPDref	MDL	PQL	UQL	%REC	LOW	HIGH	%RPD	Q
Perylene-d12	I	ug/L	40	40		0	0	0	0	10	150	0%			0%	
Phenanthrene-d10	I	ug/L	40	40		0	0	0	0	10	150	0%			0%	
2,4,6-Tribromophenol	S	ug/L	117.39331	117.39331		120	0	0	2.88	10	0	98%	80	120	0%	
2-Fluorobiphenyl	S	ug/L	118.94403	118.94403		120	0	0	0.724	10	0	99%	80	120	0%	
2-Fluorophenol	S	ug/L	126.39667	126.39667		120	0	0	3.52	10	0	105%	80	120	0%	
Nitrobenzene-d5	S	ug/L	123.66399	123.66399		120	0	0	2.34	10	0	103%	80	120	0%	
Phenol-d5	S	ug/L	122.44081	122.44081		120	0	0	2.06	10	0	102%	80	120	0%	
Terphenyl-d14	S	ug/L	119.96141	119.96141		120	0	0	1.17	10	0	100%	80	120	0%	
4-Chloroaniline	X	ug/L	119.13348	119.13348		120	0	0	1.61	10	150	99%	80	120	0%	
o-Terphenyl	X	ug/L	115.94506	115.94506		120	0	0	1.27	10	150	97%	80	120	0%	

Seq No	Lab ID	Test Code	Sample Typ	File ID	Analysis Date	DF	Batch ID	Prep Date	SPKref	RPDref	pmoist					
14972081	07-Jan-22_CAL_SVOC-8270-W-	ICAL	V5973N.I	sd0107.1/7/2022	2:07:48	1	R372990		0	0						
Analyte	T	Units	RAW	Final	Text	Spike	SPKref	RPDref	MDL	PQL	UQL	%REC	LOW	HIGH	%RPD	Q
1,2,4-Trichlorobenzene	A	ug/L	93.86626	93.86626		100	0	0	1.9	10	150	94%	80	120	0%	
1,2-Dichlorobenzene	A	ug/L	100.42043	100.42043		100	0	0	1.97	10	150	100%	80	120	0%	
1,3-Dichlorobenzene	A	ug/L	100.61928	100.61928		100	0	0	2.13	10	150	101%	80	120	0%	
1,4-Dichlorobenzene	A	ug/L	99.56575	99.56575		100	0	0	2.02	10	150	100%	80	120	0%	
1-Methylnaphthalene	A	ug/L	101.17877	101.17877		100	0	0	2.39	10	150	101%	80	120	0%	
2,2'-Oxybis(1-Chloropropane)	A	ug/L	101.45844	101.45844		100	0	0	1.45	10	150	101%	80	120	0%	
2,4,5-Trichlorophenol	A	ug/L	104.46061	104.46061		100	0	0	2.23	10	150	104%	80	120	0%	
2,4,6-Trichlorophenol	A	ug/L	102.90147	102.90147		100	0	0	2.64	10	150	103%	80	120	0%	
2,4-Dichlorophenol	A	ug/L	102.05913	102.05913		100	0	0	1.69	10	150	102%	80	120	0%	
2,4-Dimethylphenol	A	ug/L	96.51551	96.51551		100	0	0	1.69	10	150	97%	80	120	0%	
2,4-Dinitrophenol	A	ug/L	104.83101	104.83101		100	0	0	4.26	10	150	105%	80	120	0%	
2,4-Dinitrotoluene	A	ug/L	100.04811	100.04811		100	0	0	3.04	10	150	100%	80	120	0%	
2,6-Dinitrotoluene	A	ug/L	108.44903	108.44903		100	0	0	3.2	10	150	108%	80	120	0%	
2-Chloronaphthalene	A	ug/L	102.31121	102.31121		100	0	0	2.14	10	150	102%	80	120	0%	
2-Chlorophenol	A	ug/L	100.80711	100.80711		100	0	0	2.48	10	150	101%	80	120	0%	
2-Methylnaphthalene	A	ug/L	99.72913	99.72913		100	0	0	1.92	10	150	100%	80	120	0%	
2-Nitroaniline	A	ug/L	106.82977	106.82977		100	0	0	2.4	10	150	107%	80	120	0%	
2-Nitrophenol	A	ug/L	104.23701	104.23701		100	0	0	2.36	10	150	104%	80	120	0%	
3,3'-Dichlorobenzidine	A	ug/L	104.64187	104.64187		100	0	0	2.11	10	150	105%	80	120	0%	
3-Nitroaniline	A	ug/L	99.0603	99.0603		100	0	0	2.77	10	150	99%	80	120	0%	

Seq No	Lab ID	Test Code	Sample Typ	File ID	Analysis Date	DF	Batch ID	Prep Date	SPKref	RPDref	pmoist					
14972081	07-Jan-22_CAL_SVOC-8270-W-	ICAL	V5973N.I	sd0107.1/7/2022	2:07:48	1	R372990		0	0						
Analyte	T	Units	RAW	Final	Text	Spike	SPKref	RPDref	MDL	PQL	UQL	%REC	LOW	HIGH	%RPD	Q
4,6-Dinitro-2-methylphenol	A	ug/L	104.34367	104.34367		100	0	0	2.33	10	150	104%	80	120	0%	
4-Bromophenyl phenyl ether	A	ug/L	102.21889	102.21889		100	0	0	1.74	10	150	102%	80	120	0%	
4-Chloro-2-methylphenol	A	ug/L	100.39021	100.39021		100	0	0	1.6	10	150	100%	80	120	0%	
4-Chloro-3-methylphenol	A	ug/L	99.39705	99.39705		100	0	0	1.46	10	150	99%	80	120	0%	
4-Chlorophenol	A	ug/L	99.56531	99.56531		100	0	0	2.64	10	150	100%	80	120	0%	
4-Chlorophenyl phenyl ether	A	ug/L	103.40917	103.40917		100	0	0	2.03	10	150	103%	80	120	0%	
4-Nitroaniline	A	ug/L	109.24051	109.24051		100	0	0	1.63	10	150	109%	80	120	0%	
4-Nitrophenol	A	ug/L	102.98943	102.98943		100	0	0	2.5	10	150	103%	80	120	0%	
Acenaphthene	A	ug/L	101.52137	101.52137		100	0	0	1.89	10	150	102%	80	120	0%	
Acenaphthylene	A	ug/L	102.22656	102.22656		100	0	0	1.57	10	150	102%	80	120	0%	
Aniline	A	ug/L	102.56781	102.56781		100	0	0	3.74	10	150	103%	80	120	0%	
Anthracene	A	ug/L	102.88543	102.88543		100	0	0	1.23	10	150	103%	80	120	0%	
Azobenzene	A	ug/L	102.5692	102.5692		100	0	0	1.09	10	150	103%	80	120	0%	
Benzidine	A	ug/L	101.58232	101.58232		100	0	0	6.72	10	150	102%	80	120	0%	
Benzo(a)anthracene	A	ug/L	103.41186	103.41186		100	0	0	0.856	10	150	103%	80	120	0%	
Benzo(a)pyrene	A	ug/L	99.34679	99.34679		100	0	0	1.24	10	150	99%	80	120	0%	
Benzo(b)fluoranthene	A	ug/L	101.05061	101.05061		100	0	0	0.903	10	150	101%	80	120	0%	
Benzo(g,h,i)perylene	A	ug/L	106.86297	106.86297		100	0	0	1.01	10	150	107%	80	120	0%	
Benzo(k)fluoranthene	A	ug/L	104.61413	104.61413		100	0	0	0.97	10	150	105%	80	120	0%	
Benzoic acid	A	ug/L	106.6005	106.6005		100	0	0	1.51	10	150	107%	80	120	0%	
Benzyl alcohol	A	ug/L	100.87613	100.87613		100	0	0	3.13	10	150	101%	80	120	0%	
bis(-2-chloroethoxy)Methane	A	ug/L	98.31276	98.31276		100	0	0	1.36	10	150	98%	80	120	0%	
bis(-2-chloroethyl)Ether	A	ug/L	103.47614	103.47614		100	0	0	2.57	10	150	103%	80	120	0%	
bis(2-chloroisopropyl)Ether	A	ug/L	101.45844	101.45844		100	0	0	1.49	10	150	101%	80	120	0%	
bis(2-ethylhexyl)Phthalate	A	ug/L	103.0508	103.0508		100	0	0	1.91	10	150	103%	80	120	0%	
Butylbenzylphthalate	A	ug/L	102.08728	102.08728		100	0	0	1.57	10	150	102%	80	120	0%	
Carbazole	A	ug/L	106.30746	106.30746		100	0	0	0.842	10	150	106%	80	120	0%	
Chrysene	A	ug/L	104.04158	104.04158		100	0	0	1.17	10	150	104%	80	120	0%	
Di-n-butyl phthalate	A	ug/L	101.56114	101.56114		100	0	0	0.932	10	150	102%	80	120	0%	
Di-n-octyl phthalate	A	ug/L	105.49974	105.49974		100	0	0	1.34	10	150	105%	80	120	0%	
Dibenzo(a,h)anthracene	A	ug/L	99.66512	99.66512		100	0	0	1.17	10	150	100%	80	120	0%	
Dibenzofuran	A	ug/L	98.24422	98.24422		100	0	0	1.74	10	150	98%	80	120	0%	
Diethyl phthalate	A	ug/L	103.0905	103.0905		100	0	0	2.18	10	150	103%	80	120	0%	
Dimethyl phthalate	A	ug/L	101.54323	101.54323		100	0	0	1.72	10	150	102%	80	120	0%	
Fluoranthene	A	ug/L	100.77084	100.77084		100	0	0	0.883	10	150	101%	80	120	0%	

Seq No	Lab ID	Test Code	Sample Typ	File ID	Analysis Date	DF	Batch ID	Prep Date	SPKref	RPDref	pmoist					
14972081	07-Jan-22_CAL_SVOC-8270-W-	ICAL	V5973N.I	sd0107.1/7/2022	2:07:48	1	R372990		0	0						
Analyte	T	Units	RAW	Final	Text	Spike	SPKref	RPDref	MDL	PQL	UQL	%REC	LOW	HIGH	%RPD	Q
Fluorene	A	ug/L	101.75995	101.75995		100	0	0	1.82	10	150	102%	80	120	0%	
Hexachlorobenzene	A	ug/L	97.3435	97.3435		100	0	0	1.33	10	150	97%	80	120	0%	
Hexachlorobutadiene	A	ug/L	100.96669	100.96669		100	0	0	2.32	10	150	101%	80	120	0%	
Hexachlorocyclopentadiene	A	ug/L	104.55129	104.55129		100	0	0	2.97	10	150	105%	80	120	0%	
Hexachloroethane	A	ug/L	99.13094	99.13094		100	0	0	1.79	10	150	99%	80	120	0%	
Indeno(1,2,3-cd)pyrene	A	ug/L	102.24349	102.24349		100	0	0	1.25	10	150	102%	80	120	0%	
Isophorone	A	ug/L	99.62286	99.62286		100	0	0	1.67	10	150	100%	80	120	0%	
m+p-Cresols	A	ug/L	96.98571	96.98571		100	0	0	1.78	10	150	97%	80	120	0%	
n-Nitroso-di-n-propylamine	A	ug/L	104.41221	104.41221		100	0	0	1.54	10	150	104%	80	120	0%	
n-Nitrosodimethylamine	A	ug/L	103.97926	103.97926		100	0	0	1.53	10	150	104%	80	120	0%	
n-Nitrosodiphenylamine	A	ug/L	103.47584	103.47584		100	0	0	1.16	10	150	103%	80	120	0%	
Naphthalene	A	ug/L	98.09337	98.09337		100	0	0	1.74	10	150	98%	80	120	0%	
Nitrobenzene	A	ug/L	104.99427	104.99427		100	0	0	2.31	10	150	105%	80	120	0%	
o-Cresol	A	ug/L	102.74652	102.74652		100	0	0	1.83	10	150	103%	80	120	0%	
p-Chloroaniline	A	ug/L	97.55217	97.55217		100	0	0	1.52	10	150	98%	80	120	0%	
Pentachlorophenol	A	ug/L	102.66708	102.66708		100	0	0	4.24	10	150	103%	80	120	0%	
Phenanthrene	A	ug/L	96.48965	96.48965		100	0	0	0.784	10	150	96%	80	120	0%	
Phenol	A	ug/L	102.67127	102.67127		100	0	0	1.46	10	150	103%	80	120	0%	
Pyrene	A	ug/L	101.82178	101.82178		100	0	0	0.921	10	150	102%	80	120	0%	
Pyridine	A	ug/L	104.51421	104.51421		100	0	0	3.22	10	150	105%	80	120	0%	
Triallate	A	ug/L	104.379	104.379		100	0	0	1.51	10	150	104%	80	120	0%	
1,4-Dichlorobenzene-d4	I	ug/L	40	40		0	0	0	0	10	150	0%			0%	
Acenaphthene-d10	I	ug/L	40	40		0	0	0	0	10	150	0%			0%	
Chrysene-d12	I	ug/L	40	40		0	0	0	0	10	150	0%			0%	
Naphthalene-d8	I	ug/L	40	40		0	0	0	0	10	150	0%			0%	
Perylene-d12	I	ug/L	40	40		0	0	0	0	10	150	0%			0%	
Phenanthrene-d10	I	ug/L	40	40		0	0	0	0	10	150	0%			0%	
2,4,6-Tribromophenol	S	ug/L	101.18507	101.18507		100	0	0	2.88	10	0	101%	80	120	0%	
2-Fluorobiphenyl	S	ug/L	97.09907	97.09907		100	0	0	0.724	10	0	97%	80	120	0%	
2-Fluorophenol	S	ug/L	103.00267	103.00267		100	0	0	3.52	10	0	103%	80	120	0%	
Nitrobenzene-d5	S	ug/L	103.7169	103.7169		100	0	0	2.34	10	0	104%	80	120	0%	
Phenol-d5	S	ug/L	102.82643	102.82643		100	0	0	2.06	10	0	103%	80	120	0%	
Terphenyl-d14	S	ug/L	103.88467	103.88467		100	0	0	1.17	10	0	104%	80	120	0%	
4-Chloroaniline	X	ug/L	97.55217	97.55217		100	0	0	1.61	10	150	98%	80	120	0%	
o-Terphenyl	X	ug/L	102.52814	102.52814		100	0	0	1.27	10	150	103%	80	120	0%	

Seq No	Lab ID	Test Code	Sample Typ	File ID	Analysis Date	DF	Batch ID	Prep Date	SPKref	RPDref	pmoist					
14972082	07-Jan-22_CAL_SVOC-8270-W-	ICAL	V5973N.I	sd0107.1/7/2022	2:40:13	1	R372990		0	0						
Analyte	T	Units	RAW	Final	Text	Spike	SPKref	RPDref	MDL	PQL	UQL	%REC	LOW	HIGH	%RPD	Q
1,2,4-Trichlorobenzene	A	ug/L	72.51082	72.51082		75	0	0	1.9	10	150	97%	80	120	0%	
1,2-Dichlorobenzene	A	ug/L	73.93925	73.93925		75	0	0	1.97	10	150	99%	80	120	0%	
1,3-Dichlorobenzene	A	ug/L	75.49219	75.49219		75	0	0	2.13	10	150	101%	80	120	0%	
1,4-Dichlorobenzene	A	ug/L	71.1983	71.1983		75	0	0	2.02	10	150	95%	80	120	0%	
1-Methylnaphthalene	A	ug/L	75.54339	75.54339		75	0	0	2.39	10	150	101%	80	120	0%	
2,2'-Oxybis(1-Chloropropane)	A	ug/L	76.93808	76.93808		75	0	0	1.45	10	150	103%	80	120	0%	
2,4,5-Trichlorophenol	A	ug/L	76.79623	76.79623		75	0	0	2.23	10	150	102%	80	120	0%	
2,4,6-Trichlorophenol	A	ug/L	74.42454	74.42454		75	0	0	2.64	10	150	99%	80	120	0%	
2,4-Dichlorophenol	A	ug/L	75.68443	75.68443		75	0	0	1.69	10	150	101%	80	120	0%	
2,4-Dimethylphenol	A	ug/L	74.56881	74.56881		75	0	0	1.69	10	150	99%	80	120	0%	
2,4-Dinitrophenol	A	ug/L	73.15374	73.15374		75	0	0	4.26	10	150	98%	80	120	0%	
2,4-Dinitrotoluene	A	ug/L	72.40807	72.40807		75	0	0	3.04	10	150	97%	80	120	0%	
2,6-Dinitrotoluene	A	ug/L	75.67187	75.67187		75	0	0	3.2	10	150	101%	80	120	0%	
2-Chloronaphthalene	A	ug/L	76.25375	76.25375		75	0	0	2.14	10	150	102%	80	120	0%	
2-Chlorophenol	A	ug/L	74.7068	74.7068		75	0	0	2.48	10	150	100%	80	120	0%	
2-Methylnaphthalene	A	ug/L	75.7041	75.7041		75	0	0	1.92	10	150	101%	80	120	0%	
2-Nitroaniline	A	ug/L	76.55688	76.55688		75	0	0	2.4	10	150	102%	80	120	0%	
2-Nitrophenol	A	ug/L	74.95764	74.95764		75	0	0	2.36	10	150	100%	80	120	0%	
3,3'-Dichlorobenzidine	A	ug/L	75.13396	75.13396		75	0	0	2.11	10	150	100%	80	120	0%	
3-Nitroaniline	A	ug/L	78.22351	78.22351		75	0	0	2.77	10	150	104%	80	120	0%	
4,6-Dinitro-2-methylphenol	A	ug/L	74.39494	74.39494		75	0	0	2.33	10	150	99%	80	120	0%	
4-Bromophenyl phenyl ether	A	ug/L	75.66988	75.66988		75	0	0	1.74	10	150	101%	80	120	0%	
4-Chloro-2-methylphenol	A	ug/L	74.05668	74.05668		75	0	0	1.6	10	150	99%	80	120	0%	
4-Chloro-3-methylphenol	A	ug/L	72.66188	72.66188		75	0	0	1.46	10	150	97%	80	120	0%	
4-Chlorophenol	A	ug/L	73.28825	73.28825		75	0	0	2.64	10	150	98%	80	120	0%	
4-Chlorophenyl phenyl ether	A	ug/L	74.12617	74.12617		75	0	0	2.03	10	150	99%	80	120	0%	
4-Nitroaniline	A	ug/L	71.26405	71.26405		75	0	0	1.63	10	150	95%	80	120	0%	
4-Nitrophenol	A	ug/L	76.04478	76.04478		75	0	0	2.5	10	150	101%	80	120	0%	
Acenaphthene	A	ug/L	69.97003	69.97003		75	0	0	1.89	10	150	93%	80	120	0%	
Acenaphthylene	A	ug/L	73.66054	73.66054		75	0	0	1.57	10	150	98%	80	120	0%	
Aniline	A	ug/L	76.30947	76.30947		75	0	0	3.74	10	150	102%	80	120	0%	
Anthracene	A	ug/L	73.01747	73.01747		75	0	0	1.23	10	150	97%	80	120	0%	
Azobenzene	A	ug/L	75.65554	75.65554		75	0	0	1.09	10	150	101%	80	120	0%	
Benzidine	A	ug/L	74.75907	74.75907		75	0	0	6.72	10	150	100%	80	120	0%	
Benzo(a)anthracene	A	ug/L	75.07613	75.07613		75	0	0	0.856	10	150	100%	80	120	0%	

Seq No	Lab ID	Test Code	Sample Typ	File ID	Analysis Date	DF	Batch ID	Prep Date	SPKref	RPDref	pmoist					
14972082	07-Jan-22_CAL_SVOC-8270-W-	ICAL	V5973N.I	sd0107.1/7/2022	2:40:13	1	R372990		0	0						
Analyte	T	Units	RAW	Final	Text	Spike	SPKref	RPDref	MDL	PQL	UQL	%REC	LOW	HIGH	%RPD	Q
Benzo(a)pyrene	A	ug/L	77.24257	77.24257		75	0	0	1.24	10	150	103%	80	120	0%	
Benzo(b)fluoranthene	A	ug/L	75.07373	75.07373		75	0	0	0.903	10	150	100%	80	120	0%	
Benzo(g,h,i)perylene	A	ug/L	74.10169	74.10169		75	0	0	1.01	10	150	99%	80	120	0%	
Benzo(k)fluoranthene	A	ug/L	76.15765	76.15765		75	0	0	0.97	10	150	102%	80	120	0%	
Benzoic acid	A	ug/L	73.69146	73.69146		75	0	0	1.51	10	150	98%	80	120	0%	
Benzyl alcohol	A	ug/L	71.02909	71.02909		75	0	0	3.13	10	150	95%	80	120	0%	
bis(-2-chloroethoxy)Methane	A	ug/L	73.46953	73.46953		75	0	0	1.36	10	150	98%	80	120	0%	
bis(-2-chloroethyl)Ether	A	ug/L	73.52661	73.52661		75	0	0	2.57	10	150	98%	80	120	0%	
bis(2-chloroisopropyl)Ether	A	ug/L	76.93808	76.93808		75	0	0	1.49	10	150	103%	80	120	0%	
bis(2-ethylhexyl)Phthalate	A	ug/L	74.41459	74.41459		75	0	0	1.91	10	150	99%	80	120	0%	
Butylbenzylphthalate	A	ug/L	77.24057	77.24057		75	0	0	1.57	10	150	103%	80	120	0%	
Carbazole	A	ug/L	79.21801	79.21801		75	0	0	0.842	10	150	106%	80	120	0%	
Chrysene	A	ug/L	74.34077	74.34077		75	0	0	1.17	10	150	99%	80	120	0%	
Di-n-butyl phthalate	A	ug/L	75.9353	75.9353		75	0	0	0.932	10	150	101%	80	120	0%	
Di-n-octyl phthalate	A	ug/L	74.23183	74.23183		75	0	0	1.34	10	150	99%	80	120	0%	
Dibenzo(a,h)anthracene	A	ug/L	75.24492	75.24492		75	0	0	1.17	10	150	100%	80	120	0%	
Dibenzofuran	A	ug/L	72.37661	72.37661		75	0	0	1.74	10	150	97%	80	120	0%	
Diethyl phthalate	A	ug/L	72.19883	72.19883		75	0	0	2.18	10	150	96%	80	120	0%	
Dimethyl phthalate	A	ug/L	75.13166	75.13166		75	0	0	1.72	10	150	100%	80	120	0%	
Fluoranthene	A	ug/L	75.21977	75.21977		75	0	0	0.883	10	150	100%	80	120	0%	
Fluorene	A	ug/L	71.32037	71.32037		75	0	0	1.82	10	150	95%	80	120	0%	
Hexachlorobenzene	A	ug/L	75.93666	75.93666		75	0	0	1.33	10	150	101%	80	120	0%	
Hexachlorobutadiene	A	ug/L	75.34187	75.34187		75	0	0	2.32	10	150	100%	80	120	0%	
Hexachlorocyclopentadiene	A	ug/L	73.99458	73.99458		75	0	0	2.97	10	150	99%	80	120	0%	
Hexachloroethane	A	ug/L	73.95511	73.95511		75	0	0	1.79	10	150	99%	80	120	0%	
Indeno(1,2,3-cd)pyrene	A	ug/L	75.49725	75.49725		75	0	0	1.25	10	150	101%	80	120	0%	
Isophorone	A	ug/L	77.31331	77.31331		75	0	0	1.67	10	150	103%	80	120	0%	
m+p-Cresols	A	ug/L	72.02383	72.02383		75	0	0	1.78	10	150	96%	80	120	0%	
n-Nitroso-di-n-propylamine	A	ug/L	79.43172	79.43172		75	0	0	1.54	10	150	106%	80	120	0%	
n-Nitrosodimethylamine	A	ug/L	70.91674	70.91674		75	0	0	1.53	10	150	95%	80	120	0%	
n-Nitrosodiphenylamine	A	ug/L	75.10578	75.10578		75	0	0	1.16	10	150	100%	80	120	0%	
Naphthalene	A	ug/L	75.31763	75.31763		75	0	0	1.74	10	150	100%	80	120	0%	
Nitrobenzene	A	ug/L	76.88488	76.88488		75	0	0	2.31	10	150	103%	80	120	0%	
o-Cresol	A	ug/L	73.68076	73.68076		75	0	0	1.83	10	150	98%	80	120	0%	
p-Chloroaniline	A	ug/L	70.88596	70.88596		75	0	0	1.52	10	150	95%	80	120	0%	

Seq No	Lab ID	Test Code	Sample Typ	File ID	Analysis Date	DF	Batch ID	Prep Date	SPKref	RPDref	pmoist					
14972082	07-Jan-22_CAL_SVOC-8270-W-	ICAL	V5973N.I	sd0107.1/7/2022	2:40:13	1	R372990		0	0						
Analyte	T	Units	RAW	Final	Text	Spike	SPKref	RPDref	MDL	PQL	UQL	%REC	LOW	HIGH	%RPD	Q
Pentachlorophenol	A	ug/L	74.43816	74.43816		75	0	0	4.24	10	150	99%	80	120	0%	
Phenanthrene	A	ug/L	76.31157	76.31157		75	0	0	0.784	10	150	102%	80	120	0%	
Phenol	A	ug/L	78.84397	78.84397		75	0	0	1.46	10	150	105%	80	120	0%	
Pyrene	A	ug/L	76.71714	76.71714		75	0	0	0.921	10	150	102%	80	120	0%	
Pyridine	A	ug/L	72.39652	72.39652		75	0	0	3.22	10	150	97%	80	120	0%	
Triallate	A	ug/L	75.76411	75.76411		75	0	0	1.51	10	150	101%	80	120	0%	
1,4-Dichlorobenzene-d4	I	ug/L	40	40		0	0	0	0	10	150	0%				
Acenaphthene-d10	I	ug/L	40	40		0	0	0	0	10	150	0%				
Chrysene-d12	I	ug/L	40	40		0	0	0	0	10	150	0%				
Naphthalene-d8	I	ug/L	40	40		0	0	0	0	10	150	0%				
Perylene-d12	I	ug/L	40	40		0	0	0	0	10	150	0%				
Phenanthrene-d10	I	ug/L	40	40		0	0	0	0	10	150	0%				
2,4,6-Tribromophenol	S	ug/L	76.98921	76.98921		75	0	0	2.88	10	0	103%	80	120	0%	
2-Fluorobiphenyl	S	ug/L	77.16631	77.16631		75	0	0	0.724	10	0	103%	80	120	0%	
2-Fluorophenol	S	ug/L	75.20788	75.20788		75	0	0	3.52	10	0	100%	80	120	0%	
Nitrobenzene-d5	S	ug/L	73.89991	73.89991		75	0	0	2.34	10	0	99%	80	120	0%	
Phenol-d5	S	ug/L	74.23971	74.23971		75	0	0	2.06	10	0	99%	80	120	0%	
Terphenyl-d14	S	ug/L	73.34627	73.34627		75	0	0	1.17	10	0	98%	80	120	0%	
4-Chloroaniline	X	ug/L	70.88596	70.88596		75	0	0	1.61	10	150	95%	80	120	0%	
o-Terphenyl	X	ug/L	75.60143	75.60143		75	0	0	1.27	10	150	101%	80	120	0%	

Seq No	Lab ID	Test Code	Sample Typ	File ID	Analysis Date	DF	Batch ID	Prep Date	SPKref	RPDref	pmoist					
14972083	07-Jan-22_CAL_SVOC-8270-W-	ICAL	V5973N.I	sd0107.1/7/2022	3:12:34	1	R372990		0	0						
Analyte	T	Units	RAW	Final	Text	Spike	SPKref	RPDref	MDL	PQL	UQL	%REC	LOW	HIGH	%RPD	Q
1,2,4-Trichlorobenzene	A	ug/L	47.01496	47.01496		50	0	0	1.9	10	150	94%	80	120	0%	
1,2-Dichlorobenzene	A	ug/L	50.4731	50.4731		50	0	0	1.97	10	150	101%	80	120	0%	
1,3-Dichlorobenzene	A	ug/L	47.48888	47.48888		50	0	0	2.13	10	150	95%	80	120	0%	
1,4-Dichlorobenzene	A	ug/L	50.25358	50.25358		50	0	0	2.02	10	150	101%	80	120	0%	
1-Methylnaphthalene	A	ug/L	49.44647	49.44647		50	0	0	2.39	10	150	99%	80	120	0%	
2,2'-Oxybis(1-Chloropropane)	A	ug/L	49.43255	49.43255		50	0	0	1.45	10	150	99%	80	120	0%	
2,4,5-Trichlorophenol	A	ug/L	49.01049	49.01049		50	0	0	2.23	10	150	98%	80	120	0%	
2,4,6-Trichlorophenol	A	ug/L	48.83606	48.83606		50	0	0	2.64	10	150	98%	80	120	0%	
2,4-Dichlorophenol	A	ug/L	47.82615	47.82615		50	0	0	1.69	10	150	96%	80	120	0%	
2,4-Dimethylphenol	A	ug/L	51.1751	51.1751		50	0	0	1.69	10	150	102%	80	120	0%	

Seq No	Lab ID	Test Code	Sample Typ	File ID	Analysis Date	DF	Batch ID	Prep Date	SPKref	RPDref	pmoist					
14972083	07-Jan-22_CAL_SVOC-8270-W-	ICAL	V5973N.I	sd0107.1/7/2022	3:12:34	1	R372990		0	0						
Analyte	T	Units	RAW	Final	Text	Spike	SPKref	RPDref	MDL	PQL	UQL	%REC	LOW	HIGH	%RPD	Q
2,4-Dinitrophenol	A	ug/L	49.01612	49.01612		50	0	0	4.26	10	150	98%	80	120	0%	
2,4-Dinitrotoluene	A	ug/L	51.18651	51.18651		50	0	0	3.04	10	150	102%	80	120	0%	
2,6-Dinitrotoluene	A	ug/L	43.90219	43.90219		50	0	0	3.2	10	150	88%	80	120	0%	
2-Chloronaphthalene	A	ug/L	48.59756	48.59756		50	0	0	2.14	10	150	97%	80	120	0%	
2-Chlorophenol	A	ug/L	48.74841	48.74841		50	0	0	2.48	10	150	97%	80	120	0%	
2-Methylnaphthalene	A	ug/L	50.24649	50.24649		50	0	0	1.92	10	150	100%	80	120	0%	
2-Nitroaniline	A	ug/L	44.32694	44.32694		50	0	0	2.4	10	150	89%	80	120	0%	
2-Nitrophenol	A	ug/L	48.69936	48.69936		50	0	0	2.36	10	150	97%	80	120	0%	
3,3'-Dichlorobenzidine	A	ug/L	47.90613	47.90613		50	0	0	2.11	10	150	96%	80	120	0%	
3-Nitroaniline	A	ug/L	50.0162	50.0162		50	0	0	2.77	10	150	100%	80	120	0%	
4,6-Dinitro-2-methylphenol	A	ug/L	50.1558	50.1558		50	0	0	2.33	10	150	100%	80	120	0%	
4-Bromophenyl phenyl ether	A	ug/L	48.85839	48.85839		50	0	0	1.74	10	150	98%	80	120	0%	
4-Chloro-2-methylphenol	A	ug/L	48.34905	48.34905		50	0	0	1.6	10	150	97%	80	120	0%	
4-Chloro-3-methylphenol	A	ug/L	48.20545	48.20545		50	0	0	1.46	10	150	96%	80	120	0%	
4-Chlorophenol	A	ug/L	51.95816	51.95816		50	0	0	2.64	10	150	104%	80	120	0%	
4-Chlorophenyl phenyl ether	A	ug/L	47.97656	47.97656		50	0	0	2.03	10	150	96%	80	120	0%	
4-Nitroaniline	A	ug/L	52.12742	52.12742		50	0	0	1.63	10	150	104%	80	120	0%	
4-Nitrophenol	A	ug/L	45.7114	45.7114		50	0	0	2.5	10	150	91%	80	120	0%	
Acenaphthene	A	ug/L	48.84886	48.84886		50	0	0	1.89	10	150	98%	80	120	0%	
Acenaphthylene	A	ug/L	49.54089	49.54089		50	0	0	1.57	10	150	99%	80	120	0%	
Aniline	A	ug/L	51.03471	51.03471		50	0	0	3.74	10	150	102%	80	120	0%	
Anthracene	A	ug/L	51.00322	51.00322		50	0	0	1.23	10	150	102%	80	120	0%	
Azobenzene	A	ug/L	50.5302	50.5302		50	0	0	1.09	10	150	101%	80	120	0%	
Benzidine	A	ug/L	50.08884	50.08884		50	0	0	6.72	10	150	100%	80	120	0%	
Benzo(a)anthracene	A	ug/L	48.19049	48.19049		50	0	0	0.856	10	150	96%	80	120	0%	
Benzo(a)pyrene	A	ug/L	48.59925	48.59925		50	0	0	1.24	10	150	97%	80	120	0%	
Benzo(b)fluoranthene	A	ug/L	48.9135	48.9135		50	0	0	0.903	10	150	98%	80	120	0%	
Benzo(g,h,i)perylene	A	ug/L	47.88381	47.88381		50	0	0	1.01	10	150	96%	80	120	0%	
Benzo(k)fluoranthene	A	ug/L	48.60473	48.60473		50	0	0	0.97	10	150	97%	80	120	0%	
Benzoic acid	A	ug/L	48.41261	48.41261		50	0	0	1.51	10	150	97%	80	120	0%	
Benzyl alcohol	A	ug/L	51.45305	51.45305		50	0	0	3.13	10	150	103%	80	120	0%	
bis(-2-chloroethoxy)Methane	A	ug/L	48.90019	48.90019		50	0	0	1.36	10	150	98%	80	120	0%	
bis(-2-chloroethyl)Ether	A	ug/L	51.59545	51.59545		50	0	0	2.57	10	150	103%	80	120	0%	
bis(2-chloroisopropyl)Ether	A	ug/L	49.43255	49.43255		50	0	0	1.49	10	150	99%	80	120	0%	
bis(2-ethylhexyl)Phthalate	A	ug/L	47.81135	47.81135		50	0	0	1.91	10	150	96%	80	120	0%	

Seq No	Lab ID	Test Code	Sample Typ	File ID	Analysis Date	DF	Batch ID	Prep Date	SPKref	RPDref	pmoist					
14972083	07-Jan-22_CAL_SVOC-8270-W-	ICAL	V5973N.I	sd0107.1/7/2022	3:12:34	1	R372990		0	0						
Analyte	T	Units	RAW	Final	Text	Spike	SPKref	RPDref	MDL	PQL	UQL	%REC	LOW	HIGH	%RPD	Q
Butylbenzylphthalate	A	ug/L	47.56919	47.56919		50	0	0	1.57	10	150	95%	80	120	0%	
Carbazole	A	ug/L	48.74998	48.74998		50	0	0	0.842	10	150	97%	80	120	0%	
Chrysene	A	ug/L	48.68271	48.68271		50	0	0	1.17	10	150	97%	80	120	0%	
Di-n-butyl phthalate	A	ug/L	49.33381	49.33381		50	0	0	0.932	10	150	99%	80	120	0%	
Di-n-octyl phthalate	A	ug/L	47.35801	47.35801		50	0	0	1.34	10	150	95%	80	120	0%	
Dibenzo(a,h)anthracene	A	ug/L	49.16656	49.16656		50	0	0	1.17	10	150	98%	80	120	0%	
Dibenzofuran	A	ug/L	51.34161	51.34161		50	0	0	1.74	10	150	103%	80	120	0%	
Diethyl phthalate	A	ug/L	50.78027	50.78027		50	0	0	2.18	10	150	102%	80	120	0%	
Dimethyl phthalate	A	ug/L	48.25725	48.25725		50	0	0	1.72	10	150	97%	80	120	0%	
Fluoranthene	A	ug/L	50.66778	50.66778		50	0	0	0.883	10	150	101%	80	120	0%	
Fluorene	A	ug/L	50.79724	50.79724		50	0	0	1.82	10	150	102%	80	120	0%	
Hexachlorobenzene	A	ug/L	52.89946	52.89946		50	0	0	1.33	10	150	106%	80	120	0%	
Hexachlorobutadiene	A	ug/L	49.71578	49.71578		50	0	0	2.32	10	150	99%	80	120	0%	
Hexachlorocyclopentadiene	A	ug/L	47.79811	47.79811		50	0	0	2.97	10	150	96%	80	120	0%	
Hexachloroethane	A	ug/L	50.63998	50.63998		50	0	0	1.79	10	150	101%	80	120	0%	
Indeno(1,2,3-cd)pyrene	A	ug/L	49.91522	49.91522		50	0	0	1.25	10	150	100%	80	120	0%	
Isophorone	A	ug/L	48.97147	48.97147		50	0	0	1.67	10	150	98%	80	120	0%	
m+p-Cresols	A	ug/L	52.62471	52.62471		50	0	0	1.78	10	150	105%	80	120	0%	
n-Nitroso-di-n-propylamine	A	ug/L	44.9333	44.9333		50	0	0	1.54	10	150	90%	80	120	0%	
n-Nitrosodimethylamine	A	ug/L	49.06452	49.06452		50	0	0	1.53	10	150	98%	80	120	0%	
n-Nitrosodiphenylamine	A	ug/L	50.65422	50.65422		50	0	0	1.16	10	150	101%	80	120	0%	
Naphthalene	A	ug/L	50.02777	50.02777		50	0	0	1.74	10	150	100%	80	120	0%	
Nitrobenzene	A	ug/L	47.71953	47.71953		50	0	0	2.31	10	150	95%	80	120	0%	
o-Cresol	A	ug/L	51.63608	51.63608		50	0	0	1.83	10	150	103%	80	120	0%	
p-Chloroaniline	A	ug/L	51.15851	51.15851		50	0	0	1.52	10	150	102%	80	120	0%	
Pentachlorophenol	A	ug/L	50.11191	50.11191		50	0	0	4.24	10	150	100%	80	120	0%	
Phenanthrene	A	ug/L	52.86893	52.86893		50	0	0	0.784	10	150	106%	80	120	0%	
Phenol	A	ug/L	47.67768	47.67768		50	0	0	1.46	10	150	95%	80	120	0%	
Pyrene	A	ug/L	49.89642	49.89642		50	0	0	0.921	10	150	100%	80	120	0%	
Pyridine	A	ug/L	47.5526	47.5526		50	0	0	3.22	10	150	95%	80	120	0%	
Triallate	A	ug/L	48.33795	48.33795		50	0	0	1.51	10	150	97%	80	120	0%	
1,4-Dichlorobenzene-d4	I	ug/L	40	40		0	0	0	0	10	150	0%			0%	
Acenaphthene-d10	I	ug/L	40	40		0	0	0	0	10	150	0%			0%	
Chrysene-d12	I	ug/L	40	40		0	0	0	0	10	150	0%			0%	
Naphthalene-d8	I	ug/L	40	40		0	0	0	0	10	150	0%			0%	

Seq No	Lab ID	Test Code	Sample Typ	File ID	Analysis Date	DF	Batch ID	Prep Date	SPKref	RPDref	pmoist					
14972083	07-Jan-22_CAL_SVOC-8270-W-	ICAL	V5973N.I	sd0107.1/7/2022	3:12:34	1	R372990		0	0						
Analyte	T	Units	RAW	Final	Text	Spike	SPKref	RPDref	MDL	PQL	UQL	%REC	LOW	HIGH	%RPD	Q
Perylene-d12	I	ug/L	40	40		0	0	0	0	10	150	0%			0%	
Phenanthrene-d10	I	ug/L	40	40		0	0	0	0	10	150	0%			0%	
2,4,6-Tribromophenol	S	ug/L	49.44851	49.44851		50	0	0	2.88	10	0	99%	80	120	0%	
2-Fluorobiphenyl	S	ug/L	49.948	49.948		50	0	0	0.724	10	0	100%	80	120	0%	
2-Fluorophenol	S	ug/L	49.14296	49.14296		50	0	0	3.52	10	0	98%	80	120	0%	
Nitrobenzene-d5	S	ug/L	48.58052	48.58052		50	0	0	2.34	10	0	97%	80	120	0%	
Phenol-d5	S	ug/L	48.38906	48.38906		50	0	0	2.06	10	0	97%	80	120	0%	
Terphenyl-d14	S	ug/L	49.20181	49.20181		50	0	0	1.17	10	0	98%	80	120	0%	
4-Chloroaniline	X	ug/L	51.15851	51.15851		50	0	0	1.61	10	150	102%	80	120	0%	
o-Terphenyl	X	ug/L	48.73704	48.73704		50	0	0	1.27	10	150	97%	80	120	0%	

Seq No	Lab ID	Test Code	Sample Typ	File ID	Analysis Date	DF	Batch ID	Prep Date	SPKref	RPDref	pmoist					
14972084	07-Jan-22_CAL_SVOC-8270-W-	ICAL	V5973N.I	sd0107.1/7/2022	3:45:02	1	R372990		0	0						
Analyte	T	Units	RAW	Final	Text	Spike	SPKref	RPDref	MDL	PQL	UQL	%REC	LOW	HIGH	%RPD	Q
1,2,4-Trichlorobenzene	A	ug/L	10.44907	10.44907		10	0	0	1.9	10	150	104%	80	120	0%	
1,2-Dichlorobenzene	A	ug/L	9.74531	9.74531		10	0	0	1.97	10	150	97%	80	120	0%	
1,3-Dichlorobenzene	A	ug/L	10.22943	10.22943		10	0	0	2.13	10	150	102%	80	120	0%	
1,4-Dichlorobenzene	A	ug/L	10.5471	10.5471		10	0	0	2.02	10	150	105%	80	120	0%	
1-Methylnaphthalene	A	ug/L	9.81869	9.81869		10	0	0	2.39	10	150	98%	80	120	0%	
2,2'-Oxybis(1-Chloropropane)	A	ug/L	9.68293	9.68293		10	0	0	1.45	10	150	97%	80	120	0%	
2,4,5-Trichlorophenol	A	ug/L	9.82731	9.82731		10	0	0	2.23	10	150	98%	80	120	0%	
2,4,6-Trichlorophenol	A	ug/L	10.23133	10.23133		10	0	0	2.64	10	150	102%	80	120	0%	
2,4-Dichlorophenol	A	ug/L	9.78023	9.78023		10	0	0	1.69	10	150	98%	80	120	0%	
2,4-Dimethylphenol	A	ug/L	10.17164	10.17164		10	0	0	1.69	10	150	102%	80	120	0%	
2,4-Dinitrophenol	A	ug/L	8.4111	8.4111		10	0	0	4.26	10	150	84%	80	120	0%	
2,4-Dinitrotoluene	A	ug/L	9.6692	9.6692		10	0	0	3.04	10	150	97%	80	120	0%	
2,6-Dinitrotoluene	A	ug/L	9.76245	9.76245		10	0	0	3.2	10	150	98%	80	120	0%	
2-Chloronaphthalene	A	ug/L	10.18487	10.18487		10	0	0	2.14	10	150	102%	80	120	0%	
2-Chlorophenol	A	ug/L	10.03391	10.03391		10	0	0	2.48	10	150	100%	80	120	0%	
2-Methylnaphthalene	A	ug/L	10.31786	10.31786		10	0	0	1.92	10	150	103%	80	120	0%	
2-Nitroaniline	A	ug/L	9.28167	9.28167		10	0	0	2.4	10	150	93%	80	120	0%	
2-Nitrophenol	A	ug/L	9.33821	9.33821		10	0	0	2.36	10	150	93%	80	120	0%	
3,3'-Dichlorobenzidine	A	ug/L	9.33394	9.33394		10	0	0	2.11	10	150	93%	80	120	0%	
3-Nitroaniline	A	ug/L	9.27936	9.27936		10	0	0	2.77	10	150	93%	80	120	0%	

Seq No	Lab ID	Test Code	Sample Typ	File ID	Analysis Date	DF	Batch ID	Prep Date	SPKref	RPDref	pmoist					
14972084	07-Jan-22_CAL_SVOC-8270-W-	ICAL	V5973N.I	sd0107.1	7/2022 3:45:02	1	R372990		0	0						
Analyte	T	Units	RAW	Final	Text	Spike	SPKref	RPDref	MDL	PQL	UQL	%REC	LOW	HIGH	%RPD	Q
4,6-Dinitro-2-methylphenol	A	ug/L	10.12313	10.12313		10	0	0	2.33	10	150	101%	80	120	0%	
4-Bromophenyl phenyl ether	A	ug/L	8.99726	8.99726		10	0	0	1.74	10	150	90%	80	120	0%	
4-Chloro-2-methylphenol	A	ug/L	9.77873	9.77873		10	0	0	1.6	10	150	98%	80	120	0%	
4-Chloro-3-methylphenol	A	ug/L	10.27934	10.27934		10	0	0	1.46	10	150	103%	80	120	0%	
4-Chlorophenol	A	ug/L	8.08559	8.08559		10	0	0	2.64	10	150	81%	80	120	0%	
4-Chlorophenyl phenyl ether	A	ug/L	10.26239	10.26239		10	0	0	2.03	10	150	103%	80	120	0%	
4-Nitroaniline	A	ug/L	8.82801	8.82801		10	0	0	1.63	10	150	88%	80	120	0%	
4-Nitrophenol	A	ug/L	9.80766	9.80766		10	0	0	2.5	10	150	98%	80	120	0%	
Acenaphthene	A	ug/L	9.72877	9.72877		10	0	0	1.89	10	150	97%	80	120	0%	
Acenaphthylene	A	ug/L	10.43884	10.43884		10	0	0	1.57	10	150	104%	80	120	0%	
Aniline	A	ug/L	9.63608	9.63608		10	0	0	3.74	10	150	96%	80	120	0%	
Anthracene	A	ug/L	9.8068	9.8068		10	0	0	1.23	10	150	98%	80	120	0%	
Azobenzene	A	ug/L	8.82729	8.82729		10	0	0	1.09	10	150	88%	80	120	0%	
Benzidine	A	ug/L	8.87045	8.87045		10	0	0	6.72	10	150	89%	80	120	0%	
Benzo(a)anthracene	A	ug/L	9.82642	9.82642		10	0	0	0.856	10	150	98%	80	120	0%	
Benzo(a)pyrene	A	ug/L	9.12842	9.12842		10	0	0	1.24	10	150	91%	80	120	0%	
Benzo(b)fluoranthene	A	ug/L	9.75953	9.75953		10	0	0	0.903	10	150	98%	80	120	0%	
Benzo(g,h,i)perylene	A	ug/L	9.56387	9.56387		10	0	0	1.01	10	150	96%	80	120	0%	
Benzo(k)fluoranthene	A	ug/L	9.43626	9.43626		10	0	0	0.97	10	150	94%	80	120	0%	
Benzoic acid	A	ug/L	9.14547	9.14547		10	0	0	1.51	10	150	91%	80	120	0%	
Benzyl alcohol	A	ug/L	9.08708	9.08708		10	0	0	3.13	10	150	91%	80	120	0%	
bis(-2-chloroethoxy)Methane	A	ug/L	9.69268	9.69268		10	0	0	1.36	10	150	97%	80	120	0%	
bis(-2-chloroethyl)Ether	A	ug/L	10.0816	10.0816		10	0	0	2.57	10	150	101%	80	120	0%	
bis(2-chloroisopropyl)Ether	A	ug/L	9.68293	9.68293		10	0	0	1.49	10	150	97%	80	120	0%	
bis(2-ethylhexyl)Phthalate	A	ug/L	10.31622	10.31622		10	0	0	1.91	10	150	103%	80	120	0%	
Butylbenzylphthalate	A	ug/L	9.64396	9.64396		10	0	0	1.57	10	150	96%	80	120	0%	
Carbazole	A	ug/L	9.32378	9.32378		10	0	0	0.842	10	150	93%	80	120	0%	
Chrysene	A	ug/L	9.98121	9.98121		10	0	0	1.17	10	150	100%	80	120	0%	
Di-n-butyl phthalate	A	ug/L	8.90612	8.90612		10	0	0	0.932	10	150	89%	80	120	0%	
Di-n-octyl phthalate	A	ug/L	9.30497	9.30497		10	0	0	1.34	10	150	93%	80	120	0%	
Dibenzo(a,h)anthracene	A	ug/L	9.64319	9.64319		10	0	0	1.17	10	150	96%	80	120	0%	
Dibenzofuran	A	ug/L	10.23136	10.23136		10	0	0	1.74	10	150	102%	80	120	0%	
Diethyl phthalate	A	ug/L	9.998	9.998		10	0	0	2.18	10	150	100%	80	120	0%	
Dimethyl phthalate	A	ug/L	9.98825	9.98825		10	0	0	1.72	10	150	100%	80	120	0%	
Fluoranthene	A	ug/L	9.23395	9.23395		10	0	0	0.883	10	150	92%	80	120	0%	

Seq No	Lab ID	Test Code	Sample Typ	File ID	Analysis Date	DF	Batch ID	Prep Date	SPKref	RPDref	pmoist					
14972084	07-Jan-22_CAL_SVOC-8270-W-	ICAL	V5973N.I	sd0107.1/7/2022	3:45:02	1	R372990		0	0						
Analyte	T	Units	RAW	Final	Text	Spike	SPKref	RPDref	MDL	PQL	UQL	%REC	LOW	HIGH	%RPD	Q
Fluorene	A	ug/L	10.72899	10.72899		10	0	0	1.82	10	150	107%	80	120	0%	
Hexachlorobenzene	A	ug/L	9.45982	9.45982		10	0	0	1.33	10	150	95%	80	120	0%	
Hexachlorobutadiene	A	ug/L	10.15257	10.15257		10	0	0	2.32	10	150	102%	80	120	0%	
Hexachlorocyclopentadiene	A	ug/L	9.26376	9.26376		10	0	0	2.97	10	150	93%	80	120	0%	
Hexachloroethane	A	ug/L	9.52098	9.52098		10	0	0	1.79	10	150	95%	80	120	0%	
Indeno(1,2,3-cd)pyrene	A	ug/L	9.29128	9.29128		10	0	0	1.25	10	150	93%	80	120	0%	
Isophorone	A	ug/L	9.73107	9.73107		10	0	0	1.67	10	150	97%	80	120	0%	
m+p-Cresols	A	ug/L	9.46836	9.46836		10	0	0	1.78	10	150	95%	80	120	0%	
n-Nitroso-di-n-propylamine	A	ug/L	9.34716	9.34716		10	0	0	1.54	10	150	93%	80	120	0%	
n-Nitrosodimethylamine	A	ug/L	10.11	10.11		10	0	0	1.53	10	150	101%	80	120	0%	
n-Nitrosodiphenylamine	A	ug/L	9.36383	9.36383		10	0	0	1.16	10	150	94%	80	120	0%	
Naphthalene	A	ug/L	10.77204	10.77204		10	0	0	1.74	10	150	108%	80	120	0%	
Nitrobenzene	A	ug/L	9.18133	9.18133		10	0	0	2.31	10	150	92%	80	120	0%	
o-Cresol	A	ug/L	9.38306	9.38306		10	0	0	1.83	10	150	94%	80	120	0%	
p-Chloroaniline	A	ug/L	9.60027	9.60027		10	0	0	1.52	10	150	96%	80	120	0%	
Pentachlorophenol	A	ug/L	9.41975	9.41975		10	0	0	4.24	10	150	94%	80	120	0%	
Phenanthrene	A	ug/L	9.26654	9.26654		10	0	0	0.784	10	150	93%	80	120	0%	
Phenol	A	ug/L	8.89243	8.89243		10	0	0	1.46	10	150	89%	80	120	0%	
Pyrene	A	ug/L	9.66457	9.66457		10	0	0	0.921	10	150	97%	80	120	0%	
Pyridine	A	ug/L	11.24258	11.24258		10	0	0	3.22	10	150	112%	80	120	0%	
Triallate	A	ug/L	8.58625	8.58625		10	0	0	1.51	10	150	86%	80	120	0%	
1,4-Dichlorobenzene-d4	I	ug/L	40	40		0	0	0	0	10	150	0%				0%
Acenaphthene-d10	I	ug/L	40	40		0	0	0	0	10	150	0%				0%
Chrysene-d12	I	ug/L	40	40		0	0	0	0	10	150	0%				0%
Naphthalene-d8	I	ug/L	40	40		0	0	0	0	10	150	0%				0%
Perylene-d12	I	ug/L	40	40		0	0	0	0	10	150	0%				0%
Phenanthrene-d10	I	ug/L	40	40		0	0	0	0	10	150	0%				0%
2,4,6-Tribromophenol	S	ug/L	9.03266	9.03266		10	0	0	2.88	10	0	90%	80	120	0%	
2-Fluorobiphenyl	S	ug/L	10.14431	10.14431		10	0	0	0.724	10	0	101%	80	120	0%	
2-Fluorophenol	S	ug/L	9.567	9.567		10	0	0	3.52	10	0	96%	80	120	0%	
Nitrobenzene-d5	S	ug/L	9.17413	9.17413		10	0	0	2.34	10	0	92%	80	120	0%	
Phenol-d5	S	ug/L	10.05328	10.05328		10	0	0	2.06	10	0	101%	80	120	0%	
Terphenyl-d14	S	ug/L	9.58663	9.58663		10	0	0	1.17	10	0	96%	80	120	0%	
4-Chloroaniline	X	ug/L	9.60027	9.60027		10	0	0	1.61	10	150	96%	80	120	0%	
o-Terphenyl	X	ug/L	9.53803	9.53803		10	0	0	1.27	10	150	95%	80	120	0%	

Seq No	Lab ID	Test Code	Sample Typ	File ID	Analysis Date	DF	Batch ID	Prep Date	SPKref	RPDref	pmoist					
14972085	07-Jan-22_CAL_SVOC-8270-W-	ICAL	V5973N.I	sd0107.1/7/2022	4:17:22	1	R372990		0	0						
Analyte	T	Units	RAW	Final	Text	Spike	SPKref	RPDref	MDL	PQL	UQL	%REC	LOW	HIGH	%RPD	Q
1,2,4-Trichlorobenzene	A	ug/L	4.3887	4.3887		4	0	0	1.9	10	150	110%	80	120	0%	
1,2-Dichlorobenzene	A	ug/L	4.26032	4.26032		4	0	0	1.97	10	150	107%	80	120	0%	
1,3-Dichlorobenzene	A	ug/L	4.06215	4.06215		4	0	0	2.13	10	150	102%	80	120	0%	
1,4-Dichlorobenzene	A	ug/L	4.23049	4.23049		4	0	0	2.02	10	150	106%	80	120	0%	
1-Methylnaphthalene	A	ug/L	4.07516	4.07516		4	0	0	2.39	10	150	102%	80	120	0%	
2,2'-Oxybis(1-Chloropropane)	A	ug/L	4.08352	4.08352		4	0	0	1.45	10	150	102%	80	120	0%	
2,4,5-Trichlorophenol	A	ug/L	3.66642	3.66642		4	0	0	2.23	10	150	92%	80	120	0%	
2,4,6-Trichlorophenol	A	ug/L	3.95688	3.95688		4	0	0	2.64	10	150	99%	80	120	0%	
2,4-Dichlorophenol	A	ug/L	4.14187	4.14187		4	0	0	1.69	10	150	104%	80	120	0%	
2,4-Dimethylphenol	A	ug/L	3.90698	3.90698		4	0	0	1.69	10	150	98%	80	120	0%	
2,4-Dinitrophenol	A	ug/L	4.65029	4.65029		4	0	0	4.26	10	150	116%	80	120	0%	
2,4-Dinitrotoluene	A	ug/L	4.11174	4.11174		4	0	0	3.04	10	150	103%	80	120	0%	
2,6-Dinitrotoluene	A	ug/L	4.25819	4.25819		4	0	0	3.2	10	150	106%	80	120	0%	
2-Chloronaphthalene	A	ug/L	4.01677	4.01677		4	0	0	2.14	10	150	100%	80	120	0%	
2-Chlorophenol	A	ug/L	4.02746	4.02746		4	0	0	2.48	10	150	101%	80	120	0%	
2-Methylnaphthalene	A	ug/L	3.8722	3.8722		4	0	0	1.92	10	150	97%	80	120	0%	
2-Nitroaniline	A	ug/L	4.42085	4.42085		4	0	0	2.4	10	150	111%	80	120	0%	
2-Nitrophenol	A	ug/L	4.2774	4.2774		4	0	0	2.36	10	150	107%	80	120	0%	
3,3'-Dichlorobenzidine	A	ug/L	4.3048	4.3048		4	0	0	2.11	10	150	108%	80	120	0%	
3-Nitroaniline	A	ug/L	4.22653	4.22653		4	0	0	2.77	10	150	106%	80	120	0%	
4,6-Dinitro-2-methylphenol	A	ug/L	3.93903	3.93903		4	0	0	2.33	10	150	98%	80	120	0%	
4-Bromophenyl phenyl ether	A	ug/L	4.3957	4.3957		4	0	0	1.74	10	150	110%	80	120	0%	
4-Chloro-2-methylphenol	A	ug/L	4.0501	4.0501		4	0	0	1.6	10	150	101%	80	120	0%	
4-Chloro-3-methylphenol	A	ug/L	3.94297	3.94297		4	0	0	1.46	10	150	99%	80	120	0%	
4-Chlorophenol	A	ug/L	4.65467	4.65467		4	0	0	2.64	10	150	116%	80	120	0%	
4-Chlorophenyl phenyl ether	A	ug/L	3.97707	3.97707		4	0	0	2.03	10	150	99%	80	120	0%	
4-Nitroaniline	A	ug/L	4.37193	4.37193		4	0	0	1.63	10	150	109%	80	120	0%	
4-Nitrophenol	A	ug/L	4.21128	4.21128		4	0	0	2.5	10	150	105%	80	120	0%	
Acenaphthene	A	ug/L	4.31862	4.31862		4	0	0	1.89	10	150	108%	80	120	0%	
Acenaphthylene	A	ug/L	3.86508	3.86508		4	0	0	1.57	10	150	97%	80	120	0%	
Aniline	A	ug/L	3.98367	3.98367		4	0	0	3.74	10	150	100%	80	120	0%	
Anthracene	A	ug/L	4.05079	4.05079		4	0	0	1.23	10	150	101%	80	120	0%	
Azobenzene	A	ug/L	4.39604	4.39604		4	0	0	1.09	10	150	110%	80	120	0%	
Benzidine	A	ug/L	4.40904	4.40904		4	0	0	6.72	10	150	110%	80	120	0%	
Benzo(a)anthracene	A	ug/L	4.18906	4.18906		4	0	0	0.856	10	150	105%	80	120	0%	

Seq No	Lab ID	Test Code	Sample Typ	File ID	Analysis Date	DF	Batch ID	Prep Date	SPKref	RPDref	pmoist					
14972085	07-Jan-22_CAL_SVOC-8270-W-	ICAL	V5973N.I	sd0107.1/7/2022	4:17:22	1	R372990		0	0						
Analyte	T	Units	RAW	Final	Text	Spike	SPKref	RPDref	MDL	PQL	UQL	%REC	LOW	HIGH	%RPD	Q
Benzo(a)pyrene	A	ug/L	4.34309	4.34309		4	0	0	1.24	10	150	109%	80	120	0%	
Benzo(b)fluoranthene	A	ug/L	4.17945	4.17945		4	0	0	0.903	10	150	104%	80	120	0%	
Benzo(g,h,i)perylene	A	ug/L	3.93876	3.93876		4	0	0	1.01	10	150	98%	80	120	0%	
Benzo(k)fluoranthene	A	ug/L	3.94978	3.94978		4	0	0	0.97	10	150	99%	80	120	0%	
Benzoic acid	A	ug/L	4.38006	4.38006		4	0	0	1.51	10	150	110%	80	120	0%	
Benzyl alcohol	A	ug/L	4.32975	4.32975		4	0	0	3.13	10	150	108%	80	120	0%	
bis(-2-chloroethoxy)Methane	A	ug/L	4.11118	4.11118		4	0	0	1.36	10	150	103%	80	120	0%	
bis(-2-chloroethyl)Ether	A	ug/L	3.94331	3.94331		4	0	0	2.57	10	150	99%	80	120	0%	
bis(2-chloroisopropyl)Ether	A	ug/L	4.08352	4.08352		4	0	0	1.49	10	150	102%	80	120	0%	
bis(2-ethylhexyl)Phthalate	A	ug/L	3.96447	3.96447		4	0	0	1.91	10	150	99%	80	120	0%	
Butylbenzylphthalate	A	ug/L	4.18778	4.18778		4	0	0	1.57	10	150	105%	80	120	0%	
Carbazole	A	ug/L	3.91443	3.91443		4	0	0	0.842	10	150	98%	80	120	0%	
Chrysene	A	ug/L	4.04674	4.04674		4	0	0	1.17	10	150	101%	80	120	0%	
Di-n-butyl phthalate	A	ug/L	4.41642	4.41642		4	0	0	0.932	10	150	110%	80	120	0%	
Di-n-octyl phthalate	A	ug/L	4.34936	4.34936		4	0	0	1.34	10	150	109%	80	120	0%	
Dibenzo(a,h)anthracene	A	ug/L	4.15807	4.15807		4	0	0	1.17	10	150	104%	80	120	0%	
Dibenzofuran	A	ug/L	4.19791	4.19791		4	0	0	1.74	10	150	105%	80	120	0%	
Diethyl phthalate	A	ug/L	3.88906	3.88906		4	0	0	2.18	10	150	97%	80	120	0%	
Dimethyl phthalate	A	ug/L	4.05826	4.05826		4	0	0	1.72	10	150	101%	80	120	0%	
Fluoranthene	A	ug/L	4.21074	4.21074		4	0	0	0.883	10	150	105%	80	120	0%	
Fluorene	A	ug/L	3.74191	3.74191		4	0	0	1.82	10	150	94%	80	120	0%	
Hexachlorobenzene	A	ug/L	4.08589	4.08589		4	0	0	1.33	10	150	102%	80	120	0%	
Hexachlorobutadiene	A	ug/L	3.94683	3.94683		4	0	0	2.32	10	150	99%	80	120	0%	
Hexachlorocyclopentadiene	A	ug/L	4.35596	4.35596		4	0	0	2.97	10	150	109%	80	120	0%	
Hexachloroethane	A	ug/L	4.16715	4.16715		4	0	0	1.79	10	150	104%	80	120	0%	
Indeno(1,2,3-cd)pyrene	A	ug/L	4.25072	4.25072		4	0	0	1.25	10	150	106%	80	120	0%	
Isophorone	A	ug/L	4.10718	4.10718		4	0	0	1.67	10	150	103%	80	120	0%	
m+p-Cresols	A	ug/L	4.1453	4.1453		4	0	0	1.78	10	150	104%	80	120	0%	
n-Nitroso-di-n-propylamine	A	ug/L	4.34067	4.34067		4	0	0	1.54	10	150	109%	80	120	0%	
n-Nitrosodimethylamine	A	ug/L	4.03416	4.03416		4	0	0	1.53	10	150	101%	80	120	0%	
n-Nitrosodiphenylamine	A	ug/L	4.48834	4.48834		4	0	0	1.16	10	150	112%	80	120	0%	
Naphthalene	A	ug/L	3.718	3.718		4	0	0	1.74	10	150	93%	80	120	0%	
Nitrobenzene	A	ug/L	4.33484	4.33484		4	0	0	2.31	10	150	108%	80	120	0%	
o-Cresol	A	ug/L	3.77773	3.77773		4	0	0	1.83	10	150	94%	80	120	0%	
p-Chloroaniline	A	ug/L	4.2594	4.2594		4	0	0	1.52	10	150	106%	80	120	0%	

Seq No	Lab ID	Test Code	Sample Typ	File ID	Analysis Date	DF	Batch ID	Prep Date	SPKref	RPDref	pmoist					
14972085	07-Jan-22_CAL	SVOC-8270-W-	ICAL	V5973N.I	sd0107.1/7/2022 4:17:22	1	R372990		0	0						
Analyte	T	Units	RAW	Final	Text	Spike	SPKref	RPDref	MDL	PQL	UQL	%REC	LOW	HIGH	%RPD	Q
Pentachlorophenol	A	ug/L	4.2097	4.2097		4	0	0	4.24	10	150	105%	80	120	0%	
Phenanthrene	A	ug/L	4.16257	4.16257		4	0	0	0.784	10	150	104%	80	120	0%	
Phenol	A	ug/L	4.42648	4.42648		4	0	0	1.46	10	150	111%	80	120	0%	
Pyrene	A	ug/L	4.0375	4.0375		4	0	0	0.921	10	150	101%	80	120	0%	
Pyridine	A	ug/L	3.65172	3.65172		4	0	0	3.22	10	150	91%	80	120	0%	
Triallate	A	ug/L	4.56412	4.56412		4	0	0	1.51	10	150	114%	80	120	0%	
1,4-Dichlorobenzene-d4	I	ug/L	40	40		0	0	0	0	10	150	0%			0%	
Acenaphthene-d10	I	ug/L	40	40		0	0	0	0	10	150	0%			0%	
Chrysene-d12	I	ug/L	40	40		0	0	0	0	10	150	0%			0%	
Naphthalene-d8	I	ug/L	40	40		0	0	0	0	10	150	0%			0%	
Perylene-d12	I	ug/L	40	40		0	0	0	0	10	150	0%			0%	
Phenanthrene-d10	I	ug/L	40	40		0	0	0	0	10	150	0%			0%	
2,4,6-Tribromophenol	S	ug/L	4.34821	4.34821		4	0	0	2.88	10	0	109%	80	120	0%	
2-Fluorobiphenyl	S	ug/L	3.93496	3.93496		4	0	0	0.724	10	0	98%	80	120	0%	
2-Fluorophenol	S	ug/L	3.83364	3.83364		4	0	0	3.52	10	0	96%	80	120	0%	
Nitrobenzene-d5	S	ug/L	4.34889	4.34889		4	0	0	2.34	10	0	109%	80	120	0%	
Phenol-d5	S	ug/L	4.03354	4.03354		4	0	0	2.06	10	0	101%	80	120	0%	
Terphenyl-d14	S	ug/L	4.01593	4.01593		4	0	0	1.17	10	0	100%	80	120	0%	
4-Chloroaniline	X	ug/L	4.2594	4.2594		4	0	0	1.61	10	150	106%	80	120	0%	
o-Terphenyl	X	ug/L	4.38275	4.38275		4	0	0	1.27	10	150	110%	80	120	0%	

Seq No	Lab ID	Test Code	Sample Typ	File ID	Analysis Date	DF	Batch ID	Prep Date	SPKref	RPDref	pmoist					
14972086	07-Jan-22_CCV	SVOC-8270-W-	ICV	V5973N.I	sd0107.1/7/2022 4:49:47	1	R372990		0	0						
Analyte	T	Units	RAW	Final	Text	Spike	SPKref	RPDref	MDL	PQL	UQL	%REC	LOW	HIGH	%RPD	Q
1,2,4-Trichlorobenzene	A	ug/L	73.34281	73.34281		75	0	0	1.9	10	150	98%	70	130	0%	
1,2-Dichlorobenzene	A	ug/L	77.97229	77.97229		75	0	0	1.97	10	150	104%	70	130	0%	
1,3-Dichlorobenzene	A	ug/L	80.0418	80.0418		75	0	0	2.13	10	150	107%	70	130	0%	
1,4-Dichlorobenzene	A	ug/L	82.87898	82.87898		75	0	0	2.02	10	150	111%	70	130	0%	
1-Methylnaphthalene	A	ug/L	74.39741	74.39741		75	0	0	2.39	10	150	99%	70	130	0%	
2,2'-Oxybis(1-Chloropropane)	A	ug/L	67.02857	67.02857		75	0	0	1.45	10	150	89%	70	130	0%	
2,4,5-Trichlorophenol	A	ug/L	78.19009	78.19009		75	0	0	2.23	10	150	104%	70	130	0%	
2,4,6-Trichlorophenol	A	ug/L	77.22582	77.22582		75	0	0	2.64	10	150	103%	70	130	0%	
2,4-Dichlorophenol	A	ug/L	76.10805	76.10805		75	0	0	1.69	10	150	101%	70	130	0%	
2,4-Dimethylphenol	A	ug/L	71.95913	71.95913		75	0	0	1.69	10	150	96%	70	130	0%	

Seq No	Lab ID	Test Code	Sample Typ	File ID	Analysis Date	DF	Batch ID	Prep Date	SPKref	RPDref	pmoist					
14972086	07-Jan-22_CCV	SVOC-8270-W-	ICV	V5973N.I	sd0107.1/7/2022 4:49:47	1	R372990		0	0						
Analyte	T	Units	RAW	Final	Text	Spike	SPKref	RPDref	MDL	PQL	UQL	%REC	LOW	HIGH	%RPD	Q
2,4-Dinitrophenol	A	ug/L	76.93129	76.93129		75	0	0	4.26	10	150	103%	70	130	0%	
2,4-Dinitrotoluene	A	ug/L	75.56815	75.56815		75	0	0	3.04	10	150	101%	70	130	0%	
2,6-Dinitrotoluene	A	ug/L	87.62111	87.62111		75	0	0	3.2	10	150	117%	70	130	0%	
2-Chloronaphthalene	A	ug/L	84.33968	84.33968		75	0	0	2.14	10	150	112%	70	130	0%	
2-Chlorophenol	A	ug/L	83.27986	83.27986		75	0	0	2.48	10	150	111%	70	130	0%	
2-Methylnaphthalene	A	ug/L	79.04494	79.04494		75	0	0	1.92	10	150	105%	70	130	0%	
2-Nitroaniline	A	ug/L	79.15164	79.15164		75	0	0	2.4	10	150	106%	70	130	0%	
2-Nitrophenol	A	ug/L	80.44174	80.44174		75	0	0	2.36	10	150	107%	70	130	0%	
3,3'-Dichlorobenzidine	A	ug/L	70.23063	70.23063		75	0	0	2.11	10	150	94%	70	130	0%	
3-Nitroaniline	A	ug/L	85.52461	85.52461		75	0	0	2.77	10	150	114%	70	130	0%	
4,6-Dinitro-2-methylphenol	A	ug/L	73.23531	73.23531		75	0	0	2.33	10	150	98%	70	130	0%	
4-Bromophenyl phenyl ether	A	ug/L	84.45963	84.45963		75	0	0	1.74	10	150	113%	70	130	0%	
4-Chloro-2-methylphenol	A	ug/L	73.04608	73.04608		75	0	0	1.6	10	150	97%	70	130	0%	
4-Chloro-3-methylphenol	A	ug/L	78.15005	78.15005		75	0	0	1.46	10	150	104%	70	130	0%	
4-Chlorophenol	A	ug/L	78.19908	78.19908		75	0	0	2.64	10	150	104%	70	130	0%	
4-Chlorophenyl phenyl ether	A	ug/L	84.92117	84.92117		75	0	0	2.03	10	150	113%	70	130	0%	
4-Nitroaniline	A	ug/L	75.04871	75.04871		75	0	0	1.63	10	150	100%	70	130	0%	
4-Nitrophenol	A	ug/L	79.44204	79.44204		75	0	0	2.5	10	150	106%	70	130	0%	
Acenaphthene	A	ug/L	82.41017	82.41017		75	0	0	1.89	10	150	110%	70	130	0%	
Acenaphthylene	A	ug/L	74.10128	74.10128		75	0	0	1.57	10	150	99%	70	130	0%	
Anthracene	A	ug/L	78.37744	78.37744		75	0	0	1.23	10	150	105%	70	130	0%	
Azobenzene	A	ug/L	79.70333	79.70333		75	0	0	1.09	10	150	106%	70	130	0%	
Benzidine	A	ug/L	63.958	63.958		75	0	0	6.72	10	150	85%	70	130	0%	
Benzo(a)anthracene	A	ug/L	84.0229	84.0229		75	0	0	0.856	10	150	112%	70	130	0%	
Benzo(a)pyrene	A	ug/L	77.63794	77.63794		75	0	0	1.24	10	150	104%	70	130	0%	
Benzo(b)fluoranthene	A	ug/L	77.57603	77.57603		75	0	0	0.903	10	150	103%	70	130	0%	
Benzo(g,h,i)perylene	A	ug/L	75.92887	75.92887		75	0	0	1.01	10	150	101%	70	130	0%	
Benzo(k)fluoranthene	A	ug/L	76.37732	76.37732		75	0	0	0.97	10	150	102%	70	130	0%	
Benzoic acid	A	ug/L	75.8763	75.8763		75	0	0	1.51	10	150	101%	70	130	0%	
Benzyl alcohol	A	ug/L	78.267	78.267		75	0	0	3.13	10	150	104%	70	130	0%	
bis(-2-chloroethoxy)Methane	A	ug/L	75.81856	75.81856		75	0	0	1.36	10	150	101%	70	130	0%	
bis(-2-chloroethyl)Ether	A	ug/L	84.43149	84.43149		75	0	0	2.57	10	150	113%	70	130	0%	
bis(2-chloroisopropyl)Ether	A	ug/L	67.02857	67.02857		75	0	0	1.49	10	150	89%	70	130	0%	
bis(2-ethylhexyl)Phthalate	A	ug/L	87.66116	87.66116		75	0	0	1.91	10	150	117%	70	130	0%	
Butylbenzylphthalate	A	ug/L	83.01663	83.01663		75	0	0	1.57	10	150	111%	70	130	0%	

Seq No	Lab ID	Test Code	Sample Typ	File ID	Analysis Date	DF	Batch ID	Prep Date	SPKref	RPDref	pmoist					
14972086	07-Jan-22_CCV	SVOC-8270-W-	ICV	V5973N.I	sd0107.1/7/2022 4:49:47	1	R372990		0	0						
Analyte	T	Units	RAW	Final	Text	Spike	SPKref	RPDref	MDL	PQL	UQL	%REC	LOW	HIGH	%RPD	Q
Carbazole	A	ug/L	80.17815	80.17815		75	0	0	0.842	10	150	107%	70	130	0%	
Chrysene	A	ug/L	81.46949	81.46949		75	0	0	1.17	10	150	109%	70	130	0%	
Di-n-butyl phthalate	A	ug/L	81.83956	81.83956		75	0	0	0.932	10	150	109%	70	130	0%	
Di-n-octyl phthalate	A	ug/L	80.5239	80.5239		75	0	0	1.34	10	150	107%	70	130	0%	
Dibenzo(a,h)anthracene	A	ug/L	80.17492	80.17492		75	0	0	1.17	10	150	107%	70	130	0%	
Dibenzofuran	A	ug/L	77.75594	77.75594		75	0	0	1.74	10	150	104%	70	130	0%	
Diethyl phthalate	A	ug/L	85.99038	85.99038		75	0	0	2.18	10	150	115%	70	130	0%	
Dimethyl phthalate	A	ug/L	82.97069	82.97069		75	0	0	1.72	10	150	111%	70	130	0%	
Fluoranthene	A	ug/L	78.28935	78.28935		75	0	0	0.883	10	150	104%	70	130	0%	
Fluorene	A	ug/L	76.887	76.887		75	0	0	1.82	10	150	103%	70	130	0%	
Hexachlorobenzene	A	ug/L	74.96074	74.96074		75	0	0	1.33	10	150	100%	70	130	0%	
Hexachlorobutadiene	A	ug/L	75.04336	75.04336		75	0	0	2.32	10	150	100%	70	130	0%	
Hexachlorocyclopentadiene	A	ug/L	77.72895	77.72895		75	0	0	2.97	10	150	104%	70	130	0%	
Hexachloroethane	A	ug/L	83.33874	83.33874		75	0	0	1.79	10	150	111%	70	130	0%	
Indeno(1,2,3-cd)pyrene	A	ug/L	73.68389	73.68389		75	0	0	1.25	10	150	98%	70	130	0%	
Isophorone	A	ug/L	70.83229	70.83229		75	0	0	1.67	10	150	94%	70	130	0%	
m+p-Cresols	A	ug/L	84.07446	84.07446		75	0	0	1.78	10	150	112%	70	130	0%	
n-Nitroso-di-n-propylamine	A	ug/L	91.81709	91.81709		75	0	0	1.54	10	150	122%	70	130	0%	
n-Nitrosodimethylamine	A	ug/L	82.87078	82.87078		75	0	0	1.53	10	150	110%	70	130	0%	
n-Nitrosodiphenylamine	A	ug/L	85.69107	85.69107		75	0	0	1.16	10	150	114%	70	130	0%	
Naphthalene	A	ug/L	77.49959	77.49959		75	0	0	1.74	10	150	103%	70	130	0%	
Nitrobenzene	A	ug/L	89.0583	89.0583		75	0	0	2.31	10	150	119%	70	130	0%	
o-Cresol	A	ug/L	88.26304	88.26304		75	0	0	1.83	10	150	118%	70	130	0%	
p-Chloroaniline	A	ug/L	67.31907	67.31907		75	0	0	1.52	10	150	90%	70	130	0%	
Pentachlorophenol	A	ug/L	77.9034	77.9034		75	0	0	4.24	10	150	104%	70	130	0%	
Phenanthrene	A	ug/L	79.9704	79.9704		75	0	0	0.784	10	150	107%	70	130	0%	
Phenol	A	ug/L	87.89792	87.89792		75	0	0	1.46	10	150	117%	70	130	0%	
Pyrene	A	ug/L	75.81671	75.81671		75	0	0	0.921	10	150	101%	70	130	0%	
Pyridine	A	ug/L	81.93979	81.93979		75	0	0	3.22	10	150	109%	70	130	0%	
Triallate	A	ug/L	77.95685	77.95685		75	0	0	1.51	10	150	104%	70	130	0%	
1,4-Dichlorobenzene-d4	I	ug/L	40	40		0	0	0	0	10	150	0%	70	130	0%	
Acenaphthene-d10	I	ug/L	40	40		0	0	0	0	10	150	0%	70	130	0%	
Chrysene-d12	I	ug/L	40	40		0	0	0	0	10	150	0%	70	130	0%	
Naphthalene-d8	I	ug/L	40	40		0	0	0	0	10	150	0%	70	130	0%	
Perylene-d12	I	ug/L	40	40		0	0	0	0	10	150	0%	70	130	0%	

Seq No	Lab ID	Test Code	Sample Typ	File ID	Analysis Date	DF	Batch ID	Prep Date	SPKref	RPDref	pmoist					
14972086	07-Jan-22_CC	SVOC-8270-W-	ICV	V5973N.I	107.1/7/2022 4:49:47	1	R372990		0	0						
Analyte	T	Units	RAW	Final	Text	Spike	SPKref	RPDref	MDL	PQL	UQL	%REC	LOW	HIGH	%RPD	Q
Phenanthrene-d10	I	ug/L	40	40		0	0	0	0	10	150	0%	70	130	0%	
2,4,6-Tribromophenol	S	ug/L	80.73732	80.73732		75	0	0	2.88	10	0	108%	70	130	0%	
2-Fluorobiphenyl	S	ug/L	75.4709	75.4709		75	0	0	0.724	10	0	101%	70	130	0%	
2-Fluorophenol	S	ug/L	89.62845	89.62845		75	0	0	3.52	10	0	120%	70	130	0%	
Nitrobenzene-d5	S	ug/L	75.67463	75.67463		75	0	0	2.34	10	0	101%	70	130	0%	
Phenol-d5	S	ug/L	89.173	89.173		75	0	0	2.06	10	0	119%	70	130	0%	
Terphenyl-d14	S	ug/L	75.97396	75.97396		75	0	0	1.17	10	0	101%	70	130	0%	
4-Chloroaniline	X	ug/L	67.31907	67.31907		75	0	0	1.61	10	150	90%	70	130	0%	
o-Terphenyl	X	ug/L	76.04498	76.04498		75	0	0	1.27	10	150	101%	70	130	0%	

Seq No	Lab ID	Test Code	Sample Typ	File ID	Analysis Date	DF	Batch ID	Prep Date	SPKref	RPDref	pmoist					
14972087	07-Jan-22_CC	SVOC-8270-W-	ICV	V5973N.I	107.1/7/2022 5:22:06	1	R372990		0	0						
Analyte	T	Units	RAW	Final	Text	Spike	SPKref	RPDref	MDL	PQL	UQL	%REC	LOW	HIGH	%RPD	Q
Aniline	A	ug/L	78.62423	78.62423		75	0	0	3.74	10	150	105%	70	130	0%	

Seq No	Lab ID	Test Code	Sample Typ	File ID	Analysis Date	DF	Batch ID	Prep Date	SPKref	RPDref	pmoist					
14972088	07-Jan-22_ISTB	SVOC-8270-W-	SAMP	V5973N.I	107.1/7/2022 5:54:29	1	R372990		0	0						
Analyte	T	Units	RAW	Final	Text	Spike	SPKref	RPDref	MDL	PQL	UQL	%REC	LOW	HIGH	%RPD	Q
1,2,4-Trichlorobenzene	A	ug/L	0	0		0	0	0	1.9	10	150	0%	0	0	0%	
1,2-Dichlorobenzene	A	ug/L	0	0		0	0	0	1.97	10	150	0%	0	0	0%	
1,3-Dichlorobenzene	A	ug/L	0	0		0	0	0	2.13	10	150	0%	0	0	0%	
1,4-Dichlorobenzene	A	ug/L	0	0		0	0	0	2.02	10	150	0%	0	0	0%	
1-Methylnaphthalene	A	ug/L	0	0		0	0	0	2.39	10	150	0%	0	0	0%	
2,2'-Oxybis(1-Chloropropane)	A	ug/L	0	0		0	0	0	1.45	10	150	0%	0	0	0%	
2,4,5-Trichlorophenol	A	ug/L	0	0		0	0	0	2.23	10	150	0%	0	0	0%	
2,4,6-Trichlorophenol	A	ug/L	0	0		0	0	0	2.64	10	150	0%	0	0	0%	
2,4-Dichlorophenol	A	ug/L	0	0		0	0	0	1.69	10	150	0%	0	0	0%	
2,4-Dimethylphenol	A	ug/L	0	0		0	0	0	1.69	10	150	0%	0	0	0%	
2,4-Dinitrophenol	A	ug/L	0	0		0	0	0	4.26	10	150	0%	0	0	0%	
2,4-Dinitrotoluene	A	ug/L	0	0		0	0	0	3.04	10	150	0%	0	0	0%	
2,6-Dinitrotoluene	A	ug/L	0	0		0	0	0	3.2	10	150	0%	0	0	0%	
2-Chloronaphthalene	A	ug/L	0	0		0	0	0	2.14	10	150	0%	0	0	0%	

Seq No	Lab ID	Test Code	Sample Typ	File ID	Analysis Date	DF	Batch ID	Prep Date	SPKref	RPDref	pmoist					
14972088	07-Jan-22_ISTB	SVOC-8270-W-	SAMP	V5973N.I\sd0107.1	7/2022 5:54:29	1	R372990		0	0						
Analyte	T	Units	RAW	Final	Text	Spike	SPKref	RPDref	MDL	PQL	UQL	%REC	LOW	HIGH	%RPD	Q
2-Chlorophenol	A	ug/L	0	0		0	0	0	2.48	10	150	0%	0	0	0%	
2-Methylnaphthalene	A	ug/L	0	0		0	0	0	1.92	10	150	0%	0	0	0%	
2-Nitroaniline	A	ug/L	0	0		0	0	0	2.4	10	150	0%	0	0	0%	
2-Nitrophenol	A	ug/L	0	0		0	0	0	2.36	10	150	0%	0	0	0%	
3,3'-Dichlorobenzidine	A	ug/L	0	0		0	0	0	2.11	10	150	0%	0	0	0%	
3-Nitroaniline	A	ug/L	0	0		0	0	0	2.77	10	150	0%	0	0	0%	
4,6-Dinitro-2-methylphenol	A	ug/L	0	0		0	0	0	2.33	10	150	0%	0	0	0%	
4-Bromophenyl phenyl ether	A	ug/L	0	0		0	0	0	1.74	10	150	0%	0	0	0%	
4-Chloro-2-methylphenol	A	ug/L	0	0		0	0	0	1.6	10	150	0%	0	0	0%	
4-Chloro-3-methylphenol	A	ug/L	0	0		0	0	0	1.46	10	150	0%	0	0	0%	
4-Chlorophenol	A	ug/L	0	0		0	0	0	2.64	10	150	0%	0	0	0%	
4-Chlorophenyl phenyl ether	A	ug/L	0	0		0	0	0	2.03	10	150	0%	0	0	0%	
4-Nitroaniline	A	ug/L	0	0		0	0	0	1.63	10	150	0%	0	0	0%	
4-Nitrophenol	A	ug/L	0	0		0	0	0	2.5	10	150	0%	0	0	0%	
Acenaphthene	A	ug/L	0	0		0	0	0	1.89	10	150	0%	0	0	0%	
Acenaphthylene	A	ug/L	0	0		0	0	0	1.57	10	150	0%	0	0	0%	
Aniline	A	ug/L	0	0		0	0	0	3.74	10	150	0%	0	0	0%	
Anthracene	A	ug/L	0	0		0	0	0	1.23	10	150	0%	0	0	0%	
Azobenzene	A	ug/L	0	0		0	0	0	1.09	10	150	0%	0	0	0%	
Benzidine	A	ug/L	0	0		0	0	0	6.72	10	150	0%	0	0	0%	
Benzo(a)anthracene	A	ug/L	0	0		0	0	0	0.856	10	150	0%	0	0	0%	
Benzo(a)pyrene	A	ug/L	0	0		0	0	0	1.24	10	150	0%	0	0	0%	
Benzo(b)fluoranthene	A	ug/L	0	0		0	0	0	0.903	10	150	0%	0	0	0%	
Benzo(g,h,i)perylene	A	ug/L	0	0		0	0	0	1.01	10	150	0%	0	0	0%	
Benzo(k)fluoranthene	A	ug/L	0	0		0	0	0	0.97	10	150	0%	0	0	0%	
Benzoic acid	A	ug/L	0	0		0	0	0	1.51	10	150	0%	0	0	0%	
Benzyl alcohol	A	ug/L	0	0		0	0	0	3.13	10	150	0%	0	0	0%	
bis(-2-chloroethoxy)Methane	A	ug/L	0	0		0	0	0	1.36	10	150	0%	0	0	0%	
bis(-2-chloroethyl)Ether	A	ug/L	0	0		0	0	0	2.57	10	150	0%	0	0	0%	
bis(2-chloroisopropyl)Ether	A	ug/L	0	0		0	0	0	1.49	10	150	0%	0	0	0%	
bis(2-ethylhexyl)Phthalate	A	ug/L	0	0		0	0	0	1.91	10	150	0%	0	0	0%	
Butylbenzylphthalate	A	ug/L	0	0		0	0	0	1.57	10	150	0%	0	0	0%	
Carbazole	A	ug/L	0	0		0	0	0	0.842	10	150	0%	0	0	0%	
Chrysene	A	ug/L	0	0		0	0	0	1.17	10	150	0%	0	0	0%	
Di-n-butyl phthalate	A	ug/L	0	0		0	0	0	0.932	10	150	0%	0	0	0%	

Seq No	Lab ID	Test Code	Sample Typ	File ID	Analysis Date	DF	Batch ID	Prep Date	SPKref	RPDref	pmoist					
14972088	07-Jan-22_ISTB	SVOC-8270-W-	SAMP	V5973N.I\sd0107.1	7/2022 5:54:29	1	R372990		0	0						
Analyte	T	Units	RAW	Final	Text	Spike	SPKref	RPDref	MDL	PQL	UQL	%REC	LOW	HIGH	%RPD	Q
Di-n-octyl phthalate	A	ug/L	0	0		0	0	0	1.34	10	150	0%	0	0	0%	
Dibenzo(a,h)anthracene	A	ug/L	0	0		0	0	0	1.17	10	150	0%	0	0	0%	
Dibenzofuran	A	ug/L	0	0		0	0	0	1.74	10	150	0%	0	0	0%	
Diethyl phthalate	A	ug/L	0	0		0	0	0	2.18	10	150	0%	0	0	0%	
Dimethyl phthalate	A	ug/L	0	0		0	0	0	1.72	10	150	0%	0	0	0%	
Fluoranthene	A	ug/L	0	0		0	0	0	0.883	10	150	0%	0	0	0%	
Fluorene	A	ug/L	0	0		0	0	0	1.82	10	150	0%	0	0	0%	
Hexachlorobenzene	A	ug/L	0	0		0	0	0	1.33	10	150	0%	0	0	0%	
Hexachlorobutadiene	A	ug/L	0	0		0	0	0	2.32	10	150	0%	0	0	0%	
Hexachlorocyclopentadiene	A	ug/L	0	0		0	0	0	2.97	10	150	0%	0	0	0%	
Hexachloroethane	A	ug/L	0	0		0	0	0	1.79	10	150	0%	0	0	0%	
Indeno(1,2,3-cd)pyrene	A	ug/L	0	0		0	0	0	1.25	10	150	0%	0	0	0%	
Isophorone	A	ug/L	0	0		0	0	0	1.67	10	150	0%	0	0	0%	
m+p-Cresols	A	ug/L	0	0		0	0	0	1.78	10	150	0%	0	0	0%	
n-Nitroso-di-n-propylamine	A	ug/L	0	0		0	0	0	1.54	10	150	0%	0	0	0%	
n-Nitrosodimethylamine	A	ug/L	0	0		0	0	0	1.53	10	150	0%	0	0	0%	
n-Nitrosodiphenylamine	A	ug/L	0	0		0	0	0	1.16	10	150	0%	0	0	0%	
Naphthalene	A	ug/L	0	0		0	0	0	1.74	10	150	0%	0	0	0%	
Nitrobenzene	A	ug/L	0	0		0	0	0	2.31	10	150	0%	0	0	0%	
o-Cresol	A	ug/L	0	0		0	0	0	1.83	10	150	0%	0	0	0%	
p-Chloroaniline	A	ug/L	0	0		0	0	0	1.52	10	150	0%	0	0	0%	
Pentachlorophenol	A	ug/L	0	0		0	0	0	4.24	10	150	0%	0	0	0%	
Phenanthrene	A	ug/L	0	0		0	0	0	0.784	10	150	0%	0	0	0%	
Phenol	A	ug/L	0	0		0	0	0	1.46	10	150	0%	0	0	0%	
Pyrene	A	ug/L	0	0		0	0	0	0.921	10	150	0%	0	0	0%	
Pyridine	A	ug/L	0	0		0	0	0	3.22	10	150	0%	0	0	0%	
Triallate	A	ug/L	0	0		0	0	0	1.51	10	150	0%	0	0	0%	
1,4-Dichlorobenzene-d4	I	ug/L	40	40		0	0	0	0	10	150	0%	0	0	0%	
Acenaphthene-d10	I	ug/L	40	40		0	0	0	0	10	150	0%	0	0	0%	
Chrysene-d12	I	ug/L	40	40		0	0	0	0	10	150	0%	0	0	0%	
Naphthalene-d8	I	ug/L	40	40		0	0	0	0	10	150	0%	0	0	0%	
Perylene-d12	I	ug/L	40	40		0	0	0	0	10	150	0%	0	0	0%	
Phenanthrene-d10	I	ug/L	40	40		0	0	0	0	10	150	0%	0	0	0%	
2,4,6-Tribromophenol	S	ug/L	0	0		200	0	0	2.88	10	0	0%	25	140	0%	S
2-Fluorobiphenyl	S	ug/L	0	0		100	0	0	0.724	10	0	0%	28	107	0%	S

Seq No	Lab ID	Test Code	Sample Typ	File ID	Analysis Date	DF	Batch ID	Prep Date	SPKref	RPDref	pmoist					
14972088	07-Jan-22_ISTB	SVOC-8270-W-	SAMP	V5973N.I	sd0107.1/7/2022 5:54:29	1	R372990		0	0						
Analyte	T	Units	RAW	Final	Text	Spike	SPKref	RPDref	MDL	PQL	UQL	%REC	LOW	HIGH	%RPD	Q
2-Fluorophenol	S	ug/L	0	0		200	0	0	3.52	10	0	0%	10	75	0%	S
Nitrobenzene-d5	S	ug/L	0	0		100	0	0	2.34	10	0	0%	32	94	0%	S
Phenol-d5	S	ug/L	0	0		200	0	0	2.06	10	0	0%	10	65	0%	S
Terphenyl-d14	S	ug/L	0	0		100	0	0	1.17	10	0	0%	32	122	0%	S
4-Chloroaniline	X	ug/L	0	0		0	0	0	1.61	10	150	0%	0	0	0%	
o-Terphenyl	X	ug/L	0	0		0	0	0	1.27	10	150	0%	0	0	0%	

Seq No	Lab ID	Test Code	Sample Typ	File ID	Analysis Date	DF	Batch ID	Prep Date	SPKref	RPDref	pmoist					
14972089	MB-162577	SVOC-8270-W-	MBLK	V5973N.I	sd0107.1/7/2022 6:26:50	1	162577	12/29/2021	0	0						
Analyte	T	Units	RAW	Final	Text	Spike	SPKref	RPDref	MDL	PQL	UQL	%REC	LOW	HIGH	%RPD	Q
1,2,4-Trichlorobenzene	A	ug/L	0	0		0	0	0	1.9	5	150	0%	0	0	0%	
1,2-Dichlorobenzene	A	ug/L	0	0		0	0	0	1.97	5	150	0%	0	0	0%	
1,3-Dichlorobenzene	A	ug/L	0	0		0	0	0	2.13	5	150	0%	0	0	0%	
1,4-Dichlorobenzene	A	ug/L	0	0		0	0	0	2.02	5	150	0%	0	0	0%	
1-Methylnaphthalene	A	ug/L	0	0		0	0	0	2.39	5	150	0%	0	0	0%	
2,2'-Oxybis(1-Chloropropane)	A	ug/L	0	0		0	0	0	1.45	5	150	0%	0	0	0%	
2,4,5-Trichlorophenol	A	ug/L	0	0		0	0	0	2.23	5	150	0%	0	0	0%	
2,4,6-Trichlorophenol	A	ug/L	0	0		0	0	0	2.64	5	150	0%	0	0	0%	
2,4-Dichlorophenol	A	ug/L	0	0		0	0	0	1.69	5	150	0%	0	0	0%	
2,4-Dimethylphenol	A	ug/L	0	0		0	0	0	1.69	5	150	0%	0	0	0%	
2,4-Dinitrophenol	A	ug/L	0	0		0	0	0	4.26	10	150	0%	0	0	0%	
2,4-Dinitrotoluene	A	ug/L	0	0		0	0	0	3.04	5	150	0%	0	0	0%	
2,6-Dinitrotoluene	A	ug/L	0	0		0	0	0	3.2	5	150	0%	0	0	0%	
2-Chloronaphthalene	A	ug/L	0	0		0	0	0	2.14	5	150	0%	0	0	0%	
2-Chlorophenol	A	ug/L	0	0		0	0	0	2.48	5	150	0%	0	0	0%	
2-Methylnaphthalene	A	ug/L	0	0		0	0	0	1.92	5	150	0%	0	0	0%	
2-Nitroaniline	A	ug/L	0	0		0	0	0	2.4	5	150	0%	0	0	0%	
2-Nitrophenol	A	ug/L	0	0		0	0	0	2.36	5	150	0%	0	0	0%	
3,3'-Dichlorobenzidine	A	ug/L	0	0		0	0	0	2.11	10	150	0%	0	0	0%	
3-Nitroaniline	A	ug/L	0	0		0	0	0	2.77	5	150	0%	0	0	0%	
4,6-Dinitro-2-methylphenol	A	ug/L	0	0		0	0	0	2.33	10	150	0%	0	0	0%	
4-Bromophenyl phenyl ether	A	ug/L	0	0		0	0	0	1.74	5	150	0%	0	0	0%	
4-Chloro-2-methylphenol	A	ug/L	0	0		0	0	0	1.6	5	150	0%	0	0	0%	
4-Chloro-3-methylphenol	A	ug/L	0	0		0	0	0	1.46	5	150	0%	0	0	0%	

Seq No	Lab ID	Test Code	Sample Typ	File ID	Analysis Date	DF	Batch ID	Prep Date	SPKref	RPDref	pmoist					
14972089	MB-162577	SVOC-8270-W-	MBLK	V5973N.I	sd0107.1/7/2022 6:26:50	1	162577	12/29/2021	0	0						
Analyte	T	Units	RAW	Final	Text	Spike	SPKref	RPDref	MDL	PQL	UQL	%REC	LOW	HIGH	%RPD	Q
4-Chlorophenol	A	ug/L	0	0		0	0	0	2.64	5	150	0%	0	0	0%	
4-Chlorophenyl phenyl ether	A	ug/L	0	0		0	0	0	2.03	5	150	0%	0	0	0%	
4-Nitroaniline	A	ug/L	0	0		0	0	0	1.63	5	150	0%	0	0	0%	
4-Nitrophenol	A	ug/L	0	0		0	0	0	2.5	10	150	0%	0	0	0%	
Acenaphthene	A	ug/L	0	0		0	0	0	1.89	5	150	0%	0	0	0%	
Acenaphthylene	A	ug/L	0	0		0	0	0	1.57	5	150	0%	0	0	0%	
Aniline	A	ug/L	0	0		0	0	0	3.74	5	150	0%	0	0	0%	
Anthracene	A	ug/L	0	0		0	0	0	1.23	5	150	0%	0	0	0%	
Azobenzene	A	ug/L	0	0		0	0	0	1.09	5	150	0%	0	0	0%	
Benzidine	A	ug/L	0	0		0	0	0	6.72	10	150	0%	0	0	0%	
Benzo(a)anthracene	A	ug/L	0	0		0	0	0	0.856	5	150	0%	0	0	0%	
Benzo(a)pyrene	A	ug/L	0	0		0	0	0	1.24	5	150	0%	0	0	0%	
Benzo(b)fluoranthene	A	ug/L	0	0		0	0	0	0.903	5	150	0%	0	0	0%	
Benzo(g,h,i)perylene	A	ug/L	0	0		0	0	0	1.01	5	150	0%	0	0	0%	
Benzo(k)fluoranthene	A	ug/L	0	0		0	0	0	0.97	5	150	0%	0	0	0%	
Benzoic acid	A	ug/L	0	0		0	0	0	1.51	5	150	0%	0	0	0%	
Benzyl alcohol	A	ug/L	0	0		0	0	0	3.13	5	150	0%	0	0	0%	
bis(-2-chloroethoxy)Methane	A	ug/L	0	0		0	0	0	1.36	5	150	0%	0	0	0%	
bis(-2-chloroethyl)Ether	A	ug/L	0	0		0	0	0	2.57	5	150	0%	0	0	0%	
bis(2-chloroisopropyl)Ether	A	ug/L	0	0		0	0	0	1.49	5	150	0%	0	0	0%	
bis(2-ethylhexyl)Phthalate	A	ug/L	0	0		0	0	0	1.91	5	150	0%	0	0	0%	
Butylbenzylphthalate	A	ug/L	0	0		0	0	0	1.57	5	150	0%	0	0	0%	
Carbazole	A	ug/L	0	0		0	0	0	0.842	5	150	0%	0	0	0%	
Chrysene	A	ug/L	0	0		0	0	0	1.17	5	150	0%	0	0	0%	
Di-n-butyl phthalate	A	ug/L	0	0		0	0	0	0.932	5	150	0%	0	0	0%	
Di-n-octyl phthalate	A	ug/L	0	0		0	0	0	1.34	5	150	0%	0	0	0%	
Dibenzo(a,h)anthracene	A	ug/L	0	0		0	0	0	1.17	5	150	0%	0	0	0%	
Dibenzofuran	A	ug/L	0	0		0	0	0	1.74	5	150	0%	0	0	0%	
Diethyl phthalate	A	ug/L	0	0		0	0	0	2.18	5	150	0%	0	0	0%	
Dimethyl phthalate	A	ug/L	0	0		0	0	0	1.72	5	150	0%	0	0	0%	
Fluoranthene	A	ug/L	0	0		0	0	0	0.883	5	150	0%	0	0	0%	
Fluorene	A	ug/L	0	0		0	0	0	1.82	5	150	0%	0	0	0%	
Hexachlorobenzene	A	ug/L	0	0		0	0	0	1.33	5	150	0%	0	0	0%	
Hexachlorobutadiene	A	ug/L	0	0		0	0	0	2.32	5	150	0%	0	0	0%	
Hexachlorocyclopentadiene	A	ug/L	0	0		0	0	0	2.97	5	150	0%	0	0	0%	

Seq No	Lab ID	Test Code	Sample Typ	File ID	Analysis Date	DF	Batch ID	Prep Date	SPKref	RPDref	pmoist					
14972089	MB-162577	SVOC-8270-W-	MBLK	V5973N.I	sd0107.1/7/2022 6:26:50	1	162577	12/29/2021	0	0						
Analyte	T	Units	RAW	Final	Text	Spike	SPKref	RPDref	MDL	PQL	UQL	%REC	LOW	HIGH	%RPD	Q
Hexachloroethane	A	ug/L	0	0		0	0	0	1.79	5	150	0%	0	0	0%	
Indeno(1,2,3-cd)pyrene	A	ug/L	0	0		0	0	0	1.25	5	150	0%	0	0	0%	
Isophorone	A	ug/L	0	0		0	0	0	1.67	5	150	0%	0	0	0%	
m+p-Cresols	A	ug/L	0	0		0	0	0	1.78	5	150	0%	0	0	0%	
n-Nitroso-di-n-propylamine	A	ug/L	0	0		0	0	0	1.54	5	150	0%	0	0	0%	
n-Nitrosodimethylamine	A	ug/L	0	0		0	0	0	1.53	5	150	0%	0	0	0%	
n-Nitrosodiphenylamine	A	ug/L	0	0		0	0	0	1.16	10	150	0%	0	0	0%	
Naphthalene	A	ug/L	0	0		0	0	0	1.74	5	150	0%	0	0	0%	
Nitrobenzene	A	ug/L	0	0		0	0	0	2.31	5	150	0%	0	0	0%	
o-Cresol	A	ug/L	0	0		0	0	0	1.83	5	150	0%	0	0	0%	
p-Chloroaniline	A	ug/L	0	0		0	0	0	1.52	5	150	0%	0	0	0%	
Pentachlorophenol	A	ug/L	0	0		0	0	0	4.24	10	150	0%	0	0	0%	
Phenanthrene	A	ug/L	0	0		0	0	0	0.784	5	150	0%	0	0	0%	
Phenol	A	ug/L	0	0		0	0	0	1.46	5	150	0%	0	0	0%	
Pyrene	A	ug/L	0	0		0	0	0	0.921	5	150	0%	0	0	0%	
Pyridine	A	ug/L	0	0		0	0	0	3.22	5	150	0%	0	0	0%	
Triallate	A	ug/L	0	0		0	0	0	1.51	5	150	0%	0	0	0%	
1,4-Dichlorobenzene-d4	I	ug/L	40	40		0	0	0	0	5	150	0%	0	0	0%	
Acenaphthene-d10	I	ug/L	40	40		0	0	0	0	5	150	0%	0	0	0%	
Chrysene-d12	I	ug/L	40	40		0	0	0	0	5	150	0%	0	0	0%	
Naphthalene-d8	I	ug/L	40	40		0	0	0	0	5	150	0%	0	0	0%	
Perylene-d12	I	ug/L	40	40		0	0	0	0	5	150	0%	0	0	0%	
Phenanthrene-d10	I	ug/L	40	40		0	0	0	0	5	150	0%	0	0	0%	
2,4,6-Tribromophenol	S	ug/L	156.81628	156.81628		200	0	0	2.88	5	0	78%	43	140	0%	
2-Fluorobiphenyl	S	ug/L	47.72253	47.72253		100	0	0	0.724	5	0	48%	44	119	0%	
2-Fluorophenol	S	ug/L	99.23203	99.23203		200	0	0	3.52	5	0	50%	19	119	0%	
Nitrobenzene-d5	S	ug/L	68.35119	68.35119		100	0	0	2.34	5	0	68%	44	120	0%	
Phenol-d5	S	ug/L	83.57662	83.57662		200	0	0	2.06	5	0	42%	10	65	0%	
Terphenyl-d14	S	ug/L	97.04805	97.04805		100	0	0	1.17	5	0	97%	50	134	0%	
4-Chloroaniline	X	ug/L	0	0		0	0	0	1.61	5	150	0%	0	0	0%	
o-Terphenyl	X	ug/L	0	0		0	0	0	1.27	5	150	0%	0	0	0%	

Seq No	Lab ID	Test Code	Sample Typ	File ID	Analysis Date	DF	Batch ID	Prep Date	SPKref	RPDref	pmoist					
14972090	LCS-162577	SVOC-8270-W-	LCS-DOD	V5973N.I	sd0107.1/7/2022 6:59:14	1	162577	12/29/2021	0	0						
Analyte	T	Units	RAW	Final	Text	Spike	SPKref	RPDref	MDL	PQL	UQL	%REC	LOW	HIGH	%RPD	Q
1,2,4-Trichlorobenzene	A	ug/L	69.95789	69.95789		100	0	0	1.9	10	150	70%	29	116	0%	
1,2-Dichlorobenzene	A	ug/L	64.44736	64.44736		100	0	0	1.97	10	150	64%	32	111	0%	
1,3-Dichlorobenzene	A	ug/L	61.01916	61.01916		100	0	0	2.13	10	150	61%	28	110	0%	
1,4-Dichlorobenzene	A	ug/L	61.16365	61.16365		100	0	0	2.02	10	150	61%	29	112	0%	
1-Methylnaphthalene	A	ug/L	82.61439	82.61439		100	0	0	2.39	10	150	83%	41	119	0%	
2,2'-Oxybis(1-Chloropropane)	A	ug/L	69.03682	69.03682		100	0	0	1.45	10	150	69%	37	130	0%	
2,4,5-Trichlorophenol	A	ug/L	91.94773	91.94773		100	0	0	2.23	10	150	92%	53	123	0%	
2,4,6-Trichlorophenol	A	ug/L	92.38945	92.38945		100	0	0	2.64	10	150	92%	50	125	0%	
2,4-Dichlorophenol	A	ug/L	88.54726	88.54726		100	0	0	1.69	10	150	89%	47	121	0%	
2,4-Dimethylphenol	A	ug/L	85.47324	85.47324		100	0	0	1.69	10	150	85%	31	124	0%	
2,4-Dinitrophenol	A	ug/L	83.80778	83.80778		100	0	0	4.26	10	150	84%	23	142	0%	
2,4-Dinitrotoluene	A	ug/L	97.29247	97.29247		100	0	0	3.04	10	150	97%	57	128	0%	
2,6-Dinitrotoluene	A	ug/L	101.92921	101.92921		100	0	0	3.2	10	150	102%	50	118	0%	
2-Chloronaphthalene	A	ug/L	90.13036	90.13036		100	0	0	2.14	10	150	90%	40	116	0%	
2-Chlorophenol	A	ug/L	83.21837	83.21837		100	0	0	2.48	10	150	83%	38	117	0%	
2-Methylnaphthalene	A	ug/L	91.60319	91.60319		100	0	0	1.92	10	150	92%	40	121	0%	
2-Nitroaniline	A	ug/L	107.56644	107.56644		100	0	0	2.4	10	150	108%	55	127	0%	
2-Nitrophenol	A	ug/L	91.97322	91.97322		100	0	0	2.36	10	150	92%	47	123	0%	
3,3'-Dichlorobenzidine	A	ug/L	83.09941	83.09941		100	0	0	2.11	10	150	83%	27	129	0%	
3-Nitroaniline	A	ug/L	92.39817	92.39817		100	0	0	2.77	10	150	92%	41	128	0%	
4,6-Dinitro-2-methylphenol	A	ug/L	88.53397	88.53397		100	0	0	2.33	10	150	89%	44	137	0%	
4-Bromophenyl phenyl ether	A	ug/L	100.85417	100.85417		100	0	0	1.74	10	150	101%	55	124	0%	
4-Chloro-2-methylphenol	A	ug/L	86.23403	86.23403		100	0	0	1.6	10	150	86%	49	89	0%	
4-Chloro-3-methylphenol	A	ug/L	97.35946	97.35946		100	0	0	1.46	10	150	97%	52	119	0%	
4-Chlorophenol	A	ug/L	82.55355	82.55355		100	0	0	2.64	10	150	83%	41	81	0%	S
4-Chlorophenyl phenyl ether	A	ug/L	97.78796	97.78796		100	0	0	2.03	10	150	98%	53	121	0%	
4-Nitroaniline	A	ug/L	89.38102	89.38102		100	0	0	1.63	10	150	89%	57	101	0%	
4-Nitrophenol	A	ug/L	48.36256	48.36256		100	0	0	2.5	10	150	48%	15	36	0%	S
Acenaphthene	A	ug/L	97.56972	97.56972		100	0	0	1.89	10	150	98%	47	122	0%	
Acenaphthylene	A	ug/L	86.30565	86.30565		100	0	0	1.57	10	150	86%	41	130	0%	
Aniline	A	ug/L	29.86151	29.86151		100	0	0	3.74	10	150	30%	24	60	0%	
Anthracene	A	ug/L	100.30767	100.30767		100	0	0	1.23	10	150	100%	57	123	0%	
Azobenzene	A	ug/L	90.974	90.974		100	0	0	1.09	10	150	91%	61	116	0%	
Benzidine	A	ug/L	13.87083	13.87083		100	0	0	6.72	10	150	14%	10	100	0%	
Benzo(a)anthracene	A	ug/L	106.72704	106.72704		100	0	0	0.856	10	150	107%	58	125	0%	

Seq No	Lab ID	Test Code	Sample Typ	File ID	Analysis Date	DF	Batch ID	Prep Date	SPKref	RPDref	pmoist					
14972090	LCS-162577	SVOC-8270-W-	LCS-DOD	V5973N.I	sd0107.1/7/2022 6:59:14	1	162577	12/29/2021	0	0						
Analyte	T	Units	RAW	Final	Text	Spike	SPKref	RPDref	MDL	PQL	UQL	%REC	LOW	HIGH	%RPD	Q
Benzo(a)pyrene	A	ug/L	97.06895	97.06895		100	0	0	1.24	10	150	97%	54	128	0%	
Benzo(b)fluoranthene	A	ug/L	107.41481	107.41481		100	0	0	0.903	10	150	107%	53	131	0%	
Benzo(g,h,i)perylene	A	ug/L	105.055	105.055		100	0	0	1.01	10	150	105%	50	134	0%	
Benzo(k)fluoranthene	A	ug/L	101.04331	101.04331		100	0	0	0.97	10	150	101%	57	129	0%	
Benzoic acid	A	ug/L	26.2263	26.2263		100	0	0	1.51	10	150	26%	10	30	0%	
Benzyl alcohol	A	ug/L	72.01732	72.01732		100	0	0	3.13	10	150	72%	31	112	0%	
bis(-2-chloroethoxy)Methane	A	ug/L	92.38797	92.38797		100	0	0	1.36	10	150	92%	48	120	0%	
bis(-2-chloroethyl)Ether	A	ug/L	89.04726	89.04726		100	0	0	2.57	10	150	89%	43	118	0%	
bis(2-chloroisopropyl)Ether	A	ug/L	69.03682	69.03682		100	0	0	1.49	10	150	69%	37	130	0%	
bis(2-ethylhexyl)Phthalate	A	ug/L	104.98531	104.98531		100	0	0	1.91	10	150	105%	55	135	0%	
Butylbenzylphthalate	A	ug/L	108.29959	108.29959		100	0	0	1.57	10	150	108%	53	134	0%	
Carbazole	A	ug/L	104.09179	104.09179		100	0	0	0.842	10	150	104%	60	122	0%	
Chrysene	A	ug/L	106.73604	106.73604		100	0	0	1.17	10	150	107%	59	123	0%	
Di-n-butyl phthalate	A	ug/L	104.46786	104.46786		100	0	0	0.932	10	150	104%	59	127	0%	
Di-n-octyl phthalate	A	ug/L	104.49708	104.49708		100	0	0	1.34	10	150	104%	51	140	0%	
Dibenzo(a,h)anthracene	A	ug/L	101.85089	101.85089		100	0	0	1.17	10	150	102%	51	134	0%	
Dibenzofuran	A	ug/L	88.34455	88.34455		100	0	0	1.74	10	150	88%	53	118	0%	
Diethyl phthalate	A	ug/L	106.9246	106.9246		100	0	0	2.18	10	150	107%	56	125	0%	
Dimethyl phthalate	A	ug/L	100.48416	100.48416		100	0	0	1.72	10	150	100%	45	127	0%	
Fluoranthene	A	ug/L	101.60816	101.60816		100	0	0	0.883	10	150	102%	57	128	0%	
Fluorene	A	ug/L	91.41872	91.41872		100	0	0	1.82	10	150	91%	52	124	0%	
Hexachlorobenzene	A	ug/L	88.74508	88.74508		100	0	0	1.33	10	150	89%	53	125	0%	
Hexachlorobutadiene	A	ug/L	63.02378	63.02378		100	0	0	2.32	10	150	63%	22	124	0%	
Hexachlorocyclopentadiene	A	ug/L	69.08663	69.08663		100	0	0	2.97	10	150	69%	39	91	0%	
Hexachloroethane	A	ug/L	58.39199	58.39199		100	0	0	1.79	10	150	58%	21	115	0%	
Indeno(1,2,3-cd)pyrene	A	ug/L	100.55541	100.55541		100	0	0	1.25	10	150	101%	52	134	0%	
Isophorone	A	ug/L	94.40115	94.40115		100	0	0	1.67	10	150	94%	42	124	0%	
m+p-Cresols	A	ug/L	84.24565	84.24565		100	0	0	1.78	10	150	84%	29	110	0%	
n-Nitroso-di-n-propylamine	A	ug/L	103.88602	103.88602		100	0	0	1.54	10	150	104%	49	119	0%	
n-Nitrosodimethylamine	A	ug/L	49.22434	49.22434		100	0	0	1.53	10	150	49%	20	45	0%	S
n-Nitrosodiphenylamine	A	ug/L	101.96226	101.96226		100	0	0	1.16	10	150	102%	51	123	0%	
Naphthalene	A	ug/L	81.87748	81.87748		100	0	0	1.74	10	150	82%	40	121	0%	
Nitrobenzene	A	ug/L	92.69274	92.69274		100	0	0	2.31	10	150	93%	45	121	0%	
o-Cresol	A	ug/L	84.31962	84.31962		100	0	0	1.83	10	150	84%	30	117	0%	
p-Chloroaniline	A	ug/L	74.81102	74.81102		100	0	0	1.52	10	150	75%	33	117	0%	

Seq No	Lab ID	Test Code	Sample Typ	File ID	Analysis Date	DF	Batch ID	Prep Date	SPKref	RPDref	pmoist					
14972090	LCS-162577	SVOC-8270-W-	LCS-DOD	V5973N.I	sd0107.1/7/2022 6:59:14	1	162577	12/29/2021	0	0						
Analyte	T	Units	RAW	Final	Text	Spike	SPKref	RPDref	MDL	PQL	UQL	%REC	LOW	HIGH	%RPD	Q
Pentachlorophenol	A	ug/L	98.73788	98.73788		100	0	0	4.24	10	150	99%	35	138	0%	
Phenanthrene	A	ug/L	96.29123	96.29123		100	0	0	0.784	10	150	96%	59	120	0%	
Phenol	A	ug/L	56.32212	56.32212		100	0	0	1.46	10	150	56%	37	75	0%	
Pyrene	A	ug/L	96.47321	96.47321		100	0	0	0.921	10	150	96%	57	126	0%	
Pyridine	A	ug/L	34.50419	34.50419		100	0	0	3.22	10	150	35%	16	45	0%	
Triallate	A	ug/L	100.49402	100.49402		100	0	0	1.51	10	150	100%	59	105	0%	
1,4-Dichlorobenzene-d4	I	ug/L	40	40		0	0	0	0	10	150	0%				
Acenaphthene-d10	I	ug/L	40	40		0	0	0	0	10	150	0%				
Chrysene-d12	I	ug/L	40	40		0	0	0	0	10	150	0%				
Naphthalene-d8	I	ug/L	40	40		0	0	0	0	10	150	0%				
Perylene-d12	I	ug/L	40	40		0	0	0	0	10	150	0%				
Phenanthrene-d10	I	ug/L	40	40		0	0	0	0	10	150	0%				
2,4,6-Tribromophenol	S	ug/L	194.78666	194.78666		200	0	0	2.88	10	0	97%	43	140	0%	
2-Fluorobiphenyl	S	ug/L	76.08387	76.08387		100	0	0	0.724	10	0	76%	44	119	0%	
2-Fluorophenol	S	ug/L	119.05034	119.05034		200	0	0	3.52	10	0	60%	19	119	0%	
Nitrobenzene-d5	S	ug/L	80.33257	80.33257		100	0	0	2.34	10	0	80%	44	120	0%	
Phenol-d5	S	ug/L	107.77746	107.77746		200	0	0	2.06	10	0	54%	10	65	0%	
Terphenyl-d14	S	ug/L	103.14913	103.14913		100	0	0	1.17	10	0	103%	50	134	0%	
4-Chloroaniline	X	ug/L	74.81102	74.81102		100	0	0	1.61	10	150	75%	33	117	0%	
o-Terphenyl	X	ug/L	94.59808	94.59808		100	0	0	1.27	10	150	95%	40	140	0%	

Seq No	Lab ID	Test Code	Sample Typ	File ID	Analysis Date	DF	Batch ID	Prep Date	SPKref	RPDref	pmoist					
14972091	LCSD-162577	SVOC-8270-W-	LCSD-DOD	V5973N.I	sd0107.1/7/2022 7:31:36	1	162577	12/29/2021	0	1E+07						
Analyte	T	Units	RAW	Final	Text	Spike	SPKref	RPDref	MDL	PQL	UQL	%REC	LOW	HIGH	%RPD	Q
1,2,4-Trichlorobenzene	A	ug/L	74.22619	74.22619		100	0	69.95789	1.9	10	150	74%	29	116	6%	
1,2-Dichlorobenzene	A	ug/L	74.6413	74.6413		100	0	64.44736	1.97	10	150	75%	32	111	15%	
1,3-Dichlorobenzene	A	ug/L	71.15147	71.15147		100	0	61.01916	2.13	10	150	71%	28	110	15%	
1,4-Dichlorobenzene	A	ug/L	71.46467	71.46467		100	0	61.16365	2.02	10	150	71%	29	112	16%	
1-Methylnaphthalene	A	ug/L	87.382	87.382		100	0	82.61439	2.39	10	150	87%	41	119	6%	
2,2'-Oxybis(1-Chloropropane)	A	ug/L	75.30213	75.30213		100	0	69.03682	1.45	10	150	75%	37	130	9%	
2,4,5-Trichlorophenol	A	ug/L	109.51543	109.51543		100	0	91.94773	2.23	10	150	110%	53	123	17%	
2,4,6-Trichlorophenol	A	ug/L	98.17243	98.17243		100	0	92.38945	2.64	10	150	98%	50	125	6%	
2,4-Dichlorophenol	A	ug/L	96.00889	96.00889		100	0	88.54726	1.69	10	150	96%	47	121	8%	
2,4-Dimethylphenol	A	ug/L	87.70412	87.70412		100	0	85.47324	1.69	10	150	88%	31	124	3%	

Seq No	Lab ID	Test Code	Sample Typ	File ID	Analysis Date	DF	Batch ID	Prep Date	SPKref	RPDref	pmoist					
14972091	LCSD-162577	SVOC-8270-W-	LCSD-DOD	V5973N.I	sd0107.1/7/2022 7:31:36	1	162577	12/29/2021	0	1E+07						
Analyte	T	Units	RAW	Final	Text	Spike	SPKref	RPDref	MDL	PQL	UQL	%REC	LOW	HIGH	%RPD	Q
2,4-Dinitrophenol	A	ug/L	90.13325	90.13325		100	0	83.80778	4.26	10	150	90%	23	142	7%	
2,4-Dinitrotoluene	A	ug/L	107.73664	107.73664		100	0	97.29247	3.04	10	150	108%	57	128	10%	
2,6-Dinitrotoluene	A	ug/L	119.19525	119.19525		100	0	101.92921	3.2	10	150	119%	50	118	16%	S
2-Chloronaphthalene	A	ug/L	105.2932	105.2932		100	0	90.13036	2.14	10	150	105%	40	116	16%	
2-Chlorophenol	A	ug/L	92.80825	92.80825		100	0	83.21837	2.48	10	150	93%	38	117	11%	
2-Methylnaphthalene	A	ug/L	97.03335	97.03335		100	0	91.60319	1.92	10	150	97%	40	121	6%	
2-Nitroaniline	A	ug/L	120.11188	120.11188		100	0	107.56644	2.4	10	150	120%	55	127	11%	
2-Nitrophenol	A	ug/L	101.7903	101.7903		100	0	91.97322	2.36	10	150	102%	47	123	10%	
3,3'-Dichlorobenzidine	A	ug/L	85.42671	85.42671		100	0	83.09941	2.11	10	150	85%	27	129	3%	
3-Nitroaniline	A	ug/L	97.23276	97.23276		100	0	92.39817	2.77	10	150	97%	41	128	5%	
4,6-Dinitro-2-methylphenol	A	ug/L	92.48665	92.48665		100	0	88.53397	2.33	10	150	92%	44	137	4%	
4-Bromophenyl phenyl ether	A	ug/L	106.66616	106.66616		100	0	100.85417	1.74	10	150	107%	55	124	6%	
4-Chloro-2-methylphenol	A	ug/L	89.77698	89.77698		100	0	86.23403	1.6	10	150	90%	49	89	4%	S
4-Chloro-3-methylphenol	A	ug/L	99.30029	99.30029		100	0	97.35946	1.46	10	150	99%	52	119	2%	
4-Chlorophenol	A	ug/L	89.36254	89.36254		100	0	82.55355	2.64	10	150	89%	41	81	8%	S
4-Chlorophenyl phenyl ether	A	ug/L	107.94206	107.94206		100	0	97.78796	2.03	10	150	108%	53	121	10%	
4-Nitroaniline	A	ug/L	102.45659	102.45659		100	0	89.38102	1.63	10	150	102%	57	101	14%	S
4-Nitrophenol	A	ug/L	51.68683	51.68683		100	0	48.36256	2.5	10	150	52%	15	36	7%	S
Acenaphthene	A	ug/L	109.77457	109.77457		100	0	97.56972	1.89	10	150	110%	47	122	12%	
Acenaphthylene	A	ug/L	98.49633	98.49633		100	0	86.30565	1.57	10	150	98%	41	130	13%	
Aniline	A	ug/L	36.31005	36.31005		100	0	29.86151	3.74	10	150	36%	24	60	19%	
Anthracene	A	ug/L	107.85375	107.85375		100	0	100.30767	1.23	10	150	108%	57	123	7%	
Azobenzene	A	ug/L	99.80919	99.80919		100	0	90.974	1.09	10	150	100%	61	116	9%	
Benzidine	A	ug/L	20.17616	20.17616		100	0	13.87083	6.72	10	150	20%	10	100	37%	R
Benzo(a)anthracene	A	ug/L	112.32251	112.32251		100	0	106.72704	0.856	10	150	112%	58	125	5%	
Benzo(a)pyrene	A	ug/L	102.10182	102.10182		100	0	97.06895	1.24	10	150	102%	54	128	5%	
Benzo(b)fluoranthene	A	ug/L	108.48906	108.48906		100	0	107.41481	0.903	10	150	108%	53	131	1%	
Benzo(g,h,i)perylene	A	ug/L	105.72078	105.72078		100	0	105.055	1.01	10	150	106%	50	134	1%	
Benzo(k)fluoranthene	A	ug/L	101.67488	101.67488		100	0	101.04331	0.97	10	150	102%	57	129	1%	
Benzoic acid	A	ug/L	33.4704	33.4704		100	0	26.2263	1.51	10	150	33%	10	30	24%	SR
Benzyl alcohol	A	ug/L	75.11801	75.11801		100	0	72.01732	3.13	10	150	75%	31	112	4%	
bis(-2-chloroethoxy)Methane	A	ug/L	95.7299	95.7299		100	0	92.38797	1.36	10	150	96%	48	120	4%	
bis(-2-chloroethyl)Ether	A	ug/L	95.64605	95.64605		100	0	89.04726	2.57	10	150	96%	43	118	7%	
bis(2-chloroisopropyl)Ether	A	ug/L	75.30213	75.30213		100	0	69.03682	1.49	10	150	75%	37	130	9%	
bis(2-ethylhexyl)Phthalate	A	ug/L	113.97935	113.97935		100	0	104.98531	1.91	10	150	114%	55	135	8%	

Seq No	Lab ID	Test Code	Sample Typ	File ID	Analysis Date	DF	Batch ID	Prep Date	SPKref	RPDref	pmoist					
14972091	LCSD-162577	SVOC-8270-W-	LCSD-DOD	V5973N.I	sd0107.1/7/2022 7:31:36	1	162577	12/29/2021	0	1E+07						
Analyte	T	Units	RAW	Final	Text	Spike	SPKref	RPDref	MDL	PQL	UQL	%REC	LOW	HIGH	%RPD	Q
Butylbenzylphthalate	A	ug/L	115.50315	115.50315		100	0	108.29959	1.57	10	150	116%	53	134	6%	
Carbazole	A	ug/L	108.43672	108.43672		100	0	104.09179	0.842	10	150	108%	60	122	4%	
Chrysene	A	ug/L	111.16976	111.16976		100	0	106.73604	1.17	10	150	111%	59	123	4%	
Di-n-butyl phthalate	A	ug/L	110.37524	110.37524		100	0	104.46786	0.932	10	150	110%	59	127	5%	
Di-n-octyl phthalate	A	ug/L	111.65546	111.65546		100	0	104.49708	1.34	10	150	112%	51	140	7%	
Dibenzo(a,h)anthracene	A	ug/L	105.11179	105.11179		100	0	101.85089	1.17	10	150	105%	51	134	3%	
Dibenzofuran	A	ug/L	101.5589	101.5589		100	0	88.34455	1.74	10	150	102%	53	118	14%	
Diethyl phthalate	A	ug/L	117.81987	117.81987		100	0	106.9246	2.18	10	150	118%	56	125	10%	
Dimethyl phthalate	A	ug/L	111.22953	111.22953		100	0	100.48416	1.72	10	150	111%	45	127	10%	
Fluoranthene	A	ug/L	104.48504	104.48504		100	0	101.60816	0.883	10	150	104%	57	128	3%	
Fluorene	A	ug/L	100.10947	100.10947		100	0	91.41872	1.82	10	150	100%	52	124	9%	
Hexachlorobenzene	A	ug/L	95.64742	95.64742		100	0	88.74508	1.33	10	150	96%	53	125	7%	
Hexachlorobutadiene	A	ug/L	72.97979	72.97979		100	0	63.02378	2.32	10	150	73%	22	124	15%	
Hexachlorocyclopentadiene	A	ug/L	84.98495	84.98495		100	0	69.08663	2.97	10	150	85%	39	91	21%	R
Hexachloroethane	A	ug/L	68.04843	68.04843		100	0	58.39199	1.79	10	150	68%	21	115	15%	
Indeno(1,2,3-cd)pyrene	A	ug/L	103.01881	103.01881		100	0	100.55541	1.25	10	150	103%	52	134	2%	
Isophorone	A	ug/L	97.00523	97.00523		100	0	94.40115	1.67	10	150	97%	42	124	3%	
m+p-Cresols	A	ug/L	91.73986	91.73986		100	0	84.24565	1.78	10	150	92%	29	110	9%	
n-Nitroso-di-n-propylamine	A	ug/L	115.85021	115.85021		100	0	103.88602	1.54	10	150	116%	49	119	11%	
n-Nitrosodimethylamine	A	ug/L	46.12702	46.12702		100	0	49.22434	1.53	10	150	46%	20	45	6%	S
n-Nitrosodiphenylamine	A	ug/L	111.32724	111.32724		100	0	101.96226	1.16	10	150	111%	51	123	9%	
Naphthalene	A	ug/L	83.79245	83.79245		100	0	81.87748	1.74	10	150	84%	40	121	2%	
Nitrobenzene	A	ug/L	101.39421	101.39421		100	0	92.69274	2.31	10	150	101%	45	121	9%	
o-Cresol	A	ug/L	91.01555	91.01555		100	0	84.31962	1.83	10	150	91%	30	117	8%	
p-Chloroaniline	A	ug/L	77.65935	77.65935		100	0	74.81102	1.52	10	150	78%	33	117	4%	
Pentachlorophenol	A	ug/L	111.54196	111.54196		100	0	98.73788	4.24	10	150	112%	35	138	12%	
Phenanthrene	A	ug/L	103.27719	103.27719		100	0	96.29123	0.784	10	150	103%	59	120	7%	
Phenol	A	ug/L	67.8686	67.8686		100	0	56.32212	1.46	10	150	68%	37	75	19%	
Pyrene	A	ug/L	101.92282	101.92282		100	0	96.47321	0.921	10	150	102%	57	126	5%	
Pyridine	A	ug/L	39.59159	39.59159		100	0	34.50419	3.22	10	150	40%	16	45	14%	
Triallate	A	ug/L	103.18239	103.18239		100	0	100.49402	1.51	10	150	103%	59	105	3%	
1,4-Dichlorobenzene-d4	I	ug/L	40	40		0	0	0	0	10	150	0%			0%	
Acenaphthene-d10	I	ug/L	40	40		0	0	0	0	10	150	0%			0%	
Chrysene-d12	I	ug/L	40	40		0	0	0	0	10	150	0%			0%	
Naphthalene-d8	I	ug/L	40	40		0	0	0	0	10	150	0%			0%	

Seq No	Lab ID	Test Code	Sample Typ	File ID	Analysis Date	DF	Batch ID	Prep Date	SPKref	RPDref	pmoist					
14972091	LCSD-162577	SVOC-8270-W-	LCSD-DOD	V5973N.I	107.1/7/2022 7:31:36	1	162577	12/29/2021	0	1E+07						
Analyte	T	Units	RAW	Final	Text	Spike	SPKref	RPDref	MDL	PQL	UQL	%REC	LOW	HIGH	%RPD	Q
Perylene-d12	I	ug/L	40	40		0	0	0	0	10	150	0%			0%	
Phenanthrene-d10	I	ug/L	40	40		0	0	0	0	10	150	0%			0%	
2,4,6-Tribromophenol	S	ug/L	209.38535	209.38535		200	0	0	2.88	10	0	105%	43	140	0%	
2-Fluorobiphenyl	S	ug/L	87.42083	87.42083		100	0	0	0.724	10	0	87%	44	119	0%	
2-Fluorophenol	S	ug/L	129.80162	129.80162		200	0	0	3.52	10	0	65%	19	119	0%	
Nitrobenzene-d5	S	ug/L	88.10304	88.10304		100	0	0	2.34	10	0	88%	44	120	0%	
Phenol-d5	S	ug/L	119.65982	119.65982		200	0	0	2.06	10	0	60%	10	65	0%	
Terphenyl-d14	S	ug/L	103.66115	103.66115		100	0	0	1.17	10	0	104%	50	134	0%	
4-Chloroaniline	X	ug/L	77.65935	77.65935		100	0	74.81102	1.61	10	150	78%	33	117	4%	
o-Terphenyl	X	ug/L	97.22705	97.22705		100	0	94.59808	1.27	10	150	97%	40	140	3%	

Seq No	Lab ID	Test Code	Sample Typ	File ID	Analysis Date	DF	Batch ID	Prep Date	SPKref	RPDref	pmoist					
14972092	B21122077-001	SVOC-8270-W	SAMP	V5973N.I	107.1/7/2022 8:03:58	1	162577	12/29/2021	0	0						
Analyte	T	Units	RAW	Final	Text	Spike	SPKref	RPDref	MDL	PQL	UQL	%REC	LOW	HIGH	%RPD	Q
1,2,4-Trichlorobenzene	A	ug/L	0	0		0	0	0	1.862	10	150	0%	0	0	0%	U
1,2-Dichlorobenzene	A	ug/L	0	0		0	0	0	1.9306	10	150	0%	0	0	0%	U
1,3-Dichlorobenzene	A	ug/L	0	0		0	0	0	2.0874	10	150	0%	0	0	0%	U
1,4-Dichlorobenzene	A	ug/L	0	0		0	0	0	1.9796	10	150	0%	0	0	0%	U
1-Methylnaphthalene	A	ug/L	0	0		0	0	0	2.3422	10	150	0%	0	0	0%	U
2,4,5-Trichlorophenol	A	ug/L	0	0		0	0	0	2.1854	10	150	0%	0	0	0%	U
2,4,6-Trichlorophenol	A	ug/L	0	0		0	0	0	2.5872	10	150	0%	0	0	0%	U
2,4-Dichlorophenol	A	ug/L	0	0		0	0	0	1.6562	10	150	0%	0	0	0%	U
2,4-Dimethylphenol	A	ug/L	0	0		0	0	0	1.6562	10	150	0%	0	0	0%	U
2,4-Dinitrophenol	A	ug/L	0	0		0	0	0	4.1748	10	150	0%	0	0	0%	U
2,4-Dinitrotoluene	A	ug/L	0	0		0	0	0	2.9792	10	150	0%	0	0	0%	U
2,6-Dinitrotoluene	A	ug/L	0	0		0	0	0	3.136	10	150	0%	0	0	0%	U
2-Chloronaphthalene	A	ug/L	0	0		0	0	0	2.0972	10	150	0%	0	0	0%	U
2-Chlorophenol	A	ug/L	0	0		0	0	0	2.4304	10	150	0%	0	0	0%	U
2-Methylnaphthalene	A	ug/L	0	0		0	0	0	1.8816	10	150	0%	0	0	0%	U
2-Nitrophenol	A	ug/L	0	0		0	0	0	2.3128	10	150	0%	0	0	0%	U
3,3'-Dichlorobenzidine	A	ug/L	0	0		0	0	0	2.0678	10	150	0%	0	0	0%	U
4,6-Dinitro-2-methylphenol	A	ug/L	0	0		0	0	0	2.2834	10	150	0%	0	0	0%	U
4-Bromophenyl phenyl ether	A	ug/L	0	0		0	0	0	1.7052	10	150	0%	0	0	0%	U
4-Chloro-3-methylphenol	A	ug/L	0	0		0	0	0	1.4308	10	150	0%	0	0	0%	U

Seq No	Lab ID	Test Code	Sample Typ	File ID	Analysis Date	DF	Batch ID	Prep Date	SPKref	RPDref	pmoist					
14972092	B21122077-001	SVOC-8270-W	SAMP	V5973N.I\sd0107.1/7/2022	8:03:58	1	162577	12/29/2021	0	0						
Analyte	T	Units	RAW	Final	Text	Spike	SPKref	RPDref	MDL	PQL	UQL	%REC	LOW	HIGH	%RPD	Q
4-Chlorophenol	A	ug/L	0	0		0	0	0	2.5872	10	150	0%	0	0	0%	U
4-Chlorophenyl phenyl ether	A	ug/L	0	0		0	0	0	1.9894	10	150	0%	0	0	0%	U
4-Nitrophenol	A	ug/L	0	0		0	0	0	2.45	10	150	0%	0	0	0%	U
Acenaphthene	A	ug/L	0	0		0	0	0	1.8522	10	150	0%	0	0	0%	U
Acenaphthylene	A	ug/L	0	0		0	0	0	1.5386	10	150	0%	0	0	0%	U
Anthracene	A	ug/L	0	0		0	0	0	1.2054	10	150	0%	0	0	0%	U
Azobenzene	A	ug/L	0	0		0	0	0	1.0682	10	150	0%	0	0	0%	U
Benzidine	A	ug/L	0	0		0	0	0	6.5856	10	150	0%	0	0	0%	U
Benzo(a)anthracene	A	ug/L	0	0		0	0	0	0.83888	10	150	0%	0	0	0%	U
Benzo(a)pyrene	A	ug/L	0	0		0	0	0	1.2152	10	150	0%	0	0	0%	U
Benzo(b)fluoranthene	A	ug/L	0	0		0	0	0	0.88494	10	150	0%	0	0	0%	U
Benzo(g,h,i)perylene	A	ug/L	0	0		0	0	0	0.9898	10	150	0%	0	0	0%	U
Benzo(k)fluoranthene	A	ug/L	0	0		0	0	0	0.9506	10	150	0%	0	0	0%	U
bis(-2-chloroethoxy)Methane	A	ug/L	0	0		0	0	0	1.3328	10	150	0%	0	0	0%	U
bis(-2-chloroethyl)Ether	A	ug/L	0	0		0	0	0	2.5186	10	150	0%	0	0	0%	U
bis(2-chloroisopropyl)Ether	A	ug/L	0	0		0	0	0	1.4602	10	150	0%	0	0	0%	U
bis(2-ethylhexyl)Phthalate	A	ug/L	2.22451	2.1800198		0	0	0	1.8718	10	150	0%	0	0	0%	J
Butylbenzylphthalate	A	ug/L	0	0		0	0	0	1.5386	10	150	0%	0	0	0%	U
Chrysene	A	ug/L	0	0		0	0	0	1.1466	10	150	0%	0	0	0%	U
Di-n-butyl phthalate	A	ug/L	0	0		0	0	0	0.91336	10	150	0%	0	0	0%	U
Di-n-octyl phthalate	A	ug/L	0	0		0	0	0	1.3132	10	150	0%	0	0	0%	U
Dibenzo(a,h)anthracene	A	ug/L	0	0		0	0	0	1.1466	10	150	0%	0	0	0%	U
Diethyl phthalate	A	ug/L	0	0		0	0	0	2.1364	10	150	0%	0	0	0%	U
Dimethyl phthalate	A	ug/L	0	0		0	0	0	1.6856	10	150	0%	0	0	0%	U
Fluoranthene	A	ug/L	0	0		0	0	0	0.86534	10	150	0%	0	0	0%	U
Fluorene	A	ug/L	0	0		0	0	0	1.7836	10	150	0%	0	0	0%	U
Hexachlorobenzene	A	ug/L	0	0		0	0	0	1.3034	10	150	0%	0	0	0%	U
Hexachlorobutadiene	A	ug/L	0	0		0	0	0	2.2736	10	150	0%	0	0	0%	U
Hexachlorocyclopentadiene	A	ug/L	0	0		0	0	0	2.9106	10	150	0%	0	0	0%	U
Hexachloroethane	A	ug/L	0	0		0	0	0	1.7542	10	150	0%	0	0	0%	U
Indeno(1,2,3-cd)pyrene	A	ug/L	0	0		0	0	0	1.225	10	150	0%	0	0	0%	U
Isophorone	A	ug/L	0	0		0	0	0	1.6366	10	150	0%	0	0	0%	U
m+p-Cresols	A	ug/L	0	0		0	0	0	1.7444	10	150	0%	0	0	0%	U
n-Nitroso-di-n-propylamine	A	ug/L	0	0		0	0	0	1.5092	10	150	0%	0	0	0%	U
n-Nitrosodimethylamine	A	ug/L	0	0		0	0	0	1.4994	10	150	0%	0	0	0%	U

Seq No	Lab ID	Test Code	Sample Typ	File ID	Analysis Date	DF	Batch ID	Prep Date	SPKref	RPDref	pmoist					
14972092	B21122077-001	SVOC-8270-W	SAMP	V5973N.I\sd0107.1/7/2022	8:03:58	1	162577	12/29/2021	0	0						
Analyte	T	Units	RAW	Final	Text	Spike	SPKref	RPDref	MDL	PQL	UQL	%REC	LOW	HIGH	%RPD	Q
n-Nitrosodiphenylamine	A	ug/L	0	0		0	0	0	1.1368	10	150	0%	0	0	0%	U
Naphthalene	A	ug/L	0	0		0	0	0	1.7052	10	150	0%	0	0	0%	U
Nitrobenzene	A	ug/L	0	0		0	0	0	2.2638	10	150	0%	0	0	0%	U
o-Cresol	A	ug/L	0	0		0	0	0	1.7934	10	150	0%	0	0	0%	U
Pentachlorophenol	A	ug/L	0	0		0	0	0	4.1552	10	150	0%	0	0	0%	U
Phenanthrene	A	ug/L	0	0		0	0	0	0.76832	10	150	0%	0	0	0%	U
Phenol	A	ug/L	0	0		0	0	0	1.4308	10	150	0%	0	0	0%	U
Pyrene	A	ug/L	0	0		0	0	0	0.90258	10	150	0%	0	0	0%	U
Pyridine	A	ug/L	0	0		0	0	0	3.1556	10	150	0%	0	0	0%	U
1,4-Dichlorobenzene-d4	I	ug/L	40	39.2		0	0	0	0	10	150	0%	0	0	0%	
Acenaphthene-d10	I	ug/L	40	39.2		0	0	0	0	10	150	0%	0	0	0%	
Chrysene-d12	I	ug/L	40	39.2		0	0	0	0	10	150	0%	0	0	0%	
Naphthalene-d8	I	ug/L	40	39.2		0	0	0	0	10	150	0%	0	0	0%	
Perylene-d12	I	ug/L	40	39.2		0	0	0	0	10	150	0%	0	0	0%	
Phenanthrene-d10	I	ug/L	40	39.2		0	0	0	0	10	150	0%	0	0	0%	
2,4,6-Tribromophenol	S	ug/L	159.67051	156.4771		196	0	0	2.8224	10		80%	43	140	0%	
2-Fluorobiphenyl	S	ug/L	72.59386	71.1419828		98	0	0	0.70952	10		73%	44	119	0%	
2-Fluorophenol	S	ug/L	95.96891	94.0495318		196	0	0	3.4496	10		48%	19	119	0%	
Nitrobenzene-d5	S	ug/L	67.22433	65.8798434		98	0	0	2.2932	10		67%	44	120	0%	
Phenol-d5	S	ug/L	70.31571	68.9093958		196	0	0	2.0188	10		35%	10	65	0%	
Terphenyl-d14	S	ug/L	93.22932	91.3647336		98	0	0	1.1466	10		93%	50	134	0%	
2,2'-Oxybis(1-Chloropropane)	X	ug/L	0	0		0	0	0	1.421	10	150	0%	0	0	0%	U
2-Nitroaniline	X	ug/L	0	0		0	0	0	2.352	10	150	0%	0	0	0%	U
3-Nitroaniline	X	ug/L	0	0		0	0	0	2.7146	10	150	0%	0	0	0%	U
4-Chloro-2-methylphenol	X	ug/L	0	0		0	0	0	1.568	10	150	0%	0	0	0%	U
4-Chloroaniline	X	ug/L	0	0		0	0	0	1.5778	10	150	0%	0	0	0%	U
4-Nitroaniline	X	ug/L	0	0		0	0	0	1.5974	10	150	0%	0	0	0%	U
Carbazole	X	ug/L	0	0		0	0	0	0.82516	10	150	0%	0	0	0%	U
Dibenzofuran	X	ug/L	0	0		0	0	0	1.7052	10	150	0%	0	0	0%	U
p-Chloroaniline	X	ug/L	0	0		0	0	0	1.4896	10	150	0%	0	0	0%	U
Triallate	X	ug/L	0	0		0	0	0	1.4798	10	150	0%	0	0	0%	U

Seq No	Lab ID	Test Code	Sample Typ	File ID	Analysis Date	DF	Batch ID	Prep Date	SPKref	RPDref	pmoist					
14972093	B21122088-001	SVOC-8270-W	SAMP	V5973N.I\sd0107.1/7/2022	8:36:16	1	162577	12/29/2021	0	0						
Analyte	T	Units	RAW	Final	Text	Spike	SPKref	RPDref	MDL	PQL	UQL	%REC	LOW	HIGH	%RPD	Q
1,2,4-Trichlorobenzene	A	ug/L	0	0		0	0	0	1.995	10	150	0%	0	0	0%	U
1,2-Dichlorobenzene	A	ug/L	0	0		0	0	0	2.0685	10	150	0%	0	0	0%	U
1,3-Dichlorobenzene	A	ug/L	0	0		0	0	0	2.2365	10	150	0%	0	0	0%	U
1,4-Dichlorobenzene	A	ug/L	0	0		0	0	0	2.121	10	150	0%	0	0	0%	U
1-Methylnaphthalene	A	ug/L	0	0		0	0	0	2.5095	10	150	0%	0	0	0%	U
2,4,5-Trichlorophenol	A	ug/L	0	0		0	0	0	2.3415	10	150	0%	0	0	0%	U
2,4,6-Trichlorophenol	A	ug/L	0	0		0	0	0	2.772	10	150	0%	0	0	0%	U
2,4-Dichlorophenol	A	ug/L	0	0		0	0	0	1.7745	10	150	0%	0	0	0%	U
2,4-Dimethylphenol	A	ug/L	0	0		0	0	0	1.7745	10	150	0%	0	0	0%	U
2,4-Dinitrophenol	A	ug/L	0	0		0	0	0	4.473	10.5	150	0%	0	0	0%	U
2,4-Dinitrotoluene	A	ug/L	0	0		0	0	0	3.192	10	150	0%	0	0	0%	U
2,6-Dinitrotoluene	A	ug/L	0	0		0	0	0	3.36	10	150	0%	0	0	0%	U
2-Chloronaphthalene	A	ug/L	0	0		0	0	0	2.247	10	150	0%	0	0	0%	U
2-Chlorophenol	A	ug/L	0	0		0	0	0	2.604	10	150	0%	0	0	0%	U
2-Methylnaphthalene	A	ug/L	0	0		0	0	0	2.016	10	150	0%	0	0	0%	U
2-Nitrophenol	A	ug/L	0	0		0	0	0	2.478	10	150	0%	0	0	0%	U
3,3'-Dichlorobenzidine	A	ug/L	0	0		0	0	0	2.2155	10.5	150	0%	0	0	0%	U
4,6-Dinitro-2-methylphenol	A	ug/L	0	0		0	0	0	2.4465	10.5	150	0%	0	0	0%	U
4-Bromophenyl phenyl ether	A	ug/L	0	0		0	0	0	1.827	10	150	0%	0	0	0%	U
4-Chloro-3-methylphenol	A	ug/L	0	0		0	0	0	1.533	10	150	0%	0	0	0%	U
4-Chlorophenol	A	ug/L	0	0		0	0	0	2.772	10	150	0%	0	0	0%	U
4-Chlorophenyl phenyl ether	A	ug/L	0	0		0	0	0	2.1315	10	150	0%	0	0	0%	U
4-Nitrophenol	A	ug/L	0	0		0	0	0	2.625	10.5	150	0%	0	0	0%	U
Acenaphthene	A	ug/L	0	0		0	0	0	1.9845	10	150	0%	0	0	0%	U
Acenaphthylene	A	ug/L	0	0		0	0	0	1.6485	10	150	0%	0	0	0%	U
Anthracene	A	ug/L	0	0		0	0	0	1.2915	10	150	0%	0	0	0%	U
Azobenzene	A	ug/L	0	0		0	0	0	1.1445	10	150	0%	0	0	0%	U
Benzidine	A	ug/L	0	0		0	0	0	7.056	10.5	150	0%	0	0	0%	U
Benzo(a)anthracene	A	ug/L	0	0		0	0	0	0.8988	10	150	0%	0	0	0%	U
Benzo(a)pyrene	A	ug/L	0	0		0	0	0	1.302	10	150	0%	0	0	0%	U
Benzo(b)fluoranthene	A	ug/L	0	0		0	0	0	0.94815	10	150	0%	0	0	0%	U
Benzo(g,h,i)perylene	A	ug/L	0	0		0	0	0	1.0605	10	150	0%	0	0	0%	U
Benzo(k)fluoranthene	A	ug/L	0	0		0	0	0	1.0185	10	150	0%	0	0	0%	U
bis(-2-chloroethoxy)Methane	A	ug/L	0	0		0	0	0	1.428	10	150	0%	0	0	0%	U
bis(-2-chloroethyl)Ether	A	ug/L	0	0		0	0	0	2.6985	10	150	0%	0	0	0%	U

Seq No	Lab ID	Test Code	Sample Typ	File ID	Analysis Date	DF	Batch ID	Prep Date	SPKref	RPDref	pmoist					
14972093	B21122088-001	SVOC-8270-W	SAMP	V5973N.I	sd0107.1/7/2022 8:36:16	1	162577	12/29/2021	0	0						
Analyte	T	Units	RAW	Final	Text	Spike	SPKref	RPDref	MDL	PQL	UQL	%REC	LOW	HIGH	%RPD	Q
bis(2-chloroisopropyl)Ether	A	ug/L	0	0		0	0	0	1.5645	10	150	0%	0	0	0%	U
bis(2-ethylhexyl)Phthalate	A	ug/L	3.14524	3.302502		0	0	0	2.0055	10	150	0%	0	0	0%	J
Butylbenzylphthalate	A	ug/L	0	0		0	0	0	1.6485	10	150	0%	0	0	0%	U
Chrysene	A	ug/L	0	0		0	0	0	1.2285	10	150	0%	0	0	0%	U
Di-n-butyl phthalate	A	ug/L	0	0		0	0	0	0.9786	10	150	0%	0	0	0%	U
Di-n-octyl phthalate	A	ug/L	0	0		0	0	0	1.407	10	150	0%	0	0	0%	U
Dibenzo(a,h)anthracene	A	ug/L	0	0		0	0	0	1.2285	10	150	0%	0	0	0%	U
Diethyl phthalate	A	ug/L	0	0		0	0	0	2.289	10	150	0%	0	0	0%	U
Dimethyl phthalate	A	ug/L	0	0		0	0	0	1.806	10	150	0%	0	0	0%	U
Fluoranthene	A	ug/L	0	0		0	0	0	0.92715	10	150	0%	0	0	0%	U
Fluorene	A	ug/L	0	0		0	0	0	1.911	10	150	0%	0	0	0%	U
Hexachlorobenzene	A	ug/L	0	0		0	0	0	1.3965	10	150	0%	0	0	0%	U
Hexachlorobutadiene	A	ug/L	0	0		0	0	0	2.436	10	150	0%	0	0	0%	U
Hexachlorocyclopentadiene	A	ug/L	0	0		0	0	0	3.1185	10	150	0%	0	0	0%	U
Hexachloroethane	A	ug/L	0	0		0	0	0	1.8795	10	150	0%	0	0	0%	U
Indeno(1,2,3-cd)pyrene	A	ug/L	0	0		0	0	0	1.3125	10	150	0%	0	0	0%	U
Isophorone	A	ug/L	0	0		0	0	0	1.7535	10	150	0%	0	0	0%	U
m+p-Cresols	A	ug/L	0	0		0	0	0	1.869	10	150	0%	0	0	0%	U
n-Nitroso-di-n-propylamine	A	ug/L	0	0		0	0	0	1.617	10	150	0%	0	0	0%	U
n-Nitrosodimethylamine	A	ug/L	0	0		0	0	0	1.6065	10	150	0%	0	0	0%	U
n-Nitrosodiphenylamine	A	ug/L	0	0		0	0	0	1.218	10	150	0%	0	0	0%	U
Naphthalene	A	ug/L	0	0		0	0	0	1.827	10	150	0%	0	0	0%	U
Nitrobenzene	A	ug/L	0	0		0	0	0	2.4255	10	150	0%	0	0	0%	U
o-Cresol	A	ug/L	0	0		0	0	0	1.9215	10	150	0%	0	0	0%	U
Pentachlorophenol	A	ug/L	0	0		0	0	0	4.452	10.5	150	0%	0	0	0%	U
Phenanthrene	A	ug/L	0	0		0	0	0	0.8232	10	150	0%	0	0	0%	U
Phenol	A	ug/L	0	0		0	0	0	1.533	10	150	0%	0	0	0%	U
Pyrene	A	ug/L	0	0		0	0	0	0.96705	10	150	0%	0	0	0%	U
Pyridine	A	ug/L	0	0		0	0	0	3.381	10	150	0%	0	0	0%	U
1,4-Dichlorobenzene-d4	I	ug/L	40	42		0	0	0	0	10	150	0%	0	0	0%	
Acenaphthene-d10	I	ug/L	40	42		0	0	0	0	10	150	0%	0	0	0%	
Chrysene-d12	I	ug/L	40	42		0	0	0	0	10	150	0%	0	0	0%	
Naphthalene-d8	I	ug/L	40	42		0	0	0	0	10	150	0%	0	0	0%	
Perylene-d12	I	ug/L	40	42		0	0	0	0	10	150	0%	0	0	0%	
Phenanthrene-d10	I	ug/L	40	42		0	0	0	0	10	150	0%	0	0	0%	

Seq No	Lab ID	Test Code	Sample Typ	File ID	Analysis Date	DF	Batch ID	Prep Date	SPKref	RPDref	pmoist					
14972093	B21122088-001	SVOC-8270-W	SAMP	V5973N.I	sd0107.1/7/2022 8:36:16	1	162577	12/29/2021	0	0						
Analyte	T	Units	RAW	Final	Text	Spike	SPKref	RPDref	MDL	PQL	UQL	%REC	LOW	HIGH	%RPD	Q
2,4,6-Tribromophenol	S	ug/L	175.97604	184.774842		210	0	0	3.024	10		88%	43	140	0%	
2-Fluorobiphenyl	S	ug/L	64.10245	67.3075725		105	0	0	0.7602	10		64%	44	119	0%	
2-Fluorophenol	S	ug/L	103.29512	108.459876		210	0	0	3.696	10		52%	19	119	0%	
Nitrobenzene-d5	S	ug/L	74.47992	78.203916		105	0	0	2.457	10		74%	44	120	0%	
Phenol-d5	S	ug/L	92.88872	97.533156		210	0	0	2.163	10		46%	10	65	0%	
Terphenyl-d14	S	ug/L	100.84926	105.891723		105	0	0	1.2285	10		101%	50	134	0%	
2,2'-Oxybis(1-Chloropropane)	X	ug/L	0	0		0	0	0	1.5225	10	150	0%	0	0	0%	U
2-Nitroaniline	X	ug/L	0	0		0	0	0	2.52	10	150	0%	0	0	0%	U
3-Nitroaniline	X	ug/L	0	0		0	0	0	2.9085	10	150	0%	0	0	0%	U
4-Chloro-2-methylphenol	X	ug/L	0	0		0	0	0	1.68	10	150	0%	0	0	0%	U
4-Chloroaniline	X	ug/L	0	0		0	0	0	1.6905	10	150	0%	0	0	0%	U
4-Nitroaniline	X	ug/L	0	0		0	0	0	1.7115	10	150	0%	0	0	0%	U
Carbazole	X	ug/L	0	0		0	0	0	0.8841	10	150	0%	0	0	0%	U
Dibenzofuran	X	ug/L	0	0		0	0	0	1.827	10	150	0%	0	0	0%	U
p-Chloroaniline	X	ug/L	0	0		0	0	0	1.596	10	150	0%	0	0	0%	U
Triallate	X	ug/L	0	0		0	0	0	1.5855	10	150	0%	0	0	0%	U

Seq No	Lab ID	Test Code	Sample Typ	File ID	Analysis Date	DF	Batch ID	Prep Date	SPKref	RPDref	pmoist					
14972094	B21122088-001	SVOC-8270-W-	MS-DOD	V5973N.I	sd0107.1/7/2022 9:08:42	1	162577	12/29/2021	1E+07	0						
Analyte	T	Units	RAW	Final	Text	Spike	SPKref	RPDref	MDL	PQL	UQL	%REC	LOW	HIGH	%RPD	Q
1,2,4-Trichlorobenzene	A	ug/L	77.25061	77.25061		100	0	0	1.9	10	150	77%	29	116	0%	
1,2-Dichlorobenzene	A	ug/L	72.0713	72.0713		100	0	0	1.97	10	150	72%	32	111	0%	
1,3-Dichlorobenzene	A	ug/L	72.32621	72.32621		100	0	0	2.13	10	150	72%	28	110	0%	
1,4-Dichlorobenzene	A	ug/L	71.47272	71.47272		100	0	0	2.02	10	150	71%	29	112	0%	
1-Methylnaphthalene	A	ug/L	82.77091	82.77091		100	0	0	2.39	10	150	83%	41	119	0%	
2,2'-Oxybis(1-Chloropropane)	A	ug/L	66.16403	66.16403		100	0	0	1.45	10	150	66%	37	130	0%	
2,4,5-Trichlorophenol	A	ug/L	93.27817	93.27817		100	0	0	2.23	10	150	93%	53	123	0%	
2,4,6-Trichlorophenol	A	ug/L	98.07574	98.07574		100	0	0	2.64	10	150	98%	50	125	0%	
2,4-Dichlorophenol	A	ug/L	89.79061	89.79061		100	0	0	1.69	10	150	90%	47	121	0%	
2,4-Dimethylphenol	A	ug/L	92.11466	92.11466		100	0	0	1.69	10	150	92%	31	124	0%	
2,4-Dinitrophenol	A	ug/L	72.08043	72.08043		100	0	0	4.26	10	150	72%	23	142	0%	
2,4-Dinitrotoluene	A	ug/L	103.62025	103.62025		100	0	0	3.04	10	150	104%	57	128	0%	
2,6-Dinitrotoluene	A	ug/L	97.34214	97.34214		100	0	0	3.2	10	150	97%	50	118	0%	
2-Chloronaphthalene	A	ug/L	85.90357	85.90357		100	0	0	2.14	10	150	86%	40	116	0%	

Seq No	Lab ID	Test Code	Sample Typ	File ID	Analysis Date	DF	Batch ID	Prep Date	SPKref	RPDref	pmoist					
14972094	B21122088-001	SVOC-8270-W-	MS-DOD	V5973N.I	sd0107.1/7/2022 9:08:42	1	162577	12/29/2021	1E+07	0						
Analyte	T	Units	RAW	Final	Text	Spike	SPKref	RPDref	MDL	PQL	UQL	%REC	LOW	HIGH	%RPD	Q
2-Chlorophenol	A	ug/L	81.64155	81.64155		100	0	0	2.48	10	150	82%	38	117	0%	
2-Methylnaphthalene	A	ug/L	91.83369	91.83369		100	0	0	1.92	10	150	92%	40	121	0%	
2-Nitroaniline	A	ug/L	94.33821	94.33821		100	0	0	2.4	10	150	94%	55	127	0%	
2-Nitrophenol	A	ug/L	88.41891	88.41891		100	0	0	2.36	10	150	88%	47	123	0%	
3,3'-Dichlorobenzidine	A	ug/L	65.08423	65.08423		100	0	0	2.11	10	150	65%	27	129	0%	
3-Nitroaniline	A	ug/L	78.05262	78.05262		100	0	0	2.77	10	150	78%	41	128	0%	
4,6-Dinitro-2-methylphenol	A	ug/L	79.08328	79.08328		100	0	0	2.33	10	150	79%	44	137	0%	
4-Bromophenyl phenyl ether	A	ug/L	92.98497	92.98497		100	0	0	1.74	10	150	93%	55	124	0%	
4-Chloro-2-methylphenol	A	ug/L	87.57351	87.57351		100	0	0	1.6	10	150	88%	49	89	0%	
4-Chloro-3-methylphenol	A	ug/L	94.4824	94.4824		100	0	0	1.46	10	150	94%	52	119	0%	
4-Chlorophenol	A	ug/L	87.15629	87.15629		100	0	0	2.64	10	150	87%	41	81	0%	S
4-Chlorophenyl phenyl ether	A	ug/L	93.9221	93.9221		100	0	0	2.03	10	150	94%	53	121	0%	
4-Nitroaniline	A	ug/L	82.15273	82.15273		100	0	0	1.63	10	150	82%	57	101	0%	
4-Nitrophenol	A	ug/L	50.29007	50.29007		100	0	0	2.5	10	150	50%	15	36	0%	S
Acenaphthene	A	ug/L	103.60218	103.60218		100	0	0	1.89	10	150	104%	47	122	0%	
Acenaphthylene	A	ug/L	93.19696	93.19696		100	0	0	1.57	10	150	93%	41	130	0%	
Aniline	A	ug/L	22.28091	22.28091		100	0	0	3.74	10	150	22%	24	60	0%	S
Anthracene	A	ug/L	100.85894	100.85894		100	0	0	1.23	10	150	101%	57	123	0%	
Azobenzene	A	ug/L	90.4569	90.4569		100	0	0	1.09	10	150	90%	61	116	0%	
Benzidine	A	ug/L	4.85284	0		100	0	0	6.72	10	150	0%	10	100	0%	S
Benzo(a)anthracene	A	ug/L	98.04145	98.04145		100	0	0	0.856	10	150	98%	58	125	0%	
Benzo(a)pyrene	A	ug/L	92.23557	92.23557		100	0	0	1.24	10	150	92%	54	128	0%	
Benzo(b)fluoranthene	A	ug/L	92.1306	92.1306		100	0	0	0.903	10	150	92%	53	131	0%	
Benzo(g,h,i)perylene	A	ug/L	92.81269	92.81269		100	0	0	1.01	10	150	93%	50	134	0%	
Benzo(k)fluoranthene	A	ug/L	89.30808	89.30808		100	0	0	0.97	10	150	89%	57	129	0%	
Benzoic acid	A	ug/L	34.763	34.763		100	0	0	1.51	10	150	35%	10	30	0%	S
Benzyl alcohol	A	ug/L	66.55547	66.55547		100	0	0	3.13	10	150	67%	31	112	0%	
bis(-2-chloroethoxy)Methane	A	ug/L	90.89586	90.89586		100	0	0	1.36	10	150	91%	48	120	0%	
bis(-2-chloroethyl)Ether	A	ug/L	86.46794	86.46794		100	0	0	2.57	10	150	86%	43	118	0%	
bis(2-chloroisopropyl)Ether	A	ug/L	66.16403	66.16403		100	0	0	1.49	10	150	66%	37	130	0%	
bis(2-ethylhexyl)Phthalate	A	ug/L	100.80648	100.80648		100	3.302502	0	1.91	10	150	98%	55	135	0%	
Butylbenzylphthalate	A	ug/L	105.77705	105.77705		100	0	0	1.57	10	150	106%	53	134	0%	
Carbazole	A	ug/L	102.29697	102.29697		100	0	0	0.842	10	150	102%	60	122	0%	
Chrysene	A	ug/L	95.13315	95.13315		100	0	0	1.17	10	150	95%	59	123	0%	
Di-n-butyl phthalate	A	ug/L	105.83241	105.83241		100	0	0	0.932	10	150	106%	59	127	0%	

Seq No	Lab ID	Test Code	Sample Typ	File ID	Analysis Date	DF	Batch ID	Prep Date	SPKref	RPDref	pmoist					
14972094	B21122088-001	SVOC-8270-W-	MS-DOD	V5973N.I	sd0107.1/7/2022 9:08:42	1	162577	12/29/2021	1E+07	0						
Analyte	T	Units	RAW	Final	Text	Spike	SPKref	RPDref	MDL	PQL	UQL	%REC	LOW	HIGH	%RPD	Q
Di-n-octyl phthalate	A	ug/L	94.82295	94.82295		100	0	0	1.34	10	150	95%	51	140	0%	
Dibenzo(a,h)anthracene	A	ug/L	96.06646	96.06646		100	0	0	1.17	10	150	96%	51	134	0%	
Dibenzofuran	A	ug/L	92.36989	92.36989		100	0	0	1.74	10	150	92%	53	118	0%	
Diethyl phthalate	A	ug/L	104.99675	104.99675		100	0	0	2.18	10	150	105%	56	125	0%	
Dimethyl phthalate	A	ug/L	99.7686	99.7686		100	0	0	1.72	10	150	100%	45	127	0%	
Fluoranthene	A	ug/L	91.95338	91.95338		100	0	0	0.883	10	150	92%	57	128	0%	
Fluorene	A	ug/L	98.46157	98.46157		100	0	0	1.82	10	150	98%	52	124	0%	
Hexachlorobenzene	A	ug/L	82.40779	82.40779		100	0	0	1.33	10	150	82%	53	125	0%	
Hexachlorobutadiene	A	ug/L	71.7542	71.7542		100	0	0	2.32	10	150	72%	22	124	0%	
Hexachlorocyclopentadiene	A	ug/L	67.50704	67.50704		100	0	0	2.97	10	150	68%	39	91	0%	
Hexachloroethane	A	ug/L	68.47725	68.47725		100	0	0	1.79	10	150	68%	21	115	0%	
Indeno(1,2,3-cd)pyrene	A	ug/L	90.82361	90.82361		100	0	0	1.25	10	150	91%	52	134	0%	
Isophorone	A	ug/L	97.46573	97.46573		100	0	0	1.67	10	150	97%	42	124	0%	
m+p-Cresols	A	ug/L	82.16777	82.16777		100	0	0	1.78	10	150	82%	29	110	0%	
n-Nitroso-di-n-propylamine	A	ug/L	98.00018	98.00018		100	0	0	1.54	10	150	98%	49	119	0%	
n-Nitrosodimethylamine	A	ug/L	46.19352	46.19352		100	0	0	1.53	10	150	46%	20	45	0%	S
n-Nitrosodiphenylamine	A	ug/L	97.92046	97.92046		100	0	0	1.16	10	150	98%	51	123	0%	
Naphthalene	A	ug/L	89.80694	89.80694		100	0	0	1.74	10	150	90%	40	121	0%	
Nitrobenzene	A	ug/L	83.63033	83.63033		100	0	0	2.31	10	150	84%	45	121	0%	
o-Cresol	A	ug/L	82.17741	82.17741		100	0	0	1.83	10	150	82%	30	117	0%	
p-Chloroaniline	A	ug/L	54.38548	54.38548		100	0	0	1.52	10	150	54%	33	117	0%	
Pentachlorophenol	A	ug/L	107.01091	107.01091		100	0	0	4.24	10	150	107%	35	138	0%	
Phenanthrene	A	ug/L	98.15458	98.15458		100	0	0	0.784	10	150	98%	59	120	0%	
Phenol	A	ug/L	58.05841	58.05841		100	0	0	1.46	10	150	58%	37	75	0%	
Pyrene	A	ug/L	91.03571	91.03571		100	0	0	0.921	10	150	91%	57	126	0%	
Pyridine	A	ug/L	26.48101	26.48101		100	0	0	3.22	10	150	26%	16	45	0%	
Triallate	A	ug/L	93.19834	93.19834		100	0	0	1.51	10	150	93%	59	105	0%	
1,4-Dichlorobenzene-d4	I	ug/L	40	40		0	0	0	0	10	150	0%			0%	
Acenaphthene-d10	I	ug/L	40	40		0	0	0	0	10	150	0%			0%	
Chrysene-d12	I	ug/L	40	40		0	0	0	0	10	150	0%			0%	
Naphthalene-d8	I	ug/L	40	40		0	0	0	0	10	150	0%			0%	
Perylene-d12	I	ug/L	40	40		0	0	0	0	10	150	0%			0%	
Phenanthrene-d10	I	ug/L	40	40		0	0	0	0	10	150	0%			0%	
2,4,6-Tribromophenol	S	ug/L	183.7926	183.7926		200	0	0	2.88	10	0	92%	43	140	0%	
2-Fluorobiphenyl	S	ug/L	78.78162	78.78162		100	0	0	0.724	10	0	79%	44	119	0%	

Seq No	Lab ID	Test Code	Sample Typ	File ID	Analysis Date	DF	Batch ID	Prep Date	SPKref	RPDref	pmoist					
14972094	B21122088-001	SVOC-8270-W-	MS-DOD	V5973N.I	107.1/7/2022 9:08:42	1	162577	12/29/2021	1E+07	0						
Analyte	T	Units	RAW	Final	Text	Spike	SPKref	RPDref	MDL	PQL	UQL	%REC	LOW	HIGH	%RPD	Q
2-Fluorophenol	S	ug/L	116.03277	116.03277		200	0	0	3.52	10	0	58%	19	119	0%	
Nitrobenzene-d5	S	ug/L	84.00656	84.00656		100	0	0	2.34	10	0	84%	44	120	0%	
Phenol-d5	S	ug/L	104.12236	104.12236		200	0	0	2.06	10	0	52%	10	65	0%	
Terphenyl-d14	S	ug/L	98.17626	98.17626		100	0	0	1.17	10	0	98%	50	134	0%	
4-Chloroaniline	X	ug/L	54.38548	54.38548		100	0	0	1.61	10	150	54%	33	117	0%	
o-Terphenyl	X	ug/L	82.50518	82.50518		100	0	0	1.27	10	150	83%	40	140	0%	

Seq No	Lab ID	Test Code	Sample Typ	File ID	Analysis Date	DF	Batch ID	Prep Date	SPKref	RPDref	pmoist					
14972095	B21122090-001	SVOC-8270-W	SAMP	V5973N.I	107.1/7/2022 9:40:57	1	162577	12/29/2021	0	0						
Analyte	T	Units	RAW	Final	Text	Spike	SPKref	RPDref	MDL	PQL	UQL	%REC	LOW	HIGH	%RPD	Q
1,2,4-Trichlorobenzene	A	ug/L	0	0		0	0	0	1.9	10	150	0%	0	0	0%	U
1,2-Dichlorobenzene	A	ug/L	0	0		0	0	0	1.97	10	150	0%	0	0	0%	U
1,3-Dichlorobenzene	A	ug/L	0	0		0	0	0	2.13	10	150	0%	0	0	0%	U
1,4-Dichlorobenzene	A	ug/L	0	0		0	0	0	2.02	10	150	0%	0	0	0%	U
1-Methylnaphthalene	A	ug/L	0	0		0	0	0	2.39	10	150	0%	0	0	0%	U
2,4,5-Trichlorophenol	A	ug/L	0	0		0	0	0	2.23	10	150	0%	0	0	0%	U
2,4,6-Trichlorophenol	A	ug/L	0	0		0	0	0	2.64	10	150	0%	0	0	0%	U
2,4-Dichlorophenol	A	ug/L	0	0		0	0	0	1.69	10	150	0%	0	0	0%	U
2,4-Dimethylphenol	A	ug/L	0	0		0	0	0	1.69	10	150	0%	0	0	0%	U
2,4-Dinitrophenol	A	ug/L	0	0		0	0	0	4.26	10	150	0%	0	0	0%	U
2,4-Dinitrotoluene	A	ug/L	0	0		0	0	0	3.04	10	150	0%	0	0	0%	U
2,6-Dinitrotoluene	A	ug/L	0	0		0	0	0	3.2	10	150	0%	0	0	0%	U
2-Chloronaphthalene	A	ug/L	0	0		0	0	0	2.14	10	150	0%	0	0	0%	U
2-Chlorophenol	A	ug/L	0	0		0	0	0	2.48	10	150	0%	0	0	0%	U
2-Methylnaphthalene	A	ug/L	0	0		0	0	0	1.92	10	150	0%	0	0	0%	U
2-Nitrophenol	A	ug/L	0	0		0	0	0	2.36	10	150	0%	0	0	0%	U
3,3'-Dichlorobenzidine	A	ug/L	0	0		0	0	0	2.11	10	150	0%	0	0	0%	U
4,6-Dinitro-2-methylphenol	A	ug/L	0	0		0	0	0	2.33	10	150	0%	0	0	0%	U
4-Bromophenyl phenyl ether	A	ug/L	0	0		0	0	0	1.74	10	150	0%	0	0	0%	U
4-Chloro-3-methylphenol	A	ug/L	0	0		0	0	0	1.46	10	150	0%	0	0	0%	U
4-Chlorophenol	A	ug/L	0	0		0	0	0	2.64	10	150	0%	0	0	0%	U
4-Chlorophenyl phenyl ether	A	ug/L	0	0		0	0	0	2.03	10	150	0%	0	0	0%	U
4-Nitrophenol	A	ug/L	0	0		0	0	0	2.5	10	150	0%	0	0	0%	U
Acenaphthene	A	ug/L	0	0		0	0	0	1.89	10	150	0%	0	0	0%	U

Seq No	Lab ID	Test Code	Sample Typ	File ID	Analysis Date	DF	Batch ID	Prep Date	SPKref	RPDref	pmoist					
14972095	B21122090-001	SVOC-8270-W	SAMP	V5973N.I\sd0107.1	7/2022 9:40:57	1	162577	12/29/2021	0	0						
Analyte	T	Units	RAW	Final	Text	Spike	SPKref	RPDref	MDL	PQL	UQL	%REC	LOW	HIGH	%RPD	Q
Acenaphthylene	A	ug/L	0	0		0	0	0	1.57	10	150	0%	0	0	0%	U
Anthracene	A	ug/L	0	0		0	0	0	1.23	10	150	0%	0	0	0%	U
Azobenzene	A	ug/L	0	0		0	0	0	1.09	10	150	0%	0	0	0%	U
Benzidine	A	ug/L	0	0		0	0	0	6.72	10	150	0%	0	0	0%	U
Benzo(a)anthracene	A	ug/L	0	0		0	0	0	0.856	10	150	0%	0	0	0%	U
Benzo(a)pyrene	A	ug/L	0	0		0	0	0	1.24	10	150	0%	0	0	0%	U
Benzo(b)fluoranthene	A	ug/L	0	0		0	0	0	0.903	10	150	0%	0	0	0%	U
Benzo(g,h,i)perylene	A	ug/L	0	0		0	0	0	1.01	10	150	0%	0	0	0%	U
Benzo(k)fluoranthene	A	ug/L	0	0		0	0	0	0.97	10	150	0%	0	0	0%	U
bis(-2-chloroethoxy)Methane	A	ug/L	0	0		0	0	0	1.36	10	150	0%	0	0	0%	U
bis(-2-chloroethyl)Ether	A	ug/L	0	0		0	0	0	2.57	10	150	0%	0	0	0%	U
bis(2-chloroisopropyl)Ether	A	ug/L	0	0		0	0	0	1.49	10	150	0%	0	0	0%	U
bis(2-ethylhexyl)Phthalate	A	ug/L	15.53062	15.53062		0	0	0	1.91	10	150	0%	0	0	0%	
Butylbenzylphthalate	A	ug/L	0	0		0	0	0	1.57	10	150	0%	0	0	0%	U
Chrysene	A	ug/L	0	0		0	0	0	1.17	10	150	0%	0	0	0%	U
Di-n-butyl phthalate	A	ug/L	0	0		0	0	0	0.932	10	150	0%	0	0	0%	U
Di-n-octyl phthalate	A	ug/L	0	0		0	0	0	1.34	10	150	0%	0	0	0%	U
Dibenzo(a,h)anthracene	A	ug/L	0	0		0	0	0	1.17	10	150	0%	0	0	0%	U
Diethyl phthalate	A	ug/L	0	0		0	0	0	2.18	10	150	0%	0	0	0%	U
Dimethyl phthalate	A	ug/L	0	0		0	0	0	1.72	10	150	0%	0	0	0%	U
Fluoranthene	A	ug/L	0	0		0	0	0	0.883	10	150	0%	0	0	0%	U
Fluorene	A	ug/L	0	0		0	0	0	1.82	10	150	0%	0	0	0%	U
Hexachlorobenzene	A	ug/L	0	0		0	0	0	1.33	10	150	0%	0	0	0%	U
Hexachlorobutadiene	A	ug/L	0	0		0	0	0	2.32	10	150	0%	0	0	0%	U
Hexachlorocyclopentadiene	A	ug/L	0	0		0	0	0	2.97	10	150	0%	0	0	0%	U
Hexachloroethane	A	ug/L	0	0		0	0	0	1.79	10	150	0%	0	0	0%	U
Indeno(1,2,3-cd)pyrene	A	ug/L	0	0		0	0	0	1.25	10	150	0%	0	0	0%	U
Isophorone	A	ug/L	0	0		0	0	0	1.67	10	150	0%	0	0	0%	U
m+p-Cresols	A	ug/L	0	0		0	0	0	1.78	10	150	0%	0	0	0%	U
n-Nitroso-di-n-propylamine	A	ug/L	0	0		0	0	0	1.54	10	150	0%	0	0	0%	U
n-Nitrosodimethylamine	A	ug/L	0	0		0	0	0	1.53	10	150	0%	0	0	0%	U
n-Nitrosodiphenylamine	A	ug/L	0	0		0	0	0	1.16	10	150	0%	0	0	0%	U
Naphthalene	A	ug/L	0	0		0	0	0	1.74	10	150	0%	0	0	0%	U
Nitrobenzene	A	ug/L	0	0		0	0	0	2.31	10	150	0%	0	0	0%	U
o-Cresol	A	ug/L	0	0		0	0	0	1.83	10	150	0%	0	0	0%	U

Seq No	Lab ID	Test Code	Sample Typ	File ID	Analysis Date	DF	Batch ID	Prep Date	SPKref	RPDref	pmoist					
14972095	B21122090-001	SVOC-8270-W	SAMP	V5973N.I	sd0107.1/7/2022 9:40:57	1	162577	12/29/2021	0	0						
Analyte	T	Units	RAW	Final	Text	Spike	SPKref	RPDref	MDL	PQL	UQL	%REC	LOW	HIGH	%RPD	Q
Pentachlorophenol	A	ug/L	0	0		0	0	0	4.24	10	150	0%	0	0	0%	U
Phenanthrene	A	ug/L	0	0		0	0	0	0.784	10	150	0%	0	0	0%	U
Phenol	A	ug/L	0	0		0	0	0	1.46	10	150	0%	0	0	0%	U
Pyrene	A	ug/L	0	0		0	0	0	0.921	10	150	0%	0	0	0%	U
Pyridine	A	ug/L	0	0		0	0	0	3.22	10	150	0%	0	0	0%	U
1,4-Dichlorobenzene-d4	I	ug/L	40	40		0	0	0	0	10	150	0%	0	0	0%	
Acenaphthene-d10	I	ug/L	40	40		0	0	0	0	10	150	0%	0	0	0%	
Chrysene-d12	I	ug/L	40	40		0	0	0	0	10	150	0%	0	0	0%	
Naphthalene-d8	I	ug/L	40	40		0	0	0	0	10	150	0%	0	0	0%	
Perylene-d12	I	ug/L	40	40		0	0	0	0	10	150	0%	0	0	0%	
Phenanthrene-d10	I	ug/L	40	40		0	0	0	0	10	150	0%	0	0	0%	
2,4,6-Tribromophenol	S	ug/L	161.15008	161.15008		200	0	0	2.88	10		81%	43	140	0%	
2-Fluorobiphenyl	S	ug/L	63.49777	63.49777		100	0	0	0.724	10		63%	44	119	0%	
2-Fluorophenol	S	ug/L	75.80387	75.80387		200	0	0	3.52	10		38%	19	119	0%	
Nitrobenzene-d5	S	ug/L	58.54112	58.54112		100	0	0	2.34	10		59%	44	120	0%	
Phenol-d5	S	ug/L	68.79306	68.79306		200	0	0	2.06	10		34%	10	65	0%	
Terphenyl-d14	S	ug/L	98.91145	98.91145		100	0	0	1.17	10		99%	50	134	0%	
2,2'-Oxybis(1-Chloropropane)	X	ug/L	0	0		0	0	0	1.45	10	150	0%	0	0	0%	U
2-Nitroaniline	X	ug/L	0	0		0	0	0	2.4	10	150	0%	0	0	0%	U
3-Nitroaniline	X	ug/L	0	0		0	0	0	2.77	10	150	0%	0	0	0%	U
4-Chloro-2-methylphenol	X	ug/L	0	0		0	0	0	1.6	10	150	0%	0	0	0%	U
4-Chloroaniline	X	ug/L	0	0		0	0	0	1.61	10	150	0%	0	0	0%	U
4-Nitroaniline	X	ug/L	0	0		0	0	0	1.63	10	150	0%	0	0	0%	U
Carbazole	X	ug/L	0	0		0	0	0	0.842	10	150	0%	0	0	0%	U
Dibenzofuran	X	ug/L	0	0		0	0	0	1.74	10	150	0%	0	0	0%	U
p-Chloroaniline	X	ug/L	0	0		0	0	0	1.52	10	150	0%	0	0	0%	U
Triallate	X	ug/L	0	0		0	0	0	1.51	10	150	0%	0	0	0%	U

Seq No	Lab ID	Test Code	Sample Typ	File ID	Analysis Date	DF	Batch ID	Prep Date	SPKref	RPDref	pmoist					
14972096	MB-162636	SVOC-8270-W-	MBLK	V5973N.I	sd0107.1/7/2022 10:13:2	1	162636	1/3/2022 9:5	0	0						
Analyte	T	Units	RAW	Final	Text	Spike	SPKref	RPDref	MDL	PQL	UQL	%REC	LOW	HIGH	%RPD	Q
1,2,4-Trichlorobenzene	A	ug/L	0	0		0	0	0	1.9	5	150	0%	0	0	0%	
1,2-Dichlorobenzene	A	ug/L	0	0		0	0	0	1.97	5	150	0%	0	0	0%	
1,3-Dichlorobenzene	A	ug/L	0	0		0	0	0	2.13	5	150	0%	0	0	0%	

Seq No	Lab ID	Test Code	Sample Typ	File ID	Analysis Date	DF	Batch ID	Prep Date	SPKref	RPDref	pmoist					
14972096	MB-162636	SVOC-8270-W-	MBLK	V5973N.I	sd0107.1/7/2022 10:13:2	1	162636	1/3/2022 9:5	0	0						
Analyte	T	Units	RAW	Final	Text	Spike	SPKref	RPDref	MDL	PQL	UQL	%REC	LOW	HIGH	%RPD	Q
1,4-Dichlorobenzene	A	ug/L	0	0		0	0	0	2.02	5	150	0%	0	0	0%	
1-Methylnaphthalene	A	ug/L	0	0		0	0	0	2.39	5	150	0%	0	0	0%	
2,2'-Oxybis(1-Chloropropane)	A	ug/L	0	0		0	0	0	1.45	5	150	0%	0	0	0%	
2,4,5-Trichlorophenol	A	ug/L	0	0		0	0	0	2.23	5	150	0%	0	0	0%	
2,4,6-Trichlorophenol	A	ug/L	0	0		0	0	0	2.64	5	150	0%	0	0	0%	
2,4-Dichlorophenol	A	ug/L	0	0		0	0	0	1.69	5	150	0%	0	0	0%	
2,4-Dimethylphenol	A	ug/L	0	0		0	0	0	1.69	5	150	0%	0	0	0%	
2,4-Dinitrophenol	A	ug/L	0	0		0	0	0	4.26	10	150	0%	0	0	0%	
2,4-Dinitrotoluene	A	ug/L	0	0		0	0	0	3.04	5	150	0%	0	0	0%	
2,6-Dinitrotoluene	A	ug/L	0	0		0	0	0	3.2	5	150	0%	0	0	0%	
2-Chloronaphthalene	A	ug/L	0	0		0	0	0	2.14	5	150	0%	0	0	0%	
2-Chlorophenol	A	ug/L	0	0		0	0	0	2.48	5	150	0%	0	0	0%	
2-Methylnaphthalene	A	ug/L	0	0		0	0	0	1.92	5	150	0%	0	0	0%	
2-Nitroaniline	A	ug/L	0	0		0	0	0	2.4	5	150	0%	0	0	0%	
2-Nitrophenol	A	ug/L	0	0		0	0	0	2.36	5	150	0%	0	0	0%	
3,3'-Dichlorobenzidine	A	ug/L	0	0		0	0	0	2.11	10	150	0%	0	0	0%	
3-Nitroaniline	A	ug/L	0	0		0	0	0	2.77	5	150	0%	0	0	0%	
4,6-Dinitro-2-methylphenol	A	ug/L	0	0		0	0	0	2.33	10	150	0%	0	0	0%	
4-Bromophenyl phenyl ether	A	ug/L	0	0		0	0	0	1.74	5	150	0%	0	0	0%	
4-Chloro-2-methylphenol	A	ug/L	0	0		0	0	0	1.6	5	150	0%	0	0	0%	
4-Chloro-3-methylphenol	A	ug/L	0	0		0	0	0	1.46	5	150	0%	0	0	0%	
4-Chlorophenol	A	ug/L	0	0		0	0	0	2.64	5	150	0%	0	0	0%	
4-Chlorophenyl phenyl ether	A	ug/L	0	0		0	0	0	2.03	5	150	0%	0	0	0%	
4-Nitroaniline	A	ug/L	0	0		0	0	0	1.63	5	150	0%	0	0	0%	
4-Nitrophenol	A	ug/L	0	0		0	0	0	2.5	10	150	0%	0	0	0%	
Acenaphthene	A	ug/L	0	0		0	0	0	1.89	5	150	0%	0	0	0%	
Acenaphthylene	A	ug/L	0	0		0	0	0	1.57	5	150	0%	0	0	0%	
Aniline	A	ug/L	0	0		0	0	0	3.74	5	150	0%	0	0	0%	
Anthracene	A	ug/L	0	0		0	0	0	1.23	5	150	0%	0	0	0%	
Azobenzene	A	ug/L	0	0		0	0	0	1.09	5	150	0%	0	0	0%	
Benzidine	A	ug/L	0	0		0	0	0	6.72	10	150	0%	0	0	0%	
Benzo(a)anthracene	A	ug/L	0	0		0	0	0	0.856	5	150	0%	0	0	0%	
Benzo(a)pyrene	A	ug/L	0	0		0	0	0	1.24	5	150	0%	0	0	0%	
Benzo(b)fluoranthene	A	ug/L	0	0		0	0	0	0.903	5	150	0%	0	0	0%	
Benzo(g,h,i)perylene	A	ug/L	0	0		0	0	0	1.01	5	150	0%	0	0	0%	

Seq No	Lab ID	Test Code	Sample Typ	File ID	Analysis Date	DF	Batch ID	Prep Date	SPKref	RPDref	pmoist					
14972096	MB-162636	SVOC-8270-W-	MBLK	V5973N.I	sd0107.1/7/2022 10:13:2	1	162636	1/3/2022 9:5	0	0						
Analyte	T	Units	RAW	Final	Text	Spike	SPKref	RPDref	MDL	PQL	UQL	%REC	LOW	HIGH	%RPD	Q
Benzo(k)fluoranthene	A	ug/L	0	0		0	0	0	0.97	5	150	0%	0	0	0%	
Benzoic acid	A	ug/L	0	0		0	0	0	1.51	5	150	0%	0	0	0%	
Benzyl alcohol	A	ug/L	0	0		0	0	0	3.13	5	150	0%	0	0	0%	
bis(-2-chloroethoxy)Methane	A	ug/L	0	0		0	0	0	1.36	5	150	0%	0	0	0%	
bis(-2-chloroethyl)Ether	A	ug/L	0	0		0	0	0	2.57	5	150	0%	0	0	0%	
bis(2-chloroisopropyl)Ether	A	ug/L	0	0		0	0	0	1.49	5	150	0%	0	0	0%	
bis(2-ethylhexyl)Phthalate	A	ug/L	0	0		0	0	0	1.91	5	150	0%	0	0	0%	
Butylbenzylphthalate	A	ug/L	0	0		0	0	0	1.57	5	150	0%	0	0	0%	
Carbazole	A	ug/L	0	0		0	0	0	0.842	5	150	0%	0	0	0%	
Chrysene	A	ug/L	0	0		0	0	0	1.17	5	150	0%	0	0	0%	
Di-n-butyl phthalate	A	ug/L	0	0		0	0	0	0.932	5	150	0%	0	0	0%	
Di-n-octyl phthalate	A	ug/L	0	0		0	0	0	1.34	5	150	0%	0	0	0%	
Dibenzo(a,h)anthracene	A	ug/L	0	0		0	0	0	1.17	5	150	0%	0	0	0%	
Dibenzofuran	A	ug/L	0	0		0	0	0	1.74	5	150	0%	0	0	0%	
Diethyl phthalate	A	ug/L	0	0		0	0	0	2.18	5	150	0%	0	0	0%	
Dimethyl phthalate	A	ug/L	0	0		0	0	0	1.72	5	150	0%	0	0	0%	
Fluoranthene	A	ug/L	0	0		0	0	0	0.883	5	150	0%	0	0	0%	
Fluorene	A	ug/L	0	0		0	0	0	1.82	5	150	0%	0	0	0%	
Hexachlorobenzene	A	ug/L	0	0		0	0	0	1.33	5	150	0%	0	0	0%	
Hexachlorobutadiene	A	ug/L	0	0		0	0	0	2.32	5	150	0%	0	0	0%	
Hexachlorocyclopentadiene	A	ug/L	0	0		0	0	0	2.97	5	150	0%	0	0	0%	
Hexachloroethane	A	ug/L	0	0		0	0	0	1.79	5	150	0%	0	0	0%	
Indeno(1,2,3-cd)pyrene	A	ug/L	0	0		0	0	0	1.25	5	150	0%	0	0	0%	
Isophorone	A	ug/L	0	0		0	0	0	1.67	5	150	0%	0	0	0%	
m+p-Cresols	A	ug/L	0	0		0	0	0	1.78	5	150	0%	0	0	0%	
n-Nitroso-di-n-propylamine	A	ug/L	0	0		0	0	0	1.54	5	150	0%	0	0	0%	
n-Nitrosodimethylamine	A	ug/L	0	0		0	0	0	1.53	5	150	0%	0	0	0%	
n-Nitrosodiphenylamine	A	ug/L	0	0		0	0	0	1.16	10	150	0%	0	0	0%	
Naphthalene	A	ug/L	0	0		0	0	0	1.74	5	150	0%	0	0	0%	
Nitrobenzene	A	ug/L	0	0		0	0	0	2.31	5	150	0%	0	0	0%	
o-Cresol	A	ug/L	0	0		0	0	0	1.83	5	150	0%	0	0	0%	
p-Chloroaniline	A	ug/L	0	0		0	0	0	1.52	5	150	0%	0	0	0%	
Pentachlorophenol	A	ug/L	0	0		0	0	0	4.24	10	150	0%	0	0	0%	
Phenanthrene	A	ug/L	0	0		0	0	0	0.784	5	150	0%	0	0	0%	
Phenol	A	ug/L	0	0		0	0	0	1.46	5	150	0%	0	0	0%	

Seq No	Lab ID	Test Code	Sample Typ	File ID	Analysis Date	DF	Batch ID	Prep Date	SPKref	RPDref	pmoist					
14972096	MB-162636	SVOC-8270-W-	MBLK	V5973N.I	sd0107.1/7/2022 10:13:2	1	162636	1/3/2022 9:5	0	0						
Analyte	T	Units	RAW	Final	Text	Spike	SPKref	RPDref	MDL	PQL	UQL	%REC	LOW	HIGH	%RPD	Q
Pyrene	A	ug/L	0	0		0	0	0	0.921	5	150	0%	0	0	0%	
Pyridine	A	ug/L	0	0		0	0	0	3.22	5	150	0%	0	0	0%	
Triallate	A	ug/L	0	0		0	0	0	1.51	5	150	0%	0	0	0%	
1,4-Dichlorobenzene-d4	I	ug/L	40	40		0	0	0	0	5	150	0%	0	0	0%	
Acenaphthene-d10	I	ug/L	40	40		0	0	0	0	5	150	0%	0	0	0%	
Chrysene-d12	I	ug/L	40	40		0	0	0	0	5	150	0%	0	0	0%	
Naphthalene-d8	I	ug/L	40	40		0	0	0	0	5	150	0%	0	0	0%	
Perylene-d12	I	ug/L	40	40		0	0	0	0	5	150	0%	0	0	0%	
Phenanthrene-d10	I	ug/L	40	40		0	0	0	0	5	150	0%	0	0	0%	
2,4,6-Tribromophenol	S	ug/L	167.24314	167.24314		200	0	0	2.88	5	0	84%	43	140	0%	
2-Fluorobiphenyl	S	ug/L	56.45333	56.45333		100	0	0	0.724	5	0	56%	44	119	0%	
2-Fluorophenol	S	ug/L	102.85808	102.85808		200	0	0	3.52	5	0	51%	19	119	0%	
Nitrobenzene-d5	S	ug/L	72.33687	72.33687		100	0	0	2.34	5	0	72%	44	120	0%	
Phenol-d5	S	ug/L	85.43792	85.43792		200	0	0	2.06	5	0	43%	10	65	0%	
Terphenyl-d14	S	ug/L	96.74173	96.74173		100	0	0	1.17	5	0	97%	50	134	0%	
4-Chloroaniline	X	ug/L	0	0		0	0	0	1.61	5	150	0%	0	0	0%	
o-Terphenyl	X	ug/L	0	0		0	0	0	1.27	5	150	0%	0	0	0%	

Seq No	Lab ID	Test Code	Sample Typ	File ID	Analysis Date	DF	Batch ID	Prep Date	SPKref	RPDref	pmoist					
14972097	LCS-162636	SVOC-8270-W-	LCS-DOD	V5973N.I	sd0107.1/7/2022 10:45:3	1	162636	1/3/2022 9:5	0	0						
Analyte	T	Units	RAW	Final	Text	Spike	SPKref	RPDref	MDL	PQL	UQL	%REC	LOW	HIGH	%RPD	Q
1,2,4-Trichlorobenzene	A	ug/L	64.14482	64.14482		100	0	0	1.9	10	150	64%	29	116	0%	
1,2-Dichlorobenzene	A	ug/L	59.14991	59.14991		100	0	0	1.97	10	150	59%	32	111	0%	
1,3-Dichlorobenzene	A	ug/L	58.00116	58.00116		100	0	0	2.13	10	150	58%	28	110	0%	
1,4-Dichlorobenzene	A	ug/L	56.86667	56.86667		100	0	0	2.02	10	150	57%	29	112	0%	
1-Methylnaphthalene	A	ug/L	73.9781	73.9781		100	0	0	2.39	10	150	74%	41	119	0%	
2,2'-Oxybis(1-Chloropropane)	A	ug/L	61.15714	61.15714		100	0	0	1.45	10	150	61%	37	130	0%	
2,4,5-Trichlorophenol	A	ug/L	80.28873	80.28873		100	0	0	2.23	10	150	80%	53	123	0%	
2,4,6-Trichlorophenol	A	ug/L	86.46758	86.46758		100	0	0	2.64	10	150	86%	50	125	0%	
2,4-Dichlorophenol	A	ug/L	78.90891	78.90891		100	0	0	1.69	10	150	79%	47	121	0%	
2,4-Dimethylphenol	A	ug/L	37.82973	37.82973		100	0	0	1.69	10	150	38%	31	124	0%	
2,4-Dinitrophenol	A	ug/L	80.50978	80.50978		100	0	0	4.26	10	150	81%	23	142	0%	
2,4-Dinitrotoluene	A	ug/L	90.02448	90.02448		100	0	0	3.04	10	150	90%	57	128	0%	
2,6-Dinitrotoluene	A	ug/L	80.25782	80.25782		100	0	0	3.2	10	150	80%	50	118	0%	

Seq No	Lab ID	Test Code	Sample Typ	File ID	Analysis Date	DF	Batch ID	Prep Date	SPKref	RPDref	pmoist					
14972097	LCS-162636	SVOC-8270-W-	LCS-DOD	V5973N.I	sd0107.1/7/2022 10:45:3	1	162636	1/3/2022 9:5	0	0						
Analyte	T	Units	RAW	Final	Text	Spike	SPKref	RPDref	MDL	PQL	UQL	%REC	LOW	HIGH	%RPD	Q
2-Chloronaphthalene	A	ug/L	79.09807	79.09807		100	0	0	2.14	10	150	79%	40	116	0%	
2-Chlorophenol	A	ug/L	73.19712	73.19712		100	0	0	2.48	10	150	73%	38	117	0%	
2-Methylnaphthalene	A	ug/L	75.58153	75.58153		100	0	0	1.92	10	150	76%	40	121	0%	
2-Nitroaniline	A	ug/L	95.60493	95.60493		100	0	0	2.4	10	150	96%	55	127	0%	
2-Nitrophenol	A	ug/L	76.99381	76.99381		100	0	0	2.36	10	150	77%	47	123	0%	
3,3'-Dichlorobenzidine	A	ug/L	67.48914	67.48914		100	0	0	2.11	10	150	67%	27	129	0%	
3-Nitroaniline	A	ug/L	70.94332	70.94332		100	0	0	2.77	10	150	71%	41	128	0%	
4,6-Dinitro-2-methylphenol	A	ug/L	81.19169	81.19169		100	0	0	2.33	10	150	81%	44	137	0%	
4-Bromophenyl phenyl ether	A	ug/L	85.82833	85.82833		100	0	0	1.74	10	150	86%	55	124	0%	
4-Chloro-2-methylphenol	A	ug/L	66.22456	66.22456		100	0	0	1.6	10	150	66%	49	89	0%	
4-Chloro-3-methylphenol	A	ug/L	83.34252	83.34252		100	0	0	1.46	10	150	83%	52	119	0%	
4-Chlorophenol	A	ug/L	84.36838	84.36838		100	0	0	2.64	10	150	84%	41	81	0%	S
4-Chlorophenyl phenyl ether	A	ug/L	86.38325	86.38325		100	0	0	2.03	10	150	86%	53	121	0%	
4-Nitroaniline	A	ug/L	90.07322	90.07322		100	0	0	1.63	10	150	90%	57	101	0%	
4-Nitrophenol	A	ug/L	36.58793	36.58793		100	0	0	2.5	10	150	37%	15	36	0%	S
Acenaphthene	A	ug/L	94.52393	94.52393		100	0	0	1.89	10	150	95%	47	122	0%	
Acenaphthylene	A	ug/L	82.66166	82.66166		100	0	0	1.57	10	150	83%	41	130	0%	
Aniline	A	ug/L	24.27837	24.27837		100	0	0	3.74	10	150	24%	24	60	0%	
Anthracene	A	ug/L	86.82005	86.82005		100	0	0	1.23	10	150	87%	57	123	0%	
Azobenzene	A	ug/L	92.12338	92.12338		100	0	0	1.09	10	150	92%	61	116	0%	
Benzidine	A	ug/L	2.07258	0		100	0	0	6.72	10	150	0%	10	100	0%	S
Benzo(a)anthracene	A	ug/L	96.12607	96.12607		100	0	0	0.856	10	150	96%	58	125	0%	
Benzo(a)pyrene	A	ug/L	85.04862	85.04862		100	0	0	1.24	10	150	85%	54	128	0%	
Benzo(b)fluoranthene	A	ug/L	89.51588	89.51588		100	0	0	0.903	10	150	90%	53	131	0%	
Benzo(g,h,i)perylene	A	ug/L	91.39767	91.39767		100	0	0	1.01	10	150	91%	50	134	0%	
Benzo(k)fluoranthene	A	ug/L	87.23479	87.23479		100	0	0	0.97	10	150	87%	57	129	0%	
Benzoic acid	A	ug/L	31.44777	31.44777		100	0	0	1.51	10	150	31%	10	30	0%	S
Benzyl alcohol	A	ug/L	64.83216	64.83216		100	0	0	3.13	10	150	65%	31	112	0%	
bis(-2-chloroethoxy)Methane	A	ug/L	86.17708	86.17708		100	0	0	1.36	10	150	86%	48	120	0%	
bis(-2-chloroethyl)Ether	A	ug/L	82.29609	82.29609		100	0	0	2.57	10	150	82%	43	118	0%	
bis(2-chloroisopropyl)Ether	A	ug/L	61.15714	61.15714		100	0	0	1.49	10	150	61%	37	130	0%	
bis(2-ethylhexyl)Phthalate	A	ug/L	96.4373	96.4373		100	0	0	1.91	10	150	96%	55	135	0%	
Butylbenzylphthalate	A	ug/L	99.90795	99.90795		100	0	0	1.57	10	150	100%	53	134	0%	
Carbazole	A	ug/L	93.01863	93.01863		100	0	0	0.842	10	150	93%	60	122	0%	
Chrysene	A	ug/L	94.07704	94.07704		100	0	0	1.17	10	150	94%	59	123	0%	

Seq No	Lab ID	Test Code	Sample Typ	File ID	Analysis Date	DF	Batch ID	Prep Date	SPKref	RPDref	pmoist					
14972097	LCS-162636	SVOC-8270-W-	LCS-DOD	V5973N.I	sd0107.1/7/2022 10:45:3	1	162636	1/3/2022 9:5	0	0						
Analyte	T	Units	RAW	Final	Text	Spike	SPKref	RPDref	MDL	PQL	UQL	%REC	LOW	HIGH	%RPD	Q
Di-n-butyl phthalate	A	ug/L	96.44752	96.44752		100	0	0	0.932	10	150	96%	59	127	0%	
Di-n-octyl phthalate	A	ug/L	95.75932	95.75932		100	0	0	1.34	10	150	96%	51	140	0%	
Dibenzo(a,h)anthracene	A	ug/L	90.62485	90.62485		100	0	0	1.17	10	150	91%	51	134	0%	
Dibenzofuran	A	ug/L	87.30464	87.30464		100	0	0	1.74	10	150	87%	53	118	0%	
Diethyl phthalate	A	ug/L	94.79636	94.79636		100	0	0	2.18	10	150	95%	56	125	0%	
Dimethyl phthalate	A	ug/L	93.40166	93.40166		100	0	0	1.72	10	150	93%	45	127	0%	
Fluoranthene	A	ug/L	88.24871	88.24871		100	0	0	0.883	10	150	88%	57	128	0%	
Fluorene	A	ug/L	91.15664	91.15664		100	0	0	1.82	10	150	91%	52	124	0%	
Hexachlorobenzene	A	ug/L	83.19724	83.19724		100	0	0	1.33	10	150	83%	53	125	0%	
Hexachlorobutadiene	A	ug/L	59.8762	59.8762		100	0	0	2.32	10	150	60%	22	124	0%	
Hexachlorocyclopentadiene	A	ug/L	62.3405	62.3405		100	0	0	2.97	10	150	62%	39	91	0%	
Hexachloroethane	A	ug/L	54.28845	54.28845		100	0	0	1.79	10	150	54%	21	115	0%	
Indeno(1,2,3-cd)pyrene	A	ug/L	89.36597	89.36597		100	0	0	1.25	10	150	89%	52	134	0%	
Isophorone	A	ug/L	85.1456	85.1456		100	0	0	1.67	10	150	85%	42	124	0%	
m+p-Cresols	A	ug/L	72.77256	72.77256		100	0	0	1.78	10	150	73%	29	110	0%	
n-Nitroso-di-n-propylamine	A	ug/L	93.06562	93.06562		100	0	0	1.54	10	150	93%	49	119	0%	
n-Nitrosodimethylamine	A	ug/L	41.31964	41.31964		100	0	0	1.53	10	150	41%	20	45	0%	
n-Nitrosodiphenylamine	A	ug/L	86.07464	86.07464		100	0	0	1.16	10	150	86%	51	123	0%	
Naphthalene	A	ug/L	76.0356	76.0356		100	0	0	1.74	10	150	76%	40	121	0%	
Nitrobenzene	A	ug/L	73.36418	73.36418		100	0	0	2.31	10	150	73%	45	121	0%	
o-Cresol	A	ug/L	71.05931	71.05931		100	0	0	1.83	10	150	71%	30	117	0%	
p-Chloroaniline	A	ug/L	61.46685	61.46685		100	0	0	1.52	10	150	61%	33	117	0%	
Pentachlorophenol	A	ug/L	91.93662	91.93662		100	0	0	4.24	10	150	92%	35	138	0%	
Phenanthrene	A	ug/L	93.35765	93.35765		100	0	0	0.784	10	150	93%	59	120	0%	
Phenol	A	ug/L	51.17074	51.17074		100	0	0	1.46	10	150	51%	37	75	0%	
Pyrene	A	ug/L	82.12956	82.12956		100	0	0	0.921	10	150	82%	57	126	0%	
Pyridine	A	ug/L	31.03301	31.03301		100	0	0	3.22	10	150	31%	16	45	0%	
Triallate	A	ug/L	84.72729	84.72729		100	0	0	1.51	10	150	85%	59	105	0%	
1,4-Dichlorobenzene-d4	I	ug/L	40	40		0	0	0	0	10	150	0%				0%
Acenaphthene-d10	I	ug/L	40	40		0	0	0	0	10	150	0%				0%
Chrysene-d12	I	ug/L	40	40		0	0	0	0	10	150	0%				0%
Naphthalene-d8	I	ug/L	40	40		0	0	0	0	10	150	0%				0%
Perylene-d12	I	ug/L	40	40		0	0	0	0	10	150	0%				0%
Phenanthrene-d10	I	ug/L	40	40		0	0	0	0	10	150	0%				0%
2,4,6-Tribromophenol	S	ug/L	162.08972	162.08972		200	0	0	2.88	10	0	81%	43	140	0%	

Seq No	Lab ID	Test Code	Sample Typ	File ID	Analysis Date	DF	Batch ID	Prep Date	SPKref	RPDref	pmoist					
14972097	LCS-162636	SVOC-8270-W-	LCS-DOD	V5973N.I	107.1/7/2022 10:45:3	1	162636	1/3/2022 9:5	0	0						
Analyte	T	Units	RAW	Final	Text	Spike	SPKref	RPDref	MDL	PQL	UQL	%REC	LOW	HIGH	%RPD	Q
2-Fluorobiphenyl	S	ug/L	73.94487	73.94487		100	0	0	0.724	10	0	74%	44	119	0%	
2-Fluorophenol	S	ug/L	86.86347	86.86347		200	0	0	3.52	10	0	43%	19	119	0%	
Nitrobenzene-d5	S	ug/L	75.30593	75.30593		100	0	0	2.34	10	0	75%	44	120	0%	
Phenol-d5	S	ug/L	93.06137	93.06137		200	0	0	2.06	10	0	47%	10	65	0%	
Terphenyl-d14	S	ug/L	88.83327	88.83327		100	0	0	1.17	10	0	89%	50	134	0%	
4-Chloroaniline	X	ug/L	61.46685	61.46685		100	0	0	1.61	10	150	61%	33	117	0%	
o-Terphenyl	X	ug/L	79.12938	79.12938		100	0	0	1.27	10	150	79%	40	140	0%	

Seq No	Lab ID	Test Code	Sample Typ	File ID	Analysis Date	DF	Batch ID	Prep Date	SPKref	RPDref	pmoist					
14972098	LCSD-162636	SVOC-8270-W-	LCSD-DOD	V5973N.I	107.1/7/2022 11:18:0	1	162636	1/3/2022 9:5	0	1E+07						
Analyte	T	Units	RAW	Final	Text	Spike	SPKref	RPDref	MDL	PQL	UQL	%REC	LOW	HIGH	%RPD	Q
1,2,4-Trichlorobenzene	A	ug/L	64.42726	64.42726		100	0	64.14482	1.9	10	150	64%	29	116	0%	
1,2-Dichlorobenzene	A	ug/L	60.43692	60.43692		100	0	59.14991	1.97	10	150	60%	32	111	2%	
1,3-Dichlorobenzene	A	ug/L	60.11564	60.11564		100	0	58.00116	2.13	10	150	60%	28	110	4%	
1,4-Dichlorobenzene	A	ug/L	58.02515	58.02515		100	0	56.86667	2.02	10	150	58%	29	112	2%	
1-Methylnaphthalene	A	ug/L	73.80288	73.80288		100	0	73.9781	2.39	10	150	74%	41	119	0%	
2,2'-Oxybis(1-Chloropropane)	A	ug/L	62.76589	62.76589		100	0	61.15714	1.45	10	150	63%	37	130	3%	
2,4,5-Trichlorophenol	A	ug/L	83.45601	83.45601		100	0	80.28873	2.23	10	150	83%	53	123	4%	
2,4,6-Trichlorophenol	A	ug/L	86.8326	86.8326		100	0	86.46758	2.64	10	150	87%	50	125	0%	
2,4-Dichlorophenol	A	ug/L	79.72027	79.72027		100	0	78.90891	1.69	10	150	80%	47	121	1%	
2,4-Dimethylphenol	A	ug/L	46.00004	46.00004		100	0	37.82973	1.69	10	150	46%	31	124	19%	
2,4-Dinitrophenol	A	ug/L	81.42302	81.42302		100	0	80.50978	4.26	10	150	81%	23	142	1%	
2,4-Dinitrotoluene	A	ug/L	92.93897	92.93897		100	0	90.02448	3.04	10	150	93%	57	128	3%	
2,6-Dinitrotoluene	A	ug/L	82.70963	82.70963		100	0	80.25782	3.2	10	150	83%	50	118	3%	
2-Chloronaphthalene	A	ug/L	83.99959	83.99959		100	0	79.09807	2.14	10	150	84%	40	116	6%	
2-Chlorophenol	A	ug/L	72.01125	72.01125		100	0	73.19712	2.48	10	150	72%	38	117	2%	
2-Methylnaphthalene	A	ug/L	79.43958	79.43958		100	0	75.58153	1.92	10	150	79%	40	121	5%	
2-Nitroaniline	A	ug/L	95.30006	95.30006		100	0	95.60493	2.4	10	150	95%	55	127	0%	
2-Nitrophenol	A	ug/L	76.21846	76.21846		100	0	76.99381	2.36	10	150	76%	47	123	1%	
3,3'-Dichlorobenzidine	A	ug/L	70.5697	70.5697		100	0	67.48914	2.11	10	150	71%	27	129	4%	
3-Nitroaniline	A	ug/L	71.19232	71.19232		100	0	70.94332	2.77	10	150	71%	41	128	0%	
4,6-Dinitro-2-methylphenol	A	ug/L	82.69937	82.69937		100	0	81.19169	2.33	10	150	83%	44	137	2%	
4-Bromophenyl phenyl ether	A	ug/L	88.61515	88.61515		100	0	85.82833	1.74	10	150	89%	55	124	3%	
4-Chloro-2-methylphenol	A	ug/L	68.6846	68.6846		100	0	66.22456	1.6	10	150	69%	49	89	4%	

Seq No	Lab ID	Test Code	Sample Typ	File ID	Analysis Date	DF	Batch ID	Prep Date	SPKref	RPDref	pmoist					
14972098	LCSD-162636	SVOC-8270-W-	LCSD-DOD	V5973N.I	sd0107.1/7/2022 11:18:0	1	162636	1/3/2022 9:5	0	1E+07						
Analyte	T	Units	RAW	Final	Text	Spike	SPKref	RPDref	MDL	PQL	UQL	%REC	LOW	HIGH	%RPD	Q
4-Chloro-3-methylphenol	A	ug/L	88.30202	88.30202		100	0	83.34252	1.46	10	150	88%	52	119	6%	
4-Chlorophenol	A	ug/L	83.88811	83.88811		100	0	84.36838	2.64	10	150	84%	41	81	1%	S
4-Chlorophenyl phenyl ether	A	ug/L	88.39645	88.39645		100	0	86.38325	2.03	10	150	88%	53	121	2%	
4-Nitroaniline	A	ug/L	95.1203	95.1203		100	0	90.07322	1.63	10	150	95%	57	101	5%	
4-Nitrophenol	A	ug/L	42.18605	42.18605		100	0	36.58793	2.5	10	150	42%	15	36	14%	S
Acenaphthene	A	ug/L	96.79016	96.79016		100	0	94.52393	1.89	10	150	97%	47	122	2%	
Acenaphthylene	A	ug/L	85.92307	85.92307		100	0	82.66166	1.57	10	150	86%	41	130	4%	
Aniline	A	ug/L	26.91159	26.91159		100	0	24.27837	3.74	10	150	27%	24	60	10%	
Anthracene	A	ug/L	96.18166	96.18166		100	0	86.82005	1.23	10	150	96%	57	123	10%	
Azobenzene	A	ug/L	83.46959	83.46959		100	0	92.12338	1.09	10	150	83%	61	116	10%	
Benzidine	A	ug/L	2.53638	0		100	0	0	6.72	10	150	0%	10	100		S
Benzo(a)anthracene	A	ug/L	98.90883	98.90883		100	0	96.12607	0.856	10	150	99%	58	125	3%	
Benzo(a)pyrene	A	ug/L	89.14436	89.14436		100	0	85.04862	1.24	10	150	89%	54	128	5%	
Benzo(b)fluoranthene	A	ug/L	93.76623	93.76623		100	0	89.51588	0.903	10	150	94%	53	131	5%	
Benzo(g,h,i)perylene	A	ug/L	95.32634	95.32634		100	0	91.39767	1.01	10	150	95%	50	134	4%	
Benzo(k)fluoranthene	A	ug/L	92.7695	92.7695		100	0	87.23479	0.97	10	150	93%	57	129	6%	
Benzoic acid	A	ug/L	33.29833	33.29833		100	0	31.44777	1.51	10	150	33%	10	30	6%	S
Benzyl alcohol	A	ug/L	67.15742	67.15742		100	0	64.83216	3.13	10	150	67%	31	112	4%	
bis(-2-chloroethoxy)Methane	A	ug/L	84.14258	84.14258		100	0	86.17708	1.36	10	150	84%	48	120	2%	
bis(-2-chloroethyl)Ether	A	ug/L	78.14603	78.14603		100	0	82.29609	2.57	10	150	78%	43	118	5%	
bis(2-chloroisopropyl)Ether	A	ug/L	62.76589	62.76589		100	0	61.15714	1.49	10	150	63%	37	130	3%	
bis(2-ethylhexyl)Phthalate	A	ug/L	103.72229	103.72229		100	0	96.4373	1.91	10	150	104%	55	135	7%	
Butylbenzylphthalate	A	ug/L	102.93836	102.93836		100	0	99.90795	1.57	10	150	103%	53	134	3%	
Carbazole	A	ug/L	100.19384	100.19384		100	0	93.01863	0.842	10	150	100%	60	122	7%	
Chrysene	A	ug/L	96.59244	96.59244		100	0	94.07704	1.17	10	150	97%	59	123	3%	
Di-n-butyl phthalate	A	ug/L	101.37691	101.37691		100	0	96.44752	0.932	10	150	101%	59	127	5%	
Di-n-octyl phthalate	A	ug/L	103.28173	103.28173		100	0	95.75932	1.34	10	150	103%	51	140	8%	
Dibenzo(a,h)anthracene	A	ug/L	96.74435	96.74435		100	0	90.62485	1.17	10	150	97%	51	134	7%	
Dibenzofuran	A	ug/L	92.59194	92.59194		100	0	87.30464	1.74	10	150	93%	53	118	6%	
Diethyl phthalate	A	ug/L	99.44784	99.44784		100	0	94.79636	2.18	10	150	99%	56	125	5%	
Dimethyl phthalate	A	ug/L	95.68091	95.68091		100	0	93.40166	1.72	10	150	96%	45	127	2%	
Fluoranthene	A	ug/L	94.58965	94.58965		100	0	88.24871	0.883	10	150	95%	57	128	7%	
Fluorene	A	ug/L	93.85522	93.85522		100	0	91.15664	1.82	10	150	94%	52	124	3%	
Hexachlorobenzene	A	ug/L	86.41446	86.41446		100	0	83.19724	1.33	10	150	86%	53	125	4%	
Hexachlorobutadiene	A	ug/L	62.29096	62.29096		100	0	59.8762	2.32	10	150	62%	22	124	4%	

Seq No	Lab ID	Test Code	Sample Typ	File ID	Analysis Date	DF	Batch ID	Prep Date	SPKref	RPDref	pmoist					
14972098	LCSD-162636	SVOC-8270-W-	LCSD-DOD	V5973N.I	sd0107.1/7/2022 11:18:0	1	162636	1/3/2022 9:5	0	1E+07						
Analyte	T	Units	RAW	Final	Text	Spike	SPKref	RPDref	MDL	PQL	UQL	%REC	LOW	HIGH	%RPD	Q
Hexachlorocyclopentadiene	A	ug/L	65.89284	65.89284		100	0	62.3405	2.97	10	150	66%	39	91	6%	
Hexachloroethane	A	ug/L	56.01505	56.01505		100	0	54.28845	1.79	10	150	56%	21	115	3%	
Indeno(1,2,3-cd)pyrene	A	ug/L	91.28592	91.28592		100	0	89.36597	1.25	10	150	91%	52	134	2%	
Isophorone	A	ug/L	85.26754	85.26754		100	0	85.1456	1.67	10	150	85%	42	124	0%	
m+p-Cresols	A	ug/L	72.36148	72.36148		100	0	72.77256	1.78	10	150	72%	29	110	1%	
n-Nitroso-di-n-propylamine	A	ug/L	92.35297	92.35297		100	0	93.06562	1.54	10	150	92%	49	119	1%	
n-Nitrosodimethylamine	A	ug/L	37.88976	37.88976		100	0	41.31964	1.53	10	150	38%	20	45	9%	
n-Nitrosodiphenylamine	A	ug/L	93.86975	93.86975		100	0	86.07464	1.16	10	150	94%	51	123	9%	
Naphthalene	A	ug/L	78.17828	78.17828		100	0	76.0356	1.74	10	150	78%	40	121	3%	
Nitrobenzene	A	ug/L	74.57096	74.57096		100	0	73.36418	2.31	10	150	75%	45	121	2%	
o-Cresol	A	ug/L	73.56991	73.56991		100	0	71.05931	1.83	10	150	74%	30	117	3%	
p-Chloroaniline	A	ug/L	60.89117	60.89117		100	0	61.46685	1.52	10	150	61%	33	117	1%	
Pentachlorophenol	A	ug/L	97.94845	97.94845		100	0	91.93662	4.24	10	150	98%	35	138	6%	
Phenanthrene	A	ug/L	98.57875	98.57875		100	0	93.35765	0.784	10	150	99%	59	120	5%	
Phenol	A	ug/L	50.71618	50.71618		100	0	51.17074	1.46	10	150	51%	37	75	1%	
Pyrene	A	ug/L	89.59329	89.59329		100	0	82.12956	0.921	10	150	90%	57	126	9%	
Pyridine	A	ug/L	30.05939	30.05939		100	0	31.03301	3.22	10	150	30%	16	45	3%	
Triallate	A	ug/L	90.27869	90.27869		100	0	84.72729	1.51	10	150	90%	59	105	6%	
1,4-Dichlorobenzene-d4	I	ug/L	40	40		0	0	0	0	10	150	0%			0%	
Acenaphthene-d10	I	ug/L	40	40		0	0	0	0	10	150	0%			0%	
Chrysene-d12	I	ug/L	40	40		0	0	0	0	10	150	0%			0%	
Naphthalene-d8	I	ug/L	40	40		0	0	0	0	10	150	0%			0%	
Perylene-d12	I	ug/L	40	40		0	0	0	0	10	150	0%			0%	
Phenanthrene-d10	I	ug/L	40	40		0	0	0	0	10	150	0%			0%	
2,4,6-Tribromophenol	S	ug/L	170.06244	170.06244		200	0	0	2.88	10	0	85%	43	140	0%	
2-Fluorobiphenyl	S	ug/L	77.77101	77.77101		100	0	0	0.724	10	0	78%	44	119	0%	
2-Fluorophenol	S	ug/L	85.08852	85.08852		200	0	0	3.52	10	0	43%	19	119	0%	
Nitrobenzene-d5	S	ug/L	77.64415	77.64415		100	0	0	2.34	10	0	78%	44	120	0%	
Phenol-d5	S	ug/L	92.26335	92.26335		200	0	0	2.06	10	0	46%	10	65	0%	
Terphenyl-d14	S	ug/L	93.58452	93.58452		100	0	0	1.17	10	0	94%	50	134	0%	
4-Chloroaniline	X	ug/L	60.89117	60.89117		100	0	61.46685	1.61	10	150	61%	33	117	1%	
o-Terphenyl	X	ug/L	82.1911	82.1911		100	0	79.12938	1.27	10	150	82%	40	140	4%	

Seq No	Lab ID	Test Code	Sample Typ	File ID	Analysis Date	DF	Batch ID	Prep Date	SPKref	RPDref	pmoist					
14972099	B21122168-001	SVOC-8270-W-	SAMP	V5973N.I\sd0107.1	7/2022 11:50:2	1	162636	1/3/2022 9:5	0	0						
Analyte	T	Units	RAW	Final	Text	Spike	SPKref	RPDref	MDL	PQL	UQL	%REC	LOW	HIGH	%RPD	Q
1,2,4-Trichlorobenzene	A	ug/L	0	0		0	0	0	1.862	10	150	0%	0	0	0%	U
1,2-Dichlorobenzene	A	ug/L	0	0		0	0	0	1.9306	10	150	0%	0	0	0%	U
1,3-Dichlorobenzene	A	ug/L	0	0		0	0	0	2.0874	10	150	0%	0	0	0%	U
1,4-Dichlorobenzene	A	ug/L	0	0		0	0	0	1.9796	10	150	0%	0	0	0%	U
1-Methylnaphthalene	A	ug/L	0	0		0	0	0	2.3422	10	150	0%	0	0	0%	U
2,2'-Oxybis(1-Chloropropane)	A	ug/L	0	0		0	0	0	1.421	10	150	0%	0	0	0%	U
2,4,5-Trichlorophenol	A	ug/L	0	0		0	0	0	2.1854	10	150	0%	0	0	0%	U
2,4,6-Trichlorophenol	A	ug/L	0	0		0	0	0	2.5872	10	150	0%	0	0	0%	U
2,4-Dichlorophenol	A	ug/L	0	0		0	0	0	1.6562	10	150	0%	0	0	0%	U
2,4-Dimethylphenol	A	ug/L	0	0		0	0	0	1.6562	10	150	0%	0	0	0%	U
2,4-Dinitrophenol	A	ug/L	0	0		0	0	0	4.1748	10	150	0%	0	0	0%	U
2,4-Dinitrotoluene	A	ug/L	0	0		0	0	0	2.9792	10	150	0%	0	0	0%	U
2,6-Dinitrotoluene	A	ug/L	0	0		0	0	0	3.136	10	150	0%	0	0	0%	U
2-Chloronaphthalene	A	ug/L	0	0		0	0	0	2.0972	10	150	0%	0	0	0%	U
2-Chlorophenol	A	ug/L	0	0		0	0	0	2.4304	10	150	0%	0	0	0%	U
2-Methylnaphthalene	A	ug/L	0	0		0	0	0	1.8816	10	150	0%	0	0	0%	U
2-Nitroaniline	A	ug/L	0	0		0	0	0	2.352	10	150	0%	0	0	0%	U
2-Nitrophenol	A	ug/L	0	0		0	0	0	2.3128	10	150	0%	0	0	0%	U
3,3'-Dichlorobenzidine	A	ug/L	0	0		0	0	0	2.0678	10	150	0%	0	0	0%	U
3-Nitroaniline	A	ug/L	0	0		0	0	0	2.7146	10	150	0%	0	0	0%	U
4,6-Dinitro-2-methylphenol	A	ug/L	0	0		0	0	0	2.2834	10	150	0%	0	0	0%	U
4-Bromophenyl phenyl ether	A	ug/L	0	0		0	0	0	1.7052	10	150	0%	0	0	0%	U
4-Chloro-2-methylphenol	A	ug/L	0	0		0	0	0	1.568	10	150	0%	0	0	0%	U
4-Chloro-3-methylphenol	A	ug/L	0	0		0	0	0	1.4308	10	150	0%	0	0	0%	U
4-Chloroaniline	A	ug/L	0	0		0	0	0	1.5778	10	150	0%	0	0	0%	U
4-Chlorophenol	A	ug/L	0	0		0	0	0	2.5872	10	150	0%	0	0	0%	U
4-Chlorophenyl phenyl ether	A	ug/L	0	0		0	0	0	1.9894	10	150	0%	0	0	0%	U
4-Nitroaniline	A	ug/L	0	0		0	0	0	1.5974	10	150	0%	0	0	0%	U
4-Nitrophenol	A	ug/L	0	0		0	0	0	2.45	10	150	0%	0	0	0%	U
Acenaphthene	A	ug/L	0	0		0	0	0	1.8522	10	150	0%	0	0	0%	U
Acenaphthylene	A	ug/L	0	0		0	0	0	1.5386	10	150	0%	0	0	0%	U
Aniline	A	ug/L	0	0		0	0	0	3.6652	10	150	0%	0	0	0%	U
Anthracene	A	ug/L	0	0		0	0	0	1.2054	10	150	0%	0	0	0%	U
Azobenzene	A	ug/L	0	0		0	0	0	1.0682	10	150	0%	0	0	0%	U
Benzidine	A	ug/L	0	0		0	0	0	6.5856	10	150	0%	0	0	0%	U

Seq No	Lab ID	Test Code	Sample Typ	File ID	Analysis Date	DF	Batch ID	Prep Date	SPKref	RPDref	pmoist					
14972099	B21122168-001	SVOC-8270-W-	SAMP	V5973N.I\sd0107.1	7/2022 11:50:2	1	162636	1/3/2022 9:5	0	0						
Analyte	T	Units	RAW	Final	Text	Spike	SPKref	RPDref	MDL	PQL	UQL	%REC	LOW	HIGH	%RPD	Q
Benzo(a)anthracene	A	ug/L	0	0		0	0	0	0.83888	10	150	0%	0	0	0%	U
Benzo(a)pyrene	A	ug/L	0	0		0	0	0	1.2152	10	150	0%	0	0	0%	U
Benzo(b)fluoranthene	A	ug/L	0	0		0	0	0	0.88494	10	150	0%	0	0	0%	U
Benzo(g,h,i)perylene	A	ug/L	0	0		0	0	0	0.9898	10	150	0%	0	0	0%	U
Benzo(k)fluoranthene	A	ug/L	0	0		0	0	0	0.9506	10	150	0%	0	0	0%	U
Benzoic acid	A	ug/L	0	0		0	0	0	1.4798	10	150	0%	0	0	0%	U
Benzyl alcohol	A	ug/L	0	0		0	0	0	3.0674	10	150	0%	0	0	0%	U
bis(-2-chloroethoxy)Methane	A	ug/L	0	0		0	0	0	1.3328	10	150	0%	0	0	0%	U
bis(-2-chloroethyl)Ether	A	ug/L	0	0		0	0	0	2.5186	10	150	0%	0	0	0%	U
bis(2-chloroisopropyl)Ether	A	ug/L	0	0		0	0	0	1.4602	10	150	0%	0	0	0%	U
bis(2-ethylhexyl)Phthalate	A	ug/L	0	0		0	0	0	1.8718	10	150	0%	0	0	0%	U
Butylbenzylphthalate	A	ug/L	0	0		0	0	0	1.5386	10	150	0%	0	0	0%	U
Carbazole	A	ug/L	0	0		0	0	0	0.82516	10	150	0%	0	0	0%	U
Chrysene	A	ug/L	0	0		0	0	0	1.1466	10	150	0%	0	0	0%	U
Di-n-butyl phthalate	A	ug/L	0	0		0	0	0	0.91336	10	150	0%	0	0	0%	U
Di-n-octyl phthalate	A	ug/L	0	0		0	0	0	1.3132	10	150	0%	0	0	0%	U
Dibenzo(a,h)anthracene	A	ug/L	0	0		0	0	0	1.1466	10	150	0%	0	0	0%	U
Dibenzofuran	A	ug/L	0	0		0	0	0	1.7052	10	150	0%	0	0	0%	U
Diethyl phthalate	A	ug/L	0	0		0	0	0	2.1364	10	150	0%	0	0	0%	U
Dimethyl phthalate	A	ug/L	0	0		0	0	0	1.6856	10	150	0%	0	0	0%	U
Fluoranthene	A	ug/L	0	0		0	0	0	0.86534	10	150	0%	0	0	0%	U
Fluorene	A	ug/L	0	0		0	0	0	1.7836	10	150	0%	0	0	0%	U
Hexachlorobenzene	A	ug/L	0	0		0	0	0	1.3034	10	150	0%	0	0	0%	U
Hexachlorobutadiene	A	ug/L	0	0		0	0	0	2.2736	10	150	0%	0	0	0%	U
Hexachlorocyclopentadiene	A	ug/L	0	0		0	0	0	2.9106	10	150	0%	0	0	0%	U
Hexachloroethane	A	ug/L	0	0		0	0	0	1.7542	10	150	0%	0	0	0%	U
Indeno(1,2,3-cd)pyrene	A	ug/L	0	0		0	0	0	1.225	10	150	0%	0	0	0%	U
Isophorone	A	ug/L	0	0		0	0	0	1.6366	10	150	0%	0	0	0%	U
m+p-Cresols	A	ug/L	0	0		0	0	0	1.7444	10	150	0%	0	0	0%	U
n-Nitroso-di-n-propylamine	A	ug/L	0	0		0	0	0	1.5092	10	150	0%	0	0	0%	U
n-Nitrosodimethylamine	A	ug/L	0	0		0	0	0	1.4994	10	150	0%	0	0	0%	U
n-Nitrosodiphenylamine	A	ug/L	0	0		0	0	0	1.1368	10	150	0%	0	0	0%	U
Naphthalene	A	ug/L	0	0		0	0	0	1.7052	10	150	0%	0	0	0%	U
Nitrobenzene	A	ug/L	0	0		0	0	0	2.2638	10	150	0%	0	0	0%	U
o-Cresol	A	ug/L	0	0		0	0	0	1.7934	10	150	0%	0	0	0%	U

Seq No	Lab ID	Test Code	Sample Typ	File ID	Analysis Date	DF	Batch ID	Prep Date	SPKref	RPDref	pmoist					
14972099	B21122168-001	SVOC-8270-W-	SAMP	V5973N.I	107.1/7/2022 11:50:2	1	162636	1/3/2022 9:5	0	0						
Analyte	T	Units	RAW	Final	Text	Spike	SPKref	RPDref	MDL	PQL	UQL	%REC	LOW	HIGH	%RPD	Q
p-Chloroaniline	A	ug/L	0	0		0	0	0	1.4896	10	150	0%	0	0	0%	U
Pentachlorophenol	A	ug/L	0	0		0	0	0	4.1552	10	150	0%	0	0	0%	U
Phenanthrene	A	ug/L	0	0		0	0	0	0.76832	10	150	0%	0	0	0%	U
Phenol	A	ug/L	0	0		0	0	0	1.4308	10	150	0%	0	0	0%	U
Pyrene	A	ug/L	0	0		0	0	0	0.90258	10	150	0%	0	0	0%	U
Pyridine	A	ug/L	0	0		0	0	0	3.1556	10	150	0%	0	0	0%	U
Triallate	A	ug/L	0	0		0	0	0	1.4798	10	150	0%	0	0	0%	U
1,4-Dichlorobenzene-d4	I	ug/L	40	39.2		0	0	0	0	10	150	0%	0	0	0%	
Acenaphthene-d10	I	ug/L	40	39.2		0	0	0	0	10	150	0%	0	0	0%	
Chrysene-d12	I	ug/L	40	39.2		0	0	0	0	10	150	0%	0	0	0%	
Naphthalene-d8	I	ug/L	40	39.2		0	0	0	0	10	150	0%	0	0	0%	
Perylene-d12	I	ug/L	40	39.2		0	0	0	0	10	150	0%	0	0	0%	
Phenanthrene-d10	I	ug/L	40	39.2		0	0	0	0	10	150	0%	0	0	0%	
2,4,6-Tribromophenol	S	ug/L	154.10193	151.019891		196	0	0	2.8224	10	0	77%	43	140	0%	
2-Fluorobiphenyl	S	ug/L	52.23262	51.1879676		98	0	0	0.70952	10	0	52%	44	119	0%	
2-Fluorophenol	S	ug/L	64.21212	62.9278776		196	0	0	3.4496	10	0	32%	19	119	0%	
Nitrobenzene-d5	S	ug/L	58.05991	56.8987118		98	0	0	2.2932	10	0	58%	44	120	0%	
Phenol-d5	S	ug/L	61.86157	60.6243386		196	0	0	2.0188	10	0	31%	10	65	0%	
Terphenyl-d14	S	ug/L	85.91555	84.197239		98	0	0	1.1466	10	0	86%	50	134	0%	
o-Terphenyl	X	ug/L	0	0		0	0	0	1.2446	10	150	0%	0	0	0%	U

Seq No	Lab ID	Test Code	Sample Typ	File ID	Analysis Date	DF	Batch ID	Prep Date	SPKref	RPDref	pmoist					
14972100	B21122168-001	SVOC-8270-W-	MS-DOD	V5973N.I	107.1/8/2022 12:22:3	1	162636	1/3/2022 10:	1E+07	0						
Analyte	T	Units	RAW	Final	Text	Spike	SPKref	RPDref	MDL	PQL	UQL	%REC	LOW	HIGH	%RPD	Q
1,2,4-Trichlorobenzene	A	ug/L	68.84465	69.5330965		101	0	0	1.919	10	150	69%	29	116	0%	
1,2-Dichlorobenzene	A	ug/L	64.37652	65.0202852		101	0	0	1.9897	10	150	64%	32	111	0%	
1,3-Dichlorobenzene	A	ug/L	63.42792	64.0621992		101	0	0	2.1513	10	150	63%	28	110	0%	
1,4-Dichlorobenzene	A	ug/L	62.98175	63.6115675		101	0	0	2.0402	10	150	63%	29	112	0%	
1-Methylnaphthalene	A	ug/L	80.79731	81.6052831		101	0	0	2.4139	10	150	81%	41	119	0%	
2,2'-Oxybis(1-Chloropropane)	A	ug/L	66.18741	66.8492841		101	0	0	1.4645	10	150	66%	37	130	0%	
2,4,5-Trichlorophenol	A	ug/L	92.07916	92.9999516		101	0	0	2.2523	10	150	92%	53	123	0%	
2,4,6-Trichlorophenol	A	ug/L	89.94538	90.8448338		101	0	0	2.6664	10	150	90%	50	125	0%	
2,4-Dichlorophenol	A	ug/L	84.55203	85.3975503		101	0	0	1.7069	10	150	85%	47	121	0%	
2,4-Dimethylphenol	A	ug/L	66.19143	66.8533443		101	0	0	1.7069	10	150	66%	31	124	0%	

Seq No	Lab ID	Test Code	Sample Typ	File ID	Analysis Date	DF	Batch ID	Prep Date	SPKref	RPDref	pmoist					
14972100	B21122168-001	SVOC-8270-W-	MS-DOD	V5973N.I	107.1/8/2022 12:22:3	1	162636	1/3/2022 10:	1E+07	0						
Analyte	T	Units	RAW	Final	Text	Spike	SPKref	RPDref	MDL	PQL	UQL	%REC	LOW	HIGH	%RPD	Q
2,4-Dinitrophenol	A	ug/L	90.21606	91.1182206		101	0	0	4.3026	10.1	150	90%	23	142	0%	
2,4-Dinitrotoluene	A	ug/L	99.8274	100.825674		101	0	0	3.0704	10	150	100%	57	128	0%	
2,6-Dinitrotoluene	A	ug/L	93.60337	94.5394037		101	0	0	3.232	10	150	94%	50	118	0%	
2-Chloronaphthalene	A	ug/L	86.73511	87.6024611		101	0	0	2.1614	10	150	87%	40	116	0%	
2-Chlorophenol	A	ug/L	77.3248	78.098048		101	0	0	2.5048	10	150	77%	38	117	0%	
2-Methylnaphthalene	A	ug/L	80.63302	81.4393502		101	0	0	1.9392	10	150	81%	40	121	0%	
2-Nitroaniline	A	ug/L	96.12143	97.0826443		101	0	0	2.424	10	150	96%	55	127	0%	
2-Nitrophenol	A	ug/L	80.97925	81.7890425		101	0	0	2.3836	10	150	81%	47	123	0%	
3,3'-Dichlorobenzidine	A	ug/L	63.1636	63.795236		101	0	0	2.1311	10.1	150	63%	27	129	0%	
3-Nitroaniline	A	ug/L	80.51396	81.3190996		101	0	0	2.7977	10	150	81%	41	128	0%	
4,6-Dinitro-2-methylphenol	A	ug/L	82.88163	83.7104463		101	0	0	2.3533	10.1	150	83%	44	137	0%	
4-Bromophenyl phenyl ether	A	ug/L	95.74275	96.7001775		101	0	0	1.7574	10	150	96%	55	124	0%	
4-Chloro-2-methylphenol	A	ug/L	81.75913	82.5767213		101	0	0	1.616	10	150	82%	49	89	0%	
4-Chloro-3-methylphenol	A	ug/L	90.93067	91.8399767		101	0	0	1.4746	10	150	91%	52	119	0%	
4-Chlorophenol	A	ug/L	88.19716	89.0791316		101	0	0	2.6664	10	150	88%	41	81	0%	S
4-Chlorophenyl phenyl ether	A	ug/L	94.86262	95.8112462		101	0	0	2.0503	10	150	95%	53	121	0%	
4-Nitroaniline	A	ug/L	98.22267	99.2048967		101	0	0	1.6463	10	150	98%	57	101	0%	
4-Nitrophenol	A	ug/L	45.02881	45.4790981		101	0	0	2.525	10.1	150	45%	15	36	0%	S
Acenaphthene	A	ug/L	103.53755	104.572926		101	0	0	1.9089	10	150	104%	47	122	0%	
Acenaphthylene	A	ug/L	93.99642	94.9363842		101	0	0	1.5857	10	150	94%	41	130	0%	
Aniline	A	ug/L	25.14674	25.3982074		101	0	0	3.7774	10	150	25%	24	60	0%	
Anthracene	A	ug/L	103.57083	104.606538		101	0	0	1.2423	10	150	104%	57	123	0%	
Azobenzene	A	ug/L	85.88002	86.7388202		101	0	0	1.1009	10	150	86%	61	116	0%	
Benzidine	A	ug/L	9.26841	9.3610941		101	0	0	6.7872	10.1	150	9%	10	100	0%	S
Benzo(a)anthracene	A	ug/L	101.14417	102.155612		101	0	0	0.86456	10	150	101%	58	125	0%	
Benzo(a)pyrene	A	ug/L	92.68758	93.6144558		101	0	0	1.2524	10	150	93%	54	128	0%	
Benzo(b)fluoranthene	A	ug/L	98.14938	99.1308738		101	0	0	0.91203	10	150	98%	53	131	0%	
Benzo(g,h,i)perylene	A	ug/L	92.43221	93.3565321		101	0	0	1.0201	10	150	92%	50	134	0%	
Benzo(k)fluoranthene	A	ug/L	92.1276	93.048876		101	0	0	0.9797	10	150	92%	57	129	0%	
Benzoic acid	A	ug/L	36.17997	36.5417697		101	0	0	1.5251	10	150	36%	10	30	0%	S
Benzyl alcohol	A	ug/L	74.22448	74.9667248		101	0	0	3.1613	10	150	74%	31	112	0%	
bis(-2-chloroethoxy)Methane	A	ug/L	91.51224	92.4273624		101	0	0	1.3736	10	150	92%	48	120	0%	
bis(-2-chloroethyl)Ether	A	ug/L	85.43197	86.2862897		101	0	0	2.5957	10	150	85%	43	118	0%	
bis(2-chloroisopropyl)Ether	A	ug/L	66.18741	66.8492841		101	0	0	1.5049	10	150	66%	37	130	0%	
bis(2-ethylhexyl)Phthalate	A	ug/L	86.25992	87.1225192		101	0	0	1.9291	10	150	86%	55	135	0%	

Seq No	Lab ID	Test Code	Sample Typ	File ID	Analysis Date	DF	Batch ID	Prep Date	SPKref	RPDref	pmoist					
14972100	B21122168-001	SVOC-8270-W-	MS-DOD	V5973N.I	107.1/8/2022 12:22:3	1	162636	1/3/2022 10:	1E+07	0						
Analyte	T	Units	RAW	Final	Text	Spike	SPKref	RPDref	MDL	PQL	UQL	%REC	LOW	HIGH	%RPD	Q
Butylbenzylphthalate	A	ug/L	98.8095	99.797595		101	0	0	1.5857	10	150	99%	53	134	0%	
Carbazole	A	ug/L	105.01306	106.063191		101	0	0	0.85042	10	150	105%	60	122	0%	
Chrysene	A	ug/L	99.18897	100.18086		101	0	0	1.1817	10	150	99%	59	123	0%	
Di-n-butyl phthalate	A	ug/L	100.51165	101.516767		101	0	0	0.94132	10	150	101%	59	127	0%	
Di-n-octyl phthalate	A	ug/L	88.28534	89.1681934		101	0	0	1.3534	10	150	88%	51	140	0%	
Dibenzo(a,h)anthracene	A	ug/L	92.75198	93.6794998		101	0	0	1.1817	10	150	93%	51	134	0%	
Dibenzofuran	A	ug/L	94.50664	95.4517064		101	0	0	1.7574	10	150	95%	53	118	0%	
Diethyl phthalate	A	ug/L	105.61822	106.674402		101	0	0	2.2018	10	150	106%	56	125	0%	
Dimethyl phthalate	A	ug/L	101.88021	102.899012		101	0	0	1.7372	10	150	102%	45	127	0%	
Fluoranthene	A	ug/L	95.31384	96.2669784		101	0	0	0.89183	10	150	95%	57	128	0%	
Fluorene	A	ug/L	99.07438	100.065124		101	0	0	1.8382	10	150	99%	52	124	0%	
Hexachlorobenzene	A	ug/L	83.15265	83.9841765		101	0	0	1.3433	10	150	83%	53	125	0%	
Hexachlorobutadiene	A	ug/L	64.51506	65.1602106		101	0	0	2.3432	10	150	65%	22	124	0%	
Hexachlorocyclopentadiene	A	ug/L	73.36972	74.1034172		101	0	0	2.9997	10	150	73%	39	91	0%	
Hexachloroethane	A	ug/L	59.17778	59.7695578		101	0	0	1.8079	10	150	59%	21	115	0%	
Indeno(1,2,3-cd)pyrene	A	ug/L	89.90972	90.8088172		101	0	0	1.2625	10	150	90%	52	134	0%	
Isophorone	A	ug/L	85.28875	86.1416375		101	0	0	1.6867	10	150	85%	42	124	0%	
m+p-Cresols	A	ug/L	82.54341	83.3688441		101	0	0	1.7978	10	150	83%	29	110	0%	
n-Nitroso-di-n-propylamine	A	ug/L	95.44848	96.4029648		101	0	0	1.5554	10	150	95%	49	119	0%	
n-Nitrosodimethylamine	A	ug/L	43.68428	44.1211228		101	0	0	1.5453	10	150	44%	20	45	0%	
n-Nitrosodiphenylamine	A	ug/L	88.88451	89.7733551		101	0	0	1.1716	10.1	150	89%	51	123	0%	
Naphthalene	A	ug/L	81.07234	81.8830634		101	0	0	1.7574	10	150	81%	40	121	0%	
Nitrobenzene	A	ug/L	78.90366	79.6926966		101	0	0	2.3331	10	150	79%	45	121	0%	
o-Cresol	A	ug/L	79.26719	80.0598619		101	0	0	1.8483	10	150	79%	30	117	0%	
p-Chloroaniline	A	ug/L	60.85381	61.4623481		101	0	0	1.5352	10	150	61%	33	117	0%	
Pentachlorophenol	A	ug/L	94.5444	95.489844		101	0	0	4.2824	10.1	150	95%	35	138	0%	
Phenanthrene	A	ug/L	99.7092	100.706292		101	0	0	0.79184	10	150	100%	59	120	0%	
Phenol	A	ug/L	53.1847	53.716547		101	0	0	1.4746	10	150	53%	37	75	0%	
Pyrene	A	ug/L	90.86162	91.7702362		101	0	0	0.93021	10	150	91%	57	126	0%	
Pyridine	A	ug/L	25.79188	26.0497988		101	0	0	3.2522	10	150	26%	16	45	0%	
Triallate	A	ug/L	92.61054	93.5366454		101	0	0	1.5251	10	150	93%	59	105	0%	
1,4-Dichlorobenzene-d4	I	ug/L	40	40.4		0	0	0	0	10	150	0%			0%	
Acenaphthene-d10	I	ug/L	40	40.4		0	0	0	0	10	150	0%			0%	
Chrysene-d12	I	ug/L	40	40.4		0	0	0	0	10	150	0%			0%	
Naphthalene-d8	I	ug/L	40	40.4		0	0	0	0	10	150	0%			0%	

Seq No	Lab ID	Test Code	Sample Typ	File ID	Analysis Date	DF	Batch ID	Prep Date	SPKref	RPDref	pmoist					
14972100	B21122168-001	SVOC-8270-W-	MS-DOD	V5973N.I	107.1/8/2022 12:22:3	1	162636	1/3/2022 10:	1E+07	0						
Analyte	T	Units	RAW	Final	Text	Spike	SPKref	RPDref	MDL	PQL	UQL	%REC	LOW	HIGH	%RPD	Q
Perylene-d12	I	ug/L	40	40.4		0	0	0	0	10	150	0%			0%	
Phenanthrene-d10	I	ug/L	40	40.4		0	0	0	0	10	150	0%			0%	
2,4,6-Tribromophenol	S	ug/L	172.96613	174.695791		202	0	0	2.9088	10	0	86%	43	140	0%	
2-Fluorobiphenyl	S	ug/L	85.22579	86.0780479		101	0	0	0.73124	10	0	85%	44	119	0%	
2-Fluorophenol	S	ug/L	91.71849	92.6356749		202	0	0	3.5552	10	0	46%	19	119	0%	
Nitrobenzene-d5	S	ug/L	83.37862	84.2124062		101	0	0	2.3634	10	0	83%	44	120	0%	
Phenol-d5	S	ug/L	97.29559	98.2685459		202	0	0	2.0806	10	0	49%	10	65	0%	
Terphenyl-d14	S	ug/L	96.25455	97.2170955		101	0	0	1.1817	10	0	96%	50	134	0%	
4-Chloroaniline	X	ug/L	60.85381	61.4623481		101	0	0	1.6261	10	150	61%	33	117	0%	
o-Terphenyl	X	ug/L	86.35745	87.2210245		101	0	0	1.2827	10	150	86%	40	140	0%	

Seq No	Lab ID	Test Code	Sample Typ	File ID	Analysis Date	DF	Batch ID	Prep Date	SPKref	RPDref	pmoist					
14972101	B21122168-001	SVOC-8270-W-	MSD-DOD	V5973N.I	107.1/8/2022 12:54:5	1	162636	1/3/2022 10:	1E+07	1E+07						
Analyte	T	Units	RAW	Final	Text	Spike	SPKref	RPDref	MDL	PQL	UQL	%REC	LOW	HIGH	%RPD	Q
1,2,4-Trichlorobenzene	A	ug/L	70.75924	72.8820172		103	0	69.533097	1.957	10	150	71%	29	116	5%	
1,2-Dichlorobenzene	A	ug/L	62.28908	64.1577524		103	0	65.020285	2.0291	10	150	62%	32	111	1%	
1,3-Dichlorobenzene	A	ug/L	64.05461	65.9762483		103	0	64.062199	2.1939	10	150	64%	28	110	3%	
1,4-Dichlorobenzene	A	ug/L	62.2369	64.104007		103	0	63.611568	2.0806	10	150	62%	29	112	1%	
1-Methylnaphthalene	A	ug/L	78.62847	80.9873241		103	0	81.605283	2.4617	10	150	79%	41	119	1%	
2,2'-Oxybis(1-Chloropropane)	A	ug/L	62.07181	63.9339643		103	0	66.849284	1.4935	10	150	62%	37	130	4%	
2,4,5-Trichlorophenol	A	ug/L	76.32355	78.6132565		103	0	92.999952	2.2969	10	150	76%	53	123	17%	
2,4,6-Trichlorophenol	A	ug/L	78.35151	80.7020553		103	0	90.844834	2.7192	10	150	78%	50	125	12%	
2,4-Dichlorophenol	A	ug/L	76.46165	78.7554995		103	0	85.397550	1.7407	10	150	76%	47	121	8%	
2,4-Dimethylphenol	A	ug/L	65.79685	67.7707555		103	0	66.853344	1.7407	10	150	66%	31	124	1%	
2,4-Dinitrophenol	A	ug/L	76.47139	78.7655317		103	0	91.118221	4.3878	10.3	150	76%	23	142	15%	
2,4-Dinitrotoluene	A	ug/L	91.85881	94.6145743		103	0	100.82567	3.1312	10	150	92%	57	128	6%	
2,6-Dinitrotoluene	A	ug/L	90.8422	93.567466		103	0	94.539404	3.296	10	150	91%	50	118	1%	
2-Chloronaphthalene	A	ug/L	84.16397	86.6888891		103	0	87.602461	2.2042	10	150	84%	40	116	1%	
2-Chlorophenol	A	ug/L	69.70056	71.7915768		103	0	78.098048	2.5544	10	150	70%	38	117	8%	
2-Methylnaphthalene	A	ug/L	88.11581	90.7592843		103	0	81.439350	1.9776	10	150	88%	40	121	11%	
2-Nitroaniline	A	ug/L	84.17138	86.6965214		103	0	97.082644	2.472	10	150	84%	55	127	11%	
2-Nitrophenol	A	ug/L	80.37749	82.7888147		103	0	81.789043	2.4308	10	150	80%	47	123	1%	
3,3'-Dichlorobenzidine	A	ug/L	61.21202	63.0483806		103	0	63.795236	2.1733	10.3	150	61%	27	129	1%	
3-Nitroaniline	A	ug/L	73.91233	76.1296999		103	0	81.3191	2.8531	10	150	74%	41	128	7%	

Seq No	Lab ID	Test Code	Sample Typ	File ID	Analysis Date	DF	Batch ID	Prep Date	SPKref	RPDref	pmoist					
14972101	B21122168-001	SVOC-8270-W-	MSD-DOD	V5973N.I	107.1/8/2022 12:54:5	1	162636	1/3/2022 10:	1E+07	1E+07						
Analyte	T	Units	RAW	Final	Text	Spike	SPKref	RPDref	MDL	PQL	UQL	%REC	LOW	HIGH	%RPD	Q
4,6-Dinitro-2-methylphenol	A	ug/L	80.9974	83.427322		103	0	83.710446	2.3999	10.3	150	81%	44	137	0%	
4-Bromophenyl phenyl ether	A	ug/L	87.08443	89.6969629		103	0	96.700178	1.7922	10	150	87%	55	124	8%	
4-Chloro-2-methylphenol	A	ug/L	80.66457	83.0845071		103	0	82.576721	1.648	10	150	81%	49	89	1%	
4-Chloro-3-methylphenol	A	ug/L	89.1637	91.838611		103	0	91.839977	1.5038	10	150	89%	52	119	0%	
4-Chlorophenol	A	ug/L	82.08364	84.5461492		103	0	89.079132	2.7192	10	150	82%	41	81	5%	S
4-Chlorophenyl phenyl ether	A	ug/L	86.12584	88.7096152		103	0	95.811246	2.0909	10	150	86%	53	121	8%	
4-Nitroaniline	A	ug/L	82.98947	85.4791541		103	0	99.204897	1.6789	10	150	83%	57	101	15%	
4-Nitrophenol	A	ug/L	38.07593	39.2182079		103	0	45.479098	2.575	10.3	150	38%	15	36	15%	S
Acenaphthene	A	ug/L	96.14105	99.0252815		103	0	104.57293	1.9467	10	150	96%	47	122	5%	
Acenaphthylene	A	ug/L	85.67549	88.2457547		103	0	94.936384	1.6171	10	150	86%	41	130	7%	
Aniline	A	ug/L	21.80411	22.4582333		103	0	25.398207	3.8522	10	150	22%	24	60	12%	S
Anthracene	A	ug/L	95.33578	98.1958534		103	0	104.60654	1.2669	10	150	95%	57	123	6%	
Azobenzene	A	ug/L	84.08679	86.6093937		103	0	86.738820	1.1227	10	150	84%	61	116	0%	
Benzidine	A	ug/L	3.52835	0		103	0	9.3610941	6.9216	10.3	150	0%	10	100		S
Benzo(a)anthracene	A	ug/L	91.99913	94.7591039		103	0	102.15561	0.88168	10	150	92%	58	125	8%	
Benzo(a)pyrene	A	ug/L	86.51338	89.1087814		103	0	93.614456	1.2772	10	150	87%	54	128	5%	
Benzo(b)fluoranthene	A	ug/L	92.79943	95.5834129		103	0	99.130874	0.93009	10	150	93%	53	131	4%	
Benzo(g,h,i)perylene	A	ug/L	94.01573	96.8362019		103	0	93.356532	1.0403	10	150	94%	50	134	4%	
Benzo(k)fluoranthene	A	ug/L	85.8938	88.470614		103	0	93.048876	0.9991	10	150	86%	57	129	5%	
Benzoic acid	A	ug/L	34.77593	35.8192079		103	0	36.54177	1.5553	10	150	35%	10	30	2%	S
Benzyl alcohol	A	ug/L	63.10535	64.9985105		103	0	74.966725	3.2239	10	150	63%	31	112	14%	
bis(-2-chloroethoxy)Methane	A	ug/L	85.37845	87.9398035		103	0	92.427362	1.4008	10	150	85%	48	120	5%	
bis(-2-chloroethyl)Ether	A	ug/L	80.78415	83.2076745		103	0	86.28629	2.6471	10	150	81%	43	118	4%	
bis(2-chloroisopropyl)Ether	A	ug/L	62.07181	63.9339643		103	0	66.849284	1.5347	10	150	62%	37	130	4%	
bis(2-ethylhexyl)Phthalate	A	ug/L	84.67432	87.2145496		103	0	87.122519	1.9673	10	150	85%	55	135	0%	
Butylbenzylphthalate	A	ug/L	90.13386	92.8378758		103	0	99.797595	1.6171	10	150	90%	53	134	7%	
Carbazole	A	ug/L	97.4078	100.330034		103	0	106.06319	0.86726	10	150	97%	60	122	6%	
Chrysene	A	ug/L	91.42561	94.1683783		103	0	100.18086	1.2051	10	150	91%	59	123	6%	
Di-n-butyl phthalate	A	ug/L	91.58769	94.3353207		103	0	101.51677	0.95996	10	150	92%	59	127	7%	
Di-n-octyl phthalate	A	ug/L	81.41262	83.8549986		103	0	89.168193	1.3802	10	150	81%	51	140	6%	
Dibenzo(a,h)anthracene	A	ug/L	92.23381	95.0008243		103	0	93.6795	1.2051	10	150	92%	51	134	1%	
Dibenzofuran	A	ug/L	91.04118	93.7724154		103	0	95.451706	1.7922	10	150	91%	53	118	2%	
Diethyl phthalate	A	ug/L	98.70089	101.661917		103	0	106.67440	2.2454	10	150	99%	56	125	5%	
Dimethyl phthalate	A	ug/L	91.89896	94.6559288		103	0	102.89901	1.7716	10	150	92%	45	127	8%	
Fluoranthene	A	ug/L	86.89846	89.5054138		103	0	96.266978	0.90949	10	150	87%	57	128	7%	

Seq No	Lab ID	Test Code	Sample Typ	File ID	Analysis Date	DF	Batch ID	Prep Date	SPKref	RPDref	pmoist					
14972101	B21122168-001	SVOC-8270-W-	MSD-DOD	V5973N.I	107.1/8/2022 12:54:5	1	162636	1/3/2022 10:	1E+07	1E+07						
Analyte	T	Units	RAW	Final	Text	Spike	SPKref	RPDref	MDL	PQL	UQL	%REC	LOW	HIGH	%RPD	Q
Fluorene	A	ug/L	92.43826	95.2114078		103	0	100.06512	1.8746	10	150	92%	52	124	5%	
Hexachlorobenzene	A	ug/L	76.19294	78.4787282		103	0	83.984177	1.3699	10	150	76%	53	125	7%	
Hexachlorobutadiene	A	ug/L	63.81765	65.7321795		103	0	65.160211	2.3896	10	150	64%	22	124	1%	
Hexachlorocyclopentadiene	A	ug/L	62.72049	64.6021047		103	0	74.103417	3.0591	10	150	63%	39	91	14%	
Hexachloroethane	A	ug/L	56.67852	58.3788756		103	0	59.769558	1.8437	10	150	57%	21	115	2%	
Indeno(1,2,3-cd)pyrene	A	ug/L	86.16864	88.7536992		103	0	90.808817	1.2875	10	150	86%	52	134	2%	
Isophorone	A	ug/L	88.83843	91.5035829		103	0	86.141638	1.7201	10	150	89%	42	124	6%	
m+p-Cresols	A	ug/L	74.39997	76.6319691		103	0	83.368844	1.8334	10	150	74%	29	110	8%	
n-Nitroso-di-n-propylamine	A	ug/L	87.14826	89.7627078		103	0	96.402965	1.5862	10	150	87%	49	119	7%	
n-Nitrosodimethylamine	A	ug/L	42.74275	44.0250325		103	0	44.121123	1.5759	10	150	43%	20	45	0%	
n-Nitrosodiphenylamine	A	ug/L	90.45134	93.1648802		103	0	89.773355	1.1948	10.3	150	90%	51	123	4%	
Naphthalene	A	ug/L	82.9949	85.484747		103	0	81.883063	1.7922	10	150	83%	40	121	4%	
Nitrobenzene	A	ug/L	77.03581	79.3468843		103	0	79.692697	2.3793	10	150	77%	45	121	0%	
o-Cresol	A	ug/L	74.02736	76.2481808		103	0	80.059862	1.8849	10	150	74%	30	117	5%	
p-Chloroaniline	A	ug/L	53.29117	54.8899051		103	0	61.462348	1.5656	10	150	53%	33	117	11%	
Pentachlorophenol	A	ug/L	89.60338	92.2914814		103	0	95.489844	4.3672	10.3	150	90%	35	138	3%	
Phenanthrene	A	ug/L	95.40417	98.2662951		103	0	100.70629	0.80752	10	150	95%	59	120	2%	
Phenol	A	ug/L	47.47362	48.8978286		103	0	53.716547	1.5038	10	150	47%	37	75	9%	
Pyrene	A	ug/L	84.54419	87.0805157		103	0	91.770236	0.94863	10	150	85%	57	126	5%	
Pyridine	A	ug/L	23.57591	24.2831873		103	0	26.049799	3.3166	10	150	24%	16	45	7%	
Triallate	A	ug/L	85.12906	87.6829318		103	0	93.536645	1.5553	10	150	85%	59	105	6%	
1,4-Dichlorobenzene-d4	I	ug/L	40	41.2		0	0	0	0	10	150	0%			0%	
Acenaphthene-d10	I	ug/L	40	41.2		0	0	0	0	10	150	0%			0%	
Chrysene-d12	I	ug/L	40	41.2		0	0	0	0	10	150	0%			0%	
Naphthalene-d8	I	ug/L	40	41.2		0	0	0	0	10	150	0%			0%	
Perylene-d12	I	ug/L	40	41.2		0	0	0	0	10	150	0%			0%	
Phenanthrene-d10	I	ug/L	40	41.2		0	0	0	0	10	150	0%			0%	
2,4,6-Tribromophenol	S	ug/L	162.22928	167.096158		206	0	0	2.9664	10	0	81%	43	140	0%	
2-Fluorobiphenyl	S	ug/L	77.83724	80.1723572		103	0	0	0.74572	10	0	78%	44	119	0%	
2-Fluorophenol	S	ug/L	79.8786	82.274958		206	0	0	3.6256	10	0	40%	19	119	0%	
Nitrobenzene-d5	S	ug/L	78.54243	80.8987029		103	0	0	2.4102	10	0	79%	44	120	0%	
Phenol-d5	S	ug/L	90.68372	93.4042316		206	0	0	2.1218	10	0	45%	10	65	0%	
Terphenyl-d14	S	ug/L	93.76507	96.5780221		103	0	0	1.2051	10	0	94%	50	134	0%	
4-Chloroaniline	X	ug/L	53.29117	54.8899051		103	0	61.462348	1.6583	10	150	53%	33	117	11%	
o-Terphenyl	X	ug/L	78.43767	80.7908001		103	0	87.221025	1.3081	10	150	78%	40	140	8%	

Seq No	Lab ID	Test Code	Sample Typ	File ID	Analysis Date	DF	Batch ID	Prep Date	SPKref	RPDref	pmoist					
14972102	07-Jan-22_CC	SVOC-8270-W-	CCV	V5973N.I	107.1/8/2022 1:27:15	1	R372990		0	0						
Analyte	T	Units	RAW	Final	Text	Spike	SPKref	RPDref	MDL	PQL	UQL	%REC	LOW	HIGH	%RPD	Q
1,2,4-Trichlorobenzene	A	ug/L	69.239	69.239		75	0	0	1.9	10	150	92%	50	150	0%	
1,2-Dichlorobenzene	A	ug/L	72.04446	72.04446		75	0	0	1.97	10	150	96%	50	150	0%	
1,3-Dichlorobenzene	A	ug/L	73.17315	73.17315		75	0	0	2.13	10	150	98%	50	150	0%	
1,4-Dichlorobenzene	A	ug/L	71.12306	71.12306		75	0	0	2.02	10	150	95%	50	150	0%	
1-Methylnaphthalene	A	ug/L	72.1499	72.1499		75	0	0	2.39	10	150	96%	50	150	0%	
2,2'-Oxybis(1-Chloropropane)	A	ug/L	70.54182	70.54182		75	0	0	1.45	10	150	94%	50	150	0%	
2,4,5-Trichlorophenol	A	ug/L	78.09307	78.09307		75	0	0	2.23	10	150	104%	50	150	0%	
2,4,6-Trichlorophenol	A	ug/L	74.98114	74.98114		75	0	0	2.64	10	150	100%	50	150	0%	
2,4-Dichlorophenol	A	ug/L	76.14251	76.14251		75	0	0	1.69	10	150	102%	50	150	0%	
2,4-Dimethylphenol	A	ug/L	70.41663	70.41663		75	0	0	1.69	10	150	94%	50	150	0%	
2,4-Dinitrophenol	A	ug/L	69.35977	69.35977		75	0	0	4.26	10	150	92%	50	150	0%	
2,4-Dinitrotoluene	A	ug/L	74.00005	74.00005		75	0	0	3.04	10	150	99%	50	150	0%	
2,6-Dinitrotoluene	A	ug/L	73.14183	73.14183		75	0	0	3.2	10	150	98%	50	150	0%	
2-Chloronaphthalene	A	ug/L	71.3136	71.3136		75	0	0	2.14	10	150	95%	50	150	0%	
2-Chlorophenol	A	ug/L	72.86393	72.86393		75	0	0	2.48	10	150	97%	50	150	0%	
2-Methylnaphthalene	A	ug/L	66.97524	66.97524		75	0	0	1.92	10	150	89%	50	150	0%	
2-Nitroaniline	A	ug/L	74.62182	74.62182		75	0	0	2.4	10	150	99%	50	150	0%	
2-Nitrophenol	A	ug/L	67.66563	67.66563		75	0	0	2.36	10	150	90%	50	150	0%	
3,3'-Dichlorobenzidine	A	ug/L	74.95789	74.95789		75	0	0	2.11	10	150	100%	50	150	0%	
3-Nitroaniline	A	ug/L	72.91776	72.91776		75	0	0	2.77	10	150	97%	50	150	0%	
4,6-Dinitro-2-methylphenol	A	ug/L	72.73482	72.73482		75	0	0	2.33	10	150	97%	50	150	0%	
4-Bromophenyl phenyl ether	A	ug/L	74.8743	74.8743		75	0	0	1.74	10	150	100%	50	150	0%	
4-Chloro-2-methylphenol	A	ug/L	76.44708	76.44708		75	0	0	1.6	10	150	102%	50	150	0%	
4-Chloro-3-methylphenol	A	ug/L	72.39295	72.39295		75	0	0	1.46	10	150	97%	50	150	0%	
4-Chlorophenol	A	ug/L	86.03346	86.03346		75	0	0	2.64	10	150	115%	50	150	0%	
4-Chlorophenyl phenyl ether	A	ug/L	73.07031	73.07031		75	0	0	2.03	10	150	97%	50	150	0%	
4-Nitroaniline	A	ug/L	80.56169	80.56169		75	0	0	1.63	10	150	107%	50	150	0%	
4-Nitrophenol	A	ug/L	76.74046	76.74046		75	0	0	2.5	10	150	102%	50	150	0%	
Acenaphthene	A	ug/L	73.57898	73.57898		75	0	0	1.89	10	150	98%	50	150	0%	
Acenaphthylene	A	ug/L	75.76242	75.76242		75	0	0	1.57	10	150	101%	50	150	0%	
Aniline	A	ug/L	77.01689	77.01689		75	0	0	3.74	10	150	103%	50	150	0%	
Anthracene	A	ug/L	78.78679	78.78679		75	0	0	1.23	10	150	105%	50	150	0%	
Azobenzene	A	ug/L	75.38426	75.38426		75	0	0	1.09	10	150	101%	50	150	0%	
Benzidine	A	ug/L	73.38169	73.38169		75	0	0	6.72	10	150	98%	50	150	0%	
Benzo(a)anthracene	A	ug/L	73.96195	73.96195		75	0	0	0.856	10	150	99%	50	150	0%	

Seq No	Lab ID	Test Code	Sample Typ	File ID	Analysis Date	DF	Batch ID	Prep Date	SPKref	RPDref	pmoist					
14972102	07-Jan-22_CC	SVOC-8270-W-	CCV	V5973N.I	sd0107.1/8/2022 1:27:15	1	R372990		0	0						
Analyte	T	Units	RAW	Final	Text	Spike	SPKref	RPDref	MDL	PQL	UQL	%REC	LOW	HIGH	%RPD	Q
Benzo(a)pyrene	A	ug/L	75.63706	75.63706		75	0	0	1.24	10	150	101%	50	150	0%	
Benzo(b)fluoranthene	A	ug/L	74.99073	74.99073		75	0	0	0.903	10	150	100%	50	150	0%	
Benzo(g,h,i)perylene	A	ug/L	75.42395	75.42395		75	0	0	1.01	10	150	101%	50	150	0%	
Benzo(k)fluoranthene	A	ug/L	75.95591	75.95591		75	0	0	0.97	10	150	101%	50	150	0%	
Benzoic acid	A	ug/L	77.14687	77.14687		75	0	0	1.51	10	150	103%	50	150	0%	
Benzyl alcohol	A	ug/L	71.46853	71.46853		75	0	0	3.13	10	150	95%	50	150	0%	
bis(-2-chloroethoxy)Methane	A	ug/L	75.25656	75.25656		75	0	0	1.36	10	150	100%	50	150	0%	
bis(-2-chloroethyl)Ether	A	ug/L	73.2858	73.2858		75	0	0	2.57	10	150	98%	50	150	0%	
bis(2-chloroisopropyl)Ether	A	ug/L	70.54182	70.54182		75	0	0	1.49	10	150	94%	50	150	0%	
bis(2-ethylhexyl)Phthalate	A	ug/L	75.93009	75.93009		75	0	0	1.91	10	150	101%	50	150	0%	
Butylbenzylphthalate	A	ug/L	77.8613	77.8613		75	0	0	1.57	10	150	104%	50	150	0%	
Carbazole	A	ug/L	78.5127	78.5127		75	0	0	0.842	10	150	105%	50	150	0%	
Chrysene	A	ug/L	73.78356	73.78356		75	0	0	1.17	10	150	98%	50	150	0%	
Di-n-butyl phthalate	A	ug/L	80.19704	80.19704		75	0	0	0.932	10	150	107%	50	150	0%	
Di-n-octyl phthalate	A	ug/L	76.71988	76.71988		75	0	0	1.34	10	150	102%	50	150	0%	
Dibenzo(a,h)anthracene	A	ug/L	72.88269	72.88269		75	0	0	1.17	10	150	97%	50	150	0%	
Dibenzofuran	A	ug/L	73.77169	73.77169		75	0	0	1.74	10	150	98%	50	150	0%	
Diethyl phthalate	A	ug/L	79.78991	79.78991		75	0	0	2.18	10	150	106%	50	150	0%	
Dimethyl phthalate	A	ug/L	73.33468	73.33468		75	0	0	1.72	10	150	98%	50	150	0%	
Fluoranthene	A	ug/L	73.1544	73.1544		75	0	0	0.883	10	150	98%	50	150	0%	
Fluorene	A	ug/L	77.93149	77.93149		75	0	0	1.82	10	150	104%	50	150	0%	
Hexachlorobenzene	A	ug/L	73.27955	73.27955		75	0	0	1.33	10	150	98%	50	150	0%	
Hexachlorobutadiene	A	ug/L	71.9656	71.9656		75	0	0	2.32	10	150	96%	50	150	0%	
Hexachlorocyclopentadiene	A	ug/L	71.65088	71.65088		75	0	0	2.97	10	150	96%	50	150	0%	
Hexachloroethane	A	ug/L	74.4784	74.4784		75	0	0	1.79	10	150	99%	50	150	0%	
Indeno(1,2,3-cd)pyrene	A	ug/L	75.49768	75.49768		75	0	0	1.25	10	150	101%	50	150	0%	
Isophorone	A	ug/L	72.6913	72.6913		75	0	0	1.67	10	150	97%	50	150	0%	
m+p-Cresols	A	ug/L	79.92795	79.92795		75	0	0	1.78	10	150	107%	50	150	0%	
n-Nitroso-di-n-propylamine	A	ug/L	74.683	74.683		75	0	0	1.54	10	150	100%	50	150	0%	
n-Nitrosodimethylamine	A	ug/L	65.59702	65.59702		75	0	0	1.53	10	150	87%	50	150	0%	
n-Nitrosodiphenylamine	A	ug/L	76.07479	76.07479		75	0	0	1.16	10	150	101%	50	150	0%	
Naphthalene	A	ug/L	72.72494	72.72494		75	0	0	1.74	10	150	97%	50	150	0%	
Nitrobenzene	A	ug/L	65.94514	65.94514		75	0	0	2.31	10	150	88%	50	150	0%	
o-Cresol	A	ug/L	71.74811	71.74811		75	0	0	1.83	10	150	96%	50	150	0%	
o-Terphenyl	A	ug/L	70.68767	70.68767		75	0	0	1.27	10	150	94%	50	150	0%	

Seq No	Lab ID	Test Code	Sample Typ	File ID	Analysis Date	DF	Batch ID	Prep Date	SPKref	RPDref	pmoist					
14972102	07-Jan-22_CC	SVOC-8270-W-	CCV	V5973N.I	107.1/8/2022 1:27:15	1	R372990		0	0						
Analyte	T	Units	RAW	Final	Text	Spike	SPKref	RPDref	MDL	PQL	UQL	%REC	LOW	HIGH	%RPD	Q
p-Chloroaniline	A	ug/L	76.1235	76.1235		75	0	0	1.52	10	150	101%	50	150	0%	
Pentachlorophenol	A	ug/L	79.14401	79.14401		75	0	0	4.24	10	150	106%	50	150	0%	
Phenanthrene	A	ug/L	77.15786	77.15786		75	0	0	0.784	10	150	103%	50	150	0%	
Phenol	A	ug/L	77.57892	77.57892		75	0	0	1.46	10	150	103%	50	150	0%	
Pyrene	A	ug/L	75.61842	75.61842		75	0	0	0.921	10	150	101%	50	150	0%	
Pyridine	A	ug/L	62.39633	62.39633		75	0	0	3.22	10	150	83%	50	150	0%	
Triallate	A	ug/L	80.19005	80.19005		75	0	0	1.51	10	150	107%	50	150	0%	
1,4-Dichlorobenzene-d4	I	ug/L	40	40		0	0	0	0	10	150	0%	50	150	0%	
Acenaphthene-d10	I	ug/L	40	40		0	0	0	0	10	150	0%	50	150	0%	
Chrysene-d12	I	ug/L	40	40		0	0	0	0	10	150	0%	50	150	0%	
Naphthalene-d8	I	ug/L	40	40		0	0	0	0	10	150	0%	50	150	0%	
Perylene-d12	I	ug/L	40	40		0	0	0	0	10	150	0%	50	150	0%	
Phenanthrene-d10	I	ug/L	40	40		0	0	0	0	10	150	0%	50	150	0%	
2,4,6-Tribromophenol	S	ug/L	76.34038	76.34038		75	0	0	2.88	10	0	102%	50	150	0%	
2-Fluorobiphenyl	S	ug/L	72.6781	72.6781		75	0	0	0.724	10	0	97%	50	150	0%	
2-Fluorophenol	S	ug/L	74.48156	74.48156		75	0	0	3.52	10	0	99%	50	150	0%	
Nitrobenzene-d5	S	ug/L	75.59352	75.59352		75	0	0	2.34	10	0	101%	50	150	0%	
Phenol-d5	S	ug/L	80.37213	80.37213		75	0	0	2.06	10	0	107%	50	150	0%	
Terphenyl-d14	S	ug/L	74.58804	74.58804		75	0	0	1.17	10	0	99%	50	150	0%	
4-Chloroaniline	X	ug/L	76.1235	76.1235		75	0	0	1.61	10	150	101%	50	150	0%	

Seq No	Lab ID	Test Code	Sample Typ	File ID	Analysis Date	DF	Batch ID	Prep Date	SPKref	RPDref	pmoist					
14972710	07-Jan-22_CAL_	SVOC-625.1-W	CCV	V5973N.I	107.1/7/2022 2:40:13	1	R372990		0	0						
Analyte	T	Units	RAW	Final	Text	Spike	SPKref	RPDref	MDL	PQL	UQL	%REC	LOW	HIGH	%RPD	Q
1,2,4-Trichlorobenzene	A	ug/L	72.51082	72.51082		75	0	0	1.95	10	150	97%	80	120	0%	
1,2-Diphenylhydrazine as Azobenzen	A	ug/L	75.65554	75.65554		75	0	0	1.22	10	150	101%	80	120	0%	
2,4,6-Trichlorophenol	A	ug/L	74.42454	74.42454		75	0	0	2.12	10	150	99%	80	120	0%	
2,4-Dichlorophenol	A	ug/L	75.68443	75.68443		75	0	0	1.71	10	150	101%	80	120	0%	
2,4-Dimethylphenol	A	ug/L	74.56881	74.56881		75	0	0	1.72	10	150	99%	80	120	0%	
2,4-Dinitrophenol	A	ug/L	73.15374	73.15374		75	0	0	4.29	10	150	98%	80	120	0%	
2,4-Dinitrotoluene	A	ug/L	72.40807	72.40807		75	0	0	2.17	10	150	97%	80	120	0%	
2,6-Dinitrotoluene	A	ug/L	75.67187	75.67187		75	0	0	3.02	10	150	101%	80	120	0%	
2-Chloronaphthalene	A	ug/L	76.25375	76.25375		75	0	0	2.24	10	150	102%	80	120	0%	
2-Chlorophenol	A	ug/L	74.7068	74.7068		75	0	0	2.52	10	150	100%	80	120	0%	

Seq No	Lab ID	Test Code	Sample Typ	File ID	Analysis Date	DF	Batch ID	Prep Date	SPKref	RPDref	pmoist					
14972710	07-Jan-22_CAL_SVOC-625.1-W	CCV	V5973N.I	sd0107.1/7/2022	2:40:13	1	R372990		0	0						
Analyte	T	Units	RAW	Final	Text	Spike	SPKref	RPDref	MDL	PQL	UQL	%REC	LOW	HIGH	%RPD	Q
2-Nitrophenol	A	ug/L	74.95764	74.95764		75	0	0	1.99	10	150	100%	80	120	0%	
3,3'-Dichlorobenzidine	A	ug/L	75.13396	75.13396		75	0	0	2.11	10	150	100%	80	120	0%	
4,6-Dinitro-2-methylphenol	A	ug/L	74.39494	74.39494		75	0	0	1.84	10	150	99%	80	120	0%	
4-Bromophenyl phenyl ether	A	ug/L	75.66988	75.66988		75	0	0	1.85	10	150	101%	80	120	0%	
4-Chloro-3-methylphenol	A	ug/L	72.66188	72.66188		75	0	0	1.53	10	150	97%	80	120	0%	
4-Chlorophenyl phenyl ether	A	ug/L	74.12617	74.12617		75	0	0	2.04	10	150	99%	80	120	0%	
4-Nitrophenol	A	ug/L	76.04478	76.04478		75	0	0	2.59	10	150	101%	80	120	0%	
Acenaphthene	A	ug/L	69.97003	69.97003		75	0	0	1.98	10	150	93%	80	120	0%	
Acenaphthylene	A	ug/L	73.66054	73.66054		75	0	0	1.67	10	150	98%	80	120	0%	
Anthracene	A	ug/L	73.01747	73.01747		75	0	0	1.03	10	150	97%	80	120	0%	
Azobenzene	A	ug/L	75.65554	75.65554		75	0	0	1.14	10	150	101%	80	120	0%	
Benzidine	A	ug/L	74.75907	74.75907		75	0	0	5.92	10	150	100%	80	120	0%	
Benzo(a)anthracene	A	ug/L	75.07613	75.07613		75	0	0	0.863	10	150	100%	80	120	0%	
Benzo(a)pyrene	A	ug/L	77.24257	77.24257		75	0	0	1.16	10	150	103%	80	120	0%	
Benzo(b)fluoranthene	A	ug/L	75.07373	75.07373		75	0	0	0.846	10	150	100%	80	120	0%	
Benzo(g,h,i)perylene	A	ug/L	74.10169	74.10169		75	0	0	1.08	10	150	99%	80	120	0%	
Benzo(k)fluoranthene	A	ug/L	76.15765	76.15765		75	0	0	0.939	10	150	102%	80	120	0%	
bis(-2-chloroethoxy)Methane	A	ug/L	73.46953	73.46953		75	0	0	1.38	10	150	98%	80	120	0%	
bis(-2-chloroethyl)Ether	A	ug/L	73.52661	73.52661		75	0	0	2.72	10	150	98%	80	120	0%	
bis(2-chloroisopropyl)Ether	A	ug/L	76.93808	76.93808		75	0	0	1.39	10	150	103%	80	120	0%	
bis(2-ethylhexyl)Phthalate	A	ug/L	74.41459	74.41459		75	0	0	1.72	10	150	99%	80	120	0%	
Butylbenzylphthalate	A	ug/L	77.24057	77.24057		75	0	0	1.6	10	150	103%	80	120	0%	
Chrysene	A	ug/L	74.34077	74.34077		75	0	0	1.14	10	150	99%	80	120	0%	
Di-n-butyl phthalate	A	ug/L	75.9353	75.9353		75	0	0	0.913	10	150	101%	80	120	0%	
Di-n-octyl phthalate	A	ug/L	74.23183	74.23183		75	0	0	1.12	10	150	99%	80	120	0%	
Dibenzo(a,h)anthracene	A	ug/L	75.24492	75.24492		75	0	0	1.16	10	150	100%	80	120	0%	
Diethyl phthalate	A	ug/L	72.19883	72.19883		75	0	0	2.2	10	150	96%	80	120	0%	
Dimethyl phthalate	A	ug/L	75.13166	75.13166		75	0	0	1.76	10	150	100%	80	120	0%	
Fluoranthene	A	ug/L	75.21977	75.21977		75	0	0	0.93	10	150	100%	80	120	0%	
Fluorene	A	ug/L	71.32037	71.32037		75	0	0	1.88	10	150	95%	80	120	0%	
Hexachlorobenzene	A	ug/L	75.93666	75.93666		75	0	0	0.859	10	150	101%	80	120	0%	
Hexachlorobutadiene	A	ug/L	75.34187	75.34187		75	0	0	2.47	10	150	100%	80	120	0%	
Hexachlorocyclopentadiene	A	ug/L	73.99458	73.99458		75	0	0	3.11	10	150	99%	80	120	0%	
Hexachloroethane	A	ug/L	73.95511	73.95511		75	0	0	1.91	10	150	99%	80	120	0%	
Indeno(1,2,3-cd)pyrene	A	ug/L	75.49725	75.49725		75	0	0	1.11	10	150	101%	80	120	0%	

Seq No	Lab ID	Test Code	Sample Typ	File ID	Analysis Date	DF	Batch ID	Prep Date	SPKref	RPDref	pmoist					
14972710	07-Jan-22_CAL_SVOC-625.1-W	CCV	V5973N.I	sd0107.1/7/2022	2:40:13	1	R372990		0	0						
Analyte	T	Units	RAW	Final	Text	Spike	SPKref	RPDref	MDL	PQL	UQL	%REC	LOW	HIGH	%RPD	Q
Isophorone	A	ug/L	77.31331	77.31331		75	0	0	1.16	10	150	103%	80	120	0%	
n-Nitroso-di-n-propylamine	A	ug/L	79.43172	79.43172		75	0	0	1.54	10	150	106%	80	120	0%	
n-Nitrosodimethylamine	A	ug/L	70.91674	70.91674		75	0	0	1.04	10	150	95%	80	120	0%	
n-Nitrosodiphenylamine	A	ug/L	75.10578	75.10578		75	0	0	1.16	10	150	100%	80	120	0%	
Naphthalene	A	ug/L	75.31763	75.31763		75	0	0	1.73	10	150	100%	80	120	0%	
Nitrobenzene	A	ug/L	76.88488	76.88488		75	0	0	2.32	10	150	103%	80	120	0%	
Pentachlorophenol	A	ug/L	74.43816	74.43816		75	0	0	4.46	10	150	99%	80	120	0%	
Phenanthrene	A	ug/L	76.31157	76.31157		75	0	0	0.831	10	150	102%	80	120	0%	
Phenol	A	ug/L	78.84397	78.84397		75	0	0	1.54	10	150	105%	80	120	0%	
Pyrene	A	ug/L	76.71714	76.71714		75	0	0	0.859	10	150	102%	80	120	0%	
1,4-Dichlorobenzene-d4	I	ug/L	40	40		0	0	0	0	10	150	0%	80	120	0%	
Acenaphthene-d10	I	ug/L	40	40		0	0	0	0	10	150	0%	80	120	0%	
Chrysene-d12	I	ug/L	40	40		0	0	0	0	10	150	0%	80	120	0%	
Naphthalene-d8	I	ug/L	40	40		0	0	0	0	10	150	0%	80	120	0%	
Perylene-d12	I	ug/L	40	40		0	0	0	0	10	150	0%	80	120	0%	
Phenanthrene-d10	I	ug/L	40	40		0	0	0	0	10	150	0%	80	120	0%	
2,4,6-Tribromophenol	S	ug/L	76.98921	76.98921		75	0	0	2.99	10	0	103%	80	120	0%	
2-Fluorobiphenyl	S	ug/L	77.16631	77.16631		75	0	0	0.76	10	0	103%	80	120	0%	
2-Fluorophenol	S	ug/L	75.20788	75.20788		75	0	0	3.74	10	0	100%	80	120	0%	
Nitrobenzene-d5	S	ug/L	73.89991	73.89991		75	0	0	2.47	10	0	99%	80	120	0%	
Phenol-d5	S	ug/L	74.23971	74.23971		75	0	0	2.19	10	0	99%	80	120	0%	
Terphenyl-d14	S	ug/L	73.34627	73.34627		75	0	0	1.15	10	0	98%	80	120	0%	
1,2-Dichlorobenzene	X	ug/L	73.93925	73.93925		75	0	0	2.09	10	150	99%	80	120	0%	
1,3-Dichlorobenzene	X	ug/L	75.49219	75.49219		75	0	0	2.32	10	150	101%	80	120	0%	
1,4-Dichlorobenzene	X	ug/L	71.1983	71.1983		75	0	0	2.33	10	150	95%	80	120	0%	
1-Methylnaphthalene	X	ug/L	75.54339	75.54339		75	0	0	2.31	10	150	101%	80	120	0%	
2,2'-Oxybis(1-Chloropropane)	X	ug/L	76.93808	76.93808		75	0	0	1.51	10	150	103%	80	120	0%	
2,4,5-Trichlorophenol	X	ug/L	76.79623	76.79623		75	0	0	2.23	10	150	102%	80	120	0%	
2-Methylnaphthalene	X	ug/L	75.7041	75.7041		75	0	0	1.88	10	150	101%	80	120	0%	
2-Nitroaniline	X	ug/L	76.55688	76.55688		75	0	0	2.36	10	150	102%	80	120	0%	
3-Nitroaniline	X	ug/L	78.22351	78.22351		75	0	0	2.57	10	150	104%	80	120	0%	
4-Nitroaniline	X	ug/L	71.26405	71.26405		75	0	0	1.74	10	150	95%	80	120	0%	
Aniline	X	ug/L	76.30947	76.30947		75	0	0	3.49	10	150	102%	80	120	0%	
Benzoic acid	X	ug/L	73.69146	73.69146		75	0	0	1.61	10	150	98%	80	120	0%	
Benzyl alcohol	X	ug/L	71.02909	71.02909		75	0	0	2.97	10	150	95%	80	120	0%	

Seq No	Lab ID	Test Code	Sample Typ	File ID	Analysis Date	DF	Batch ID	Prep Date	SPKref	RPDref	pmoist					
14972710	07-Jan-22_CAL_SVOC-625.1-W	CCV		V5973N.I	sd0107.1/7/2022 2:40:13	1	R372990		0	0						
Analyte	T	Units	RAW	Final	Text	Spike	SPKref	RPDref	MDL	PQL	UQL	%REC	LOW	HIGH	%RPD	Q
Carbazole	X	ug/L	79.21801	79.21801		75	0	0	0.834	10	150	106%	80	120	0%	
Dibenzofuran	X	ug/L	72.37661	72.37661		75	0	0	1.68	10	150	97%	80	120	0%	
m+p-Cresols	X	ug/L	72.02383	72.02383		75	0	0	1.84	10	150	96%	80	120	0%	
o-Cresol	X	ug/L	73.68076	73.68076		75	0	0	1.87	10	150	98%	80	120	0%	
p-Chloroaniline	X	ug/L	70.88596	70.88596		75	0	0	1.5	10	150	95%	80	120	0%	
Pyridine	X	ug/L	72.39652	72.39652		75	0	0	2.47	10	150	97%	80	120	0%	

Seq No	Lab ID	Test Code	Sample Typ	File ID	Analysis Date	DF	Batch ID	Prep Date	SPKref	RPDref	pmoist					
14972711	MB-162577	SVOC-625.1-W	MBLK	V5973N.I	sd0107.1/7/2022 6:26:50	1	162577	12/29/2021	0	0						
Analyte	T	Units	RAW	Final	Text	Spike	SPKref	RPDref	MDL	PQL	UQL	%REC	LOW	HIGH	%RPD	Q
1,2,4-Trichlorobenzene	A	ug/L	0	0		0	0	0	1.95	10	150	0%	0	0	0%	
1,2-Diphenylhydrazine as Azobenzen	A	ug/L	0	0		0	0	0	1.22	10	150	0%	0	0	0%	
2,4,6-Trichlorophenol	A	ug/L	0	0		0	0	0	2.12	10	150	0%	0	0	0%	
2,4-Dichlorophenol	A	ug/L	0	0		0	0	0	1.71	10	150	0%	0	0	0%	
2,4-Dimethylphenol	A	ug/L	0	0		0	0	0	1.72	10	150	0%	0	0	0%	
2,4-Dinitrophenol	A	ug/L	0	0		0	0	0	4.29	10	150	0%	0	0	0%	
2,4-Dinitrotoluene	A	ug/L	0	0		0	0	0	2.17	10	150	0%	0	0	0%	
2,6-Dinitrotoluene	A	ug/L	0	0		0	0	0	3.02	10	150	0%	0	0	0%	
2-Chloronaphthalene	A	ug/L	0	0		0	0	0	2.24	10	150	0%	0	0	0%	
2-Chlorophenol	A	ug/L	0	0		0	0	0	2.52	10	150	0%	0	0	0%	
2-Nitrophenol	A	ug/L	0	0		0	0	0	1.99	10	150	0%	0	0	0%	
3,3'-Dichlorobenzidine	A	ug/L	0	0		0	0	0	2.11	10	150	0%	0	0	0%	
4,6-Dinitro-2-methylphenol	A	ug/L	0	0		0	0	0	1.84	10	150	0%	0	0	0%	
4-Bromophenyl phenyl ether	A	ug/L	0	0		0	0	0	1.85	10	150	0%	0	0	0%	
4-Chloro-3-methylphenol	A	ug/L	0	0		0	0	0	1.53	10	150	0%	0	0	0%	
4-Chlorophenyl phenyl ether	A	ug/L	0	0		0	0	0	2.04	10	150	0%	0	0	0%	
4-Nitrophenol	A	ug/L	0	0		0	0	0	2.59	10	150	0%	0	0	0%	
Acenaphthene	A	ug/L	0	0		0	0	0	1.98	10	150	0%	0	0	0%	
Acenaphthylene	A	ug/L	0	0		0	0	0	1.67	10	150	0%	0	0	0%	
Anthracene	A	ug/L	0	0		0	0	0	1.03	10	150	0%	0	0	0%	
Azobenzene	A	ug/L	0	0		0	0	0	1.14	10	150	0%	0	0	0%	
Benzidine	A	ug/L	0	0		0	0	0	5.92	10	150	0%	0	0	0%	
Benzo(a)anthracene	A	ug/L	0	0		0	0	0	0.863	10	150	0%	0	0	0%	
Benzo(a)pyrene	A	ug/L	0	0		0	0	0	1.16	10	150	0%	0	0	0%	

Seq No	Lab ID	Test Code	Sample Typ	File ID	Analysis Date	DF	Batch ID	Prep Date	SPKref	RPDref	pmoist					
14972711	MB-162577	SVOC-625.1-W	MBLK	V5973N.I	sd0107.1/7/2022 6:26:50	1	162577	12/29/2021	0	0						
Analyte	T	Units	RAW	Final	Text	Spike	SPKref	RPDref	MDL	PQL	UQL	%REC	LOW	HIGH	%RPD	Q
Benzo(b)fluoranthene	A	ug/L	0	0		0	0	0	0.846	10	150	0%	0	0	0%	
Benzo(g,h,i)perylene	A	ug/L	0	0		0	0	0	1.08	10	150	0%	0	0	0%	
Benzo(k)fluoranthene	A	ug/L	0	0		0	0	0	0.939	10	150	0%	0	0	0%	
bis(-2-chloroethoxy)Methane	A	ug/L	0	0		0	0	0	1.38	10	150	0%	0	0	0%	
bis(-2-chloroethyl)Ether	A	ug/L	0	0		0	0	0	2.72	10	150	0%	0	0	0%	
bis(2-chloroisopropyl)Ether	A	ug/L	0	0		0	0	0	1.39	10	150	0%	0	0	0%	
bis(2-ethylhexyl)Phthalate	A	ug/L	0	0		0	0	0	1.72	10	150	0%	0	0	0%	
Butylbenzylphthalate	A	ug/L	0	0		0	0	0	1.6	10	150	0%	0	0	0%	
Chrysene	A	ug/L	0	0		0	0	0	1.14	10	150	0%	0	0	0%	
Di-n-butyl phthalate	A	ug/L	0	0		0	0	0	0.913	10	150	0%	0	0	0%	
Di-n-octyl phthalate	A	ug/L	0	0		0	0	0	1.12	10	150	0%	0	0	0%	
Dibenzo(a,h)anthracene	A	ug/L	0	0		0	0	0	1.16	10	150	0%	0	0	0%	
Diethyl phthalate	A	ug/L	0	0		0	0	0	2.2	10	150	0%	0	0	0%	
Dimethyl phthalate	A	ug/L	0	0		0	0	0	1.76	10	150	0%	0	0	0%	
Fluoranthene	A	ug/L	0	0		0	0	0	0.93	10	150	0%	0	0	0%	
Fluorene	A	ug/L	0	0		0	0	0	1.88	10	150	0%	0	0	0%	
Hexachlorobenzene	A	ug/L	0	0		0	0	0	0.859	10	150	0%	0	0	0%	
Hexachlorobutadiene	A	ug/L	0	0		0	0	0	2.47	10	150	0%	0	0	0%	
Hexachlorocyclopentadiene	A	ug/L	0	0		0	0	0	3.11	10	150	0%	0	0	0%	
Hexachloroethane	A	ug/L	0	0		0	0	0	1.91	10	150	0%	0	0	0%	
Indeno(1,2,3-cd)pyrene	A	ug/L	0	0		0	0	0	1.11	10	150	0%	0	0	0%	
Isophorone	A	ug/L	0	0		0	0	0	1.16	10	150	0%	0	0	0%	
n-Nitroso-di-n-propylamine	A	ug/L	0	0		0	0	0	1.54	10	150	0%	0	0	0%	
n-Nitrosodimethylamine	A	ug/L	0	0		0	0	0	1.04	10	150	0%	0	0	0%	
n-Nitrosodiphenylamine	A	ug/L	0	0		0	0	0	1.16	10	150	0%	0	0	0%	
Naphthalene	A	ug/L	0	0		0	0	0	1.73	10	150	0%	0	0	0%	
Nitrobenzene	A	ug/L	0	0		0	0	0	2.32	10	150	0%	0	0	0%	
Pentachlorophenol	A	ug/L	0	0		0	0	0	4.46	10	150	0%	0	0	0%	
Phenanthrene	A	ug/L	0	0		0	0	0	0.831	10	150	0%	0	0	0%	
Phenol	A	ug/L	0	0		0	0	0	1.54	10	150	0%	0	0	0%	
Pyrene	A	ug/L	0	0		0	0	0	0.859	10	150	0%	0	0	0%	
1,4-Dichlorobenzene-d4	I	ug/L	40	40		0	0	0	0	10	150	0%	0	0	0%	
Acenaphthene-d10	I	ug/L	40	40		0	0	0	0	10	150	0%	0	0	0%	
Chrysene-d12	I	ug/L	40	40		0	0	0	0	10	150	0%	0	0	0%	
Naphthalene-d8	I	ug/L	40	40		0	0	0	0	10	150	0%	0	0	0%	

Seq No	Lab ID	Test Code	Sample Typ	File ID	Analysis Date	DF	Batch ID	Prep Date	SPKref	RPDref	pmoist					
14972711	MB-162577	SVOC-625.1-W	MBLK	V5973N.I	sd0107.1/7/2022 6:26:50	1	162577	12/29/2021	0	0						
Analyte	T	Units	RAW	Final	Text	Spike	SPKref	RPDref	MDL	PQL	UQL	%REC	LOW	HIGH	%RPD	Q
Perylene-d12	I	ug/L	40	40		0	0	0	0	10	150	0%	0	0	0%	
Phenanthrene-d10	I	ug/L	40	40		0	0	0	0	10	150	0%	0	0	0%	
2,4,6-Tribromophenol	S	ug/L	156.81628	156.81628		200	0	0	2.99	10	0	78%	25	140	0%	
2-Fluorobiphenyl	S	ug/L	47.72253	47.72253		100	0	0	0.76	10	0	48%	28	107	0%	
2-Fluorophenol	S	ug/L	99.23203	99.23203		200	0	0	3.74	10	0	50%	10	75	0%	
Nitrobenzene-d5	S	ug/L	68.35119	68.35119		100	0	0	2.47	10	0	68%	32	94	0%	
Phenol-d5	S	ug/L	83.57662	83.57662		200	0	0	2.19	10	0	42%	10	65	0%	
Terphenyl-d14	S	ug/L	97.04805	97.04805		100	0	0	1.15	10	0	97%	32	122	0%	
1,2-Dichlorobenzene	X	ug/L	0	0		0	0	0	2.09	10	150	0%	0	0	0%	
1,3-Dichlorobenzene	X	ug/L	0	0		0	0	0	2.32	10	150	0%	0	0	0%	
1,4-Dichlorobenzene	X	ug/L	0	0		0	0	0	2.33	10	150	0%	0	0	0%	
1-Methylnaphthalene	X	ug/L	0	0		0	0	0	2.31	10	150	0%	0	0	0%	
2,2'-Oxybis(1-Chloropropane)	X	ug/L	0	0		0	0	0	1.51	10	150	0%	0	0	0%	
2,4,5-Trichlorophenol	X	ug/L	0	0		0	0	0	2.23	10	150	0%	0	0	0%	
2-Methylnaphthalene	X	ug/L	0	0		0	0	0	1.88	10	150	0%	0	0	0%	
2-Nitroaniline	X	ug/L	0	0		0	0	0	2.36	10	150	0%	0	0	0%	
3-Nitroaniline	X	ug/L	0	0		0	0	0	2.57	10	150	0%	0	0	0%	
4-Nitroaniline	X	ug/L	0	0		0	0	0	1.74	10	150	0%	0	0	0%	
Aniline	X	ug/L	0	0		0	0	0	3.49	10	150	0%	0	0	0%	
Benzoic acid	X	ug/L	0	0		0	0	0	1.61	10	150	0%	0	0	0%	
Benzyl alcohol	X	ug/L	0	0		0	0	0	2.97	10	150	0%	0	0	0%	
Carbazole	X	ug/L	0	0		0	0	0	0.834	10	150	0%	0	0	0%	
Dibenzofuran	X	ug/L	0	0		0	0	0	1.68	10	150	0%	0	0	0%	
m+p-Cresols	X	ug/L	0	0		0	0	0	1.84	10	150	0%	0	0	0%	
o-Cresol	X	ug/L	0	0		0	0	0	1.87	10	150	0%	0	0	0%	
p-Chloroaniline	X	ug/L	0	0		0	0	0	1.5	10	150	0%	0	0	0%	
Pyridine	X	ug/L	0	0		0	0	0	2.47	10	150	0%	0	0	0%	

Seq No	Lab ID	Test Code	Sample Typ	File ID	Analysis Date	DF	Batch ID	Prep Date	SPKref	RPDref	pmoist					
14972712	LCS-162577	SVOC-625.1-W	LCS	V5973N.I	sd0107.1/7/2022 6:59:14	1	162577	12/29/2021	0	0						
Analyte	T	Units	RAW	Final	Text	Spike	SPKref	RPDref	MDL	PQL	UQL	%REC	LOW	HIGH	%RPD	Q
1,2,4-Trichlorobenzene	A	ug/L	69.95789	69.95789		100	0	0	1.95	10	150	70%	48	98	0%	
1,2-Diphenylhydrazine as Azobenzen	A	ug/L	90.974	90.974		100	0	0	1.22	10	150	91%	58	107	0%	
2,4,6-Trichlorophenol	A	ug/L	92.38945	92.38945		100	0	0	2.12	10	150	92%	24	120	0%	

Seq No	Lab ID	Test Code	Sample Typ	File ID	Analysis Date	DF	Batch ID	Prep Date	SPKref	RPDref	pmoist					
14972712	LCS-162577	SVOC-625.1-W	LCS	V5973N.I	sd0107.1/7/2022 6:59:14	1	162577	12/29/2021	0	0						
Analyte	T	Units	RAW	Final	Text	Spike	SPKref	RPDref	MDL	PQL	UQL	%REC	LOW	HIGH	%RPD	Q
2,4-Dichlorophenol	A	ug/L	88.54726	88.54726		100	0	0	1.71	10	150	89%	24	107	0%	
2,4-Dimethylphenol	A	ug/L	85.47324	85.47324		100	0	0	1.72	10	150	85%	39	96	0%	
2,4-Dinitrophenol	A	ug/L	83.80778	83.80778		100	0	0	4.29	10	150	84%	16	105	0%	
2,4-Dinitrotoluene	A	ug/L	97.29247	97.29247		100	0	0	2.17	10	150	97%	64	116	0%	
2,6-Dinitrotoluene	A	ug/L	101.92921	101.92921		100	0	0	3.02	10	150	102%	56	116	0%	
2-Chloronaphthalene	A	ug/L	90.13036	90.13036		100	0	0	2.24	10	150	90%	55	104	0%	
2-Chlorophenol	A	ug/L	83.21837	83.21837		100	0	0	2.52	10	150	83%	22	97	0%	
2-Nitrophenol	A	ug/L	91.97322	91.97322		100	0	0	1.99	10	150	92%	30	105	0%	
3,3'-Dichlorobenzidine	A	ug/L	83.09941	83.09941		100	0	0	2.11	10	150	83%	36	120	0%	
4,6-Dinitro-2-methylphenol	A	ug/L	88.53397	88.53397		100	0	0	1.84	10	150	89%	19	128	0%	
4-Bromophenyl phenyl ether	A	ug/L	100.85417	100.85417		100	0	0	1.85	10	150	101%	60	113	0%	
4-Chloro-3-methylphenol	A	ug/L	97.35946	97.35946		100	0	0	1.53	10	150	97%	35	101	0%	
4-Chlorophenyl phenyl ether	A	ug/L	97.78796	97.78796		100	0	0	2.04	10	150	98%	60	108	0%	
4-Nitrophenol	A	ug/L	48.36256	48.36256		100	0	0	2.59	10	150	48%	10	77	0%	
Acenaphthene	A	ug/L	97.56972	97.56972		100	0	0	1.98	10	150	98%	62	105	0%	
Acenaphthylene	A	ug/L	86.30565	86.30565		100	0	0	1.67	10	150	86%	58	97	0%	
Anthracene	A	ug/L	100.30767	100.30767		100	0	0	1.03	10	150	100%	61	108	0%	
Azobenzene	A	ug/L	90.974	90.974		100	0	0	1.14	10	150	91%	58	107	0%	
Benzidine	A	ug/L	13.87083	13.87083		100	0	0	5.92	10	150	14%	10	121	0%	
Benzo(a)anthracene	A	ug/L	106.72704	106.72704		100	0	0	0.863	10	150	107%	62	111	0%	
Benzo(a)pyrene	A	ug/L	97.06895	97.06895		100	0	0	1.16	10	150	97%	56	109	0%	
Benzo(b)fluoranthene	A	ug/L	107.41481	107.41481		100	0	0	0.846	10	150	107%	53	123	0%	
Benzo(g,h,i)perylene	A	ug/L	105.055	105.055		100	0	0	1.08	10	150	105%	62	122	0%	
Benzo(k)fluoranthene	A	ug/L	101.04331	101.04331		100	0	0	0.939	10	150	101%	55	116	0%	
bis(-2-chloroethoxy)Methane	A	ug/L	92.38797	92.38797		100	0	0	1.38	10	150	92%	54	102	0%	
bis(-2-chloroethyl)Ether	A	ug/L	89.04726	89.04726		100	0	0	2.72	10	150	89%	45	92	0%	
bis(2-chloroisopropyl)Ether	A	ug/L	69.03682	69.03682		100	0	0	1.39	10	150	69%	43	85	0%	
bis(2-ethylhexyl)Phthalate	A	ug/L	104.98531	104.98531		100	0	0	1.72	10	150	105%	44	128	0%	
Butylbenzylphthalate	A	ug/L	108.29959	108.29959		100	0	0	1.6	10	150	108%	57	121	0%	
Chrysene	A	ug/L	106.73604	106.73604		100	0	0	1.14	10	150	107%	66	107	0%	
Di-n-butyl phthalate	A	ug/L	104.46786	104.46786		100	0	0	0.913	10	150	104%	57	121	0%	
Di-n-octyl phthalate	A	ug/L	104.49708	104.49708		100	0	0	1.12	10	150	104%	45	127	0%	
Dibenzo(a,h)anthracene	A	ug/L	101.85089	101.85089		100	0	0	1.16	10	150	102%	61	115	0%	
Diethyl phthalate	A	ug/L	106.9246	106.9246		100	0	0	2.2	10	150	107%	56	115	0%	
Dimethyl phthalate	A	ug/L	100.48416	100.48416		100	0	0	1.76	10	150	100%	46	115	0%	

Seq No	Lab ID	Test Code	Sample Typ	File ID	Analysis Date	DF	Batch ID	Prep Date	SPKref	RPDref	pmoist					
14972712	LCS-162577	SVOC-625.1-W	LCS	V5973N.I	sd0107.1/7/2022 6:59:14	1	162577	12/29/2021	0	0						
Analyte	T	Units	RAW	Final	Text	Spike	SPKref	RPDref	MDL	PQL	UQL	%REC	LOW	HIGH	%RPD	Q
Fluoranthene	A	ug/L	101.60816	101.60816		100	0	0	0.93	10	150	102%	60	111	0%	
Fluorene	A	ug/L	91.41872	91.41872		100	0	0	1.88	10	150	91%	60	106	0%	
Hexachlorobenzene	A	ug/L	88.74508	88.74508		100	0	0	0.859	10	150	89%	57	106	0%	
Hexachlorobutadiene	A	ug/L	63.02378	63.02378		100	0	0	2.47	10	150	63%	38	95	0%	
Hexachlorocyclopentadiene	A	ug/L	69.08663	69.08663		100	0	0	3.11	10	150	69%	44	95	0%	
Hexachloroethane	A	ug/L	58.39199	58.39199		100	0	0	1.91	10	150	58%	39	98	0%	
Indeno(1,2,3-cd)pyrene	A	ug/L	100.55541	100.55541		100	0	0	1.11	10	150	101%	50	109	0%	
Isophorone	A	ug/L	94.40115	94.40115		100	0	0	1.16	10	150	94%	51	97	0%	
n-Nitroso-di-n-propylamine	A	ug/L	103.88602	103.88602		100	0	0	1.54	10	150	104%	55	106	0%	
n-Nitrosodimethylamine	A	ug/L	49.22434	49.22434		100	0	0	1.04	10	150	49%	21	65	0%	
n-Nitrosodiphenylamine	A	ug/L	101.96226	101.96226		100	0	0	1.16	10	150	102%	58	117	0%	
Naphthalene	A	ug/L	81.87748	81.87748		100	0	0	1.73	10	150	82%	50	99	0%	
Nitrobenzene	A	ug/L	92.69274	92.69274		100	0	0	2.32	10	150	93%	49	110	0%	
Pentachlorophenol	A	ug/L	98.73788	98.73788		100	0	0	4.46	10	150	99%	24	130	0%	
Phenanthrene	A	ug/L	96.29123	96.29123		100	0	0	0.831	10	150	96%	60	107	0%	
Phenol	A	ug/L	56.32212	56.32212		100	0	0	1.54	10	150	56%	10	62	0%	
Pyrene	A	ug/L	96.47321	96.47321		100	0	0	0.859	10	150	96%	61	113	0%	
1,4-Dichlorobenzene-d4	I	ug/L	40	40		0	0	0	0	10	150	0%				0%
Acenaphthene-d10	I	ug/L	40	40		0	0	0	0	10	150	0%				0%
Chrysene-d12	I	ug/L	40	40		0	0	0	0	10	150	0%				0%
Naphthalene-d8	I	ug/L	40	40		0	0	0	0	10	150	0%				0%
Perylene-d12	I	ug/L	40	40		0	0	0	0	10	150	0%				0%
Phenanthrene-d10	I	ug/L	40	40		0	0	0	0	10	150	0%				0%
2,4,6-Tribromophenol	S	ug/L	194.78666	194.78666		200	0	0	2.99	10	0	97%	25	140	0%	
2-Fluorobiphenyl	S	ug/L	76.08387	76.08387		100	0	0	0.76	10	0	76%	28	107	0%	
2-Fluorophenol	S	ug/L	119.05034	119.05034		200	0	0	3.74	10	0	60%	10	75	0%	
Nitrobenzene-d5	S	ug/L	80.33257	80.33257		100	0	0	2.47	10	0	80%	32	94	0%	
Phenol-d5	S	ug/L	107.77746	107.77746		200	0	0	2.19	10	0	54%	10	65	0%	
Terphenyl-d14	S	ug/L	103.14913	103.14913		100	0	0	1.15	10	0	103%	32	122	0%	
1,2-Dichlorobenzene	X	ug/L	64.44736	64.44736		100	0	0	2.09	10	150	64%	15	93	0%	
1,3-Dichlorobenzene	X	ug/L	61.01916	61.01916		100	0	0	2.32	10	150	61%	23	77	0%	
1,4-Dichlorobenzene	X	ug/L	61.16365	61.16365		100	0	0	2.33	10	150	61%	13	90	0%	
1-Methylnaphthalene	X	ug/L	82.61439	82.61439		100	0	0	2.31	10	150	83%	36	95	0%	
2,2'-Oxybis(1-Chloropropane)	X	ug/L	69.03682	69.03682		100	0	0	1.51	10	150	69%	32	78	0%	
2,4,5-Trichlorophenol	X	ug/L	91.94773	91.94773		100	0	0	2.23	10	150	92%	27	100	0%	

Seq No	Lab ID	Test Code	Sample Typ	File ID	Analysis Date	DF	Batch ID	Prep Date	SPKref	RPDref	pmoist					
14972712	LCS-162577	SVOC-625.1-W	LCS	V5973N.I.ssd0107.1/7/2022	6:59:14	1	162577	12/29/2021	0	0						
Analyte	T	Units	RAW	Final	Text	Spike	SPKref	RPDref	MDL	PQL	UQL	%REC	LOW	HIGH	%RPD	Q
2-Methylnaphthalene	X	ug/L	91.60319	91.60319		100	0	0	1.88	10	150	92%	36	89	0%	S
2-Nitroaniline	X	ug/L	107.56644	107.56644		100	0	0	2.36	10	150	108%	38	98	0%	S
3-Nitroaniline	X	ug/L	92.39817	92.39817		100	0	0	2.57	10	150	92%	33	86	0%	S
4-Nitroaniline	X	ug/L	89.38102	89.38102		100	0	0	1.74	10	150	89%	33	104	0%	
Aniline	X	ug/L	29.86151	29.86151		100	0	0	3.49	10	150	30%	10	101	0%	
Benzoic acid	X	ug/L	26.2263	26.2263		100	0	0	1.61	10	150	26%	10	34	0%	
Benzyl alcohol	X	ug/L	72.01732	72.01732		100	0	0	2.97	10	150	72%	27	64	0%	S
Carbazole	X	ug/L	104.09179	104.09179		100	0	0	0.834	10	150	104%	45	109	0%	
Dibenzofuran	X	ug/L	88.34455	88.34455		100	0	0	1.68	10	150	88%	36	110	0%	
m+p-Cresols	X	ug/L	84.24565	84.24565		100	0	0	1.84	10	150	84%	24	83	0%	S
o-Cresol	X	ug/L	84.31962	84.31962		100	0	0	1.87	10	150	84%	22	88	0%	
p-Chloroaniline	X	ug/L	74.81102	74.81102		100	0	0	1.5	10	150	75%	20	80	0%	
Pyridine	X	ug/L	34.50419	34.50419		100	0	0	2.47	10	150	35%	10	47	0%	

Seq No	Lab ID	Test Code	Sample Typ	File ID	Analysis Date	DF	Batch ID	Prep Date	SPKref	RPDref	pmoist					
14972713	LCSD-162577	SVOC-625.1-W	LCSD	V5973N.I.ssd0107.1/7/2022	7:31:36	1	162577	12/29/2021	0	1E+07						
Analyte	T	Units	RAW	Final	Text	Spike	SPKref	RPDref	MDL	PQL	UQL	%REC	LOW	HIGH	%RPD	Q
1,2,4-Trichlorobenzene	A	ug/L	74.22619	74.22619		100	0	69.95789	1.95	10	150	74%	48	98	6%	
1,2-Diphenylhydrazine as Azobenzen	A	ug/L	99.80919	99.80919		100	0	90.974	1.22	10	150	100%	58	107	9%	
2,4,6-Trichlorophenol	A	ug/L	98.17243	98.17243		100	0	92.38945	2.12	10	150	98%	24	120	6%	
2,4-Dichlorophenol	A	ug/L	96.00889	96.00889		100	0	88.54726	1.71	10	150	96%	24	107	8%	
2,4-Dimethylphenol	A	ug/L	87.70412	87.70412		100	0	85.47324	1.72	10	150	88%	39	96	3%	
2,4-Dinitrophenol	A	ug/L	90.13325	90.13325		100	0	83.80778	4.29	10	150	90%	16	105	7%	
2,4-Dinitrotoluene	A	ug/L	107.73664	107.73664		100	0	97.29247	2.17	10	150	108%	64	116	10%	
2,6-Dinitrotoluene	A	ug/L	119.19525	119.19525		100	0	101.92921	3.02	10	150	119%	56	116	16%	S
2-Chloronaphthalene	A	ug/L	105.2932	105.2932		100	0	90.13036	2.24	10	150	105%	55	104	16%	S
2-Chlorophenol	A	ug/L	92.80825	92.80825		100	0	83.21837	2.52	10	150	93%	22	97	11%	
2-Nitrophenol	A	ug/L	101.7903	101.7903		100	0	91.97322	1.99	10	150	102%	30	105	10%	
3,3'-Dichlorobenzidine	A	ug/L	85.42671	85.42671		100	0	83.09941	2.11	10	150	85%	36	120	3%	
4,6-Dinitro-2-methylphenol	A	ug/L	92.48665	92.48665		100	0	88.53397	1.84	10	150	92%	19	128	4%	
4-Bromophenyl phenyl ether	A	ug/L	106.66616	106.66616		100	0	100.85417	1.85	10	150	107%	60	113	6%	
4-Chloro-3-methylphenol	A	ug/L	99.30029	99.30029		100	0	97.35946	1.53	10	150	99%	35	101	2%	
4-Chlorophenyl phenyl ether	A	ug/L	107.94206	107.94206		100	0	97.78796	2.04	10	150	108%	60	108	10%	
4-Nitrophenol	A	ug/L	51.68683	51.68683		100	0	48.36256	2.59	10	150	52%	10	77	7%	

Seq No	Lab ID	Test Code	Sample Typ	File ID	Analysis Date	DF	Batch ID	Prep Date	SPKref	RPDref	pmoist					
14972713	LCSD-162577	SVOC-625.1-W	LCSD	V5973N.I	sd0107.1/7/2022 7:31:36	1	162577	12/29/2021	0	1E+07						
Analyte	T	Units	RAW	Final	Text	Spike	SPKref	RPDref	MDL	PQL	UQL	%REC	LOW	HIGH	%RPD	Q
Acenaphthene	A	ug/L	109.77457	109.77457		100	0	97.56972	1.98	10	150	110%	62	105	12%	S
Acenaphthylene	A	ug/L	98.49633	98.49633		100	0	86.30565	1.67	10	150	98%	58	97	13%	S
Anthracene	A	ug/L	107.85375	107.85375		100	0	100.30767	1.03	10	150	108%	61	108	7%	
Azobenzene	A	ug/L	99.80919	99.80919		100	0	90.974	1.14	10	150	100%	58	107	9%	
Benzidine	A	ug/L	20.17616	20.17616		100	0	13.87083	5.92	10	150	20%	10	121	37%	
Benzo(a)anthracene	A	ug/L	112.32251	112.32251		100	0	106.72704	0.863	10	150	112%	62	111	5%	S
Benzo(a)pyrene	A	ug/L	102.10182	102.10182		100	0	97.06895	1.16	10	150	102%	56	109	5%	
Benzo(b)fluoranthene	A	ug/L	108.48906	108.48906		100	0	107.41481	0.846	10	150	108%	53	123	1%	
Benzo(g,h,i)perylene	A	ug/L	105.72078	105.72078		100	0	105.055	1.08	10	150	106%	62	122	1%	
Benzo(k)fluoranthene	A	ug/L	101.67488	101.67488		100	0	101.04331	0.939	10	150	102%	55	116	1%	
bis(-2-chloroethoxy)Methane	A	ug/L	95.7299	95.7299		100	0	92.38797	1.38	10	150	96%	54	102	4%	
bis(-2-chloroethyl)Ether	A	ug/L	95.64605	95.64605		100	0	89.04726	2.72	10	150	96%	45	92	7%	S
bis(2-chloroisopropyl)Ether	A	ug/L	75.30213	75.30213		100	0	69.03682	1.39	10	150	75%	43	85	9%	
bis(2-ethylhexyl)Phthalate	A	ug/L	113.97935	113.97935		100	0	104.98531	1.72	10	150	114%	44	128	8%	
Butylbenzylphthalate	A	ug/L	115.50315	115.50315		100	0	108.29959	1.6	10	150	116%	57	121	6%	
Chrysene	A	ug/L	111.16976	111.16976		100	0	106.73604	1.14	10	150	111%	66	107	4%	S
Di-n-butyl phthalate	A	ug/L	110.37524	110.37524		100	0	104.46786	0.913	10	150	110%	57	121	5%	
Di-n-octyl phthalate	A	ug/L	111.65546	111.65546		100	0	104.49708	1.12	10	150	112%	45	127	7%	
Dibenzo(a,h)anthracene	A	ug/L	105.11179	105.11179		100	0	101.85089	1.16	10	150	105%	61	115	3%	
Diethyl phthalate	A	ug/L	117.81987	117.81987		100	0	106.9246	2.2	10	150	118%	56	115	10%	S
Dimethyl phthalate	A	ug/L	111.22953	111.22953		100	0	100.48416	1.76	10	150	111%	46	115	10%	
Fluoranthene	A	ug/L	104.48504	104.48504		100	0	101.60816	0.93	10	150	104%	60	111	3%	
Fluorene	A	ug/L	100.10947	100.10947		100	0	91.41872	1.88	10	150	100%	60	106	9%	
Hexachlorobenzene	A	ug/L	95.64742	95.64742		100	0	88.74508	0.859	10	150	96%	57	106	7%	
Hexachlorobutadiene	A	ug/L	72.97979	72.97979		100	0	63.02378	2.47	10	150	73%	38	95	15%	
Hexachlorocyclopentadiene	A	ug/L	84.98495	84.98495		100	0	69.08663	3.11	10	150	85%	44	95	21%	
Hexachloroethane	A	ug/L	68.04843	68.04843		100	0	58.39199	1.91	10	150	68%	39	98	15%	
Indeno(1,2,3-cd)pyrene	A	ug/L	103.01881	103.01881		100	0	100.55541	1.11	10	150	103%	50	109	2%	
Isophorone	A	ug/L	97.00523	97.00523		100	0	94.40115	1.16	10	150	97%	51	97	3%	
n-Nitroso-di-n-propylamine	A	ug/L	115.85021	115.85021		100	0	103.88602	1.54	10	150	116%	55	106	11%	S
n-Nitrosodimethylamine	A	ug/L	46.12702	46.12702		100	0	49.22434	1.04	10	150	46%	21	65	6%	
n-Nitrosodiphenylamine	A	ug/L	111.32724	111.32724		100	0	101.96226	1.16	10	150	111%	58	117	9%	
Naphthalene	A	ug/L	83.79245	83.79245		100	0	81.87748	1.73	10	150	84%	50	99	2%	
Nitrobenzene	A	ug/L	101.39421	101.39421		100	0	92.69274	2.32	10	150	101%	49	110	9%	
Pentachlorophenol	A	ug/L	111.54196	111.54196		100	0	98.73788	4.46	10	150	112%	24	130	12%	

Seq No	Lab ID	Test Code	Sample Typ	File ID	Analysis Date	DF	Batch ID	Prep Date	SPKref	RPDref	pmoist					
14972713	LCSD-162577	SVOC-625.1-W	LCSD	V5973N.I	sd0107.1/7/2022 7:31:36	1	162577	12/29/2021	0	1E+07						
Analyte	T	Units	RAW	Final	Text	Spike	SPKref	RPDref	MDL	PQL	UQL	%REC	LOW	HIGH	%RPD	Q
Phenanthrene	A	ug/L	103.27719	103.27719		100	0	96.29123	0.831	10	150	103%	60	107	7%	
Phenol	A	ug/L	67.8686	67.8686		100	0	56.32212	1.54	10	150	68%	10	62	19%	S
Pyrene	A	ug/L	101.92282	101.92282		100	0	96.47321	0.859	10	150	102%	61	113	5%	
1,4-Dichlorobenzene-d4	I	ug/L	40	40		0	0	0	0	10	150	0%			0%	
Acenaphthene-d10	I	ug/L	40	40		0	0	0	0	10	150	0%			0%	
Chrysene-d12	I	ug/L	40	40		0	0	0	0	10	150	0%			0%	
Naphthalene-d8	I	ug/L	40	40		0	0	0	0	10	150	0%			0%	
Perylene-d12	I	ug/L	40	40		0	0	0	0	10	150	0%			0%	
Phenanthrene-d10	I	ug/L	40	40		0	0	0	0	10	150	0%			0%	
2,4,6-Tribromophenol	S	ug/L	209.38535	209.38535		200	0	0	2.99	10	0	105%	25	140	0%	
2-Fluorobiphenyl	S	ug/L	87.42083	87.42083		100	0	0	0.76	10	0	87%	28	107	0%	
2-Fluorophenol	S	ug/L	129.80162	129.80162		200	0	0	3.74	10	0	65%	10	75	0%	
Nitrobenzene-d5	S	ug/L	88.10304	88.10304		100	0	0	2.47	10	0	88%	32	94	0%	
Phenol-d5	S	ug/L	119.65982	119.65982		200	0	0	2.19	10	0	60%	10	65	0%	
Terphenyl-d14	S	ug/L	103.66115	103.66115		100	0	0	1.15	10	0	104%	32	122	0%	
1,2-Dichlorobenzene	X	ug/L	74.6413	74.6413		100	0	64.44736	2.09	10	150	75%	15	93	15%	
1,3-Dichlorobenzene	X	ug/L	71.15147	71.15147		100	0	61.01916	2.32	10	150	71%	23	77	15%	
1,4-Dichlorobenzene	X	ug/L	71.46467	71.46467		100	0	61.16365	2.33	10	150	71%	13	90	16%	
1-Methylnaphthalene	X	ug/L	87.382	87.382		100	0	82.61439	2.31	10	150	87%	36	95	6%	
2,2'-Oxybis(1-Chloropropane)	X	ug/L	75.30213	75.30213		100	0	69.03682	1.51	10	150	75%	32	78	9%	
2,4,5-Trichlorophenol	X	ug/L	109.51543	109.51543		100	0	91.94773	2.23	10	150	110%	27	100	17%	S
2-Methylnaphthalene	X	ug/L	97.03335	97.03335		100	0	91.60319	1.88	10	150	97%	36	89	6%	S
2-Nitroaniline	X	ug/L	120.11188	120.11188		100	0	107.56644	2.36	10	150	120%	38	98	11%	S
3-Nitroaniline	X	ug/L	97.23276	97.23276		100	0	92.39817	2.57	10	150	97%	33	86	5%	S
4-Nitroaniline	X	ug/L	102.45659	102.45659		100	0	89.38102	1.74	10	150	102%	33	104	14%	
Aniline	X	ug/L	36.31005	36.31005		100	0	29.86151	3.49	10	150	36%	10	101	19%	
Benzoic acid	X	ug/L	33.4704	33.4704		100	0	26.2263	1.61	10	150	33%	10	34	24%	
Benzyl alcohol	X	ug/L	75.11801	75.11801		100	0	72.01732	2.97	10	150	75%	27	64	4%	S
Carbazole	X	ug/L	108.43672	108.43672		100	0	104.09179	0.834	10	150	108%	45	109	4%	
Dibenzofuran	X	ug/L	101.5589	101.5589		100	0	88.34455	1.68	10	150	102%	36	110	14%	
m+p-Cresols	X	ug/L	91.73986	91.73986		100	0	84.24565	1.84	10	150	92%	24	83	9%	S
o-Cresol	X	ug/L	91.01555	91.01555		100	0	84.31962	1.87	10	150	91%	22	88	8%	S
p-Chloroaniline	X	ug/L	77.65935	77.65935		100	0	74.81102	1.5	10	150	78%	20	80	4%	
Pyridine	X	ug/L	39.59159	39.59159		100	0	34.50419	2.47	10	150	40%	10	47	14%	

Seq No	Lab ID	Test Code	Sample Typ	File ID	Analysis Date	DF	Batch ID	Prep Date	SPKref	RPDref	pmoist					
14972714	B21122088-001	SVOC-625.1-W	MS	V5973N.I	sd0107.1/7/2022 9:08:42	1	162577	12/29/2021	1E+07	0						
Analyte	T	Units	RAW	Final	Text	Spike	SPKref	RPDref	MDL	PQL	UQL	%REC	LOW	HIGH	%RPD	Q
1,2,4-Trichlorobenzene	A	ug/L	77.25061	77.25061		100	0	0	1.95	10	150	77%	48	98	0%	
1,2-Diphenylhydrazine as Azobenzen	A	ug/L	90.4569	90.4569		100	0	0	1.22	10	150	90%	58	107	0%	
2,4,6-Trichlorophenol	A	ug/L	98.07574	98.07574		100	0	0	2.12	10	150	98%	24	120	0%	
2,4-Dichlorophenol	A	ug/L	89.79061	89.79061		100	0	0	1.71	10	150	90%	24	107	0%	
2,4-Dimethylphenol	A	ug/L	92.11466	92.11466		100	0	0	1.72	10	150	92%	39	96	0%	
2,4-Dinitrophenol	A	ug/L	72.08043	72.08043		100	0	0	4.29	10	150	72%	16	105	0%	
2,4-Dinitrotoluene	A	ug/L	103.62025	103.62025		100	0	0	2.17	10	150	104%	64	116	0%	
2,6-Dinitrotoluene	A	ug/L	97.34214	97.34214		100	0	0	3.02	10	150	97%	56	116	0%	
2-Chloronaphthalene	A	ug/L	85.90357	85.90357		100	0	0	2.24	10	150	86%	55	104	0%	
2-Chlorophenol	A	ug/L	81.64155	81.64155		100	0	0	2.52	10	150	82%	22	97	0%	
2-Nitrophenol	A	ug/L	88.41891	88.41891		100	0	0	1.99	10	150	88%	30	105	0%	
3,3'-Dichlorobenzidine	A	ug/L	65.08423	65.08423		100	0	0	2.11	10	150	65%	36	120	0%	
4,6-Dinitro-2-methylphenol	A	ug/L	79.08328	79.08328		100	0	0	1.84	10	150	79%	19	128	0%	
4-Bromophenyl phenyl ether	A	ug/L	92.98497	92.98497		100	0	0	1.85	10	150	93%	60	113	0%	
4-Chloro-3-methylphenol	A	ug/L	94.4824	94.4824		100	0	0	1.53	10	150	94%	35	101	0%	
4-Chlorophenyl phenyl ether	A	ug/L	93.9221	93.9221		100	0	0	2.04	10	150	94%	60	108	0%	
4-Nitrophenol	A	ug/L	50.29007	50.29007		100	0	0	2.59	10	150	50%	10	77	0%	
Acenaphthene	A	ug/L	103.60218	103.60218		100	0	0	1.98	10	150	104%	62	105	0%	
Acenaphthylene	A	ug/L	93.19696	93.19696		100	0	0	1.67	10	150	93%	58	97	0%	
Anthracene	A	ug/L	100.85894	100.85894		100	0	0	1.03	10	150	101%	61	108	0%	
Azobenzene	A	ug/L	90.4569	90.4569		100	0	0	1.14	10	150	90%	58	107	0%	
Benzidine	A	ug/L	4.85284	0		100	0	0	5.92	10	150	0%	10	121	0%	S1
Benzo(a)anthracene	A	ug/L	98.04145	98.04145		100	0	0	0.863	10	150	98%	62	111	0%	
Benzo(a)pyrene	A	ug/L	92.23557	92.23557		100	0	0	1.16	10	150	92%	56	109	0%	
Benzo(b)fluoranthene	A	ug/L	92.1306	92.1306		100	0	0	0.846	10	150	92%	53	123	0%	
Benzo(g,h,i)perylene	A	ug/L	92.81269	92.81269		100	0	0	1.08	10	150	93%	62	122	0%	
Benzo(k)fluoranthene	A	ug/L	89.30808	89.30808		100	0	0	0.939	10	150	89%	55	116	0%	
bis(-2-chloroethoxy)Methane	A	ug/L	90.89586	90.89586		100	0	0	1.38	10	150	91%	54	102	0%	
bis(-2-chloroethyl)Ether	A	ug/L	86.46794	86.46794		100	0	0	2.72	10	150	86%	45	92	0%	
bis(2-chloroisopropyl)Ether	A	ug/L	66.16403	66.16403		100	0	0	1.39	10	150	66%	43	85	0%	
bis(2-ethylhexyl)Phthalate	A	ug/L	100.80648	100.80648		100	3.302502	0	1.72	10	150	98%	44	128	0%	
Butylbenzylphthalate	A	ug/L	105.77705	105.77705		100	0	0	1.6	10	150	106%	57	121	0%	
Chrysene	A	ug/L	95.13315	95.13315		100	0	0	1.14	10	150	95%	66	107	0%	
Di-n-butyl phthalate	A	ug/L	105.83241	105.83241		100	0	0	0.913	10	150	106%	57	121	0%	
Di-n-octyl phthalate	A	ug/L	94.82295	94.82295		100	0	0	1.12	10	150	95%	45	127	0%	

Seq No	Lab ID	Test Code	Sample Typ	File ID	Analysis Date	DF	Batch ID	Prep Date	SPKref	RPDref	pmoist					
14972714	B21122088-001	SVOC-625.1-W	MS	V5973N.I	sd0107.1/7/2022 9:08:42	1	162577	12/29/2021	1E+07	0						
Analyte	T	Units	RAW	Final	Text	Spike	SPKref	RPDref	MDL	PQL	UQL	%REC	LOW	HIGH	%RPD	Q
Dibenzo(a,h)anthracene	A	ug/L	96.06646	96.06646		100	0	0	1.16	10	150	96%	61	115	0%	
Diethyl phthalate	A	ug/L	104.99675	104.99675		100	0	0	2.2	10	150	105%	56	115	0%	
Dimethyl phthalate	A	ug/L	99.7686	99.7686		100	0	0	1.76	10	150	100%	46	115	0%	
Fluoranthene	A	ug/L	91.95338	91.95338		100	0	0	0.93	10	150	92%	60	111	0%	
Fluorene	A	ug/L	98.46157	98.46157		100	0	0	1.88	10	150	98%	60	106	0%	
Hexachlorobenzene	A	ug/L	82.40779	82.40779		100	0	0	0.859	10	150	82%	57	106	0%	
Hexachlorobutadiene	A	ug/L	71.7542	71.7542		100	0	0	2.47	10	150	72%	38	95	0%	
Hexachlorocyclopentadiene	A	ug/L	67.50704	67.50704		100	0	0	3.11	10	150	68%	44	95	0%	
Hexachloroethane	A	ug/L	68.47725	68.47725		100	0	0	1.91	10	150	68%	39	98	0%	
Indeno(1,2,3-cd)pyrene	A	ug/L	90.82361	90.82361		100	0	0	1.11	10	150	91%	50	109	0%	
Isophorone	A	ug/L	97.46573	97.46573		100	0	0	1.16	10	150	97%	51	97	0%	
n-Nitroso-di-n-propylamine	A	ug/L	98.00018	98.00018		100	0	0	1.54	10	150	98%	55	106	0%	
n-Nitrosodimethylamine	A	ug/L	46.19352	46.19352		100	0	0	1.04	10	150	46%	21	65	0%	
n-Nitrosodiphenylamine	A	ug/L	97.92046	97.92046		100	0	0	1.16	10	150	98%	58	117	0%	
Naphthalene	A	ug/L	89.80694	89.80694		100	0	0	1.73	10	150	90%	50	99	0%	
Nitrobenzene	A	ug/L	83.63033	83.63033		100	0	0	2.32	10	150	84%	49	110	0%	
Pentachlorophenol	A	ug/L	107.01091	107.01091		100	0	0	4.46	10	150	107%	24	130	0%	
Phenanthrene	A	ug/L	98.15458	98.15458		100	0	0	0.831	10	150	98%	60	107	0%	
Phenol	A	ug/L	58.05841	58.05841		100	0	0	1.54	10	150	58%	10	62	0%	
Pyrene	A	ug/L	91.03571	91.03571		100	0	0	0.859	10	150	91%	61	113	0%	
1,4-Dichlorobenzene-d4	I	ug/L	40	40		0	0	0	0	10	150	0%				0%
Acenaphthene-d10	I	ug/L	40	40		0	0	0	0	10	150	0%				0%
Chrysene-d12	I	ug/L	40	40		0	0	0	0	10	150	0%				0%
Naphthalene-d8	I	ug/L	40	40		0	0	0	0	10	150	0%				0%
Perylene-d12	I	ug/L	40	40		0	0	0	0	10	150	0%				0%
Phenanthrene-d10	I	ug/L	40	40		0	0	0	0	10	150	0%				0%
2,4,6-Tribromophenol	S	ug/L	183.7926	183.7926		200	0	0	2.99	10	0	92%	25	140	0%	
2-Fluorobiphenyl	S	ug/L	78.78162	78.78162		100	0	0	0.76	10	0	79%	28	107	0%	
2-Fluorophenol	S	ug/L	116.03277	116.03277		200	0	0	3.74	10	0	58%	10	75	0%	
Nitrobenzene-d5	S	ug/L	84.00656	84.00656		100	0	0	2.47	10	0	84%	32	94	0%	
Phenol-d5	S	ug/L	104.12236	104.12236		200	0	0	2.19	10	0	52%	10	65	0%	
Terphenyl-d14	S	ug/L	98.17626	98.17626		100	0	0	1.15	10	0	98%	32	122	0%	
1,2-Dichlorobenzene	X	ug/L	72.0713	72.0713		100	0	0	2.09	10	150	72%	15	93	0%	
1,3-Dichlorobenzene	X	ug/L	72.32621	72.32621		100	0	0	2.32	10	150	72%	23	77	0%	
1,4-Dichlorobenzene	X	ug/L	71.47272	71.47272		100	0	0	2.33	10	150	71%	13	90	0%	

Seq No	Lab ID	Test Code	Sample Typ	File ID	Analysis Date	DF	Batch ID	Prep Date	SPKref	RPDref	pmoist					
14972714	B21122088-001	SVOC-625.1-W	MS	V5973N.I	sd0107.1/7/2022 9:08:42	1	162577	12/29/2021	1E+07	0						
Analyte	T	Units	RAW	Final	Text	Spike	SPKref	RPDref	MDL	PQL	UQL	%REC	LOW	HIGH	%RPD	Q
1-Methylnaphthalene	X	ug/L	82.77091	82.77091		100	0	0	2.31	10	150	83%	36	95	0%	
2,2'-Oxybis(1-Chloropropane)	X	ug/L	66.16403	66.16403		100	0	0	1.51	10	150	66%	32	78	0%	
2,4,5-Trichlorophenol	X	ug/L	93.27817	93.27817		100	0	0	2.23	10	150	93%	27	100	0%	
2-Methylnaphthalene	X	ug/L	91.83369	91.83369		100	0	0	1.88	10	150	92%	36	89	0%	S
2-Nitroaniline	X	ug/L	94.33821	94.33821		100	0	0	2.36	10	150	94%	38	98	0%	
3-Nitroaniline	X	ug/L	78.05262	78.05262		100	0	0	2.57	10	150	78%	33	86	0%	
4-Nitroaniline	X	ug/L	82.15273	82.15273		100	0	0	1.74	10	150	82%	33	104	0%	
Aniline	X	ug/L	22.28091	22.28091		100	0	0	3.49	10	150	22%	10	101	0%	
Benzoic acid	X	ug/L	34.763	34.763		100	0	0	1.61	10	150	35%	10	34	0%	S
Benzyl alcohol	X	ug/L	66.55547	66.55547		100	0	0	2.97	10	150	67%	27	64	0%	S
Carbazole	X	ug/L	102.29697	102.29697		100	0	0	0.834	10	150	102%	45	109	0%	
Dibenzofuran	X	ug/L	92.36989	92.36989		100	0	0	1.68	10	150	92%	36	110	0%	
m+p-Cresols	X	ug/L	82.16777	82.16777		100	0	0	1.84	10	150	82%	24	83	0%	
o-Cresol	X	ug/L	82.17741	82.17741		100	0	0	1.87	10	150	82%	22	88	0%	
p-Chloroaniline	X	ug/L	54.38548	54.38548		100	0	0	1.5	10	150	54%	20	80	0%	
Pyridine	X	ug/L	26.48101	26.48101		100	0	0	2.47	10	150	26%	10	47	0%	

Seq No	Lab ID	Test Code	Sample Typ	File ID	Analysis Date	DF	Batch ID	Prep Date	SPKref	RPDref	pmoist					
15033579	07-Jan-22_CC	SVOC-8270-W-	CCV	V5973N.I	sd0107.1/7/2022 4:49:47	1	R372990		0	0						
Analyte	T	Units	RAW	Final	Text	Spike	SPKref	RPDref	MDL	PQL	UQL	%REC	LOW	HIGH	%RPD	Q
1,2,4-Trichlorobenzene	A	ug/L	73.34281	73.34281		75	0	0	1.9	10	150	98%	80	120	0%	
1,2-Dichlorobenzene	A	ug/L	77.97229	77.97229		75	0	0	1.97	10	150	104%	80	120	0%	
1,3-Dichlorobenzene	A	ug/L	80.0418	80.0418		75	0	0	2.13	10	150	107%	80	120	0%	
1,4-Dichlorobenzene	A	ug/L	82.87898	82.87898		75	0	0	2.02	10	150	111%	80	120	0%	
1-Methylnaphthalene	A	ug/L	74.39741	74.39741		75	0	0	2.39	10	150	99%	80	120	0%	
2,2'-Oxybis(1-Chloropropane)	A	ug/L	67.02857	67.02857		75	0	0	1.45	10	150	89%	80	120	0%	
2,4,5-Trichlorophenol	A	ug/L	78.19009	78.19009		75	0	0	2.23	10	150	104%	80	120	0%	
2,4,6-Trichlorophenol	A	ug/L	77.22582	77.22582		75	0	0	2.64	10	150	103%	80	120	0%	
2,4-Dichlorophenol	A	ug/L	76.10805	76.10805		75	0	0	1.69	10	150	101%	80	120	0%	
2,4-Dimethylphenol	A	ug/L	71.95913	71.95913		75	0	0	1.69	10	150	96%	80	120	0%	
2,4-Dinitrophenol	A	ug/L	76.93129	76.93129		75	0	0	4.26	10	150	103%	80	120	0%	
2,4-Dinitrotoluene	A	ug/L	75.56815	75.56815		75	0	0	3.04	10	150	101%	80	120	0%	
2,6-Dinitrotoluene	A	ug/L	87.62111	87.62111		75	0	0	3.2	10	150	117%	80	120	0%	
2-Chloronaphthalene	A	ug/L	84.33968	84.33968		75	0	0	2.14	10	150	112%	80	120	0%	

Seq No	Lab ID	Test Code	Sample Typ	File ID	Analysis Date	DF	Batch ID	Prep Date	SPKref	RPDref	pmoist					
15033579	07-Jan-22_CC	SVOC-8270-W-	CCV	V5973N.I	sd0107.1/7/2022 4:49:47	1	R372990		0	0						
Analyte	T	Units	RAW	Final	Text	Spike	SPKref	RPDref	MDL	PQL	UQL	%REC	LOW	HIGH	%RPD	Q
2-Chlorophenol	A	ug/L	83.27986	83.27986		75	0	0	2.48	10	150	111%	80	120	0%	
2-Methylnaphthalene	A	ug/L	79.04494	79.04494		75	0	0	1.92	10	150	105%	80	120	0%	
2-Nitroaniline	A	ug/L	79.15164	79.15164		75	0	0	2.4	10	150	106%	80	120	0%	
2-Nitrophenol	A	ug/L	80.44174	80.44174		75	0	0	2.36	10	150	107%	80	120	0%	
3,3'-Dichlorobenzidine	A	ug/L	70.23063	70.23063		75	0	0	2.11	10	150	94%	80	120	0%	
3-Nitroaniline	A	ug/L	85.52461	85.52461		75	0	0	2.77	10	150	114%	80	120	0%	
4,6-Dinitro-2-methylphenol	A	ug/L	73.23531	73.23531		75	0	0	2.33	10	150	98%	80	120	0%	
4-Bromophenyl phenyl ether	A	ug/L	84.45963	84.45963		75	0	0	1.74	10	150	113%	80	120	0%	
4-Chloro-2-methylphenol	A	ug/L	73.04608	73.04608		75	0	0	1.6	10	150	97%	80	120	0%	
4-Chloro-3-methylphenol	A	ug/L	78.15005	78.15005		75	0	0	1.46	10	150	104%	80	120	0%	
4-Chlorophenol	A	ug/L	78.19908	78.19908		75	0	0	2.64	10	150	104%	80	120	0%	
4-Chlorophenyl phenyl ether	A	ug/L	84.92117	84.92117		75	0	0	2.03	10	150	113%	80	120	0%	
4-Nitroaniline	A	ug/L	75.04871	75.04871		75	0	0	1.63	10	150	100%	80	120	0%	
4-Nitrophenol	A	ug/L	79.44204	79.44204		75	0	0	2.5	10	150	106%	80	120	0%	
Acenaphthene	A	ug/L	82.41017	82.41017		75	0	0	1.89	10	150	110%	80	120	0%	
Acenaphthylene	A	ug/L	74.10128	74.10128		75	0	0	1.57	10	150	99%	80	120	0%	
Anthracene	A	ug/L	78.37744	78.37744		75	0	0	1.23	10	150	105%	80	120	0%	
Azobenzene	A	ug/L	79.70333	79.70333		75	0	0	1.09	10	150	106%	80	120	0%	
Benzidine	A	ug/L	63.958	63.958		75	0	0	6.72	10	150	85%	80	120	0%	
Benzo(a)anthracene	A	ug/L	84.0229	84.0229		75	0	0	0.856	10	150	112%	80	120	0%	
Benzo(a)pyrene	A	ug/L	77.63794	77.63794		75	0	0	1.24	10	150	104%	80	120	0%	
Benzo(b)fluoranthene	A	ug/L	77.57603	77.57603		75	0	0	0.903	10	150	103%	80	120	0%	
Benzo(g,h,i)perylene	A	ug/L	75.92887	75.92887		75	0	0	1.01	10	150	101%	80	120	0%	
Benzo(k)fluoranthene	A	ug/L	76.37732	76.37732		75	0	0	0.97	10	150	102%	80	120	0%	
Benzoic acid	A	ug/L	75.8763	75.8763		75	0	0	1.51	10	150	101%	80	120	0%	
Benzyl alcohol	A	ug/L	78.267	78.267		75	0	0	3.13	10	150	104%	80	120	0%	
bis(-2-chloroethoxy)Methane	A	ug/L	75.81856	75.81856		75	0	0	1.36	10	150	101%	80	120	0%	
bis(-2-chloroethyl)Ether	A	ug/L	84.43149	84.43149		75	0	0	2.57	10	150	113%	80	120	0%	
bis(2-chloroisopropyl)Ether	A	ug/L	67.02857	67.02857		75	0	0	1.49	10	150	89%	80	120	0%	
bis(2-ethylhexyl)Phthalate	A	ug/L	87.66116	87.66116		75	0	0	1.91	10	150	117%	80	120	0%	
Butylbenzylphthalate	A	ug/L	83.01663	83.01663		75	0	0	1.57	10	150	111%	80	120	0%	
Carbazole	A	ug/L	80.17815	80.17815		75	0	0	0.842	10	150	107%	80	120	0%	
Chrysene	A	ug/L	81.46949	81.46949		75	0	0	1.17	10	150	109%	80	120	0%	
Di-n-butyl phthalate	A	ug/L	81.83956	81.83956		75	0	0	0.932	10	150	109%	80	120	0%	
Di-n-octyl phthalate	A	ug/L	80.5239	80.5239		75	0	0	1.34	10	150	107%	80	120	0%	

Seq No	Lab ID	Test Code	Sample Typ	File ID	Analysis Date	DF	Batch ID	Prep Date	SPKref	RPDref	pmoist					
15033579	07-Jan-22_CC	SVOC-8270-W-	CCV	V5973N.I	sd0107.1/7/2022 4:49:47	1	R372990		0	0						
Analyte	T	Units	RAW	Final	Text	Spike	SPKref	RPDref	MDL	PQL	UQL	%REC	LOW	HIGH	%RPD	Q
Dibenzo(a,h)anthracene	A	ug/L	80.17492	80.17492		75	0	0	1.17	10	150	107%	80	120	0%	
Dibenzofuran	A	ug/L	77.75594	77.75594		75	0	0	1.74	10	150	104%	80	120	0%	
Diethyl phthalate	A	ug/L	85.99038	85.99038		75	0	0	2.18	10	150	115%	80	120	0%	
Dimethyl phthalate	A	ug/L	82.97069	82.97069		75	0	0	1.72	10	150	111%	80	120	0%	
Fluoranthene	A	ug/L	78.28935	78.28935		75	0	0	0.883	10	150	104%	80	120	0%	
Fluorene	A	ug/L	76.887	76.887		75	0	0	1.82	10	150	103%	80	120	0%	
Hexachlorobenzene	A	ug/L	74.96074	74.96074		75	0	0	1.33	10	150	100%	80	120	0%	
Hexachlorobutadiene	A	ug/L	75.04336	75.04336		75	0	0	2.32	10	150	100%	80	120	0%	
Hexachlorocyclopentadiene	A	ug/L	77.72895	77.72895		75	0	0	2.97	10	150	104%	80	120	0%	
Hexachloroethane	A	ug/L	83.33874	83.33874		75	0	0	1.79	10	150	111%	80	120	0%	
Indeno(1,2,3-cd)pyrene	A	ug/L	73.68389	73.68389		75	0	0	1.25	10	150	98%	80	120	0%	
Isophorone	A	ug/L	70.83229	70.83229		75	0	0	1.67	10	150	94%	80	120	0%	
m+p-Cresols	A	ug/L	84.07446	84.07446		75	0	0	1.78	10	150	112%	80	120	0%	
n-Nitroso-di-n-propylamine	A	ug/L	91.81709	91.81709		75	0	0	1.54	10	150	122%	80	120	0%	
n-Nitrosodimethylamine	A	ug/L	82.87078	82.87078		75	0	0	1.53	10	150	110%	80	120	0%	
n-Nitrosodiphenylamine	A	ug/L	85.69107	85.69107		75	0	0	1.16	10	150	114%	80	120	0%	
Naphthalene	A	ug/L	77.49959	77.49959		75	0	0	1.74	10	150	103%	80	120	0%	
Nitrobenzene	A	ug/L	89.0583	89.0583		75	0	0	2.31	10	150	119%	80	120	0%	
o-Cresol	A	ug/L	88.26304	88.26304		75	0	0	1.83	10	150	118%	80	120	0%	
p-Chloroaniline	A	ug/L	67.31907	67.31907		75	0	0	1.52	10	150	90%	80	120	0%	
Pentachlorophenol	A	ug/L	77.9034	77.9034		75	0	0	4.24	10	150	104%	80	120	0%	
Phenanthrene	A	ug/L	79.9704	79.9704		75	0	0	0.784	10	150	107%	80	120	0%	
Phenol	A	ug/L	87.89792	87.89792		75	0	0	1.46	10	150	117%	80	120	0%	
Pyrene	A	ug/L	75.81671	75.81671		75	0	0	0.921	10	150	101%	80	120	0%	
Pyridine	A	ug/L	81.93979	81.93979		75	0	0	3.22	10	150	109%	80	120	0%	
Triallate	A	ug/L	77.95685	77.95685		75	0	0	1.51	10	150	104%	80	120	0%	
1,4-Dichlorobenzene-d4	I	ug/L	40	40		0	0	0	0	10	150	0%	80	120	0%	
Acenaphthene-d10	I	ug/L	40	40		0	0	0	0	10	150	0%	80	120	0%	
Chrysene-d12	I	ug/L	40	40		0	0	0	0	10	150	0%	80	120	0%	
Naphthalene-d8	I	ug/L	40	40		0	0	0	0	10	150	0%	80	120	0%	
Perylene-d12	I	ug/L	40	40		0	0	0	0	10	150	0%	80	120	0%	
Phenanthrene-d10	I	ug/L	40	40		0	0	0	0	10	150	0%	80	120	0%	
2,4,6-Tribromophenol	S	ug/L	80.73732	80.73732		75	0	0	2.88	10	0	108%	80	120	0%	
2-Fluorobiphenyl	S	ug/L	75.4709	75.4709		75	0	0	0.724	10	0	101%	80	120	0%	
2-Fluorophenol	S	ug/L	89.62845	89.62845		75	0	0	3.52	10	0	120%	80	120	0%	

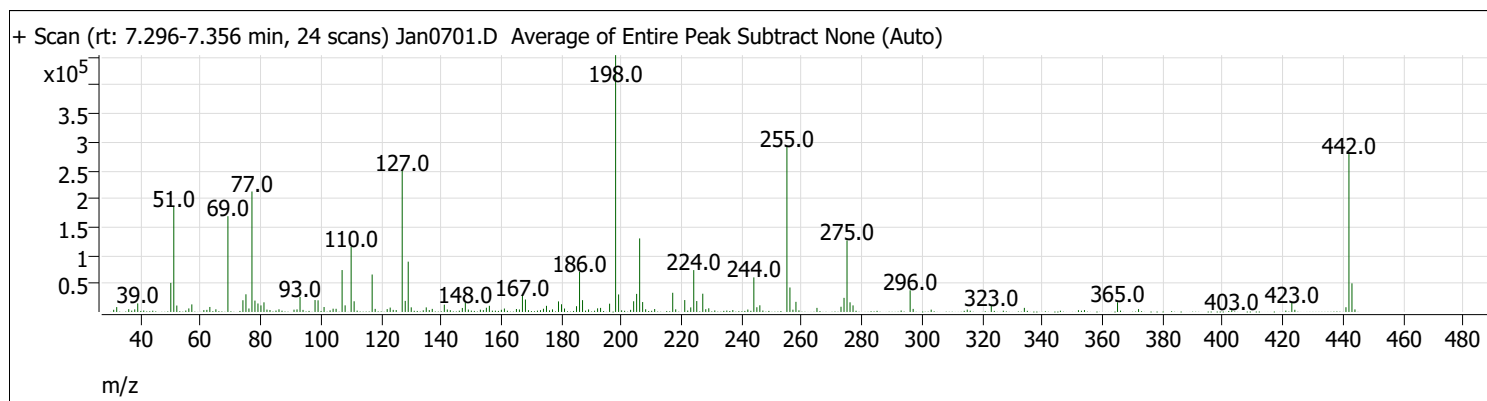
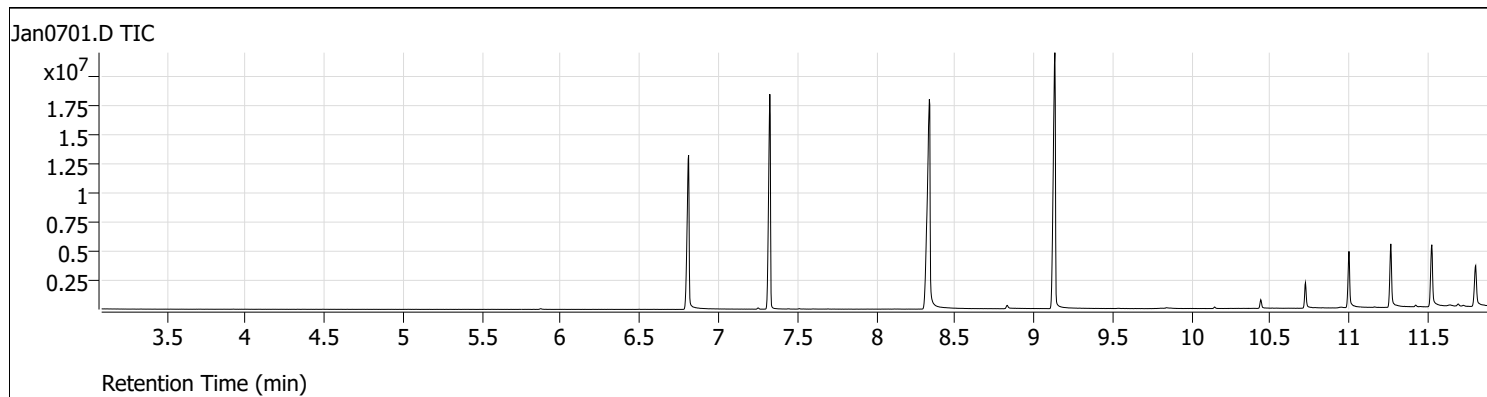
Seq No	Lab ID	Test Code	Sample Typ	File ID	Analysis Date	DF	Batch ID	Prep Date	SPKref	RPDref	pmoist					
15033579	07-Jan-22_CC	SVOC-8270-W-	CCV	V5973N.I\sd0107.1	7/2022 4:49:47	1	R372990		0	0						
Analyte	T	Units	RAW	Final	Text	Spike	SPKref	RPDref	MDL	PQL	UQL	%REC	LOW	HIGH	%RPD	Q
Nitrobenzene-d5	S	ug/L	75.67463	75.67463		75	0	0	2.34	10	0	101%	80	120	0%	
Phenol-d5	S	ug/L	89.173	89.173		75	0	0	2.06	10	0	119%	80	120	0%	
Terphenyl-d14	S	ug/L	75.97396	75.97396		75	0	0	1.17	10	0	101%	80	120	0%	
4-Chloroaniline	X	ug/L	67.31907	67.31907		75	0	0	1.61	10	150	90%	80	120	0%	
o-Terphenyl	X	ug/L	76.04498	76.04498		75	0	0	1.27	10	150	101%	80	120	0%	
Seq No	Lab ID	Test Code	Sample Typ	File ID	Analysis Date	DF	Batch ID	Prep Date	SPKref	RPDref	pmoist					
15033580	07-Jan-22_CC	SVOC-8270-W-	CCV	V5973N.I\sd0107.1	7/2022 5:22:06	1	R372990		0	0						
Analyte	T	Units	RAW	Final	Text	Spike	SPKref	RPDref	MDL	PQL	UQL	%REC	LOW	HIGH	%RPD	Q
Aniline	A	ug/L	78.62423	78.62423		75	0	0	3.74	10	150	105%	80	120	0%	

Write Sequence Insert Entries(Have the first cell for entries selected)

File Name	Sample Name	Line No.	Test Code	Multiplier	Divisor	Method Name
Jan0701.d	07-Jan-22_TUNE_1	1		1	1	1 5973NTUN.M
Jan0702.d	07-Jan-22_CAL_7	2	SVOC-8270-W-LARGO	1	1	1 BNA+SIM.M
Jan0703.d	07-Jan-22_CAL_6	3	SVOC-8270-W-LARGO	1	1	1 BNA+SIM.M
Jan0704.d	07-Jan-22_CAL_5	4	SVOC-8270-W-LARGO	1	1	1 BNA+SIM.M
Jan0705.d	07-Jan-22_CAL_4	5	SVOC-8270-W-LARGO	1	1	1 BNA+SIM.M
Jan0706.d	07-Jan-22_CAL_3	6	SVOC-8270-W-LARGO	1	1	1 BNA+SIM.M
Jan0707.d	07-Jan-22_CAL_2	7	SVOC-8270-W-LARGO	1	1	1 BNA+SIM.M
Jan0708.d	07-Jan-22_CAL_1	8	SVOC-8270-W-LARGO	1	1	1 BNA+SIM.M
Jan0709.d	07-Jan-22_CCV_9	9	SVOC-8270-W-LARGO	1	1	1 BNA+SIM.M
Jan0710.d	07-Jan-22_CCV_10	10	SVOC-8270-W-LARGO	1	1	1 BNA+SIM.M
Jan0711.d	07-Jan-22_ISTBLK_11	11	SVOC-8270-W-LARGO	1	1	1 BNA+SIM.M
Jan0712.d	MB-162577	12	SVOC-8270-W-LARGO	1	1	1 BNA+SIM.M
Jan0713.d	LCS-162577	13	SVOC-8270-W-LARGO	1	1	1 BNA+SIM.M
Jan0714.d	LCSD-162577	14	SVOC-8270-W-LARGO	1	1	1 BNA+SIM.M
Jan0715.d	B21122077-001C	15	SVOC-8270-W	1	1	1 BNA+SIM.M
Jan0716.d	B21122088-001C	16	SVOC-8270-W	1	1	1 BNA+SIM.M
Jan0717.d	B21122088-001CMS	17	SVOC-8270-W-LARGO	1	1	1 BNA+SIM.M
Jan0718.d	B21122090-001C	18	SVOC-8270-W	1	1	1 BNA+SIM.M
Jan0719.d	MB-162636	19	SVOC-8270-W-LARGO	1	1	1 BNA+SIM.M
Jan0720.d	LCS-162636	20	SVOC-8270-W-LARGO	1	1	1 BNA+SIM.M
Jan0721.d	LCSD-162636	21	SVOC-8270-W-LARGO	1	1	1 BNA+SIM.M
Jan0722.d	B21122168-001C	22	SVOC-8270-W-LARGO	1	1	1 BNA+SIM.M
Jan0723.d	B21122168-001CMS	23	SVOC-8270-W-LARGO	1	1	1 BNA+SIM.M
Jan0724.d	B21122168-001CMSD	24	SVOC-8270-W-LARGO	1	1	1 BNA+SIM.M
Jan0725.d	07-Jan-22_CCV_25	25	SVOC-8270-W-LARGO	1	1	1 BNA+SIM.M
Jan0726.d	07-Jan-22_TUNE_26	26		1	1	1 5973NTUN.M
Jan0727.d	07-Jan-22_CCV_27	27	SVOC-8270-W-LARGO	1	1	1 BNA+SIM.M
Jan0728.d	07-Jan-22_ISTBLK_28	28	SVOC-8270-W-LARGO	1	1	1 BNA+SIM.M
Jan0729.d	B21122105-001C	29	SVOC-8270-W	1	1	1 BNA+SIM.M
Jan0730.d	B21122110-002B	30	SVOC-625.1-W	1	1	1 BNA+SIM.M
Jan0731.d	B21122168-006C	31	SVOC-8270-W-LARGO	1	1	1 BNA+SIM.M
Jan0732.d	B21122168-007A	32	SVOC-8270-W-LARGO	1	1	1 BNA+SIM.M
Jan0733.d	B21122180-001C	33	SVOC-8270-W-LARGO	1	1	1 BNA+SIM.M
Jan0734.d	B21122188-001C	34	SVOC-8270-W-LARGO	1	1	1 BNA+SIM.M
Jan0735.d	B21122190-001C	35	SVOC-8270-W-LARGO	1	1	1 BNA+SIM.M
Jan0736.d	B21122198-001C	36	SVOC-8270-W-LARGO	1	1	1 BNA+SIM.M
Jan0737.d	B21122204-001C	37	SVOC-8270-W-LARGO	1	1	1 BNA+SIM.M
Jan0738.d	B21122211-001C	38	SVOC-8270-W-LARGO	1	1	1 BNA+SIM.M
Jan0739.d	B22010002-001C	39	SVOC-8270-W-LARGO	1	1	1 BNA+SIM.M
Jan0740.d	B22010002-002C	40	SVOC-8270-W-LARGO	1	1	1 BNA+SIM.M
Jan0741.d	B22010002-003A	41	SVOC-8270-W-LARGO	1	1	1 BNA+SIM.M
Jan0742.d	07-Jan-22_CCV_42	42	SVOC-8270-W-LARGO	1	1	1 BNA+SIM.M

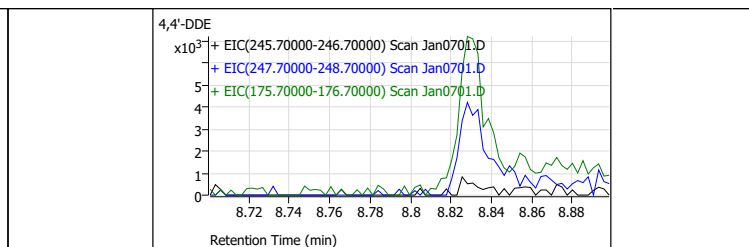
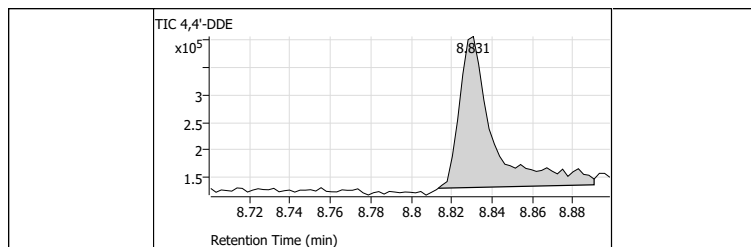
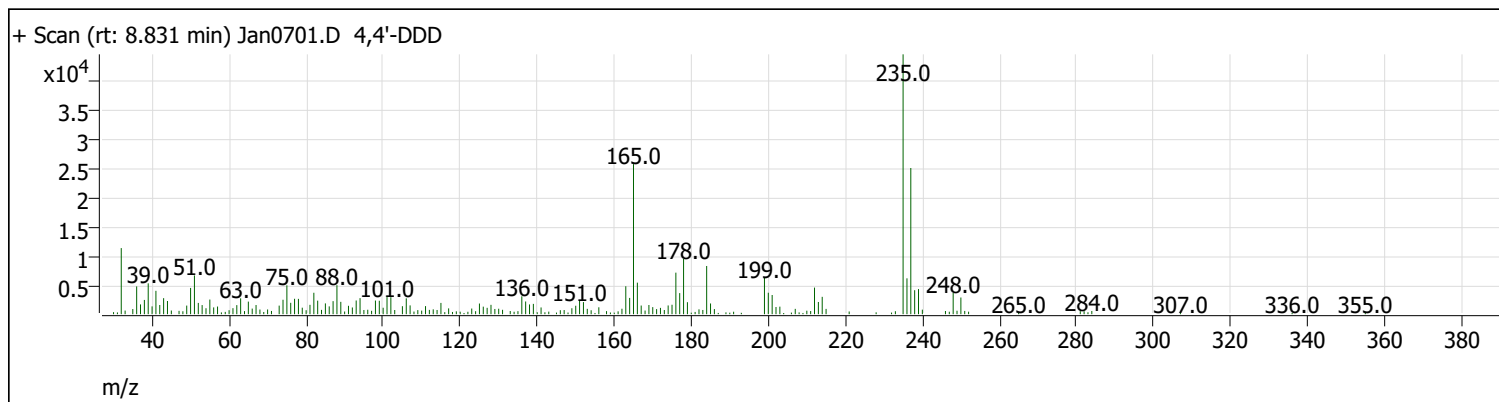
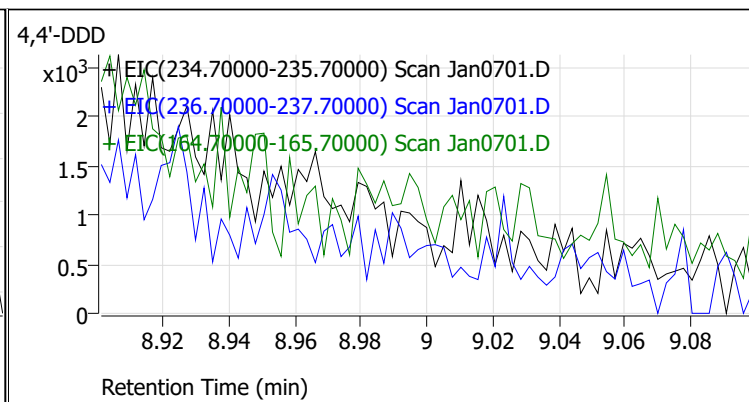
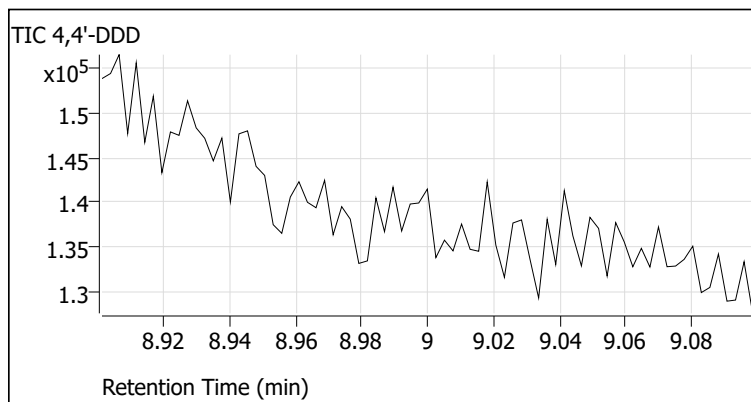
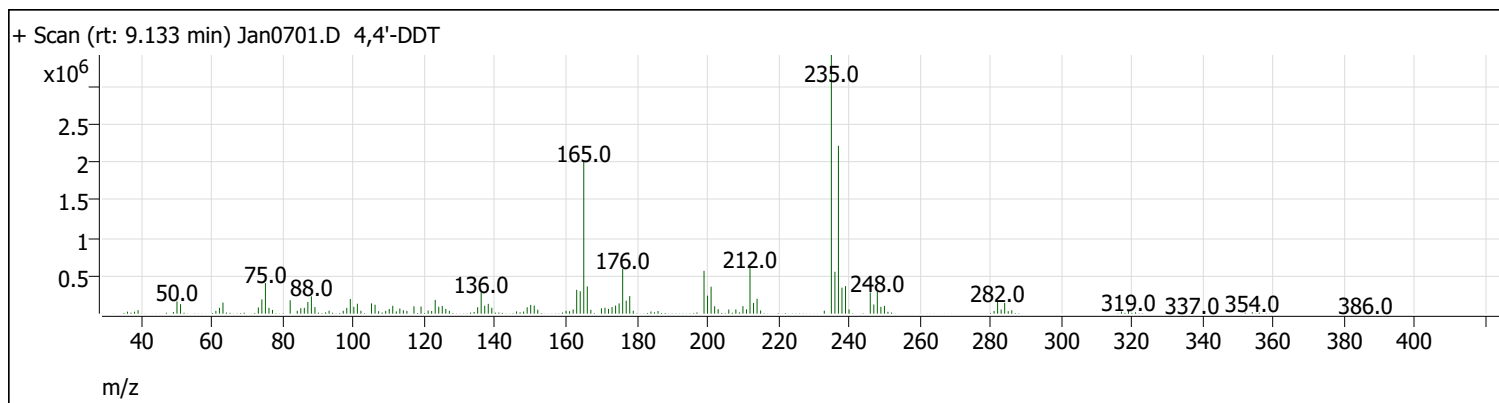
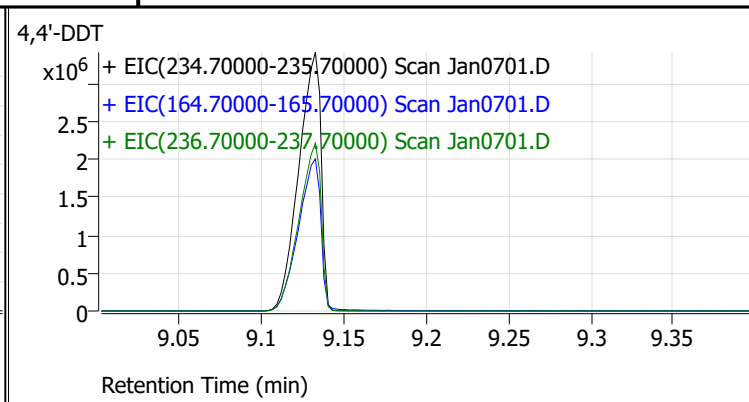
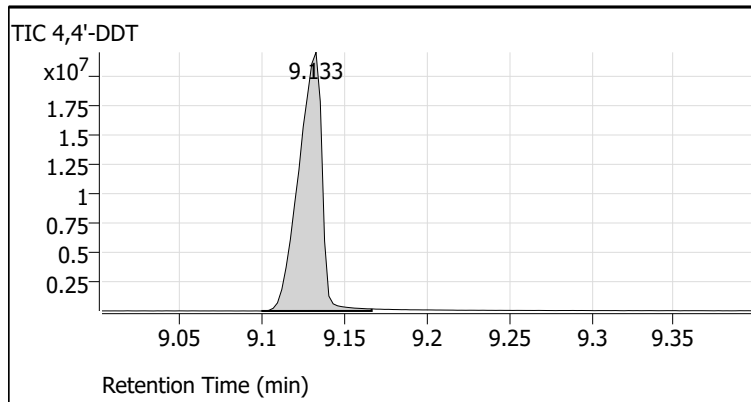
Tune Evaluation Report

Data Path: \\MASSHUNTER\Org\Data\SV5973N.I\sd010722\DoD BNA cal 1\Jan0701.D
 Acq on: 1/7/2022 12:36:38 PM
 Operator: LIMS import
 Sample: 07-Jan-22_TUNE_1
 Inst Name: Instrument #1
 ALS Vial: 1
 Method: \\MASSHUNTER\Org\Data\SV5973N.I\DFTPP5973N625.m



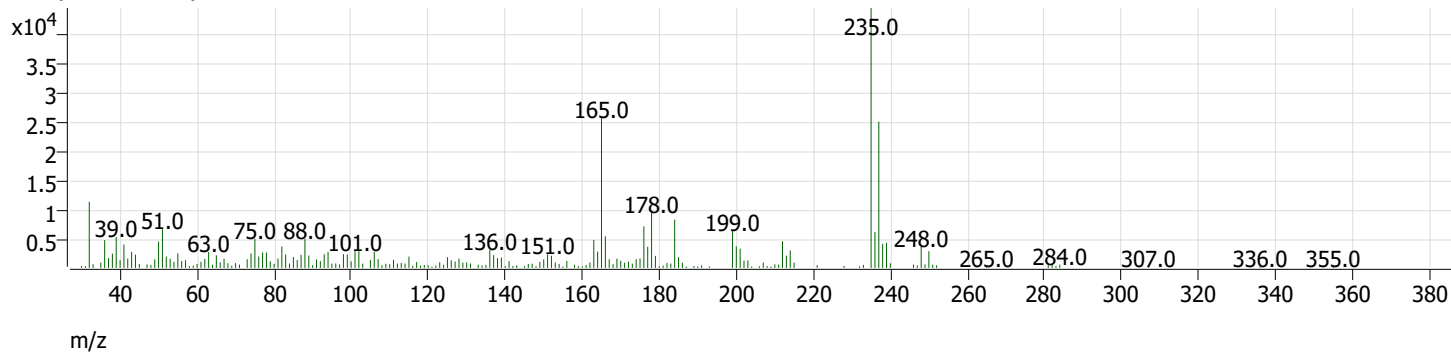
Target Mass	Rel. To Mass	Lower Limit%	Upper Limit%	Rel. Abn%	Raw Abn	Pass/Fail
51	198	30	60	40.9	185497	Pass
68	69	0	2	0.2	419	Pass
70	69	0	2	0.7	1233	Pass
127	198	40	60	55.0	249493	Pass
197	198	0	1	0.0	9	Pass
198	198	100	100	100.0	453503	Pass
199	198	5	9	6.8	30981	Pass
275	198	10	30	27.9	126437	Pass
365	198	1	100	3.8	17201	Pass
441	443	1E-10	150	16.5	8365	Pass
442	198	40	100	61.5	278834	Pass
443	442	17	23	18.1	50576	Pass
69	69	100	100	100.0	169140	Pass

Tune Evaluation Report



Tune Evaluation Report

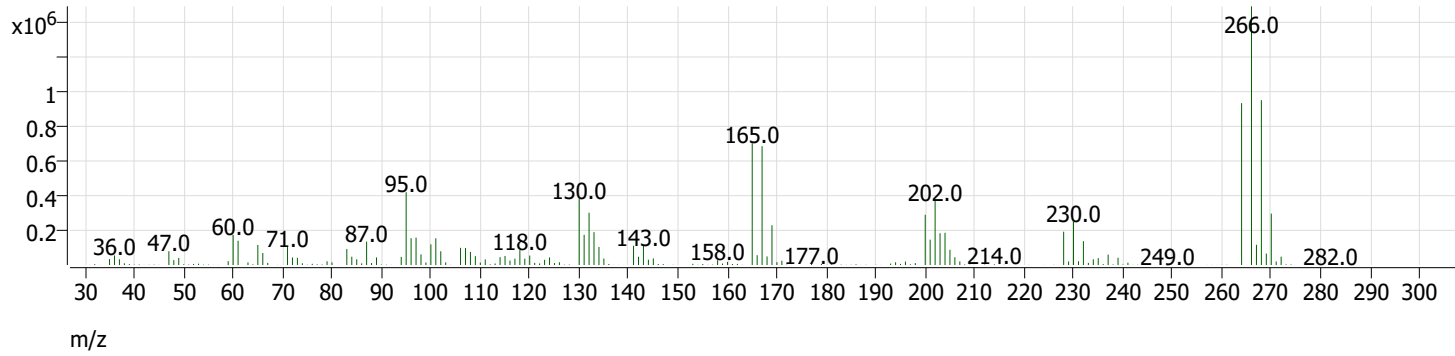
+ Scan (rt: 8.831 min) Jan0701.D 4,4'-DDE



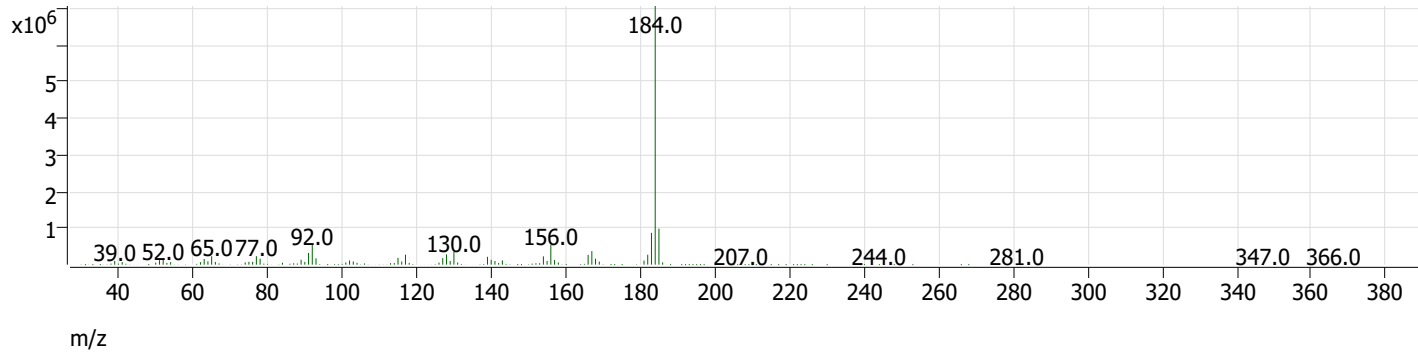
Compound Name	Expected RT	Observed RT	TIC Area	Breakdown %	Pass/Fail
4,4'-DDT	9.200	9.133	21496434	2.9	Pass
4,4'-DDD	9.000	8.831	320554		
4,4'-DDE	8.800	8.831	320554		

Tune Evaluation Report

+ Scan (rt: 6.809 min) Jan0701.D Pentachlorophenol



+ Scan (rt: 8.337 min) Jan0701.D Benzidine



Compound Name	Expected RT	Observed RT	Tailing Factor	PGF	Pass/Fail
Pentachlorophenol	6.900	6.809	0.4	12.4	Pass
Benzidine	8.500	8.337	0.3	9.3	Pass

Quantitative Analysis Results Summary Report

Batch Path	\\MASSHUNTER\Org\Data\SV5973N.I\sd010722\DoD BNA cal 1\QuantResults\010722 DoD BNA cal 1.batch.bin	Analyst Name	BL2000\sean
Analysis Time	2/15/2022 10:08 AM	Reporter Name	BL2000\sean
Report Time	2/15/2022 10:11:19 AM	Batch State	Processed
Last Calib Update	1/11/2022 8:55 AM	Quant Report Version	10.0
Quant Batch Version	10.0		

Sequence Table

Data File	sample Name	Sample Type	Vial Position	Inj Vol	Level	Acq Method File
Jan0702.D	07-Jan-22_CAL_7	Cal	2	0	7	BNA+SIM.M
Jan0703.D	07-Jan-22_CAL_6	Cal	3	0	6	BNA+SIM.M
Jan0704.D	07-Jan-22_CAL_5	Cal	4	0	5	BNA+SIM.M
Jan0705.D	07-Jan-22_CAL_4	Cal	5	0	4	BNA+SIM.M
Jan0706.D	07-Jan-22_CAL_3	Cal	6	0	3	BNA+SIM.M
Jan0707.D	07-Jan-22_CAL_2	Cal	7	0	2	BNA+SIM.M
Jan0708.D	07-Jan-22_CAL_1	Cal	8	0	1	BNA+SIM.M
Jan0709.D	07-Jan-22_CCV_9	QC	9	0	ICV	BNA+SIM.M

Quantitation Results

Compound: N-Nitrosodimethylamine

Data File	Sample Type	ISTD	RT	Resp	ISTD Resp	Resp Ratio	Final Conc	Exp. Conc	Accuracy
Jan0702.D	Calibration	1,4-Dichlorobenzene-d4	2.254	594411	375039	1.5849	145.8463	150.0000	97.2
Jan0703.D	Calibration	1,4-Dichlorobenzene-d4	2.254	480784	362965	1.3246	124.9068	120.0000	104.1
Jan0704.D	Calibration	1,4-Dichlorobenzene-d4	2.244	387178	359922	1.0757	103.9793	100.0000	104.0
Jan0705.D	Calibration	1,4-Dichlorobenzene-d4	2.254	255551	362195	0.7056	70.9167	75.0000	94.6
Jan0706.D	Calibration	1,4-Dichlorobenzene-d4	2.254	166711	349946	0.4764	49.0645	50.0000	98.1
Jan0707.D	Calibration	1,4-Dichlorobenzene-d4	2.244	31448	319531	0.0984	10.1100	10.0000	101.1
Jan0708.D	Calibration	1,4-Dichlorobenzene-d4	2.254	13769	320263	0.0430	4.0342	4.0000	100.9
Jan0709.D	QC	1,4-Dichlorobenzene-d4	2.244	287555	343906	0.8361	82.8708	75.0000	110.5

Compound: Pyridine

Data File	Sample Type	ISTD	RT	Resp	ISTD Resp	Resp Ratio	Final Conc	Exp. Conc	Accuracy
Jan0702.D	Calibration	1,4-Dichlorobenzene-d4	2.274	1375531	375039	3.6677	147.3320	150.0000	98.2
Jan0703.D	Calibration	1,4-Dichlorobenzene-d4	2.285	1062127	362965	2.9263	122.1877	120.0000	101.8
Jan0704.D	Calibration	1,4-Dichlorobenzene-d4	2.274	876124	359922	2.4342	104.5142	100.0000	104.5
Jan0705.D	Calibration	1,4-Dichlorobenzene-d4	2.285	580053	362195	1.6015	72.3965	75.0000	96.5
Jan0706.D	Calibration	1,4-Dichlorobenzene-d4	2.285	354071	349946	1.0118	47.5526	50.0000	95.1
Jan0707.D	Calibration	1,4-Dichlorobenzene-d4	2.285	75186	319531	0.2353	11.2426	10.0000	112.4
Jan0708.D	Calibration	1,4-Dichlorobenzene-d4	2.295	27474	320263	0.0858	3.6517	4.0000	91.3
Jan0709.D	QC	1,4-Dichlorobenzene-d4	2.275	633006	343906	1.8406	81.9398	75.0000	109.3

Compound: 2-Fluorophenol

Data File	Sample Type	ISTD	RT	Resp	ISTD Resp	Resp Ratio	Final Conc	Exp. Conc	Accuracy
Jan0702.D	Calibration	1,4-Dichlorobenzene-d4	3.582	1301547	375039	3.4704	152.3889	150.0000	101.6
Jan0703.D	Calibration	1,4-Dichlorobenzene-d4	3.582	1044793	362965	2.8785	126.3967	120.0000	105.3
Jan0704.D	Calibration	1,4-Dichlorobenzene-d4	3.582	844282	359922	2.3457	103.0027	100.0000	103.0

Quantitative Analysis Results Summary Report

Compound: 2-Fluorophenol

Data File	Sample Type	ISTD	RT	Resp	ISTD Resp	Resp Ratio	Final Conc	Exp. Conc	Accuracy
Jan0705.D	Calibration	1,4-Dichlorobenzene-d4	3.582	620349	362195	1.7127	75.2079	75.0000	100.3
Jan0706.D	Calibration	1,4-Dichlorobenzene-d4	3.582	391645	349946	1.1192	49.1430	50.0000	98.3
Jan0707.D	Calibration	1,4-Dichlorobenzene-d4	3.582	69618	319531	0.2179	9.5670	10.0000	95.7
Jan0708.D	Calibration	1,4-Dichlorobenzene-d4	3.582	27961	320263	0.0873	3.8336	4.0000	95.8
Jan0709.D	QC	1,4-Dichlorobenzene-d4	3.582	701965	343906	2.0412	89.6284	75.0000	119.5

Compound: Aniline

Data File	Sample Type	ISTD	RT	Resp	ISTD Resp	Resp Ratio	Final Conc	Exp. Conc	Accuracy
Jan0702.D	Calibration	1,4-Dichlorobenzene-d4	4.593	2202178	375039	5.8719	145.3524	150.0000	96.9
Jan0703.D	Calibration	1,4-Dichlorobenzene-d4	4.593	1772963	362965	4.8847	120.9152	120.0000	100.8
Jan0704.D	Calibration	1,4-Dichlorobenzene-d4	4.593	1491332	359922	4.1435	102.5678	100.0000	102.6
Jan0705.D	Calibration	1,4-Dichlorobenzene-d4	4.593	1116541	362195	3.0827	76.3095	75.0000	101.7
Jan0706.D	Calibration	1,4-Dichlorobenzene-d4	4.593	721474	349946	2.0617	51.0347	50.0000	102.1
Jan0707.D	Calibration	1,4-Dichlorobenzene-d4	4.593	124385	319531	0.3893	9.6361	10.0000	96.4
Jan0708.D	Calibration	1,4-Dichlorobenzene-d4	4.593	51540	320263	0.1609	3.9837	4.0000	99.6
Jan0709.D	QC	1,4-Dichlorobenzene-d4	4.593	696401	343906	2.0250	50.1263	75.0000	66.8

Compound: Phenol-d5

Data File	Sample Type	ISTD	RT	Resp	ISTD Resp	Resp Ratio	Final Conc	Exp. Conc	Accuracy
Jan0702.D	Calibration	1,4-Dichlorobenzene-d4	4.623	1635334	375039	4.3604	147.0209	150.0000	98.0
Jan0703.D	Calibration	1,4-Dichlorobenzene-d4	4.623	1330488	362965	3.6656	122.4408	120.0000	102.0
Jan0704.D	Calibration	1,4-Dichlorobenzene-d4	4.623	1115876	359922	3.1003	102.8264	100.0000	102.8
Jan0705.D	Calibration	1,4-Dichlorobenzene-d4	4.623	818282	362195	2.2592	74.2397	75.0000	99.0
Jan0706.D	Calibration	1,4-Dichlorobenzene-d4	4.613	518291	349946	1.4811	48.3891	50.0000	96.8
Jan0707.D	Calibration	1,4-Dichlorobenzene-d4	4.613	94681	319531	0.2963	10.0533	10.0000	100.5
Jan0708.D	Calibration	1,4-Dichlorobenzene-d4	4.624	34249	320263	0.1069	4.0335	4.0000	100.8
Jan0709.D	QC	1,4-Dichlorobenzene-d4	4.613	928942	343906	2.7012	89.1730	75.0000	118.9

Compound: Phenol

Data File	Sample Type	ISTD	RT	Resp	ISTD Resp	Resp Ratio	Final Conc	Exp. Conc	Accuracy
Jan0702.D	Calibration	1,4-Dichlorobenzene-d4	4.634	1569021	375039	4.1836	147.6699	150.0000	98.4
Jan0703.D	Calibration	1,4-Dichlorobenzene-d4	4.634	1286467	362965	3.5443	118.6116	120.0000	98.8
Jan0704.D	Calibration	1,4-Dichlorobenzene-d4	4.634	1135018	359922	3.1535	102.6713	100.0000	102.7
Jan0705.D	Calibration	1,4-Dichlorobenzene-d4	4.634	911392	362195	2.5163	78.8440	75.0000	105.1
Jan0706.D	Calibration	1,4-Dichlorobenzene-d4	4.634	555346	349946	1.5869	47.6777	50.0000	95.4
Jan0707.D	Calibration	1,4-Dichlorobenzene-d4	4.634	89027	319531	0.2786	8.8924	10.0000	88.9
Jan0708.D	Calibration	1,4-Dichlorobenzene-d4	4.634	37523	320263	0.1172	4.4265	4.0000	110.7
Jan0709.D	QC	1,4-Dichlorobenzene-d4	4.634	951213	343906	2.7659	87.8979	75.0000	117.2

Compound: bis(-2-Chloroethyl)Ether

Data File	Sample Type	ISTD	RT	Resp	ISTD Resp	Resp Ratio	Final Conc	Exp. Conc	Accuracy
Jan0702.D	Calibration	1,4-Dichlorobenzene-d4	4.685	1325806	375039	3.5351	141.2796	150.0000	94.2

Quantitative Analysis Results Summary Report

Compound: bis(-2-Chloroethyl)Ether

Data File	Sample Type	ISTD	RT	Resp	ISTD Resp	Resp Ratio	Final Conc	Exp. Conc	Accuracy
Jan0703.D	Calibration	1,4-Dichlorobenzene-d4	4.685	1108519	362965	3.0541	122.0546	120.0000	101.7
Jan0704.D	Calibration	1,4-Dichlorobenzene-d4	4.685	931909	359922	2.5892	103.4761	100.0000	103.5
Jan0705.D	Calibration	1,4-Dichlorobenzene-d4	4.685	666364	362195	1.8398	73.5266	75.0000	98.0
Jan0706.D	Calibration	1,4-Dichlorobenzene-d4	4.685	451790	349946	1.2910	51.5955	50.0000	103.2
Jan0707.D	Calibration	1,4-Dichlorobenzene-d4	4.675	80606	319531	0.2523	10.0816	10.0000	100.8
Jan0708.D	Calibration	1,4-Dichlorobenzene-d4	4.685	31600	320263	0.0987	3.9433	4.0000	98.6
Jan0709.D	QC	1,4-Dichlorobenzene-d4	4.685	726555	343906	2.1127	84.4315	75.0000	112.6

Compound: 2-Chlorophenol

Data File	Sample Type	ISTD	RT	Resp	ISTD Resp	Resp Ratio	Final Conc	Exp. Conc	Accuracy
Jan0702.D	Calibration	1,4-Dichlorobenzene-d4	4.725	1409359	375039	3.7579	146.8939	150.0000	97.9
Jan0703.D	Calibration	1,4-Dichlorobenzene-d4	4.725	1170338	362965	3.2244	123.7781	120.0000	103.1
Jan0704.D	Calibration	1,4-Dichlorobenzene-d4	4.726	961327	359922	2.6709	100.8071	100.0000	100.8
Jan0705.D	Calibration	1,4-Dichlorobenzene-d4	4.725	729430	362195	2.0139	74.7068	75.0000	99.6
Jan0706.D	Calibration	1,4-Dichlorobenzene-d4	4.726	465695	349946	1.3308	48.7484	50.0000	97.5
Jan0707.D	Calibration	1,4-Dichlorobenzene-d4	4.726	82073	319531	0.2569	10.0339	10.0000	100.3
Jan0708.D	Calibration	1,4-Dichlorobenzene-d4	4.726	27009	320263	0.0843	4.0275	4.0000	100.7
Jan0709.D	QC	1,4-Dichlorobenzene-d4	4.726	767950	343906	2.2330	83.2799	75.0000	111.0

Compound: 1,3-Dichlorobenzene

Data File	Sample Type	ISTD	RT	Resp	ISTD Resp	Resp Ratio	Final Conc	Exp. Conc	Accuracy
Jan0702.D	Calibration	1,4-Dichlorobenzene-d4	4.879	1908156	375039	5.0879	142.6378	150.0000	95.1
Jan0703.D	Calibration	1,4-Dichlorobenzene-d4	4.879	1628314	362965	4.4862	125.7682	120.0000	104.8
Jan0704.D	Calibration	1,4-Dichlorobenzene-d4	4.879	1291794	359922	3.5891	100.6193	100.0000	100.6
Jan0705.D	Calibration	1,4-Dichlorobenzene-d4	4.879	975320	362195	2.6928	75.4922	75.0000	100.7
Jan0706.D	Calibration	1,4-Dichlorobenzene-d4	4.879	592783	349946	1.6939	47.4889	50.0000	95.0
Jan0707.D	Calibration	1,4-Dichlorobenzene-d4	4.869	116592	319531	0.3649	10.2294	10.0000	102.3
Jan0708.D	Calibration	1,4-Dichlorobenzene-d4	4.869	46405	320263	0.1449	4.0622	4.0000	101.6
Jan0709.D	QC	1,4-Dichlorobenzene-d4	4.879	981882	343906	2.8551	80.0418	75.0000	106.7

Compound: 1,4-Dichlorobenzene

Data File	Sample Type	ISTD	RT	Resp	ISTD Resp	Resp Ratio	Final Conc	Exp. Conc	Accuracy
Jan0702.D	Calibration	1,4-Dichlorobenzene-d4	4.960	1975597	375039	5.2677	146.9415	150.0000	98.0
Jan0703.D	Calibration	1,4-Dichlorobenzene-d4	4.960	1495883	362965	4.1213	114.9623	120.0000	95.8
Jan0704.D	Calibration	1,4-Dichlorobenzene-d4	4.960	1284685	359922	3.5693	99.5657	100.0000	99.6
Jan0705.D	Calibration	1,4-Dichlorobenzene-d4	4.960	924463	362195	2.5524	71.1983	75.0000	94.9
Jan0706.D	Calibration	1,4-Dichlorobenzene-d4	4.961	630442	349946	1.8015	50.2536	50.0000	100.5
Jan0707.D	Calibration	1,4-Dichlorobenzene-d4	4.961	120816	319531	0.3781	10.5471	10.0000	105.5
Jan0708.D	Calibration	1,4-Dichlorobenzene-d4	4.961	48571	320263	0.1517	4.2305	4.0000	105.8
Jan0709.D	QC	1,4-Dichlorobenzene-d4	4.961	1021790	343906	2.9711	82.8790	75.0000	110.5

Quantitative Analysis Results Summary Report

Compound: 1,2-Dichlorobenzene

Data File	Sample Type	ISTD	RT	Resp	ISTD Resp	Resp Ratio	Final Conc	Exp. Conc	Accuracy
Jan0702.D	Calibration	1,4-Dichlorobenzene-d4	5.124	1946748	375039	5.1908	146.8562	150.0000	97.9
Jan0703.D	Calibration	1,4-Dichlorobenzene-d4	5.124	1511542	362965	4.1644	117.8188	120.0000	98.2
Jan0704.D	Calibration	1,4-Dichlorobenzene-d4	5.124	1277533	359922	3.5495	100.4204	100.0000	100.4
Jan0705.D	Calibration	1,4-Dichlorobenzene-d4	5.124	946583	362195	2.6135	73.9393	75.0000	98.6
Jan0706.D	Calibration	1,4-Dichlorobenzene-d4	5.124	624312	349946	1.7840	50.4731	50.0000	100.9
Jan0707.D	Calibration	1,4-Dichlorobenzene-d4	5.124	110065	319531	0.3445	9.7453	10.0000	97.5
Jan0708.D	Calibration	1,4-Dichlorobenzene-d4	5.124	48227	320263	0.1506	4.2603	4.0000	106.5
Jan0709.D	QC	1,4-Dichlorobenzene-d4	5.124	947809	343906	2.7560	77.9723	75.0000	104.0

Compound: Benzyl Alcohol

Data File	Sample Type	ISTD	RT	Resp	ISTD Resp	Resp Ratio	Final Conc	Exp. Conc	Accuracy
Jan0702.D	Calibration	1,4-Dichlorobenzene-d4	5.144	921253	375039	2.4564	146.6247	150.0000	97.7
Jan0703.D	Calibration	1,4-Dichlorobenzene-d4	5.144	744997	362965	2.0525	125.5017	120.0000	104.6
Jan0704.D	Calibration	1,4-Dichlorobenzene-d4	5.134	576547	359922	1.6019	100.8761	100.0000	100.9
Jan0705.D	Calibration	1,4-Dichlorobenzene-d4	5.134	392902	362195	1.0848	71.0291	75.0000	94.7
Jan0706.D	Calibration	1,4-Dichlorobenzene-d4	5.134	267001	349946	0.7630	51.4531	50.0000	102.9
Jan0707.D	Calibration	1,4-Dichlorobenzene-d4	5.134	36291	319531	0.1136	9.0871	10.0000	90.9
Jan0708.D	Calibration	1,4-Dichlorobenzene-d4	5.134	14306	320263	0.0447	4.3298	4.0000	108.2
Jan0709.D	QC	1,4-Dichlorobenzene-d4	5.134	415177	343906	1.2072	78.2670	75.0000	104.4

Compound: bis(2-chloroisopropyl)Ether

Data File	Sample Type	ISTD	RT	Resp	ISTD Resp	Resp Ratio	Final Conc	Exp. Conc	Accuracy
Jan0702.D	Calibration	1,4-Dichlorobenzene-d4	5.297	526163	375039	1.4030	146.1447	150.0000	97.4
Jan0703.D	Calibration	1,4-Dichlorobenzene-d4	5.297	421242	362965	1.1606	120.8943	120.0000	100.7
Jan0704.D	Calibration	1,4-Dichlorobenzene-d4	5.297	350557	359922	0.9740	101.4584	100.0000	101.5
Jan0705.D	Calibration	1,4-Dichlorobenzene-d4	5.297	267513	362195	0.7386	76.9381	75.0000	102.6
Jan0706.D	Calibration	1,4-Dichlorobenzene-d4	5.298	166064	349946	0.4745	49.4325	50.0000	98.9
Jan0707.D	Calibration	1,4-Dichlorobenzene-d4	5.287	29702	319531	0.0930	9.6829	10.0000	96.8
Jan0708.D	Calibration	1,4-Dichlorobenzene-d4	5.287	12555	320263	0.0392	4.0835	4.0000	102.1
Jan0709.D	QC	1,4-Dichlorobenzene-d4	5.298	221289	343906	0.6435	67.0286	75.0000	89.4

Compound: 2-Methylphenol

Data File	Sample Type	ISTD	RT	Resp	ISTD Resp	Resp Ratio	Final Conc	Exp. Conc	Accuracy
Jan0702.D	Calibration	1,4-Dichlorobenzene-d4	5.297	1369059	375039	3.6504	152.6306	150.0000	101.8
Jan0703.D	Calibration	1,4-Dichlorobenzene-d4	5.297	1101229	362965	3.0340	126.8554	120.0000	105.7
Jan0704.D	Calibration	1,4-Dichlorobenzene-d4	5.297	884464	359922	2.4574	102.7465	100.0000	102.7
Jan0705.D	Calibration	1,4-Dichlorobenzene-d4	5.297	638264	362195	1.7622	73.6808	75.0000	98.2
Jan0706.D	Calibration	1,4-Dichlorobenzene-d4	5.298	432174	349946	1.2350	51.6361	50.0000	103.3
Jan0707.D	Calibration	1,4-Dichlorobenzene-d4	5.298	71707	319531	0.2244	9.3831	10.0000	93.8
Jan0708.D	Calibration	1,4-Dichlorobenzene-d4	5.298	28936	320263	0.0904	3.7777	4.0000	94.4
Jan0709.D	QC	1,4-Dichlorobenzene-d4	5.298	725976	343906	2.1110	88.2630	75.0000	117.7

Quantitative Analysis Results Summary Report

Compound: N-nitroso-Di-n-propylamine

Data File	Sample Type	ISTD	RT	Resp	ISTD Resp	Resp Ratio	Final Conc	Exp. Conc	Accuracy
Jan0702.D	Calibration	1,4-Dichlorobenzene-d4	5.451	858039	375039	2.2879	145.1154	150.0000	96.7
Jan0703.D	Calibration	1,4-Dichlorobenzene-d4	5.451	709020	362965	1.9534	121.4162	120.0000	101.2
Jan0704.D	Calibration	1,4-Dichlorobenzene-d4	5.451	612996	359922	1.7031	104.4122	100.0000	104.4
Jan0705.D	Calibration	1,4-Dichlorobenzene-d4	5.451	478035	362195	1.3198	79.4317	75.0000	105.9
Jan0706.D	Calibration	1,4-Dichlorobenzene-d4	5.441	265927	349946	0.7599	44.9333	50.0000	89.9
Jan0707.D	Calibration	1,4-Dichlorobenzene-d4	5.441	46392	319531	0.1452	9.3472	10.0000	93.5
Jan0708.D	Calibration	1,4-Dichlorobenzene-d4	5.441	17831	320263	0.0557	4.3407	4.0000	108.5
Jan0709.D	QC	1,4-Dichlorobenzene-d4	5.451	520053	343906	1.5122	91.8171	75.0000	122.4

Compound: 4Methylphenol/3Methylphenol

Data File	Sample Type	ISTD	RT	Resp	ISTD Resp	Resp Ratio	Final Conc	Exp. Conc	Accuracy
Jan0702.D	Calibration	1,4-Dichlorobenzene-d4	5.491	1807773	375039	4.8202	148.2701	150.0000	98.8
Jan0703.D	Calibration	1,4-Dichlorobenzene-d4	5.491	1477253	362965	4.0700	125.4751	120.0000	104.6
Jan0704.D	Calibration	1,4-Dichlorobenzene-d4	5.481	1129399	359922	3.1379	96.9857	100.0000	97.0
Jan0705.D	Calibration	1,4-Dichlorobenzene-d4	5.481	842599	362195	2.3264	72.0238	75.0000	96.0
Jan0706.D	Calibration	1,4-Dichlorobenzene-d4	5.482	594558	349946	1.6990	52.6247	50.0000	105.2
Jan0707.D	Calibration	1,4-Dichlorobenzene-d4	5.481	100240	319531	0.3137	9.4684	10.0000	94.7
Jan0708.D	Calibration	1,4-Dichlorobenzene-d4	5.481	46065	320263	0.1438	4.1453	4.0000	103.6
Jan0709.D	QC	1,4-Dichlorobenzene-d4	5.481	934579	343906	2.7175	84.0745	75.0000	112.1

Compound: Hexachloroethane

Data File	Sample Type	ISTD	RT	Resp	ISTD Resp	Resp Ratio	Final Conc	Exp. Conc	Accuracy
Jan0702.D	Calibration	1,4-Dichlorobenzene-d4	5.502	585134	375039	1.5602	148.3592	150.0000	98.9
Jan0703.D	Calibration	1,4-Dichlorobenzene-d4	5.502	465508	362965	1.2825	123.2169	120.0000	102.7
Jan0704.D	Calibration	1,4-Dichlorobenzene-d4	5.502	367821	359922	1.0219	99.1309	100.0000	99.1
Jan0705.D	Calibration	1,4-Dichlorobenzene-d4	5.502	273558	362195	0.7553	73.9551	75.0000	98.6
Jan0706.D	Calibration	1,4-Dichlorobenzene-d4	5.502	179701	349946	0.5135	50.6400	50.0000	101.3
Jan0707.D	Calibration	1,4-Dichlorobenzene-d4	5.502	31726	319531	0.0993	9.5210	10.0000	95.2
Jan0708.D	Calibration	1,4-Dichlorobenzene-d4	5.502	14891	320263	0.0465	4.1671	4.0000	104.2
Jan0709.D	QC	1,4-Dichlorobenzene-d4	5.502	293693	343906	0.8540	83.3387	75.0000	111.1

Compound: Nitrobenzene-d5

Data File	Sample Type	ISTD	RT	Resp	ISTD Resp	Resp Ratio	Final Conc	Exp. Conc	Accuracy
Jan0702.D	Calibration	1,4-Dichlorobenzene-d4	5.583	896740	375039	2.3911	145.6228	150.0000	97.1
Jan0703.D	Calibration	1,4-Dichlorobenzene-d4	5.583	739181	362965	2.0365	123.6640	120.0000	103.1
Jan0704.D	Calibration	1,4-Dichlorobenzene-d4	5.583	616140	359922	1.7119	103.7169	100.0000	103.7
Jan0705.D	Calibration	1,4-Dichlorobenzene-d4	5.583	442614	362195	1.2220	73.8999	75.0000	98.5
Jan0706.D	Calibration	1,4-Dichlorobenzene-d4	5.573	280583	349946	0.8018	48.5805	50.0000	97.2
Jan0707.D	Calibration	1,4-Dichlorobenzene-d4	5.573	44700	319531	0.1399	9.1741	10.0000	91.7
Jan0708.D	Calibration	1,4-Dichlorobenzene-d4	5.573	18636	320263	0.0582	4.3489	4.0000	108.7
Jan0709.D	QC	1,4-Dichlorobenzene-d4	5.584	430344	343906	1.2513	75.6746	75.0000	100.9

Quantitative Analysis Results Summary Report

Compound: Nitrobenzene

Data File	Sample Type	ISTD	RT	Resp	ISTD Resp	Resp Ratio	Final Conc	Exp. Conc	Accuracy
Jan0702.D	Calibration	1,4-Dichlorobenzene-d4	5.604	438485	375039	1.1692	147.3206	150.0000	98.2
Jan0703.D	Calibration	1,4-Dichlorobenzene-d4	5.604	356887	362965	0.9833	118.4364	120.0000	98.7
Jan0704.D	Calibration	1,4-Dichlorobenzene-d4	5.604	319987	359922	0.8890	104.9943	100.0000	105.0
Jan0705.D	Calibration	1,4-Dichlorobenzene-d4	5.604	244936	362195	0.6763	76.8849	75.0000	102.5
Jan0706.D	Calibration	1,4-Dichlorobenzene-d4	5.604	151492	349946	0.4329	47.7195	50.0000	95.4
Jan0707.D	Calibration	1,4-Dichlorobenzene-d4	5.594	24313	319531	0.0761	9.1813	10.0000	91.8
Jan0708.D	Calibration	1,4-Dichlorobenzene-d4	5.594	9087	320263	0.0284	4.3348	4.0000	108.4
Jan0709.D	QC	1,4-Dichlorobenzene-d4	5.604	265161	343906	0.7710	89.0583	75.0000	118.7

Compound: Isophorone

Data File	Sample Type	ISTD	RT	Resp	ISTD Resp	Resp Ratio	Final Conc	Exp. Conc	Accuracy
Jan0702.D	Calibration	Naphthalene-d8	5.900	1933610	1102555	1.7538	150.0003	150.0000	100.0
Jan0703.D	Calibration	Naphthalene-d8	5.900	1612764	1113949	1.4478	119.2425	120.0000	99.4
Jan0704.D	Calibration	Naphthalene-d8	5.900	1372347	1109157	1.2373	99.6229	100.0000	99.6
Jan0705.D	Calibration	Naphthalene-d8	5.900	1081439	1099678	0.9834	77.3133	75.0000	103.1
Jan0706.D	Calibration	Naphthalene-d8	5.900	690181	1080735	0.6386	48.9715	50.0000	97.9
Jan0707.D	Calibration	Naphthalene-d8	5.890	117278	976505	0.1201	9.7311	10.0000	97.3
Jan0708.D	Calibration	Naphthalene-d8	5.900	42300	1010243	0.0419	4.1072	4.0000	102.7
Jan0709.D	QC	Naphthalene-d8	5.900	1036878	1143489	0.9068	70.8323	75.0000	94.4

Compound: 2-Nitrophenol

Data File	Sample Type	ISTD	RT	Resp	ISTD Resp	Resp Ratio	Final Conc	Exp. Conc	Accuracy
Jan0702.D	Calibration	Naphthalene-d8	5.972	380110	1102555	0.3448	148.7870	150.0000	99.2
Jan0703.D	Calibration	Naphthalene-d8	5.972	300282	1113949	0.2696	118.6744	120.0000	98.9
Jan0704.D	Calibration	Naphthalene-d8	5.972	260056	1109157	0.2345	104.2370	100.0000	104.2
Jan0705.D	Calibration	Naphthalene-d8	5.972	181624	1099678	0.1652	74.9576	75.0000	99.9
Jan0706.D	Calibration	Naphthalene-d8	5.972	113647	1080735	0.1052	48.6994	50.0000	97.4
Jan0707.D	Calibration	Naphthalene-d8	5.972	18568	976505	0.0190	9.3382	10.0000	93.4
Jan0708.D	Calibration	Naphthalene-d8	5.972	8355	1010243	0.0083	4.2774	4.0000	106.9
Jan0709.D	QC	Naphthalene-d8	5.972	203483	1143489	0.1779	80.4417	75.0000	107.3

Compound: 2,4-Dimethylphenol

Data File	Sample Type	ISTD	RT	Resp	ISTD Resp	Resp Ratio	Final Conc	Exp. Conc	Accuracy
Jan0702.D	Calibration	Naphthalene-d8	6.095	1170390	1102555	1.0615	149.6814	150.0000	99.8
Jan0703.D	Calibration	Naphthalene-d8	6.095	932080	1113949	0.8367	122.9790	120.0000	102.5
Jan0704.D	Calibration	Naphthalene-d8	6.085	698587	1109157	0.6298	96.5155	100.0000	96.5
Jan0705.D	Calibration	Naphthalene-d8	6.085	517117	1099678	0.4702	74.5688	75.0000	99.4
Jan0706.D	Calibration	Naphthalene-d8	6.085	337300	1080735	0.3121	51.1751	50.0000	102.4
Jan0707.D	Calibration	Naphthalene-d8	6.085	63204	976505	0.0647	10.1716	10.0000	101.7
Jan0708.D	Calibration	Naphthalene-d8	6.085	30582	1010243	0.0303	3.9070	4.0000	97.7
Jan0709.D	QC	Naphthalene-d8	6.085	516846	1143489	0.4520	71.9591	75.0000	95.9

Quantitative Analysis Results Summary Report

Compound: bis(-2-Chloroethoxy)Methane

Data File	Sample Type	ISTD	RT	Resp	ISTD Resp	Resp Ratio	Final Conc	Exp. Conc	Accuracy
Jan0702.D	Calibration	Naphthalene-d8	6.177	1266316	1102555	1.1485	155.2619	150.0000	103.5
Jan0703.D	Calibration	Naphthalene-d8	6.187	1015665	1113949	0.9118	123.2560	120.0000	102.7
Jan0704.D	Calibration	Naphthalene-d8	6.177	806641	1109157	0.7273	98.3128	100.0000	98.3
Jan0705.D	Calibration	Naphthalene-d8	6.177	597654	1099678	0.5435	73.4695	75.0000	98.0
Jan0706.D	Calibration	Naphthalene-d8	6.177	390937	1080735	0.3617	48.9002	50.0000	97.8
Jan0707.D	Calibration	Naphthalene-d8	6.177	70016	976505	0.0717	9.6927	10.0000	96.9
Jan0708.D	Calibration	Naphthalene-d8	6.177	30723	1010243	0.0304	4.1112	4.0000	102.8
Jan0709.D	QC	Naphthalene-d8	6.177	641334	1143489	0.5609	75.8186	75.0000	101.1

Compound: Benzoic Acid

Data File	Sample Type	ISTD	RT	Resp	ISTD Resp	Resp Ratio	Final Conc	Exp. Conc	Accuracy
Jan0702.D	Calibration	Naphthalene-d8	6.321	652694	1102555	0.5920	148.6914	150.0000	99.1
Jan0703.D	Calibration	Naphthalene-d8	6.311	491082	1113949	0.4408	117.8277	120.0000	98.2
Jan0704.D	Calibration	Naphthalene-d8	6.300	432037	1109157	0.3895	106.6005	100.0000	106.6
Jan0705.D	Calibration	Naphthalene-d8	6.280	275230	1099678	0.2503	73.6915	75.0000	98.3
Jan0706.D	Calibration	Naphthalene-d8	6.260	167177	1080735	0.1547	48.4126	50.0000	96.8
Jan0707.D	Calibration	Naphthalene-d8	6.198	25166	976505	0.0258	9.1455	10.0000	91.5
Jan0708.D	Calibration	Naphthalene-d8	6.188	11867	1010243	0.0117	4.3801	4.0000	109.5
Jan0709.D	QC	Naphthalene-d8	6.280	296172	1143489	0.2590	75.8763	75.0000	101.2

Compound: 2,4-Dichlorophenol

Data File	Sample Type	ISTD	RT	Resp	ISTD Resp	Resp Ratio	Final Conc	Exp. Conc	Accuracy
Jan0702.D	Calibration	Naphthalene-d8	6.280	964965	1102555	0.8752	147.3586	150.0000	98.2
Jan0703.D	Calibration	Naphthalene-d8	6.280	799558	1113949	0.7178	122.1353	120.0000	101.8
Jan0704.D	Calibration	Naphthalene-d8	6.280	659436	1109157	0.5945	102.0591	100.0000	102.1
Jan0705.D	Calibration	Naphthalene-d8	6.280	478855	1099678	0.4355	75.6844	75.0000	100.9
Jan0706.D	Calibration	Naphthalene-d8	6.280	292741	1080735	0.2709	47.8261	50.0000	95.7
Jan0707.D	Calibration	Naphthalene-d8	6.280	50631	976505	0.0518	9.7802	10.0000	97.8
Jan0708.D	Calibration	Naphthalene-d8	6.290	20158	1010243	0.0200	4.1419	4.0000	103.5
Jan0709.D	QC	Naphthalene-d8	6.280	500826	1143489	0.4380	76.1081	75.0000	101.5

Compound: 1,2,4-Trichlorobenzene

Data File	Sample Type	ISTD	RT	Resp	ISTD Resp	Resp Ratio	Final Conc	Exp. Conc	Accuracy
Jan0702.D	Calibration	Naphthalene-d8	6.341	1203558	1102555	1.0916	149.0665	150.0000	99.4
Jan0703.D	Calibration	Naphthalene-d8	6.352	996871	1113949	0.8949	122.2043	120.0000	101.8
Jan0704.D	Calibration	Naphthalene-d8	6.342	762412	1109157	0.6874	93.8663	100.0000	93.9
Jan0705.D	Calibration	Naphthalene-d8	6.341	583923	1099678	0.5310	72.5108	75.0000	96.7
Jan0706.D	Calibration	Naphthalene-d8	6.342	372085	1080735	0.3443	47.0150	50.0000	94.0
Jan0707.D	Calibration	Naphthalene-d8	6.342	74720	976505	0.0765	10.4491	10.0000	104.5
Jan0708.D	Calibration	Naphthalene-d8	6.342	32468	1010243	0.0321	4.3887	4.0000	109.7
Jan0709.D	QC	Naphthalene-d8	6.342	614153	1143489	0.5371	73.3428	75.0000	97.8

Quantitative Analysis Results Summary Report

Compound: Naphthalene

Data File	Sample Type	ISTD	RT	Resp	ISTD Resp	Resp Ratio	Final Conc	Exp. Conc	Accuracy
Jan0702.D	Calibration	Naphthalene-d8	6.424	3622950	1102555	3.2860	150.8524	150.0000	100.6
Jan0703.D	Calibration	Naphthalene-d8	6.424	2887482	1113949	2.5921	120.2204	120.0000	100.2
Jan0704.D	Calibration	Naphthalene-d8	6.424	2330127	1109157	2.1008	98.0934	100.0000	98.1
Jan0705.D	Calibration	Naphthalene-d8	6.424	1763631	1099678	1.6038	75.3176	75.0000	100.4
Jan0706.D	Calibration	Naphthalene-d8	6.424	1147925	1080735	1.0622	50.0278	50.0000	100.1
Jan0707.D	Calibration	Naphthalene-d8	6.424	237250	976505	0.2430	10.7720	10.0000	107.7
Jan0708.D	Calibration	Naphthalene-d8	6.424	99529	1010243	0.0985	3.7180	4.0000	92.9
Jan0709.D	QC	Naphthalene-d8	6.424	1887908	1143489	1.6510	77.4996	75.0000	103.3

Compound: 4-Chlorophenol

Data File	Sample Type	ISTD	RT	Resp	ISTD Resp	Resp Ratio	Final Conc	Exp. Conc	Accuracy
Jan0702.D	Calibration	Naphthalene-d8	6.485	342009	1102555	0.3102	147.8875	150.0000	98.6
Jan0703.D	Calibration	Naphthalene-d8	6.485	282014	1113949	0.2532	123.4973	120.0000	102.9
Jan0704.D	Calibration	Naphthalene-d8	6.485	221454	1109157	0.1997	99.5653	100.0000	99.6
Jan0705.D	Calibration	Naphthalene-d8	6.485	158036	1099678	0.1437	73.2882	75.0000	97.7
Jan0706.D	Calibration	Naphthalene-d8	6.485	108559	1080735	0.1004	51.9582	50.0000	103.9
Jan0707.D	Calibration	Naphthalene-d8	6.496	17127	976505	0.0175	8.0856	10.0000	80.9
Jan0708.D	Calibration	Naphthalene-d8	6.496	11516	1010243	0.0114	4.6547	4.0000	116.4
Jan0709.D	QC	Naphthalene-d8	6.485	176034	1143489	0.1539	78.1991	75.0000	104.3

Compound: p-Chloroaniline

Data File	Sample Type	ISTD	RT	Resp	ISTD Resp	Resp Ratio	Final Conc	Exp. Conc	Accuracy
Jan0702.D	Calibration	Naphthalene-d8	6.526	1423991	1102555	1.2915	155.7757	150.0000	103.9
Jan0703.D	Calibration	Naphthalene-d8	6.526	1100288	1113949	0.9877	119.1335	120.0000	99.3
Jan0704.D	Calibration	Naphthalene-d8	6.526	897093	1109157	0.8088	97.5522	100.0000	97.6
Jan0705.D	Calibration	Naphthalene-d8	6.526	646298	1099678	0.5877	70.8860	75.0000	94.5
Jan0706.D	Calibration	Naphthalene-d8	6.527	458400	1080735	0.4242	51.1585	50.0000	102.3
Jan0707.D	Calibration	Naphthalene-d8	6.526	77726	976505	0.0796	9.6003	10.0000	96.0
Jan0708.D	Calibration	Naphthalene-d8	6.527	35676	1010243	0.0353	4.2594	4.0000	106.5
Jan0709.D	QC	Naphthalene-d8	6.527	638230	1143489	0.5581	67.3191	75.0000	89.8

Compound: Hexachlorobutadiene

Data File	Sample Type	ISTD	RT	Resp	ISTD Resp	Resp Ratio	Final Conc	Exp. Conc	Accuracy
Jan0702.D	Calibration	Naphthalene-d8	6.598	731642	1102555	0.6636	150.7386	150.0000	100.5
Jan0703.D	Calibration	Naphthalene-d8	6.598	556283	1113949	0.4994	118.1392	120.0000	98.4
Jan0704.D	Calibration	Naphthalene-d8	6.598	463095	1109157	0.4175	100.9667	100.0000	101.0
Jan0705.D	Calibration	Naphthalene-d8	6.598	331361	1099678	0.3013	75.3419	75.0000	100.5
Jan0706.D	Calibration	Naphthalene-d8	6.598	207782	1080735	0.1923	49.7158	50.0000	99.4
Jan0707.D	Calibration	Naphthalene-d8	6.598	36995	976505	0.0379	10.1526	10.0000	101.5
Jan0708.D	Calibration	Naphthalene-d8	6.598	15368	1010243	0.0152	3.9468	4.0000	98.7
Jan0709.D	QC	Naphthalene-d8	6.598	343063	1143489	0.3000	75.0434	75.0000	100.1

Quantitative Analysis Results Summary Report

Compound: 4-Chloro-2-Methylphenol

Data File	Sample Type	ISTD	RT	Resp	ISTD Resp	Resp Ratio	Final Conc	Exp. Conc	Accuracy
Jan0702.D	Calibration	Naphthalene-d8	7.019	895763	1102555	0.8124	151.7877	150.0000	101.2
Jan0703.D	Calibration	Naphthalene-d8	7.019	743664	1113949	0.6676	124.7254	120.0000	103.9
Jan0704.D	Calibration	Naphthalene-d8	7.019	595993	1109157	0.5373	100.3902	100.0000	100.4
Jan0705.D	Calibration	Naphthalene-d8	7.019	435899	1099678	0.3964	74.0567	75.0000	98.7
Jan0706.D	Calibration	Naphthalene-d8	7.020	279681	1080735	0.2588	48.3490	50.0000	96.7
Jan0707.D	Calibration	Naphthalene-d8	7.030	51111	976505	0.0523	9.7787	10.0000	97.8
Jan0708.D	Calibration	Naphthalene-d8	7.030	21900	1010243	0.0217	4.0501	4.0000	101.3
Jan0709.D	QC	Naphthalene-d8	7.019	447080	1143489	0.3910	73.0461	75.0000	97.4

Compound: 4-Chloro-3-Methylphenol

Data File	Sample Type	ISTD	RT	Resp	ISTD Resp	Resp Ratio	Final Conc	Exp. Conc	Accuracy
Jan0702.D	Calibration	Naphthalene-d8	7.163	970669	1102555	0.8804	155.7292	150.0000	103.8
Jan0703.D	Calibration	Naphthalene-d8	7.163	771736	1113949	0.6928	122.5469	120.0000	102.1
Jan0704.D	Calibration	Naphthalene-d8	7.163	623258	1109157	0.5619	99.3971	100.0000	99.4
Jan0705.D	Calibration	Naphthalene-d8	7.163	451724	1099678	0.4108	72.6619	75.0000	96.9
Jan0706.D	Calibration	Naphthalene-d8	7.163	294521	1080735	0.2725	48.2054	50.0000	96.4
Jan0707.D	Calibration	Naphthalene-d8	7.163	56747	976505	0.0581	10.2793	10.0000	102.8
Jan0708.D	Calibration	Naphthalene-d8	7.173	22519	1010243	0.0223	3.9430	4.0000	98.6
Jan0709.D	QC	Naphthalene-d8	7.163	505199	1143489	0.4418	78.1501	75.0000	104.2

Compound: 2-Methylnaphthalene

Data File	Sample Type	ISTD	RT	Resp	ISTD Resp	Resp Ratio	Final Conc	Exp. Conc	Accuracy
Jan0702.D	Calibration	Naphthalene-d8	7.255	2050156	1102555	1.8595	152.6586	150.0000	101.8
Jan0703.D	Calibration	Naphthalene-d8	7.255	1640822	1113949	1.4730	116.5304	120.0000	97.1
Jan0704.D	Calibration	Naphthalene-d8	7.256	1422096	1109157	1.2821	99.7291	100.0000	99.7
Jan0705.D	Calibration	Naphthalene-d8	7.255	1096388	1099678	0.9970	75.7041	75.0000	100.9
Jan0706.D	Calibration	Naphthalene-d8	7.256	733974	1080735	0.6791	50.2465	50.0000	100.5
Jan0707.D	Calibration	Naphthalene-d8	7.256	144517	976505	0.1480	10.3179	10.0000	103.2
Jan0708.D	Calibration	Naphthalene-d8	7.256	59117	1010243	0.0585	3.8722	4.0000	96.8
Jan0709.D	QC	Naphthalene-d8	7.256	1186393	1143489	1.0375	79.0449	75.0000	105.4

Compound: 1-Methylnaphthalene

Data File	Sample Type	ISTD	RT	Resp	ISTD Resp	Resp Ratio	Final Conc	Exp. Conc	Accuracy
Jan0702.D	Calibration	Naphthalene-d8	7.368	2020150	1102555	1.8322	149.8426	150.0000	99.9
Jan0703.D	Calibration	Naphthalene-d8	7.368	1650148	1113949	1.4813	119.0934	120.0000	99.2
Jan0704.D	Calibration	Naphthalene-d8	7.368	1410070	1109157	1.2713	101.1788	100.0000	101.2
Jan0705.D	Calibration	Naphthalene-d8	7.368	1059571	1099678	0.9635	75.5434	75.0000	100.7
Jan0706.D	Calibration	Naphthalene-d8	7.369	693309	1080735	0.6415	49.4465	50.0000	98.9
Jan0707.D	Calibration	Naphthalene-d8	7.369	132574	976505	0.1358	9.8187	10.0000	98.2
Jan0708.D	Calibration	Naphthalene-d8	7.369	61404	1010243	0.0608	4.0752	4.0000	101.9
Jan0709.D	QC	Naphthalene-d8	7.369	1085825	1143489	0.9496	74.3974	75.0000	99.2

Quantitative Analysis Results Summary Report

Compound: Hexachlorocyclopentadiene

Data File	Sample Type	ISTD	RT	Resp	ISTD Resp	Resp Ratio	Final Conc	Exp. Conc	Accuracy
Jan0702.D	Calibration	Acenaphthene-d10	7.451	474921	608574	0.7804	146.5953	150.0000	97.7
Jan0703.D	Calibration	Acenaphthene-d10	7.451	382644	609918	0.6274	122.2721	120.0000	101.9
Jan0704.D	Calibration	Acenaphthene-d10	7.451	311138	596600	0.5215	104.5513	100.0000	104.6
Jan0705.D	Calibration	Acenaphthene-d10	7.451	212271	606249	0.3501	73.9946	75.0000	98.7
Jan0706.D	Calibration	Acenaphthene-d10	7.451	126544	590099	0.2144	47.7981	50.0000	95.6
Jan0707.D	Calibration	Acenaphthene-d10	7.451	18318	543750	0.0337	9.2638	10.0000	92.6
Jan0708.D	Calibration	Acenaphthene-d10	7.451	6925	564071	0.0123	4.3560	4.0000	108.9
Jan0709.D	QC	Acenaphthene-d10	7.451	223093	602421	0.3703	77.7289	75.0000	103.6

Compound: 2,4,6-Trichlorophenol

Data File	Sample Type	ISTD	RT	Resp	ISTD Resp	Resp Ratio	Final Conc	Exp. Conc	Accuracy
Jan0702.D	Calibration	Acenaphthene-d10	7.625	681396	608574	1.1197	149.3687	150.0000	99.6
Jan0703.D	Calibration	Acenaphthene-d10	7.625	523385	609918	0.8581	119.2442	120.0000	99.4
Jan0704.D	Calibration	Acenaphthene-d10	7.625	431825	596600	0.7238	102.9015	100.0000	102.9
Jan0705.D	Calibration	Acenaphthene-d10	7.615	304637	606249	0.5025	74.4245	75.0000	99.2
Jan0706.D	Calibration	Acenaphthene-d10	7.615	187310	590099	0.3174	48.8361	50.0000	97.7
Jan0707.D	Calibration	Acenaphthene-d10	7.625	34208	543750	0.0629	10.2313	10.0000	102.3
Jan0708.D	Calibration	Acenaphthene-d10	7.625	13737	564071	0.0244	3.9569	4.0000	98.9
Jan0709.D	QC	Acenaphthene-d10	7.615	315397	602421	0.5235	77.2258	75.0000	103.0

Compound: 2,4,5-Trichlorophenol

Data File	Sample Type	ISTD	RT	Resp	ISTD Resp	Resp Ratio	Final Conc	Exp. Conc	Accuracy
Jan0702.D	Calibration	Acenaphthene-d10	7.677	719400	608574	1.1821	152.9630	150.0000	102.0
Jan0703.D	Calibration	Acenaphthene-d10	7.676	583800	609918	0.9572	123.8574	120.0000	103.2
Jan0704.D	Calibration	Acenaphthene-d10	7.677	481623	596600	0.8073	104.4606	100.0000	104.5
Jan0705.D	Calibration	Acenaphthene-d10	7.677	359800	606249	0.5935	76.7962	75.0000	102.4
Jan0706.D	Calibration	Acenaphthene-d10	7.677	223504	590099	0.3788	49.0105	50.0000	98.0
Jan0707.D	Calibration	Acenaphthene-d10	7.677	41296	543750	0.0759	9.8273	10.0000	98.3
Jan0708.D	Calibration	Acenaphthene-d10	7.687	15983	564071	0.0283	3.6664	4.0000	91.7
Jan0709.D	QC	Acenaphthene-d10	7.677	364018	602421	0.6043	78.1901	75.0000	104.3

Compound: 2-Fluorobiphenyl

Data File	Sample Type	ISTD	RT	Resp	ISTD Resp	Resp Ratio	Final Conc	Exp. Conc	Accuracy
Jan0702.D	Calibration	Acenaphthene-d10	7.718	2681298	608574	4.4059	151.7973	150.0000	101.2
Jan0703.D	Calibration	Acenaphthene-d10	7.718	2165215	609918	3.5500	118.9440	120.0000	99.1
Jan0704.D	Calibration	Acenaphthene-d10	7.718	1760874	596600	2.9515	97.0991	100.0000	97.1
Jan0705.D	Calibration	Acenaphthene-d10	7.718	1445848	606249	2.3849	77.1663	75.0000	102.9
Jan0706.D	Calibration	Acenaphthene-d10	7.718	932127	590099	1.5796	49.9480	50.0000	99.9
Jan0707.D	Calibration	Acenaphthene-d10	7.718	182856	543750	0.3363	10.1443	10.0000	101.4
Jan0708.D	Calibration	Acenaphthene-d10	7.718	76317	564071	0.1353	3.9350	4.0000	98.4
Jan0709.D	QC	Acenaphthene-d10	7.718	1407142	602421	2.3358	75.4709	75.0000	100.6

Quantitative Analysis Results Summary Report

Compound: 2-Chloronaphthalene

Data File	Sample Type	ISTD	RT	Resp	ISTD Resp	Resp Ratio	Final Conc	Exp. Conc	Accuracy
Jan0702.D	Calibration	Acenaphthene-d10	7.831	2292857	608574	3.7676	146.1996	150.0000	97.5
Jan0703.D	Calibration	Acenaphthene-d10	7.831	1868917	609918	3.0642	118.9052	120.0000	99.1
Jan0704.D	Calibration	Acenaphthene-d10	7.831	1572984	596600	2.6366	102.3112	100.0000	102.3
Jan0705.D	Calibration	Acenaphthene-d10	7.831	1191324	606249	1.9651	76.2537	75.0000	101.7
Jan0706.D	Calibration	Acenaphthene-d10	7.831	739021	590099	1.2524	48.5976	50.0000	97.2
Jan0707.D	Calibration	Acenaphthene-d10	7.831	142716	543750	0.2625	10.1849	10.0000	101.8
Jan0708.D	Calibration	Acenaphthene-d10	7.831	58389	564071	0.1035	4.0168	4.0000	100.4
Jan0709.D	QC	Acenaphthene-d10	7.831	1309332	602421	2.1734	84.3397	75.0000	112.5

Compound: 2-Nitroaniline

Data File	Sample Type	ISTD	RT	Resp	ISTD Resp	Resp Ratio	Final Conc	Exp. Conc	Accuracy
Jan0702.D	Calibration	Acenaphthene-d10	7.995	403061	608574	0.6623	143.3335	150.0000	95.6
Jan0703.D	Calibration	Acenaphthene-d10	7.995	346934	609918	0.5688	124.1904	120.0000	103.5
Jan0704.D	Calibration	Acenaphthene-d10	7.995	289372	596600	0.4850	106.8298	100.0000	106.8
Jan0705.D	Calibration	Acenaphthene-d10	7.995	206845	606249	0.3412	76.5569	75.0000	102.1
Jan0706.D	Calibration	Acenaphthene-d10	7.985	112823	590099	0.1912	44.3269	50.0000	88.7
Jan0707.D	Calibration	Acenaphthene-d10	7.985	17284	543750	0.0318	9.2817	10.0000	92.8
Jan0708.D	Calibration	Acenaphthene-d10	7.995	5629	564071	0.0100	4.4209	4.0000	110.5
Jan0709.D	QC	Acenaphthene-d10	7.995	212899	602421	0.3534	79.1516	75.0000	105.5

Compound: Dimethyl Phthalate

Data File	Sample Type	ISTD	RT	Resp	ISTD Resp	Resp Ratio	Final Conc	Exp. Conc	Accuracy
Jan0702.D	Calibration	Acenaphthene-d10	8.251	2370816	608574	3.8957	147.5275	150.0000	98.4
Jan0703.D	Calibration	Acenaphthene-d10	8.241	1954420	609918	3.2044	122.4852	120.0000	102.1
Jan0704.D	Calibration	Acenaphthene-d10	8.241	1571564	596600	2.6342	101.5432	100.0000	101.5
Jan0705.D	Calibration	Acenaphthene-d10	8.241	1167232	606249	1.9253	75.1317	75.0000	100.2
Jan0706.D	Calibration	Acenaphthene-d10	8.241	717440	590099	1.2158	48.2573	50.0000	96.5
Jan0707.D	Calibration	Acenaphthene-d10	8.241	122818	543750	0.2259	9.9882	10.0000	99.9
Jan0708.D	Calibration	Acenaphthene-d10	8.241	42096	564071	0.0746	4.0583	4.0000	101.5
Jan0709.D	QC	Acenaphthene-d10	8.241	1285888	602421	2.1345	82.9707	75.0000	110.6

Compound: 2,6-Dinitrotoluene

Data File	Sample Type	ISTD	RT	Resp	ISTD Resp	Resp Ratio	Final Conc	Exp. Conc	Accuracy
Jan0702.D	Calibration	Acenaphthene-d10	8.302	297058	608574	0.4881	142.0654	150.0000	94.7
Jan0703.D	Calibration	Acenaphthene-d10	8.302	262540	609918	0.4305	124.9273	120.0000	104.1
Jan0704.D	Calibration	Acenaphthene-d10	8.302	223482	596600	0.3746	108.4490	100.0000	108.4
Jan0705.D	Calibration	Acenaphthene-d10	8.302	159018	606249	0.2623	75.6719	75.0000	100.9
Jan0706.D	Calibration	Acenaphthene-d10	8.292	89664	590099	0.1519	43.9022	50.0000	87.8
Jan0707.D	Calibration	Acenaphthene-d10	8.292	17243	543750	0.0317	9.7625	10.0000	97.6
Jan0708.D	Calibration	Acenaphthene-d10	8.302	6863	564071	0.0122	4.2582	4.0000	106.5
Jan0709.D	QC	Acenaphthene-d10	8.302	182786	602421	0.3034	87.6211	75.0000	116.8

Quantitative Analysis Results Summary Report

Compound: Acenaphthylene

Data File	Sample Type	ISTD	RT	Resp	ISTD Resp	Resp Ratio	Final Conc	Exp. Conc	Accuracy
Jan0702.D	Calibration	Acenaphthene-d10	8.323	4087281	608574	6.7162	149.5693	150.0000	99.7
Jan0703.D	Calibration	Acenaphthene-d10	8.323	3162196	609918	5.1846	119.6855	120.0000	99.7
Jan0704.D	Calibration	Acenaphthene-d10	8.323	2586097	596600	4.3347	102.2266	100.0000	102.2
Jan0705.D	Calibration	Acenaphthene-d10	8.312	1828135	606249	3.0155	73.6605	75.0000	98.2
Jan0706.D	Calibration	Acenaphthene-d10	8.313	1162826	590099	1.9706	49.5409	50.0000	99.1
Jan0707.D	Calibration	Acenaphthene-d10	8.313	223338	543750	0.4107	10.4388	10.0000	104.4
Jan0708.D	Calibration	Acenaphthene-d10	8.313	92958	564071	0.1648	3.8651	4.0000	96.6
Jan0709.D	QC	Acenaphthene-d10	8.313	1828449	602421	3.0352	74.1013	75.0000	98.8

Compound: 3-Nitroaniline

Data File	Sample Type	ISTD	RT	Resp	ISTD Resp	Resp Ratio	Final Conc	Exp. Conc	Accuracy
Jan0702.D	Calibration	Acenaphthene-d10	8.507	389918	608574	0.6407	152.2779	150.0000	101.5
Jan0703.D	Calibration	Acenaphthene-d10	8.497	281617	609918	0.4617	115.8888	120.0000	96.6
Jan0704.D	Calibration	Acenaphthene-d10	8.497	229277	596600	0.3843	99.0603	100.0000	99.1
Jan0705.D	Calibration	Acenaphthene-d10	8.497	177709	606249	0.2931	78.2235	75.0000	104.3
Jan0706.D	Calibration	Acenaphthene-d10	8.487	105012	590099	0.1780	50.0162	50.0000	100.0
Jan0707.D	Calibration	Acenaphthene-d10	8.486	15441	543750	0.0284	9.2794	10.0000	92.8
Jan0708.D	Calibration	Acenaphthene-d10	8.497	6333	564071	0.0112	4.2265	4.0000	105.7
Jan0709.D	QC	Acenaphthene-d10	8.497	195477	602421	0.3245	85.5246	75.0000	114.0

Compound: Acenaphthene

Data File	Sample Type	ISTD	RT	Resp	ISTD Resp	Resp Ratio	Final Conc	Exp. Conc	Accuracy
Jan0702.D	Calibration	Acenaphthene-d10	8.538	2243102	608574	3.6858	155.0944	150.0000	103.4
Jan0703.D	Calibration	Acenaphthene-d10	8.537	1719160	609918	2.8187	118.6057	120.0000	98.8
Jan0704.D	Calibration	Acenaphthene-d10	8.527	1439396	596600	2.4127	101.5214	100.0000	101.5
Jan0705.D	Calibration	Acenaphthene-d10	8.527	1008097	606249	1.6628	69.9700	75.0000	93.3
Jan0706.D	Calibration	Acenaphthene-d10	8.528	685044	590099	1.1609	48.8489	50.0000	97.7
Jan0707.D	Calibration	Acenaphthene-d10	8.527	125718	543750	0.2312	9.7288	10.0000	97.3
Jan0708.D	Calibration	Acenaphthene-d10	8.527	57892	564071	0.1026	4.3186	4.0000	108.0
Jan0709.D	QC	Acenaphthene-d10	8.527	1179832	602421	1.9585	82.4102	75.0000	109.9

Compound: 2,4-Dinitrophenol

Data File	Sample Type	ISTD	RT	Resp	ISTD Resp	Resp Ratio	Final Conc	Exp. Conc	Accuracy
Jan0702.D	Calibration	Acenaphthene-d10	8.619	201190	608574	0.3306	147.3968	150.0000	98.3
Jan0703.D	Calibration	Acenaphthene-d10	8.619	154925	609918	0.2540	121.1707	120.0000	101.0
Jan0704.D	Calibration	Acenaphthene-d10	8.619	125291	596600	0.2100	104.8310	100.0000	104.8
Jan0705.D	Calibration	Acenaphthene-d10	8.619	80525	606249	0.1328	73.1537	75.0000	97.5
Jan0706.D	Calibration	Acenaphthene-d10	8.620	47919	590099	0.0812	49.0161	50.0000	98.0
Jan0707.D	Calibration	Acenaphthene-d10	8.619	4568	543750	0.0084	8.4111	10.0000	84.1
Jan0708.D	Calibration	Acenaphthene-d10	8.630	1437	564071	0.0025	4.6503	4.0000	116.3
Jan0709.D	QC	Acenaphthene-d10	8.620	85223	602421	0.1415	76.9313	75.0000	102.6

Quantitative Analysis Results Summary Report

Compound: Dibenzofuran

Data File	Sample Type	ISTD	RT	Resp	ISTD Resp	Resp Ratio	Final Conc	Exp. Conc	Accuracy
Jan0702.D	Calibration	Acenaphthene-d10	8.742	3357596	608574	5.5172	146.6859	150.0000	97.8
Jan0703.D	Calibration	Acenaphthene-d10	8.742	2684520	609918	4.4014	117.0223	120.0000	97.5
Jan0704.D	Calibration	Acenaphthene-d10	8.742	2204535	596600	3.6952	98.2442	100.0000	98.2
Jan0705.D	Calibration	Acenaphthene-d10	8.742	1650349	606249	2.7222	72.3766	75.0000	96.5
Jan0706.D	Calibration	Acenaphthene-d10	8.742	1139517	590099	1.9311	51.3416	50.0000	102.7
Jan0707.D	Calibration	Acenaphthene-d10	8.742	209247	543750	0.3848	10.2314	10.0000	102.3
Jan0708.D	Calibration	Acenaphthene-d10	8.742	89062	564071	0.1579	4.1979	4.0000	104.9
Jan0709.D	QC	Acenaphthene-d10	8.742	1761815	602421	2.9246	77.7559	75.0000	103.7

Compound: 2,4-Dinitrotoluene

Data File	Sample Type	ISTD	RT	Resp	ISTD Resp	Resp Ratio	Final Conc	Exp. Conc	Accuracy
Jan0702.D	Calibration	Acenaphthene-d10	8.783	460401	608574	0.7565	148.4557	150.0000	99.0
Jan0703.D	Calibration	Acenaphthene-d10	8.783	366661	609918	0.6012	123.0655	120.0000	102.6
Jan0704.D	Calibration	Acenaphthene-d10	8.783	280076	596600	0.4695	100.0481	100.0000	100.0
Jan0705.D	Calibration	Acenaphthene-d10	8.773	195674	606249	0.3228	72.4081	75.0000	96.5
Jan0706.D	Calibration	Acenaphthene-d10	8.773	129012	590099	0.2186	51.1865	50.0000	102.4
Jan0707.D	Calibration	Acenaphthene-d10	8.773	19708	543750	0.0362	9.6692	10.0000	96.7
Jan0708.D	Calibration	Acenaphthene-d10	8.773	7882	564071	0.0140	4.1117	4.0000	102.8
Jan0709.D	QC	Acenaphthene-d10	8.773	204160	602421	0.3389	75.5681	75.0000	100.8

Compound: 4-Nitrophenol

Data File	Sample Type	ISTD	RT	Resp	ISTD Resp	Resp Ratio	Final Conc	Exp. Conc	Accuracy
Jan0702.D	Calibration	Acenaphthene-d10	8.793	378288	608574	0.6216	145.4493	150.0000	97.0
Jan0703.D	Calibration	Acenaphthene-d10	8.783	315129	609918	0.5167	124.5680	120.0000	103.8
Jan0704.D	Calibration	Acenaphthene-d10	8.783	246823	596600	0.4137	102.9894	100.0000	103.0
Jan0705.D	Calibration	Acenaphthene-d10	8.783	177604	606249	0.2930	76.0448	75.0000	101.4
Jan0706.D	Calibration	Acenaphthene-d10	8.783	98767	590099	0.1674	45.7114	50.0000	91.4
Jan0707.D	Calibration	Acenaphthene-d10	8.793	17901	543750	0.0329	9.8077	10.0000	98.1
Jan0708.D	Calibration	Acenaphthene-d10	8.804	7530	564071	0.0133	4.2113	4.0000	105.3
Jan0709.D	QC	Acenaphthene-d10	8.783	185367	602421	0.3077	79.4420	75.0000	105.9

Compound: Diethylphthalate

Data File	Sample Type	ISTD	RT	Resp	ISTD Resp	Resp Ratio	Final Conc	Exp. Conc	Accuracy
Jan0702.D	Calibration	Acenaphthene-d10	9.110	2419479	608574	3.9757	131.9583	150.0000	88.0
Jan0703.D	Calibration	Acenaphthene-d10	9.110	2103927	609918	3.4495	118.8023	120.0000	99.0
Jan0704.D	Calibration	Acenaphthene-d10	9.110	1705521	596600	2.8587	103.0905	100.0000	103.1
Jan0705.D	Calibration	Acenaphthene-d10	9.100	1101126	606249	1.8163	72.1988	75.0000	96.3
Jan0706.D	Calibration	Acenaphthene-d10	9.100	700006	590099	1.1863	50.7803	50.0000	101.6
Jan0707.D	Calibration	Acenaphthene-d10	9.100	106876	543750	0.1966	9.9980	10.0000	100.0
Jan0708.D	Calibration	Acenaphthene-d10	9.100	40619	564071	0.0720	3.8891	4.0000	97.2
Jan0709.D	QC	Acenaphthene-d10	9.111	1362780	602421	2.2622	85.9904	75.0000	114.7

Quantitative Analysis Results Summary Report

Compound: Fluorene

Data File	Sample Type	ISTD	RT	Resp	ISTD Resp	Resp Ratio	Final Conc	Exp. Conc	Accuracy
Jan0702.D	Calibration	Acenaphthene-d10	9.162	2942770	608574	4.8355	149.1066	150.0000	99.4
Jan0703.D	Calibration	Acenaphthene-d10	9.162	2340165	609918	3.8369	121.5299	120.0000	101.3
Jan0704.D	Calibration	Acenaphthene-d10	9.151	1880300	596600	3.1517	101.7600	100.0000	101.8
Jan0705.D	Calibration	Acenaphthene-d10	9.151	1301635	606249	2.1470	71.3204	75.0000	95.1
Jan0706.D	Calibration	Acenaphthene-d10	9.152	887548	590099	1.5041	50.7972	50.0000	101.6
Jan0707.D	Calibration	Acenaphthene-d10	9.151	178697	543750	0.3286	10.7290	10.0000	107.3
Jan0708.D	Calibration	Acenaphthene-d10	9.152	75858	564071	0.1345	3.7419	4.0000	93.5
Jan0709.D	QC	Acenaphthene-d10	9.152	1401354	602421	2.3262	76.8870	75.0000	102.5

Compound: 4-Chlorophenyl-phenylether

Data File	Sample Type	ISTD	RT	Resp	ISTD Resp	Resp Ratio	Final Conc	Exp. Conc	Accuracy
Jan0702.D	Calibration	Acenaphthene-d10	9.192	1324217	608574	2.1759	147.6226	150.0000	98.4
Jan0703.D	Calibration	Acenaphthene-d10	9.192	1069238	609918	1.7531	121.5830	120.0000	101.3
Jan0704.D	Calibration	Acenaphthene-d10	9.192	875753	596600	1.4679	103.4092	100.0000	103.4
Jan0705.D	Calibration	Acenaphthene-d10	9.192	621769	606249	1.0256	74.1262	75.0000	98.8
Jan0706.D	Calibration	Acenaphthene-d10	9.193	382712	590099	0.6486	47.9766	50.0000	96.0
Jan0707.D	Calibration	Acenaphthene-d10	9.192	73170	543750	0.1346	10.2624	10.0000	102.6
Jan0708.D	Calibration	Acenaphthene-d10	9.192	29516	564071	0.0523	3.9771	4.0000	99.4
Jan0709.D	QC	Acenaphthene-d10	9.192	714583	602421	1.1862	84.9212	75.0000	113.2

Compound: 4-Nitroaniline

Data File	Sample Type	ISTD	RT	Resp	ISTD Resp	Resp Ratio	Final Conc	Exp. Conc	Accuracy
Jan0702.D	Calibration	Phenanthrene-d10	9.254	392349	1099911	0.3567	152.7808	150.0000	101.9
Jan0703.D	Calibration	Phenanthrene-d10	9.243	273670	1136769	0.2407	110.1103	120.0000	91.8
Jan0704.D	Calibration	Phenanthrene-d10	9.243	256247	1074383	0.2385	109.2405	100.0000	109.2
Jan0705.D	Calibration	Phenanthrene-d10	9.233	158269	1085596	0.1458	71.2640	75.0000	95.0
Jan0706.D	Calibration	Phenanthrene-d10	9.233	108677	1057834	0.1027	52.1274	50.0000	104.3
Jan0707.D	Calibration	Phenanthrene-d10	9.223	15222	1058284	0.0144	8.8280	10.0000	88.3
Jan0708.D	Calibration	Phenanthrene-d10	9.223	6050	1007472	0.0060	4.3719	4.0000	109.3
Jan0709.D	QC	Phenanthrene-d10	9.233	171048	1106415	0.1546	75.0487	75.0000	100.1

Compound: 4,6-Dinitro-2-methylphenol

Data File	Sample Type	ISTD	RT	Resp	ISTD Resp	Resp Ratio	Final Conc	Exp. Conc	Accuracy
Jan0702.D	Calibration	Phenanthrene-d10	9.274	293814	1099911	0.2671	152.0992	150.0000	101.4
Jan0703.D	Calibration	Phenanthrene-d10	9.264	207259	1136769	0.1823	113.8815	120.0000	94.9
Jan0704.D	Calibration	Phenanthrene-d10	9.264	175110	1074383	0.1630	104.3437	100.0000	104.3
Jan0705.D	Calibration	Phenanthrene-d10	9.264	116175	1085596	0.1070	74.3949	75.0000	99.2
Jan0706.D	Calibration	Phenanthrene-d10	9.254	70858	1057834	0.0670	50.1558	50.0000	100.3
Jan0707.D	Calibration	Phenanthrene-d10	9.254	11846	1058284	0.0112	10.1231	10.0000	101.2
Jan0708.D	Calibration	Phenanthrene-d10	9.264	3750	1007472	0.0037	3.9390	4.0000	98.5
Jan0709.D	QC	Phenanthrene-d10	9.264	116166	1106415	0.1050	73.2353	75.0000	97.6

Quantitative Analysis Results Summary Report

Compound: N-nitrosodiphenylamine

Data File	Sample Type	ISTD	RT	Resp	ISTD Resp	Resp Ratio	Final Conc	Exp. Conc	Accuracy
Jan0702.D	Calibration	Phenanthrene-d10	9.346	1752674	1099911	1.5935	146.2947	150.0000	97.5
Jan0703.D	Calibration	Phenanthrene-d10	9.346	1362476	1136769	1.1986	110.0377	120.0000	91.7
Jan0704.D	Calibration	Phenanthrene-d10	9.346	1210913	1074383	1.1271	103.4758	100.0000	103.5
Jan0705.D	Calibration	Phenanthrene-d10	9.346	888089	1085596	0.8181	75.1058	75.0000	100.1
Jan0706.D	Calibration	Phenanthrene-d10	9.346	583644	1057834	0.5517	50.6542	50.0000	101.3
Jan0707.D	Calibration	Phenanthrene-d10	9.346	107937	1058284	0.1020	9.3638	10.0000	93.6
Jan0708.D	Calibration	Phenanthrene-d10	9.346	49253	1007472	0.0489	4.4883	4.0000	112.2
Jan0709.D	QC	Phenanthrene-d10	9.346	1032687	1106415	0.9334	85.6911	75.0000	114.3

Compound: Azobenzene

Data File	Sample Type	ISTD	RT	Resp	ISTD Resp	Resp Ratio	Final Conc	Exp. Conc	Accuracy
Jan0702.D	Calibration	Phenanthrene-d10	9.376	2191559	1099911	1.9925	151.1846	150.0000	100.8
Jan0703.D	Calibration	Phenanthrene-d10	9.376	1723842	1136769	1.5164	115.8342	120.0000	96.5
Jan0704.D	Calibration	Phenanthrene-d10	9.376	1438249	1074383	1.3387	102.5692	100.0000	102.6
Jan0705.D	Calibration	Phenanthrene-d10	9.376	1063294	1085596	0.9795	75.6555	75.0000	100.9
Jan0706.D	Calibration	Phenanthrene-d10	9.377	683220	1057834	0.6459	50.5302	50.0000	101.1
Jan0707.D	Calibration	Phenanthrene-d10	9.377	101518	1058284	0.0959	8.8273	10.0000	88.3
Jan0708.D	Calibration	Phenanthrene-d10	9.377	38049	1007472	0.0378	4.3960	4.0000	109.9
Jan0709.D	QC	Phenanthrene-d10	9.377	1143323	1106415	1.0334	79.7033	75.0000	106.3

Compound: 2,4,6-Tribromophenol

Data File	Sample Type	ISTD	RT	Resp	ISTD Resp	Resp Ratio	Final Conc	Exp. Conc	Accuracy
Jan0702.D	Calibration	Phenanthrene-d10	9.458	244556	1099911	0.2223	150.5753	150.0000	100.4
Jan0703.D	Calibration	Phenanthrene-d10	9.448	190756	1136769	0.1678	117.3933	120.0000	97.8
Jan0704.D	Calibration	Phenanthrene-d10	9.448	152894	1074383	0.1423	101.1851	100.0000	101.2
Jan0705.D	Calibration	Phenanthrene-d10	9.448	114684	1085596	0.1056	76.9892	75.0000	102.7
Jan0706.D	Calibration	Phenanthrene-d10	9.448	69752	1057834	0.0659	49.4485	50.0000	98.9
Jan0707.D	Calibration	Phenanthrene-d10	9.448	12268	1058284	0.0116	9.0327	10.0000	90.3
Jan0708.D	Calibration	Phenanthrene-d10	9.448	5637	1007472	0.0056	4.3482	4.0000	108.7
Jan0709.D	QC	Phenanthrene-d10	9.448	123047	1106415	0.1112	80.7373	75.0000	107.6

Compound: 4-Bromophenyl-phenylether

Data File	Sample Type	ISTD	RT	Resp	ISTD Resp	Resp Ratio	Final Conc	Exp. Conc	Accuracy
Jan0702.D	Calibration	Phenanthrene-d10	9.775	768038	1099911	0.6983	148.3441	150.0000	98.9
Jan0703.D	Calibration	Phenanthrene-d10	9.775	627763	1136769	0.5522	120.4722	120.0000	100.4
Jan0704.D	Calibration	Phenanthrene-d10	9.775	494507	1074383	0.4603	102.2189	100.0000	102.2
Jan0705.D	Calibration	Phenanthrene-d10	9.775	360097	1085596	0.3317	75.6699	75.0000	100.9
Jan0706.D	Calibration	Phenanthrene-d10	9.776	220152	1057834	0.2081	48.8584	50.0000	97.7
Jan0707.D	Calibration	Phenanthrene-d10	9.765	38076	1058284	0.0360	8.9973	10.0000	90.0
Jan0708.D	Calibration	Phenanthrene-d10	9.776	17129	1007472	0.0170	4.3957	4.0000	109.9
Jan0709.D	QC	Phenanthrene-d10	9.776	413344	1106415	0.3736	84.4596	75.0000	112.6

Quantitative Analysis Results Summary Report

Compound: Hexachlorobenzene

Data File	Sample Type	ISTD	RT	Resp	ISTD Resp	Resp Ratio	Final Conc	Exp. Conc	Accuracy
Jan0702.D	Calibration	Phenanthrene-d10	9.816	829364	1099911	0.7540	153.7704	150.0000	102.5
Jan0703.D	Calibration	Phenanthrene-d10	9.806	613498	1136769	0.5397	115.5133	120.0000	96.3
Jan0704.D	Calibration	Phenanthrene-d10	9.806	477283	1074383	0.4442	97.3435	100.0000	97.3
Jan0705.D	Calibration	Phenanthrene-d10	9.806	365888	1085596	0.3370	75.9367	75.0000	101.2
Jan0706.D	Calibration	Phenanthrene-d10	9.806	241206	1057834	0.2280	52.8995	50.0000	105.8
Jan0707.D	Calibration	Phenanthrene-d10	9.806	42693	1058284	0.0403	9.4598	10.0000	94.6
Jan0708.D	Calibration	Phenanthrene-d10	9.806	18890	1007472	0.0187	4.0859	4.0000	102.1
Jan0709.D	QC	Phenanthrene-d10	9.806	367647	1106415	0.3323	74.9607	75.0000	99.9

Compound: Pentachlorophenol

Data File	Sample Type	ISTD	RT	Resp	ISTD Resp	Resp Ratio	Final Conc	Exp. Conc	Accuracy
Jan0702.D	Calibration	Phenanthrene-d10	10.080	382375	1099911	0.3476	150.1688	150.0000	100.1
Jan0703.D	Calibration	Phenanthrene-d10	10.069	296481	1136769	0.2608	117.9498	120.0000	98.3
Jan0704.D	Calibration	Phenanthrene-d10	10.069	238365	1074383	0.2219	102.6671	100.0000	102.7
Jan0705.D	Calibration	Phenanthrene-d10	10.069	166863	1085596	0.1537	74.4382	75.0000	99.3
Jan0706.D	Calibration	Phenanthrene-d10	10.070	104637	1057834	0.0989	50.1119	50.0000	100.2
Jan0707.D	Calibration	Phenanthrene-d10	10.070	16323	1058284	0.0154	9.4197	10.0000	94.2
Jan0708.D	Calibration	Phenanthrene-d10	10.080	5512	1007472	0.0055	4.2097	4.0000	105.2
Jan0709.D	QC	Phenanthrene-d10	10.070	179027	1106415	0.1618	77.9034	75.0000	103.9

Compound: Phenanthrene

Data File	Sample Type	ISTD	RT	Resp	ISTD Resp	Resp Ratio	Final Conc	Exp. Conc	Accuracy
Jan0702.D	Calibration	Phenanthrene-d10	10.313	3904762	1099911	3.5501	153.8616	150.0000	102.6
Jan0703.D	Calibration	Phenanthrene-d10	10.302	2985598	1136769	2.6264	116.0242	120.0000	96.7
Jan0704.D	Calibration	Phenanthrene-d10	10.302	2324036	1074383	2.1631	96.4897	100.0000	96.5
Jan0705.D	Calibration	Phenanthrene-d10	10.302	1839392	1085596	1.6944	76.3116	75.0000	101.7
Jan0706.D	Calibration	Phenanthrene-d10	10.303	1229389	1057834	1.1622	52.8689	50.0000	105.7
Jan0707.D	Calibration	Phenanthrene-d10	10.302	219981	1058284	0.2079	9.2665	10.0000	92.7
Jan0708.D	Calibration	Phenanthrene-d10	10.303	99920	1007472	0.0992	4.1626	4.0000	104.1
Jan0709.D	QC	Phenanthrene-d10	10.303	1967901	1106415	1.7786	79.9704	75.0000	106.6

Compound: Anthracene

Data File	Sample Type	ISTD	RT	Resp	ISTD Resp	Resp Ratio	Final Conc	Exp. Conc	Accuracy
Jan0702.D	Calibration	Phenanthrene-d10	10.373	3774198	1099911	3.4314	150.7366	150.0000	100.5
Jan0703.D	Calibration	Phenanthrene-d10	10.373	2960458	1136769	2.6043	117.4868	120.0000	97.9
Jan0704.D	Calibration	Phenanthrene-d10	10.373	2421153	1074383	2.2535	102.8854	100.0000	102.9
Jan0705.D	Calibration	Phenanthrene-d10	10.363	1693272	1085596	1.5598	73.0175	75.0000	97.4
Jan0706.D	Calibration	Phenanthrene-d10	10.363	1130614	1057834	1.0688	51.0032	50.0000	102.0
Jan0707.D	Calibration	Phenanthrene-d10	10.363	207959	1058284	0.1965	9.8068	10.0000	98.1
Jan0708.D	Calibration	Phenanthrene-d10	10.363	80044	1007472	0.0795	4.0508	4.0000	101.3
Jan0709.D	QC	Phenanthrene-d10	10.363	1860900	1106415	1.6819	78.3774	75.0000	104.5

Quantitative Analysis Results Summary Report

Compound: Triallate

Data File	Sample Type	ISTD	RT	Resp	ISTD Resp	Resp Ratio	Final Conc	Exp. Conc	Accuracy
Jan0702.D	Calibration	Phenanthrene-d10	10.434	861357	1099911	0.7831	148.6148	150.0000	99.1
Jan0703.D	Calibration	Phenanthrene-d10	10.434	676929	1136769	0.5955	118.6003	120.0000	98.8
Jan0704.D	Calibration	Phenanthrene-d10	10.434	549726	1074383	0.5117	104.3790	100.0000	104.4
Jan0705.D	Calibration	Phenanthrene-d10	10.434	383130	1085596	0.3529	75.7641	75.0000	101.0
Jan0706.D	Calibration	Phenanthrene-d10	10.434	225521	1057834	0.2132	48.3379	50.0000	96.7
Jan0707.D	Calibration	Phenanthrene-d10	10.434	34125	1058284	0.0322	8.5862	10.0000	85.9
Jan0708.D	Calibration	Phenanthrene-d10	10.434	15475	1007472	0.0154	4.5641	4.0000	114.1
Jan0709.D	QC	Phenanthrene-d10	10.434	403418	1106415	0.3646	77.9568	75.0000	103.9

Compound: Carbazole

Data File	Sample Type	ISTD	RT	Resp	ISTD Resp	Resp Ratio	Final Conc	Exp. Conc	Accuracy
Jan0702.D	Calibration	Phenanthrene-d10	10.616	3633115	1099911	3.3031	155.4746	150.0000	103.6
Jan0703.D	Calibration	Phenanthrene-d10	10.616	2776985	1136769	2.4429	114.9844	120.0000	95.8
Jan0704.D	Calibration	Phenanthrene-d10	10.616	2426526	1074383	2.2585	106.3075	100.0000	106.3
Jan0705.D	Calibration	Phenanthrene-d10	10.616	1827066	1085596	1.6830	79.2180	75.0000	105.6
Jan0706.D	Calibration	Phenanthrene-d10	10.606	1095604	1057834	1.0357	48.7500	50.0000	97.5
Jan0707.D	Calibration	Phenanthrene-d10	10.606	209631	1058284	0.1981	9.3238	10.0000	93.2
Jan0708.D	Calibration	Phenanthrene-d10	10.606	83784	1007472	0.0832	3.9144	4.0000	97.9
Jan0709.D	QC	Phenanthrene-d10	10.617	1884673	1106415	1.7034	80.1782	75.0000	106.9

Compound: o-Terphenyl

Data File	Sample Type	ISTD	RT	Resp	ISTD Resp	Resp Ratio	Final Conc	Exp. Conc	Accuracy
Jan0702.D	Calibration	Phenanthrene-d10	10.839	2067223	1099911	1.8794	146.4390	150.0000	97.6
Jan0703.D	Calibration	Phenanthrene-d10	10.839	1691600	1136769	1.4881	115.9451	120.0000	96.6
Jan0704.D	Calibration	Phenanthrene-d10	10.839	1413759	1074383	1.3159	102.5281	100.0000	102.5
Jan0705.D	Calibration	Phenanthrene-d10	10.839	1053346	1085596	0.9703	75.6014	75.0000	100.8
Jan0706.D	Calibration	Phenanthrene-d10	10.839	661682	1057834	0.6255	48.7370	50.0000	97.5
Jan0707.D	Calibration	Phenanthrene-d10	10.829	129549	1058284	0.1224	9.5380	10.0000	95.4
Jan0708.D	Calibration	Phenanthrene-d10	10.829	56670	1007472	0.0562	4.3827	4.0000	109.6
Jan0709.D	QC	Phenanthrene-d10	10.839	1079845	1106415	0.9760	76.0450	75.0000	101.4

Compound: Di-n-Butylphthalate

Data File	Sample Type	ISTD	RT	Resp	ISTD Resp	Resp Ratio	Final Conc	Exp. Conc	Accuracy
Jan0702.D	Calibration	Phenanthrene-d10	11.234	3845715	1099911	3.4964	149.4418	150.0000	99.6
Jan0703.D	Calibration	Phenanthrene-d10	11.224	2989997	1136769	2.6303	119.3053	120.0000	99.4
Jan0704.D	Calibration	Phenanthrene-d10	11.224	2317809	1074383	2.1573	101.5611	100.0000	101.6
Jan0705.D	Calibration	Phenanthrene-d10	11.224	1653177	1085596	1.5228	75.9353	75.0000	101.2
Jan0706.D	Calibration	Phenanthrene-d10	11.224	978235	1057834	0.9248	49.3338	50.0000	98.7
Jan0707.D	Calibration	Phenanthrene-d10	11.224	141817	1058284	0.1340	8.9061	10.0000	89.1
Jan0708.D	Calibration	Phenanthrene-d10	11.224	55396	1007472	0.0550	4.4164	4.0000	110.4
Jan0709.D	QC	Phenanthrene-d10	11.224	1841013	1106415	1.6639	81.8396	75.0000	109.1

Quantitative Analysis Results Summary Report

Compound: Fluoranthene

Data File	Sample Type	ISTD	RT	Resp	ISTD Resp	Resp Ratio	Final Conc	Exp. Conc	Accuracy
Jan0702.D	Calibration	Phenanthrene-d10	12.146	3979443	1099911	3.6180	154.7249	150.0000	103.1
Jan0703.D	Calibration	Phenanthrene-d10	12.146	3089043	1136769	2.7174	116.2110	120.0000	96.8
Jan0704.D	Calibration	Phenanthrene-d10	12.146	2531619	1074383	2.3563	100.7708	100.0000	100.8
Jan0705.D	Calibration	Phenanthrene-d10	12.136	1909433	1085596	1.7589	75.2198	75.0000	100.3
Jan0706.D	Calibration	Phenanthrene-d10	12.136	1253296	1057834	1.1848	50.6678	50.0000	101.3
Jan0707.D	Calibration	Phenanthrene-d10	12.136	228504	1058284	0.2159	9.2339	10.0000	92.3
Jan0708.D	Calibration	Phenanthrene-d10	12.136	99196	1007472	0.0985	4.2107	4.0000	105.3
Jan0709.D	QC	Phenanthrene-d10	12.146	2025466	1106415	1.8307	78.2893	75.0000	104.4

Compound: Benzidine

Data File	Sample Type	ISTD	RT	Resp	ISTD Resp	Resp Ratio	Final Conc	Exp. Conc	Accuracy
Jan0702.D	Calibration	Phenanthrene-d10	12.541	1578398	1099911	1.4350	148.6658	150.0000	99.1
Jan0703.D	Calibration	Phenanthrene-d10	12.541	1299294	1136769	1.1430	120.6104	120.0000	100.5
Jan0704.D	Calibration	Phenanthrene-d10	12.531	1020599	1074383	0.9499	101.5823	100.0000	101.6
Jan0705.D	Calibration	Phenanthrene-d10	12.531	743375	1085596	0.6848	74.7591	75.0000	99.7
Jan0706.D	Calibration	Phenanthrene-d10	12.531	473941	1057834	0.4480	50.0888	50.0000	100.2
Jan0707.D	Calibration	Phenanthrene-d10	12.521	71760	1058284	0.0678	8.8705	10.0000	88.7
Jan0708.D	Calibration	Phenanthrene-d10	12.531	28009	1007472	0.0278	4.4090	4.0000	110.2
Jan0709.D	QC	Phenanthrene-d10	12.531	642022	1106415	0.5803	63.9580	75.0000	85.3

Compound: Pyrene

Data File	Sample Type	ISTD	RT	Resp	ISTD Resp	Resp Ratio	Final Conc	Exp. Conc	Accuracy
Jan0702.D	Calibration	Phenanthrene-d10	12.591	4218558	1099911	3.8354	149.8111	150.0000	99.9
Jan0703.D	Calibration	Phenanthrene-d10	12.581	3444793	1136769	3.0303	118.3664	120.0000	98.6
Jan0704.D	Calibration	Phenanthrene-d10	12.581	2800672	1074383	2.6068	101.8218	100.0000	101.8
Jan0705.D	Calibration	Phenanthrene-d10	12.581	2132176	1085596	1.9641	76.7171	75.0000	102.3
Jan0706.D	Calibration	Phenanthrene-d10	12.571	1351292	1057834	1.2774	49.8964	50.0000	99.8
Jan0707.D	Calibration	Phenanthrene-d10	12.571	261847	1058284	0.2474	9.6646	10.0000	96.6
Jan0708.D	Calibration	Phenanthrene-d10	12.571	104138	1007472	0.1034	4.0375	4.0000	100.9
Jan0709.D	QC	Phenanthrene-d10	12.582	2147560	1106415	1.9410	75.8167	75.0000	101.1

Compound: Terphenyl-d14

Data File	Sample Type	ISTD	RT	Resp	ISTD Resp	Resp Ratio	Final Conc	Exp. Conc	Accuracy
Jan0702.D	Calibration	Phenanthrene-d10	13.098	2898732	1099911	2.6354	155.5266	150.0000	103.7
Jan0703.D	Calibration	Phenanthrene-d10	13.088	2310785	1136769	2.0328	119.9614	120.0000	100.0
Jan0704.D	Calibration	Phenanthrene-d10	13.088	1891282	1074383	1.7603	103.8847	100.0000	103.9
Jan0705.D	Calibration	Phenanthrene-d10	13.088	1349248	1085596	1.2429	73.3463	75.0000	97.8
Jan0706.D	Calibration	Phenanthrene-d10	13.088	881950	1057834	0.8337	49.2018	50.0000	98.4
Jan0707.D	Calibration	Phenanthrene-d10	13.078	171915	1058284	0.1624	9.5866	10.0000	95.9
Jan0708.D	Calibration	Phenanthrene-d10	13.078	68559	1007472	0.0681	4.0159	4.0000	100.4
Jan0709.D	QC	Phenanthrene-d10	13.088	1424388	1106415	1.2874	75.9740	75.0000	101.3

Quantitative Analysis Results Summary Report

Compound: Butylbenzylphthalate

Data File	Sample Type	ISTD	RT	Resp	ISTD Resp	Resp Ratio	Final Conc	Exp. Conc	Accuracy
Jan0702.D	Calibration	Chrysene-d12	14.572	1310655	847771	1.5460	149.2153	150.0000	99.5
Jan0703.D	Calibration	Chrysene-d12	14.572	988902	834898	1.1845	118.9875	120.0000	99.2
Jan0704.D	Calibration	Chrysene-d12	14.572	782416	788047	0.9929	102.0873	100.0000	102.1
Jan0705.D	Calibration	Chrysene-d12	14.561	570093	786473	0.7249	77.2406	75.0000	103.0
Jan0706.D	Calibration	Chrysene-d12	14.562	328487	770655	0.4262	47.5692	50.0000	95.1
Jan0707.D	Calibration	Chrysene-d12	14.551	54482	694567	0.0784	9.6440	10.0000	96.4
Jan0708.D	Calibration	Chrysene-d12	14.551	21931	695515	0.0315	4.1878	4.0000	104.7
Jan0709.D	QC	Chrysene-d12	14.572	608473	774422	0.7857	83.0166	75.0000	110.7

Compound: Benzo(a)Anthracene

Data File	Sample Type	ISTD	RT	Resp	ISTD Resp	Resp Ratio	Final Conc	Exp. Conc	Accuracy
Jan0702.D	Calibration	Chrysene-d12	15.808	3225079	847771	3.8042	148.1830	150.0000	98.8
Jan0703.D	Calibration	Chrysene-d12	15.808	2528993	834898	3.0291	117.9916	120.0000	98.3
Jan0704.D	Calibration	Chrysene-d12	15.798	2092116	788047	2.6548	103.4119	100.0000	103.4
Jan0705.D	Calibration	Chrysene-d12	15.798	1515825	786473	1.9274	75.0761	75.0000	100.1
Jan0706.D	Calibration	Chrysene-d12	15.788	953421	770655	1.2372	48.1905	50.0000	96.4
Jan0707.D	Calibration	Chrysene-d12	15.778	175216	694567	0.2523	9.8264	10.0000	98.3
Jan0708.D	Calibration	Chrysene-d12	15.778	74797	695515	0.1075	4.1891	4.0000	104.7
Jan0709.D	QC	Chrysene-d12	15.798	1670469	774422	2.1571	84.0229	75.0000	112.0

Compound: Chrysene

Data File	Sample Type	ISTD	RT	Resp	ISTD Resp	Resp Ratio	Final Conc	Exp. Conc	Accuracy
Jan0702.D	Calibration	Chrysene-d12	15.931	3445782	847771	4.0645	148.5579	150.0000	99.0
Jan0703.D	Calibration	Chrysene-d12	15.921	2757800	834898	3.3032	119.3529	120.0000	99.5
Jan0704.D	Calibration	Chrysene-d12	15.910	2283065	788047	2.8971	104.0416	100.0000	104.0
Jan0705.D	Calibration	Chrysene-d12	15.900	1648428	786473	2.0960	74.3408	75.0000	99.1
Jan0706.D	Calibration	Chrysene-d12	15.900	1070851	770655	1.3895	48.6827	50.0000	97.4
Jan0707.D	Calibration	Chrysene-d12	15.880	207541	694567	0.2988	9.9812	10.0000	99.8
Jan0708.D	Calibration	Chrysene-d12	15.880	89638	695515	0.1289	4.0467	4.0000	101.2
Jan0709.D	QC	Chrysene-d12	15.911	1773339	774422	2.2899	81.4695	75.0000	108.6

Compound: 3,3-Dichlorobenzidine

Data File	Sample Type	ISTD	RT	Resp	ISTD Resp	Resp Ratio	Final Conc	Exp. Conc	Accuracy
Jan0702.D	Calibration	Chrysene-d12	15.961	1164824	847771	1.3740	147.8415	150.0000	98.6
Jan0703.D	Calibration	Chrysene-d12	15.961	907792	834898	1.0873	119.7849	120.0000	99.8
Jan0704.D	Calibration	Chrysene-d12	15.951	738669	788047	0.9373	104.6419	100.0000	104.6
Jan0705.D	Calibration	Chrysene-d12	15.951	514900	786473	0.6547	75.1340	75.0000	100.2
Jan0706.D	Calibration	Chrysene-d12	15.941	312212	770655	0.4051	47.9061	50.0000	95.8
Jan0707.D	Calibration	Chrysene-d12	15.931	48644	694567	0.0700	9.3339	10.0000	93.3
Jan0708.D	Calibration	Chrysene-d12	15.931	19433	695515	0.0279	4.3048	4.0000	107.6
Jan0709.D	QC	Chrysene-d12	15.951	471587	774422	0.6090	70.2306	75.0000	93.6

Quantitative Analysis Results Summary Report

Compound: bis(2-ethylhexyl)Phthalate

Data File	Sample Type	ISTD	RT	Resp	ISTD Resp	Resp Ratio	Final Conc	Exp. Conc	Accuracy
Jan0702.D	Calibration	Chrysene-d12	16.646	465023	847771	0.5485	147.8651	150.0000	98.6
Jan0703.D	Calibration	Chrysene-d12	16.646	362081	834898	0.4337	121.4907	120.0000	101.2
Jan0704.D	Calibration	Chrysene-d12	16.636	281928	788047	0.3578	103.0508	100.0000	103.1
Jan0705.D	Calibration	Chrysene-d12	16.636	194232	786473	0.2470	74.4146	75.0000	99.2
Jan0706.D	Calibration	Chrysene-d12	16.636	116990	770655	0.1518	47.8113	50.0000	95.6
Jan0707.D	Calibration	Chrysene-d12	16.626	21102	694567	0.0304	10.3162	10.0000	103.2
Jan0708.D	Calibration	Chrysene-d12	16.626	7848	695515	0.0113	3.9645	4.0000	99.1
Jan0709.D	QC	Chrysene-d12	16.636	230110	774422	0.2971	87.6612	75.0000	116.9

Compound: Di-n-octyl Phthalate

Data File	Sample Type	ISTD	RT	Resp	ISTD Resp	Resp Ratio	Final Conc	Exp. Conc	Accuracy
Jan0702.D	Calibration	Perylene-d12	18.335	3206049	653701	4.9045	146.6225	150.0000	97.7
Jan0703.D	Calibration	Perylene-d12	18.335	2492038	633899	3.9313	121.4748	120.0000	101.2
Jan0704.D	Calibration	Perylene-d12	18.335	2054459	614926	3.3410	105.4997	100.0000	105.5
Jan0705.D	Calibration	Perylene-d12	18.325	1370065	609364	2.2484	74.2318	75.0000	99.0
Jan0706.D	Calibration	Perylene-d12	18.325	826819	601041	1.3756	47.3580	50.0000	94.7
Jan0707.D	Calibration	Perylene-d12	18.315	132308	540339	0.2449	9.3050	10.0000	93.0
Jan0708.D	Calibration	Perylene-d12	18.315	57632	540360	0.1067	4.3494	4.0000	108.7
Jan0709.D	QC	Perylene-d12	18.325	1516095	615912	2.4615	80.5239	75.0000	107.4

Compound: Benzo(b)fluoranthene

Data File	Sample Type	ISTD	RT	Resp	ISTD Resp	Resp Ratio	Final Conc	Exp. Conc	Accuracy
Jan0702.D	Calibration	Perylene-d12	18.588	3186367	653701	4.8743	148.5466	150.0000	99.0
Jan0703.D	Calibration	Perylene-d12	18.588	2493854	633899	3.9341	119.8938	120.0000	99.9
Jan0704.D	Calibration	Perylene-d12	18.578	2038992	614926	3.3158	101.0506	100.0000	101.1
Jan0705.D	Calibration	Perylene-d12	18.578	1501132	609364	2.4634	75.0737	75.0000	100.1
Jan0706.D	Calibration	Perylene-d12	18.568	964688	601041	1.6050	48.9135	50.0000	97.8
Jan0707.D	Calibration	Perylene-d12	18.558	173041	540339	0.3202	9.7595	10.0000	97.6
Jan0708.D	Calibration	Perylene-d12	18.558	74106	540360	0.1371	4.1794	4.0000	104.5
Jan0709.D	QC	Perylene-d12	18.578	1567832	615912	2.5455	77.5760	75.0000	103.4

Compound: Benzo(k)fluoranthene

Data File	Sample Type	ISTD	RT	Resp	ISTD Resp	Resp Ratio	Final Conc	Exp. Conc	Accuracy
Jan0702.D	Calibration	Perylene-d12	18.659	3342735	653701	5.1136	150.3140	150.0000	100.2
Jan0703.D	Calibration	Perylene-d12	18.649	2673587	633899	4.2177	123.9797	120.0000	103.3
Jan0704.D	Calibration	Perylene-d12	18.649	2188450	614926	3.5589	104.6141	100.0000	104.6
Jan0705.D	Calibration	Perylene-d12	18.639	1578753	609364	2.5908	76.1576	75.0000	101.5
Jan0706.D	Calibration	Perylene-d12	18.629	993816	601041	1.6535	48.6047	50.0000	97.2
Jan0707.D	Calibration	Perylene-d12	18.619	173456	540339	0.3210	9.4363	10.0000	94.4
Jan0708.D	Calibration	Perylene-d12	18.609	72607	540360	0.1344	3.9498	4.0000	98.7
Jan0709.D	QC	Perylene-d12	18.639	1600318	615912	2.5983	76.3773	75.0000	101.8

Quantitative Analysis Results Summary Report

Compound: Benzo(a)pyrene

Data File	Sample Type	ISTD	RT	Resp	ISTD Resp	Resp Ratio	Final Conc	Exp. Conc	Accuracy
Jan0702.D	Calibration	Perylene-d12	19.186	3129912	653701	4.7880	148.0800	150.0000	98.7
Jan0703.D	Calibration	Perylene-d12	19.175	2474611	633899	3.9038	122.2456	120.0000	101.9
Jan0704.D	Calibration	Perylene-d12	19.175	1928266	614926	3.1358	99.3468	100.0000	99.3
Jan0705.D	Calibration	Perylene-d12	19.165	1467588	609364	2.4084	77.2426	75.0000	103.0
Jan0706.D	Calibration	Perylene-d12	19.166	893317	601041	1.4863	48.5993	50.0000	97.2
Jan0707.D	Calibration	Perylene-d12	19.155	136939	540339	0.2534	9.1284	10.0000	91.3
Jan0708.D	Calibration	Perylene-d12	19.145	57788	540360	0.1069	4.3431	4.0000	108.6
Jan0709.D	QC	Perylene-d12	19.166	1491295	615912	2.4213	77.6379	75.0000	103.5

Compound: Indeno(1,2,3-c,d)pyrene

Data File	Sample Type	ISTD	RT	Resp	ISTD Resp	Resp Ratio	Final Conc	Exp. Conc	Accuracy
Jan0702.D	Calibration	Perylene-d12	20.937	2693759	653701	4.1208	150.5219	150.0000	100.3
Jan0703.D	Calibration	Perylene-d12	20.927	1999441	633899	3.1542	117.2704	120.0000	97.7
Jan0704.D	Calibration	Perylene-d12	20.927	1677182	614926	2.7275	102.2435	100.0000	102.2
Jan0705.D	Calibration	Perylene-d12	20.917	1208629	609364	1.9834	75.4973	75.0000	100.7
Jan0706.D	Calibration	Perylene-d12	20.907	775570	601041	1.2904	49.9152	50.0000	99.8
Jan0707.D	Calibration	Perylene-d12	20.897	122759	540339	0.2272	9.2913	10.0000	92.9
Jan0708.D	Calibration	Perylene-d12	20.897	53208	540360	0.0985	4.2507	4.0000	106.3
Jan0709.D	QC	Perylene-d12	20.917	1190988	615912	1.9337	73.6839	75.0000	98.2

Compound: Dibenzo(a,h)anthracene

Data File	Sample Type	ISTD	RT	Resp	ISTD Resp	Resp Ratio	Final Conc	Exp. Conc	Accuracy
Jan0702.D	Calibration	Perylene-d12	20.998	2873461	653701	4.3957	147.8072	150.0000	98.5
Jan0703.D	Calibration	Perylene-d12	20.988	2288825	633899	3.6107	123.2946	120.0000	102.7
Jan0704.D	Calibration	Perylene-d12	20.988	1767822	614926	2.8749	99.6651	100.0000	99.7
Jan0705.D	Calibration	Perylene-d12	20.978	1301526	609364	2.1359	75.2449	75.0000	100.3
Jan0706.D	Calibration	Perylene-d12	20.978	823936	601041	1.3708	49.1666	50.0000	98.3
Jan0707.D	Calibration	Perylene-d12	20.958	139898	540339	0.2589	9.6432	10.0000	96.4
Jan0708.D	Calibration	Perylene-d12	20.958	58961	540360	0.1091	4.1581	4.0000	104.0
Jan0709.D	QC	Perylene-d12	20.978	1406311	615912	2.2833	80.1749	75.0000	106.9

Compound: Benzo(g,h,i)perylene

Data File	Sample Type	ISTD	RT	Resp	ISTD Resp	Resp Ratio	Final Conc	Exp. Conc	Accuracy
Jan0702.D	Calibration	Perylene-d12	21.272	3060809	653701	4.6823	152.2585	150.0000	101.5
Jan0703.D	Calibration	Perylene-d12	21.261	2408350	633899	3.7993	123.5446	120.0000	103.0
Jan0704.D	Calibration	Perylene-d12	21.261	2020810	614926	3.2863	106.8630	100.0000	106.9
Jan0705.D	Calibration	Perylene-d12	21.251	1388611	609364	2.2788	74.1017	75.0000	98.8
Jan0706.D	Calibration	Perylene-d12	21.241	885051	601041	1.4725	47.8838	50.0000	95.8
Jan0707.D	Calibration	Perylene-d12	21.221	158919	540339	0.2941	9.5639	10.0000	95.6
Jan0708.D	Calibration	Perylene-d12	21.221	65451	540360	0.1211	3.9388	4.0000	98.5
Jan0709.D	QC	Perylene-d12	21.251	1438138	615912	2.3350	75.9289	75.0000	101.2

Initial Calibration Report - Instrument #1

Method Path
 Method File
 Batch Name \\MASSHUNTER\Org\Data\SV5973N.I\sd010722\DoD BNA cal 1\QuantResults\010722 DoD BNA cal 1.batch.bin
 Last Calib Update 1/11/2022 8:55:14 AM

Level Name	Calibration Files	Acq. Date-Time	Level Last Update Time
7	\\MASSHUNTER\Org\Data\SV5973N.I\sd010722\DoD BNA cal 1\Jan0702.D	1/7/2022 1:03:24 PM	1/11/2022 8:55:13 AM
6	\\MASSHUNTER\Org\Data\SV5973N.I\sd010722\DoD BNA cal 1\Jan0703.D	1/7/2022 1:35:33 PM	1/11/2022 8:55:13 AM
5	\\MASSHUNTER\Org\Data\SV5973N.I\sd010722\DoD BNA cal 1\Jan0704.D	1/7/2022 2:07:48 PM	1/11/2022 8:55:13 AM
4	\\MASSHUNTER\Org\Data\SV5973N.I\sd010722\DoD BNA cal 1\Jan0705.D	1/7/2022 2:40:13 PM	1/11/2022 8:55:13 AM
3	\\MASSHUNTER\Org\Data\SV5973N.I\sd010722\DoD BNA cal 1\Jan0706.D	1/7/2022 3:12:34 PM	1/11/2022 8:55:13 AM
2	\\MASSHUNTER\Org\Data\SV5973N.I\sd010722\DoD BNA cal 1\Jan0707.D	1/7/2022 3:45:02 PM	1/11/2022 8:55:13 AM
1	\\MASSHUNTER\Org\Data\SV5973N.I\sd010722\DoD BNA cal 1\Jan0708.D	1/7/2022 4:17:22 PM	1/11/2022 8:55:13 AM

Compound	Curve Fit	7	6	5	4	3	2	1	Avg RF	%RSD
I 1,4-Dichlorobenzene-d4										
----- ISTD -----										
T N-Nitrosodimethylamine	Quadratic	0.4226	0.4415	0.4303	0.3763	0.3811	0.3937	0.4299	0.4108	6.438
T Pyridine	Quadratic	0.9781	0.9754	0.9737	0.8541	0.8094	0.9412	0.8579	0.9128	7.726
S 2-Fluorophenol	Avg RF	0.9254	0.9595	0.9383	0.9135	0.8953	0.8715	0.8731	0.9109	3.629
T Aniline	Avg RF	1.5658	1.6282	1.6574	1.6441	1.6493	1.5571	1.6093	1.6159	2.501
S Phenol-d5	Quadratic	1.1628	1.2219	1.2401	1.2049	1.1849	1.1852	1.0694	1.1813	4.708
T Phenol	Quadratic	1.1156	1.1814	1.2614	1.3420	1.2696	1.1145	1.1716	1.2080	7.082
T bis(-2-Chloroethyl)Ether	Avg RF	0.9427	1.0180	1.0357	0.9812	1.0328	1.0091	0.9867	1.0009	3.305
T 2-Chlorophenol	Quadratic	1.0021	1.0748	1.0684	1.0741	1.0646	1.0274	0.8433	1.0221	8.167
T 1,3-Dichlorobenzene	Avg RF	1.3568	1.4954	1.4356	1.4362	1.3551	1.4595	1.4490	1.4268	3.672
T 1,4-Dichlorobenzene	Avg RF	1.4047	1.3738	1.4277	1.3613	1.4412	1.5124	1.5166	1.4340	4.302
T 1,2-Dichlorobenzene	Avg RF	1.3842	1.3881	1.4198	1.3938	1.4272	1.3778	1.5059	1.4138	3.152
T Benzyl Alcohol	Quadratic	0.6550	0.6842	0.6407	0.5785	0.6104	0.4543	0.4467	0.5814	16.415 #
T bis(2-chloroisopropyl)Ether	Avg RF	0.3741	0.3869	0.3896	0.3939	0.3796	0.3718	0.3920	0.3840	2.297
T 2-Methylphenol	Avg RF	0.9735	1.0113	0.9830	0.9398	0.9880	0.8977	0.9035	0.9567	4.583
T N-nitroso-Di-n-propylamine	Quadratic	0.6101	0.6511	0.6813	0.7039	0.6079	0.5807	0.5568	0.6274	8.525
T 4Methylphenol/3Methylphenol	Quadratic	1.2854	1.3567	1.2552	1.2407	1.3592	1.2548	1.4383	1.3129	5.603
T Hexachloroethane	Quadratic	0.4161	0.4275	0.4088	0.4028	0.4108	0.3972	0.4650	0.4183	5.435
S Nitrobenzene-d5	Quadratic	0.6376	0.6788	0.6847	0.6518	0.6414	0.5596	0.5819	0.6337	7.408
T Nitrobenzene	Quadratic	0.3118	0.3278	0.3556	0.3607	0.3463	0.3044	0.2837	0.3272	8.771
I Naphthalene-d8										
----- ISTD -----										
T Isophorone	Quadratic	0.4677	0.4826	0.4949	0.5245	0.5109	0.4804	0.4187	0.4828	7.083
T 2-Nitrophenol	Quadratic	0.0919	0.0899	0.0938	0.0881	0.0841	0.0761	0.0827	0.0867	7.070
T 2,4-Dimethylphenol	Quadratic	0.2831	0.2789	0.2519	0.2508	0.2497	0.2589	0.3027	0.2680	7.653
T bis(-2-Chloroethoxy)Methane	Avg RF	0.3063	0.3039	0.2909	0.2899	0.2894	0.2868	0.3041	0.2959	2.849
T Benzoic Acid	Quadratic	0.1579	0.1469	0.1558	0.1335	0.1238	0.1031	0.1175	0.1341	15.368 #
T 2,4-Dichlorophenol	Quadratic	0.2334	0.2393	0.2378	0.2322	0.2167	0.2074	0.1995	0.2238	7.082
T 1,2,4-Trichlorobenzene	Avg RF	0.2911	0.2983	0.2750	0.2832	0.2754	0.3061	0.3214	0.2929	5.811
T Naphthalene	Quadratic	0.8763	0.8640	0.8403	0.8553	0.8497	0.9718	0.9852	0.8918	6.773
T 4-Chlorophenol	Quadratic	0.0827	0.0844	0.0799	0.0766	0.0804	0.0702	0.1140	0.0840	16.674 #

Initial Calibration Report - Instrument #1

Compound	Curve Fit	7	6	5	4	3	2	1	Avg RF	%RSD
T p-Chloroaniline	Avg RF	0.3444	0.3292	0.3235	0.3134	0.3393	0.3184	0.3531	0.3316	4.375
T Hexachlorobutadiene	Quadratic	0.1770	0.1665	0.1670	0.1607	0.1538	0.1515	0.1521	0.1612	5.885
T 4-Chloro-2-Methylphenol	Avg RF	0.2167	0.2225	0.2149	0.2114	0.2070	0.2094	0.2168	0.2141	2.450
T 4-Chloro-3-Methylphenol	Avg RF	0.2348	0.2309	0.2248	0.2191	0.2180	0.2324	0.2229	0.2261	2.941
T 2-Methylnaphthalene	Quadratic	0.4959	0.4910	0.5129	0.5317	0.5433	0.5920	0.5852	0.5360	7.539
T 1-Methylnaphthalene	Quadratic	0.4886	0.4938	0.5085	0.5139	0.5132	0.5431	0.6078	0.5241	7.794
I Acenaphthene-d10										
----- ISTD -----										
T Hexachlorocyclopentadiene	Quadratic	0.2081	0.2091	0.2086	0.1867	0.1716	0.1348	0.1228	0.1774	20.389 #
T 2,4,6-Trichlorophenol	Quadratic	0.2986	0.2860	0.2895	0.2680	0.2539	0.2516	0.2435	0.2702	7.929
T 2,4,5-Trichlorophenol	Avg RF	0.3152	0.3191	0.3229	0.3165	0.3030	0.3038	0.2833	0.3091	4.403
S 2-Fluorobiphenyl	Quadratic	1.1749	1.1833	1.1806	1.2720	1.2637	1.3452	1.3530	1.2532	6.108
T 2-Chloronaphthalene	Avg RF	1.0047	1.0214	1.0546	1.0480	1.0019	1.0499	1.0351	1.0308	2.115
T 2-Nitroaniline	Quadratic	0.1766	0.1896	0.1940	0.1820	0.1530	0.1271	0.0998	0.1603	22.123 #
T Dimethyl Phthalate	Quadratic	1.0389	1.0681	1.0537	1.0268	0.9726	0.9035	0.7463	0.9728	11.797
T 2,6-Dinitrotoluene	Quadratic	0.1302	0.1435	0.1498	0.1399	0.1216	0.1268	0.1217	0.1333	8.358
T Acenaphthylene	Quadratic	1.7910	1.7282	1.7339	1.6083	1.5764	1.6429	1.6480	1.6755	4.602
T 3-Nitroaniline	Quadratic	0.1709	0.1539	0.1537	0.1563	0.1424	0.1136	0.1123	0.1433	15.595 #
T Acenaphthene	Avg RF	0.9829	0.9396	0.9651	0.8868	0.9287	0.9248	1.0263	0.9506	4.766
T 2,4-Dinitrophenol	Quadratic	0.0882	0.0847	0.0840	0.0708	0.0650	0.0336	0.0255	0.0645	39.326 #
T Dibenzofuran	Avg RF	1.4712	1.4671	1.4781	1.4519	1.5448	1.5393	1.5789	1.5045	3.250
T 2,4-Dinitrotoluene	Quadratic	0.2017	0.2004	0.1878	0.1721	0.1749	0.1450	0.1397	0.1745	14.179
T 4-Nitrophenol	Quadratic	0.1658	0.1722	0.1655	0.1562	0.1339	0.1317	0.1335	0.1513	11.694
T Diethylphthalate	Quadratic		1.1498	1.1435	0.9687	0.9490	0.7862	0.7201	0.9529	18.617 #
T Fluorene	Quadratic	1.2895	1.2790	1.2607	1.1451	1.2033	1.3146	1.3448	1.2624	5.391
T 4-Chlorophenyl-phenylether	Quadratic	0.5802	0.5844	0.5872	0.5470	0.5188	0.5383	0.5233	0.5542	5.306
I Phenanthrene-d10										
----- ISTD -----										
T 4-Nitroaniline	Quadratic	0.0951	0.0802	0.0954	0.0778	0.0822	0.0575	0.0601	0.0783	19.213 #
T 4,6-Dinitro-2-methylphenol	Quadratic	0.0712	0.0608	0.0652	0.0571	0.0536	0.0448	0.0372	0.0557	21.044 #
T N-nitrosodiphenylamine	Avg RF	0.4249	0.3995	0.4508	0.4363	0.4414	0.4080	0.4889	0.4357	6.811
T Azobenzene	Quadratic	0.5313	0.5055	0.5355	0.5224	0.5167	0.3837	0.3777	0.4818	14.485
S 2,4,6-Tribromophenol	Quadratic	0.0593	0.0559	0.0569	0.0563	0.0528	0.0464	0.0559	0.0548	7.632
T 4-Bromophenyl-phenylether	Quadratic	0.1862	0.1841	0.1841	0.1769	0.1665	0.1439	0.1700	0.1731	8.610
T Hexachlorobenzene	Quadratic	0.2011	0.1799	0.1777	0.1798	0.1824	0.1614	0.1875	0.1814	6.544
T Pentachlorophenol	Quadratic	0.0927	0.0869	0.0887	0.0820	0.0791	0.0617	0.0547	0.0780	18.408 #
T Phenanthrene	Quadratic	0.9467	0.8755	0.8653	0.9037	0.9297	0.8315	0.9918	0.9063	5.998
T Anthracene	Quadratic	0.9150	0.8681	0.9014	0.8319	0.8550	0.7860	0.7945	0.8503	5.826
T Triallate	Quadratic	0.2088	0.1985	0.2047	0.1882	0.1706	0.1290	0.1536	0.1791	16.492 #
T Carbazole	Avg RF	0.8808	0.8143	0.9034	0.8976	0.8286	0.7923	0.8316	0.8498	5.144
T o-Terphenyl	Avg RF	0.5012	0.4960	0.5264	0.5175	0.5004	0.4897	0.5625	0.5134	4.888
T Di-n-Butylphthalate	Quadratic	0.9324	0.8768	0.8629	0.8122	0.7398	0.5360	0.5498	0.7586	20.940 #
T Fluoranthene	Avg RF	0.9648	0.9058	0.9425	0.9381	0.9478	0.8637	0.9846	0.9353	4.258
T Benzidine	Quadratic	0.3827	0.3810	0.3800	0.3652	0.3584	0.2712	0.2780	0.3452	14.218
T Pyrene	Avg RF	1.0228	1.0101	1.0427	1.0475	1.0219	0.9897	1.0337	1.0241	1.941

Initial Calibration Report - Instrument #1

Compound	Curve Fit	7	6	5	4	3	2	1	Avg RF	%RSD
S Terphenyl-d14	Avg RF	0.7028	0.6776	0.7041	0.6629	0.6670	0.6498	0.6805	0.6778	2.981
I Chrysene-d12										
T Butylbenzylphthalate	Quadratic	0.4123	0.3948	0.3971	0.3866	0.3410	0.3138	0.3153	0.3658	11.319
T Benzo(a)Anthracene	Avg RF	1.0144	1.0097	1.0619	1.0279	0.9897	1.0091	1.0754	1.0269	3.010
T Chrysene	Quadratic	1.0839	1.1011	1.1588	1.1179	1.1116	1.1952	1.2888	1.1510	6.210
T 3,3-Dichlorobenzidine	Quadratic	0.3664	0.3624	0.3749	0.3492	0.3241	0.2801	0.2794	0.3338	12.072
T bis(2-ethylhexyl)Phthalate	Quadratic	0.1463	0.1446	0.1431	0.1317	0.1214	0.1215	0.1128	0.1316	10.154
I Perylene-d12										
T Di-n-octyl Phthalate	Quadratic	1.3079	1.3104	1.3364	1.1991	1.1005	0.9794	1.0666	1.1858	11.795
T Benzo(b)fluoranthene	Avg RF	1.2998	1.3114	1.3263	1.3138	1.2840	1.2810	1.3714	1.3125	2.334
T Benzo(k)fluoranthene	Avg RF	1.3636	1.4059	1.4236	1.3818	1.3228	1.2841	1.3437	1.3608	3.556
T Benzo(a)pyrene	Quadratic	1.2768	1.3013	1.2543	1.2845	1.1890	1.0137	1.0694	1.1984	9.519
T Indeno(1,2,3-c,d)pyrene	Quadratic	1.0989	1.0514	1.0910	1.0578	1.0323	0.9088	0.9847	1.0321	6.430
T Dibenzo(a,h)anthracene	Quadratic	1.1722	1.2036	1.1499	1.1391	1.0967	1.0356	1.0911	1.1269	5.011
T Benzo(g,h,i)perylene	Avg RF	1.2486	1.2664	1.3145	1.2154	1.1780	1.1764	1.2113	1.2301	4.058

(RedFont and #) = Outlier Flag; (I) = Internal Standard; (T) = Target; (S) = Surrogate; (M) = Matrix Spike

Compounds with Curve fitting not using Avg Response Factor:

Compound	Curve Fit	Curve Fit Formula	Curve Fit R2
T N-Nitrosodimethylamine	Quadratic	$y = 0.020641 * x^2 + 0.357581 * x + 0.006721$	0.997732
T Pyridine	Quadratic	$y = 0.061523 * x^2 + 0.764967 * x + 0.015436$	0.998108
S Phenol-d5	Quadratic	$y = -0.019991 * x^2 + 1.265391 * x - 0.020458$	0.999407
T Phenol	Quadratic	$y = -0.089512 * x^2 + 1.475900 * x - 0.045067$	0.998454
T 2-Chlorophenol	Quadratic	$y = -0.035180 * x^2 + 1.161267 * x - 0.032233$	0.999533
T Benzyl Alcohol	Quadratic	$y = 0.028678 * x^2 + 0.569731 * x - 0.017335$	0.997965
T N-nitroso-Di-n-propylamine	Quadratic	$y = -0.023834 * x^2 + 0.723314 * x - 0.022535$	0.997033
T 4Methylphenol/3Methylphenol	Quadratic	$y = 0.006155 * x^2 + 1.274421 * x + 0.011697$	0.998307
T Hexachloroethane	Quadratic	$y = 0.007346 * x^2 + 0.391902 * x + 0.005589$	0.999550
S Nitrobenzene-d5	Quadratic	$y = -0.004921 * x^2 + 0.678974 * x - 0.015572$	0.998667
T Nitrobenzene	Quadratic	$y = -0.021619 * x^2 + 0.401101 * x - 0.014839$	0.998704
T Isophorone	Quadratic	$y = -0.024823 * x^2 + 0.564990 * x - 0.015880$	0.999730
T 2-Nitrophenol	Quadratic	$y = 0.002356 * x^2 + 0.084121 * x - 7.516877E-004$	0.999187
T 2,4-Dimethylphenol	Quadratic	$y = 0.018061 * x^2 + 0.213625 * x + 0.009234$	0.999241
T Benzoic Acid	Quadratic	$y = 0.012357 * x^2 + 0.113542 * x - 8.342138E-004$	0.997888
T 2,4-Dichlorophenol	Quadratic	$y = 0.003663 * x^2 + 0.224998 * x - 0.003383$	0.999362
T Naphthalene	Quadratic	$y = 0.013563 * x^2 + 0.814128 * x + 0.022729$	0.999694
T 4-Chlorophenol	Quadratic	$y = 0.003395 * x^2 + 0.070496 * x + 0.003150$	0.998293
T Hexachlorobutadiene	Quadratic	$y = 0.008690 * x^2 + 0.143073 * x + 0.001011$	0.999844
T 2-Methylnaphthalene	Quadratic	$y = -0.019978 * x^2 + 0.562348 * x + 0.004267$	0.999653
T 1-Methylnaphthalene	Quadratic	$y = -0.010310 * x^2 + 0.525779 * x + 0.007323$	0.999912
T Hexachlorocyclopentadiene	Quadratic	$y = 0.012087 * x^2 + 0.170391 * x - 0.006422$	0.998434
T 2,4,6-Trichlorophenol	Quadratic	$y = 0.015952 * x^2 + 0.240152 * x + 4.415437E-004$	0.999615
S 2-Fluorobiphenyl	Quadratic	$y = -0.039386 * x^2 + 1.308627 * x + 0.006943$	0.999590
T 2-Nitroaniline	Quadratic	$y = 0.002503 * x^2 + 0.178590 * x - 0.009789$	0.995547
T Dimethyl Phthalate	Quadratic	$y = 0.013127 * x^2 + 1.015586 * x - 0.028544$	0.999520
T 2,6-Dinitrotoluene	Quadratic	$y = -0.001176 * x^2 + 0.142452 * x - 0.002985$	0.994759
T Acenaphthylene	Quadratic	$y = 0.086841 * x^2 + 1.465429 * x + 0.022388$	0.999715
T 3-Nitroaniline	Quadratic	$y = 0.009553 * x^2 + 0.132693 * x - 0.002899$	0.998822
T 2,4-Dinitrophenol	Quadratic	$y = 0.008541 * x^2 + 0.059456 * x - 0.004479$	0.998156
T 2,4-Dinitrotoluene	Quadratic	$y = 0.013108 * x^2 + 0.155776 * x - 0.002177$	0.999295
T 4-Nitrophenol	Quadratic	$y = 0.009547 * x^2 + 0.136541 * x - 0.001132$	0.997591
T Diethylphthalate	Quadratic	$y = 0.132419 * x^2 + 0.769509 * x - 0.004057$	0.998051
T Fluorene	Quadratic	$y = 0.052630 * x^2 + 1.092473 * x + 0.031824$	0.999159
T 4-Chlorophenyl-phenylether	Quadratic	$y = 0.019795 * x^2 + 0.516322 * x + 7.943257E-004$	0.999218
T 4-Nitroaniline	Quadratic	$y = 0.005366 * x^2 + 0.073442 * x - 0.002086$	0.993120
T 4,6-Dinitro-2-methylphenol	Quadratic	$y = 0.006419 * x^2 + 0.046071 * x - 8.767649E-004$	0.997816
T Azobenzene	Quadratic	$y = 0.002153 * x^2 + 0.524289 * x - 0.019879$	0.998949
S 2,4,6-Tribromophenol	Quadratic	$y = 0.002283 * x^2 + 0.050449 * x + 8.383641E-005$	0.999353
T 4-Bromophenyl-phenylether	Quadratic	$y = 0.006987 * x^2 + 0.162630 * x - 9.547300E-004$	0.999411
T Hexachlorobenzene	Quadratic	$y = 0.009915 * x^2 + 0.157359 * x + 0.002572$	0.998328
T Pentachlorophenol	Quadratic	$y = 0.004934 * x^2 + 0.074729 * x - 0.002448$	0.999554
T Phenanthrene	Quadratic	$y = 0.019448 * x^2 + 0.845255 * x + 0.011008$	0.998353

Initial Calibration Report - Instrument #1

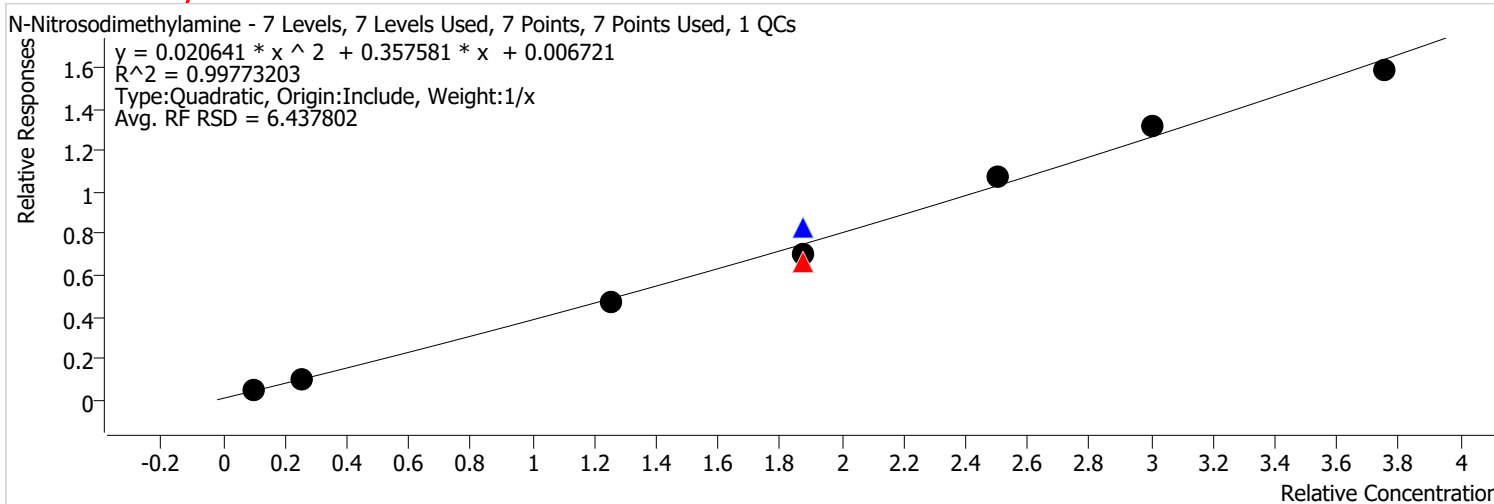
T Anthracene	Quadratic	$y = 0.028550 * x^2 + 0.803559 * x - 0.002219$	0.999382
T Triallate	Quadratic	$y = 0.012930 * x^2 + 0.163675 * x - 0.003484$	0.998601
T Di-n-Butylphthalate	Quadratic	$y = 0.069780 * x^2 + 0.680783 * x - 0.021031$	0.999571
T Benzidine	Quadratic	$y = 0.009017 * x^2 + 0.355692 * x - 0.011515$	0.999497
T Butylbenzylphthalate	Quadratic	$y = 0.021156 * x^2 + 0.336572 * x - 0.003937$	0.999303
T Chrysene	Quadratic	$y = -0.016161 * x^2 + 1.151024 * x + 0.012598$	0.999460
T 3,3-Dichlorobenzidine	Quadratic	$y = 0.011639 * x^2 + 0.330838 * x - 0.007799$	0.998900
T bis(2-ethylhexyl)Phthalate	Quadratic	$y = 0.008453 * x^2 + 0.117252 * x - 4.200742E-004$	0.999246
T Di-n-octyl Phthalate	Quadratic	$y = 0.067973 * x^2 + 1.092350 * x - 0.012924$	0.998173
T Benzo(a)pyrene	Quadratic	$y = 0.022510 * x^2 + 1.216893 * x - 0.025449$	0.999272
T Indeno(1,2,3-c,d)pyrene	Quadratic	$y = 0.022226 * x^2 + 1.013962 * x - 0.009535$	0.999513
T Dibenzo(a,h)anthracene	Quadratic	$y = 0.029316 * x^2 + 1.082248 * x - 0.003704$	0.999546

(RedFont and #) = Outlier Flag; (I) = Internal Standard; (T) = Target; (S) = Surrogate; (M) = Matrix Spike

Calibration Report

Batch Path	\\MASSHUNTER\Org\Data\SV5973N.I\sd010722\DoD BNA cal 1\QuantResults\010722 DoD BNA cal 1.batch.bin		
Analysis Time	2/15/2022 10:08 AM	Analyst Name	BL2000\sean
Report Time	2/15/2022 10:11:00 AM	Reporter Name	BL2000\sean
Last Calib Update	1/11/2022 8:55 AM	Batch State	Processed
Quant Batch Version	10.0	Quant Report Version	10.0

N-Nitrosodimethylamine %RSE = 4.3

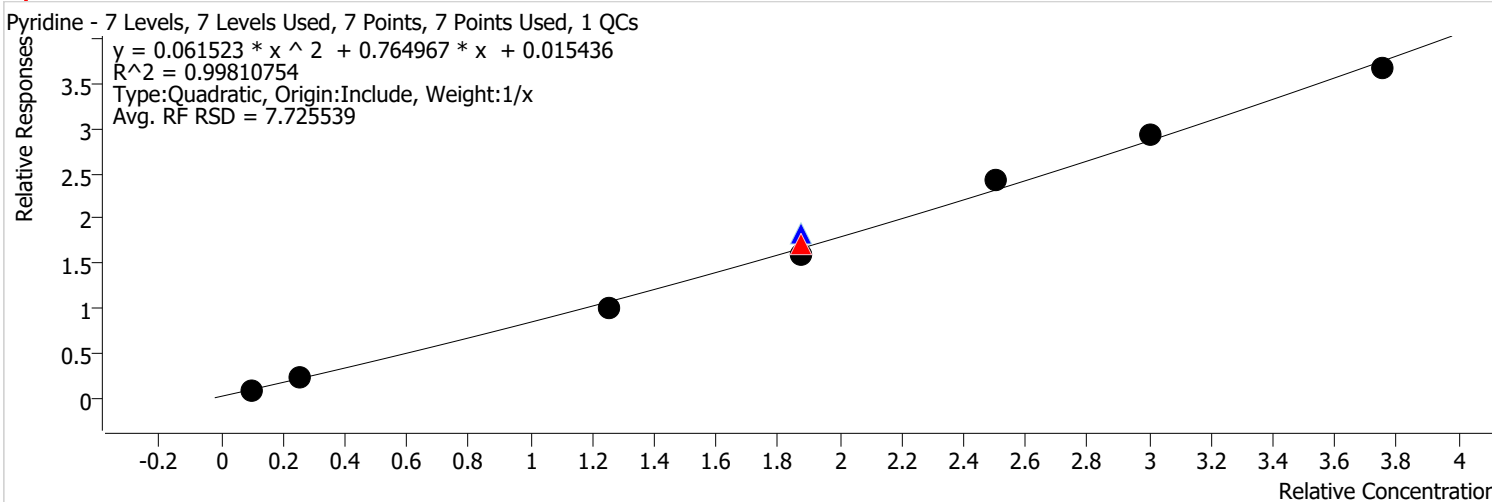


Calibration STD Path	Cal Type	Level	Enabled	Resp.	Exp. Conc	Resp. Factor	Level RSD
\\MASSHUNTER\Org\Data\SV5973N.I\sd010722\DoD BNA cal 1\Jan0708.D	Calibration	1	x	13769	4.0000	0.4299	
\\MASSHUNTER\Org\Data\SV5973N.I\sd010722\DoD BNA cal 1\Jan0707.D	Calibration	2	x	31448	10.0000	0.3937	
\\MASSHUNTER\Org\Data\SV5973N.I\sd010722\DoD BNA cal 1\Jan0706.D	Calibration	3	x	166711	50.0000	0.3811	
\\MASSHUNTER\Org\Data\SV5973N.I\sd122321\DoD BNA 3\Dec2337.D	CC	CCV	x	178308	75.0000	0.3573	
\\MASSHUNTER\Org\Data\SV5973N.I\sd010722\DoD BNA cal 1\Jan0709.D	QC	ICV	x	287555	75.0000	0.4459	
\\MASSHUNTER\Org\Data\SV5973N.I\sd010722\DoD BNA cal 1\Jan0705.D	Calibration	4	x	255551	75.0000	0.3763	
\\MASSHUNTER\Org\Data\SV5973N.I\sd010722\DoD BNA cal 1\Jan0704.D	Calibration	5	x	387178	100.0000	0.4303	
\\MASSHUNTER\Org\Data\SV5973N.I\sd010722\DoD BNA cal 1\Jan0703.D	Calibration	6	x	480784	120.0000	0.4415	
\\MASSHUNTER\Org\Data\SV5973N.I\sd010722\DoD BNA cal 1\Jan0702.D	Calibration	7	x	594411	150.0000	0.4226	

Calibration Report

Batch Path	\\MASSHUNTER\Org\Data\SV5973N.I\sd010722\DoD BNA cal 1\QuantResults\010722 DoD BNA cal 1.batch.bin		
Analysis Time	2/15/2022 10:08 AM	Analyst Name	BL2000\sean
Report Time	2/15/2022 10:11:06 AM	Reporter Name	BL2000\sean
Last Calib Update	1/11/2022 8:55 AM	Batch State	Processed
Quant Batch Version	10.0	Quant Report Version	10.0

Pyridine %RSE = 8.6



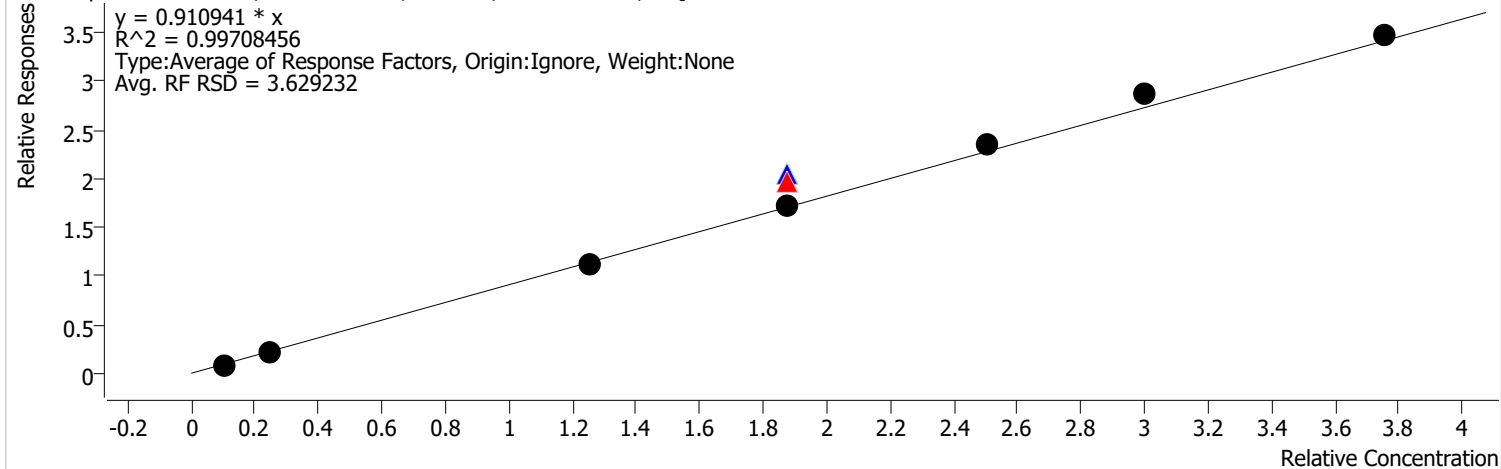
Calibration STD Path	Cal Type	Level	Enabled	Resp.	Exp. Conc	Resp. Factor	Level RSD
\\MASSHUNTER\Org\Data\SV5973N.I\sd010722\DoD BNA cal 1\Jan0708.D	Calibration	1	x	27474	4.0000	0.8579	
\\MASSHUNTER\Org\Data\SV5973N.I\sd010722\DoD BNA cal 1\Jan0707.D	Calibration	2	x	75186	10.0000	0.9412	
\\MASSHUNTER\Org\Data\SV5973N.I\sd010722\DoD BNA cal 1\Jan0706.D	Calibration	3	x	354071	50.0000	0.8094	
\\MASSHUNTER\Org\Data\SV5973N.I\sd122321\DoD BNA 3\Dec2337.D	CC	CCV	x	455306	75.0000	0.9125	
\\MASSHUNTER\Org\Data\SV5973N.I\sd010722\DoD BNA cal 1\Jan0709.D	QC	ICV	x	633006	75.0000	0.9817	
\\MASSHUNTER\Org\Data\SV5973N.I\sd010722\DoD BNA cal 1\Jan0705.D	Calibration	4	x	580053	75.0000	0.8541	
\\MASSHUNTER\Org\Data\SV5973N.I\sd010722\DoD BNA cal 1\Jan0704.D	Calibration	5	x	876124	100.0000	0.9737	
\\MASSHUNTER\Org\Data\SV5973N.I\sd010722\DoD BNA cal 1\Jan0703.D	Calibration	6	x	1062127	120.0000	0.9754	
\\MASSHUNTER\Org\Data\SV5973N.I\sd010722\DoD BNA cal 1\Jan0702.D	Calibration	7	x	1375531	150.0000	0.9781	

Calibration Report

Batch Path	\\MASSHUNTER\Org\Data\SV5973N.I\sd010722\DoD BNA cal 1\QuantResults\010722 DoD BNA cal 1.batch.bin		
Analysis Time	2/15/2022 10:08 AM	Analyst Name	BL2000\sean
Report Time	2/15/2022 10:11:06 AM	Reporter Name	BL2000\sean
Last Calib Update	1/11/2022 8:55 AM	Batch State	Processed
Quant Batch Version	10.0	Quant Report Version	10.0

2-Fluorophenol %RSE =

2-Fluorophenol - 7 Levels, 7 Levels Used, 7 Points, 7 Points Used, 1 QCs

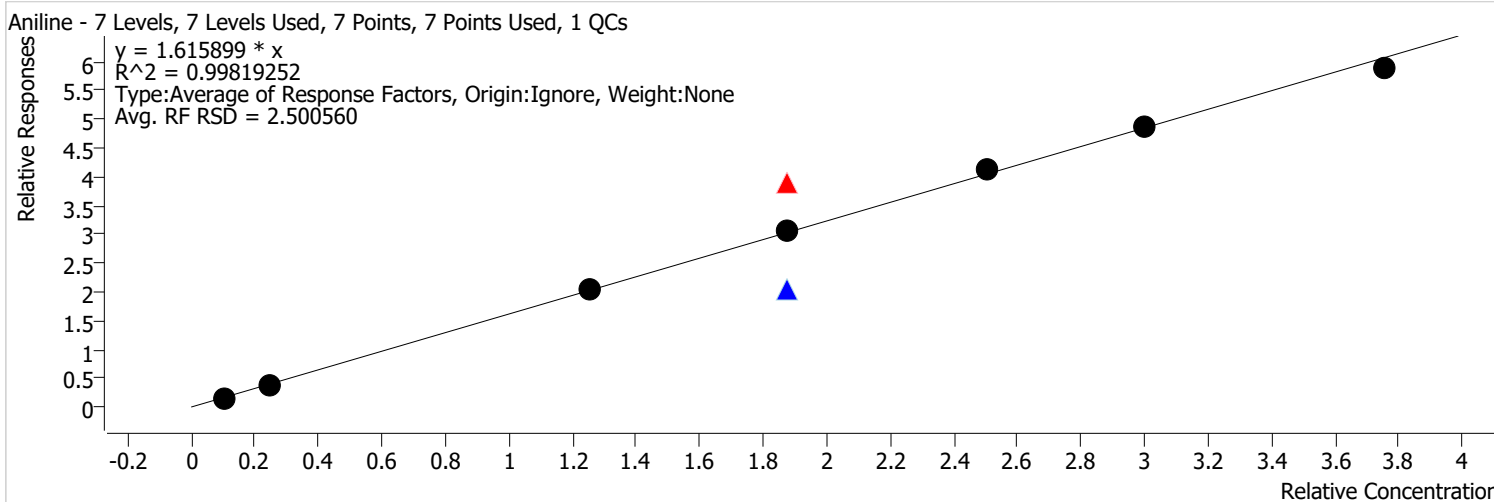


Calibration STD Path	Cal Type	Level	Enabled	Resp.	Exp. Conc	Resp. Factor	Level RSD
\\MASSHUNTER\Org\Data\SV5973N.I\sd010722\DoD BNA cal 1\Jan0708.D	Calibration	1	x	27961	4.0000	0.8731	
\\MASSHUNTER\Org\Data\SV5973N.I\sd010722\DoD BNA cal 1\Jan0707.D	Calibration	2	x	69618	10.0000	0.8715	
\\MASSHUNTER\Org\Data\SV5973N.I\sd010722\DoD BNA cal 1\Jan0706.D	Calibration	3	x	391645	50.0000	0.8953	
\\MASSHUNTER\Org\Data\SV5973N.I\sd122321\DoD BNA 3\Dec2337.D	CC	CCV	x	521935	75.0000	1.0460	
\\MASSHUNTER\Org\Data\SV5973N.I\sd010722\DoD BNA cal 1\Jan0709.D	QC	ICV	x	701965	75.0000	1.0886	
\\MASSHUNTER\Org\Data\SV5973N.I\sd010722\DoD BNA cal 1\Jan0705.D	Calibration	4	x	620349	75.0000	0.9135	
\\MASSHUNTER\Org\Data\SV5973N.I\sd010722\DoD BNA cal 1\Jan0704.D	Calibration	5	x	844282	100.0000	0.9383	
\\MASSHUNTER\Org\Data\SV5973N.I\sd010722\DoD BNA cal 1\Jan0703.D	Calibration	6	x	1044793	120.0000	0.9595	
\\MASSHUNTER\Org\Data\SV5973N.I\sd010722\DoD BNA cal 1\Jan0702.D	Calibration	7	x	1301547	150.0000	0.9254	

Calibration Report

Batch Path	\\MASSHUNTER\Org\Data\SV5973N.I\sd010722\DoD BNA cal 1\QuantResults\010722 DoD BNA cal 1.batch.bin		
Analysis Time	2/15/2022 10:08 AM	Analyst Name	BL2000\sean
Report Time	2/15/2022 10:11:06 AM	Reporter Name	BL2000\sean
Last Calib Update	1/11/2022 8:55 AM	Batch State	Processed
Quant Batch Version	10.0	Quant Report Version	10.0

Aniline %RSE = 2.5



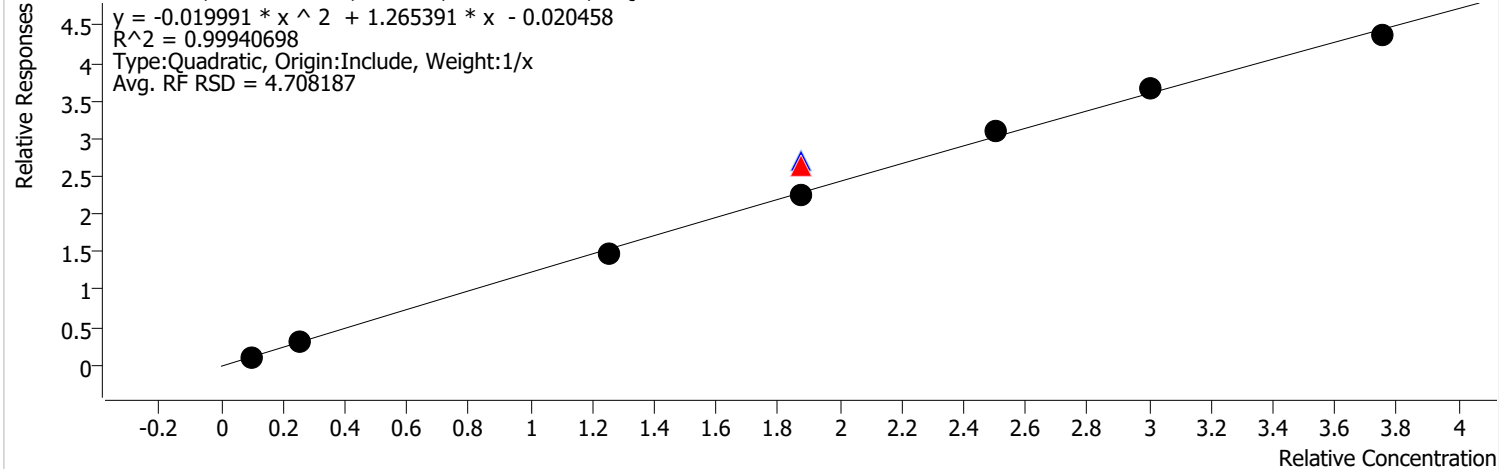
Calibration STD Path	Cal Type	Level	Enabled	Resp.	Exp. Conc	Resp. Factor	Level RSD
\\MASSHUNTER\Org\Data\SV5973N.I\sd010722\DoD BNA cal 1\Jan0708.D	Calibration	1	x	51540	4.0000	1.6093	
\\MASSHUNTER\Org\Data\SV5973N.I\sd010722\DoD BNA cal 1\Jan0707.D	Calibration	2	x	124385	10.0000	1.5571	
\\MASSHUNTER\Org\Data\SV5973N.I\sd010722\DoD BNA cal 1\Jan0706.D	Calibration	3	x	721474	50.0000	1.6493	
\\MASSHUNTER\Org\Data\SV5973N.I\sd122321\DoD BNA 3\Dec2337.D	CC	CCV	x	1037841	75.0000	2.0799	
\\MASSHUNTER\Org\Data\SV5973N.I\sd010722\DoD BNA cal 1\Jan0709.D	QC	ICV	x	696401	75.0000	1.0800	
\\MASSHUNTER\Org\Data\SV5973N.I\sd010722\DoD BNA cal 1\Jan0705.D	Calibration	4	x	1116541	75.0000	1.6441	
\\MASSHUNTER\Org\Data\SV5973N.I\sd010722\DoD BNA cal 1\Jan0704.D	Calibration	5	x	1491332	100.0000	1.6574	
\\MASSHUNTER\Org\Data\SV5973N.I\sd010722\DoD BNA cal 1\Jan0703.D	Calibration	6	x	1772963	120.0000	1.6282	
\\MASSHUNTER\Org\Data\SV5973N.I\sd010722\DoD BNA cal 1\Jan0702.D	Calibration	7	x	2202178	150.0000	1.5658	

Calibration Report

Batch Path	\\MASSHUNTER\Org\Data\SV5973N.I\sd010722\DoD BNA cal 1\QuantResults\010722 DoD BNA cal 1.batch.bin		
Analysis Time	2/15/2022 10:08 AM	Analyst Name	BL2000\sean
Report Time	2/15/2022 10:11:06 AM	Reporter Name	BL2000\sean
Last Calib Update	1/11/2022 8:55 AM	Batch State	Processed
Quant Batch Version	10.0	Quant Report Version	10.0

Phenol-d5 %RSE =

Phenol-d5 - 7 Levels, 7 Levels Used, 7 Points, 7 Points Used, 1 QCs



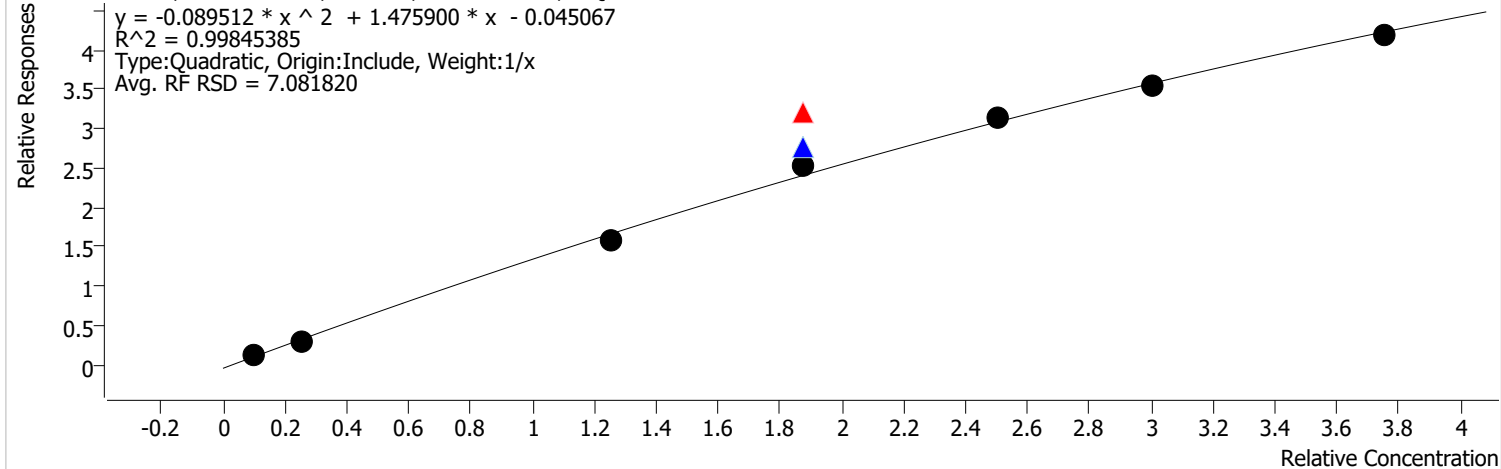
Calibration STD Path	Cal Type	Level	Enabled	Resp.	Exp. Conc	Resp. Factor	Level RSD
\\MASSHUNTER\Org\Data\SV5973N.I\sd010722\DoD BNA cal 1\Jan0708.D	Calibration	1	x	34249	4.0000	1.0694	
\\MASSHUNTER\Org\Data\SV5973N.I\sd010722\DoD BNA cal 1\Jan0707.D	Calibration	2	x	94681	10.0000	1.1852	
\\MASSHUNTER\Org\Data\SV5973N.I\sd010722\DoD BNA cal 1\Jan0706.D	Calibration	3	x	518291	50.0000	1.1849	
\\MASSHUNTER\Org\Data\SV5973N.I\sd122321\DoD BNA 3\Dec2337.D	CC	CCV	x	699905	75.0000	1.4027	
\\MASSHUNTER\Org\Data\SV5973N.I\sd010722\DoD BNA cal 1\Jan0709.D	QC	ICV	x	928942	75.0000	1.4406	
\\MASSHUNTER\Org\Data\SV5973N.I\sd010722\DoD BNA cal 1\Jan0705.D	Calibration	4	x	818282	75.0000	1.2049	
\\MASSHUNTER\Org\Data\SV5973N.I\sd010722\DoD BNA cal 1\Jan0704.D	Calibration	5	x	1115876	100.0000	1.2401	
\\MASSHUNTER\Org\Data\SV5973N.I\sd010722\DoD BNA cal 1\Jan0703.D	Calibration	6	x	1330488	120.0000	1.2219	
\\MASSHUNTER\Org\Data\SV5973N.I\sd010722\DoD BNA cal 1\Jan0702.D	Calibration	7	x	1635334	150.0000	1.1628	

Calibration Report

Batch Path	\\MASSHUNTER\Org\Data\SV5973N.I\sd010722\DoD BNA cal 1\QuantResults\010722 DoD BNA cal 1.batch.bin		
Analysis Time	2/15/2022 10:08 AM	Analyst Name	BL2000\sean
Report Time	2/15/2022 10:11:07 AM	Reporter Name	BL2000\sean
Last Calib Update	1/11/2022 8:55 AM	Batch State	Processed
Quant Batch Version	10.0	Quant Report Version	10.0

Phenol %RSE = 8.6

Phenol - 7 Levels, 7 Levels Used, 7 Points, 7 Points Used, 1 QCs

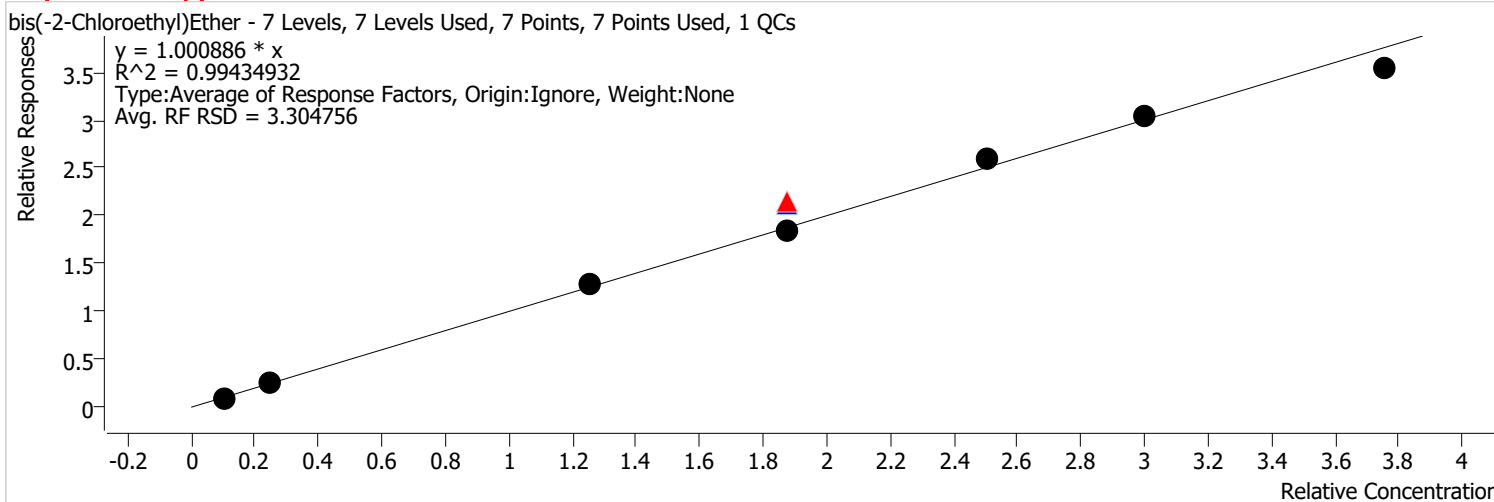


Calibration STD Path	Cal Type	Level	Enabled	Resp.	Exp. Conc	Resp. Factor	Level RSD
\\MASSHUNTER\Org\Data\SV5973N.I\sd010722\DoD BNA cal 1\Jan0708.D	Calibration	1	x	37523	4.0000	1.1716	
\\MASSHUNTER\Org\Data\SV5973N.I\sd010722\DoD BNA cal 1\Jan0707.D	Calibration	2	x	89027	10.0000	1.1145	
\\MASSHUNTER\Org\Data\SV5973N.I\sd010722\DoD BNA cal 1\Jan0706.D	Calibration	3	x	555346	50.0000	1.2696	
\\MASSHUNTER\Org\Data\SV5973N.I\sd122321\DoD BNA 3\Dec2337.D	CC	CCV	x	851483	75.0000	1.7064	
\\MASSHUNTER\Org\Data\SV5973N.I\sd010722\DoD BNA cal 1\Jan0709.D	QC	ICV	x	951213	75.0000	1.4752	
\\MASSHUNTER\Org\Data\SV5973N.I\sd010722\DoD BNA cal 1\Jan0705.D	Calibration	4	x	911392	75.0000	1.3420	
\\MASSHUNTER\Org\Data\SV5973N.I\sd010722\DoD BNA cal 1\Jan0704.D	Calibration	5	x	1135018	100.0000	1.2614	
\\MASSHUNTER\Org\Data\SV5973N.I\sd010722\DoD BNA cal 1\Jan0703.D	Calibration	6	x	1286467	120.0000	1.1814	
\\MASSHUNTER\Org\Data\SV5973N.I\sd010722\DoD BNA cal 1\Jan0702.D	Calibration	7	x	1569021	150.0000	1.1156	

Calibration Report

Batch Path	\\MASSHUNTER\Org\Data\SV5973N.I\sd010722\DoD BNA cal 1\QuantResults\010722 DoD BNA cal 1.batch.bin		
Analysis Time	2/15/2022 10:08 AM	Analyst Name	BL2000\sean
Report Time	2/15/2022 10:11:07 AM	Reporter Name	BL2000\sean
Last Calib Update	1/11/2022 8:55 AM	Batch State	Processed
Quant Batch Version	10.0	Quant Report Version	10.0

bis(-2-Chloroethyl)Ether %RSE = 3.3



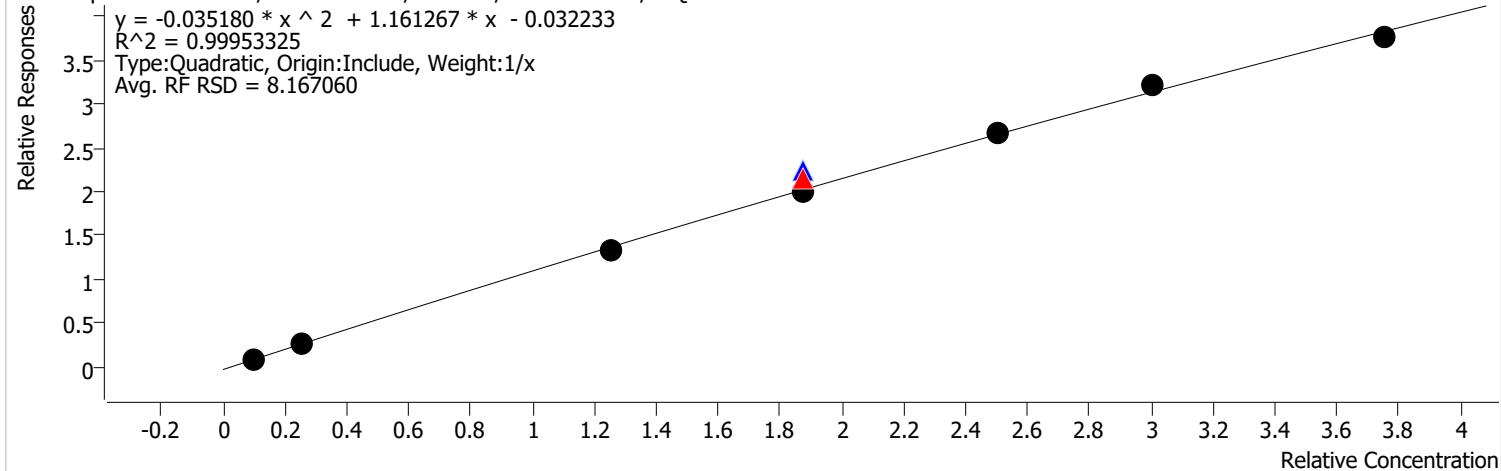
Calibration STD Path	Cal Type	Level	Enabled	Resp.	Exp. Conc	Resp. Factor	Level RSD
\\MASSHUNTER\Org\Data\SV5973N.I\sd010722\DoD BNA cal 1\Jan0708.D	Calibration	1	x	31600	4.0000	0.9867	
\\MASSHUNTER\Org\Data\SV5973N.I\sd010722\DoD BNA cal 1\Jan0707.D	Calibration	2	x	80606	10.0000	1.0091	
\\MASSHUNTER\Org\Data\SV5973N.I\sd010722\DoD BNA cal 1\Jan0706.D	Calibration	3	x	451790	50.0000	1.0328	
\\MASSHUNTER\Org\Data\SV5973N.I\sd122321\DoD BNA 3\Dec2337.D	CC	CCV	x	569137	75.0000	1.1406	
\\MASSHUNTER\Org\Data\SV5973N.I\sd010722\DoD BNA cal 1\Jan0709.D	QC	ICV	x	726555	75.0000	1.1268	
\\MASSHUNTER\Org\Data\SV5973N.I\sd010722\DoD BNA cal 1\Jan0705.D	Calibration	4	x	666364	75.0000	0.9812	
\\MASSHUNTER\Org\Data\SV5973N.I\sd010722\DoD BNA cal 1\Jan0704.D	Calibration	5	x	931909	100.0000	1.0357	
\\MASSHUNTER\Org\Data\SV5973N.I\sd010722\DoD BNA cal 1\Jan0703.D	Calibration	6	x	1108519	120.0000	1.0180	
\\MASSHUNTER\Org\Data\SV5973N.I\sd010722\DoD BNA cal 1\Jan0702.D	Calibration	7	x	1325806	150.0000	0.9427	

Calibration Report

Batch Path	\\MASSHUNTER\Org\Data\SV5973N.I\sd010722\DoD BNA cal 1\QuantResults\010722 DoD BNA cal 1.batch.bin		
Analysis Time	2/15/2022 10:08 AM	Analyst Name	BL2000\sean
Report Time	2/15/2022 10:11:07 AM	Reporter Name	BL2000\sean
Last Calib Update	1/11/2022 8:55 AM	Batch State	Processed
Quant Batch Version	10.0	Quant Report Version	10.0

2-Chlorophenol %RSE = 2.3

2-Chlorophenol - 7 Levels, 7 Levels Used, 7 Points, 7 Points Used, 1 QCs

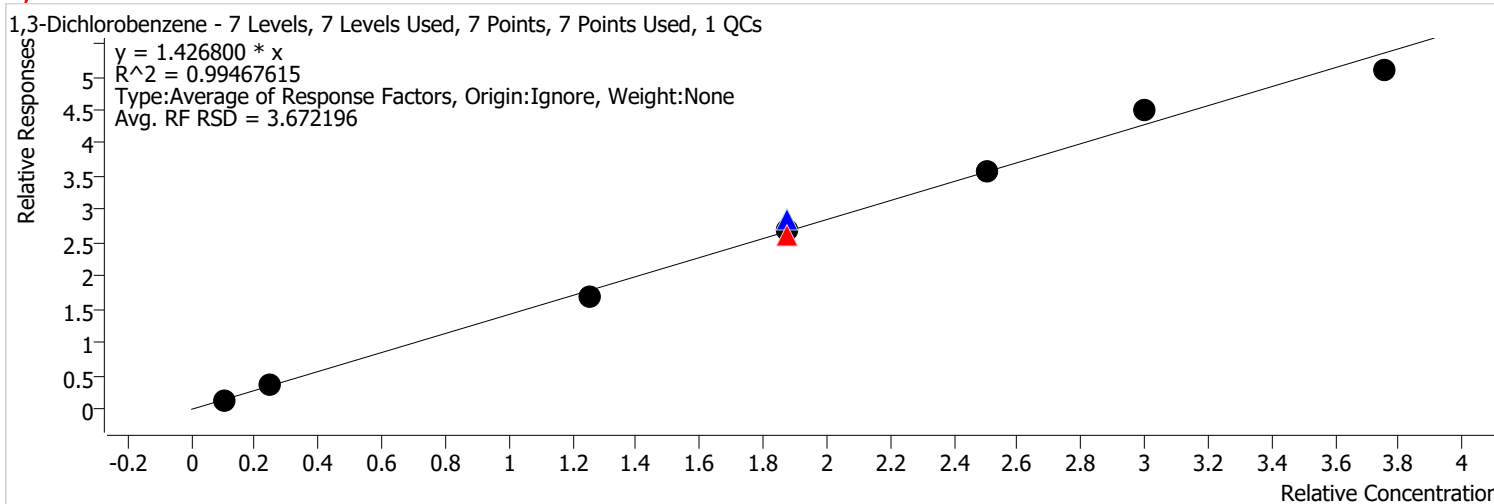


Calibration STD Path	Cal Type	Level	Enabled	Resp.	Exp. Conc	Resp. Factor	Level RSD
\\MASSHUNTER\Org\Data\SV5973N.I\sd010722\DoD BNA cal 1\Jan0708.D	Calibration	1	x	27009	4.0000	0.8433	
\\MASSHUNTER\Org\Data\SV5973N.I\sd010722\DoD BNA cal 1\Jan0707.D	Calibration	2	x	82073	10.0000	1.0274	
\\MASSHUNTER\Org\Data\SV5973N.I\sd010722\DoD BNA cal 1\Jan0706.D	Calibration	3	x	465695	50.0000	1.0646	
\\MASSHUNTER\Org\Data\SV5973N.I\sd122321\DoD BNA 3\Dec2337.D	CC	CCV	x	570059	75.0000	1.1424	
\\MASSHUNTER\Org\Data\SV5973N.I\sd010722\DoD BNA cal 1\Jan0709.D	QC	ICV	x	767950	75.0000	1.1909	
\\MASSHUNTER\Org\Data\SV5973N.I\sd010722\DoD BNA cal 1\Jan0705.D	Calibration	4	x	729430	75.0000	1.0741	
\\MASSHUNTER\Org\Data\SV5973N.I\sd010722\DoD BNA cal 1\Jan0704.D	Calibration	5	x	961327	100.0000	1.0684	
\\MASSHUNTER\Org\Data\SV5973N.I\sd010722\DoD BNA cal 1\Jan0703.D	Calibration	6	x	1170338	120.0000	1.0748	
\\MASSHUNTER\Org\Data\SV5973N.I\sd010722\DoD BNA cal 1\Jan0702.D	Calibration	7	x	1409359	150.0000	1.0021	

Calibration Report

Batch Path	\\MASSHUNTER\Org\Data\SV5973N.I\sd010722\DoD BNA cal 1\QuantResults\010722 DoD BNA cal 1.batch.bin		
Analysis Time	2/15/2022 10:08 AM	Analyst Name	BL2000\sean
Report Time	2/15/2022 10:11:07 AM	Reporter Name	BL2000\sean
Last Calib Update	1/11/2022 8:55 AM	Batch State	Processed
Quant Batch Version	10.0	Quant Report Version	10.0

1,3-Dichlorobenzene %RSE = 3.7

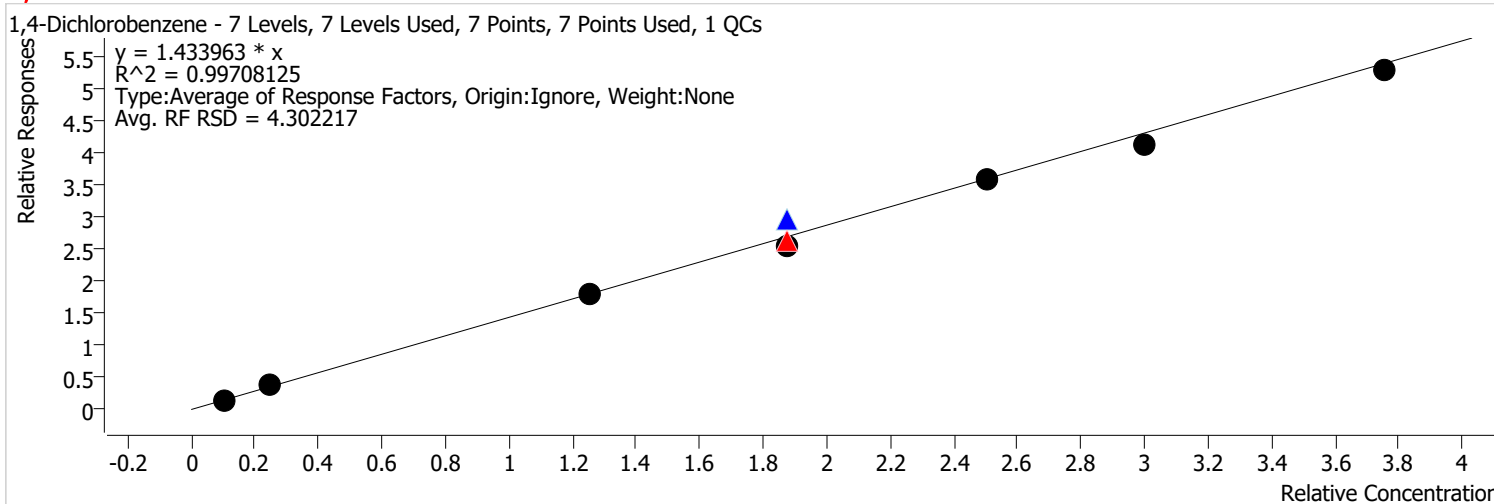


Calibration STD Path	Cal Type	Level	Enabled	Resp.	Exp. Conc	Resp. Factor	Level RSD
\\MASSHUNTER\Org\Data\SV5973N.I\sd010722\DoD BNA cal 1\Jan0708.D	Calibration	1	x	46405	4.0000	1.4490	
\\MASSHUNTER\Org\Data\SV5973N.I\sd010722\DoD BNA cal 1\Jan0707.D	Calibration	2	x	116592	10.0000	1.4595	
\\MASSHUNTER\Org\Data\SV5973N.I\sd010722\DoD BNA cal 1\Jan0706.D	Calibration	3	x	592783	50.0000	1.3551	
\\MASSHUNTER\Org\Data\SV5973N.I\sd122321\DoD BNA 3\Dec2337.D	CC	CCV	x	701438	75.0000	1.4057	
\\MASSHUNTER\Org\Data\SV5973N.I\sd010722\DoD BNA cal 1\Jan0709.D	QC	ICV	x	981882	75.0000	1.5227	
\\MASSHUNTER\Org\Data\SV5973N.I\sd010722\DoD BNA cal 1\Jan0705.D	Calibration	4	x	975320	75.0000	1.4362	
\\MASSHUNTER\Org\Data\SV5973N.I\sd010722\DoD BNA cal 1\Jan0704.D	Calibration	5	x	1291794	100.0000	1.4356	
\\MASSHUNTER\Org\Data\SV5973N.I\sd010722\DoD BNA cal 1\Jan0703.D	Calibration	6	x	1628314	120.0000	1.4954	
\\MASSHUNTER\Org\Data\SV5973N.I\sd010722\DoD BNA cal 1\Jan0702.D	Calibration	7	x	1908156	150.0000	1.3568	

Calibration Report

Batch Path	\\MASSHUNTER\Org\Data\SV5973N.I\sd010722\DoD BNA cal 1\QuantResults\010722 DoD BNA cal 1.batch.bin		
Analysis Time	2/15/2022 10:08 AM	Analyst Name	BL2000\sean
Report Time	2/15/2022 10:11:07 AM	Reporter Name	BL2000\sean
Last Calib Update	1/11/2022 8:55 AM	Batch State	Processed
Quant Batch Version	10.0	Quant Report Version	10.0

1,4-Dichlorobenzene %RSE = 4.3

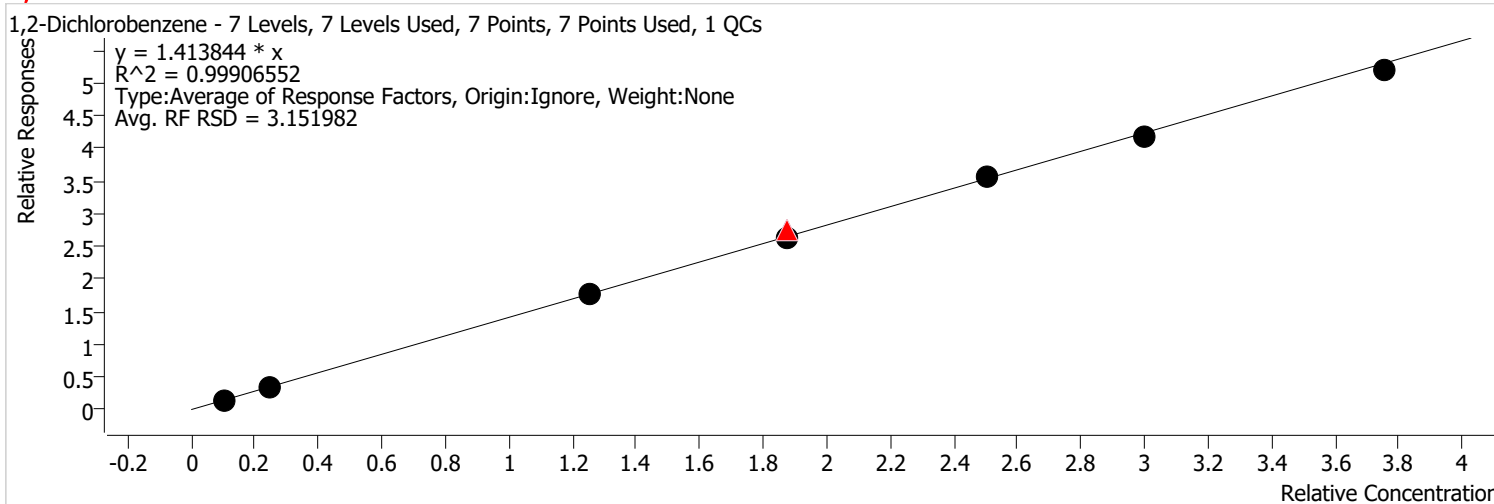


Calibration STD Path	Cal Type	Level	Enabled	Resp.	Exp. Conc	Resp. Factor	Level RSD
\\MASSHUNTER\Org\Data\SV5973N.I\sd010722\DoD BNA cal 1\Jan0708.D	Calibration	1	x	48571	4.0000	1.5166	
\\MASSHUNTER\Org\Data\SV5973N.I\sd010722\DoD BNA cal 1\Jan0707.D	Calibration	2	x	120816	10.0000	1.5124	
\\MASSHUNTER\Org\Data\SV5973N.I\sd010722\DoD BNA cal 1\Jan0706.D	Calibration	3	x	630442	50.0000	1.4412	
\\MASSHUNTER\Org\Data\SV5973N.I\sd122321\DoD BNA 3\Dec2337.D	CC	CCV	x	700711	75.0000	1.4043	
\\MASSHUNTER\Org\Data\SV5973N.I\sd010722\DoD BNA cal 1\Jan0709.D	QC	ICV	x	1021790	75.0000	1.5846	
\\MASSHUNTER\Org\Data\SV5973N.I\sd010722\DoD BNA cal 1\Jan0705.D	Calibration	4	x	924463	75.0000	1.3613	
\\MASSHUNTER\Org\Data\SV5973N.I\sd010722\DoD BNA cal 1\Jan0704.D	Calibration	5	x	1284685	100.0000	1.4277	
\\MASSHUNTER\Org\Data\SV5973N.I\sd010722\DoD BNA cal 1\Jan0703.D	Calibration	6	x	1495883	120.0000	1.3738	
\\MASSHUNTER\Org\Data\SV5973N.I\sd010722\DoD BNA cal 1\Jan0702.D	Calibration	7	x	1975597	150.0000	1.4047	

Calibration Report

Batch Path	\\MASSHUNTER\Org\Data\SV5973N.I\sd010722\DoD BNA cal 1\QuantResults\010722 DoD BNA cal 1.batch.bin		
Analysis Time	2/15/2022 10:08 AM	Analyst Name	BL2000\sean
Report Time	2/15/2022 10:11:07 AM	Reporter Name	BL2000\sean
Last Calib Update	1/11/2022 8:55 AM	Batch State	Processed
Quant Batch Version	10.0	Quant Report Version	10.0

1,2-Dichlorobenzene %RSE = 3.2

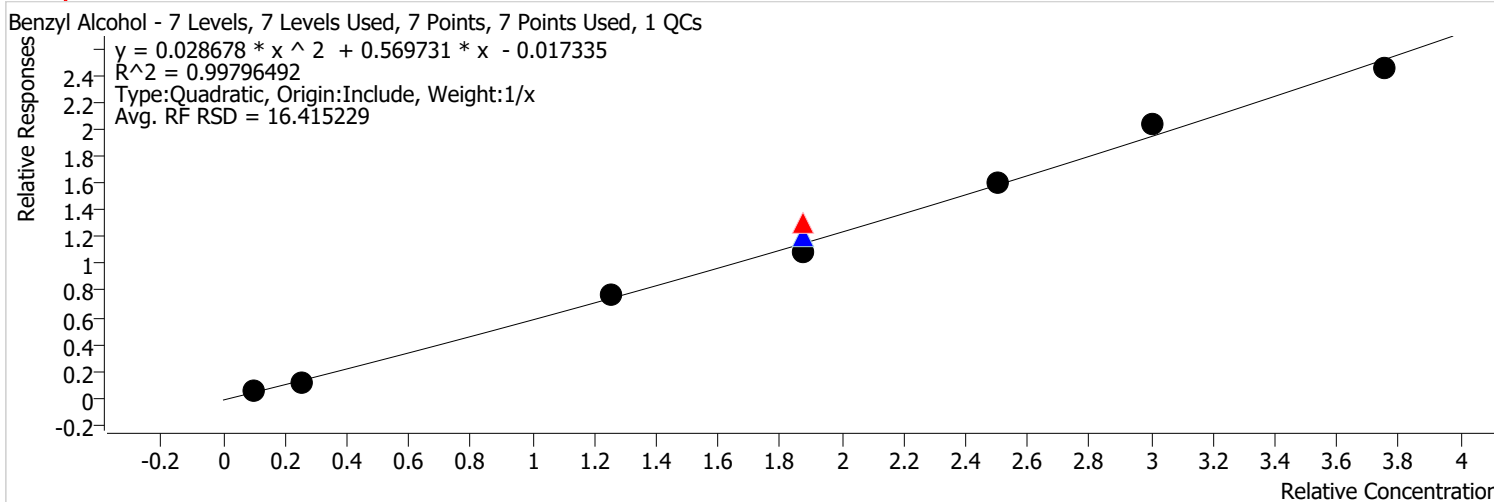


Calibration STD Path	Cal Type	Level	Enabled	Resp.	Exp. Conc	Resp. Factor	Level RSD
\\MASSHUNTER\Org\Data\SV5973N.I\sd010722\DoD BNA cal 1\Jan0708.D	Calibration	1	x	48227	4.0000	1.5059	
\\MASSHUNTER\Org\Data\SV5973N.I\sd010722\DoD BNA cal 1\Jan0707.D	Calibration	2	x	110065	10.0000	1.3778	
\\MASSHUNTER\Org\Data\SV5973N.I\sd010722\DoD BNA cal 1\Jan0706.D	Calibration	3	x	624312	50.0000	1.4272	
\\MASSHUNTER\Org\Data\SV5973N.I\sd122321\DoD BNA 3\Dec2337.D	CC	CCV	x	728238	75.0000	1.4595	
\\MASSHUNTER\Org\Data\SV5973N.I\sd010722\DoD BNA cal 1\Jan0709.D	QC	ICV	x	947809	75.0000	1.4699	
\\MASSHUNTER\Org\Data\SV5973N.I\sd010722\DoD BNA cal 1\Jan0705.D	Calibration	4	x	946583	75.0000	1.3938	
\\MASSHUNTER\Org\Data\SV5973N.I\sd010722\DoD BNA cal 1\Jan0704.D	Calibration	5	x	1277533	100.0000	1.4198	
\\MASSHUNTER\Org\Data\SV5973N.I\sd010722\DoD BNA cal 1\Jan0703.D	Calibration	6	x	1511542	120.0000	1.3881	
\\MASSHUNTER\Org\Data\SV5973N.I\sd010722\DoD BNA cal 1\Jan0702.D	Calibration	7	x	1946748	150.0000	1.3842	

Calibration Report

Batch Path	\\MASSHUNTER\Org\Data\SV5973N.I\sd010722\DoD BNA cal 1\QuantResults\010722 DoD BNA cal 1.batch.bin		
Analysis Time	2/15/2022 10:08 AM	Analyst Name	BL2000\sean
Report Time	2/15/2022 10:11:07 AM	Reporter Name	BL2000\sean
Last Calib Update	1/11/2022 8:55 AM	Batch State	Processed
Quant Batch Version	10.0	Quant Report Version	10.0

Benzyl Alcohol %RSE = 7.3

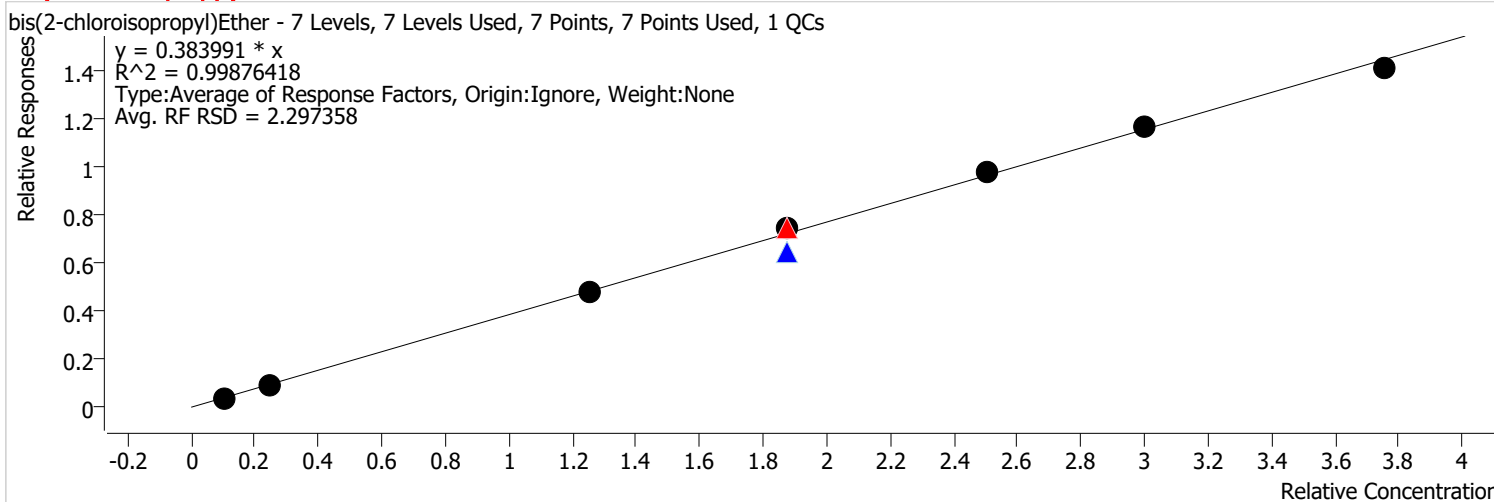


Calibration STD Path	Cal Type	Level	Enabled	Resp.	Exp. Conc	Resp. Factor	Level RSD
\\MASSHUNTER\Org\Data\SV5973N.I\sd010722\DoD BNA cal 1\Jan0708.D	Calibration	1	x	14306	4.0000	0.4467	
\\MASSHUNTER\Org\Data\SV5973N.I\sd010722\DoD BNA cal 1\Jan0707.D	Calibration	2	x	36291	10.0000	0.4543	
\\MASSHUNTER\Org\Data\SV5973N.I\sd010722\DoD BNA cal 1\Jan0706.D	Calibration	3	x	267001	50.0000	0.6104	
\\MASSHUNTER\Org\Data\SV5973N.I\sd122321\DoD BNA 3\Dec2337.D	CC	CCV	x	349181	75.0000	0.6998	
\\MASSHUNTER\Org\Data\SV5973N.I\sd010722\DoD BNA cal 1\Jan0709.D	QC	ICV	x	415177	75.0000	0.6439	
\\MASSHUNTER\Org\Data\SV5973N.I\sd010722\DoD BNA cal 1\Jan0705.D	Calibration	4	x	392902	75.0000	0.5785	
\\MASSHUNTER\Org\Data\SV5973N.I\sd010722\DoD BNA cal 1\Jan0704.D	Calibration	5	x	576547	100.0000	0.6407	
\\MASSHUNTER\Org\Data\SV5973N.I\sd010722\DoD BNA cal 1\Jan0703.D	Calibration	6	x	744997	120.0000	0.6842	
\\MASSHUNTER\Org\Data\SV5973N.I\sd010722\DoD BNA cal 1\Jan0702.D	Calibration	7	x	921253	150.0000	0.6550	

Calibration Report

Batch Path	\\MASSHUNTER\Org\Data\SV5973N.I\sd010722\DoD BNA cal 1\QuantResults\010722 DoD BNA cal 1.batch.bin		
Analysis Time	2/15/2022 10:08 AM	Analyst Name	BL2000\sean
Report Time	2/15/2022 10:11:08 AM	Reporter Name	BL2000\sean
Last Calib Update	1/11/2022 8:55 AM	Batch State	Processed
Quant Batch Version	10.0	Quant Report Version	10.0

bis(2-chloroisopropyl)Ether %RSE = 2.3

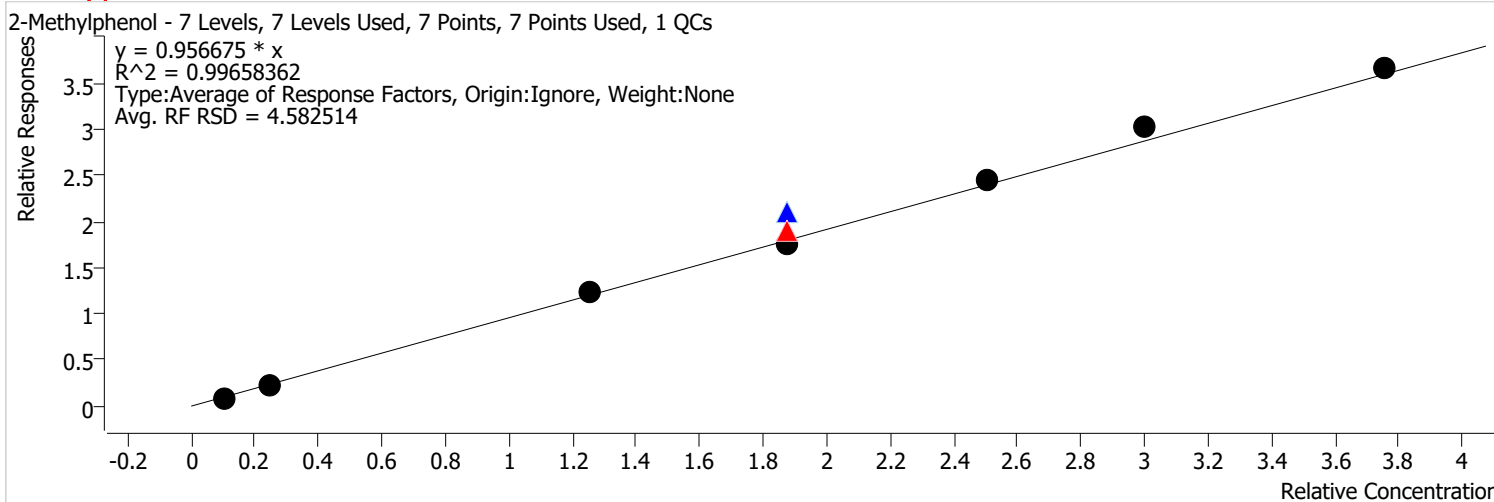


Calibration STD Path	Cal Type	Level	Enabled	Resp.	Exp. Conc	Resp. Factor	Level RSD
\\MASSHUNTER\Org\Data\SV5973N.I\sd010722\DoD BNA cal 1\Jan0708.D	Calibration	1	x	12555	4.0000	0.3920	
\\MASSHUNTER\Org\Data\SV5973N.I\sd010722\DoD BNA cal 1\Jan0707.D	Calibration	2	x	29702	10.0000	0.3718	
\\MASSHUNTER\Org\Data\SV5973N.I\sd010722\DoD BNA cal 1\Jan0706.D	Calibration	3	x	166064	50.0000	0.3796	
\\MASSHUNTER\Org\Data\SV5973N.I\sd122321\DoD BNA 3\Dec2337.D	CC	CCV	x	197330	75.0000	0.3955	
\\MASSHUNTER\Org\Data\SV5973N.I\sd010722\DoD BNA cal 1\Jan0709.D	QC	ICV	x	221289	75.0000	0.3432	
\\MASSHUNTER\Org\Data\SV5973N.I\sd010722\DoD BNA cal 1\Jan0705.D	Calibration	4	x	267513	75.0000	0.3939	
\\MASSHUNTER\Org\Data\SV5973N.I\sd010722\DoD BNA cal 1\Jan0704.D	Calibration	5	x	350557	100.0000	0.3896	
\\MASSHUNTER\Org\Data\SV5973N.I\sd010722\DoD BNA cal 1\Jan0703.D	Calibration	6	x	421242	120.0000	0.3869	
\\MASSHUNTER\Org\Data\SV5973N.I\sd010722\DoD BNA cal 1\Jan0702.D	Calibration	7	x	526163	150.0000	0.3741	

Calibration Report

Batch Path	\\MASSHUNTER\Org\Data\SV5973N.I\sd010722\DoD BNA cal 1\QuantResults\010722 DoD BNA cal 1.batch.bin		
Analysis Time	2/15/2022 10:08 AM	Analyst Name	BL2000\sean
Report Time	2/15/2022 10:11:08 AM	Reporter Name	BL2000\sean
Last Calib Update	1/11/2022 8:55 AM	Batch State	Processed
Quant Batch Version	10.0	Quant Report Version	10.0

2-Methylphenol %RSE = 4.6

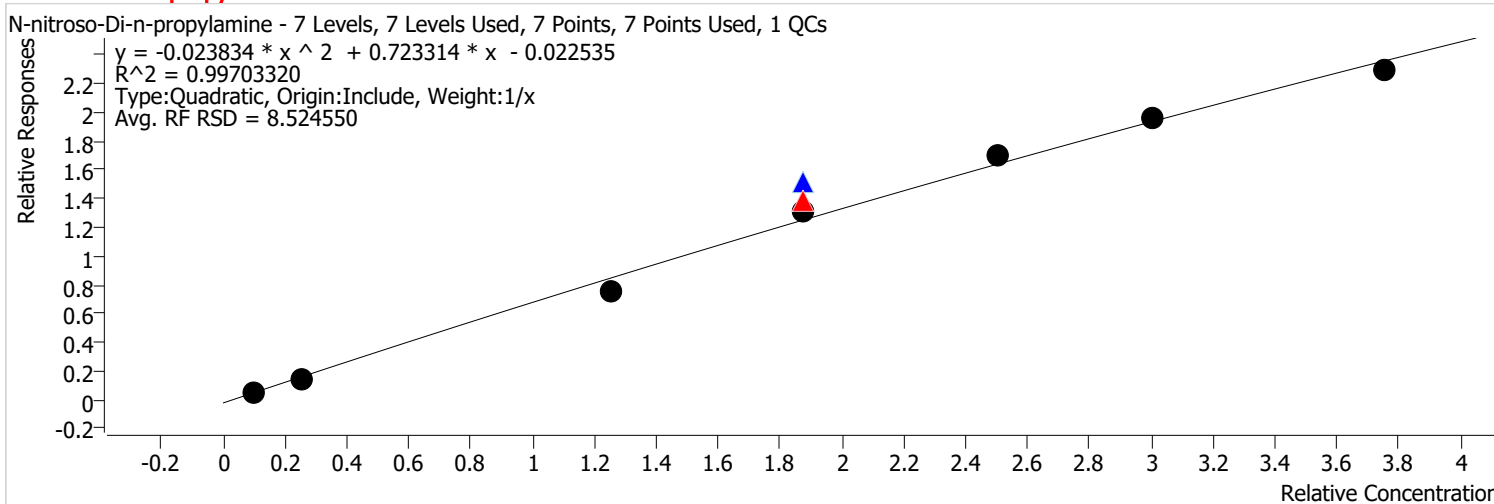


Calibration STD Path	Cal Type	Level	Enabled	Resp.	Exp. Conc	Resp. Factor	Level RSD
\\MASSHUNTER\Org\Data\SV5973N.I\sd010722\DoD BNA cal 1\Jan0708.D	Calibration	1	x	28936	4.0000	0.9035	
\\MASSHUNTER\Org\Data\SV5973N.I\sd010722\DoD BNA cal 1\Jan0707.D	Calibration	2	x	71707	10.0000	0.8977	
\\MASSHUNTER\Org\Data\SV5973N.I\sd010722\DoD BNA cal 1\Jan0706.D	Calibration	3	x	432174	50.0000	0.9880	
\\MASSHUNTER\Org\Data\SV5973N.I\sd122321\DoD BNA 3\Dec2337.D	CC	CCV	x	508637	75.0000	1.0194	
\\MASSHUNTER\Org\Data\SV5973N.I\sd010722\DoD BNA cal 1\Jan0709.D	QC	ICV	x	725976	75.0000	1.1259	
\\MASSHUNTER\Org\Data\SV5973N.I\sd010722\DoD BNA cal 1\Jan0705.D	Calibration	4	x	638264	75.0000	0.9398	
\\MASSHUNTER\Org\Data\SV5973N.I\sd010722\DoD BNA cal 1\Jan0704.D	Calibration	5	x	884464	100.0000	0.9830	
\\MASSHUNTER\Org\Data\SV5973N.I\sd010722\DoD BNA cal 1\Jan0703.D	Calibration	6	x	1101229	120.0000	1.0113	
\\MASSHUNTER\Org\Data\SV5973N.I\sd010722\DoD BNA cal 1\Jan0702.D	Calibration	7	x	1369059	150.0000	0.9735	

Calibration Report

Batch Path	\\MASSHUNTER\Org\Data\SV5973N.I\sd010722\DoD BNA cal 1\QuantResults\010722 DoD BNA cal 1.batch.bin		
Analysis Time	2/15/2022 10:08 AM	Analyst Name	BL2000\sean
Report Time	2/15/2022 10:11:08 AM	Reporter Name	BL2000\sean
Last Calib Update	1/11/2022 8:55 AM	Batch State	Processed
Quant Batch Version	10.0	Quant Report Version	10.0

N-nitroso-Di-n-propylamine %RSE = 8.4

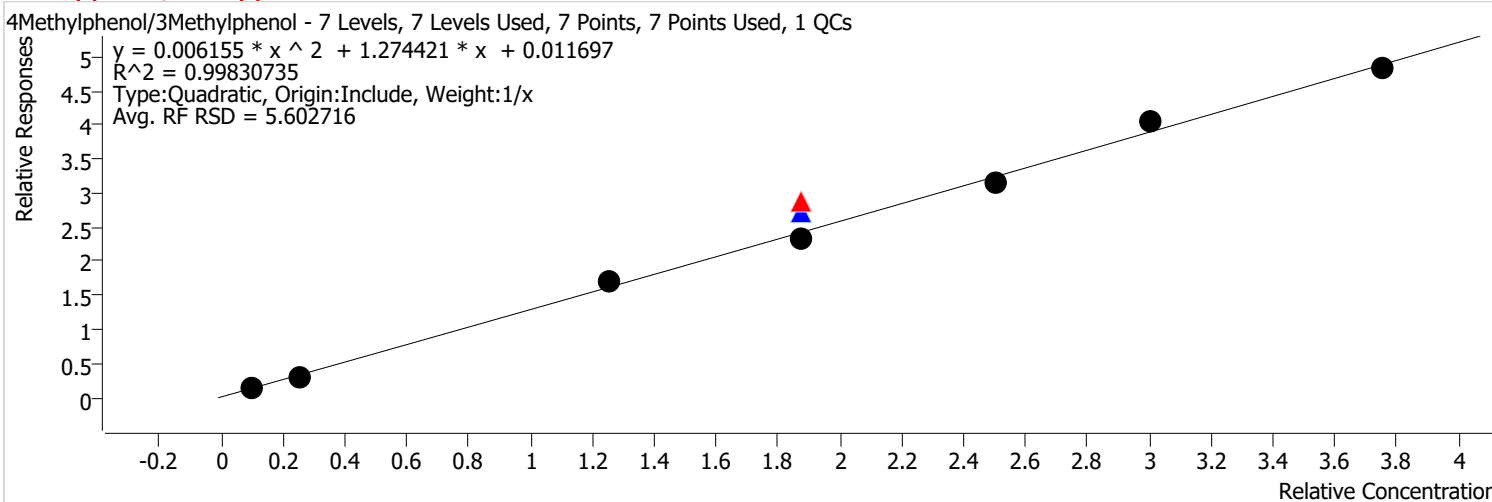


Calibration STD Path	Cal Type	Level	Enabled	Resp.	Exp. Conc	Resp. Factor	Level RSD
\\MASSHUNTER\Org\Data\SV5973N.I\sd010722\DoD BNA cal 1\Jan0708.D	Calibration	1	x	17831	4.0000	0.5568	
\\MASSHUNTER\Org\Data\SV5973N.I\sd010722\DoD BNA cal 1\Jan0707.D	Calibration	2	x	46392	10.0000	0.5807	
\\MASSHUNTER\Org\Data\SV5973N.I\sd010722\DoD BNA cal 1\Jan0706.D	Calibration	3	x	265927	50.0000	0.6079	
\\MASSHUNTER\Org\Data\SV5973N.I\sd122321\DoD BNA 3\Dec2337.D	CC	CCV	x	370584	75.0000	0.7427	
\\MASSHUNTER\Org\Data\SV5973N.I\sd010722\DoD BNA cal 1\Jan0709.D	QC	ICV	x	520053	75.0000	0.8065	
\\MASSHUNTER\Org\Data\SV5973N.I\sd010722\DoD BNA cal 1\Jan0705.D	Calibration	4	x	478035	75.0000	0.7039	
\\MASSHUNTER\Org\Data\SV5973N.I\sd010722\DoD BNA cal 1\Jan0704.D	Calibration	5	x	612996	100.0000	0.6813	
\\MASSHUNTER\Org\Data\SV5973N.I\sd010722\DoD BNA cal 1\Jan0703.D	Calibration	6	x	709020	120.0000	0.6511	
\\MASSHUNTER\Org\Data\SV5973N.I\sd010722\DoD BNA cal 1\Jan0702.D	Calibration	7	x	858039	150.0000	0.6101	

Calibration Report

Batch Path	\\MASSHUNTER\Org\Data\SV5973N.I\sd010722\DoD BNA cal 1\QuantResults\010722 DoD BNA cal 1.batch.bin		
Analysis Time	2/15/2022 10:08 AM	Analyst Name	BL2000\sean
Report Time	2/15/2022 10:11:08 AM	Reporter Name	BL2000\sean
Last Calib Update	1/11/2022 8:55 AM	Batch State	Processed
Quant Batch Version	10.0	Quant Report Version	10.0

4Methylphenol/3Methylphenol %RSE = 5.4

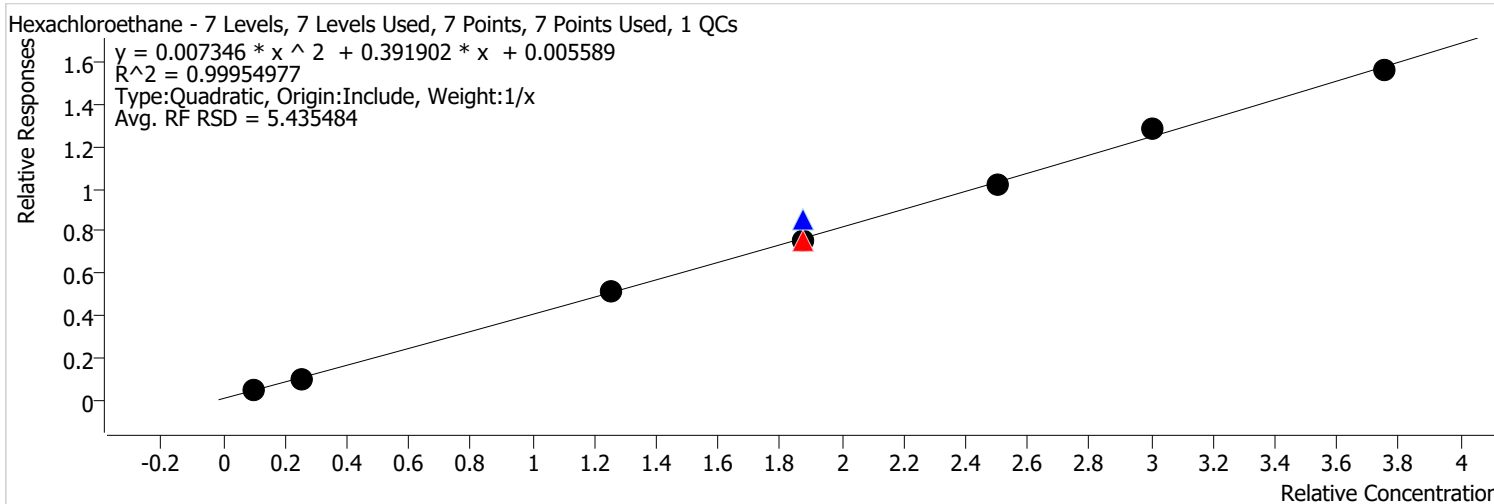


Calibration STD Path	Cal Type	Level	Enabled	Resp.	Exp. Conc	Resp. Factor	Level RSD
\\MASSHUNTER\Org\Data\SV5973N.I\sd010722\DoD BNA cal 1\Jan0708.D	Calibration	1	x	46065	4.0000	1.4383	
\\MASSHUNTER\Org\Data\SV5973N.I\sd010722\DoD BNA cal 1\Jan0707.D	Calibration	2	x	100240	10.0000	1.2548	
\\MASSHUNTER\Org\Data\SV5973N.I\sd010722\DoD BNA cal 1\Jan0706.D	Calibration	3	x	594558	50.0000	1.3592	
\\MASSHUNTER\Org\Data\SV5973N.I\sd122321\DoD BNA 3\Dec2337.D	CC	CCV	x	765979	75.0000	1.5351	
\\MASSHUNTER\Org\Data\SV5973N.I\sd010722\DoD BNA cal 1\Jan0709.D	QC	ICV	x	934579	75.0000	1.4494	
\\MASSHUNTER\Org\Data\SV5973N.I\sd010722\DoD BNA cal 1\Jan0705.D	Calibration	4	x	842599	75.0000	1.2407	
\\MASSHUNTER\Org\Data\SV5973N.I\sd010722\DoD BNA cal 1\Jan0704.D	Calibration	5	x	1129399	100.0000	1.2552	
\\MASSHUNTER\Org\Data\SV5973N.I\sd010722\DoD BNA cal 1\Jan0703.D	Calibration	6	x	1477253	120.0000	1.3567	
\\MASSHUNTER\Org\Data\SV5973N.I\sd010722\DoD BNA cal 1\Jan0702.D	Calibration	7	x	1807773	150.0000	1.2854	

Calibration Report

Batch Path	\\MASSHUNTER\Org\Data\SV5973N.I\sd010722\DoD BNA cal 1\QuantResults\010722 DoD BNA cal 1.batch.bin		
Analysis Time	2/15/2022 10:08 AM	Analyst Name	BL2000\sean
Report Time	2/15/2022 10:11:08 AM	Reporter Name	BL2000\sean
Last Calib Update	1/11/2022 8:55 AM	Batch State	Processed
Quant Batch Version	10.0	Quant Report Version	10.0

Hexachloroethane %RSE = 3.6

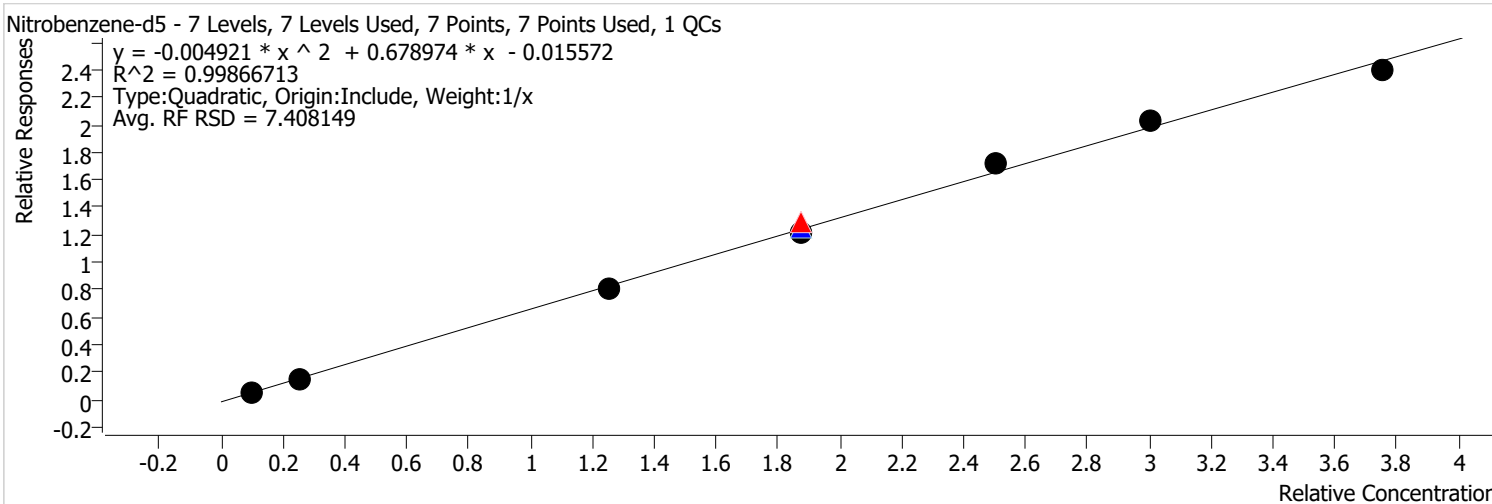


Calibration STD Path	Cal Type	Level	Enabled	Resp.	Exp. Conc	Resp. Factor	Level RSD
\\MASSHUNTER\Org\Data\SV5973N.I\sd010722\DoD BNA cal 1\Jan0708.D	Calibration	1	x	14891	4.0000	0.4650	
\\MASSHUNTER\Org\Data\SV5973N.I\sd010722\DoD BNA cal 1\Jan0707.D	Calibration	2	x	31726	10.0000	0.3972	
\\MASSHUNTER\Org\Data\SV5973N.I\sd010722\DoD BNA cal 1\Jan0706.D	Calibration	3	x	179701	50.0000	0.4108	
\\MASSHUNTER\Org\Data\SV5973N.I\sd122321\DoD BNA 3\Dec2337.D	CC	CCV	x	201123	75.0000	0.4031	
\\MASSHUNTER\Org\Data\SV5973N.I\sd010722\DoD BNA cal 1\Jan0709.D	QC	ICV	x	293693	75.0000	0.4555	
\\MASSHUNTER\Org\Data\SV5973N.I\sd010722\DoD BNA cal 1\Jan0705.D	Calibration	4	x	273558	75.0000	0.4028	
\\MASSHUNTER\Org\Data\SV5973N.I\sd010722\DoD BNA cal 1\Jan0704.D	Calibration	5	x	367821	100.0000	0.4088	
\\MASSHUNTER\Org\Data\SV5973N.I\sd010722\DoD BNA cal 1\Jan0703.D	Calibration	6	x	465508	120.0000	0.4275	
\\MASSHUNTER\Org\Data\SV5973N.I\sd010722\DoD BNA cal 1\Jan0702.D	Calibration	7	x	585134	150.0000	0.4161	

Calibration Report

Batch Path	\\MASSHUNTER\Org\Data\SV5973N.I\sd010722\DoD BNA cal 1\QuantResults\010722 DoD BNA cal 1.batch.bin		
Analysis Time	2/15/2022 10:08 AM	Analyst Name	BL2000\sean
Report Time	2/15/2022 10:11:08 AM	Reporter Name	BL2000\sean
Last Calib Update	1/11/2022 8:55 AM	Batch State	Processed
Quant Batch Version	10.0	Quant Report Version	10.0

Nitrobenzene-d5 %RSE =

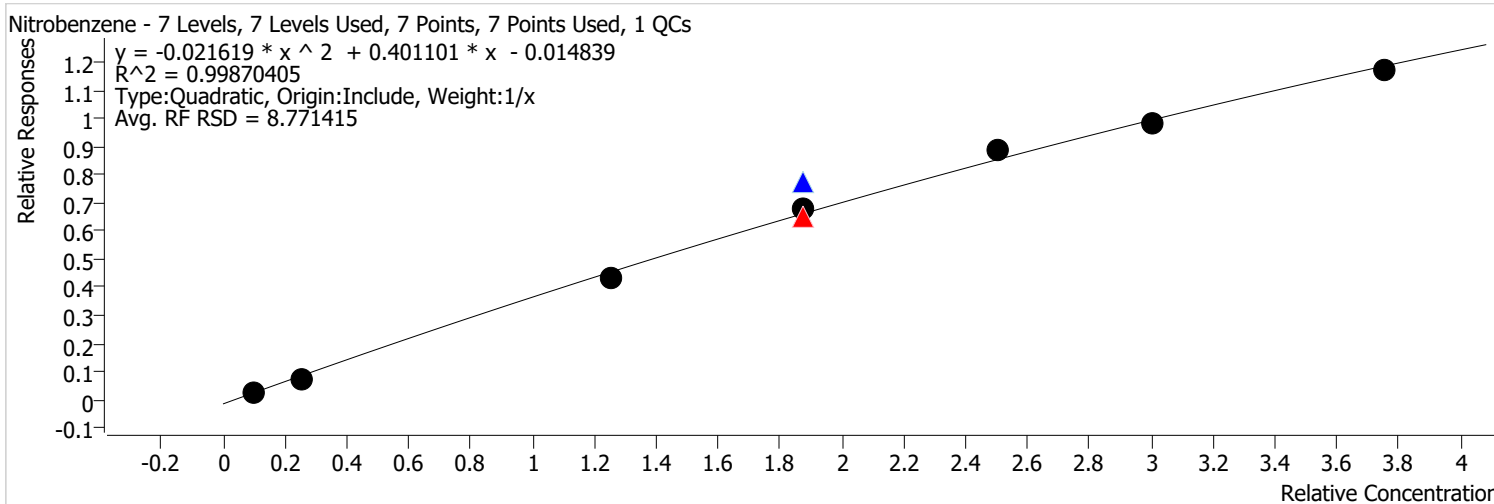


Calibration STD Path	Cal Type	Level	Enabled	Resp.	Exp. Conc	Resp. Factor	Level RSD
\\MASSHUNTER\Org\Data\SV5973N.I\sd010722\DoD BNA cal 1\Jan0708.D	Calibration	1	x	18636	4.0000	0.5819	
\\MASSHUNTER\Org\Data\SV5973N.I\sd010722\DoD BNA cal 1\Jan0707.D	Calibration	2	x	44700	10.0000	0.5596	
\\MASSHUNTER\Org\Data\SV5973N.I\sd010722\DoD BNA cal 1\Jan0706.D	Calibration	3	x	280583	50.0000	0.6414	
\\MASSHUNTER\Org\Data\SV5973N.I\sd122321\DoD BNA 3\Dec2337.D	CC	CCV	x	344811	75.0000	0.6910	
\\MASSHUNTER\Org\Data\SV5973N.I\sd010722\DoD BNA cal 1\Jan0709.D	QC	ICV	x	430344	75.0000	0.6674	
\\MASSHUNTER\Org\Data\SV5973N.I\sd010722\DoD BNA cal 1\Jan0705.D	Calibration	4	x	442614	75.0000	0.6518	
\\MASSHUNTER\Org\Data\SV5973N.I\sd010722\DoD BNA cal 1\Jan0704.D	Calibration	5	x	616140	100.0000	0.6847	
\\MASSHUNTER\Org\Data\SV5973N.I\sd010722\DoD BNA cal 1\Jan0703.D	Calibration	6	x	739181	120.0000	0.6788	
\\MASSHUNTER\Org\Data\SV5973N.I\sd010722\DoD BNA cal 1\Jan0702.D	Calibration	7	x	896740	150.0000	0.6376	

Calibration Report

Batch Path	\\MASSHUNTER\Org\Data\SV5973N.I\sd010722\DoD BNA cal 1\QuantResults\010722 DoD BNA cal 1.batch.bin		
Analysis Time	2/15/2022 10:08 AM	Analyst Name	BL2000\sean
Report Time	2/15/2022 10:11:08 AM	Reporter Name	BL2000\sean
Last Calib Update	1/11/2022 8:55 AM	Batch State	Processed
Quant Batch Version	10.0	Quant Report Version	10.0

Nitrobenzene %RSE = 7.0

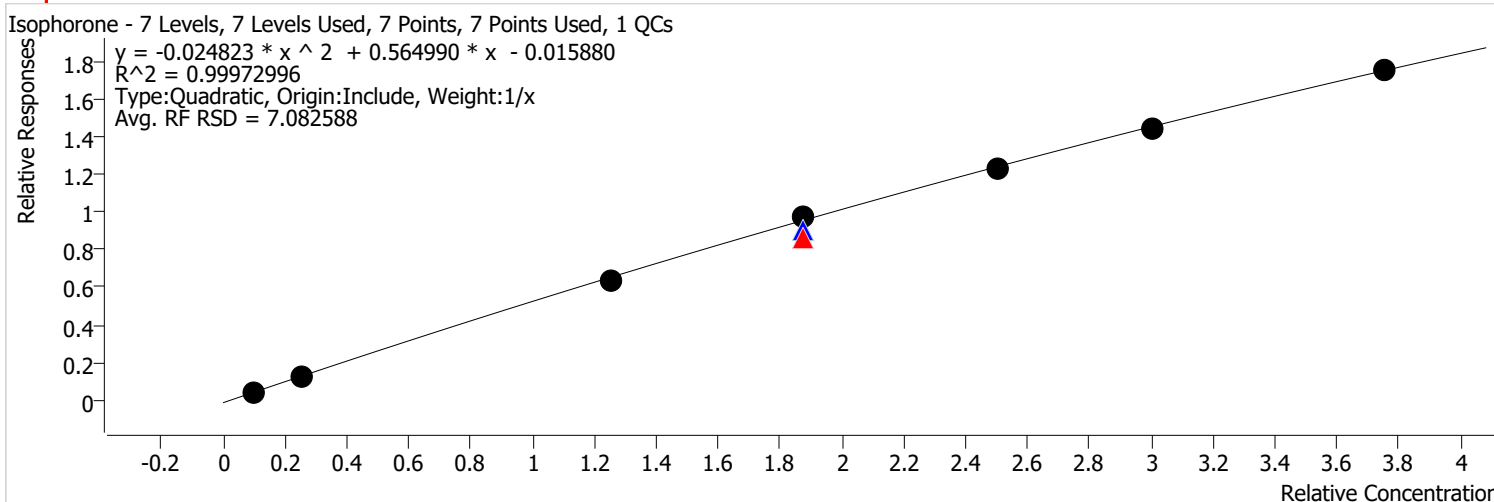


Calibration STD Path	Cal Type	Level	Enabled	Resp.	Exp. Conc	Resp. Factor	Level RSD
\\MASSHUNTER\Org\Data\SV5973N.I\sd010722\DoD BNA cal 1\Jan0708.D	Calibration	1	x	9087	4.0000	0.2837	
\\MASSHUNTER\Org\Data\SV5973N.I\sd010722\DoD BNA cal 1\Jan0707.D	Calibration	2	x	24313	10.0000	0.3044	
\\MASSHUNTER\Org\Data\SV5973N.I\sd010722\DoD BNA cal 1\Jan0706.D	Calibration	3	x	151492	50.0000	0.3463	
\\MASSHUNTER\Org\Data\SV5973N.I\sd122321\DoD BNA 3\Dec2337.D	CC	CCV	x	173897	75.0000	0.3485	
\\MASSHUNTER\Org\Data\SV5973N.I\sd010722\DoD BNA cal 1\Jan0709.D	QC	ICV	x	265161	75.0000	0.4112	
\\MASSHUNTER\Org\Data\SV5973N.I\sd010722\DoD BNA cal 1\Jan0705.D	Calibration	4	x	244936	75.0000	0.3607	
\\MASSHUNTER\Org\Data\SV5973N.I\sd010722\DoD BNA cal 1\Jan0704.D	Calibration	5	x	319987	100.0000	0.3556	
\\MASSHUNTER\Org\Data\SV5973N.I\sd010722\DoD BNA cal 1\Jan0703.D	Calibration	6	x	356887	120.0000	0.3278	
\\MASSHUNTER\Org\Data\SV5973N.I\sd010722\DoD BNA cal 1\Jan0702.D	Calibration	7	x	438485	150.0000	0.3118	

Calibration Report

Batch Path	\\MASSHUNTER\Org\Data\SV5973N.I\sd010722\DoD BNA cal 1\QuantResults\010722 DoD BNA cal 1.batch.bin		
Analysis Time	2/15/2022 10:08 AM	Analyst Name	BL2000\sean
Report Time	2/15/2022 10:11:08 AM	Reporter Name	BL2000\sean
Last Calib Update	1/11/2022 8:55 AM	Batch State	Processed
Quant Batch Version	10.0	Quant Report Version	10.0

Isophorone %RSE = 2.7



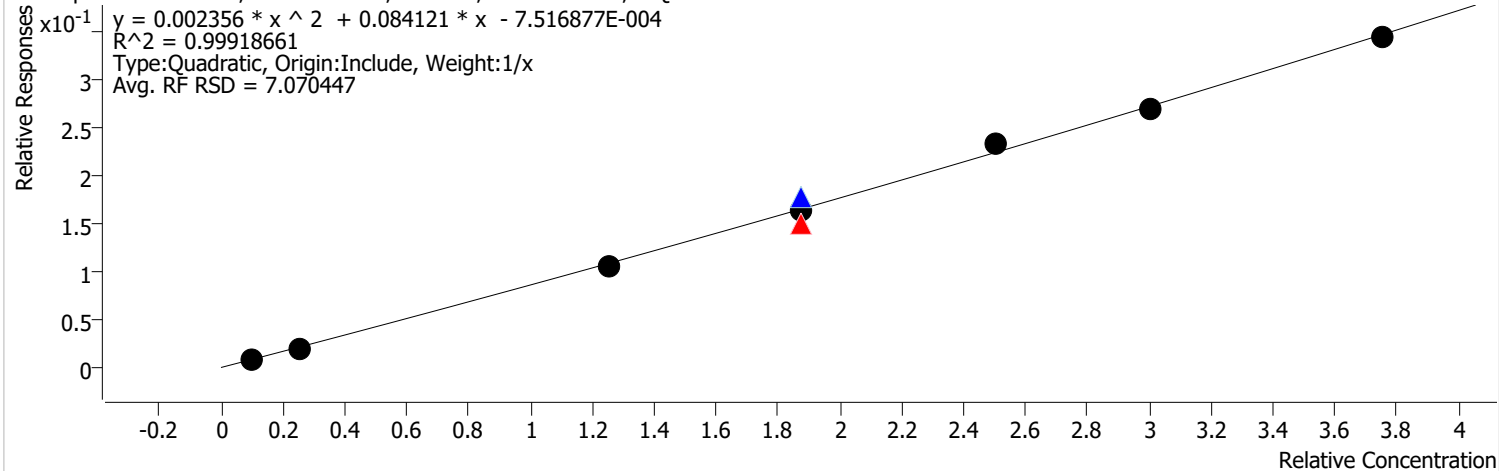
Calibration STD Path	Cal Type	Level	Enabled	Resp.	Exp. Conc	Resp. Factor	Level RSD
\\MASSHUNTER\Org\Data\SV5973N.I\sd010722\DoD BNA cal 1\Jan0708.D	Calibration	1	x	42300	4.0000	0.4187	
\\MASSHUNTER\Org\Data\SV5973N.I\sd010722\DoD BNA cal 1\Jan0707.D	Calibration	2	x	117278	10.0000	0.4804	
\\MASSHUNTER\Org\Data\SV5973N.I\sd010722\DoD BNA cal 1\Jan0706.D	Calibration	3	x	690181	50.0000	0.5109	
\\MASSHUNTER\Org\Data\SV5973N.I\sd122321\DoD BNA 3\Dec2337.D	CC	CCV	x	722309	75.0000	0.4570	
\\MASSHUNTER\Org\Data\SV5973N.I\sd010722\DoD BNA cal 1\Jan0709.D	QC	ICV	x	1036878	75.0000	0.4836	
\\MASSHUNTER\Org\Data\SV5973N.I\sd010722\DoD BNA cal 1\Jan0705.D	Calibration	4	x	1081439	75.0000	0.5245	
\\MASSHUNTER\Org\Data\SV5973N.I\sd010722\DoD BNA cal 1\Jan0704.D	Calibration	5	x	1372347	100.0000	0.4949	
\\MASSHUNTER\Org\Data\SV5973N.I\sd010722\DoD BNA cal 1\Jan0703.D	Calibration	6	x	1612764	120.0000	0.4826	
\\MASSHUNTER\Org\Data\SV5973N.I\sd010722\DoD BNA cal 1\Jan0702.D	Calibration	7	x	1933610	150.0000	0.4677	

Calibration Report

Batch Path	\\MASSHUNTER\Org\Data\SV5973N.I\sd010722\DoD BNA cal 1\QuantResults\010722 DoD BNA cal 1.batch.bin		
Analysis Time	2/15/2022 10:08 AM	Analyst Name	BL2000\sean
Report Time	2/15/2022 10:11:09 AM	Reporter Name	BL2000\sean
Last Calib Update	1/11/2022 8:55 AM	Batch State	Processed
Quant Batch Version	10.0	Quant Report Version	10.0

2-Nitrophenol %RSE = 5.4

2-Nitrophenol - 7 Levels, 7 Levels Used, 7 Points, 7 Points Used, 1 QCs

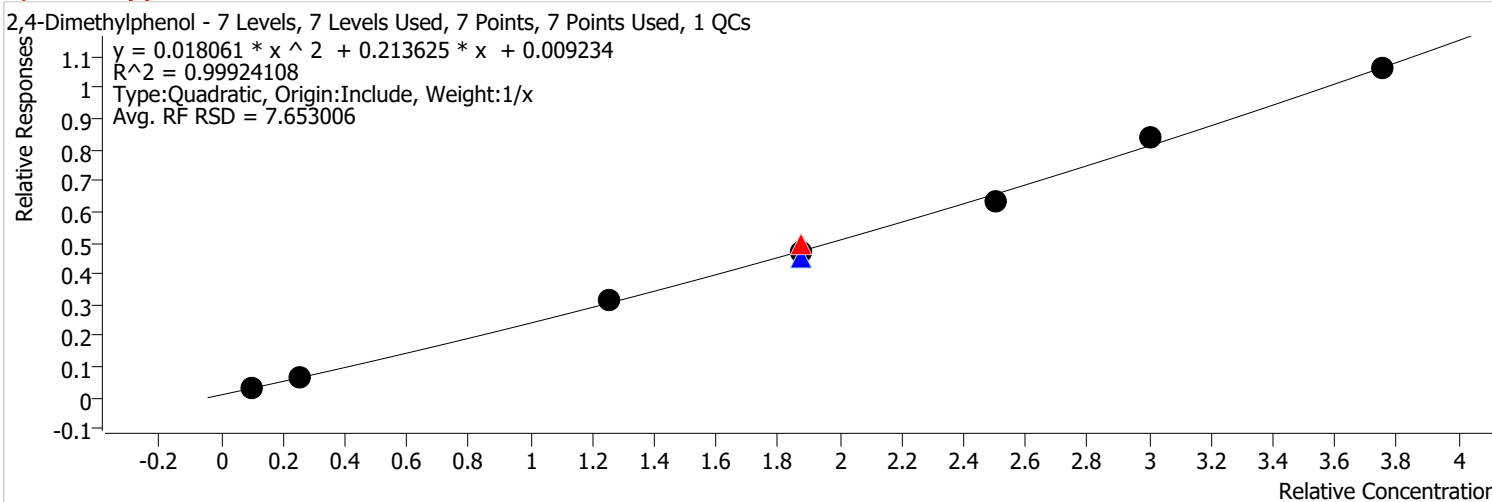


Calibration STD Path	Cal Type	Level	Enabled	Resp.	Exp. Conc	Resp. Factor	Level RSD
\\MASSHUNTER\Org\Data\SV5973N.I\sd010722\DoD BNA cal 1\Jan0708.D	Calibration	1	x	8355	4.0000	0.0827	
\\MASSHUNTER\Org\Data\SV5973N.I\sd010722\DoD BNA cal 1\Jan0707.D	Calibration	2	x	18568	10.0000	0.0761	
\\MASSHUNTER\Org\Data\SV5973N.I\sd010722\DoD BNA cal 1\Jan0706.D	Calibration	3	x	113647	50.0000	0.0841	
\\MASSHUNTER\Org\Data\SV5973N.I\sd122321\DoD BNA 3\Dec2337.D	CC	CCV	x	126980	75.0000	0.0803	
\\MASSHUNTER\Org\Data\SV5973N.I\sd010722\DoD BNA cal 1\Jan0709.D	QC	ICV	x	203483	75.0000	0.0949	
\\MASSHUNTER\Org\Data\SV5973N.I\sd010722\DoD BNA cal 1\Jan0705.D	Calibration	4	x	181624	75.0000	0.0881	
\\MASSHUNTER\Org\Data\SV5973N.I\sd010722\DoD BNA cal 1\Jan0704.D	Calibration	5	x	260056	100.0000	0.0938	
\\MASSHUNTER\Org\Data\SV5973N.I\sd010722\DoD BNA cal 1\Jan0703.D	Calibration	6	x	300282	120.0000	0.0899	
\\MASSHUNTER\Org\Data\SV5973N.I\sd010722\DoD BNA cal 1\Jan0702.D	Calibration	7	x	380110	150.0000	0.0919	

Calibration Report

Batch Path	\\MASSHUNTER\Org\Data\SV5973N.I\sd010722\DoD BNA cal 1\QuantResults\010722 DoD BNA cal 1.batch.bin		
Analysis Time	2/15/2022 10:08 AM	Analyst Name	BL2000\sean
Report Time	2/15/2022 10:11:09 AM	Reporter Name	BL2000\sean
Last Calib Update	1/11/2022 8:55 AM	Batch State	Processed
Quant Batch Version	10.0	Quant Report Version	10.0

2,4-Dimethylphenol %RSE = 2.9



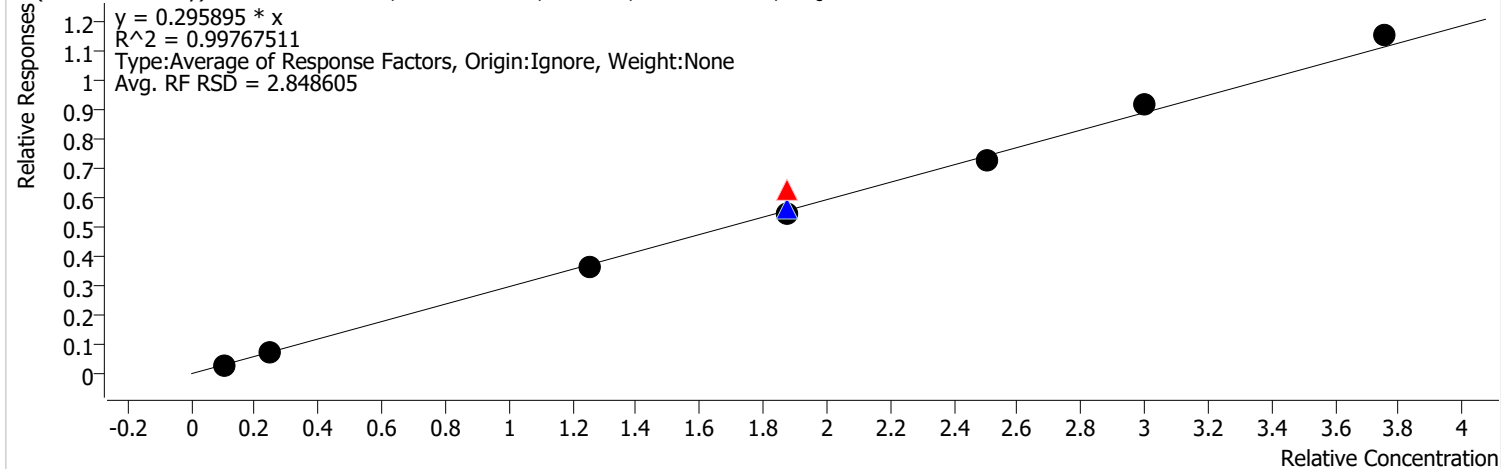
Calibration STD Path	Cal Type	Level	Enabled	Resp.	Exp. Conc	Resp. Factor	Level RSD
\\MASSHUNTER\Org\Data\SV5973N.I\sd010722\DoD BNA cal 1\Jan0708.D	Calibration	1	x	30582	4.0000	0.3027	
\\MASSHUNTER\Org\Data\SV5973N.I\sd010722\DoD BNA cal 1\Jan0707.D	Calibration	2	x	63204	10.0000	0.2589	
\\MASSHUNTER\Org\Data\SV5973N.I\sd010722\DoD BNA cal 1\Jan0706.D	Calibration	3	x	337300	50.0000	0.2497	
\\MASSHUNTER\Org\Data\SV5973N.I\sd122321\DoD BNA 3\Dec2337.D	CC	CCV	x	419309	75.0000	0.2653	
\\MASSHUNTER\Org\Data\SV5973N.I\sd010722\DoD BNA cal 1\Jan0709.D	QC	ICV	x	516846	75.0000	0.2411	
\\MASSHUNTER\Org\Data\SV5973N.I\sd010722\DoD BNA cal 1\Jan0705.D	Calibration	4	x	517117	75.0000	0.2508	
\\MASSHUNTER\Org\Data\SV5973N.I\sd010722\DoD BNA cal 1\Jan0704.D	Calibration	5	x	698587	100.0000	0.2519	
\\MASSHUNTER\Org\Data\SV5973N.I\sd010722\DoD BNA cal 1\Jan0703.D	Calibration	6	x	932080	120.0000	0.2789	
\\MASSHUNTER\Org\Data\SV5973N.I\sd010722\DoD BNA cal 1\Jan0702.D	Calibration	7	x	1170390	150.0000	0.2831	

Calibration Report

Batch Path	\\MASSHUNTER\Org\Data\SV5973N.I\sd010722\DoD BNA cal 1\QuantResults\010722 DoD BNA cal 1.batch.bin		
Analysis Time	2/15/2022 10:08 AM	Analyst Name	BL2000\sean
Report Time	2/15/2022 10:11:09 AM	Reporter Name	BL2000\sean
Last Calib Update	1/11/2022 8:55 AM	Batch State	Processed
Quant Batch Version	10.0	Quant Report Version	10.0

bis(-2-Chloroethoxy)Methane %RSE = 2.8

bis(-2-Chloroethoxy)Methane - 7 Levels, 7 Levels Used, 7 Points, 7 Points Used, 1 QCs



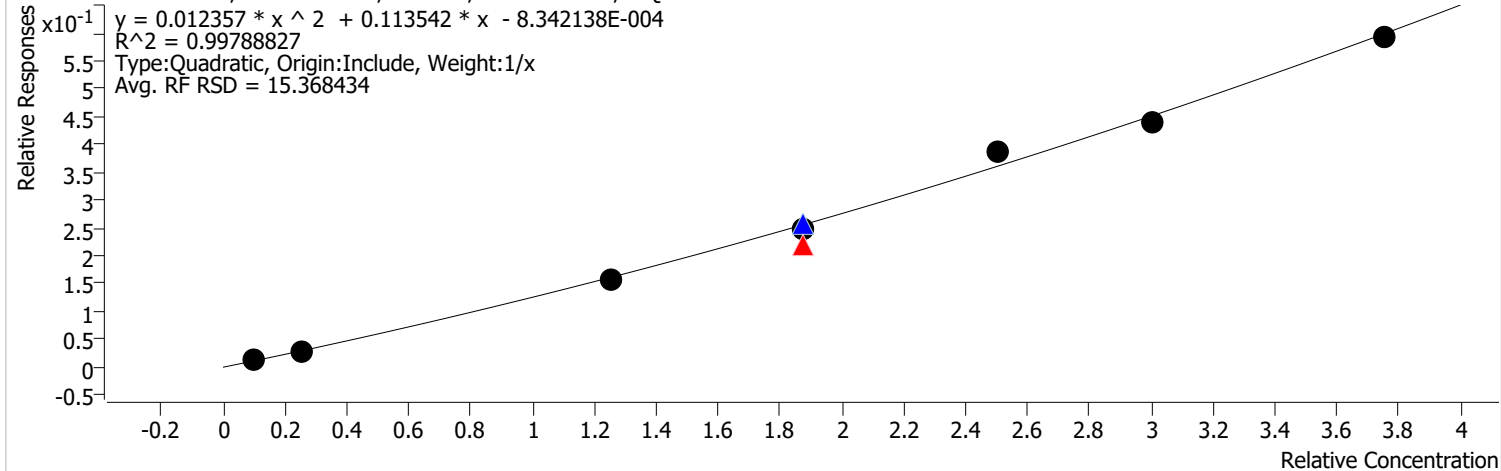
Calibration STD Path	Cal Type	Level	Enabled	Resp.	Exp. Conc	Resp. Factor	Level RSD
\\MASSHUNTER\Org\Data\SV5973N.I\sd010722\DoD BNA cal 1\Jan0708.D	Calibration	1	x	30723	4.0000	0.3041	
\\MASSHUNTER\Org\Data\SV5973N.I\sd010722\DoD BNA cal 1\Jan0707.D	Calibration	2	x	70016	10.0000	0.2868	
\\MASSHUNTER\Org\Data\SV5973N.I\sd010722\DoD BNA cal 1\Jan0706.D	Calibration	3	x	390937	50.0000	0.2894	
\\MASSHUNTER\Org\Data\SV5973N.I\sd122321\DoD BNA 3\Dec2337.D	CC	CCV	x	528643	75.0000	0.3345	
\\MASSHUNTER\Org\Data\SV5973N.I\sd010722\DoD BNA cal 1\Jan0709.D	QC	ICV	x	641334	75.0000	0.2991	
\\MASSHUNTER\Org\Data\SV5973N.I\sd010722\DoD BNA cal 1\Jan0705.D	Calibration	4	x	597654	75.0000	0.2899	
\\MASSHUNTER\Org\Data\SV5973N.I\sd010722\DoD BNA cal 1\Jan0704.D	Calibration	5	x	806641	100.0000	0.2909	
\\MASSHUNTER\Org\Data\SV5973N.I\sd010722\DoD BNA cal 1\Jan0703.D	Calibration	6	x	1015665	120.0000	0.3039	
\\MASSHUNTER\Org\Data\SV5973N.I\sd010722\DoD BNA cal 1\Jan0702.D	Calibration	7	x	1266316	150.0000	0.3063	

Calibration Report

Batch Path	\\MASSHUNTER\Org\Data\SV5973N.I\sd010722\DoD BNA cal 1\QuantResults\010722 DoD BNA cal 1.batch.bin		
Analysis Time	2/15/2022 10:08 AM	Analyst Name	BL2000\sean
Report Time	2/15/2022 10:11:09 AM	Reporter Name	BL2000\sean
Last Calib Update	1/11/2022 8:55 AM	Batch State	Processed
Quant Batch Version	10.0	Quant Report Version	10.0

Benzoic Acid %RSE = 7.5

Benzoic Acid - 7 Levels, 7 Levels Used, 7 Points, 7 Points Used, 1 QCs



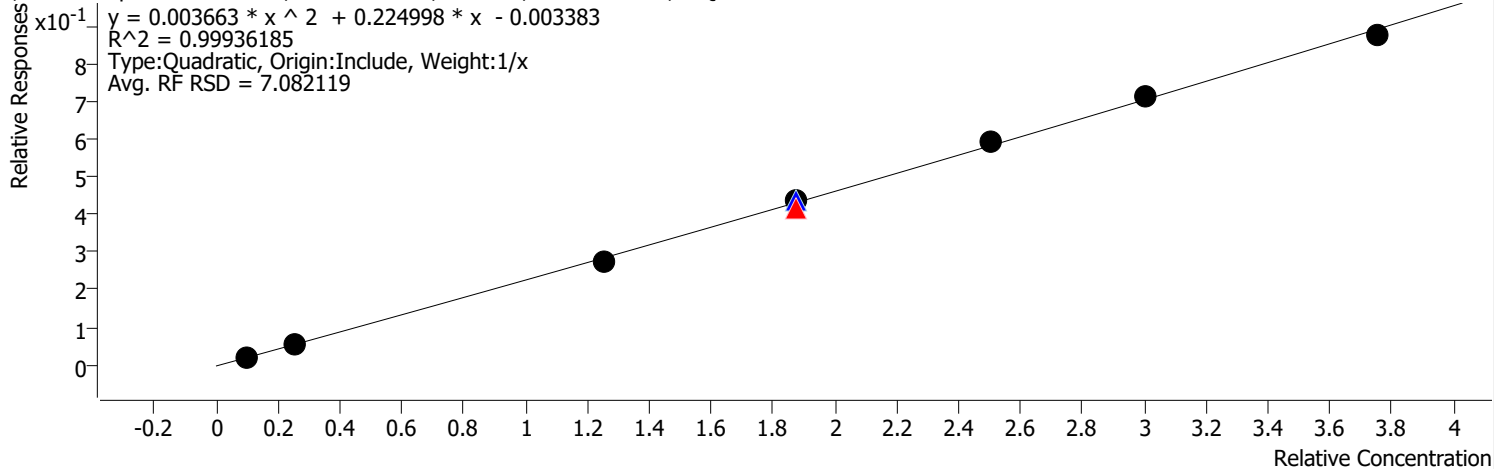
Calibration STD Path	Cal Type	Level	Enabled	Resp.	Exp. Conc	Resp. Factor	Level RSD
\\MASSHUNTER\Org\Data\SV5973N.I\sd010722\DoD BNA cal 1\Jan0708.D	Calibration	1	x	11867	4.0000	0.1175	
\\MASSHUNTER\Org\Data\SV5973N.I\sd010722\DoD BNA cal 1\Jan0707.D	Calibration	2	x	25166	10.0000	0.1031	
\\MASSHUNTER\Org\Data\SV5973N.I\sd010722\DoD BNA cal 1\Jan0706.D	Calibration	3	x	167177	50.0000	0.1238	
\\MASSHUNTER\Org\Data\SV5973N.I\sd122321\DoD BNA 3\Dec2337.D	CC	CCV	x	186441	75.0000	0.1180	
\\MASSHUNTER\Org\Data\SV5973N.I\sd010722\DoD BNA cal 1\Jan0709.D	QC	ICV	x	296172	75.0000	0.1381	
\\MASSHUNTER\Org\Data\SV5973N.I\sd010722\DoD BNA cal 1\Jan0705.D	Calibration	4	x	275230	75.0000	0.1335	
\\MASSHUNTER\Org\Data\SV5973N.I\sd010722\DoD BNA cal 1\Jan0704.D	Calibration	5	x	432037	100.0000	0.1558	
\\MASSHUNTER\Org\Data\SV5973N.I\sd010722\DoD BNA cal 1\Jan0703.D	Calibration	6	x	491082	120.0000	0.1469	
\\MASSHUNTER\Org\Data\SV5973N.I\sd010722\DoD BNA cal 1\Jan0702.D	Calibration	7	x	652694	150.0000	0.1579	

Calibration Report

Batch Path	\\MASSHUNTER\Org\Data\SV5973N.I\sd010722\DoD BNA cal 1\QuantResults\010722 DoD BNA cal 1.batch.bin		
Analysis Time	2/15/2022 10:08 AM	Analyst Name	BL2000\sean
Report Time	2/15/2022 10:11:09 AM	Reporter Name	BL2000\sean
Last Calib Update	1/11/2022 8:55 AM	Batch State	Processed
Quant Batch Version	10.0	Quant Report Version	10.0

2,4-Dichlorophenol %RSE = 3.5

2,4-Dichlorophenol - 7 Levels, 7 Levels Used, 7 Points, 7 Points Used, 1 QCs

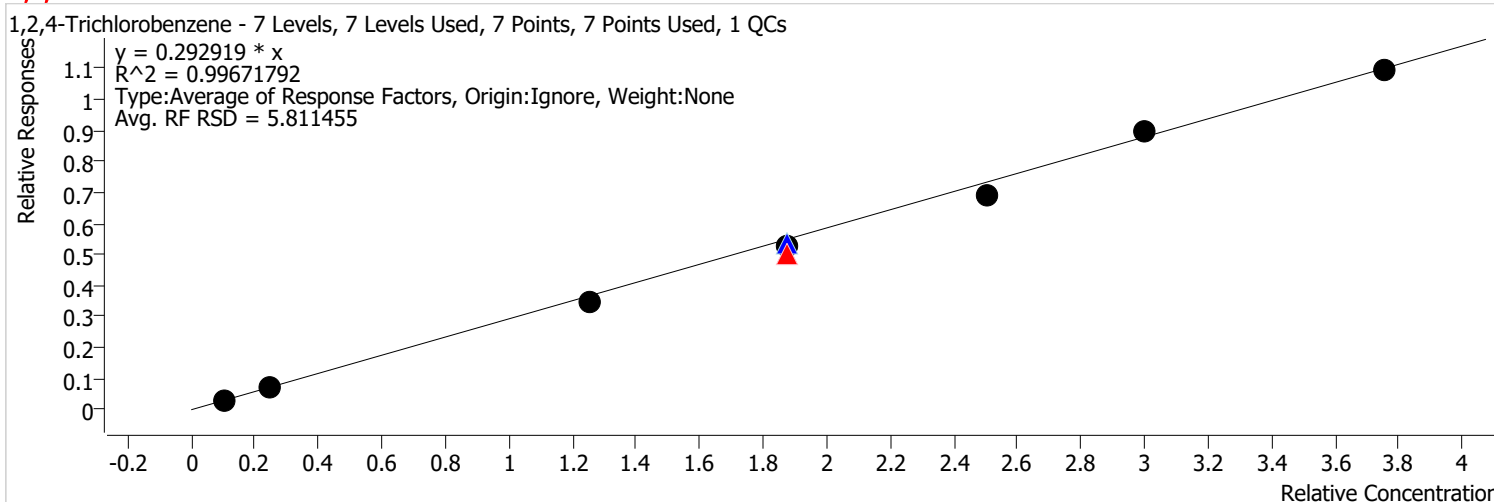


Calibration STD Path	Cal Type	Level	Enabled	Resp.	Exp. Conc	Resp. Factor	Level RSD
\\MASSHUNTER\Org\Data\SV5973N.I\sd010722\DoD BNA cal 1\Jan0708.D	Calibration	1	x	20158	4.0000	0.1995	
\\MASSHUNTER\Org\Data\SV5973N.I\sd010722\DoD BNA cal 1\Jan0707.D	Calibration	2	x	50631	10.0000	0.2074	
\\MASSHUNTER\Org\Data\SV5973N.I\sd010722\DoD BNA cal 1\Jan0706.D	Calibration	3	x	292741	50.0000	0.2167	
\\MASSHUNTER\Org\Data\SV5973N.I\sd122321\DoD BNA 3\Dec2337.D	CC	CCV	x	353688	75.0000	0.2238	
\\MASSHUNTER\Org\Data\SV5973N.I\sd010722\DoD BNA cal 1\Jan0709.D	QC	ICV	x	500826	75.0000	0.2336	
\\MASSHUNTER\Org\Data\SV5973N.I\sd010722\DoD BNA cal 1\Jan0705.D	Calibration	4	x	478855	75.0000	0.2322	
\\MASSHUNTER\Org\Data\SV5973N.I\sd010722\DoD BNA cal 1\Jan0704.D	Calibration	5	x	659436	100.0000	0.2378	
\\MASSHUNTER\Org\Data\SV5973N.I\sd010722\DoD BNA cal 1\Jan0703.D	Calibration	6	x	799558	120.0000	0.2393	
\\MASSHUNTER\Org\Data\SV5973N.I\sd010722\DoD BNA cal 1\Jan0702.D	Calibration	7	x	964965	150.0000	0.2334	

Calibration Report

Batch Path	\\MASSHUNTER\Org\Data\SV5973N.I\sd010722\DoD BNA cal 1\QuantResults\010722 DoD BNA cal 1.batch.bin		
Analysis Time	2/15/2022 10:08 AM	Analyst Name	BL2000\sean
Report Time	2/15/2022 10:11:09 AM	Reporter Name	BL2000\sean
Last Calib Update	1/11/2022 8:55 AM	Batch State	Processed
Quant Batch Version	10.0	Quant Report Version	10.0

1,2,4-Trichlorobenzene %RSE = 5.8

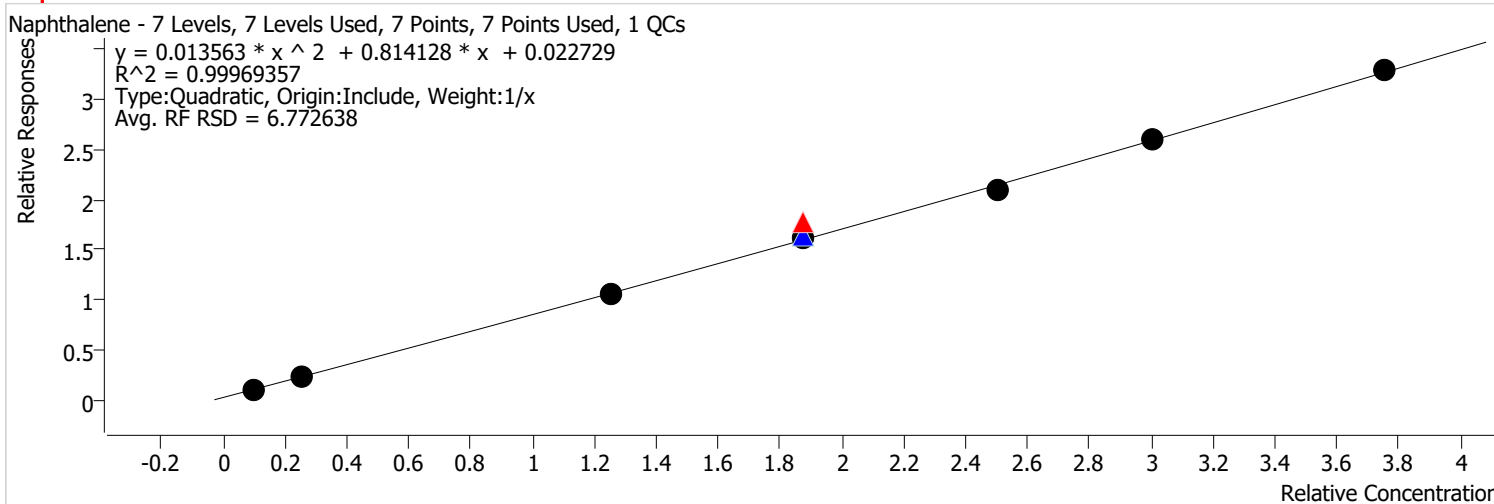


Calibration STD Path	Cal Type	Level	Enabled	Resp.	Exp. Conc	Resp. Factor	Level RSD
\\MASSHUNTER\Org\Data\SV5973N.I\sd010722\DoD BNA cal 1\Jan0708.D	Calibration	1	x	32468	4.0000	0.3214	
\\MASSHUNTER\Org\Data\SV5973N.I\sd010722\DoD BNA cal 1\Jan0707.D	Calibration	2	x	74720	10.0000	0.3061	
\\MASSHUNTER\Org\Data\SV5973N.I\sd010722\DoD BNA cal 1\Jan0706.D	Calibration	3	x	372085	50.0000	0.2754	
\\MASSHUNTER\Org\Data\SV5973N.I\sd122321\DoD BNA 3\Dec2337.D	CC	CCV	x	424509	75.0000	0.2686	
\\MASSHUNTER\Org\Data\SV5973N.I\sd010722\DoD BNA cal 1\Jan0709.D	QC	ICV	x	614153	75.0000	0.2864	
\\MASSHUNTER\Org\Data\SV5973N.I\sd010722\DoD BNA cal 1\Jan0705.D	Calibration	4	x	583923	75.0000	0.2832	
\\MASSHUNTER\Org\Data\SV5973N.I\sd010722\DoD BNA cal 1\Jan0704.D	Calibration	5	x	762412	100.0000	0.2750	
\\MASSHUNTER\Org\Data\SV5973N.I\sd010722\DoD BNA cal 1\Jan0703.D	Calibration	6	x	996871	120.0000	0.2983	
\\MASSHUNTER\Org\Data\SV5973N.I\sd010722\DoD BNA cal 1\Jan0702.D	Calibration	7	x	1203558	150.0000	0.2911	

Calibration Report

Batch Path	\\MASSHUNTER\Org\Data\SV5973N.I\sd010722\DoD BNA cal 1\QuantResults\010722 DoD BNA cal 1.batch.bin		
Analysis Time	2/15/2022 10:08 AM	Analyst Name	BL2000\sean
Report Time	2/15/2022 10:11:09 AM	Reporter Name	BL2000\sean
Last Calib Update	1/11/2022 8:55 AM	Batch State	Processed
Quant Batch Version	10.0	Quant Report Version	10.0

Naphthalene %RSE = 5.3



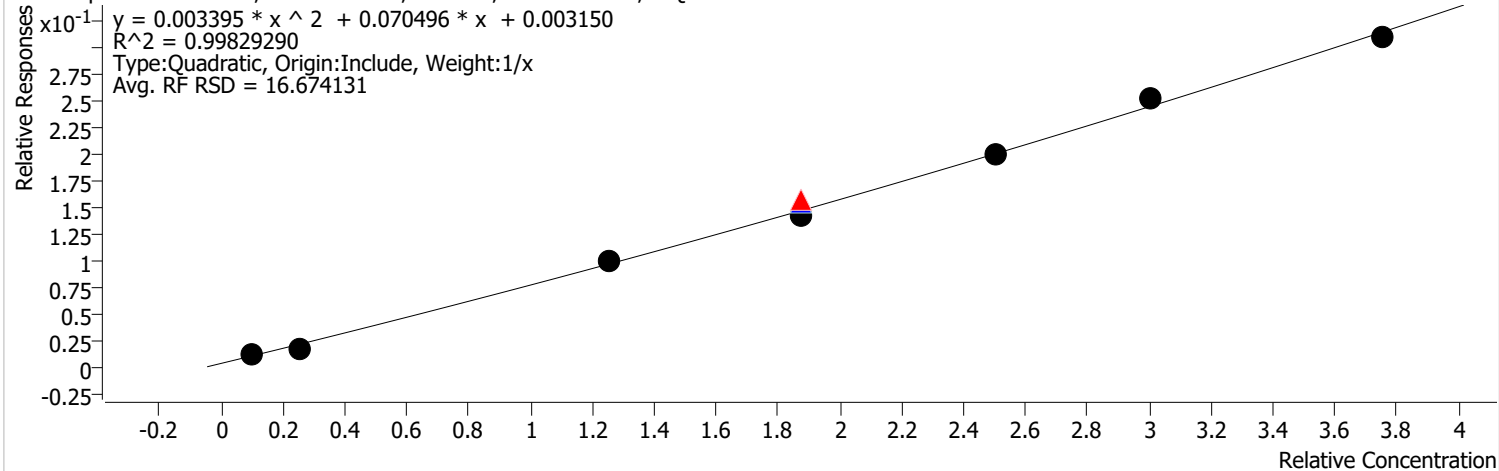
Calibration STD Path	Cal Type	Level	Enabled	Resp.	Exp. Conc	Resp. Factor	Level RSD
\\MASSHUNTER\Org\Data\SV5973N.I\sd010722\DoD BNA cal 1\Jan0708.D	Calibration	1	x	99529	4.0000	0.9852	
\\MASSHUNTER\Org\Data\SV5973N.I\sd010722\DoD BNA cal 1\Jan0707.D	Calibration	2	x	237250	10.0000	0.9718	
\\MASSHUNTER\Org\Data\SV5973N.I\sd010722\DoD BNA cal 1\Jan0706.D	Calibration	3	x	1147925	50.0000	0.8497	
\\MASSHUNTER\Org\Data\SV5973N.I\sd122321\DoD BNA 3\Dec2337.D	CC	CCV	x	1493307	75.0000	0.9449	
\\MASSHUNTER\Org\Data\SV5973N.I\sd010722\DoD BNA cal 1\Jan0709.D	QC	ICV	x	1887908	75.0000	0.8805	
\\MASSHUNTER\Org\Data\SV5973N.I\sd010722\DoD BNA cal 1\Jan0705.D	Calibration	4	x	1763631	75.0000	0.8553	
\\MASSHUNTER\Org\Data\SV5973N.I\sd010722\DoD BNA cal 1\Jan0704.D	Calibration	5	x	2330127	100.0000	0.8403	
\\MASSHUNTER\Org\Data\SV5973N.I\sd010722\DoD BNA cal 1\Jan0703.D	Calibration	6	x	2887482	120.0000	0.8640	
\\MASSHUNTER\Org\Data\SV5973N.I\sd010722\DoD BNA cal 1\Jan0702.D	Calibration	7	x	3622950	150.0000	0.8763	

Calibration Report

Batch Path	\\MASSHUNTER\Org\Data\SV5973N.I\sd010722\DoD BNA cal 1\QuantResults\010722 DoD BNA cal 1.batch.bin		
Analysis Time	2/15/2022 10:08 AM	Analyst Name	BL2000\sean
Report Time	2/15/2022 10:11:10 AM	Reporter Name	BL2000\sean
Last Calib Update	1/11/2022 8:55 AM	Batch State	Processed
Quant Batch Version	10.0	Quant Report Version	10.0

4-Chlorophenol %RSE = 12.9

4-Chlorophenol - 7 Levels, 7 Levels Used, 7 Points, 7 Points Used, 1 QCs

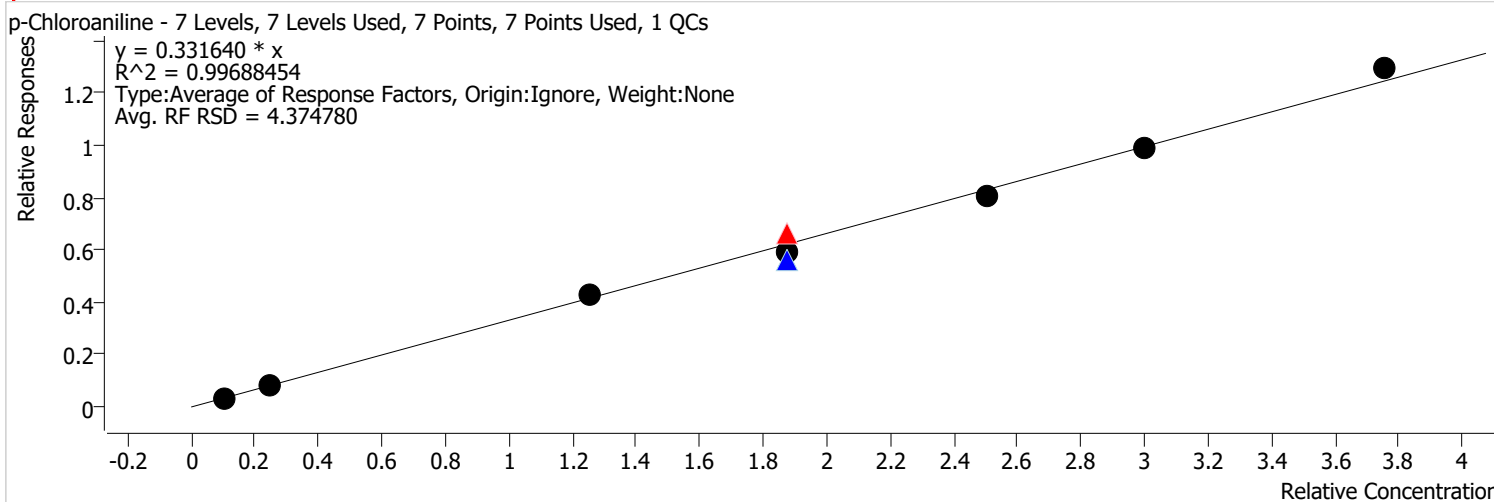


Calibration STD Path	Cal Type	Level	Enabled	Resp.	Exp. Conc	Resp. Factor	Level RSD
\\MASSHUNTER\Org\Data\SV5973N.I\sd010722\DoD BNA cal 1\Jan0708.D	Calibration	1	x	11516	4.0000	0.1140	
\\MASSHUNTER\Org\Data\SV5973N.I\sd010722\DoD BNA cal 1\Jan0707.D	Calibration	2	x	17127	10.0000	0.0702	
\\MASSHUNTER\Org\Data\SV5973N.I\sd010722\DoD BNA cal 1\Jan0706.D	Calibration	3	x	108559	50.0000	0.0804	
\\MASSHUNTER\Org\Data\SV5973N.I\sd122321\DoD BNA 3\Dec2337.D	CC	CCV	x	132633	75.0000	0.0839	
\\MASSHUNTER\Org\Data\SV5973N.I\sd010722\DoD BNA cal 1\Jan0709.D	QC	ICV	x	176034	75.0000	0.0821	
\\MASSHUNTER\Org\Data\SV5973N.I\sd010722\DoD BNA cal 1\Jan0705.D	Calibration	4	x	158036	75.0000	0.0766	
\\MASSHUNTER\Org\Data\SV5973N.I\sd010722\DoD BNA cal 1\Jan0704.D	Calibration	5	x	221454	100.0000	0.0799	
\\MASSHUNTER\Org\Data\SV5973N.I\sd010722\DoD BNA cal 1\Jan0703.D	Calibration	6	x	282014	120.0000	0.0844	
\\MASSHUNTER\Org\Data\SV5973N.I\sd010722\DoD BNA cal 1\Jan0702.D	Calibration	7	x	342009	150.0000	0.0827	

Calibration Report

Batch Path	\\MASSHUNTER\Org\Data\SV5973N.I\sd010722\DoD BNA cal 1\QuantResults\010722 DoD BNA cal 1.batch.bin		
Analysis Time	2/15/2022 10:08 AM	Analyst Name	BL2000\sean
Report Time	2/15/2022 10:11:10 AM	Reporter Name	BL2000\sean
Last Calib Update	1/11/2022 8:55 AM	Batch State	Processed
Quant Batch Version	10.0	Quant Report Version	10.0

p-Chloroaniline %RSE = 4.4

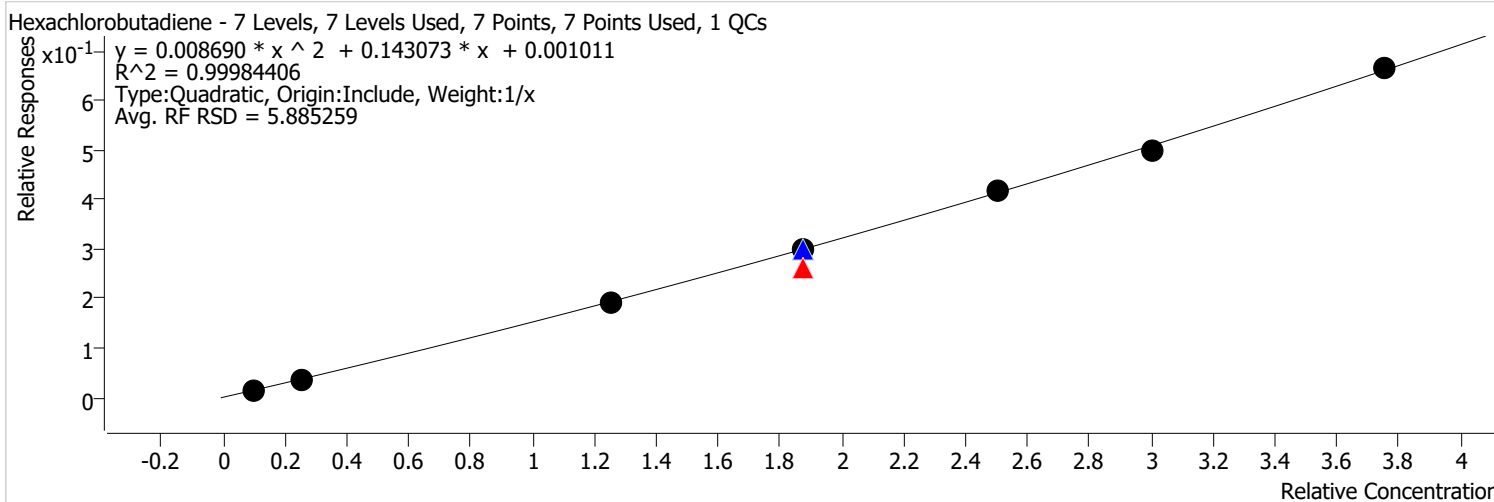


Calibration STD Path	Cal Type	Level	Enabled	Resp.	Exp. Conc	Resp. Factor	Level RSD
\\MASSHUNTER\Org\Data\SV5973N.I\sd010722\DoD BNA cal 1\Jan0708.D	Calibration	1	x	35676	4.0000	0.3531	
\\MASSHUNTER\Org\Data\SV5973N.I\sd010722\DoD BNA cal 1\Jan0707.D	Calibration	2	x	77726	10.0000	0.3184	
\\MASSHUNTER\Org\Data\SV5973N.I\sd010722\DoD BNA cal 1\Jan0706.D	Calibration	3	x	458400	50.0000	0.3393	
\\MASSHUNTER\Org\Data\SV5973N.I\sd122321\DoD BNA 3\Dec2337.D	CC	CCV	x	563472	75.0000	0.3565	
\\MASSHUNTER\Org\Data\SV5973N.I\sd010722\DoD BNA cal 1\Jan0709.D	QC	ICV	x	638230	75.0000	0.2977	
\\MASSHUNTER\Org\Data\SV5973N.I\sd010722\DoD BNA cal 1\Jan0705.D	Calibration	4	x	646298	75.0000	0.3134	
\\MASSHUNTER\Org\Data\SV5973N.I\sd010722\DoD BNA cal 1\Jan0704.D	Calibration	5	x	897093	100.0000	0.3235	
\\MASSHUNTER\Org\Data\SV5973N.I\sd010722\DoD BNA cal 1\Jan0703.D	Calibration	6	x	1100288	120.0000	0.3292	
\\MASSHUNTER\Org\Data\SV5973N.I\sd010722\DoD BNA cal 1\Jan0702.D	Calibration	7	x	1423991	150.0000	0.3444	

Calibration Report

Batch Path	\\MASSHUNTER\Org\Data\SV5973N.I\sd010722\DoD BNA cal 1\QuantResults\010722 DoD BNA cal 1.batch.bin		
Analysis Time	2/15/2022 10:08 AM	Analyst Name	BL2000\sean
Report Time	2/15/2022 10:11:10 AM	Reporter Name	BL2000\sean
Last Calib Update	1/11/2022 8:55 AM	Batch State	Processed
Quant Batch Version	10.0	Quant Report Version	10.0

Hexachlorobutadiene %RSE = 1.4



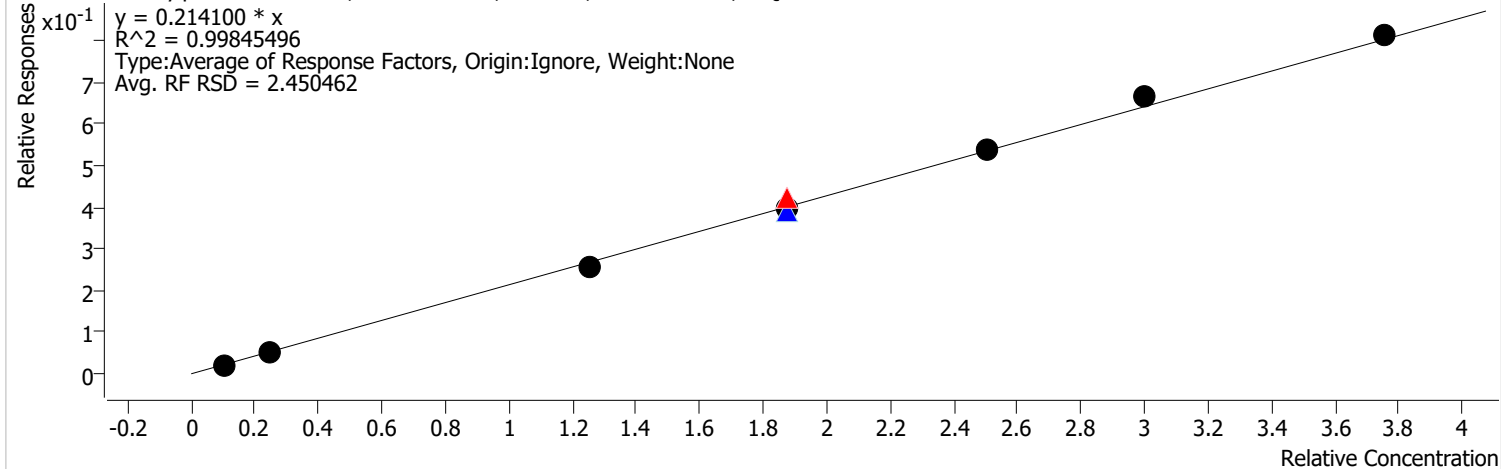
Calibration STD Path	Cal Type	Level	Enabled	Resp.	Exp. Conc	Resp. Factor	Level RSD
\\MASSHUNTER\Org\Data\SV5973N.I\sd010722\DoD BNA cal 1\Jan0708.D	Calibration	1	x	15368	4.0000	0.1521	
\\MASSHUNTER\Org\Data\SV5973N.I\sd010722\DoD BNA cal 1\Jan0707.D	Calibration	2	x	36995	10.0000	0.1515	
\\MASSHUNTER\Org\Data\SV5973N.I\sd010722\DoD BNA cal 1\Jan0706.D	Calibration	3	x	207782	50.0000	0.1538	
\\MASSHUNTER\Org\Data\SV5973N.I\sd122321\DoD BNA 3\Dec2337.D	CC	CCV	x	220965	75.0000	0.1398	
\\MASSHUNTER\Org\Data\SV5973N.I\sd010722\DoD BNA cal 1\Jan0709.D	QC	ICV	x	343063	75.0000	0.1600	
\\MASSHUNTER\Org\Data\SV5973N.I\sd010722\DoD BNA cal 1\Jan0705.D	Calibration	4	x	331361	75.0000	0.1607	
\\MASSHUNTER\Org\Data\SV5973N.I\sd010722\DoD BNA cal 1\Jan0704.D	Calibration	5	x	463095	100.0000	0.1670	
\\MASSHUNTER\Org\Data\SV5973N.I\sd010722\DoD BNA cal 1\Jan0703.D	Calibration	6	x	556283	120.0000	0.1665	
\\MASSHUNTER\Org\Data\SV5973N.I\sd010722\DoD BNA cal 1\Jan0702.D	Calibration	7	x	731642	150.0000	0.1770	

Calibration Report

Batch Path	\\MASSHUNTER\Org\Data\SV5973N.I\sd010722\DoD BNA cal 1\QuantResults\010722 DoD BNA cal 1.batch.bin		
Analysis Time	2/15/2022 10:08 AM	Analyst Name	BL2000\sean
Report Time	2/15/2022 10:11:10 AM	Reporter Name	BL2000\sean
Last Calib Update	1/11/2022 8:55 AM	Batch State	Processed
Quant Batch Version	10.0	Quant Report Version	10.0

4-Chloro-2-Methylphenol %RSE = 2.5

4-Chloro-2-Methylphenol - 7 Levels, 7 Levels Used, 7 Points, 7 Points Used, 1 QCs



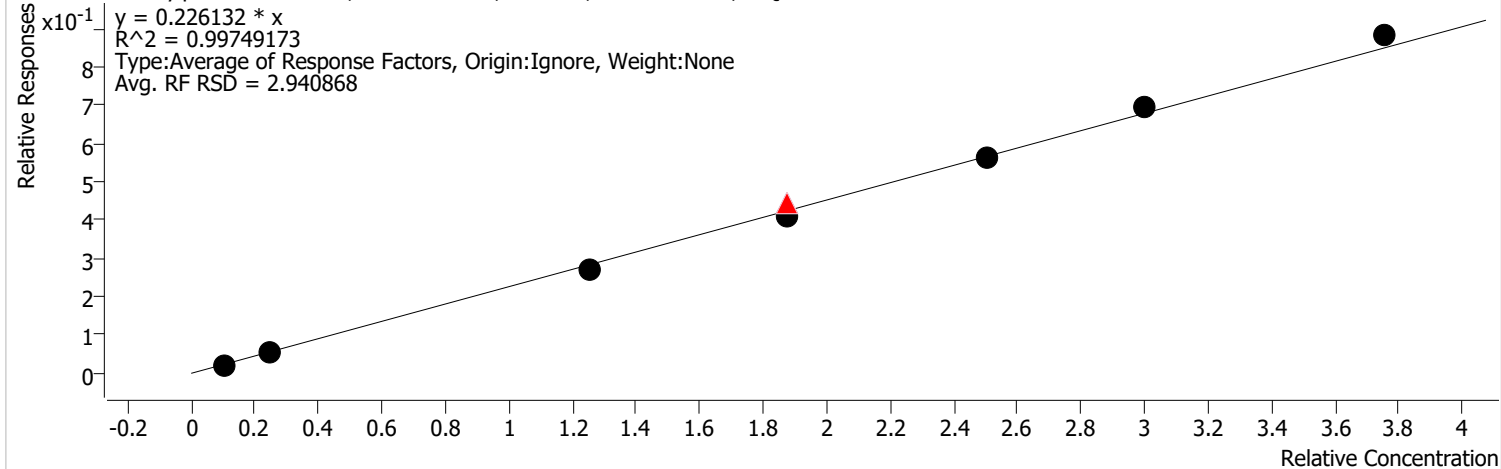
Calibration STD Path	Cal Type	Level	Enabled	Resp.	Exp. Conc	Resp. Factor	Level RSD
\\MASSHUNTER\Org\Data\SV5973N.I\sd010722\DoD BNA cal 1\Jan0708.D	Calibration	1	x	21900	4.0000	0.2168	
\\MASSHUNTER\Org\Data\SV5973N.I\sd010722\DoD BNA cal 1\Jan0707.D	Calibration	2	x	51111	10.0000	0.2094	
\\MASSHUNTER\Org\Data\SV5973N.I\sd010722\DoD BNA cal 1\Jan0706.D	Calibration	3	x	279681	50.0000	0.2070	
\\MASSHUNTER\Org\Data\SV5973N.I\sd122321\DoD BNA 3\Dec2337.D	CC	CCV	x	356671	75.0000	0.2257	
\\MASSHUNTER\Org\Data\SV5973N.I\sd010722\DoD BNA cal 1\Jan0709.D	QC	ICV	x	447080	75.0000	0.2085	
\\MASSHUNTER\Org\Data\SV5973N.I\sd010722\DoD BNA cal 1\Jan0705.D	Calibration	4	x	435899	75.0000	0.2114	
\\MASSHUNTER\Org\Data\SV5973N.I\sd010722\DoD BNA cal 1\Jan0704.D	Calibration	5	x	595993	100.0000	0.2149	
\\MASSHUNTER\Org\Data\SV5973N.I\sd010722\DoD BNA cal 1\Jan0703.D	Calibration	6	x	743664	120.0000	0.2225	
\\MASSHUNTER\Org\Data\SV5973N.I\sd010722\DoD BNA cal 1\Jan0702.D	Calibration	7	x	895763	150.0000	0.2167	

Calibration Report

Batch Path	\\MASSHUNTER\Org\Data\SV5973N.I\sd010722\DoD BNA cal 1\QuantResults\010722 DoD BNA cal 1.batch.bin		
Analysis Time	2/15/2022 10:08 AM	Analyst Name	BL2000\sean
Report Time	2/15/2022 10:11:10 AM	Reporter Name	BL2000\sean
Last Calib Update	1/11/2022 8:55 AM	Batch State	Processed
Quant Batch Version	10.0	Quant Report Version	10.0

4-Chloro-3-Methylphenol %RSE = 2.9

4-Chloro-3-Methylphenol - 7 Levels, 7 Levels Used, 7 Points, 7 Points Used, 1 QCs



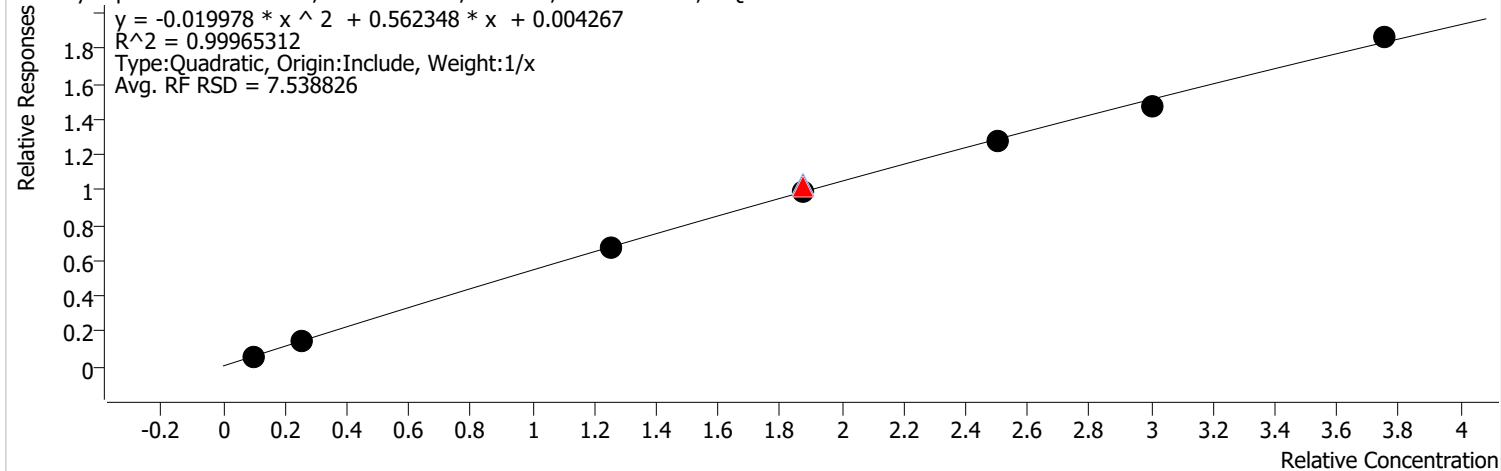
Calibration STD Path	Cal Type	Level	Enabled	Resp.	Exp. Conc	Resp. Factor	Level RSD
\\MASSHUNTER\Org\Data\SV5973N.I\sd010722\DoD BNA cal 1\Jan0708.D	Calibration	1	x	22519	4.0000	0.2229	
\\MASSHUNTER\Org\Data\SV5973N.I\sd010722\DoD BNA cal 1\Jan0707.D	Calibration	2	x	56747	10.0000	0.2324	
\\MASSHUNTER\Org\Data\SV5973N.I\sd010722\DoD BNA cal 1\Jan0706.D	Calibration	3	x	294521	50.0000	0.2180	
\\MASSHUNTER\Org\Data\SV5973N.I\sd122321\DoD BNA 3\Dec2337.D	CC	CCV	x	372565	75.0000	0.2357	
\\MASSHUNTER\Org\Data\SV5973N.I\sd010722\DoD BNA cal 1\Jan0709.D	QC	ICV	x	505199	75.0000	0.2356	
\\MASSHUNTER\Org\Data\SV5973N.I\sd010722\DoD BNA cal 1\Jan0705.D	Calibration	4	x	451724	75.0000	0.2191	
\\MASSHUNTER\Org\Data\SV5973N.I\sd010722\DoD BNA cal 1\Jan0704.D	Calibration	5	x	623258	100.0000	0.2248	
\\MASSHUNTER\Org\Data\SV5973N.I\sd010722\DoD BNA cal 1\Jan0703.D	Calibration	6	x	771736	120.0000	0.2309	
\\MASSHUNTER\Org\Data\SV5973N.I\sd010722\DoD BNA cal 1\Jan0702.D	Calibration	7	x	970669	150.0000	0.2348	

Calibration Report

Batch Path	\\MASSHUNTER\Org\Data\SV5973N.I\sd010722\DoD BNA cal 1\QuantResults\010722 DoD BNA cal 1.batch.bin		
Analysis Time	2/15/2022 10:08 AM	Analyst Name	BL2000\sean
Report Time	2/15/2022 10:11:10 AM	Reporter Name	BL2000\sean
Last Calib Update	1/11/2022 8:55 AM	Batch State	Processed
Quant Batch Version	10.0	Quant Report Version	10.0

2-Methylnaphthalene %RSE = 2.9

2-Methylnaphthalene - 7 Levels, 7 Levels Used, 7 Points, 7 Points Used, 1 QCs

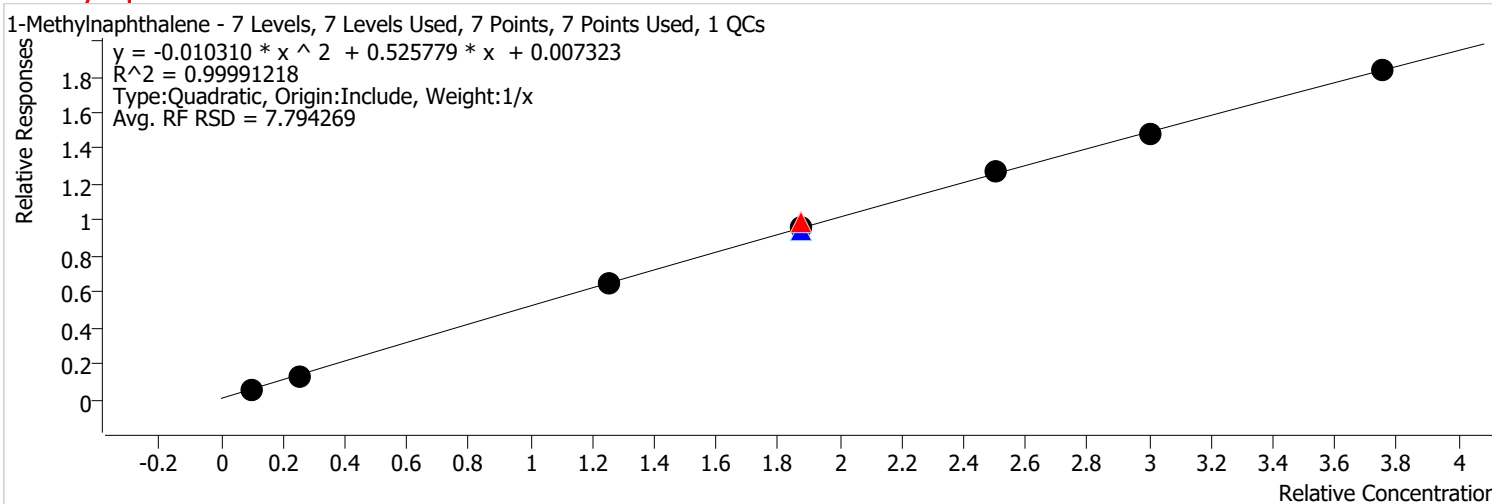


Calibration STD Path	Cal Type	Level	Enabled	Resp.	Exp. Conc	Resp. Factor	Level RSD
\\MASSHUNTER\Org\Data\SV5973N.I\sd010722\DoD BNA cal 1\Jan0708.D	Calibration	1	x	59117	4.0000	0.5852	
\\MASSHUNTER\Org\Data\SV5973N.I\sd010722\DoD BNA cal 1\Jan0707.D	Calibration	2	x	144517	10.0000	0.5920	
\\MASSHUNTER\Org\Data\SV5973N.I\sd010722\DoD BNA cal 1\Jan0706.D	Calibration	3	x	733974	50.0000	0.5433	
\\MASSHUNTER\Org\Data\SV5973N.I\sd122321\DoD BNA 3\Dec2337.D	CC	CCV	x	862498	75.0000	0.5457	
\\MASSHUNTER\Org\Data\SV5973N.I\sd010722\DoD BNA cal 1\Jan0709.D	QC	ICV	x	1186393	75.0000	0.5533	
\\MASSHUNTER\Org\Data\SV5973N.I\sd010722\DoD BNA cal 1\Jan0705.D	Calibration	4	x	1096388	75.0000	0.5317	
\\MASSHUNTER\Org\Data\SV5973N.I\sd010722\DoD BNA cal 1\Jan0704.D	Calibration	5	x	1422096	100.0000	0.5129	
\\MASSHUNTER\Org\Data\SV5973N.I\sd010722\DoD BNA cal 1\Jan0703.D	Calibration	6	x	1640822	120.0000	0.4910	
\\MASSHUNTER\Org\Data\SV5973N.I\sd010722\DoD BNA cal 1\Jan0702.D	Calibration	7	x	2050156	150.0000	0.4959	

Calibration Report

Batch Path	\\MASSHUNTER\Org\Data\SV5973N.I\sd010722\DoD BNA cal 1\QuantResults\010722 DoD BNA cal 1.batch.bin		
Analysis Time	2/15/2022 10:08 AM	Analyst Name	BL2000\sean
Report Time	2/15/2022 10:11:10 AM	Reporter Name	BL2000\sean
Last Calib Update	1/11/2022 8:55 AM	Batch State	Processed
Quant Batch Version	10.0	Quant Report Version	10.0

1-Methylnaphthalene %RSE = 1.6

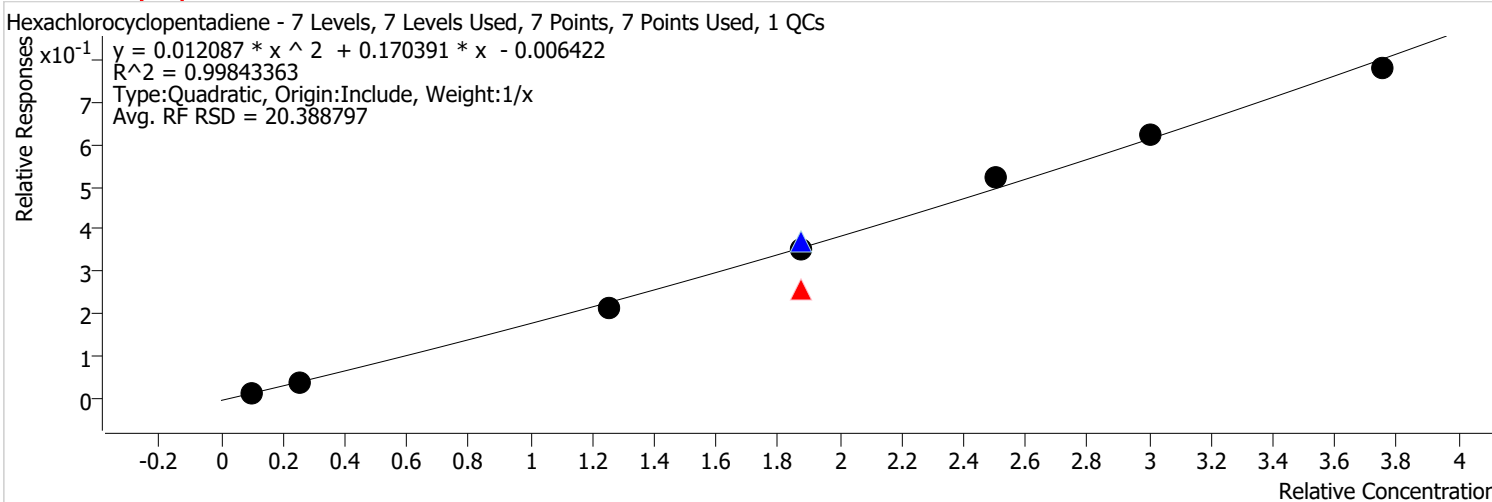


Calibration STD Path	Cal Type	Level	Enabled	Resp.	Exp. Conc	Resp. Factor	Level RSD
\\MASSHUNTER\Org\Data\SV5973N.I\sd010722\DoD BNA cal 1\Jan0708.D	Calibration	1	x	61404	4.0000	0.6078	
\\MASSHUNTER\Org\Data\SV5973N.I\sd010722\DoD BNA cal 1\Jan0707.D	Calibration	2	x	132574	10.0000	0.5431	
\\MASSHUNTER\Org\Data\SV5973N.I\sd010722\DoD BNA cal 1\Jan0706.D	Calibration	3	x	693309	50.0000	0.5132	
\\MASSHUNTER\Org\Data\SV5973N.I\sd122321\DoD BNA 3\Dec2337.D	CC	CCV	x	830286	75.0000	0.5253	
\\MASSHUNTER\Org\Data\SV5973N.I\sd010722\DoD BNA cal 1\Jan0709.D	QC	ICV	x	1085825	75.0000	0.5064	
\\MASSHUNTER\Org\Data\SV5973N.I\sd010722\DoD BNA cal 1\Jan0705.D	Calibration	4	x	1059571	75.0000	0.5139	
\\MASSHUNTER\Org\Data\SV5973N.I\sd010722\DoD BNA cal 1\Jan0704.D	Calibration	5	x	1410070	100.0000	0.5085	
\\MASSHUNTER\Org\Data\SV5973N.I\sd010722\DoD BNA cal 1\Jan0703.D	Calibration	6	x	1650148	120.0000	0.4938	
\\MASSHUNTER\Org\Data\SV5973N.I\sd010722\DoD BNA cal 1\Jan0702.D	Calibration	7	x	2020150	150.0000	0.4886	

Calibration Report

Batch Path	\\MASSHUNTER\Org\Data\SV5973N.I\sd010722\DoD BNA cal 1\QuantResults\010722 DoD BNA cal 1.batch.bin		
Analysis Time	2/15/2022 10:08 AM	Analyst Name	BL2000\sean
Report Time	2/15/2022 10:11:10 AM	Reporter Name	BL2000\sean
Last Calib Update	1/11/2022 8:55 AM	Batch State	Processed
Quant Batch Version	10.0	Quant Report Version	10.0

Hexachlorocyclopentadiene %RSE = 6.8

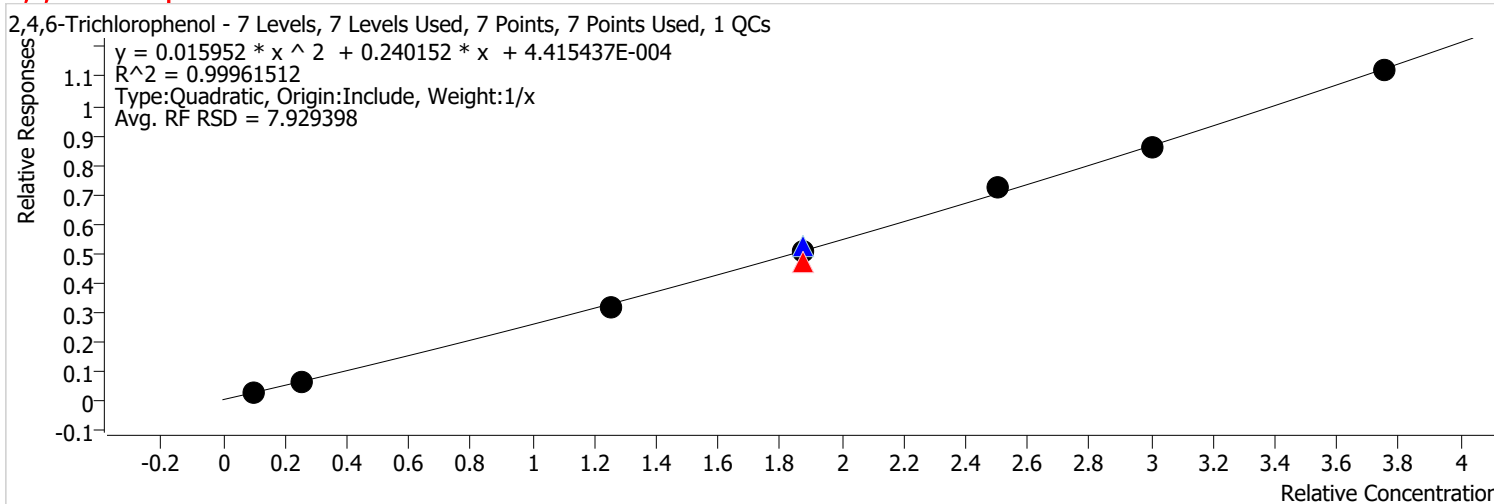


Calibration STD Path	Cal Type	Level	Enabled	Resp.	Exp. Conc	Resp. Factor	Level RSD
\\MASSHUNTER\Org\Data\SV5973N.I\sd010722\DoD BNA cal 1\Jan0708.D	Calibration	1	x	6925	4.0000	0.1228	
\\MASSHUNTER\Org\Data\SV5973N.I\sd010722\DoD BNA cal 1\Jan0707.D	Calibration	2	x	18318	10.0000	0.1348	
\\MASSHUNTER\Org\Data\SV5973N.I\sd010722\DoD BNA cal 1\Jan0706.D	Calibration	3	x	126544	50.0000	0.1716	
\\MASSHUNTER\Org\Data\SV5973N.I\sd122321\DoD BNA 3\Dec2337.D	CC	CCV	x	109136	75.0000	0.1367	
\\MASSHUNTER\Org\Data\SV5973N.I\sd010722\DoD BNA cal 1\Jan0709.D	QC	ICV	x	223093	75.0000	0.1975	
\\MASSHUNTER\Org\Data\SV5973N.I\sd010722\DoD BNA cal 1\Jan0705.D	Calibration	4	x	212271	75.0000	0.1867	
\\MASSHUNTER\Org\Data\SV5973N.I\sd010722\DoD BNA cal 1\Jan0704.D	Calibration	5	x	311138	100.0000	0.2086	
\\MASSHUNTER\Org\Data\SV5973N.I\sd010722\DoD BNA cal 1\Jan0703.D	Calibration	6	x	382644	120.0000	0.2091	
\\MASSHUNTER\Org\Data\SV5973N.I\sd010722\DoD BNA cal 1\Jan0702.D	Calibration	7	x	474921	150.0000	0.2081	

Calibration Report

Batch Path	\\MASSHUNTER\Org\Data\SV5973N.I\sd010722\DoD BNA cal 1\QuantResults\010722 DoD BNA cal 1.batch.bin		
Analysis Time	2/15/2022 10:08 AM	Analyst Name	BL2000\sean
Report Time	2/15/2022 10:11:10 AM	Reporter Name	BL2000\sean
Last Calib Update	1/11/2022 8:55 AM	Batch State	Processed
Quant Batch Version	10.0	Quant Report Version	10.0

2,4,6-Trichlorophenol %RSE = 2.3



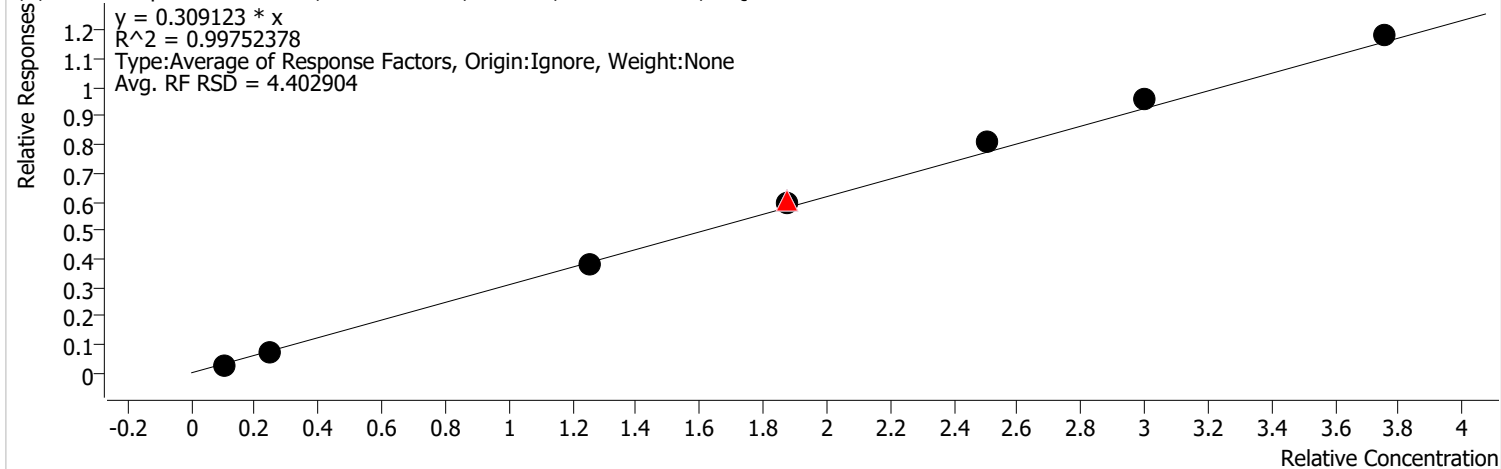
Calibration STD Path	Cal Type	Level	Enabled	Resp.	Exp. Conc	Resp. Factor	Level RSD
\\MASSHUNTER\Org\Data\SV5973N.I\sd010722\DoD BNA cal 1\Jan0708.D	Calibration	1	x	13737	4.0000	0.2435	
\\MASSHUNTER\Org\Data\SV5973N.I\sd010722\DoD BNA cal 1\Jan0707.D	Calibration	2	x	34208	10.0000	0.2516	
\\MASSHUNTER\Org\Data\SV5973N.I\sd010722\DoD BNA cal 1\Jan0706.D	Calibration	3	x	187310	50.0000	0.2539	
\\MASSHUNTER\Org\Data\SV5973N.I\sd122321\DoD BNA 3\Dec2337.D	CC	CCV	x	199309	75.0000	0.2497	
\\MASSHUNTER\Org\Data\SV5973N.I\sd010722\DoD BNA cal 1\Jan0709.D	QC	ICV	x	315397	75.0000	0.2792	
\\MASSHUNTER\Org\Data\SV5973N.I\sd010722\DoD BNA cal 1\Jan0705.D	Calibration	4	x	304637	75.0000	0.2680	
\\MASSHUNTER\Org\Data\SV5973N.I\sd010722\DoD BNA cal 1\Jan0704.D	Calibration	5	x	431825	100.0000	0.2895	
\\MASSHUNTER\Org\Data\SV5973N.I\sd010722\DoD BNA cal 1\Jan0703.D	Calibration	6	x	523385	120.0000	0.2860	
\\MASSHUNTER\Org\Data\SV5973N.I\sd010722\DoD BNA cal 1\Jan0702.D	Calibration	7	x	681396	150.0000	0.2986	

Calibration Report

Batch Path	\\MASSHUNTER\Org\Data\SV5973N.I\sd010722\DoD BNA cal 1\QuantResults\010722 DoD BNA cal 1.batch.bin		
Analysis Time	2/15/2022 10:08 AM	Analyst Name	BL2000\sean
Report Time	2/15/2022 10:11:10 AM	Reporter Name	BL2000\sean
Last Calib Update	1/11/2022 8:55 AM	Batch State	Processed
Quant Batch Version	10.0	Quant Report Version	10.0

2,4,5-Trichlorophenol %RSE = 4.4

2,4,5-Trichlorophenol - 7 Levels Used, 7 Points, 7 Points Used, 1 QCs



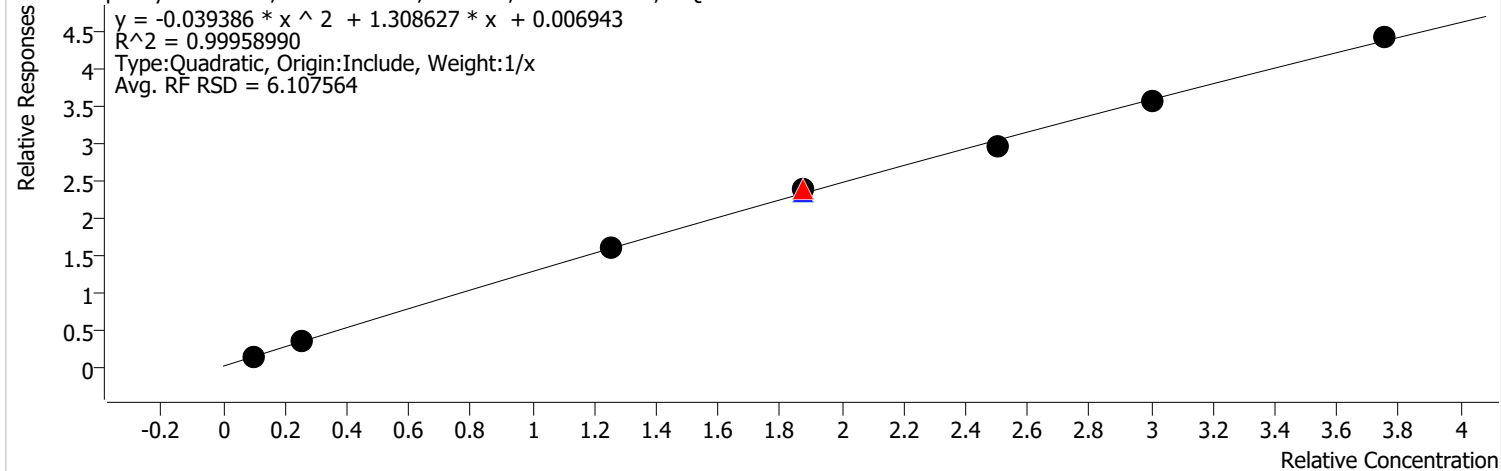
Calibration STD Path	Cal Type	Level	Enabled	Resp.	Exp. Conc	Resp. Factor	Level RSD
\\MASSHUNTER\Org\Data\SV5973N.I\sd010722\DoD BNA cal 1\Jan0708.D	Calibration	1	x	15983	4.0000	0.2833	
\\MASSHUNTER\Org\Data\SV5973N.I\sd010722\DoD BNA cal 1\Jan0707.D	Calibration	2	x	41296	10.0000	0.3038	
\\MASSHUNTER\Org\Data\SV5973N.I\sd010722\DoD BNA cal 1\Jan0706.D	Calibration	3	x	223504	50.0000	0.3030	
\\MASSHUNTER\Org\Data\SV5973N.I\sd122321\DoD BNA 3\Dec2337.D	CC	CCV	x	258504	75.0000	0.3239	
\\MASSHUNTER\Org\Data\SV5973N.I\sd010722\DoD BNA cal 1\Jan0709.D	QC	ICV	x	364018	75.0000	0.3223	
\\MASSHUNTER\Org\Data\SV5973N.I\sd010722\DoD BNA cal 1\Jan0705.D	Calibration	4	x	359800	75.0000	0.3165	
\\MASSHUNTER\Org\Data\SV5973N.I\sd010722\DoD BNA cal 1\Jan0704.D	Calibration	5	x	481623	100.0000	0.3229	
\\MASSHUNTER\Org\Data\SV5973N.I\sd010722\DoD BNA cal 1\Jan0703.D	Calibration	6	x	583800	120.0000	0.3191	
\\MASSHUNTER\Org\Data\SV5973N.I\sd010722\DoD BNA cal 1\Jan0702.D	Calibration	7	x	719400	150.0000	0.3152	

Calibration Report

Batch Path	\\MASSHUNTER\Org\Data\SV5973N.I\sd010722\DoD BNA cal 1\QuantResults\010722 DoD BNA cal 1.batch.bin		
Analysis Time	2/15/2022 10:08 AM	Analyst Name	BL2000\sean
Report Time	2/15/2022 10:11:10 AM	Reporter Name	BL2000\sean
Last Calib Update	1/11/2022 8:55 AM	Batch State	Processed
Quant Batch Version	10.0	Quant Report Version	10.0

2-Fluorobiphenyl %RSE =

2-Fluorobiphenyl - 7 Levels, 7 Levels Used, 7 Points, 7 Points Used, 1 QCs



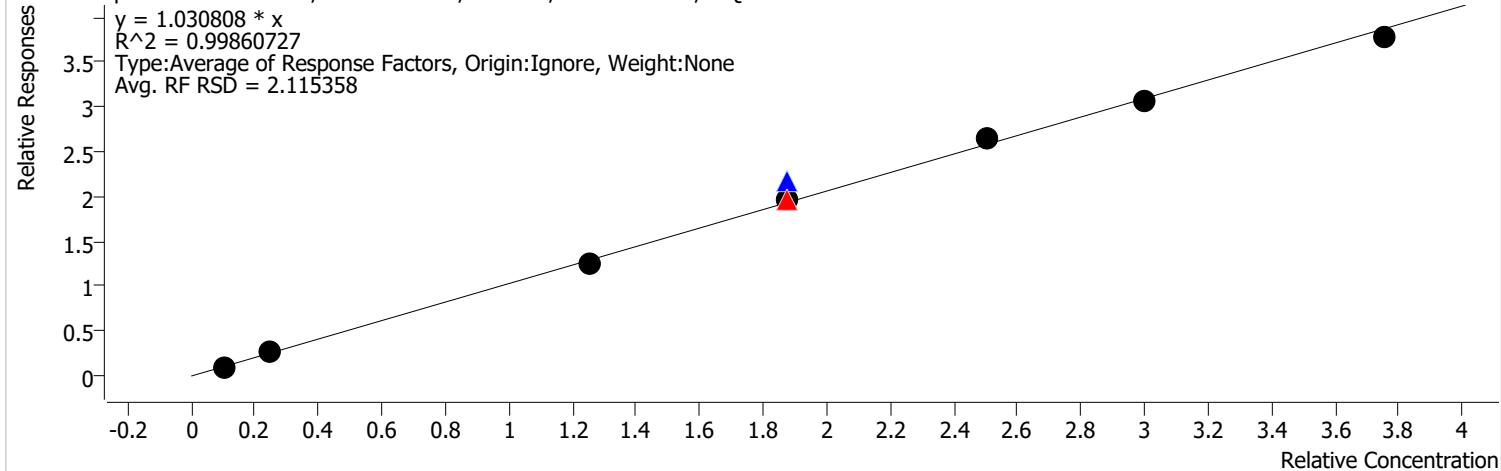
Calibration STD Path	Cal Type	Level	Enabled	Resp.	Exp. Conc	Resp. Factor	Level RSD
\\MASSHUNTER\Org\Data\SV5973N.I\sd010722\DoD BNA cal 1\Jan0708.D	Calibration	1	x	76317	4.0000	1.3530	
\\MASSHUNTER\Org\Data\SV5973N.I\sd010722\DoD BNA cal 1\Jan0707.D	Calibration	2	x	182856	10.0000	1.3452	
\\MASSHUNTER\Org\Data\SV5973N.I\sd010722\DoD BNA cal 1\Jan0706.D	Calibration	3	x	932127	50.0000	1.2637	
\\MASSHUNTER\Org\Data\SV5973N.I\sd122321\DoD BNA 3\Dec2337.D	CC	CCV	x	1018575	75.0000	1.2762	
\\MASSHUNTER\Org\Data\SV5973N.I\sd010722\DoD BNA cal 1\Jan0709.D	QC	ICV	x	1407142	75.0000	1.2458	
\\MASSHUNTER\Org\Data\SV5973N.I\sd010722\DoD BNA cal 1\Jan0705.D	Calibration	4	x	1445848	75.0000	1.2720	
\\MASSHUNTER\Org\Data\SV5973N.I\sd010722\DoD BNA cal 1\Jan0704.D	Calibration	5	x	1760874	100.0000	1.1806	
\\MASSHUNTER\Org\Data\SV5973N.I\sd010722\DoD BNA cal 1\Jan0703.D	Calibration	6	x	2165215	120.0000	1.1833	
\\MASSHUNTER\Org\Data\SV5973N.I\sd010722\DoD BNA cal 1\Jan0702.D	Calibration	7	x	2681298	150.0000	1.1749	

Calibration Report

Batch Path	\\MASSHUNTER\Org\Data\SV5973N.I\sd010722\DoD BNA cal 1\QuantResults\010722 DoD BNA cal 1.batch.bin		
Analysis Time	2/15/2022 10:08 AM	Analyst Name	BL2000\sean
Report Time	2/15/2022 10:11:11 AM	Reporter Name	BL2000\sean
Last Calib Update	1/11/2022 8:55 AM	Batch State	Processed
Quant Batch Version	10.0	Quant Report Version	10.0

2-Chloronaphthalene %RSE = 2.1

2-Chloronaphthalene - 7 Levels, 7 Levels Used, 7 Points, 7 Points Used, 1 QCs



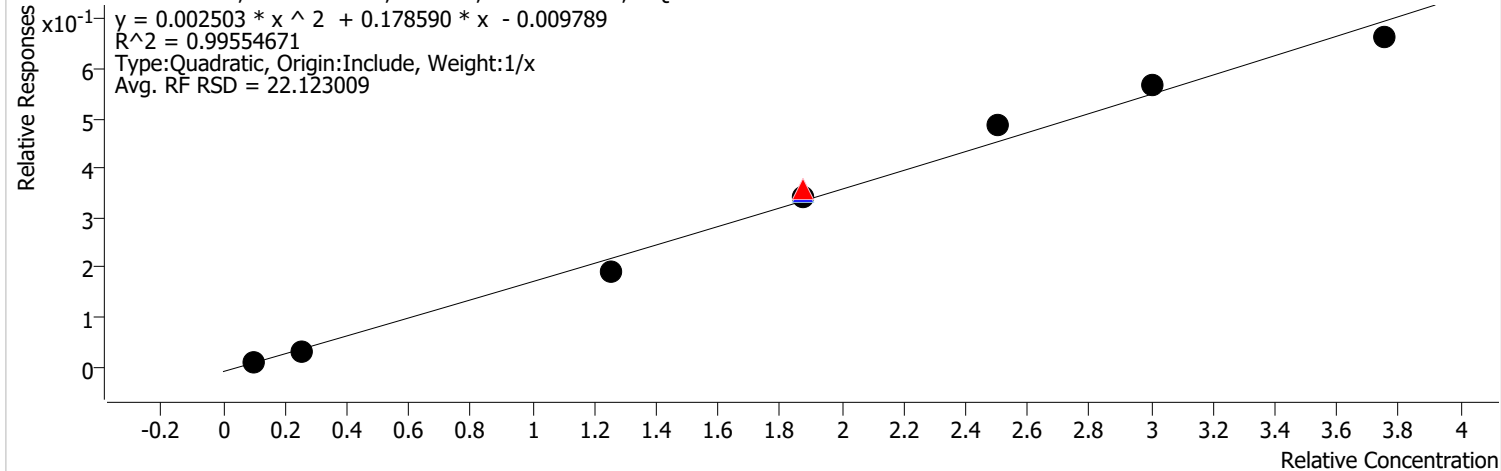
Calibration STD Path	Cal Type	Level	Enabled	Resp.	Exp. Conc	Resp. Factor	Level RSD
\\MASSHUNTER\Org\Data\SV5973N.I\sd010722\DoD BNA cal 1\Jan0708.D	Calibration	1	x	58389	4.0000	1.0351	
\\MASSHUNTER\Org\Data\SV5973N.I\sd010722\DoD BNA cal 1\Jan0707.D	Calibration	2	x	142716	10.0000	1.0499	
\\MASSHUNTER\Org\Data\SV5973N.I\sd010722\DoD BNA cal 1\Jan0706.D	Calibration	3	x	739021	50.0000	1.0019	
\\MASSHUNTER\Org\Data\SV5973N.I\sd122321\DoD BNA 3\Dec2337.D	CC	CCV	x	834824	75.0000	1.0460	
\\MASSHUNTER\Org\Data\SV5973N.I\sd010722\DoD BNA cal 1\Jan0709.D	QC	ICV	x	1309332	75.0000	1.1592	
\\MASSHUNTER\Org\Data\SV5973N.I\sd010722\DoD BNA cal 1\Jan0705.D	Calibration	4	x	1191324	75.0000	1.0480	
\\MASSHUNTER\Org\Data\SV5973N.I\sd010722\DoD BNA cal 1\Jan0704.D	Calibration	5	x	1572984	100.0000	1.0546	
\\MASSHUNTER\Org\Data\SV5973N.I\sd010722\DoD BNA cal 1\Jan0703.D	Calibration	6	x	1868917	120.0000	1.0214	
\\MASSHUNTER\Org\Data\SV5973N.I\sd010722\DoD BNA cal 1\Jan0702.D	Calibration	7	x	2292857	150.0000	1.0047	

Calibration Report

Batch Path	\\MASSHUNTER\Org\Data\SV5973N.I\sd010722\DoD BNA cal 1\QuantResults\010722 DoD BNA cal 1.batch.bin		
Analysis Time	2/15/2022 10:08 AM	Analyst Name	BL2000\sean
Report Time	2/15/2022 10:11:11 AM	Reporter Name	BL2000\sean
Last Calib Update	1/11/2022 8:55 AM	Batch State	Processed
Quant Batch Version	10.0	Quant Report Version	10.0

2-Nitroaniline %RSE = 9.7

2-Nitroaniline - 7 Levels, 7 Levels Used, 7 Points, 7 Points Used, 1 QCs



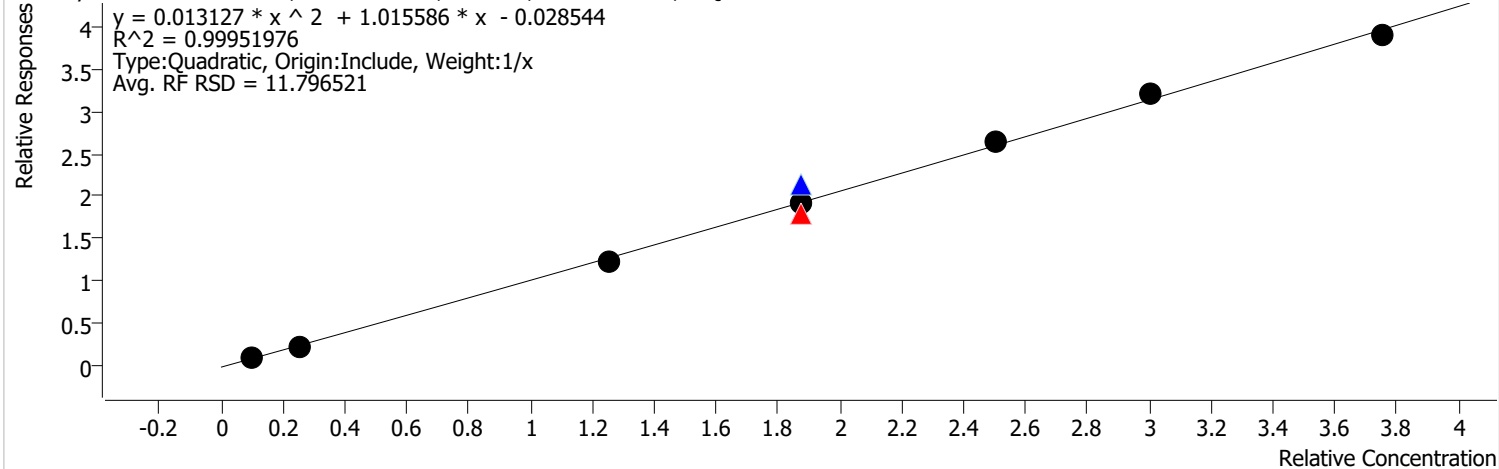
Calibration STD Path	Cal Type	Level	Enabled	Resp.	Exp. Conc	Resp. Factor	Level RSD
\\MASSHUNTER\Org\Data\SV5973N.I\sd010722\DoD BNA cal 1\Jan0708.D	Calibration	1	x	5629	4.0000	0.0998	
\\MASSHUNTER\Org\Data\SV5973N.I\sd010722\DoD BNA cal 1\Jan0707.D	Calibration	2	x	17284	10.0000	0.1271	
\\MASSHUNTER\Org\Data\SV5973N.I\sd010722\DoD BNA cal 1\Jan0706.D	Calibration	3	x	112823	50.0000	0.1530	
\\MASSHUNTER\Org\Data\SV5973N.I\sd122321\DoD BNA 3\Dec2337.D	CC	CCV	x	151874	75.0000	0.1903	
\\MASSHUNTER\Org\Data\SV5973N.I\sd010722\DoD BNA cal 1\Jan0709.D	QC	ICV	x	212899	75.0000	0.1885	
\\MASSHUNTER\Org\Data\SV5973N.I\sd010722\DoD BNA cal 1\Jan0705.D	Calibration	4	x	206845	75.0000	0.1820	
\\MASSHUNTER\Org\Data\SV5973N.I\sd010722\DoD BNA cal 1\Jan0704.D	Calibration	5	x	289372	100.0000	0.1940	
\\MASSHUNTER\Org\Data\SV5973N.I\sd010722\DoD BNA cal 1\Jan0703.D	Calibration	6	x	346934	120.0000	0.1896	
\\MASSHUNTER\Org\Data\SV5973N.I\sd010722\DoD BNA cal 1\Jan0702.D	Calibration	7	x	403061	150.0000	0.1766	

Calibration Report

Batch Path	\\MASSHUNTER\Org\Data\SV5973N.I\sd010722\DoD BNA cal 1\QuantResults\010722 DoD BNA cal 1.batch.bin		
Analysis Time	2/15/2022 10:08 AM	Analyst Name	BL2000\sean
Report Time	2/15/2022 10:11:11 AM	Reporter Name	BL2000\sean
Last Calib Update	1/11/2022 8:55 AM	Batch State	Processed
Quant Batch Version	10.0	Quant Report Version	10.0

Dimethyl Phthalate %RSE = 2.4

Dimethyl Phthalate - 7 Levels, 7 Levels Used, 7 Points Used, 1 QCs

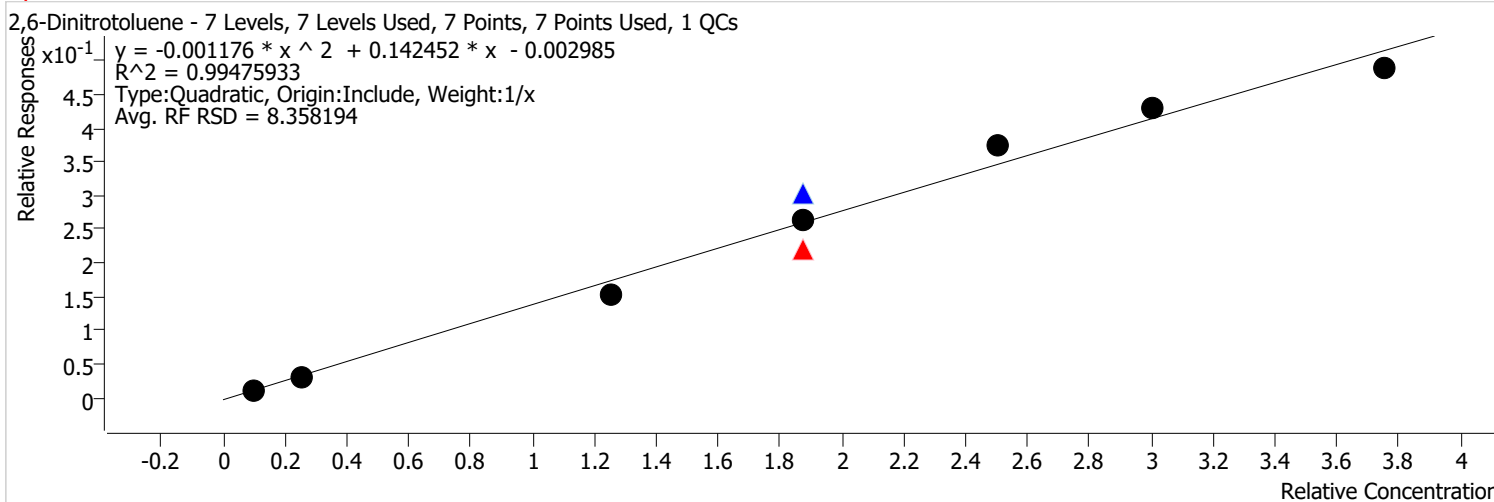


Calibration STD Path	Cal Type	Level	Enabled	Resp.	Exp. Conc	Resp. Factor	Level RSD
\\MASSHUNTER\Org\Data\SV5973N.I\sd010722\DoD BNA cal 1\Jan0708.D	Calibration	1	x	42096	4.0000	0.7463	
\\MASSHUNTER\Org\Data\SV5973N.I\sd010722\DoD BNA cal 1\Jan0707.D	Calibration	2	x	122818	10.0000	0.9035	
\\MASSHUNTER\Org\Data\SV5973N.I\sd010722\DoD BNA cal 1\Jan0706.D	Calibration	3	x	717440	50.0000	0.9726	
\\MASSHUNTER\Org\Data\SV5973N.I\sd122321\DoD BNA 3\Dec2337.D	CC	CCV	x	762945	75.0000	0.9559	
\\MASSHUNTER\Org\Data\SV5973N.I\sd010722\DoD BNA cal 1\Jan0709.D	QC	ICV	x	1285888	75.0000	1.1384	
\\MASSHUNTER\Org\Data\SV5973N.I\sd010722\DoD BNA cal 1\Jan0705.D	Calibration	4	x	1167232	75.0000	1.0268	
\\MASSHUNTER\Org\Data\SV5973N.I\sd010722\DoD BNA cal 1\Jan0704.D	Calibration	5	x	1571564	100.0000	1.0537	
\\MASSHUNTER\Org\Data\SV5973N.I\sd010722\DoD BNA cal 1\Jan0703.D	Calibration	6	x	1954420	120.0000	1.0681	
\\MASSHUNTER\Org\Data\SV5973N.I\sd010722\DoD BNA cal 1\Jan0702.D	Calibration	7	x	2370816	150.0000	1.0389	

Calibration Report

Batch Path	\\MASSHUNTER\Org\Data\SV5973N.I\sd010722\DoD BNA cal 1\QuantResults\010722 DoD BNA cal 1.batch.bin		
Analysis Time	2/15/2022 10:08 AM	Analyst Name	BL2000\sean
Report Time	2/15/2022 10:11:11 AM	Reporter Name	BL2000\sean
Last Calib Update	1/11/2022 8:55 AM	Batch State	Processed
Quant Batch Version	10.0	Quant Report Version	10.0

2,6-Dinitrotoluene %RSE = 8.8



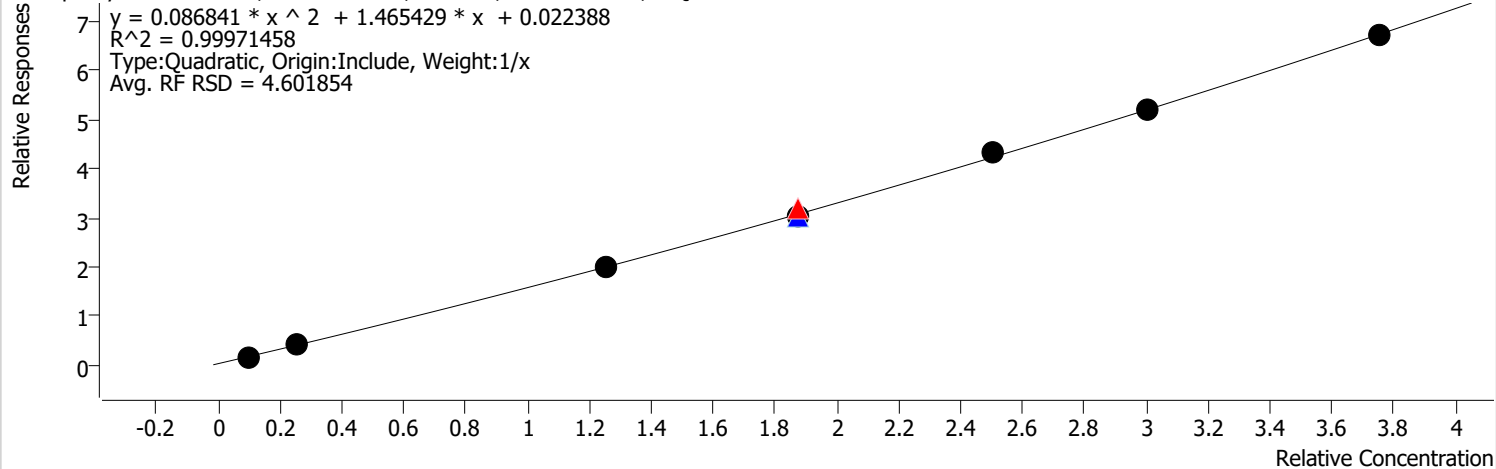
Calibration STD Path	Cal Type	Level	Enabled	Resp.	Exp. Conc	Resp. Factor	Level RSD
\\MASSHUNTER\Org\Data\SV5973N.I\sd010722\DoD BNA cal 1\Jan0708.D	Calibration	1	x	6863	4.0000	0.1217	
\\MASSHUNTER\Org\Data\SV5973N.I\sd010722\DoD BNA cal 1\Jan0707.D	Calibration	2	x	17243	10.0000	0.1268	
\\MASSHUNTER\Org\Data\SV5973N.I\sd010722\DoD BNA cal 1\Jan0706.D	Calibration	3	x	89664	50.0000	0.1216	
\\MASSHUNTER\Org\Data\SV5973N.I\sd122321\DoD BNA 3\Dec2337.D	CC	CCV	x	93479	75.0000	0.1171	
\\MASSHUNTER\Org\Data\SV5973N.I\sd010722\DoD BNA cal 1\Jan0709.D	QC	ICV	x	182786	75.0000	0.1618	
\\MASSHUNTER\Org\Data\SV5973N.I\sd010722\DoD BNA cal 1\Jan0705.D	Calibration	4	x	159018	75.0000	0.1399	
\\MASSHUNTER\Org\Data\SV5973N.I\sd010722\DoD BNA cal 1\Jan0704.D	Calibration	5	x	223482	100.0000	0.1498	
\\MASSHUNTER\Org\Data\SV5973N.I\sd010722\DoD BNA cal 1\Jan0703.D	Calibration	6	x	262540	120.0000	0.1435	
\\MASSHUNTER\Org\Data\SV5973N.I\sd010722\DoD BNA cal 1\Jan0702.D	Calibration	7	x	297058	150.0000	0.1302	

Calibration Report

Batch Path	\\MASSHUNTER\Org\Data\SV5973N.I\sd010722\DoD BNA cal 1\QuantResults\010722 DoD BNA cal 1.batch.bin		
Analysis Time	2/15/2022 10:08 AM	Analyst Name	BL2000\sean
Report Time	2/15/2022 10:11:11 AM	Reporter Name	BL2000\sean
Last Calib Update	1/11/2022 8:55 AM	Batch State	Processed
Quant Batch Version	10.0	Quant Report Version	10.0

Acenaphthylene %RSE = 3.2

Acenaphthylene - 7 Levels, 7 Levels Used, 7 Points, 7 Points Used, 1 QCs

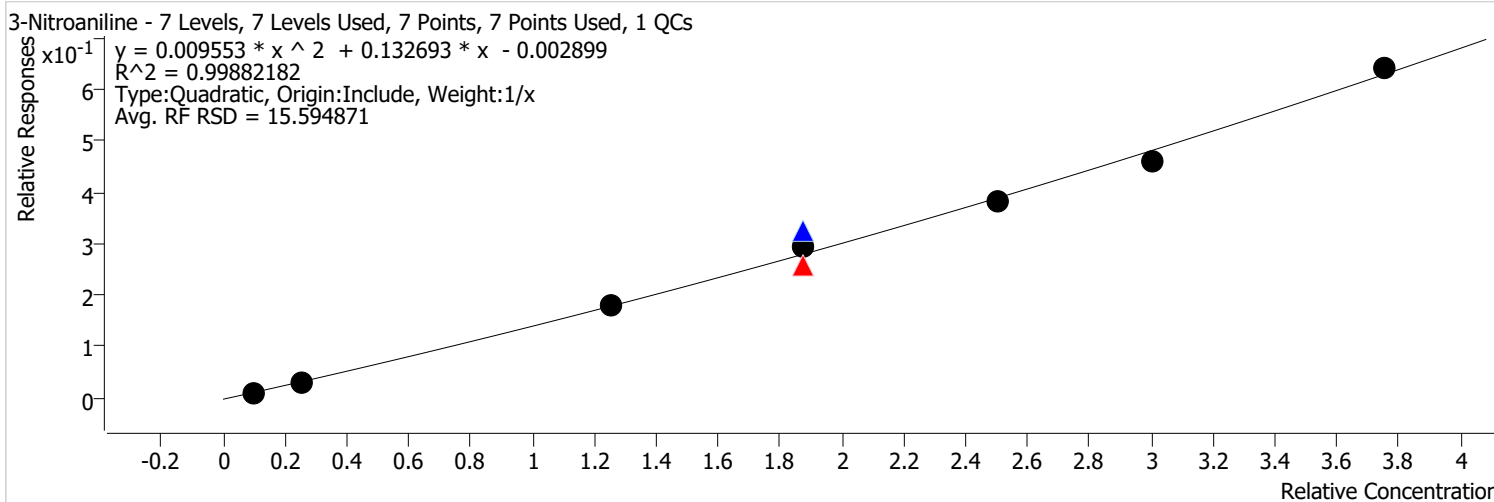


Calibration STD Path	Cal Type	Level	Enabled	Resp.	Exp. Conc	Resp. Factor	Level RSD
\\MASSHUNTER\Org\Data\SV5973N.I\sd010722\DoD BNA cal 1\Jan0708.D	Calibration	1	x	92958	4.0000	1.6480	
\\MASSHUNTER\Org\Data\SV5973N.I\sd010722\DoD BNA cal 1\Jan0707.D	Calibration	2	x	223338	10.0000	1.6429	
\\MASSHUNTER\Org\Data\SV5973N.I\sd010722\DoD BNA cal 1\Jan0706.D	Calibration	3	x	1162826	50.0000	1.5764	
\\MASSHUNTER\Org\Data\SV5973N.I\sd122321\DoD BNA 3\Dec2337.D	CC	CCV	x	1364491	75.0000	1.7097	
\\MASSHUNTER\Org\Data\SV5973N.I\sd010722\DoD BNA cal 1\Jan0709.D	QC	ICV	x	1828449	75.0000	1.6188	
\\MASSHUNTER\Org\Data\SV5973N.I\sd010722\DoD BNA cal 1\Jan0705.D	Calibration	4	x	1828135	75.0000	1.6083	
\\MASSHUNTER\Org\Data\SV5973N.I\sd010722\DoD BNA cal 1\Jan0704.D	Calibration	5	x	2586097	100.0000	1.7339	
\\MASSHUNTER\Org\Data\SV5973N.I\sd010722\DoD BNA cal 1\Jan0703.D	Calibration	6	x	3162196	120.0000	1.7282	
\\MASSHUNTER\Org\Data\SV5973N.I\sd010722\DoD BNA cal 1\Jan0702.D	Calibration	7	x	4087281	150.0000	1.7910	

Calibration Report

Batch Path	\\MASSHUNTER\Org\Data\SV5973N.I\sd010722\DoD BNA cal 1\QuantResults\010722 DoD BNA cal 1.batch.bin		
Analysis Time	2/15/2022 10:08 AM	Analyst Name	BL2000\sean
Report Time	2/15/2022 10:11:11 AM	Reporter Name	BL2000\sean
Last Calib Update	1/11/2022 8:55 AM	Batch State	Processed
Quant Batch Version	10.0	Quant Report Version	10.0

3-Nitroaniline %RSE = 5.4

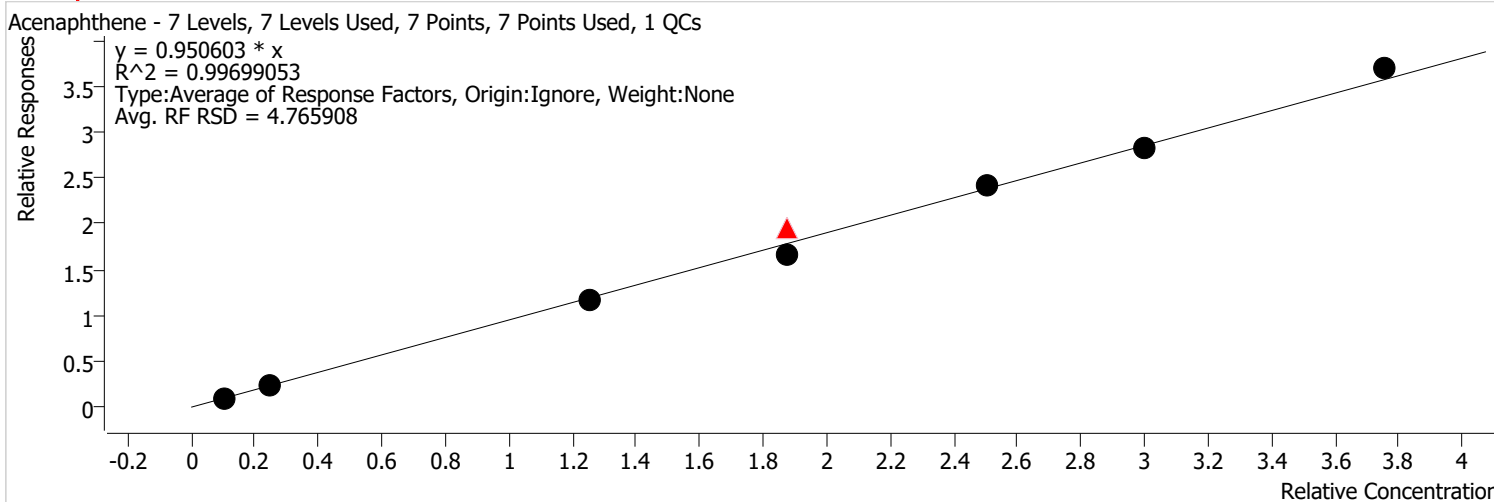


Calibration STD Path	Cal Type	Level	Enabled	Resp.	Exp. Conc	Resp. Factor	Level RSD
\\MASSHUNTER\Org\Data\SV5973N.I\sd010722\DoD BNA cal 1\Jan0708.D	Calibration	1	x	6333	4.0000	0.1123	
\\MASSHUNTER\Org\Data\SV5973N.I\sd010722\DoD BNA cal 1\Jan0707.D	Calibration	2	x	15441	10.0000	0.1136	
\\MASSHUNTER\Org\Data\SV5973N.I\sd010722\DoD BNA cal 1\Jan0706.D	Calibration	3	x	105012	50.0000	0.1424	
\\MASSHUNTER\Org\Data\SV5973N.I\sd122321\DoD BNA 3\Dec2337.D	CC	CCV	x	109782	75.0000	0.1376	
\\MASSHUNTER\Org\Data\SV5973N.I\sd010722\DoD BNA cal 1\Jan0709.D	QC	ICV	x	195477	75.0000	0.1731	
\\MASSHUNTER\Org\Data\SV5973N.I\sd010722\DoD BNA cal 1\Jan0705.D	Calibration	4	x	177709	75.0000	0.1563	
\\MASSHUNTER\Org\Data\SV5973N.I\sd010722\DoD BNA cal 1\Jan0704.D	Calibration	5	x	229277	100.0000	0.1537	
\\MASSHUNTER\Org\Data\SV5973N.I\sd010722\DoD BNA cal 1\Jan0703.D	Calibration	6	x	281617	120.0000	0.1539	
\\MASSHUNTER\Org\Data\SV5973N.I\sd010722\DoD BNA cal 1\Jan0702.D	Calibration	7	x	389918	150.0000	0.1709	

Calibration Report

Batch Path	\\MASSHUNTER\Org\Data\SV5973N.I\sd010722\DoD BNA cal 1\QuantResults\010722 DoD BNA cal 1.batch.bin		
Analysis Time	2/15/2022 10:08 AM	Analyst Name	BL2000\sean
Report Time	2/15/2022 10:11:11 AM	Reporter Name	BL2000\sean
Last Calib Update	1/11/2022 8:55 AM	Batch State	Processed
Quant Batch Version	10.0	Quant Report Version	10.0

Acenaphthene %RSE = 4.8



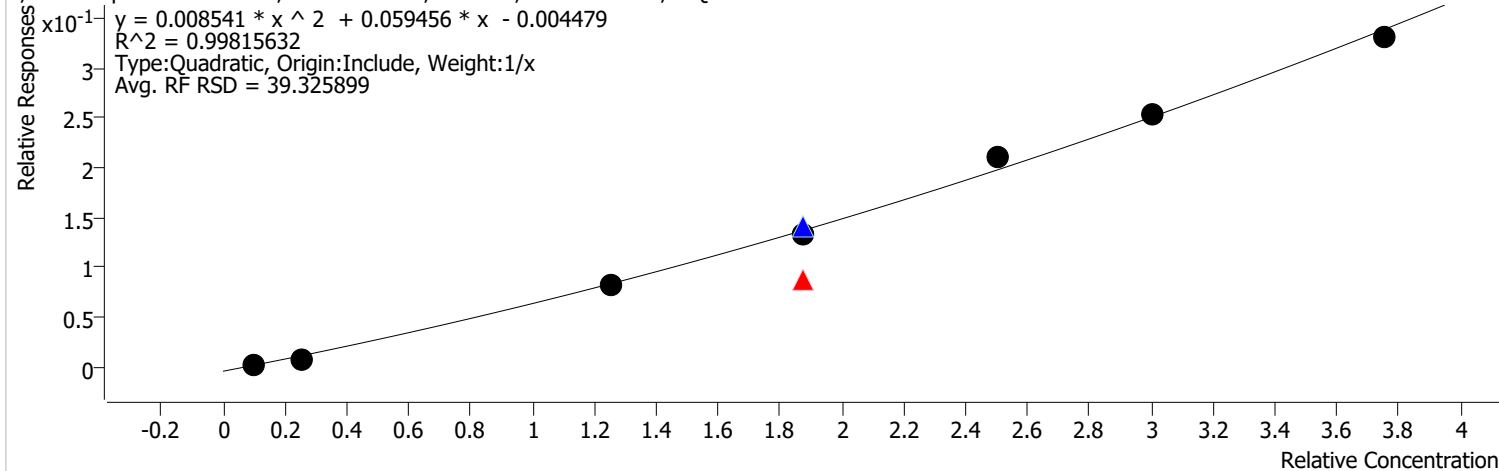
Calibration STD Path	Cal Type	Level	Enabled	Resp.	Exp. Conc	Resp. Factor	Level RSD
\\MASSHUNTER\Org\Data\SV5973N.I\sd010722\DoD BNA cal 1\Jan0708.D	Calibration	1	x	57892	4.0000	1.0263	
\\MASSHUNTER\Org\Data\SV5973N.I\sd010722\DoD BNA cal 1\Jan0707.D	Calibration	2	x	125718	10.0000	0.9248	
\\MASSHUNTER\Org\Data\SV5973N.I\sd010722\DoD BNA cal 1\Jan0706.D	Calibration	3	x	685044	50.0000	0.9287	
\\MASSHUNTER\Org\Data\SV5973N.I\sd122321\DoD BNA 3\Dec2337.D	CC	CCV	x	828212	75.0000	1.0377	
\\MASSHUNTER\Org\Data\SV5973N.I\sd010722\DoD BNA cal 1\Jan0709.D	QC	ICV	x	1179832	75.0000	1.0445	
\\MASSHUNTER\Org\Data\SV5973N.I\sd010722\DoD BNA cal 1\Jan0705.D	Calibration	4	x	1008097	75.0000	0.8868	
\\MASSHUNTER\Org\Data\SV5973N.I\sd010722\DoD BNA cal 1\Jan0704.D	Calibration	5	x	1439396	100.0000	0.9651	
\\MASSHUNTER\Org\Data\SV5973N.I\sd010722\DoD BNA cal 1\Jan0703.D	Calibration	6	x	1719160	120.0000	0.9396	
\\MASSHUNTER\Org\Data\SV5973N.I\sd010722\DoD BNA cal 1\Jan0702.D	Calibration	7	x	2243102	150.0000	0.9829	

Calibration Report

Batch Path	\\MASSHUNTER\Org\Data\SV5973N.I\sd010722\DoD BNA cal 1\QuantResults\010722 DoD BNA cal 1.batch.bin		
Analysis Time	2/15/2022 10:08 AM	Analyst Name	BL2000\sean
Report Time	2/15/2022 10:11:11 AM	Reporter Name	BL2000\sean
Last Calib Update	1/11/2022 8:55 AM	Batch State	Processed
Quant Batch Version	10.0	Quant Report Version	10.0

2,4-Dinitrophenol %RSE = 11.8

2,4-Dinitrophenol - 7 Levels, 7 Levels Used, 7 Points, 7 Points Used, 1 QCs

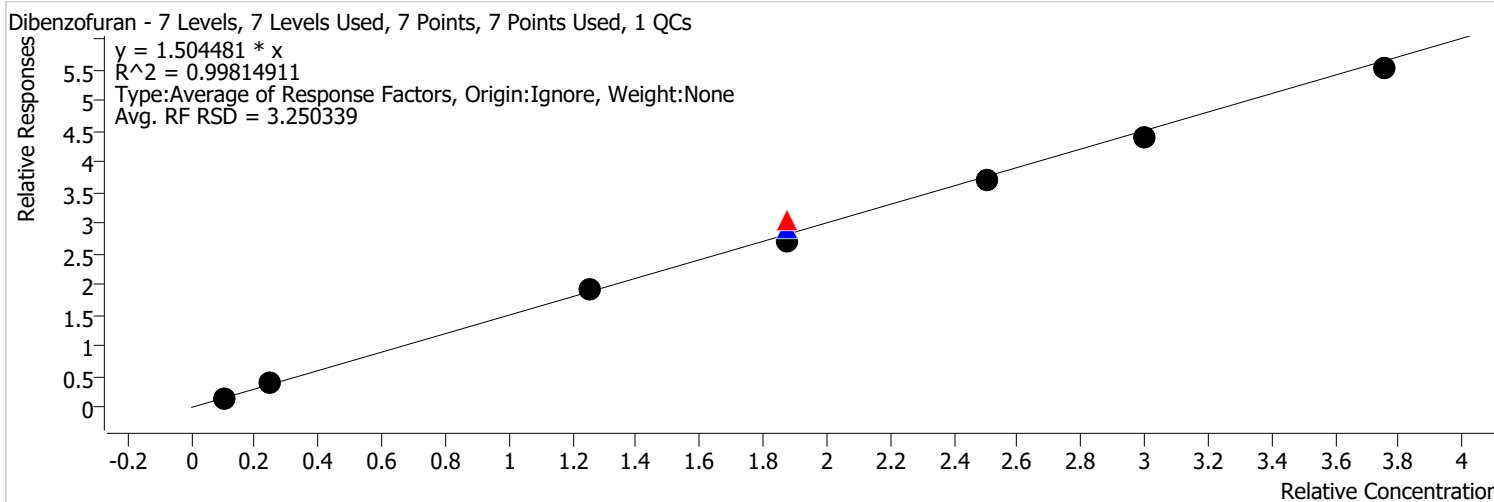


Calibration STD Path	Cal Type	Level	Enabled	Resp.	Exp. Conc	Resp. Factor	Level RSD
\\MASSHUNTER\Org\Data\SV5973N.I\sd010722\DoD BNA cal 1\Jan0708.D	Calibration	1	x	1437	4.0000	0.0255	
\\MASSHUNTER\Org\Data\SV5973N.I\sd010722\DoD BNA cal 1\Jan0707.D	Calibration	2	x	4568	10.0000	0.0336	
\\MASSHUNTER\Org\Data\SV5973N.I\sd010722\DoD BNA cal 1\Jan0706.D	Calibration	3	x	47919	50.0000	0.0650	
\\MASSHUNTER\Org\Data\SV5973N.I\sd122321\DoD BNA 3\Dec2337.D	CC	CCV	x	37446	75.0000	0.0469	
\\MASSHUNTER\Org\Data\SV5973N.I\sd010722\DoD BNA cal 1\Jan0709.D	QC	ICV	x	85223	75.0000	0.0754	
\\MASSHUNTER\Org\Data\SV5973N.I\sd010722\DoD BNA cal 1\Jan0705.D	Calibration	4	x	80525	75.0000	0.0708	
\\MASSHUNTER\Org\Data\SV5973N.I\sd010722\DoD BNA cal 1\Jan0704.D	Calibration	5	x	125291	100.0000	0.0840	
\\MASSHUNTER\Org\Data\SV5973N.I\sd010722\DoD BNA cal 1\Jan0703.D	Calibration	6	x	154925	120.0000	0.0847	
\\MASSHUNTER\Org\Data\SV5973N.I\sd010722\DoD BNA cal 1\Jan0702.D	Calibration	7	x	201190	150.0000	0.0882	

Calibration Report

Batch Path	\\MASSHUNTER\Org\Data\SV5973N.I\sd010722\DoD BNA cal 1\QuantResults\010722 DoD BNA cal 1.batch.bin		
Analysis Time	2/15/2022 10:08 AM	Analyst Name	BL2000\sean
Report Time	2/15/2022 10:11:12 AM	Reporter Name	BL2000\sean
Last Calib Update	1/11/2022 8:55 AM	Batch State	Processed
Quant Batch Version	10.0	Quant Report Version	10.0

Dibenzofuran %RSE = 3.3



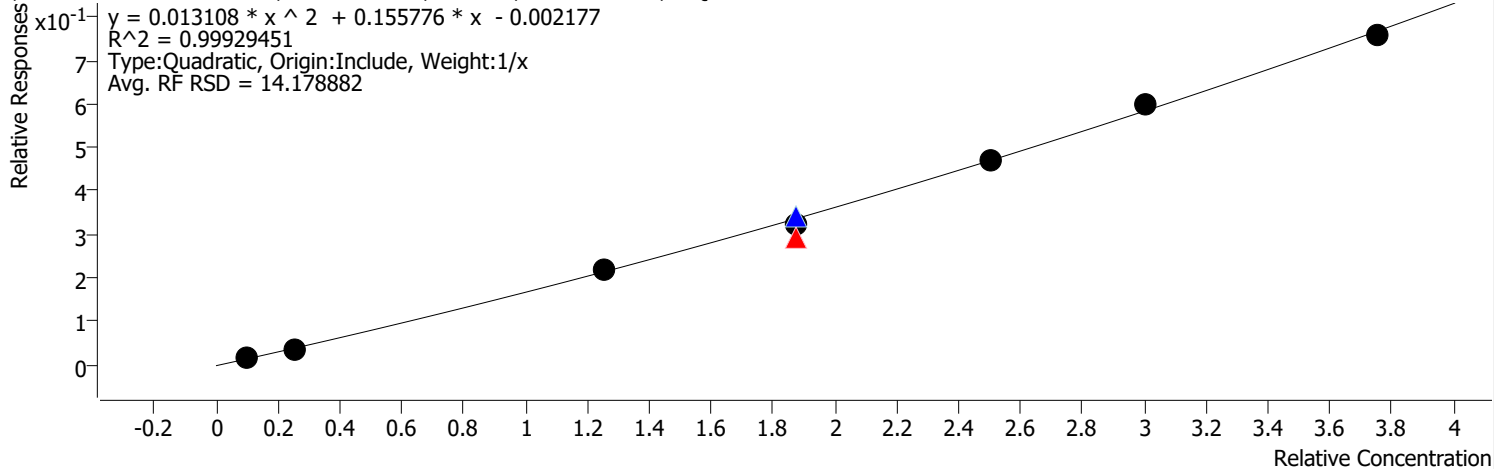
Calibration STD Path	Cal Type	Level	Enabled	Resp.	Exp. Conc	Resp. Factor	Level RSD
\\MASSHUNTER\Org\Data\SV5973N.I\sd010722\DoD BNA cal 1\Jan0708.D	Calibration	1	x	89062	4.0000	1.5789	
\\MASSHUNTER\Org\Data\SV5973N.I\sd010722\DoD BNA cal 1\Jan0707.D	Calibration	2	x	209247	10.0000	1.5393	
\\MASSHUNTER\Org\Data\SV5973N.I\sd010722\DoD BNA cal 1\Jan0706.D	Calibration	3	x	1139517	50.0000	1.5448	
\\MASSHUNTER\Org\Data\SV5973N.I\sd122321\DoD BNA 3\Dec2337.D	CC	CCV	x	1291714	75.0000	1.6185	
\\MASSHUNTER\Org\Data\SV5973N.I\sd010722\DoD BNA cal 1\Jan0709.D	QC	ICV	x	1761815	75.0000	1.5598	
\\MASSHUNTER\Org\Data\SV5973N.I\sd010722\DoD BNA cal 1\Jan0705.D	Calibration	4	x	1650349	75.0000	1.4519	
\\MASSHUNTER\Org\Data\SV5973N.I\sd010722\DoD BNA cal 1\Jan0704.D	Calibration	5	x	2204535	100.0000	1.4781	
\\MASSHUNTER\Org\Data\SV5973N.I\sd010722\DoD BNA cal 1\Jan0703.D	Calibration	6	x	2684520	120.0000	1.4671	
\\MASSHUNTER\Org\Data\SV5973N.I\sd010722\DoD BNA cal 1\Jan0702.D	Calibration	7	x	3357596	150.0000	1.4712	

Calibration Report

Batch Path	\\MASSHUNTER\Org\Data\SV5973N.I\sd010722\DoD BNA cal 1\QuantResults\010722 DoD BNA cal 1.batch.bin		
Analysis Time	2/15/2022 10:08 AM	Analyst Name	BL2000\sean
Report Time	2/15/2022 10:11:12 AM	Reporter Name	BL2000\sean
Last Calib Update	1/11/2022 8:55 AM	Batch State	Processed
Quant Batch Version	10.0	Quant Report Version	10.0

2,4-Dinitrotoluene %RSE = 3.3

2,4-Dinitrotoluene - 7 Levels, 7 Levels Used, 7 Points, 7 Points Used, 1 QCs

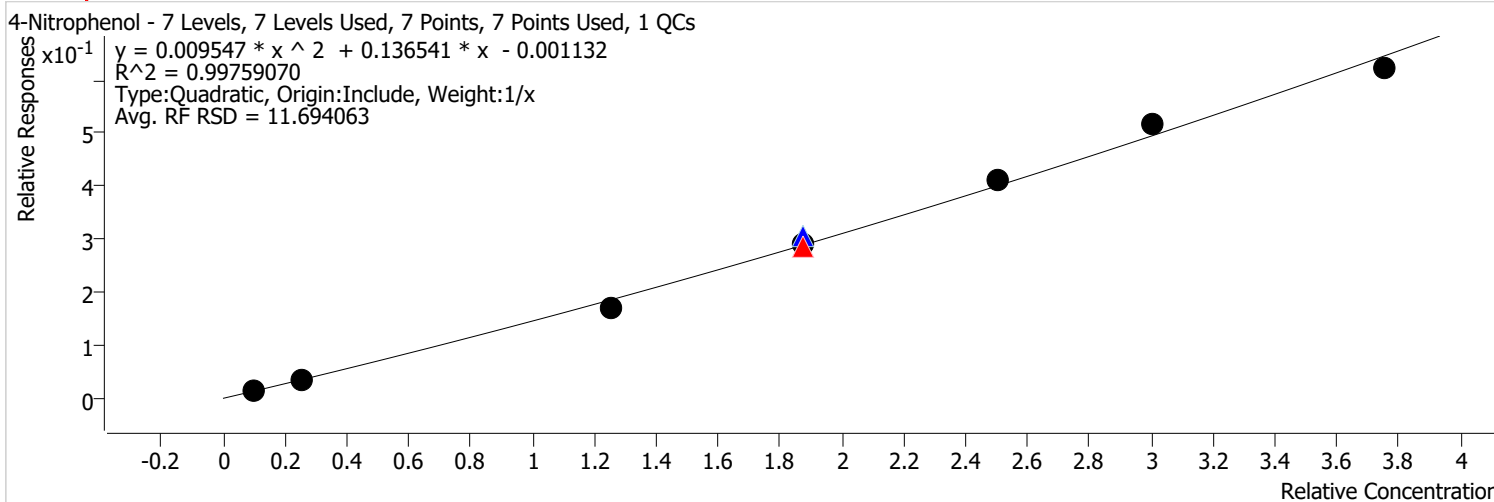


Calibration STD Path	Cal Type	Level	Enabled	Resp.	Exp. Conc	Resp. Factor	Level RSD
\\MASSHUNTER\Org\Data\SV5973N.I\sd010722\DoD BNA cal 1\Jan0708.D	Calibration	1	x	7882	4.0000	0.1397	
\\MASSHUNTER\Org\Data\SV5973N.I\sd010722\DoD BNA cal 1\Jan0707.D	Calibration	2	x	19708	10.0000	0.1450	
\\MASSHUNTER\Org\Data\SV5973N.I\sd010722\DoD BNA cal 1\Jan0706.D	Calibration	3	x	129012	50.0000	0.1749	
\\MASSHUNTER\Org\Data\SV5973N.I\sd122321\DoD BNA 3\Dec2337.D	CC	CCV	x	125505	75.0000	0.1573	
\\MASSHUNTER\Org\Data\SV5973N.I\sd010722\DoD BNA cal 1\Jan0709.D	QC	ICV	x	204160	75.0000	0.1807	
\\MASSHUNTER\Org\Data\SV5973N.I\sd010722\DoD BNA cal 1\Jan0705.D	Calibration	4	x	195674	75.0000	0.1721	
\\MASSHUNTER\Org\Data\SV5973N.I\sd010722\DoD BNA cal 1\Jan0704.D	Calibration	5	x	280076	100.0000	0.1878	
\\MASSHUNTER\Org\Data\SV5973N.I\sd010722\DoD BNA cal 1\Jan0703.D	Calibration	6	x	366661	120.0000	0.2004	
\\MASSHUNTER\Org\Data\SV5973N.I\sd010722\DoD BNA cal 1\Jan0702.D	Calibration	7	x	460401	150.0000	0.2017	

Calibration Report

Batch Path	\\MASSHUNTER\Org\Data\SV5973N.I\sd010722\DoD BNA cal 1\QuantResults\010722 DoD BNA cal 1.batch.bin		
Analysis Time	2/15/2022 10:08 AM	Analyst Name	BL2000\sean
Report Time	2/15/2022 10:11:12 AM	Reporter Name	BL2000\sean
Last Calib Update	1/11/2022 8:55 AM	Batch State	Processed
Quant Batch Version	10.0	Quant Report Version	10.0

4-Nitrophenol %RSE = 5.9

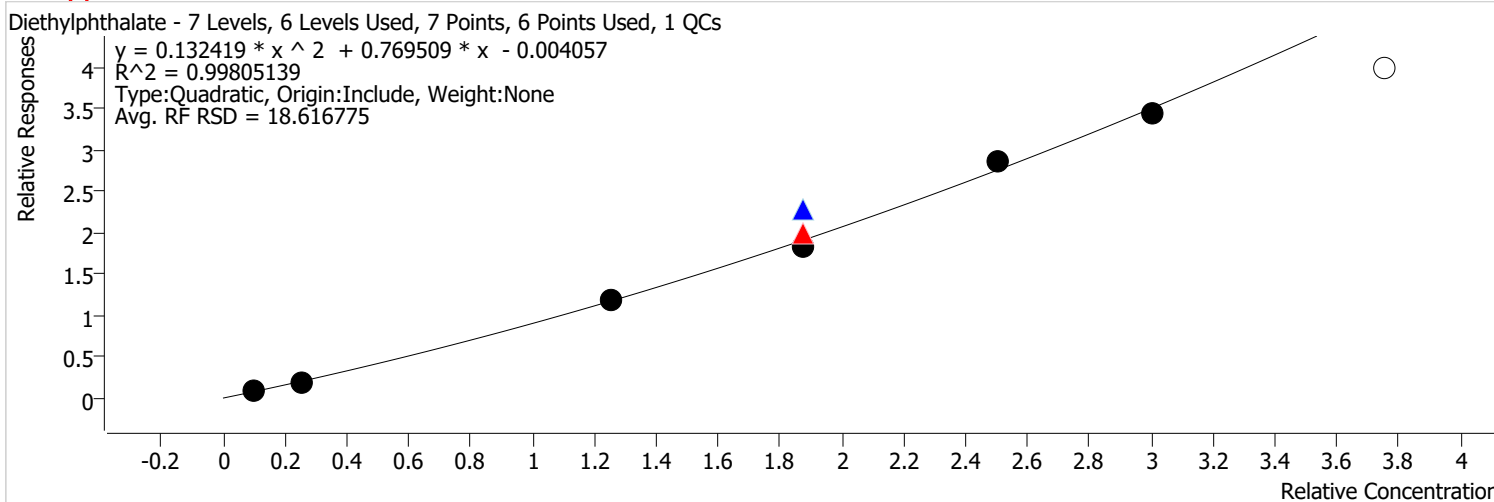


Calibration STD Path	Cal Type	Level	Enabled	Resp.	Exp. Conc	Resp. Factor	Level RSD
\\MASSHUNTER\Org\Data\SV5973N.I\sd010722\DoD BNA cal 1\Jan0708.D	Calibration	1	x	7530	4.0000	0.1335	
\\MASSHUNTER\Org\Data\SV5973N.I\sd010722\DoD BNA cal 1\Jan0707.D	Calibration	2	x	17901	10.0000	0.1317	
\\MASSHUNTER\Org\Data\SV5973N.I\sd010722\DoD BNA cal 1\Jan0706.D	Calibration	3	x	98767	50.0000	0.1339	
\\MASSHUNTER\Org\Data\SV5973N.I\sd122321\DoD BNA 3\Dec2337.D	CC	CCV	x	121669	75.0000	0.1524	
\\MASSHUNTER\Org\Data\SV5973N.I\sd010722\DoD BNA cal 1\Jan0709.D	QC	ICV	x	185367	75.0000	0.1641	
\\MASSHUNTER\Org\Data\SV5973N.I\sd010722\DoD BNA cal 1\Jan0705.D	Calibration	4	x	177604	75.0000	0.1562	
\\MASSHUNTER\Org\Data\SV5973N.I\sd010722\DoD BNA cal 1\Jan0704.D	Calibration	5	x	246823	100.0000	0.1655	
\\MASSHUNTER\Org\Data\SV5973N.I\sd010722\DoD BNA cal 1\Jan0703.D	Calibration	6	x	315129	120.0000	0.1722	
\\MASSHUNTER\Org\Data\SV5973N.I\sd010722\DoD BNA cal 1\Jan0702.D	Calibration	7	x	378288	150.0000	0.1658	

Calibration Report

Batch Path	\\MASSHUNTER\Org\Data\SV5973N.I\sd010722\DoD BNA cal 1\QuantResults\010722 DoD BNA cal 1.batch.bin		
Analysis Time	2/15/2022 10:08 AM	Analyst Name	BL2000\sean
Report Time	2/15/2022 10:11:12 AM	Reporter Name	BL2000\sean
Last Calib Update	1/11/2022 8:55 AM	Batch State	Processed
Quant Batch Version	10.0	Quant Report Version	10.0

Diethylphthalate %RSE = 3.4

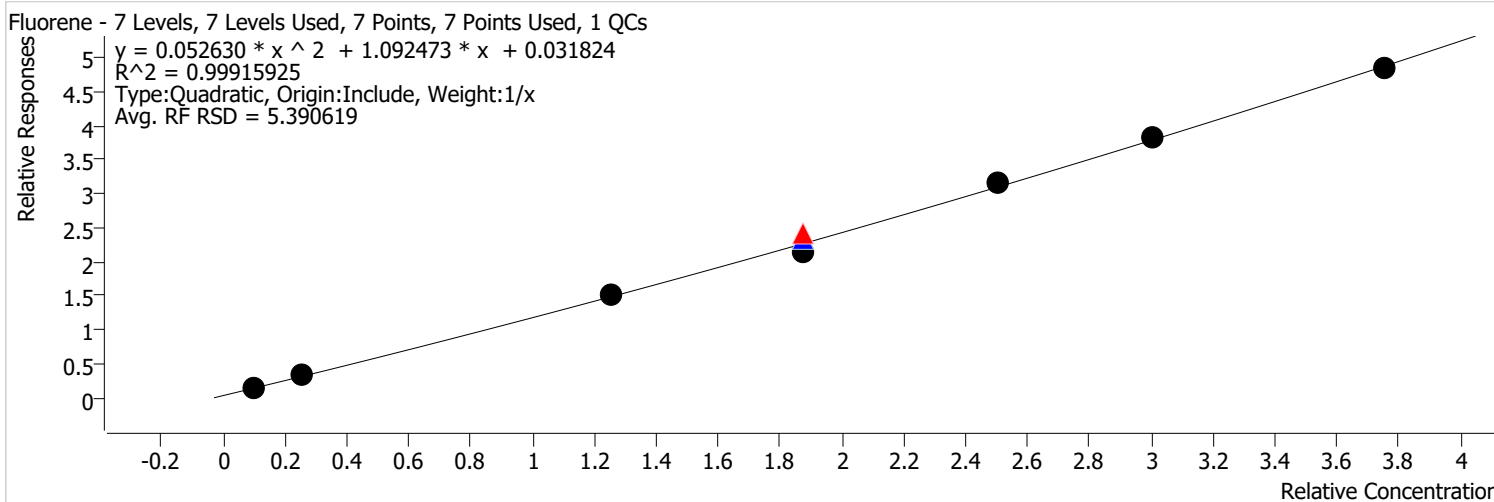


Calibration STD Path	Cal Type	Level	Enabled	Resp.	Exp. Conc	Resp. Factor	Level RSD
\\MASSHUNTER\Org\Data\SV5973N.I\sd010722\DoD BNA cal 1\Jan0708.D	Calibration	1	x	40619	4.0000	0.7201	
\\MASSHUNTER\Org\Data\SV5973N.I\sd010722\DoD BNA cal 1\Jan0707.D	Calibration	2	x	106876	10.0000	0.7862	
\\MASSHUNTER\Org\Data\SV5973N.I\sd010722\DoD BNA cal 1\Jan0706.D	Calibration	3	x	700006	50.0000	0.9490	
\\MASSHUNTER\Org\Data\SV5973N.I\sd122321\DoD BNA 3\Dec2337.D	CC	CCV	x	840712	75.0000	1.0534	
\\MASSHUNTER\Org\Data\SV5973N.I\sd010722\DoD BNA cal 1\Jan0709.D	QC	ICV	x	1362780	75.0000	1.2065	
\\MASSHUNTER\Org\Data\SV5973N.I\sd010722\DoD BNA cal 1\Jan0705.D	Calibration	4	x	1101126	75.0000	0.9687	
\\MASSHUNTER\Org\Data\SV5973N.I\sd010722\DoD BNA cal 1\Jan0704.D	Calibration	5	x	1705521	100.0000	1.1435	
\\MASSHUNTER\Org\Data\SV5973N.I\sd010722\DoD BNA cal 1\Jan0703.D	Calibration	6	x	2103927	120.0000	1.1498	
\\MASSHUNTER\Org\Data\SV5973N.I\sd010722\DoD BNA cal 1\Jan0702.D	Calibration	7		2419479	150.0000	1.0602	

Calibration Report

Batch Path	\\MASSHUNTER\Org\Data\SV5973N.I\sd010722\DoD BNA cal 1\QuantResults\010722 DoD BNA cal 1.batch.bin		
Analysis Time	2/15/2022 10:08 AM	Analyst Name	BL2000\sean
Report Time	2/15/2022 10:11:12 AM	Reporter Name	BL2000\sean
Last Calib Update	1/11/2022 8:55 AM	Batch State	Processed
Quant Batch Version	10.0	Quant Report Version	10.0

Fluorene %RSE = 5.6

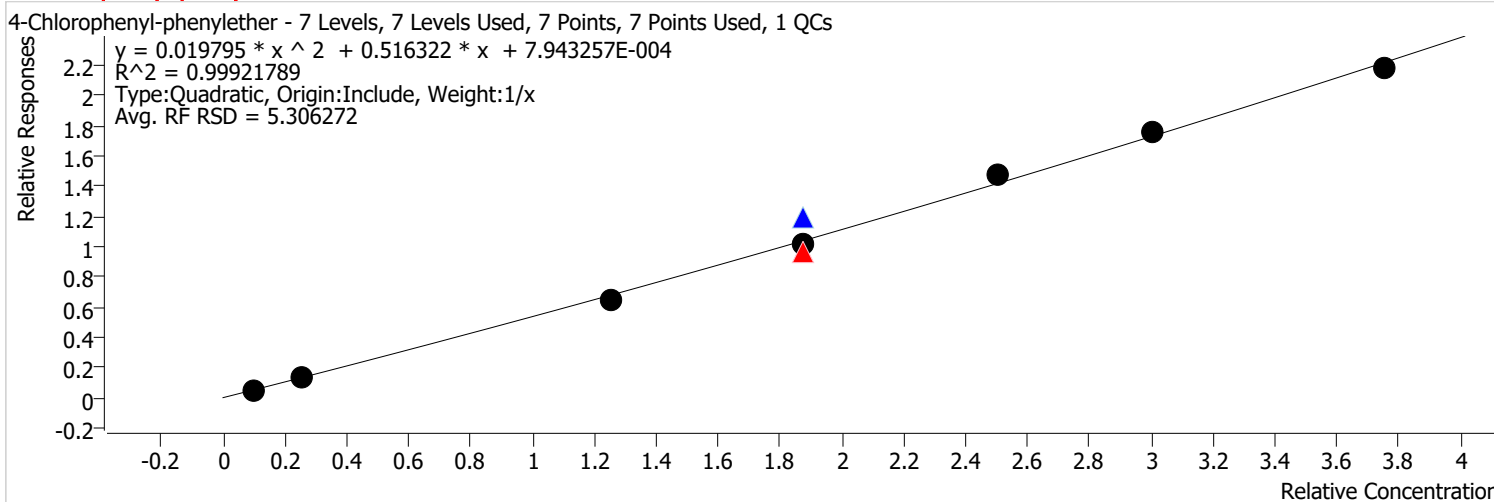


Calibration STD Path	Cal Type	Level	Enabled	Resp.	Exp. Conc	Resp. Factor	Level RSD
\\MASSHUNTER\Org\Data\SV5973N.I\sd010722\DoD BNA cal 1\Jan0708.D	Calibration	1	x	75858	4.0000	1.3448	
\\MASSHUNTER\Org\Data\SV5973N.I\sd010722\DoD BNA cal 1\Jan0707.D	Calibration	2	x	178697	10.0000	1.3146	
\\MASSHUNTER\Org\Data\SV5973N.I\sd010722\DoD BNA cal 1\Jan0706.D	Calibration	3	x	887548	50.0000	1.2033	
\\MASSHUNTER\Org\Data\SV5973N.I\sd122321\DoD BNA 3\Dec2337.D	CC	CCV	x	1032017	75.0000	1.2931	
\\MASSHUNTER\Org\Data\SV5973N.I\sd010722\DoD BNA cal 1\Jan0709.D	QC	ICV	x	1401354	75.0000	1.2406	
\\MASSHUNTER\Org\Data\SV5973N.I\sd010722\DoD BNA cal 1\Jan0705.D	Calibration	4	x	1301635	75.0000	1.1451	
\\MASSHUNTER\Org\Data\SV5973N.I\sd010722\DoD BNA cal 1\Jan0704.D	Calibration	5	x	1880300	100.0000	1.2607	
\\MASSHUNTER\Org\Data\SV5973N.I\sd010722\DoD BNA cal 1\Jan0703.D	Calibration	6	x	2340165	120.0000	1.2790	
\\MASSHUNTER\Org\Data\SV5973N.I\sd010722\DoD BNA cal 1\Jan0702.D	Calibration	7	x	2942770	150.0000	1.2895	

Calibration Report

Batch Path	\\MASSHUNTER\Org\Data\SV5973N.I\sd010722\DoD BNA cal 1\QuantResults\010722 DoD BNA cal 1.batch.bin		
Analysis Time	2/15/2022 10:08 AM	Analyst Name	BL2000\sean
Report Time	2/15/2022 10:11:12 AM	Reporter Name	BL2000\sean
Last Calib Update	1/11/2022 8:55 AM	Batch State	Processed
Quant Batch Version	10.0	Quant Report Version	10.0

4-Chlorophenyl-phenylether %RSE = 3.2

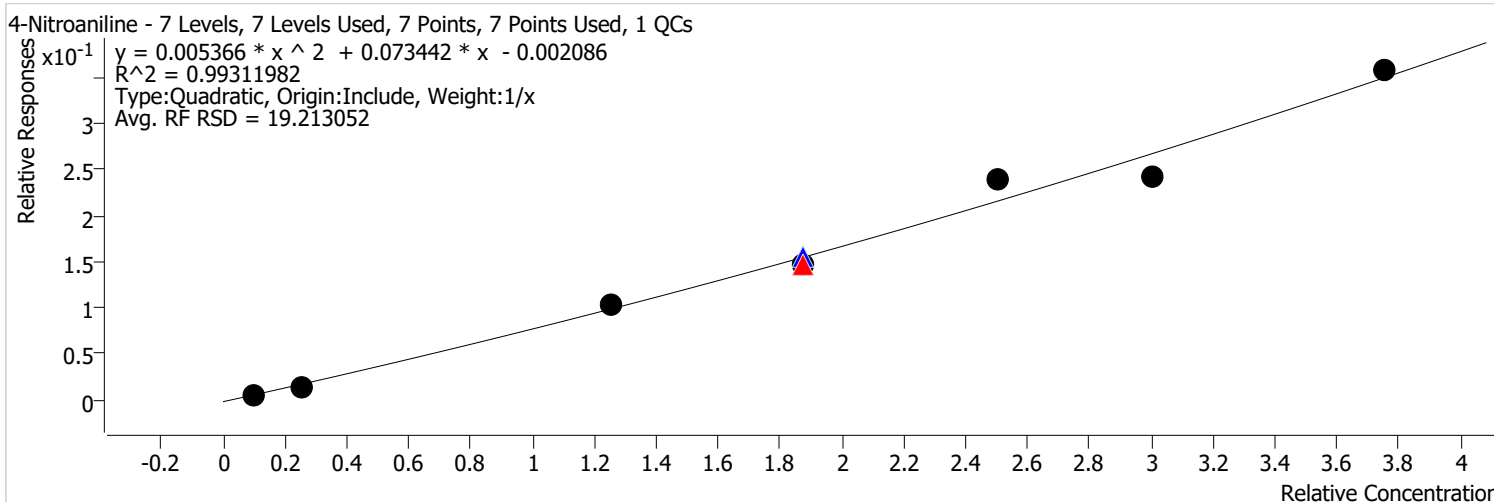


Calibration STD Path	Cal Type	Level	Enabled	Resp.	Exp. Conc	Resp. Factor	Level RSD
\\MASSHUNTER\Org\Data\SV5973N.I\sd010722\DoD BNA cal 1\Jan0708.D	Calibration	1	x	29516	4.0000	0.5233	
\\MASSHUNTER\Org\Data\SV5973N.I\sd010722\DoD BNA cal 1\Jan0707.D	Calibration	2	x	73170	10.0000	0.5383	
\\MASSHUNTER\Org\Data\SV5973N.I\sd010722\DoD BNA cal 1\Jan0706.D	Calibration	3	x	382712	50.0000	0.5188	
\\MASSHUNTER\Org\Data\SV5973N.I\sd122321\DoD BNA 3\Dec2337.D	CC	CCV	x	409837	75.0000	0.5135	
\\MASSHUNTER\Org\Data\SV5973N.I\sd010722\DoD BNA cal 1\Jan0709.D	QC	ICV	x	714583	75.0000	0.6326	
\\MASSHUNTER\Org\Data\SV5973N.I\sd010722\DoD BNA cal 1\Jan0705.D	Calibration	4	x	621769	75.0000	0.5470	
\\MASSHUNTER\Org\Data\SV5973N.I\sd010722\DoD BNA cal 1\Jan0704.D	Calibration	5	x	875753	100.0000	0.5872	
\\MASSHUNTER\Org\Data\SV5973N.I\sd010722\DoD BNA cal 1\Jan0703.D	Calibration	6	x	1069238	120.0000	0.5844	
\\MASSHUNTER\Org\Data\SV5973N.I\sd010722\DoD BNA cal 1\Jan0702.D	Calibration	7	x	1324217	150.0000	0.5802	

Calibration Report

Batch Path	\\MASSHUNTER\Org\Data\SV5973N.I\sd010722\DoD BNA cal 1\QuantResults\010722 DoD BNA cal 1.batch.bin		
Analysis Time	2/15/2022 10:08 AM	Analyst Name	BL2000\sean
Report Time	2/15/2022 10:11:12 AM	Reporter Name	BL2000\sean
Last Calib Update	1/11/2022 8:55 AM	Batch State	Processed
Quant Batch Version	10.0	Quant Report Version	10.0

4-Nitroaniline %RSE = 10.3

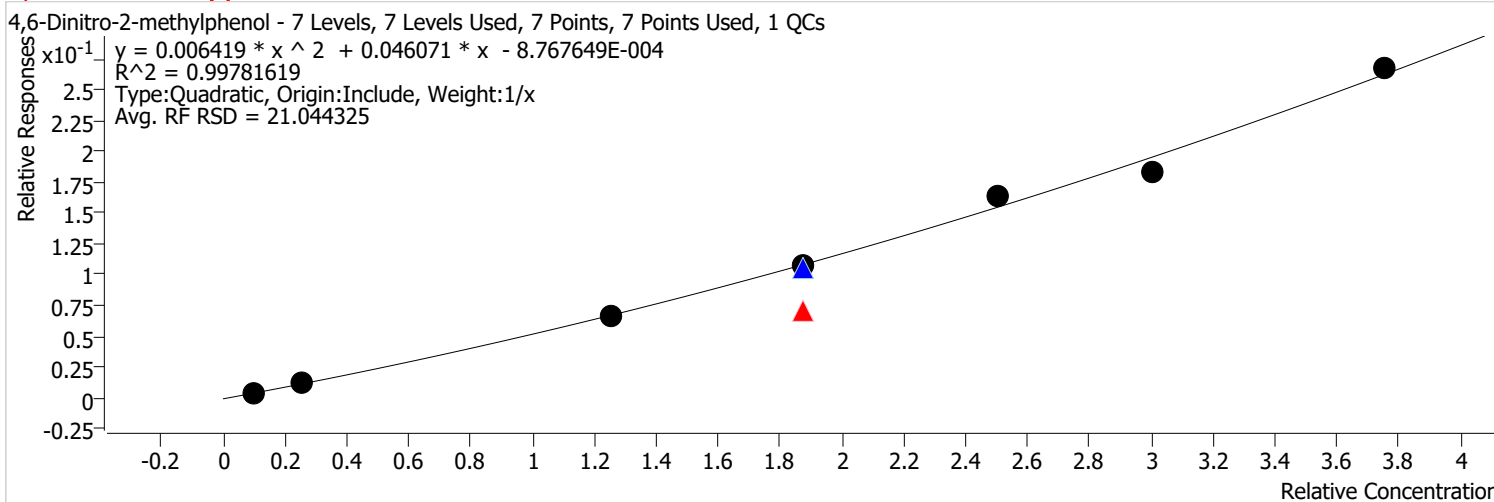


Calibration STD Path	Cal Type	Level	Enabled	Resp.	Exp. Conc	Resp. Factor	Level RSD
\\MASSHUNTER\Org\Data\SV5973N.I\sd010722\DoD BNA cal 1\Jan0708.D	Calibration	1	x	6050	4.0000	0.0601	
\\MASSHUNTER\Org\Data\SV5973N.I\sd010722\DoD BNA cal 1\Jan0707.D	Calibration	2	x	15222	10.0000	0.0575	
\\MASSHUNTER\Org\Data\SV5973N.I\sd010722\DoD BNA cal 1\Jan0706.D	Calibration	3	x	108677	50.0000	0.0822	
\\MASSHUNTER\Org\Data\SV5973N.I\sd122321\DoD BNA 3\Dec2337.D	CC	CCV	x	110859	75.0000	0.0784	
\\MASSHUNTER\Org\Data\SV5973N.I\sd010722\DoD BNA cal 1\Jan0709.D	QC	ICV	x	171048	75.0000	0.0825	
\\MASSHUNTER\Org\Data\SV5973N.I\sd010722\DoD BNA cal 1\Jan0705.D	Calibration	4	x	158269	75.0000	0.0778	
\\MASSHUNTER\Org\Data\SV5973N.I\sd010722\DoD BNA cal 1\Jan0704.D	Calibration	5	x	256247	100.0000	0.0954	
\\MASSHUNTER\Org\Data\SV5973N.I\sd010722\DoD BNA cal 1\Jan0703.D	Calibration	6	x	273670	120.0000	0.0802	
\\MASSHUNTER\Org\Data\SV5973N.I\sd010722\DoD BNA cal 1\Jan0702.D	Calibration	7	x	392349	150.0000	0.0951	

Calibration Report

Batch Path	\\MASSHUNTER\Org\Data\SV5973N.I\sd010722\DoD BNA cal 1\QuantResults\010722 DoD BNA cal 1.batch.bin		
Analysis Time	2/15/2022 10:08 AM	Analyst Name	BL2000\sean
Report Time	2/15/2022 10:11:13 AM	Reporter Name	BL2000\sean
Last Calib Update	1/11/2022 8:55 AM	Batch State	Processed
Quant Batch Version	10.0	Quant Report Version	10.0

4,6-Dinitro-2-methylphenol %RSE = 3.6

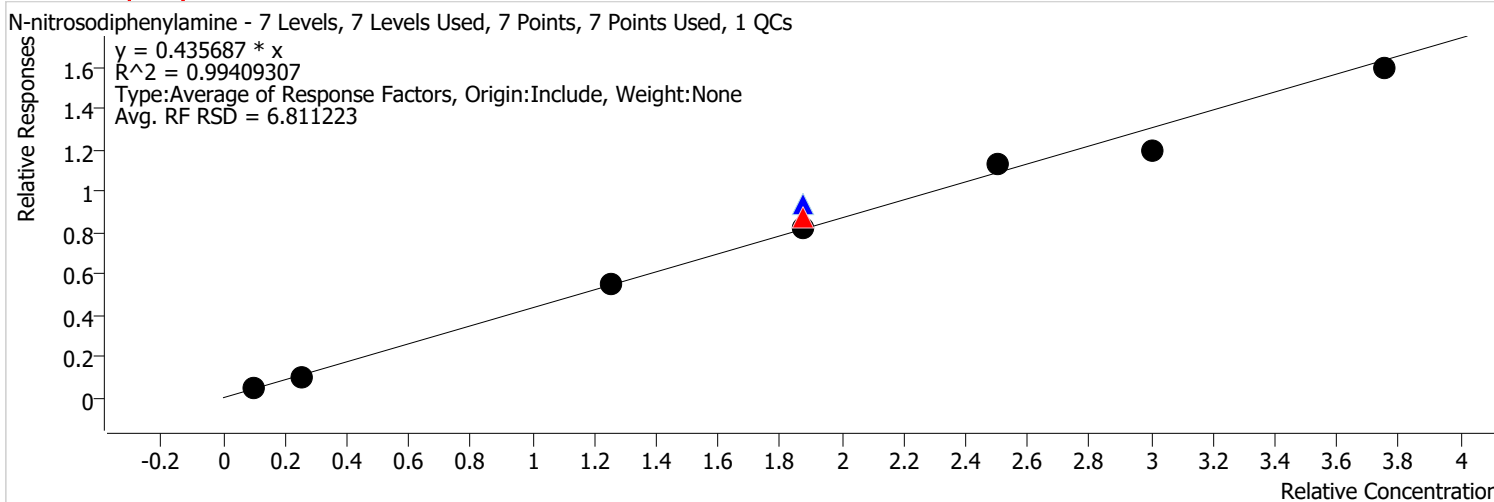


Calibration STD Path	Cal Type	Level	Enabled	Resp.	Exp. Conc	Resp. Factor	Level RSD
\\MASSHUNTER\Org\Data\SV5973N.I\sd010722\DoD BNA cal 1\Jan0708.D	Calibration	1	x	3750	4.0000	0.0372	
\\MASSHUNTER\Org\Data\SV5973N.I\sd010722\DoD BNA cal 1\Jan0707.D	Calibration	2	x	11846	10.0000	0.0448	
\\MASSHUNTER\Org\Data\SV5973N.I\sd010722\DoD BNA cal 1\Jan0706.D	Calibration	3	x	70858	50.0000	0.0536	
\\MASSHUNTER\Org\Data\SV5973N.I\sd122321\DoD BNA 3\Dec2337.D	CC	CCV	x	53185	75.0000	0.0376	
\\MASSHUNTER\Org\Data\SV5973N.I\sd010722\DoD BNA cal 1\Jan0709.D	QC	ICV	x	116166	75.0000	0.0560	
\\MASSHUNTER\Org\Data\SV5973N.I\sd010722\DoD BNA cal 1\Jan0705.D	Calibration	4	x	116175	75.0000	0.0571	
\\MASSHUNTER\Org\Data\SV5973N.I\sd010722\DoD BNA cal 1\Jan0704.D	Calibration	5	x	175110	100.0000	0.0652	
\\MASSHUNTER\Org\Data\SV5973N.I\sd010722\DoD BNA cal 1\Jan0703.D	Calibration	6	x	207259	120.0000	0.0608	
\\MASSHUNTER\Org\Data\SV5973N.I\sd010722\DoD BNA cal 1\Jan0702.D	Calibration	7	x	293814	150.0000	0.0712	

Calibration Report

Batch Path	\\MASSHUNTER\Org\Data\SV5973N.I\sd010722\DoD BNA cal 1\QuantResults\010722 DoD BNA cal 1.batch.bin		
Analysis Time	2/15/2022 10:08 AM	Analyst Name	BL2000\sean
Report Time	2/15/2022 10:11:13 AM	Reporter Name	BL2000\sean
Last Calib Update	1/11/2022 8:55 AM	Batch State	Processed
Quant Batch Version	10.0	Quant Report Version	10.0

N-nitrosodiphenylamine %RSE = 6.8



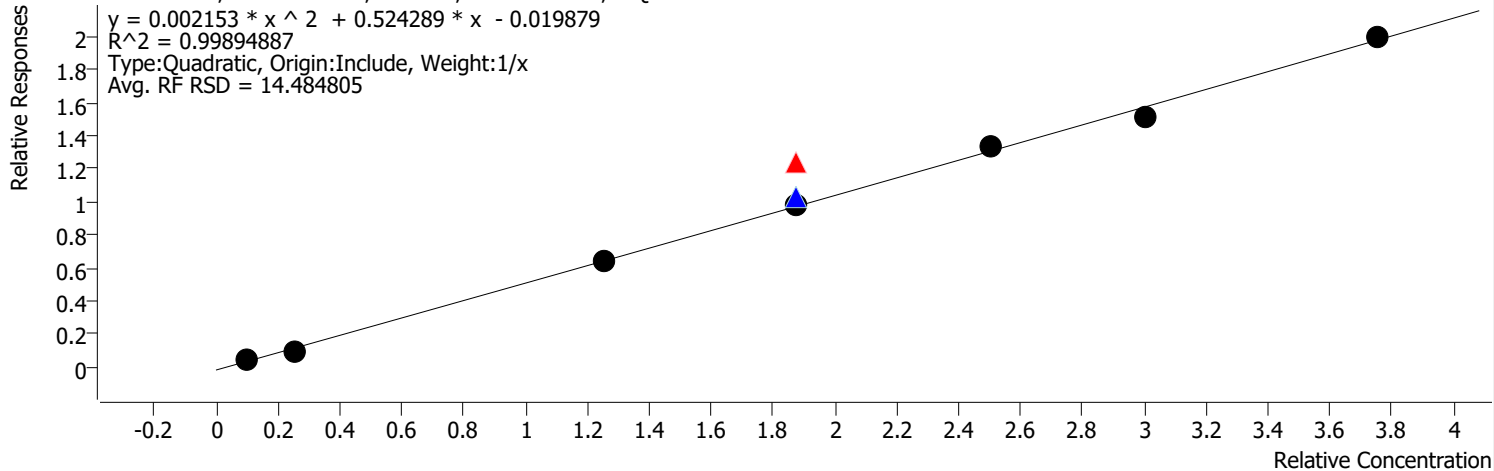
Calibration STD Path	Cal Type	Level	Enabled	Resp.	Exp. Conc	Resp. Factor	Level RSD
\\MASSHUNTER\Org\Data\SV5973N.I\sd010722\DoD BNA cal 1\Jan0708.D	Calibration	1	x	49253	4.0000	0.4889	
\\MASSHUNTER\Org\Data\SV5973N.I\sd010722\DoD BNA cal 1\Jan0707.D	Calibration	2	x	107937	10.0000	0.4080	
\\MASSHUNTER\Org\Data\SV5973N.I\sd010722\DoD BNA cal 1\Jan0706.D	Calibration	3	x	583644	50.0000	0.4414	
\\MASSHUNTER\Org\Data\SV5973N.I\sd122321\DoD BNA 3\Dec2337.D	CC	CCV	x	661020	75.0000	0.4672	
\\MASSHUNTER\Org\Data\SV5973N.I\sd010722\DoD BNA cal 1\Jan0709.D	QC	ICV	x	1032687	75.0000	0.4978	
\\MASSHUNTER\Org\Data\SV5973N.I\sd010722\DoD BNA cal 1\Jan0705.D	Calibration	4	x	888089	75.0000	0.4363	
\\MASSHUNTER\Org\Data\SV5973N.I\sd010722\DoD BNA cal 1\Jan0704.D	Calibration	5	x	1210913	100.0000	0.4508	
\\MASSHUNTER\Org\Data\SV5973N.I\sd010722\DoD BNA cal 1\Jan0703.D	Calibration	6	x	1362476	120.0000	0.3995	
\\MASSHUNTER\Org\Data\SV5973N.I\sd010722\DoD BNA cal 1\Jan0702.D	Calibration	7	x	1752674	150.0000	0.4249	

Calibration Report

Batch Path	\\MASSHUNTER\Org\Data\SV5973N.I\sd010722\DoD BNA cal 1\QuantResults\010722 DoD BNA cal 1.batch.bin		
Analysis Time	2/15/2022 10:08 AM	Analyst Name	BL2000\sean
Report Time	2/15/2022 10:11:13 AM	Reporter Name	BL2000\sean
Last Calib Update	1/11/2022 8:55 AM	Batch State	Processed
Quant Batch Version	10.0	Quant Report Version	10.0

Azobenzene %RSE = 8.0

Azobenzene - 7 Levels, 7 Levels Used, 7 Points, 7 Points Used, 1 QCs

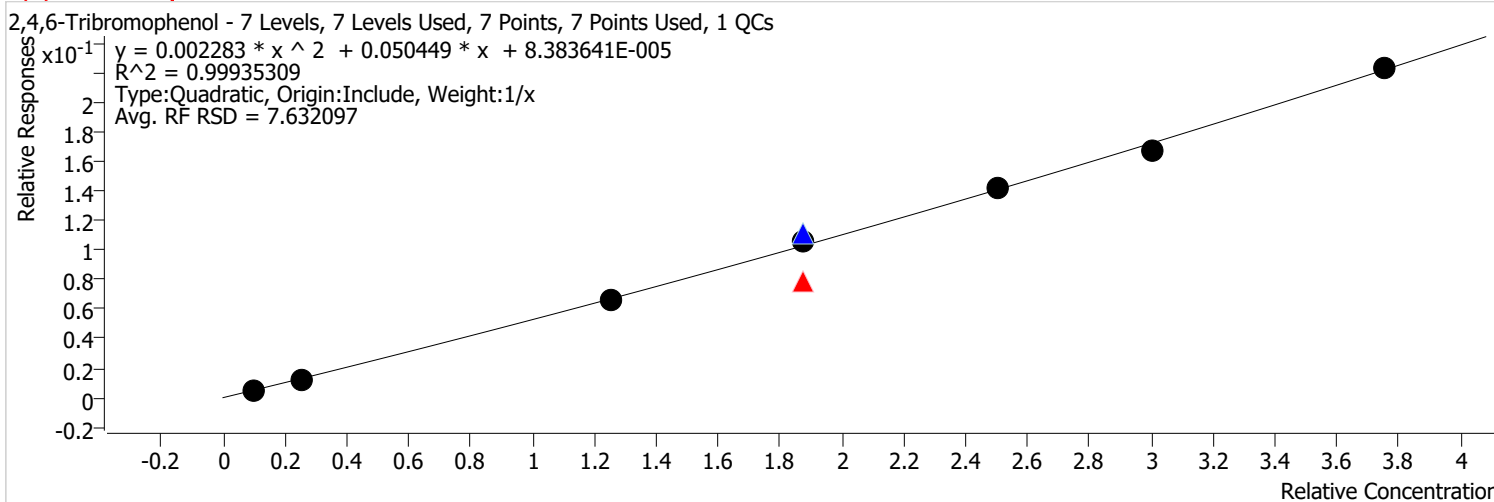


Calibration STD Path	Cal Type	Level	Enabled	Resp.	Exp. Conc	Resp. Factor	Level RSD
\\MASSHUNTER\Org\Data\SV5973N.I\sd010722\DoD BNA cal 1\Jan0708.D	Calibration	1	x	38049	4.0000	0.3777	
\\MASSHUNTER\Org\Data\SV5973N.I\sd010722\DoD BNA cal 1\Jan0707.D	Calibration	2	x	101518	10.0000	0.3837	
\\MASSHUNTER\Org\Data\SV5973N.I\sd010722\DoD BNA cal 1\Jan0706.D	Calibration	3	x	683220	50.0000	0.5167	
\\MASSHUNTER\Org\Data\SV5973N.I\sd122321\DoD BNA 3\Dec2337.D	CC	CCV	x	929826	75.0000	0.6572	
\\MASSHUNTER\Org\Data\SV5973N.I\sd010722\DoD BNA cal 1\Jan0709.D	QC	ICV	x	1143323	75.0000	0.5511	
\\MASSHUNTER\Org\Data\SV5973N.I\sd010722\DoD BNA cal 1\Jan0705.D	Calibration	4	x	1063294	75.0000	0.5224	
\\MASSHUNTER\Org\Data\SV5973N.I\sd010722\DoD BNA cal 1\Jan0704.D	Calibration	5	x	1438249	100.0000	0.5355	
\\MASSHUNTER\Org\Data\SV5973N.I\sd010722\DoD BNA cal 1\Jan0703.D	Calibration	6	x	1723842	120.0000	0.5055	
\\MASSHUNTER\Org\Data\SV5973N.I\sd010722\DoD BNA cal 1\Jan0702.D	Calibration	7	x	2191559	150.0000	0.5313	

Calibration Report

Batch Path	\\MASSHUNTER\Org\Data\SV5973N.I\sd010722\DoD BNA cal 1\QuantResults\010722 DoD BNA cal 1.batch.bin		
Analysis Time	2/15/2022 10:08 AM	Analyst Name	BL2000\sean
Report Time	2/15/2022 10:11:13 AM	Reporter Name	BL2000\sean
Last Calib Update	1/11/2022 8:55 AM	Batch State	Processed
Quant Batch Version	10.0	Quant Report Version	10.0

2,4,6-Tribromophenol %RSE =

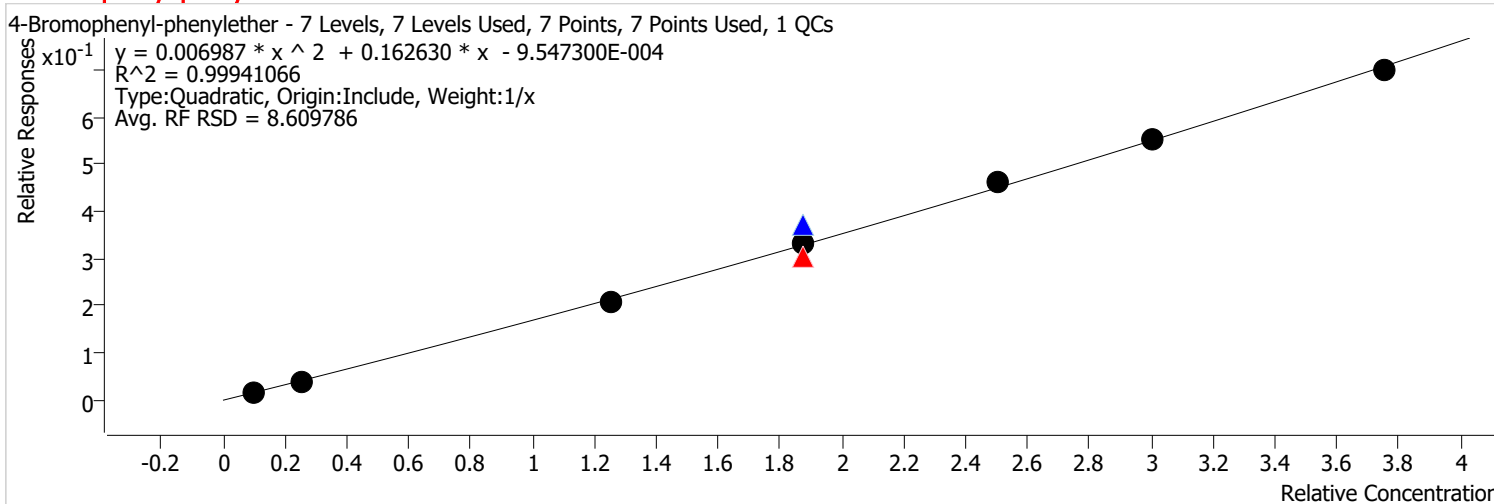


Calibration STD Path	Cal Type	Level	Enabled	Resp.	Exp. Conc	Resp. Factor	Level RSD
\\MASSHUNTER\Org\Data\SV5973N.I\sd010722\DoD BNA cal 1\Jan0708.D	Calibration	1	x	5637	4.0000	0.0559	
\\MASSHUNTER\Org\Data\SV5973N.I\sd010722\DoD BNA cal 1\Jan0707.D	Calibration	2	x	12268	10.0000	0.0464	
\\MASSHUNTER\Org\Data\SV5973N.I\sd010722\DoD BNA cal 1\Jan0706.D	Calibration	3	x	69752	50.0000	0.0528	
\\MASSHUNTER\Org\Data\SV5973N.I\sd122321\DoD BNA 3\Dec2337.D	CC	CCV	x	59767	75.0000	0.0422	
\\MASSHUNTER\Org\Data\SV5973N.I\sd010722\DoD BNA cal 1\Jan0709.D	QC	ICV	x	123047	75.0000	0.0593	
\\MASSHUNTER\Org\Data\SV5973N.I\sd010722\DoD BNA cal 1\Jan0705.D	Calibration	4	x	114684	75.0000	0.0563	
\\MASSHUNTER\Org\Data\SV5973N.I\sd010722\DoD BNA cal 1\Jan0704.D	Calibration	5	x	152894	100.0000	0.0569	
\\MASSHUNTER\Org\Data\SV5973N.I\sd010722\DoD BNA cal 1\Jan0703.D	Calibration	6	x	190756	120.0000	0.0559	
\\MASSHUNTER\Org\Data\SV5973N.I\sd010722\DoD BNA cal 1\Jan0702.D	Calibration	7	x	244556	150.0000	0.0593	

Calibration Report

Batch Path	\\MASSHUNTER\Org\Data\SV5973N.I\sd010722\DoD BNA cal 1\QuantResults\010722 DoD BNA cal 1.batch.bin		
Analysis Time	2/15/2022 10:08 AM	Analyst Name	BL2000\sean
Report Time	2/15/2022 10:11:13 AM	Reporter Name	BL2000\sean
Last Calib Update	1/11/2022 8:55 AM	Batch State	Processed
Quant Batch Version	10.0	Quant Report Version	10.0

4-Bromophenyl-phenylether %RSE = 7.3

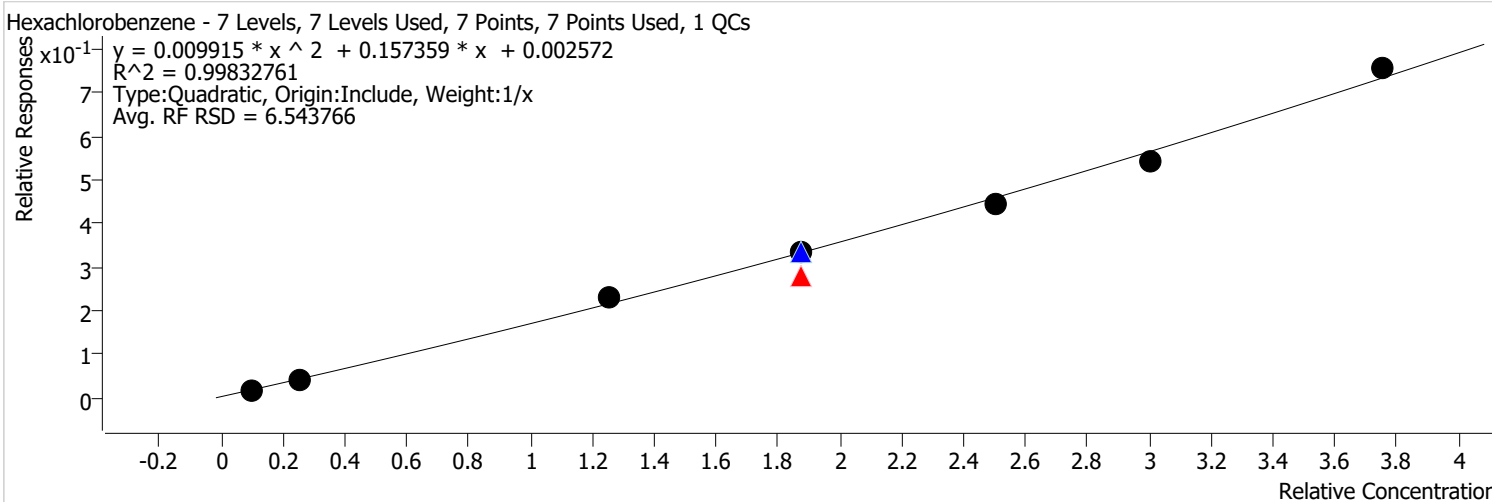


Calibration STD Path	Cal Type	Level	Enabled	Resp.	Exp. Conc	Resp. Factor	Level RSD
\\MASSHUNTER\Org\Data\SV5973N.I\sd010722\DoD BNA cal 1\Jan0708.D	Calibration	1	x	17129	4.0000	0.1700	
\\MASSHUNTER\Org\Data\SV5973N.I\sd010722\DoD BNA cal 1\Jan0707.D	Calibration	2	x	38076	10.0000	0.1439	
\\MASSHUNTER\Org\Data\SV5973N.I\sd010722\DoD BNA cal 1\Jan0706.D	Calibration	3	x	220152	50.0000	0.1665	
\\MASSHUNTER\Org\Data\SV5973N.I\sd122321\DoD BNA 3\Dec2337.D	CC	CCV	x	227840	75.0000	0.1610	
\\MASSHUNTER\Org\Data\SV5973N.I\sd010722\DoD BNA cal 1\Jan0709.D	QC	ICV	x	413344	75.0000	0.1992	
\\MASSHUNTER\Org\Data\SV5973N.I\sd010722\DoD BNA cal 1\Jan0705.D	Calibration	4	x	360097	75.0000	0.1769	
\\MASSHUNTER\Org\Data\SV5973N.I\sd010722\DoD BNA cal 1\Jan0704.D	Calibration	5	x	494507	100.0000	0.1841	
\\MASSHUNTER\Org\Data\SV5973N.I\sd010722\DoD BNA cal 1\Jan0703.D	Calibration	6	x	627763	120.0000	0.1841	
\\MASSHUNTER\Org\Data\SV5973N.I\sd010722\DoD BNA cal 1\Jan0702.D	Calibration	7	x	768038	150.0000	0.1862	

Calibration Report

Batch Path	\\MASSHUNTER\Org\Data\SV5973N.I\sd010722\DoD BNA cal 1\QuantResults\010722 DoD BNA cal 1.batch.bin		
Analysis Time	2/15/2022 10:08 AM	Analyst Name	BL2000\sean
Report Time	2/15/2022 10:11:13 AM	Reporter Name	BL2000\sean
Last Calib Update	1/11/2022 8:55 AM	Batch State	Processed
Quant Batch Version	10.0	Quant Report Version	10.0

Hexachlorobenzene %RSE = 4.9



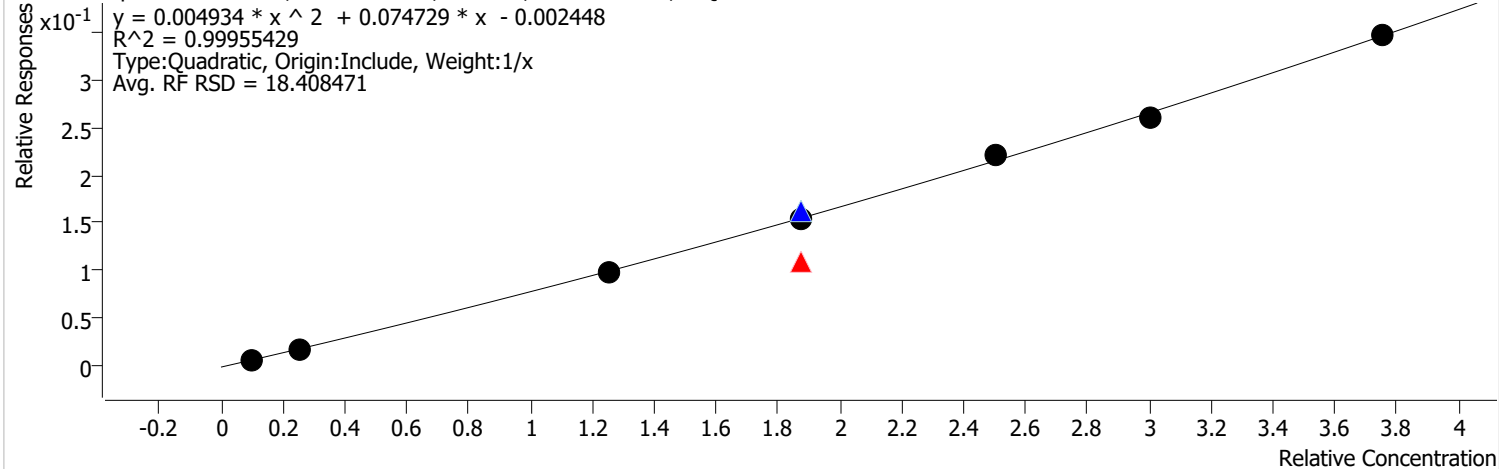
Calibration STD Path	Cal Type	Level	Enabled	Resp.	Exp. Conc	Resp. Factor	Level RSD
\\MASSHUNTER\Org\Data\SV5973N.I\sd010722\DoD BNA cal 1\Jan0708.D	Calibration	1	x	18890	4.0000	0.1875	
\\MASSHUNTER\Org\Data\SV5973N.I\sd010722\DoD BNA cal 1\Jan0707.D	Calibration	2	x	42693	10.0000	0.1614	
\\MASSHUNTER\Org\Data\SV5973N.I\sd010722\DoD BNA cal 1\Jan0706.D	Calibration	3	x	241206	50.0000	0.1824	
\\MASSHUNTER\Org\Data\SV5973N.I\sd122321\DoD BNA 3\Dec2337.D	CC	CCV	x	209134	75.0000	0.1478	
\\MASSHUNTER\Org\Data\SV5973N.I\sd010722\DoD BNA cal 1\Jan0709.D	QC	ICV	x	367647	75.0000	0.1772	
\\MASSHUNTER\Org\Data\SV5973N.I\sd010722\DoD BNA cal 1\Jan0705.D	Calibration	4	x	365888	75.0000	0.1798	
\\MASSHUNTER\Org\Data\SV5973N.I\sd010722\DoD BNA cal 1\Jan0704.D	Calibration	5	x	477283	100.0000	0.1777	
\\MASSHUNTER\Org\Data\SV5973N.I\sd010722\DoD BNA cal 1\Jan0703.D	Calibration	6	x	613498	120.0000	0.1799	
\\MASSHUNTER\Org\Data\SV5973N.I\sd010722\DoD BNA cal 1\Jan0702.D	Calibration	7	x	829364	150.0000	0.2011	

Calibration Report

Batch Path	\\MASSHUNTER\Org\Data\SV5973N.I\sd010722\DoD BNA cal 1\QuantResults\010722 DoD BNA cal 1.batch.bin		
Analysis Time	2/15/2022 10:08 AM	Analyst Name	BL2000\sean
Report Time	2/15/2022 10:11:13 AM	Reporter Name	BL2000\sean
Last Calib Update	1/11/2022 8:55 AM	Batch State	Processed
Quant Batch Version	10.0	Quant Report Version	10.0

Pentachlorophenol %RSE = 4.2

Pentachlorophenol - 7 Levels, 7 Levels Used, 7 Points, 7 Points Used, 1 QCs



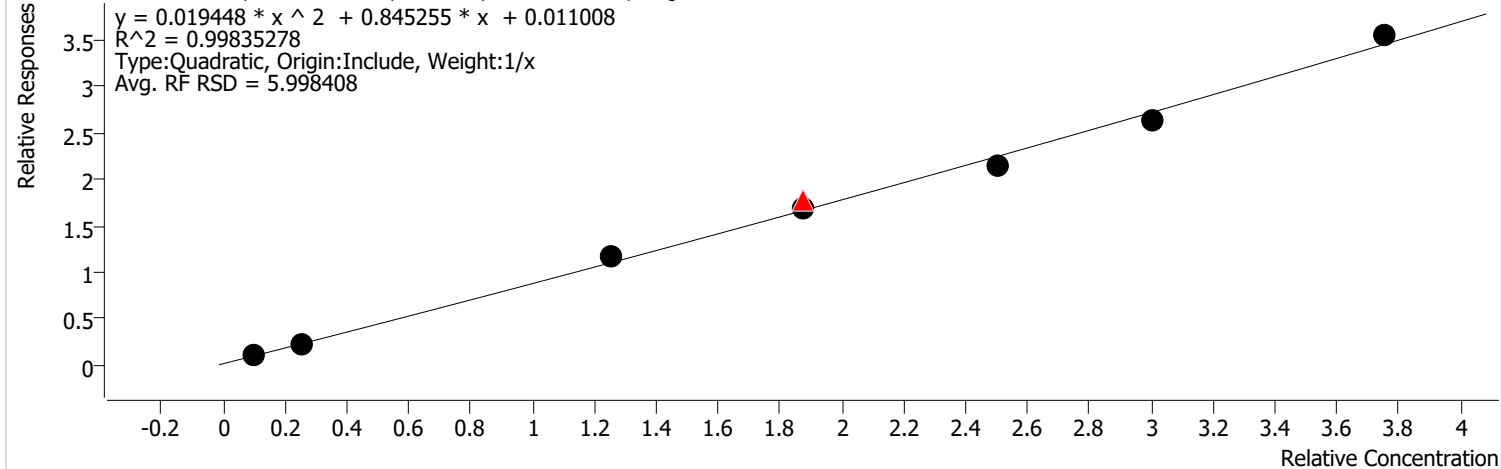
Calibration STD Path	Cal Type	Level	Enabled	Resp.	Exp. Conc	Resp. Factor	Level RSD
\\MASSHUNTER\Org\Data\SV5973N.I\sd010722\DoD BNA cal 1\Jan0708.D	Calibration	1	x	5512	4.0000	0.0547	
\\MASSHUNTER\Org\Data\SV5973N.I\sd010722\DoD BNA cal 1\Jan0707.D	Calibration	2	x	16323	10.0000	0.0617	
\\MASSHUNTER\Org\Data\SV5973N.I\sd010722\DoD BNA cal 1\Jan0706.D	Calibration	3	x	104637	50.0000	0.0791	
\\MASSHUNTER\Org\Data\SV5973N.I\sd122321\DoD BNA 3\Dec2337.D	CC	CCV	x	81633	75.0000	0.0577	
\\MASSHUNTER\Org\Data\SV5973N.I\sd010722\DoD BNA cal 1\Jan0709.D	QC	ICV	x	179027	75.0000	0.0863	
\\MASSHUNTER\Org\Data\SV5973N.I\sd010722\DoD BNA cal 1\Jan0705.D	Calibration	4	x	166863	75.0000	0.0820	
\\MASSHUNTER\Org\Data\SV5973N.I\sd010722\DoD BNA cal 1\Jan0704.D	Calibration	5	x	238365	100.0000	0.0887	
\\MASSHUNTER\Org\Data\SV5973N.I\sd010722\DoD BNA cal 1\Jan0703.D	Calibration	6	x	296481	120.0000	0.0869	
\\MASSHUNTER\Org\Data\SV5973N.I\sd010722\DoD BNA cal 1\Jan0702.D	Calibration	7	x	382375	150.0000	0.0927	

Calibration Report

Batch Path	\\MASSHUNTER\Org\Data\SV5973N.I\sd010722\DoD BNA cal 1\QuantResults\010722 DoD BNA cal 1.batch.bin		
Analysis Time	2/15/2022 10:08 AM	Analyst Name	BL2000\sean
Report Time	2/15/2022 10:11:14 AM	Reporter Name	BL2000\sean
Last Calib Update	1/11/2022 8:55 AM	Batch State	Processed
Quant Batch Version	10.0	Quant Report Version	10.0

Phenanthrene %RSE = 5.8

Phenanthrene - 7 Levels, 7 Levels Used, 7 Points, 7 Points Used, 1 QCs

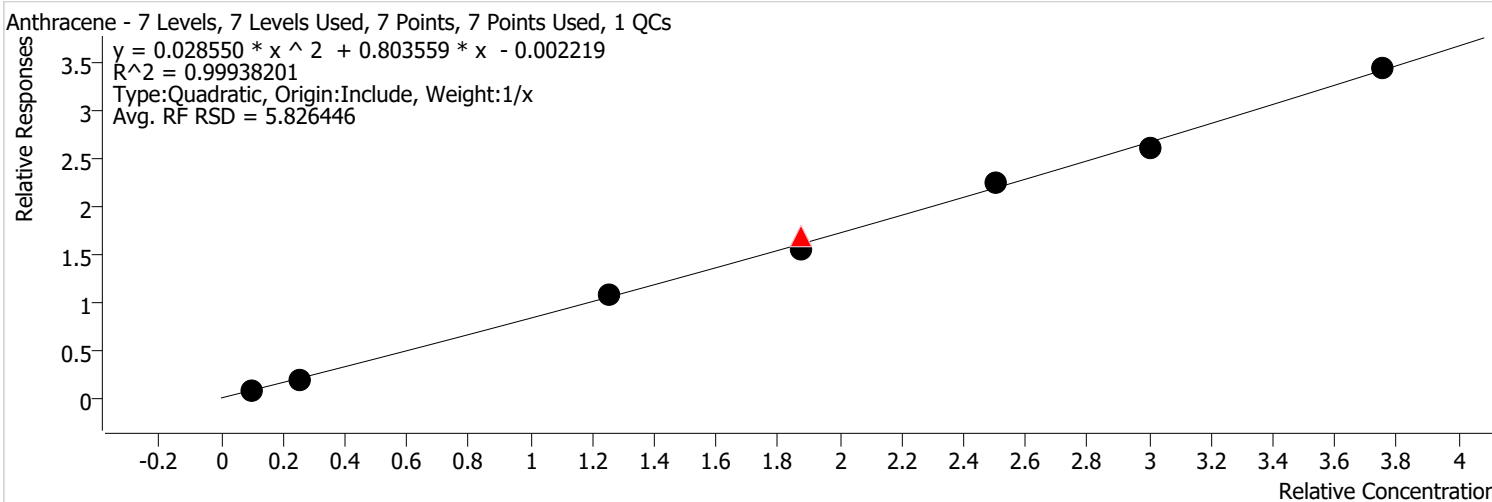


Calibration STD Path	Cal Type	Level	Enabled	Resp.	Exp. Conc	Resp. Factor	Level RSD
\\MASSHUNTER\Org\Data\SV5973N.I\sd010722\DoD BNA cal 1\Jan0708.D	Calibration	1	x	99920	4.0000	0.9918	
\\MASSHUNTER\Org\Data\SV5973N.I\sd010722\DoD BNA cal 1\Jan0707.D	Calibration	2	x	219981	10.0000	0.8315	
\\MASSHUNTER\Org\Data\SV5973N.I\sd010722\DoD BNA cal 1\Jan0706.D	Calibration	3	x	1229389	50.0000	0.9297	
\\MASSHUNTER\Org\Data\SV5973N.I\sd122321\DoD BNA 3\Dec2337.D	CC	CCV	x	1329738	75.0000	0.9399	
\\MASSHUNTER\Org\Data\SV5973N.I\sd010722\DoD BNA cal 1\Jan0709.D	QC	ICV	x	1967901	75.0000	0.9486	
\\MASSHUNTER\Org\Data\SV5973N.I\sd010722\DoD BNA cal 1\Jan0705.D	Calibration	4	x	1839392	75.0000	0.9037	
\\MASSHUNTER\Org\Data\SV5973N.I\sd010722\DoD BNA cal 1\Jan0704.D	Calibration	5	x	2324036	100.0000	0.8653	
\\MASSHUNTER\Org\Data\SV5973N.I\sd010722\DoD BNA cal 1\Jan0703.D	Calibration	6	x	2985598	120.0000	0.8755	
\\MASSHUNTER\Org\Data\SV5973N.I\sd010722\DoD BNA cal 1\Jan0702.D	Calibration	7	x	3904762	150.0000	0.9467	

Calibration Report

Batch Path	\\MASSHUNTER\Org\Data\SV5973N.I\sd010722\DoD BNA cal 1\QuantResults\010722 DoD BNA cal 1.batch.bin		
Analysis Time	2/15/2022 10:08 AM	Analyst Name	BL2000\sean
Report Time	2/15/2022 10:11:14 AM	Reporter Name	BL2000\sean
Last Calib Update	1/11/2022 8:55 AM	Batch State	Processed
Quant Batch Version	10.0	Quant Report Version	10.0

Anthracene %RSE = 2.7

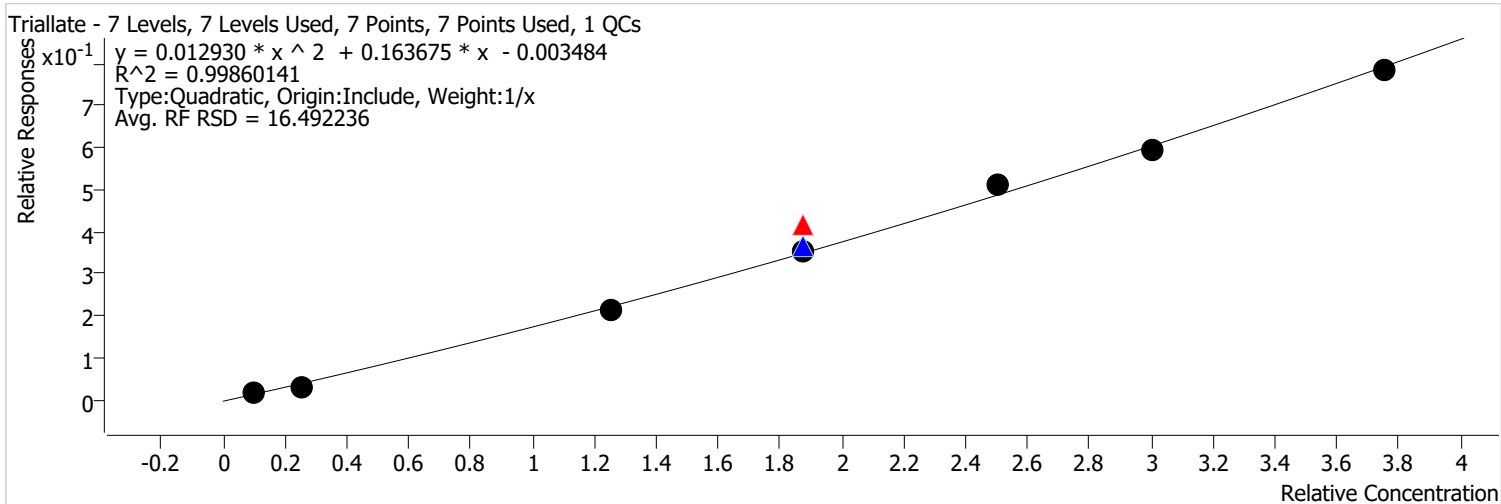


Calibration STD Path	Cal Type	Level	Enabled	Resp.	Exp. Conc	Resp. Factor	Level RSD
\\MASSHUNTER\Org\Data\SV5973N.I\sd010722\DoD BNA cal 1\Jan0708.D	Calibration	1	x	80044	4.0000	0.7945	
\\MASSHUNTER\Org\Data\SV5973N.I\sd010722\DoD BNA cal 1\Jan0707.D	Calibration	2	x	207959	10.0000	0.7860	
\\MASSHUNTER\Org\Data\SV5973N.I\sd010722\DoD BNA cal 1\Jan0706.D	Calibration	3	x	1130614	50.0000	0.8550	
\\MASSHUNTER\Org\Data\SV5973N.I\sd122321\DoD BNA 3\Dec2337.D	CC	CCV	x	1277938	75.0000	0.9033	
\\MASSHUNTER\Org\Data\SV5973N.I\sd010722\DoD BNA cal 1\Jan0709.D	QC	ICV	x	1860900	75.0000	0.8970	
\\MASSHUNTER\Org\Data\SV5973N.I\sd010722\DoD BNA cal 1\Jan0705.D	Calibration	4	x	1693272	75.0000	0.8319	
\\MASSHUNTER\Org\Data\SV5973N.I\sd010722\DoD BNA cal 1\Jan0704.D	Calibration	5	x	2421153	100.0000	0.9014	
\\MASSHUNTER\Org\Data\SV5973N.I\sd010722\DoD BNA cal 1\Jan0703.D	Calibration	6	x	2960458	120.0000	0.8681	
\\MASSHUNTER\Org\Data\SV5973N.I\sd010722\DoD BNA cal 1\Jan0702.D	Calibration	7	x	3774198	150.0000	0.9150	

Calibration Report

Batch Path	\\MASSHUNTER\Org\Data\SV5973N.I\sd010722\DoD BNA cal 1\QuantResults\010722 DoD BNA cal 1.batch.bin		
Analysis Time	2/15/2022 10:08 AM	Analyst Name	BL2000\sean
Report Time	2/15/2022 10:11:14 AM	Reporter Name	BL2000\sean
Last Calib Update	1/11/2022 8:55 AM	Batch State	Processed
Quant Batch Version	10.0	Quant Report Version	10.0

Triallate %RSE = 10.4



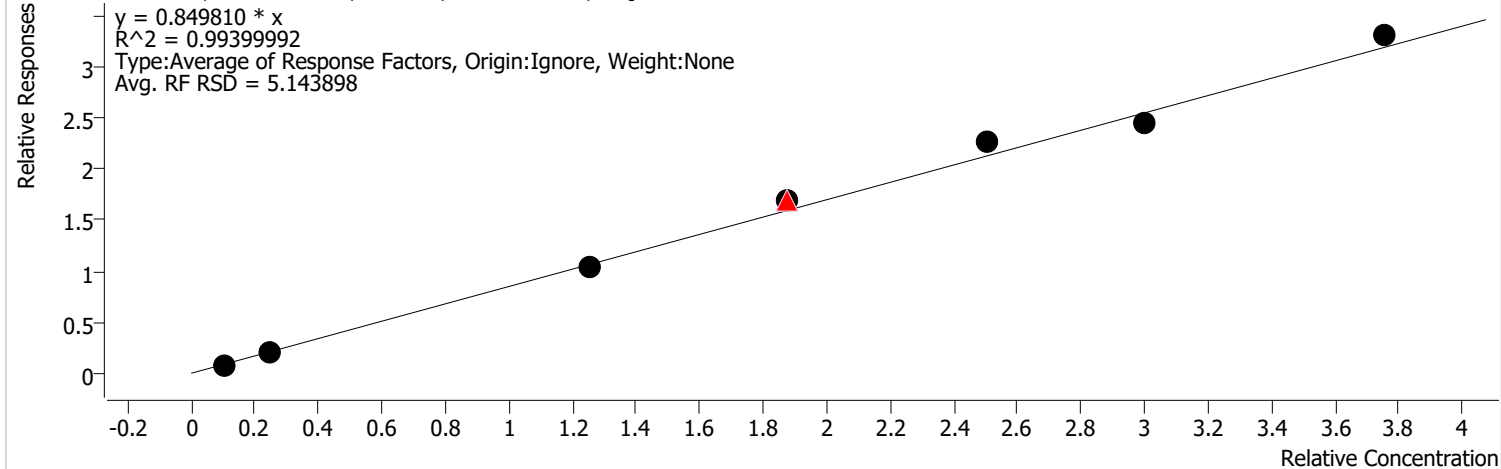
Calibration STD Path	Cal Type	Level	Enabled	Resp.	Exp. Conc	Resp. Factor	Level RSD
\\MASSHUNTER\Org\Data\SV5973N.I\sd010722\DoD BNA cal 1\Jan0708.D	Calibration	1	x	15475	4.0000	0.1536	
\\MASSHUNTER\Org\Data\SV5973N.I\sd010722\DoD BNA cal 1\Jan0707.D	Calibration	2	x	34125	10.0000	0.1290	
\\MASSHUNTER\Org\Data\SV5973N.I\sd010722\DoD BNA cal 1\Jan0706.D	Calibration	3	x	225521	50.0000	0.1706	
\\MASSHUNTER\Org\Data\SV5973N.I\sd122321\DoD BNA 3\Dec2337.D	CC	CCV	x	312421	75.0000	0.2208	
\\MASSHUNTER\Org\Data\SV5973N.I\sd010722\DoD BNA cal 1\Jan0709.D	QC	ICV	x	403418	75.0000	0.1945	
\\MASSHUNTER\Org\Data\SV5973N.I\sd010722\DoD BNA cal 1\Jan0705.D	Calibration	4	x	383130	75.0000	0.1882	
\\MASSHUNTER\Org\Data\SV5973N.I\sd010722\DoD BNA cal 1\Jan0704.D	Calibration	5	x	549726	100.0000	0.2047	
\\MASSHUNTER\Org\Data\SV5973N.I\sd010722\DoD BNA cal 1\Jan0703.D	Calibration	6	x	676929	120.0000	0.1985	
\\MASSHUNTER\Org\Data\SV5973N.I\sd010722\DoD BNA cal 1\Jan0702.D	Calibration	7	x	861357	150.0000	0.2088	

Calibration Report

Batch Path	\\MASSHUNTER\Org\Data\SV5973N.I\sd010722\DoD BNA cal 1\QuantResults\010722 DoD BNA cal 1.batch.bin		
Analysis Time	2/15/2022 10:08 AM	Analyst Name	BL2000\sean
Report Time	2/15/2022 10:11:14 AM	Reporter Name	BL2000\sean
Last Calib Update	1/11/2022 8:55 AM	Batch State	Processed
Quant Batch Version	10.0	Quant Report Version	10.0

Carbazole %RSE = 5.1

Carbazole - 7 Levels, 7 Levels Used, 7 Points, 7 Points Used, 1 QCs



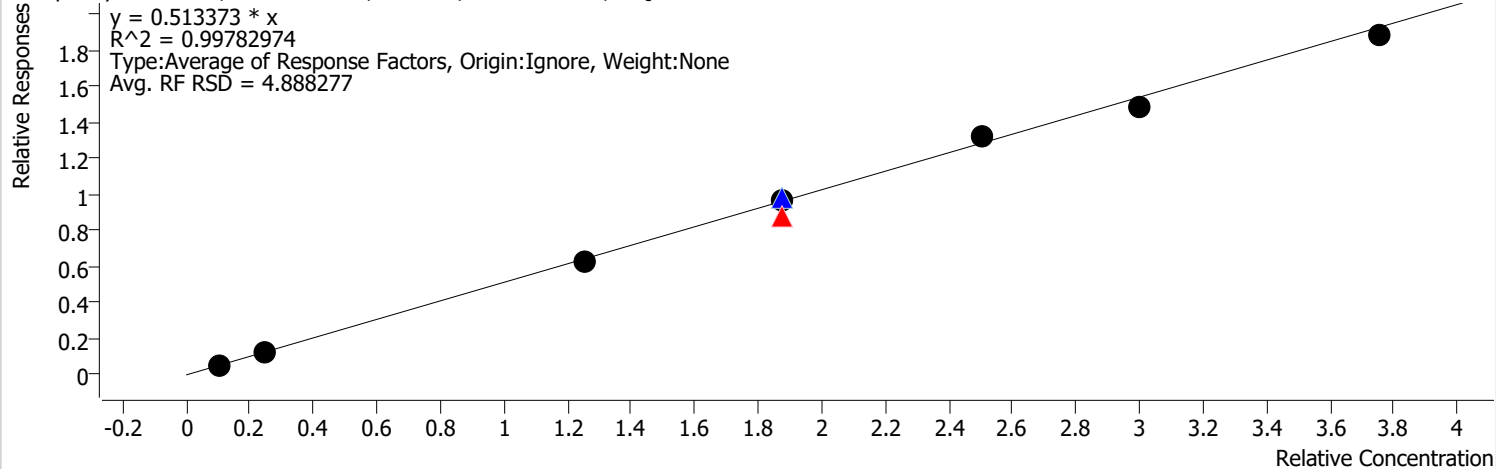
Calibration STD Path	Cal Type	Level	Enabled	Resp.	Exp. Conc	Resp. Factor	Level RSD
\\MASSHUNTER\Org\Data\SV5973N.I\sd010722\DoD BNA cal 1\Jan0708.D	Calibration	1	x	83784	4.0000	0.8316	
\\MASSHUNTER\Org\Data\SV5973N.I\sd010722\DoD BNA cal 1\Jan0707.D	Calibration	2	x	209631	10.0000	0.7923	
\\MASSHUNTER\Org\Data\SV5973N.I\sd010722\DoD BNA cal 1\Jan0706.D	Calibration	3	x	1095604	50.0000	0.8286	
\\MASSHUNTER\Org\Data\SV5973N.I\sd122321\DoD BNA 3\Dec2337.D	CC	CCV	x	1276608	75.0000	0.9023	
\\MASSHUNTER\Org\Data\SV5973N.I\sd010722\DoD BNA cal 1\Jan0709.D	QC	ICV	x	1884673	75.0000	0.9085	
\\MASSHUNTER\Org\Data\SV5973N.I\sd010722\DoD BNA cal 1\Jan0705.D	Calibration	4	x	1827066	75.0000	0.8976	
\\MASSHUNTER\Org\Data\SV5973N.I\sd010722\DoD BNA cal 1\Jan0704.D	Calibration	5	x	2426526	100.0000	0.9034	
\\MASSHUNTER\Org\Data\SV5973N.I\sd010722\DoD BNA cal 1\Jan0703.D	Calibration	6	x	2776985	120.0000	0.8143	
\\MASSHUNTER\Org\Data\SV5973N.I\sd010722\DoD BNA cal 1\Jan0702.D	Calibration	7	x	3633115	150.0000	0.8808	

Calibration Report

Batch Path	\\MASSHUNTER\Org\Data\SV5973N.I\sd010722\DoD BNA cal 1\QuantResults\010722 DoD BNA cal 1.batch.bin		
Analysis Time	2/15/2022 10:08 AM	Analyst Name	BL2000\sean
Report Time	2/15/2022 10:11:14 AM	Reporter Name	BL2000\sean
Last Calib Update	1/11/2022 8:55 AM	Batch State	Processed
Quant Batch Version	10.0	Quant Report Version	10.0

o-Terphenyl %RSE = 4.9

o-Terphenyl - 7 Levels, 7 Levels Used, 7 Points, 7 Points Used, 1 QCs

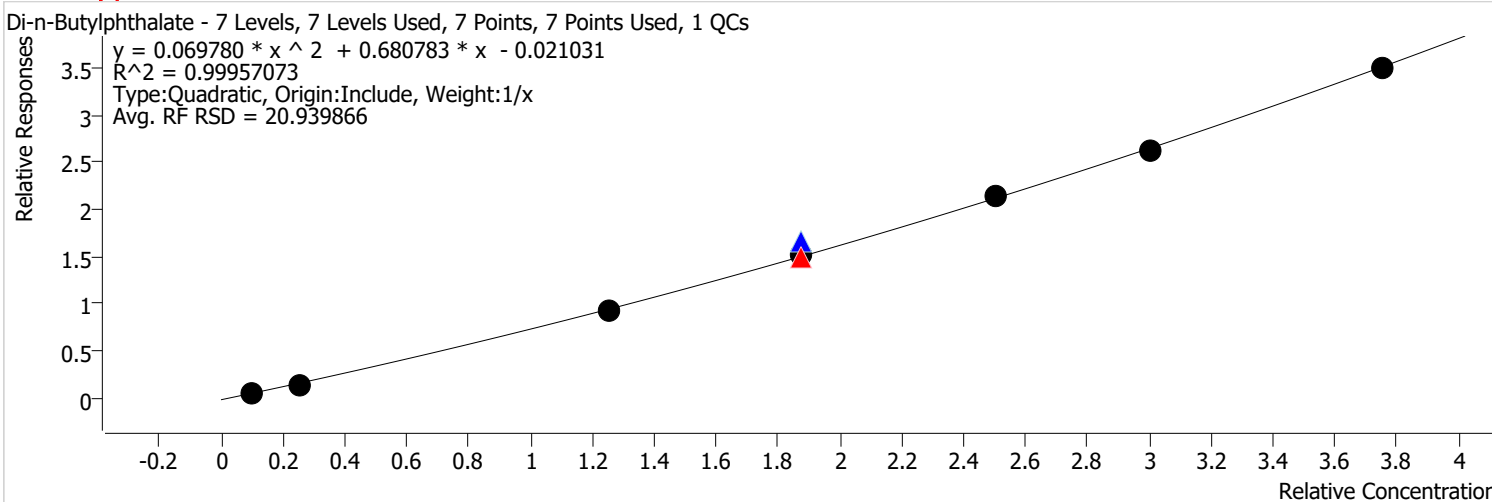


Calibration STD Path	Cal Type	Level	Enabled	Resp.	Exp. Conc	Resp. Factor	Level RSD
\\MASSHUNTER\Org\Data\SV5973N.I\sd010722\DoD BNA cal 1\Jan0708.D	Calibration	1	x	56670	4.0000	0.5625	
\\MASSHUNTER\Org\Data\SV5973N.I\sd010722\DoD BNA cal 1\Jan0707.D	Calibration	2	x	129549	10.0000	0.4897	
\\MASSHUNTER\Org\Data\SV5973N.I\sd010722\DoD BNA cal 1\Jan0706.D	Calibration	3	x	661682	50.0000	0.5004	
\\MASSHUNTER\Org\Data\SV5973N.I\sd122321\DoD BNA 3\Dec2337.D	CC	CCV	x	667184	75.0000	0.4716	
\\MASSHUNTER\Org\Data\SV5973N.I\sd010722\DoD BNA cal 1\Jan0709.D	QC	ICV	x	1079845	75.0000	0.5205	
\\MASSHUNTER\Org\Data\SV5973N.I\sd010722\DoD BNA cal 1\Jan0705.D	Calibration	4	x	1053346	75.0000	0.5175	
\\MASSHUNTER\Org\Data\SV5973N.I\sd010722\DoD BNA cal 1\Jan0704.D	Calibration	5	x	1413759	100.0000	0.5264	
\\MASSHUNTER\Org\Data\SV5973N.I\sd010722\DoD BNA cal 1\Jan0703.D	Calibration	6	x	1691600	120.0000	0.4960	
\\MASSHUNTER\Org\Data\SV5973N.I\sd010722\DoD BNA cal 1\Jan0702.D	Calibration	7	x	2067223	150.0000	0.5012	

Calibration Report

Batch Path	\\MASSHUNTER\Org\Data\SV5973N.I\sd010722\DoD BNA cal 1\QuantResults\010722 DoD BNA cal 1.batch.bin		
Analysis Time	2/15/2022 10:08 AM	Analyst Name	BL2000\sean
Report Time	2/15/2022 10:11:14 AM	Reporter Name	BL2000\sean
Last Calib Update	1/11/2022 8:55 AM	Batch State	Processed
Quant Batch Version	10.0	Quant Report Version	10.0

Di-n-Butylphthalate %RSE = 7.7

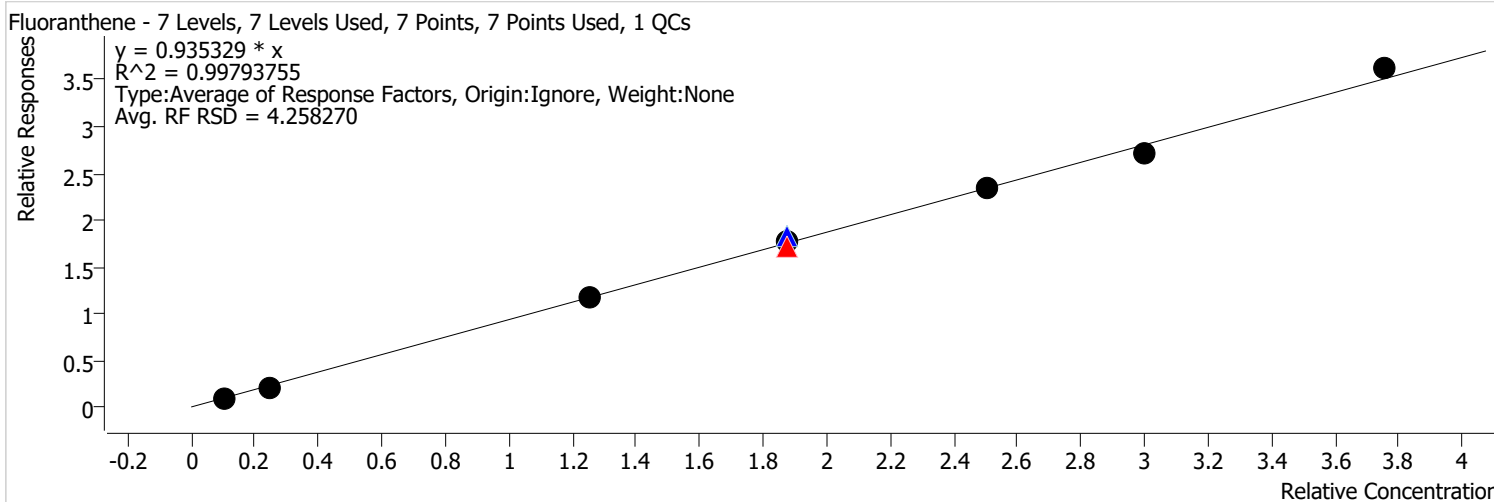


Calibration STD Path	Cal Type	Level	Enabled	Resp.	Exp. Conc	Resp. Factor	Level RSD
\\MASSHUNTER\Org\Data\SV5973N.I\sd010722\DoD BNA cal 1\Jan0708.D	Calibration	1	x	55396	4.0000	0.5498	
\\MASSHUNTER\Org\Data\SV5973N.I\sd010722\DoD BNA cal 1\Jan0707.D	Calibration	2	x	141817	10.0000	0.5360	
\\MASSHUNTER\Org\Data\SV5973N.I\sd010722\DoD BNA cal 1\Jan0706.D	Calibration	3	x	978235	50.0000	0.7398	
\\MASSHUNTER\Org\Data\SV5973N.I\sd122321\DoD BNA 3\Dec2337.D	CC	CCV	x	1126112	75.0000	0.7960	
\\MASSHUNTER\Org\Data\SV5973N.I\sd010722\DoD BNA cal 1\Jan0709.D	QC	ICV	x	1841013	75.0000	0.8874	
\\MASSHUNTER\Org\Data\SV5973N.I\sd010722\DoD BNA cal 1\Jan0705.D	Calibration	4	x	1653177	75.0000	0.8122	
\\MASSHUNTER\Org\Data\SV5973N.I\sd010722\DoD BNA cal 1\Jan0704.D	Calibration	5	x	2317809	100.0000	0.8629	
\\MASSHUNTER\Org\Data\SV5973N.I\sd010722\DoD BNA cal 1\Jan0703.D	Calibration	6	x	2989997	120.0000	0.8768	
\\MASSHUNTER\Org\Data\SV5973N.I\sd010722\DoD BNA cal 1\Jan0702.D	Calibration	7	x	3845715	150.0000	0.9324	

Calibration Report

Batch Path	\\MASSHUNTER\Org\Data\SV5973N.I\sd010722\DoD BNA cal 1\QuantResults\010722 DoD BNA cal 1.batch.bin		
Analysis Time	2/15/2022 10:08 AM	Analyst Name	BL2000\sean
Report Time	2/15/2022 10:11:14 AM	Reporter Name	BL2000\sean
Last Calib Update	1/11/2022 8:55 AM	Batch State	Processed
Quant Batch Version	10.0	Quant Report Version	10.0

Fluoranthene %RSE = 4.3

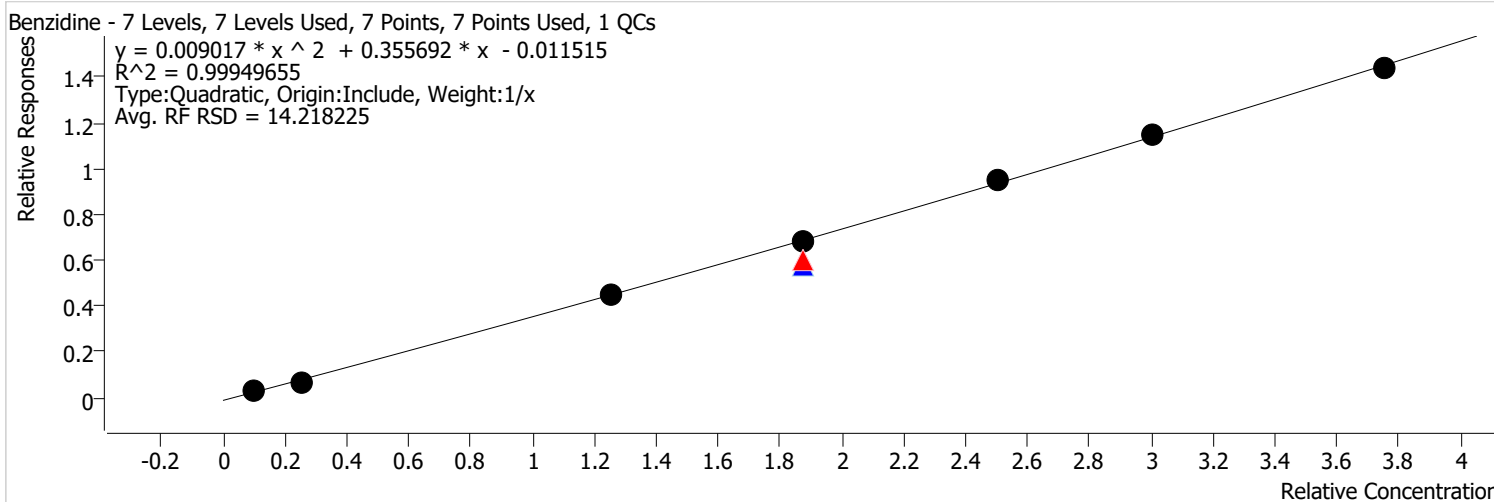


Calibration STD Path	Cal Type	Level	Enabled	Resp.	Exp. Conc	Resp. Factor	Level RSD
\\MASSHUNTER\Org\Data\SV5973N.I\sd010722\DoD BNA cal 1\Jan0708.D	Calibration	1	x	99196	4.0000	0.9846	
\\MASSHUNTER\Org\Data\SV5973N.I\sd010722\DoD BNA cal 1\Jan0707.D	Calibration	2	x	228504	10.0000	0.8637	
\\MASSHUNTER\Org\Data\SV5973N.I\sd010722\DoD BNA cal 1\Jan0706.D	Calibration	3	x	1253296	50.0000	0.9478	
\\MASSHUNTER\Org\Data\SV5973N.I\sd122321\DoD BNA 3\Dec2337.D	CC	CCV	x	1304399	75.0000	0.9220	
\\MASSHUNTER\Org\Data\SV5973N.I\sd010722\DoD BNA cal 1\Jan0709.D	QC	ICV	x	2025466	75.0000	0.9764	
\\MASSHUNTER\Org\Data\SV5973N.I\sd010722\DoD BNA cal 1\Jan0705.D	Calibration	4	x	1909433	75.0000	0.9381	
\\MASSHUNTER\Org\Data\SV5973N.I\sd010722\DoD BNA cal 1\Jan0704.D	Calibration	5	x	2531619	100.0000	0.9425	
\\MASSHUNTER\Org\Data\SV5973N.I\sd010722\DoD BNA cal 1\Jan0703.D	Calibration	6	x	3089043	120.0000	0.9058	
\\MASSHUNTER\Org\Data\SV5973N.I\sd010722\DoD BNA cal 1\Jan0702.D	Calibration	7	x	3979443	150.0000	0.9648	

Calibration Report

Batch Path	\\MASSHUNTER\Org\Data\SV5973N.I\sd010722\DoD BNA cal 1\QuantResults\010722 DoD BNA cal 1.batch.bin		
Analysis Time	2/15/2022 10:08 AM	Analyst Name	BL2000\sean
Report Time	2/15/2022 10:11:14 AM	Reporter Name	BL2000\sean
Last Calib Update	1/11/2022 8:55 AM	Batch State	Processed
Quant Batch Version	10.0	Quant Report Version	10.0

Benzidine %RSE = 7.7

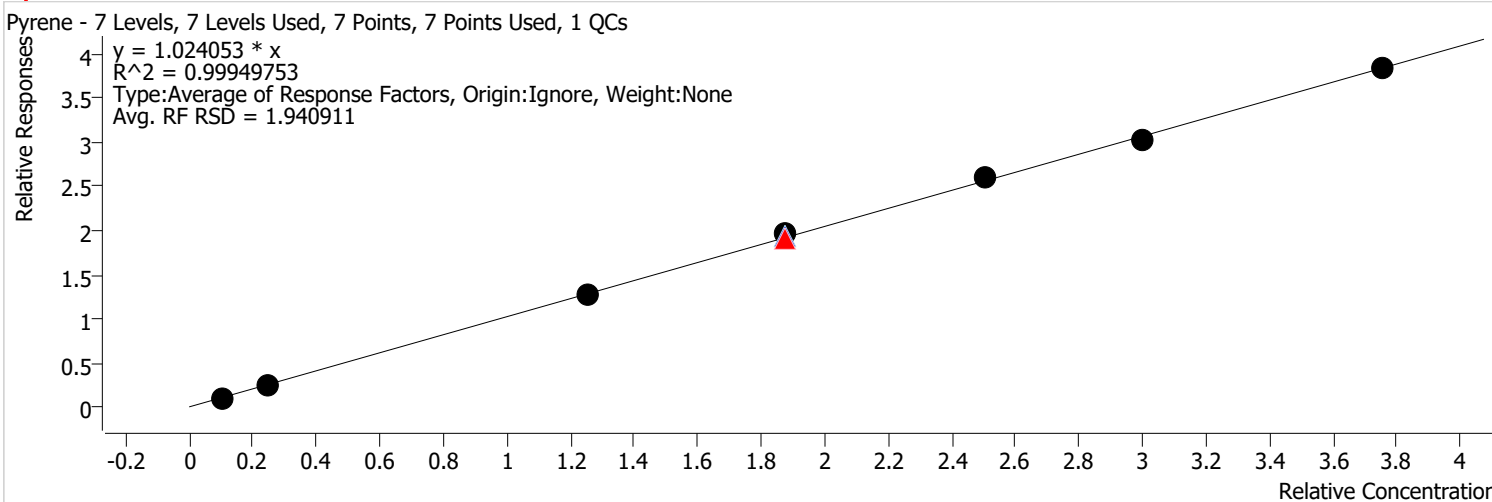


Calibration STD Path	Cal Type	Level	Enabled	Resp.	Exp. Conc	Resp. Factor	Level RSD
\\MASSHUNTER\Org\Data\SV5973N.I\sd010722\DoD BNA cal 1\Jan0708.D	Calibration	1	x	28009	4.0000	0.2780	
\\MASSHUNTER\Org\Data\SV5973N.I\sd010722\DoD BNA cal 1\Jan0707.D	Calibration	2	x	71760	10.0000	0.2712	
\\MASSHUNTER\Org\Data\SV5973N.I\sd010722\DoD BNA cal 1\Jan0706.D	Calibration	3	x	473941	50.0000	0.3584	
\\MASSHUNTER\Org\Data\SV5973N.I\sd122321\DoD BNA 3\Dec2337.D	CC	CCV	x	450683	75.0000	0.3185	
\\MASSHUNTER\Org\Data\SV5973N.I\sd010722\DoD BNA cal 1\Jan0709.D	QC	ICV	x	642022	75.0000	0.3095	
\\MASSHUNTER\Org\Data\SV5973N.I\sd010722\DoD BNA cal 1\Jan0705.D	Calibration	4	x	743375	75.0000	0.3652	
\\MASSHUNTER\Org\Data\SV5973N.I\sd010722\DoD BNA cal 1\Jan0704.D	Calibration	5	x	1020599	100.0000	0.3800	
\\MASSHUNTER\Org\Data\SV5973N.I\sd010722\DoD BNA cal 1\Jan0703.D	Calibration	6	x	1299294	120.0000	0.3810	
\\MASSHUNTER\Org\Data\SV5973N.I\sd010722\DoD BNA cal 1\Jan0702.D	Calibration	7	x	1578398	150.0000	0.3827	

Calibration Report

Batch Path	\\MASSHUNTER\Org\Data\SV5973N.I\sd010722\DoD BNA cal 1\QuantResults\010722 DoD BNA cal 1.batch.bin		
Analysis Time	2/15/2022 10:08 AM	Analyst Name	BL2000\sean
Report Time	2/15/2022 10:11:15 AM	Reporter Name	BL2000\sean
Last Calib Update	1/11/2022 8:55 AM	Batch State	Processed
Quant Batch Version	10.0	Quant Report Version	10.0

Pyrene %RSE = 1.9

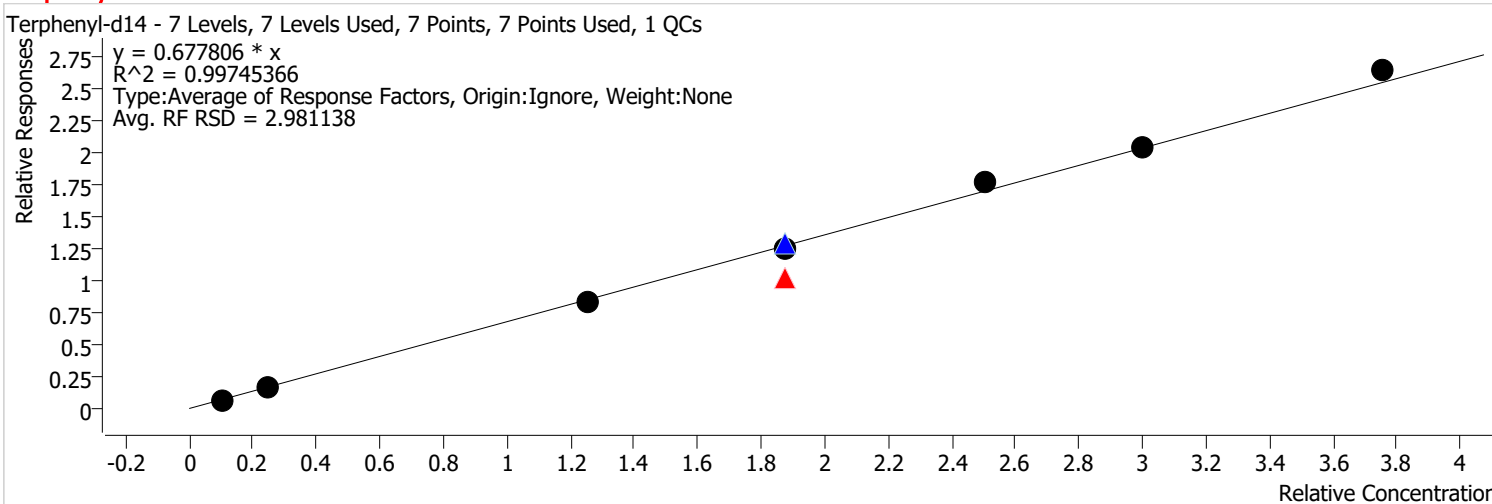


Calibration STD Path	Cal Type	Level	Enabled	Resp.	Exp. Conc	Resp. Factor	Level RSD
\\MASSHUNTER\Org\Data\SV5973N.I\sd010722\DoD BNA cal 1\Jan0708.D	Calibration	1	x	104138	4.0000	1.0337	
\\MASSHUNTER\Org\Data\SV5973N.I\sd010722\DoD BNA cal 1\Jan0707.D	Calibration	2	x	261847	10.0000	0.9897	
\\MASSHUNTER\Org\Data\SV5973N.I\sd010722\DoD BNA cal 1\Jan0706.D	Calibration	3	x	1351292	50.0000	1.0219	
\\MASSHUNTER\Org\Data\SV5973N.I\sd122321\DoD BNA 3\Dec2337.D	CC	CCV	x	1434573	75.0000	1.0140	
\\MASSHUNTER\Org\Data\SV5973N.I\sd010722\DoD BNA cal 1\Jan0709.D	QC	ICV	x	2147560	75.0000	1.0352	
\\MASSHUNTER\Org\Data\SV5973N.I\sd010722\DoD BNA cal 1\Jan0705.D	Calibration	4	x	2132176	75.0000	1.0475	
\\MASSHUNTER\Org\Data\SV5973N.I\sd010722\DoD BNA cal 1\Jan0704.D	Calibration	5	x	2800672	100.0000	1.0427	
\\MASSHUNTER\Org\Data\SV5973N.I\sd010722\DoD BNA cal 1\Jan0703.D	Calibration	6	x	3444793	120.0000	1.0101	
\\MASSHUNTER\Org\Data\SV5973N.I\sd010722\DoD BNA cal 1\Jan0702.D	Calibration	7	x	4218558	150.0000	1.0228	

Calibration Report

Batch Path	\\MASSHUNTER\Org\Data\SV5973N.I\sd010722\DoD BNA cal 1\QuantResults\010722 DoD BNA cal 1.batch.bin		
Analysis Time	2/15/2022 10:08 AM	Analyst Name	BL2000\sean
Report Time	2/15/2022 10:11:15 AM	Reporter Name	BL2000\sean
Last Calib Update	1/11/2022 8:55 AM	Batch State	Processed
Quant Batch Version	10.0	Quant Report Version	10.0

Terphenyl-d14 %RSE =



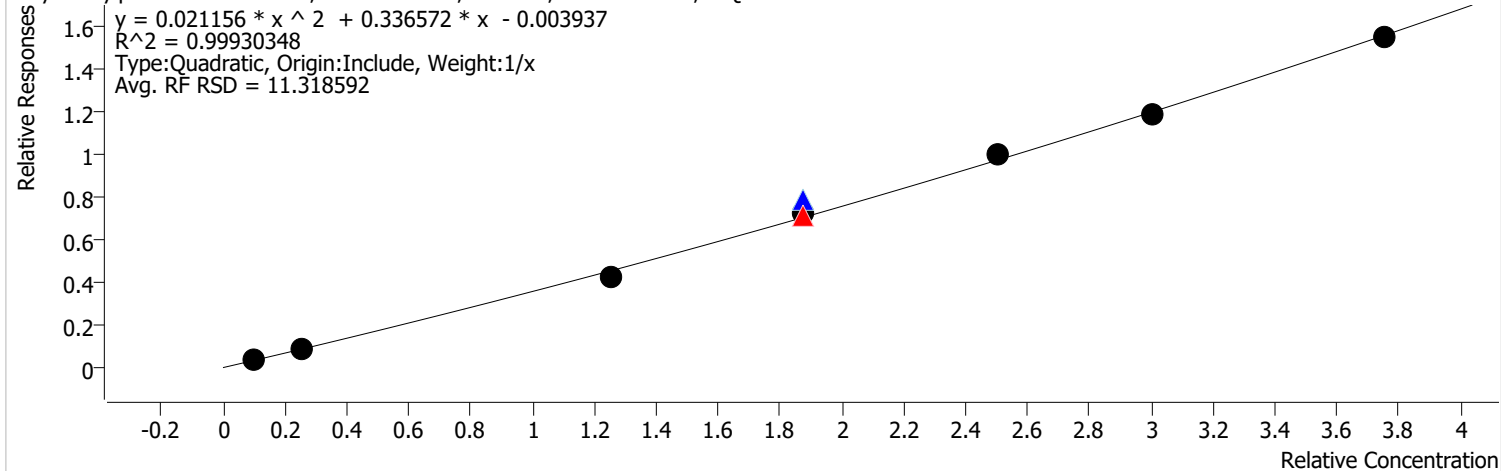
Calibration STD Path	Cal Type	Level	Enabled	Resp.	Exp. Conc	Resp. Factor	Level RSD
\\MASSHUNTER\Org\Data\SV5973N.I\sd010722\DoD BNA cal 1\Jan0708.D	Calibration	1	x	68559	4.0000	0.6805	
\\MASSHUNTER\Org\Data\SV5973N.I\sd010722\DoD BNA cal 1\Jan0707.D	Calibration	2	x	171915	10.0000	0.6498	
\\MASSHUNTER\Org\Data\SV5973N.I\sd010722\DoD BNA cal 1\Jan0706.D	Calibration	3	x	881950	50.0000	0.6670	
\\MASSHUNTER\Org\Data\SV5973N.I\sd122321\DoD BNA 3\Dec2337.D	CC	CCV	x	766459	75.0000	0.5417	
\\MASSHUNTER\Org\Data\SV5973N.I\sd010722\DoD BNA cal 1\Jan0709.D	QC	ICV	x	1424388	75.0000	0.6866	
\\MASSHUNTER\Org\Data\SV5973N.I\sd010722\DoD BNA cal 1\Jan0705.D	Calibration	4	x	1349248	75.0000	0.6629	
\\MASSHUNTER\Org\Data\SV5973N.I\sd010722\DoD BNA cal 1\Jan0704.D	Calibration	5	x	1891282	100.0000	0.7041	
\\MASSHUNTER\Org\Data\SV5973N.I\sd010722\DoD BNA cal 1\Jan0703.D	Calibration	6	x	2310785	120.0000	0.6776	
\\MASSHUNTER\Org\Data\SV5973N.I\sd010722\DoD BNA cal 1\Jan0702.D	Calibration	7	x	2898732	150.0000	0.7028	

Calibration Report

Batch Path	\\MASSHUNTER\Org\Data\SV5973N.I\sd010722\DoD BNA cal 1\QuantResults\010722 DoD BNA cal 1.batch.bin		
Analysis Time	2/15/2022 10:08 AM	Analyst Name	BL2000\sean
Report Time	2/15/2022 10:11:15 AM	Reporter Name	BL2000\sean
Last Calib Update	1/11/2022 8:55 AM	Batch State	Processed
Quant Batch Version	10.0	Quant Report Version	10.0

Butylbenzylphthalate %RSE = 4.3

Butylbenzylphthalate - 7 Levels, 7 Levels Used, 7 Points, 7 Points Used, 1 QCs

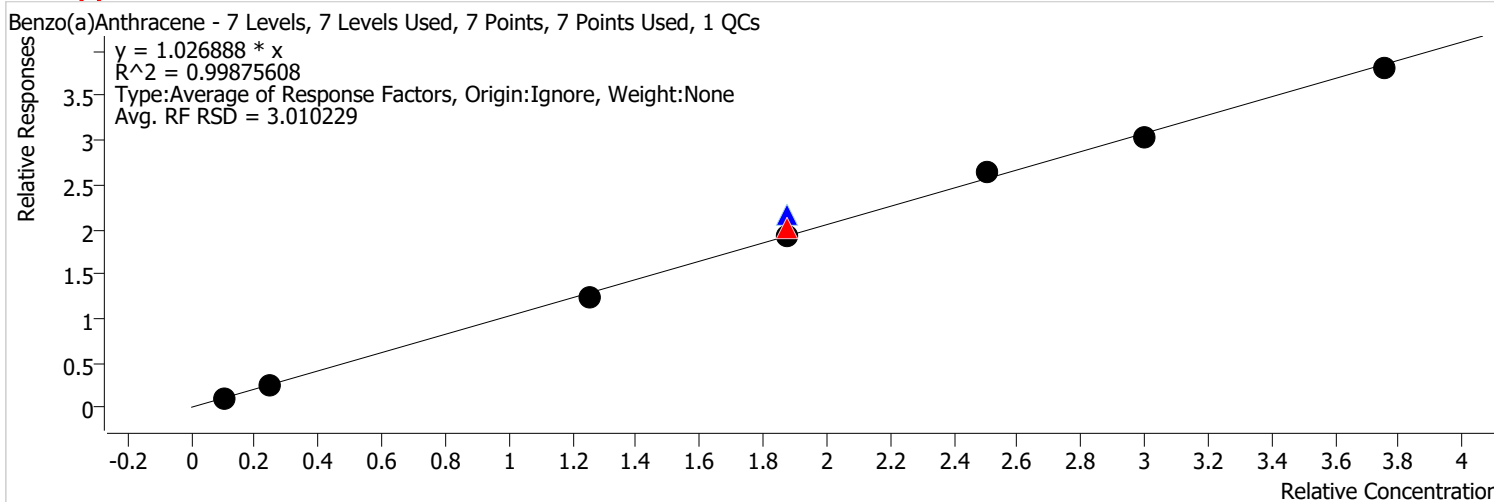


Calibration STD Path	Cal Type	Level	Enabled	Resp.	Exp. Conc	Resp. Factor	Level RSD
\\MASSHUNTER\Org\Data\SV5973N.I\sd010722\DoD BNA cal 1\Jan0708.D	Calibration	1	x	21931	4.0000	0.3153	
\\MASSHUNTER\Org\Data\SV5973N.I\sd010722\DoD BNA cal 1\Jan0707.D	Calibration	2	x	54482	10.0000	0.3138	
\\MASSHUNTER\Org\Data\SV5973N.I\sd010722\DoD BNA cal 1\Jan0706.D	Calibration	3	x	328487	50.0000	0.3410	
\\MASSHUNTER\Org\Data\SV5973N.I\sd122321\DoD BNA 3\Dec2337.D	CC	CCV	x	332983	75.0000	0.3770	
\\MASSHUNTER\Org\Data\SV5973N.I\sd010722\DoD BNA cal 1\Jan0709.D	QC	ICV	x	608473	75.0000	0.4190	
\\MASSHUNTER\Org\Data\SV5973N.I\sd010722\DoD BNA cal 1\Jan0705.D	Calibration	4	x	570093	75.0000	0.3866	
\\MASSHUNTER\Org\Data\SV5973N.I\sd010722\DoD BNA cal 1\Jan0704.D	Calibration	5	x	782416	100.0000	0.3971	
\\MASSHUNTER\Org\Data\SV5973N.I\sd010722\DoD BNA cal 1\Jan0703.D	Calibration	6	x	988902	120.0000	0.3948	
\\MASSHUNTER\Org\Data\SV5973N.I\sd010722\DoD BNA cal 1\Jan0702.D	Calibration	7	x	1310655	150.0000	0.4123	

Calibration Report

Batch Path	\\MASSHUNTER\Org\Data\SV5973N.I\sd010722\DoD BNA cal 1\QuantResults\010722 DoD BNA cal 1.batch.bin		
Analysis Time	2/15/2022 10:08 AM	Analyst Name	BL2000\sean
Report Time	2/15/2022 10:11:15 AM	Reporter Name	BL2000\sean
Last Calib Update	1/11/2022 8:55 AM	Batch State	Processed
Quant Batch Version	10.0	Quant Report Version	10.0

Benzo(a)Anthracene %RSE = 3.0

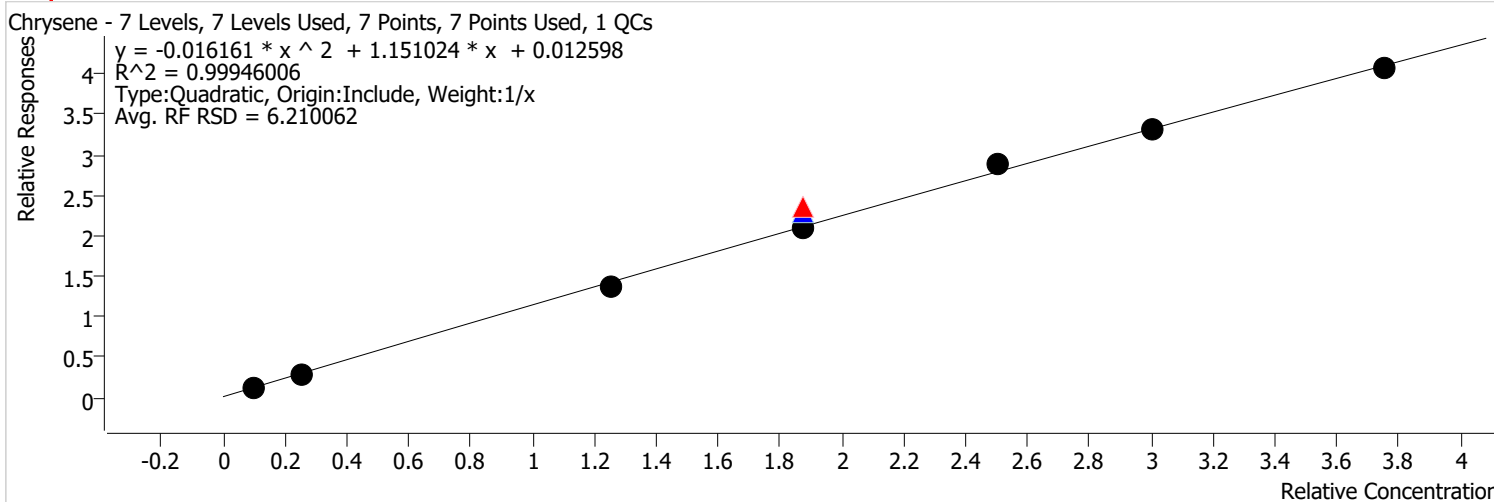


Calibration STD Path	Cal Type	Level	Enabled	Resp.	Exp. Conc	Resp. Factor	Level RSD
\\MASSHUNTER\Org\Data\SV5973N.I\sd010722\DoD BNA cal 1\Jan0708.D	Calibration	1	x	74797	4.0000	1.0754	
\\MASSHUNTER\Org\Data\SV5973N.I\sd010722\DoD BNA cal 1\Jan0707.D	Calibration	2	x	175216	10.0000	1.0091	
\\MASSHUNTER\Org\Data\SV5973N.I\sd010722\DoD BNA cal 1\Jan0706.D	Calibration	3	x	953421	50.0000	0.9897	
\\MASSHUNTER\Org\Data\SV5973N.I\sd122321\DoD BNA 3\Dec2337.D	CC	CCV	x	953460	75.0000	1.0795	
\\MASSHUNTER\Org\Data\SV5973N.I\sd010722\DoD BNA cal 1\Jan0709.D	QC	ICV	x	1670469	75.0000	1.1504	
\\MASSHUNTER\Org\Data\SV5973N.I\sd010722\DoD BNA cal 1\Jan0705.D	Calibration	4	x	1515825	75.0000	1.0279	
\\MASSHUNTER\Org\Data\SV5973N.I\sd010722\DoD BNA cal 1\Jan0704.D	Calibration	5	x	2092116	100.0000	1.0619	
\\MASSHUNTER\Org\Data\SV5973N.I\sd010722\DoD BNA cal 1\Jan0703.D	Calibration	6	x	2528993	120.0000	1.0097	
\\MASSHUNTER\Org\Data\SV5973N.I\sd010722\DoD BNA cal 1\Jan0702.D	Calibration	7	x	3225079	150.0000	1.0144	

Calibration Report

Batch Path	\\MASSHUNTER\Org\Data\SV5973N.I\sd010722\DoD BNA cal 1\QuantResults\010722 DoD BNA cal 1.batch.bin		
Analysis Time	2/15/2022 10:08 AM	Analyst Name	BL2000\sean
Report Time	2/15/2022 10:11:15 AM	Reporter Name	BL2000\sean
Last Calib Update	1/11/2022 8:55 AM	Batch State	Processed
Quant Batch Version	10.0	Quant Report Version	10.0

Chrysene %RSE = 2.6



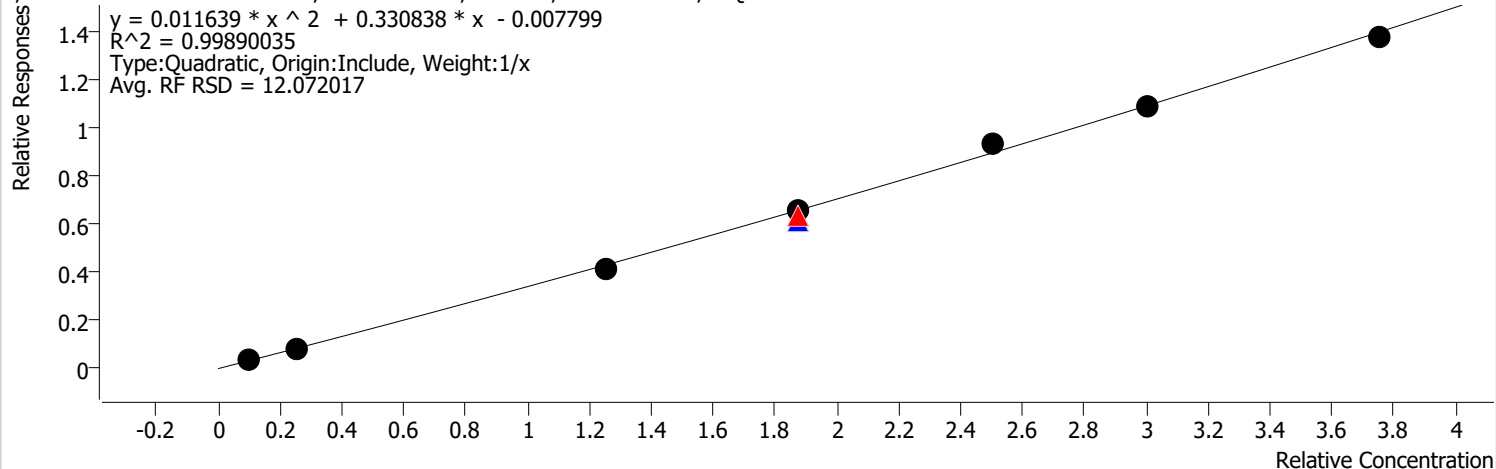
Calibration STD Path	Cal Type	Level	Enabled	Resp.	Exp. Conc	Resp. Factor	Level RSD
\\MASSHUNTER\Org\Data\SV5973N.I\sd010722\DoD BNA cal 1\Jan0708.D	Calibration	1	x	89638	4.0000	1.2888	
\\MASSHUNTER\Org\Data\SV5973N.I\sd010722\DoD BNA cal 1\Jan0707.D	Calibration	2	x	207541	10.0000	1.1952	
\\MASSHUNTER\Org\Data\SV5973N.I\sd010722\DoD BNA cal 1\Jan0706.D	Calibration	3	x	1070851	50.0000	1.1116	
\\MASSHUNTER\Org\Data\SV5973N.I\sd122321\DoD BNA 3\Dec2337.D	CC	CCV	x	1107980	75.0000	1.2545	
\\MASSHUNTER\Org\Data\SV5973N.I\sd010722\DoD BNA cal 1\Jan0709.D	QC	ICV	x	1773339	75.0000	1.2213	
\\MASSHUNTER\Org\Data\SV5973N.I\sd010722\DoD BNA cal 1\Jan0705.D	Calibration	4	x	1648428	75.0000	1.1179	
\\MASSHUNTER\Org\Data\SV5973N.I\sd010722\DoD BNA cal 1\Jan0704.D	Calibration	5	x	2283065	100.0000	1.1588	
\\MASSHUNTER\Org\Data\SV5973N.I\sd010722\DoD BNA cal 1\Jan0703.D	Calibration	6	x	2757800	120.0000	1.1011	
\\MASSHUNTER\Org\Data\SV5973N.I\sd010722\DoD BNA cal 1\Jan0702.D	Calibration	7	x	3445782	150.0000	1.0839	

Calibration Report

Batch Path	\\MASSHUNTER\Org\Data\SV5973N.I\sd010722\DoD BNA cal 1\QuantResults\010722 DoD BNA cal 1.batch.bin		
Analysis Time	2/15/2022 10:08 AM	Analyst Name	BL2000\sean
Report Time	2/15/2022 10:11:15 AM	Reporter Name	BL2000\sean
Last Calib Update	1/11/2022 8:55 AM	Batch State	Processed
Quant Batch Version	10.0	Quant Report Version	10.0

3,3-Dichlorobenzidine %RSE = 6.0

3,3-Dichlorobenzidine - 7 Levels, 7 Levels Used, 7 Points, 7 Points Used, 1 QCs

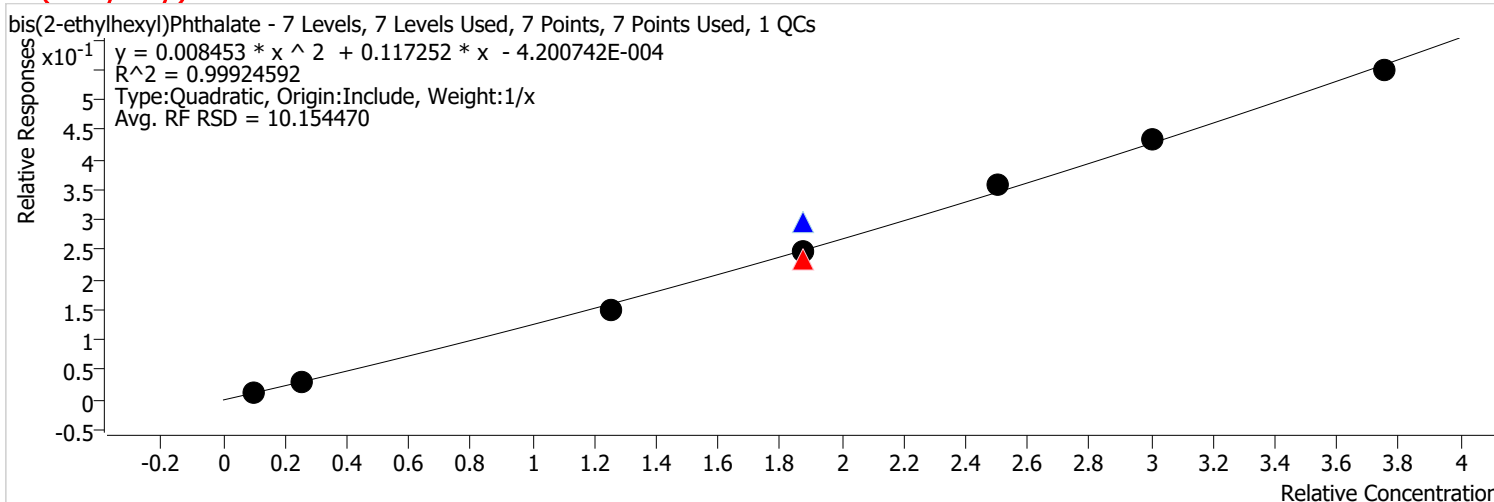


Calibration STD Path	Cal Type	Level	Enabled	Resp.	Exp. Conc	Resp. Factor	Level RSD
\\MASSHUNTER\Org\Data\SV5973N.I\sd010722\DoD BNA cal 1\Jan0708.D	Calibration	1	x	19433	4.0000	0.2794	
\\MASSHUNTER\Org\Data\SV5973N.I\sd010722\DoD BNA cal 1\Jan0707.D	Calibration	2	x	48644	10.0000	0.2801	
\\MASSHUNTER\Org\Data\SV5973N.I\sd010722\DoD BNA cal 1\Jan0706.D	Calibration	3	x	312212	50.0000	0.3241	
\\MASSHUNTER\Org\Data\SV5973N.I\sd122321\DoD BNA 3\Dec2337.D	CC	CCV	x	296646	75.0000	0.3359	
\\MASSHUNTER\Org\Data\SV5973N.I\sd010722\DoD BNA cal 1\Jan0709.D	QC	ICV	x	471587	75.0000	0.3248	
\\MASSHUNTER\Org\Data\SV5973N.I\sd010722\DoD BNA cal 1\Jan0705.D	Calibration	4	x	514900	75.0000	0.3492	
\\MASSHUNTER\Org\Data\SV5973N.I\sd010722\DoD BNA cal 1\Jan0704.D	Calibration	5	x	738669	100.0000	0.3749	
\\MASSHUNTER\Org\Data\SV5973N.I\sd010722\DoD BNA cal 1\Jan0703.D	Calibration	6	x	907792	120.0000	0.3624	
\\MASSHUNTER\Org\Data\SV5973N.I\sd010722\DoD BNA cal 1\Jan0702.D	Calibration	7	x	1164824	150.0000	0.3664	

Calibration Report

Batch Path	\\MASSHUNTER\Org\Data\SV5973N.I\sd010722\DoD BNA cal 1\QuantResults\010722 DoD BNA cal 1.batch.bin		
Analysis Time	2/15/2022 10:08 AM	Analyst Name	BL2000\sean
Report Time	2/15/2022 10:11:15 AM	Reporter Name	BL2000\sean
Last Calib Update	1/11/2022 8:55 AM	Batch State	Processed
Quant Batch Version	10.0	Quant Report Version	10.0

bis(2-ethylhexyl)Phthalate %RSE = 3.3

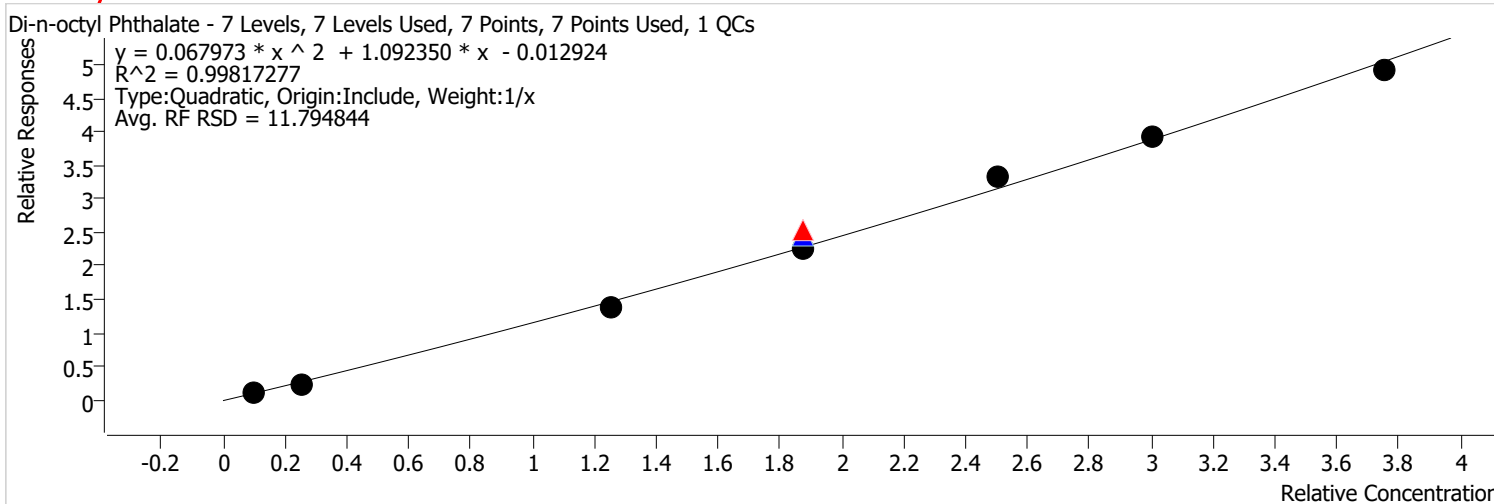


Calibration STD Path	Cal Type	Level	Enabled	Resp.	Exp. Conc	Resp. Factor	Level RSD
\\MASSHUNTER\Org\Data\SV5973N.I\sd010722\DoD BNA cal 1\Jan0708.D	Calibration	1	x	7848	4.0000	0.1128	
\\MASSHUNTER\Org\Data\SV5973N.I\sd010722\DoD BNA cal 1\Jan0707.D	Calibration	2	x	21102	10.0000	0.1215	
\\MASSHUNTER\Org\Data\SV5973N.I\sd010722\DoD BNA cal 1\Jan0706.D	Calibration	3	x	116990	50.0000	0.1214	
\\MASSHUNTER\Org\Data\SV5973N.I\sd122321\DoD BNA 3\Dec2337.D	CC	CCV	x	110981	75.0000	0.1257	
\\MASSHUNTER\Org\Data\SV5973N.I\sd010722\DoD BNA cal 1\Jan0709.D	QC	ICV	x	230110	75.0000	0.1585	
\\MASSHUNTER\Org\Data\SV5973N.I\sd010722\DoD BNA cal 1\Jan0705.D	Calibration	4	x	194232	75.0000	0.1317	
\\MASSHUNTER\Org\Data\SV5973N.I\sd010722\DoD BNA cal 1\Jan0704.D	Calibration	5	x	281928	100.0000	0.1431	
\\MASSHUNTER\Org\Data\SV5973N.I\sd010722\DoD BNA cal 1\Jan0703.D	Calibration	6	x	362081	120.0000	0.1446	
\\MASSHUNTER\Org\Data\SV5973N.I\sd010722\DoD BNA cal 1\Jan0702.D	Calibration	7	x	465023	150.0000	0.1463	

Calibration Report

Batch Path	\\MASSHUNTER\Org\Data\SV5973N.I\sd010722\DoD BNA cal 1\QuantResults\010722 DoD BNA cal 1.batch.bin		
Analysis Time	2/15/2022 10:08 AM	Analyst Name	BL2000\sean
Report Time	2/15/2022 10:11:15 AM	Reporter Name	BL2000\sean
Last Calib Update	1/11/2022 8:55 AM	Batch State	Processed
Quant Batch Version	10.0	Quant Report Version	10.0

Di-n-octyl Phthalate %RSE = 6.9



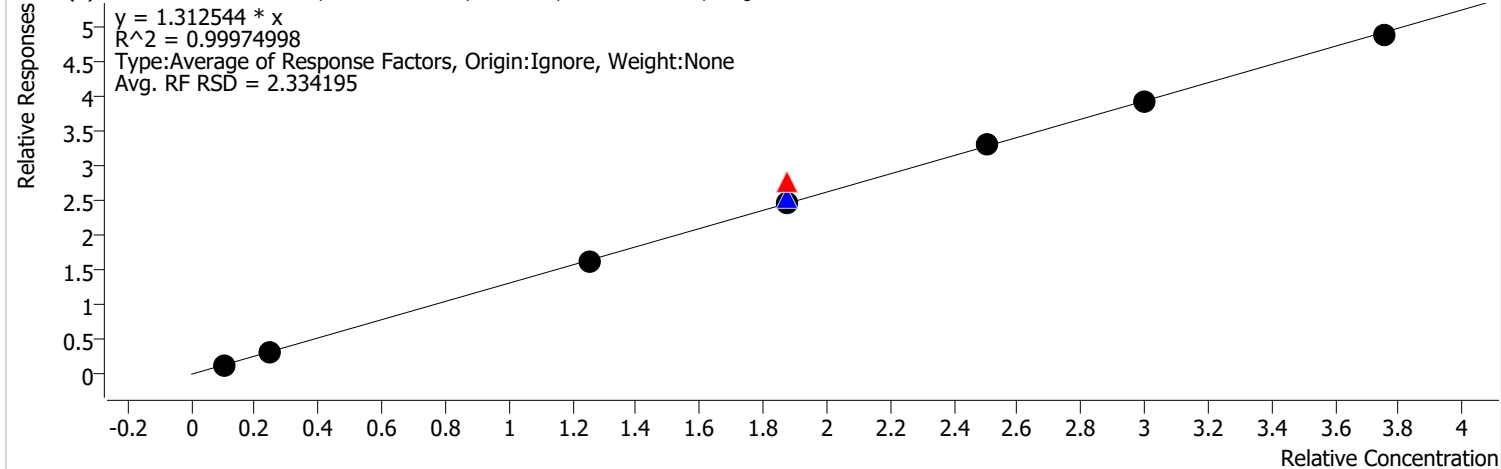
Calibration STD Path	Cal Type	Level	Enabled	Resp.	Exp. Conc	Resp. Factor	Level RSD
\\MASSHUNTER\Org\Data\SV5973N.I\sd010722\DoD BNA cal 1\Jan0708.D	Calibration	1	x	57632	4.0000	1.0666	
\\MASSHUNTER\Org\Data\SV5973N.I\sd010722\DoD BNA cal 1\Jan0707.D	Calibration	2	x	132308	10.0000	0.9794	
\\MASSHUNTER\Org\Data\SV5973N.I\sd010722\DoD BNA cal 1\Jan0706.D	Calibration	3	x	826819	50.0000	1.1005	
\\MASSHUNTER\Org\Data\SV5973N.I\sd122321\DoD BNA 3\Dec2337.D	CC	CCV	x	860717	75.0000	1.3540	
\\MASSHUNTER\Org\Data\SV5973N.I\sd010722\DoD BNA cal 1\Jan0709.D	QC	ICV	x	1516095	75.0000	1.3128	
\\MASSHUNTER\Org\Data\SV5973N.I\sd010722\DoD BNA cal 1\Jan0705.D	Calibration	4	x	1370065	75.0000	1.1991	
\\MASSHUNTER\Org\Data\SV5973N.I\sd010722\DoD BNA cal 1\Jan0704.D	Calibration	5	x	2054459	100.0000	1.3364	
\\MASSHUNTER\Org\Data\SV5973N.I\sd010722\DoD BNA cal 1\Jan0703.D	Calibration	6	x	2492038	120.0000	1.3104	
\\MASSHUNTER\Org\Data\SV5973N.I\sd010722\DoD BNA cal 1\Jan0702.D	Calibration	7	x	3206049	150.0000	1.3079	

Calibration Report

Batch Path	\\MASSHUNTER\Org\Data\SV5973N.I\sd010722\DoD BNA cal 1\QuantResults\010722 DoD BNA cal 1.batch.bin		
Analysis Time	2/15/2022 10:08 AM	Analyst Name	BL2000\sean
Report Time	2/15/2022 10:11:16 AM	Reporter Name	BL2000\sean
Last Calib Update	1/11/2022 8:55 AM	Batch State	Processed
Quant Batch Version	10.0	Quant Report Version	10.0

Benzo(b)fluoranthene %RSE = 2.3

Benzo(b)fluoranthene - 7 Levels, 7 Levels Used, 7 Points, 7 Points Used, 1 QCs



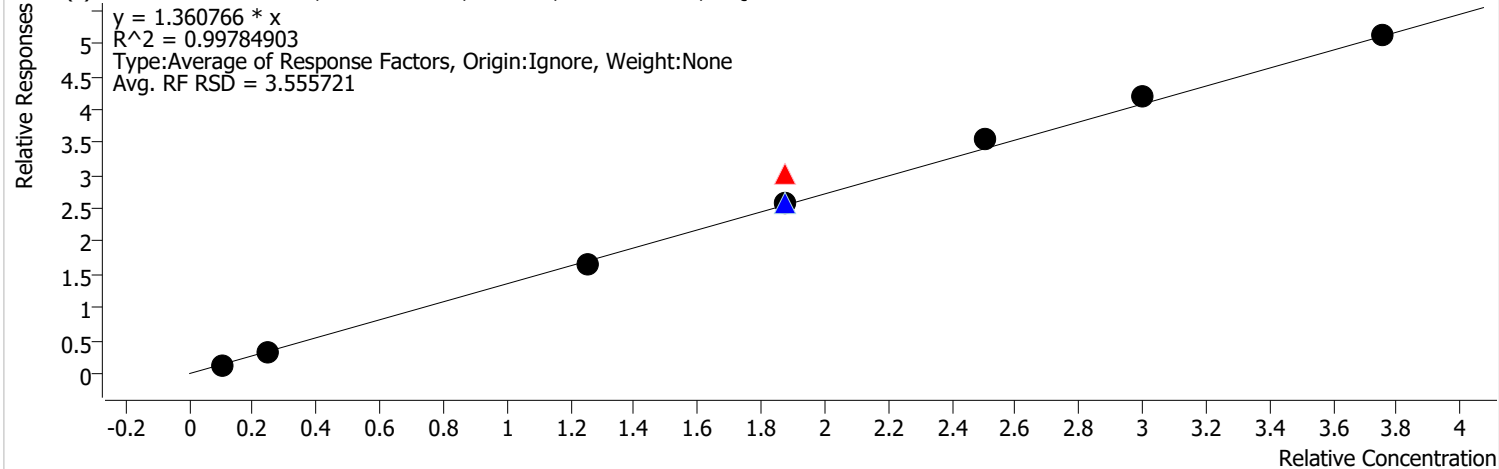
Calibration STD Path	Cal Type	Level	Enabled	Resp.	Exp. Conc	Resp. Factor	Level RSD
\\MASSHUNTER\Org\Data\SV5973N.I\sd010722\DoD BNA cal 1\Jan0708.D	Calibration	1	x	74106	4.0000	1.3714	
\\MASSHUNTER\Org\Data\SV5973N.I\sd010722\DoD BNA cal 1\Jan0707.D	Calibration	2	x	173041	10.0000	1.2810	
\\MASSHUNTER\Org\Data\SV5973N.I\sd010722\DoD BNA cal 1\Jan0706.D	Calibration	3	x	964688	50.0000	1.2840	
\\MASSHUNTER\Org\Data\SV5973N.I\sd122321\DoD BNA 3\Dec2337.D	CC	CCV	x	944451	75.0000	1.4857	
\\MASSHUNTER\Org\Data\SV5973N.I\sd010722\DoD BNA cal 1\Jan0709.D	QC	ICV	x	1567832	75.0000	1.3576	
\\MASSHUNTER\Org\Data\SV5973N.I\sd010722\DoD BNA cal 1\Jan0705.D	Calibration	4	x	1501132	75.0000	1.3138	
\\MASSHUNTER\Org\Data\SV5973N.I\sd010722\DoD BNA cal 1\Jan0704.D	Calibration	5	x	2038992	100.0000	1.3263	
\\MASSHUNTER\Org\Data\SV5973N.I\sd010722\DoD BNA cal 1\Jan0703.D	Calibration	6	x	2493854	120.0000	1.3114	
\\MASSHUNTER\Org\Data\SV5973N.I\sd010722\DoD BNA cal 1\Jan0702.D	Calibration	7	x	3186367	150.0000	1.2998	

Calibration Report

Batch Path	\\MASSHUNTER\Org\Data\SV5973N.I\sd010722\DoD BNA cal 1\QuantResults\010722 DoD BNA cal 1.batch.bin		
Analysis Time	2/15/2022 10:08 AM	Analyst Name	BL2000\sean
Report Time	2/15/2022 10:11:16 AM	Reporter Name	BL2000\sean
Last Calib Update	1/11/2022 8:55 AM	Batch State	Processed
Quant Batch Version	10.0	Quant Report Version	10.0

Benzo(k)fluoranthene %RSE = 3.6

Benzo(k)fluoranthene - 7 Levels Used, 7 Points, 7 Points Used, 1 QCs



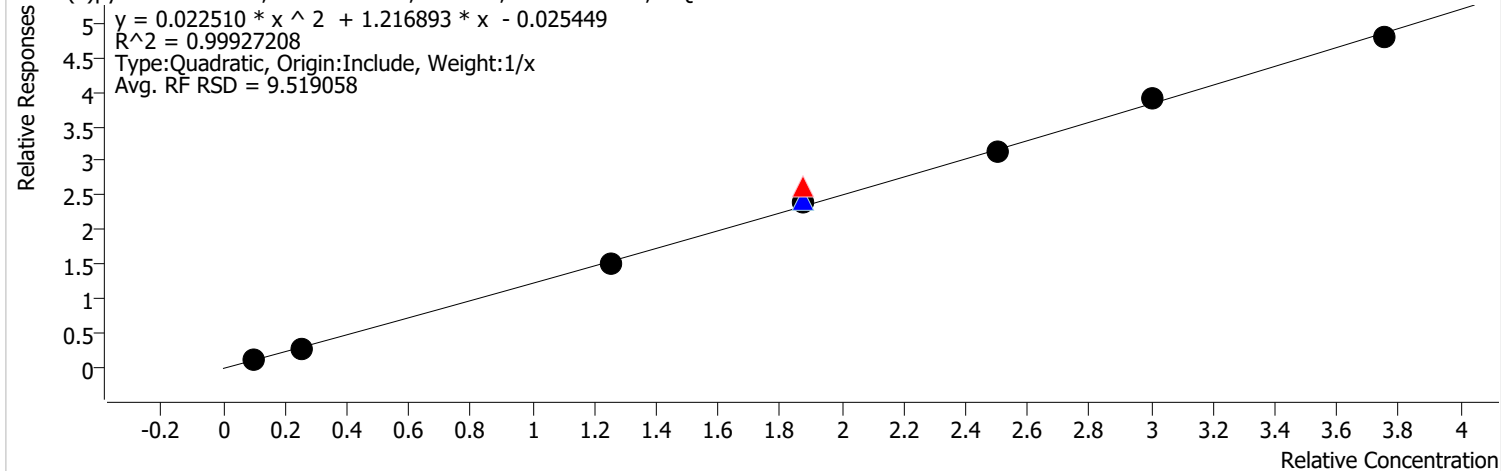
Calibration STD Path	Cal Type	Level	Enabled	Resp.	Exp. Conc	Resp. Factor	Level RSD
\\MASSHUNTER\Org\Data\SV5973N.I\sd010722\DoD BNA cal 1\Jan0708.D	Calibration	1	x	72607	4.0000	1.3437	
\\MASSHUNTER\Org\Data\SV5973N.I\sd010722\DoD BNA cal 1\Jan0707.D	Calibration	2	x	173456	10.0000	1.2841	
\\MASSHUNTER\Org\Data\SV5973N.I\sd010722\DoD BNA cal 1\Jan0706.D	Calibration	3	x	993816	50.0000	1.3228	
\\MASSHUNTER\Org\Data\SV5973N.I\sd122321\DoD BNA 3\Dec2337.D	CC	CCV	x	1033072	75.0000	1.6251	
\\MASSHUNTER\Org\Data\SV5973N.I\sd010722\DoD BNA cal 1\Jan0709.D	QC	ICV	x	1600318	75.0000	1.3858	
\\MASSHUNTER\Org\Data\SV5973N.I\sd010722\DoD BNA cal 1\Jan0705.D	Calibration	4	x	1578753	75.0000	1.3818	
\\MASSHUNTER\Org\Data\SV5973N.I\sd010722\DoD BNA cal 1\Jan0704.D	Calibration	5	x	2188450	100.0000	1.4236	
\\MASSHUNTER\Org\Data\SV5973N.I\sd010722\DoD BNA cal 1\Jan0703.D	Calibration	6	x	2673587	120.0000	1.4059	
\\MASSHUNTER\Org\Data\SV5973N.I\sd010722\DoD BNA cal 1\Jan0702.D	Calibration	7	x	3342735	150.0000	1.3636	

Calibration Report

Batch Path	\\MASSHUNTER\Org\Data\SV5973N.I\sd010722\DoD BNA cal 1\QuantResults\010722 DoD BNA cal 1.batch.bin		
Analysis Time	2/15/2022 10:08 AM	Analyst Name	BL2000\sean
Report Time	2/15/2022 10:11:16 AM	Reporter Name	BL2000\sean
Last Calib Update	1/11/2022 8:55 AM	Batch State	Processed
Quant Batch Version	10.0	Quant Report Version	10.0

Benzo(a)pyrene %RSE = 6.6

Benzo(a)pyrene - 7 Levels, 7 Levels Used, 7 Points, 7 Points Used, 1 QCs

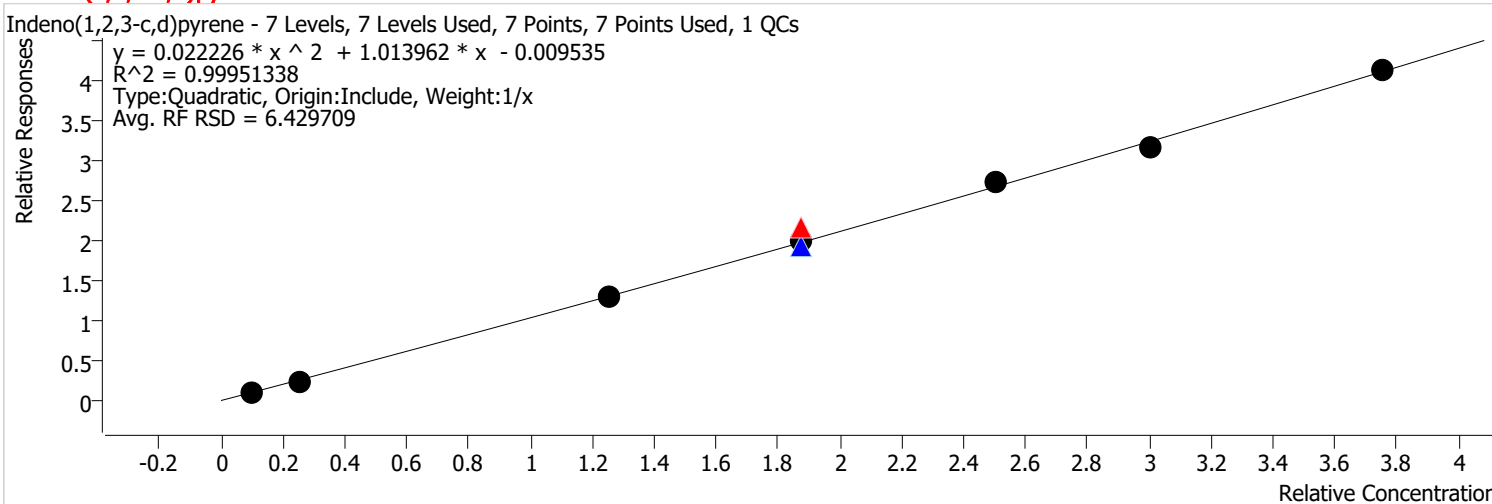


Calibration STD Path	Cal Type	Level	Enabled	Resp.	Exp. Conc	Resp. Factor	Level RSD
\\MASSHUNTER\Org\Data\SV5973N.I\sd010722\DoD BNA cal 1\Jan0708.D	Calibration	1	x	57788	4.0000	1.0694	
\\MASSHUNTER\Org\Data\SV5973N.I\sd010722\DoD BNA cal 1\Jan0707.D	Calibration	2	x	136939	10.0000	1.0137	
\\MASSHUNTER\Org\Data\SV5973N.I\sd010722\DoD BNA cal 1\Jan0706.D	Calibration	3	x	893317	50.0000	1.1890	
\\MASSHUNTER\Org\Data\SV5973N.I\sd122321\DoD BNA 3\Dec2337.D	CC	CCV	x	884344	75.0000	1.3911	
\\MASSHUNTER\Org\Data\SV5973N.I\sd010722\DoD BNA cal 1\Jan0709.D	QC	ICV	x	1491295	75.0000	1.2913	
\\MASSHUNTER\Org\Data\SV5973N.I\sd010722\DoD BNA cal 1\Jan0705.D	Calibration	4	x	1467588	75.0000	1.2845	
\\MASSHUNTER\Org\Data\SV5973N.I\sd010722\DoD BNA cal 1\Jan0704.D	Calibration	5	x	1928266	100.0000	1.2543	
\\MASSHUNTER\Org\Data\SV5973N.I\sd010722\DoD BNA cal 1\Jan0703.D	Calibration	6	x	2474611	120.0000	1.3013	
\\MASSHUNTER\Org\Data\SV5973N.I\sd010722\DoD BNA cal 1\Jan0702.D	Calibration	7	x	3129912	150.0000	1.2768	

Calibration Report

Batch Path	\\MASSHUNTER\Org\Data\SV5973N.I\sd010722\DoD BNA cal 1\QuantResults\010722 DoD BNA cal 1.batch.bin		
Analysis Time	2/15/2022 10:08 AM	Analyst Name	BL2000\sean
Report Time	2/15/2022 10:11:16 AM	Reporter Name	BL2000\sean
Last Calib Update	1/11/2022 8:55 AM	Batch State	Processed
Quant Batch Version	10.0	Quant Report Version	10.0

Indeno(1,2,3-c,d)pyrene %RSE = 5.0

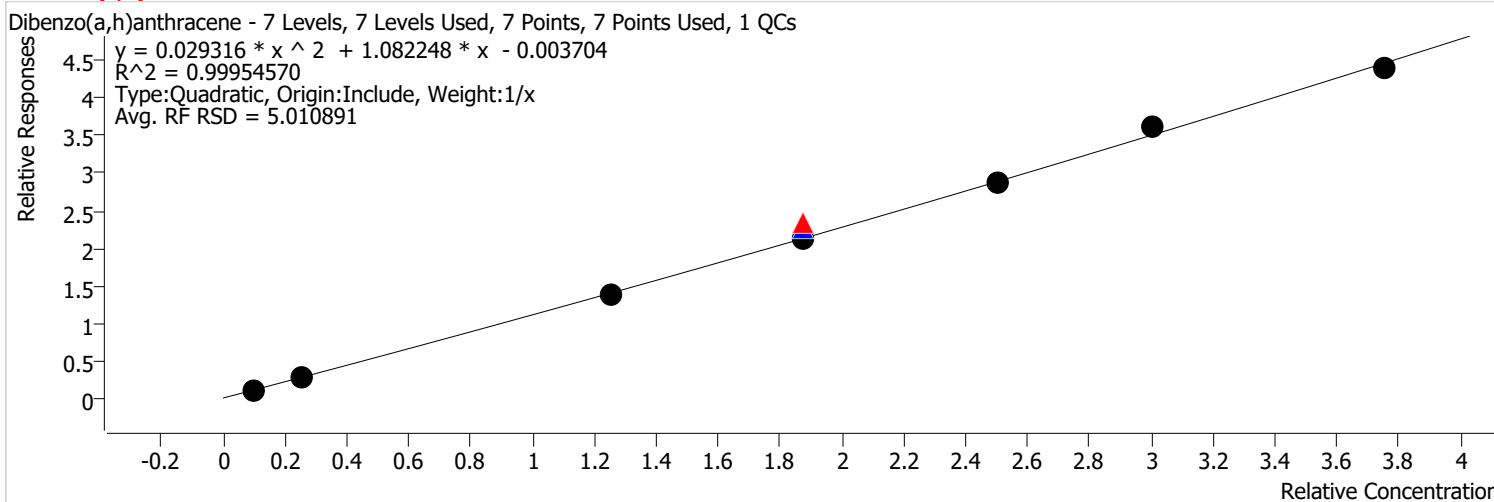


Calibration STD Path	Cal Type	Level	Enabled	Resp.	Exp. Conc	Resp. Factor	Level RSD
\\MASSHUNTER\Org\Data\SV5973N.I\sd010722\DoD BNA cal 1\Jan0708.D	Calibration	1	x	53208	4.0000	0.9847	
\\MASSHUNTER\Org\Data\SV5973N.I\sd010722\DoD BNA cal 1\Jan0707.D	Calibration	2	x	122759	10.0000	0.9088	
\\MASSHUNTER\Org\Data\SV5973N.I\sd010722\DoD BNA cal 1\Jan0706.D	Calibration	3	x	775570	50.0000	1.0323	
\\MASSHUNTER\Org\Data\SV5973N.I\sd122321\DoD BNA 3\Dec2337.D	CC	CCV	x	732323	75.0000	1.1520	
\\MASSHUNTER\Org\Data\SV5973N.I\sd010722\DoD BNA cal 1\Jan0709.D	QC	ICV	x	1190988	75.0000	1.0313	
\\MASSHUNTER\Org\Data\SV5973N.I\sd010722\DoD BNA cal 1\Jan0705.D	Calibration	4	x	1208629	75.0000	1.0578	
\\MASSHUNTER\Org\Data\SV5973N.I\sd010722\DoD BNA cal 1\Jan0704.D	Calibration	5	x	1677182	100.0000	1.0910	
\\MASSHUNTER\Org\Data\SV5973N.I\sd010722\DoD BNA cal 1\Jan0703.D	Calibration	6	x	1999441	120.0000	1.0514	
\\MASSHUNTER\Org\Data\SV5973N.I\sd010722\DoD BNA cal 1\Jan0702.D	Calibration	7	x	2693759	150.0000	1.0989	

Calibration Report

Batch Path	\\MASSHUNTER\Org\Data\SV5973N.I\sd010722\DoD BNA cal 1\QuantResults\010722 DoD BNA cal 1.batch.bin		
Analysis Time	2/15/2022 10:08 AM	Analyst Name	BL2000\sean
Report Time	2/15/2022 10:11:16 AM	Reporter Name	BL2000\sean
Last Calib Update	1/11/2022 8:55 AM	Batch State	Processed
Quant Batch Version	10.0	Quant Report Version	10.0

Dibenzo(a,h)anthracene %RSE = 3.2

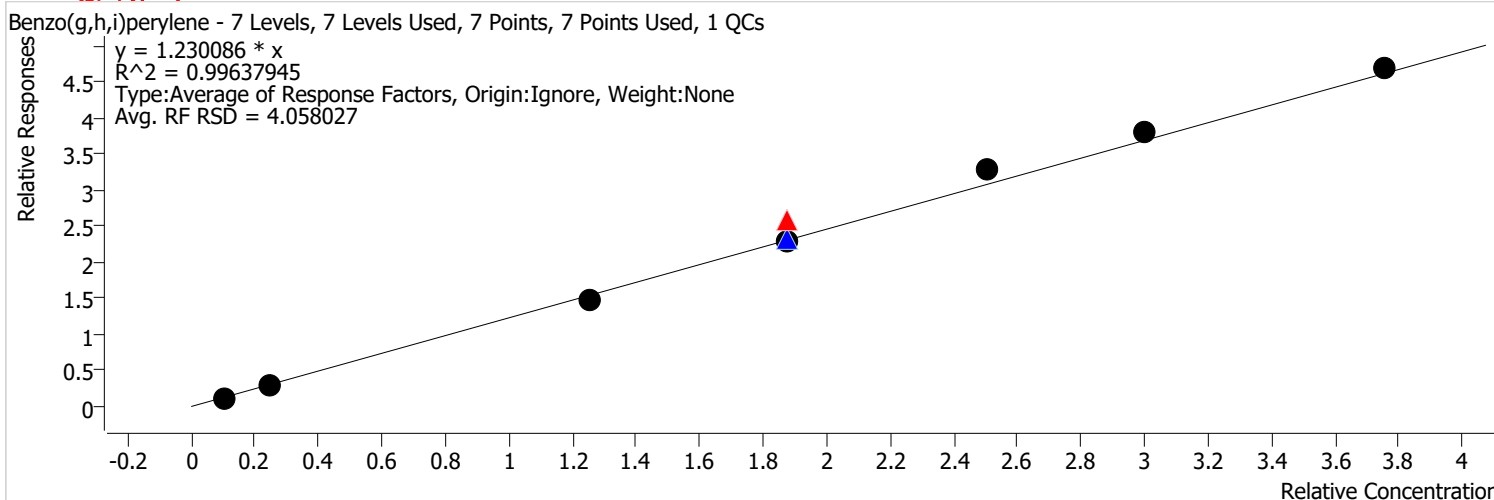


Calibration STD Path	Cal Type	Level	Enabled	Resp.	Exp. Conc	Resp. Factor	Level RSD
\\MASSHUNTER\Org\Data\SV5973N.I\sd010722\DoD BNA cal 1\Jan0708.D	Calibration	1	x	58961	4.0000	1.0911	
\\MASSHUNTER\Org\Data\SV5973N.I\sd010722\DoD BNA cal 1\Jan0707.D	Calibration	2	x	139898	10.0000	1.0356	
\\MASSHUNTER\Org\Data\SV5973N.I\sd010722\DoD BNA cal 1\Jan0706.D	Calibration	3	x	823936	50.0000	1.0967	
\\MASSHUNTER\Org\Data\SV5973N.I\sd122321\DoD BNA 3\Dec2337.D	CC	CCV	x	789236	75.0000	1.2415	
\\MASSHUNTER\Org\Data\SV5973N.I\sd010722\DoD BNA cal 1\Jan0709.D	QC	ICV	x	1406311	75.0000	1.2178	
\\MASSHUNTER\Org\Data\SV5973N.I\sd010722\DoD BNA cal 1\Jan0705.D	Calibration	4	x	1301526	75.0000	1.1391	
\\MASSHUNTER\Org\Data\SV5973N.I\sd010722\DoD BNA cal 1\Jan0704.D	Calibration	5	x	1767822	100.0000	1.1499	
\\MASSHUNTER\Org\Data\SV5973N.I\sd010722\DoD BNA cal 1\Jan0703.D	Calibration	6	x	2288825	120.0000	1.2036	
\\MASSHUNTER\Org\Data\SV5973N.I\sd010722\DoD BNA cal 1\Jan0702.D	Calibration	7	x	2873461	150.0000	1.1722	

Calibration Report

Batch Path	\\MASSHUNTER\Org\Data\SV5973N.I\sd010722\DoD BNA cal 1\QuantResults\010722 DoD BNA cal 1.batch.bin		
Analysis Time	2/15/2022 10:08 AM	Analyst Name	BL2000\sean
Report Time	2/15/2022 10:11:16 AM	Reporter Name	BL2000\sean
Last Calib Update	1/11/2022 8:55 AM	Batch State	Processed
Quant Batch Version	10.0	Quant Report Version	10.0

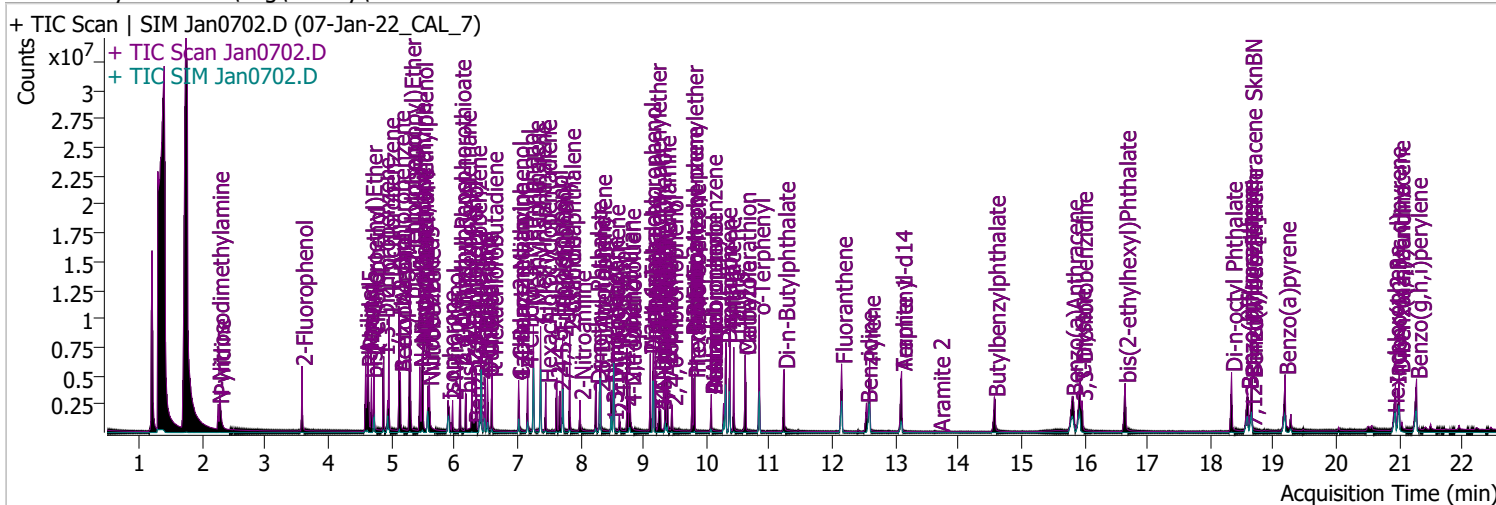
Benzo(g,h,i)perylene %RSE = 4.1



Calibration STD Path	Cal Type	Level	Enabled	Resp.	Exp. Conc	Resp. Factor	Level RSD
\\MASSHUNTER\Org\Data\SV5973N.I\sd010722\DoD BNA cal 1\Jan0708.D	Calibration	1	x	65451	4.0000	1.2113	
\\MASSHUNTER\Org\Data\SV5973N.I\sd010722\DoD BNA cal 1\Jan0707.D	Calibration	2	x	158919	10.0000	1.1764	
\\MASSHUNTER\Org\Data\SV5973N.I\sd010722\DoD BNA cal 1\Jan0706.D	Calibration	3	x	885051	50.0000	1.1780	
\\MASSHUNTER\Org\Data\SV5973N.I\sd122321\DoD BNA 3\Dec2337.D	CC	CCV	x	881363	75.0000	1.3865	
\\MASSHUNTER\Org\Data\SV5973N.I\sd010722\DoD BNA cal 1\Jan0709.D	QC	ICV	x	1438138	75.0000	1.2453	
\\MASSHUNTER\Org\Data\SV5973N.I\sd010722\DoD BNA cal 1\Jan0705.D	Calibration	4	x	1388611	75.0000	1.2154	
\\MASSHUNTER\Org\Data\SV5973N.I\sd010722\DoD BNA cal 1\Jan0704.D	Calibration	5	x	2020810	100.0000	1.3145	
\\MASSHUNTER\Org\Data\SV5973N.I\sd010722\DoD BNA cal 1\Jan0703.D	Calibration	6	x	2408350	120.0000	1.2664	
\\MASSHUNTER\Org\Data\SV5973N.I\sd010722\DoD BNA cal 1\Jan0702.D	Calibration	7	x	3060809	150.0000	1.2486	

Quantitation Results Report (QT Reviewed)

Data File	Jan0702.D	Operator	LIMS import
Acq. Method	BNA+SIM.M	Acq. Date-Time	1/7/2022 1:03:24 PM
Sample Name	07-Jan-22_CAL_7	Instrument	Instrument #1
Vial	2	Multiplier	1.00
DA Method File		Comment	SVOC-8270-W-LARGO
Tune File	dftppdsm.u	Tune Date	1/7/2022 12:13:00 PM
Batch Name	010722 DoD BNA cal 1.batch.bin	Last Calib Update	1/11/2022 8:55:14 AM
Ref Library	D:\Org\Library\NIST129K.I		



Compound	RT	QIon	Resp.	Conc.	Units	Dev(Min)
Internal Standards						
System Monitoring Compounds						
S 2-Fluorophenol	3.582	112.0	1301547	152.3889	µg/L	0.000
Spiked Amount: 200.000	Range: 10.0 - 75.0%			Recovery = 76.19%	*	
S Phenol-d5	4.623	99.0	1635334	147.0209	µg/L	0.000
Spiked Amount: 200.000	Range: 10.0 - 65.0%			Recovery = 73.51%	*	
S Nitrobenzene-d5	5.583	82.0	896740	145.6228	µg/L	0.000
Spiked Amount: 100.000	Range: 32.0 - 94.0%			Recovery = 145.62%	*	
S 2-Fluorobiphenyl	7.718	172.0	2681298	151.7973	µg/L	0.000
Spiked Amount: 100.000	Range: 28.0 - 107.0%			Recovery = 151.80%	*	
S 2,4,6-Tribromophenol	9.458	329.8	244556	150.5753	µg/L	0.010
Spiked Amount: 200.000	Range: 25.0 - 140.0%			Recovery = 75.29%		
S Terphenyl-d14	13.098	244.3	2898732	155.5266	µg/L	0.010
Spiked Amount: 100.000	Range: 32.0 - 122.0%			Recovery = 155.53%	*	
Target Compounds						
T N-Nitrosodimethylamine	2.254	74.0	594411	145.8463	µg/L	m 88
T Pyridine	2.274	79.0	1375531	147.3320	µg/L	m 79
T Aniline	4.593	93.0	2202178	145.3524	µg/L	100
T Phenol	4.634	94.0	1569021	147.6699	µg/L	m 90
T bis(-2-Chloroethyl)Ether	4.685	63.0	1325806	141.2796	µg/L	m 99
T 2-Chlorophenol	4.725	128.0	1409359	146.8939	µg/L	100
T 1,3-Dichlorobenzene	4.879	146.0	1908156	142.6378	µg/L	99
T 1,4-Dichlorobenzene	4.960	146.0	1975597	146.9415	µg/L	100
T 1,2-Dichlorobenzene	5.124	146.0	1946748	146.8562	µg/L	m 99
T Benzyl Alcohol	5.144	108.0	921253	146.6247	µg/L	99
T bis(2-chloroisopropyl)Ether	5.297	121.0	526163	146.1447	µg/L	99
T 2-Methylphenol	5.297	107.0	1369059	152.6306	µg/L	98
T N-nitroso-Di-n-propylamine	5.451	70.0	858039	145.1154	µg/L	98
T 4Methylphenol/3Methylphenol	5.491	107.0	1807773	148.2701	µg/L	98
T Hexachloroethane	5.502	117.0	585134	148.3592	µg/L	98

Quantitation Results Report (QT Reviewed)

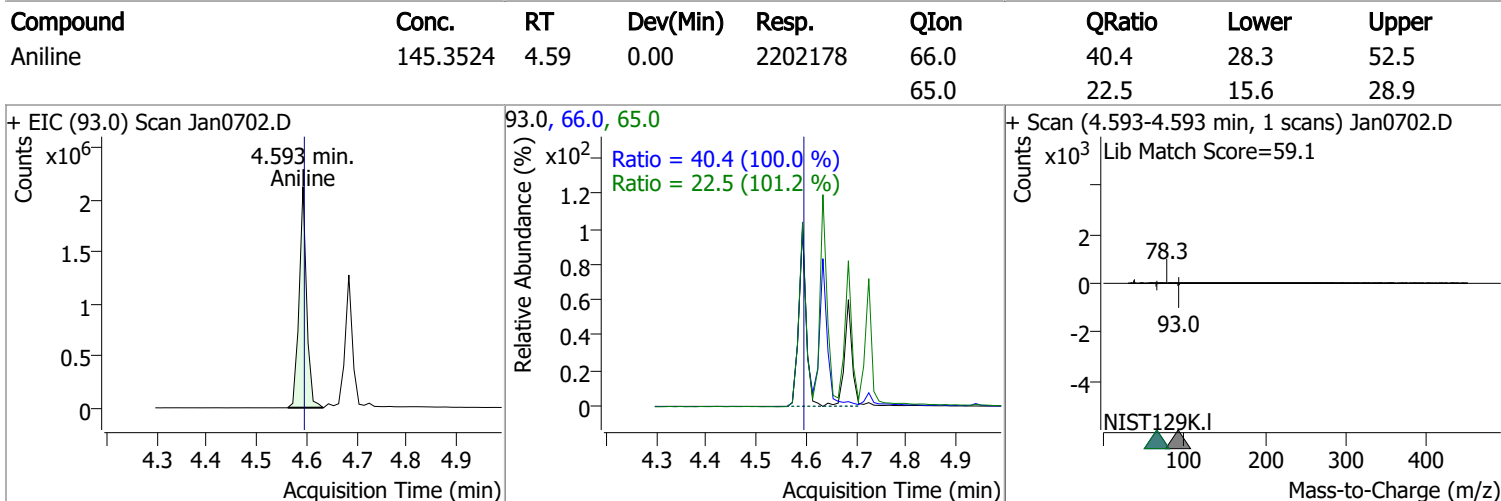
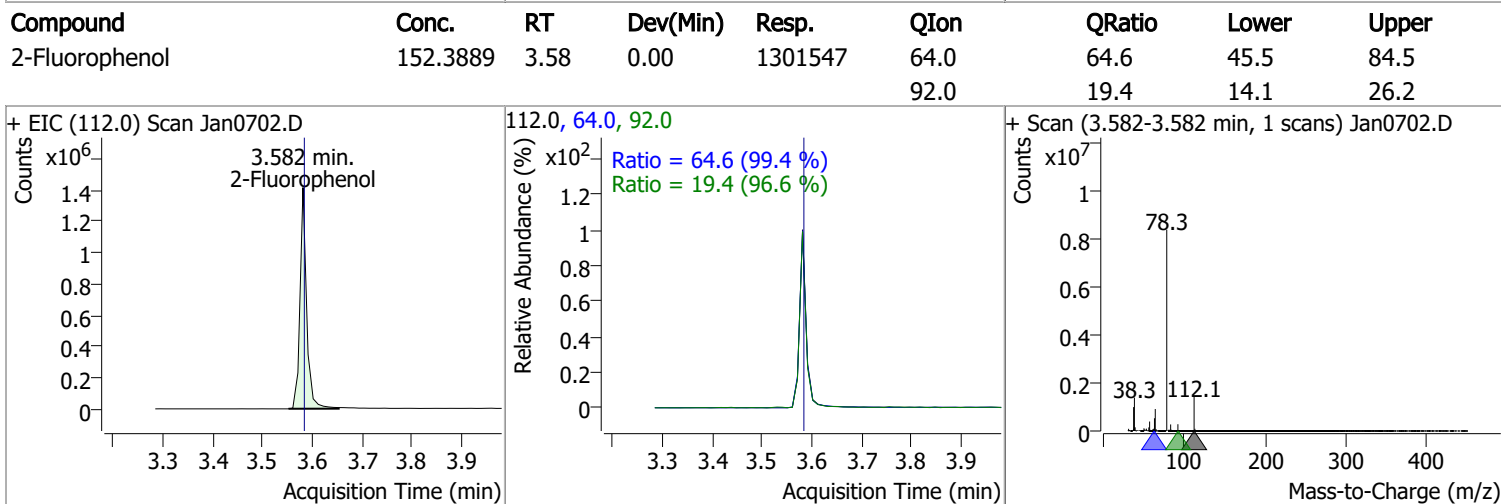
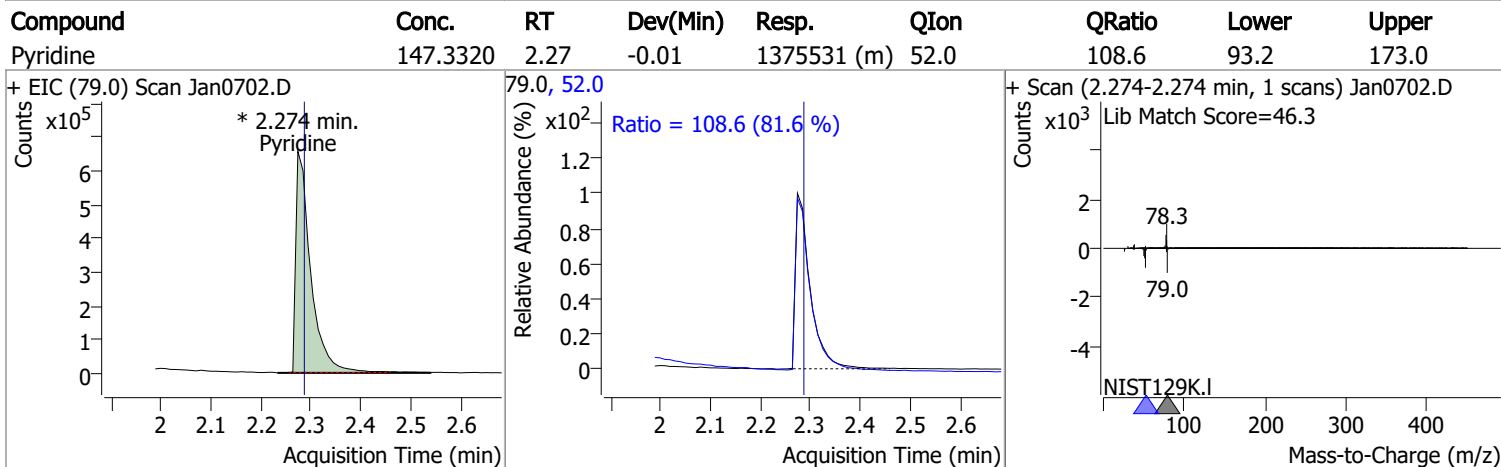
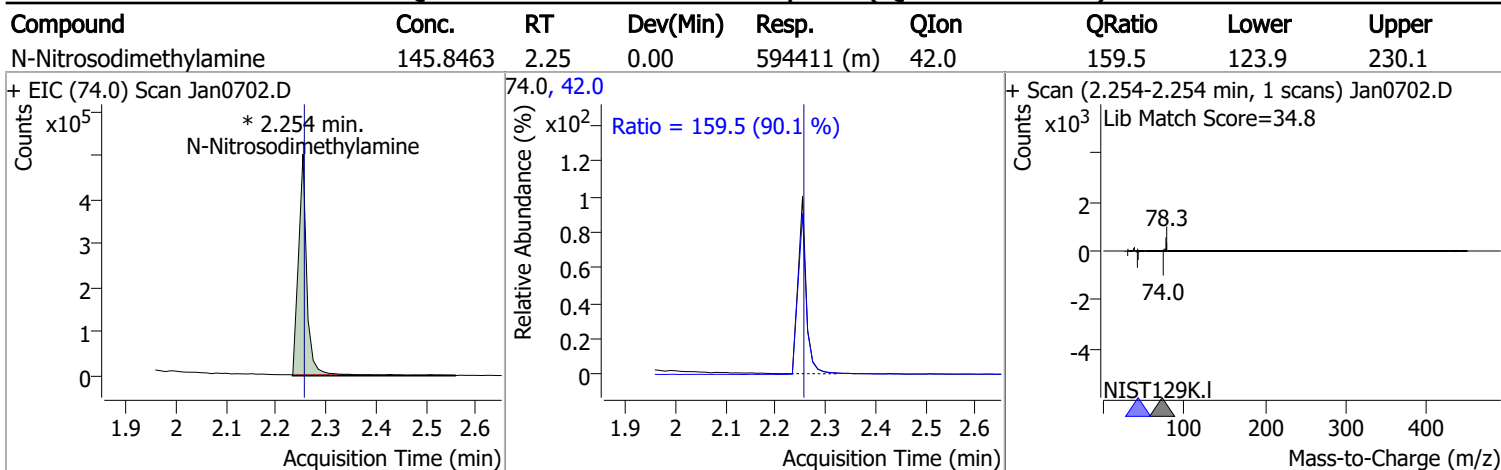
Compound	RT	QIon	Resp.	Conc.	Units	Dev(Min)
T Nitrobenzene	5.604	123.1	438485	147.3206	µg/L	98
T Isophorone	5.900	82.0	1933610	150.0003	µg/L	99
T 2-Nitrophenol	5.972	139.0	380110	148.7870	µg/L	98
T 2,4-Dimethylphenol	6.095	122.0	1170390	149.6814	µg/L	99
T bis(-2-Chloroethoxy)Methane	6.177	93.0	1266316	155.2619	µg/L	98
T Benzoic Acid	6.321	105.0	652694	148.6914	µg/L	96
T 2,4-Dichlorophenol	6.280	162.0	964965	147.3586	µg/L	98
T 1,2,4-Trichlorobenzene	6.341	180.0	1203558	149.0665	µg/L	99
T Naphthalene	6.424	128.0	3622950	150.8524	µg/L	100
T 4-Chlorophenol	6.485	130.0	342009	147.8875	µg/L	m 94
T p-Chloroaniline	6.526	127.0	1423991	155.7757	µg/L	96
T Hexachlorobutadiene	6.598	224.9	731642	150.7386	µg/L	98
T 4-Chloro-2-Methylphenol	7.019	107.0	895763	151.7877	µg/L	98
T 4-Chloro-3-Methylphenol	7.163	107.0	970669	155.7292	µg/L	m 99
T 2-Methylnaphthalene	7.255	141.0	2050156	152.6586	µg/L	98
T 1-Methylnaphthalene	7.368	141.0	2020150	149.8426	µg/L	m 99
T Hexachlorocyclopentadiene	7.451	236.9	474921	146.5953	µg/L	98
T 2,4,6-Trichlorophenol	7.625	196.0	681396	149.3687	µg/L	99
T 2,4,5-Trichlorophenol	7.677	196.0	719400	152.9630	µg/L	100
T 2-Chloronaphthalene	7.831	162.0	2292857	146.1996	µg/L	99
T 2-Nitroaniline	7.995	65.0	403061	143.3335	µg/L	100
T Dimethyl Phthalate	8.251	163.0	2370816	147.5275	µg/L	100
T 2,6-Dinitrotoluene	8.302	165.0	297058	142.0654	µg/L	93
T Acenaphthylene	8.323	152.1	4087281	149.5693	µg/L	100
T 3-Nitroaniline	8.507	138.0	389918	152.2779	µg/L	96
T Acenaphthene	8.538	154.0	2243102	155.0944	µg/L	100
T 2,4-Dinitrophenol	8.619	184.0	201190	147.3968	µg/L	100
T Dibenzofuran	8.742	168.0	3357596	146.6859	µg/L	99
T 2,4-Dinitrotoluene	8.783	165.0	460401	148.4557	µg/L	98
T 4-Nitrophenol	8.793	109.0	378288	145.4493	µg/L	94
T Diethylphthalate	9.110	149.0	2419479	131.9583	µg/L	99
T Fluorene	9.162	166.0	2942770	149.1066	µg/L	99
T 4-Chlorophenyl-phenylether	9.192	204.0	1324217	147.6226	µg/L	99
T 4-Nitroaniline	9.254	138.0	392349	152.7808	µg/L	94
T 4,6-Dinitro-2-methylphenol	9.274	198.0	293814	152.0992	µg/L	94
T N-nitrosodiphenylamine	9.346	169.0	1752674	146.2947	µg/L	99
T Azobenzene	9.376	77.0	2191559	151.1846	µg/L	95
T 4-Bromophenyl-phenylether	9.775	248.0	768038	148.3441	µg/L	99
T Hexachlorobenzene	9.816	283.9	829364	153.7704	µg/L	95
T Pentachlorophenol	10.080	265.9	382375	150.1688	µg/L	98
T Phenanthrene	10.313	178.0	3904762	153.8616	µg/L	100
T Anthracene	10.373	178.0	3774198	150.7366	µg/L	100
T Triallate	10.434	86.0	861357	148.6148	µg/L	98
T Carbazole	10.616	167.0	3633115	155.4746	µg/L	99
T o-Terphenyl	10.839	230.0	2067223	146.4390	µg/L	99
T Di-n-Butylphthalate	11.234	149.0	3845715	149.4418	µg/L	99
T Fluoranthene	12.146	202.0	3979443	154.7249	µg/L	99
T Benzidine	12.541	184.0	1578398	148.6658	µg/L	99
T Pyrene	12.591	202.0	4218558	149.8111	µg/L	99
T Butylbenzylphthalate	14.572	149.0	1310655	149.2153	µg/L	97
T Benzo(a)Anthracene	15.808	228.0	3225079	148.1830	µg/L	99
T Chrysene	15.931	228.0	3445782	148.5579	µg/L	99
T 3,3-Dichlorobenzidine	15.961	252.0	1164824	147.8415	µg/L	100
T bis(2-ethylhexyl)Phthalate	16.646	167.0	465023	147.8651	µg/L	100
T Di-n-octyl Phthalate	18.335	149.0	3206049	146.6225	µg/L	99

Quantitation Results Report (QT Reviewed)

Compound	RT	QIon	Resp.	Conc.	Units	Dev(Min)
T Benzo(b)fluoranthene	18.588	252.0	3186367	148.5466	µg/L	99
T Benzo(k)fluoranthene	18.659	252.0	3342735	150.3140	µg/L	97
T Benzo(a)pyrene	19.186	252.0	3129912	148.0800	µg/L	100
T Indeno(1,2,3-c,d)pyrene	20.937	276.0	2693759	150.5219	µg/L	99
T Dibenzo(a,h)anthracene	20.998	278.0	2873461	147.8072	µg/L	98
T Benzo(g,h,i)perylene	21.272	276.0	3060809	152.2585	µg/L	99

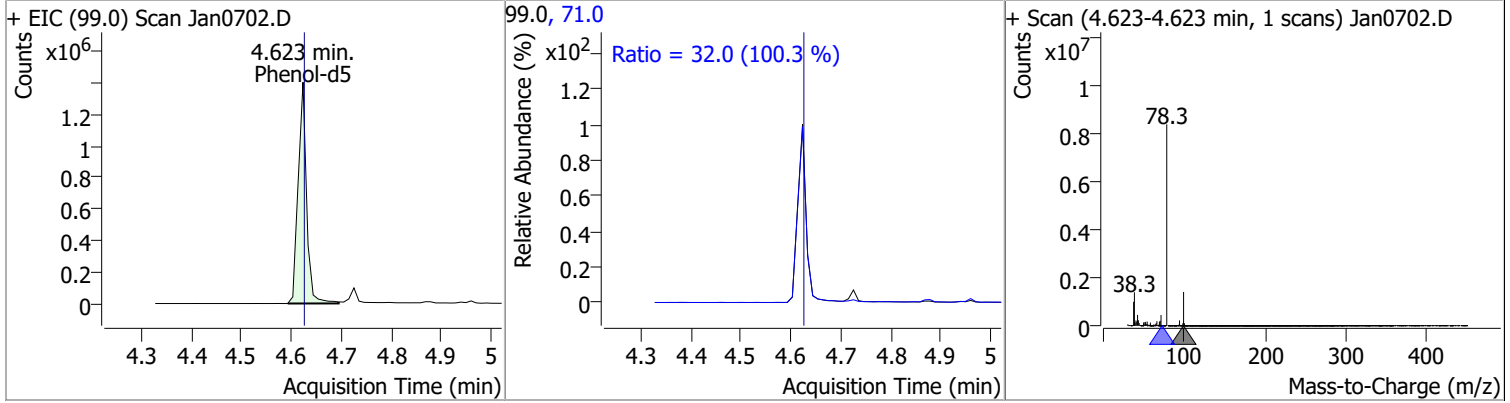
(#) = Qualifier Out of Range; (m) = Manual Integration; (+) = Area Summed; (*) = Surrogate Percent Recovery Out of Range; (d): Zeroed Peak

Quantitation Results Report (QT Reviewed)

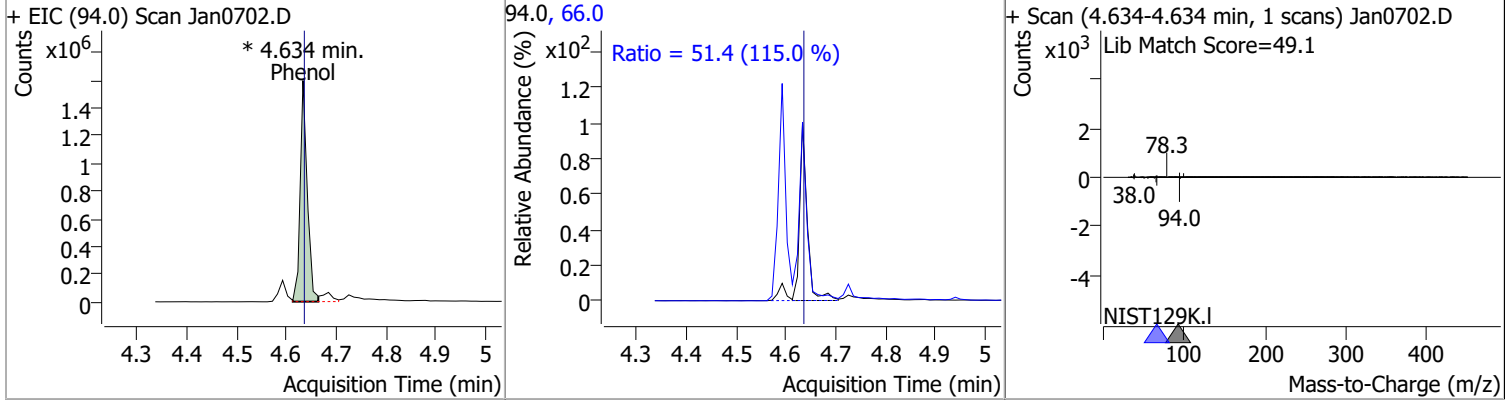


Quantitation Results Report (QT Reviewed)

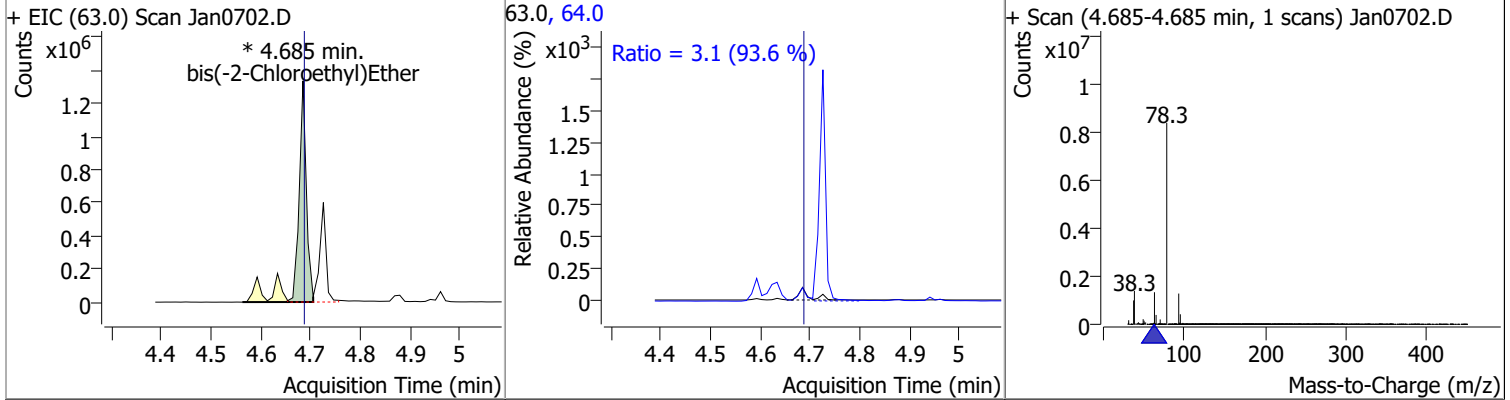
Compound	Conc.	RT	Dev(Min)	Resp.	QIon	QRatio	Lower	Upper
Phenol-d5	147.0209	4.62	0.00	1635334	71.0	32.0	22.3	41.5



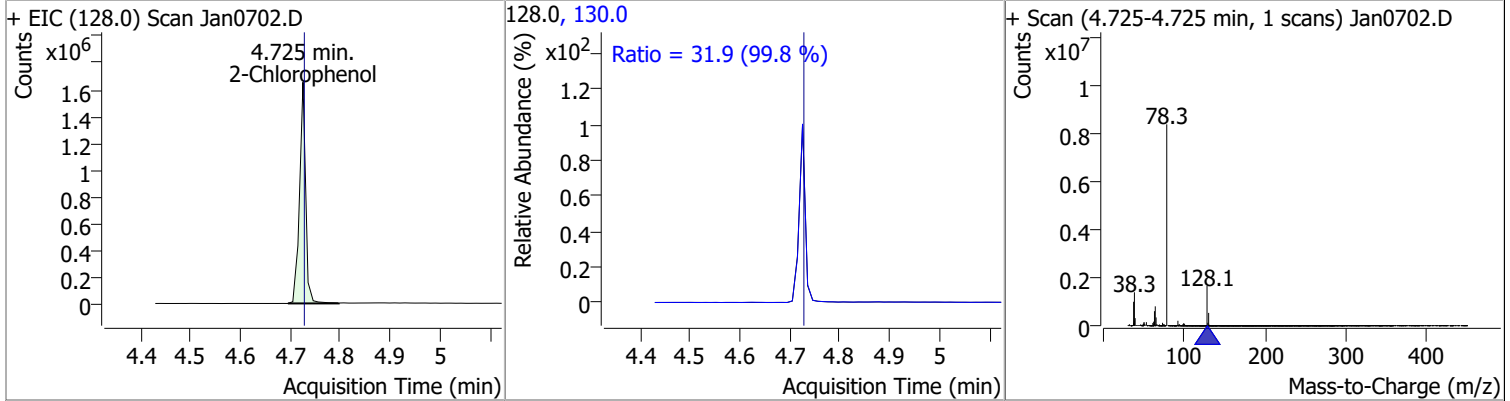
Compound	Conc.	RT	Dev(Min)	Resp.	QIon	QRatio	Lower	Upper
Phenol	147.6699	4.63	0.00	1569021 (m)	66.0	51.4	31.3	58.2



Compound	Conc.	RT	Dev(Min)	Resp.	QIon	QRatio	Lower	Upper
bis(-2-Chloroethyl)Ether	141.2796	4.68	0.00	1325806 (m)	64.0	3.1	2.3	4.3

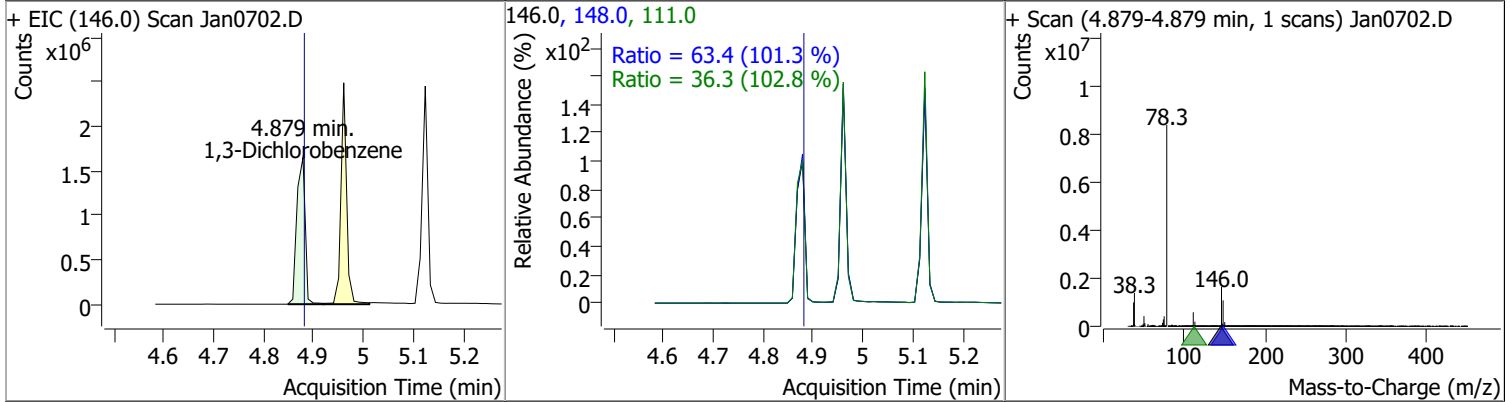


Compound	Conc.	RT	Dev(Min)	Resp.	QIon	QRatio	Lower	Upper
2-Chlorophenol	146.8939	4.73	0.00	1409359	130.0	31.9	22.4	41.6

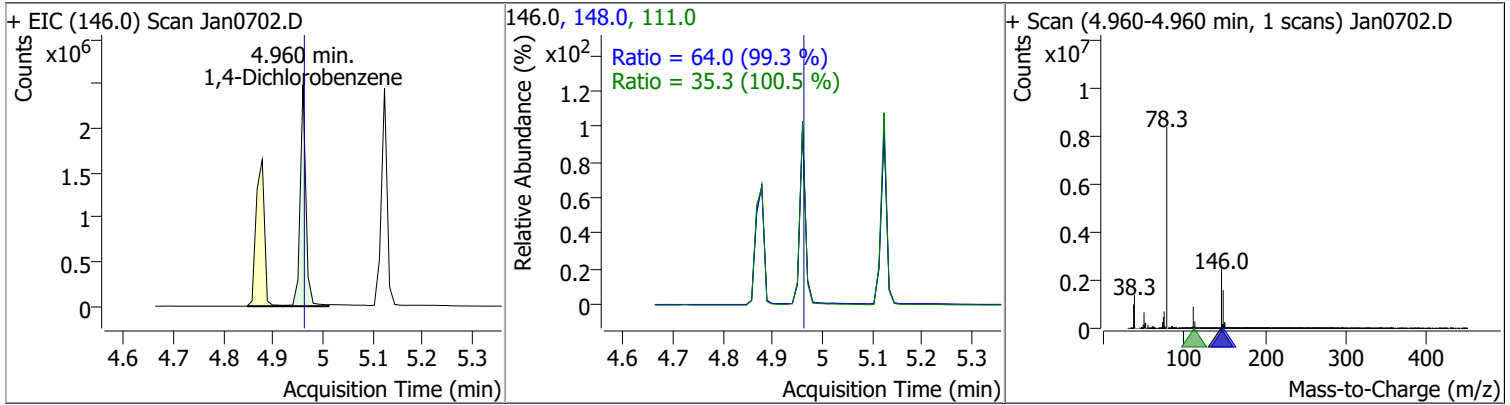


Quantitation Results Report (QT Reviewed)

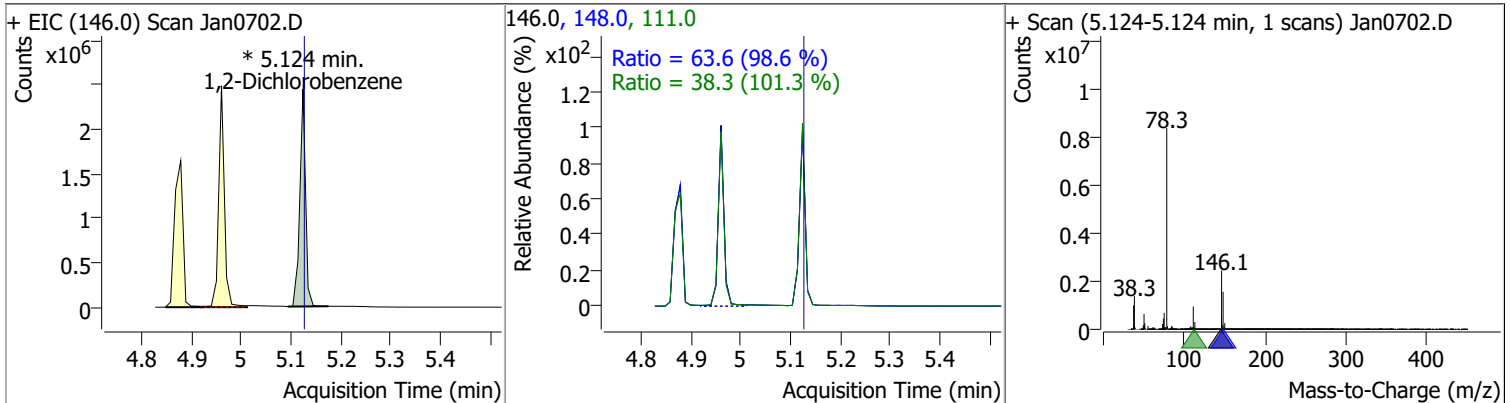
Compound	Conc.	RT	Dev(Min)	Resp.	QIon	QRatio	Lower	Upper
1,3-Dichlorobenzene	142.6378	4.88	0.00	1908156	148.0	63.4	43.8	81.3
					111.0	36.3	24.8	46.0



Compound	Conc.	RT	Dev(Min)	Resp.	QIon	QRatio	Lower	Upper
1,4-Dichlorobenzene	146.9415	4.96	0.00	1975597	148.0	64.0	45.1	83.8
					111.0	35.3	24.6	45.7

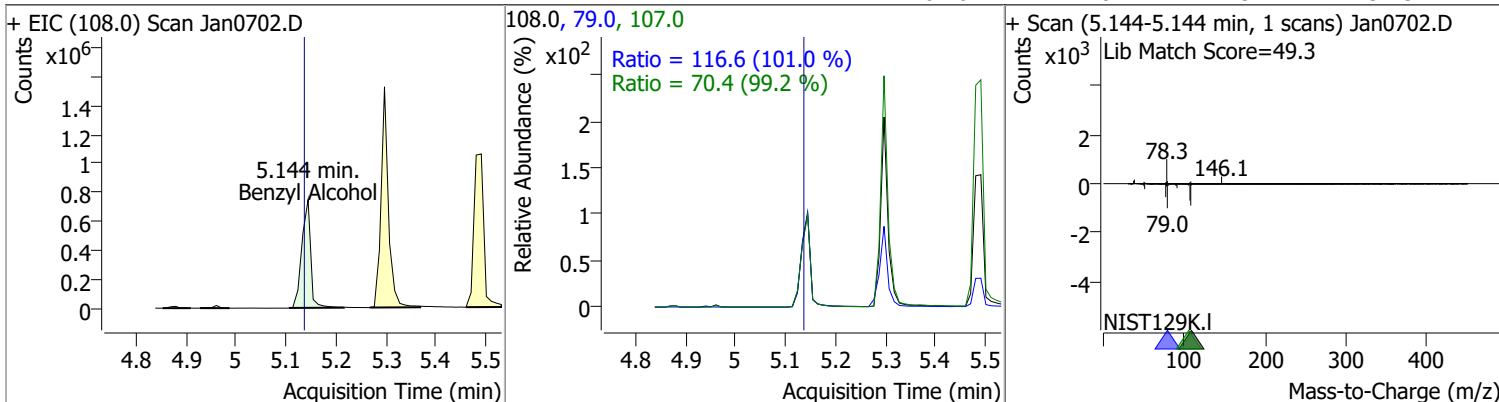


Compound	Conc.	RT	Dev(Min)	Resp.	QIon	QRatio	Lower	Upper
1,2-Dichlorobenzene	146.8562	5.12	0.00	1946748 (m)	148.0	63.6	45.1	83.8
					111.0	38.3	26.4	49.1

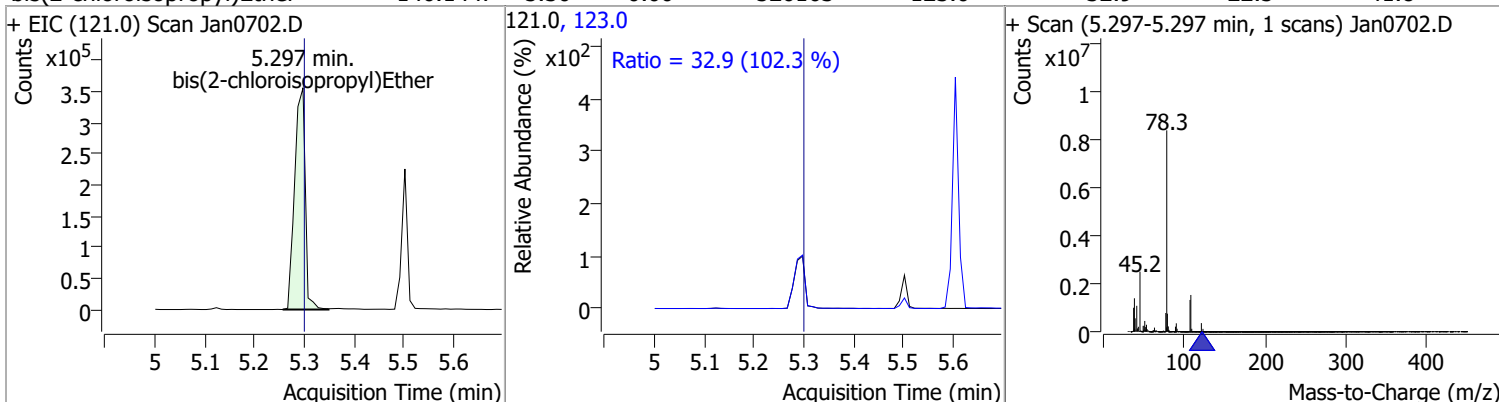


Quantitation Results Report (QT Reviewed)

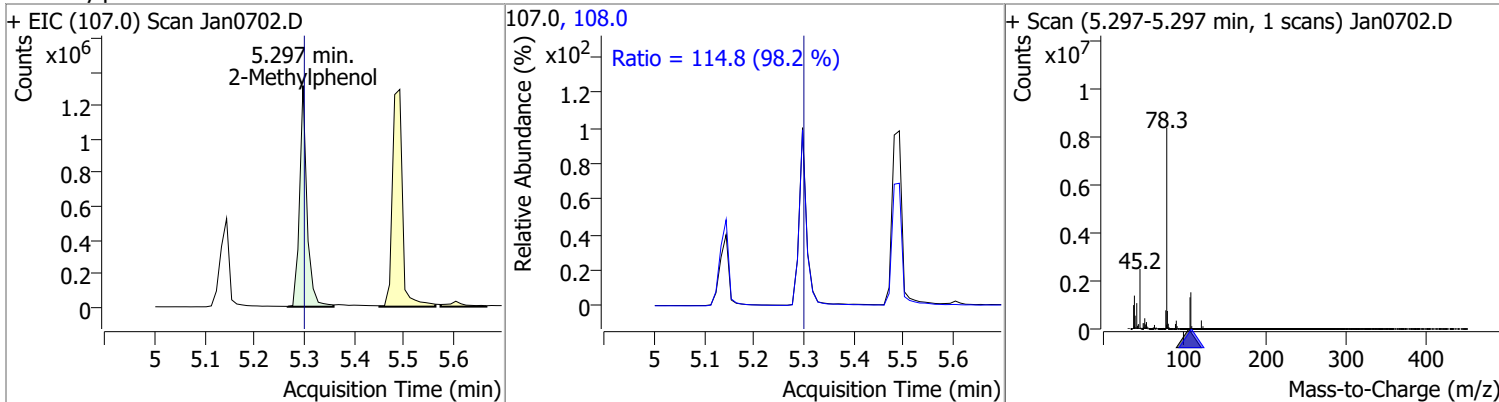
Compound	Conc.	RT	Dev(Min)	Resp.	QIon	QRatio	Lower	Upper
Benzyl Alcohol	146.6247	5.14	0.01	921253	79.0	116.6	80.8	150.1
					107.0	70.4	49.7	92.3



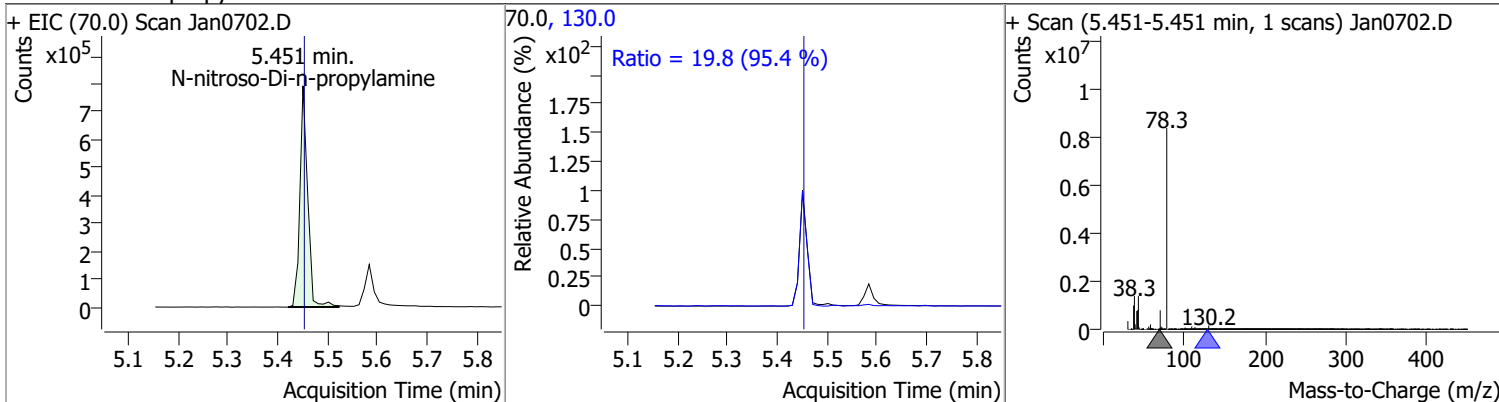
Compound	Conc.	RT	Dev(Min)	Resp.	QIon	QRatio	Lower	Upper
bis(2-chloroisopropyl)Ether	146.1447	5.30	0.00	526163	123.0	32.9	22.5	41.8



Compound	Conc.	RT	Dev(Min)	Resp.	QIon	QRatio	Lower	Upper
2-Methylphenol	152.6306	5.30	0.00	1369059	108.0	114.8	81.8	152.0

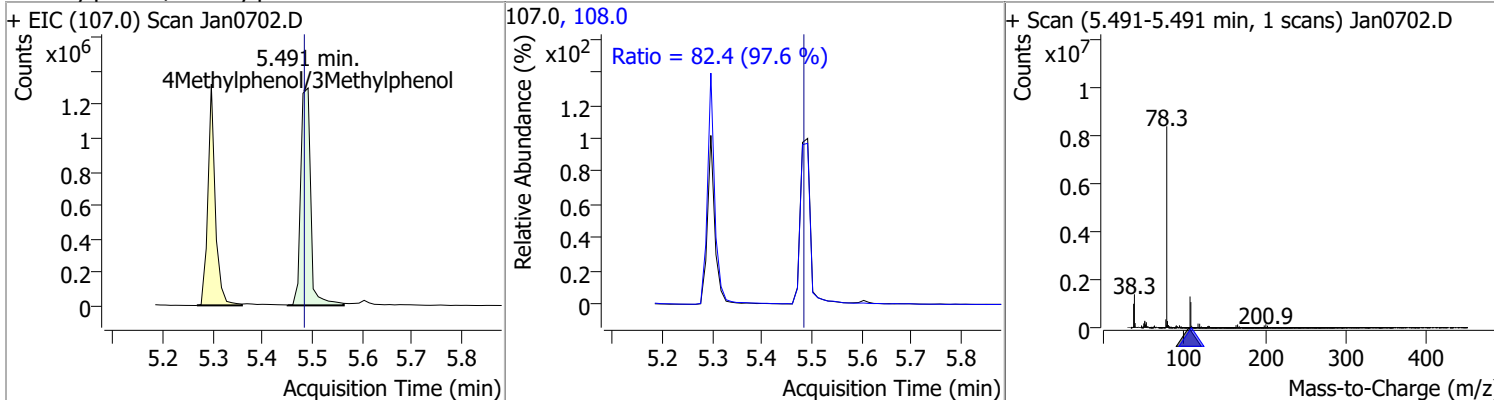


Compound	Conc.	RT	Dev(Min)	Resp.	QIon	QRatio	Lower	Upper
N-nitroso-Di-n-propylamine	145.1154	5.45	0.00	858039	130.0	19.8	0.0	41.5

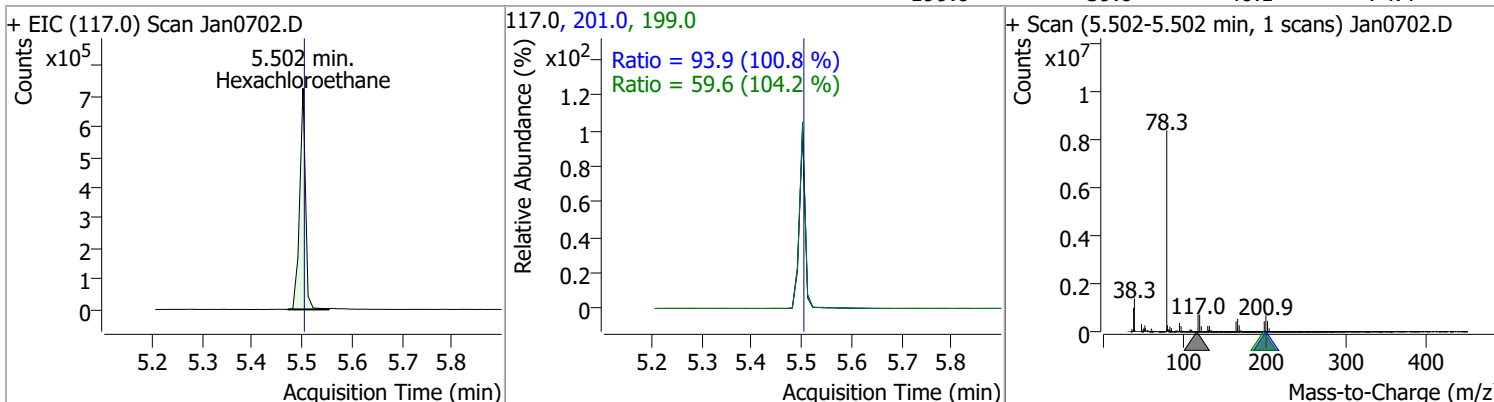


Quantitation Results Report (QT Reviewed)

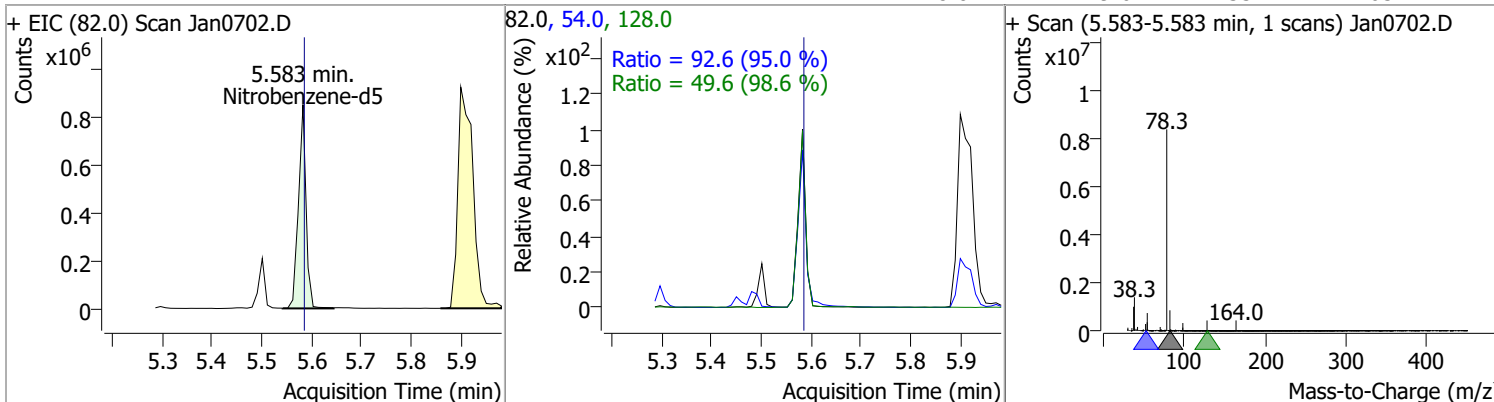
Compound	Conc.	RT	Dev(Min)	Resp.	QIon	QRatio	Lower	Upper
4Methylphenol/3Methylphenol	148.2701	5.49	0.01	1807773	108.0	82.4	59.1	109.8



Compound	Conc.	RT	Dev(Min)	Resp.	QIon	QRatio	Lower	Upper
Hexachloroethane	148.3592	5.50	0.00	585134	201.0	93.9	65.2	121.2
					199.0	59.6	40.1	74.4

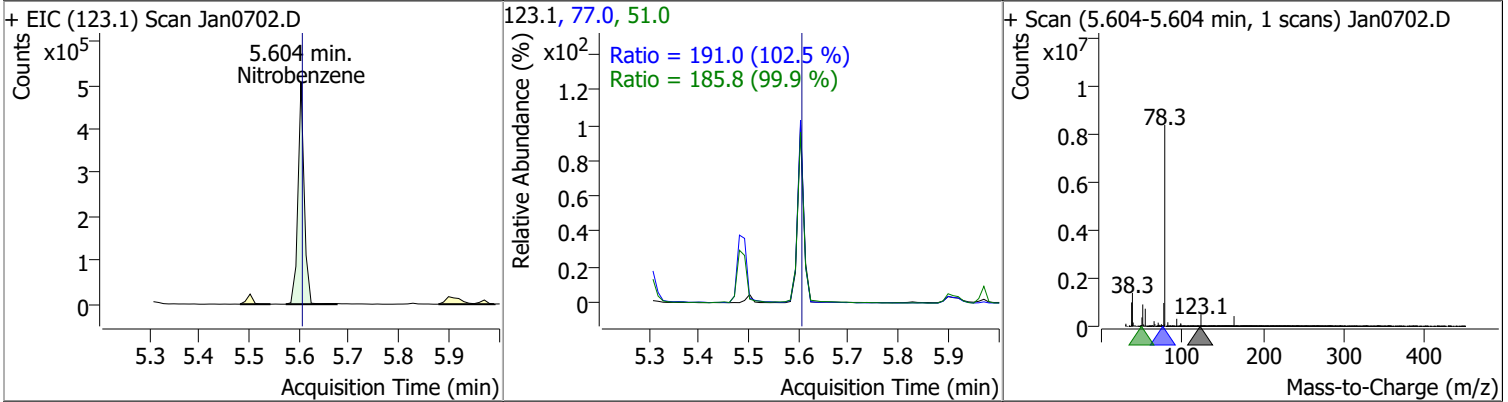


Compound	Conc.	RT	Dev(Min)	Resp.	QIon	QRatio	Lower	Upper
Nitrobenzene-d5	145.6228	5.58	0.00	896740	54.0	92.6	68.2	126.6
					128.0	49.6	35.2	65.4

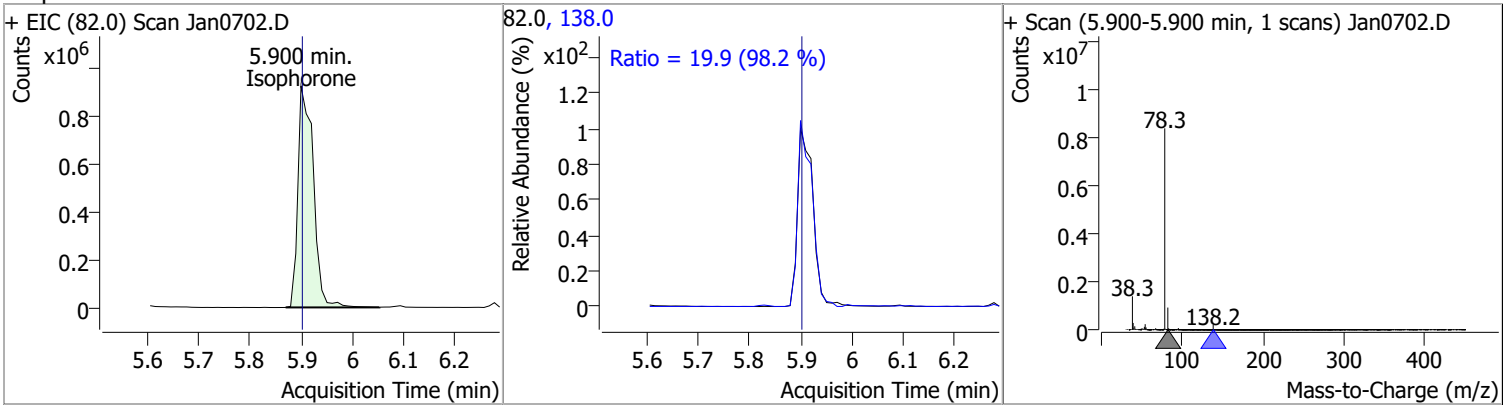


Quantitation Results Report (QT Reviewed)

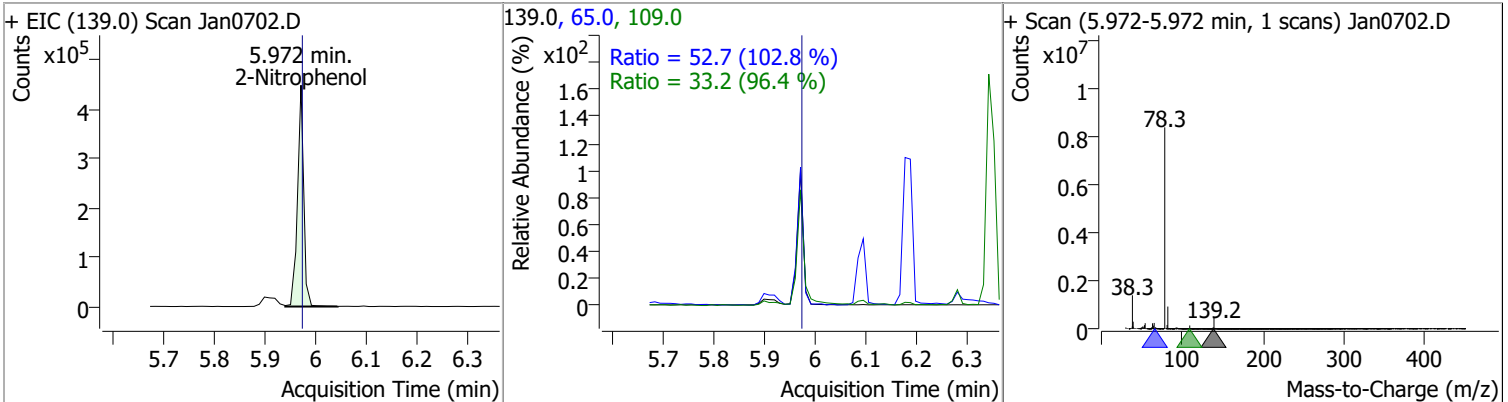
Compound	Conc.	RT	Dev(Min)	Resp.	QIon	QRatio	Lower	Upper
Nitrobenzene	147.3206	5.60	0.00	438485	77.0	191.0	130.5	242.3
					51.0	185.8	130.2	241.8



Compound	Conc.	RT	Dev(Min)	Resp.	QIon	QRatio	Lower	Upper
Isophrone	150.0003	5.90	0.00	1933610	138.0	19.9	14.2	26.4

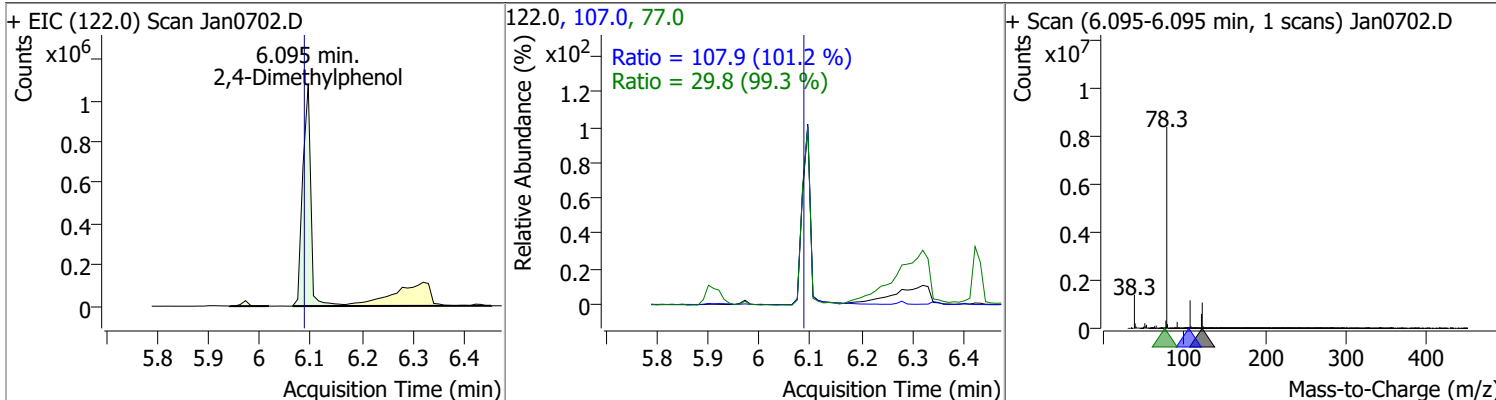


Compound	Conc.	RT	Dev(Min)	Resp.	QIon	QRatio	Lower	Upper
2-Nitrophenol	148.7870	5.97	0.00	380110	65.0	52.7	35.9	66.6
					109.0	33.2	24.1	44.8

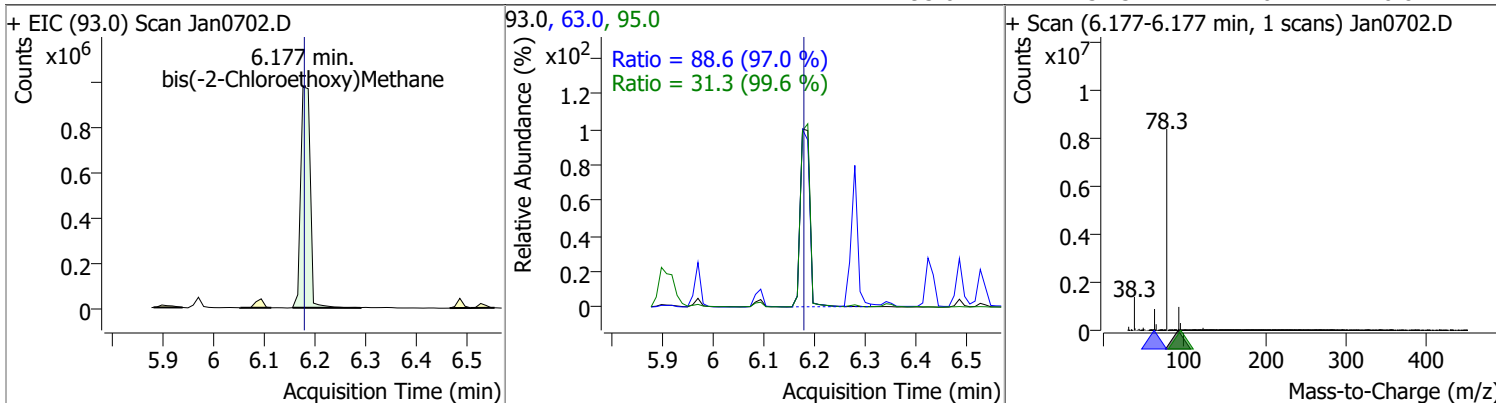


Quantitation Results Report (QT Reviewed)

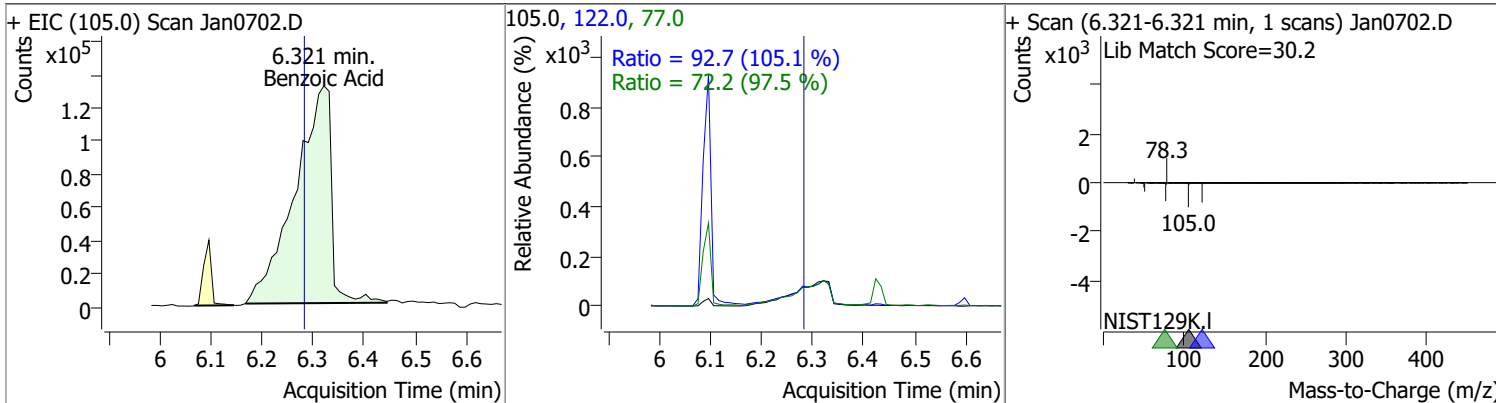
Compound	Conc.	RT	Dev(Min)	Resp.	QIon	QRatio	Lower	Upper
2,4-Dimethylphenol	149.6814	6.10	0.01	1170390	107.0	107.9	74.6	138.5
					77.0	29.8	21.0	39.1



Compound	Conc.	RT	Dev(Min)	Resp.	QIon	QRatio	Lower	Upper
bis(-2-Chloroethoxy)Methane	155.2619	6.18	0.00	1266316	63.0	88.6	64.0	118.8
					95.0	31.3	22.0	40.8

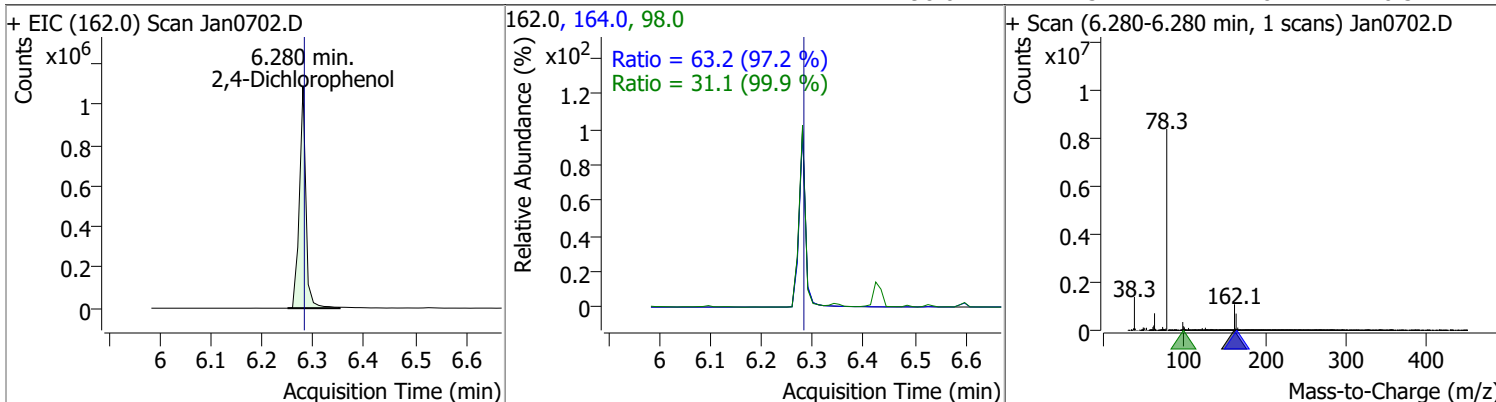


Compound	Conc.	RT	Dev(Min)	Resp.	QIon	QRatio	Lower	Upper
Benzoic Acid	148.6914	6.32	0.04	652694	122.0	92.7	61.7	114.6
					77.0	72.2	51.8	96.2

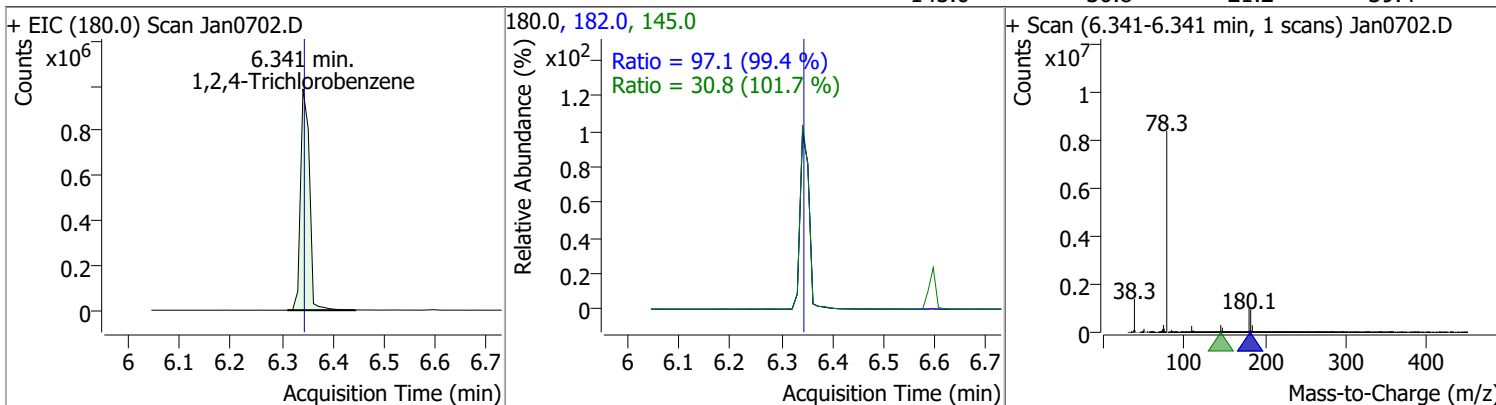


Quantitation Results Report (QT Reviewed)

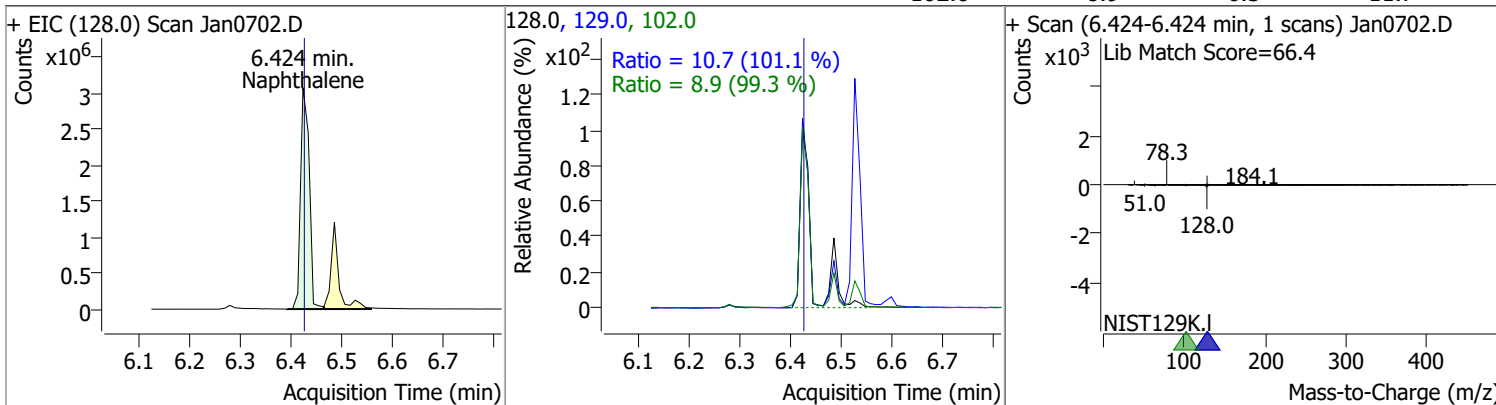
Compound	Conc.	RT	Dev(Min)	Resp.	QIon	QRatio	Lower	Upper
2,4-Dichlorophenol	147.3586	6.28	0.00	964965	164.0	63.2	45.5	84.6
					98.0	31.1	21.8	40.5



Compound	Conc.	RT	Dev(Min)	Resp.	QIon	QRatio	Lower	Upper
1,2,4-Trichlorobenzene	149.0665	6.34	0.00	1203558	182.0	97.1	68.4	127.1
					145.0	30.8	21.2	39.4

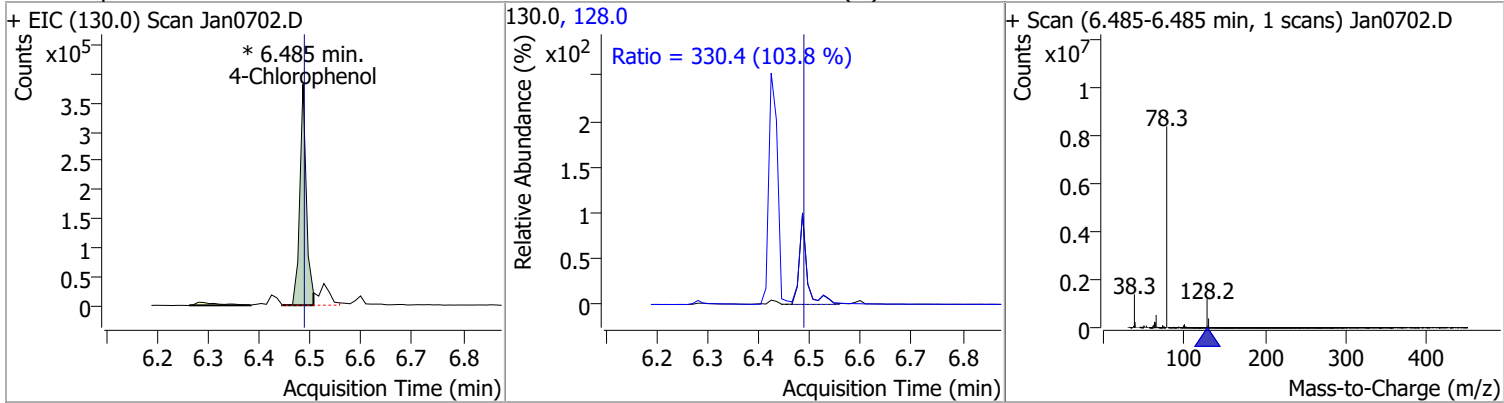


Compound	Conc.	RT	Dev(Min)	Resp.	QIon	QRatio	Lower	Upper
Naphthalene	150.8524	6.42	0.00	3622950	129.0	10.7	7.4	13.8
					102.0	8.9	6.3	11.7

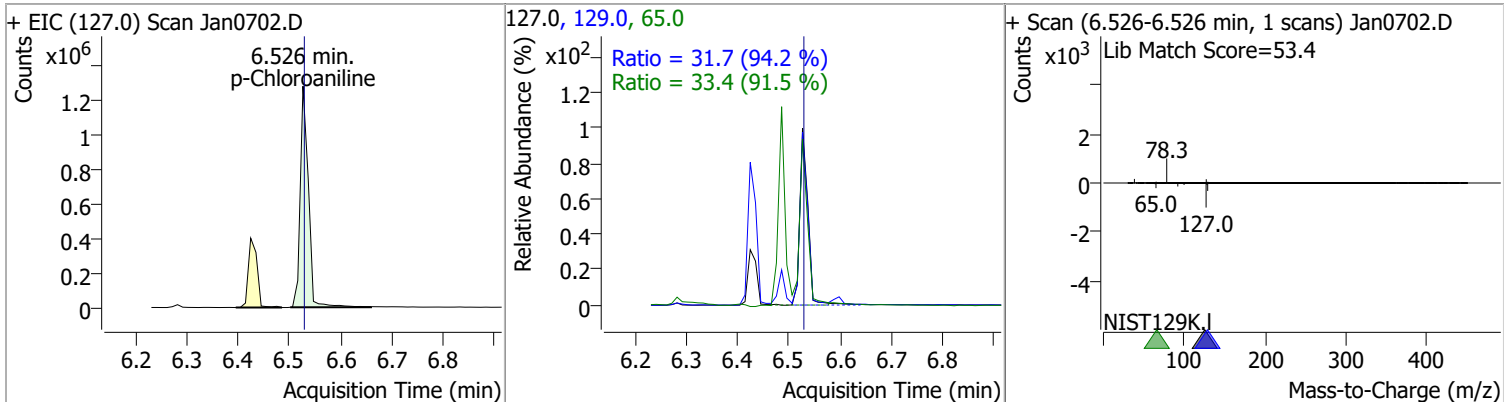


Quantitation Results Report (QT Reviewed)

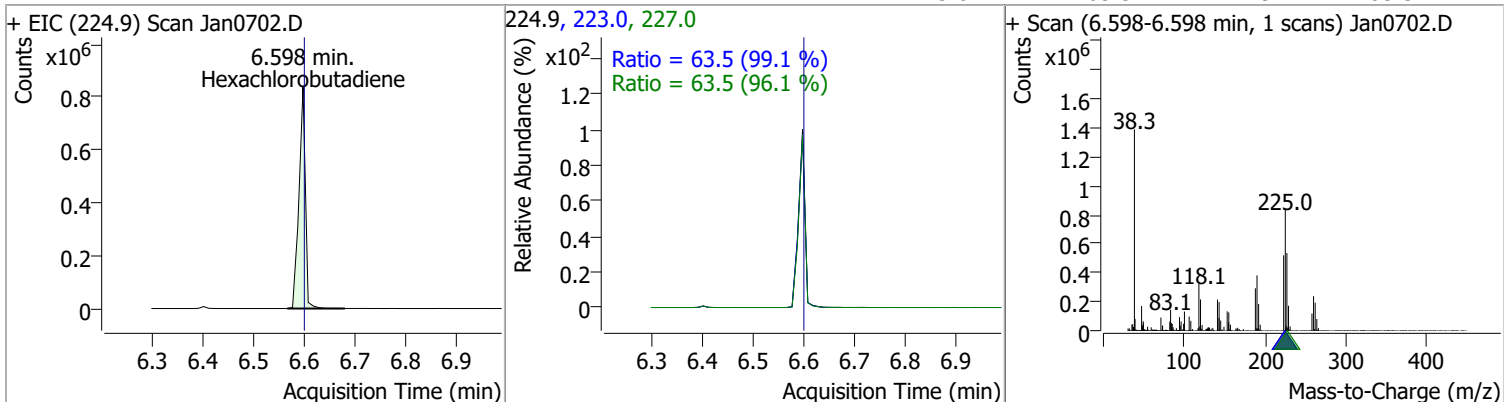
Compound	Conc.	RT	Dev(Min)	Resp.	QIon	QRatio	Lower	Upper
4-Chlorophenol	147.8875	6.49	0.00	342009 (m)	128.0	330.4	222.8	413.7



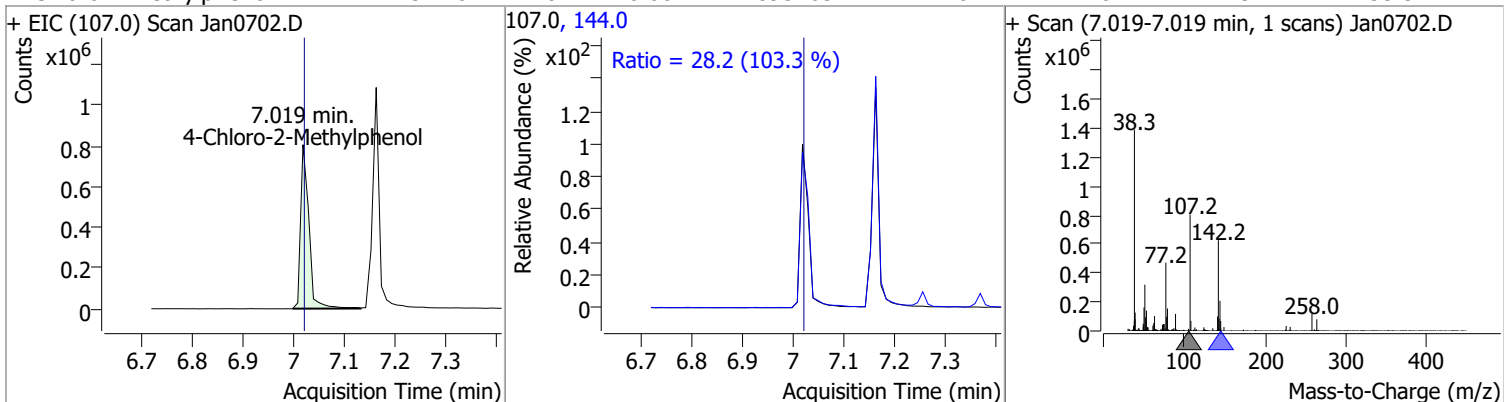
Compound	Conc.	RT	Dev(Min)	Resp.	QIon	QRatio	Lower	Upper
p-Chloroaniline	155.7757	6.53	0.00	1423991	65.0	33.4	25.6	47.5
					129.0	31.7	23.6	43.8



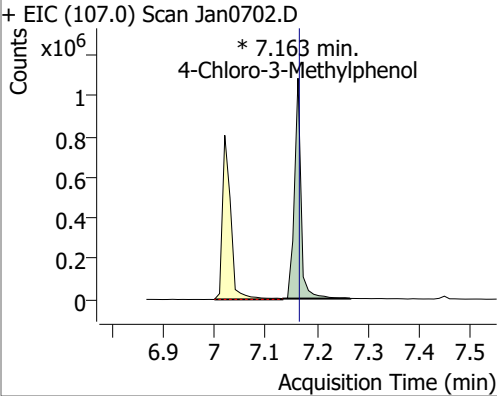
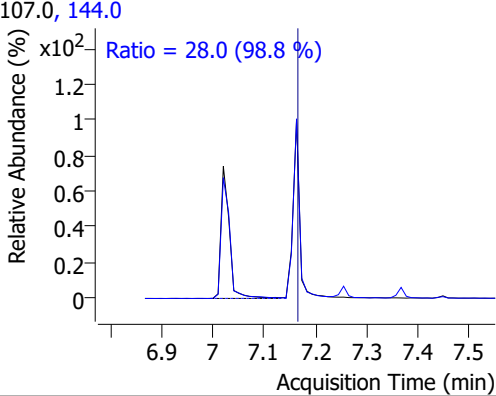
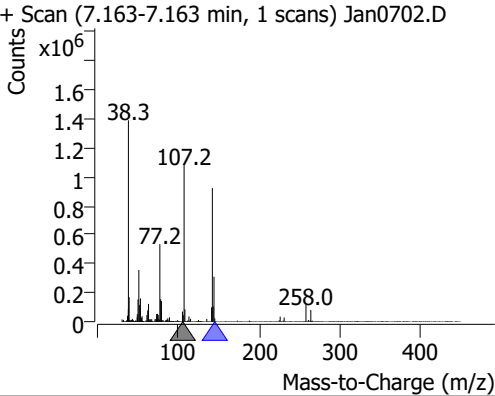
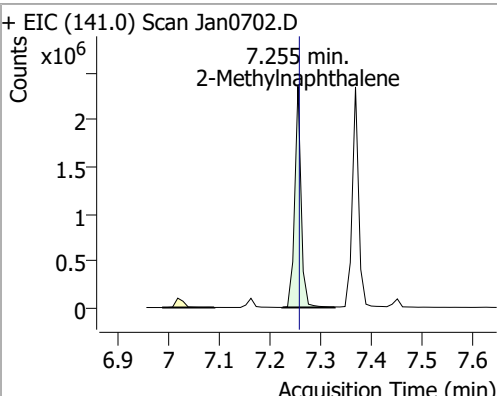
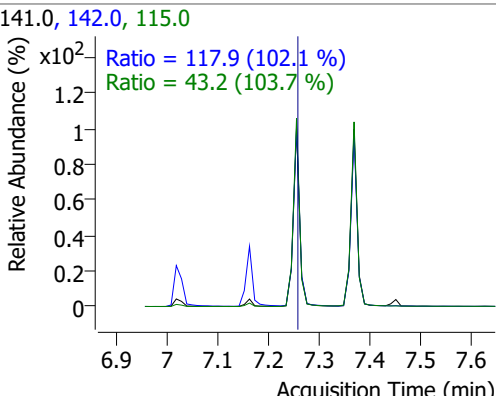
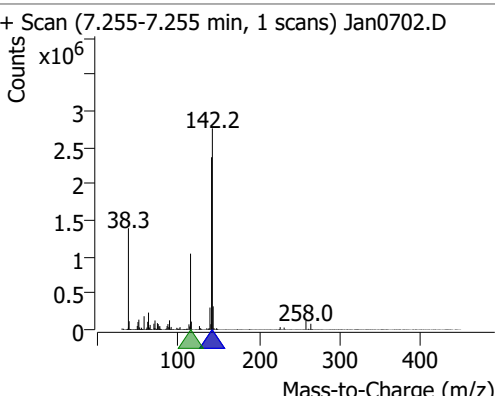
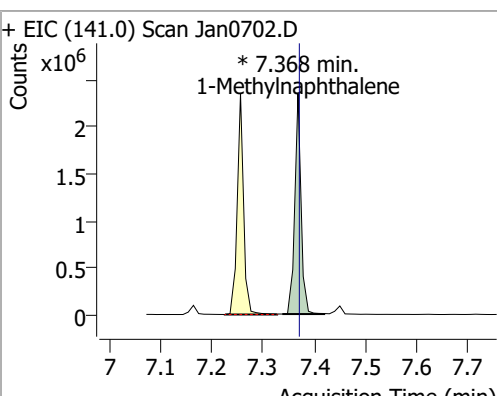
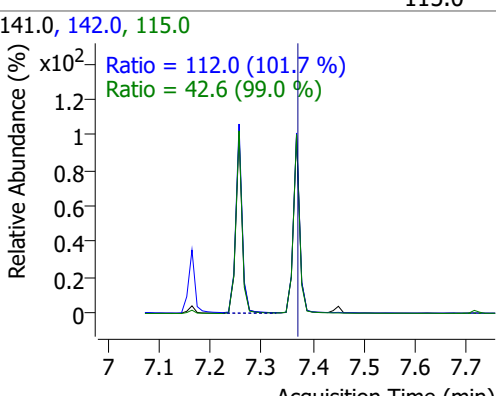
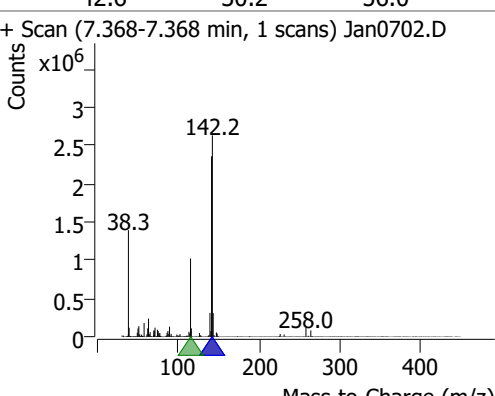
Compound	Conc.	RT	Dev(Min)	Resp.	QIon	QRatio	Lower	Upper
Hexachlorobutadiene	150.7386	6.60	0.00	731642	227.0	63.5	46.3	85.9
					223.0	63.5	44.9	83.3



Compound	Conc.	RT	Dev(Min)	Resp.	QIon	QRatio	Lower	Upper
4-Chloro-2-Methylphenol	151.7877	7.02	0.00	895763	144.0	28.2	19.1	35.5

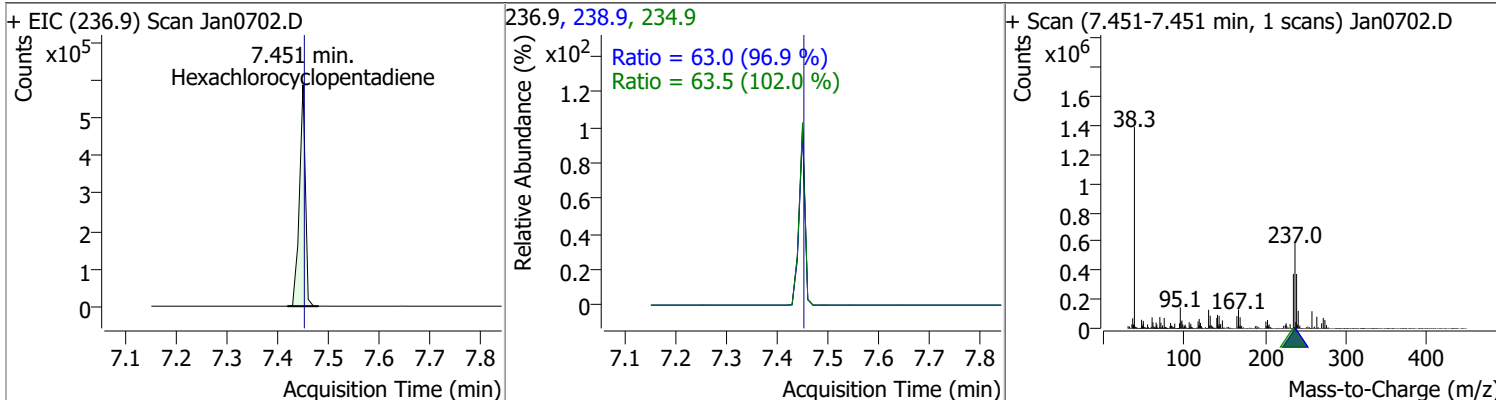


Quantitation Results Report (QT Reviewed)

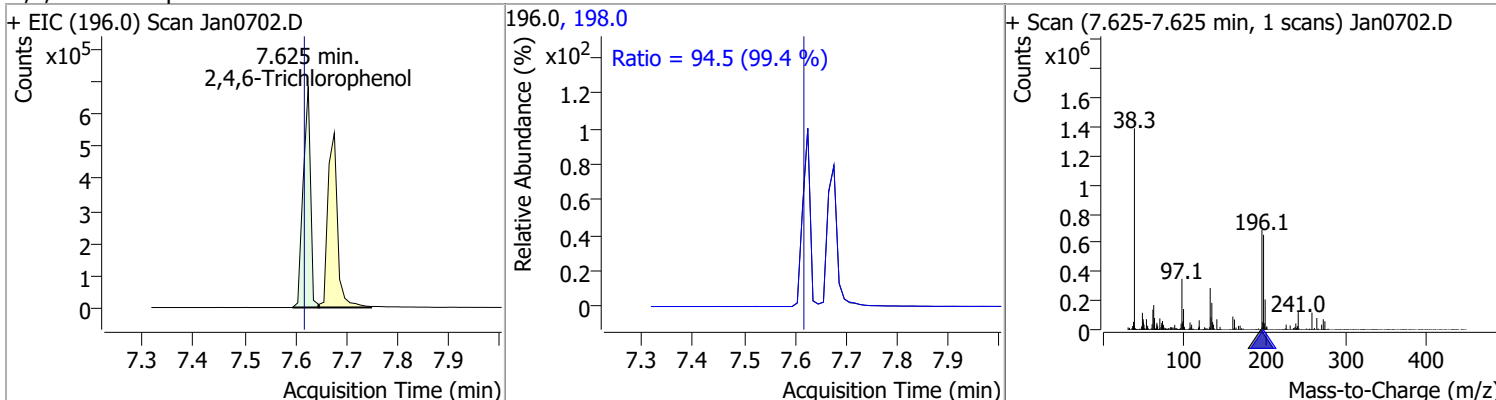
Compound	Conc.	RT	Dev(Min)	Resp.	QIon	QRatio	Lower	Upper
4-Chloro-3-Methylphenol	155.7292	7.16	0.00	970669 (m)	144.0	28.0	19.9	36.9
<div style="display: flex; justify-content: space-between;"> <div style="width: 30%;"> <p>+ EIC (107.0) Scan Jan0702.D</p>  <p style="text-align: center;">* 7.163 min. 4-Chloro-3-Methylphenol</p> </div> <div style="width: 30%;"> <p>107.0, 144.0</p>  <p style="text-align: center;">Ratio = 28.0 (98.8 %)</p> </div> <div style="width: 30%;"> <p>+ Scan (7.163-7.163 min, 1 scans) Jan0702.D</p>  </div> </div>								
2-Methylnaphthalene	152.6586	7.26	0.00	2050156	142.0	117.9	80.8	150.1
<div style="display: flex; justify-content: space-between;"> <div style="width: 30%;"> <p>+ EIC (141.0) Scan Jan0702.D</p>  <p style="text-align: center;">7.255 min. 2-Methylnaphthalene</p> </div> <div style="width: 30%;"> <p>141.0, 142.0, 115.0</p>  <p style="text-align: center;">Ratio = 117.9 (102.1 %) Ratio = 43.2 (103.7 %)</p> </div> <div style="width: 30%;"> <p>+ Scan (7.255-7.255 min, 1 scans) Jan0702.D</p>  </div> </div>								
1-Methylnaphthalene	149.8426	7.37	0.00	2020150 (m)	142.0	112.0	77.1	143.2
<div style="display: flex; justify-content: space-between;"> <div style="width: 30%;"> <p>+ EIC (141.0) Scan Jan0702.D</p>  <p style="text-align: center;">* 7.368 min. 1-Methylnaphthalene</p> </div> <div style="width: 30%;"> <p>141.0, 142.0, 115.0</p>  <p style="text-align: center;">Ratio = 112.0 (101.7 %) Ratio = 42.6 (99.0 %)</p> </div> <div style="width: 30%;"> <p>+ Scan (7.368-7.368 min, 1 scans) Jan0702.D</p>  </div> </div>								

Quantitation Results Report (QT Reviewed)

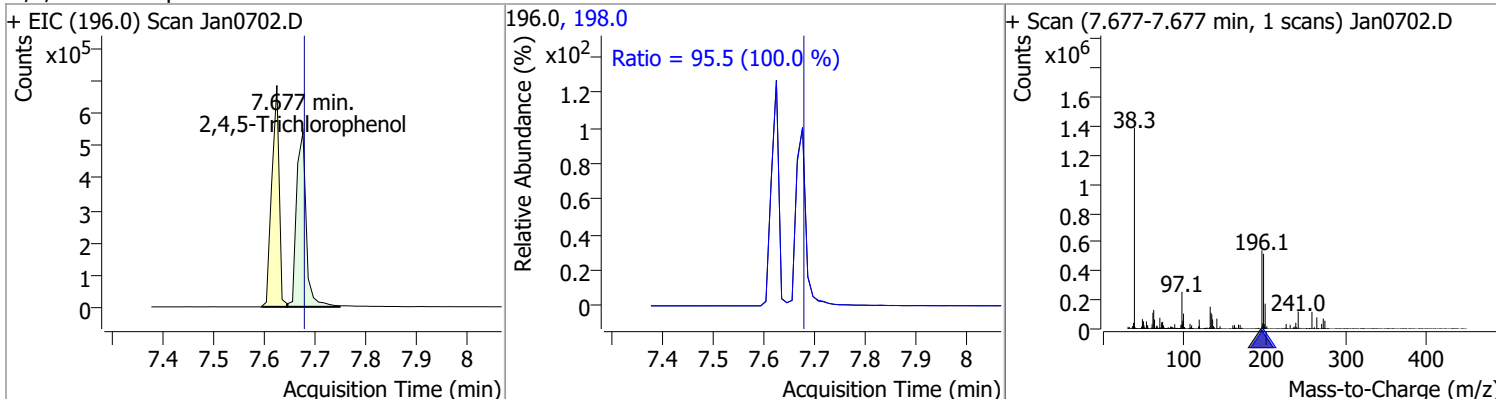
Compound	Conc.	RT	Dev(Min)	Resp.	QIon	QRatio	Lower	Upper
Hexachlorocyclopentadiene	146.5953	7.45	0.00	474921	238.9	63.0	45.5	84.6
					234.9	63.5	43.6	80.9



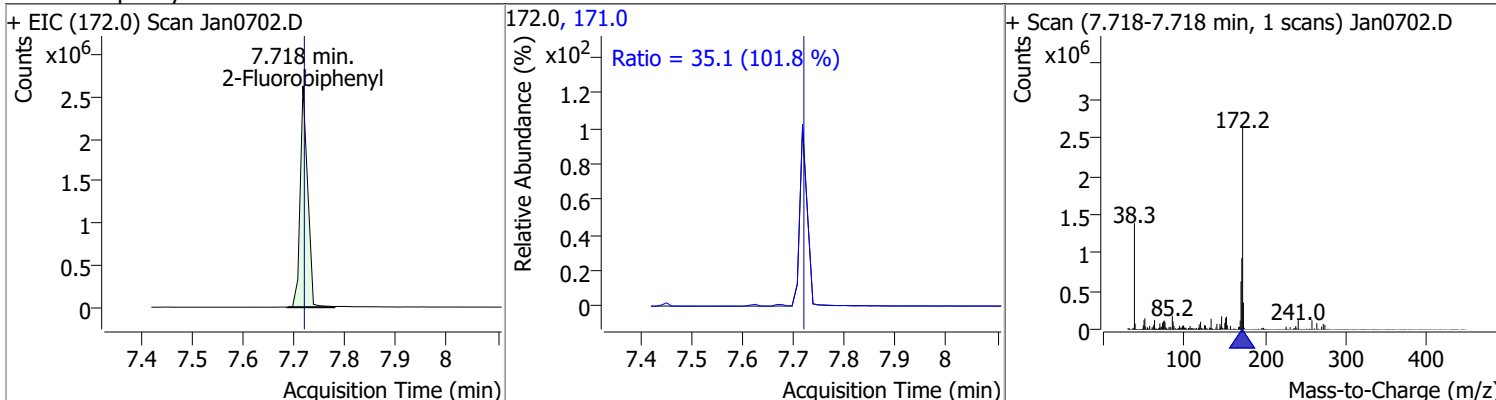
Compound	Conc.	RT	Dev(Min)	Resp.	QIon	QRatio	Lower	Upper
2,4,6-Trichlorophenol	149.3687	7.63	0.01	681396	198.0	94.5	66.6	123.6
					196.0	94.5	66.6	123.6



Compound	Conc.	RT	Dev(Min)	Resp.	QIon	QRatio	Lower	Upper
2,4,5-Trichlorophenol	152.9630	7.68	0.00	719400	198.0	95.5	66.8	124.1
					196.0	95.5	66.8	124.1

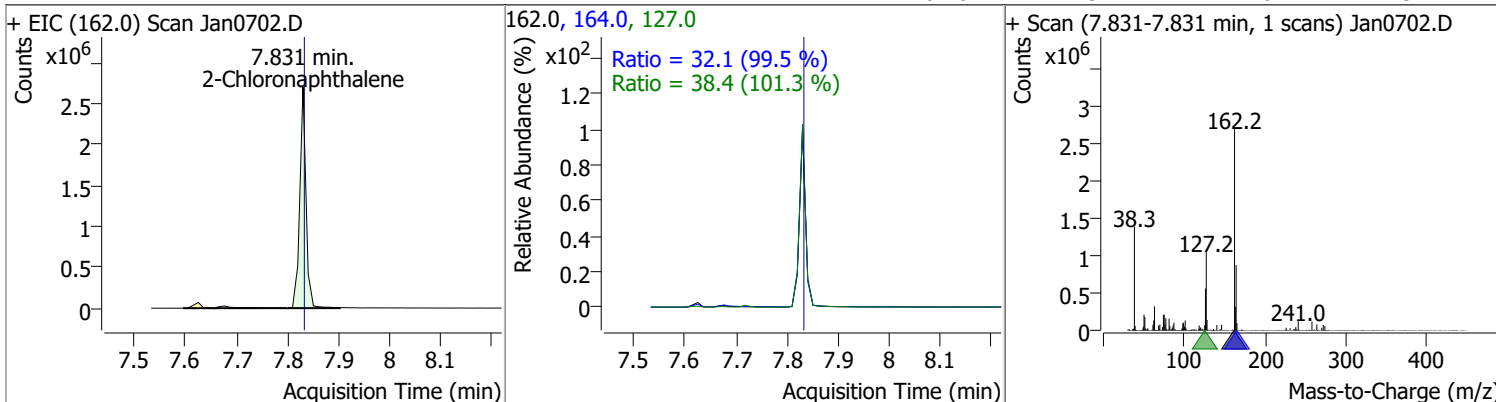


Compound	Conc.	RT	Dev(Min)	Resp.	QIon	QRatio	Lower	Upper
2-Fluorobiphenyl	151.7973	7.72	0.00	2681298	171.0	35.1	24.2	44.9
					172.0	35.1	24.2	44.9

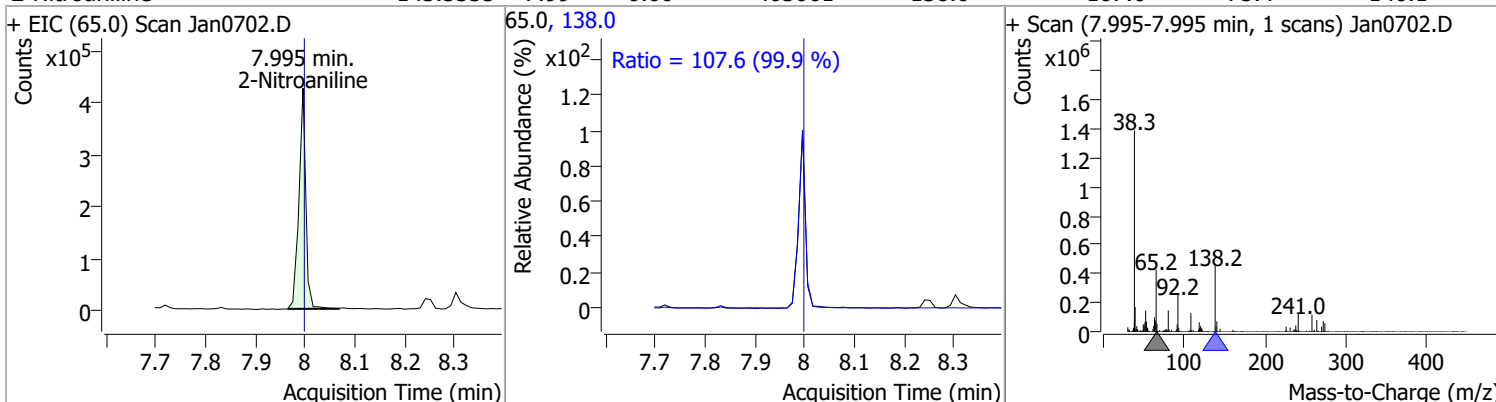


Quantitation Results Report (QT Reviewed)

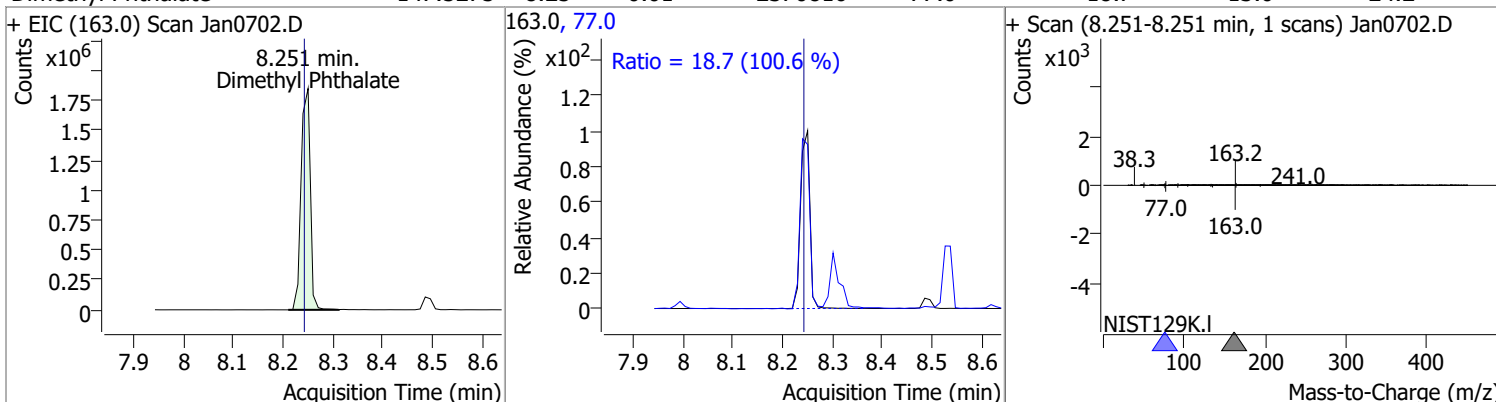
Compound	Conc.	RT	Dev(Min)	Resp.	QIon	QRatio	Lower	Upper
2-Chloronaphthalene	146.1996	7.83	0.00	2292857	127.0	38.4	26.5	49.3
					164.0	32.1	22.6	41.9



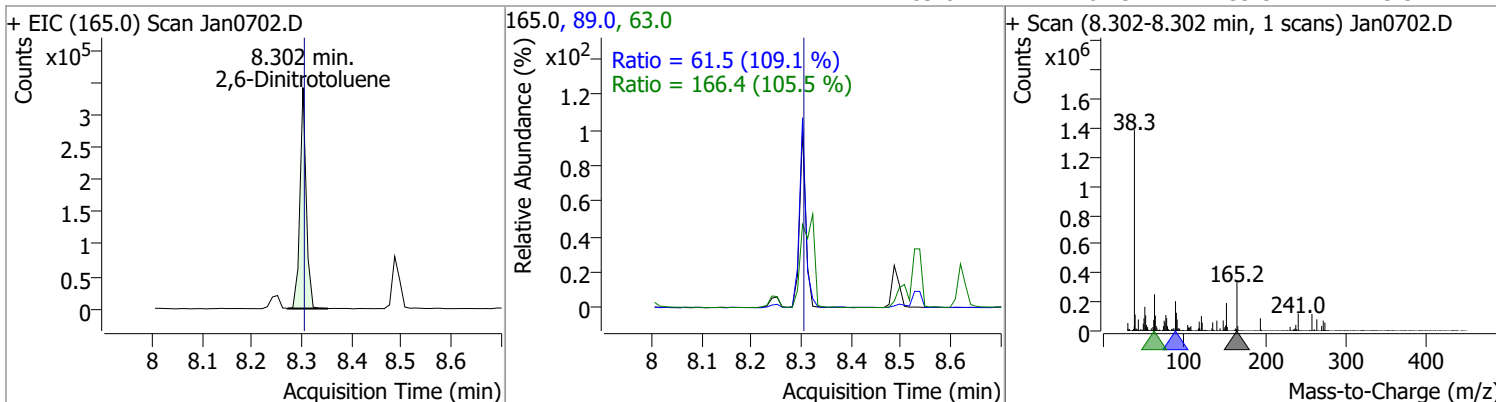
Compound	Conc.	RT	Dev(Min)	Resp.	QIon	QRatio	Lower	Upper
2-Nitroaniline	143.3335	7.99	0.00	403061	138.0	107.6	75.4	140.1



Compound	Conc.	RT	Dev(Min)	Resp.	QIon	QRatio	Lower	Upper
Dimethyl Phthalate	147.5275	8.25	0.01	2370816	77.0	18.7	13.0	24.2

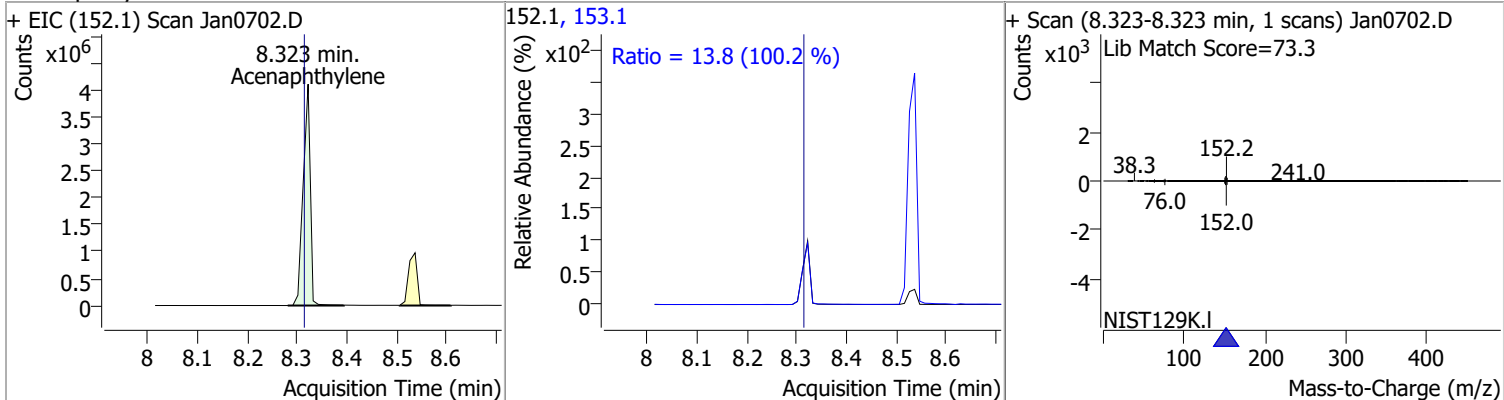


Compound	Conc.	RT	Dev(Min)	Resp.	QIon	QRatio	Lower	Upper
2,6-Dinitrotoluene	142.0654	8.30	0.00	297058	63.0	166.4	110.4	205.0
					89.0	61.5	39.5	73.3

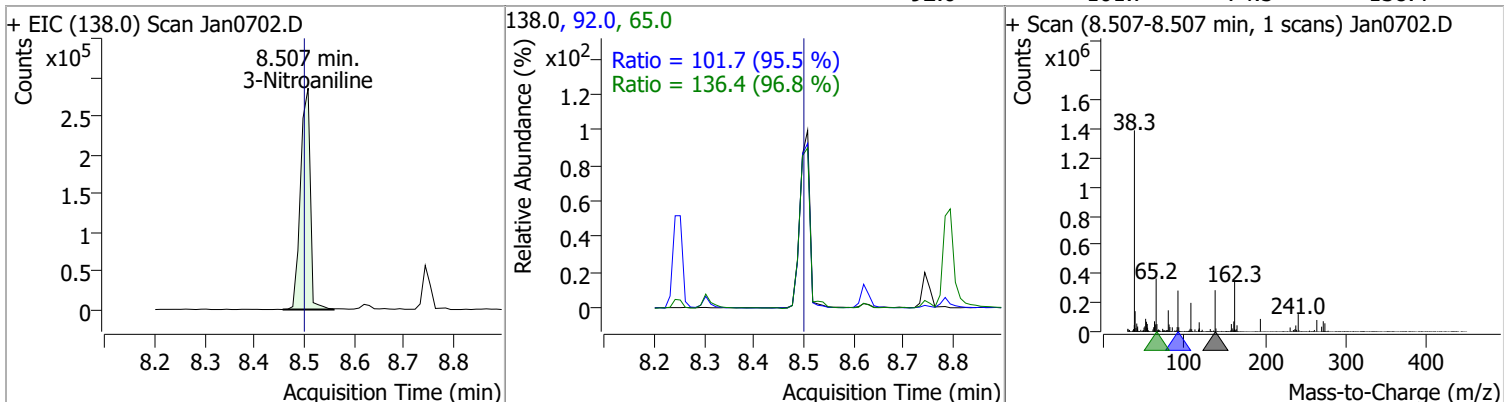


Quantitation Results Report (QT Reviewed)

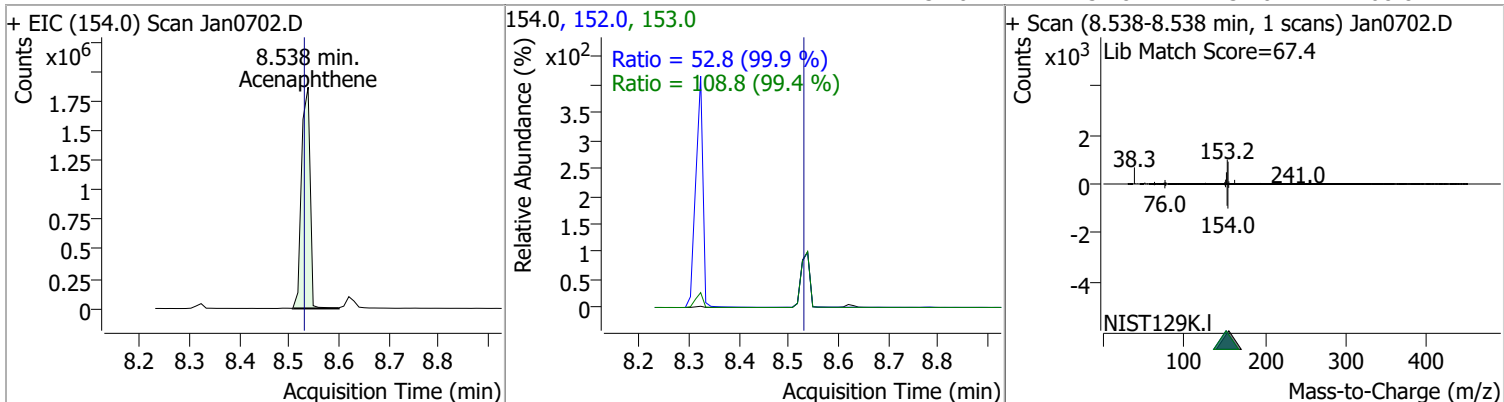
Compound	Conc.	RT	Dev(Min)	Resp.	QIon	QRatio	Lower	Upper
Acenaphthylene	149.5693	8.32	0.01	4087281	153.1	13.8	9.6	17.9



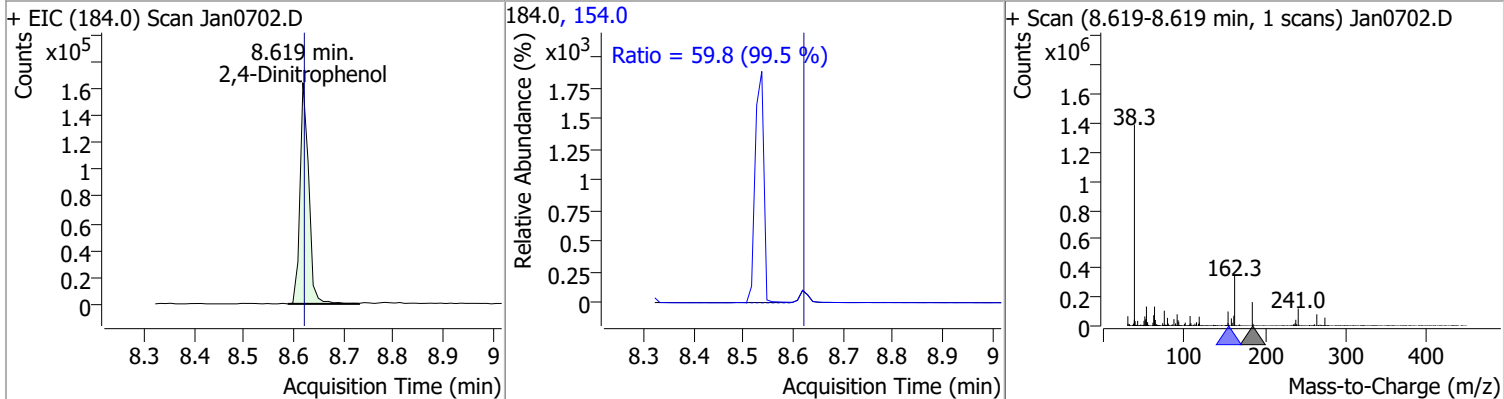
Compound	Conc.	RT	Dev(Min)	Resp.	QIon	QRatio	Lower	Upper
3-Nitroaniline	152.2779	8.51	0.01	389918	65.0	136.4	98.6	183.2
					92.0	101.7	74.5	138.4



Compound	Conc.	RT	Dev(Min)	Resp.	QIon	QRatio	Lower	Upper
Acenaphthene	155.0944	8.54	0.01	2243102	153.0	108.8	76.6	142.3
					152.0	52.8	37.0	68.8

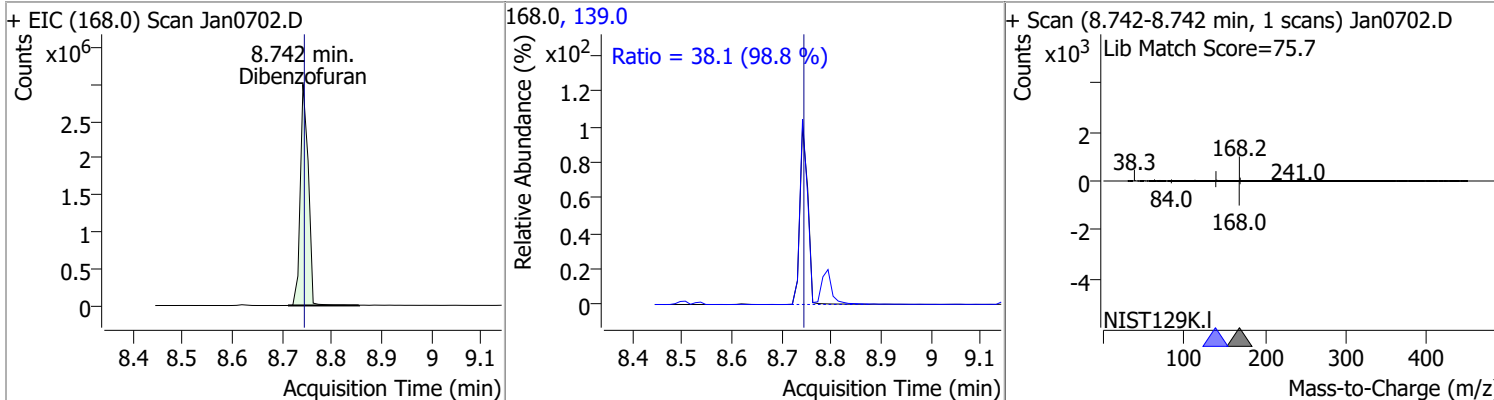


Compound	Conc.	RT	Dev(Min)	Resp.	QIon	QRatio	Lower	Upper
2,4-Dinitrophenol	147.3968	8.62	0.00	201190	154.0	59.8	42.0	78.1

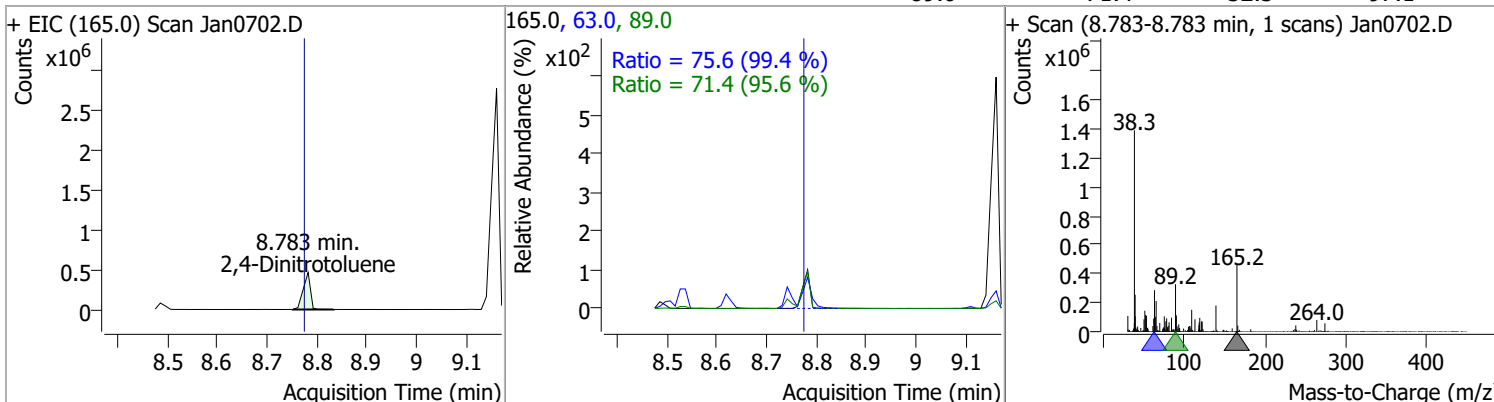


Quantitation Results Report (QT Reviewed)

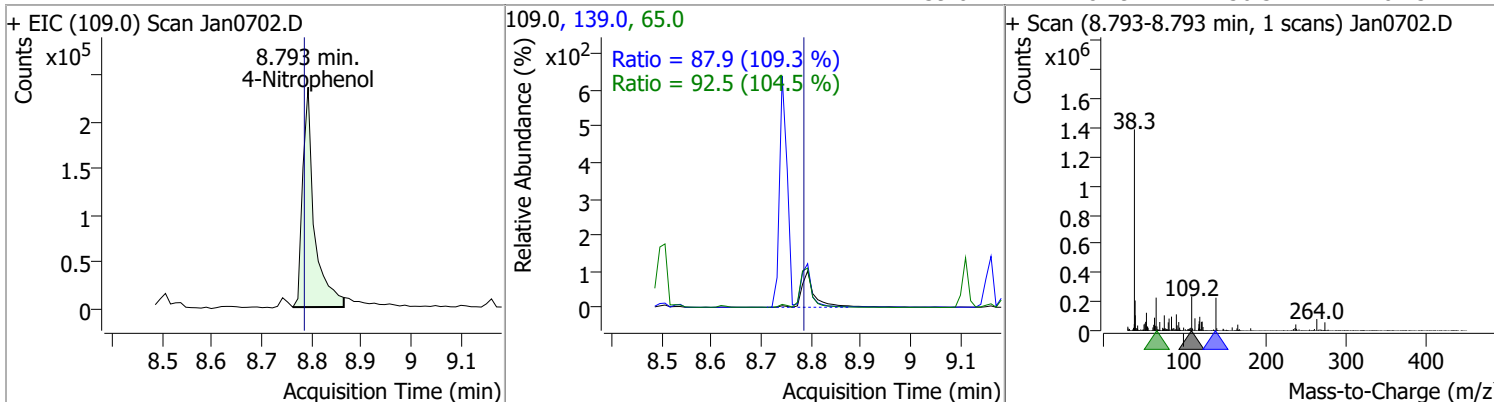
Compound	Conc.	RT	Dev(Min)	Resp.	QIon	QRatio	Lower	Upper
Dibenzofuran	146.6859	8.74	0.00	3357596	139.0	38.1	27.0	50.2



Compound	Conc.	RT	Dev(Min)	Resp.	QIon	QRatio	Lower	Upper
2,4-Dinitrotoluene	148.4557	8.78	0.01	460401	63.0	75.6	53.2	98.9
					89.0	71.4	52.3	97.1

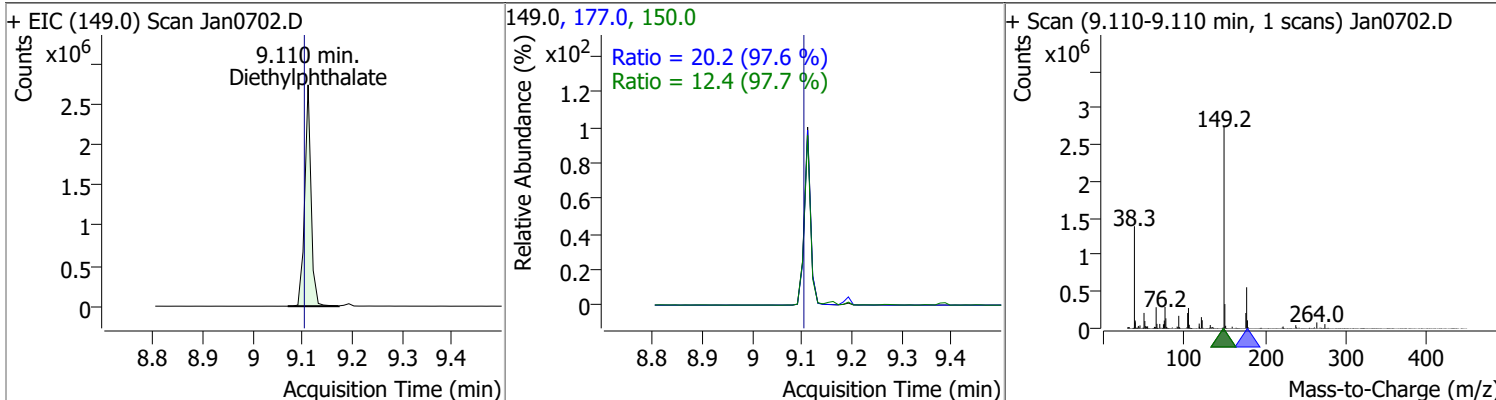


Compound	Conc.	RT	Dev(Min)	Resp.	QIon	QRatio	Lower	Upper
4-Nitrophenol	145.4493	8.79	0.01	378288	65.0	92.5	62.0	115.1
					139.0	87.9	56.3	104.5

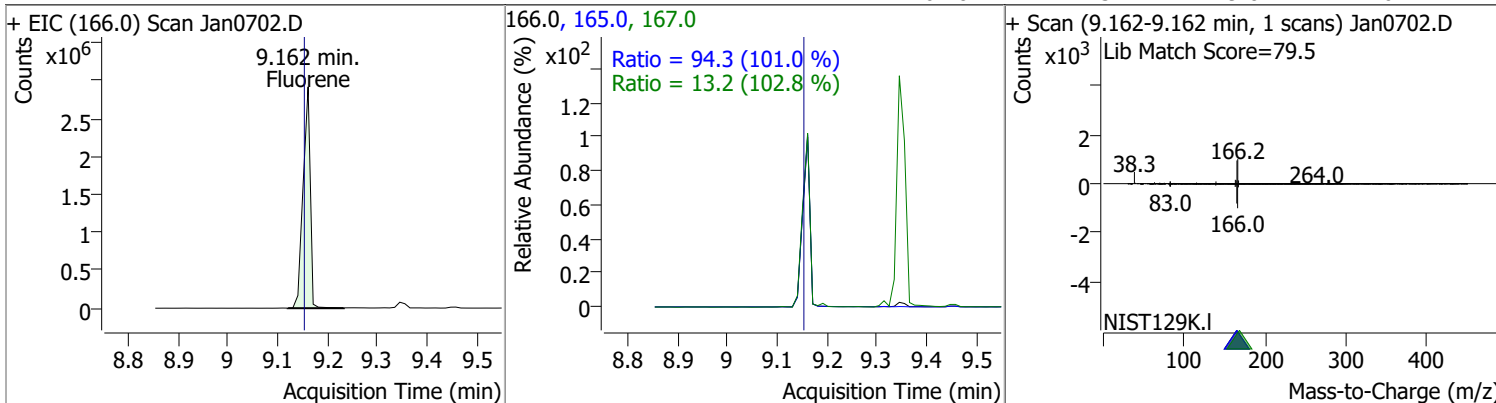


Quantitation Results Report (QT Reviewed)

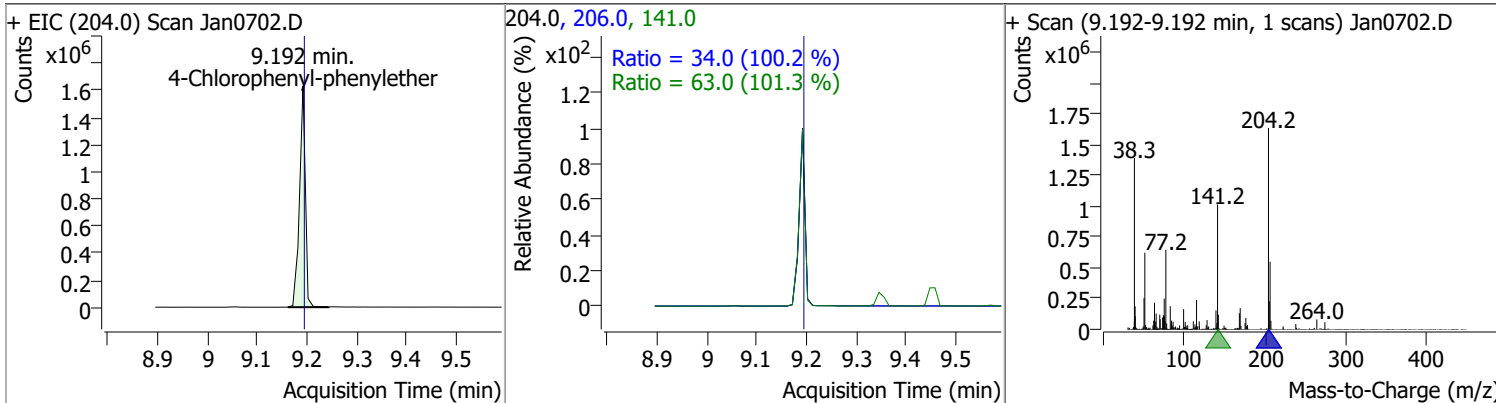
Compound	Conc.	RT	Dev(Min)	Resp.	QIon	QRatio	Lower	Upper
Diethylphthalate	131.9583	9.11	0.01	2419479	177.0	20.2	14.5	27.0
					150.0	12.4	8.8	16.4



Compound	Conc.	RT	Dev(Min)	Resp.	QIon	QRatio	Lower	Upper
Fluorene	149.1066	9.16	0.01	2942770	165.0	94.3	65.4	121.4
					167.0	13.2	9.0	16.7

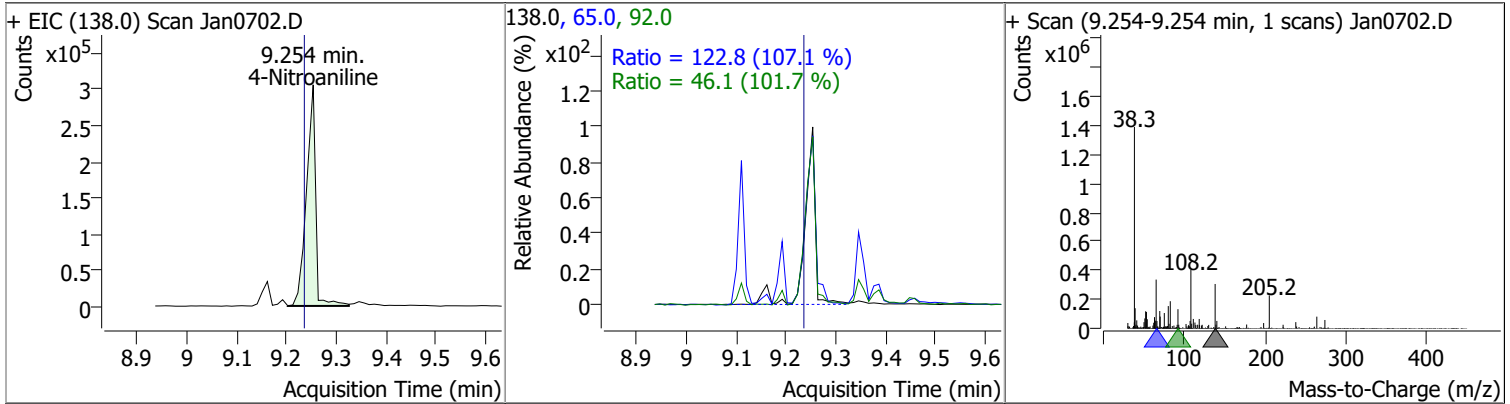


Compound	Conc.	RT	Dev(Min)	Resp.	QIon	QRatio	Lower	Upper
4-Chlorophenyl-phenylether	147.6226	9.19	0.00	1324217	141.0	63.0	43.6	80.9
					206.0	34.0	23.7	44.1

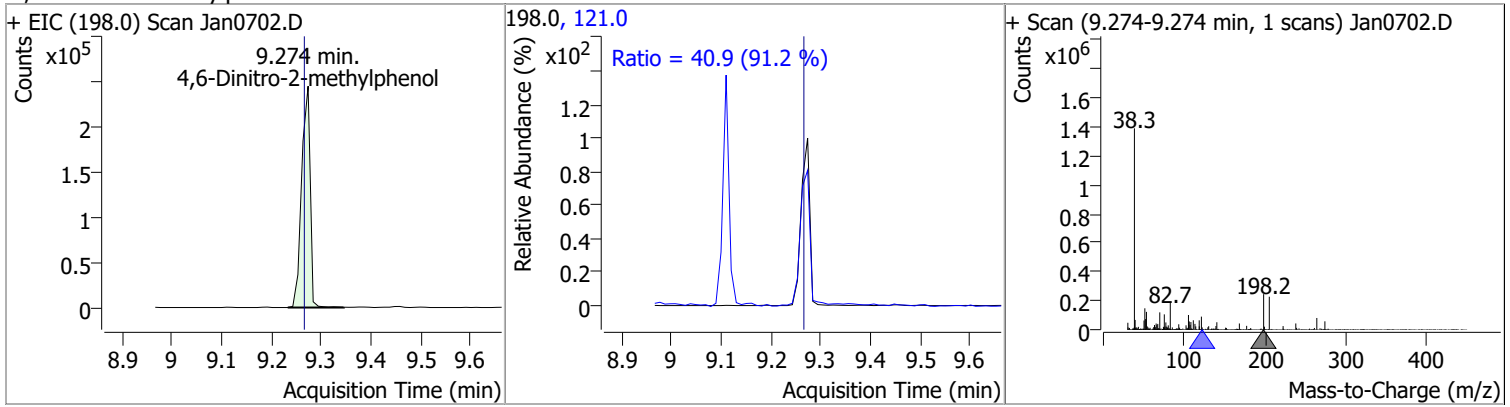


Quantitation Results Report (QT Reviewed)

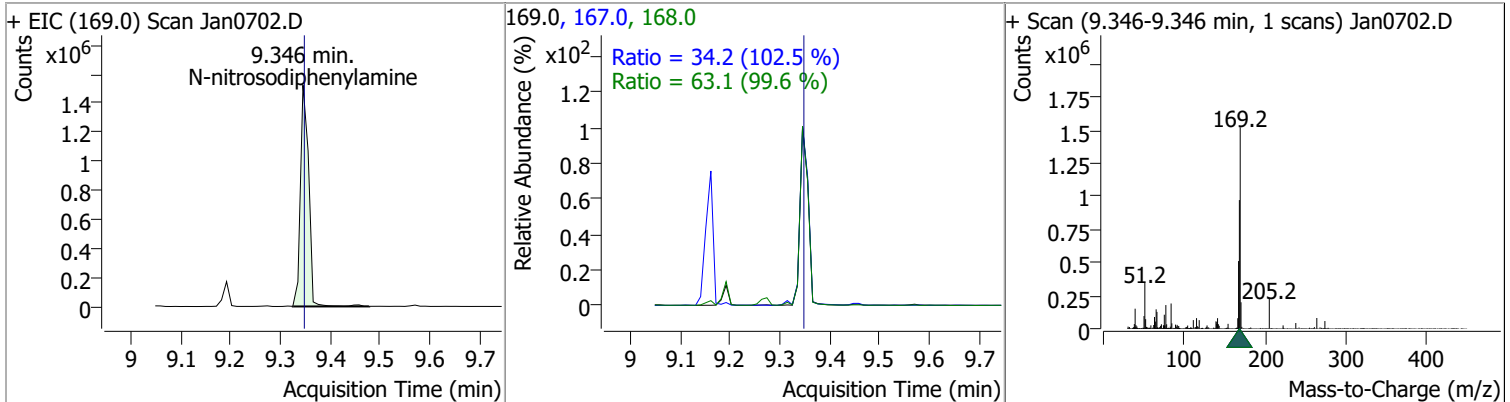
Compound	Conc.	RT	Dev(Min)	Resp.	QIon	QRatio	Lower	Upper
4-Nitroaniline	152.7808	9.25	0.02	392349	65.0	122.8	80.2	149.0
					92.0	46.1	31.7	58.9



Compound	Conc.	RT	Dev(Min)	Resp.	QIon	QRatio	Lower	Upper
4,6-Dinitro-2-methylphenol	152.0992	9.27	0.01	293814	121.0	40.9	31.4	58.3

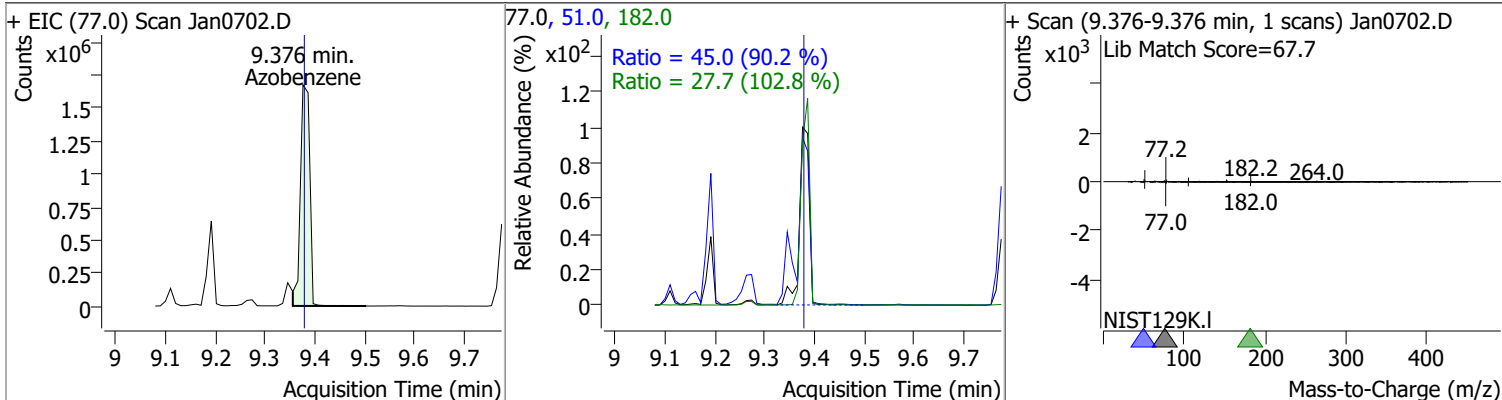


Compound	Conc.	RT	Dev(Min)	Resp.	QIon	QRatio	Lower	Upper
N-nitrosodiphenylamine	146.2947	9.35	0.00	1752674	168.0	63.1	44.3	82.3
					167.0	34.2	23.4	43.4

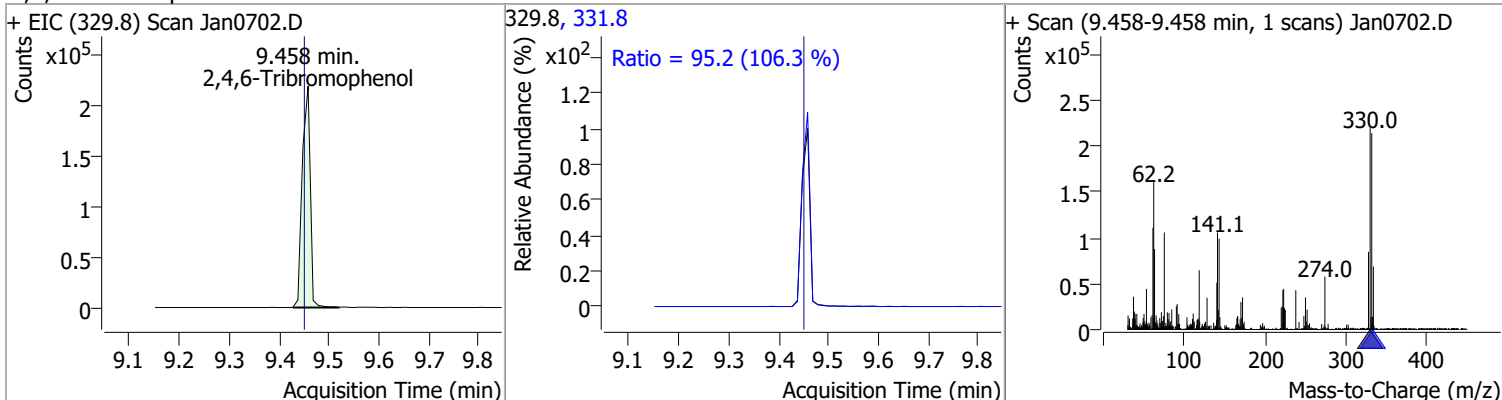


Quantitation Results Report (QT Reviewed)

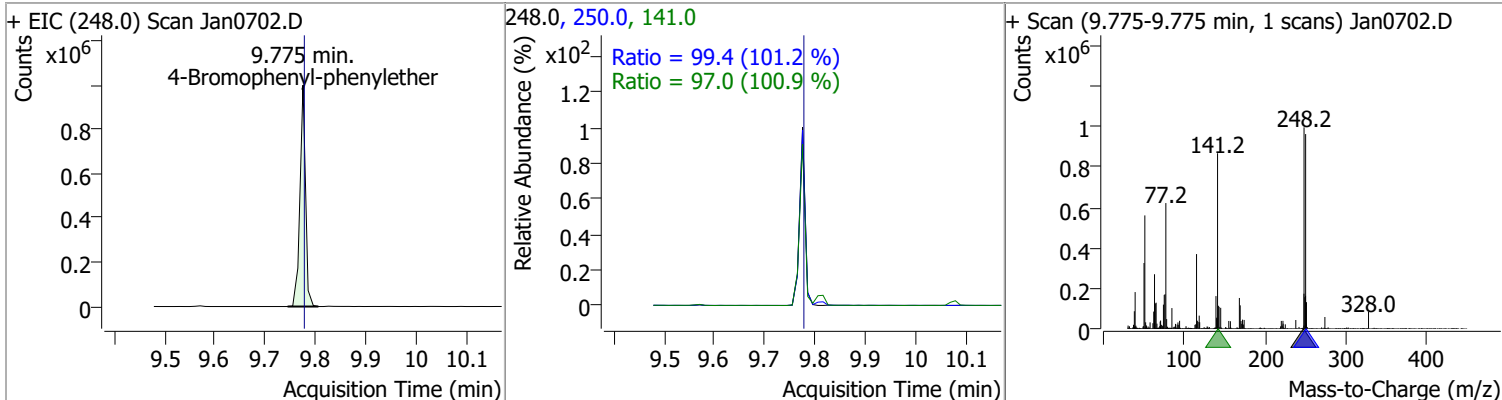
Compound	Conc.	RT	Dev(Min)	Resp.	QIon	QRatio	Lower	Upper
Azobenzene	151.1846	9.38	0.00	2191559	51.0	45.0	34.9	64.9
					182.0	27.7	18.8	35.0



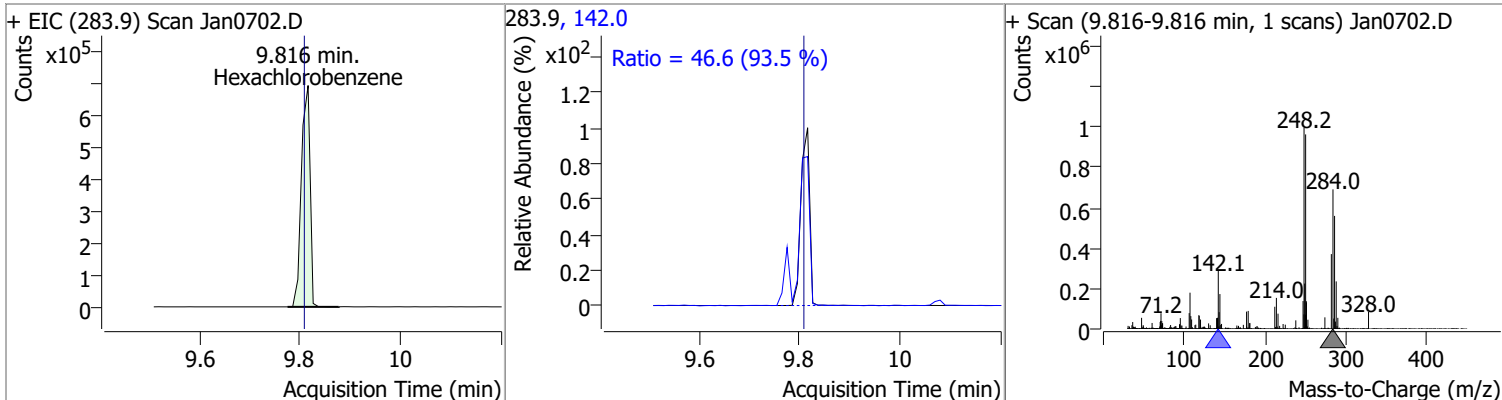
Compound	Conc.	RT	Dev(Min)	Resp.	QIon	QRatio	Lower	Upper
2,4,6-Tribromophenol	150.5753	9.46	0.01	244556	331.8	95.2	62.7	116.4



Compound	Conc.	RT	Dev(Min)	Resp.	QIon	QRatio	Lower	Upper
4-Bromophenyl-phenylether	148.3441	9.78	0.00	768038	250.0	99.4	68.8	127.8
					141.0	97.0	67.3	124.9

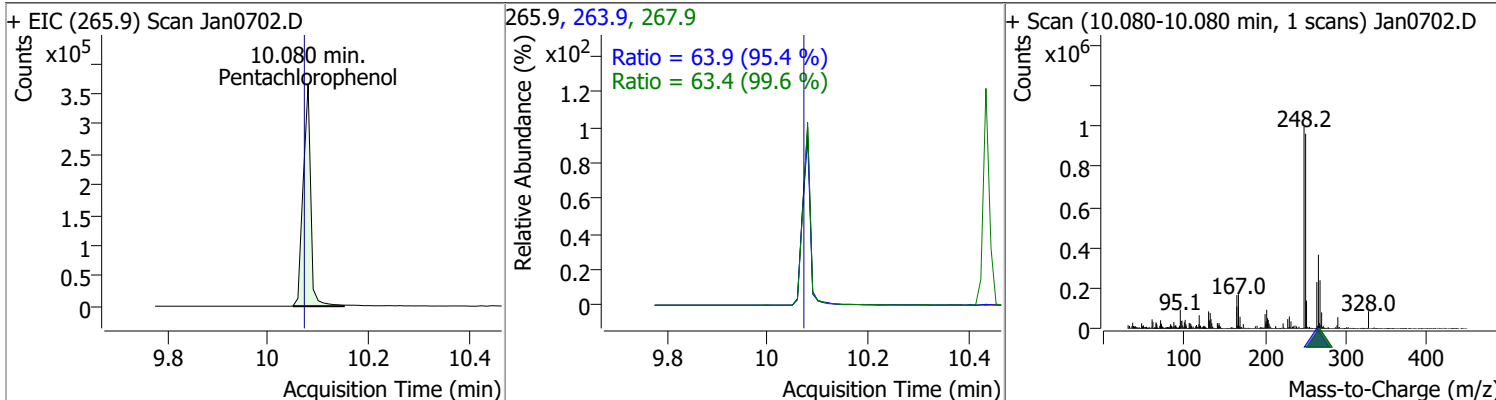


Compound	Conc.	RT	Dev(Min)	Resp.	QIon	QRatio	Lower	Upper
Hexachlorobenzene	153.7704	9.82	0.01	829364	142.0	46.6	34.9	64.8

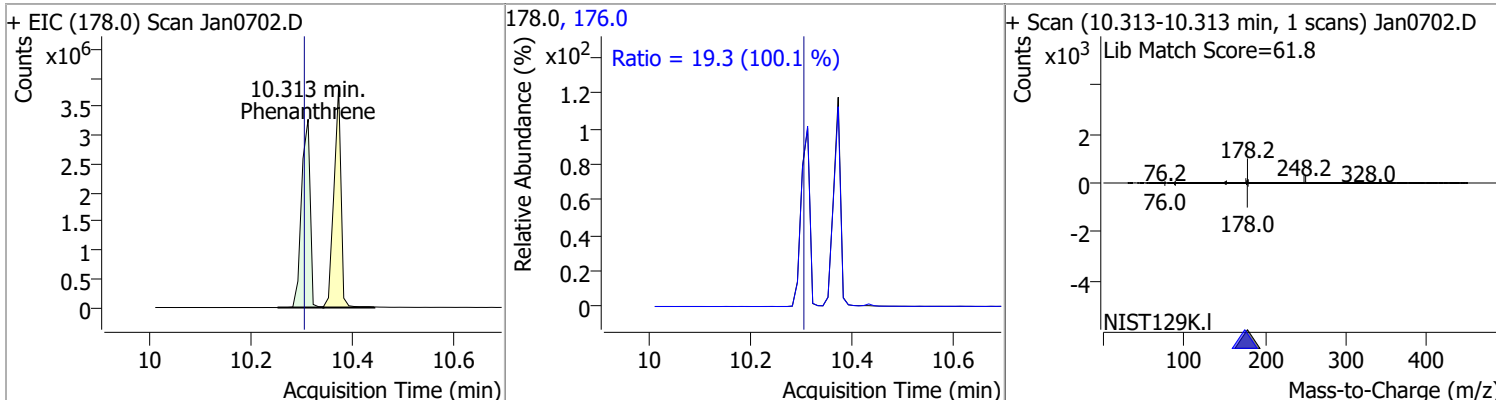


Quantitation Results Report (QT Reviewed)

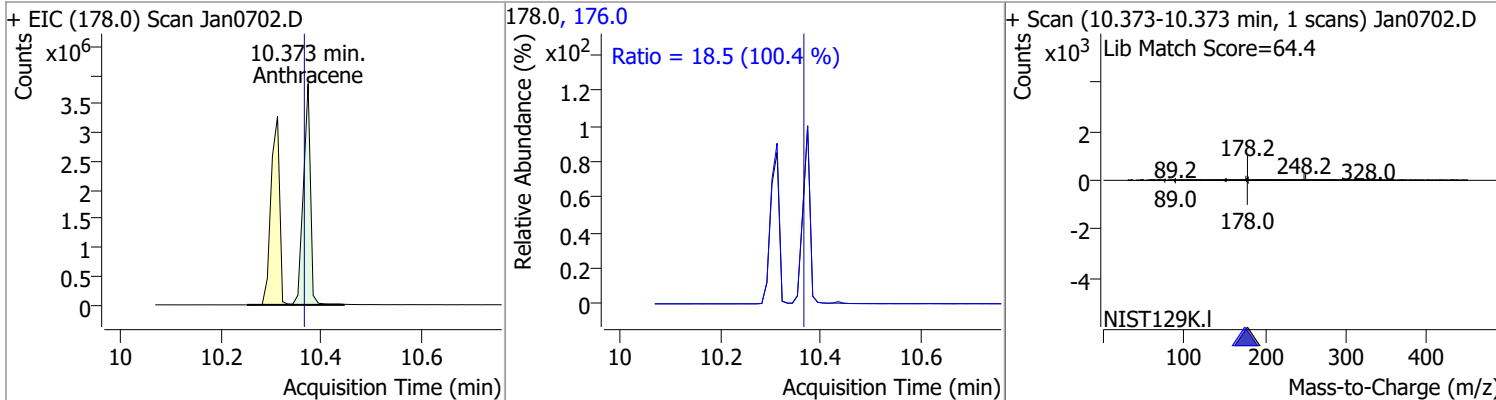
Compound	Conc.	RT	Dev(Min)	Resp.	QIon	QRatio	Lower	Upper
Pentachlorophenol	150.1688	10.08	0.01	382375	263.9	63.9	46.9	87.1
					267.9	63.4	44.6	82.7



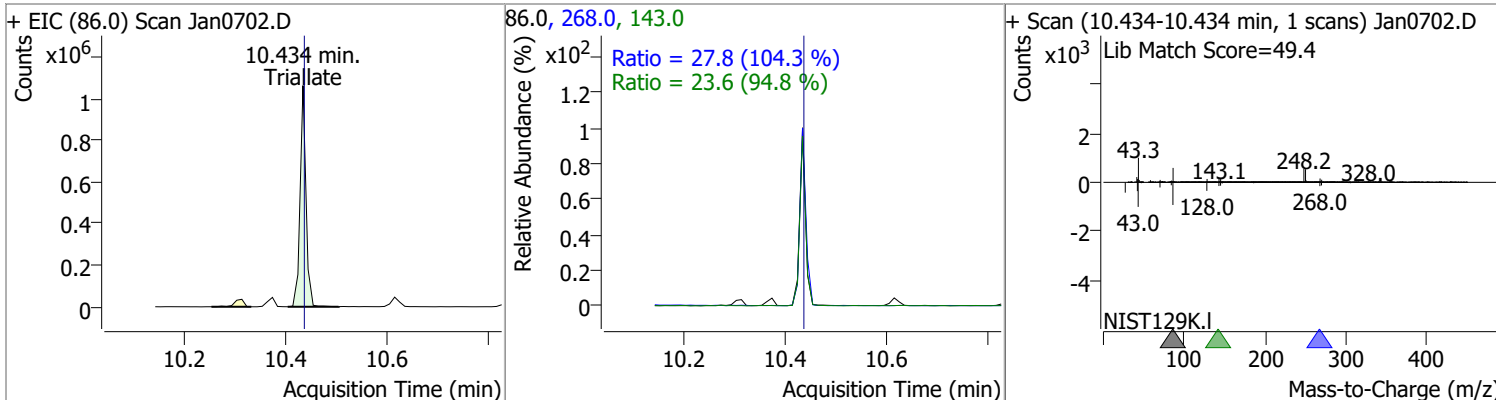
Compound	Conc.	RT	Dev(Min)	Resp.	QIon	QRatio	Lower	Upper
Phenanthrene	153.8616	10.31	0.01	3904762	176.0	19.3	13.5	25.0



Compound	Conc.	RT	Dev(Min)	Resp.	QIon	QRatio	Lower	Upper
Anthracene	150.7366	10.37	0.01	3774198	176.0	18.5	12.9	23.9

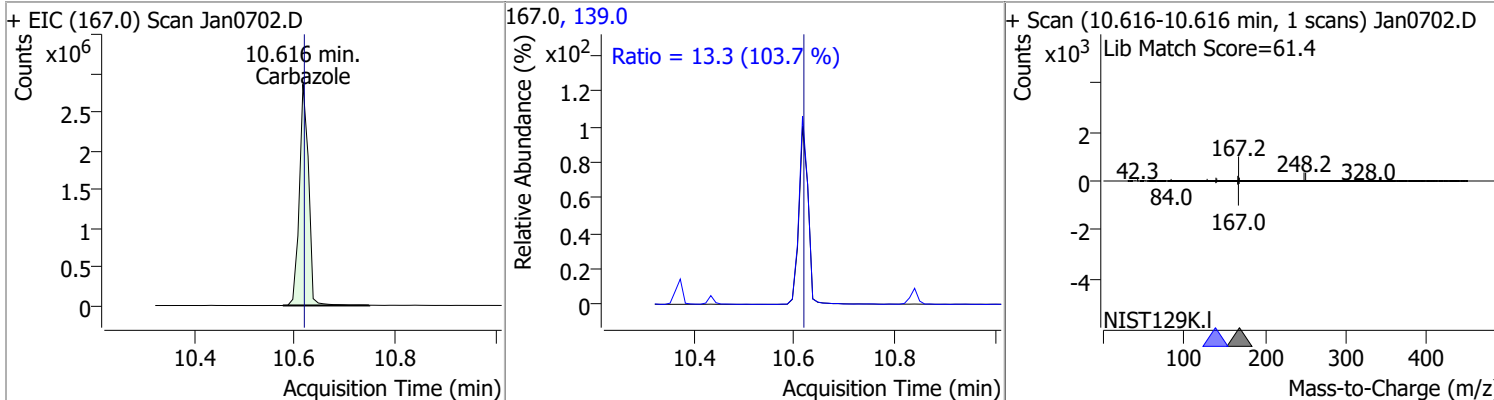


Compound	Conc.	RT	Dev(Min)	Resp.	QIon	QRatio	Lower	Upper
Triallate	148.6148	10.43	0.00	861357	268.0	27.8	18.7	34.7
					143.0	23.6	17.4	32.3

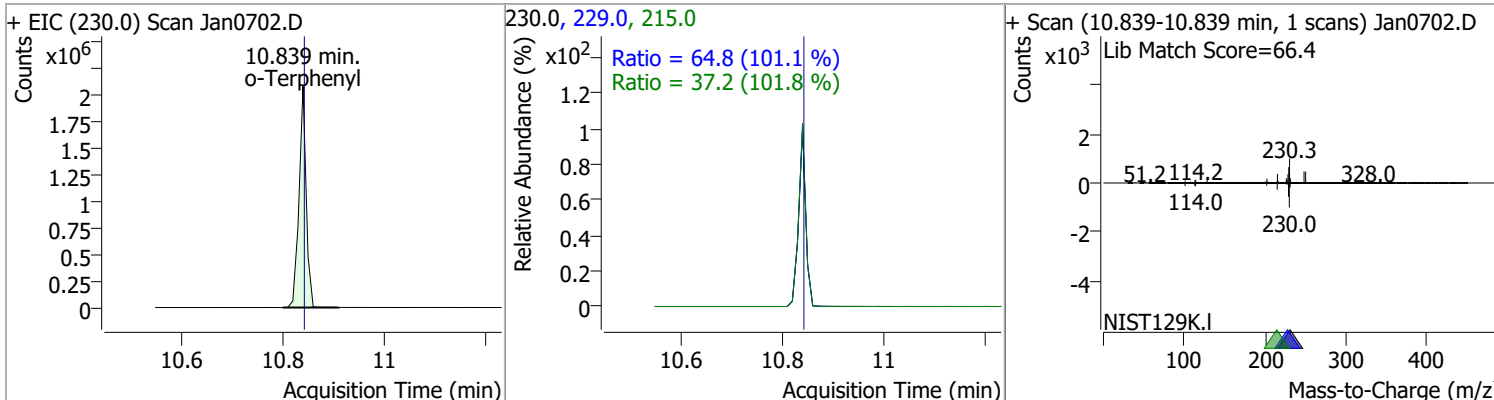


Quantitation Results Report (QT Reviewed)

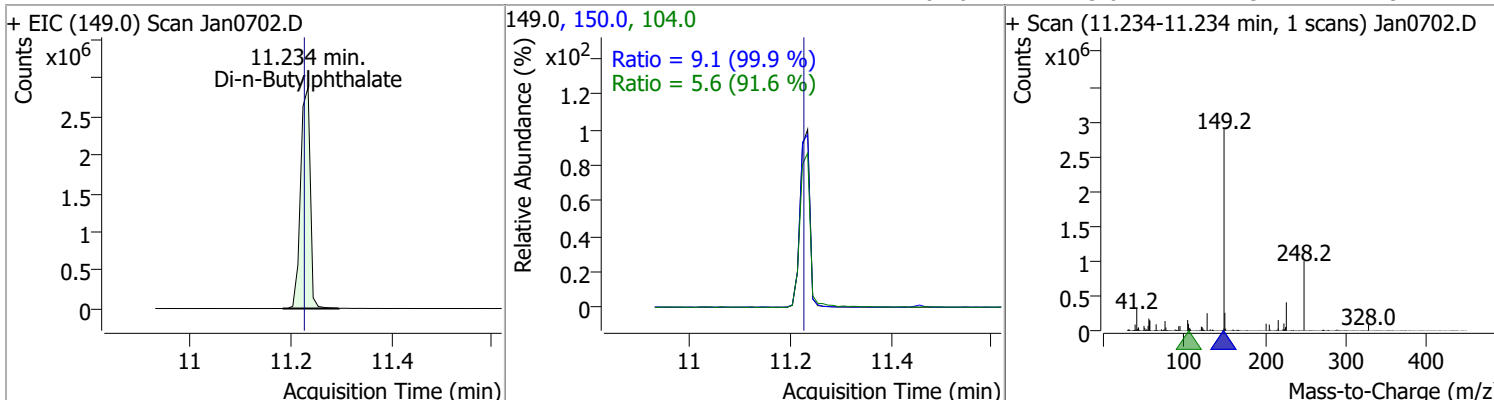
Compound	Conc.	RT	Dev(Min)	Resp.	QIon	QRatio	Lower	Upper
Carbazole	155.4746	10.62	0.00	3633115	139.0	13.3	8.9	16.6



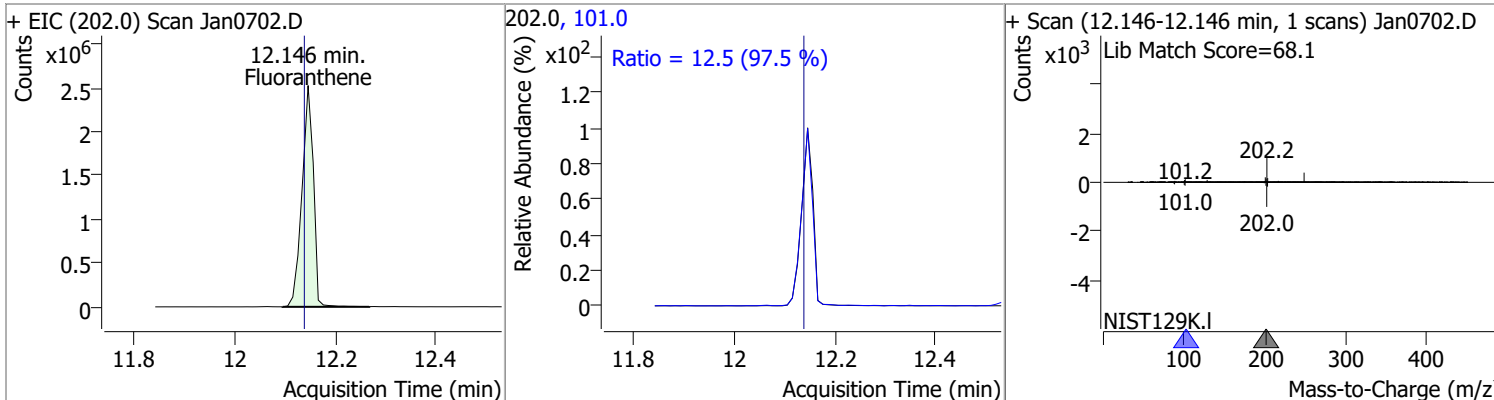
o-Terphenyl	146.4390	10.84	0.00	2067223	229.0 215.0	64.8 37.2	44.9 25.6	83.3 47.5
-------------	----------	-------	------	---------	----------------	--------------	--------------	--------------



Di-n-Butylphthalate	149.4418	11.23	0.01	3845715	150.0 104.0	9.1 5.6	6.4 4.3	11.9 7.9
---------------------	----------	-------	------	---------	----------------	------------	------------	-------------

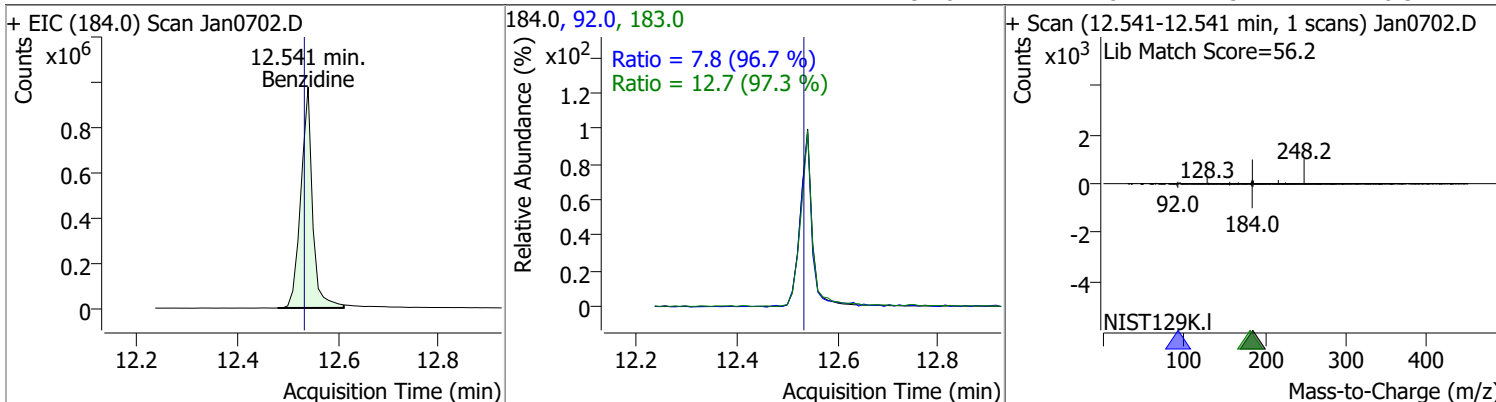


Fluoranthene	154.7249	12.15	0.01	3979443	101.0	12.5	8.9	16.6
--------------	----------	-------	------	---------	-------	------	-----	------

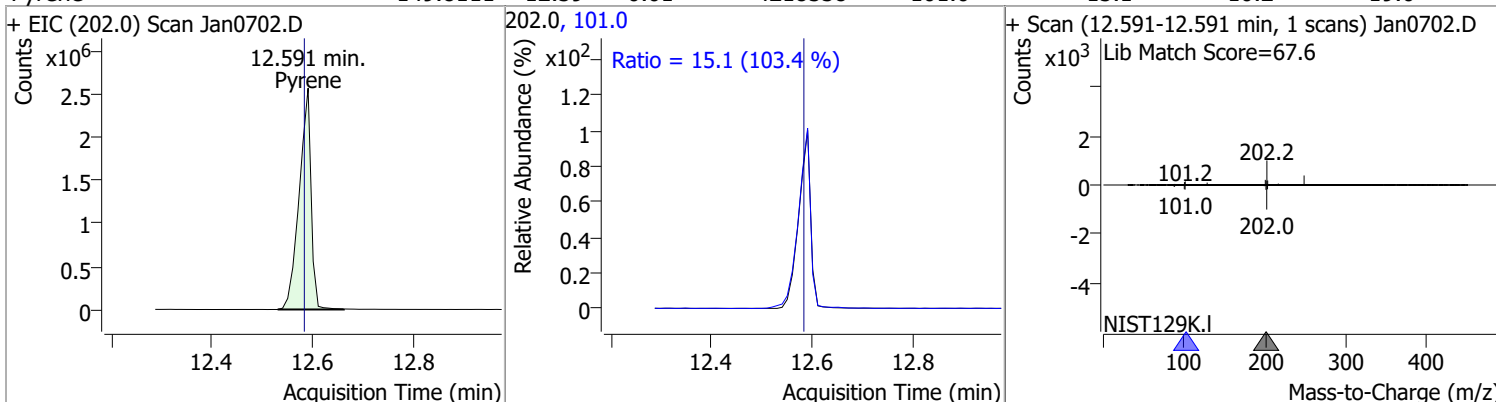


Quantitation Results Report (QT Reviewed)

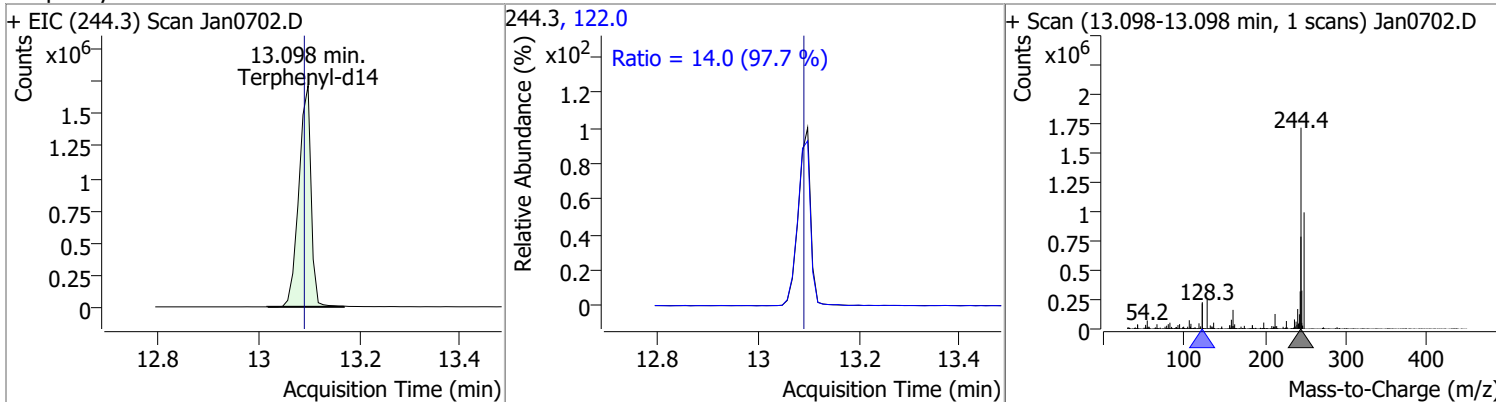
Compound	Conc.	RT	Dev(Min)	Resp.	QIon	QRatio	Lower	Upper
Benzidine	148.6658	12.54	0.01	1578398	183.0	12.7	9.1	17.0
					92.0	7.8	5.7	10.5



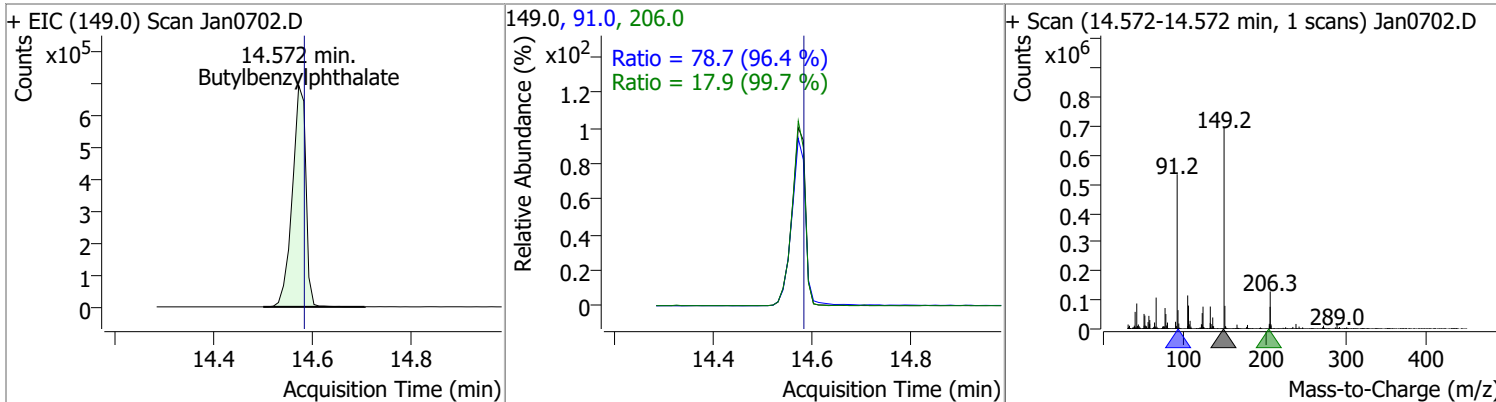
Compound	Conc.	RT	Dev(Min)	Resp.	QIon	QRatio	Lower	Upper
Pyrene	149.8111	12.59	0.01	4218558	101.0	15.1	10.2	19.0



Compound	Conc.	RT	Dev(Min)	Resp.	QIon	QRatio	Lower	Upper
Terphenyl-d14	155.5266	13.10	0.01	2898732	122.0	14.0	10.1	18.7

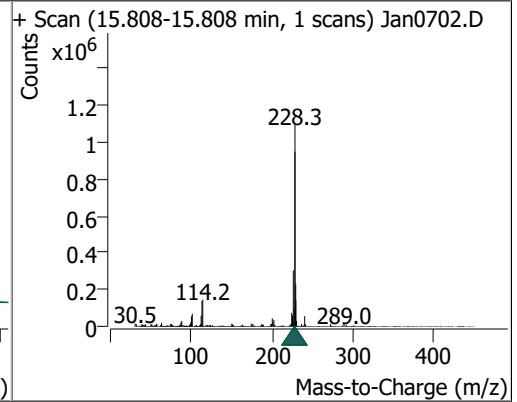
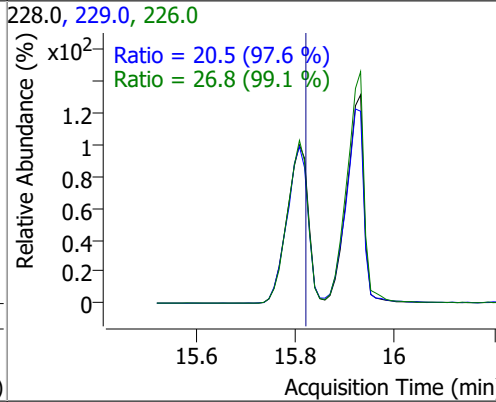
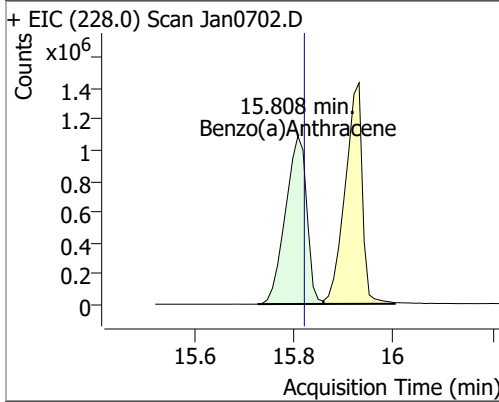


Compound	Conc.	RT	Dev(Min)	Resp.	QIon	QRatio	Lower	Upper
Butylbenzylphthalate	149.2153	14.57	0.01	1310655	91.0	78.7	57.2	106.2
					206.0	17.9	12.6	23.3

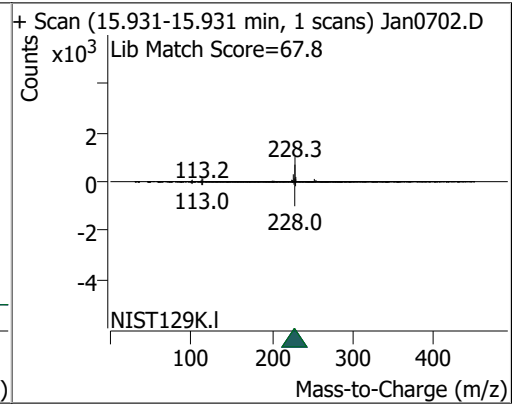
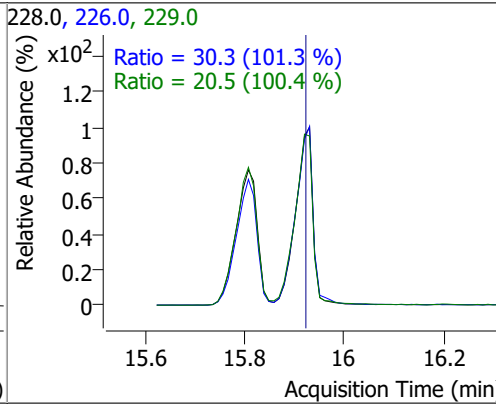
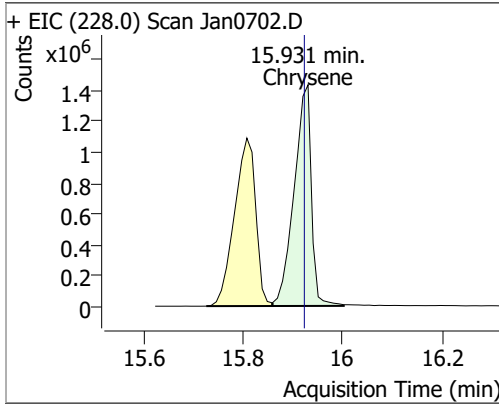


Quantitation Results Report (QT Reviewed)

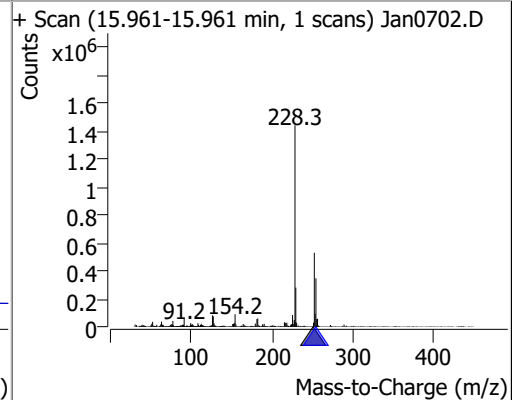
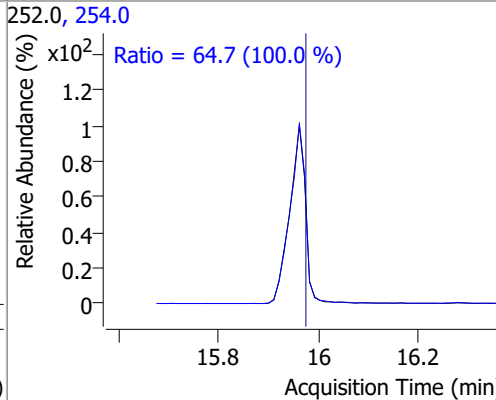
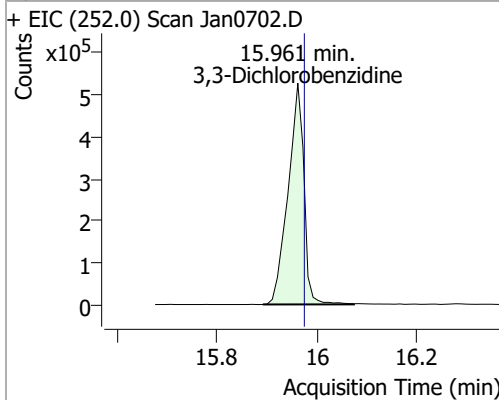
Compound	Conc.	RT	Dev(Min)	Resp.	QIon	QRatio	Lower	Upper
Benzo(a)Anthracene	148.1830	15.81	0.01	3225079	226.0	26.8	18.9	35.2
					229.0	20.5	14.7	27.3



Compound	Conc.	RT	Dev(Min)	Resp.	QIon	QRatio	Lower	Upper
Chrysene	148.5579	15.93	0.03	3445782	226.0	30.3	21.0	38.9
					229.0	20.5	14.3	26.5

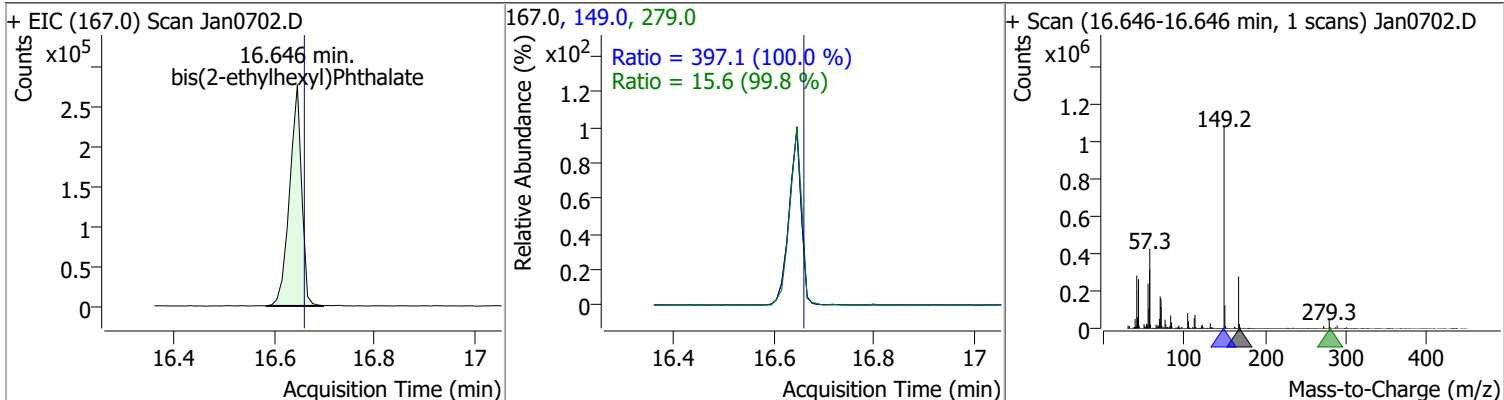


Compound	Conc.	RT	Dev(Min)	Resp.	QIon	QRatio	Lower	Upper
3,3-Dichlorobenzidine	147.8415	15.96	0.01	1164824	254.0	64.7	45.3	84.1

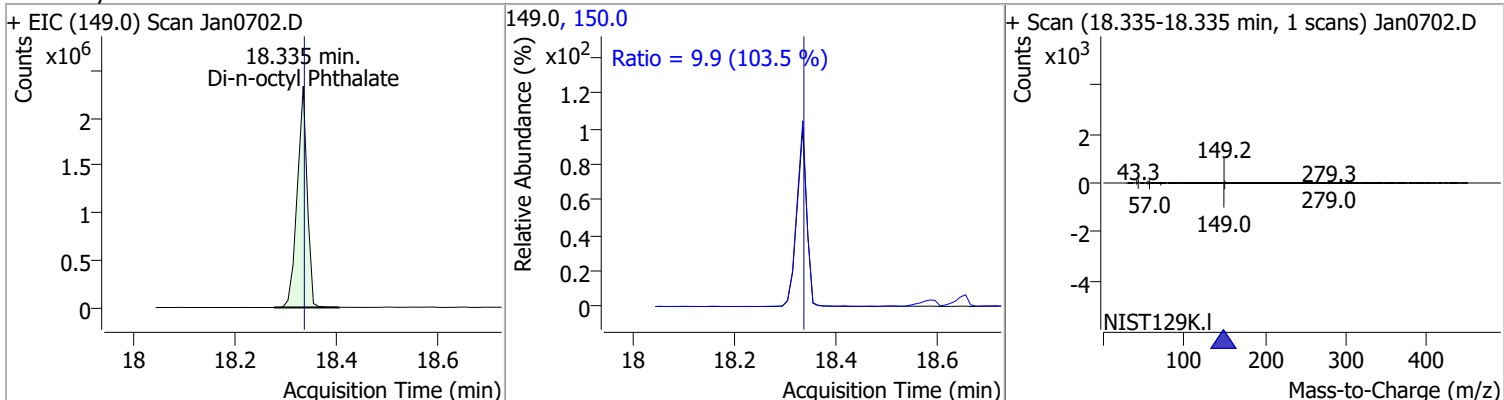


Quantitation Results Report (QT Reviewed)

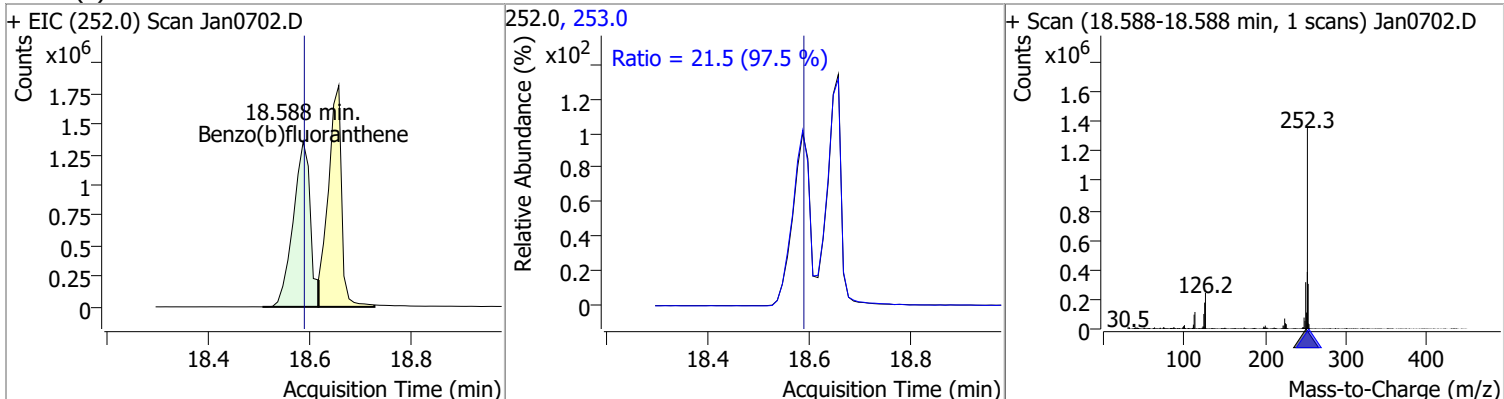
Compound	Conc.	RT	Dev(Min)	Resp.	QIon	QRatio	Lower	Upper
bis(2-ethylhexyl)Phthalate	147.8651	16.65	0.01	465023	149.0	397.1	278.0	516.2
					279.0	15.6	10.9	20.3



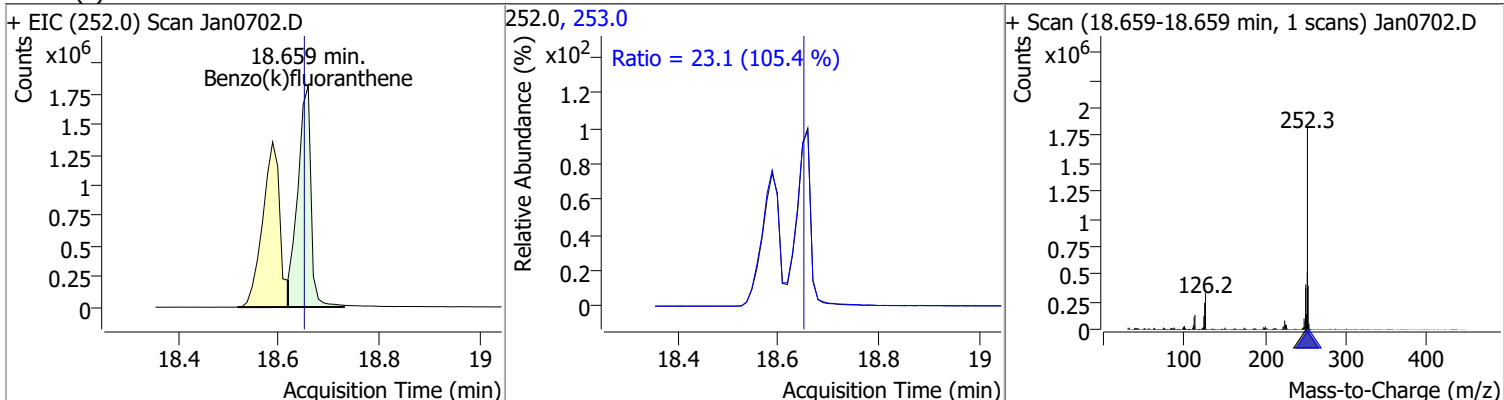
Compound	Conc.	RT	Dev(Min)	Resp.	QIon	QRatio	Lower	Upper
Di-n-octyl Phthalate	146.6225	18.33	0.01	3206049	150.0	9.9	6.7	12.4



Compound	Conc.	RT	Dev(Min)	Resp.	QIon	QRatio	Lower	Upper
Benzo(b)fluoranthene	148.5466	18.59	0.01	3186367	253.0	21.5	15.4	28.6

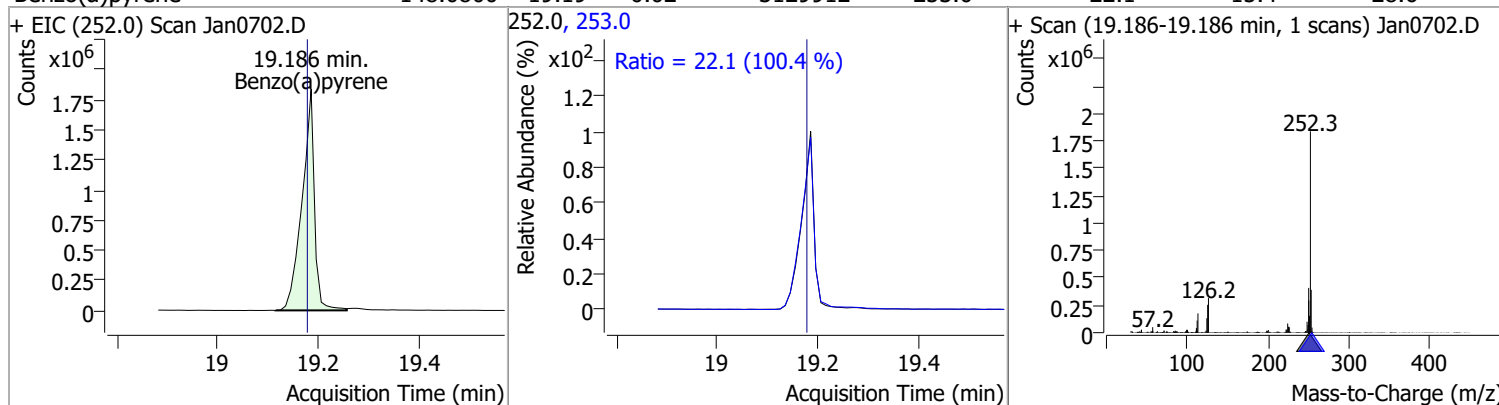


Compound	Conc.	RT	Dev(Min)	Resp.	QIon	QRatio	Lower	Upper
Benzo(k)fluoranthene	150.3140	18.66	0.02	3342735	253.0	23.1	15.3	28.5

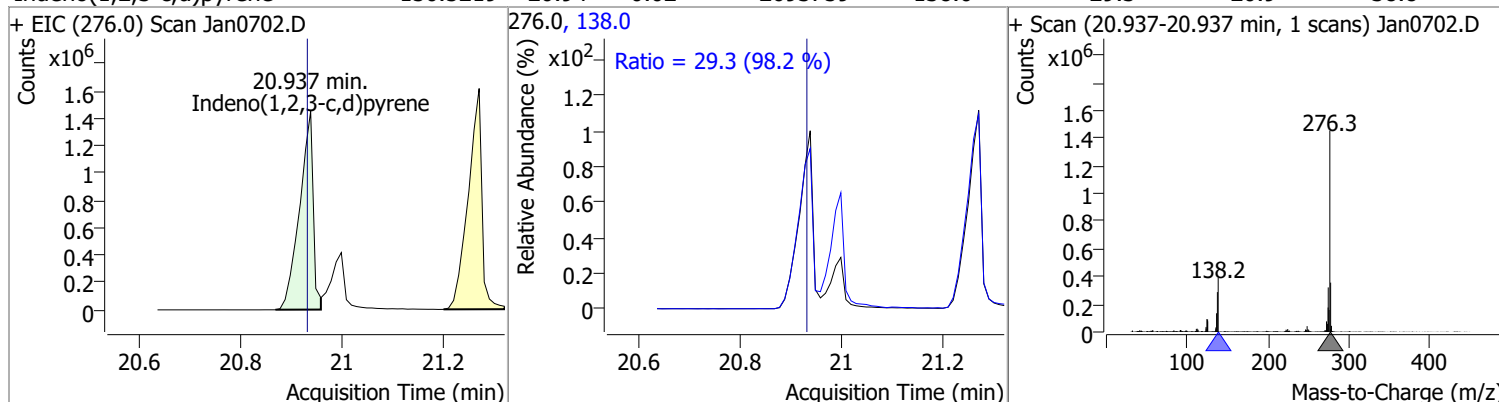


Quantitation Results Report (QT Reviewed)

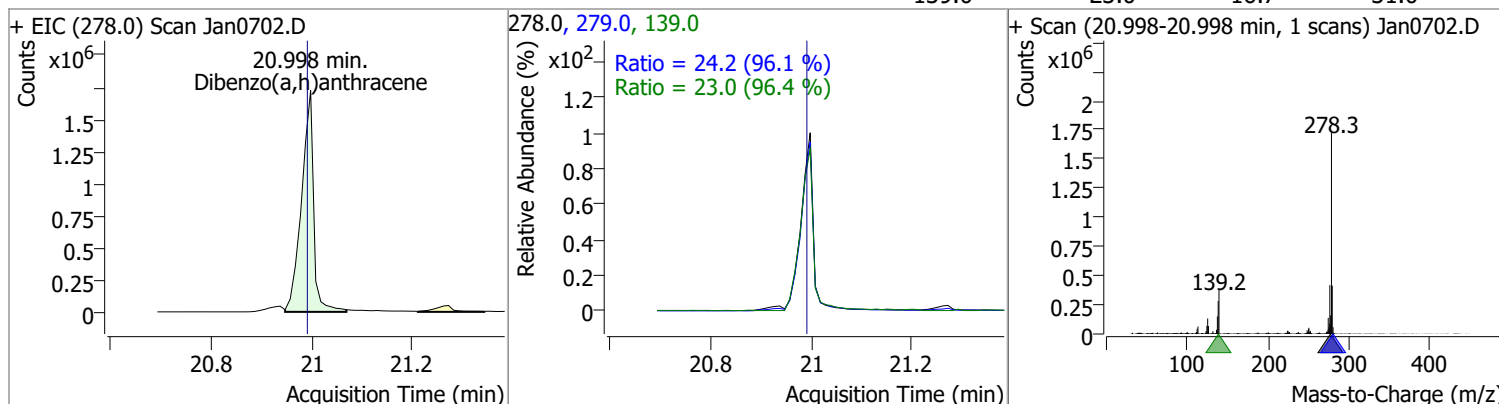
Compound	Conc.	RT	Dev(Min)	Resp.	QIon	QRatio	Lower	Upper
Benzo(a)pyrene	148.0800	19.19	0.02	3129912	253.0	22.1	15.4	28.6



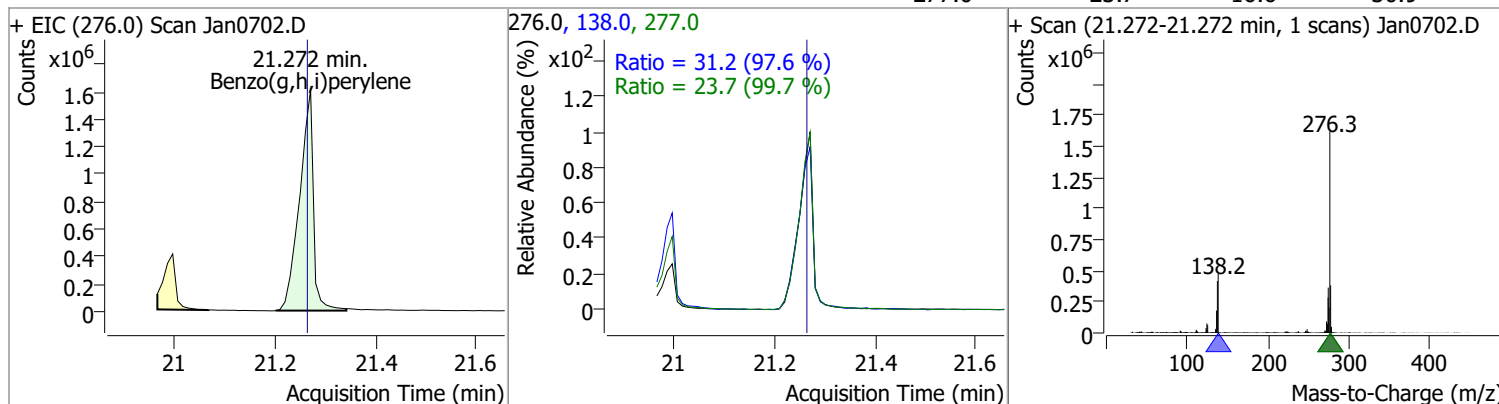
Compound	Conc.	RT	Dev(Min)	Resp.	QIon	QRatio	Lower	Upper
Indeno(1,2,3-c,d)pyrene	150.5219	20.94	0.02	2693759	138.0	29.3	20.9	38.8



Compound	Conc.	RT	Dev(Min)	Resp.	QIon	QRatio	Lower	Upper
Dibenzo(a,h)anthracene	147.8072	21.00	0.02	2873461	279.0	24.2	17.7	32.8
					139.0	23.0	16.7	31.0

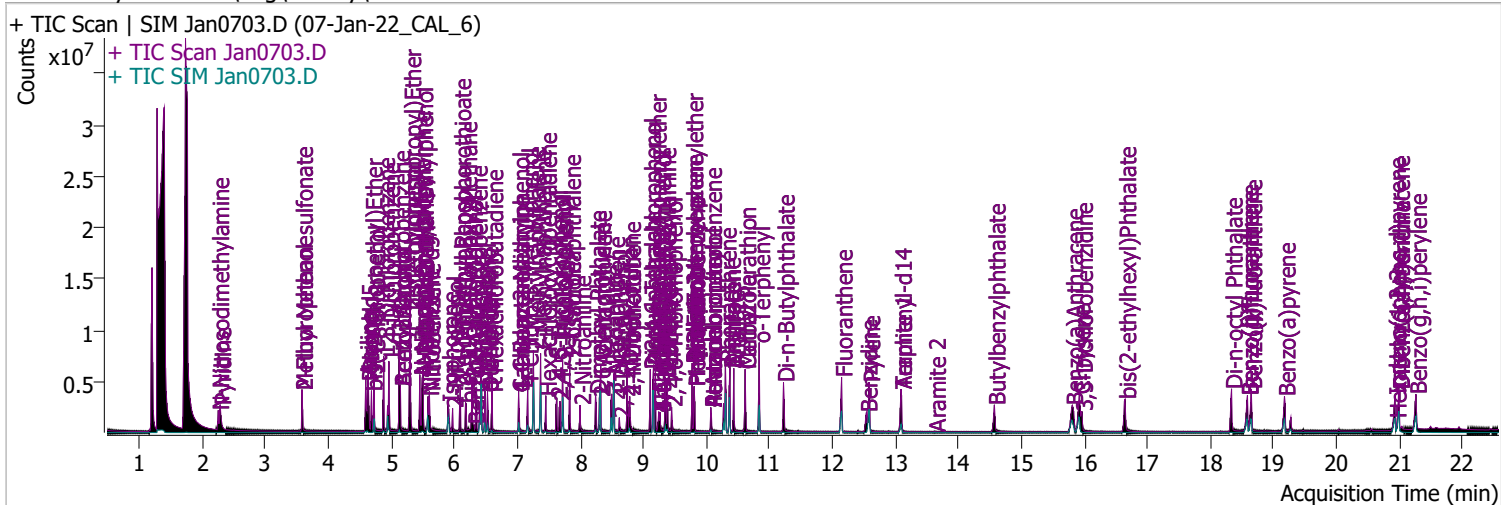


Compound	Conc.	RT	Dev(Min)	Resp.	QIon	QRatio	Lower	Upper
Benzo(g,h,i)perylene	152.2585	21.27	0.02	3060809	138.0	31.2	22.4	41.6
					277.0	23.7	16.6	30.9



Quantitation Results Report (QT Reviewed)

Data File	Jan0703.D	Operator	LIMS import
Acq. Method	BNA+SIM.M	Acq. Date-Time	1/7/2022 1:35:33 PM
Sample Name	07-Jan-22_CAL_6	Instrument	Instrument #1
Vial	3	Multiplier	1.00
DA Method File		Comment	SVOC-8270-W-LARGO
Tune File	dftppdsm.u	Tune Date	1/7/2022 12:13:00 PM
Batch Name	010722 DoD BNA cal 1.batch.bin	Last Calib Update	1/11/2022 8:55:14 AM
Ref Library	D:\Org\Library\NIST129K.l		



Compound	RT	QIon	Resp.	Conc.	Units	Dev(Min)
----------	----	------	-------	-------	-------	----------

Internal Standards

System Monitoring Compounds

S 2-Fluorophenol	3.582	112.0	1044793	126.3967	µg/L	0.000
Spiked Amount: 200.000	Range: 10.0 - 75.0%			Recovery = 63.20%		
S Phenol-d5	4.623	99.0	1330488	122.4408	µg/L	0.000
Spiked Amount: 200.000	Range: 10.0 - 65.0%			Recovery = 61.22%		
S Nitrobenzene-d5	5.583	82.0	739181	123.6640	µg/L	0.000
Spiked Amount: 100.000	Range: 32.0 - 94.0%			Recovery = 123.66%		*
S 2-Fluorobiphenyl	7.718	172.0	2165215	118.9440	µg/L	0.000
Spiked Amount: 100.000	Range: 28.0 - 107.0%			Recovery = 118.94%		*
S 2,4,6-Tribromophenol	9.448	329.8	190756	117.3933	µg/L	0.000
Spiked Amount: 200.000	Range: 25.0 - 140.0%			Recovery = 58.70%		
S Terphenyl-d14	13.088	244.3	2310785	119.9614	µg/L	0.000
Spiked Amount: 100.000	Range: 32.0 - 122.0%			Recovery = 119.96%		

Target Compounds

Compound	RT	QIon	Resp.	Conc.	Units	m	QValue
T N-Nitrosodimethylamine	2.254	74.0	480784	124.9068	µg/L	m	78
T Pyridine	2.285	79.0	1062127	122.1877	µg/L	m	99
T Aniline	4.593	93.0	1772963	120.9152	µg/L		100
T Phenol	4.634	94.0	1286467	118.6116	µg/L	m	90
T bis(-2-Chloroethyl)Ether	4.685	63.0	1108519	122.0546	µg/L	m	99
T 2-Chlorophenol	4.725	128.0	1170338	123.7781	µg/L		100
T 1,3-Dichlorobenzene	4.879	146.0	1628314	125.7682	µg/L	m	98
T 1,4-Dichlorobenzene	4.960	146.0	1495883	114.9623	µg/L	m	100
T 1,2-Dichlorobenzene	5.124	146.0	1511542	117.8188	µg/L		99
T Benzyl Alcohol	5.144	108.0	744997	125.5017	µg/L		100
T bis(2-chloroisopropyl)Ether	5.297	121.0	421242	120.8943	µg/L		96
T 2-Methylphenol	5.297	107.0	1101229	126.8554	µg/L		98
T N-nitroso-Di-n-propylamine	5.451	70.0	709020	121.4162	µg/L		98
T 4Methylphenol/3Methylphenol	5.491	107.0	1477253	125.4751	µg/L		94
T Hexachloroethane	5.502	117.0	465508	123.2169	µg/L		100

Quantitation Results Report (QT Reviewed)

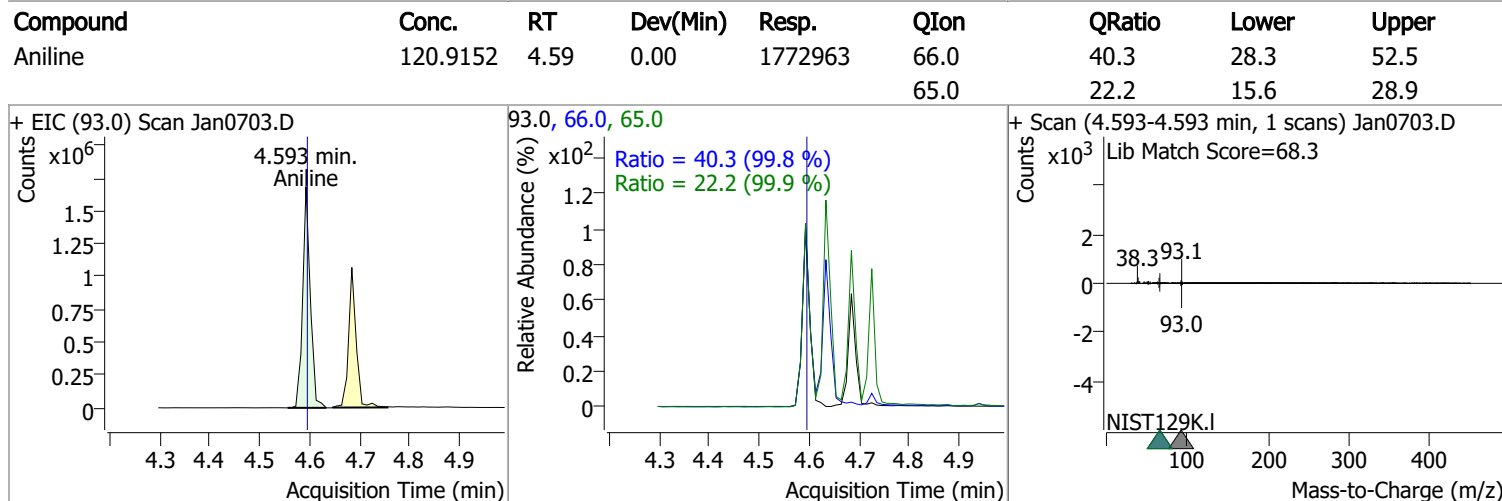
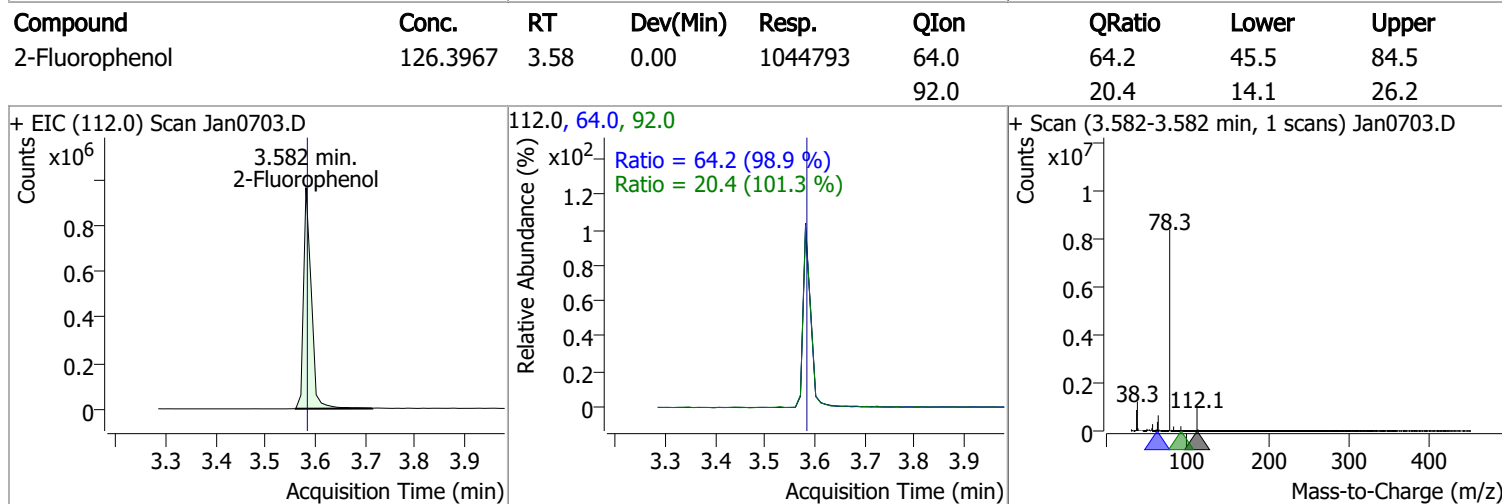
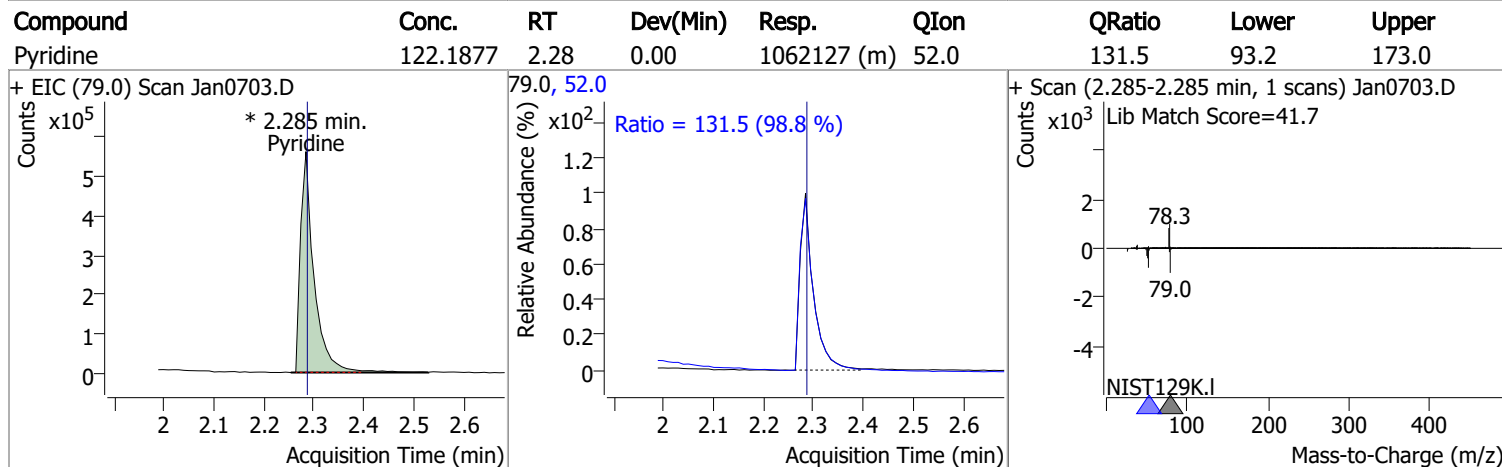
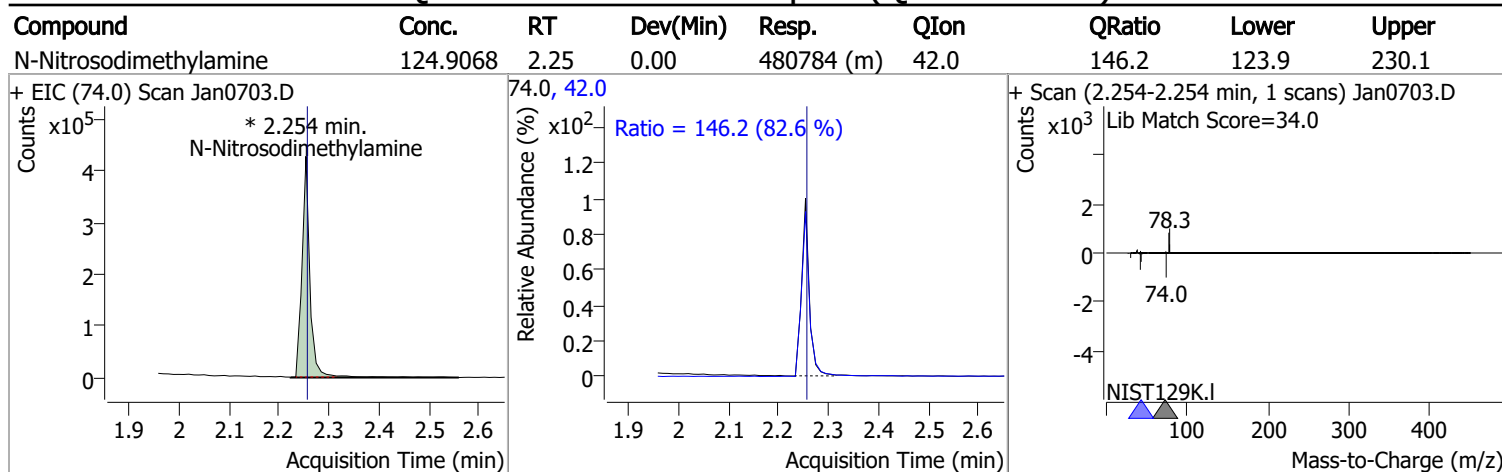
Compound	RT	QIon	Resp.	Conc.	Units	Dev(Min)
T Nitrobenzene	5.604	123.1	356887	118.4364	µg/L	97
T Isophorone	5.900	82.0	1612764	119.2425	µg/L	100
T 2-Nitrophenol	5.972	139.0	300282	118.6744	µg/L	96
T 2,4-Dimethylphenol	6.095	122.0	932080	122.9790	µg/L	98
T bis(-2-Chloroethoxy)Methane	6.187	93.0	1015665	123.2560	µg/L	98
T Benzoic Acid	6.311	105.0	491082	117.8277	µg/L	98
T 2,4-Dichlorophenol	6.280	162.0	799558	122.1353	µg/L	99
T 1,2,4-Trichlorobenzene	6.352	180.0	996871	122.2043	µg/L	99
T Naphthalene	6.424	128.0	2887482	120.2204	µg/L	100
T 4-Chlorophenol	6.485	130.0	282014	123.4973	µg/L	m 97
T p-Chloroaniline	6.526	127.0	1100288	119.1335	µg/L	98
T Hexachlorobutadiene	6.598	224.9	556283	118.1392	µg/L	99
T 4-Chloro-2-Methylphenol	7.019	107.0	743664	124.7254	µg/L	99
T 4-Chloro-3-Methylphenol	7.163	107.0	771736	122.5469	µg/L	m 99
T 2-Methylnaphthalene	7.255	141.0	1640822	116.5304	µg/L	m 98
T 1-Methylnaphthalene	7.368	141.0	1650148	119.0934	µg/L	m 99
T Hexachlorocyclopentadiene	7.451	236.9	382644	122.2721	µg/L	99
T 2,4,6-Trichlorophenol	7.625	196.0	523385	119.2442	µg/L	100
T 2,4,5-Trichlorophenol	7.676	196.0	583800	123.8574	µg/L	99
T 2-Chloronaphthalene	7.831	162.0	1868917	118.9052	µg/L	99
T 2-Nitroaniline	7.995	65.0	346934	124.1904	µg/L	99
T Dimethyl Phthalate	8.241	163.0	1954420	122.4852	µg/L	100
T 2,6-Dinitrotoluene	8.302	165.0	262540	124.9273	µg/L	98
T Acenaphthylene	8.323	152.1	3162196	119.6855	µg/L	100
T 3-Nitroaniline	8.497	138.0	281617	115.8888	µg/L	95
T Acenaphthene	8.537	154.0	1719160	118.6057	µg/L	99
T 2,4-Dinitrophenol	8.619	184.0	154925	121.1707	µg/L	91
T Dibenzofuran	8.742	168.0	2684520	117.0223	µg/L	100
T 2,4-Dinitrotoluene	8.783	165.0	366661	123.0655	µg/L	96
T 4-Nitrophenol	8.783	109.0	315129	124.5680	µg/L	95
T Diethylphthalate	9.110	149.0	2103927	118.8023	µg/L	100
T Fluorene	9.162	166.0	2340165	121.5299	µg/L	99
T 4-Chlorophenyl-phenylether	9.192	204.0	1069238	121.5830	µg/L	100
T 4-Nitroaniline	9.243	138.0	273670	110.1103	µg/L	96
T 4,6-Dinitro-2-methylphenol	9.264	198.0	207259	113.8815	µg/L	94
T N-nitrosodiphenylamine	9.346	169.0	1362476	110.0377	µg/L	99
T Azobenzene	9.376	77.0	1723842	115.8342	µg/L	96
T 4-Bromophenyl-phenylether	9.775	248.0	627763	120.4722	µg/L	99
T Hexachlorobenzene	9.806	283.9	613498	115.5133	µg/L	97
T Pentachlorophenol	10.069	265.9	296481	117.9498	µg/L	97
T Phenanthrene	10.302	178.0	2985598	116.0242	µg/L	100
T Anthracene	10.373	178.0	2960458	117.4868	µg/L	99
T Triallate	10.434	86.0	676929	118.6003	µg/L	98
T Carbazole	10.616	167.0	2776985	114.9844	µg/L	99
T o-Terphenyl	10.839	230.0	1691600	115.9451	µg/L	99
T Di-n-Butylphthalate	11.224	149.0	2989997	119.3053	µg/L	100
T Fluoranthene	12.146	202.0	3089043	116.2110	µg/L	99
T Benzidine	12.541	184.0	1299294	120.6104	µg/L	99
T Pyrene	12.581	202.0	3444793	118.3664	µg/L	99
T Butylbenzylphthalate	14.572	149.0	988902	118.9875	µg/L	98
T Benzo(a)Anthracene	15.808	228.0	2528993	117.9916	µg/L	100
T Chrysene	15.921	228.0	2757800	119.3529	µg/L	100
T 3,3-Dichlorobenzidine	15.961	252.0	907792	119.7849	µg/L	99
T bis(2-ethylhexyl)Phthalate	16.646	167.0	362081	121.4907	µg/L	99
T Di-n-octyl Phthalate	18.335	149.0	2492038	121.4748	µg/L	99

Quantitation Results Report (QT Reviewed)

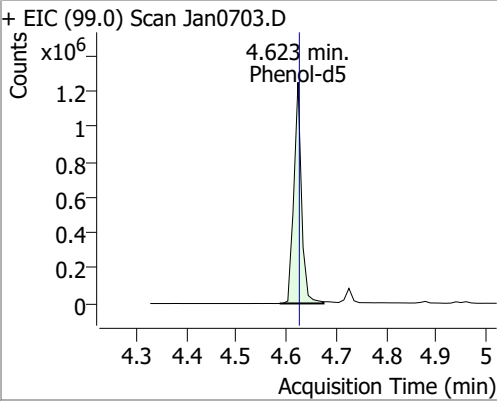
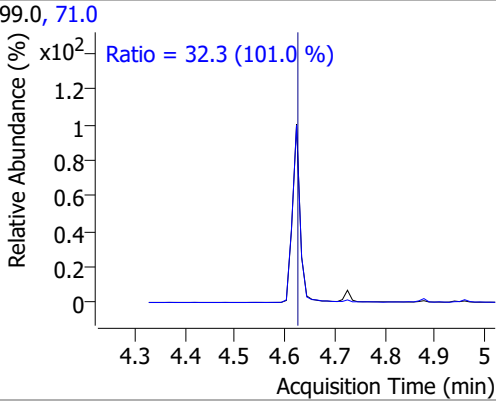
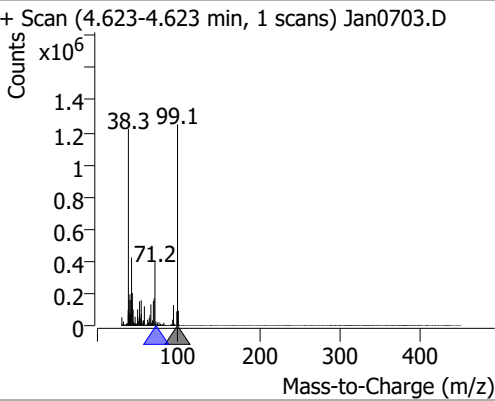
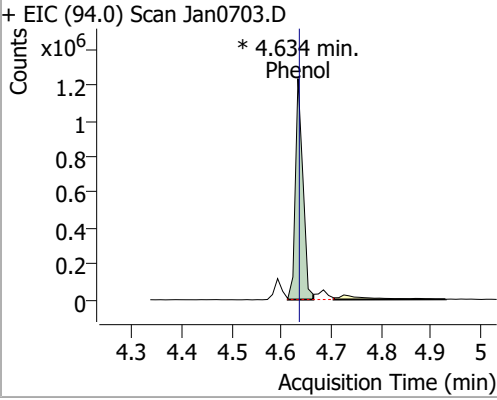
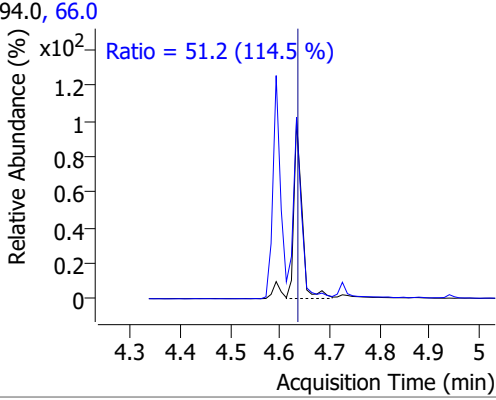
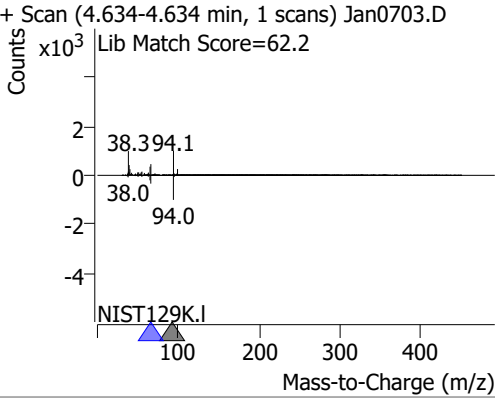
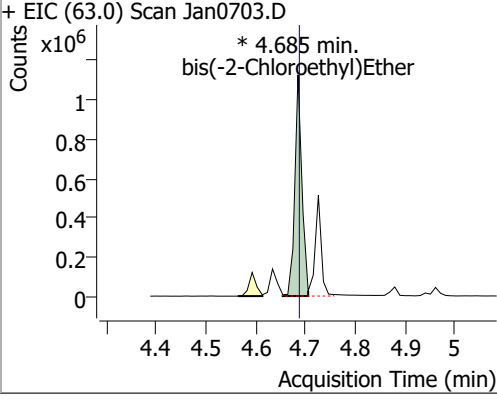
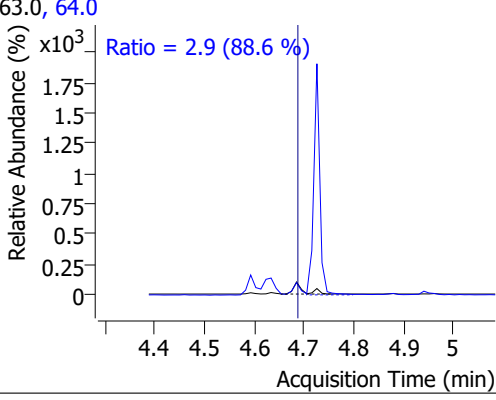
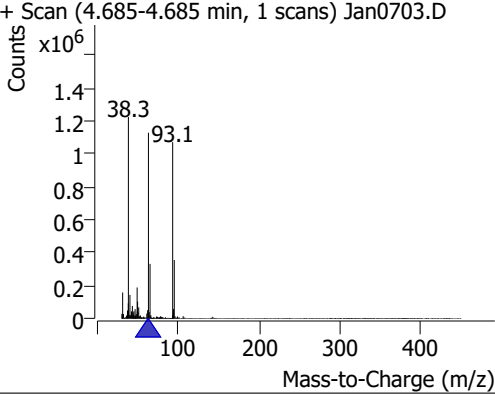
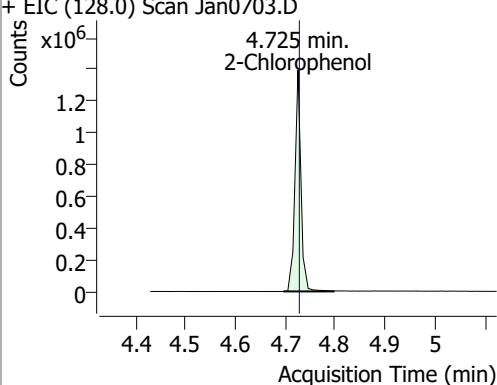
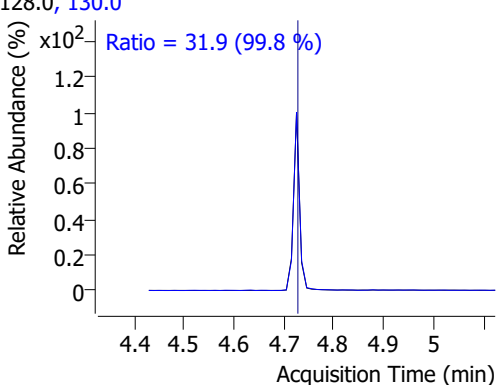
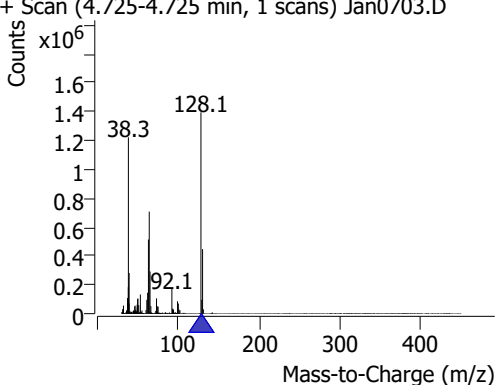
Compound	RT	QIon	Resp.	Conc.	Units	Dev(Min)
T Benzo(b)fluoranthene	18.588	252.0	2493854	119.8938	µg/L	99
T Benzo(k)fluoranthene	18.649	252.0	2673587	123.9797	µg/L	98
T Benzo(a)pyrene	19.175	252.0	2474611	122.2456	µg/L	98
T Indeno(1,2,3-c,d)pyrene	20.927	276.0	1999441	117.2704	µg/L	99
T Dibenzo(a,h)anthracene	20.988	278.0	2288825	123.2946	µg/L	99
T Benzo(g,h,i)perylene	21.261	276.0	2408350	123.5446	µg/L	99

(#) = Qualifier Out of Range; (m) = Manual Integration; (+) = Area Summed; (*) = Surrogate Percent Recovery Out of Range; (d): Zeroed Peak

Quantitation Results Report (QT Reviewed)

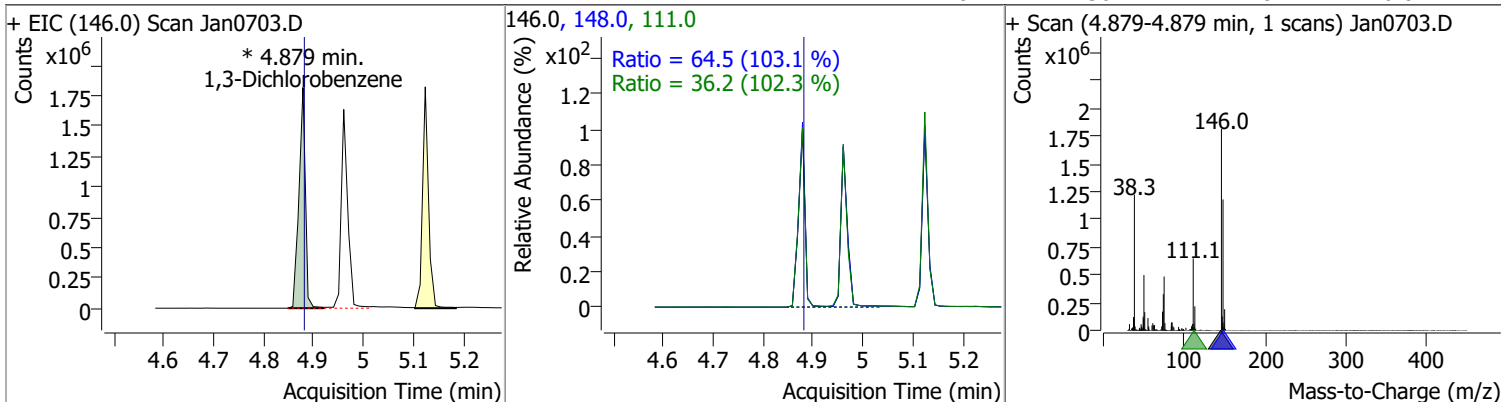


Quantitation Results Report (QT Reviewed)

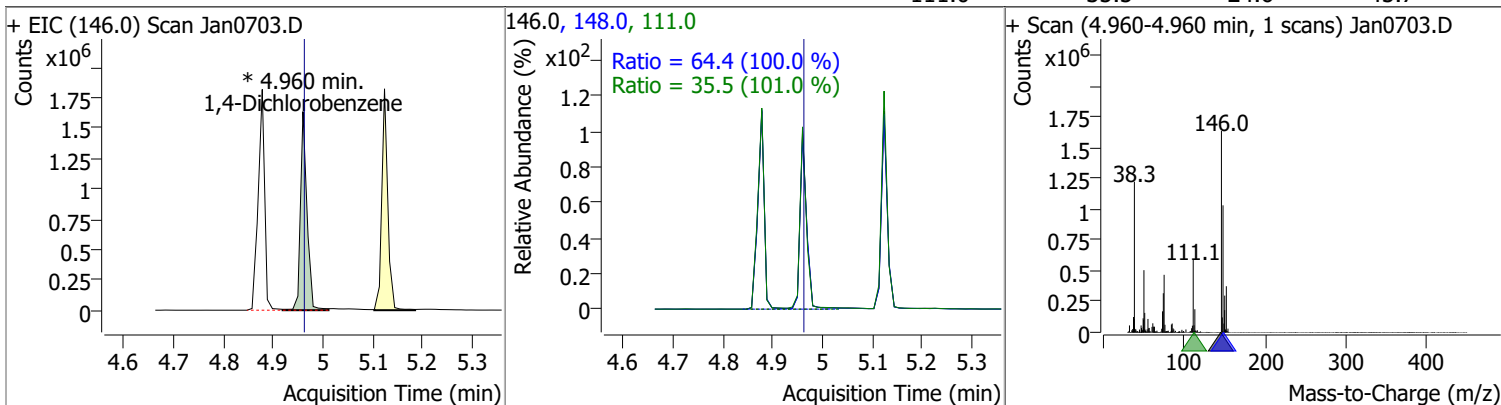
Compound	Conc.	RT	Dev(Min)	Resp.	QIon	QRatio	Lower	Upper
Phenol-d5	122.4408	4.62	0.00	1330488	71.0	32.3	22.3	41.5
+ EIC (99.0) Scan Jan0703.D			99.0, 71.0			+ Scan (4.623-4.623 min, 1 scans) Jan0703.D		
		Ratio = 32.3 (101.0 %)						
Phenol	118.6116	4.63	0.00	1286467 (m)	66.0	51.2	31.3	58.2
+ EIC (94.0) Scan Jan0703.D			94.0, 66.0			+ Scan (4.634-4.634 min, 1 scans) Jan0703.D		
		Ratio = 51.2 (114.5 %)						
bis(-2-Chloroethyl)Ether	122.0546	4.68	0.00	1108519 (m)	64.0	2.9	2.3	4.3
+ EIC (63.0) Scan Jan0703.D			63.0, 64.0			+ Scan (4.685-4.685 min, 1 scans) Jan0703.D		
		Ratio = 2.9 (88.6 %)						
2-Chlorophenol	123.7781	4.73	0.00	1170338	130.0	31.9	22.4	41.6
+ EIC (128.0) Scan Jan0703.D			128.0, 130.0			+ Scan (4.725-4.725 min, 1 scans) Jan0703.D		
		Ratio = 31.9 (99.8 %)						

Quantitation Results Report (QT Reviewed)

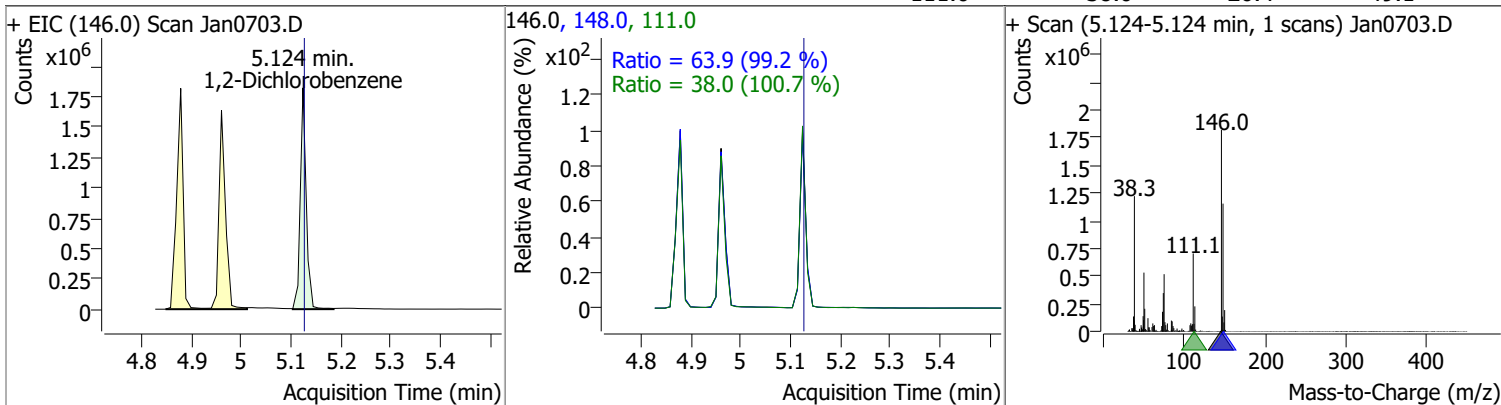
Compound	Conc.	RT	Dev(Min)	Resp.	QIon	QRatio	Lower	Upper
1,3-Dichlorobenzene	125.7682	4.88	0.00	1628314 (m)	148.0	64.5	43.8	81.3
					111.0	36.2	24.8	46.0



Compound	Conc.	RT	Dev(Min)	Resp.	QIon	QRatio	Lower	Upper
1,4-Dichlorobenzene	114.9623	4.96	0.00	1495883 (m)	148.0	64.4	45.1	83.8
					111.0	35.5	24.6	45.7

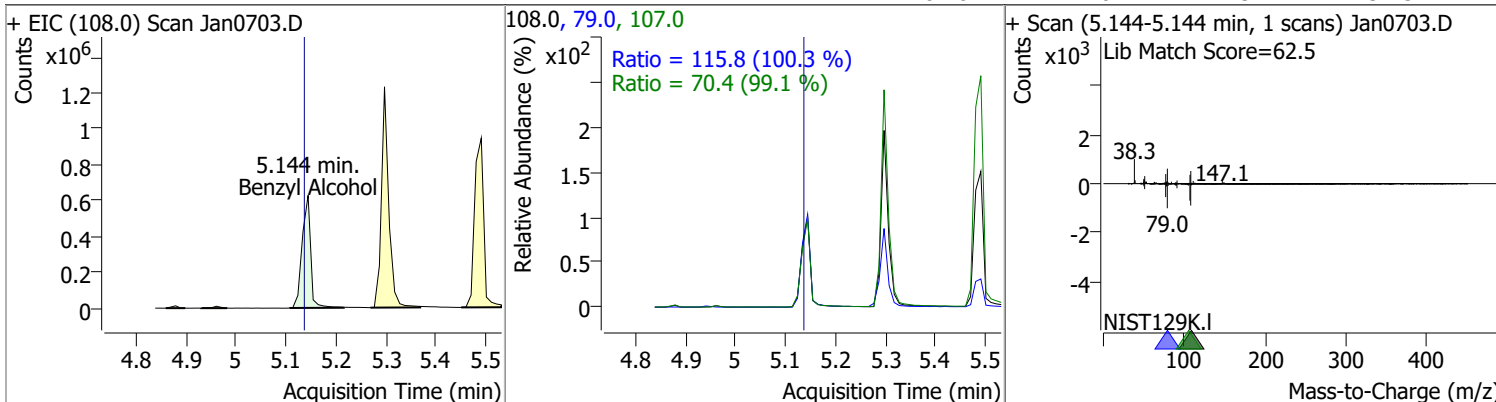


Compound	Conc.	RT	Dev(Min)	Resp.	QIon	QRatio	Lower	Upper
1,2-Dichlorobenzene	117.8188	5.12	0.00	1511542	148.0	63.9	45.1	83.8
					111.0	38.0	26.4	49.1

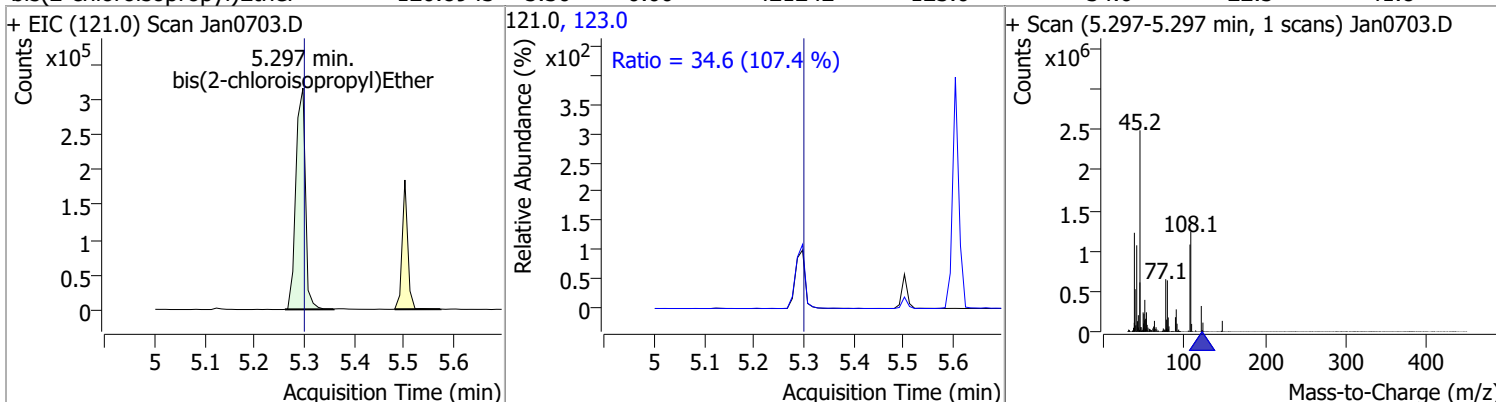


Quantitation Results Report (QT Reviewed)

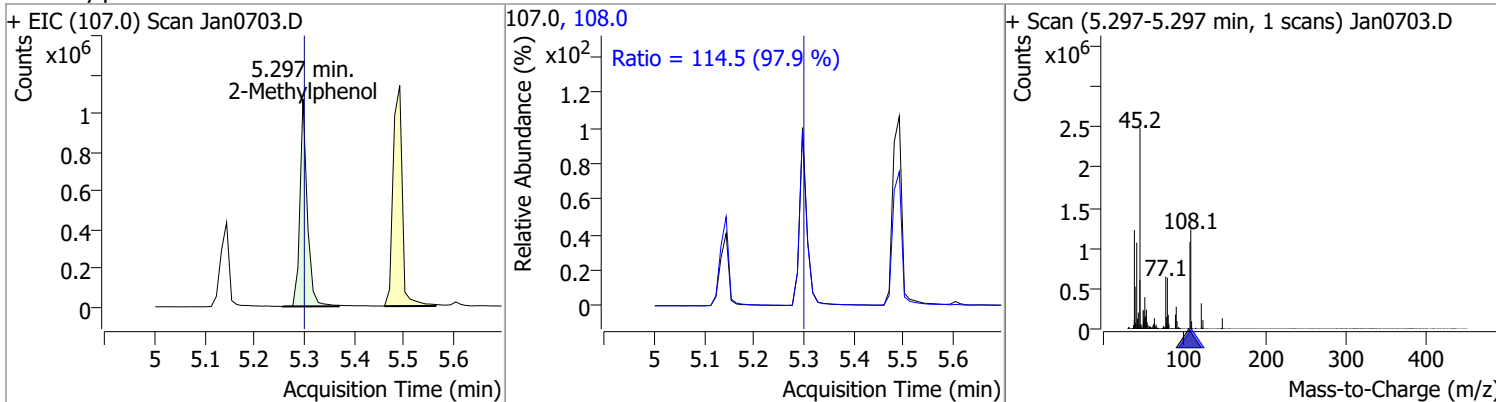
Compound	Conc.	RT	Dev(Min)	Resp.	QIon	QRatio	Lower	Upper
Benzyl Alcohol	125.5017	5.14	0.01	744997	79.0	115.8	80.8	150.1
					107.0	70.4	49.7	92.3



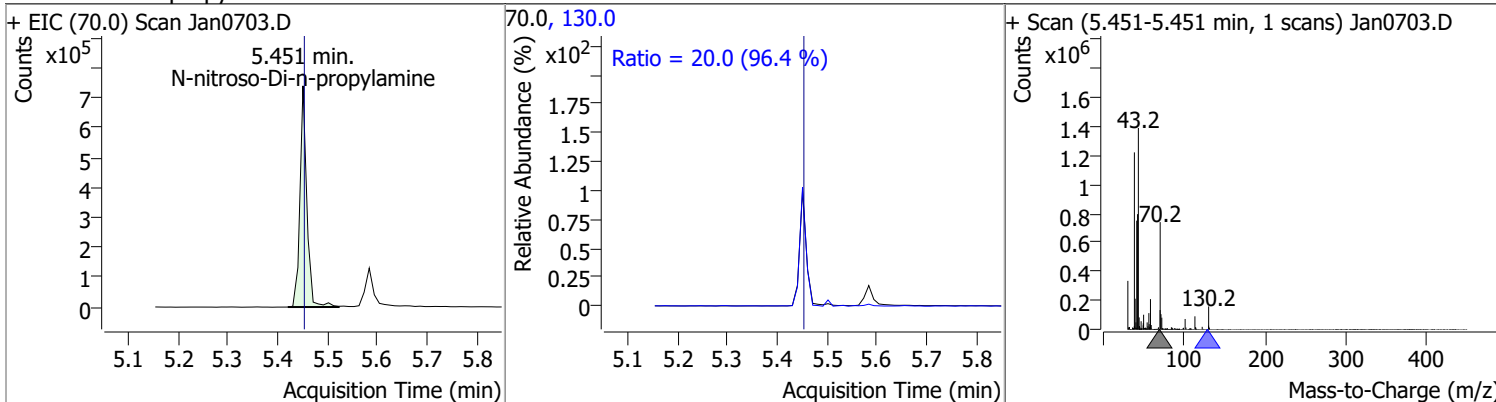
Compound	Conc.	RT	Dev(Min)	Resp.	QIon	QRatio	Lower	Upper
bis(2-chloroisopropyl)Ether	120.8943	5.30	0.00	421242	123.0	34.6	22.5	41.8



Compound	Conc.	RT	Dev(Min)	Resp.	QIon	QRatio	Lower	Upper
2-Methylphenol	126.8554	5.30	0.00	1101229	108.0	114.5	81.8	152.0

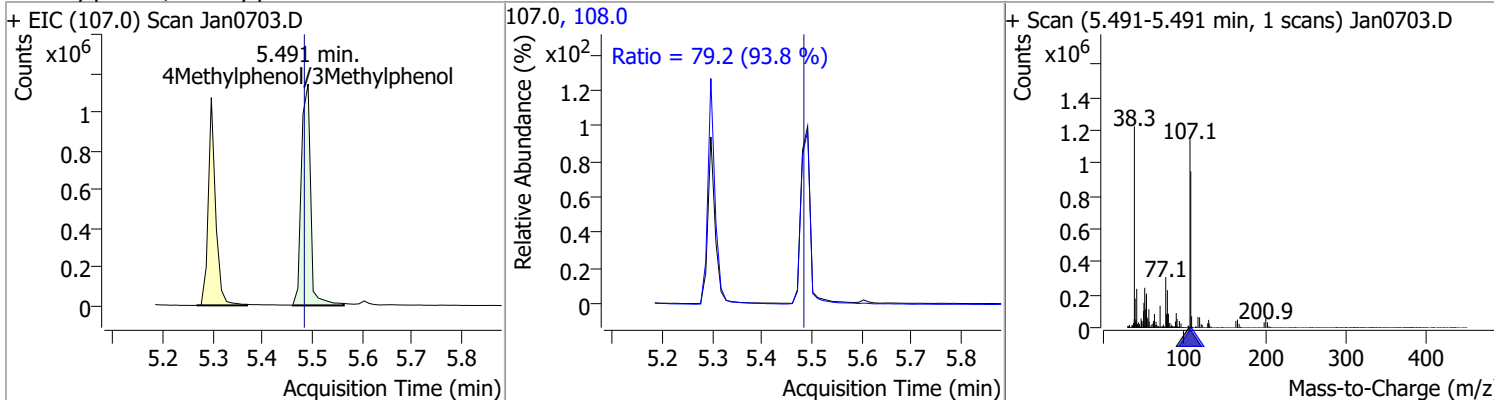


Compound	Conc.	RT	Dev(Min)	Resp.	QIon	QRatio	Lower	Upper
N-nitroso-Di-n-propylamine	121.4162	5.45	0.00	709020	130.0	20.0	0.0	41.5

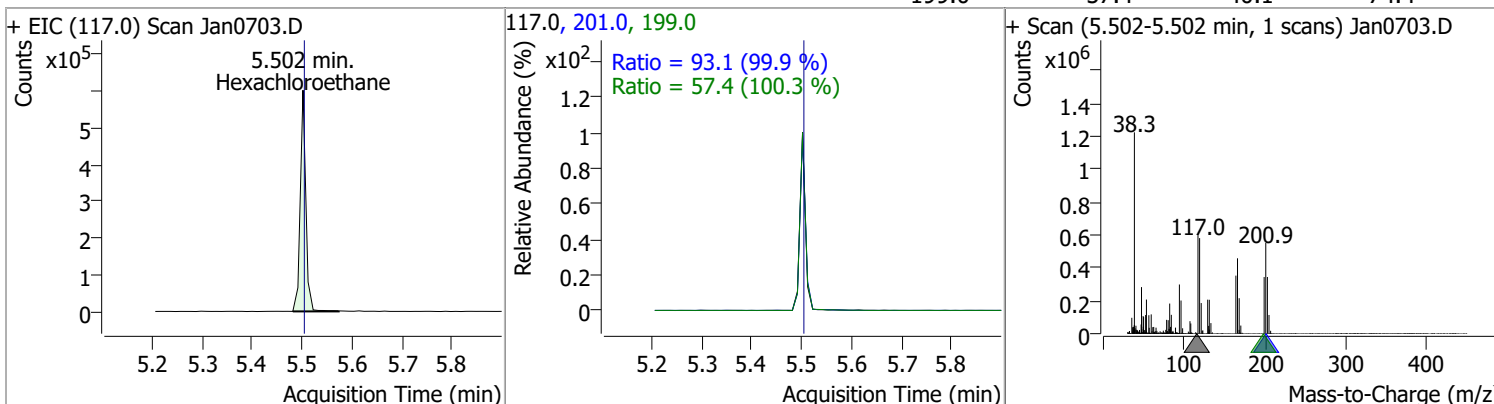


Quantitation Results Report (QT Reviewed)

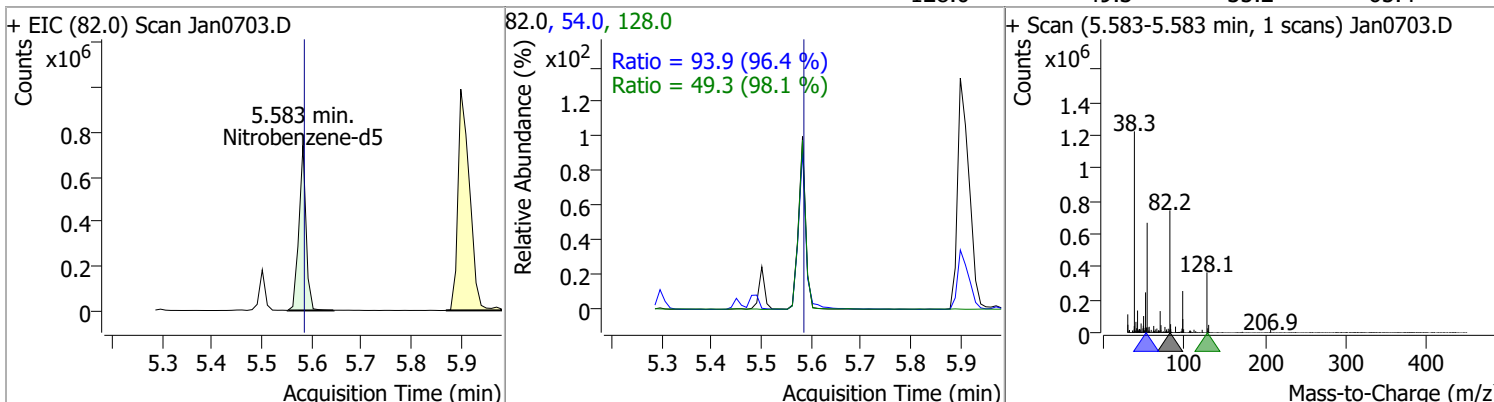
Compound	Conc.	RT	Dev(Min)	Resp.	QIon	QRatio	Lower	Upper
4Methylphenol/3Methylphenol	125.4751	5.49	0.01	1477253	108.0	79.2	59.1	109.8



Compound	Conc.	RT	Dev(Min)	Resp.	QIon	QRatio	Lower	Upper
Hexachloroethane	123.2169	5.50	0.00	465508	201.0	93.1	65.2	121.2
					199.0	57.4	40.1	74.4

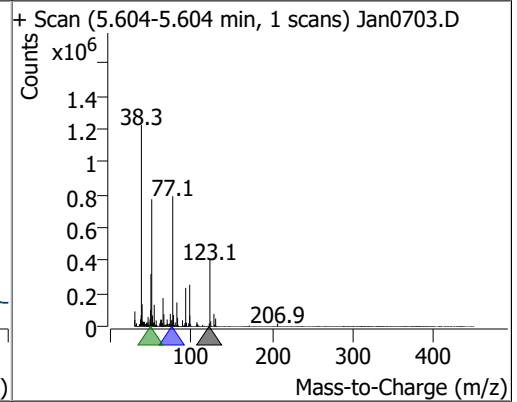
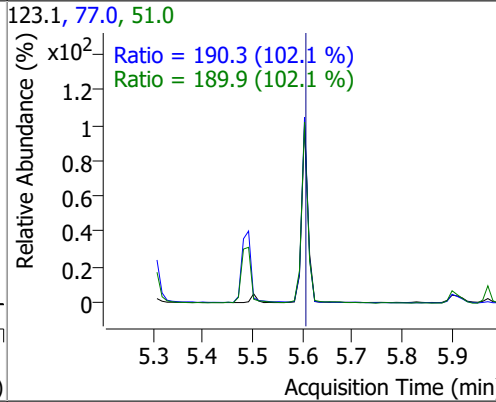
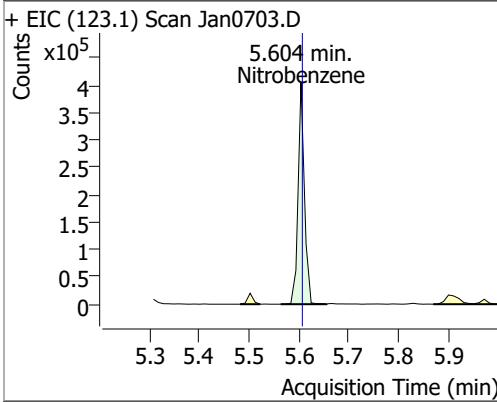


Compound	Conc.	RT	Dev(Min)	Resp.	QIon	QRatio	Lower	Upper
Nitrobenzene-d5	123.6640	5.58	0.00	739181	54.0	93.9	68.2	126.6
					128.0	49.3	35.2	65.4

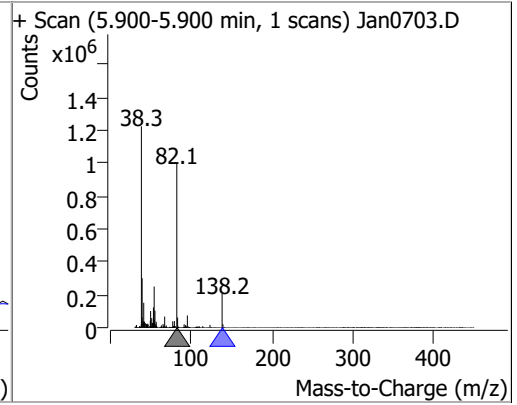
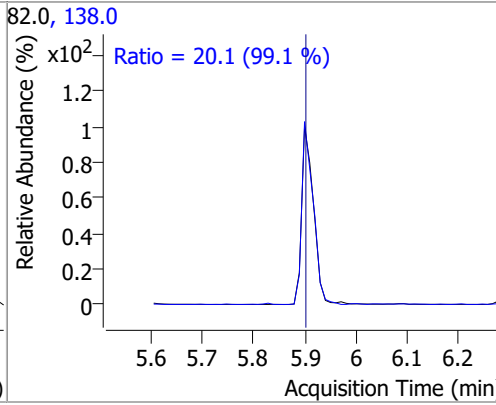
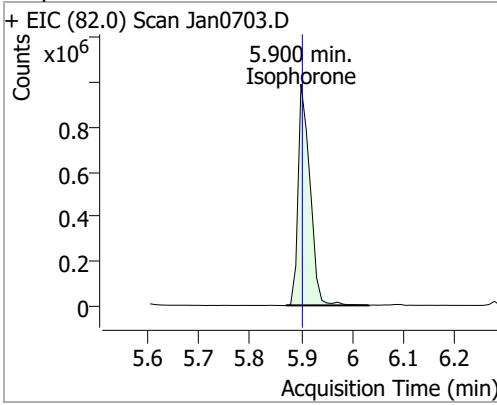


Quantitation Results Report (QT Reviewed)

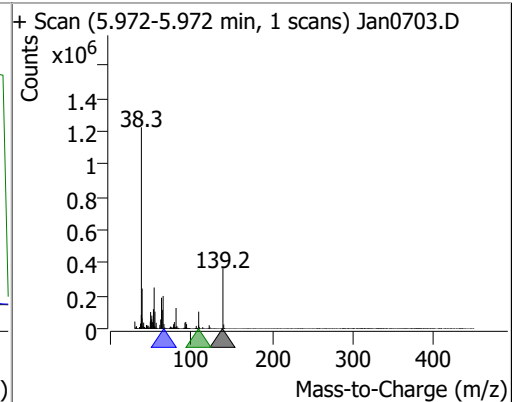
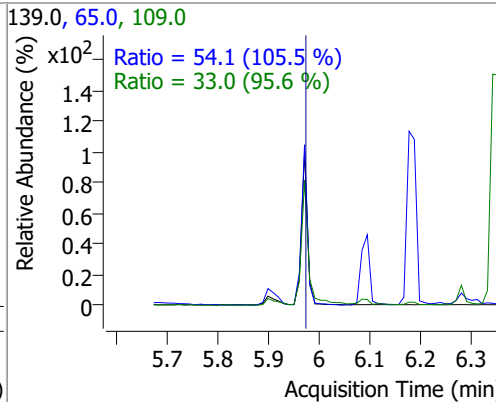
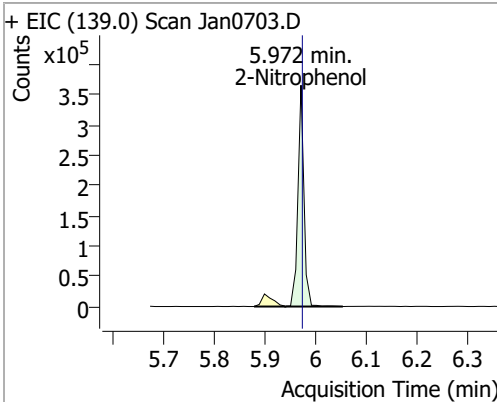
Compound	Conc.	RT	Dev(Min)	Resp.	QIon	QRatio	Lower	Upper
Nitrobenzene	118.4364	5.60	0.00	356887	77.0	190.3	130.5	242.3
					51.0	189.9	130.2	241.8



Compound	Conc.	RT	Dev(Min)	Resp.	QIon	QRatio	Lower	Upper
Isophrone	119.2425	5.90	0.00	1612764	138.0	20.1	14.2	26.4

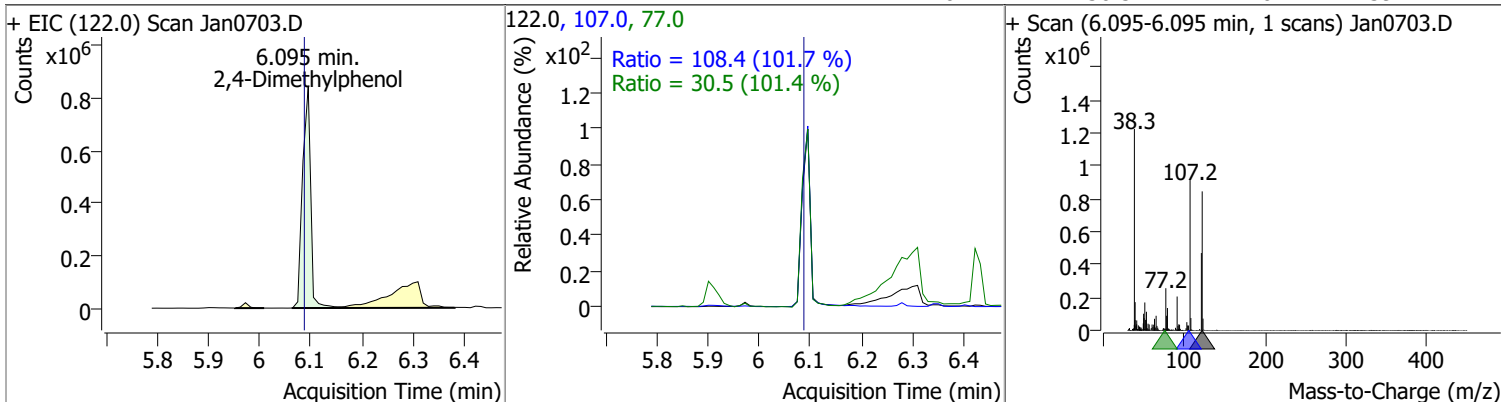


Compound	Conc.	RT	Dev(Min)	Resp.	QIon	QRatio	Lower	Upper
2-Nitrophenol	118.6744	5.97	0.00	300282	65.0	54.1	35.9	66.6
					109.0	33.0	24.1	44.8

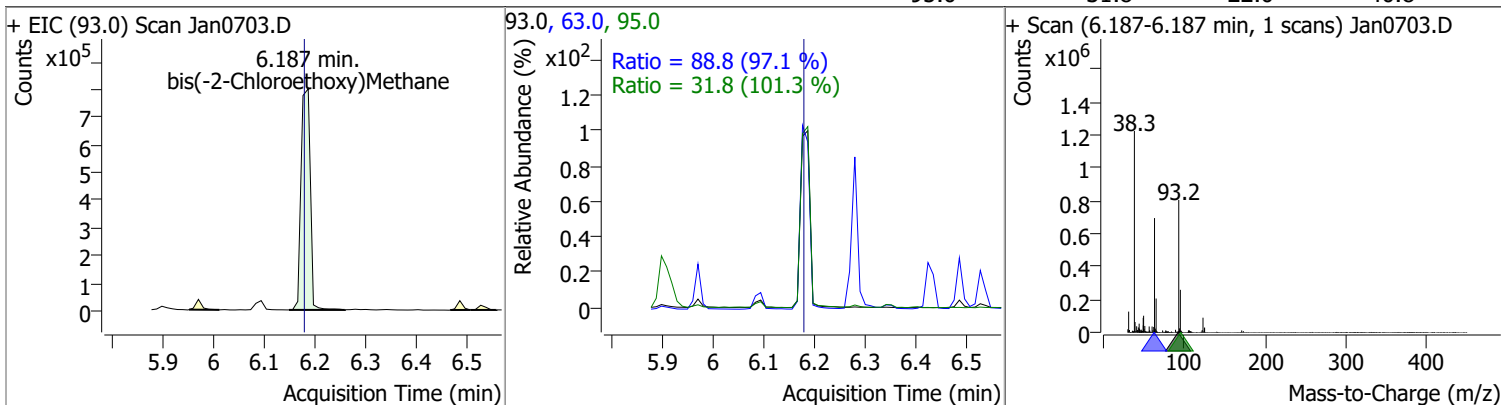


Quantitation Results Report (QT Reviewed)

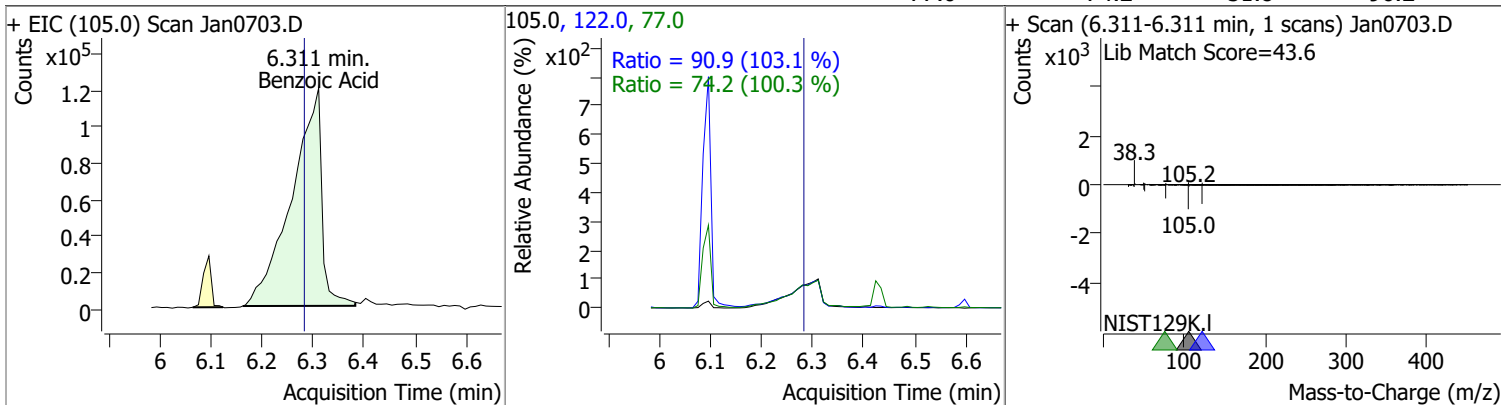
Compound	Conc.	RT	Dev(Min)	Resp.	QIon	QRatio	Lower	Upper
2,4-Dimethylphenol	122.9790	6.09	0.01	932080	107.0	108.4	74.6	138.5
					77.0	30.5	21.0	39.1



Compound	Conc.	RT	Dev(Min)	Resp.	QIon	QRatio	Lower	Upper
bis(-2-Chloroethoxy)Methane	123.2560	6.19	0.01	1015665	63.0	88.8	64.0	118.8
					95.0	31.8	22.0	40.8

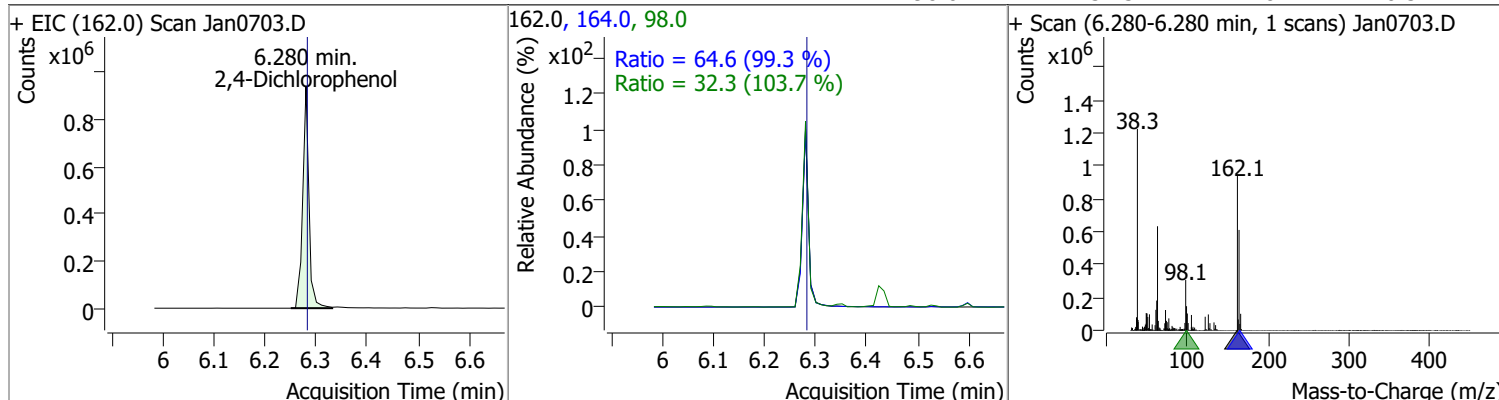


Compound	Conc.	RT	Dev(Min)	Resp.	QIon	QRatio	Lower	Upper
Benzoic Acid	117.8277	6.31	0.03	491082	122.0	90.9	61.7	114.6
					77.0	74.2	51.8	96.2

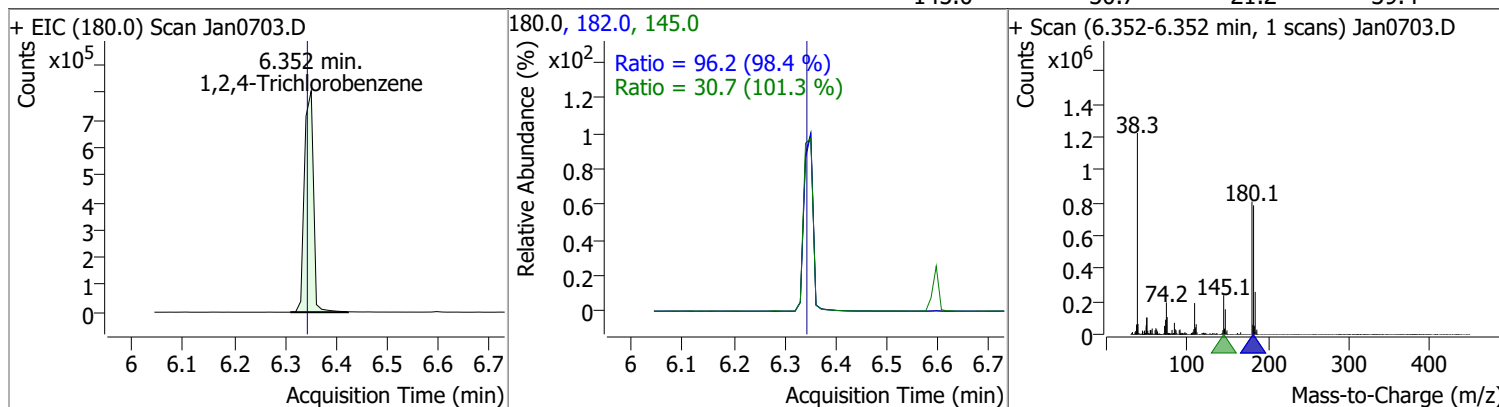


Quantitation Results Report (QT Reviewed)

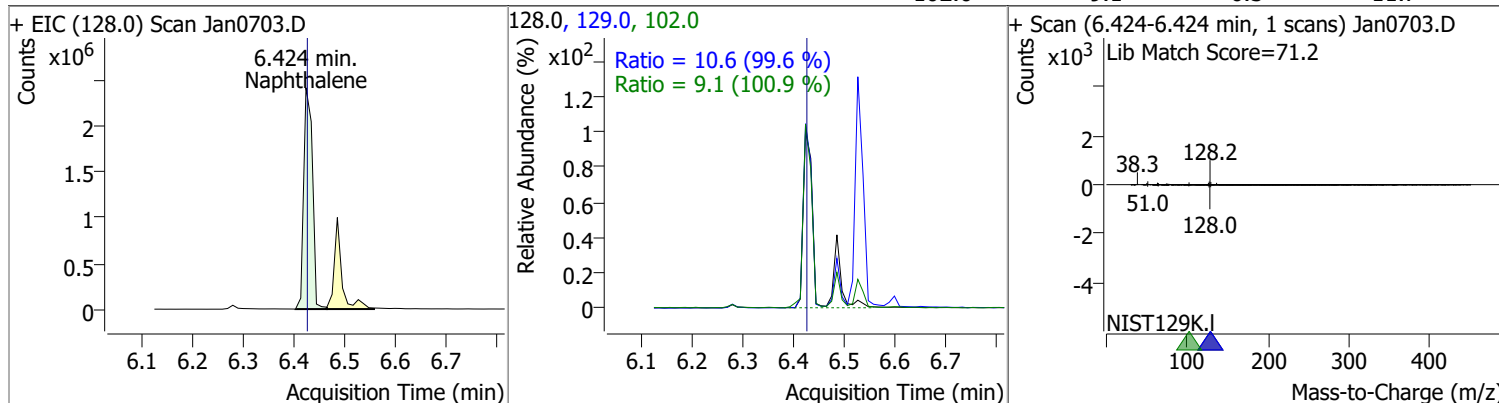
Compound	Conc.	RT	Dev(Min)	Resp.	QIon	QRatio	Lower	Upper
2,4-Dichlorophenol	122.1353	6.28	0.00	799558	164.0	64.6	45.5	84.6
					98.0	32.3	21.8	40.5



Compound	Conc.	RT	Dev(Min)	Resp.	QIon	QRatio	Lower	Upper
1,2,4-Trichlorobenzene	122.2043	6.35	0.01	996871	182.0	96.2	68.4	127.1
					145.0	30.7	21.2	39.4

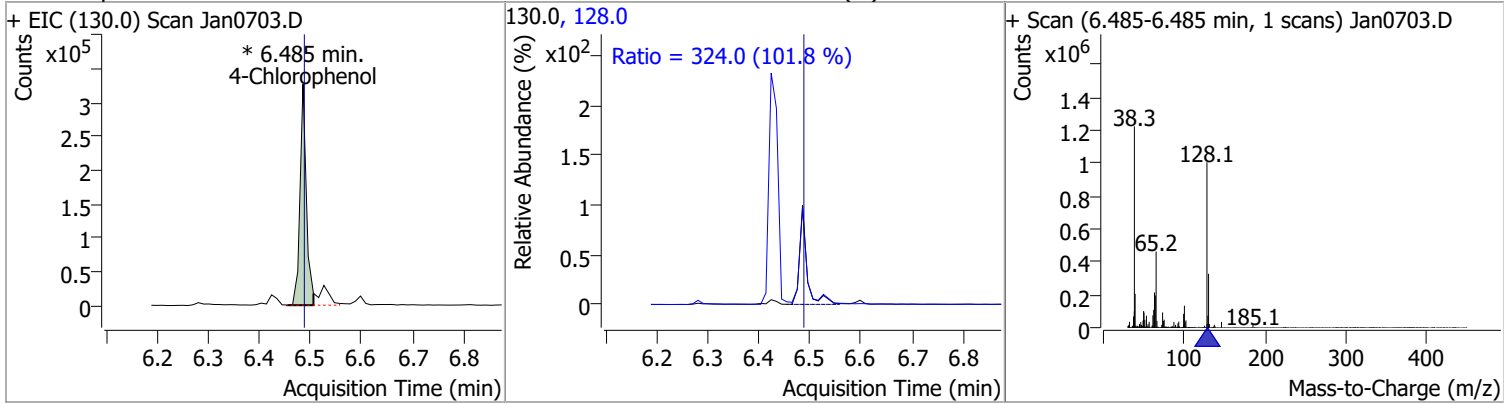


Compound	Conc.	RT	Dev(Min)	Resp.	QIon	QRatio	Lower	Upper
Naphthalene	120.2204	6.42	0.00	2887482	129.0	10.6	7.4	13.8
					102.0	9.1	6.3	11.7

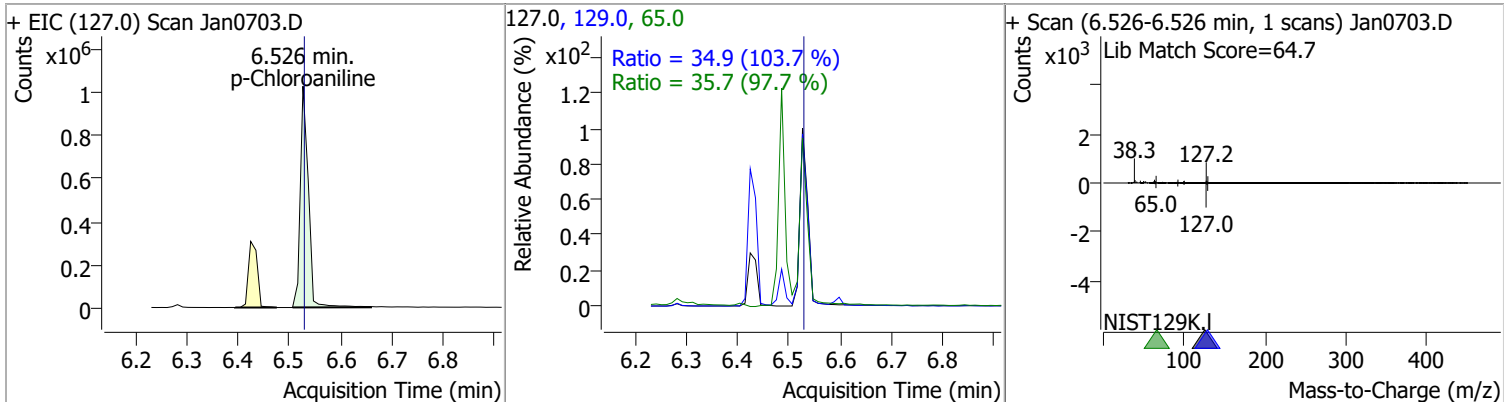


Quantitation Results Report (QT Reviewed)

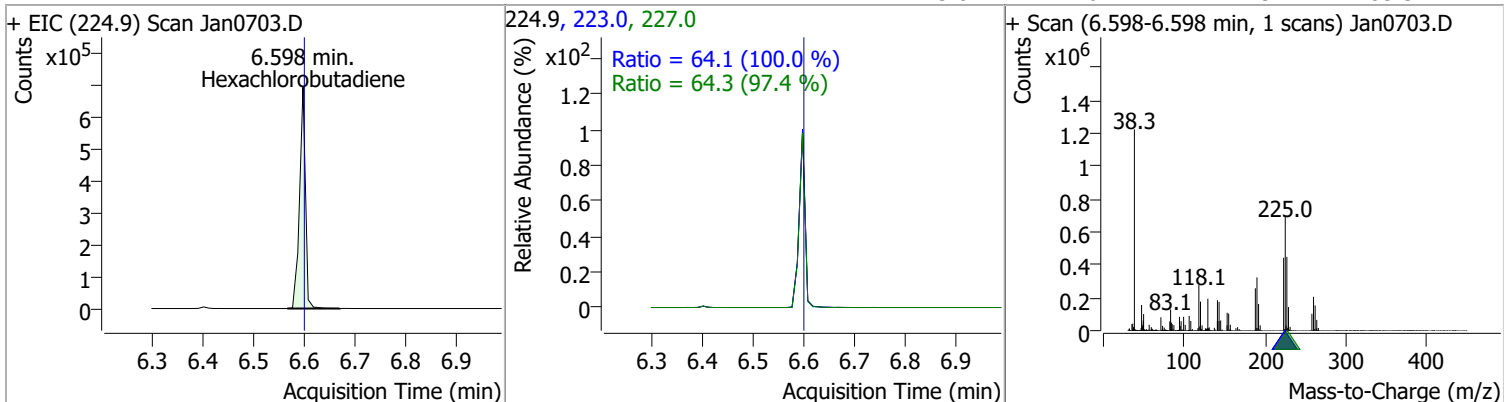
Compound	Conc.	RT	Dev(Min)	Resp.	QIon	QRatio	Lower	Upper
4-Chlorophenol	123.4973	6.49	0.00	282014 (m)	128.0	324.0	222.8	413.7



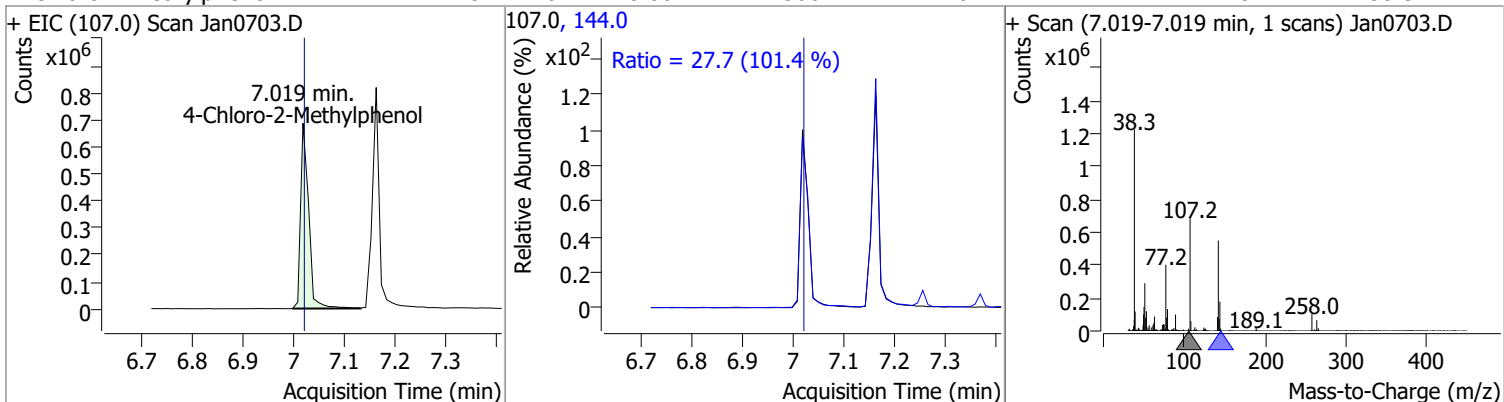
Compound	Conc.	RT	Dev(Min)	Resp.	QIon	QRatio	Lower	Upper
p-Chloroaniline	119.1335	6.53	0.00	1100288	65.0	35.7	25.6	47.5
					129.0	34.9	23.6	43.8



Compound	Conc.	RT	Dev(Min)	Resp.	QIon	QRatio	Lower	Upper
Hexachlorobutadiene	118.1392	6.60	0.00	556283	227.0	64.3	46.3	85.9
					223.0	64.1	44.9	83.3

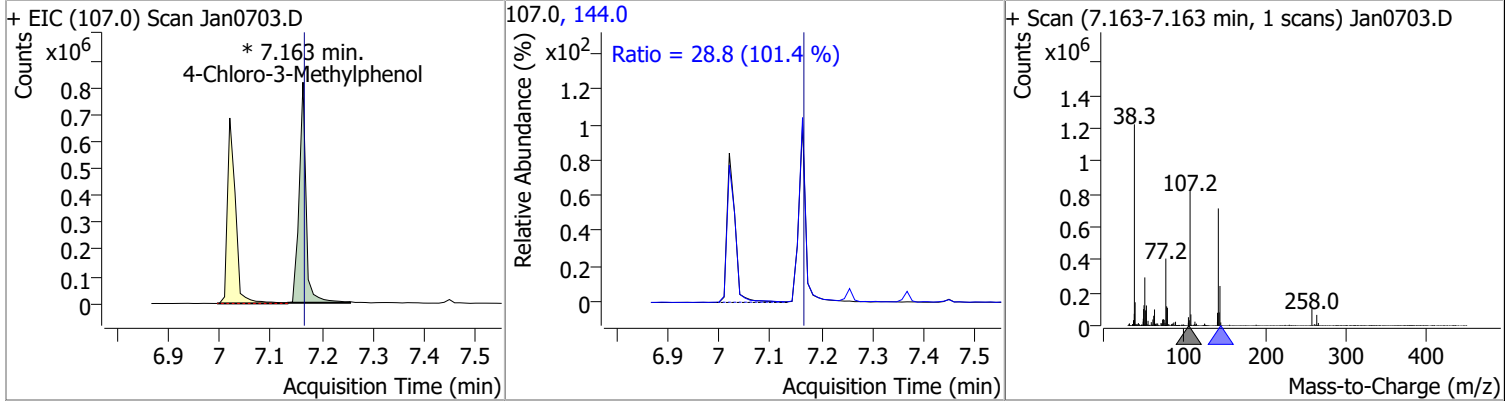


Compound	Conc.	RT	Dev(Min)	Resp.	QIon	QRatio	Lower	Upper
4-Chloro-2-Methylphenol	124.7254	7.02	0.00	743664	144.0	27.7	19.1	35.5

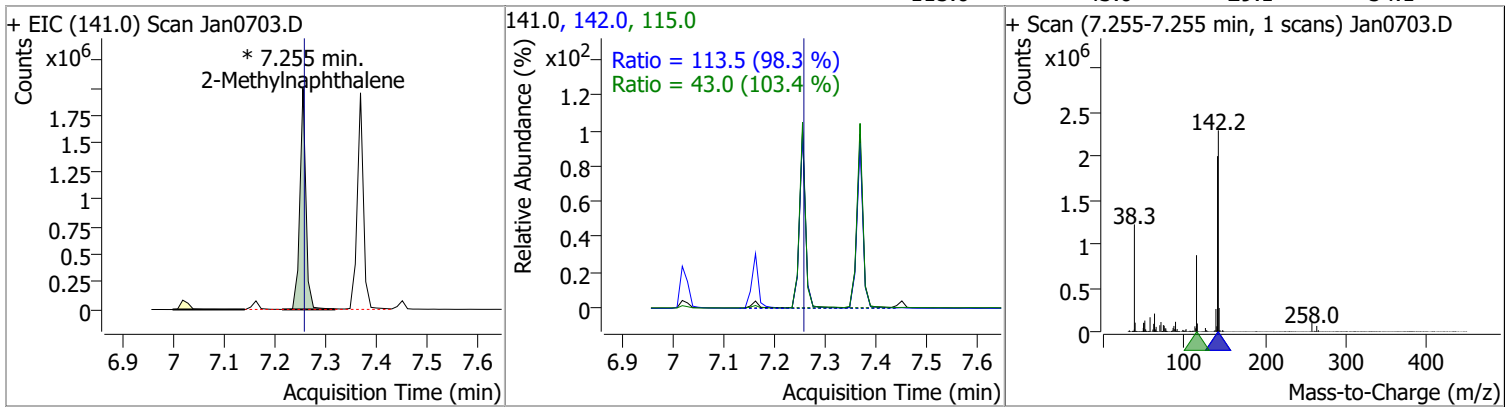


Quantitation Results Report (QT Reviewed)

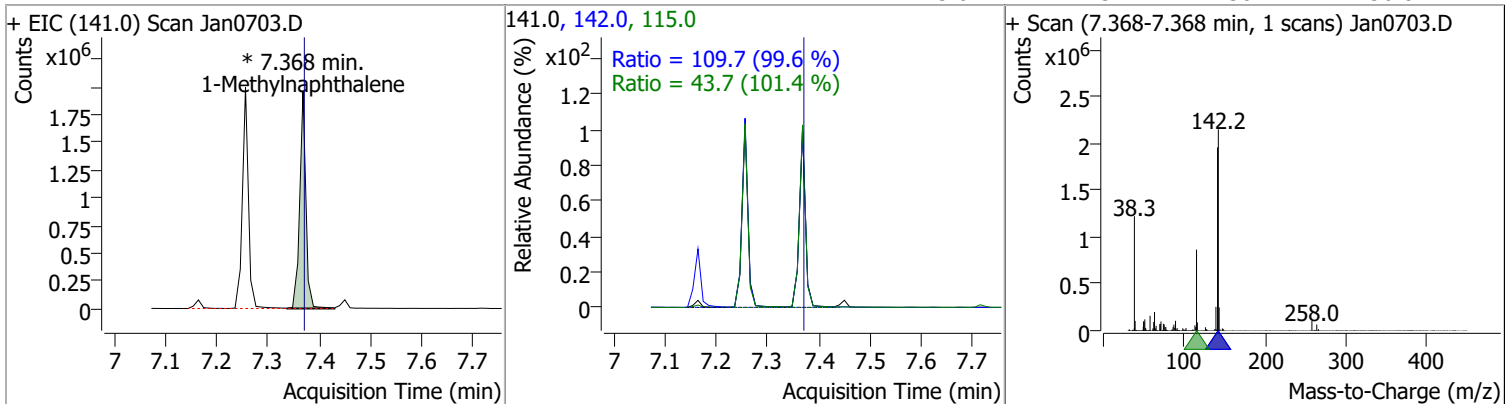
Compound	Conc.	RT	Dev(Min)	Resp.	QIon	QRatio	Lower	Upper
4-Chloro-3-Methylphenol	122.5469	7.16	0.00	771736 (m)	144.0	28.8	19.9	36.9



Compound	Conc.	RT	Dev(Min)	Resp.	QIon	QRatio	Lower	Upper
2-Methylnaphthalene	116.5304	7.26	0.00	1640822 (m)	142.0	113.5	80.8	150.1
					115.0	43.0	29.1	54.1

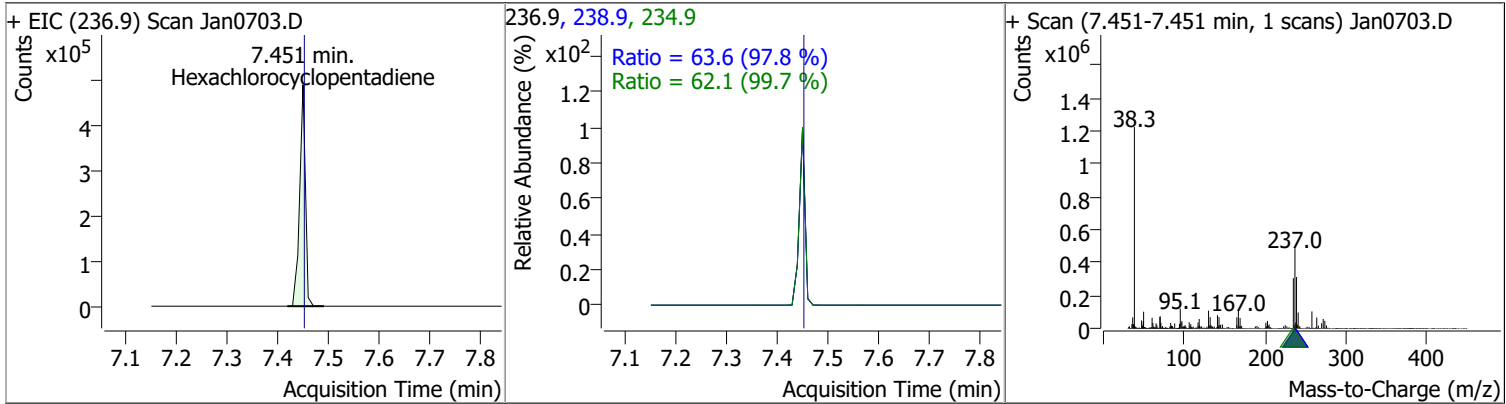


Compound	Conc.	RT	Dev(Min)	Resp.	QIon	QRatio	Lower	Upper
1-Methylnaphthalene	119.0934	7.37	0.00	1650148 (m)	142.0	109.7	77.1	143.2
					115.0	43.7	30.2	56.0

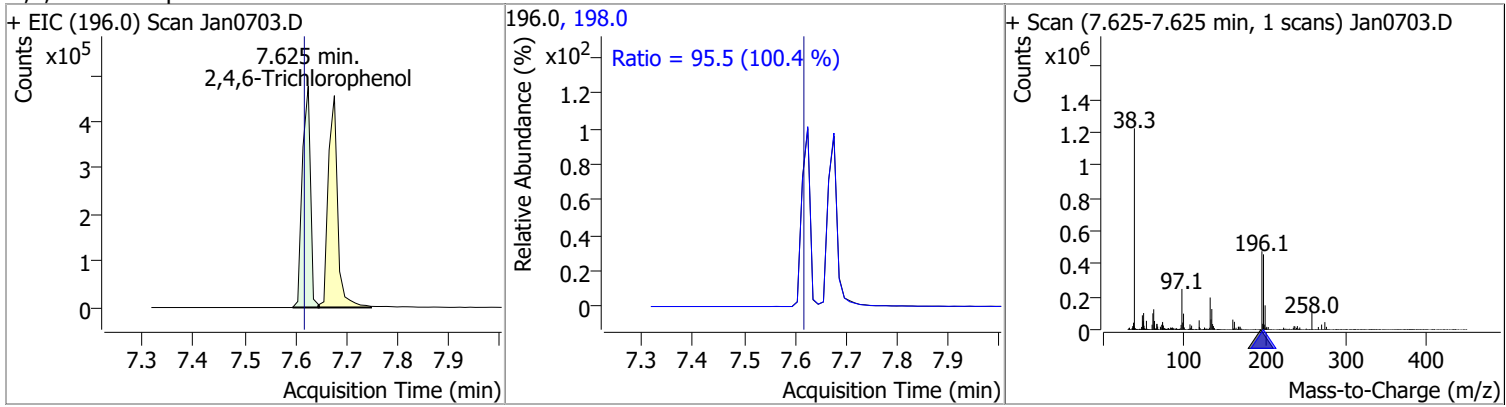


Quantitation Results Report (QT Reviewed)

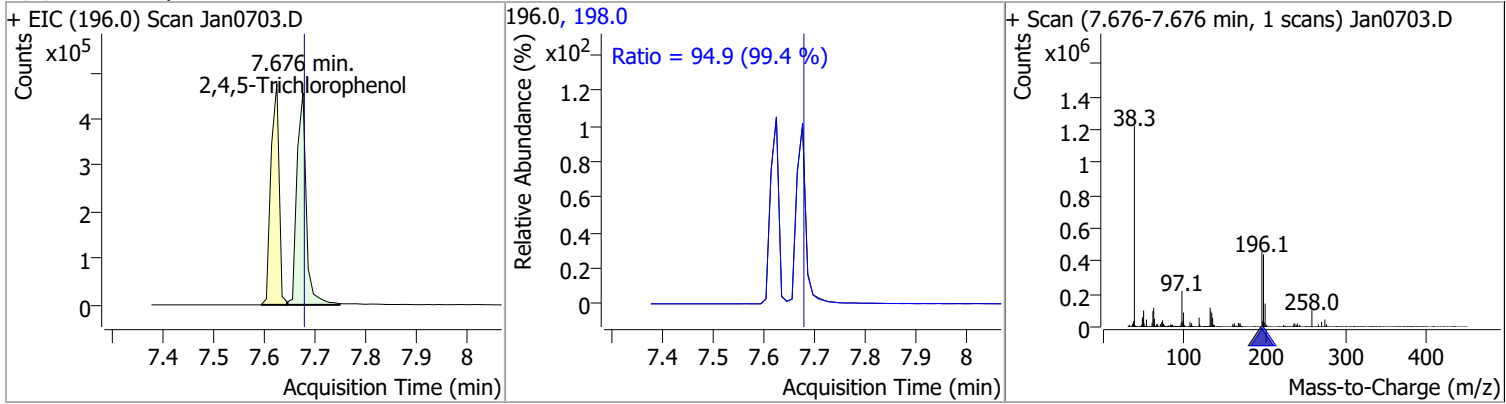
Compound	Conc.	RT	Dev(Min)	Resp.	QIon	QRatio	Lower	Upper
Hexachlorocyclopentadiene	122.2721	7.45	0.00	382644	238.9	63.6	45.5	84.6
					234.9	62.1	43.6	80.9



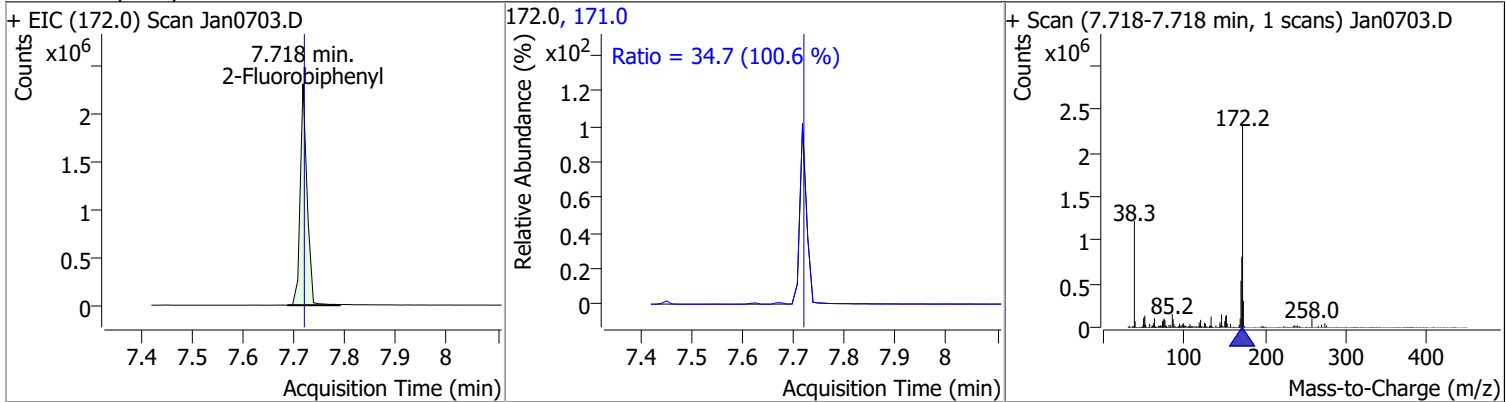
Compound	Conc.	RT	Dev(Min)	Resp.	QIon	QRatio	Lower	Upper
2,4,6-Trichlorophenol	119.2442	7.63	0.01	523385	198.0	95.5	66.6	123.6



Compound	Conc.	RT	Dev(Min)	Resp.	QIon	QRatio	Lower	Upper
2,4,5-Trichlorophenol	123.8574	7.68	0.00	583800	198.0	94.9	66.8	124.1

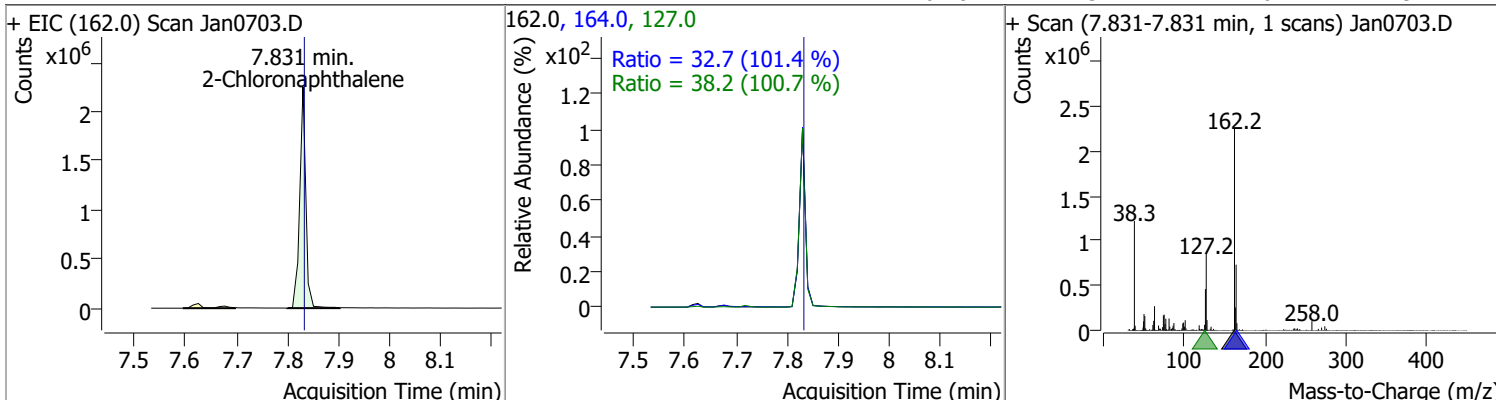


Compound	Conc.	RT	Dev(Min)	Resp.	QIon	QRatio	Lower	Upper
2-Fluorobiphenyl	118.9440	7.72	0.00	2165215	171.0	34.7	24.2	44.9

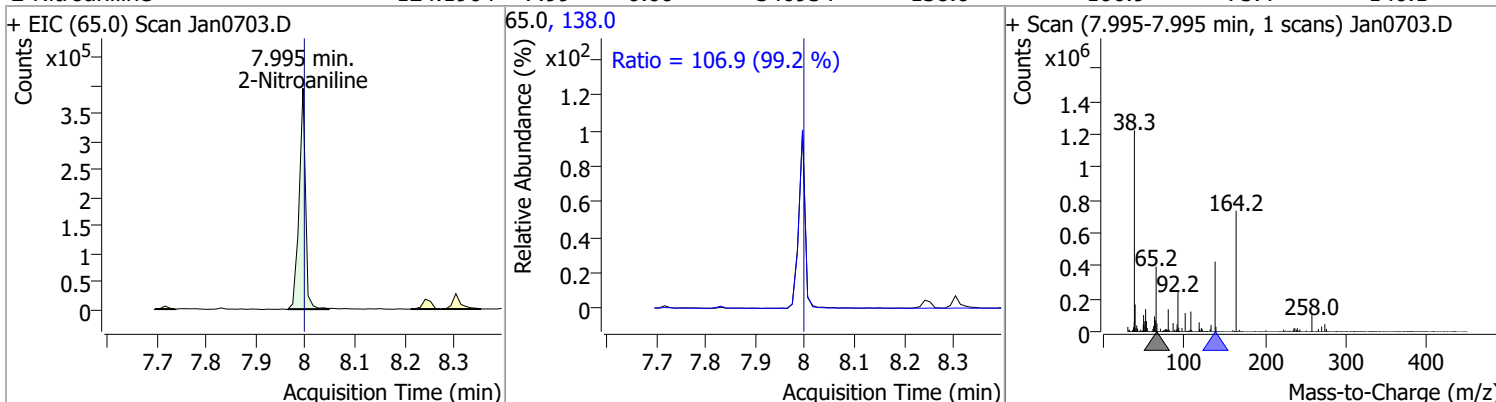


Quantitation Results Report (QT Reviewed)

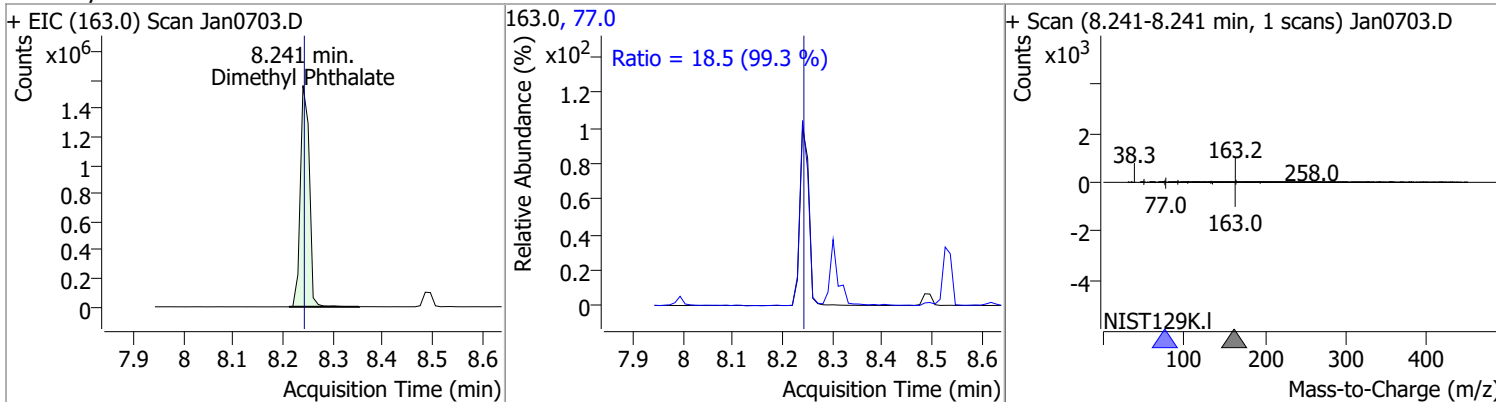
Compound	Conc.	RT	Dev(Min)	Resp.	QIon	QRatio	Lower	Upper
2-Chloronaphthalene	118.9052	7.83	0.00	1868917	127.0	38.2	26.5	49.3
					164.0	32.7	22.6	41.9



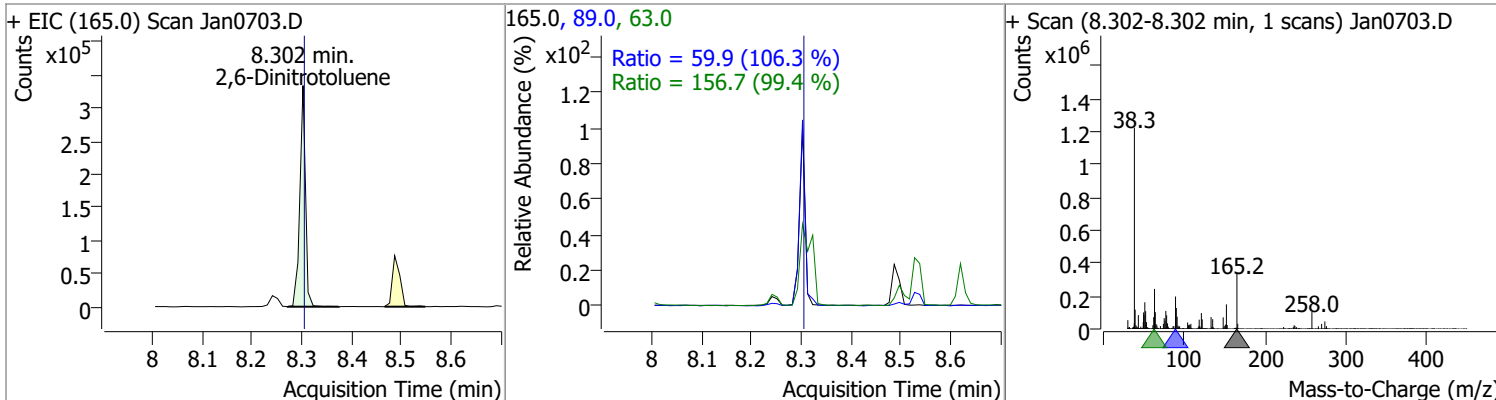
Compound	Conc.	RT	Dev(Min)	Resp.	QIon	QRatio	Lower	Upper
2-Nitroaniline	124.1904	7.99	0.00	346934	138.0	106.9	75.4	140.1



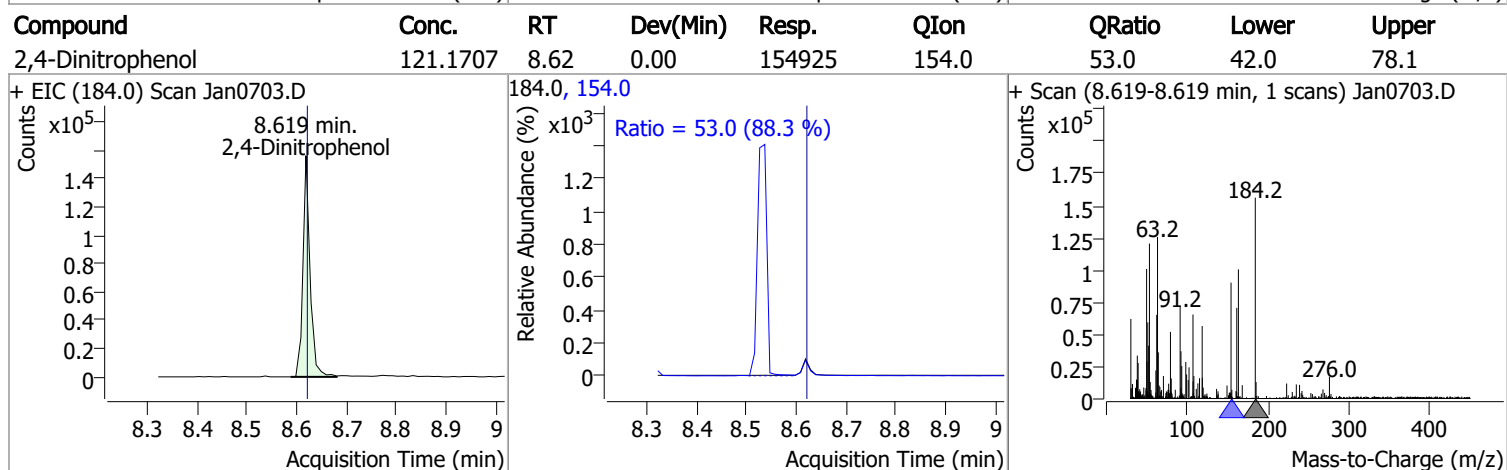
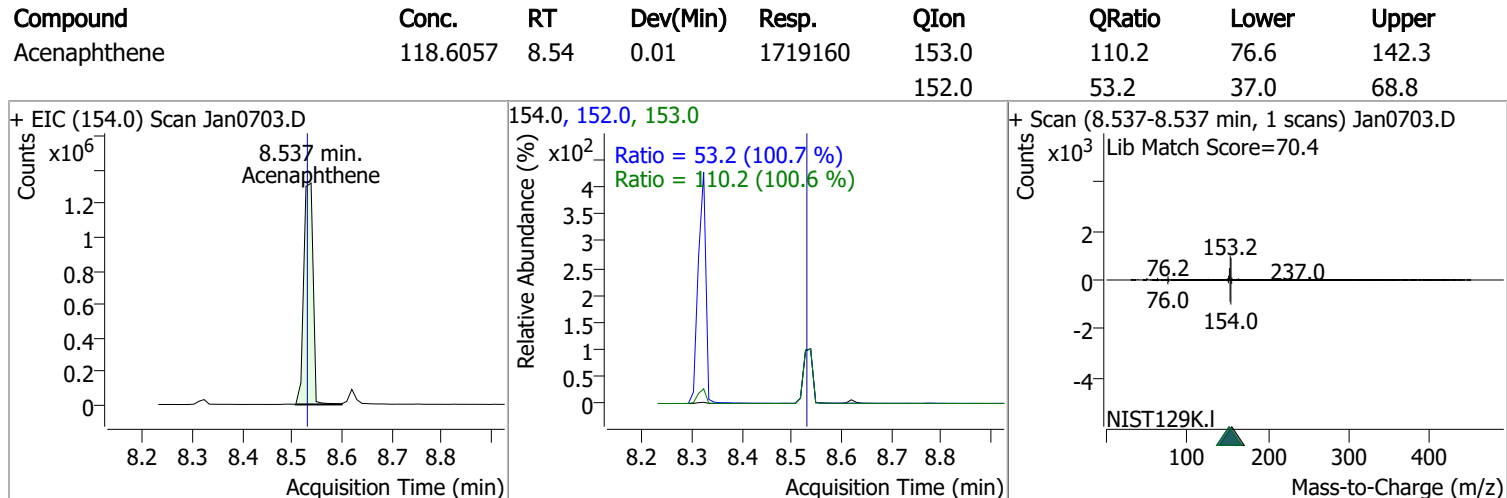
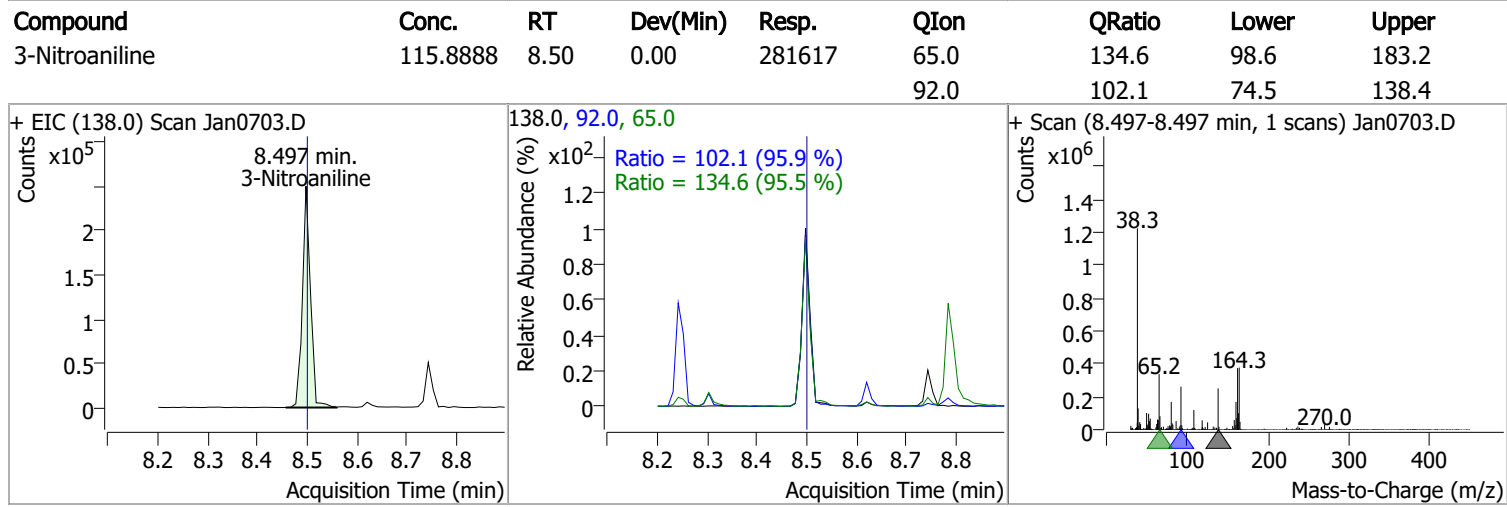
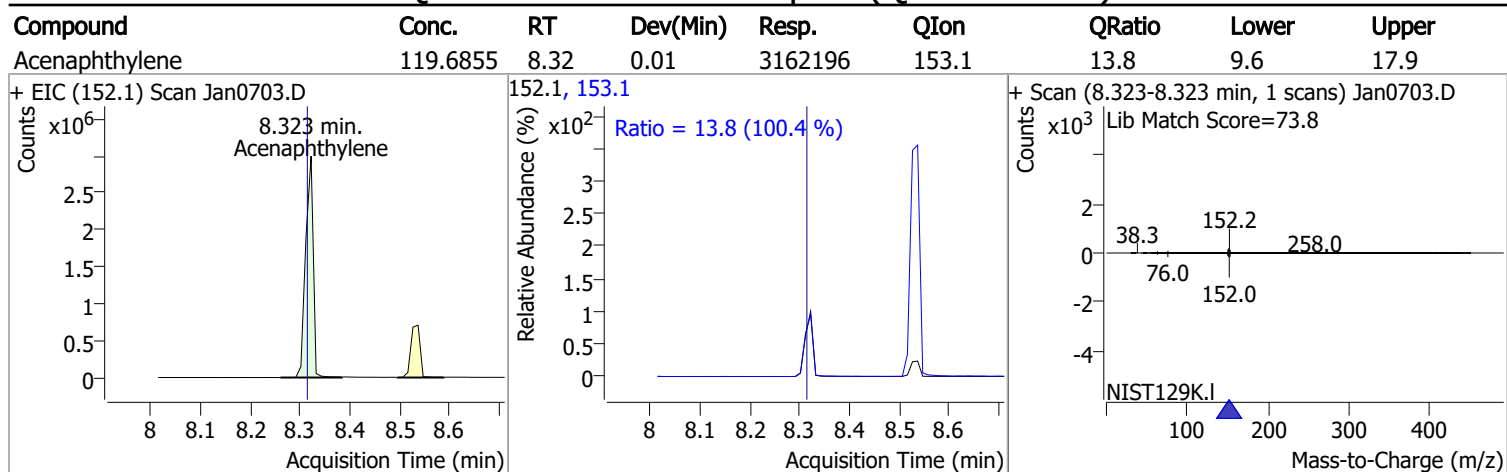
Compound	Conc.	RT	Dev(Min)	Resp.	QIon	QRatio	Lower	Upper
Dimethyl Phthalate	122.4852	8.24	0.00	1954420	77.0	18.5	13.0	24.2



Compound	Conc.	RT	Dev(Min)	Resp.	QIon	QRatio	Lower	Upper
2,6-Dinitrotoluene	124.9273	8.30	0.00	262540	63.0	156.7	110.4	205.0
					89.0	59.9	39.5	73.3

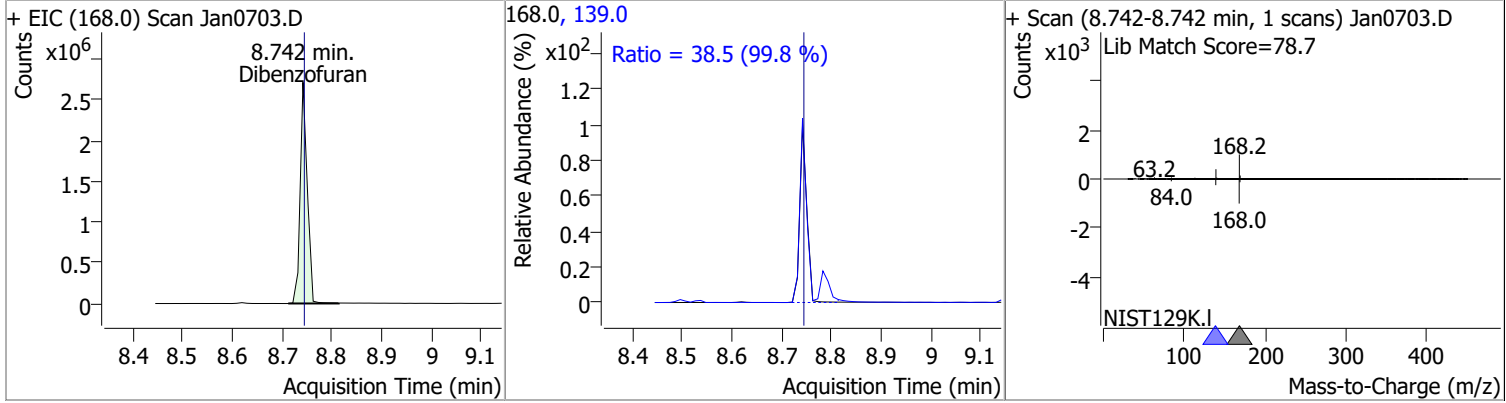


Quantitation Results Report (QT Reviewed)

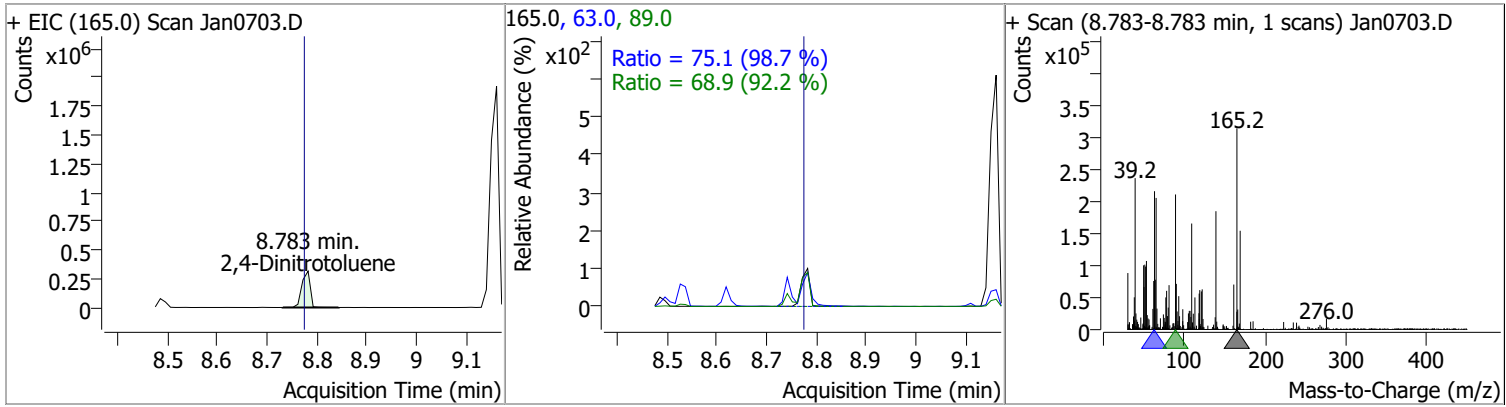


Quantitation Results Report (QT Reviewed)

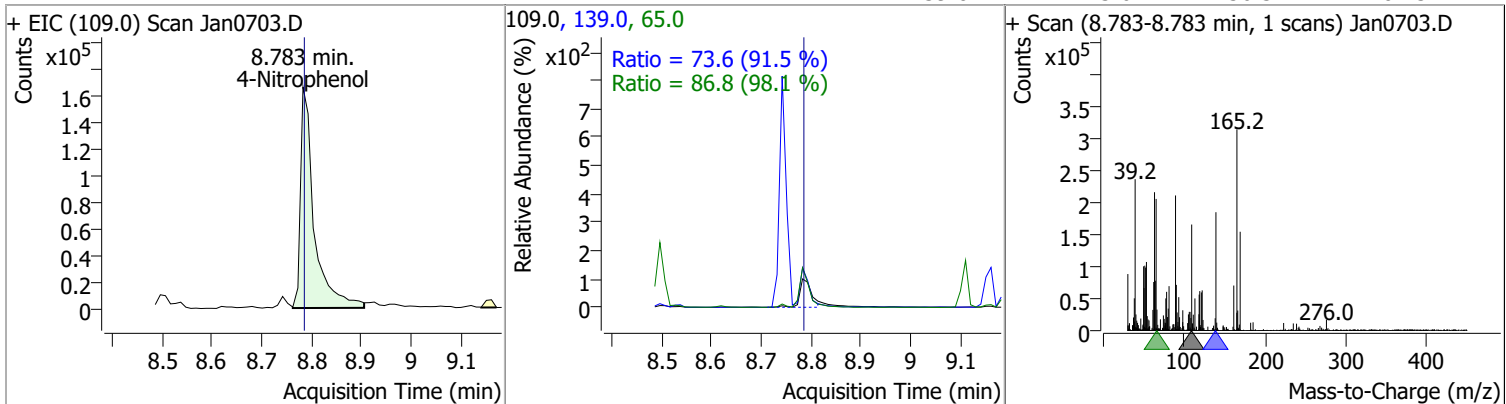
Compound	Conc.	RT	Dev(Min)	Resp.	QIon	QRatio	Lower	Upper
Dibenzofuran	117.0223	8.74	0.00	2684520	139.0	38.5	27.0	50.2



Compound	Conc.	RT	Dev(Min)	Resp.	QIon	QRatio	Lower	Upper
2,4-Dinitrotoluene	123.0655	8.78	0.01	366661	63.0	75.1	53.2	98.9
					89.0	68.9	52.3	97.1

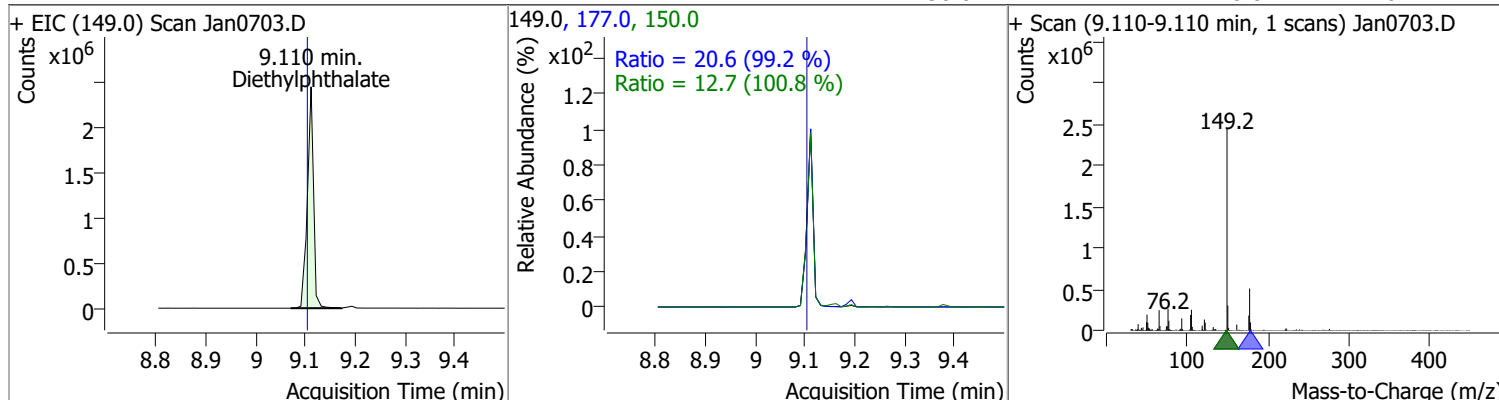


Compound	Conc.	RT	Dev(Min)	Resp.	QIon	QRatio	Lower	Upper
4-Nitrophenol	124.5680	8.78	0.00	315129	65.0	86.8	62.0	115.1
					139.0	73.6	56.3	104.5

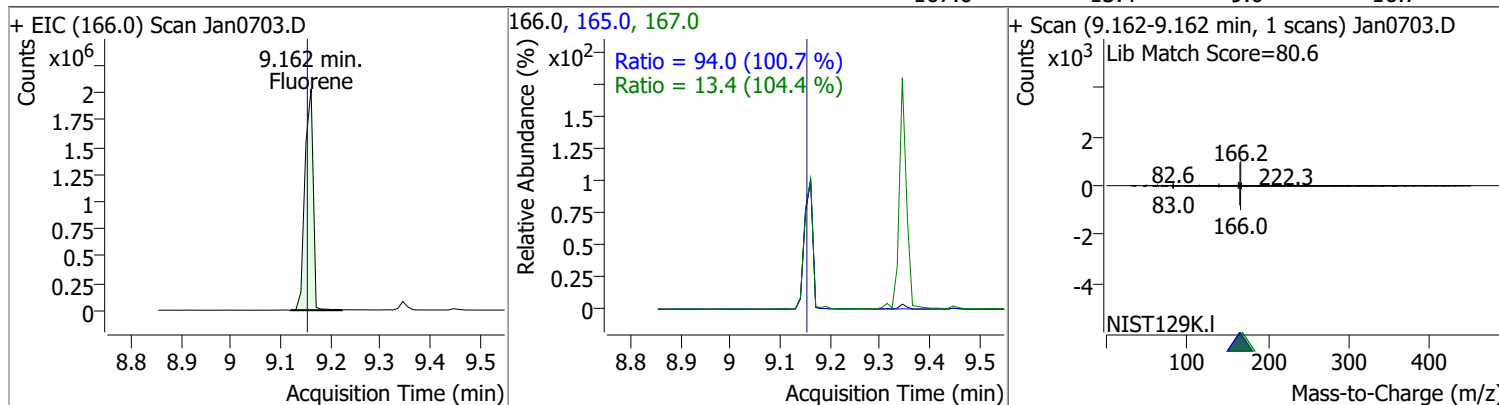


Quantitation Results Report (QT Reviewed)

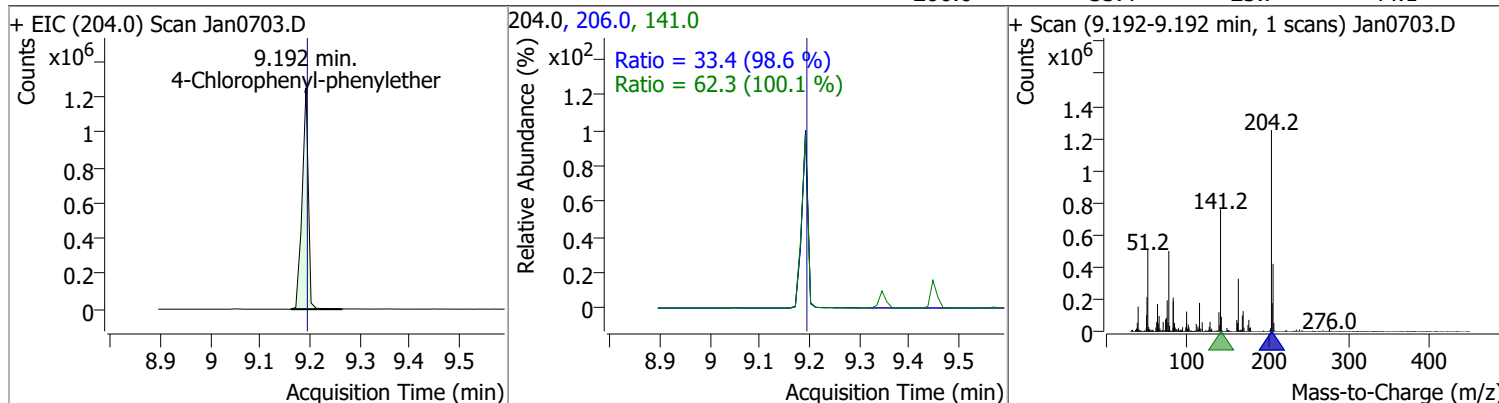
Compound	Conc.	RT	Dev(Min)	Resp.	QIon	QRatio	Lower	Upper
Diethylphthalate	118.8023	9.11	0.01	2103927	177.0	20.6	14.5	27.0
					150.0	12.7	8.8	16.4



Compound	Conc.	RT	Dev(Min)	Resp.	QIon	QRatio	Lower	Upper
Fluorene	121.5299	9.16	0.01	2340165	165.0	94.0	65.4	121.4
					167.0	13.4	9.0	16.7

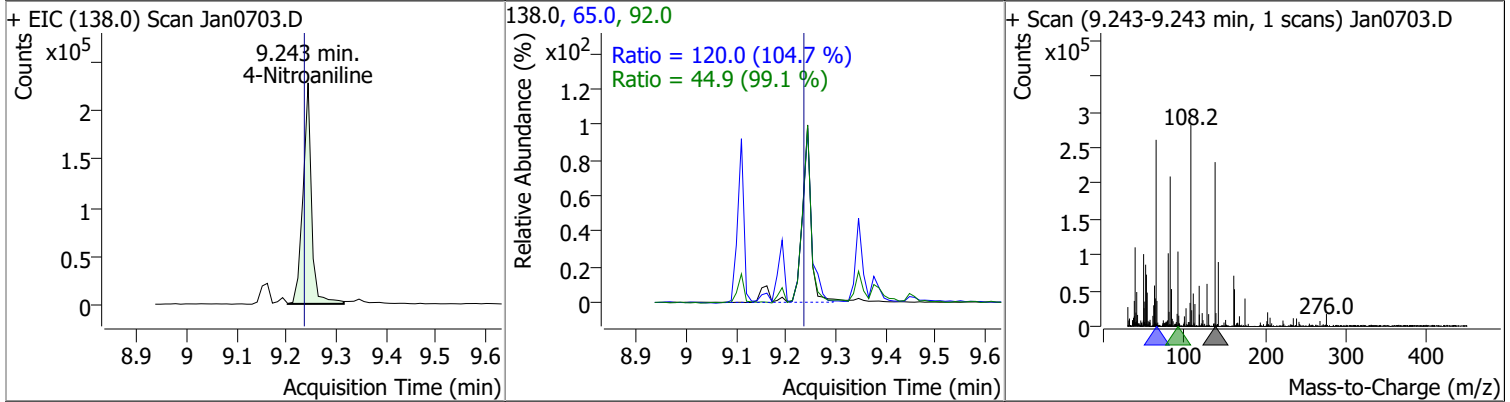


Compound	Conc.	RT	Dev(Min)	Resp.	QIon	QRatio	Lower	Upper
4-Chlorophenyl-phenylether	121.5830	9.19	0.00	1069238	141.0	62.3	43.6	80.9
					206.0	33.4	23.7	44.1

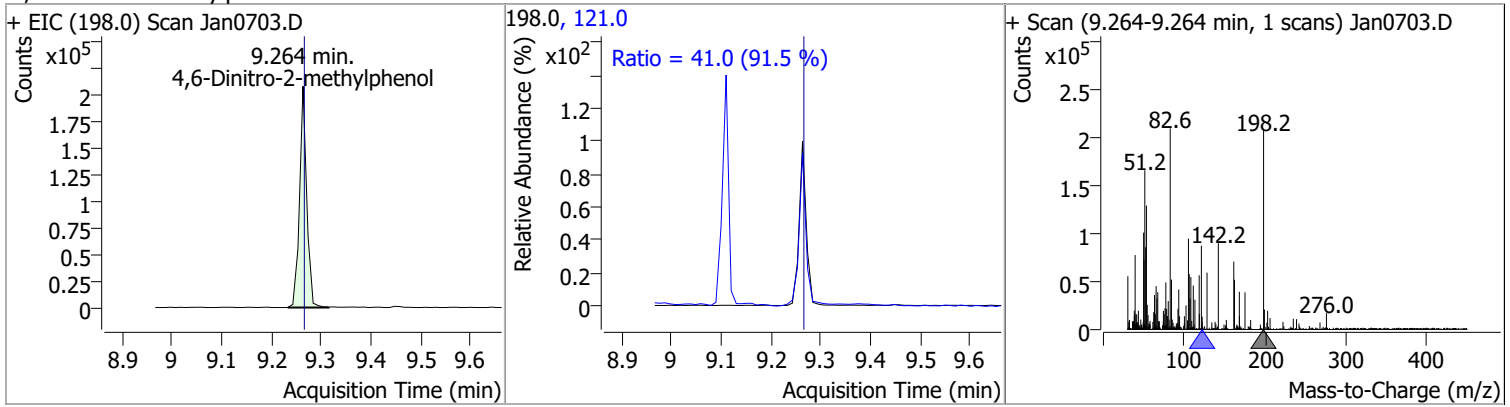


Quantitation Results Report (QT Reviewed)

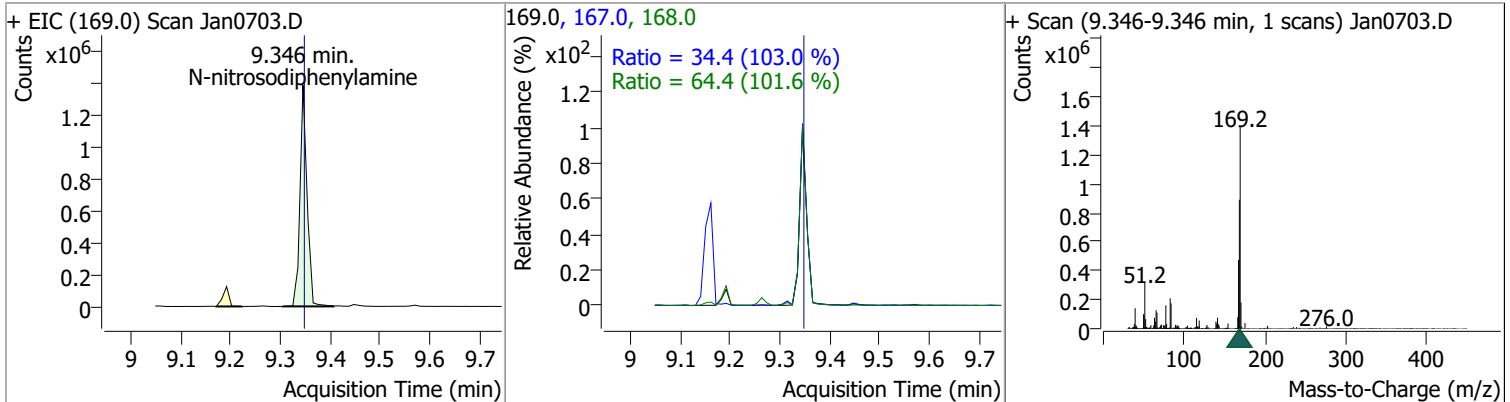
Compound	Conc.	RT	Dev(Min)	Resp.	QIon	QRatio	Lower	Upper
4-Nitroaniline	110.1103	9.24	0.01	273670	65.0	120.0	80.2	149.0
					92.0	44.9	31.7	58.9



Compound	Conc.	RT	Dev(Min)	Resp.	QIon	QRatio	Lower	Upper
4,6-Dinitro-2-methylphenol	113.8815	9.26	0.00	207259	121.0	41.0	31.4	58.3

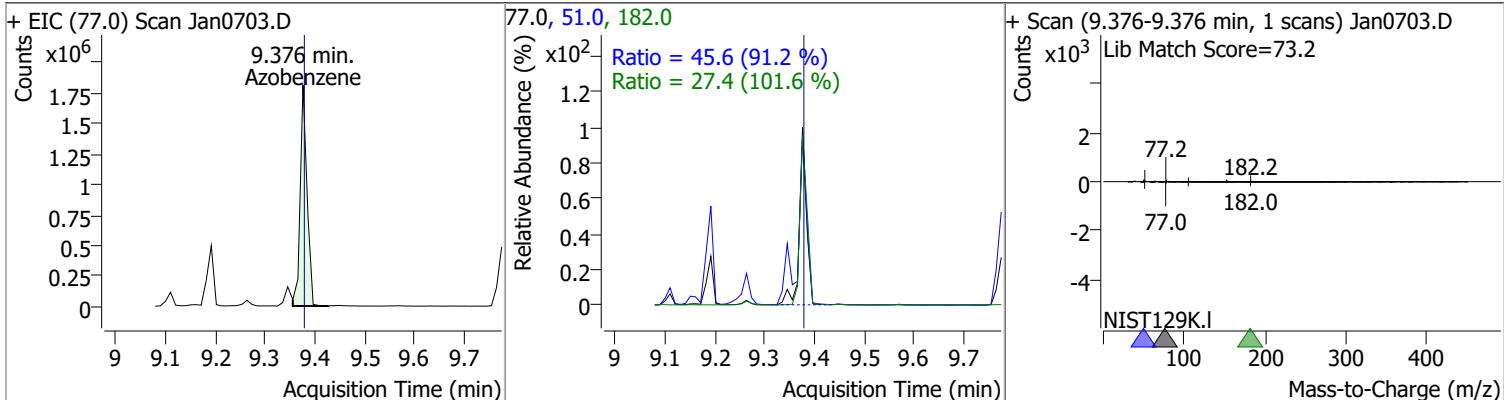


Compound	Conc.	RT	Dev(Min)	Resp.	QIon	QRatio	Lower	Upper
N-nitrosodiphenylamine	110.0377	9.35	0.00	1362476	168.0	64.4	44.3	82.3
					167.0	34.4	23.4	43.4

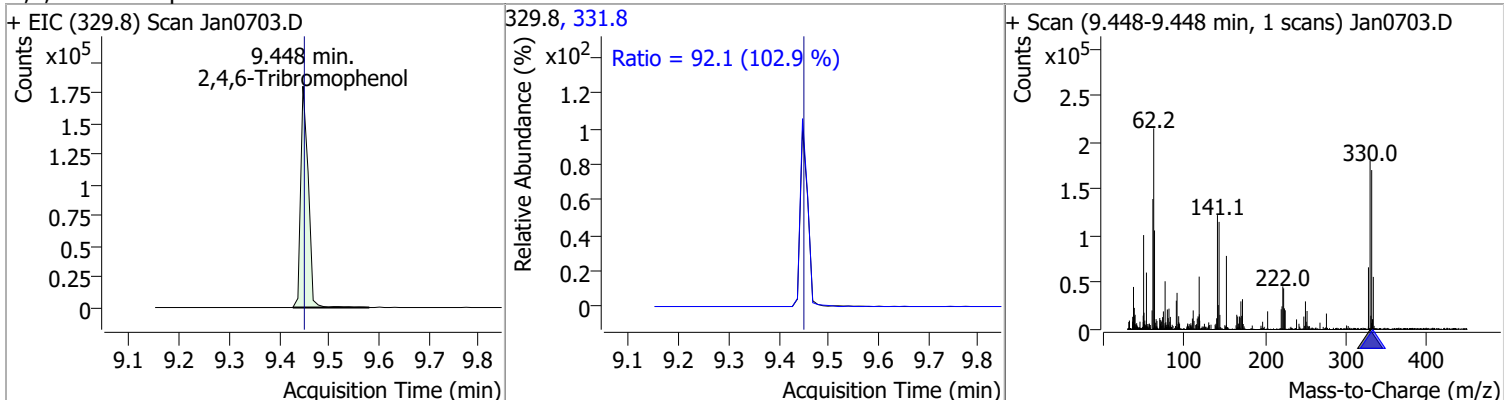


Quantitation Results Report (QT Reviewed)

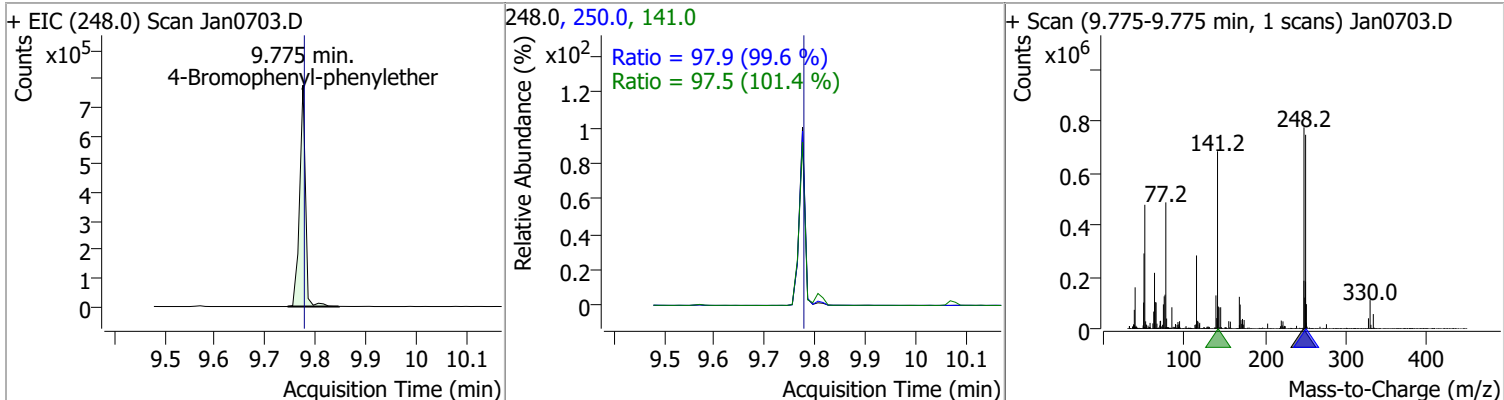
Compound	Conc.	RT	Dev(Min)	Resp.	QIon	QRatio	Lower	Upper
Azobenzene	115.8342	9.38	0.00	1723842	51.0	45.6	34.9	64.9
					182.0	27.4	18.8	35.0



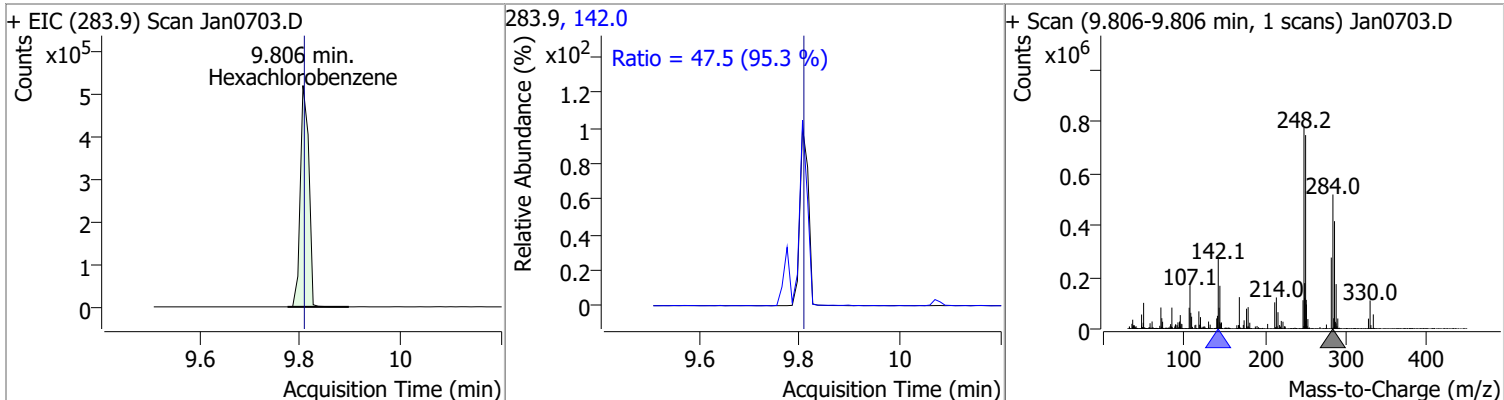
Compound	Conc.	RT	Dev(Min)	Resp.	QIon	QRatio	Lower	Upper
2,4,6-Tribromophenol	117.3933	9.45	0.00	190756	331.8	92.1	62.7	116.4



Compound	Conc.	RT	Dev(Min)	Resp.	QIon	QRatio	Lower	Upper
4-Bromophenyl-phenylether	120.4722	9.78	0.00	627763	250.0	97.9	68.8	127.8
					141.0	97.5	67.3	124.9

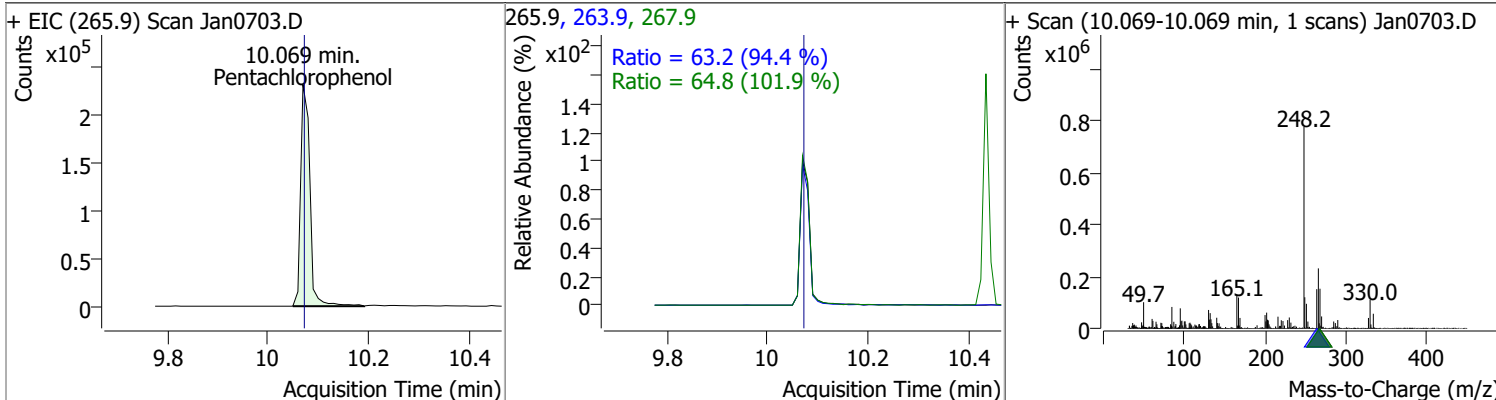


Compound	Conc.	RT	Dev(Min)	Resp.	QIon	QRatio	Lower	Upper
Hexachlorobenzene	115.5133	9.81	0.00	613498	142.0	47.5	34.9	64.8

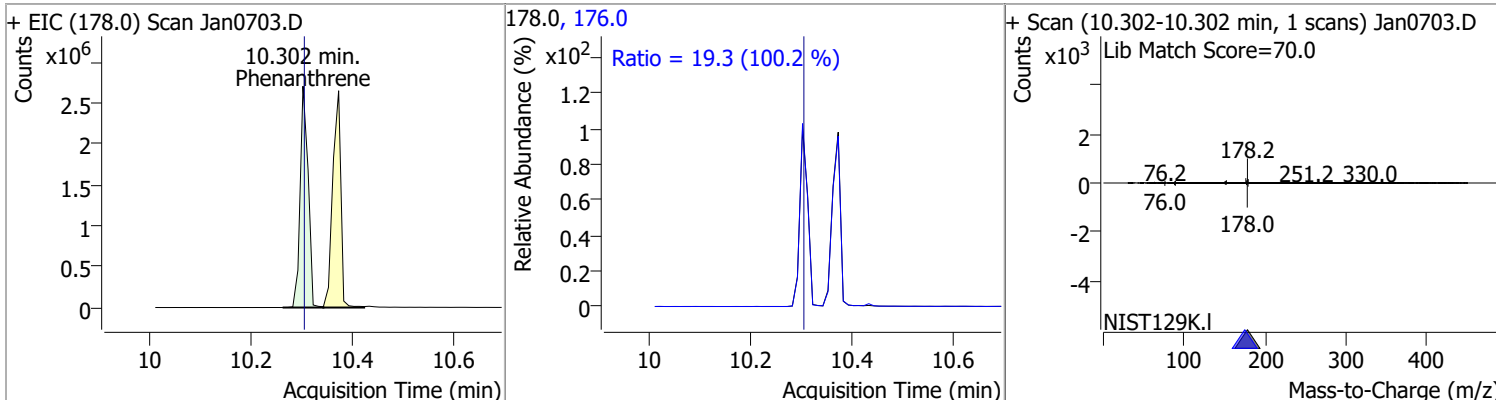


Quantitation Results Report (QT Reviewed)

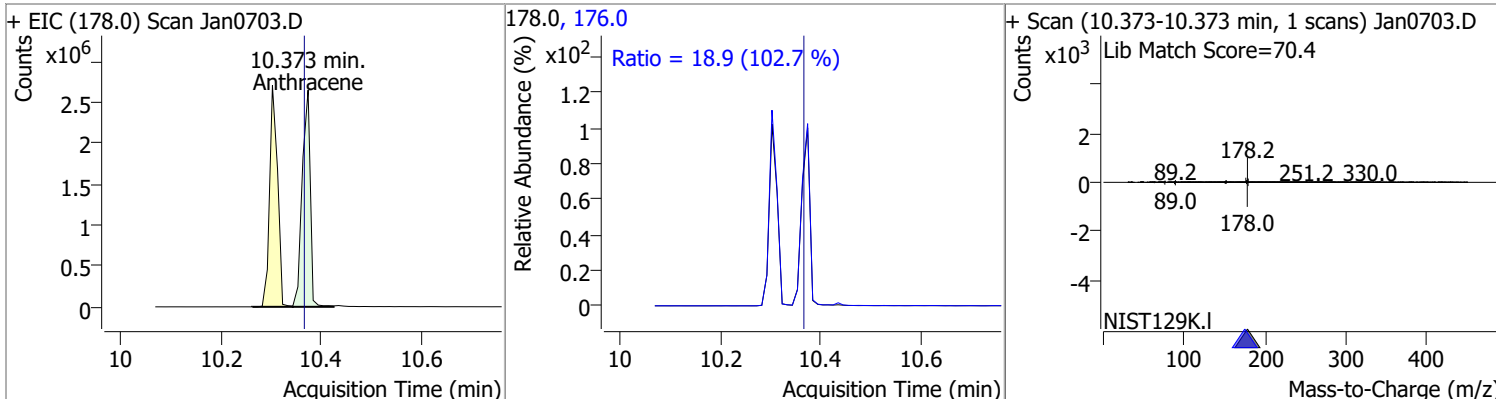
Compound	Conc.	RT	Dev(Min)	Resp.	QIon	QRatio	Lower	Upper
Pentachlorophenol	117.9498	10.07	0.00	296481	263.9	63.2	46.9	87.1
					267.9	64.8	44.6	82.7



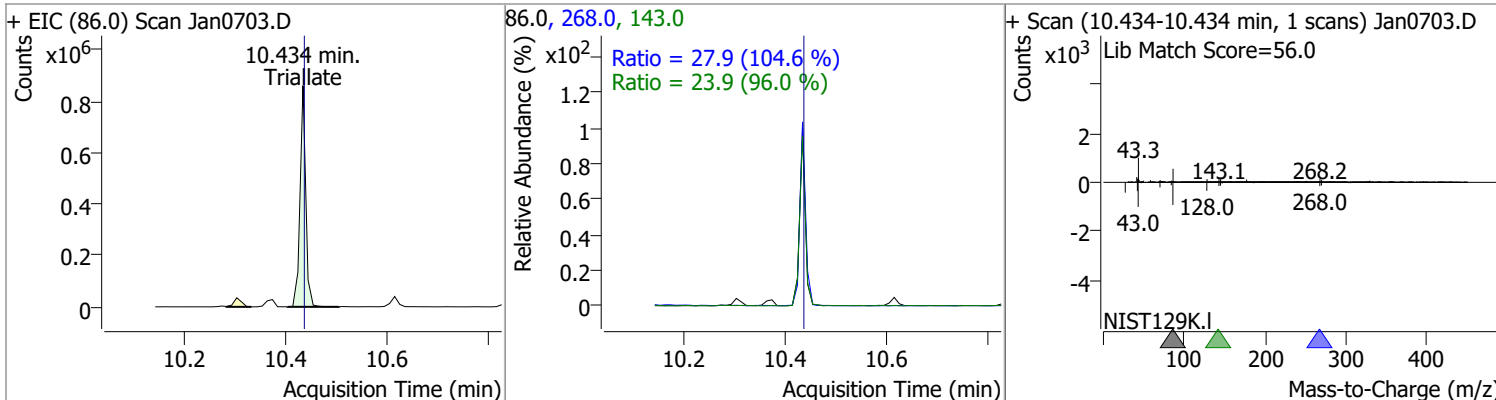
Compound	Conc.	RT	Dev(Min)	Resp.	QIon	QRatio	Lower	Upper
Phenanthrene	116.0242	10.30	0.00	2985598	176.0	19.3	13.5	25.0



Compound	Conc.	RT	Dev(Min)	Resp.	QIon	QRatio	Lower	Upper
Anthracene	117.4868	10.37	0.01	2960458	176.0	18.9	12.9	23.9

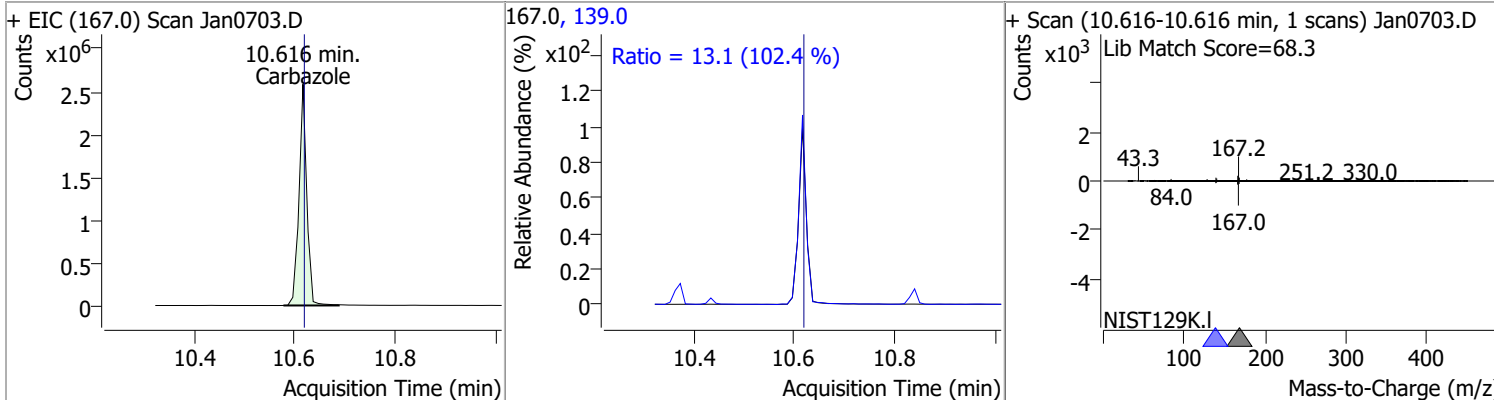


Compound	Conc.	RT	Dev(Min)	Resp.	QIon	QRatio	Lower	Upper
Triallate	118.6003	10.43	0.00	676929	268.0	27.9	18.7	34.7
					143.0	23.9	17.4	32.3

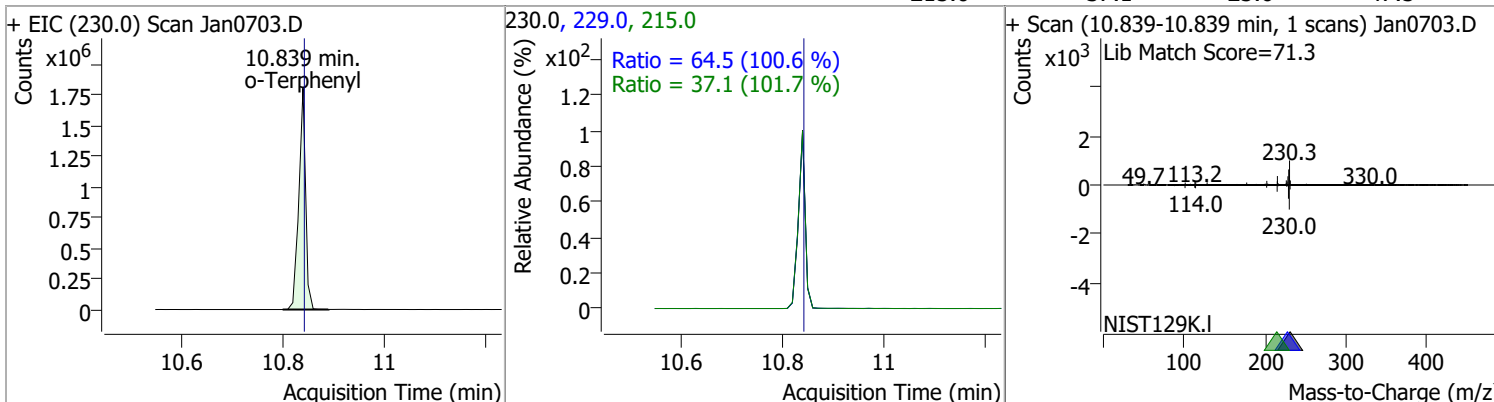


Quantitation Results Report (QT Reviewed)

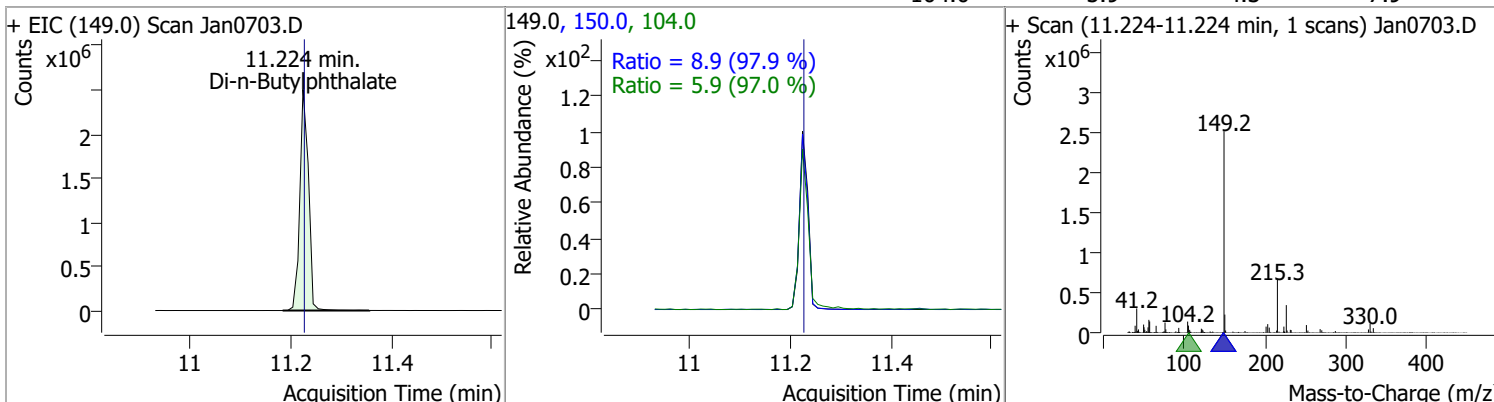
Compound	Conc.	RT	Dev(Min)	Resp.	QIon	QRatio	Lower	Upper
Carbazole	114.9844	10.62	0.00	2776985	139.0	13.1	8.9	16.6



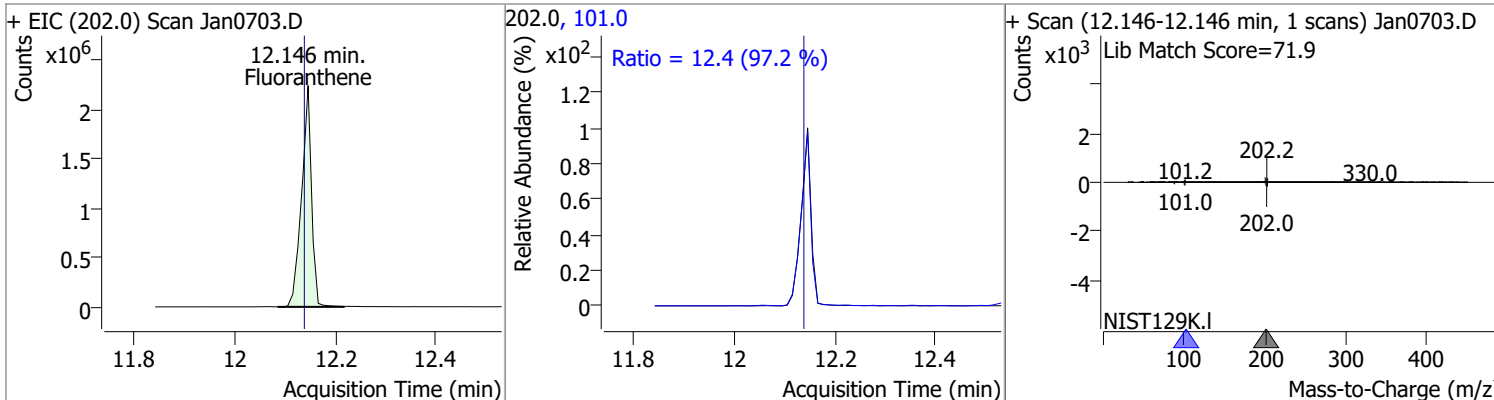
Compound	Conc.	RT	Dev(Min)	Resp.	QIon	QRatio	Lower	Upper
o-Terphenyl	115.9451	10.84	0.00	1691600	229.0 215.0	64.5 37.1	44.9 25.6	83.3 47.5



Compound	Conc.	RT	Dev(Min)	Resp.	QIon	QRatio	Lower	Upper
Di-n-Butylphthalate	119.3053	11.22	0.00	2989997	150.0 104.0	8.9 5.9	6.4 4.3	11.9 7.9

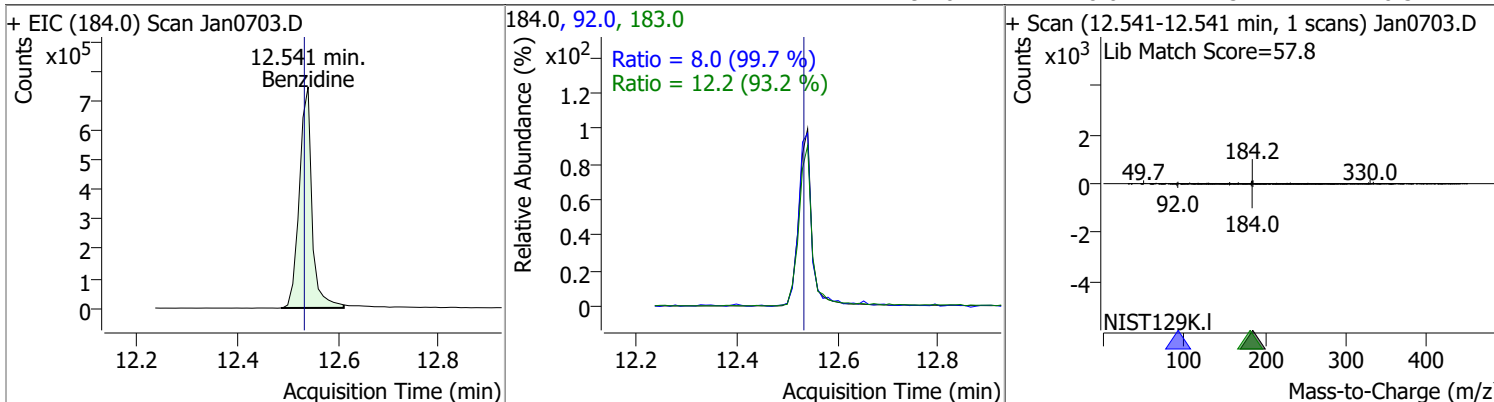


Compound	Conc.	RT	Dev(Min)	Resp.	QIon	QRatio	Lower	Upper
Fluoranthene	116.2110	12.15	0.01	3089043	101.0	12.4	8.9	16.6

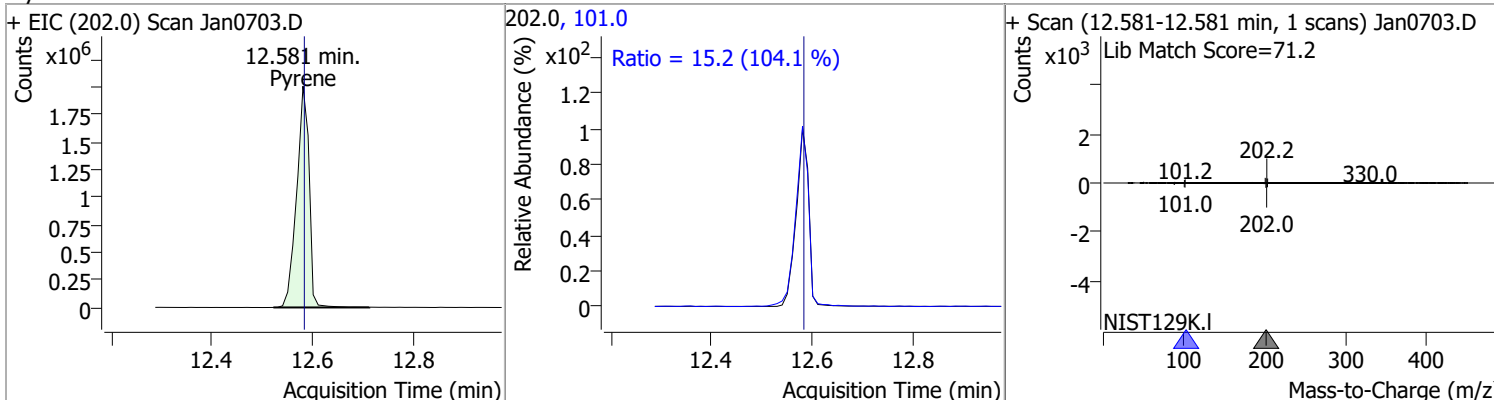


Quantitation Results Report (QT Reviewed)

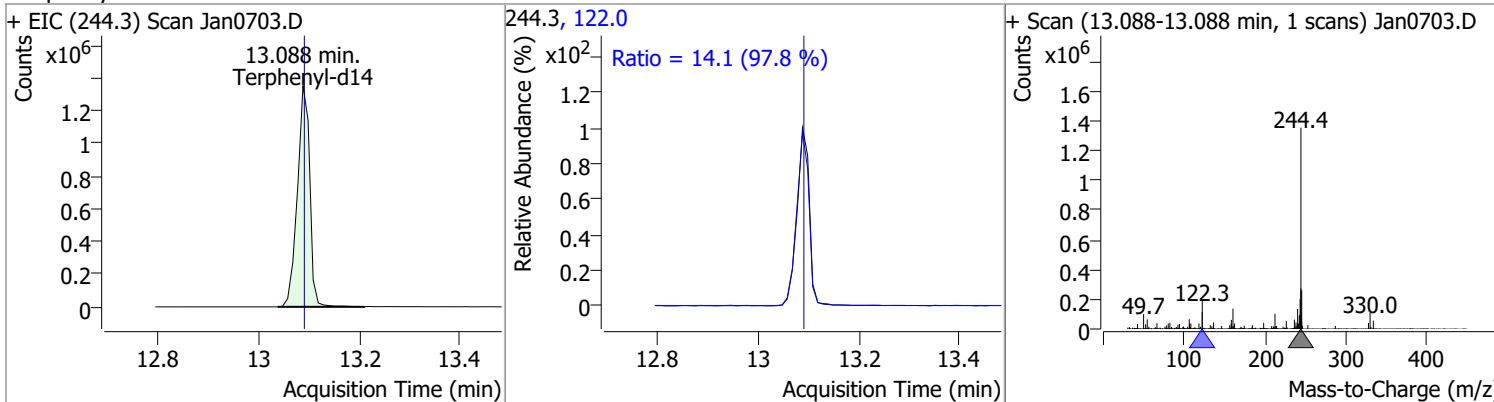
Compound	Conc.	RT	Dev(Min)	Resp.	QIon	QRatio	Lower	Upper
Benzidine	120.6104	12.54	0.01	1299294	183.0	12.2	9.1	17.0
					92.0	8.0	5.7	10.5



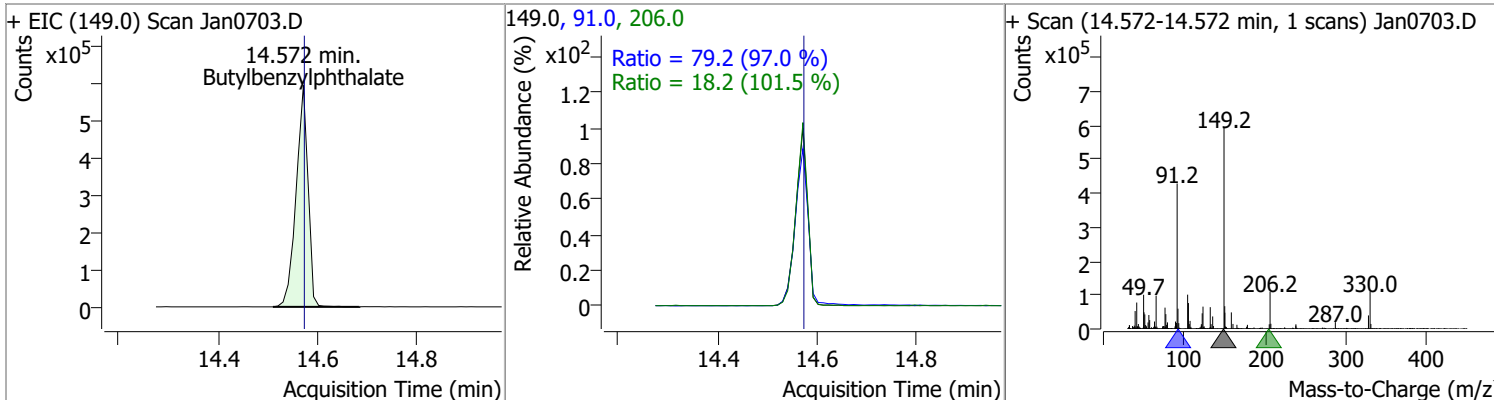
Compound	Conc.	RT	Dev(Min)	Resp.	QIon	QRatio	Lower	Upper
Pyrene	118.3664	12.58	0.00	3444793	101.0	15.2	10.2	19.0



Compound	Conc.	RT	Dev(Min)	Resp.	QIon	QRatio	Lower	Upper
Terphenyl-d14	119.9614	13.09	0.00	2310785	122.0	14.1	10.1	18.7

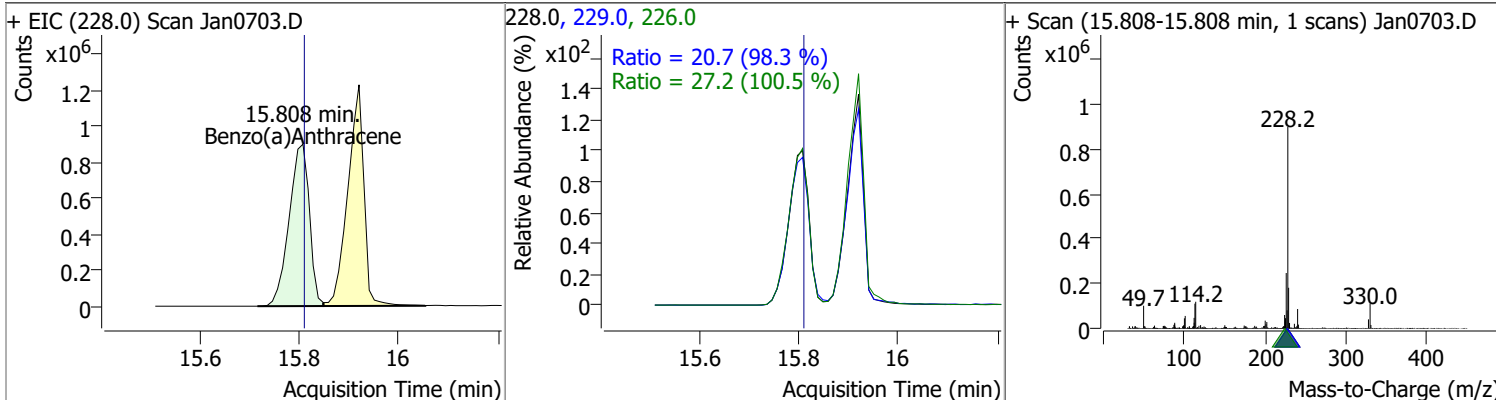


Compound	Conc.	RT	Dev(Min)	Resp.	QIon	QRatio	Lower	Upper
Butylbenzylphthalate	118.9875	14.57	0.01	988902	91.0	79.2	57.2	106.2
					206.0	18.2	12.6	23.3

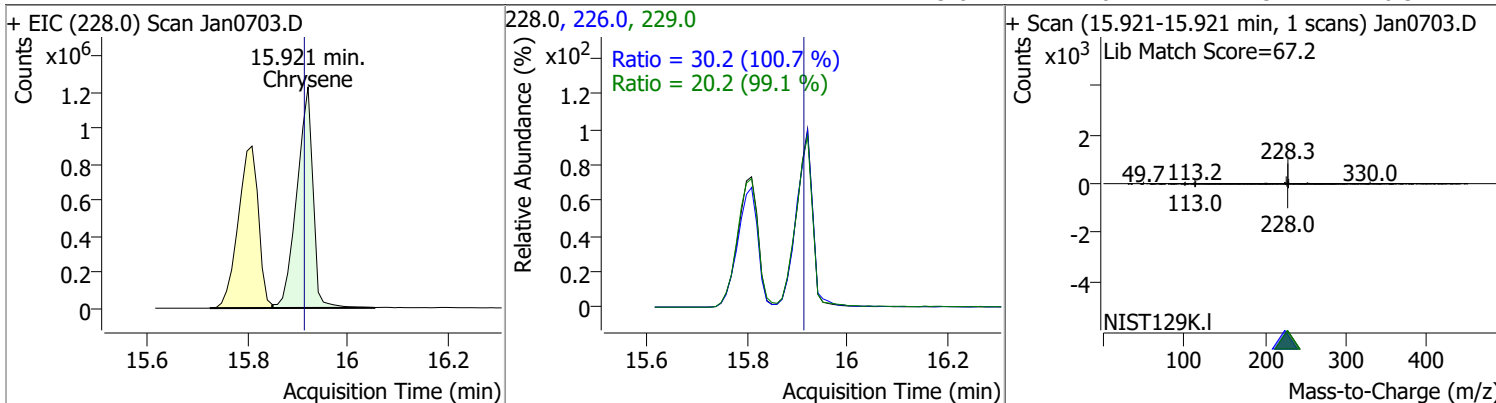


Quantitation Results Report (QT Reviewed)

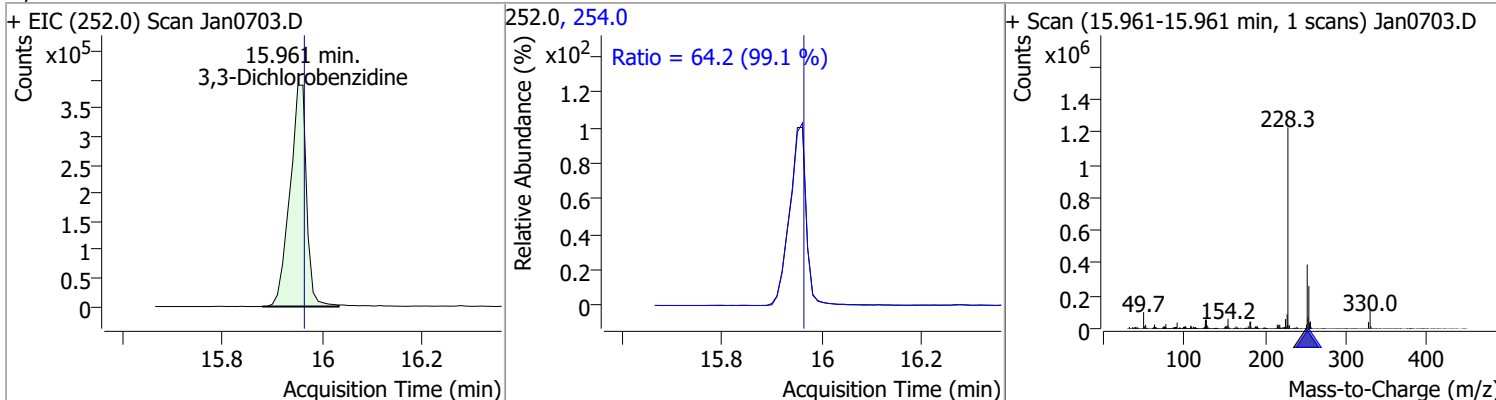
Compound	Conc.	RT	Dev(Min)	Resp.	QIon	QRatio	Lower	Upper
Benzo(a)Anthracene	117.9916	15.81	0.01	2528993	226.0	27.2	18.9	35.2
					229.0	20.7	14.7	27.3



Compound	Conc.	RT	Dev(Min)	Resp.	QIon	QRatio	Lower	Upper
Chrysene	119.3529	15.92	0.02	2757800	226.0	30.2	21.0	38.9
					229.0	20.2	14.3	26.5

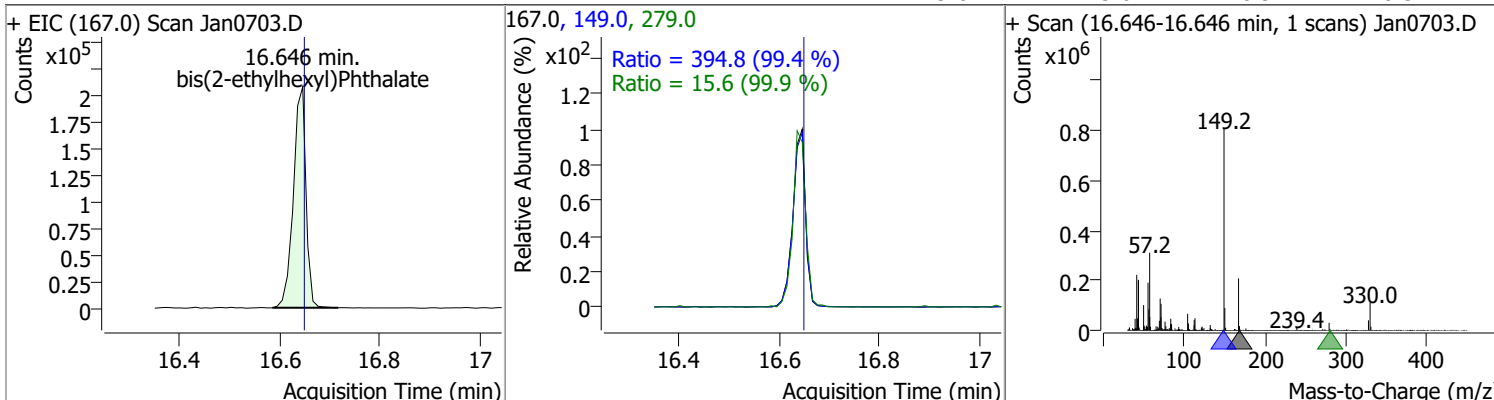


Compound	Conc.	RT	Dev(Min)	Resp.	QIon	QRatio	Lower	Upper
3,3-Dichlorobenzidine	119.7849	15.96	0.01	907792	254.0	64.2	45.3	84.1

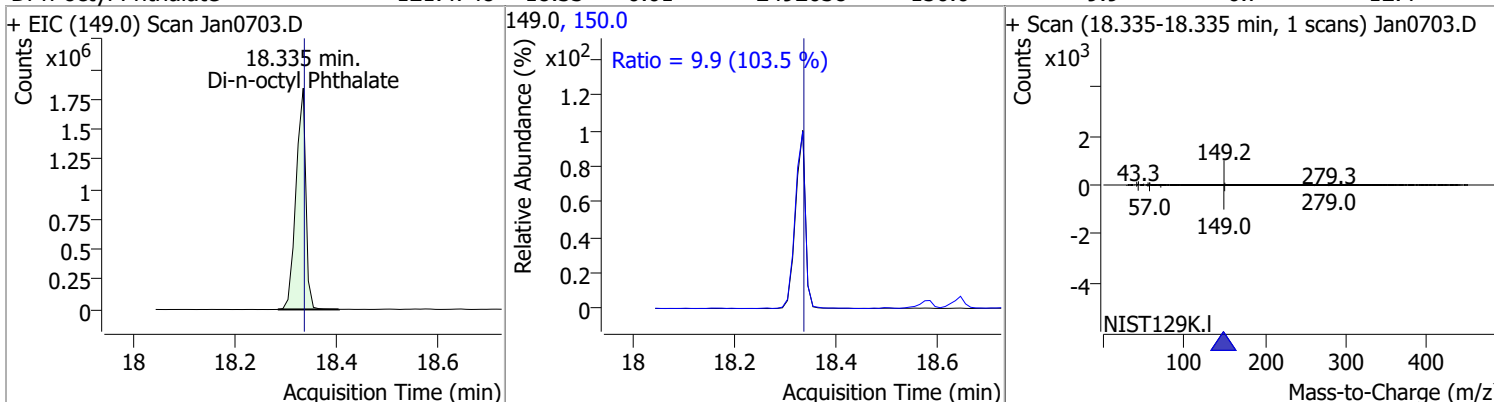


Quantitation Results Report (QT Reviewed)

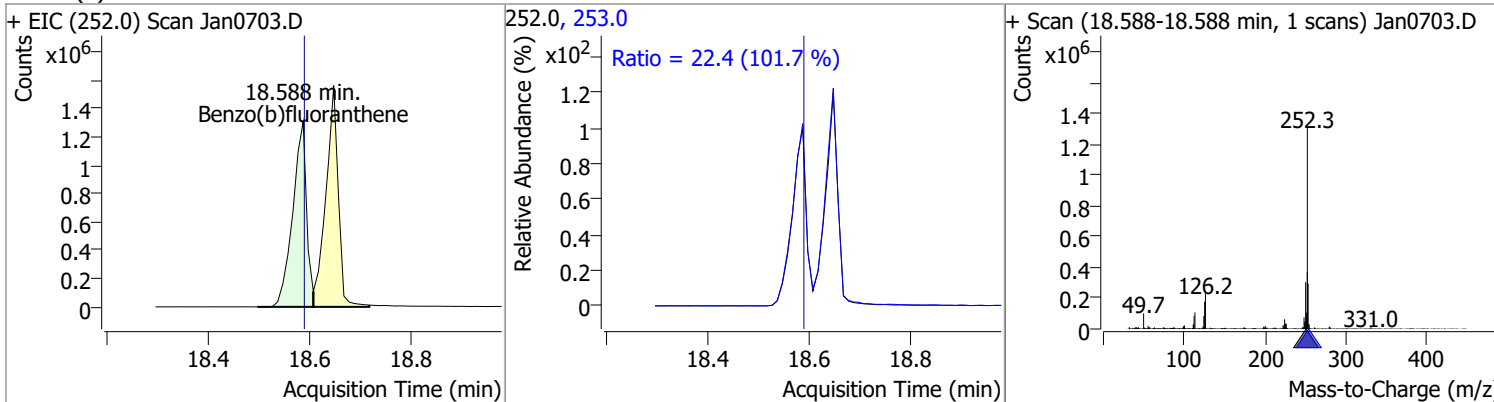
Compound	Conc.	RT	Dev(Min)	Resp.	QIon	QRatio	Lower	Upper
bis(2-ethylhexyl)Phthalate	121.4907	16.65	0.01	362081	149.0	394.8	278.0	516.2
					279.0	15.6	10.9	20.3



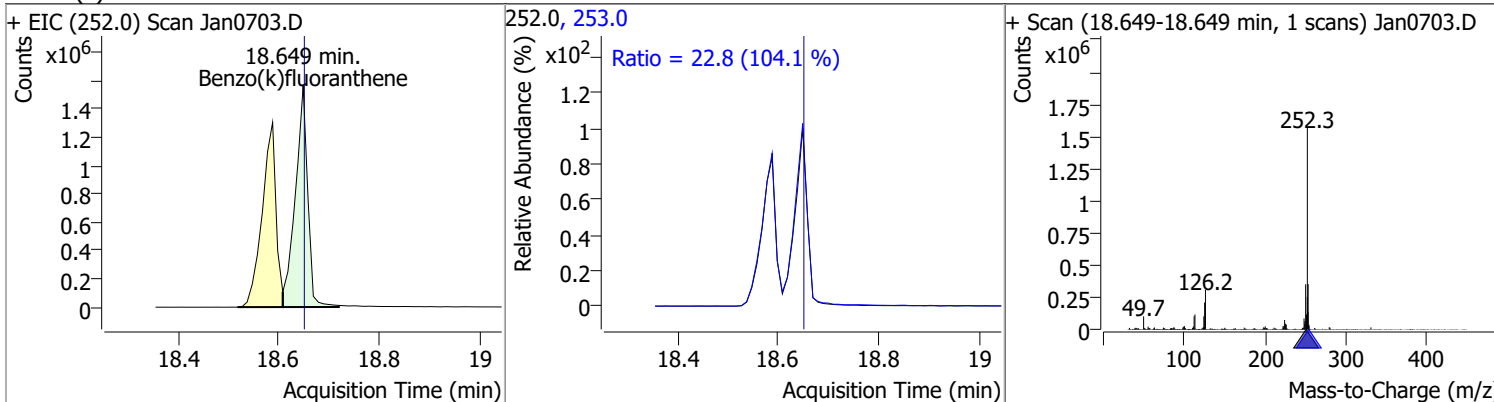
Compound	Conc.	RT	Dev(Min)	Resp.	QIon	QRatio	Lower	Upper
Di-n-octyl Phthalate	121.4748	18.33	0.01	2492038	150.0	9.9	6.7	12.4



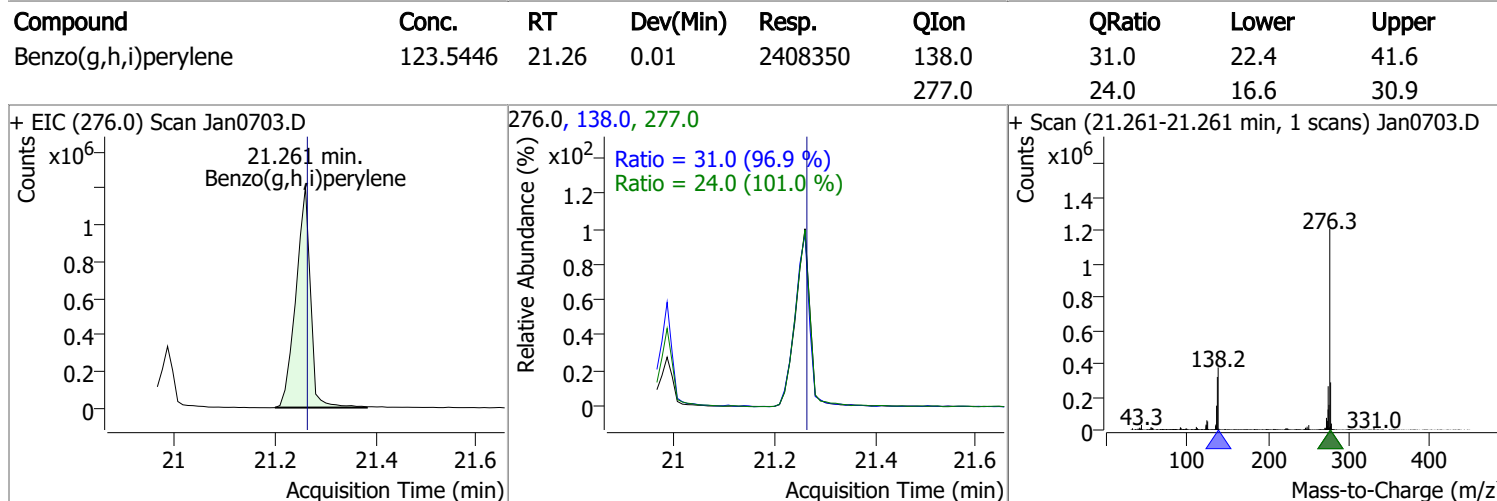
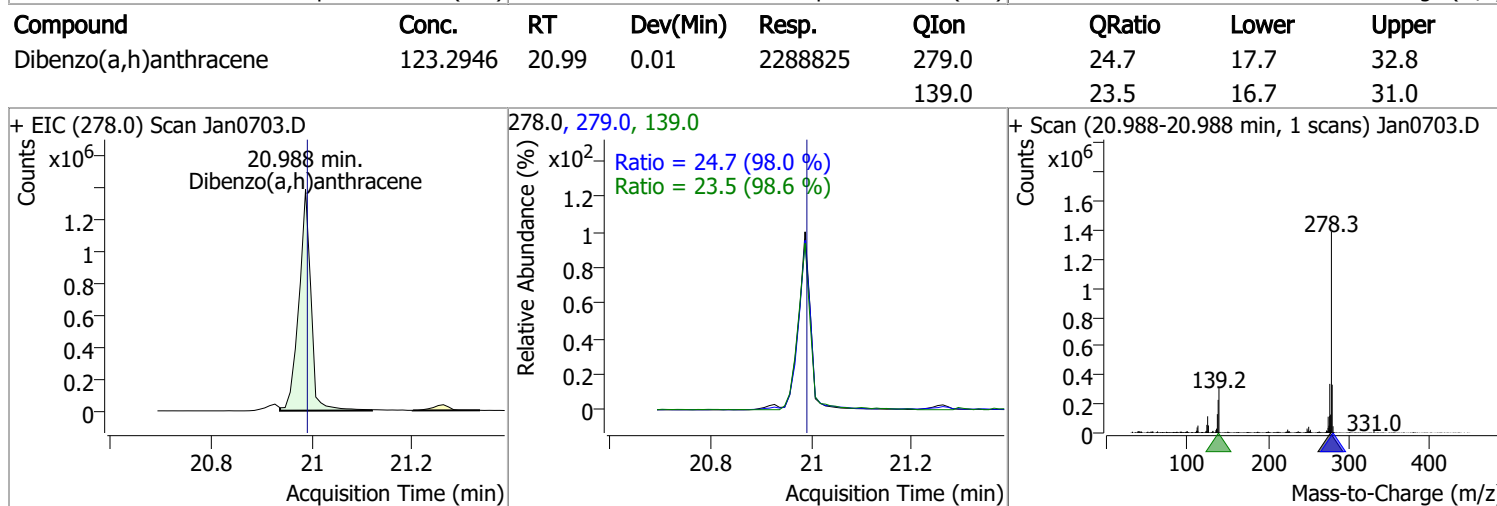
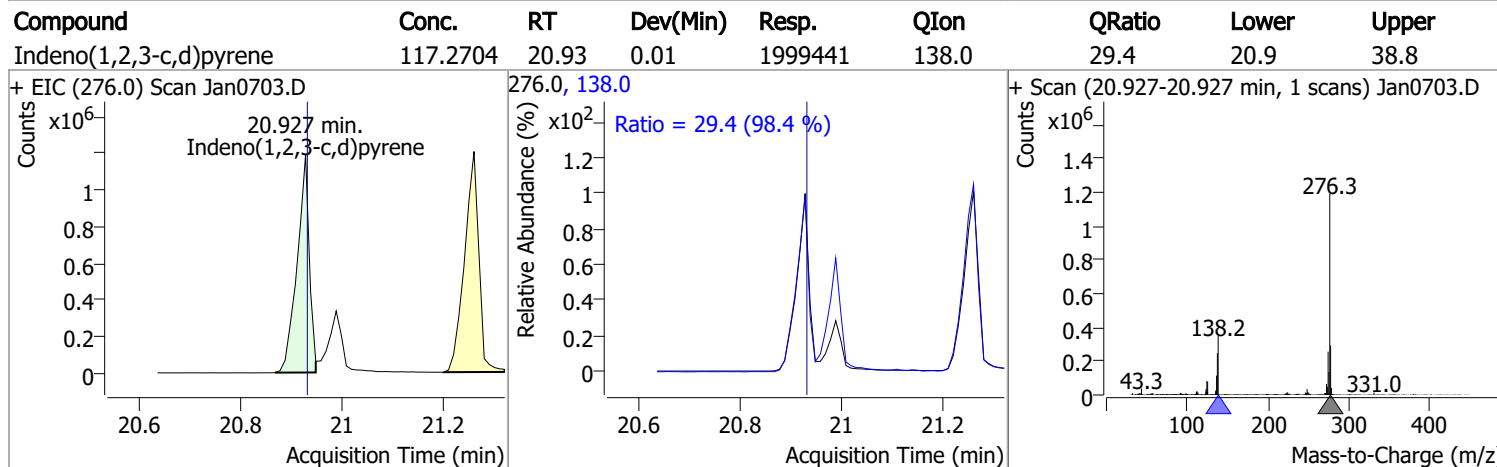
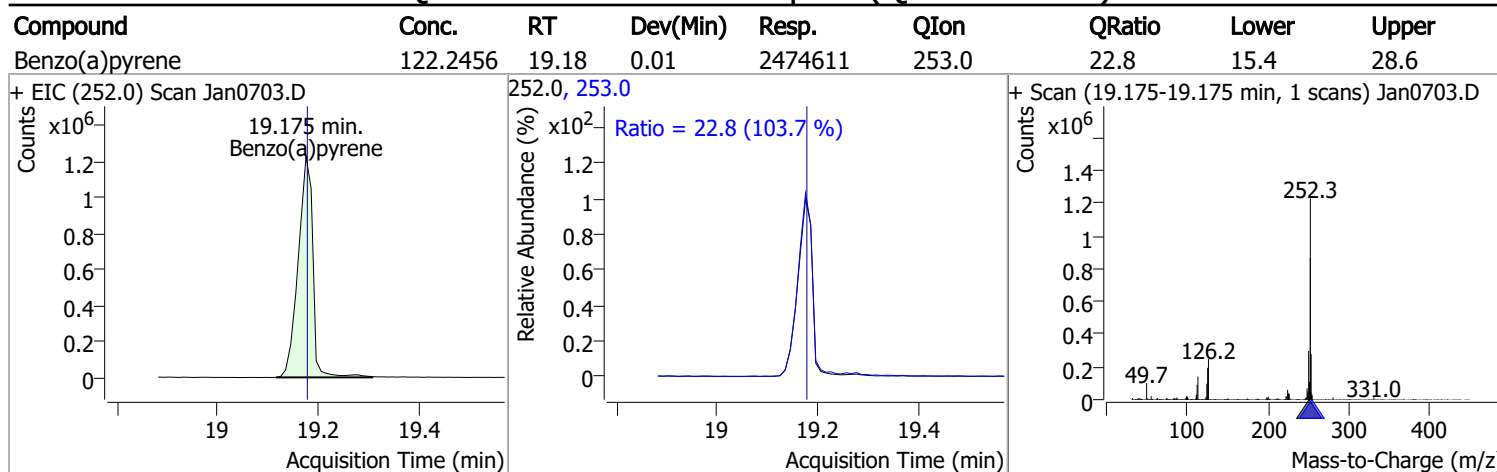
Compound	Conc.	RT	Dev(Min)	Resp.	QIon	QRatio	Lower	Upper
Benzo(b)fluoranthene	119.8938	18.59	0.01	2493854	253.0	22.4	15.4	28.6



Compound	Conc.	RT	Dev(Min)	Resp.	QIon	QRatio	Lower	Upper
Benzo(k)fluoranthene	123.9797	18.65	0.01	2673587	253.0	22.8	15.3	28.5

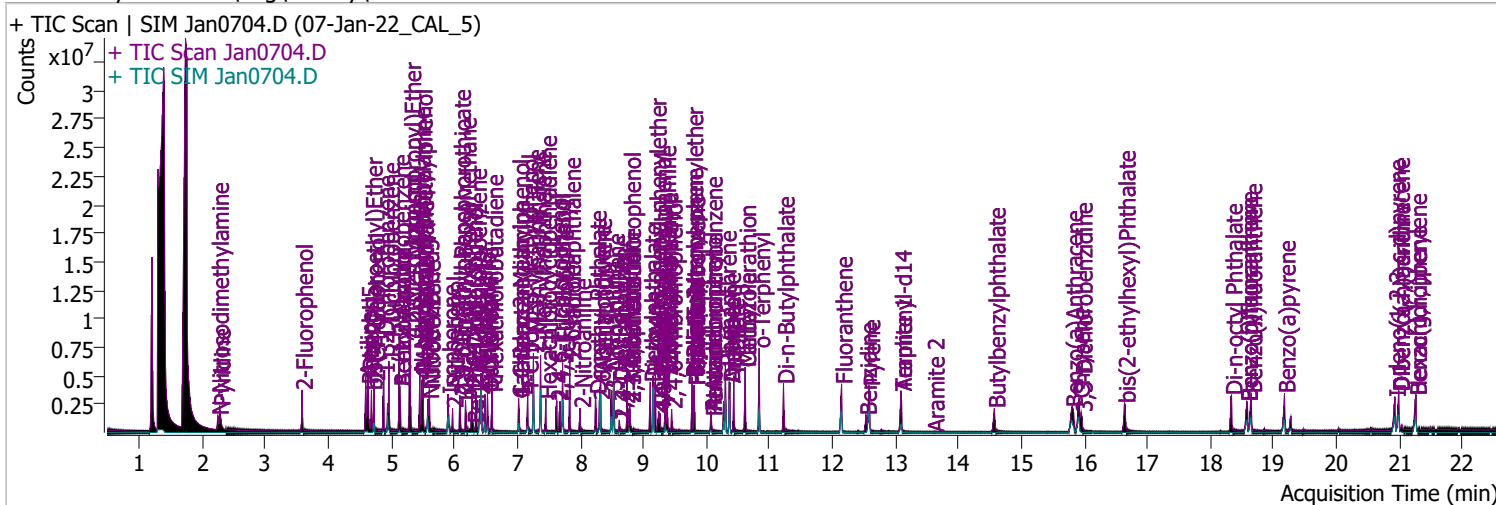


Quantitation Results Report (QT Reviewed)



Quantitation Results Report (QT Reviewed)

Data File	Jan0704.D	Operator	LIMS import
Acq. Method	BNA+SIM.M	Acq. Date-Time	1/7/2022 2:07:48 PM
Sample Name	07-Jan-22_CAL_5	Instrument	Instrument #1
Vial	4	Multiplier	1.00
DA Method File		Comment	SVOC-8270-W-LARGO
Tune File	dftppdsm.u	Tune Date	1/7/2022 12:13:00 PM
Batch Name	010722 DoD BNA cal 1.batch.bin	Last Calib Update	1/11/2022 8:55:14 AM
Ref Library	D:\Org\Library\NIST129K.I		



Compound	RT	QIon	Resp.	Conc.	Units	Dev(Min)
----------	----	------	-------	-------	-------	----------

Internal Standards

System Monitoring Compounds

S 2-Fluorophenol	3.582	112.0	844282	103.0027	µg/L	0.000
Spiked Amount: 200.000	Range: 10.0 - 75.0%			Recovery = 51.50%		
S Phenol-d5	4.623	99.0	1115876	102.8264	µg/L	0.000
Spiked Amount: 200.000	Range: 10.0 - 65.0%			Recovery = 51.41%		
S Nitrobenzene-d5	5.583	82.0	616140	103.7169	µg/L	0.000
Spiked Amount: 100.000	Range: 32.0 - 94.0%			Recovery = 103.72% *		
S 2-Fluorobiphenyl	7.718	172.0	1760874	97.0991	µg/L	0.000
Spiked Amount: 100.000	Range: 28.0 - 107.0%			Recovery = 97.10%		
S 2,4,6-Tribromophenol	9.448	329.8	152894	101.1851	µg/L	0.000
Spiked Amount: 200.000	Range: 25.0 - 140.0%			Recovery = 50.59%		
S Terphenyl-d14	13.088	244.3	1891282	103.8847	µg/L	0.000
Spiked Amount: 100.000	Range: 32.0 - 122.0%			Recovery = 103.88%		

Target Compounds

Compound	RT	QIon	Resp.	Conc.	Units	m	QValue
T N-Nitrosodimethylamine	2.244	74.0	387178	103.9793	µg/L	m	91
T Pyridine	2.274	79.0	876124	104.5142	µg/L	m	96
T Aniline	4.593	93.0	1491332	102.5678	µg/L		99
T Phenol	4.634	94.0	1135018	102.6713	µg/L	m	96
T bis(-2-Chloroethyl)Ether	4.685	63.0	931909	103.4761	µg/L	m	100
T 2-Chlorophenol	4.726	128.0	961327	100.8071	µg/L		98
T 1,3-Dichlorobenzene	4.879	146.0	1291794	100.6193	µg/L		100
T 1,4-Dichlorobenzene	4.960	146.0	1284685	99.5657	µg/L		99
T 1,2-Dichlorobenzene	5.124	146.0	1277533	100.4204	µg/L		99
T Benzyl Alcohol	5.134	108.0	576547	100.8761	µg/L		99
T bis(2-chloroisopropyl)Ether	5.297	121.0	350557	101.4584	µg/L		96
T 2-Methylphenol	5.297	107.0	884464	102.7465	µg/L		99
T N-nitroso-Di-n-propylamine	5.451	70.0	612996	104.4122	µg/L		100
T 4Methylphenol/3Methylphenol	5.481	107.0	1129399	96.9857	µg/L		98
T Hexachloroethane	5.502	117.0	367821	99.1309	µg/L		98

Quantitation Results Report (QT Reviewed)

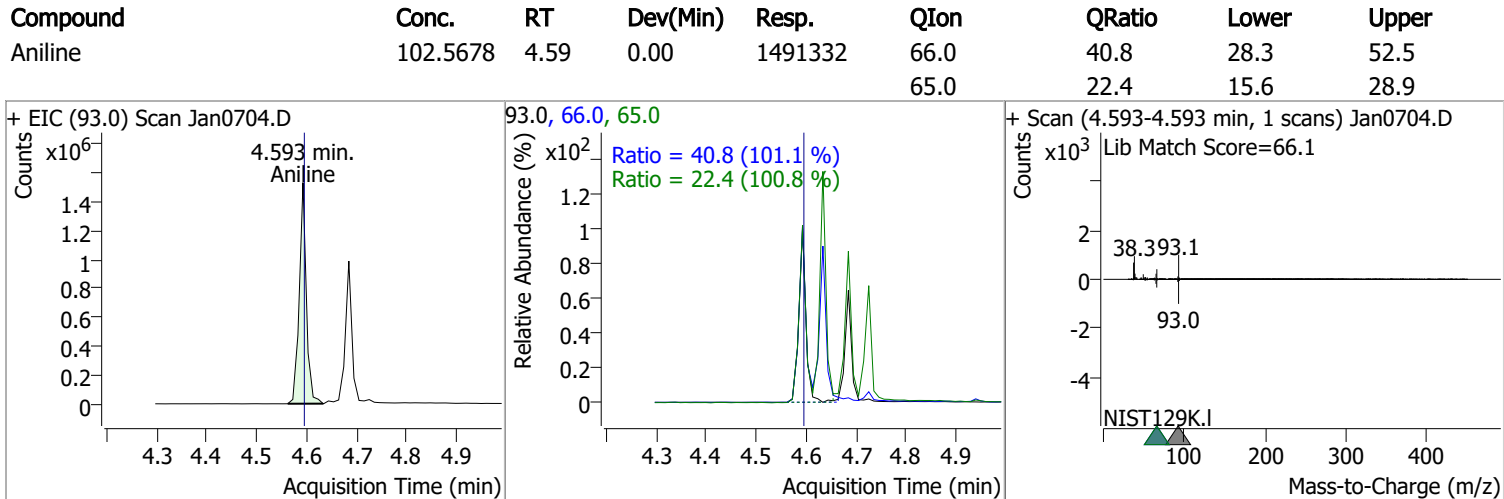
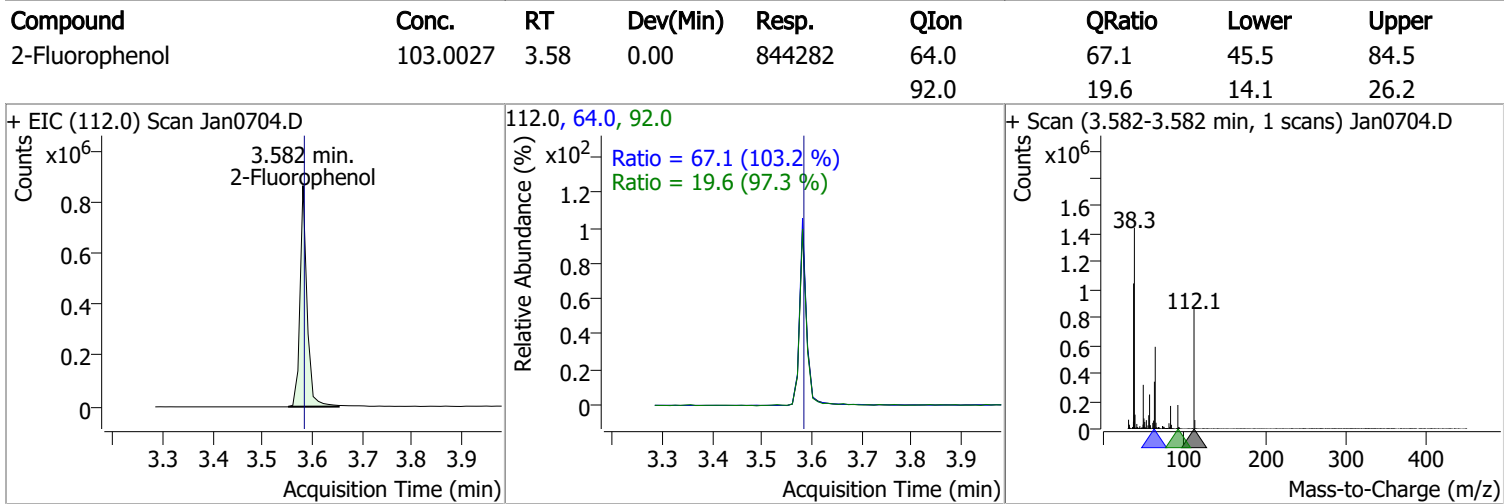
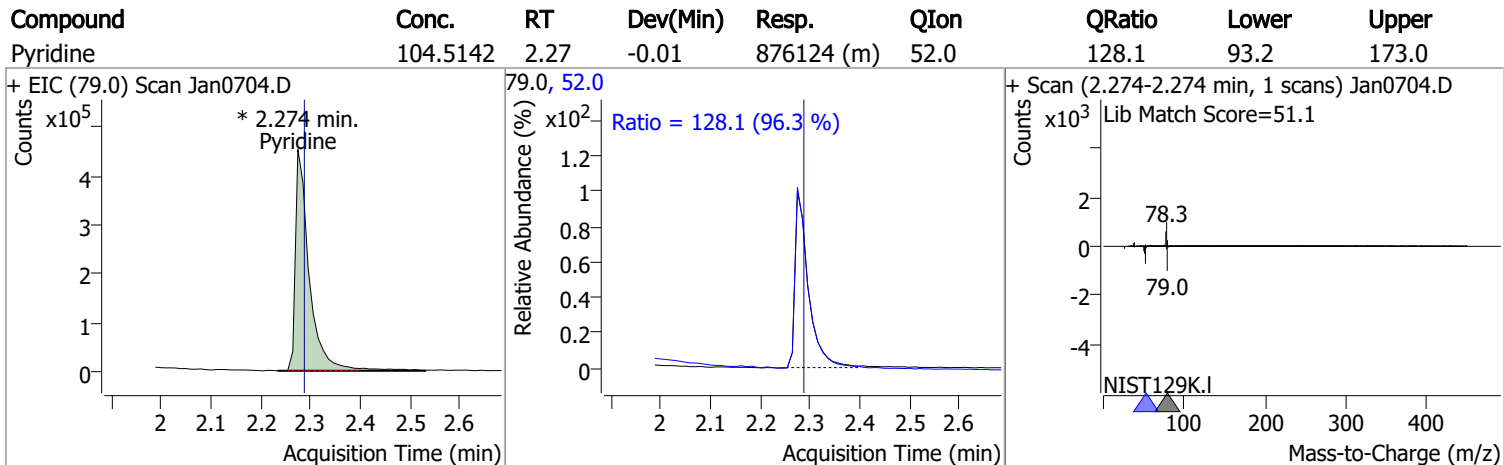
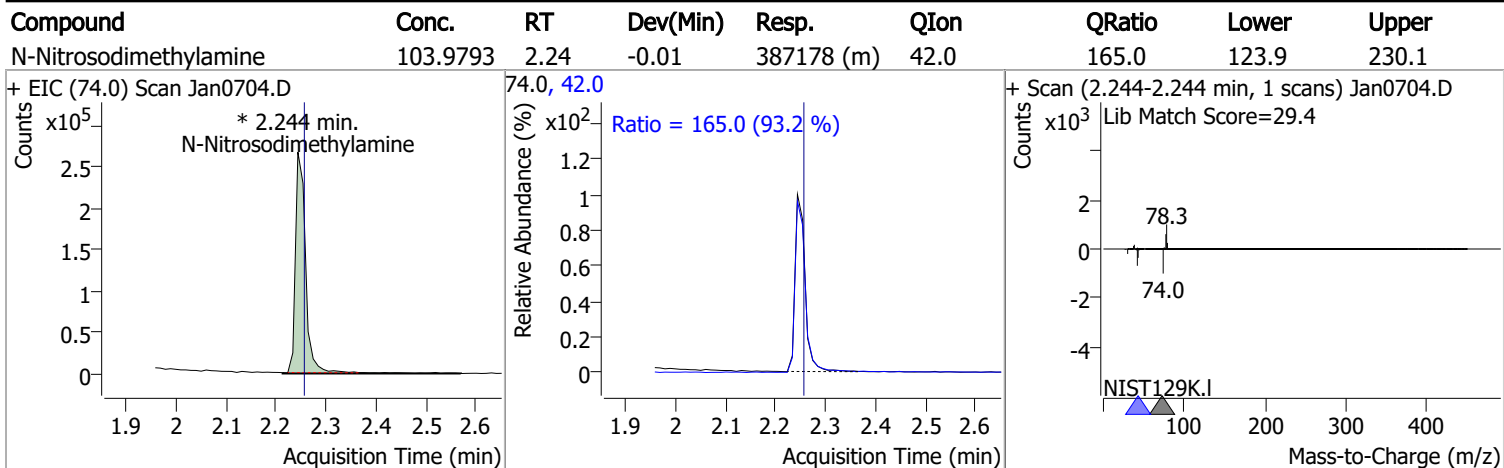
Compound	RT	QIon	Resp.	Conc.	Units	Dev(Min)
T Nitrobenzene	5.604	123.1	319987	104.9943	µg/L	98
T Isophorone	5.900	82.0	1372347	99.6229	µg/L	100
T 2-Nitrophenol	5.972	139.0	260056	104.2370	µg/L	98
T 2,4-Dimethylphenol	6.085	122.0	698587	96.5155	µg/L	98
T bis(-2-Chloroethoxy)Methane	6.177	93.0	806641	98.3128	µg/L	100
T Benzoic Acid	6.300	105.0	432037	106.6005	µg/L	98
T 2,4-Dichlorophenol	6.280	162.0	659436	102.0591	µg/L	100
T 1,2,4-Trichlorobenzene	6.342	180.0	762412	93.8663	µg/L	99
T Naphthalene	6.424	128.0	2330127	98.0934	µg/L	99
T 4-Chlorophenol	6.485	130.0	221454	99.5653	µg/L	m 95
T p-Chloroaniline	6.526	127.0	897093	97.5522	µg/L	98
T Hexachlorobutadiene	6.598	224.9	463095	100.9667	µg/L	97
T 4-Chloro-2-Methylphenol	7.019	107.0	595993	100.3902	µg/L	99
T 4-Chloro-3-Methylphenol	7.163	107.0	623258	99.3971	µg/L	m 99
T 2-Methylnaphthalene	7.256	141.0	1422096	99.7291	µg/L	m 99
T 1-Methylnaphthalene	7.368	141.0	1410070	101.1788	µg/L	m 99
T Hexachlorocyclopentadiene	7.451	236.9	311138	104.5513	µg/L	98
T 2,4,6-Trichlorophenol	7.625	196.0	431825	102.9015	µg/L	100
T 2,4,5-Trichlorophenol	7.677	196.0	481623	104.4606	µg/L	99
T 2-Chloronaphthalene	7.831	162.0	1572984	102.3112	µg/L	100
T 2-Nitroaniline	7.995	65.0	289372	106.8298	µg/L	98
T Dimethyl Phthalate	8.241	163.0	1571564	101.5432	µg/L	100
T 2,6-Dinitrotoluene	8.302	165.0	223482	108.4490	µg/L	97
T Acenaphthylene	8.323	152.1	2586097	102.2266	µg/L	99
T 3-Nitroaniline	8.497	138.0	229277	99.0603	µg/L	95
T Acenaphthene	8.527	154.0	1439396	101.5214	µg/L	96
T 2,4-Dinitrophenol	8.619	184.0	125291	104.8310	µg/L	100
T Dibenzofuran	8.742	168.0	2204535	98.2442	µg/L	99
T 2,4-Dinitrotoluene	8.783	165.0	280076	100.0481	µg/L	97
T 4-Nitrophenol	8.783	109.0	246823	102.9894	µg/L	98
T Diethylphthalate	9.110	149.0	1705521	103.0905	µg/L	99
T Fluorene	9.151	166.0	1880300	101.7600	µg/L	98
T 4-Chlorophenyl-phenylether	9.192	204.0	875753	103.4092	µg/L	99
T 4-Nitroaniline	9.243	138.0	256247	109.2405	µg/L	95
T 4,6-Dinitro-2-methylphenol	9.264	198.0	175110	104.3437	µg/L	93
T N-nitrosodiphenylamine	9.346	169.0	1210913	103.4758	µg/L	99
T Azobenzene	9.376	77.0	1438249	102.5692	µg/L	99
T 4-Bromophenyl-phenylether	9.775	248.0	494507	102.2189	µg/L	99
T Hexachlorobenzene	9.806	283.9	477283	97.3435	µg/L	100
T Pentachlorophenol	10.069	265.9	238365	102.6671	µg/L	96
T Phenanthrene	10.302	178.0	2324036	96.4897	µg/L	99
T Anthracene	10.373	178.0	2421153	102.8854	µg/L	100
T Triallate	10.434	86.0	549726	104.3790	µg/L	97
T Carbazole	10.616	167.0	2426526	106.3075	µg/L	99
T o-Terphenyl	10.839	230.0	1413759	102.5281	µg/L	99
T Di-n-Butylphthalate	11.224	149.0	2317809	101.5611	µg/L	100
T Fluoranthene	12.146	202.0	2531619	100.7708	µg/L	100
T Benzidine	12.531	184.0	1020599	101.5823	µg/L	99
T Pyrene	12.581	202.0	2800672	101.8218	µg/L	99
T Butylbenzylphthalate	14.572	149.0	782416	102.0873	µg/L	99
T Benzo(a)Anthracene	15.798	228.0	2092116	103.4119	µg/L	98
T Chrysene	15.910	228.0	2283065	104.0416	µg/L	100
T 3,3-Dichlorobenzidine	15.951	252.0	738669	104.6419	µg/L	99
T bis(2-ethylhexyl)Phthalate	16.636	167.0	281928	103.0508	µg/L	99
T Di-n-octyl Phthalate	18.335	149.0	2054459	105.4997	µg/L	99

Quantitation Results Report (QT Reviewed)

Compound	RT	QIon	Resp.	Conc.	Units	Dev(Min)
T Benzo(b)fluoranthene	18.578	252.0	2038992	101.0506	µg/L	99
T Benzo(k)fluoranthene	18.649	252.0	2188450	104.6141	µg/L	99
T Benzo(a)pyrene	19.175	252.0	1928266	99.3468	µg/L	99
T Indeno(1,2,3-c,d)pyrene	20.927	276.0	1677182	102.2435	µg/L	99
T Dibenzo(a,h)anthracene	20.988	278.0	1767822	99.6651	µg/L	99
T Benzo(g,h,i)perylene	21.261	276.0	2020810	106.8630	µg/L	100

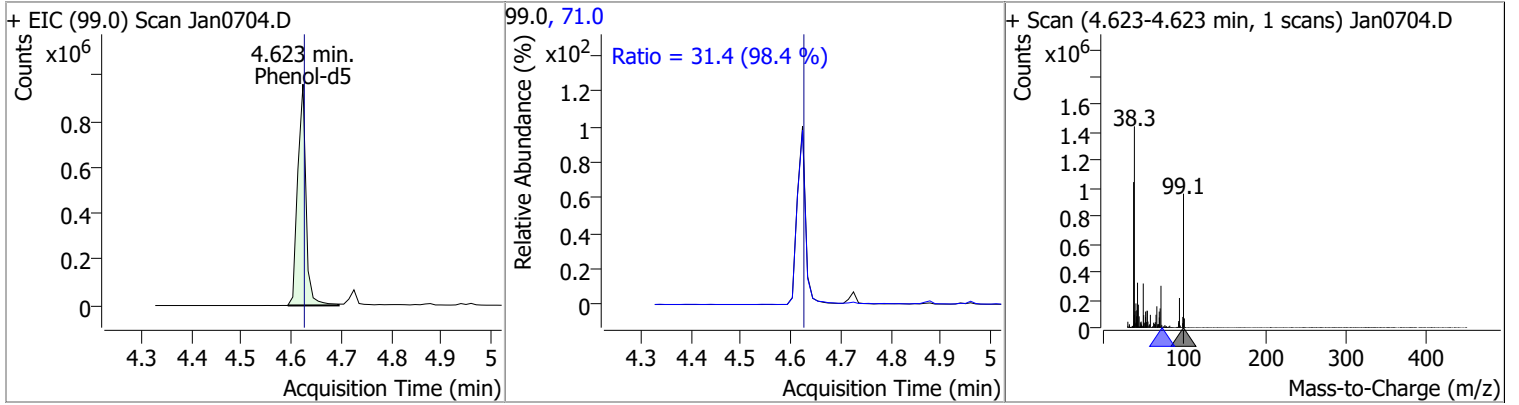
(#) = Qualifier Out of Range; (m) = Manual Integration; (+) = Area Summed; (*) = Surrogate Percent Recovery Out of Range; (d): Zeroed Peak

Quantitation Results Report (QT Reviewed)

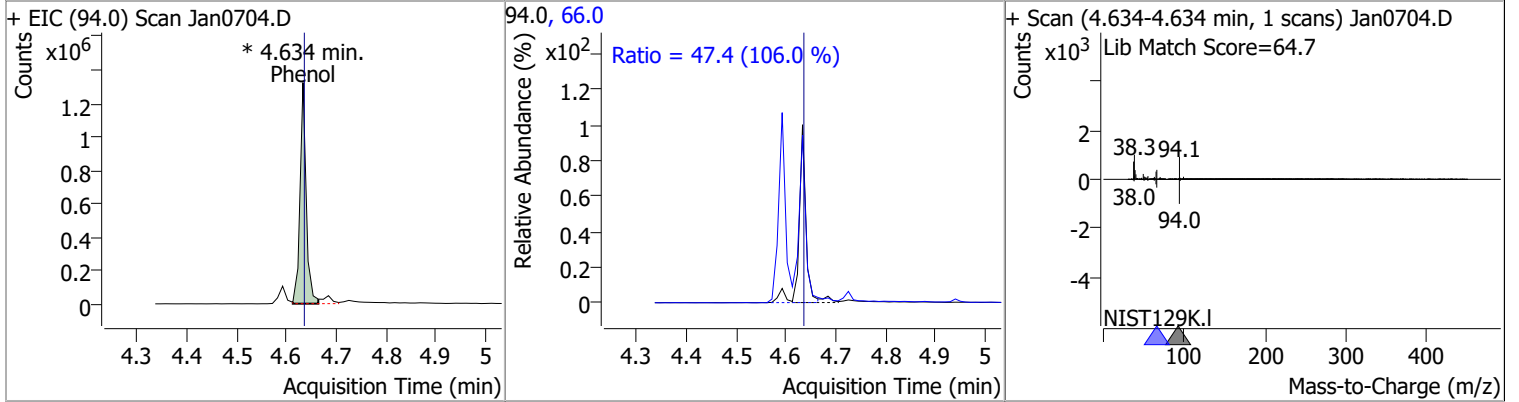


Quantitation Results Report (QT Reviewed)

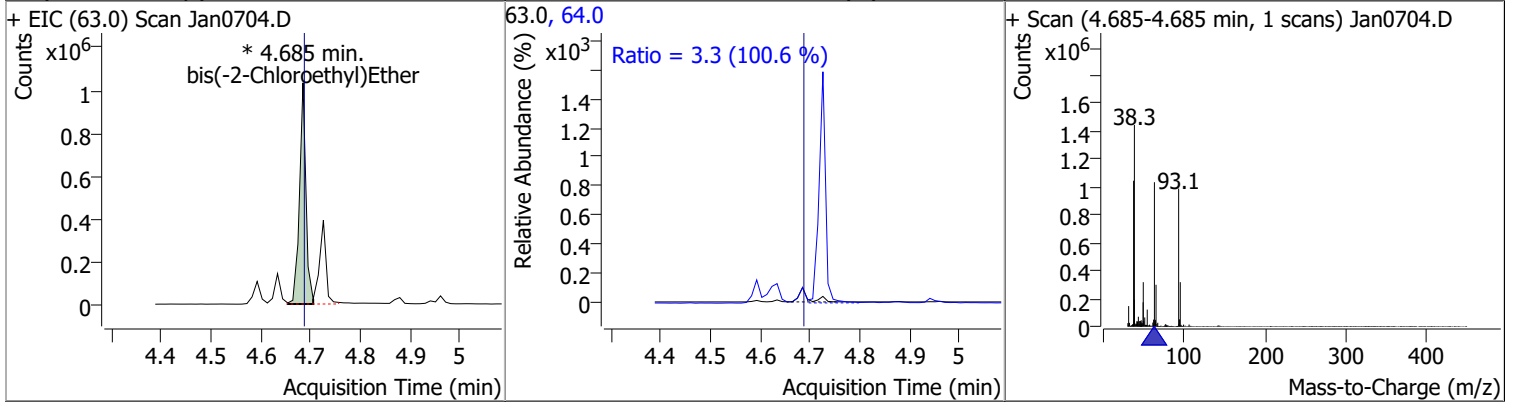
Compound	Conc.	RT	Dev(Min)	Resp.	QIon	QRatio	Lower	Upper
Phenol-d5	102.8264	4.62	0.00	1115876	71.0	31.4	22.3	41.5



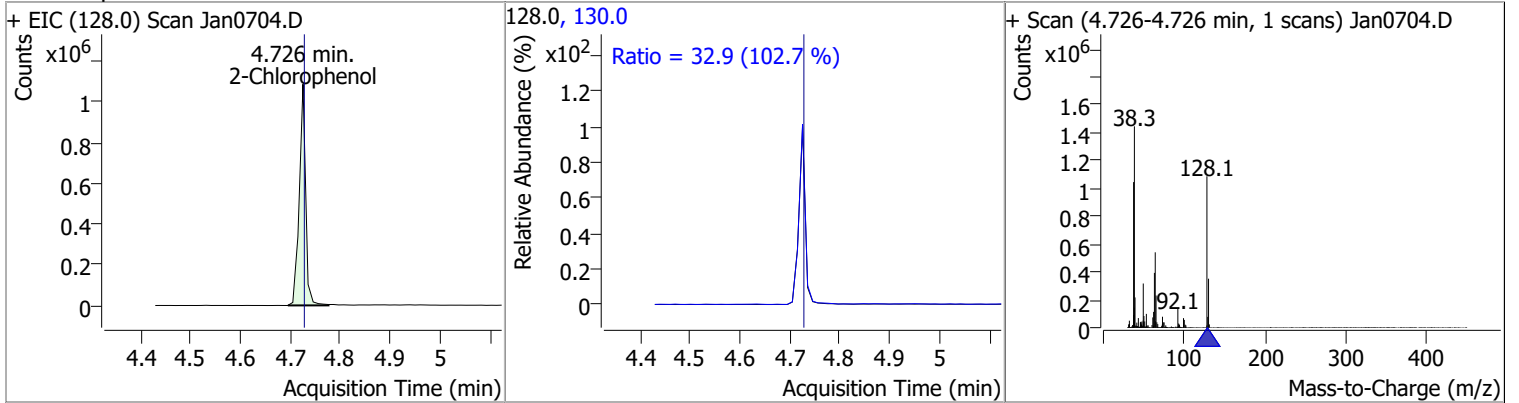
Compound	Conc.	RT	Dev(Min)	Resp.	QIon	QRatio	Lower	Upper
Phenol	102.6713	4.63	0.00	1135018 (m)	66.0	47.4	31.3	58.2



Compound	Conc.	RT	Dev(Min)	Resp.	QIon	QRatio	Lower	Upper
bis(-2-Chloroethyl)Ether	103.4761	4.68	0.00	931909 (m)	64.0	3.3	2.3	4.3

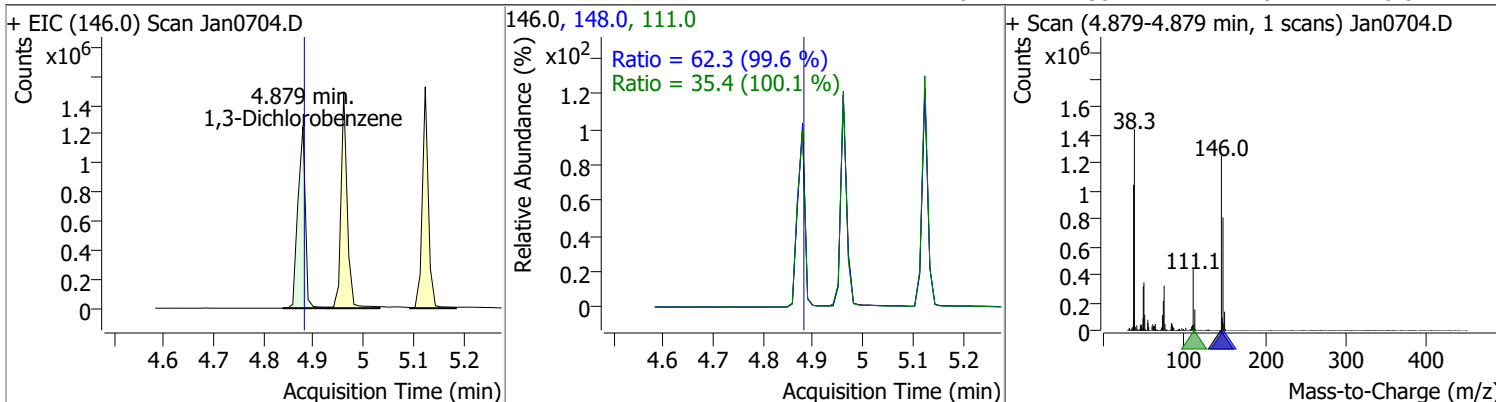


Compound	Conc.	RT	Dev(Min)	Resp.	QIon	QRatio	Lower	Upper
2-Chlorophenol	100.8071	4.73	0.00	961327	130.0	32.9	22.4	41.6

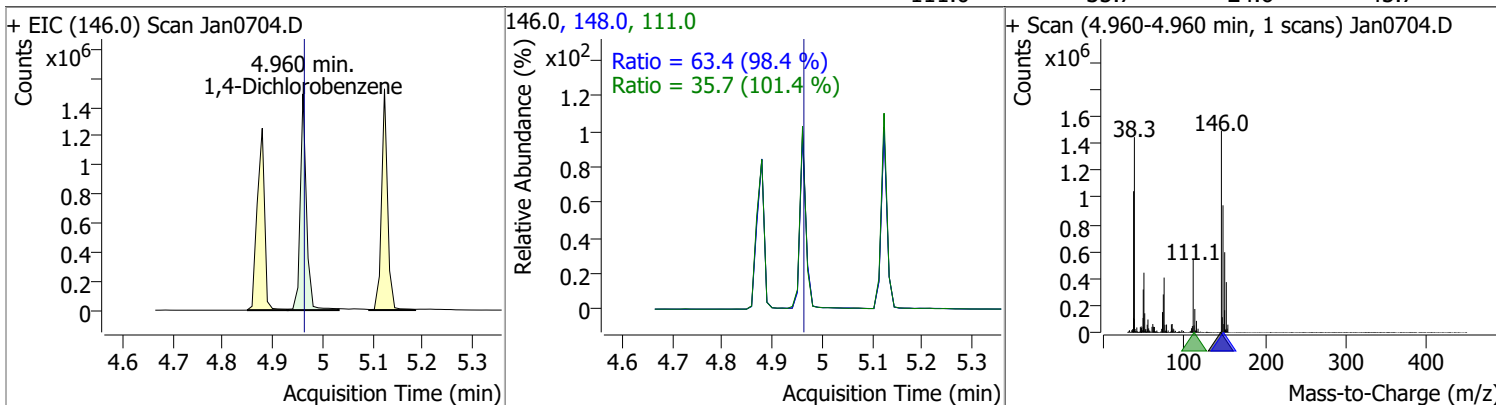


Quantitation Results Report (QT Reviewed)

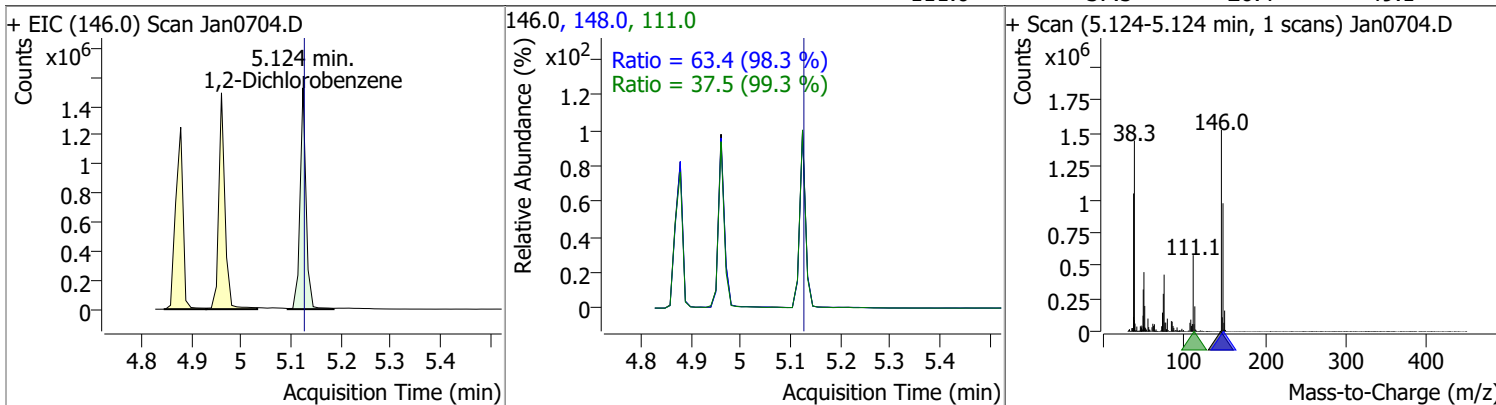
Compound	Conc.	RT	Dev(Min)	Resp.	QIon	QRatio	Lower	Upper
1,3-Dichlorobenzene	100.6193	4.88	0.00	1291794	148.0	62.3	43.8	81.3
					111.0	35.4	24.8	46.0



Compound	Conc.	RT	Dev(Min)	Resp.	QIon	QRatio	Lower	Upper
1,4-Dichlorobenzene	99.5657	4.96	0.00	1284685	148.0	63.4	45.1	83.8
					111.0	35.7	24.6	45.7

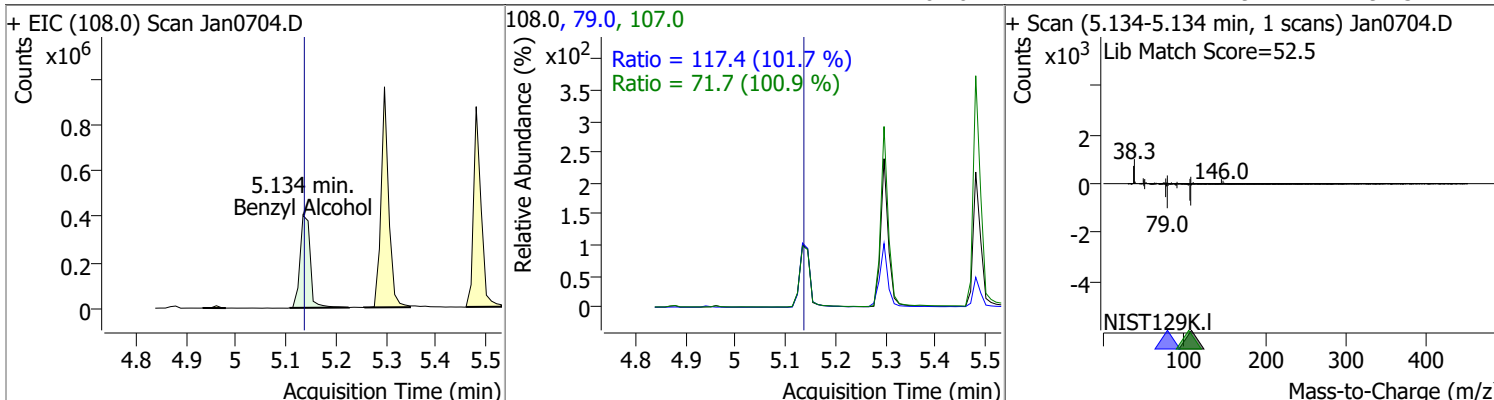


Compound	Conc.	RT	Dev(Min)	Resp.	QIon	QRatio	Lower	Upper
1,2-Dichlorobenzene	100.4204	5.12	0.00	1277533	148.0	63.4	45.1	83.8
					111.0	37.5	26.4	49.1

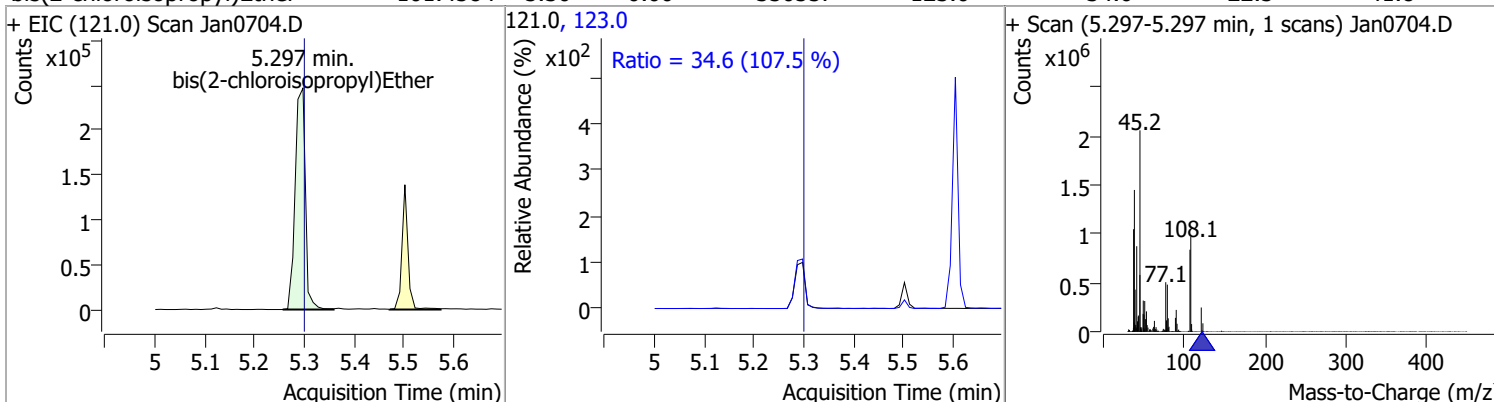


Quantitation Results Report (QT Reviewed)

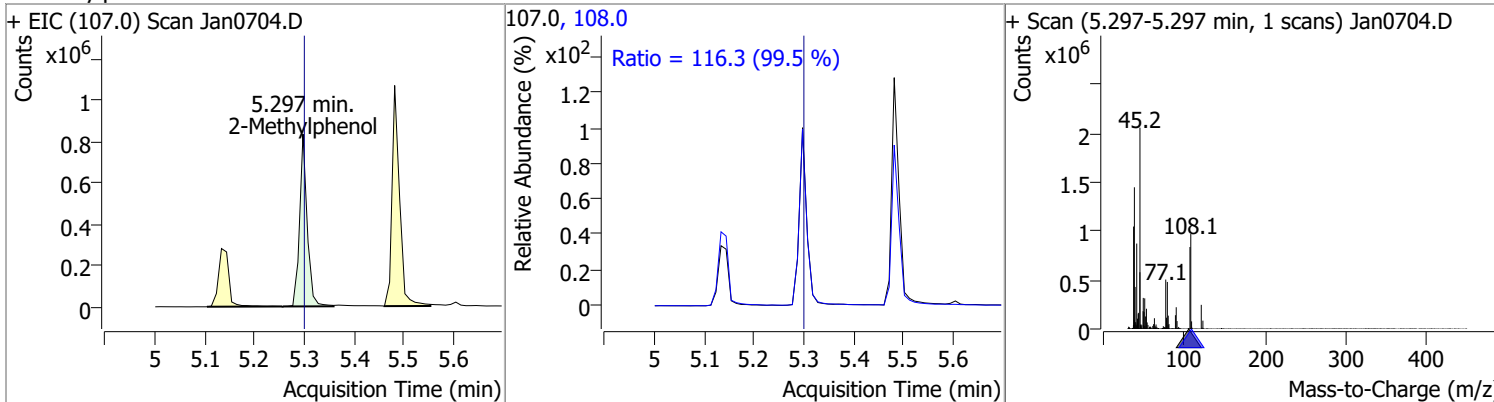
Compound	Conc.	RT	Dev(Min)	Resp.	QIon	QRatio	Lower	Upper
Benzyl Alcohol	100.8761	5.13	0.00	576547	79.0	117.4	80.8	150.1
					107.0	71.7	49.7	92.3



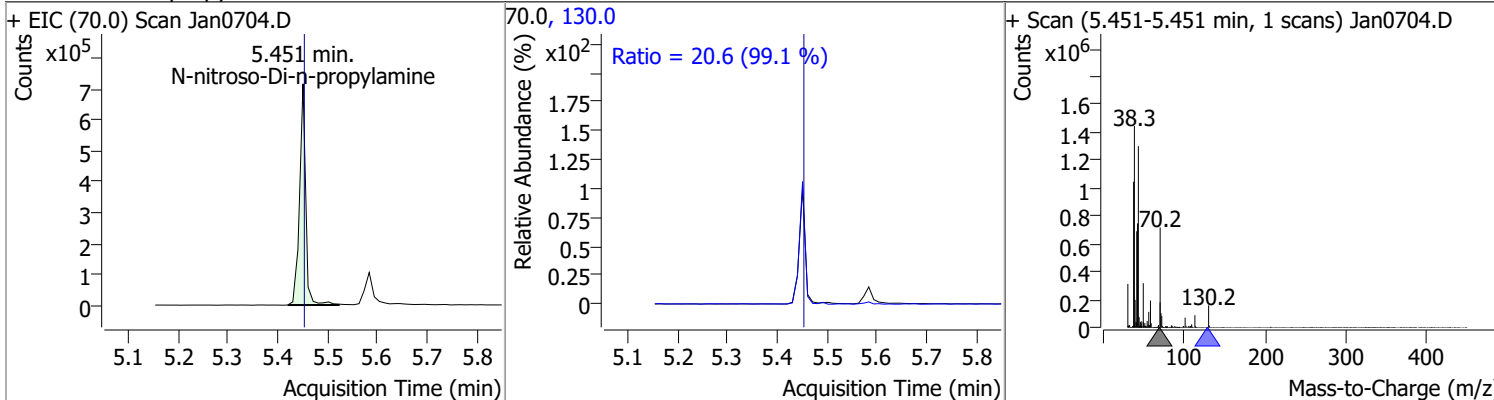
Compound	Conc.	RT	Dev(Min)	Resp.	QIon	QRatio	Lower	Upper
bis(2-chloroisopropyl)Ether	101.4584	5.30	0.00	350557	123.0	34.6	22.5	41.8



Compound	Conc.	RT	Dev(Min)	Resp.	QIon	QRatio	Lower	Upper
2-Methylphenol	102.7465	5.30	0.00	884464	108.0	116.3	81.8	152.0

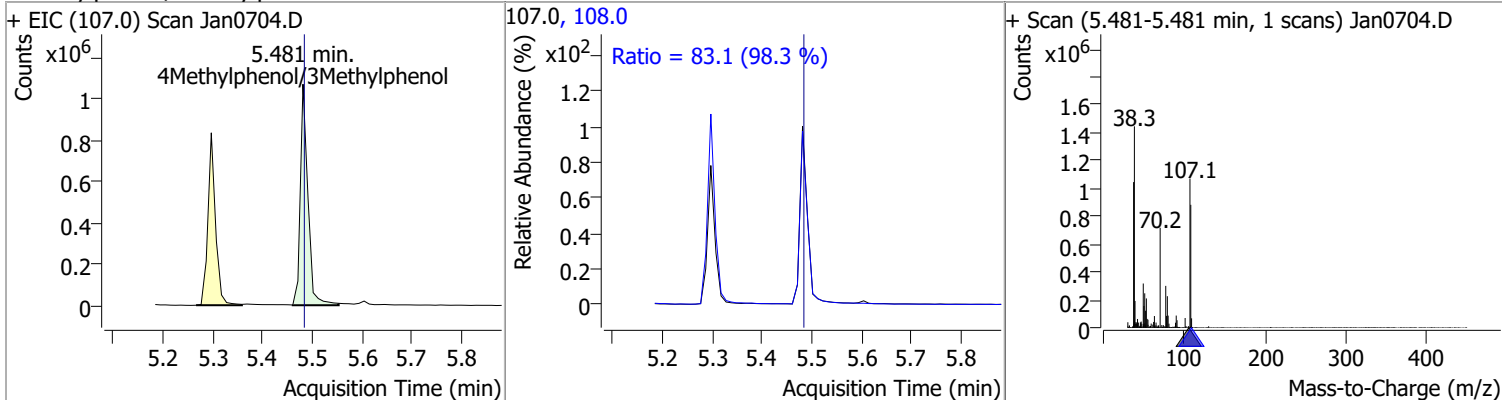


Compound	Conc.	RT	Dev(Min)	Resp.	QIon	QRatio	Lower	Upper
N-nitroso-Di-n-propylamine	104.4122	5.45	0.00	612996	130.0	20.6	0.0	41.5

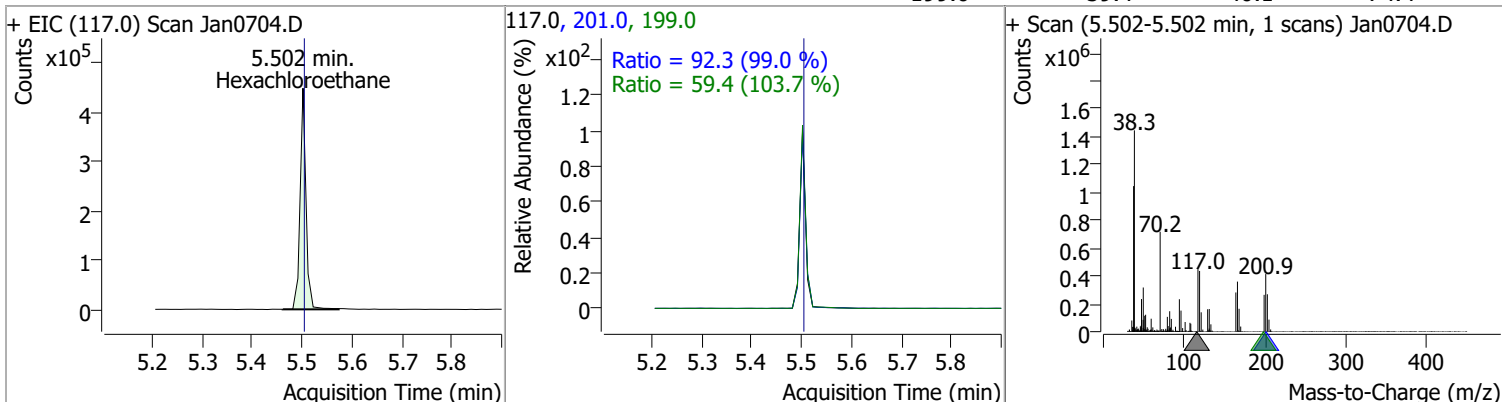


Quantitation Results Report (QT Reviewed)

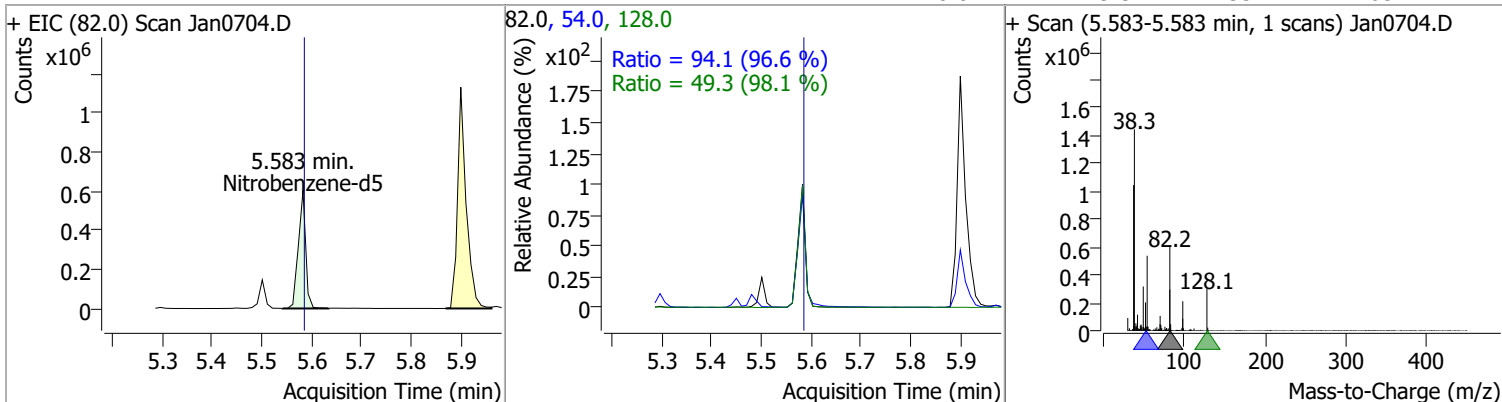
Compound	Conc.	RT	Dev(Min)	Resp.	QIon	QRatio	Lower	Upper
4Methylphenol/3Methylphenol	96.9857	5.48	0.00	1129399	108.0	83.1	59.1	109.8



Compound	Conc.	RT	Dev(Min)	Resp.	QIon	QRatio	Lower	Upper
Hexachloroethane	99.1309	5.50	0.00	367821	201.0	92.3	65.2	121.2
					199.0	59.4	40.1	74.4

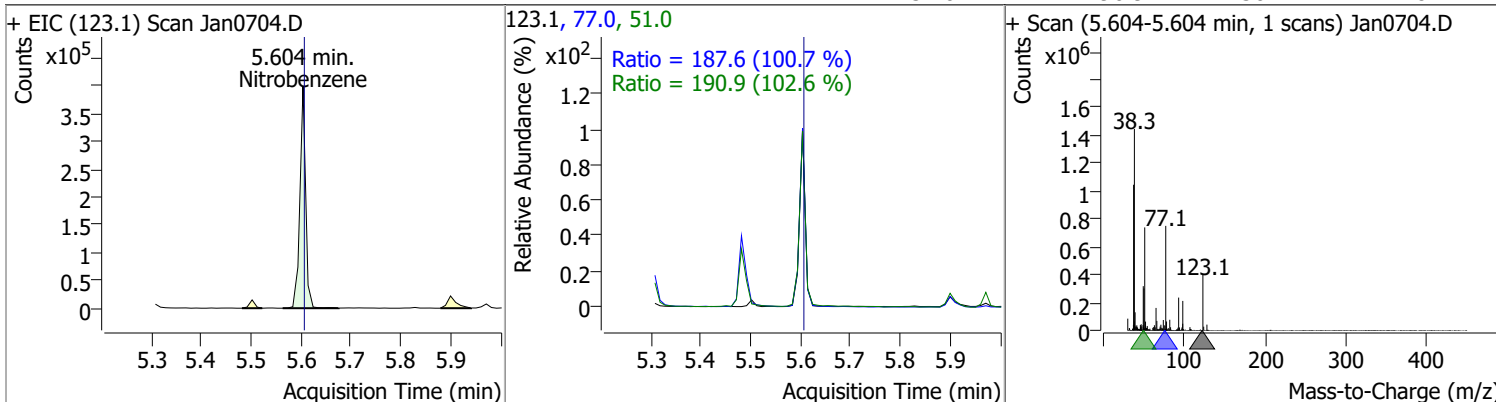


Compound	Conc.	RT	Dev(Min)	Resp.	QIon	QRatio	Lower	Upper
Nitrobenzene-d5	103.7169	5.58	0.00	616140	54.0	94.1	68.2	126.6
					128.0	49.3	35.2	65.4

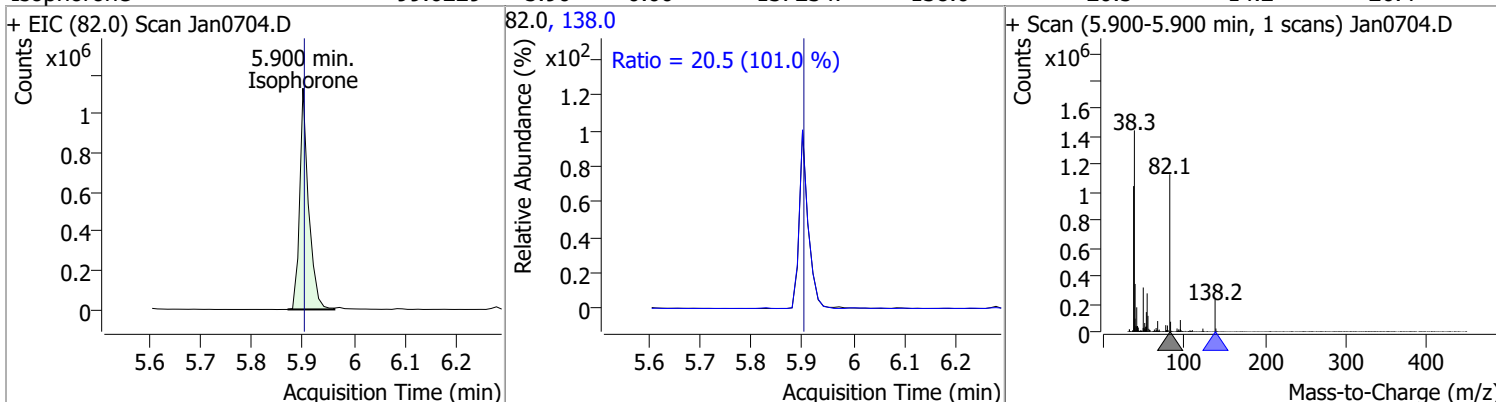


Quantitation Results Report (QT Reviewed)

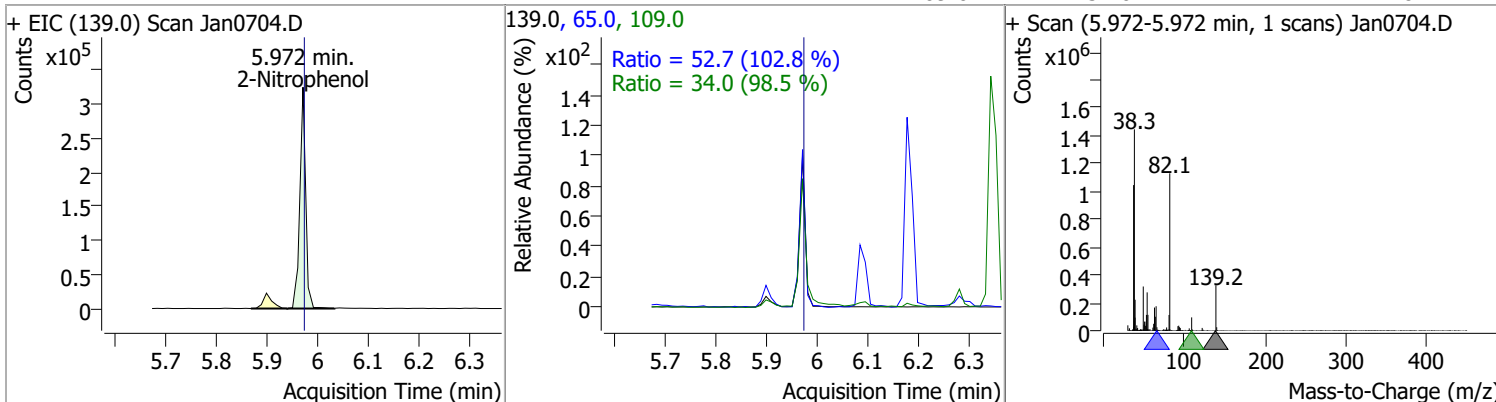
Compound	Conc.	RT	Dev(Min)	Resp.	QIon	QRatio	Lower	Upper
Nitrobenzene	104.9943	5.60	0.00	319987	77.0	187.6	130.5	242.3
					51.0	190.9	130.2	241.8



Compound	Conc.	RT	Dev(Min)	Resp.	QIon	QRatio	Lower	Upper
Isophrone	99.6229	5.90	0.00	1372347	138.0	20.5	14.2	26.4

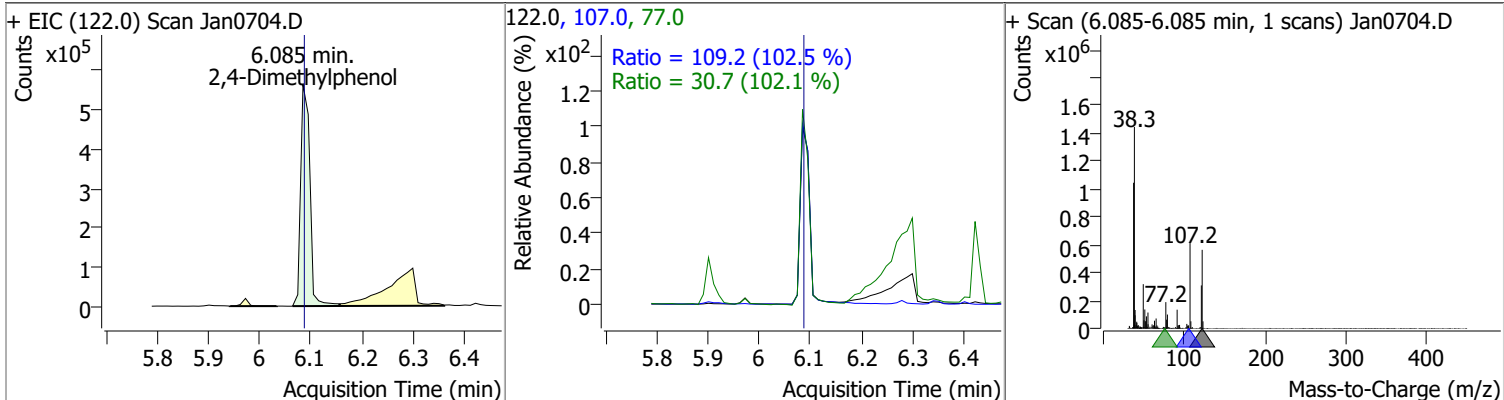


Compound	Conc.	RT	Dev(Min)	Resp.	QIon	QRatio	Lower	Upper
2-Nitrophenol	104.2370	5.97	0.00	260056	65.0	52.7	35.9	66.6
					109.0	34.0	24.1	44.8

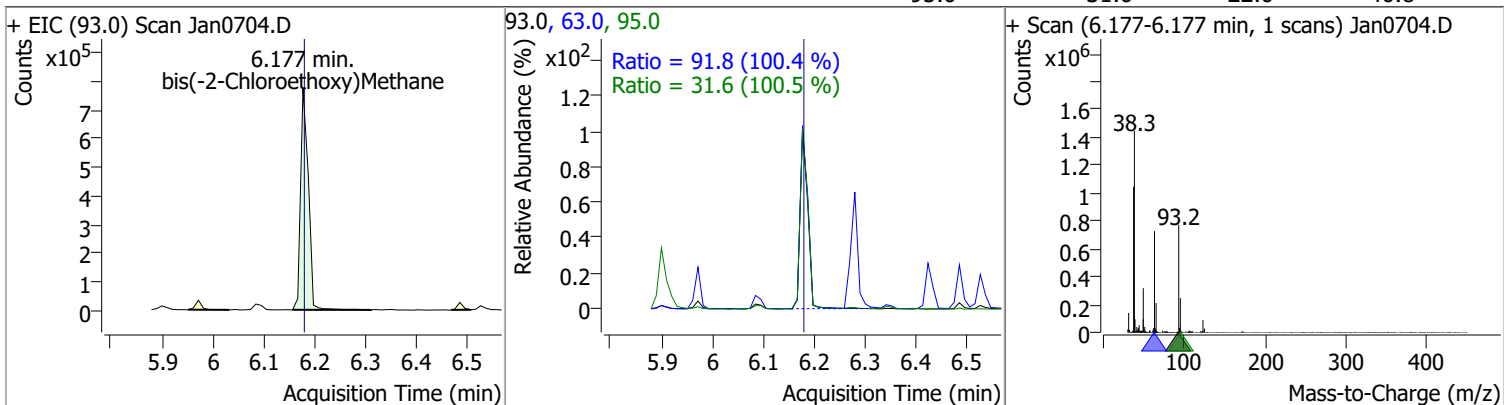


Quantitation Results Report (QT Reviewed)

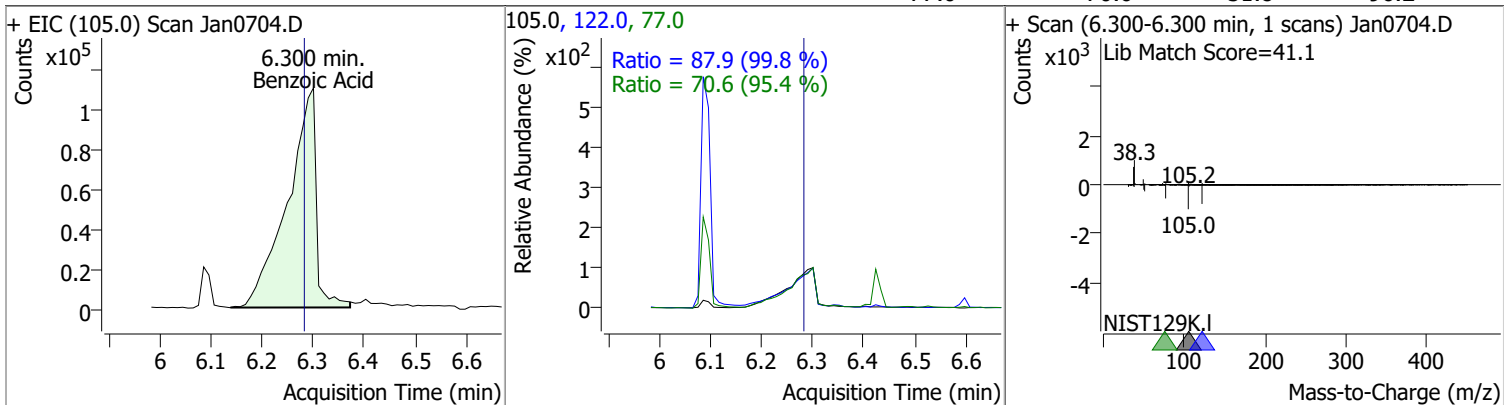
Compound	Conc.	RT	Dev(Min)	Resp.	QIon	QRatio	Lower	Upper
2,4-Dimethylphenol	96.5155	6.08	0.00	698587	107.0	109.2	74.6	138.5
					77.0	30.7	21.0	39.1



Compound	Conc.	RT	Dev(Min)	Resp.	QIon	QRatio	Lower	Upper
bis(-2-Chloroethoxy)Methane	98.3128	6.18	0.00	806641	63.0	91.8	64.0	118.8
					95.0	31.6	22.0	40.8

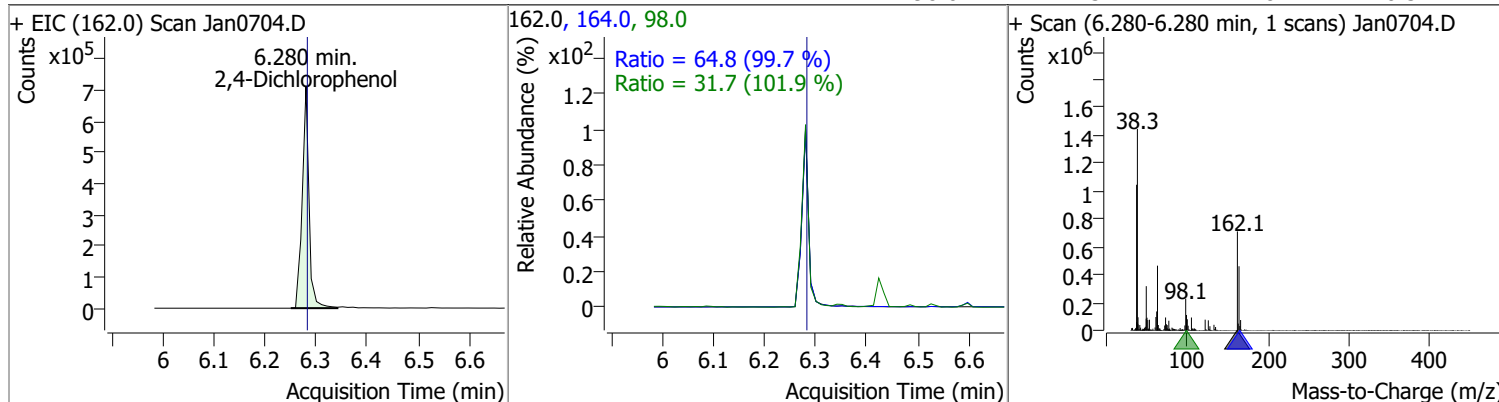


Compound	Conc.	RT	Dev(Min)	Resp.	QIon	QRatio	Lower	Upper
Benzoic Acid	106.6005	6.30	0.02	432037	122.0	87.9	61.7	114.6
					77.0	70.6	51.8	96.2

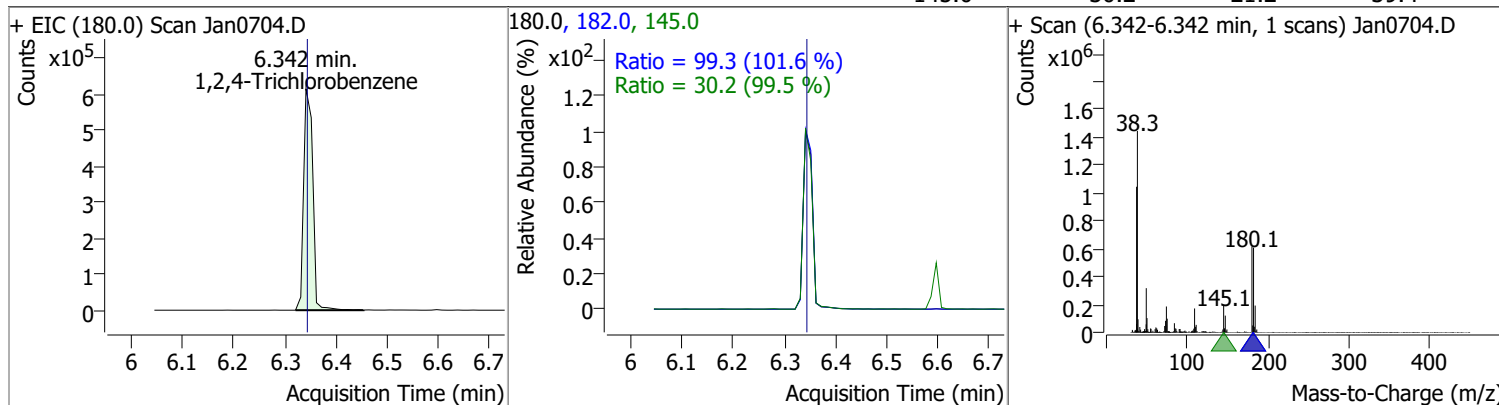


Quantitation Results Report (QT Reviewed)

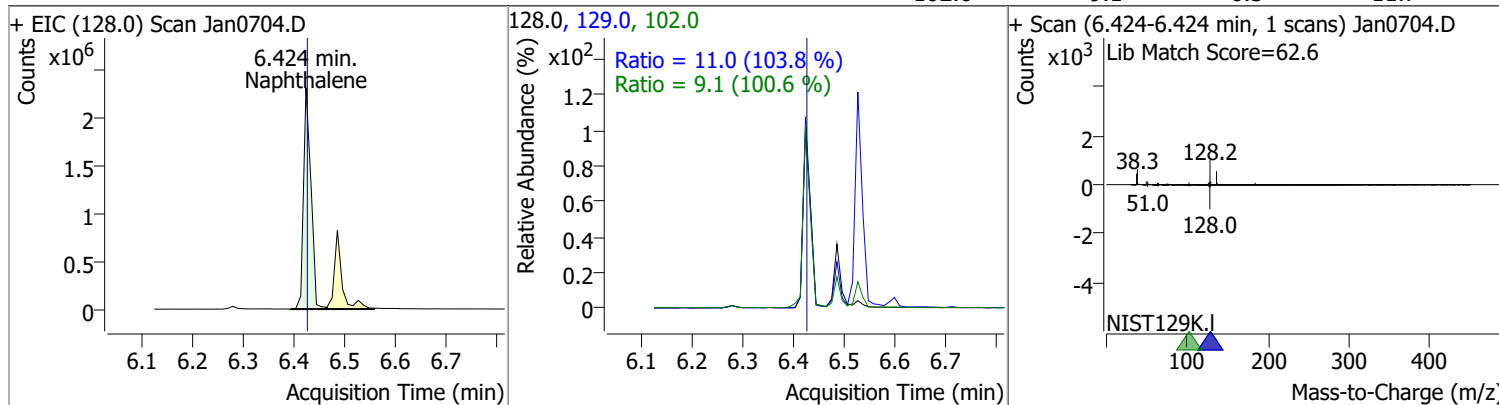
Compound	Conc.	RT	Dev(Min)	Resp.	QIon	QRatio	Lower	Upper
2,4-Dichlorophenol	102.0591	6.28	0.00	659436	164.0	64.8	45.5	84.6
					98.0	31.7	21.8	40.5



Compound	Conc.	RT	Dev(Min)	Resp.	QIon	QRatio	Lower	Upper
1,2,4-Trichlorobenzene	93.8663	6.34	0.00	762412	182.0	99.3	68.4	127.1
					145.0	30.2	21.2	39.4

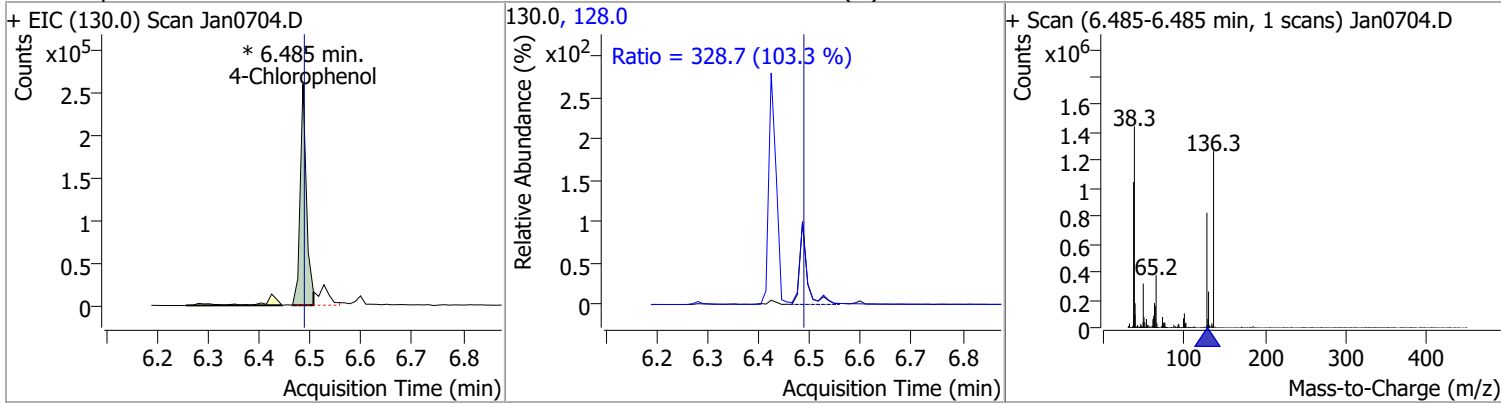


Compound	Conc.	RT	Dev(Min)	Resp.	QIon	QRatio	Lower	Upper
Naphthalene	98.0934	6.42	0.00	2330127	129.0	11.0	7.4	13.8
					102.0	9.1	6.3	11.7

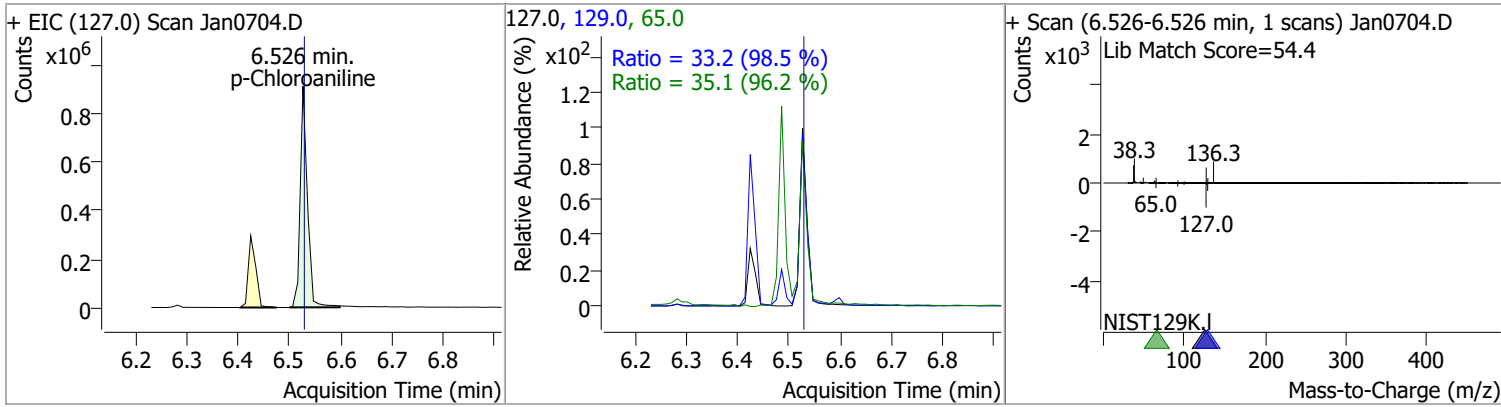


Quantitation Results Report (QT Reviewed)

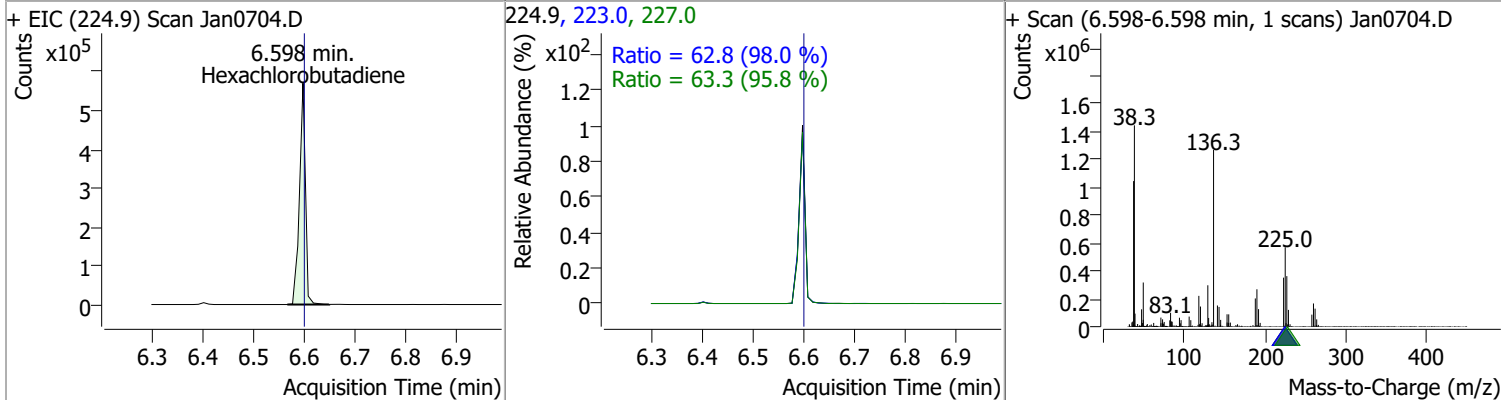
Compound	Conc.	RT	Dev(Min)	Resp.	QIon	QRatio	Lower	Upper
4-Chlorophenol	99.5653	6.49	0.00	221454 (m)	128.0	328.7	222.8	413.7



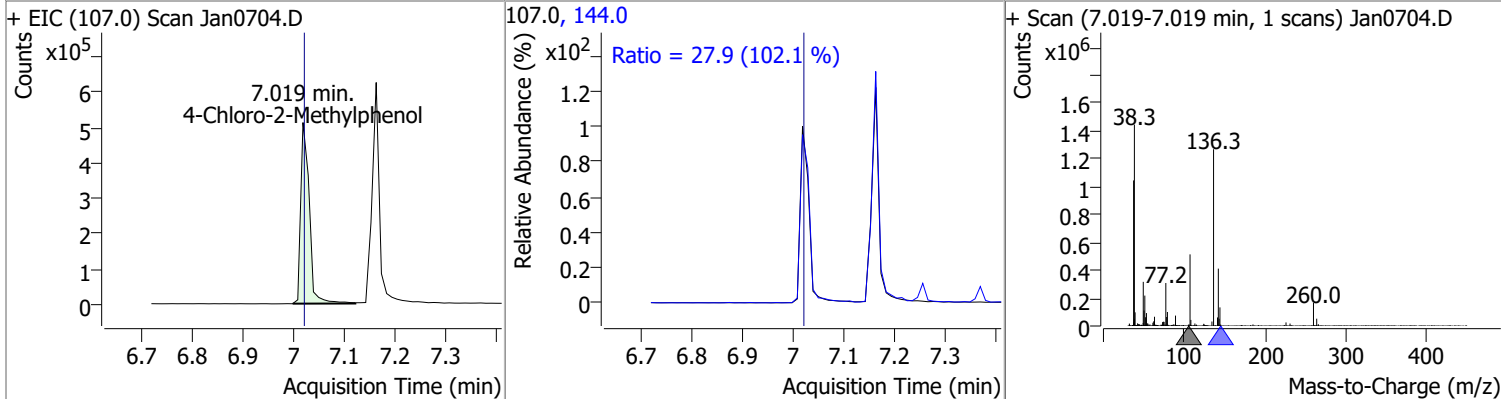
Compound	Conc.	RT	Dev(Min)	Resp.	QIon	QRatio	Lower	Upper
p-Chloroaniline	97.5522	6.53	0.00	897093	65.0	35.1	25.6	47.5
					129.0	33.2	23.6	43.8



Compound	Conc.	RT	Dev(Min)	Resp.	QIon	QRatio	Lower	Upper
Hexachlorobutadiene	100.9667	6.60	0.00	463095	227.0	63.3	46.3	85.9
					223.0	62.8	44.9	83.3

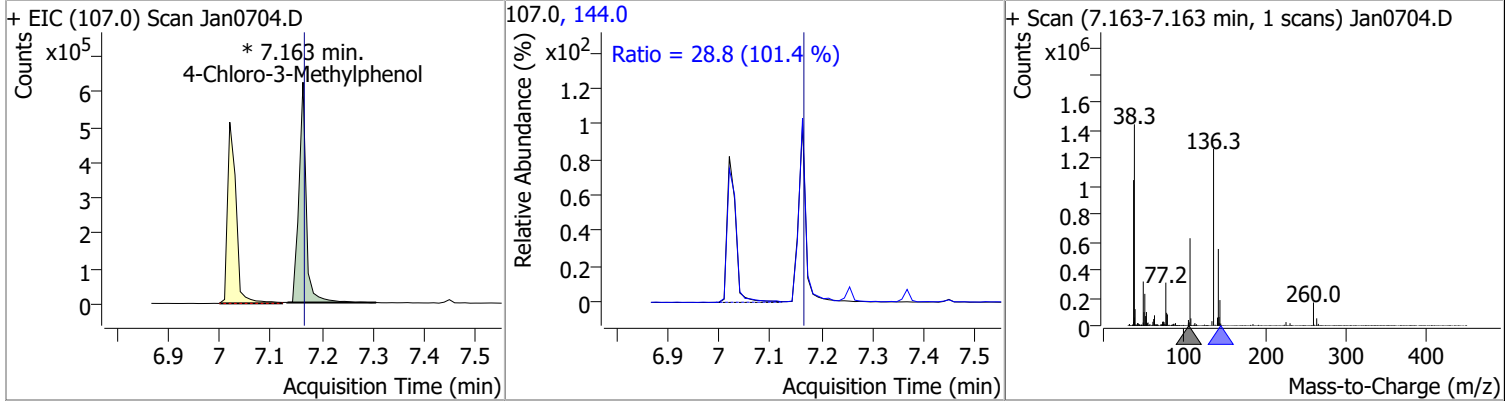


Compound	Conc.	RT	Dev(Min)	Resp.	QIon	QRatio	Lower	Upper
4-Chloro-2-Methylphenol	100.3902	7.02	0.00	595993	144.0	27.9	19.1	35.5

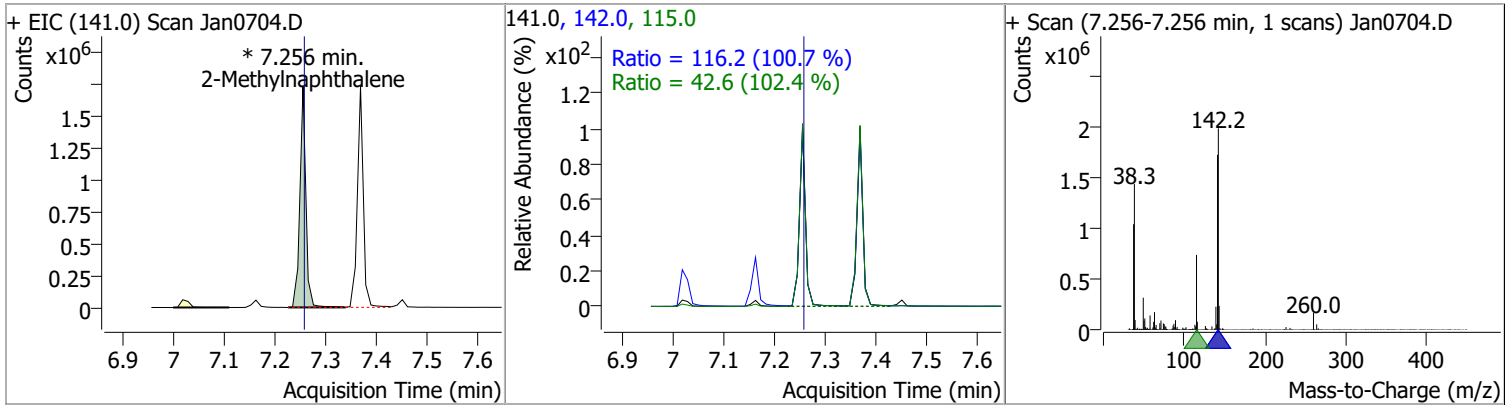


Quantitation Results Report (QT Reviewed)

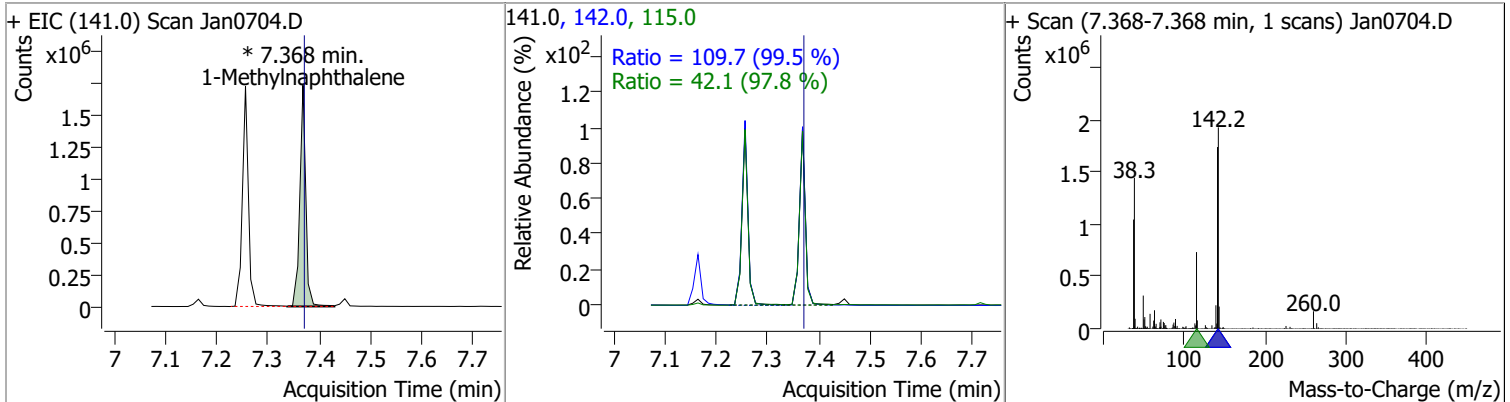
Compound	Conc.	RT	Dev(Min)	Resp.	QIon	QRatio	Lower	Upper
4-Chloro-3-Methylphenol	99.3971	7.16	0.00	623258 (m)	144.0	28.8	19.9	36.9



Compound	Conc.	RT	Dev(Min)	Resp.	QIon	QRatio	Lower	Upper
2-Methylnaphthalene	99.7291	7.26	0.00	1422096 (m)	142.0	116.2	80.8	150.1
					115.0	42.6	29.1	54.1

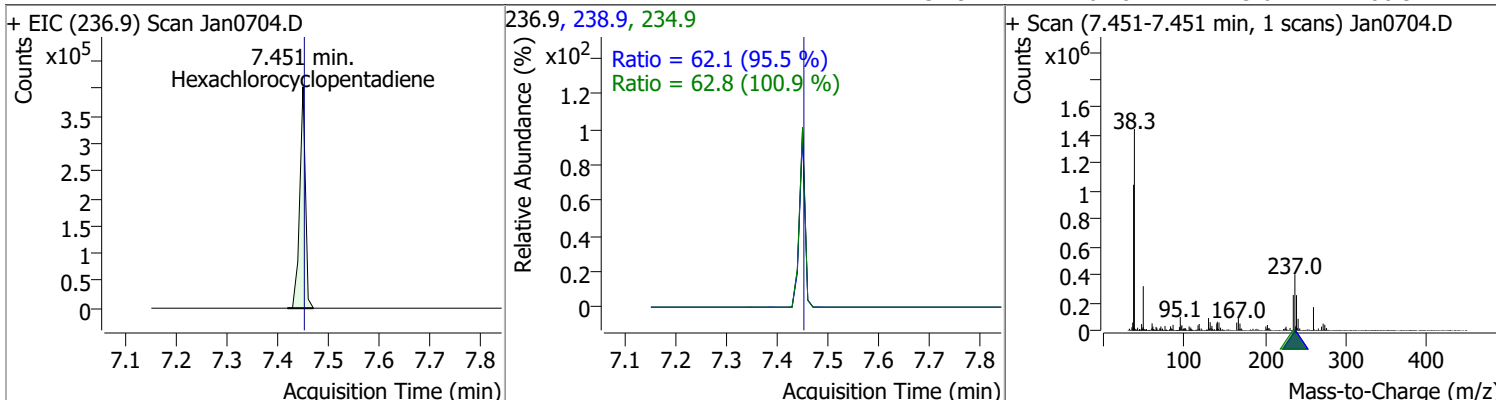


Compound	Conc.	RT	Dev(Min)	Resp.	QIon	QRatio	Lower	Upper
1-Methylnaphthalene	101.1788	7.37	0.00	1410070 (m)	142.0	109.7	77.1	143.2
					115.0	42.1	30.2	56.0

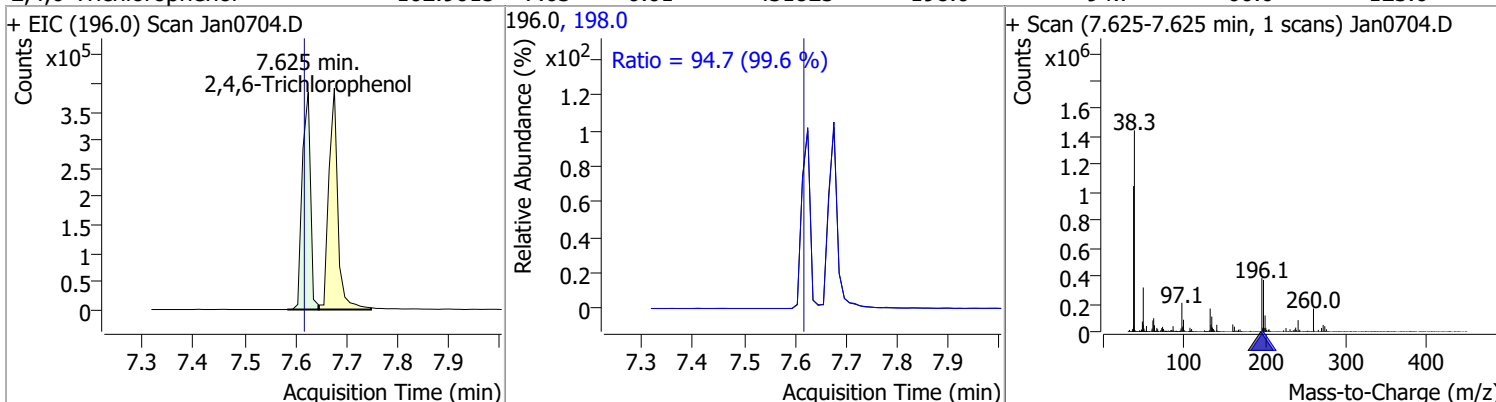


Quantitation Results Report (QT Reviewed)

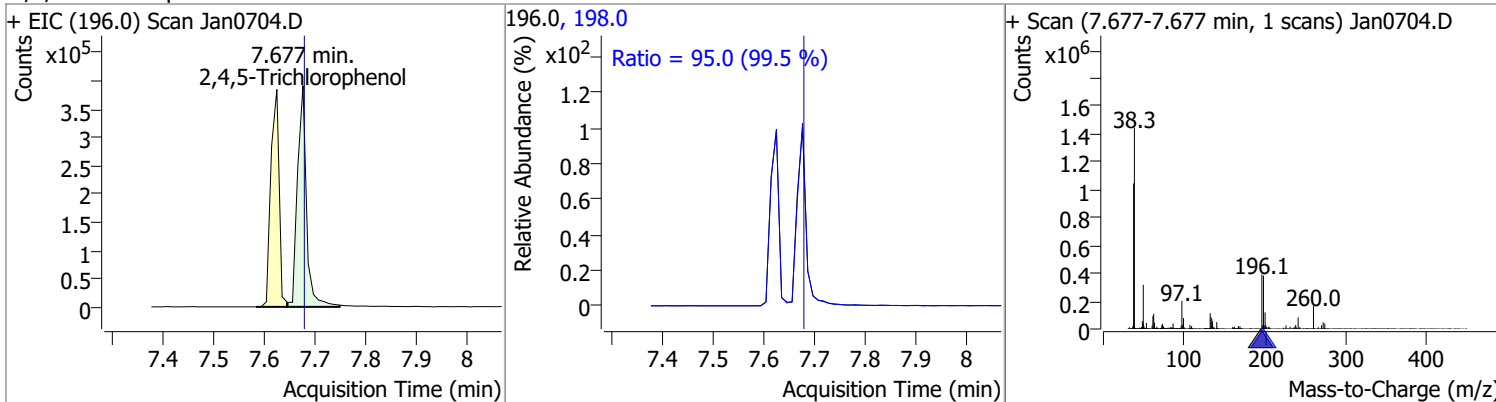
Compound	Conc.	RT	Dev(Min)	Resp.	QIon	QRatio	Lower	Upper
Hexachlorocyclopentadiene	104.5513	7.45	0.00	311138	238.9	62.1	45.5	84.6
					234.9	62.8	43.6	80.9



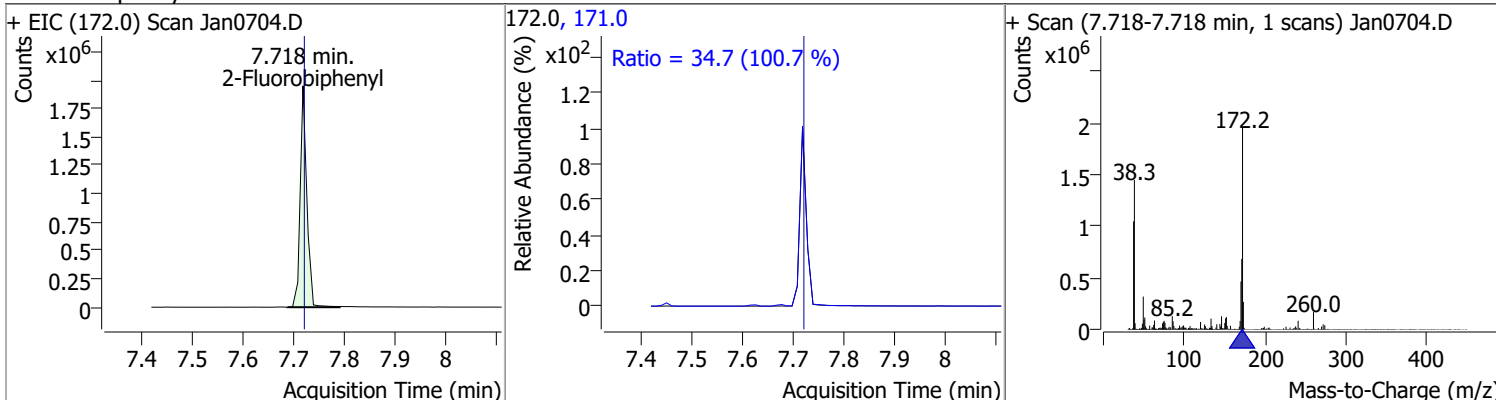
Compound	Conc.	RT	Dev(Min)	Resp.	QIon	QRatio	Lower	Upper
2,4,6-Trichlorophenol	102.9015	7.63	0.01	431825	198.0	94.7	66.6	123.6



Compound	Conc.	RT	Dev(Min)	Resp.	QIon	QRatio	Lower	Upper
2,4,5-Trichlorophenol	104.4606	7.68	0.00	481623	198.0	95.0	66.8	124.1

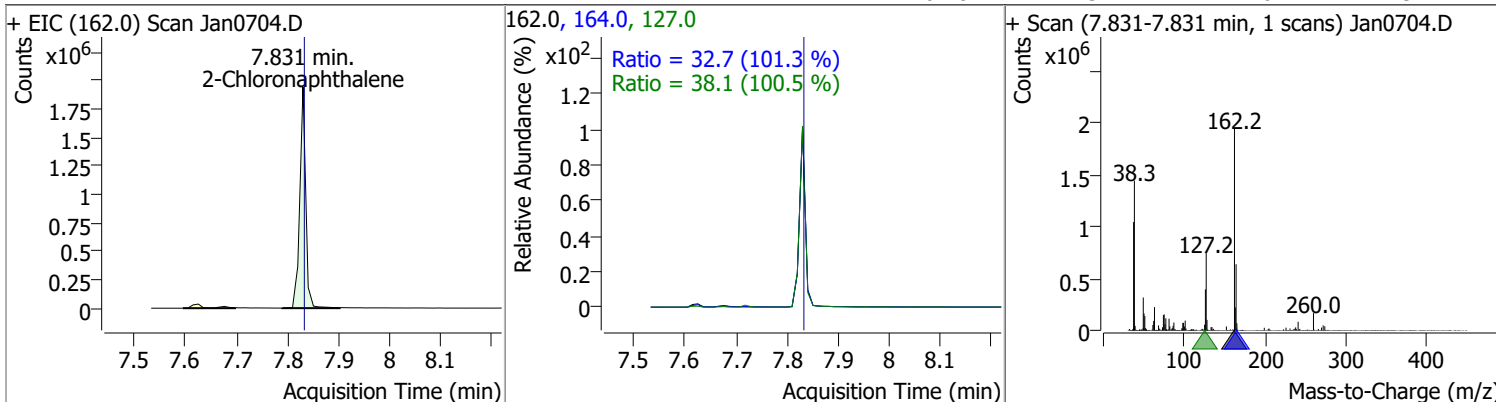


Compound	Conc.	RT	Dev(Min)	Resp.	QIon	QRatio	Lower	Upper
2-Fluorobiphenyl	97.0991	7.72	0.00	1760874	171.0	34.7	24.2	44.9

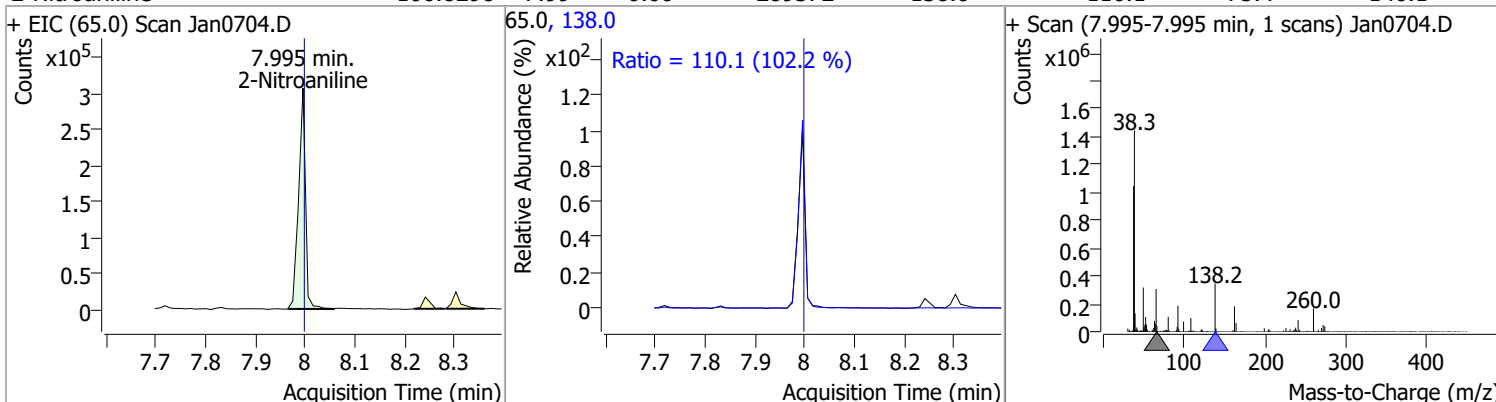


Quantitation Results Report (QT Reviewed)

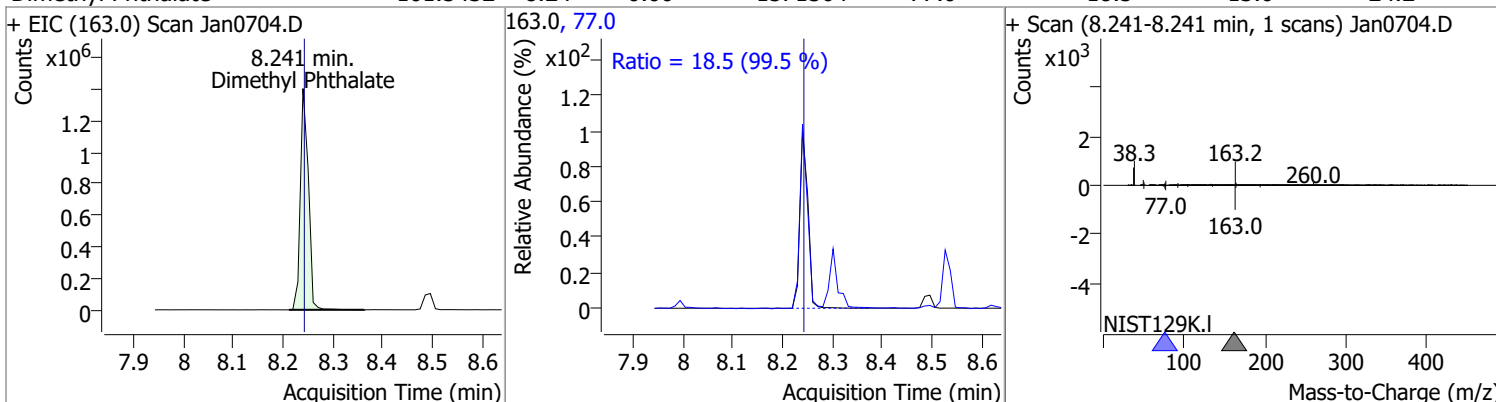
Compound	Conc.	RT	Dev(Min)	Resp.	QIon	QRatio	Lower	Upper
2-Chloronaphthalene	102.3112	7.83	0.00	1572984	127.0	38.1	26.5	49.3
					164.0	32.7	22.6	41.9



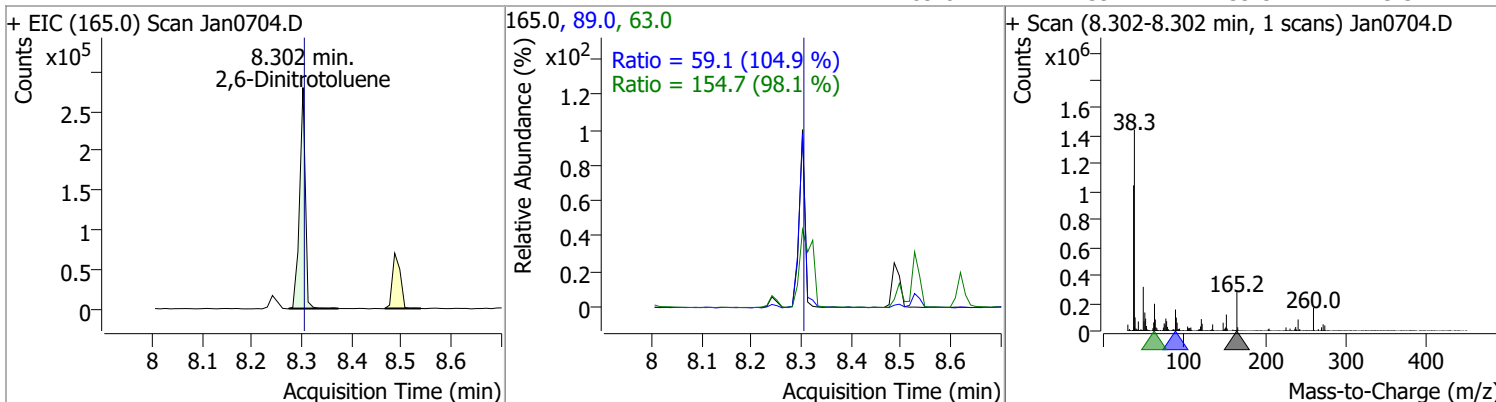
Compound	Conc.	RT	Dev(Min)	Resp.	QIon	QRatio	Lower	Upper
2-Nitroaniline	106.8298	7.99	0.00	289372	138.0	110.1	75.4	140.1



Compound	Conc.	RT	Dev(Min)	Resp.	QIon	QRatio	Lower	Upper
Dimethyl Phthalate	101.5432	8.24	0.00	1571564	77.0	18.5	13.0	24.2

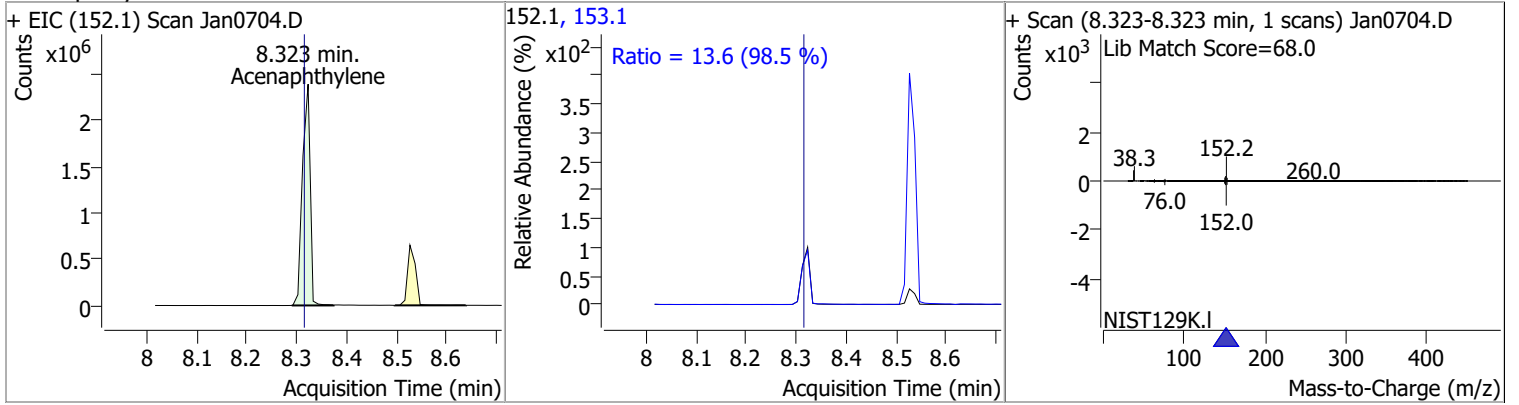


Compound	Conc.	RT	Dev(Min)	Resp.	QIon	QRatio	Lower	Upper
2,6-Dinitrotoluene	108.4490	8.30	0.00	223482	63.0	154.7	110.4	205.0
					89.0	59.1	39.5	73.3

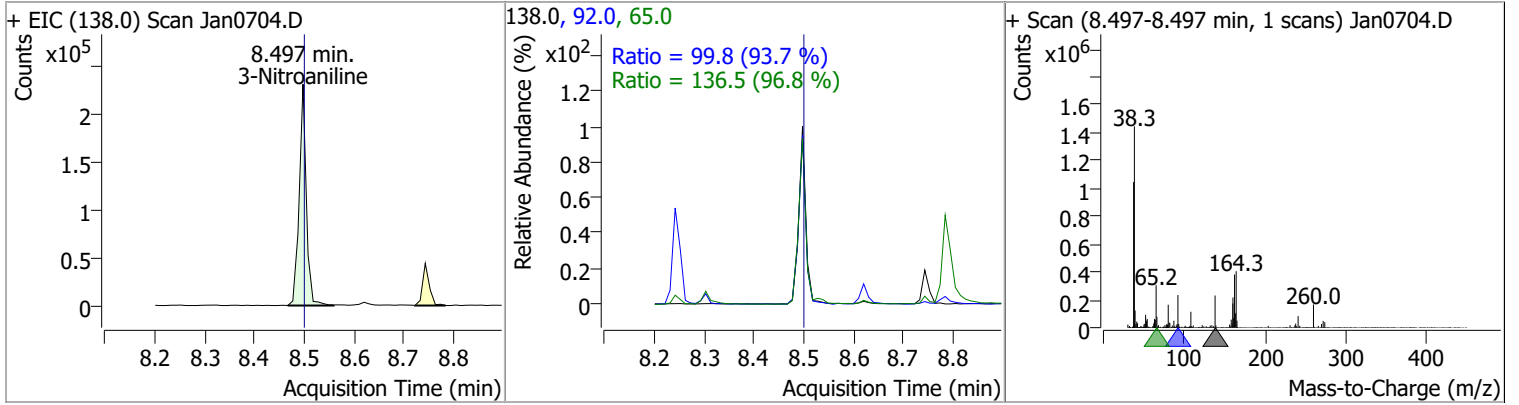


Quantitation Results Report (QT Reviewed)

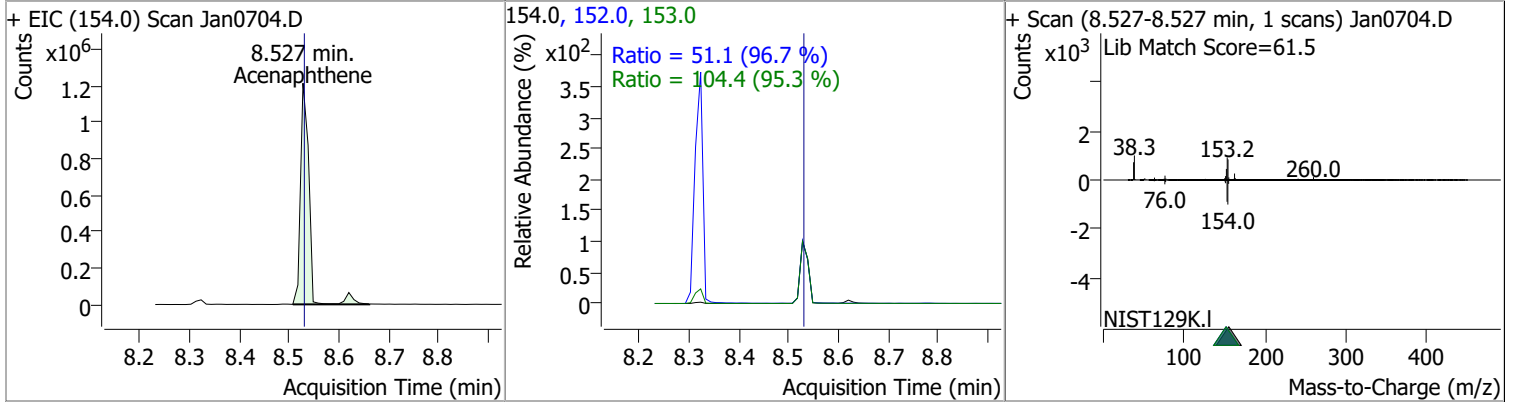
Compound	Conc.	RT	Dev(Min)	Resp.	QIon	QRatio	Lower	Upper
Acenaphthylene	102.2266	8.32	0.01	2586097	153.1	13.6	9.6	17.9



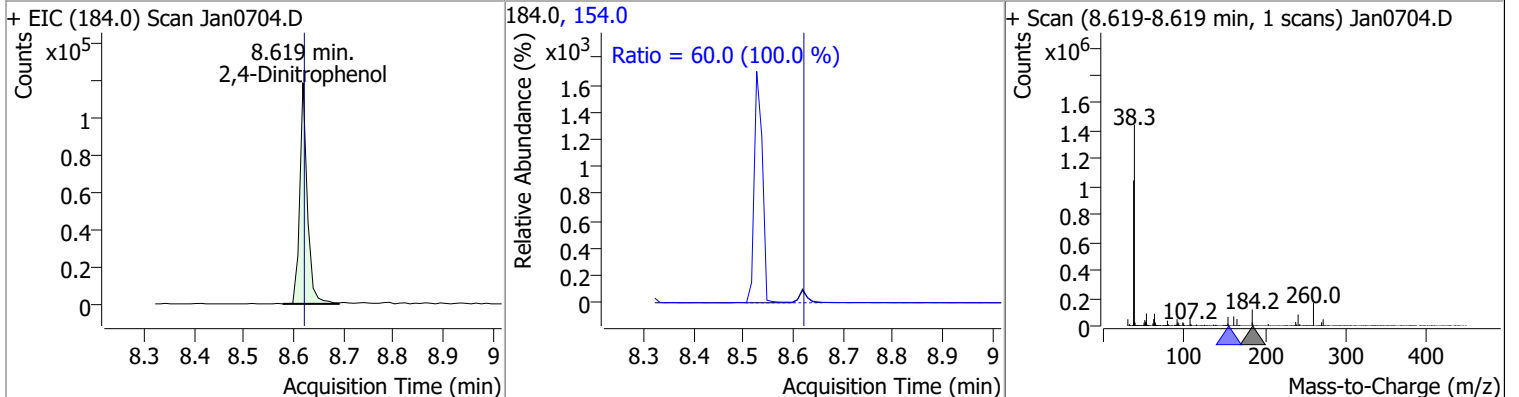
Compound	Conc.	RT	Dev(Min)	Resp.	QIon	QRatio	Lower	Upper
3-Nitroaniline	99.0603	8.50	0.00	229277	65.0	136.5	98.6	183.2
					92.0	99.8	74.5	138.4



Compound	Conc.	RT	Dev(Min)	Resp.	QIon	QRatio	Lower	Upper
Acenaphthene	101.5214	8.53	0.00	1439396	153.0	104.4	76.6	142.3
					152.0	51.1	37.0	68.8

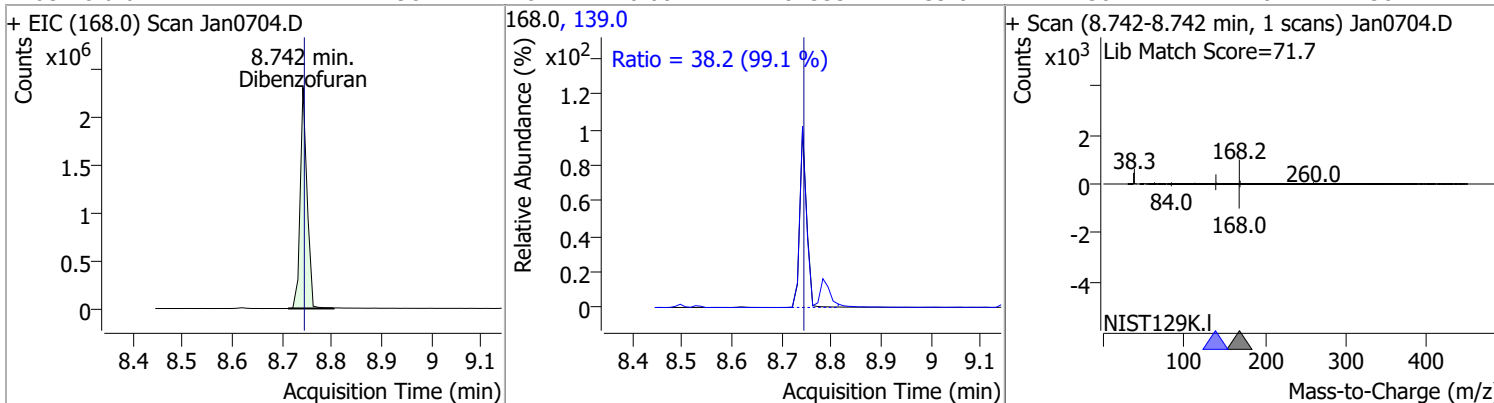


Compound	Conc.	RT	Dev(Min)	Resp.	QIon	QRatio	Lower	Upper
2,4-Dinitrophenol	104.8310	8.62	0.00	125291	154.0	60.0	42.0	78.1

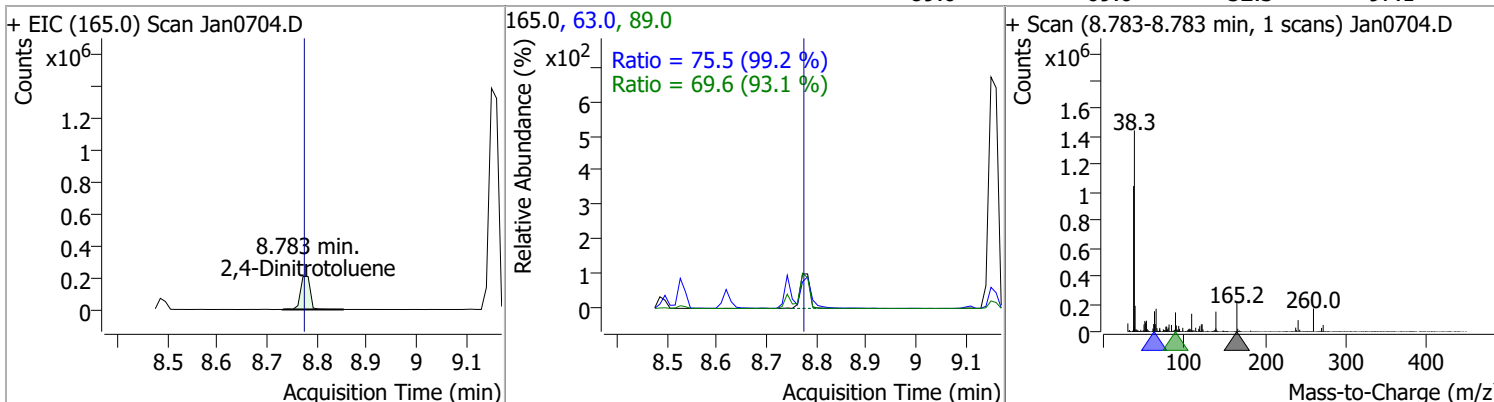


Quantitation Results Report (QT Reviewed)

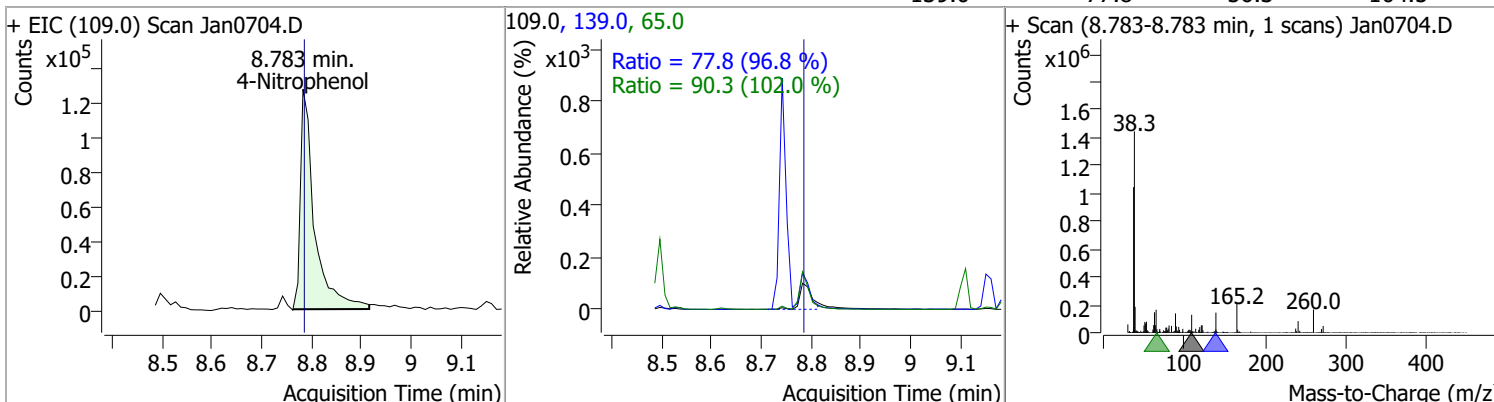
Compound	Conc.	RT	Dev(Min)	Resp.	QIon	QRatio	Lower	Upper
Dibenzofuran	98.2442	8.74	0.00	2204535	139.0	38.2	27.0	50.2



Compound	Conc.	RT	Dev(Min)	Resp.	QIon	QRatio	Lower	Upper
2,4-Dinitrotoluene	100.0481	8.78	0.01	280076	63.0	75.5	53.2	98.9
					89.0	69.6	52.3	97.1

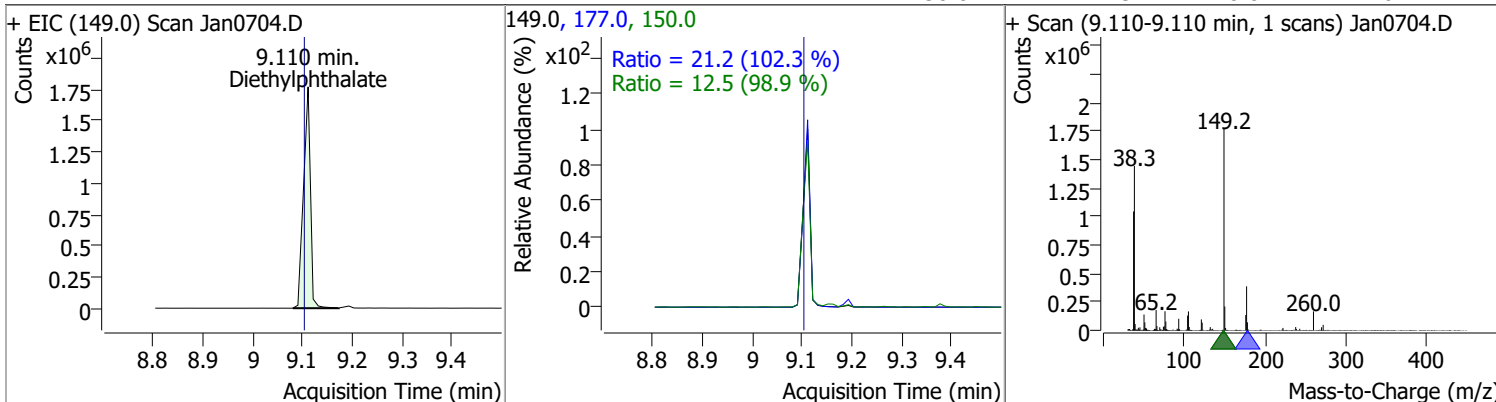


Compound	Conc.	RT	Dev(Min)	Resp.	QIon	QRatio	Lower	Upper
4-Nitrophenol	102.9894	8.78	0.00	246823	65.0	90.3	62.0	115.1
					139.0	77.8	56.3	104.5

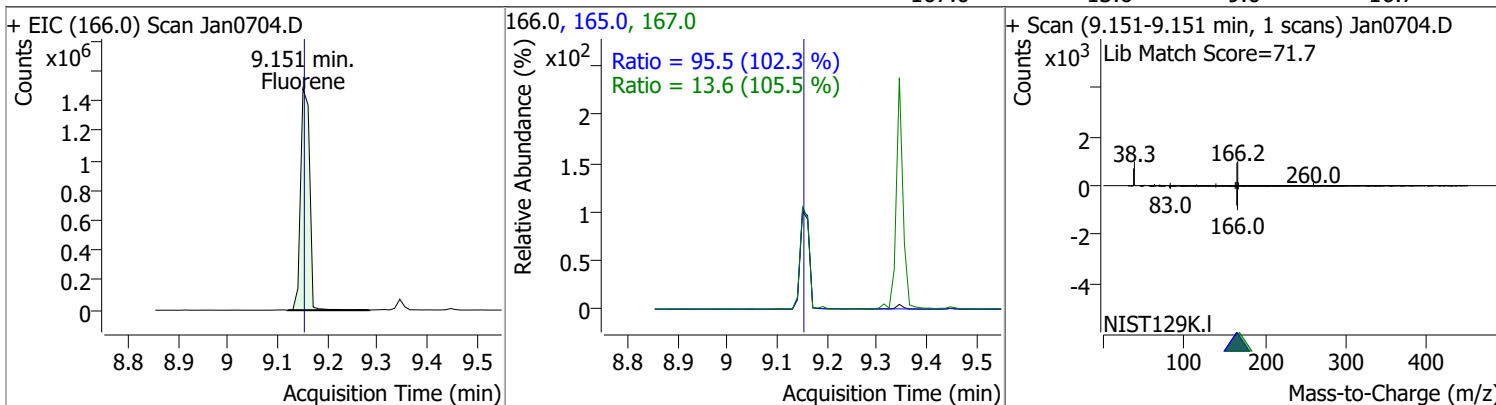


Quantitation Results Report (QT Reviewed)

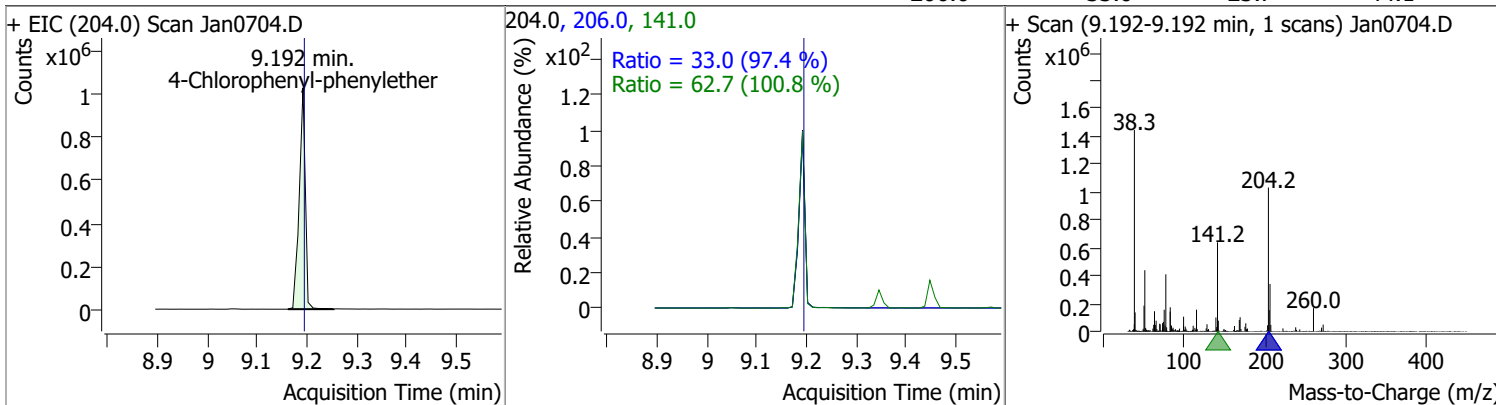
Compound	Conc.	RT	Dev(Min)	Resp.	QIon	QRatio	Lower	Upper
Diethylphthalate	103.0905	9.11	0.01	1705521	177.0	21.2	14.5	27.0
					150.0	12.5	8.8	16.4



Compound	Conc.	RT	Dev(Min)	Resp.	QIon	QRatio	Lower	Upper
Fluorene	101.7600	9.15	0.00	1880300	165.0	95.5	65.4	121.4
					167.0	13.6	9.0	16.7

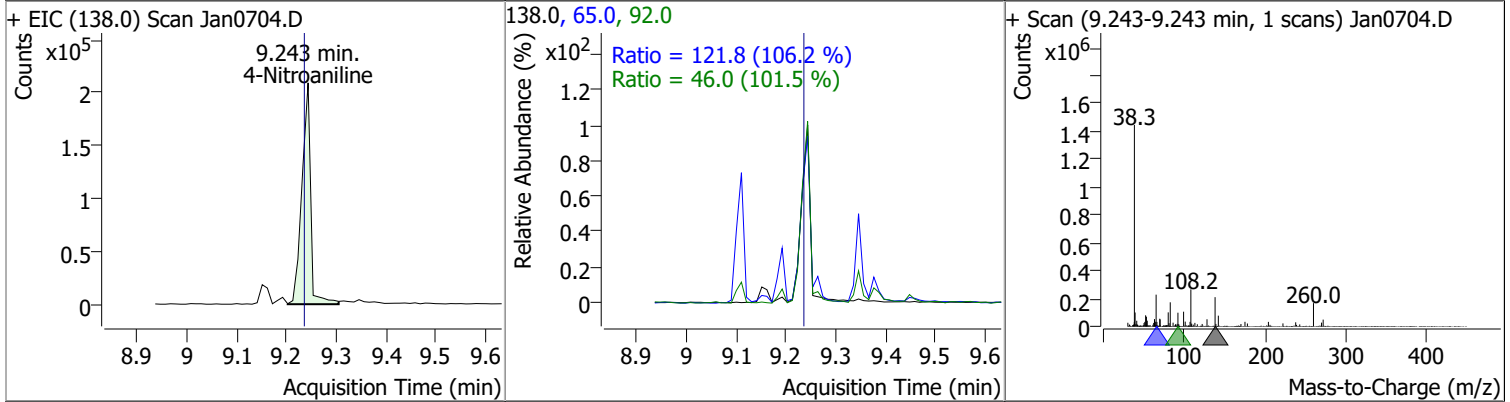


Compound	Conc.	RT	Dev(Min)	Resp.	QIon	QRatio	Lower	Upper
4-Chlorophenyl-phenylether	103.4092	9.19	0.00	875753	141.0	62.7	43.6	80.9
					206.0	33.0	23.7	44.1

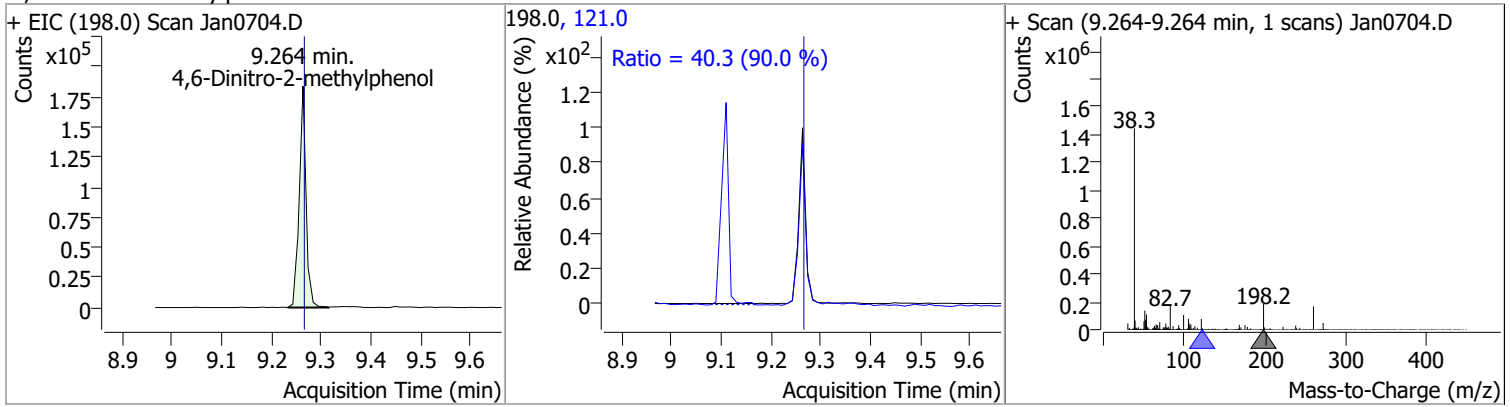


Quantitation Results Report (QT Reviewed)

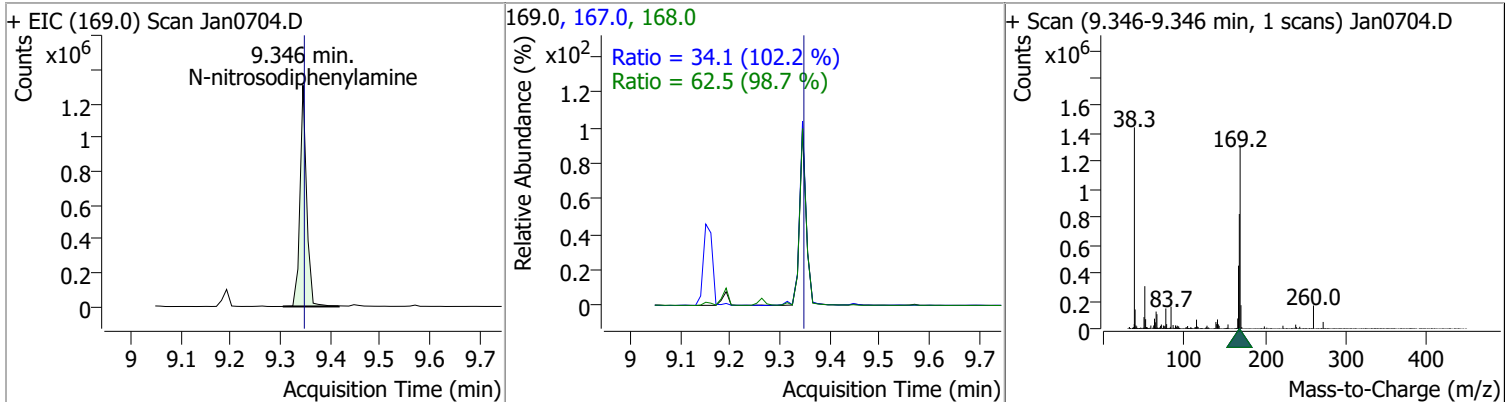
Compound	Conc.	RT	Dev(Min)	Resp.	QIon	QRatio	Lower	Upper
4-Nitroaniline	109.2405	9.24	0.01	256247	65.0	121.8	80.2	149.0
					92.0	46.0	31.7	58.9



Compound	Conc.	RT	Dev(Min)	Resp.	QIon	QRatio	Lower	Upper
4,6-Dinitro-2-methylphenol	104.3437	9.26	0.00	175110	121.0	40.3	31.4	58.3

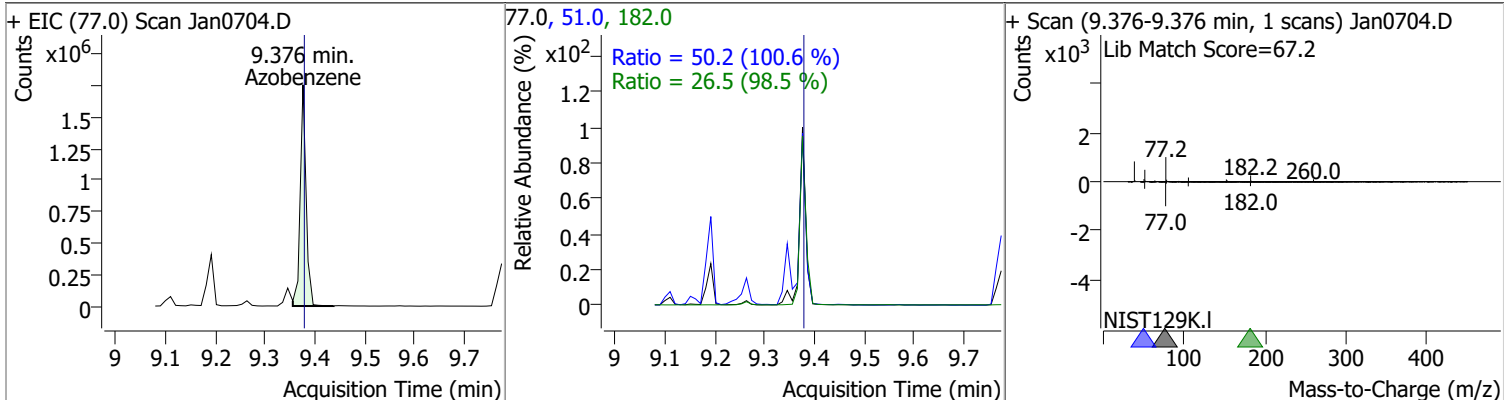


Compound	Conc.	RT	Dev(Min)	Resp.	QIon	QRatio	Lower	Upper
N-nitrosodiphenylamine	103.4758	9.35	0.00	1210913	168.0	62.5	44.3	82.3
					167.0	34.1	23.4	43.4

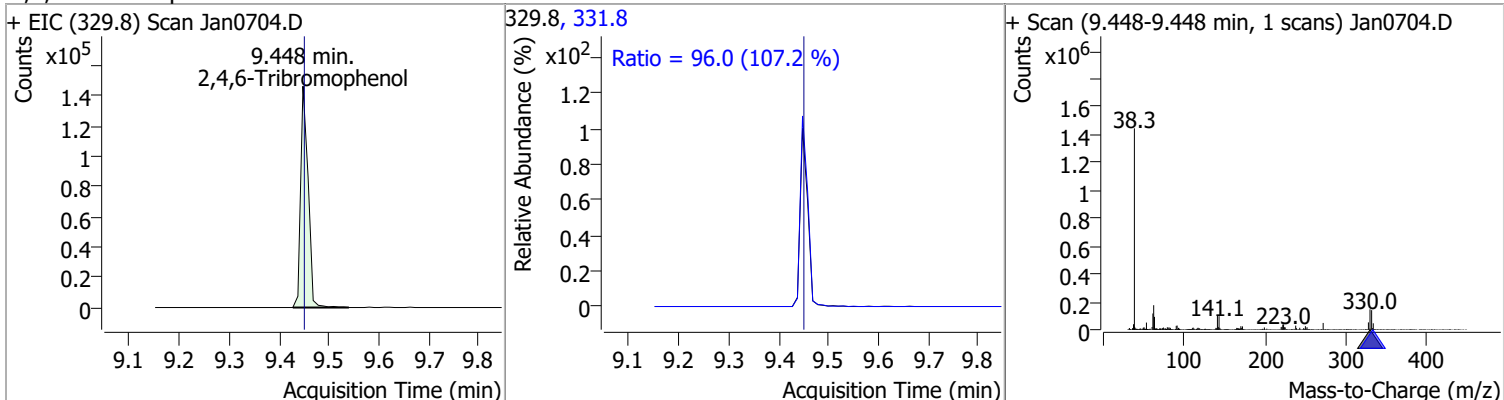


Quantitation Results Report (QT Reviewed)

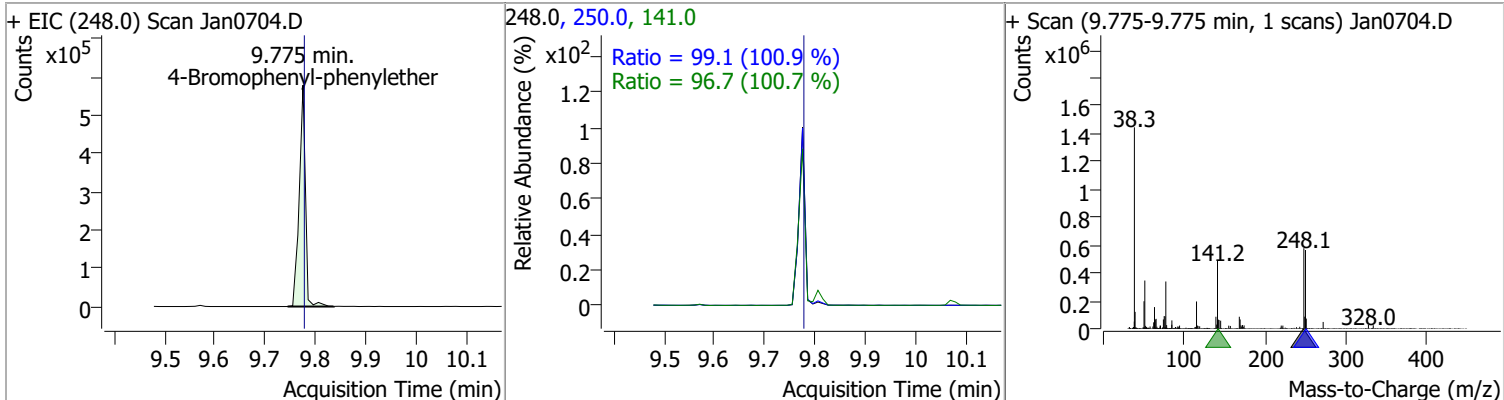
Compound	Conc.	RT	Dev(Min)	Resp.	QIon	QRatio	Lower	Upper
Azobenzene	102.5692	9.38	0.00	1438249	51.0	50.2	34.9	64.9
					182.0	26.5	18.8	35.0



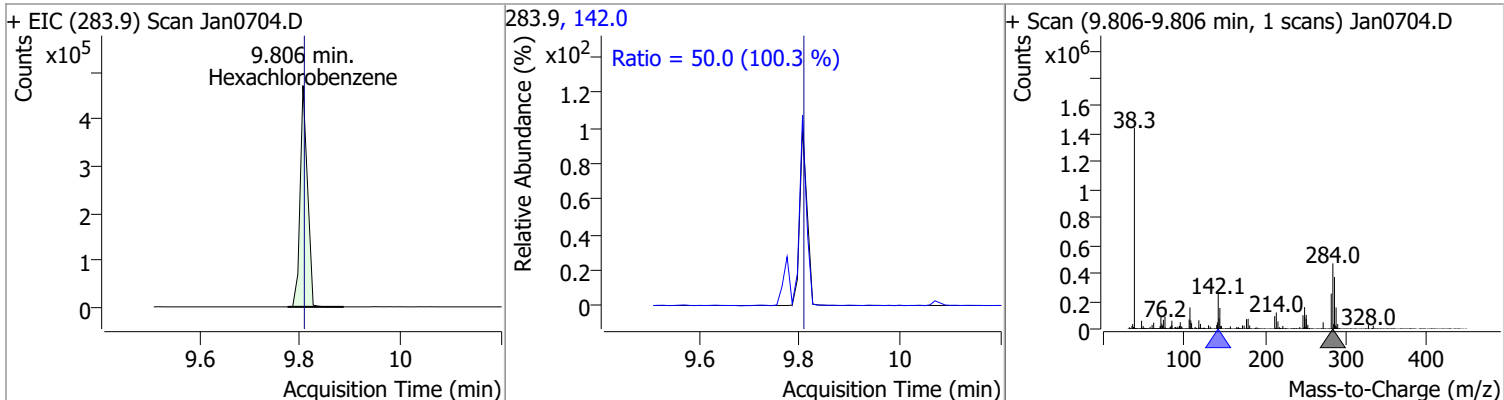
Compound	Conc.	RT	Dev(Min)	Resp.	QIon	QRatio	Lower	Upper
2,4,6-Tribromophenol	101.1851	9.45	0.00	152894	331.8	96.0	62.7	116.4



Compound	Conc.	RT	Dev(Min)	Resp.	QIon	QRatio	Lower	Upper
4-Bromophenyl-phenylether	102.2189	9.78	0.00	494507	250.0	99.1	68.8	127.8
					141.0	96.7	67.3	124.9

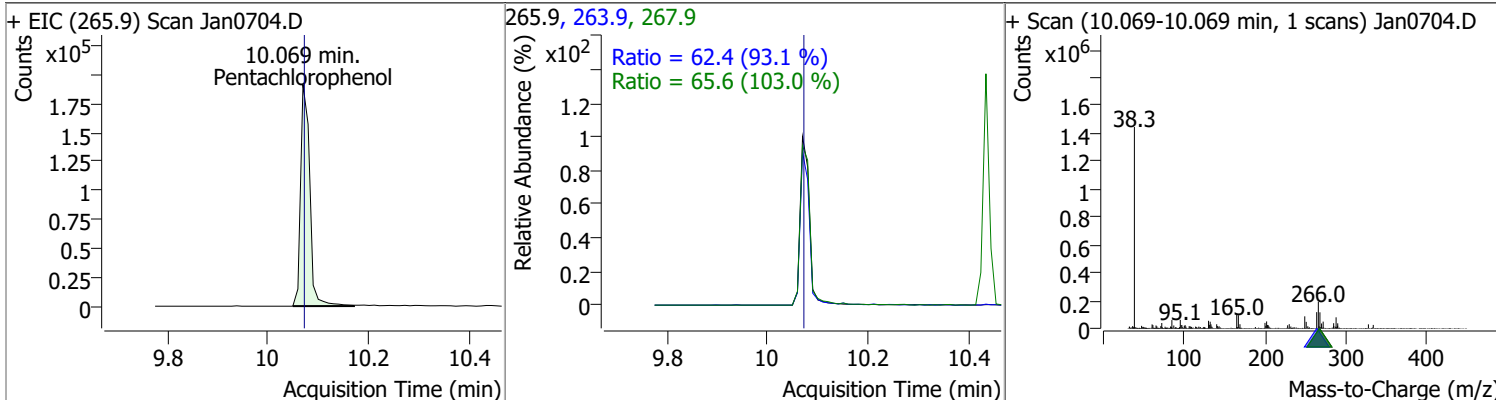


Compound	Conc.	RT	Dev(Min)	Resp.	QIon	QRatio	Lower	Upper
Hexachlorobenzene	97.3435	9.81	0.00	477283	142.0	50.0	34.9	64.8

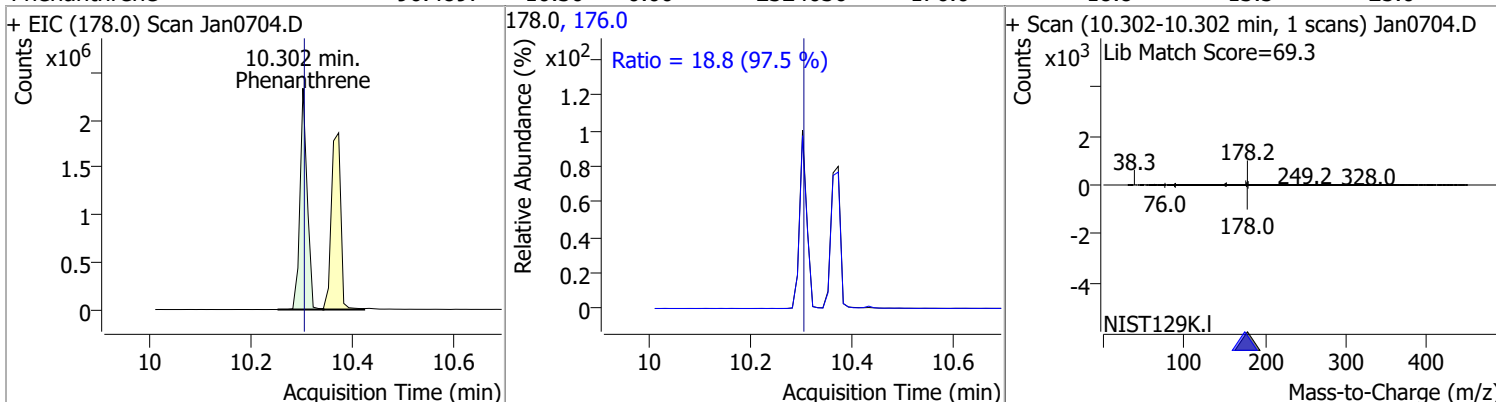


Quantitation Results Report (QT Reviewed)

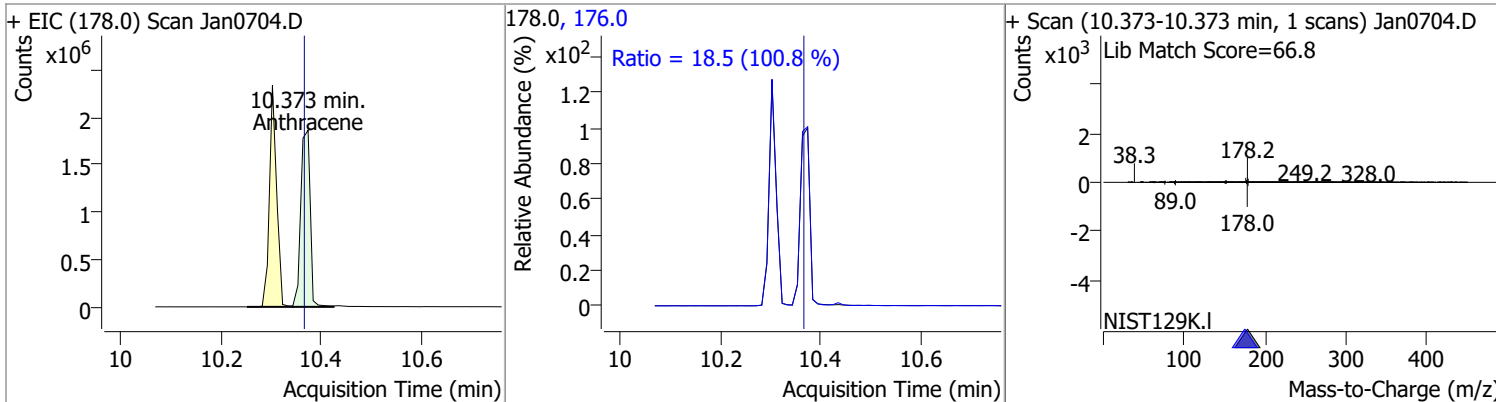
Compound	Conc.	RT	Dev(Min)	Resp.	QIon	QRatio	Lower	Upper
Pentachlorophenol	102.6671	10.07	0.00	238365	263.9	62.4	46.9	87.1
					267.9	65.6	44.6	82.7



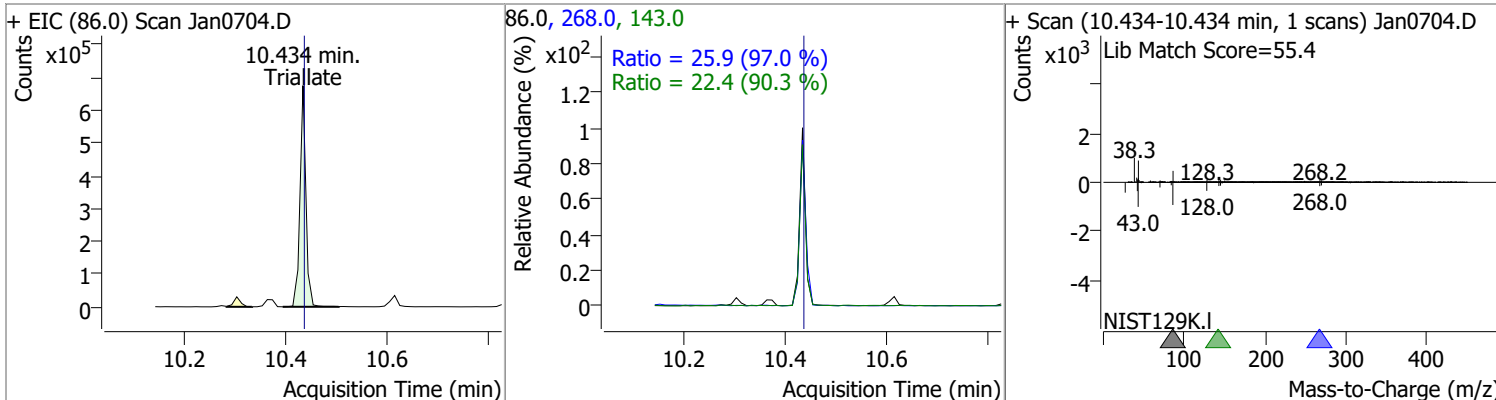
Compound	Conc.	RT	Dev(Min)	Resp.	QIon	QRatio	Lower	Upper
Phenanthrene	96.4897	10.30	0.00	2324036	176.0	18.8	13.5	25.0



Compound	Conc.	RT	Dev(Min)	Resp.	QIon	QRatio	Lower	Upper
Anthracene	102.8854	10.37	0.01	2421153	176.0	18.5	12.9	23.9

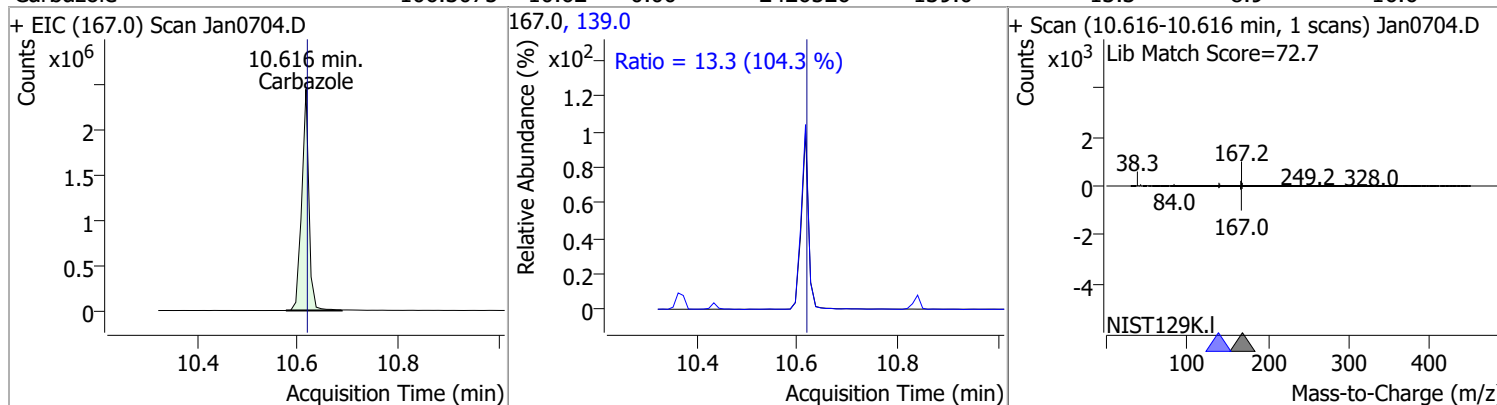


Compound	Conc.	RT	Dev(Min)	Resp.	QIon	QRatio	Lower	Upper
Triallate	104.3790	10.43	0.00	549726	268.0	25.9	18.7	34.7
					143.0	22.4	17.4	32.3

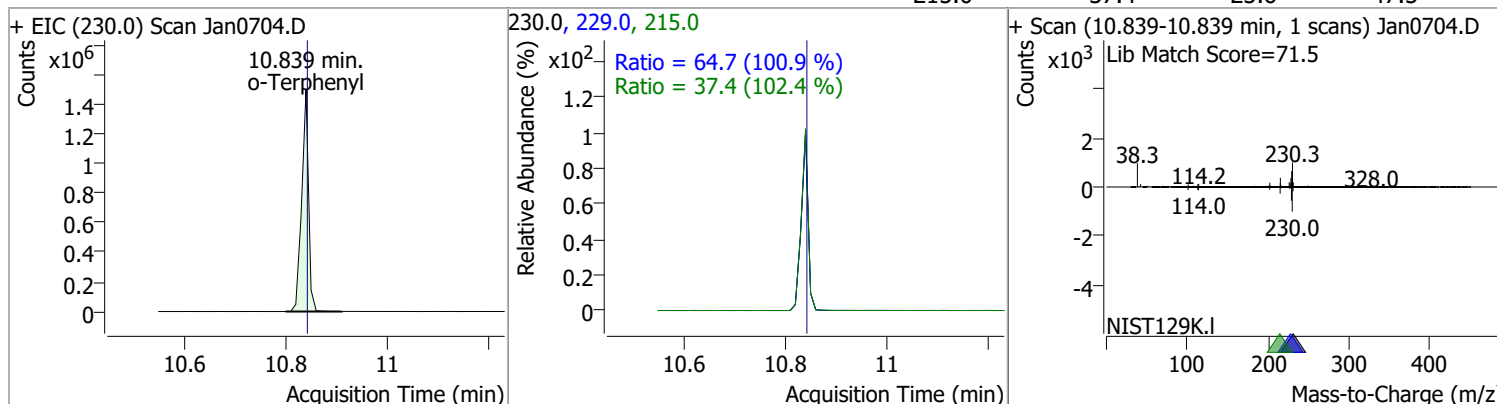


Quantitation Results Report (QT Reviewed)

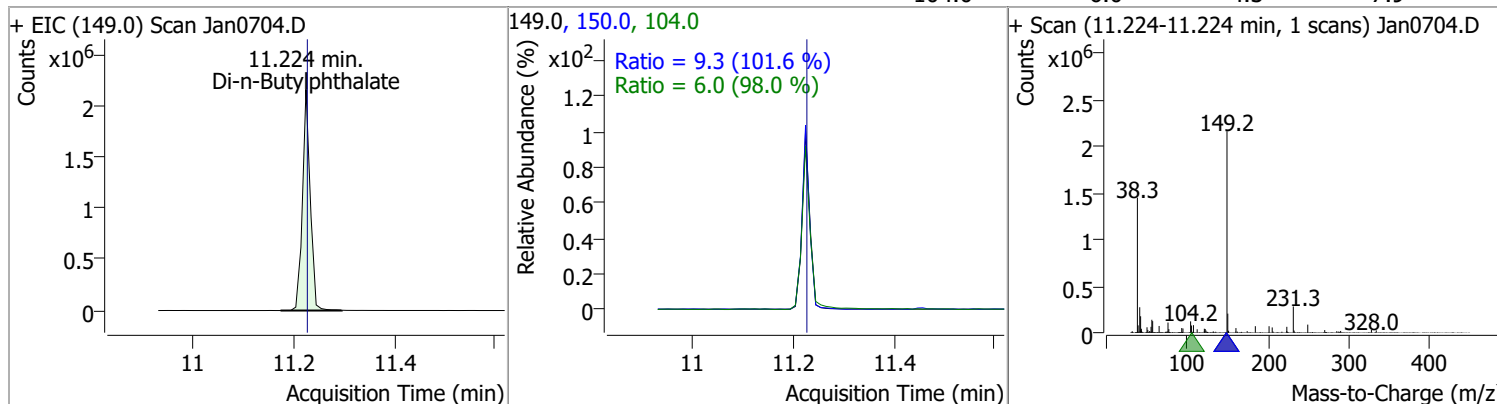
Compound	Conc.	RT	Dev(Min)	Resp.	QIon	QRatio	Lower	Upper
Carbazole	106.3075	10.62	0.00	2426526	139.0	13.3	8.9	16.6



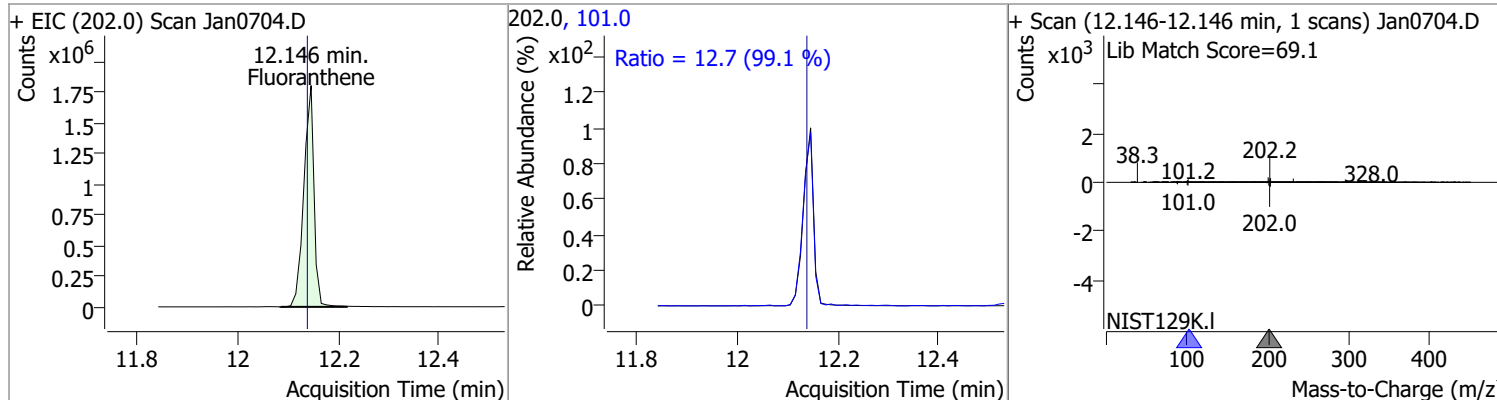
o-Terphenyl	102.5281	10.84	0.00	1413759	229.0	64.7	44.9	83.3
					215.0	37.4	25.6	47.5



Di-n-Butylphthalate	101.5611	11.22	0.00	2317809	150.0	9.3	6.4	11.9
					104.0	6.0	4.3	7.9

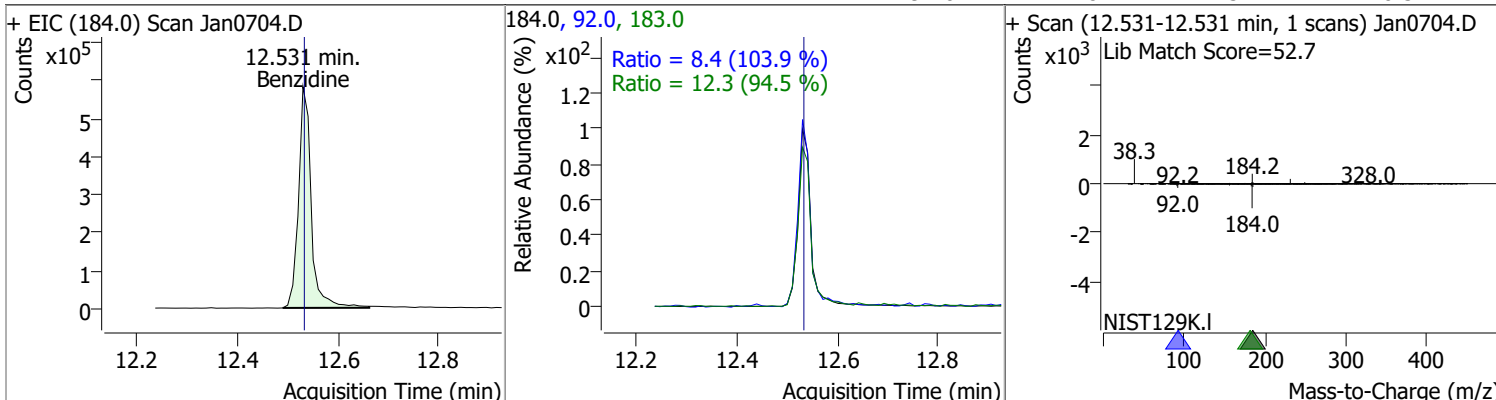


Fluoranthene	100.7708	12.15	0.01	2531619	101.0	12.7	8.9	16.6
--------------	----------	-------	------	---------	-------	------	-----	------

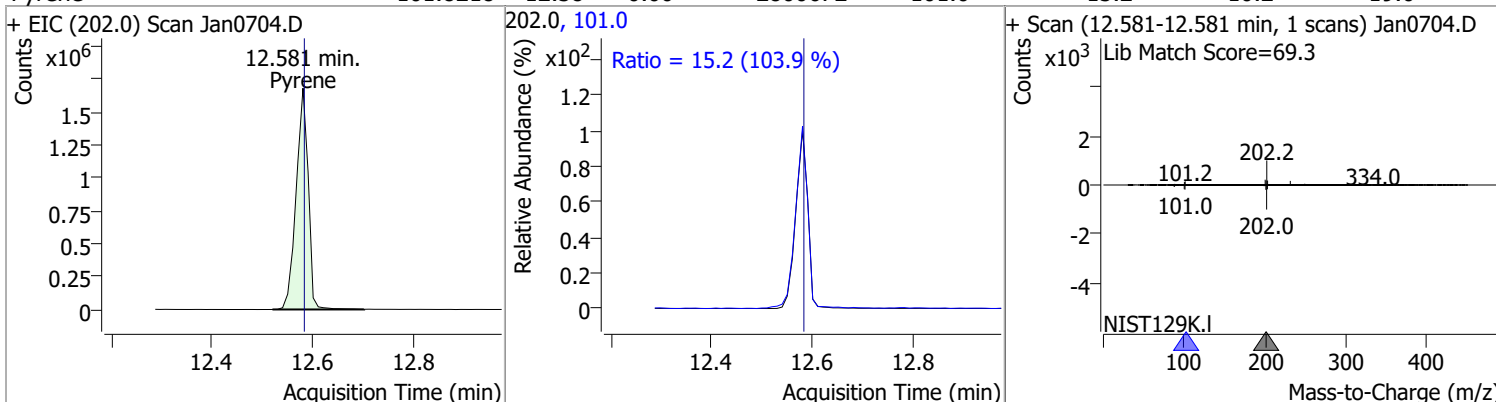


Quantitation Results Report (QT Reviewed)

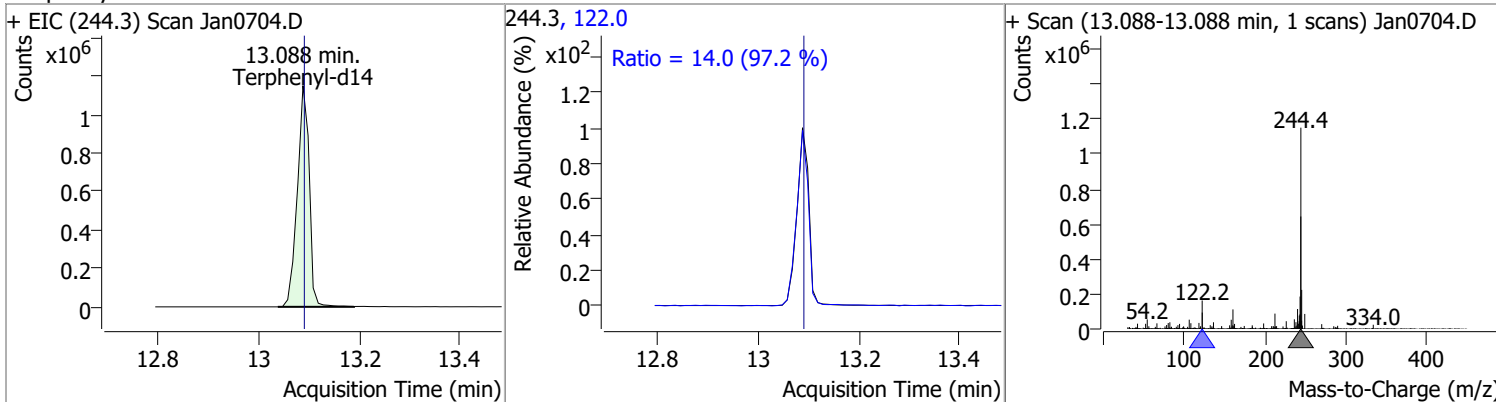
Compound	Conc.	RT	Dev(Min)	Resp.	QIon	QRatio	Lower	Upper
Benzidine	101.5823	12.53	0.00	1020599	183.0	12.3	9.1	17.0
					92.0	8.4	5.7	10.5



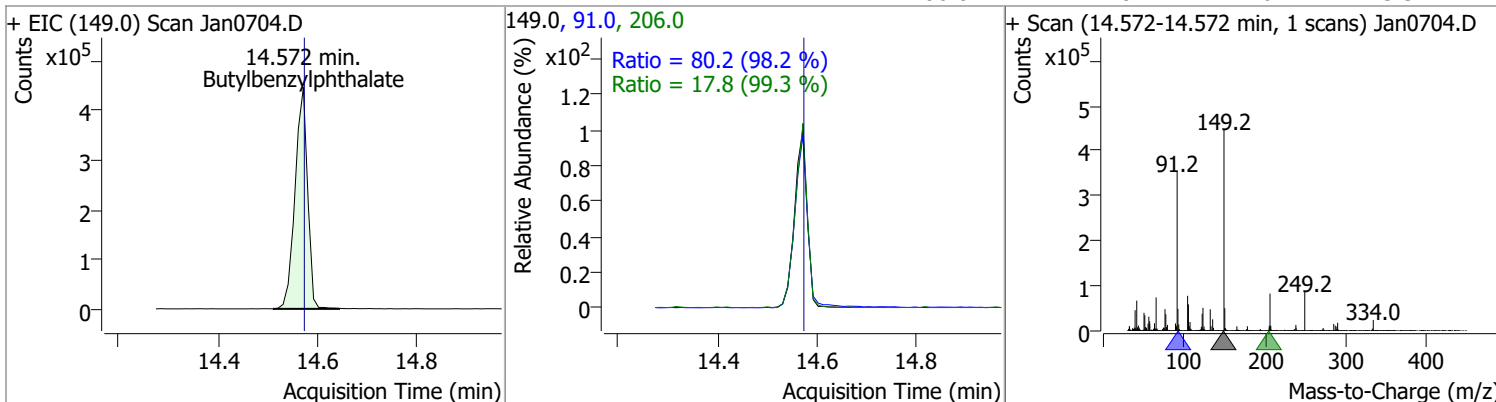
Compound	Conc.	RT	Dev(Min)	Resp.	QIon	QRatio	Lower	Upper
Pyrene	101.8218	12.58	0.00	2800672	101.0	15.2	10.2	19.0



Compound	Conc.	RT	Dev(Min)	Resp.	QIon	QRatio	Lower	Upper
Terphenyl-d14	103.8847	13.09	0.00	1891282	122.0	14.0	10.1	18.7

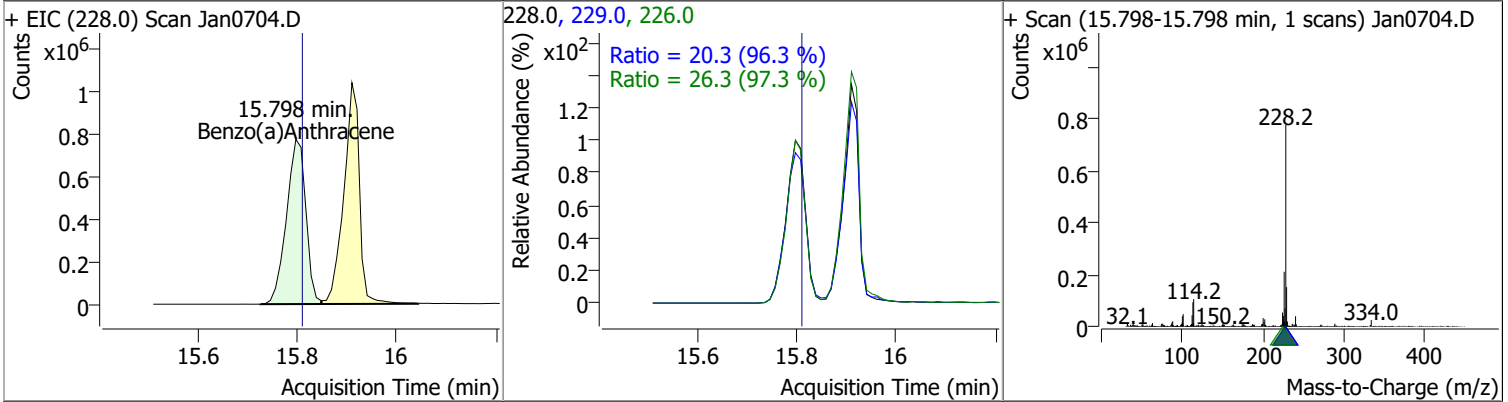


Compound	Conc.	RT	Dev(Min)	Resp.	QIon	QRatio	Lower	Upper
Butylbenzylphthalate	102.0873	14.57	0.01	782416	91.0	80.2	57.2	106.2
					206.0	17.8	12.6	23.3

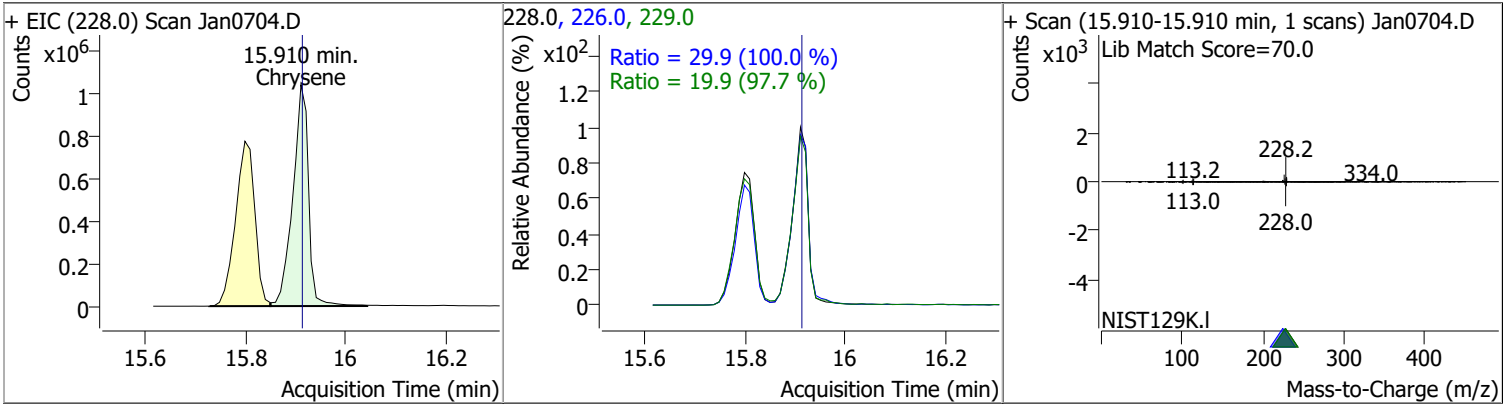


Quantitation Results Report (QT Reviewed)

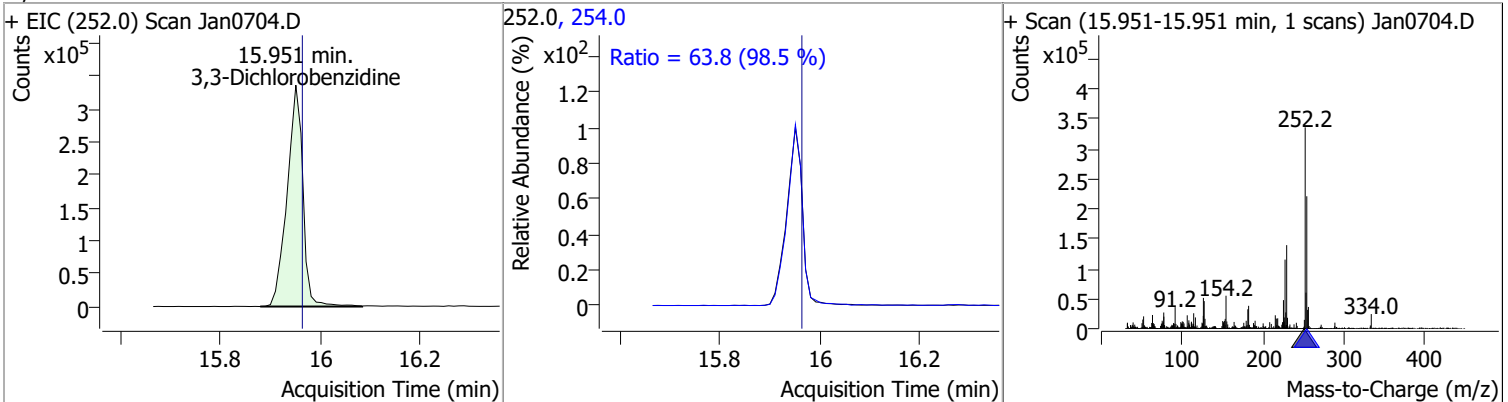
Compound	Conc.	RT	Dev(Min)	Resp.	QIon	QRatio	Lower	Upper
Benzo(a)Anthracene	103.4119	15.80	0.00	2092116	226.0	26.3	18.9	35.2
					229.0	20.3	14.7	27.3



Compound	Conc.	RT	Dev(Min)	Resp.	QIon	QRatio	Lower	Upper
Chrysene	104.0416	15.91	0.01	2283065	226.0	29.9	21.0	38.9
					229.0	19.9	14.3	26.5

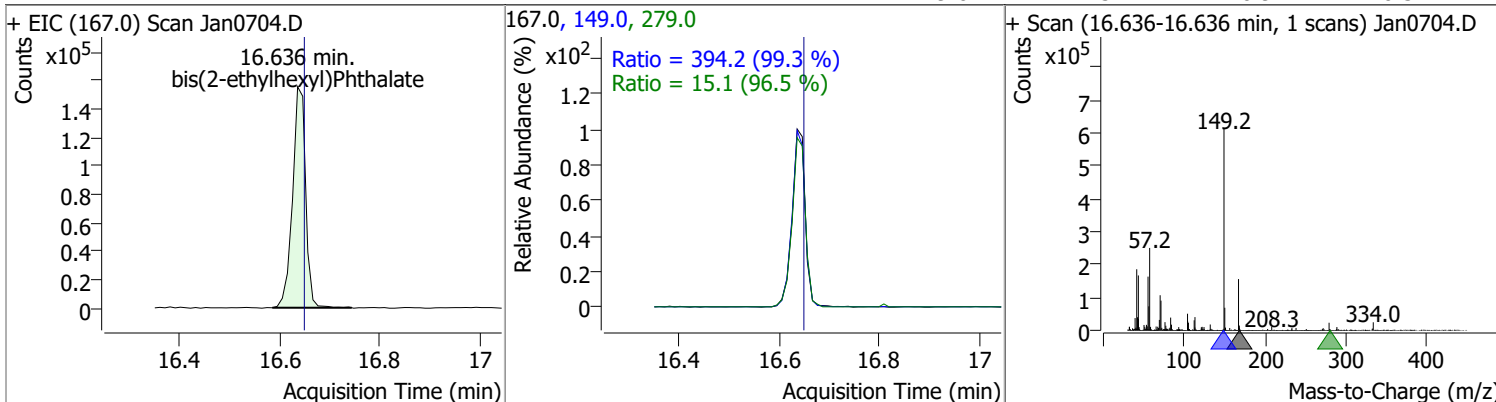


Compound	Conc.	RT	Dev(Min)	Resp.	QIon	QRatio	Lower	Upper
3,3-Dichlorobenzidine	104.6419	15.95	0.00	738669	254.0	63.8	45.3	84.1

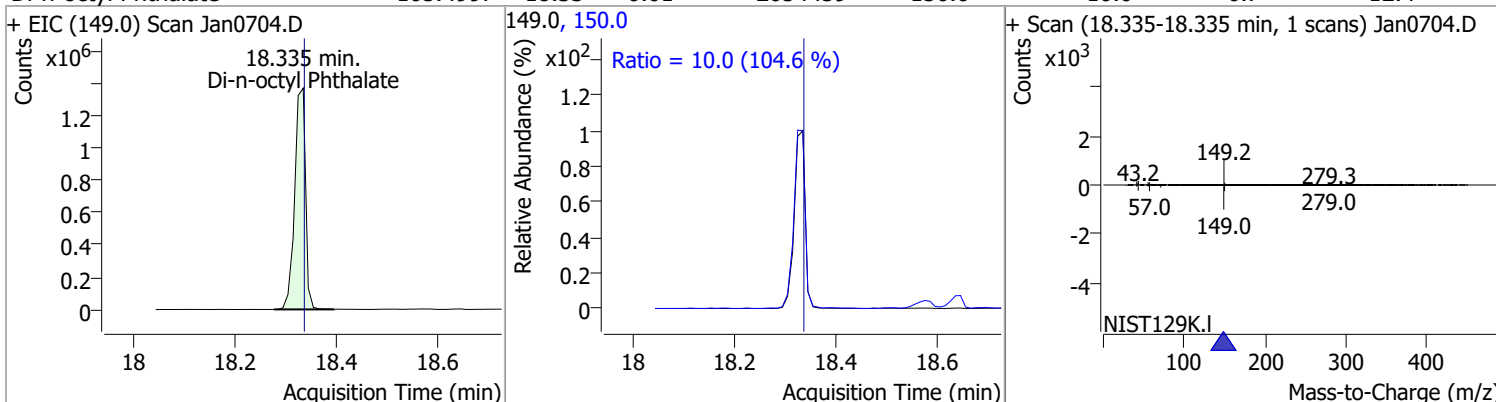


Quantitation Results Report (QT Reviewed)

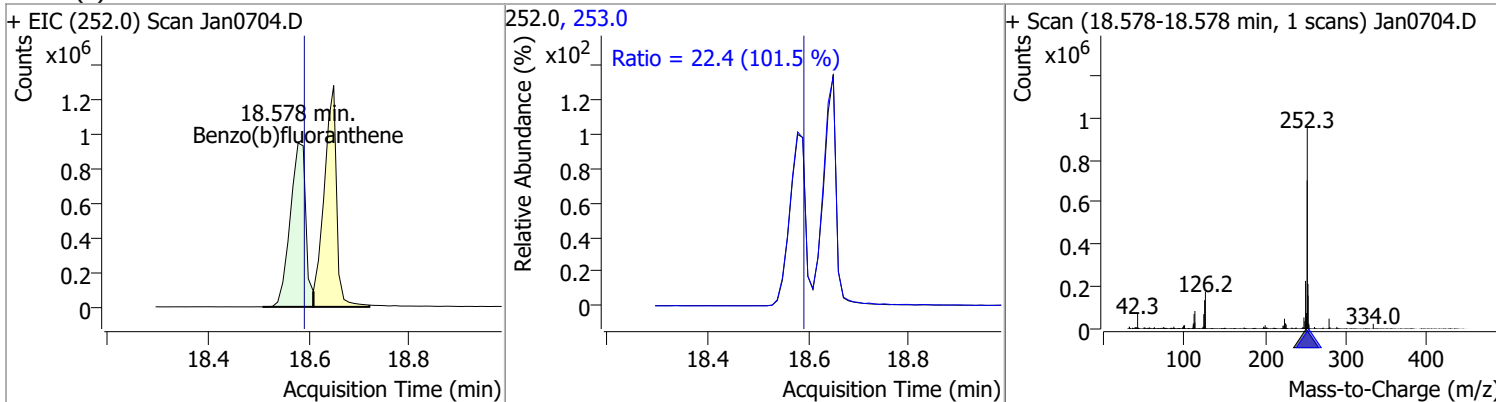
Compound	Conc.	RT	Dev(Min)	Resp.	QIon	QRatio	Lower	Upper
bis(2-ethylhexyl)Phthalate	103.0508	16.64	0.00	281928	149.0	394.2	278.0	516.2
					279.0	15.1	10.9	20.3



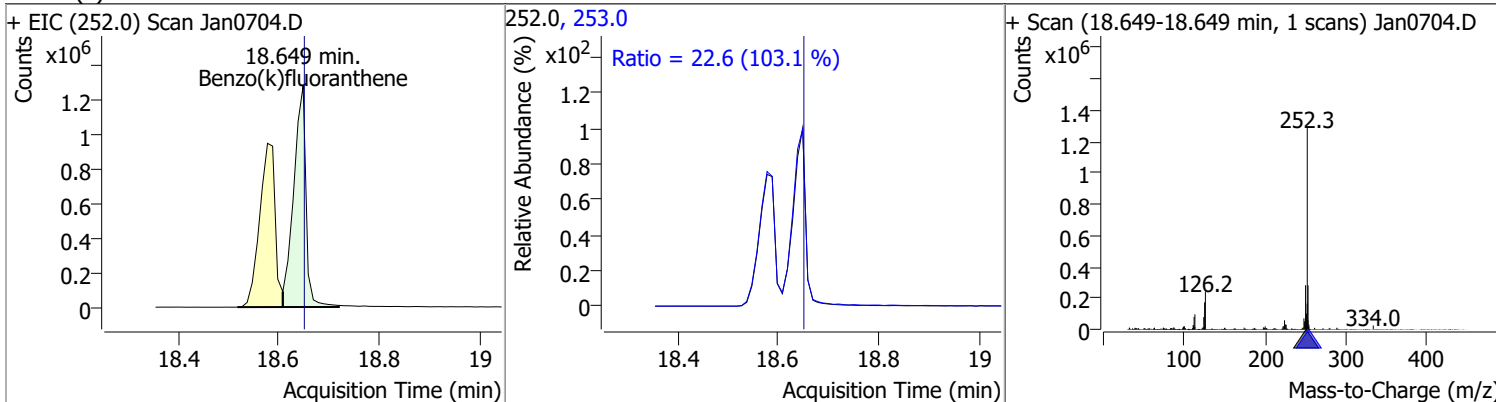
Compound	Conc.	RT	Dev(Min)	Resp.	QIon	QRatio	Lower	Upper
Di-n-octyl Phthalate	105.4997	18.33	0.01	2054459	150.0	10.0	6.7	12.4



Compound	Conc.	RT	Dev(Min)	Resp.	QIon	QRatio	Lower	Upper
Benzo(b)fluoranthene	101.0506	18.58	0.00	2038992	253.0	22.4	15.4	28.6

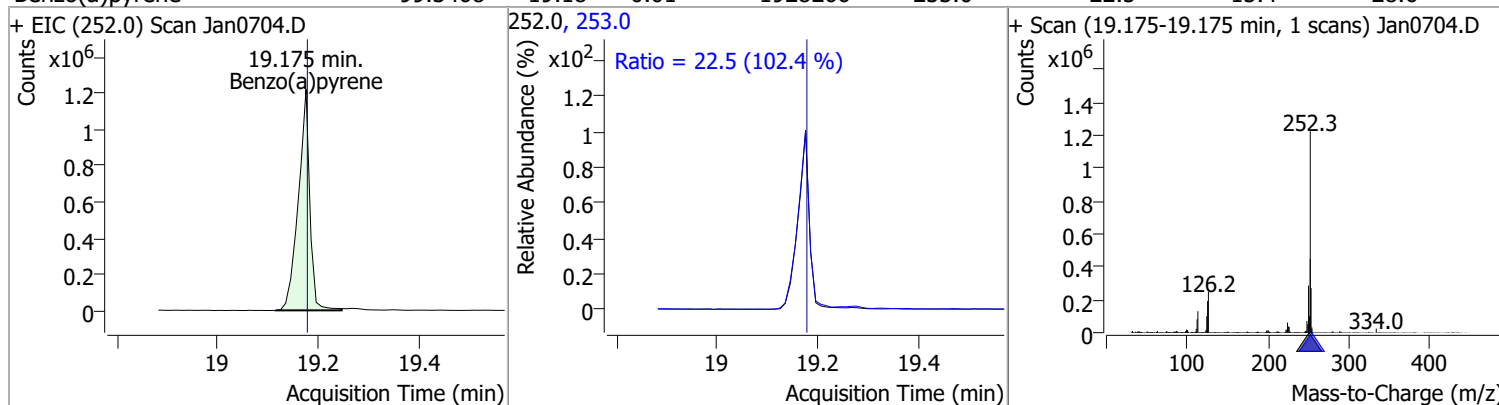


Compound	Conc.	RT	Dev(Min)	Resp.	QIon	QRatio	Lower	Upper
Benzo(k)fluoranthene	104.6141	18.65	0.01	2188450	253.0	22.6	15.3	28.5

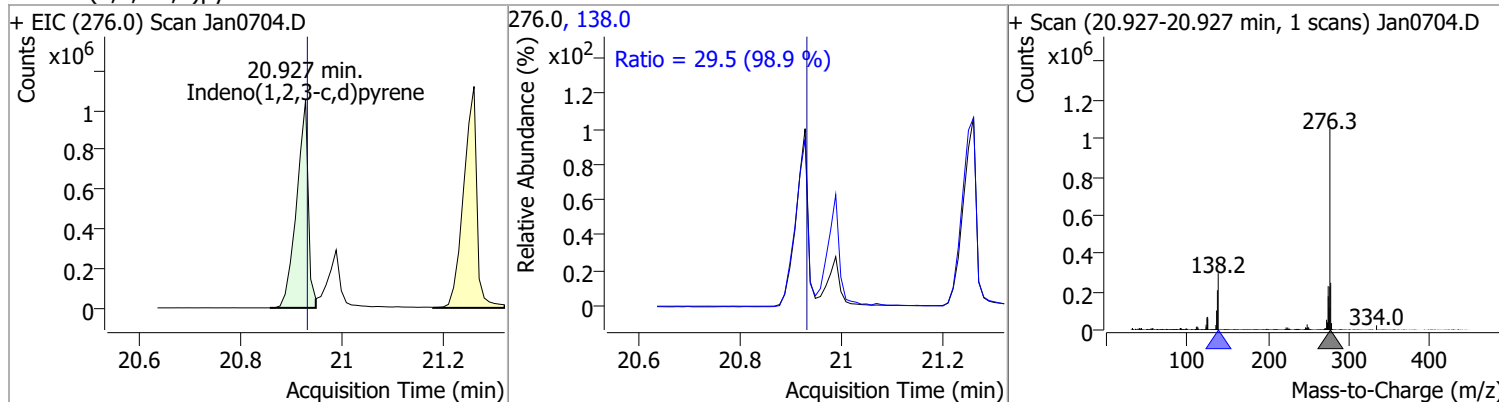


Quantitation Results Report (QT Reviewed)

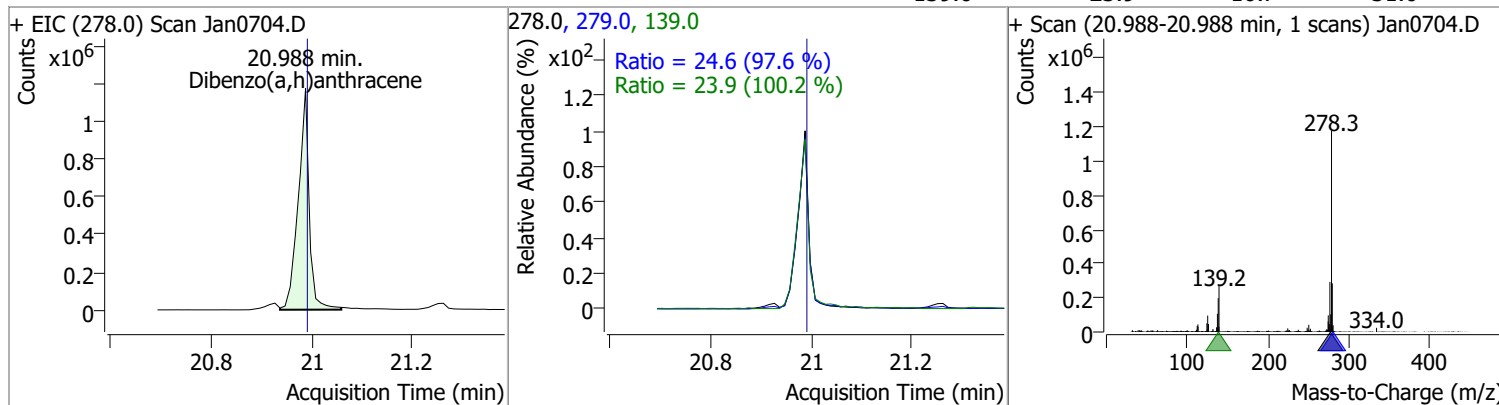
Compound	Conc.	RT	Dev(Min)	Resp.	QIon	QRatio	Lower	Upper
Benzo(a)pyrene	99.3468	19.18	0.01	1928266	253.0	22.5	15.4	28.6



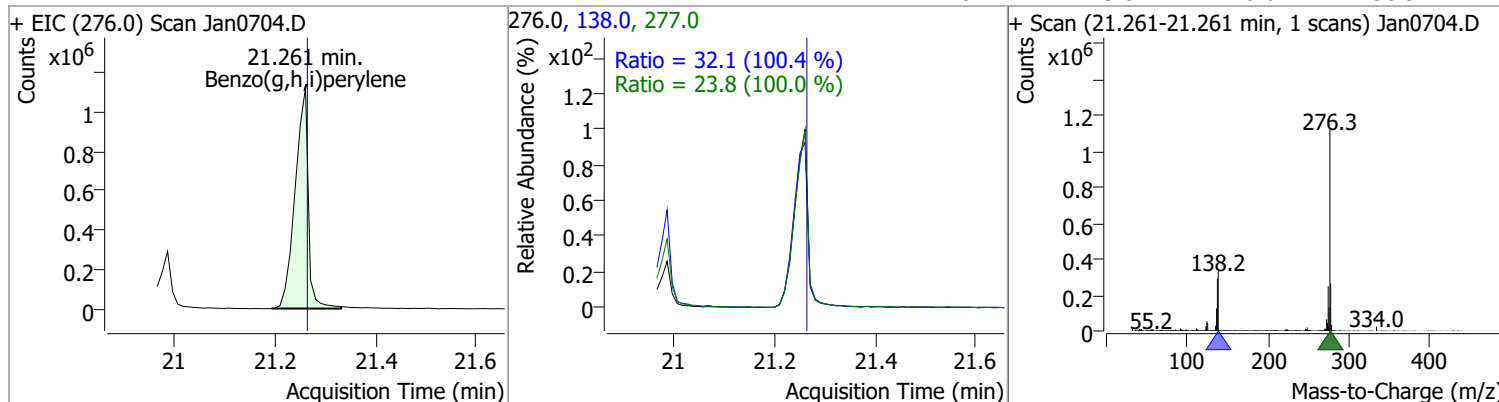
Compound	Conc.	RT	Dev(Min)	Resp.	QIon	QRatio	Lower	Upper
Indeno(1,2,3-c,d)pyrene	102.2435	20.93	0.01	1677182	138.0	29.5	20.9	38.8



Compound	Conc.	RT	Dev(Min)	Resp.	QIon	QRatio	Lower	Upper
Dibenzo(a,h)anthracene	99.6651	20.99	0.01	1767822	279.0	24.6	17.7	32.8
					139.0	23.9	16.7	31.0

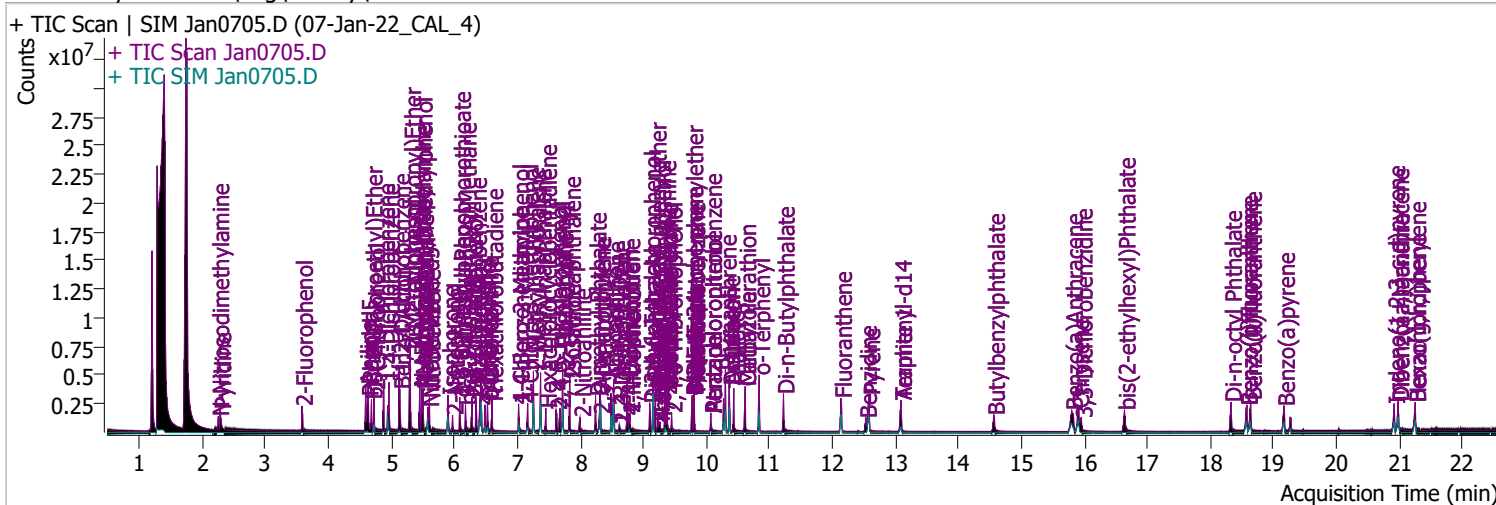


Compound	Conc.	RT	Dev(Min)	Resp.	QIon	QRatio	Lower	Upper
Benzo(g,h,i)perylene	106.8630	21.26	0.01	2020810	138.0	32.1	22.4	41.6
					277.0	23.8	16.6	30.9



Quantitation Results Report (QT Reviewed)

Data File	Jan0705.D	Operator	LIMS import
Acq. Method	BNA+SIM.M	Acq. Date-Time	1/7/2022 2:40:13 PM
Sample Name	07-Jan-22_CAL_4	Instrument	Instrument #1
Vial	5	Multiplier	1.00
DA Method File		Comment	SVOC-8270-W-LARGO
Tune File	dftppdsm.u	Tune Date	1/7/2022 12:13:00 PM
Batch Name	010722 DoD BNA cal 1.batch.bin	Last Calib Update	1/11/2022 8:55:14 AM
Ref Library	D:\Org\Library\NIST129K.l		



Compound	RT	QIon	Resp.	Conc.	Units	Dev(Min)
----------	----	------	-------	-------	-------	----------

Internal Standards

System Monitoring Compounds

S 2-Fluorophenol	3.582	112.0	620349	75.2079	µg/L	0.000
Spiked Amount: 200.000	Range: 10.0 - 75.0%			Recovery = 37.60%		
S Phenol-d5	4.623	99.0	818282	74.2397	µg/L	0.000
Spiked Amount: 200.000	Range: 10.0 - 65.0%			Recovery = 37.12%		
S Nitrobenzene-d5	5.583	82.0	442614	73.8999	µg/L	0.000
Spiked Amount: 100.000	Range: 32.0 - 94.0%			Recovery = 73.90%		
S 2-Fluorobiphenyl	7.718	172.0	1445848	77.1663	µg/L	0.000
Spiked Amount: 100.000	Range: 28.0 - 107.0%			Recovery = 77.17%		
S 2,4,6-Tribromophenol	9.448	329.8	114684	76.9892	µg/L	0.000
Spiked Amount: 200.000	Range: 25.0 - 140.0%			Recovery = 38.49%		
S Terphenyl-d14	13.088	244.3	1349248	73.3463	µg/L	0.000
Spiked Amount: 100.000	Range: 32.0 - 122.0%			Recovery = 73.35%		

Target Compounds

Compound	RT	QIon	Resp.	Conc.	Units	m	QValue
T N-Nitrosodimethylamine	2.254	74.0	255551	70.9167	µg/L	m	100
T Pyridine	2.285	79.0	580053	72.3965	µg/L	m	100
T Aniline	4.593	93.0	1116541	76.3095	µg/L		100
T Phenol	4.634	94.0	911392	78.8440	µg/L		100
T bis(-2-Chloroethyl)Ether	4.685	63.0	666364	73.5266	µg/L	m	100
T 2-Chlorophenol	4.725	128.0	729430	74.7068	µg/L		100
T 1,3-Dichlorobenzene	4.879	146.0	975320	75.4922	µg/L	m	100
T 1,4-Dichlorobenzene	4.960	146.0	924463	71.1983	µg/L	m	100
T 1,2-Dichlorobenzene	5.124	146.0	946583	73.9393	µg/L		100
T Benzyl Alcohol	5.134	108.0	392902	71.0291	µg/L		100
T bis(2-chloroisopropyl)Ether	5.297	121.0	267513	76.9381	µg/L		100
T 2-Methylphenol	5.297	107.0	638264	73.6808	µg/L		100
T N-nitroso-Di-n-propylamine	5.451	70.0	478035	79.4317	µg/L		100
T 4Methylphenol/3Methylphenol	5.481	107.0	842599	72.0238	µg/L		100
T Hexachloroethane	5.502	117.0	273558	73.9551	µg/L		100

Quantitation Results Report (QT Reviewed)

Compound	RT	QIon	Resp.	Conc.	Units	Dev(Min)
T Nitrobenzene	5.604	123.1	244936	76.8849	µg/L	100
T Isophorone	5.900	82.0	1081439	77.3133	µg/L	100
T 2-Nitrophenol	5.972	139.0	181624	74.9576	µg/L	100
T 2,4-Dimethylphenol	6.085	122.0	517117	74.5688	µg/L	100
T bis(-2-Chloroethoxy)Methane	6.177	93.0	597654	73.4695	µg/L	100
T Benzoic Acid	6.280	105.0	275230	73.6915	µg/L	100
T 2,4-Dichlorophenol	6.280	162.0	478855	75.6844	µg/L	100
T 1,2,4-Trichlorobenzene	6.341	180.0	583923	72.5108	µg/L	100
T Naphthalene	6.424	128.0	1763631	75.3176	µg/L	100
T 4-Chlorophenol	6.485	130.0	158036	73.2882	µg/L	m 100
T p-Chloroaniline	6.526	127.0	646298	70.8860	µg/L	100
T Hexachlorobutadiene	6.598	224.9	331361	75.3419	µg/L	100
T 4-Chloro-2-Methylphenol	7.019	107.0	435899	74.0567	µg/L	100
T 4-Chloro-3-Methylphenol	7.163	107.0	451724	72.6619	µg/L	m 100
T 2-Methylnaphthalene	7.255	141.0	1096388	75.7041	µg/L	100
T 1-Methylnaphthalene	7.368	141.0	1059571	75.5434	µg/L	m 100
T Hexachlorocyclopentadiene	7.451	236.9	212271	73.9946	µg/L	100
T 2,4,6-Trichlorophenol	7.615	196.0	304637	74.4245	µg/L	m 100
T 2,4,5-Trichlorophenol	7.677	196.0	359800	76.7962	µg/L	100
T 2-Chloronaphthalene	7.831	162.0	1191324	76.2537	µg/L	100
T 2-Nitroaniline	7.995	65.0	206845	76.5569	µg/L	100
T Dimethyl Phthalate	8.241	163.0	1167232	75.1317	µg/L	100
T 2,6-Dinitrotoluene	8.302	165.0	159018	75.6719	µg/L	100
T Acenaphthylene	8.312	152.1	1828135	73.6605	µg/L	100
T 3-Nitroaniline	8.497	138.0	177709	78.2235	µg/L	100
T Acenaphthene	8.527	154.0	1008097	69.9700	µg/L	100
T 2,4-Dinitrophenol	8.619	184.0	80525	73.1537	µg/L	100
T Dibenzofuran	8.742	168.0	1650349	72.3766	µg/L	100
T 2,4-Dinitrotoluene	8.773	165.0	195674	72.4081	µg/L	100
T 4-Nitrophenol	8.783	109.0	177604	76.0448	µg/L	m 100
T Diethylphthalate	9.100	149.0	1101126	72.1988	µg/L	m 100
T Fluorene	9.151	166.0	1301635	71.3204	µg/L	100
T 4-Chlorophenyl-phenylether	9.192	204.0	621769	74.1262	µg/L	100
T 4-Nitroaniline	9.233	138.0	158269	71.2640	µg/L	100
T 4,6-Dinitro-2-methylphenol	9.264	198.0	116175	74.3949	µg/L	100
T N-nitrosodiphenylamine	9.346	169.0	888089	75.1058	µg/L	100
T Azobenzene	9.376	77.0	1063294	75.6555	µg/L	100
T 4-Bromophenyl-phenylether	9.775	248.0	360097	75.6699	µg/L	100
T Hexachlorobenzene	9.806	283.9	365888	75.9367	µg/L	100
T Pentachlorophenol	10.069	265.9	166863	74.4382	µg/L	100
T Phenanthrene	10.302	178.0	1839392	76.3116	µg/L	m 100
T Anthracene	10.363	178.0	1693272	73.0175	µg/L	m 100
T Triallate	10.434	86.0	383130	75.7641	µg/L	100
T Carbazole	10.616	167.0	1827066	79.2180	µg/L	100
T o-Terphenyl	10.839	230.0	1053346	75.6014	µg/L	100
T Di-n-Butylphthalate	11.224	149.0	1653177	75.9353	µg/L	100
T Fluoranthene	12.136	202.0	1909433	75.2198	µg/L	100
T Benzidine	12.531	184.0	743375	74.7591	µg/L	100
T Pyrene	12.581	202.0	2132176	76.7171	µg/L	100
T Butylbenzylphthalate	14.561	149.0	570093	77.2406	µg/L	100
T Benzo(a)Anthracene	15.798	228.0	1515825	75.0761	µg/L	m 100
T Chrysene	15.900	228.0	1648428	74.3408	µg/L	100
T 3,3-Dichlorobenzidine	15.951	252.0	514900	75.1340	µg/L	100
T bis(2-ethylhexyl)Phthalate	16.636	167.0	194232	74.4146	µg/L	100
T Di-n-octyl Phthalate	18.325	149.0	1370065	74.2318	µg/L	100

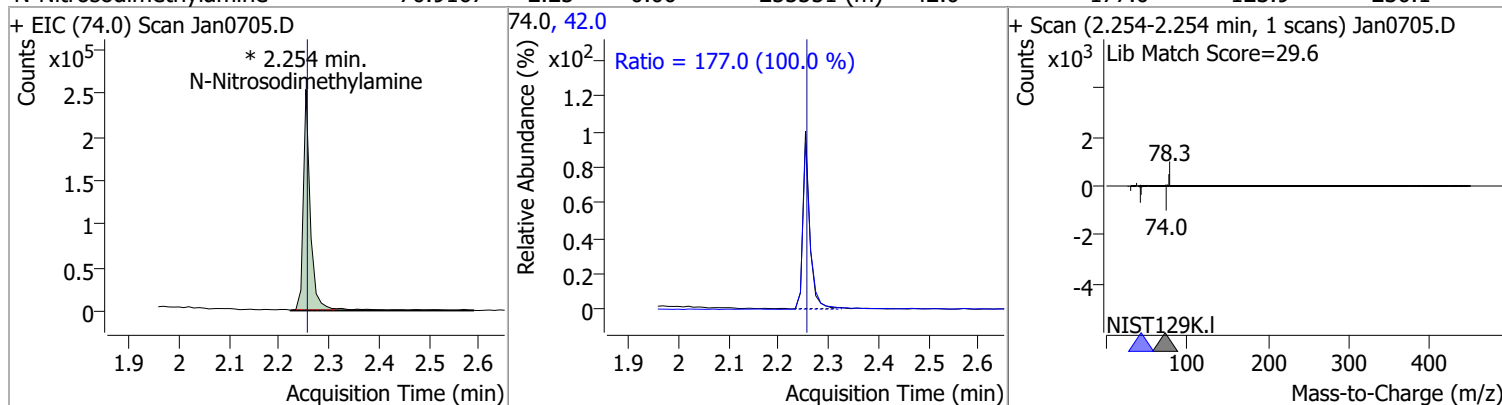
Quantitation Results Report (QT Reviewed)

Compound	RT	QIon	Resp.	Conc.	Units	Dev(Min)
T Benzo(b)fluoranthene	18.578	252.0	1501132	75.0737	µg/L	m
T Benzo(k)fluoranthene	18.639	252.0	1578753	76.1576	µg/L	100
T Benzo(a)pyrene	19.165	252.0	1467588	77.2426	µg/L	100
T Indeno(1,2,3-c,d)pyrene	20.917	276.0	1208629	75.4973	µg/L	m
T Dibenzo(a,h)anthracene	20.978	278.0	1301526	75.2449	µg/L	100
T Benzo(g,h,i)perylene	21.251	276.0	1388611	74.1017	µg/L	100

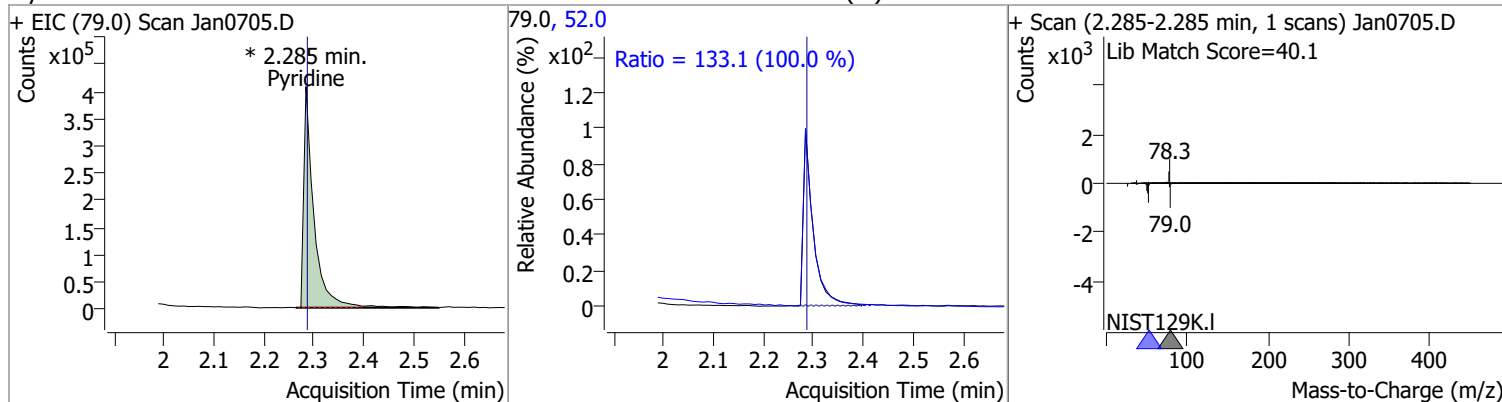
(#) = Qualifier Out of Range; (m) = Manual Integration; (+) = Area Summed; (*) = Surrogate Percent Recovery Out of Range; (d): Zeroed Peak

Quantitation Results Report (QT Reviewed)

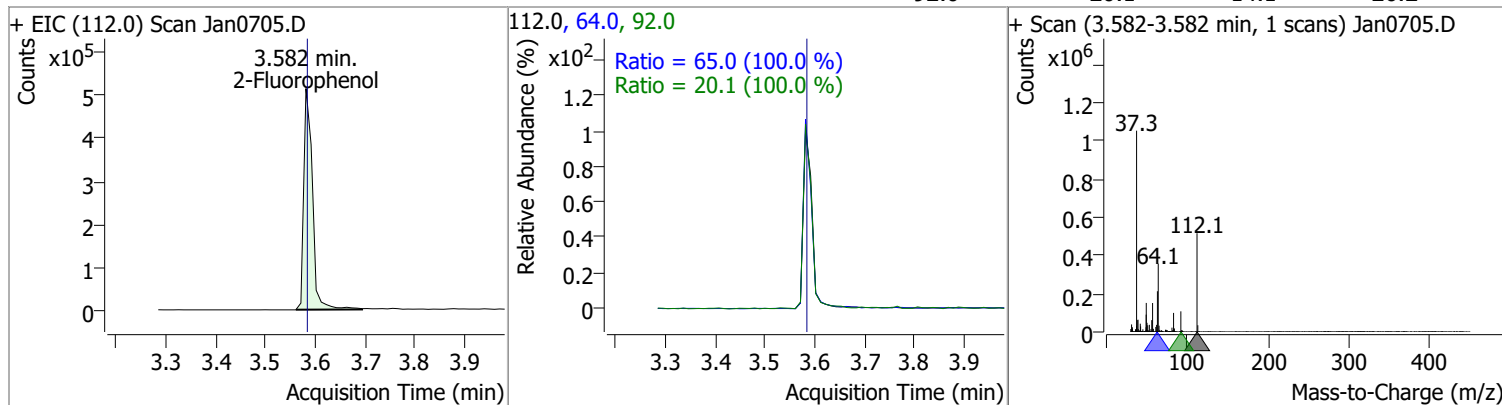
Compound	Conc.	RT	Dev(Min)	Resp.	QIon	QRatio	Lower	Upper
N-Nitrosodimethylamine	70.9167	2.25	0.00	255551 (m)	42.0	177.0	123.9	230.1



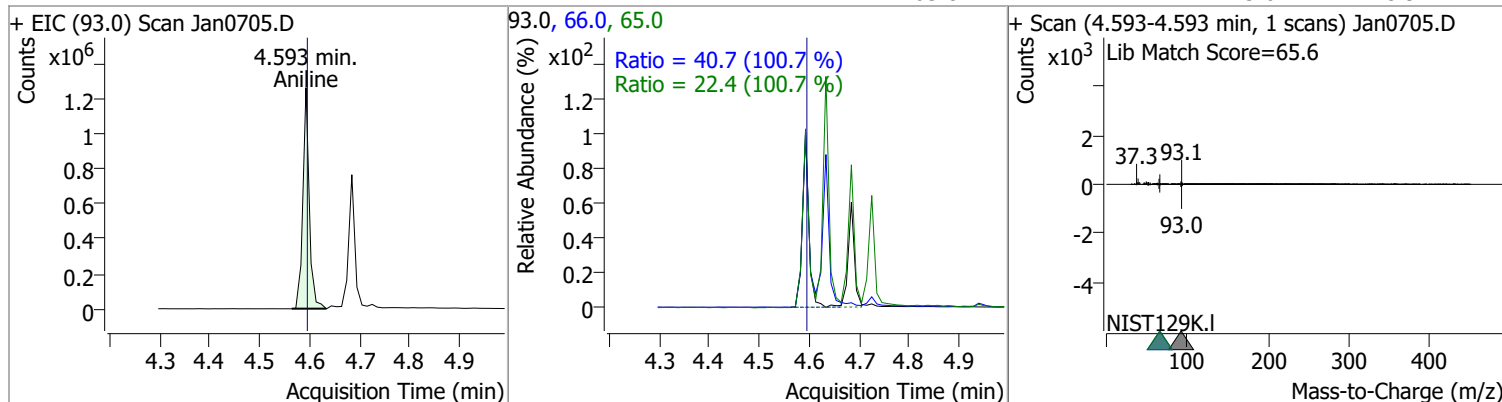
Compound	Conc.	RT	Dev(Min)	Resp.	QIon	QRatio	Lower	Upper
Pyridine	72.3965	2.28	0.00	580053 (m)	52.0	133.1	93.2	173.0



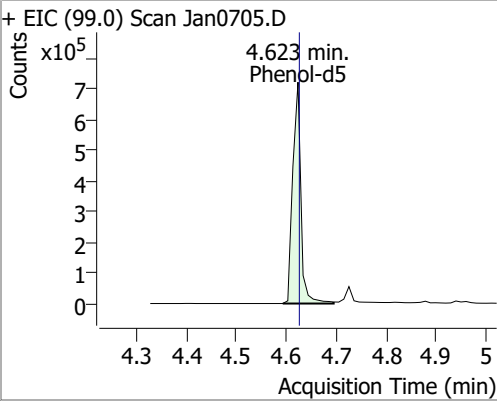
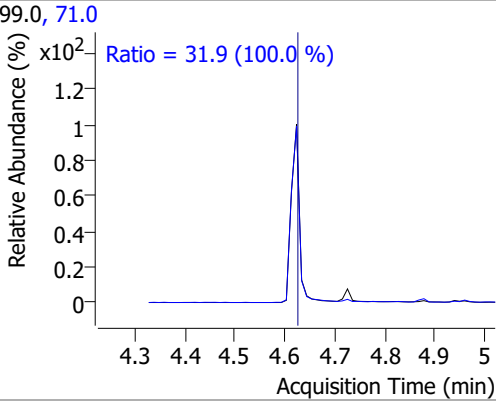
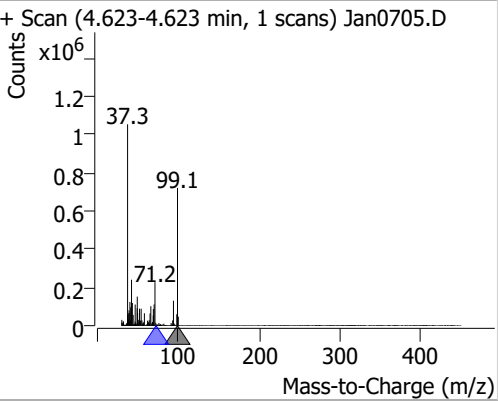
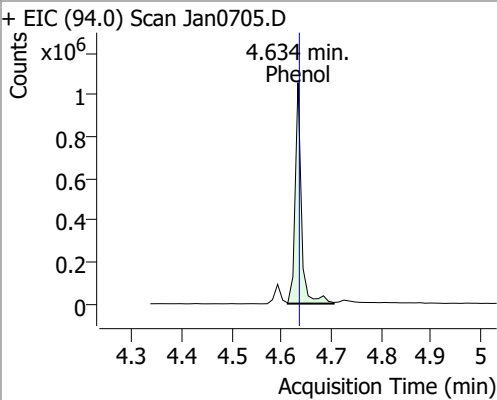
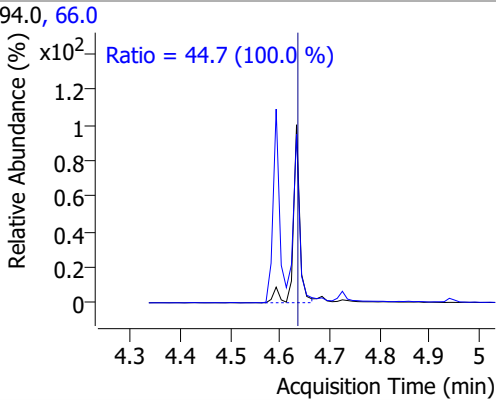
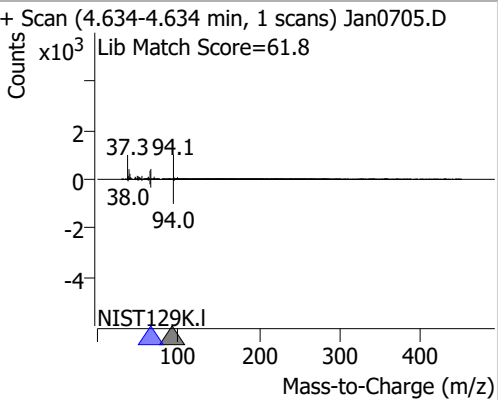
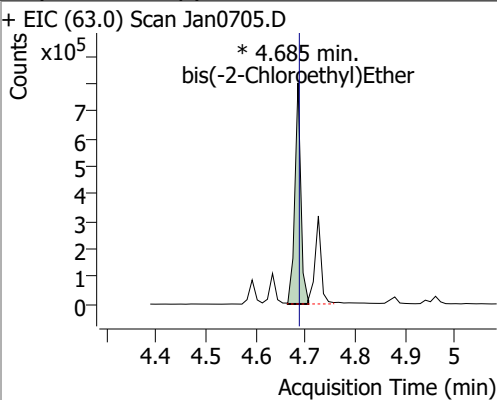
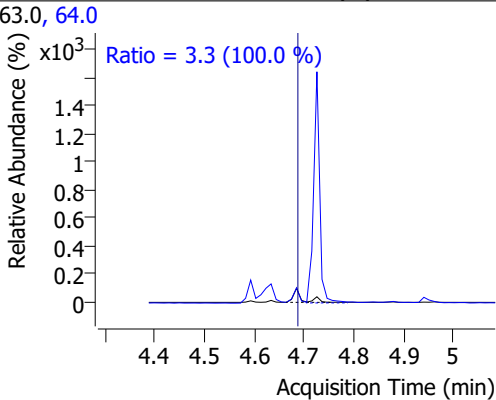
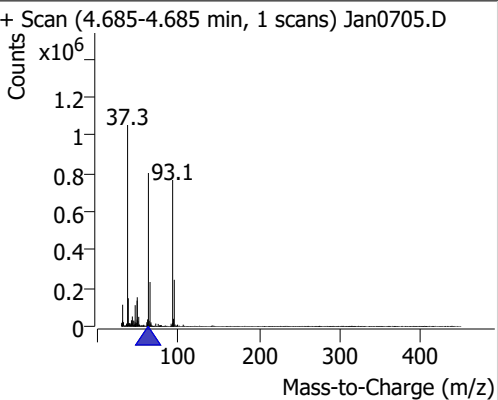
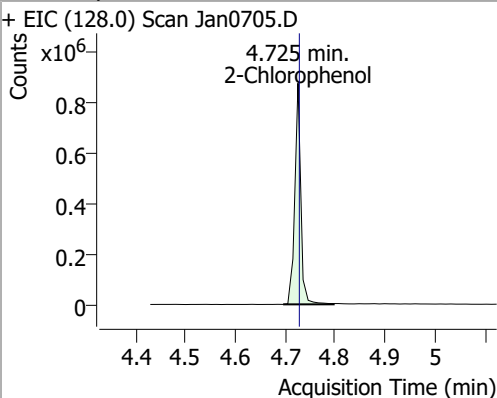
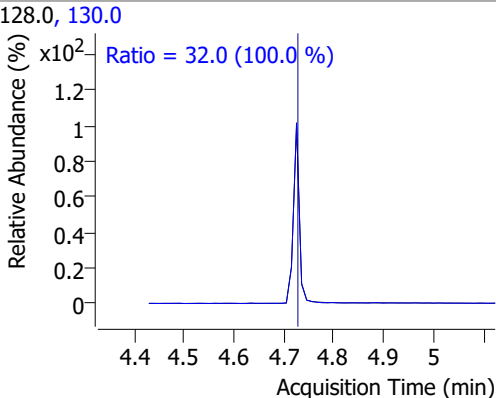
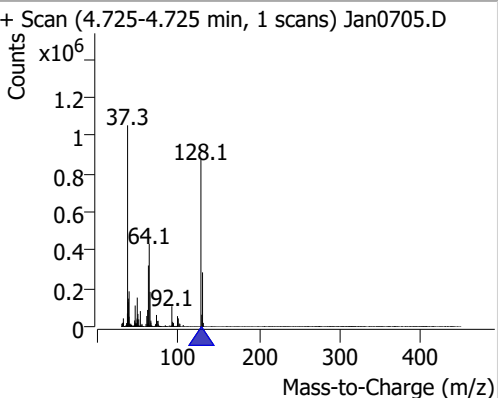
Compound	Conc.	RT	Dev(Min)	Resp.	QIon	QRatio	Lower	Upper
2-Fluorophenol	75.2079	3.58	0.00	620349	64.0	65.0	45.5	84.5
					92.0	20.1	14.1	26.2



Compound	Conc.	RT	Dev(Min)	Resp.	QIon	QRatio	Lower	Upper
Aniline	76.3095	4.59	0.00	1116541	66.0	40.7	28.3	52.5
					65.0	22.4	15.6	28.9

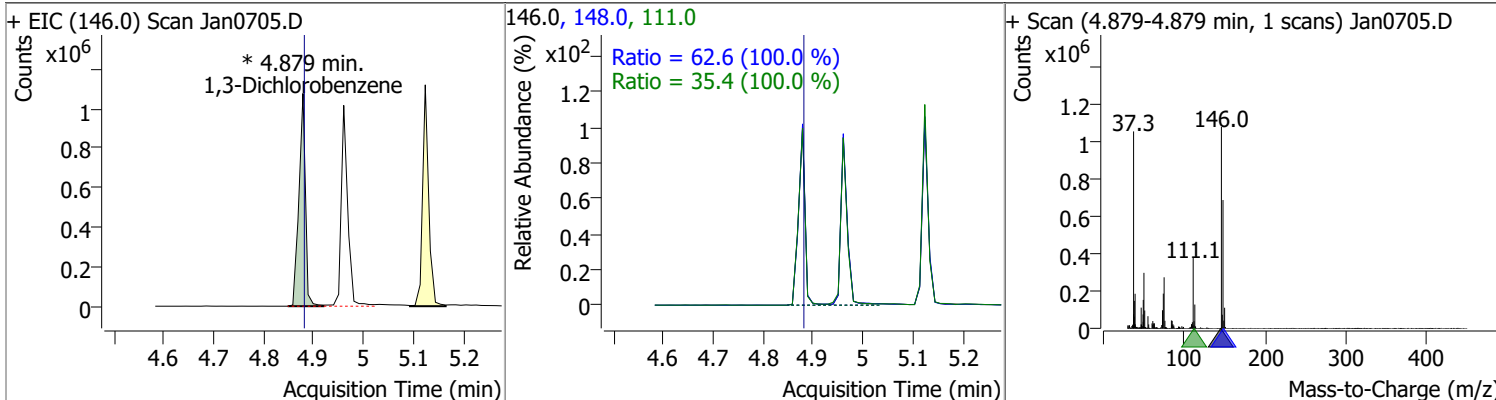


Quantitation Results Report (QT Reviewed)

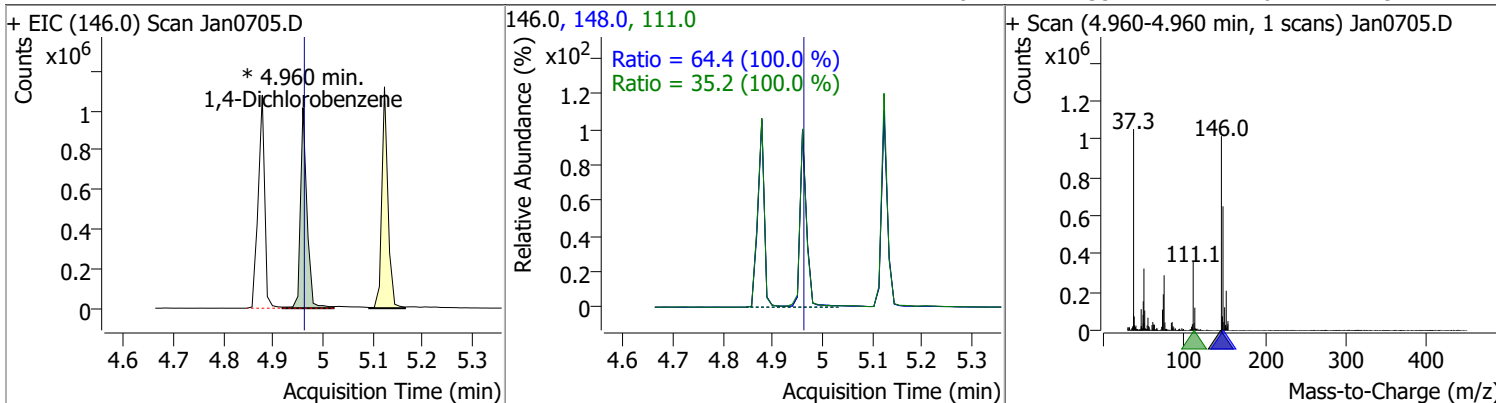
Compound	Conc.	RT	Dev(Min)	Resp.	QIon	QRatio	Lower	Upper
Phenol-d5	74.2397	4.62	0.00	818282	71.0	31.9	22.3	41.5
+ EIC (99.0) Scan Jan0705.D 			99.0, 71.0 			+ Scan (4.623-4.623 min, 1 scans) Jan0705.D 		
Phenol	78.8440	4.63	0.00	911392	66.0	44.7	31.3	58.2
+ EIC (94.0) Scan Jan0705.D 			94.0, 66.0 			+ Scan (4.634-4.634 min, 1 scans) Jan0705.D Lib Match Score=61.8 		
bis(-2-Chloroethyl)Ether	73.5266	4.68	0.00	666364 (m)	64.0	3.3	2.3	4.3
+ EIC (63.0) Scan Jan0705.D 			63.0, 64.0 			+ Scan (4.685-4.685 min, 1 scans) Jan0705.D 		
2-Chlorophenol	74.7068	4.73	0.00	729430	130.0	32.0	22.4	41.6
+ EIC (128.0) Scan Jan0705.D 			128.0, 130.0 			+ Scan (4.725-4.725 min, 1 scans) Jan0705.D 		

Quantitation Results Report (QT Reviewed)

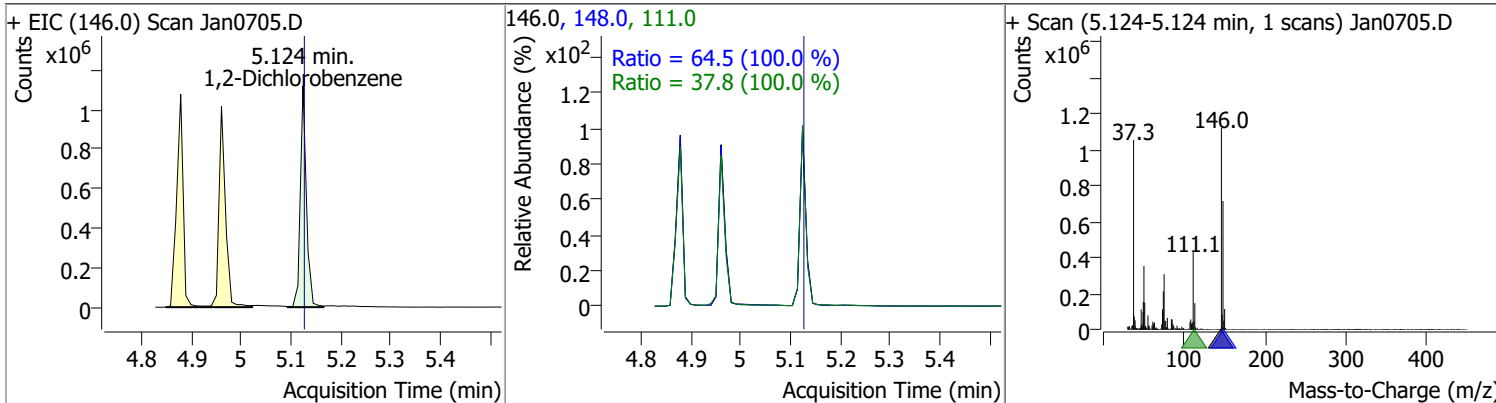
Compound	Conc.	RT	Dev(Min)	Resp.	QIon	QRatio	Lower	Upper
1,3-Dichlorobenzene	75.4922	4.88	0.00	975320 (m)	148.0	62.6	43.8	81.3
					111.0	35.4	24.8	46.0



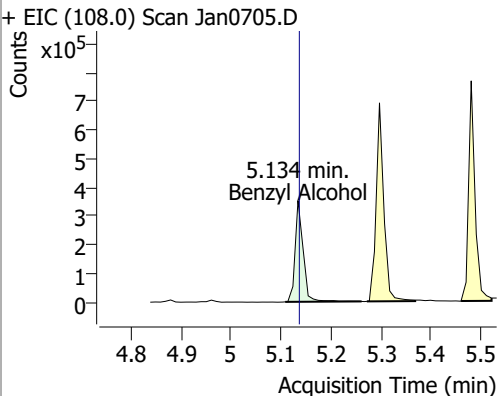
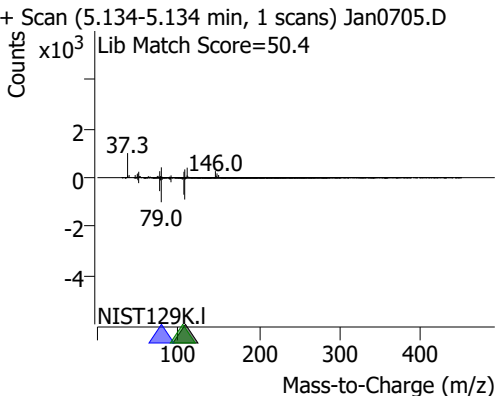
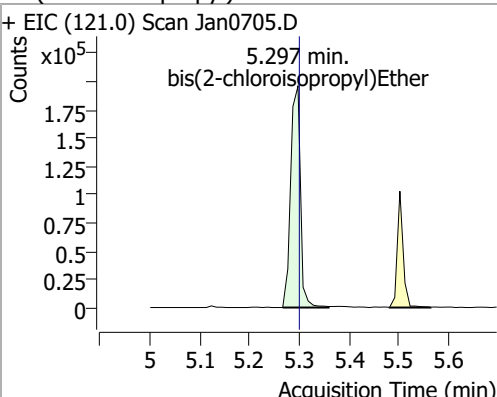
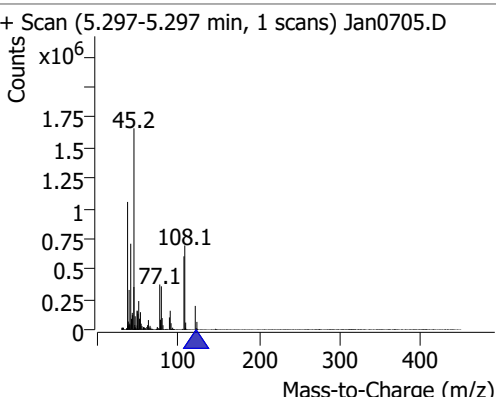
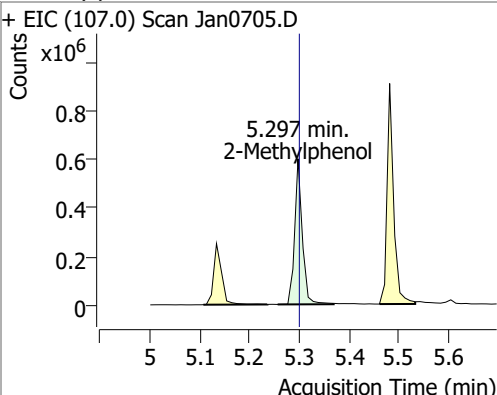
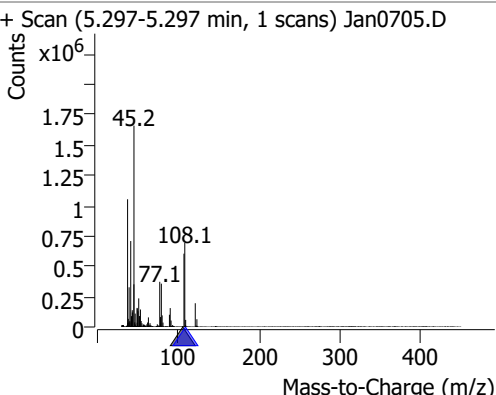
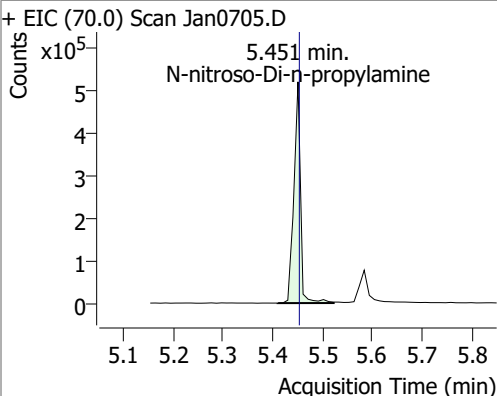
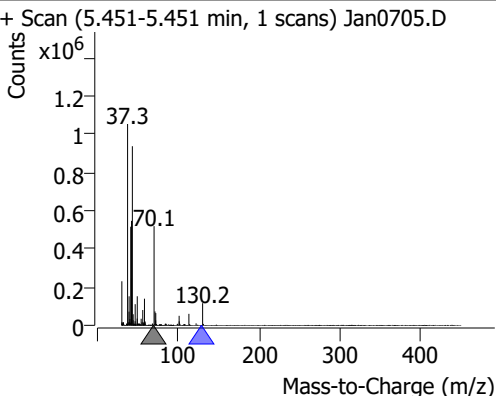
Compound	Conc.	RT	Dev(Min)	Resp.	QIon	QRatio	Lower	Upper
1,4-Dichlorobenzene	71.1983	4.96	0.00	924463 (m)	148.0	64.4	45.1	83.8
					111.0	35.2	24.6	45.7



Compound	Conc.	RT	Dev(Min)	Resp.	QIon	QRatio	Lower	Upper
1,2-Dichlorobenzene	73.9393	5.12	0.00	946583	148.0	64.5	45.1	83.8
					111.0	37.8	26.4	49.1

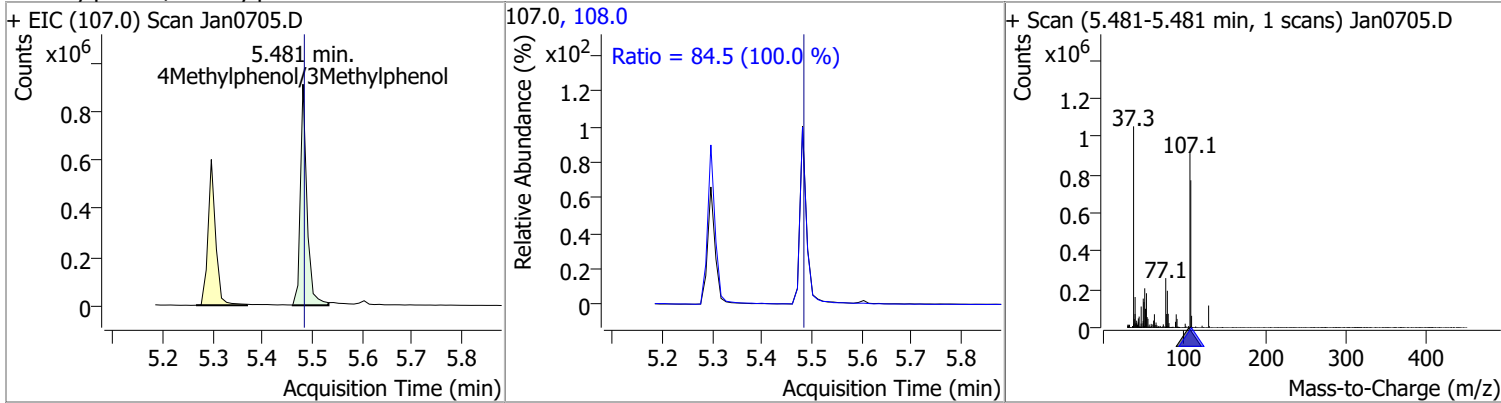


Quantitation Results Report (QT Reviewed)

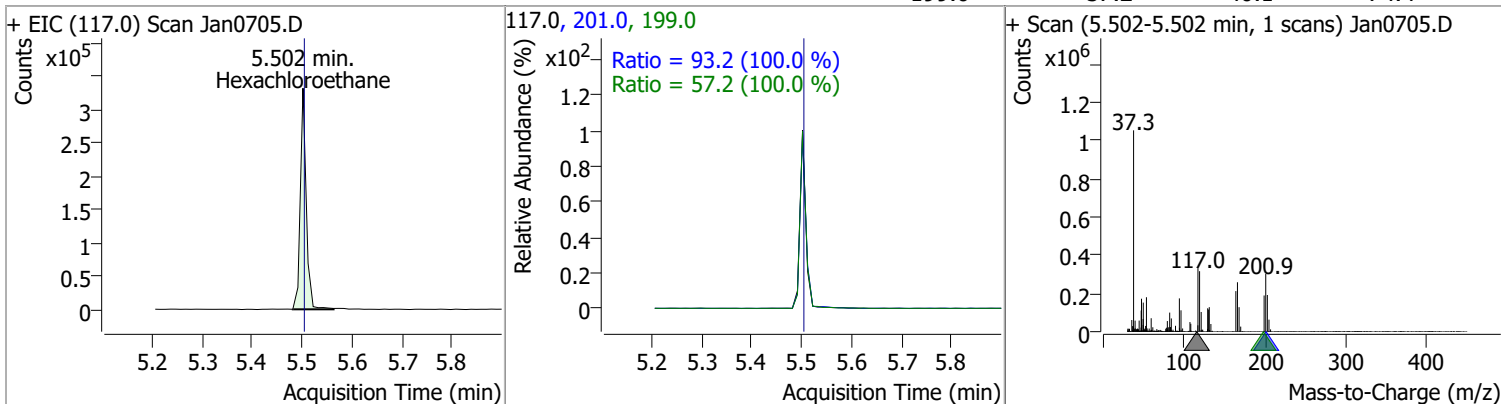
Compound	Conc.	RT	Dev(Min)	Resp.	QIon	QRatio	Lower	Upper
Benzyl Alcohol	71.0291	5.13	0.00	392902	79.0 107.0	115.5 71.0	80.8 49.7	150.1 92.3
+ EIC (108.0) Scan Jan0705.D 			108.0, 79.0, 107.0 Ratio = 115.5 (100.0 %) Ratio = 71.0 (100.0 %)			+ Scan (5.134-5.134 min, 1 scans) Jan0705.D Lib Match Score=50.4 		
bis(2-chloroisopropyl)Ether	76.9381	5.30	0.00	267513	123.0	32.2	22.5	41.8
+ EIC (121.0) Scan Jan0705.D 			121.0, 123.0 Ratio = 32.2 (100.0 %)			+ Scan (5.297-5.297 min, 1 scans) Jan0705.D 		
2-Methylphenol	73.6808	5.30	0.00	638264	108.0	116.9	81.8	152.0
+ EIC (107.0) Scan Jan0705.D 			107.0, 108.0 Ratio = 116.9 (100.0 %)			+ Scan (5.297-5.297 min, 1 scans) Jan0705.D 		
N-nitroso-Di-n-propylamine	79.4317	5.45	0.00	478035	130.0	20.7	0.0	41.5
+ EIC (70.0) Scan Jan0705.D 			70.0, 130.0 Ratio = 20.7 (100.0 %)			+ Scan (5.451-5.451 min, 1 scans) Jan0705.D 		

Quantitation Results Report (QT Reviewed)

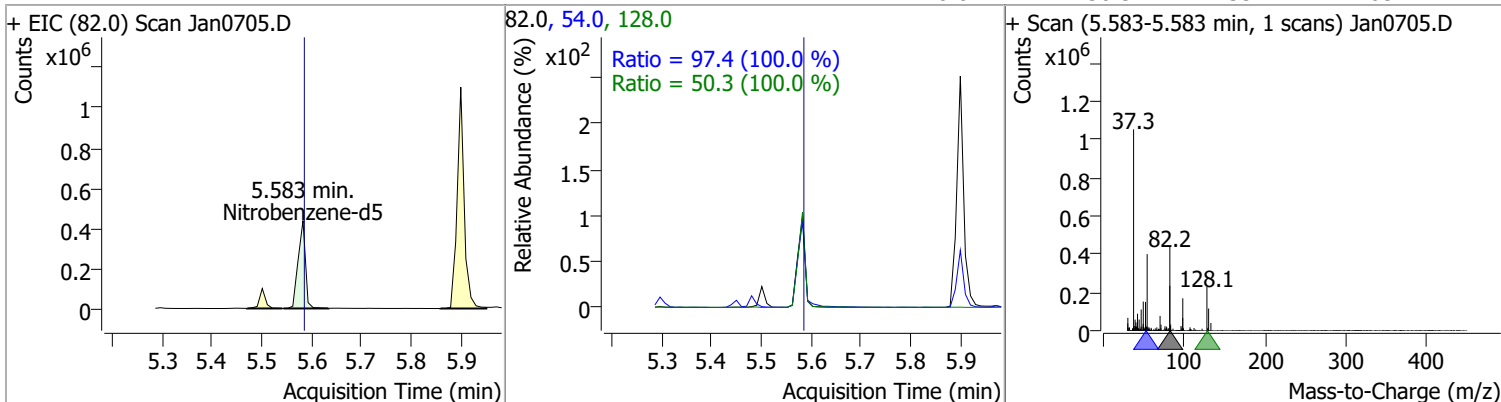
Compound	Conc.	RT	Dev(Min)	Resp.	QIon	QRatio	Lower	Upper
4Methylphenol/3Methylphenol	72.0238	5.48	0.00	842599	108.0	84.5	59.1	109.8



Compound	Conc.	RT	Dev(Min)	Resp.	QIon	QRatio	Lower	Upper
Hexachloroethane	73.9551	5.50	0.00	273558	201.0	93.2	65.2	121.2
					199.0	57.2	40.1	74.4

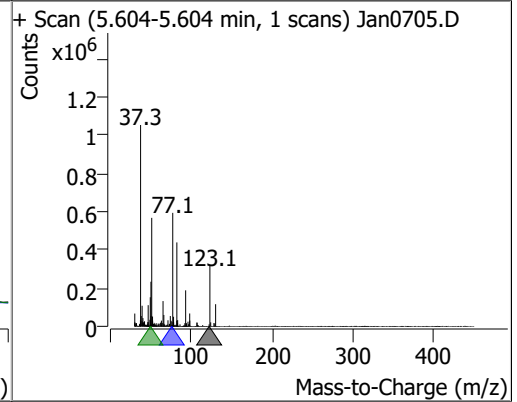
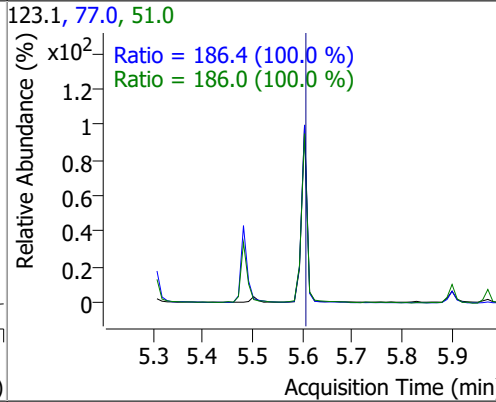
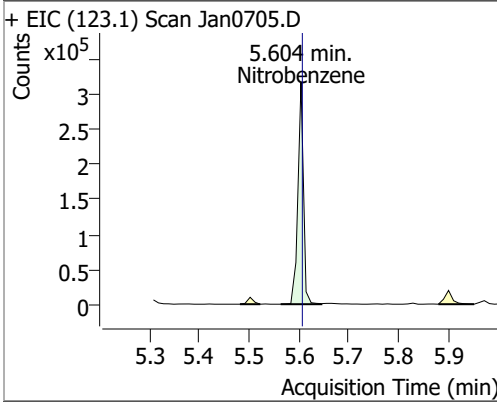


Compound	Conc.	RT	Dev(Min)	Resp.	QIon	QRatio	Lower	Upper
Nitrobenzene-d5	73.8999	5.58	0.00	442614	54.0	97.4	68.2	126.6
					128.0	50.3	35.2	65.4

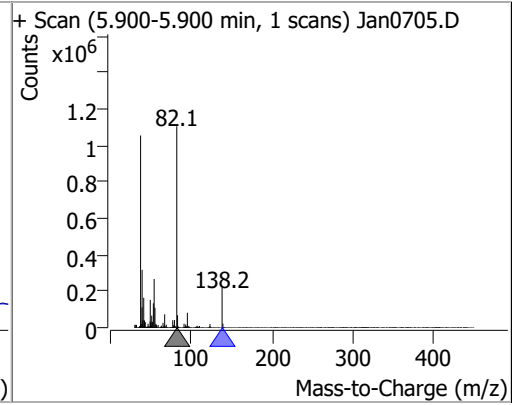
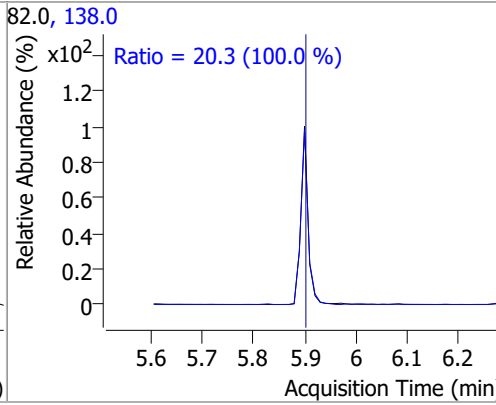
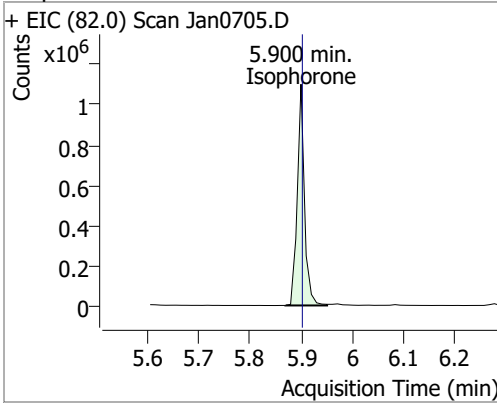


Quantitation Results Report (QT Reviewed)

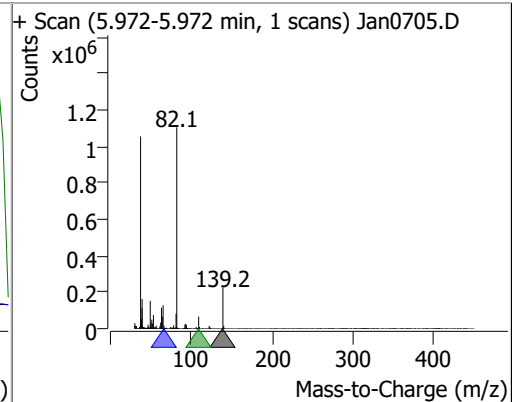
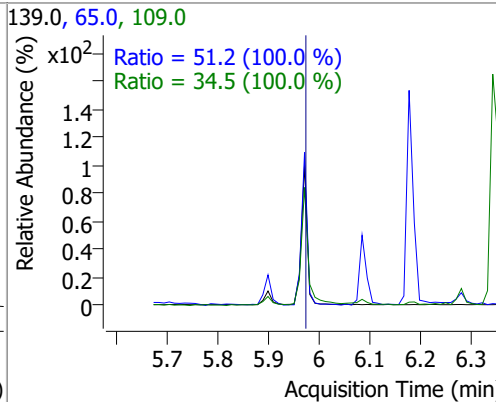
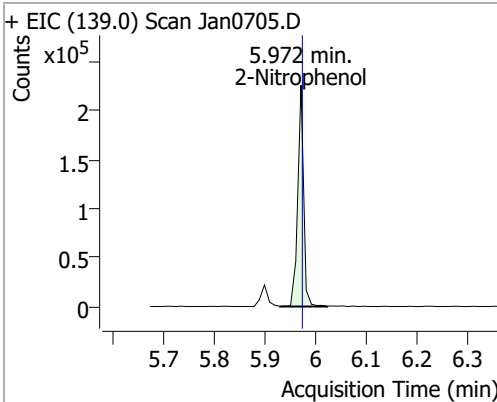
Compound	Conc.	RT	Dev(Min)	Resp.	QIon	QRatio	Lower	Upper
Nitrobenzene	76.8849	5.60	0.00	244936	77.0	186.4	130.5	242.3
					51.0	186.0	130.2	241.8



Compound	Conc.	RT	Dev(Min)	Resp.	QIon	QRatio	Lower	Upper
Isophorone	77.3133	5.90	0.00	1081439	138.0	20.3	14.2	26.4

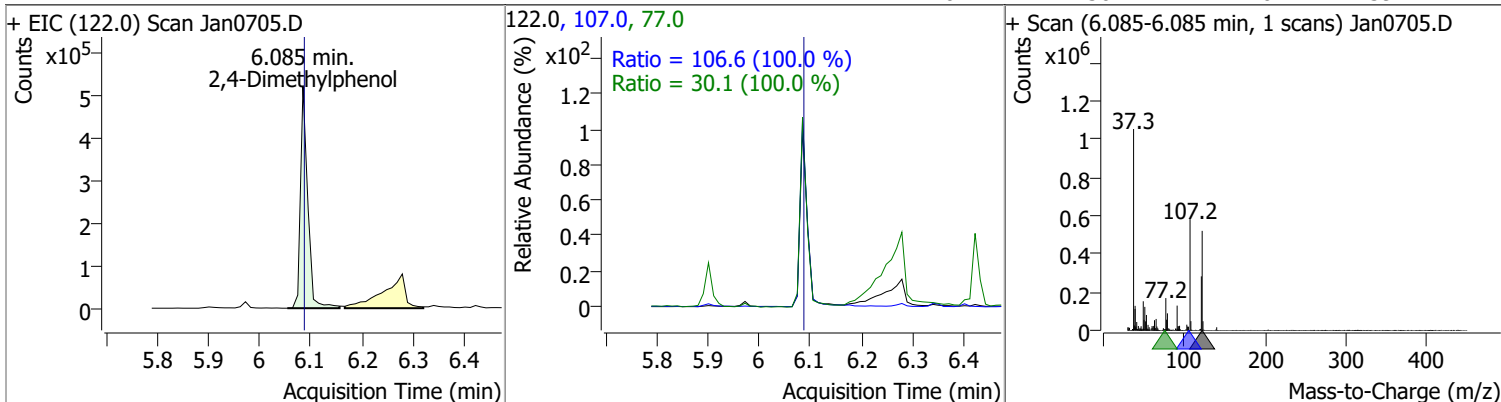


Compound	Conc.	RT	Dev(Min)	Resp.	QIon	QRatio	Lower	Upper
2-Nitrophenol	74.9576	5.97	0.00	181624	65.0	51.2	35.9	66.6
					109.0	34.5	24.1	44.8

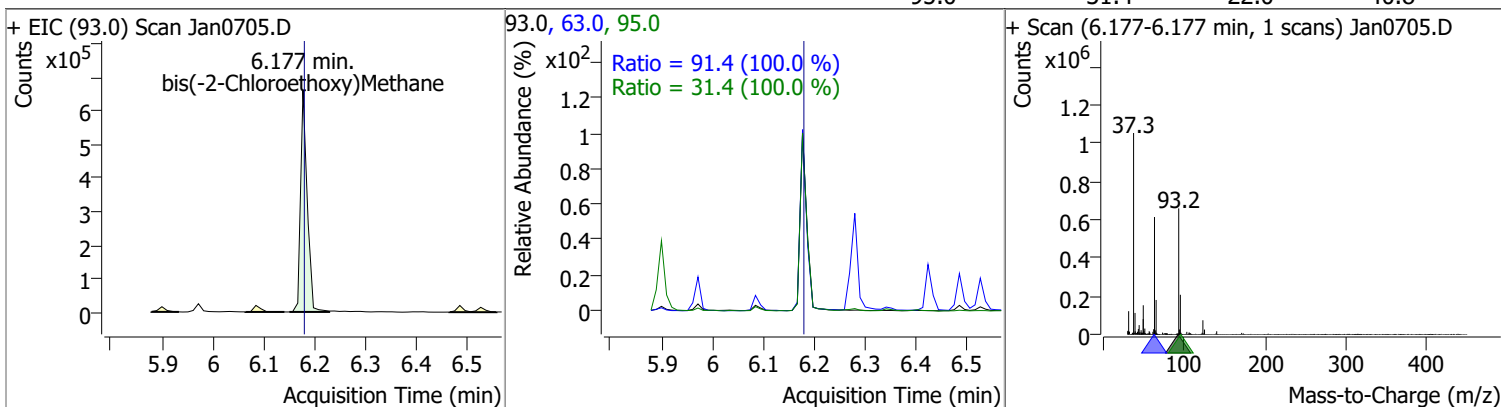


Quantitation Results Report (QT Reviewed)

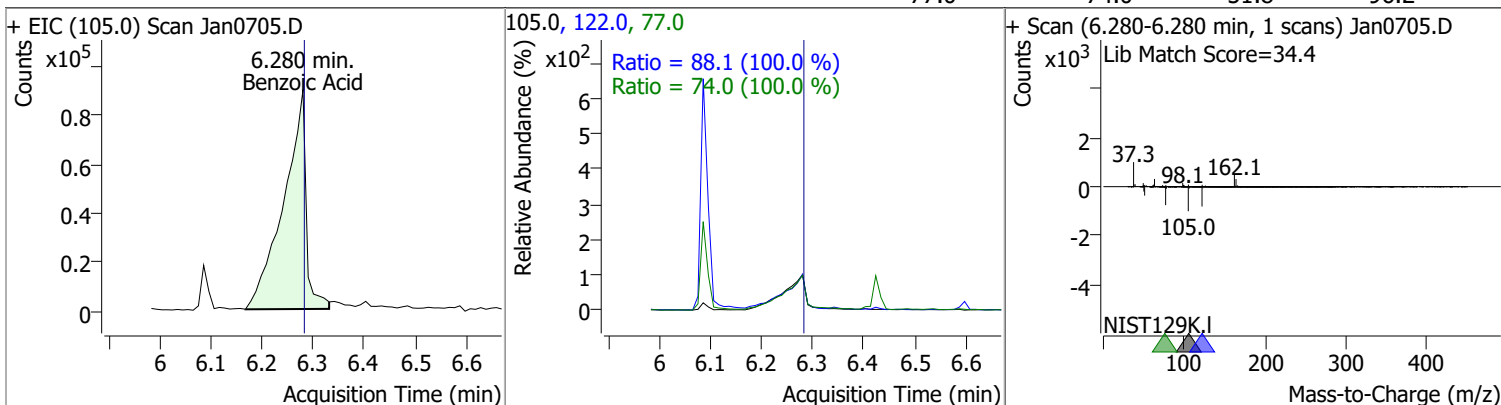
Compound	Conc.	RT	Dev(Min)	Resp.	QIon	QRatio	Lower	Upper
2,4-Dimethylphenol	74.5688	6.08	0.00	517117	107.0	106.6	74.6	138.5
					77.0	30.1	21.0	39.1



Compound	Conc.	RT	Dev(Min)	Resp.	QIon	QRatio	Lower	Upper
bis(-2-Chloroethoxy)Methane	73.4695	6.18	0.00	597654	63.0	91.4	64.0	118.8
					95.0	31.4	22.0	40.8

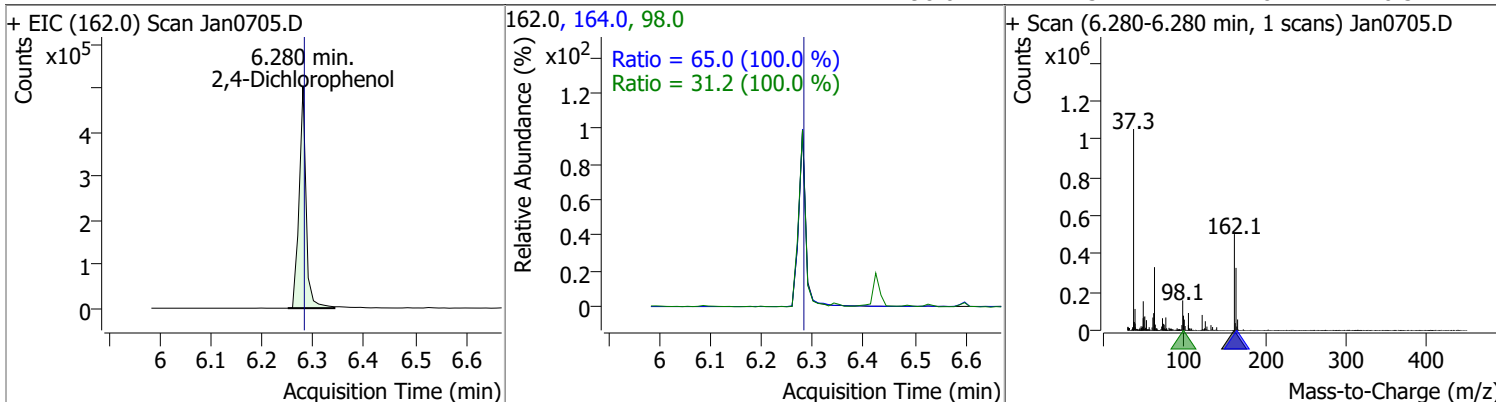


Compound	Conc.	RT	Dev(Min)	Resp.	QIon	QRatio	Lower	Upper
Benzoic Acid	73.6915	6.28	0.00	275230	122.0	88.1	61.7	114.6
					77.0	74.0	51.8	96.2

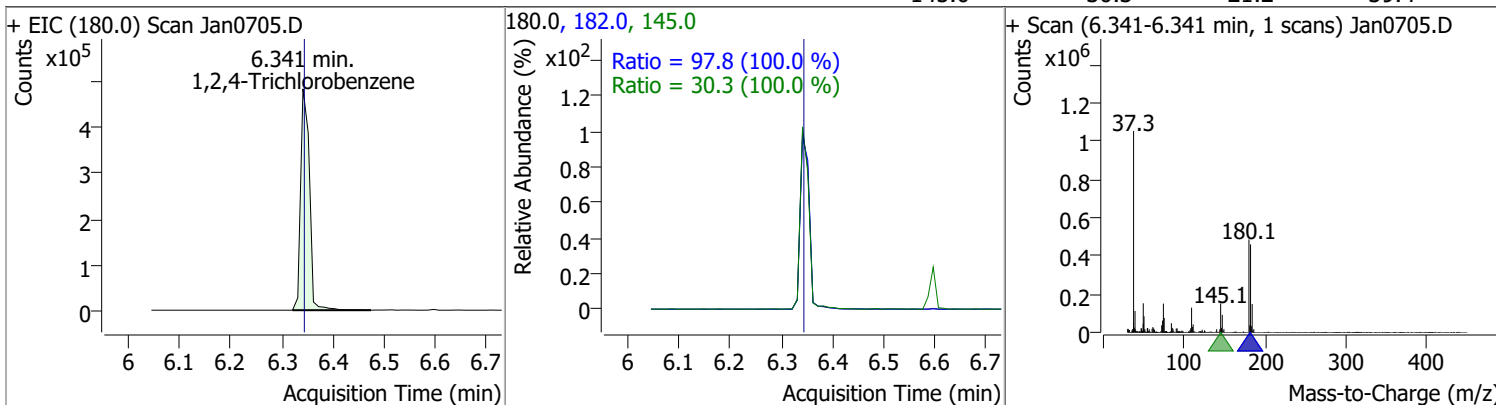


Quantitation Results Report (QT Reviewed)

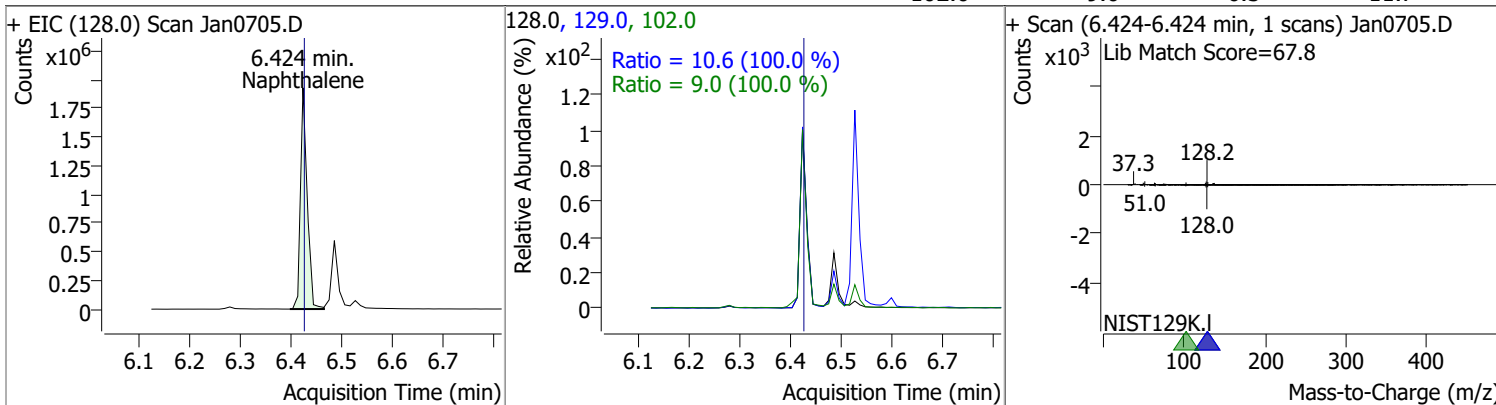
Compound	Conc.	RT	Dev(Min)	Resp.	QIon	QRatio	Lower	Upper
2,4-Dichlorophenol	75.6844	6.28	0.00	478855	164.0	65.0	45.5	84.6
					98.0	31.2	21.8	40.5



Compound	Conc.	RT	Dev(Min)	Resp.	QIon	QRatio	Lower	Upper
1,2,4-Trichlorobenzene	72.5108	6.34	0.00	583923	182.0	97.8	68.4	127.1
					145.0	30.3	21.2	39.4

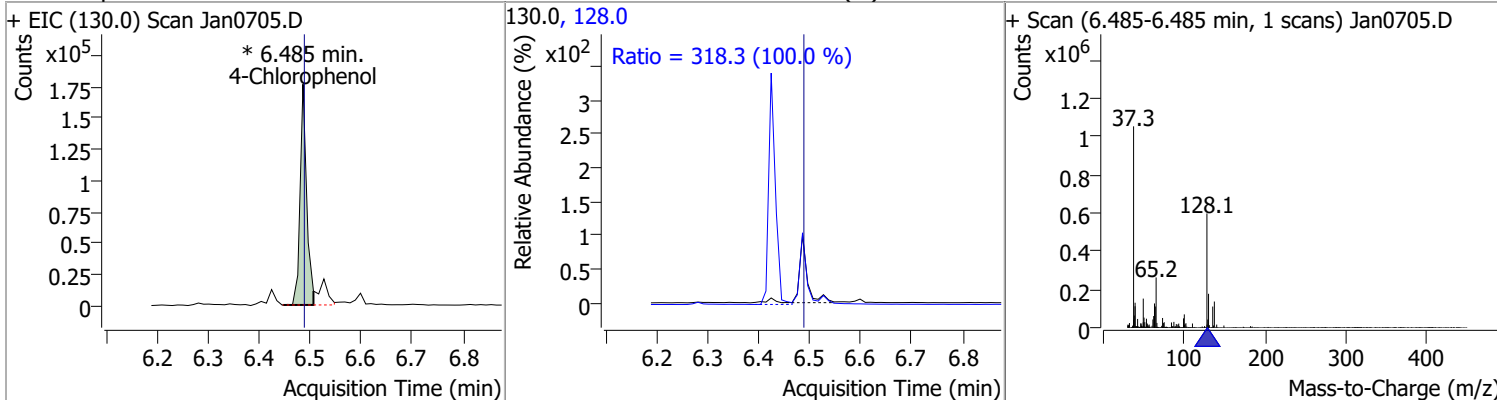


Compound	Conc.	RT	Dev(Min)	Resp.	QIon	QRatio	Lower	Upper
Naphthalene	75.3176	6.42	0.00	1763631	129.0	10.6	7.4	13.8
					102.0	9.0	6.3	11.7

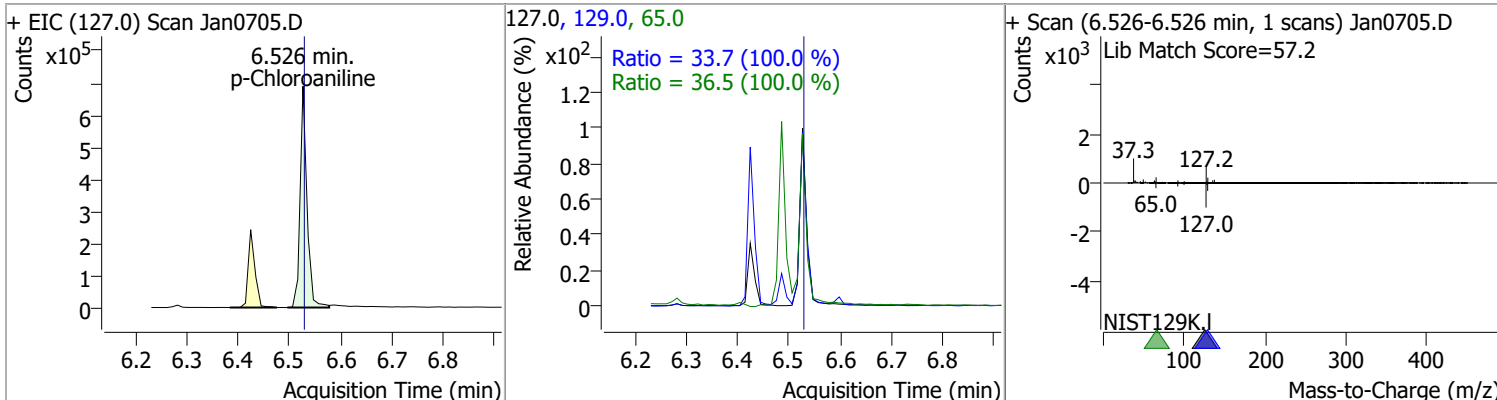


Quantitation Results Report (QT Reviewed)

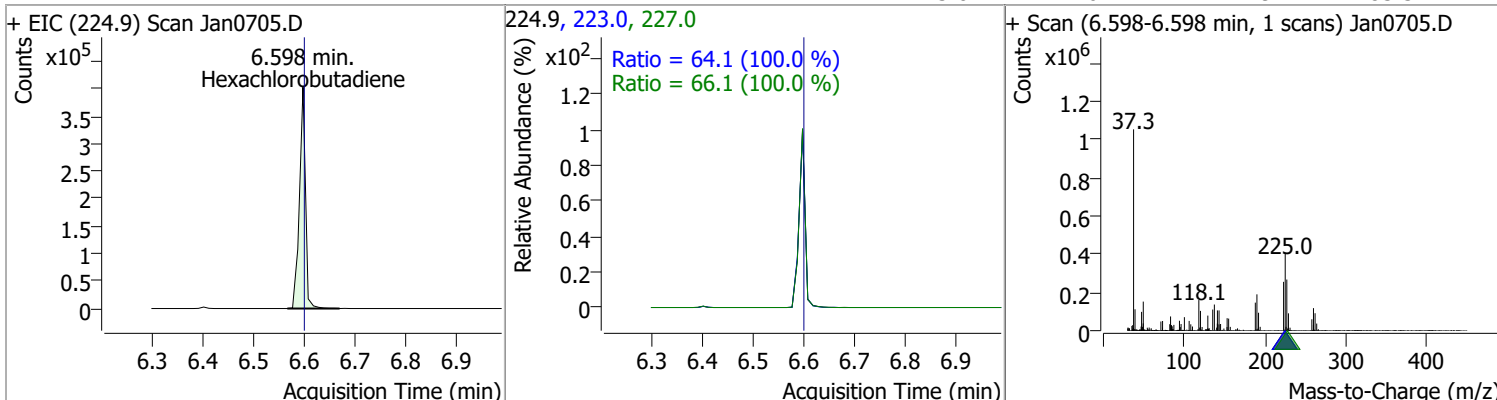
Compound	Conc.	RT	Dev(Min)	Resp.	QIon	QRatio	Lower	Upper
4-Chlorophenol	73.2882	6.49	0.00	158036 (m)	128.0	318.3	222.8	413.7



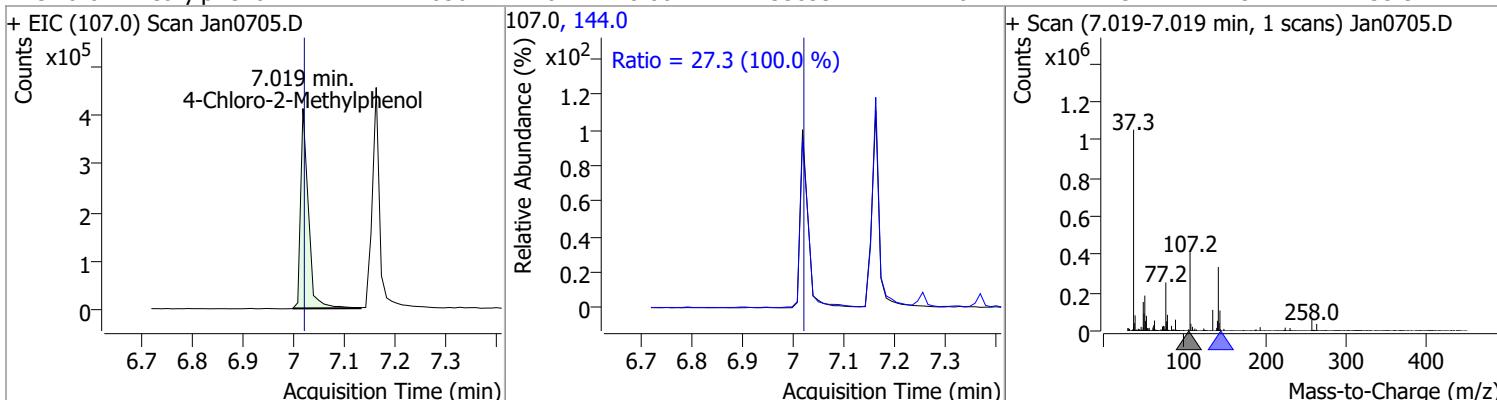
Compound	Conc.	RT	Dev(Min)	Resp.	QIon	QRatio	Lower	Upper
p-Chloroaniline	70.8860	6.53	0.00	646298	65.0	36.5	25.6	47.5
					129.0	33.7	23.6	43.8



Compound	Conc.	RT	Dev(Min)	Resp.	QIon	QRatio	Lower	Upper
Hexachlorobutadiene	75.3419	6.60	0.00	331361	227.0	66.1	46.3	85.9
					223.0	64.1	44.9	83.3

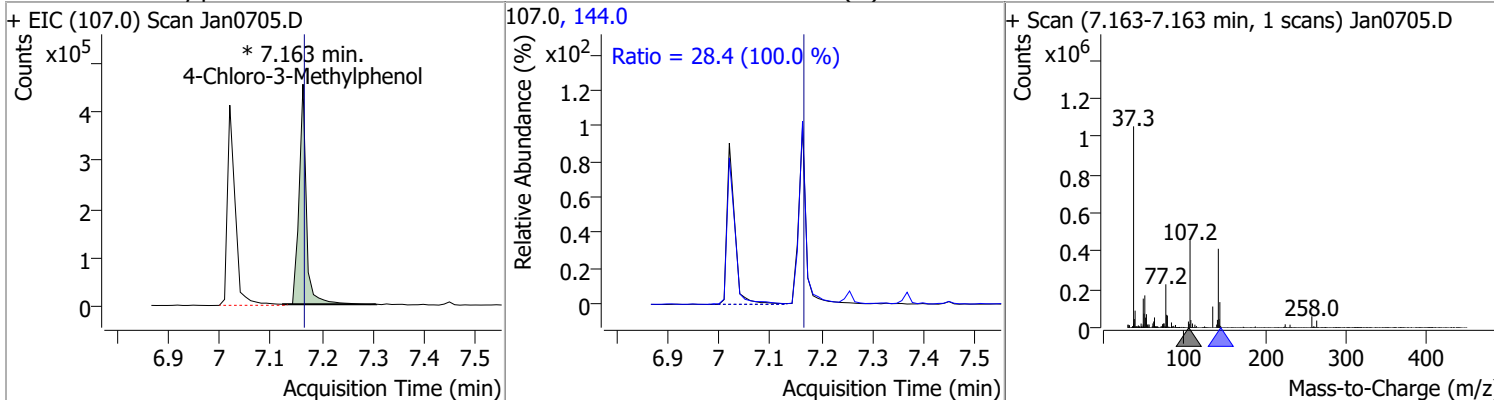


Compound	Conc.	RT	Dev(Min)	Resp.	QIon	QRatio	Lower	Upper
4-Chloro-2-Methylphenol	74.0567	7.02	0.00	435899	144.0	27.3	19.1	35.5

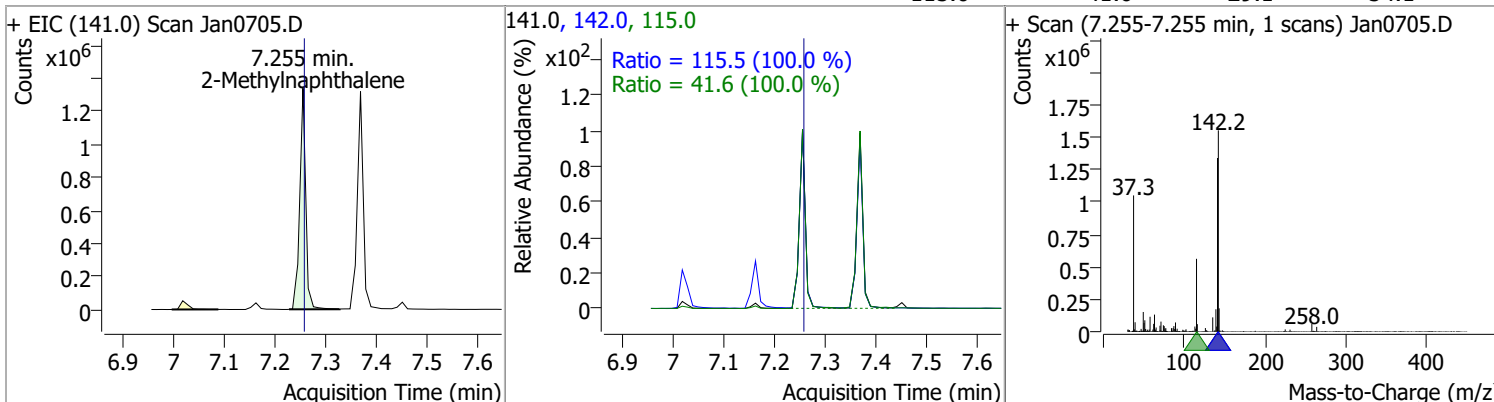


Quantitation Results Report (QT Reviewed)

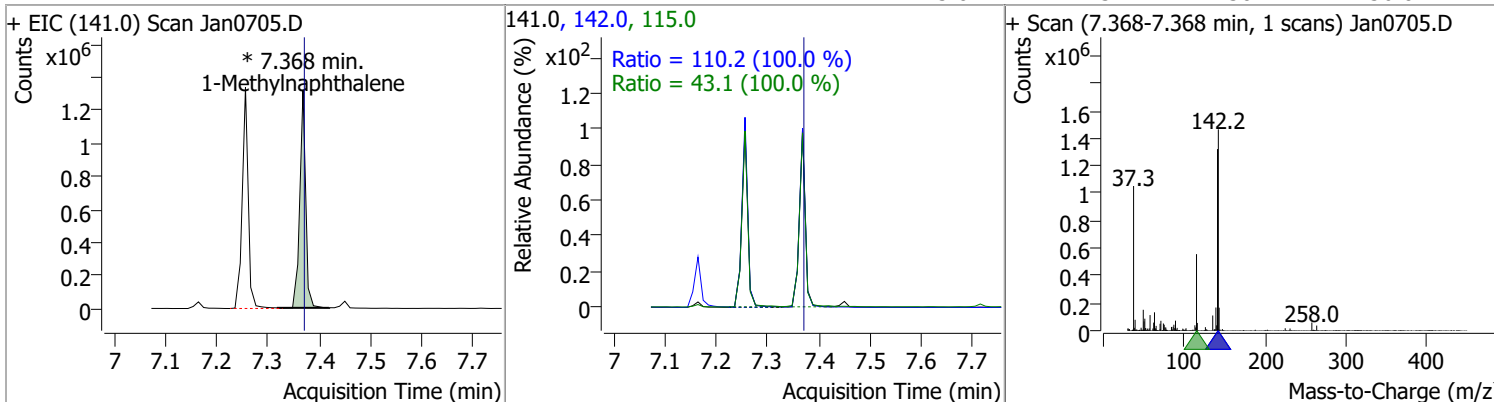
Compound	Conc.	RT	Dev(Min)	Resp.	QIon	QRatio	Lower	Upper
4-Chloro-3-Methylphenol	72.6619	7.16	0.00	451724 (m)	144.0	28.4	19.9	36.9



Compound	Conc.	RT	Dev(Min)	Resp.	QIon	QRatio	Lower	Upper
2-Methylnaphthalene	75.7041	7.26	0.00	1096388	142.0	115.5	80.8	150.1
					115.0	41.6	29.1	54.1

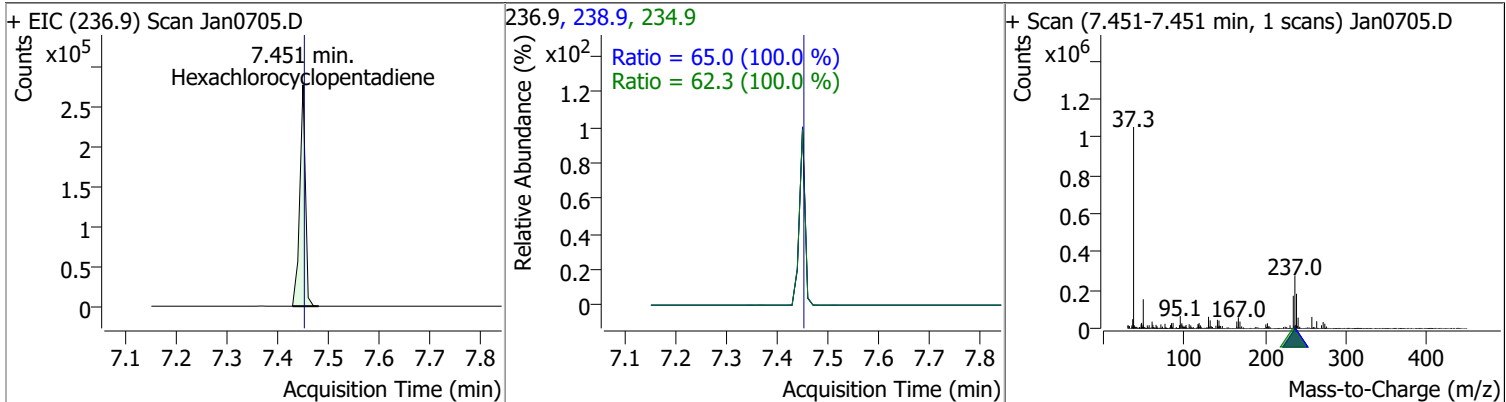


Compound	Conc.	RT	Dev(Min)	Resp.	QIon	QRatio	Lower	Upper
1-Methylnaphthalene	75.5434	7.37	0.00	1059571 (m)	142.0	110.2	77.1	143.2
					115.0	43.1	30.2	56.0

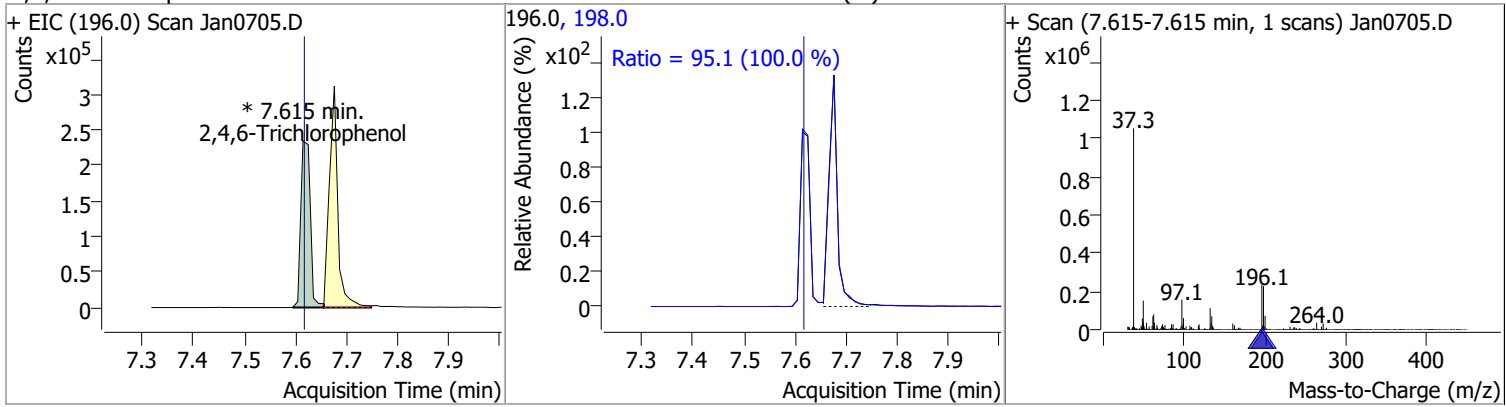


Quantitation Results Report (QT Reviewed)

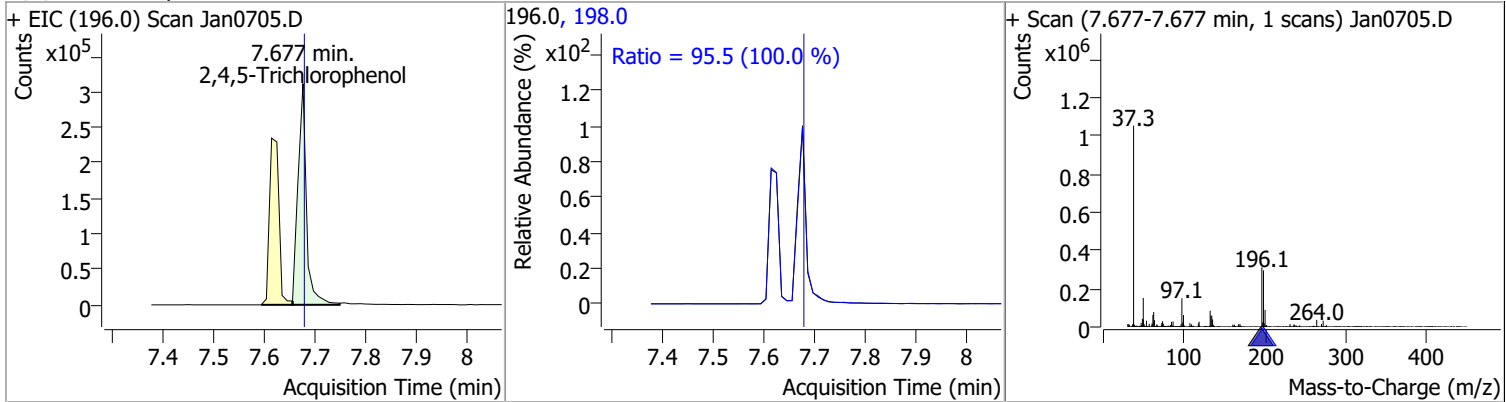
Compound	Conc.	RT	Dev(Min)	Resp.	QIon	QRatio	Lower	Upper
Hexachlorocyclopentadiene	73.9946	7.45	0.00	212271	238.9	65.0	45.5	84.6
					234.9	62.3	43.6	80.9



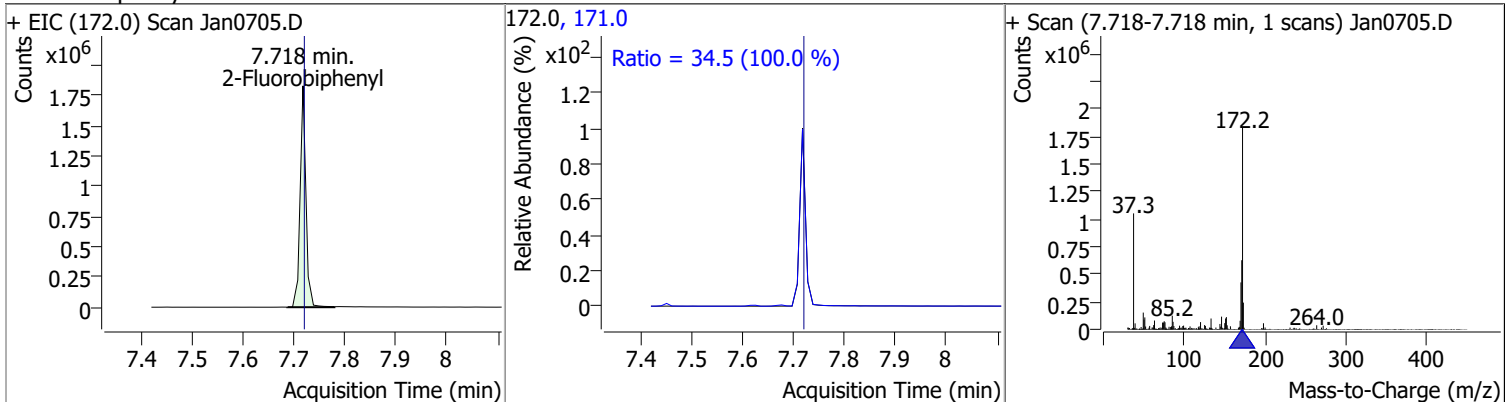
Compound	Conc.	RT	Dev(Min)	Resp.	QIon	QRatio	Lower	Upper
2,4,6-Trichlorophenol	74.4245	7.61	0.00	304637 (m)	198.0	95.1	66.6	123.6



Compound	Conc.	RT	Dev(Min)	Resp.	QIon	QRatio	Lower	Upper
2,4,5-Trichlorophenol	76.7962	7.68	0.00	359800	198.0	95.5	66.8	124.1

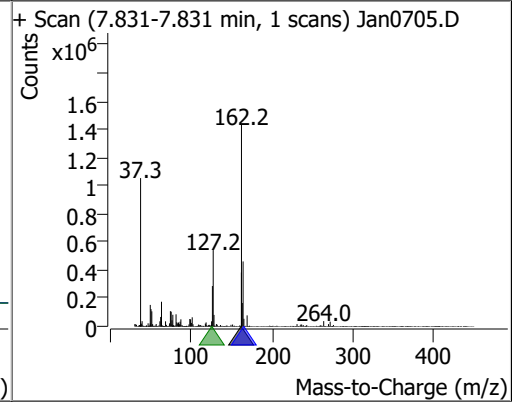
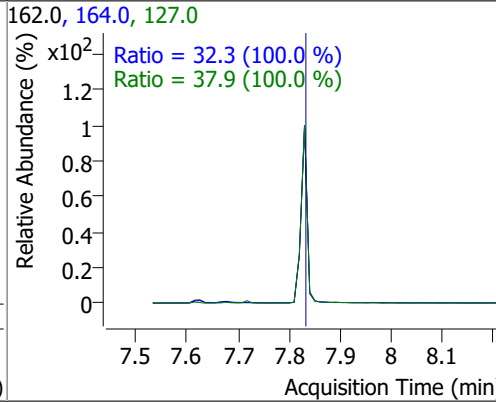
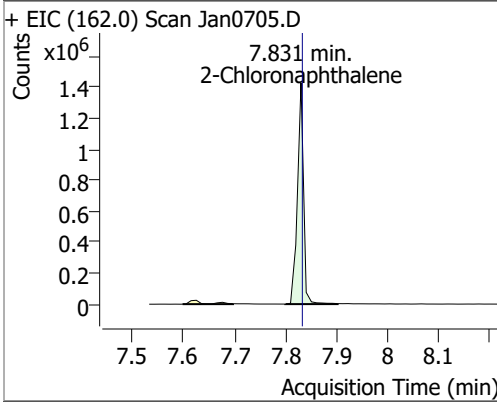


Compound	Conc.	RT	Dev(Min)	Resp.	QIon	QRatio	Lower	Upper
2-Fluorobiphenyl	77.1663	7.72	0.00	1445848	171.0	34.5	24.2	44.9

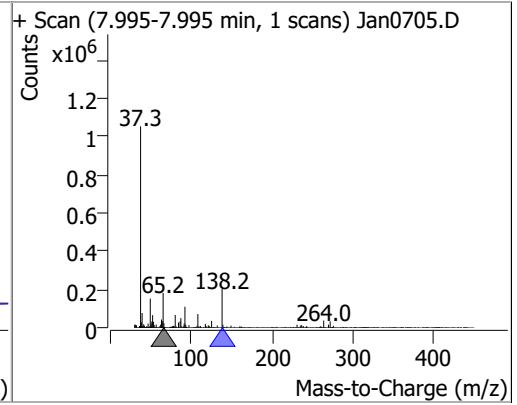
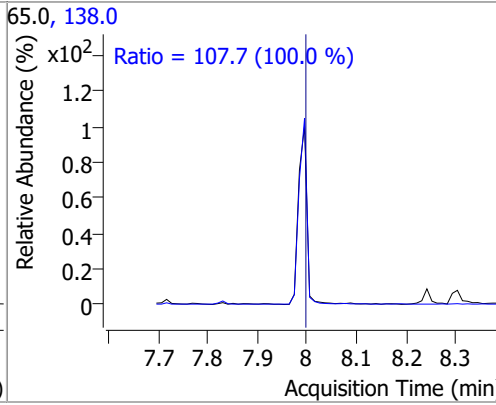
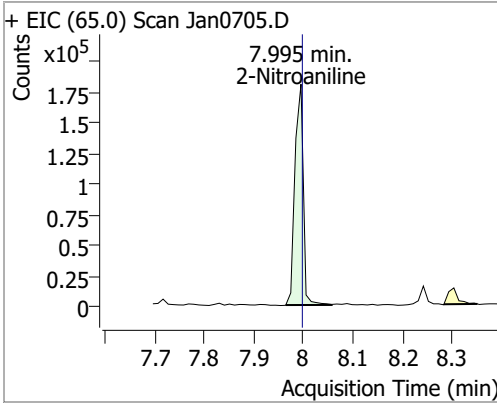


Quantitation Results Report (QT Reviewed)

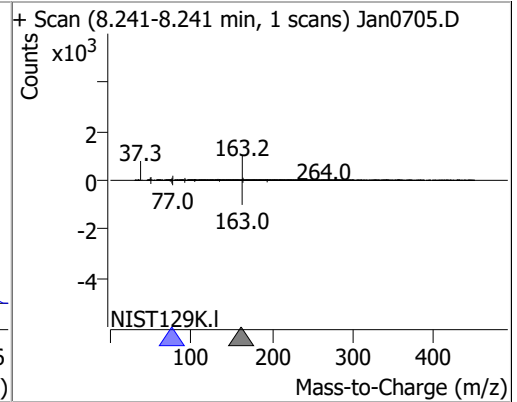
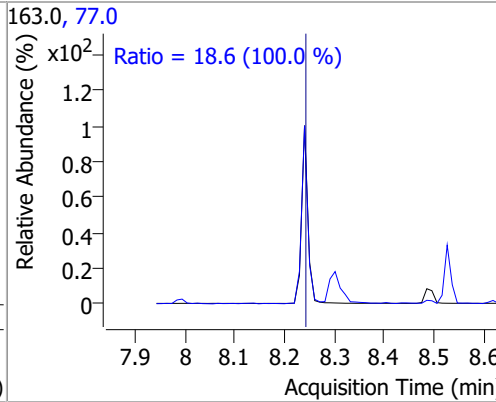
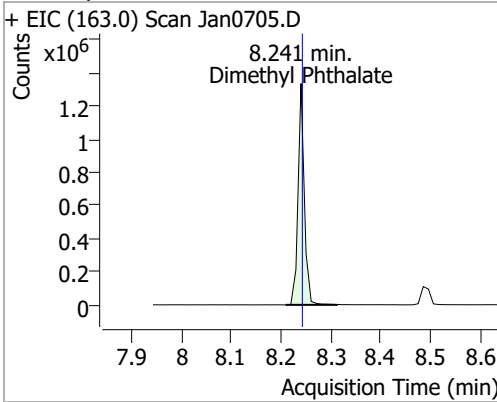
Compound	Conc.	RT	Dev(Min)	Resp.	QIon	QRatio	Lower	Upper
2-Chloronaphthalene	76.2537	7.83	0.00	1191324	127.0	37.9	26.5	49.3
					164.0	32.3	22.6	41.9



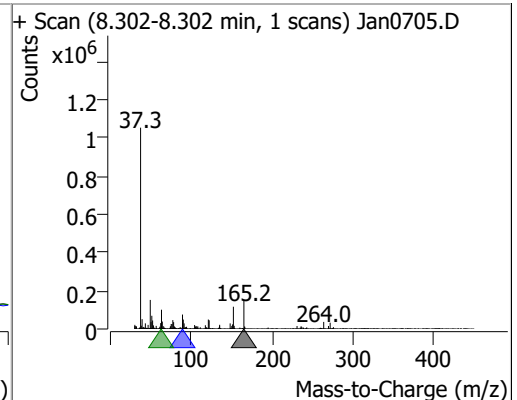
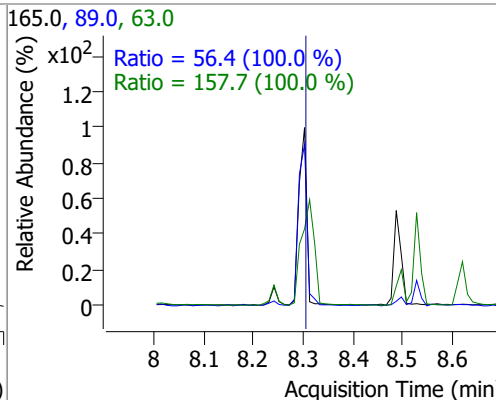
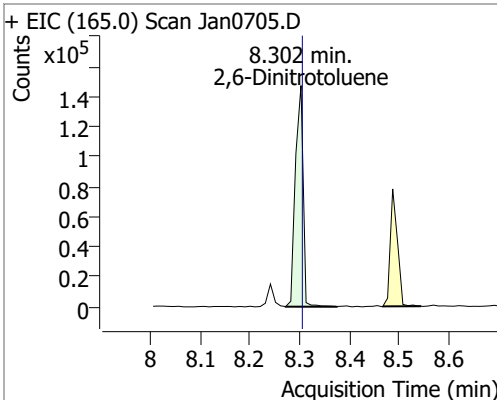
Compound	Conc.	RT	Dev(Min)	Resp.	QIon	QRatio	Lower	Upper
2-Nitroaniline	76.5569	7.99	0.00	206845	138.0	107.7	75.4	140.1



Compound	Conc.	RT	Dev(Min)	Resp.	QIon	QRatio	Lower	Upper
Dimethyl Phthalate	75.1317	8.24	0.00	1167232	77.0	18.6	13.0	24.2

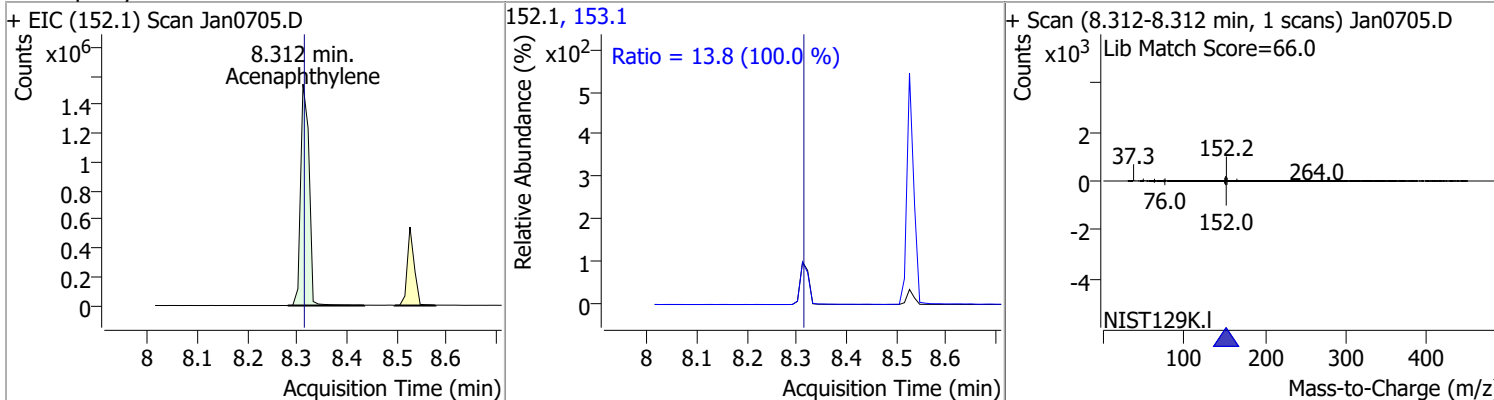


Compound	Conc.	RT	Dev(Min)	Resp.	QIon	QRatio	Lower	Upper
2,6-Dinitrotoluene	75.6719	8.30	0.00	159018	63.0	157.7	110.4	205.0
					89.0	56.4	39.5	73.3

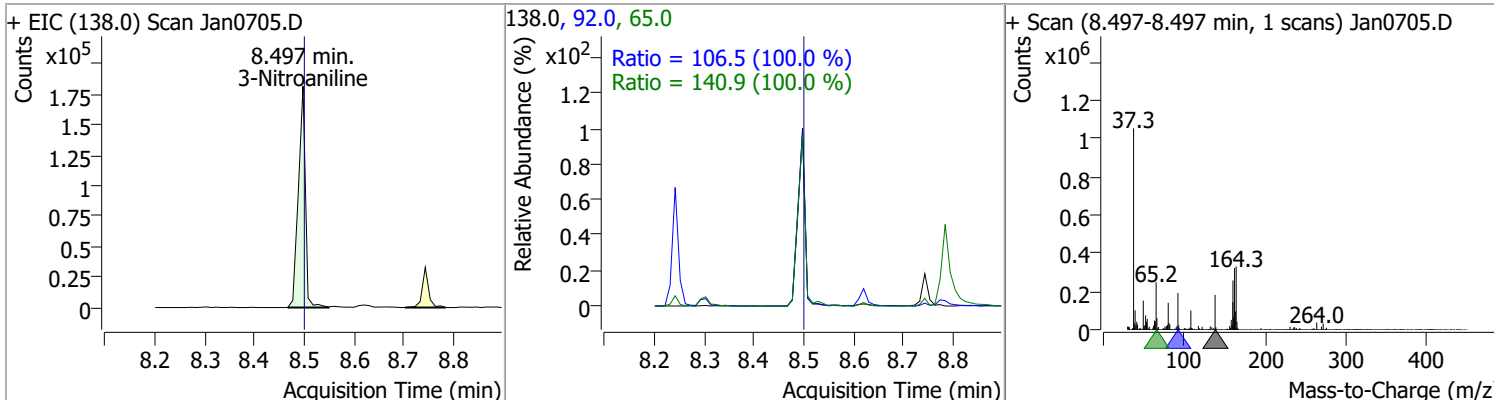


Quantitation Results Report (QT Reviewed)

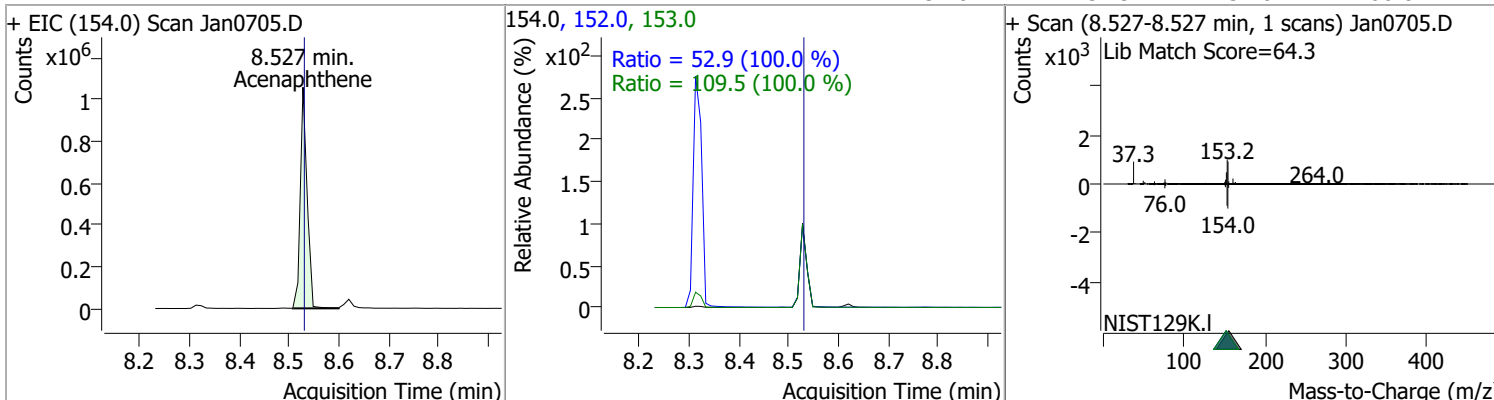
Compound	Conc.	RT	Dev(Min)	Resp.	QIon	QRatio	Lower	Upper
Acenaphthylene	73.6605	8.31	0.00	1828135	153.1	13.8	9.6	17.9



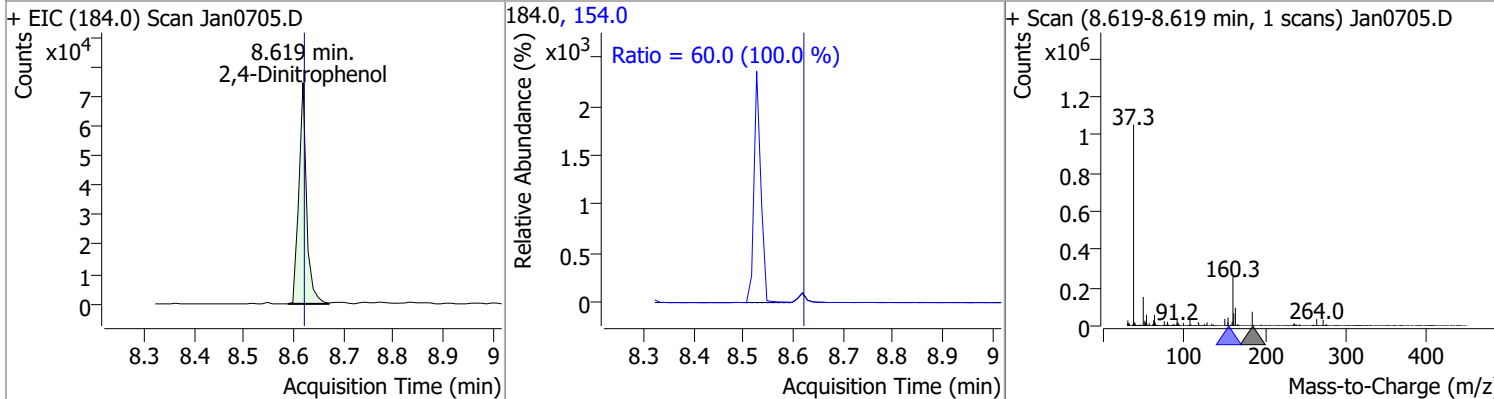
Compound	Conc.	RT	Dev(Min)	Resp.	QIon	QRatio	Lower	Upper
3-Nitroaniline	78.2235	8.50	0.00	177709	65.0	140.9	98.6	183.2
					92.0	106.5	74.5	138.4



Compound	Conc.	RT	Dev(Min)	Resp.	QIon	QRatio	Lower	Upper
Acenaphthene	69.9700	8.53	0.00	1008097	153.0	109.5	76.6	142.3
					152.0	52.9	37.0	68.8

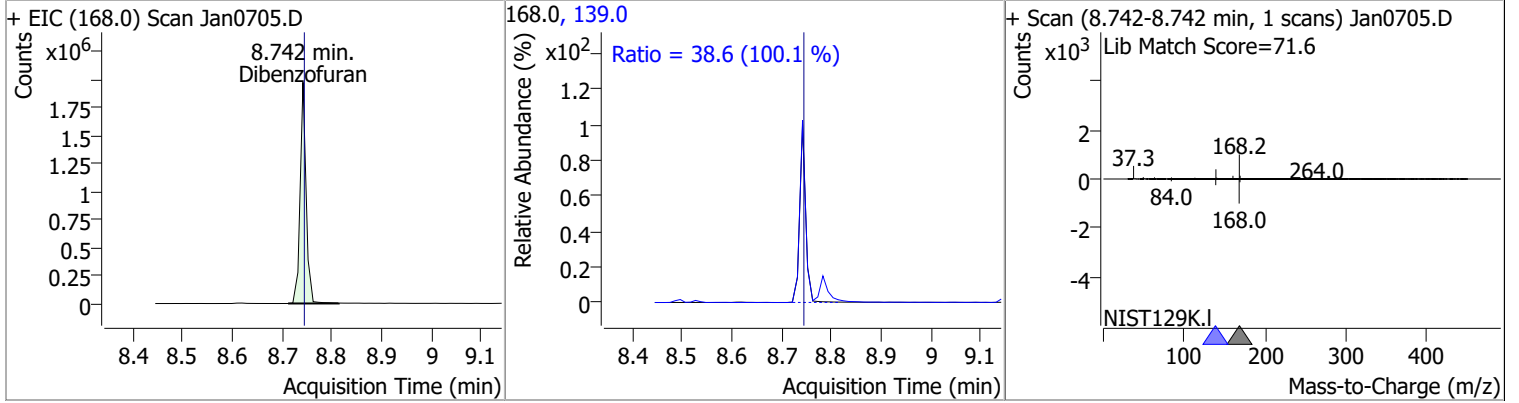


Compound	Conc.	RT	Dev(Min)	Resp.	QIon	QRatio	Lower	Upper
2,4-Dinitrophenol	73.1537	8.62	0.00	80525	154.0	60.0	42.0	78.1

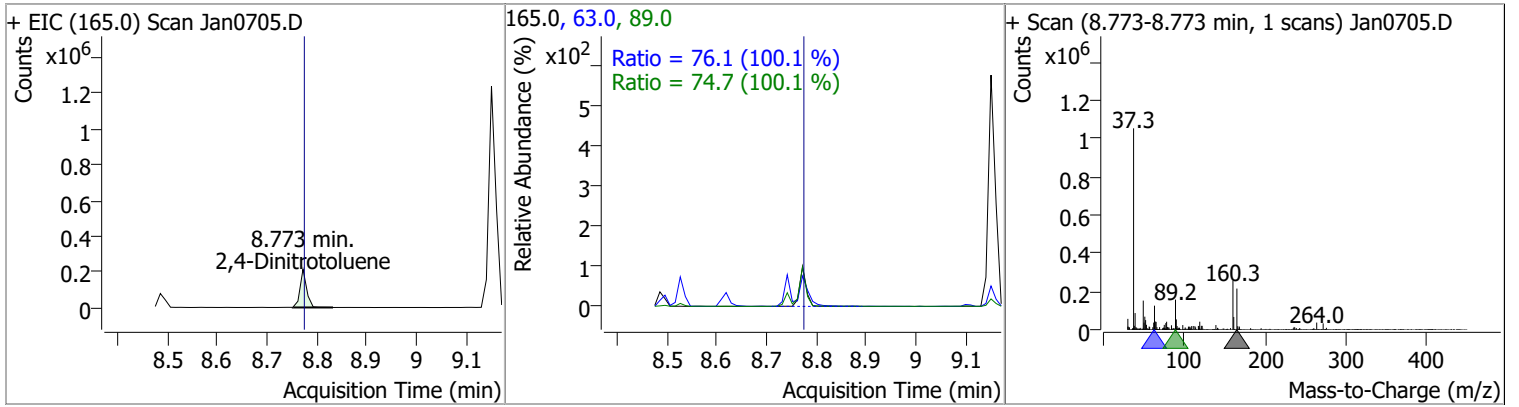


Quantitation Results Report (QT Reviewed)

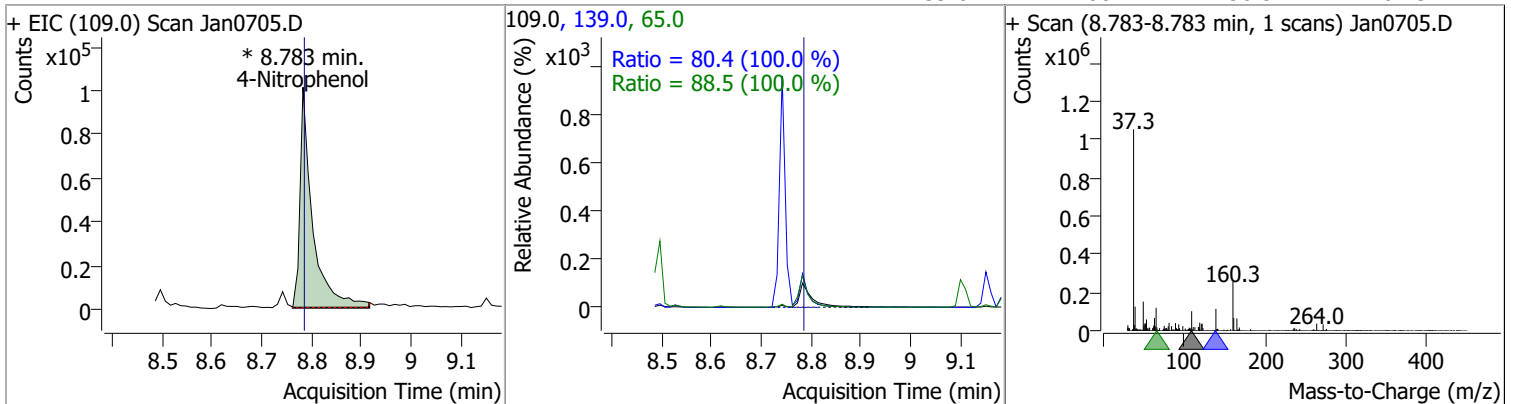
Compound	Conc.	RT	Dev(Min)	Resp.	QIon	QRatio	Lower	Upper
Dibenzofuran	72.3766	8.74	0.00	1650349	139.0	38.6	27.0	50.2



Compound	Conc.	RT	Dev(Min)	Resp.	QIon	QRatio	Lower	Upper
2,4-Dinitrotoluene	72.4081	8.77	0.00	195674	63.0	76.1	53.2	98.9
					89.0	74.7	52.3	97.1

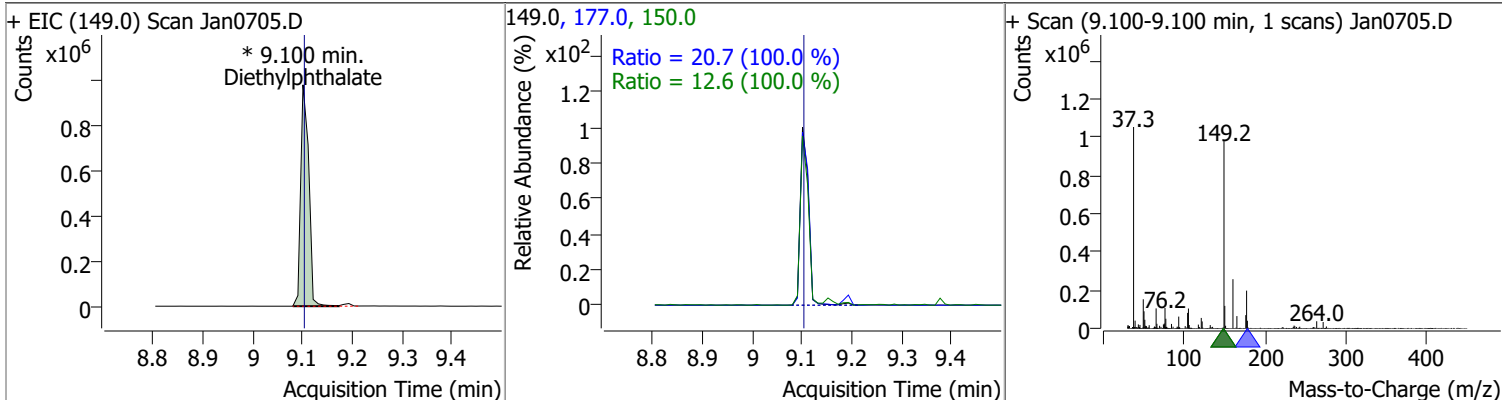


Compound	Conc.	RT	Dev(Min)	Resp.	QIon	QRatio	Lower	Upper
4-Nitrophenol	76.0448	8.78	0.00	177604 (m)	65.0	88.5	62.0	115.1
					139.0	80.4	56.3	104.5

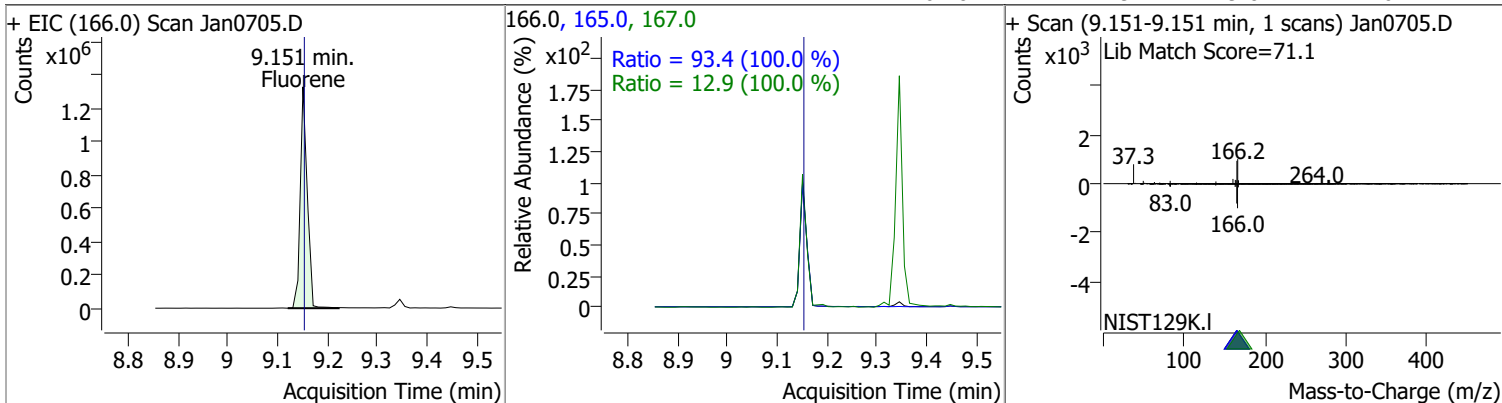


Quantitation Results Report (QT Reviewed)

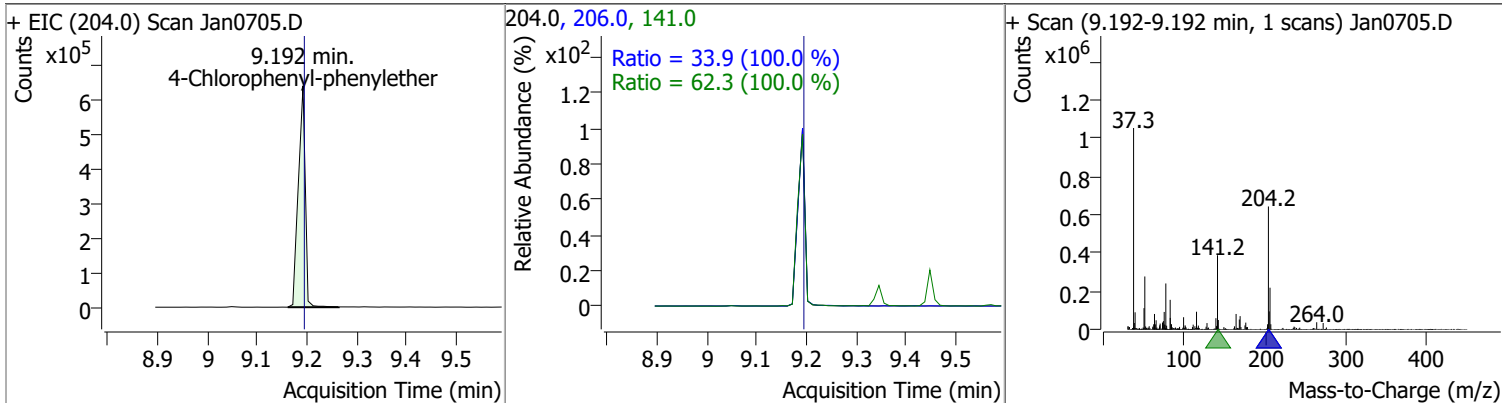
Compound	Conc.	RT	Dev(Min)	Resp.	QIon	QRatio	Lower	Upper
Diethylphthalate	72.1988	9.10	0.00	1101126 (m)	177.0	20.7	14.5	27.0
					150.0	12.6	8.8	16.4



Compound	Conc.	RT	Dev(Min)	Resp.	QIon	QRatio	Lower	Upper
Fluorene	71.3204	9.15	0.00	1301635	165.0	93.4	65.4	121.4
					167.0	12.9	9.0	16.7

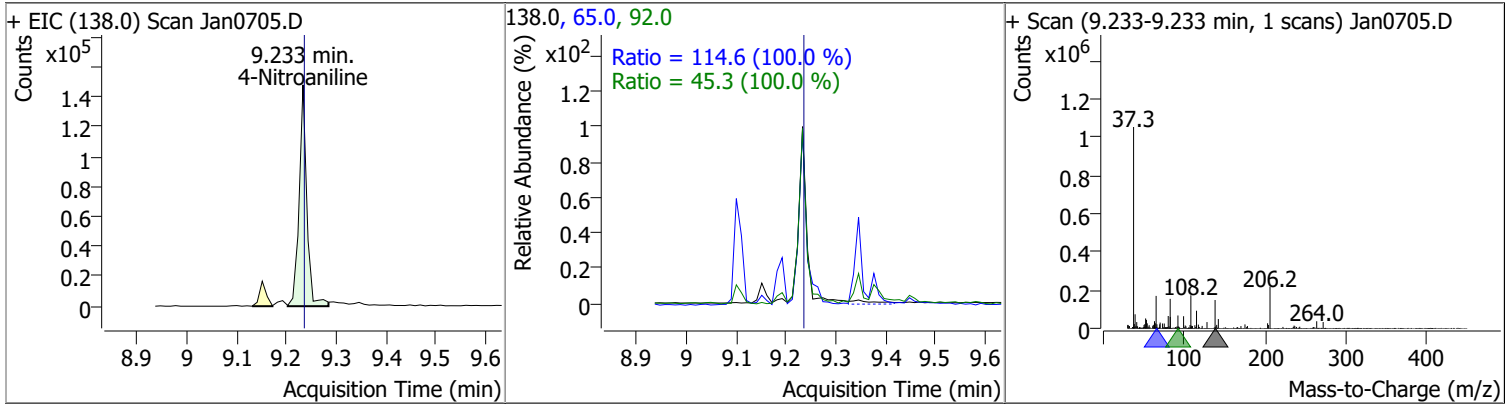


Compound	Conc.	RT	Dev(Min)	Resp.	QIon	QRatio	Lower	Upper
4-Chlorophenyl-phenylether	74.1262	9.19	0.00	621769	141.0	62.3	43.6	80.9
					206.0	33.9	23.7	44.1

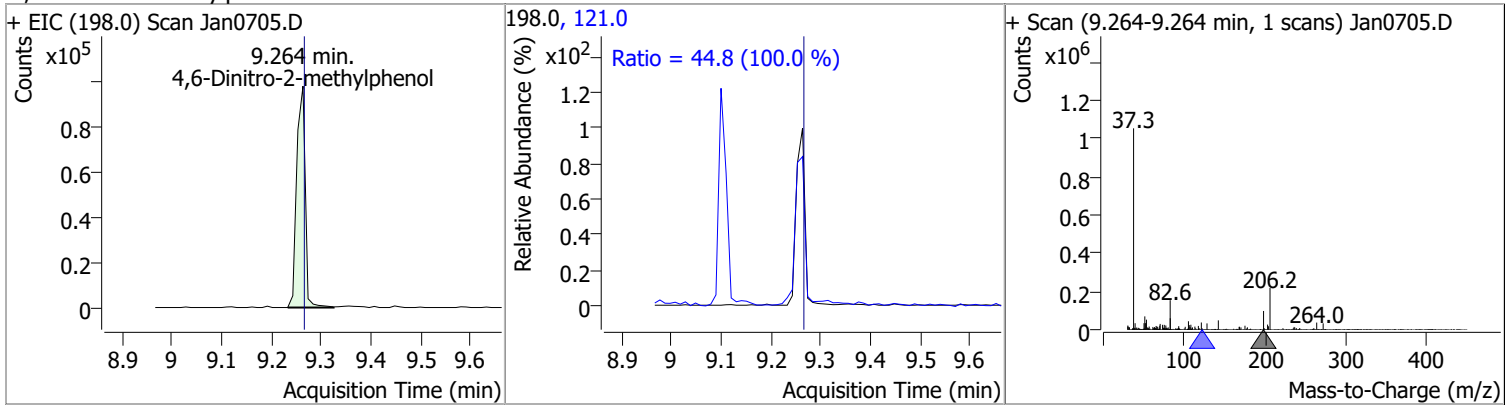


Quantitation Results Report (QT Reviewed)

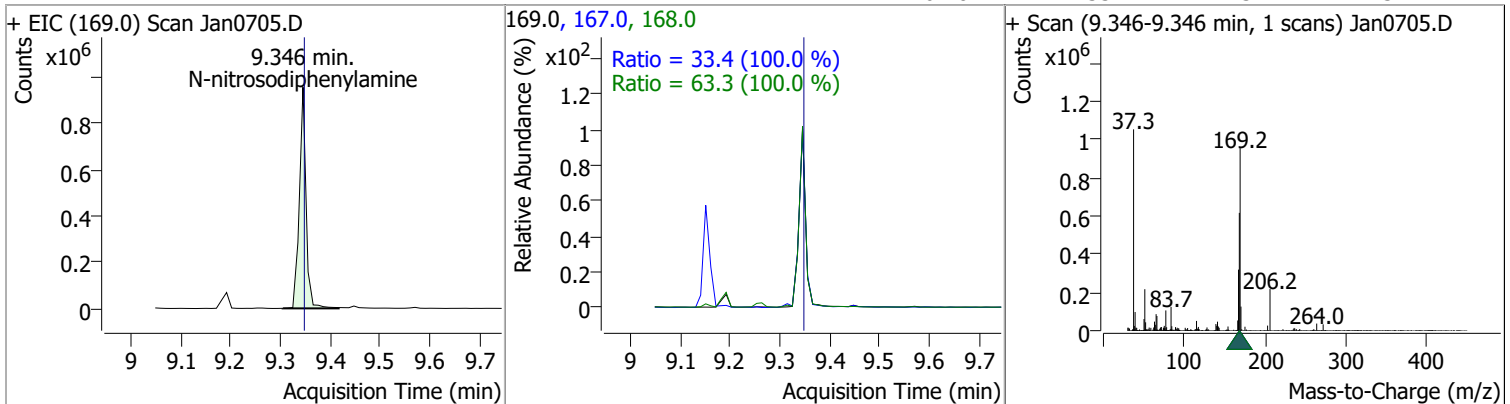
Compound	Conc.	RT	Dev(Min)	Resp.	QIon	QRatio	Lower	Upper
4-Nitroaniline	71.2640	9.23	0.00	158269	65.0	114.6	80.2	149.0
					92.0	45.3	31.7	58.9



Compound	Conc.	RT	Dev(Min)	Resp.	QIon	QRatio	Lower	Upper
4,6-Dinitro-2-methylphenol	74.3949	9.26	0.00	116175	121.0	44.8	31.4	58.3
					198.0	44.8 (100.0%)		

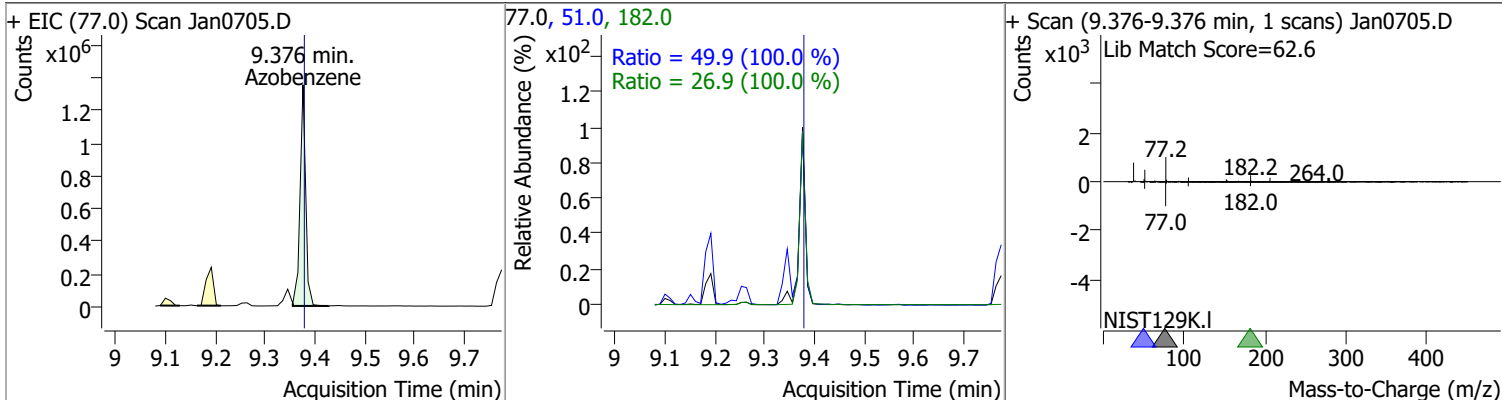


Compound	Conc.	RT	Dev(Min)	Resp.	QIon	QRatio	Lower	Upper
N-nitrosodiphenylamine	75.1058	9.35	0.00	888089	168.0	63.3	44.3	82.3
					167.0	33.4	23.4	43.4

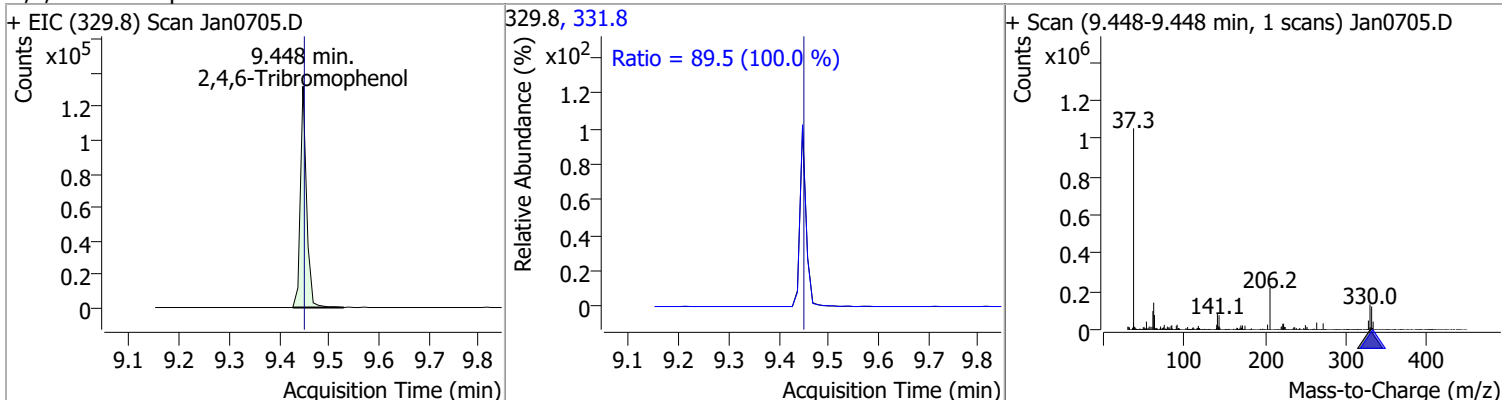


Quantitation Results Report (QT Reviewed)

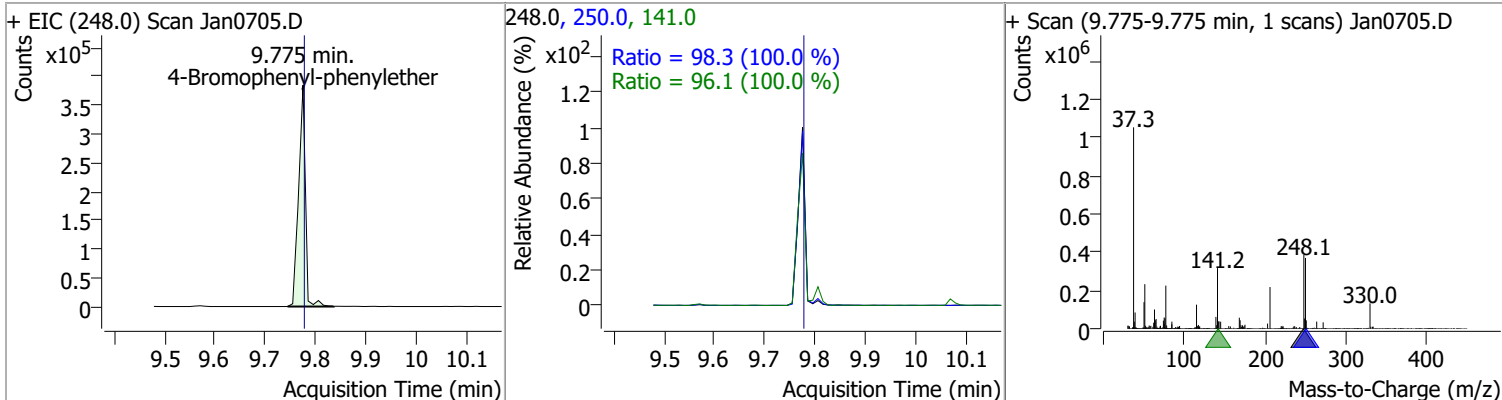
Compound	Conc.	RT	Dev(Min)	Resp.	QIon	QRatio	Lower	Upper
Azobenzene	75.6555	9.38	0.00	1063294	51.0	49.9	34.9	64.9
					182.0	26.9	18.8	35.0



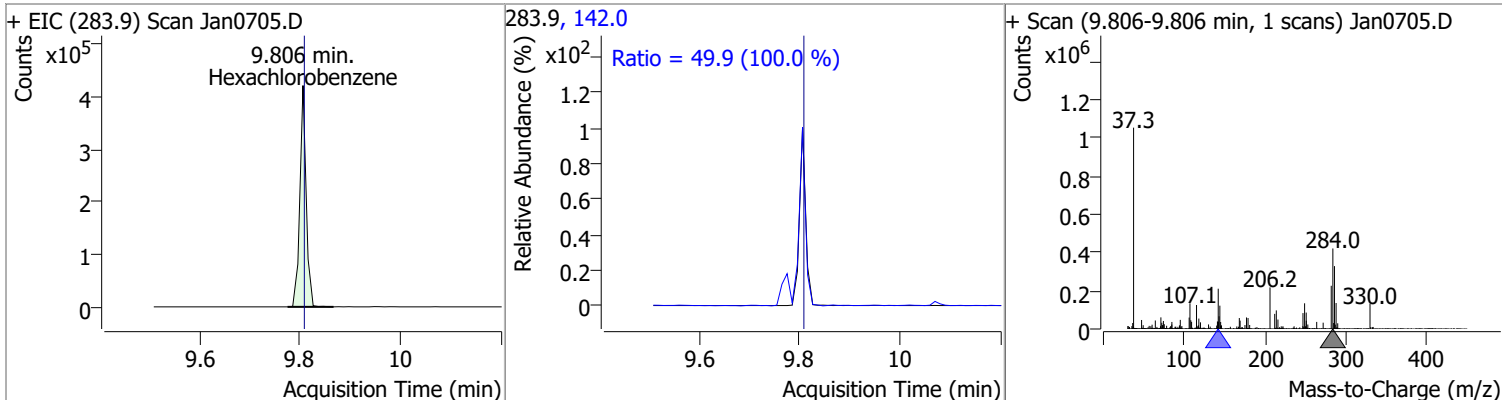
Compound	Conc.	RT	Dev(Min)	Resp.	QIon	QRatio	Lower	Upper
2,4,6-Tribromophenol	76.9892	9.45	0.00	114684	331.8	89.5	62.7	116.4



Compound	Conc.	RT	Dev(Min)	Resp.	QIon	QRatio	Lower	Upper
4-Bromophenyl-phenylether	75.6699	9.78	0.00	360097	250.0	98.3	68.8	127.8
					141.0	96.1	67.3	124.9

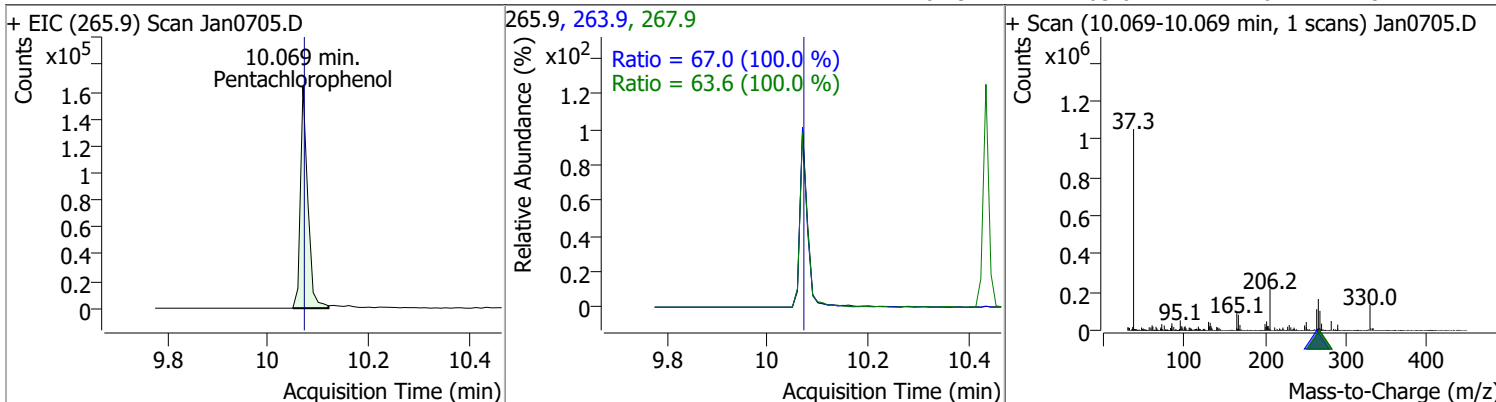


Compound	Conc.	RT	Dev(Min)	Resp.	QIon	QRatio	Lower	Upper
Hexachlorobenzene	75.9367	9.81	0.00	365888	142.0	49.9	34.9	64.8

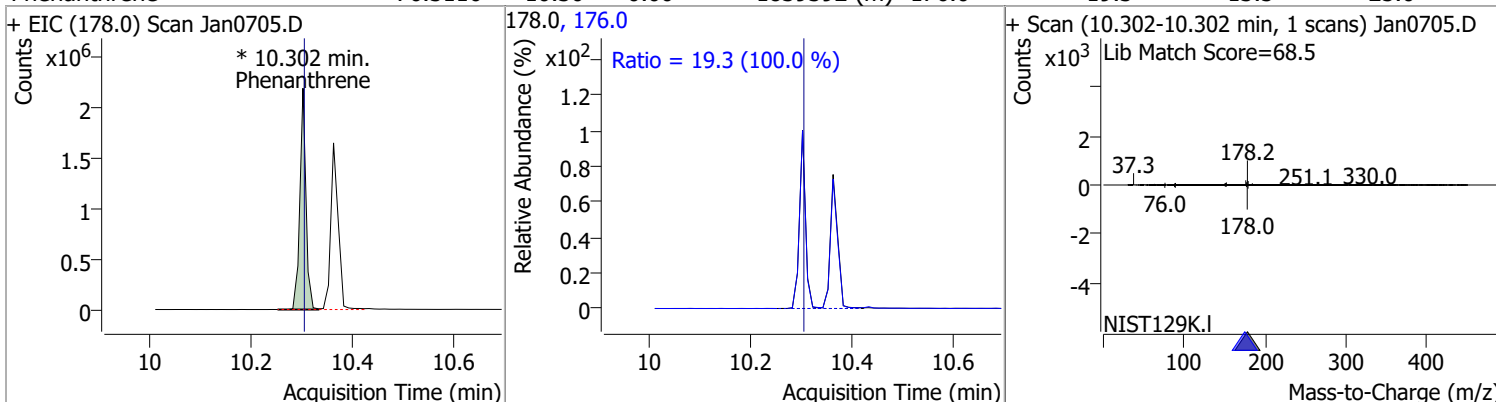


Quantitation Results Report (QT Reviewed)

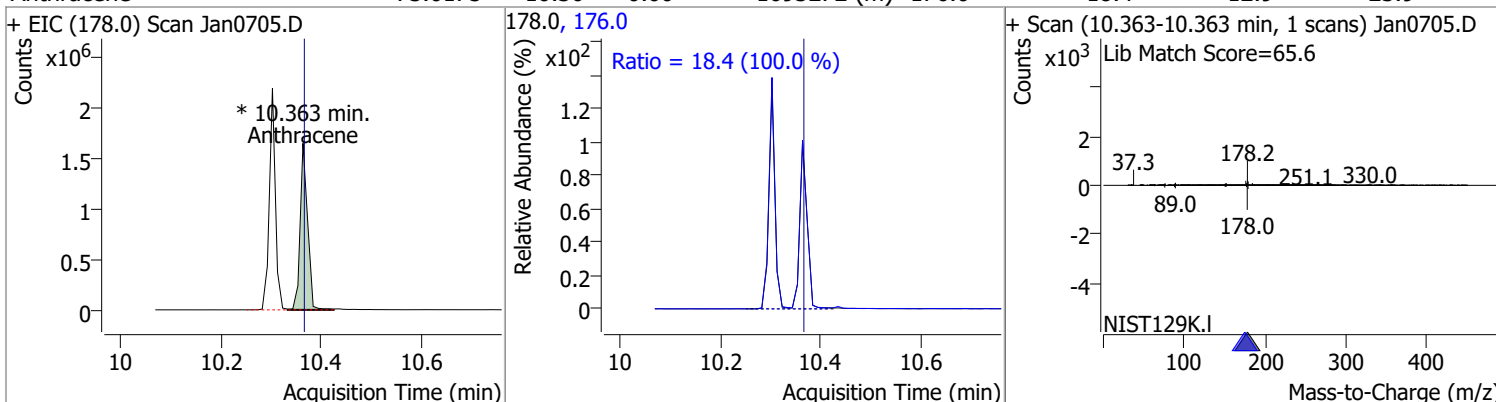
Compound	Conc.	RT	Dev(Min)	Resp.	QIon	QRatio	Lower	Upper
Pentachlorophenol	74.4382	10.07	0.00	166863	263.9	67.0	46.9	87.1
					267.9	63.6	44.6	82.7



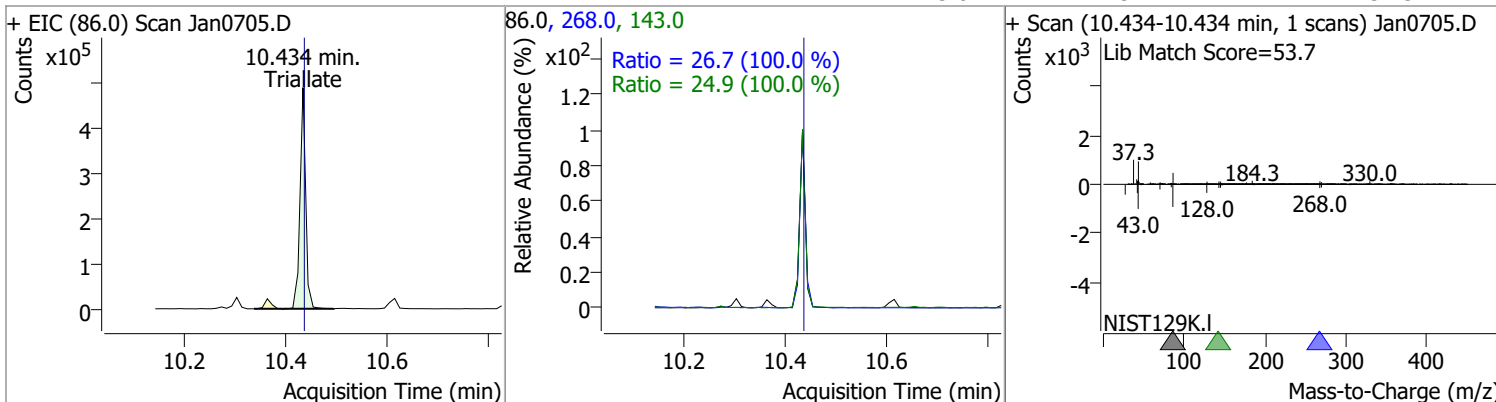
Compound	Conc.	RT	Dev(Min)	Resp.	QIon	QRatio	Lower	Upper
Phenanthrene	76.3116	10.30	0.00	1839392 (m)	176.0	19.3	13.5	25.0



Compound	Conc.	RT	Dev(Min)	Resp.	QIon	QRatio	Lower	Upper
Anthracene	73.0175	10.36	0.00	1693272 (m)	176.0	18.4	12.9	23.9

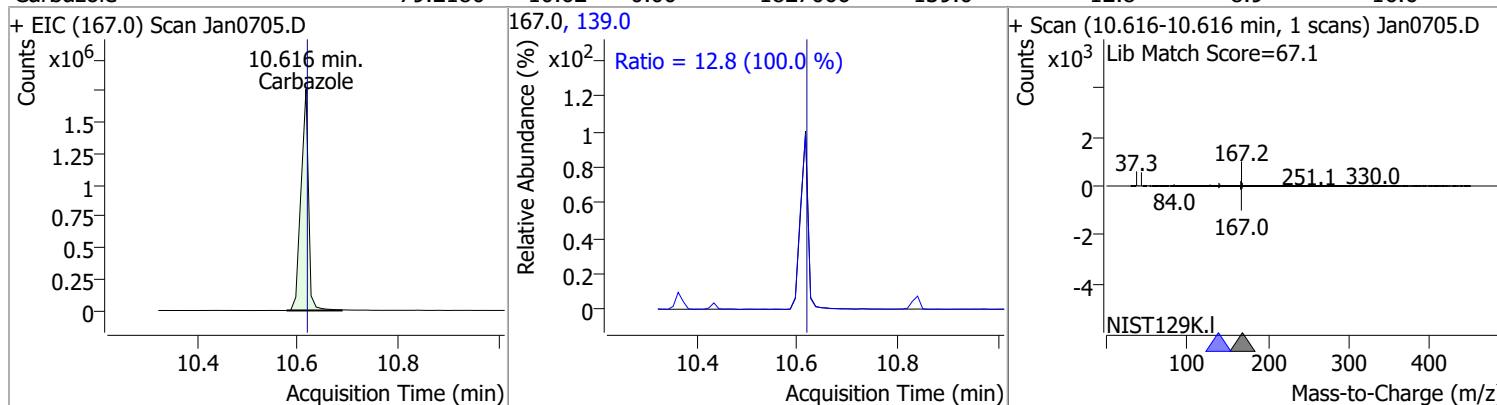


Compound	Conc.	RT	Dev(Min)	Resp.	QIon	QRatio	Lower	Upper
Triallate	75.7641	10.43	0.00	383130	268.0	26.7	18.7	34.7
					143.0	24.9	17.4	32.3

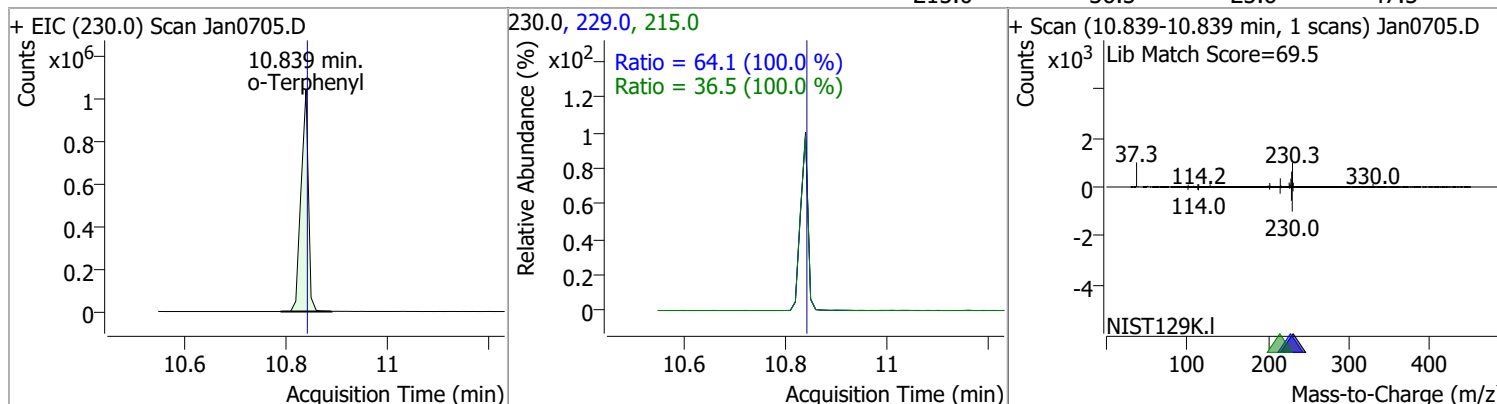


Quantitation Results Report (QT Reviewed)

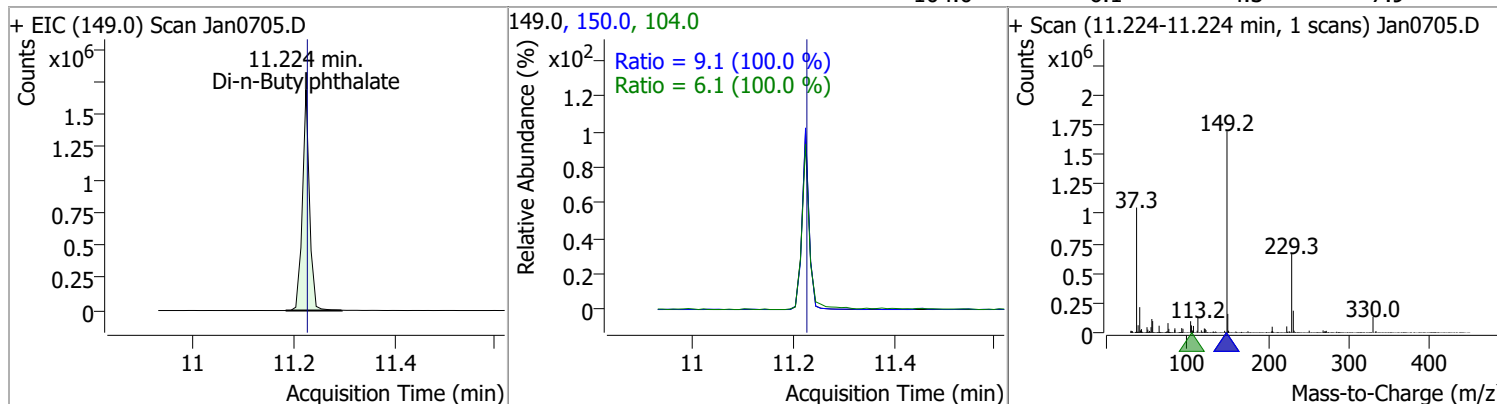
Compound	Conc.	RT	Dev(Min)	Resp.	QIon	QRatio	Lower	Upper
Carbazole	79.2180	10.62	0.00	1827066	139.0	12.8	8.9	16.6



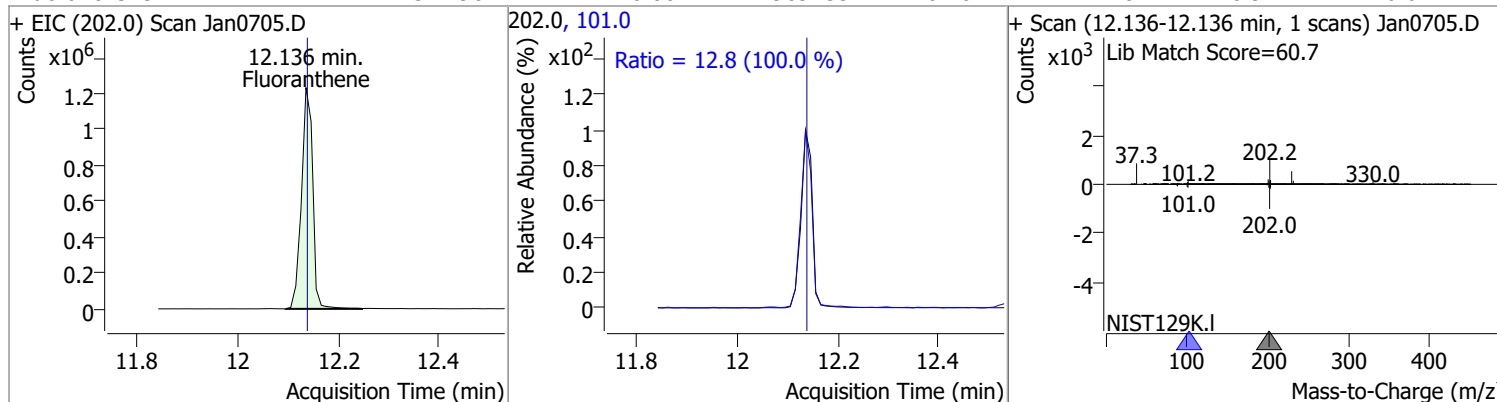
o-Terphenyl	75.6014	10.84	0.00	1053346	229.0	64.1	44.9	83.3
					215.0	36.5	25.6	47.5



Di-n-Butylphthalate	75.9353	11.22	0.00	1653177	150.0	9.1	6.4	11.9
					104.0	6.1	4.3	7.9

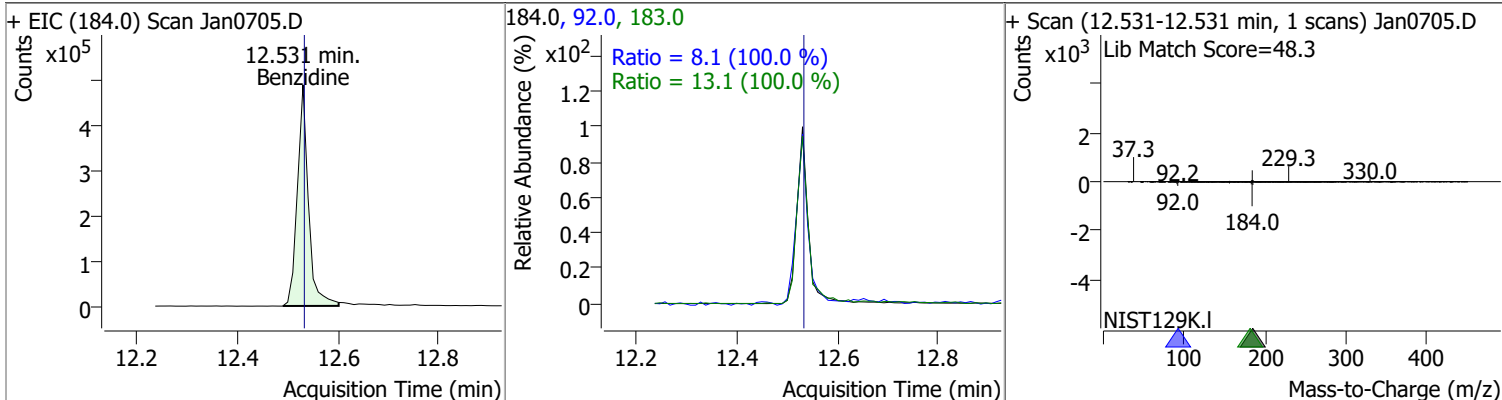


Fluoranthene	75.2198	12.14	0.00	1909433	101.0	12.8	8.9	16.6
--------------	---------	-------	------	---------	-------	------	-----	------

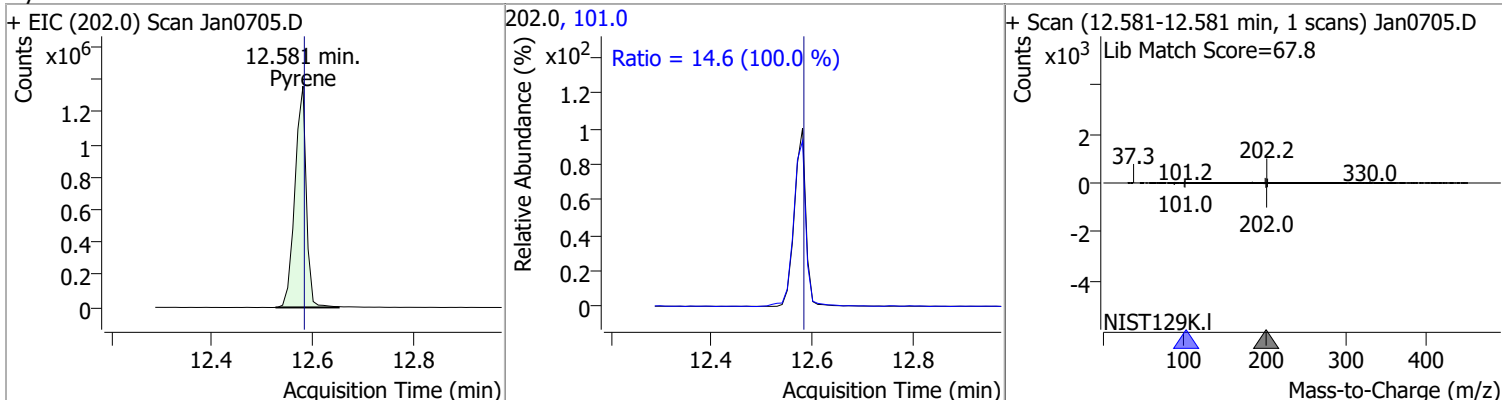


Quantitation Results Report (QT Reviewed)

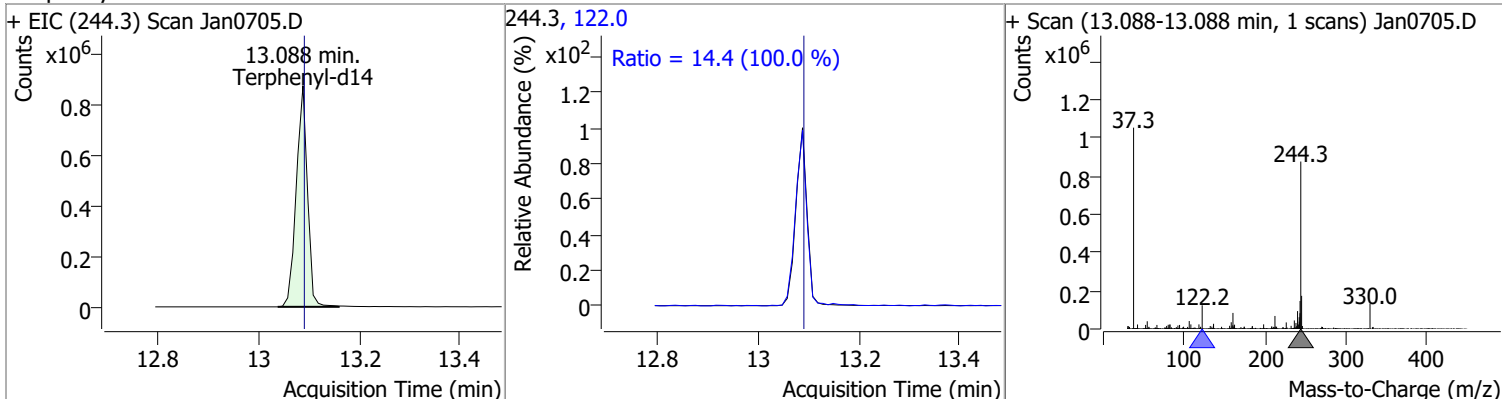
Compound	Conc.	RT	Dev(Min)	Resp.	QIon	QRatio	Lower	Upper
Benzidine	74.7591	12.53	0.00	743375	183.0	13.1	9.1	17.0
					92.0	8.1	5.7	10.5



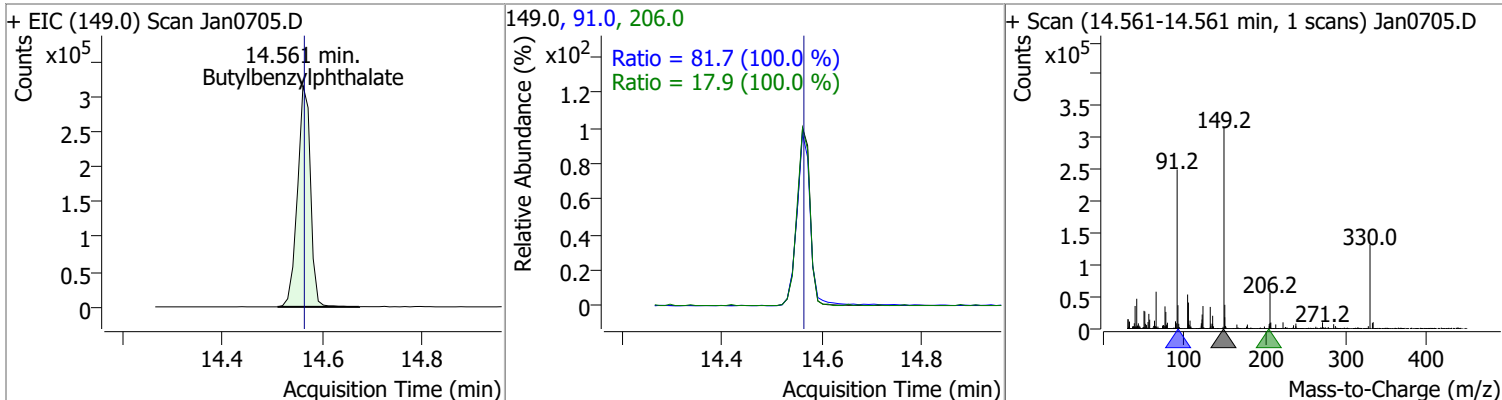
Compound	Conc.	RT	Dev(Min)	Resp.	QIon	QRatio	Lower	Upper
Pyrene	76.7171	12.58	0.00	2132176	101.0	14.6	10.2	19.0



Compound	Conc.	RT	Dev(Min)	Resp.	QIon	QRatio	Lower	Upper
Terphenyl-d14	73.3463	13.09	0.00	1349248	122.0	14.4	10.1	18.7

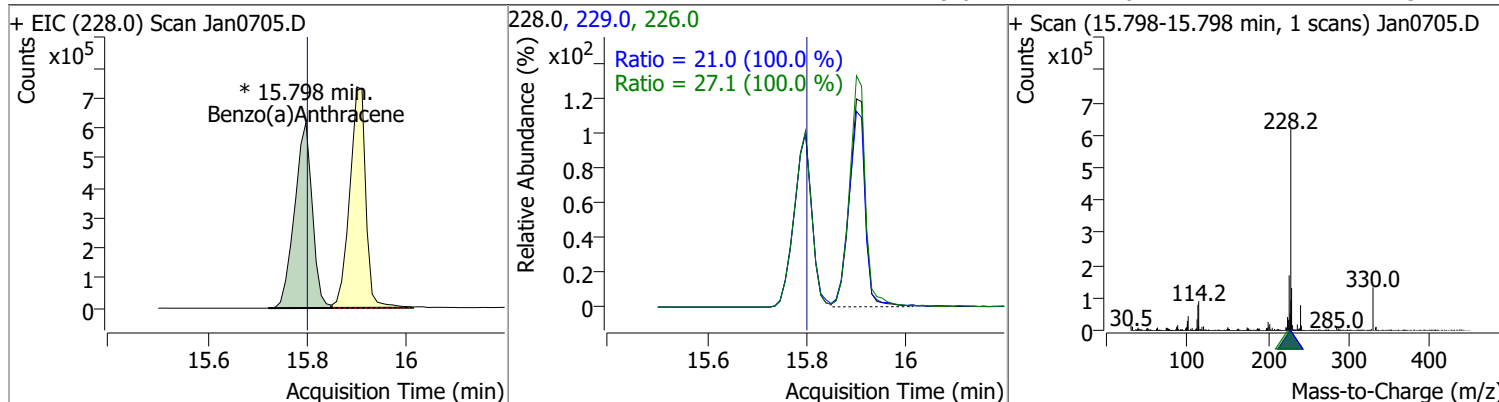


Compound	Conc.	RT	Dev(Min)	Resp.	QIon	QRatio	Lower	Upper
Butylbenzylphthalate	77.2406	14.56	0.00	570093	91.0	81.7	57.2	106.2
					206.0	17.9	12.6	23.3

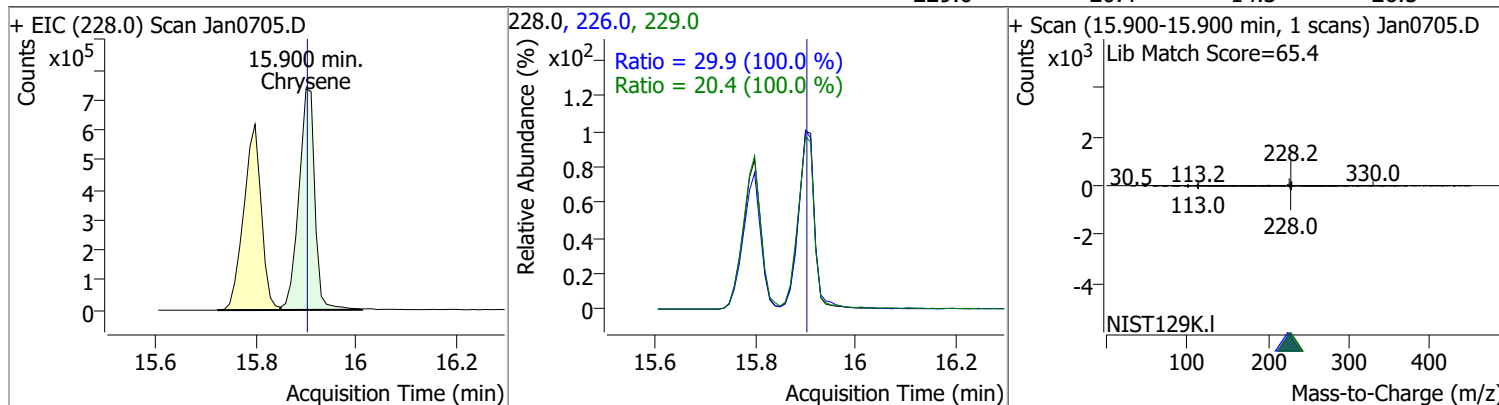


Quantitation Results Report (QT Reviewed)

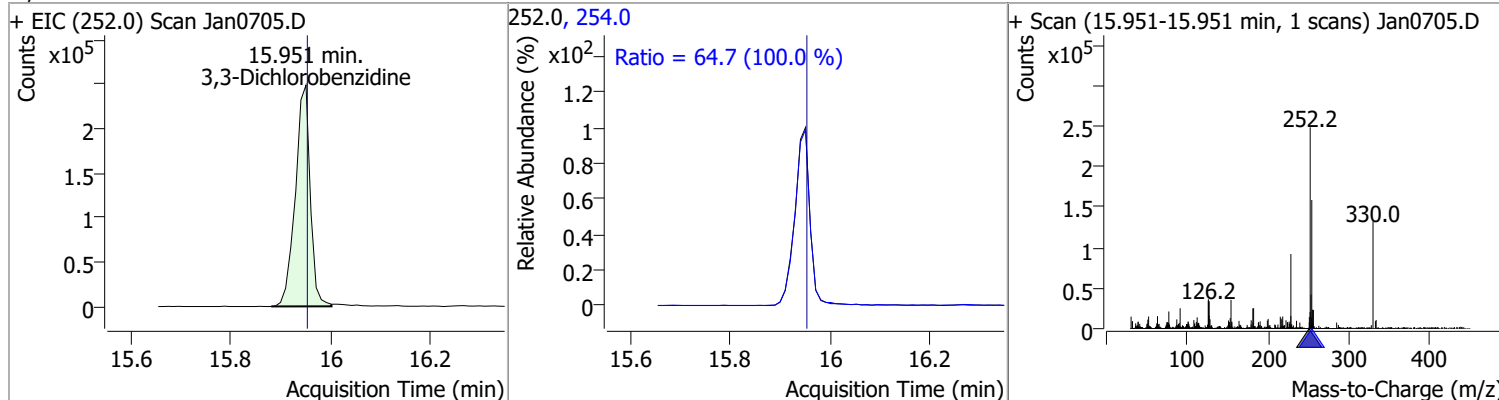
Compound	Conc.	RT	Dev(Min)	Resp.	QIon	QRatio	Lower	Upper
Benzo(a)Anthracene	75.0761	15.80	0.00	1515825 (m)	226.0	27.1	18.9	35.2
					229.0	21.0	14.7	27.3



Chrysene	74.3408	15.90	0.00	1648428	226.0	29.9	21.0	38.9
					229.0	20.4	14.3	26.5

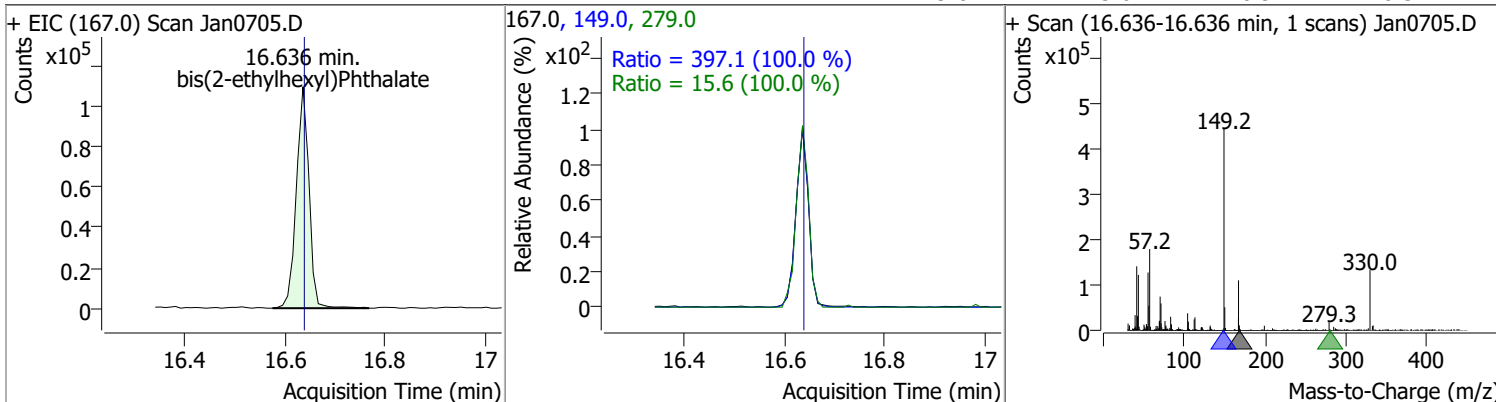


3,3-Dichlorobenzidine	75.1340	15.95	0.00	514900	254.0	64.7	45.3	84.1
-----------------------	---------	-------	------	--------	-------	------	------	------

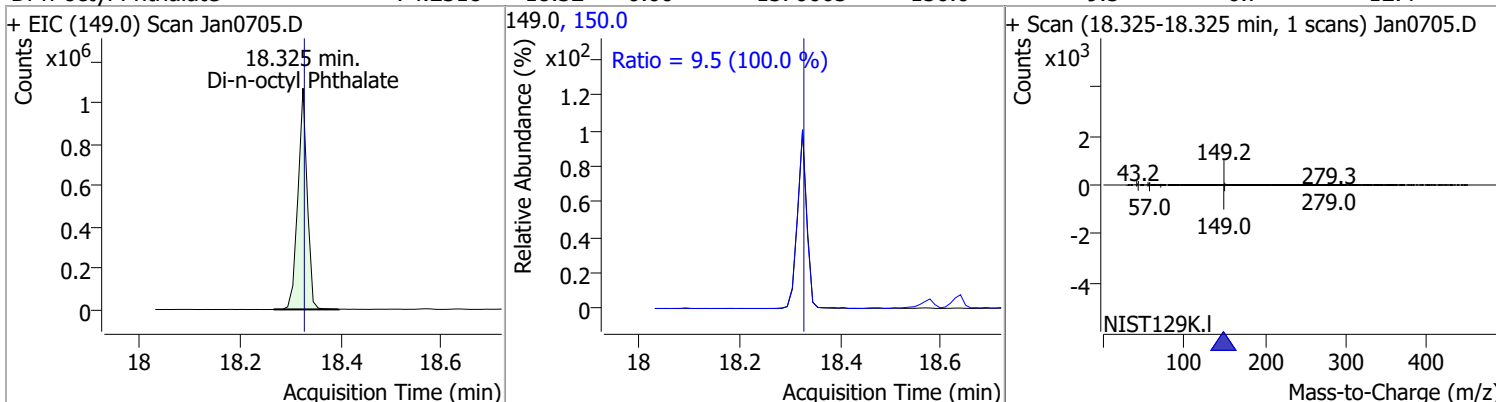


Quantitation Results Report (QT Reviewed)

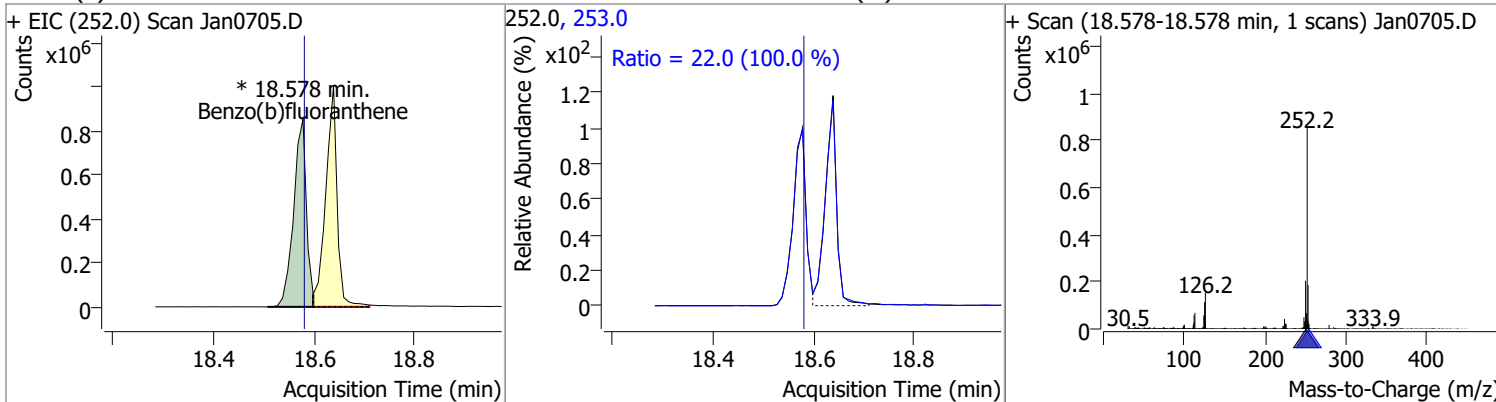
Compound	Conc.	RT	Dev(Min)	Resp.	QIon	QRatio	Lower	Upper
bis(2-ethylhexyl)Phthalate	74.4146	16.64	0.00	194232	149.0	397.1	278.0	516.2
					279.0	15.6	10.9	20.3



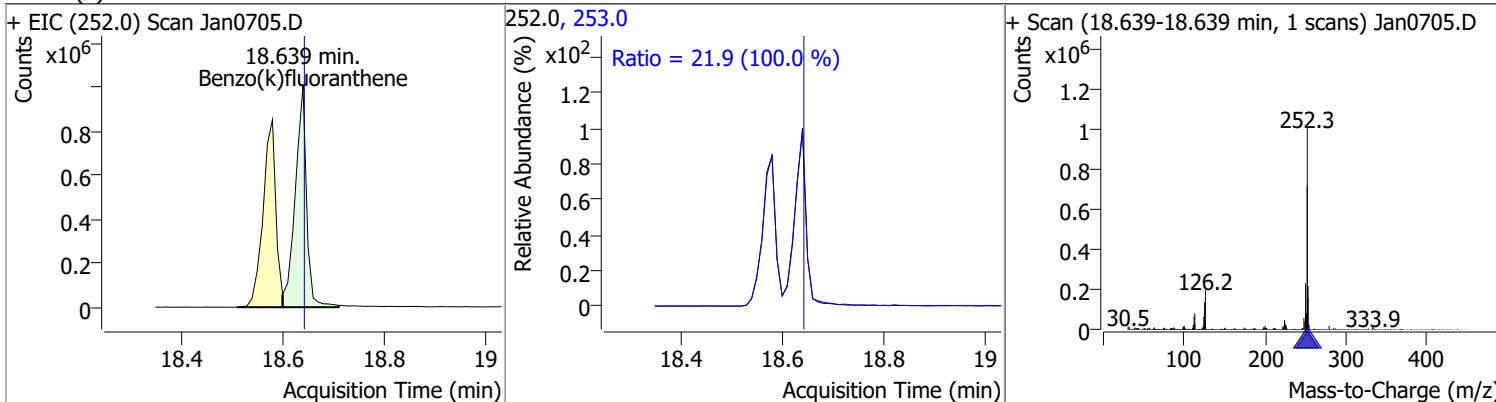
Compound	Conc.	RT	Dev(Min)	Resp.	QIon	QRatio	Lower	Upper
Di-n-octyl Phthalate	74.2318	18.32	0.00	1370065	150.0	9.5	6.7	12.4



Compound	Conc.	RT	Dev(Min)	Resp.	QIon	QRatio	Lower	Upper
Benzo(b)fluoranthene	75.0737	18.58	0.00	1501132 (m)	253.0	22.0	15.4	28.6

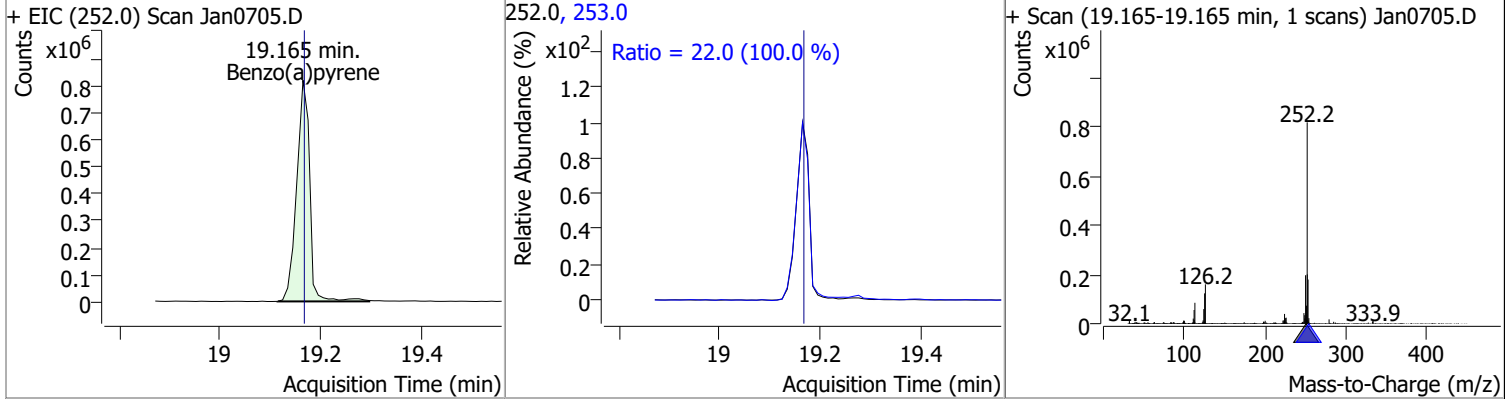


Compound	Conc.	RT	Dev(Min)	Resp.	QIon	QRatio	Lower	Upper
Benzo(k)fluoranthene	76.1576	18.64	0.00	1578753	253.0	21.9	15.3	28.5

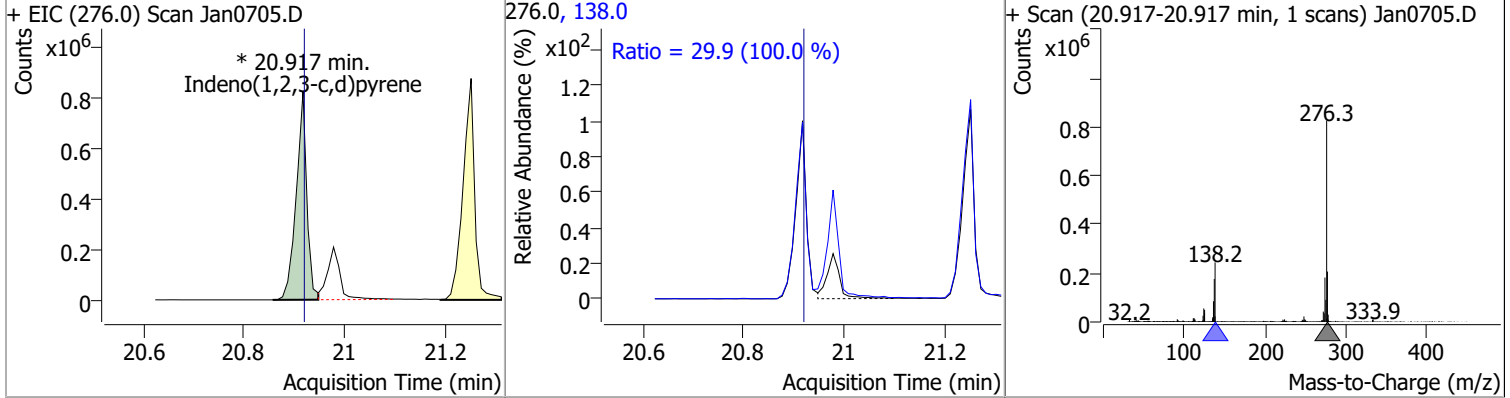


Quantitation Results Report (QT Reviewed)

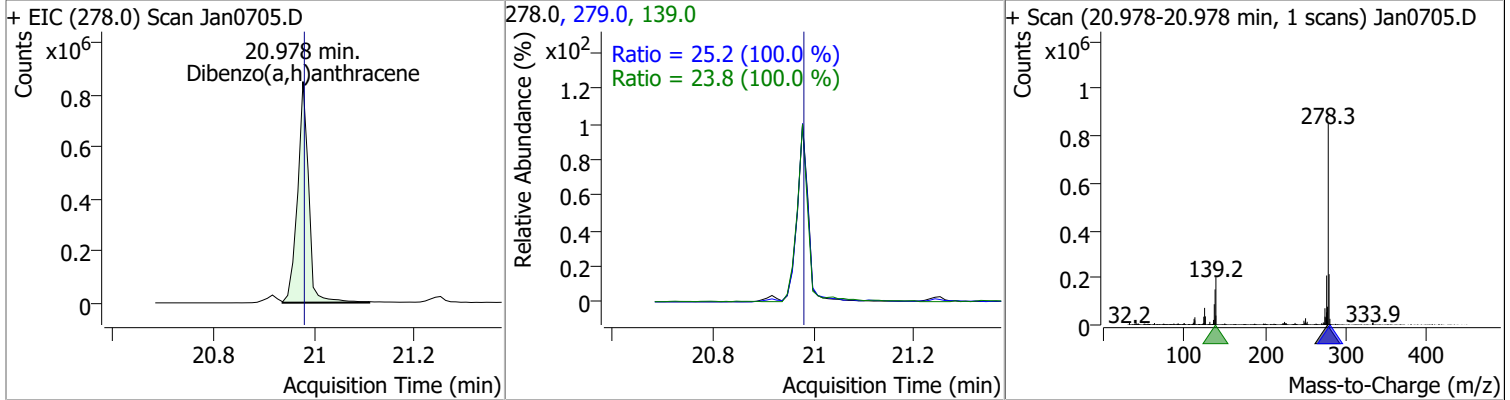
Compound	Conc.	RT	Dev(Min)	Resp.	QIon	QRatio	Lower	Upper
Benzo(a)pyrene	77.2426	19.17	0.00	1467588	253.0	22.0	15.4	28.6



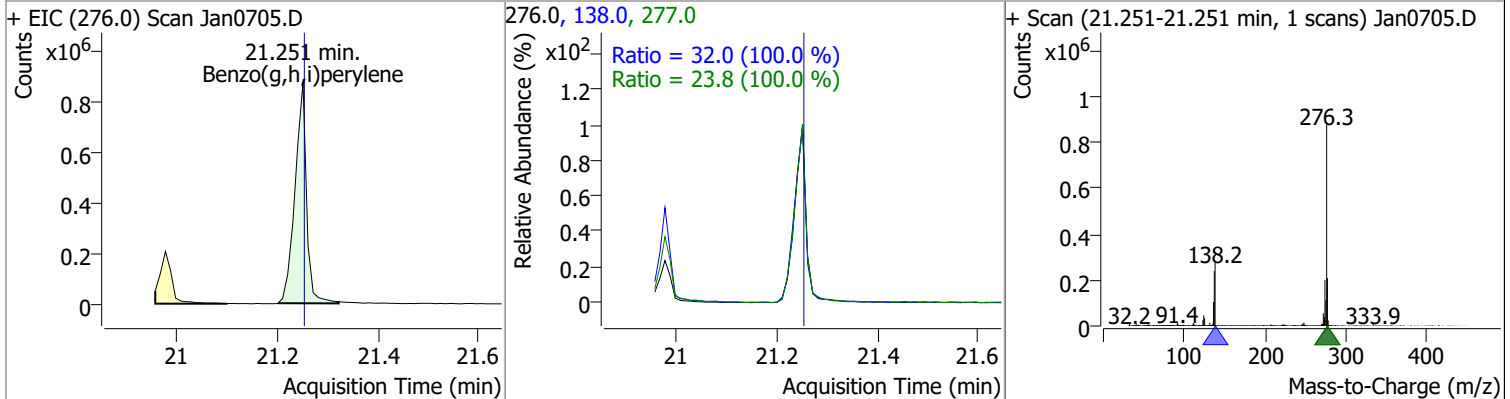
Compound	Conc.	RT	Dev(Min)	Resp.	QIon	QRatio	Lower	Upper
Indeno(1,2,3-c,d)pyrene	75.4973	20.92	0.00	1208629 (m)	138.0	29.9	20.9	38.8



Compound	Conc.	RT	Dev(Min)	Resp.	QIon	QRatio	Lower	Upper
Dibenzo(a,h)anthracene	75.2449	20.98	0.00	1301526	279.0	25.2	17.7	32.8
					139.0	23.8	16.7	31.0

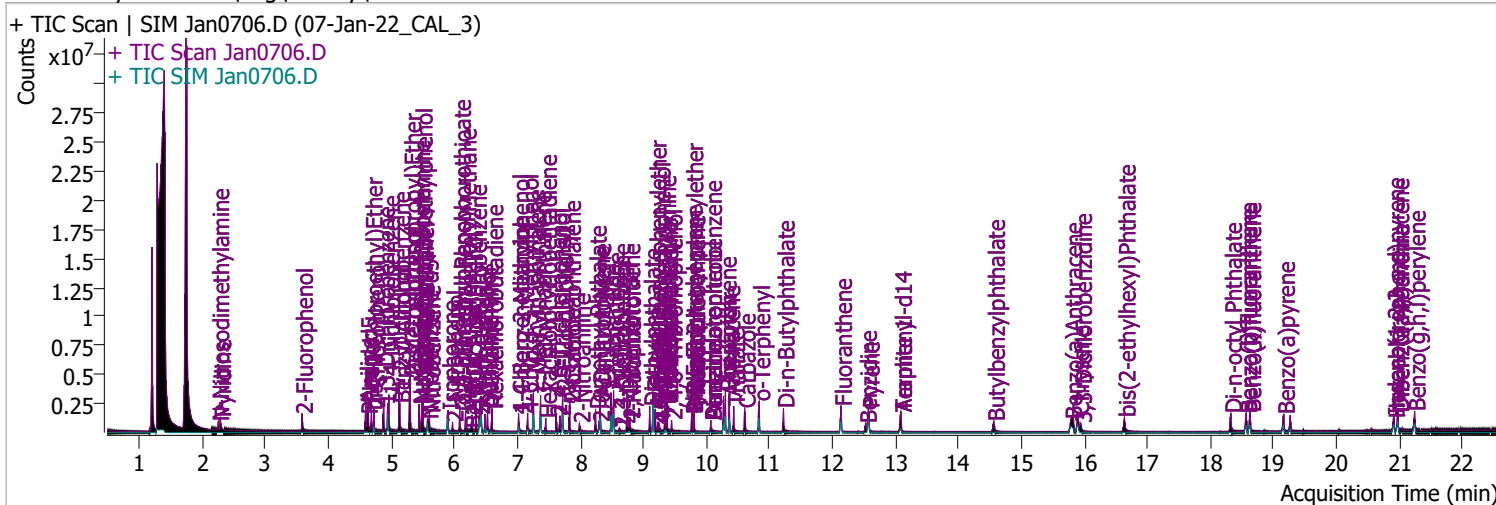


Compound	Conc.	RT	Dev(Min)	Resp.	QIon	QRatio	Lower	Upper
Benzo(g,h,i)perylene	74.1017	21.25	0.00	1388611	138.0	32.0	22.4	41.6
					277.0	23.8	16.6	30.9



Quantitation Results Report (QT Reviewed)

Data File	Jan0706.D	Operator	LIMS import
Acq. Method	BNA+SIM.M	Acq. Date-Time	1/7/2022 3:12:34 PM
Sample Name	07-Jan-22_CAL_3	Instrument	Instrument #1
Vial	6	Multiplier	1.00
DA Method File		Comment	SVOC-8270-W-LARGO
Tune File	dftppdsm.u	Tune Date	1/7/2022 12:13:00 PM
Batch Name	010722 DoD BNA cal 1.batch.bin	Last Calib Update	1/11/2022 8:55:14 AM
Ref Library	D:\Org\Library\NIST129K.l		



Compound	RT	QIon	Resp.	Conc.	Units	Dev(Min)
----------	----	------	-------	-------	-------	----------

Internal Standards

System Monitoring Compounds

S 2-Fluorophenol	3.582	112.0	391645	49.1430	µg/L	0.000
Spiked Amount: 200.000	Range: 10.0 - 75.0%			Recovery = 24.57%		
S Phenol-d5	4.613	99.0	518291	48.3891	µg/L	m -0.010
Spiked Amount: 200.000	Range: 10.0 - 65.0%			Recovery = 24.19%		
S Nitrobenzene-d5	5.573	82.0	280583	48.5805	µg/L	-0.010
Spiked Amount: 100.000	Range: 32.0 - 94.0%			Recovery = 48.58%		
S 2-Fluorobiphenyl	7.718	172.0	932127	49.9480	µg/L	0.000
Spiked Amount: 100.000	Range: 28.0 - 107.0%			Recovery = 49.95%		
S 2,4,6-Tribromophenol	9.448	329.8	69752	49.4485	µg/L	0.000
Spiked Amount: 200.000	Range: 25.0 - 140.0%			Recovery = 24.72%		*
S Terphenyl-d14	13.088	244.3	881950	49.2018	µg/L	0.000
Spiked Amount: 100.000	Range: 32.0 - 122.0%			Recovery = 49.20%		

Target Compounds

Compound	RT	QIon	Resp.	Conc.	Units	Dev(Min)	QValue
T N-Nitrosodimethylamine	2.254	74.0	166711	49.0645	µg/L	m	94
T Pyridine	2.285	79.0	354071	47.5526	µg/L	m	71
T Aniline	4.593	93.0	721474	51.0347	µg/L		98
T Phenol	4.634	94.0	555346	47.6777	µg/L	m	96
T bis(-2-Chloroethyl)Ether	4.685	63.0	451790	51.5955	µg/L	m	99
T 2-Chlorophenol	4.726	128.0	465695	48.7484	µg/L		100
T 1,3-Dichlorobenzene	4.879	146.0	592783	47.4889	µg/L		98
T 1,4-Dichlorobenzene	4.961	146.0	630442	50.2536	µg/L		100
T 1,2-Dichlorobenzene	5.124	146.0	624312	50.4731	µg/L		98
T Benzyl Alcohol	5.134	108.0	267001	51.4531	µg/L	m	99
T bis(2-chloroisopropyl)Ether	5.298	121.0	166064	49.4325	µg/L		97
T 2-Methylphenol	5.298	107.0	432174	51.6361	µg/L	m	95
T N-nitroso-Di-n-propylamine	5.441	70.0	265927	44.9333	µg/L		97
T 4Methylphenol/3Methylphenol	5.482	107.0	594558	52.6247	µg/L	m	97
T Hexachloroethane	5.502	117.0	179701	50.6400	µg/L		98

Quantitation Results Report (QT Reviewed)

Compound	RT	QIon	Resp.	Conc.	Units	Dev(Min)	
T Nitrobenzene	5.604	123.1	151492	47.7195	µg/L	97	
T Isophorone	5.900	82.0	690181	48.9715	µg/L	98	
T 2-Nitrophenol	5.972	139.0	113647	48.6994	µg/L	98	
T 2,4-Dimethylphenol	6.085	122.0	337300	51.1751	µg/L	96	
T bis(-2-Chloroethoxy)Methane	6.177	93.0	390937	48.9002	µg/L	100	
T Benzoic Acid	6.260	105.0	167177	48.4126	µg/L	98	
T 2,4-Dichlorophenol	6.280	162.0	292741	47.8261	µg/L	98	
T 1,2,4-Trichlorobenzene	6.342	180.0	372085	47.0150	µg/L	99	
T Naphthalene	6.424	128.0	1147925	50.0278	µg/L	99	
T 4-Chlorophenol	6.485	130.0	108559	51.9582	µg/L	m	84
T p-Chloroaniline	6.527	127.0	458400	51.1585	µg/L	97	
T Hexachlorobutadiene	6.598	224.9	207782	49.7158	µg/L	98	
T 4-Chloro-2-Methylphenol	7.020	107.0	279681	48.3490	µg/L	99	
T 4-Chloro-3-Methylphenol	7.163	107.0	294521	48.2054	µg/L	m	99
T 2-Methylnaphthalene	7.256	141.0	733974	50.2465	µg/L	100	
T 1-Methylnaphthalene	7.369	141.0	693309	49.4465	µg/L	m	99
T Hexachlorocyclopentadiene	7.451	236.9	126544	47.7981	µg/L	99	
T 2,4,6-Trichlorophenol	7.615	196.0	187310	48.8361	µg/L	97	
T 2,4,5-Trichlorophenol	7.677	196.0	223504	49.0105	µg/L	96	
T 2-Chloronaphthalene	7.831	162.0	739021	48.5976	µg/L	99	
T 2-Nitroaniline	7.985	65.0	112823	44.3269	µg/L	95	
T Dimethyl Phthalate	8.241	163.0	717440	48.2573	µg/L	99	
T 2,6-Dinitrotoluene	8.292	165.0	89664	43.9022	µg/L	93	
T Acenaphthylene	8.313	152.1	1162826	49.5409	µg/L	100	
T 3-Nitroaniline	8.487	138.0	105012	50.0162	µg/L	100	
T Acenaphthene	8.528	154.0	685044	48.8489	µg/L	99	
T 2,4-Dinitrophenol	8.620	184.0	47919	49.0161	µg/L	91	
T Dibenzofuran	8.742	168.0	1139517	51.3416	µg/L	100	
T 2,4-Dinitrotoluene	8.773	165.0	129012	51.1865	µg/L	99	
T 4-Nitrophenol	8.783	109.0	98767	45.7114	µg/L	90	
T Diethylphthalate	9.100	149.0	700006	50.7803	µg/L	100	
T Fluorene	9.152	166.0	887548	50.7972	µg/L	98	
T 4-Chlorophenyl-phenylether	9.193	204.0	382712	47.9766	µg/L	99	
T 4-Nitroaniline	9.233	138.0	108677	52.1274	µg/L	93	
T 4,6-Dinitro-2-methylphenol	9.254	198.0	70858	50.1558	µg/L	96	
T N-nitrosodiphenylamine	9.346	169.0	583644	50.6542	µg/L	100	
T Azobenzene	9.377	77.0	683220	50.5302	µg/L	99	
T 4-Bromophenyl-phenylether	9.776	248.0	220152	48.8584	µg/L	99	
T Hexachlorobenzene	9.806	283.9	241206	52.8995	µg/L	98	
T Pentachlorophenol	10.070	265.9	104637	50.1119	µg/L	95	
T Phenanthrene	10.303	178.0	1229389	52.8689	µg/L	m	99
T Anthracene	10.363	178.0	1130614	51.0032	µg/L	m	100
T Triallate	10.434	86.0	225521	48.3379	µg/L	99	
T Carbazole	10.606	167.0	1095604	48.7500	µg/L	99	
T o-Terphenyl	10.839	230.0	661682	48.7370	µg/L	99	
T Di-n-Butylphthalate	11.224	149.0	978235	49.3338	µg/L	99	
T Fluoranthene	12.136	202.0	1253296	50.6678	µg/L	99	
T Benzidine	12.531	184.0	473941	50.0888	µg/L	99	
T Pyrene	12.571	202.0	1351292	49.8964	µg/L	98	
T Butylbenzylphthalate	14.562	149.0	328487	47.5692	µg/L	96	
T Benzo(a)Anthracene	15.788	228.0	953421	48.1905	µg/L	99	
T Chrysene	15.900	228.0	1070851	48.6827	µg/L	99	
T 3,3-Dichlorobenzidine	15.941	252.0	312212	47.9061	µg/L	99	
T bis(2-ethylhexyl)Phthalate	16.636	167.0	116990	47.8113	µg/L	99	
T Di-n-octyl Phthalate	18.325	149.0	826819	47.3580	µg/L	100	

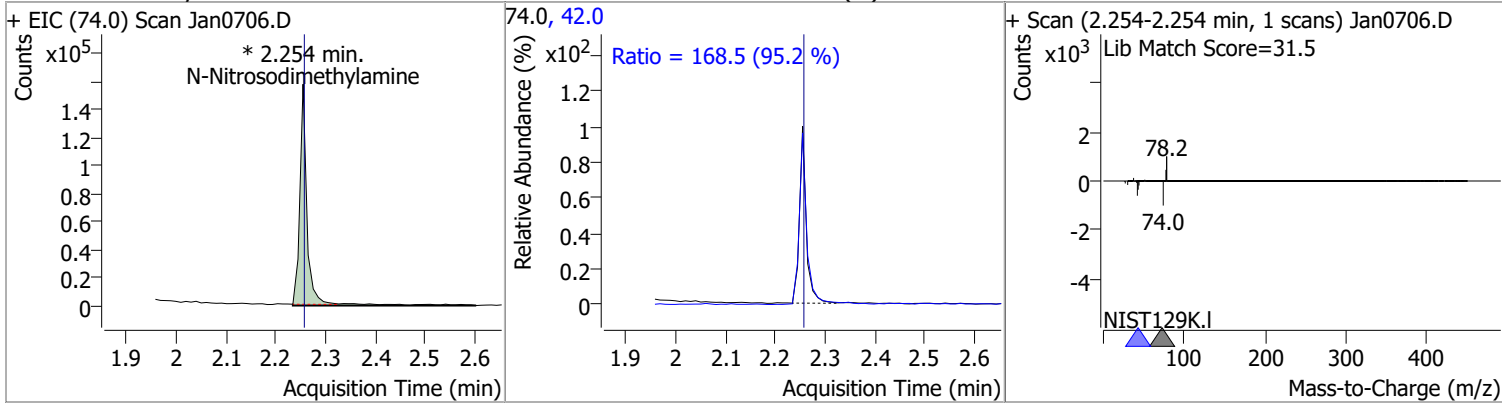
Quantitation Results Report (QT Reviewed)

Compound	RT	QIon	Resp.	Conc.	Units	Dev(Min)
T Benzo(b)fluoranthene	18.568	252.0	964688	48.9135	µg/L	99
T Benzo(k)fluoranthene	18.629	252.0	993816	48.6047	µg/L	100
T Benzo(a)pyrene	19.166	252.0	893317	48.5993	µg/L	99
T Indeno(1,2,3-c,d)pyrene	20.907	276.0	775570	49.9152	µg/L m	98
T Dibenzo(a,h)anthracene	20.978	278.0	823936	49.1666	µg/L	99
T Benzo(g,h,i)perylene	21.241	276.0	885051	47.8838	µg/L	99

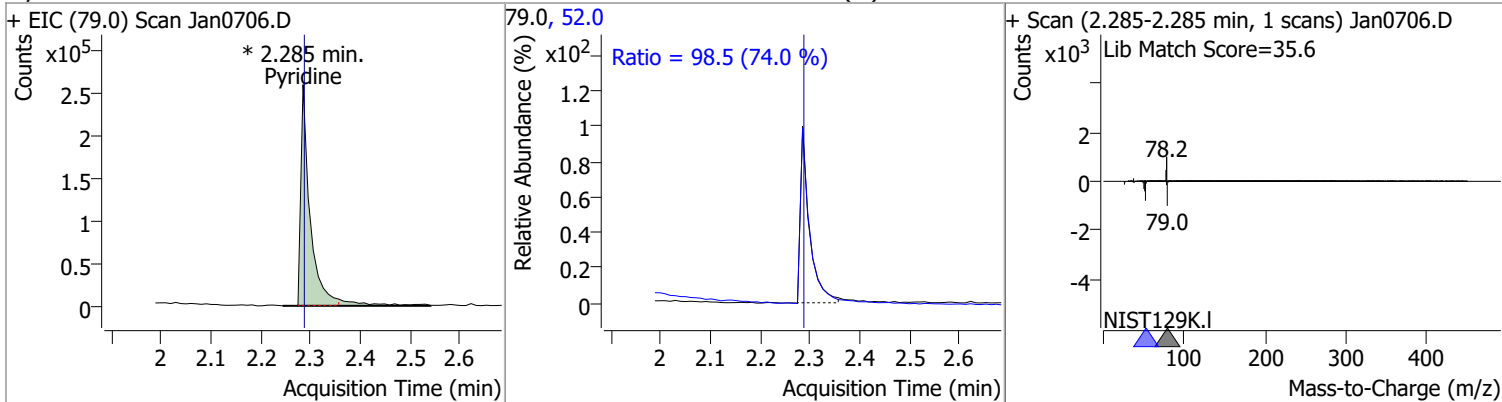
(#) = Qualifier Out of Range; (m) = Manual Integration; (+) = Area Summed; (*) = Surrogate Percent Recovery Out of Range; (d): Zeroed Peak

Quantitation Results Report (QT Reviewed)

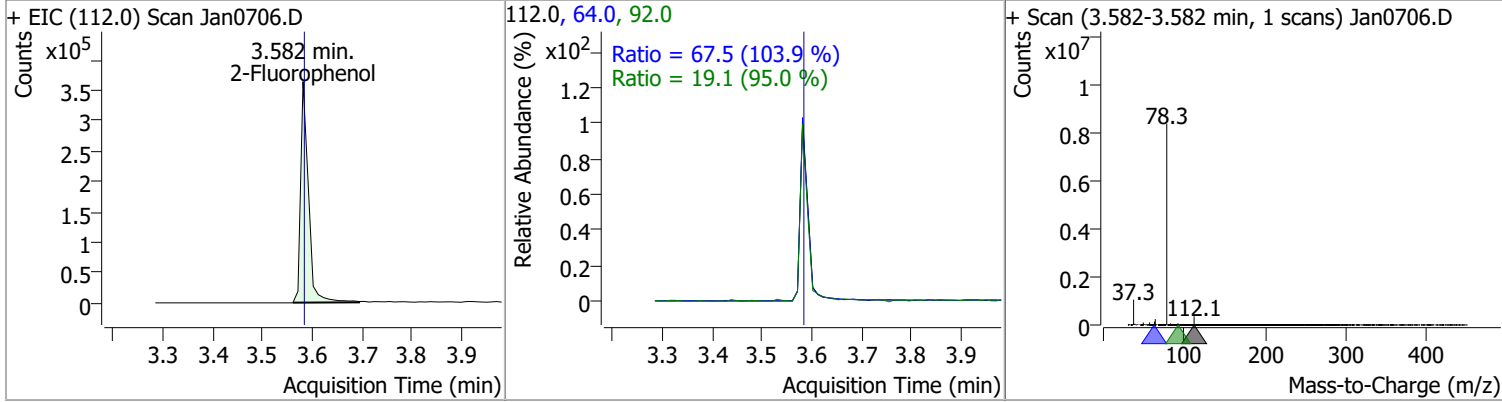
Compound	Conc.	RT	Dev(Min)	Resp.	QIon	QRatio	Lower	Upper
N-Nitrosodimethylamine	49.0645	2.25	0.00	166711 (m)	42.0	168.5	123.9	230.1



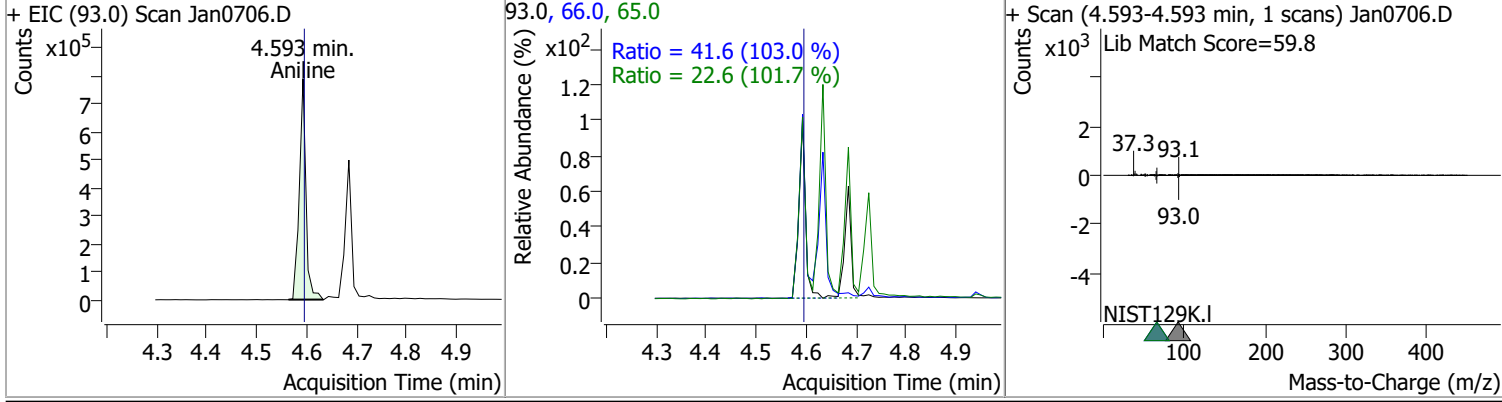
Compound	Conc.	RT	Dev(Min)	Resp.	QIon	QRatio	Lower	Upper
Pyridine	47.5526	2.28	0.00	354071 (m)	52.0	98.5	93.2	173.0



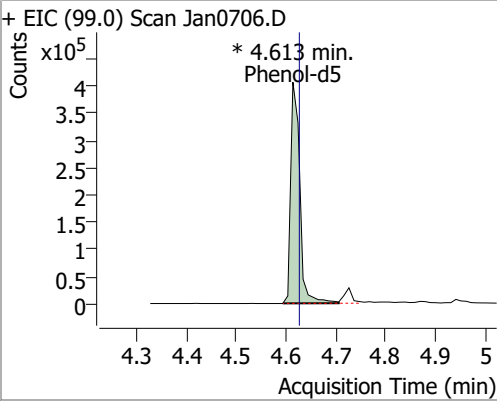
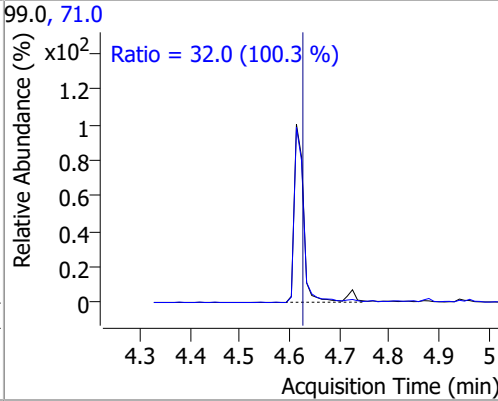
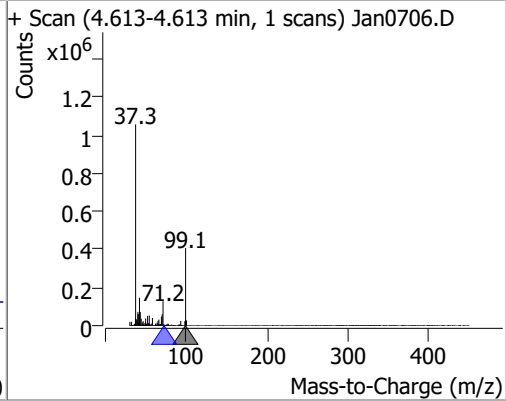
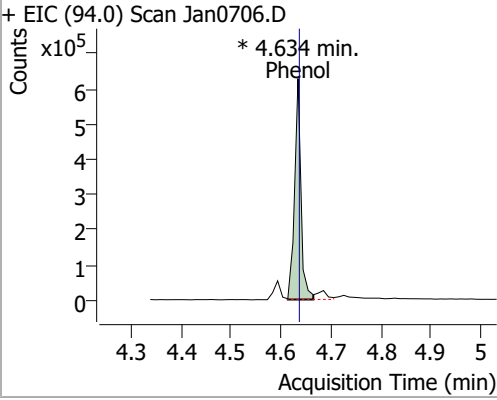
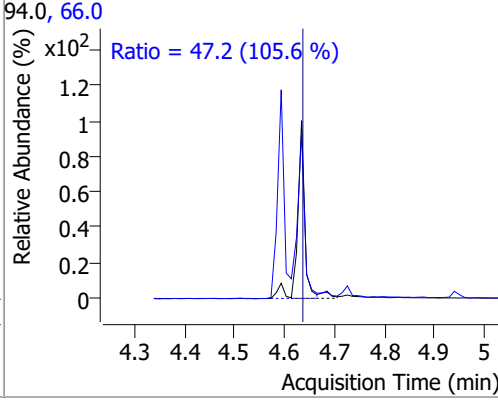
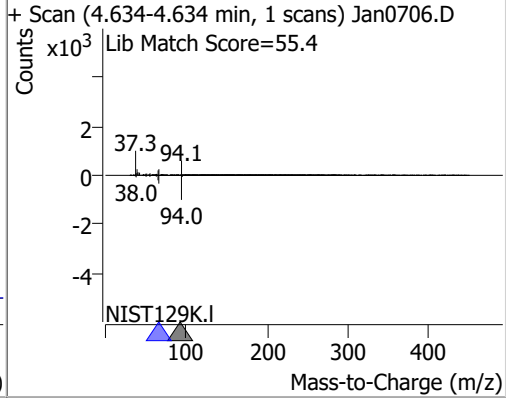
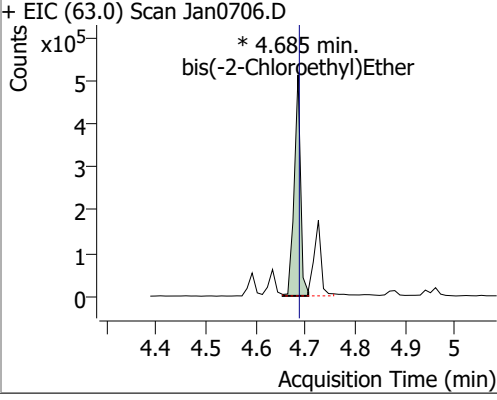
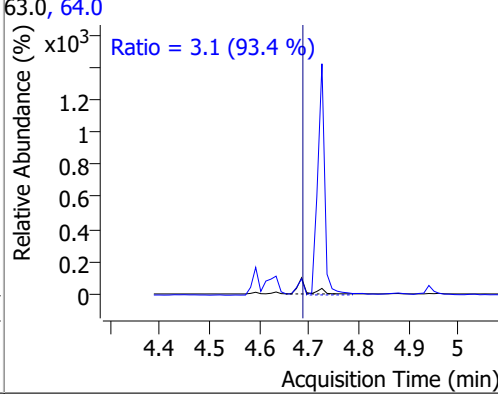
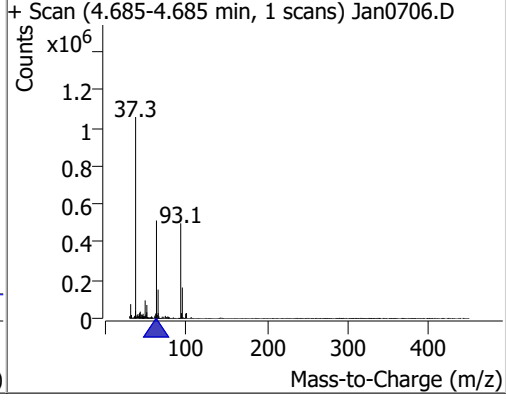
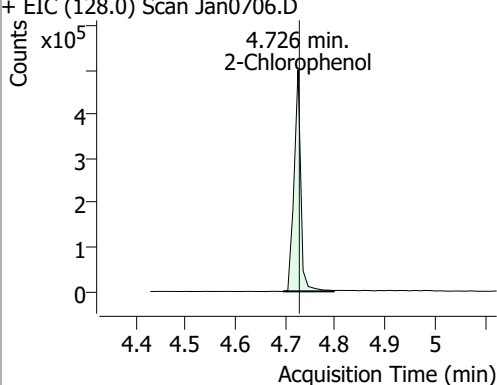
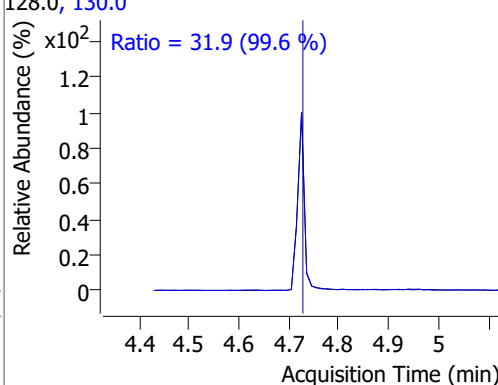
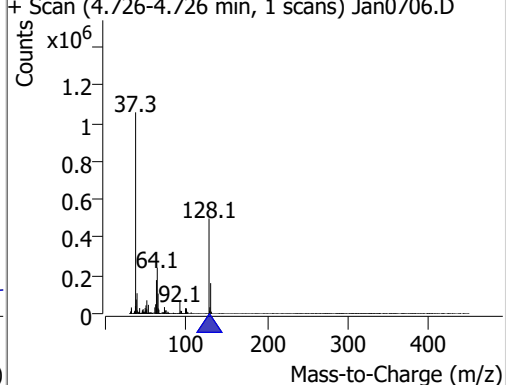
Compound	Conc.	RT	Dev(Min)	Resp.	QIon	QRatio	Lower	Upper
2-Fluorophenol	49.1430	3.58	0.00	391645	64.0	67.5	45.5	84.5
					92.0	19.1	14.1	26.2



Compound	Conc.	RT	Dev(Min)	Resp.	QIon	QRatio	Lower	Upper
Aniline	51.0347	4.59	0.00	721474	66.0	41.6	28.3	52.5
					65.0	22.6	15.6	28.9

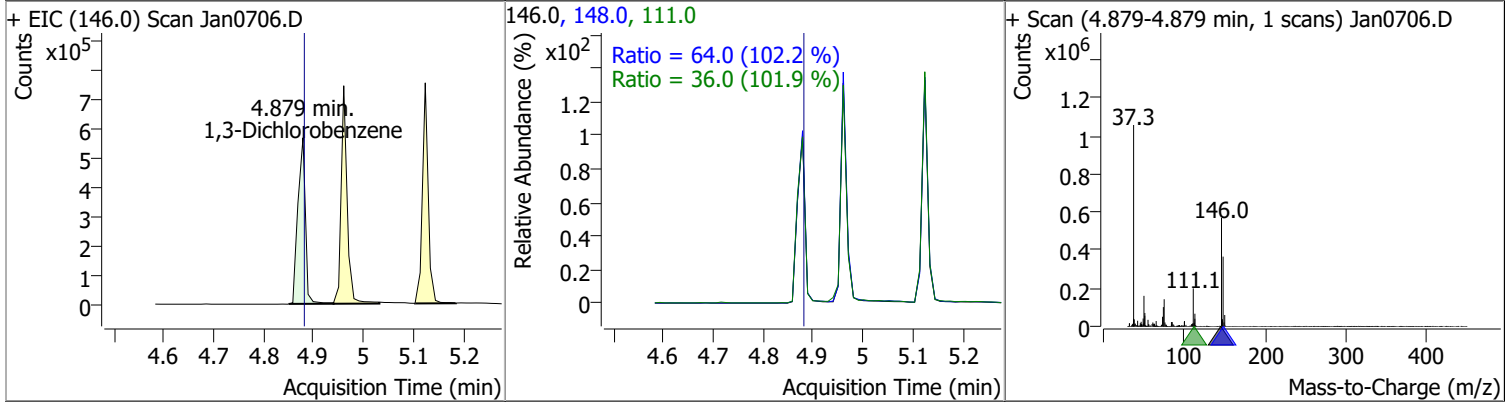


Quantitation Results Report (QT Reviewed)

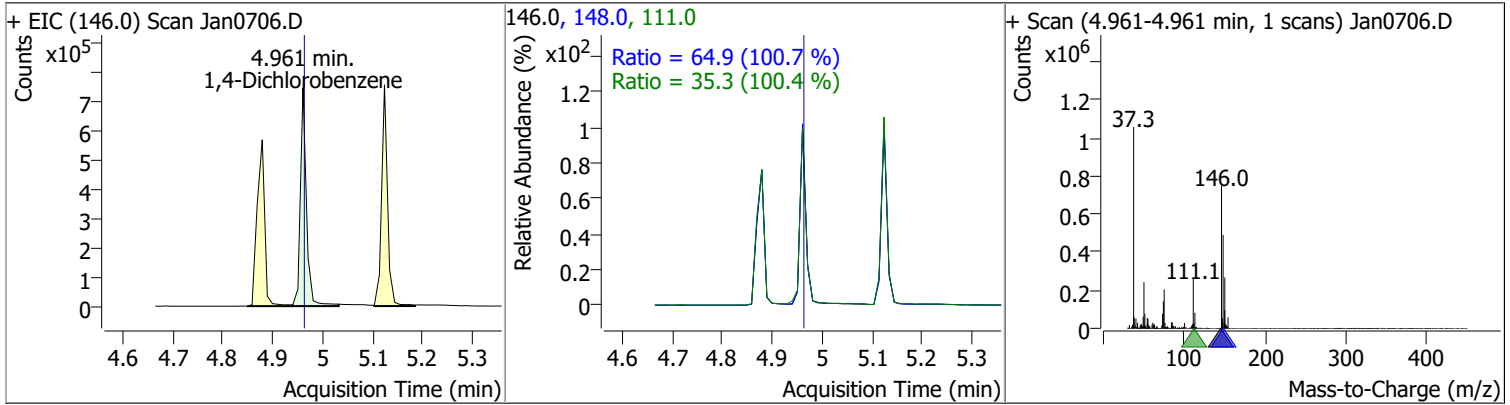
Compound	Conc.	RT	Dev(Min)	Resp.	QIon	QRatio	Lower	Upper
Phenol-d5	48.3891	4.61	-0.01	518291 (m)	71.0	32.0	22.3	41.5
+ EIC (99.0) Scan Jan0706.D 			99.0, 71.0 			+ Scan (4.613-4.613 min, 1 scans) Jan0706.D 		
Phenol	47.6777	4.63	0.00	555346 (m)	66.0	47.2	31.3	58.2
+ EIC (94.0) Scan Jan0706.D 			94.0, 66.0 			+ Scan (4.634-4.634 min, 1 scans) Jan0706.D Lib Match Score=55.4 		
bis(-2-Chloroethyl)Ether	51.5955	4.68	0.00	451790 (m)	64.0	3.1	2.3	4.3
+ EIC (63.0) Scan Jan0706.D 			63.0, 64.0 			+ Scan (4.685-4.685 min, 1 scans) Jan0706.D 		
2-Chlorophenol	48.7484	4.73	0.00	465695	130.0	31.9	22.4	41.6
+ EIC (128.0) Scan Jan0706.D 			128.0, 130.0 			+ Scan (4.726-4.726 min, 1 scans) Jan0706.D 		

Quantitation Results Report (QT Reviewed)

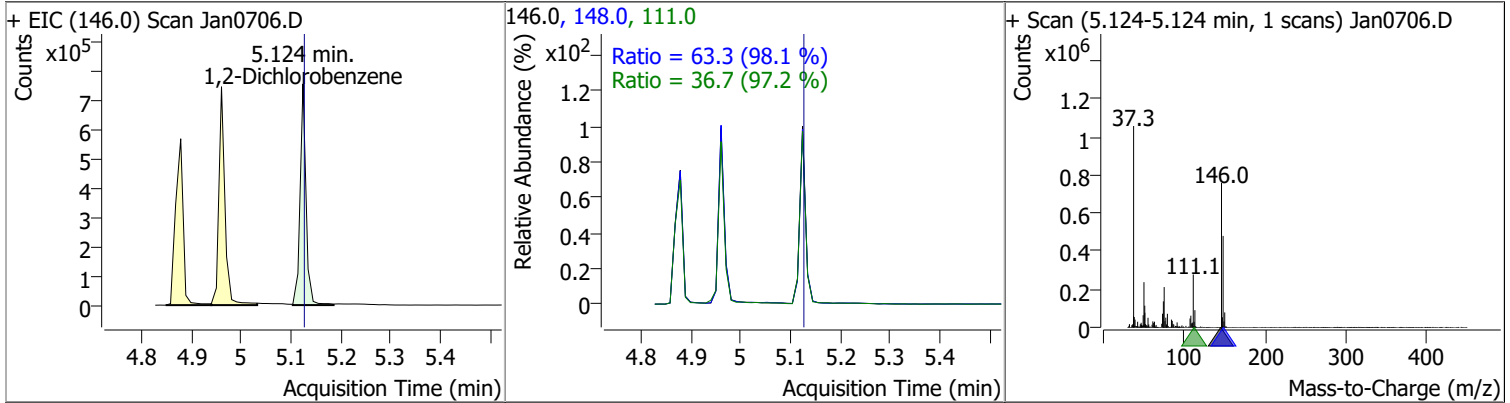
Compound	Conc.	RT	Dev(Min)	Resp.	QIon	QRatio	Lower	Upper
1,3-Dichlorobenzene	47.4889	4.88	0.00	592783	148.0	64.0	43.8	81.3
					111.0	36.0	24.8	46.0



Compound	Conc.	RT	Dev(Min)	Resp.	QIon	QRatio	Lower	Upper
1,4-Dichlorobenzene	50.2536	4.96	0.00	630442	148.0	64.9	45.1	83.8
					111.0	35.3	24.6	45.7

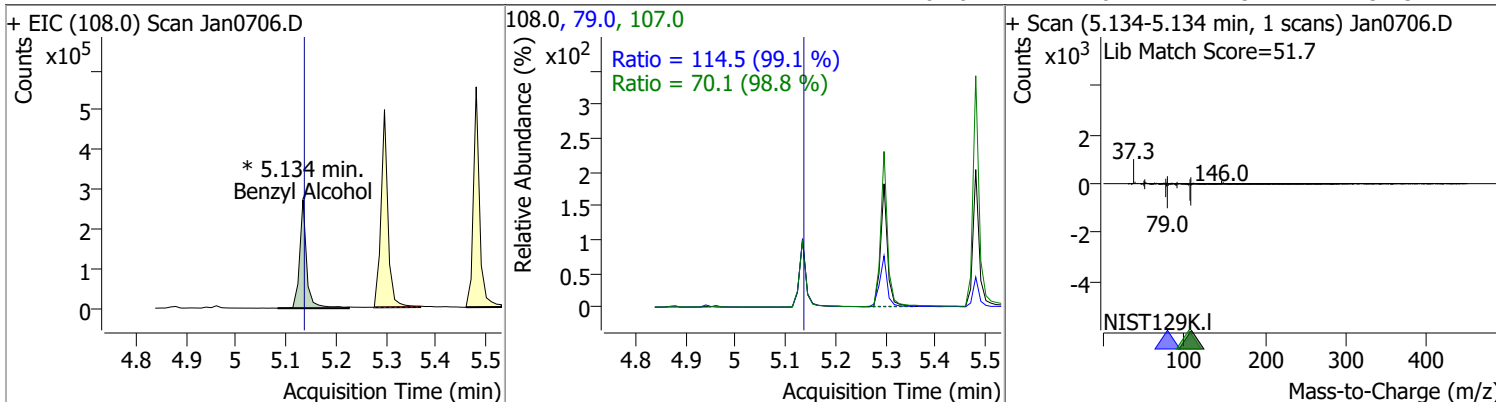


Compound	Conc.	RT	Dev(Min)	Resp.	QIon	QRatio	Lower	Upper
1,2-Dichlorobenzene	50.4731	5.12	0.00	624312	148.0	63.3	45.1	83.8
					111.0	36.7	26.4	49.1

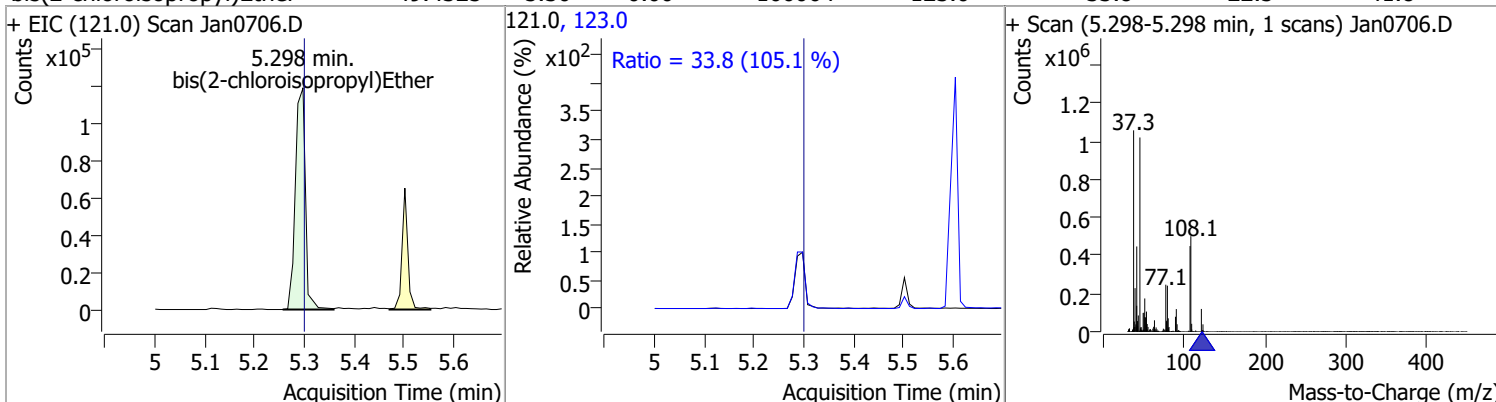


Quantitation Results Report (QT Reviewed)

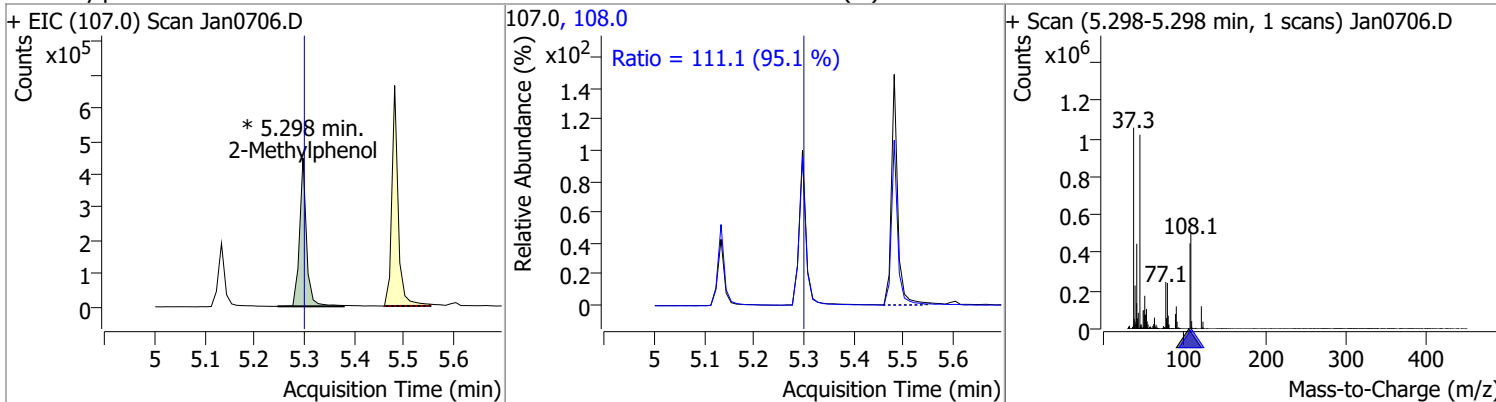
Compound	Conc.	RT	Dev(Min)	Resp.	QIon	QRatio	Lower	Upper
Benzyl Alcohol	51.4531	5.13	0.00	267001 (m)	79.0 107.0	114.5 70.1	80.8 49.7	150.1 92.3



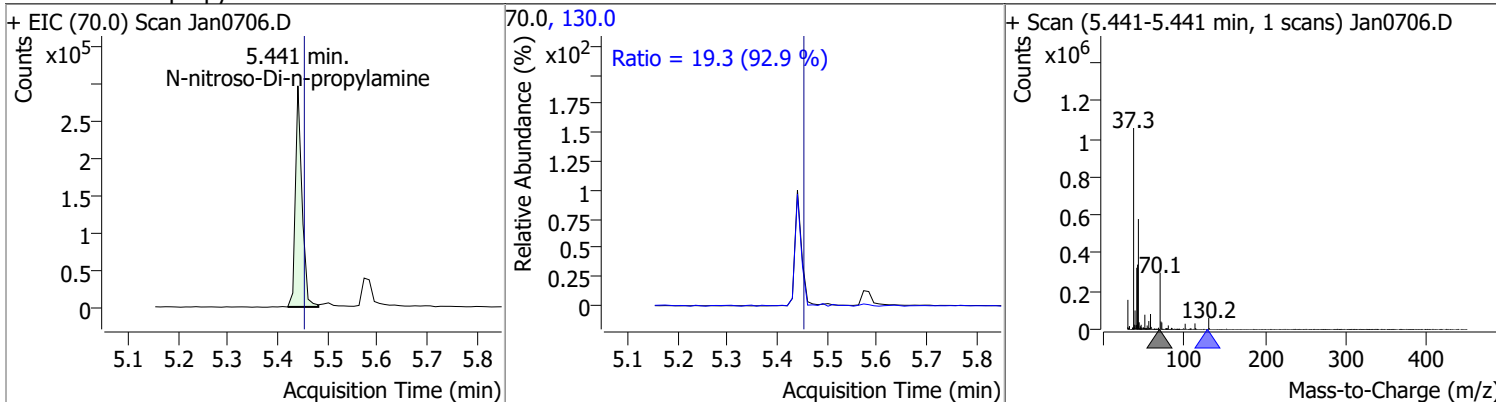
Compound	Conc.	RT	Dev(Min)	Resp.	QIon	QRatio	Lower	Upper
bis(2-chloroisopropyl)Ether	49.4325	5.30	0.00	166064	123.0	33.8	22.5	41.8



Compound	Conc.	RT	Dev(Min)	Resp.	QIon	QRatio	Lower	Upper
2-Methylphenol	51.6361	5.30	0.00	432174 (m)	108.0	111.1	81.8	152.0

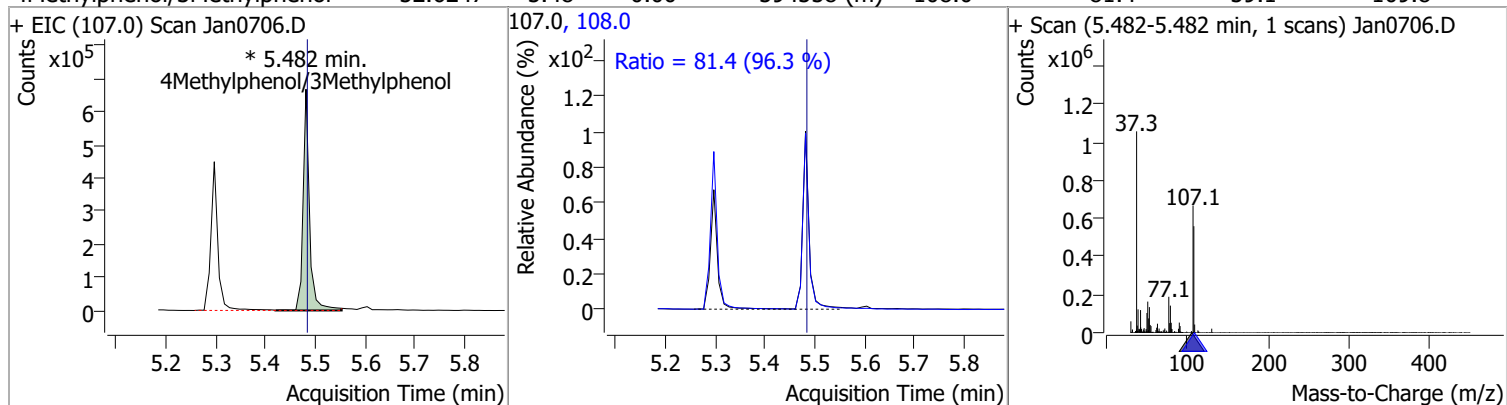


Compound	Conc.	RT	Dev(Min)	Resp.	QIon	QRatio	Lower	Upper
N-nitroso-Di-n-propylamine	44.9333	5.44	-0.01	265927	130.0	19.3	0.0	41.5

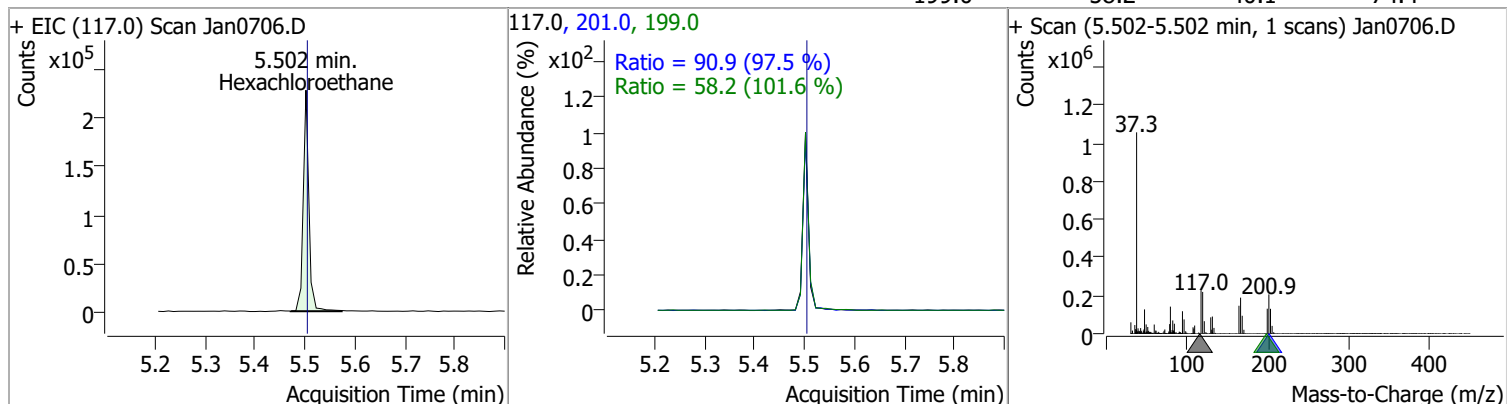


Quantitation Results Report (QT Reviewed)

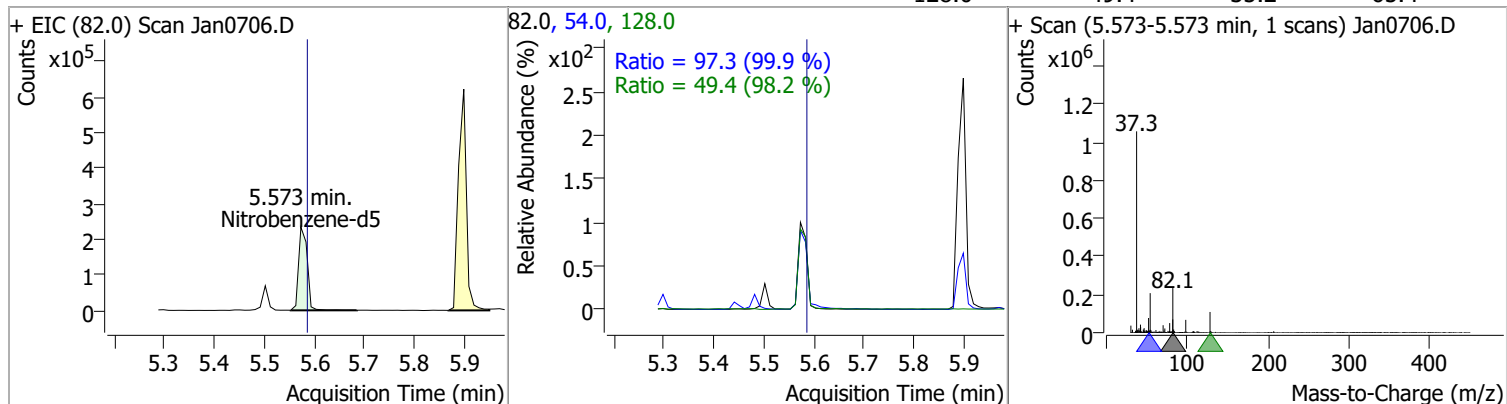
Compound	Conc.	RT	Dev(Min)	Resp.	QIon	QRatio	Lower	Upper
4Methylphenol/3Methylphenol	52.6247	5.48	0.00	594558 (m)	108.0	81.4	59.1	109.8



Compound	Conc.	RT	Dev(Min)	Resp.	QIon	QRatio	Lower	Upper
Hexachloroethane	50.6400	5.50	0.00	179701	201.0	90.9	65.2	121.2
					199.0	58.2	40.1	74.4

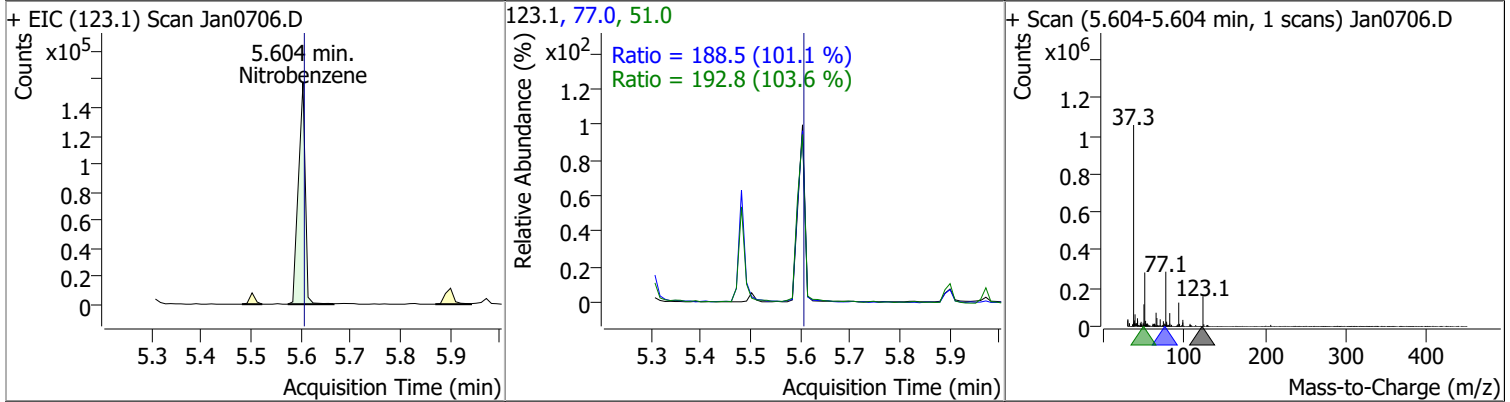


Compound	Conc.	RT	Dev(Min)	Resp.	QIon	QRatio	Lower	Upper
Nitrobenzene-d5	48.5805	5.57	-0.01	280583	54.0	97.3	68.2	126.6
					128.0	49.4	35.2	65.4

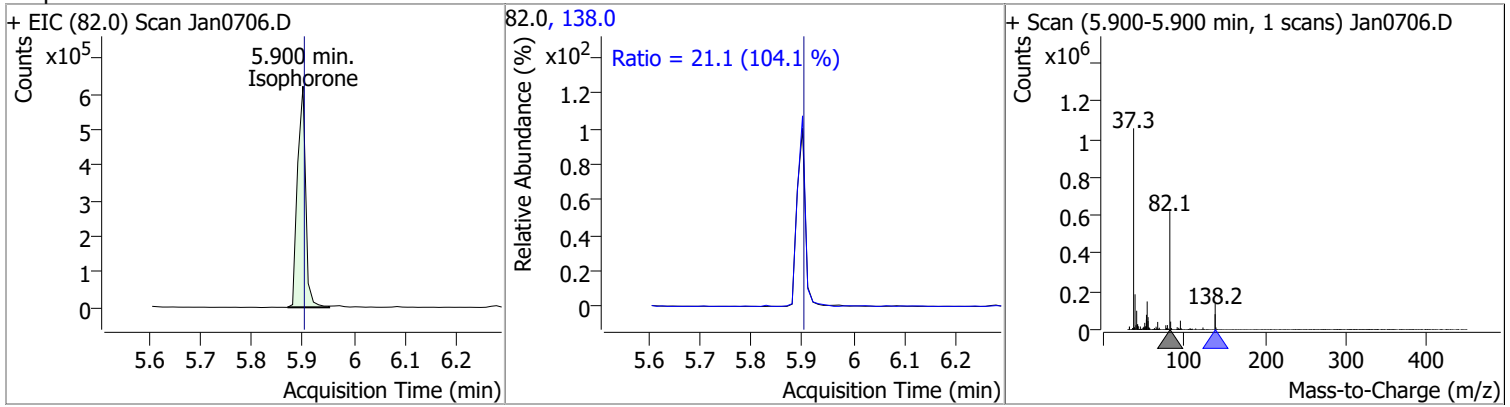


Quantitation Results Report (QT Reviewed)

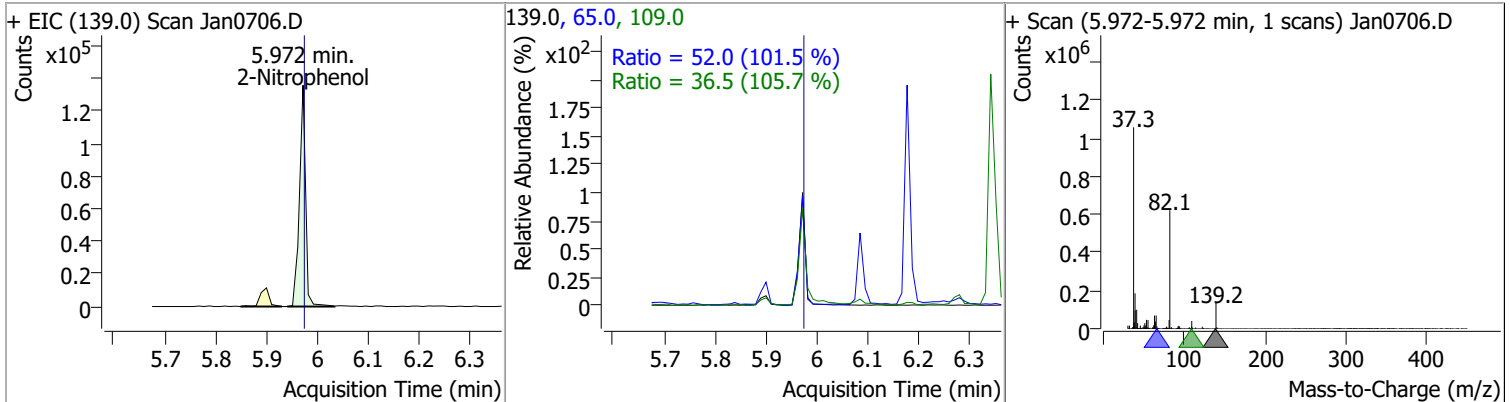
Compound	Conc.	RT	Dev(Min)	Resp.	QIon	QRatio	Lower	Upper
Nitrobenzene	47.7195	5.60	0.00	151492	77.0	188.5	130.5	242.3
					51.0	192.8	130.2	241.8



Compound	Conc.	RT	Dev(Min)	Resp.	QIon	QRatio	Lower	Upper
Isophorone	48.9715	5.90	0.00	690181	138.0	21.1	14.2	26.4

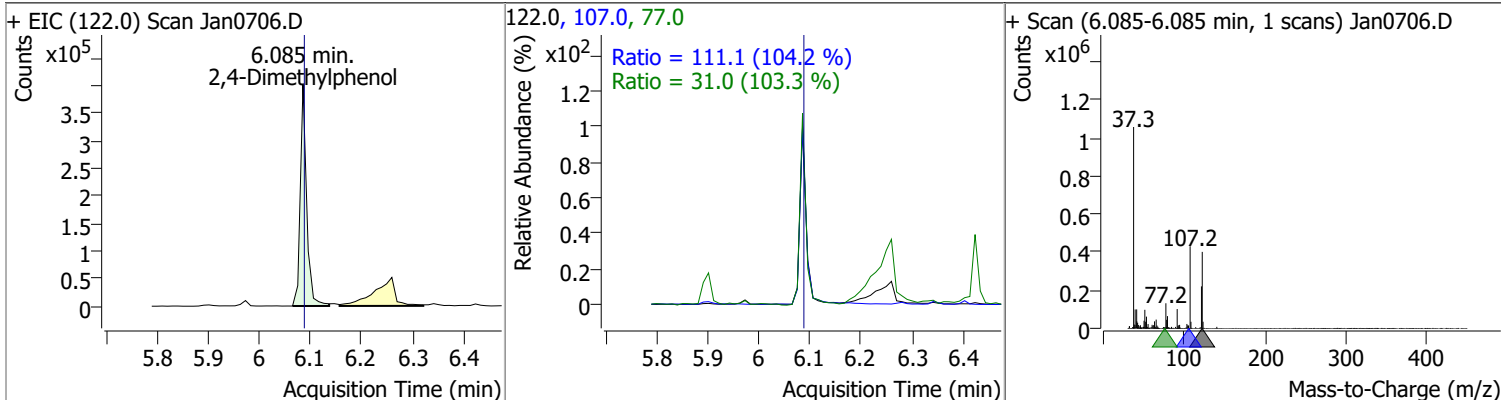


Compound	Conc.	RT	Dev(Min)	Resp.	QIon	QRatio	Lower	Upper
2-Nitrophenol	48.6994	5.97	0.00	113647	65.0	52.0	35.9	66.6
					109.0	36.5	24.1	44.8

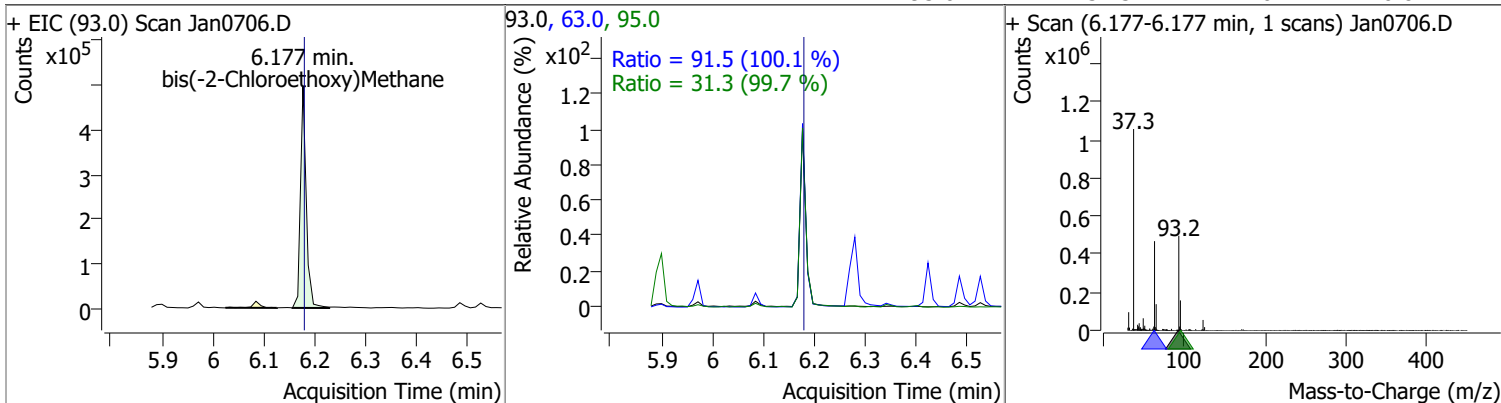


Quantitation Results Report (QT Reviewed)

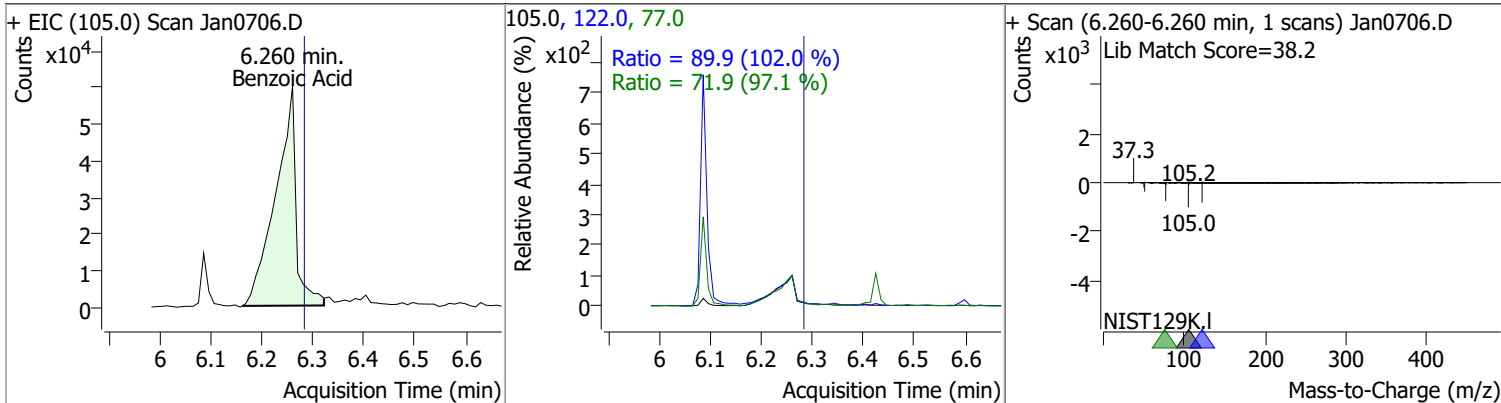
Compound	Conc.	RT	Dev(Min)	Resp.	QIon	QRatio	Lower	Upper
2,4-Dimethylphenol	51.1751	6.08	0.00	337300	107.0	111.1	74.6	138.5
					77.0	31.0	21.0	39.1



Compound	Conc.	RT	Dev(Min)	Resp.	QIon	QRatio	Lower	Upper
bis(-2-Chloroethoxy)Methane	48.9002	6.18	0.00	390937	63.0	91.5	64.0	118.8
					95.0	31.3	22.0	40.8

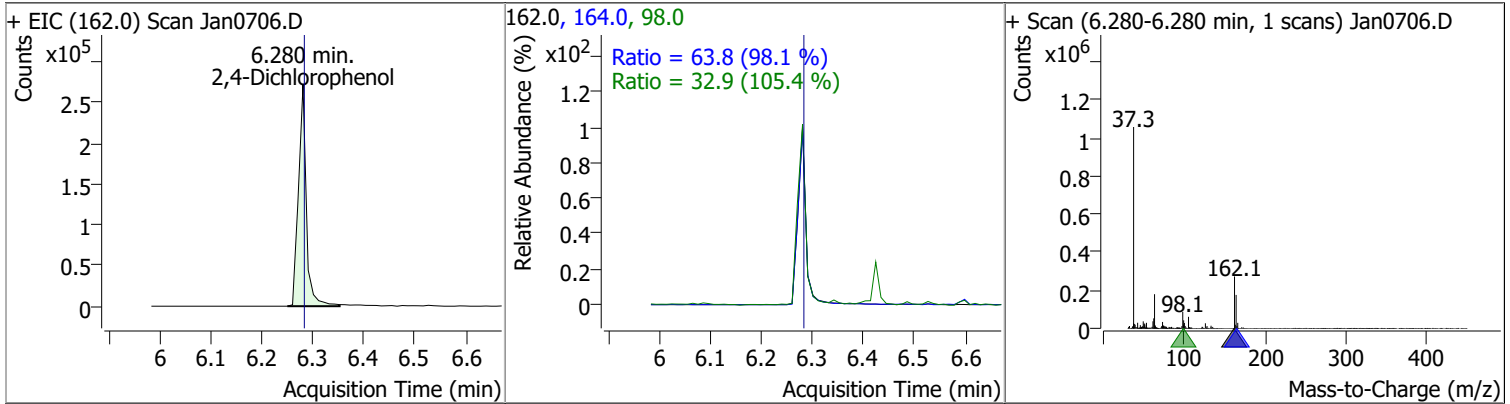


Compound	Conc.	RT	Dev(Min)	Resp.	QIon	QRatio	Lower	Upper
Benzoic Acid	48.4126	6.26	-0.02	167177	122.0	89.9	61.7	114.6
					77.0	71.9	51.8	96.2

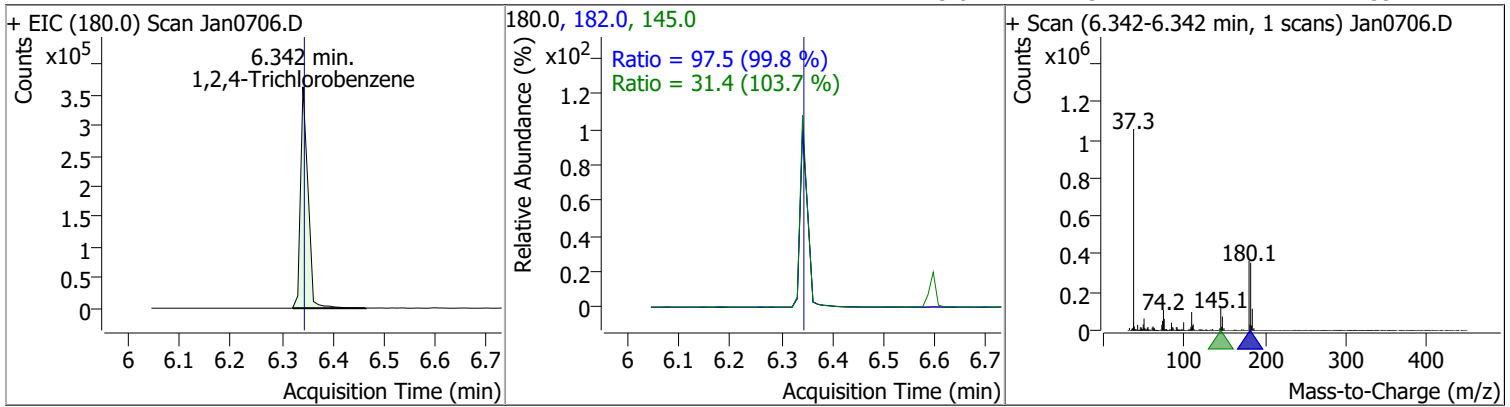


Quantitation Results Report (QT Reviewed)

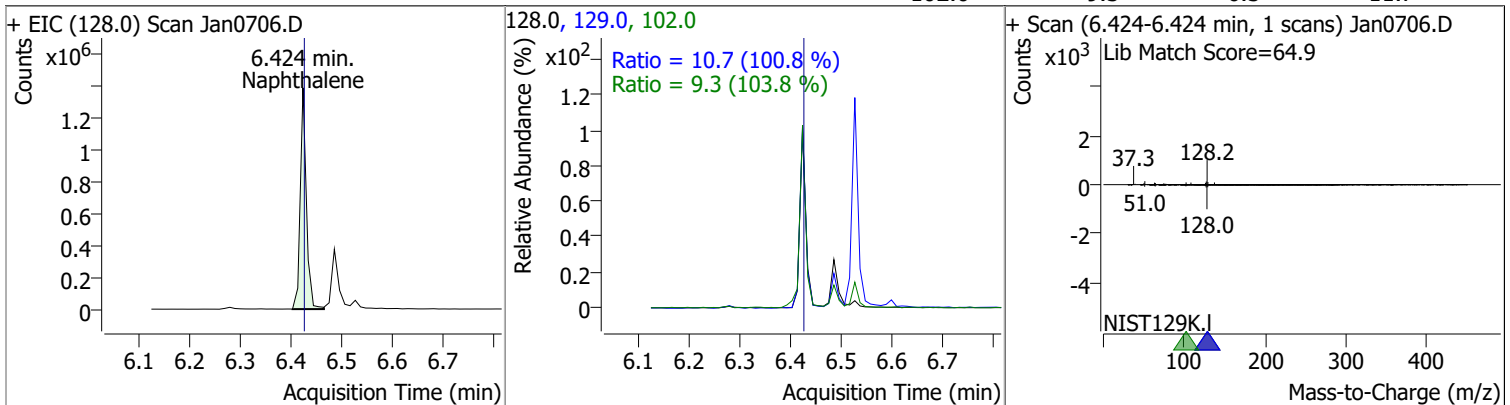
Compound	Conc.	RT	Dev(Min)	Resp.	QIon	QRatio	Lower	Upper
2,4-Dichlorophenol	47.8261	6.28	0.00	292741	164.0	63.8	45.5	84.6
					98.0	32.9	21.8	40.5



Compound	Conc.	RT	Dev(Min)	Resp.	QIon	QRatio	Lower	Upper
1,2,4-Trichlorobenzene	47.0150	6.34	0.00	372085	182.0	97.5	68.4	127.1
					145.0	31.4	21.2	39.4

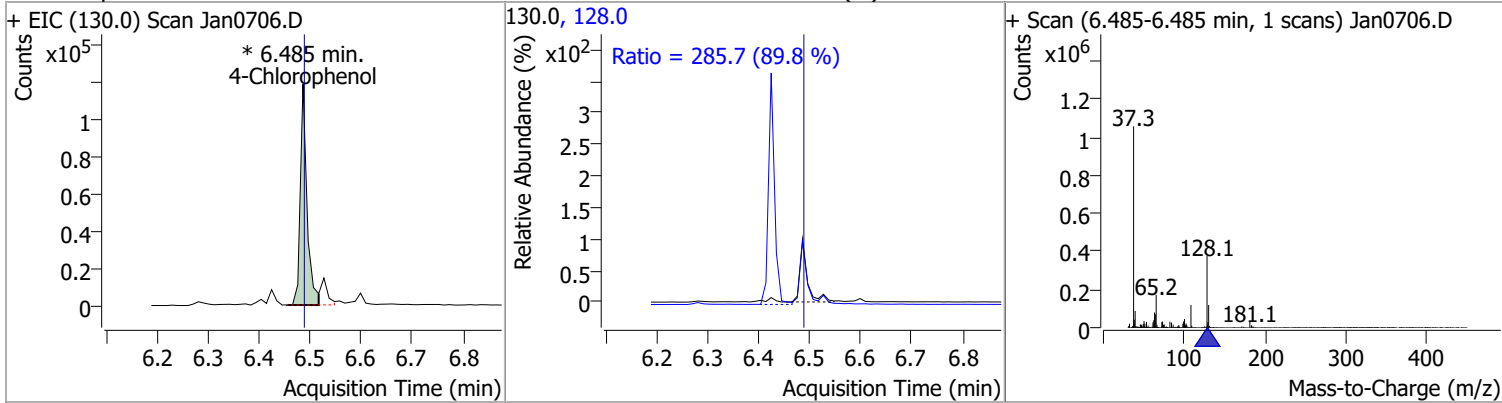


Compound	Conc.	RT	Dev(Min)	Resp.	QIon	QRatio	Lower	Upper
Naphthalene	50.0278	6.42	0.00	1147925	129.0	10.7	7.4	13.8
					102.0	9.3	6.3	11.7

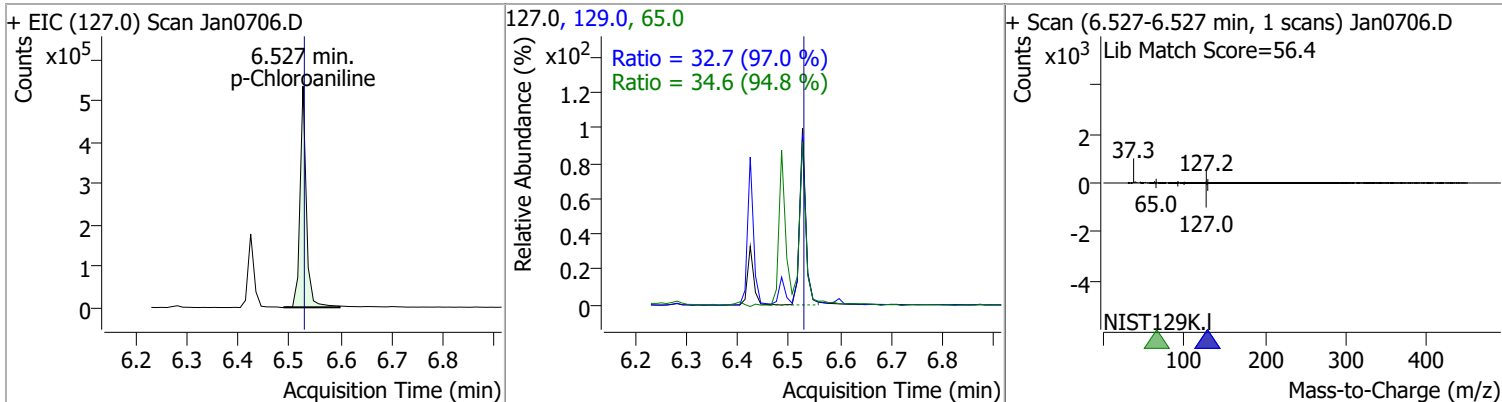


Quantitation Results Report (QT Reviewed)

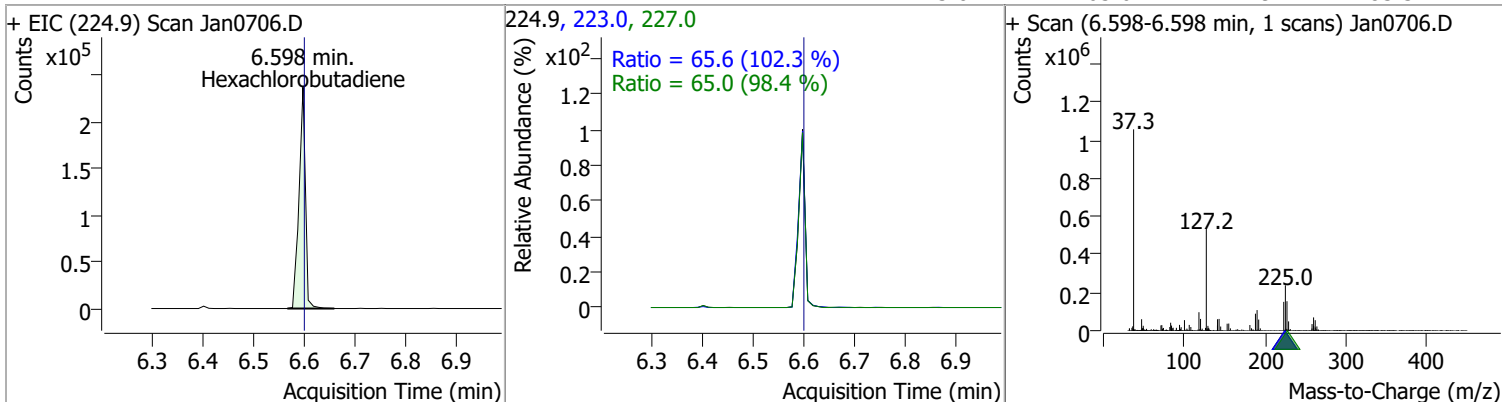
Compound	Conc.	RT	Dev(Min)	Resp.	QIon	QRatio	Lower	Upper
4-Chlorophenol	51.9582	6.49	0.00	108559 (m)	128.0	285.7	222.8	413.7



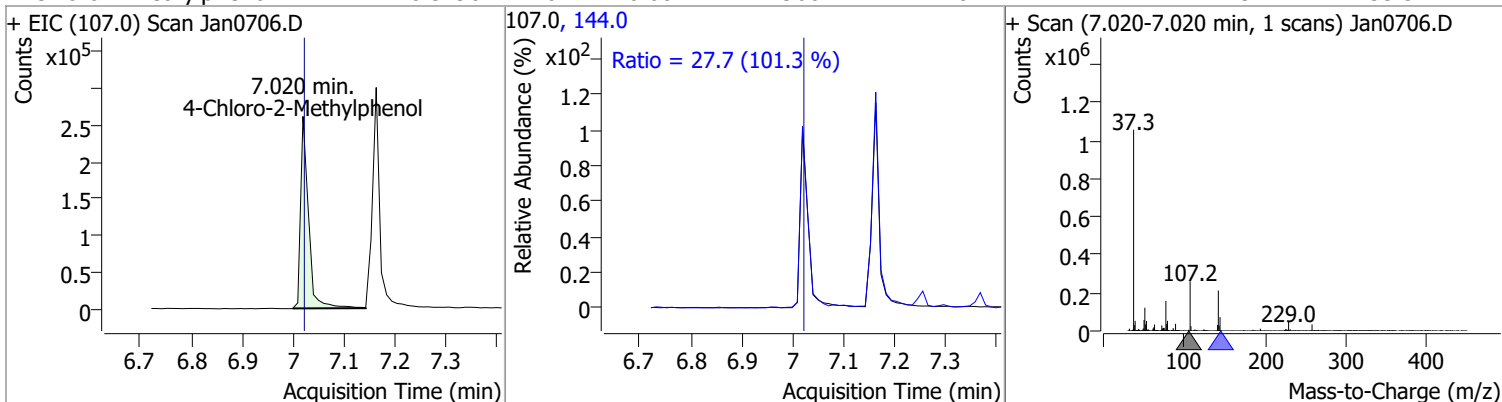
Compound	Conc.	RT	Dev(Min)	Resp.	QIon	QRatio	Lower	Upper
p-Chloroaniline	51.1585	6.53	0.00	458400	65.0	34.6	25.6	47.5
					129.0	32.7	23.6	43.8



Compound	Conc.	RT	Dev(Min)	Resp.	QIon	QRatio	Lower	Upper
Hexachlorobutadiene	49.7158	6.60	0.00	207782	227.0	65.0	46.3	85.9
					223.0	65.6	44.9	83.3

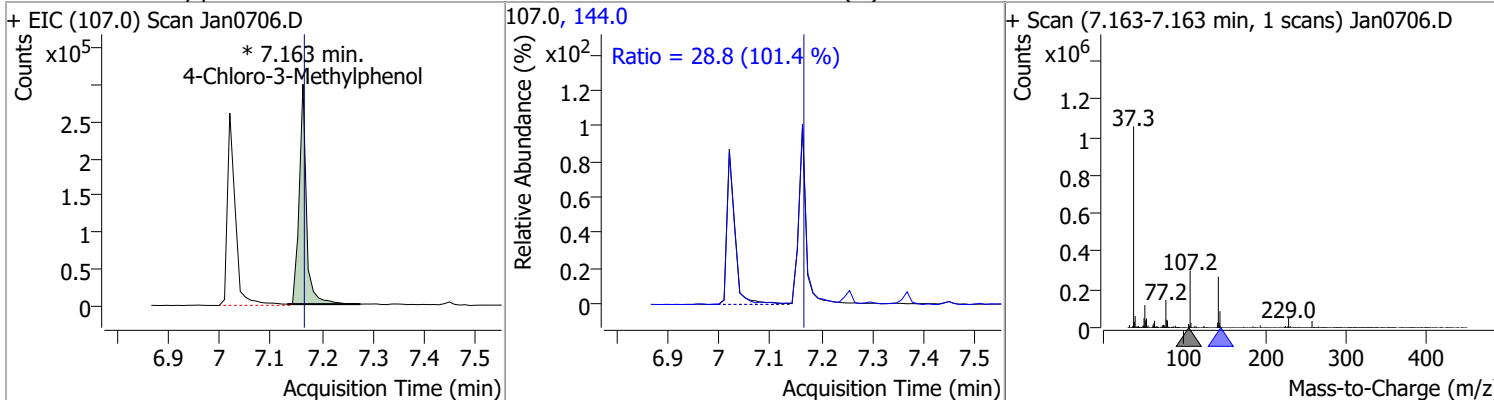


Compound	Conc.	RT	Dev(Min)	Resp.	QIon	QRatio	Lower	Upper
4-Chloro-2-Methylphenol	48.3490	7.02	0.00	279681	144.0	27.7	19.1	35.5

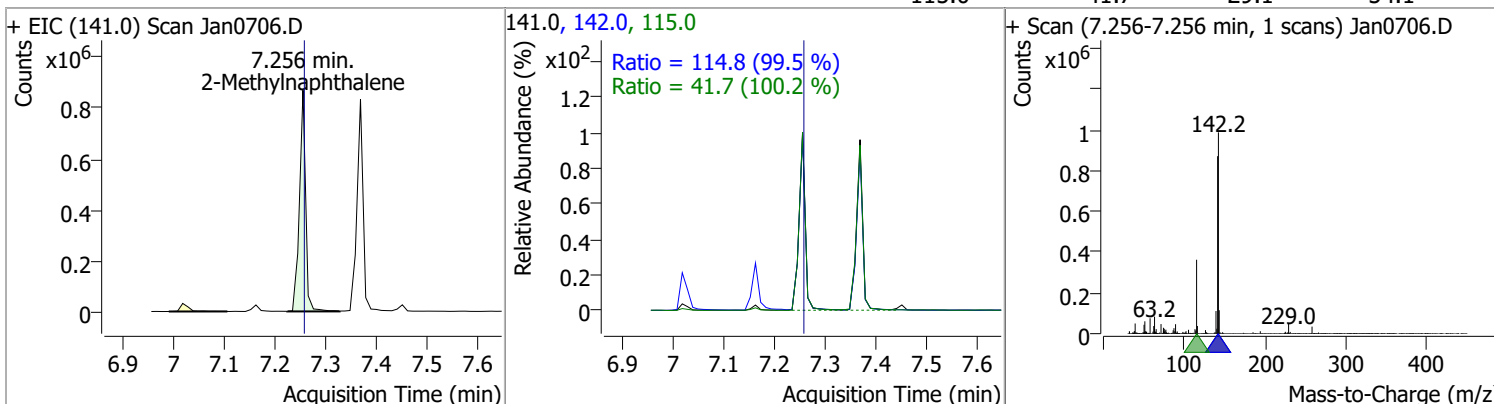


Quantitation Results Report (QT Reviewed)

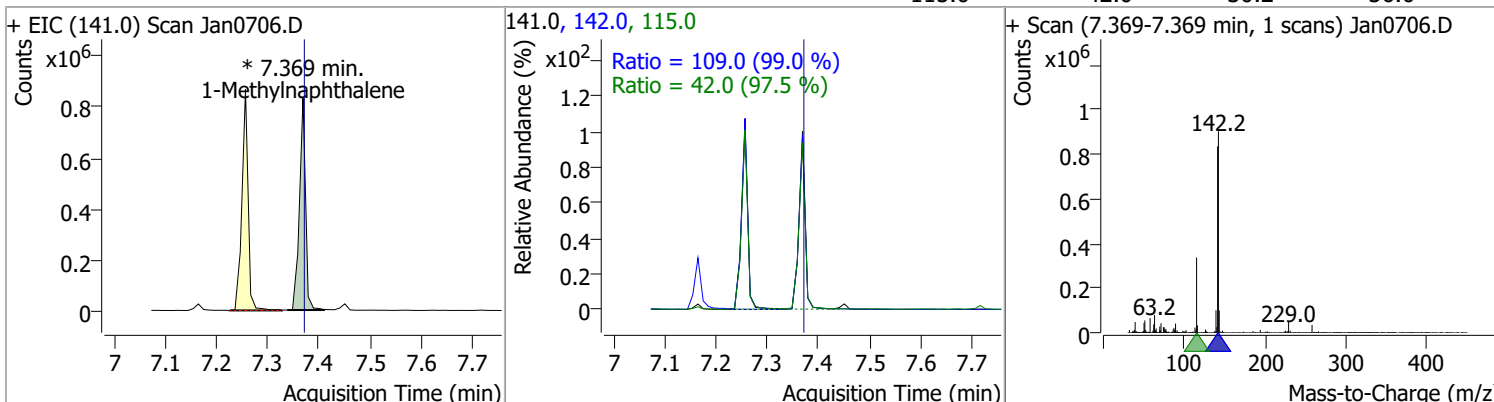
Compound	Conc.	RT	Dev(Min)	Resp.	QIon	QRatio	Lower	Upper
4-Chloro-3-Methylphenol	48.2054	7.16	0.00	294521 (m)	144.0	28.8	19.9	36.9



Compound	Conc.	RT	Dev(Min)	Resp.	QIon	QRatio	Lower	Upper
2-Methylnaphthalene	50.2465	7.26	0.00	733974	142.0	114.8	80.8	150.1
					115.0	41.7	29.1	54.1

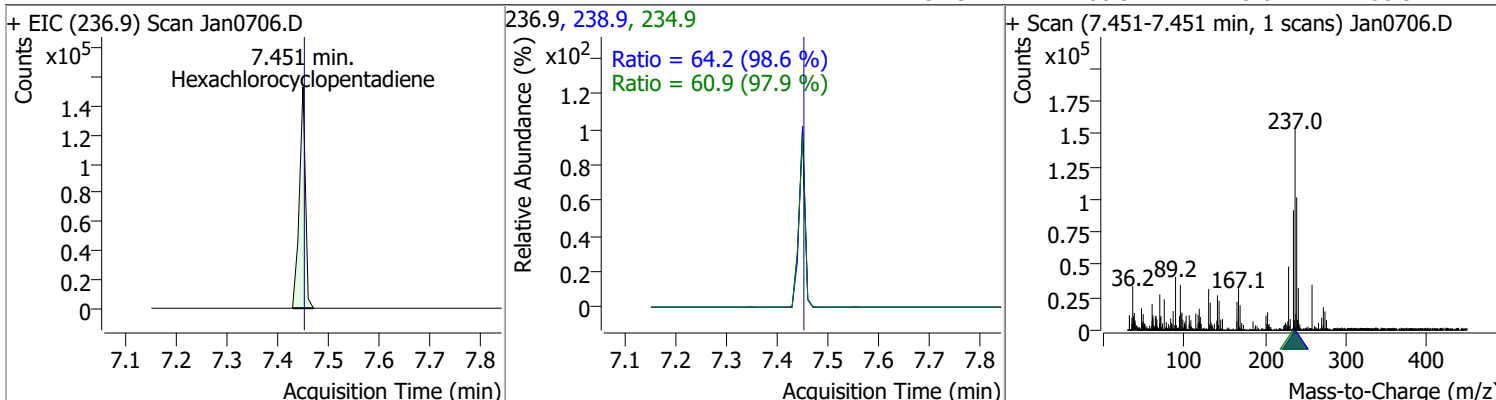


Compound	Conc.	RT	Dev(Min)	Resp.	QIon	QRatio	Lower	Upper
1-Methylnaphthalene	49.4465	7.37	0.00	693309 (m)	142.0	109.0	77.1	143.2
					115.0	42.0	30.2	56.0

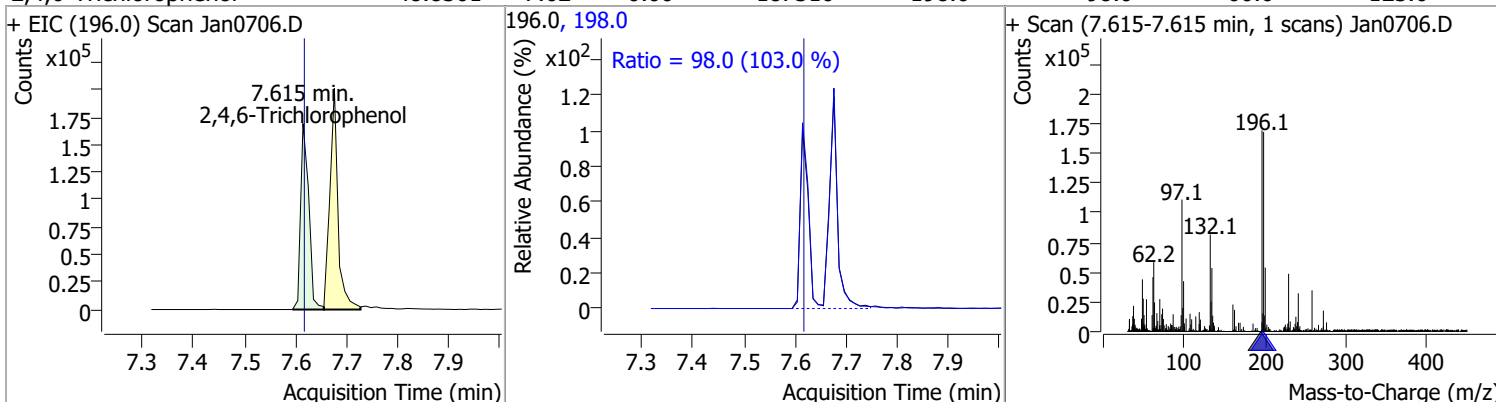


Quantitation Results Report (QT Reviewed)

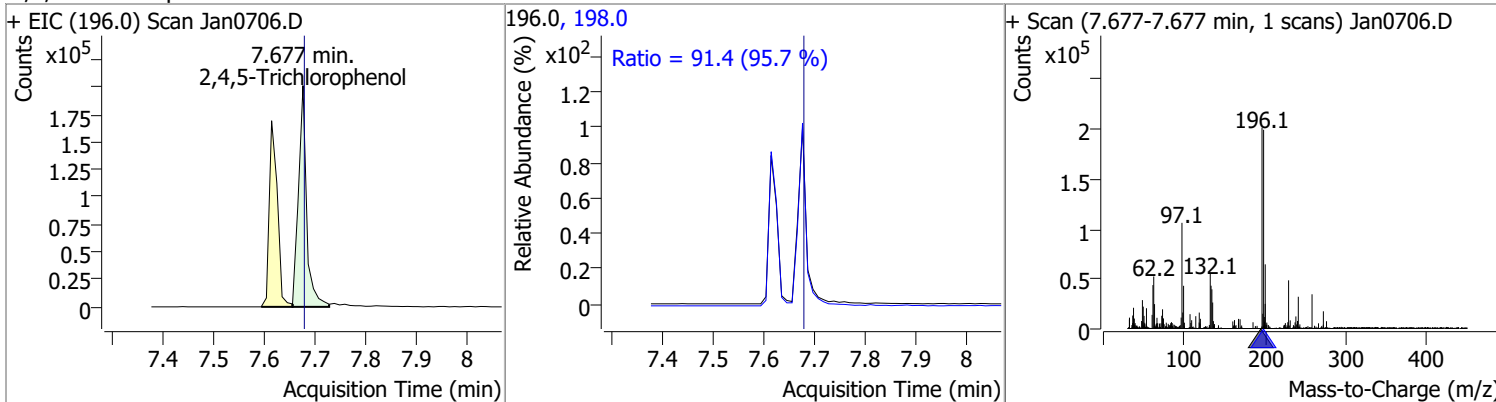
Compound	Conc.	RT	Dev(Min)	Resp.	QIon	QRatio	Lower	Upper
Hexachlorocyclopentadiene	47.7981	7.45	0.00	126544	238.9	64.2	45.5	84.6
					234.9	60.9	43.6	80.9



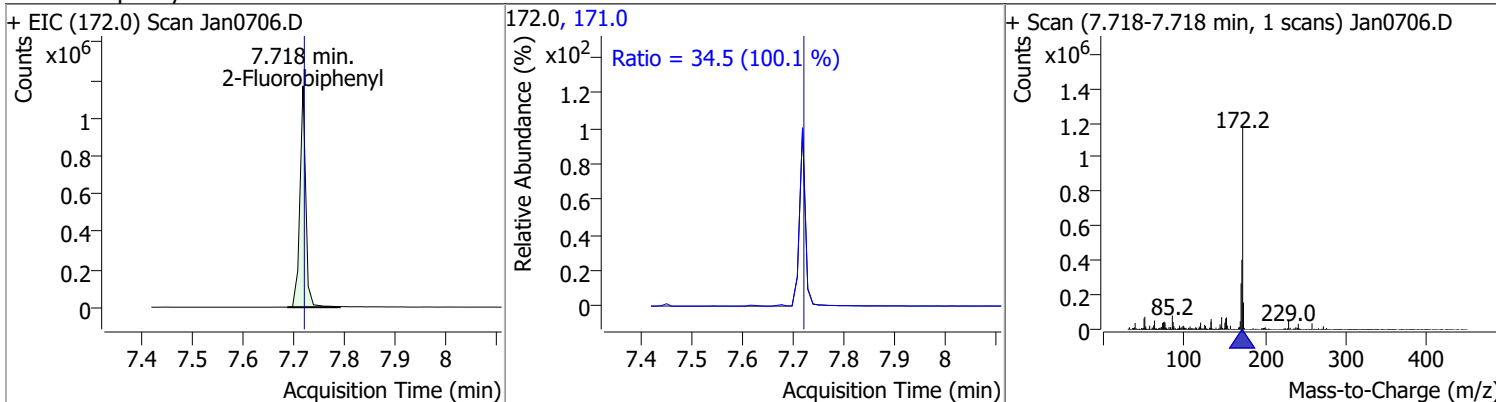
Compound	Conc.	RT	Dev(Min)	Resp.	QIon	QRatio	Lower	Upper
2,4,6-Trichlorophenol	48.8361	7.62	0.00	187310	198.0	98.0	66.6	123.6



Compound	Conc.	RT	Dev(Min)	Resp.	QIon	QRatio	Lower	Upper
2,4,5-Trichlorophenol	49.0105	7.68	0.00	223504	198.0	91.4	66.8	124.1

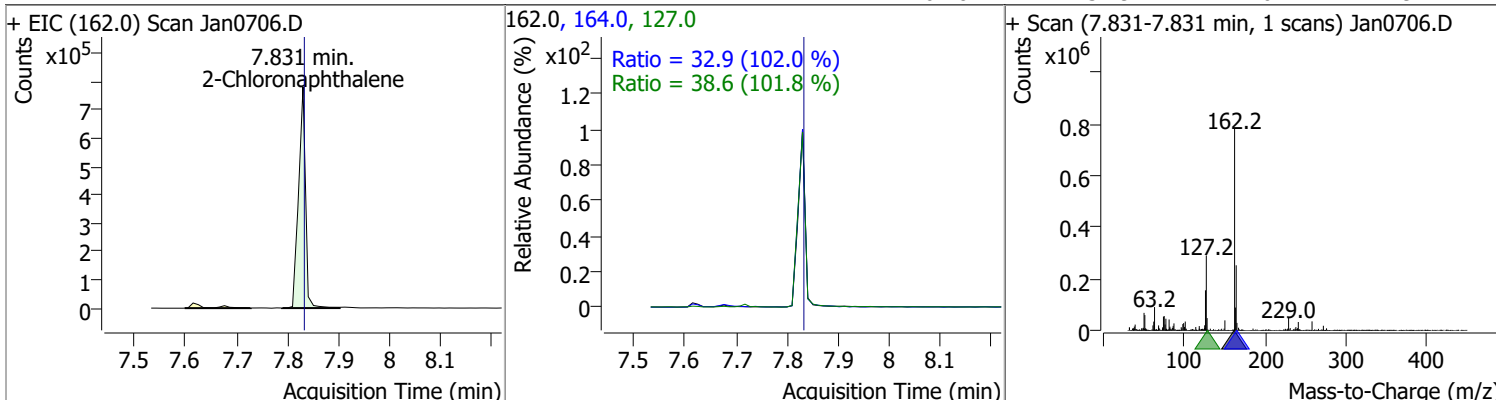


Compound	Conc.	RT	Dev(Min)	Resp.	QIon	QRatio	Lower	Upper
2-Fluorobiphenyl	49.9480	7.72	0.00	932127	171.0	34.5	24.2	44.9

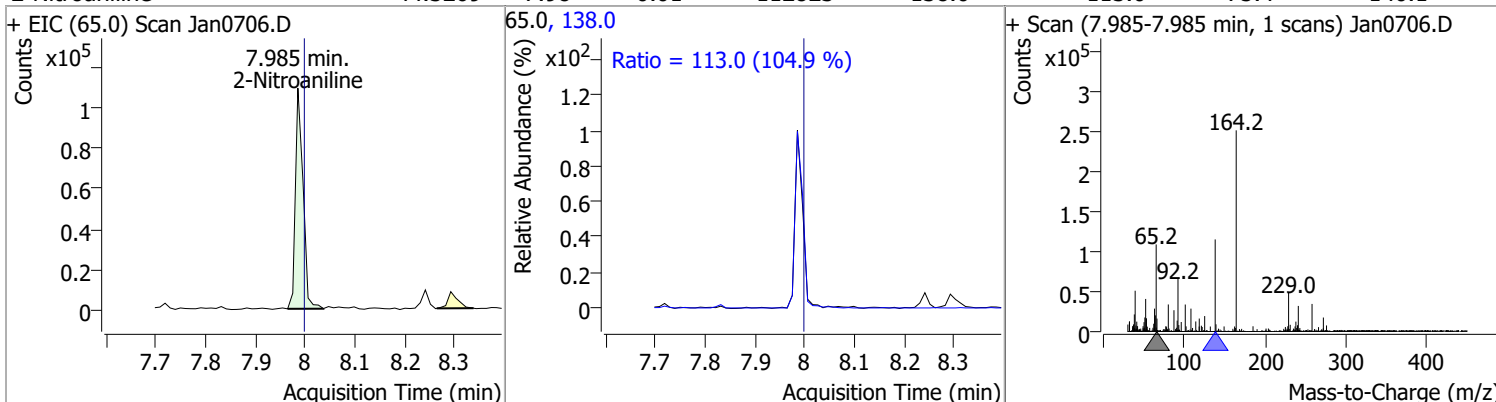


Quantitation Results Report (QT Reviewed)

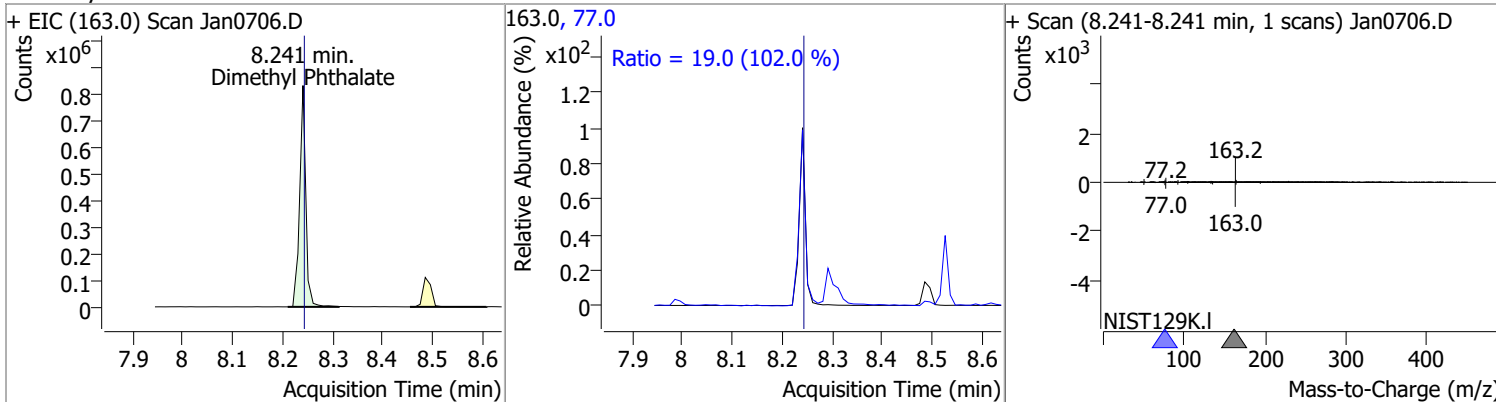
Compound	Conc.	RT	Dev(Min)	Resp.	QIon	QRatio	Lower	Upper
2-Chloronaphthalene	48.5976	7.83	0.00	739021	127.0	38.6	26.5	49.3
					164.0	32.9	22.6	41.9



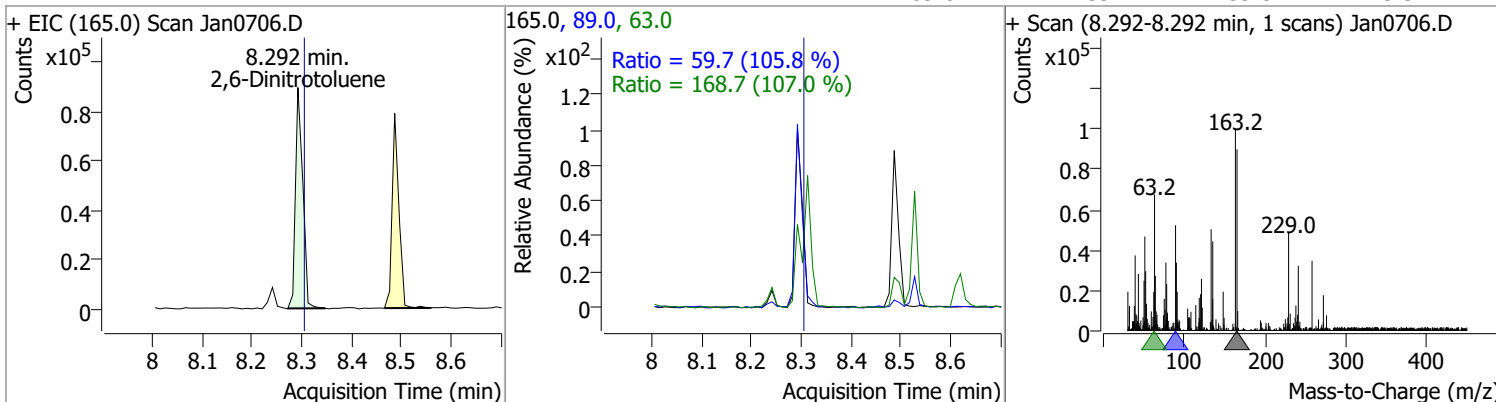
Compound	Conc.	RT	Dev(Min)	Resp.	QIon	QRatio	Lower	Upper
2-Nitroaniline	44.3269	7.98	-0.01	112823	138.0	113.0	75.4	140.1



Compound	Conc.	RT	Dev(Min)	Resp.	QIon	QRatio	Lower	Upper
Dimethyl Phthalate	48.2573	8.24	0.00	717440	77.0	19.0	13.0	24.2

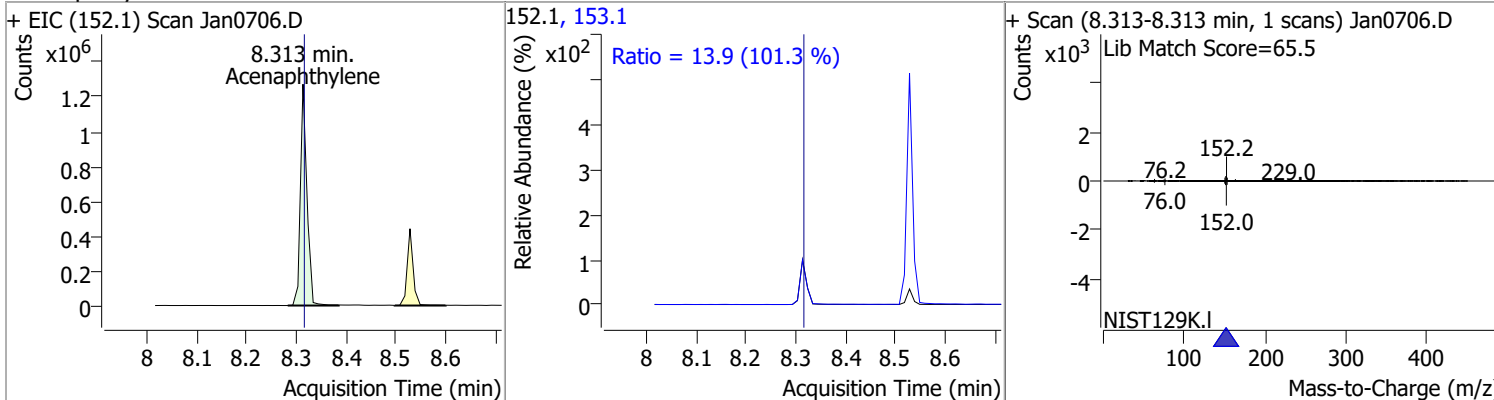


Compound	Conc.	RT	Dev(Min)	Resp.	QIon	QRatio	Lower	Upper
2,6-Dinitrotoluene	43.9022	8.29	-0.01	89664	63.0	168.7	110.4	205.0
					89.0	59.7	39.5	73.3

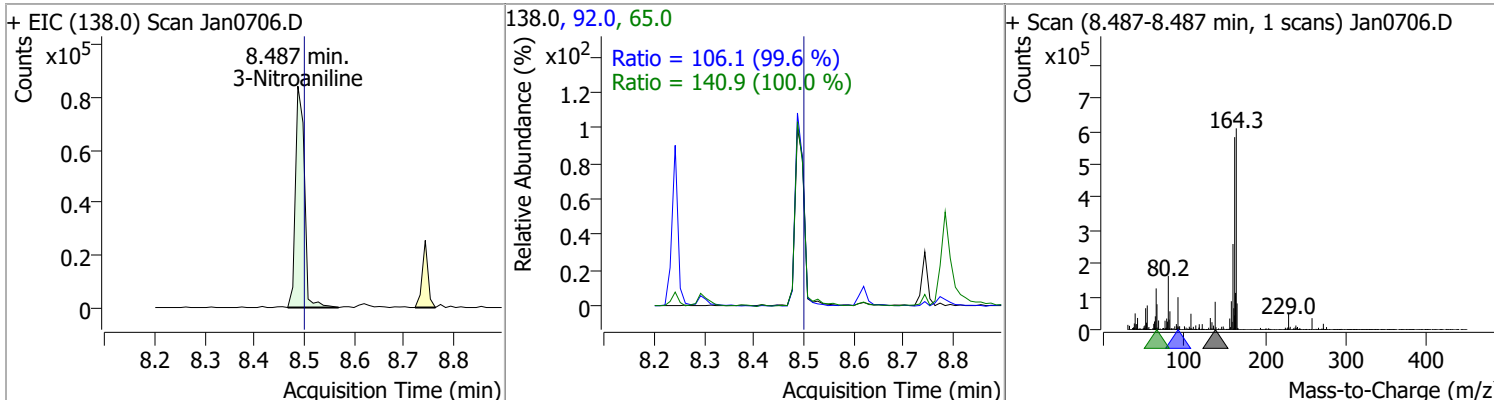


Quantitation Results Report (QT Reviewed)

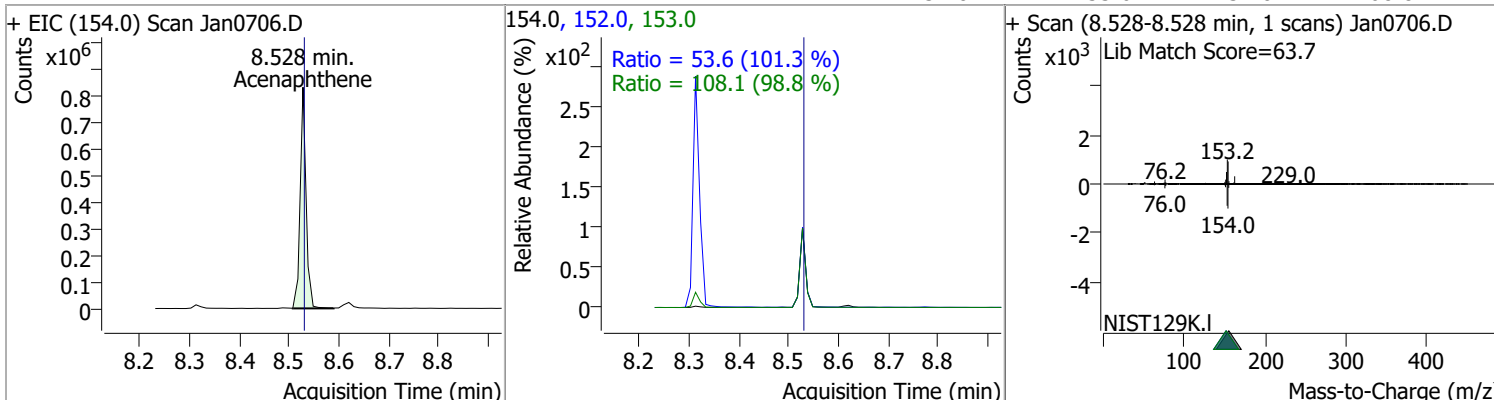
Compound	Conc.	RT	Dev(Min)	Resp.	QIon	QRatio	Lower	Upper
Acenaphthylene	49.5409	8.31	0.00	1162826	153.1	13.9	9.6	17.9



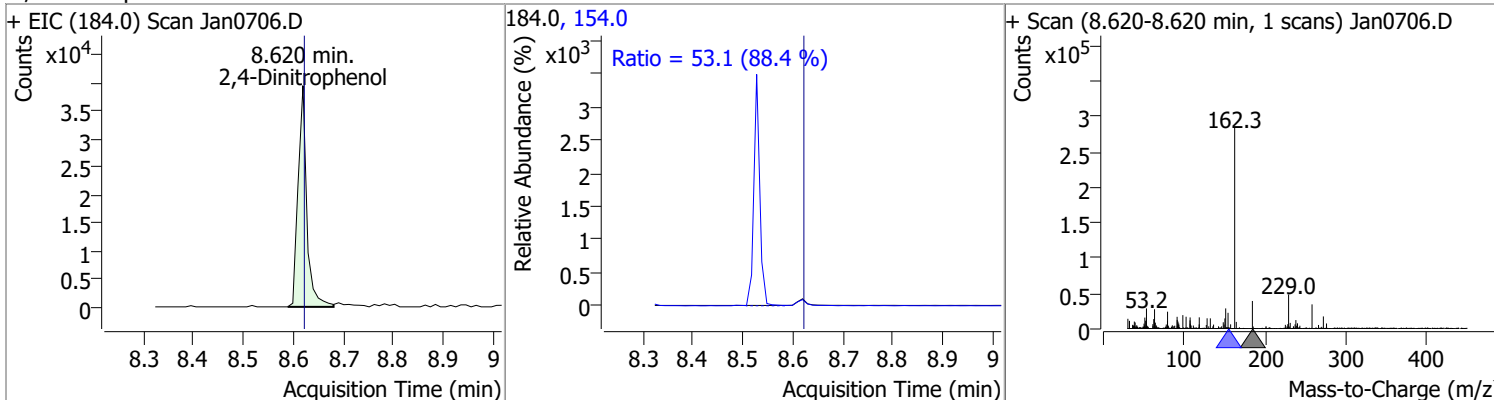
Compound	Conc.	RT	Dev(Min)	Resp.	QIon	QRatio	Lower	Upper
3-Nitroaniline	50.0162	8.49	-0.01	105012	65.0	140.9	98.6	183.2
					92.0	106.1	74.5	138.4



Compound	Conc.	RT	Dev(Min)	Resp.	QIon	QRatio	Lower	Upper
Acenaphthene	48.8489	8.53	0.00	685044	153.0	108.1	76.6	142.3
					152.0	53.6	37.0	68.8

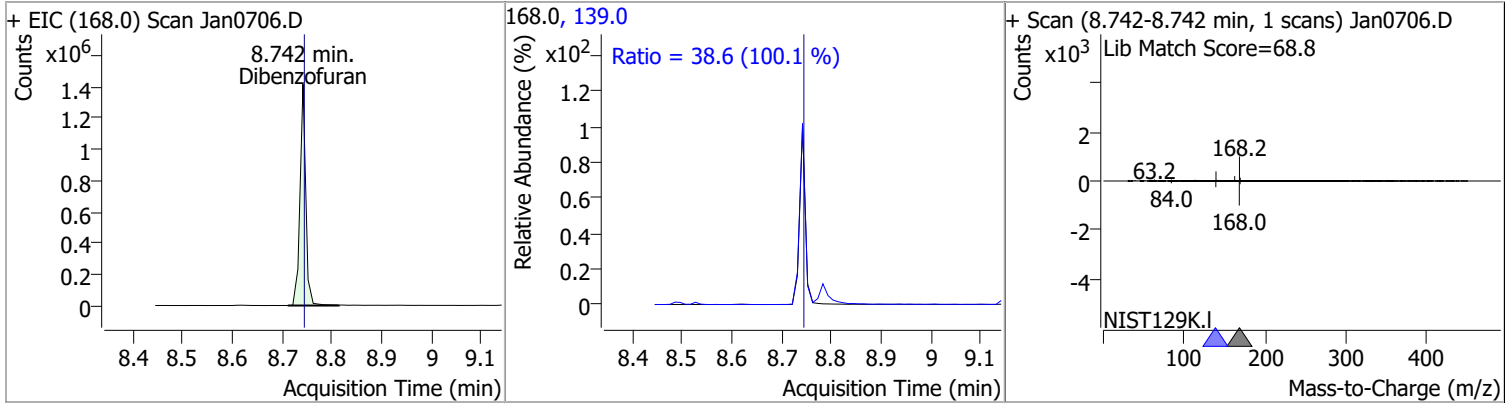


Compound	Conc.	RT	Dev(Min)	Resp.	QIon	QRatio	Lower	Upper
2,4-Dinitrophenol	49.0161	8.62	0.00	47919	154.0	53.1	42.0	78.1

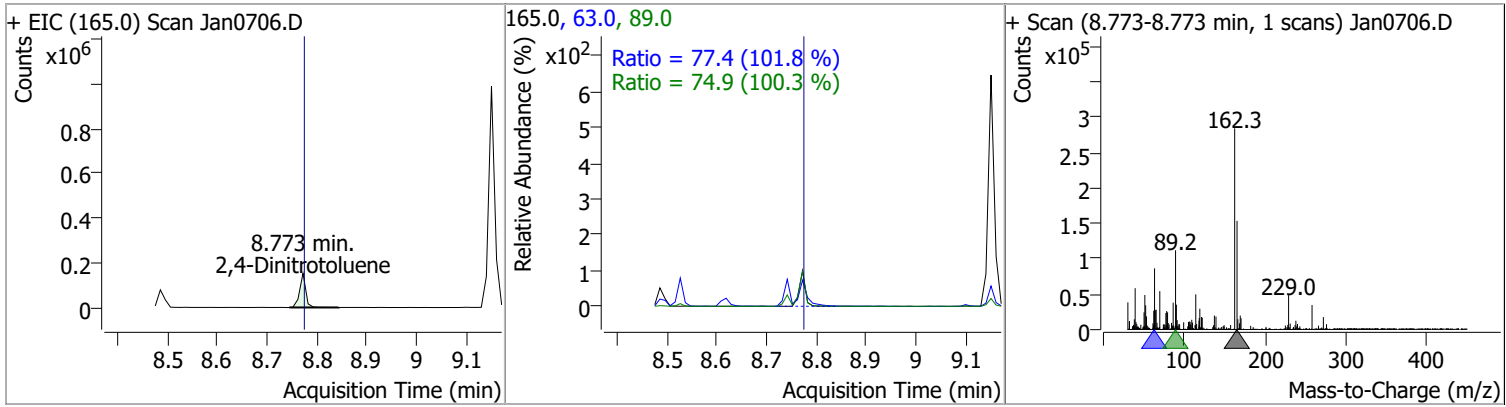


Quantitation Results Report (QT Reviewed)

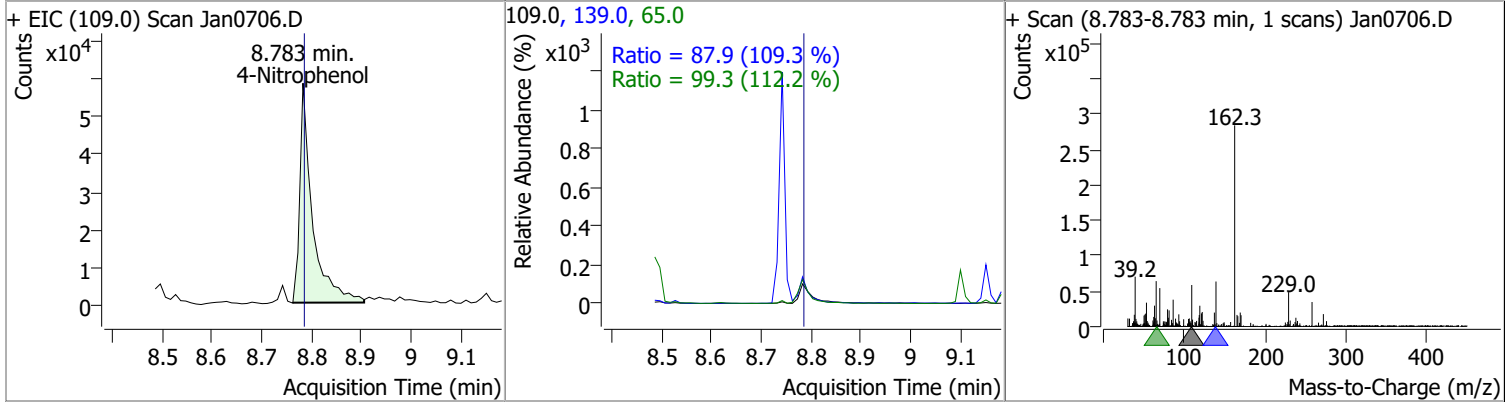
Compound	Conc.	RT	Dev(Min)	Resp.	QIon	QRatio	Lower	Upper
Dibenzofuran	51.3416	8.74	0.00	1139517	139.0	38.6	27.0	50.2



Compound	Conc.	RT	Dev(Min)	Resp.	QIon	QRatio	Lower	Upper
2,4-Dinitrotoluene	51.1865	8.77	0.00	129012	63.0	77.4	53.2	98.9
					89.0	74.9	52.3	97.1

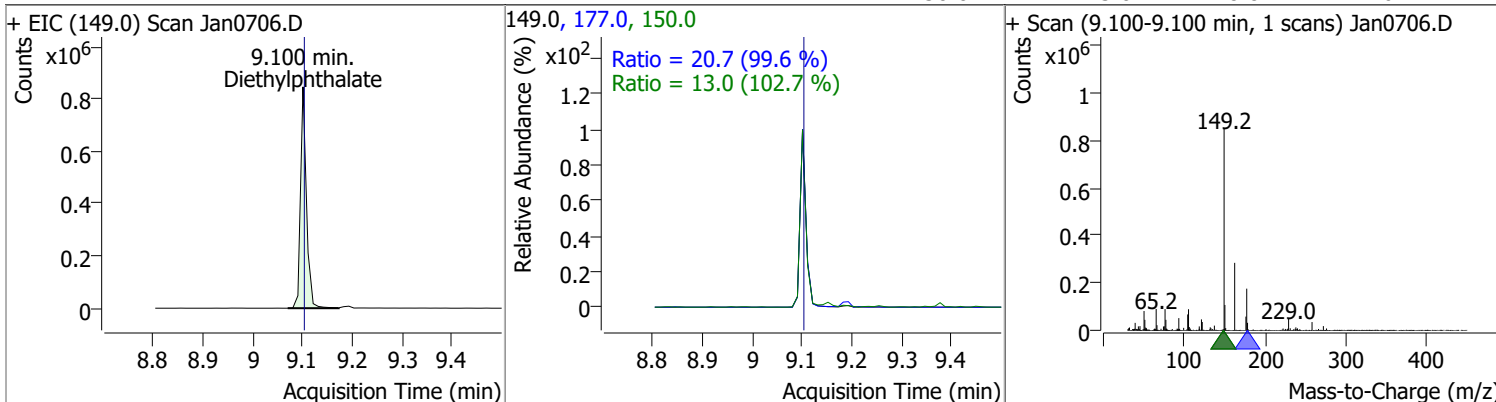


Compound	Conc.	RT	Dev(Min)	Resp.	QIon	QRatio	Lower	Upper
4-Nitrophenol	45.7114	8.78	0.00	98767	65.0	99.3	62.0	115.1
					139.0	87.9	56.3	104.5

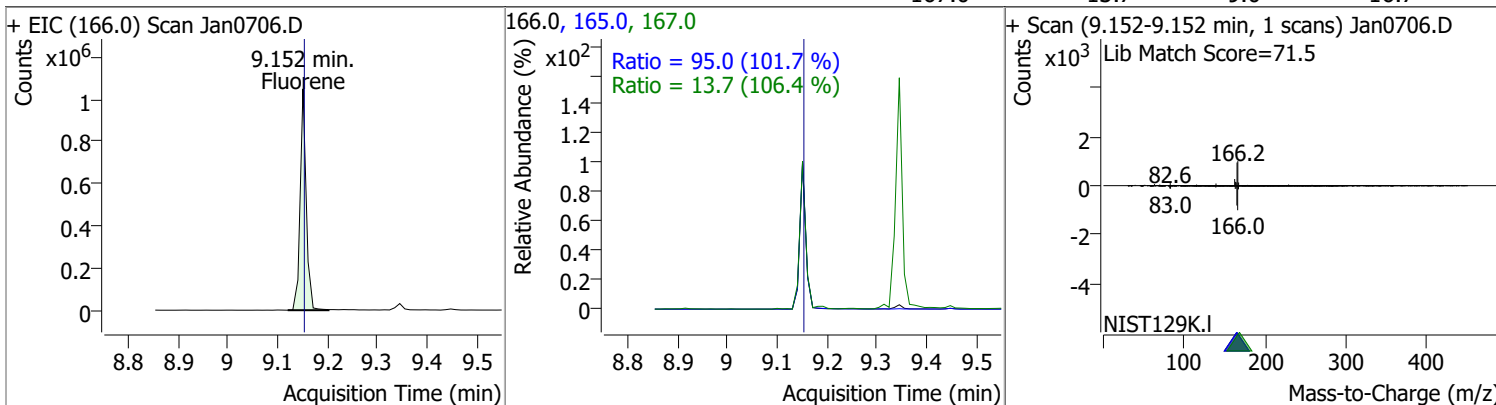


Quantitation Results Report (QT Reviewed)

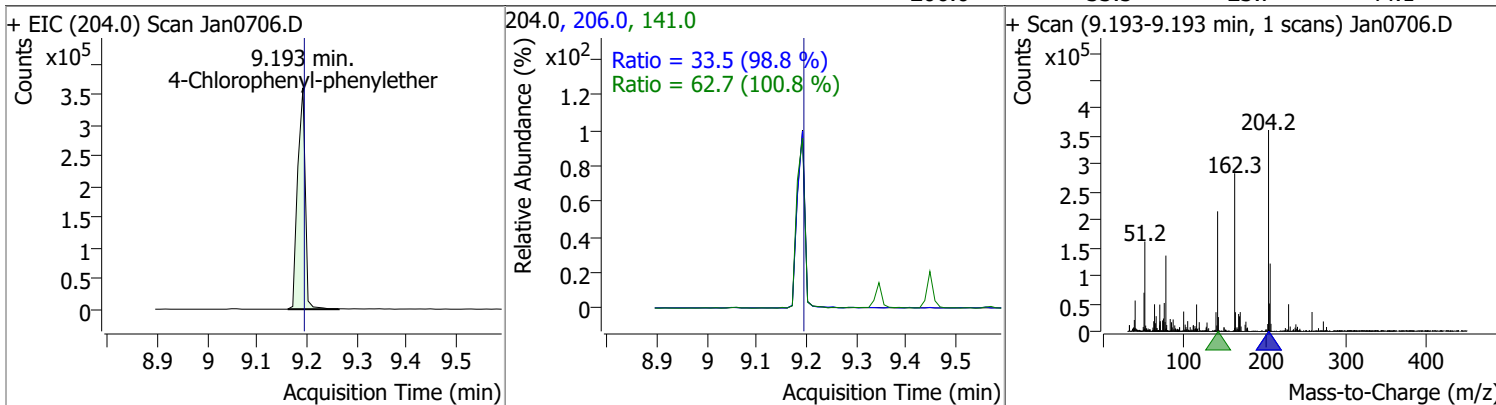
Compound	Conc.	RT	Dev(Min)	Resp.	QIon	QRatio	Lower	Upper
Diethylphthalate	50.7803	9.10	0.00	700006	177.0	20.7	14.5	27.0
					150.0	13.0	8.8	16.4



Compound	Conc.	RT	Dev(Min)	Resp.	QIon	QRatio	Lower	Upper
Fluorene	50.7972	9.15	0.00	887548	165.0	95.0	65.4	121.4
					167.0	13.7	9.0	16.7

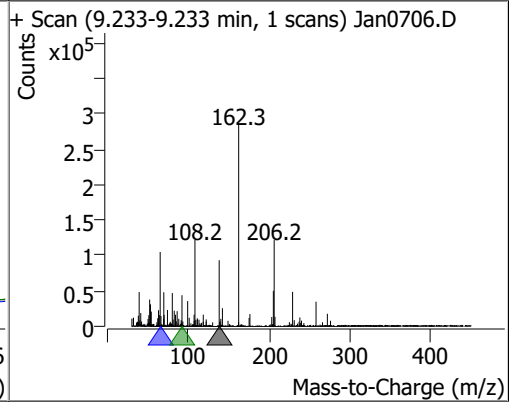
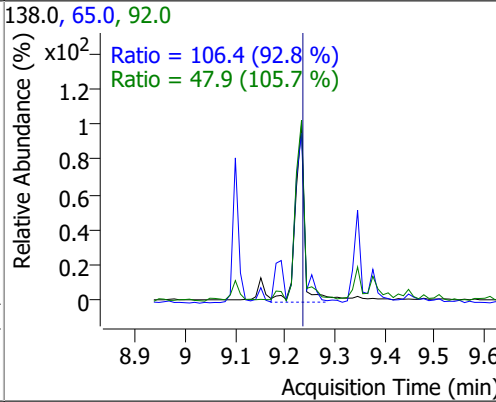
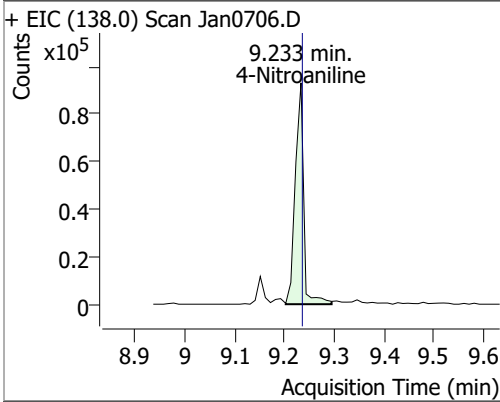


Compound	Conc.	RT	Dev(Min)	Resp.	QIon	QRatio	Lower	Upper
4-Chlorophenyl-phenylether	47.9766	9.19	0.00	382712	141.0	62.7	43.6	80.9
					206.0	33.5	23.7	44.1

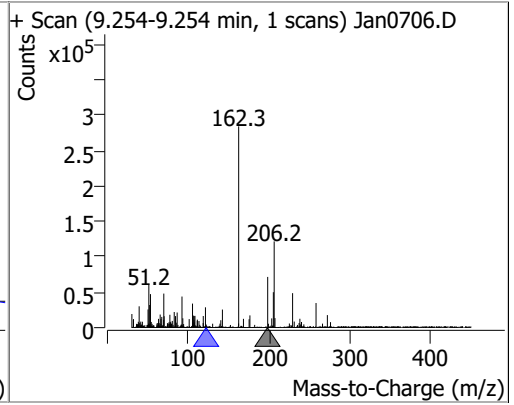
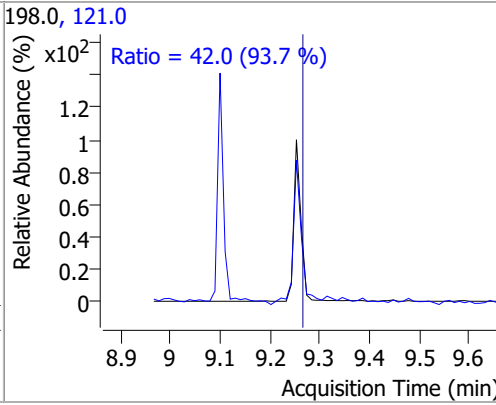
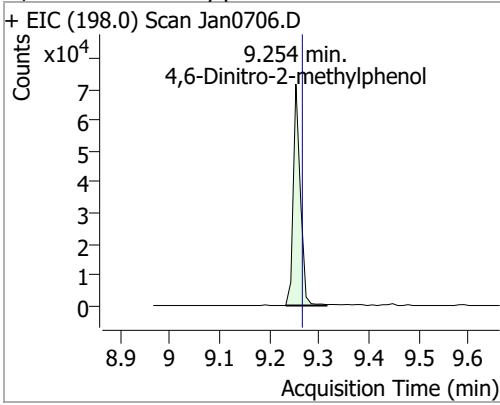


Quantitation Results Report (QT Reviewed)

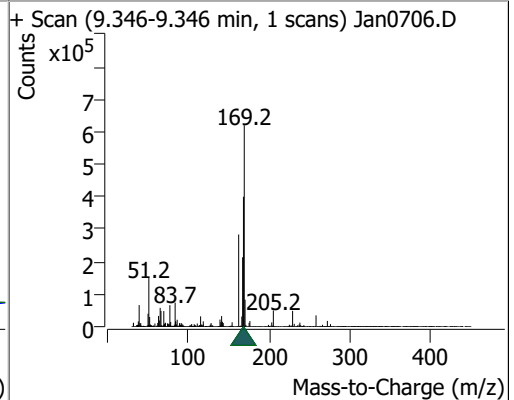
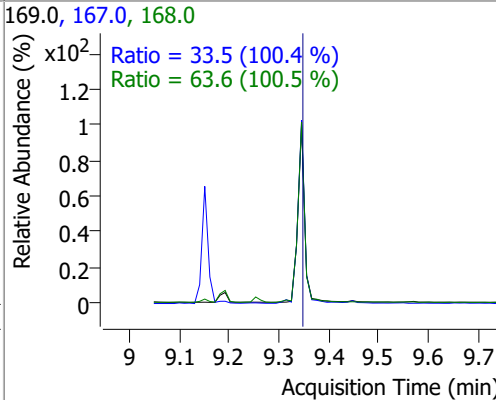
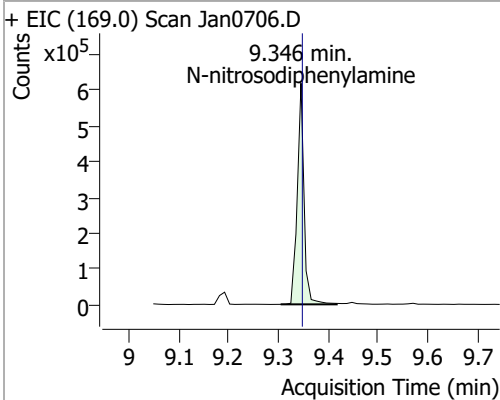
Compound	Conc.	RT	Dev(Min)	Resp.	QIon	QRatio	Lower	Upper
4-Nitroaniline	52.1274	9.23	0.00	108677	65.0	106.4	80.2	149.0
					92.0	47.9	31.7	58.9



Compound	Conc.	RT	Dev(Min)	Resp.	QIon	QRatio	Lower	Upper
4,6-Dinitro-2-methylphenol	50.1558	9.25	-0.01	70858	121.0	42.0	31.4	58.3
					198.0			

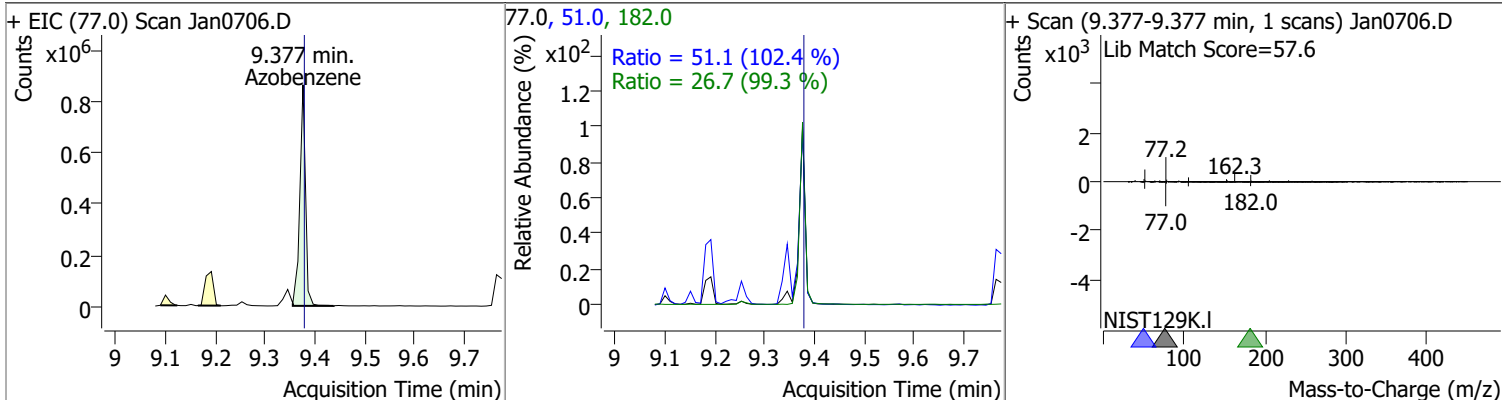


Compound	Conc.	RT	Dev(Min)	Resp.	QIon	QRatio	Lower	Upper
N-nitrosodiphenylamine	50.6542	9.35	0.00	583644	168.0	63.6	44.3	82.3
					167.0	33.5	23.4	43.4

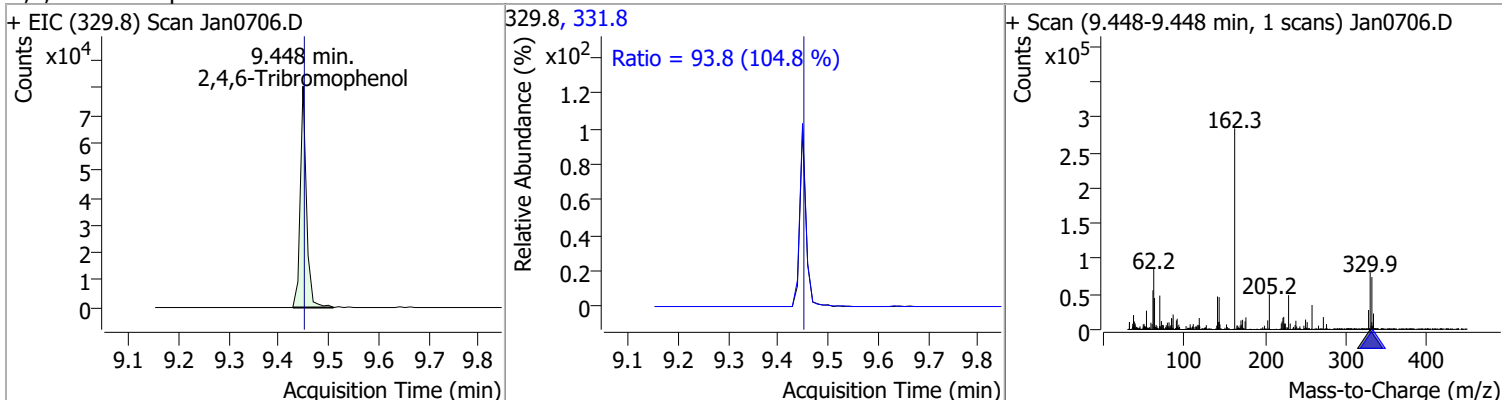


Quantitation Results Report (QT Reviewed)

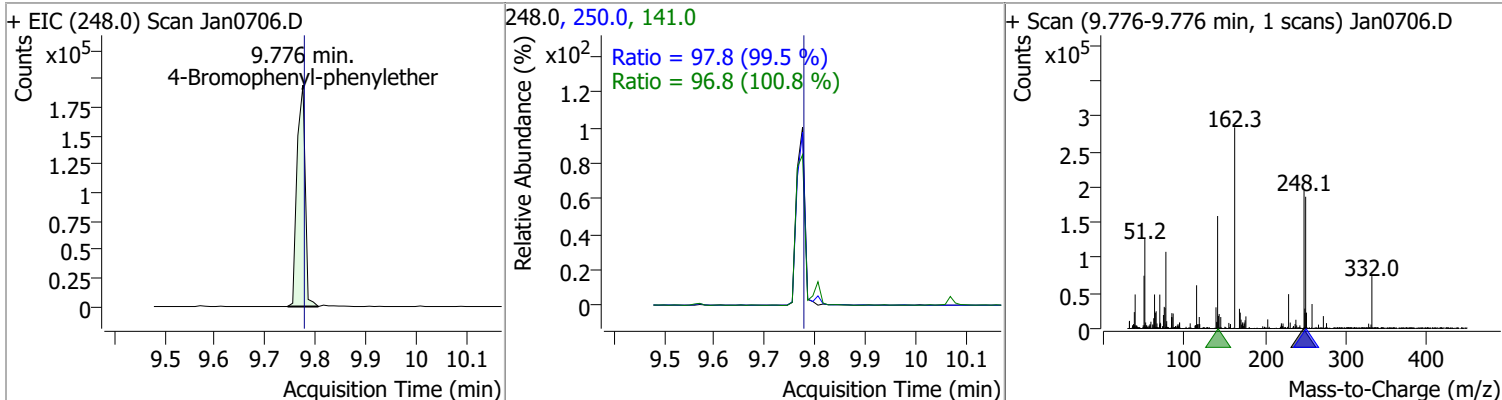
Compound	Conc.	RT	Dev(Min)	Resp.	QIon	QRatio	Lower	Upper
Azobenzene	50.5302	9.38	0.00	683220	51.0	51.1	34.9	64.9
					182.0	26.7	18.8	35.0



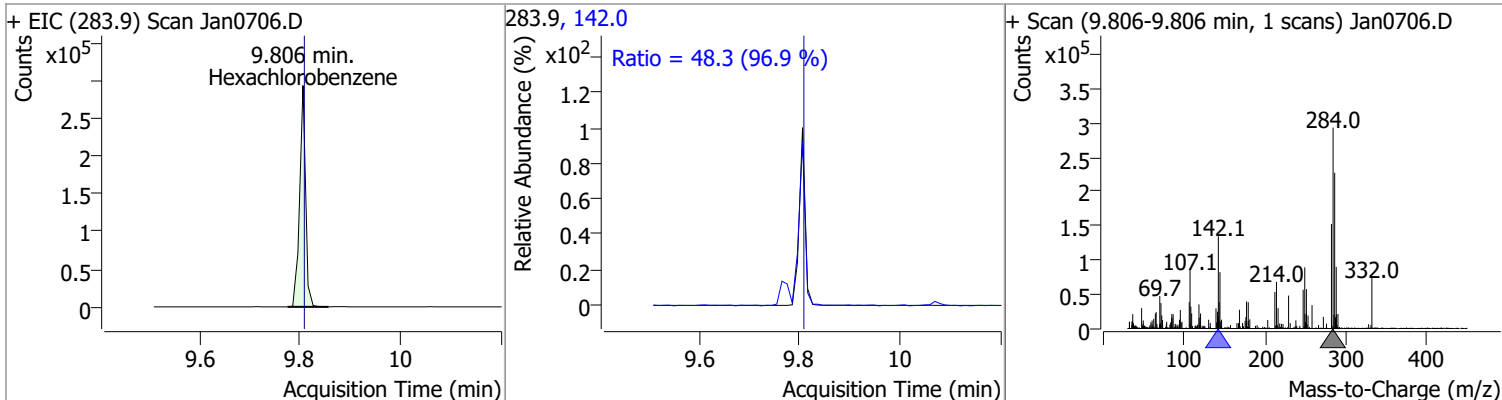
Compound	Conc.	RT	Dev(Min)	Resp.	QIon	QRatio	Lower	Upper
2,4,6-Tribromophenol	49.4485	9.45	0.00	69752	331.8	93.8	62.7	116.4



Compound	Conc.	RT	Dev(Min)	Resp.	QIon	QRatio	Lower	Upper
4-Bromophenyl-phenylether	48.8584	9.78	0.00	220152	250.0	97.8	68.8	127.8
					141.0	96.8	67.3	124.9

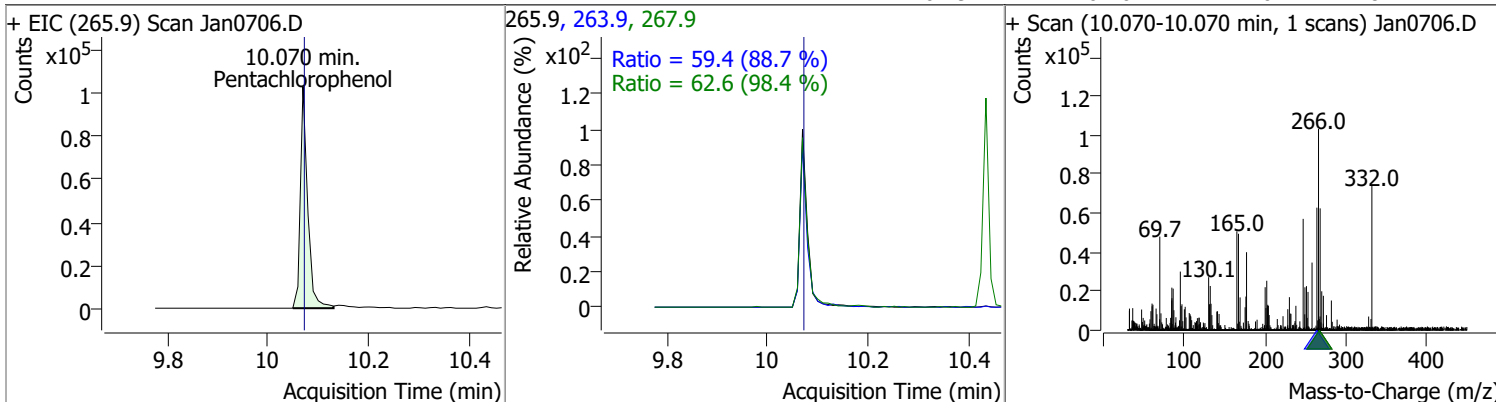


Compound	Conc.	RT	Dev(Min)	Resp.	QIon	QRatio	Lower	Upper
Hexachlorobenzene	52.8995	9.81	0.00	241206	142.0	48.3	34.9	64.8

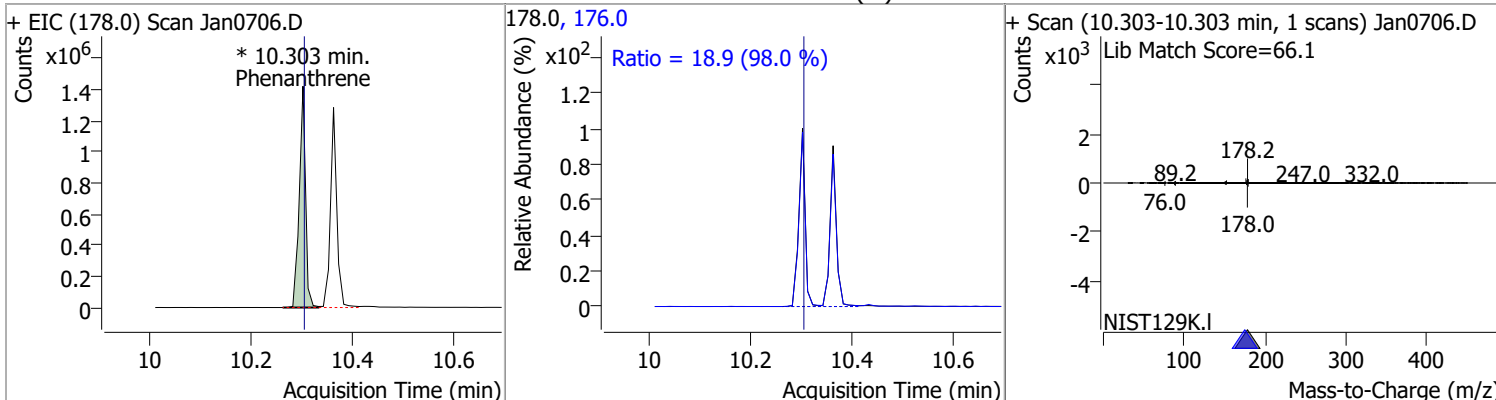


Quantitation Results Report (QT Reviewed)

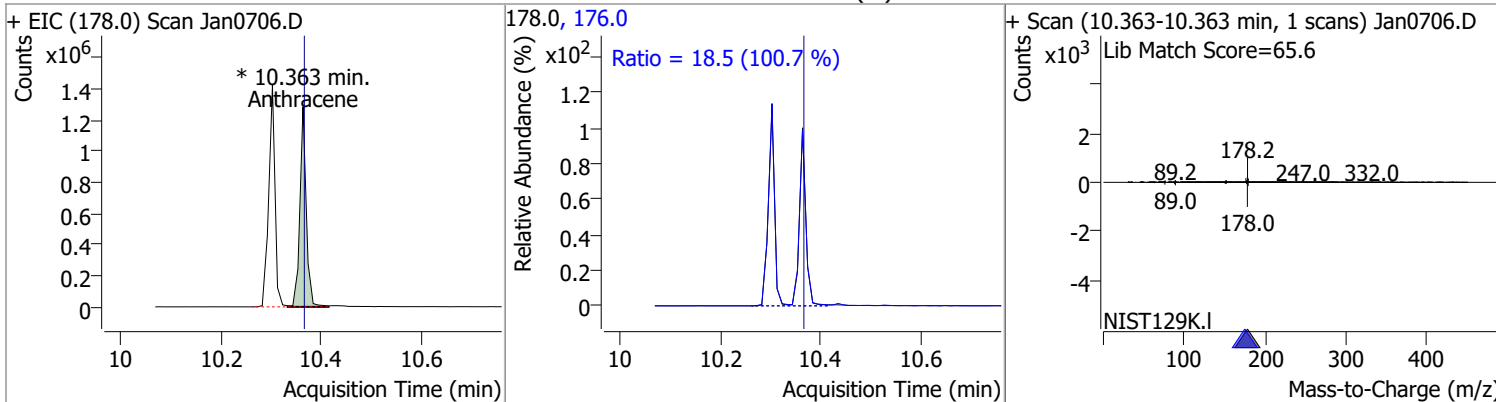
Compound	Conc.	RT	Dev(Min)	Resp.	QIon	QRatio	Lower	Upper
Pentachlorophenol	50.1119	10.07	0.00	104637	263.9	59.4	46.9	87.1
					267.9	62.6	44.6	82.7



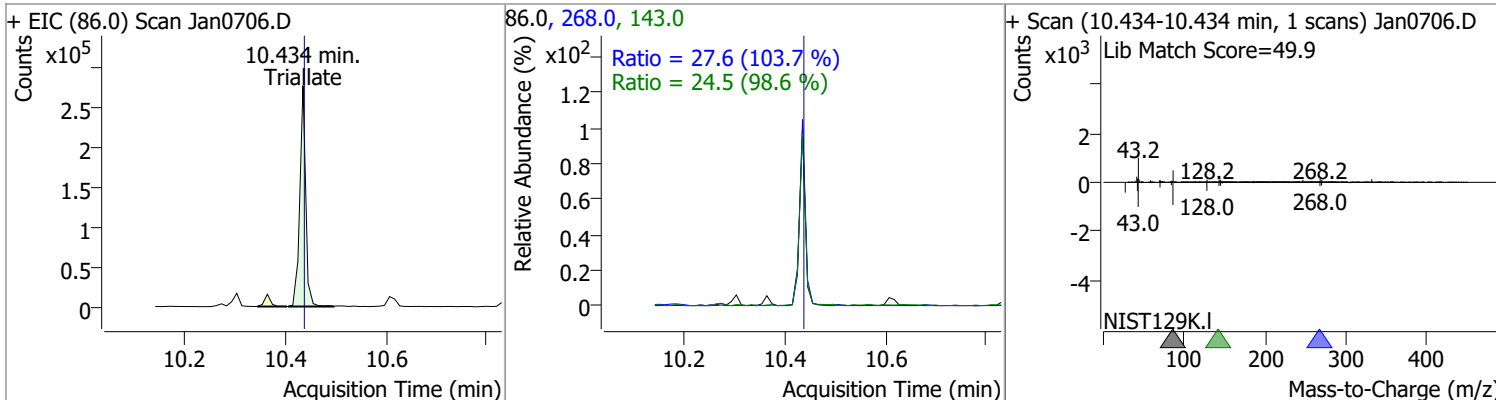
Compound	Conc.	RT	Dev(Min)	Resp.	QIon	QRatio	Lower	Upper
Phenanthrene	52.8689	10.30	0.00	1229389 (m)	176.0	18.9	13.5	25.0



Compound	Conc.	RT	Dev(Min)	Resp.	QIon	QRatio	Lower	Upper
Anthracene	51.0032	10.36	0.00	1130614 (m)	176.0	18.5	12.9	23.9

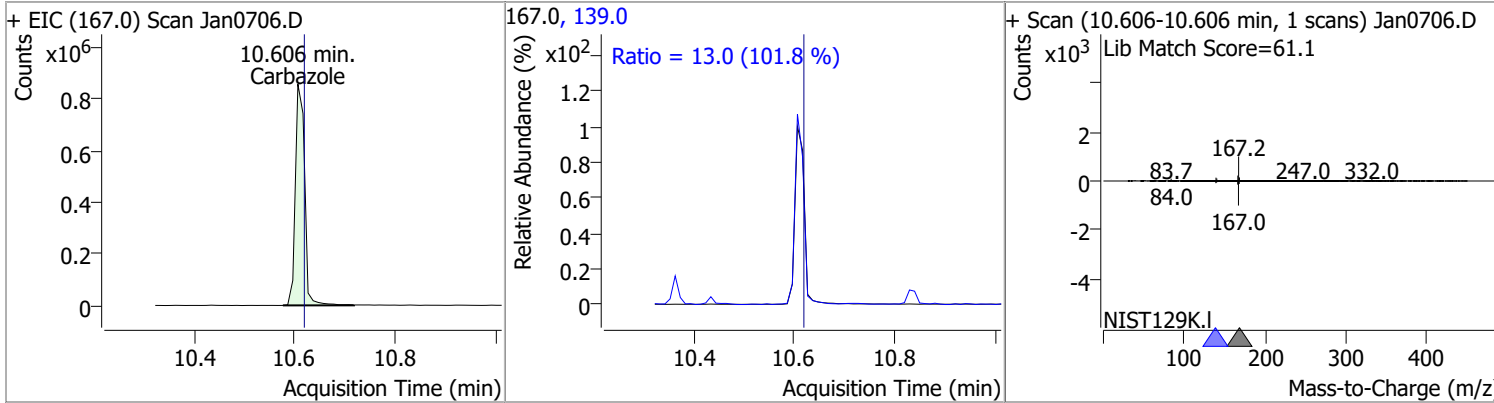


Compound	Conc.	RT	Dev(Min)	Resp.	QIon	QRatio	Lower	Upper
Triallate	48.3379	10.43	0.00	225521	268.0	27.6	18.7	34.7
					143.0	24.5	17.4	32.3

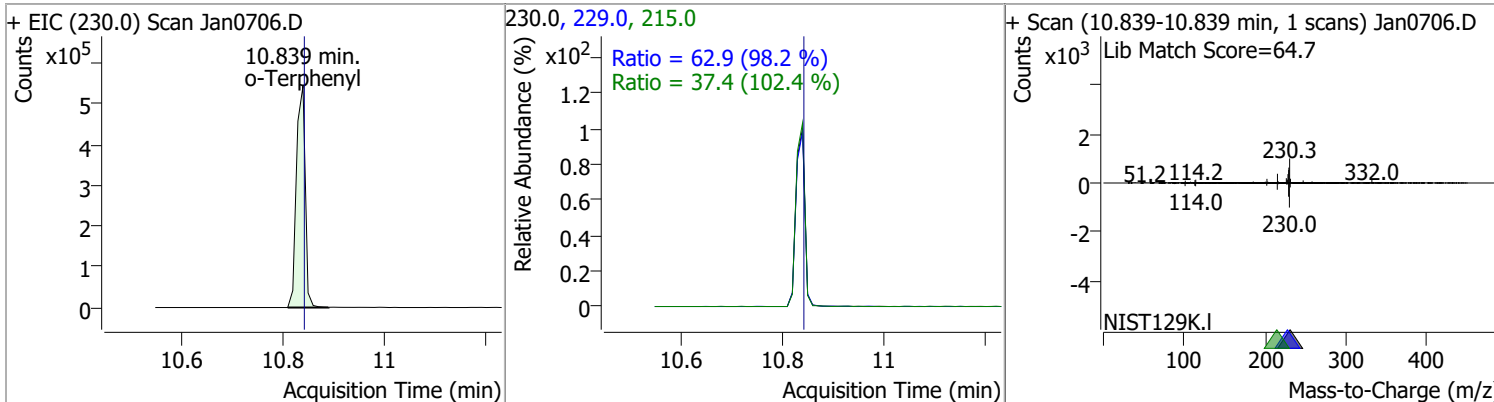


Quantitation Results Report (QT Reviewed)

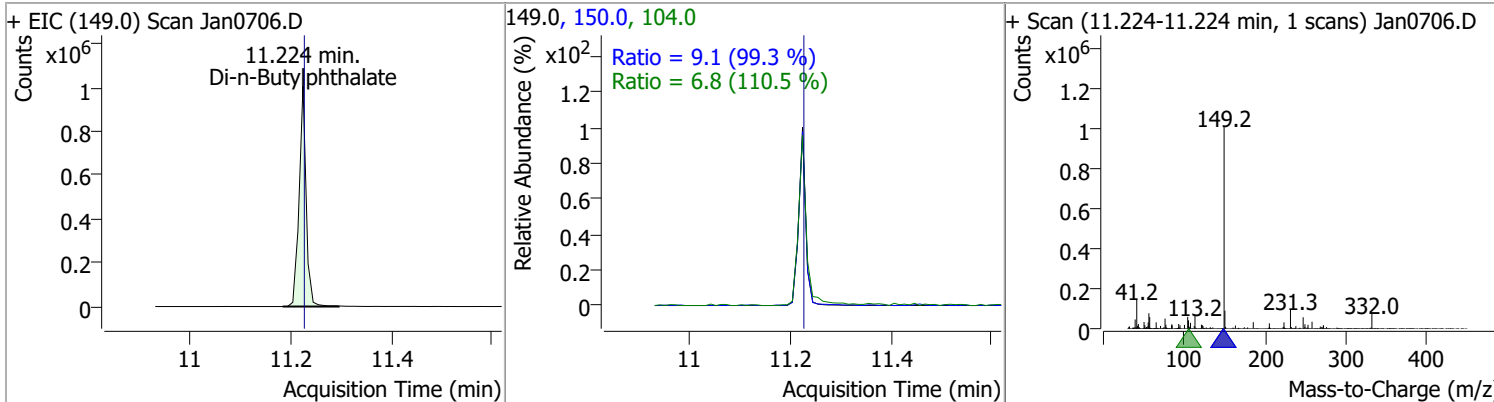
Compound	Conc.	RT	Dev(Min)	Resp.	QIon	QRatio	Lower	Upper
Carbazole	48.7500	10.61	-0.01	1095604	139.0	13.0	8.9	16.6



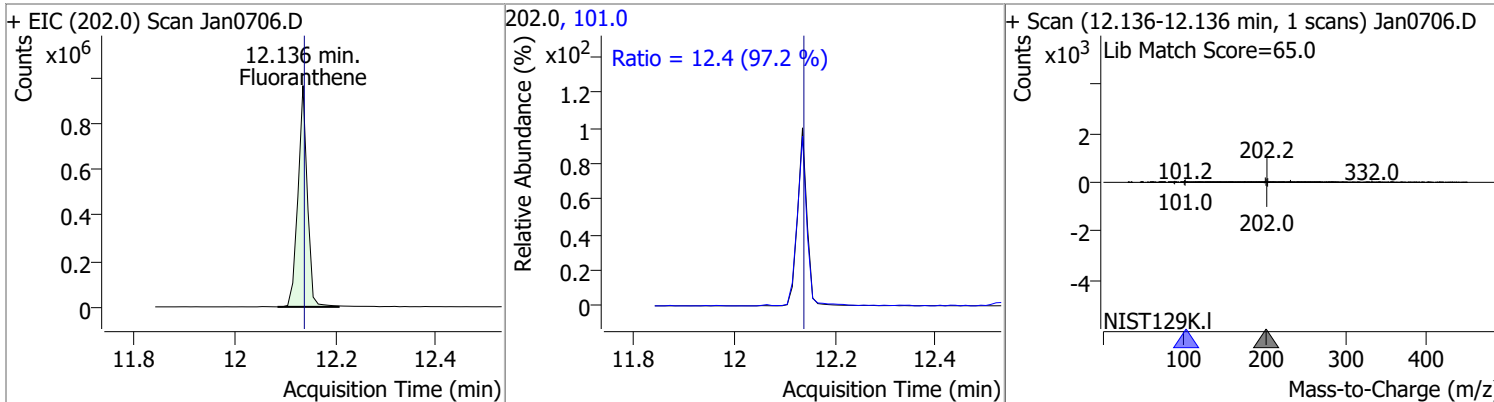
o-Terphenyl	48.7370	10.84	0.00	661682	229.0 215.0	62.9 37.4	44.9 25.6	83.3 47.5
-------------	---------	-------	------	--------	----------------	--------------	--------------	--------------



Di-n-Butylphthalate	49.3338	11.22	0.00	978235	150.0 104.0	9.1 6.8	6.4 4.3	11.9 7.9
---------------------	---------	-------	------	--------	----------------	------------	------------	-------------

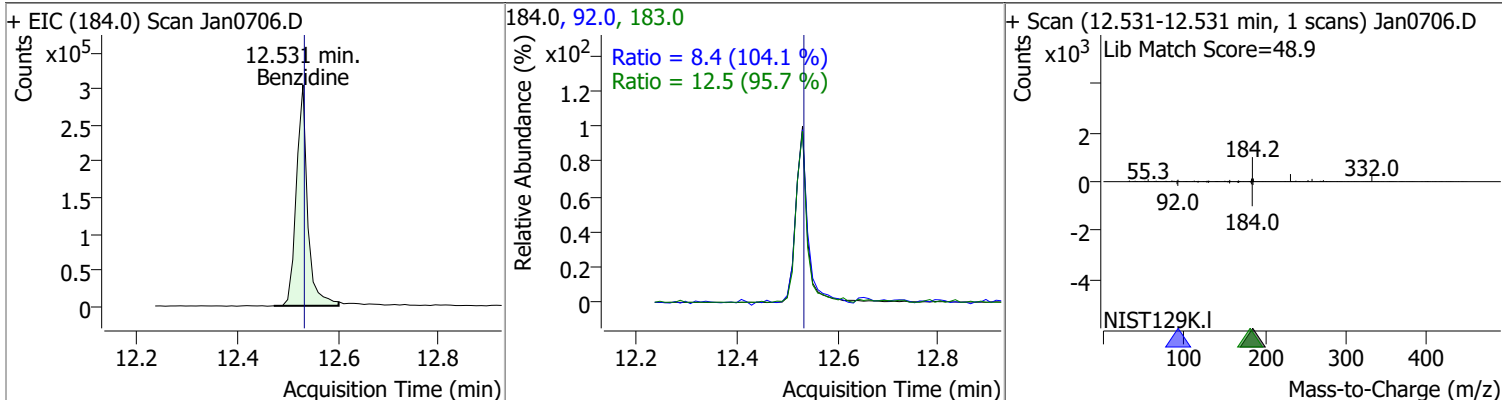


Fluoranthene	50.6678	12.14	0.00	1253296	101.0	12.4	8.9	16.6
--------------	---------	-------	------	---------	-------	------	-----	------

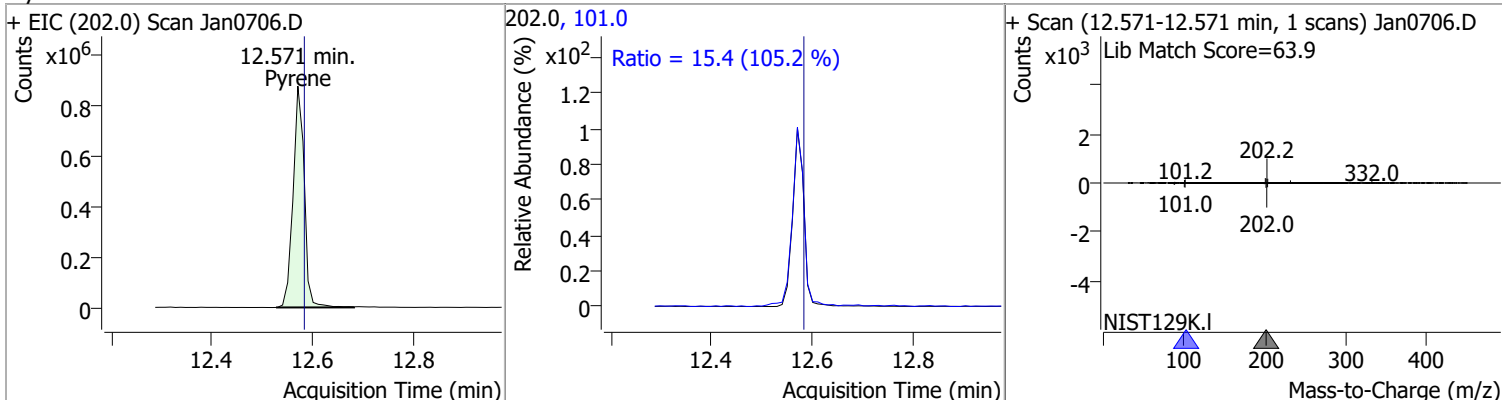


Quantitation Results Report (QT Reviewed)

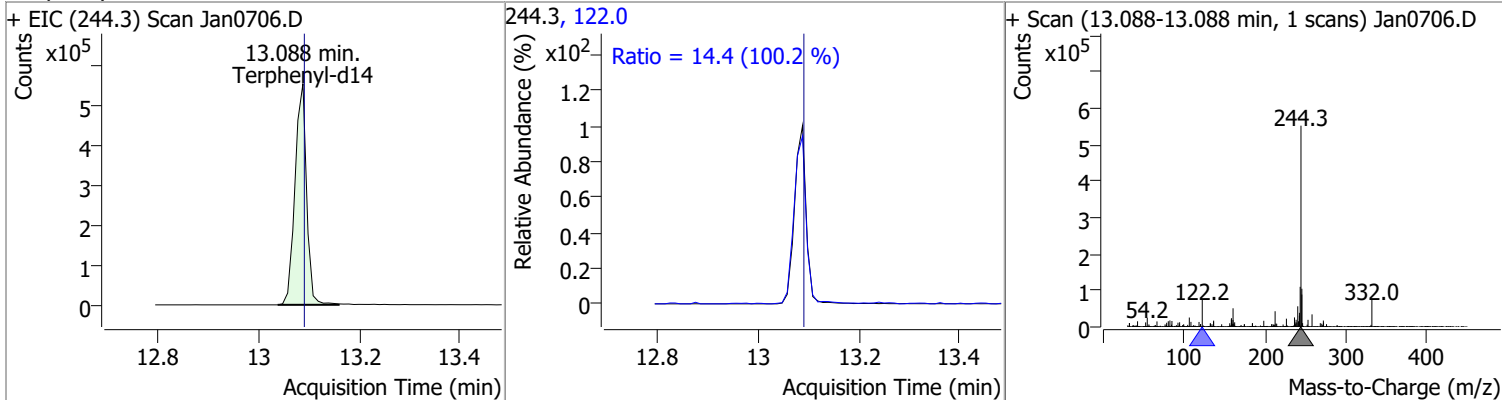
Compound	Conc.	RT	Dev(Min)	Resp.	QIon	QRatio	Lower	Upper
Benzidine	50.0888	12.53	0.00	473941	183.0	12.5	9.1	17.0
					92.0	8.4	5.7	10.5



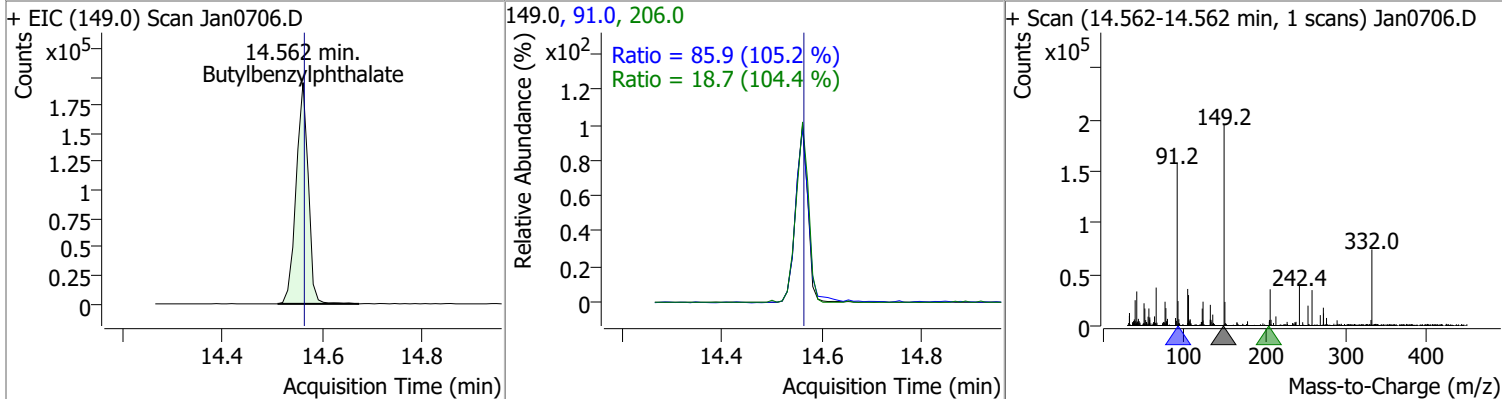
Compound	Conc.	RT	Dev(Min)	Resp.	QIon	QRatio	Lower	Upper
Pyrene	49.8964	12.57	-0.01	1351292	101.0	15.4	10.2	19.0



Compound	Conc.	RT	Dev(Min)	Resp.	QIon	QRatio	Lower	Upper
Terphenyl-d14	49.2018	13.09	0.00	881950	122.0	14.4	10.1	18.7

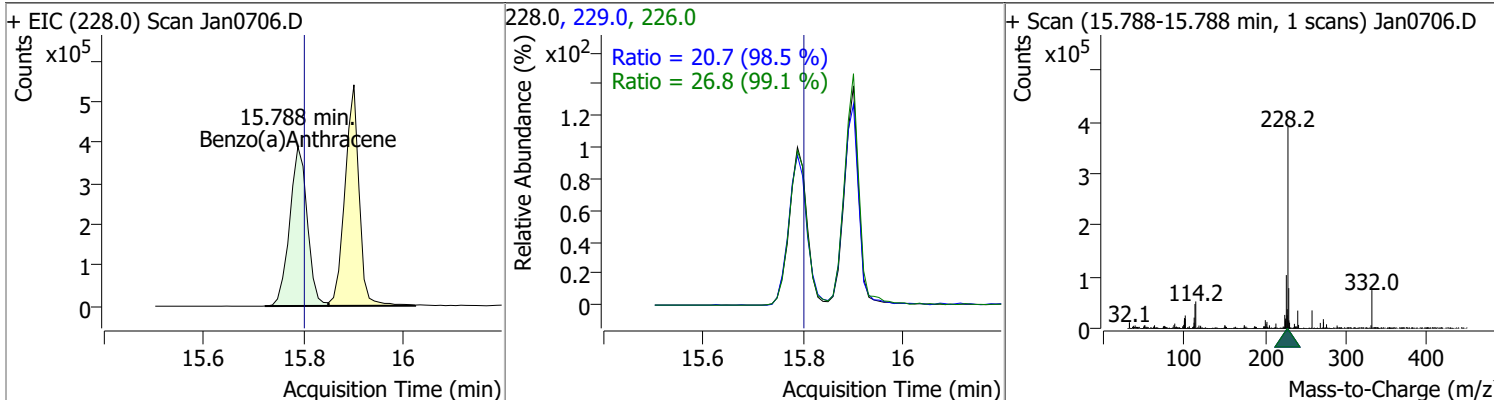


Compound	Conc.	RT	Dev(Min)	Resp.	QIon	QRatio	Lower	Upper
Butylbenzylphthalate	47.5692	14.56	0.00	328487	91.0	85.9	57.2	106.2
					206.0	18.7	12.6	23.3

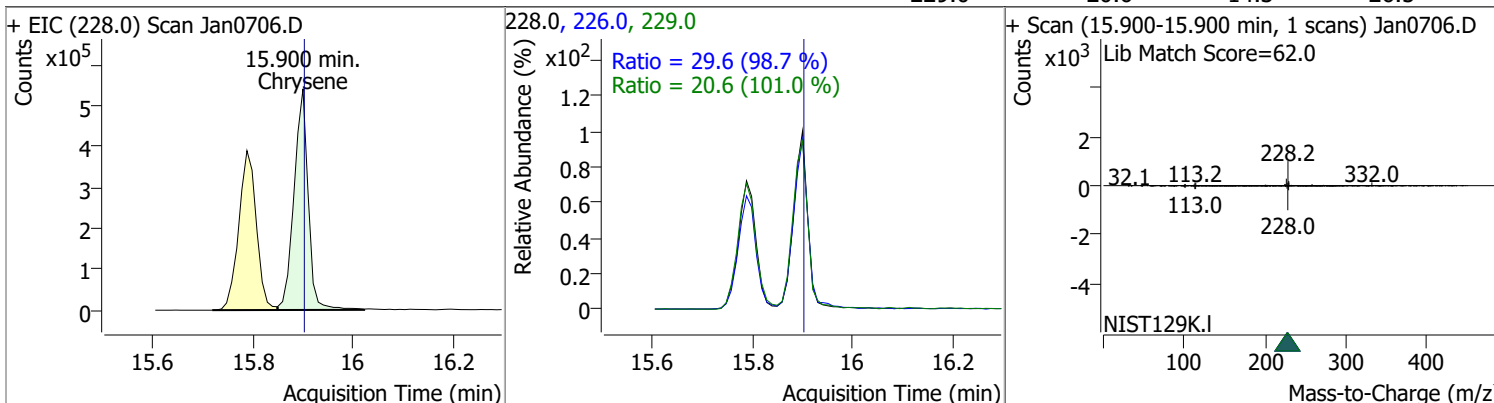


Quantitation Results Report (QT Reviewed)

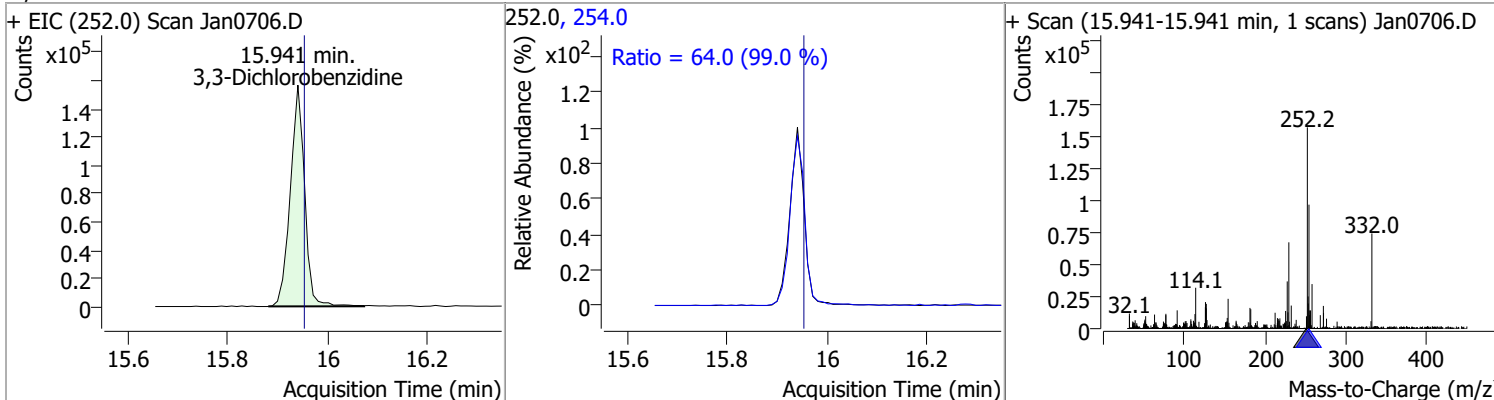
Compound	Conc.	RT	Dev(Min)	Resp.	QIon	QRatio	Lower	Upper
Benzo(a)Anthracene	48.1905	15.79	-0.01	953421	226.0	26.8	18.9	35.2
					229.0	20.7	14.7	27.3



Compound	Conc.	RT	Dev(Min)	Resp.	QIon	QRatio	Lower	Upper
Chrysene	48.6827	15.90	0.00	1070851	226.0	29.6	21.0	38.9
					229.0	20.6	14.3	26.5

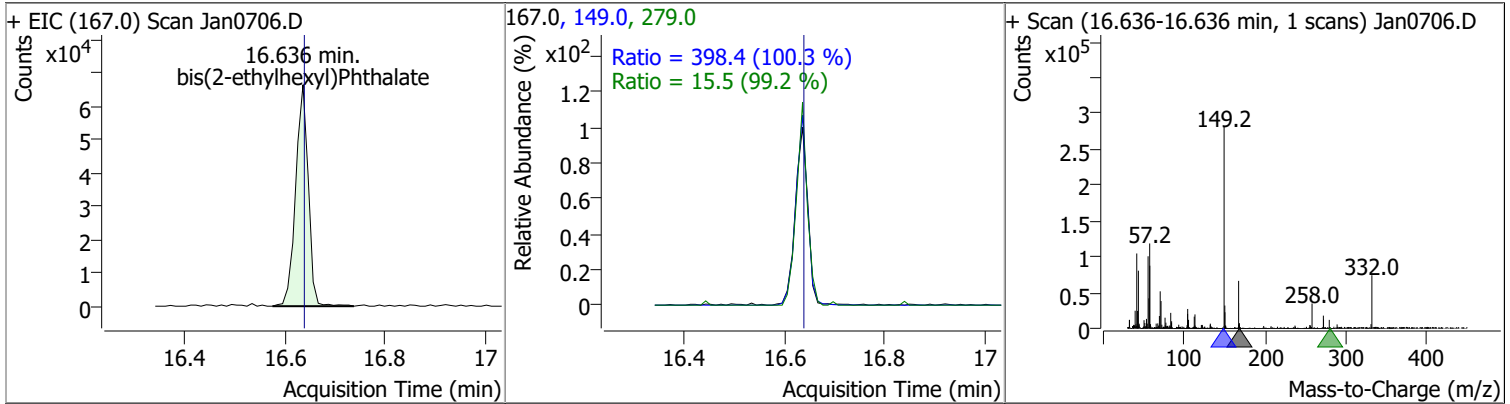


Compound	Conc.	RT	Dev(Min)	Resp.	QIon	QRatio	Lower	Upper
3,3-Dichlorobenzidine	47.9061	15.94	-0.01	312212	254.0	64.0	45.3	84.1

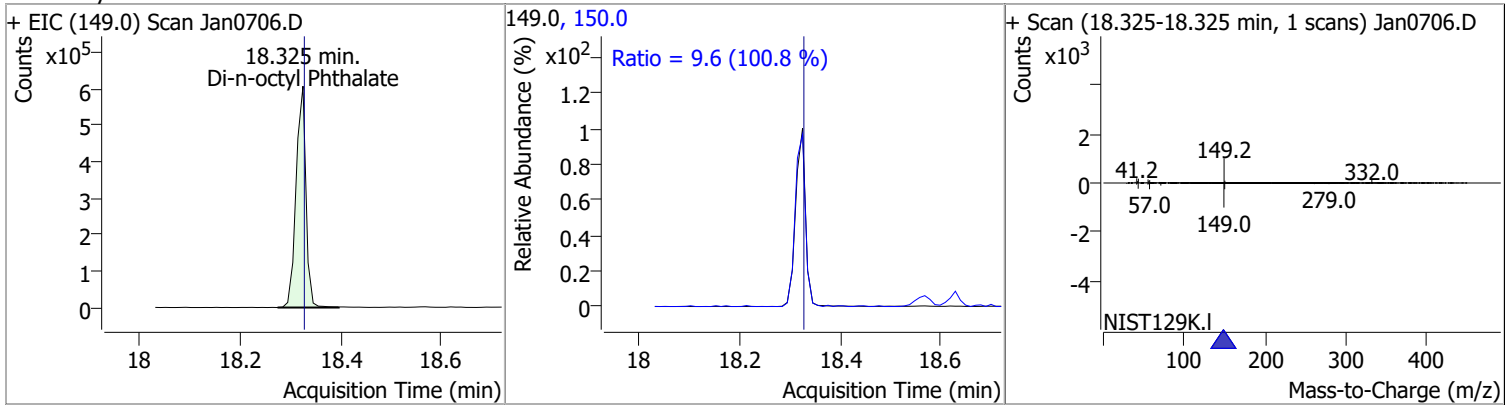


Quantitation Results Report (QT Reviewed)

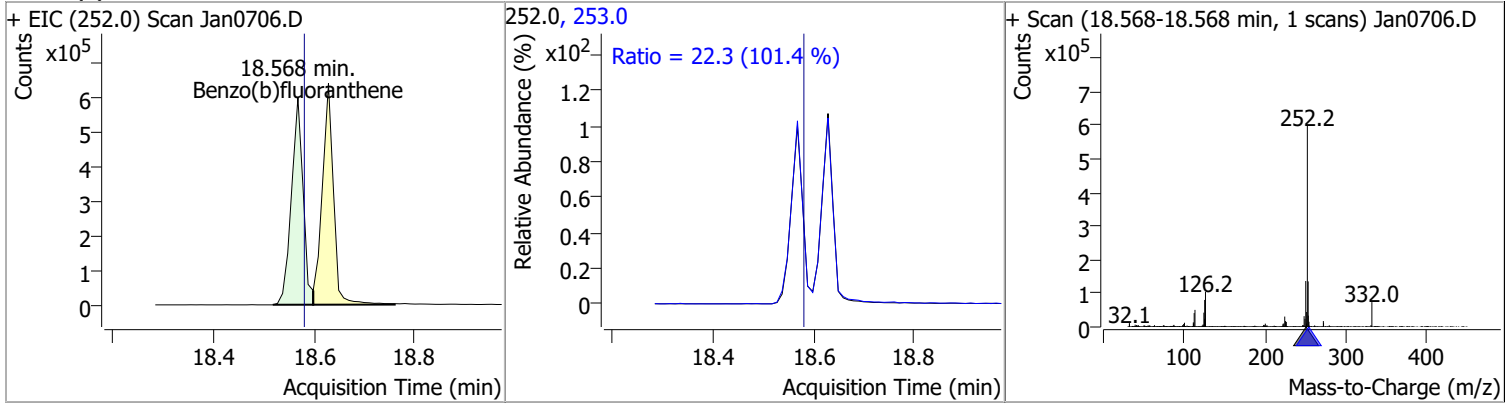
Compound	Conc.	RT	Dev(Min)	Resp.	QIon	QRatio	Lower	Upper
bis(2-ethylhexyl)Phthalate	47.8113	16.64	0.00	116990	149.0	398.4	278.0	516.2
					279.0	15.5	10.9	20.3



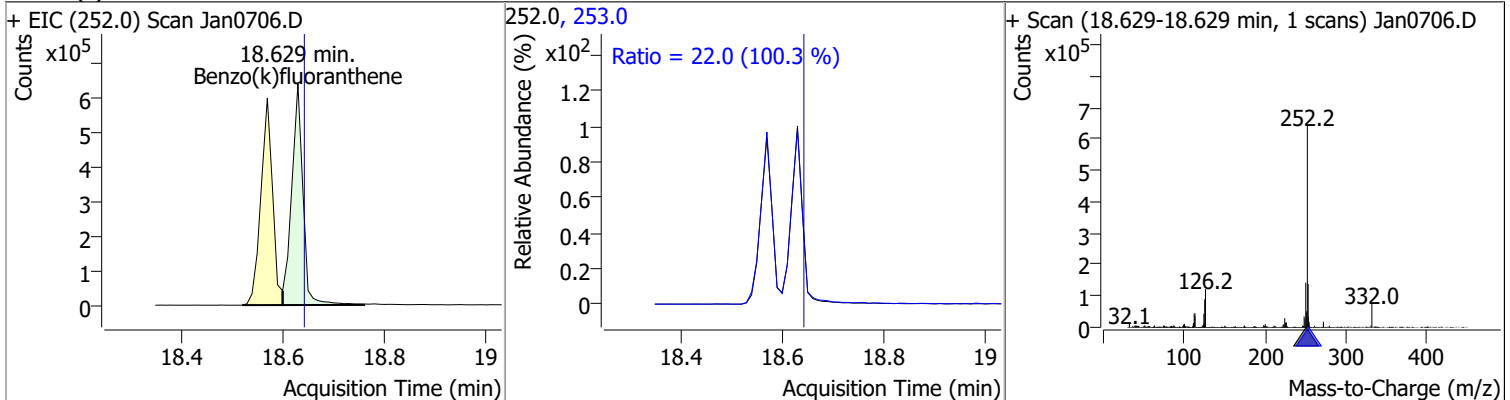
Compound	Conc.	RT	Dev(Min)	Resp.	QIon	QRatio	Lower	Upper
Di-n-octyl Phthalate	47.3580	18.33	0.00	826819	150.0	9.6	6.7	12.4



Compound	Conc.	RT	Dev(Min)	Resp.	QIon	QRatio	Lower	Upper
Benzo(b)fluoranthene	48.9135	18.57	-0.01	964688	253.0	22.3	15.4	28.6

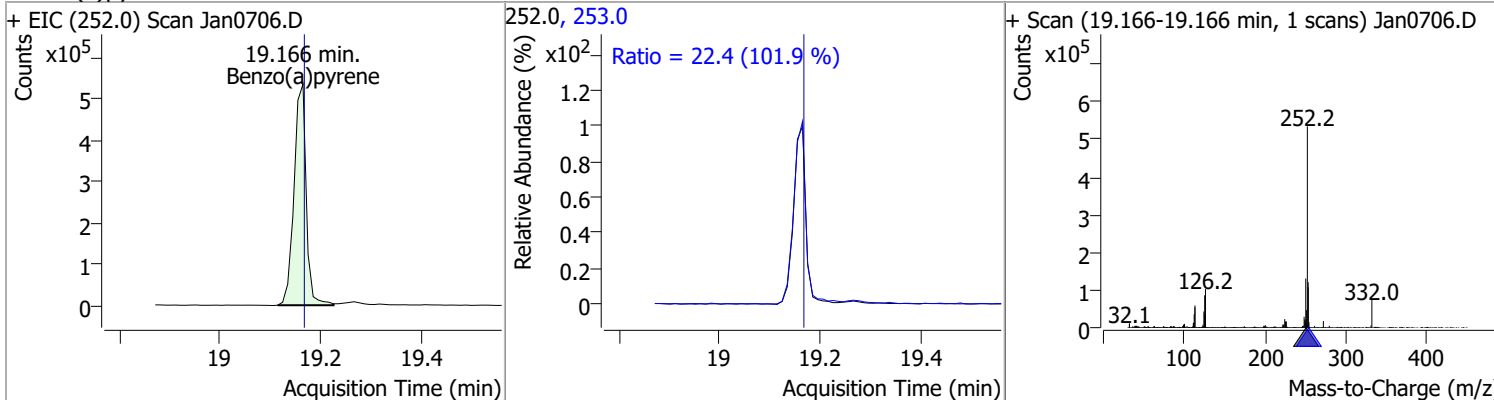


Compound	Conc.	RT	Dev(Min)	Resp.	QIon	QRatio	Lower	Upper
Benzo(k)fluoranthene	48.6047	18.63	-0.01	993816	253.0	22.0	15.3	28.5

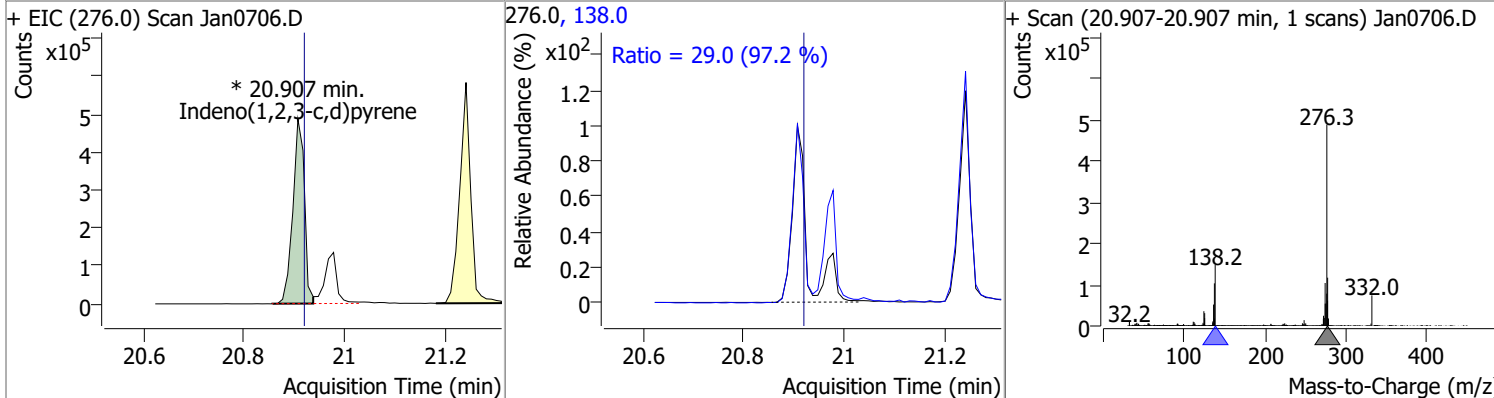


Quantitation Results Report (QT Reviewed)

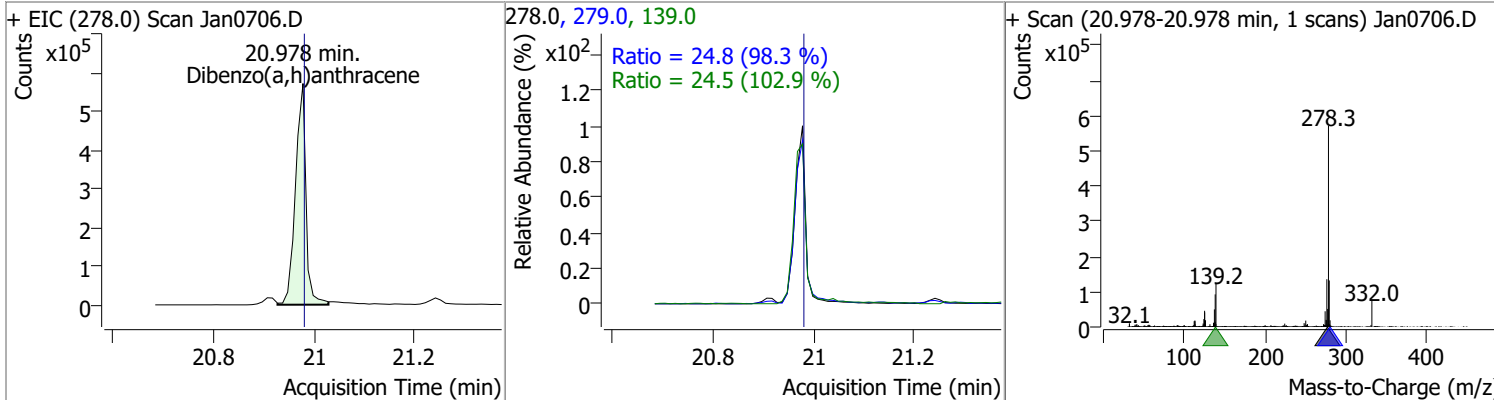
Compound	Conc.	RT	Dev(Min)	Resp.	QIon	QRatio	Lower	Upper
Benzo(a)pyrene	48.5993	19.17	0.00	893317	253.0	22.4	15.4	28.6



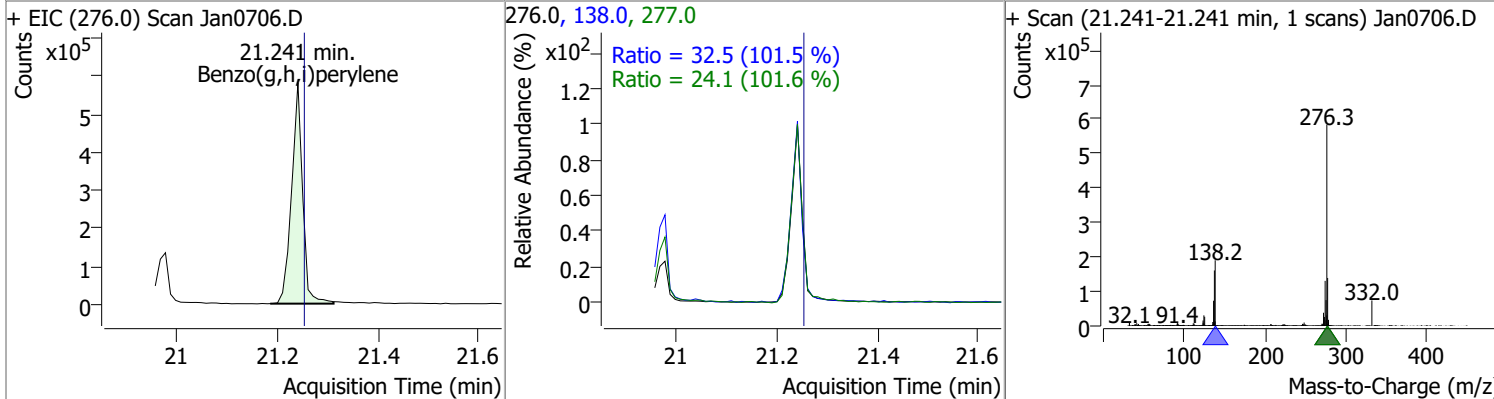
Compound	Conc.	RT	Dev(Min)	Resp.	QIon	QRatio	Lower	Upper
Indeno(1,2,3-c,d)pyrene	49.9152	20.91	-0.01	775570 (m)	138.0	29.0	20.9	38.8



Compound	Conc.	RT	Dev(Min)	Resp.	QIon	QRatio	Lower	Upper
Dibenzo(a,h)anthracene	49.1666	20.98	0.00	823936	279.0	24.8	17.7	32.8
					139.0	24.5	16.7	31.0

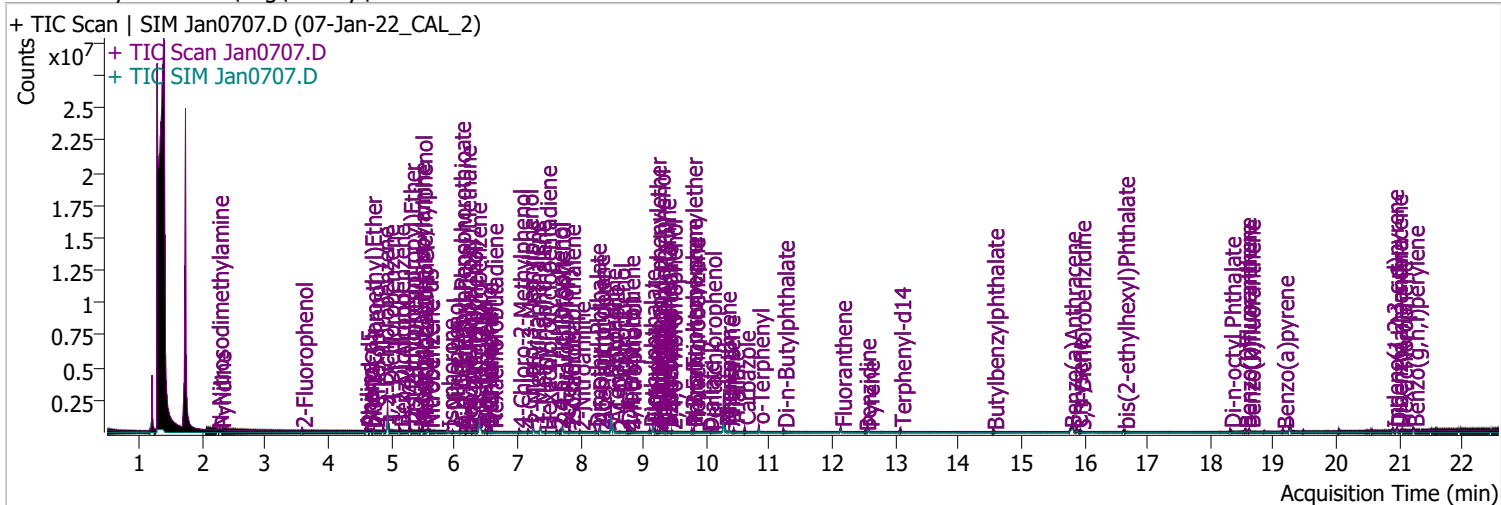


Compound	Conc.	RT	Dev(Min)	Resp.	QIon	QRatio	Lower	Upper
Benzo(g,h,i)perylene	47.8838	21.24	-0.01	885051	138.0	32.5	22.4	41.6
					277.0	24.1	16.6	30.9



Quantitation Results Report (QT Reviewed)

Data File	Jan0707.D	Operator	LIMS import
Acq. Method	BNA+SIM.M	Acq. Date-Time	1/7/2022 3:45:02 PM
Sample Name	07-Jan-22_CAL_2	Instrument	Instrument #1
Vial	7	Multiplier	1.00
DA Method File		Comment	SVOC-8270-W-LARGO
Tune File	dftppdsm.u	Tune Date	1/7/2022 12:13:00 PM
Batch Name	010722 DoD BNA cal 1.batch.bin	Last Calib Update	1/11/2022 8:55:14 AM
Ref Library	D:\Org\Library\NIST129K.I		



Compound	RT	QIon	Resp.	Conc.	Units	Dev(Min)	
Internal Standards							
System Monitoring Compounds							
S 2-Fluorophenol	3.582	112.0	69618	9.5670	µg/L	0.000	
Spiked Amount: 200.000	Range: 10.0 - 75.0%			Recovery = 4.78%		*	
S Phenol-d5	4.613	99.0	94681	10.0533	µg/L	m	
Spiked Amount: 200.000	Range: 10.0 - 65.0%			Recovery = 5.03%		*	
S Nitrobenzene-d5	5.573	82.0	44700	9.1741	µg/L	-0.010	
Spiked Amount: 100.000	Range: 32.0 - 94.0%			Recovery = 9.17%		*	
S 2-Fluorobiphenyl	7.718	172.0	182856	10.1443	µg/L	0.000	
Spiked Amount: 100.000	Range: 28.0 - 107.0%			Recovery = 10.14%		*	
S 2,4,6-Tribromophenol	9.448	329.8	12268	9.0327	µg/L	0.000	
Spiked Amount: 200.000	Range: 25.0 - 140.0%			Recovery = 4.52%		*	
S Terphenyl-d14	13.078	244.3	171915	9.5866	µg/L	-0.010	
Spiked Amount: 100.000	Range: 32.0 - 122.0%			Recovery = 9.59%		*	
Target Compounds							
T N-Nitrosodimethylamine	2.244	74.0	31448	10.1100	µg/L	m	92
T Pyridine	2.285	79.0	75186	11.2426	µg/L	#m	64
T Aniline	4.593	93.0	124385	9.6361	µg/L		96
T Phenol	4.634	94.0	89027	8.8924	µg/L	m	91
T bis(-2-Chloroethyl)Ether	4.675	63.0	80606	10.0816	µg/L	m	98
T 2-Chlorophenol	4.726	128.0	82073	10.0339	µg/L		99
T 1,3-Dichlorobenzene	4.869	146.0	116592	10.2294	µg/L	m	99
T 1,4-Dichlorobenzene	4.961	146.0	120816	10.5471	µg/L	m	97
T 1,2-Dichlorobenzene	5.124	146.0	110065	9.7453	µg/L	m	98
T Benzyl Alcohol	5.134	108.0	36291	9.0871	µg/L		93
T bis(2-chloroisopropyl)Ether	5.287	121.0	29702	9.6829	µg/L		91
T 2-Methylphenol	5.298	107.0	71707	9.3831	µg/L	m	98
T N-nitroso-Di-n-propylamine	5.441	70.0	46392	9.3472	µg/L		100
T 4Methylphenol/3Methylphenol	5.481	107.0	100240	9.4684	µg/L		100
T Hexachloroethane	5.502	117.0	31726	9.5210	µg/L		97

Quantitation Results Report (QT Reviewed)

Compound	RT	QIon	Resp.	Conc.	Units	Dev(Min)
T Nitrobenzene	5.594	123.1	24313	9.1813	µg/L	92
T Isophorone	5.890	82.0	117278	9.7311	µg/L	98
T 2-Nitrophenol	5.972	139.0	18568	9.3382	µg/L	94
T 2,4-Dimethylphenol	6.085	122.0	63204	10.1716	µg/L	94
T bis(-2-Chloroethoxy)Methane	6.177	93.0	70016	9.6927	µg/L	98
T Benzoic Acid	6.198	105.0	25166	9.1455	µg/L	m 84
T 2,4-Dichlorophenol	6.280	162.0	50631	9.7802	µg/L	97
T 1,2,4-Trichlorobenzene	6.342	180.0	74720	10.4491	µg/L	98
T Naphthalene	6.424	128.0	237250	10.7720	µg/L	98
T 4-Chlorophenol	6.496	130.0	17127	8.0856	µg/L	m 72
T p-Chloroaniline	6.526	127.0	77726	9.6003	µg/L	93
T Hexachlorobutadiene	6.598	224.9	36995	10.1526	µg/L	98
T 4-Chloro-2-Methylphenol	7.030	107.0	51111	9.7787	µg/L	m 94
T 4-Chloro-3-Methylphenol	7.163	107.0	56747	10.2793	µg/L	m 94
T 2-Methylnaphthalene	7.256	141.0	144517	10.3179	µg/L	99
T 1-Methylnaphthalene	7.369	141.0	132574	9.8187	µg/L	m 98
T Hexachlorocyclopentadiene	7.451	236.9	18318	9.2638	µg/L	97
T 2,4,6-Trichlorophenol	7.625	196.0	34208	10.2313	µg/L	91
T 2,4,5-Trichlorophenol	7.677	196.0	41296	9.8273	µg/L	99
T 2-Chloronaphthalene	7.831	162.0	142716	10.1849	µg/L	97
T 2-Nitroaniline	7.985	65.0	17284	9.2817	µg/L	92
T Dimethyl Phthalate	8.241	163.0	122818	9.9882	µg/L	99
T 2,6-Dinitrotoluene	8.292	165.0	17243	9.7625	µg/L	97
T Acenaphthylene	8.313	152.1	223338	10.4388	µg/L	99
T 3-Nitroaniline	8.486	138.0	15441	9.2794	µg/L	77
T Acenaphthene	8.527	154.0	125718	9.7288	µg/L	90
T 2,4-Dinitrophenol	8.619	184.0	4568	8.4111	µg/L	m 79
T Dibenzofuran	8.742	168.0	209247	10.2314	µg/L	97
T 2,4-Dinitrotoluene	8.773	165.0	19708	9.6692	µg/L	96
T 4-Nitrophenol	8.793	109.0	17901	9.8077	µg/L	m 83
T Diethylphthalate	9.100	149.0	106876	9.9980	µg/L	95
T Fluorene	9.151	166.0	178697	10.7290	µg/L	97
T 4-Chlorophenyl-phenylether	9.192	204.0	73170	10.2624	µg/L	97
T 4-Nitroaniline	9.223	138.0	15222	8.8280	µg/L	95
T 4,6-Dinitro-2-methylphenol	9.254	198.0	11846	10.1231	µg/L	82
T N-nitrosodiphenylamine	9.346	169.0	107937	9.3638	µg/L	98
T Azobenzene	9.377	77.0	101518	8.8273	µg/L	93
T 4-Bromophenyl-phenylether	9.765	248.0	38076	8.9973	µg/L	91
T Hexachlorobenzene	9.806	283.9	42693	9.4598	µg/L	90
T Pentachlorophenol	10.070	265.9	16323	9.4197	µg/L	97
T Phenanthrene	10.302	178.0	219981	9.2665	µg/L	99
T Anthracene	10.363	178.0	207959	9.8068	µg/L	m 96
T Triallate	10.434	86.0	34125	8.5862	µg/L	97
T Carbazole	10.606	167.0	209631	9.3238	µg/L	100
T o-Terphenyl	10.829	230.0	129549	9.5380	µg/L	99
T Di-n-Butylphthalate	11.224	149.0	141817	8.9061	µg/L	97
T Fluoranthene	12.136	202.0	228504	9.2339	µg/L	99
T Benzidine	12.521	184.0	71760	8.8705	µg/L	97
T Pyrene	12.571	202.0	261847	9.6646	µg/L	99
T Butylbenzylphthalate	14.551	149.0	54482	9.6440	µg/L	88
T Benzo(a)Anthracene	15.778	228.0	175216	9.8264	µg/L	98
T Chrysene	15.880	228.0	207541	9.9812	µg/L	99
T 3,3-Dichlorobenzidine	15.931	252.0	48644	9.3339	µg/L	97
T bis(2-ethylhexyl)Phthalate	16.626	167.0	21102	10.3162	µg/L	88
T Di-n-octyl Phthalate	18.315	149.0	132308	9.3050	µg/L	98

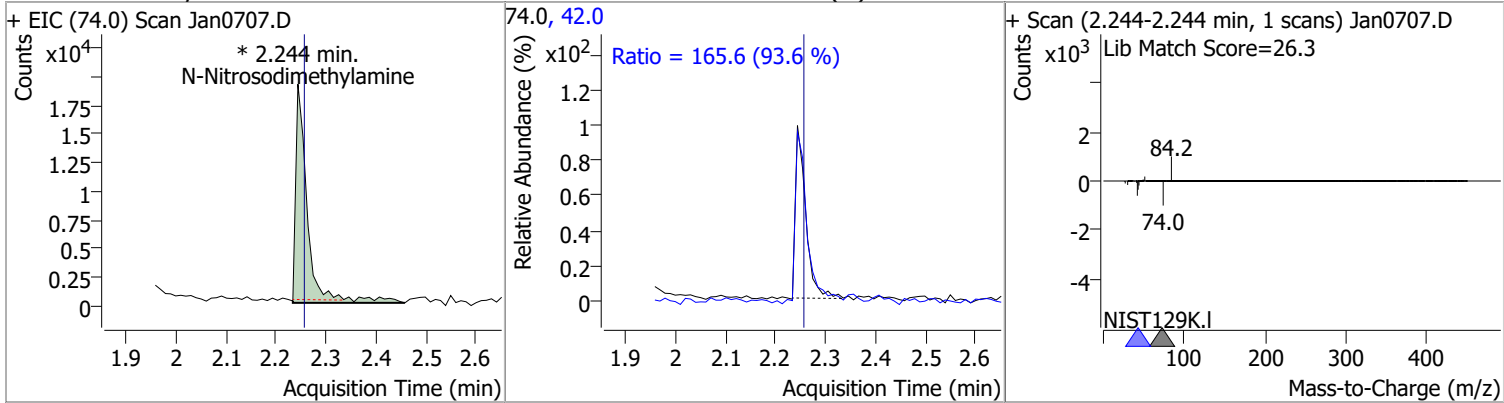
Quantitation Results Report (QT Reviewed)

Compound	RT	QIon	Resp.	Conc.	Units	Dev(Min)
T Benzo(b)fluoranthene	18.558	252.0	173041	9.7595	µg/L	97
T Benzo(k)fluoranthene	18.619	252.0	173456	9.4363	µg/L	96
T Benzo(a)pyrene	19.155	252.0	136939	9.1284	µg/L	94
T Indeno(1,2,3-c,d)pyrene	20.897	276.0	122759	9.2913	µg/L	100
T Dibenzo(a,h)anthracene	20.958	278.0	139898	9.6432	µg/L	97
T Benzo(g,h,i)perylene	21.221	276.0	158919	9.5639	µg/L	99

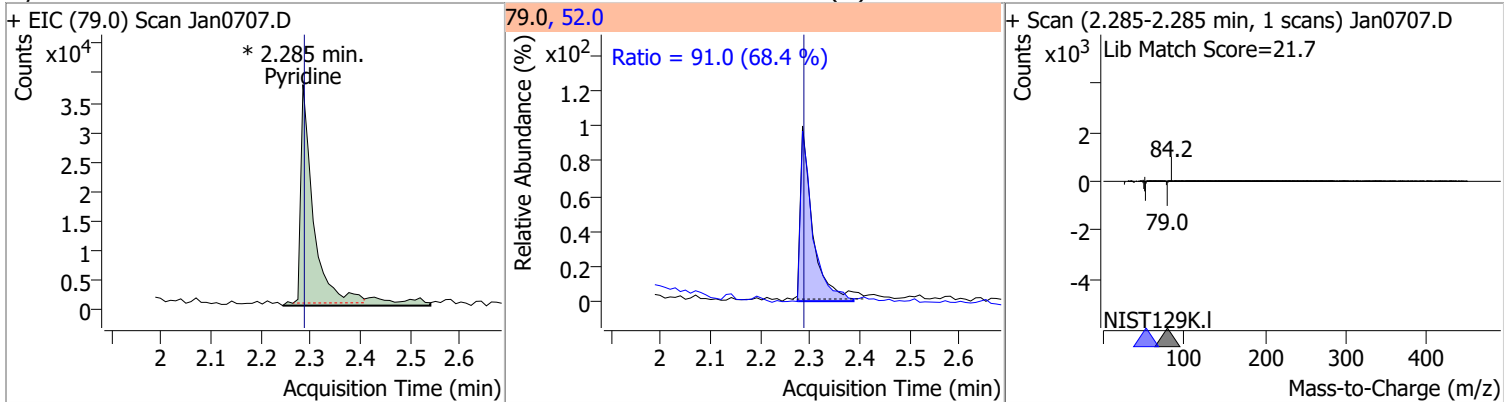
(#) = Qualifier Out of Range; (m) = Manual Integration; (+) = Area Summed; (*) = Surrogate Percent Recovery Out of Range; (d): Zeroed Peak

Quantitation Results Report (QT Reviewed)

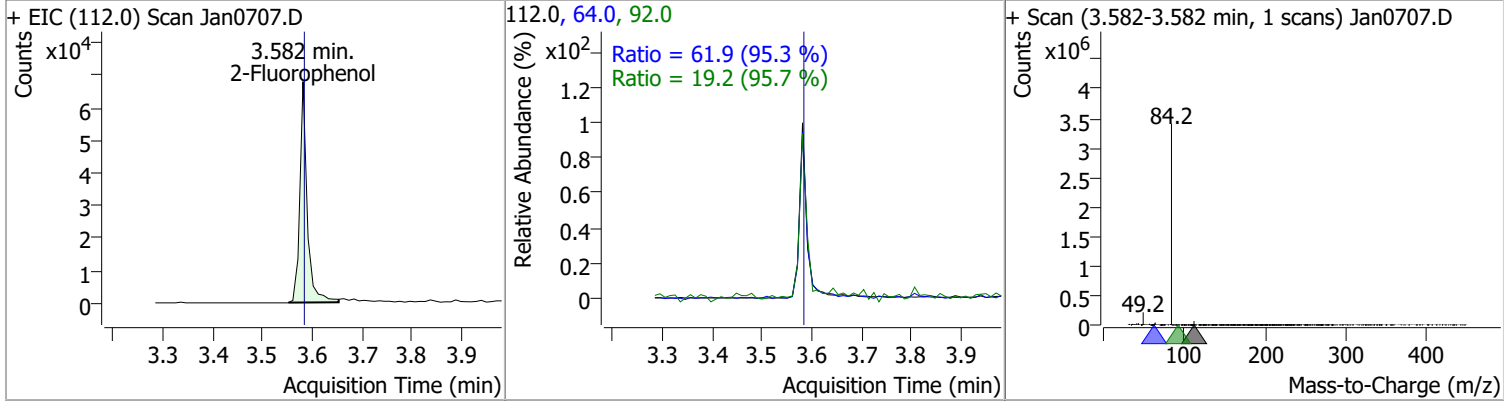
Compound	Conc.	RT	Dev(Min)	Resp.	QIon	QRatio	Lower	Upper
----------	-------	----	----------	-------	------	--------	-------	-------



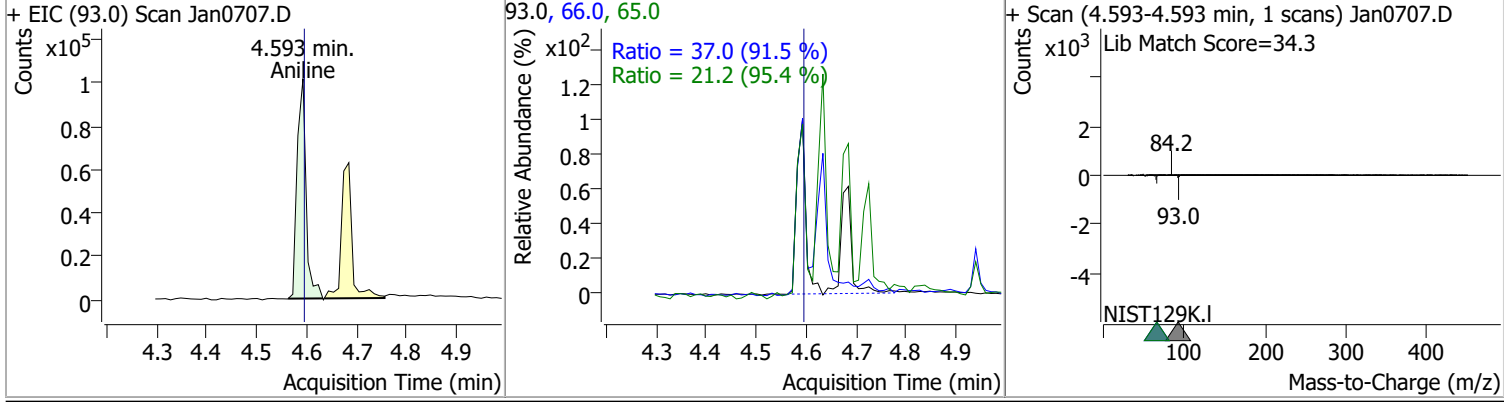
Compound	Conc.	RT	Dev(Min)	Resp.	QIon	QRatio	Lower	Upper
----------	-------	----	----------	-------	------	--------	-------	-------



Compound	Conc.	RT	Dev(Min)	Resp.	QIon	QRatio	Lower	Upper
----------	-------	----	----------	-------	------	--------	-------	-------

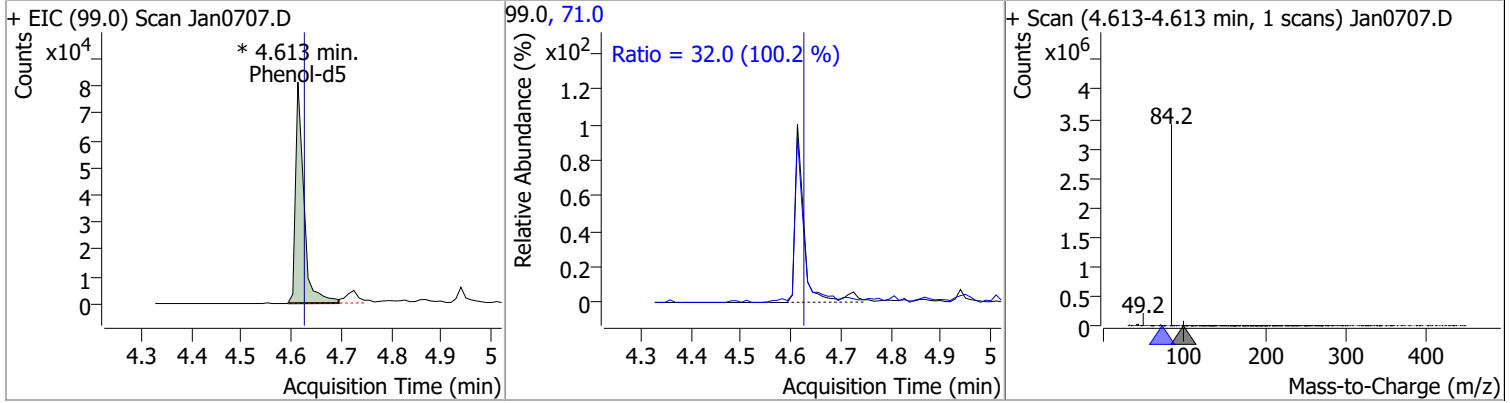


Compound	Conc.	RT	Dev(Min)	Resp.	QIon	QRatio	Lower	Upper
----------	-------	----	----------	-------	------	--------	-------	-------

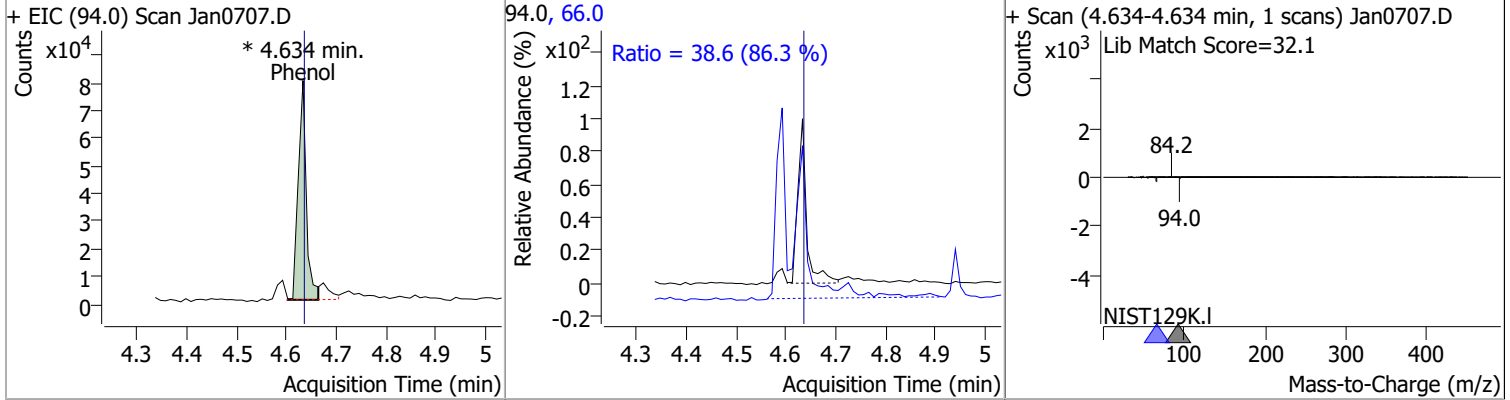


Quantitation Results Report (QT Reviewed)

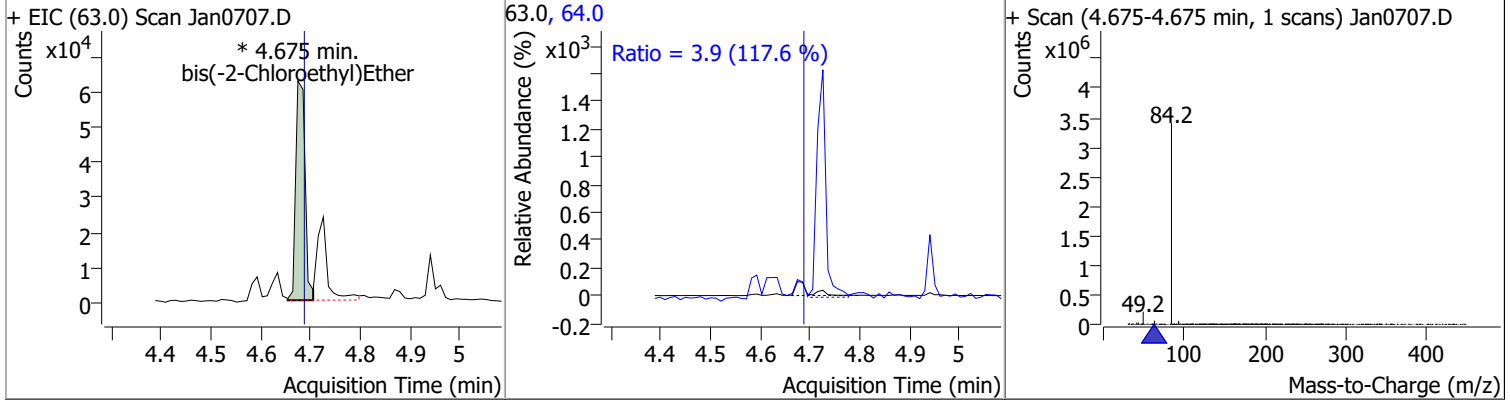
Compound	Conc.	RT	Dev(Min)	Resp.	QIon	QRatio	Lower	Upper
Phenol-d5	10.0533	4.61	-0.01	94681 (m)	71.0	32.0	22.3	41.5



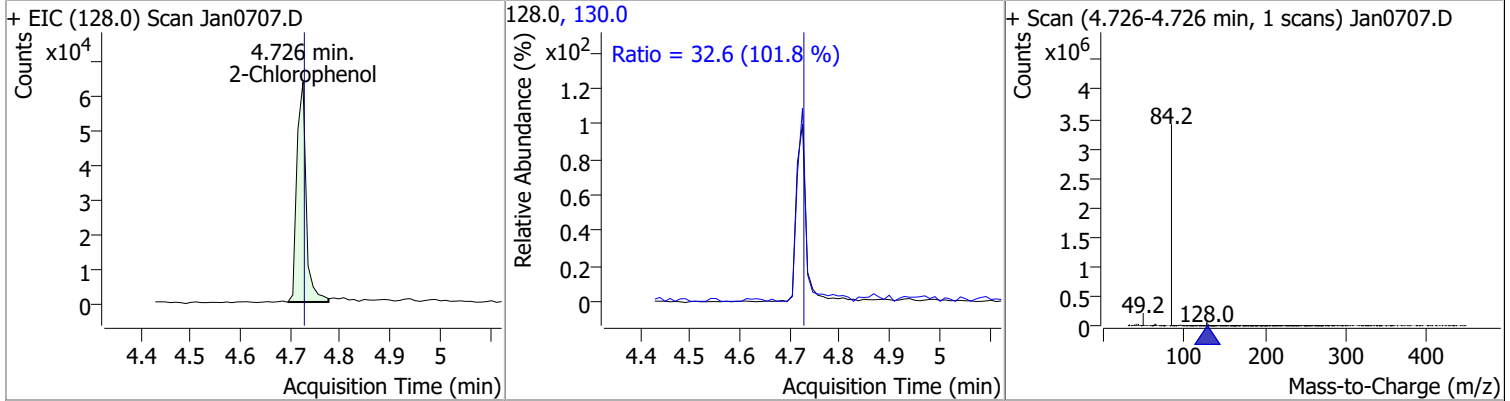
Compound	Conc.	RT	Dev(Min)	Resp.	QIon	QRatio	Lower	Upper
Phenol	8.8924	4.63	0.00	89027 (m)	66.0	38.6	31.3	58.2



Compound	Conc.	RT	Dev(Min)	Resp.	QIon	QRatio	Lower	Upper
bis(-2-Chloroethyl)Ether	10.0816	4.67	-0.01	80606 (m)	64.0	3.9	2.3	4.3

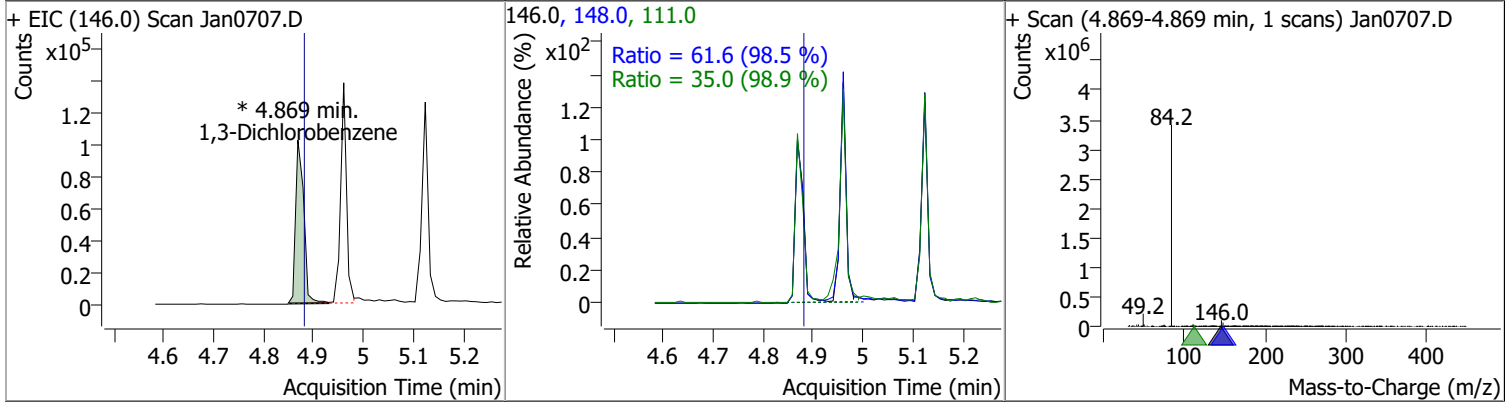


Compound	Conc.	RT	Dev(Min)	Resp.	QIon	QRatio	Lower	Upper
2-Chlorophenol	10.0339	4.73	0.00	82073	130.0	32.6	22.4	41.6

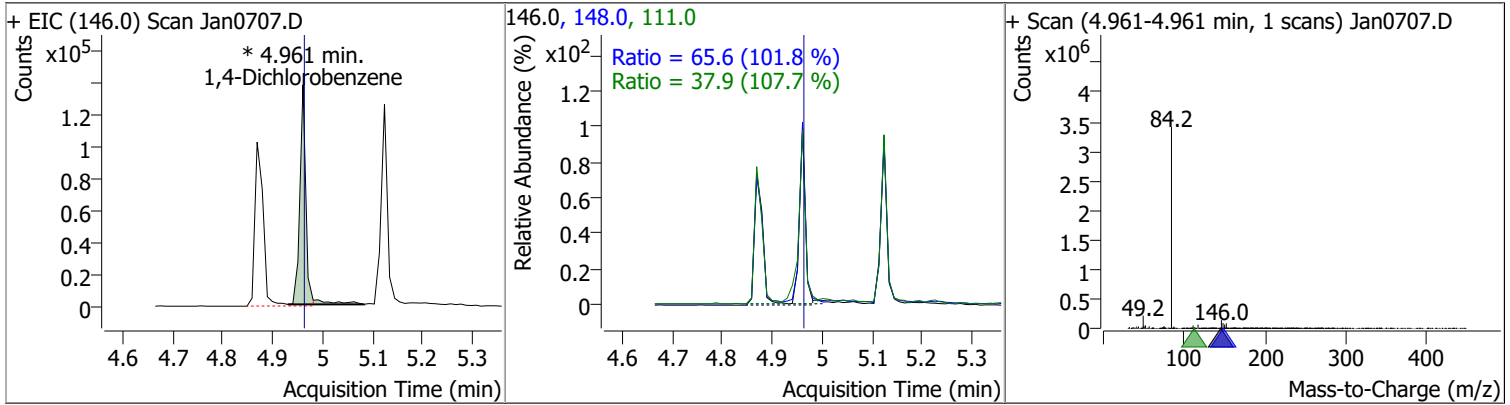


Quantitation Results Report (QT Reviewed)

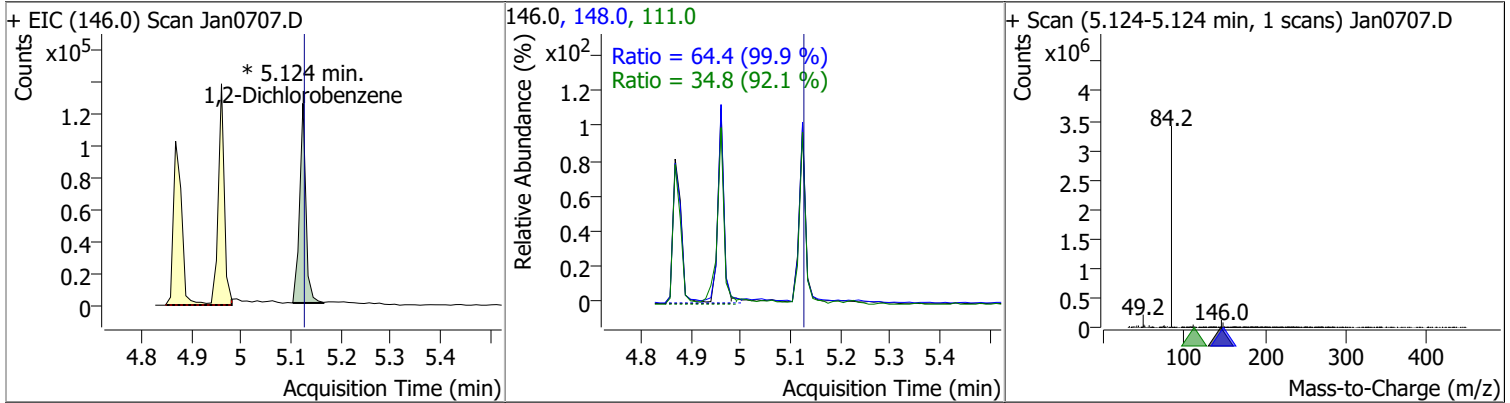
Compound	Conc.	RT	Dev(Min)	Resp.	QIon	QRatio	Lower	Upper
1,3-Dichlorobenzene	10.2294	4.87	-0.01	116592 (m)	148.0	61.6	43.8	81.3
					111.0	35.0	24.8	46.0



Compound	Conc.	RT	Dev(Min)	Resp.	QIon	QRatio	Lower	Upper
1,4-Dichlorobenzene	10.5471	4.96	0.00	120816 (m)	148.0	65.6	45.1	83.8
					111.0	37.9	24.6	45.7

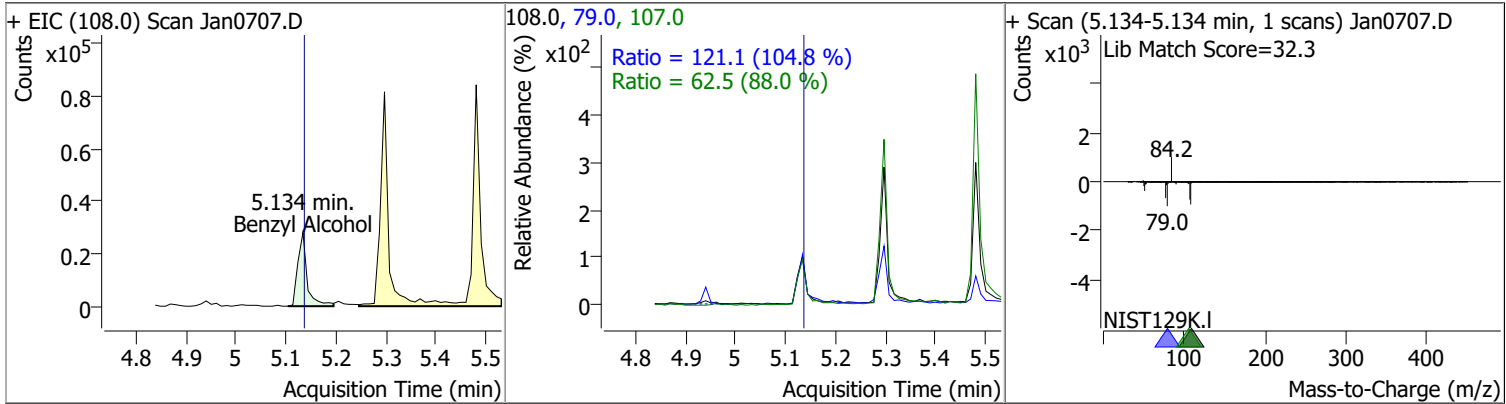


Compound	Conc.	RT	Dev(Min)	Resp.	QIon	QRatio	Lower	Upper
1,2-Dichlorobenzene	9.7453	5.12	0.00	110065 (m)	148.0	64.4	45.1	83.8
					111.0	34.8	26.4	49.1

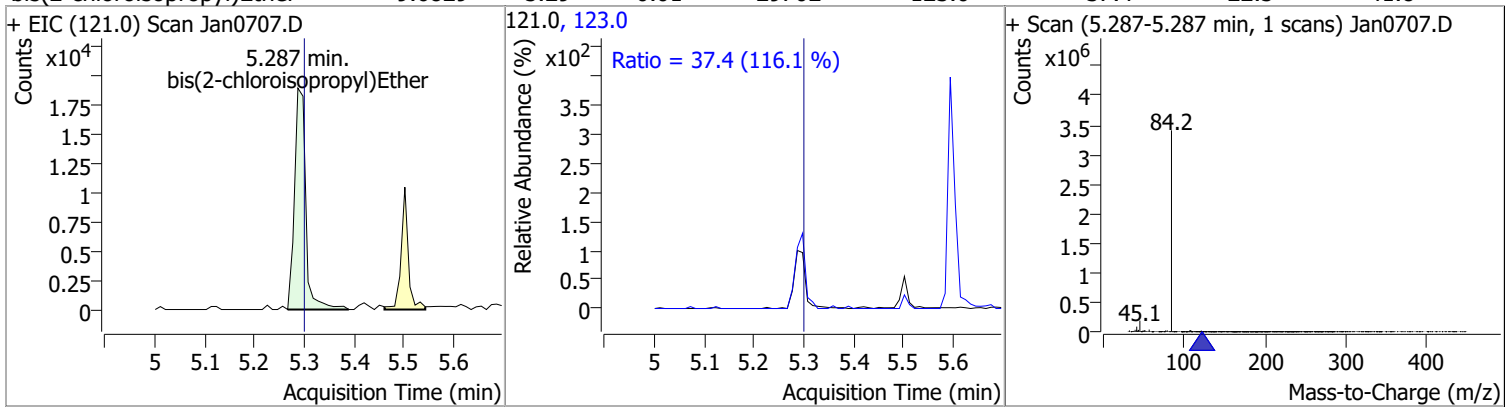


Quantitation Results Report (QT Reviewed)

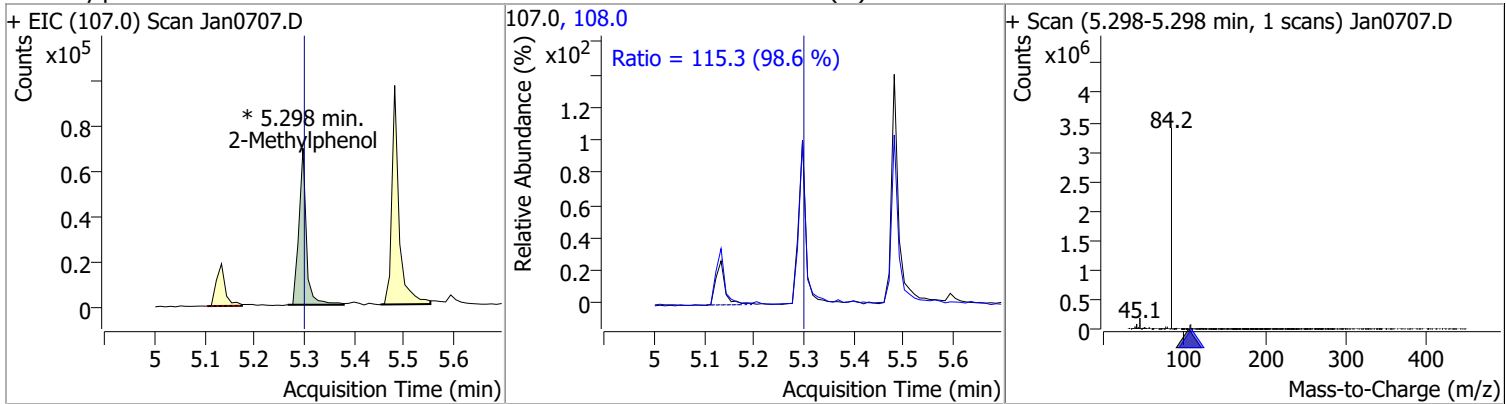
Compound	Conc.	RT	Dev(Min)	Resp.	QIon	QRatio	Lower	Upper
Benzyl Alcohol	9.0871	5.13	0.00	36291	79.0	121.1	80.8	150.1
					107.0	62.5	49.7	92.3



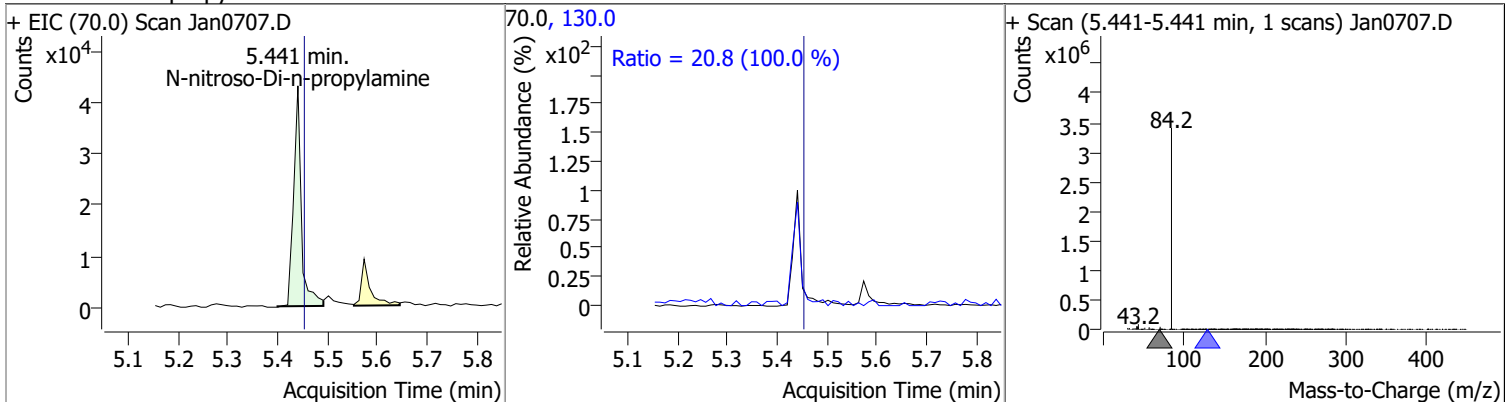
Compound	Conc.	RT	Dev(Min)	Resp.	QIon	QRatio	Lower	Upper
bis(2-chloroisopropyl)Ether	9.6829	5.29	-0.01	29702	123.0	37.4	22.5	41.8



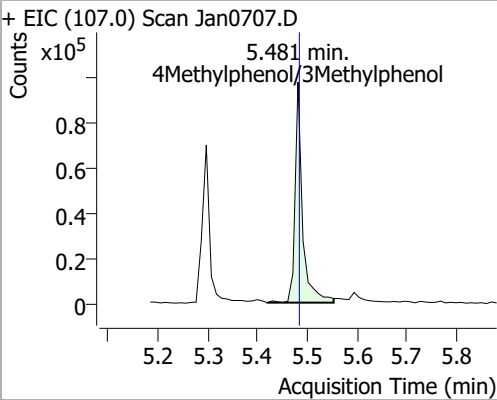
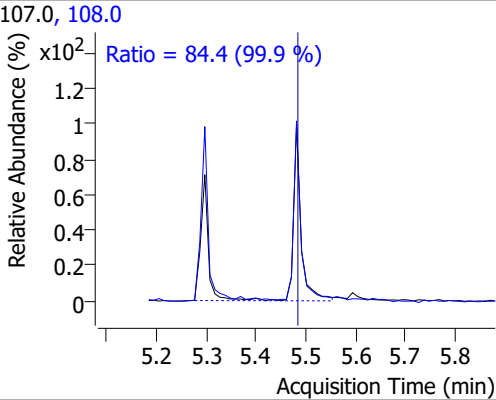
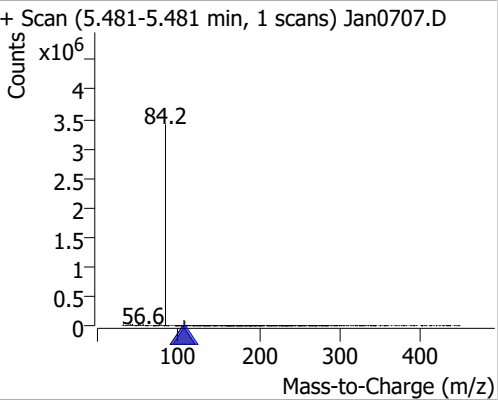
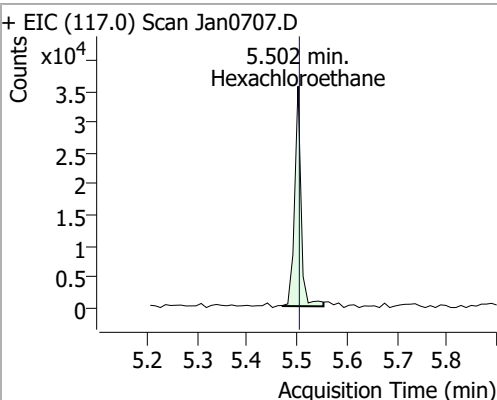
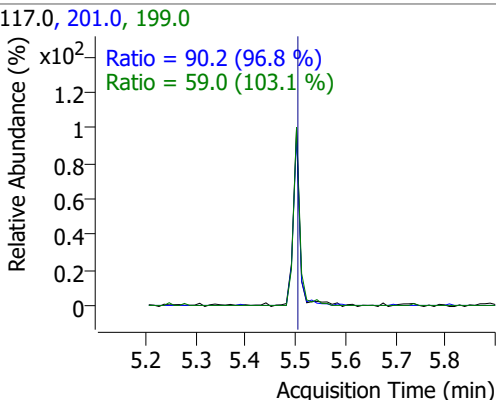
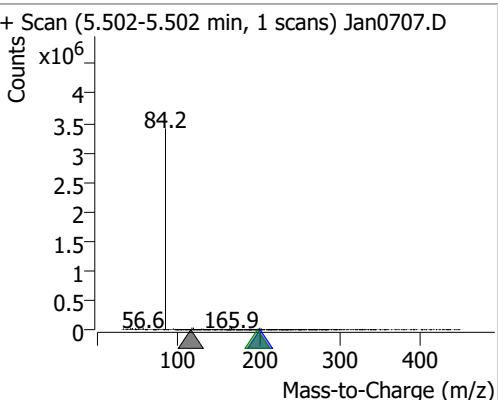
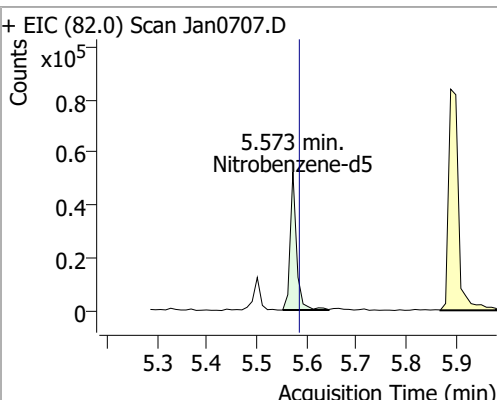
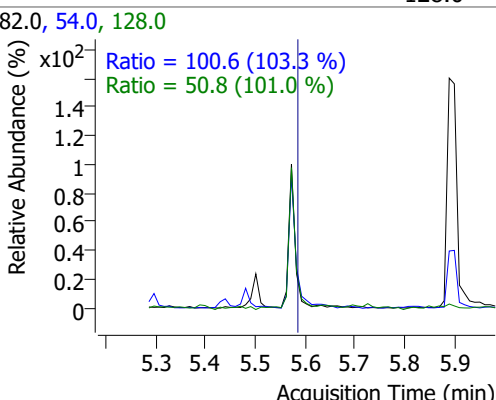
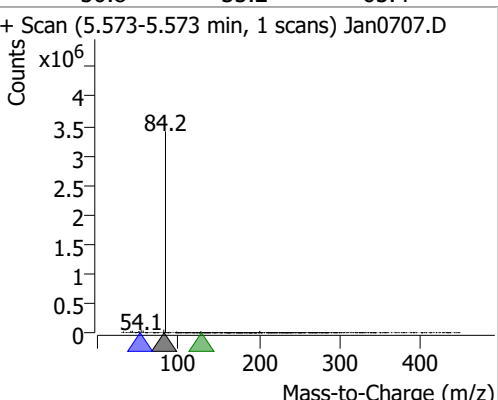
Compound	Conc.	RT	Dev(Min)	Resp.	QIon	QRatio	Lower	Upper
2-Methylphenol	9.3831	5.30	0.00	71707 (m)	108.0	115.3	81.8	152.0



Compound	Conc.	RT	Dev(Min)	Resp.	QIon	QRatio	Lower	Upper
N-nitroso-Di-n-propylamine	9.3472	5.44	-0.01	46392	130.0	20.8	0.0	41.5

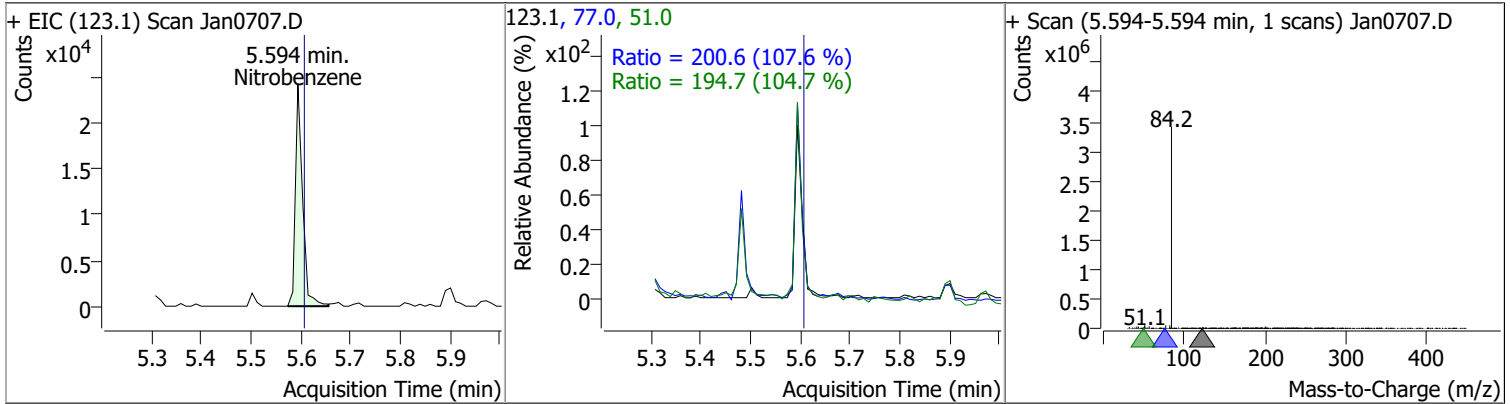


Quantitation Results Report (QT Reviewed)

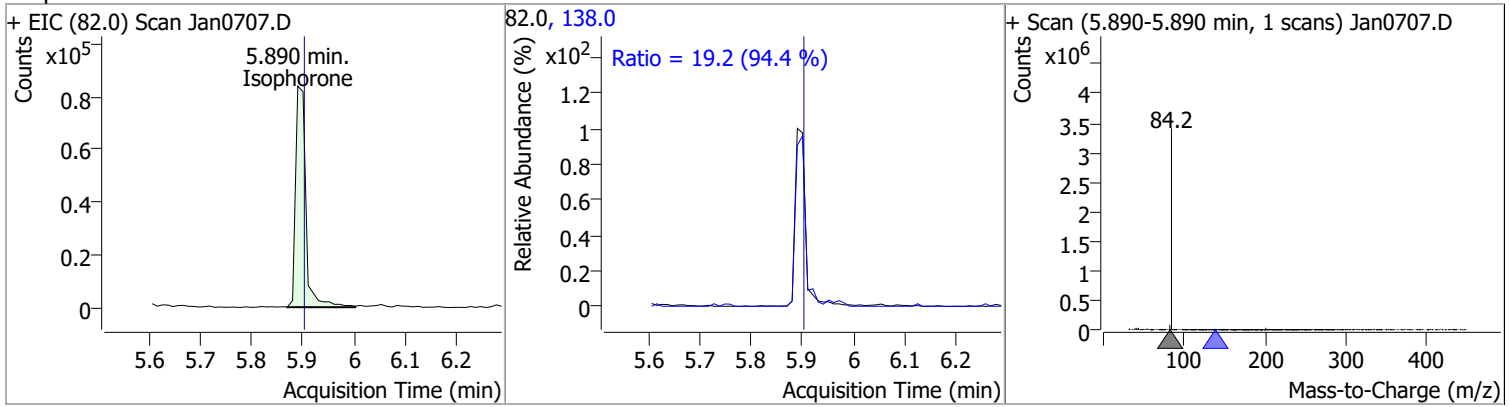
Compound	Conc.	RT	Dev(Min)	Resp.	QIon	QRatio	Lower	Upper
4Methylphenol/3Methylphenol	9.4684	5.48	0.00	100240	108.0	84.4	59.1	109.8
<div style="display: flex; justify-content: space-between;"> <div style="width: 30%;"> <p>+ EIC (107.0) Scan Jan0707.D</p>  </div> <div style="width: 30%;"> <p>107.0, 108.0</p>  </div> <div style="width: 30%;"> <p>+ Scan (5.481-5.481 min, 1 scans) Jan0707.D</p>  </div> </div>								
Hexachloroethane	9.5210	5.50	0.00	31726	201.0	90.2	65.2	121.2
<div style="display: flex; justify-content: space-between;"> <div style="width: 30%;"> <p>+ EIC (117.0) Scan Jan0707.D</p>  </div> <div style="width: 30%;"> <p>117.0, 201.0, 199.0</p>  </div> <div style="width: 30%;"> <p>+ Scan (5.502-5.502 min, 1 scans) Jan0707.D</p>  </div> </div>								
Nitrobenzene-d5	9.1741	5.57	-0.01	44700	54.0	100.6	68.2	126.6
<div style="display: flex; justify-content: space-between;"> <div style="width: 30%;"> <p>+ EIC (82.0) Scan Jan0707.D</p>  </div> <div style="width: 30%;"> <p>82.0, 54.0, 128.0</p>  </div> <div style="width: 30%;"> <p>+ Scan (5.573-5.573 min, 1 scans) Jan0707.D</p>  </div> </div>								

Quantitation Results Report (QT Reviewed)

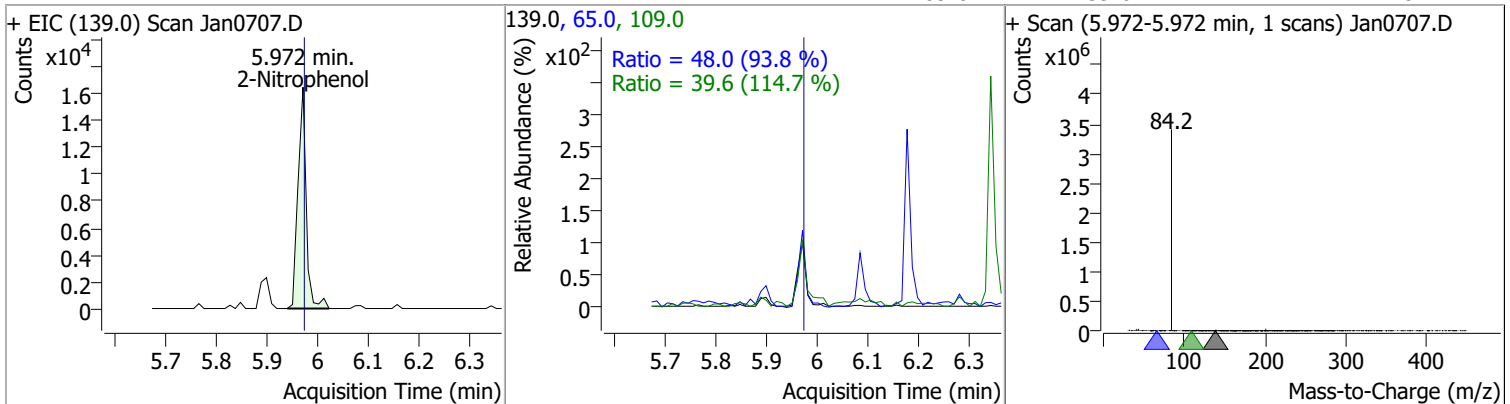
Compound	Conc.	RT	Dev(Min)	Resp.	QIon	QRatio	Lower	Upper
Nitrobenzene	9.1813	5.59	-0.01	24313	77.0	200.6	130.5	242.3
					51.0	194.7	130.2	241.8



Compound	Conc.	RT	Dev(Min)	Resp.	QIon	QRatio	Lower	Upper
Isophorone	9.7311	5.89	-0.01	117278	138.0	19.2	14.2	26.4

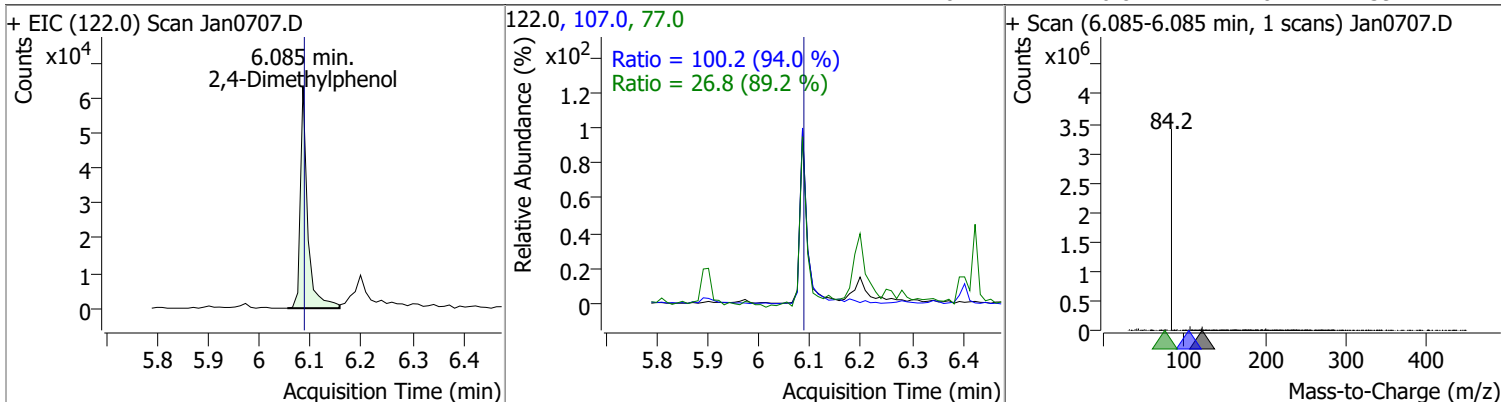


Compound	Conc.	RT	Dev(Min)	Resp.	QIon	QRatio	Lower	Upper
2-Nitrophenol	9.3382	5.97	0.00	18568	65.0	48.0	35.9	66.6
					109.0	39.6	24.1	44.8

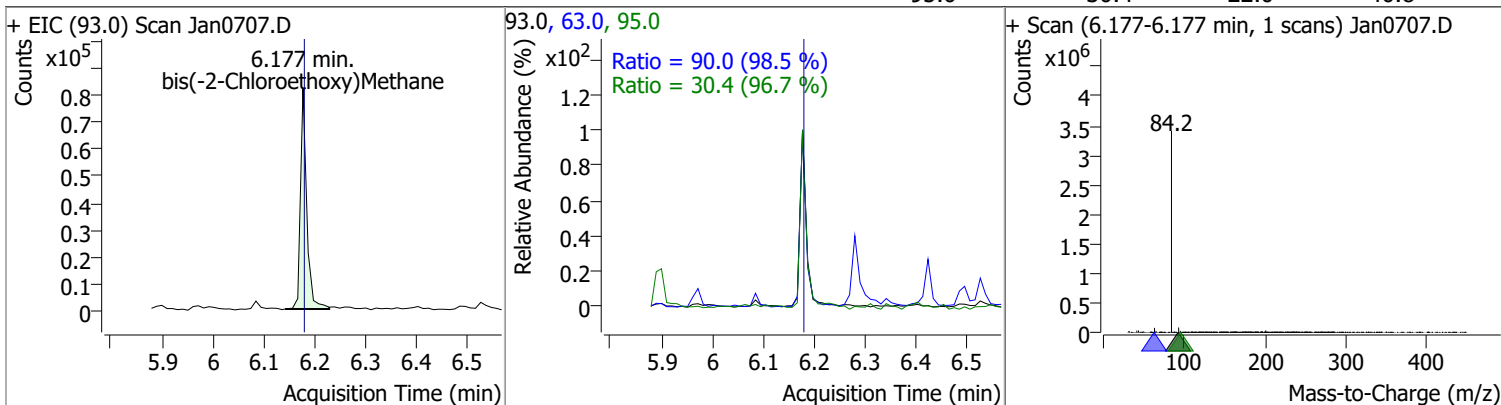


Quantitation Results Report (QT Reviewed)

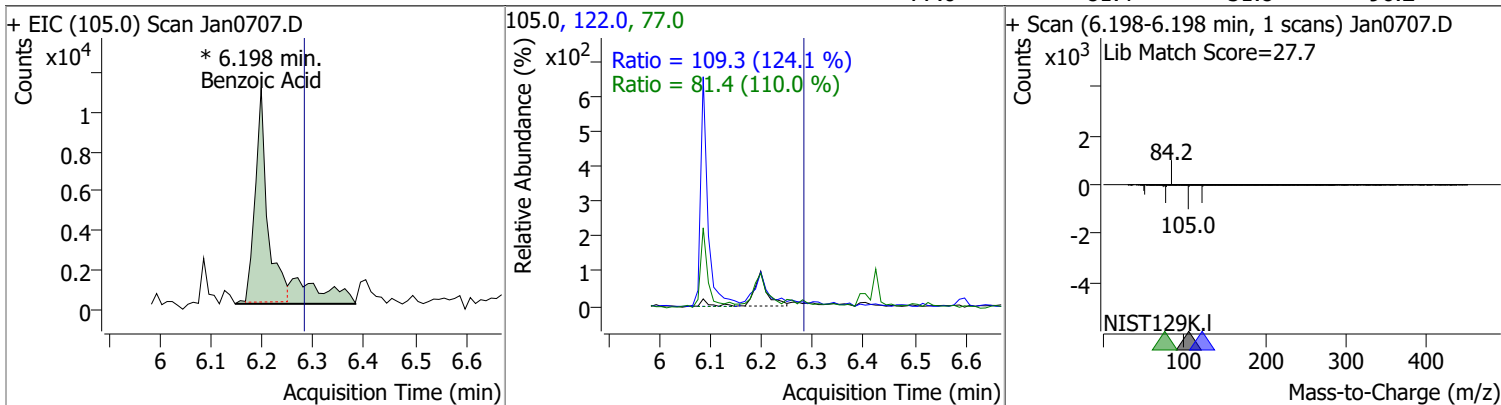
Compound	Conc.	RT	Dev(Min)	Resp.	QIon	QRatio	Lower	Upper
2,4-Dimethylphenol	10.1716	6.08	0.00	63204	107.0	100.2	74.6	138.5
					77.0	26.8	21.0	39.1



Compound	Conc.	RT	Dev(Min)	Resp.	QIon	QRatio	Lower	Upper
bis(-2-Chloroethoxy)Methane	9.6927	6.18	0.00	70016	63.0	90.0	64.0	118.8
					95.0	30.4	22.0	40.8

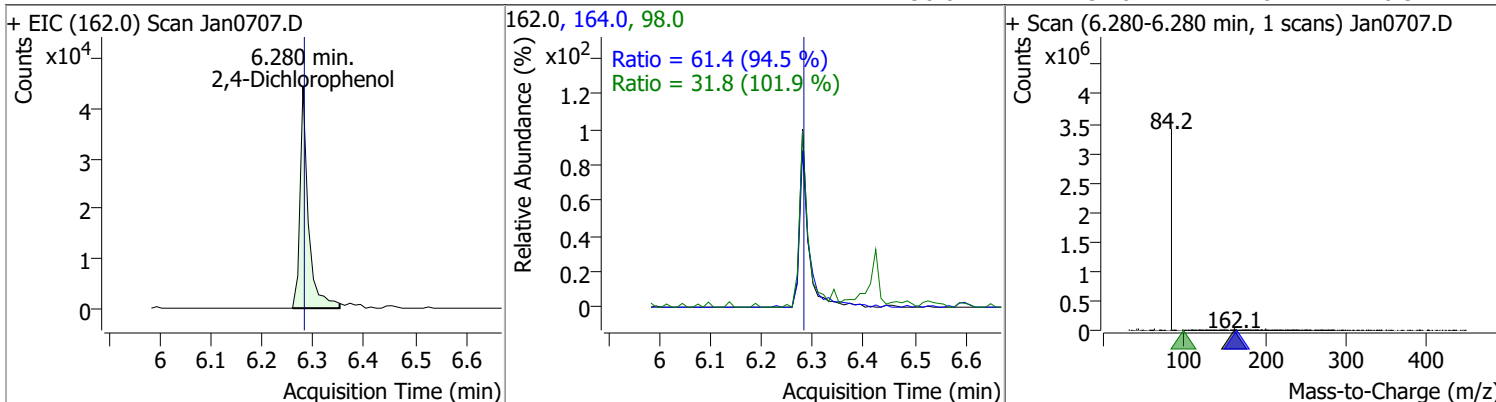


Compound	Conc.	RT	Dev(Min)	Resp.	QIon	QRatio	Lower	Upper
Benzoic Acid	9.1455	6.20	-0.08	25166 (m)	122.0	109.3	61.7	114.6
					77.0	81.4	51.8	96.2

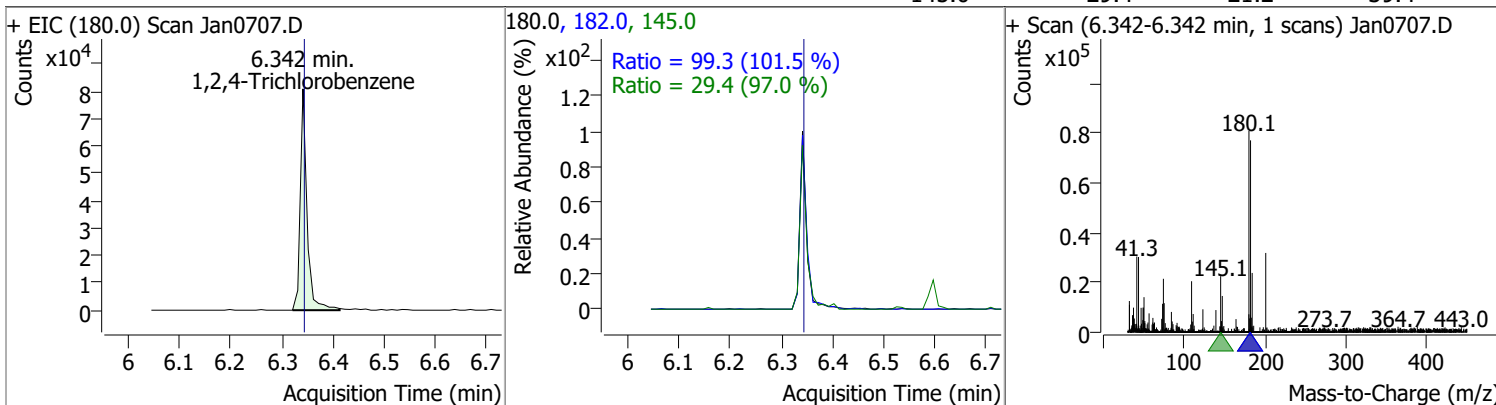


Quantitation Results Report (QT Reviewed)

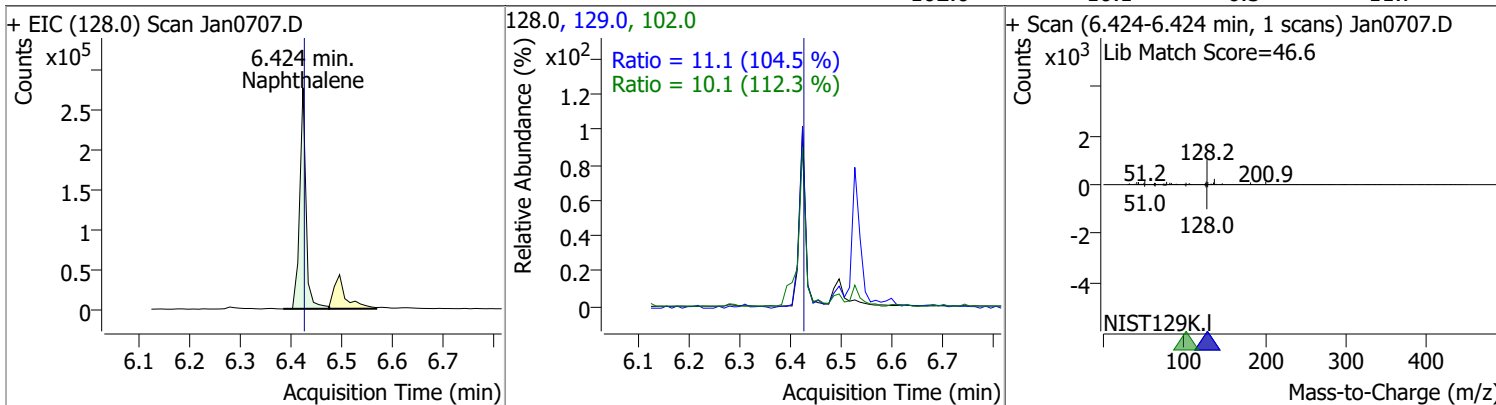
Compound	Conc.	RT	Dev(Min)	Resp.	QIon	QRatio	Lower	Upper
2,4-Dichlorophenol	9.7802	6.28	0.00	50631	164.0	61.4	45.5	84.6
					98.0	31.8	21.8	40.5



Compound	Conc.	RT	Dev(Min)	Resp.	QIon	QRatio	Lower	Upper
1,2,4-Trichlorobenzene	10.4491	6.34	0.00	74720	182.0	99.3	68.4	127.1
					145.0	29.4	21.2	39.4

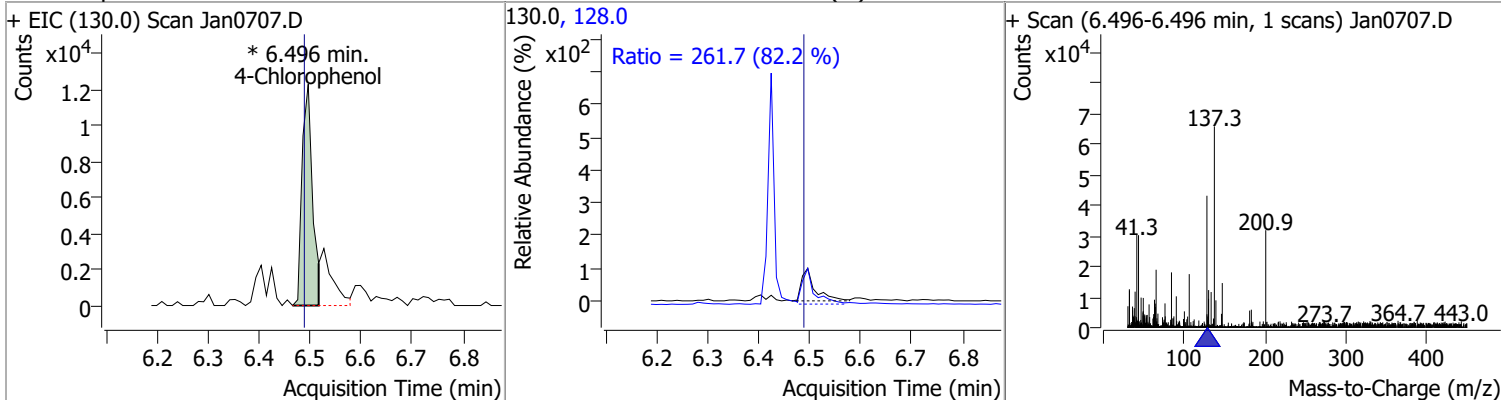


Compound	Conc.	RT	Dev(Min)	Resp.	QIon	QRatio	Lower	Upper
Naphthalene	10.7720	6.42	0.00	237250	129.0	11.1	7.4	13.8
					102.0	10.1	6.3	11.7

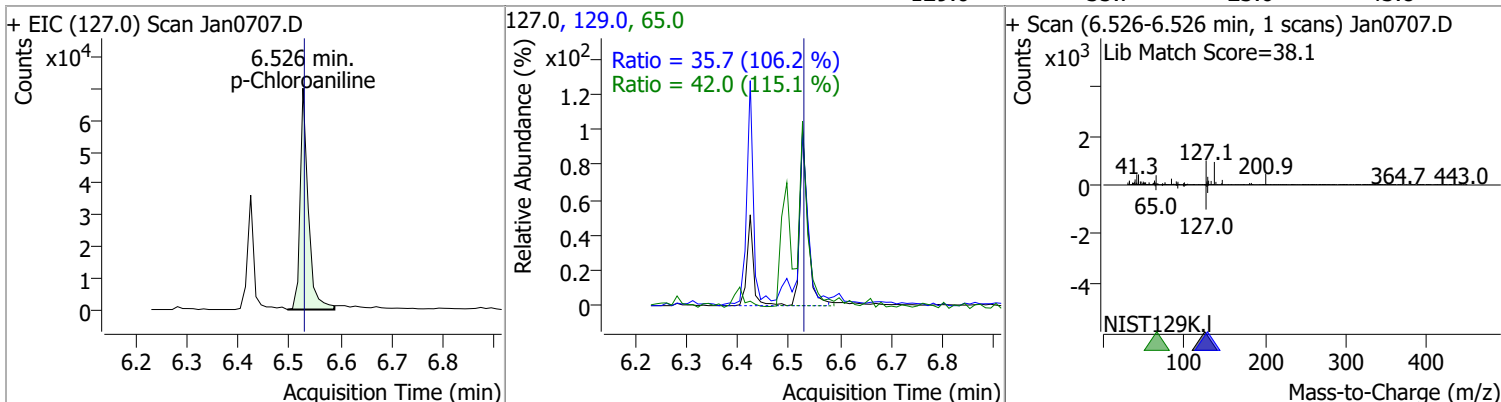


Quantitation Results Report (QT Reviewed)

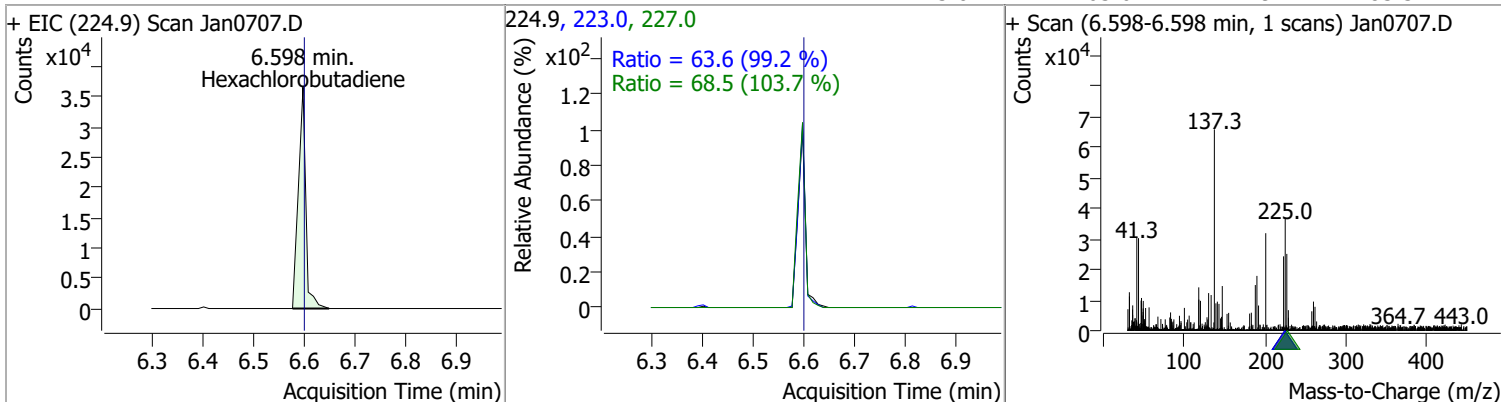
Compound	Conc.	RT	Dev(Min)	Resp.	QIon	QRatio	Lower	Upper
4-Chlorophenol	8.0856	6.50	0.01	17127 (m)	128.0	261.7	222.8	413.7



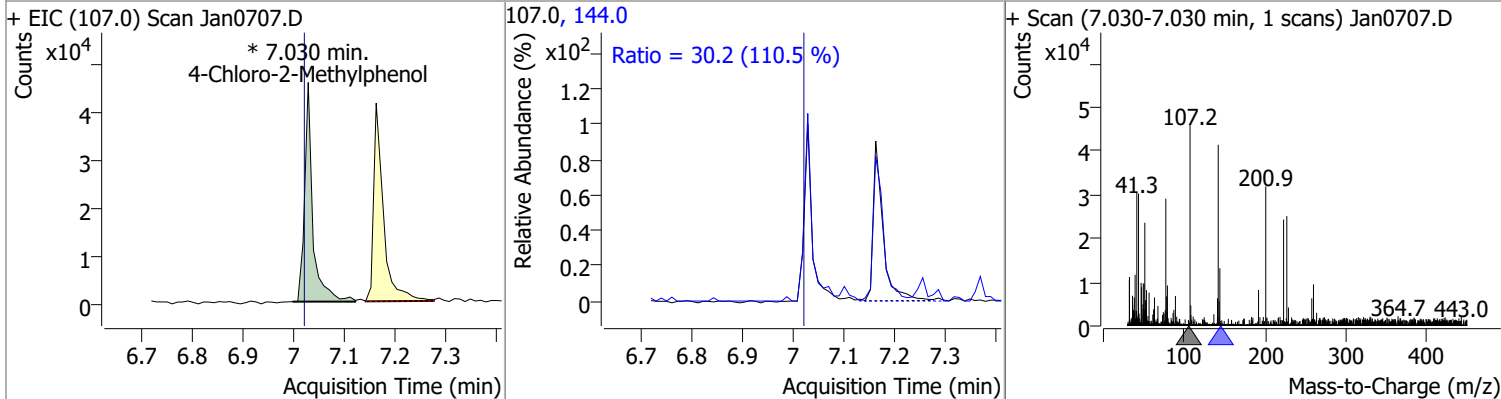
Compound	Conc.	RT	Dev(Min)	Resp.	QIon	QRatio	Lower	Upper
p-Chloroaniline	9.6003	6.53	0.00	77726	65.0	42.0	25.6	47.5
					129.0	35.7	23.6	43.8



Compound	Conc.	RT	Dev(Min)	Resp.	QIon	QRatio	Lower	Upper
Hexachlorobutadiene	10.1526	6.60	0.00	36995	227.0	68.5	46.3	85.9
					223.0	63.6	44.9	83.3

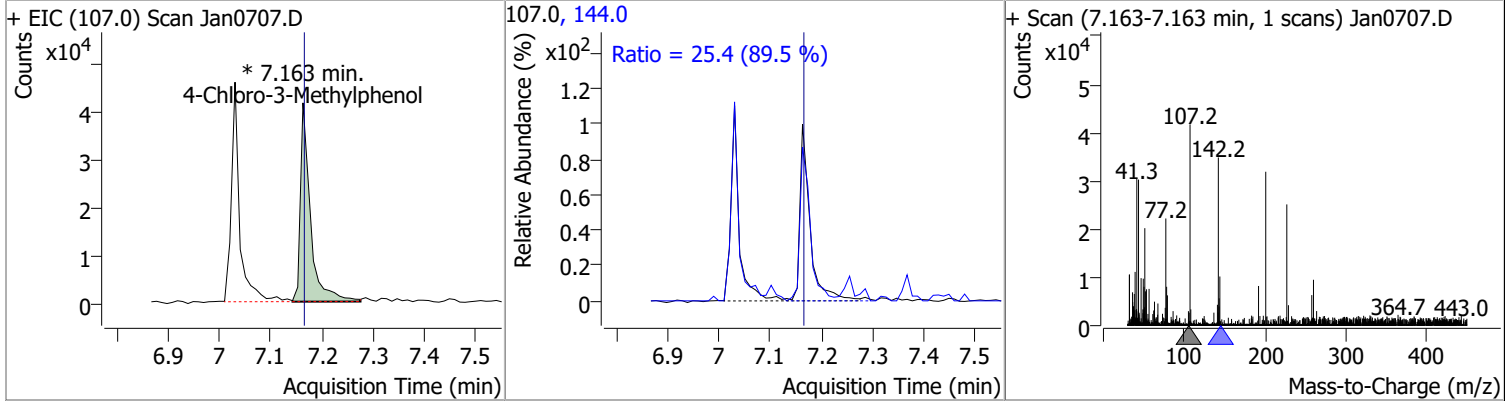


Compound	Conc.	RT	Dev(Min)	Resp.	QIon	QRatio	Lower	Upper
4-Chloro-2-Methylphenol	9.7787	7.03	0.01	51111 (m)	144.0	30.2	19.1	35.5

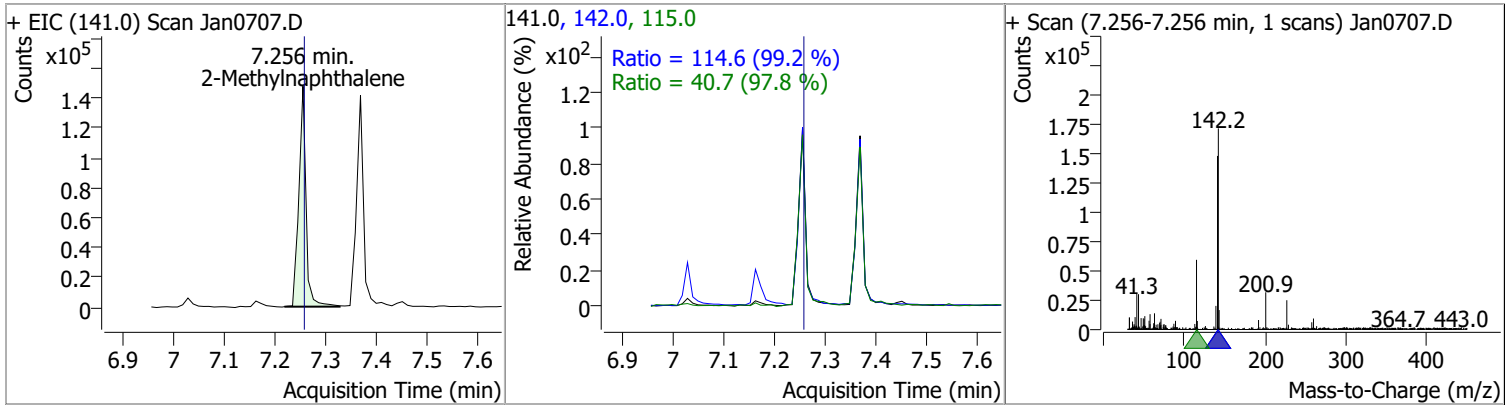


Quantitation Results Report (QT Reviewed)

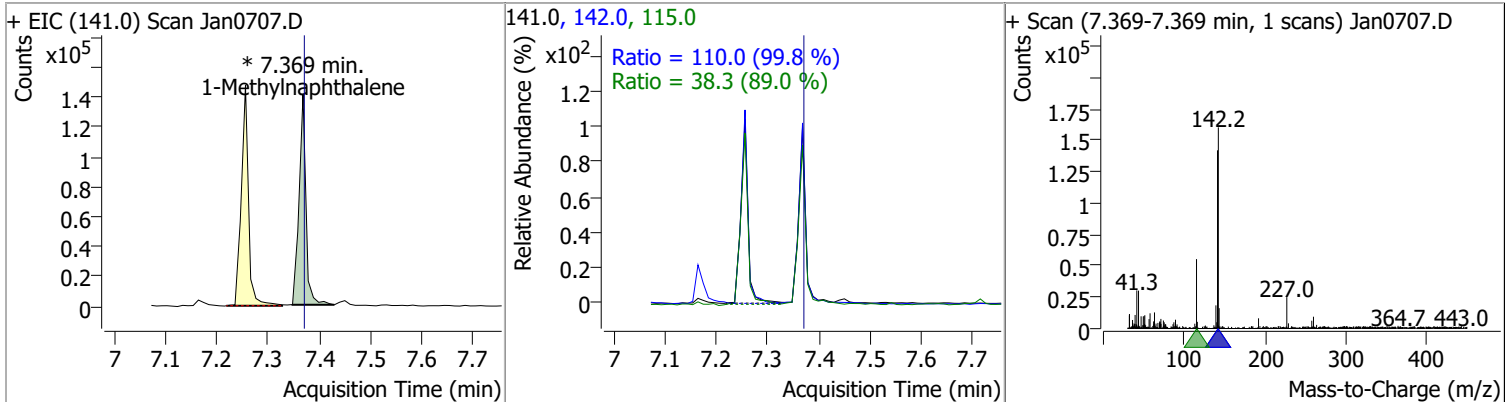
Compound	Conc.	RT	Dev(Min)	Resp.	QIon	QRatio	Lower	Upper
4-Chloro-3-Methylphenol	10.2793	7.16	0.00	56747 (m)	144.0	25.4	19.9	36.9



Compound	Conc.	RT	Dev(Min)	Resp.	QIon	QRatio	Lower	Upper
2-Methylnaphthalene	10.3179	7.26	0.00	144517	142.0	114.6	80.8	150.1
					115.0	40.7	29.1	54.1

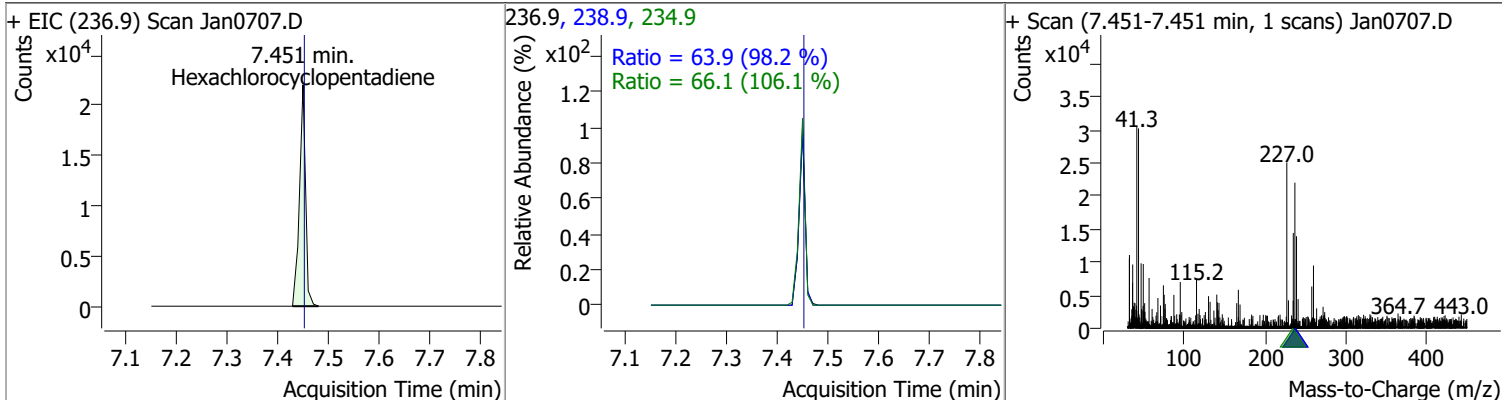


Compound	Conc.	RT	Dev(Min)	Resp.	QIon	QRatio	Lower	Upper
1-Methylnaphthalene	9.8187	7.37	0.00	132574 (m)	142.0	110.0	77.1	143.2
					115.0	38.3	30.2	56.0

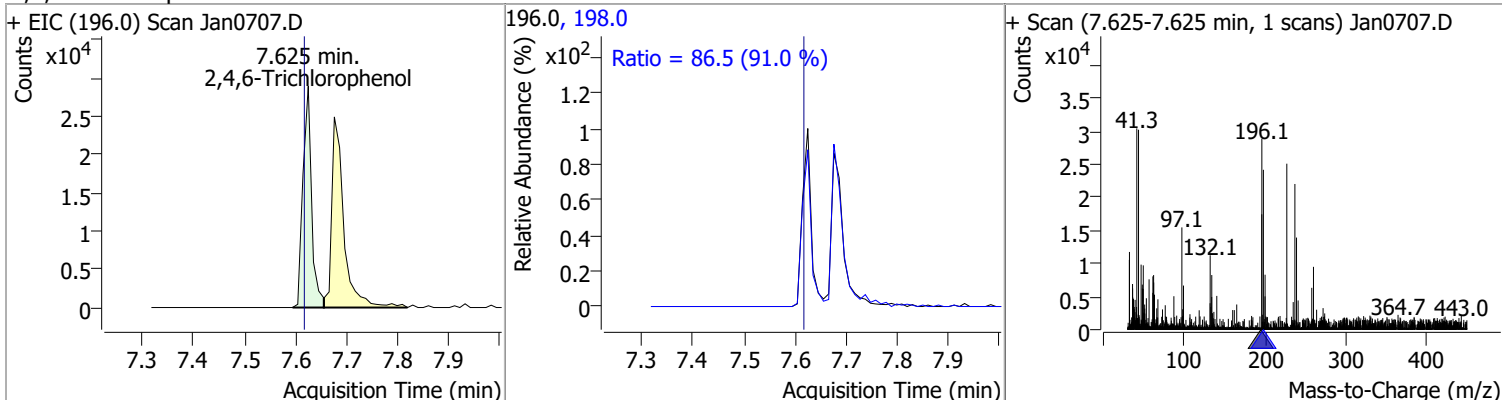


Quantitation Results Report (QT Reviewed)

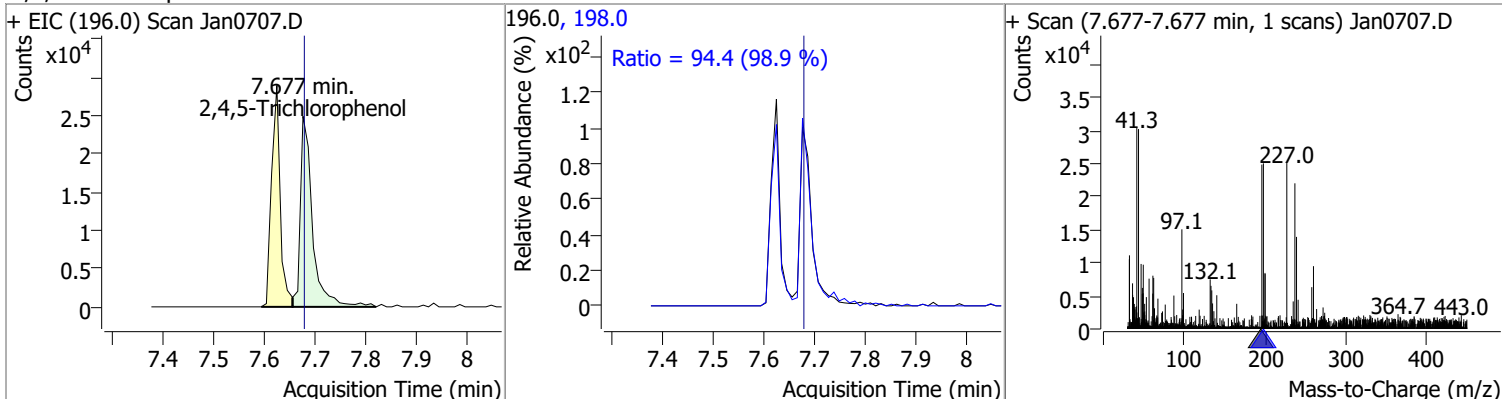
Compound	Conc.	RT	Dev(Min)	Resp.	QIon	QRatio	Lower	Upper
Hexachlorocyclopentadiene	9.2638	7.45	0.00	18318	238.9	63.9	45.5	84.6
					234.9	66.1	43.6	80.9



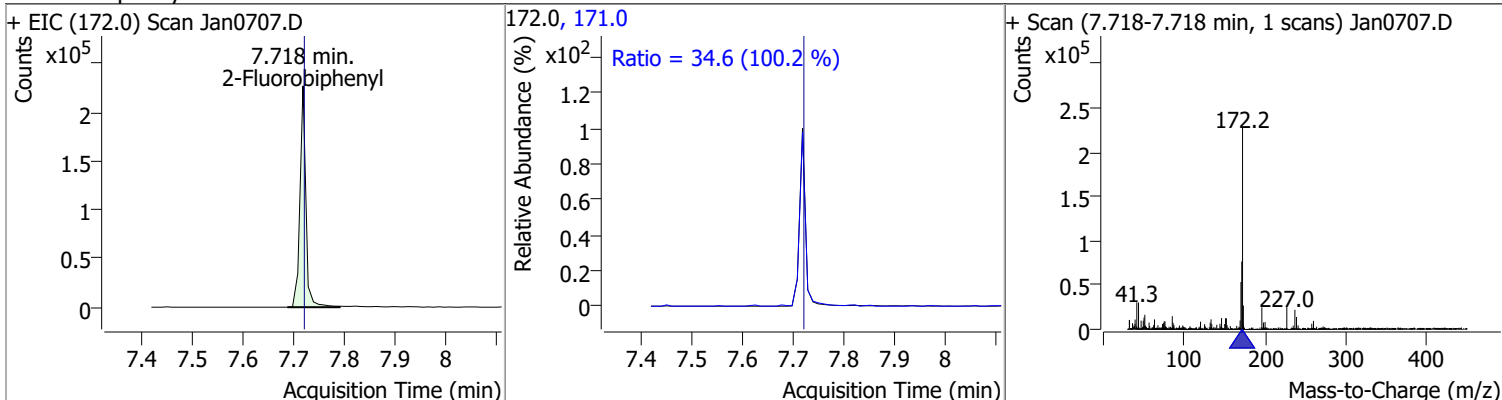
Compound	Conc.	RT	Dev(Min)	Resp.	QIon	QRatio	Lower	Upper
2,4,6-Trichlorophenol	10.2313	7.63	0.01	34208	198.0	86.5	66.6	123.6



Compound	Conc.	RT	Dev(Min)	Resp.	QIon	QRatio	Lower	Upper
2,4,5-Trichlorophenol	9.8273	7.68	0.00	41296	198.0	94.4	66.8	124.1

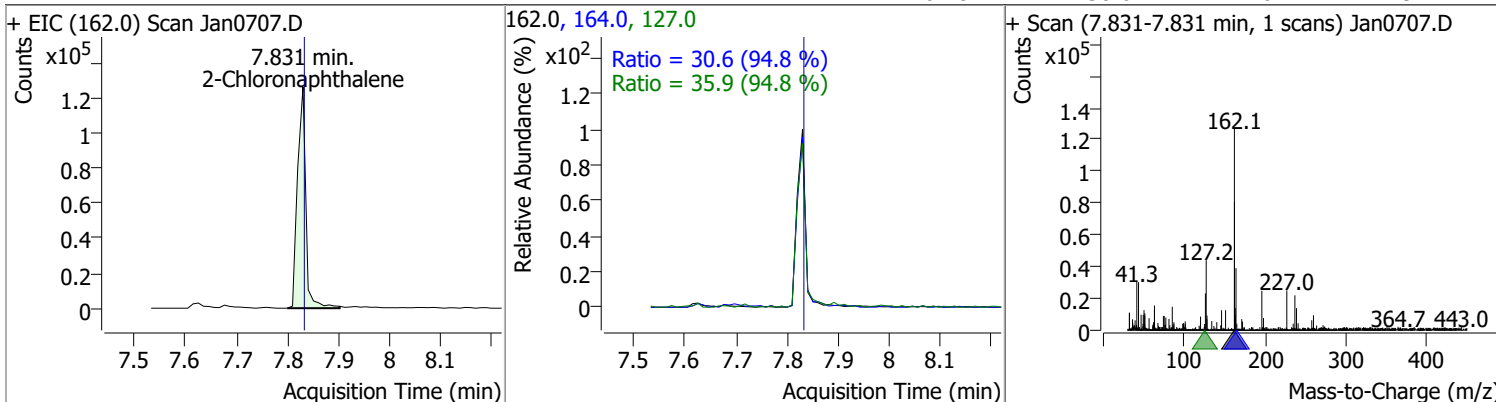


Compound	Conc.	RT	Dev(Min)	Resp.	QIon	QRatio	Lower	Upper
2-Fluorobiphenyl	10.1443	7.72	0.00	182856	171.0	34.6	24.2	44.9

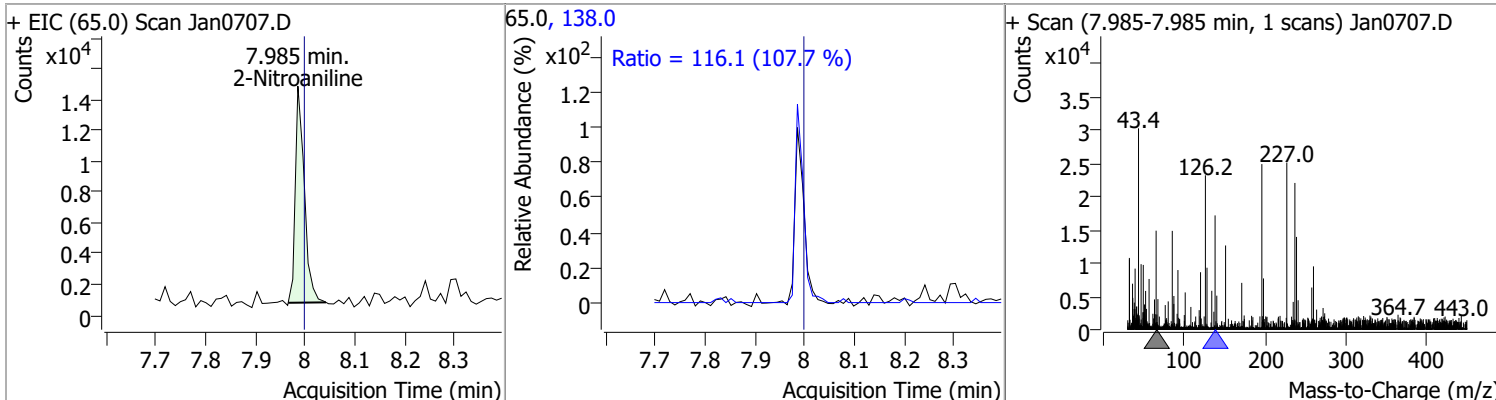


Quantitation Results Report (QT Reviewed)

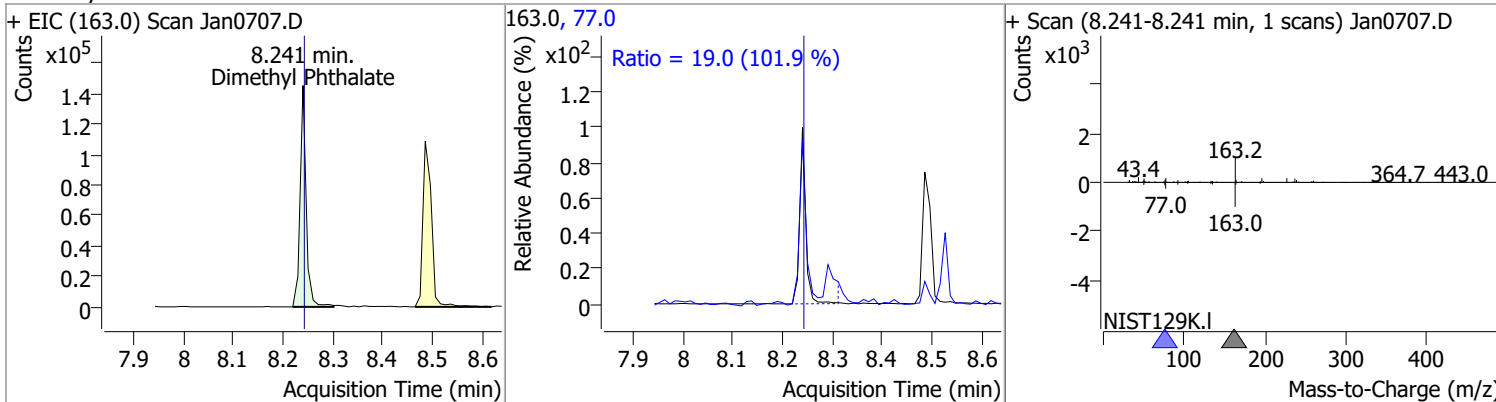
Compound	Conc.	RT	Dev(Min)	Resp.	QIon	QRatio	Lower	Upper
2-Chloronaphthalene	10.1849	7.83	0.00	142716	127.0	35.9	26.5	49.3
					164.0	30.6	22.6	41.9



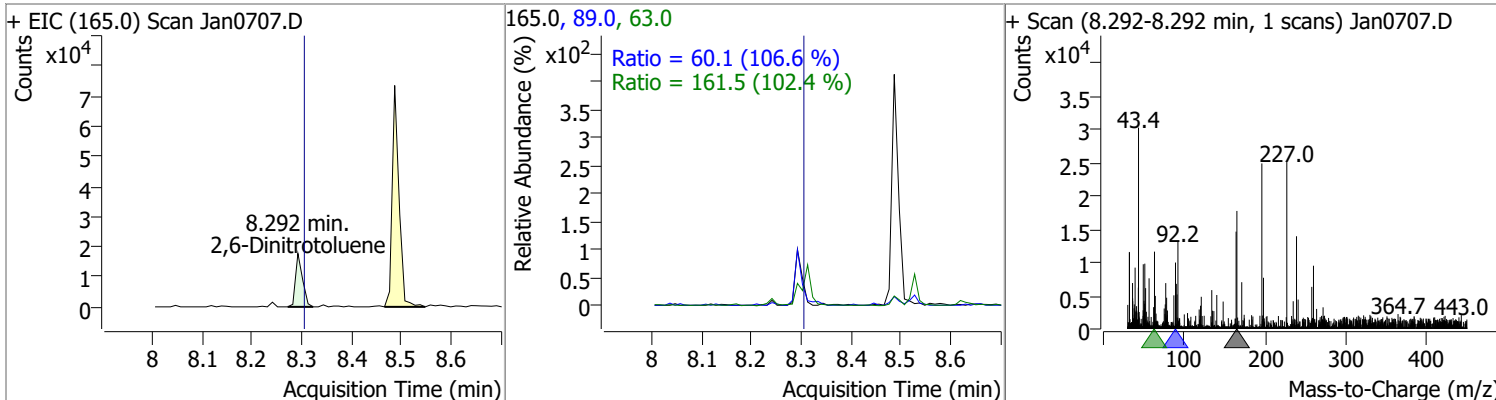
Compound	Conc.	RT	Dev(Min)	Resp.	QIon	QRatio	Lower	Upper
2-Nitroaniline	9.2817	7.98	-0.01	17284	138.0	116.1	75.4	140.1
					65.0	116.1	107.7	140.1



Compound	Conc.	RT	Dev(Min)	Resp.	QIon	QRatio	Lower	Upper
Dimethyl Phthalate	9.9882	8.24	0.00	122818	77.0	19.0	13.0	24.2
					163.0	19.0	101.9	24.2

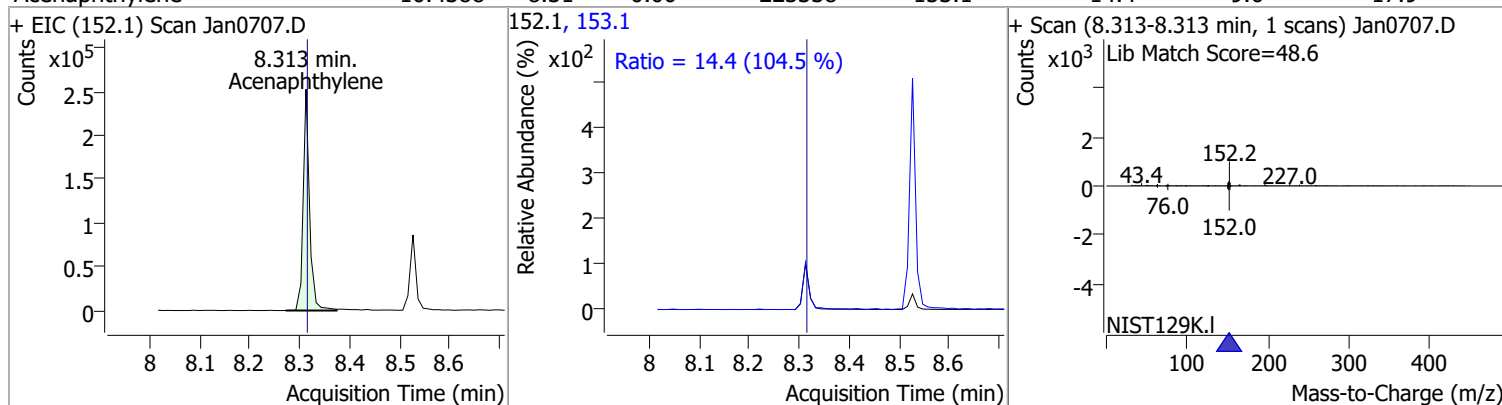


Compound	Conc.	RT	Dev(Min)	Resp.	QIon	QRatio	Lower	Upper
2,6-Dinitrotoluene	9.7625	8.29	-0.01	17243	63.0	161.5	110.4	205.0
					89.0	60.1	39.5	73.3
					165.0	60.1	106.6	73.3

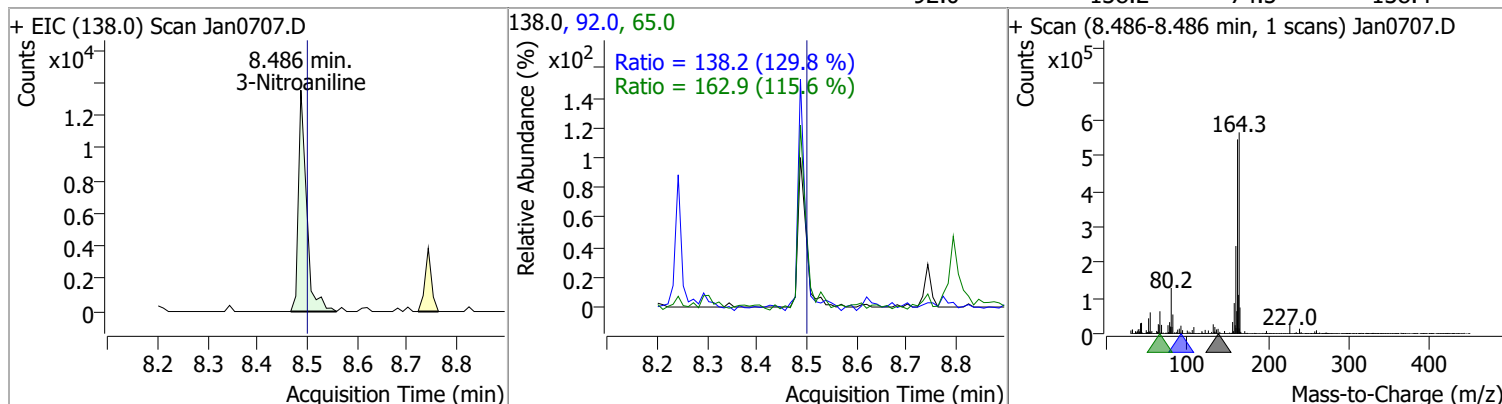


Quantitation Results Report (QT Reviewed)

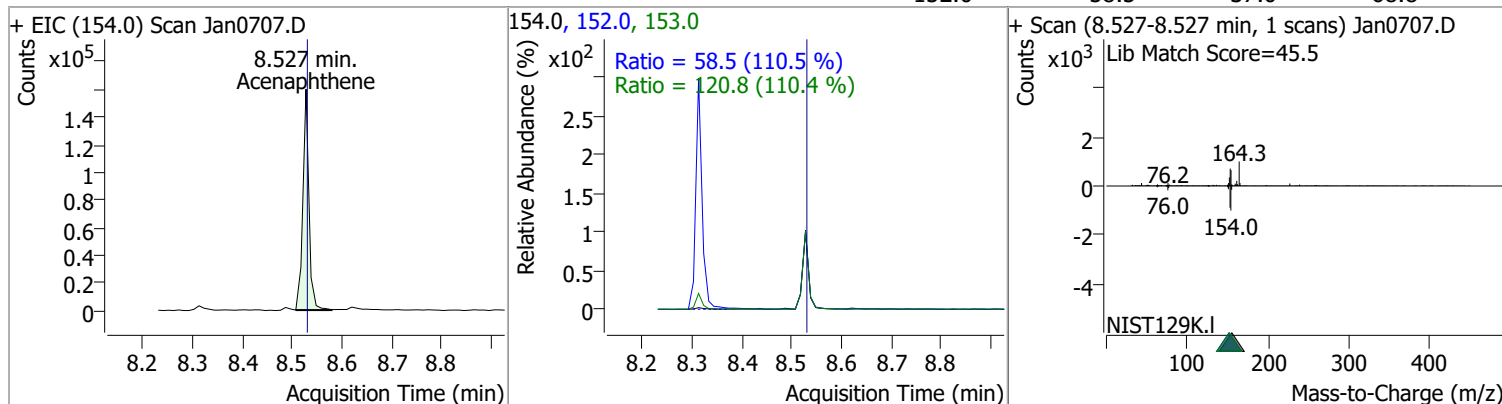
Compound	Conc.	RT	Dev(Min)	Resp.	QIon	QRatio	Lower	Upper
Acenaphthylene	10.4388	8.31	0.00	223338	153.1	14.4	9.6	17.9



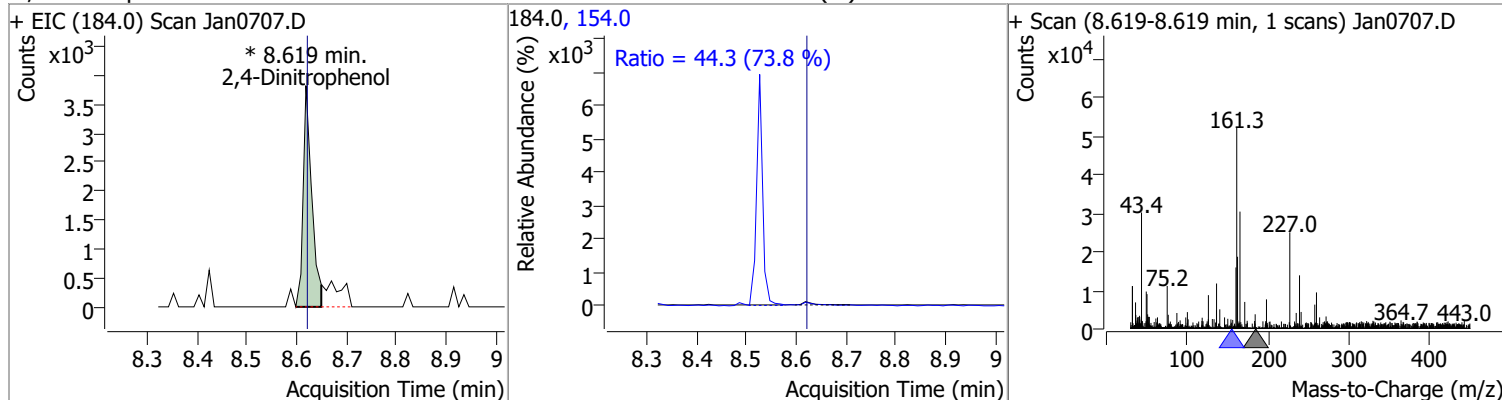
Compound	Conc.	RT	Dev(Min)	Resp.	QIon	QRatio	Lower	Upper
3-Nitroaniline	9.2794	8.49	-0.01	15441	65.0	162.9	98.6	183.2
					92.0	138.2	74.5	138.4



Compound	Conc.	RT	Dev(Min)	Resp.	QIon	QRatio	Lower	Upper
Acenaphthene	9.7288	8.53	0.00	125718	153.0	120.8	76.6	142.3
					152.0	58.5	37.0	68.8

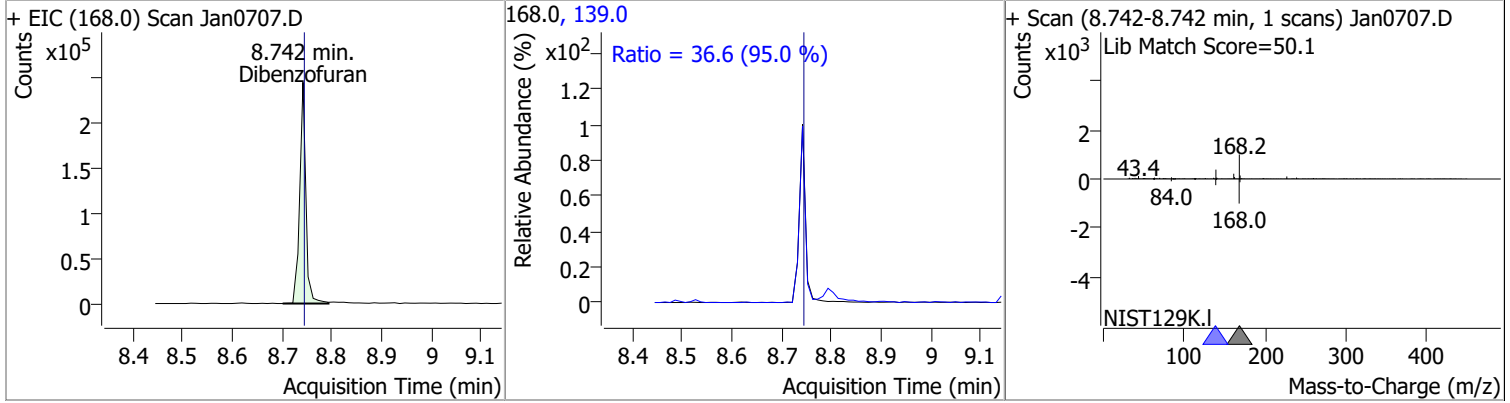


Compound	Conc.	RT	Dev(Min)	Resp.	QIon	QRatio	Lower	Upper
2,4-Dinitrophenol	8.4111	8.62	0.00	4568 (m)	154.0	44.3	42.0	78.1

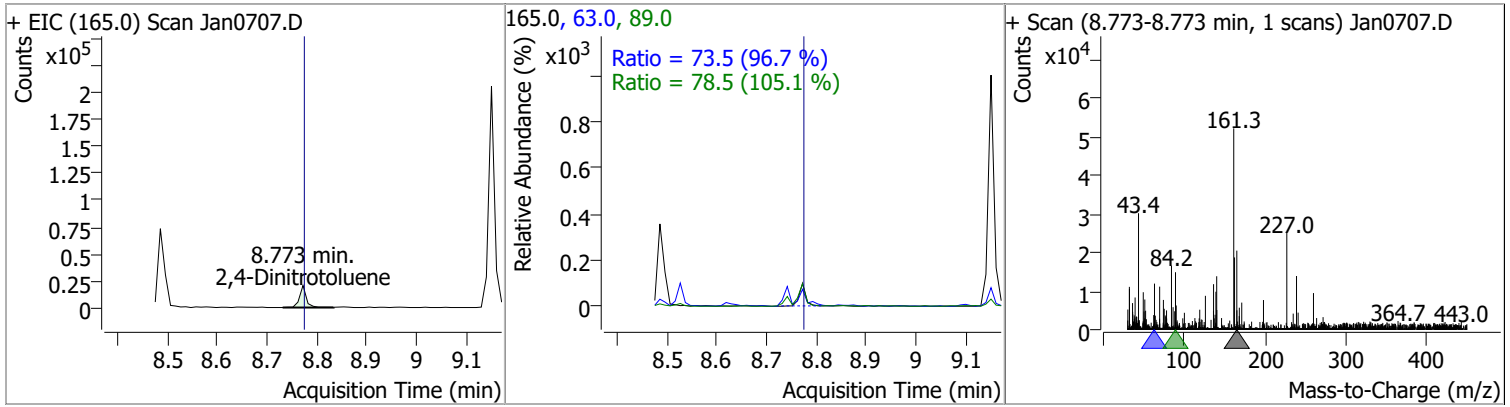


Quantitation Results Report (QT Reviewed)

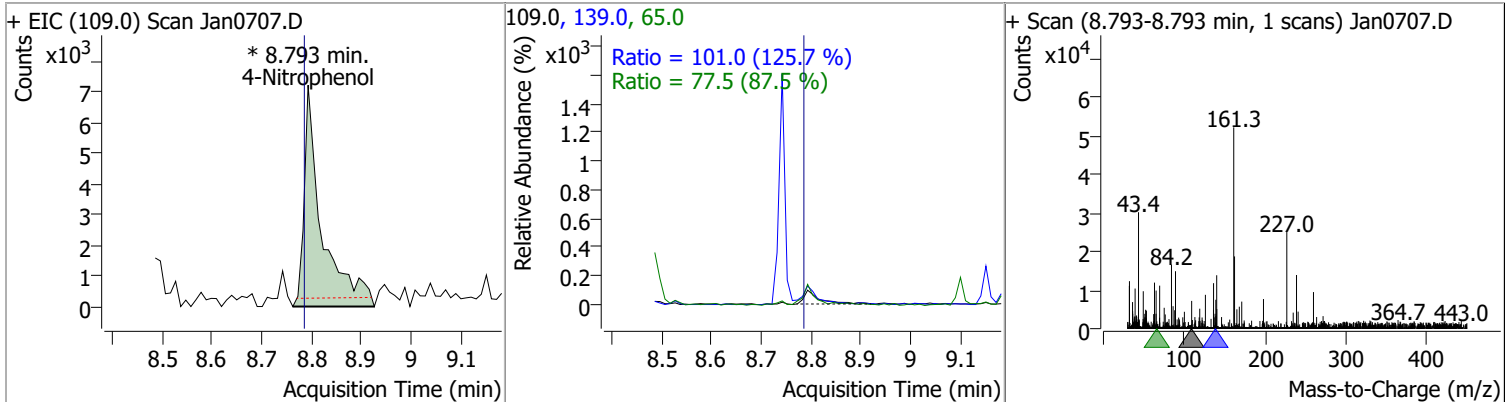
Compound	Conc.	RT	Dev(Min)	Resp.	QIon	QRatio	Lower	Upper
Dibenzofuran	10.2314	8.74	0.00	209247	139.0	36.6	27.0	50.2



Compound	Conc.	RT	Dev(Min)	Resp.	QIon	QRatio	Lower	Upper
2,4-Dinitrotoluene	9.6692	8.77	0.00	19708	63.0	73.5	53.2	98.9
					89.0	78.5	52.3	97.1

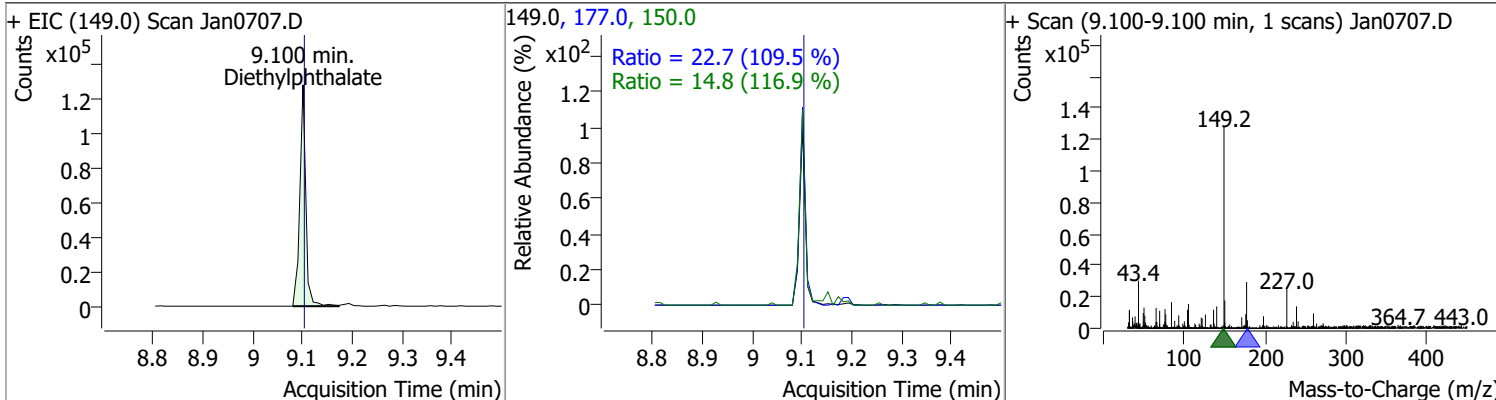


Compound	Conc.	RT	Dev(Min)	Resp.	QIon	QRatio	Lower	Upper
4-Nitrophenol	9.8077	8.79	0.01	17901 (m)	65.0	77.5	62.0	115.1
					139.0	101.0	56.3	104.5

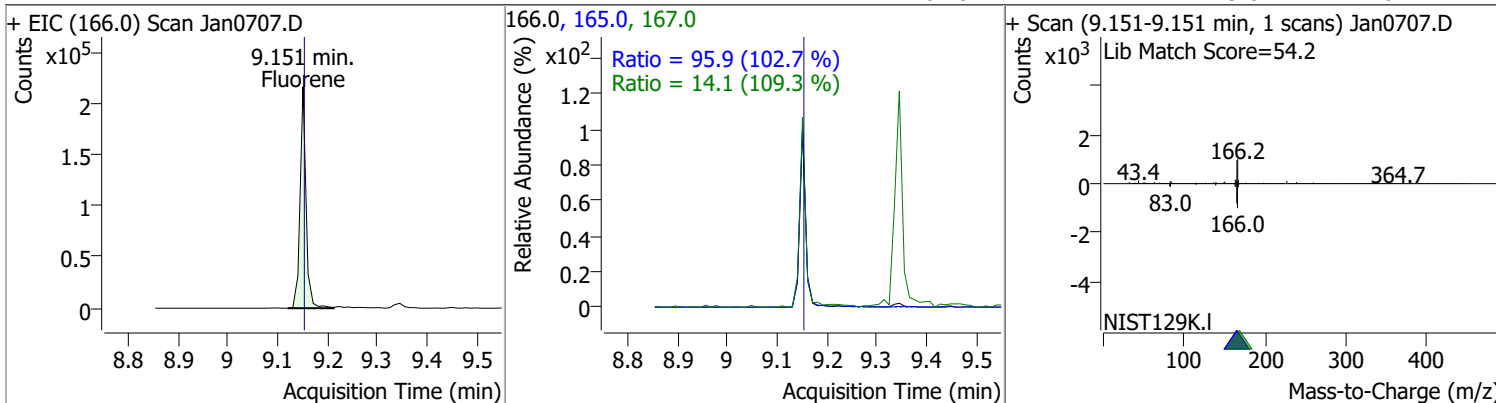


Quantitation Results Report (QT Reviewed)

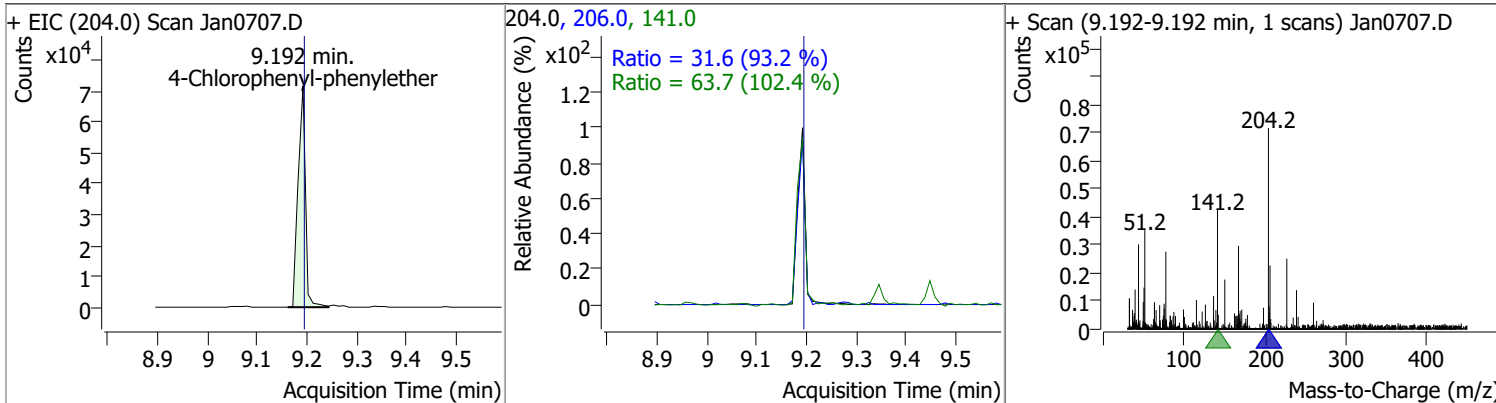
Compound	Conc.	RT	Dev(Min)	Resp.	QIon	QRatio	Lower	Upper
Diethylphthalate	9.9980	9.10	0.00	106876	177.0	22.7	14.5	27.0
					150.0	14.8	8.8	16.4



Compound	Conc.	RT	Dev(Min)	Resp.	QIon	QRatio	Lower	Upper
Fluorene	10.7290	9.15	0.00	178697	165.0	95.9	65.4	121.4
					167.0	14.1	9.0	16.7

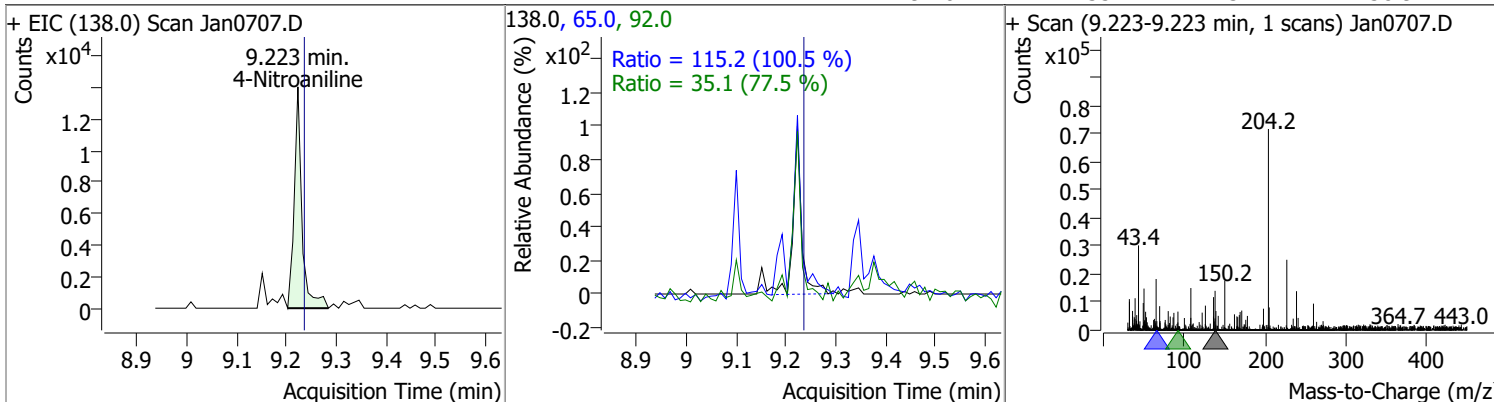


Compound	Conc.	RT	Dev(Min)	Resp.	QIon	QRatio	Lower	Upper
4-Chlorophenyl-phenylether	10.2624	9.19	0.00	73170	141.0	63.7	43.6	80.9
					206.0	31.6	23.7	44.1

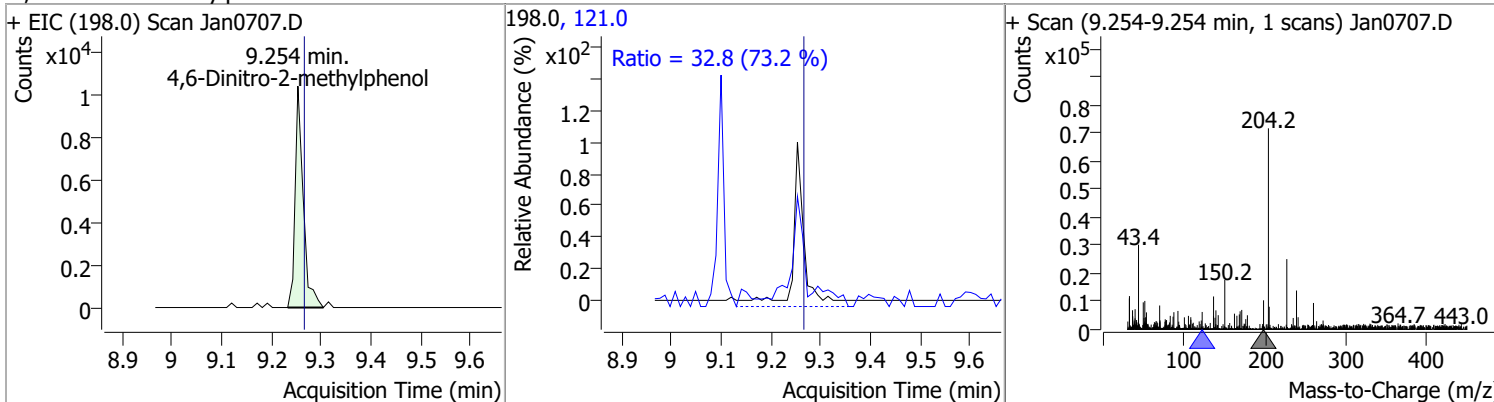


Quantitation Results Report (QT Reviewed)

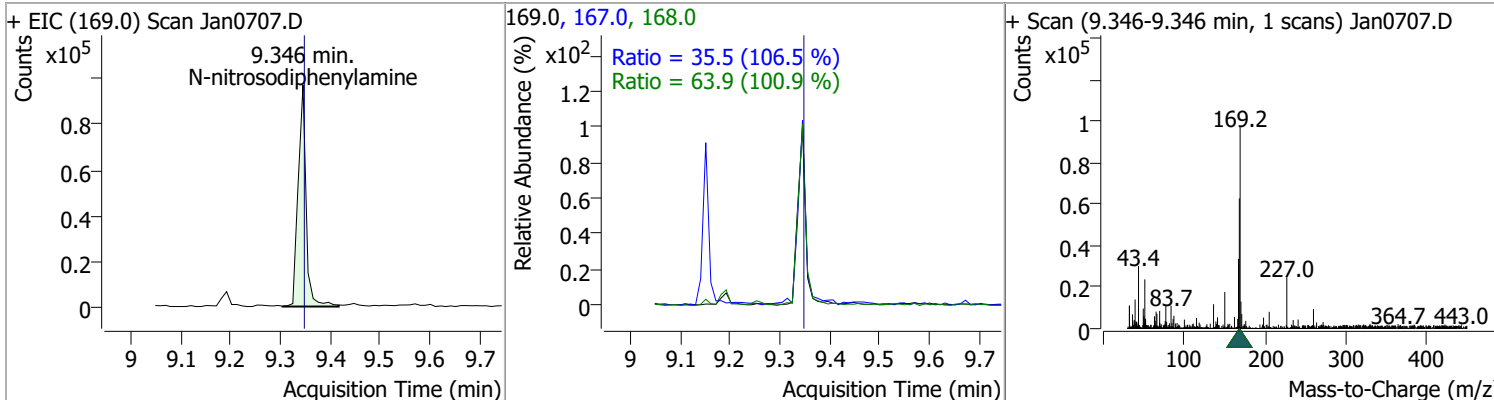
Compound	Conc.	RT	Dev(Min)	Resp.	QIon	QRatio	Lower	Upper
4-Nitroaniline	8.8280	9.22	-0.01	15222	65.0	115.2	80.2	149.0
					92.0	35.1	31.7	58.9



Compound	Conc.	RT	Dev(Min)	Resp.	QIon	QRatio	Lower	Upper
4,6-Dinitro-2-methylphenol	10.1231	9.25	-0.01	11846	121.0	32.8	31.4	58.3

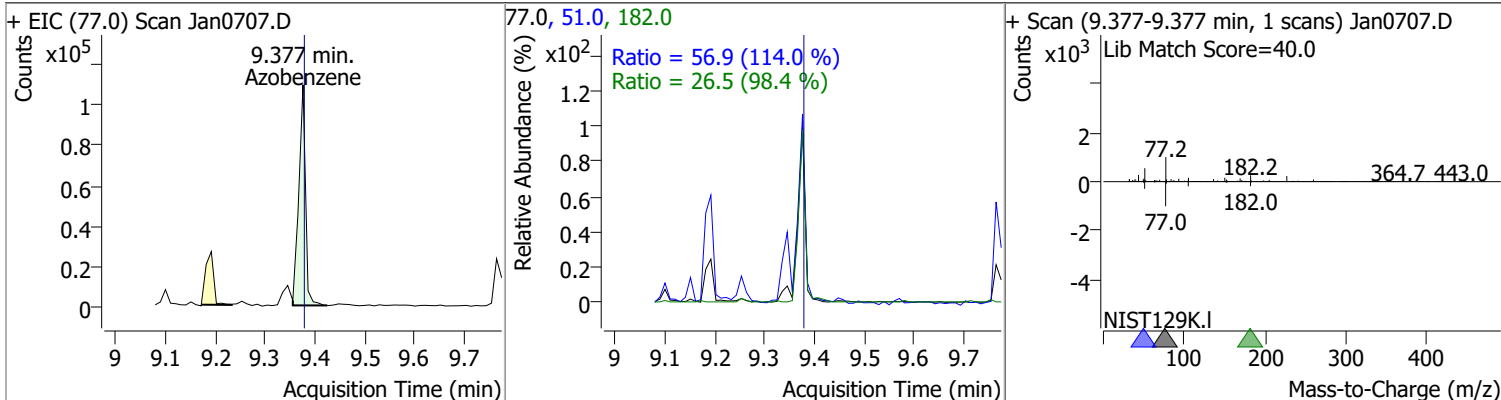


Compound	Conc.	RT	Dev(Min)	Resp.	QIon	QRatio	Lower	Upper
N-nitrosodiphenylamine	9.3638	9.35	0.00	107937	168.0	63.9	44.3	82.3
					167.0	35.5	23.4	43.4

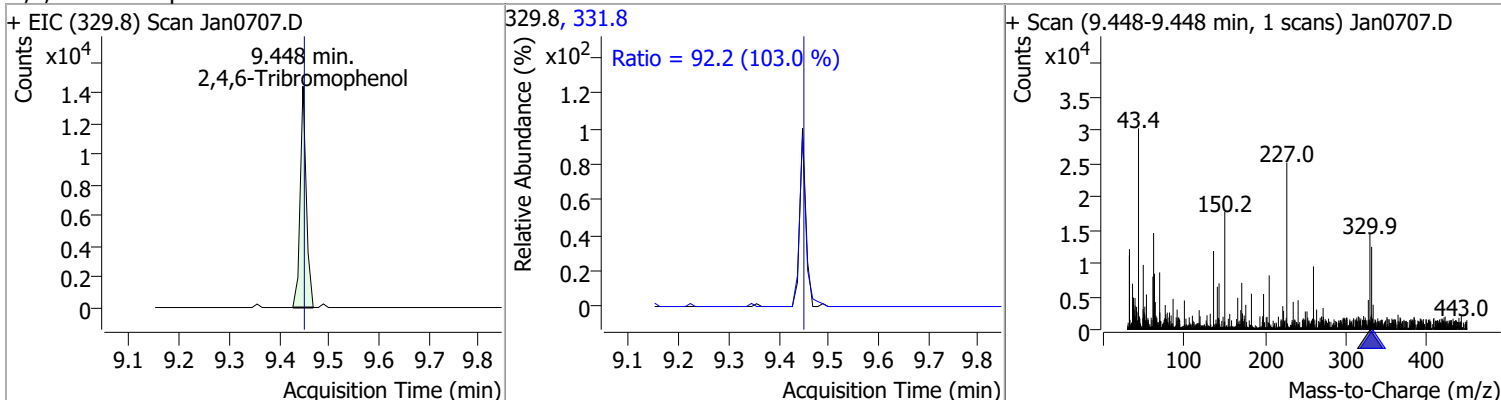


Quantitation Results Report (QT Reviewed)

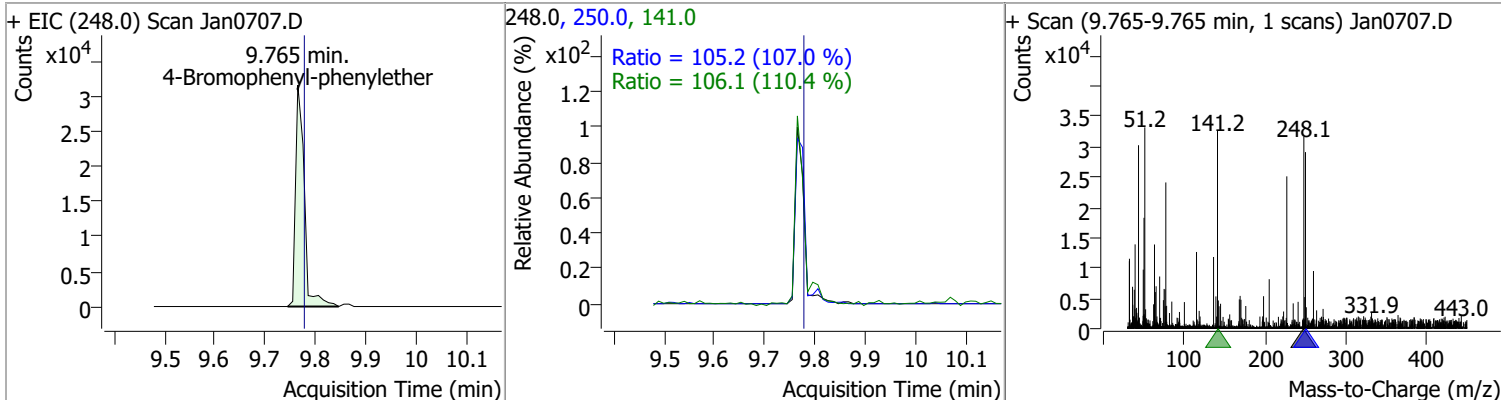
Compound	Conc.	RT	Dev(Min)	Resp.	QIon	QRatio	Lower	Upper
Azobenzene	8.8273	9.38	0.00	101518	51.0	56.9	34.9	64.9
					182.0	26.5	18.8	35.0



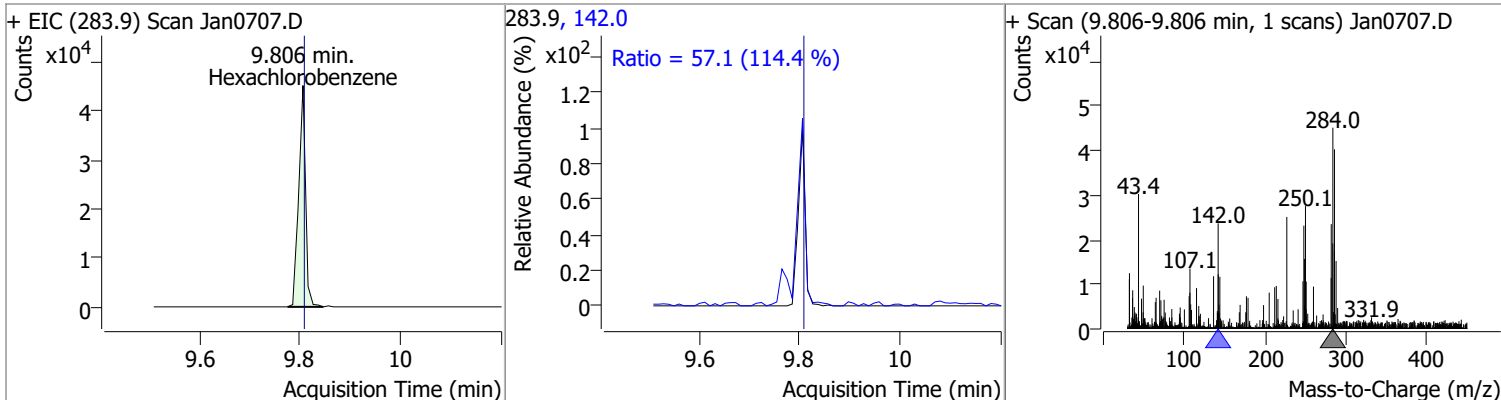
Compound	Conc.	RT	Dev(Min)	Resp.	QIon	QRatio	Lower	Upper
2,4,6-Tribromophenol	9.0327	9.45	0.00	12268	331.8	92.2	62.7	116.4



Compound	Conc.	RT	Dev(Min)	Resp.	QIon	QRatio	Lower	Upper
4-Bromophenyl-phenylether	8.9973	9.77	-0.01	38076	250.0	105.2	68.8	127.8
					141.0	106.1	67.3	124.9

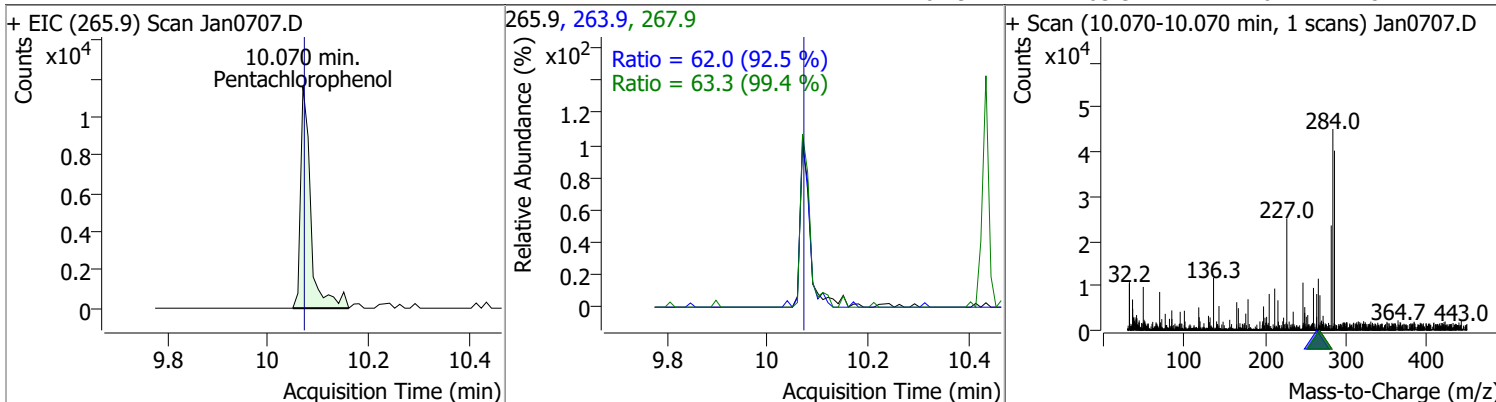


Compound	Conc.	RT	Dev(Min)	Resp.	QIon	QRatio	Lower	Upper
Hexachlorobenzene	9.4598	9.81	0.00	42693	142.0	57.1	34.9	64.8

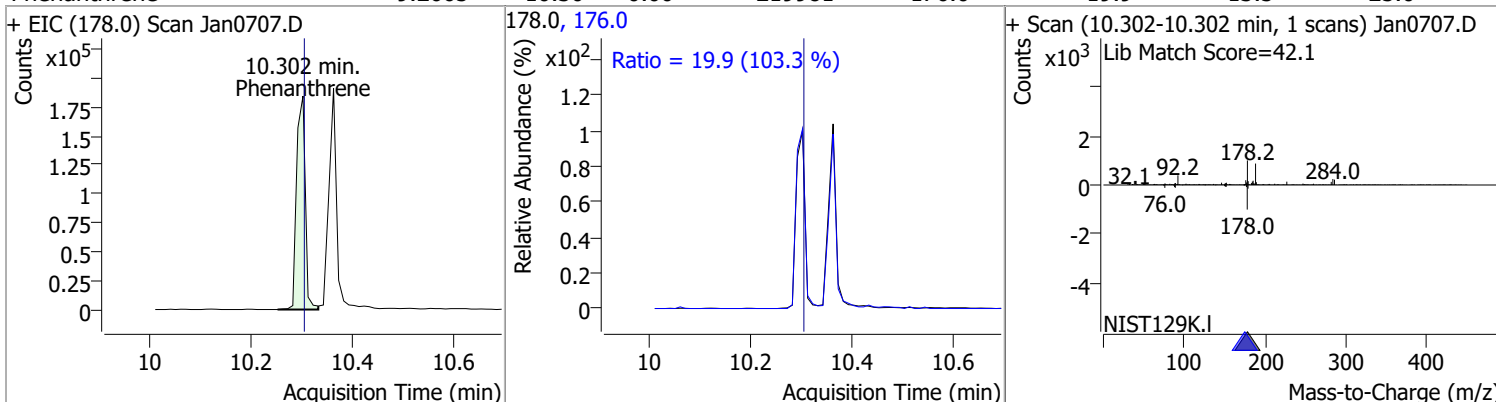


Quantitation Results Report (QT Reviewed)

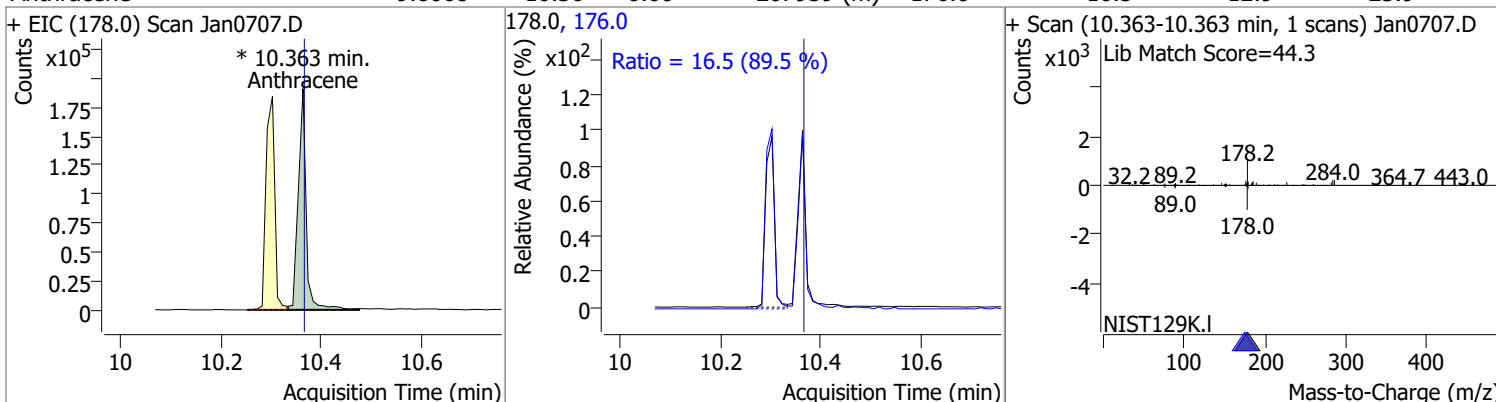
Compound	Conc.	RT	Dev(Min)	Resp.	QIon	QRatio	Lower	Upper
Pentachlorophenol	9.4197	10.07	0.00	16323	263.9	62.0	46.9	87.1
					267.9	63.3	44.6	82.7



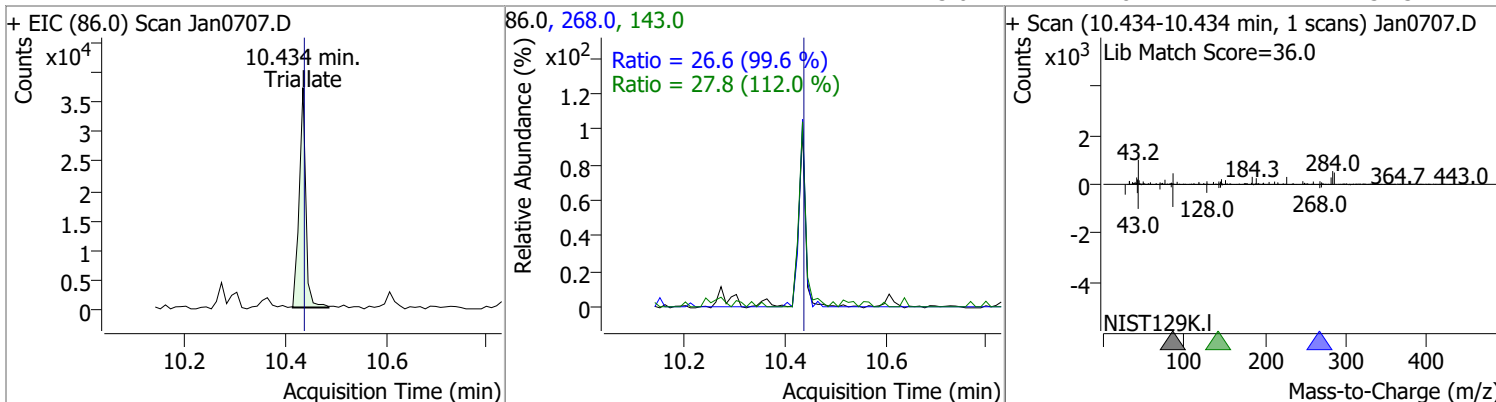
Compound	Conc.	RT	Dev(Min)	Resp.	QIon	QRatio	Lower	Upper
Phenanthrene	9.2665	10.30	0.00	219981	176.0	19.9	13.5	25.0



Compound	Conc.	RT	Dev(Min)	Resp.	QIon	QRatio	Lower	Upper
Anthracene	9.8068	10.36	0.00	207959 (m)	176.0	16.5	12.9	23.9

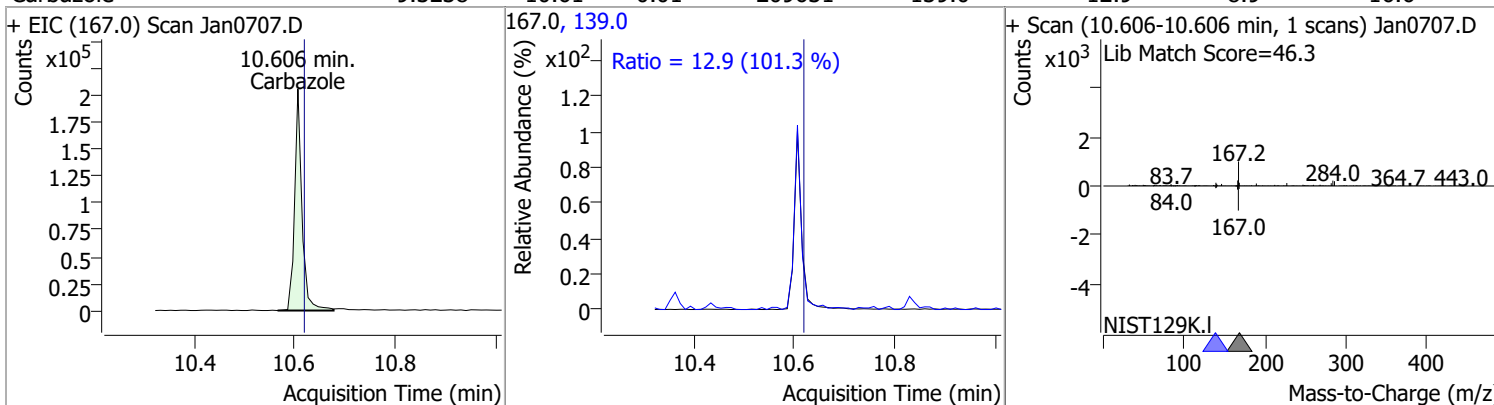


Compound	Conc.	RT	Dev(Min)	Resp.	QIon	QRatio	Lower	Upper
Triallate	8.5862	10.43	0.00	34125	268.0	26.6	18.7	34.7
					143.0	27.8	17.4	32.3

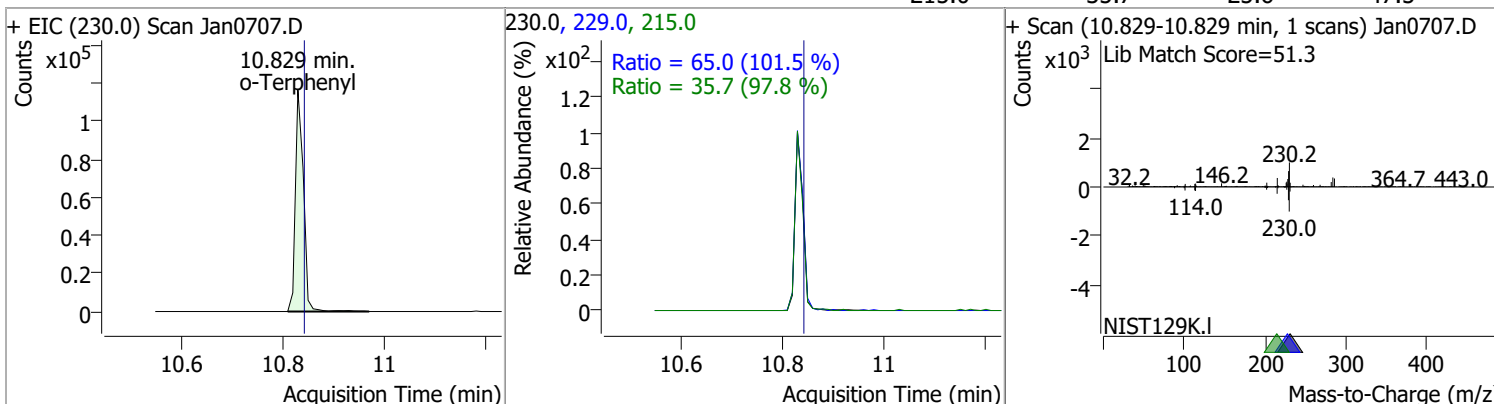


Quantitation Results Report (QT Reviewed)

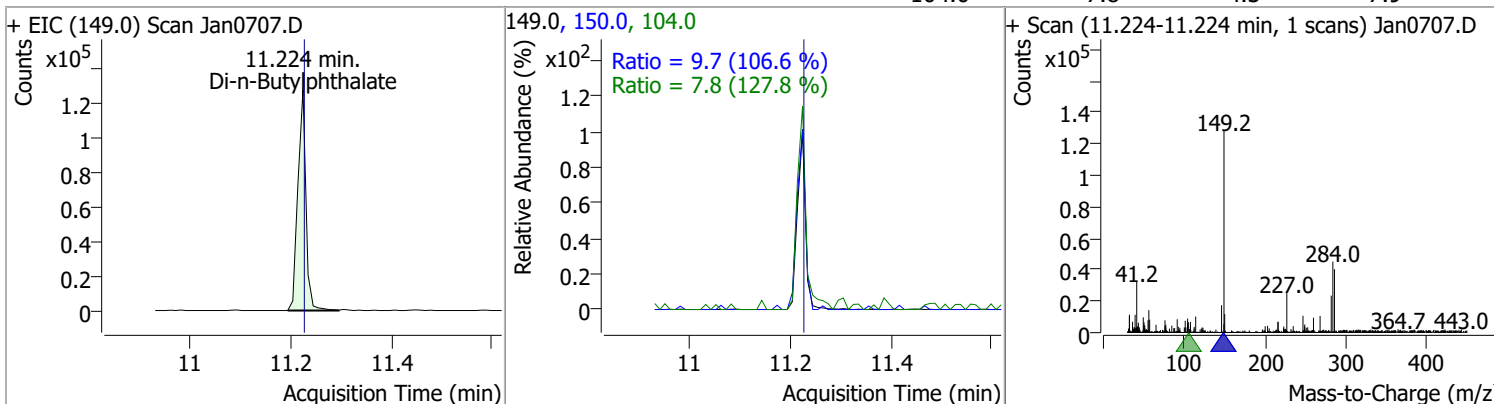
Compound	Conc.	RT	Dev(Min)	Resp.	QIon	QRatio	Lower	Upper
Carbazole	9.3238	10.61	-0.01	209631	139.0	12.9	8.9	16.6



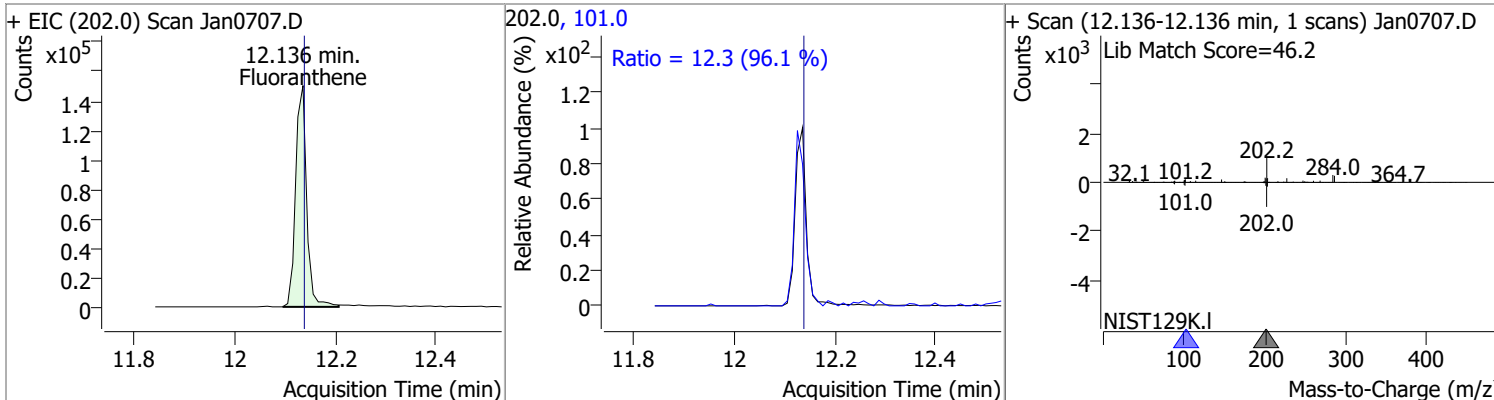
Compound	Conc.	RT	Dev(Min)	Resp.	QIon	QRatio	Lower	Upper
o-Terphenyl	9.5380	10.83	-0.01	129549	229.0	65.0	44.9	83.3
					215.0	35.7	25.6	47.5



Compound	Conc.	RT	Dev(Min)	Resp.	QIon	QRatio	Lower	Upper
Di-n-Butylphthalate	8.9061	11.22	0.00	141817	150.0	9.7	6.4	11.9
					104.0	7.8	4.3	7.9

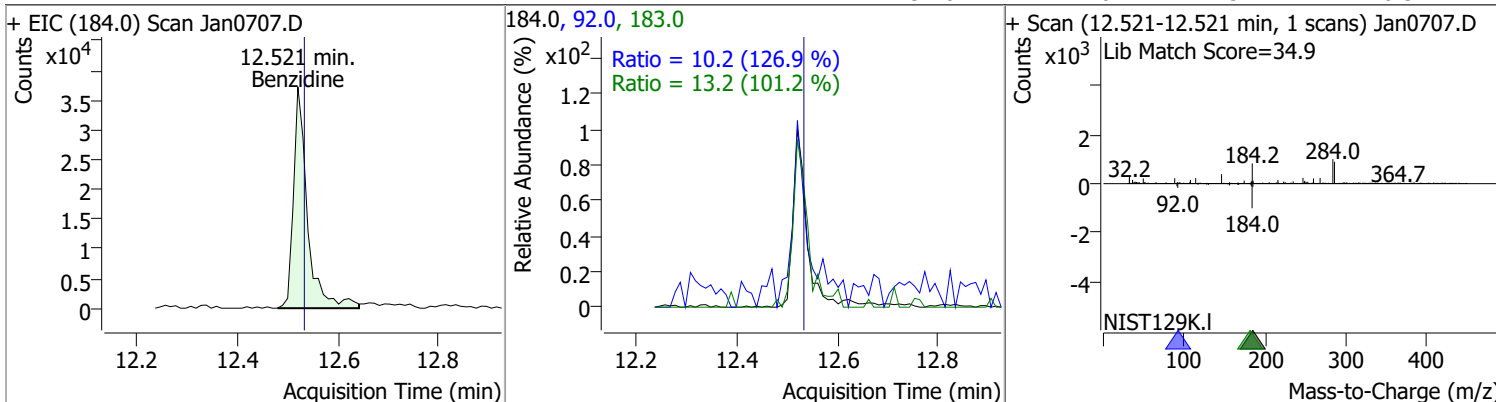


Compound	Conc.	RT	Dev(Min)	Resp.	QIon	QRatio	Lower	Upper
Fluoranthene	9.2339	12.14	0.00	228504	101.0	12.3	8.9	16.6

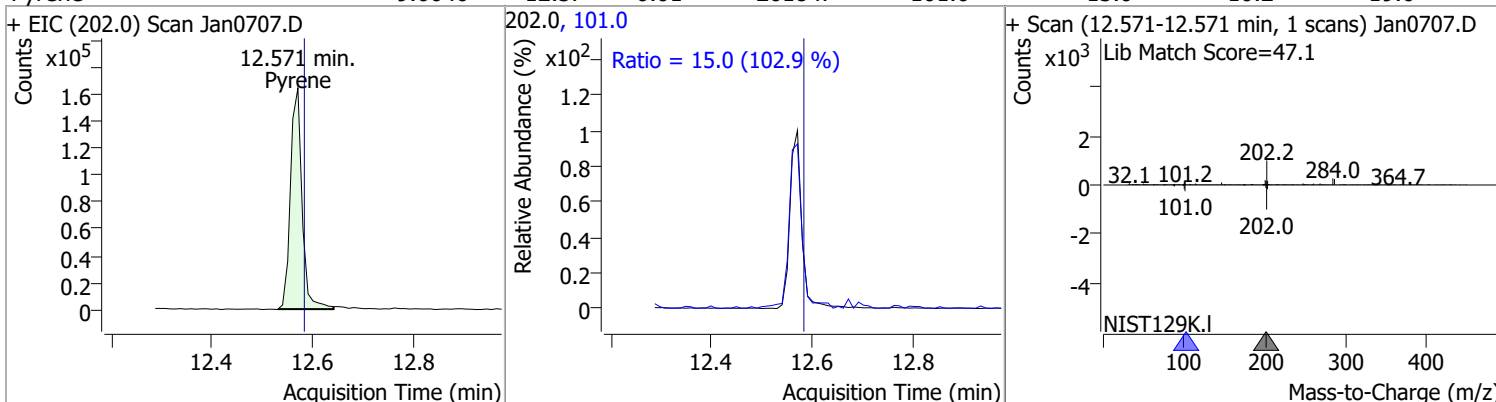


Quantitation Results Report (QT Reviewed)

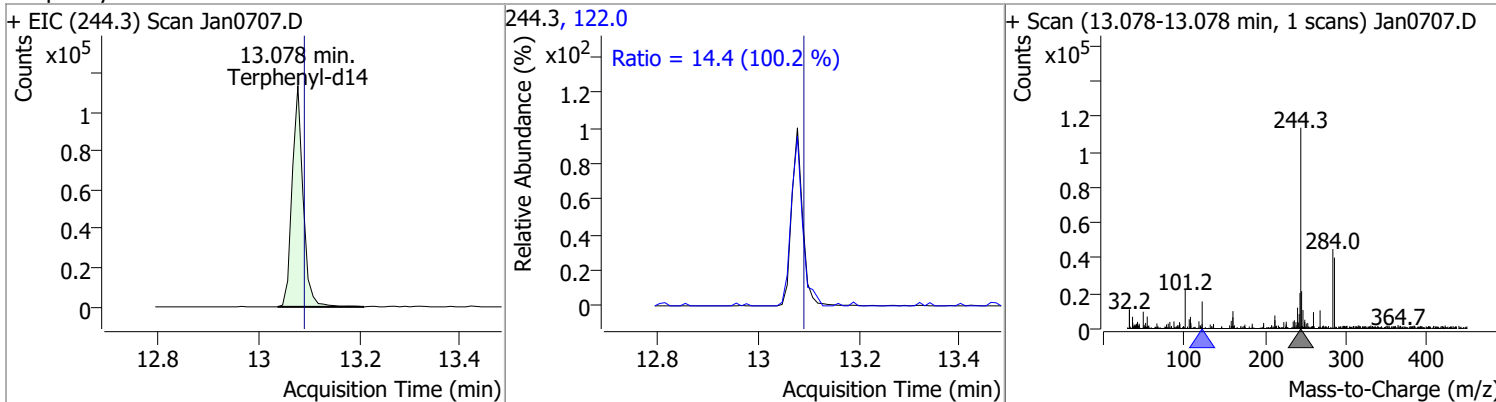
Compound	Conc.	RT	Dev(Min)	Resp.	QIon	QRatio	Lower	Upper
Benzidine	8.8705	12.52	-0.01	71760	183.0	13.2	9.1	17.0
					92.0	10.2	5.7	10.5



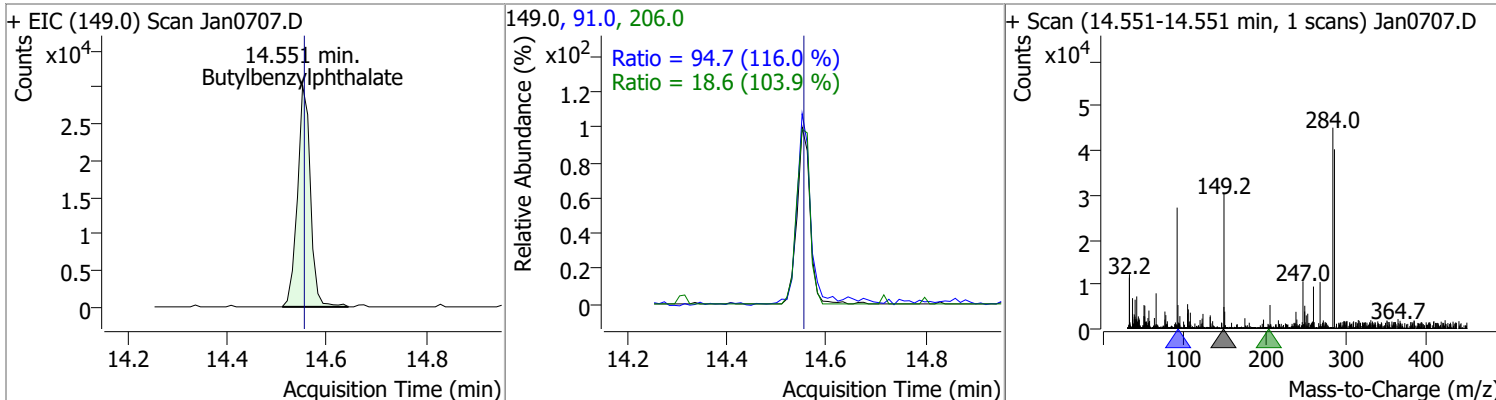
Compound	Conc.	RT	Dev(Min)	Resp.	QIon	QRatio	Lower	Upper
Pyrene	9.6646	12.57	-0.01	261847	101.0	15.0	10.2	19.0



Compound	Conc.	RT	Dev(Min)	Resp.	QIon	QRatio	Lower	Upper
Terphenyl-d14	9.5866	13.08	-0.01	171915	122.0	14.4	10.1	18.7

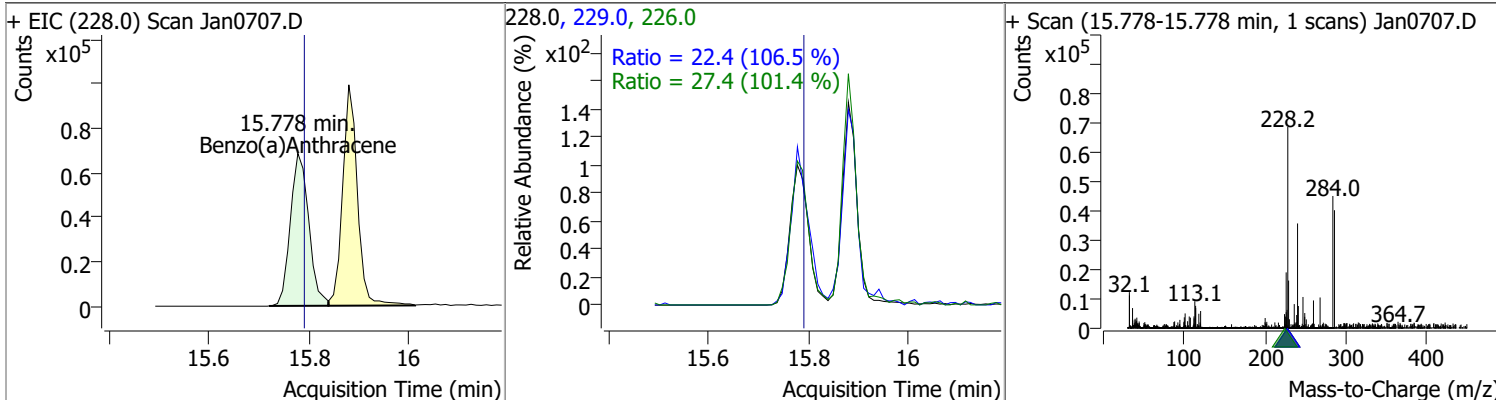


Compound	Conc.	RT	Dev(Min)	Resp.	QIon	QRatio	Lower	Upper
Butylbenzylphthalate	9.6440	14.55	-0.01	54482	91.0	94.7	57.2	106.2
					206.0	18.6	12.6	23.3

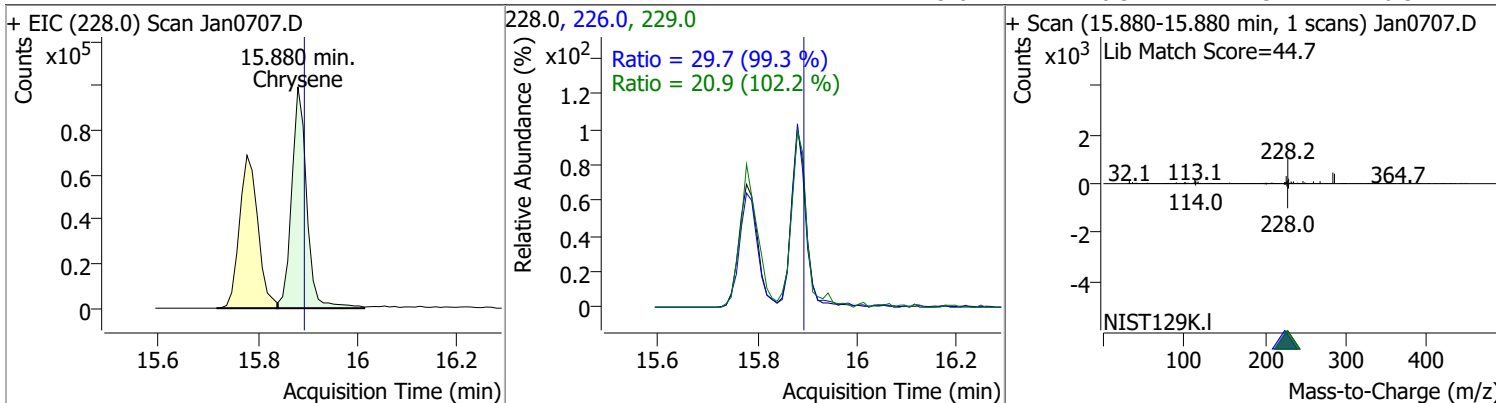


Quantitation Results Report (QT Reviewed)

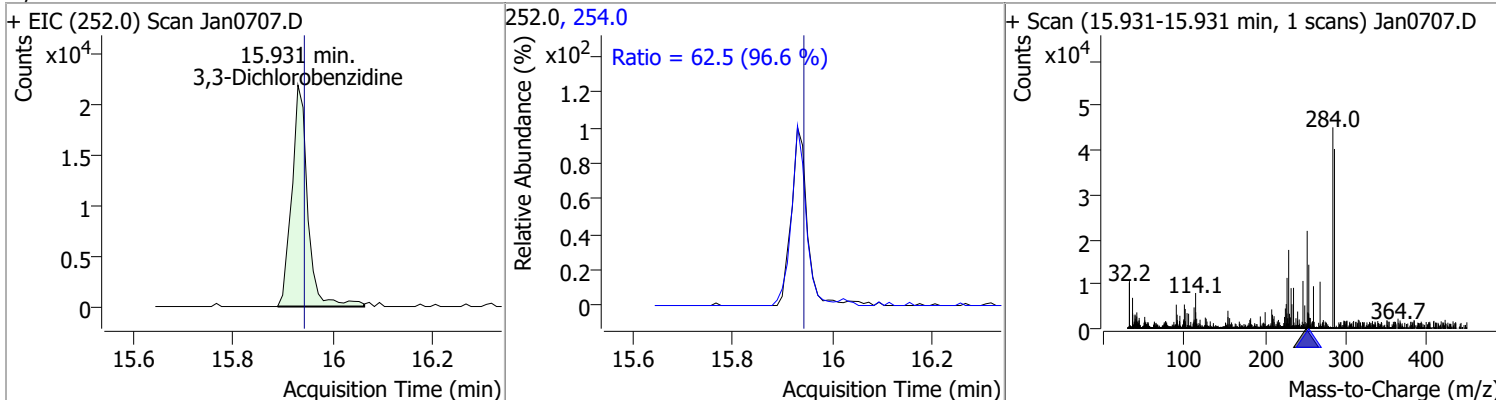
Compound	Conc.	RT	Dev(Min)	Resp.	QIon	QRatio	Lower	Upper
Benzo(a)Anthracene	9.8264	15.78	-0.02	175216	226.0	27.4	18.9	35.2
					229.0	22.4	14.7	27.3



Compound	Conc.	RT	Dev(Min)	Resp.	QIon	QRatio	Lower	Upper
Chrysene	9.9812	15.88	-0.02	207541	226.0	29.7	21.0	38.9
					229.0	20.9	14.3	26.5

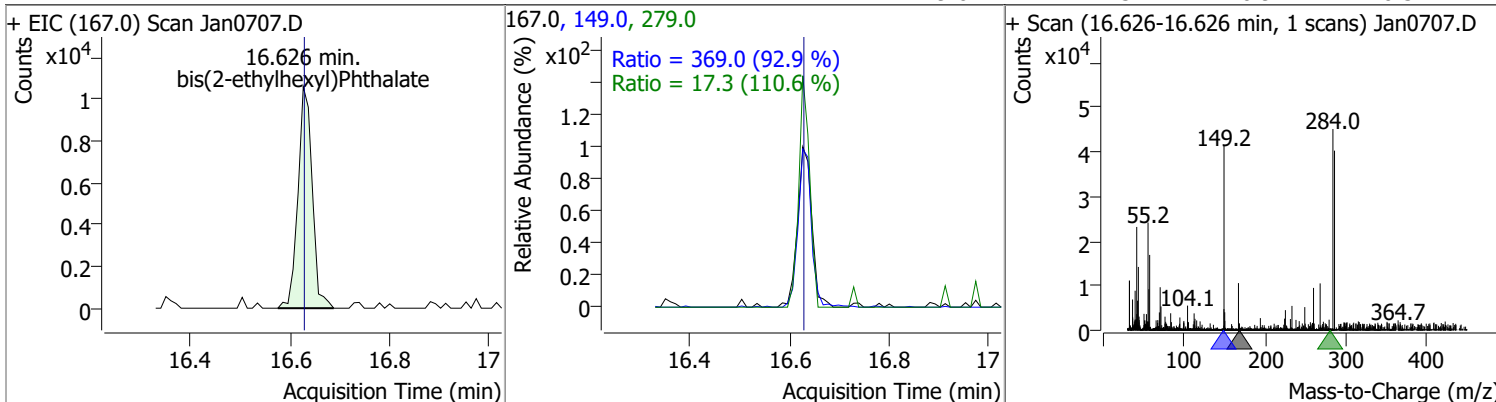


Compound	Conc.	RT	Dev(Min)	Resp.	QIon	QRatio	Lower	Upper
3,3-Dichlorobenzidine	9.3339	15.93	-0.02	48644	254.0	62.5	45.3	84.1

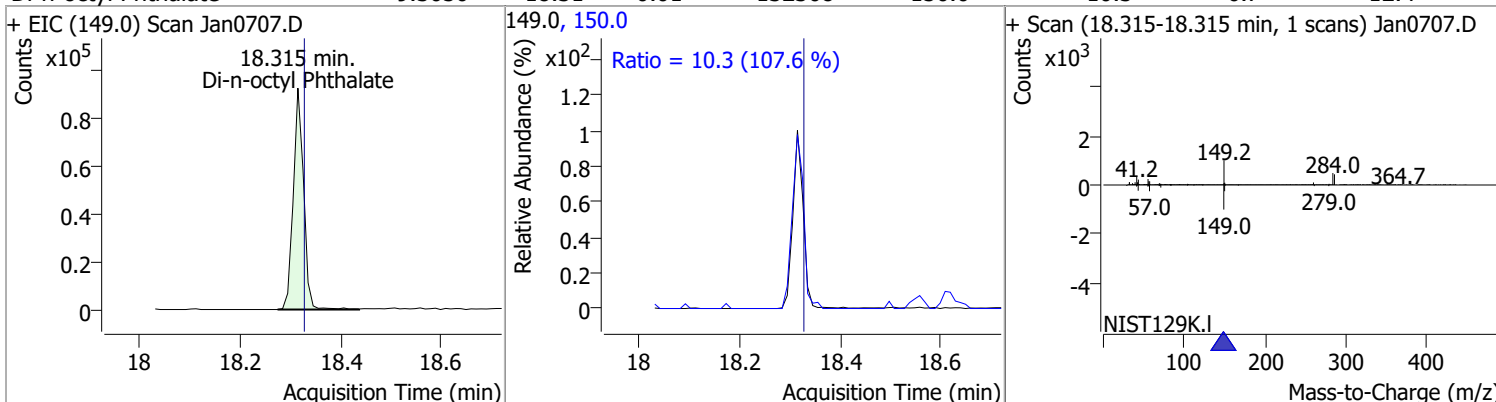


Quantitation Results Report (QT Reviewed)

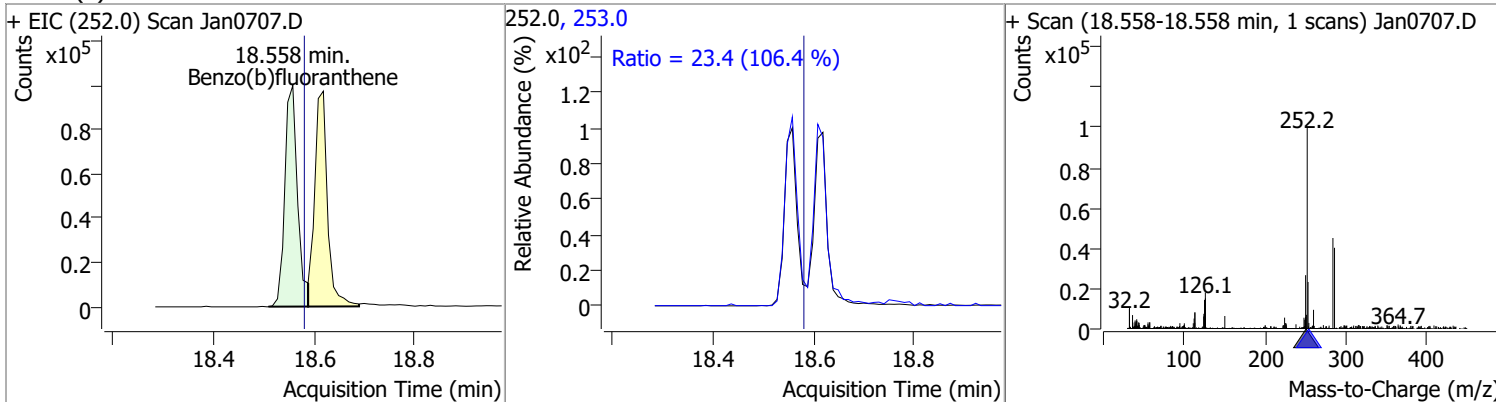
Compound	Conc.	RT	Dev(Min)	Resp.	QIon	QRatio	Lower	Upper
bis(2-ethylhexyl)Phthalate	10.3162	16.63	-0.01	21102	149.0	369.0	278.0	516.2
					279.0	17.3	10.9	20.3



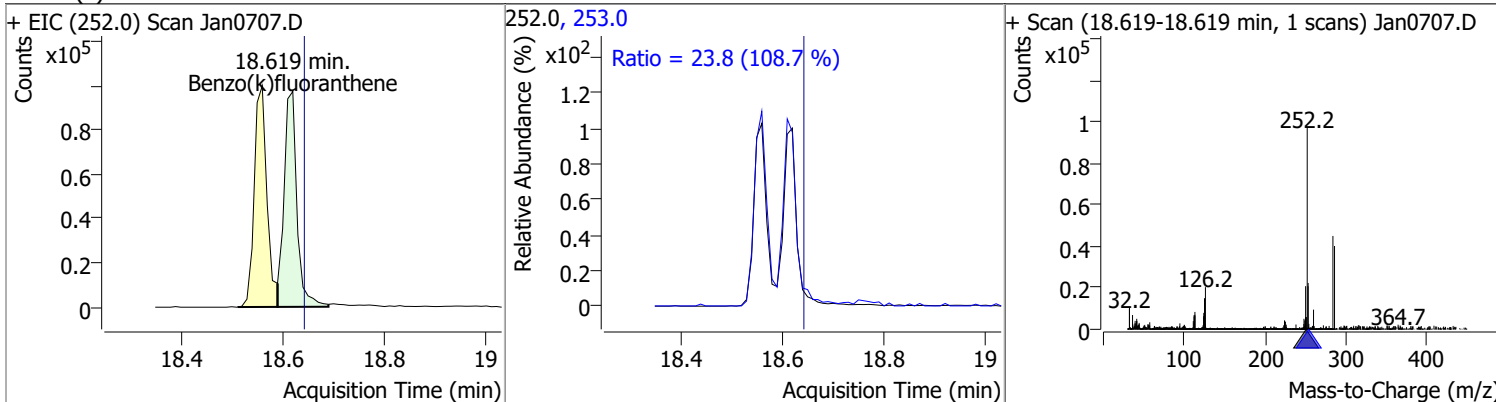
Compound	Conc.	RT	Dev(Min)	Resp.	QIon	QRatio	Lower	Upper
Di-n-octyl Phthalate	9.3050	18.31	-0.01	132308	150.0	10.3	6.7	12.4



Compound	Conc.	RT	Dev(Min)	Resp.	QIon	QRatio	Lower	Upper
Benzo(b)fluoranthene	9.7595	18.56	-0.02	173041	253.0	23.4	15.4	28.6

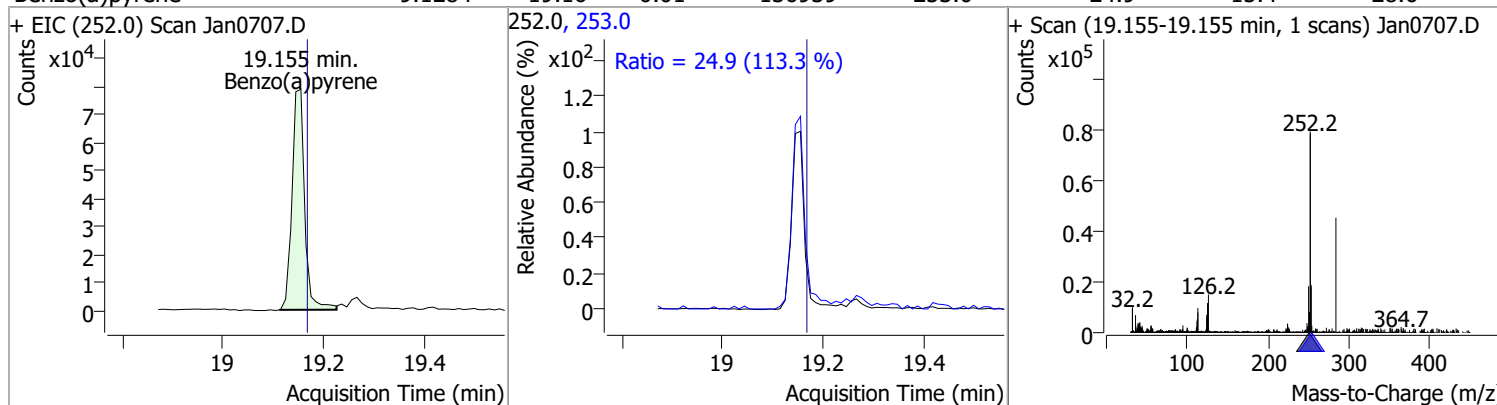


Compound	Conc.	RT	Dev(Min)	Resp.	QIon	QRatio	Lower	Upper
Benzo(k)fluoranthene	9.4363	18.62	-0.02	173456	253.0	23.8	15.3	28.5

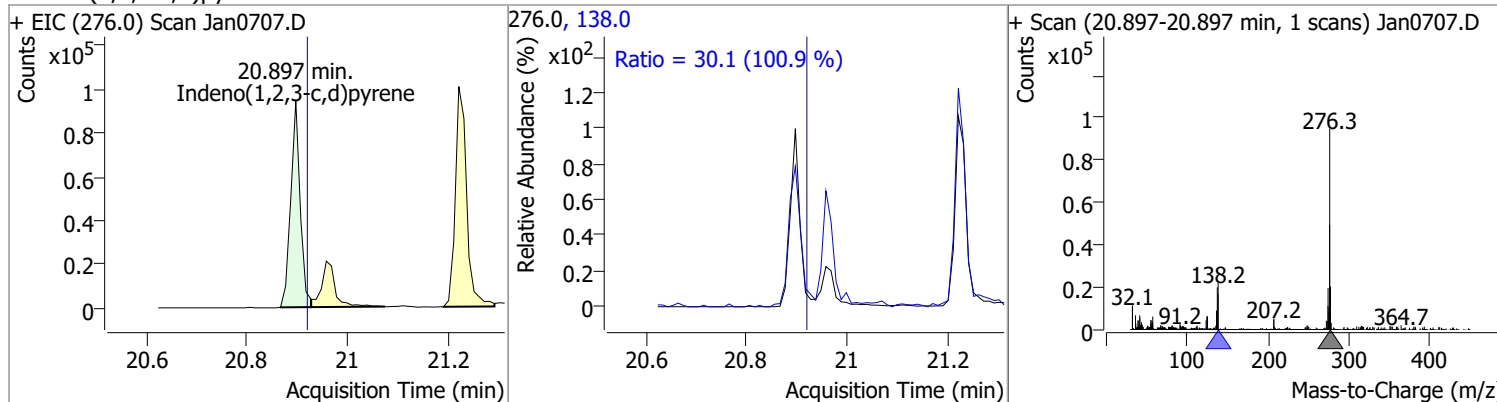


Quantitation Results Report (QT Reviewed)

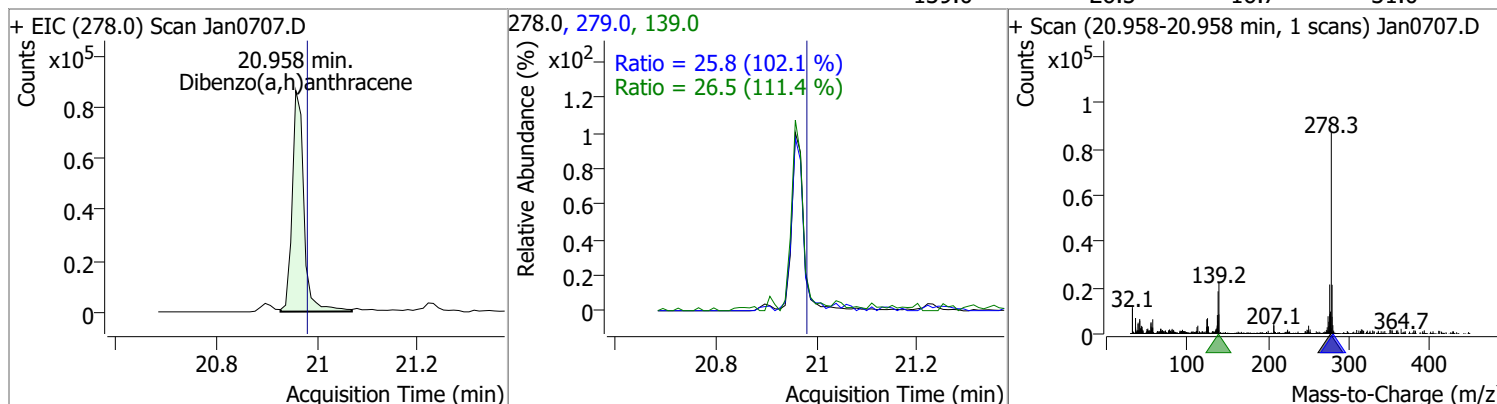
Compound	Conc.	RT	Dev(Min)	Resp.	QIon	QRatio	Lower	Upper
Benzo(a)pyrene	9.1284	19.16	-0.01	136939	253.0	24.9	15.4	28.6



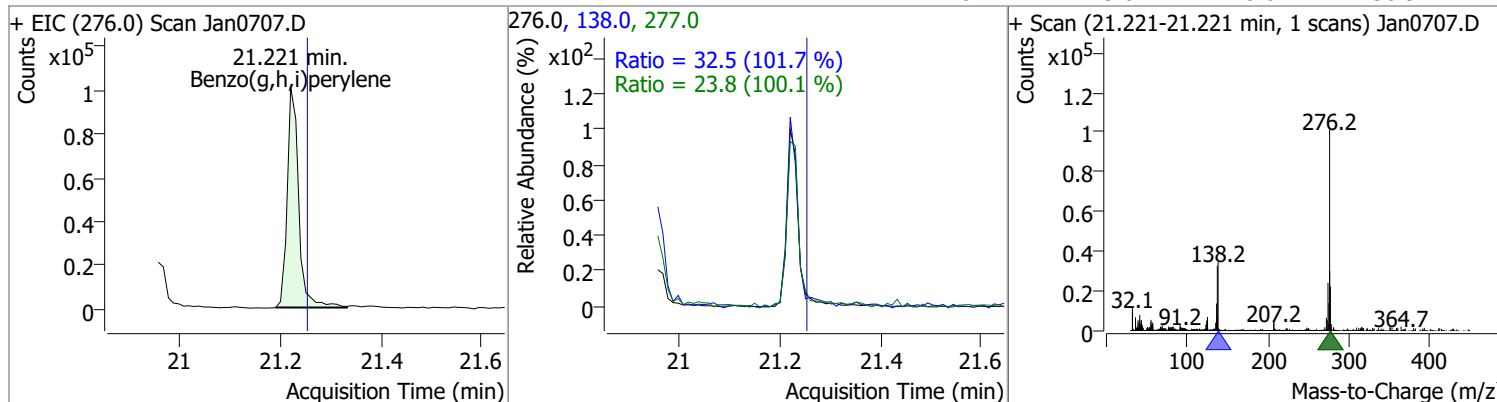
Compound	Conc.	RT	Dev(Min)	Resp.	QIon	QRatio	Lower	Upper
Indeno(1,2,3-c,d)pyrene	9.2913	20.90	-0.02	122759	138.0	30.1	20.9	38.8



Compound	Conc.	RT	Dev(Min)	Resp.	QIon	QRatio	Lower	Upper
Dibenzo(a,h)anthracene	9.6432	20.96	-0.02	139898	279.0	25.8	17.7	32.8
					139.0	26.5	16.7	31.0

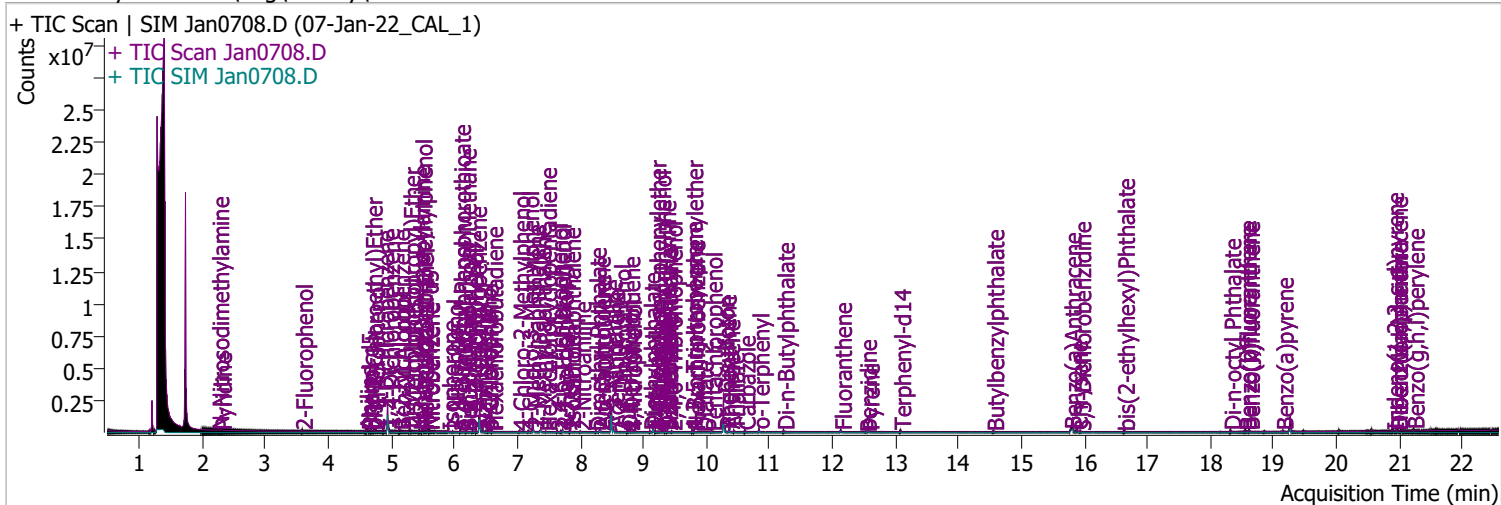


Compound	Conc.	RT	Dev(Min)	Resp.	QIon	QRatio	Lower	Upper
Benzo(g,h,i)perylene	9.5639	21.22	-0.03	158919	138.0	32.5	22.4	41.6
					277.0	23.8	16.6	30.9



Quantitation Results Report (QT Reviewed)

Data File	Jan0708.D	Operator	LIMS import
Acq. Method	BNA+SIM.M	Acq. Date-Time	1/7/2022 4:17:22 PM
Sample Name	07-Jan-22_CAL_1	Instrument	Instrument #1
Vial	8	Multiplier	1.00
DA Method File		Comment	SVOC-8270-W-LARGO
Tune File	dftppdsm.u	Tune Date	1/7/2022 12:13:00 PM
Batch Name	010722 DoD BNA cal 1.batch.bin	Last Calib Update	1/11/2022 8:55:14 AM
Ref Library	D:\Org\Library\NIST129K.I		



Compound	RT	QIon	Resp.	Conc.	Units	Dev(Min)
----------	----	------	-------	-------	-------	----------

Internal Standards

System Monitoring Compounds

S 2-Fluorophenol	3.582	112.0	27961	3.8336	µg/L	0.000
Spiked Amount: 200.000	Range: 10.0 - 75.0%			Recovery = 1.92%		*
S Phenol-d5	4.624	99.0	34249	4.0335	µg/L	0.000
Spiked Amount: 200.000	Range: 10.0 - 65.0%			Recovery = 2.02%		*
S Nitrobenzene-d5	5.573	82.0	18636	4.3489	µg/L	-0.010
Spiked Amount: 100.000	Range: 32.0 - 94.0%			Recovery = 4.35%		*
S 2-Fluorobiphenyl	7.718	172.0	76317	3.9350	µg/L	0.000
Spiked Amount: 100.000	Range: 28.0 - 107.0%			Recovery = 3.93%		*
S 2,4,6-Tribromophenol	9.448	329.8	5637	4.3482	µg/L	0.000
Spiked Amount: 200.000	Range: 25.0 - 140.0%			Recovery = 2.17%		*
S Terphenyl-d14	13.078	244.3	68559	4.0159	µg/L	-0.010
Spiked Amount: 100.000	Range: 32.0 - 122.0%			Recovery = 4.02%		*

Target Compounds

Compound	RT	QIon	Resp.	Conc.	Units	QValue
T N-Nitrosodimethylamine	2.254	74.0	13769	4.0342	µg/L	m 76
T Pyridine	2.295	79.0	27474	3.6517	µg/L	#m 52
T Aniline	4.593	93.0	51540	3.9837	µg/L	94
T Phenol	4.634	94.0	37523	4.4265	µg/L	95
T bis(-2-Chloroethyl)Ether	4.685	63.0	31600	3.9433	µg/L	m 99
T 2-Chlorophenol	4.726	128.0	27009	4.0275	µg/L	94
T 1,3-Dichlorobenzene	4.869	146.0	46405	4.0622	µg/L	m 98
T 1,4-Dichlorobenzene	4.961	146.0	48571	4.2305	µg/L	m 90
T 1,2-Dichlorobenzene	5.124	146.0	48227	4.2603	µg/L	m 95
T Benzyl Alcohol	5.134	108.0	14306	4.3298	µg/L	m 89
T bis(2-chloroisopropyl)Ether	5.287	121.0	12555	4.0835	µg/L	96
T 2-Methylphenol	5.298	107.0	28936	3.7777	µg/L	99
T N-nitroso-Di-n-propylamine	5.441	70.0	17831	4.3407	µg/L	99
T 4Methylphenol/3Methylphenol	5.481	107.0	46065	4.1453	µg/L	95
T Hexachloroethane	5.502	117.0	14891	4.1671	µg/L	88

Quantitation Results Report (QT Reviewed)

Compound	RT	QIon	Resp.	Conc.	Units	Dev(Min)
T Nitrobenzene	5.594	123.1	9087	4.3348	µg/L	85
T Isophorone	5.900	82.0	42300	4.1072	µg/L	93
T 2-Nitrophenol	5.972	139.0	8355	4.2774	µg/L	90
T 2,4-Dimethylphenol	6.085	122.0	30582	3.9070	µg/L	81
T bis(-2-Chloroethoxy)Methane	6.177	93.0	30723	4.1112	µg/L	87
T Benzoic Acid	6.188	105.0	11867	4.3801	µg/L	m 80
T 2,4-Dichlorophenol	6.290	162.0	20158	4.1419	µg/L	97
T 1,2,4-Trichlorobenzene	6.342	180.0	32468	4.3887	µg/L	99
T Naphthalene	6.424	128.0	99529	3.7180	µg/L	98
T 4-Chlorophenol	6.496	130.0	11516	4.6547	µg/L	82
T p-Chloroaniline	6.527	127.0	35676	4.2594	µg/L	92
T Hexachlorobutadiene	6.598	224.9	15368	3.9468	µg/L	95
T 4-Chloro-2-Methylphenol	7.030	107.0	21900	4.0501	µg/L	93
T 4-Chloro-3-Methylphenol	7.173	107.0	22519	3.9430	µg/L	94
T 2-Methylnaphthalene	7.256	141.0	59117	3.8722	µg/L	97
T 1-Methylnaphthalene	7.369	141.0	61404	4.0752	µg/L	98
T Hexachlorocyclopentadiene	7.451	236.9	6925	4.3560	µg/L	94
T 2,4,6-Trichlorophenol	7.625	196.0	13737	3.9569	µg/L	95
T 2,4,5-Trichlorophenol	7.687	196.0	15983	3.6664	µg/L	97
T 2-Chloronaphthalene	7.831	162.0	58389	4.0168	µg/L	95
T 2-Nitroaniline	7.995	65.0	5629	4.4209	µg/L	# 55
T Dimethyl Phthalate	8.241	163.0	42096	4.0583	µg/L	# 86
T 2,6-Dinitrotoluene	8.302	165.0	6863	4.2582	µg/L	91
T Acenaphthylene	8.313	152.1	92958	3.8651	µg/L	96
T 3-Nitroaniline	8.497	138.0	6333	4.2265	µg/L	# 59
T Acenaphthene	8.527	154.0	57892	4.3186	µg/L	96
T 2,4-Dinitrophenol	8.630	184.0	1437	4.6503	µg/L	m 90
T Dibenzofuran	8.742	168.0	89062	4.1979	µg/L	97
T 2,4-Dinitrotoluene	8.773	165.0	7882	4.1117	µg/L	95
T 4-Nitrophenol	8.804	109.0	7530	4.2113	µg/L	m 76
T Diethylphthalate	9.100	149.0	40619	3.8891	µg/L	99
T Fluorene	9.152	166.0	75858	3.7419	µg/L	96
T 4-Chlorophenyl-phenylether	9.192	204.0	29516	3.9771	µg/L	97
T 4-Nitroaniline	9.223	138.0	6050	4.3719	µg/L	94
T 4,6-Dinitro-2-methylphenol	9.264	198.0	3750	3.9390	µg/L	84
T N-nitrosodiphenylamine	9.346	169.0	49253	4.4883	µg/L	96
T Azobenzene	9.377	77.0	38049	4.3960	µg/L	96
T 4-Bromophenyl-phenylether	9.776	248.0	17129	4.3957	µg/L	90
T Hexachlorobenzene	9.806	283.9	18890	4.0859	µg/L	98
T Pentachlorophenol	10.080	265.9	5512	4.2097	µg/L	89
T Phenanthrene	10.303	178.0	99920	4.1626	µg/L	98
T Anthracene	10.363	178.0	80044	4.0508	µg/L	m 99
T Triallate	10.434	86.0	15475	4.5641	µg/L	92
T Carbazole	10.606	167.0	83784	3.9144	µg/L	99
T o-Terphenyl	10.829	230.0	56670	4.3827	µg/L	93
T Di-n-Butylphthalate	11.224	149.0	55396	4.4164	µg/L	98
T Fluoranthene	12.136	202.0	99196	4.2107	µg/L	100
T Benzidine	12.531	184.0	28009	4.4090	µg/L	# 93
T Pyrene	12.571	202.0	104138	4.0375	µg/L	96
T Butylbenzylphthalate	14.551	149.0	21931	4.1878	µg/L	88
T Benzo(a)Anthracene	15.778	228.0	74797	4.1891	µg/L	98
T Chrysene	15.880	228.0	89638	4.0467	µg/L	97
T 3,3-Dichlorobenzidine	15.931	252.0	19433	4.3048	µg/L	99
T bis(2-ethylhexyl)Phthalate	16.626	167.0	7848	3.9645	µg/L	96
T Di-n-octyl Phthalate	18.315	149.0	57632	4.3494	µg/L	96

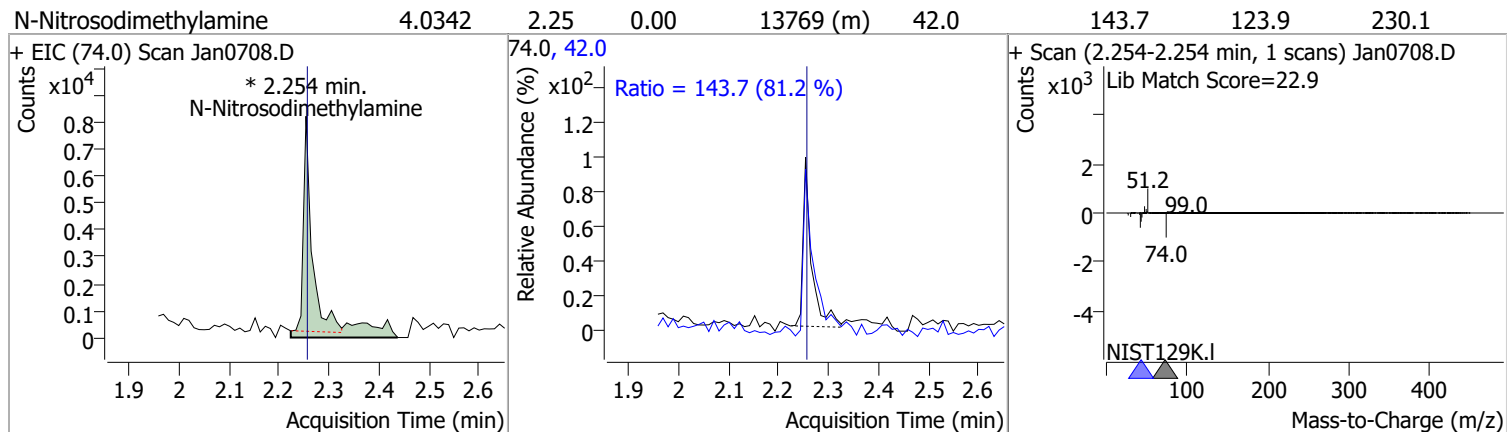
Quantitation Results Report (QT Reviewed)

Compound	RT	QIon	Resp.	Conc.	Units	Dev(Min)
T Benzo(b)fluoranthene	18.558	252.0	74106	4.1794	µg/L	96
T Benzo(k)fluoranthene	18.609	252.0	72607	3.9498	µg/L	92
T Benzo(a)pyrene	19.145	252.0	57788	4.3431	µg/L	91
T Indeno(1,2,3-c,d)pyrene	20.897	276.0	53208	4.2507	µg/L	100
T Dibenzo(a,h)anthracene	20.958	278.0	58961	4.1581	µg/L	99
T Benzo(g,h,i)perylene	21.221	276.0	65451	3.9388	µg/L	96

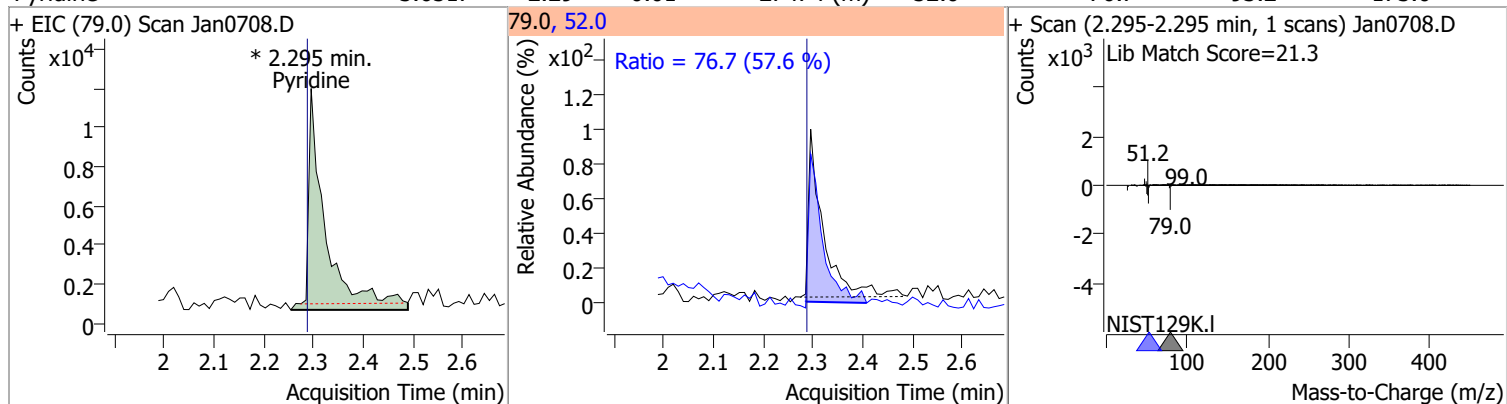
(#) = Qualifier Out of Range; (m) = Manual Integration; (+) = Area Summed; (*) = Surrogate Percent Recovery Out of Range; (d): Zeroed Peak

Quantitation Results Report (QT Reviewed)

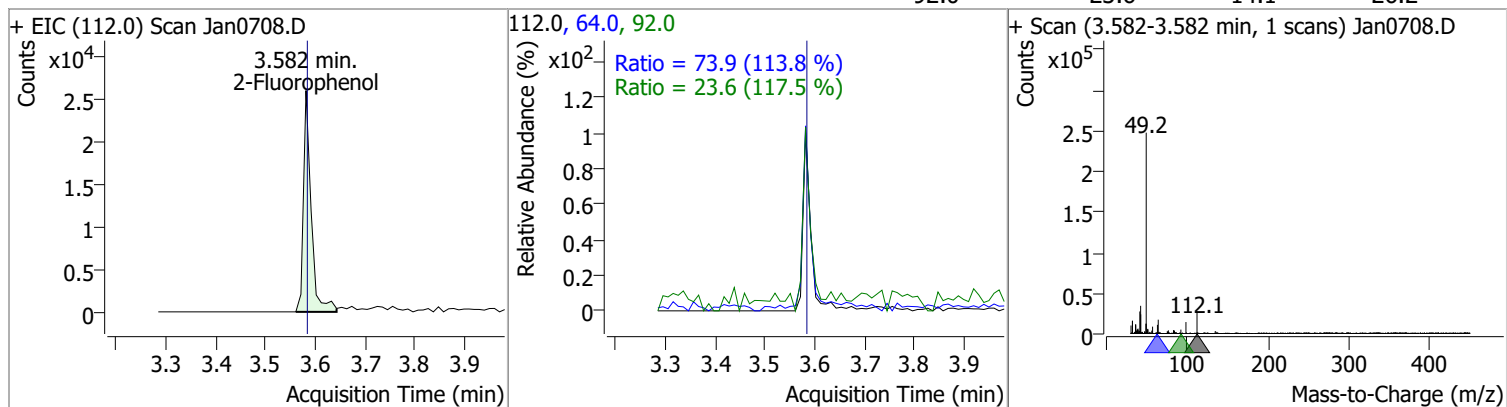
Compound	Conc.	RT	Dev(Min)	Resp.	QIon	QRatio	Lower	Upper
----------	-------	----	----------	-------	------	--------	-------	-------



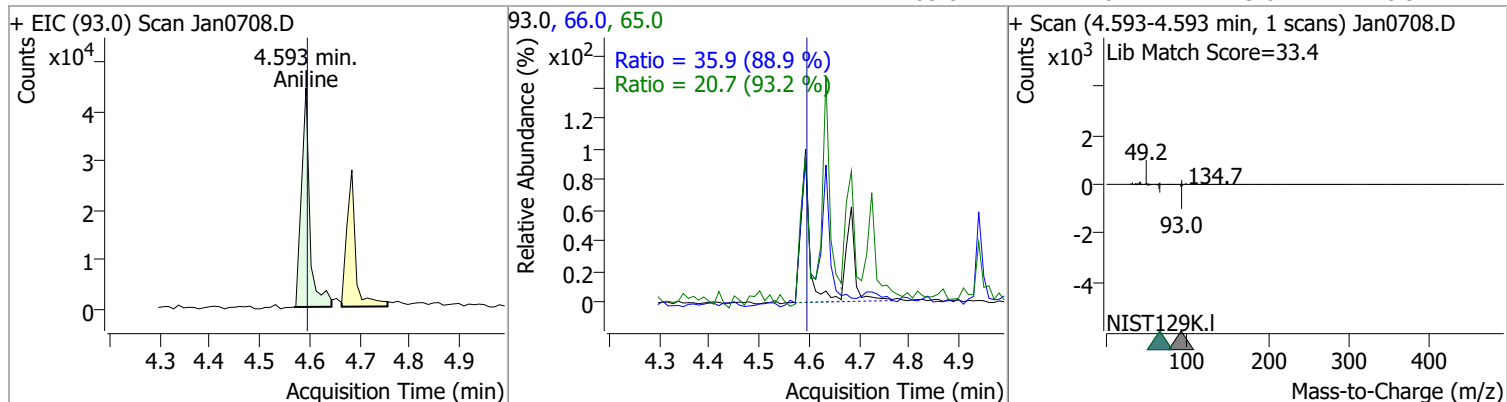
Compound	Conc.	RT	Dev(Min)	Resp.	QIon	QRatio	Lower	Upper
----------	-------	----	----------	-------	------	--------	-------	-------



Compound	Conc.	RT	Dev(Min)	Resp.	QIon	QRatio	Lower	Upper
----------	-------	----	----------	-------	------	--------	-------	-------

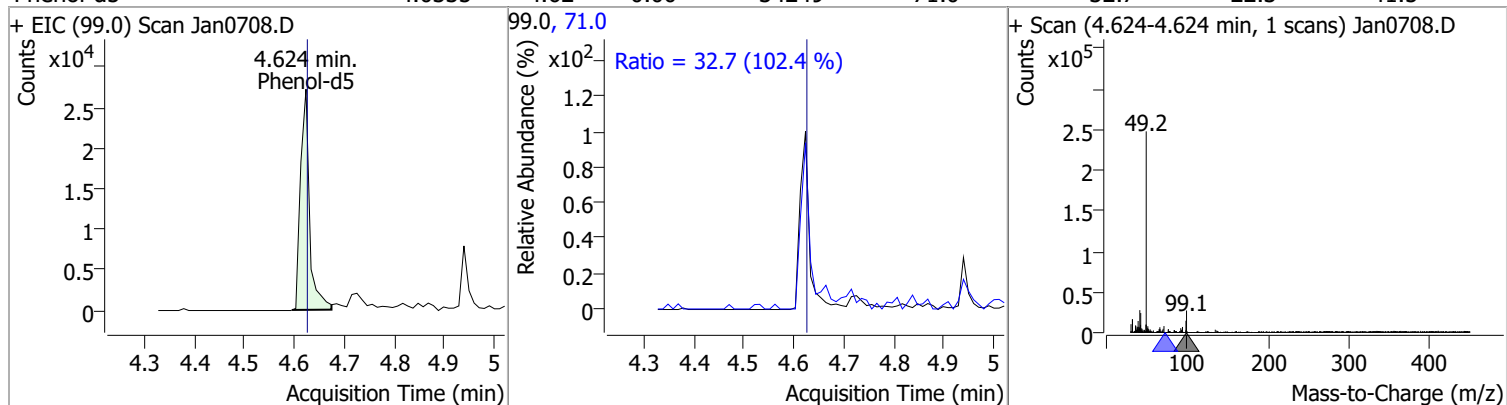


Compound	Conc.	RT	Dev(Min)	Resp.	QIon	QRatio	Lower	Upper
----------	-------	----	----------	-------	------	--------	-------	-------

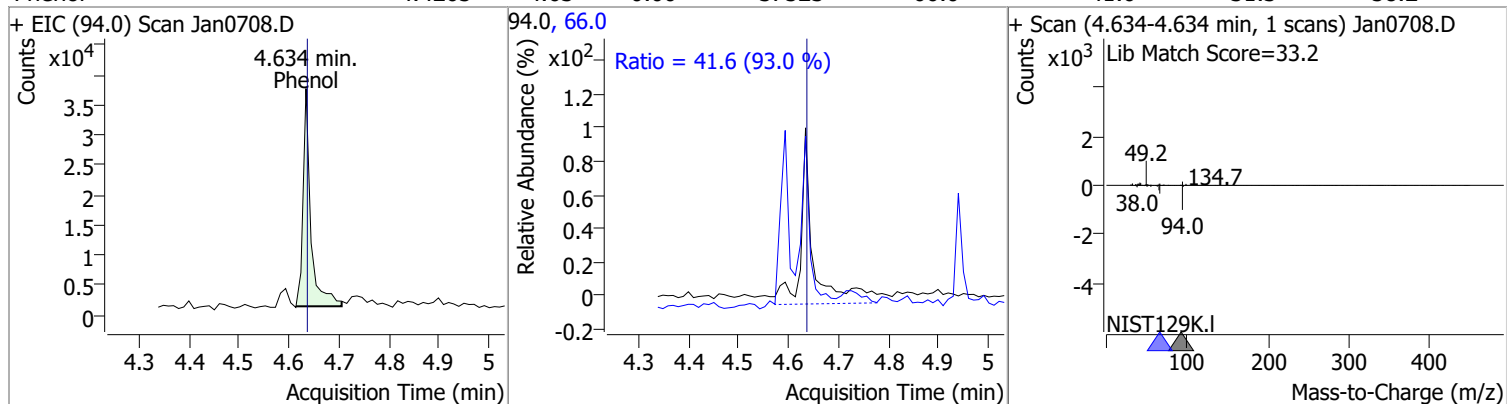


Quantitation Results Report (QT Reviewed)

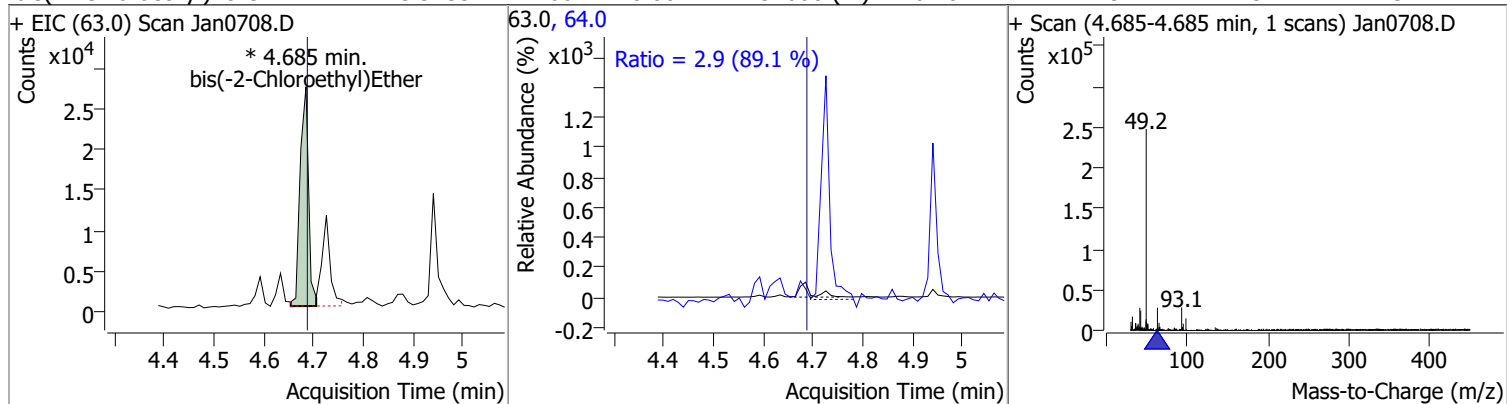
Compound	Conc.	RT	Dev(Min)	Resp.	QIon	QRatio	Lower	Upper
Phenol-d5	4.0335	4.62	0.00	34249	71.0	32.7	22.3	41.5



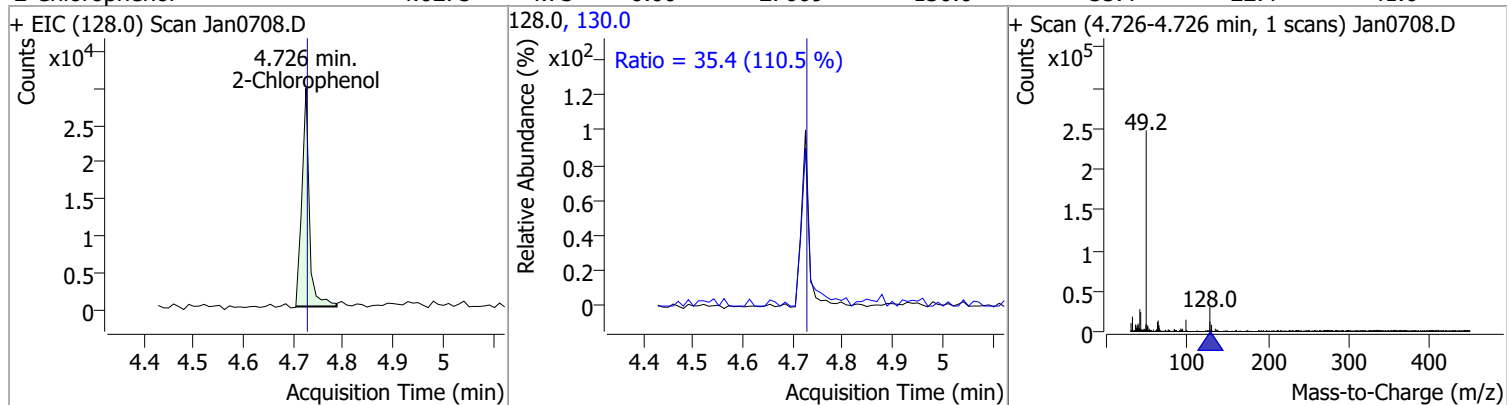
Compound	Conc.	RT	Dev(Min)	Resp.	QIon	QRatio	Lower	Upper
Phenol	4.4265	4.63	0.00	37523	66.0	41.6	31.3	58.2



Compound	Conc.	RT	Dev(Min)	Resp.	QIon	QRatio	Lower	Upper
bis(-2-Chloroethyl)Ether	3.9433	4.68	0.00	31600 (m)	64.0	2.9	2.3	4.3

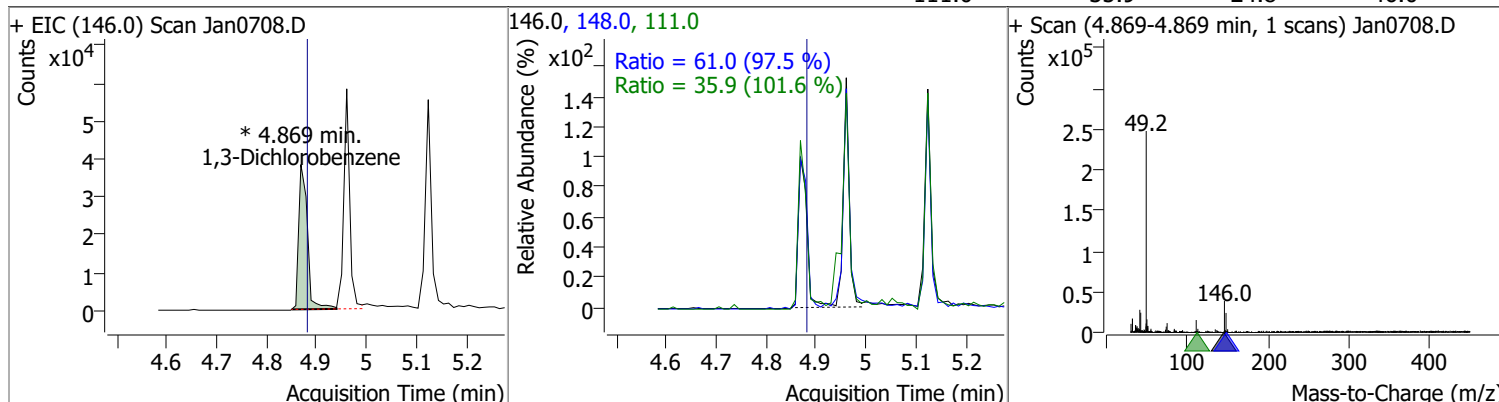


Compound	Conc.	RT	Dev(Min)	Resp.	QIon	QRatio	Lower	Upper
2-Chlorophenol	4.0275	4.73	0.00	27009	130.0	35.4	22.4	41.6

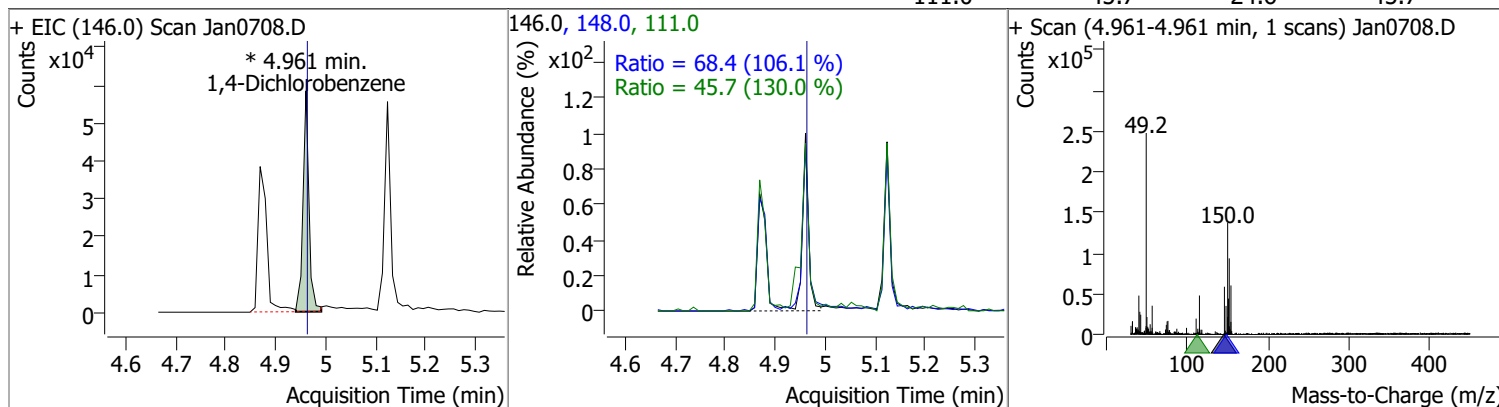


Quantitation Results Report (QT Reviewed)

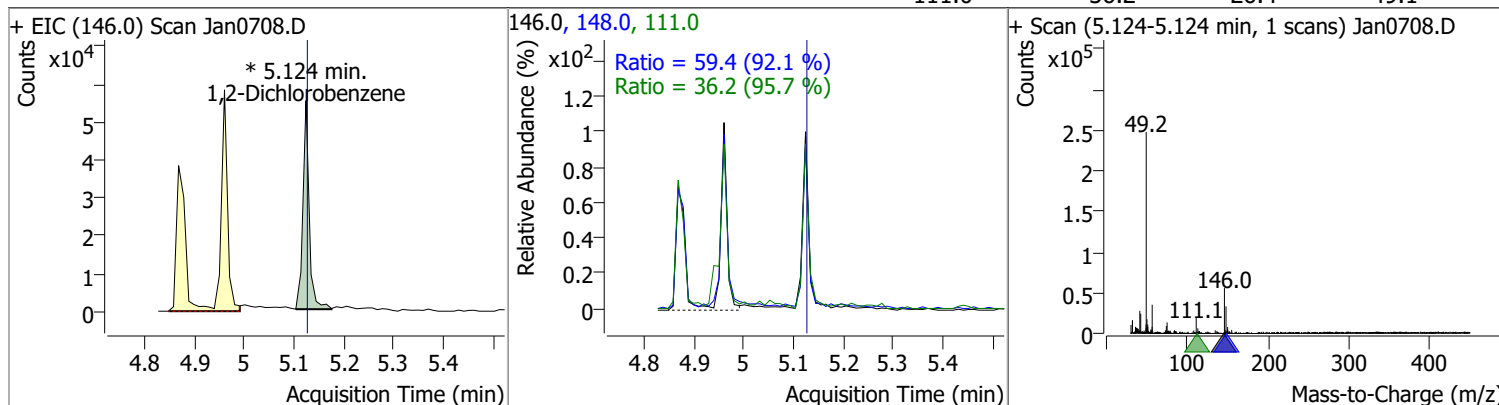
Compound	Conc.	RT	Dev(Min)	Resp.	QIon	QRatio	Lower	Upper
1,3-Dichlorobenzene	4.0622	4.87	-0.01	46405 (m)	148.0	61.0	43.8	81.3
					111.0	35.9	24.8	46.0



Compound	Conc.	RT	Dev(Min)	Resp.	QIon	QRatio	Lower	Upper
1,4-Dichlorobenzene	4.2305	4.96	0.00	48571 (m)	148.0	68.4	45.1	83.8
					111.0	45.7	24.6	45.7

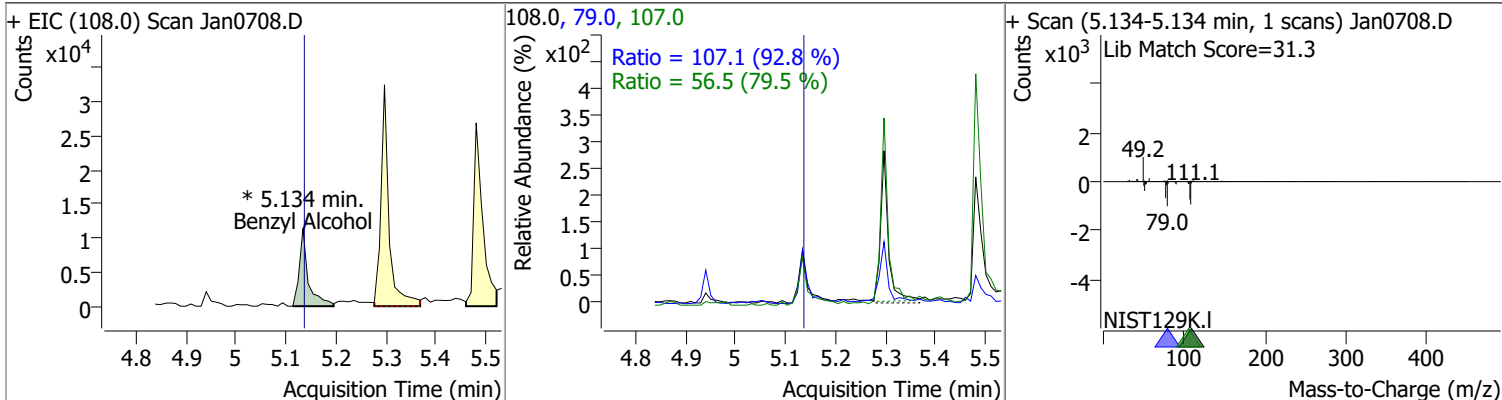


Compound	Conc.	RT	Dev(Min)	Resp.	QIon	QRatio	Lower	Upper
1,2-Dichlorobenzene	4.2603	5.12	0.00	48227 (m)	148.0	59.4	45.1	83.8
					111.0	36.2	26.4	49.1

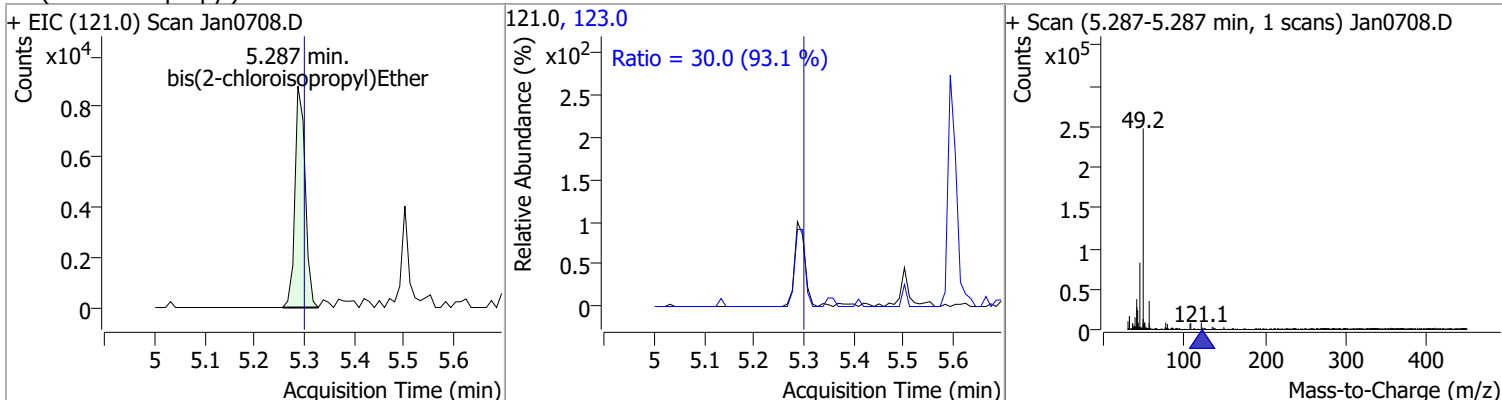


Quantitation Results Report (QT Reviewed)

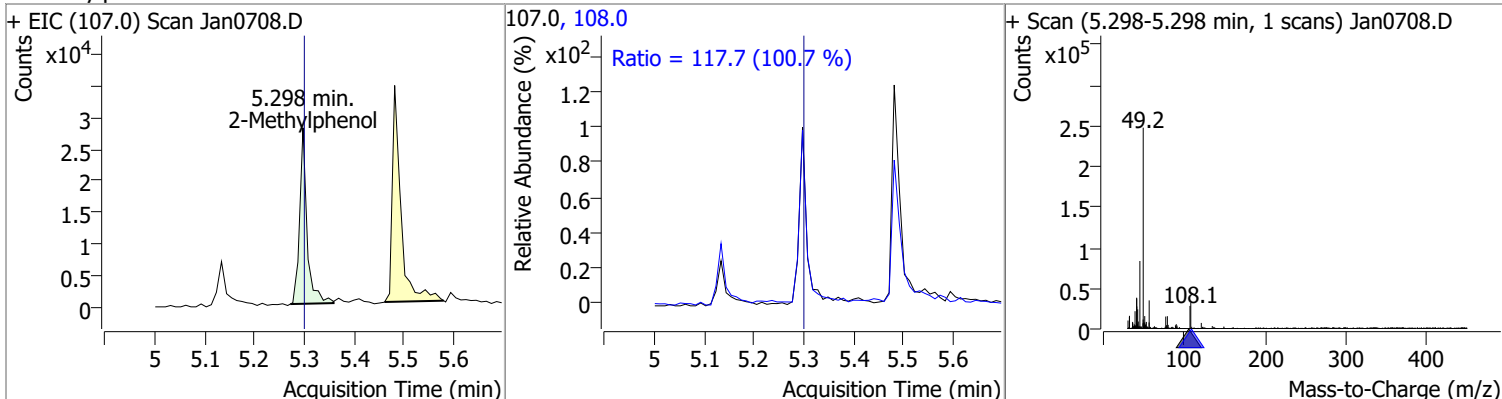
Compound	Conc.	RT	Dev(Min)	Resp.	QIon	QRatio	Lower	Upper
Benzyl Alcohol	4.3298	5.13	0.00	14306 (m)	79.0	107.1	80.8	150.1
					107.0	56.5	49.7	92.3



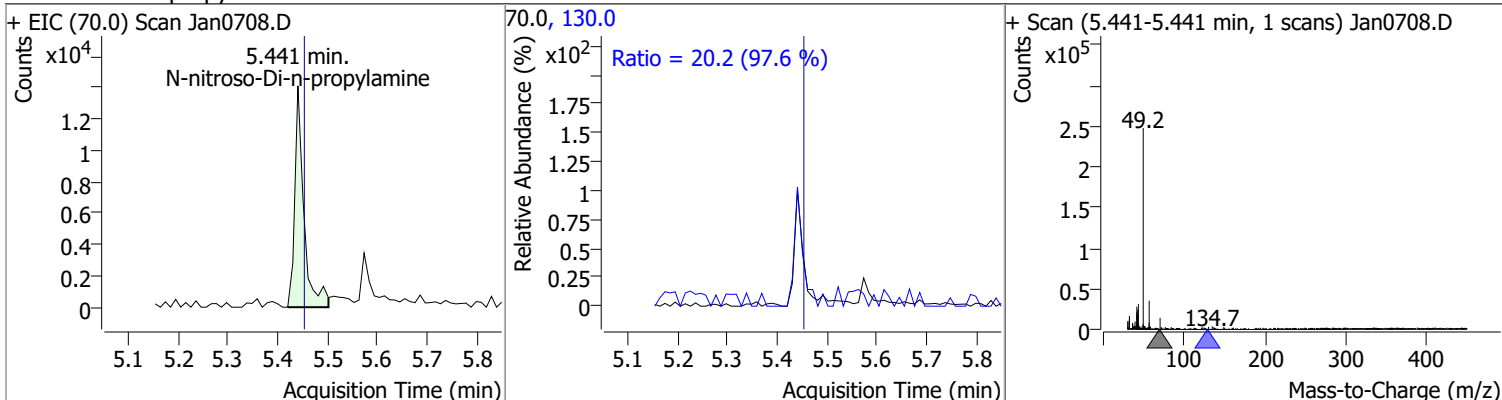
Compound	Conc.	RT	Dev(Min)	Resp.	QIon	QRatio	Lower	Upper
bis(2-chloroisopropyl)Ether	4.0835	5.29	-0.01	12555	123.0	30.0	22.5	41.8



Compound	Conc.	RT	Dev(Min)	Resp.	QIon	QRatio	Lower	Upper
2-Methylphenol	3.7777	5.30	0.00	28936	108.0	117.7	81.8	152.0

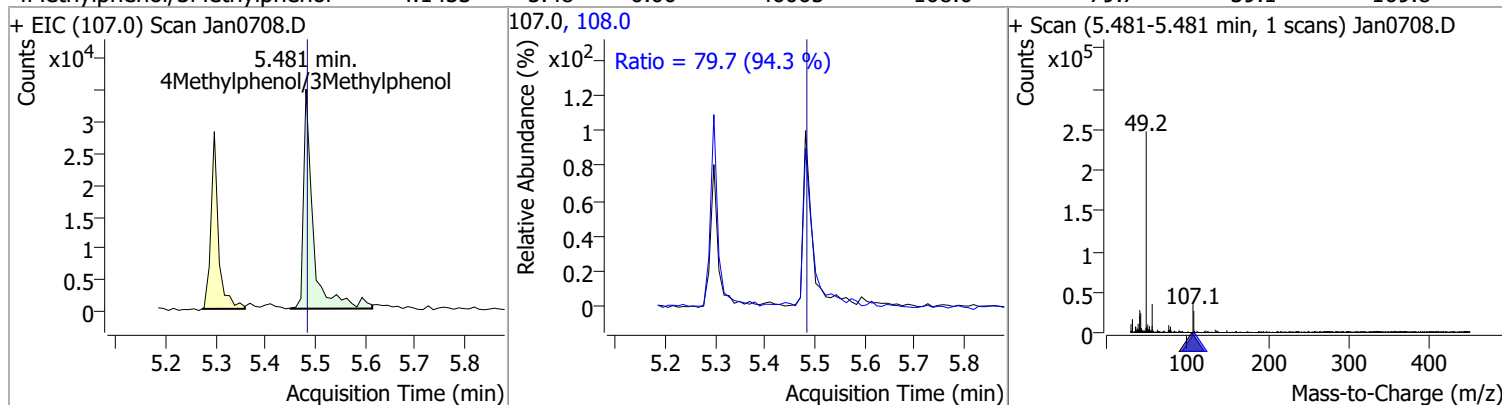


Compound	Conc.	RT	Dev(Min)	Resp.	QIon	QRatio	Lower	Upper
N-nitroso-Di-n-propylamine	4.3407	5.44	-0.01	17831	130.0	20.2	0.0	41.5

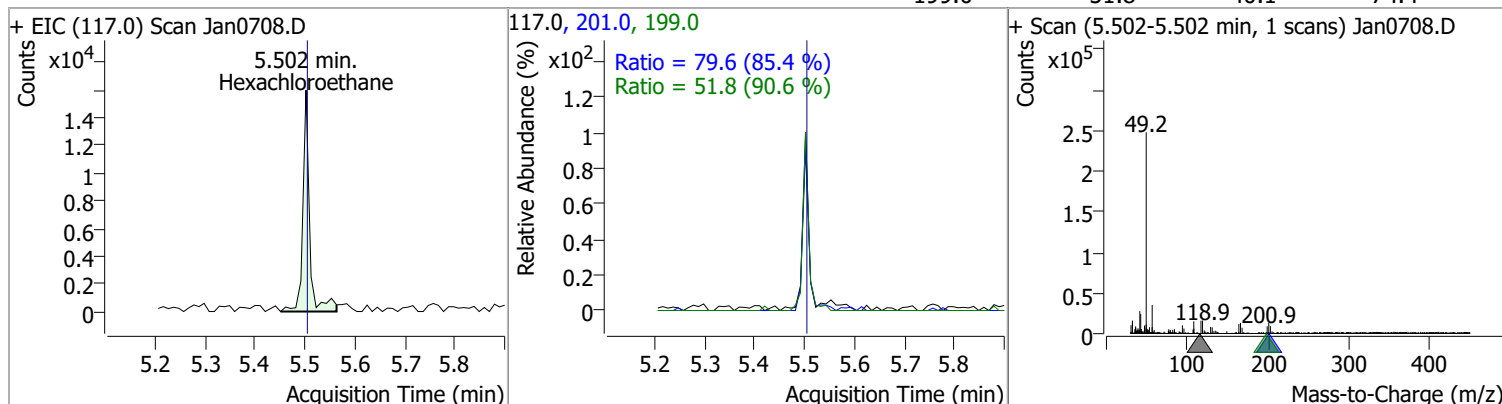


Quantitation Results Report (QT Reviewed)

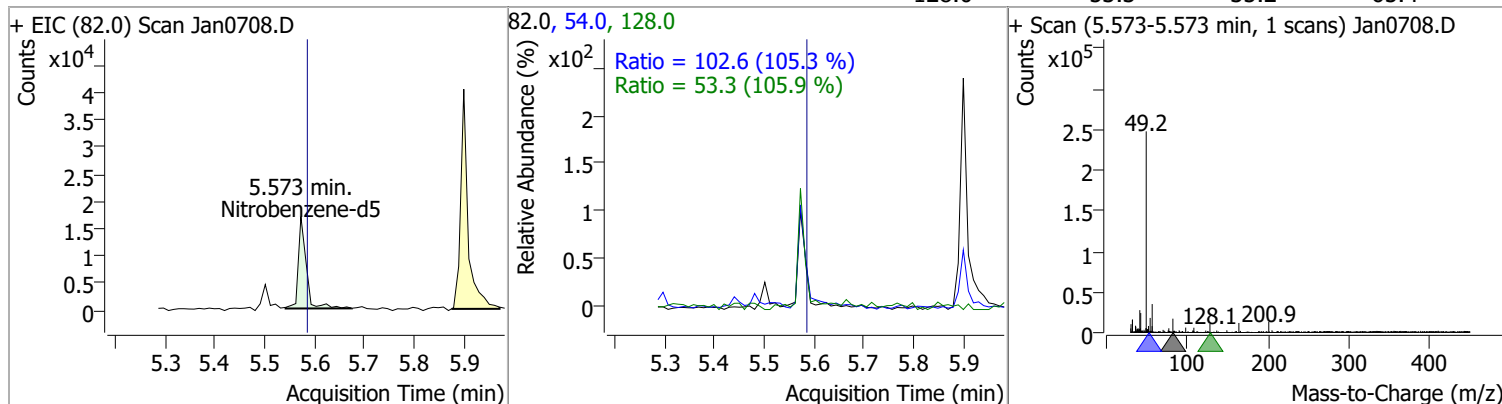
Compound	Conc.	RT	Dev(Min)	Resp.	QIon	QRatio	Lower	Upper
4Methylphenol/3Methylphenol	4.1453	5.48	0.00	46065	108.0	79.7	59.1	109.8



Compound	Conc.	RT	Dev(Min)	Resp.	QIon	QRatio	Lower	Upper
Hexachloroethane	4.1671	5.50	0.00	14891	201.0	79.6	65.2	121.2
					199.0	51.8	40.1	74.4

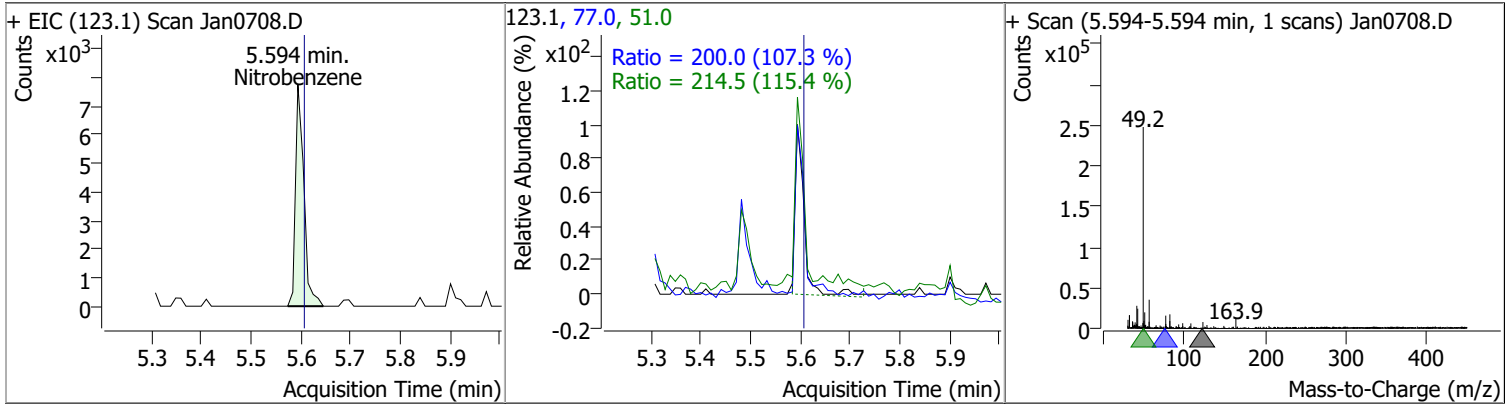


Compound	Conc.	RT	Dev(Min)	Resp.	QIon	QRatio	Lower	Upper
Nitrobenzene-d5	4.3489	5.57	-0.01	18636	54.0	102.6	68.2	126.6
					128.0	53.3	35.2	65.4

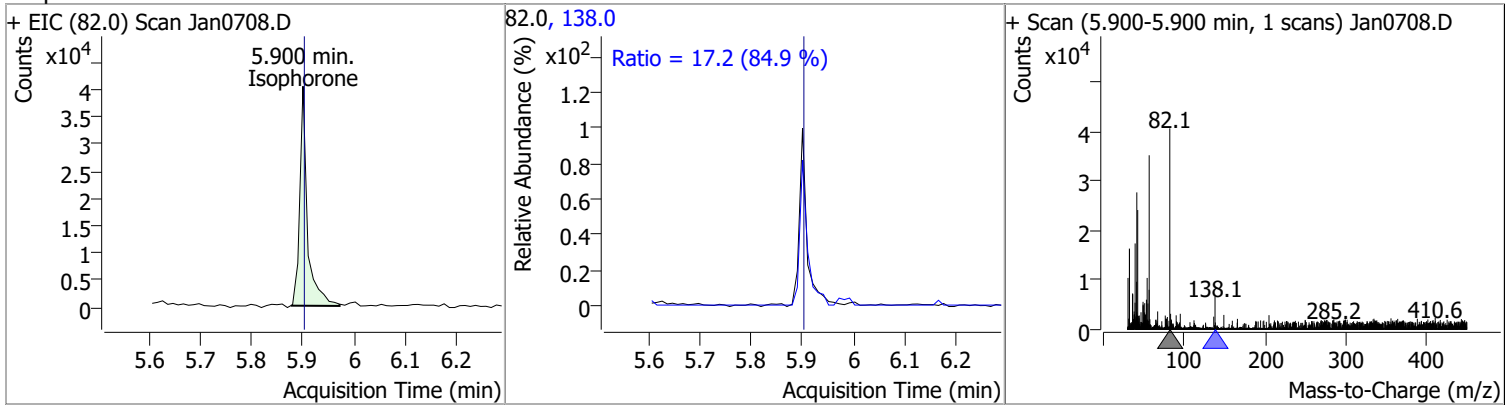


Quantitation Results Report (QT Reviewed)

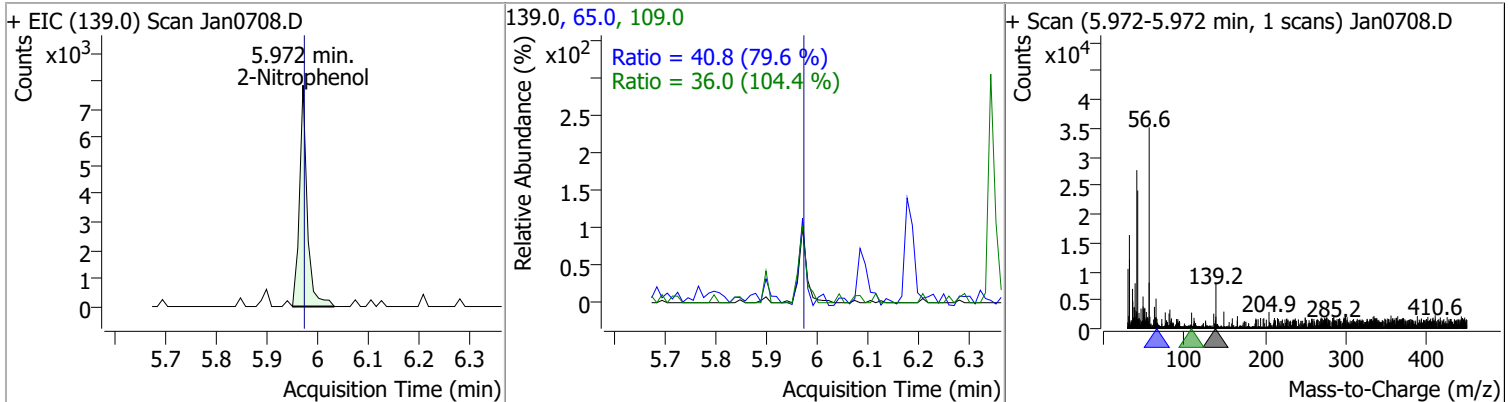
Compound	Conc.	RT	Dev(Min)	Resp.	QIon	QRatio	Lower	Upper
Nitrobenzene	4.3348	5.59	-0.01	9087	77.0	200.0	130.5	242.3
					51.0	214.5	130.2	241.8



Compound	Conc.	RT	Dev(Min)	Resp.	QIon	QRatio	Lower	Upper
Isophorone	4.1072	5.90	0.00	42300	138.0	17.2	14.2	26.4

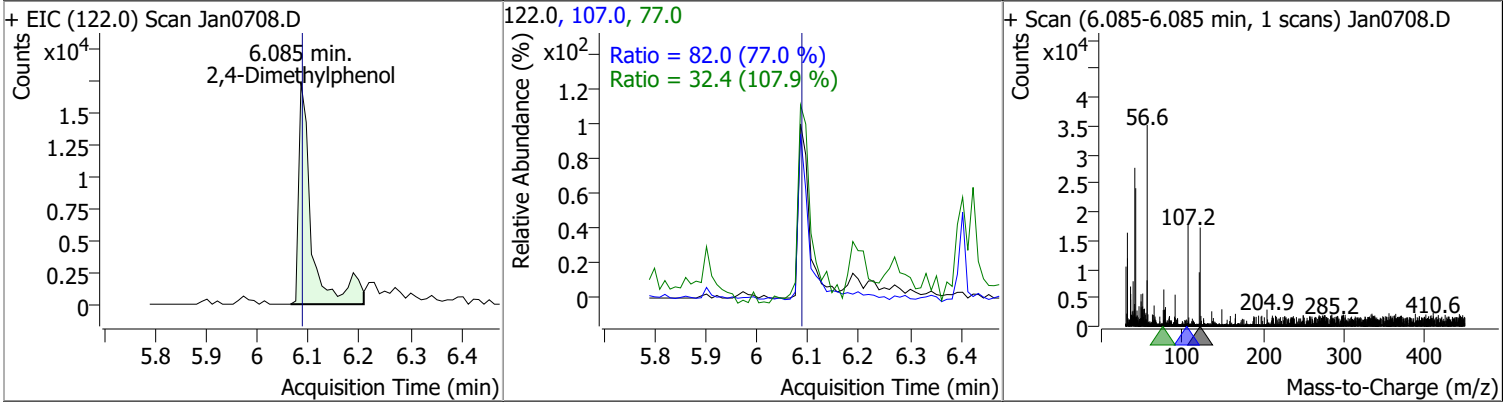


Compound	Conc.	RT	Dev(Min)	Resp.	QIon	QRatio	Lower	Upper
2-Nitrophenol	4.2774	5.97	0.00	8355	65.0	40.8	35.9	66.6
					109.0	36.0	24.1	44.8

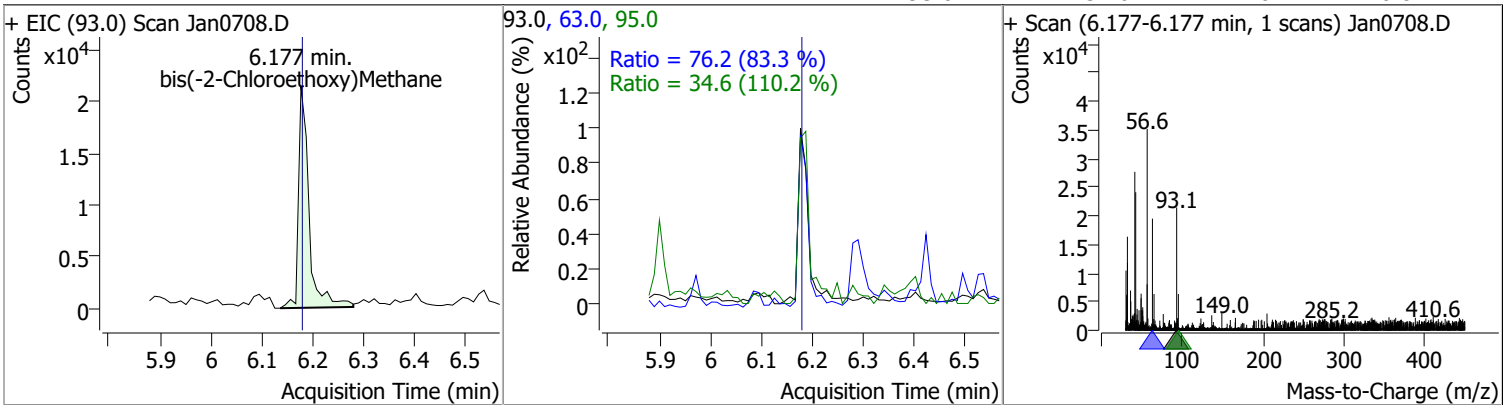


Quantitation Results Report (QT Reviewed)

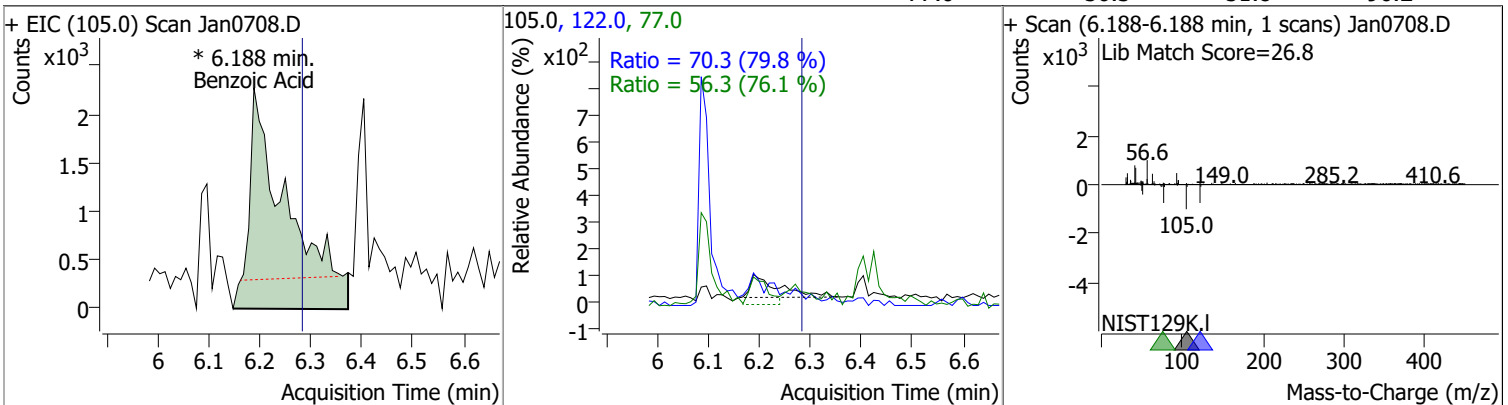
Compound	Conc.	RT	Dev(Min)	Resp.	QIon	QRatio	Lower	Upper
2,4-Dimethylphenol	3.9070	6.08	0.00	30582	107.0	82.0	74.6	138.5
					77.0	32.4	21.0	39.1



Compound	Conc.	RT	Dev(Min)	Resp.	QIon	QRatio	Lower	Upper
bis(-2-Chloroethoxy)Methane	4.1112	6.18	0.00	30723	63.0	76.2	64.0	118.8
					95.0	34.6	22.0	40.8

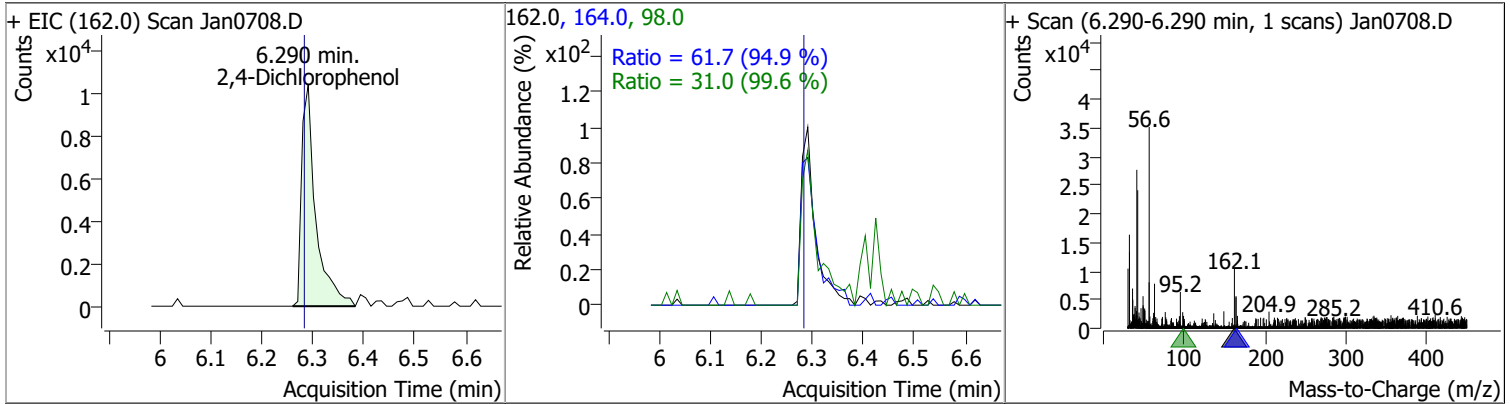


Compound	Conc.	RT	Dev(Min)	Resp.	QIon	QRatio	Lower	Upper
Benzoic Acid	4.3801	6.19	-0.09	11867 (m)	122.0	70.3	61.7	114.6
					77.0	56.3	51.8	96.2

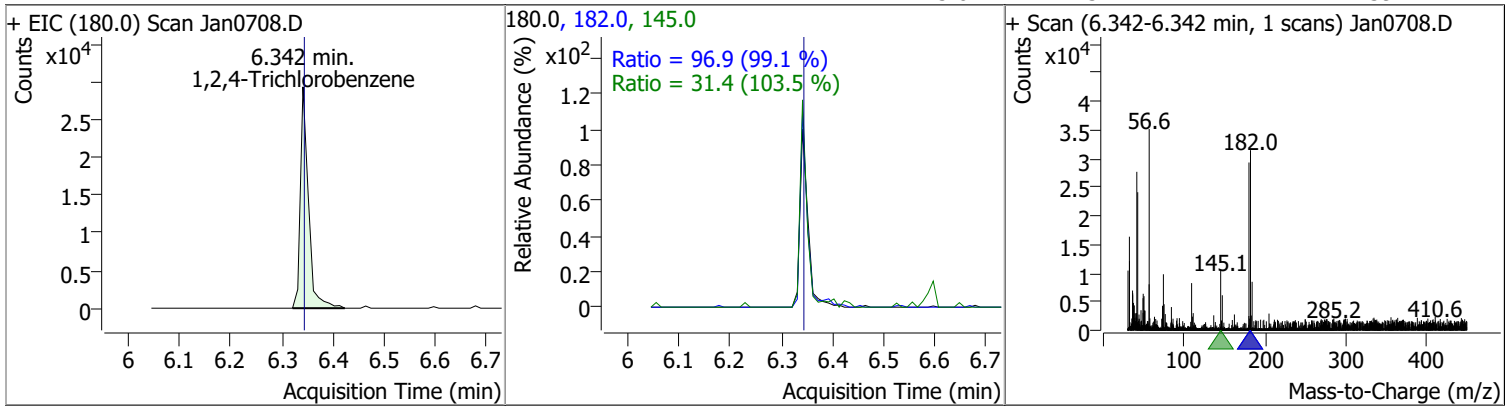


Quantitation Results Report (QT Reviewed)

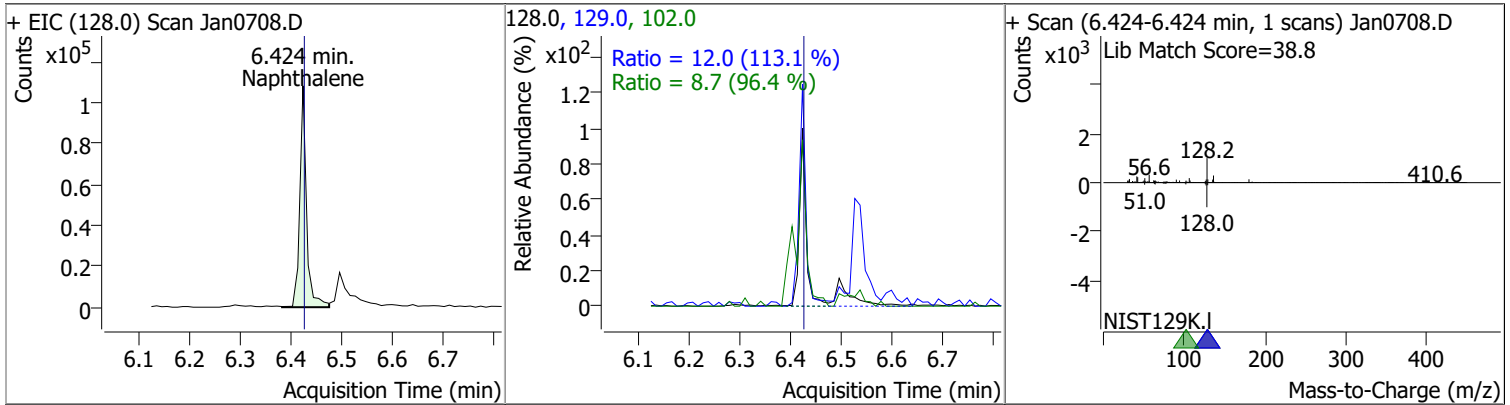
Compound	Conc.	RT	Dev(Min)	Resp.	QIon	QRatio	Lower	Upper
2,4-Dichlorophenol	4.1419	6.29	0.01	20158	164.0	61.7	45.5	84.6
					98.0	31.0	21.8	40.5



Compound	Conc.	RT	Dev(Min)	Resp.	QIon	QRatio	Lower	Upper
1,2,4-Trichlorobenzene	4.3887	6.34	0.00	32468	182.0	96.9	68.4	127.1
					145.0	31.4	21.2	39.4

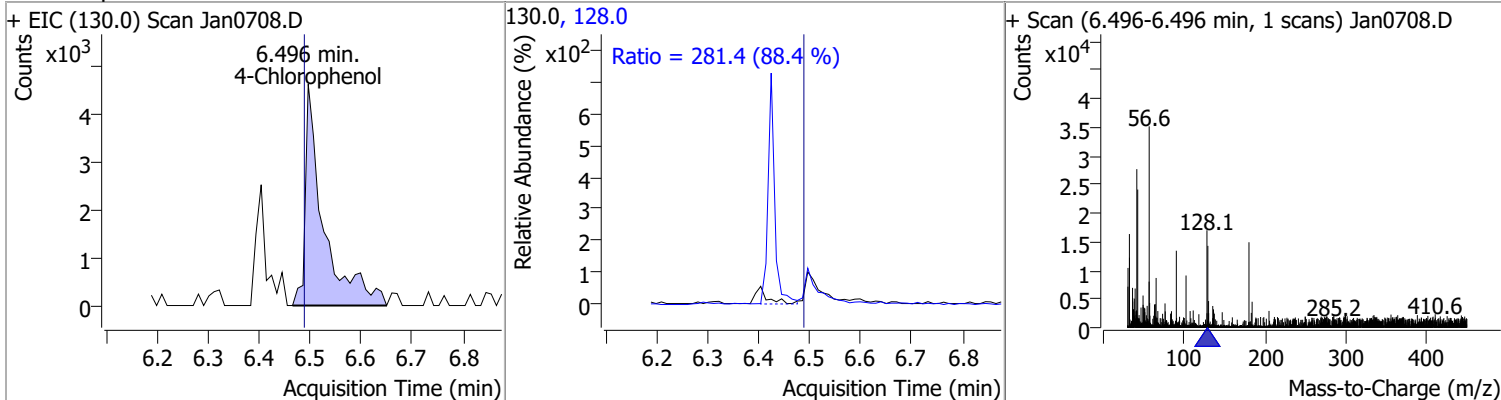


Compound	Conc.	RT	Dev(Min)	Resp.	QIon	QRatio	Lower	Upper
Naphthalene	3.7180	6.42	0.00	99529	129.0	12.0	7.4	13.8
					102.0	8.7	6.3	11.7

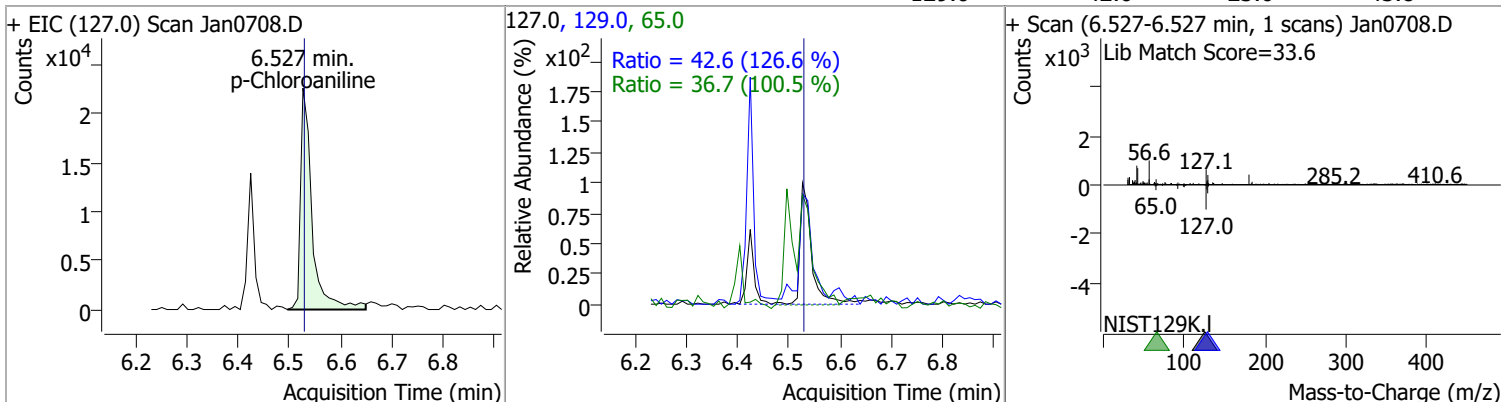


Quantitation Results Report (QT Reviewed)

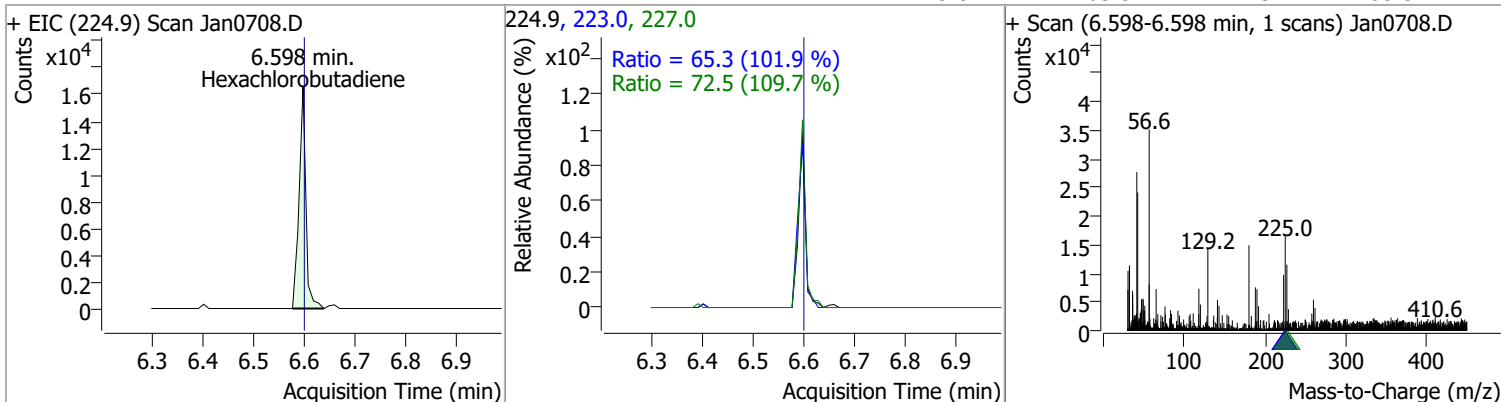
Compound	Conc.	RT	Dev(Min)	Resp.	QIon	QRatio	Lower	Upper
4-Chlorophenol	4.6547	6.50	0.01	11516	128.0	281.4	222.8	413.7



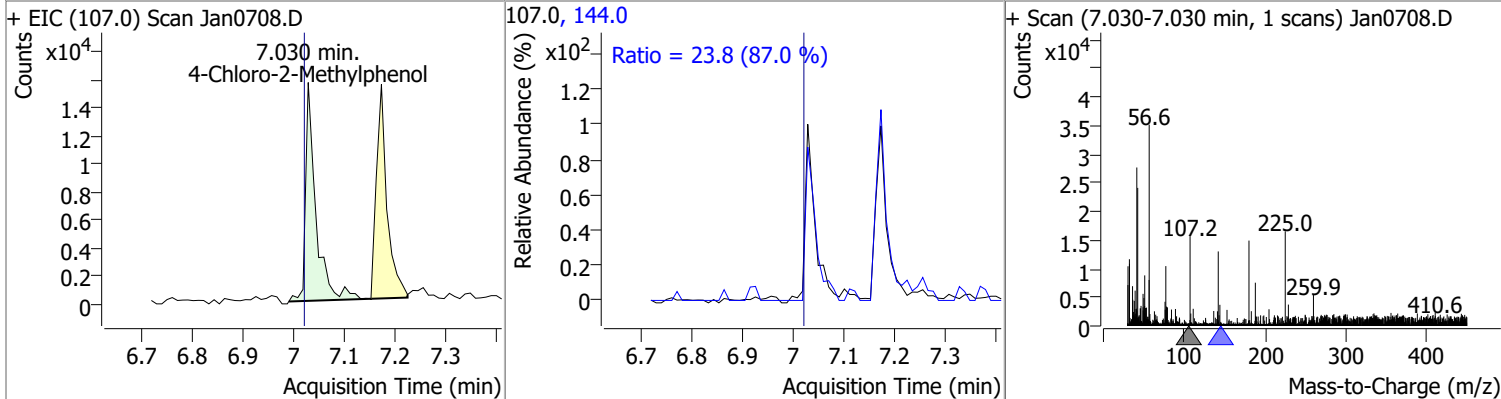
Compound	Conc.	RT	Dev(Min)	Resp.	QIon	QRatio	Lower	Upper
p-Chloroaniline	4.2594	6.53	0.00	35676	65.0	36.7	25.6	47.5
					129.0	42.6	23.6	43.8



Compound	Conc.	RT	Dev(Min)	Resp.	QIon	QRatio	Lower	Upper
Hexachlorobutadiene	3.9468	6.60	0.00	15368	227.0	72.5	46.3	85.9
					223.0	65.3	44.9	83.3

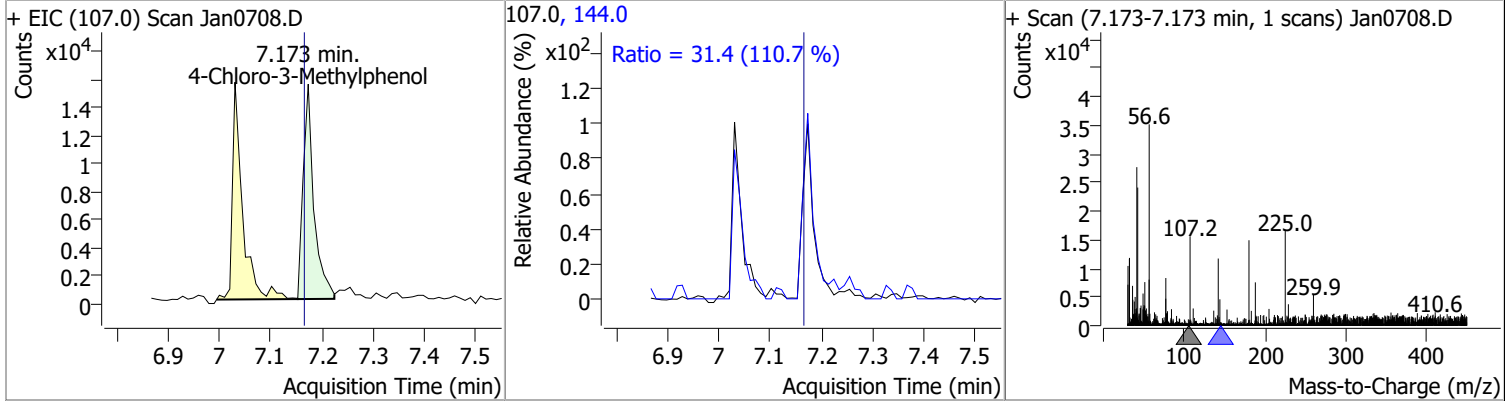


Compound	Conc.	RT	Dev(Min)	Resp.	QIon	QRatio	Lower	Upper
4-Chloro-2-Methylphenol	4.0501	7.03	0.01	21900	144.0	23.8	19.1	35.5

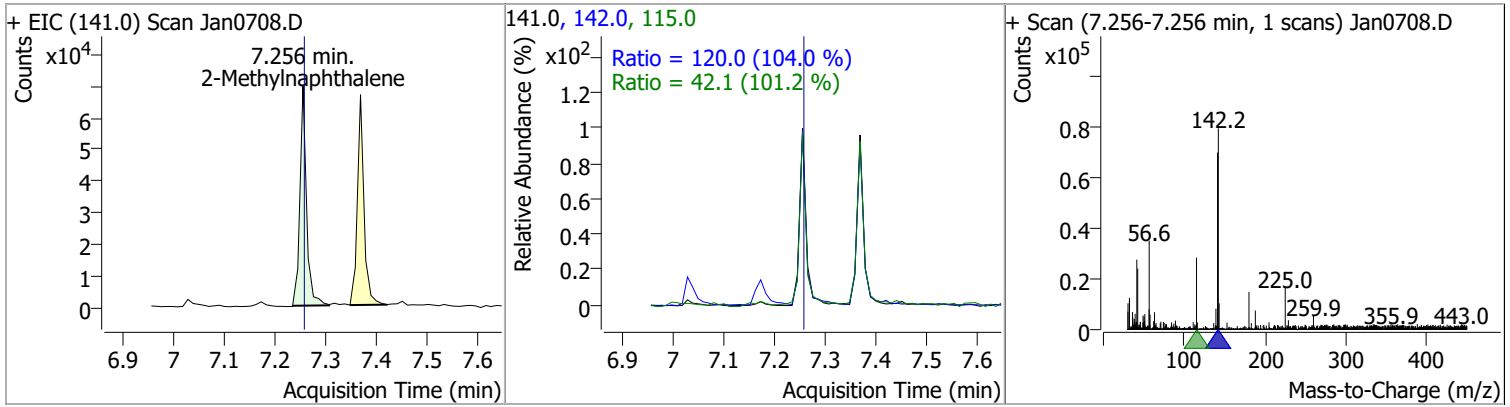


Quantitation Results Report (QT Reviewed)

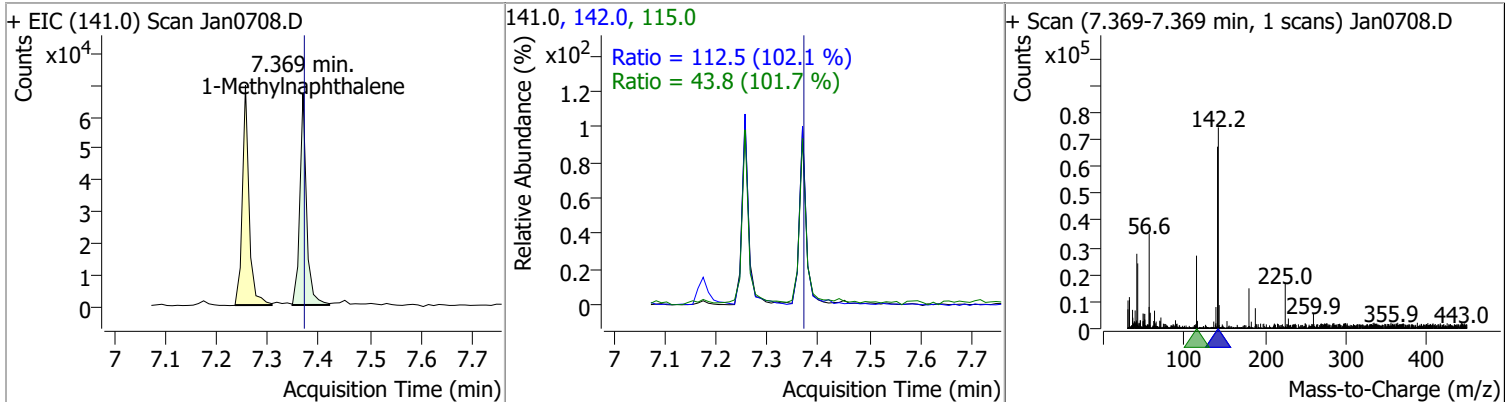
Compound	Conc.	RT	Dev(Min)	Resp.	QIon	QRatio	Lower	Upper
4-Chloro-3-Methylphenol	3.9430	7.17	0.01	22519	144.0	31.4	19.9	36.9



Compound	Conc.	RT	Dev(Min)	Resp.	QIon	QRatio	Lower	Upper
2-Methylnaphthalene	3.8722	7.26	0.00	59117	142.0	120.0	80.8	150.1
					115.0	42.1	29.1	54.1

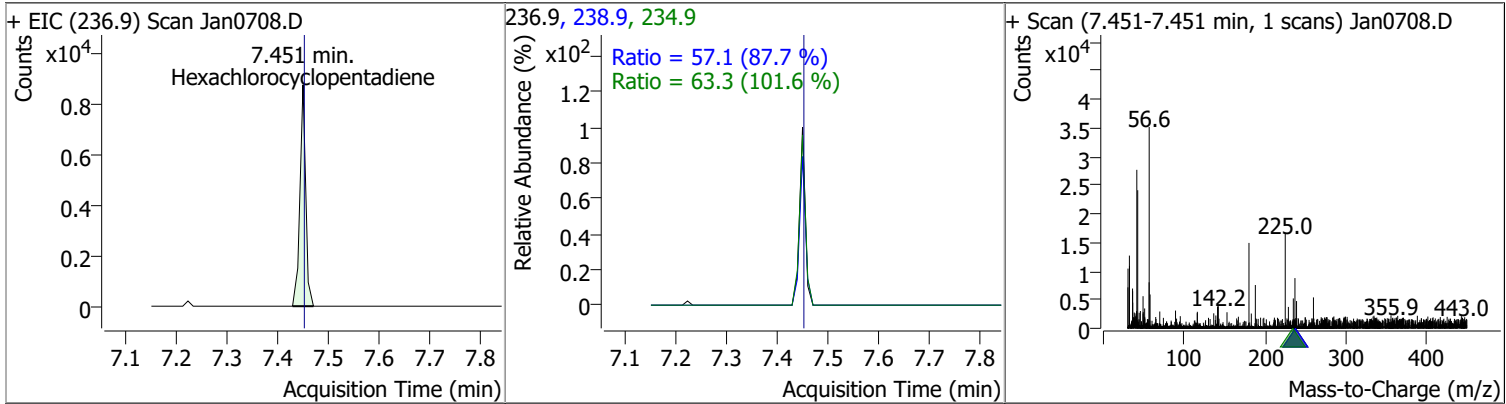


Compound	Conc.	RT	Dev(Min)	Resp.	QIon	QRatio	Lower	Upper
1-Methylnaphthalene	4.0752	7.37	0.00	61404	142.0	112.5	77.1	143.2
					115.0	43.8	30.2	56.0

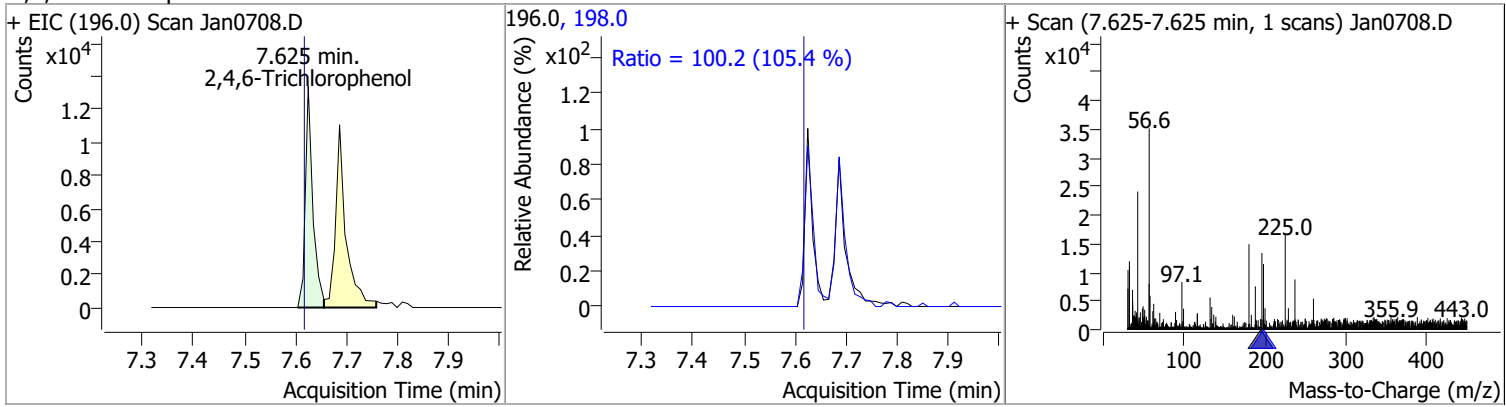


Quantitation Results Report (QT Reviewed)

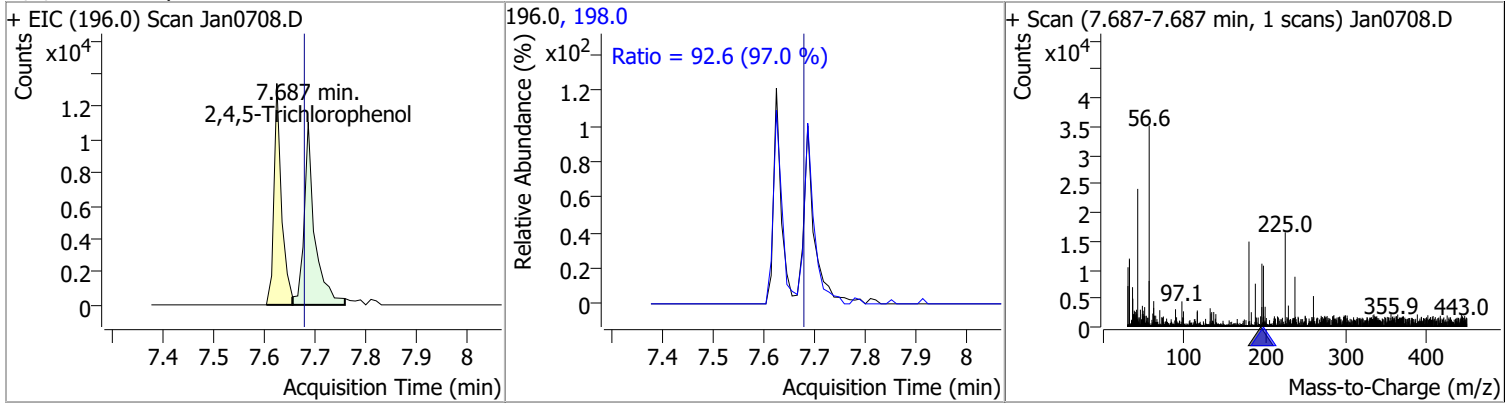
Compound	Conc.	RT	Dev(Min)	Resp.	QIon	QRatio	Lower	Upper
Hexachlorocyclopentadiene	4.3560	7.45	0.00	6925	238.9	57.1	45.5	84.6
					234.9	63.3	43.6	80.9



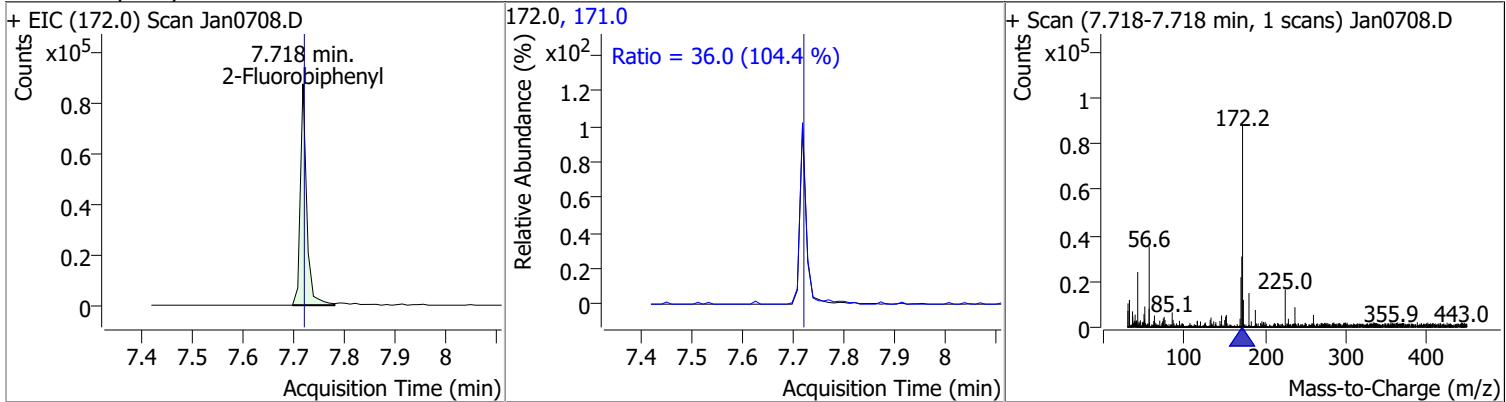
Compound	Conc.	RT	Dev(Min)	Resp.	QIon	QRatio	Lower	Upper
2,4,6-Trichlorophenol	3.9569	7.63	0.01	13737	198.0	100.2	66.6	123.6



Compound	Conc.	RT	Dev(Min)	Resp.	QIon	QRatio	Lower	Upper
2,4,5-Trichlorophenol	3.6664	7.69	0.01	15983	198.0	92.6	66.8	124.1

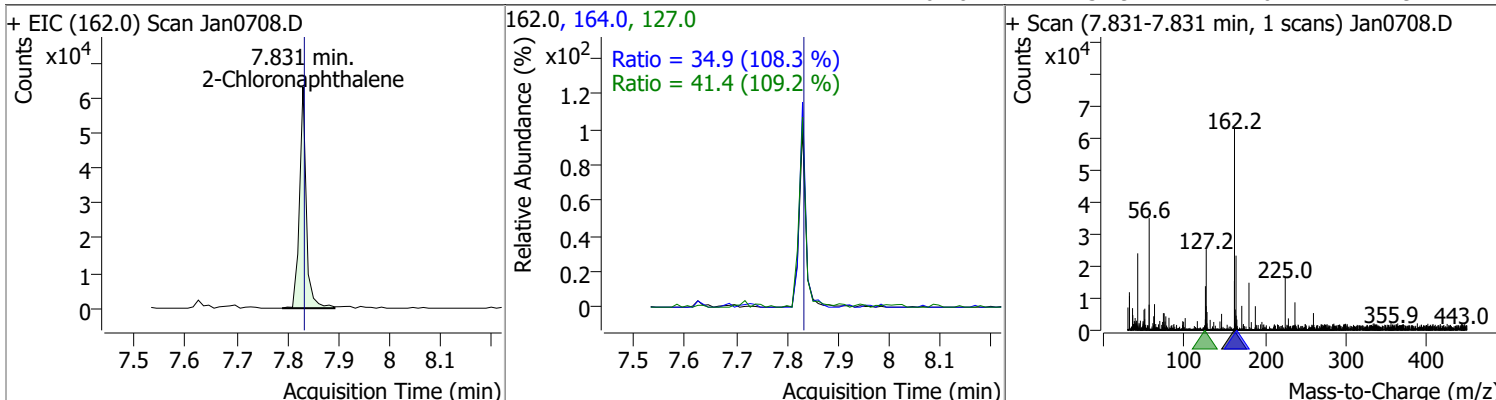


Compound	Conc.	RT	Dev(Min)	Resp.	QIon	QRatio	Lower	Upper
2-Fluorobiphenyl	3.9350	7.72	0.00	76317	171.0	36.0	24.2	44.9

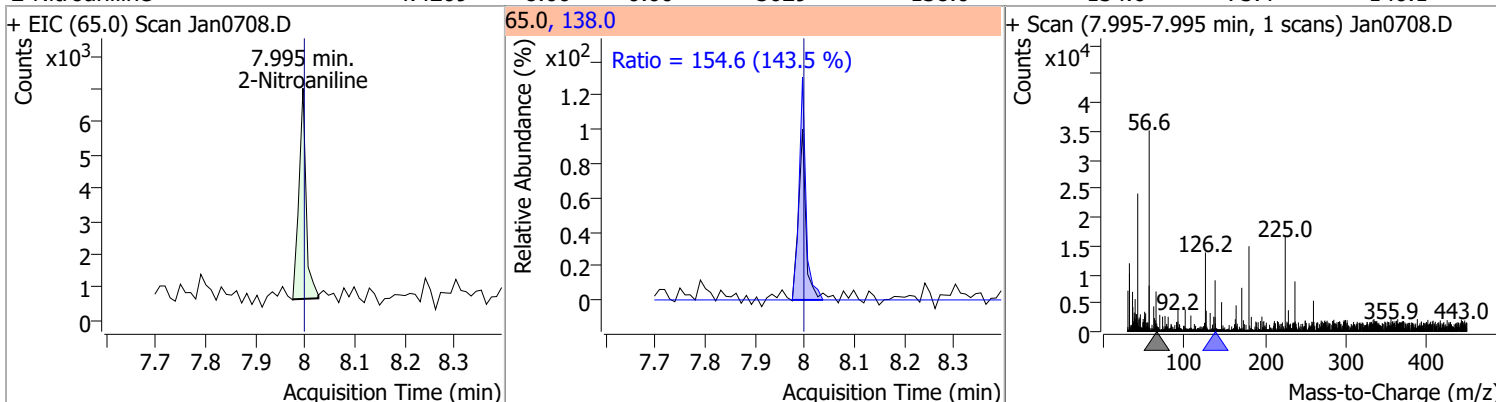


Quantitation Results Report (QT Reviewed)

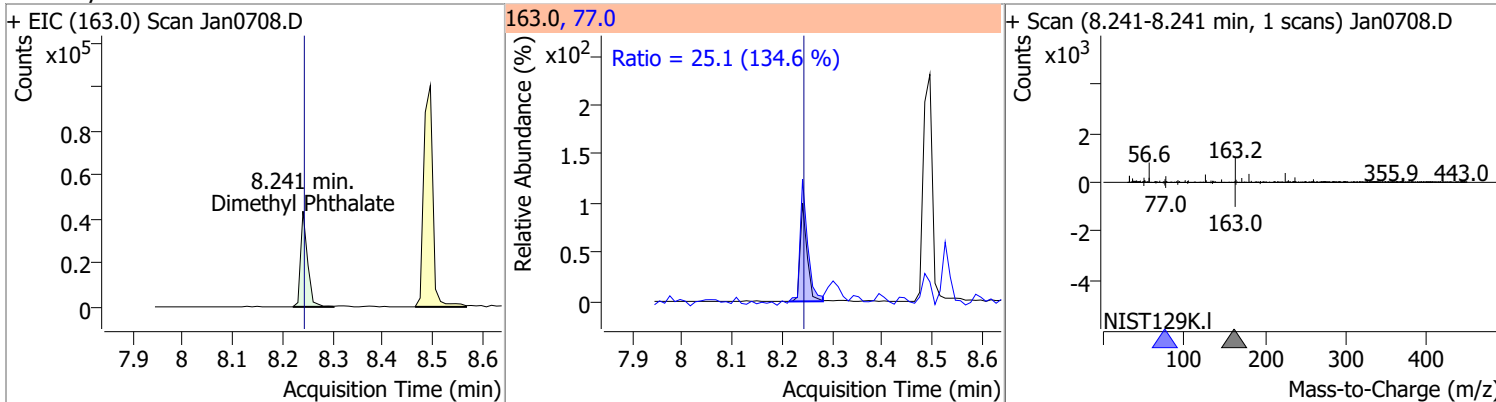
Compound	Conc.	RT	Dev(Min)	Resp.	QIon	QRatio	Lower	Upper
2-Chloronaphthalene	4.0168	7.83	0.00	58389	127.0	41.4	26.5	49.3
					164.0	34.9	22.6	41.9



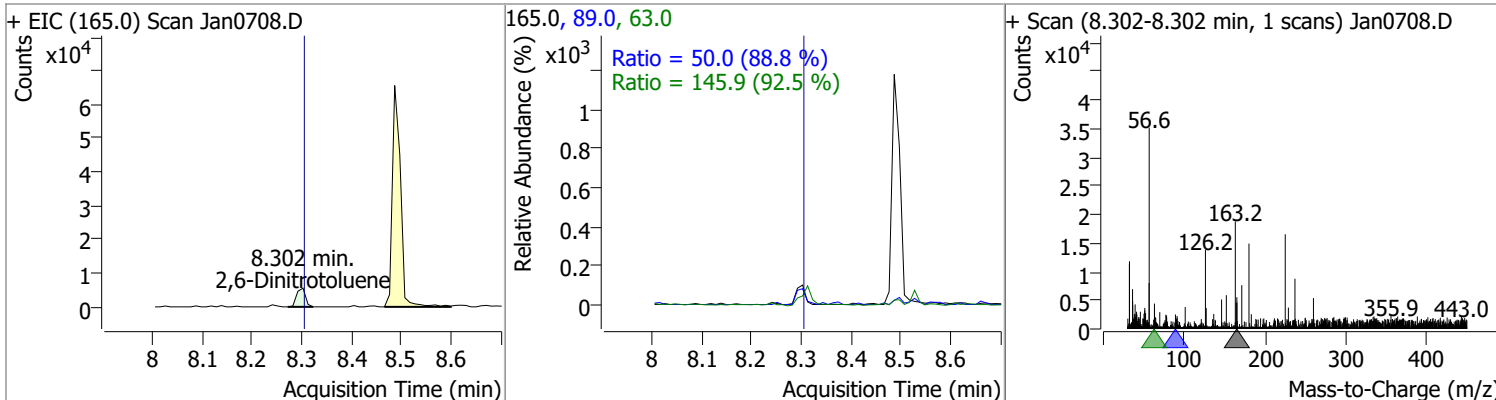
Compound	Conc.	RT	Dev(Min)	Resp.	QIon	QRatio	Lower	Upper
2-Nitroaniline	4.4209	8.00	0.00	5629	138.0	154.6	75.4	140.1



Compound	Conc.	RT	Dev(Min)	Resp.	QIon	QRatio	Lower	Upper
Dimethyl Phthalate	4.0583	8.24	0.00	42096	77.0	25.1	13.0	24.2

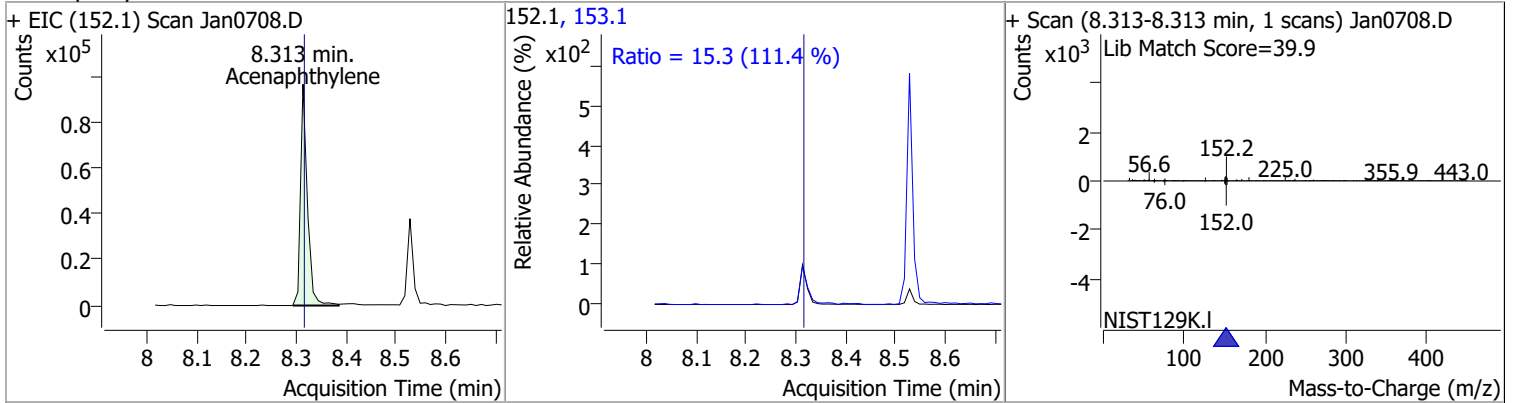


Compound	Conc.	RT	Dev(Min)	Resp.	QIon	QRatio	Lower	Upper
2,6-Dinitrotoluene	4.2582	8.30	0.00	6863	63.0	145.9	110.4	205.0
					89.0	50.0	39.5	73.3

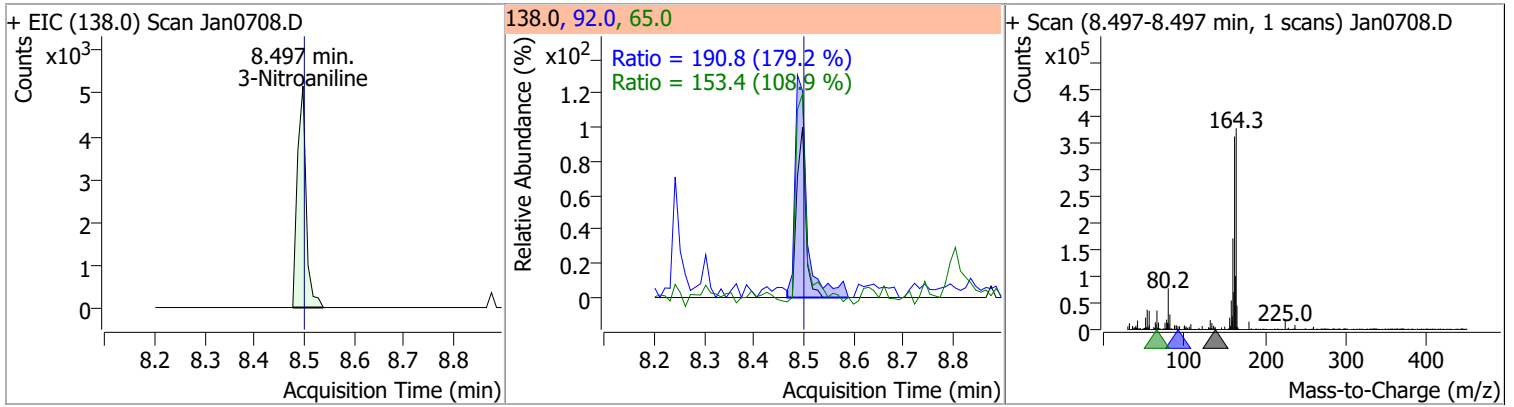


Quantitation Results Report (QT Reviewed)

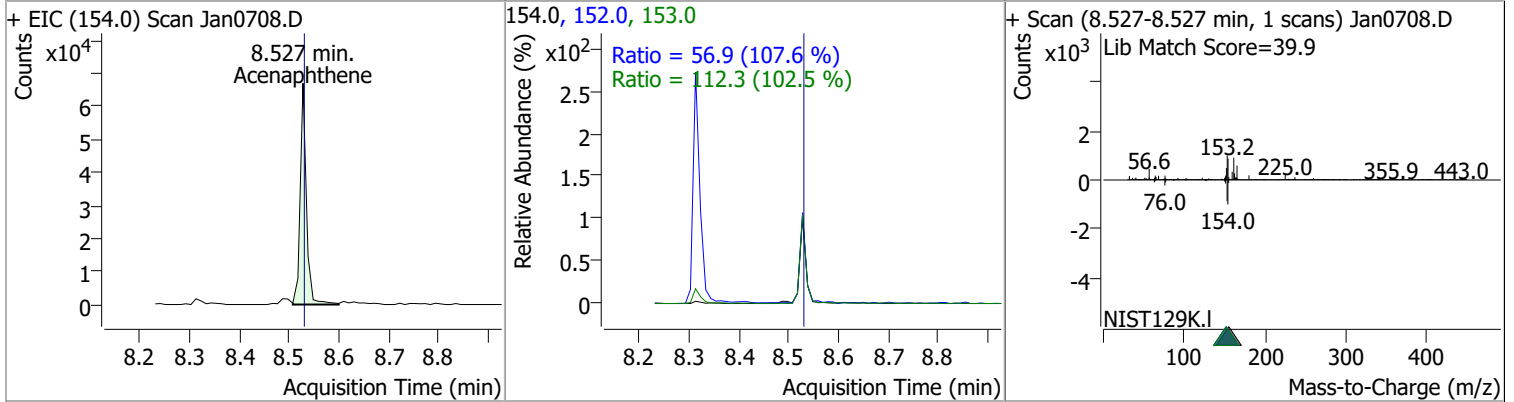
Compound	Conc.	RT	Dev(Min)	Resp.	QIon	QRatio	Lower	Upper
----------	-------	----	----------	-------	------	--------	-------	-------



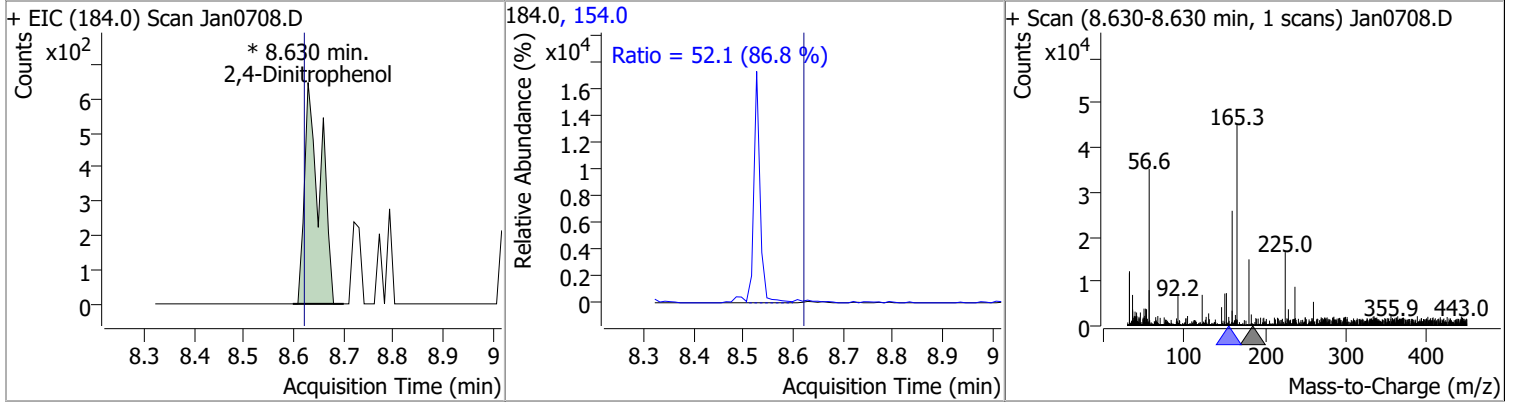
Compound	Conc.	RT	Dev(Min)	Resp.	QIon	QRatio	Lower	Upper
3-Nitroaniline	4.2265	8.50	0.00	6333	65.0	153.4	98.6	183.2
					92.0	190.8	74.5	138.4



Compound	Conc.	RT	Dev(Min)	Resp.	QIon	QRatio	Lower	Upper
Acenaphthene	4.3186	8.53	0.00	57892	153.0	112.3	76.6	142.3
					152.0	56.9	37.0	68.8

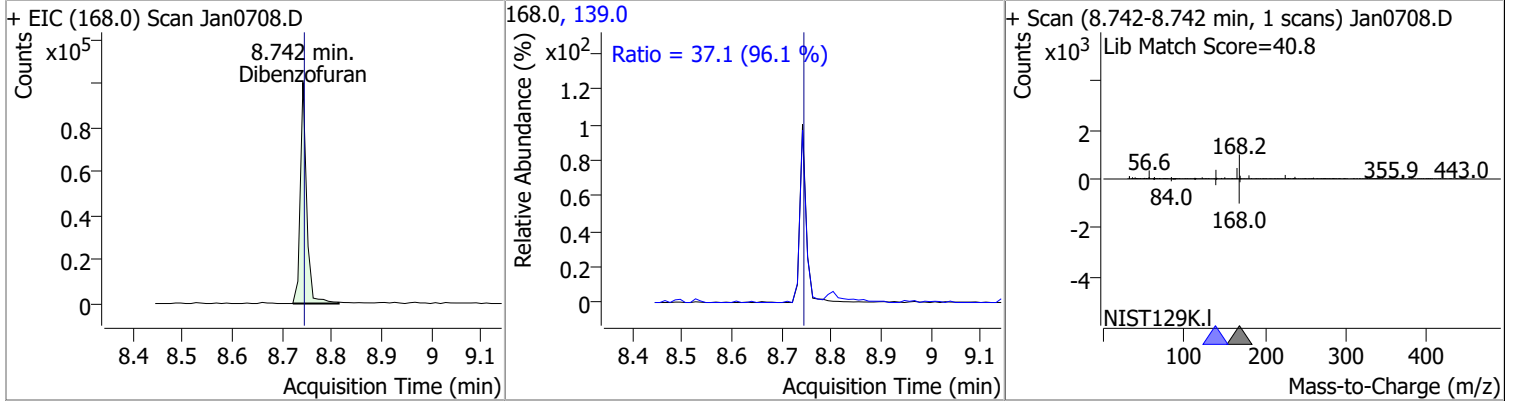


Compound	Conc.	RT	Dev(Min)	Resp.	QIon	QRatio	Lower	Upper
2,4-Dinitrophenol	4.6503	8.63	0.01	1437 (m)	154.0	52.1	42.0	78.1

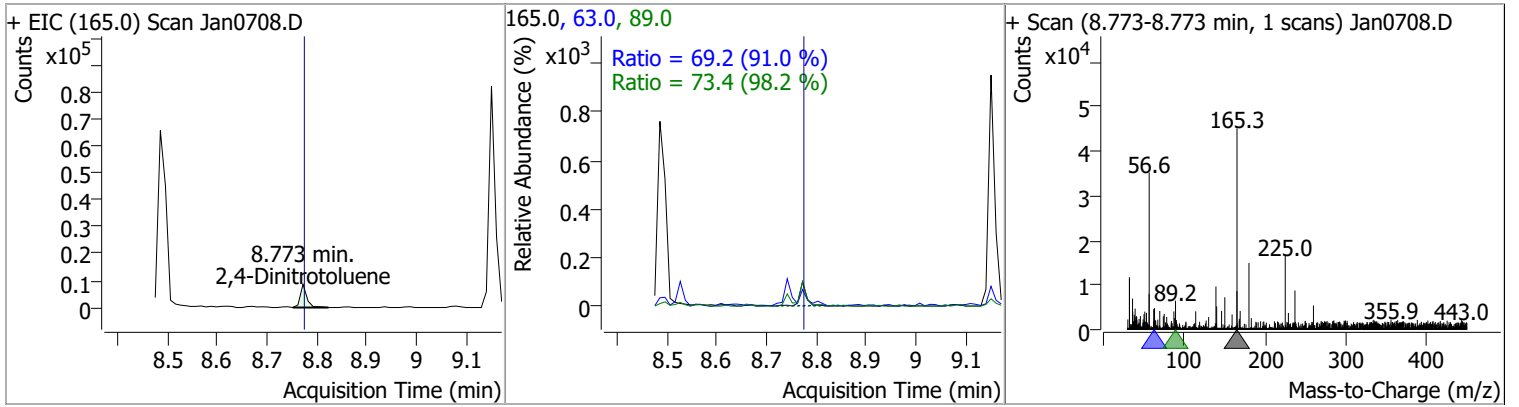


Quantitation Results Report (QT Reviewed)

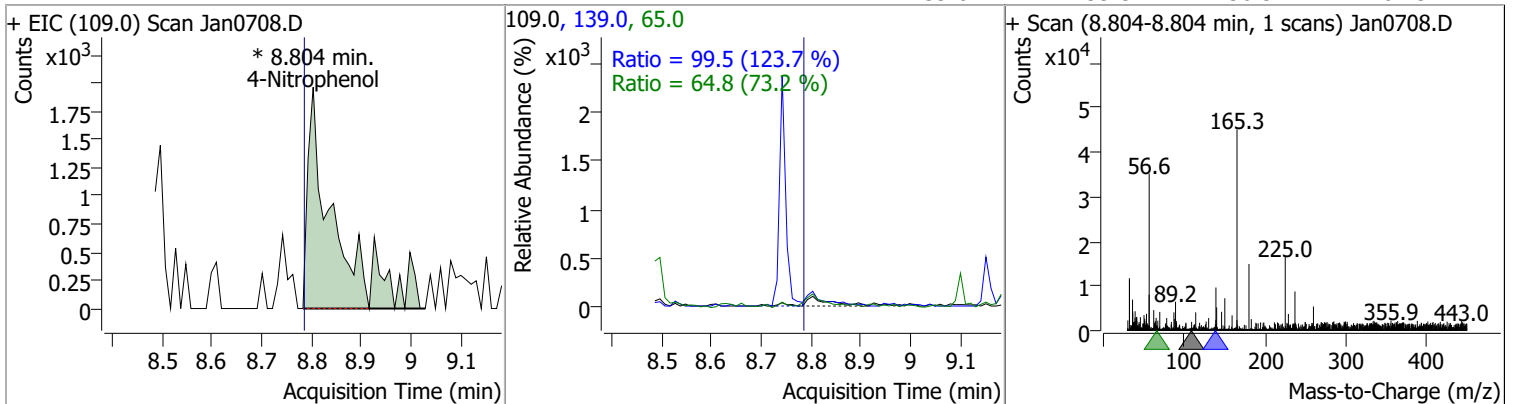
Compound	Conc.	RT	Dev(Min)	Resp.	QIon	QRatio	Lower	Upper
Dibenzofuran	4.1979	8.74	0.00	89062	139.0	37.1	27.0	50.2



Compound	Conc.	RT	Dev(Min)	Resp.	QIon	QRatio	Lower	Upper
2,4-Dinitrotoluene	4.1117	8.77	0.00	7882	63.0	69.2	53.2	98.9
					89.0	73.4	52.3	97.1

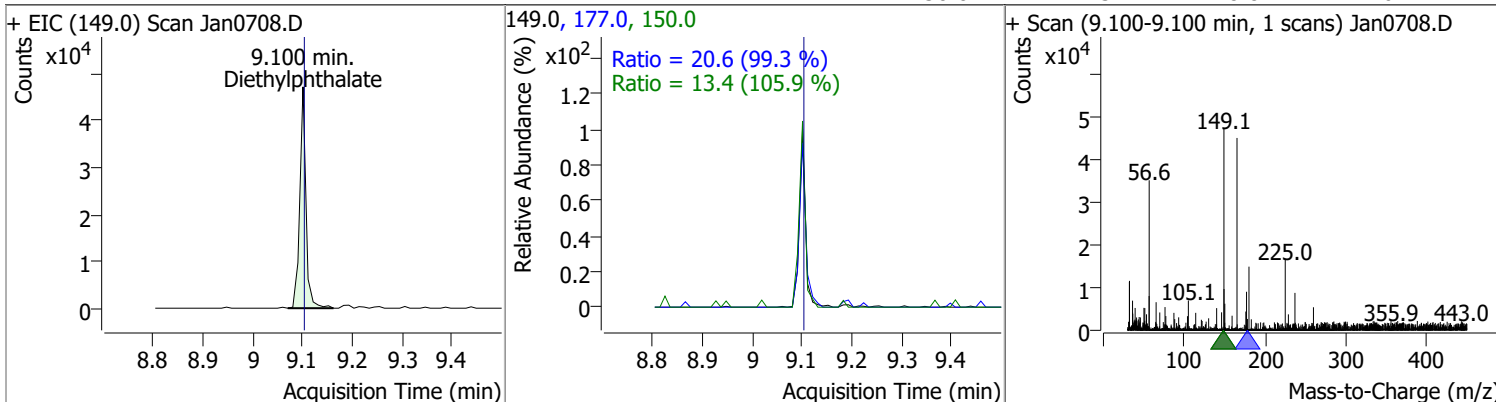


Compound	Conc.	RT	Dev(Min)	Resp.	QIon	QRatio	Lower	Upper
4-Nitrophenol	4.2113	8.80	0.02	7530 (m)	65.0	64.8	62.0	115.1
					139.0	99.5	56.3	104.5

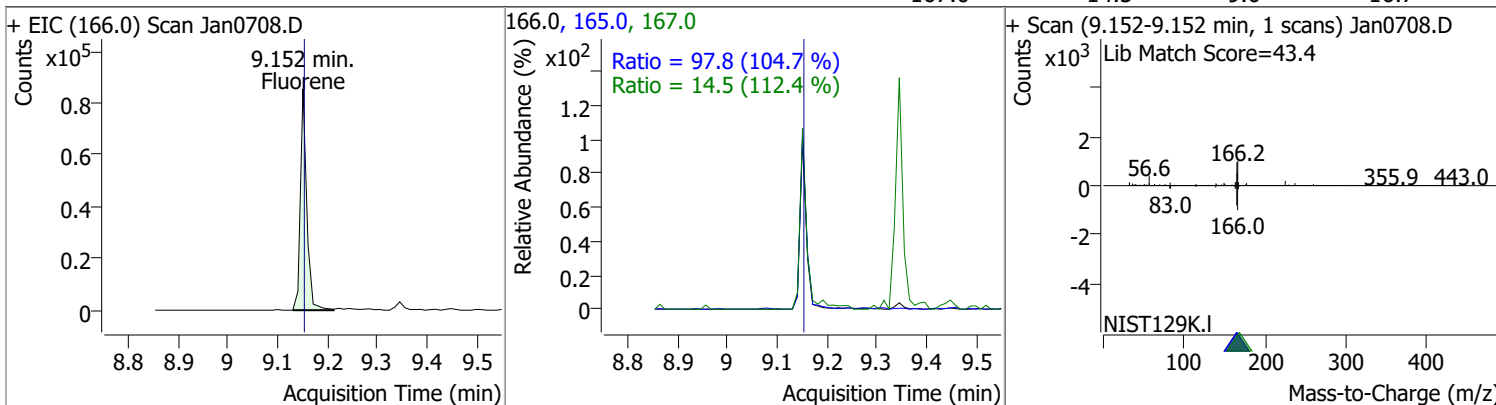


Quantitation Results Report (QT Reviewed)

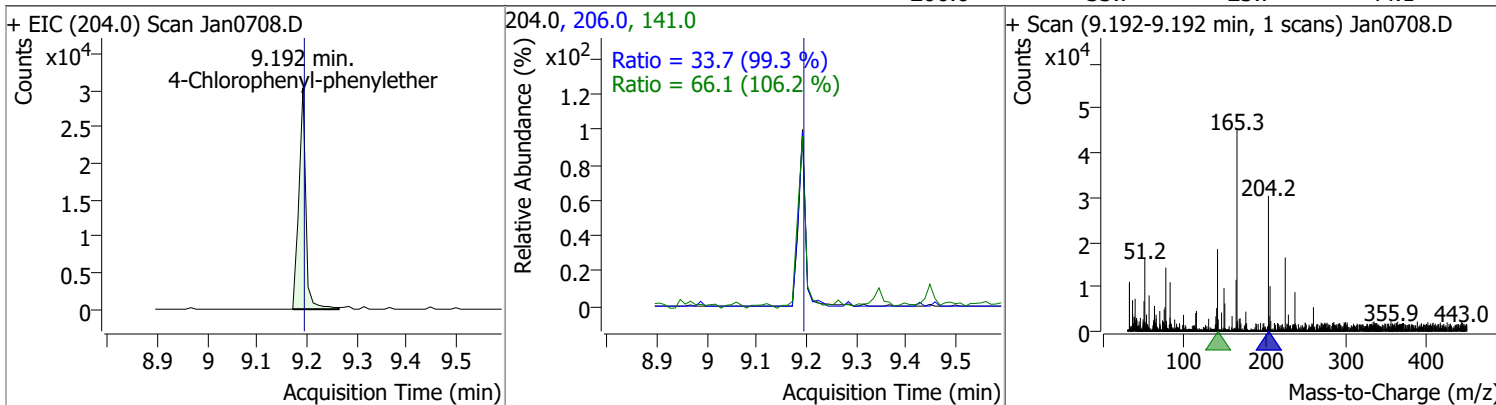
Compound	Conc.	RT	Dev(Min)	Resp.	QIon	QRatio	Lower	Upper
Diethylphthalate	3.8891	9.10	0.00	40619	177.0	20.6	14.5	27.0
					150.0	13.4	8.8	16.4



Compound	Conc.	RT	Dev(Min)	Resp.	QIon	QRatio	Lower	Upper
Fluorene	3.7419	9.15	0.00	75858	165.0	97.8	65.4	121.4
					167.0	14.5	9.0	16.7

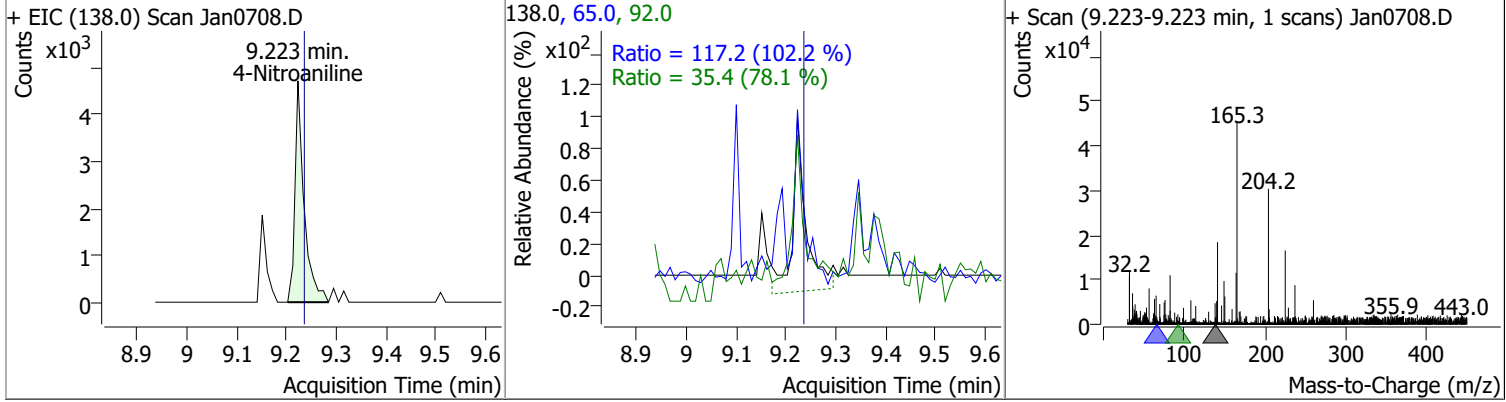


Compound	Conc.	RT	Dev(Min)	Resp.	QIon	QRatio	Lower	Upper
4-Chlorophenyl-phenylether	3.9771	9.19	0.00	29516	141.0	66.1	43.6	80.9
					206.0	33.7	23.7	44.1

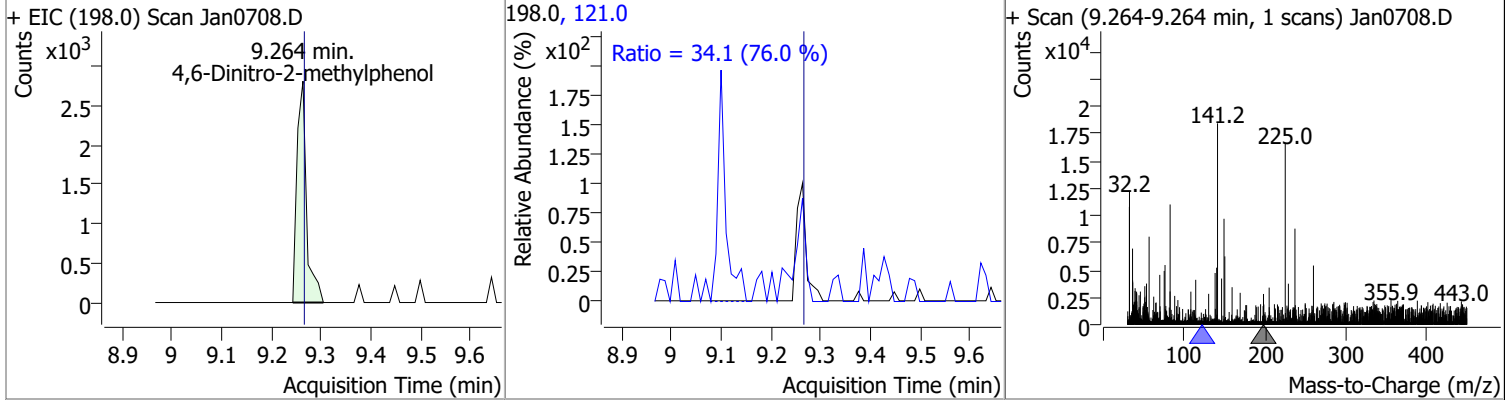


Quantitation Results Report (QT Reviewed)

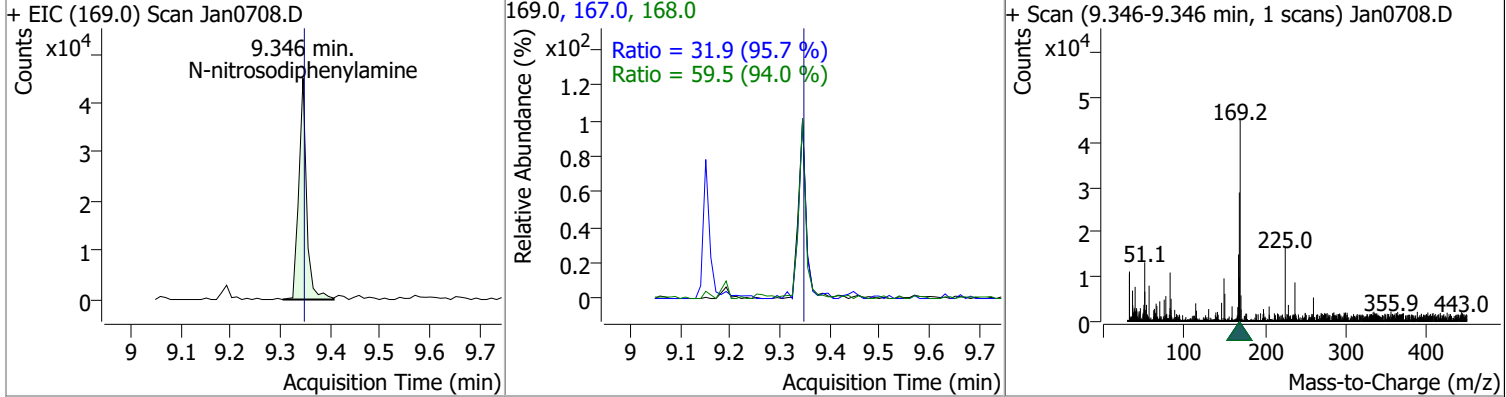
Compound	Conc.	RT	Dev(Min)	Resp.	QIon	QRatio	Lower	Upper
4-Nitroaniline	4.3719	9.22	-0.01	6050	65.0	117.2	80.2	149.0
					92.0	35.4	31.7	58.9



Compound	Conc.	RT	Dev(Min)	Resp.	QIon	QRatio	Lower	Upper
4,6-Dinitro-2-methylphenol	3.9390	9.26	0.00	3750	121.0	34.1	31.4	58.3

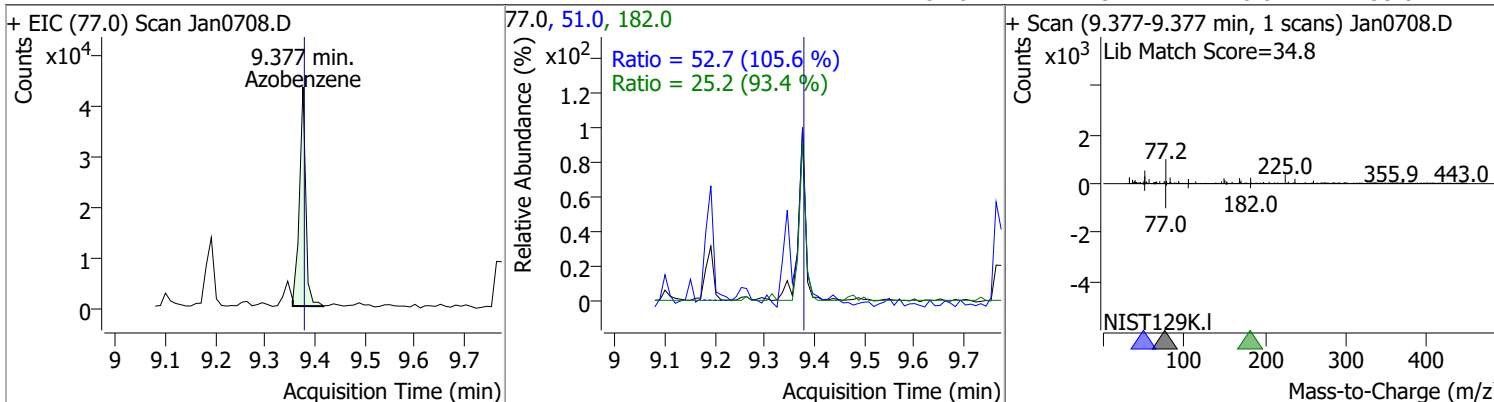


Compound	Conc.	RT	Dev(Min)	Resp.	QIon	QRatio	Lower	Upper
N-nitrosodiphenylamine	4.4883	9.35	0.00	49253	168.0	59.5	44.3	82.3
					167.0	31.9	23.4	43.4

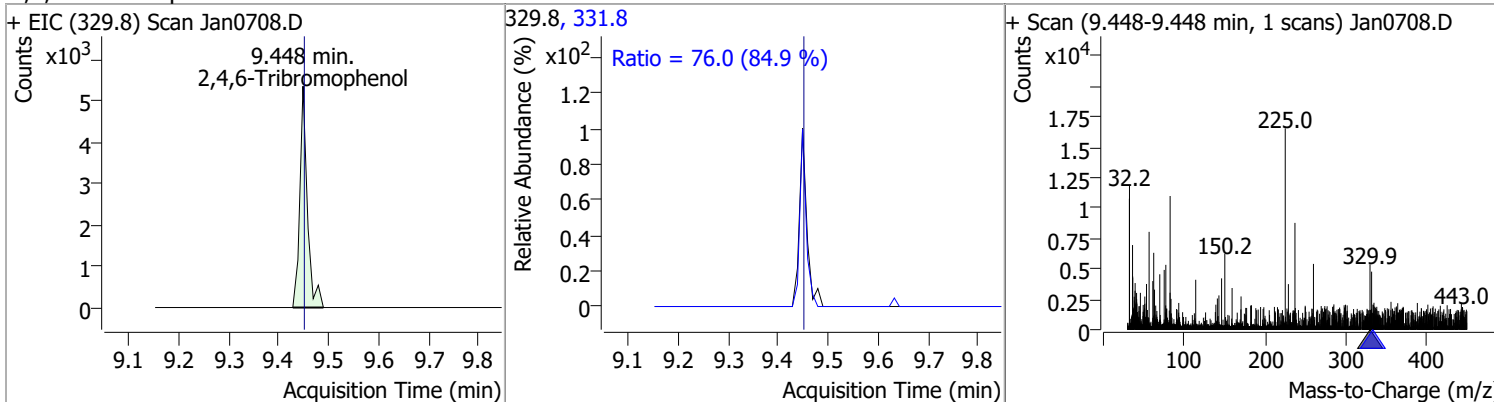


Quantitation Results Report (QT Reviewed)

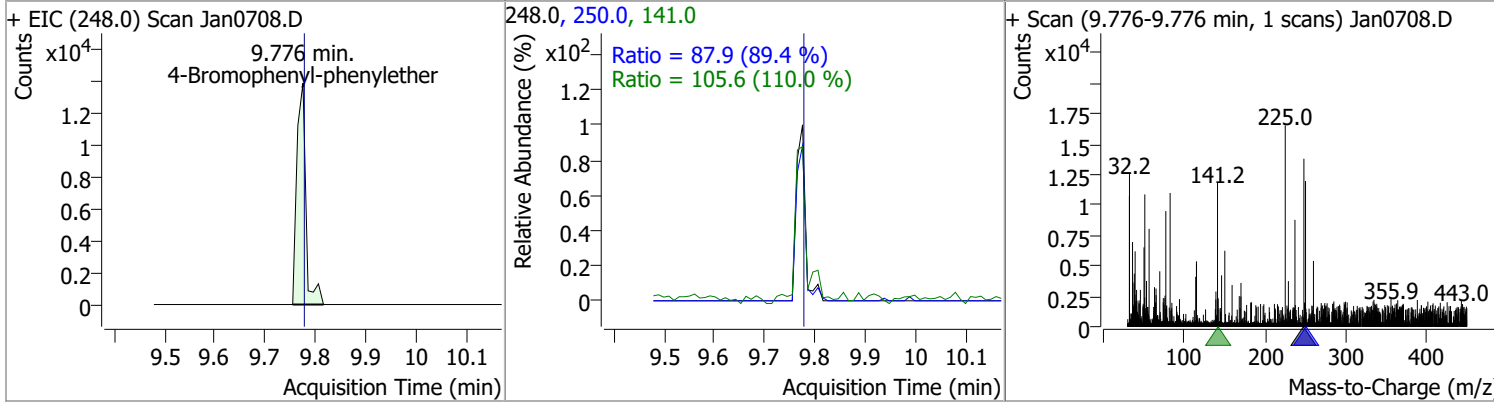
Compound	Conc.	RT	Dev(Min)	Resp.	QIon	QRatio	Lower	Upper
Azobenzene	4.3960	9.38	0.00	38049	51.0	52.7	34.9	64.9
					182.0	25.2	18.8	35.0



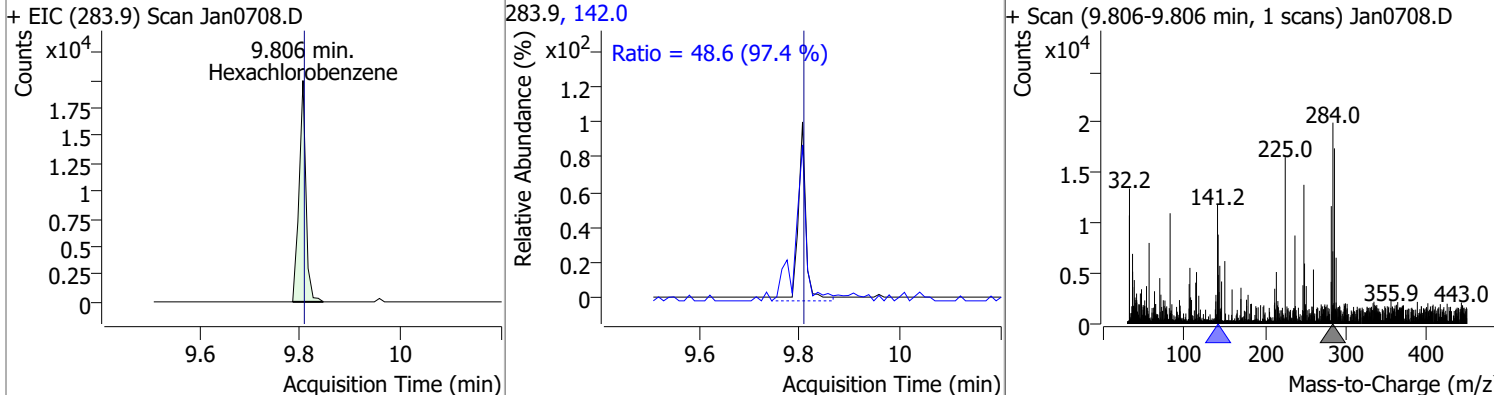
Compound	Conc.	RT	Dev(Min)	Resp.	QIon	QRatio	Lower	Upper
2,4,6-Tribromophenol	4.3482	9.45	0.00	5637	331.8	76.0	62.7	116.4



Compound	Conc.	RT	Dev(Min)	Resp.	QIon	QRatio	Lower	Upper
4-Bromophenyl-phenylether	4.3957	9.78	0.00	17129	250.0	87.9	68.8	127.8
					141.0	105.6	67.3	124.9

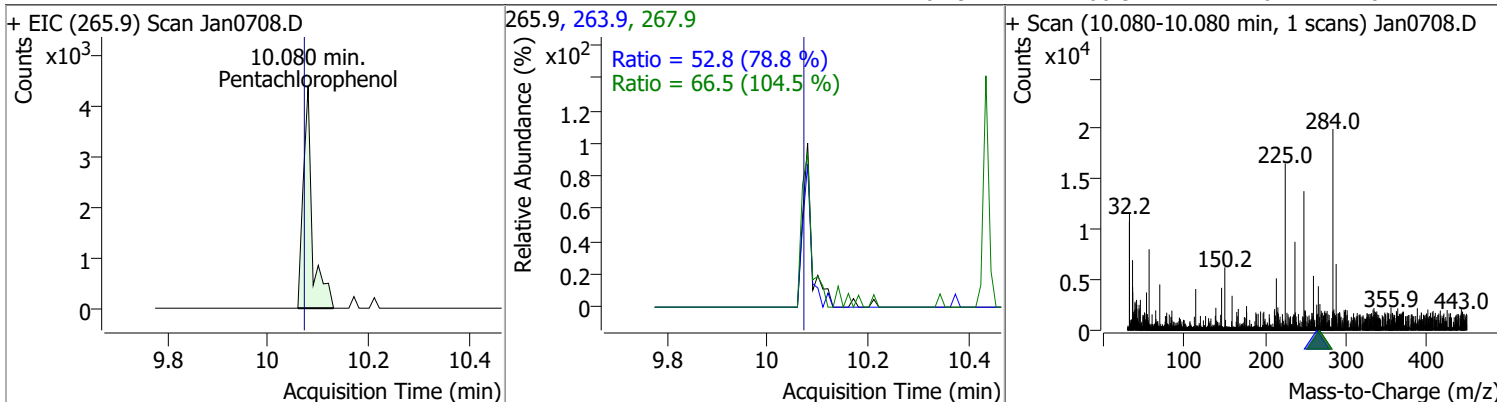


Compound	Conc.	RT	Dev(Min)	Resp.	QIon	QRatio	Lower	Upper
Hexachlorobenzene	4.0859	9.81	0.00	18890	142.0	48.6	34.9	64.8

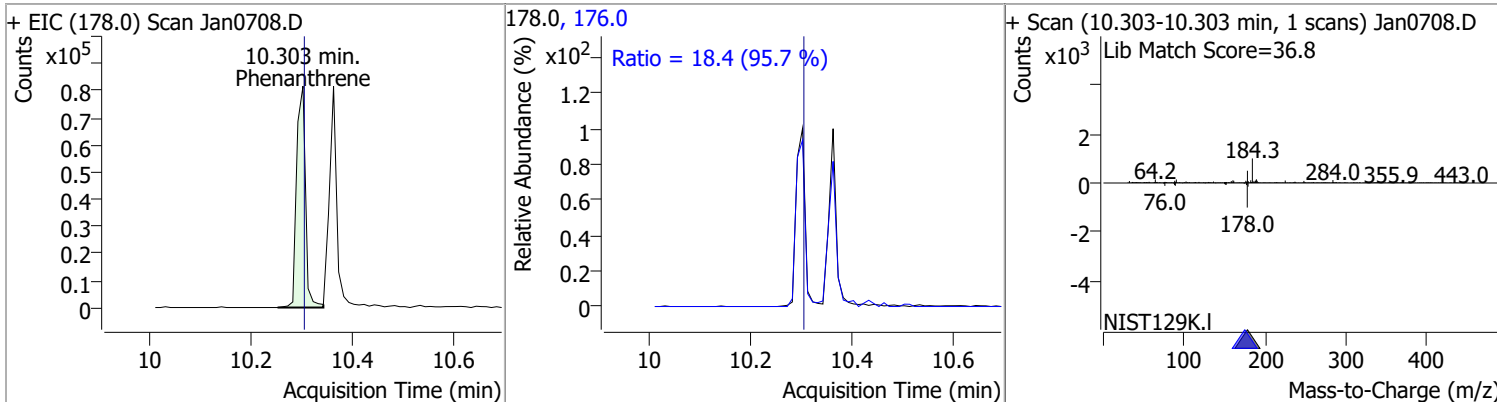


Quantitation Results Report (QT Reviewed)

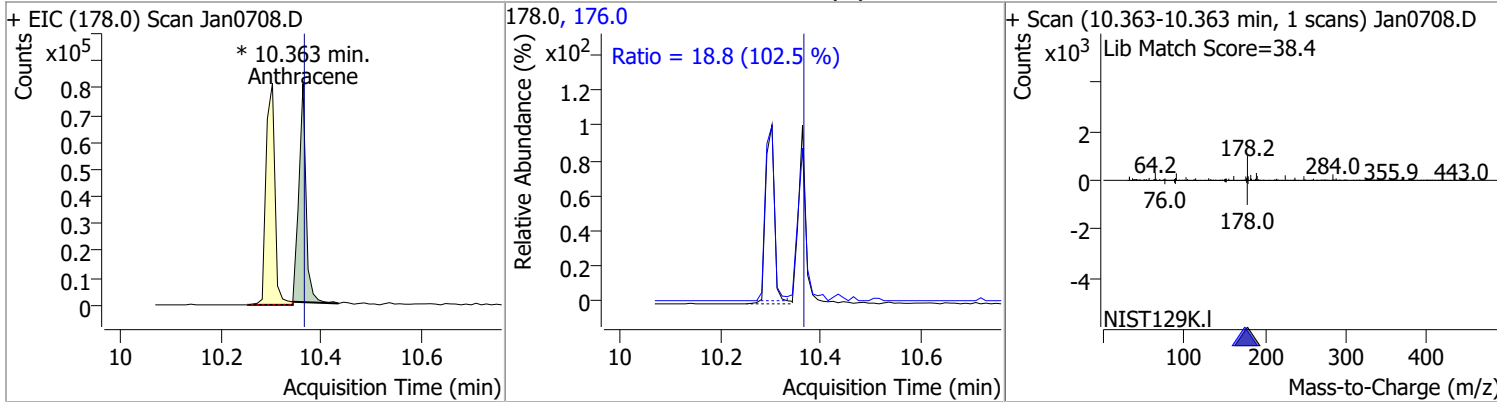
Compound	Conc.	RT	Dev(Min)	Resp.	QIon	QRatio	Lower	Upper
Pentachlorophenol	4.2097	10.08	0.01	5512	263.9	52.8	46.9	87.1
					267.9	66.5	44.6	82.7



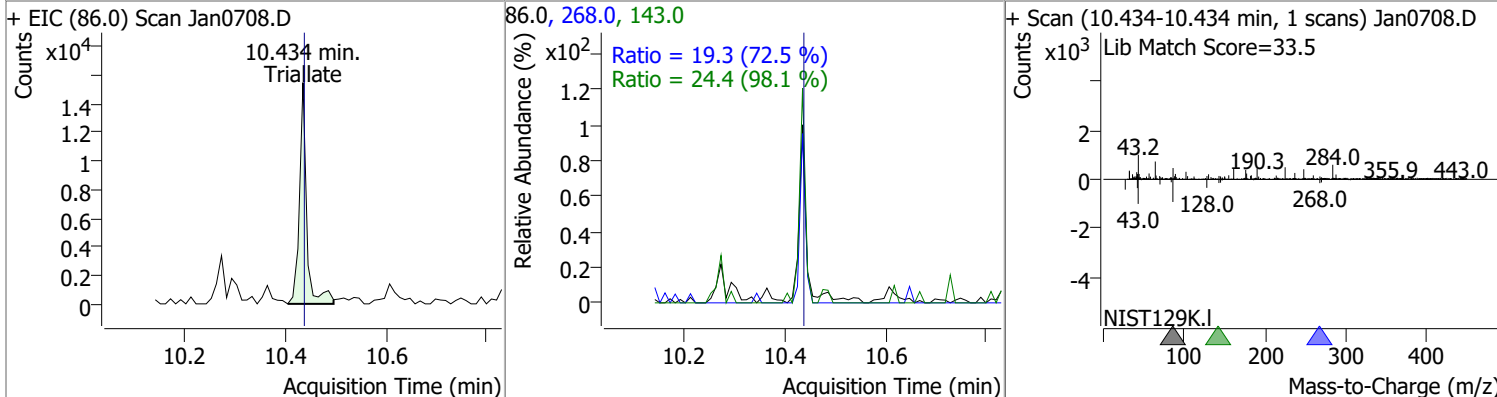
Compound	Conc.	RT	Dev(Min)	Resp.	QIon	QRatio	Lower	Upper
Phenanthrene	4.1626	10.30	0.00	99920	176.0	18.4	13.5	25.0



Compound	Conc.	RT	Dev(Min)	Resp.	QIon	QRatio	Lower	Upper
Anthracene	4.0508	10.36	0.00	80044 (m)	176.0	18.8	12.9	23.9

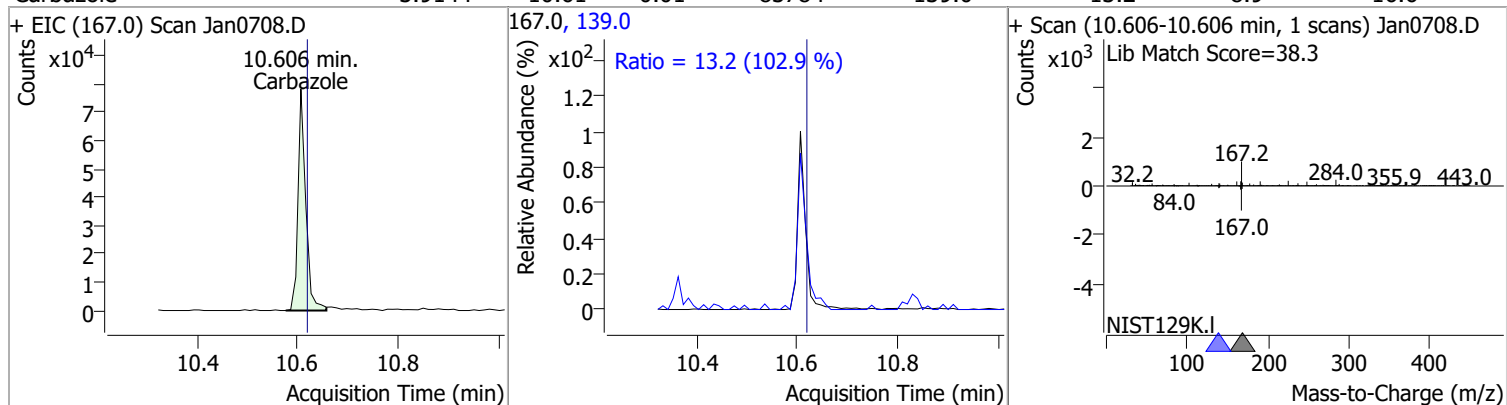


Compound	Conc.	RT	Dev(Min)	Resp.	QIon	QRatio	Lower	Upper
Triallate	4.5641	10.43	0.00	15475	268.0	19.3	18.7	34.7
					143.0	24.4	17.4	32.3

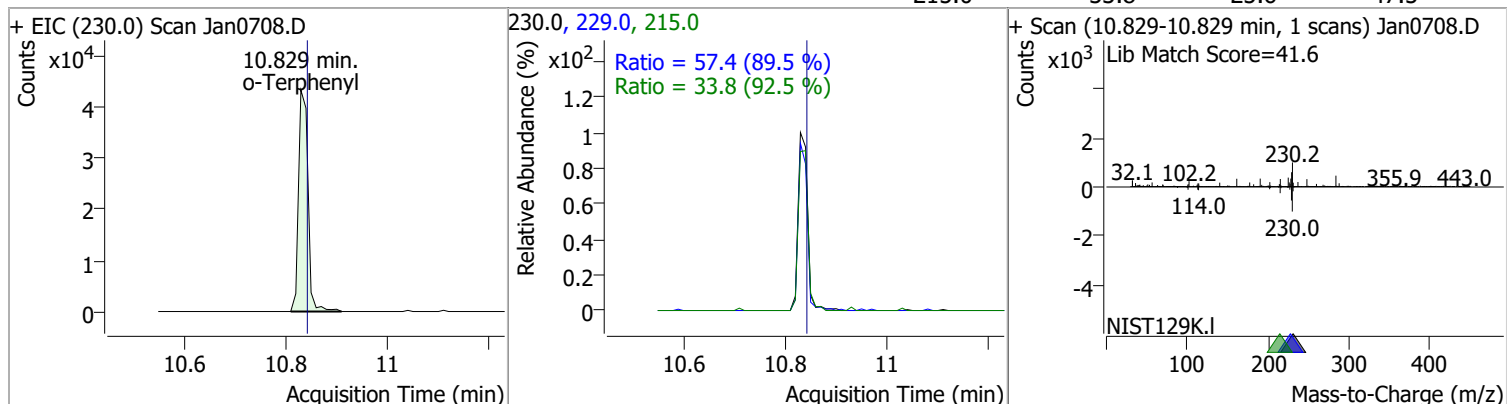


Quantitation Results Report (QT Reviewed)

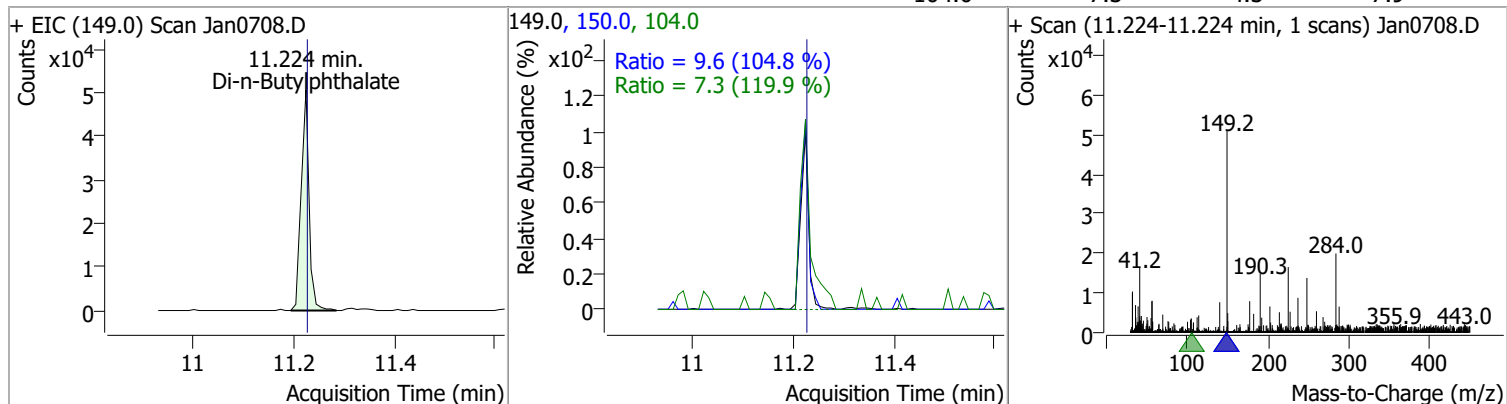
Compound	Conc.	RT	Dev(Min)	Resp.	QIon	QRatio	Lower	Upper
Carbazole	3.9144	10.61	-0.01	83784	139.0	13.2	8.9	16.6



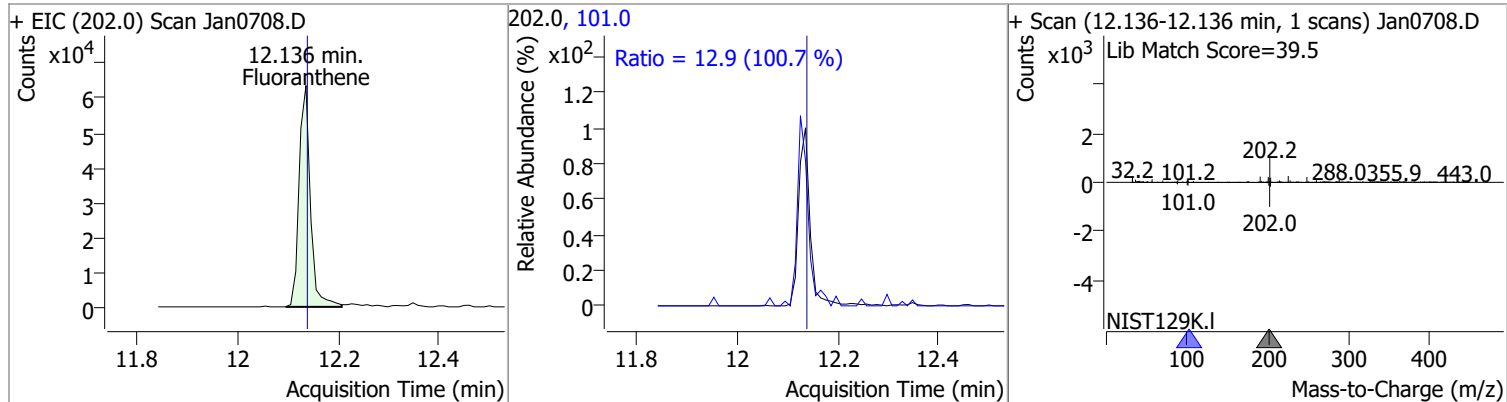
o-Terphenyl	4.3827	10.83	-0.01	56670	229.0 215.0	57.4 33.8	44.9 25.6	83.3 47.5
-------------	--------	-------	-------	-------	----------------	--------------	--------------	--------------



Di-n-Butylphthalate	4.4164	11.22	0.00	55396	150.0 104.0	9.6 7.3	6.4 4.3	11.9 7.9
---------------------	--------	-------	------	-------	----------------	------------	------------	-------------

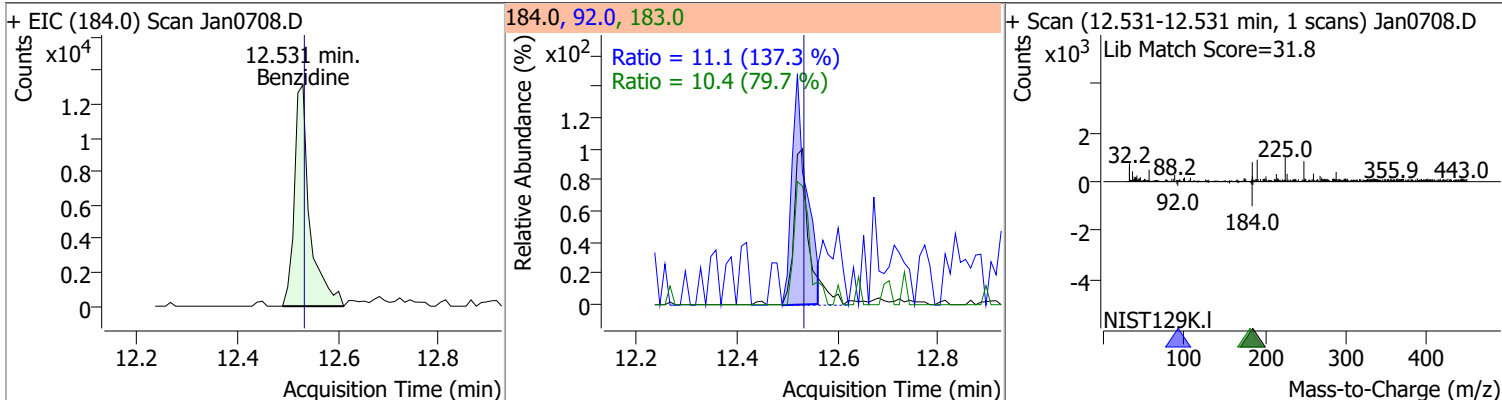


Fluoranthene	4.2107	12.14	0.00	99196	101.0	12.9	8.9	16.6
--------------	--------	-------	------	-------	-------	------	-----	------

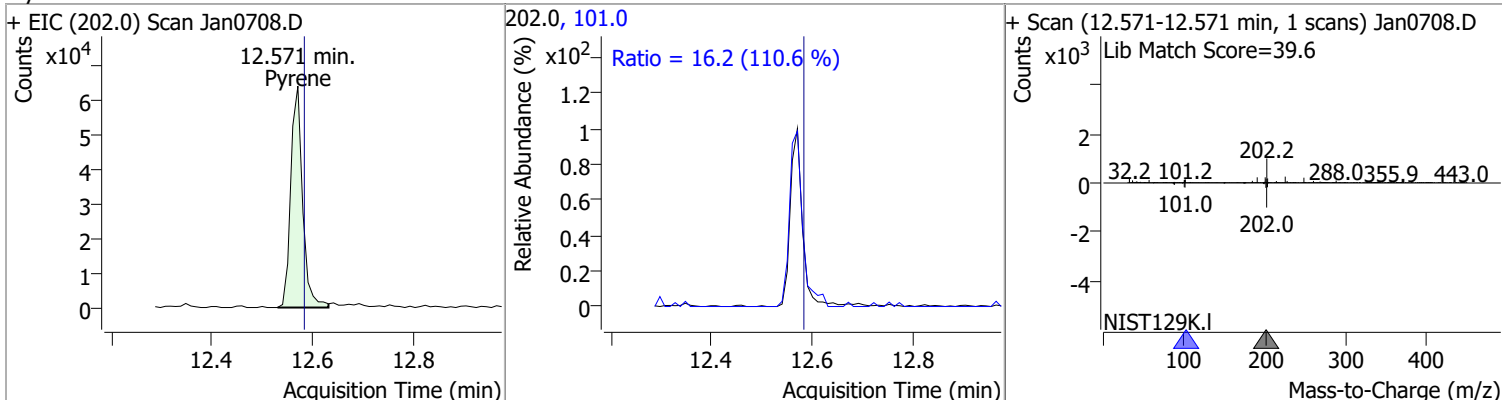


Quantitation Results Report (QT Reviewed)

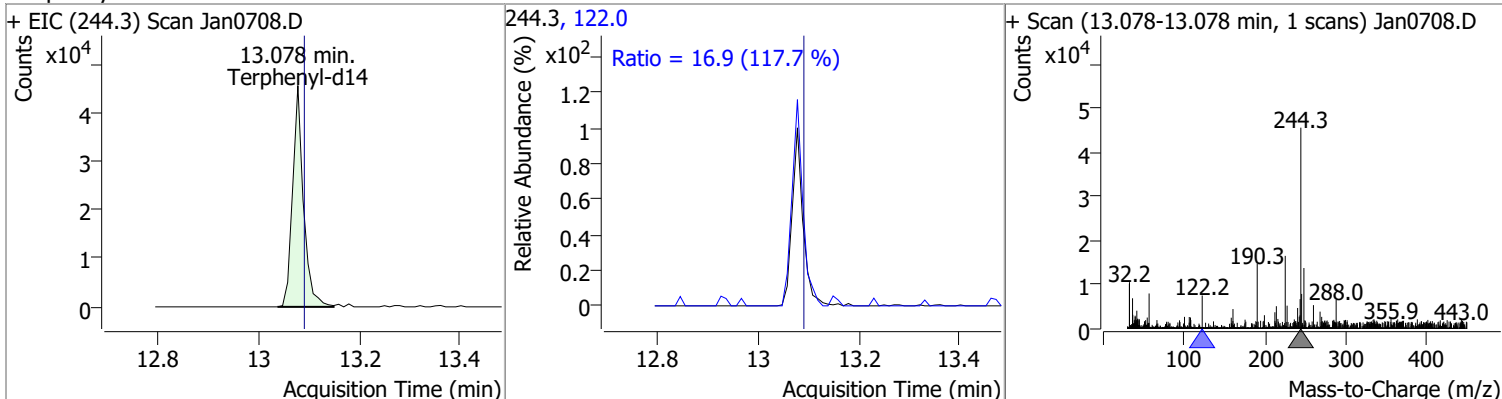
Compound	Conc.	RT	Dev(Min)	Resp.	QIon	QRatio	Lower	Upper
Benzidine	4.4090	12.53	0.00	28009	183.0	10.4	9.1	17.0
					92.0	11.1	5.7	10.5



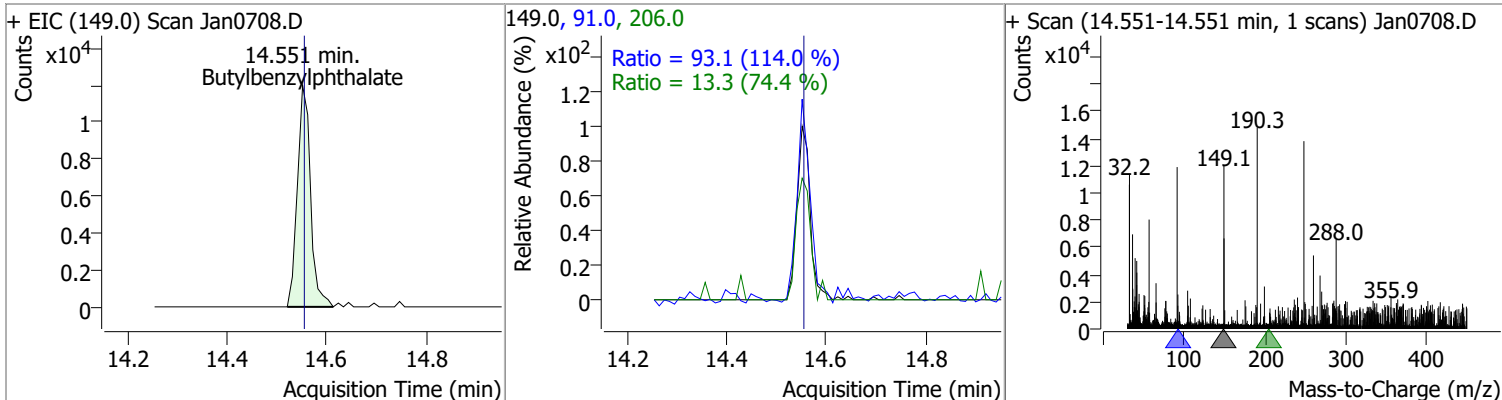
Compound	Conc.	RT	Dev(Min)	Resp.	QIon	QRatio	Lower	Upper
Pyrene	4.0375	12.57	-0.01	104138	101.0	16.2	10.2	19.0



Compound	Conc.	RT	Dev(Min)	Resp.	QIon	QRatio	Lower	Upper
Terphenyl-d14	4.0159	13.08	-0.01	68559	122.0	16.9	10.1	18.7

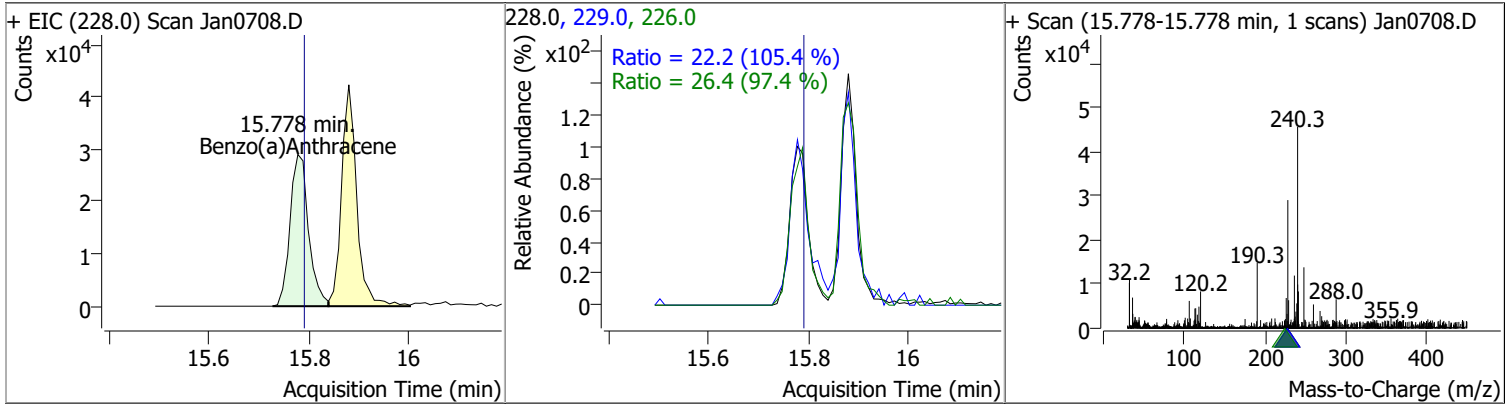


Compound	Conc.	RT	Dev(Min)	Resp.	QIon	QRatio	Lower	Upper
Butylbenzylphthalate	4.1878	14.55	-0.01	21931	91.0	93.1	57.2	106.2
					206.0	13.3	12.6	23.3

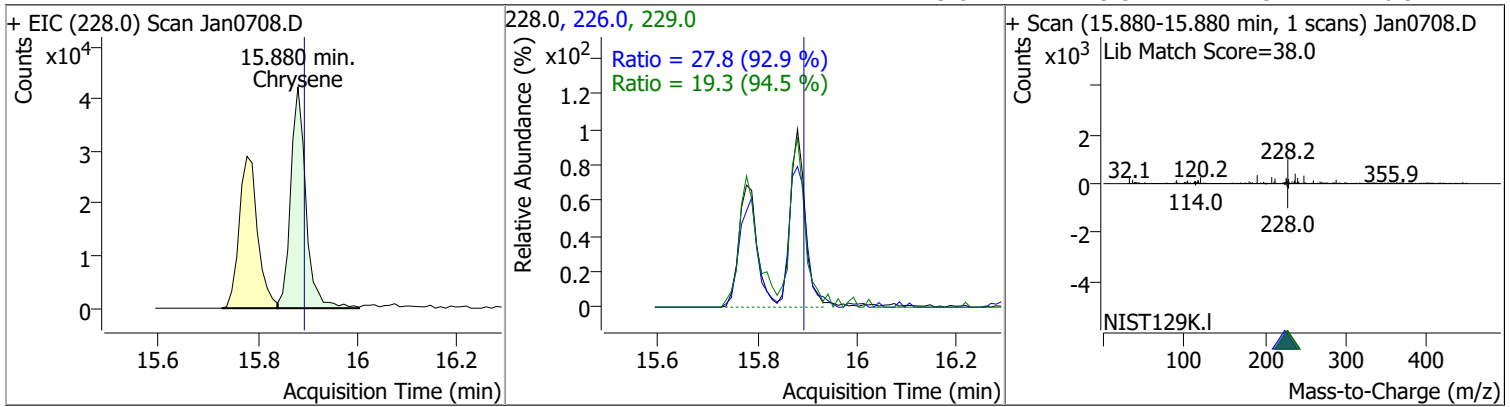


Quantitation Results Report (QT Reviewed)

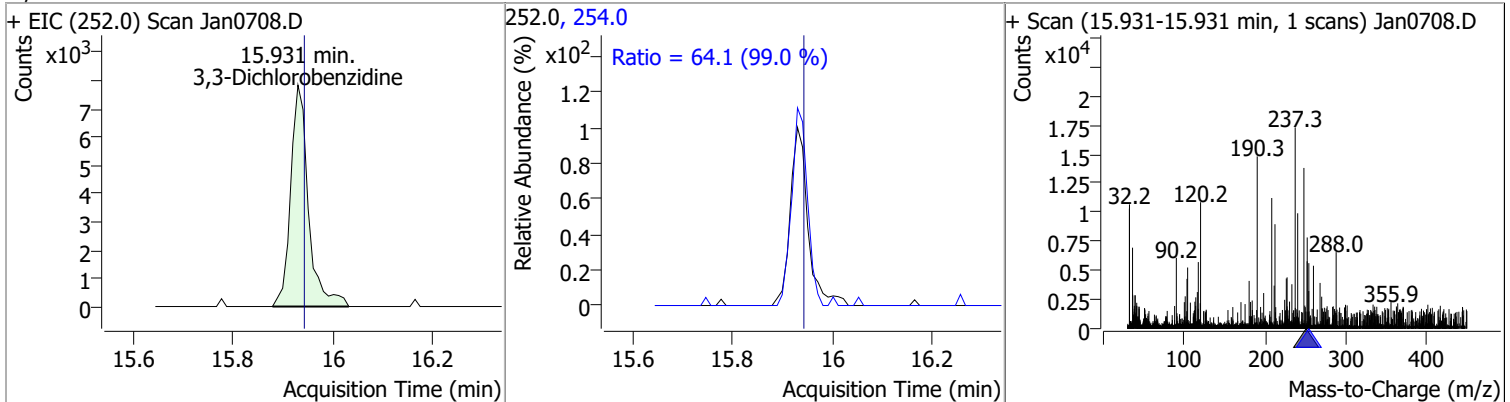
Compound	Conc.	RT	Dev(Min)	Resp.	QIon	QRatio	Lower	Upper
Benzo(a)Anthracene	4.1891	15.78	-0.02	74797	226.0	26.4	18.9	35.2
					229.0	22.2	14.7	27.3



Compound	Conc.	RT	Dev(Min)	Resp.	QIon	QRatio	Lower	Upper
Chrysene	4.0467	15.88	-0.02	89638	226.0	27.8	21.0	38.9
					229.0	19.3	14.3	26.5

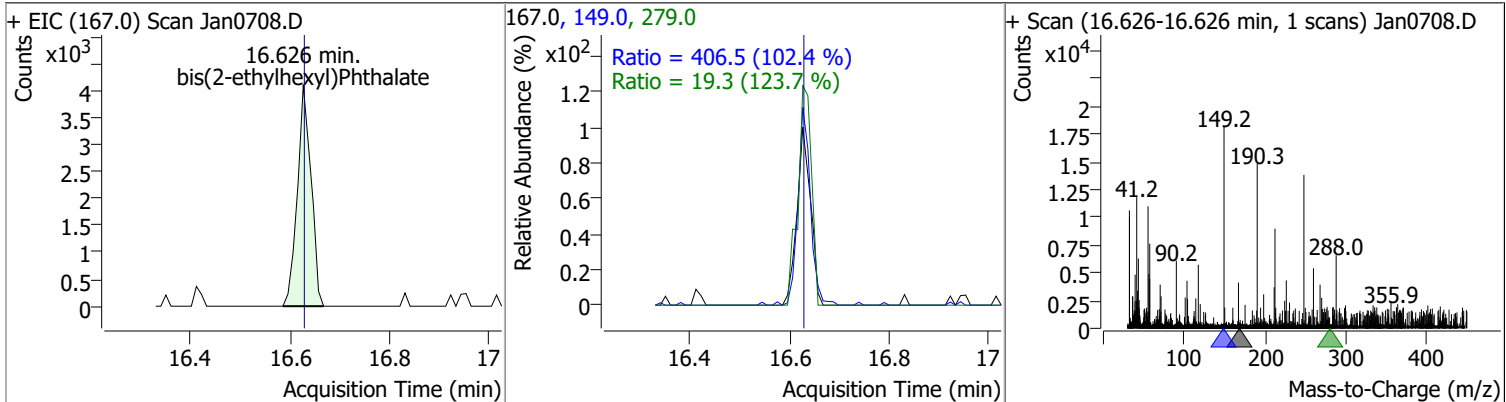


Compound	Conc.	RT	Dev(Min)	Resp.	QIon	QRatio	Lower	Upper
3,3-Dichlorobenzidine	4.3048	15.93	-0.02	19433	254.0	64.1	45.3	84.1

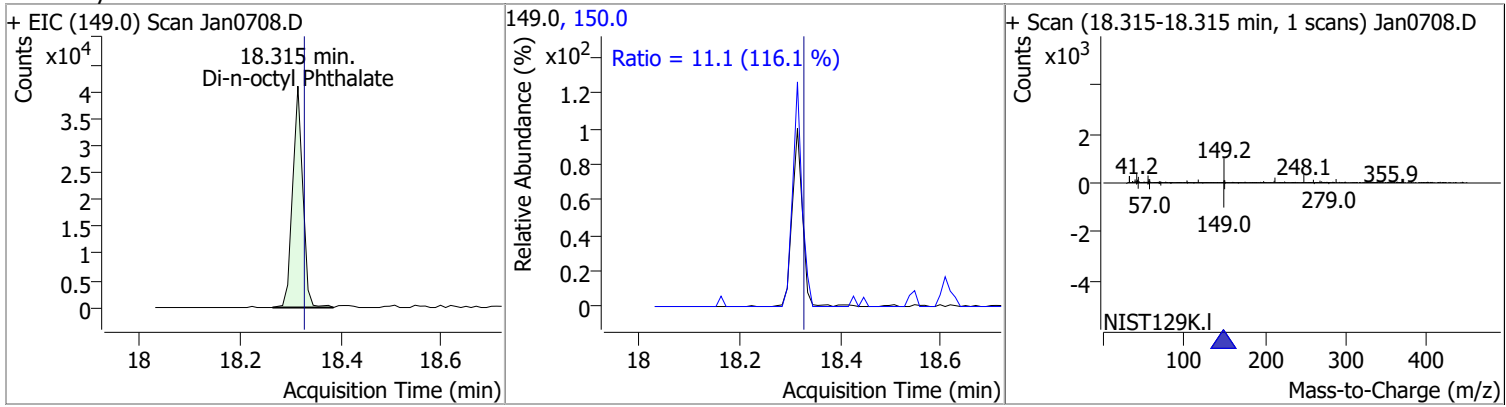


Quantitation Results Report (QT Reviewed)

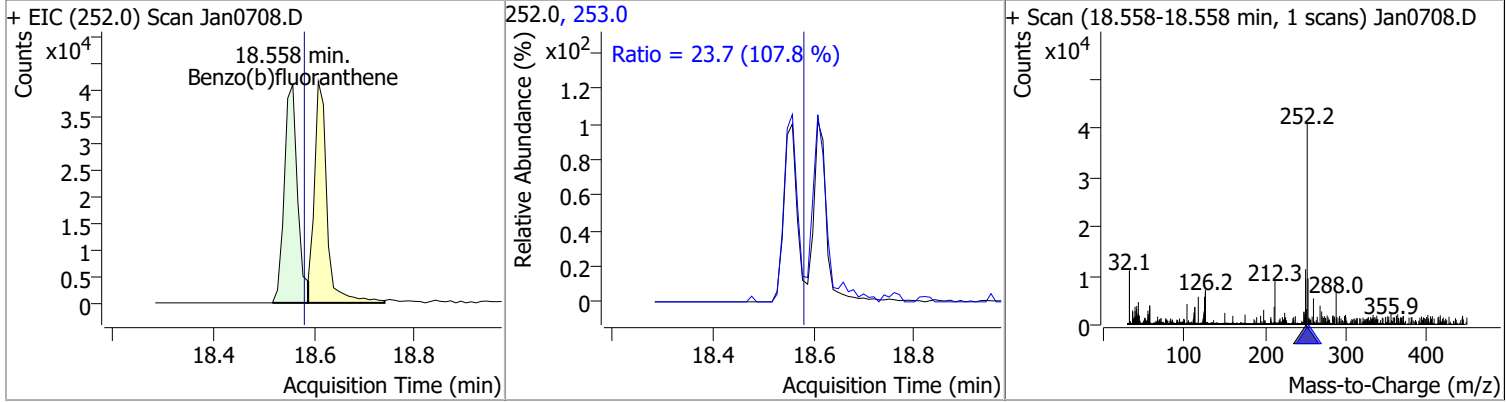
Compound	Conc.	RT	Dev(Min)	Resp.	QIon	QRatio	Lower	Upper
bis(2-ethylhexyl)Phthalate	3.9645	16.63	-0.01	7848	149.0	406.5	278.0	516.2
					279.0	19.3	10.9	20.3



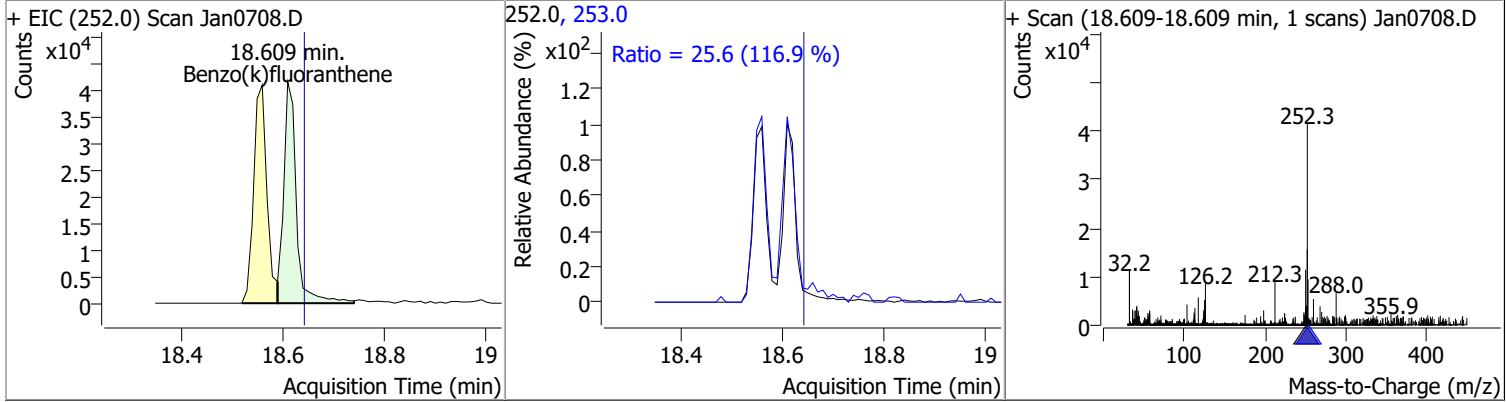
Compound	Conc.	RT	Dev(Min)	Resp.	QIon	QRatio	Lower	Upper
Di-n-octyl Phthalate	4.3494	18.31	-0.01	57632	150.0	11.1	6.7	12.4



Compound	Conc.	RT	Dev(Min)	Resp.	QIon	QRatio	Lower	Upper
Benzo(b)fluoranthene	4.1794	18.56	-0.02	74106	253.0	23.7	15.4	28.6

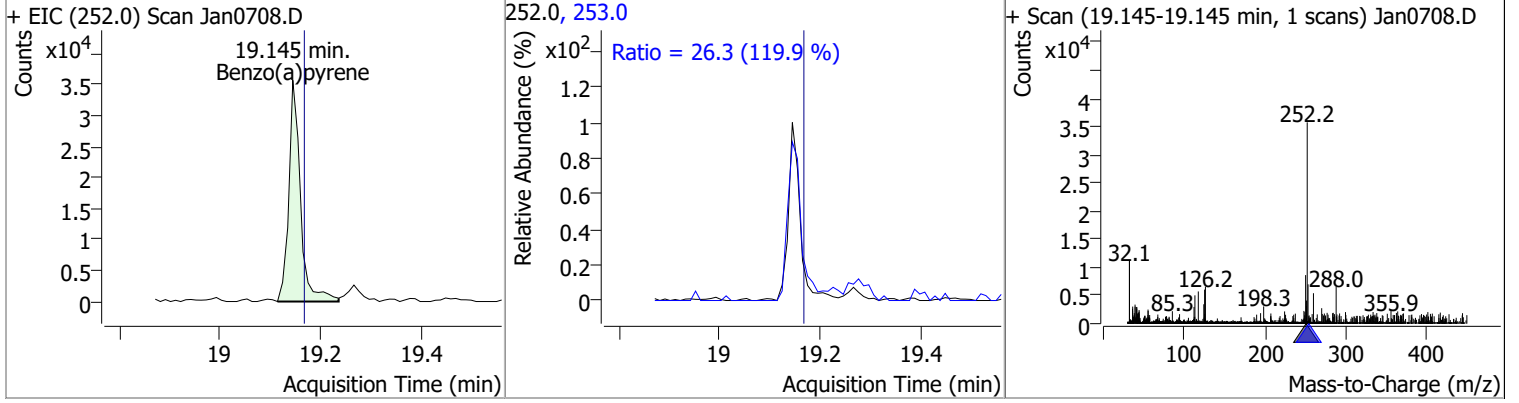


Compound	Conc.	RT	Dev(Min)	Resp.	QIon	QRatio	Lower	Upper
Benzo(k)fluoranthene	3.9498	18.61	-0.03	72607	253.0	25.6	15.3	28.5

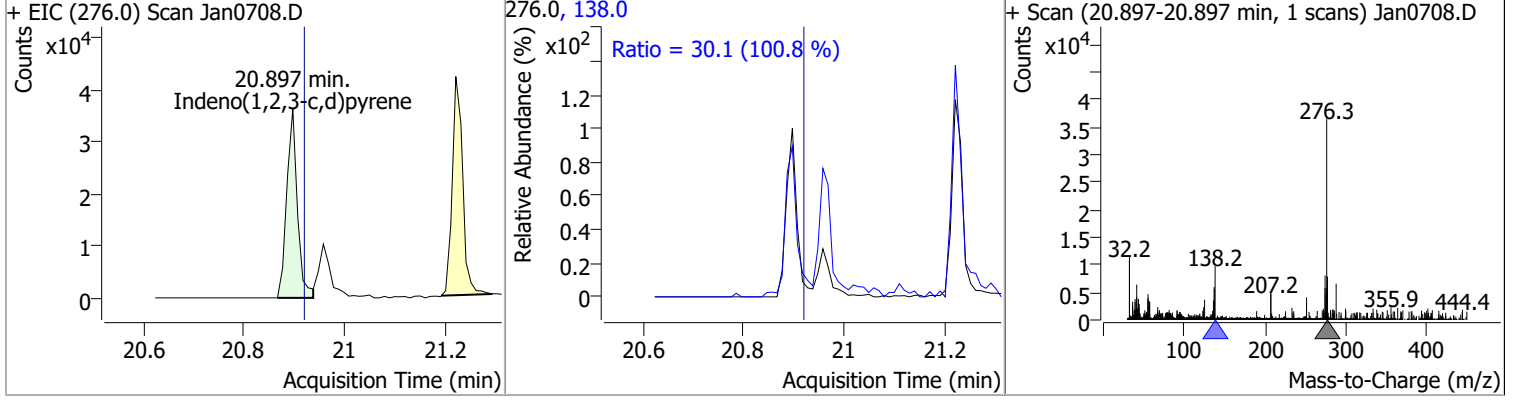


Quantitation Results Report (QT Reviewed)

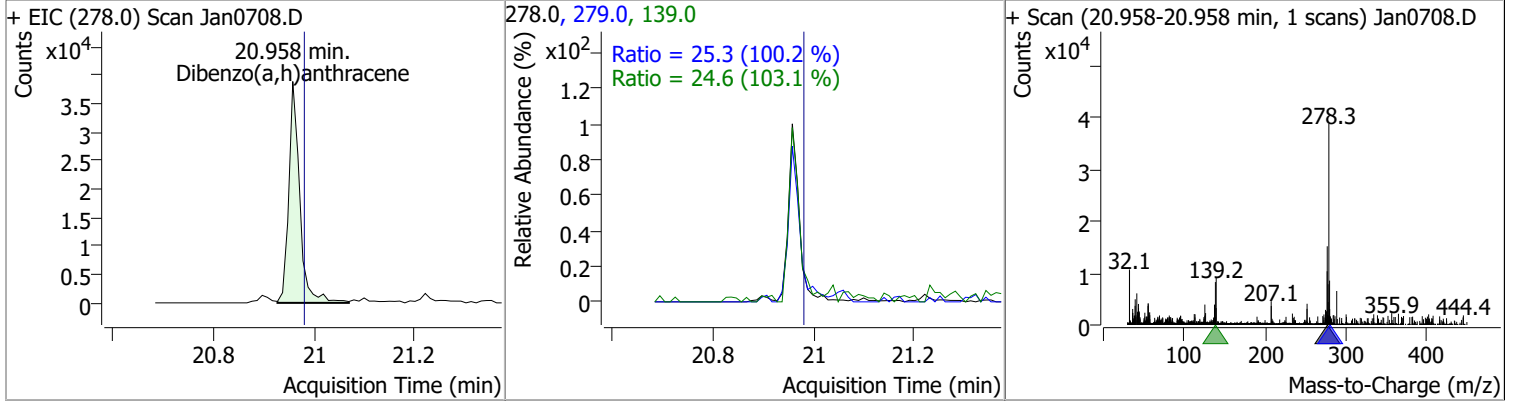
Compound	Conc.	RT	Dev(Min)	Resp.	QIon	QRatio	Lower	Upper
Benzo(a)pyrene	4.3431	19.15	-0.02	57788	253.0	26.3	15.4	28.6



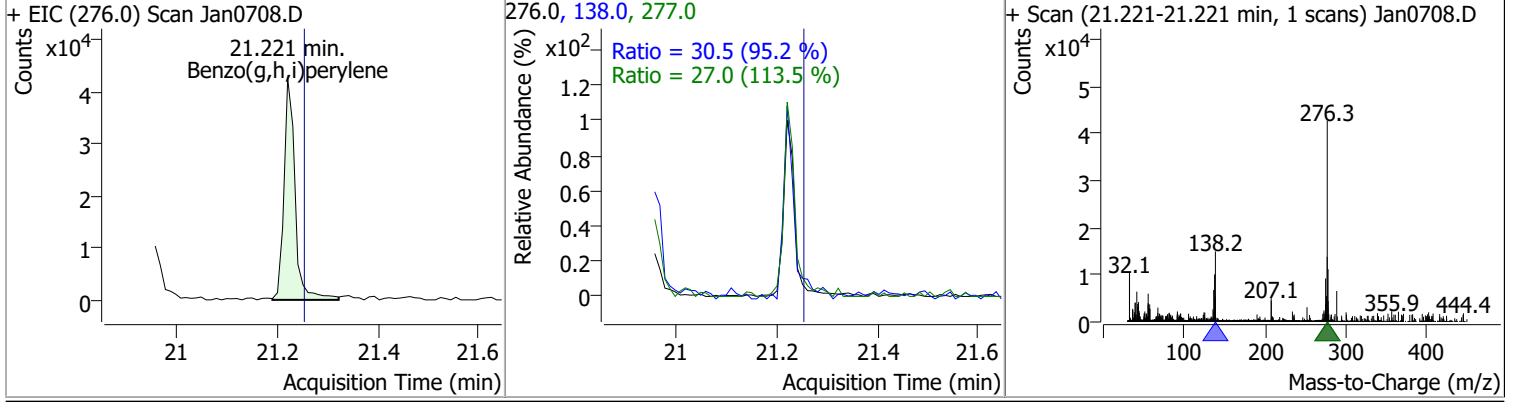
Compound	Conc.	RT	Dev(Min)	Resp.	QIon	QRatio	Lower	Upper
Indeno(1,2,3-c,d)pyrene	4.2507	20.90	-0.02	53208	138.0	30.1	20.9	38.8



Compound	Conc.	RT	Dev(Min)	Resp.	QIon	QRatio	Lower	Upper
Dibenzo(a,h)anthracene	4.1581	20.96	-0.02	58961	279.0	25.3	17.7	32.8
					139.0	24.6	16.7	31.0

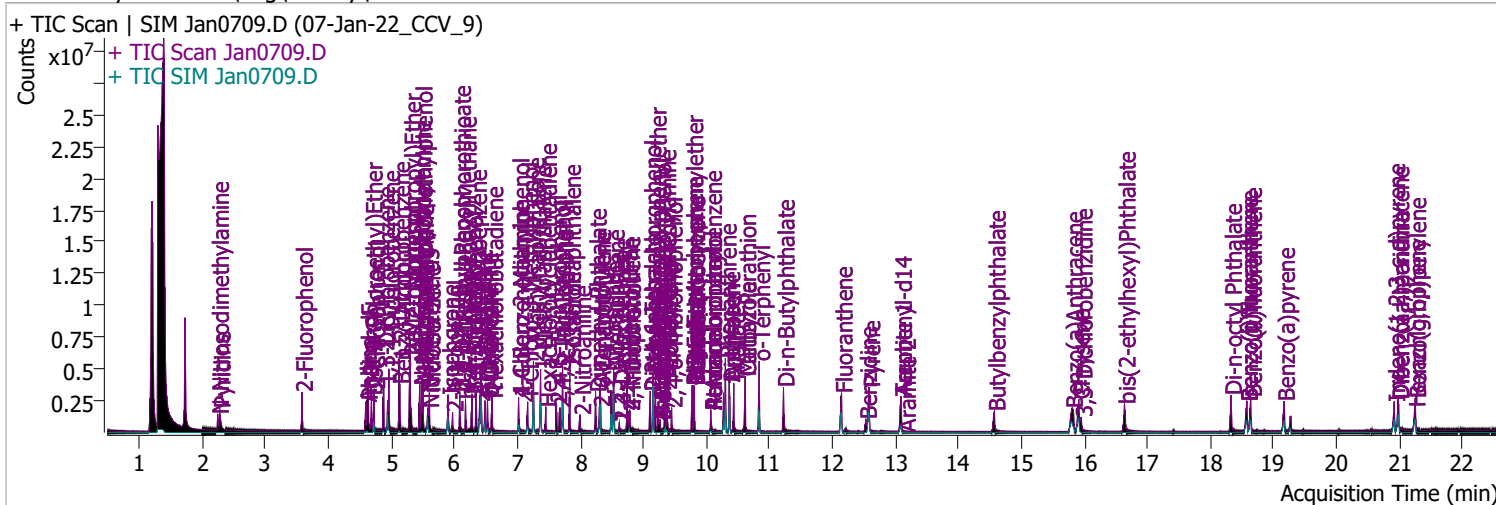


Compound	Conc.	RT	Dev(Min)	Resp.	QIon	QRatio	Lower	Upper
Benzo(g,h,i)perylene	3.9388	21.22	-0.03	65451	138.0	30.5	22.4	41.6
					277.0	27.0	16.6	30.9



Quantitation Results Report (QT Reviewed)

Data File	Jan0709.D	Operator	LIMS import
Acq. Method	BNA+SIM.M	Acq. Date-Time	1/7/2022 4:49:47 PM
Sample Name	07-Jan-22_CCV_9	Instrument	Instrument #1
Vial	9	Multiplier	1.00
DA Method File		Comment	SVOC-8270-W-LARGO
Tune File	dftppdsm.u	Tune Date	1/7/2022 12:13:00 PM
Batch Name	010722 DoD BNA cal 1.batch.bin	Last Calib Update	1/11/2022 8:55:14 AM
Ref Library	D:\Org\Library\NIST129K.I		



Compound	RT	QIon	Resp.	Conc.	Units	Dev(Min)
----------	----	------	-------	-------	-------	----------

Internal Standards

System Monitoring Compounds

S 2-Fluorophenol	3.582	112.0	701965	89.6284	µg/L	0.000
Spiked Amount: 200.000	Range: 10.0 - 75.0%			Recovery = 44.81%		
S Phenol-d5	4.613	99.0	928942	89.1730	µg/L	m -0.010
Spiked Amount: 200.000	Range: 10.0 - 65.0%			Recovery = 44.59%		
S Nitrobenzene-d5	5.584	82.0	430344	75.6746	µg/L	0.000
Spiked Amount: 100.000	Range: 32.0 - 94.0%			Recovery = 75.67%		
S 2-Fluorobiphenyl	7.718	172.0	1407142	75.4709	µg/L	0.000
Spiked Amount: 100.000	Range: 28.0 - 107.0%			Recovery = 75.47%		
S 2,4,6-Tribromophenol	9.448	329.8	123047	80.7373	µg/L	0.000
Spiked Amount: 200.000	Range: 25.0 - 140.0%			Recovery = 40.37%		
S Terphenyl-d14	13.088	244.3	1424388	75.9740	µg/L	0.000
Spiked Amount: 100.000	Range: 32.0 - 122.0%			Recovery = 75.97%		

Target Compounds

Compound	RT	QIon	Resp.	Conc.	Units	QValue
T N-Nitrosodimethylamine	2.244	74.0	287555	82.8708	µg/L	99
T Pyridine	2.275	79.0	633006	81.9398	µg/L	94
T Aniline	4.593	93.0	696401	50.1263	µg/L	99
T Phenol	4.634	94.0	951213	87.8979	µg/L	m 94
T bis(-2-Chloroethyl)Ether	4.685	63.0	726555	84.4315	µg/L	m 100
T 2-Chlorophenol	4.726	128.0	767950	83.2799	µg/L	99
T 1,3-Dichlorobenzene	4.879	146.0	981882	80.0418	µg/L	99
T 1,4-Dichlorobenzene	4.961	146.0	1021790	82.8790	µg/L	99
T 1,2-Dichlorobenzene	5.124	146.0	947809	77.9723	µg/L	m 100
T Benzyl Alcohol	5.134	108.0	415177	78.2670	µg/L	97
T bis(2-chloroisopropyl)Ether	5.298	121.0	221289	67.0286	µg/L	95
T 2-Methylphenol	5.298	107.0	725976	88.2630	µg/L	m 90
T N-nitroso-Di-n-propylamine	5.451	70.0	520053	91.8171	µg/L	100
T 4Methylphenol/3Methylphenol	5.481	107.0	934579	84.0745	µg/L	m 96
T Hexachloroethane	5.502	117.0	293693	83.3387	µg/L	98

Quantitation Results Report (QT Reviewed)

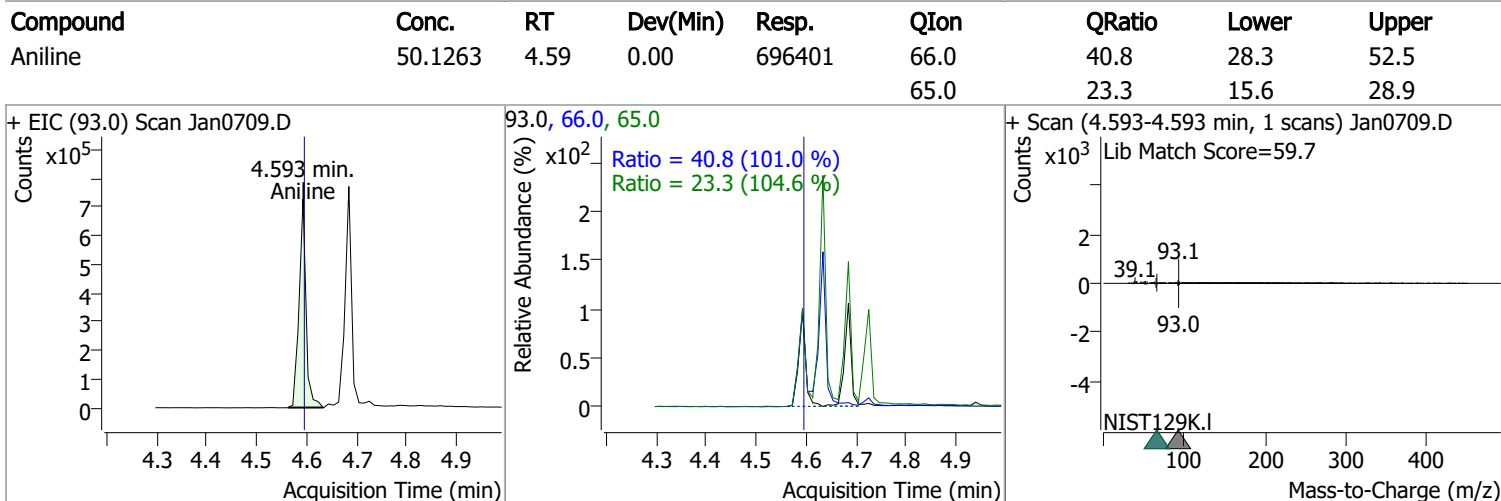
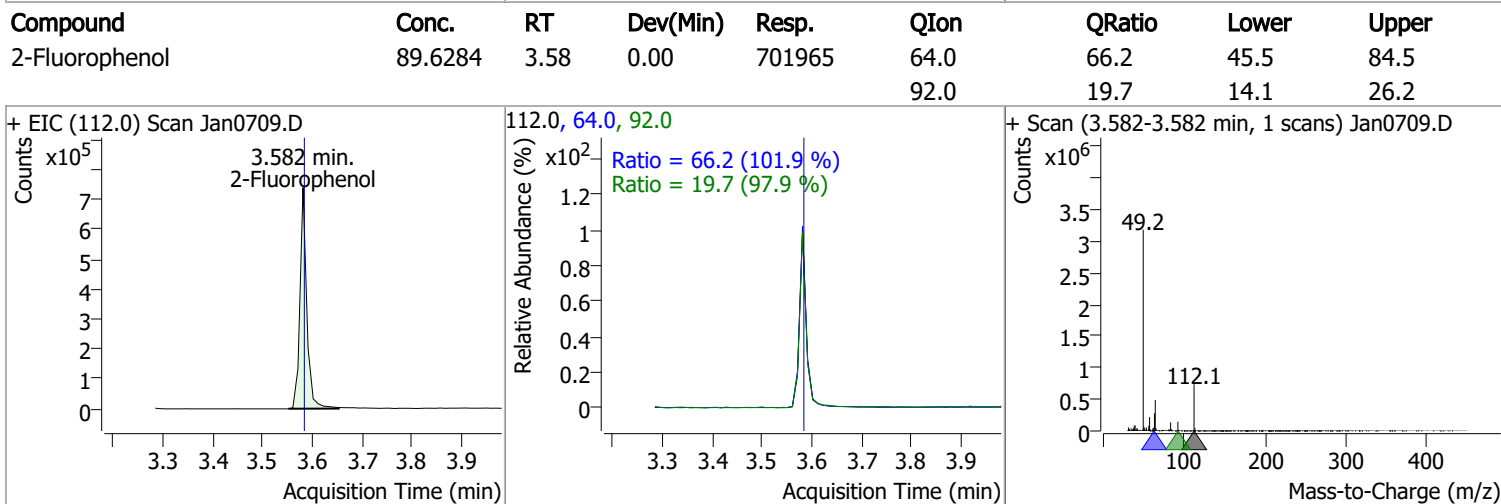
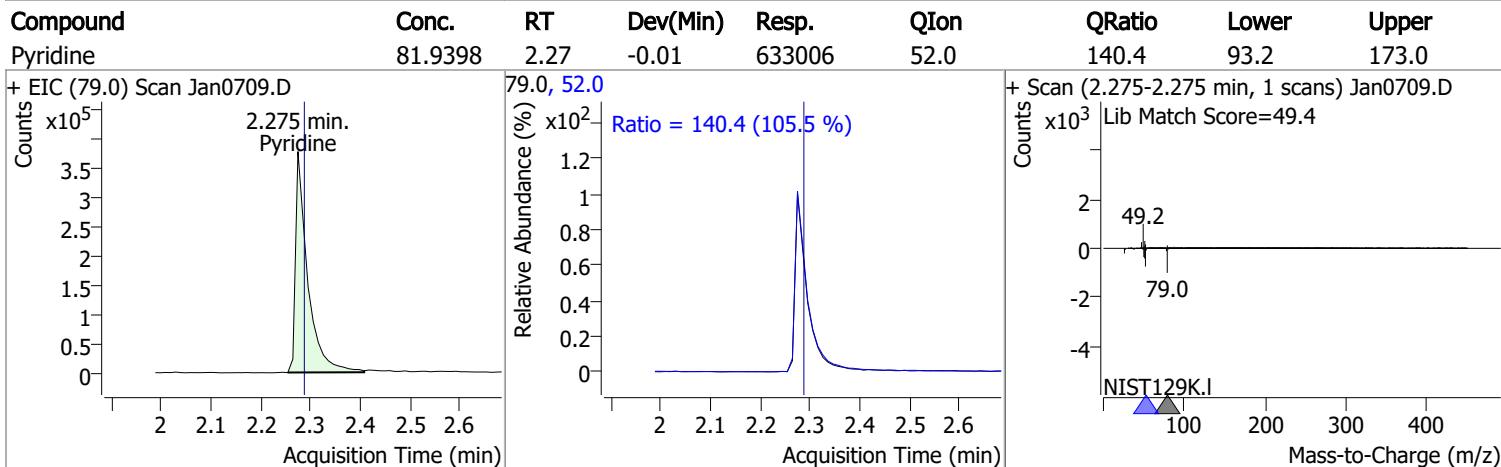
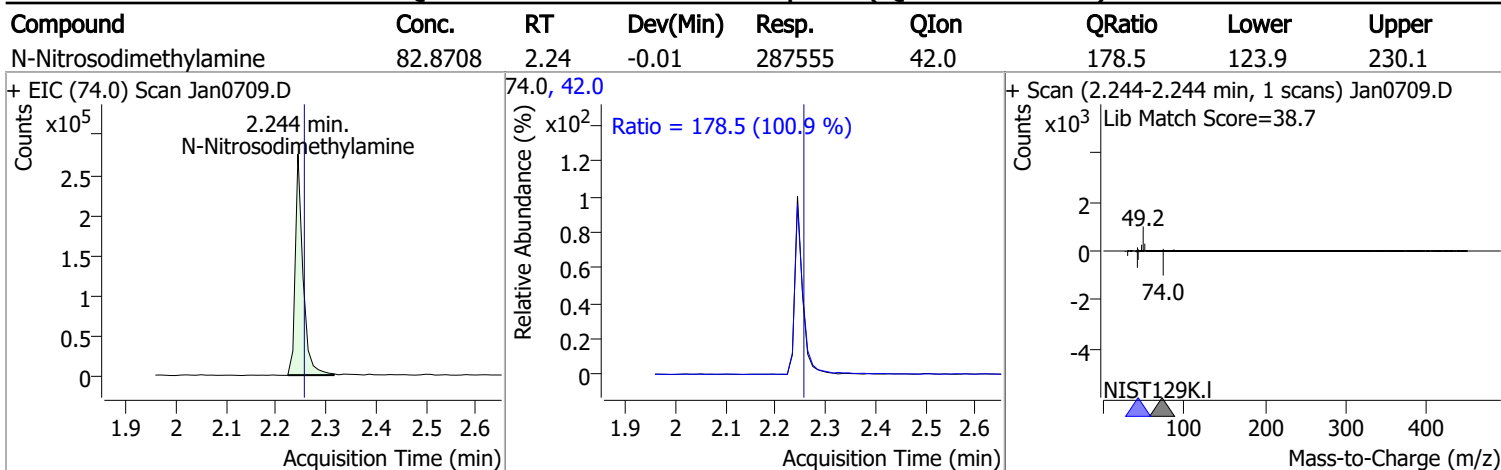
Compound	RT	QIon	Resp.	Conc.	Units	Dev(Min)
T Nitrobenzene	5.604	123.1	265161	89.0583	µg/L	95
T Isophorone	5.900	82.0	1036878	70.8323	µg/L	100
T 2-Nitrophenol	5.972	139.0	203483	80.4417	µg/L	96
T 2,4-Dimethylphenol	6.085	122.0	516846	71.9591	µg/L	94
T bis(-2-Chloroethoxy)Methane	6.177	93.0	641334	75.8186	µg/L	99
T Benzoic Acid	6.280	105.0	296172	75.8763	µg/L	98
T 2,4-Dichlorophenol	6.280	162.0	500826	76.1081	µg/L	98
T 1,2,4-Trichlorobenzene	6.342	180.0	614153	73.3428	µg/L	99
T Naphthalene	6.424	128.0	1887908	77.4996	µg/L	100
T 4-Chlorophenol	6.485	130.0	176034	78.1991	µg/L	m 80
T p-Chloroaniline	6.527	127.0	638230	67.3191	µg/L	99
T Hexachlorobutadiene	6.598	224.9	343063	75.0434	µg/L	98
T 4-Chloro-2-Methylphenol	7.019	107.0	447080	73.0461	µg/L	98
T 4-Chloro-3-Methylphenol	7.163	107.0	505199	78.1501	µg/L	99
T 2-Methylnaphthalene	7.256	141.0	1186393	79.0449	µg/L	m 100
T 1-Methylnaphthalene	7.369	141.0	1085825	74.3974	µg/L	m 99
T Hexachlorocyclopentadiene	7.451	236.9	223093	77.7289	µg/L	97
T 2,4,6-Trichlorophenol	7.615	196.0	315397	77.2258	µg/L	98
T 2,4,5-Trichlorophenol	7.677	196.0	364018	78.1901	µg/L	98
T 2-Chloronaphthalene	7.831	162.0	1309332	84.3397	µg/L	99
T 2-Nitroaniline	7.995	65.0	212899	79.1516	µg/L	99
T Dimethyl Phthalate	8.241	163.0	1285888	82.9707	µg/L	99
T 2,6-Dinitrotoluene	8.302	165.0	182786	87.6211	µg/L	90
T Acenaphthylene	8.313	152.1	1828449	74.1013	µg/L	100
T 3-Nitroaniline	8.497	138.0	195477	85.5246	µg/L	98
T Acenaphthene	8.527	154.0	1179832	82.4102	µg/L	99
T 2,4-Dinitrophenol	8.620	184.0	85223	76.9313	µg/L	93
T Dibenzofuran	8.742	168.0	1761815	77.7559	µg/L	100
T 2,4-Dinitrotoluene	8.773	165.0	204160	75.5681	µg/L	93
T 4-Nitrophenol	8.783	109.0	185367	79.4420	µg/L	98
T Diethylphthalate	9.111	149.0	1362780	85.9904	µg/L	99
T Fluorene	9.152	166.0	1401354	76.8870	µg/L	100
T 4-Chlorophenyl-phenylether	9.192	204.0	714583	84.9212	µg/L	100
T 4-Nitroaniline	9.233	138.0	171048	75.0487	µg/L	93
T 4,6-Dinitro-2-methylphenol	9.264	198.0	116166	73.2353	µg/L	99
T N-nitrosodiphenylamine	9.346	169.0	1032687	85.6911	µg/L	98
T Azobenzene	9.377	77.0	1143323	79.7033	µg/L	96
T 4-Bromophenyl-phenylether	9.776	248.0	413344	84.4596	µg/L	96
T Hexachlorobenzene	9.806	283.9	367647	74.9607	µg/L	98
T Pentachlorophenol	10.070	265.9	179027	77.9034	µg/L	98
T Phenanthrene	10.303	178.0	1967901	79.9704	µg/L	99
T Anthracene	10.363	178.0	1860900	78.3774	µg/L	99
T Triallate	10.434	86.0	403418	77.9568	µg/L	99
T Carbazole	10.617	167.0	1884673	80.1782	µg/L	99
T o-Terphenyl	10.839	230.0	1079845	76.0450	µg/L	98
T Di-n-Butylphthalate	11.224	149.0	1841013	81.8396	µg/L	99
T Fluoranthene	12.146	202.0	2025466	78.2893	µg/L	99
T Benzidine	12.531	184.0	642022	63.9580	µg/L	99
T Pyrene	12.582	202.0	2147560	75.8167	µg/L	98
T Butylbenzylphthalate	14.572	149.0	608473	83.0166	µg/L	98
T Benzo(a)Anthracene	15.798	228.0	1670469	84.0229	µg/L	99
T Chrysene	15.911	228.0	1773339	81.4695	µg/L	99
T 3,3-Dichlorobenzidine	15.951	252.0	471587	70.2306	µg/L	99
T bis(2-ethylhexyl)Phthalate	16.636	167.0	230110	87.6612	µg/L	93
T Di-n-octyl Phthalate	18.325	149.0	1516095	80.5239	µg/L	100

Quantitation Results Report (QT Reviewed)

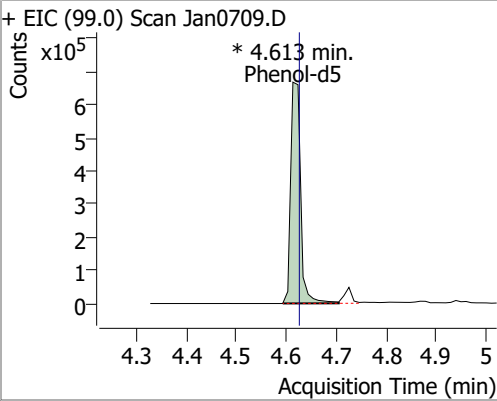
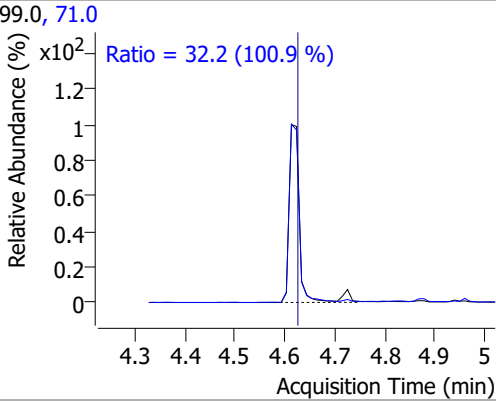
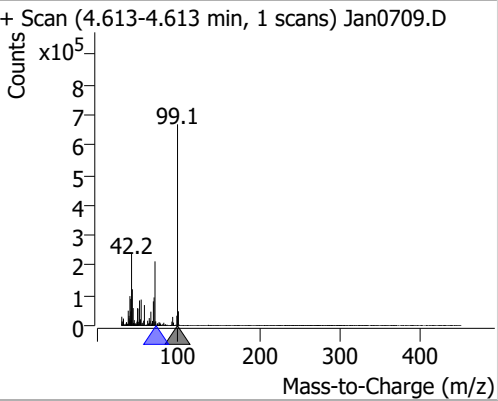
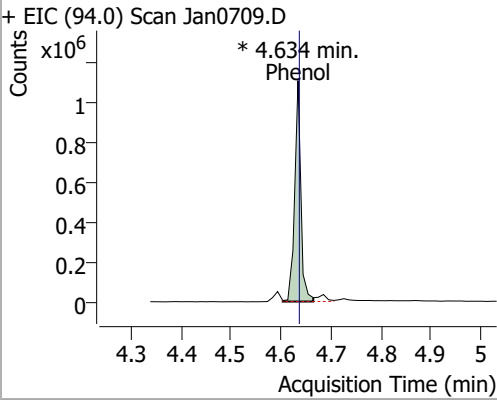
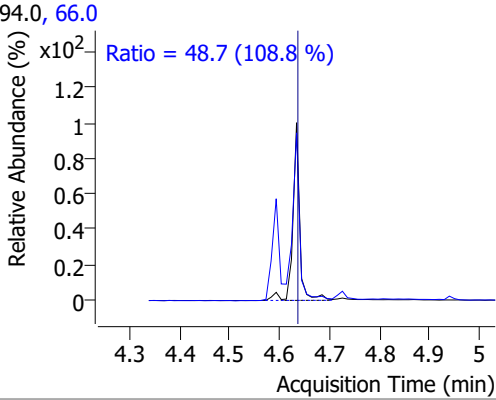
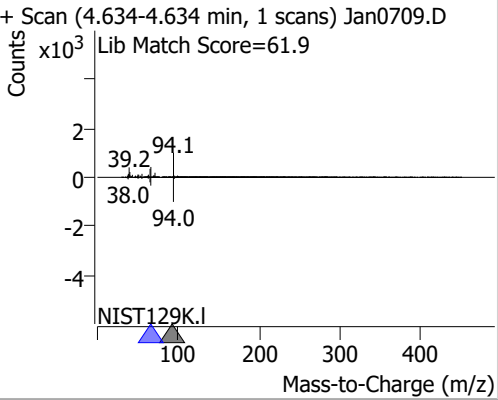
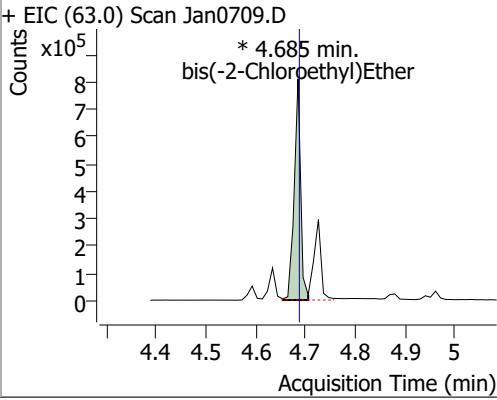
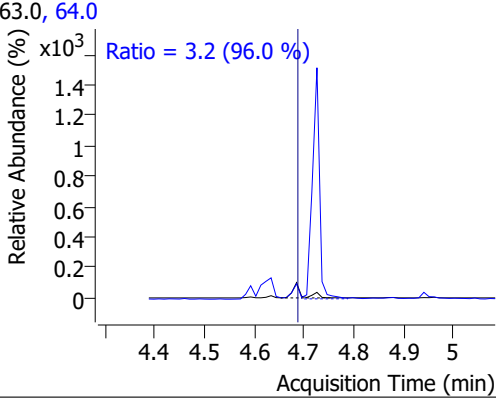
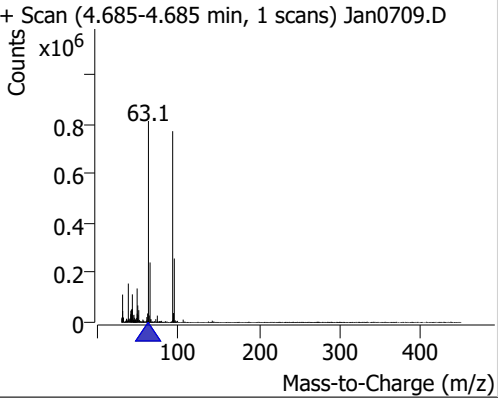
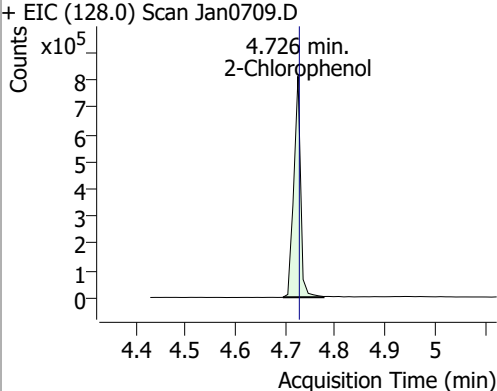
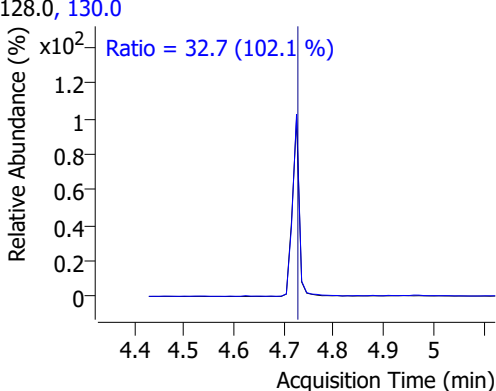
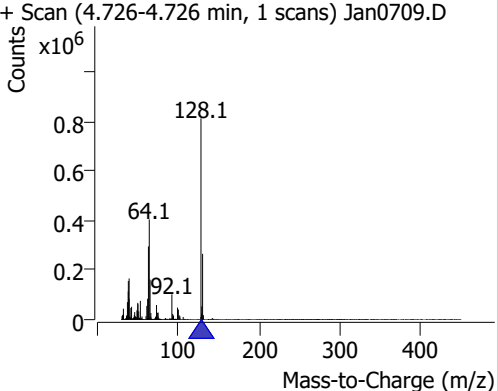
Compound	RT	QIon	Resp.	Conc.	Units	Dev(Min)
T Benzo(b)fluoranthene	18.578	252.0	1567832	77.5760	µg/L	100
T Benzo(k)fluoranthene	18.639	252.0	1600318	76.3773	µg/L	99
T Benzo(a)pyrene	19.166	252.0	1491295	77.6379	µg/L	99
T Indeno(1,2,3-c,d)pyrene	20.917	276.0	1190988	73.6839	µg/L	98
T Dibenzo(a,h)anthracene	20.978	278.0	1406311	80.1749	µg/L	99
T Benzo(g,h,i)perylene	21.251	276.0	1438138	75.9289	µg/L	99

(#) = Qualifier Out of Range; (m) = Manual Integration; (+) = Area Summed; (*) = Surrogate Percent Recovery Out of Range; (d): Zeroed Peak

Quantitation Results Report (QT Reviewed)

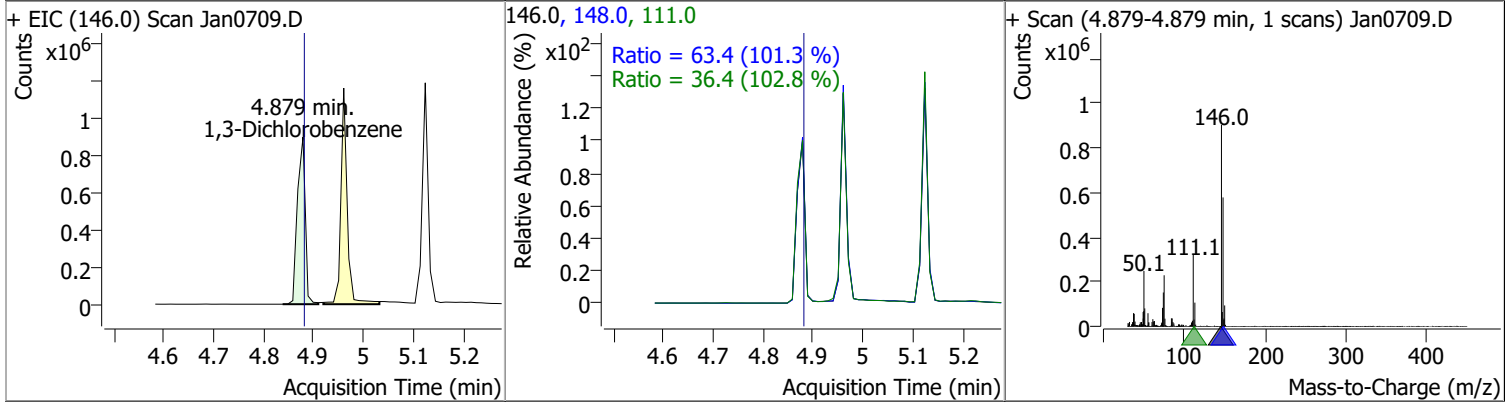


Quantitation Results Report (QT Reviewed)

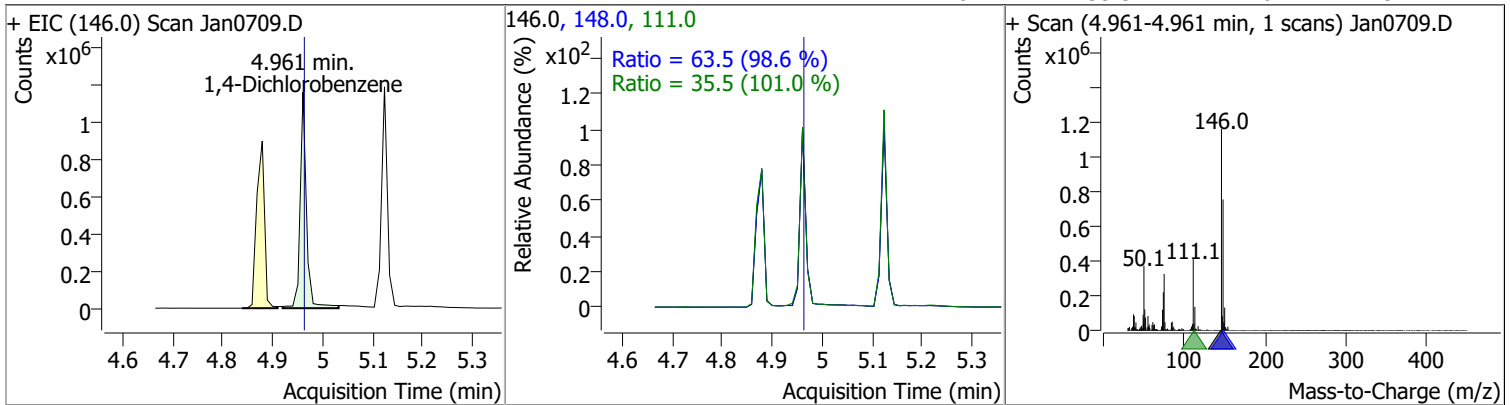
Compound	Conc.	RT	Dev(Min)	Resp.	QIon	QRatio	Lower	Upper
Phenol-d5	89.1730	4.61	-0.01	928942 (m)	71.0	32.2	22.3	41.5
+ EIC (99.0) Scan Jan0709.D			99.0, 71.0			+ Scan (4.613-4.613 min, 1 scans) Jan0709.D		
		Ratio = 32.2 (100.9 %)						
Phenol	87.8979	4.63	0.00	951213 (m)	66.0	48.7	31.3	58.2
+ EIC (94.0) Scan Jan0709.D			94.0, 66.0			+ Scan (4.634-4.634 min, 1 scans) Jan0709.D		
		Ratio = 48.7 (108.8 %)						
bis(-2-Chloroethyl)Ether	84.4315	4.68	0.00	726555 (m)	64.0	3.2	2.3	4.3
+ EIC (63.0) Scan Jan0709.D			63.0, 64.0			+ Scan (4.685-4.685 min, 1 scans) Jan0709.D		
		Ratio = 3.2 (96.0 %)						
2-Chlorophenol	83.2799	4.73	0.00	767950	130.0	32.7	22.4	41.6
+ EIC (128.0) Scan Jan0709.D			128.0, 130.0			+ Scan (4.726-4.726 min, 1 scans) Jan0709.D		
		Ratio = 32.7 (102.1 %)						

Quantitation Results Report (QT Reviewed)

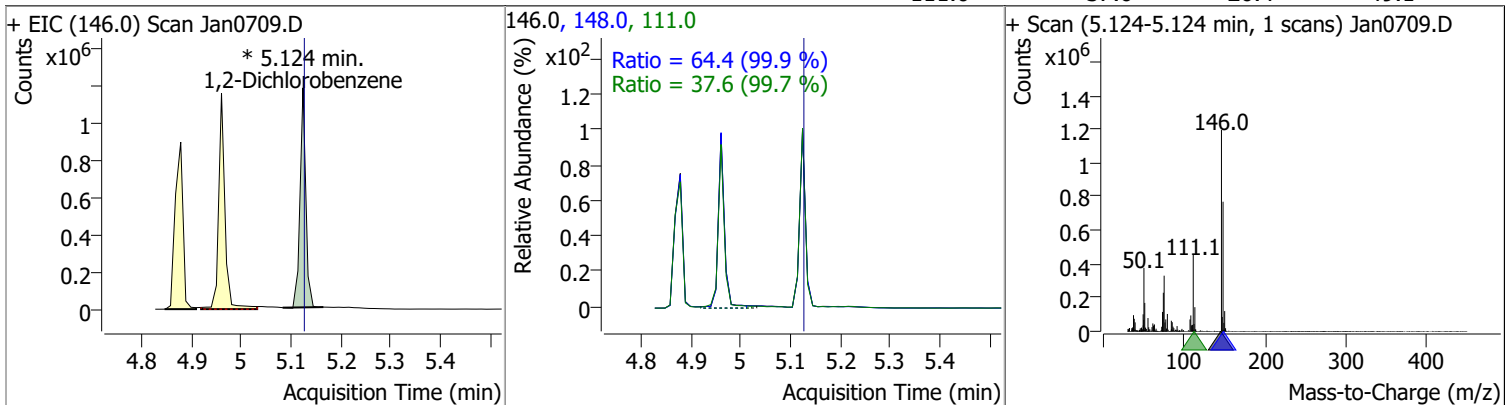
Compound	Conc.	RT	Dev(Min)	Resp.	QIon	QRatio	Lower	Upper
1,3-Dichlorobenzene	80.0418	4.88	0.00	981882	148.0	63.4	43.8	81.3
					111.0	36.4	24.8	46.0



Compound	Conc.	RT	Dev(Min)	Resp.	QIon	QRatio	Lower	Upper
1,4-Dichlorobenzene	82.8790	4.96	0.00	1021790	148.0	63.5	45.1	83.8
					111.0	35.5	24.6	45.7

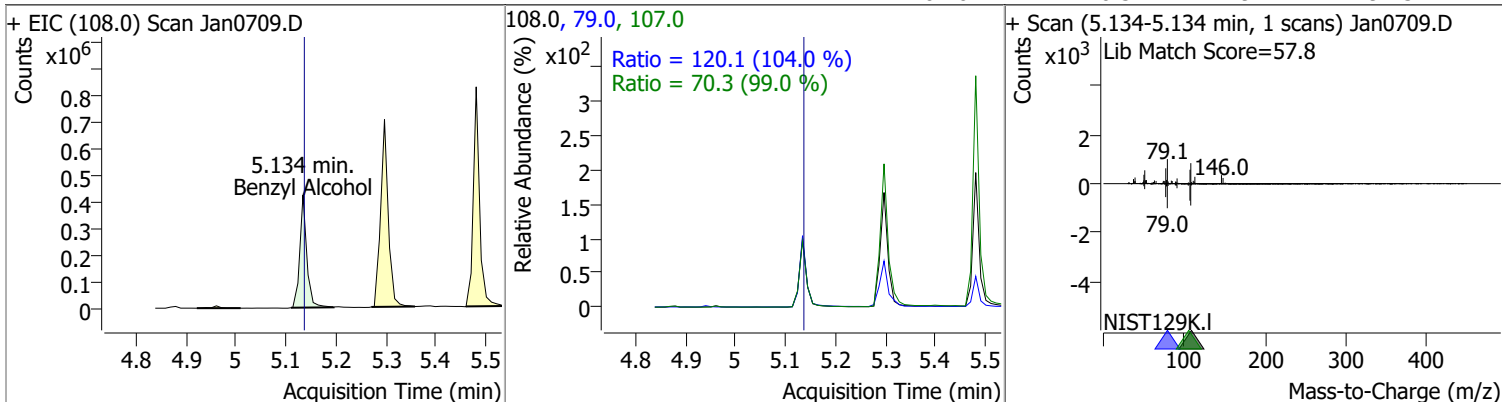


Compound	Conc.	RT	Dev(Min)	Resp.	QIon	QRatio	Lower	Upper
1,2-Dichlorobenzene	77.9723	5.12	0.00	947809 (m)	148.0	64.4	45.1	83.8
					111.0	37.6	26.4	49.1

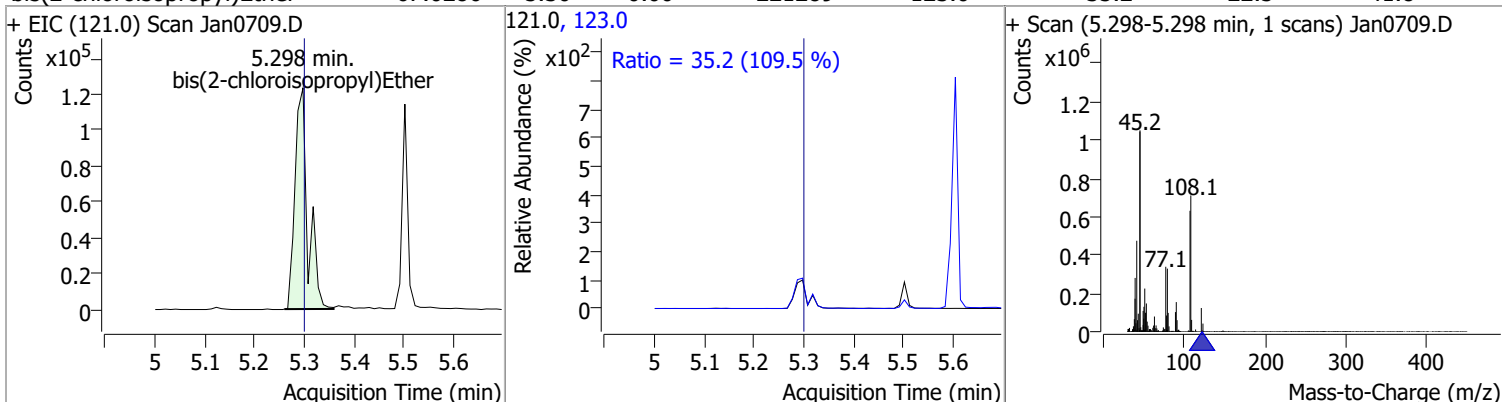


Quantitation Results Report (QT Reviewed)

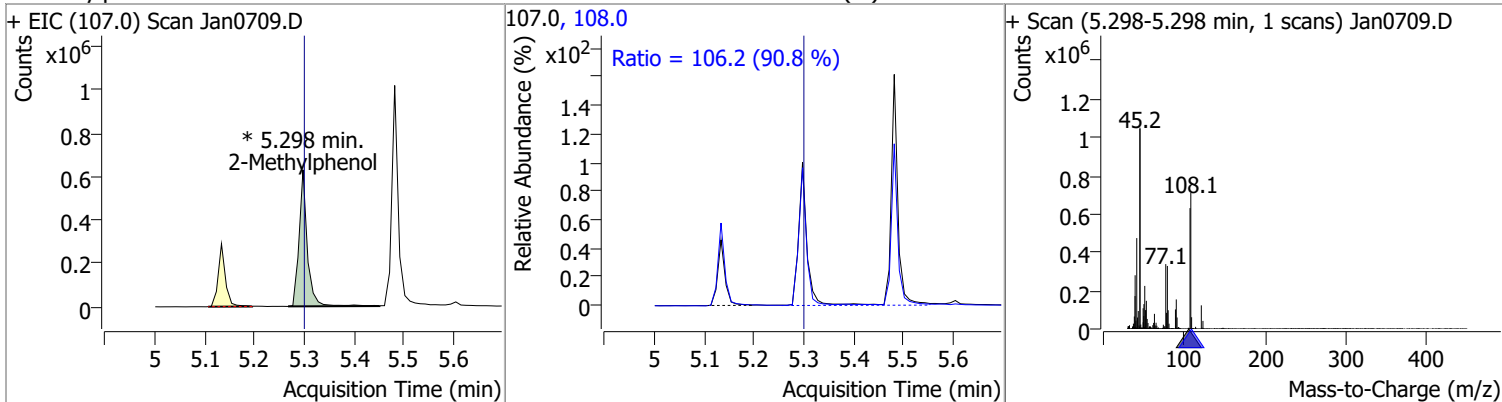
Compound	Conc.	RT	Dev(Min)	Resp.	QIon	QRatio	Lower	Upper
Benzyl Alcohol	78.2670	5.13	0.00	415177	79.0	120.1	80.8	150.1
					107.0	70.3	49.7	92.3



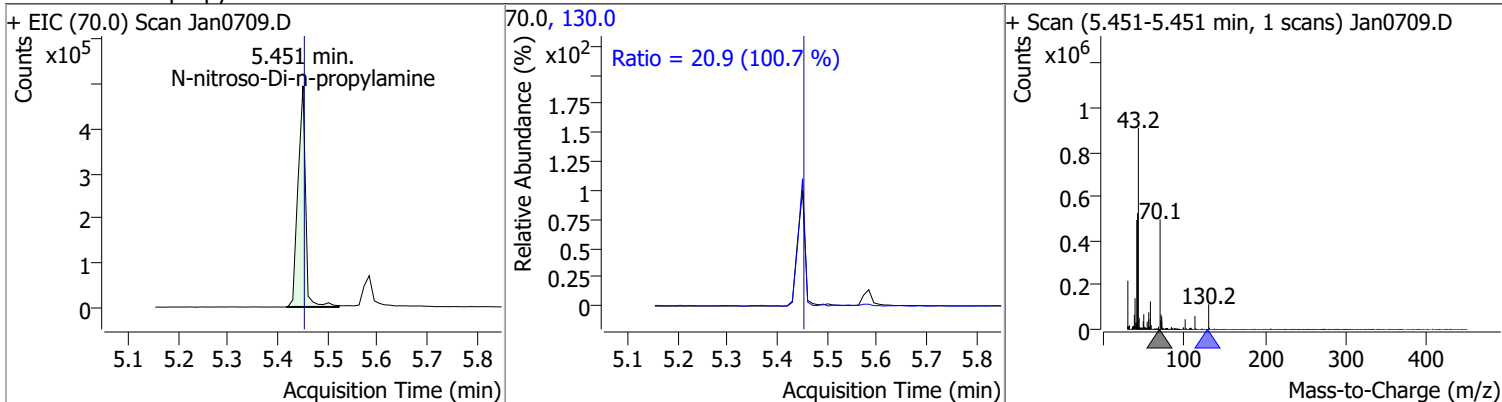
Compound	Conc.	RT	Dev(Min)	Resp.	QIon	QRatio	Lower	Upper
bis(2-chloroisopropyl)Ether	67.0286	5.30	0.00	221289	123.0	35.2	22.5	41.8



Compound	Conc.	RT	Dev(Min)	Resp.	QIon	QRatio	Lower	Upper
2-Methylphenol	88.2630	5.30	0.00	725976 (m)	108.0	106.2	81.8	152.0



Compound	Conc.	RT	Dev(Min)	Resp.	QIon	QRatio	Lower	Upper
N-nitroso-Di-n-propylamine	91.8171	5.45	0.00	520053	130.0	20.9	0.0	41.5

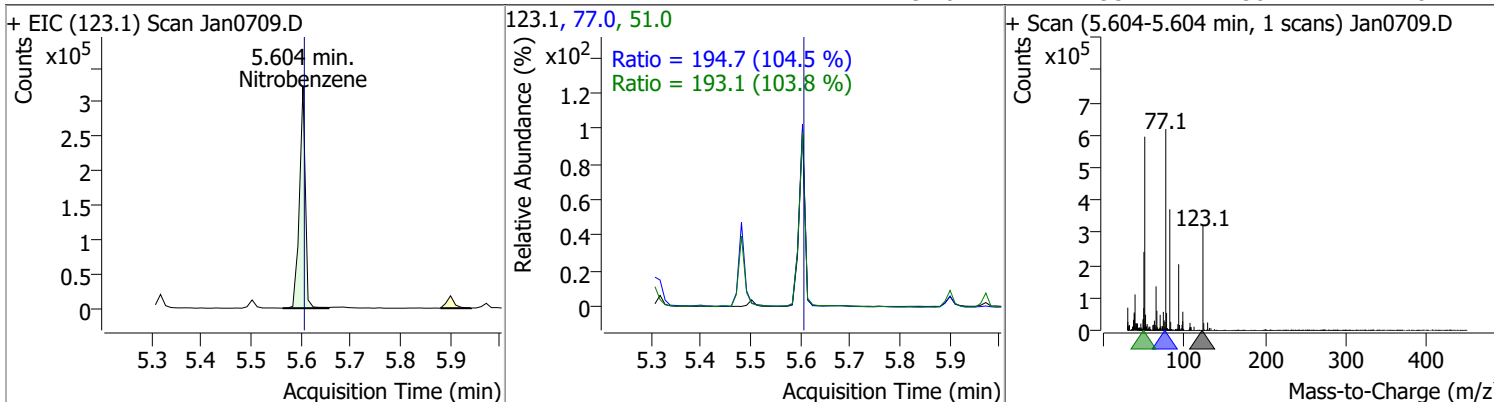


Quantitation Results Report (QT Reviewed)

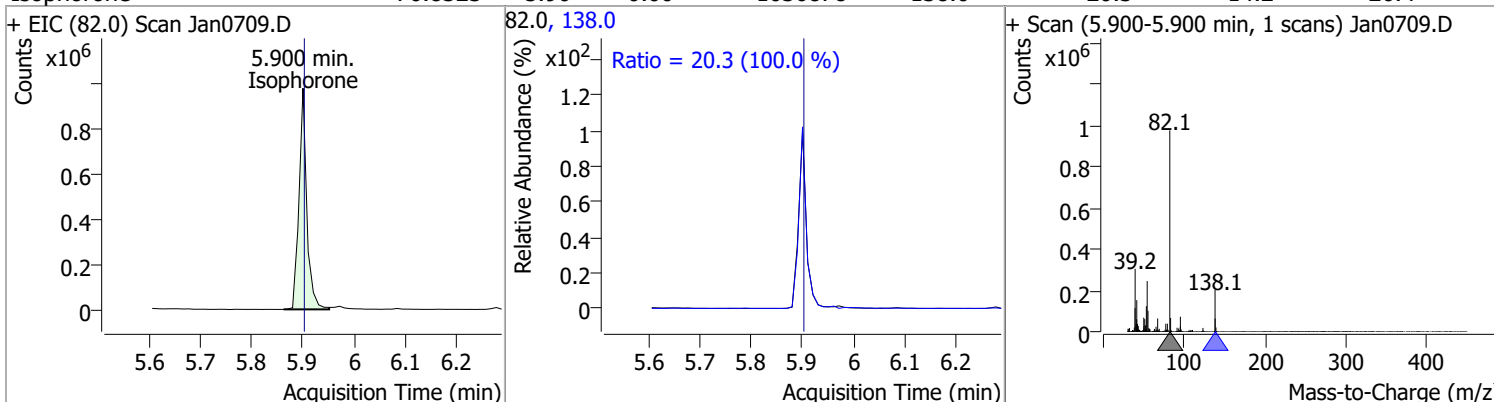
Compound	Conc.	RT	Dev(Min)	Resp.	QIon	QRatio	Lower	Upper
4Methylphenol/3Methylphenol	84.0745	5.48	0.00	934579 (m)	108.0	81.0	59.1	109.8
<div style="display: flex; justify-content: space-between;"> <div style="width: 30%;"> <p>+ EIC (107.0) Scan Jan0709.D</p> </div> <div style="width: 30%;"> <p>107.0, 108.0</p> </div> <div style="width: 30%;"> <p>+ Scan (5.481-5.481 min, 1 scans) Jan0709.D</p> </div> </div>								
Hexachloroethane	83.3387	5.50	0.00	293693	201.0	94.7	65.2	121.2
<div style="display: flex; justify-content: space-between;"> <div style="width: 30%;"> <p>+ EIC (117.0) Scan Jan0709.D</p> </div> <div style="width: 30%;"> <p>117.0, 201.0, 199.0</p> </div> <div style="width: 30%;"> <p>+ Scan (5.502-5.502 min, 1 scans) Jan0709.D</p> </div> </div>								
Nitrobenzene-d5	75.6746	5.58	0.00	430344	54.0	95.6	68.2	126.6
<div style="display: flex; justify-content: space-between;"> <div style="width: 30%;"> <p>+ EIC (82.0) Scan Jan0709.D</p> </div> <div style="width: 30%;"> <p>82.0, 54.0, 128.0</p> </div> <div style="width: 30%;"> <p>+ Scan (5.584-5.584 min, 1 scans) Jan0709.D</p> </div> </div>								

Quantitation Results Report (QT Reviewed)

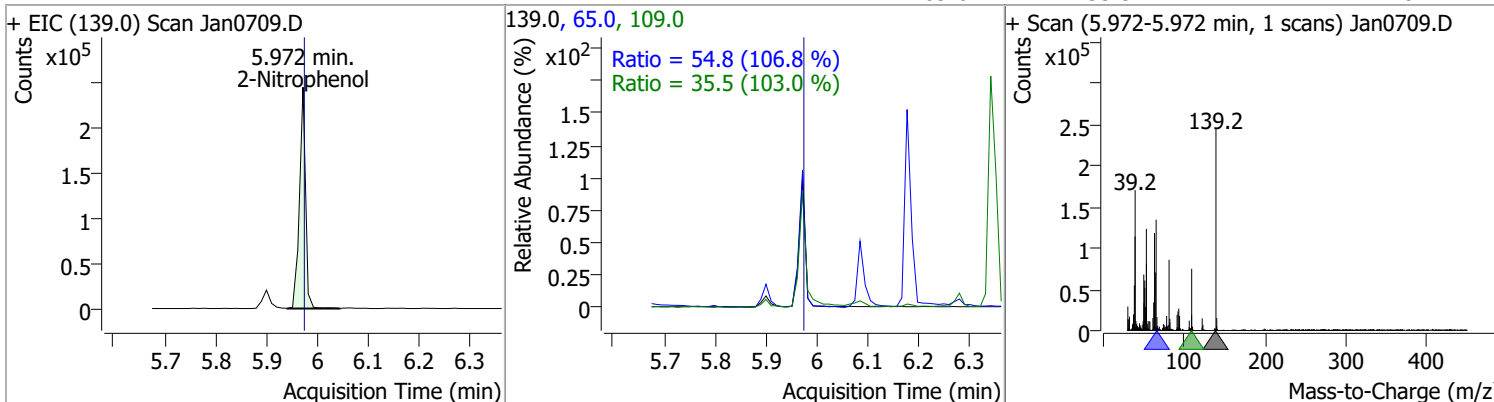
Compound	Conc.	RT	Dev(Min)	Resp.	QIon	QRatio	Lower	Upper
Nitrobenzene	89.0583	5.60	0.00	265161	77.0	194.7	130.5	242.3
					51.0	193.1	130.2	241.8



Compound	Conc.	RT	Dev(Min)	Resp.	QIon	QRatio	Lower	Upper
Isophrone	70.8323	5.90	0.00	1036878	138.0	20.3	14.2	26.4

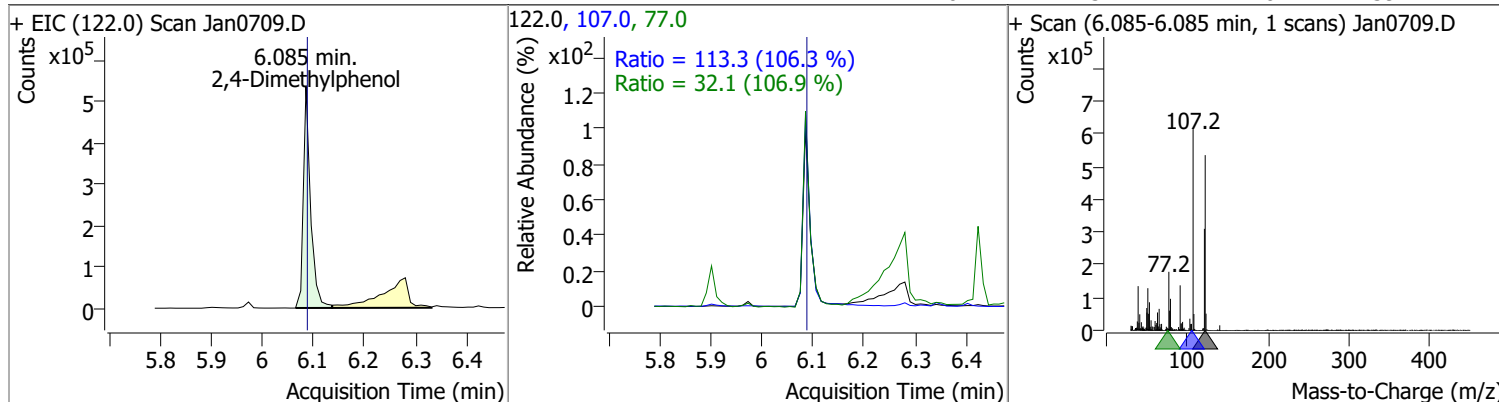


Compound	Conc.	RT	Dev(Min)	Resp.	QIon	QRatio	Lower	Upper
2-Nitrophenol	80.4417	5.97	0.00	203483	65.0	54.8	35.9	66.6
					109.0	35.5	24.1	44.8

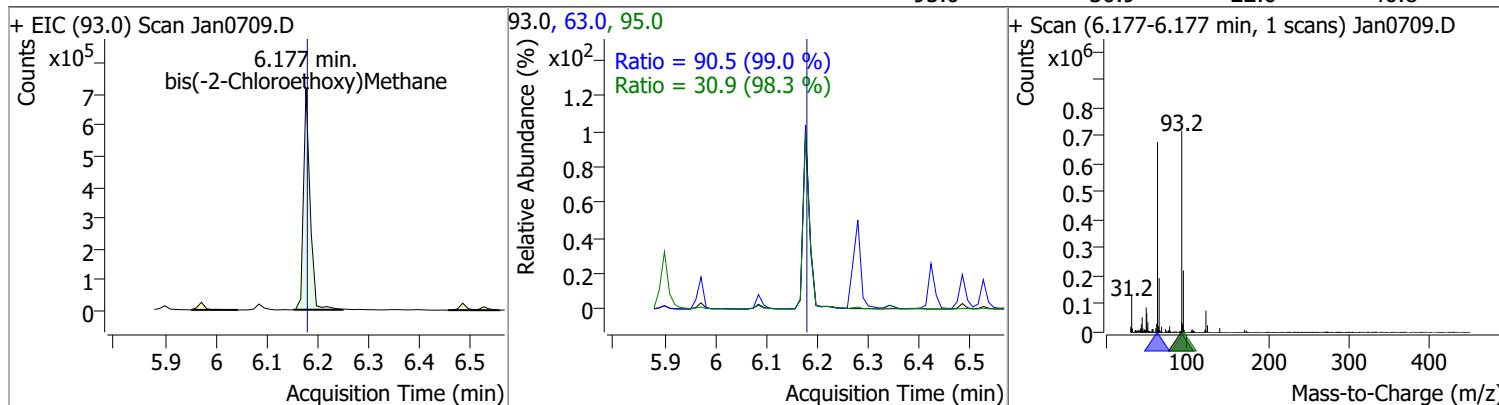


Quantitation Results Report (QT Reviewed)

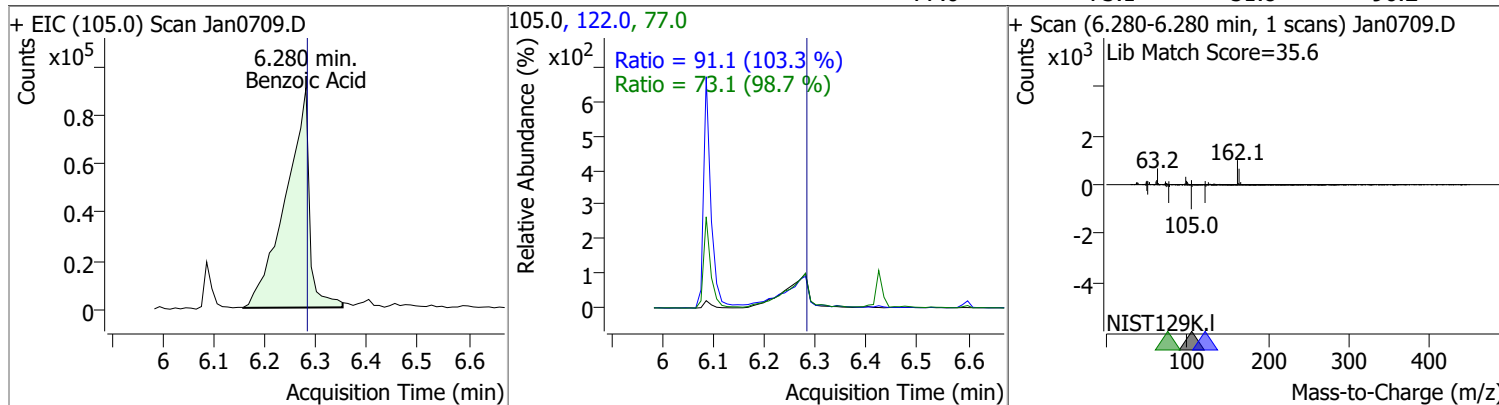
Compound	Conc.	RT	Dev(Min)	Resp.	QIon	QRatio	Lower	Upper
2,4-Dimethylphenol	71.9591	6.08	0.00	516846	107.0	113.3	74.6	138.5
					77.0	32.1	21.0	39.1



Compound	Conc.	RT	Dev(Min)	Resp.	QIon	QRatio	Lower	Upper
bis(-2-Chloroethoxy)Methane	75.8186	6.18	0.00	641334	63.0	90.5	64.0	118.8
					95.0	30.9	22.0	40.8

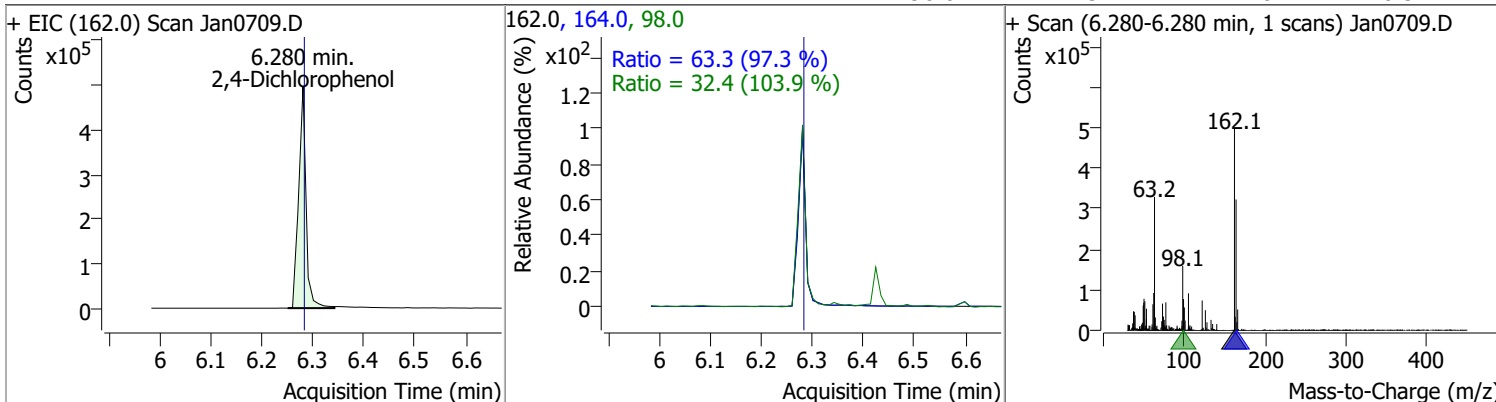


Compound	Conc.	RT	Dev(Min)	Resp.	QIon	QRatio	Lower	Upper
Benzoic Acid	75.8763	6.28	0.00	296172	122.0	91.1	61.7	114.6
					77.0	73.1	51.8	96.2

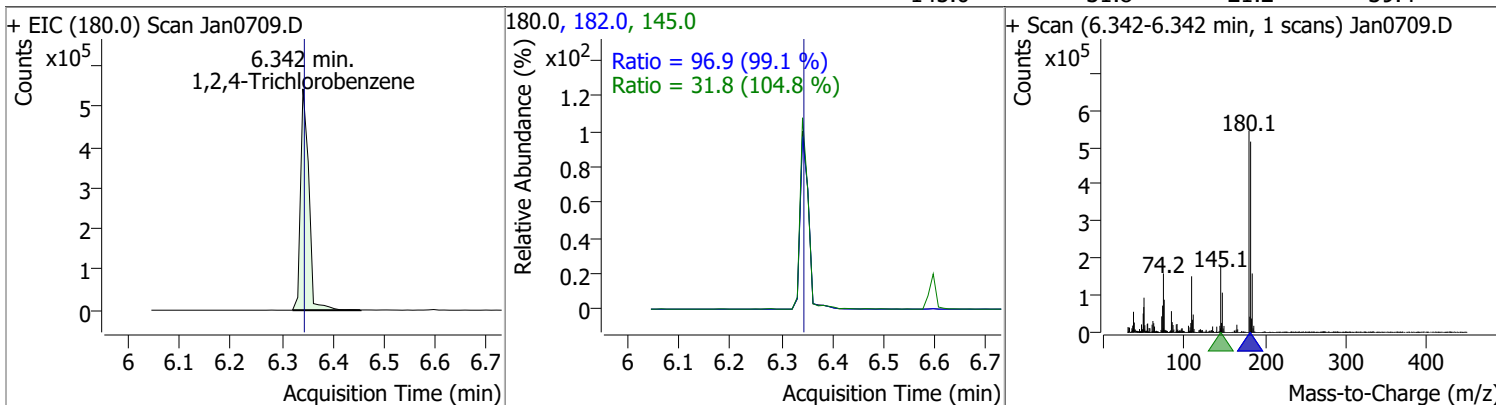


Quantitation Results Report (QT Reviewed)

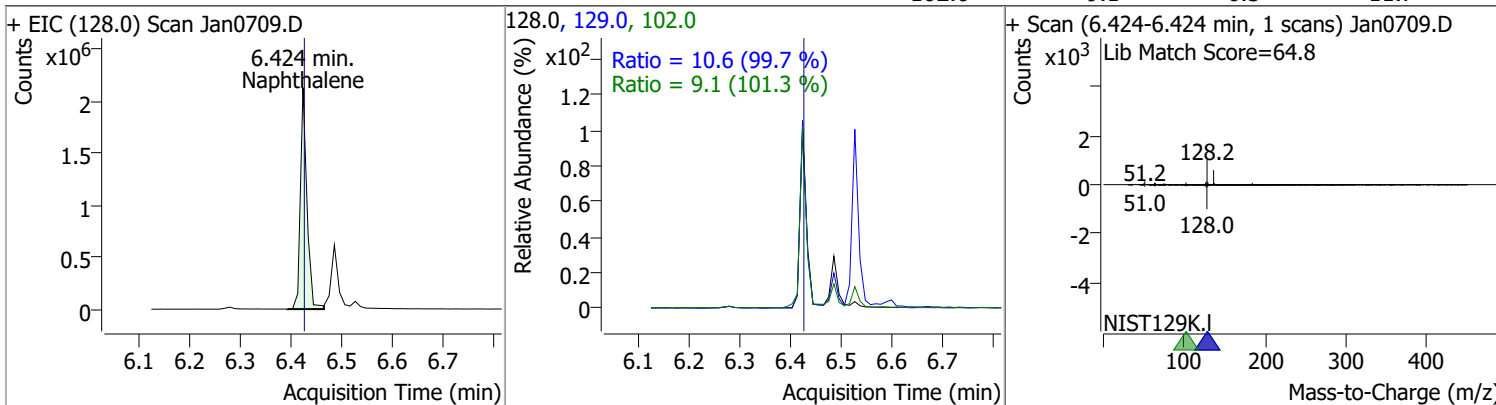
Compound	Conc.	RT	Dev(Min)	Resp.	QIon	QRatio	Lower	Upper
2,4-Dichlorophenol	76.1081	6.28	0.00	500826	164.0	63.3	45.5	84.6
					98.0	32.4	21.8	40.5



Compound	Conc.	RT	Dev(Min)	Resp.	QIon	QRatio	Lower	Upper
1,2,4-Trichlorobenzene	73.3428	6.34	0.00	614153	182.0	96.9	68.4	127.1
					145.0	31.8	21.2	39.4

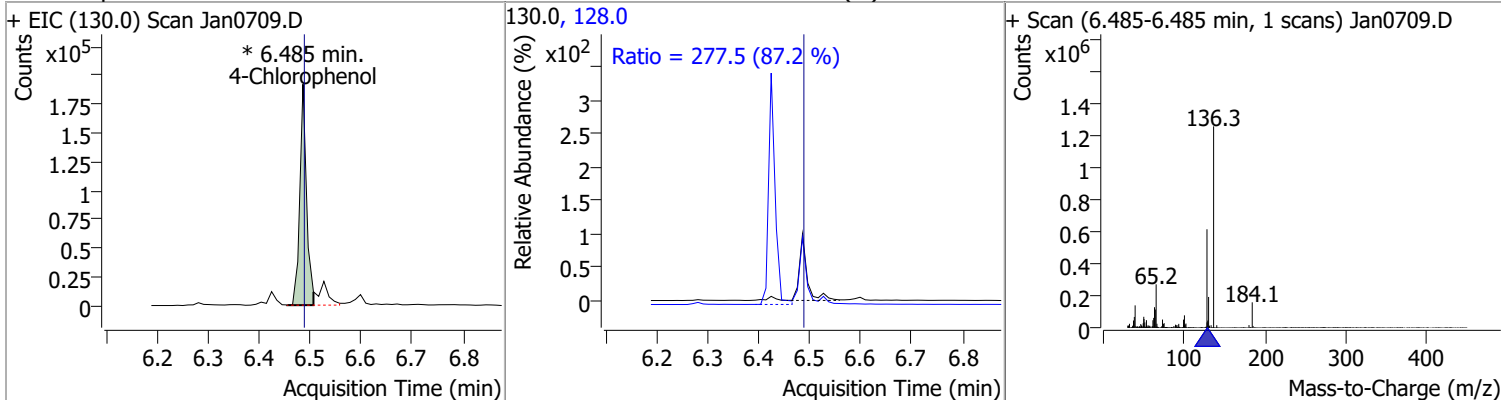


Compound	Conc.	RT	Dev(Min)	Resp.	QIon	QRatio	Lower	Upper
Naphthalene	77.4996	6.42	0.00	1887908	129.0	10.6	7.4	13.8
					102.0	9.1	6.3	11.7

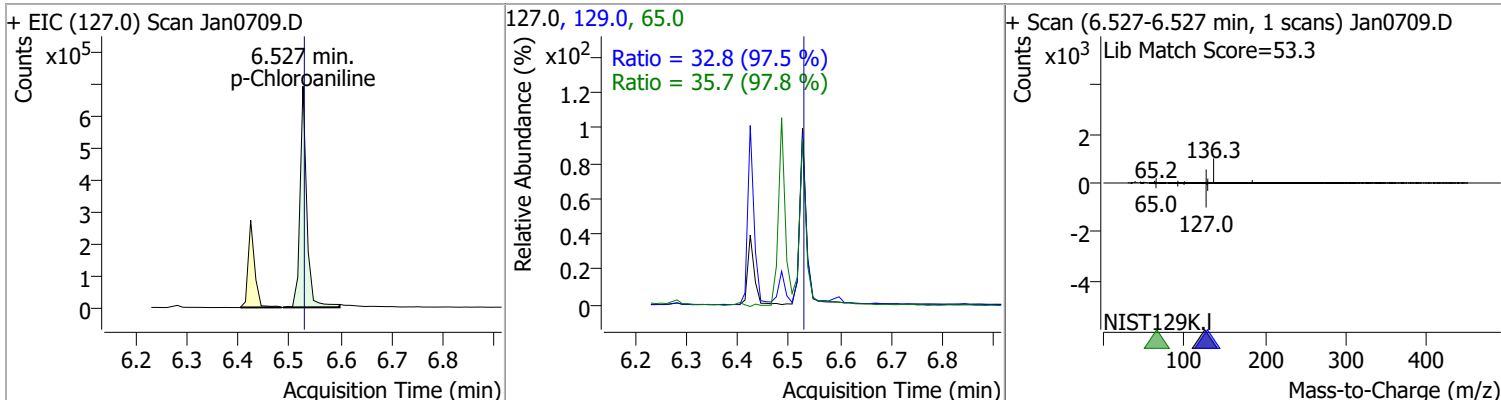


Quantitation Results Report (QT Reviewed)

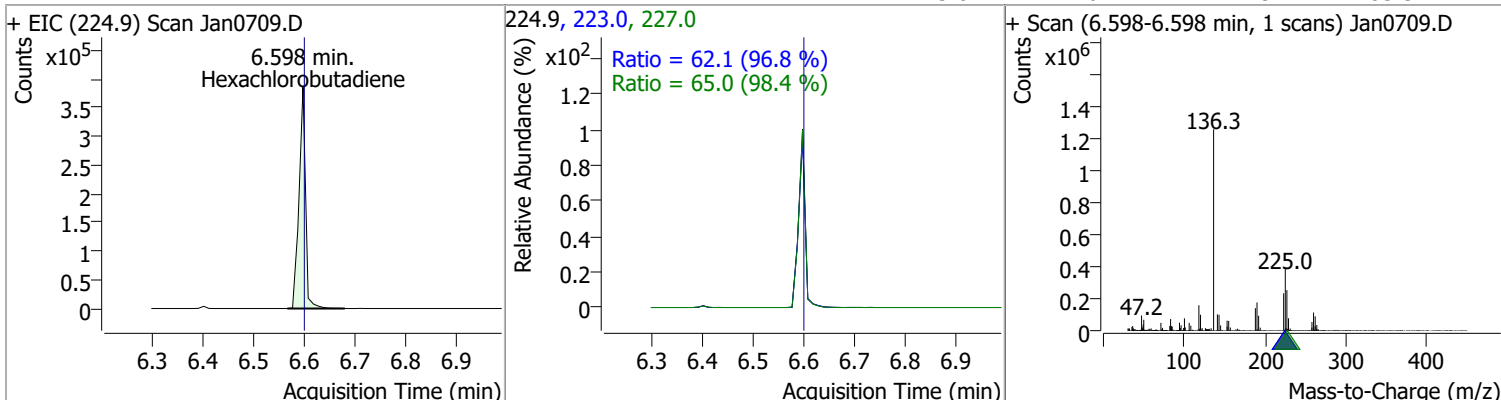
Compound	Conc.	RT	Dev(Min)	Resp.	QIon	QRatio	Lower	Upper
4-Chlorophenol	78.1991	6.49	0.00	176034 (m)	128.0	277.5	222.8	413.7



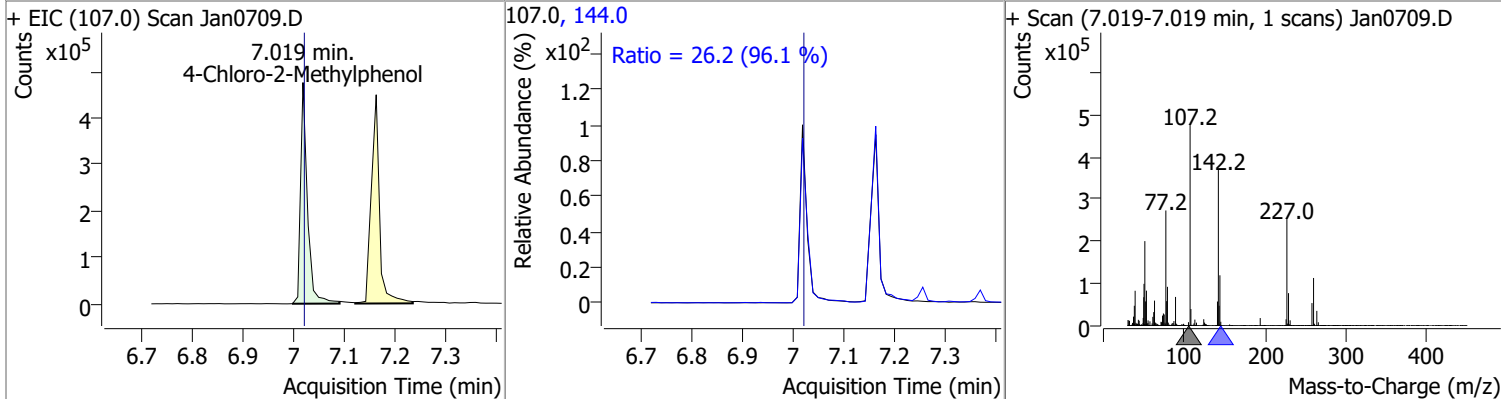
Compound	Conc.	RT	Dev(Min)	Resp.	QIon	QRatio	Lower	Upper
p-Chloroaniline	67.3191	6.53	0.00	638230	65.0	35.7	25.6	47.5
					129.0	32.8	23.6	43.8



Compound	Conc.	RT	Dev(Min)	Resp.	QIon	QRatio	Lower	Upper
Hexachlorobutadiene	75.0434	6.60	0.00	343063	227.0	65.0	46.3	85.9
					223.0	62.1	44.9	83.3

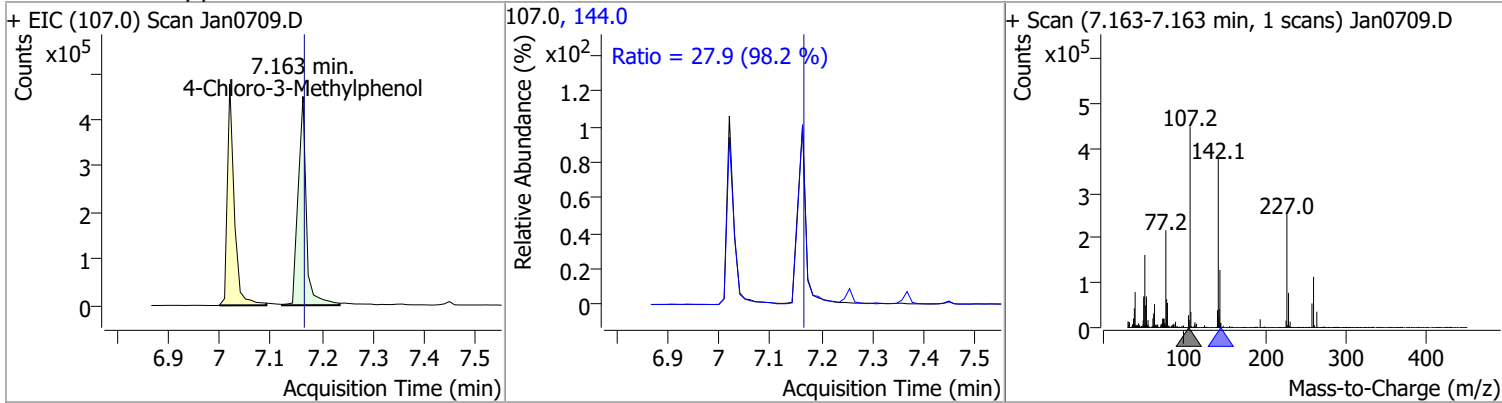


Compound	Conc.	RT	Dev(Min)	Resp.	QIon	QRatio	Lower	Upper
4-Chloro-2-Methylphenol	73.0461	7.02	0.00	447080	144.0	26.2	19.1	35.5

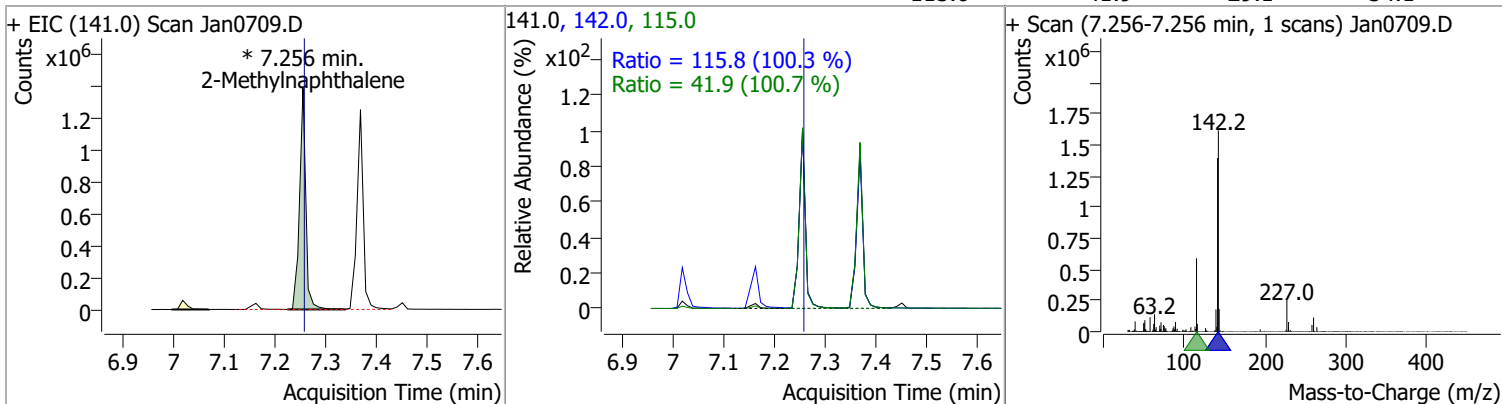


Quantitation Results Report (QT Reviewed)

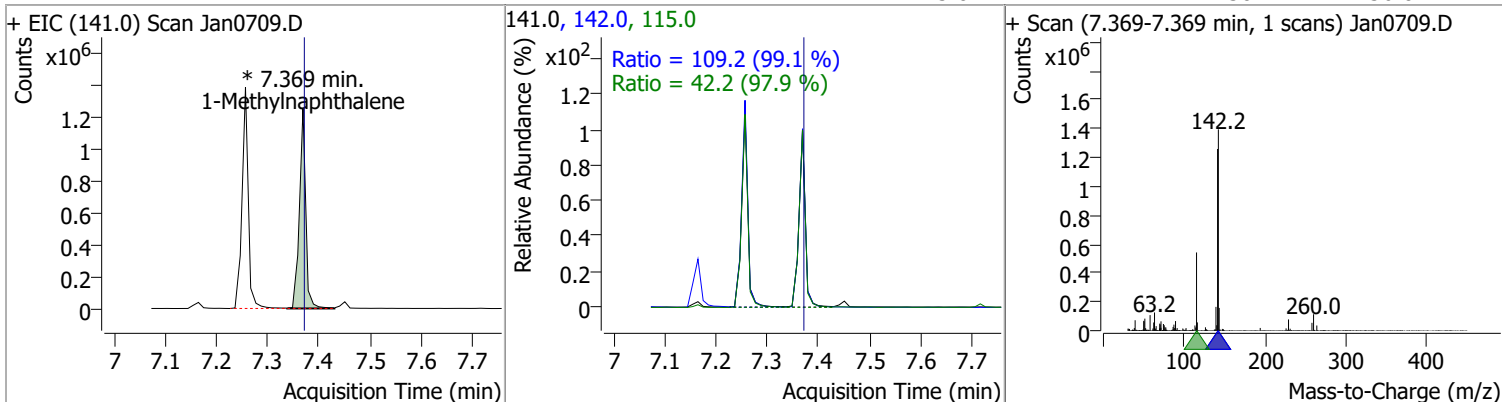
Compound	Conc.	RT	Dev(Min)	Resp.	QIon	QRatio	Lower	Upper
4-Chloro-3-Methylphenol	78.1501	7.16	0.00	505199	144.0	27.9	19.9	36.9



Compound	Conc.	RT	Dev(Min)	Resp.	QIon	QRatio	Lower	Upper
2-Methylnaphthalene	79.0449	7.26	0.00	1186393 (m)	142.0	115.8	80.8	150.1
					115.0	41.9	29.1	54.1

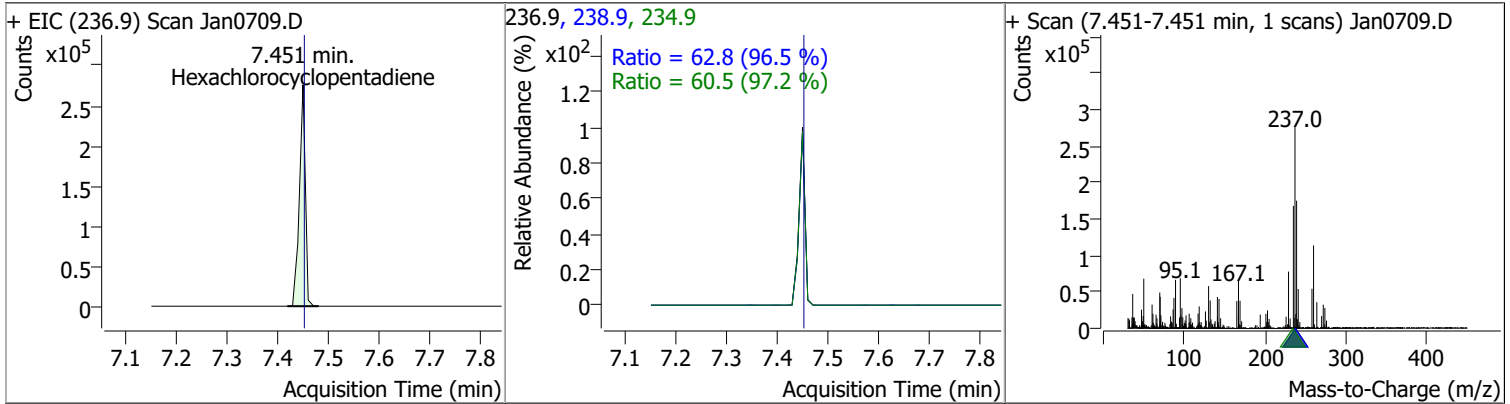


Compound	Conc.	RT	Dev(Min)	Resp.	QIon	QRatio	Lower	Upper
1-Methylnaphthalene	74.3974	7.37	0.00	1085825 (m)	142.0	109.2	77.1	143.2
					115.0	42.2	30.2	56.0

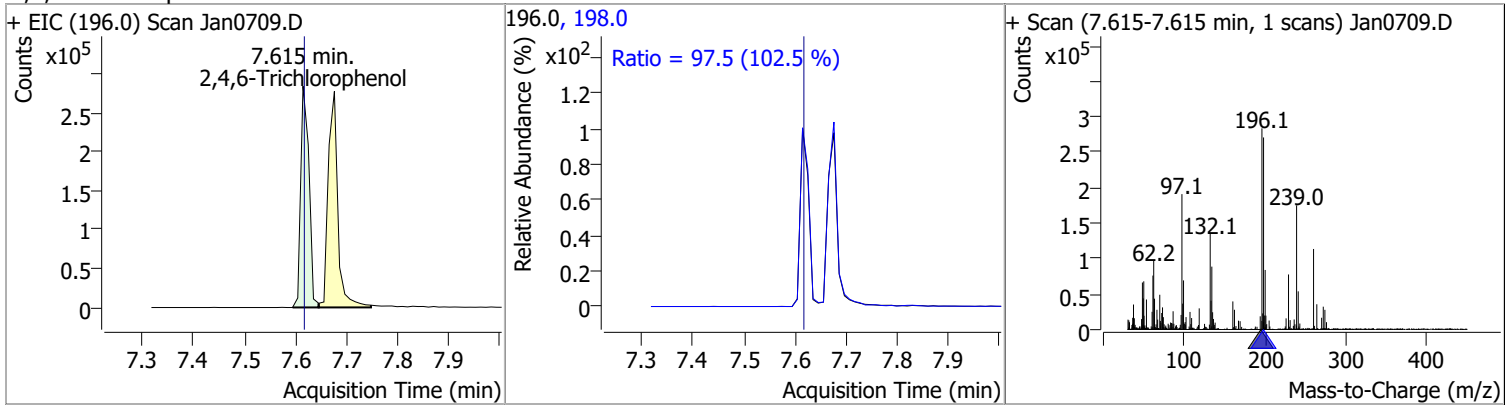


Quantitation Results Report (QT Reviewed)

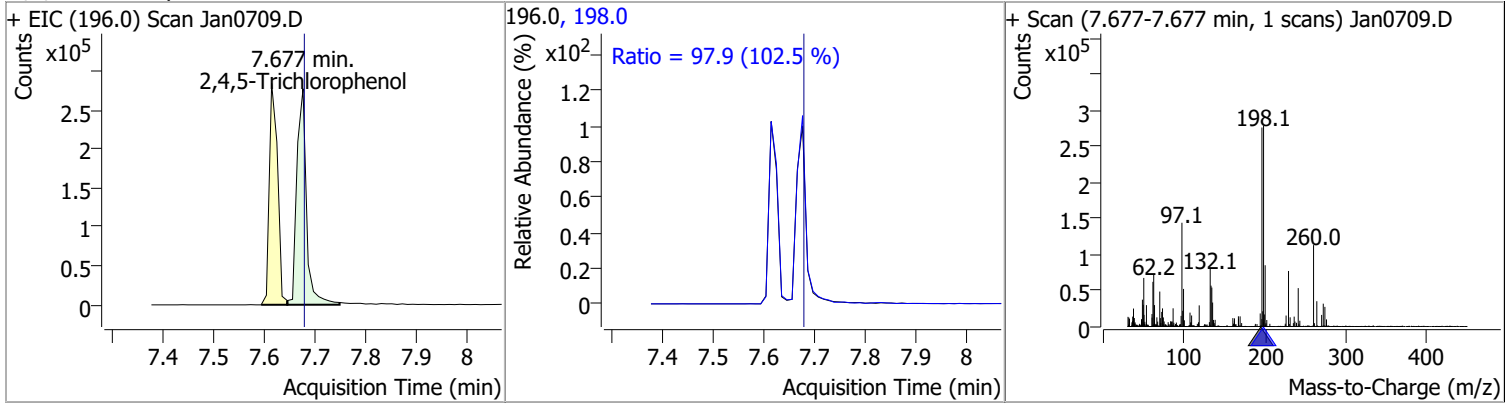
Compound	Conc.	RT	Dev(Min)	Resp.	QIon	QRatio	Lower	Upper
Hexachlorocyclopentadiene	77.7289	7.45	0.00	223093	238.9	62.8	45.5	84.6
					234.9	60.5	43.6	80.9



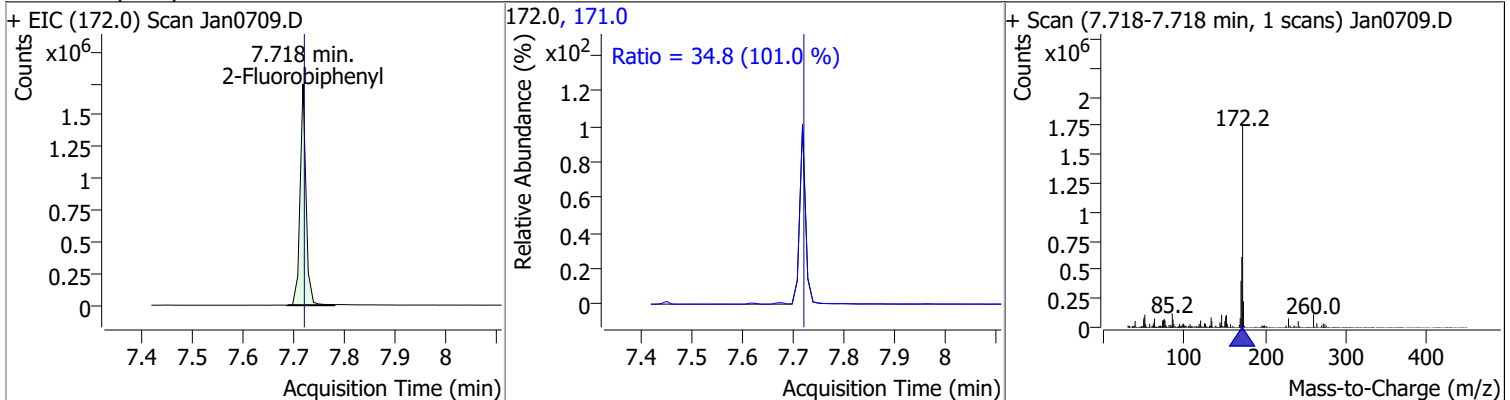
Compound	Conc.	RT	Dev(Min)	Resp.	QIon	QRatio	Lower	Upper
2,4,6-Trichlorophenol	77.2258	7.62	0.00	315397	198.0	97.5	66.6	123.6



Compound	Conc.	RT	Dev(Min)	Resp.	QIon	QRatio	Lower	Upper
2,4,5-Trichlorophenol	78.1901	7.68	0.00	364018	198.0	97.9	66.8	124.1

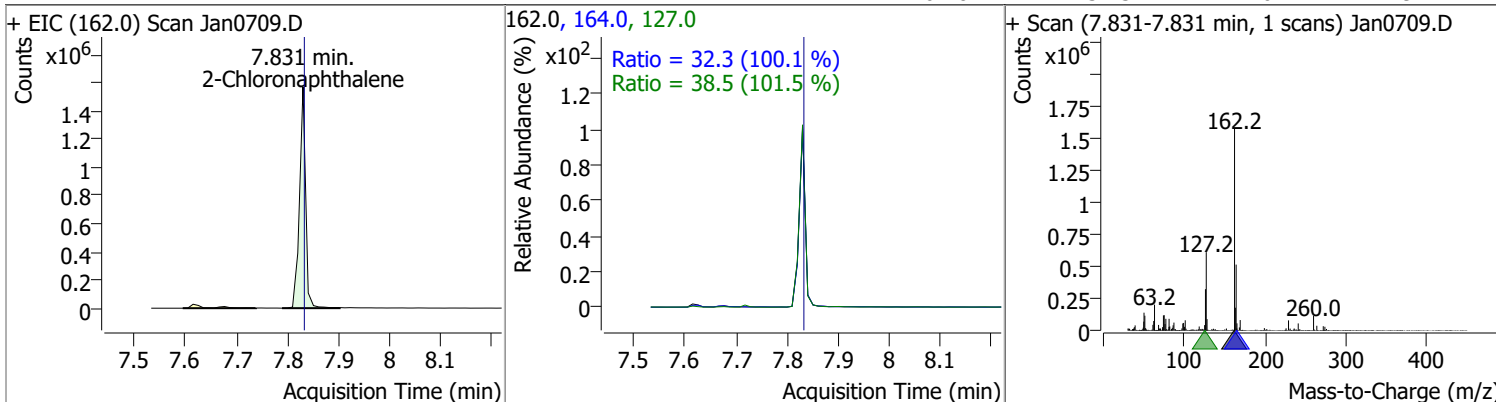


Compound	Conc.	RT	Dev(Min)	Resp.	QIon	QRatio	Lower	Upper
2-Fluorobiphenyl	75.4709	7.72	0.00	1407142	171.0	34.8	24.2	44.9

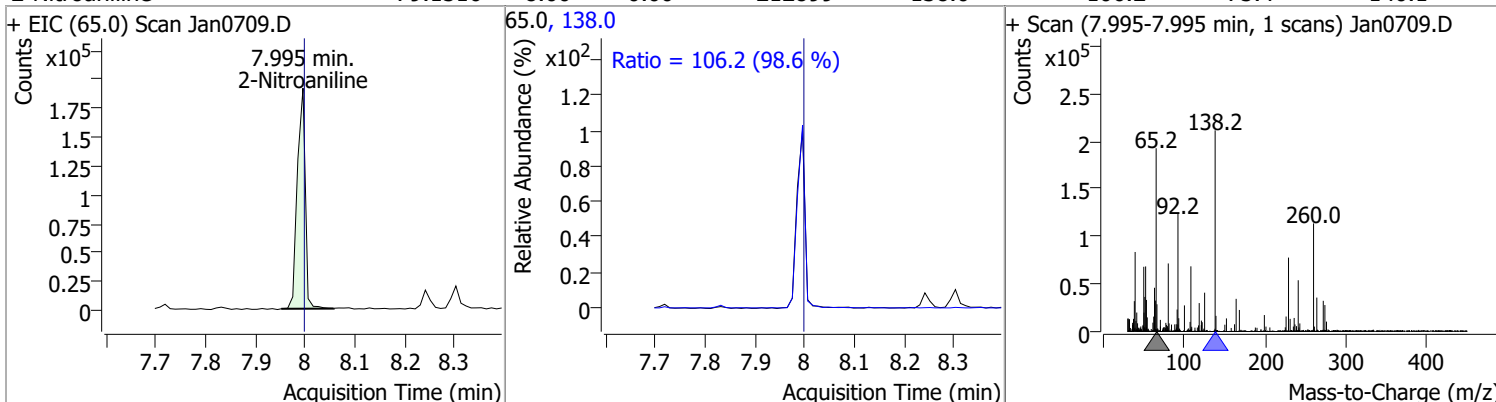


Quantitation Results Report (QT Reviewed)

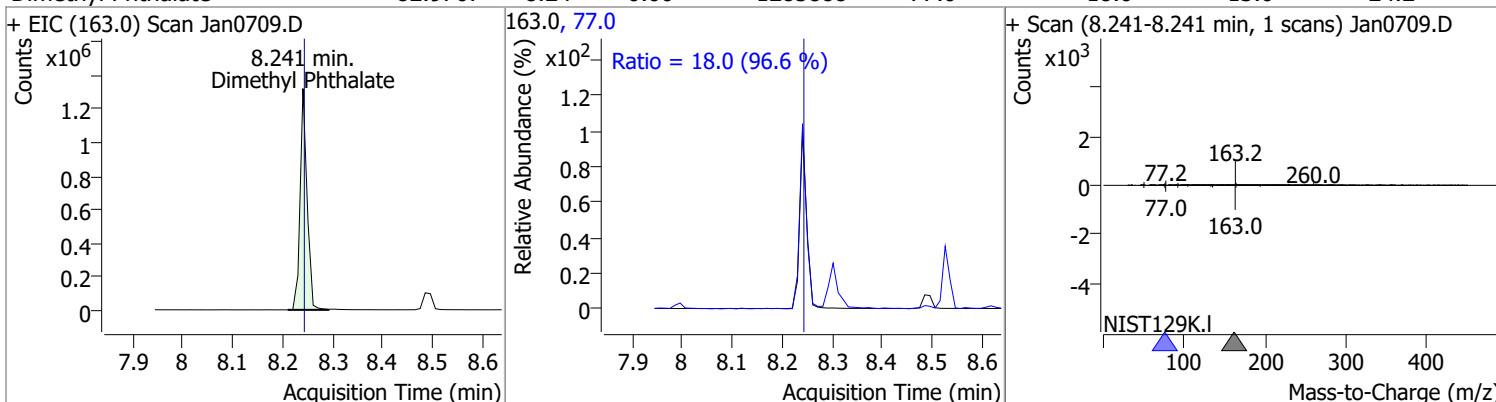
Compound	Conc.	RT	Dev(Min)	Resp.	QIon	QRatio	Lower	Upper
2-Chloronaphthalene	84.3397	7.83	0.00	1309332	127.0	38.5	26.5	49.3
					164.0	32.3	22.6	41.9



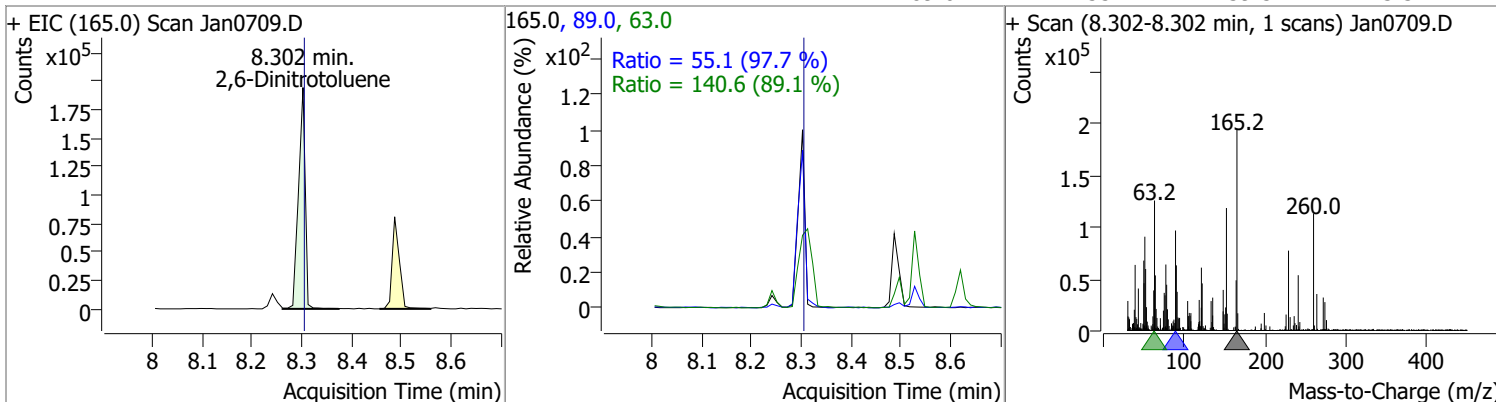
Compound	Conc.	RT	Dev(Min)	Resp.	QIon	QRatio	Lower	Upper
2-Nitroaniline	79.1516	8.00	0.00	212899	138.0	106.2	75.4	140.1



Compound	Conc.	RT	Dev(Min)	Resp.	QIon	QRatio	Lower	Upper
Dimethyl Phthalate	82.9707	8.24	0.00	1285888	77.0	18.0	13.0	24.2

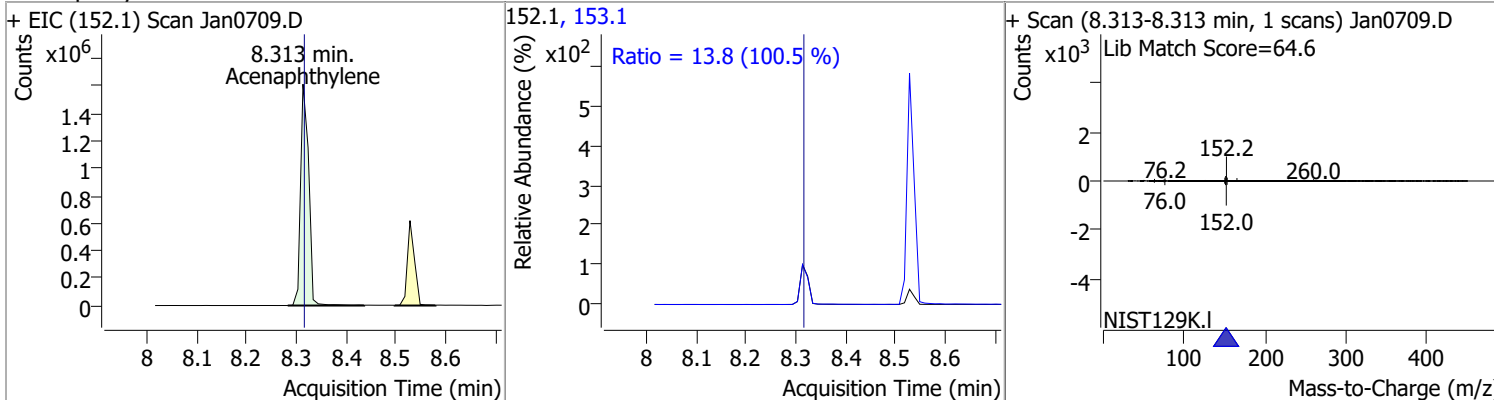


Compound	Conc.	RT	Dev(Min)	Resp.	QIon	QRatio	Lower	Upper
2,6-Dinitrotoluene	87.6211	8.30	0.00	182786	63.0	140.6	110.4	205.0
					89.0	55.1	39.5	73.3

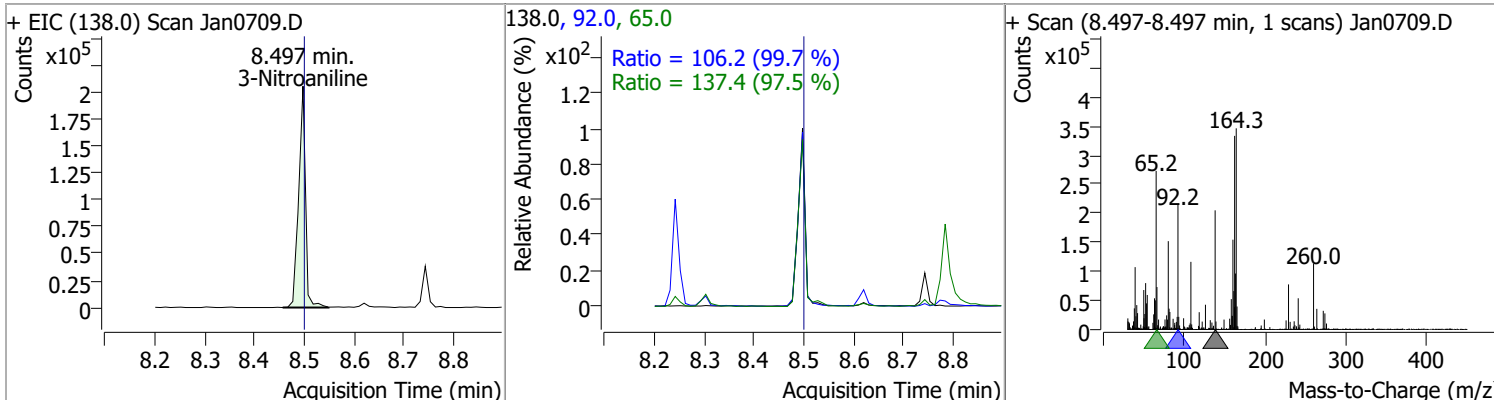


Quantitation Results Report (QT Reviewed)

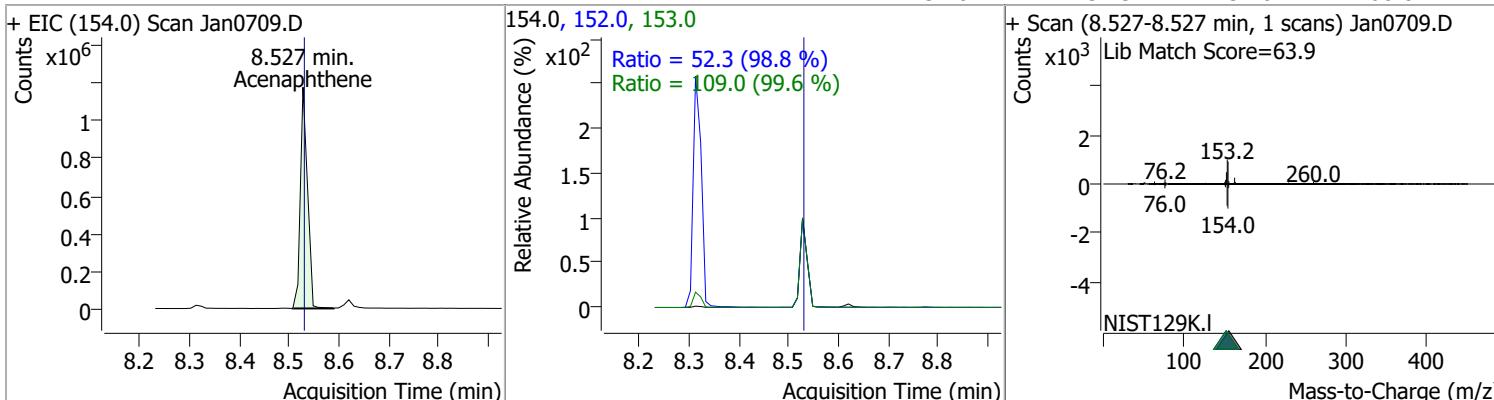
Compound	Conc.	RT	Dev(Min)	Resp.	QIon	QRatio	Lower	Upper
Acenaphthylene	74.1013	8.31	0.00	1828449	153.1	13.8	9.6	17.9



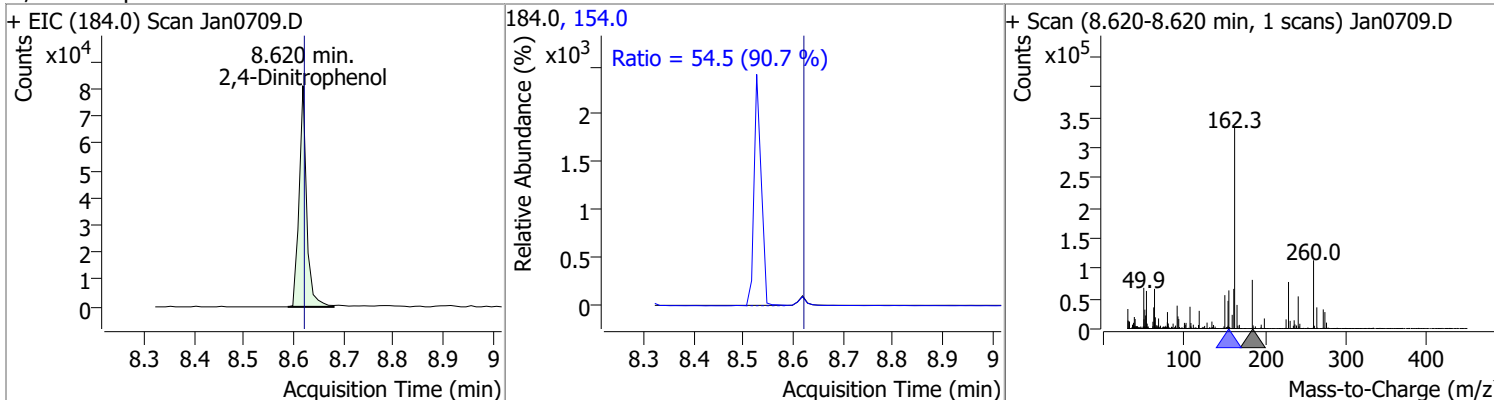
Compound	Conc.	RT	Dev(Min)	Resp.	QIon	QRatio	Lower	Upper
3-Nitroaniline	85.5246	8.50	0.00	195477	65.0	137.4	98.6	183.2
					92.0	106.2	74.5	138.4



Compound	Conc.	RT	Dev(Min)	Resp.	QIon	QRatio	Lower	Upper
Acenaphthene	82.4102	8.53	0.00	1179832	153.0	109.0	76.6	142.3
					152.0	52.3	37.0	68.8

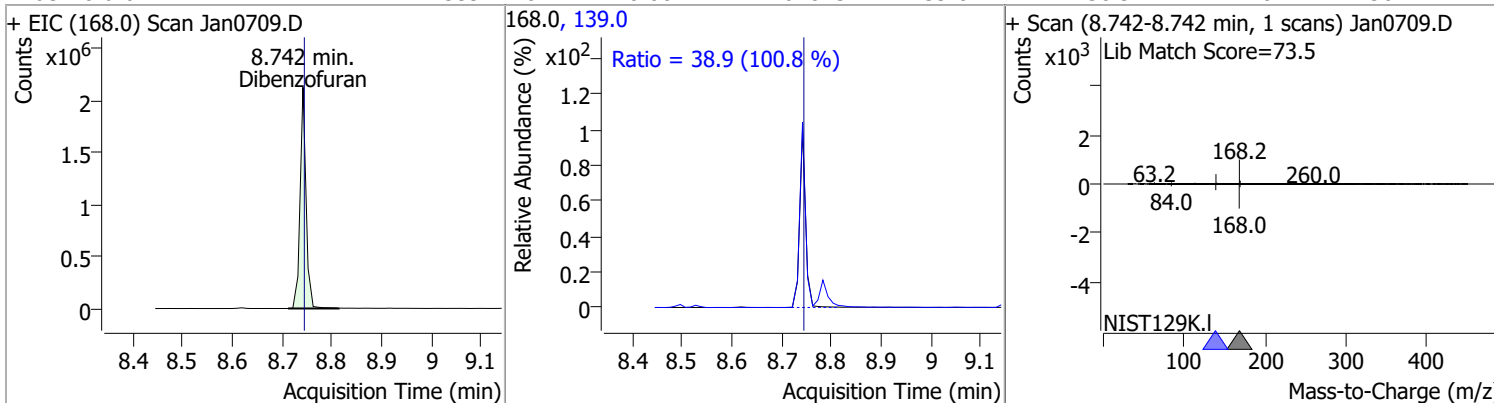


Compound	Conc.	RT	Dev(Min)	Resp.	QIon	QRatio	Lower	Upper
2,4-Dinitrophenol	76.9313	8.62	0.00	85223	154.0	54.5	42.0	78.1

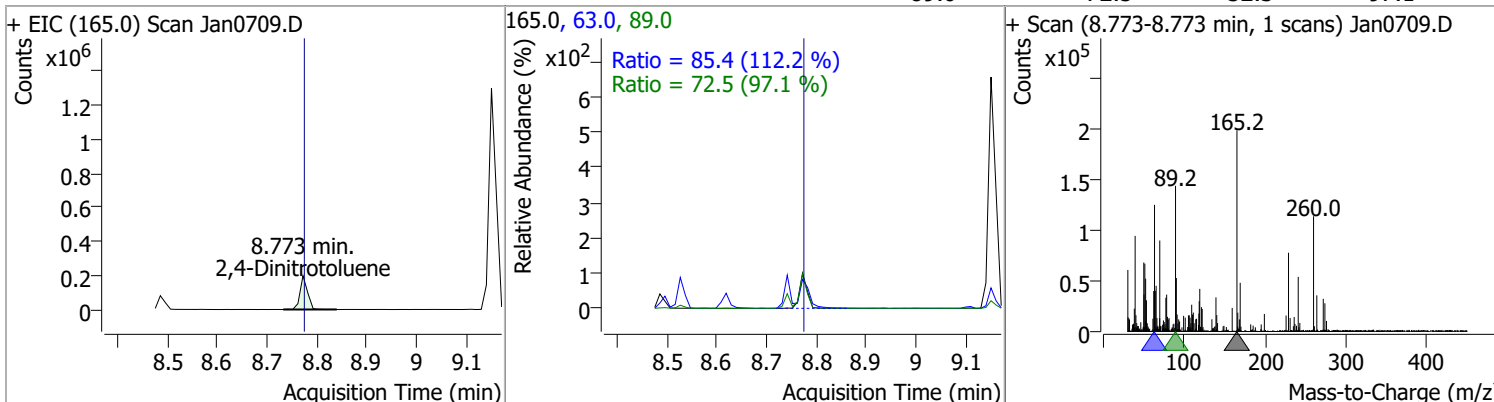


Quantitation Results Report (QT Reviewed)

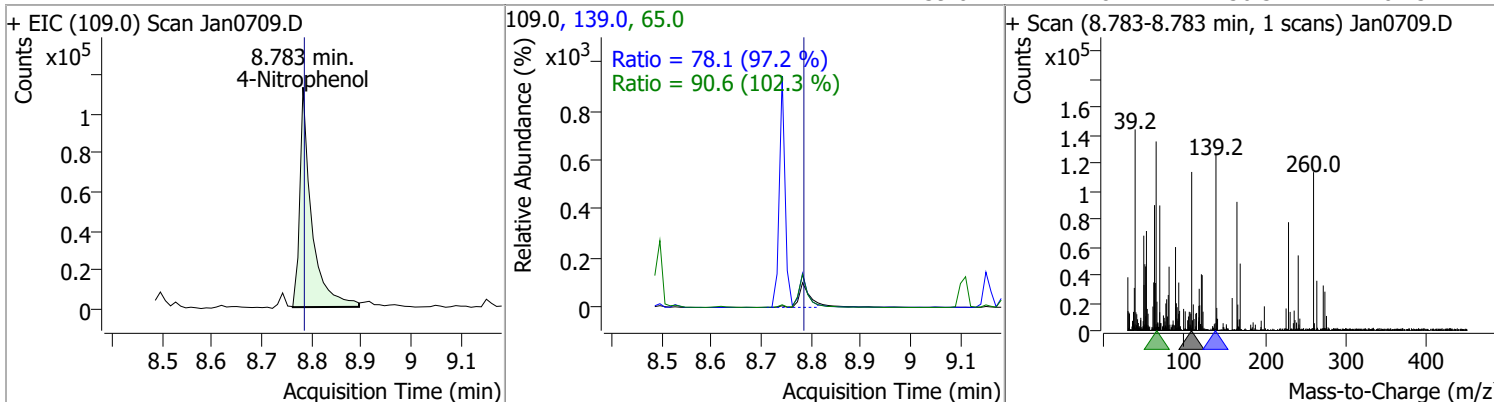
Compound	Conc.	RT	Dev(Min)	Resp.	QIon	QRatio	Lower	Upper
Dibenzofuran	77.7559	8.74	0.00	1761815	139.0	38.9	27.0	50.2



Compound	Conc.	RT	Dev(Min)	Resp.	QIon	QRatio	Lower	Upper
2,4-Dinitrotoluene	75.5681	8.77	0.00	204160	63.0	85.4	53.2	98.9
					89.0	72.5	52.3	97.1

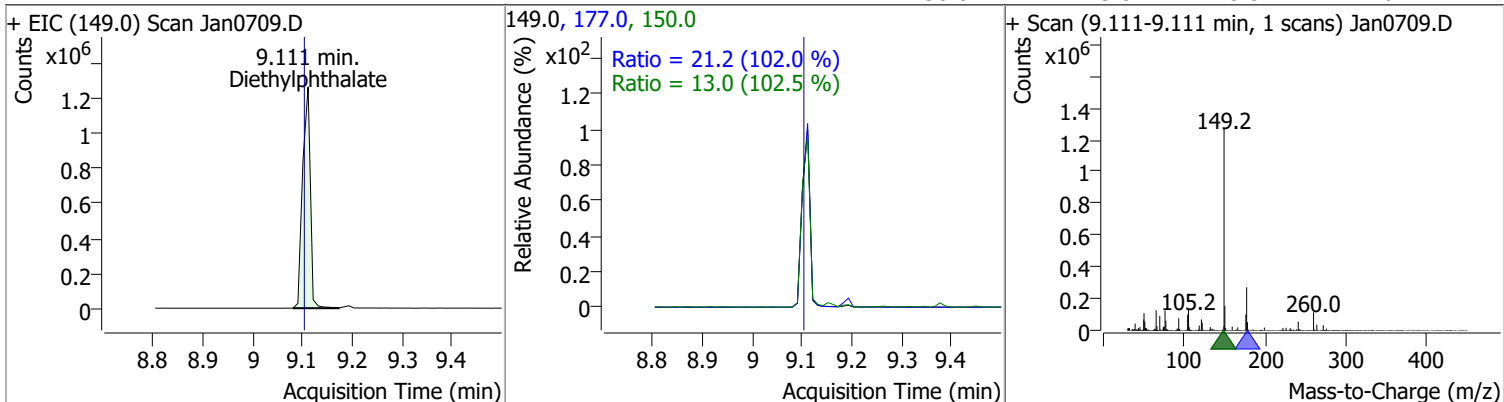


Compound	Conc.	RT	Dev(Min)	Resp.	QIon	QRatio	Lower	Upper
4-Nitrophenol	79.4420	8.78	0.00	185367	65.0	90.6	62.0	115.1
					139.0	78.1	56.3	104.5

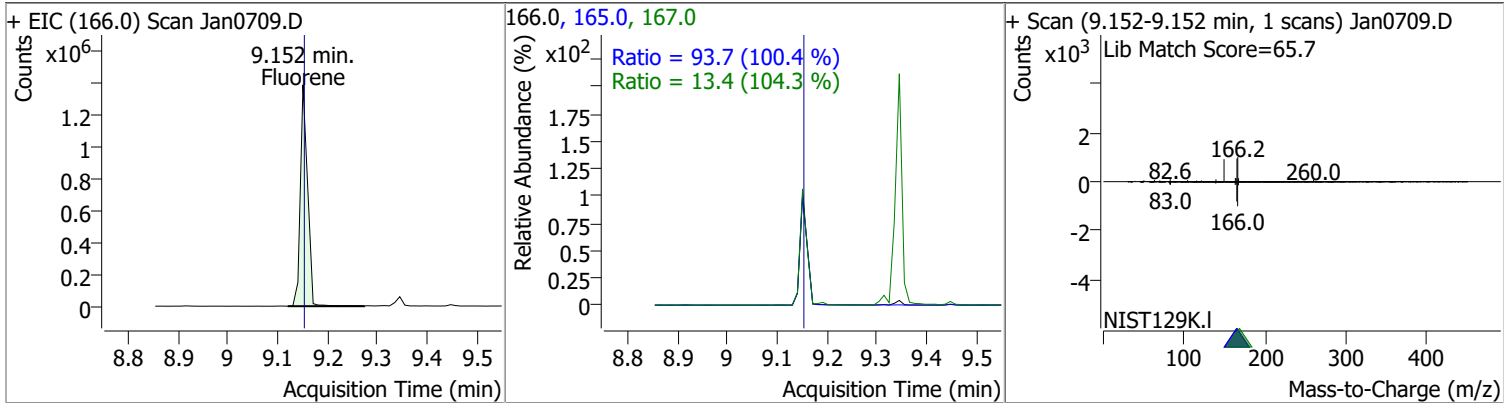


Quantitation Results Report (QT Reviewed)

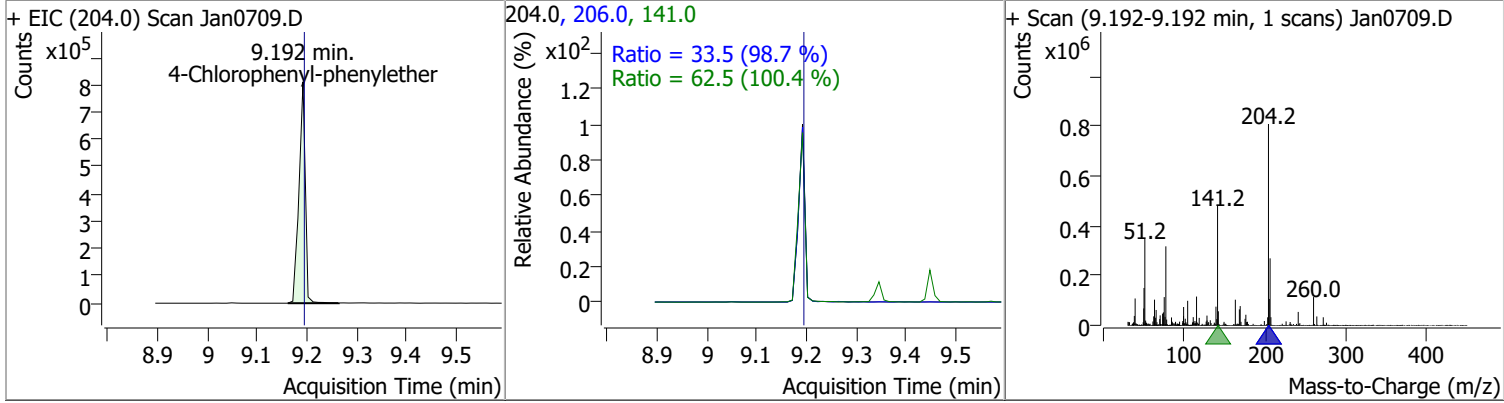
Compound	Conc.	RT	Dev(Min)	Resp.	QIon	QRatio	Lower	Upper
Diethylphthalate	85.9904	9.11	0.01	1362780	177.0	21.2	14.5	27.0
					150.0	13.0	8.8	16.4



Compound	Conc.	RT	Dev(Min)	Resp.	QIon	QRatio	Lower	Upper
Fluorene	76.8870	9.15	0.00	1401354	165.0	93.7	65.4	121.4
					167.0	13.4	9.0	16.7

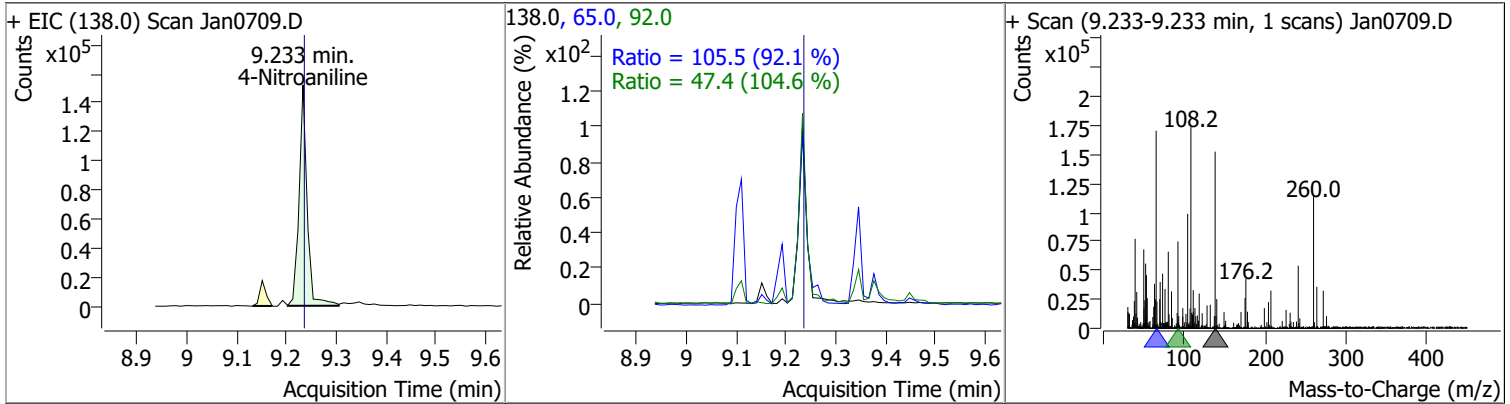


Compound	Conc.	RT	Dev(Min)	Resp.	QIon	QRatio	Lower	Upper
4-Chlorophenyl-phenylether	84.9212	9.19	0.00	714583	141.0	62.5	43.6	80.9
					206.0	33.5	23.7	44.1

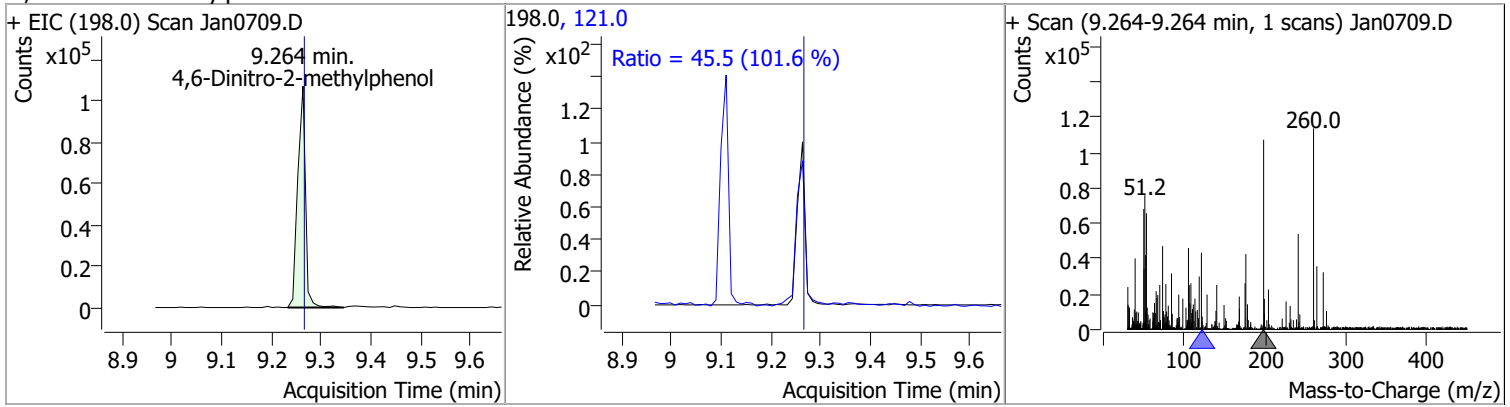


Quantitation Results Report (QT Reviewed)

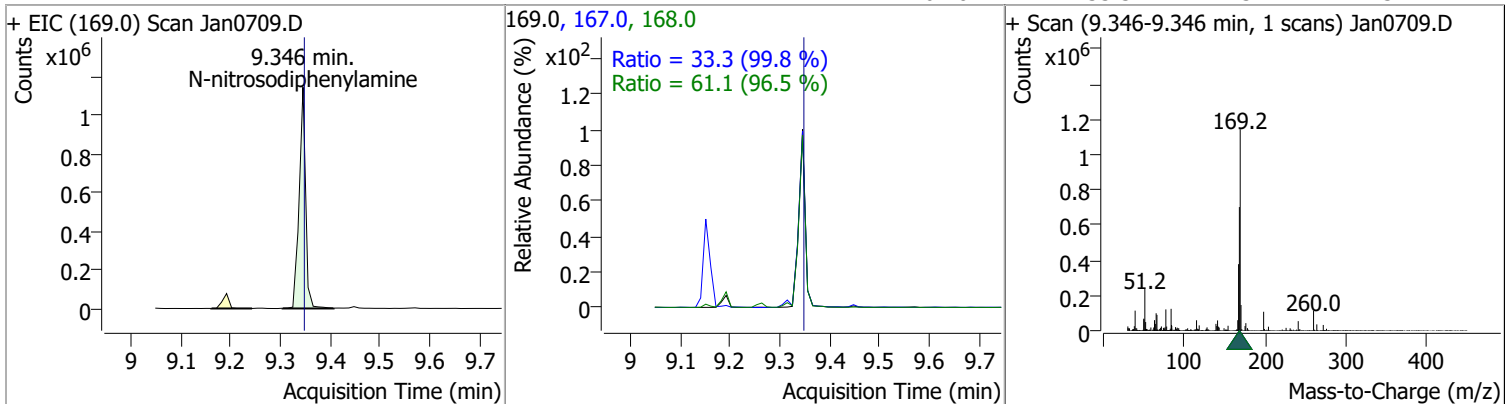
Compound	Conc.	RT	Dev(Min)	Resp.	QIon	QRatio	Lower	Upper
4-Nitroaniline	75.0487	9.23	0.00	171048	65.0	105.5	80.2	149.0
					92.0	47.4	31.7	58.9



Compound	Conc.	RT	Dev(Min)	Resp.	QIon	QRatio	Lower	Upper
4,6-Dinitro-2-methylphenol	73.2353	9.26	0.00	116166	121.0	45.5	31.4	58.3

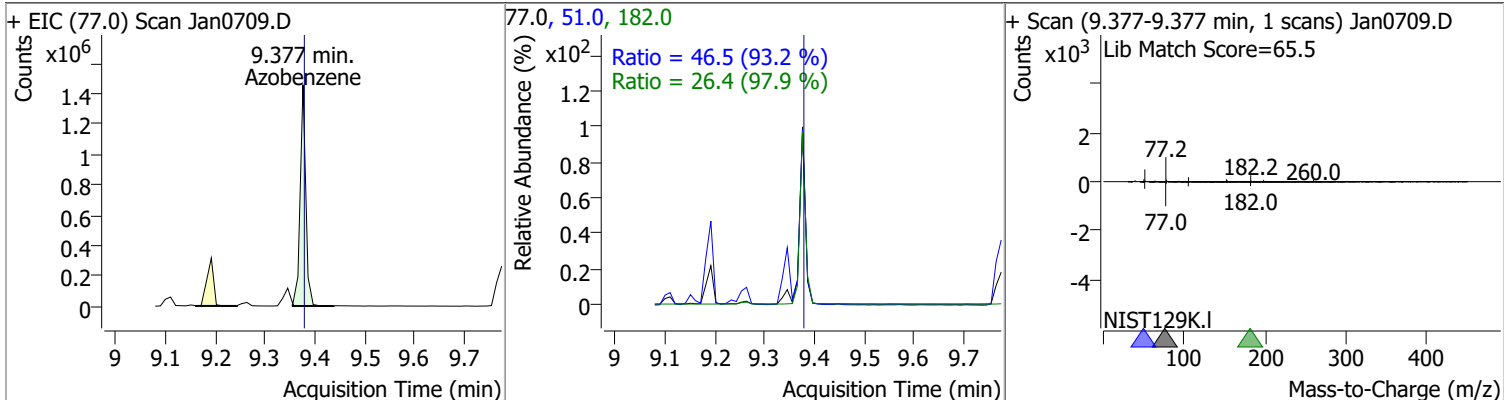


Compound	Conc.	RT	Dev(Min)	Resp.	QIon	QRatio	Lower	Upper
N-nitrosodiphenylamine	85.6911	9.35	0.00	1032687	168.0	61.1	44.3	82.3
					167.0	33.3	23.4	43.4

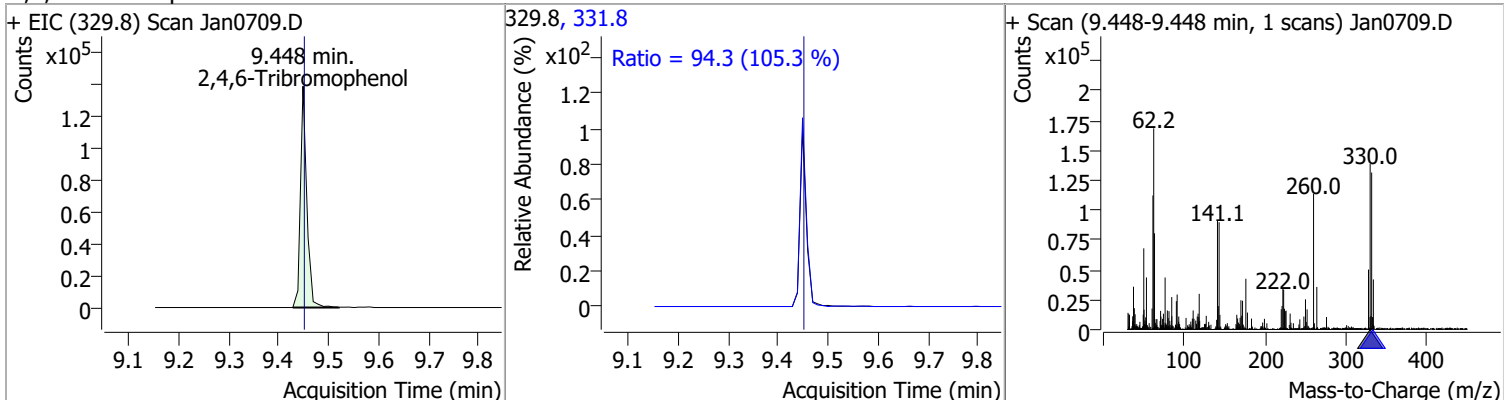


Quantitation Results Report (QT Reviewed)

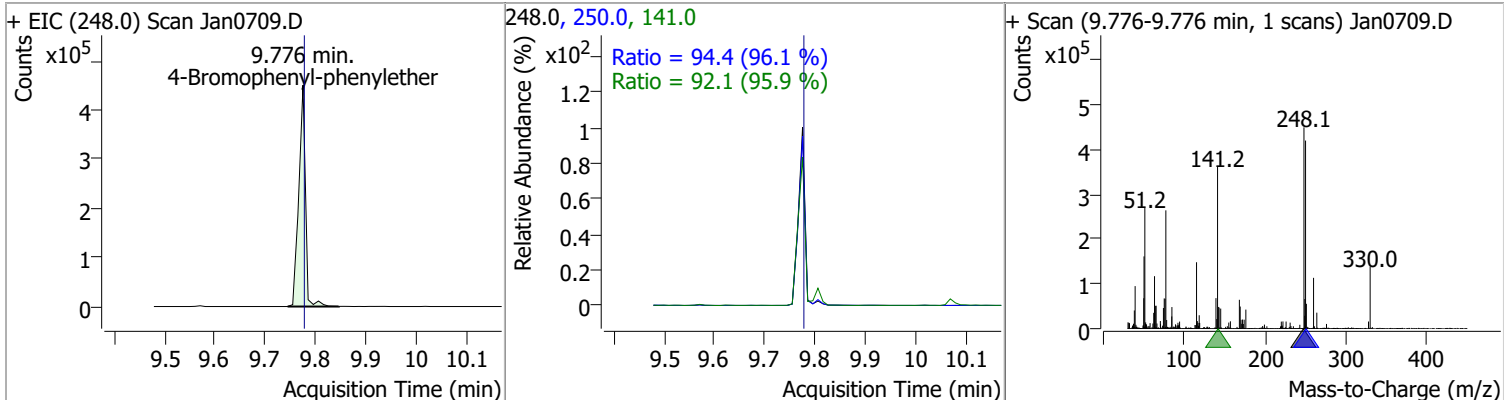
Compound	Conc.	RT	Dev(Min)	Resp.	QIon	QRatio	Lower	Upper
Azobenzene	79.7033	9.38	0.00	1143323	51.0	46.5	34.9	64.9
					182.0	26.4	18.8	35.0



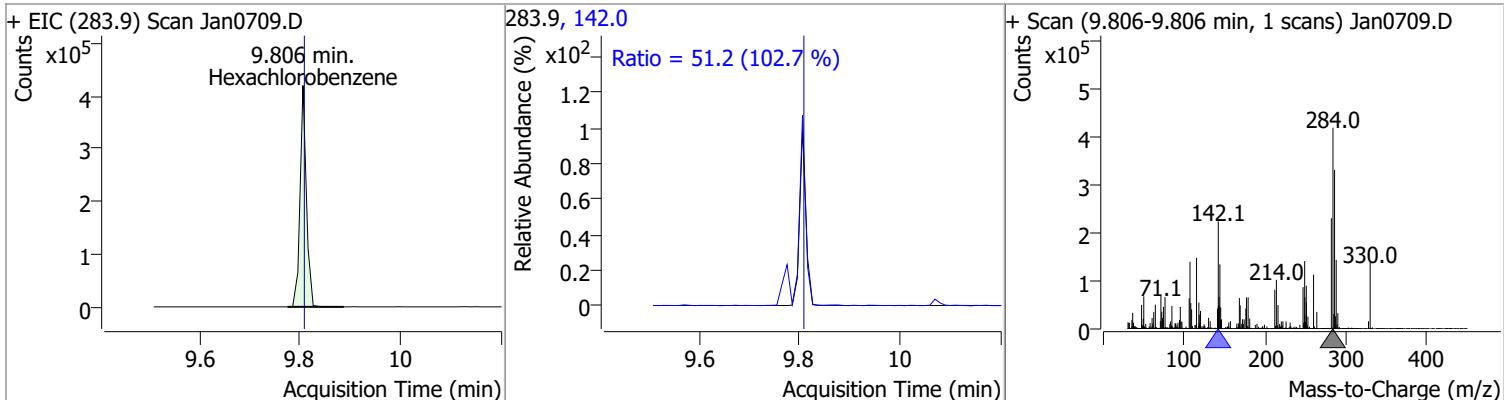
Compound	Conc.	RT	Dev(Min)	Resp.	QIon	QRatio	Lower	Upper
2,4,6-Tribromophenol	80.7373	9.45	0.00	123047	331.8	94.3	62.7	116.4



Compound	Conc.	RT	Dev(Min)	Resp.	QIon	QRatio	Lower	Upper
4-Bromophenyl-phenylether	84.4596	9.78	0.00	413344	250.0	94.4	68.8	127.8
					141.0	92.1	67.3	124.9

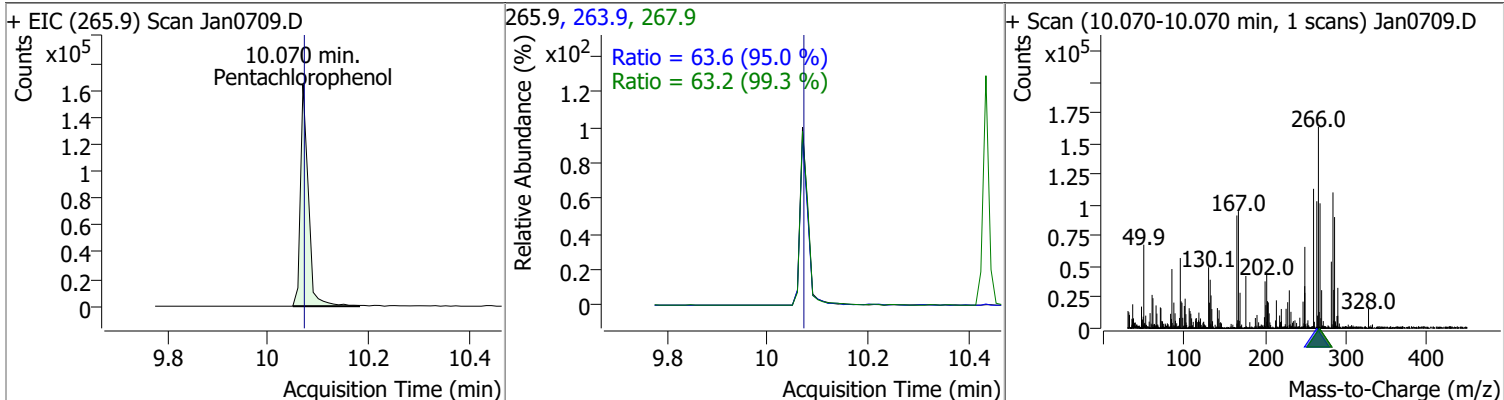


Compound	Conc.	RT	Dev(Min)	Resp.	QIon	QRatio	Lower	Upper
Hexachlorobenzene	74.9607	9.81	0.00	367647	142.0	51.2	34.9	64.8

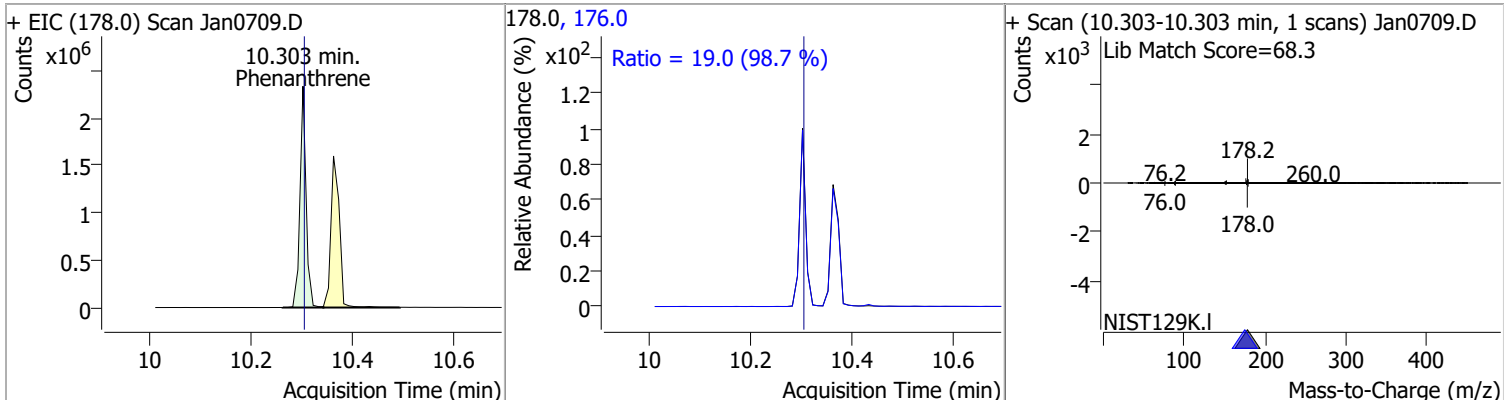


Quantitation Results Report (QT Reviewed)

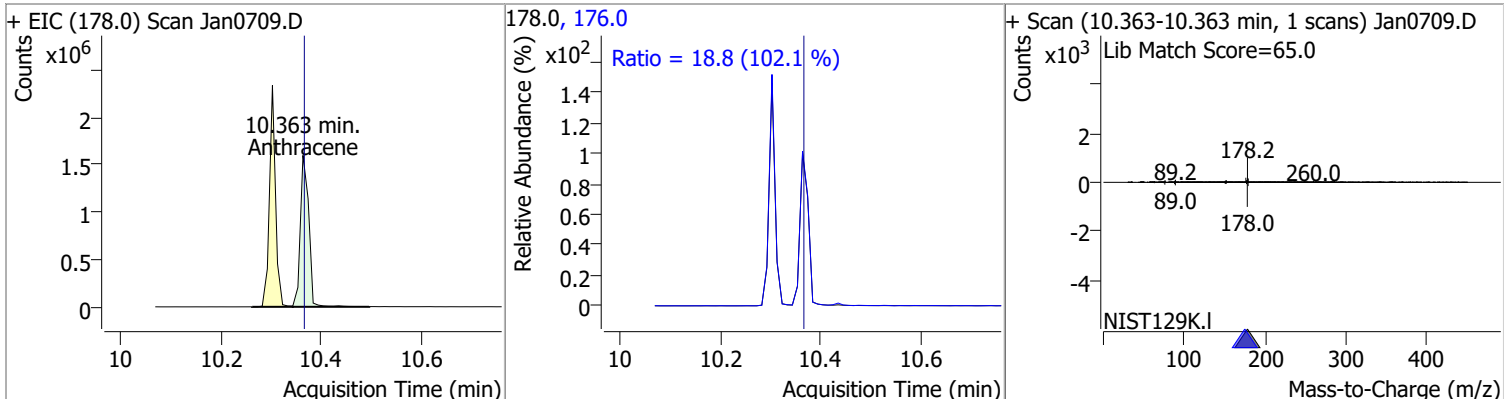
Compound	Conc.	RT	Dev(Min)	Resp.	QIon	QRatio	Lower	Upper
Pentachlorophenol	77.9034	10.07	0.00	179027	263.9	63.6	46.9	87.1
					267.9	63.2	44.6	82.7



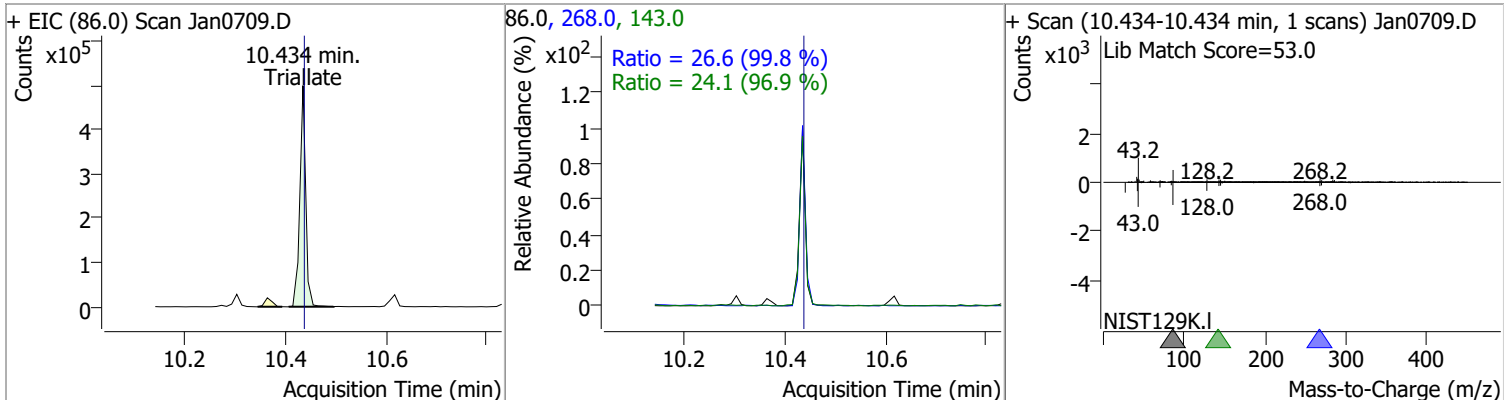
Compound	Conc.	RT	Dev(Min)	Resp.	QIon	QRatio	Lower	Upper
Phenanthrene	79.9704	10.30	0.00	1967901	176.0	19.0	13.5	25.0



Compound	Conc.	RT	Dev(Min)	Resp.	QIon	QRatio	Lower	Upper
Anthracene	78.3774	10.36	0.00	1860900	176.0	18.8	12.9	23.9

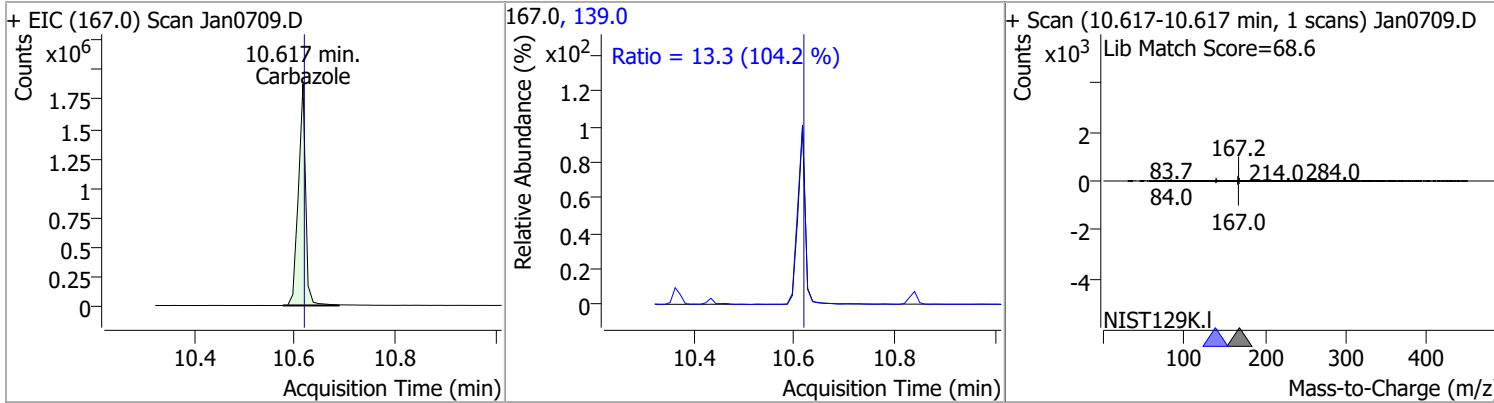


Compound	Conc.	RT	Dev(Min)	Resp.	QIon	QRatio	Lower	Upper
Triallate	77.9568	10.43	0.00	403418	268.0	26.6	18.7	34.7
					143.0	24.1	17.4	32.3

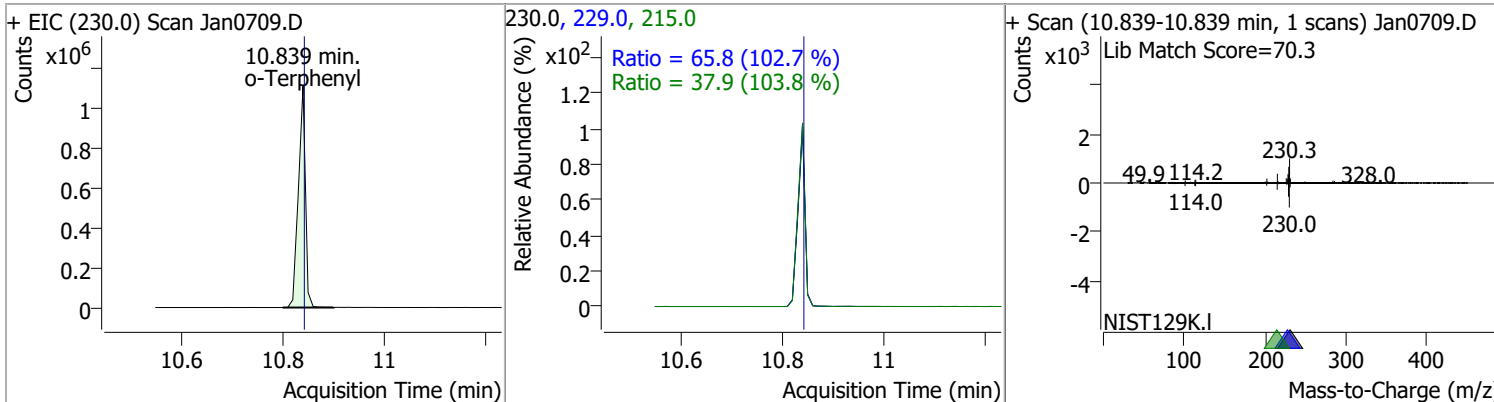


Quantitation Results Report (QT Reviewed)

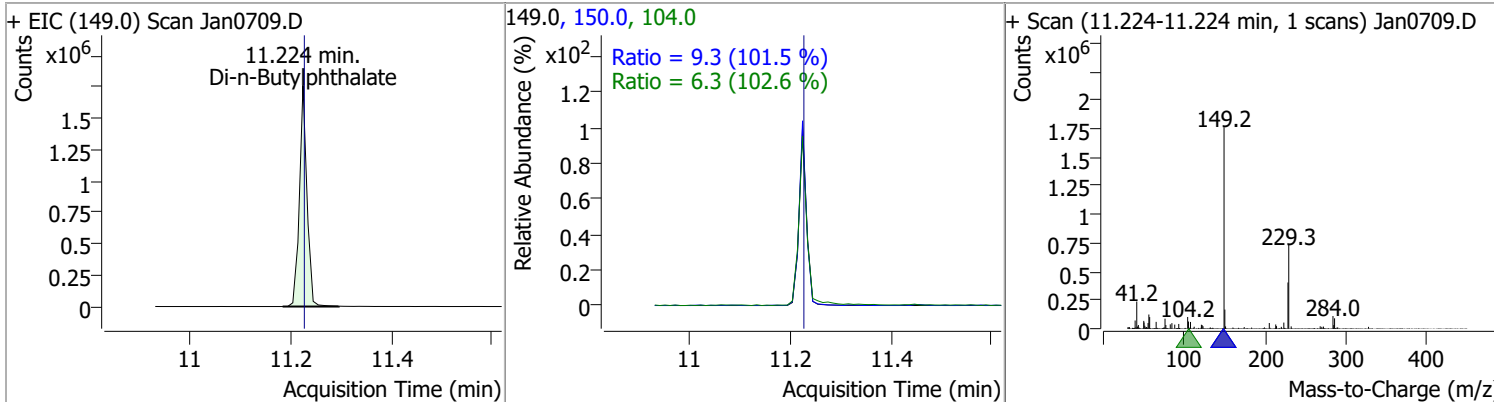
Compound	Conc.	RT	Dev(Min)	Resp.	QIon	QRatio	Lower	Upper
Carbazole	80.1782	10.62	0.00	1884673	139.0	13.3	8.9	16.6



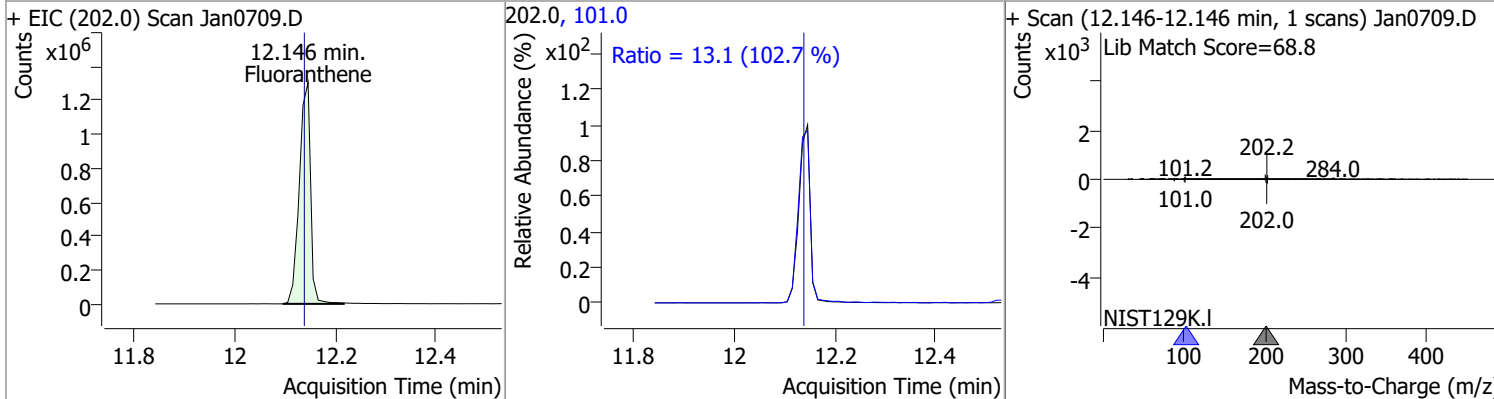
o-Terphenyl	76.0450	10.84	0.00	1079845	229.0	65.8	44.9	83.3
					215.0	37.9	25.6	47.5



Di-n-Butylphthalate	81.8396	11.22	0.00	1841013	150.0	9.3	6.4	11.9
					104.0	6.3	4.3	7.9

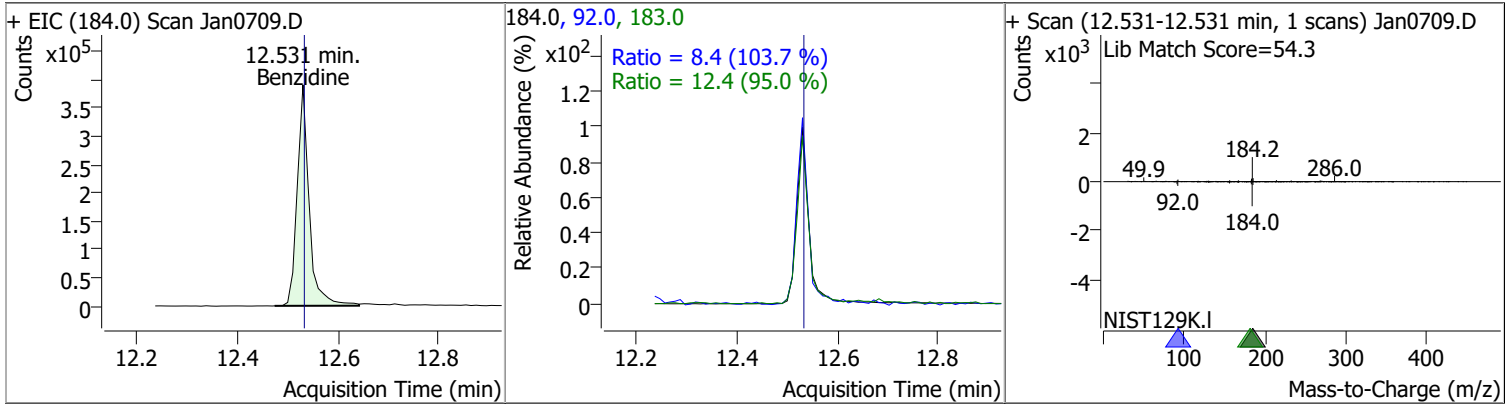


Fluoranthene	78.2893	12.15	0.01	2025466	101.0	13.1	8.9	16.6
--------------	---------	-------	------	---------	-------	------	-----	------

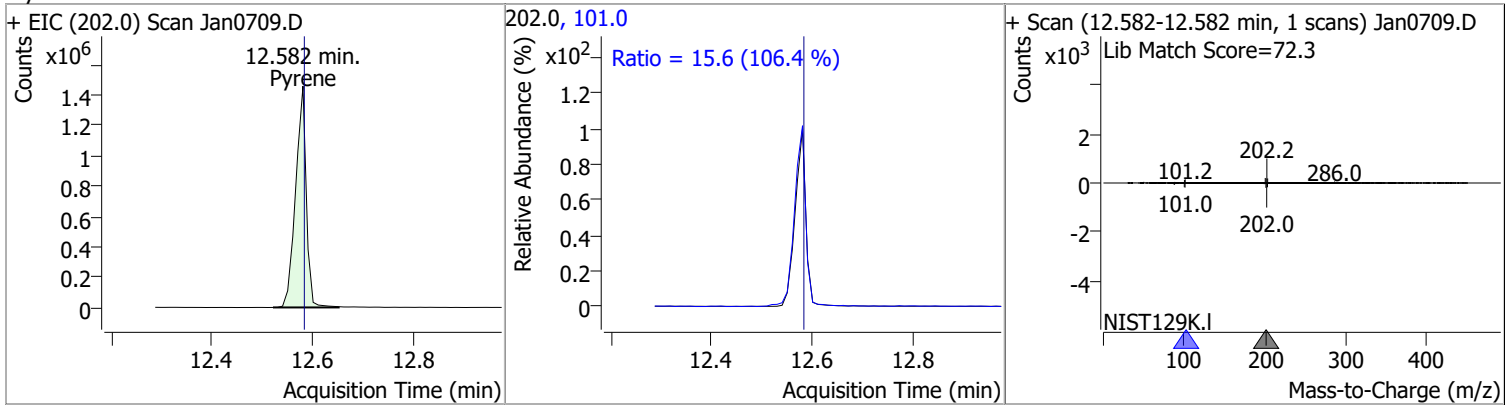


Quantitation Results Report (QT Reviewed)

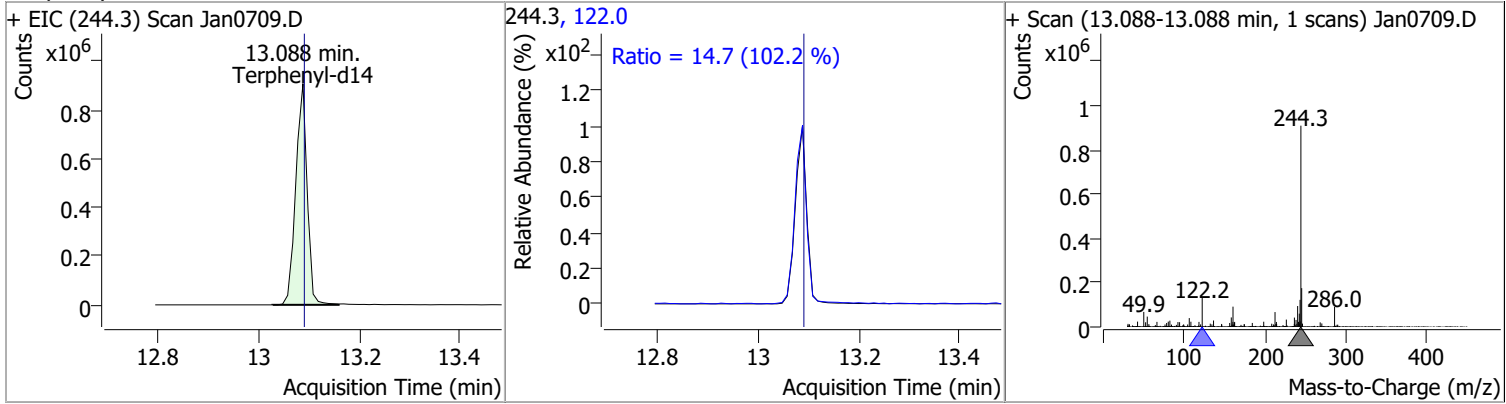
Compound	Conc.	RT	Dev(Min)	Resp.	QIon	QRatio	Lower	Upper
Benzidine	63.9580	12.53	0.00	642022	183.0	12.4	9.1	17.0
					92.0	8.4	5.7	10.5



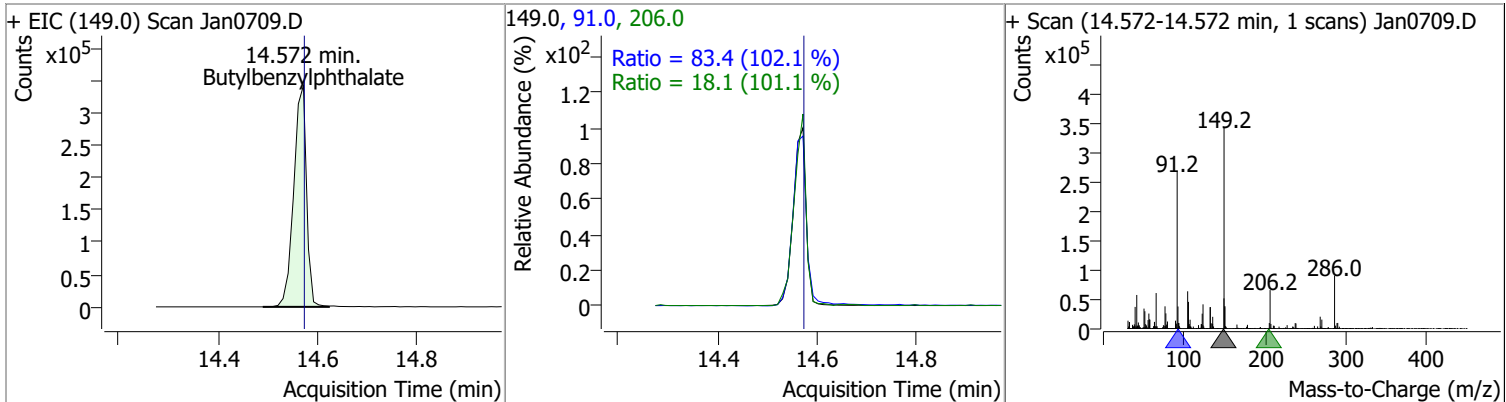
Compound	Conc.	RT	Dev(Min)	Resp.	QIon	QRatio	Lower	Upper
Pyrene	75.8167	12.58	0.00	2147560	101.0	15.6	10.2	19.0



Compound	Conc.	RT	Dev(Min)	Resp.	QIon	QRatio	Lower	Upper
Terphenyl-d14	75.9740	13.09	0.00	1424388	122.0	14.7	10.1	18.7

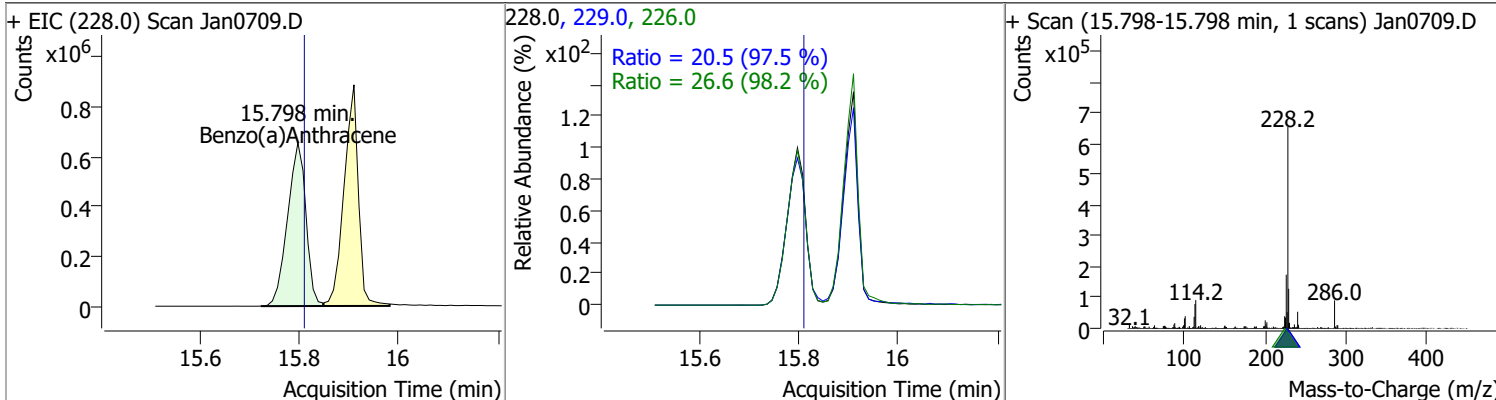


Compound	Conc.	RT	Dev(Min)	Resp.	QIon	QRatio	Lower	Upper
Butylbenzylphthalate	83.0166	14.57	0.01	608473	91.0	83.4	57.2	106.2
					206.0	18.1	12.6	23.3

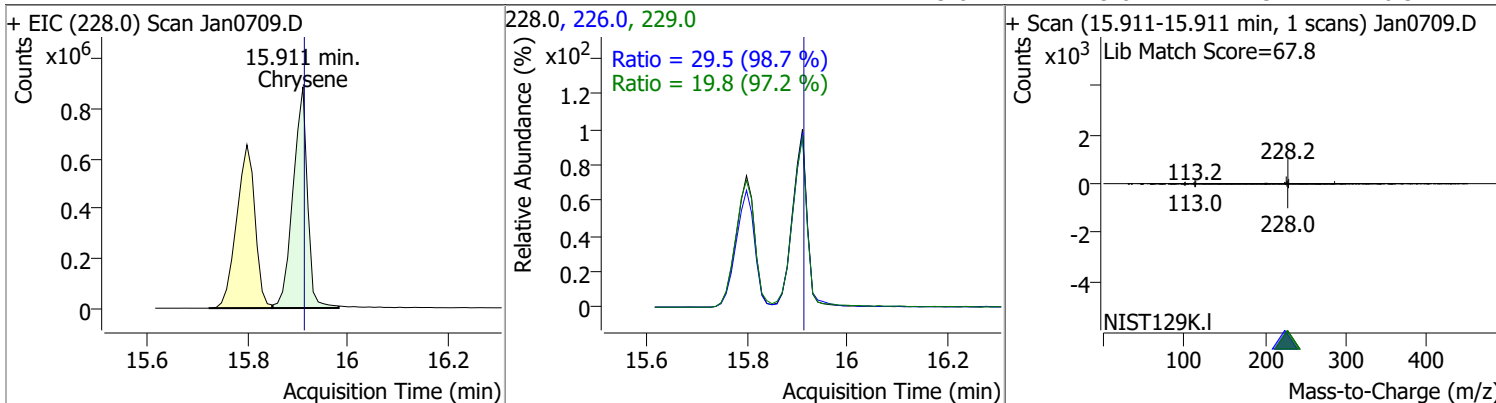


Quantitation Results Report (QT Reviewed)

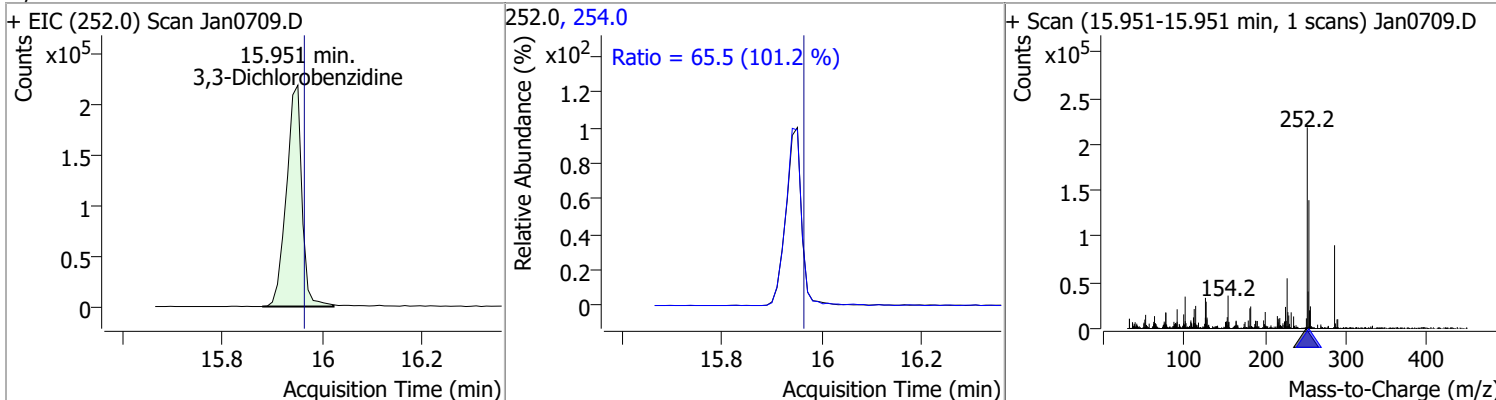
Compound	Conc.	RT	Dev(Min)	Resp.	QIon	QRatio	Lower	Upper
Benzo(a)Anthracene	84.0229	15.80	0.00	1670469	226.0	26.6	18.9	35.2
					229.0	20.5	14.7	27.3



Compound	Conc.	RT	Dev(Min)	Resp.	QIon	QRatio	Lower	Upper
Chrysene	81.4695	15.91	0.01	1773339	226.0	29.5	21.0	38.9
					229.0	19.8	14.3	26.5

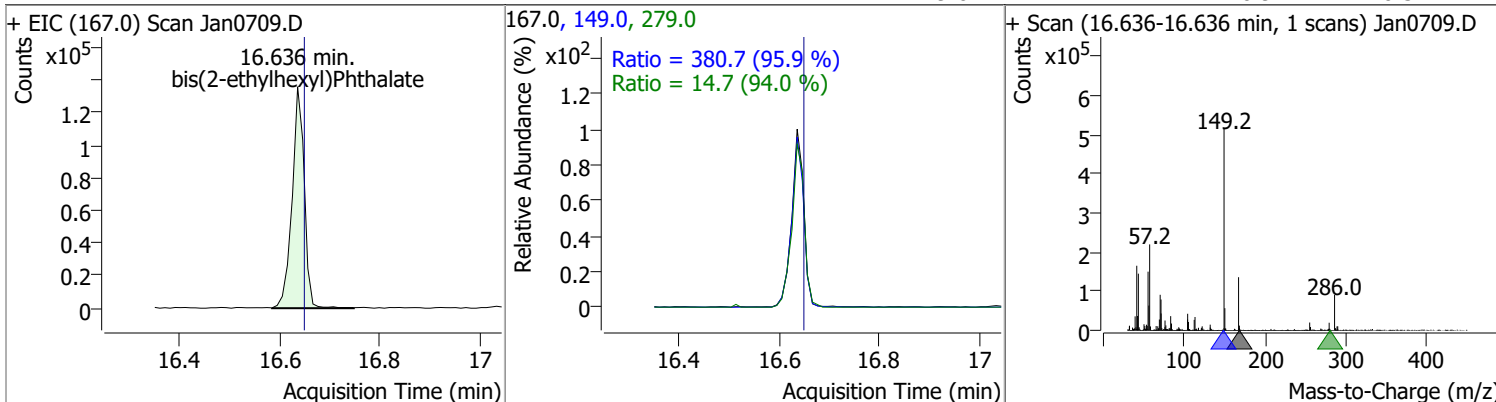


Compound	Conc.	RT	Dev(Min)	Resp.	QIon	QRatio	Lower	Upper
3,3-Dichlorobenzidine	70.2306	15.95	0.00	471587	254.0	65.5	45.3	84.1

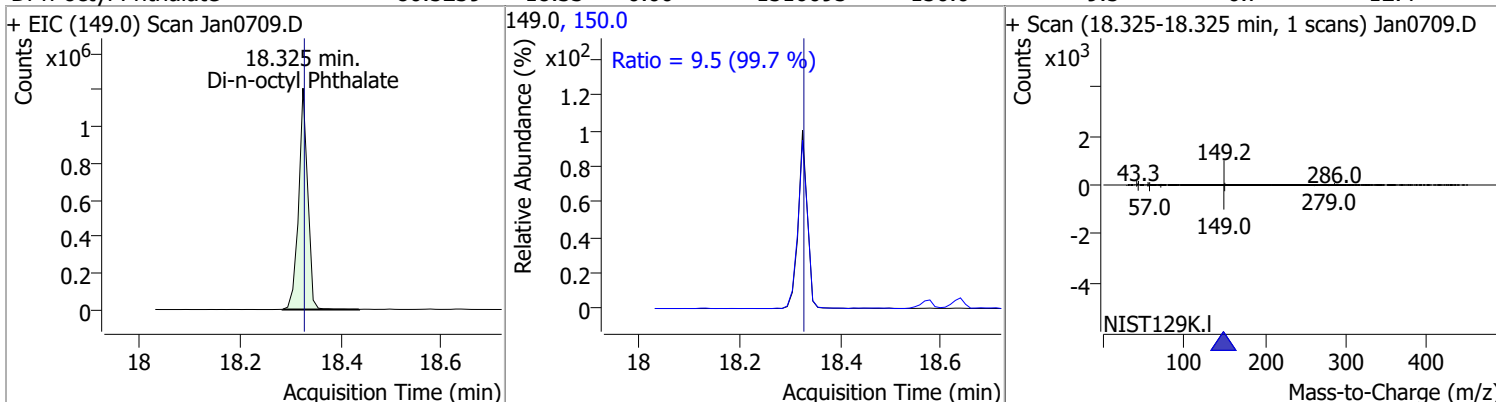


Quantitation Results Report (QT Reviewed)

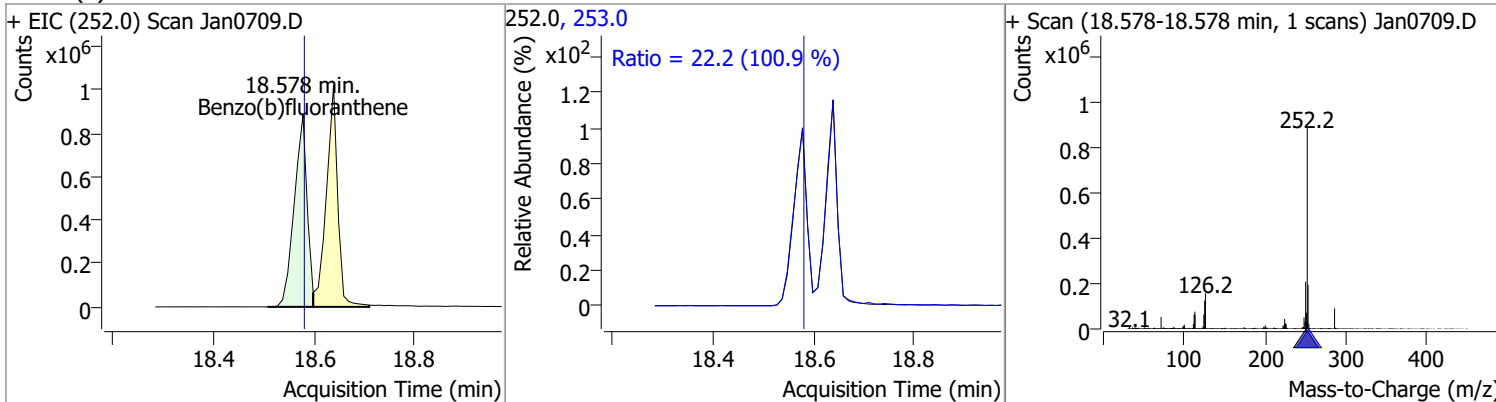
Compound	Conc.	RT	Dev(Min)	Resp.	QIon	QRatio	Lower	Upper
bis(2-ethylhexyl)Phthalate	87.6612	16.64	0.00	230110	149.0	380.7	278.0	516.2
					279.0	14.7	10.9	20.3



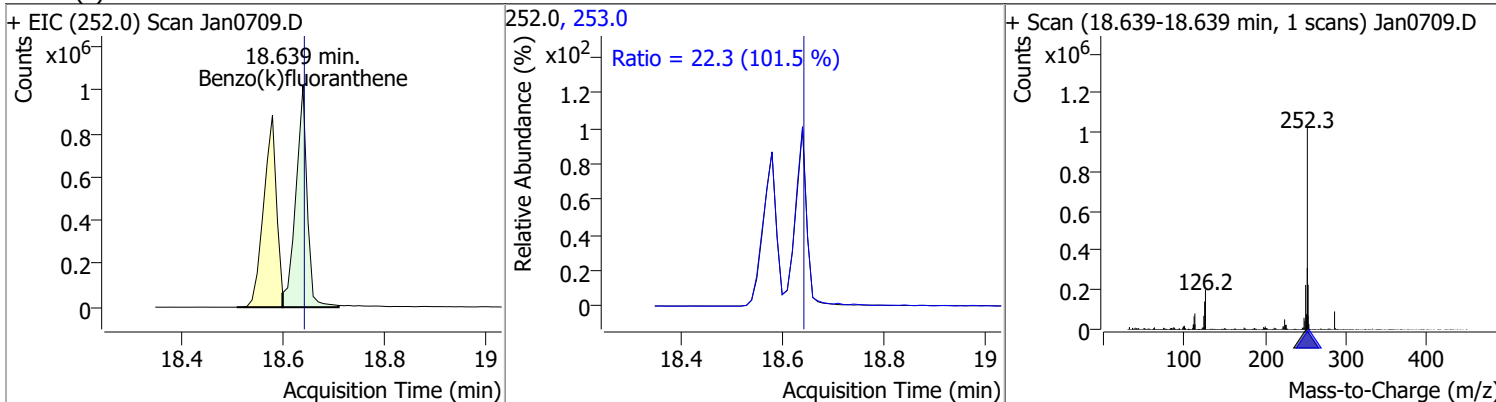
Compound	Conc.	RT	Dev(Min)	Resp.	QIon	QRatio	Lower	Upper
Di-n-octyl Phthalate	80.5239	18.33	0.00	1516095	150.0	9.5	6.7	12.4



Compound	Conc.	RT	Dev(Min)	Resp.	QIon	QRatio	Lower	Upper
Benzo(b)fluoranthene	77.5760	18.58	0.00	1567832	253.0	22.2	15.4	28.6

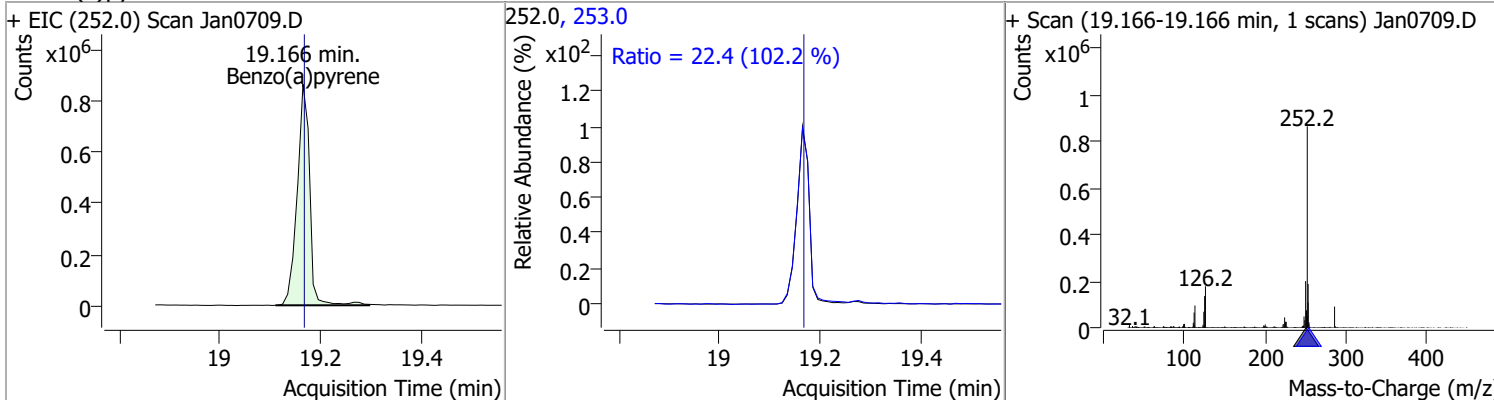


Compound	Conc.	RT	Dev(Min)	Resp.	QIon	QRatio	Lower	Upper
Benzo(k)fluoranthene	76.3773	18.64	0.00	1600318	253.0	22.3	15.3	28.5

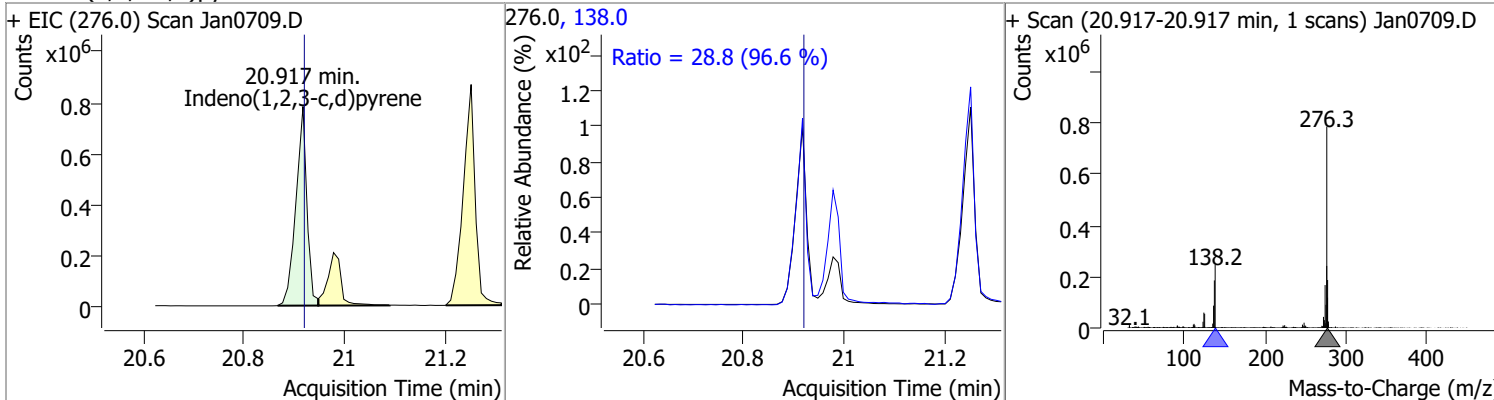


Quantitation Results Report (QT Reviewed)

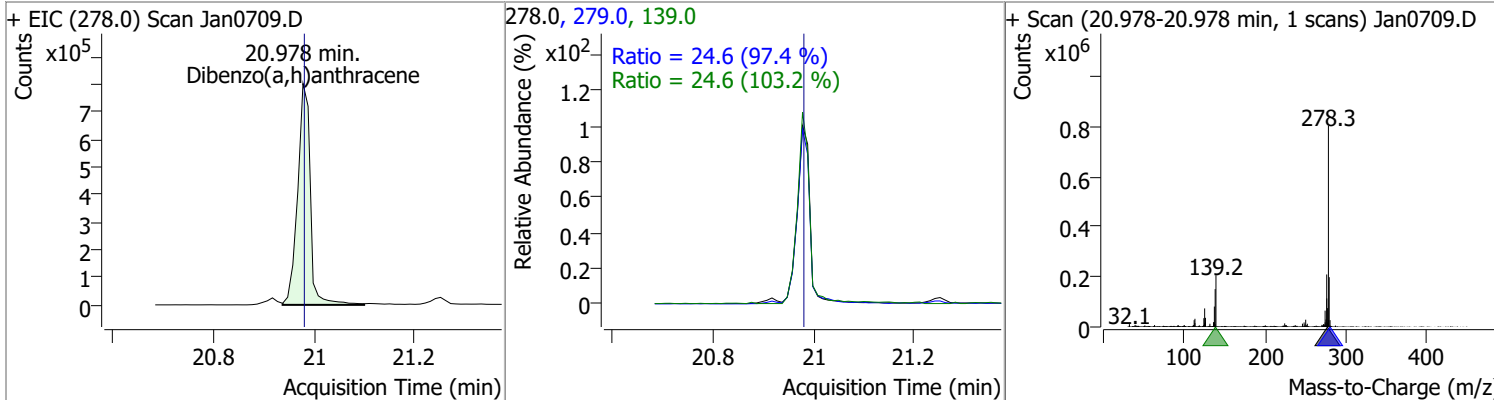
Compound	Conc.	RT	Dev(Min)	Resp.	QIon	QRatio	Lower	Upper
Benzo(a)pyrene	77.6379	19.17	0.00	1491295	253.0	22.4	15.4	28.6



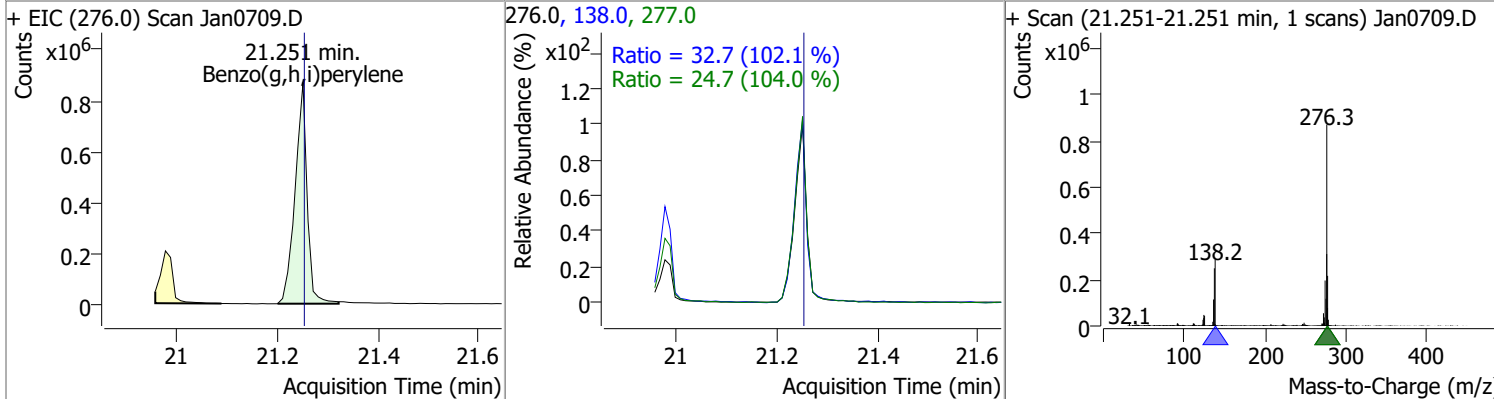
Compound	Conc.	RT	Dev(Min)	Resp.	QIon	QRatio	Lower	Upper
Indeno(1,2,3-c,d)pyrene	73.6839	20.92	0.00	1190988	138.0	28.8	20.9	38.8



Compound	Conc.	RT	Dev(Min)	Resp.	QIon	QRatio	Lower	Upper
Dibenzo(a,h)anthracene	80.1749	20.98	0.00	1406311	279.0	24.6	17.7	32.8
					139.0	24.6	16.7	31.0

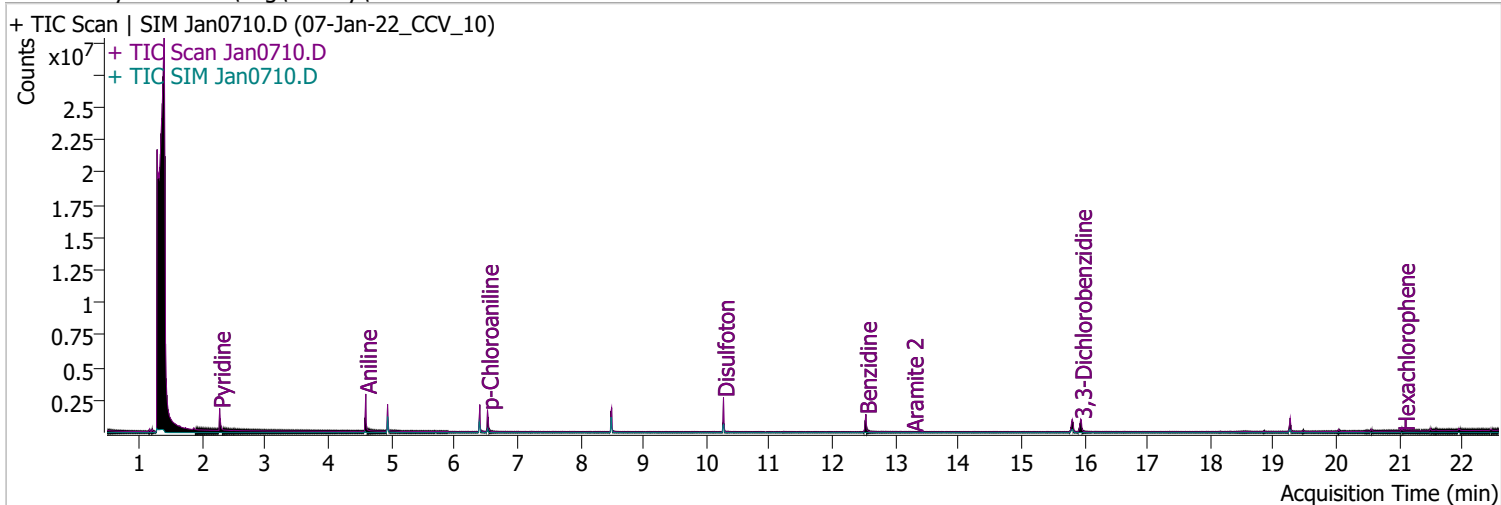


Compound	Conc.	RT	Dev(Min)	Resp.	QIon	QRatio	Lower	Upper
Benzo(g,h,i)perylene	75.9289	21.25	0.00	1438138	138.0	32.7	22.4	41.6
					277.0	24.7	16.6	30.9



Quantitation Results Report (QT Reviewed)

Data File	Jan0710.D	Operator	LIMS import
Acq. Method	BNA+SIM.M	Acq. Date-Time	1/7/2022 5:22:06 PM
Sample Name	07-Jan-22_CCV_10	Instrument	Instrument #1
Vial	10	Multiplier	1.00
DA Method File		Comment	SVOC-8270-W-LARGO
Tune File	dftppdsm.u	Tune Date	1/7/2022 12:13:00 PM
Batch Name	010722 DoD BNA cal 1.batch.bin	Last Calib Update	1/11/2022 8:55:14 AM
Ref Library	D:\Org\Library\NIST129K.I		



Compound	RT	QIon	Resp.	Conc.	Units	Dev(Min)
----------	----	------	-------	-------	-------	----------

Internal Standards

System Monitoring Compounds

S 2-Fluorophenol	0.000		0	N.D.		
Spiked Amount: 200.000	Range: 10.0 - 75.0%			Recovery = NA%		
S Phenol-d5	0.000		0	N.D.		
Spiked Amount: 200.000	Range: 10.0 - 65.0%			Recovery = NA%		
S Nitrobenzene-d5	0.000		0	N.D.		
Spiked Amount: 100.000	Range: 32.0 - 94.0%			Recovery = NA%		
S 2-Fluorobiphenyl	0.000		0	N.D.		
Spiked Amount: 100.000	Range: 28.0 - 107.0%			Recovery = NA%		
S 2,4,6-Tribromophenol	0.000		0	N.D.		
Spiked Amount: 200.000	Range: 25.0 - 140.0%			Recovery = NA%		
S Terphenyl-d14	0.000		0	N.D.		
Spiked Amount: 100.000	Range: 32.0 - 122.0%			Recovery = NA%		

Target Compounds

Compound	RT	QIon	Resp.	Conc.	Units	Dev(Min)	QValue
T N-Nitrosodimethylamine	0.000		0	N.D.			
T Pyridine	2.274	79.0	534318	79.5233	µg/L	m	97
T Aniline	4.593	93.0	953743	78.6242	µg/L		99
T Phenol	4.593	94.0	0		µg/L	md	1
T bis(-2-Chloroethyl)Ether	4.593	63.0	0		µg/L	md	1
T 2-Chlorophenol	0.000		0	N.D.			
T 1,3-Dichlorobenzene	0.000		0	N.D.			
T 1,4-Dichlorobenzene	0.000		0	N.D.			
T 1,2-Dichlorobenzene	0.000		0	N.D.			
T Benzyl Alcohol	0.000		0	N.D.			
T bis(2-chloroisopropyl)Ether	0.000		0	N.D.			
T 2-Methylphenol	0.000		0	N.D.			
T N-nitroso-Di-n-propylamine	0.000		0	N.D.			
T 4Methylphenol/3Methylphenol	0.000		0	N.D.			
T Hexachloroethane	0.000		0	N.D.			

Quantitation Results Report (QT Reviewed)

Compound	RT	QIon	Resp.	Conc.	Units	Dev(Min)
T Nitrobenzene	0.000		0	N.D.		
T Isophorone	0.000		0	N.D.		
T 2-Nitrophenol	0.000		0	N.D.		
T 2,4-Dimethylphenol	0.000		0	N.D.		
T bis(-2-Chloroethoxy)Methane	6.526	93.0	0		µg/L md	1
T Benzoic Acid	0.000		0	N.D.		
T 2,4-Dichlorophenol	0.000		0	N.D.		
T 1,2,4-Trichlorobenzene	0.000		0	N.D.		
T Naphthalene	0.000		0	N.D.		
T 4-Chlorophenol	6.526	130.0	0		µg/L md	1
T p-Chloroaniline	6.526	127.0	599172	76.8727	µg/L	94
T Hexachlorobutadiene	0.000		0	N.D.		
T 4-Chloro-2-Methylphenol	0.000		0	N.D.		
T 4-Chloro-3-Methylphenol	0.000		0	N.D.		
T 2-Methylnaphthalene	0.000		0	N.D.		
T 1-Methylnaphthalene	0.000		0	N.D.		
T Hexachlorocyclopentadiene	0.000		0	N.D.		
T 2,4,6-Trichlorophenol	0.000		0	N.D.		
T 2,4,5-Trichlorophenol	0.000		0	N.D.		
T 2-Chloronaphthalene	0.000		0	N.D.		
T 2-Nitroaniline	0.000		0	N.D.		
T Dimethyl Phthalate	8.497	163.0	0		µg/L md	1
T 2,6-Dinitrotoluene	8.497	165.0	0		µg/L md	1
T Acenaphthylene	0.000		0	N.D.		
T 3-Nitroaniline	0.000		0	N.D.		
T Acenaphthene	0.000		0	N.D.		
T 2,4-Dinitrophenol	0.000		0	N.D.		
T Dibenzofuran	0.000		0	N.D.		
T 2,4-Dinitrotoluene	0.000		0	N.D.		
T 4-Nitrophenol	0.000		0	N.D.		
T Diethylphthalate	0.000		0	N.D.		
T Fluorene	0.000		0	N.D.		
T 4-Chlorophenyl-phenylether	0.000		0	N.D.		
T 4-Nitroaniline	0.000		0	N.D.		
T 4,6-Dinitro-2-methylphenol	0.000		0	N.D.		
T N-nitrosodiphenylamine	0.000		0	N.D.		
T Azobenzene	0.000		0	N.D.		
T 4-Bromophenyl-phenylether	0.000		0	N.D.		
T Hexachlorobenzene	0.000		0	N.D.		
T Pentachlorophenol	0.000		0	N.D.		
T Phenanthrene	0.000		0	N.D.		
T Anthracene	0.000		0	N.D.		
T Triallate	0.000		0	N.D.		
T Carbazole	0.000		0	N.D.		
T o-Terphenyl	0.000		0	N.D.		
T Di-n-Butylphthalate	0.000		0	N.D.		
T Fluoranthene	0.000		0	N.D.		
T Benzidine	12.531	184.0	824993	96.2709	µg/L	97
T Pyrene	0.000		0	N.D.		
T Butylbenzylphthalate	0.000		0	N.D.		
T Benzo(a)Anthracene	0.000		0	N.D.		
T Chrysene	0.000		0	N.D.		
T 3,3-Dichlorobenzidine	15.941	252.0	434843	74.9767	µg/L	98
T bis(2-ethylhexyl)Phthalate	0.000		0	N.D.		
T Di-n-octyl Phthalate	0.000		0	N.D.		

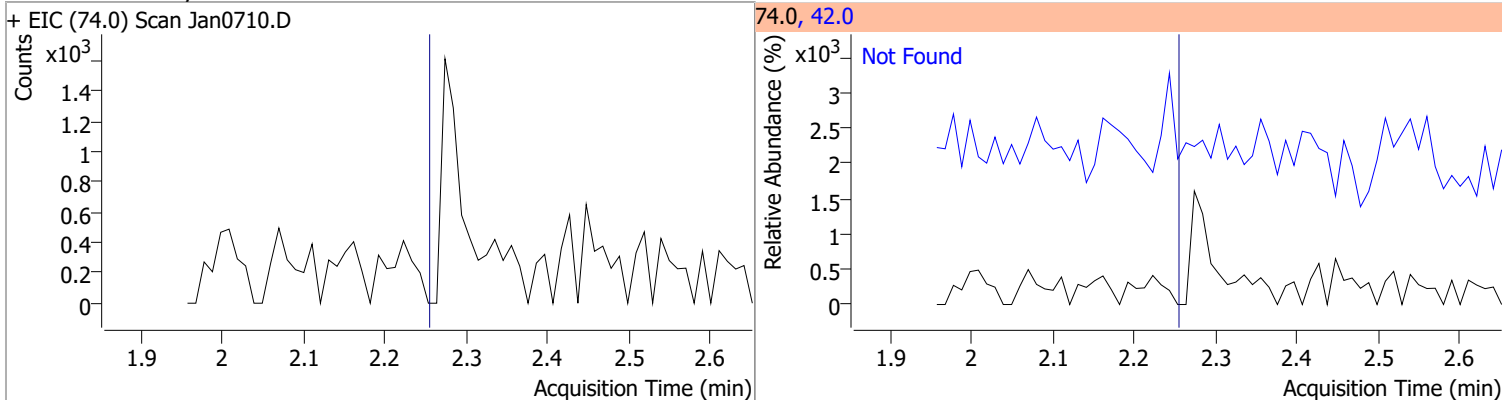
Quantitation Results Report (QT Reviewed)

Compound	RT	QIon	Resp.	Conc.	Units	Dev(Min)
T Benzo(b)fluoranthene	0.000		0	N.D.		
T Benzo(k)fluoranthene	0.000		0	N.D.		
T Benzo(a)pyrene	0.000		0	N.D.		
T Indeno(1,2,3-c,d)pyrene	0.000		0	N.D.		
T Dibenzo(a,h)anthracene	0.000		0	N.D.		
T Benzo(g,h,i)perylene	0.000		0	N.D.		

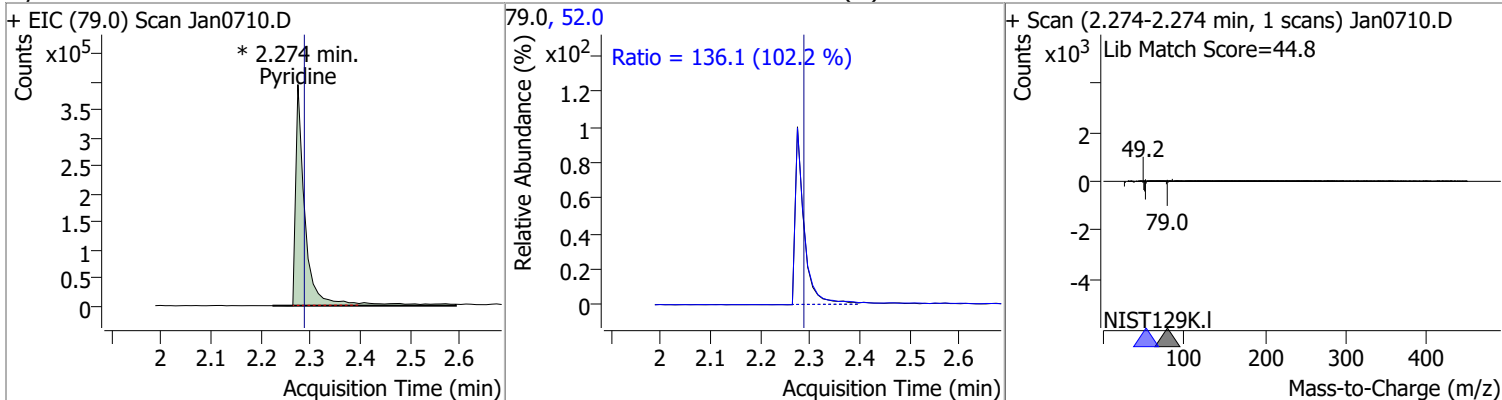
(#) = Qualifier Out of Range; (m) = Manual Integration; (+) = Area Summed; (*) = Surrogate Percent Recovery Out of Range; (d): Zeroed Peak

Quantitation Results Report (QT Reviewed)

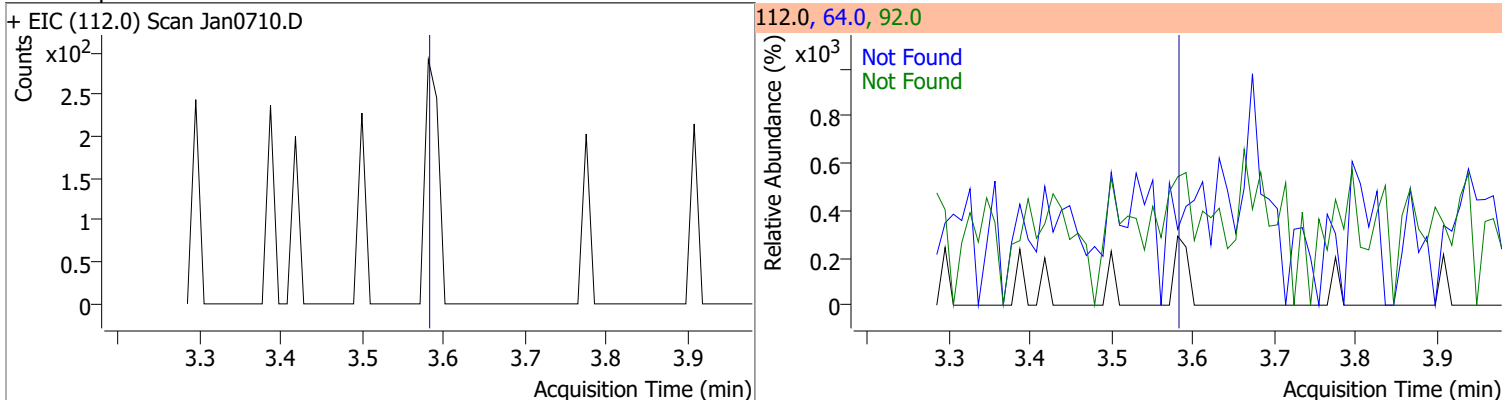
Compound	Conc.	Exp RT	QIon	Exp Ratio
N-Nitrosodimethylamine	N.D.	2.25	42.0	177.0



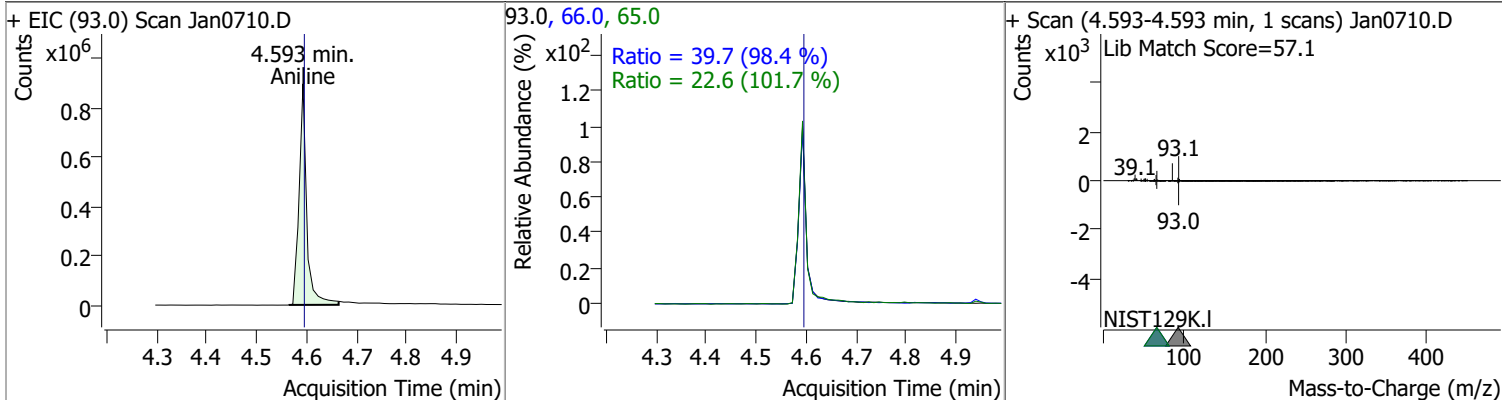
Compound	Conc.	RT	Dev(Min)	Resp.	QIon	QRatio	Lower	Upper
Pyridine	79.5233	2.27	-0.01	534318 (m)	52.0	136.1	93.2	173.0



Compound	Conc.	Exp RT	QIon	Exp Ratio	QIon	Exp Ratio
2-Fluorophenol	N.D.	3.58	64.0	65.0	92.0	20.1

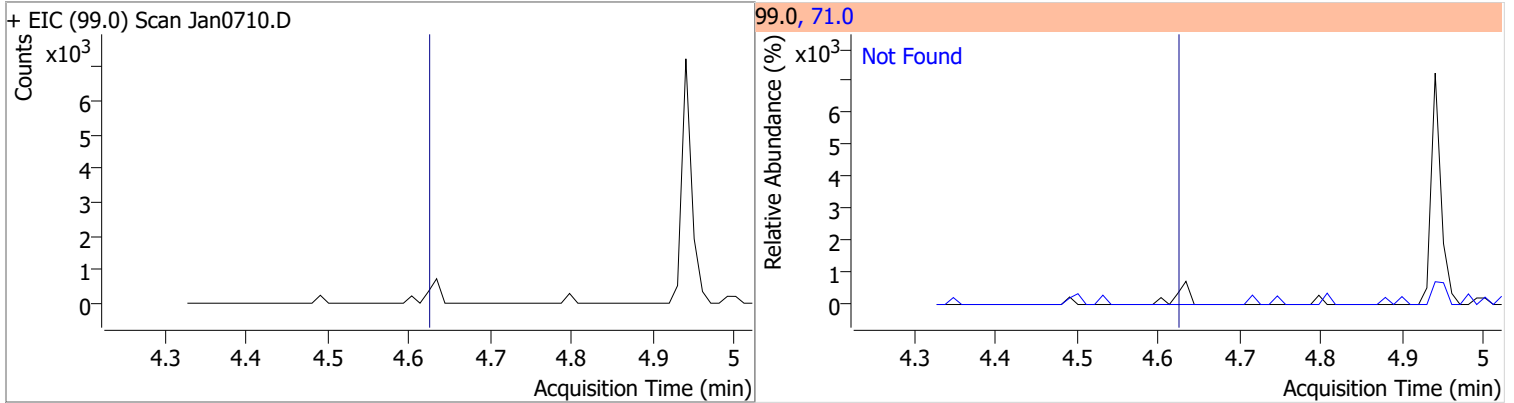


Compound	Conc.	RT	Dev(Min)	Resp.	QIon	QRatio	Lower	Upper
Aniline	78.6242	4.59	0.00	953743	66.0	39.7	28.3	52.5
					65.0	22.6	15.6	28.9

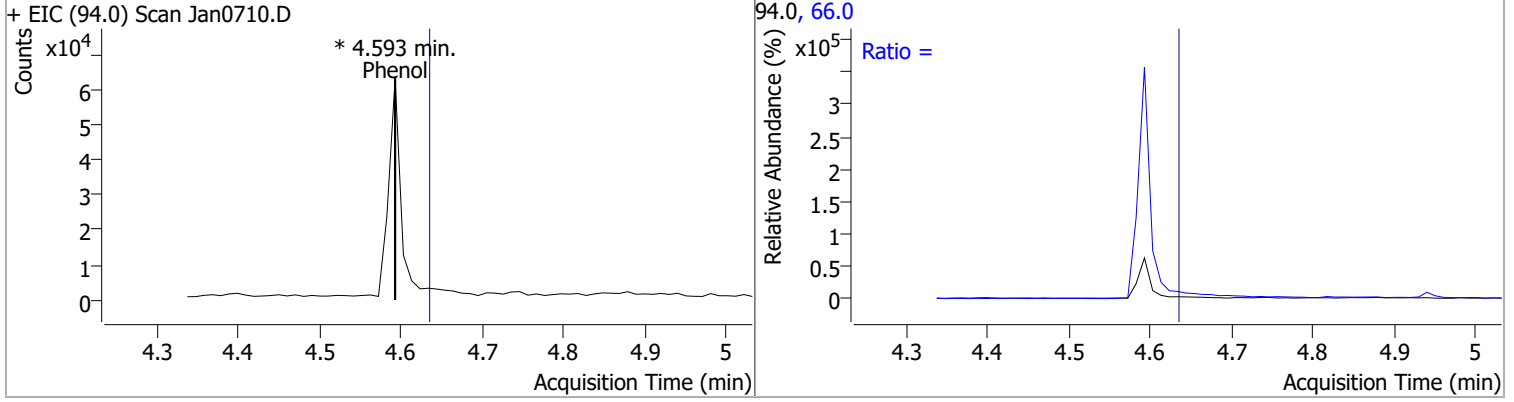


Quantitation Results Report (QT Reviewed)

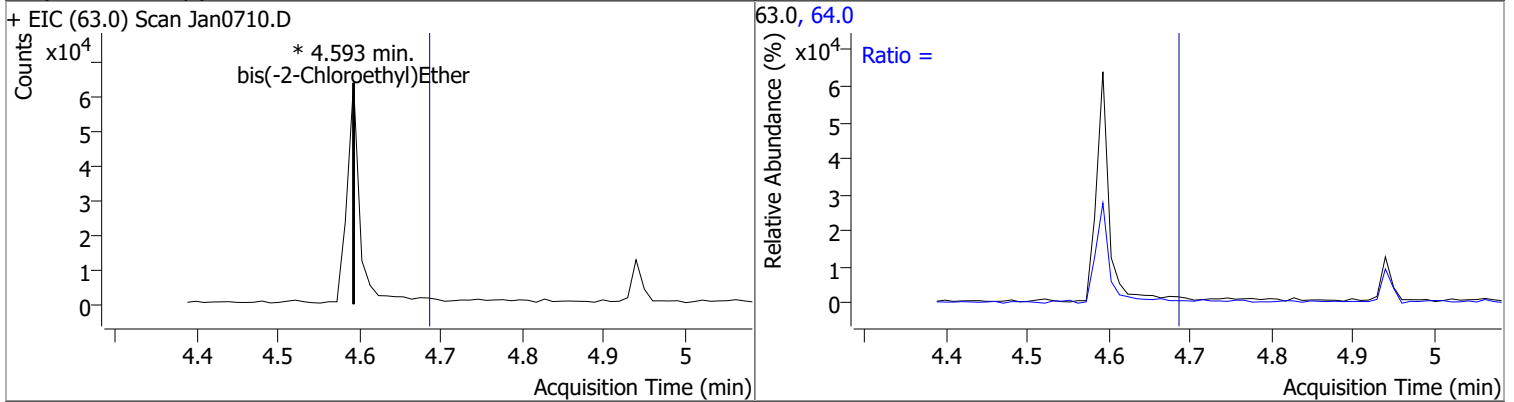
Compound	Conc.	Exp RT	QIon	Exp Ratio
Phenol-d5	N.D.	4.62	71.0	31.9



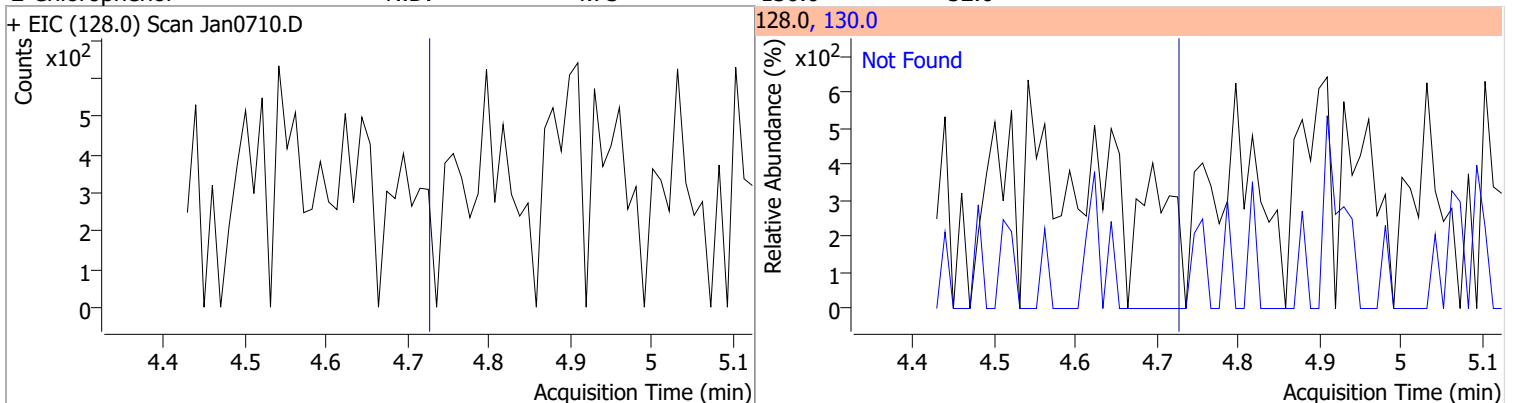
Compound	Conc.	RT	Dev(Min)	Resp.	QIon	QRatio	Lower	Upper
Phenol		0		0	66.0		31.3	58.2



Compound	Conc.	RT	Dev(Min)	Resp.	QIon	QRatio	Lower	Upper
bis(-2-Chloroethyl)Ether		0		0	64.0		2.3	4.3

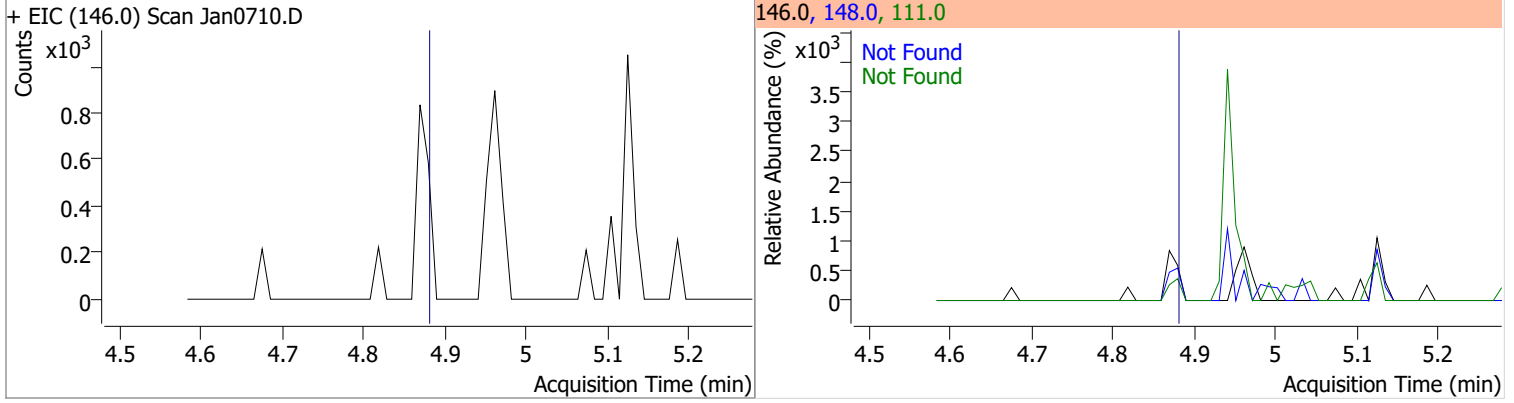


Compound	Conc.	Exp RT	QIon	Exp Ratio
2-Chlorophenol	N.D.	4.73	130.0	32.0

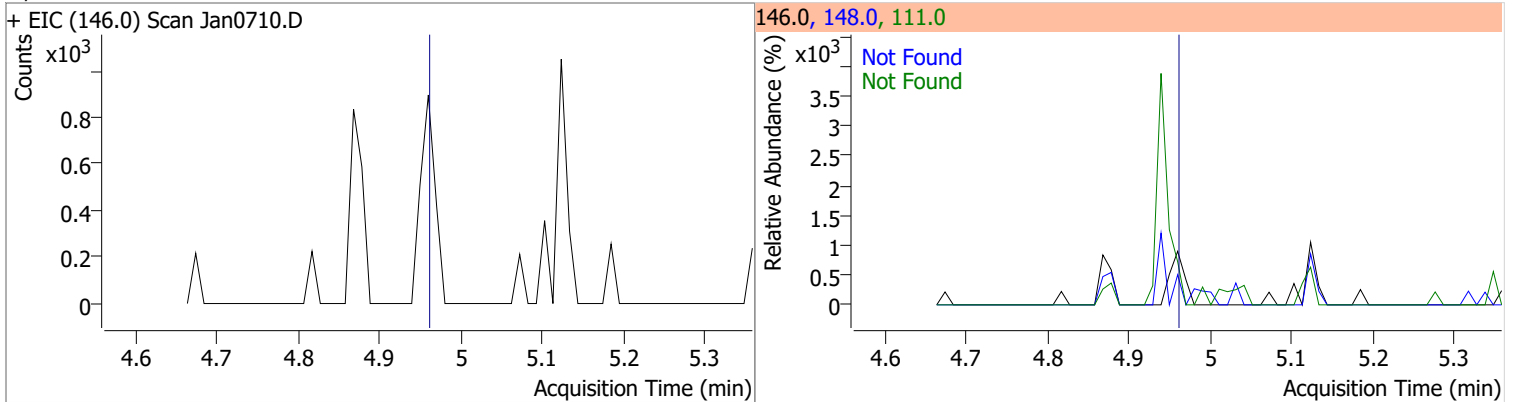


Quantitation Results Report (QT Reviewed)

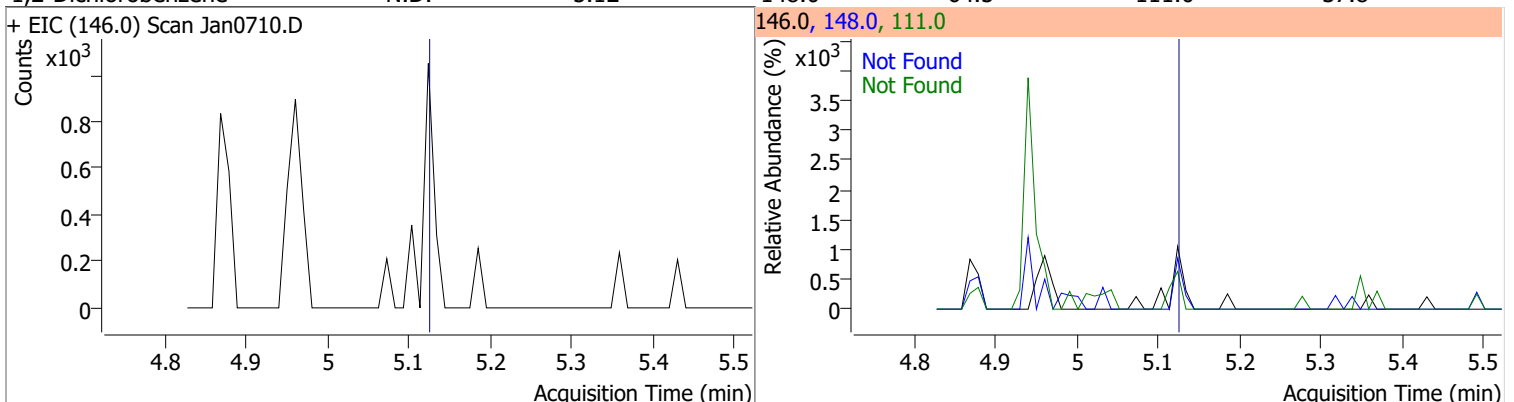
Compound	Conc.	Exp RT	QIon	Exp Ratio	QIon	Exp Ratio
1,3-Dichlorobenzene	N.D.	4.88	148.0	62.6	111.0	35.4



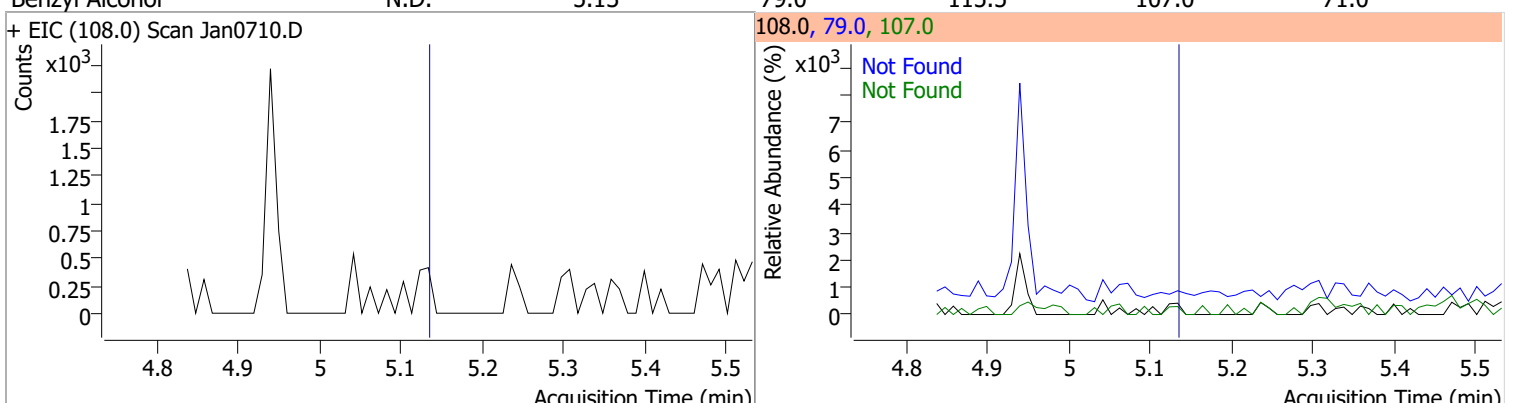
Compound	Conc.	Exp RT	QIon	Exp Ratio	QIon	Exp Ratio
1,4-Dichlorobenzene	N.D.	4.96	148.0	64.4	111.0	35.2



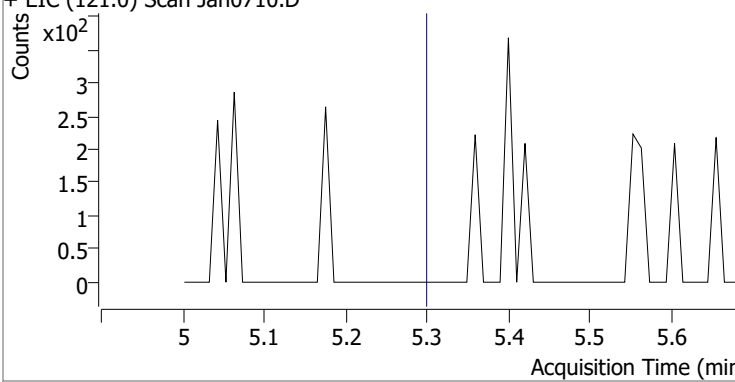
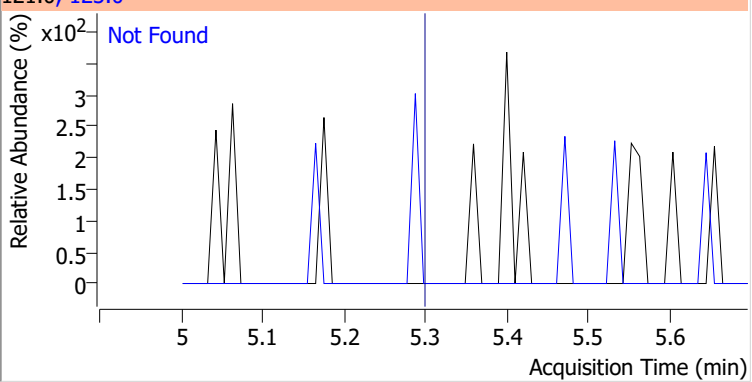
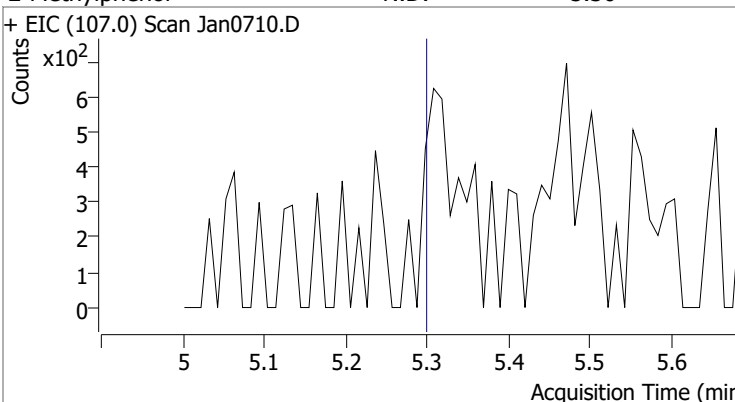
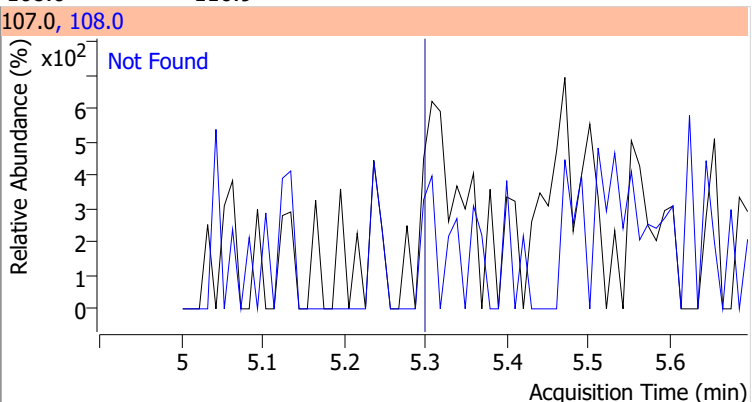
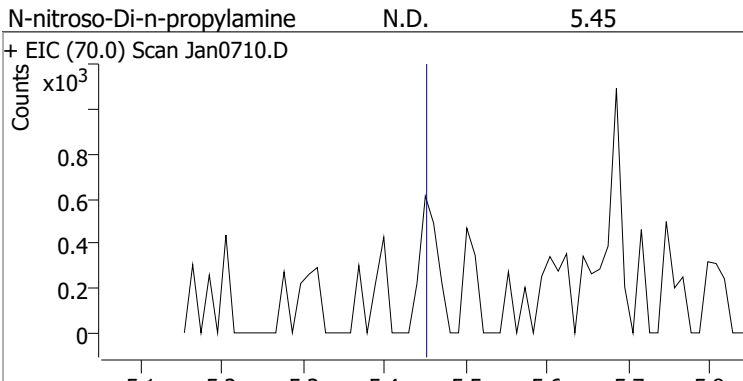
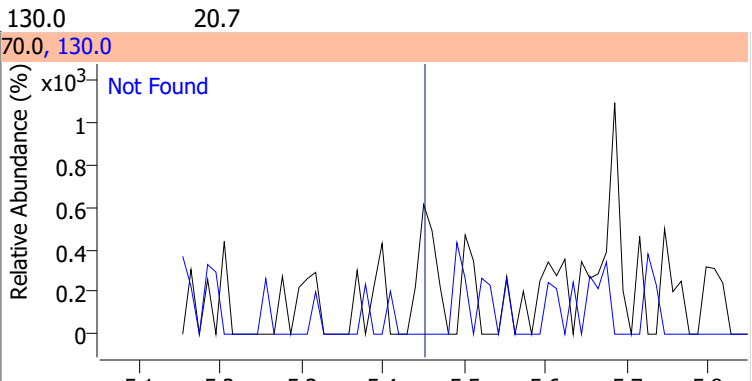
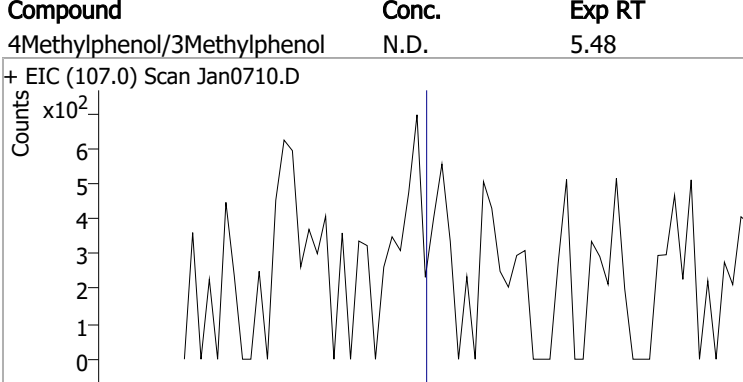
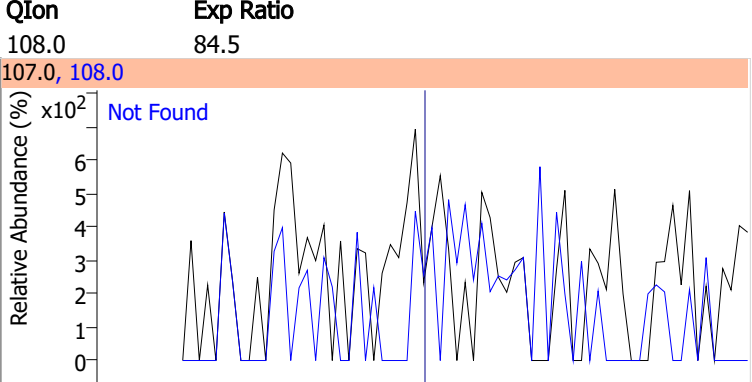
Compound	Conc.	Exp RT	QIon	Exp Ratio	QIon	Exp Ratio
1,2-Dichlorobenzene	N.D.	5.12	148.0	64.5	111.0	37.8



Compound	Conc.	Exp RT	QIon	Exp Ratio	QIon	Exp Ratio
Benzyl Alcohol	N.D.	5.13	79.0	115.5	107.0	71.0

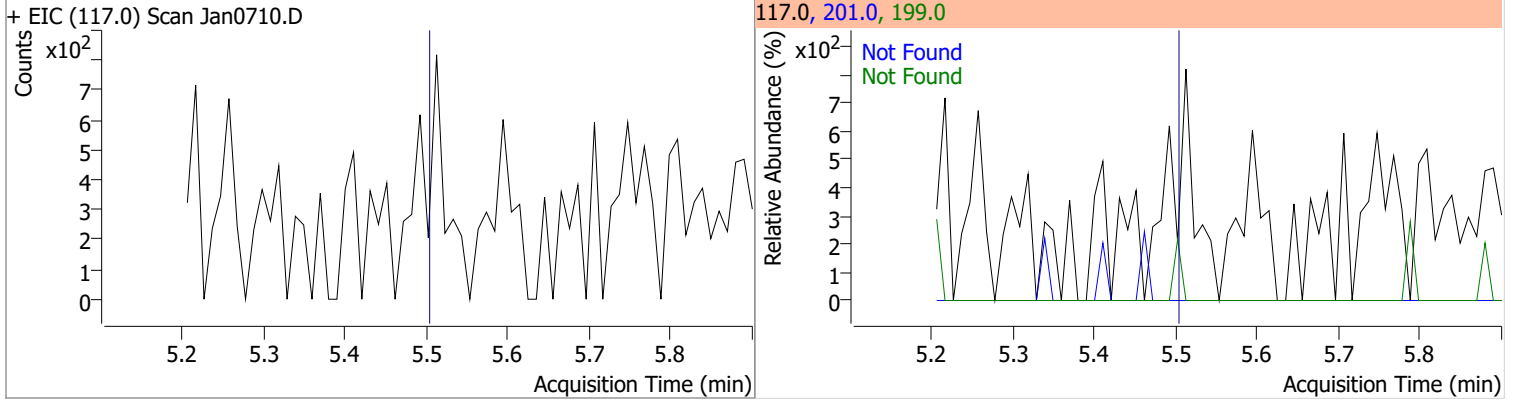


Quantitation Results Report (QT Reviewed)

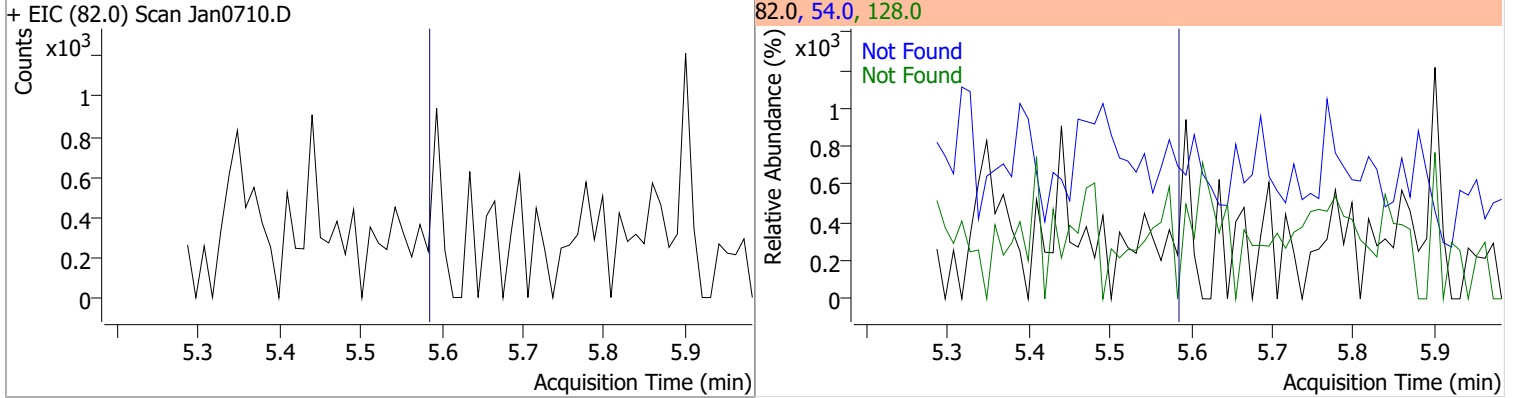
Compound	Conc.	Exp RT	QIon	Exp Ratio
bis(2-chloroisopropyl)Ether	N.D.	5.30	123.0	32.2
+ EIC (121.0) Scan Jan0710.D			121.0, 123.0	
				
2-Methylphenol	N.D.	5.30	108.0	116.9
+ EIC (107.0) Scan Jan0710.D			107.0, 108.0	
				
N-nitroso-Di-n-propylamine	N.D.	5.45	130.0	20.7
+ EIC (70.0) Scan Jan0710.D			70.0, 130.0	
				
4Methylphenol/3Methylphenol	N.D.	5.48	108.0	84.5
+ EIC (107.0) Scan Jan0710.D			107.0, 108.0	
				

Quantitation Results Report (QT Reviewed)

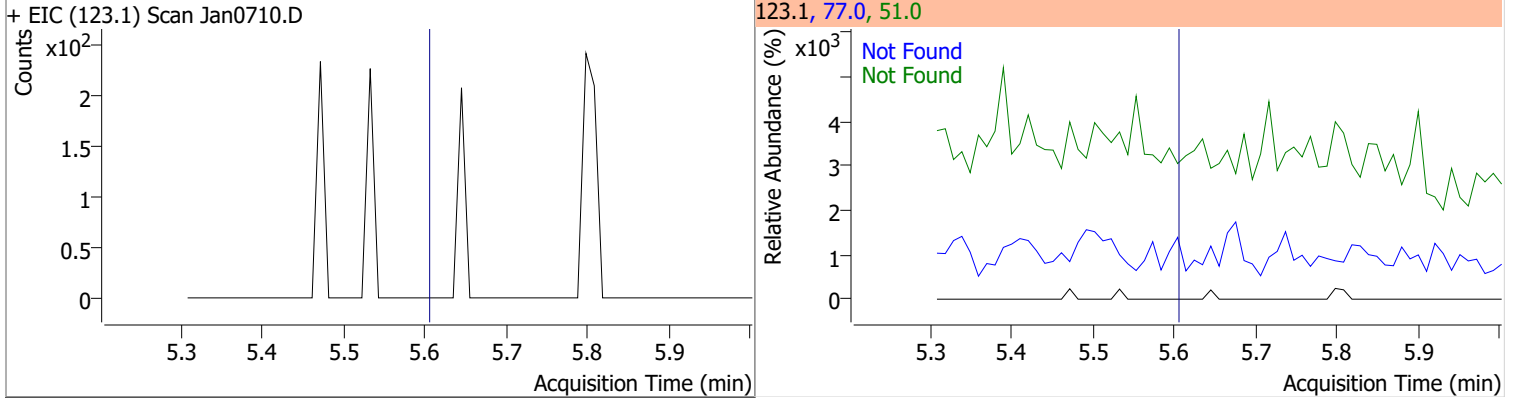
Compound	Conc.	Exp RT	QIon	Exp Ratio	QIon	Exp Ratio
Hexachloroethane	N.D.	5.50	201.0	93.2	199.0	57.2



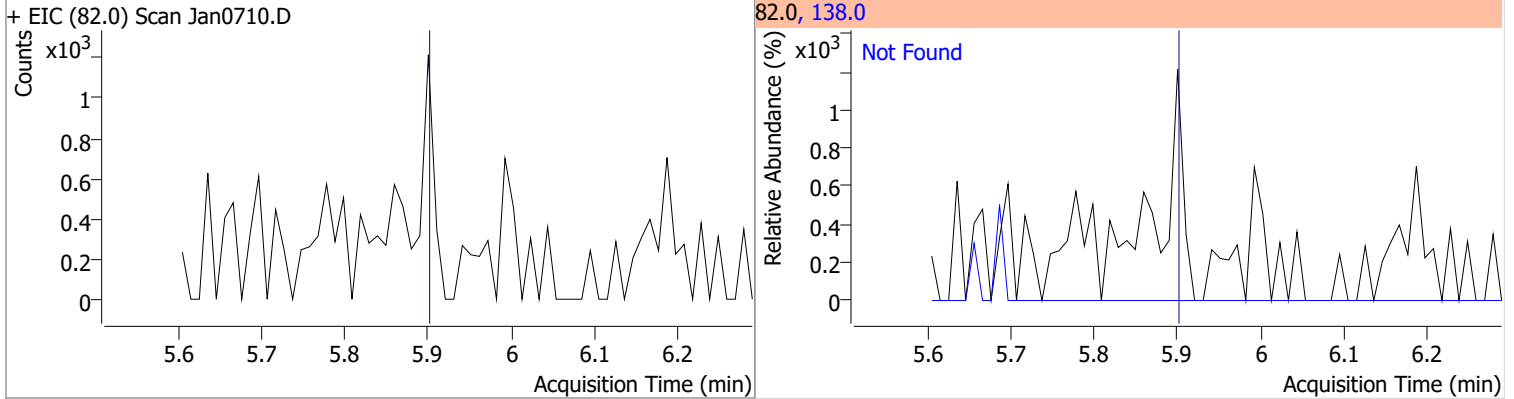
Compound	Conc.	Exp RT	QIon	Exp Ratio	QIon	Exp Ratio
Nitrobenzene-d5	N.D.	5.58	54.0	97.4	128.0	50.3



Compound	Conc.	Exp RT	QIon	Exp Ratio	QIon	Exp Ratio
Nitrobenzene	N.D.	5.60	77.0	186.4	51.0	186.0

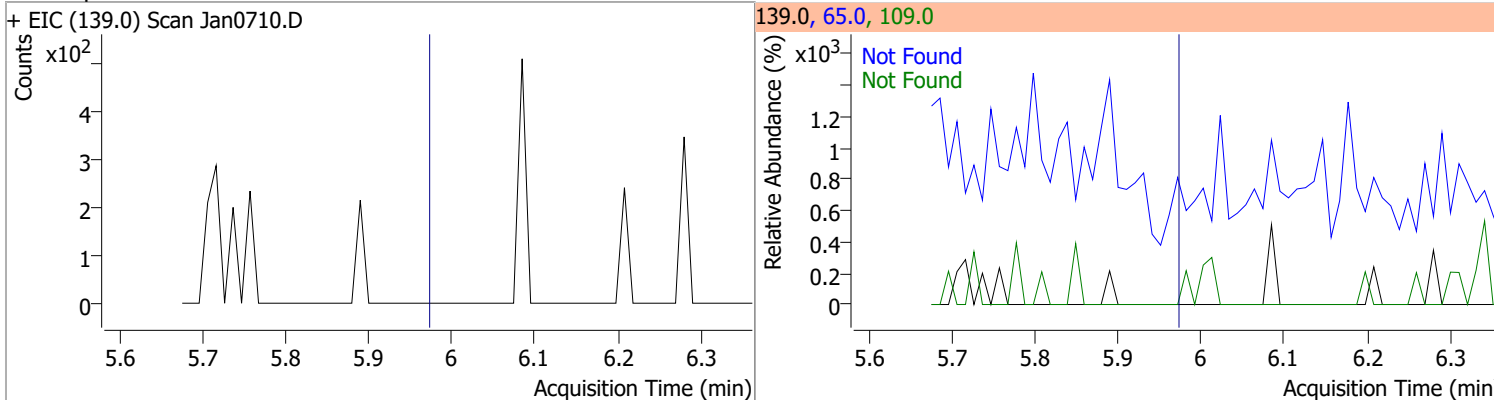


Compound	Conc.	Exp RT	QIon	Exp Ratio
Isophorone	N.D.	5.90	138.0	20.3

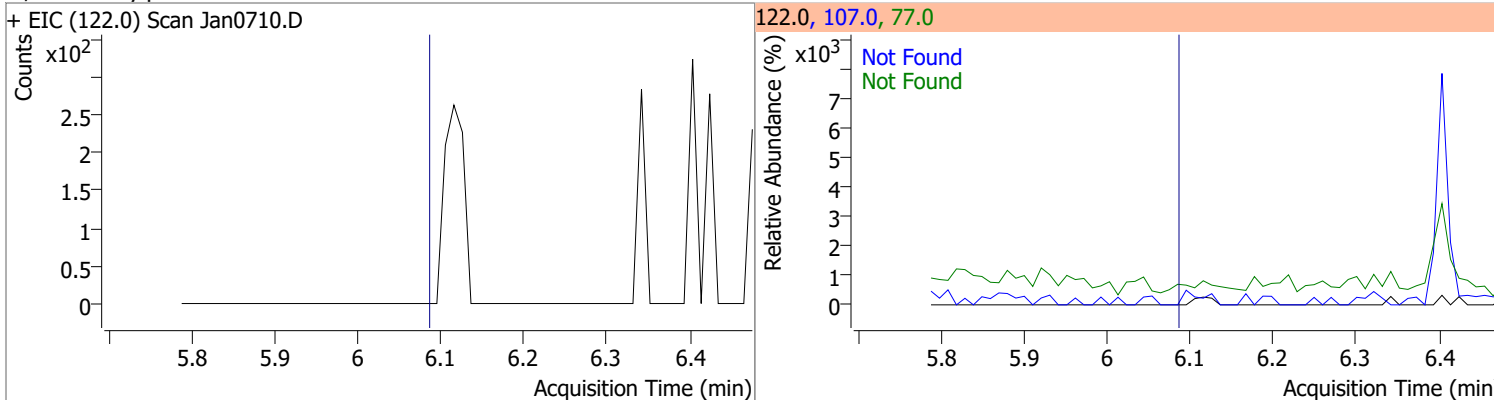


Quantitation Results Report (QT Reviewed)

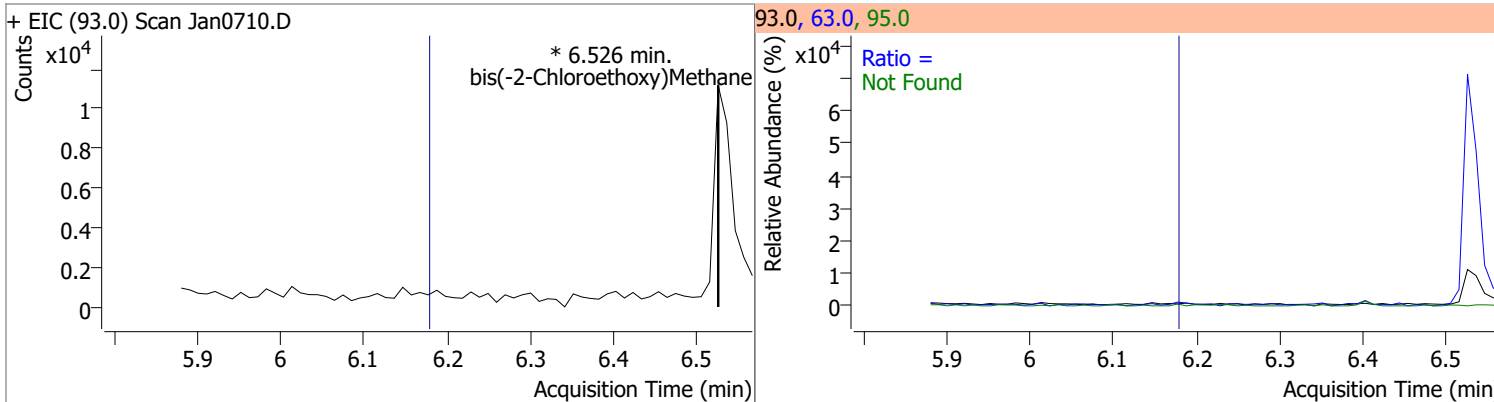
Compound	Conc.	Exp RT	QIon	Exp Ratio	QIon	Exp Ratio
2-Nitrophenol	N.D.	5.97	65.0	51.2	109.0	34.5



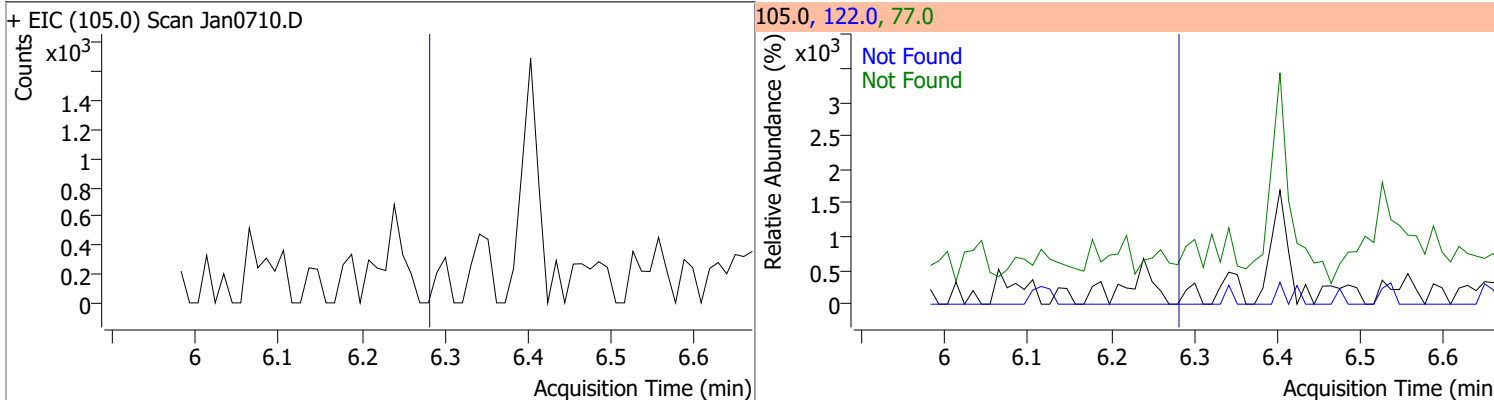
Compound	Conc.	Exp RT	QIon	Exp Ratio	QIon	Exp Ratio
2,4-Dimethylphenol	N.D.	6.08	107.0	106.6	77.0	30.1



Compound	Conc.	RT	Dev(Min)	Resp.	QIon	QRatio	Lower	Upper
bis(-2-Chloroethoxy)Methane		0		0	63.0		64.0	118.8
					95.0		22.0	40.8

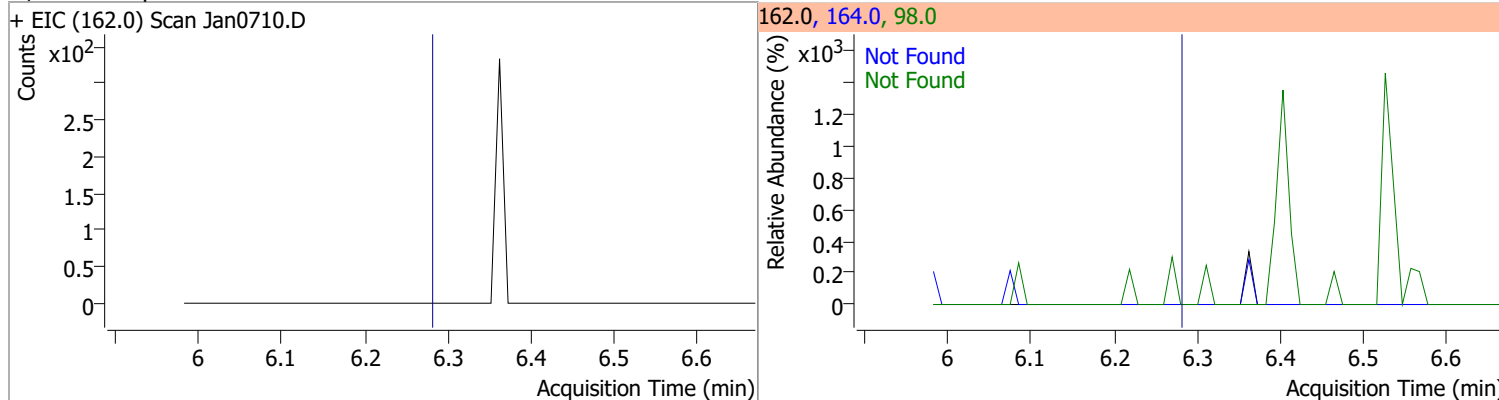


Compound	Conc.	Exp RT	QIon	Exp Ratio	QIon	Exp Ratio
Benzoic Acid	N.D.	6.28	122.0	88.1	77.0	74.0

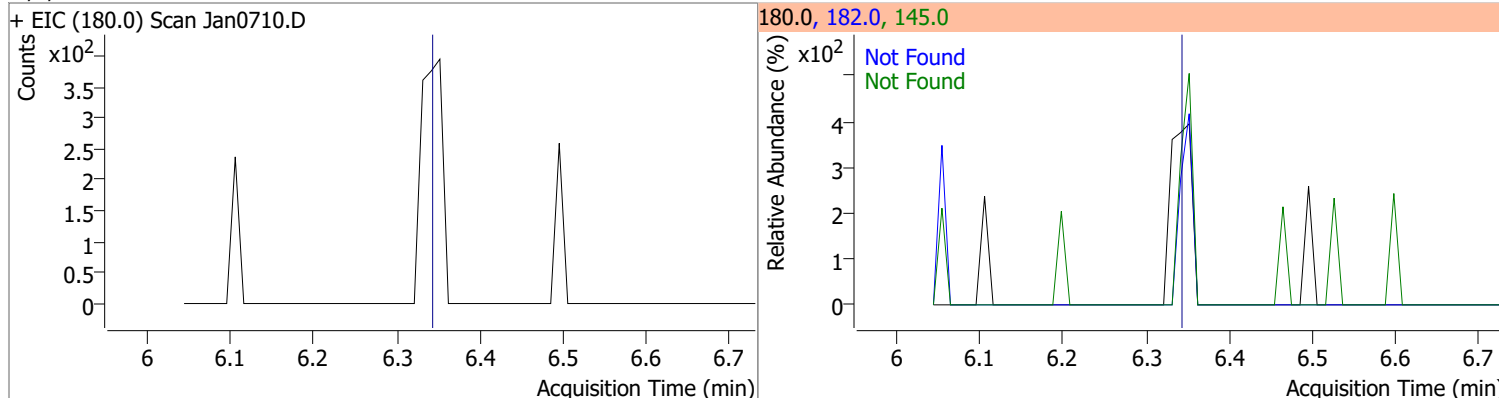


Quantitation Results Report (QT Reviewed)

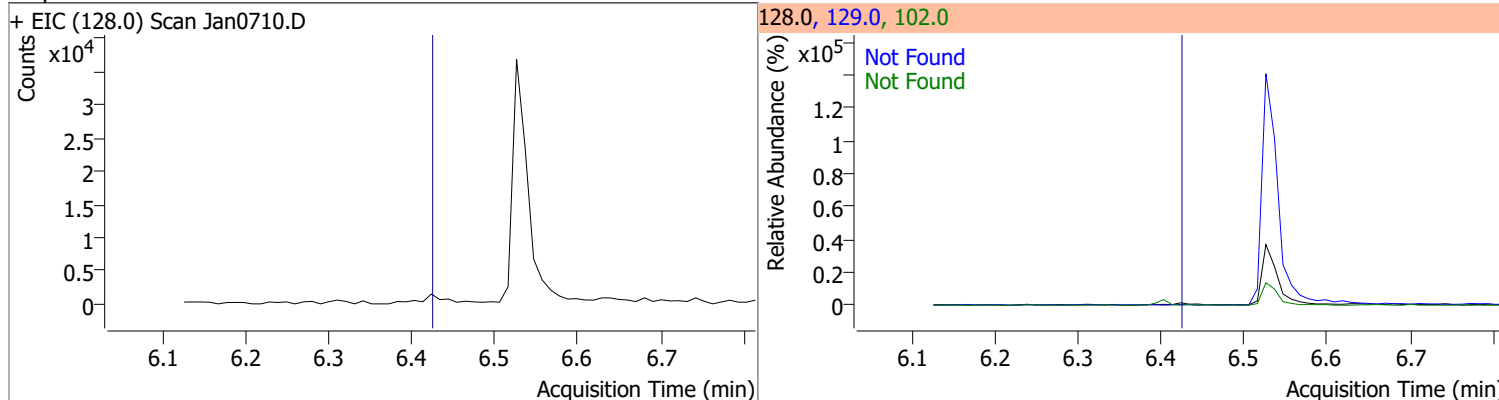
Compound	Conc.	Exp RT	QIon	Exp Ratio	QIon	Exp Ratio
2,4-Dichlorophenol	N.D.	6.28	164.0	65.0	98.0	31.2



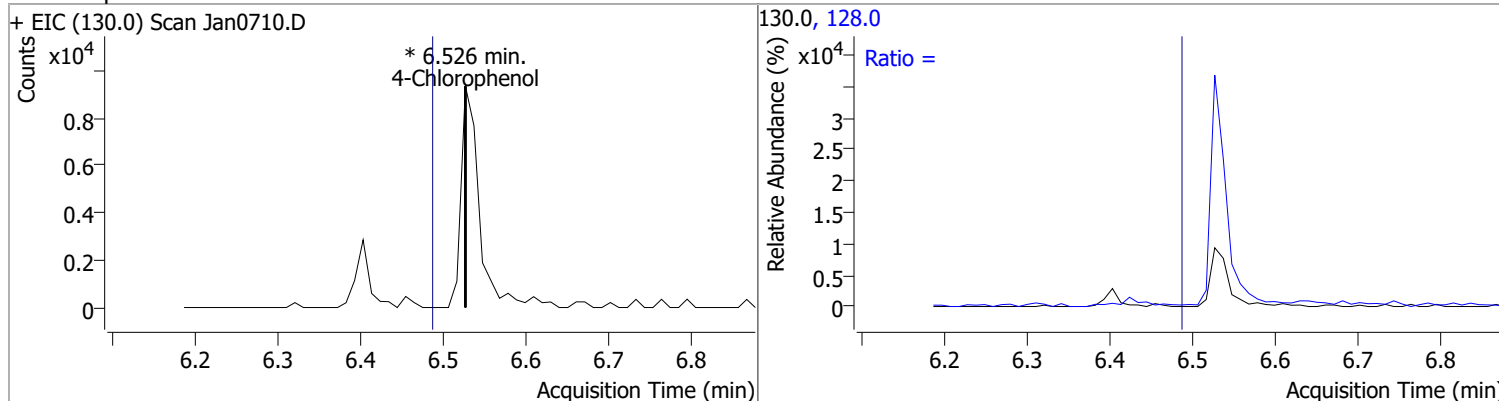
Compound	Conc.	Exp RT	QIon	Exp Ratio	QIon	Exp Ratio
1,2,4-Trichlorobenzene	N.D.	6.34	182.0	97.8	145.0	30.3



Compound	Conc.	Exp RT	QIon	Exp Ratio	QIon	Exp Ratio
Naphthalene	N.D.	6.42	129.0	10.6	102.0	9.0

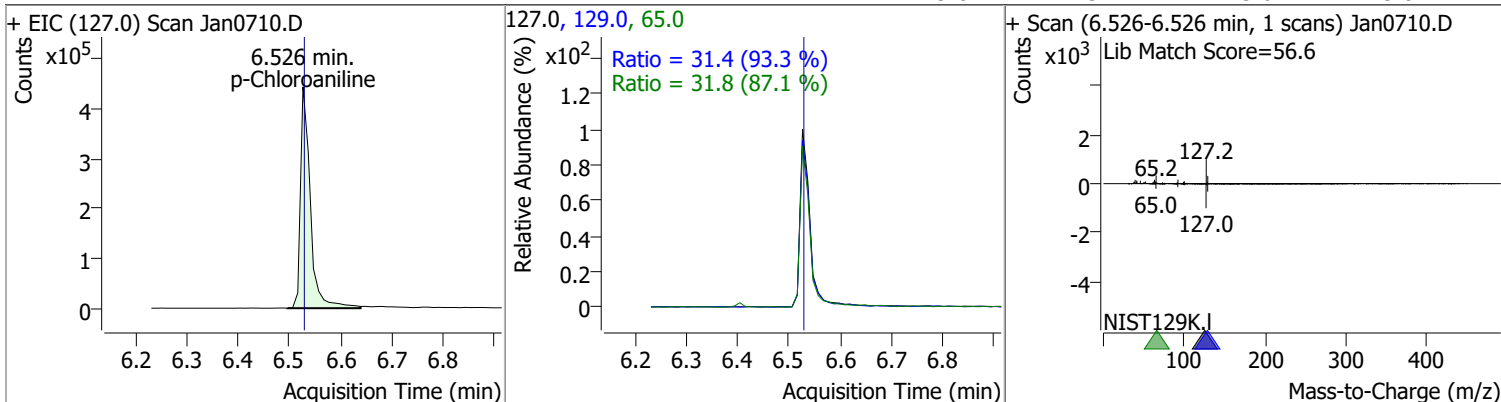


Compound	Conc.	RT	Dev(Min)	Resp.	QIon	QRatio	Lower	Upper
4-Chlorophenol		0		0	128.0		222.8	413.7

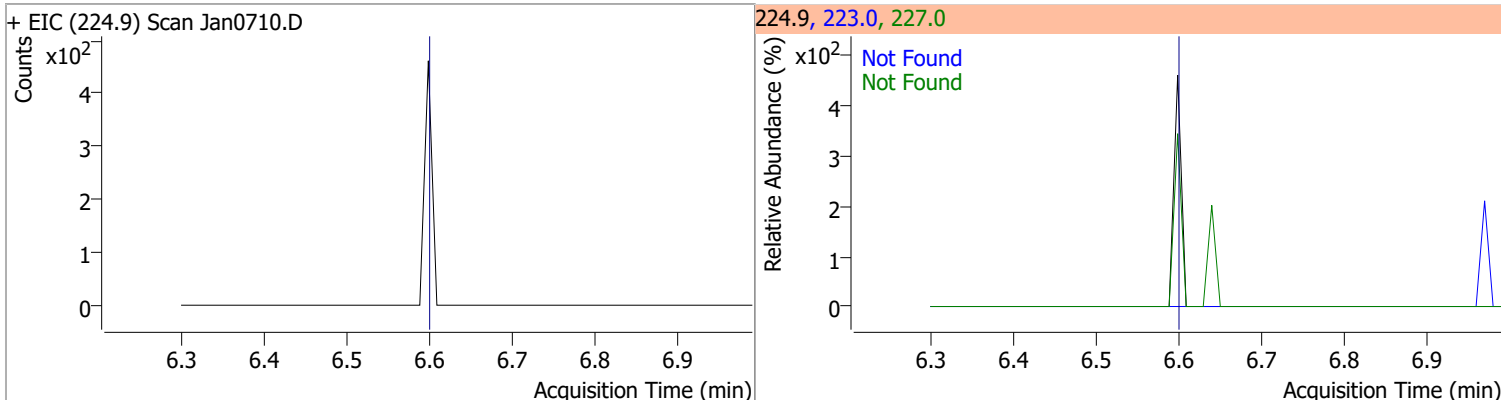


Quantitation Results Report (QT Reviewed)

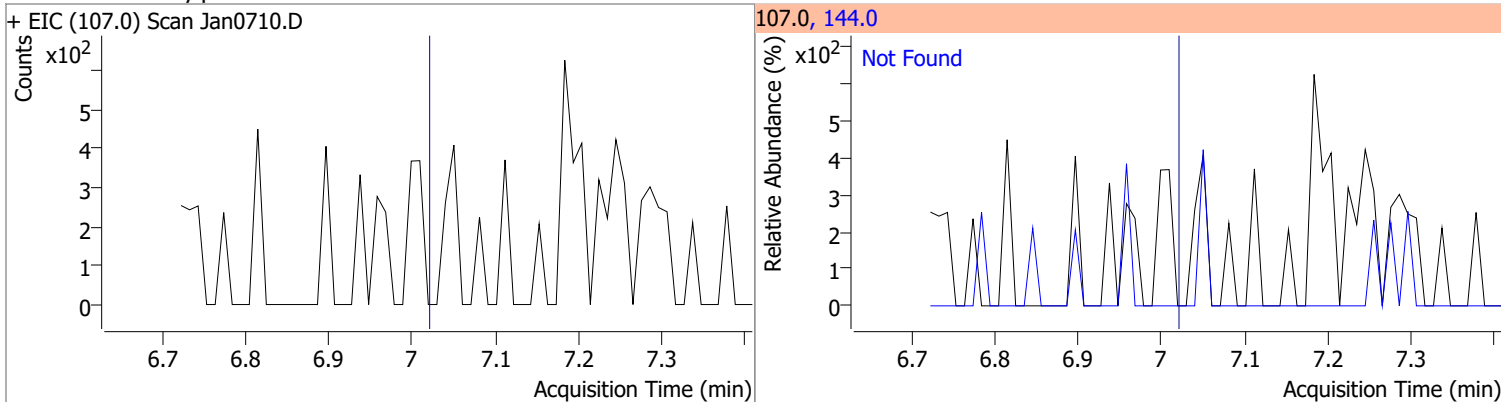
Compound	Conc.	RT	Dev(Min)	Resp.	QIon	QRatio	Lower	Upper
p-Chloroaniline	76.8727	6.53	0.00	599172	65.0	31.8	25.6	47.5
					129.0	31.4	23.6	43.8



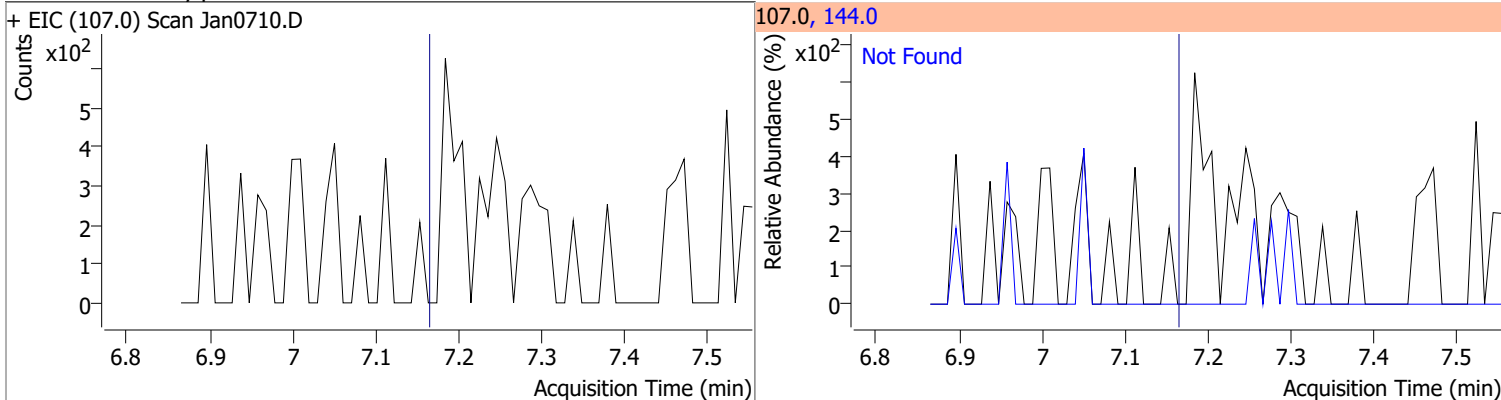
Compound	Conc.	Exp RT	QIon	Exp Ratio	QIon	Exp Ratio
Hexachlorobutadiene	N.D.	6.60	227.0	66.1	223.0	64.1



Compound	Conc.	Exp RT	QIon	Exp Ratio
4-Chloro-2-Methylphenol	N.D.	7.02	144.0	27.3

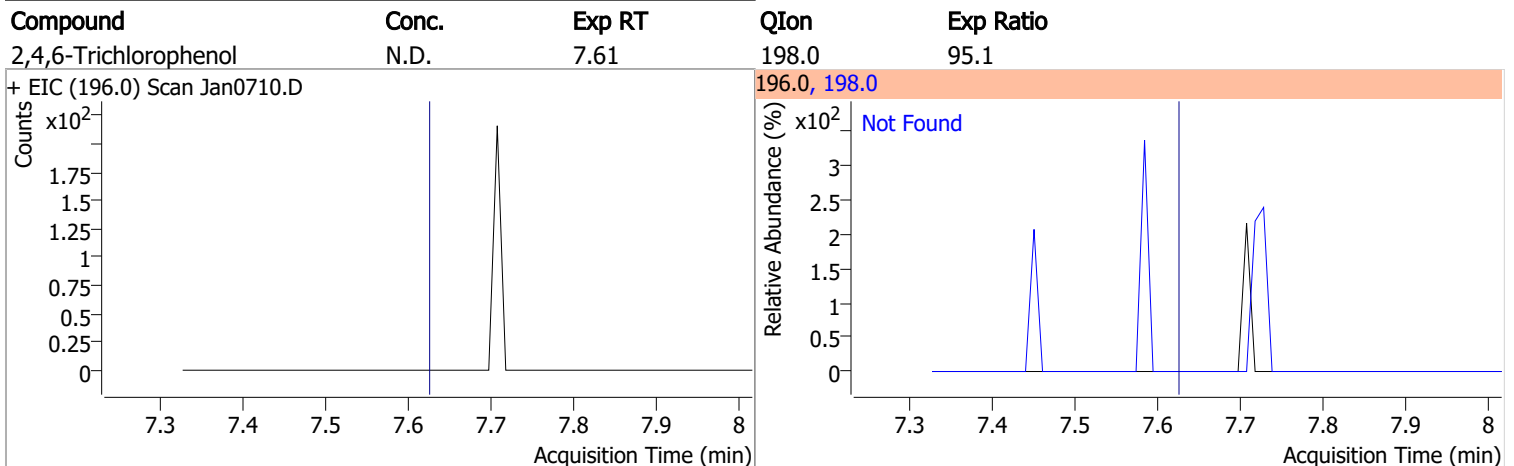
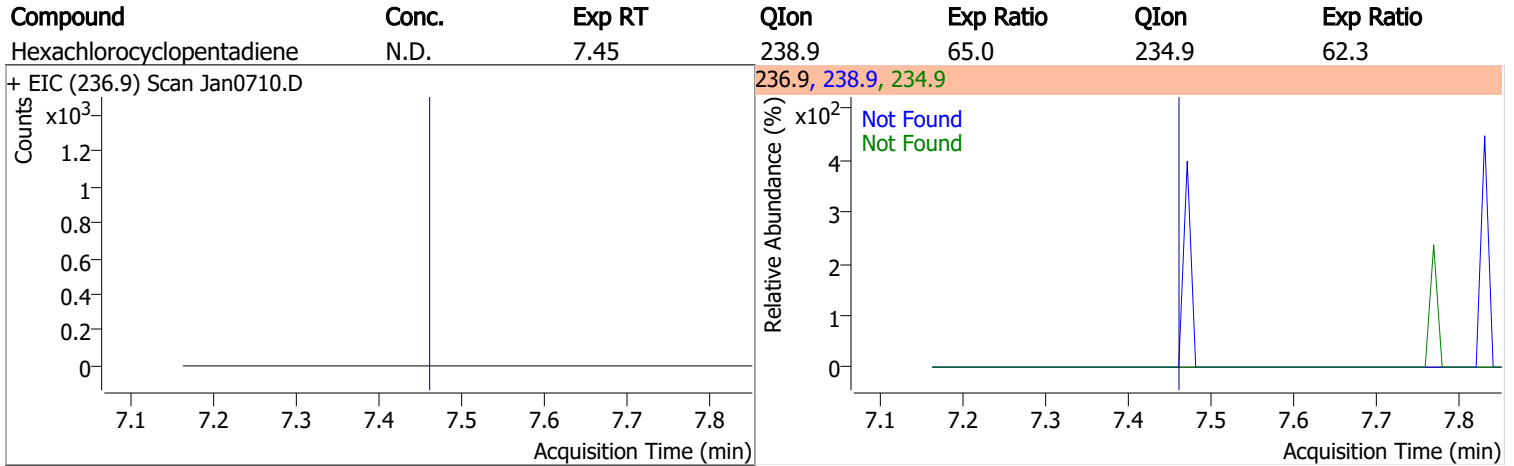
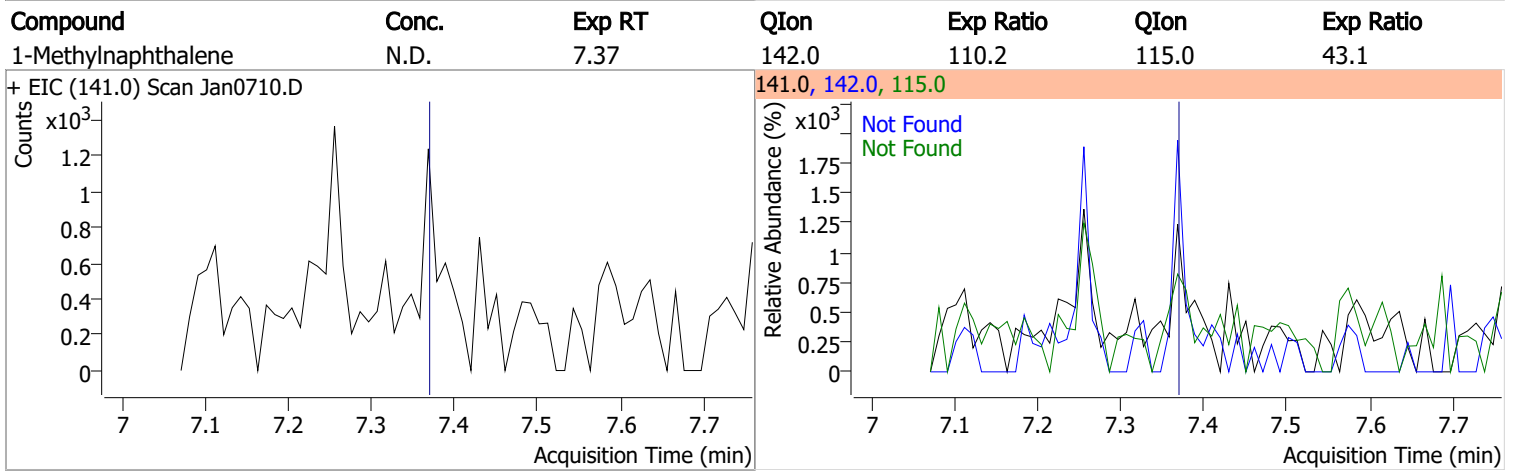
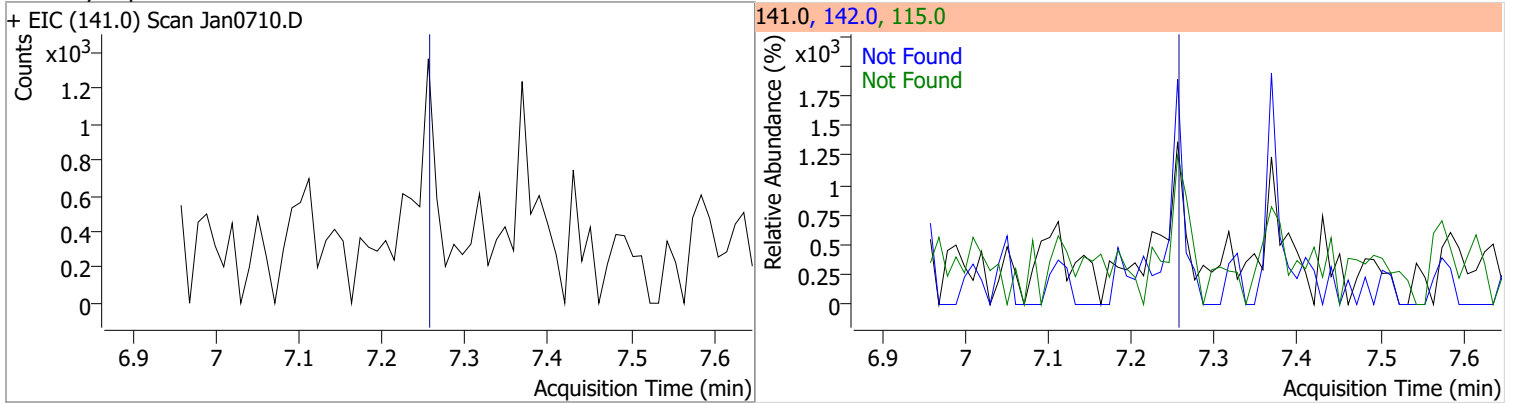


Compound	Conc.	Exp RT	QIon	Exp Ratio
4-Chloro-3-Methylphenol	N.D.	7.16	144.0	28.4

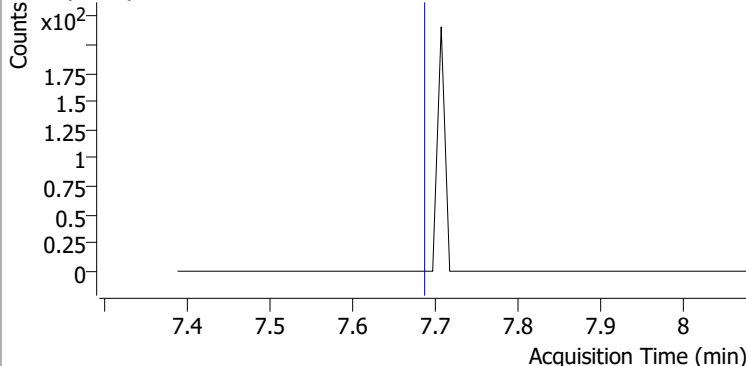
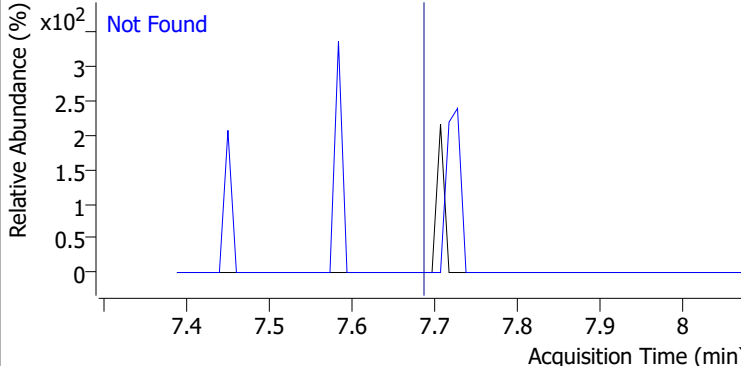
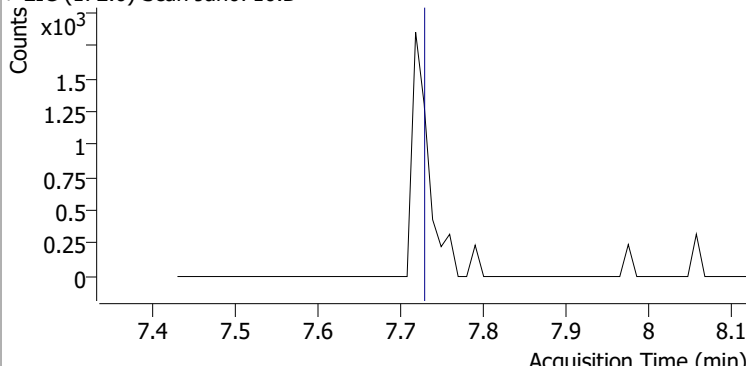
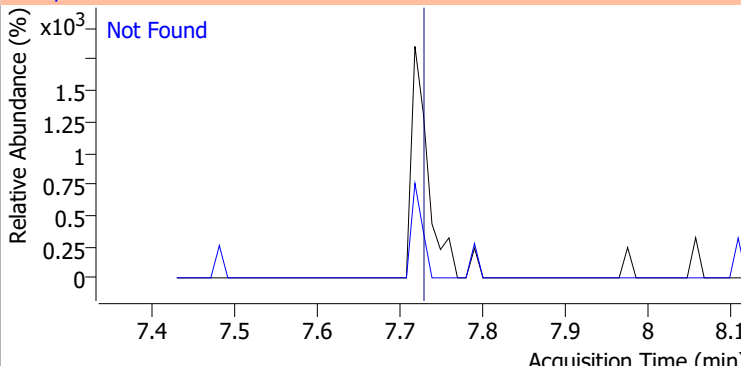
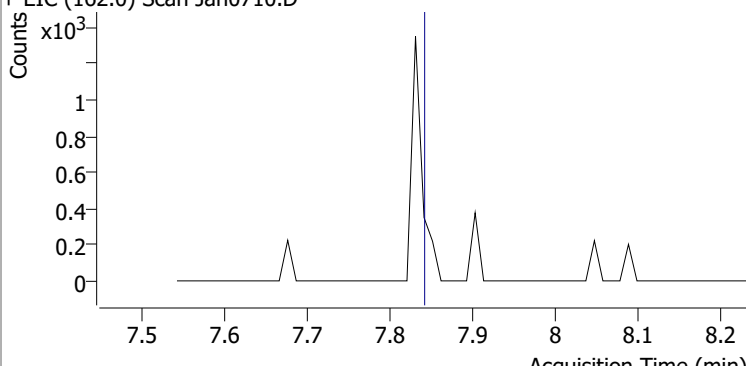
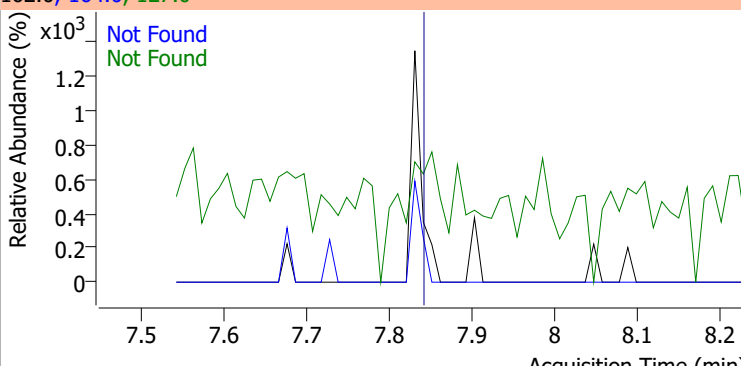
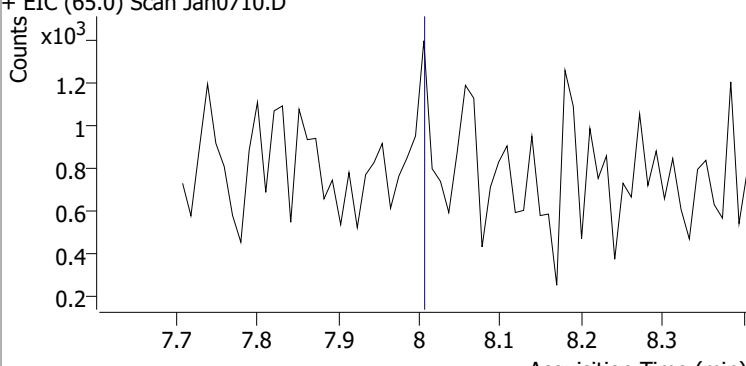
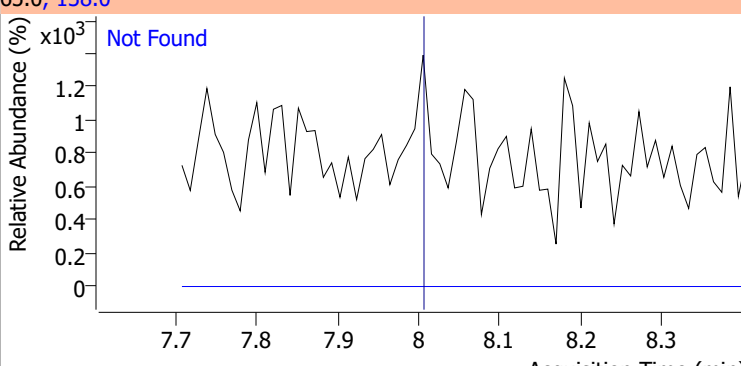


Quantitation Results Report (QT Reviewed)

Compound	Conc.	Exp RT	QIon	Exp Ratio	QIon	Exp Ratio
----------	-------	--------	------	-----------	------	-----------

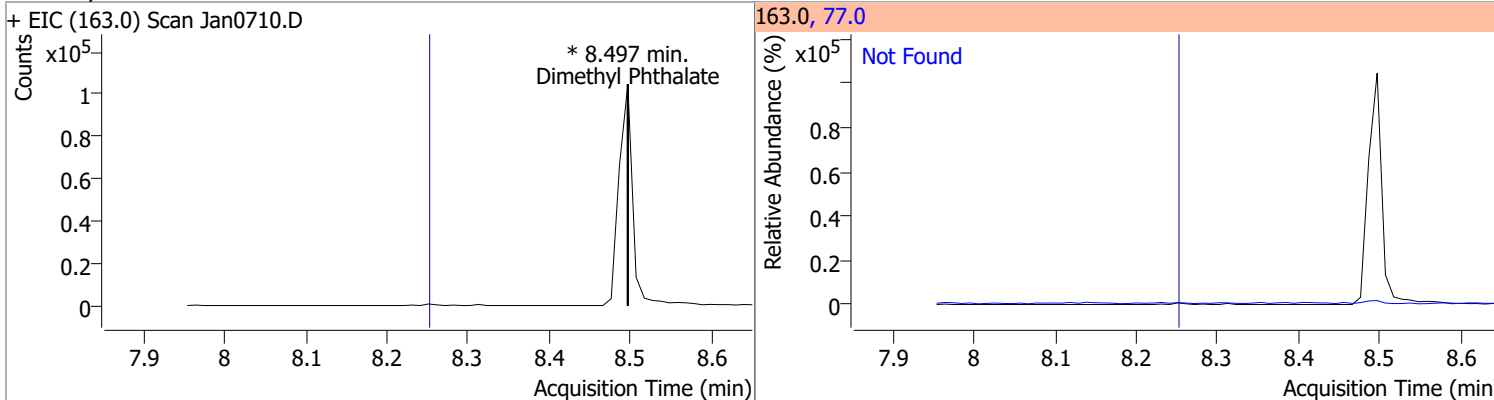


Quantitation Results Report (QT Reviewed)

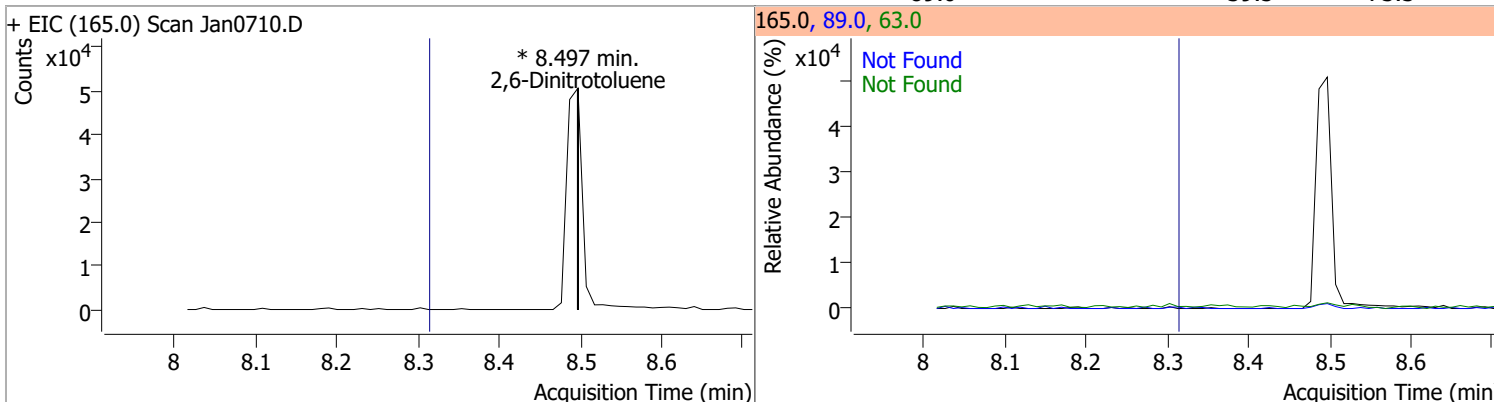
Compound	Conc.	Exp RT	QIon	Exp Ratio		
2,4,5-Trichlorophenol	N.D.	7.68	198.0	95.5		
+ EIC (196.0) Scan Jan0710.D			196.0, 198.0			
						
2-Fluorobiphenyl	N.D.	7.72	171.0	34.5		
+ EIC (172.0) Scan Jan0710.D			172.0, 171.0			
						
2-Chloronaphthalene	N.D.	7.83	127.0	37.9	QIon	Exp Ratio
					164.0	32.3
+ EIC (162.0) Scan Jan0710.D			162.0, 164.0, 127.0			
						
2-Nitroaniline	N.D.	7.99	138.0	107.7		
+ EIC (65.0) Scan Jan0710.D			65.0, 138.0			
						

Quantitation Results Report (QT Reviewed)

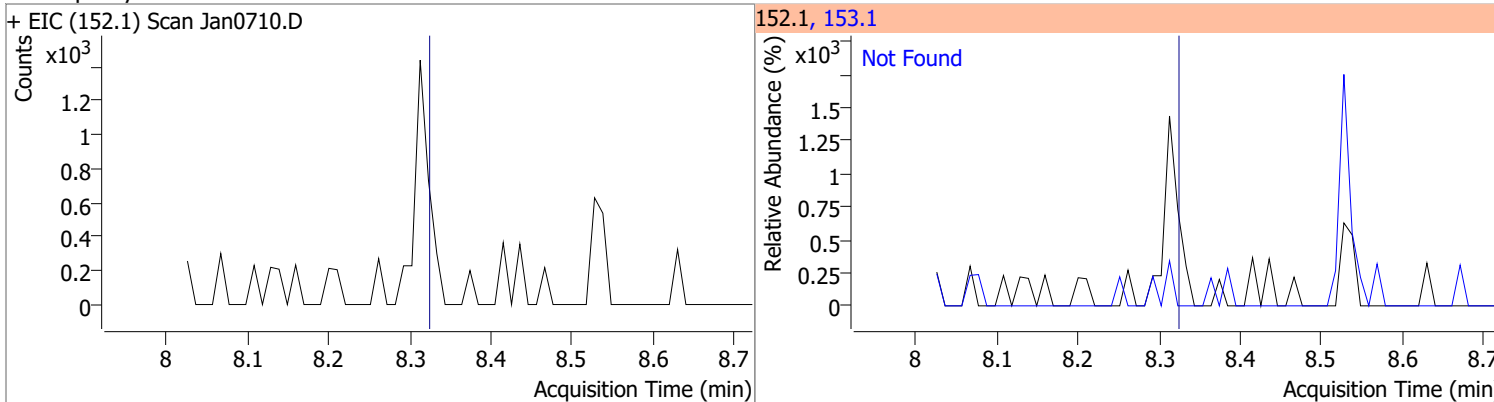
Compound	Conc.	RT	Dev(Min)	Resp.	QIon	QRatio	Lower	Upper
Dimethyl Phthalate	0	0		0	77.0		13.0	24.2



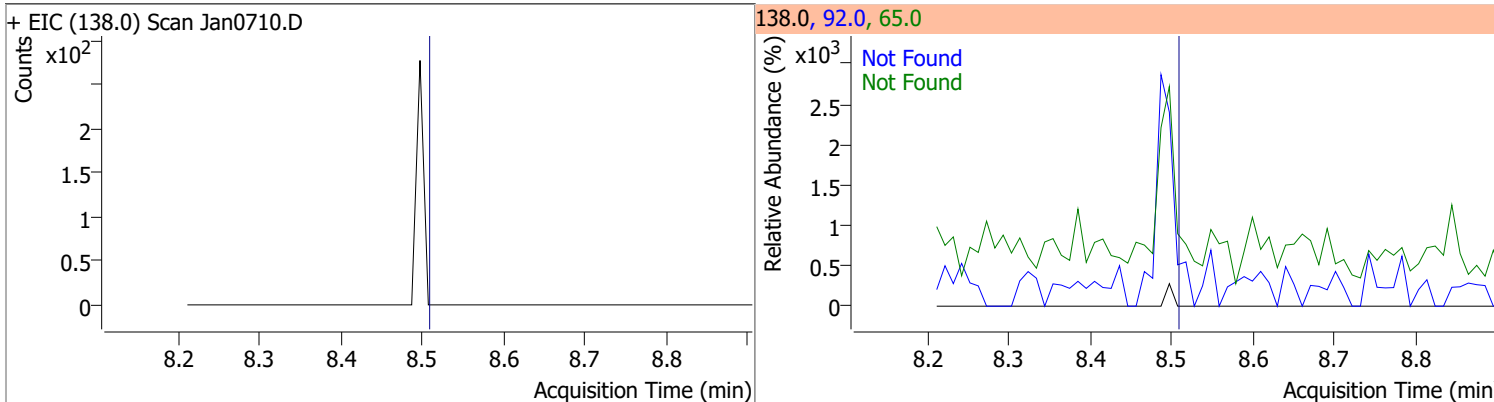
Compound	Conc.	RT	Dev(Min)	Resp.	QIon	QRatio	Lower	Upper
2,6-Dinitrotoluene	0	0		0	63.0 89.0		110.4 39.5	205.0 73.3



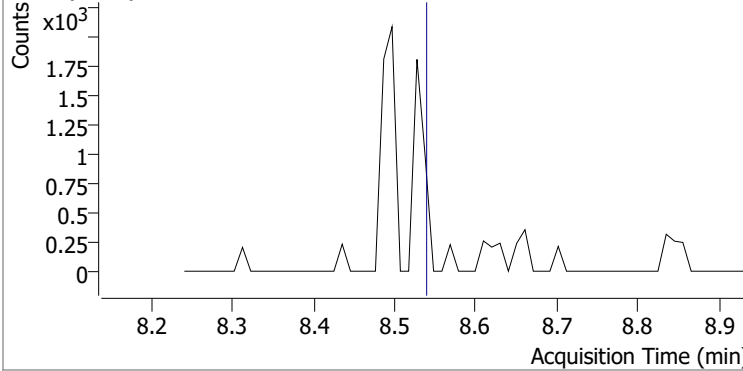
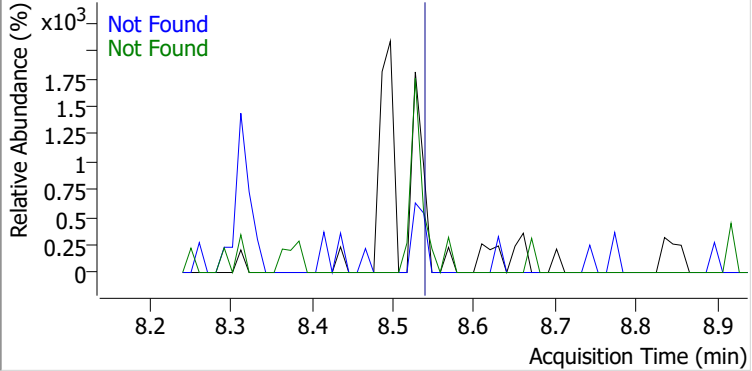
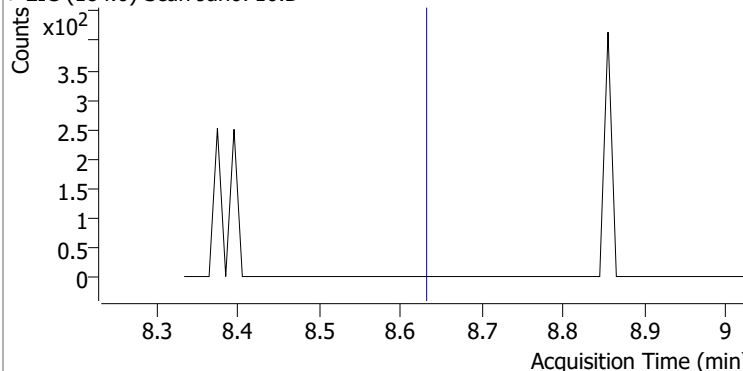
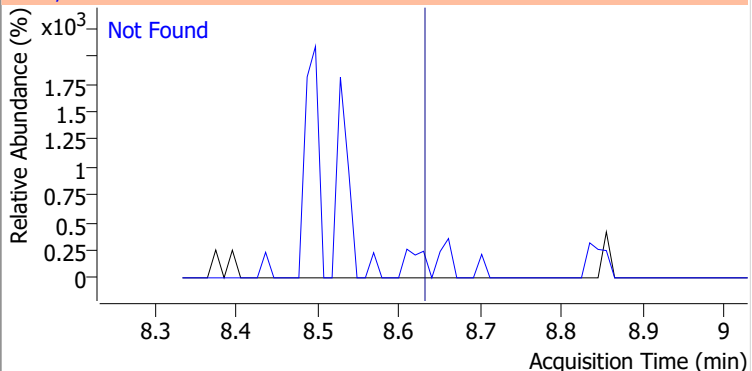
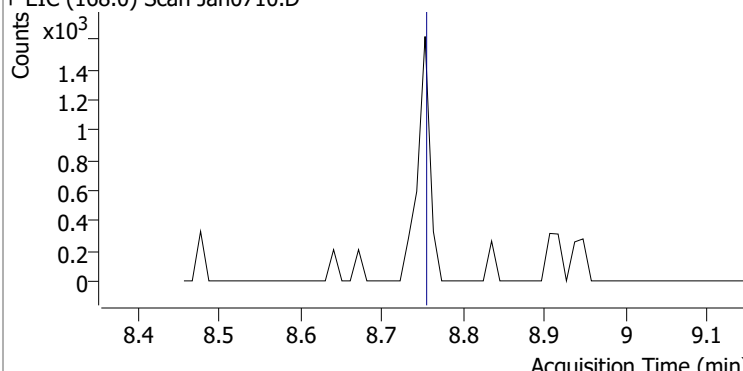
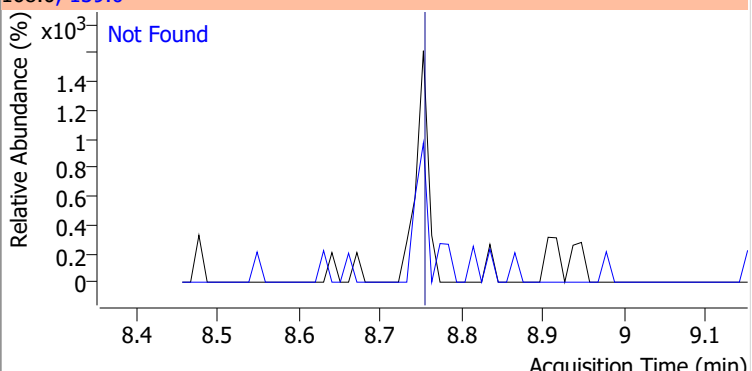
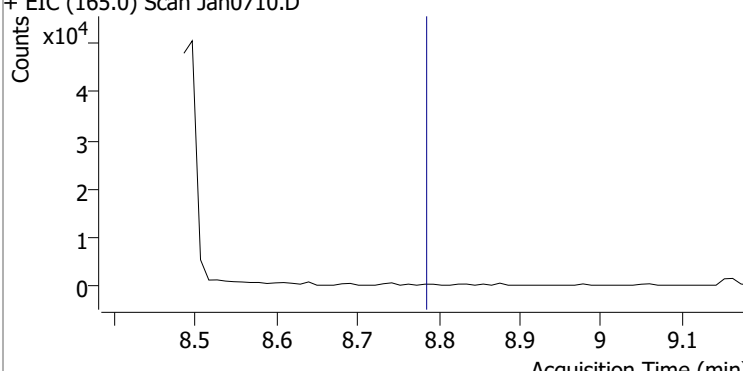
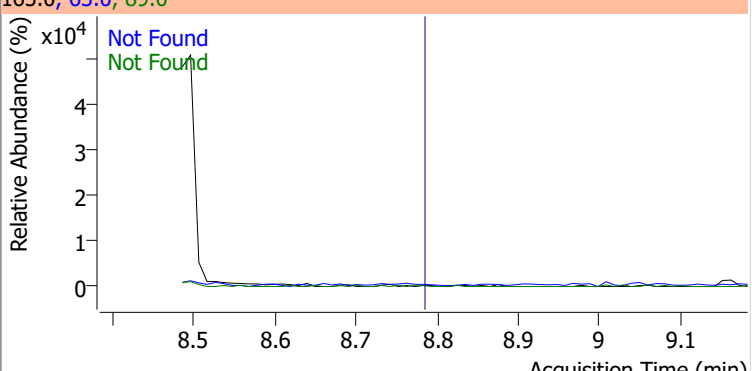
Compound	Conc.	Exp RT	QIon	Exp Ratio
Acenaphthylene	N.D.	8.31	153.1	13.8



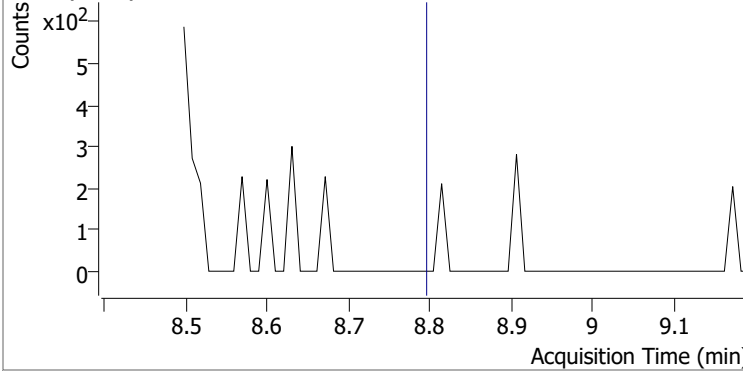
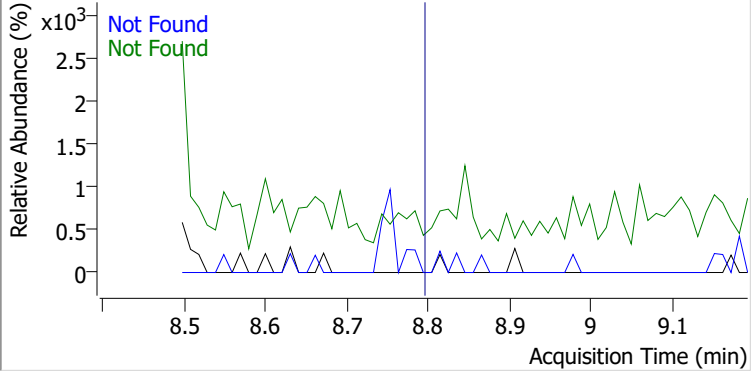
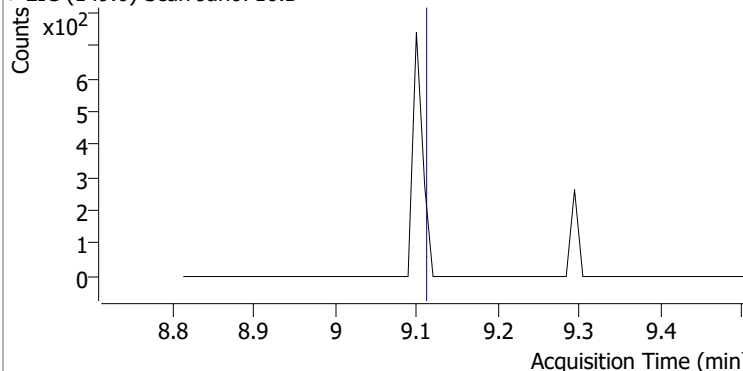
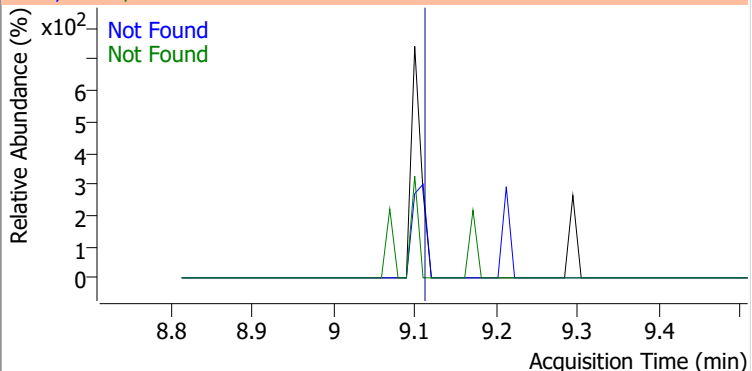
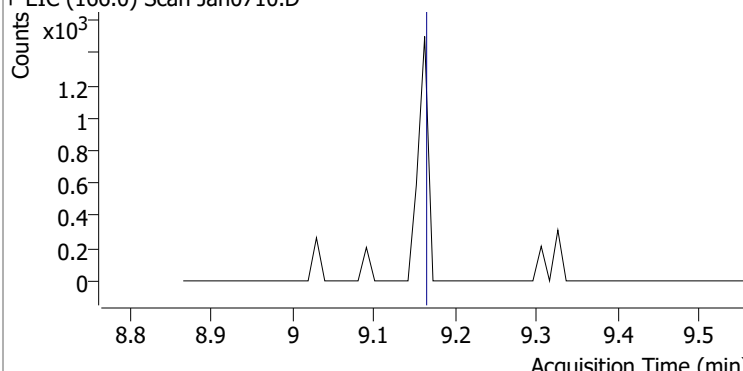
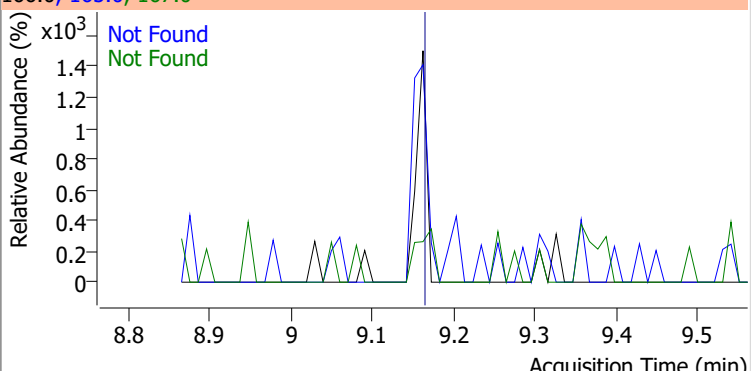
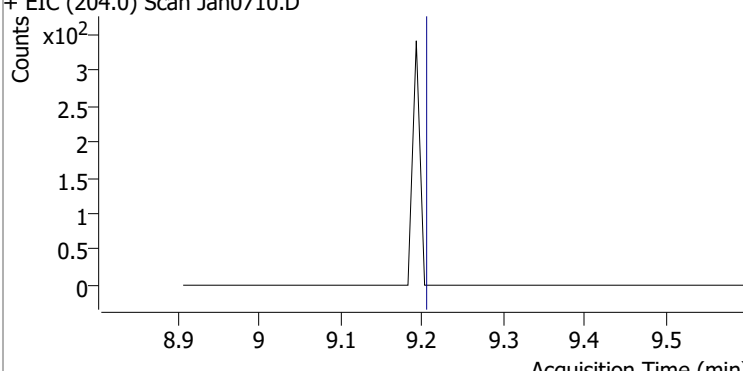
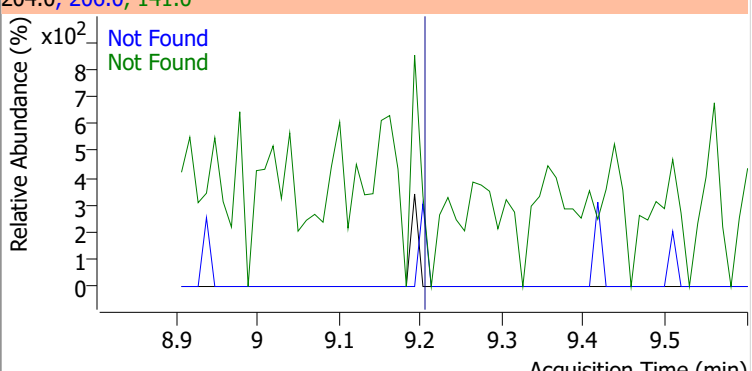
Compound	Conc.	Exp RT	QIon	Exp Ratio	QIon	Exp Ratio
3-Nitroaniline	N.D.	8.50	65.0	140.9	92.0	106.5



Quantitation Results Report (QT Reviewed)

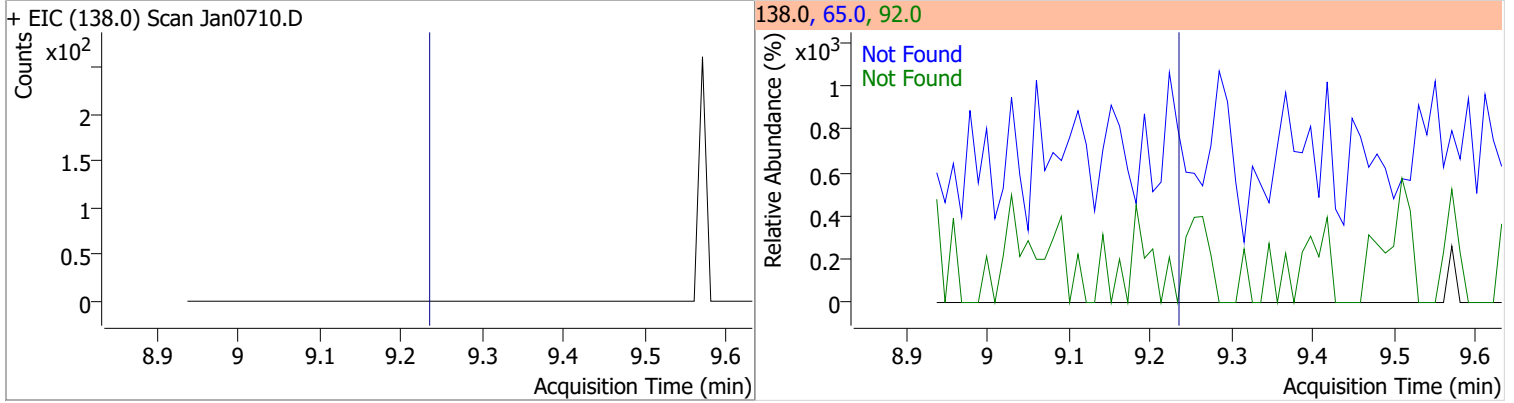
Compound	Conc.	Exp RT	QIon	Exp Ratio	QIon	Exp Ratio
Acenaphthene	N.D.	8.53	153.0	109.5	152.0	52.9
+ EIC (154.0) Scan Jan0710.D			154.0, 152.0, 153.0			
						
2,4-Dinitrophenol	N.D.	8.62	154.0	60.0		
+ EIC (184.0) Scan Jan0710.D			184.0, 154.0			
						
Dibenzofuran	N.D.	8.74	139.0	38.6		
+ EIC (168.0) Scan Jan0710.D			168.0, 139.0			
						
2,4-Dinitrotoluene	N.D.	8.77	63.0	76.1	89.0	74.7
+ EIC (165.0) Scan Jan0710.D			165.0, 63.0, 89.0			
						

Quantitation Results Report (QT Reviewed)

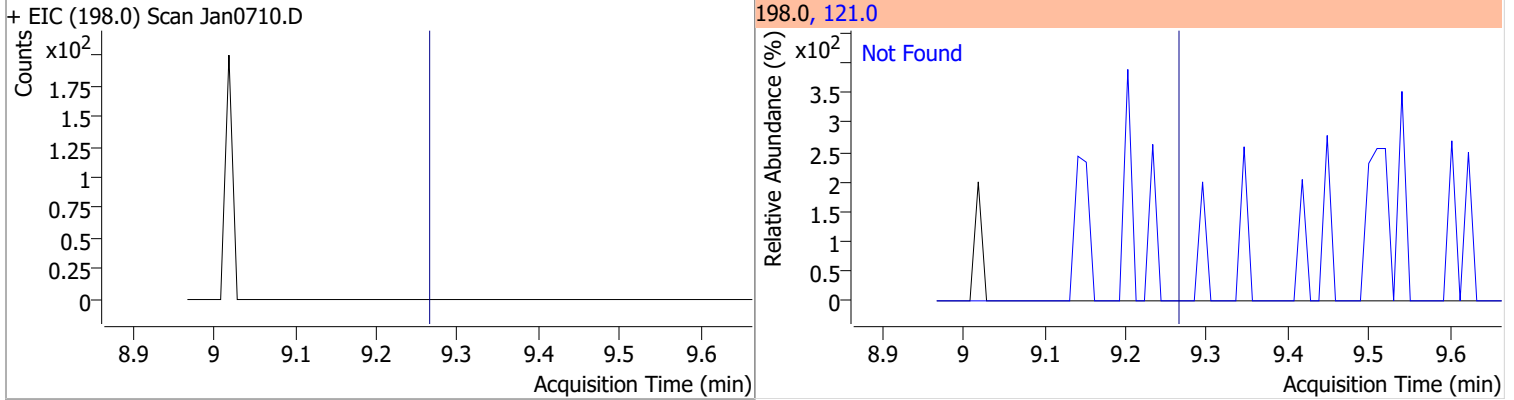
Compound	Conc.	Exp RT	QIon	Exp Ratio	QIon	Exp Ratio
4-Nitrophenol	N.D.	8.78	65.0	88.5	139.0	80.4
+ EIC (109.0) Scan Jan0710.D			109.0, 139.0, 65.0			
						
Diethylphthalate	N.D.	9.10	177.0	20.7	150.0	12.6
+ EIC (149.0) Scan Jan0710.D			149.0, 177.0, 150.0			
						
Fluorene	N.D.	9.15	165.0	93.4	167.0	12.9
+ EIC (166.0) Scan Jan0710.D			166.0, 165.0, 167.0			
						
4-Chlorophenyl-phenylether	N.D.	9.19	141.0	62.3	206.0	33.9
+ EIC (204.0) Scan Jan0710.D			204.0, 206.0, 141.0			
						

Quantitation Results Report (QT Reviewed)

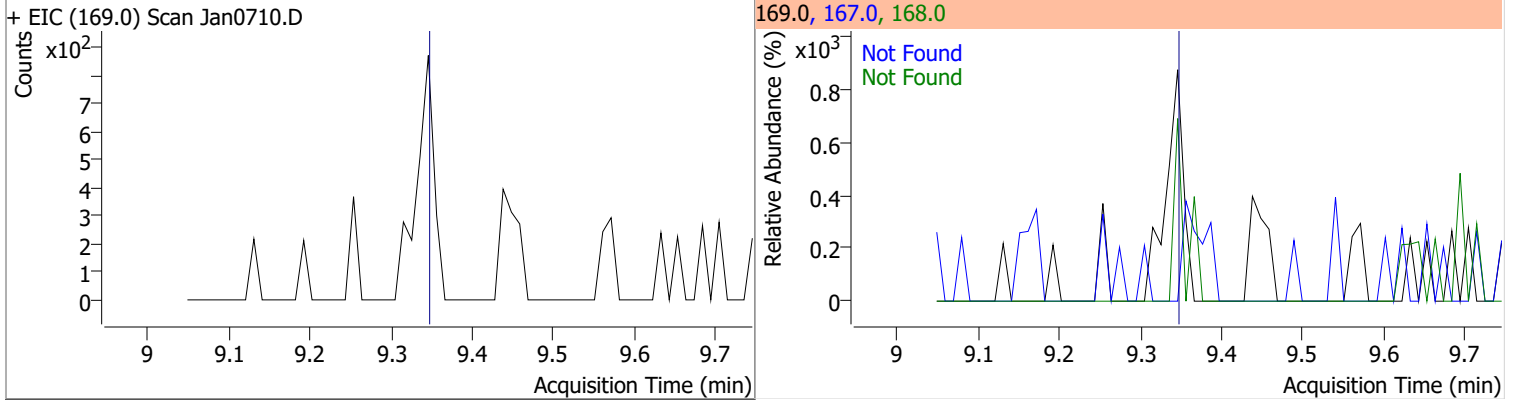
Compound	Conc.	Exp RT	QIon	Exp Ratio	QIon	Exp Ratio
4-Nitroaniline	N.D.	9.23	65.0	114.6	92.0	45.3



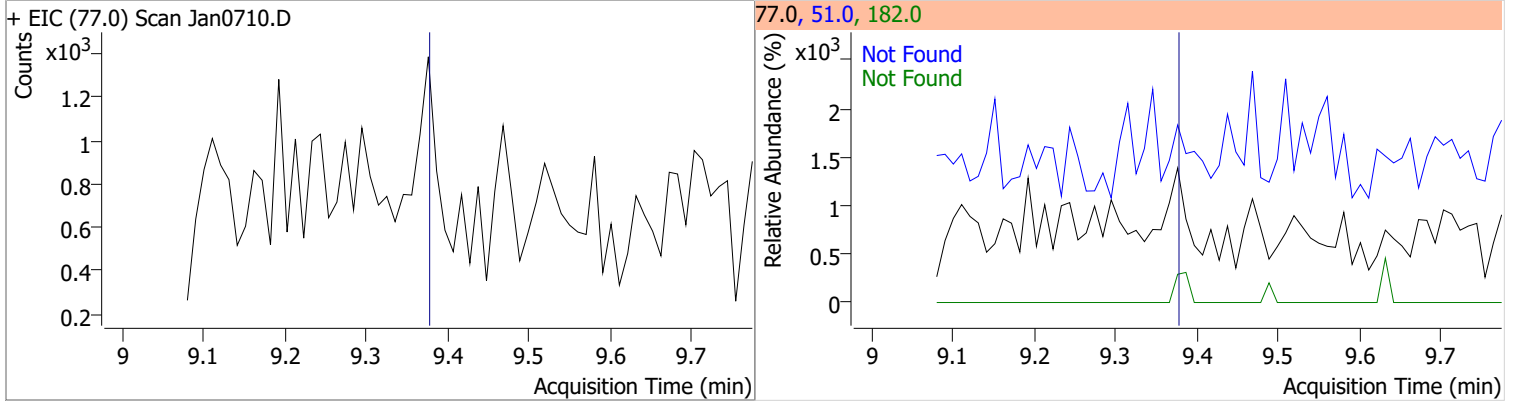
Compound	Conc.	Exp RT	QIon	Exp Ratio
4,6-Dinitro-2-methylphenol	N.D.	9.26	121.0	44.8



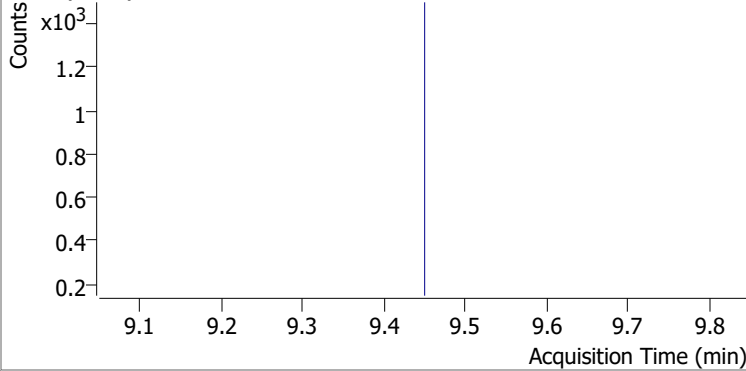
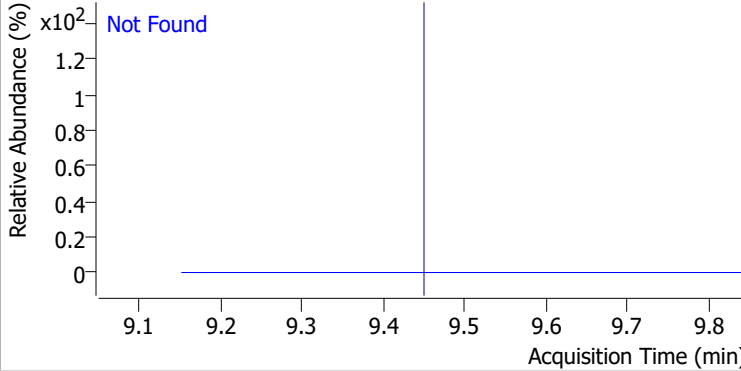
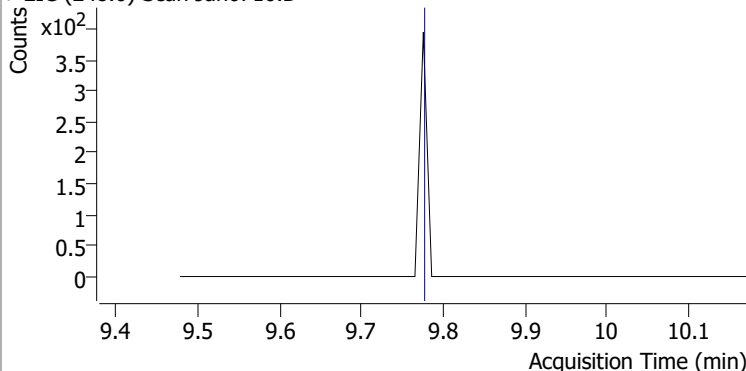
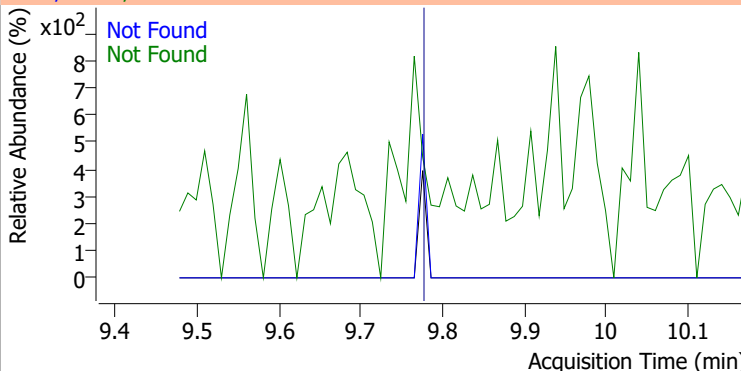
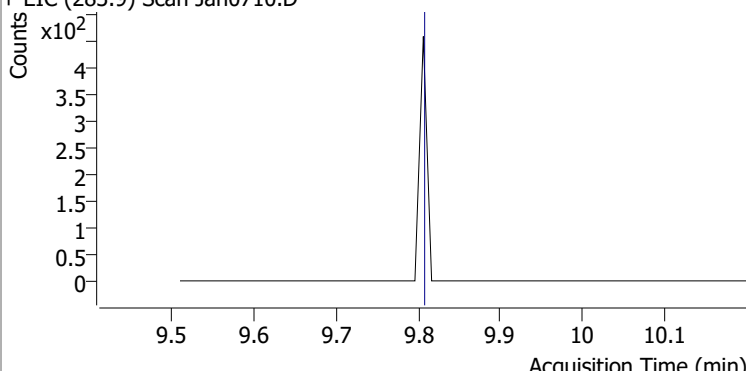
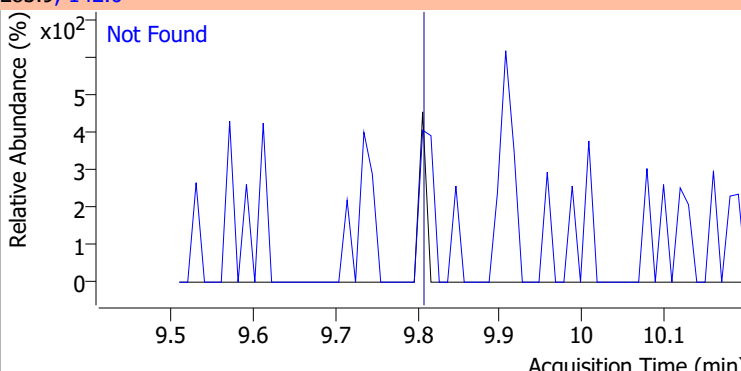
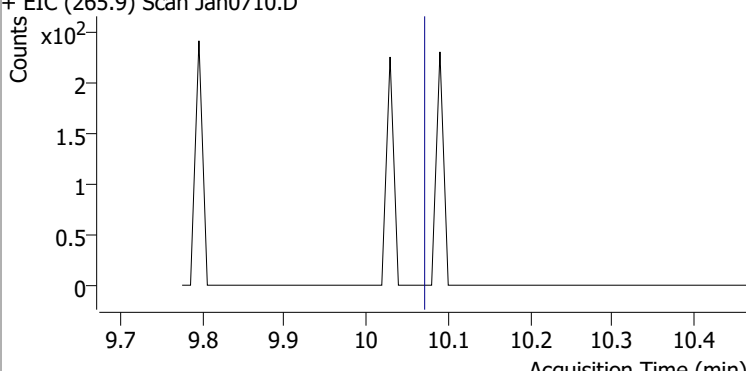
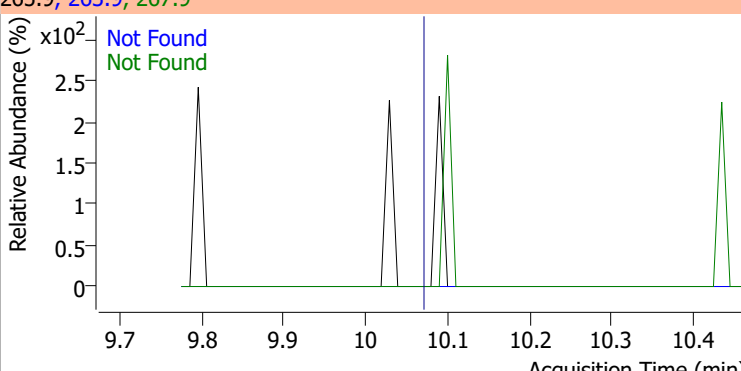
Compound	Conc.	Exp RT	QIon	Exp Ratio	QIon	Exp Ratio
N-nitrosodiphenylamine	N.D.	9.35	168.0	63.3	167.0	33.4



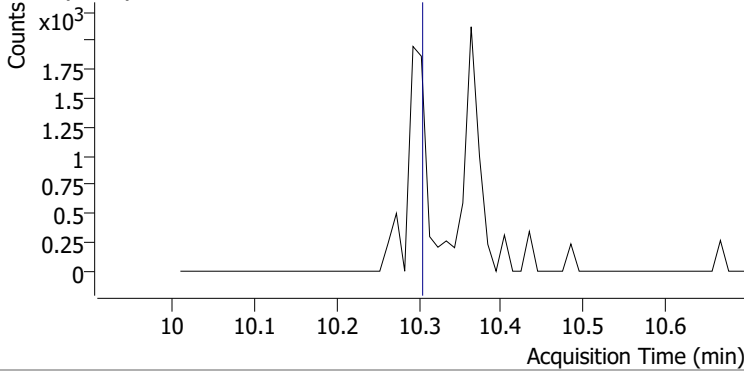
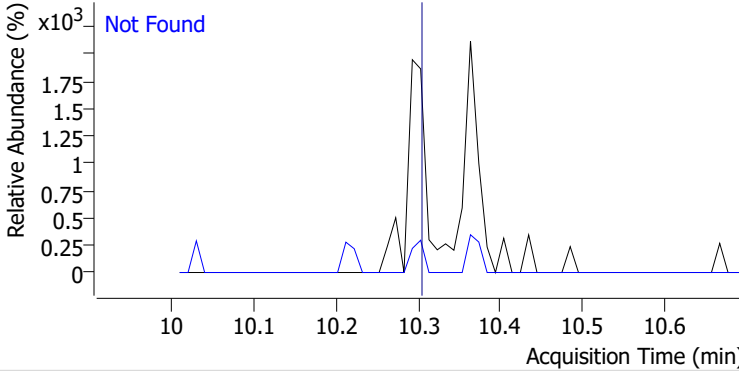
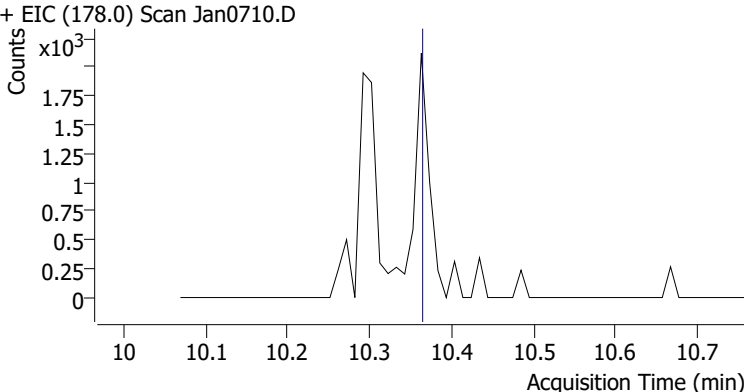
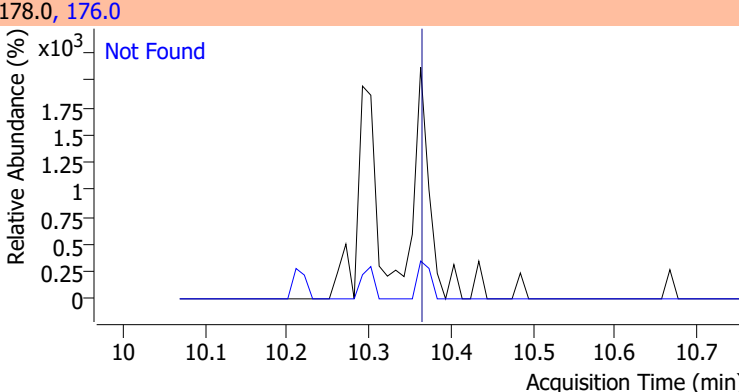
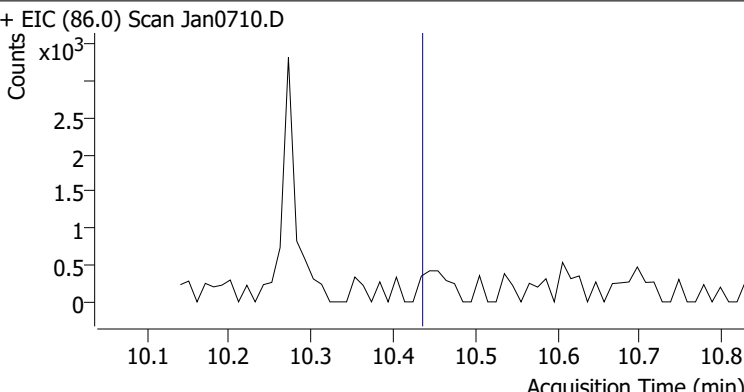
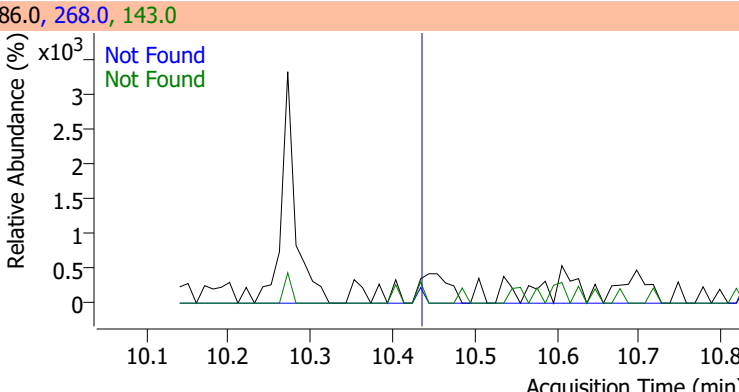
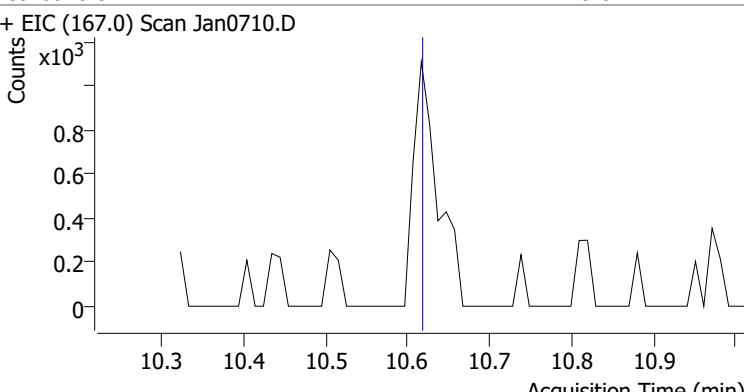
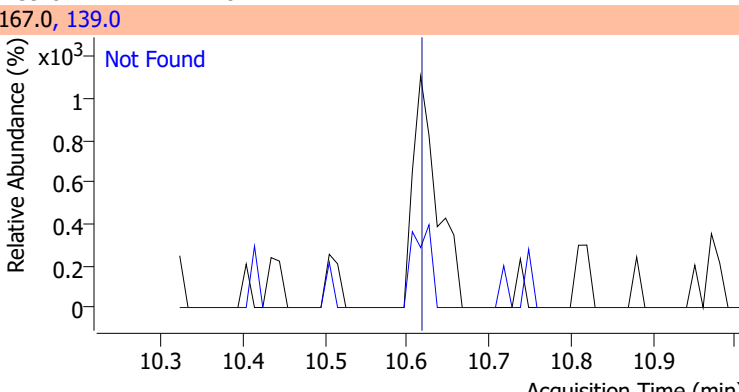
Compound	Conc.	Exp RT	QIon	Exp Ratio	QIon	Exp Ratio
Azobenzene	N.D.	9.38	51.0	49.9	182.0	26.9



Quantitation Results Report (QT Reviewed)

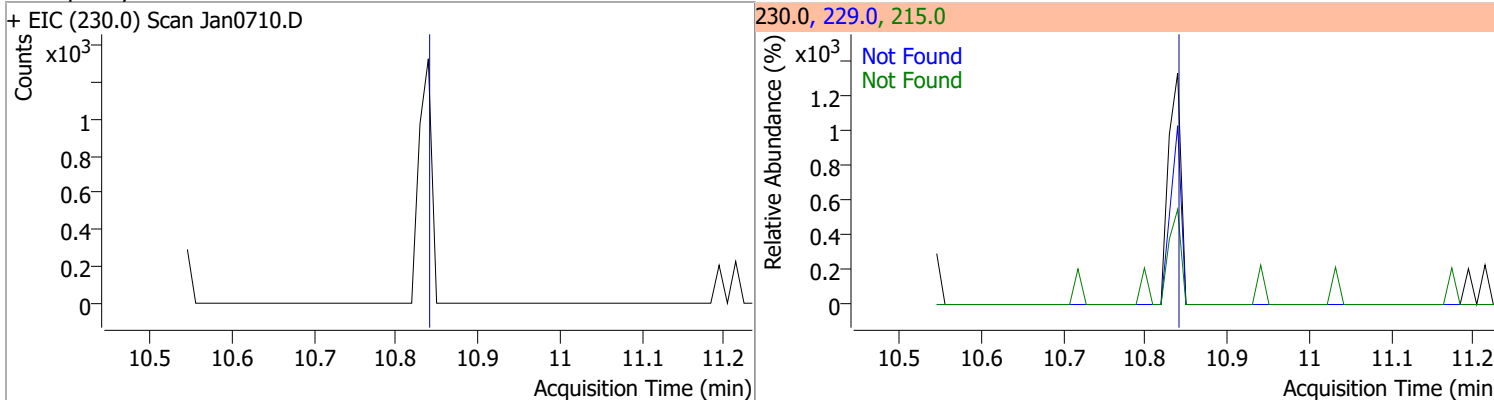
Compound	Conc.	Exp RT	QIon	Exp Ratio		
2,4,6-Tribromophenol	N.D.	9.45	331.8	89.5		
+ EIC (329.8) Scan Jan0710.D			329.8, 331.8			
						
4-Bromophenyl-phenylether	N.D.	9.78	250.0	98.3	QIon	Exp Ratio
+ EIC (248.0) Scan Jan0710.D			248.0, 250.0, 141.0			
						
Hexachlorobenzene	N.D.	9.81	142.0	49.9		
+ EIC (283.9) Scan Jan0710.D			283.9, 142.0			
						
Pentachlorophenol	N.D.	10.07	263.9	67.0	QIon	Exp Ratio
+ EIC (265.9) Scan Jan0710.D			265.9, 263.9, 267.9			
						

Quantitation Results Report (QT Reviewed)

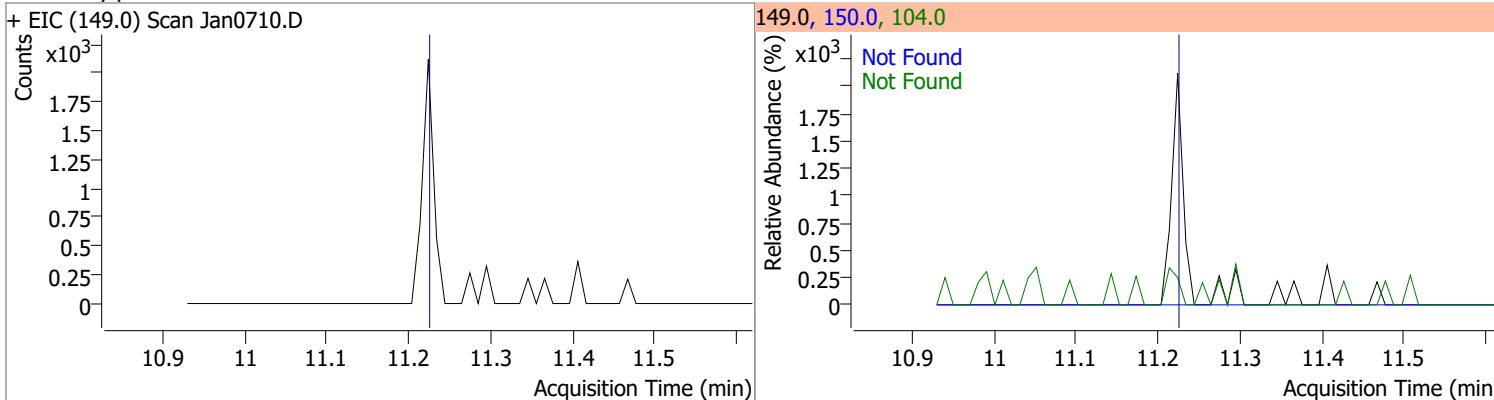
Compound	Conc.	Exp RT	QIon	Exp Ratio		
Phenanthrene	N.D.	10.30	176.0	19.3		
+ EIC (178.0) Scan Jan0710.D			178.0, 176.0			
						
Anthracene	N.D.	10.36	176.0	18.4		
+ EIC (178.0) Scan Jan0710.D			178.0, 176.0			
						
Triallate	N.D.	10.43	268.0	26.7	QIon	Exp Ratio
+ EIC (86.0) Scan Jan0710.D			86.0, 268.0, 143.0			
						
Carbazole	N.D.	10.62	139.0	12.8		
+ EIC (167.0) Scan Jan0710.D			167.0, 139.0			
						

Quantitation Results Report (QT Reviewed)

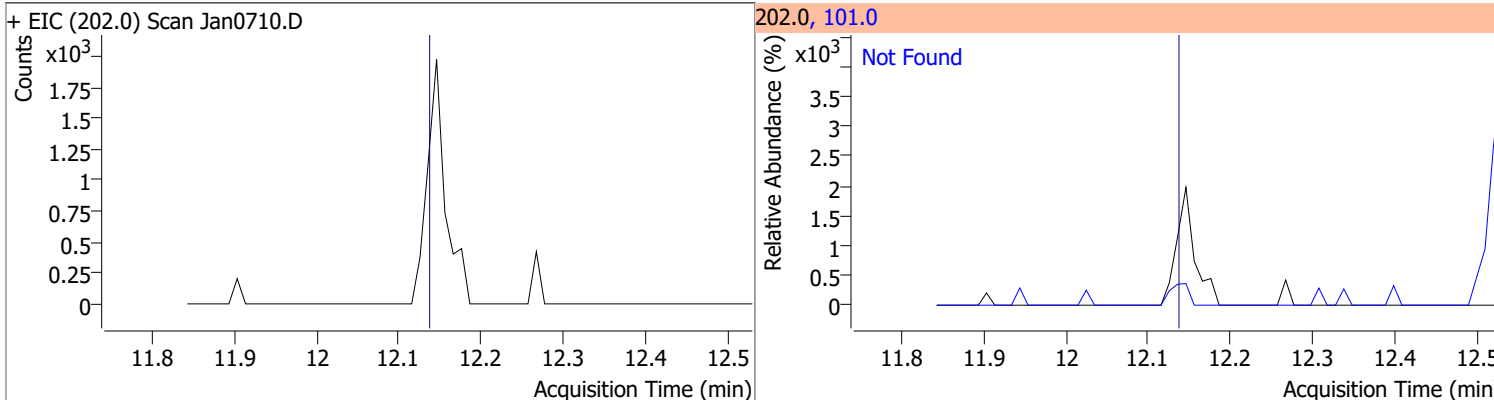
Compound	Conc.	Exp RT	QIon	Exp Ratio	QIon	Exp Ratio
o-Terphenyl	N.D.	10.84	229.0	64.1	215.0	36.5



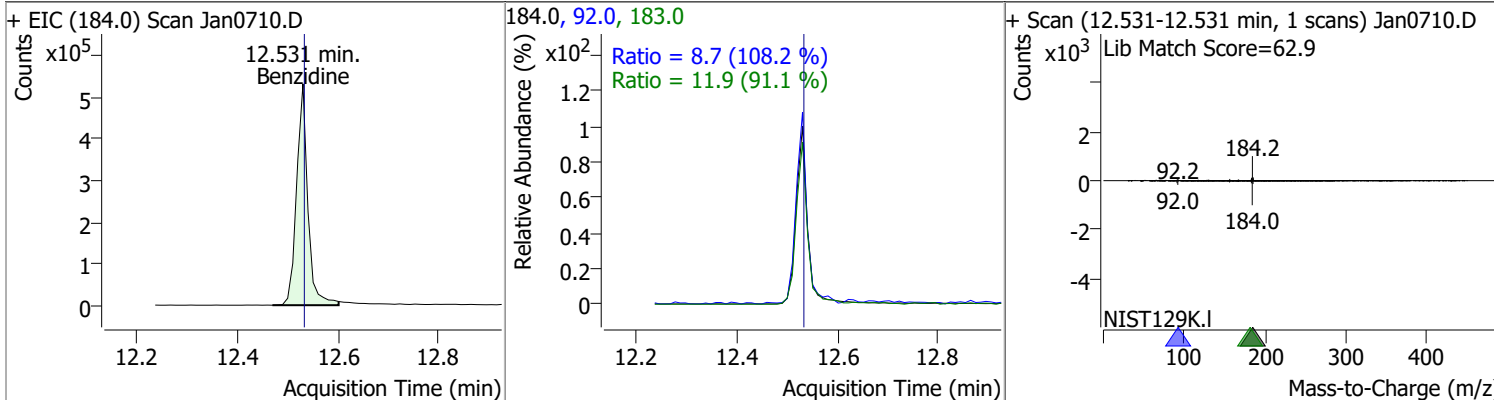
Compound	Conc.	Exp RT	QIon	Exp Ratio	QIon	Exp Ratio
Di-n-Butylphthalate	N.D.	11.22	150.0	9.1	104.0	6.1



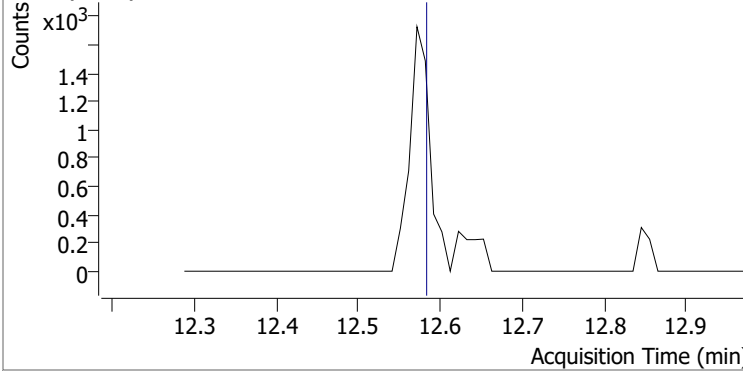
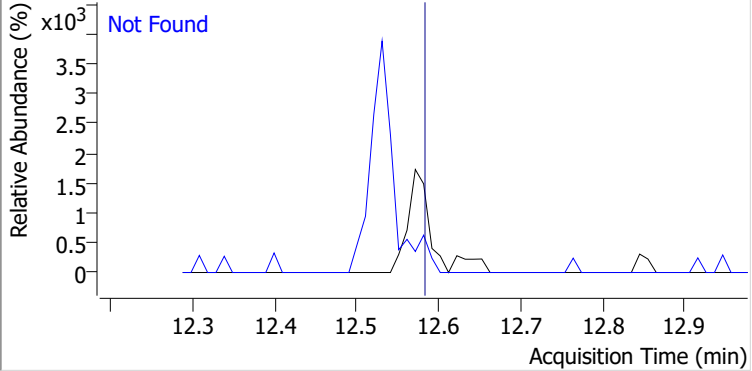
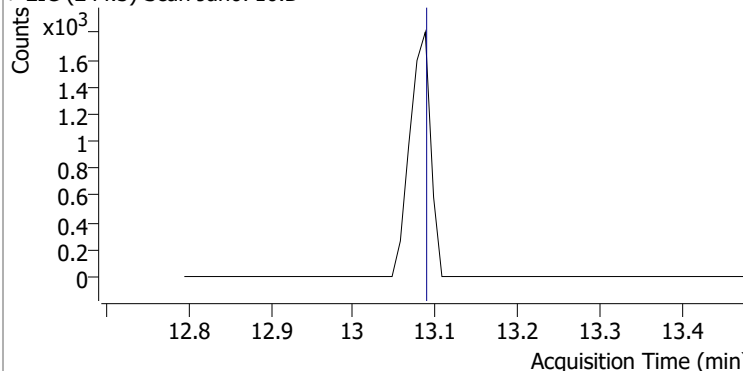
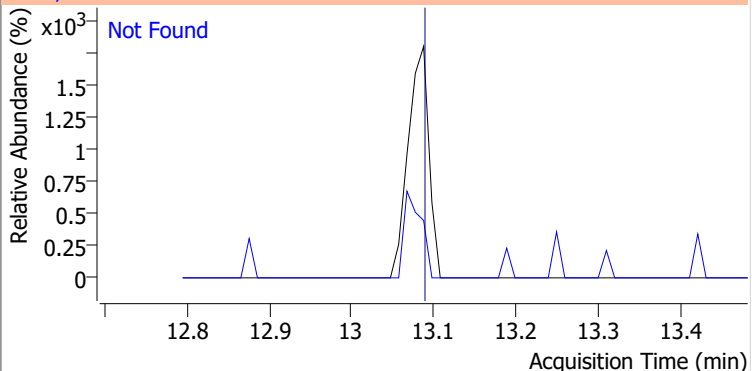
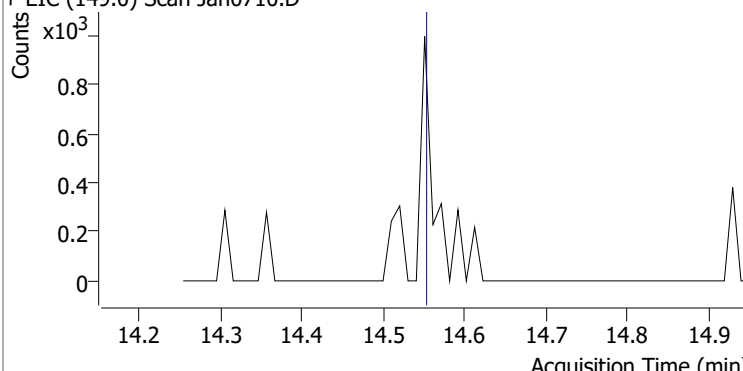
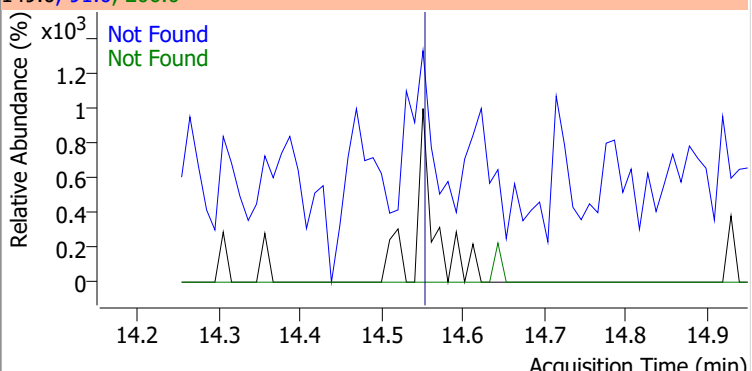
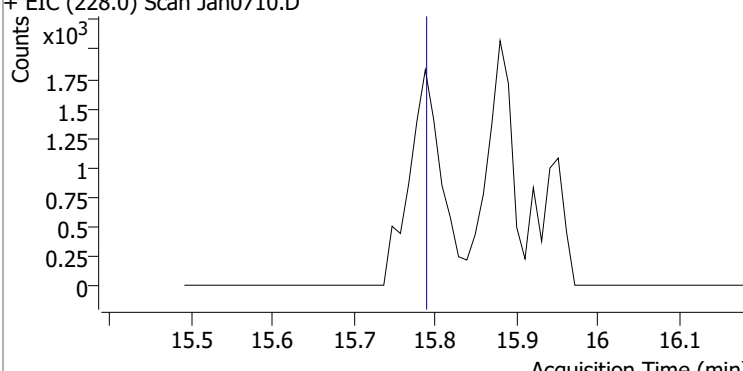
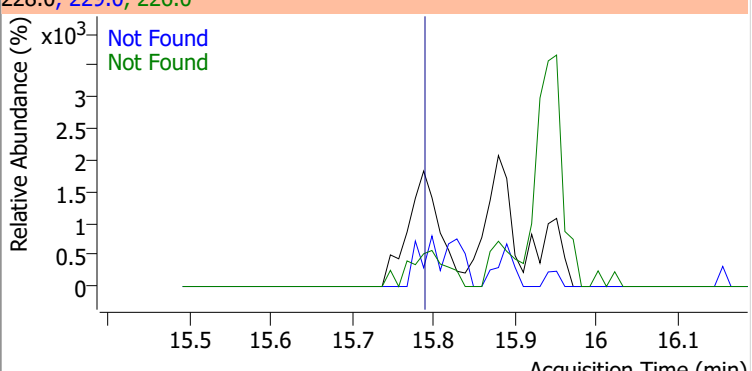
Compound	Conc.	Exp RT	QIon	Exp Ratio
Fluoranthene	N.D.	12.14	101.0	12.8



Compound	Conc.	RT	Dev(Min)	Resp.	QIon	QRatio	Lower	Upper
Benzidine	96.2709	12.53	0.00	824993	183.0	11.9	9.1	17.0
					92.0	8.7	5.7	10.5

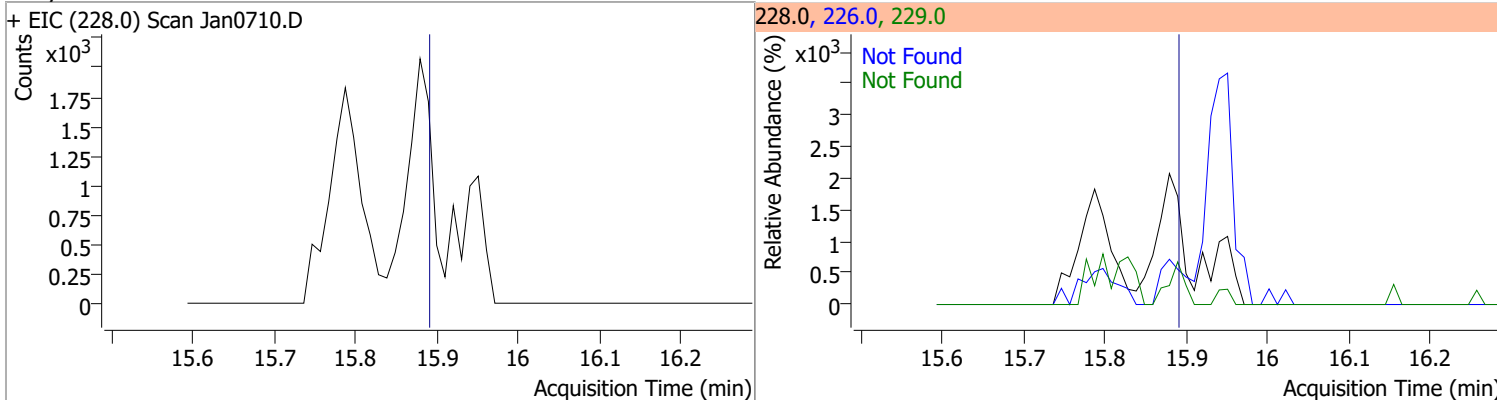


Quantitation Results Report (QT Reviewed)

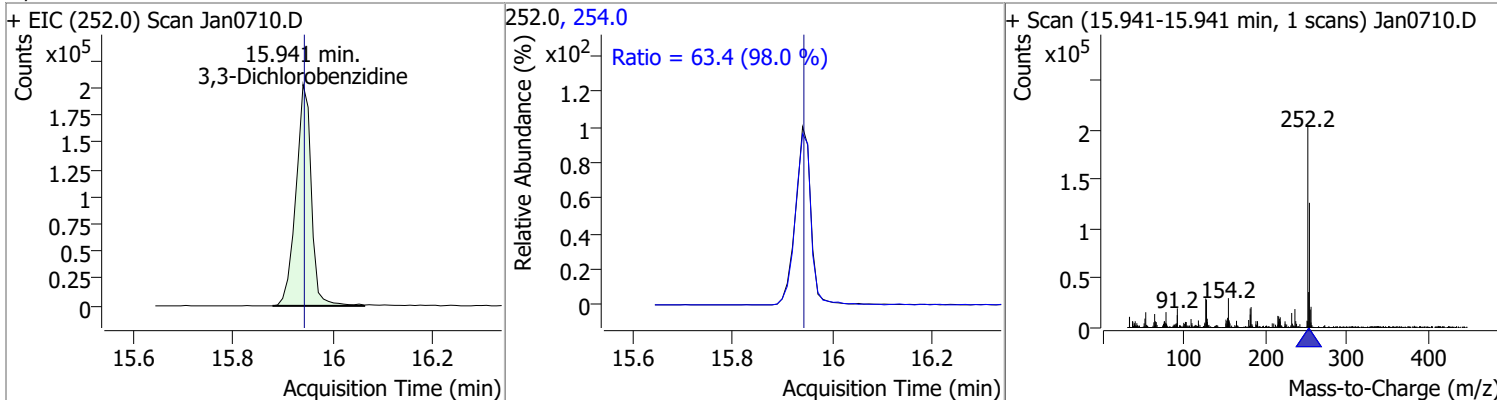
Compound	Conc.	Exp RT	QIon	Exp Ratio		
Pyrene	N.D.	12.58	101.0	14.6		
+ EIC (202.0) Scan Jan0710.D			202.0, 101.0			
						
Terphenyl-d14	N.D.	13.09	122.0	14.4		
+ EIC (244.3) Scan Jan0710.D			244.3, 122.0			
						
Butylbenzylphthalate	N.D.	14.56	91.0	81.7	QIon	Exp Ratio
					206.0	17.9
+ EIC (149.0) Scan Jan0710.D			149.0, 91.0, 206.0			
						
Benzo(a)Anthracene	N.D.	15.80	226.0	27.1	QIon	Exp Ratio
					229.0	21.0
+ EIC (228.0) Scan Jan0710.D			228.0, 229.0, 226.0			
						

Quantitation Results Report (QT Reviewed)

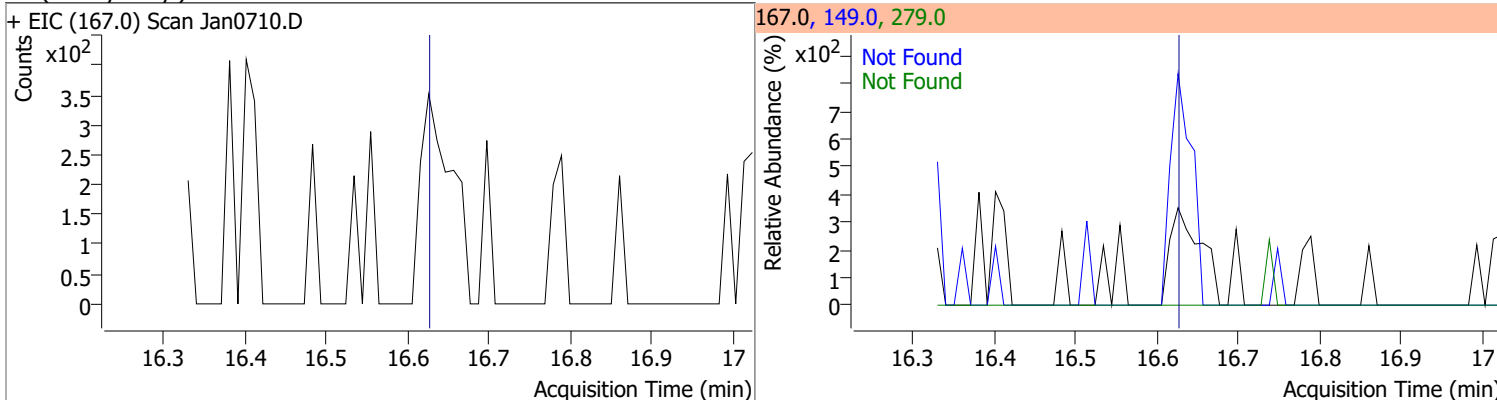
Compound	Conc.	Exp RT	QIon	Exp Ratio	QIon	Exp Ratio
Chrysene	N.D.	15.90	226.0	29.9	229.0	20.4



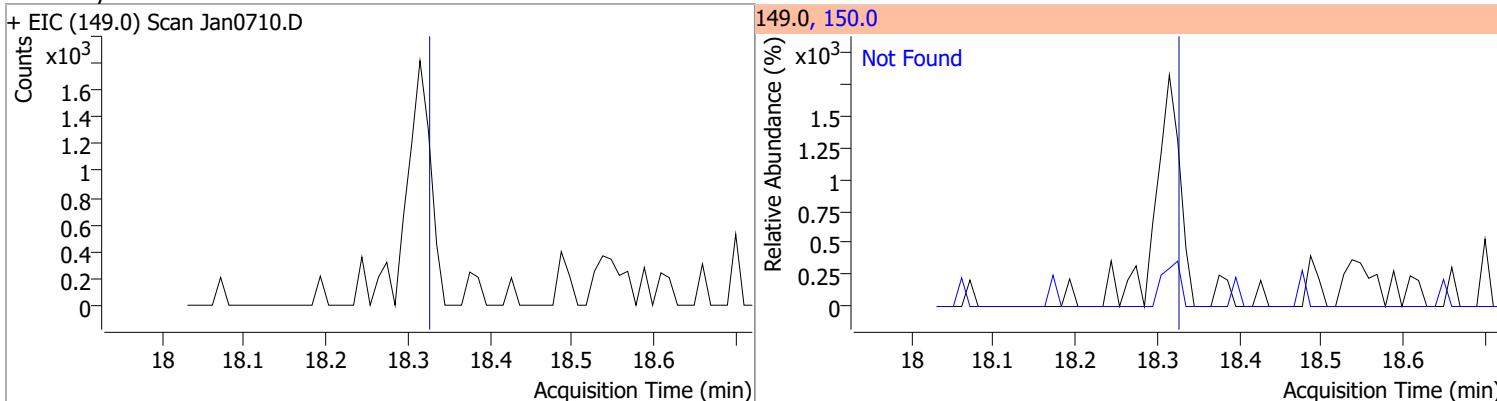
Compound	Conc.	RT	Dev(Min)	Resp.	QIon	QRatio	Lower	Upper
3,3-Dichlorobenzidine	74.9767	15.94	-0.01	434843	254.0	63.4	45.3	84.1



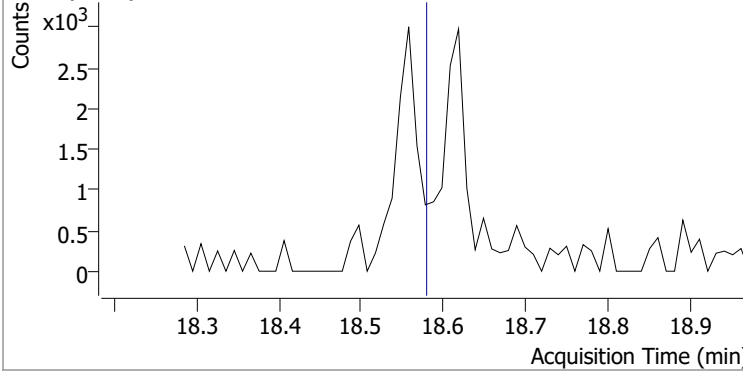
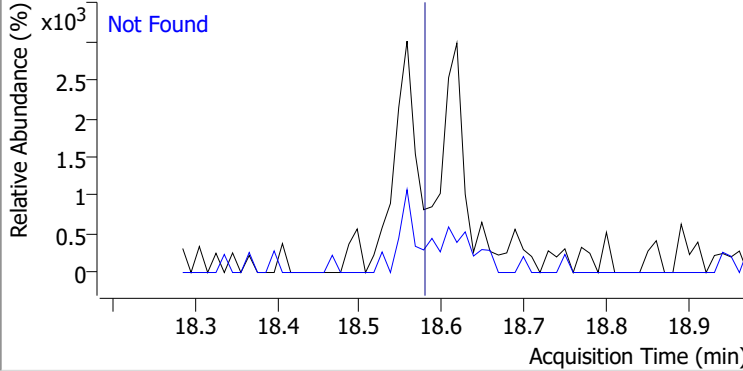
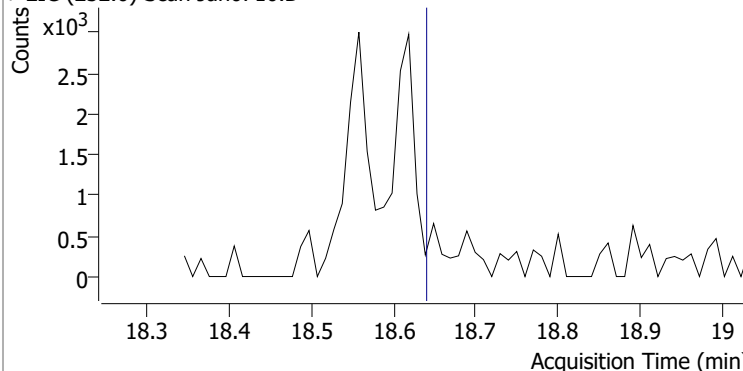
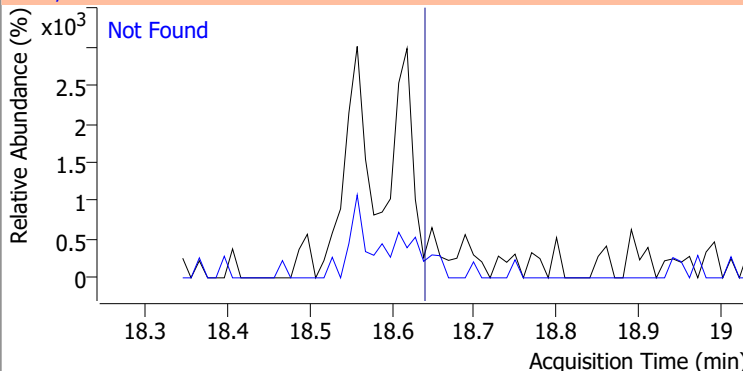
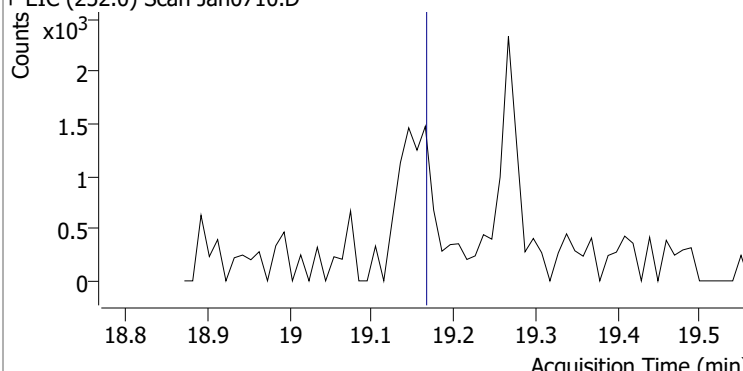
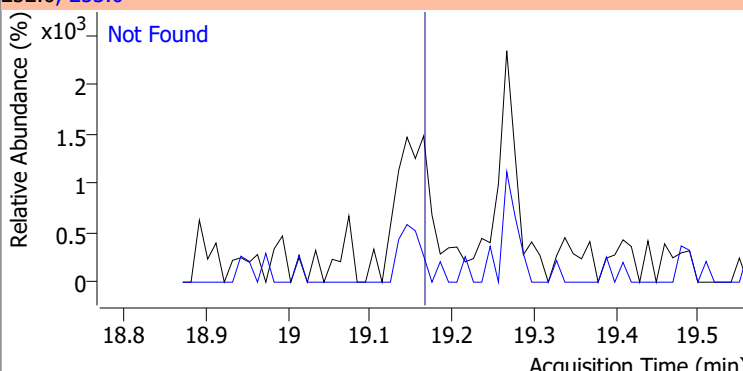
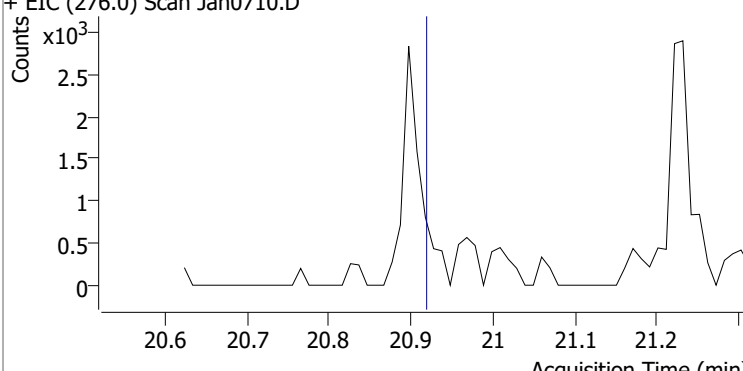
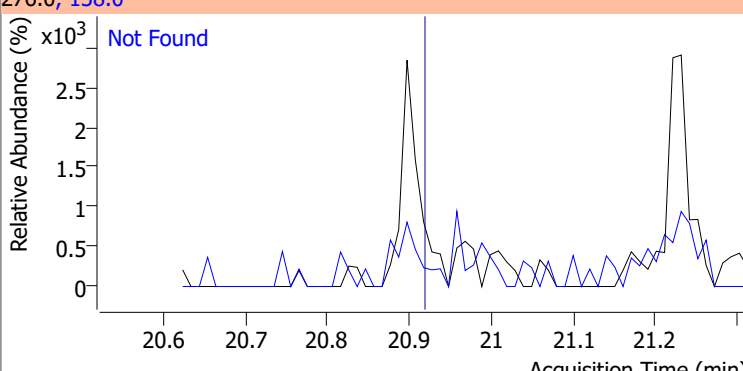
Compound	Conc.	Exp RT	QIon	Exp Ratio	QIon	Exp Ratio
bis(2-ethylhexyl)Phthalate	N.D.	16.64	149.0	397.1	279.0	15.6



Compound	Conc.	Exp RT	QIon	Exp Ratio
Di-n-octyl Phthalate	N.D.	18.32	150.0	9.5

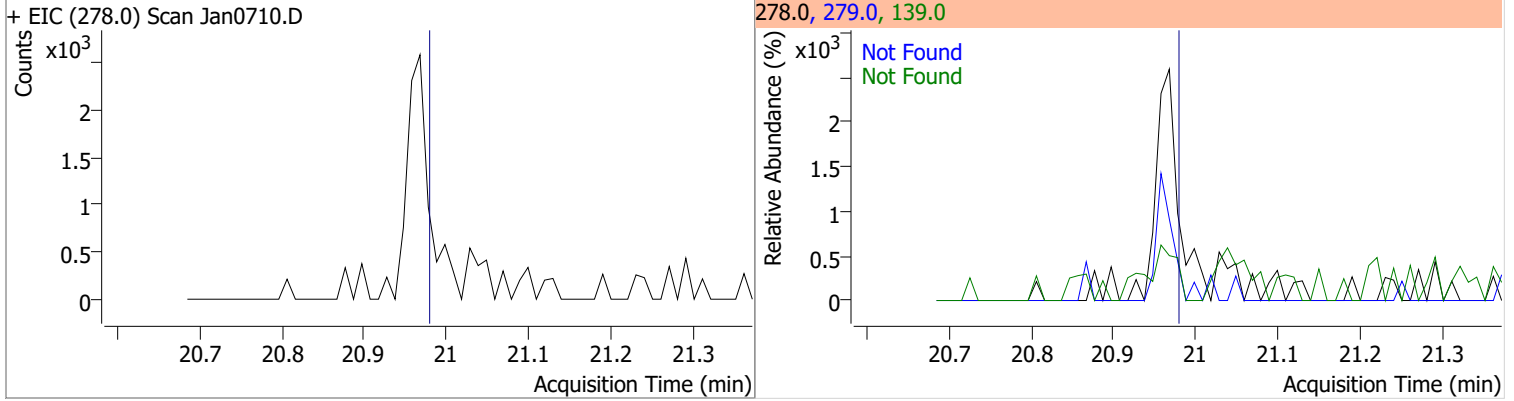


Quantitation Results Report (QT Reviewed)

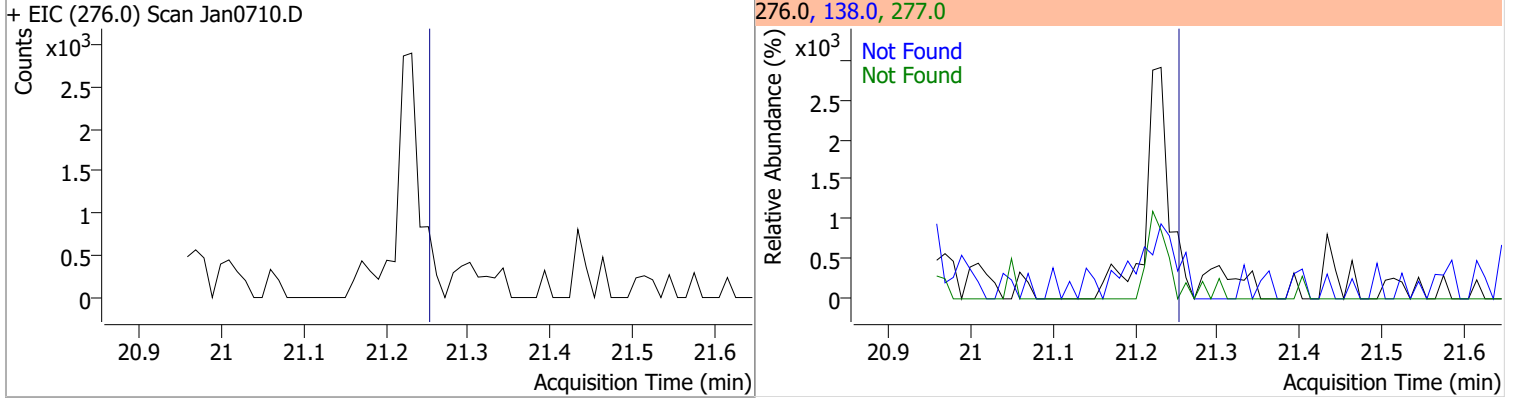
Compound	Conc.	Exp RT	QIon	Exp Ratio
Benzo(b)fluoranthene	N.D.	18.58	253.0	22.0
+ EIC (252.0) Scan Jan0710.D			252.0, 253.0	
				
Benzo(k)fluoranthene	N.D.	18.64	253.0	21.9
+ EIC (252.0) Scan Jan0710.D			252.0, 253.0	
				
Benzo(a)pyrene	N.D.	19.17	253.0	22.0
+ EIC (252.0) Scan Jan0710.D			252.0, 253.0	
				
Indeno(1,2,3-c,d)pyrene	N.D.	20.92	138.0	29.9
+ EIC (276.0) Scan Jan0710.D			276.0, 138.0	
				

Quantitation Results Report (QT Reviewed)

Compound	Conc.	Exp RT	QIon	Exp Ratio	QIon	Exp Ratio
Dibenzo(a,h)anthracene	N.D.	20.98	279.0	25.2	139.0	23.8

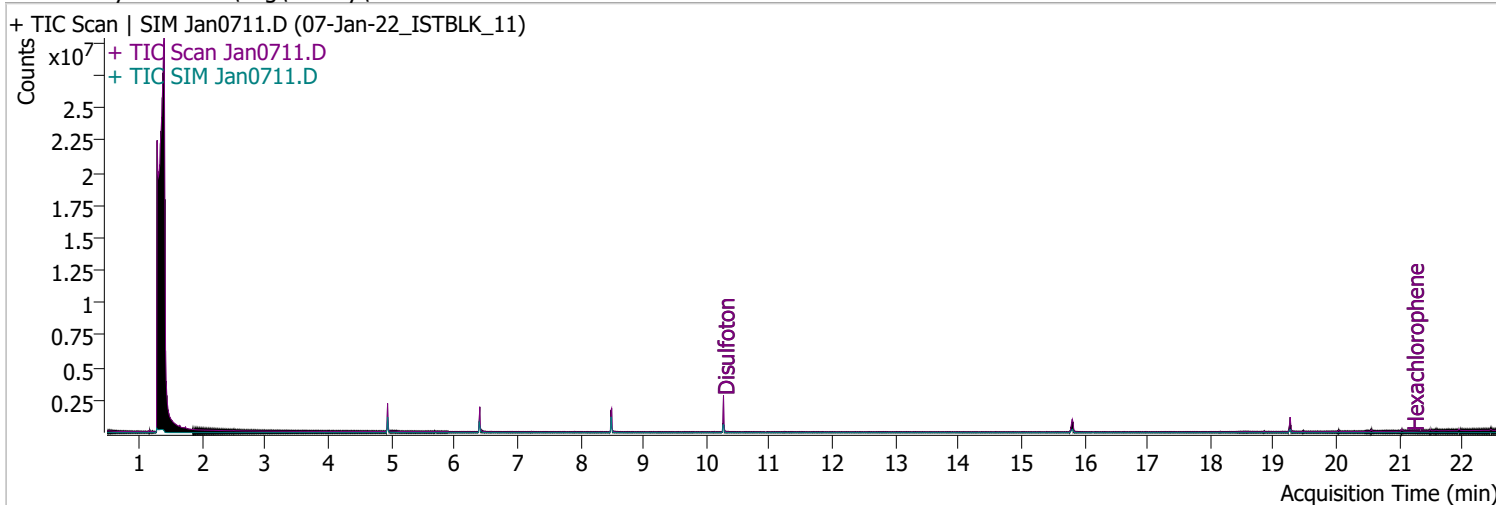


Compound	Conc.	Exp RT	QIon	Exp Ratio	QIon	Exp Ratio
Benzo(g,h,i)perylene	N.D.	21.25	138.0	32.0	277.0	23.8



Quantitation Results Report (QT Reviewed)

Data File	Jan0711.D	Operator	LIMS import
Acq. Method	BNA+SIM.M	Acq. Date-Time	1/7/2022 5:54:29 PM
Sample Name	07-Jan-22_ISTBLK_11	Instrument	Instrument #1
Vial	11	Multiplier	1.00
DA Method File		Comment	SVOC-8270-W-LARGO
Tune File	dftppdsm.u	Tune Date	1/7/2022 12:13:00 PM
Batch Name	010722 DoD BNA cal 1.batch.bin	Last Calib Update	1/11/2022 8:55:14 AM
Ref Library	D:\Org\Library\NIST129K.l		



Compound	RT	QIon	Resp.	Conc.	Units	Dev(Min)
----------	----	------	-------	-------	-------	----------

Internal Standards

System Monitoring Compounds

S 2-Fluorophenol	0.000		0	N.D.		
Spiked Amount: 200.000	Range: 10.0 - 75.0%			Recovery = NA%		
S Phenol-d5	0.000		0	N.D.		
Spiked Amount: 200.000	Range: 10.0 - 65.0%			Recovery = NA%		
S Nitrobenzene-d5	0.000		0	N.D.		
Spiked Amount: 100.000	Range: 32.0 - 94.0%			Recovery = NA%		
S 2-Fluorobiphenyl	0.000		0	N.D.		
Spiked Amount: 100.000	Range: 28.0 - 107.0%			Recovery = NA%		
S 2,4,6-Tribromophenol	0.000		0	N.D.		
Spiked Amount: 200.000	Range: 25.0 - 140.0%			Recovery = NA%		
S Terphenyl-d14	0.000		0	N.D.		
Spiked Amount: 100.000	Range: 32.0 - 122.0%			Recovery = NA%		

Target Compounds

Target Compounds	RT	QIon	Resp.	Conc.	Units	Dev(Min)	QValue
T N-Nitrosodimethylamine	0.000		0	N.D.			
T Pyridine	0.000		0	N.D.			
T Aniline	0.000		0	N.D.			
T Phenol	0.000		0	N.D.			
T bis(-2-Chloroethyl)Ether	0.000		0	N.D.			
T 2-Chlorophenol	0.000		0	N.D.			
T 1,3-Dichlorobenzene	0.000		0	N.D.			
T 1,4-Dichlorobenzene	0.000		0	N.D.			
T 1,2-Dichlorobenzene	0.000		0	N.D.			
T Benzyl Alcohol	0.000		0	N.D.			
T bis(2-chloroisopropyl)Ether	0.000		0	N.D.			
T 2-Methylphenol	0.000		0	N.D.			
T N-nitroso-Di-n-propylamine	0.000		0	N.D.			
T 4Methylphenol/3Methylphenol	0.000		0	N.D.			
T Hexachloroethane	0.000		0	N.D.			

Quantitation Results Report (QT Reviewed)

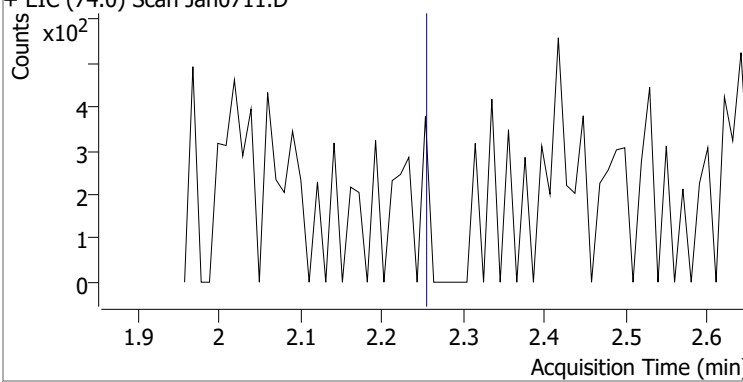
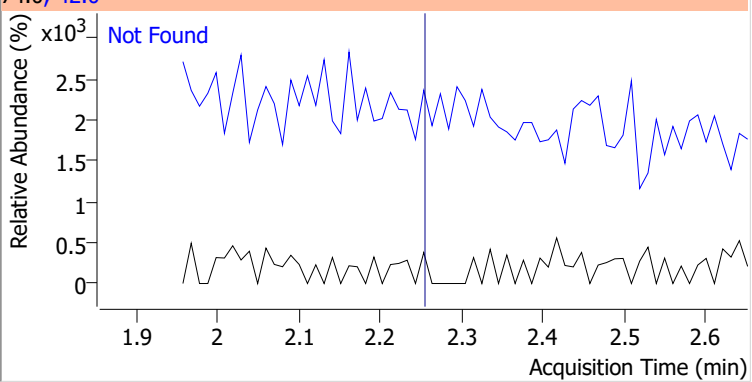
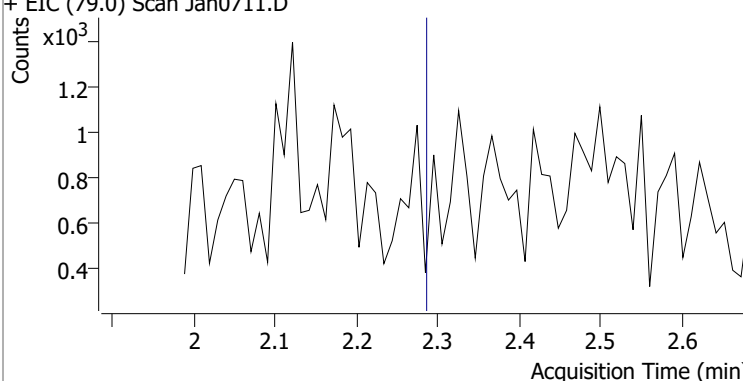
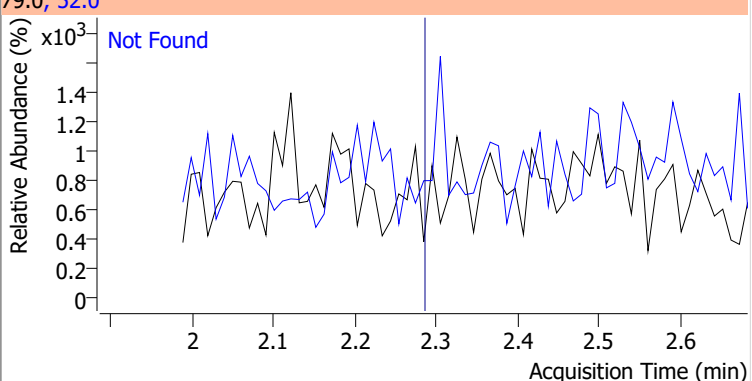
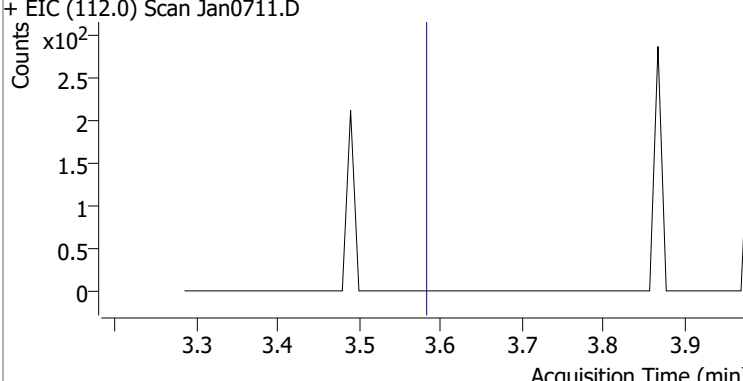
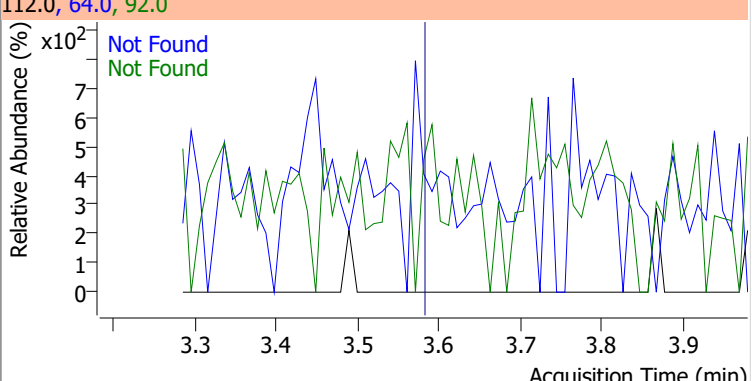
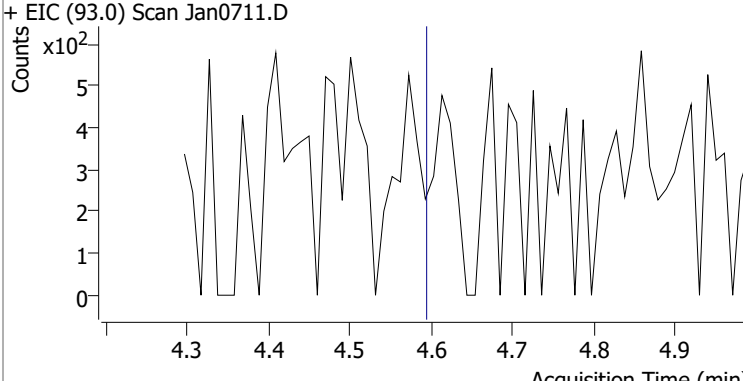
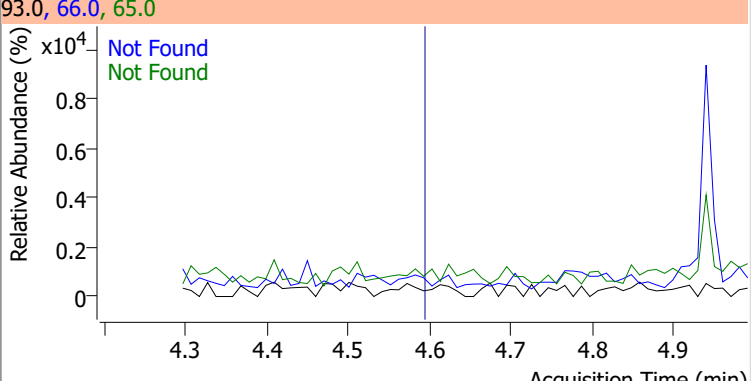
Compound	RT	QIon	Resp.	Conc.	Units	Dev(Min)
T Nitrobenzene	0.000		0	N.D.		
T Isophorone	0.000		0	N.D.		
T 2-Nitrophenol	0.000		0	N.D.		
T 2,4-Dimethylphenol	0.000		0	N.D.		
T bis(-2-Chloroethoxy)Methane	0.000		0	N.D.		
T Benzoic Acid	0.000		0	N.D.		
T 2,4-Dichlorophenol	0.000		0	N.D.		
T 1,2,4-Trichlorobenzene	0.000		0	N.D.		
T Naphthalene	0.000		0	N.D.		
T 4-Chlorophenol	0.000		0	N.D.		
T p-Chloroaniline	0.000		0	N.D.		
T Hexachlorobutadiene	0.000		0	N.D.		
T 4-Chloro-2-Methylphenol	0.000		0	N.D.		
T 4-Chloro-3-Methylphenol	0.000		0	N.D.		
T 2-Methylnaphthalene	0.000		0	N.D.		
T 1-Methylnaphthalene	0.000		0	N.D.		
T Hexachlorocyclopentadiene	0.000		0	N.D.		
T 2,4,6-Trichlorophenol	0.000		0	N.D.		
T 2,4,5-Trichlorophenol	0.000		0	N.D.		
T 2-Chloronaphthalene	0.000		0	N.D.		
T 2-Nitroaniline	0.000		0	N.D.		
T Dimethyl Phthalate	8.497	163.0	0		µg/L	md
T 2,6-Dinitrotoluene	8.487	165.0	0		µg/L	md
T Acenaphthylene	0.000		0	N.D.		
T 3-Nitroaniline	0.000		0	N.D.		
T Acenaphthene	0.000		0	N.D.		
T 2,4-Dinitrophenol	0.000		0	N.D.		
T Dibenzofuran	0.000		0	N.D.		
T 2,4-Dinitrotoluene	0.000		0	N.D.		
T 4-Nitrophenol	0.000		0	N.D.		
T Diethylphthalate	0.000		0	N.D.		
T Fluorene	0.000		0	N.D.		
T 4-Chlorophenyl-phenylether	0.000		0	N.D.		
T 4-Nitroaniline	0.000		0	N.D.		
T 4,6-Dinitro-2-methylphenol	0.000		0	N.D.		
T N-nitrosodiphenylamine	0.000		0	N.D.		
T Azobenzene	0.000		0	N.D.		
T 4-Bromophenyl-phenylether	0.000		0	N.D.		
T Hexachlorobenzene	0.000		0	N.D.		
T Pentachlorophenol	0.000		0	N.D.		
T Phenanthrene	0.000		0	N.D.		
T Anthracene	0.000		0	N.D.		
T Triallate	0.000		0	N.D.		
T Carbazole	0.000		0	N.D.		
T o-Terphenyl	0.000		0	N.D.		
T Di-n-Butylphthalate	0.000		0	N.D.		
T Fluoranthene	0.000		0	N.D.		
T Benzidine	0.000		0	N.D.		
T Pyrene	0.000		0	N.D.		
T Butylbenzylphthalate	0.000		0	N.D.		
T Benzo(a)Anthracene	0.000		0	N.D.		
T Chrysene	0.000		0	N.D.		
T 3,3-Dichlorobenzidine	0.000		0	N.D.		
T bis(2-ethylhexyl)Phthalate	0.000		0	N.D.		
T Di-n-octyl Phthalate	0.000		0	N.D.		

Quantitation Results Report (QT Reviewed)

Compound	RT	QIon	Resp.	Conc.	Units	Dev(Min)
T Benzo(b)fluoranthene	0.000		0	N.D.		
T Benzo(k)fluoranthene	0.000		0	N.D.		
T Benzo(a)pyrene	0.000		0	N.D.		
T Indeno(1,2,3-c,d)pyrene	0.000		0	N.D.		
T Dibenzo(a,h)anthracene	0.000		0	N.D.		
T Benzo(g,h,i)perylene	0.000		0	N.D.		

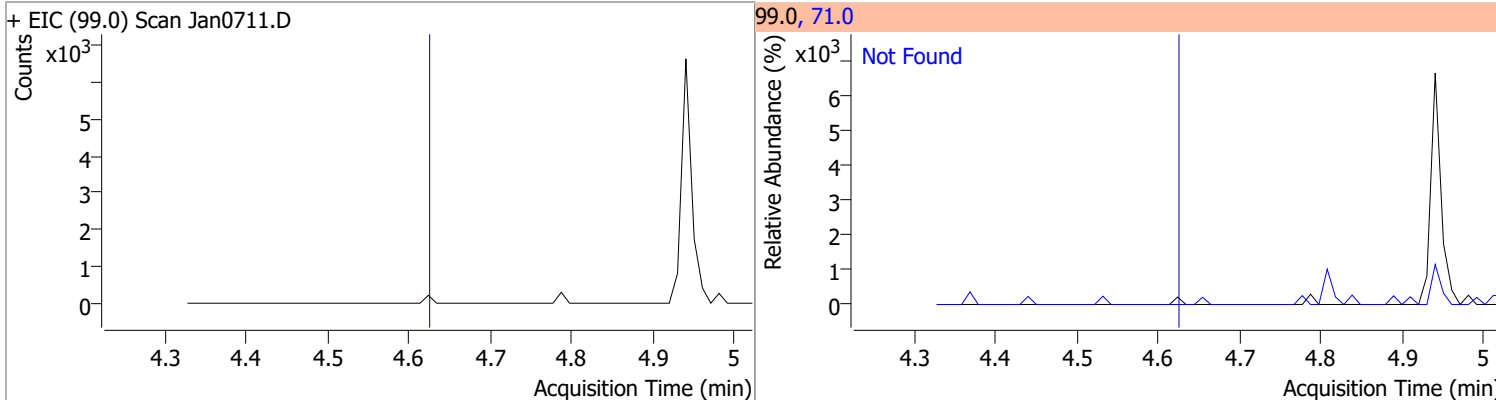
(#) = Qualifier Out of Range; (m) = Manual Integration; (+) = Area Summed; (*) = Surrogate Percent Recovery Out of Range; (d): Zeroed Peak

Quantitation Results Report (QT Reviewed)

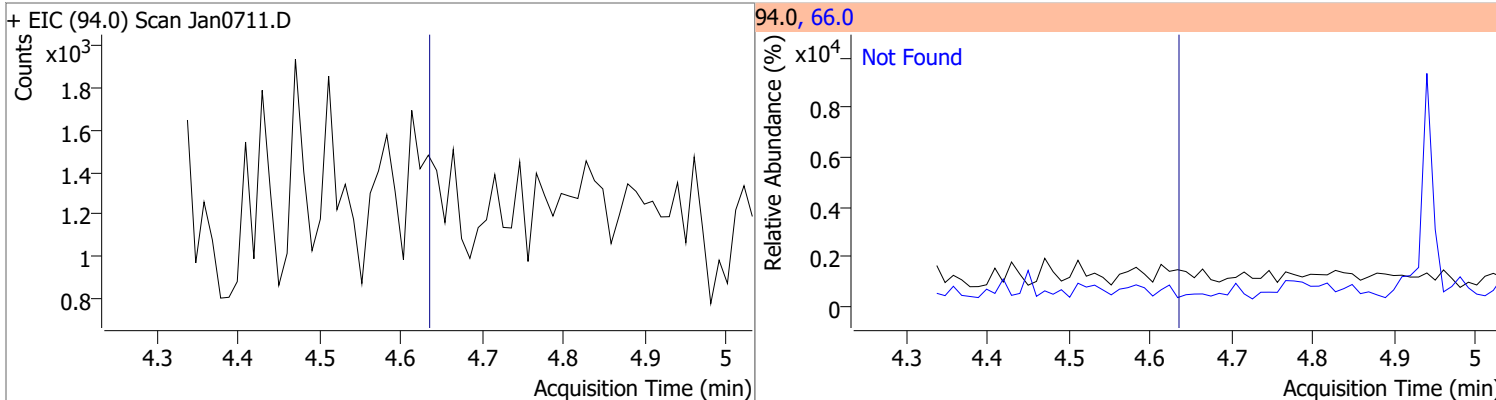
Compound	Conc.	Exp RT	QIon	Exp Ratio		
N-Nitrosodimethylamine	N.D.	2.25	42.0	177.0		
+ EIC (74.0) Scan Jan0711.D			74.0, 42.0			
						
Pyridine	N.D.	2.28	52.0	133.1		
+ EIC (79.0) Scan Jan0711.D			79.0, 52.0			
						
2-Fluorophenol	N.D.	3.58	64.0	65.0	QIon	Exp Ratio
					92.0	20.1
+ EIC (112.0) Scan Jan0711.D			112.0, 64.0, 92.0			
						
Aniline	N.D.	4.59	66.0	40.4	QIon	Exp Ratio
					65.0	22.2
+ EIC (93.0) Scan Jan0711.D			93.0, 66.0, 65.0			
						

Quantitation Results Report (QT Reviewed)

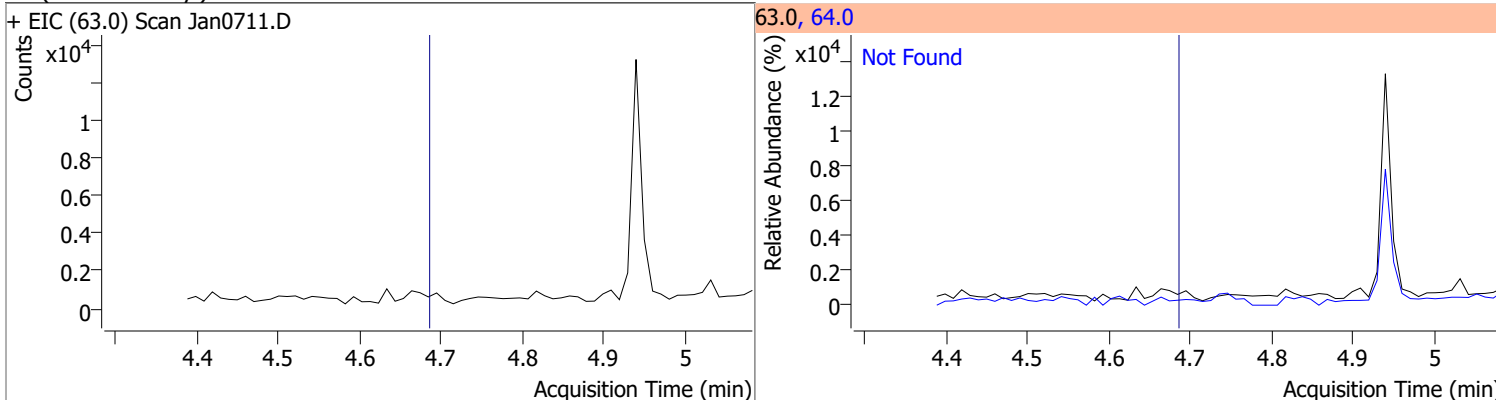
Compound	Conc.	Exp RT	QIon	Exp Ratio
Phenol-d5	N.D.	4.62	71.0	31.9



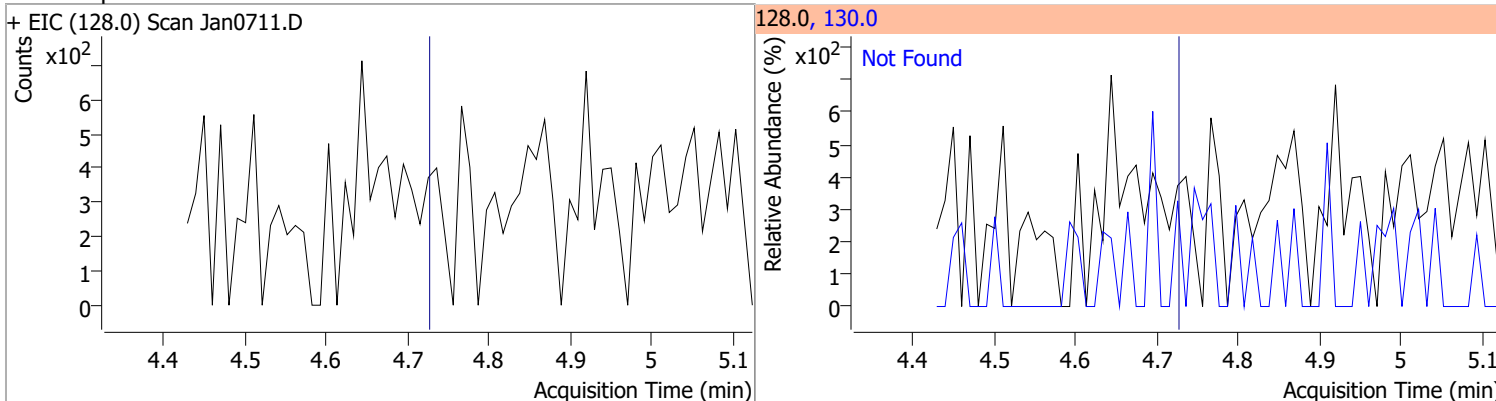
Compound	Conc.	Exp RT	QIon	Exp Ratio
Phenol	N.D.	4.63	66.0	44.7



Compound	Conc.	Exp RT	QIon	Exp Ratio
bis(-2-Chloroethyl)Ether	N.D.	4.68	64.0	3.3

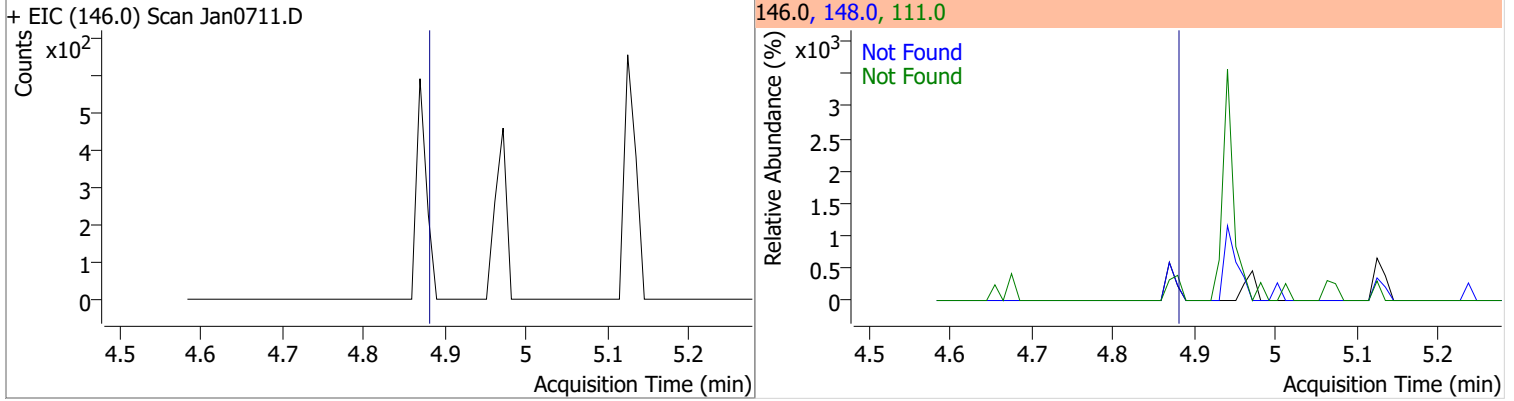


Compound	Conc.	Exp RT	QIon	Exp Ratio
2-Chlorophenol	N.D.	4.73	130.0	32.0

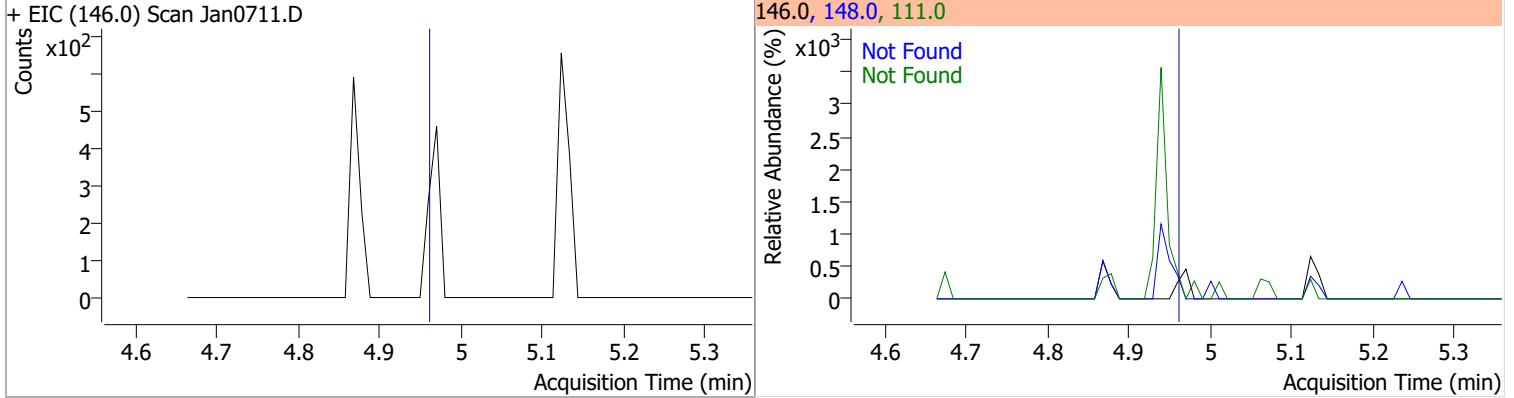


Quantitation Results Report (QT Reviewed)

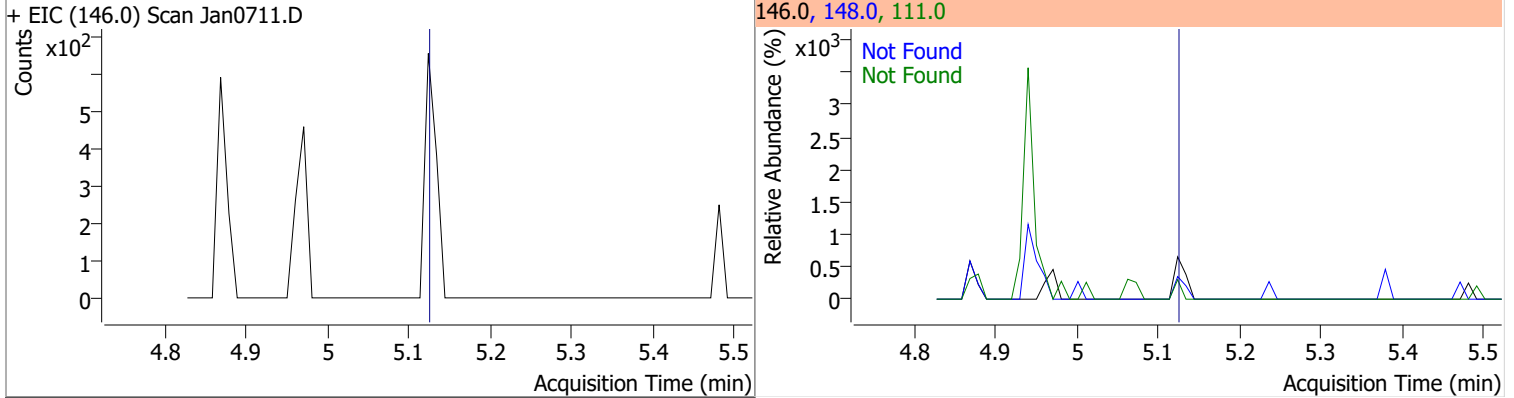
Compound	Conc.	Exp RT	QIon	Exp Ratio	QIon	Exp Ratio
1,3-Dichlorobenzene	N.D.	4.88	148.0	62.6	111.0	35.4



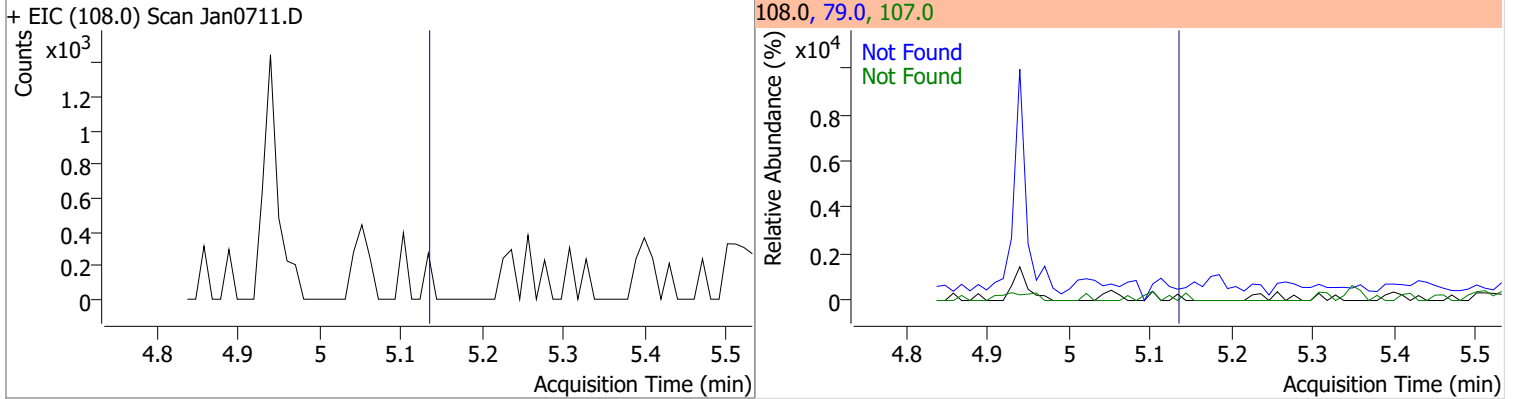
Compound	Conc.	Exp RT	QIon	Exp Ratio	QIon	Exp Ratio
1,4-Dichlorobenzene	N.D.	4.96	148.0	64.4	111.0	35.2



Compound	Conc.	Exp RT	QIon	Exp Ratio	QIon	Exp Ratio
1,2-Dichlorobenzene	N.D.	5.12	148.0	64.5	111.0	37.8



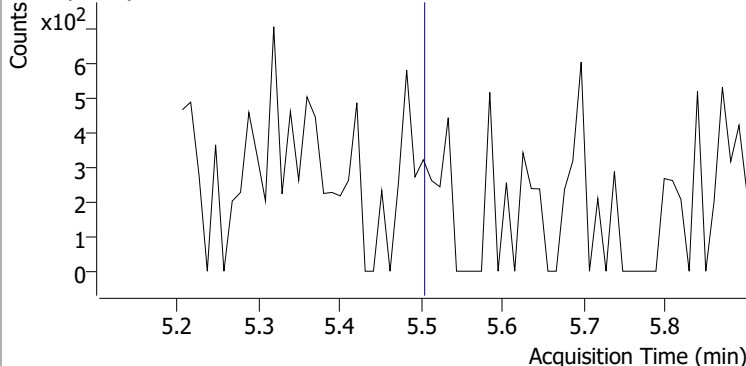
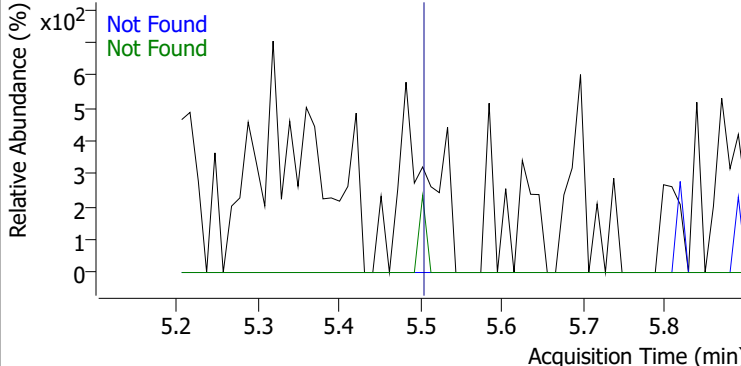
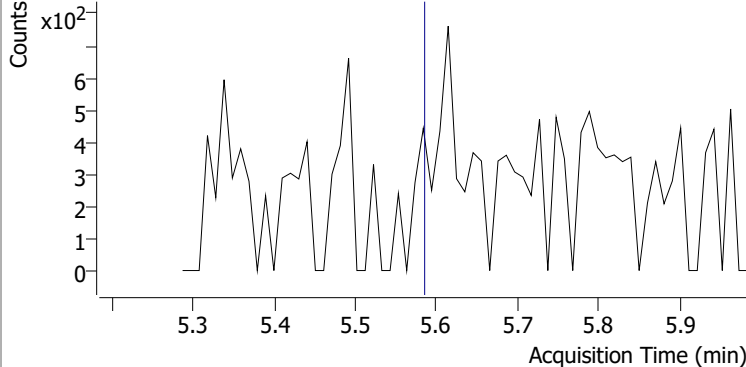
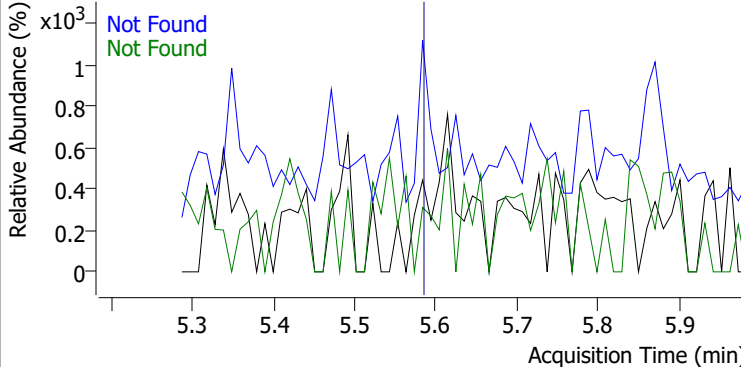
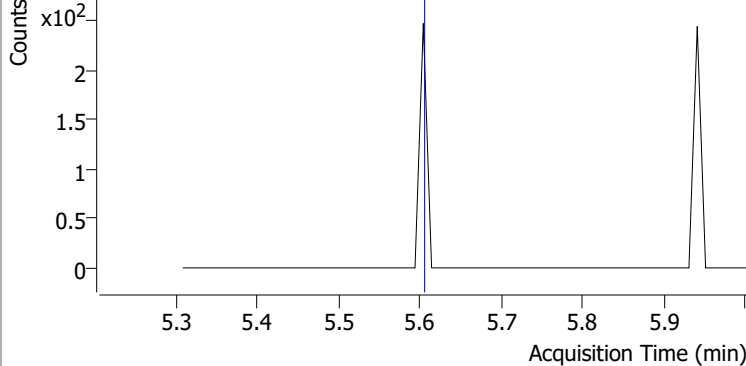
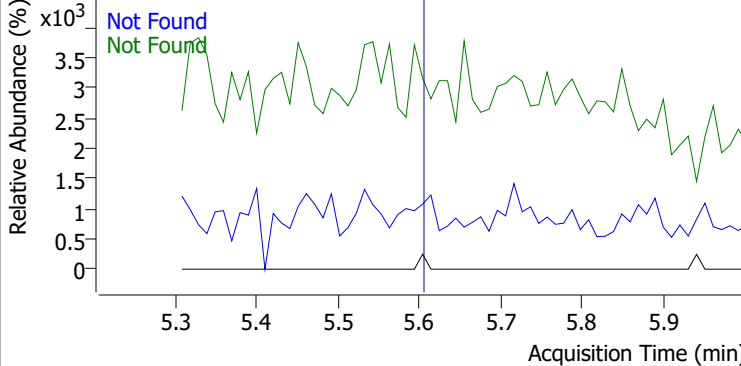
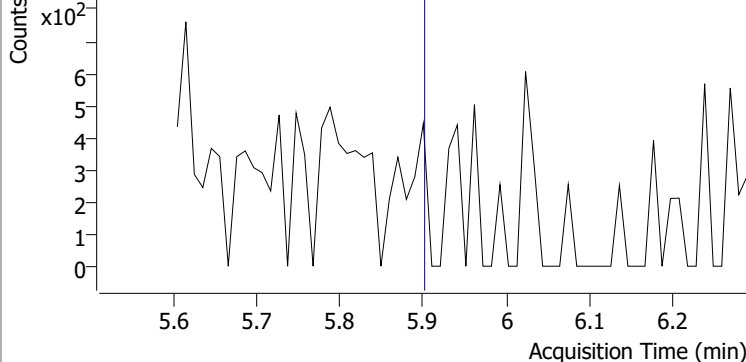
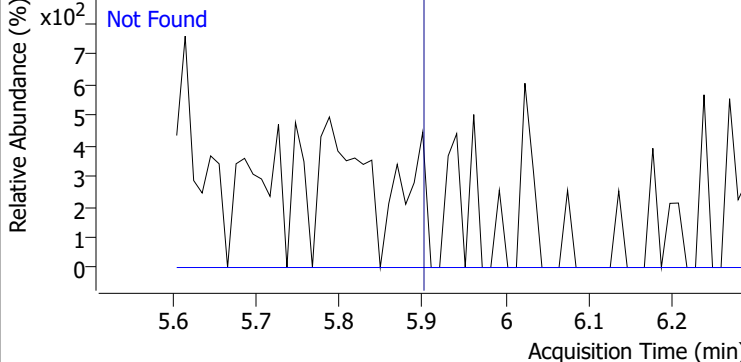
Compound	Conc.	Exp RT	QIon	Exp Ratio	QIon	Exp Ratio
Benzyl Alcohol	N.D.	5.13	79.0	115.5	107.0	71.0



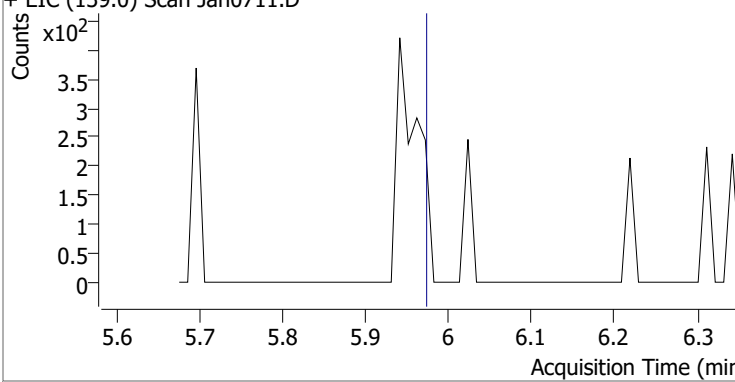
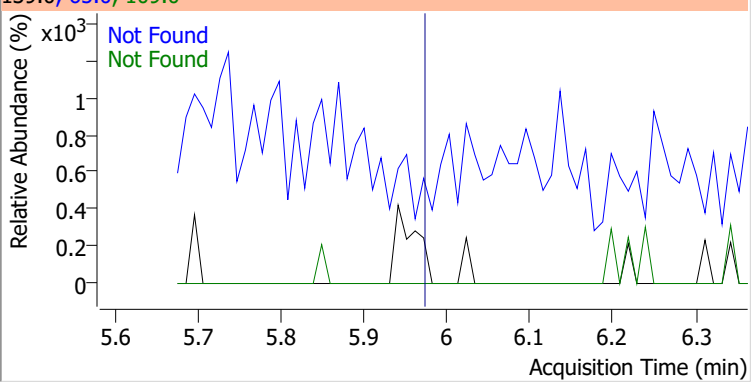
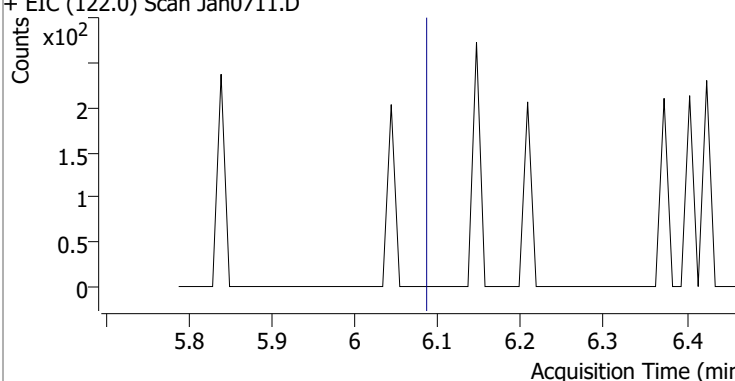
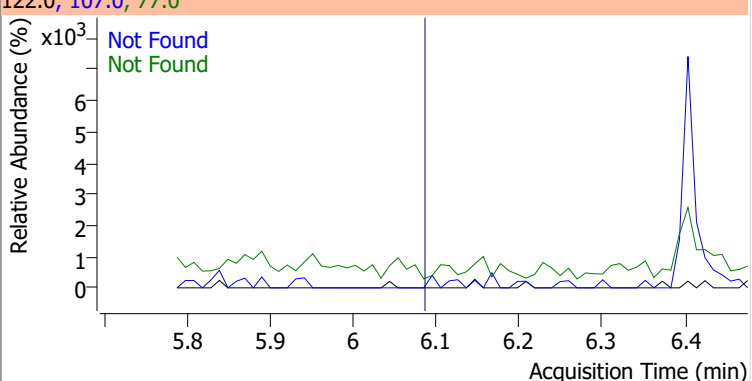
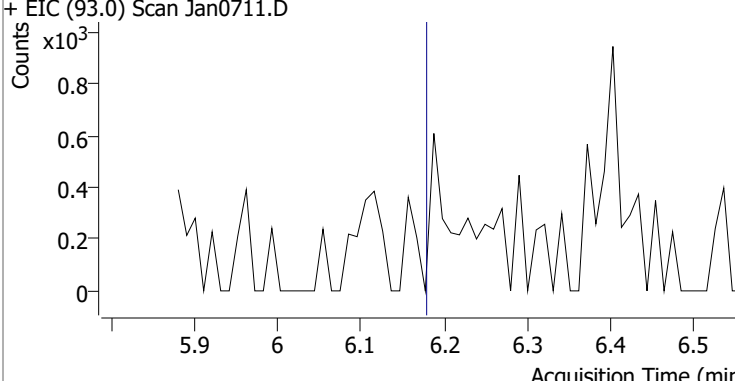
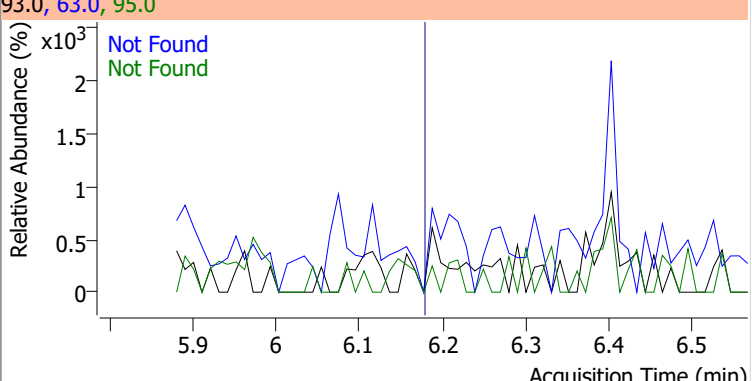
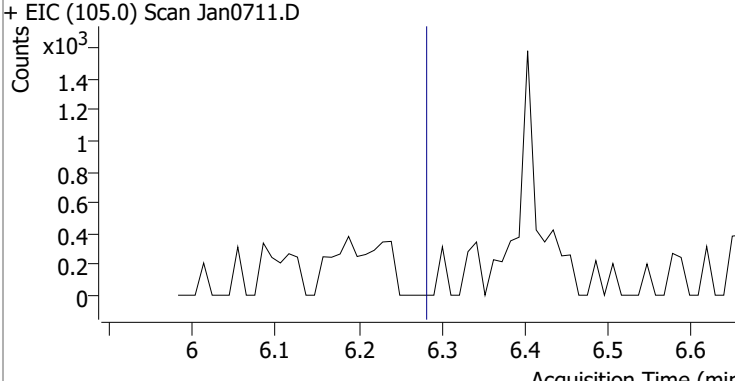
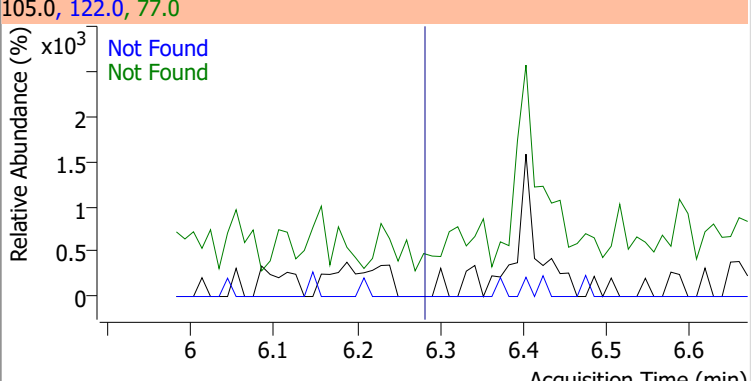
Quantitation Results Report (QT Reviewed)

Compound	Conc.	Exp RT	QIon	Exp Ratio
bis(2-chloroisopropyl)Ether	N.D.	5.30	123.0	32.2
+ EIC (121.0) Scan Jan0711.D			121.0, 123.0	
2-Methylphenol	N.D.	5.30	108.0	116.9
+ EIC (107.0) Scan Jan0711.D			107.0, 108.0	
N-nitroso-Di-n-propylamine	N.D.	5.45	130.0	20.7
+ EIC (70.0) Scan Jan0711.D			70.0, 130.0	
4Methylphenol/3Methylphenol	N.D.	5.48	108.0	84.5
+ EIC (107.0) Scan Jan0711.D			107.0, 108.0	

Quantitation Results Report (QT Reviewed)

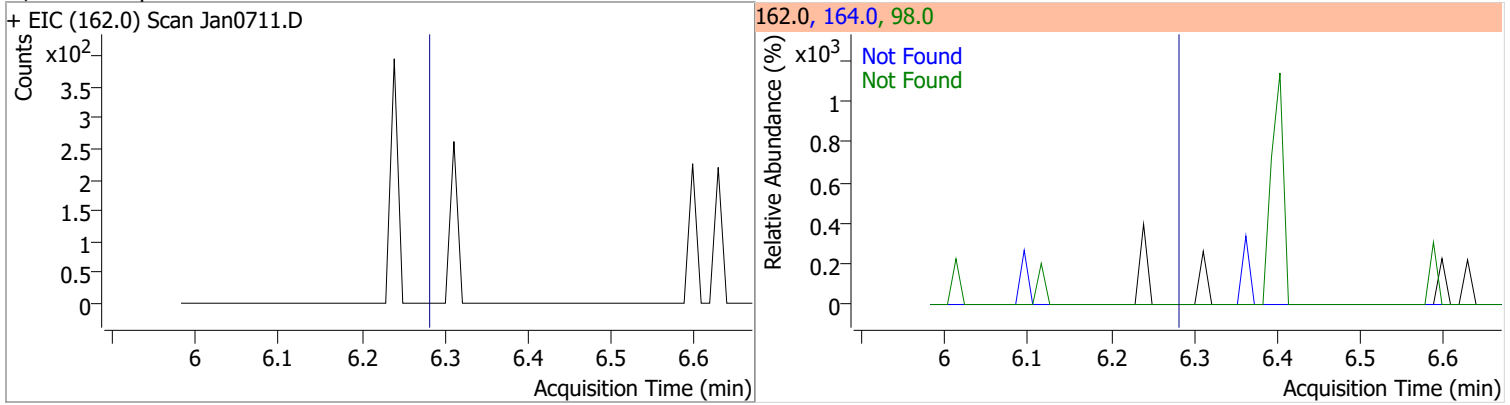
Compound	Conc.	Exp RT	QIon	Exp Ratio	QIon	Exp Ratio
Hexachloroethane	N.D.	5.50	201.0	93.2	199.0	57.2
+ EIC (117.0) Scan Jan0711.D			117.0, 201.0, 199.0			
						
Nitrobenzene-d5	N.D.	5.58	54.0	97.4	128.0	50.3
+ EIC (82.0) Scan Jan0711.D			82.0, 54.0, 128.0			
						
Nitrobenzene	N.D.	5.60	77.0	186.4	51.0	186.0
+ EIC (123.1) Scan Jan0711.D			123.1, 77.0, 51.0			
						
Isophorone	N.D.	5.90	138.0	20.3		
+ EIC (82.0) Scan Jan0711.D			82.0, 138.0			
						

Quantitation Results Report (QT Reviewed)

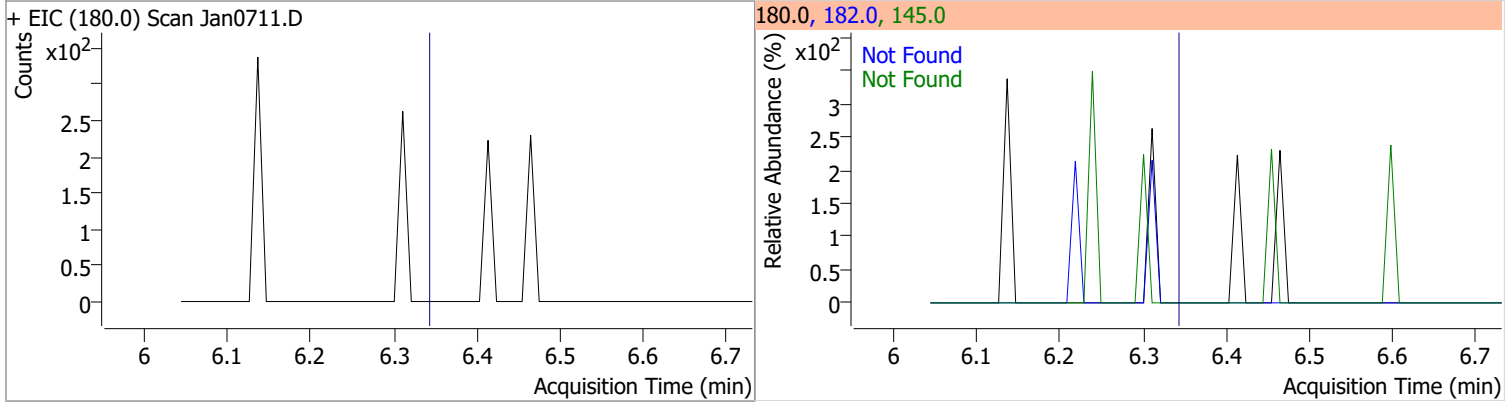
Compound	Conc.	Exp RT	QIon	Exp Ratio	QIon	Exp Ratio
2-Nitrophenol	N.D.	5.97	65.0	51.2	109.0	34.5
+ EIC (139.0) Scan Jan0711.D			139.0, 65.0, 109.0			
						
2,4-Dimethylphenol	N.D.	6.08	107.0	106.6	77.0	30.1
+ EIC (122.0) Scan Jan0711.D			122.0, 107.0, 77.0			
						
bis(-2-Chloroethoxy)Methane	N.D.	6.18	63.0	91.4	95.0	31.4
+ EIC (93.0) Scan Jan0711.D			93.0, 63.0, 95.0			
						
Benzoic Acid	N.D.	6.28	122.0	88.1	77.0	74.0
+ EIC (105.0) Scan Jan0711.D			105.0, 122.0, 77.0			
						

Quantitation Results Report (QT Reviewed)

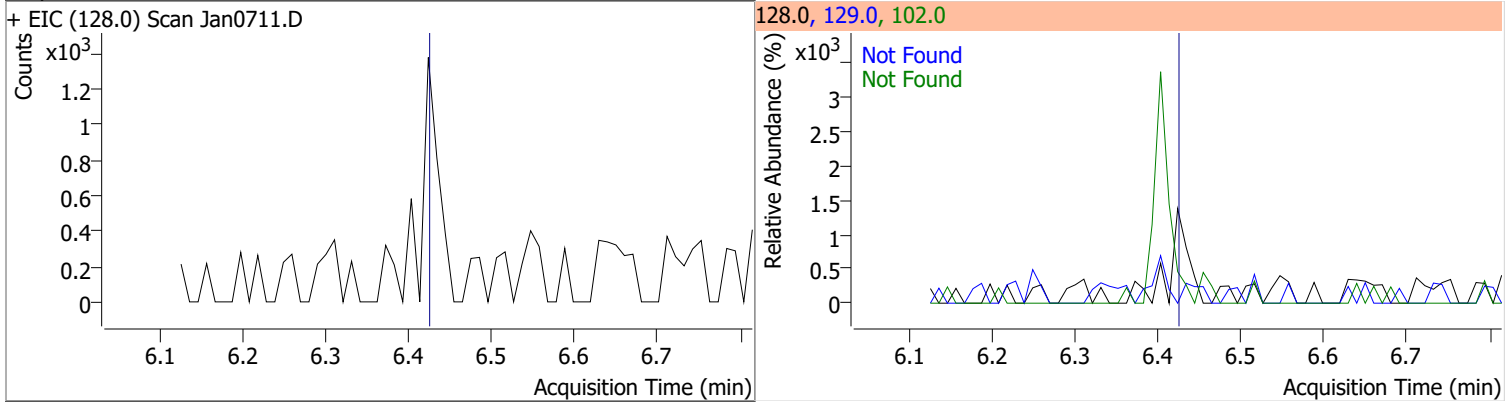
Compound	Conc.	Exp RT	QIon	Exp Ratio	QIon	Exp Ratio
2,4-Dichlorophenol	N.D.	6.28	164.0	65.0	98.0	31.2



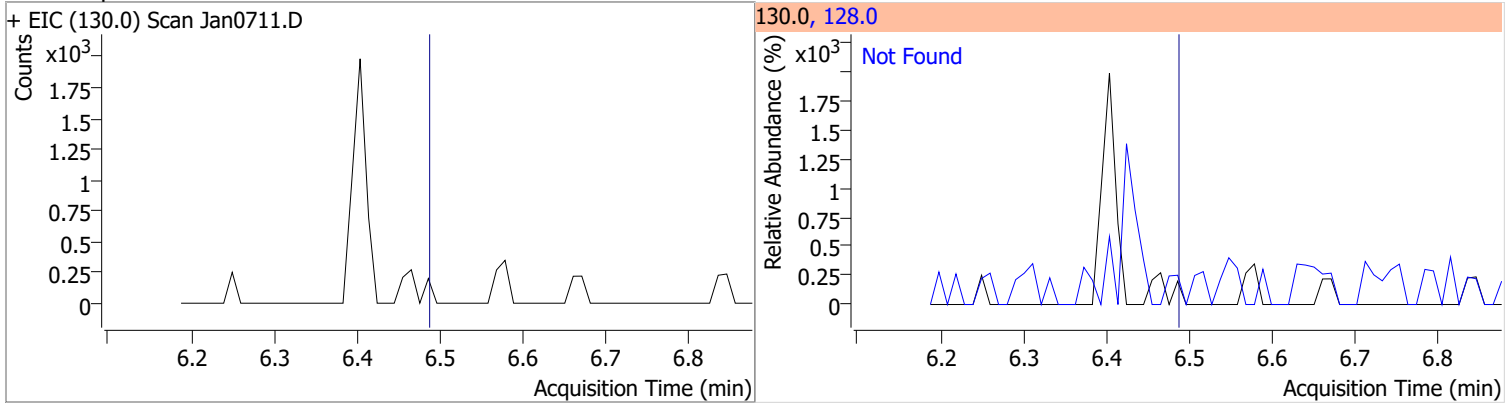
Compound	Conc.	Exp RT	QIon	Exp Ratio	QIon	Exp Ratio
1,2,4-Trichlorobenzene	N.D.	6.34	182.0	97.8	145.0	30.3



Compound	Conc.	Exp RT	QIon	Exp Ratio	QIon	Exp Ratio
Naphthalene	N.D.	6.42	129.0	10.6	102.0	9.0

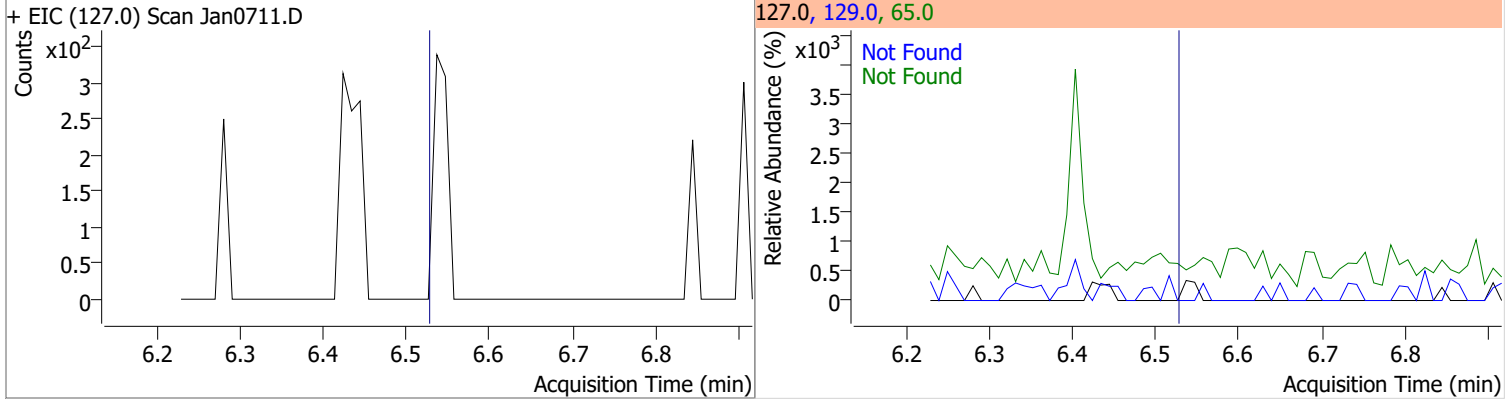


Compound	Conc.	Exp RT	QIon	Exp Ratio
4-Chlorophenol	N.D.	6.49	128.0	318.3

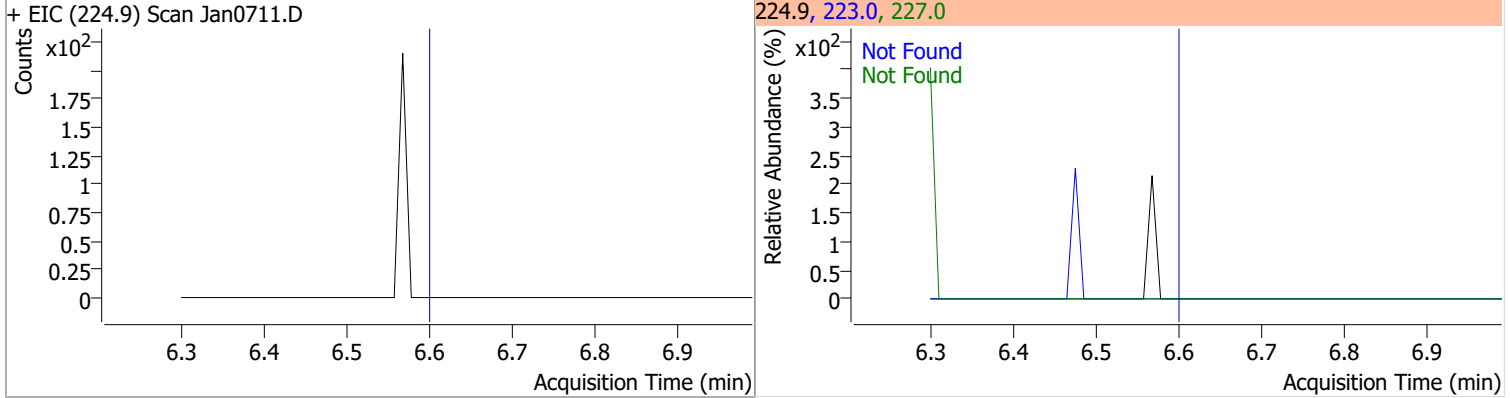


Quantitation Results Report (QT Reviewed)

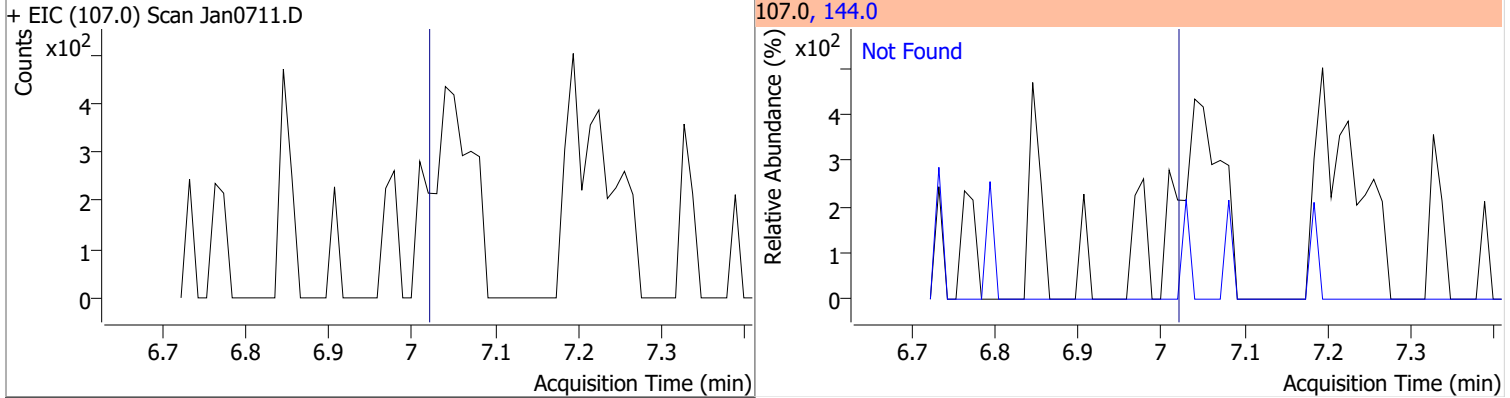
Compound	Conc.	Exp RT	QIon	Exp Ratio	QIon	Exp Ratio
p-Chloroaniline	N.D.	6.53	65.0	36.5	129.0	33.7



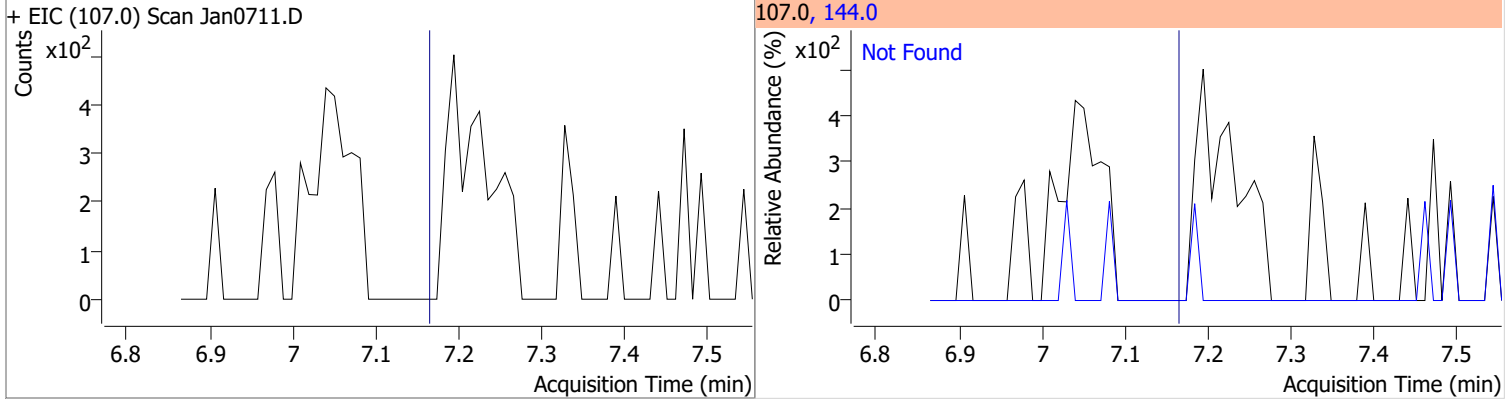
Compound	Conc.	Exp RT	QIon	Exp Ratio	QIon	Exp Ratio
Hexachlorobutadiene	N.D.	6.60	227.0	66.1	223.0	64.1



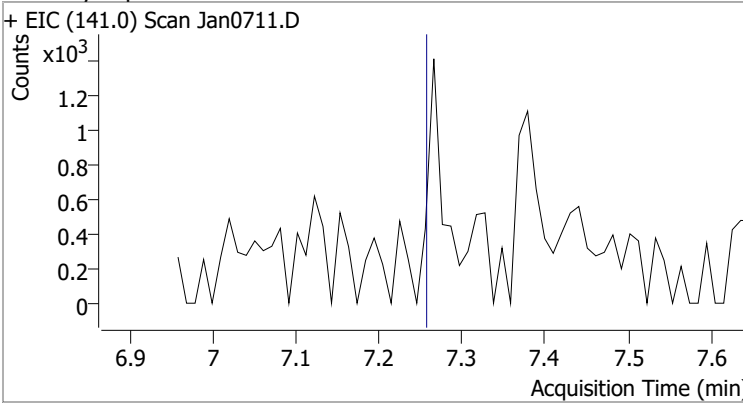
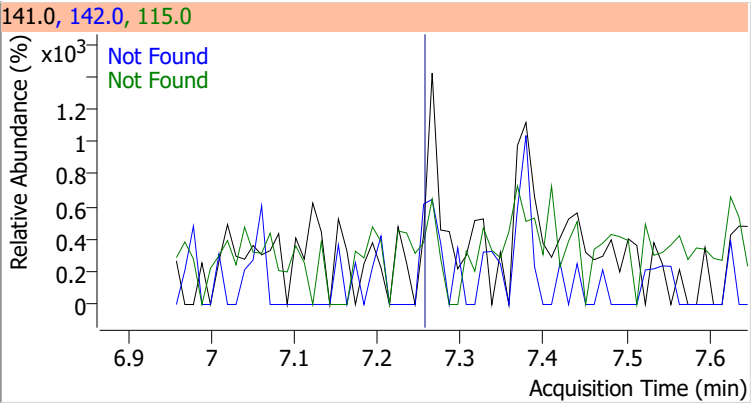
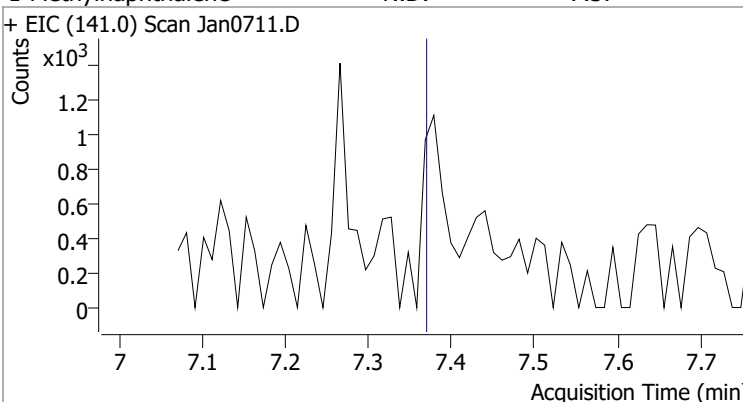
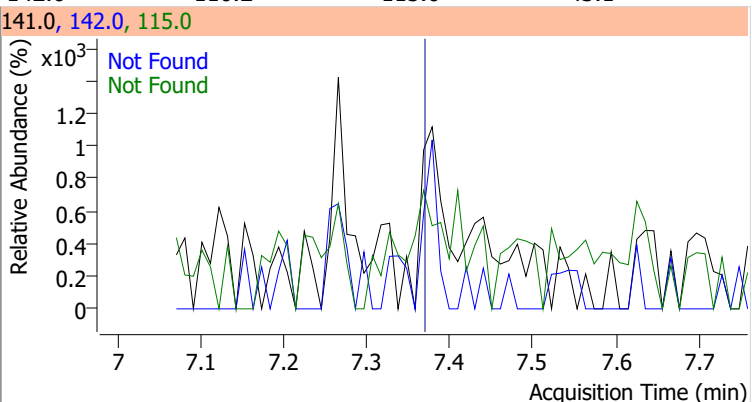
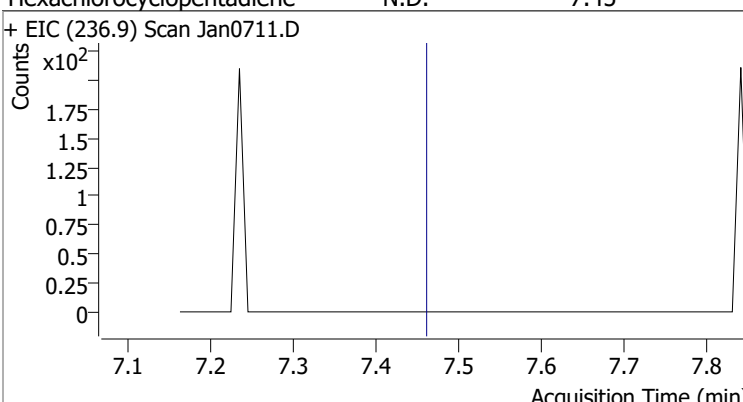
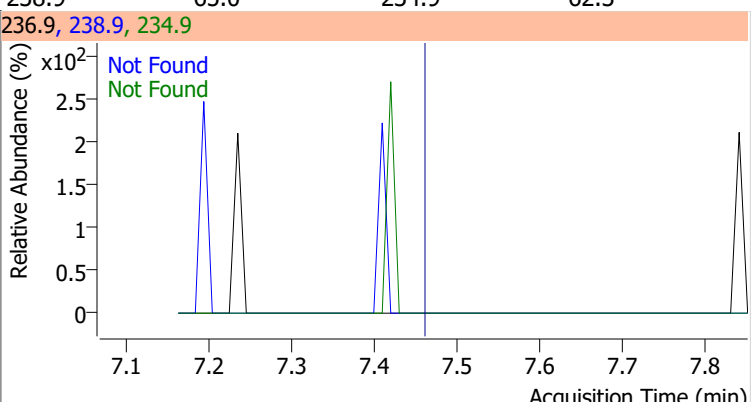
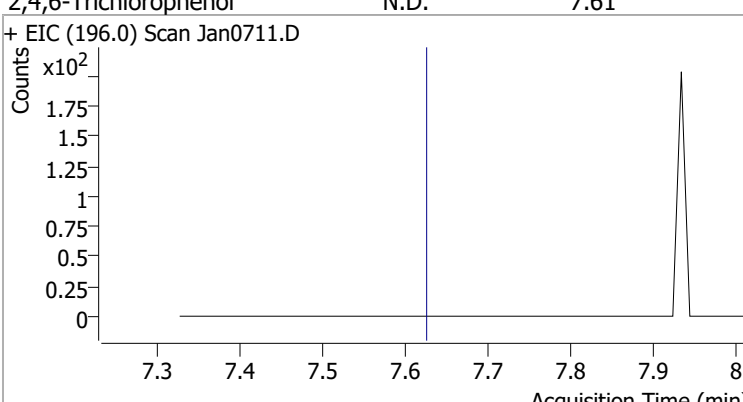
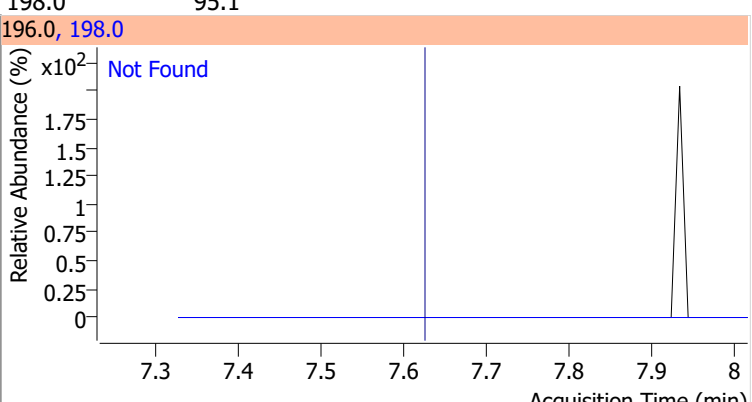
Compound	Conc.	Exp RT	QIon	Exp Ratio
4-Chloro-2-Methylphenol	N.D.	7.02	144.0	27.3



Compound	Conc.	Exp RT	QIon	Exp Ratio
4-Chloro-3-Methylphenol	N.D.	7.16	144.0	28.4

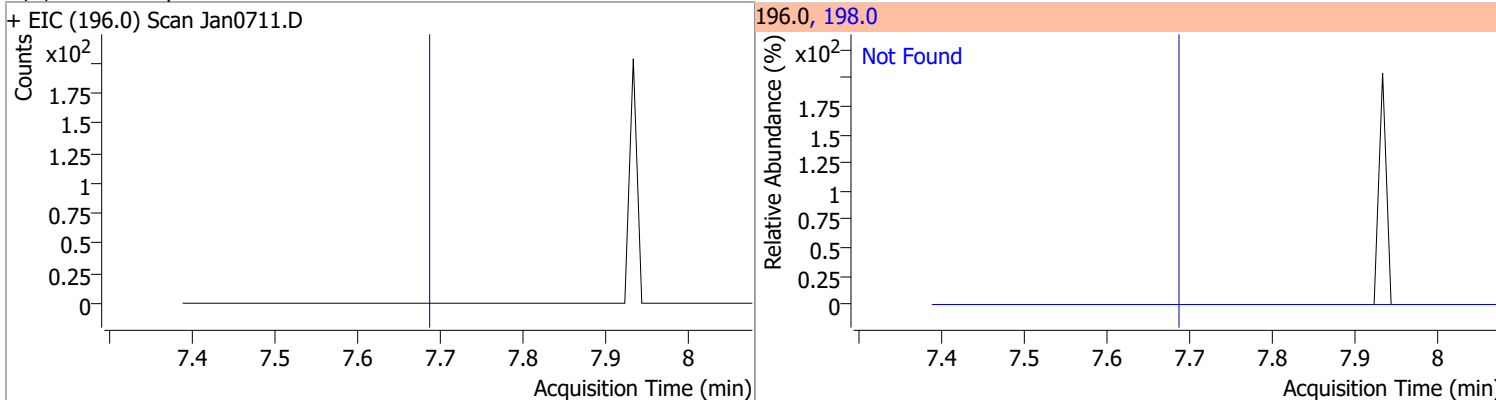


Quantitation Results Report (QT Reviewed)

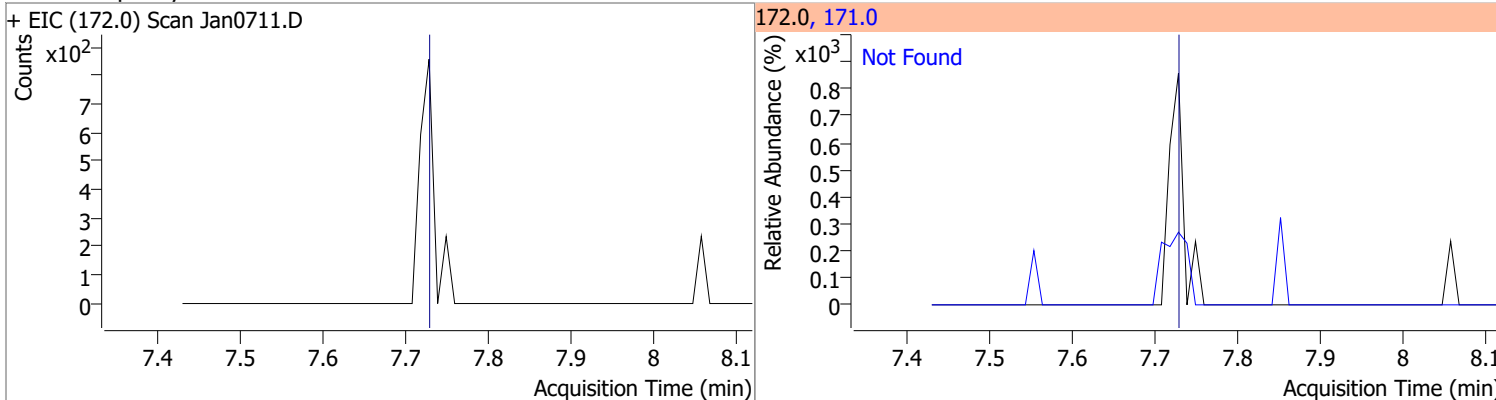
Compound	Conc.	Exp RT	QIon	Exp Ratio	QIon	Exp Ratio
2-Methylnaphthalene	N.D.	7.26	142.0	115.4	115.0	41.6
+ EIC (141.0) Scan Jan0711.D			141.0, 142.0, 115.0			
						
1-Methylnaphthalene	N.D.	7.37	142.0	110.2	115.0	43.1
+ EIC (141.0) Scan Jan0711.D			141.0, 142.0, 115.0			
						
Hexachlorocyclopentadiene	N.D.	7.45	238.9	65.0	234.9	62.3
+ EIC (236.9) Scan Jan0711.D			236.9, 238.9, 234.9			
						
2,4,6-Trichlorophenol	N.D.	7.61	198.0	95.1		
+ EIC (196.0) Scan Jan0711.D			196.0, 198.0			
						

Quantitation Results Report (QT Reviewed)

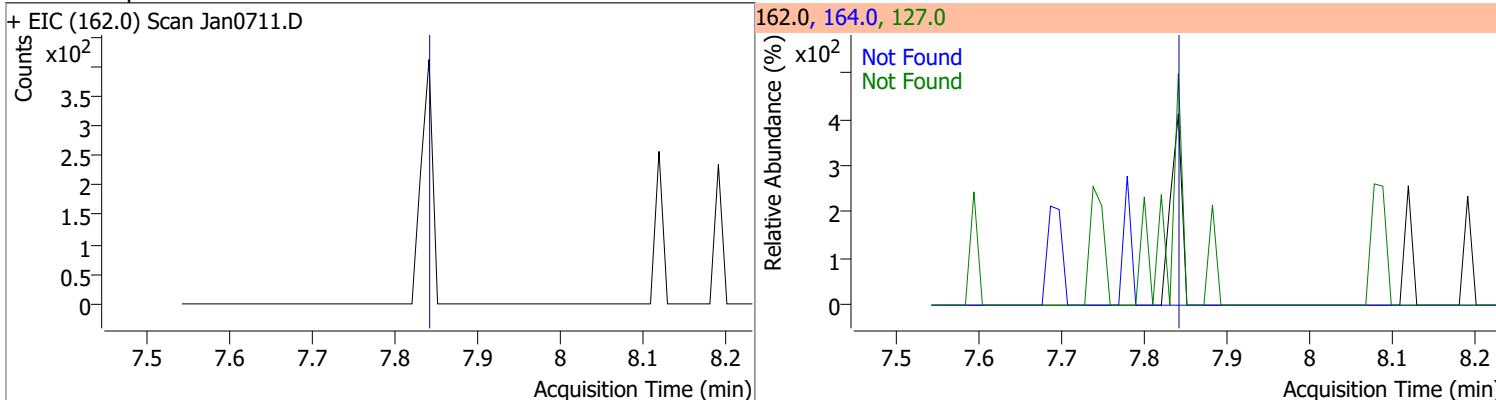
Compound	Conc.	Exp RT	QIon	Exp Ratio
2,4,5-Trichlorophenol	N.D.	7.68	198.0	95.5



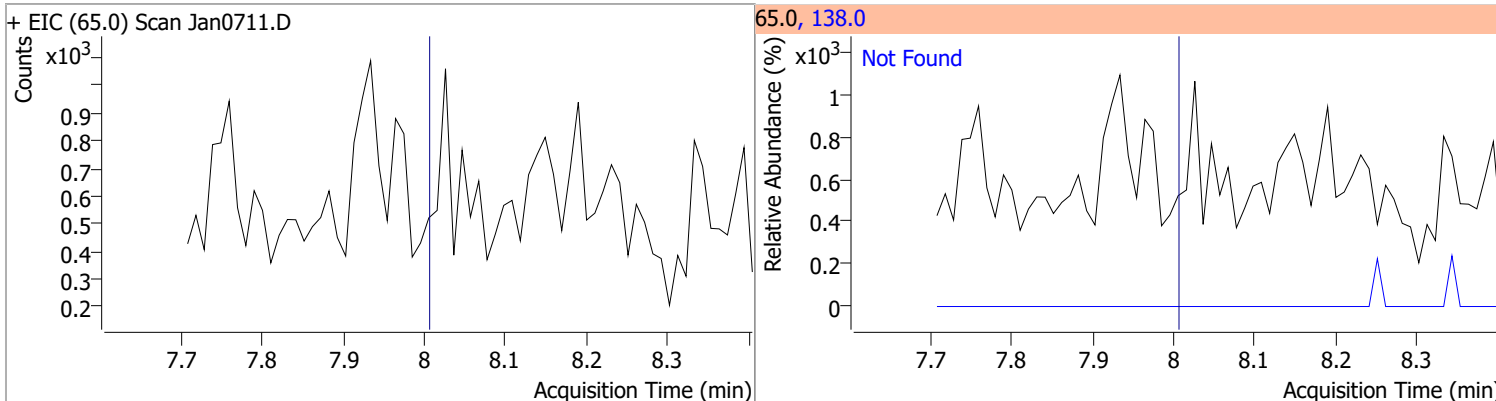
Compound	Conc.	Exp RT	QIon	Exp Ratio
2-Fluorobiphenyl	N.D.	7.72	171.0	34.5



Compound	Conc.	Exp RT	QIon	Exp Ratio	QIon	Exp Ratio
2-Chloronaphthalene	N.D.	7.83	127.0	37.9	164.0	32.3

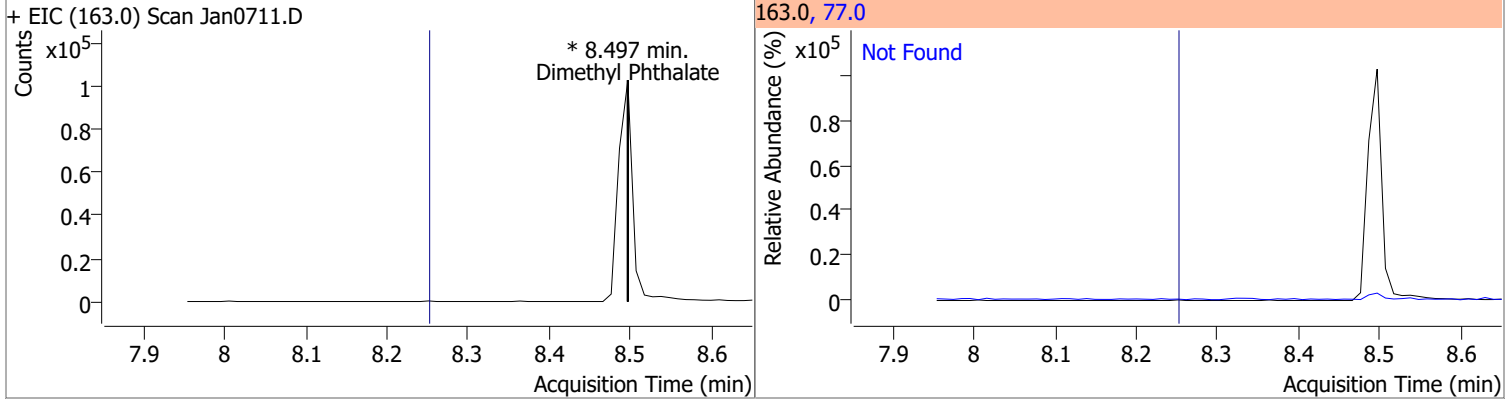


Compound	Conc.	Exp RT	QIon	Exp Ratio
2-Nitroaniline	N.D.	7.99	138.0	107.7

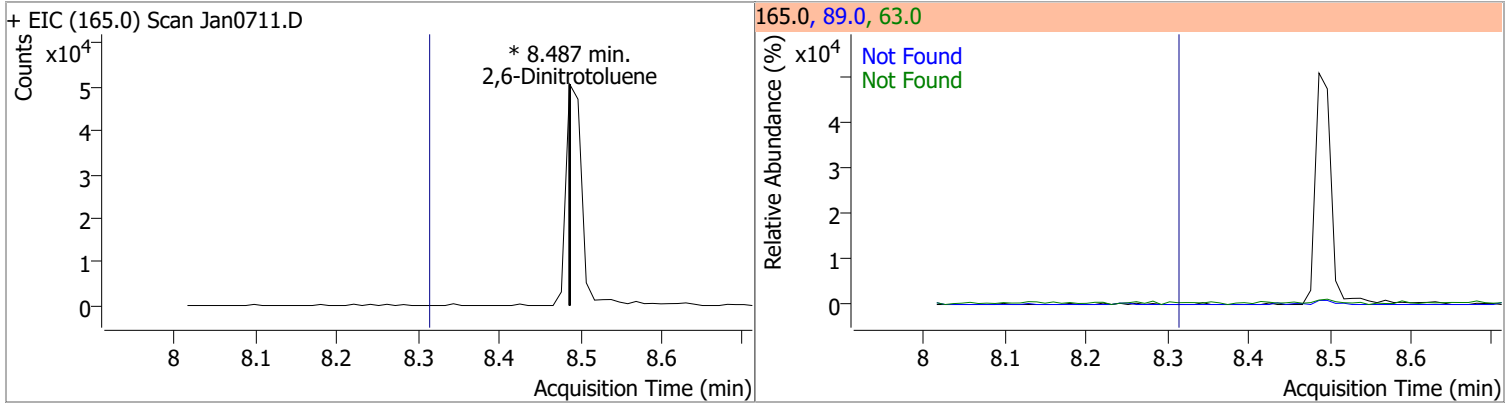


Quantitation Results Report (QT Reviewed)

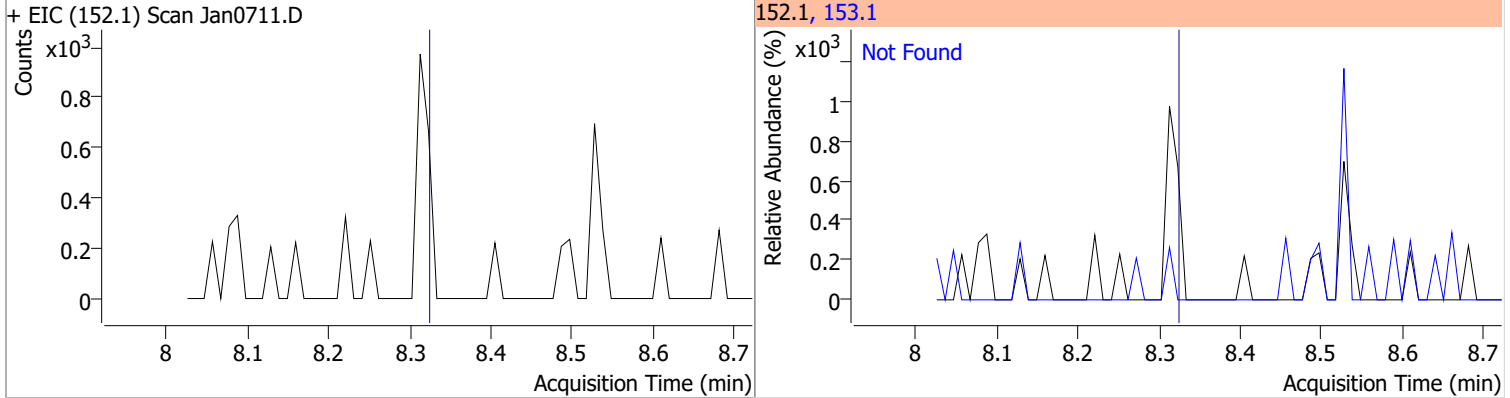
Compound	Conc.	RT	Dev(Min)	Resp.	QIon	QRatio	Lower	Upper
Dimethyl Phthalate	0	0		0	77.0		13.0	24.2



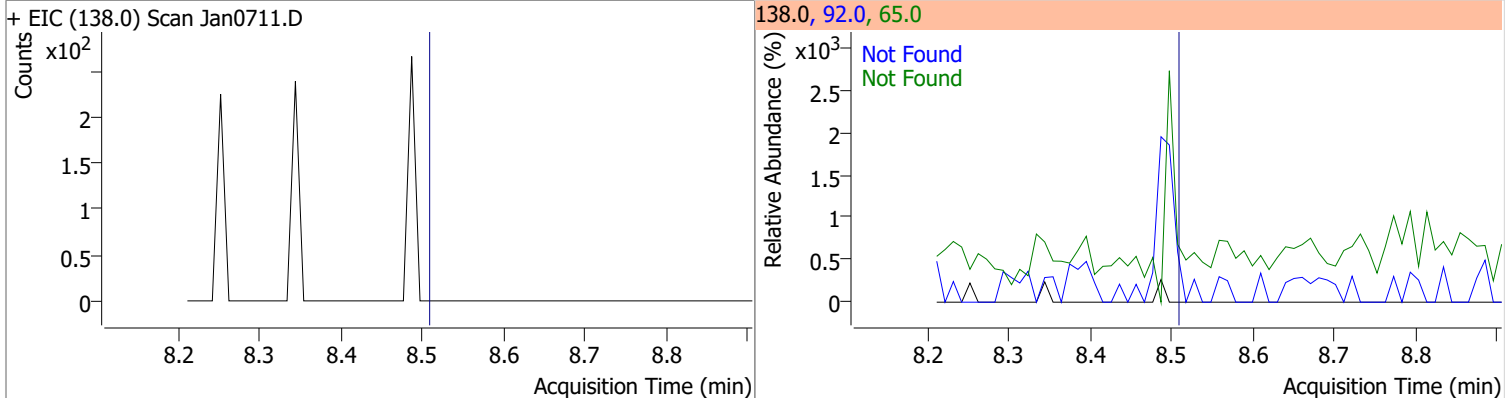
Compound	Conc.	RT	Dev(Min)	Resp.	QIon	QRatio	Lower	Upper
2,6-Dinitrotoluene	0	0		0	63.0 89.0		110.4 39.5	205.0 73.3



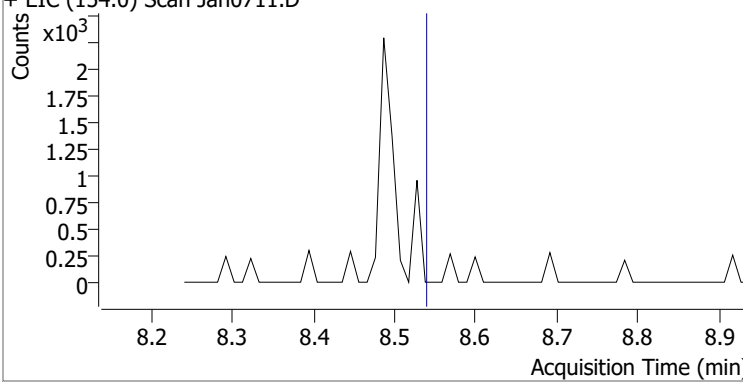
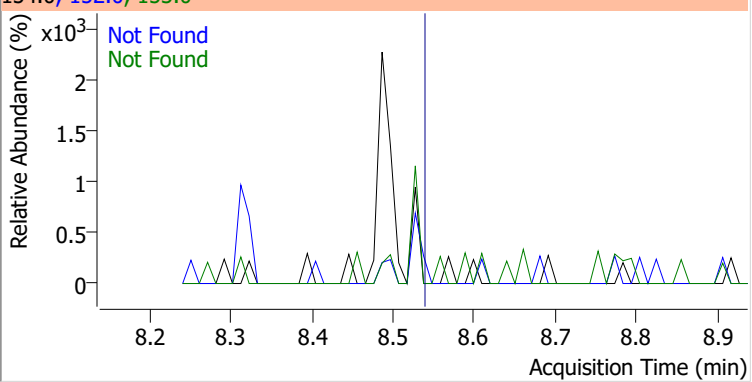
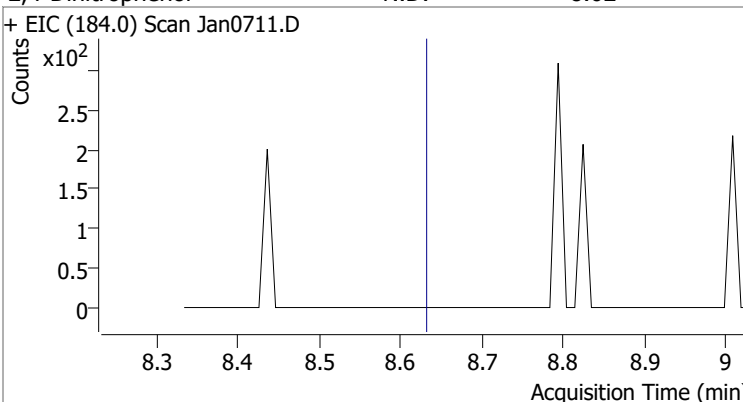
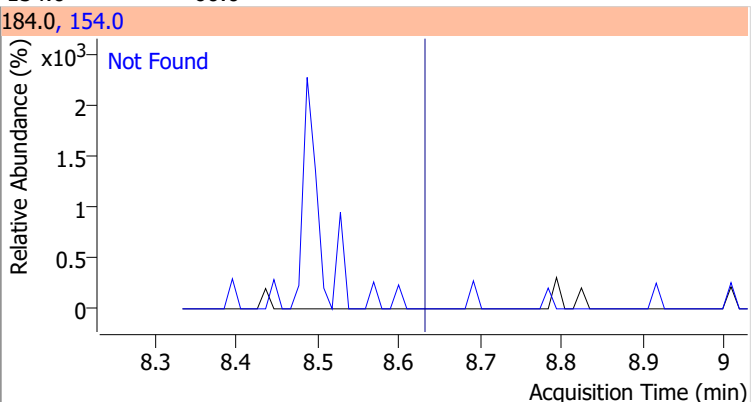
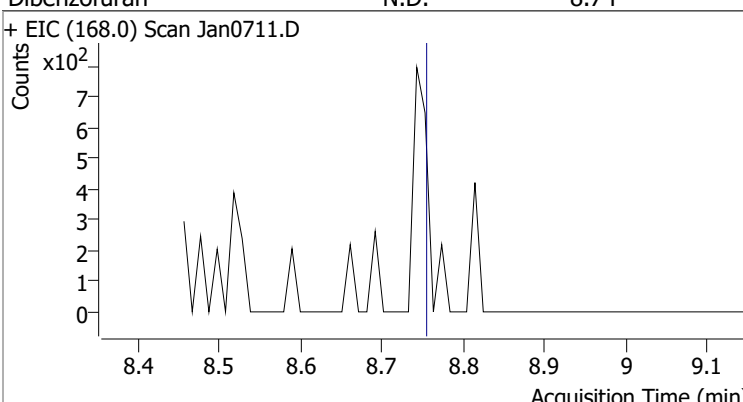
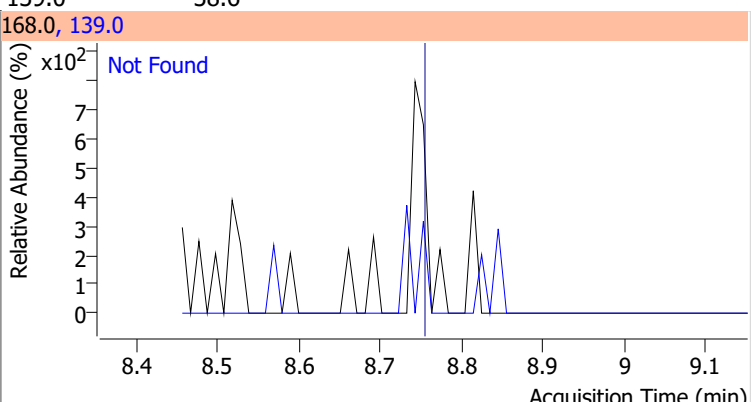
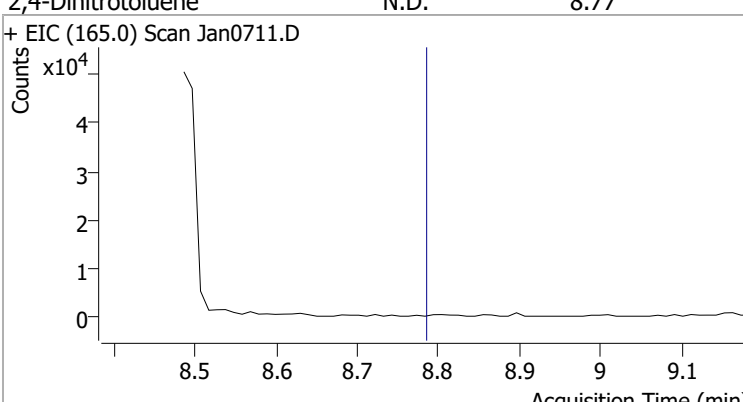
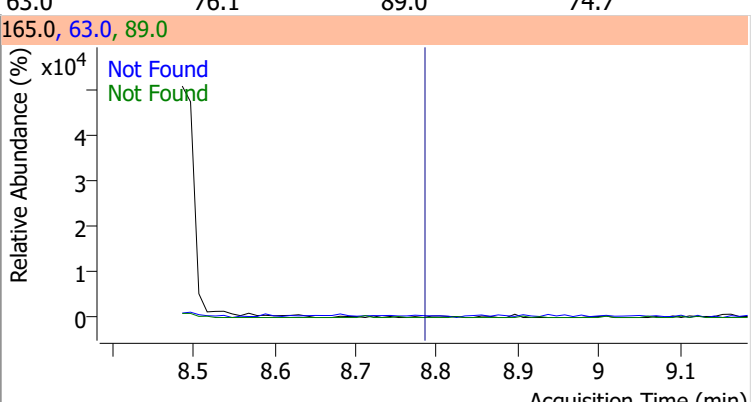
Compound	Conc.	Exp RT	QIon	Exp Ratio
Acenaphthylene	N.D.	8.31	153.1	13.8



Compound	Conc.	Exp RT	QIon	Exp Ratio	QIon	Exp Ratio
3-Nitroaniline	N.D.	8.50	65.0	140.9	92.0	106.5

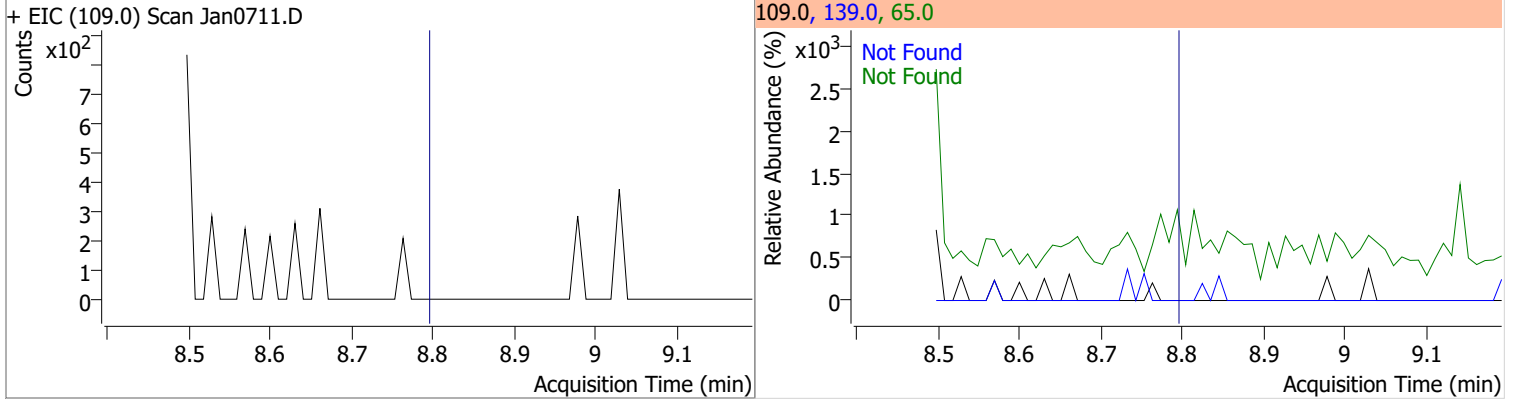


Quantitation Results Report (QT Reviewed)

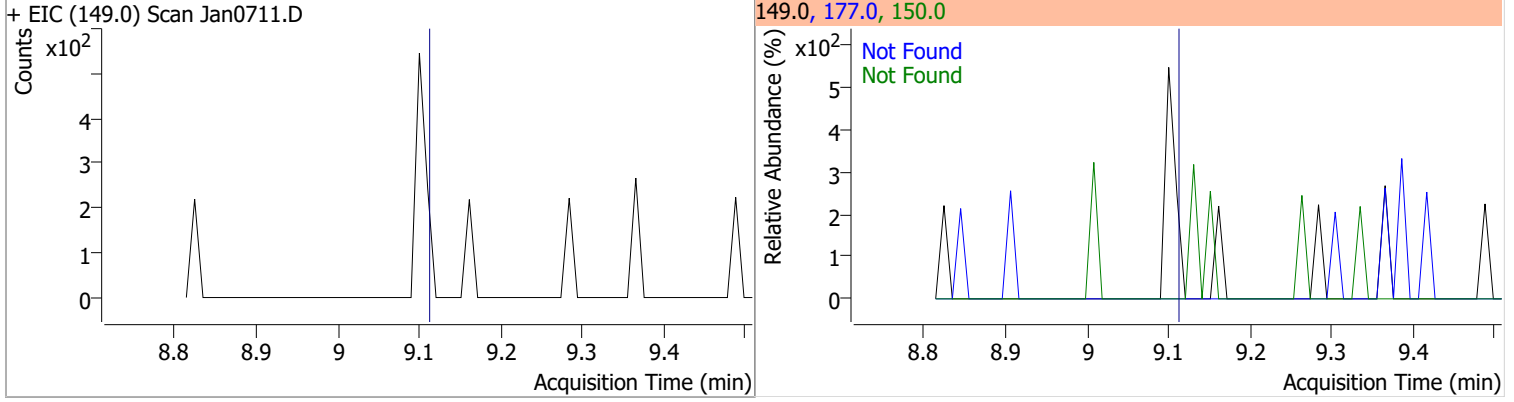
Compound	Conc.	Exp RT	QIon	Exp Ratio	QIon	Exp Ratio
Acenaphthene	N.D.	8.53	153.0	109.5	152.0	52.9
+ EIC (154.0) Scan Jan0711.D			154.0, 152.0, 153.0			
						
2,4-Dinitrophenol	N.D.	8.62	154.0	60.0		
+ EIC (184.0) Scan Jan0711.D			184.0, 154.0			
						
Dibenzofuran	N.D.	8.74	139.0	38.6		
+ EIC (168.0) Scan Jan0711.D			168.0, 139.0			
						
2,4-Dinitrotoluene	N.D.	8.77	63.0	76.1	89.0	74.7
+ EIC (165.0) Scan Jan0711.D			165.0, 63.0, 89.0			
						

Quantitation Results Report (QT Reviewed)

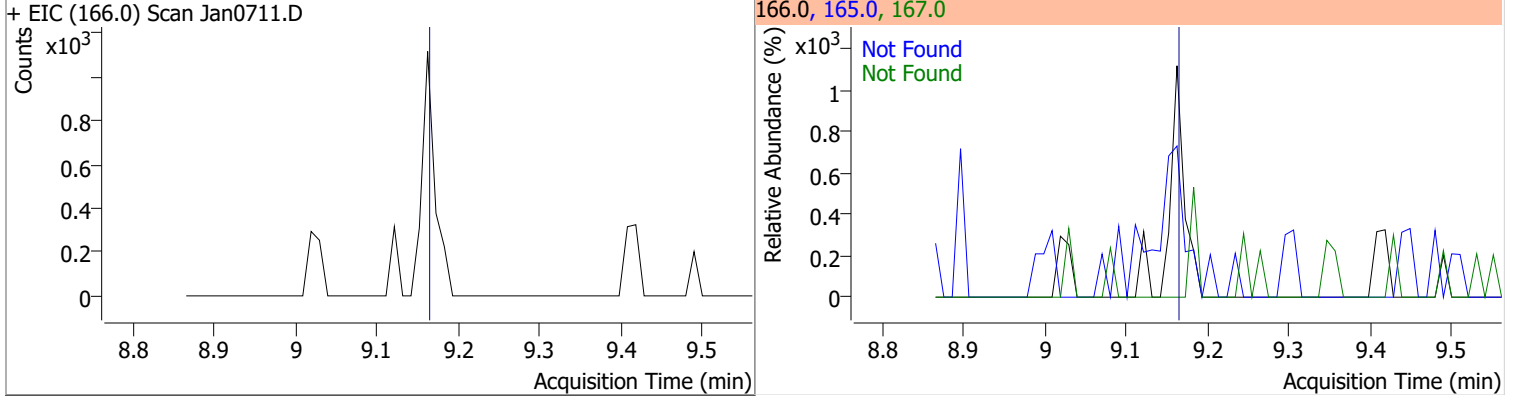
Compound	Conc.	Exp RT	QIon	Exp Ratio	QIon	Exp Ratio
4-Nitrophenol	N.D.	8.78	65.0	88.5	139.0	80.4



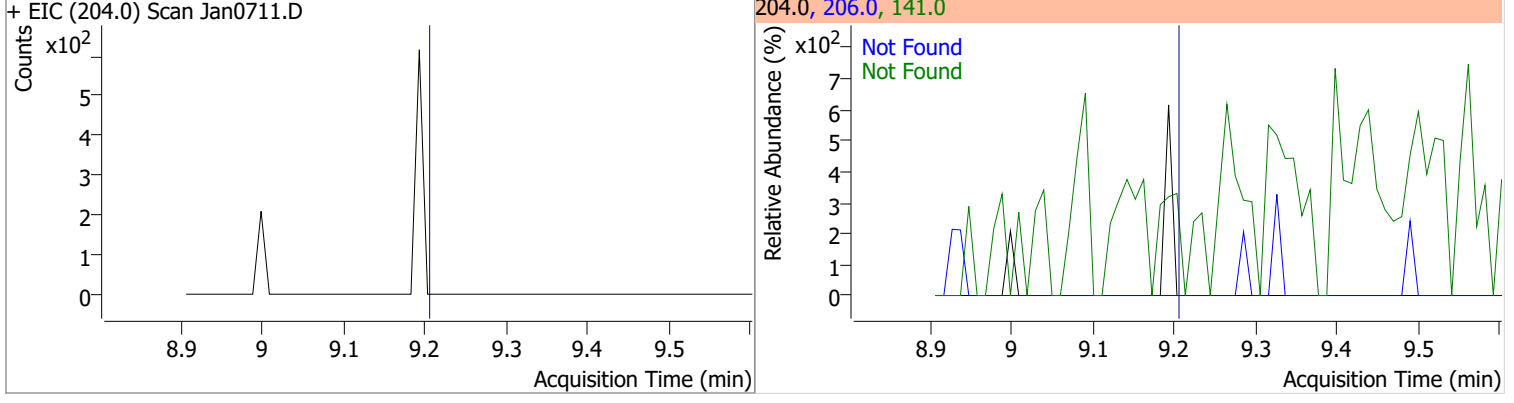
Compound	Conc.	Exp RT	QIon	Exp Ratio	QIon	Exp Ratio
Diethylphthalate	N.D.	9.10	177.0	20.7	150.0	12.6



Compound	Conc.	Exp RT	QIon	Exp Ratio	QIon	Exp Ratio
Fluorene	N.D.	9.15	165.0	93.4	167.0	12.9

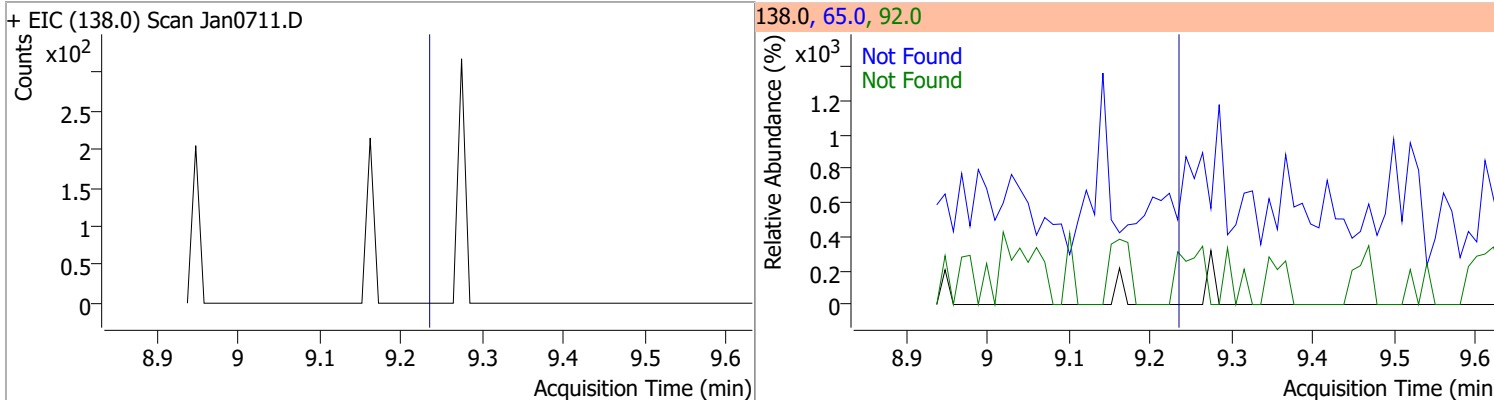


Compound	Conc.	Exp RT	QIon	Exp Ratio	QIon	Exp Ratio
4-Chlorophenyl-phenylether	N.D.	9.19	141.0	62.3	206.0	33.9

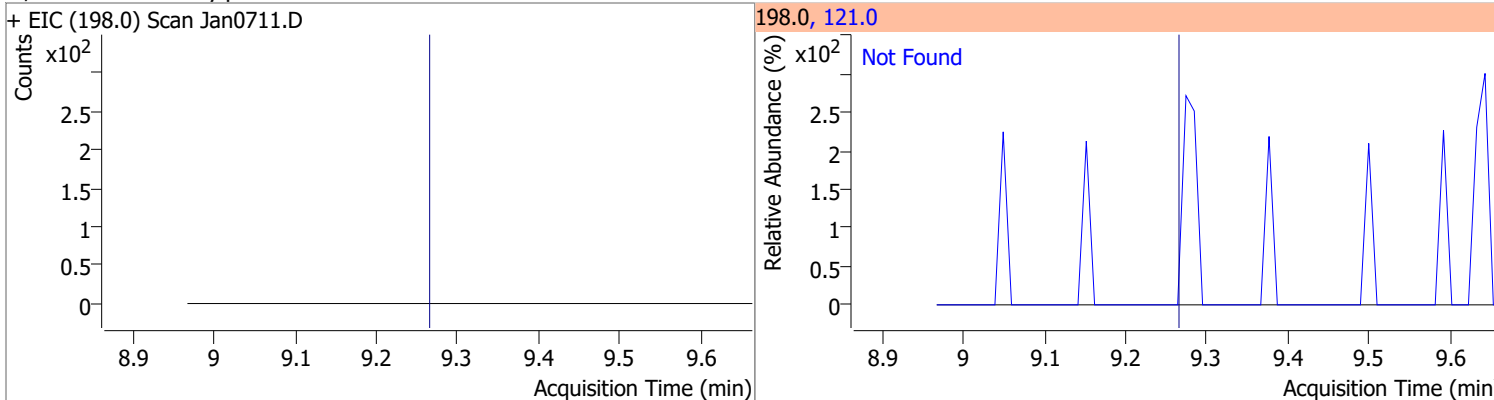


Quantitation Results Report (QT Reviewed)

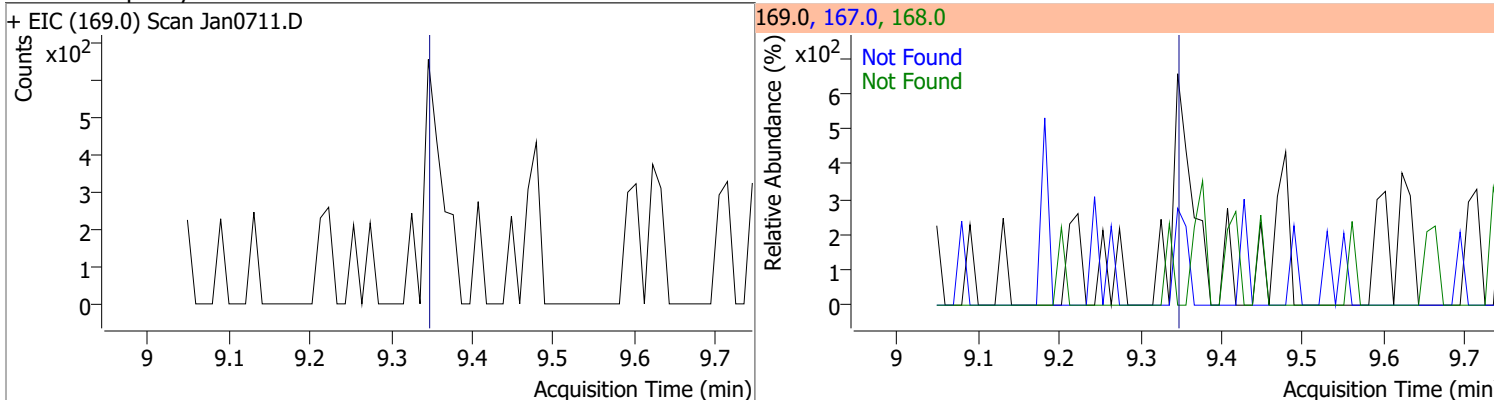
Compound	Conc.	Exp RT	QIon	Exp Ratio	QIon	Exp Ratio
4-Nitroaniline	N.D.	9.23	65.0	114.6	92.0	45.3



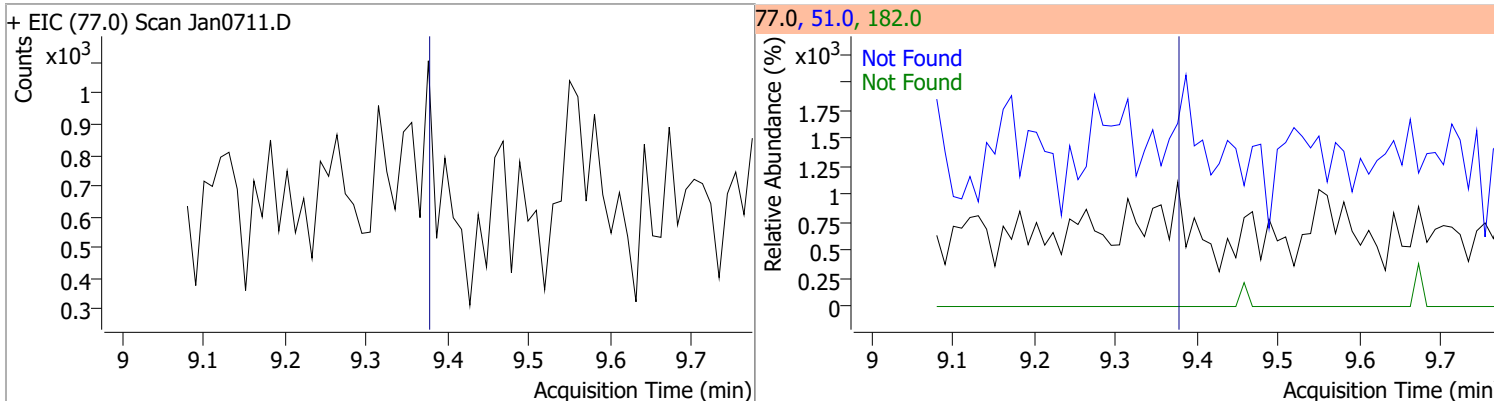
Compound	Conc.	Exp RT	QIon	Exp Ratio
4,6-Dinitro-2-methylphenol	N.D.	9.26	121.0	44.8



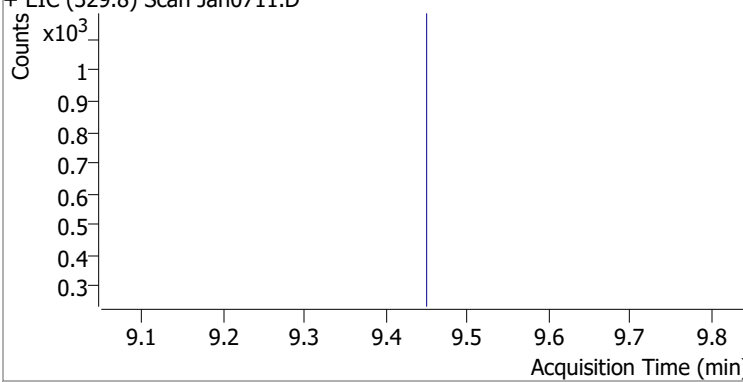
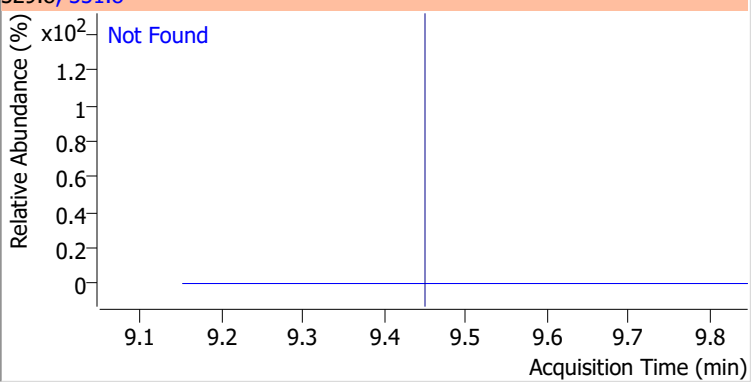
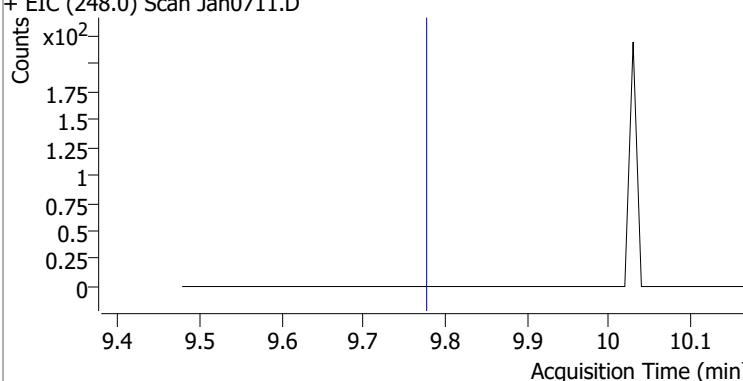
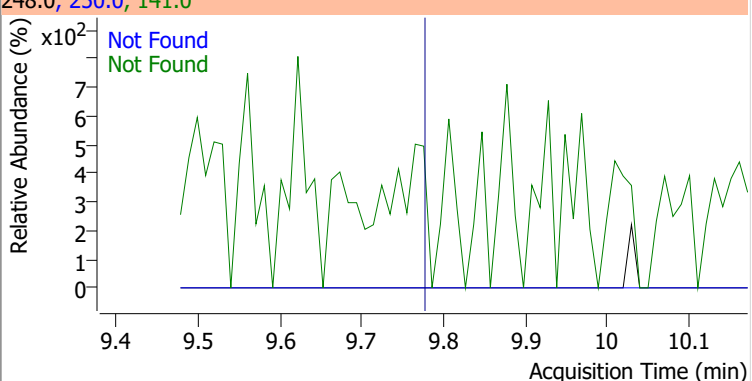
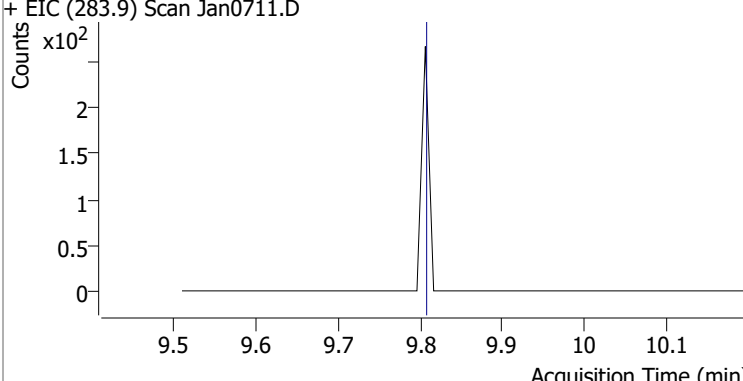
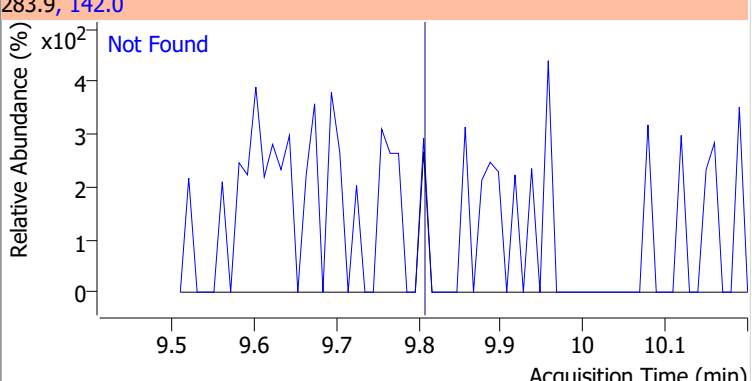
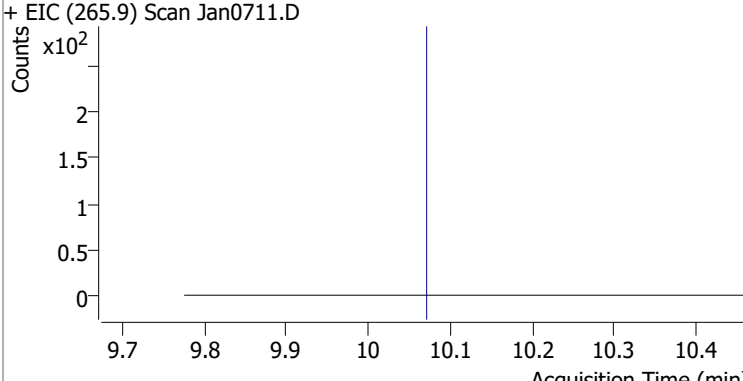
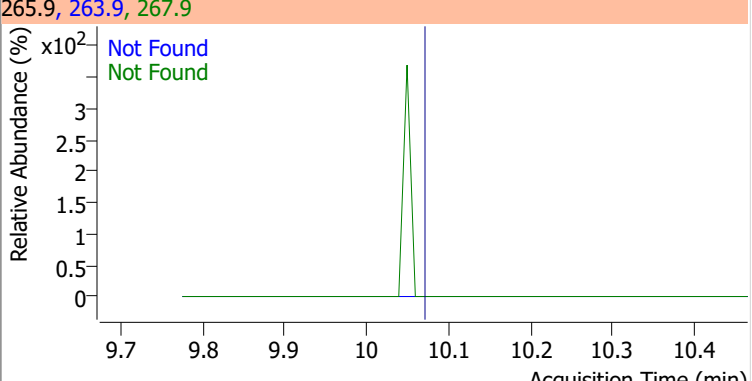
Compound	Conc.	Exp RT	QIon	Exp Ratio	QIon	Exp Ratio
N-nitrosodiphenylamine	N.D.	9.35	168.0	63.3	167.0	33.4



Compound	Conc.	Exp RT	QIon	Exp Ratio	QIon	Exp Ratio
Azobenzene	N.D.	9.38	51.0	49.9	182.0	26.9



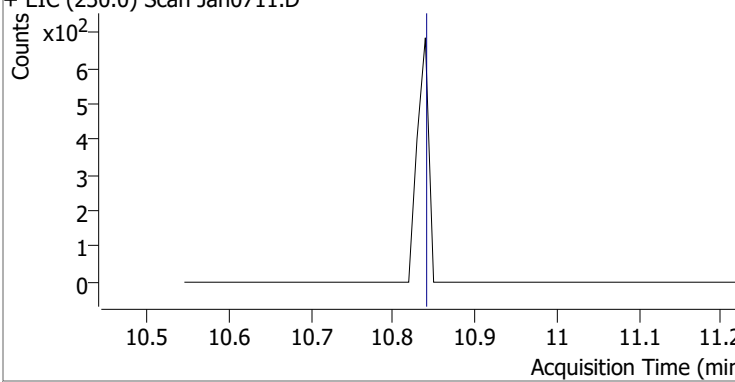
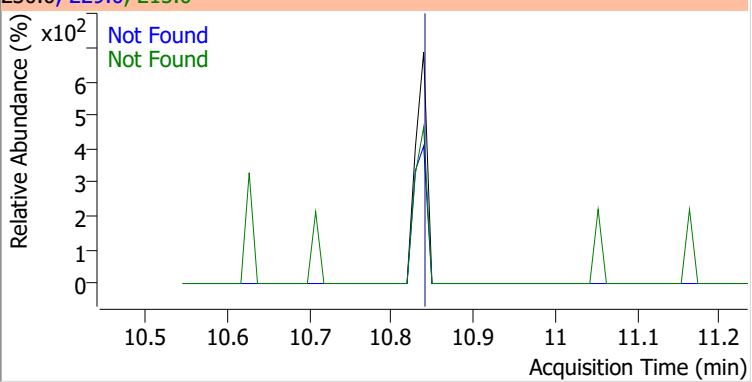
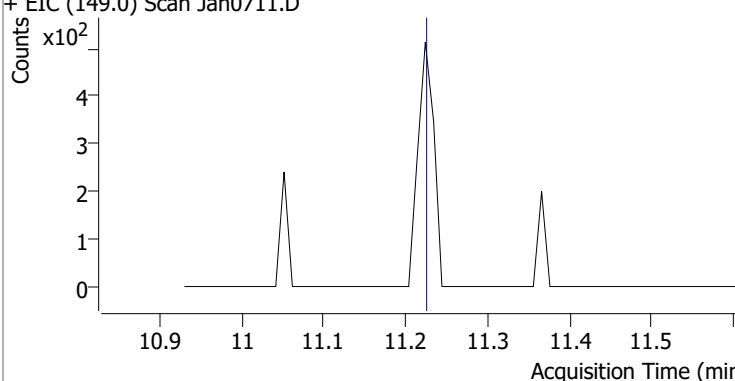
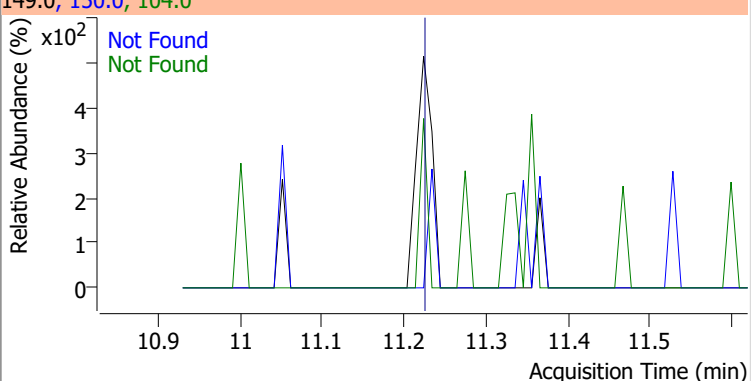
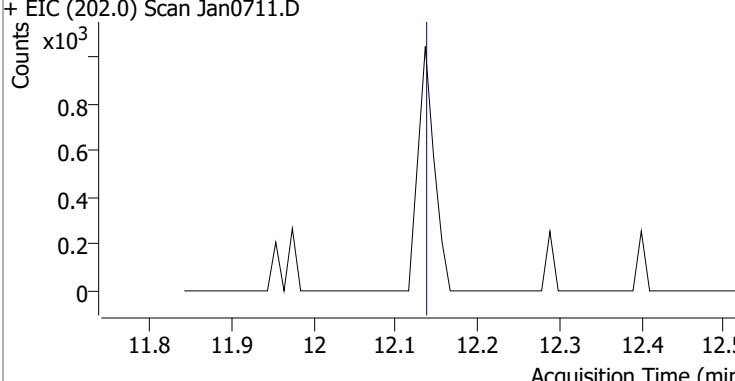
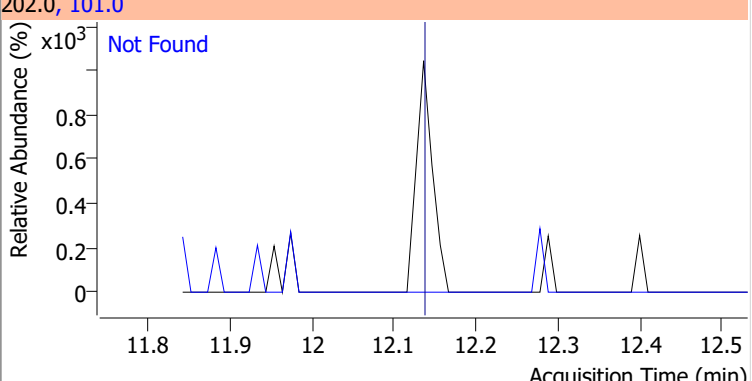
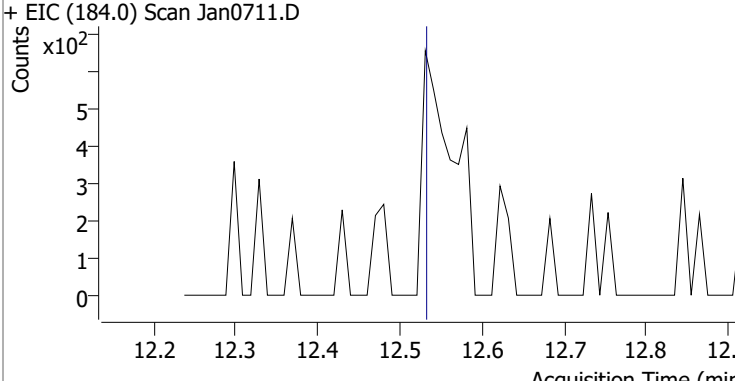
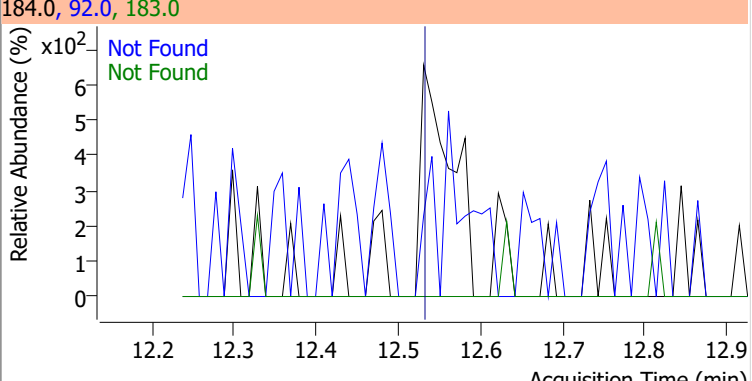
Quantitation Results Report (QT Reviewed)

Compound	Conc.	Exp RT	QIon	Exp Ratio		
2,4,6-Tribromophenol	N.D.	9.45	331.8	89.5		
+ EIC (329.8) Scan Jan0711.D			329.8, 331.8			
						
4-Bromophenyl-phenylether	N.D.	9.78	250.0	98.3	QIon	Exp Ratio
+ EIC (248.0) Scan Jan0711.D			248.0, 250.0, 141.0			
						
Hexachlorobenzene	N.D.	9.81	142.0	49.9		
+ EIC (283.9) Scan Jan0711.D			283.9, 142.0			
						
Pentachlorophenol	N.D.	10.07	263.9	67.0	QIon	Exp Ratio
+ EIC (265.9) Scan Jan0711.D			265.9, 263.9, 267.9			
						

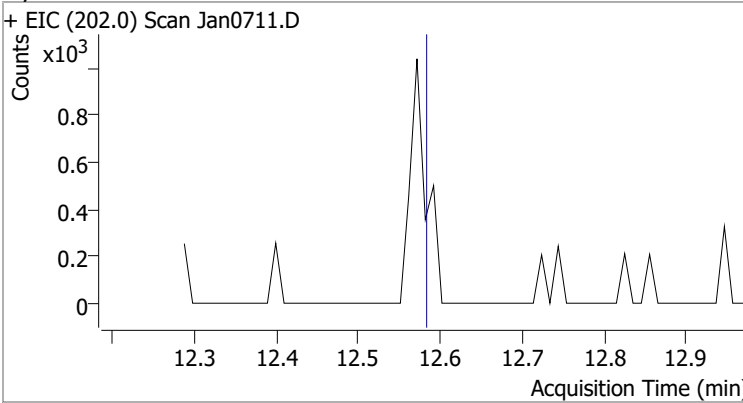
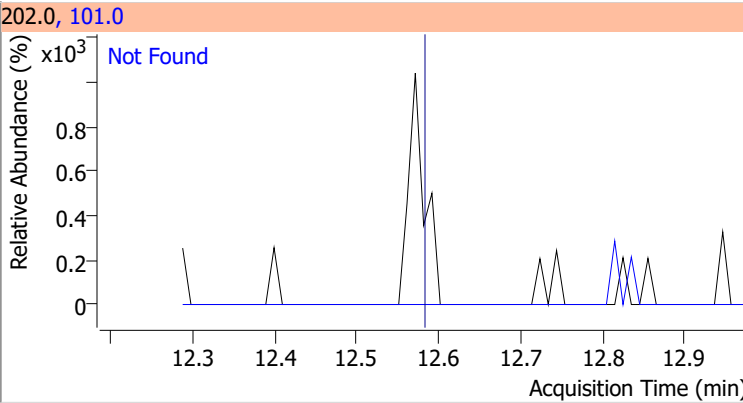
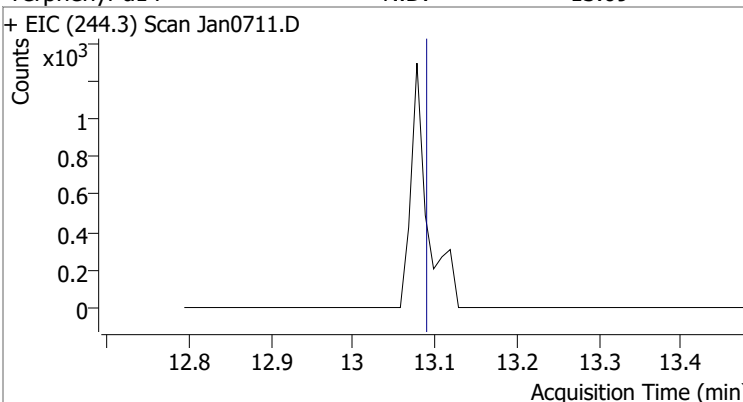
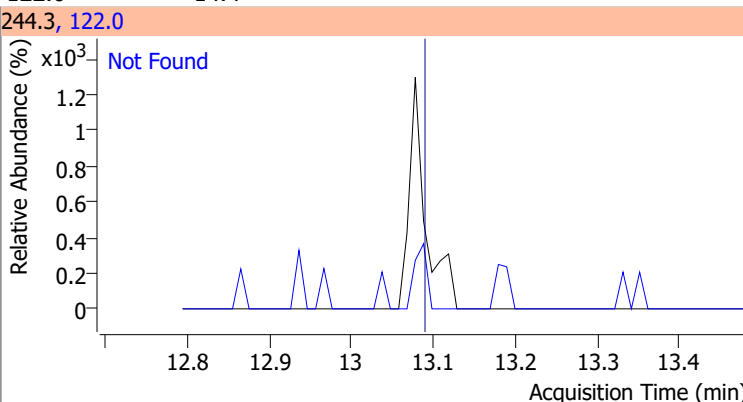
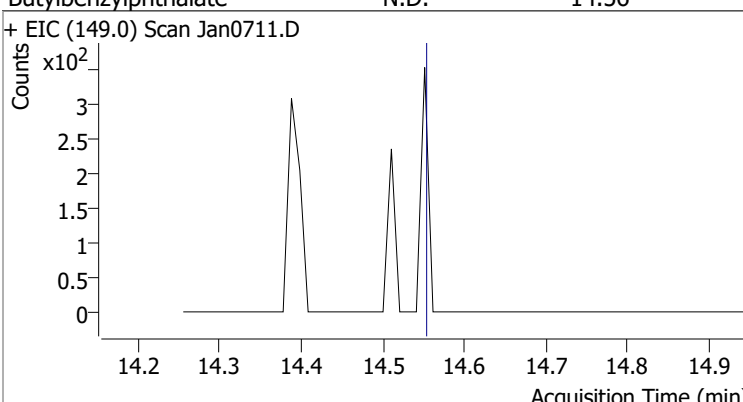
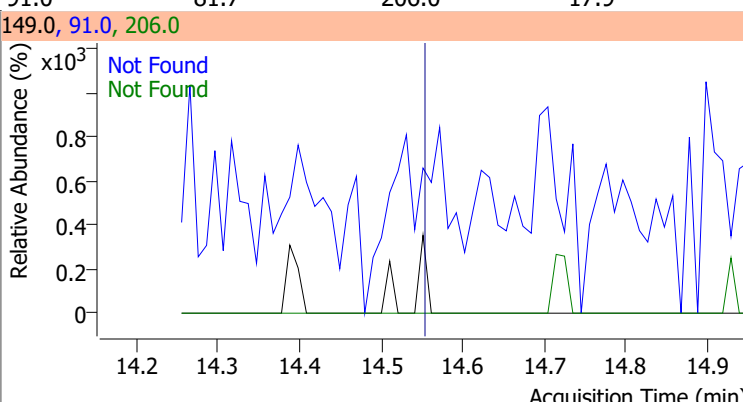
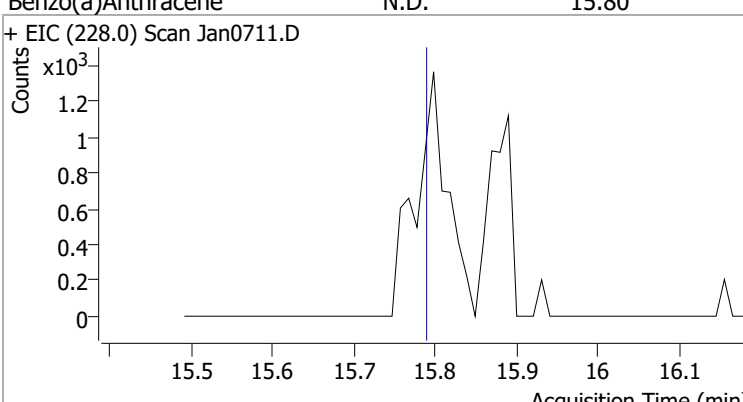
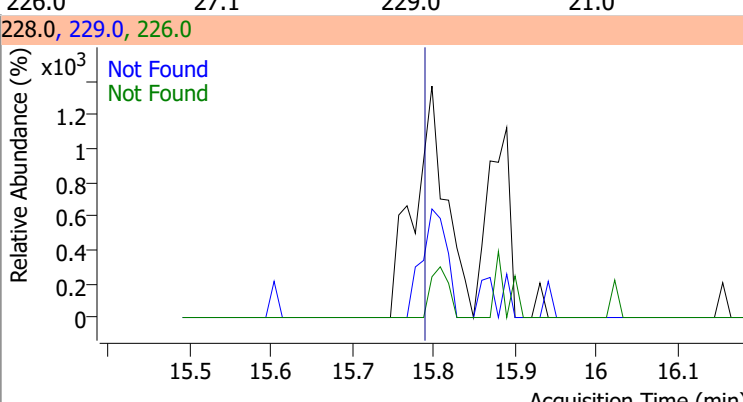
Quantitation Results Report (QT Reviewed)

Compound	Conc.	Exp RT	QIon	Exp Ratio		
Phenanthrene	N.D.	10.30	176.0	19.3		
+ EIC (178.0) Scan Jan0711.D			178.0, 176.0			
Anthracene	N.D.	10.36	176.0	18.4		
+ EIC (178.0) Scan Jan0711.D			178.0, 176.0			
Triallate	N.D.	10.43	268.0	26.7	QIon	Exp Ratio
+ EIC (86.0) Scan Jan0711.D			86.0, 268.0, 143.0			
Carbazole	N.D.	10.62	139.0	12.8		
+ EIC (167.0) Scan Jan0711.D			167.0, 139.0			

Quantitation Results Report (QT Reviewed)

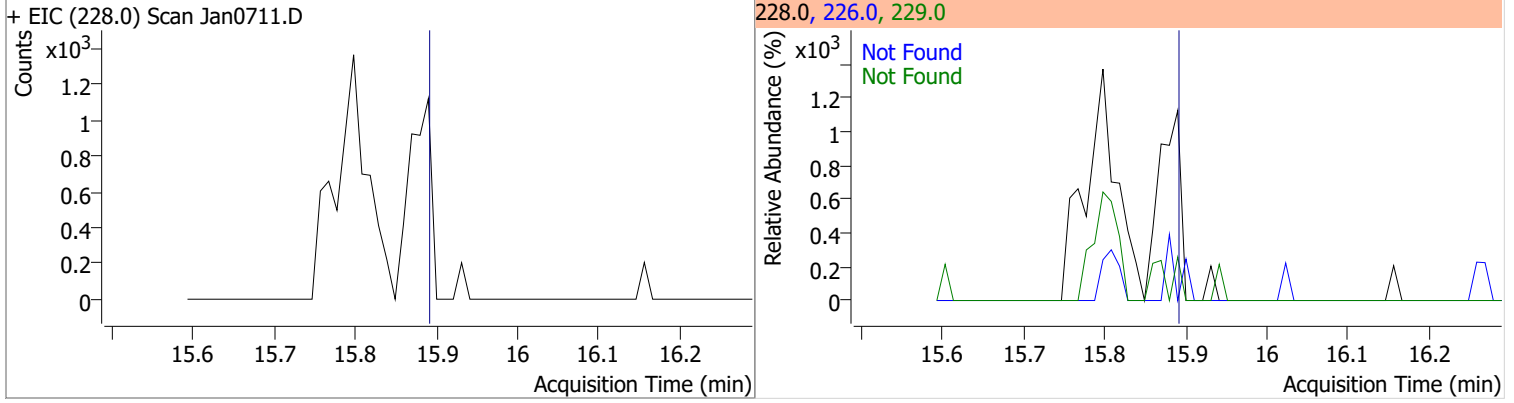
Compound	Conc.	Exp RT	QIon	Exp Ratio	QIon	Exp Ratio
o-Terphenyl	N.D.	10.84	229.0	64.1	215.0	36.5
+ EIC (230.0) Scan Jan0711.D			230.0, 229.0, 215.0			
						
Di-n-Butylphthalate	N.D.	11.22	150.0	9.1	104.0	6.1
+ EIC (149.0) Scan Jan0711.D			149.0, 150.0, 104.0			
						
Fluoranthene	N.D.	12.14	101.0	12.8		
+ EIC (202.0) Scan Jan0711.D			202.0, 101.0			
						
Benzidine	N.D.	12.53	183.0	13.1	92.0	8.1
+ EIC (184.0) Scan Jan0711.D			184.0, 92.0, 183.0			
						

Quantitation Results Report (QT Reviewed)

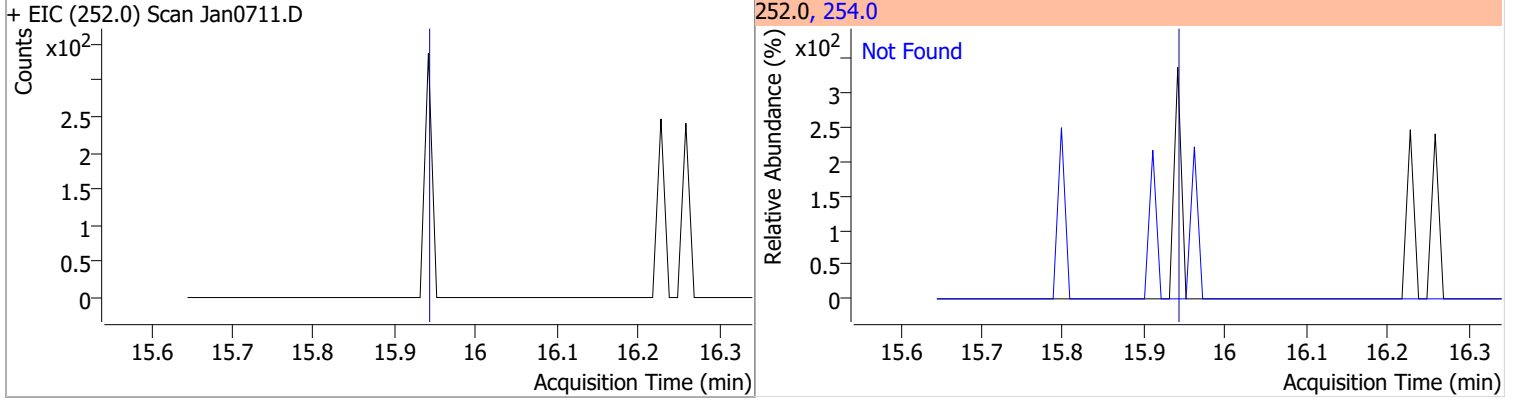
Compound	Conc.	Exp RT	QIon	Exp Ratio		
Pyrene	N.D.	12.58	101.0	14.6		
+ EIC (202.0) Scan Jan0711.D			202.0, 101.0			
						
Terphenyl-d14	N.D.	13.09	122.0	14.4		
+ EIC (244.3) Scan Jan0711.D			244.3, 122.0			
						
Butylbenzylphthalate	N.D.	14.56	91.0	81.7	QIon	Exp Ratio
			206.0	17.9		
+ EIC (149.0) Scan Jan0711.D			149.0, 91.0, 206.0			
						
Benzo(a)Anthracene	N.D.	15.80	226.0	27.1	QIon	Exp Ratio
			229.0	21.0		
+ EIC (228.0) Scan Jan0711.D			228.0, 229.0, 226.0			
						

Quantitation Results Report (QT Reviewed)

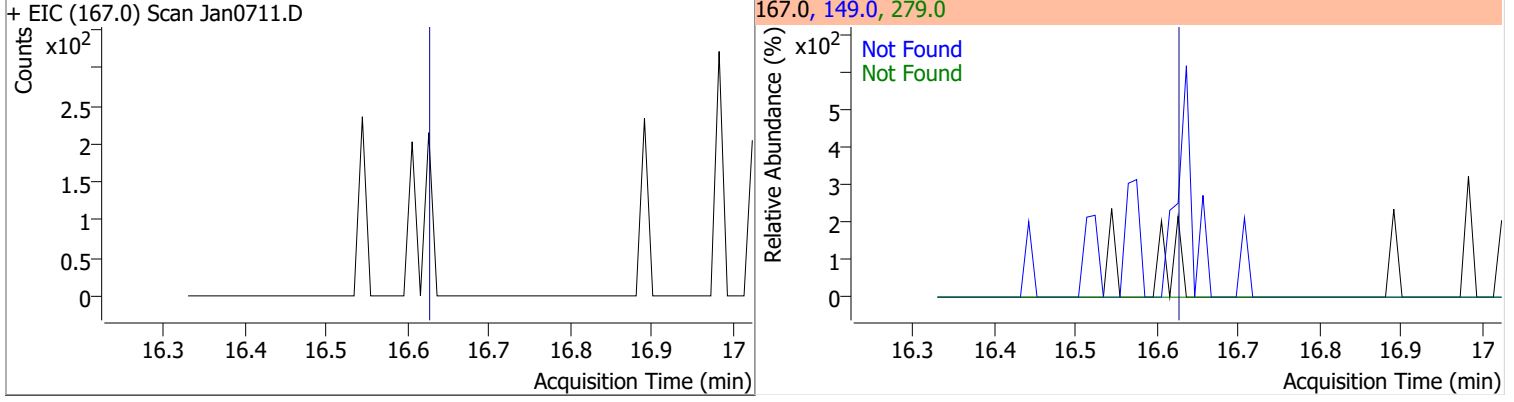
Compound	Conc.	Exp RT	QIon	Exp Ratio	QIon	Exp Ratio
Chrysene	N.D.	15.90	226.0	29.9	229.0	20.4



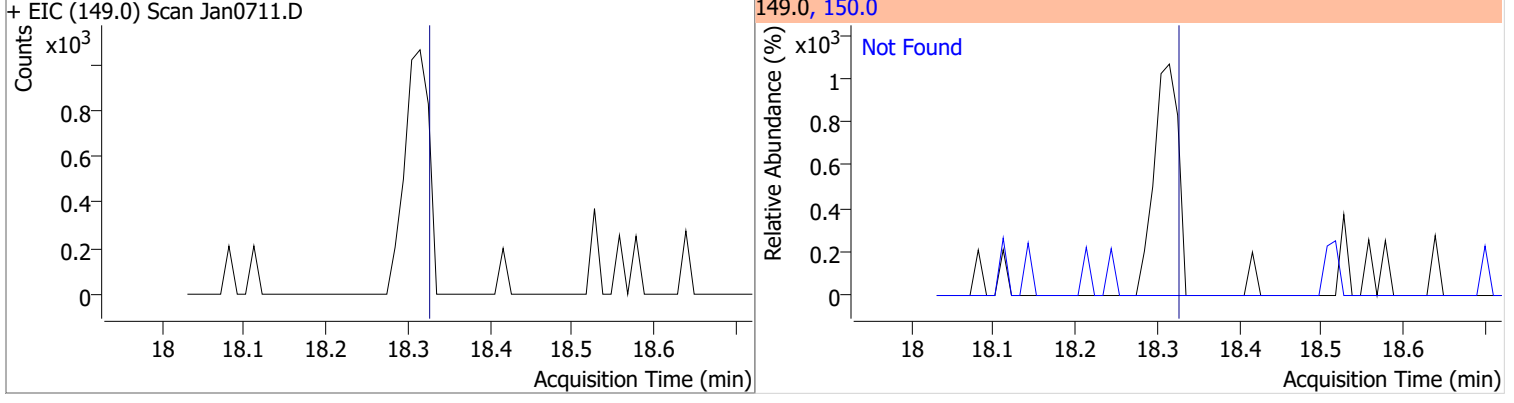
Compound	Conc.	Exp RT	QIon	Exp Ratio
3,3-Dichlorobenzidine	N.D.	15.95	254.0	64.7



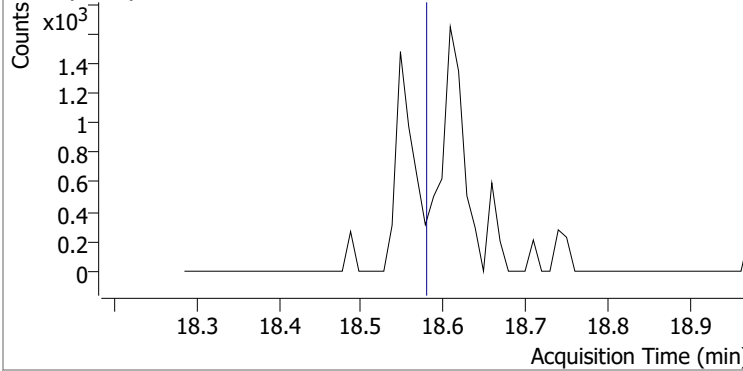
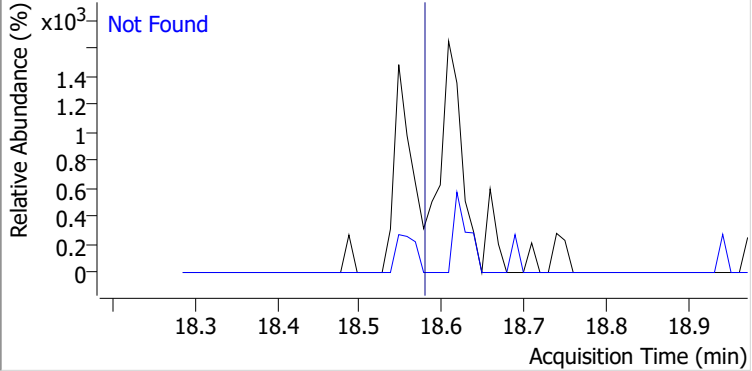
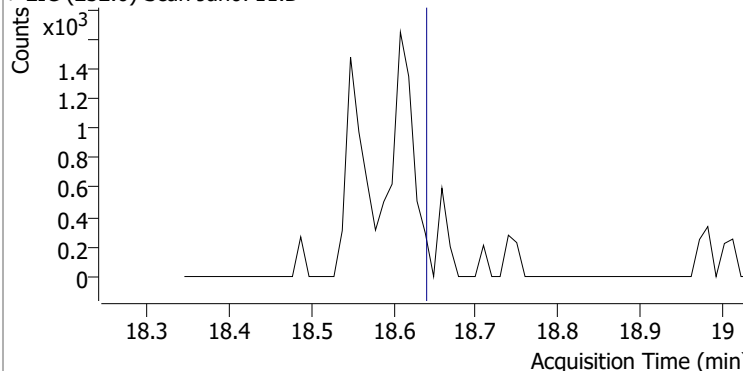
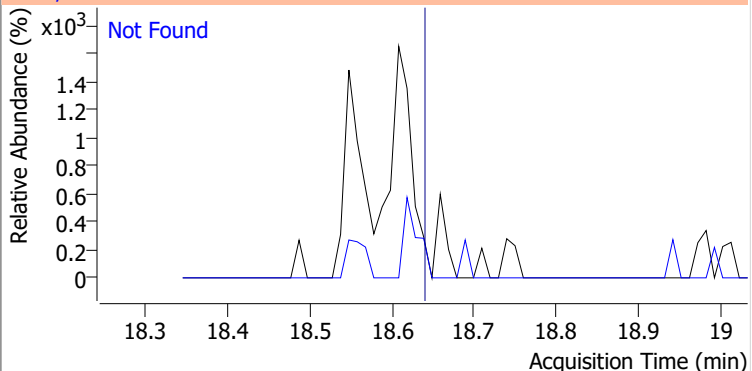
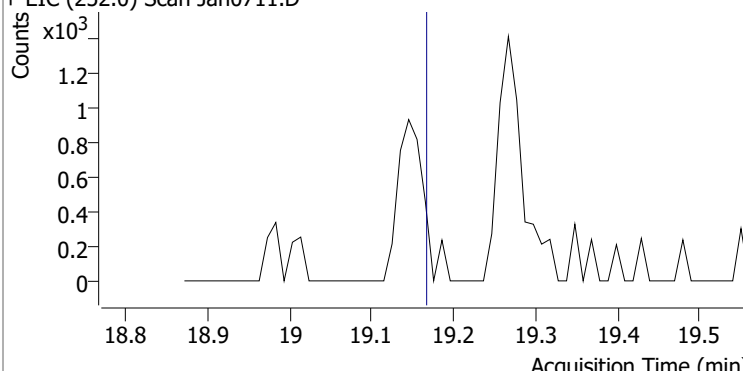
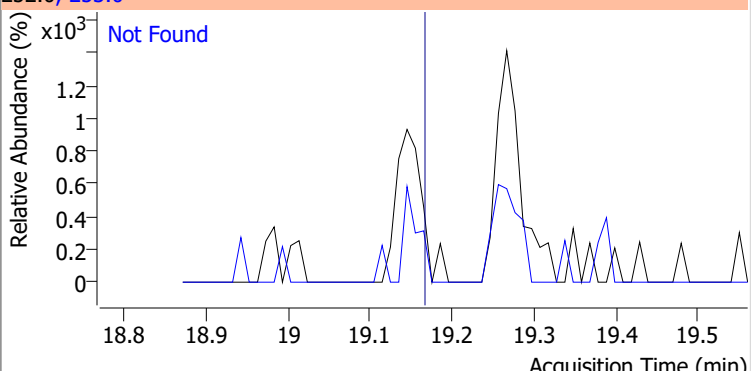
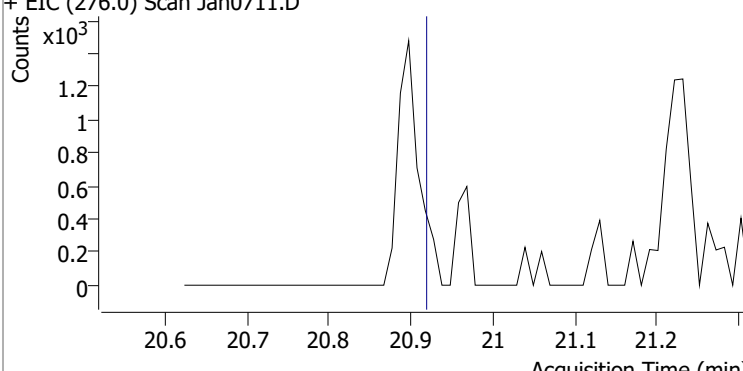
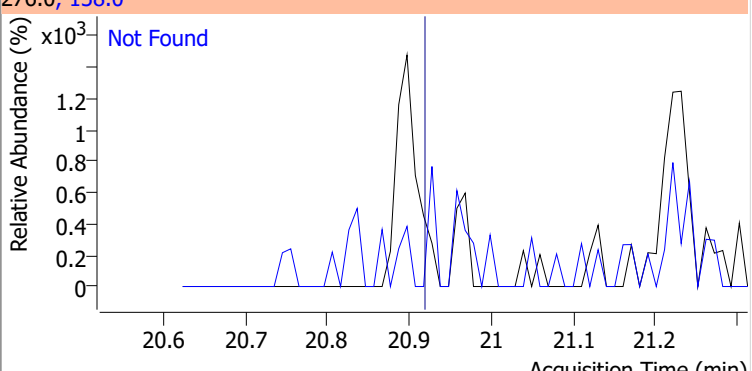
Compound	Conc.	Exp RT	QIon	Exp Ratio	QIon	Exp Ratio
bis(2-ethylhexyl)Phthalate	N.D.	16.64	149.0	397.1	279.0	15.6



Compound	Conc.	Exp RT	QIon	Exp Ratio
Di-n-octyl Phthalate	N.D.	18.32	150.0	9.5

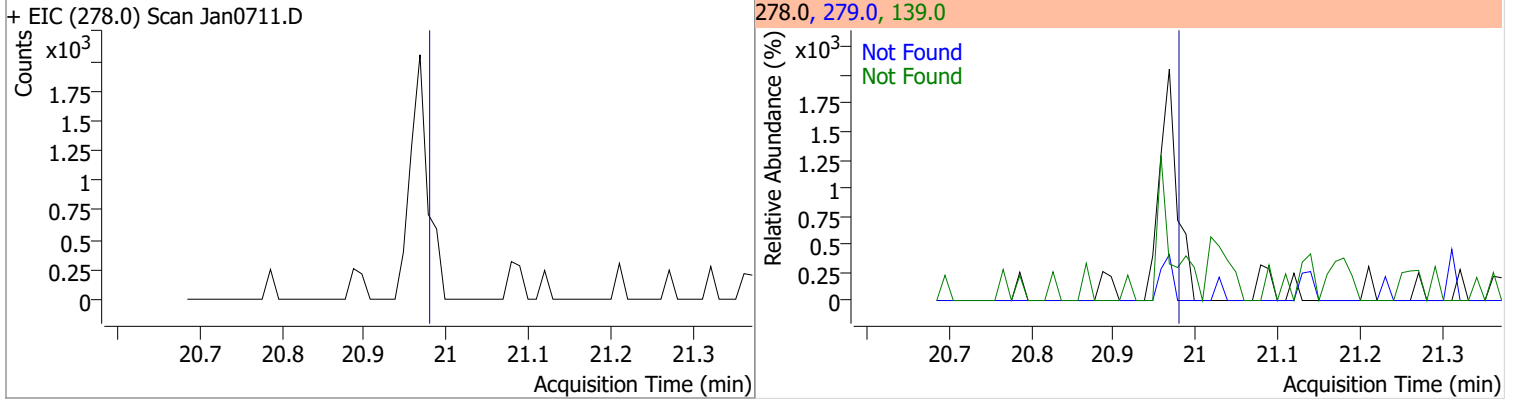


Quantitation Results Report (QT Reviewed)

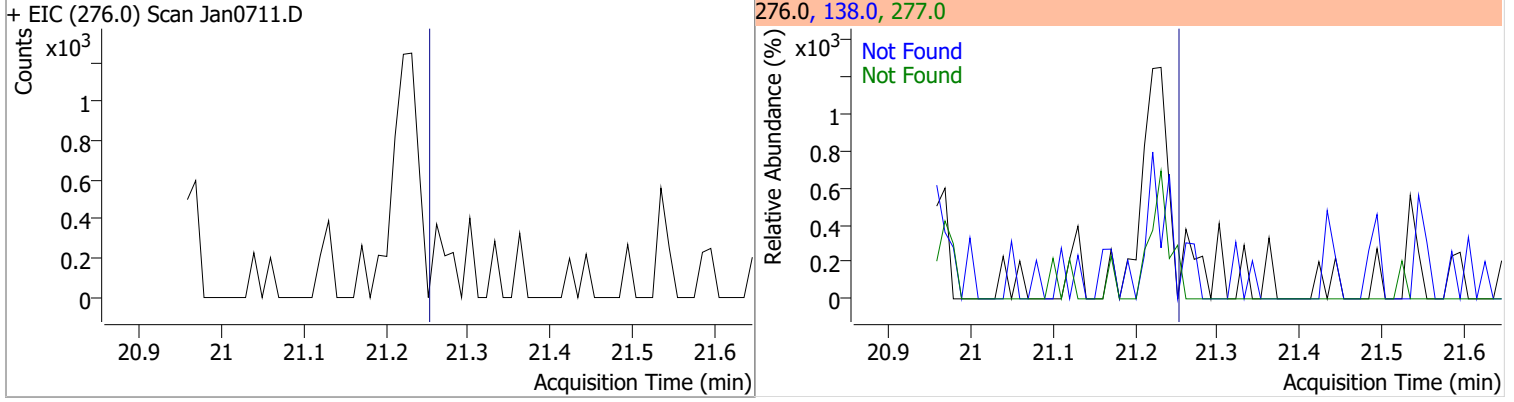
Compound	Conc.	Exp RT	QIon	Exp Ratio
Benzo(b)fluoranthene	N.D.	18.58	253.0	22.0
+ EIC (252.0) Scan Jan0711.D			252.0, 253.0	
				
Benzo(k)fluoranthene	N.D.	18.64	253.0	21.9
+ EIC (252.0) Scan Jan0711.D			252.0, 253.0	
				
Benzo(a)pyrene	N.D.	19.17	253.0	22.0
+ EIC (252.0) Scan Jan0711.D			252.0, 253.0	
				
Indeno(1,2,3-c,d)pyrene	N.D.	20.92	138.0	29.9
+ EIC (276.0) Scan Jan0711.D			276.0, 138.0	
				

Quantitation Results Report (QT Reviewed)

Compound	Conc.	Exp RT	QIon	Exp Ratio	QIon	Exp Ratio
Dibenzo(a,h)anthracene	N.D.	20.98	279.0	25.2	139.0	23.8

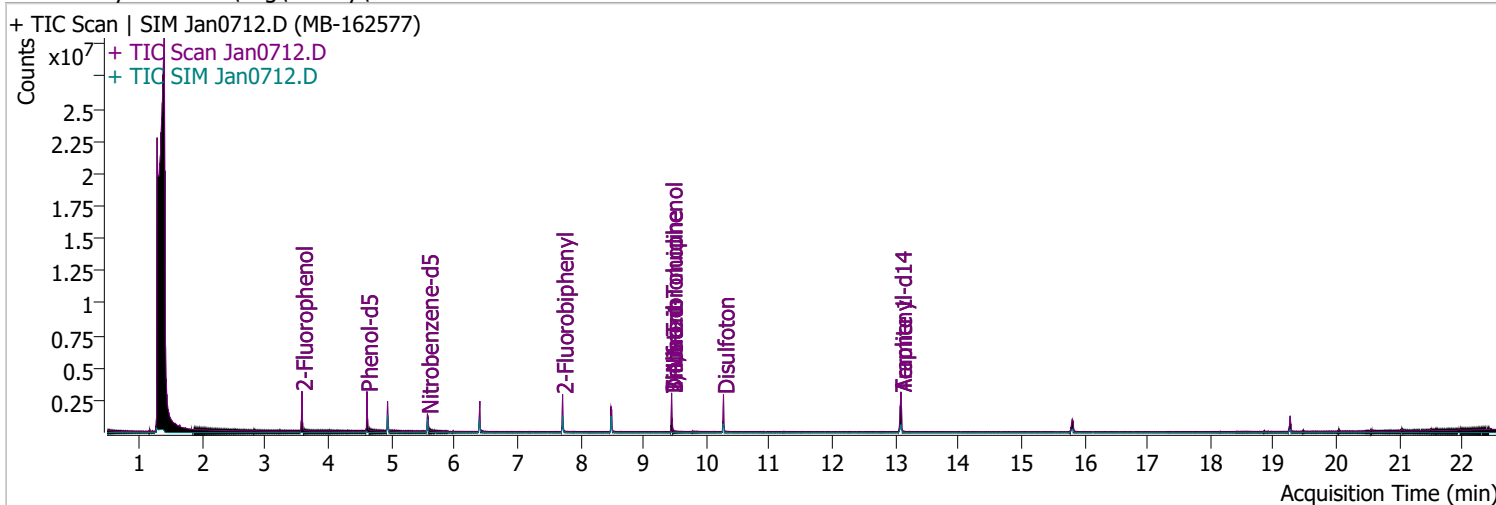


Compound	Conc.	Exp RT	QIon	Exp Ratio	QIon	Exp Ratio
Benzo(g,h,i)perylene	N.D.	21.25	138.0	32.0	277.0	23.8



Quantitation Results Report (QT Reviewed)

Data File	Jan0712.D	Operator	LIMS import
Acq. Method	BNA+SIM.M	Acq. Date-Time	1/7/2022 6:26:50 PM
Sample Name	MB-162577	Instrument	Instrument #1
Vial	12	Multiplier	1.00
DA Method File		Comment	SVOC-8270-W-LARGO
Tune File	dftppdsm.u	Tune Date	1/7/2022 12:13:00 PM
Batch Name	010722 DoD BNA cal 1.batch.bin	Last Calib Update	1/11/2022 8:55:14 AM
Ref Library	D:\Org\Library\NIST129K.l		



Compound	RT	QIon	Resp.	Conc.	Units	Dev(Min)
----------	----	------	-------	-------	-------	----------

Internal Standards

System Monitoring Compounds

S 2-Fluorophenol	3.582	112.0	724045	99.2320	µg/L	0.000
Spiked Amount: 200.000	Range: 10.0 - 75.0%			Recovery = 49.62%		
S Phenol-d5	4.613	99.0	812579	83.5766	µg/L	-0.010
Spiked Amount: 200.000	Range: 10.0 - 65.0%			Recovery = 41.79%		
S Nitrobenzene-d5	5.573	82.0	362132	68.3512	µg/L	-0.010
Spiked Amount: 100.000	Range: 32.0 - 94.0%			Recovery = 68.35%		
S 2-Fluorobiphenyl	7.718	172.0	833764	47.7225	µg/L	0.000
Spiked Amount: 100.000	Range: 28.0 - 107.0%			Recovery = 47.72%		
S 2,4,6-Tribromophenol	9.448	329.8	231701	156.8163	µg/L	0.000
Spiked Amount: 200.000	Range: 25.0 - 140.0%			Recovery = 78.41%		
S Terphenyl-d14	13.088	244.3	1635676	97.0480	µg/L	0.000
Spiked Amount: 100.000	Range: 32.0 - 122.0%			Recovery = 97.05%		

Target Compounds

Compound	RT	QIon	Resp.	Conc.	Units	Dev(Min)	QValue
T N-Nitrosodimethylamine	0.000		0	N.D.			
T Pyridine	0.000		0	N.D.			
T Aniline	0.000		0	N.D.			
T Phenol	0.000		0	N.D.			
T bis(-2-Chloroethyl)Ether	0.000		0	N.D.			
T 2-Chlorophenol	0.000		0	N.D.			
T 1,3-Dichlorobenzene	0.000		0	N.D.			
T 1,4-Dichlorobenzene	0.000		0	N.D.			
T 1,2-Dichlorobenzene	0.000		0	N.D.			
T Benzyl Alcohol	0.000		0	N.D.			
T bis(2-chloroisopropyl)Ether	0.000		0	N.D.			
T 2-Methylphenol	0.000		0	N.D.			
T N-nitroso-Di-n-propylamine	5.573	70.0	0		µg/L	md	1
T 4Methylphenol/3Methylphenol	0.000		0	N.D.			
T Hexachloroethane	0.000		0	N.D.			

Quantitation Results Report (QT Reviewed)

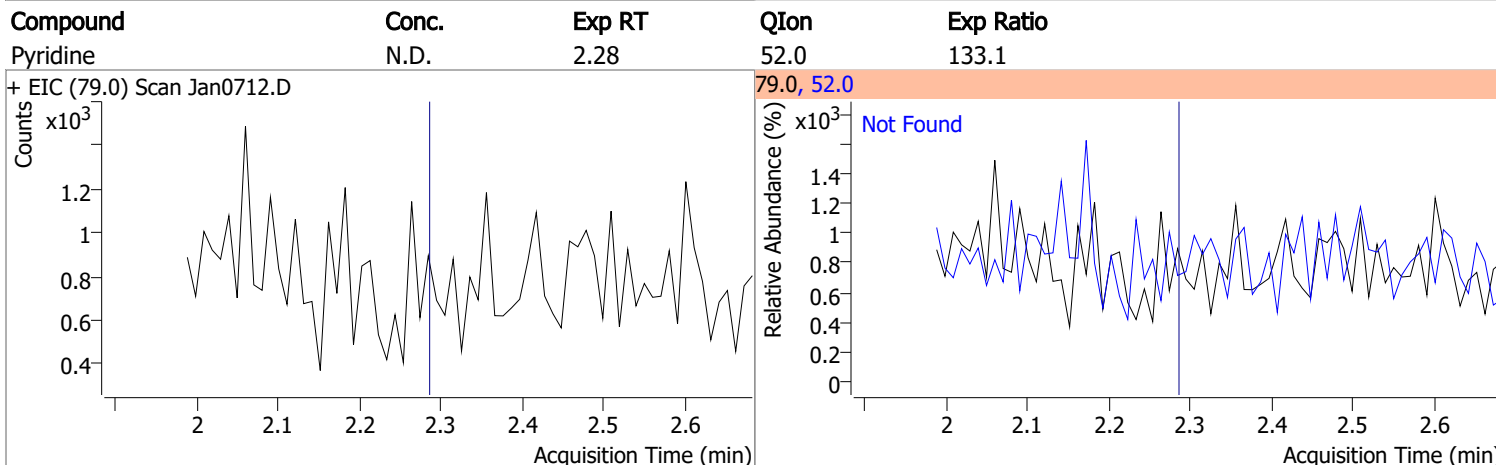
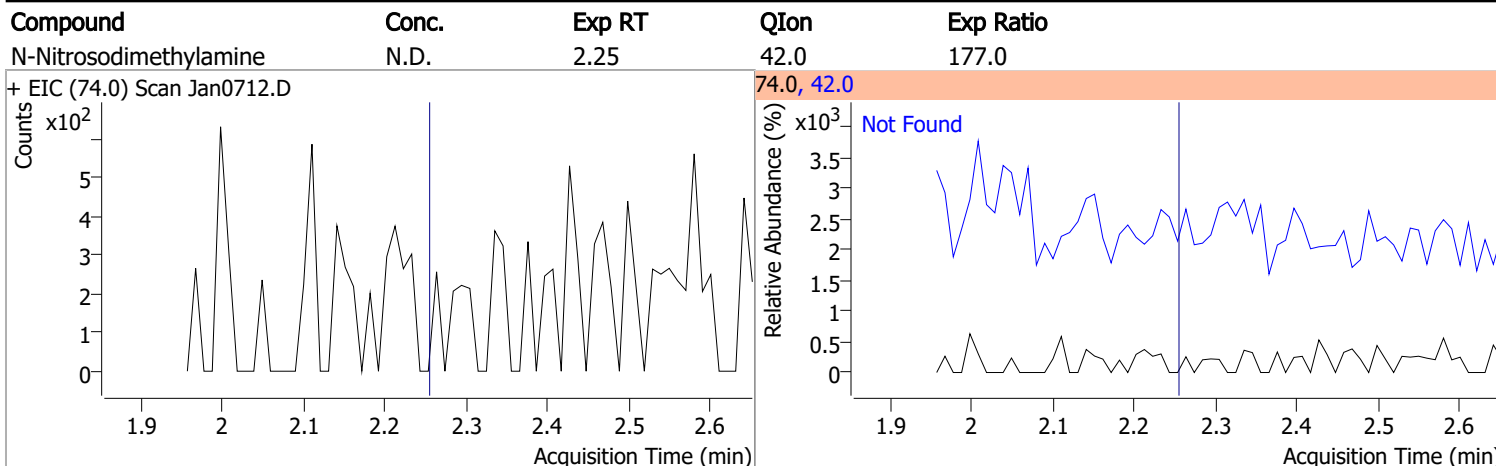
Compound	RT	QIon	Resp.	Conc.	Units	Dev(Min)
T Nitrobenzene	0.000		0	N.D.		
T Isophorone	0.000		0	N.D.		
T 2-Nitrophenol	0.000		0	N.D.		
T 2,4-Dimethylphenol	0.000		0	N.D.		
T bis(-2-Chloroethoxy)Methane	0.000		0	N.D.		
T Benzoic Acid	0.000		0	N.D.		
T 2,4-Dichlorophenol	0.000		0	N.D.		
T 1,2,4-Trichlorobenzene	0.000		0	N.D.		
T Naphthalene	0.000		0	N.D.		
T 4-Chlorophenol	0.000		0	N.D.		
T p-Chloroaniline	0.000		0	N.D.		
T Hexachlorobutadiene	0.000		0	N.D.		
T 4-Chloro-2-Methylphenol	0.000		0	N.D.		
T 4-Chloro-3-Methylphenol	0.000		0	N.D.		
T 2-Methylnaphthalene	0.000		0	N.D.		
T 1-Methylnaphthalene	0.000		0	N.D.		
T Hexachlorocyclopentadiene	0.000		0	N.D.		
T 2,4,6-Trichlorophenol	0.000		0	N.D.		
T 2,4,5-Trichlorophenol	0.000		0	N.D.		
T 2-Chloronaphthalene	0.000		0	N.D.		
T 2-Nitroaniline	0.000		0	N.D.		
T Dimethyl Phthalate	8.497	163.0	0		µg/L md	1
T 2,6-Dinitrotoluene	8.486	165.0	0		µg/L md	1
T Acenaphthylene	0.000		0	N.D.		
T 3-Nitroaniline	0.000		0	N.D.		
T Acenaphthene	0.000		0	N.D.		
T 2,4-Dinitrophenol	0.000		0	N.D.		
T Dibenzofuran	0.000		0	N.D.		
T 2,4-Dinitrotoluene	0.000		0	N.D.		
T 4-Nitrophenol	0.000		0	N.D.		
T Diethylphthalate	0.000		0	N.D.		
T Fluorene	0.000		0	N.D.		
T 4-Chlorophenyl-phenylether	0.000		0	N.D.		
T 4-Nitroaniline	0.000		0	N.D.		
T 4,6-Dinitro-2-methylphenol	0.000		0	N.D.		
T N-nitrosodiphenylamine	0.000		0	N.D.		
T Azobenzene	0.000		0	N.D.		
T 4-Bromophenyl-phenylether	0.000		0	N.D.		
T Hexachlorobenzene	0.000		0	N.D.		
T Pentachlorophenol	0.000		0	N.D.		
T Phenanthrene	0.000		0	N.D.		
T Anthracene	0.000		0	N.D.		
T Triallate	0.000		0	N.D.		
T Carbazole	0.000		0	N.D.		
T o-Terphenyl	0.000		0	N.D.		
T Di-n-Butylphthalate	0.000		0	N.D.		
T Fluoranthene	0.000		0	N.D.		
T Benzidine	0.000		0	N.D.		
T Pyrene	0.000		0	N.D.		
T Butylbenzylphthalate	0.000		0	N.D.		
T Benzo(a)Anthracene	0.000		0	N.D.		
T Chrysene	0.000		0	N.D.		
T 3,3-Dichlorobenzidine	0.000		0	N.D.		
T bis(2-ethylhexyl)Phthalate	0.000		0	N.D.		
T Di-n-octyl Phthalate	0.000		0	N.D.		

Quantitation Results Report (QT Reviewed)

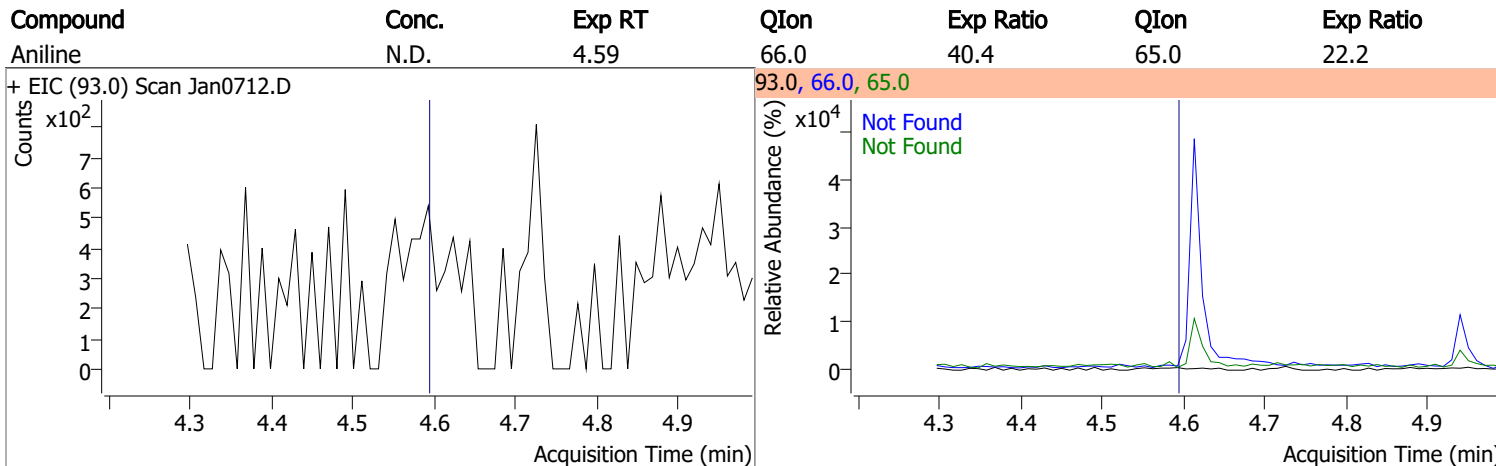
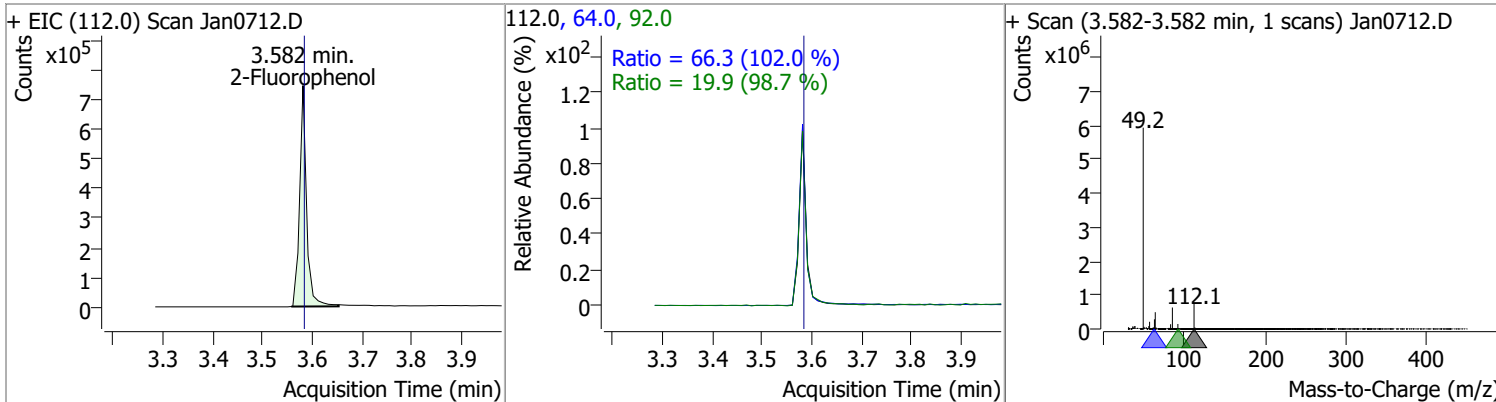
Compound	RT	QIon	Resp.	Conc.	Units	Dev(Min)
T Benzo(b)fluoranthene	0.000		0	N.D.		
T Benzo(k)fluoranthene	0.000		0	N.D.		
T Benzo(a)pyrene	0.000		0	N.D.		
T Indeno(1,2,3-c,d)pyrene	0.000		0	N.D.		
T Dibenzo(a,h)anthracene	0.000		0	N.D.		
T Benzo(g,h,i)perylene	0.000		0	N.D.		

(#) = Qualifier Out of Range; (m) = Manual Integration; (+) = Area Summed; (*) = Surrogate Percent Recovery Out of Range; (d): Zeroed Peak

Quantitation Results Report (QT Reviewed)

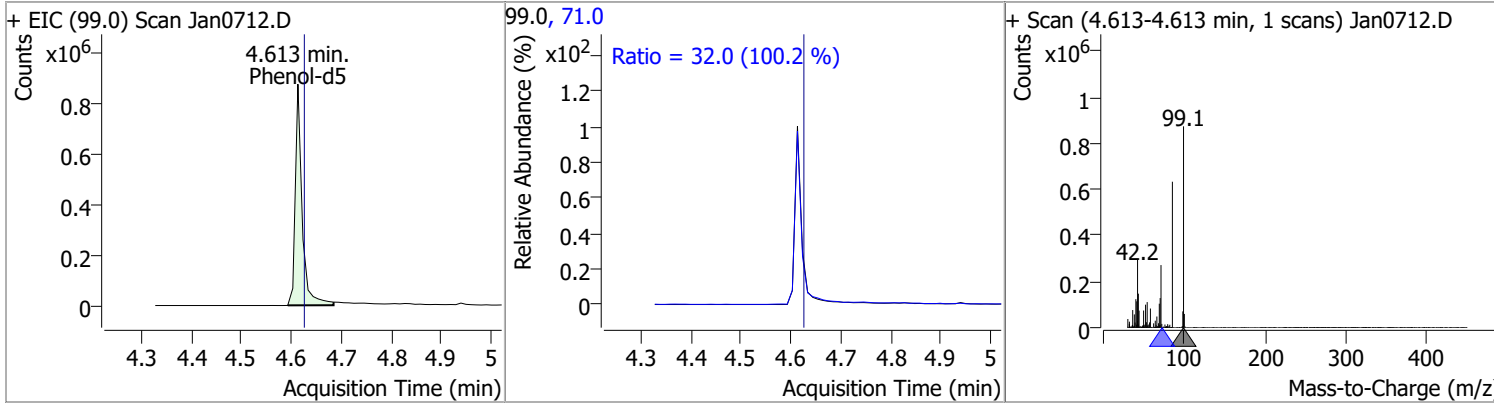


Compound	Conc.	RT	Dev(Min)	Resp.	QIon	QRatio	Lower	Upper
2-Fluorophenol	99.2320	3.58	0.00	724045	64.0	66.3	45.5	84.5
					92.0	19.9	14.1	26.2

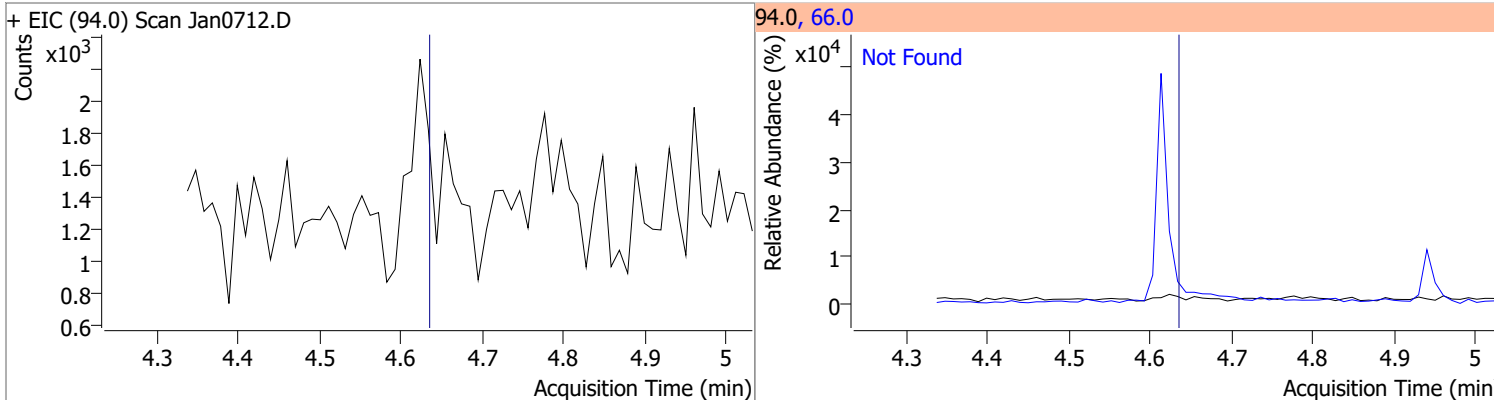


Quantitation Results Report (QT Reviewed)

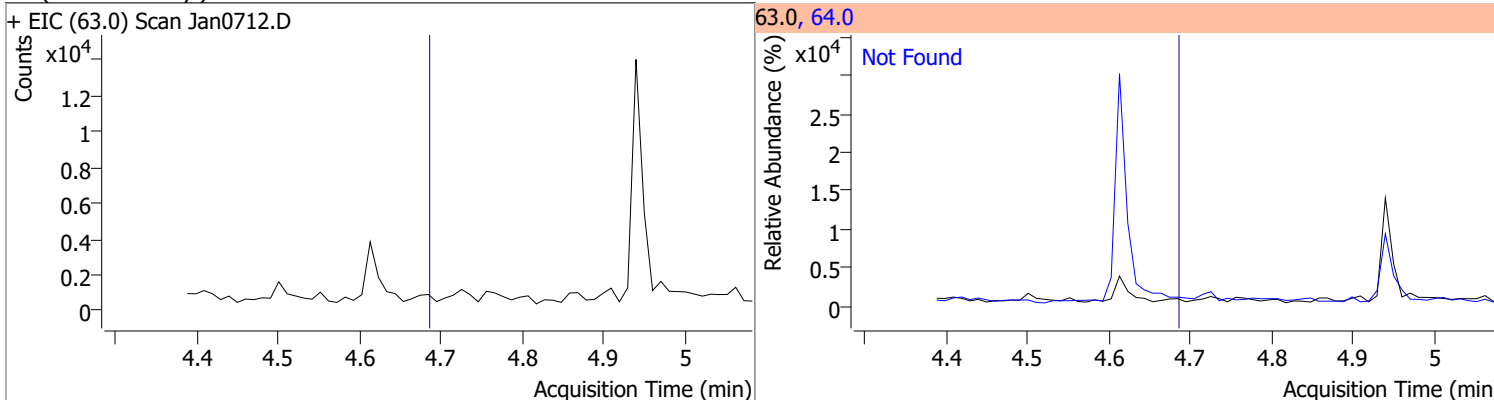
Compound	Conc.	RT	Dev(Min)	Resp.	QIon	QRatio	Lower	Upper
Phenol-d5	83.5766	4.61	-0.01	812579	71.0	32.0	22.3	41.5



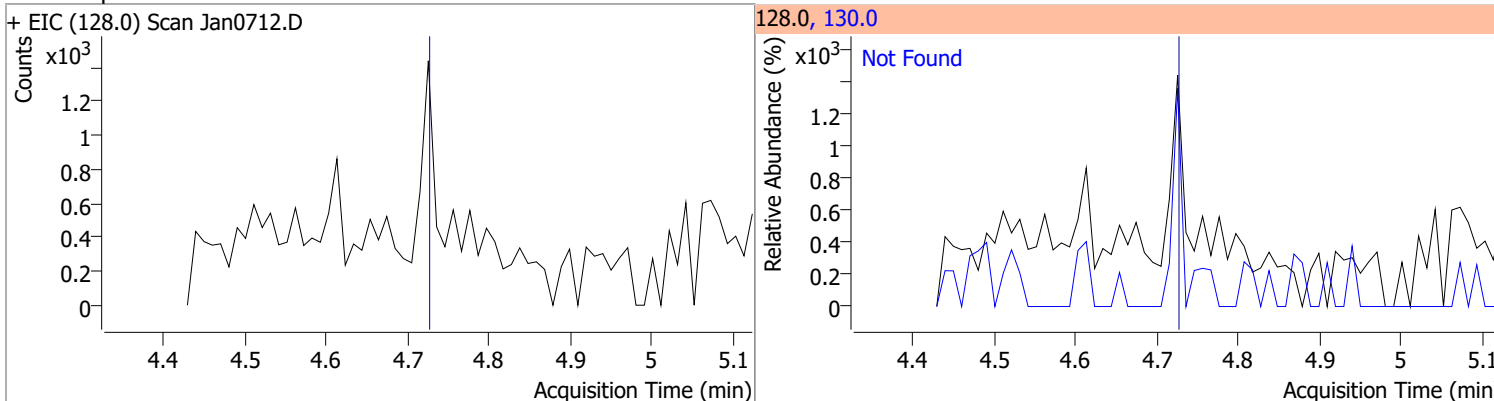
Compound	Conc.	Exp RT	QIon	Exp Ratio
Phenol	N.D.	4.63	66.0	44.7



Compound	Conc.	Exp RT	QIon	Exp Ratio
bis(-2-Chloroethyl)Ether	N.D.	4.68	64.0	3.3

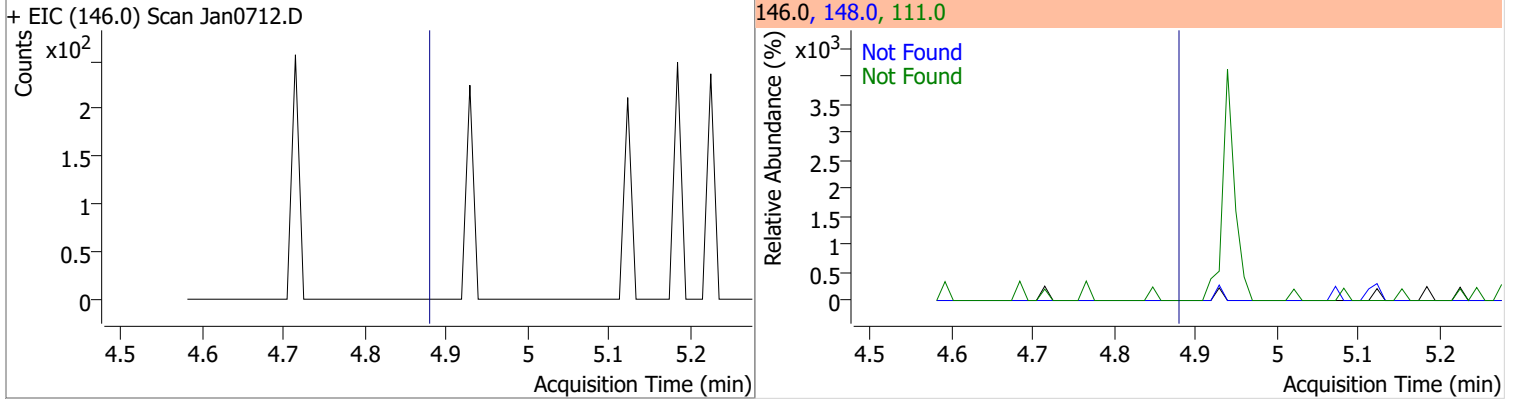


Compound	Conc.	Exp RT	QIon	Exp Ratio
2-Chlorophenol	N.D.	4.73	130.0	32.0

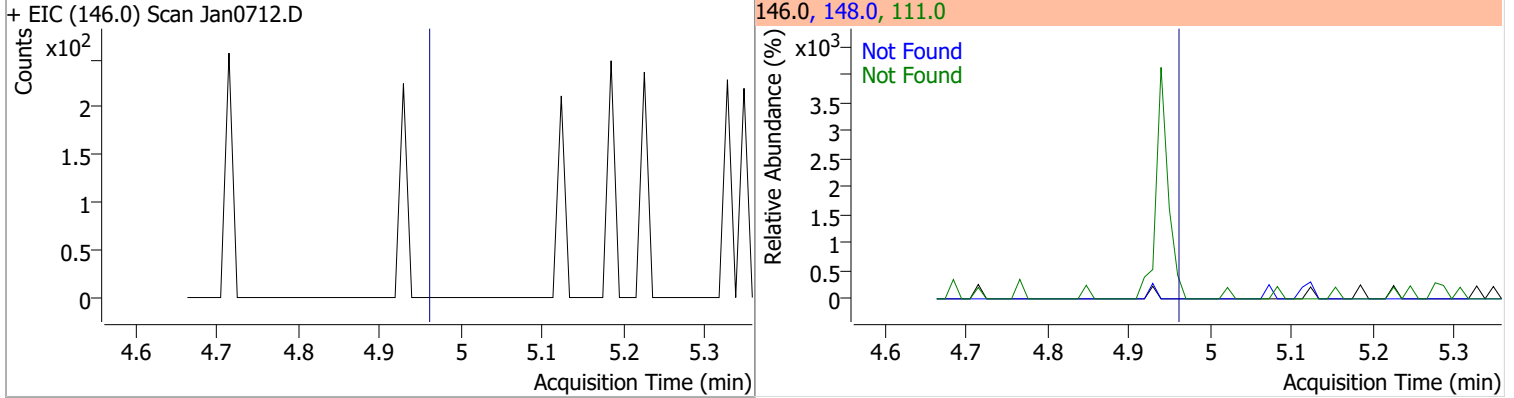


Quantitation Results Report (QT Reviewed)

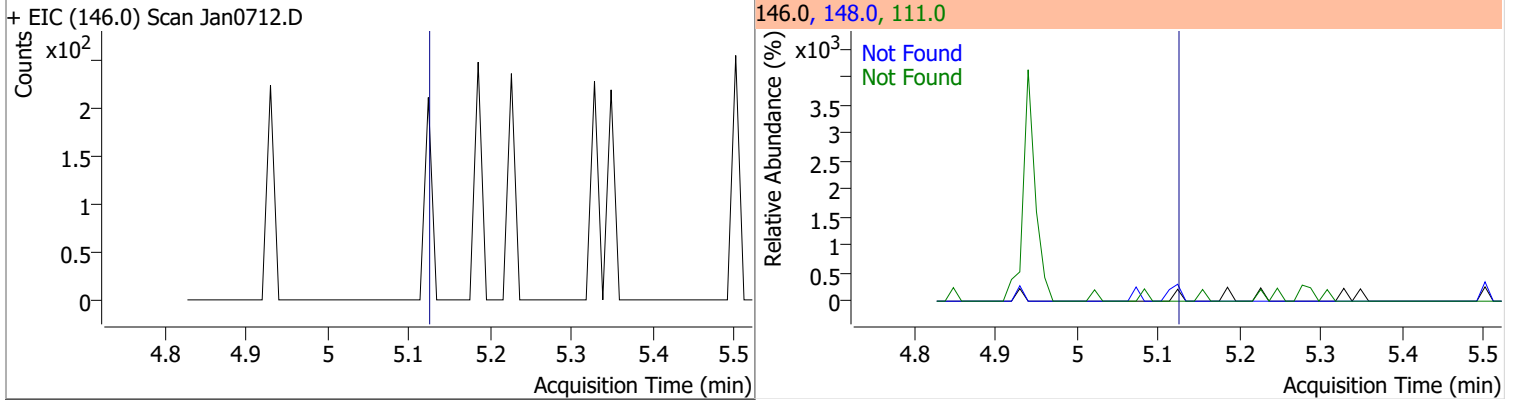
Compound	Conc.	Exp RT	QIon	Exp Ratio	QIon	Exp Ratio
1,3-Dichlorobenzene	N.D.	4.88	148.0	62.6	111.0	35.4



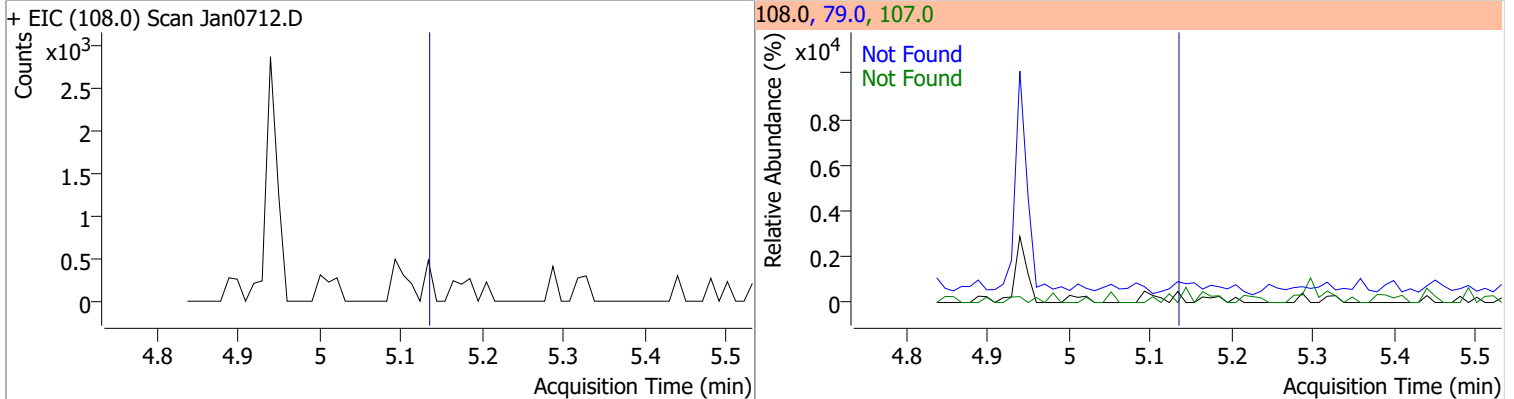
Compound	Conc.	Exp RT	QIon	Exp Ratio	QIon	Exp Ratio
1,4-Dichlorobenzene	N.D.	4.96	148.0	64.4	111.0	35.2



Compound	Conc.	Exp RT	QIon	Exp Ratio	QIon	Exp Ratio
1,2-Dichlorobenzene	N.D.	5.12	148.0	64.5	111.0	37.8

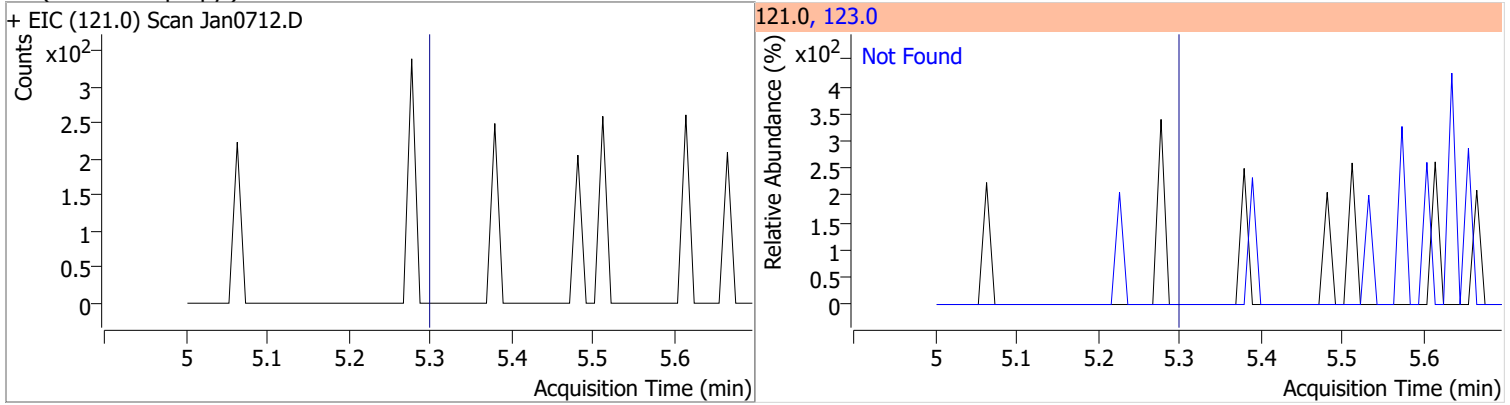


Compound	Conc.	Exp RT	QIon	Exp Ratio	QIon	Exp Ratio
Benzyl Alcohol	N.D.	5.13	79.0	115.5	107.0	71.0

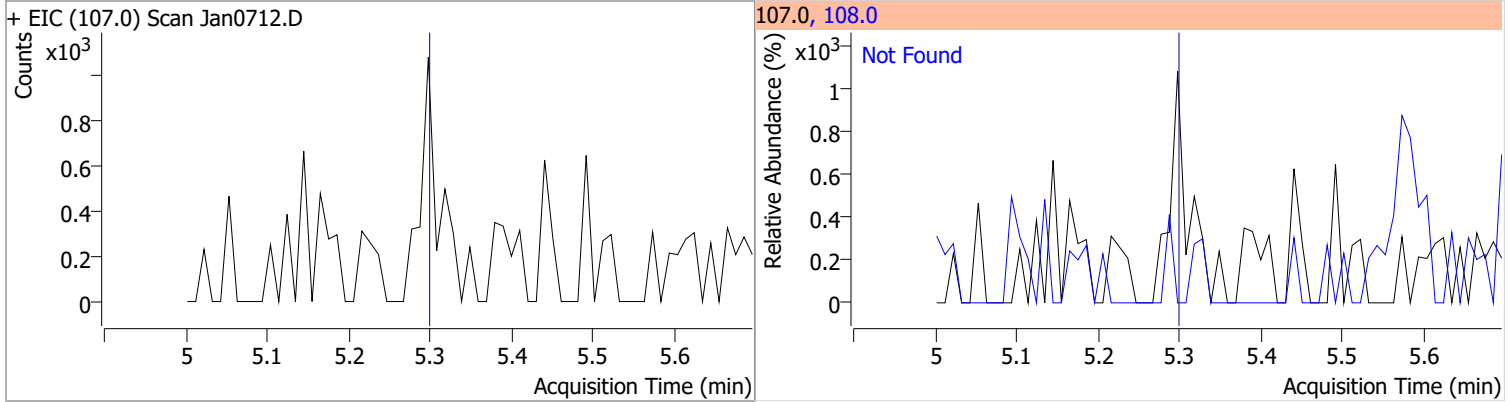


Quantitation Results Report (QT Reviewed)

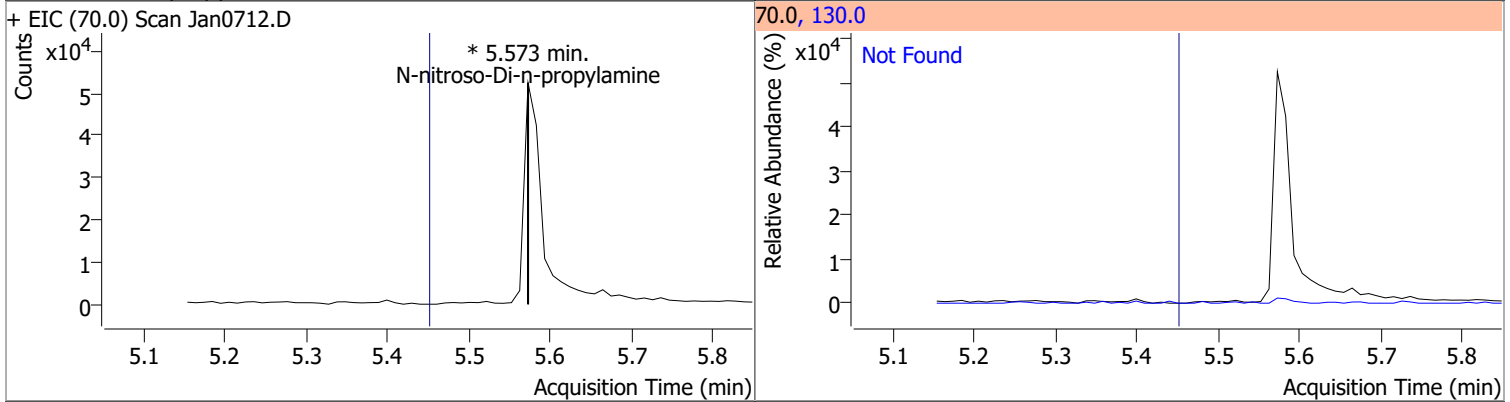
Compound	Conc.	Exp RT	QIon	Exp Ratio
bis(2-chloroisopropyl)Ether	N.D.	5.30	123.0	32.2



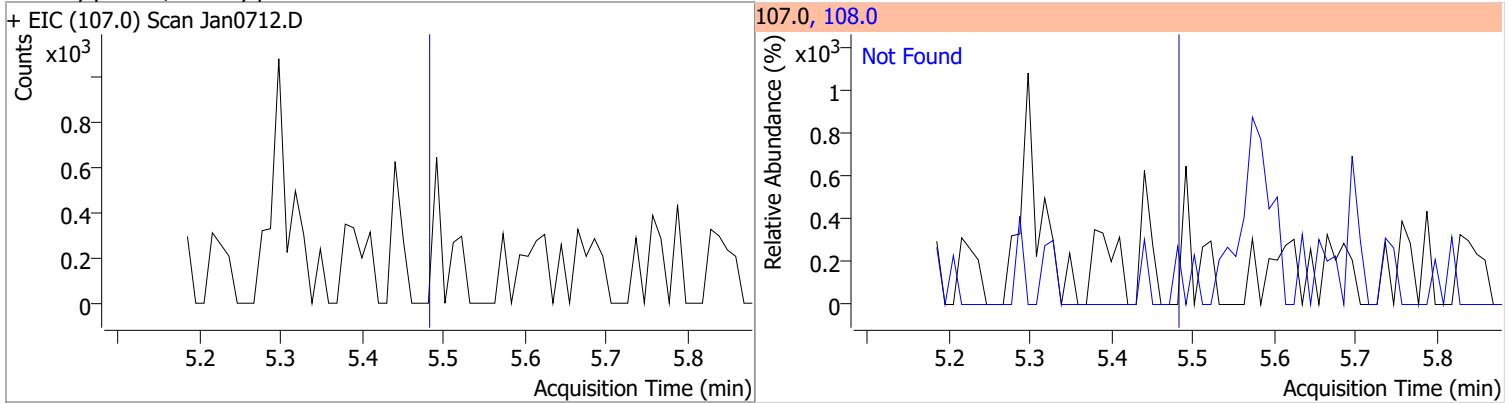
Compound	Conc.	Exp RT	QIon	Exp Ratio
2-Methylphenol	N.D.	5.30	108.0	116.9



Compound	Conc.	RT	Dev(Min)	Resp.	QIon	QRatio	Lower	Upper
N-nitroso-Di-n-propylamine		0		0	130.0		0.0	41.5

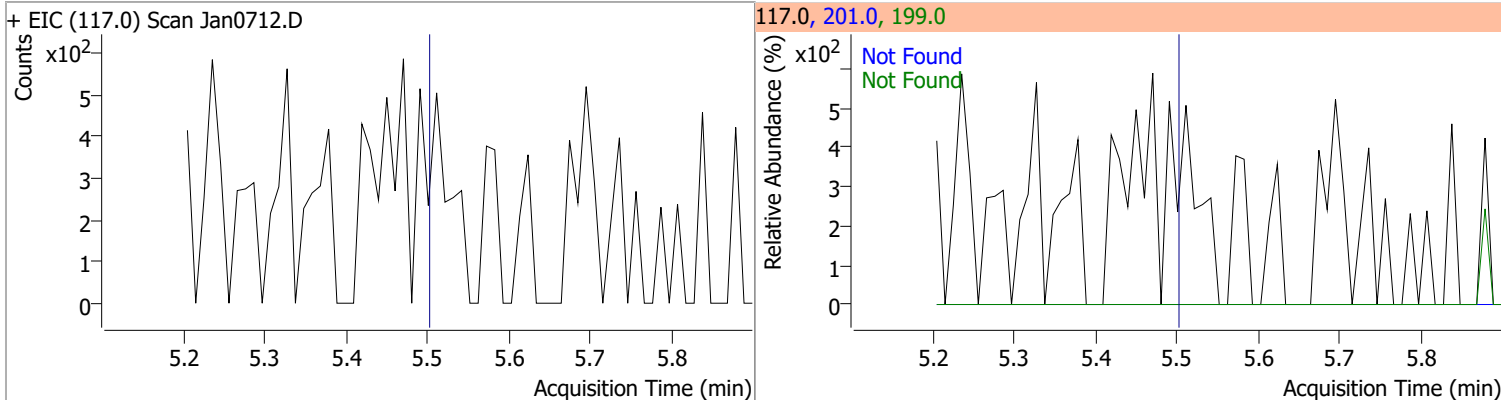


Compound	Conc.	Exp RT	QIon	Exp Ratio
4Methylphenol/3Methylphenol	N.D.	5.48	108.0	84.5

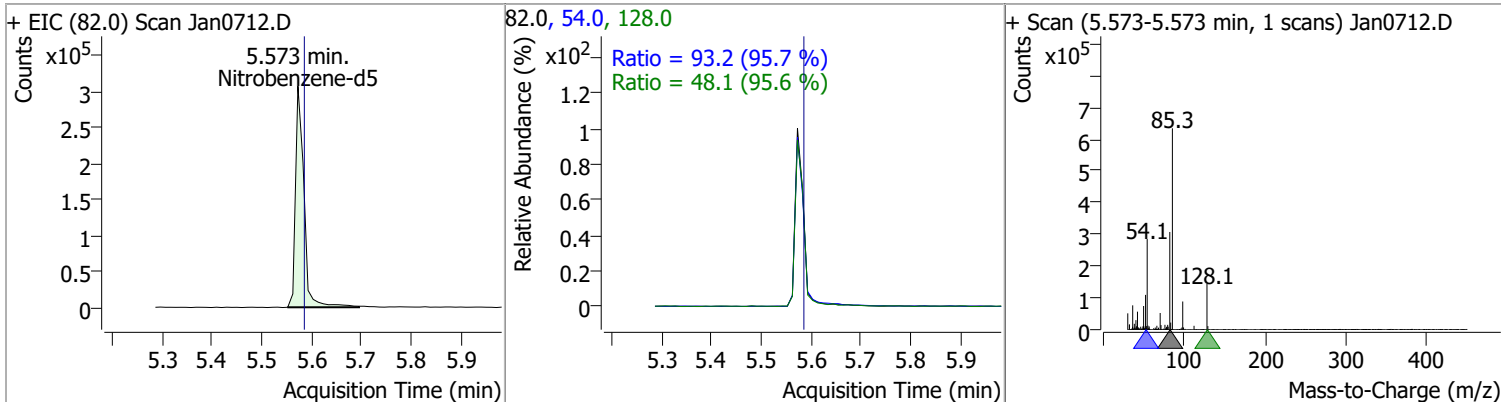


Quantitation Results Report (QT Reviewed)

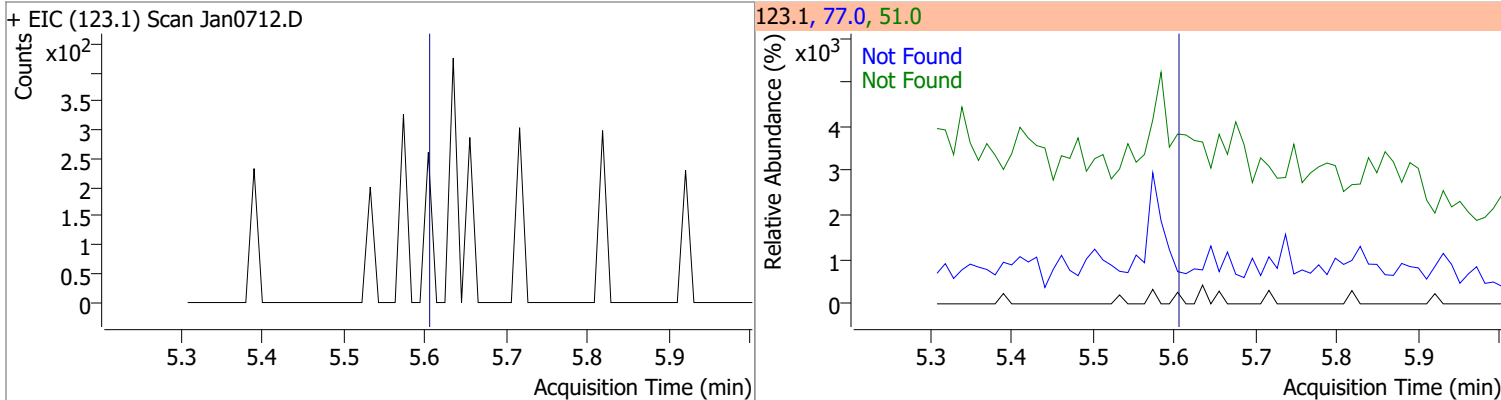
Compound	Conc.	Exp RT	QIon	Exp Ratio	QIon	Exp Ratio
Hexachloroethane	N.D.	5.50	201.0	93.2	199.0	57.2



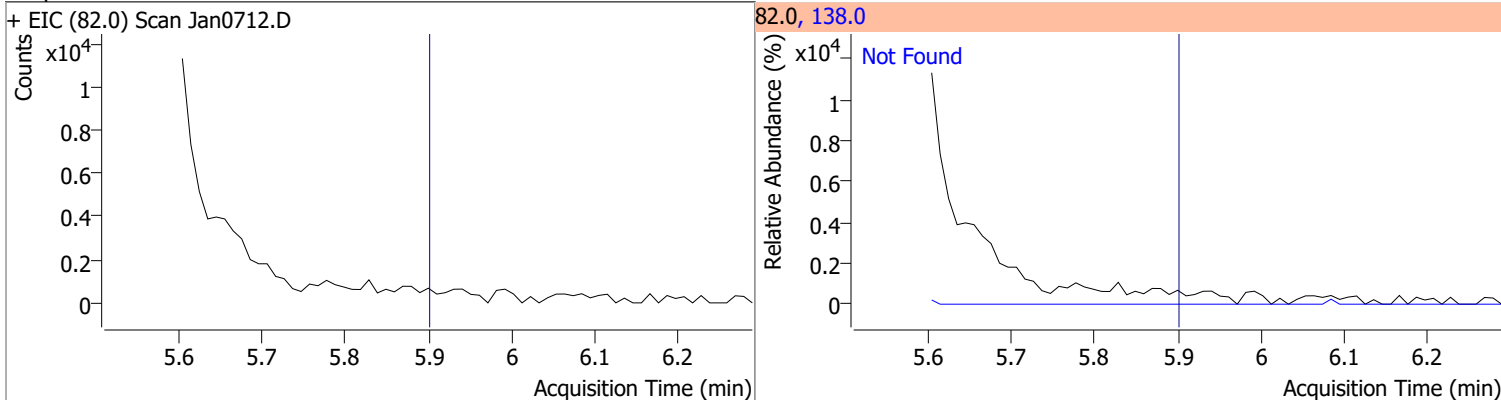
Compound	Conc.	RT	Dev(Min)	Resp.	QIon	QRatio	Lower	Upper
Nitrobenzene-d5	68.3512	5.57	-0.01	362132	54.0	93.2	68.2	126.6
					128.0	48.1	35.2	65.4



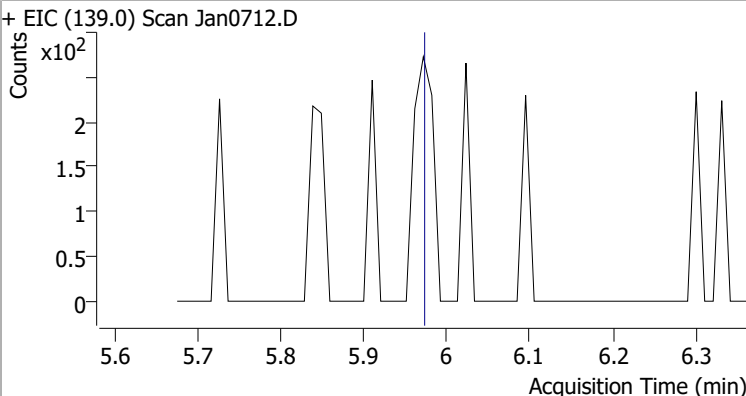
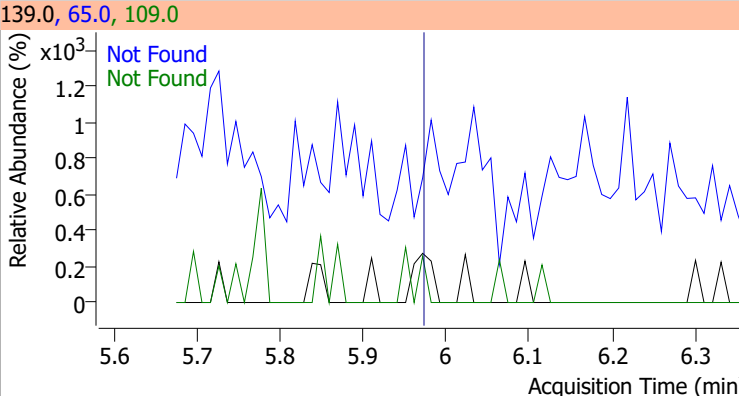
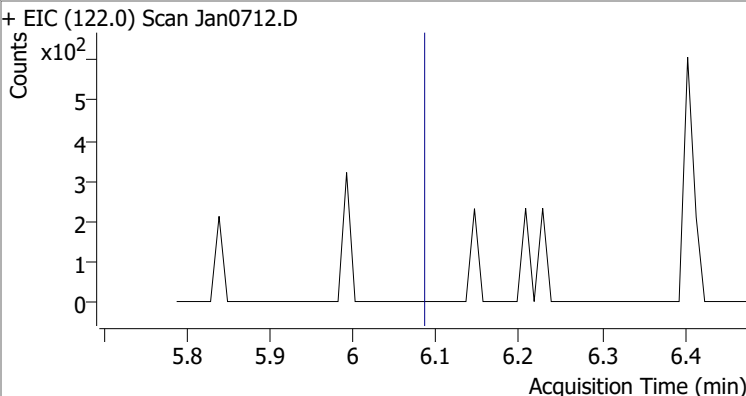
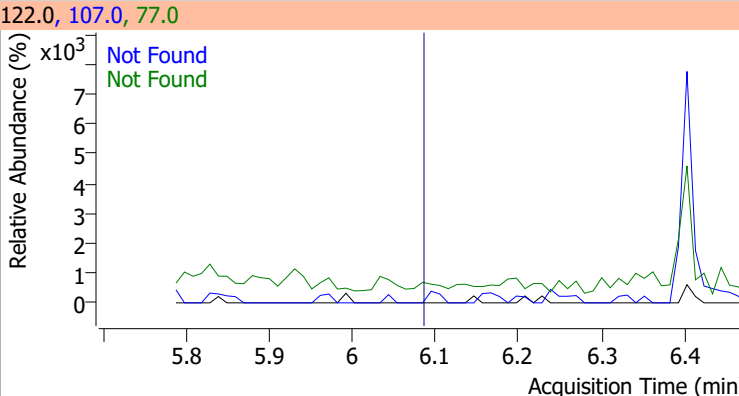
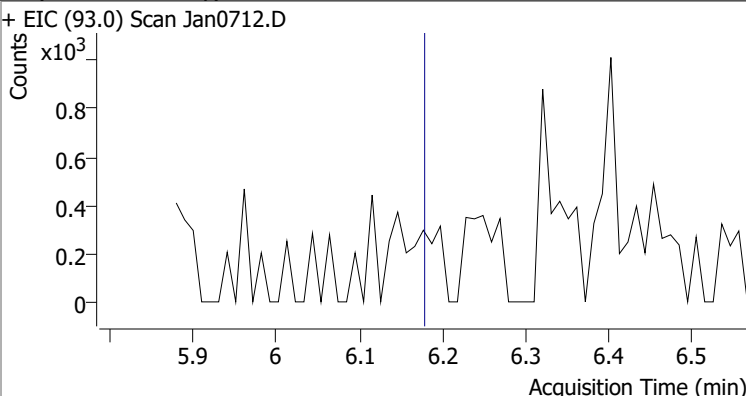
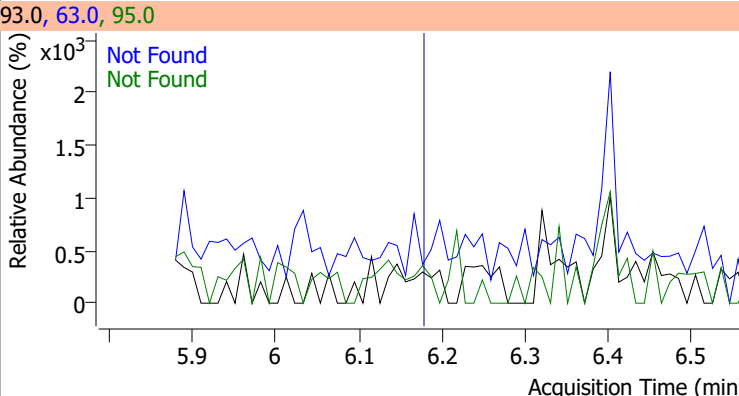
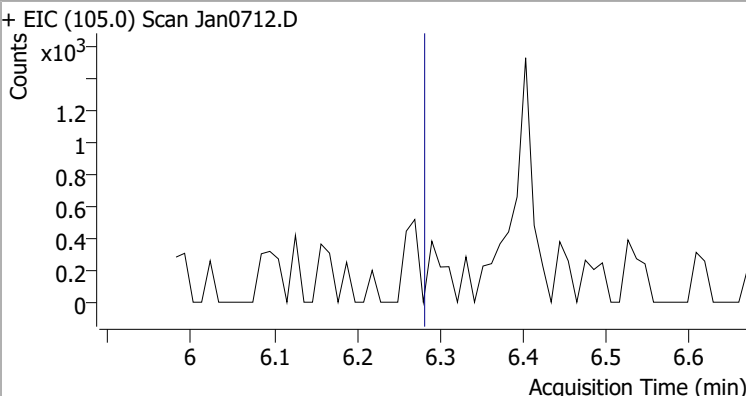
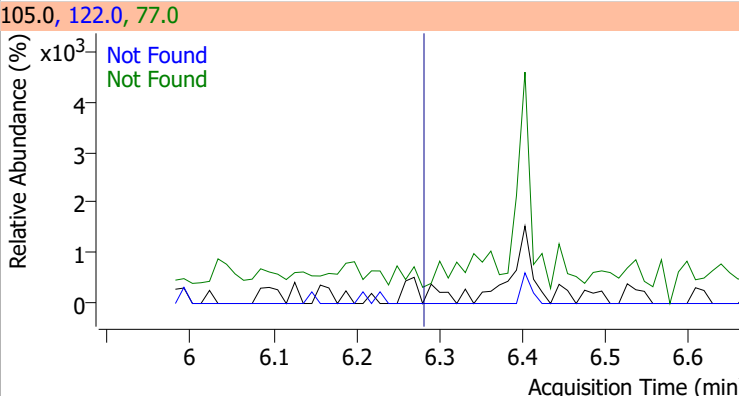
Compound	Conc.	Exp RT	QIon	Exp Ratio	QIon	Exp Ratio
Nitrobenzene	N.D.	5.60	77.0	186.4	51.0	186.0



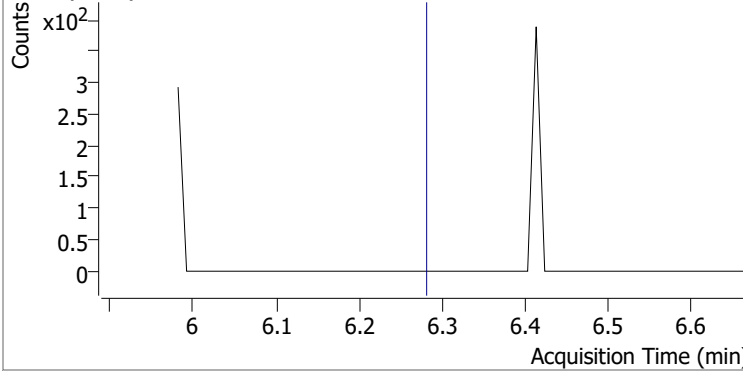
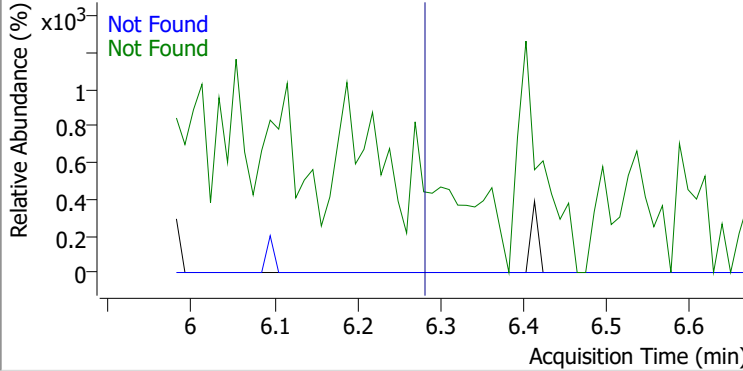
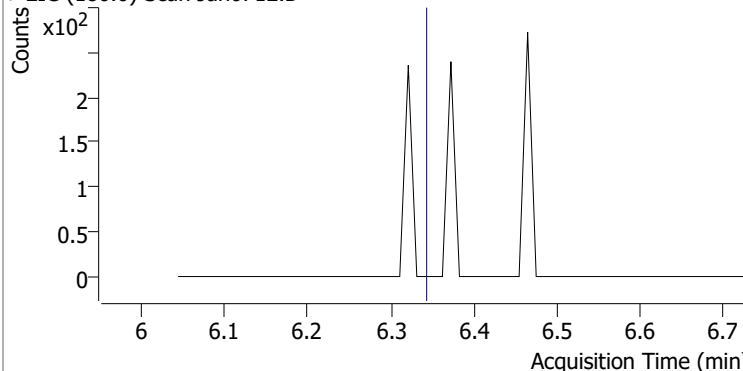
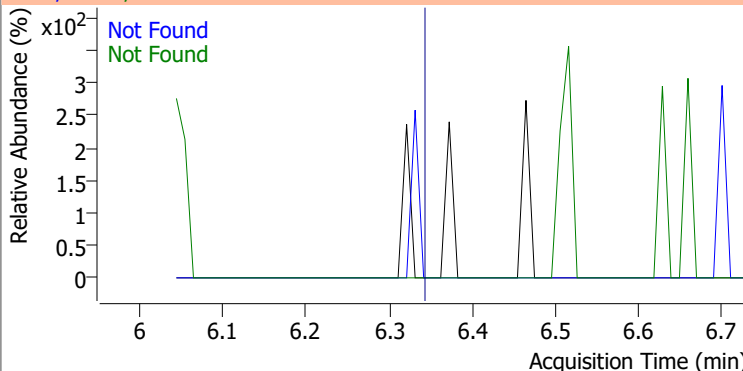
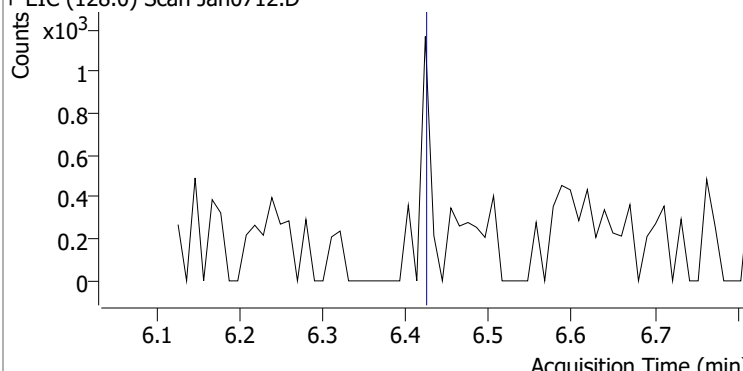
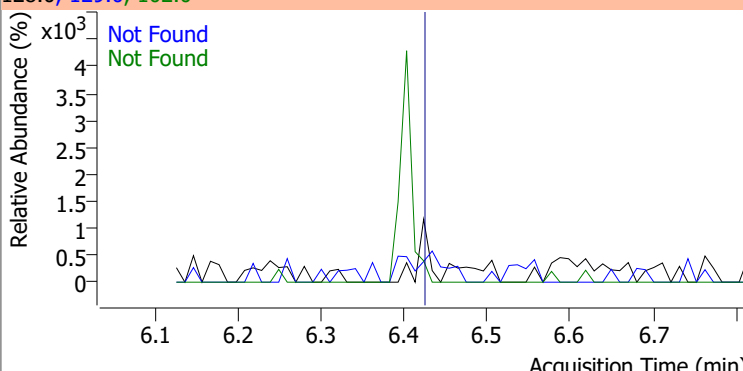
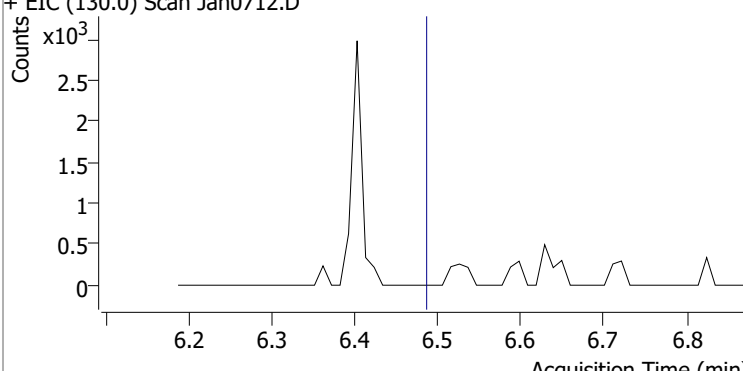
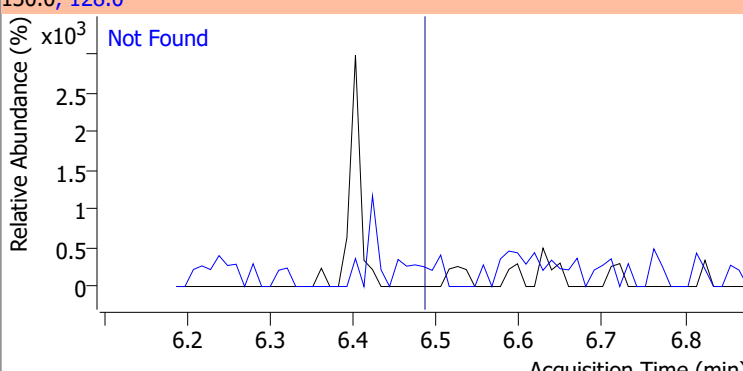
Compound	Conc.	Exp RT	QIon	Exp Ratio
Isophorone	N.D.	5.90	138.0	20.3



Quantitation Results Report (QT Reviewed)

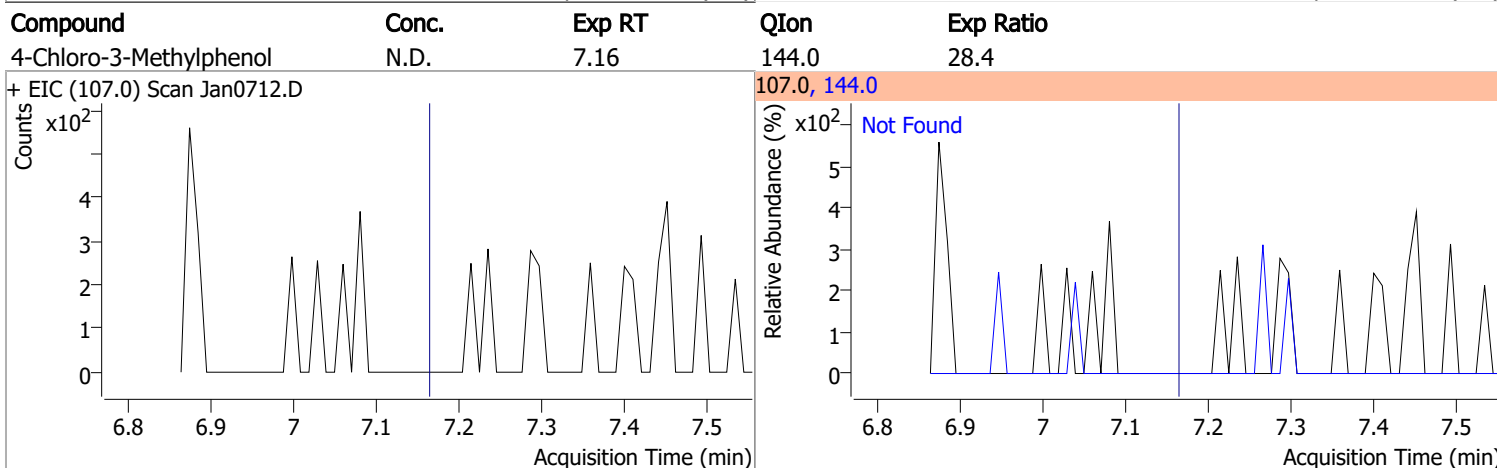
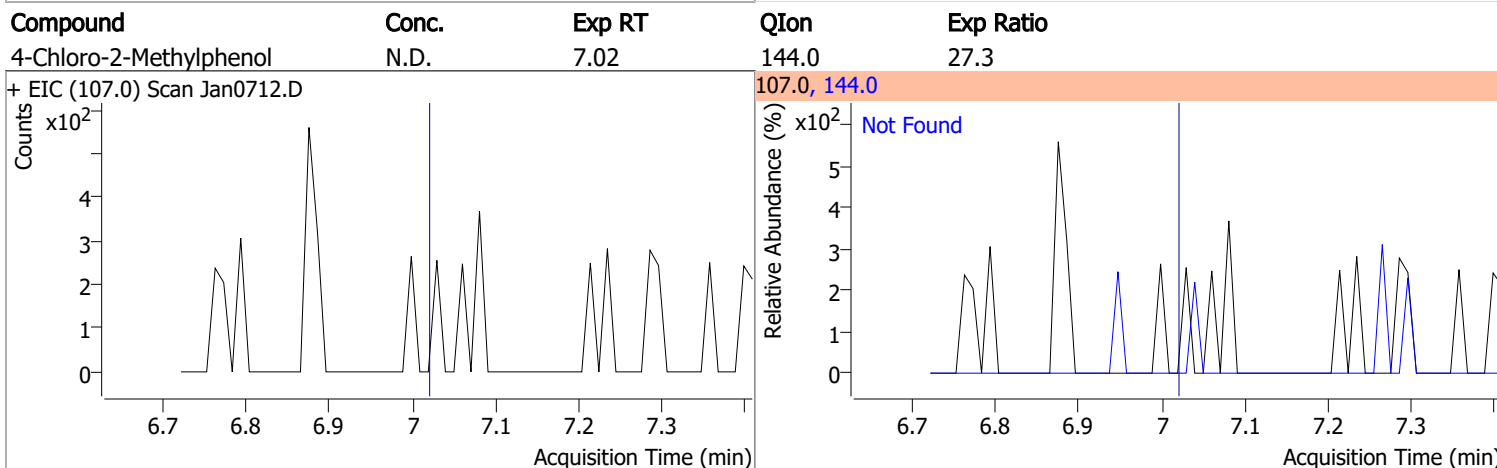
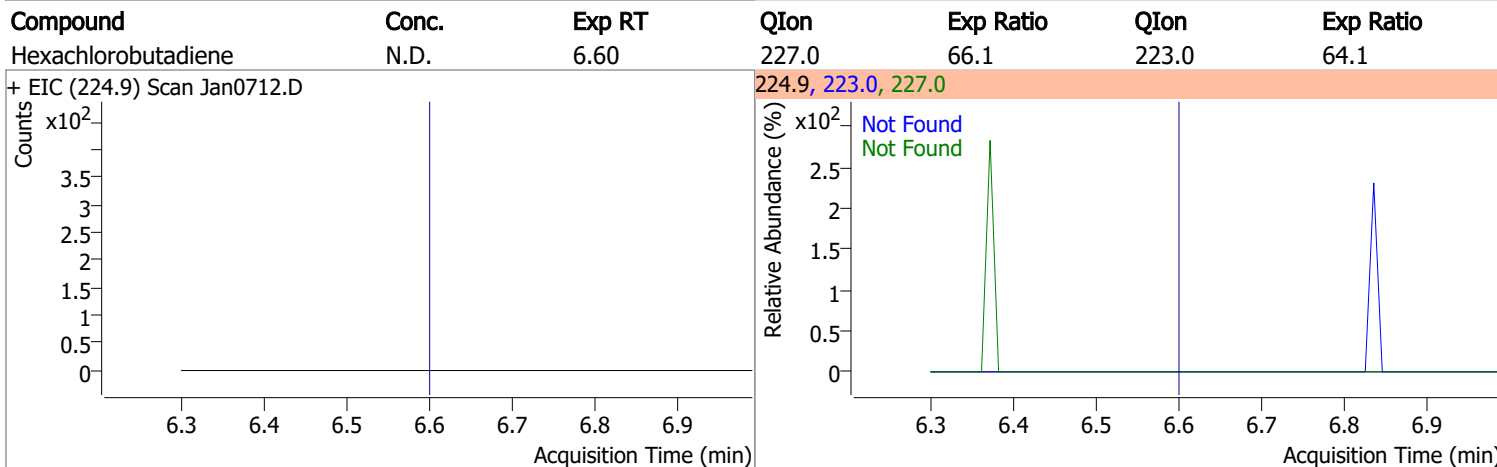
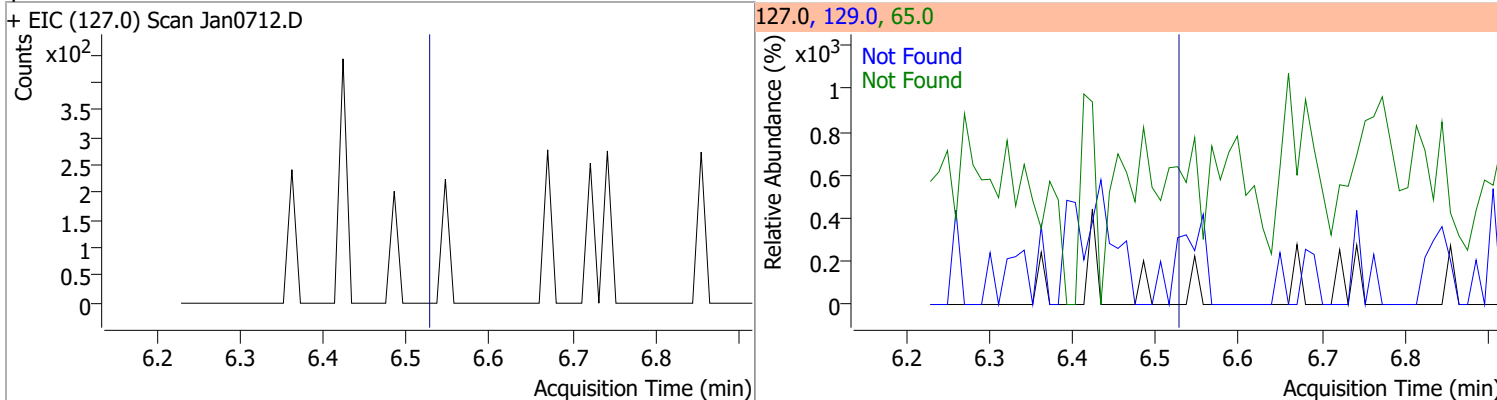
Compound	Conc.	Exp RT	QIon	Exp Ratio	QIon	Exp Ratio
2-Nitrophenol	N.D.	5.97	65.0	51.2	109.0	34.5
+ EIC (139.0) Scan Jan0712.D			139.0, 65.0, 109.0			
						
2,4-Dimethylphenol	N.D.	6.08	107.0	106.6	77.0	30.1
+ EIC (122.0) Scan Jan0712.D			122.0, 107.0, 77.0			
						
bis(-2-Chloroethoxy)Methane	N.D.	6.18	63.0	91.4	95.0	31.4
+ EIC (93.0) Scan Jan0712.D			93.0, 63.0, 95.0			
						
Benzoic Acid	N.D.	6.28	122.0	88.1	77.0	74.0
+ EIC (105.0) Scan Jan0712.D			105.0, 122.0, 77.0			
						

Quantitation Results Report (QT Reviewed)

Compound	Conc.	Exp RT	QIon	Exp Ratio	QIon	Exp Ratio
2,4-Dichlorophenol	N.D.	6.28	164.0	65.0	98.0	31.2
+ EIC (162.0) Scan Jan0712.D			162.0, 164.0, 98.0			
						
1,2,4-Trichlorobenzene	N.D.	6.34	182.0	97.8	145.0	30.3
+ EIC (180.0) Scan Jan0712.D			180.0, 182.0, 145.0			
						
Naphthalene	N.D.	6.42	129.0	10.6	102.0	9.0
+ EIC (128.0) Scan Jan0712.D			128.0, 129.0, 102.0			
						
4-Chlorophenol	N.D.	6.49	128.0	318.3		
+ EIC (130.0) Scan Jan0712.D			130.0, 128.0			
						

Quantitation Results Report (QT Reviewed)

Compound	Conc.	Exp RT	QIon	Exp Ratio	QIon	Exp Ratio
----------	-------	--------	------	-----------	------	-----------

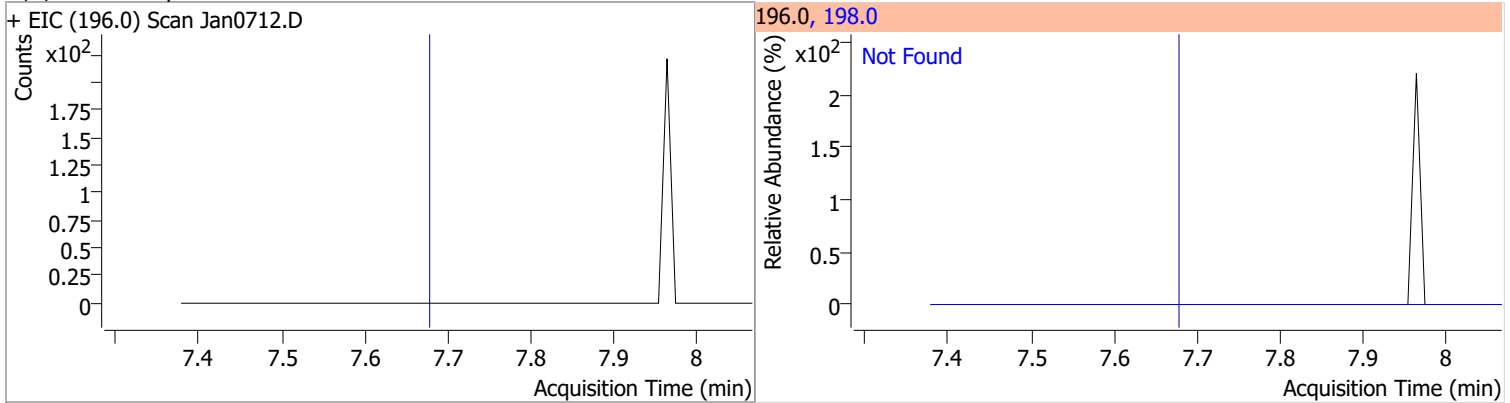


Quantitation Results Report (QT Reviewed)

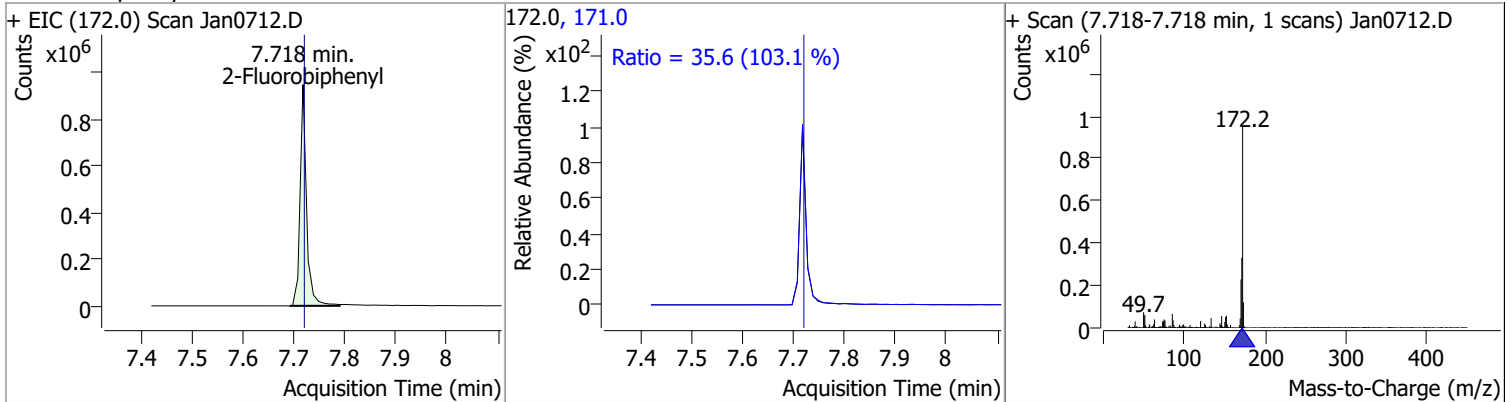
Compound	Conc.	Exp RT	QIon	Exp Ratio	QIon	Exp Ratio
2-Methylnaphthalene	N.D.	7.26	142.0	115.4	115.0	41.6
+ EIC (141.0) Scan Jan0712.D			141.0, 142.0, 115.0			
1-Methylnaphthalene	N.D.	7.37	142.0	110.2	115.0	43.1
+ EIC (141.0) Scan Jan0712.D			141.0, 142.0, 115.0			
Hexachlorocyclopentadiene	N.D.	7.45	238.9	65.0	234.9	62.3
+ EIC (236.9) Scan Jan0712.D			236.9, 238.9, 234.9			
2,4,6-Trichlorophenol	N.D.	7.61	198.0	95.1		
+ EIC (196.0) Scan Jan0712.D			196.0, 198.0			

Quantitation Results Report (QT Reviewed)

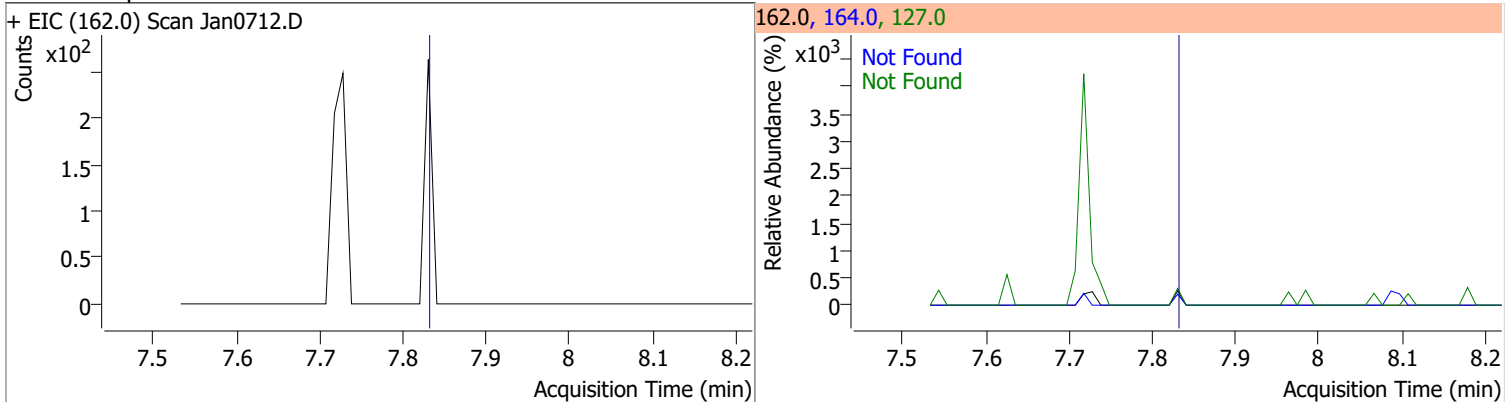
Compound	Conc.	Exp RT	QIon	Exp Ratio
2,4,5-Trichlorophenol	N.D.	7.68	198.0	95.5



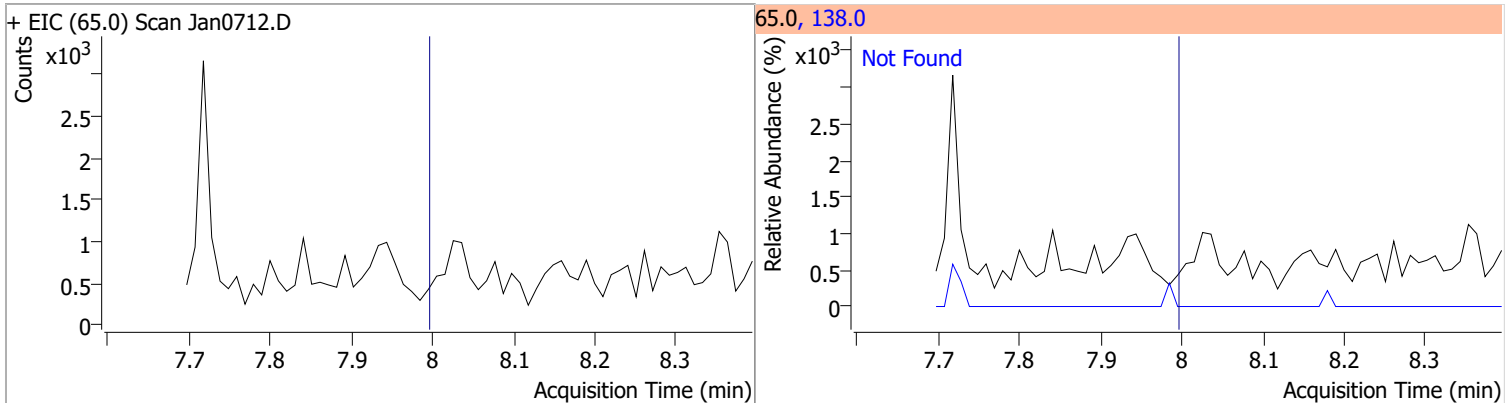
Compound	Conc.	RT	Dev(Min)	Resp.	QIon	QRatio	Lower	Upper
2-Fluorobiphenyl	47.7225	7.72	0.00	833764	171.0	35.6	24.2	44.9



Compound	Conc.	Exp RT	QIon	Exp Ratio	QIon	Exp Ratio
2-Chloronaphthalene	N.D.	7.83	127.0	37.9	164.0	32.3

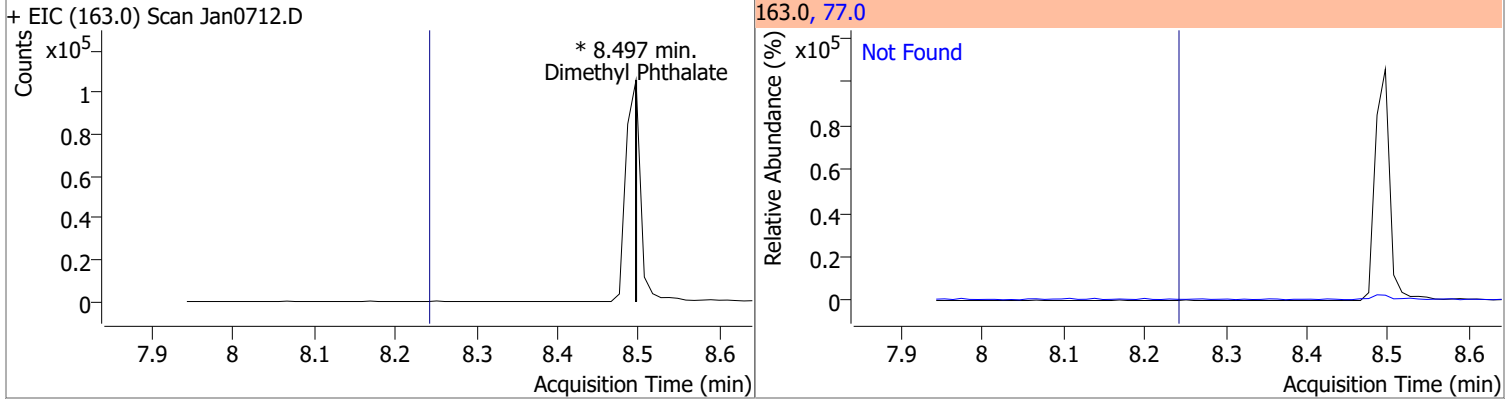


Compound	Conc.	Exp RT	QIon	Exp Ratio
2-Nitroaniline	N.D.	7.99	138.0	107.7

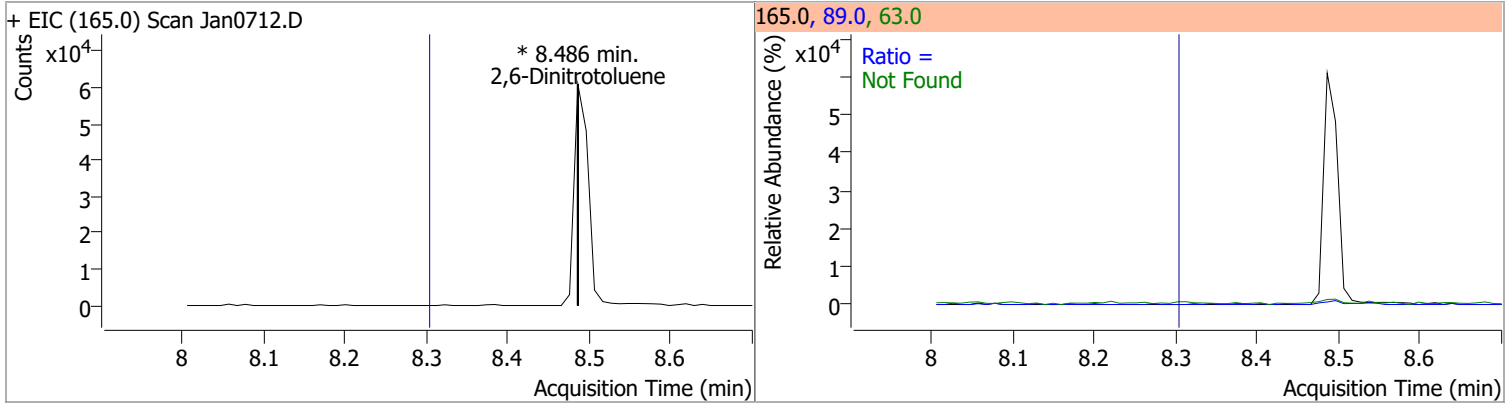


Quantitation Results Report (QT Reviewed)

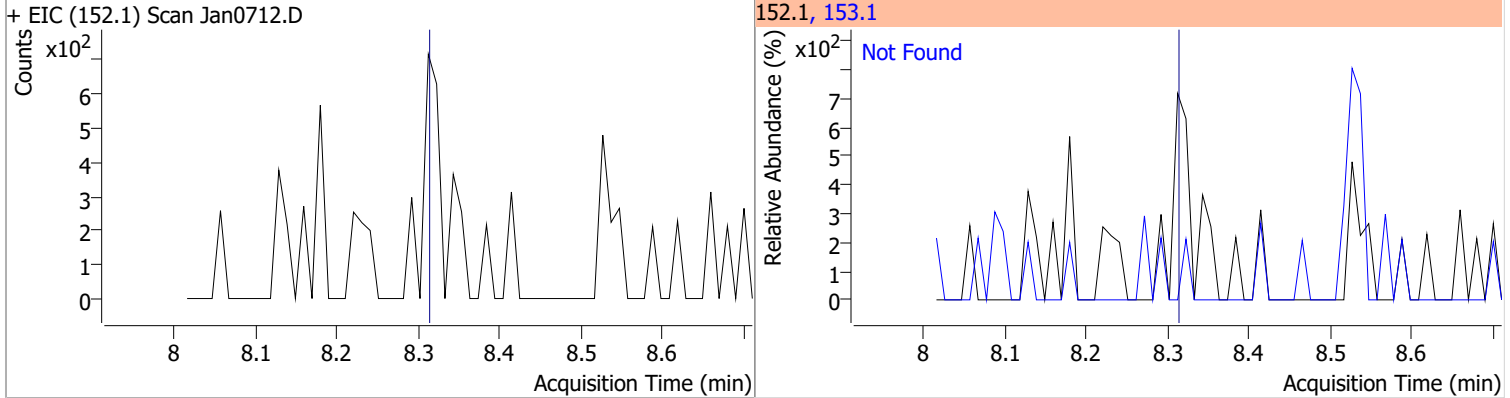
Compound	Conc.	RT	Dev(Min)	Resp.	QIon	QRatio	Lower	Upper
Dimethyl Phthalate	0	0		0	77.0		13.0	24.2



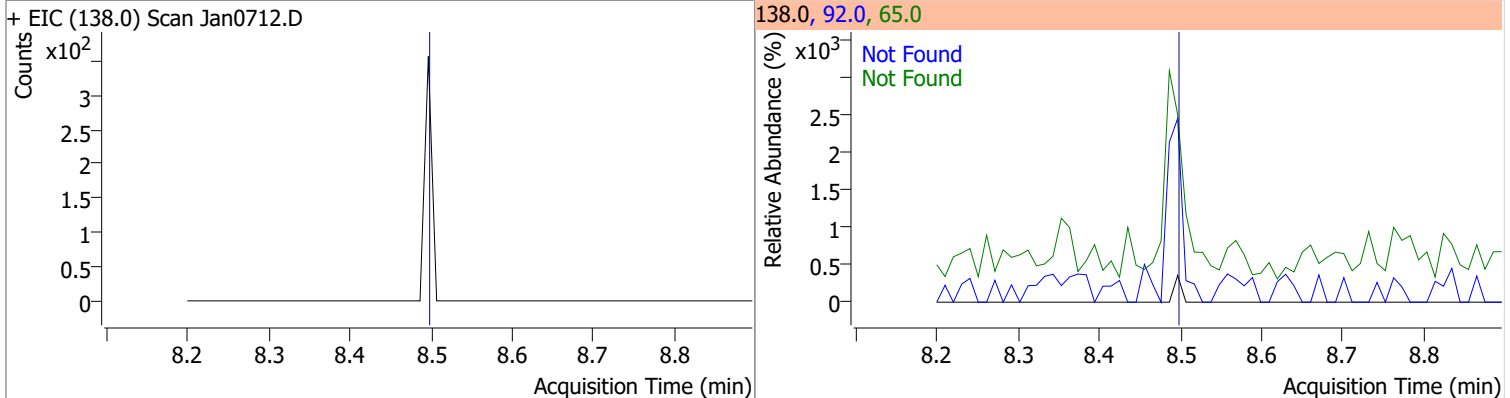
Compound	Conc.	RT	Dev(Min)	Resp.	QIon	QRatio	Lower	Upper
2,6-Dinitrotoluene	0	0		0	63.0		110.4	205.0
					89.0		39.5	73.3



Compound	Conc.	Exp RT	QIon	Exp Ratio
Acenaphthylene	N.D.	8.31	153.1	13.8



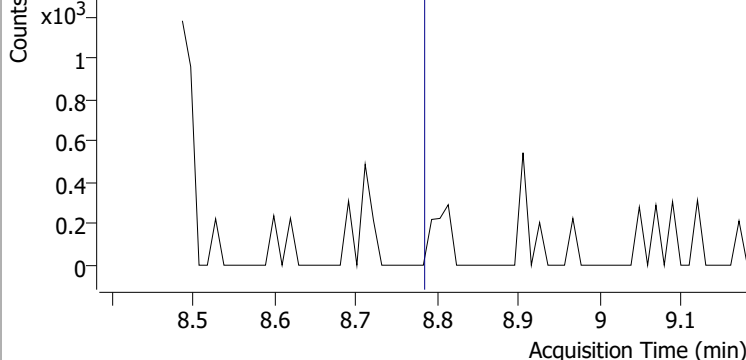
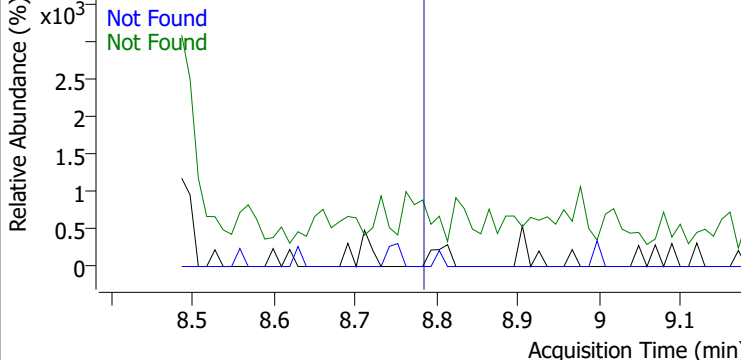
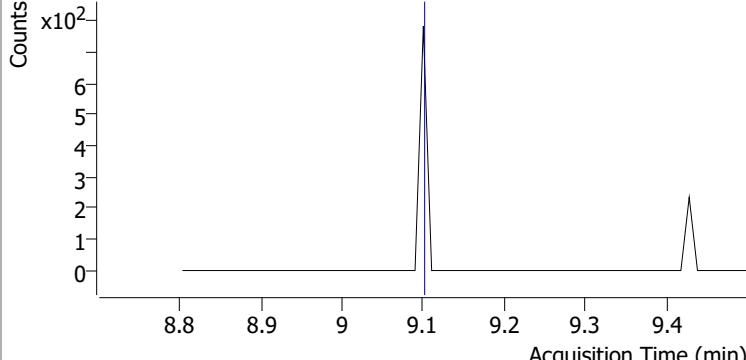
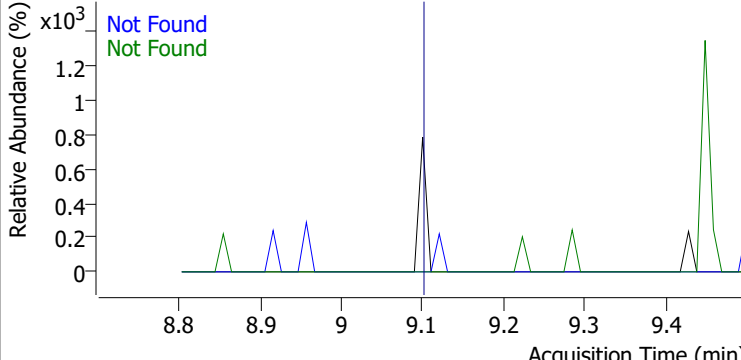
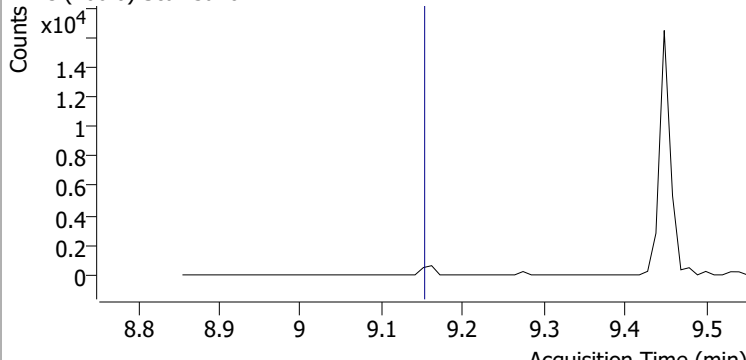
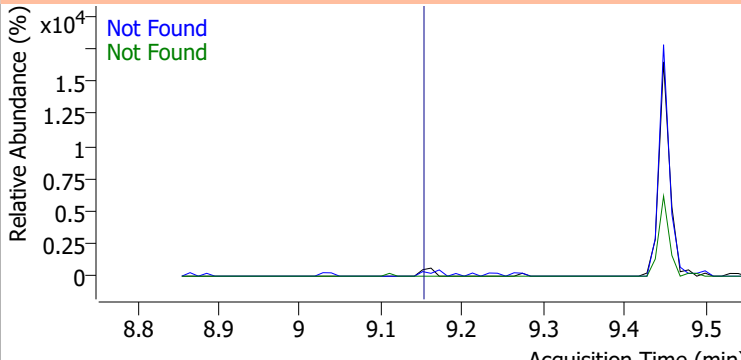
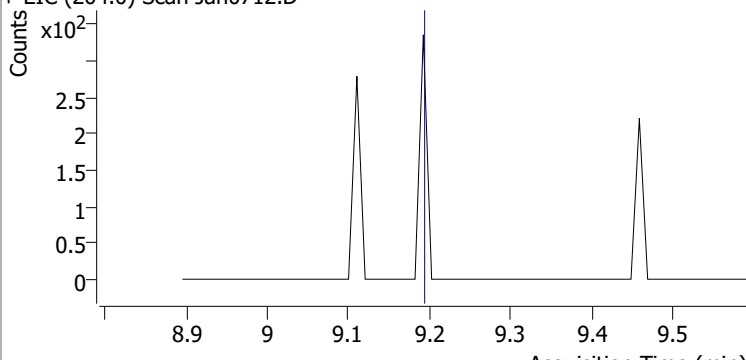
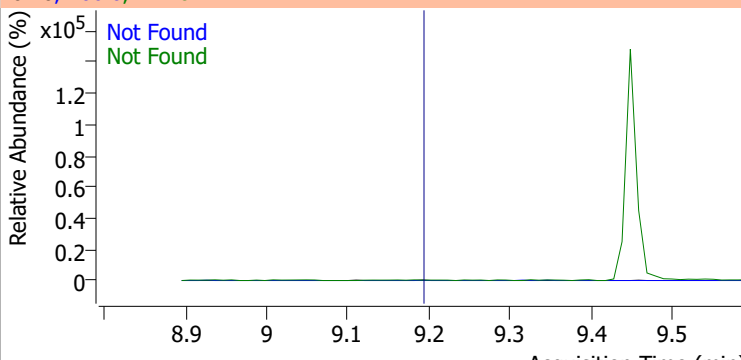
Compound	Conc.	Exp RT	QIon	Exp Ratio	QIon	Exp Ratio
3-Nitroaniline	N.D.	8.50	65.0	140.9	92.0	106.5



Quantitation Results Report (QT Reviewed)

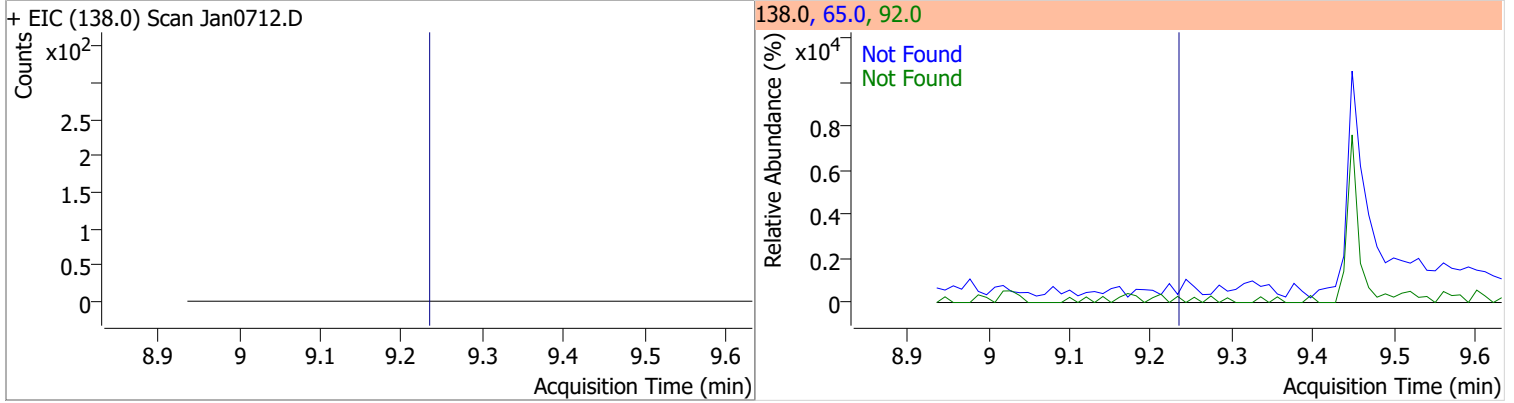
Compound	Conc.	Exp RT	QIon	Exp Ratio	QIon	Exp Ratio
Acenaphthene	N.D.	8.53	153.0	109.5	152.0	52.9
+ EIC (154.0) Scan Jan0712.D			154.0, 152.0, 153.0			
2,4-Dinitrophenol	N.D.	8.62	154.0	60.0		
+ EIC (184.0) Scan Jan0712.D			184.0, 154.0			
Dibenzofuran	N.D.	8.74	139.0	38.6		
+ EIC (168.0) Scan Jan0712.D			168.0, 139.0			
2,4-Dinitrotoluene	N.D.	8.77	63.0	76.1	89.0	74.7
+ EIC (165.0) Scan Jan0712.D			165.0, 63.0, 89.0			

Quantitation Results Report (QT Reviewed)

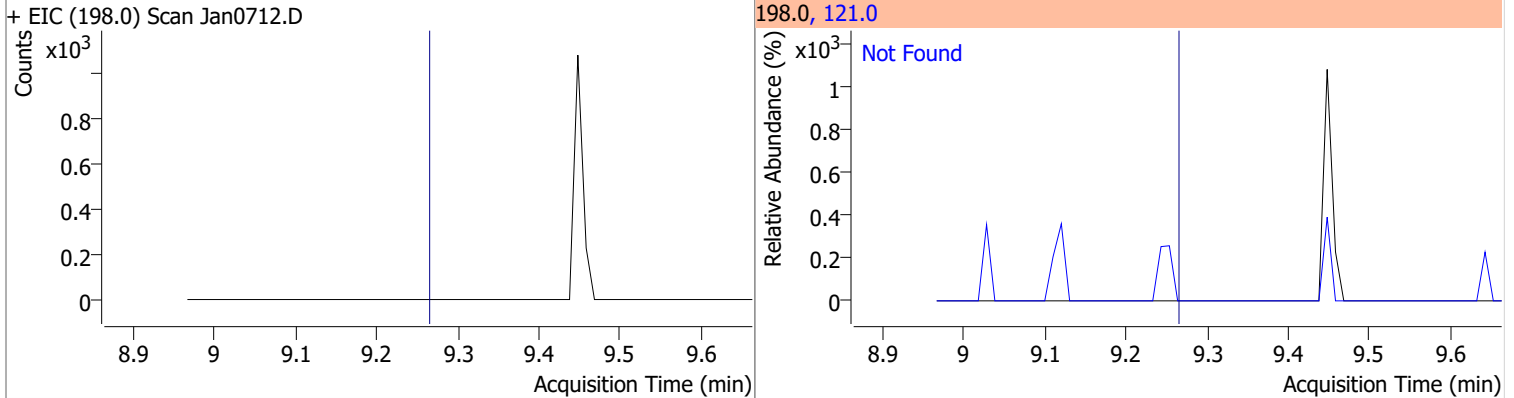
Compound	Conc.	Exp RT	QIon	Exp Ratio	QIon	Exp Ratio
4-Nitrophenol	N.D.	8.78	65.0	88.5	139.0	80.4
+ EIC (109.0) Scan Jan0712.D			109.0, 139.0, 65.0			
						
Diethylphthalate	N.D.	9.10	177.0	20.7	150.0	12.6
+ EIC (149.0) Scan Jan0712.D			149.0, 177.0, 150.0			
						
Fluorene	N.D.	9.15	165.0	93.4	167.0	12.9
+ EIC (166.0) Scan Jan0712.D			166.0, 165.0, 167.0			
						
4-Chlorophenyl-phenylether	N.D.	9.19	141.0	62.3	206.0	33.9
+ EIC (204.0) Scan Jan0712.D			204.0, 206.0, 141.0			
						

Quantitation Results Report (QT Reviewed)

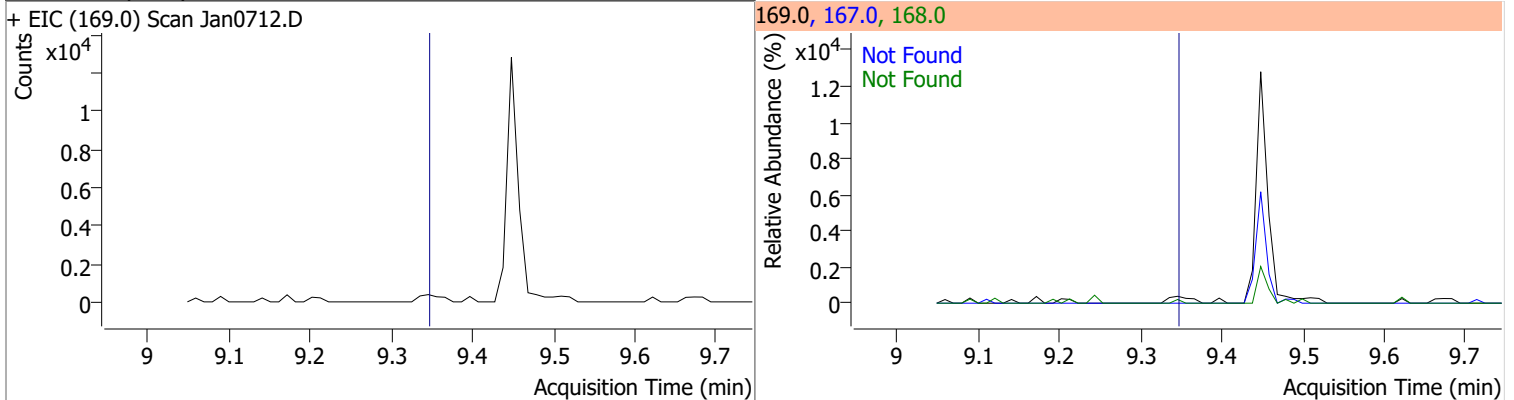
Compound	Conc.	Exp RT	QIon	Exp Ratio	QIon	Exp Ratio
4-Nitroaniline	N.D.	9.23	65.0	114.6	92.0	45.3



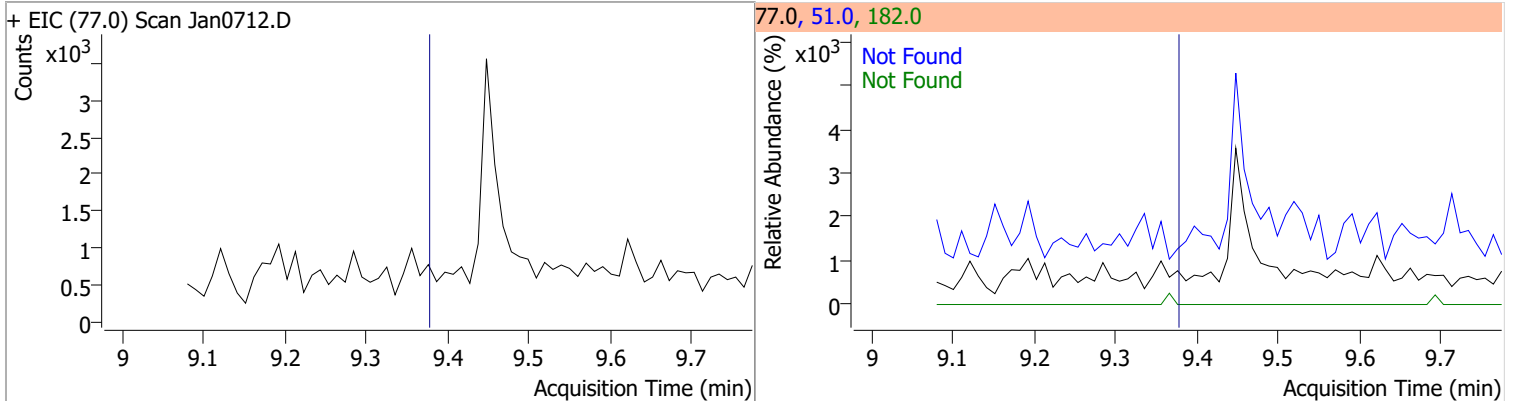
Compound	Conc.	Exp RT	QIon	Exp Ratio
4,6-Dinitro-2-methylphenol	N.D.	9.26	121.0	44.8



Compound	Conc.	Exp RT	QIon	Exp Ratio	QIon	Exp Ratio
N-nitrosodiphenylamine	N.D.	9.35	168.0	63.3	167.0	33.4

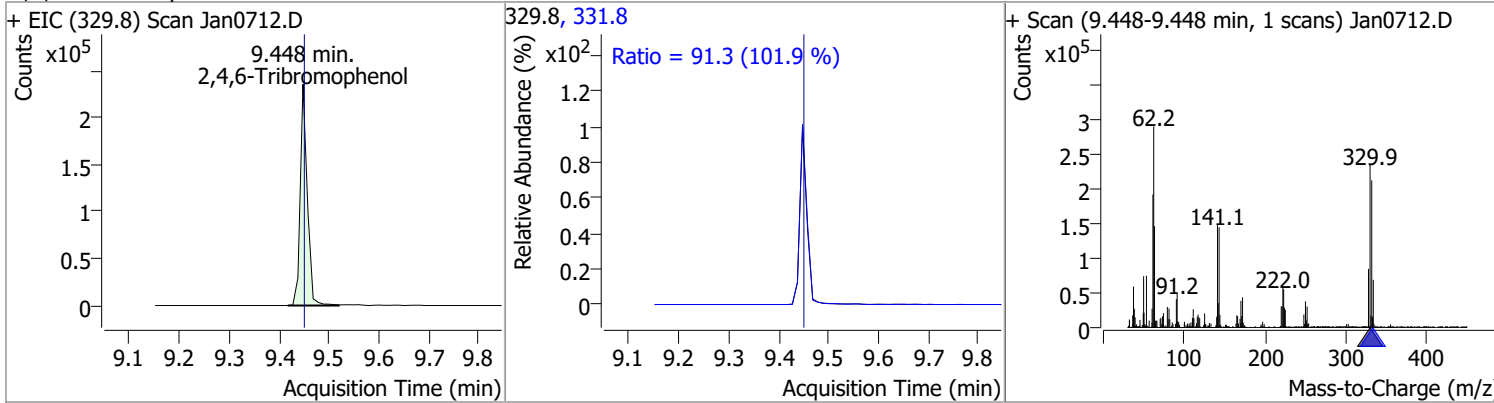


Compound	Conc.	Exp RT	QIon	Exp Ratio	QIon	Exp Ratio
Azobenzene	N.D.	9.38	51.0	49.9	182.0	26.9

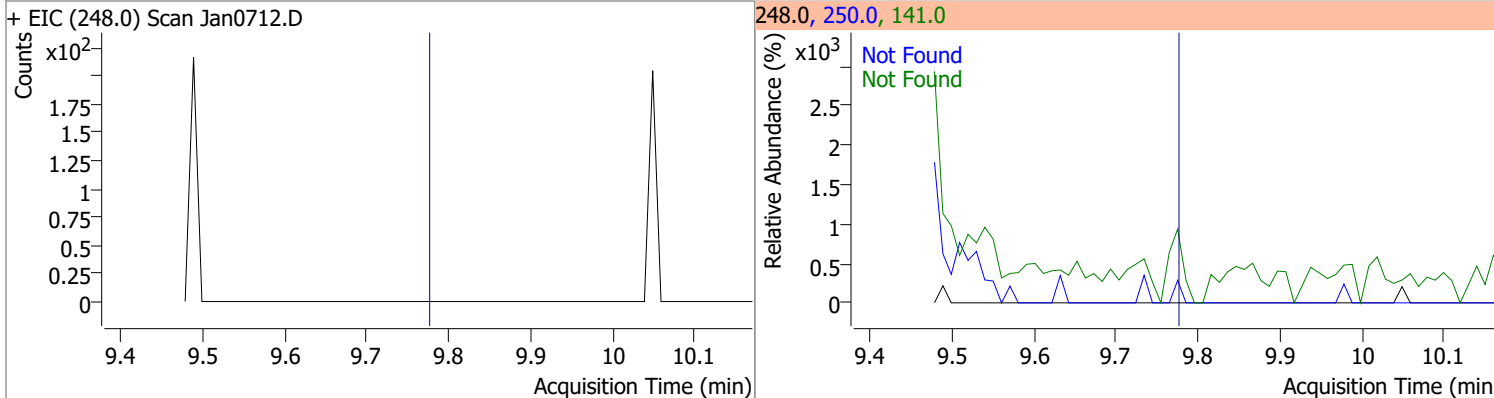


Quantitation Results Report (QT Reviewed)

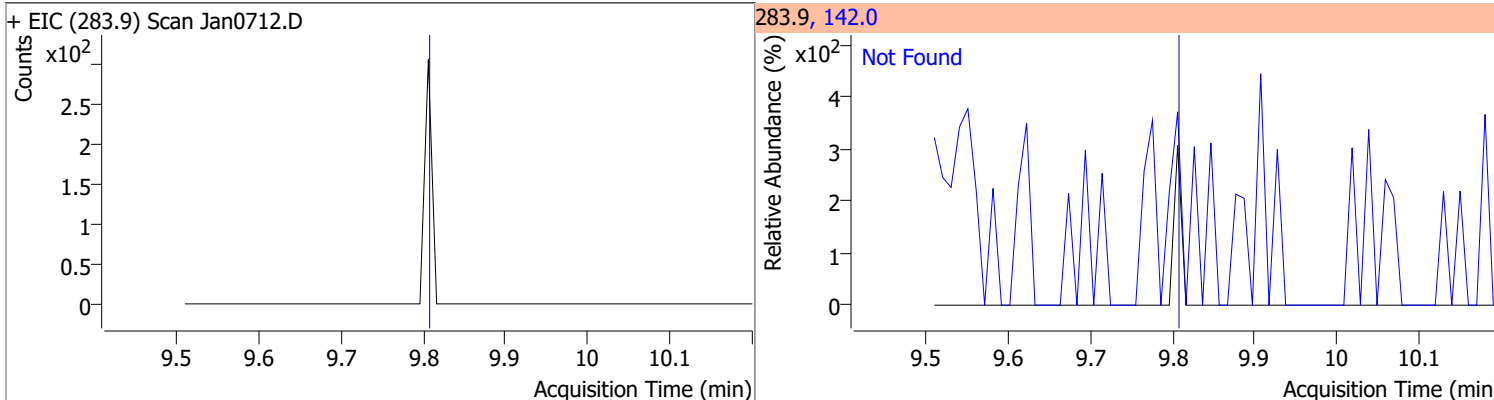
Compound	Conc.	RT	Dev(Min)	Resp.	QIon	QRatio	Lower	Upper
2,4,6-Tribromophenol	156.8163	9.45	0.00	231701	331.8	91.3	62.7	116.4



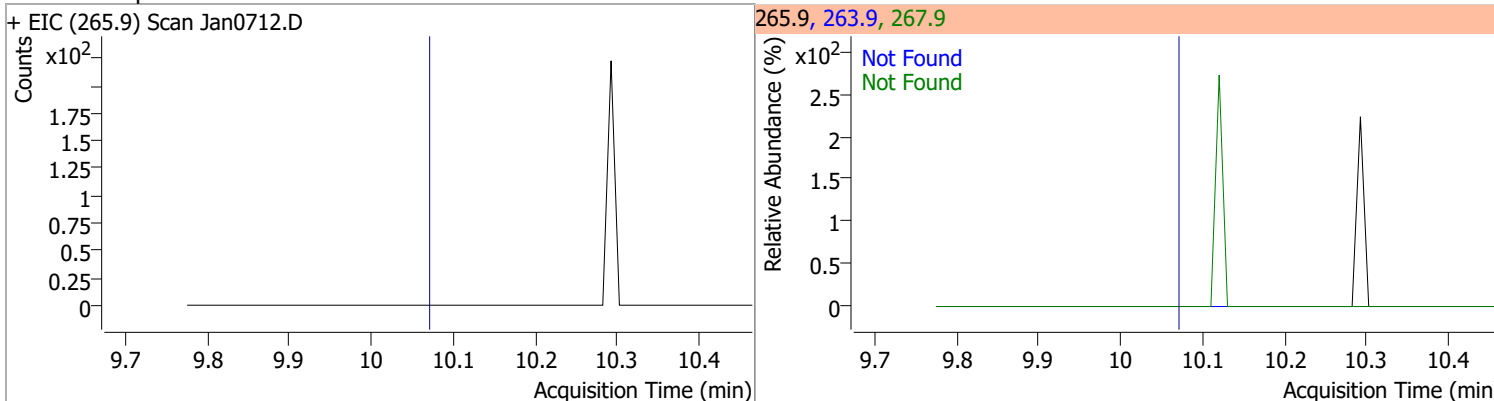
Compound	Conc.	Exp RT	QIon	Exp Ratio	QIon	Exp Ratio
4-Bromophenyl-phenylether	N.D.	9.78	250.0	98.3	141.0	96.1



Compound	Conc.	Exp RT	QIon	Exp Ratio
Hexachlorobenzene	N.D.	9.81	142.0	49.9

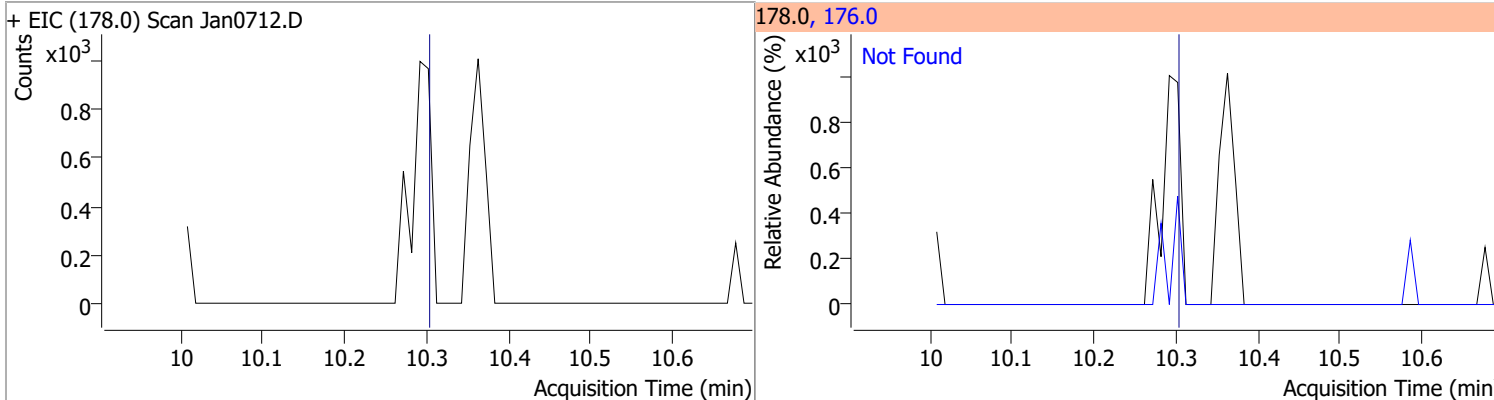


Compound	Conc.	Exp RT	QIon	Exp Ratio	QIon	Exp Ratio
Pentachlorophenol	N.D.	10.07	263.9	67.0	267.9	63.6

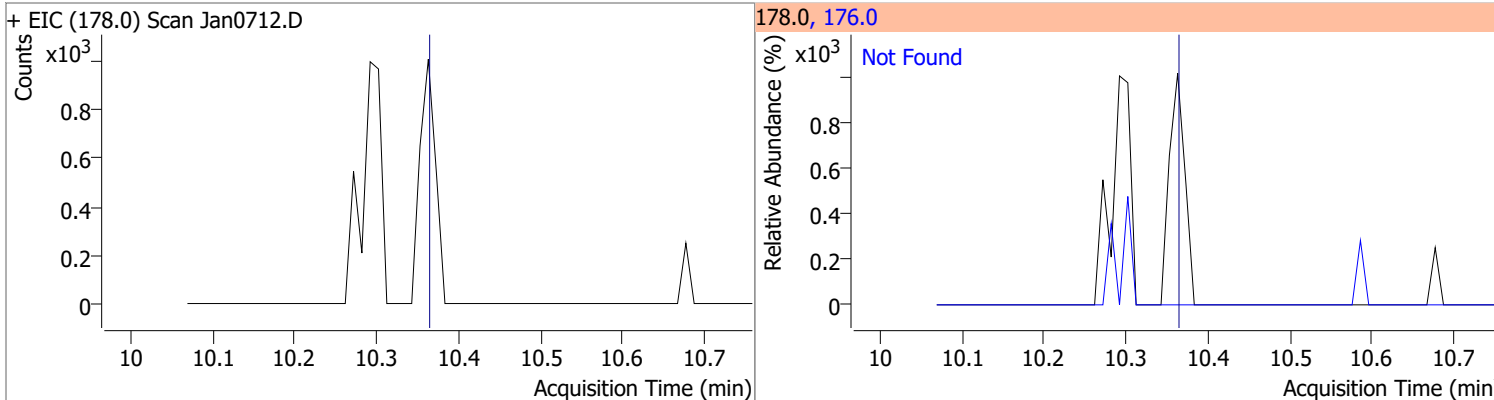


Quantitation Results Report (QT Reviewed)

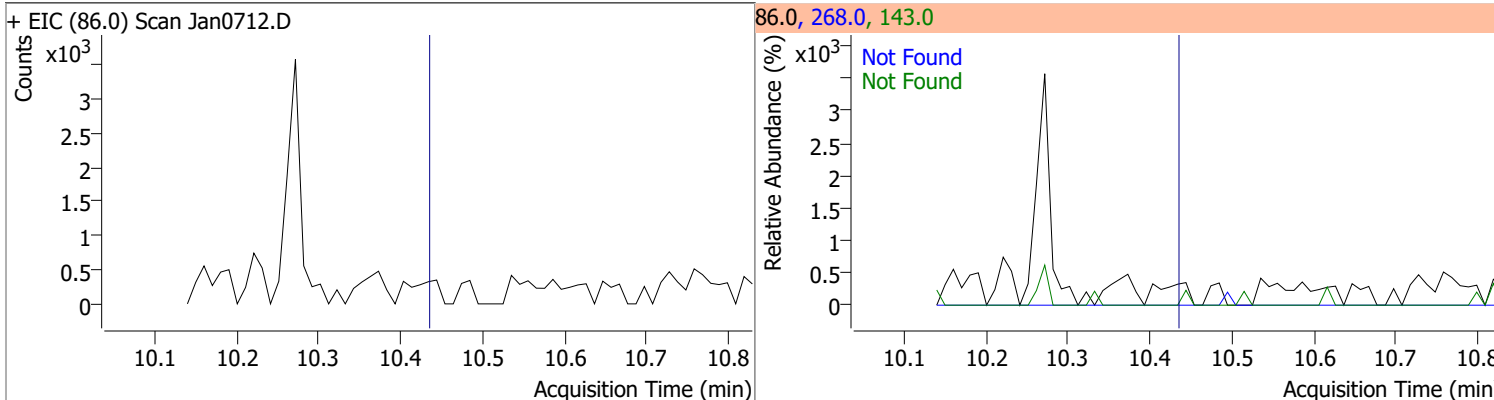
Compound	Conc.	Exp RT	QIon	Exp Ratio
Phenanthrene	N.D.	10.30	176.0	19.3



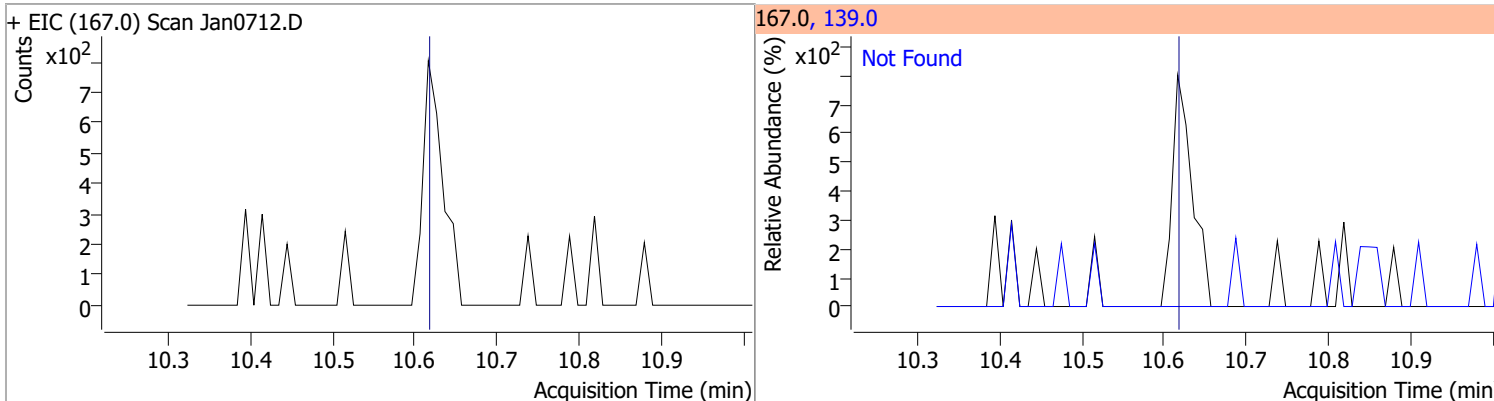
Compound	Conc.	Exp RT	QIon	Exp Ratio
Anthracene	N.D.	10.36	176.0	18.4



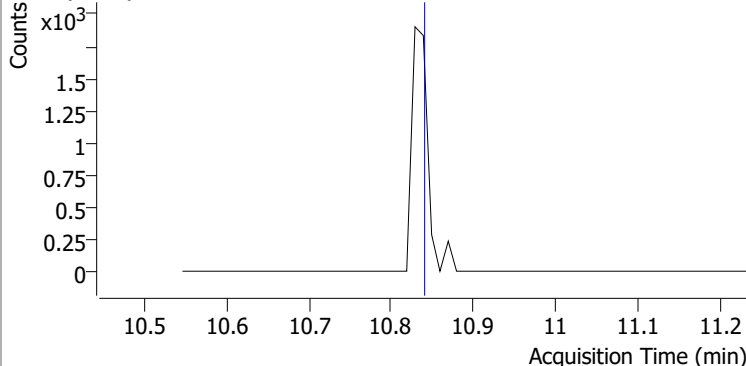
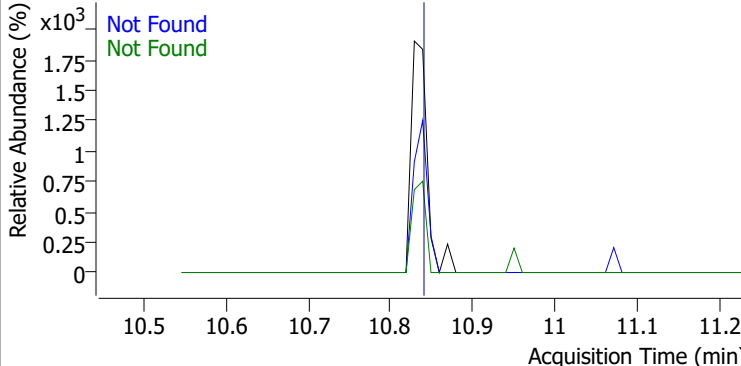
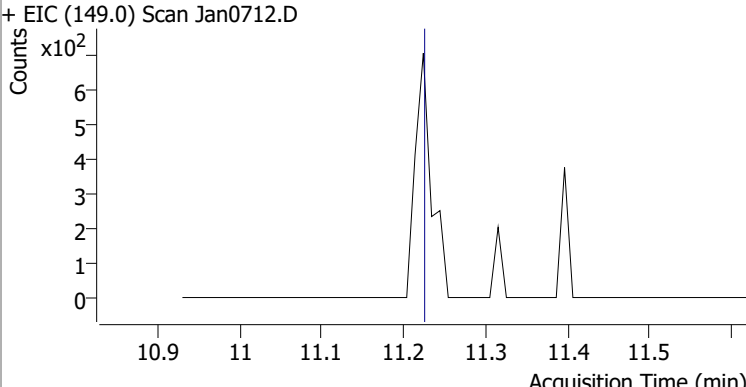
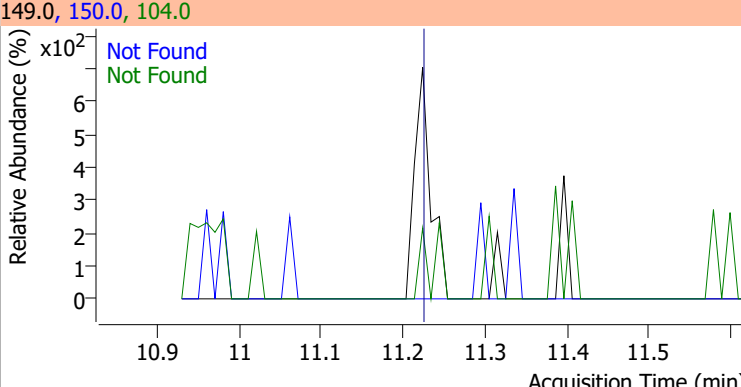
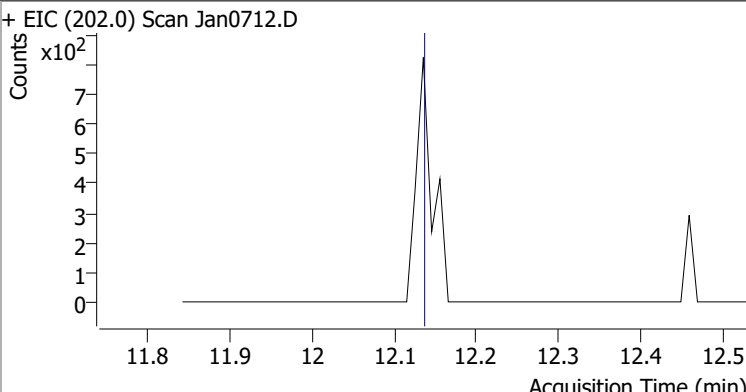
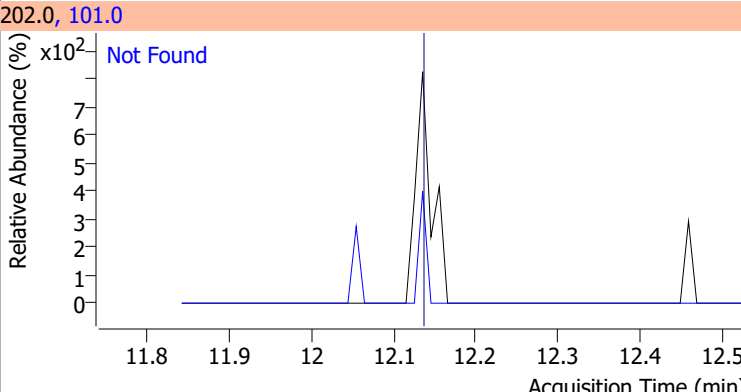
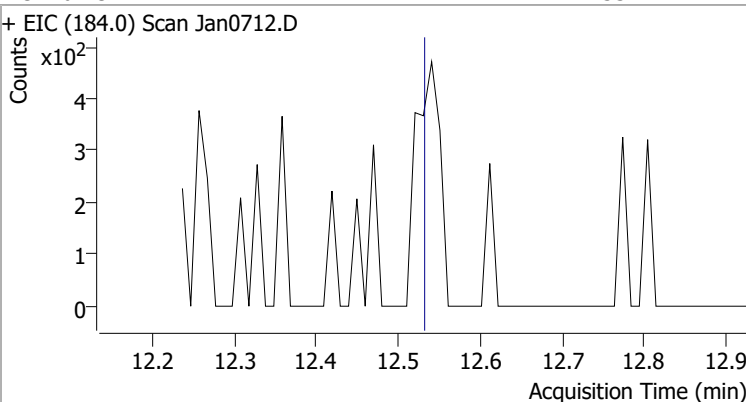
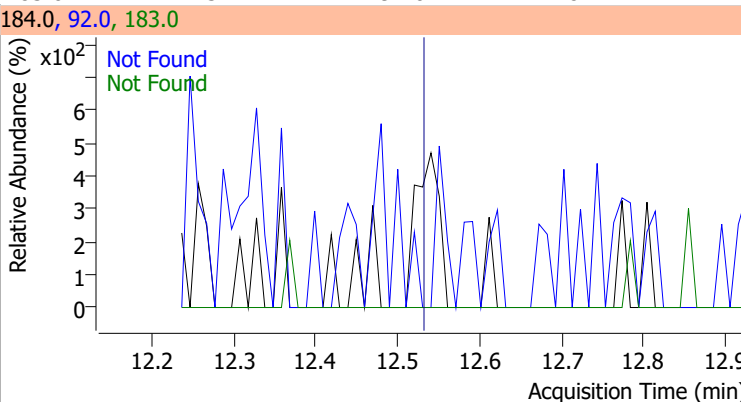
Compound	Conc.	Exp RT	QIon	Exp Ratio	QIon	Exp Ratio
Triallate	N.D.	10.43	268.0	26.7	143.0	24.9



Compound	Conc.	Exp RT	QIon	Exp Ratio
Carbazole	N.D.	10.62	139.0	12.8

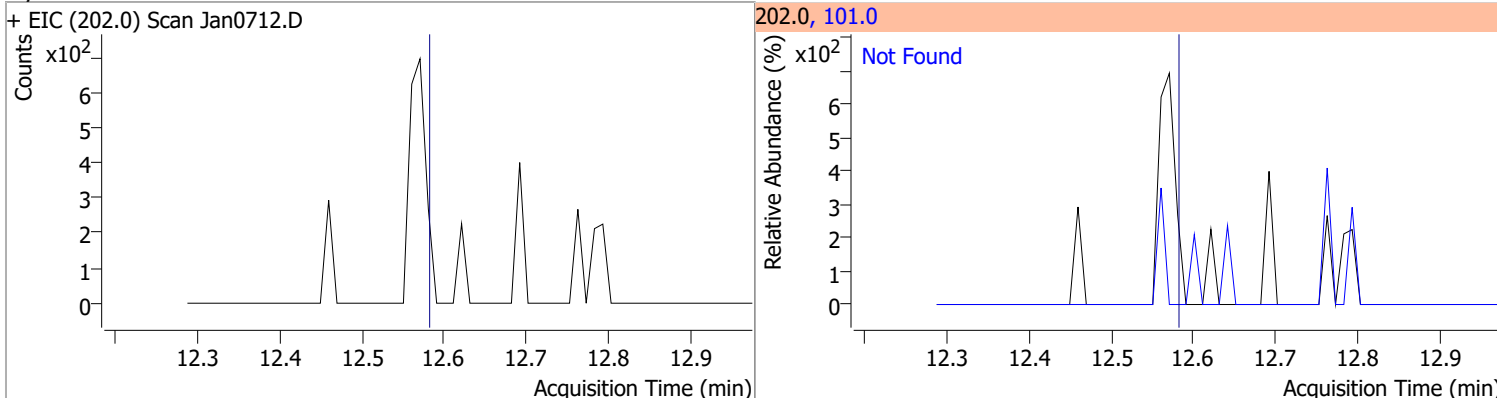


Quantitation Results Report (QT Reviewed)

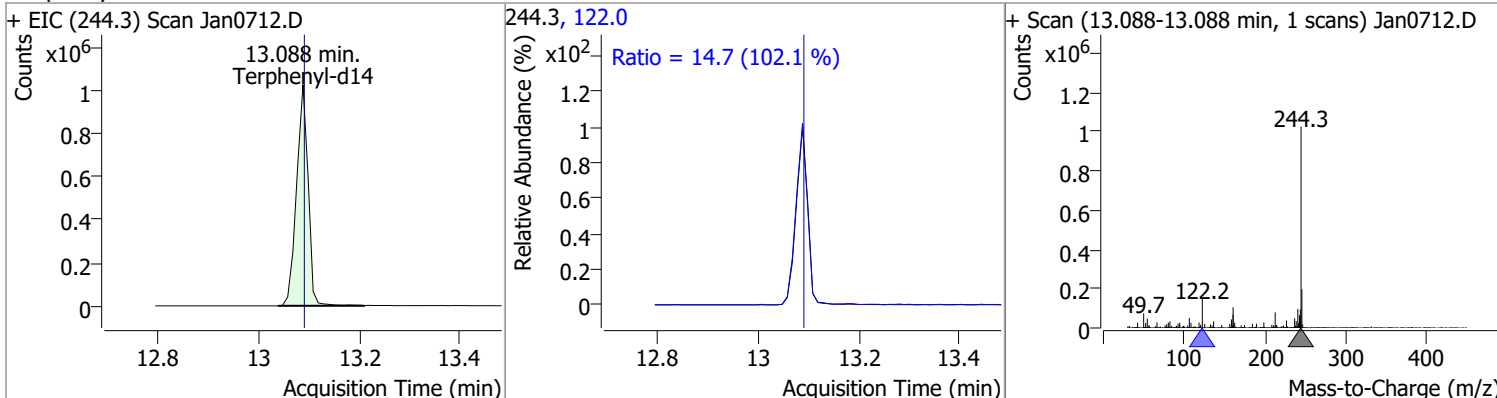
Compound	Conc.	Exp RT	QIon	Exp Ratio	QIon	Exp Ratio
o-Terphenyl	N.D.	10.84	229.0	64.1	215.0	36.5
+ EIC (230.0) Scan Jan0712.D			230.0, 229.0, 215.0			
						
Di-n-Butylphthalate	N.D.	11.22	150.0	9.1	104.0	6.1
+ EIC (149.0) Scan Jan0712.D			149.0, 150.0, 104.0			
						
Fluoranthene	N.D.	12.14	101.0	12.8		
+ EIC (202.0) Scan Jan0712.D			202.0, 101.0			
						
Benzidine	N.D.	12.53	183.0	13.1	92.0	8.1
+ EIC (184.0) Scan Jan0712.D			184.0, 92.0, 183.0			
						

Quantitation Results Report (QT Reviewed)

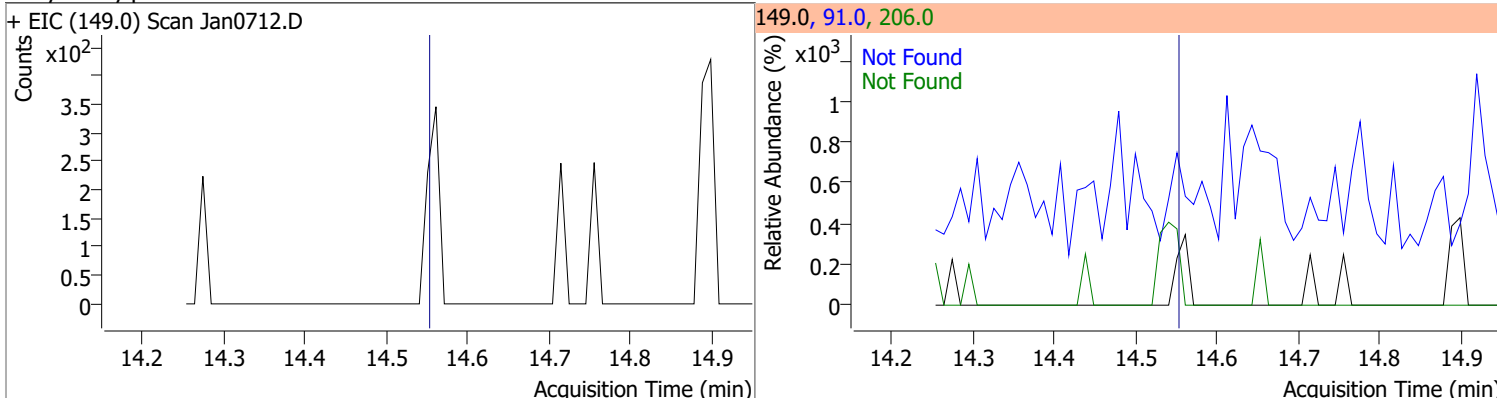
Compound	Conc.	Exp RT	QIon	Exp Ratio
Pyrene	N.D.	12.58	101.0	14.6



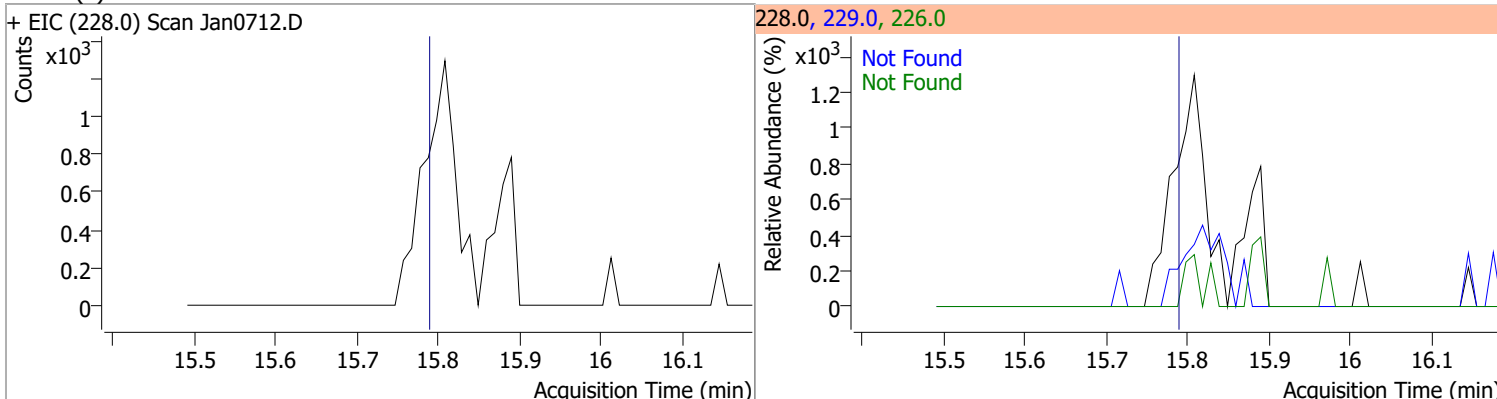
Compound	Conc.	RT	Dev(Min)	Resp.	QIon	QRatio	Lower	Upper
Terphenyl-d14	97.0480	13.09	0.00	1635676	122.0	14.7	10.1	18.7



Compound	Conc.	Exp RT	QIon	Exp Ratio	QIon	Exp Ratio
Butylbenzylphthalate	N.D.	14.56	91.0	81.7	206.0	17.9

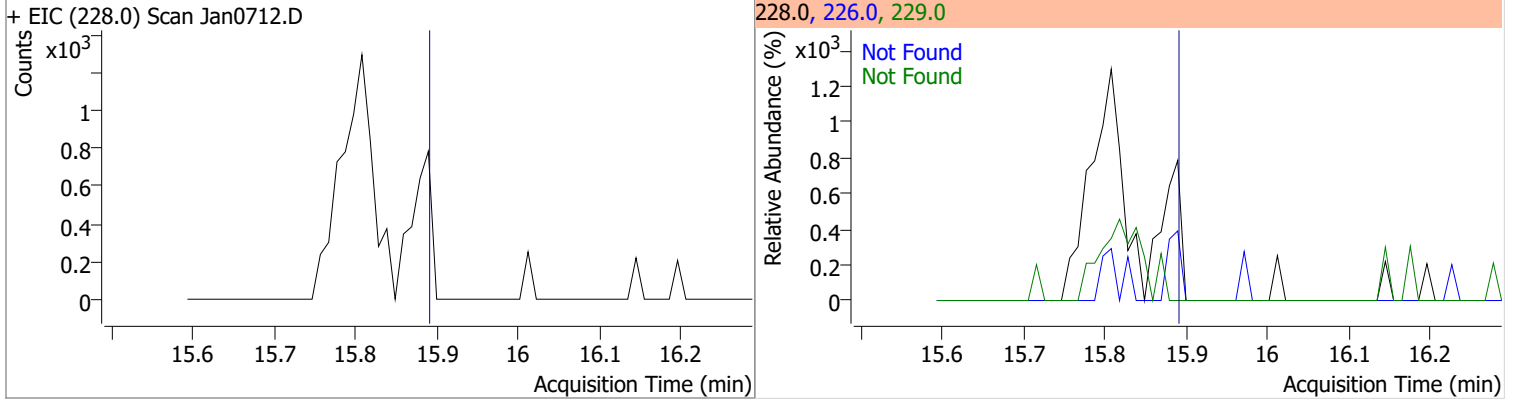


Compound	Conc.	Exp RT	QIon	Exp Ratio	QIon	Exp Ratio
Benzo(a)Anthracene	N.D.	15.80	226.0	27.1	229.0	21.0

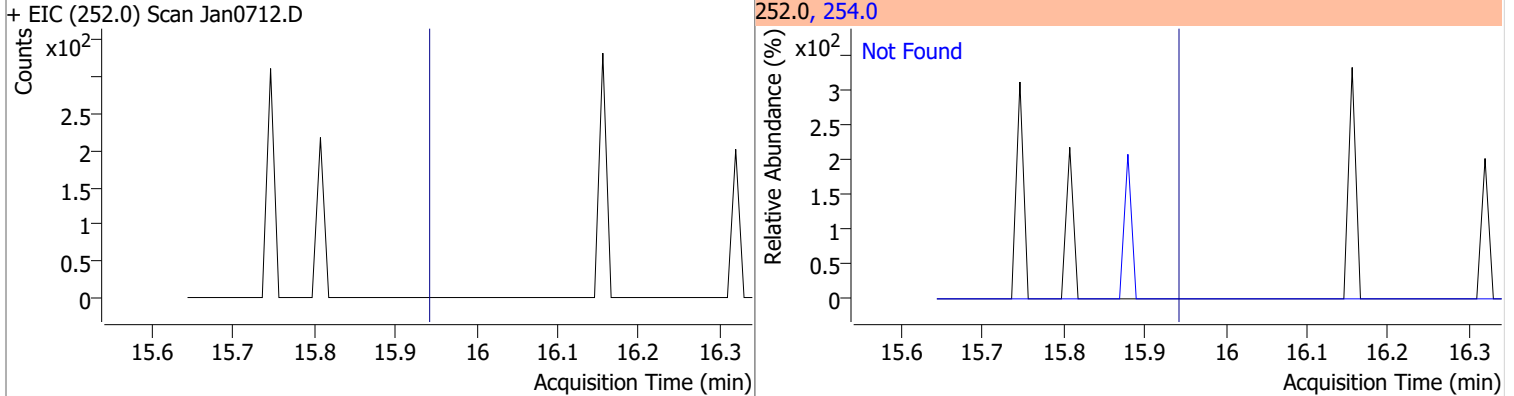


Quantitation Results Report (QT Reviewed)

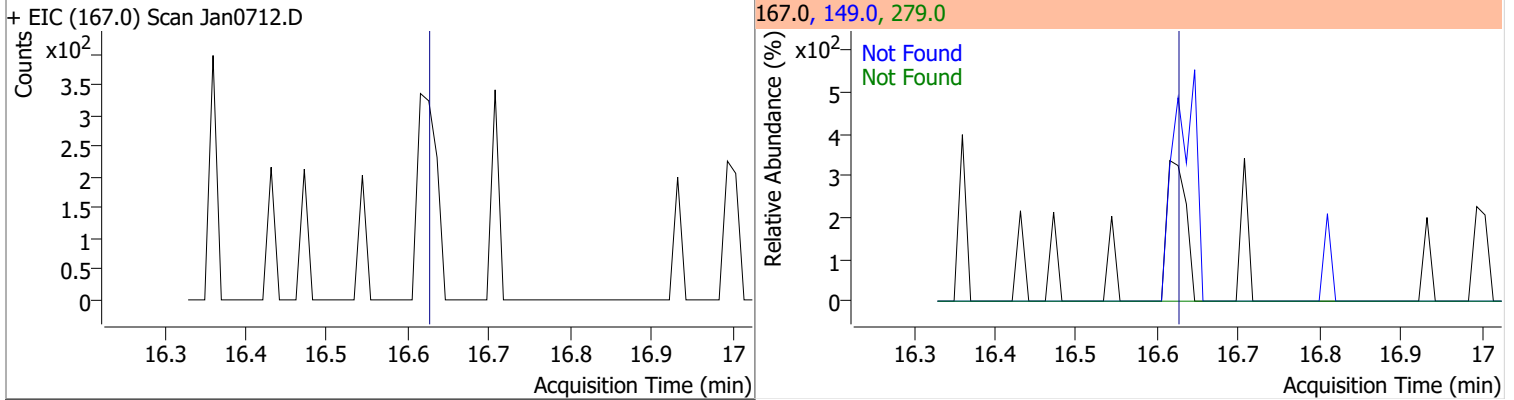
Compound	Conc.	Exp RT	QIon	Exp Ratio	QIon	Exp Ratio
Chrysene	N.D.	15.90	226.0	29.9	229.0	20.4



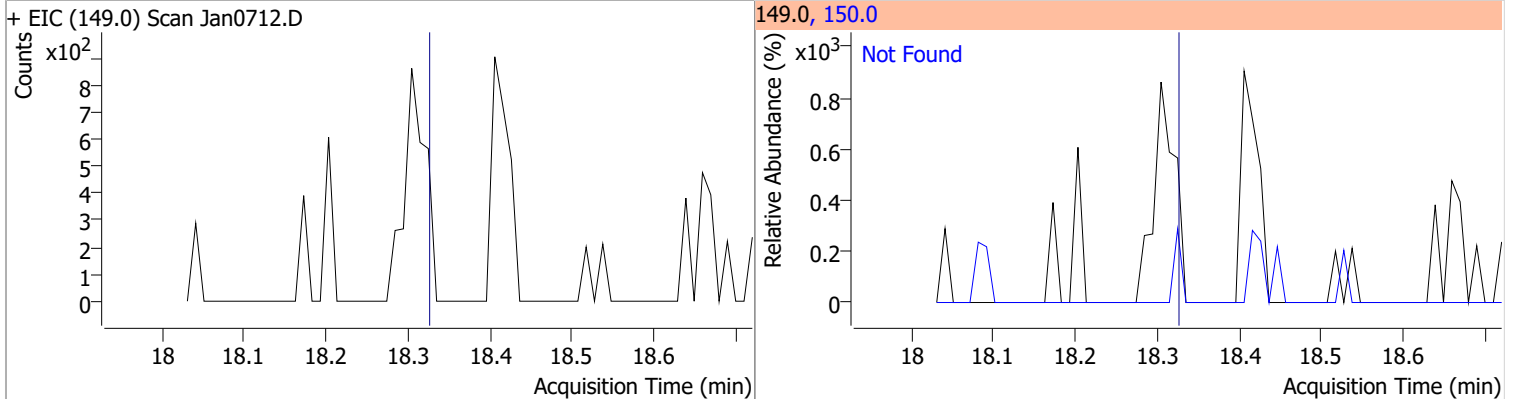
Compound	Conc.	Exp RT	QIon	Exp Ratio
3,3-Dichlorobenzidine	N.D.	15.95	254.0	64.7



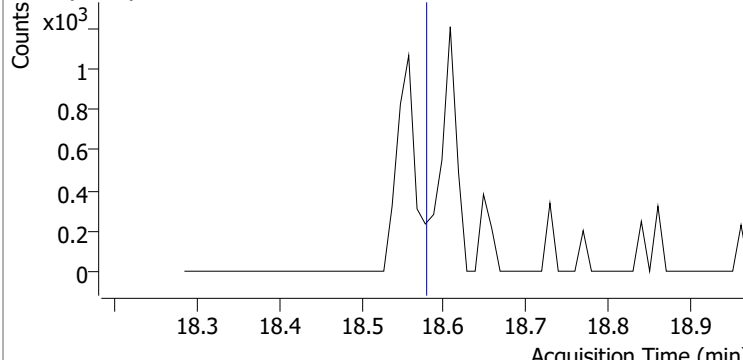
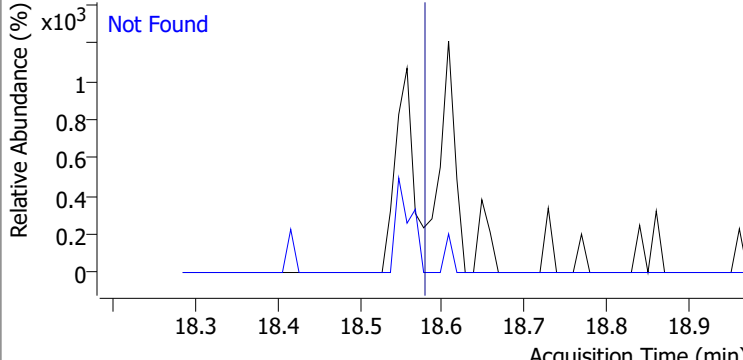
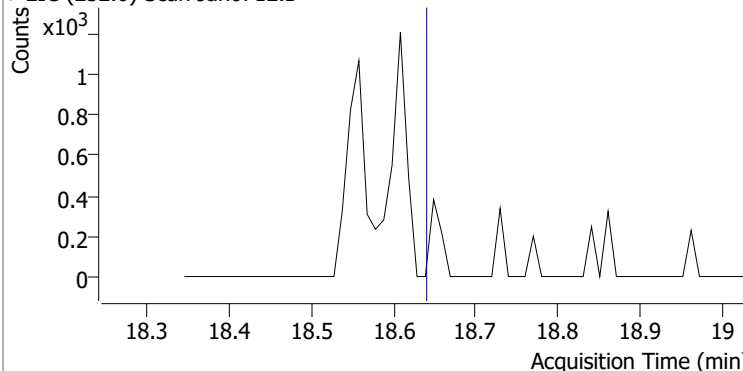
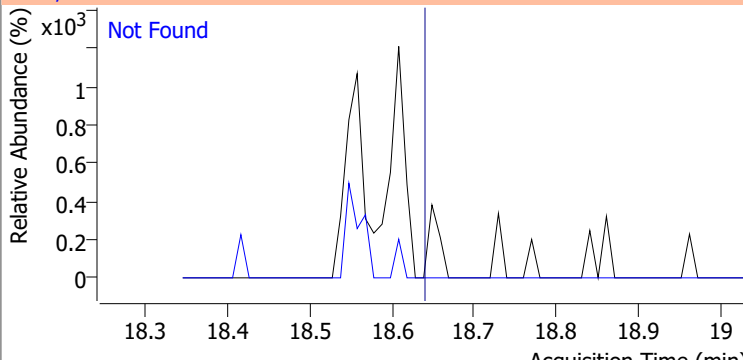
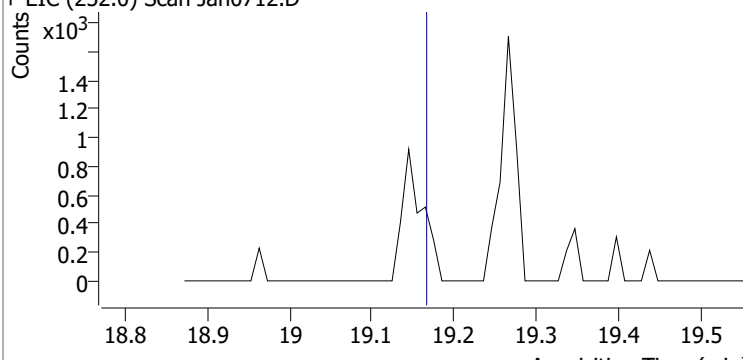
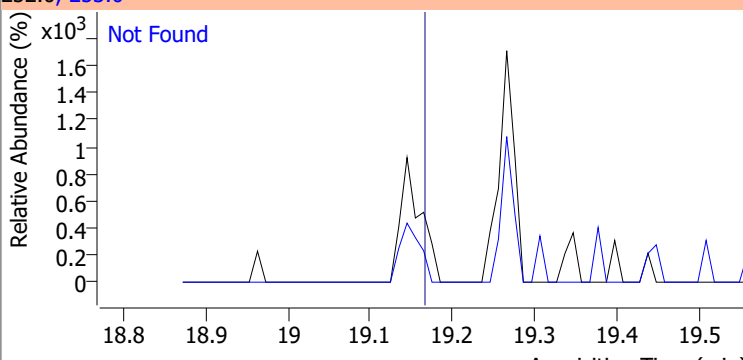
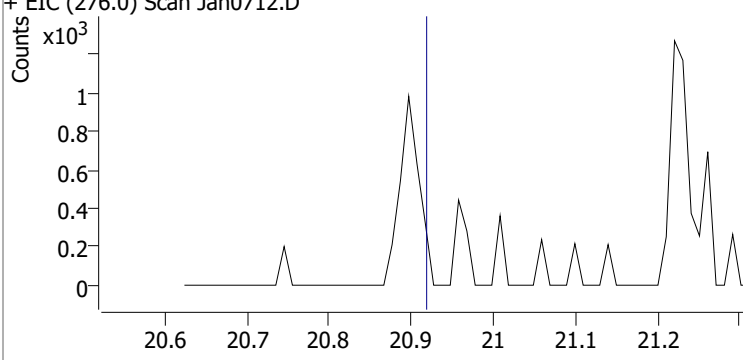
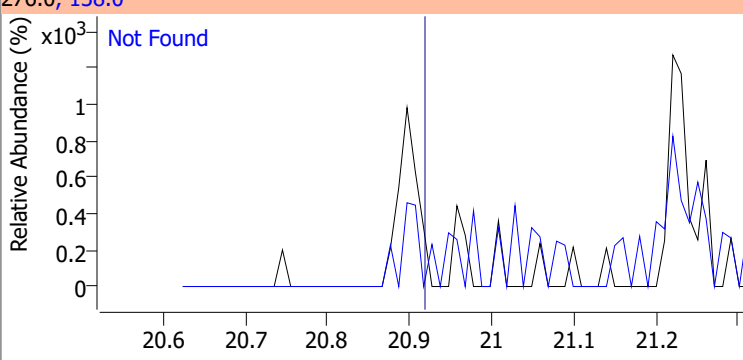
Compound	Conc.	Exp RT	QIon	Exp Ratio	QIon	Exp Ratio
bis(2-ethylhexyl)Phthalate	N.D.	16.64	149.0	397.1	279.0	15.6



Compound	Conc.	Exp RT	QIon	Exp Ratio
Di-n-octyl Phthalate	N.D.	18.32	150.0	9.5

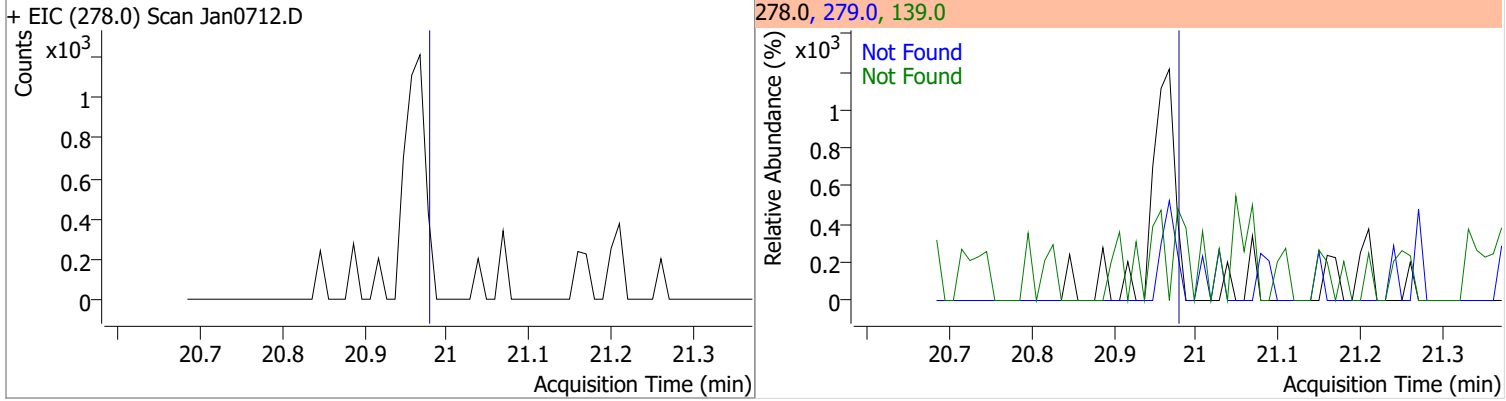


Quantitation Results Report (QT Reviewed)

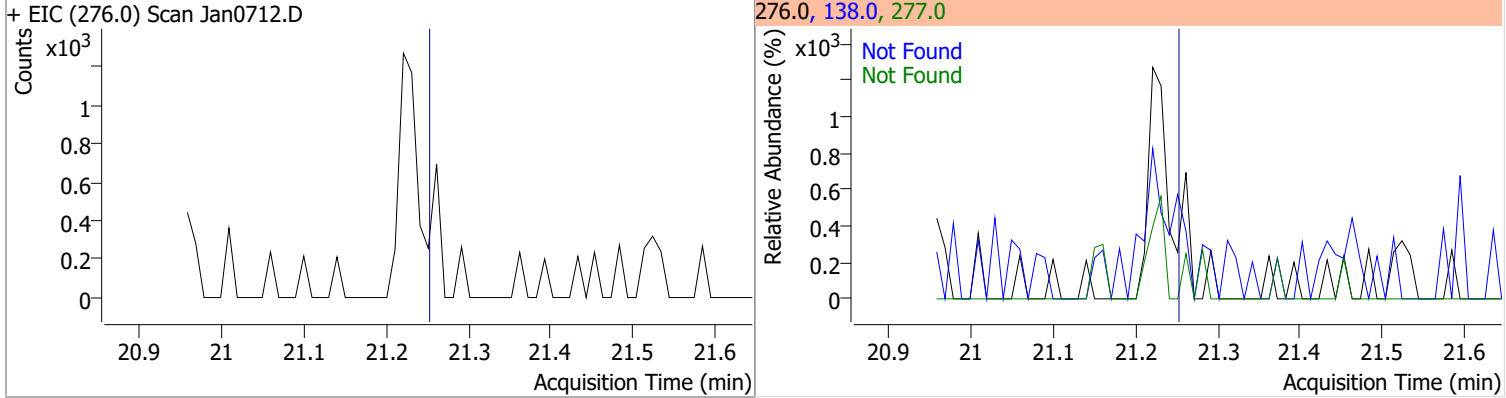
Compound	Conc.	Exp RT	QIon	Exp Ratio
Benzo(b)fluoranthene	N.D.	18.58	253.0	22.0
+ EIC (252.0) Scan Jan0712.D			252.0, 253.0	
				
Benzo(k)fluoranthene	N.D.	18.64	253.0	21.9
+ EIC (252.0) Scan Jan0712.D			252.0, 253.0	
				
Benzo(a)pyrene	N.D.	19.17	253.0	22.0
+ EIC (252.0) Scan Jan0712.D			252.0, 253.0	
				
Indeno(1,2,3-c,d)pyrene	N.D.	20.92	138.0	29.9
+ EIC (276.0) Scan Jan0712.D			276.0, 138.0	
				

Quantitation Results Report (QT Reviewed)

Compound	Conc.	Exp RT	QIon	Exp Ratio	QIon	Exp Ratio
Dibenzo(a,h)anthracene	N.D.	20.98	279.0	25.2	139.0	23.8

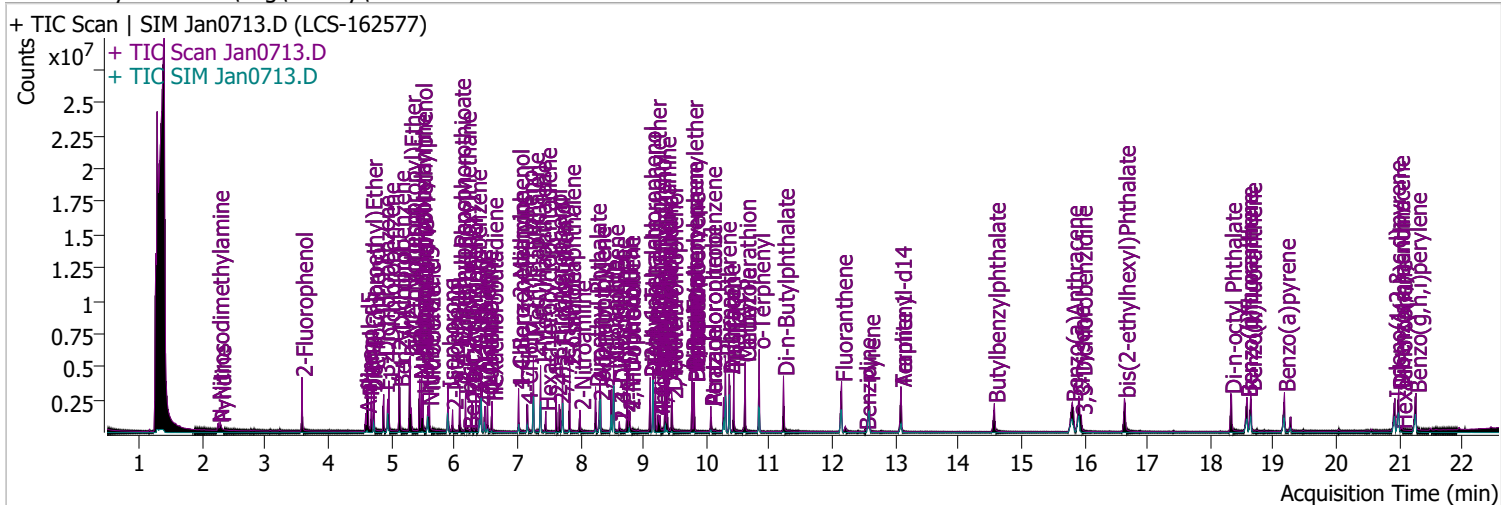


Compound	Conc.	Exp RT	QIon	Exp Ratio	QIon	Exp Ratio
Benzo(g,h,i)perylene	N.D.	21.25	138.0	32.0	277.0	23.8



Quantitation Results Report (QT Reviewed)

Data File	Jan0713.D	Operator	LIMS import
Acq. Method	BNA+SIM.M	Acq. Date-Time	1/7/2022 6:59:14 PM
Sample Name	LCS-162577	Instrument	Instrument #1
Vial	13	Multiplier	1.00
DA Method File		Comment	SVOC-8270-W-LARGO
Tune File	dftppdsm.u	Tune Date	1/7/2022 12:13:00 PM
Batch Name	010722 DoD BNA cal 1.batch.bin	Last Calib Update	1/11/2022 8:55:14 AM
Ref Library	D:\Org\Library\NIST129K.I		



Compound	RT	QIon	Resp.	Conc.	Units	Dev(Min)
----------	----	------	-------	-------	-------	----------

Internal Standards

System Monitoring Compounds

S 2-Fluorophenol	3.582	112.0	911966	119.0503	µg/L	0.000
Spiked Amount: 200.000	Range: 10.0 - 75.0%			Recovery = 59.53%		
S Phenol-d5	4.613	99.0	1091158	107.7775	µg/L	-0.010
Spiked Amount: 200.000	Range: 10.0 - 65.0%			Recovery = 53.89%		
S Nitrobenzene-d5	5.583	82.0	446758	80.3326	µg/L	0.000
Spiked Amount: 100.000	Range: 32.0 - 94.0%			Recovery = 80.33%		
S 2-Fluorobiphenyl	7.718	172.0	1298173	76.0839	µg/L	0.000
Spiked Amount: 100.000	Range: 28.0 - 107.0%			Recovery = 76.08%		
S 2,4,6-Tribromophenol	9.458	329.8	302177	194.7867	µg/L	0.010
Spiked Amount: 200.000	Range: 25.0 - 140.0%			Recovery = 97.39%		
S Terphenyl-d14	13.088	244.3	1761229	103.1491	µg/L	0.000
Spiked Amount: 100.000	Range: 32.0 - 122.0%			Recovery = 103.15%		

Target Compounds

Compound	RT	QIon	Resp.	Conc.	Units	QValue
T N-Nitrosodimethylamine	2.254	74.0	160793	49.2243	µg/L	81
T Pyridine	2.285	79.0	242549	34.5042	µg/L	95
T Aniline	4.593	93.0	405774	29.8615	µg/L	m 97
T Phenol	4.634	94.0	624172	56.3221	µg/L	m 83
T bis(-2-Chloroethyl)Ether	4.685	63.0	749485	89.0473	µg/L	m 100
T 2-Chlorophenol	4.726	128.0	750599	83.2184	µg/L	99
T 1,3-Dichlorobenzene	4.879	146.0	732128	61.0192	µg/L	97
T 1,4-Dichlorobenzene	4.960	146.0	737546	61.1636	µg/L	99
T 1,2-Dichlorobenzene	5.124	146.0	766239	64.4474	µg/L	m 99
T Benzyl Alcohol	5.134	108.0	370475	72.0173	µg/L	m 96
T bis(2-chloroisopropyl)Ether	5.298	121.0	222925	69.0368	µg/L	98
T 2-Methylphenol	5.298	107.0	678345	84.3196	µg/L	92
T N-nitroso-Di-n-propylamine	5.451	70.0	570233	103.8860	µg/L	99
T 4Methylphenol/3Methylphenol	5.481	107.0	915973	84.2456	µg/L	m 97
T Hexachloroethane	5.502	117.0	199583	58.3920	µg/L	98

Quantitation Results Report (QT Reviewed)

Compound	RT	QIon	Resp.	Conc.	Units	Dev(Min)	
T Nitrobenzene	5.604	123.1	268608	92.6927	µg/L	96	
T Isophorone	5.900	82.0	1182829	94.4011	µg/L	99	
T 2-Nitrophenol	5.972	139.0	205751	91.9732	µg/L	96	
T 2,4-Dimethylphenol	6.085	122.0	549843	85.4732	µg/L	95	
T bis(-2-Chloroethoxy)Methane	6.177	93.0	685501	92.3880	µg/L	100	
T Benzoic Acid	6.229	105.0	79162	26.2263	µg/L	95	
T 2,4-Dichlorophenol	6.280	162.0	514194	88.5473	µg/L	97	
T 1,2,4-Trichlorobenzene	6.342	180.0	513853	69.9579	µg/L	98	
T Naphthalene	6.424	128.0	1751322	81.8775	µg/L	99	
T 4-Chlorophenol	6.485	130.0	163599	82.5536	µg/L	m	78
T p-Chloroaniline	6.526	127.0	622140	74.8110	µg/L	98	
T Hexachlorobutadiene	6.598	224.9	248761	63.0238	µg/L	96	
T 4-Chloro-2-Methylphenol	7.019	107.0	462968	86.2340	µg/L	100	
T 4-Chloro-3-Methylphenol	7.153	107.0	552071	97.3595	µg/L	99	
T 2-Methylnaphthalene	7.256	141.0	1190916	91.6032	µg/L	99	
T 1-Methylnaphthalene	7.369	141.0	1052449	82.6144	µg/L	m	99
T Hexachlorocyclopentadiene	7.451	236.9	178670	69.0866	µg/L	99	
T 2,4,6-Trichlorophenol	7.615	196.0	353135	92.3895	µg/L	99	
T 2,4,5-Trichlorophenol	7.666	196.0	391936	91.9477	µg/L	99	
T 2-Chloronaphthalene	7.831	162.0	1281128	90.1304	µg/L	100	
T 2-Nitroaniline	7.995	65.0	269483	107.5664	µg/L	94	
T Dimethyl Phthalate	8.241	163.0	1437156	100.4842	µg/L	97	
T 2,6-Dinitrotoluene	8.302	165.0	194364	101.9292	µg/L	93	
T Acenaphthylene	8.313	152.1	1979343	86.3056	µg/L	100	
T 3-Nitroaniline	8.497	138.0	195583	92.3982	µg/L	100	
T Acenaphthene	8.527	154.0	1278963	97.5697	µg/L	98	
T 2,4-Dinitrophenol	8.619	184.0	86922	83.8078	µg/L	97	
T Dibenzofuran	8.742	168.0	1832779	88.3445	µg/L	99	
T 2,4-Dinitrotoluene	8.773	165.0	250562	97.2925	µg/L	93	
T 4-Nitrophenol	8.783	109.0	98131	48.3626	µg/L	88	
T Diethylphthalate	9.111	149.0	1654244	106.9246	µg/L	100	
T Fluorene	9.151	166.0	1546360	91.4187	µg/L	98	
T 4-Chlorophenyl-phenylether	9.192	204.0	761920	97.7880	µg/L	97	
T 4-Nitroaniline	9.233	138.0	190257	89.3810	µg/L	m	98
T 4,6-Dinitro-2-methylphenol	9.264	198.0	133555	88.5340	µg/L	90	
T N-nitrosodiphenylamine	9.346	169.0	1119075	101.9623	µg/L	99	
T Azobenzene	9.377	77.0	1192715	90.9740	µg/L	98	
T 4-Bromophenyl-phenylether	9.775	248.0	456976	100.8542	µg/L	99	
T Hexachlorobenzene	9.806	283.9	403557	88.7451	µg/L	100	
T Pentachlorophenol	10.070	265.9	213701	98.7379	µg/L	97	
T Phenanthrene	10.302	178.0	2174964	96.2912	µg/L	98	
T Anthracene	10.363	178.0	2209144	100.3077	µg/L	99	
T Triallate	10.434	86.0	493076	100.4940	µg/L	96	
T Carbazole	10.616	167.0	2228349	104.0918	µg/L	98	
T o-Terphenyl	10.839	230.0	1223376	94.5981	µg/L	100	
T Di-n-Butylphthalate	11.224	149.0	2249985	104.4679	µg/L	100	
T Fluoranthene	12.146	202.0	2394074	101.6082	µg/L	99	
T Benzidine	12.521	184.0	113776	13.8708	µg/L	97	
T Pyrene	12.581	202.0	2488707	96.4732	µg/L	98	
T Butylbenzylphthalate	14.572	149.0	762155	108.2996	µg/L	99	
T Benzo(a)Anthracene	15.808	228.0	1965574	106.7270	µg/L	100	
T Chrysene	15.910	228.0	2129853	106.7360	µg/L	100	
T 3,3-Dichlorobenzidine	15.951	252.0	523507	83.0994	µg/L	97	
T bis(2-ethylhexyl)Phthalate	16.636	167.0	262241	104.9853	µg/L	97	
T Di-n-octyl Phthalate	18.325	149.0	1845850	104.4971	µg/L	100	

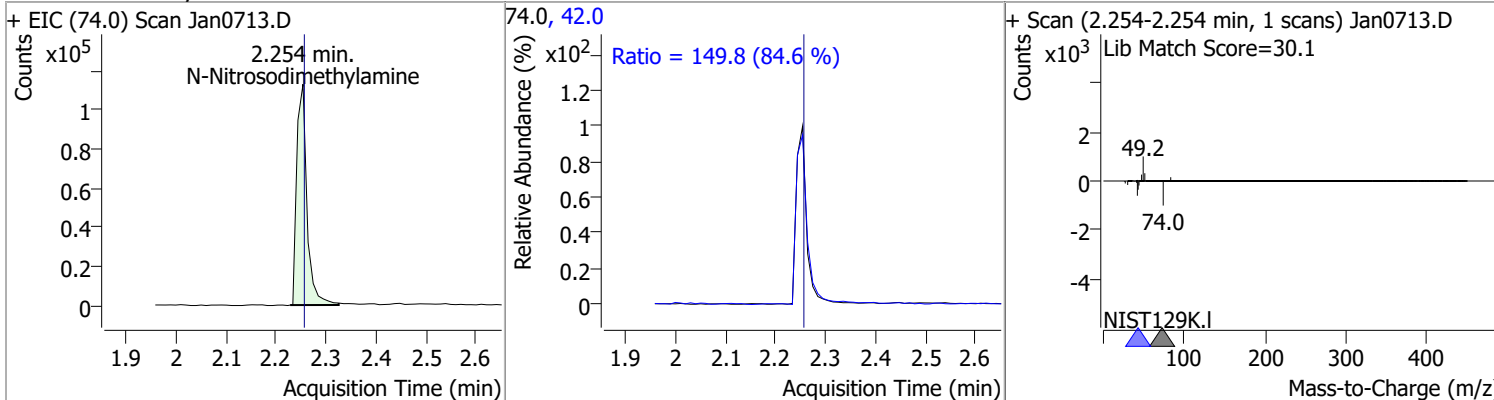
Quantitation Results Report (QT Reviewed)

Compound	RT	QIon	Resp.	Conc.	Units	Dev(Min)
T Benzo(b)fluoranthene	18.578	252.0	1968737	107.4148	µg/L	100
T Benzo(k)fluoranthene	18.639	252.0	1919998	101.0433	µg/L	99
T Benzo(a)pyrene	19.176	252.0	1709292	97.0690	µg/L	100
T Indeno(1,2,3-c,d)pyrene	20.927	276.0	1496888	100.5554	µg/L	98
T Dibenzo(a,h)anthracene	20.988	278.0	1643318	101.8509	µg/L	98
T Benzo(g,h,i)perylene	21.262	276.0	1804521	105.0550	µg/L	99

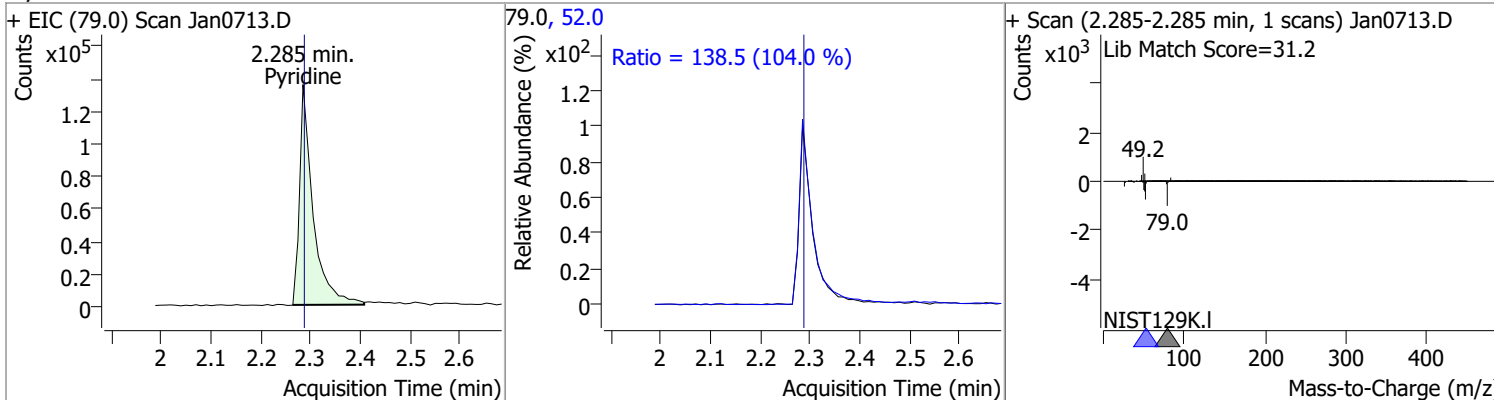
(#) = Qualifier Out of Range; (m) = Manual Integration; (+) = Area Summed; (*) = Surrogate Percent Recovery Out of Range; (d): Zeroed Peak

Quantitation Results Report (QT Reviewed)

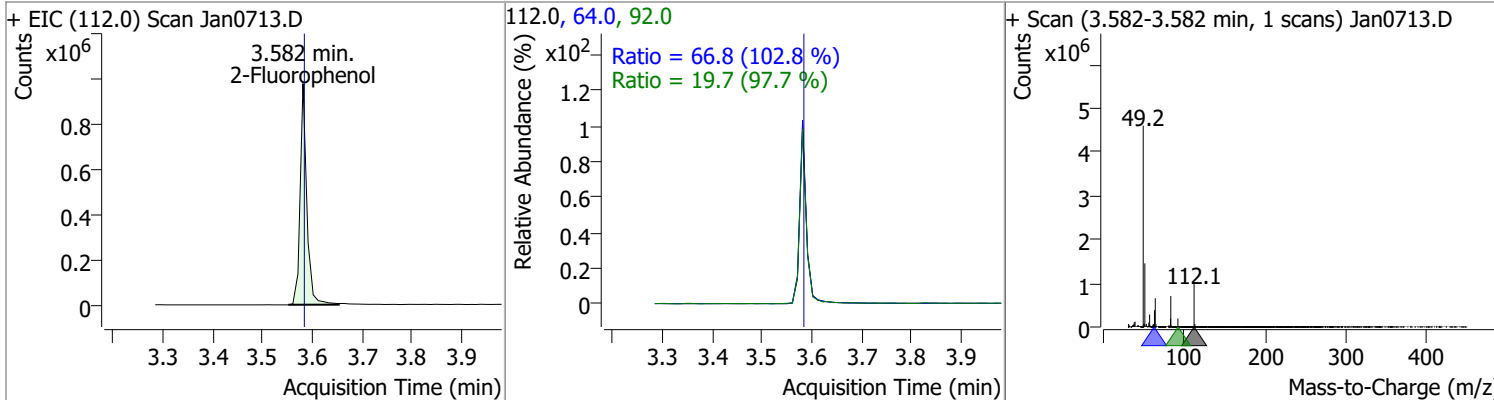
Compound	Conc.	RT	Dev(Min)	Resp.	QIon	QRatio	Lower	Upper
N-Nitrosodimethylamine	49.2243	2.25	0.00	160793	42.0	149.8	123.9	230.1



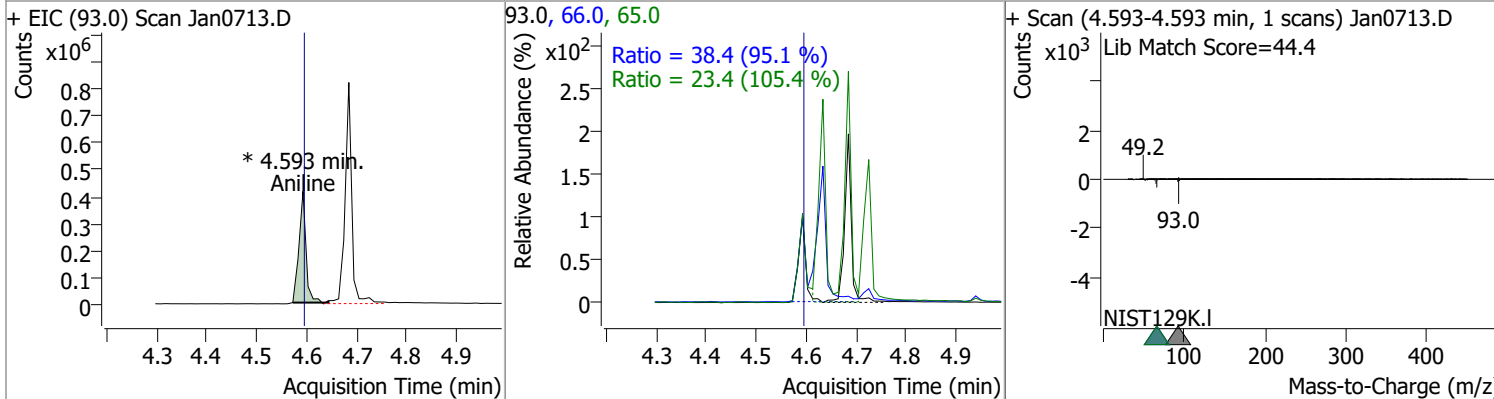
Compound	Conc.	RT	Dev(Min)	Resp.	QIon	QRatio	Lower	Upper
Pyridine	34.5042	2.28	0.00	242549	52.0	138.5	93.2	173.0



Compound	Conc.	RT	Dev(Min)	Resp.	QIon	QRatio	Lower	Upper
2-Fluorophenol	119.0503	3.58	0.00	911966	64.0	66.8	45.5	84.5
					92.0	19.7	14.1	26.2

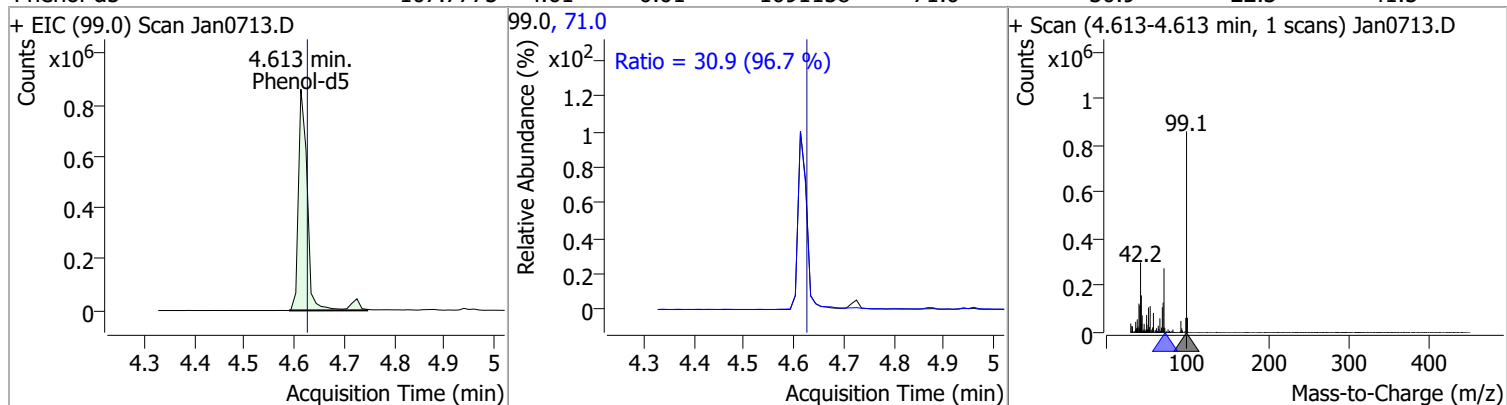


Compound	Conc.	RT	Dev(Min)	Resp.	QIon	QRatio	Lower	Upper
Aniline	29.8615	4.59	0.00	405774 (m)	66.0	38.4	28.3	52.5
					65.0	23.4	15.6	28.9

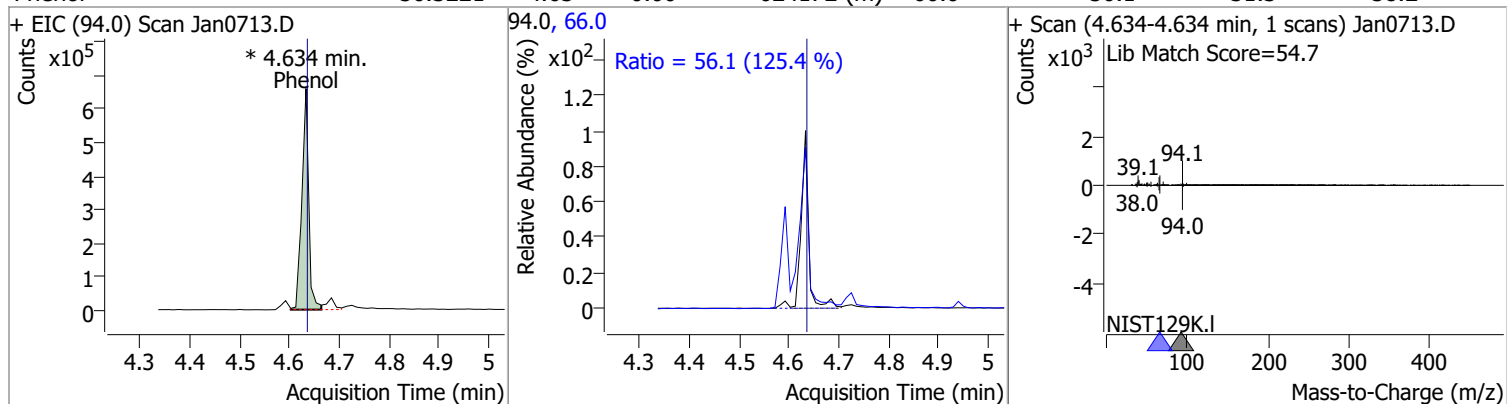


Quantitation Results Report (QT Reviewed)

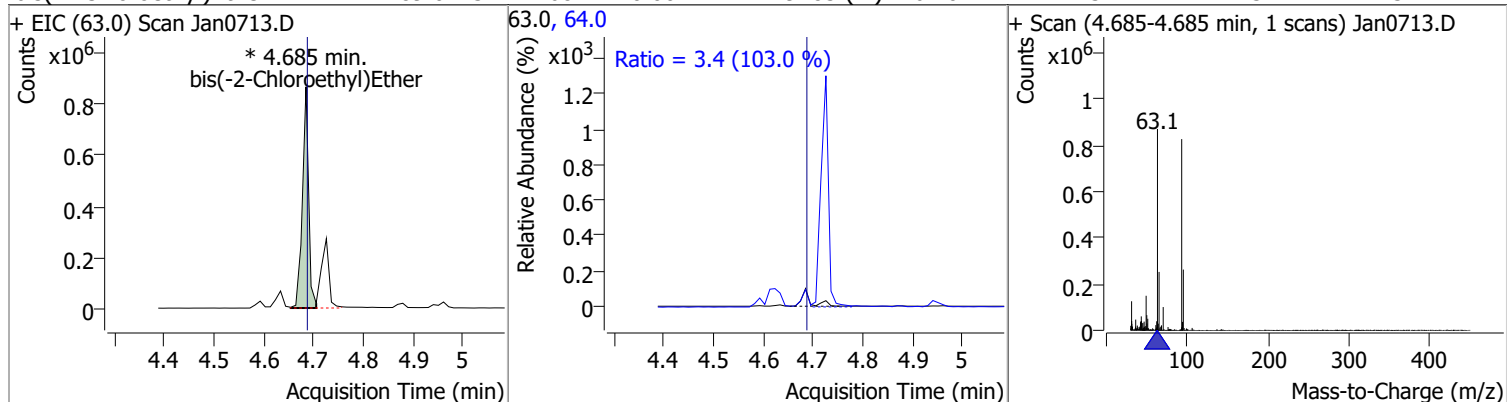
Compound	Conc.	RT	Dev(Min)	Resp.	QIon	QRatio	Lower	Upper
Phenol-d5	107.7775	4.61	-0.01	1091158	71.0	30.9	22.3	41.5



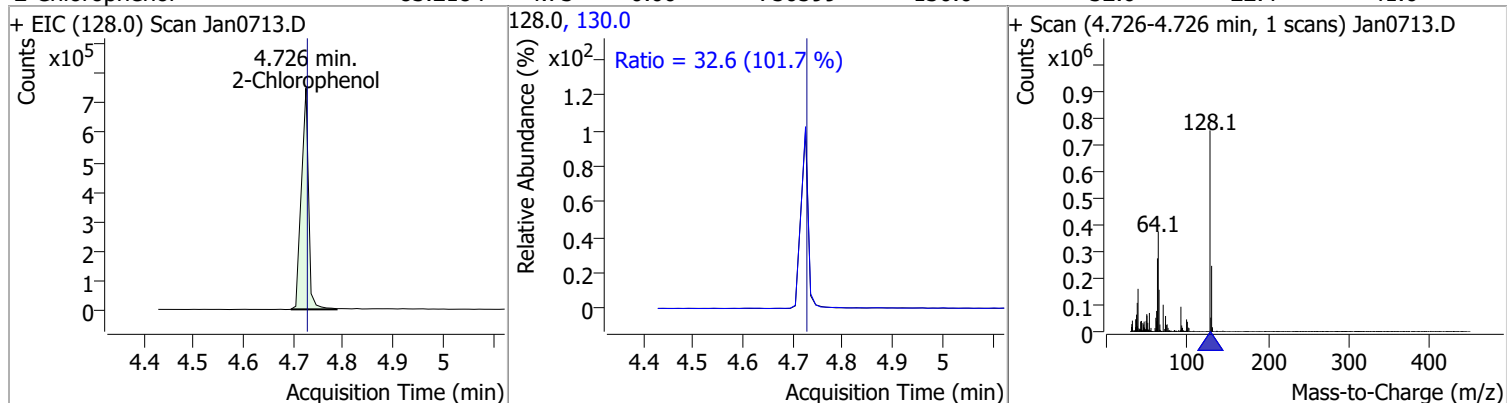
Compound	Conc.	RT	Dev(Min)	Resp.	QIon	QRatio	Lower	Upper
Phenol	56.3221	4.63	0.00	624172 (m)	66.0	56.1	31.3	58.2



Compound	Conc.	RT	Dev(Min)	Resp.	QIon	QRatio	Lower	Upper
bis(-2-Chloroethyl)Ether	89.0473	4.68	0.00	749485 (m)	64.0	3.4	2.3	4.3

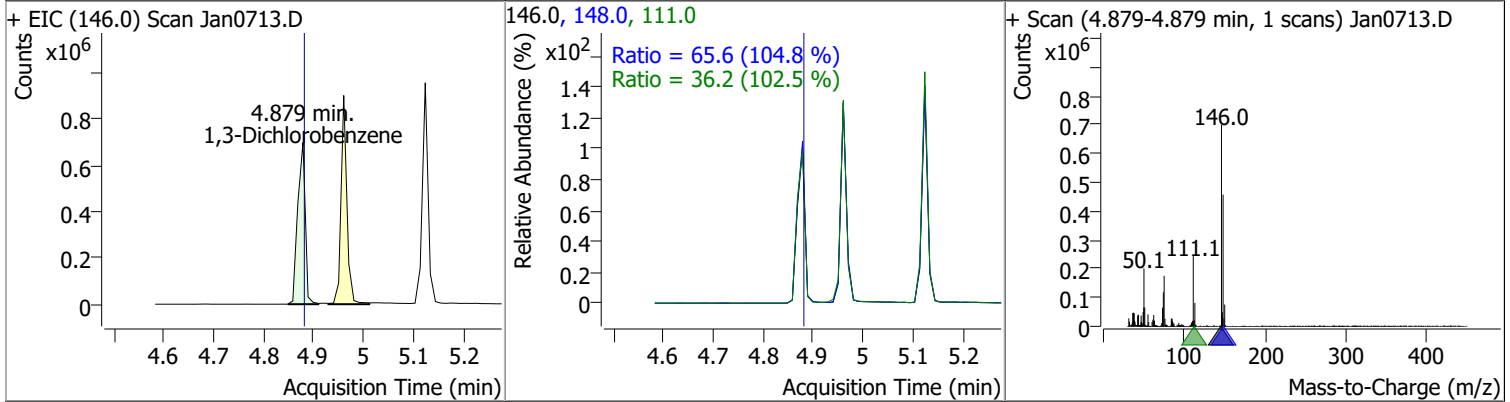


Compound	Conc.	RT	Dev(Min)	Resp.	QIon	QRatio	Lower	Upper
2-Chlorophenol	83.2184	4.73	0.00	750599	130.0	32.6	22.4	41.6

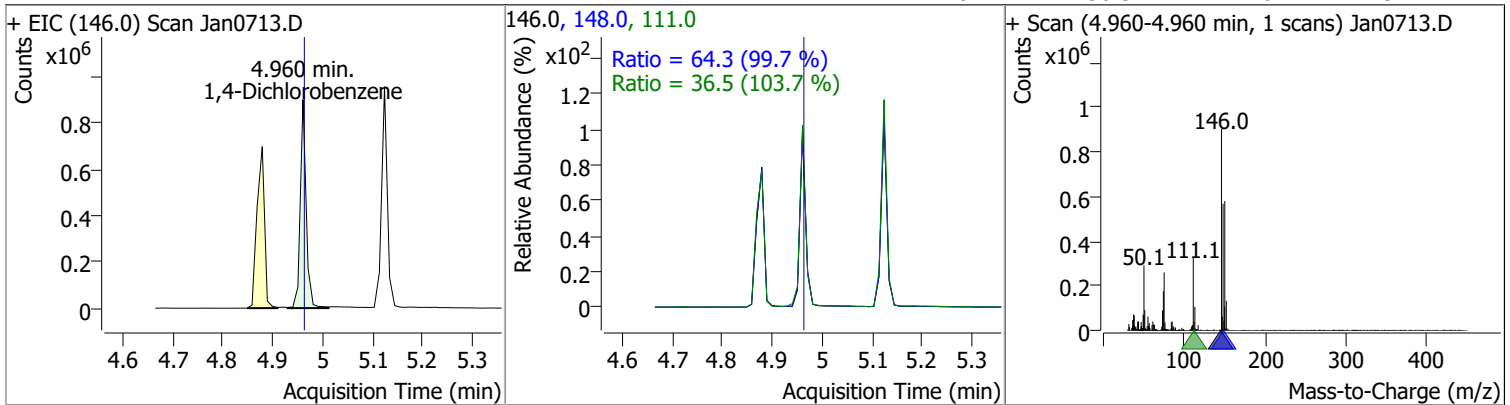


Quantitation Results Report (QT Reviewed)

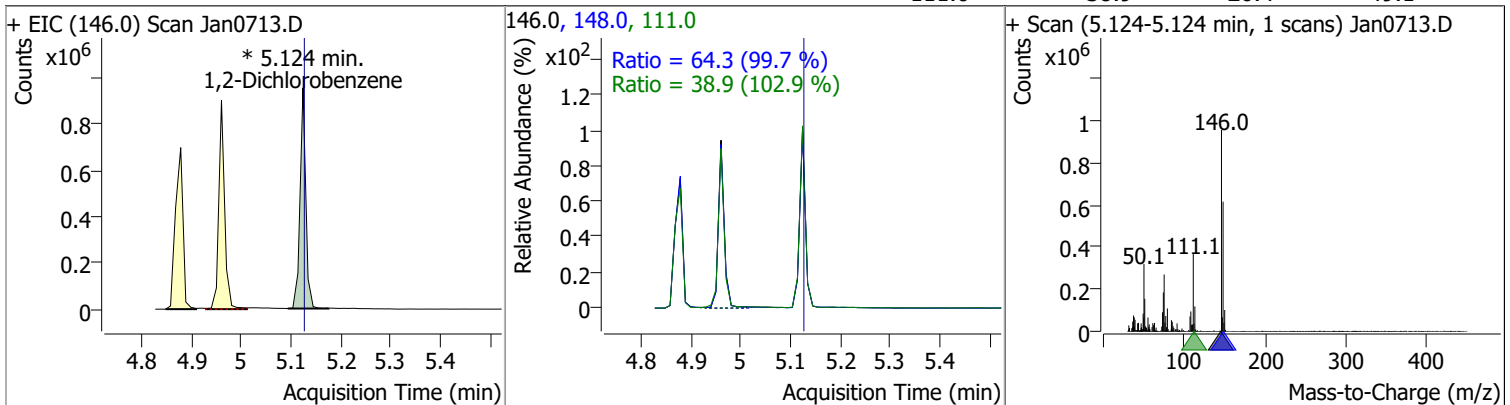
Compound	Conc.	RT	Dev(Min)	Resp.	QIon	QRatio	Lower	Upper
1,3-Dichlorobenzene	61.0192	4.88	0.00	732128	148.0	65.6	43.8	81.3
					111.0	36.2	24.8	46.0



Compound	Conc.	RT	Dev(Min)	Resp.	QIon	QRatio	Lower	Upper
1,4-Dichlorobenzene	61.1636	4.96	0.00	737546	148.0	64.3	45.1	83.8
					111.0	36.5	24.6	45.7

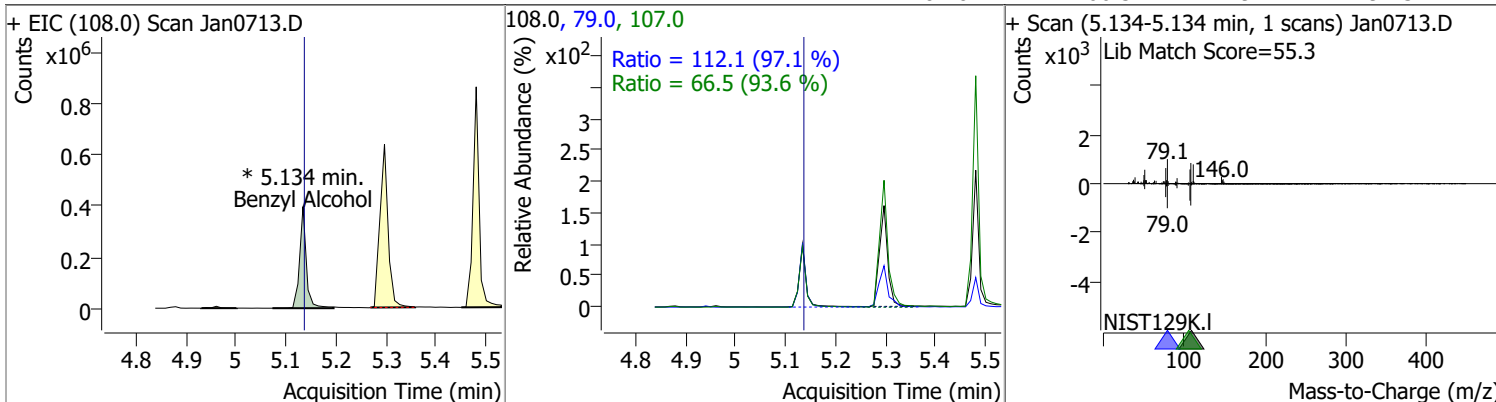


Compound	Conc.	RT	Dev(Min)	Resp.	QIon	QRatio	Lower	Upper
1,2-Dichlorobenzene	64.4474	5.12	0.00	766239 (m)	148.0	64.3	45.1	83.8
					111.0	38.9	26.4	49.1

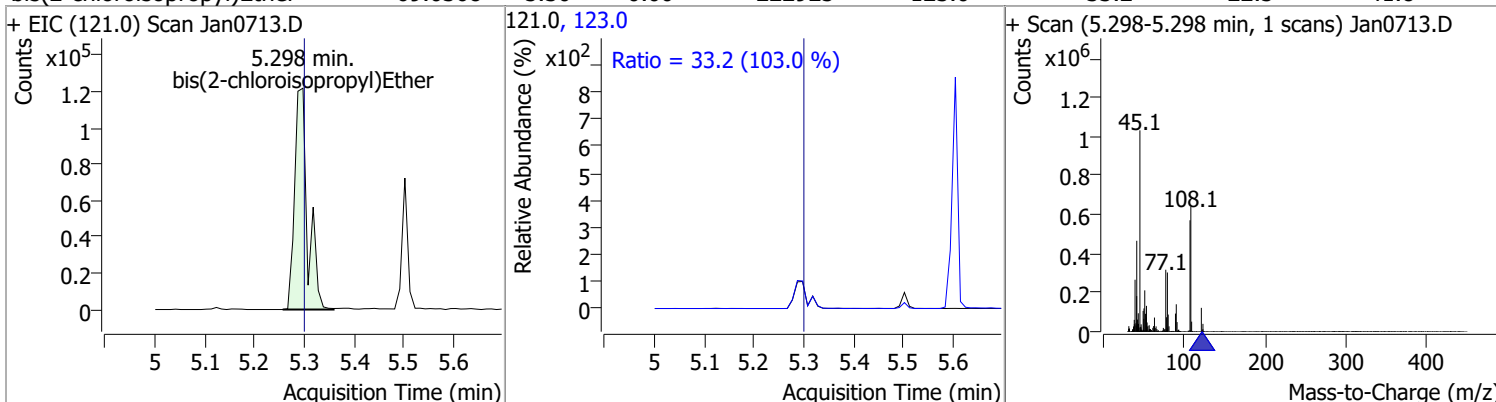


Quantitation Results Report (QT Reviewed)

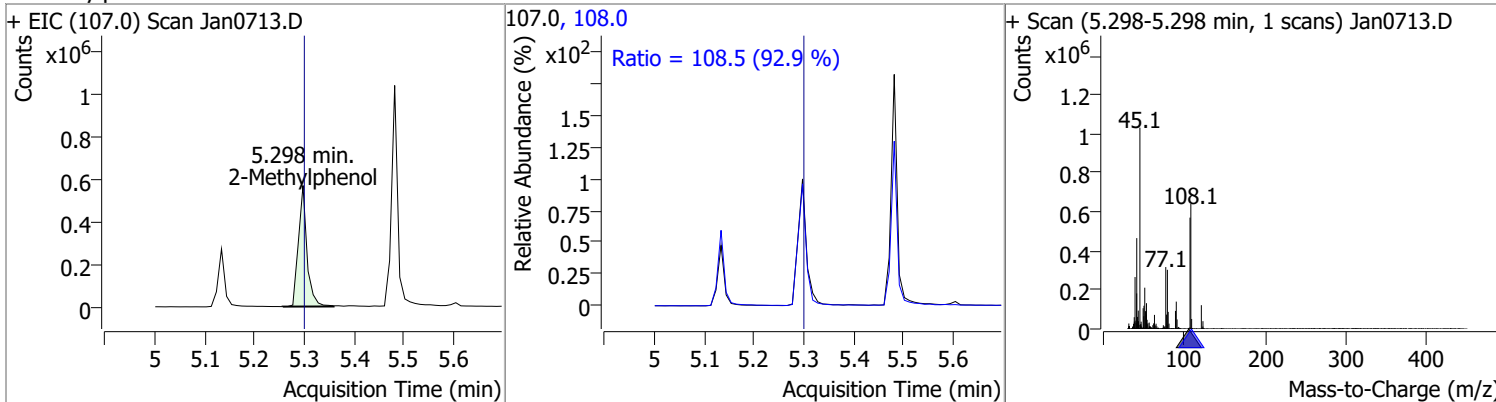
Compound	Conc.	RT	Dev(Min)	Resp.	QIon	QRatio	Lower	Upper
Benzyl Alcohol	72.0173	5.13	0.00	370475 (m)	79.0	112.1	80.8	150.1
					107.0	66.5	49.7	92.3



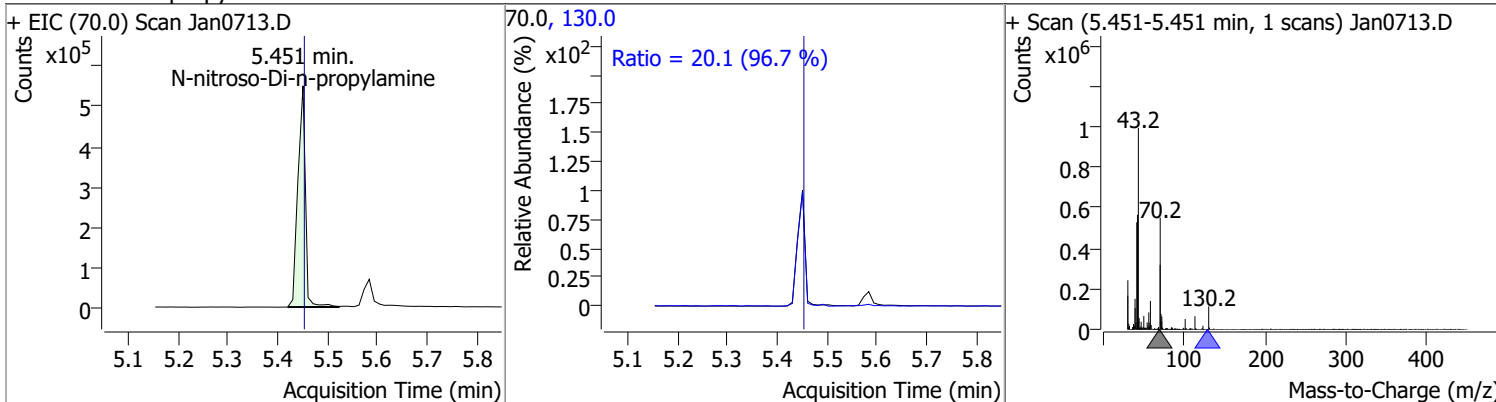
Compound	Conc.	RT	Dev(Min)	Resp.	QIon	QRatio	Lower	Upper
bis(2-chloroisopropyl)Ether	69.0368	5.30	0.00	222925	123.0	33.2	22.5	41.8



Compound	Conc.	RT	Dev(Min)	Resp.	QIon	QRatio	Lower	Upper
2-Methylphenol	84.3196	5.30	0.00	678345	108.0	108.5	81.8	152.0

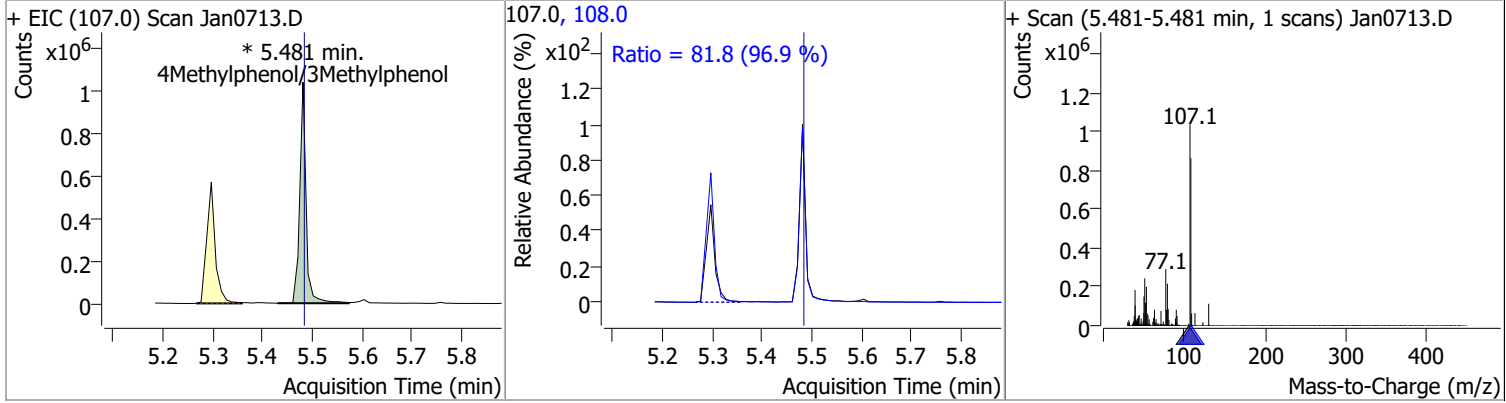


Compound	Conc.	RT	Dev(Min)	Resp.	QIon	QRatio	Lower	Upper
N-nitroso-Di-n-propylamine	103.8860	5.45	0.00	570233	130.0	20.1	0.0	41.5

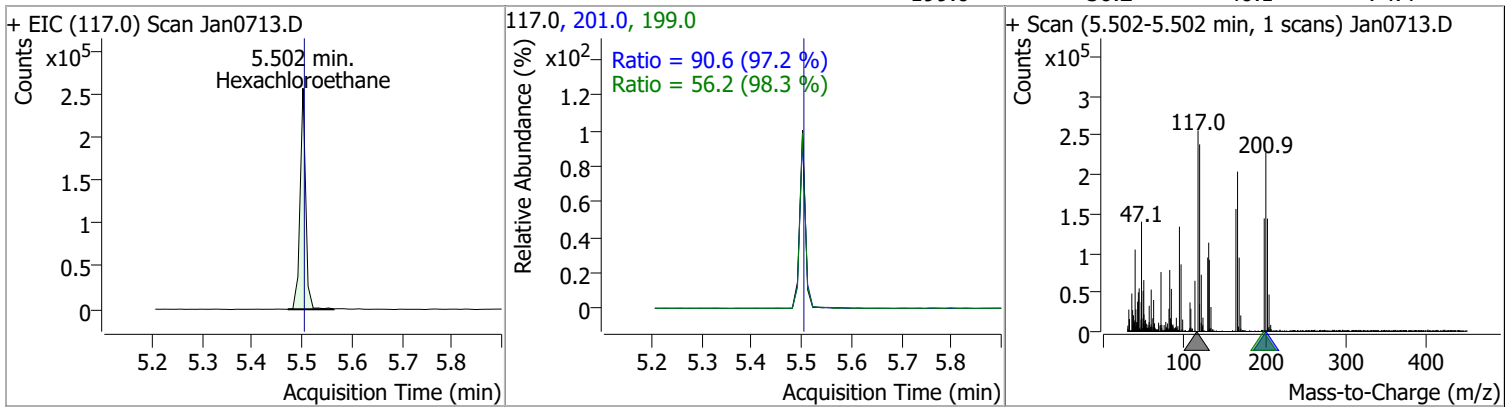


Quantitation Results Report (QT Reviewed)

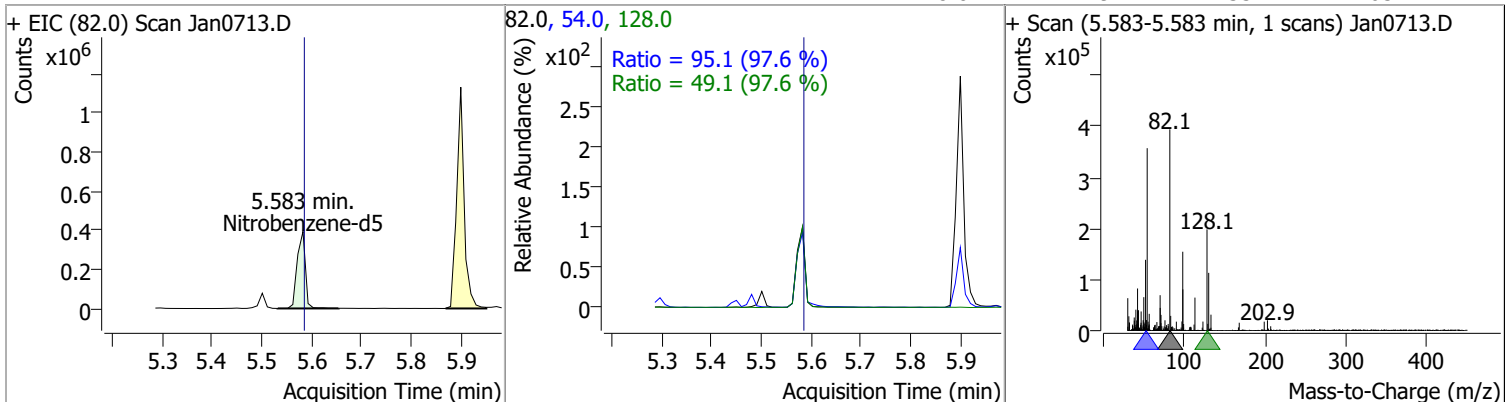
Compound	Conc.	RT	Dev(Min)	Resp.	QIon	QRatio	Lower	Upper
4Methylphenol/3Methylphenol	84.2456	5.48	0.00	915973 (m)	108.0	81.8	59.1	109.8



Compound	Conc.	RT	Dev(Min)	Resp.	QIon	QRatio	Lower	Upper
Hexachloroethane	58.3920	5.50	0.00	199583	201.0 199.0	90.6 56.2	65.2 40.1	121.2 74.4

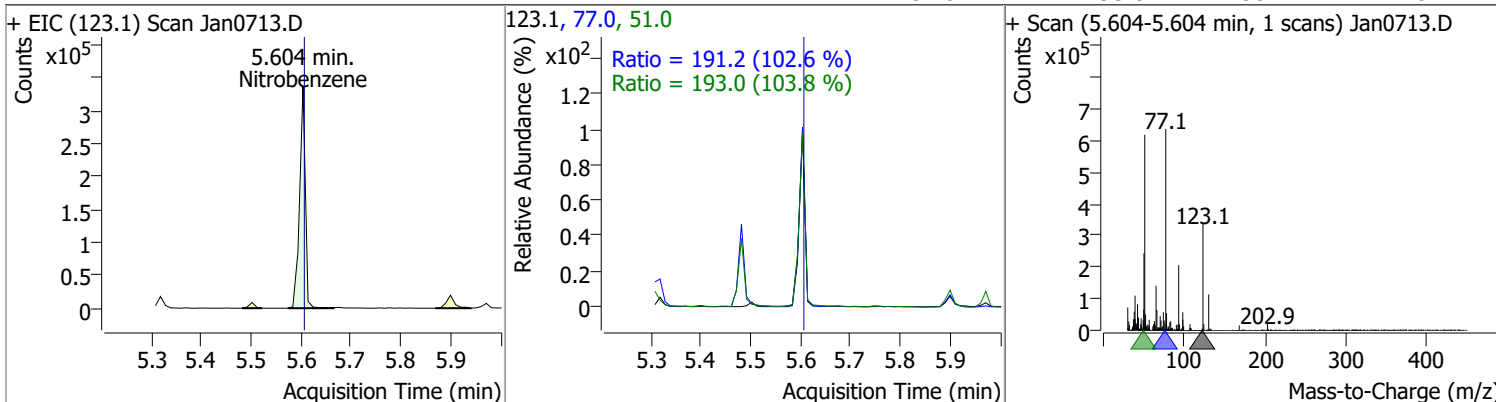


Compound	Conc.	RT	Dev(Min)	Resp.	QIon	QRatio	Lower	Upper
Nitrobenzene-d5	80.3326	5.58	0.00	446758	54.0 128.0	95.1 49.1	68.2 35.2	126.6 65.4

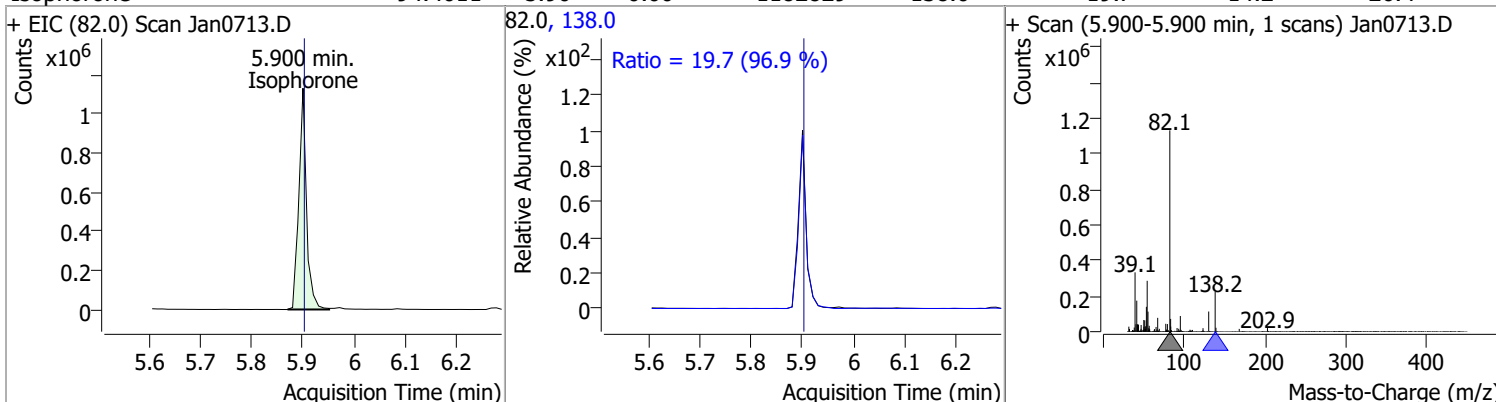


Quantitation Results Report (QT Reviewed)

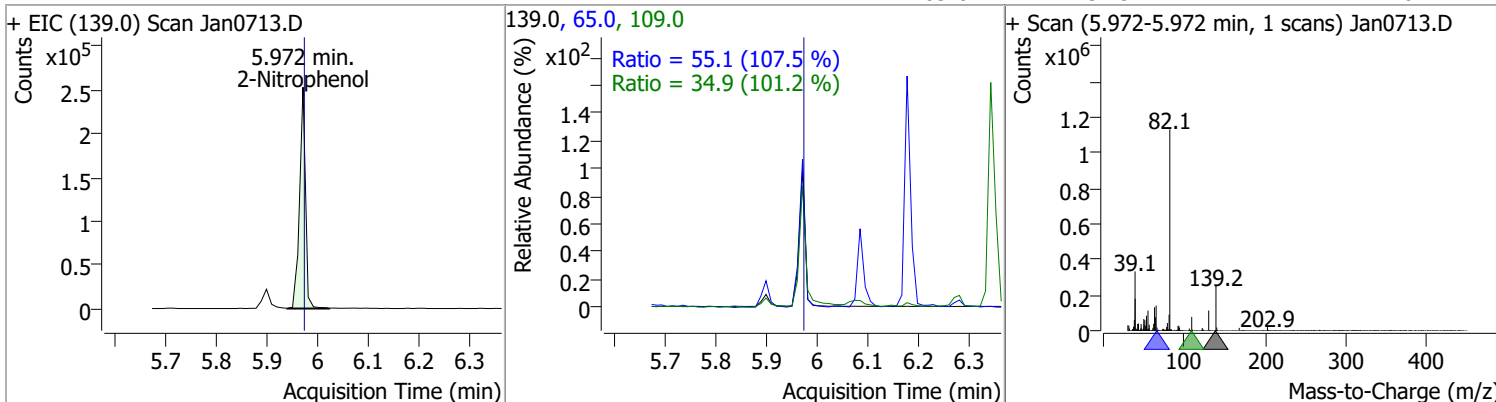
Compound	Conc.	RT	Dev(Min)	Resp.	QIon	QRatio	Lower	Upper
Nitrobenzene	92.6927	5.60	0.00	268608	77.0	191.2	130.5	242.3
					51.0	193.0	130.2	241.8



Compound	Conc.	RT	Dev(Min)	Resp.	QIon	QRatio	Lower	Upper
Isophorone	94.4011	5.90	0.00	1182829	138.0	19.7	14.2	26.4

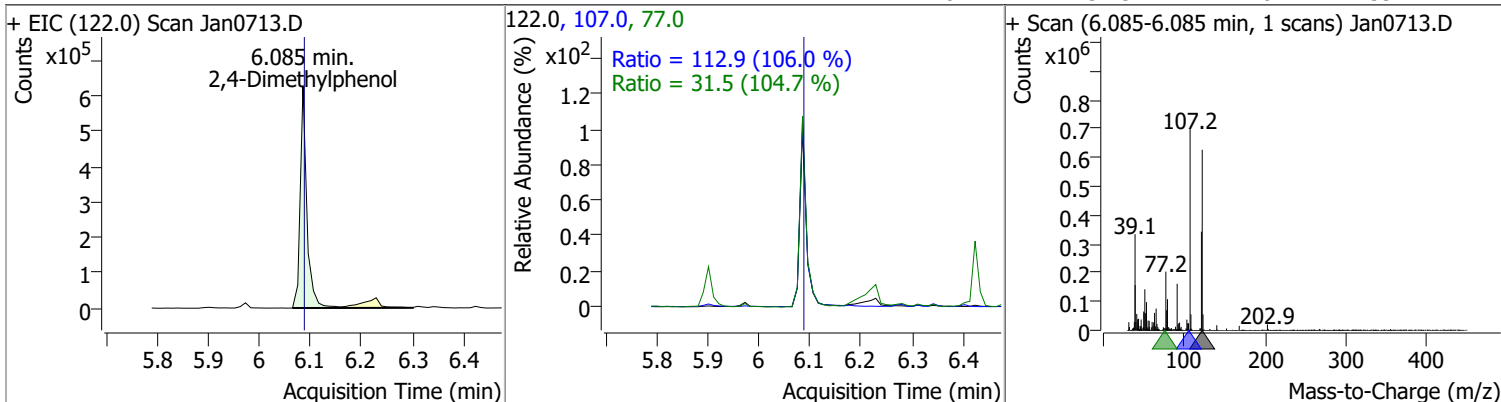


Compound	Conc.	RT	Dev(Min)	Resp.	QIon	QRatio	Lower	Upper
2-Nitrophenol	91.9732	5.97	0.00	205751	65.0	55.1	35.9	66.6
					109.0	34.9	24.1	44.8

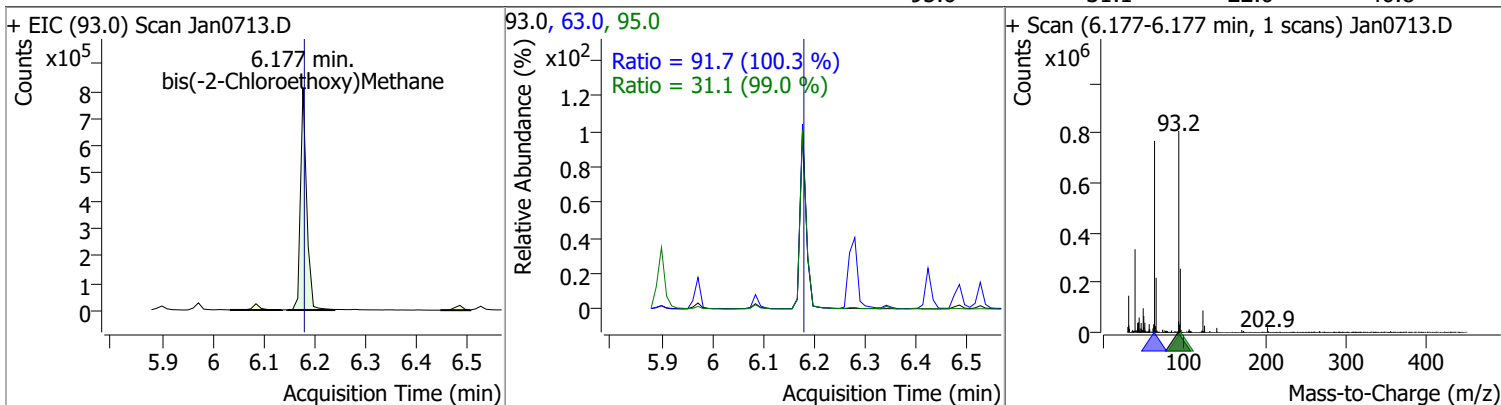


Quantitation Results Report (QT Reviewed)

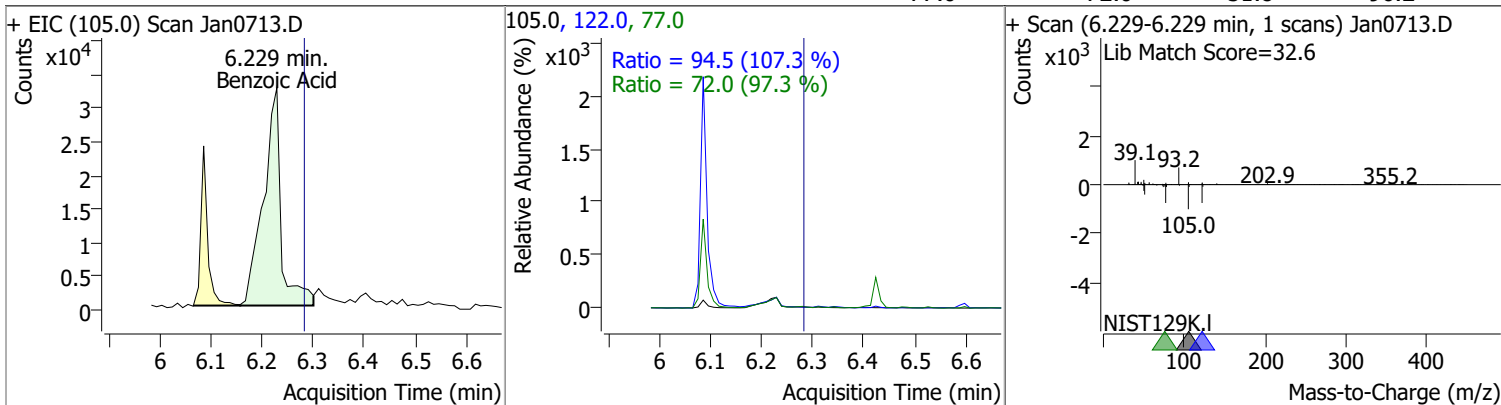
Compound	Conc.	RT	Dev(Min)	Resp.	QIon	QRatio	Lower	Upper
2,4-Dimethylphenol	85.4732	6.08	0.00	549843	107.0	112.9	74.6	138.5
					77.0	31.5	21.0	39.1



Compound	Conc.	RT	Dev(Min)	Resp.	QIon	QRatio	Lower	Upper
bis(-2-Chloroethoxy)Methane	92.3880	6.18	0.00	685501	63.0	91.7	64.0	118.8
					95.0	31.1	22.0	40.8

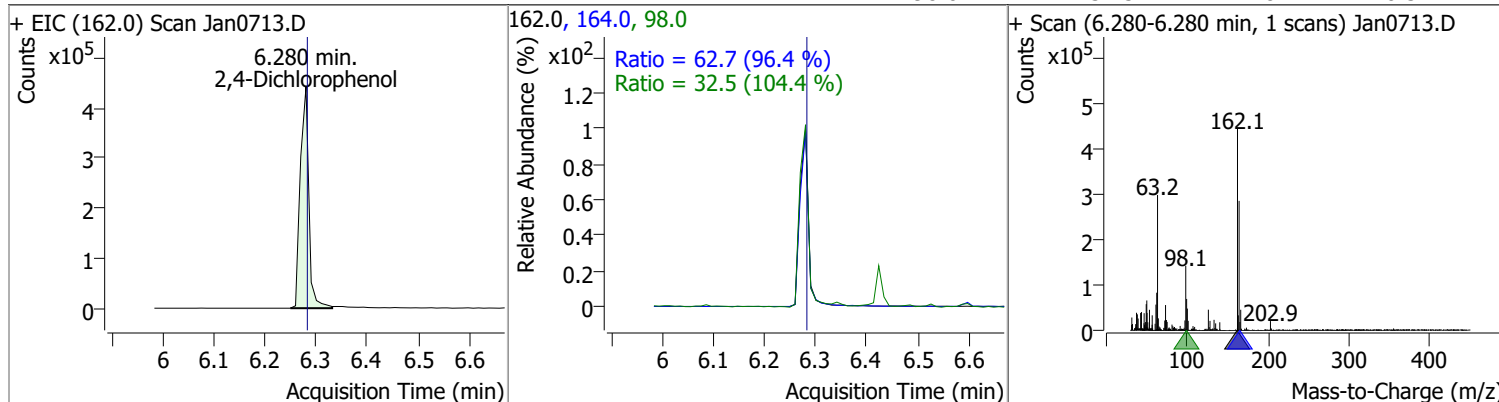


Compound	Conc.	RT	Dev(Min)	Resp.	QIon	QRatio	Lower	Upper
Benzoic Acid	26.2263	6.23	-0.05	79162	122.0	94.5	61.7	114.6
					77.0	72.0	51.8	96.2

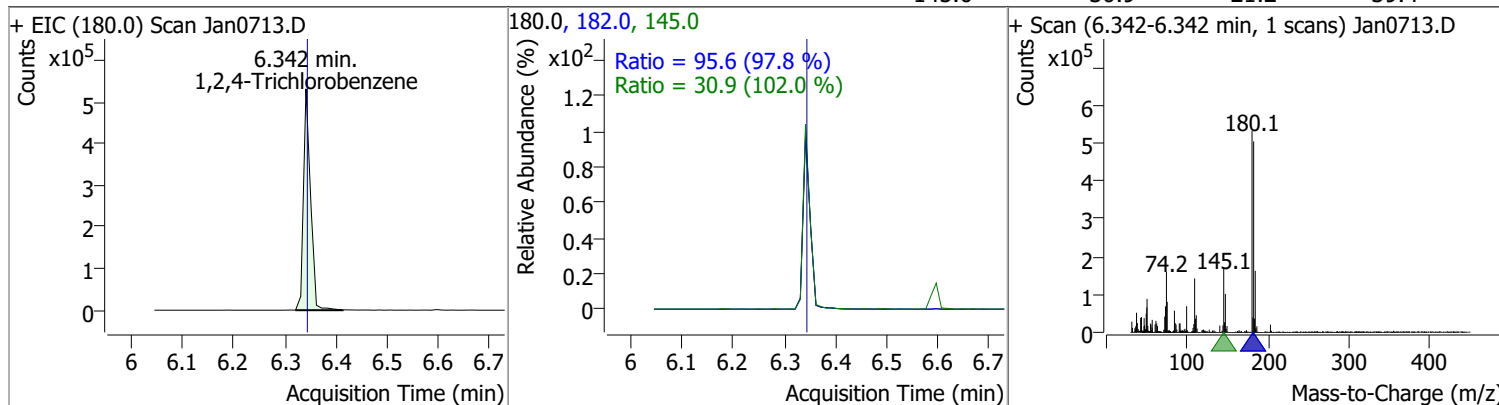


Quantitation Results Report (QT Reviewed)

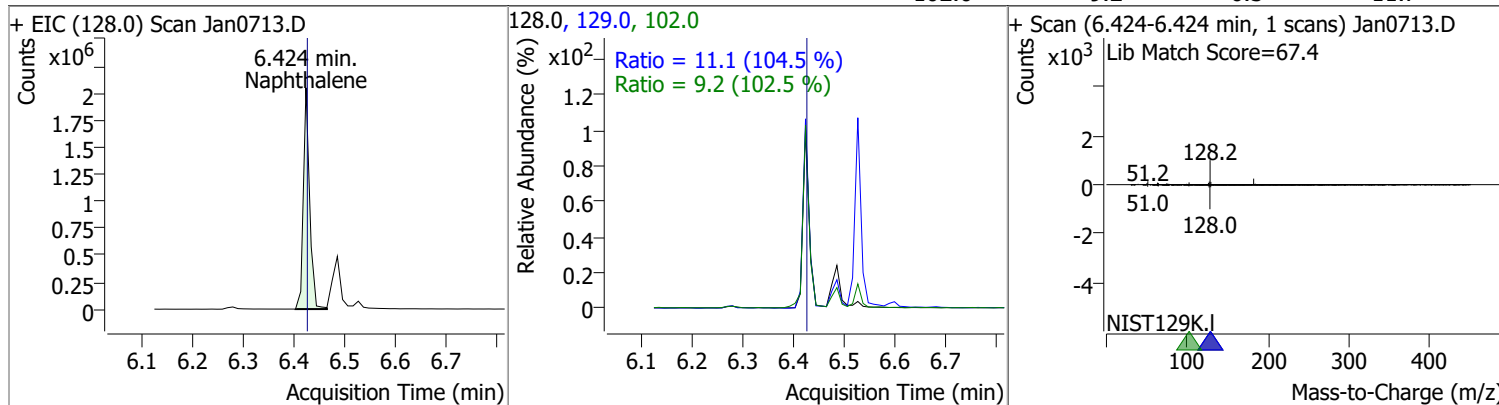
Compound	Conc.	RT	Dev(Min)	Resp.	QIon	QRatio	Lower	Upper
2,4-Dichlorophenol	88.5473	6.28	0.00	514194	164.0	62.7	45.5	84.6
					98.0	32.5	21.8	40.5



Compound	Conc.	RT	Dev(Min)	Resp.	QIon	QRatio	Lower	Upper
1,2,4-Trichlorobenzene	69.9579	6.34	0.00	513853	182.0	95.6	68.4	127.1
					145.0	30.9	21.2	39.4

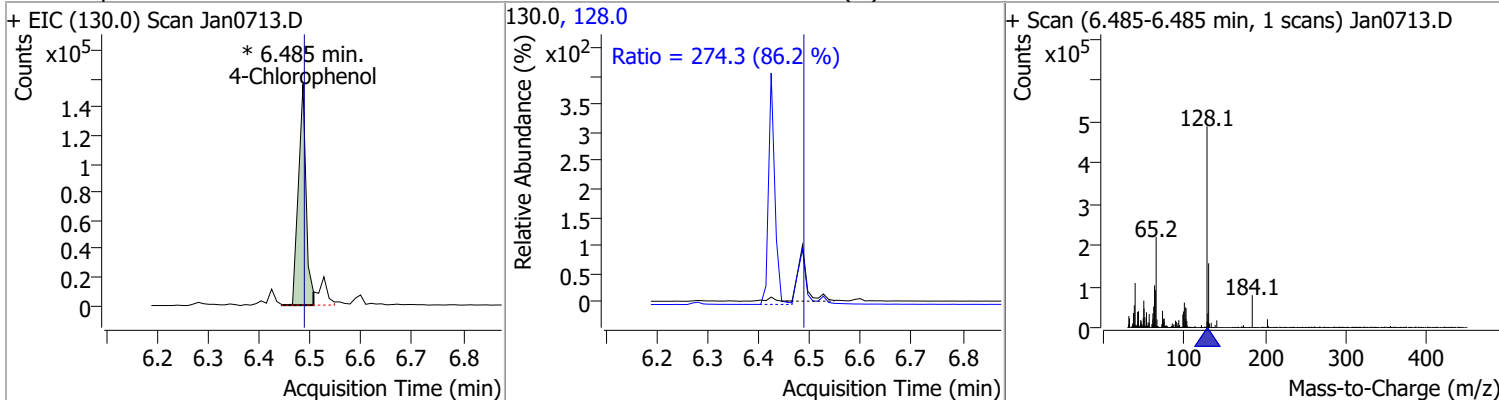


Compound	Conc.	RT	Dev(Min)	Resp.	QIon	QRatio	Lower	Upper
Naphthalene	81.8775	6.42	0.00	1751322	129.0	11.1	7.4	13.8
					102.0	9.2	6.3	11.7

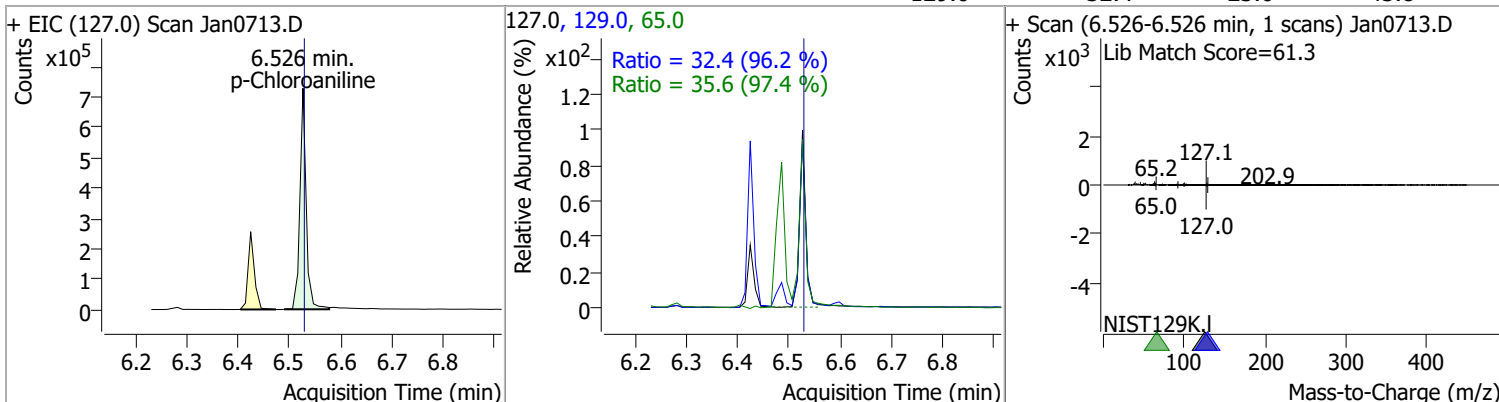


Quantitation Results Report (QT Reviewed)

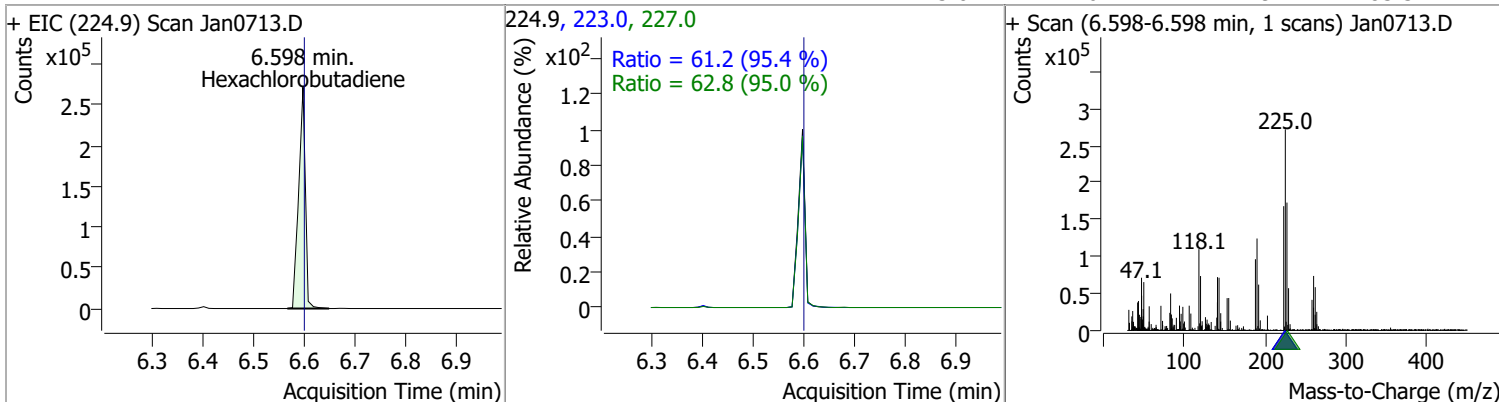
Compound	Conc.	RT	Dev(Min)	Resp.	QIon	QRatio	Lower	Upper
4-Chlorophenol	82.5536	6.49	0.00	163599 (m)	128.0	274.3	222.8	413.7



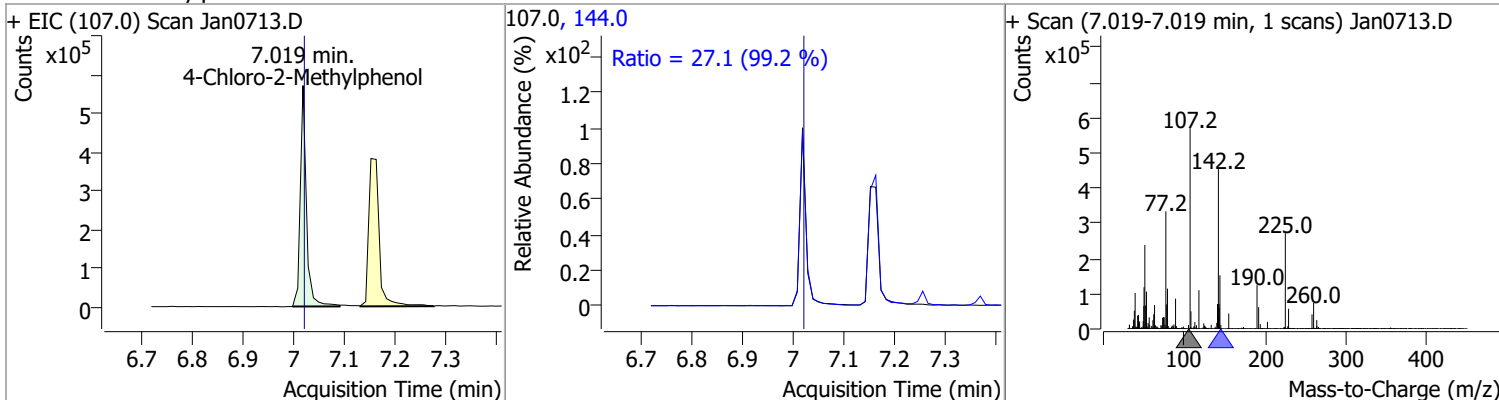
Compound	Conc.	RT	Dev(Min)	Resp.	QIon	QRatio	Lower	Upper
p-Chloroaniline	74.8110	6.53	0.00	622140	65.0	35.6	25.6	47.5
					129.0	32.4	23.6	43.8



Compound	Conc.	RT	Dev(Min)	Resp.	QIon	QRatio	Lower	Upper
Hexachlorobutadiene	63.0238	6.60	0.00	248761	227.0	62.8	46.3	85.9
					223.0	61.2	44.9	83.3

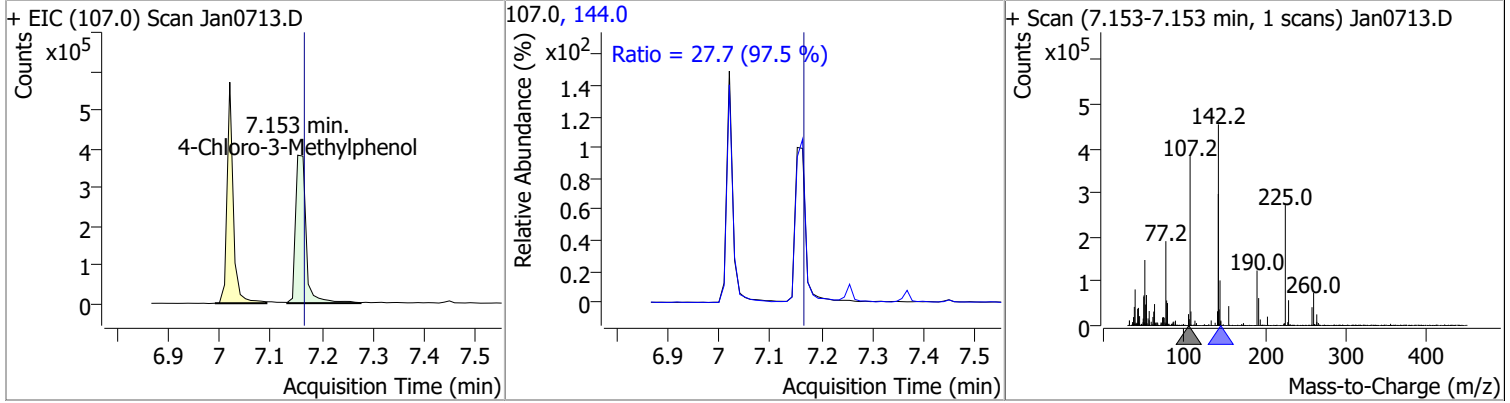


Compound	Conc.	RT	Dev(Min)	Resp.	QIon	QRatio	Lower	Upper
4-Chloro-2-Methylphenol	86.2340	7.02	0.00	462968	144.0	27.1	19.1	35.5

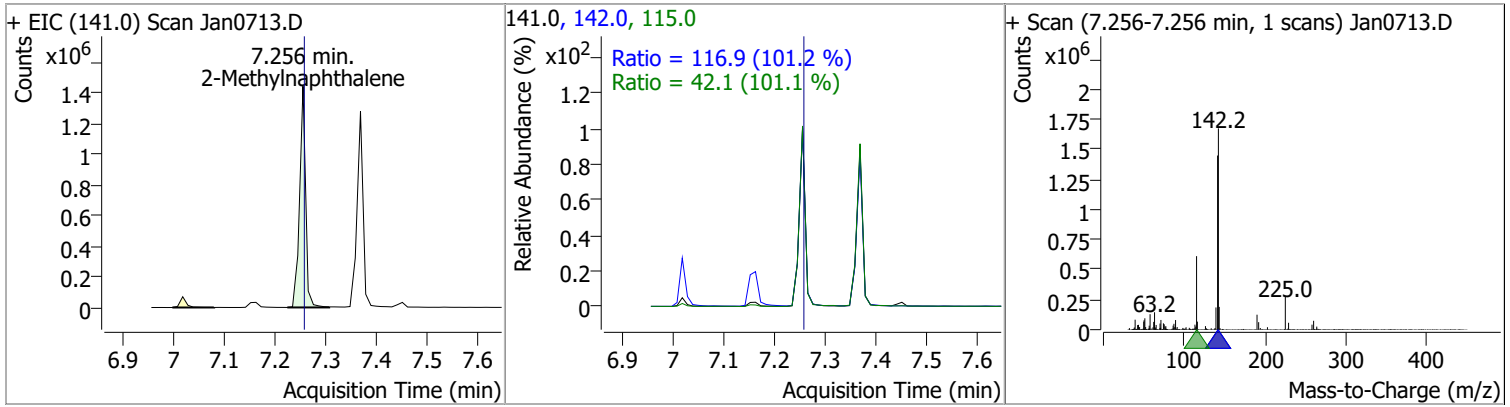


Quantitation Results Report (QT Reviewed)

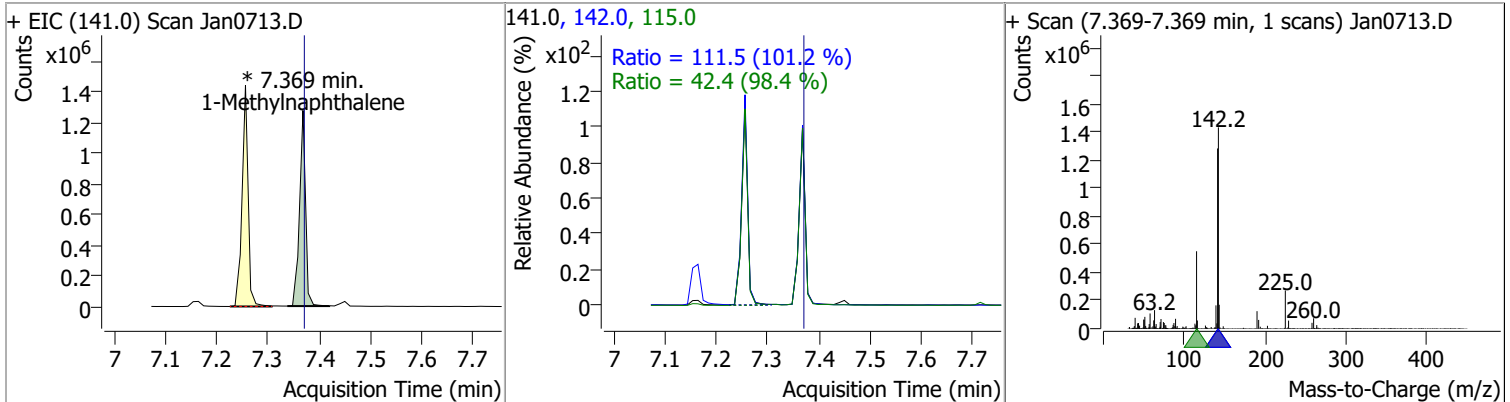
Compound	Conc.	RT	Dev(Min)	Resp.	QIon	QRatio	Lower	Upper
4-Chloro-3-Methylphenol	97.3595	7.15	-0.01	552071	144.0	27.7	19.9	36.9



Compound	Conc.	RT	Dev(Min)	Resp.	QIon	QRatio	Lower	Upper
2-Methylnaphthalene	91.6032	7.26	0.00	1190916	142.0	116.9	80.8	150.1
					115.0	42.1	29.1	54.1

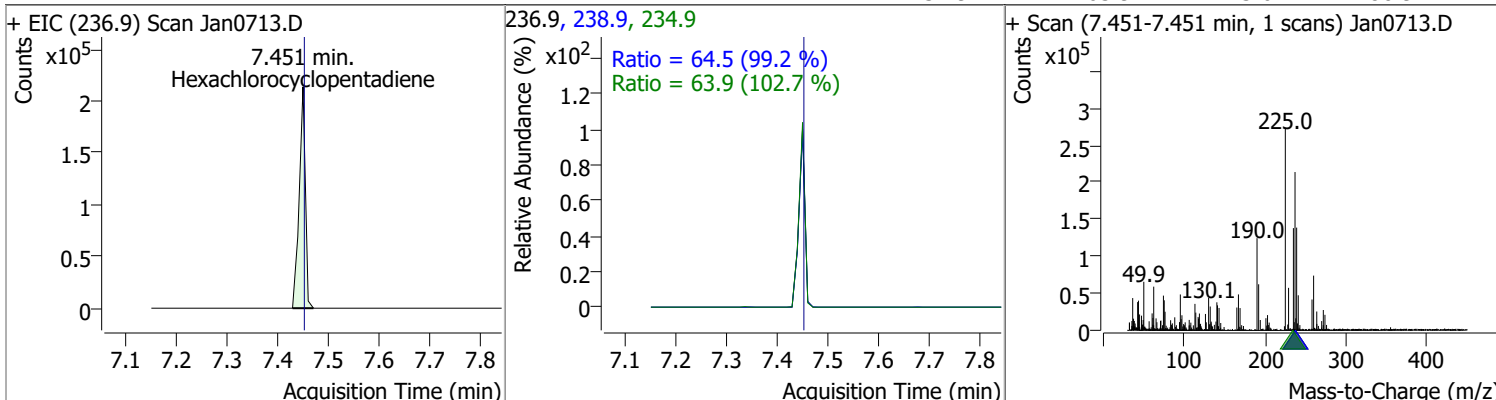


Compound	Conc.	RT	Dev(Min)	Resp.	QIon	QRatio	Lower	Upper
1-Methylnaphthalene	82.6144	7.37	0.00	1052449 (m)	142.0	111.5	77.1	143.2
					115.0	42.4	30.2	56.0

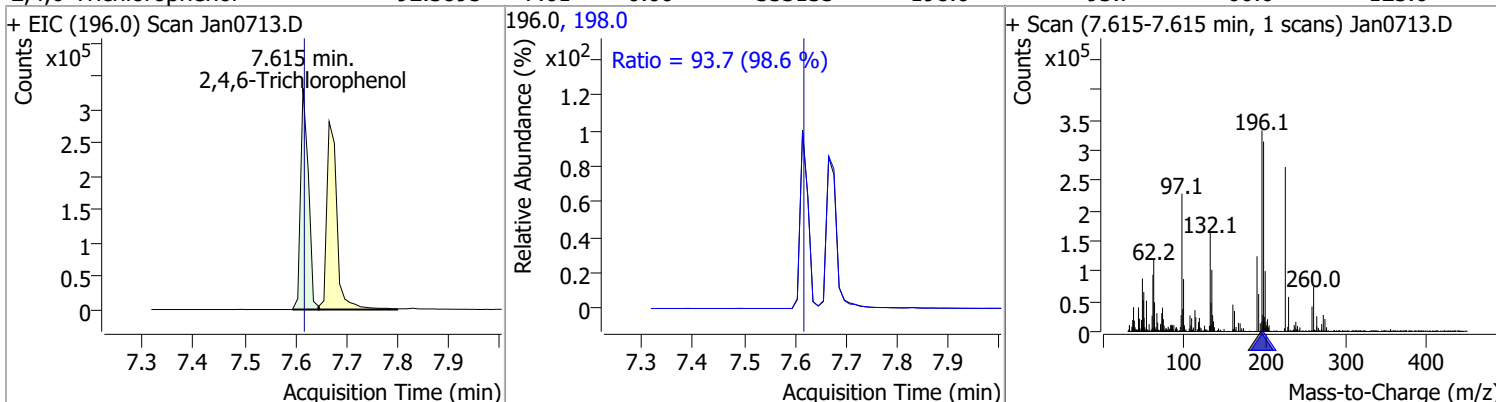


Quantitation Results Report (QT Reviewed)

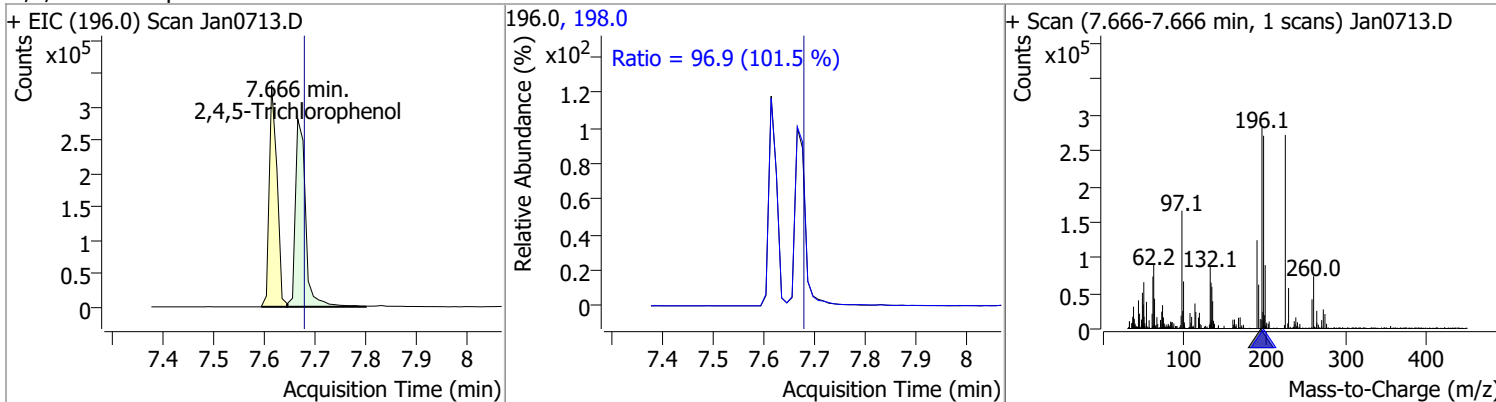
Compound	Conc.	RT	Dev(Min)	Resp.	QIon	QRatio	Lower	Upper
Hexachlorocyclopentadiene	69.0866	7.45	0.00	178670	238.9	64.5	45.5	84.6
					234.9	63.9	43.6	80.9



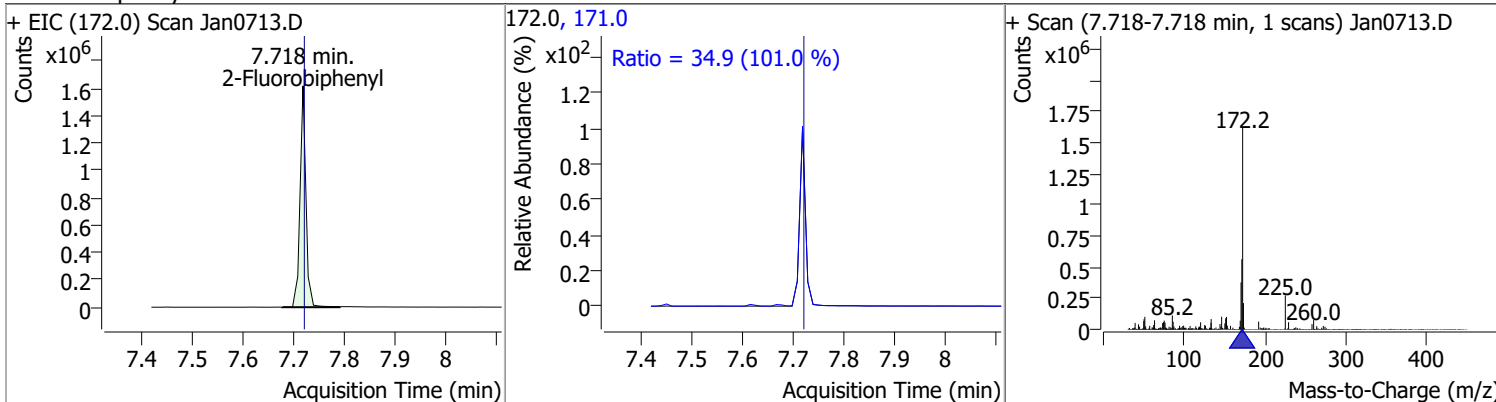
Compound	Conc.	RT	Dev(Min)	Resp.	QIon	QRatio	Lower	Upper
2,4,6-Trichlorophenol	92.3895	7.61	0.00	353135	198.0	93.7	66.6	123.6



Compound	Conc.	RT	Dev(Min)	Resp.	QIon	QRatio	Lower	Upper
2,4,5-Trichlorophenol	91.9477	7.67	-0.01	391936	198.0	96.9	66.8	124.1

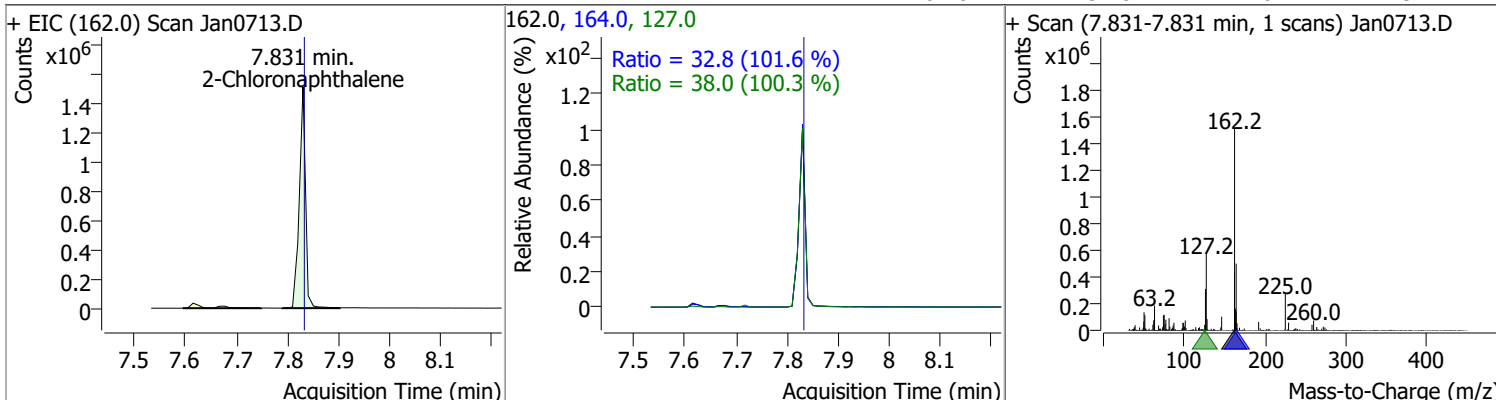


Compound	Conc.	RT	Dev(Min)	Resp.	QIon	QRatio	Lower	Upper
2-Fluorobiphenyl	76.0839	7.72	0.00	1298173	171.0	34.9	24.2	44.9

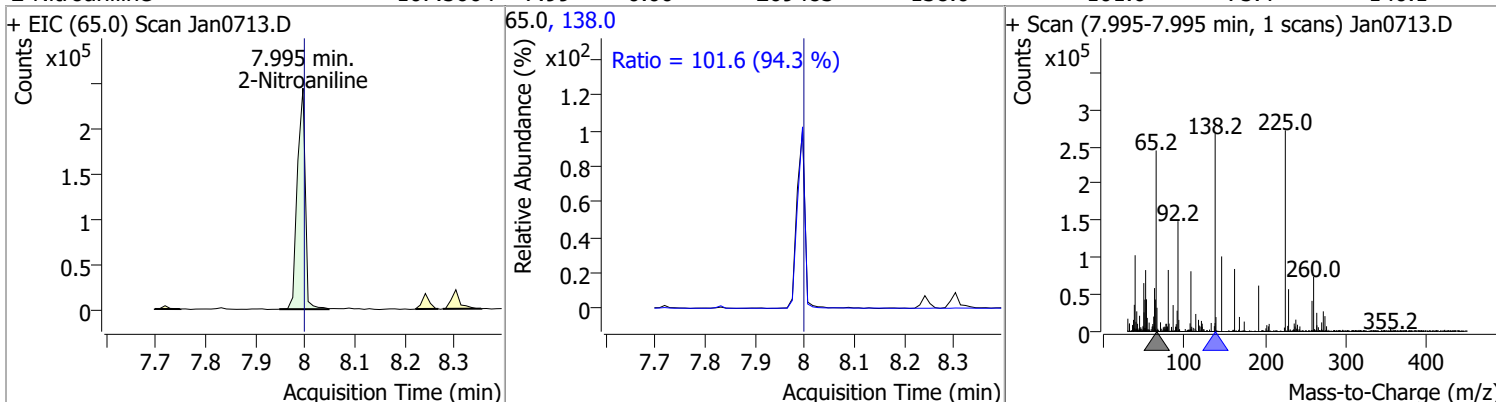


Quantitation Results Report (QT Reviewed)

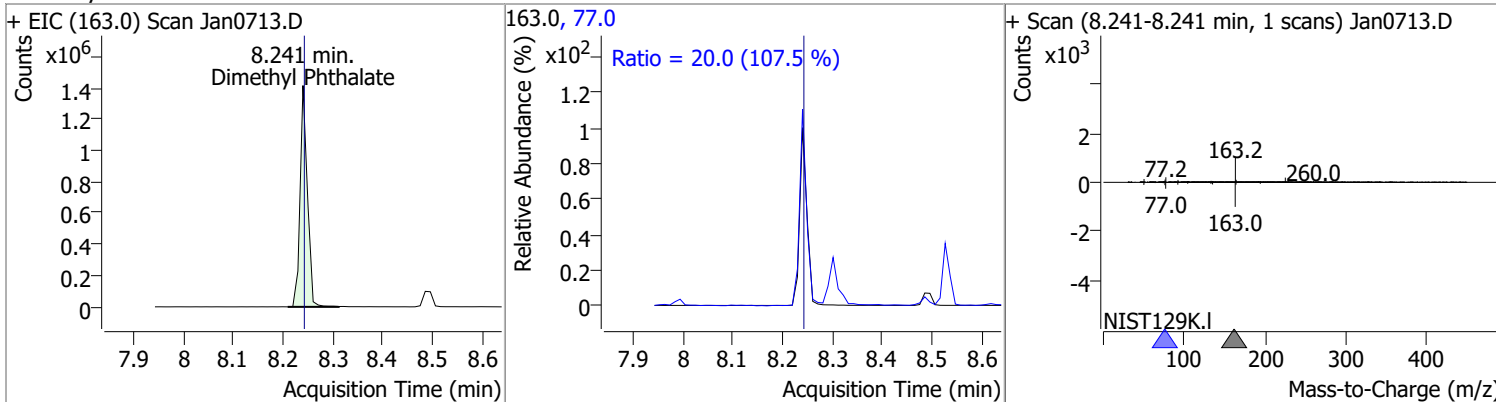
Compound	Conc.	RT	Dev(Min)	Resp.	QIon	QRatio	Lower	Upper
2-Chloronaphthalene	90.1304	7.83	0.00	1281128	127.0	38.0	26.5	49.3
					164.0	32.8	22.6	41.9



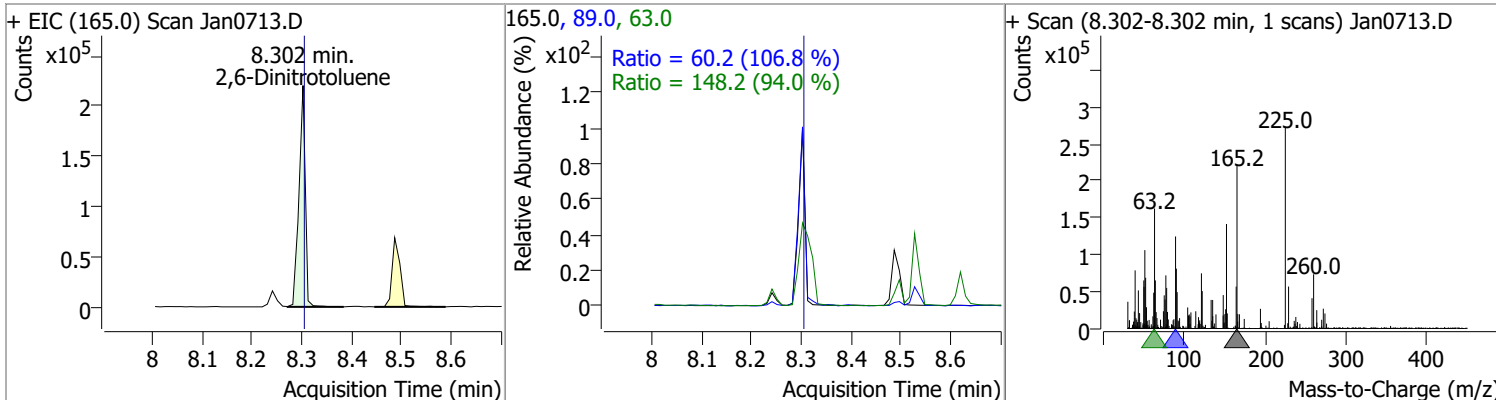
Compound	Conc.	RT	Dev(Min)	Resp.	QIon	QRatio	Lower	Upper
2-Nitroaniline	107.5664	7.99	0.00	269483	138.0	101.6	75.4	140.1



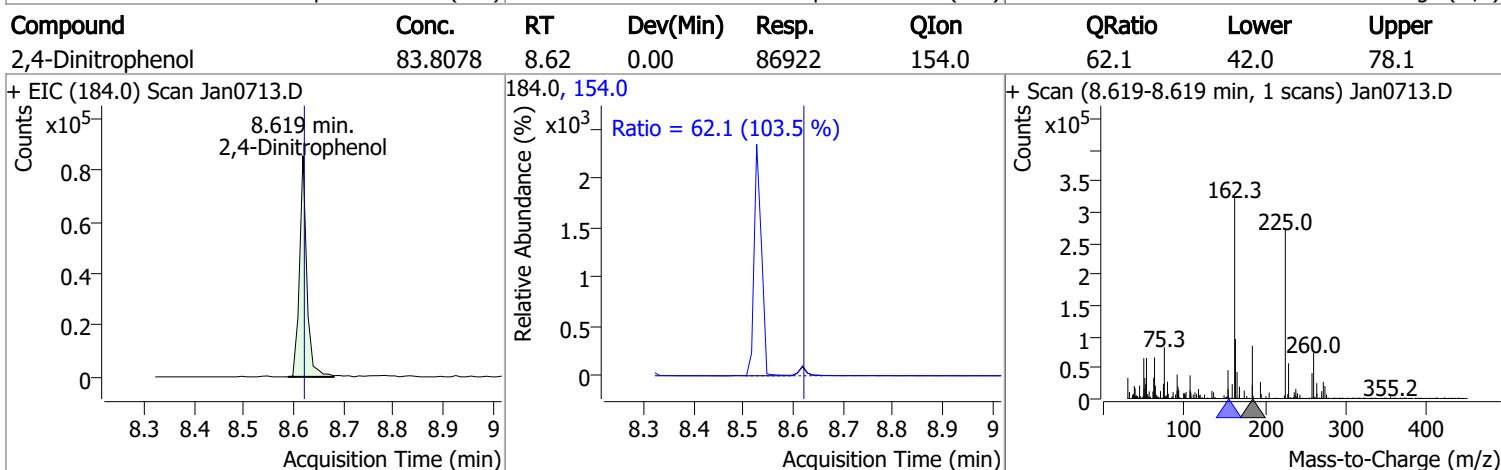
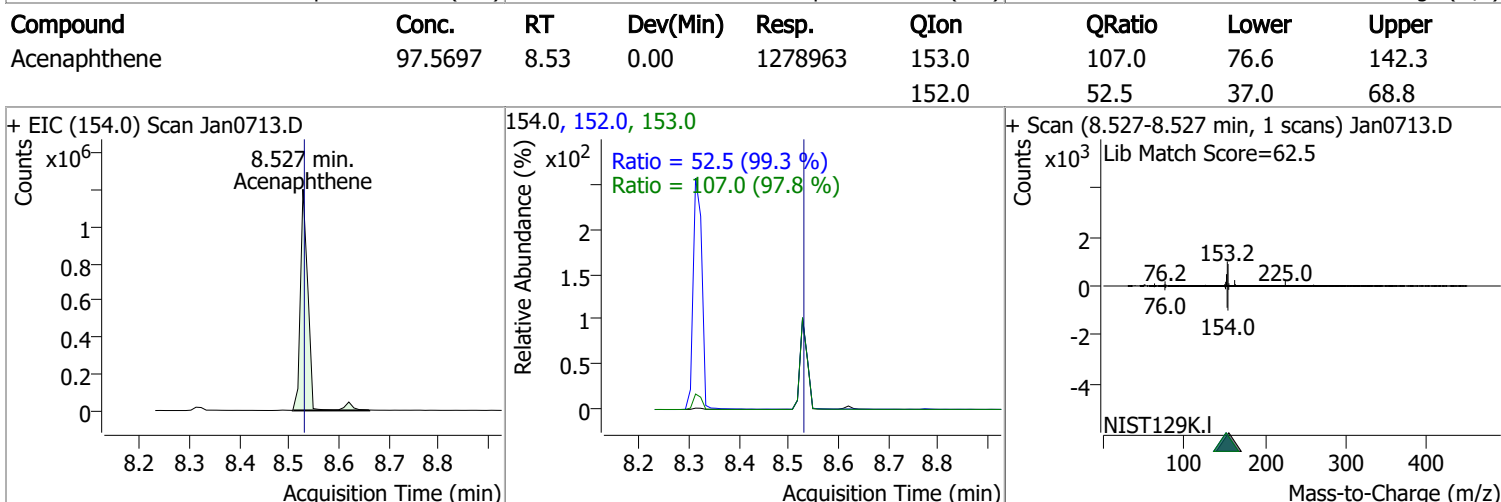
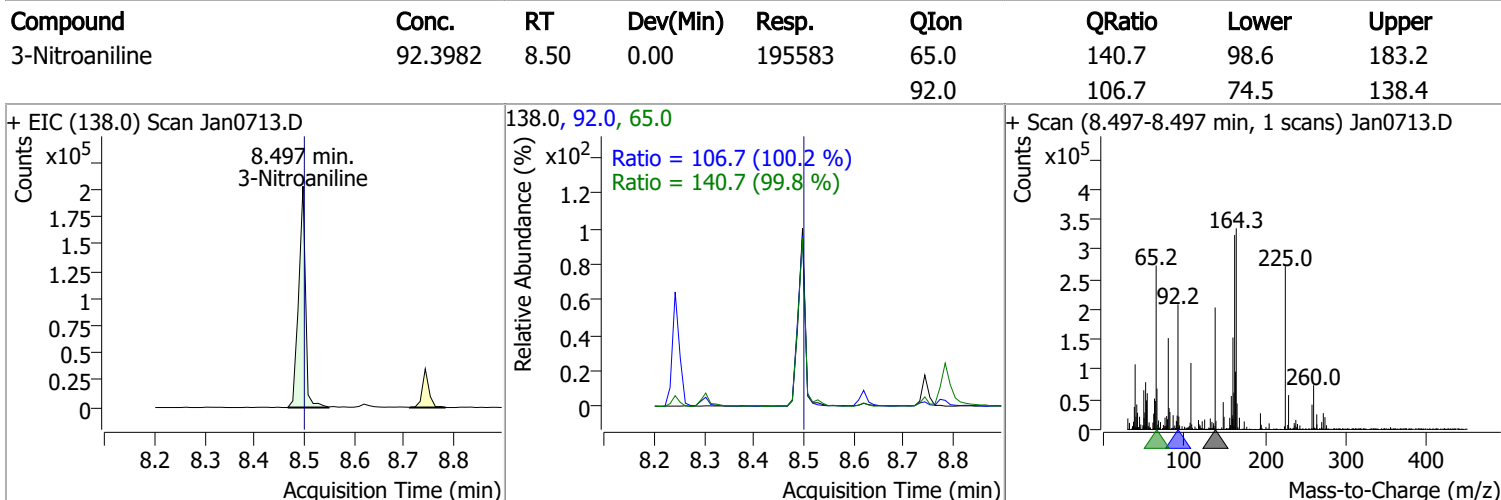
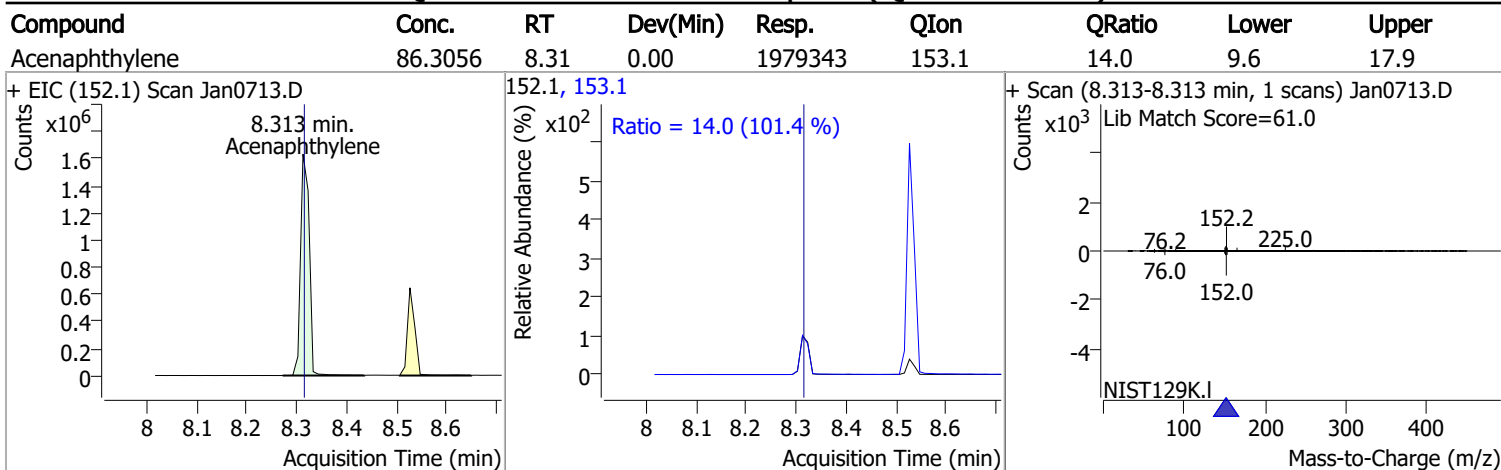
Compound	Conc.	RT	Dev(Min)	Resp.	QIon	QRatio	Lower	Upper
Dimethyl Phthalate	100.4842	8.24	0.00	1437156	77.0	20.0	13.0	24.2



Compound	Conc.	RT	Dev(Min)	Resp.	QIon	QRatio	Lower	Upper
2,6-Dinitrotoluene	101.9292	8.30	0.00	194364	63.0	148.2	110.4	205.0
					89.0	60.2	39.5	73.3

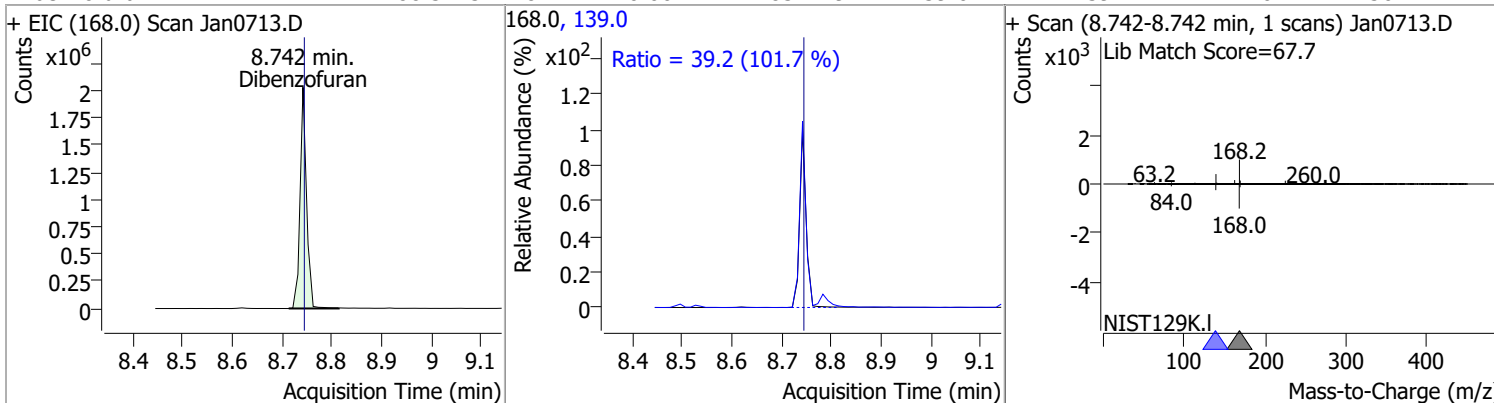


Quantitation Results Report (QT Reviewed)

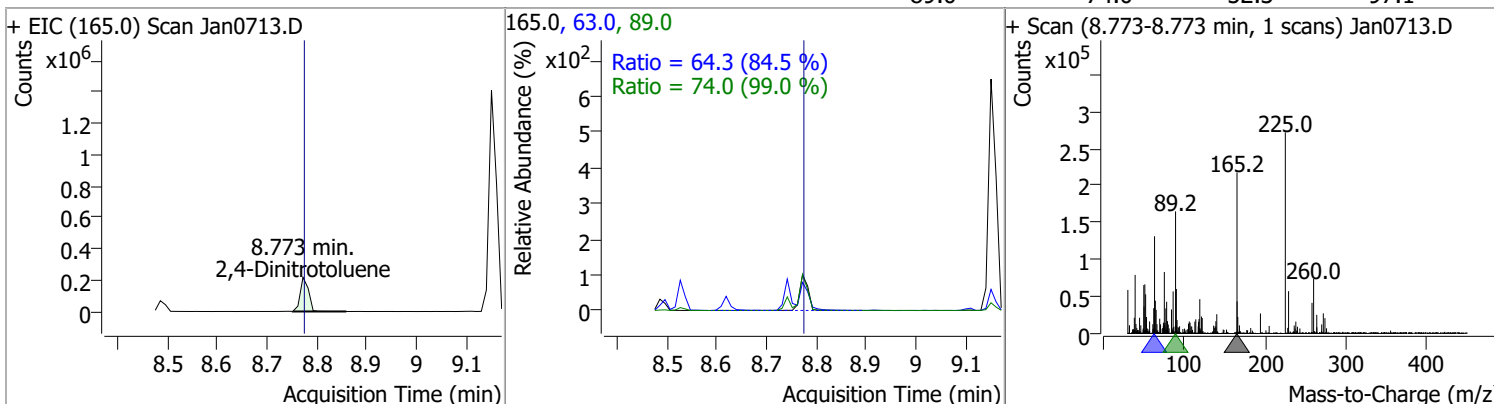


Quantitation Results Report (QT Reviewed)

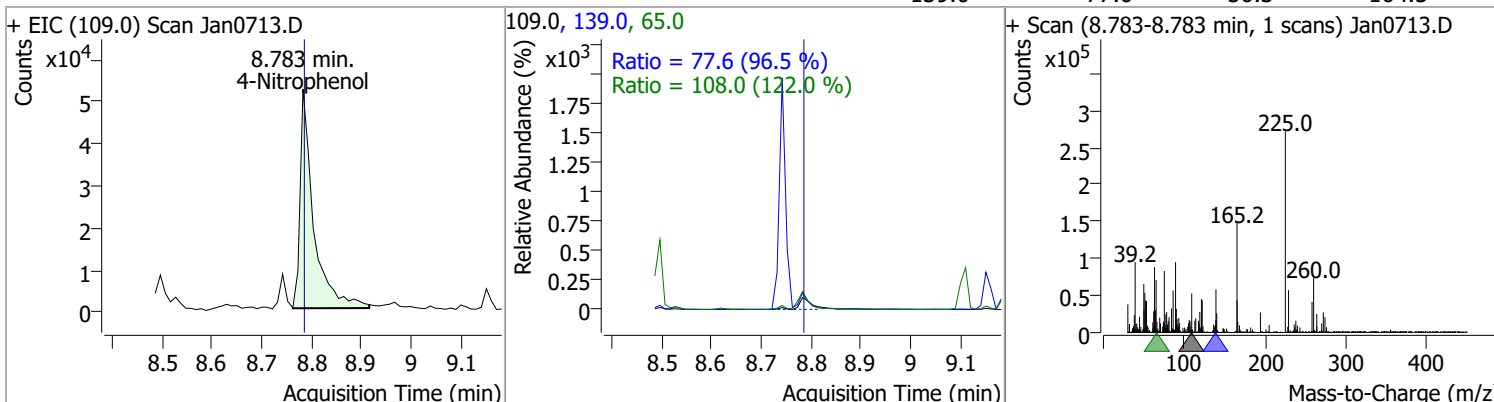
Compound	Conc.	RT	Dev(Min)	Resp.	QIon	QRatio	Lower	Upper
Dibenzofuran	88.3445	8.74	0.00	1832779	139.0	39.2	27.0	50.2



Compound	Conc.	RT	Dev(Min)	Resp.	QIon	QRatio	Lower	Upper
2,4-Dinitrotoluene	97.2925	8.77	0.00	250562	63.0	64.3	53.2	98.9
					89.0	74.0	52.3	97.1

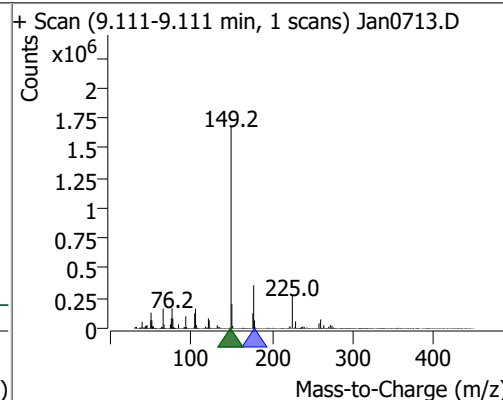
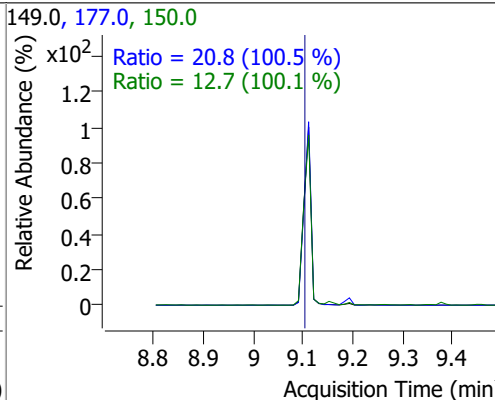
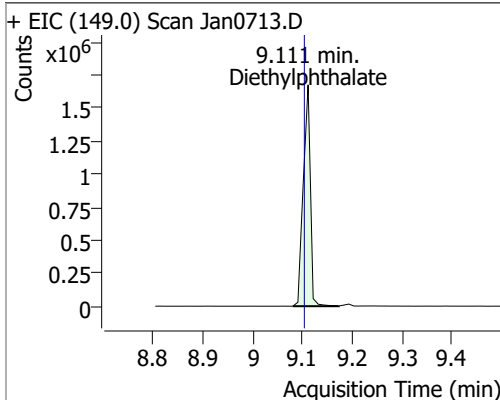


Compound	Conc.	RT	Dev(Min)	Resp.	QIon	QRatio	Lower	Upper
4-Nitrophenol	48.3626	8.78	0.00	98131	65.0	108.0	62.0	115.1
					139.0	77.6	56.3	104.5

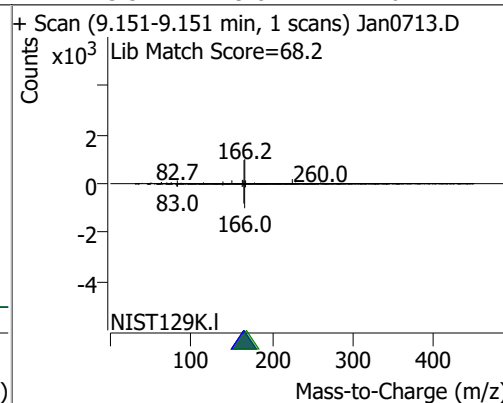
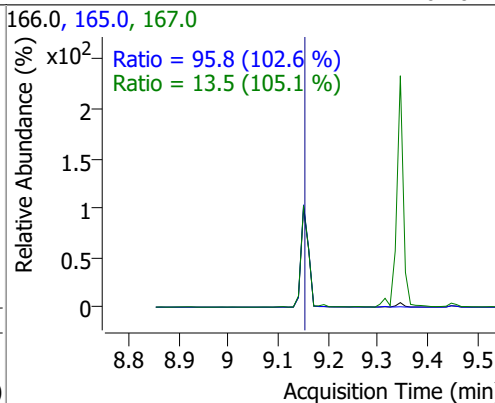
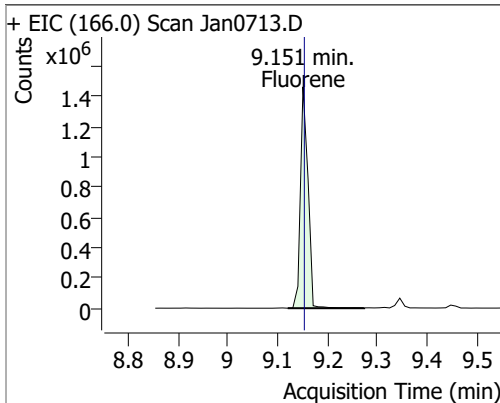


Quantitation Results Report (QT Reviewed)

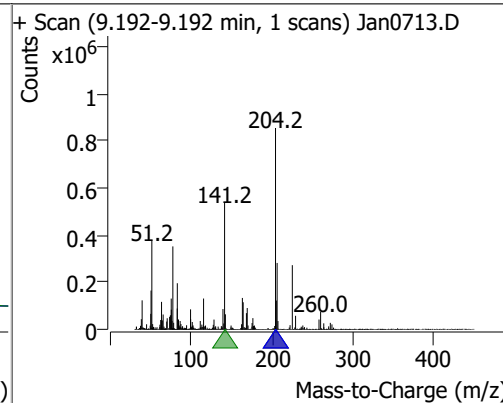
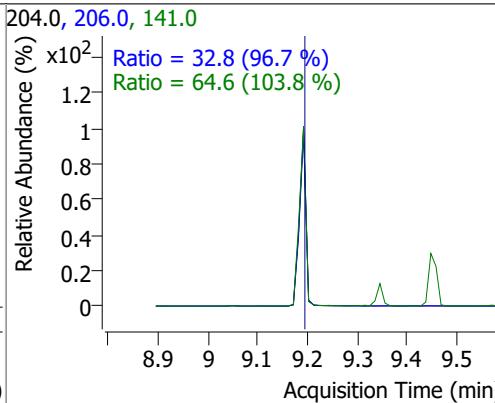
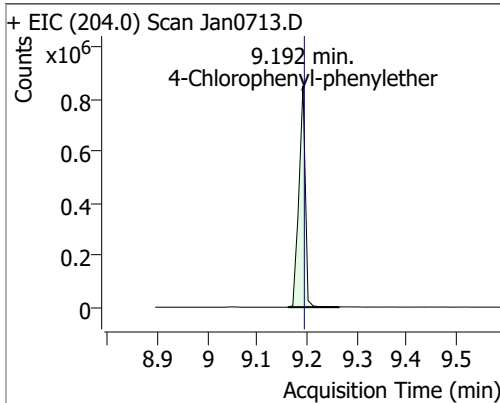
Compound	Conc.	RT	Dev(Min)	Resp.	QIon	QRatio	Lower	Upper
Diethylphthalate	106.9246	9.11	0.01	1654244	177.0	20.8	14.5	27.0
					150.0	12.7	8.8	16.4



Compound	Conc.	RT	Dev(Min)	Resp.	QIon	QRatio	Lower	Upper
Fluorene	91.4187	9.15	0.00	1546360	165.0	95.8	65.4	121.4
					167.0	13.5	9.0	16.7

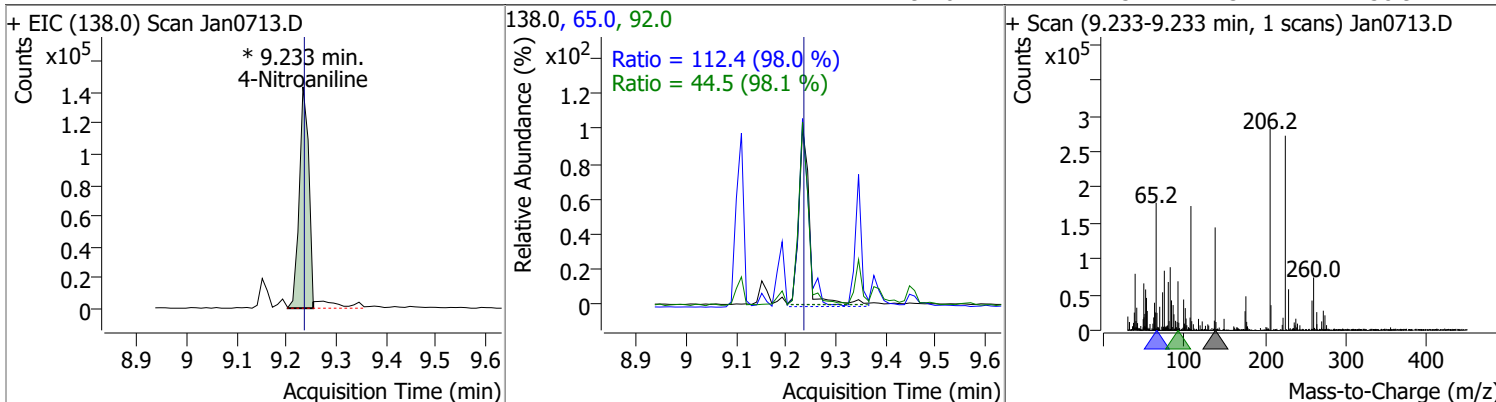


Compound	Conc.	RT	Dev(Min)	Resp.	QIon	QRatio	Lower	Upper
4-Chlorophenyl-phenylether	97.7880	9.19	0.00	761920	141.0	64.6	43.6	80.9
					206.0	32.8	23.7	44.1

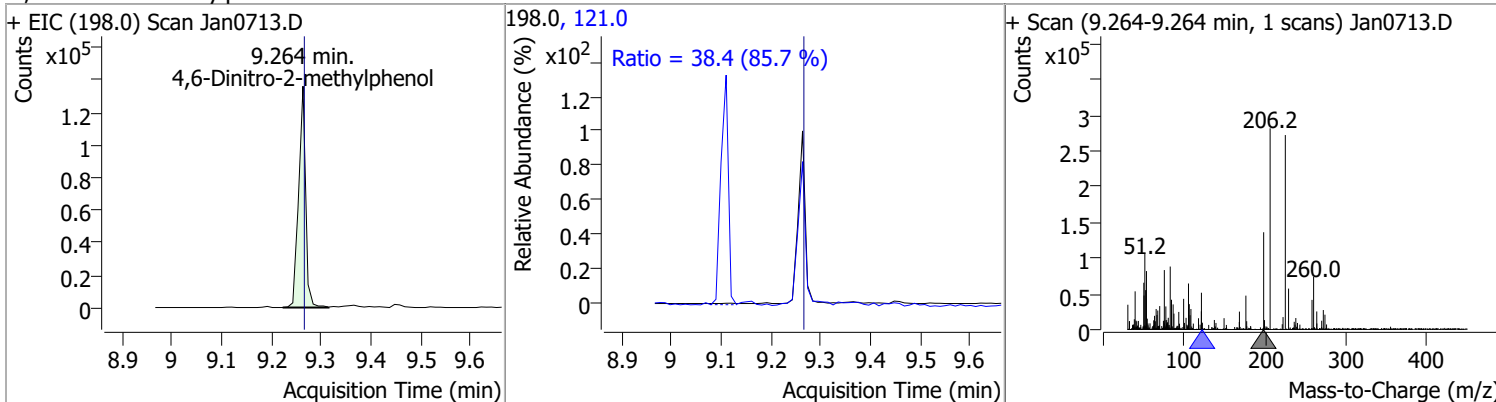


Quantitation Results Report (QT Reviewed)

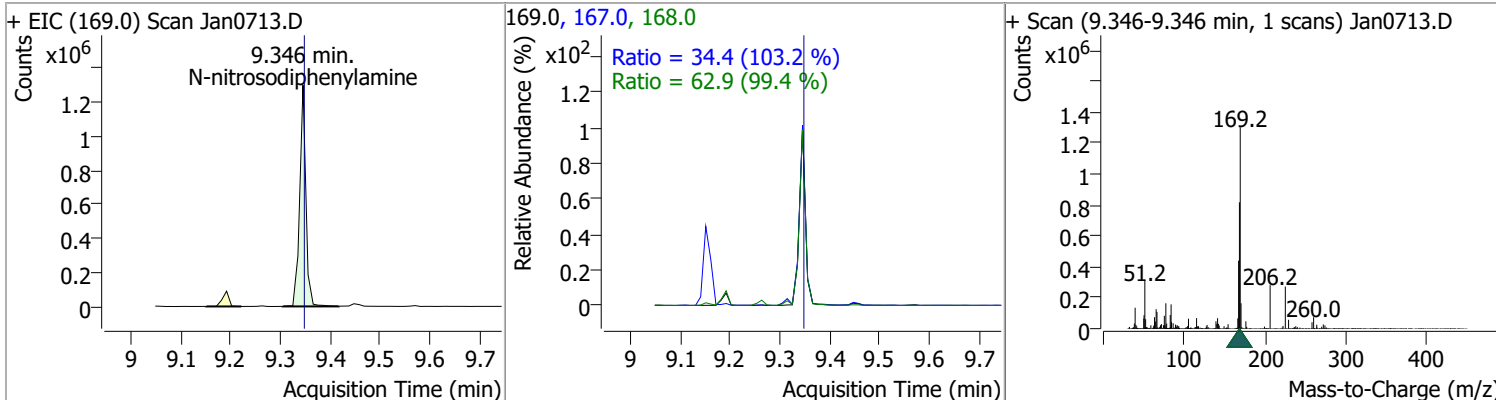
Compound	Conc.	RT	Dev(Min)	Resp.	QIon	QRatio	Lower	Upper
4-Nitroaniline	89.3810	9.23	0.00	190257 (m)	65.0	112.4	80.2	149.0
					92.0	44.5	31.7	58.9



Compound	Conc.	RT	Dev(Min)	Resp.	QIon	QRatio	Lower	Upper
4,6-Dinitro-2-methylphenol	88.5340	9.26	0.00	133555	121.0	38.4	31.4	58.3

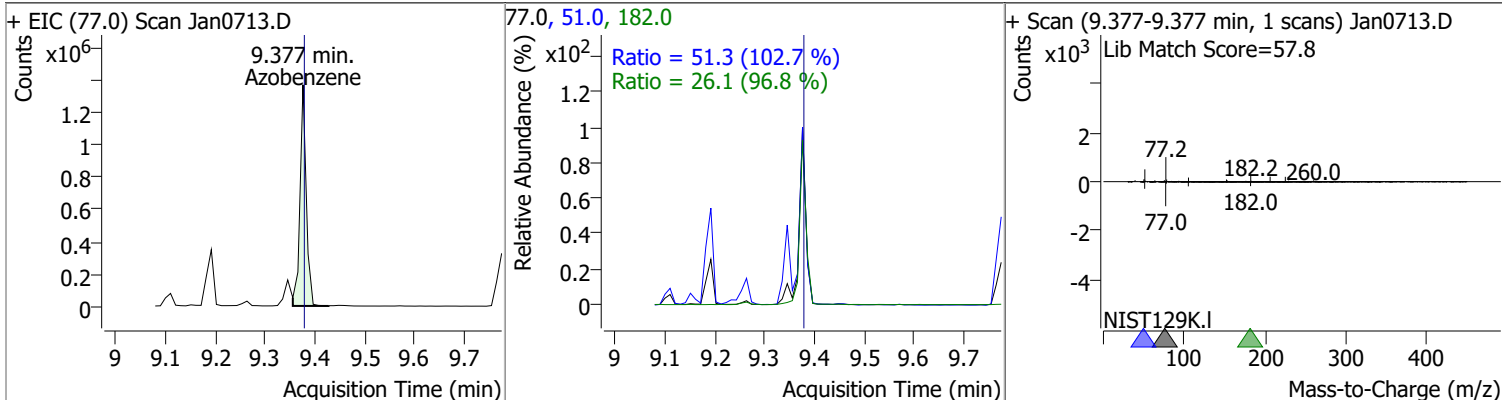


Compound	Conc.	RT	Dev(Min)	Resp.	QIon	QRatio	Lower	Upper
N-nitrosodiphenylamine	101.9623	9.35	0.00	1119075	168.0	62.9	44.3	82.3
					167.0	34.4	23.4	43.4

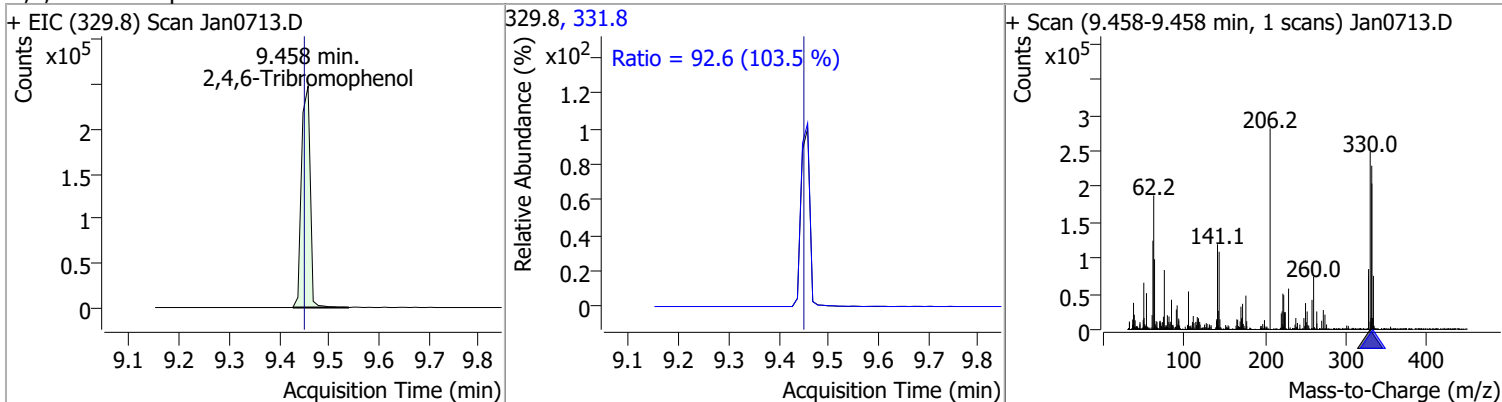


Quantitation Results Report (QT Reviewed)

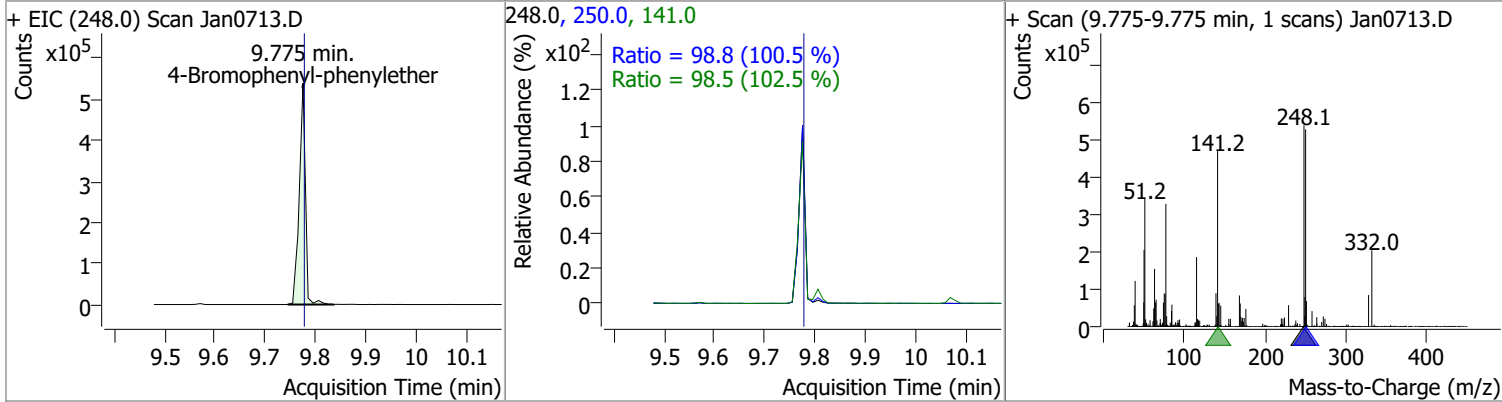
Compound	Conc.	RT	Dev(Min)	Resp.	QIon	QRatio	Lower	Upper
Azobenzene	90.9740	9.38	0.00	1192715	51.0	51.3	34.9	64.9
					182.0	26.1	18.8	35.0



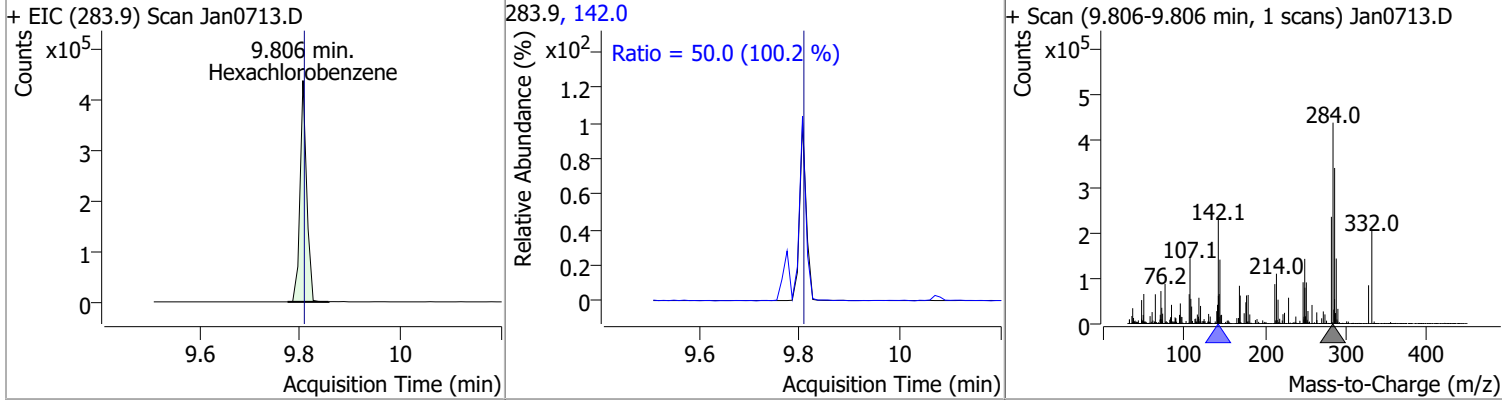
Compound	Conc.	RT	Dev(Min)	Resp.	QIon	QRatio	Lower	Upper
2,4,6-Tribromophenol	194.7867	9.46	0.01	302177	331.8	92.6	62.7	116.4



Compound	Conc.	RT	Dev(Min)	Resp.	QIon	QRatio	Lower	Upper
4-Bromophenyl-phenylether	100.8542	9.78	0.00	456976	250.0	98.8	68.8	127.8
					141.0	98.5	67.3	124.9

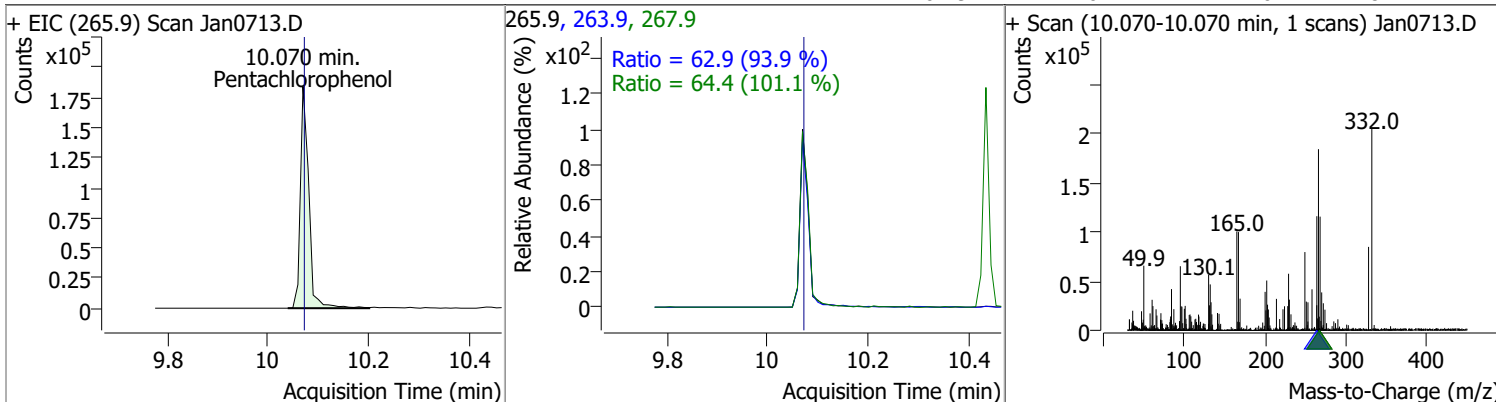


Compound	Conc.	RT	Dev(Min)	Resp.	QIon	QRatio	Lower	Upper
Hexachlorobenzene	88.7451	9.81	0.00	403557	142.0	50.0	34.9	64.8

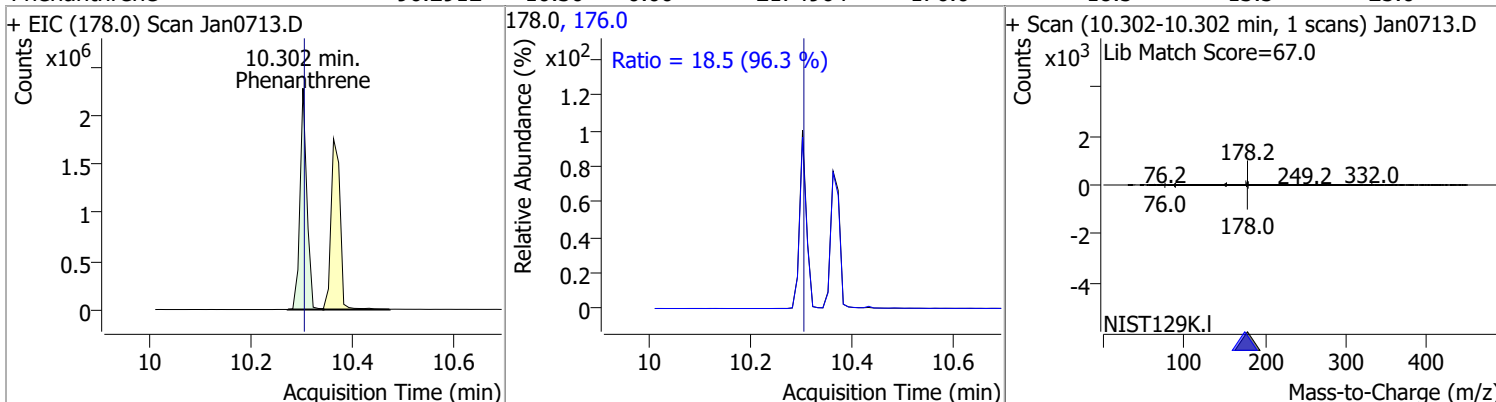


Quantitation Results Report (QT Reviewed)

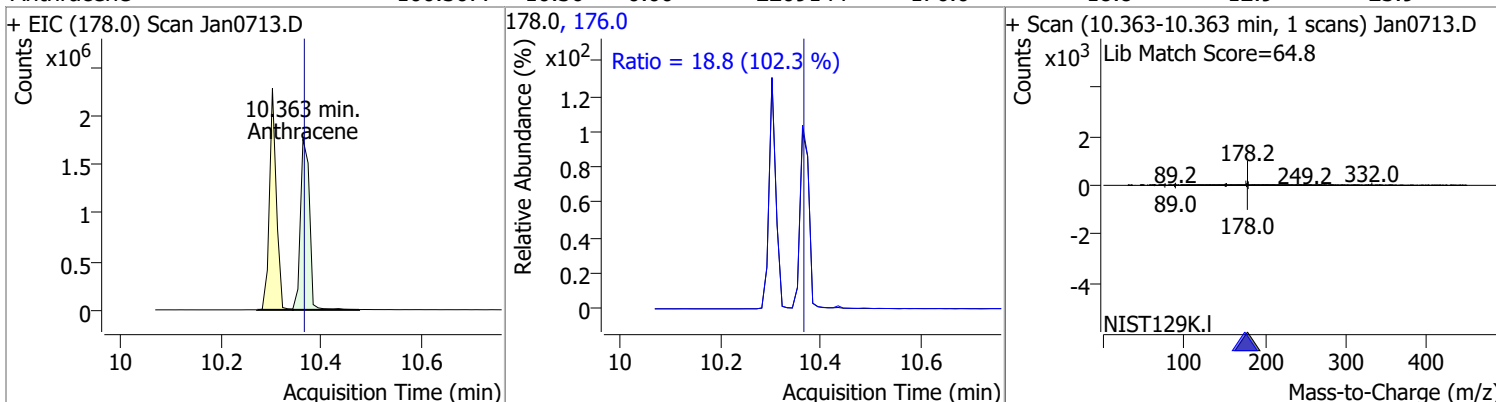
Compound	Conc.	RT	Dev(Min)	Resp.	QIon	QRatio	Lower	Upper
Pentachlorophenol	98.7379	10.07	0.00	213701	263.9	62.9	46.9	87.1
					267.9	64.4	44.6	82.7



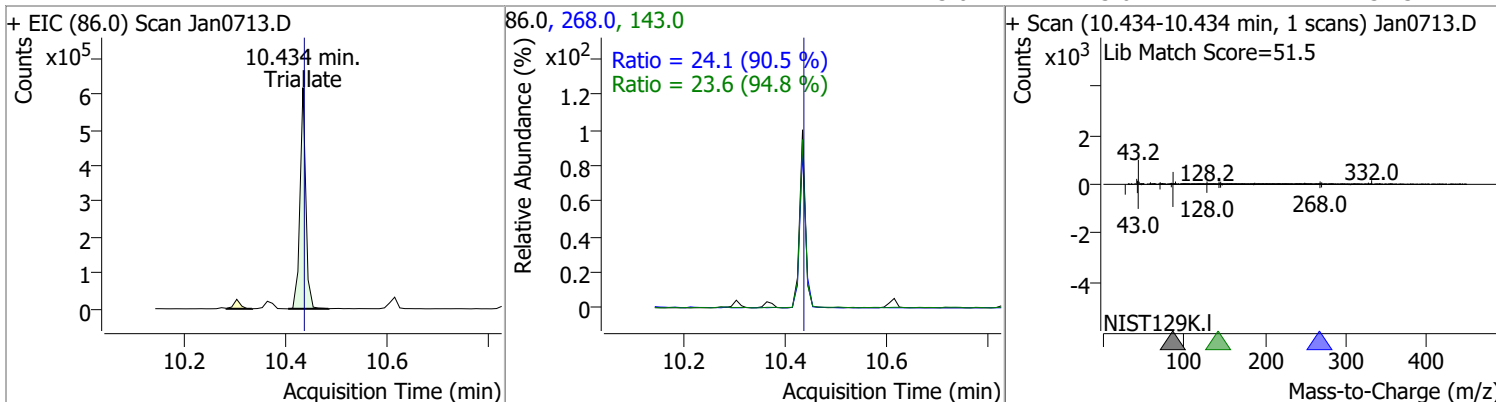
Compound	Conc.	RT	Dev(Min)	Resp.	QIon	QRatio	Lower	Upper
Phenanthrene	96.2912	10.30	0.00	2174964	176.0	18.5	13.5	25.0



Compound	Conc.	RT	Dev(Min)	Resp.	QIon	QRatio	Lower	Upper
Anthracene	100.3077	10.36	0.00	2209144	176.0	18.8	12.9	23.9

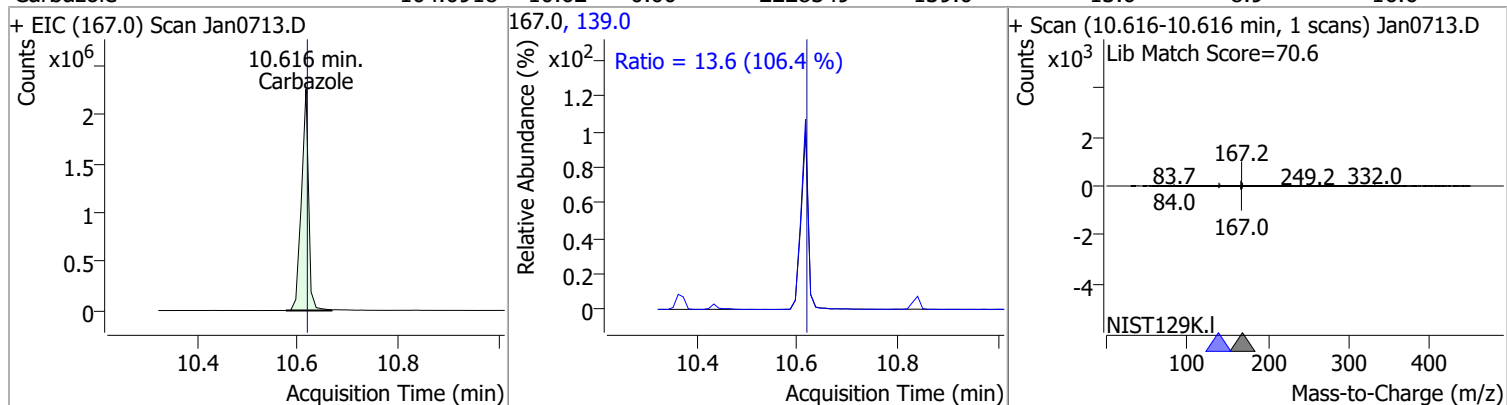


Compound	Conc.	RT	Dev(Min)	Resp.	QIon	QRatio	Lower	Upper
Triallate	100.4940	10.43	0.00	493076	268.0	24.1	18.7	34.7
					143.0	23.6	17.4	32.3

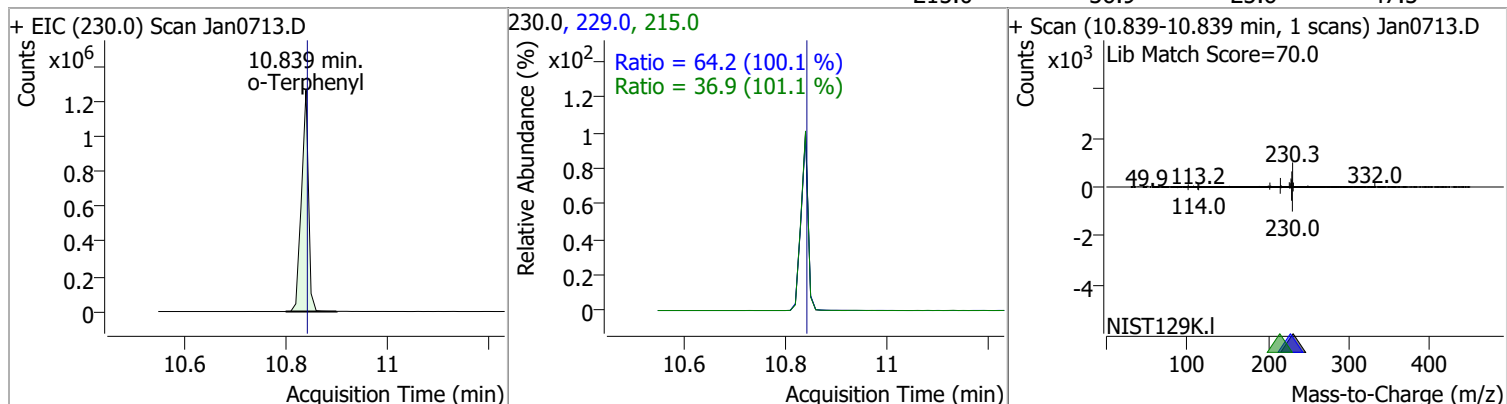


Quantitation Results Report (QT Reviewed)

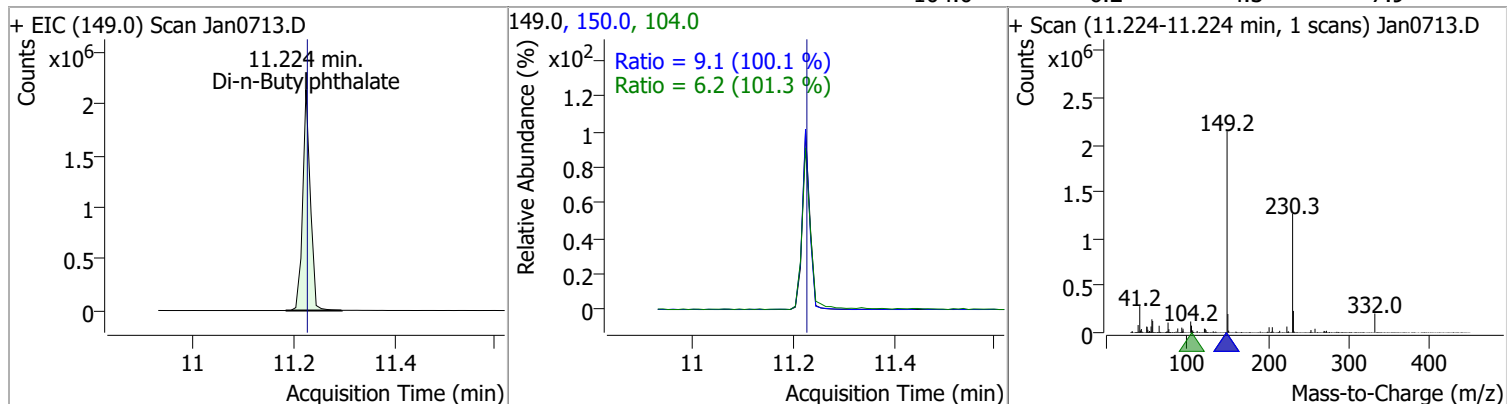
Compound	Conc.	RT	Dev(Min)	Resp.	QIon	QRatio	Lower	Upper
Carbazole	104.0918	10.62	0.00	2228349	139.0	13.6	8.9	16.6



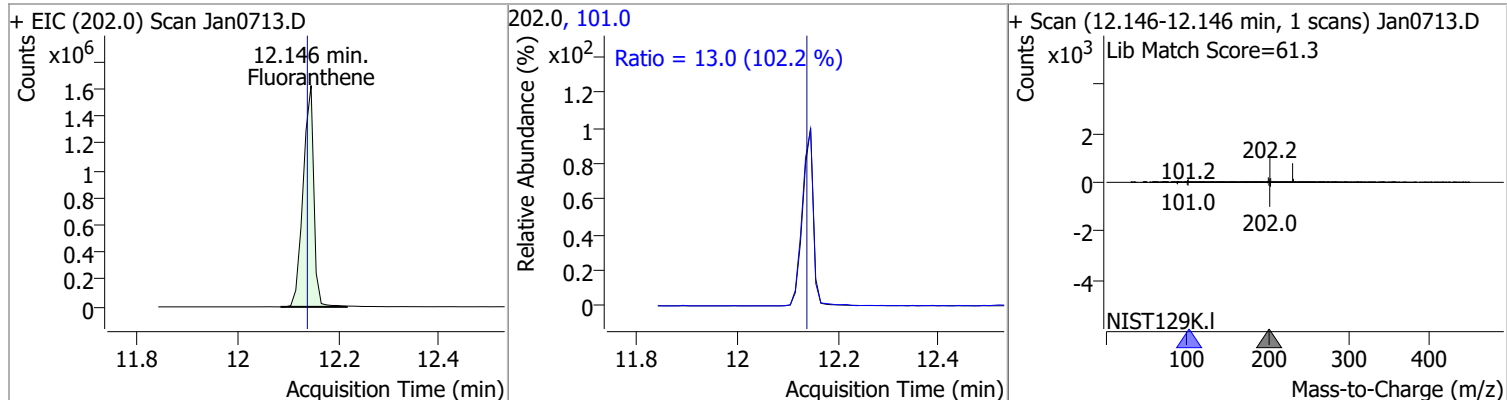
Compound	Conc.	RT	Dev(Min)	Resp.	QIon	QRatio	Lower	Upper
o-Terphenyl	94.5981	10.84	0.00	1223376	229.0	64.2	44.9	83.3
					215.0	36.9	25.6	47.5



Compound	Conc.	RT	Dev(Min)	Resp.	QIon	QRatio	Lower	Upper
Di-n-Butylphthalate	104.4679	11.22	0.00	2249985	150.0	9.1	6.4	11.9
					104.0	6.2	4.3	7.9

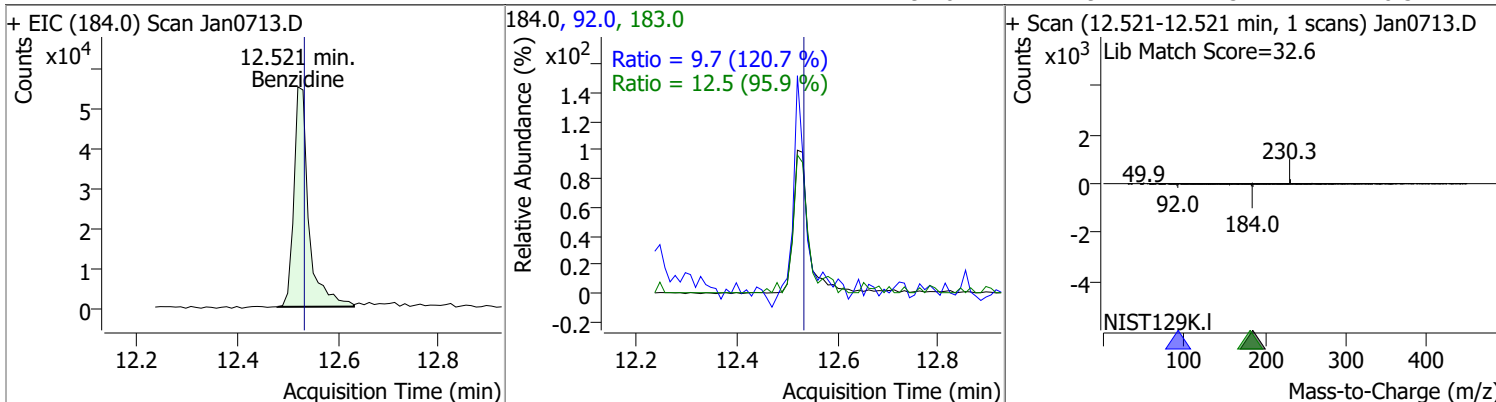


Compound	Conc.	RT	Dev(Min)	Resp.	QIon	QRatio	Lower	Upper
Fluoranthene	101.6082	12.15	0.01	2394074	101.0	13.0	8.9	16.6

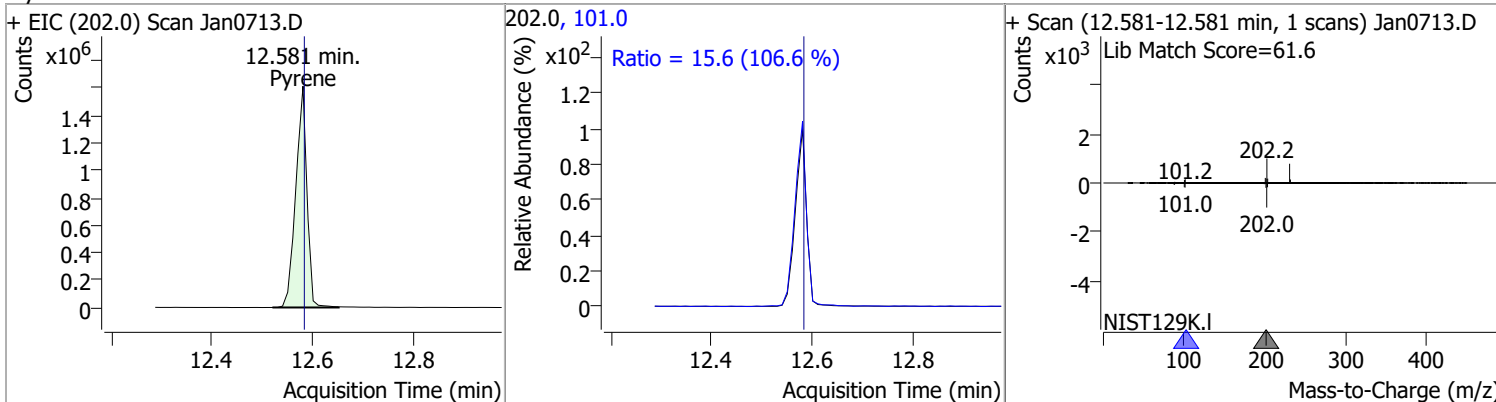


Quantitation Results Report (QT Reviewed)

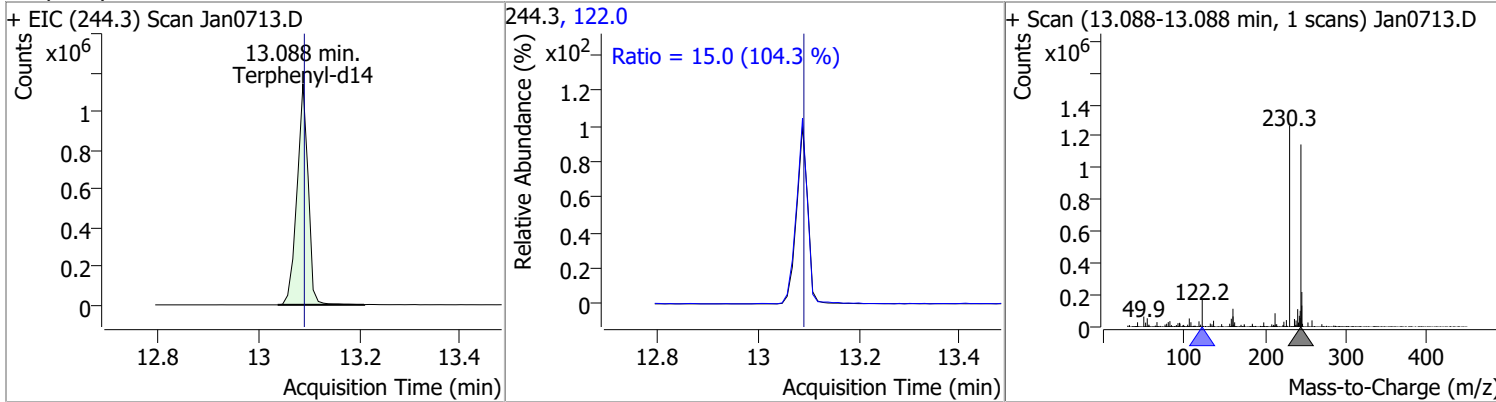
Compound	Conc.	RT	Dev(Min)	Resp.	QIon	QRatio	Lower	Upper
Benzidine	13.8708	12.52	-0.01	113776	183.0	12.5	9.1	17.0
					92.0	9.7	5.7	10.5



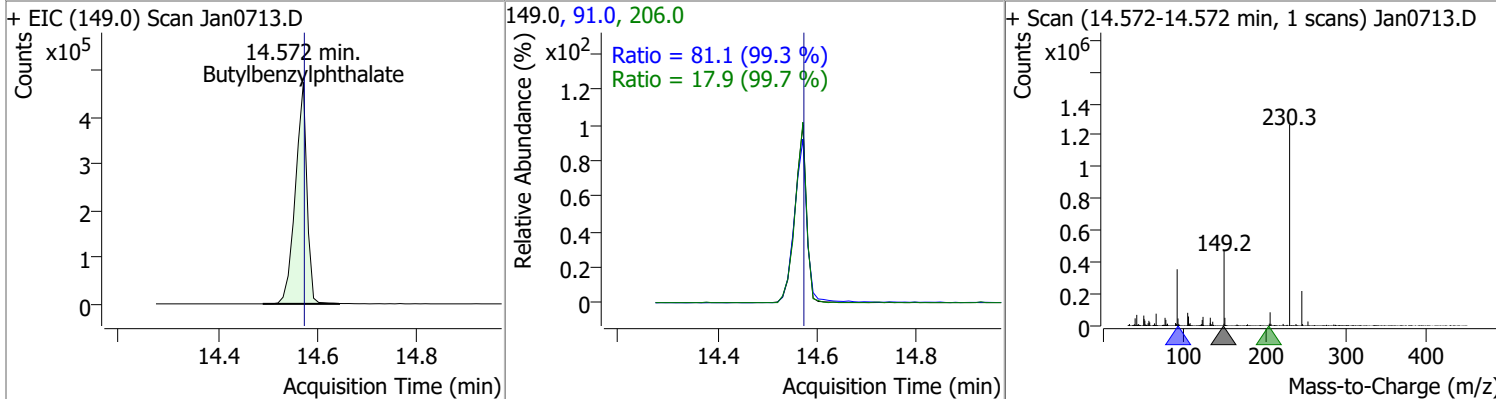
Compound	Conc.	RT	Dev(Min)	Resp.	QIon	QRatio	Lower	Upper
Pyrene	96.4732	12.58	0.00	2488707	101.0	15.6	10.2	19.0



Compound	Conc.	RT	Dev(Min)	Resp.	QIon	QRatio	Lower	Upper
Terphenyl-d14	103.1491	13.09	0.00	1761229	122.0	15.0	10.1	18.7

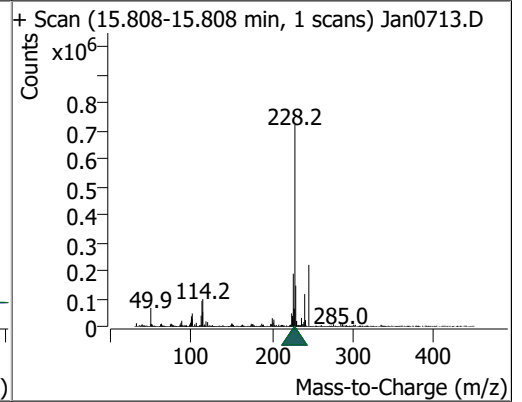
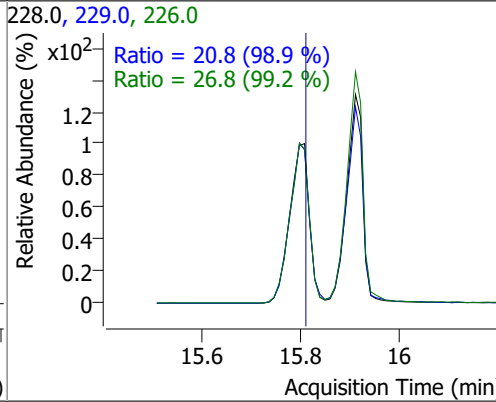
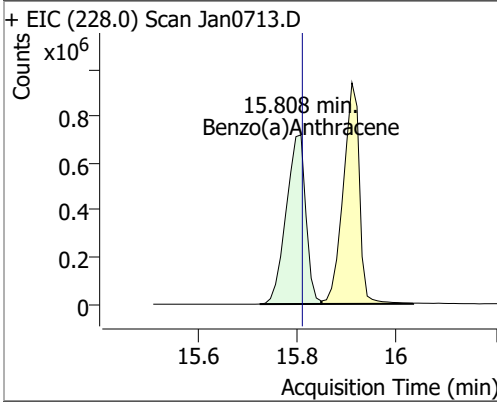


Compound	Conc.	RT	Dev(Min)	Resp.	QIon	QRatio	Lower	Upper
Butylbenzylphthalate	108.2996	14.57	0.01	762155	91.0	81.1	57.2	106.2
					206.0	17.9	12.6	23.3

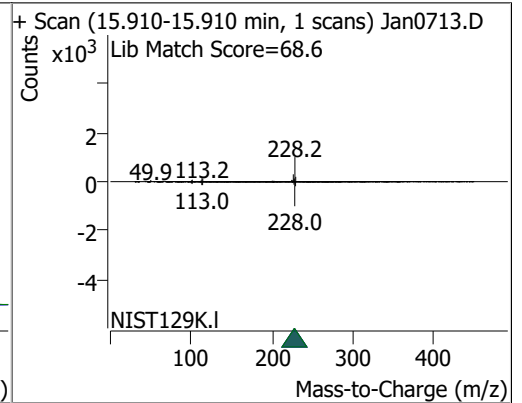
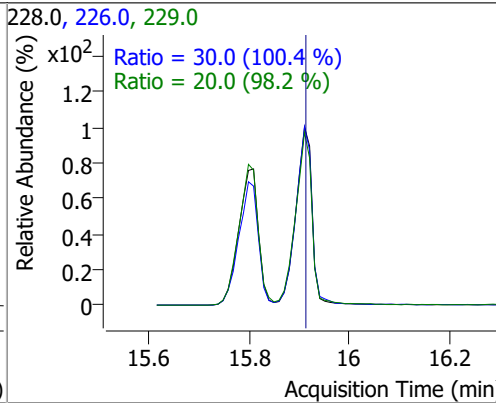
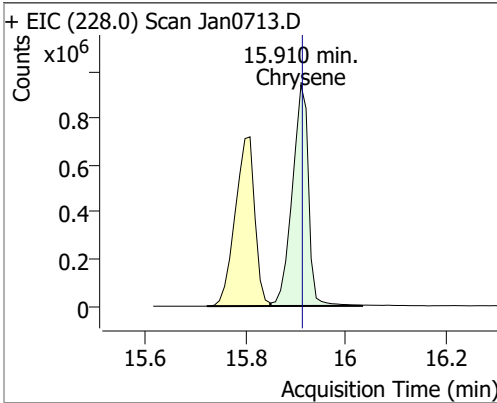


Quantitation Results Report (QT Reviewed)

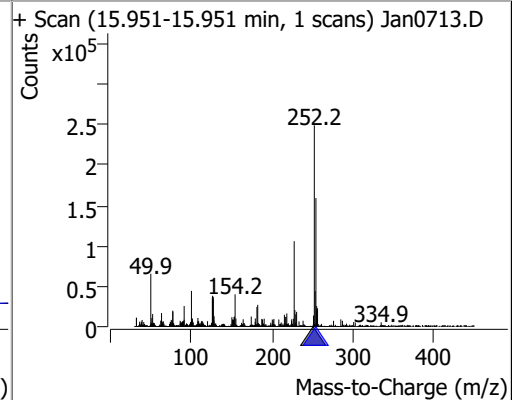
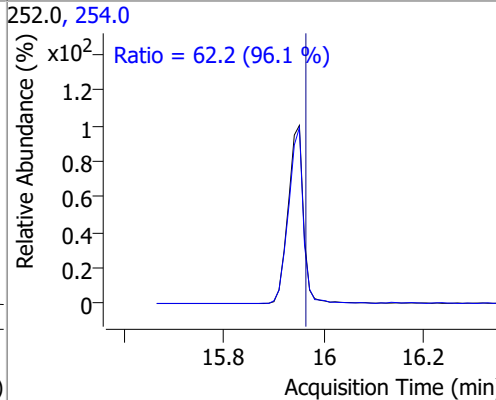
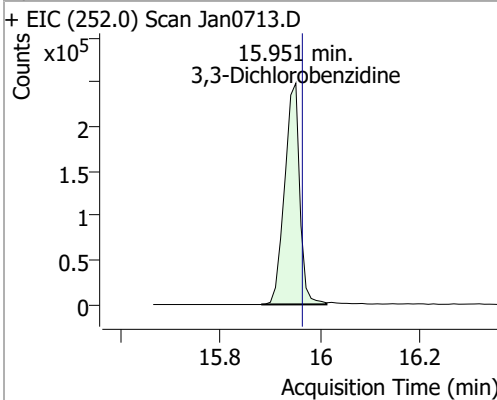
Compound	Conc.	RT	Dev(Min)	Resp.	QIon	QRatio	Lower	Upper
Benzo(a)Anthracene	106.7270	15.81	0.01	1965574	226.0	26.8	18.9	35.2
					229.0	20.8	14.7	27.3



Compound	Conc.	RT	Dev(Min)	Resp.	QIon	QRatio	Lower	Upper
Chrysene	106.7360	15.91	0.01	2129853	226.0	30.0	21.0	38.9
					229.0	20.0	14.3	26.5

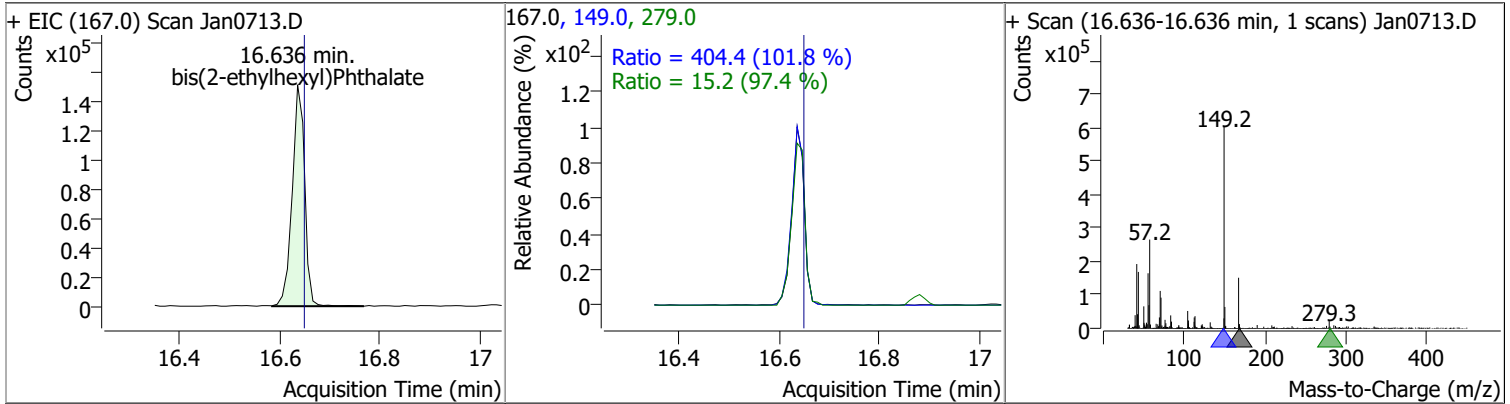


Compound	Conc.	RT	Dev(Min)	Resp.	QIon	QRatio	Lower	Upper
3,3-Dichlorobenzidine	83.0994	15.95	0.00	523507	254.0	62.2	45.3	84.1

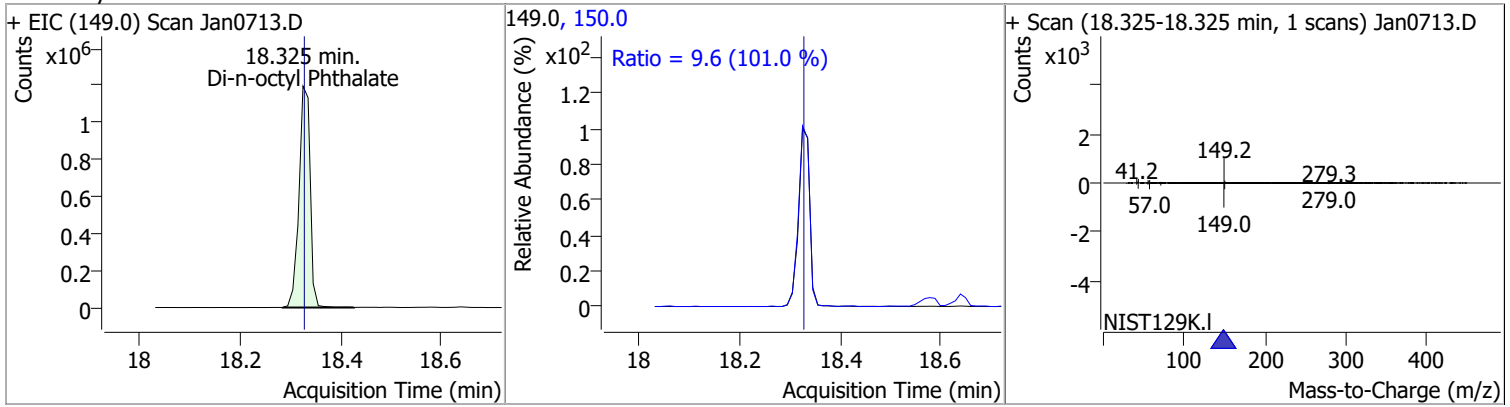


Quantitation Results Report (QT Reviewed)

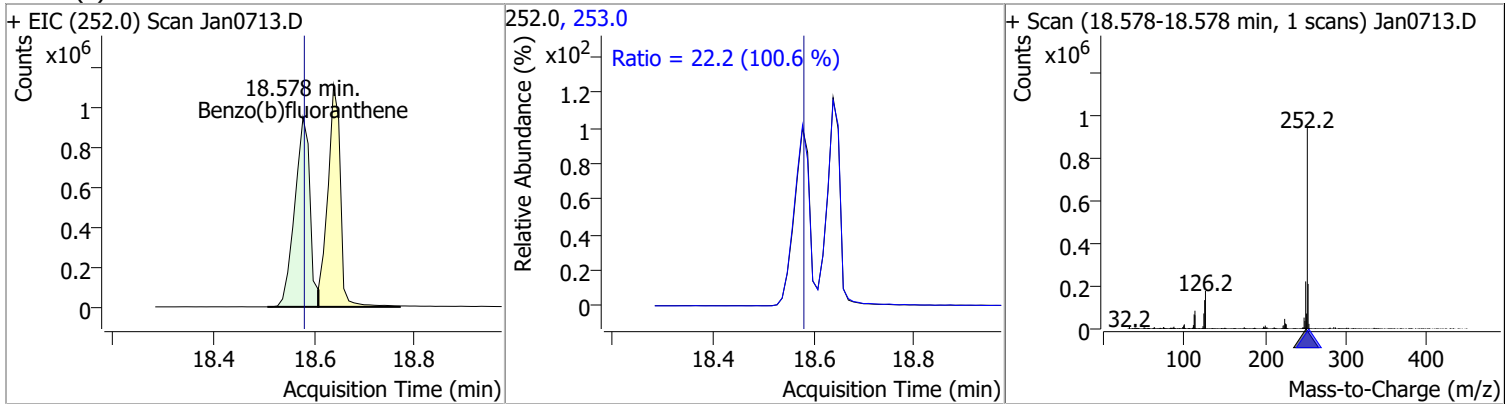
Compound	Conc.	RT	Dev(Min)	Resp.	QIon	QRatio	Lower	Upper
bis(2-ethylhexyl)Phthalate	104.9853	16.64	0.00	262241	149.0	404.4	278.0	516.2
					279.0	15.2	10.9	20.3



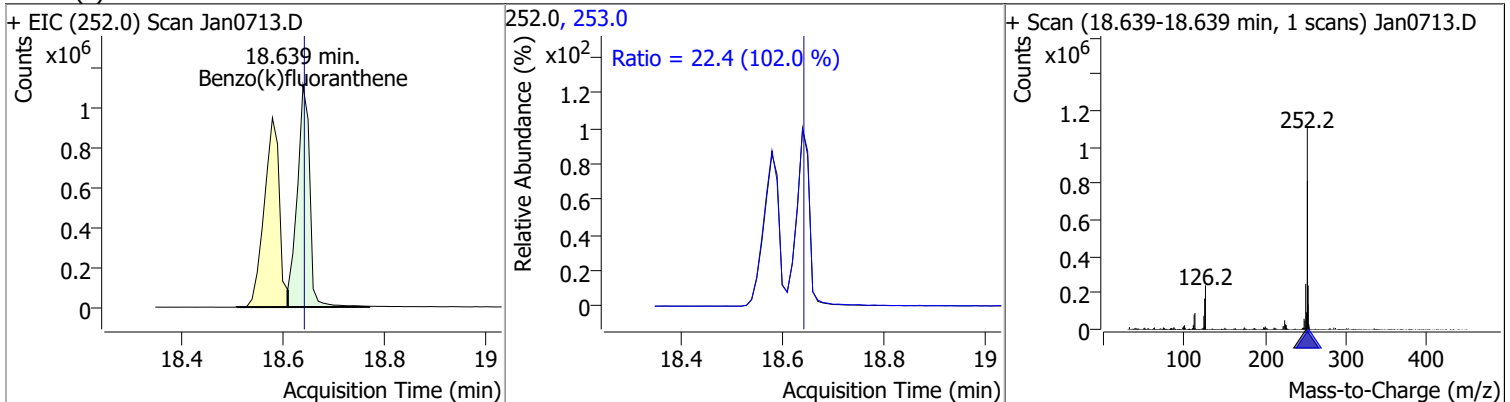
Compound	Conc.	RT	Dev(Min)	Resp.	QIon	QRatio	Lower	Upper
Di-n-octyl Phthalate	104.4971	18.32	0.00	1845850	150.0	9.6	6.7	12.4



Compound	Conc.	RT	Dev(Min)	Resp.	QIon	QRatio	Lower	Upper
Benzo(b)fluoranthene	107.4148	18.58	0.00	1968737	253.0	22.2	15.4	28.6

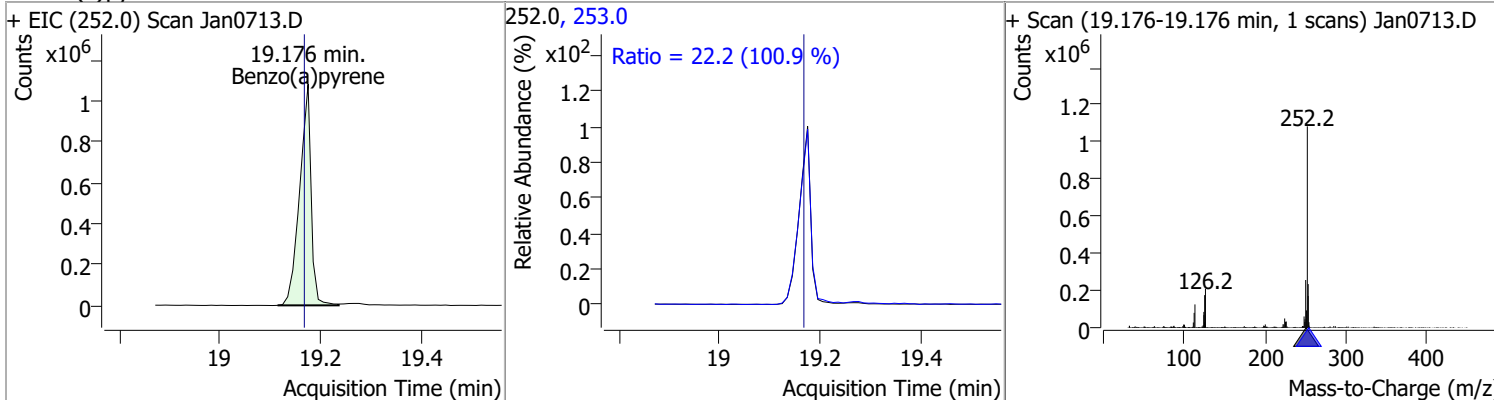


Compound	Conc.	RT	Dev(Min)	Resp.	QIon	QRatio	Lower	Upper
Benzo(k)fluoranthene	101.0433	18.64	0.00	1919998	253.0	22.4	15.3	28.5

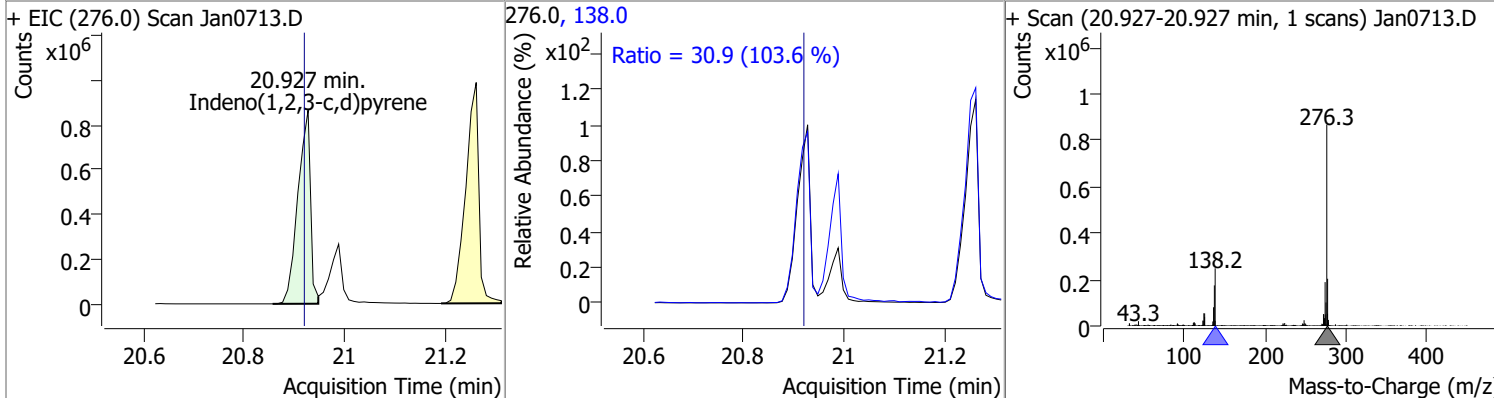


Quantitation Results Report (QT Reviewed)

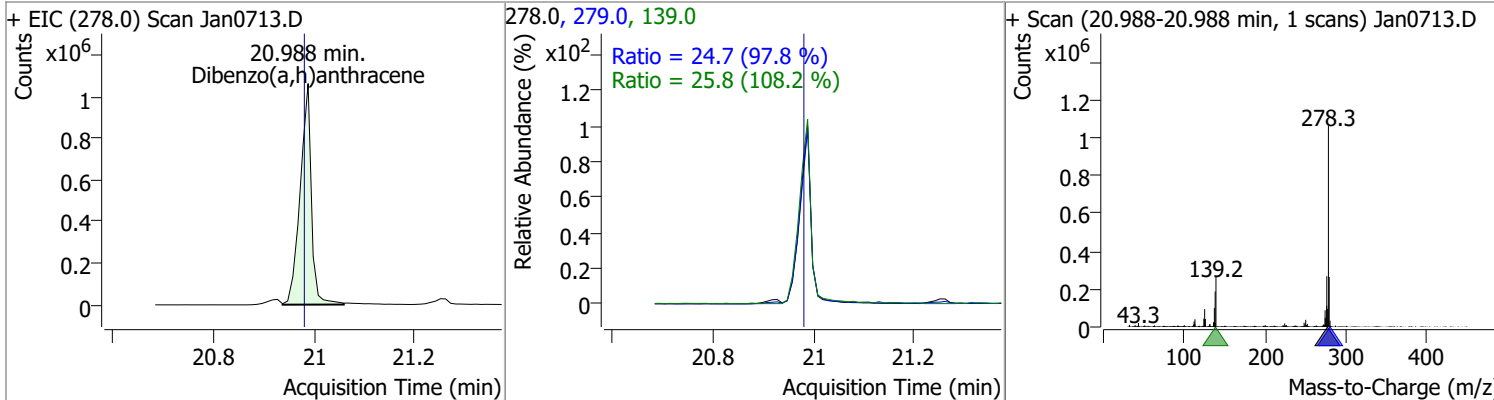
Compound	Conc.	RT	Dev(Min)	Resp.	QIon	QRatio	Lower	Upper
Benzo(a)pyrene	97.0690	19.18	0.01	1709292	253.0	22.2	15.4	28.6



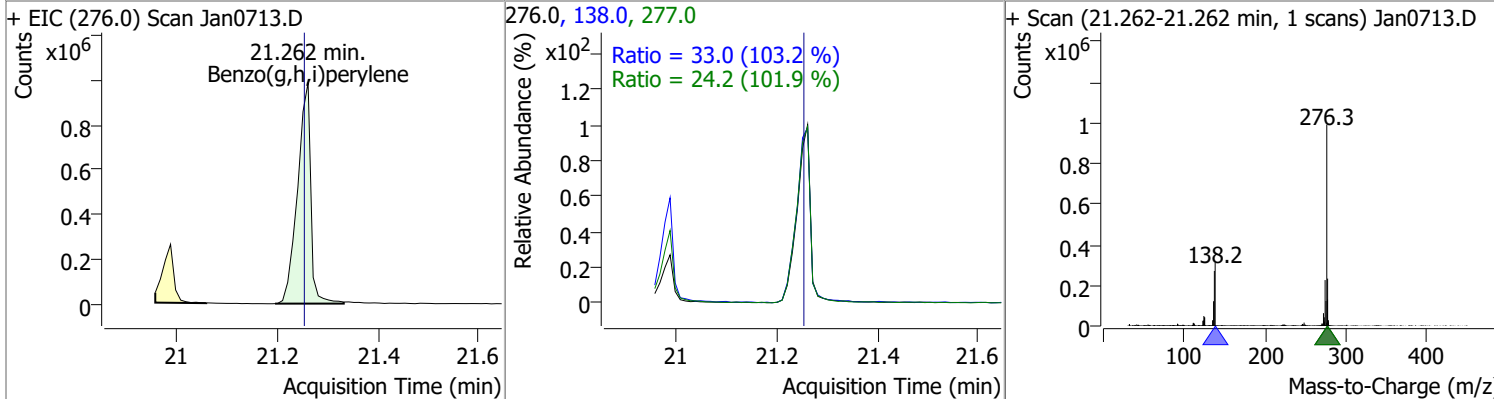
Compound	Conc.	RT	Dev(Min)	Resp.	QIon	QRatio	Lower	Upper
Indeno(1,2,3-c,d)pyrene	100.5554	20.93	0.01	1496888	138.0	30.9	20.9	38.8



Compound	Conc.	RT	Dev(Min)	Resp.	QIon	QRatio	Lower	Upper
Dibenzo(a,h)anthracene	101.8509	20.99	0.01	1643318	279.0	24.7	17.7	32.8
					139.0	25.8	16.7	31.0

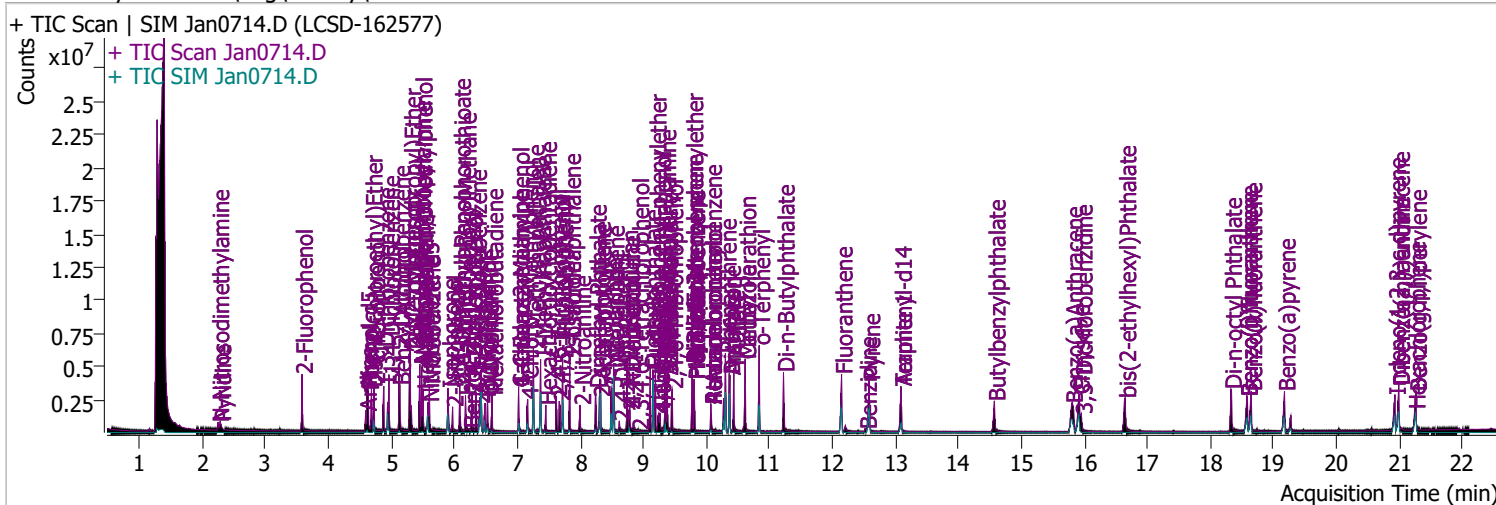


Compound	Conc.	RT	Dev(Min)	Resp.	QIon	QRatio	Lower	Upper
Benzo(g,h,i)perylene	105.0550	21.26	0.01	1804521	138.0	33.0	22.4	41.6
					277.0	24.2	16.6	30.9



Quantitation Results Report (QT Reviewed)

Data File	Jan0714.D	Operator	LIMS import
Acq. Method	BNA+SIM.M	Acq. Date-Time	1/7/2022 7:31:36 PM
Sample Name	LCSD-162577	Instrument	Instrument #1
Vial	14	Multiplier	1.00
DA Method File		Comment	SVOC-8270-W-LARGO
Tune File	dftppdsm.u	Tune Date	1/7/2022 12:13:00 PM
Batch Name	010722 DoD BNA cal 1.batch.bin	Last Calib Update	1/11/2022 8:55:14 AM
Ref Library	D:\Org\Library\NIST129K.I		



Compound	RT	QIon	Resp.	Conc.	Units	Dev(Min)
----------	----	------	-------	-------	-------	----------

Internal Standards

System Monitoring Compounds

S 2-Fluorophenol	3.582	112.0	984948	129.8016	µg/L	0.000
Spiked Amount: 200.000	Range: 10.0 - 75.0%			Recovery = 64.90%		
S Phenol-d5	4.613	99.0	1194865	119.6598	µg/L	-0.010
Spiked Amount: 200.000	Range: 10.0 - 65.0%			Recovery = 59.83%		
S Nitrobenzene-d5	5.583	82.0	485152	88.1030	µg/L	0.000
Spiked Amount: 100.000	Range: 32.0 - 94.0%			Recovery = 88.10%		
S 2-Fluorobiphenyl	7.718	172.0	1422036	87.4208	µg/L	0.000
Spiked Amount: 100.000	Range: 28.0 - 107.0%			Recovery = 87.42%		
S 2,4,6-Tribromophenol	9.458	329.8	327300	209.3854	µg/L	0.010
Spiked Amount: 200.000	Range: 25.0 - 140.0%			Recovery = 104.69%		
S Terphenyl-d14	13.088	244.3	1759687	103.6612	µg/L	0.000
Spiked Amount: 100.000	Range: 32.0 - 122.0%			Recovery = 103.66%		

Target Compounds

Target Compound	RT	QIon	Resp.	Conc.	Units	QValue
T N-Nitrosodimethylamine	2.254	74.0	148781	46.1270	µg/L	99
T Pyridine	2.285	79.0	277509	39.5916	µg/L	97
T Aniline	4.593	93.0	488747	36.3101	µg/L	m 95
T Phenol	4.634	94.0	733511	67.8686	µg/L	85
T bis(-2-Chloroethyl)Ether	4.685	63.0	797433	95.6460	µg/L	m 100
T 2-Chlorophenol	4.726	128.0	823920	92.8082	µg/L	100
T 1,3-Dichlorobenzene	4.879	146.0	845649	71.1515	µg/L	98
T 1,4-Dichlorobenzene	4.960	146.0	853635	71.4647	µg/L	99
T 1,2-Dichlorobenzene	5.124	146.0	879070	74.6413	µg/L	99
T Benzyl Alcohol	5.134	108.0	384421	75.1180	µg/L	97
T bis(2-chloroisopropyl)Ether	5.297	121.0	240864	75.3021	µg/L	97
T 2-Methylphenol	5.297	107.0	725309	91.0155	µg/L	93
T N-nitroso-Di-n-propylamine	5.451	70.0	623893	115.8502	µg/L	m 97
T 4Methylphenol/3Methylphenol	5.481	107.0	988584	91.7399	µg/L	m 98
T Hexachloroethane	5.502	117.0	231092	68.0484	µg/L	99

Quantitation Results Report (QT Reviewed)

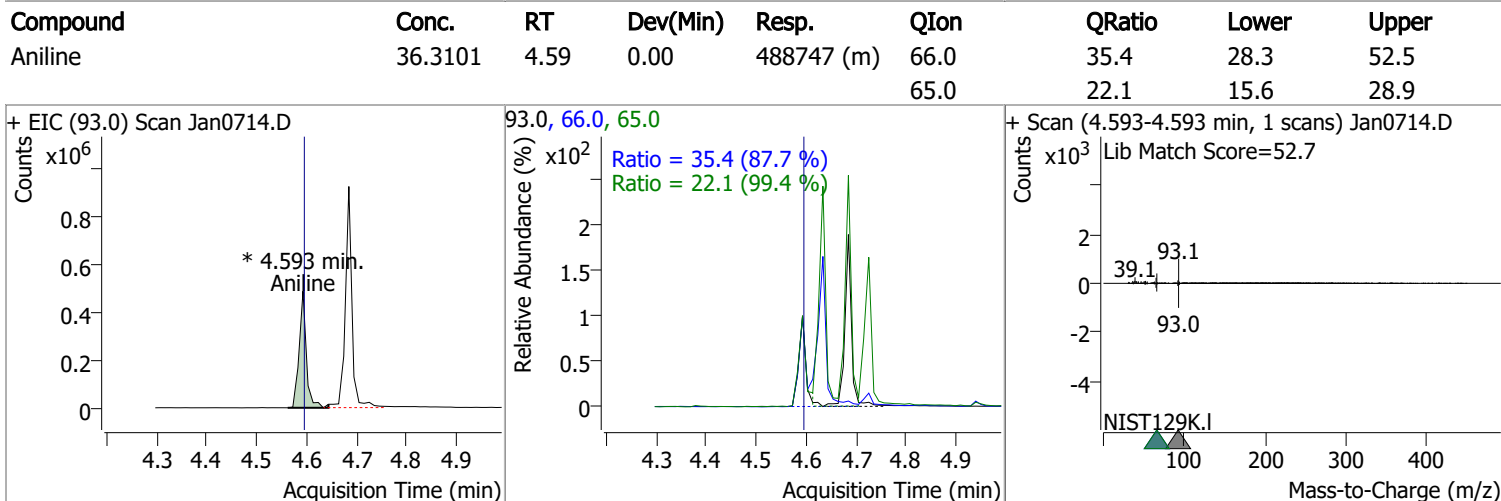
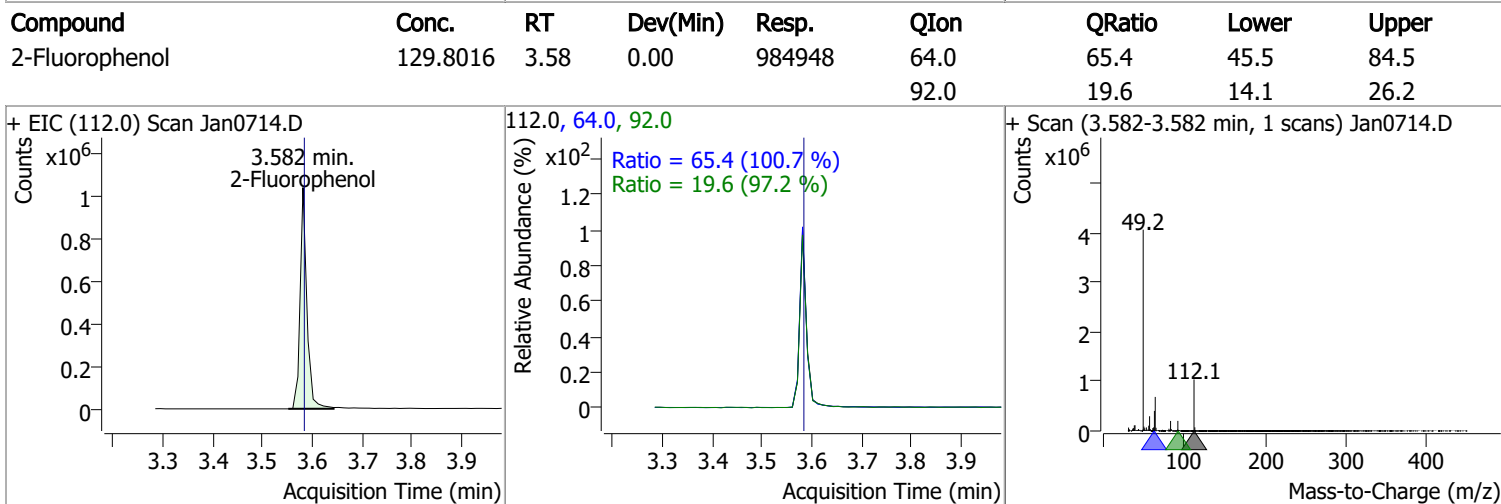
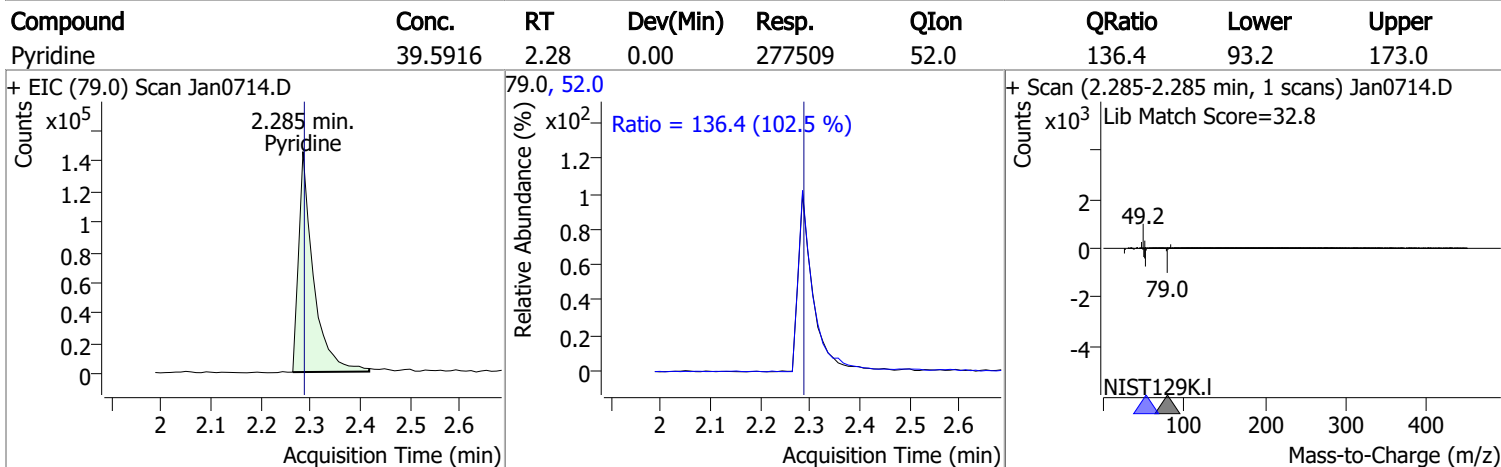
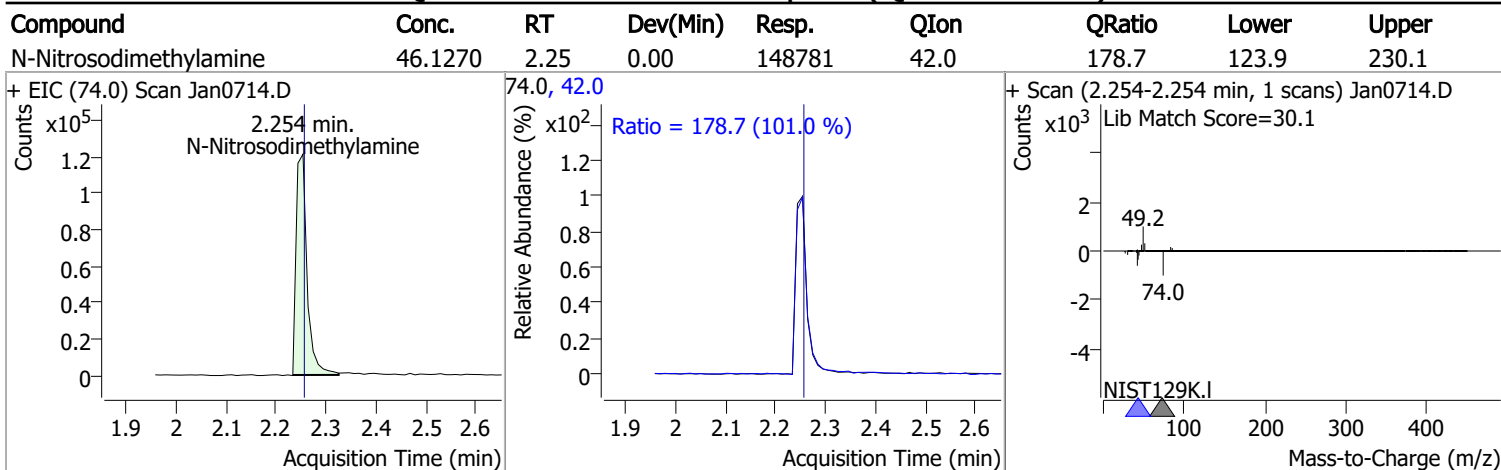
Compound	RT	QIon	Resp.	Conc.	Units	Dev(Min)
T Nitrobenzene	5.604	123.1	287545	101.3942	µg/L	92
T Isophorone	5.900	82.0	1251220	97.0052	µg/L	99
T 2-Nitrophenol	5.972	139.0	236694	101.7903	µg/L	96
T 2,4-Dimethylphenol	6.085	122.0	584505	87.7041	µg/L	94
T bis(-2-Chloroethoxy)Methane	6.177	93.0	733303	95.7299	µg/L	99
T Benzoic Acid	6.239	105.0	106477	33.4704	µg/L	94
T 2,4-Dichlorophenol	6.280	162.0	577574	96.0089	µg/L	99
T 1,2,4-Trichlorobenzene	6.341	180.0	562863	74.2262	µg/L	97
T Naphthalene	6.424	128.0	1851189	83.7925	µg/L	99
T 4-Chlorophenol	6.485	130.0	183896	89.3625	µg/L	m 86
T p-Chloroaniline	6.526	127.0	666745	77.6593	µg/L	97
T Hexachlorobutadiene	6.598	224.9	301310	72.9798	µg/L	98
T 4-Chloro-2-Methylphenol	7.019	107.0	497599	89.7770	µg/L	100
T 4-Chloro-3-Methylphenol	7.163	107.0	581313	99.3003	µg/L	99
T 2-Methylnaphthalene	7.255	141.0	1295296	97.0334	µg/L	99
T 1-Methylnaphthalene	7.368	141.0	1146022	87.3820	µg/L	m 100
T Hexachlorocyclopentadiene	7.451	236.9	217726	84.9849	µg/L	99
T 2,4,6-Trichlorophenol	7.615	196.0	364123	98.1724	µg/L	99
T 2,4,5-Trichlorophenol	7.666	196.0	449272	109.5154	µg/L	100
T 2-Chloronaphthalene	7.831	162.0	1440393	105.2932	µg/L	99
T 2-Nitroaniline	7.995	65.0	291459	120.1119	µg/L	99
T Dimethyl Phthalate	8.241	163.0	1537862	111.2295	µg/L	98
T 2,6-Dinitrotoluene	8.302	165.0	218209	119.1953	µg/L	93
T Acenaphthylene	8.323	152.1	2206924	98.4963	µg/L	100
T 3-Nitroaniline	8.497	138.0	199649	97.2328	µg/L	97
T Acenaphthene	8.527	154.0	1384854	109.7746	µg/L	m 99
T 2,4-Dinitrophenol	8.619	184.0	91763	90.1333	µg/L	94
T Dibenzofuran	8.742	168.0	2027718	101.5589	µg/L	93
T 2,4-Dinitrotoluene	8.773	165.0	272047	107.7366	µg/L	92
T 4-Nitrophenol	8.783	109.0	101520	51.6868	µg/L	88
T Diethylphthalate	9.110	149.0	1810899	117.8199	µg/L	99
T Fluorene	9.151	166.0	1643294	100.1095	µg/L	98
T 4-Chlorophenyl-phenylether	9.192	204.0	816574	107.9421	µg/L	98
T 4-Nitroaniline	9.243	138.0	221629	102.4566	µg/L	91
T 4,6-Dinitro-2-methylphenol	9.264	198.0	140216	92.4866	µg/L	95
T N-nitrosodiphenylamine	9.346	169.0	1214759	111.3272	µg/L	99
T Azobenzene	9.376	77.0	1304068	99.8092	µg/L	99
T 4-Bromophenyl-phenylether	9.775	248.0	483269	106.6662	µg/L	97
T Hexachlorobenzene	9.806	283.9	436315	95.6474	µg/L	98
T Pentachlorophenol	10.069	265.9	244740	111.5420	µg/L	98
T Phenanthrene	10.302	178.0	2327190	103.2772	µg/L	100
T Anthracene	10.373	178.0	2376251	107.8538	µg/L	100
T Triallate	10.434	86.0	505664	103.1824	µg/L	99
T Carbazole	10.616	167.0	2307875	108.4367	µg/L	98
T o-Terphenyl	10.839	230.0	1250069	97.2271	µg/L	97
T Di-n-Butylphthalate	11.224	149.0	2393081	110.3752	µg/L	100
T Fluoranthene	12.146	202.0	2447554	104.4850	µg/L	98
T Benzidine	12.531	184.0	170495	20.1762	µg/L	100
T Pyrene	12.581	202.0	2614013	101.9228	µg/L	97
T Butylbenzylphthalate	14.572	149.0	824117	115.5032	µg/L	98
T Benzo(a)Anthracene	15.798	228.0	2076657	112.3225	µg/L	99
T Chrysene	15.910	228.0	2222976	111.1698	µg/L	99
T 3,3-Dichlorobenzidine	15.951	252.0	541457	85.4267	µg/L	100
T bis(2-ethylhexyl)Phthalate	16.646	167.0	289739	113.9794	µg/L	96
T Di-n-octyl Phthalate	18.325	149.0	2012945	111.6555	µg/L	99

Quantitation Results Report (QT Reviewed)

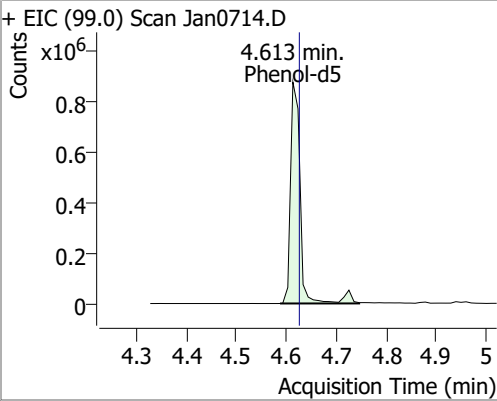
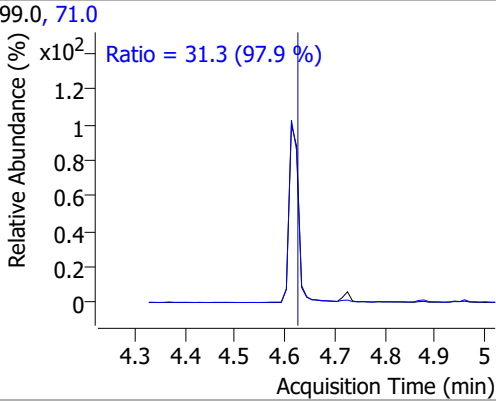
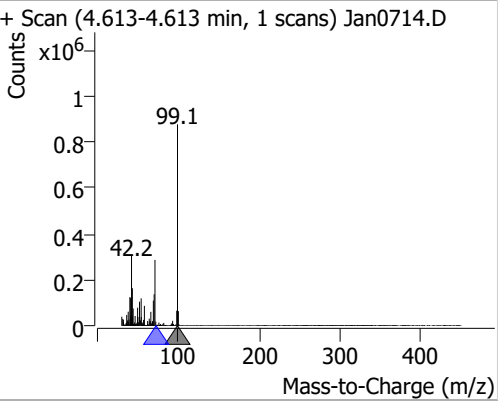
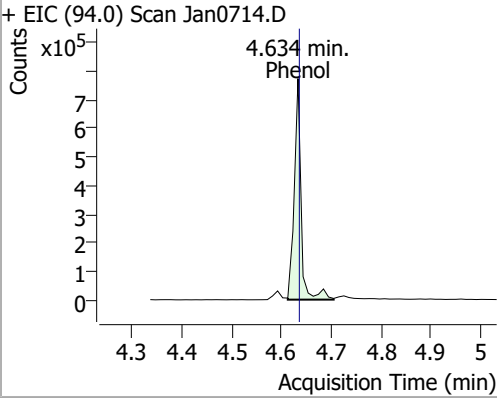
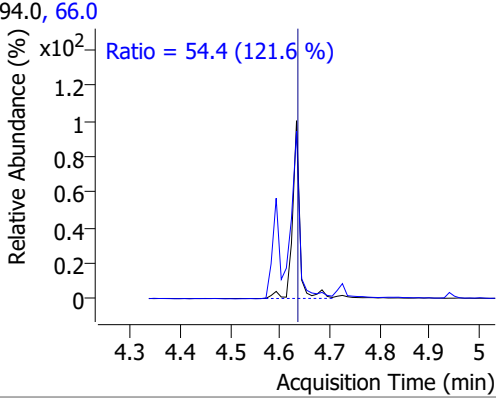
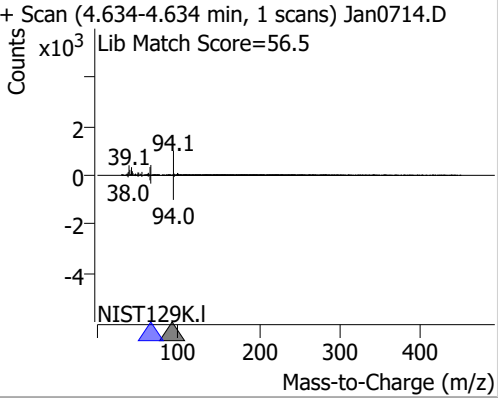
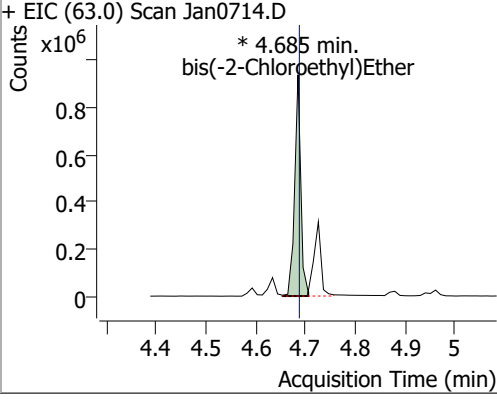
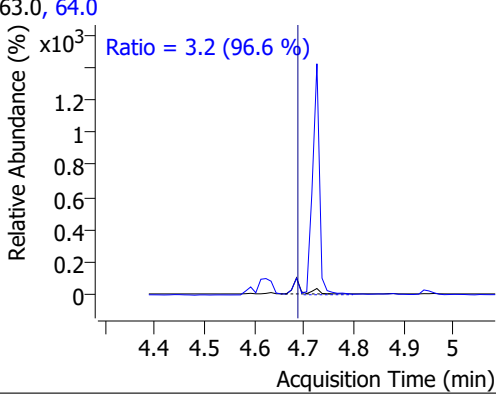
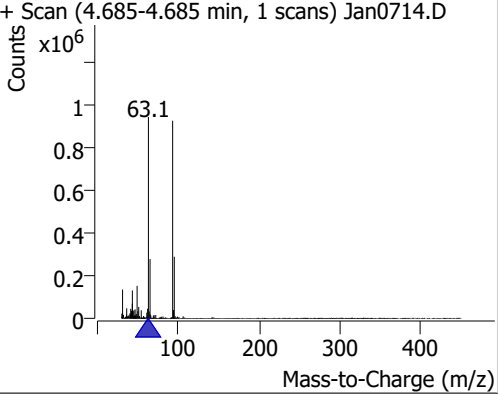
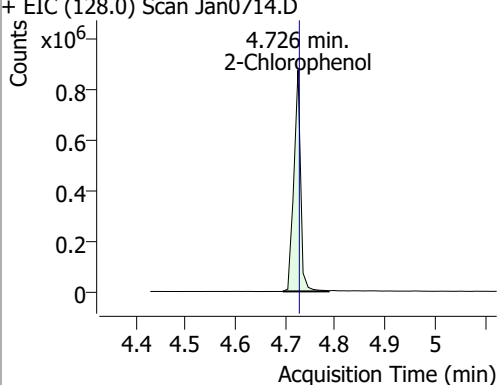
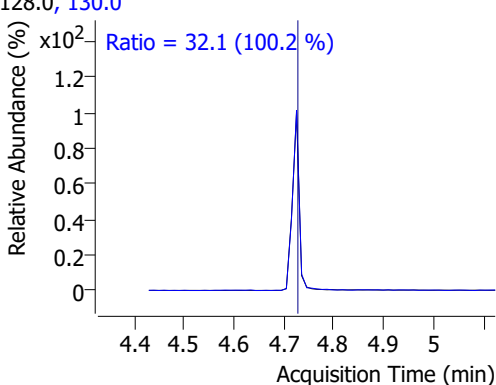
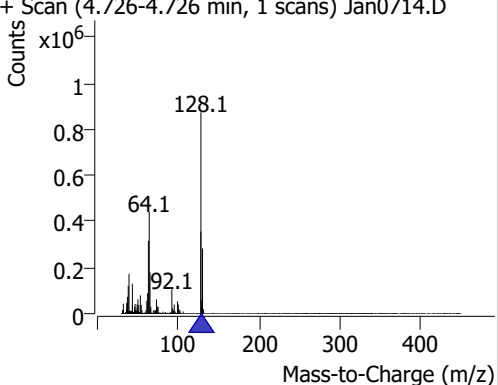
Compound	RT	QIon	Resp.	Conc.	Units	Dev(Min)
T Benzo(b)fluoranthene	18.578	252.0	2009579	108.4891	µg/L	100
T Benzo(k)fluoranthene	18.649	252.0	1952551	101.6749	µg/L	99
T Benzo(a)pyrene	19.175	252.0	1821868	102.1018	µg/L	99
T Indeno(1,2,3-c,d)pyrene	20.927	276.0	1551995	103.0188	µg/L	99
T Dibenzo(a,h)anthracene	20.988	278.0	1717584	105.1118	µg/L	97
T Benzo(g,h,i)perylene	21.261	276.0	1835275	105.7208	µg/L	98

(#) = Qualifier Out of Range; (m) = Manual Integration; (+) = Area Summed; (*) = Surrogate Percent Recovery Out of Range; (d): Zeroed Peak

Quantitation Results Report (QT Reviewed)

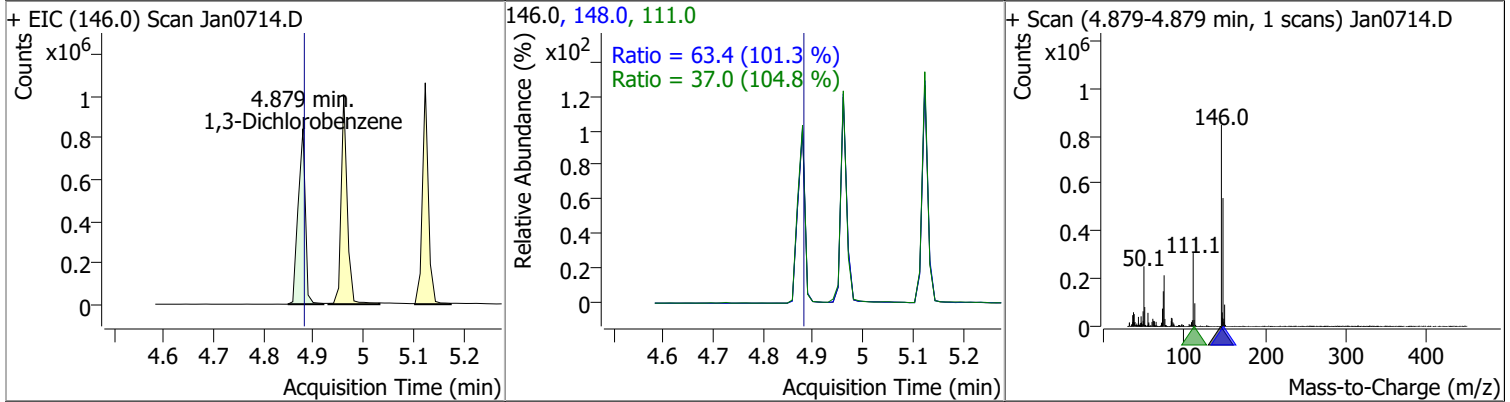


Quantitation Results Report (QT Reviewed)

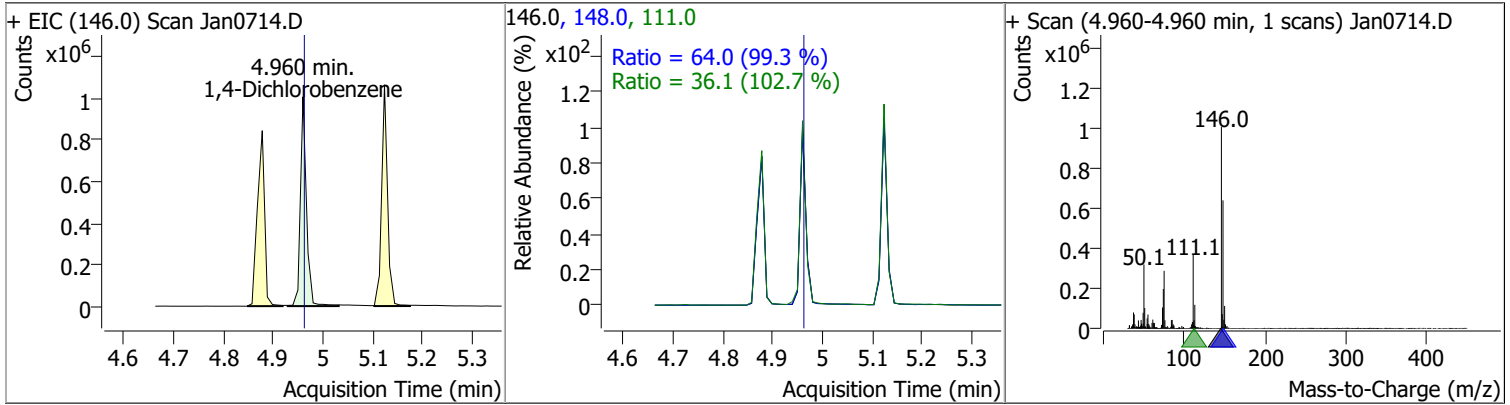
Compound	Conc.	RT	Dev(Min)	Resp.	QIon	QRatio	Lower	Upper
Phenol-d5	119.6598	4.61	-0.01	1194865	71.0	31.3	22.3	41.5
+ EIC (99.0) Scan Jan0714.D			99.0, 71.0			+ Scan (4.613-4.613 min, 1 scans) Jan0714.D		
		Ratio = 31.3 (97.9 %)						
Phenol	67.8686	4.63	0.00	733511	66.0	54.4	31.3	58.2
+ EIC (94.0) Scan Jan0714.D			94.0, 66.0			+ Scan (4.634-4.634 min, 1 scans) Jan0714.D		
		Ratio = 54.4 (121.6 %)						
				Lib Match Score=56.5				
bis(-2-Chloroethyl)Ether	95.6460	4.68	0.00	797433 (m)	64.0	3.2	2.3	4.3
+ EIC (63.0) Scan Jan0714.D			63.0, 64.0			+ Scan (4.685-4.685 min, 1 scans) Jan0714.D		
		Ratio = 3.2 (96.6 %)						
2-Chlorophenol	92.8082	4.73	0.00	823920	130.0	32.1	22.4	41.6
+ EIC (128.0) Scan Jan0714.D			128.0, 130.0			+ Scan (4.726-4.726 min, 1 scans) Jan0714.D		
		Ratio = 32.1 (100.2 %)						

Quantitation Results Report (QT Reviewed)

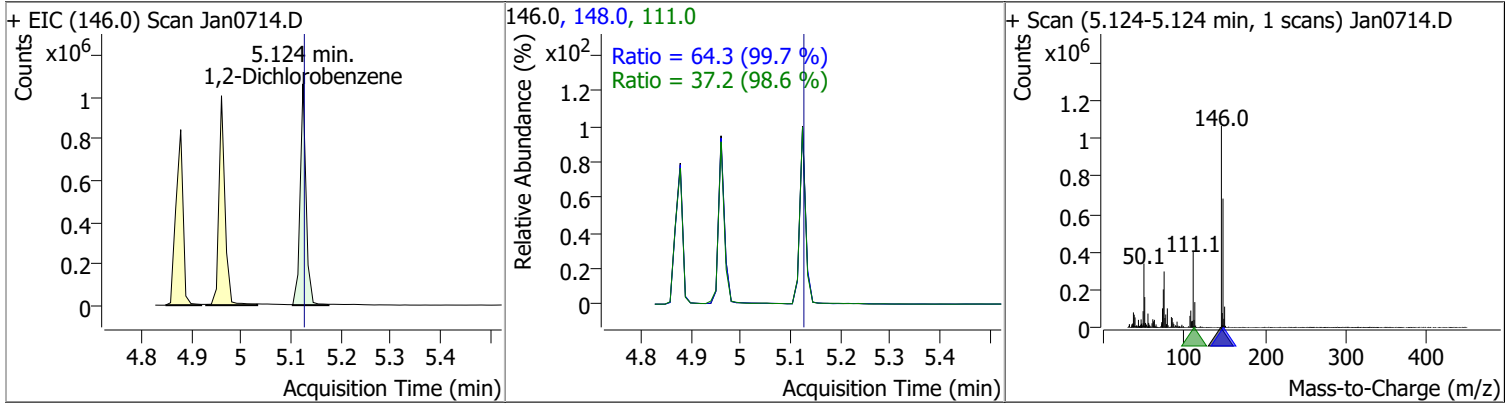
Compound	Conc.	RT	Dev(Min)	Resp.	QIon	QRatio	Lower	Upper
1,3-Dichlorobenzene	71.1515	4.88	0.00	845649	148.0	63.4	43.8	81.3
					111.0	37.0	24.8	46.0



Compound	Conc.	RT	Dev(Min)	Resp.	QIon	QRatio	Lower	Upper
1,4-Dichlorobenzene	71.4647	4.96	0.00	853635	148.0	64.0	45.1	83.8
					111.0	36.1	24.6	45.7

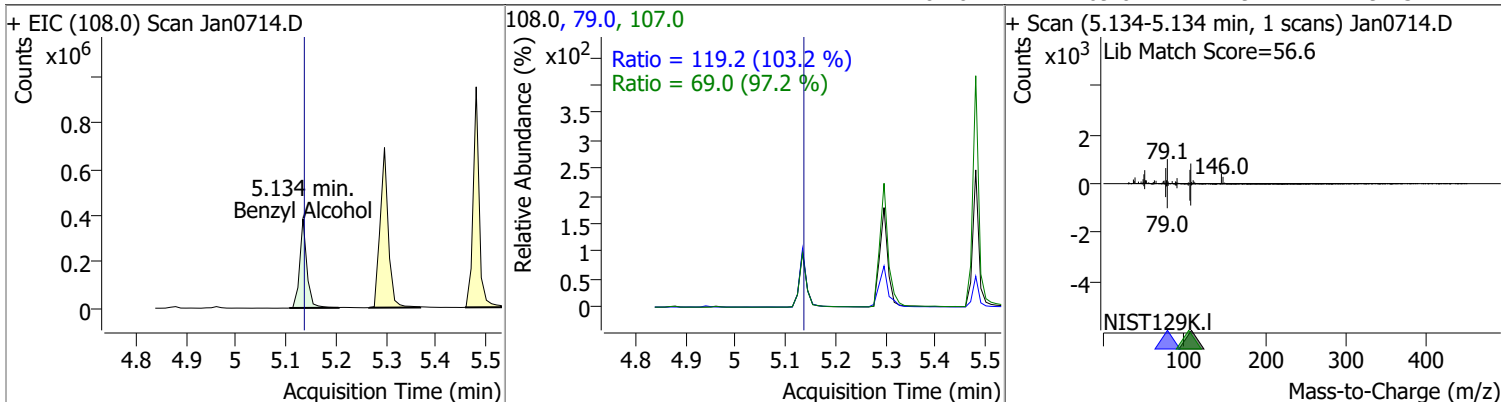


Compound	Conc.	RT	Dev(Min)	Resp.	QIon	QRatio	Lower	Upper
1,2-Dichlorobenzene	74.6413	5.12	0.00	879070	148.0	64.3	45.1	83.8
					111.0	37.2	26.4	49.1

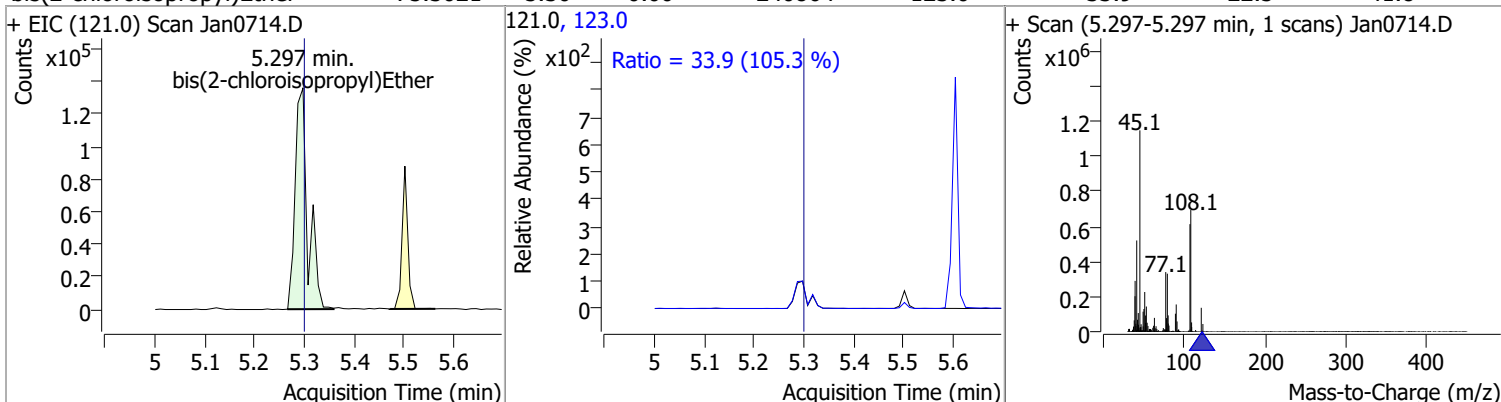


Quantitation Results Report (QT Reviewed)

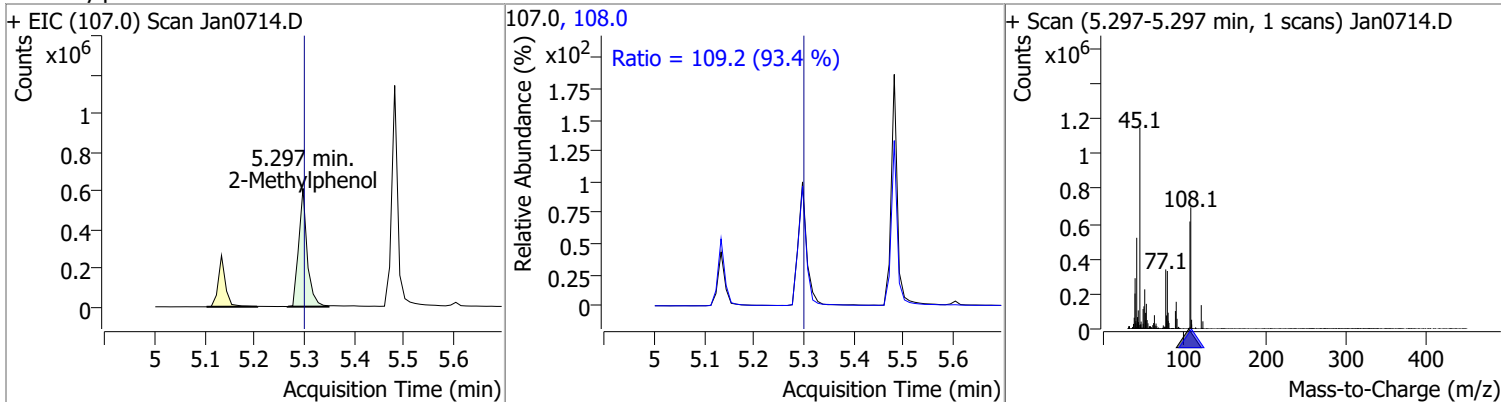
Compound	Conc.	RT	Dev(Min)	Resp.	QIon	QRatio	Lower	Upper
Benzyl Alcohol	75.1180	5.13	0.00	384421	79.0	119.2	80.8	150.1
					107.0	69.0	49.7	92.3



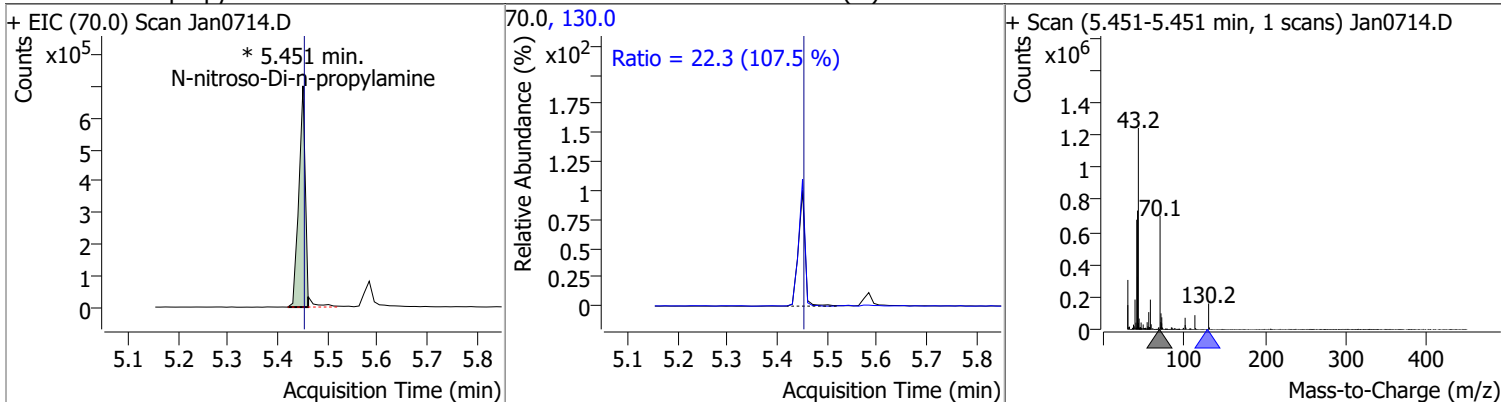
Compound	Conc.	RT	Dev(Min)	Resp.	QIon	QRatio	Lower	Upper
bis(2-chloroisopropyl)Ether	75.3021	5.30	0.00	240864	123.0	33.9	22.5	41.8



Compound	Conc.	RT	Dev(Min)	Resp.	QIon	QRatio	Lower	Upper
2-Methylphenol	91.0155	5.30	0.00	725309	108.0	109.2	81.8	152.0

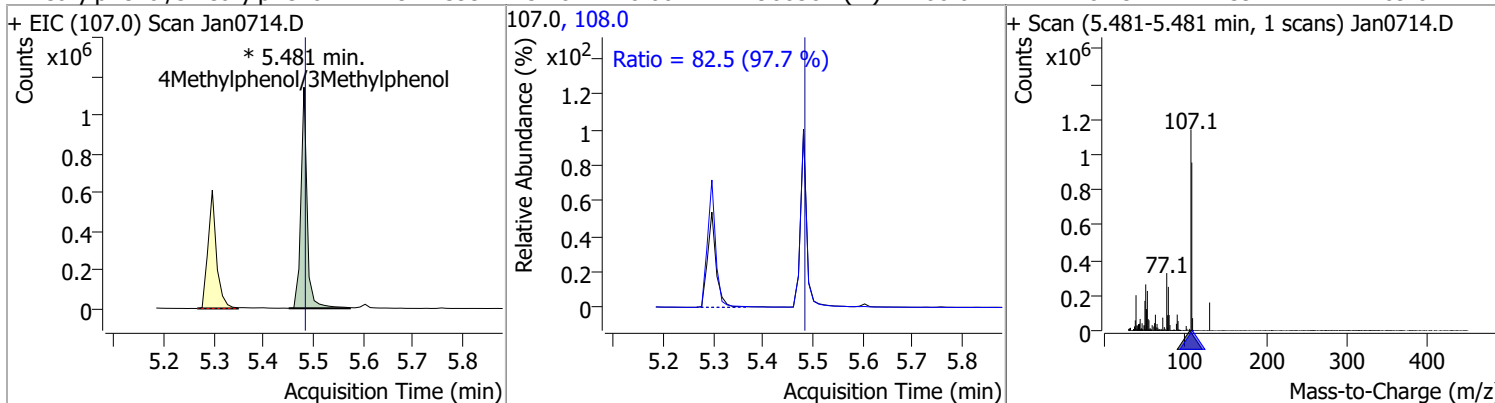


Compound	Conc.	RT	Dev(Min)	Resp.	QIon	QRatio	Lower	Upper
N-nitroso-Di-n-propylamine	115.8502	5.45	0.00	623893 (m)	130.0	22.3	0.0	41.5

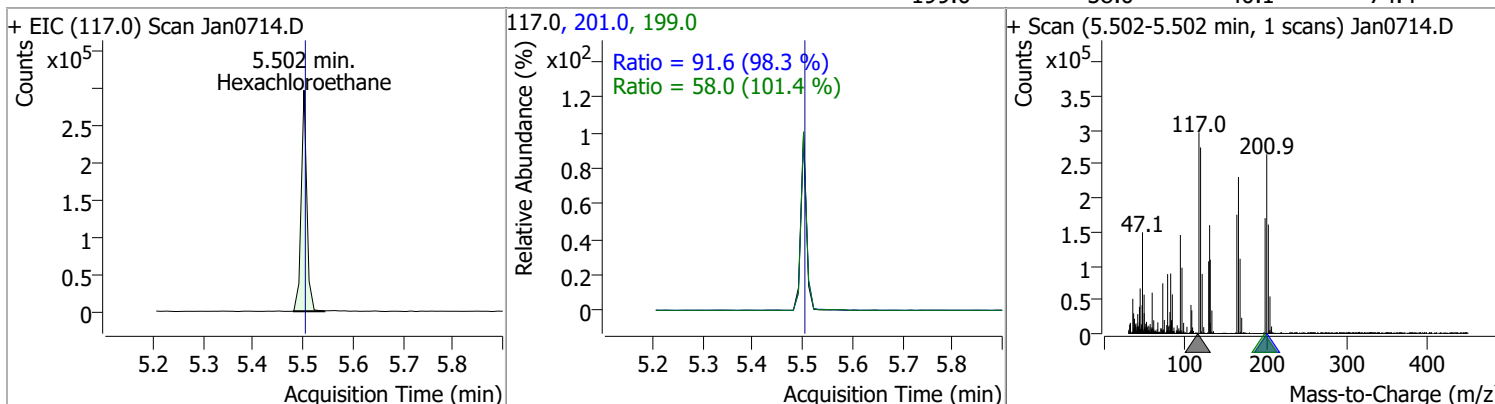


Quantitation Results Report (QT Reviewed)

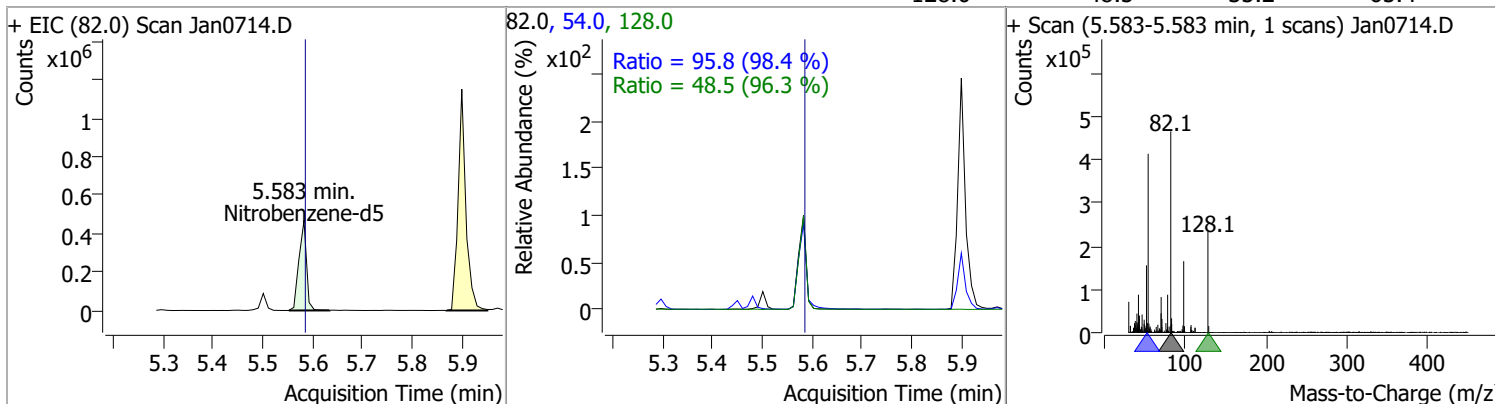
Compound	Conc.	RT	Dev(Min)	Resp.	QIon	QRatio	Lower	Upper
4Methylphenol/3Methylphenol	91.7399	5.48	0.00	988584 (m)	108.0	82.5	59.1	109.8



Compound	Conc.	RT	Dev(Min)	Resp.	QIon	QRatio	Lower	Upper
Hexachloroethane	68.0484	5.50	0.00	231092	201.0	91.6	65.2	121.2
					199.0	58.0	40.1	74.4

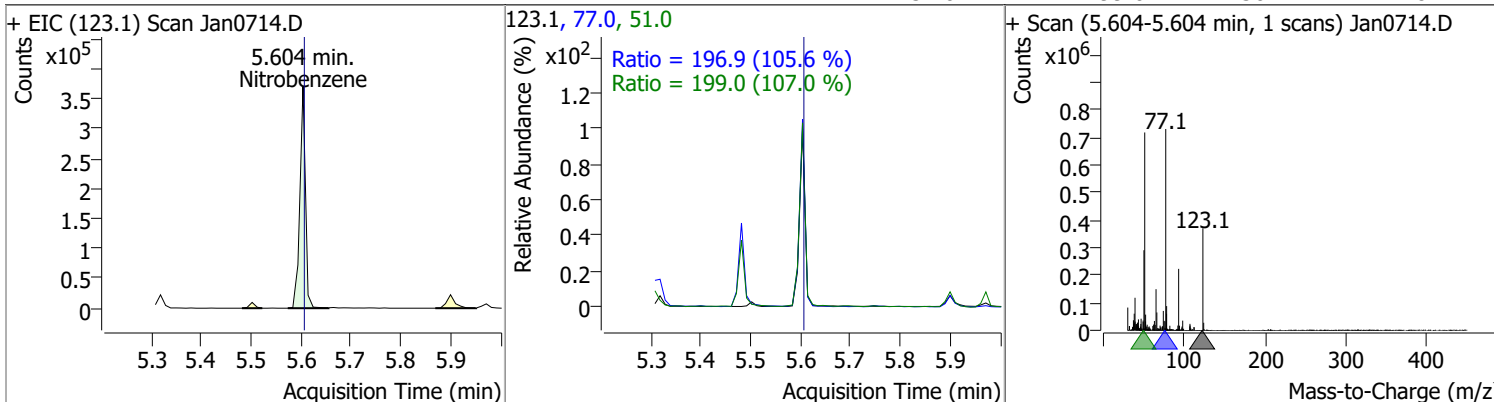


Compound	Conc.	RT	Dev(Min)	Resp.	QIon	QRatio	Lower	Upper
Nitrobenzene-d5	88.1030	5.58	0.00	485152	54.0	95.8	68.2	126.6
					128.0	48.5	35.2	65.4

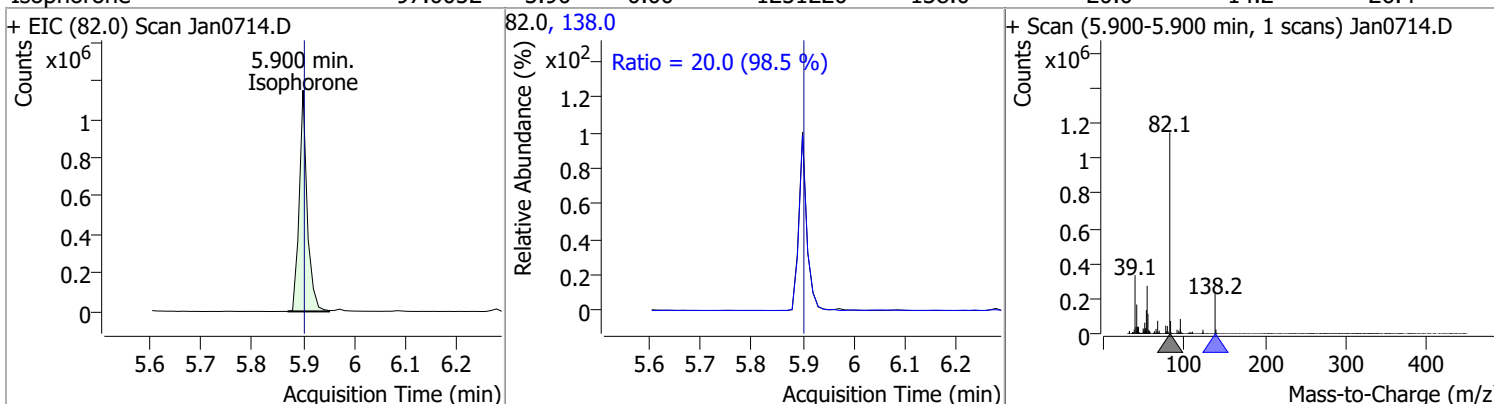


Quantitation Results Report (QT Reviewed)

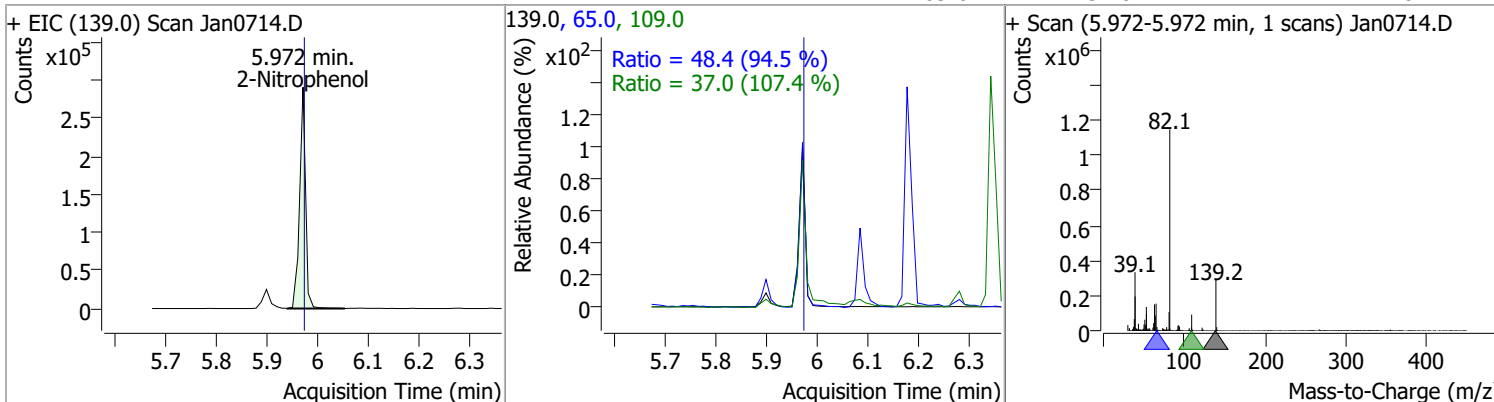
Compound	Conc.	RT	Dev(Min)	Resp.	QIon	QRatio	Lower	Upper
Nitrobenzene	101.3942	5.60	0.00	287545	77.0	196.9	130.5	242.3
					51.0	199.0	130.2	241.8



Compound	Conc.	RT	Dev(Min)	Resp.	QIon	QRatio	Lower	Upper
Isophorone	97.0052	5.90	0.00	1251220	138.0	20.0	14.2	26.4

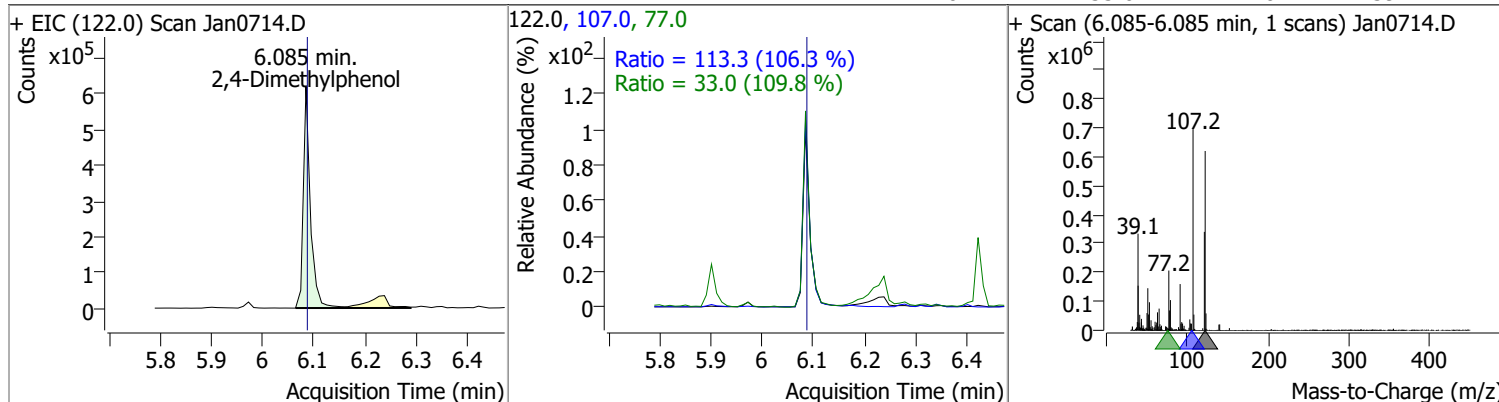


Compound	Conc.	RT	Dev(Min)	Resp.	QIon	QRatio	Lower	Upper
2-Nitrophenol	101.7903	5.97	0.00	236694	65.0	48.4	35.9	66.6
					109.0	37.0	24.1	44.8

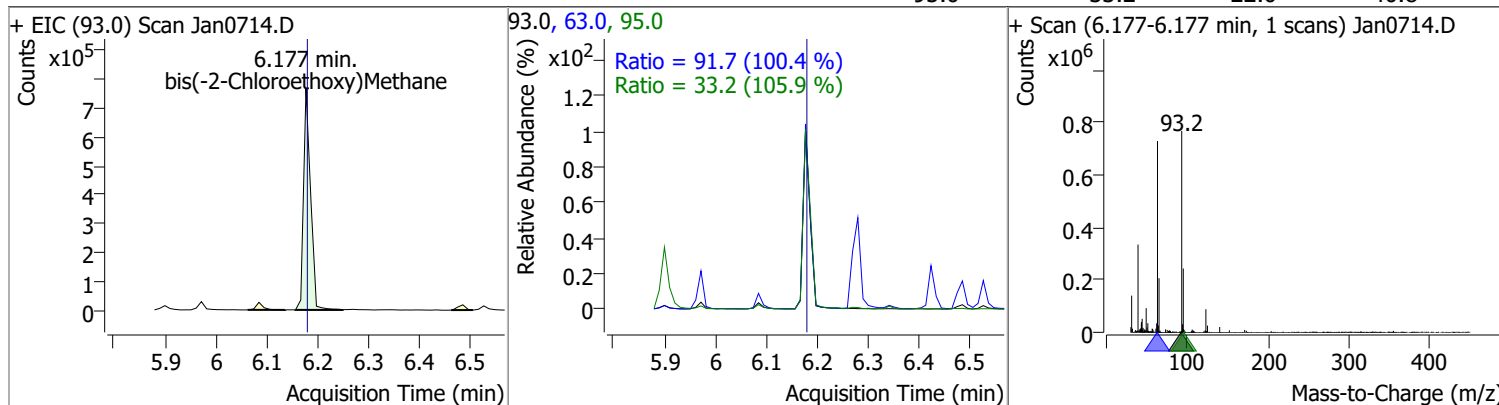


Quantitation Results Report (QT Reviewed)

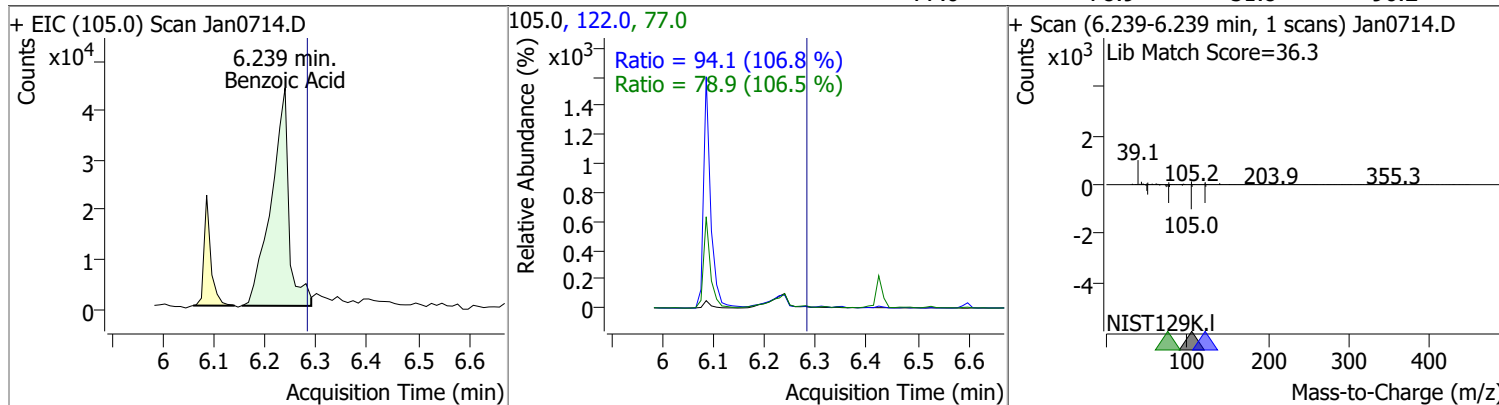
Compound	Conc.	RT	Dev(Min)	Resp.	QIon	QRatio	Lower	Upper
2,4-Dimethylphenol	87.7041	6.08	0.00	584505	107.0	113.3	74.6	138.5
					77.0	33.0	21.0	39.1



Compound	Conc.	RT	Dev(Min)	Resp.	QIon	QRatio	Lower	Upper
bis(-2-Chloroethoxy)Methane	95.7299	6.18	0.00	733303	63.0	91.7	64.0	118.8
					95.0	33.2	22.0	40.8

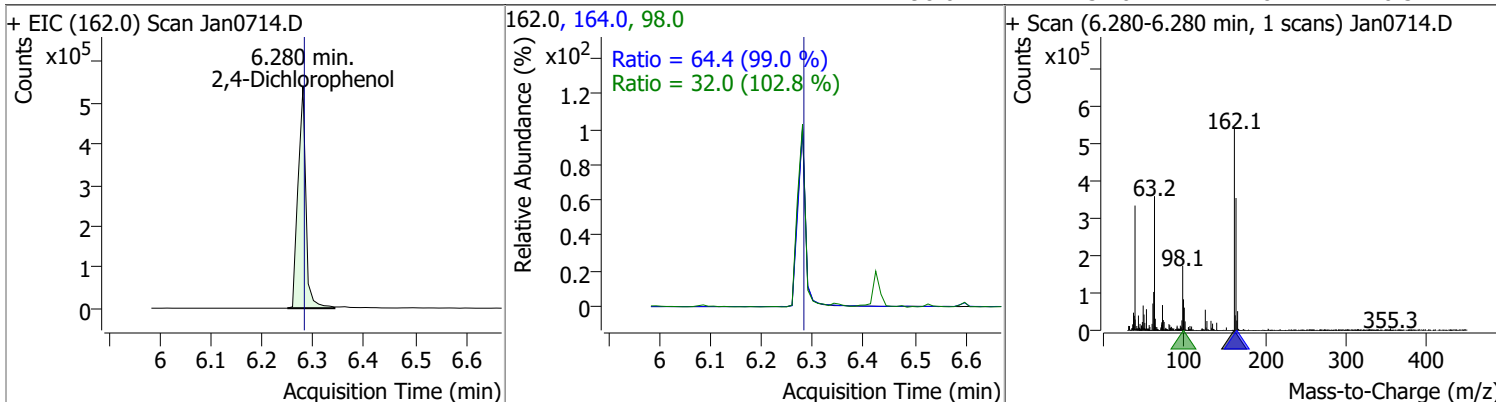


Compound	Conc.	RT	Dev(Min)	Resp.	QIon	QRatio	Lower	Upper
Benzoic Acid	33.4704	6.24	-0.04	106477	122.0	94.1	61.7	114.6
					77.0	78.9	51.8	96.2

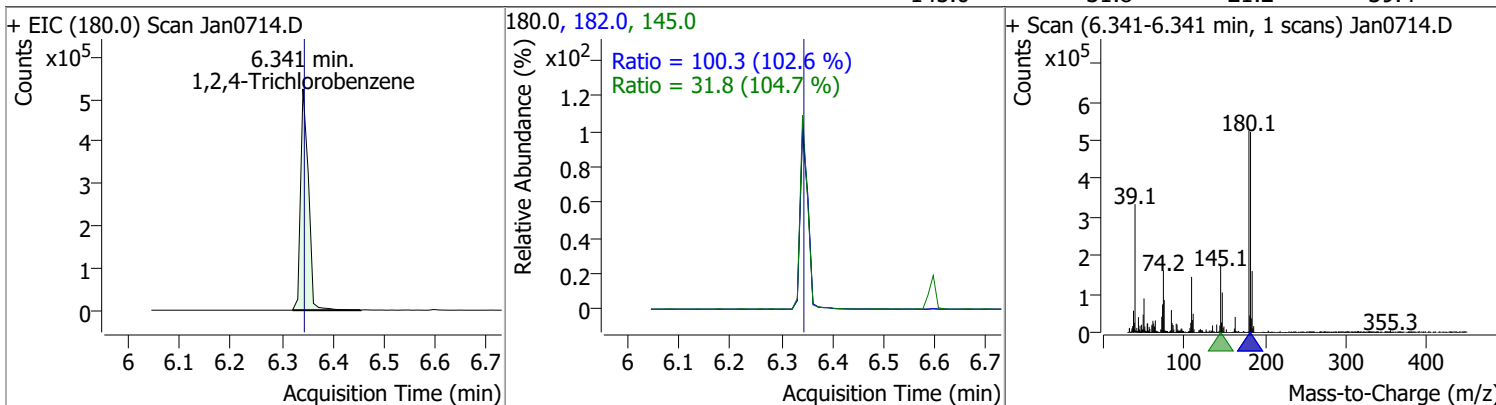


Quantitation Results Report (QT Reviewed)

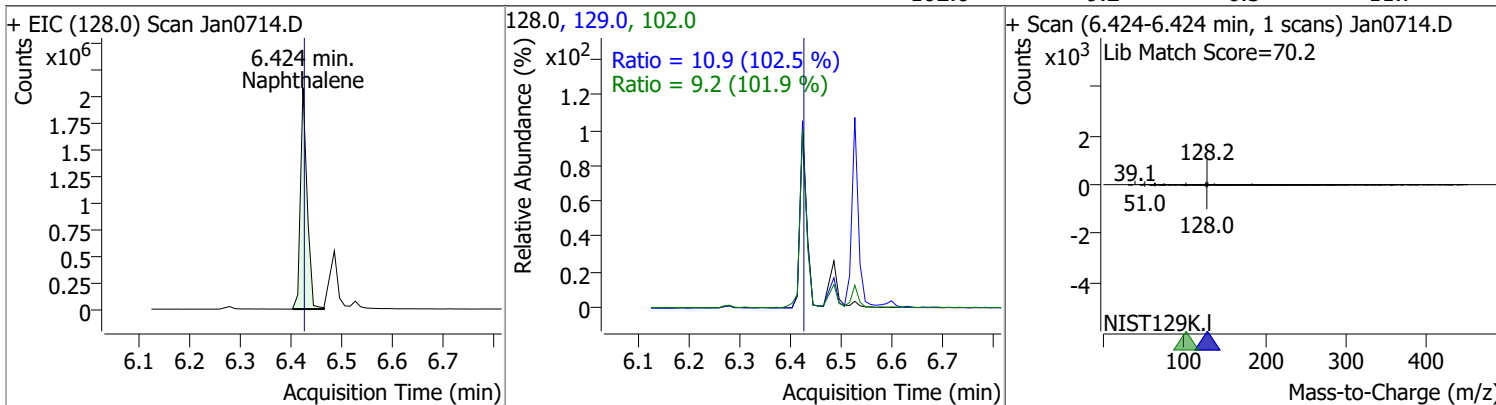
Compound	Conc.	RT	Dev(Min)	Resp.	QIon	QRatio	Lower	Upper
2,4-Dichlorophenol	96.0089	6.28	0.00	577574	164.0	64.4	45.5	84.6
					98.0	32.0	21.8	40.5



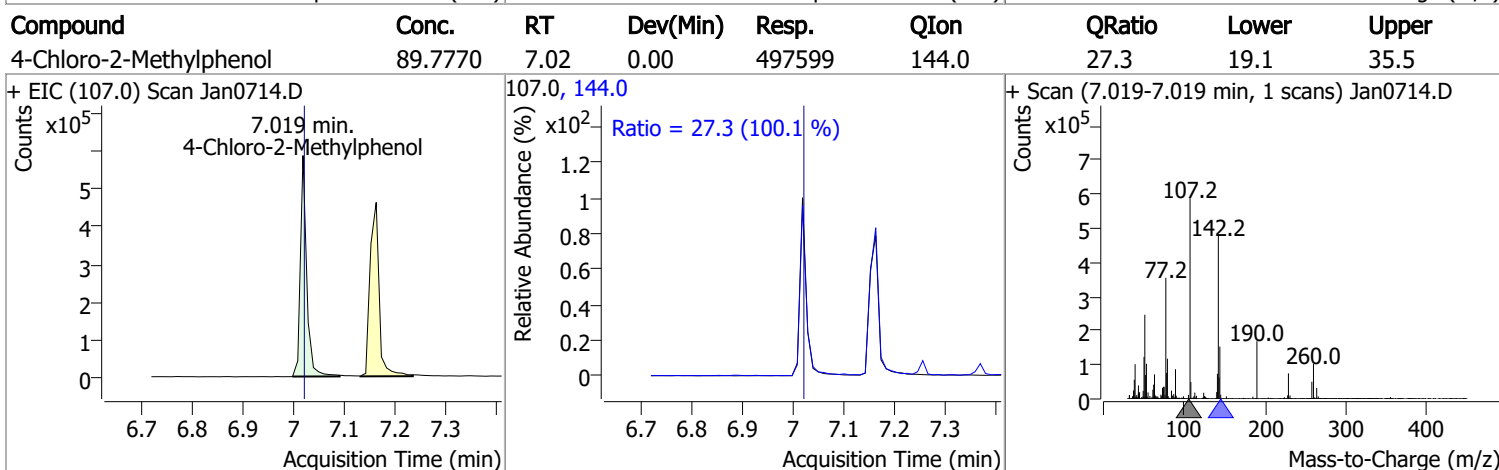
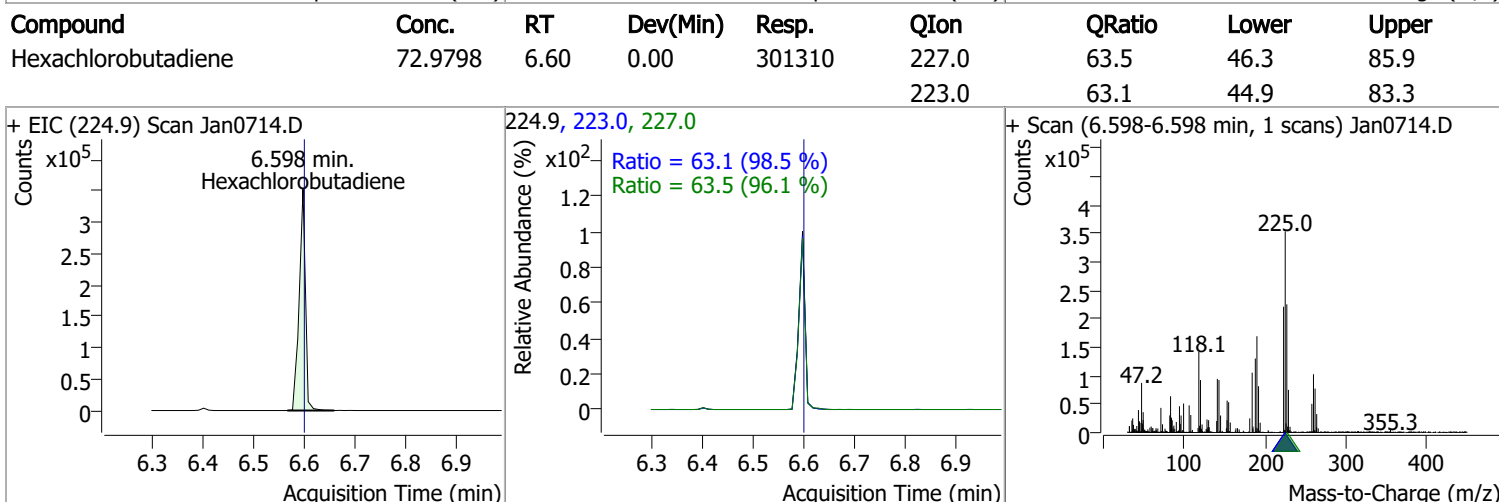
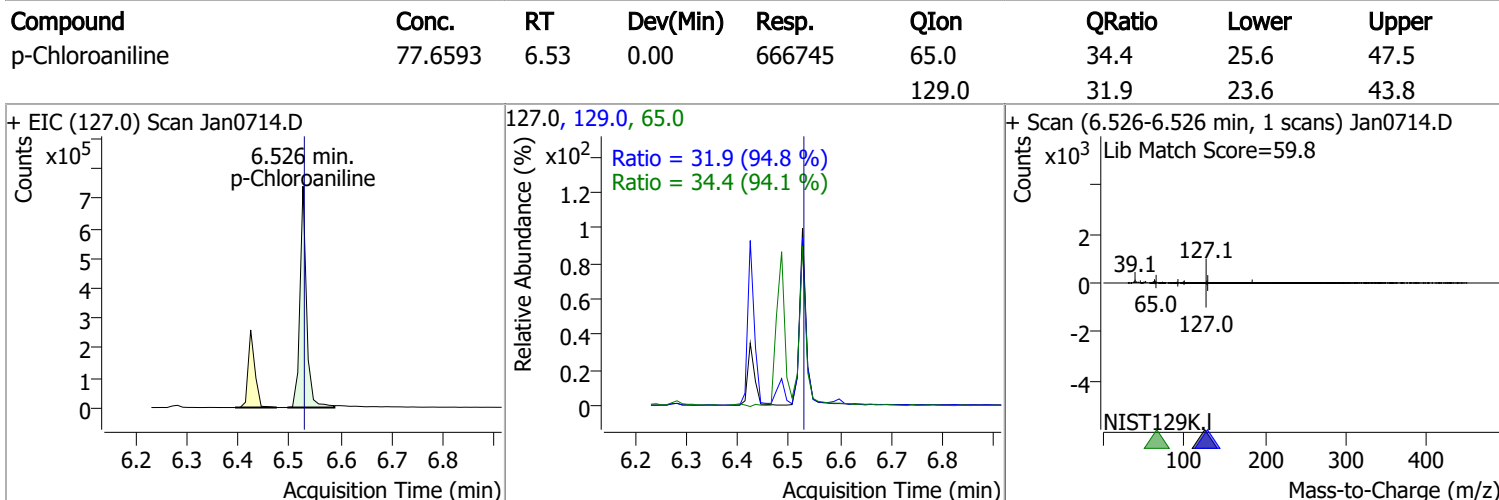
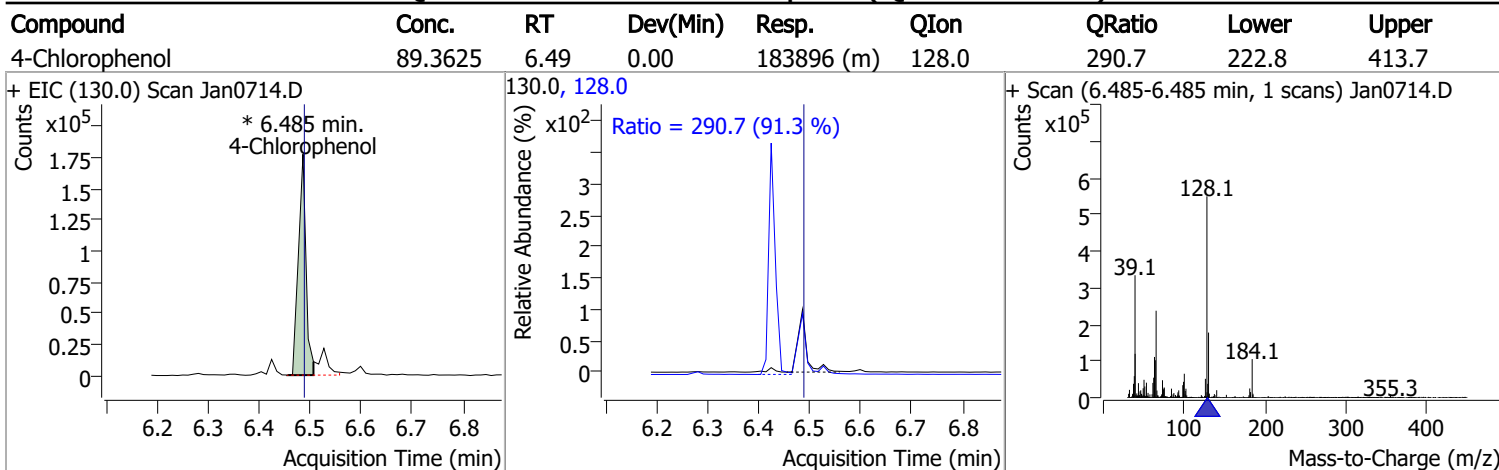
Compound	Conc.	RT	Dev(Min)	Resp.	QIon	QRatio	Lower	Upper
1,2,4-Trichlorobenzene	74.2262	6.34	0.00	562863	182.0	100.3	68.4	127.1
					145.0	31.8	21.2	39.4



Compound	Conc.	RT	Dev(Min)	Resp.	QIon	QRatio	Lower	Upper
Naphthalene	83.7925	6.42	0.00	1851189	129.0	10.9	7.4	13.8
					102.0	9.2	6.3	11.7

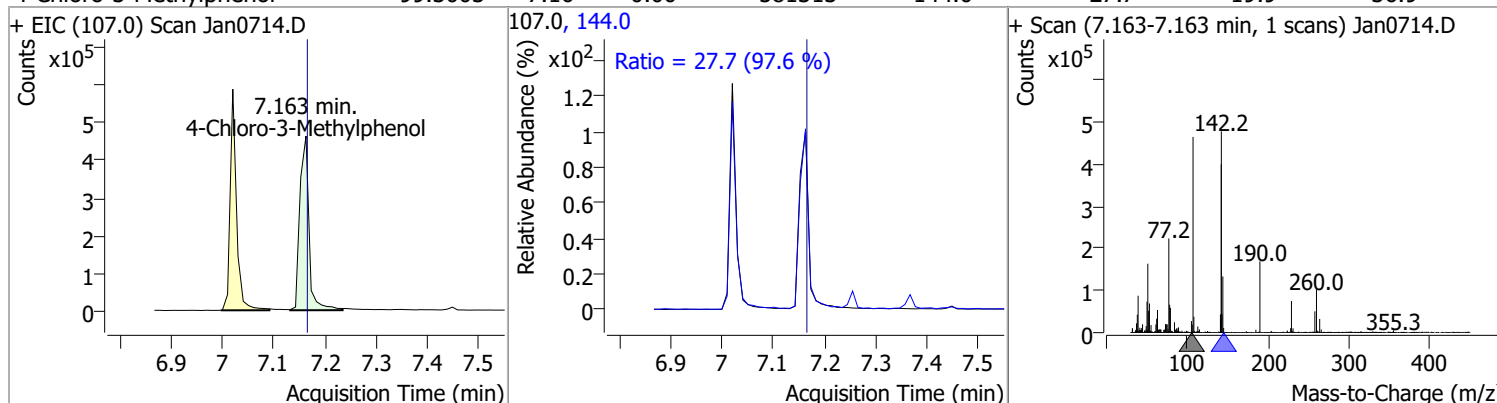


Quantitation Results Report (QT Reviewed)

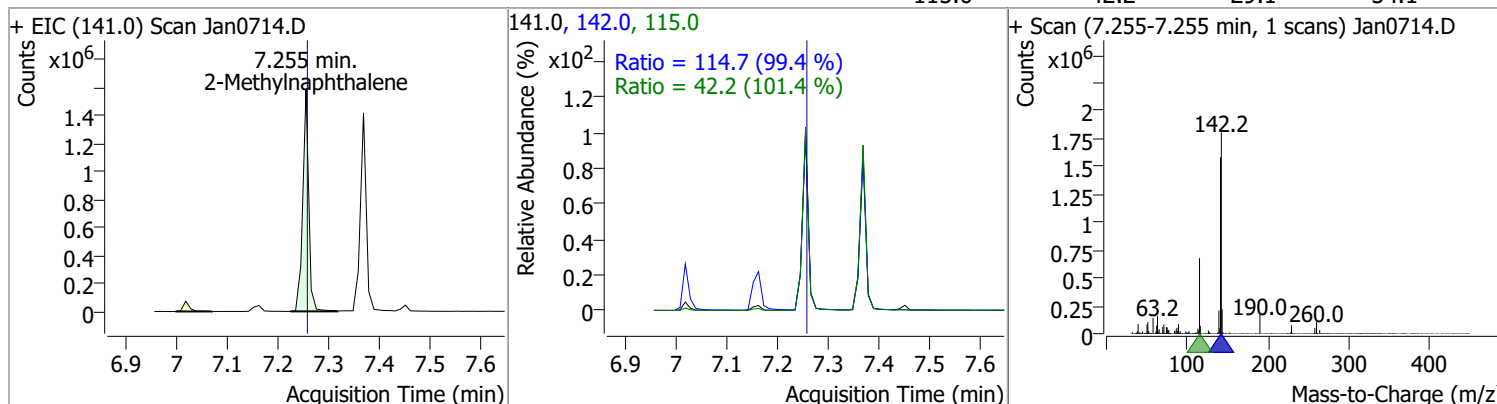


Quantitation Results Report (QT Reviewed)

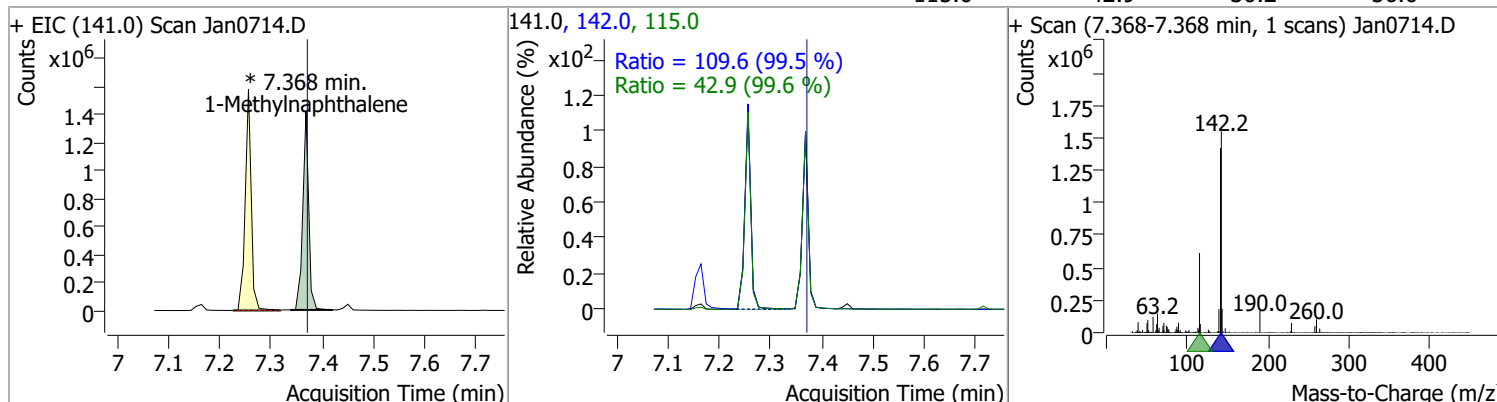
Compound	Conc.	RT	Dev(Min)	Resp.	QIon	QRatio	Lower	Upper
4-Chloro-3-Methylphenol	99.3003	7.16	0.00	581313	144.0	27.7	19.9	36.9



Compound	Conc.	RT	Dev(Min)	Resp.	QIon	QRatio	Lower	Upper
2-Methylnaphthalene	97.0334	7.26	0.00	1295296	142.0	114.7	80.8	150.1
					115.0	42.2	29.1	54.1

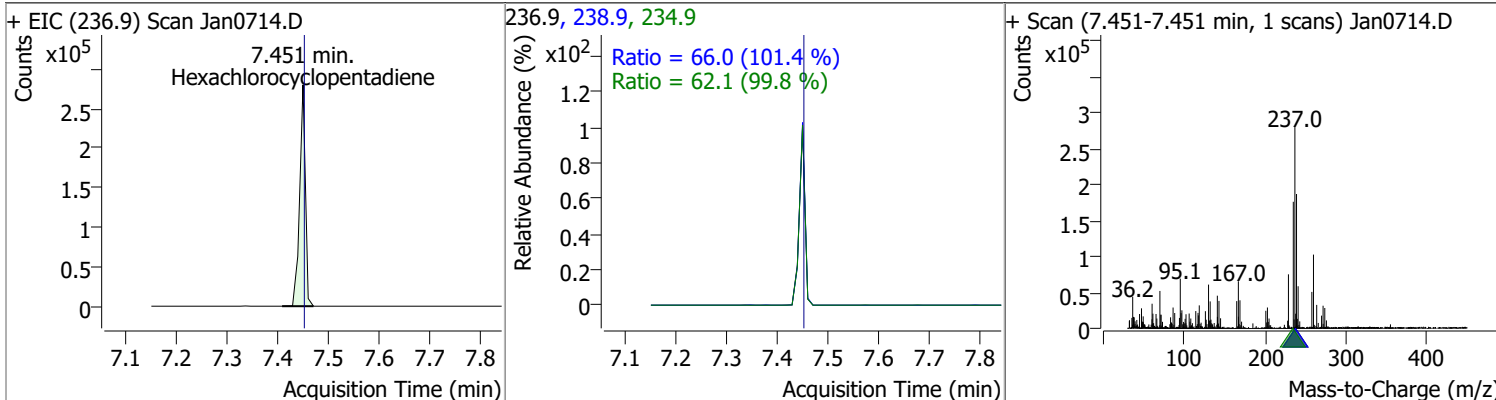


Compound	Conc.	RT	Dev(Min)	Resp.	QIon	QRatio	Lower	Upper
1-Methylnaphthalene	87.3820	7.37	0.00	1146022 (m)	142.0	109.6	77.1	143.2
					115.0	42.9	30.2	56.0

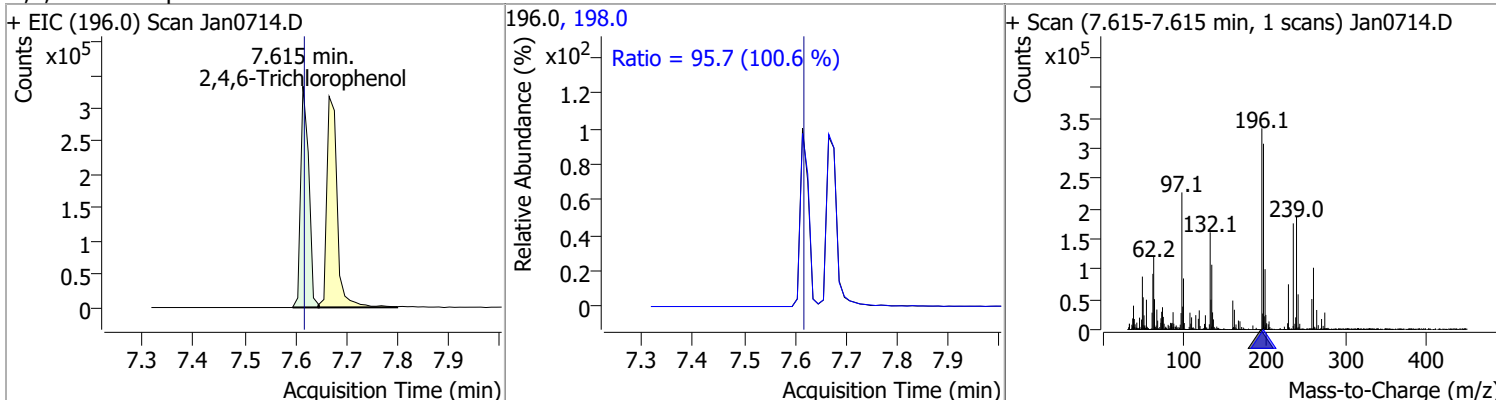


Quantitation Results Report (QT Reviewed)

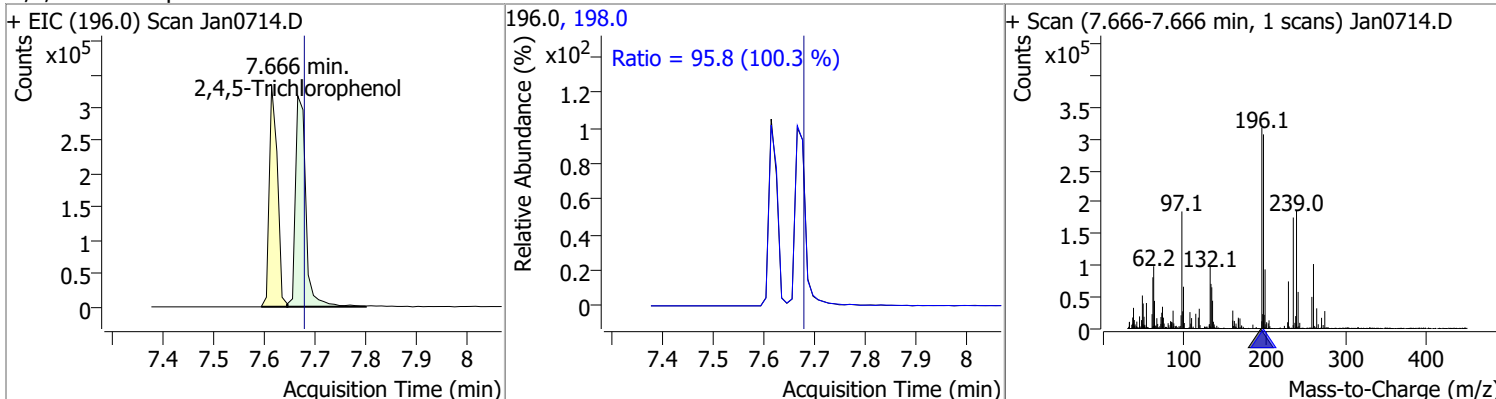
Compound	Conc.	RT	Dev(Min)	Resp.	QIon	QRatio	Lower	Upper
Hexachlorocyclopentadiene	84.9849	7.45	0.00	217726	238.9	66.0	45.5	84.6
					234.9	62.1	43.6	80.9



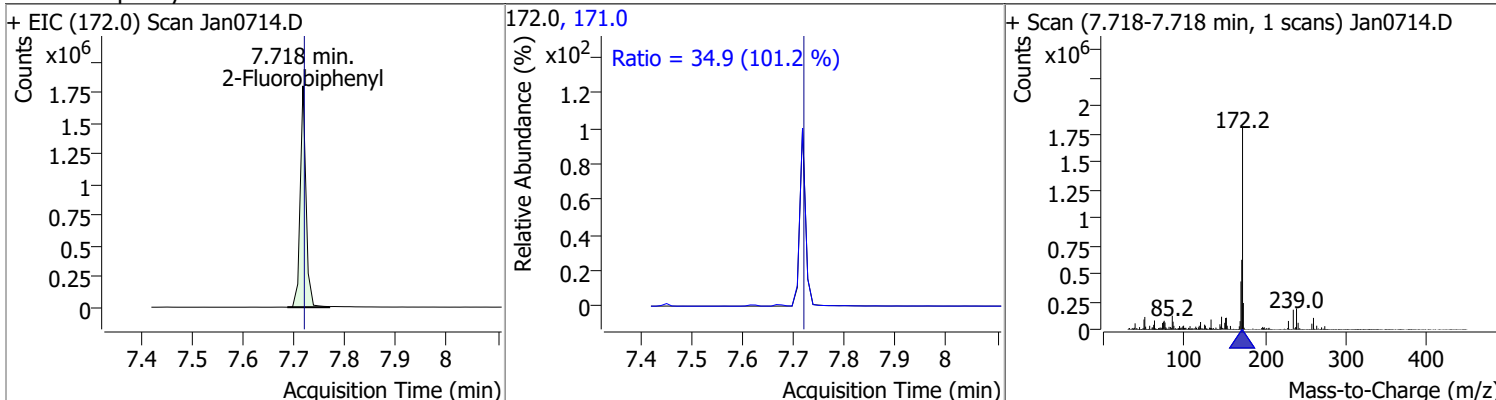
Compound	Conc.	RT	Dev(Min)	Resp.	QIon	QRatio	Lower	Upper
2,4,6-Trichlorophenol	98.1724	7.61	0.00	364123	198.0	95.7	66.6	123.6



Compound	Conc.	RT	Dev(Min)	Resp.	QIon	QRatio	Lower	Upper
2,4,5-Trichlorophenol	109.5154	7.67	-0.01	449272	198.0	95.8	66.8	124.1

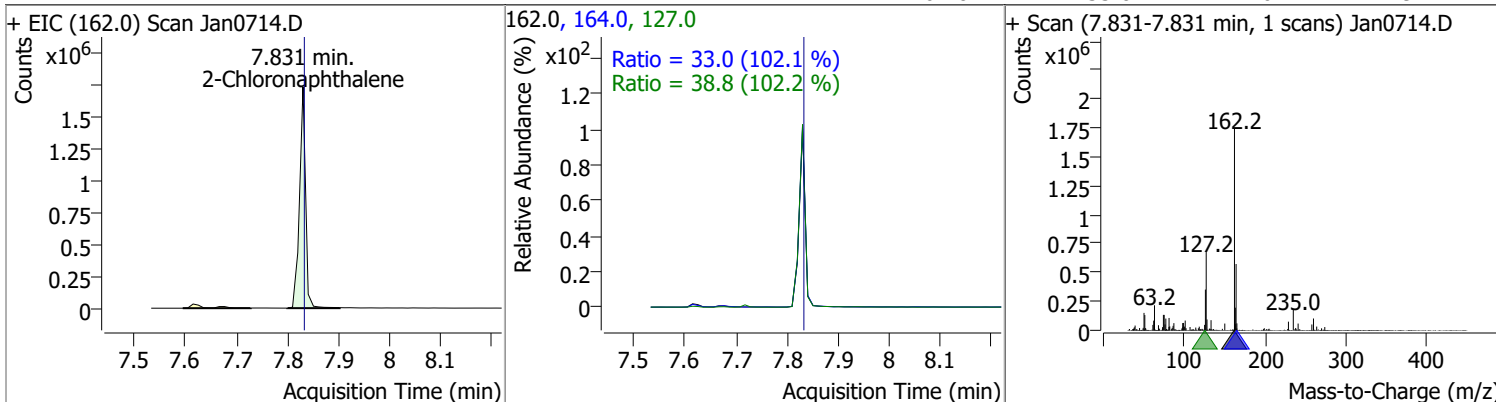


Compound	Conc.	RT	Dev(Min)	Resp.	QIon	QRatio	Lower	Upper
2-Fluorobiphenyl	87.4208	7.72	0.00	1422036	171.0	34.9	24.2	44.9

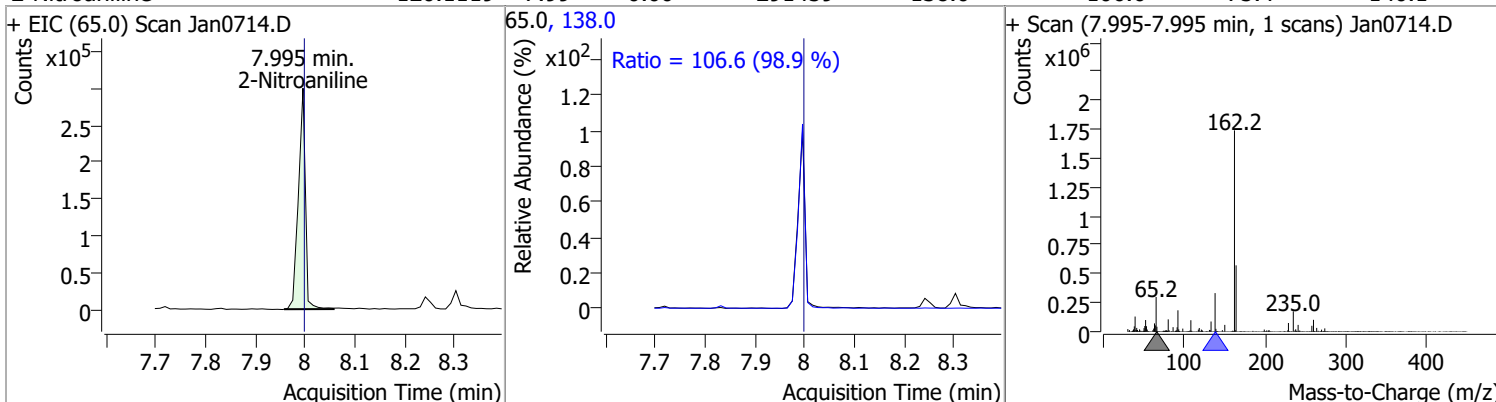


Quantitation Results Report (QT Reviewed)

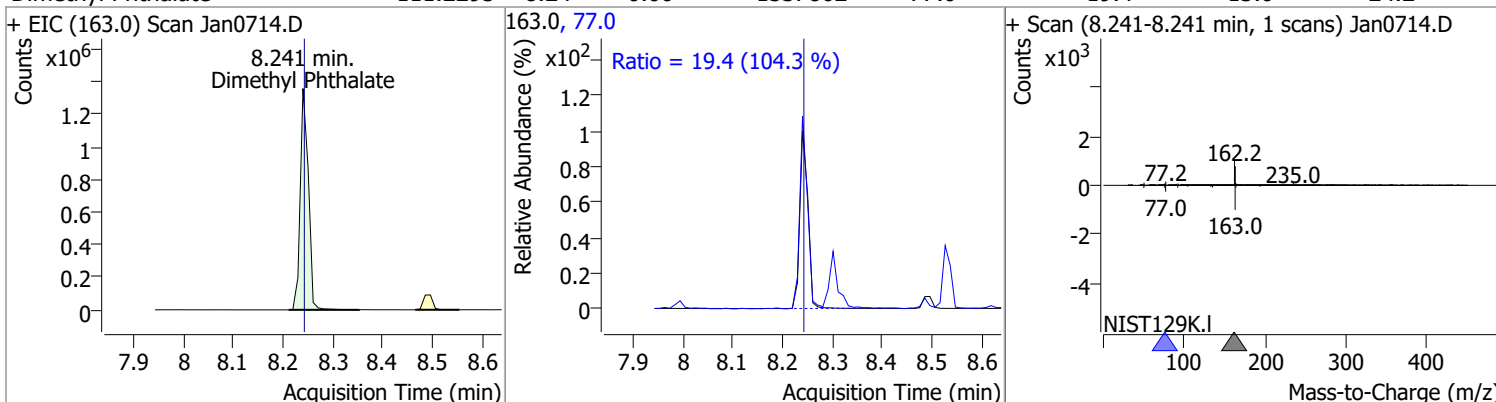
Compound	Conc.	RT	Dev(Min)	Resp.	QIon	QRatio	Lower	Upper
2-Chloronaphthalene	105.2932	7.83	0.00	1440393	127.0	38.8	26.5	49.3
					164.0	33.0	22.6	41.9



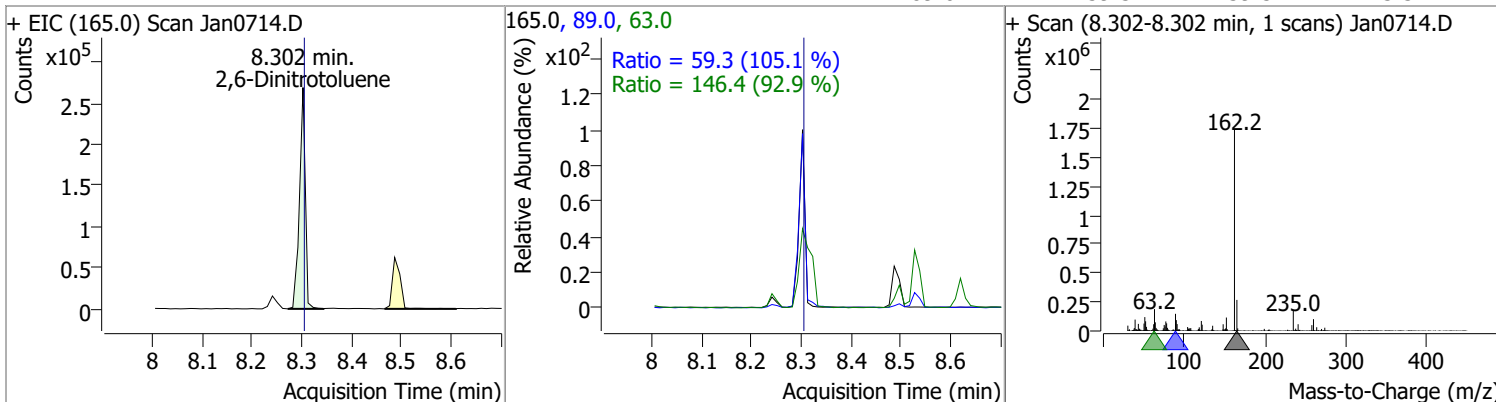
Compound	Conc.	RT	Dev(Min)	Resp.	QIon	QRatio	Lower	Upper
2-Nitroaniline	120.1119	7.99	0.00	291459	138.0	106.6	75.4	140.1



Compound	Conc.	RT	Dev(Min)	Resp.	QIon	QRatio	Lower	Upper
Dimethyl Phthalate	111.2295	8.24	0.00	1537862	77.0	19.4	13.0	24.2

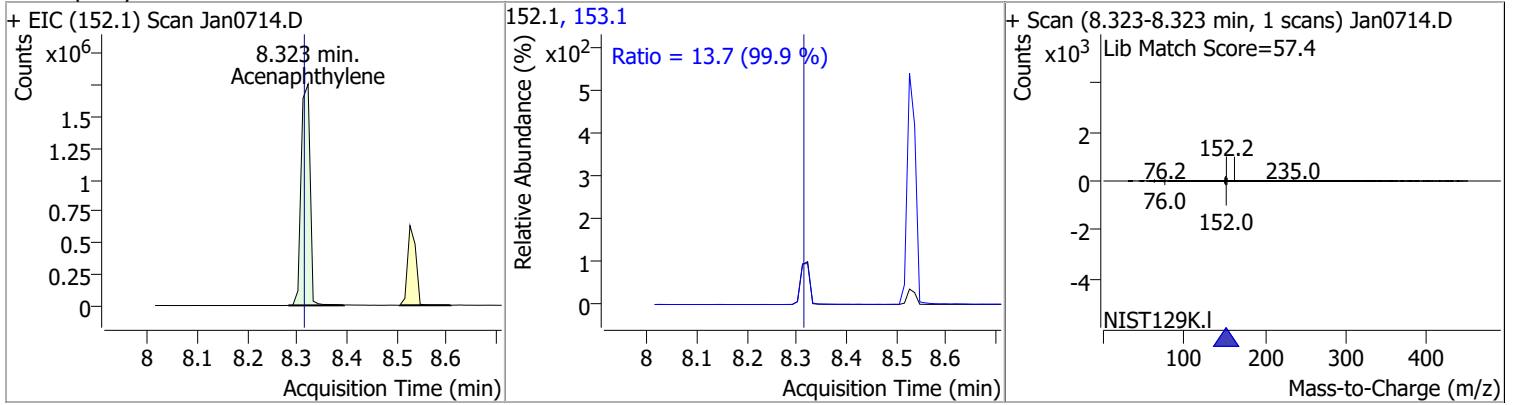


Compound	Conc.	RT	Dev(Min)	Resp.	QIon	QRatio	Lower	Upper
2,6-Dinitrotoluene	119.1953	8.30	0.00	218209	63.0	146.4	110.4	205.0
					89.0	59.3	39.5	73.3

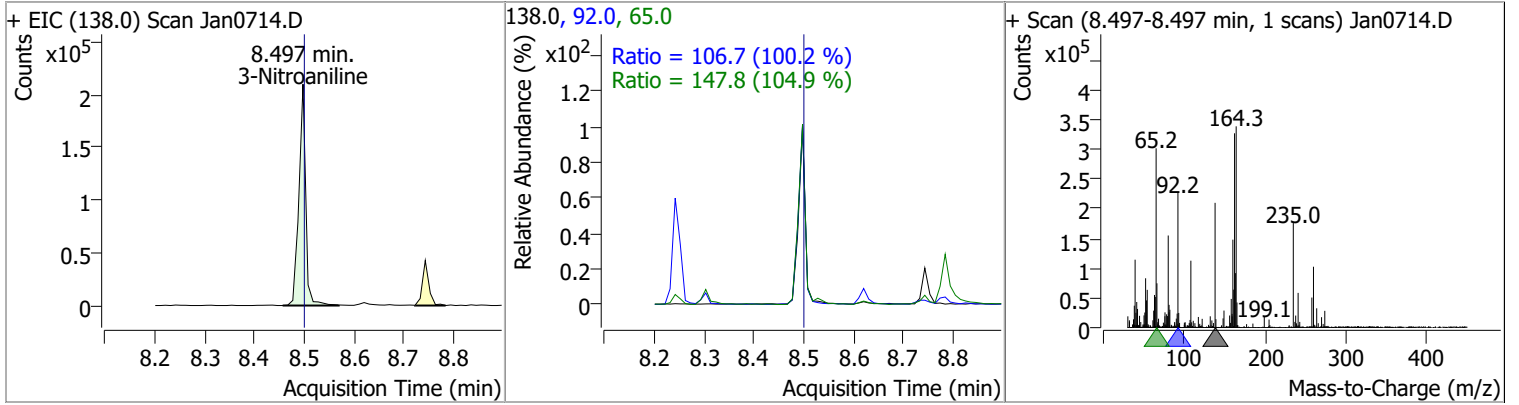


Quantitation Results Report (QT Reviewed)

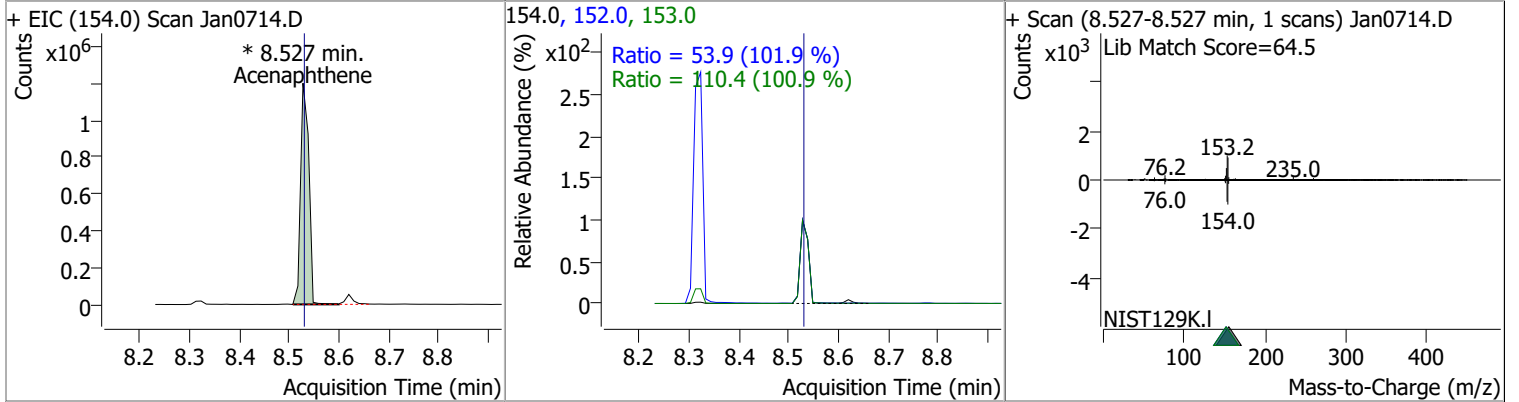
Compound	Conc.	RT	Dev(Min)	Resp.	QIon	QRatio	Lower	Upper
Acenaphthylene	98.4963	8.32	0.01	2206924	153.1	13.7	9.6	17.9



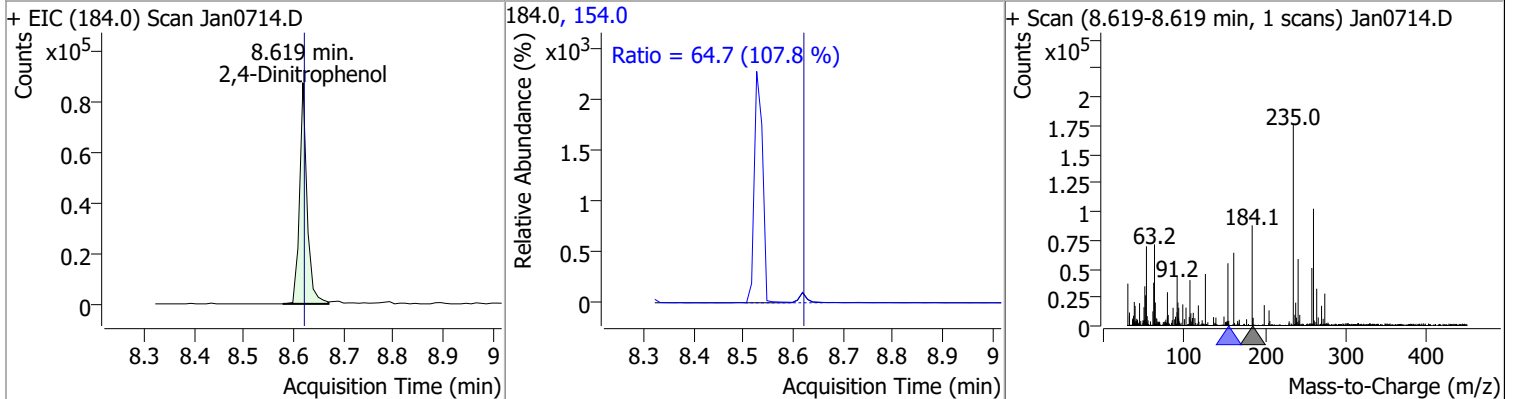
Compound	Conc.	RT	Dev(Min)	Resp.	QIon	QRatio	Lower	Upper
3-Nitroaniline	97.2328	8.50	0.00	199649	65.0	147.8	98.6	183.2
					92.0	106.7	74.5	138.4



Compound	Conc.	RT	Dev(Min)	Resp.	QIon	QRatio	Lower	Upper
Acenaphthene	109.7746	8.53	0.00	1384854 (m)	153.0	110.4	76.6	142.3
					152.0	53.9	37.0	68.8

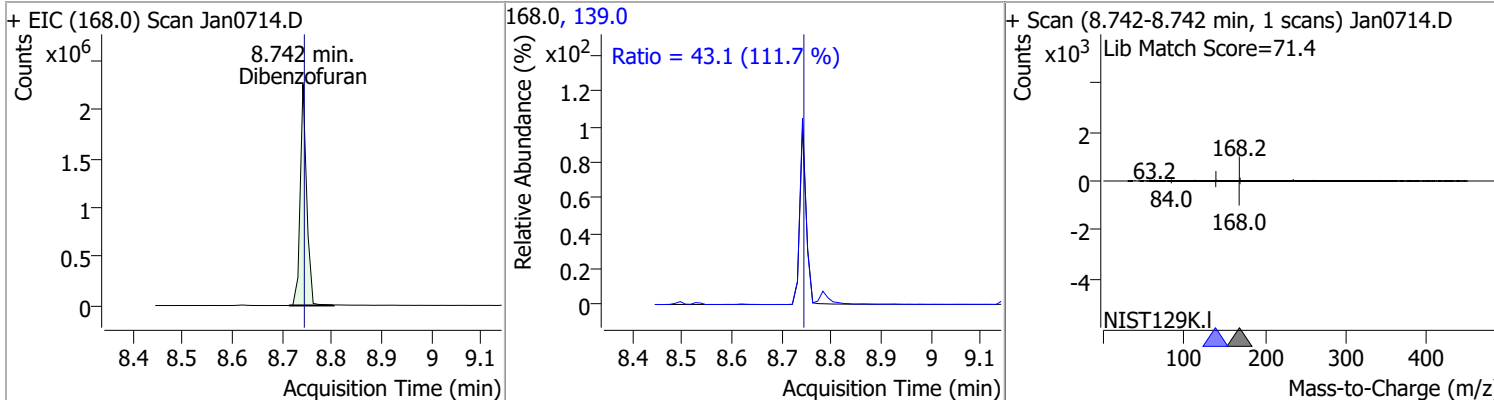


Compound	Conc.	RT	Dev(Min)	Resp.	QIon	QRatio	Lower	Upper
2,4-Dinitrophenol	90.1333	8.62	0.00	91763	154.0	64.7	42.0	78.1

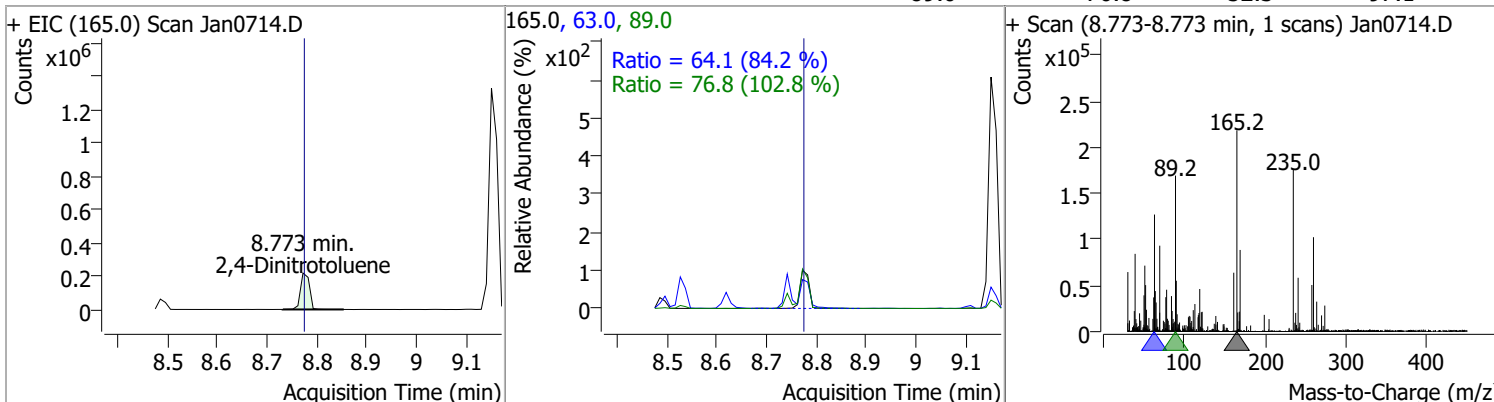


Quantitation Results Report (QT Reviewed)

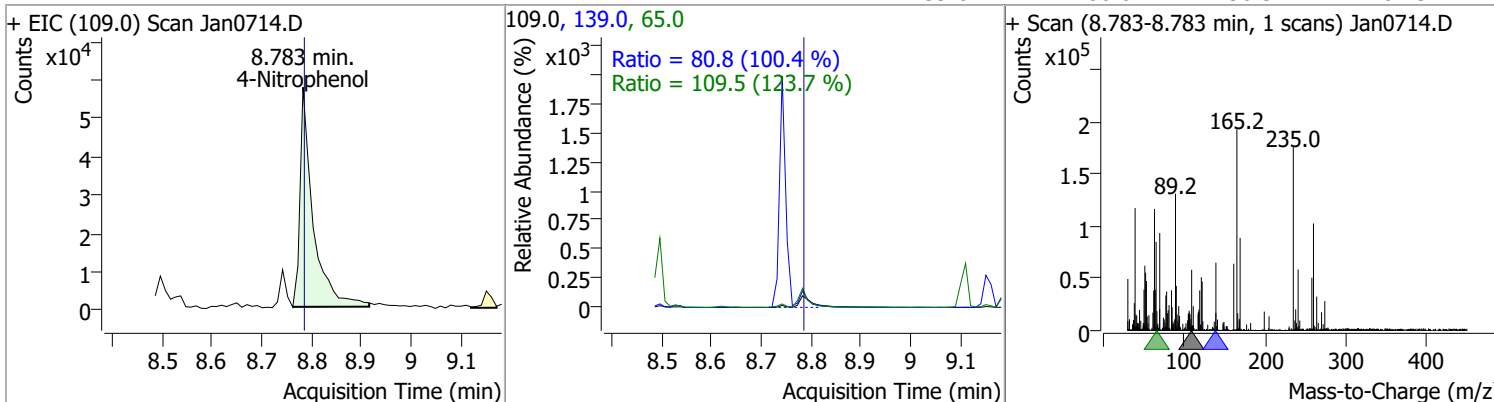
Compound	Conc.	RT	Dev(Min)	Resp.	QIon	QRatio	Lower	Upper
Dibenzofuran	101.5589	8.74	0.00	2027718	139.0	43.1	27.0	50.2



Compound	Conc.	RT	Dev(Min)	Resp.	QIon	QRatio	Lower	Upper
2,4-Dinitrotoluene	107.7366	8.77	0.00	272047	63.0	64.1	53.2	98.9
					89.0	76.8	52.3	97.1

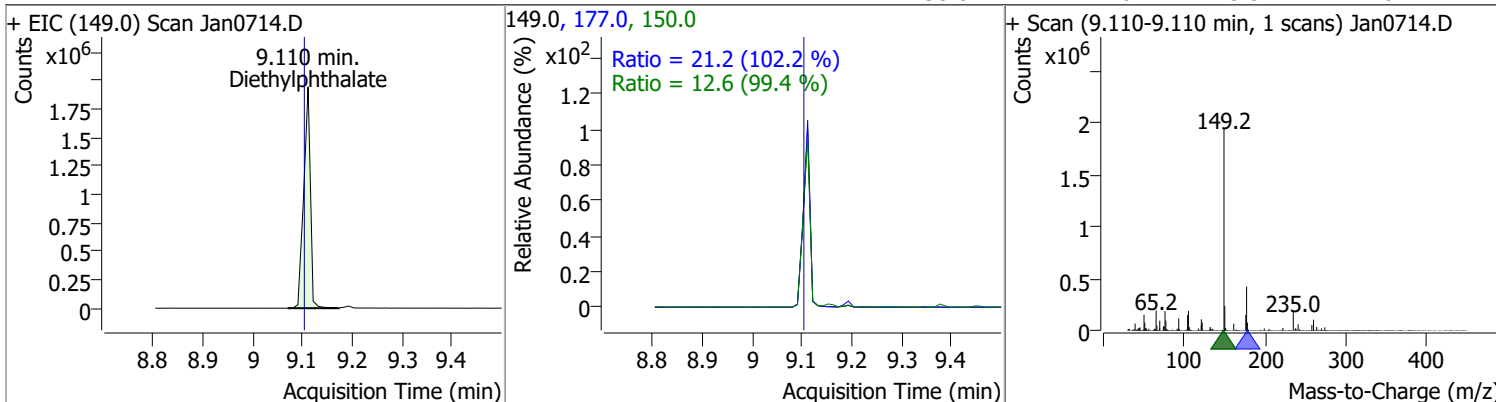


Compound	Conc.	RT	Dev(Min)	Resp.	QIon	QRatio	Lower	Upper
4-Nitrophenol	51.6868	8.78	0.00	101520	65.0	109.5	62.0	115.1
					139.0	80.8	56.3	104.5

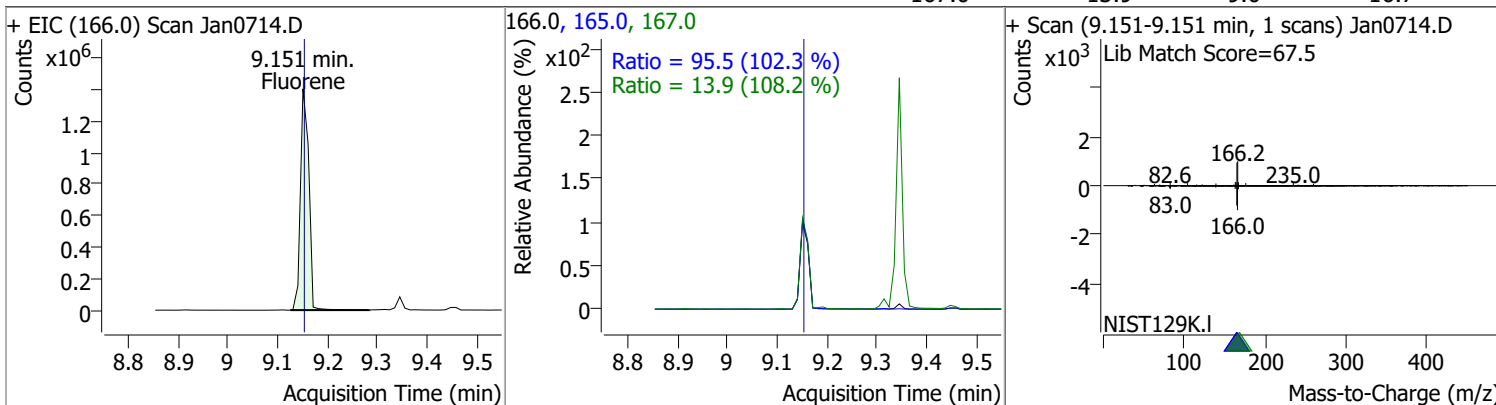


Quantitation Results Report (QT Reviewed)

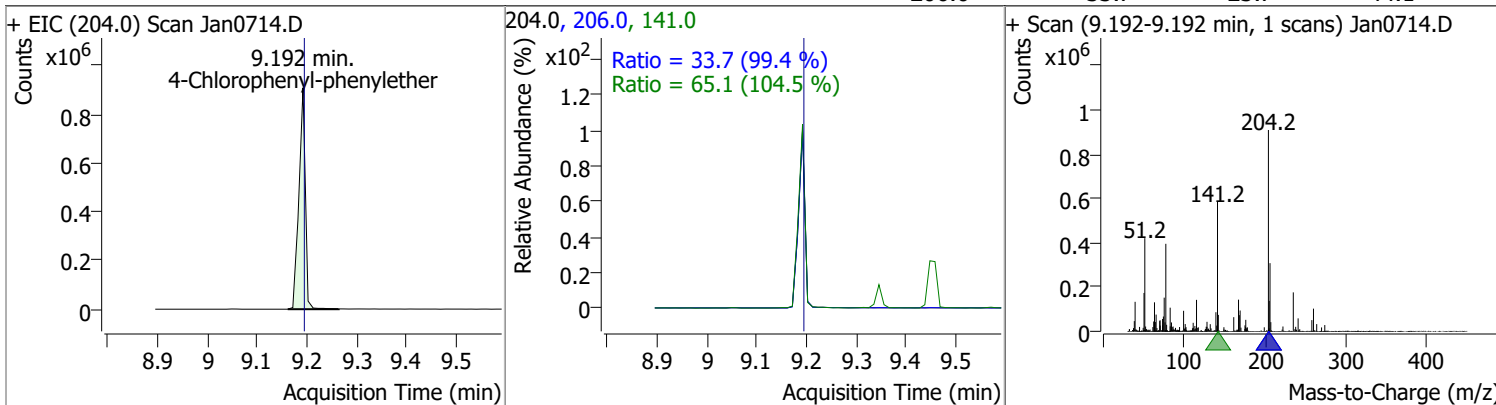
Compound	Conc.	RT	Dev(Min)	Resp.	QIon	QRatio	Lower	Upper
Diethylphthalate	117.8199	9.11	0.01	1810899	177.0	21.2	14.5	27.0
					150.0	12.6	8.8	16.4



Compound	Conc.	RT	Dev(Min)	Resp.	QIon	QRatio	Lower	Upper
Fluorene	100.1095	9.15	0.00	1643294	165.0	95.5	65.4	121.4
					167.0	13.9	9.0	16.7

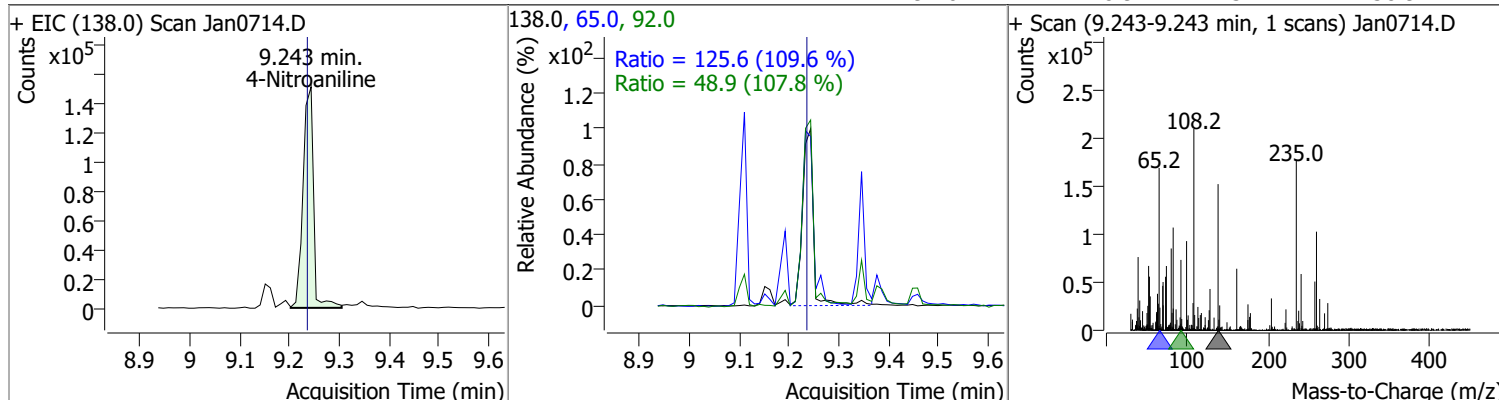


Compound	Conc.	RT	Dev(Min)	Resp.	QIon	QRatio	Lower	Upper
4-Chlorophenyl-phenylether	107.9421	9.19	0.00	816574	141.0	65.1	43.6	80.9
					206.0	33.7	23.7	44.1

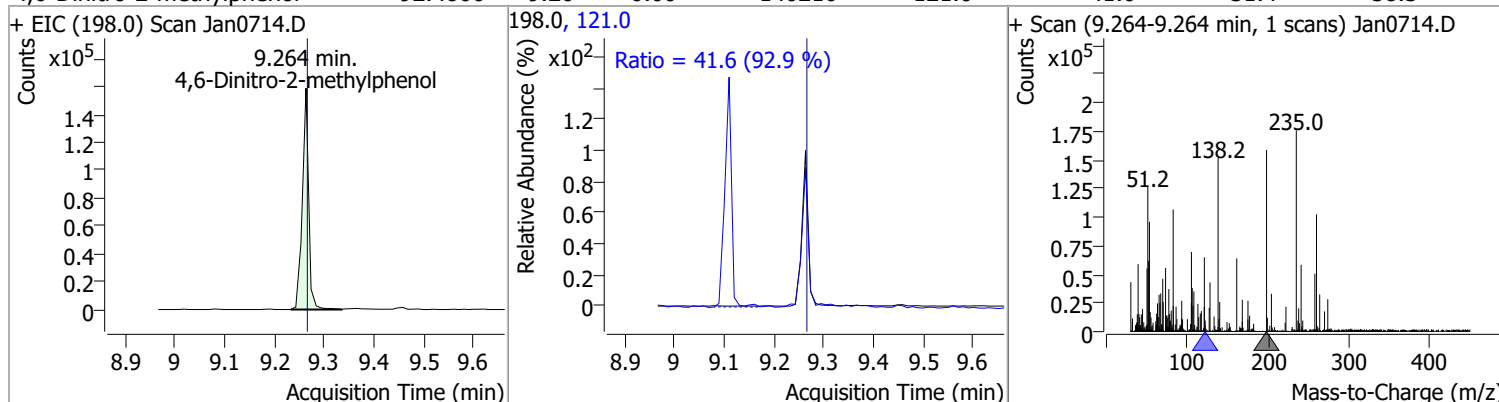


Quantitation Results Report (QT Reviewed)

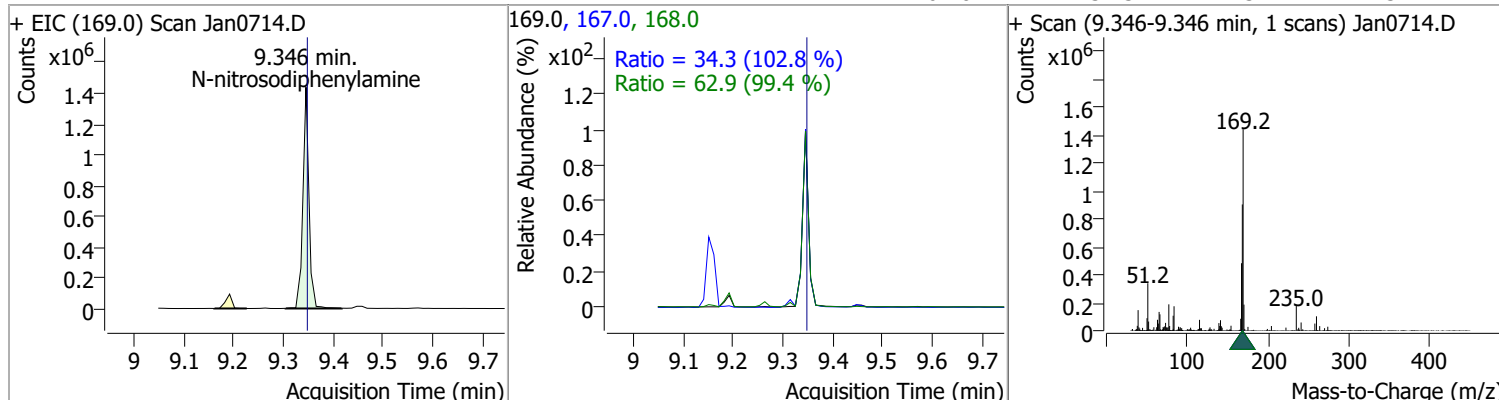
Compound	Conc.	RT	Dev(Min)	Resp.	QIon	QRatio	Lower	Upper
4-Nitroaniline	102.4566	9.24	0.01	221629	65.0	125.6	80.2	149.0
					92.0	48.9	31.7	58.9



Compound	Conc.	RT	Dev(Min)	Resp.	QIon	QRatio	Lower	Upper
4,6-Dinitro-2-methylphenol	92.4866	9.26	0.00	140216	121.0	41.6	31.4	58.3

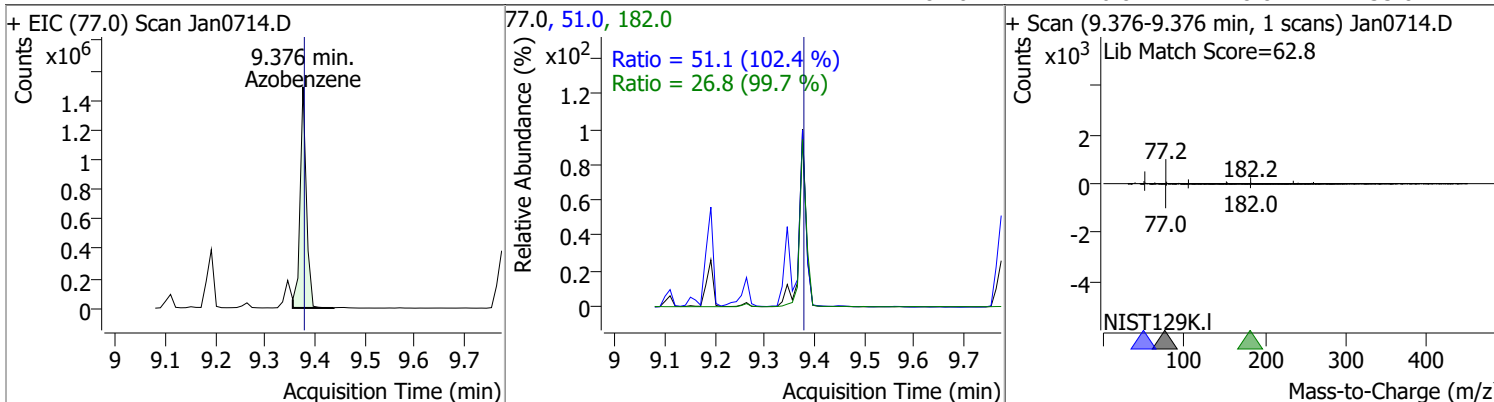


Compound	Conc.	RT	Dev(Min)	Resp.	QIon	QRatio	Lower	Upper
N-nitrosodiphenylamine	111.3272	9.35	0.00	1214759	168.0	62.9	44.3	82.3
					167.0	34.3	23.4	43.4

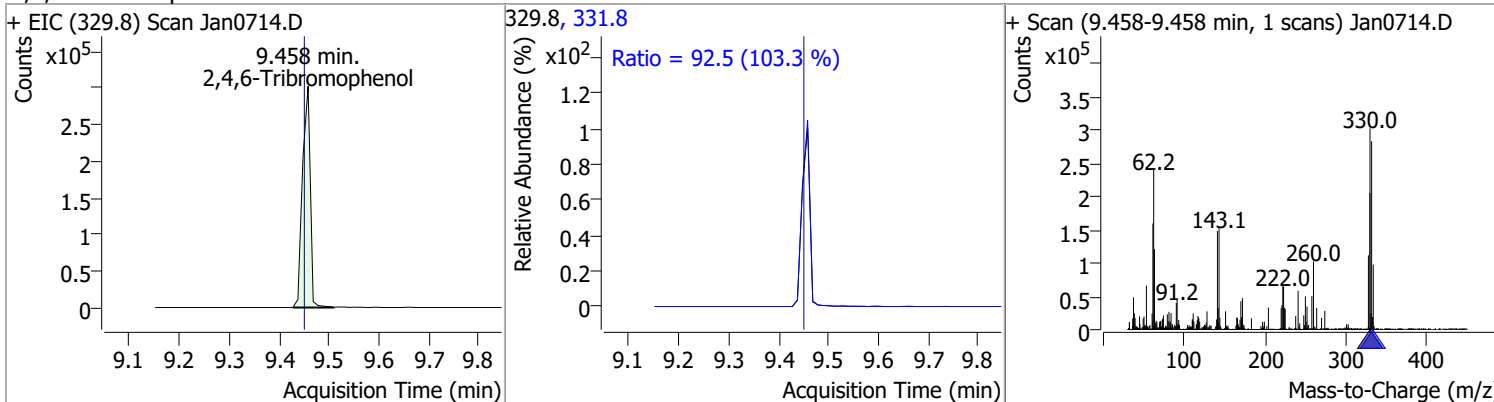


Quantitation Results Report (QT Reviewed)

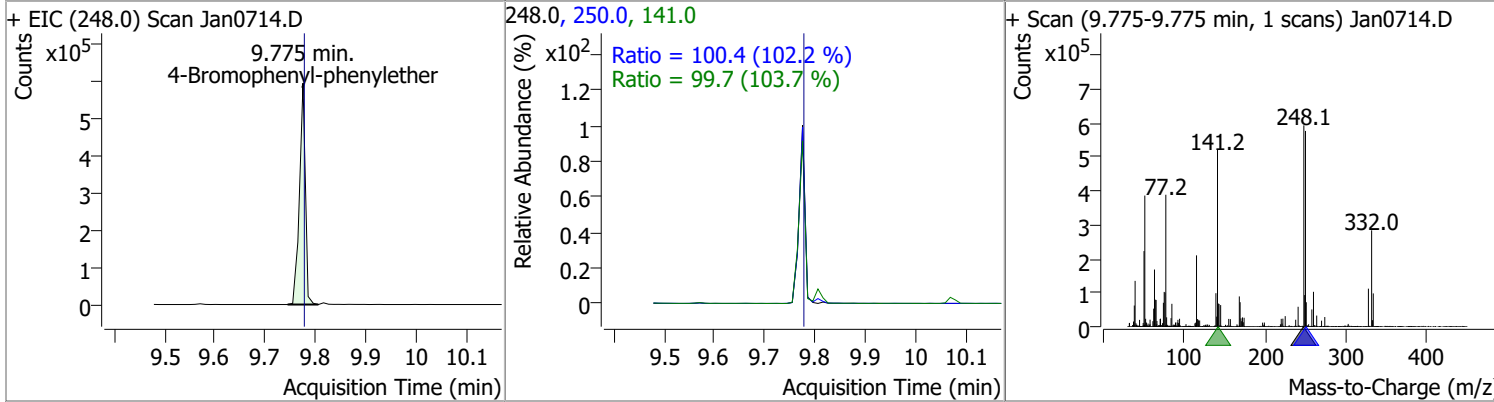
Compound	Conc.	RT	Dev(Min)	Resp.	QIon	QRatio	Lower	Upper
Azobenzene	99.8092	9.38	0.00	1304068	51.0	51.1	34.9	64.9
					182.0	26.8	18.8	35.0



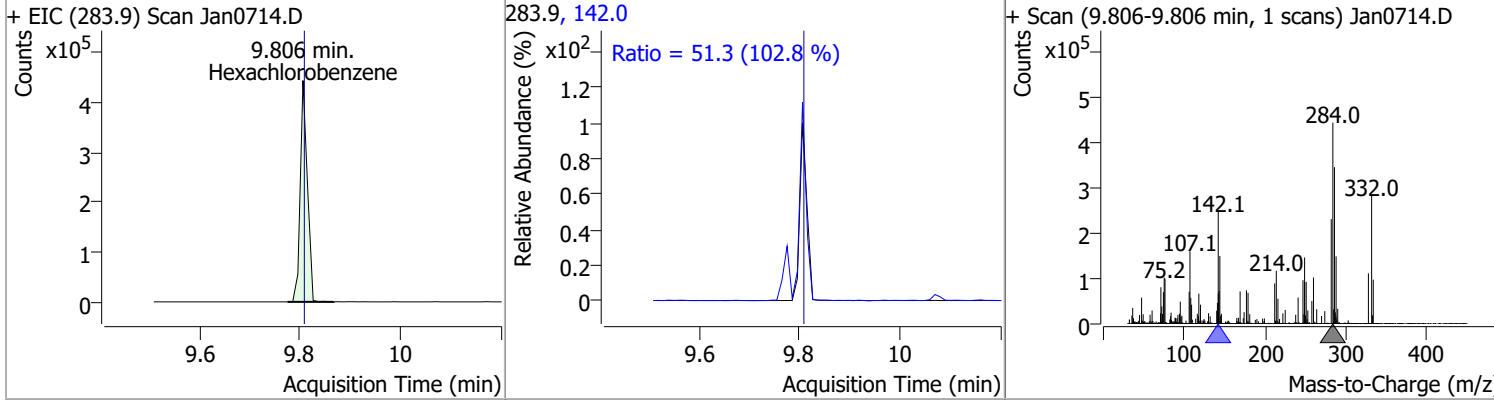
Compound	Conc.	RT	Dev(Min)	Resp.	QIon	QRatio	Lower	Upper
2,4,6-Tribromophenol	209.3854	9.46	0.01	327300	331.8	92.5	62.7	116.4



Compound	Conc.	RT	Dev(Min)	Resp.	QIon	QRatio	Lower	Upper
4-Bromophenyl-phenylether	106.6662	9.78	0.00	483269	250.0	100.4	68.8	127.8
					141.0	99.7	67.3	124.9

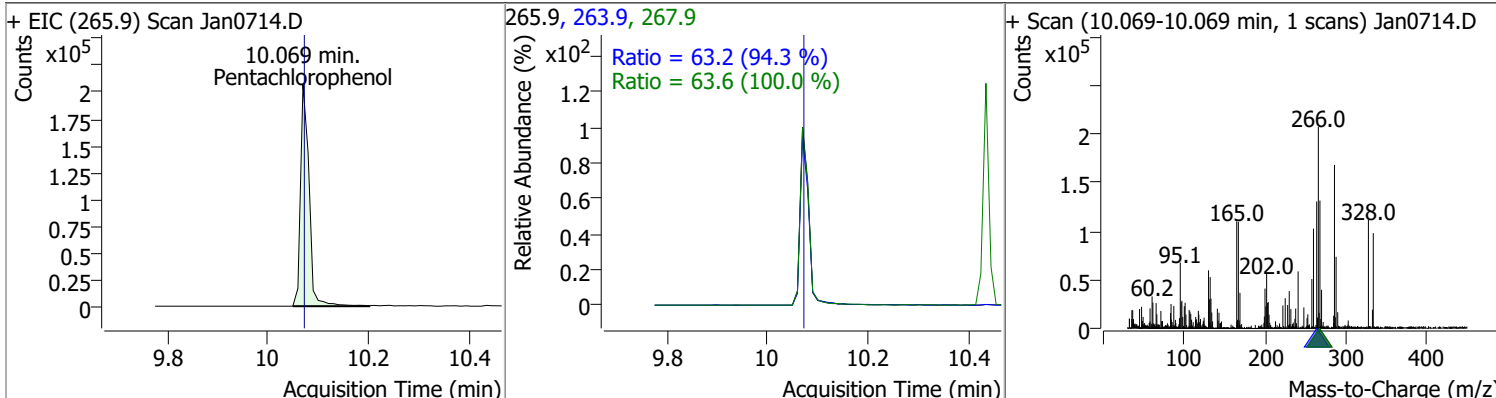


Compound	Conc.	RT	Dev(Min)	Resp.	QIon	QRatio	Lower	Upper
Hexachlorobenzene	95.6474	9.81	0.00	436315	142.0	51.3	34.9	64.8

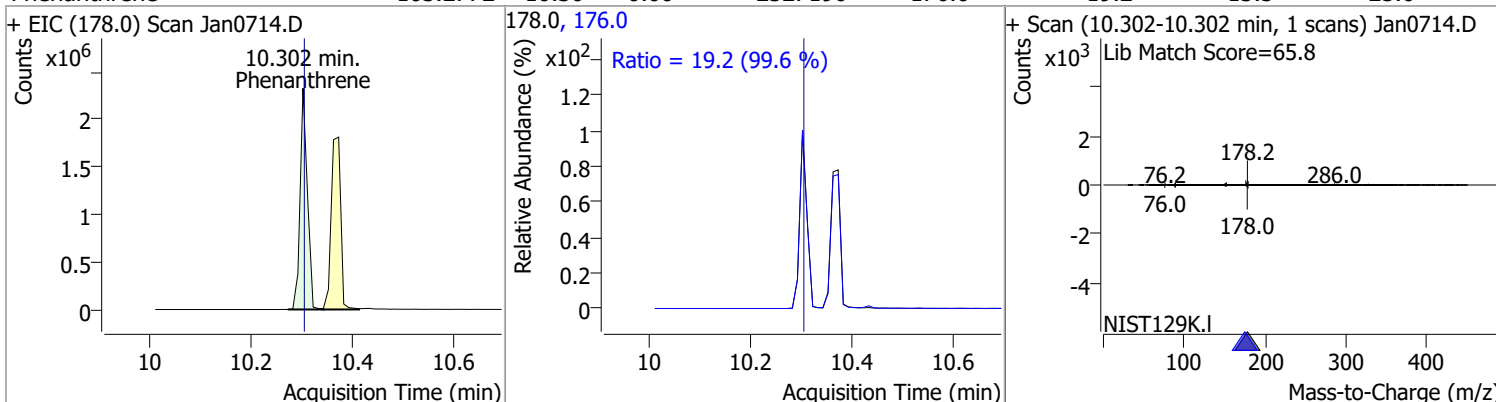


Quantitation Results Report (QT Reviewed)

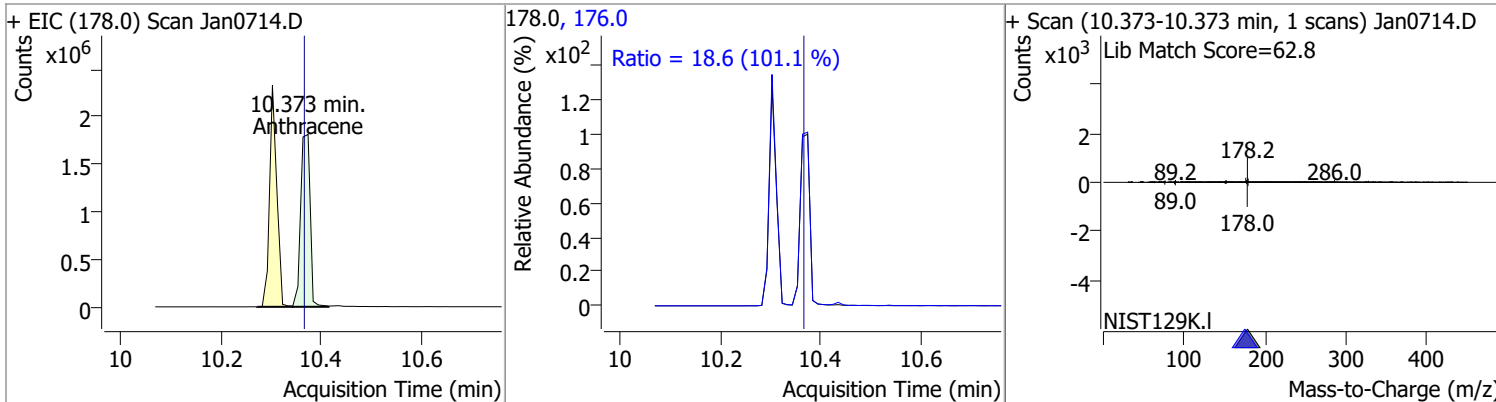
Compound	Conc.	RT	Dev(Min)	Resp.	QIon	QRatio	Lower	Upper
Pentachlorophenol	111.5420	10.07	0.00	244740	263.9	63.2	46.9	87.1
					267.9	63.6	44.6	82.7



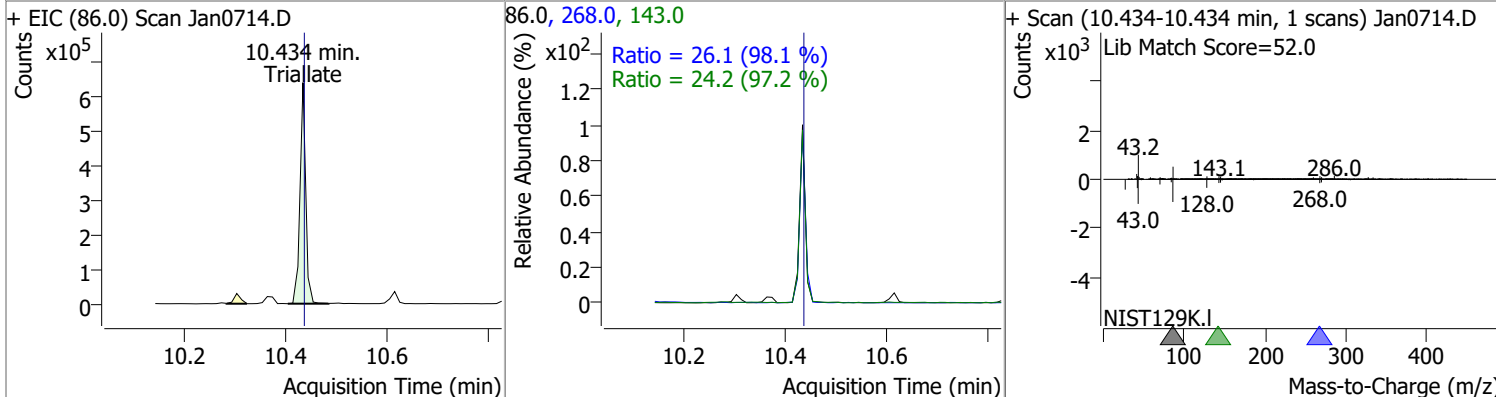
Compound	Conc.	RT	Dev(Min)	Resp.	QIon	QRatio	Lower	Upper
Phenanthrene	103.2772	10.30	0.00	2327190	176.0	19.2	13.5	25.0



Compound	Conc.	RT	Dev(Min)	Resp.	QIon	QRatio	Lower	Upper
Anthracene	107.8538	10.37	0.01	2376251	176.0	18.6	12.9	23.9

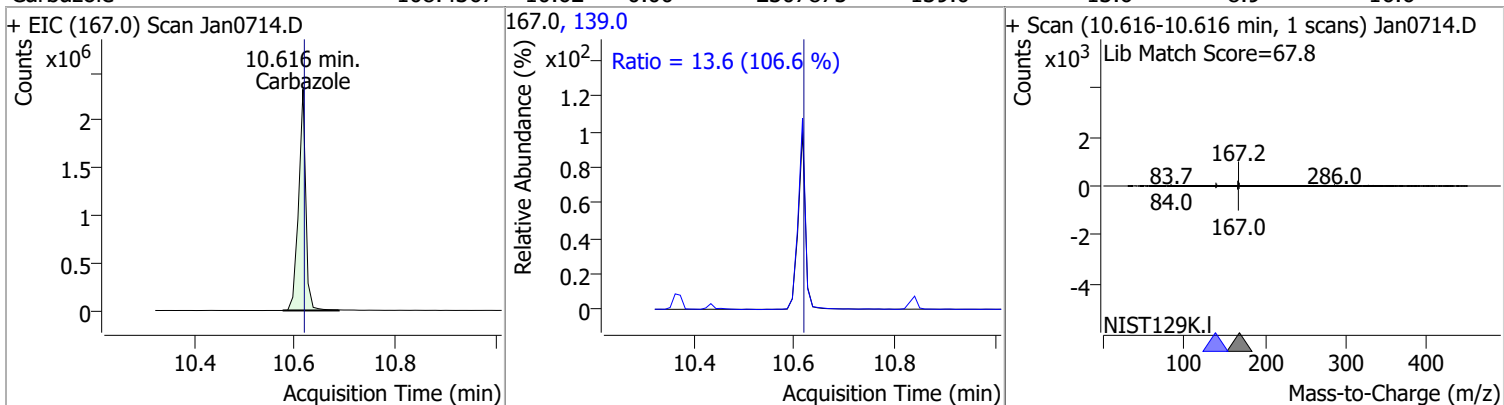


Compound	Conc.	RT	Dev(Min)	Resp.	QIon	QRatio	Lower	Upper
Triallate	103.1824	10.43	0.00	505664	268.0	26.1	18.7	34.7
					143.0	24.2	17.4	32.3

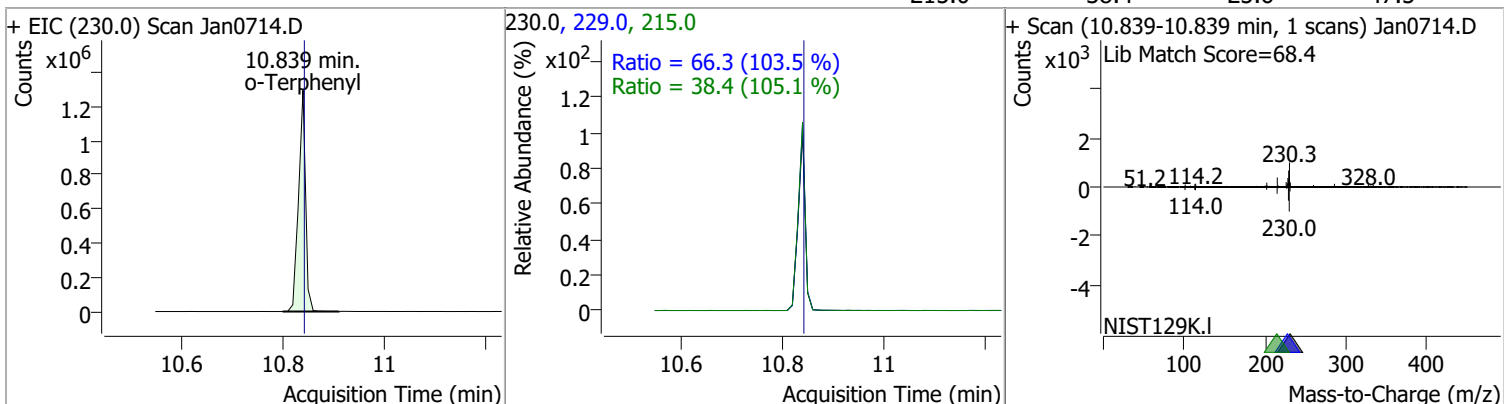


Quantitation Results Report (QT Reviewed)

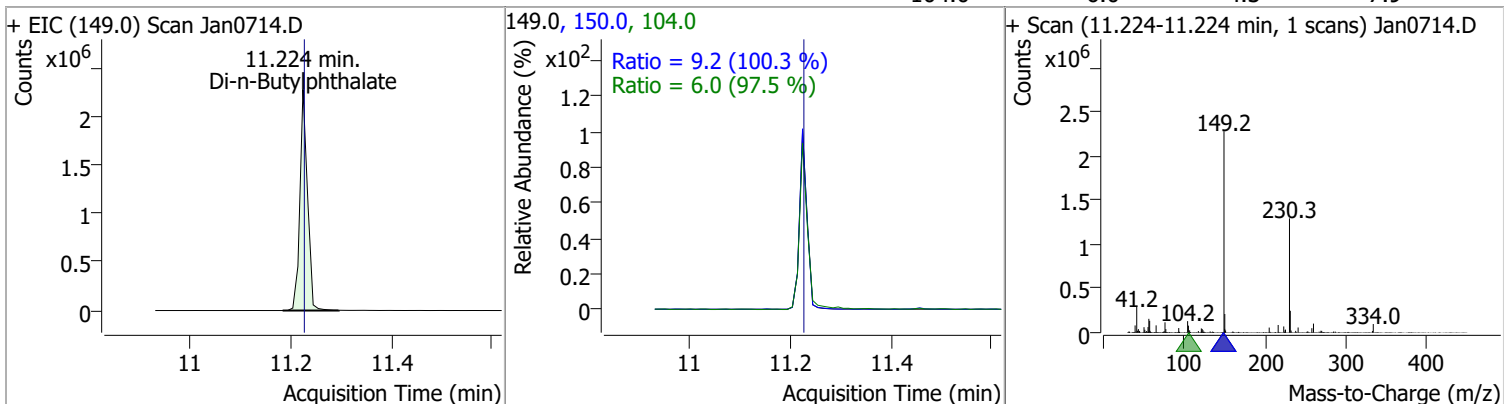
Compound	Conc.	RT	Dev(Min)	Resp.	QIon	QRatio	Lower	Upper
Carbazole	108.4367	10.62	0.00	2307875	139.0	13.6	8.9	16.6



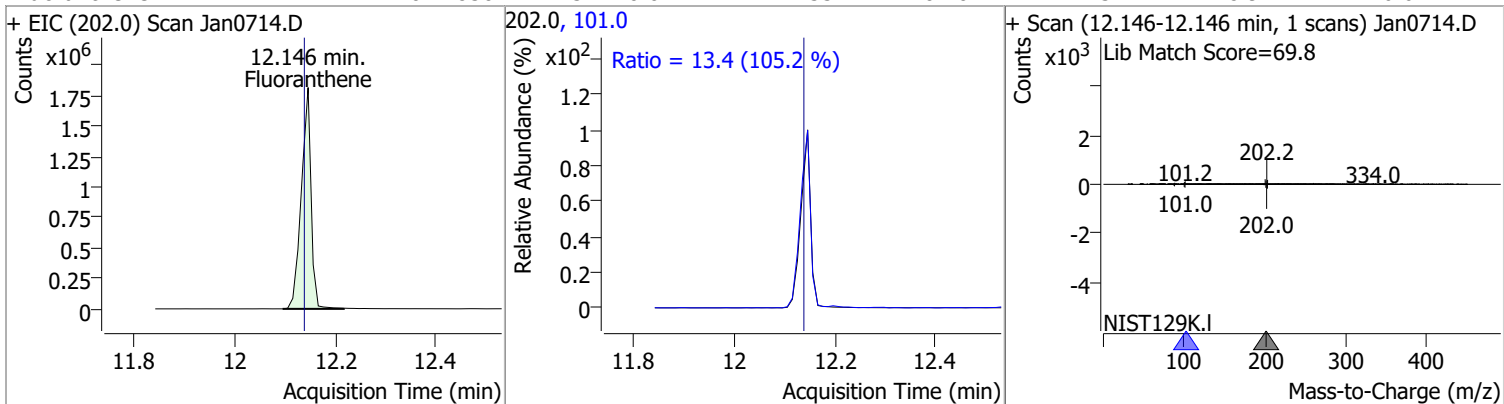
Compound	Conc.	RT	Dev(Min)	Resp.	QIon	QRatio	Lower	Upper
o-Terphenyl	97.2271	10.84	0.00	1250069	229.0 215.0	66.3 38.4	44.9 25.6	83.3 47.5



Compound	Conc.	RT	Dev(Min)	Resp.	QIon	QRatio	Lower	Upper
Di-n-Butylphthalate	110.3752	11.22	0.00	2393081	150.0 104.0	9.2 6.0	6.4 4.3	11.9 7.9

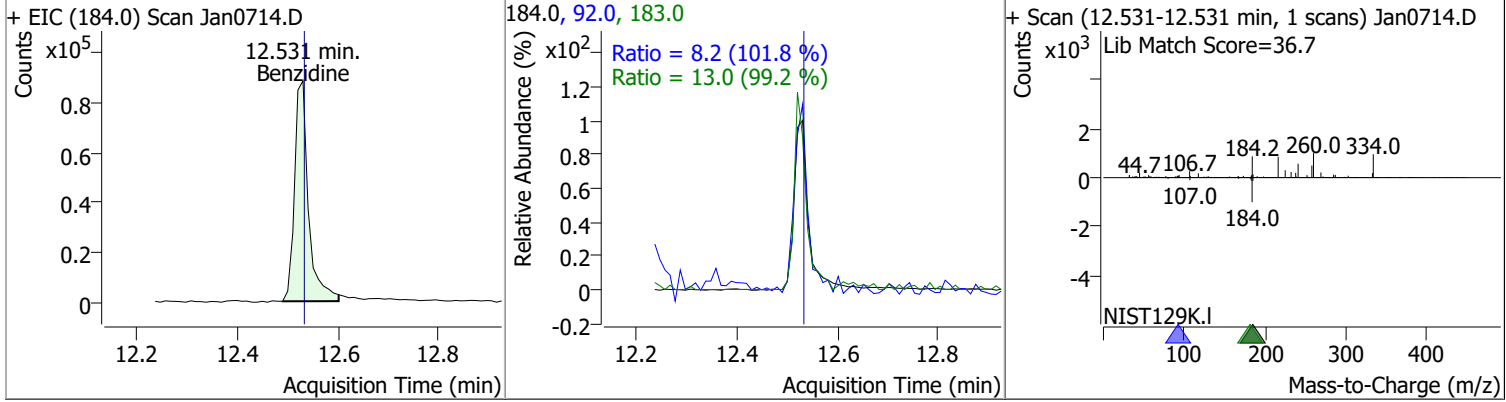


Compound	Conc.	RT	Dev(Min)	Resp.	QIon	QRatio	Lower	Upper
Fluoranthene	104.4850	12.15	0.01	2447554	101.0	13.4	8.9	16.6

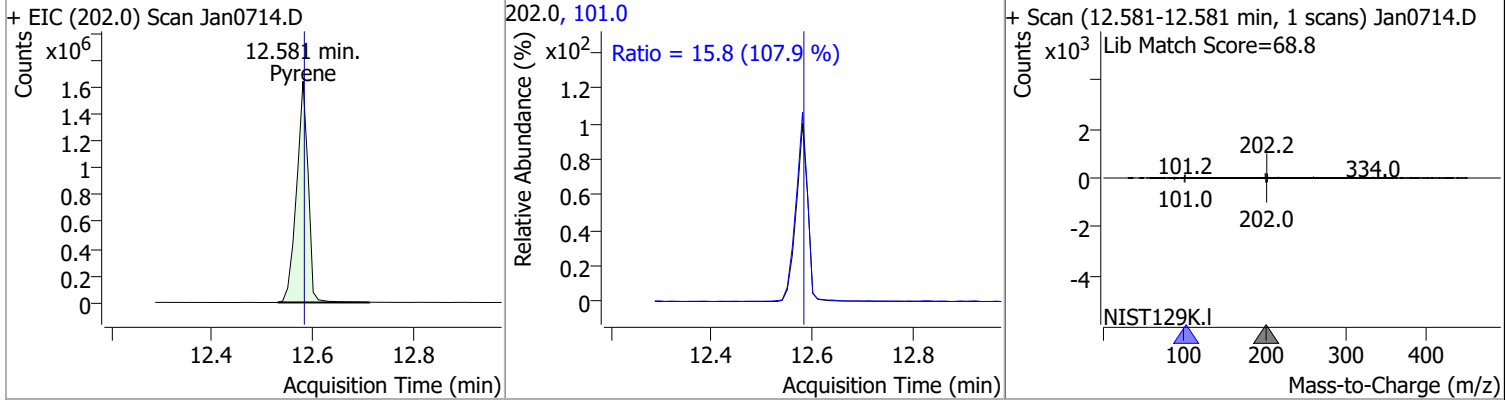


Quantitation Results Report (QT Reviewed)

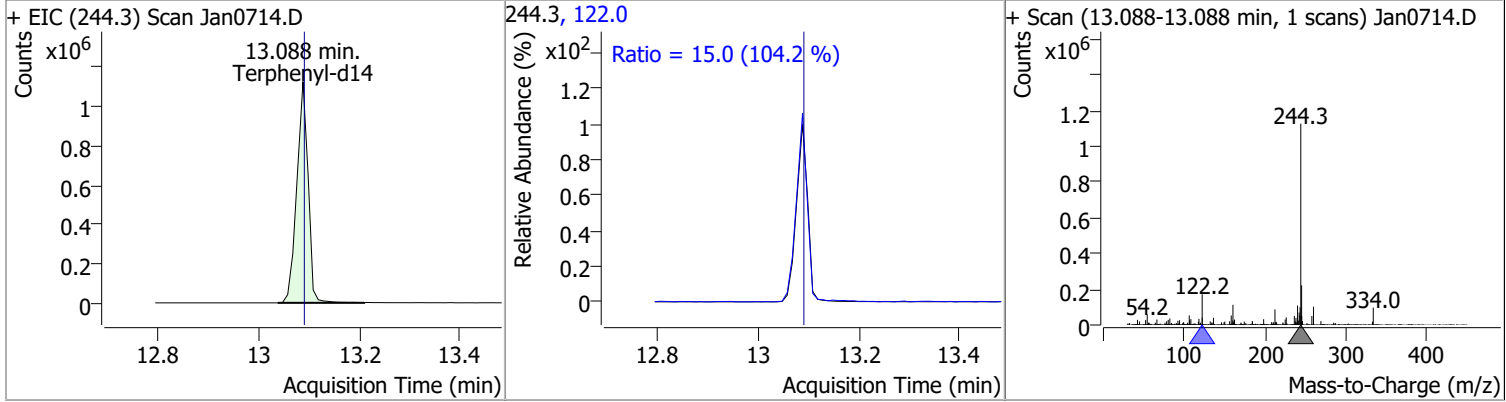
Compound	Conc.	RT	Dev(Min)	Resp.	QIon	QRatio	Lower	Upper
Benzidine	20.1762	12.53	0.00	170495	183.0	13.0	9.1	17.0
					92.0	8.2	5.7	10.5



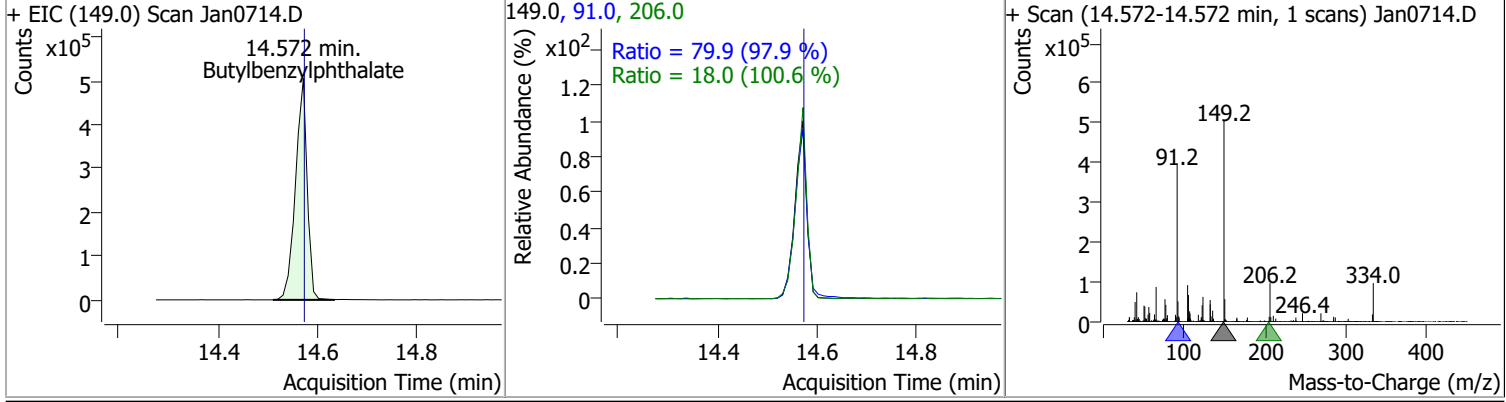
Compound	Conc.	RT	Dev(Min)	Resp.	QIon	QRatio	Lower	Upper
Pyrene	101.9228	12.58	0.00	2614013	101.0	15.8	10.2	19.0



Compound	Conc.	RT	Dev(Min)	Resp.	QIon	QRatio	Lower	Upper
Terphenyl-d14	103.6612	13.09	0.00	1759687	122.0	15.0	10.1	18.7

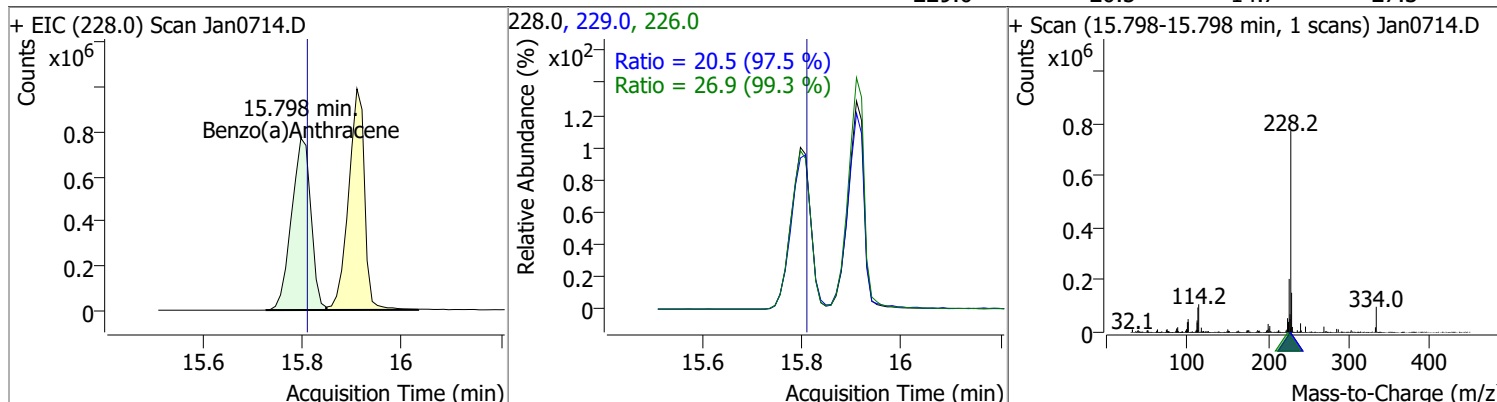


Compound	Conc.	RT	Dev(Min)	Resp.	QIon	QRatio	Lower	Upper
Butylbenzylphthalate	115.5032	14.57	0.01	824117	91.0	79.9	57.2	106.2
					206.0	18.0	12.6	23.3

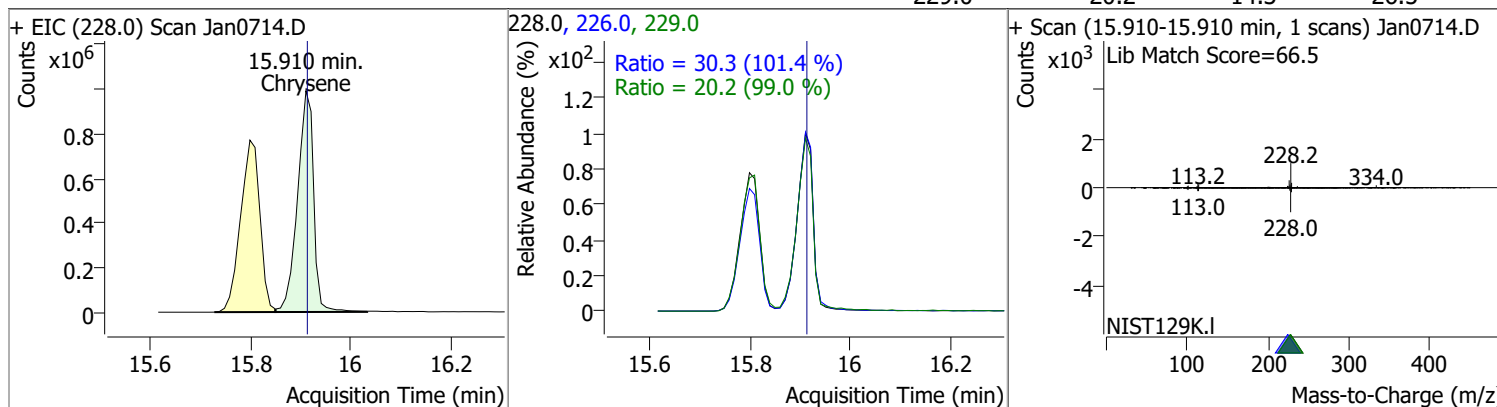


Quantitation Results Report (QT Reviewed)

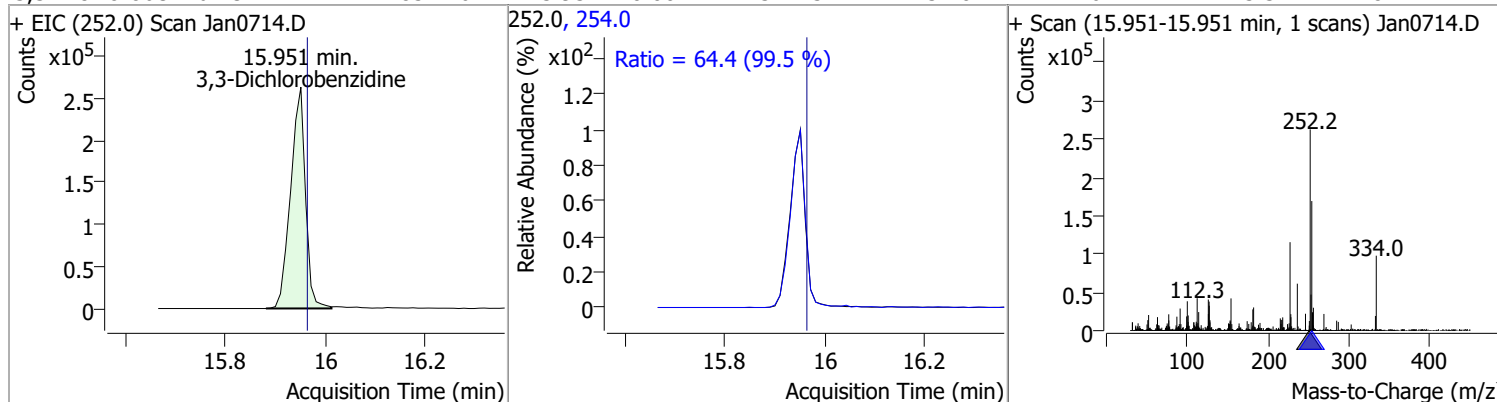
Compound	Conc.	RT	Dev(Min)	Resp.	QIon	QRatio	Lower	Upper
Benzo(a)Anthracene	112.3225	15.80	0.00	2076657	226.0	26.9	18.9	35.2
					229.0	20.5	14.7	27.3



Compound	Conc.	RT	Dev(Min)	Resp.	QIon	QRatio	Lower	Upper
Chrysene	111.1698	15.91	0.01	2222976	226.0	30.3	21.0	38.9
					229.0	20.2	14.3	26.5

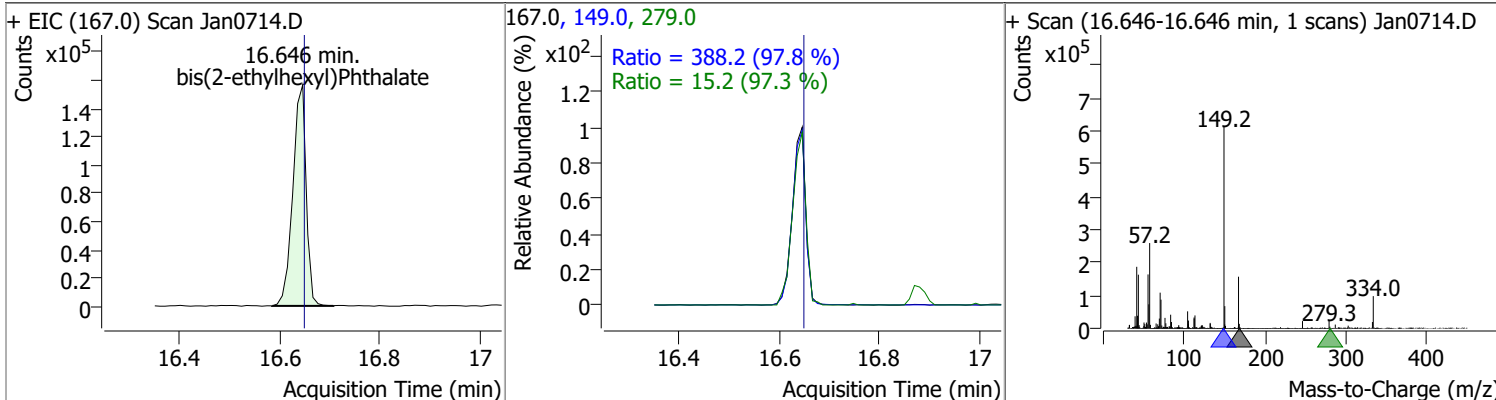


Compound	Conc.	RT	Dev(Min)	Resp.	QIon	QRatio	Lower	Upper
3,3-Dichlorobenzidine	85.4267	15.95	0.00	541457	254.0	64.4	45.3	84.1

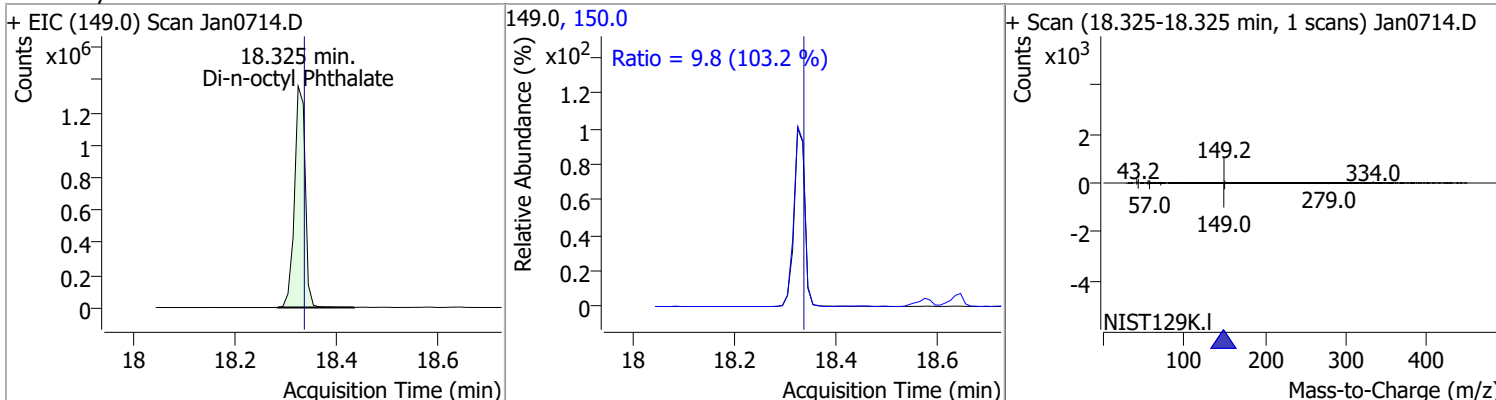


Quantitation Results Report (QT Reviewed)

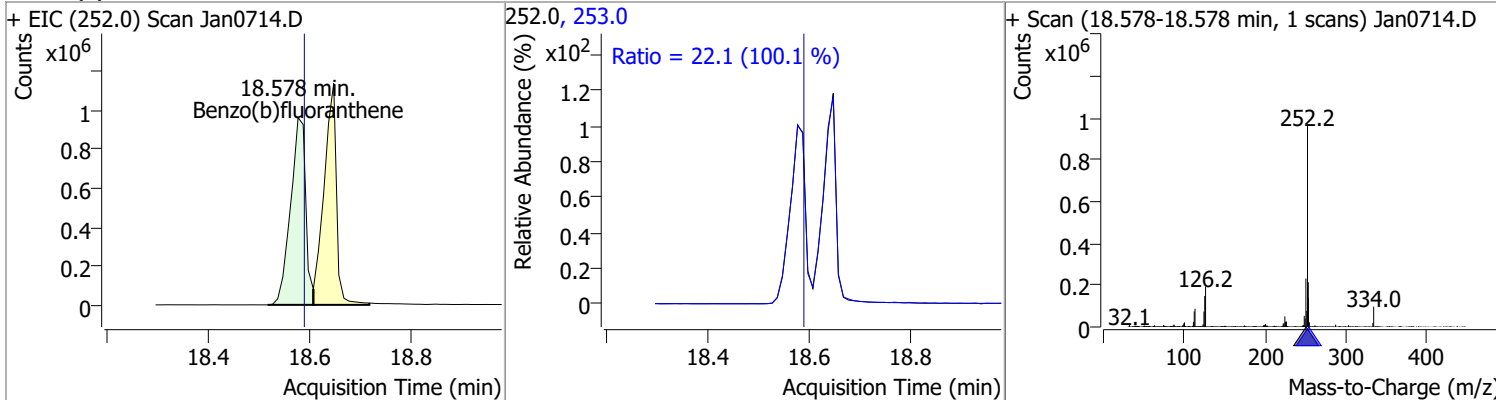
Compound	Conc.	RT	Dev(Min)	Resp.	QIon	QRatio	Lower	Upper
bis(2-ethylhexyl)Phthalate	113.9794	16.65	0.01	289739	149.0	388.2	278.0	516.2
					279.0	15.2	10.9	20.3



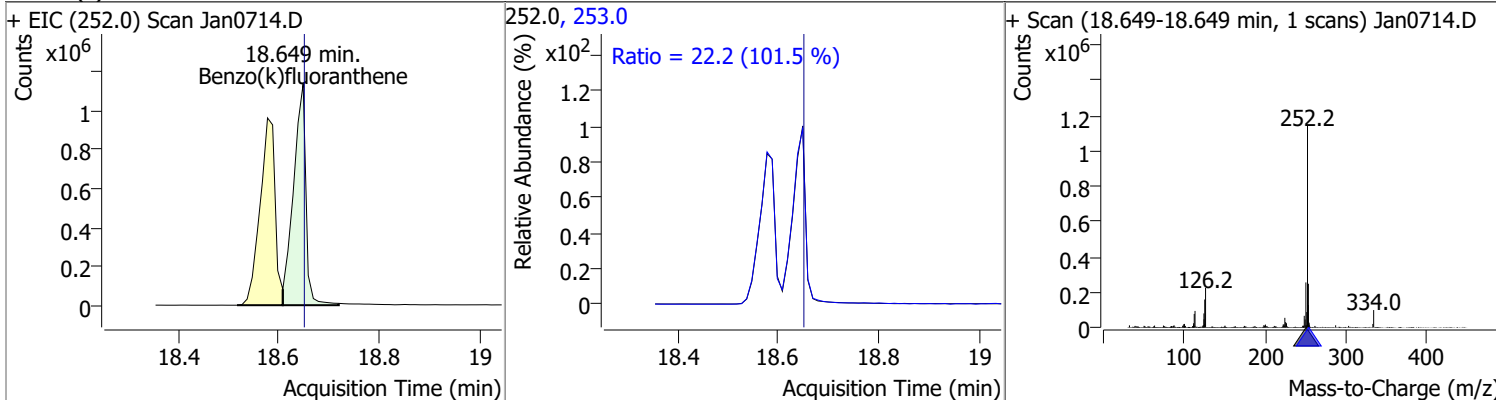
Compound	Conc.	RT	Dev(Min)	Resp.	QIon	QRatio	Lower	Upper
Di-n-octyl Phthalate	111.6555	18.32	0.00	2012945	150.0	9.8	6.7	12.4



Compound	Conc.	RT	Dev(Min)	Resp.	QIon	QRatio	Lower	Upper
Benzo(b)fluoranthene	108.4891	18.58	0.00	2009579	253.0	22.1	15.4	28.6

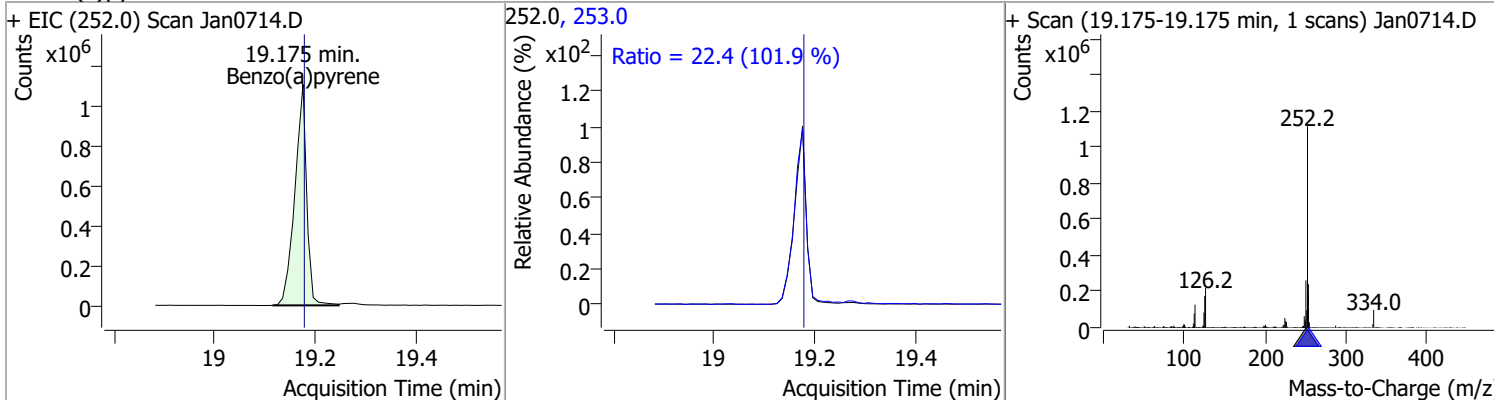


Compound	Conc.	RT	Dev(Min)	Resp.	QIon	QRatio	Lower	Upper
Benzo(k)fluoranthene	101.6749	18.65	0.01	1952551	253.0	22.2	15.3	28.5

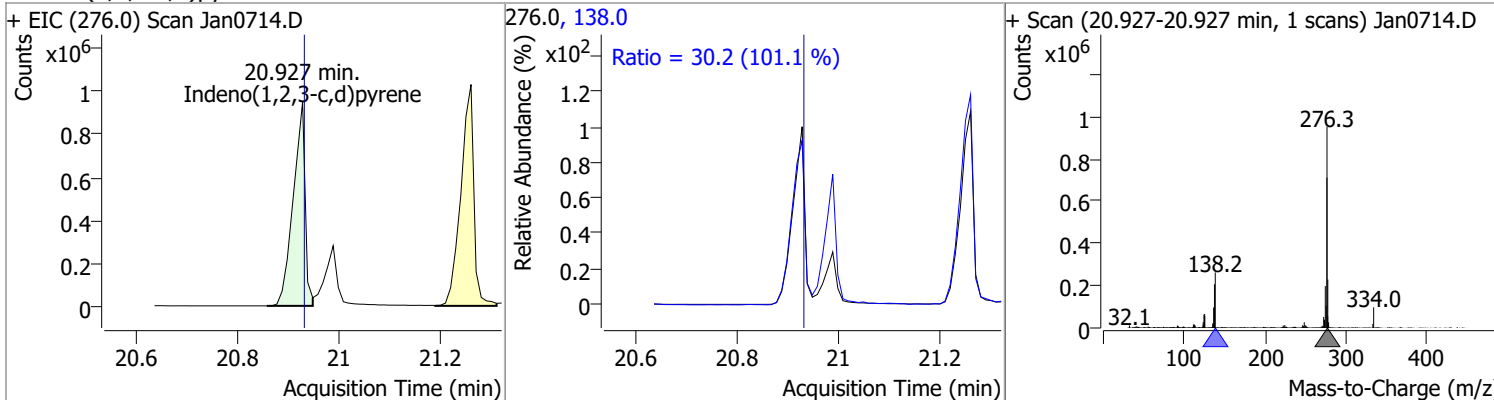


Quantitation Results Report (QT Reviewed)

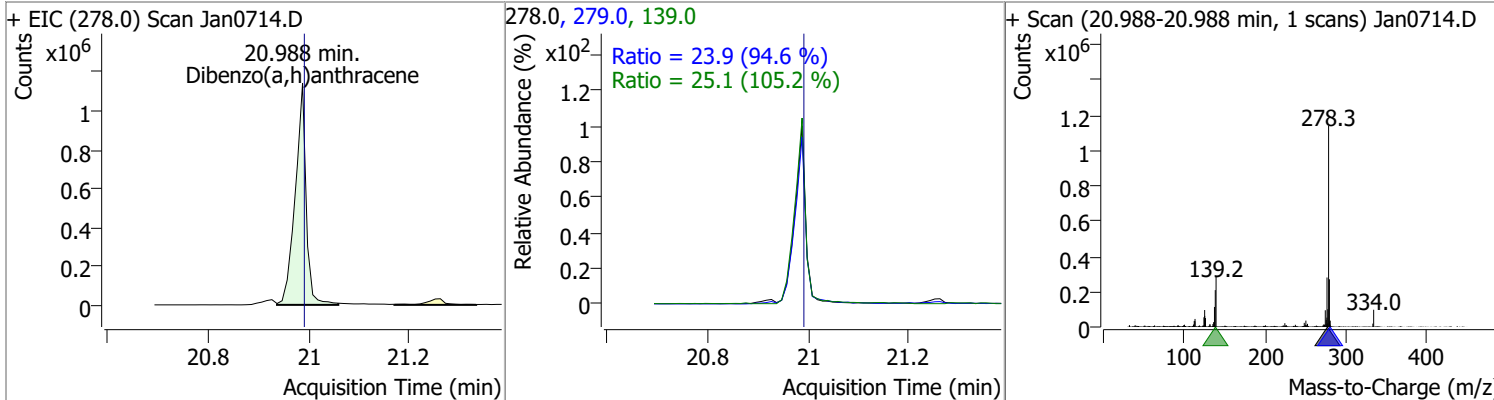
Compound	Conc.	RT	Dev(Min)	Resp.	QIon	QRatio	Lower	Upper
Benzo(a)pyrene	102.1018	19.18	0.01	1821868	253.0	22.4	15.4	28.6



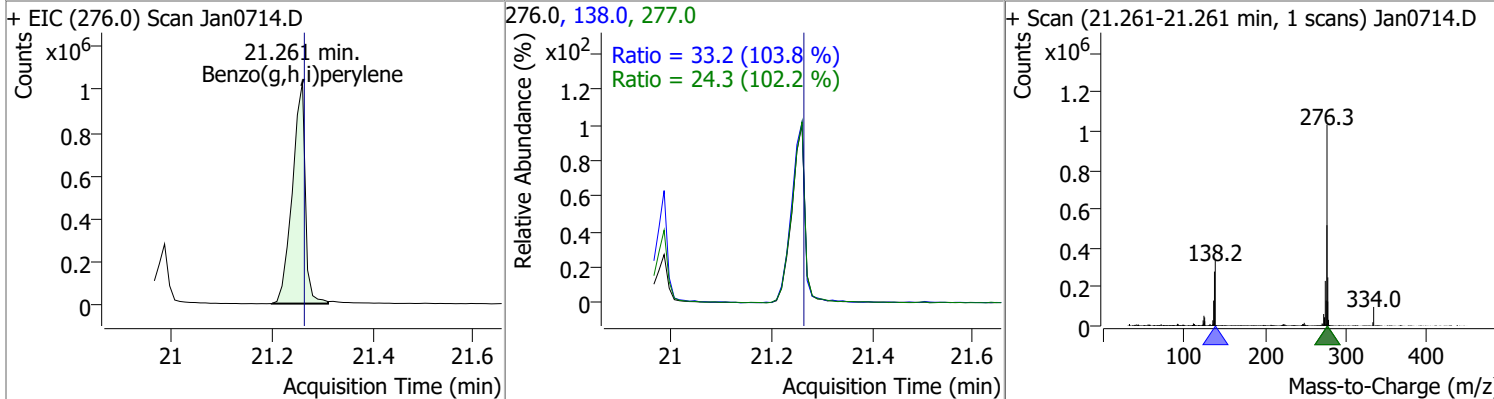
Compound	Conc.	RT	Dev(Min)	Resp.	QIon	QRatio	Lower	Upper
Indeno(1,2,3-c,d)pyrene	103.0188	20.93	0.01	1551995	138.0	30.2	20.9	38.8



Compound	Conc.	RT	Dev(Min)	Resp.	QIon	QRatio	Lower	Upper
Dibenzo(a,h)anthracene	105.1118	20.99	0.01	1717584	279.0	23.9	17.7	32.8
					139.0	25.1	16.7	31.0

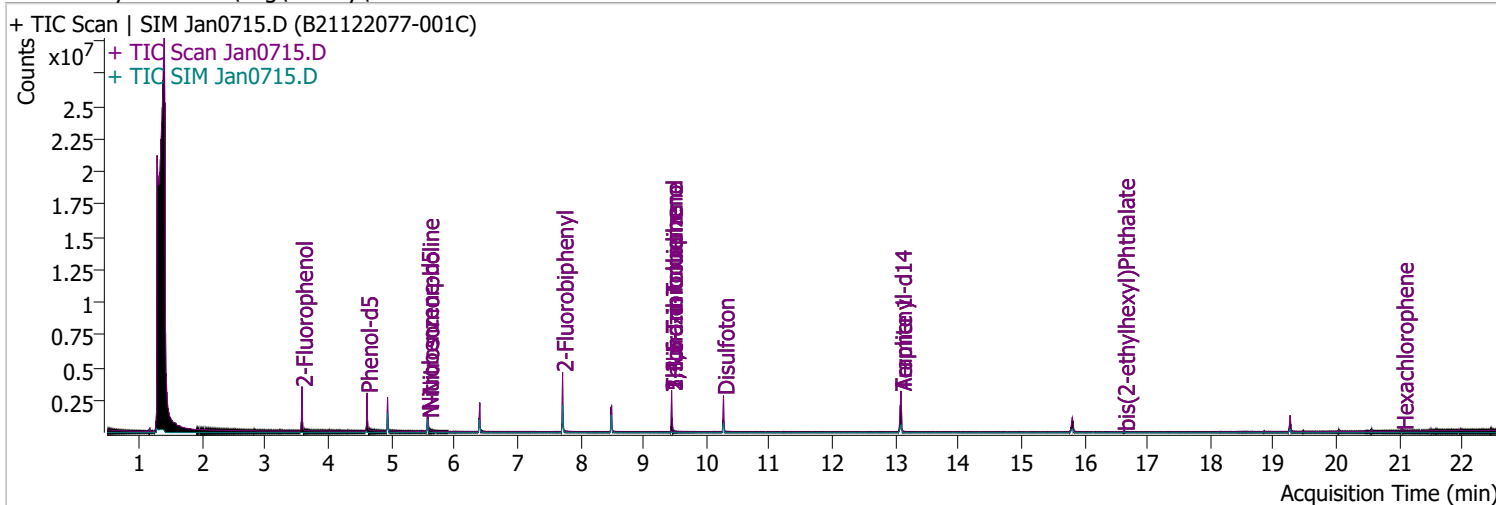


Compound	Conc.	RT	Dev(Min)	Resp.	QIon	QRatio	Lower	Upper
Benzo(g,h,i)perylene	105.7208	21.26	0.01	1835275	138.0	33.2	22.4	41.6
					277.0	24.3	16.6	30.9



Quantitation Results Report (QT Reviewed)

Data File	Jan0715.D	Operator	LIMS import
Acq. Method	BNA+SIM.M	Acq. Date-Time	1/7/2022 8:03:58 PM
Sample Name	B21122077-001C	Instrument	Instrument #1
Vial	15	Multiplier	1.00
DA Method File		Comment	SVOC-8270-W
Tune File	dftppdsm.u	Tune Date	1/7/2022 12:13:00 PM
Batch Name	010722 DoD BNA cal 1.batch.bin	Last Calib Update	1/11/2022 8:55:14 AM
Ref Library	D:\Org\Library\NIST129K.l		



Compound	RT	QIon	Resp.	Conc.	Units	Dev(Min)
----------	----	------	-------	-------	-------	----------

Internal Standards

System Monitoring Compounds

S 2-Fluorophenol	3.582	112.0	765739	95.9689	µg/L	0.000
Spiked Amount: 200.000	Range: 10.0 - 75.0%			Recovery = 47.98%		
S Phenol-d5	4.613	99.0	750545	70.3157	µg/L	-0.010
Spiked Amount: 200.000	Range: 10.0 - 65.0%			Recovery = 35.16%		
S Nitrobenzene-d5	5.573	82.0	389471	67.2243	µg/L	-0.010
Spiked Amount: 100.000	Range: 32.0 - 94.0%			Recovery = 67.22%		
S 2-Fluorobiphenyl	7.718	172.0	1297628	72.5939	µg/L	0.000
Spiked Amount: 100.000	Range: 28.0 - 107.0%			Recovery = 72.59%		
S 2,4,6-Tribromophenol	9.448	329.8	241249	159.6705	µg/L	0.000
Spiked Amount: 200.000	Range: 25.0 - 140.0%			Recovery = 79.84%		
S Terphenyl-d14	13.088	244.3	1602437	93.2293	µg/L	0.000
Spiked Amount: 100.000	Range: 32.0 - 122.0%			Recovery = 93.23%		

Target Compounds

Compound	RT	QIon	Resp.	Conc.	Units	Dev(Min)	QValue
T N-Nitrosodimethylamine	0.000		0	N.D.			
T Pyridine	0.000		0	N.D.			
T Aniline	0.000		0	N.D.			
T Phenol	0.000		0	N.D.			
T bis(-2-Chloroethyl)Ether	0.000		0	N.D.			
T 2-Chlorophenol	0.000		0	N.D.			
T 1,3-Dichlorobenzene	0.000		0	N.D.			
T 1,4-Dichlorobenzene	0.000		0	N.D.			
T 1,2-Dichlorobenzene	0.000		0	N.D.			
T Benzyl Alcohol	0.000		0	N.D.			
T bis(2-chloroisopropyl)Ether	0.000		0	N.D.			
T 2-Methylphenol	0.000		0	N.D.			
T N-nitroso-Di-n-propylamine	5.573	70.0	0		µg/L	md	1
T 4Methylphenol/3Methylphenol	0.000		0	N.D.			
T Hexachloroethane	0.000		0	N.D.			

Quantitation Results Report (QT Reviewed)

Compound	RT	QIon	Resp.	Conc.	Units	Dev(Min)
T Nitrobenzene	0.000		0	N.D.		
T Isophorone	0.000		0	N.D.		
T 2-Nitrophenol	0.000		0	N.D.		
T 2,4-Dimethylphenol	0.000		0	N.D.		
T bis(-2-Chloroethoxy)Methane	0.000		0	N.D.		
T Benzoic Acid	0.000		0	N.D.		
T 2,4-Dichlorophenol	0.000		0	N.D.		
T 1,2,4-Trichlorobenzene	0.000		0	N.D.		
T Naphthalene	0.000		0	N.D.		
T 4-Chlorophenol	0.000		0	N.D.		
T p-Chloroaniline	0.000		0	N.D.		
T Hexachlorobutadiene	0.000		0	N.D.		
T 4-Chloro-2-Methylphenol	0.000		0	N.D.		
T 4-Chloro-3-Methylphenol	0.000		0	N.D.		
T 2-Methylnaphthalene	0.000		0	N.D.		
T 1-Methylnaphthalene	0.000		0	N.D.		
T Hexachlorocyclopentadiene	0.000		0	N.D.		
T 2,4,6-Trichlorophenol	0.000		0	N.D.		
T 2,4,5-Trichlorophenol	0.000		0	N.D.		
T 2-Chloronaphthalene	0.000		0	N.D.		
T 2-Nitroaniline	0.000		0	N.D.		
T Dimethyl Phthalate	8.497	163.0	0		µg/L	md
T 2,6-Dinitrotoluene	8.486	165.0	0		µg/L	md
T Acenaphthylene	0.000		0	N.D.		
T 3-Nitroaniline	0.000		0	N.D.		
T Acenaphthene	0.000		0	N.D.		
T 2,4-Dinitrophenol	0.000		0	N.D.		
T Dibenzofuran	0.000		0	N.D.		
T 2,4-Dinitrotoluene	0.000		0	N.D.		
T 4-Nitrophenol	0.000		0	N.D.		
T Diethylphthalate	0.000		0	N.D.		
T Fluorene	0.000		0	N.D.		
T 4-Chlorophenyl-phenylether	0.000		0	N.D.		
T 4-Nitroaniline	0.000		0	N.D.		
T 4,6-Dinitro-2-methylphenol	0.000		0	N.D.		
T N-nitrosodiphenylamine	0.000		0	N.D.		
T Azobenzene	0.000		0	N.D.		
T 4-Bromophenyl-phenylether	0.000		0	N.D.		
T Hexachlorobenzene	0.000		0	N.D.		
T Pentachlorophenol	0.000		0	N.D.		
T Phenanthrene	0.000		0	N.D.		
T Anthracene	0.000		0	N.D.		
T Triallate	0.000		0	N.D.		
T Carbazole	0.000		0	N.D.		
T o-Terphenyl	0.000		0	N.D.		
T Di-n-Butylphthalate	0.000		0	N.D.		
T Fluoranthene	0.000		0	N.D.		
T Benzidine	0.000		0	N.D.		
T Pyrene	0.000		0	N.D.		
T Butylbenzylphthalate	0.000		0	N.D.		
T Benzo(a)Anthracene	0.000		0	N.D.		
T Chrysene	0.000		0	N.D.		
T 3,3-Dichlorobenzidine	0.000		0	N.D.		
T bis(2-ethylhexyl)Phthalate	16.626	167.0	4384	2.2245	µg/L	99
T Di-n-octyl Phthalate	0.000		0	N.D.		

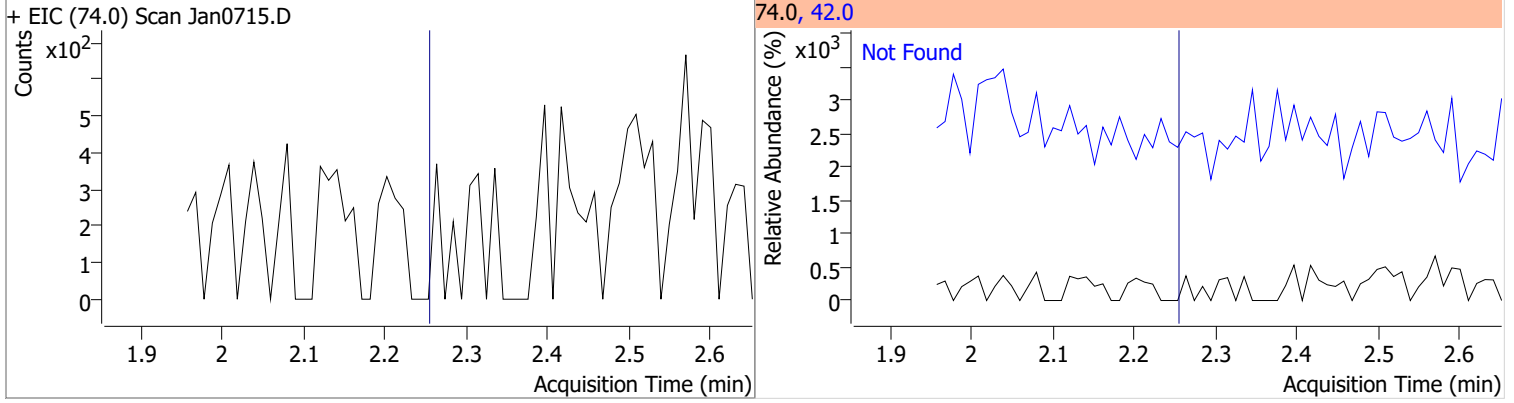
Quantitation Results Report (QT Reviewed)

Compound	RT	QIon	Resp.	Conc.	Units	Dev(Min)
T Benzo(b)fluoranthene	0.000		0	N.D.		
T Benzo(k)fluoranthene	0.000		0	N.D.		
T Benzo(a)pyrene	0.000		0	N.D.		
T Indeno(1,2,3-c,d)pyrene	0.000		0	N.D.		
T Dibenzo(a,h)anthracene	0.000		0	N.D.		
T Benzo(g,h,i)perylene	0.000		0	N.D.		

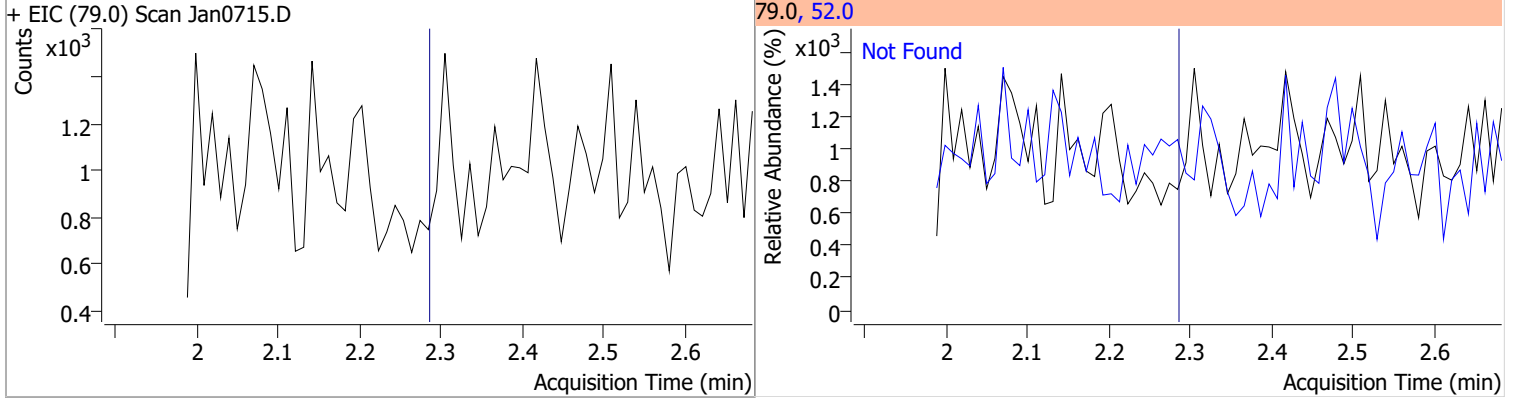
(#) = Qualifier Out of Range; (m) = Manual Integration; (+) = Area Summed; (*) = Surrogate Percent Recovery Out of Range; (d): Zeroed Peak

Quantitation Results Report (QT Reviewed)

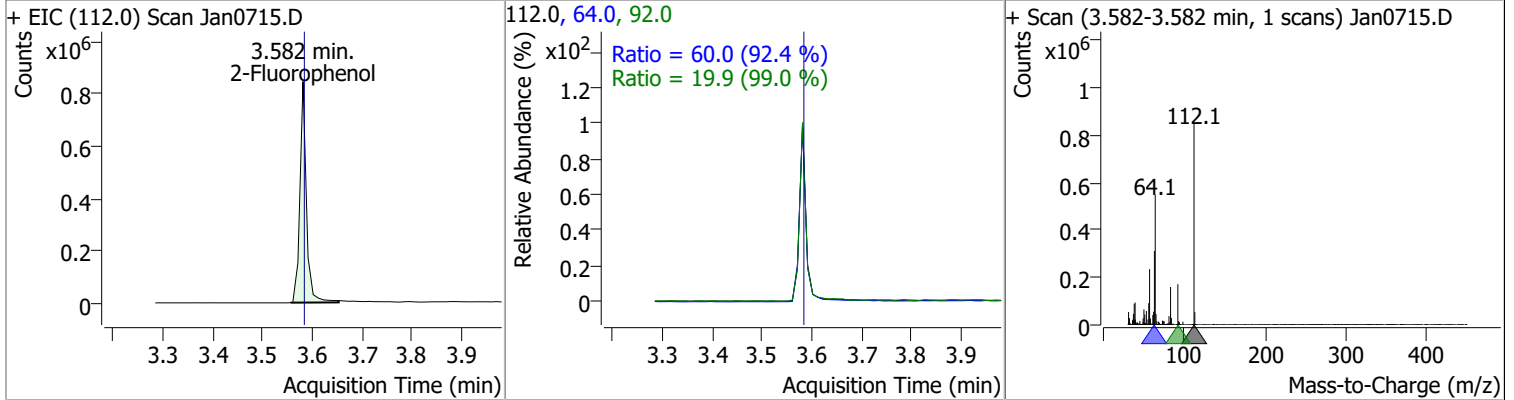
Compound	Conc.	Exp RT	QIon	Exp Ratio
N-Nitrosodimethylamine	N.D.	2.25	42.0	177.0



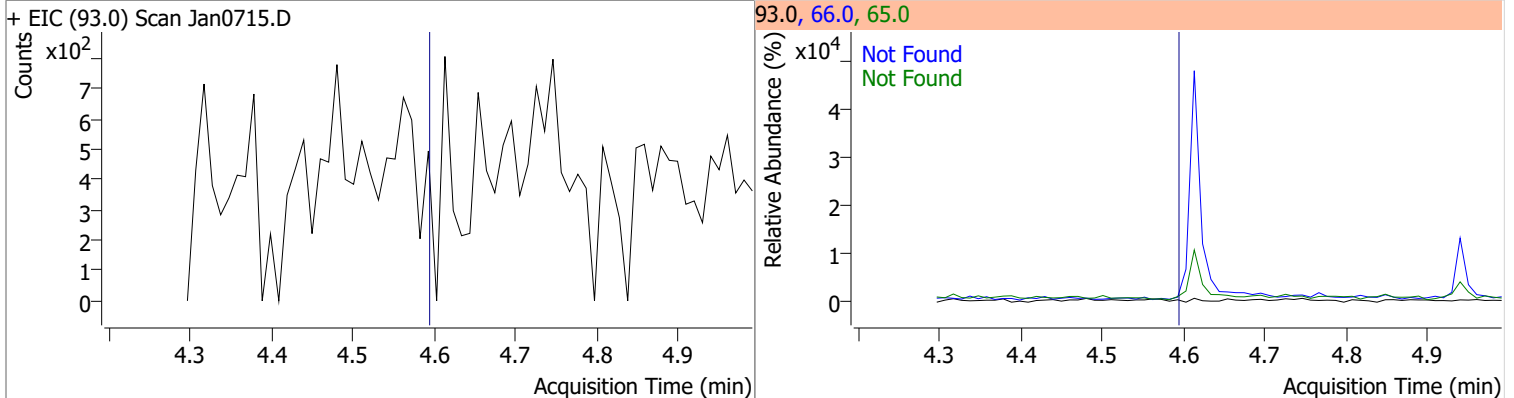
Compound	Conc.	Exp RT	QIon	Exp Ratio
Pyridine	N.D.	2.28	52.0	133.1



Compound	Conc.	RT	Dev(Min)	Resp.	QIon	QRatio	Lower	Upper
2-Fluorophenol	95.9689	3.58	0.00	765739	64.0	60.0	45.5	84.5
					92.0	19.9	14.1	26.2

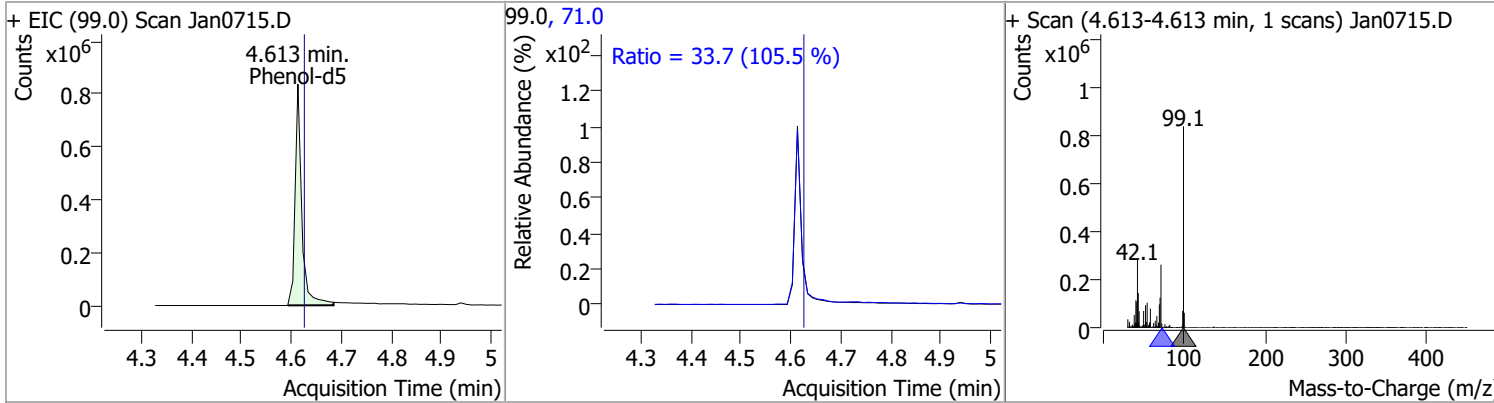


Compound	Conc.	Exp RT	QIon	Exp Ratio	QIon	Exp Ratio
Aniline	N.D.	4.59	66.0	40.4	65.0	22.2

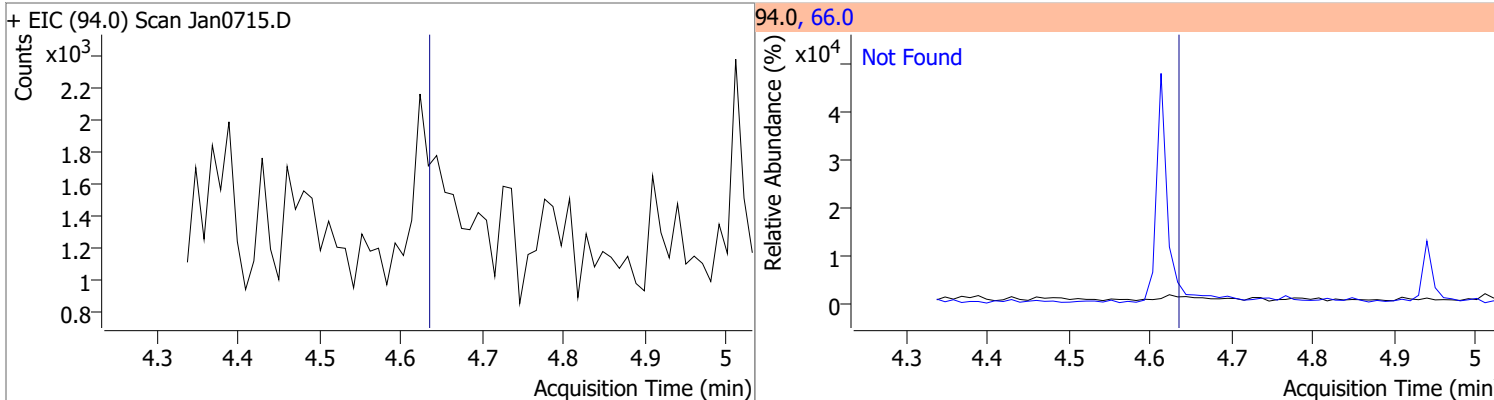


Quantitation Results Report (QT Reviewed)

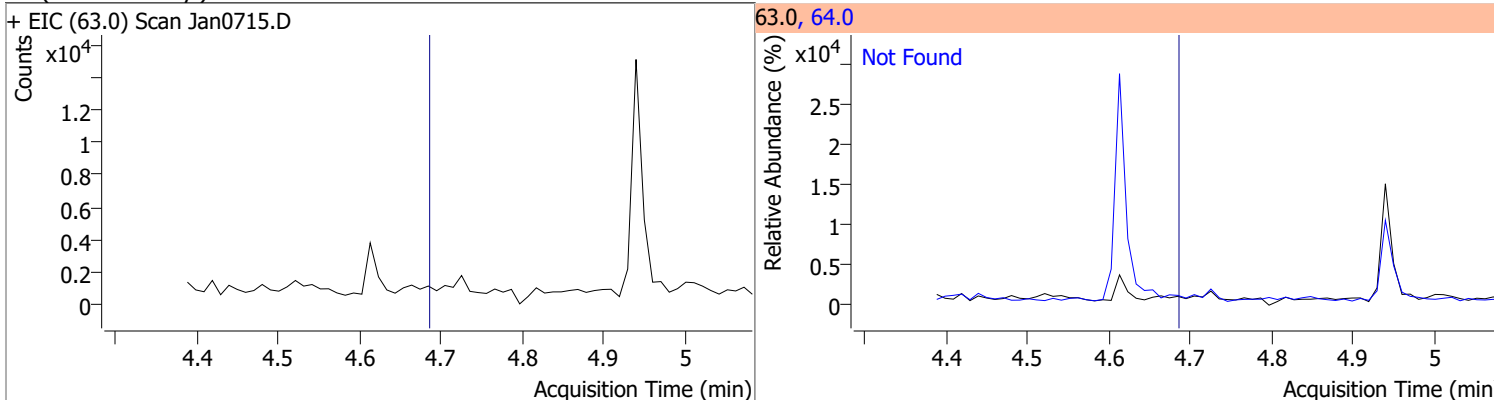
Compound	Conc.	RT	Dev(Min)	Resp.	QIon	QRatio	Lower	Upper
Phenol-d5	70.3157	4.61	-0.01	750545	71.0	33.7	22.3	41.5



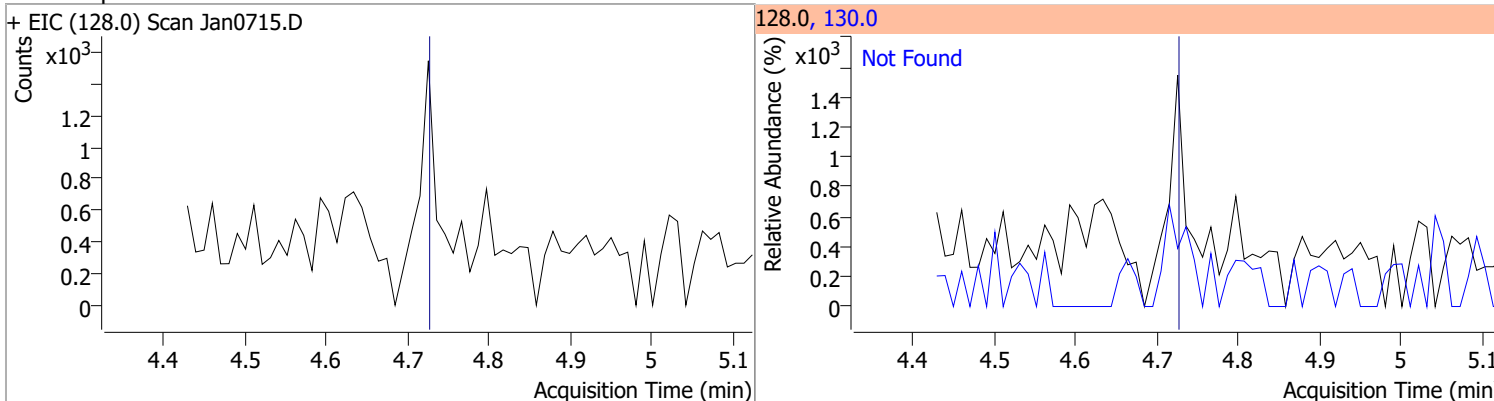
Compound	Conc.	Exp RT	QIon	Exp Ratio
Phenol	N.D.	4.63	66.0	44.7



Compound	Conc.	Exp RT	QIon	Exp Ratio
bis(-2-Chloroethyl)Ether	N.D.	4.68	64.0	3.3

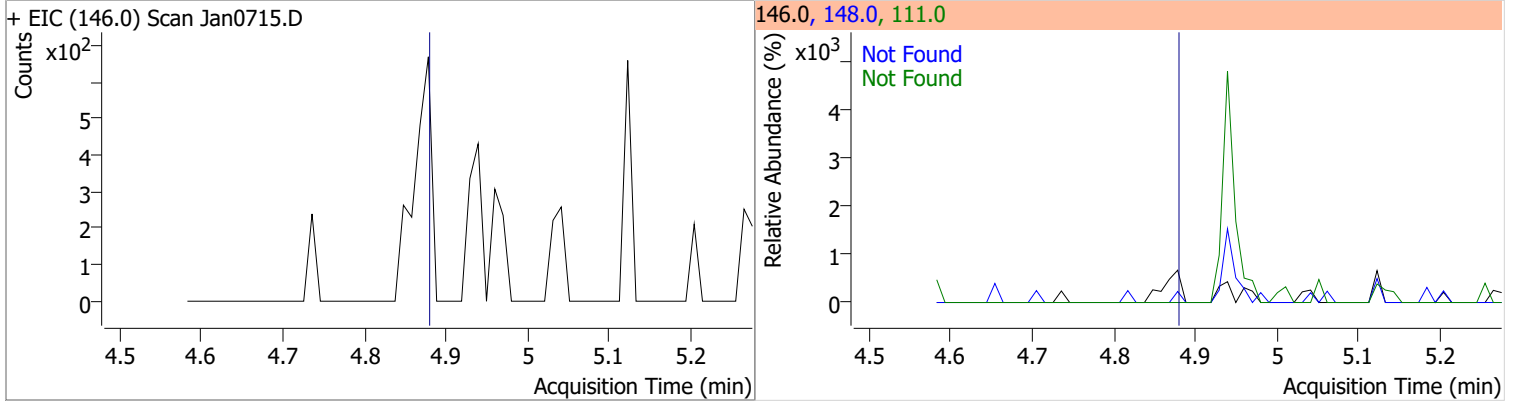


Compound	Conc.	Exp RT	QIon	Exp Ratio
2-Chlorophenol	N.D.	4.73	130.0	32.0

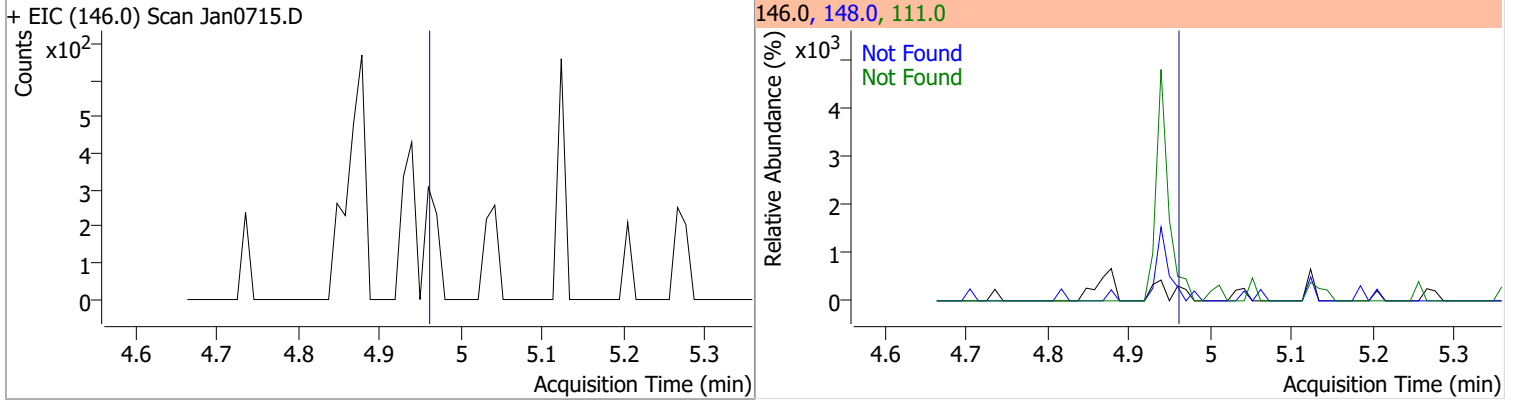


Quantitation Results Report (QT Reviewed)

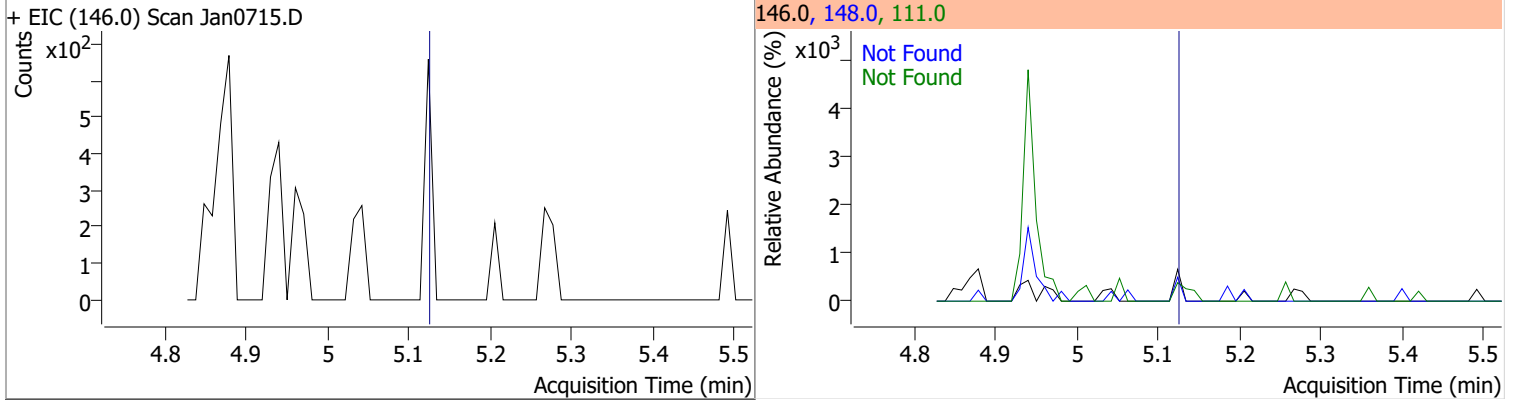
Compound	Conc.	Exp RT	QIon	Exp Ratio	QIon	Exp Ratio
1,3-Dichlorobenzene	N.D.	4.88	148.0	62.6	111.0	35.4



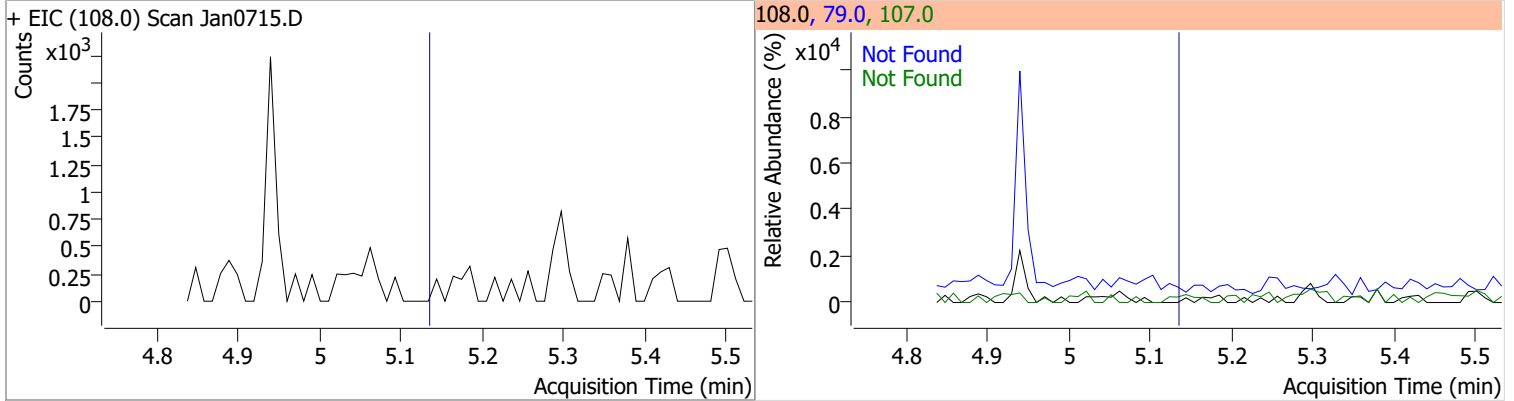
Compound	Conc.	Exp RT	QIon	Exp Ratio	QIon	Exp Ratio
1,4-Dichlorobenzene	N.D.	4.96	148.0	64.4	111.0	35.2



Compound	Conc.	Exp RT	QIon	Exp Ratio	QIon	Exp Ratio
1,2-Dichlorobenzene	N.D.	5.12	148.0	64.5	111.0	37.8

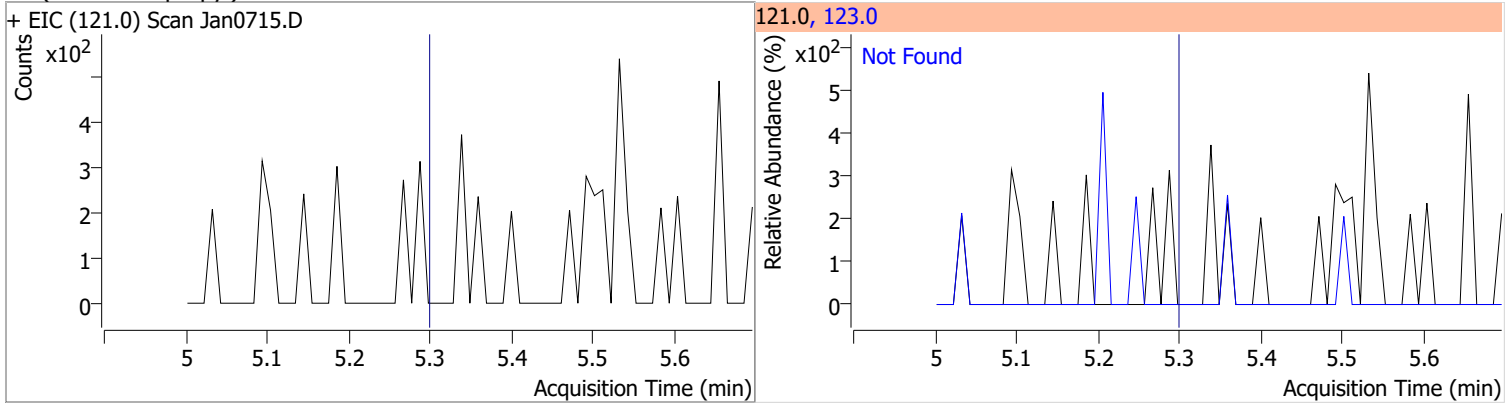


Compound	Conc.	Exp RT	QIon	Exp Ratio	QIon	Exp Ratio
Benzyl Alcohol	N.D.	5.13	79.0	115.5	107.0	71.0

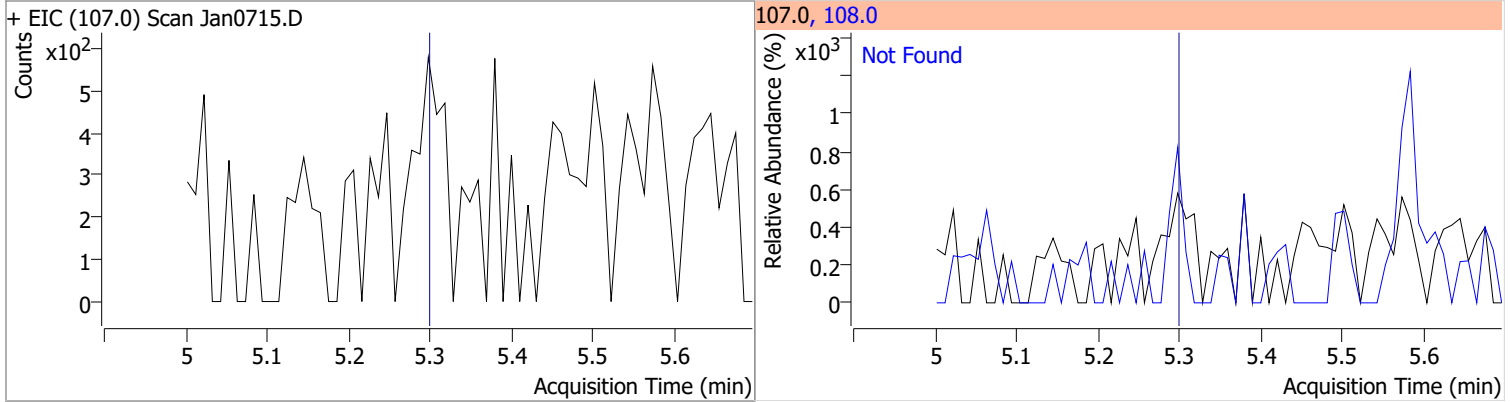


Quantitation Results Report (QT Reviewed)

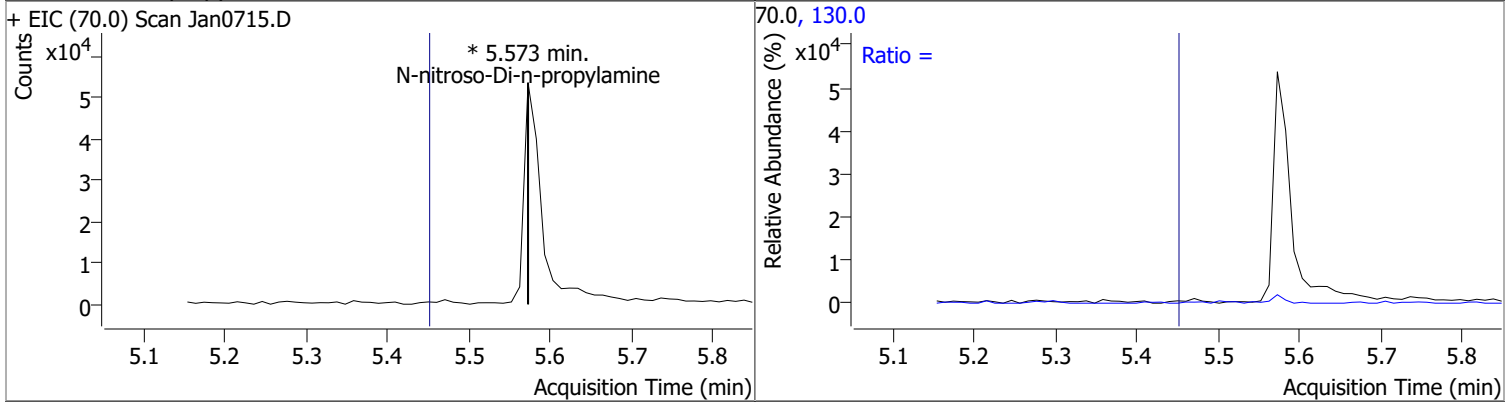
Compound	Conc.	Exp RT	QIon	Exp Ratio
bis(2-chloroisopropyl)Ether	N.D.	5.30	123.0	32.2



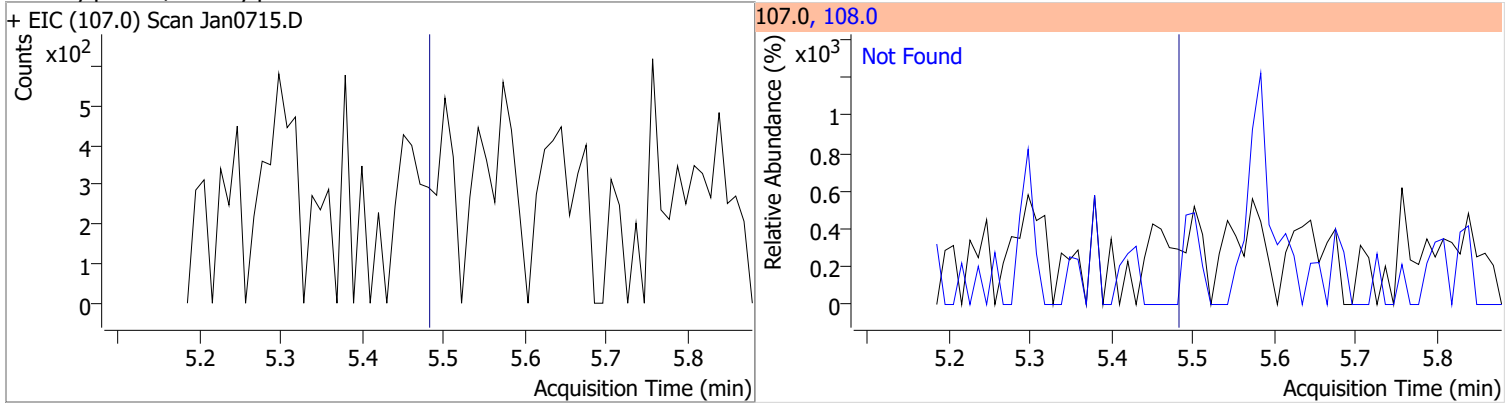
Compound	Conc.	Exp RT	QIon	Exp Ratio
2-Methylphenol	N.D.	5.30	108.0	116.9



Compound	Conc.	RT	Dev(Min)	Resp.	QIon	QRatio	Lower	Upper
N-nitroso-Di-n-propylamine		0		0	130.0		0.0	41.5

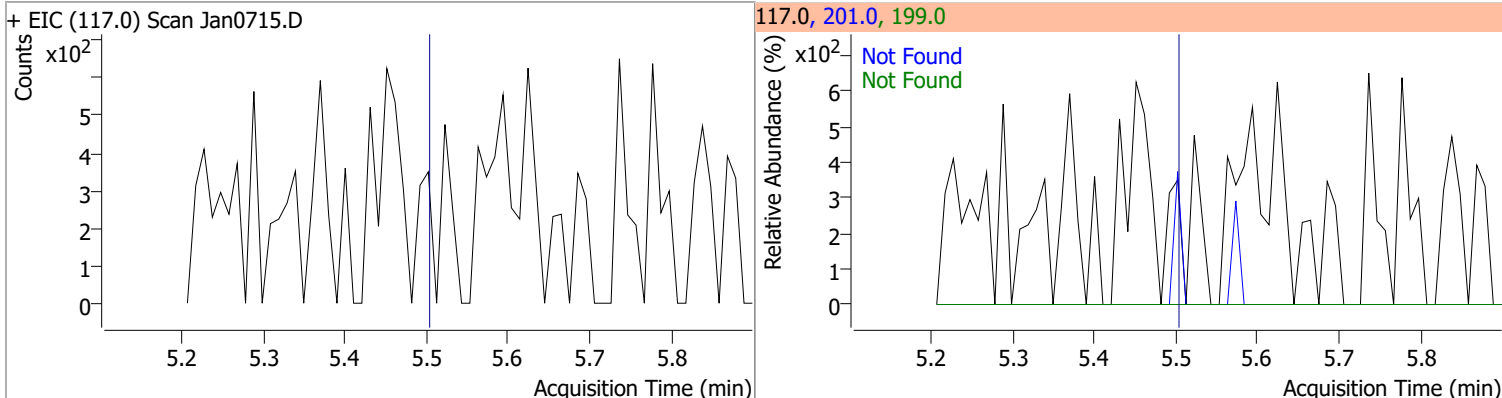


Compound	Conc.	Exp RT	QIon	Exp Ratio
4Methylphenol/3Methylphenol	N.D.	5.48	108.0	84.5

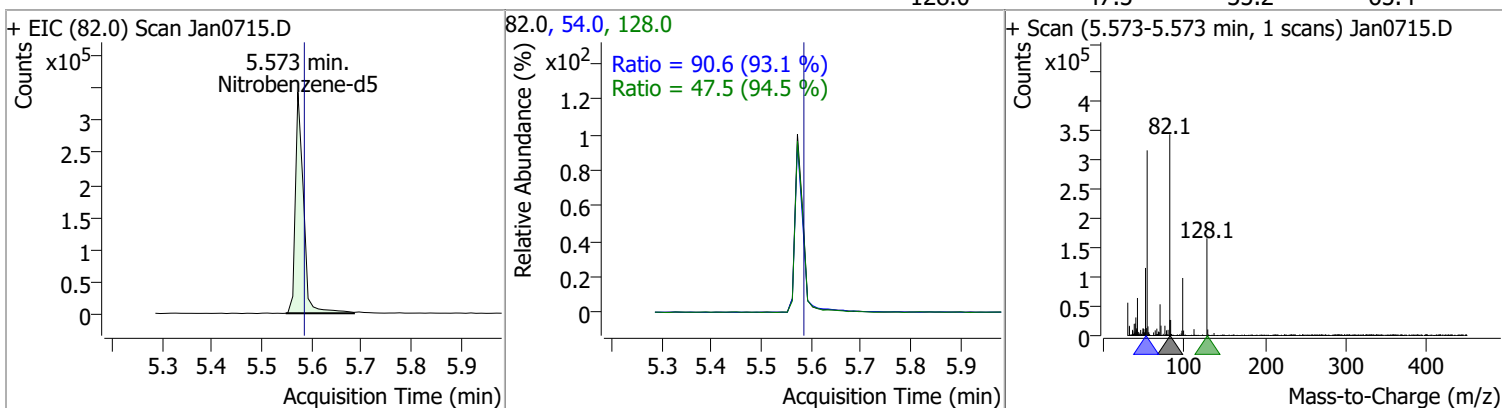


Quantitation Results Report (QT Reviewed)

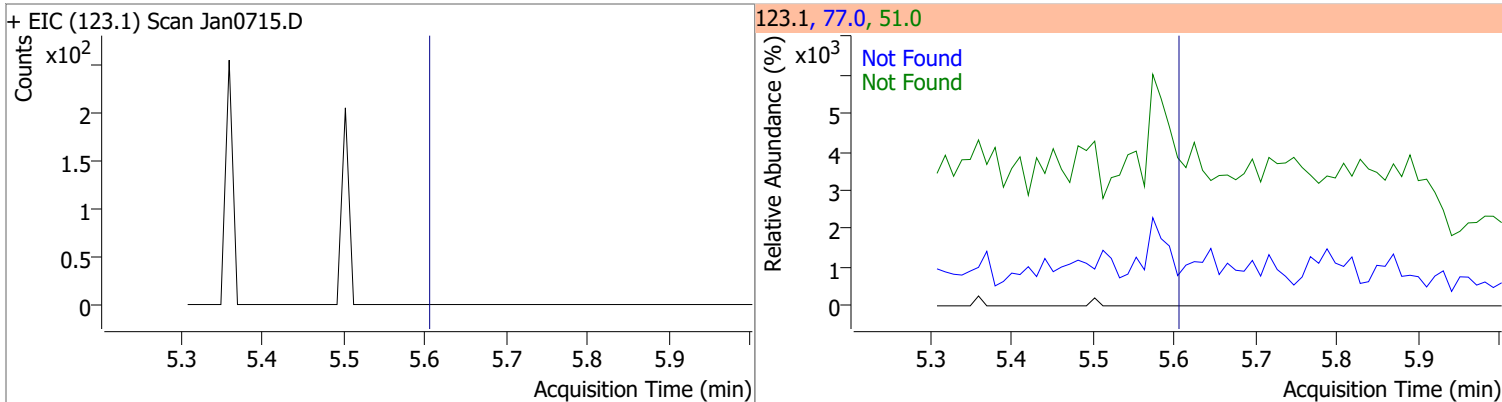
Compound	Conc.	Exp RT	QIon	Exp Ratio	QIon	Exp Ratio
Hexachloroethane	N.D.	5.50	201.0	93.2	199.0	57.2



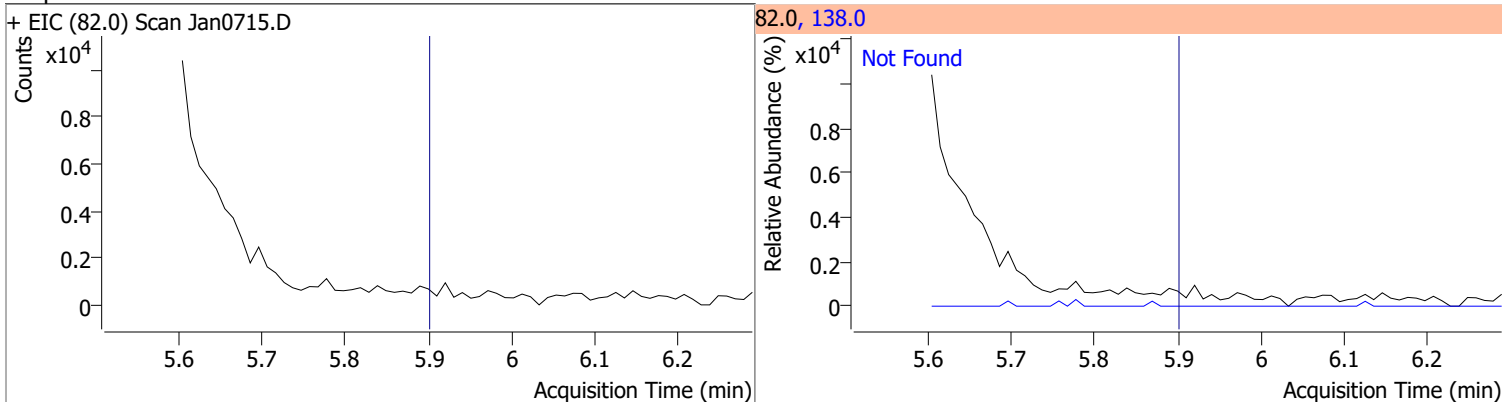
Compound	Conc.	RT	Dev(Min)	Resp.	QIon	QRatio	Lower	Upper
Nitrobenzene-d5	67.2243	5.57	-0.01	389471	54.0	90.6	68.2	126.6
					128.0	47.5	35.2	65.4



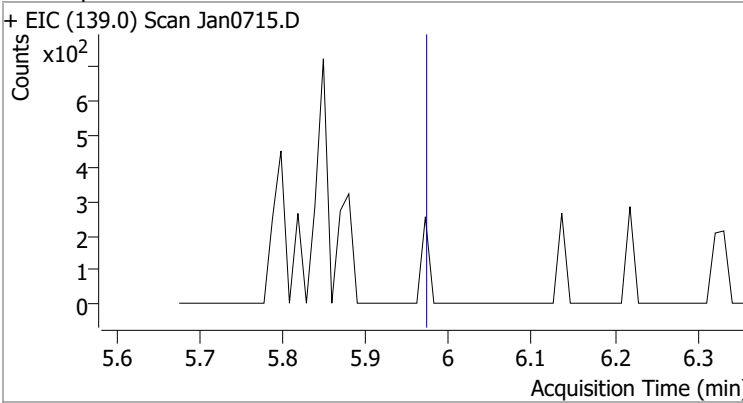
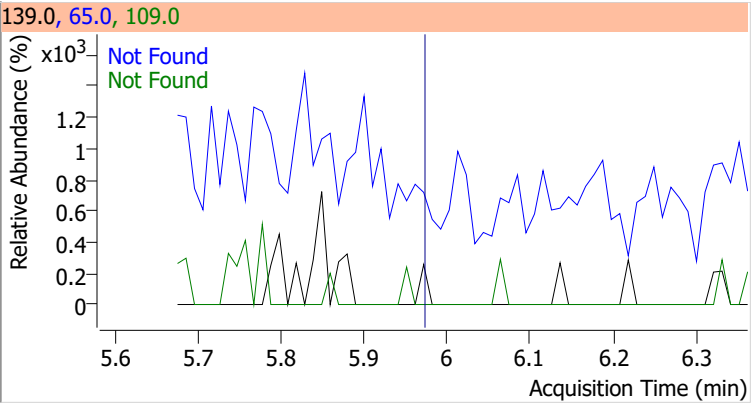
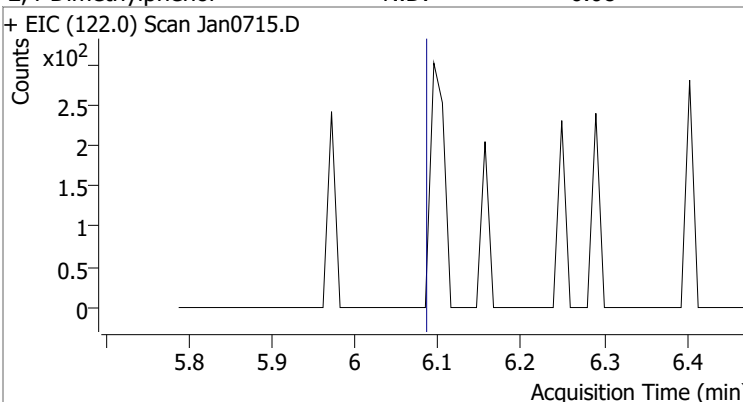
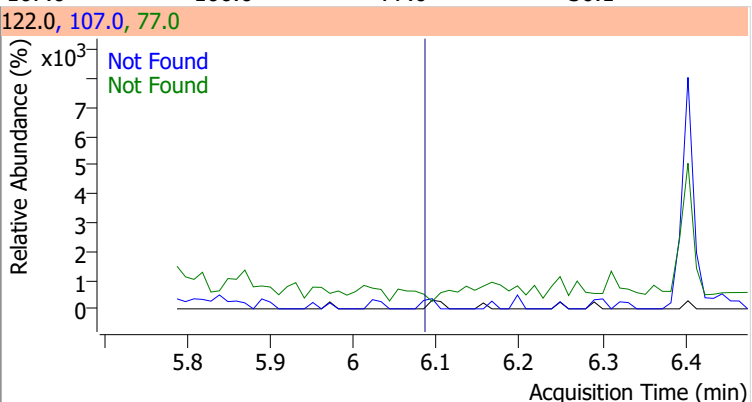
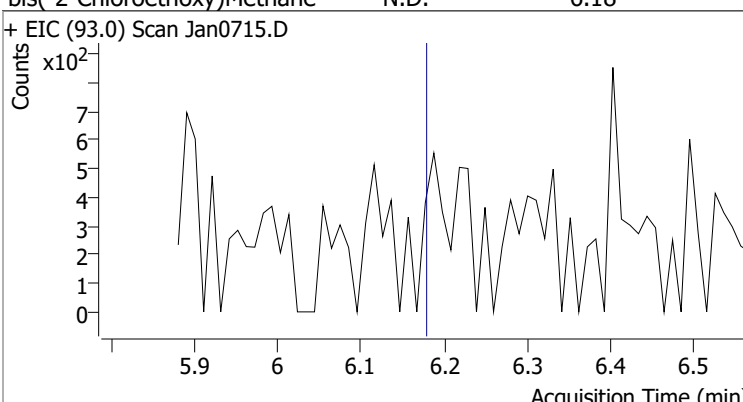
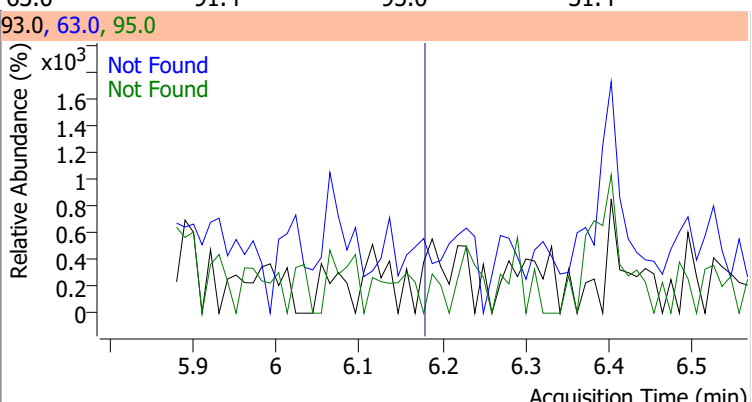
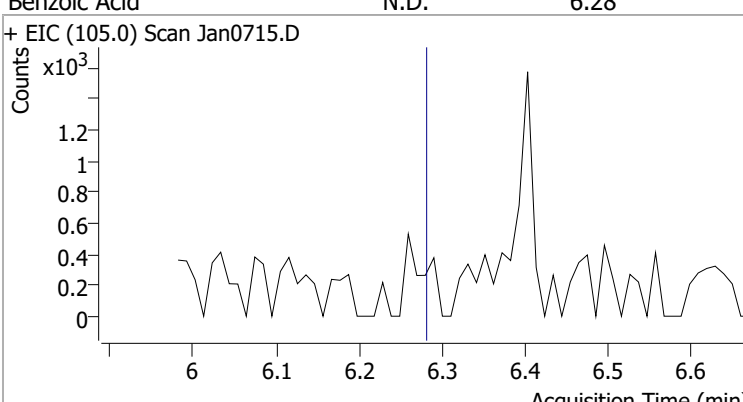
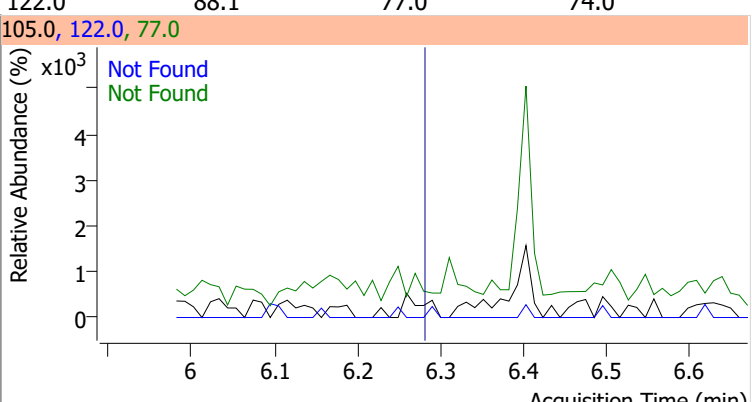
Compound	Conc.	Exp RT	QIon	Exp Ratio	QIon	Exp Ratio
Nitrobenzene	N.D.	5.60	77.0	186.4	51.0	186.0



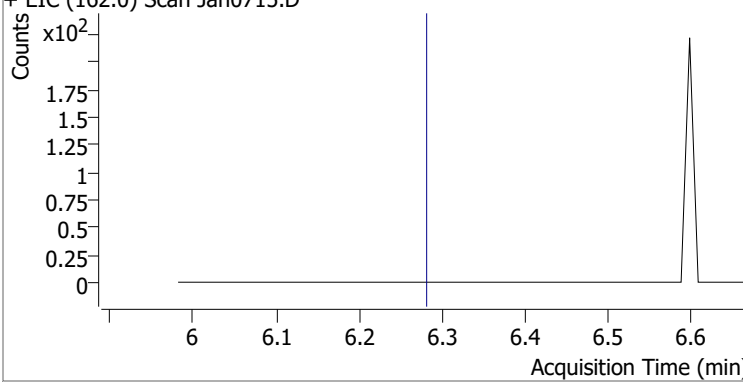
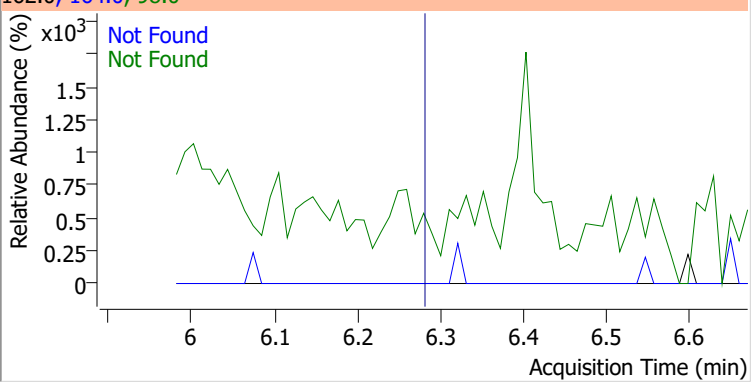
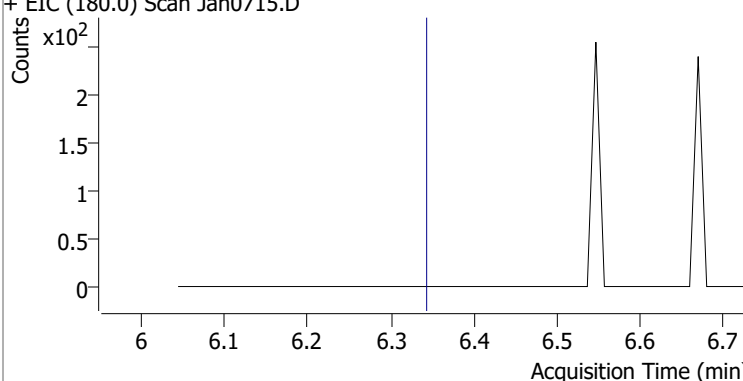
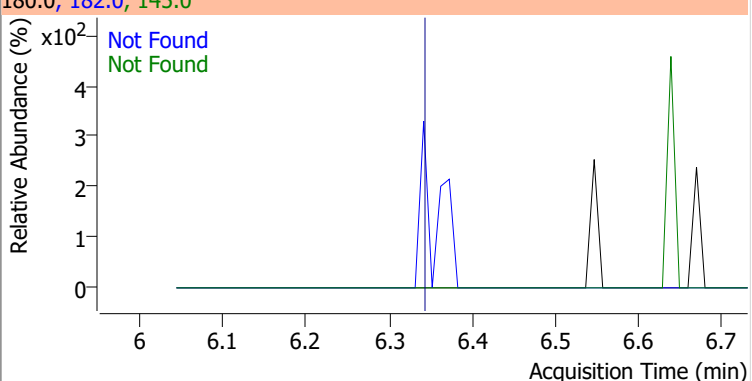
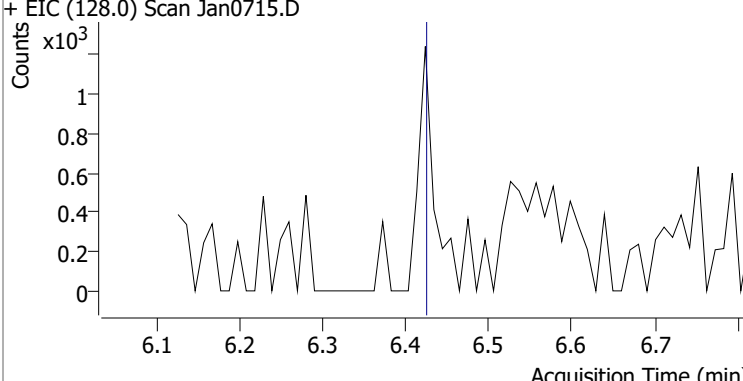
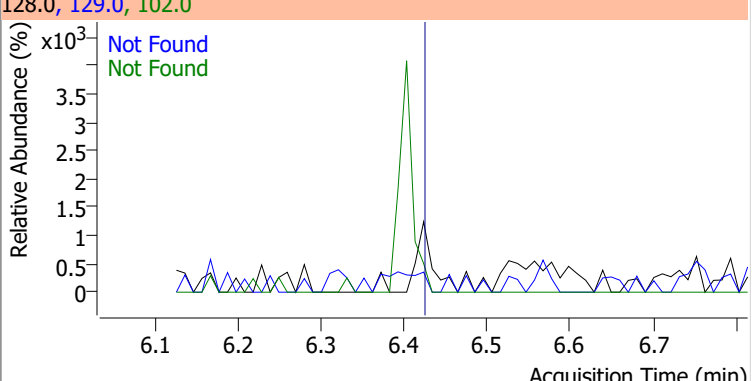
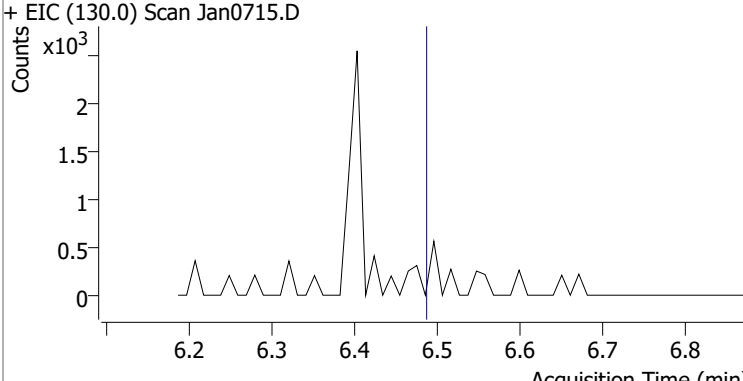
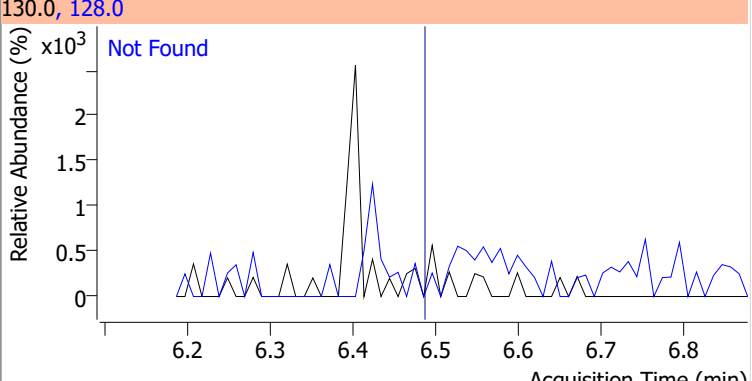
Compound	Conc.	Exp RT	QIon	Exp Ratio
Isophorone	N.D.	5.90	138.0	20.3



Quantitation Results Report (QT Reviewed)

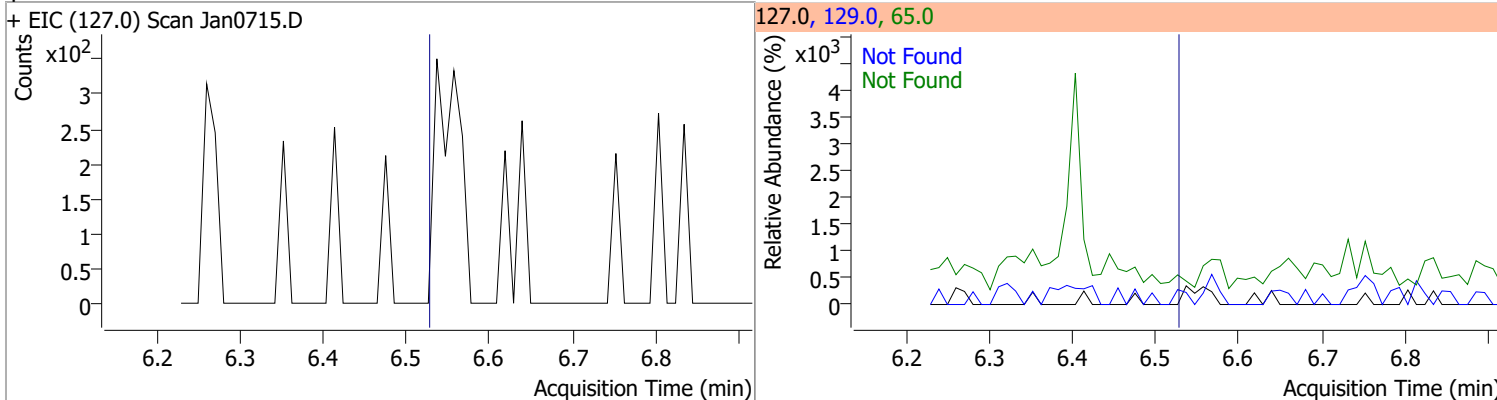
Compound	Conc.	Exp RT	QIon	Exp Ratio	QIon	Exp Ratio
2-Nitrophenol	N.D.	5.97	65.0	51.2	109.0	34.5
+ EIC (139.0) Scan Jan0715.D			139.0, 65.0, 109.0			
						
2,4-Dimethylphenol	N.D.	6.08	107.0	106.6	77.0	30.1
+ EIC (122.0) Scan Jan0715.D			122.0, 107.0, 77.0			
						
bis(-2-Chloroethoxy)Methane	N.D.	6.18	63.0	91.4	95.0	31.4
+ EIC (93.0) Scan Jan0715.D			93.0, 63.0, 95.0			
						
Benzoic Acid	N.D.	6.28	122.0	88.1	77.0	74.0
+ EIC (105.0) Scan Jan0715.D			105.0, 122.0, 77.0			
						

Quantitation Results Report (QT Reviewed)

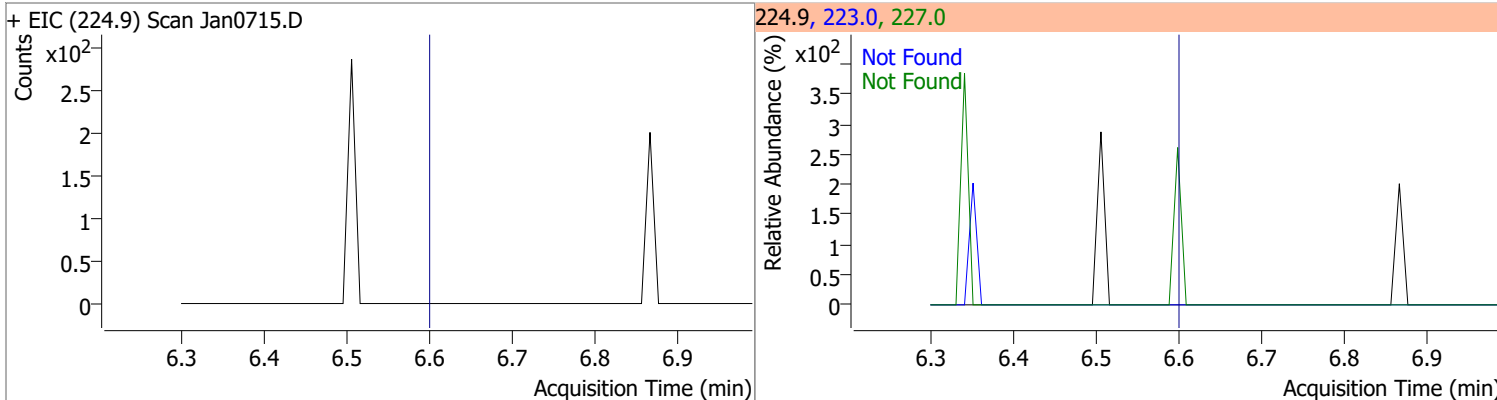
Compound	Conc.	Exp RT	QIon	Exp Ratio	QIon	Exp Ratio
2,4-Dichlorophenol	N.D.	6.28	164.0	65.0	98.0	31.2
+ EIC (162.0) Scan Jan0715.D			162.0, 164.0, 98.0			
						
1,2,4-Trichlorobenzene	N.D.	6.34	182.0	97.8	145.0	30.3
+ EIC (180.0) Scan Jan0715.D			180.0, 182.0, 145.0			
						
Naphthalene	N.D.	6.42	129.0	10.6	102.0	9.0
+ EIC (128.0) Scan Jan0715.D			128.0, 129.0, 102.0			
						
4-Chlorophenol	N.D.	6.49	128.0	318.3		
+ EIC (130.0) Scan Jan0715.D			130.0, 128.0			
						

Quantitation Results Report (QT Reviewed)

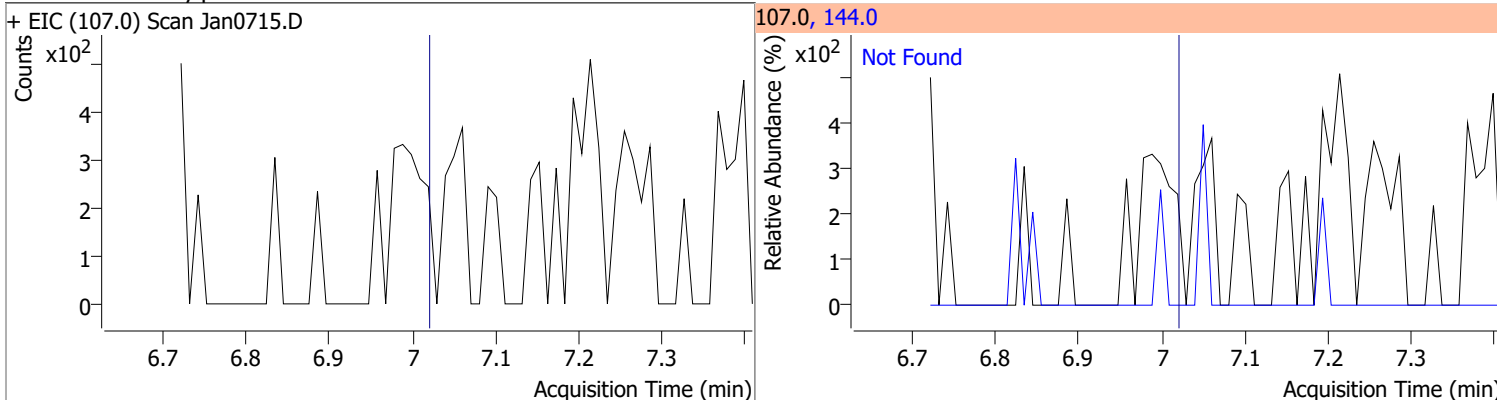
Compound	Conc.	Exp RT	QIon	Exp Ratio	QIon	Exp Ratio
p-Chloroaniline	N.D.	6.53	65.0	36.5	129.0	33.7



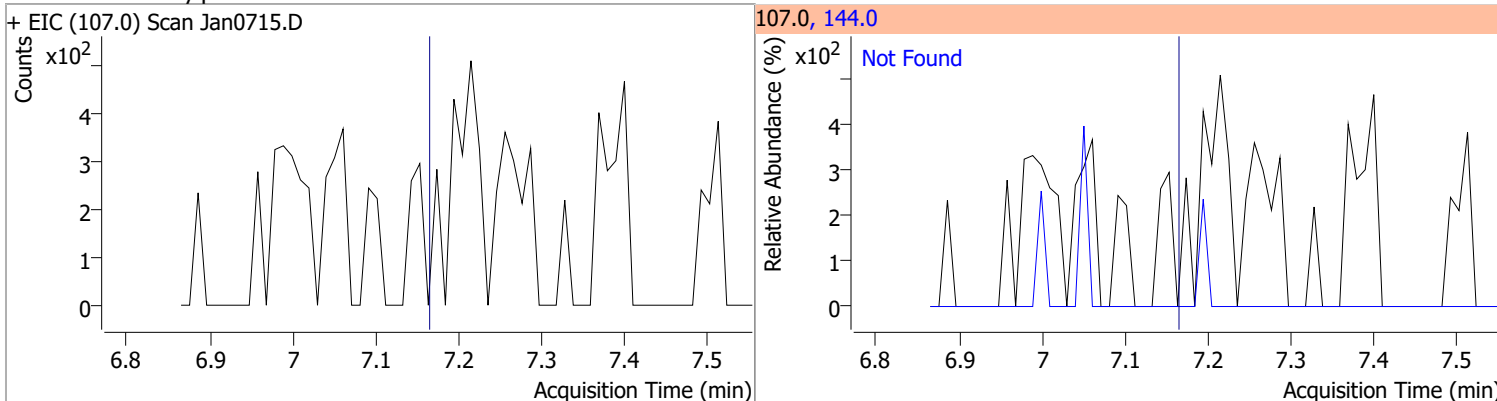
Compound	Conc.	Exp RT	QIon	Exp Ratio	QIon	Exp Ratio
Hexachlorobutadiene	N.D.	6.60	227.0	66.1	223.0	64.1



Compound	Conc.	Exp RT	QIon	Exp Ratio
4-Chloro-2-Methylphenol	N.D.	7.02	144.0	27.3

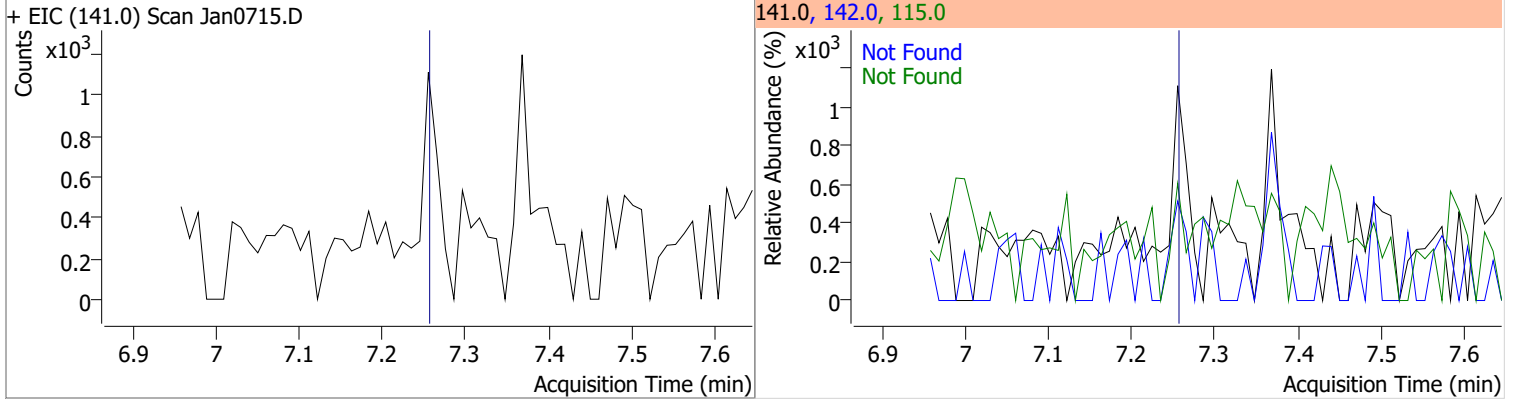


Compound	Conc.	Exp RT	QIon	Exp Ratio
4-Chloro-3-Methylphenol	N.D.	7.16	144.0	28.4

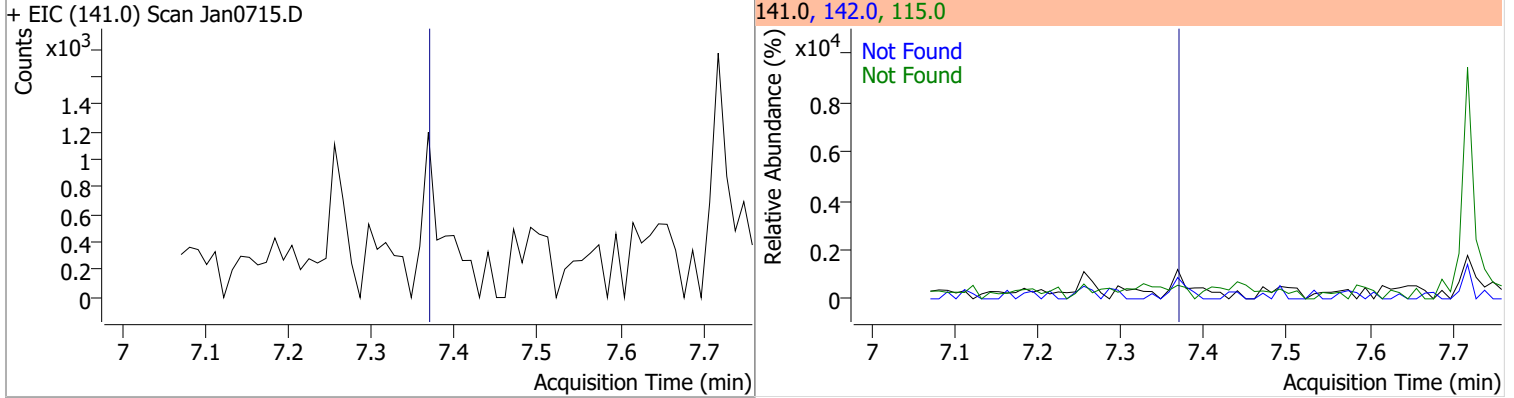


Quantitation Results Report (QT Reviewed)

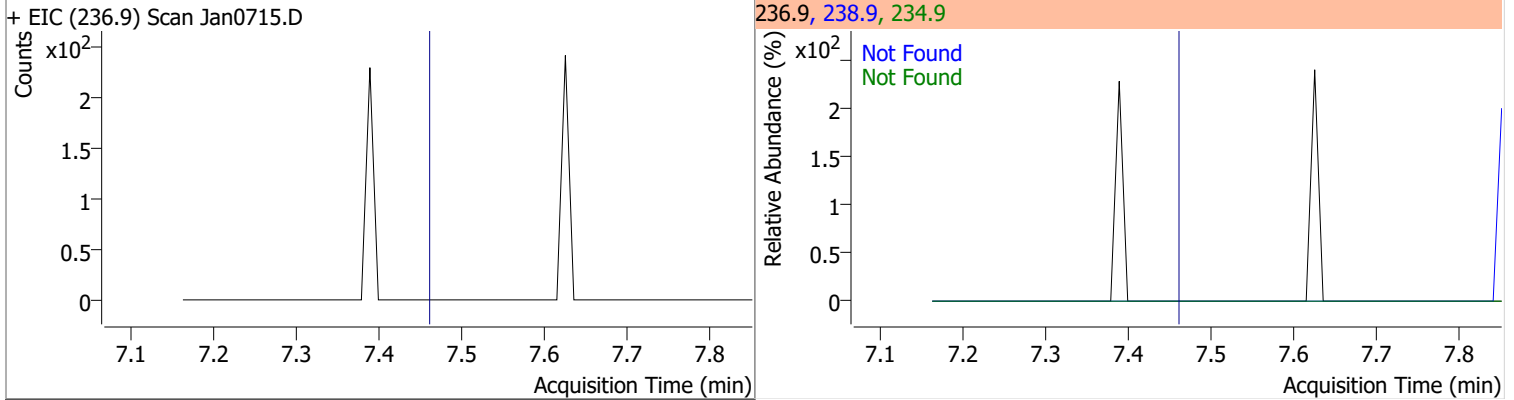
Compound	Conc.	Exp RT	QIon	Exp Ratio	QIon	Exp Ratio
2-Methylnaphthalene	N.D.	7.26	142.0	115.4	115.0	41.6



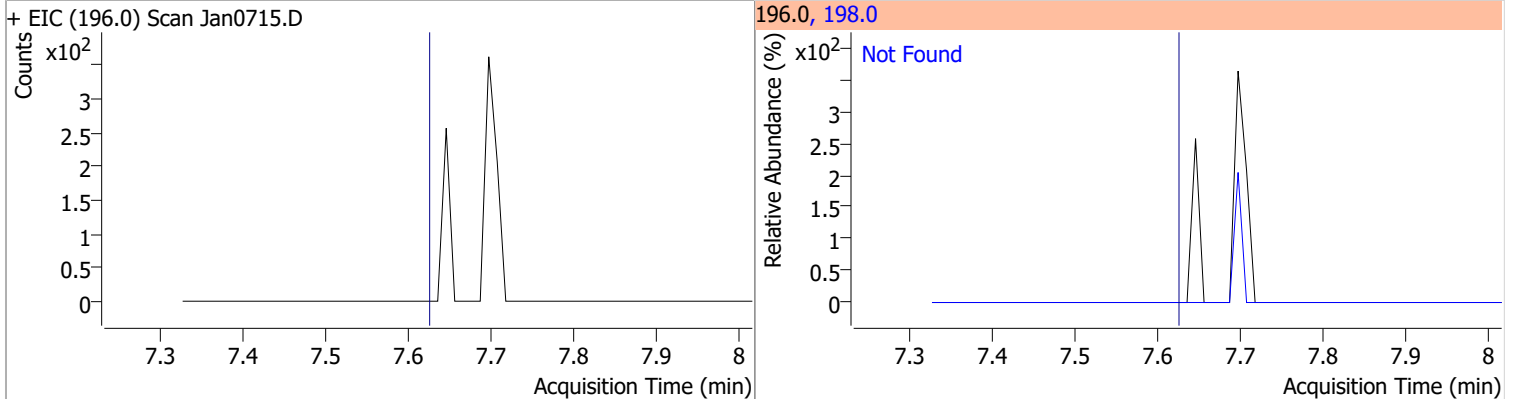
Compound	Conc.	Exp RT	QIon	Exp Ratio	QIon	Exp Ratio
1-Methylnaphthalene	N.D.	7.37	142.0	110.2	115.0	43.1



Compound	Conc.	Exp RT	QIon	Exp Ratio	QIon	Exp Ratio
Hexachlorocyclopentadiene	N.D.	7.45	238.9	65.0	234.9	62.3

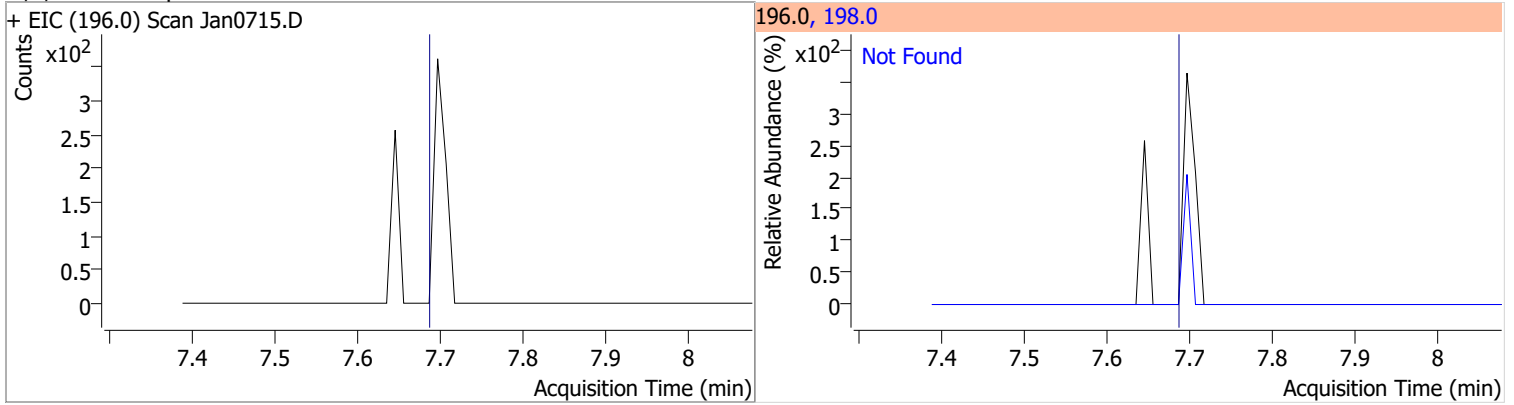


Compound	Conc.	Exp RT	QIon	Exp Ratio
2,4,6-Trichlorophenol	N.D.	7.61	198.0	95.1

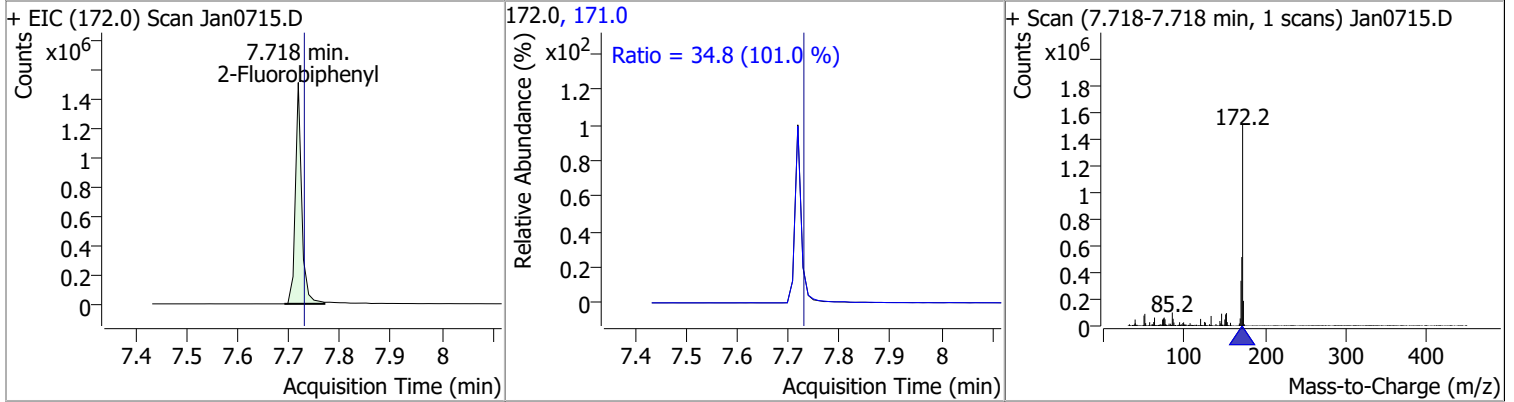


Quantitation Results Report (QT Reviewed)

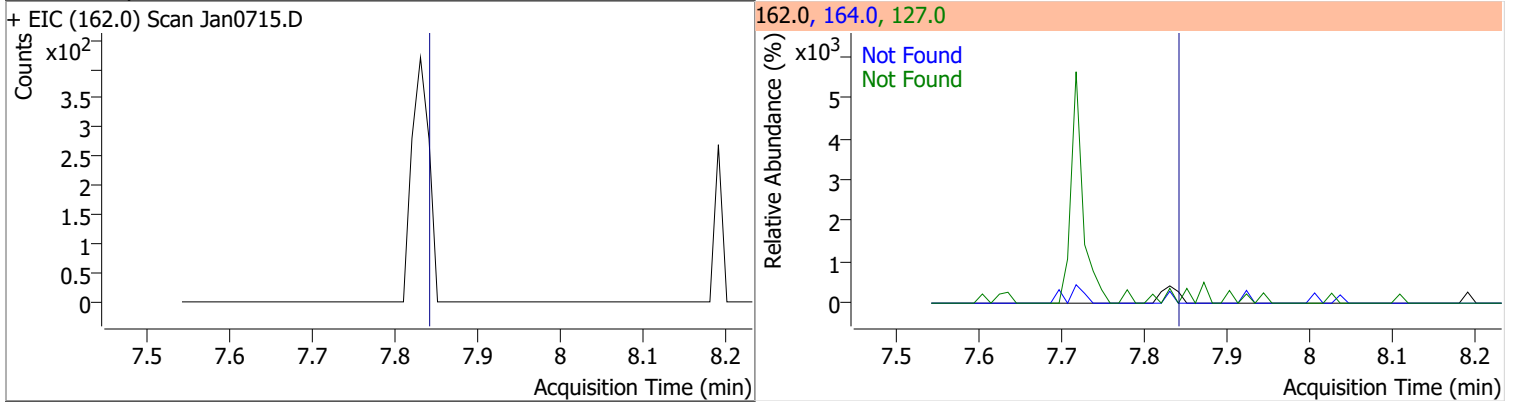
Compound	Conc.	Exp RT	QIon	Exp Ratio
2,4,5-Trichlorophenol	N.D.	7.68	198.0	95.5



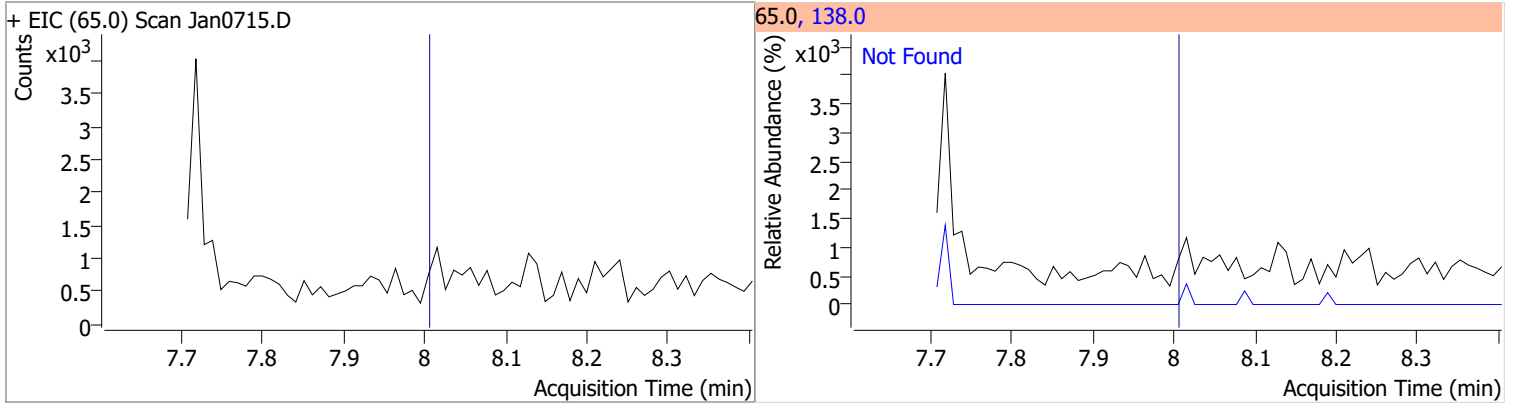
Compound	Conc.	RT	Dev(Min)	Resp.	QIon	QRatio	Lower	Upper
2-Fluorobiphenyl	72.5939	7.72	0.00	1297628	171.0	34.8	24.2	44.9



Compound	Conc.	Exp RT	QIon	Exp Ratio	QIon	Exp Ratio
2-Chloronaphthalene	N.D.	7.83	127.0	37.9	164.0	32.3

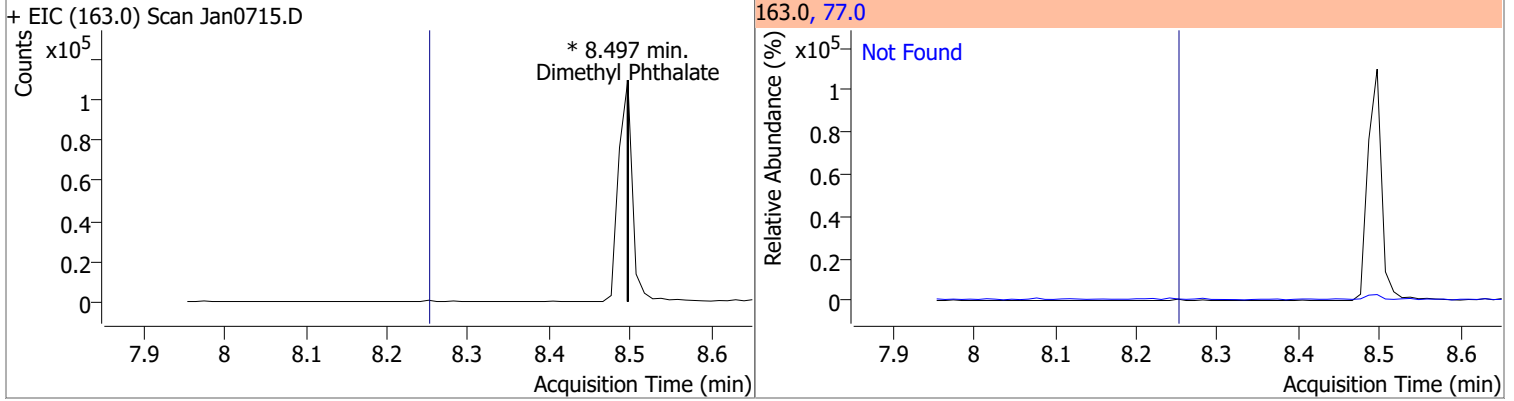


Compound	Conc.	Exp RT	QIon	Exp Ratio
2-Nitroaniline	N.D.	7.99	138.0	107.7

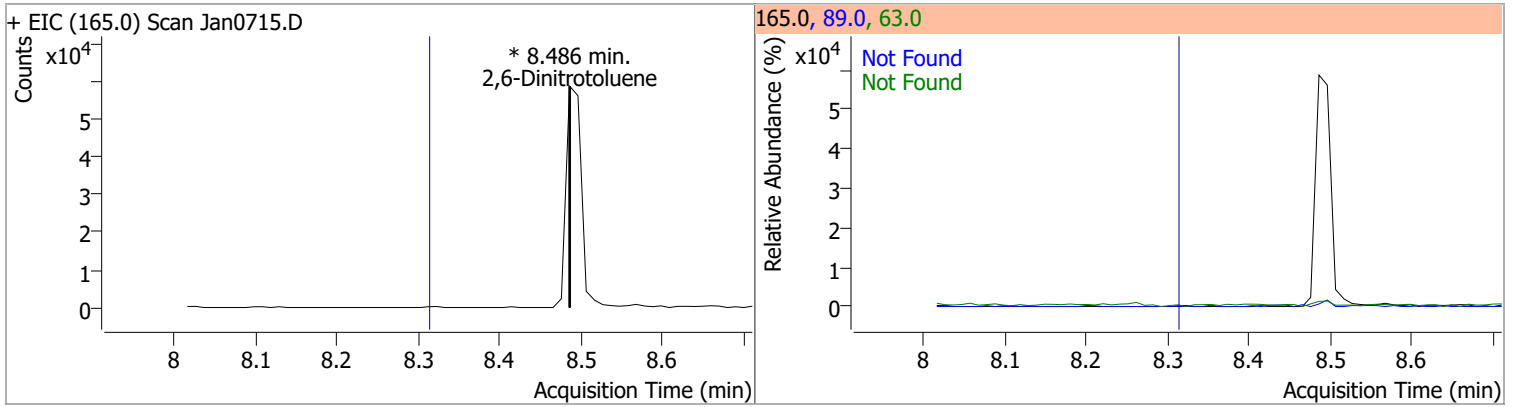


Quantitation Results Report (QT Reviewed)

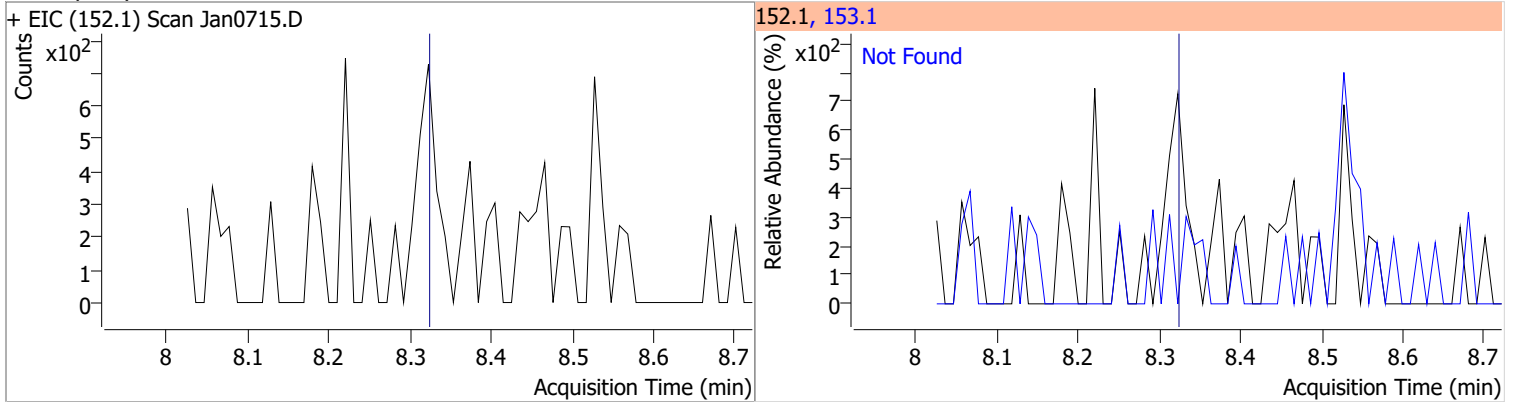
Compound	Conc.	RT	Dev(Min)	Resp.	QIon	QRatio	Lower	Upper
Dimethyl Phthalate	0	0		0	77.0		13.0	24.2



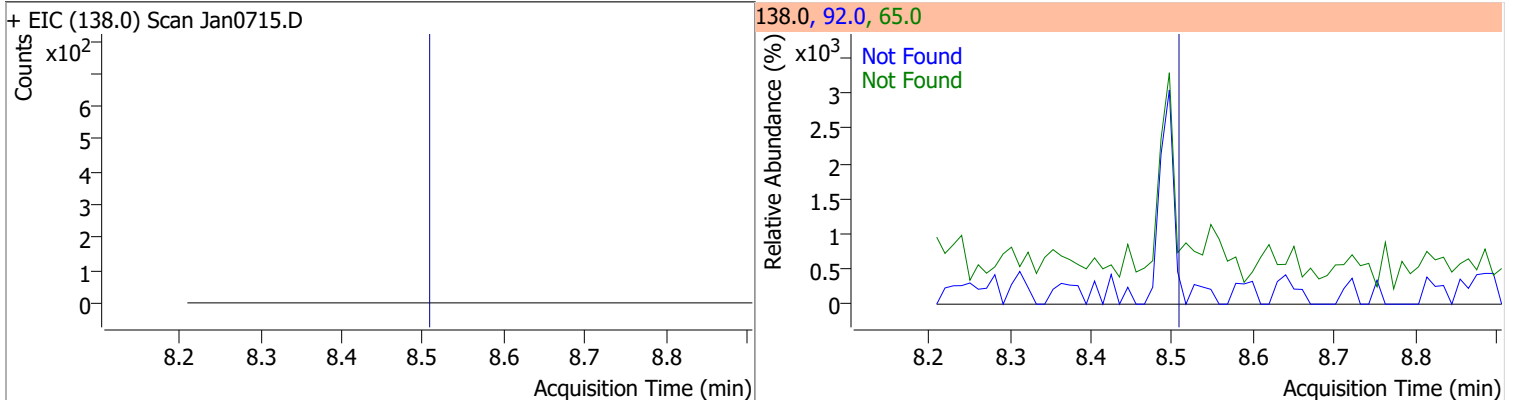
Compound	Conc.	RT	Dev(Min)	Resp.	QIon	QRatio	Lower	Upper
2,6-Dinitrotoluene	0	0		0	63.0 89.0		110.4 39.5	205.0 73.3



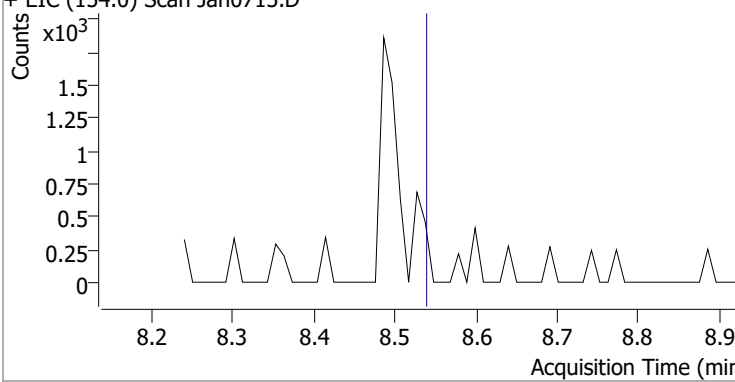
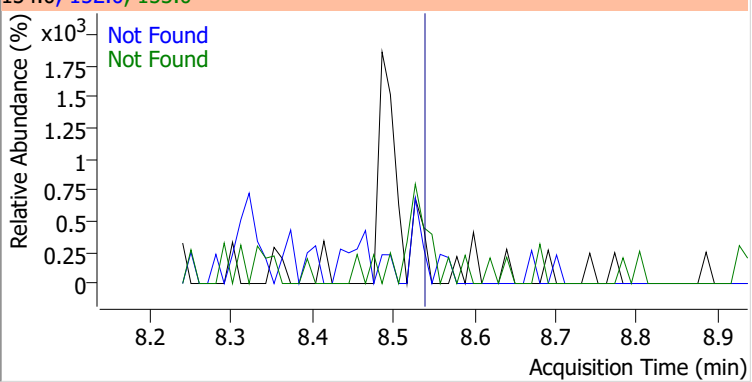
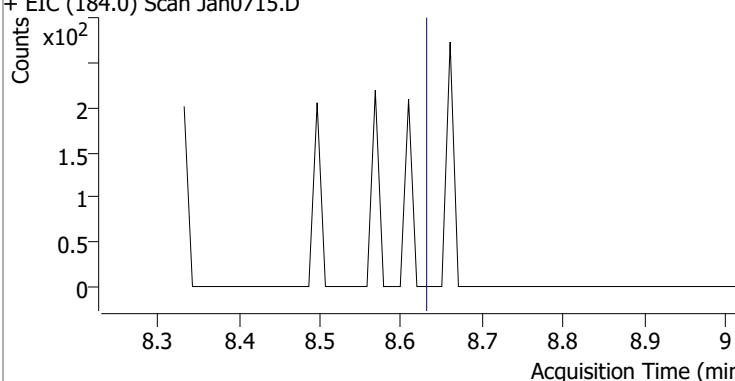
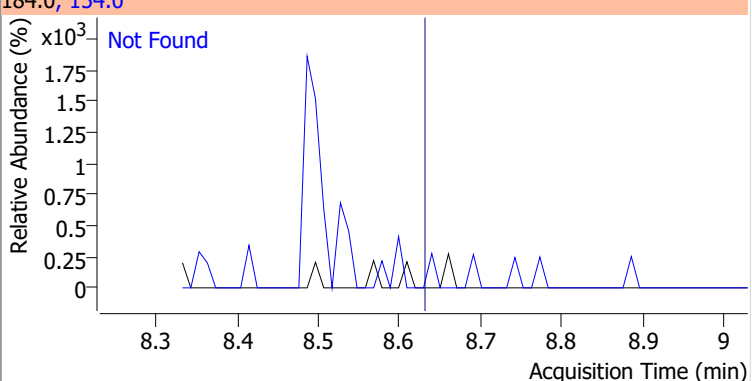
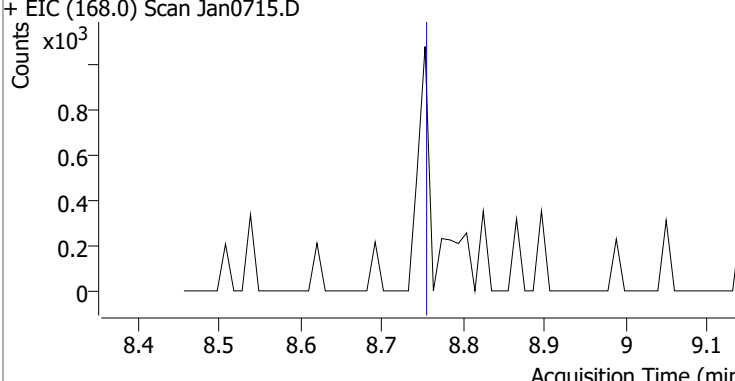
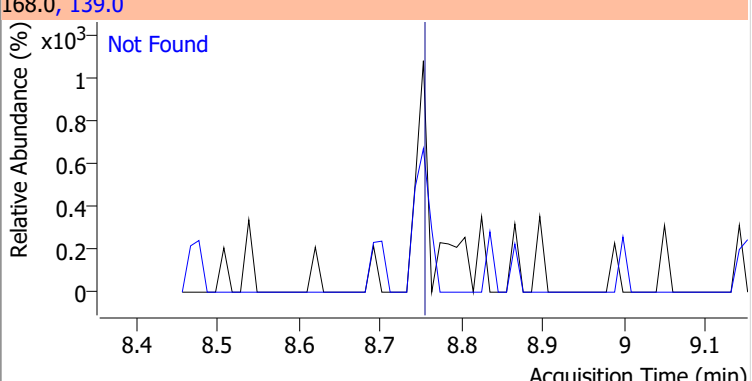
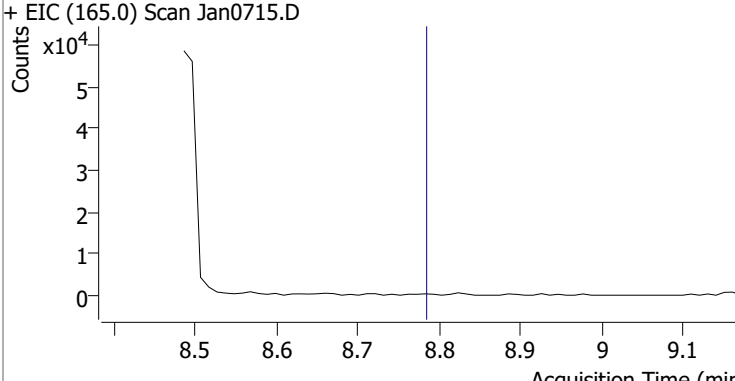
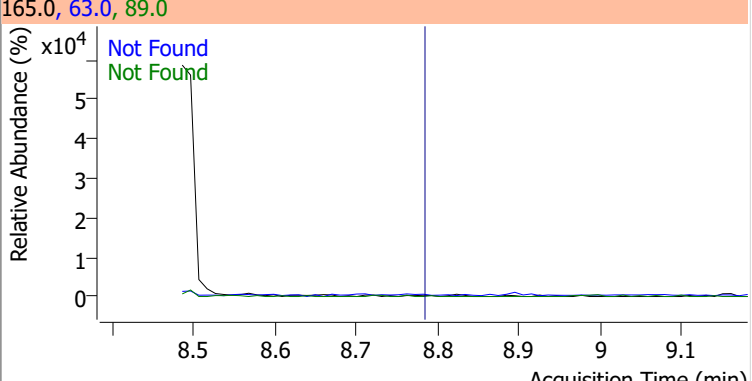
Compound	Conc.	Exp RT	QIon	Exp Ratio
Acenaphthylene	N.D.	8.31	153.1	13.8



Compound	Conc.	Exp RT	QIon	Exp Ratio	QIon	Exp Ratio
3-Nitroaniline	N.D.	8.50	65.0	140.9	92.0	106.5

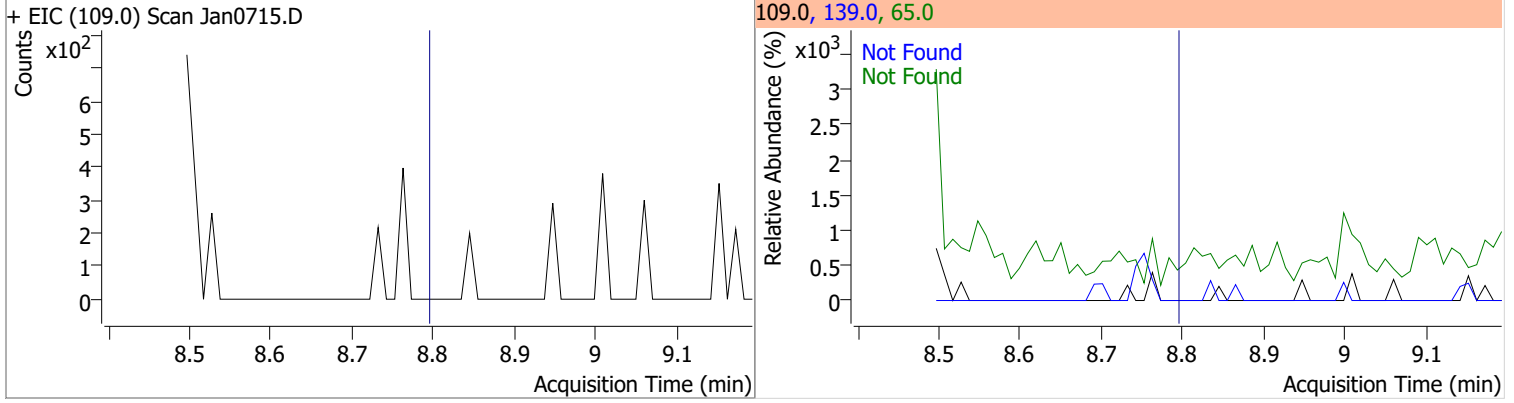


Quantitation Results Report (QT Reviewed)

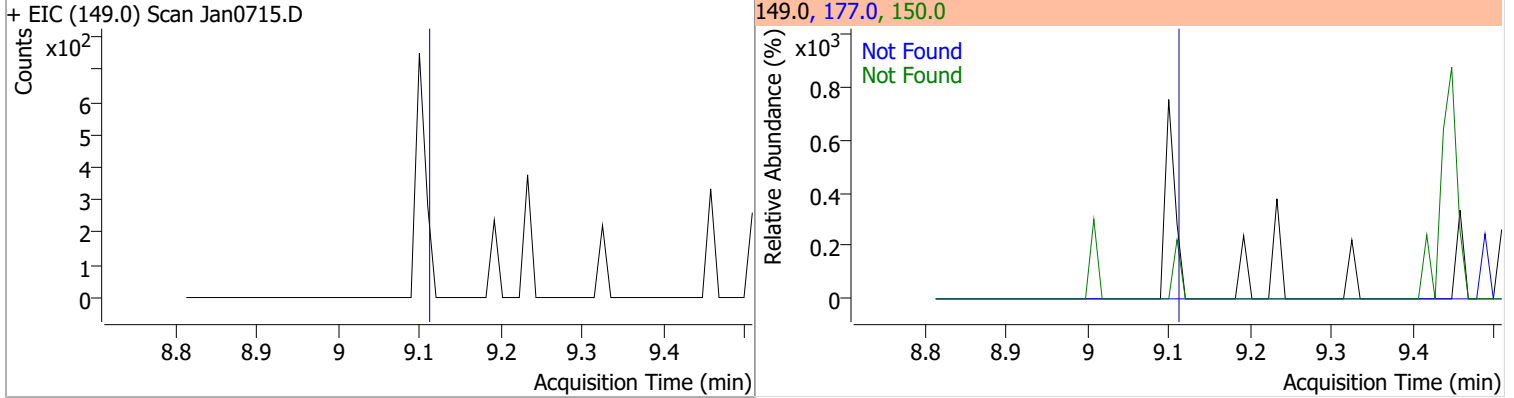
Compound	Conc.	Exp RT	QIon	Exp Ratio	QIon	Exp Ratio
Acenaphthene	N.D.	8.53	153.0	109.5	152.0	52.9
+ EIC (154.0) Scan Jan0715.D			154.0, 152.0, 153.0			
						
2,4-Dinitrophenol	N.D.	8.62	154.0	60.0		
+ EIC (184.0) Scan Jan0715.D			184.0, 154.0			
						
Dibenzofuran	N.D.	8.74	139.0	38.6		
+ EIC (168.0) Scan Jan0715.D			168.0, 139.0			
						
2,4-Dinitrotoluene	N.D.	8.77	63.0	76.1	89.0	74.7
+ EIC (165.0) Scan Jan0715.D			165.0, 63.0, 89.0			
						

Quantitation Results Report (QT Reviewed)

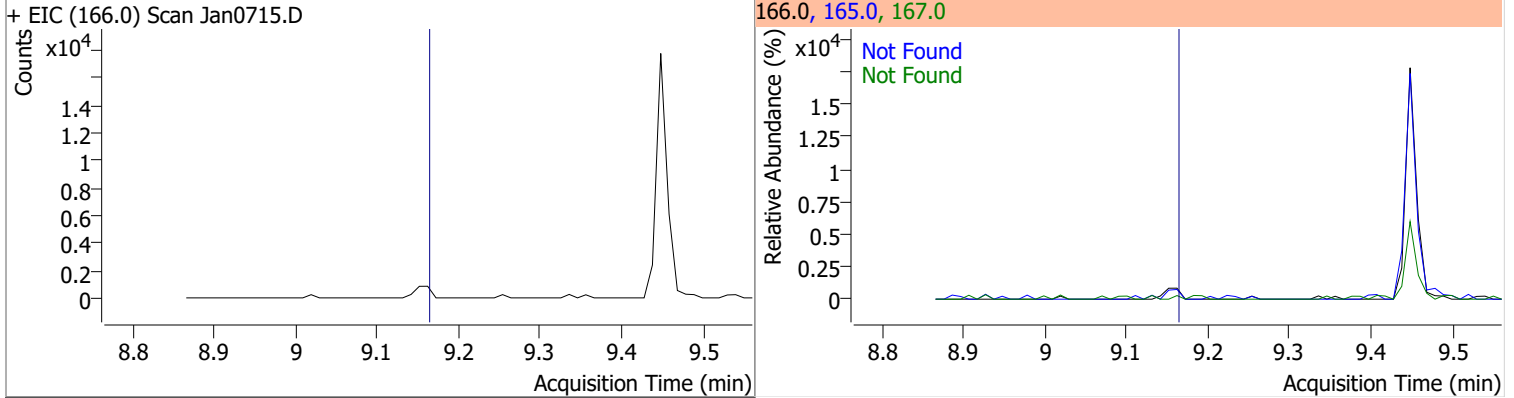
Compound	Conc.	Exp RT	QIon	Exp Ratio	QIon	Exp Ratio
4-Nitrophenol	N.D.	8.78	65.0	88.5	139.0	80.4



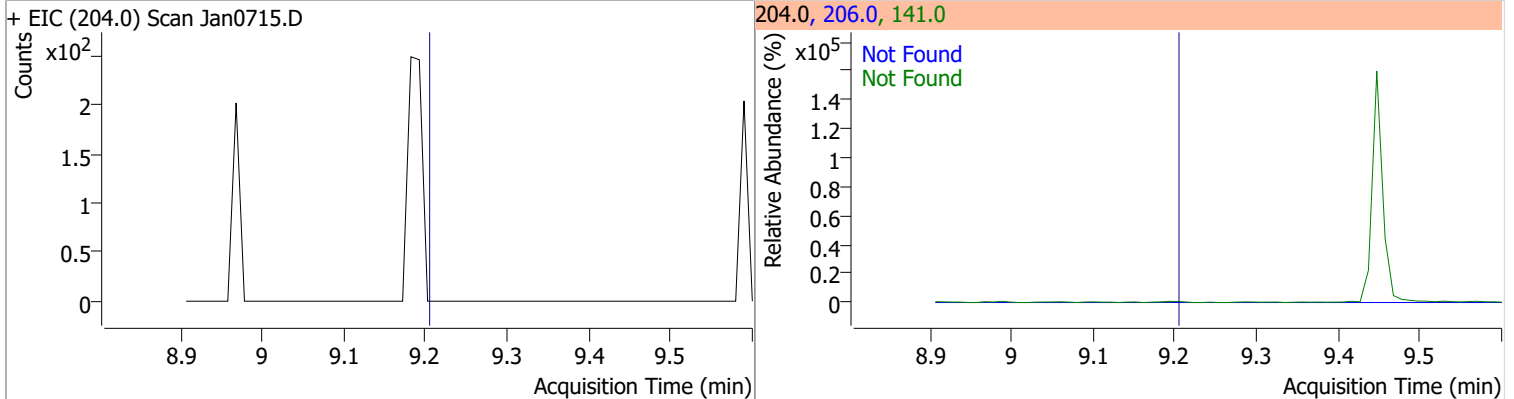
Compound	Conc.	Exp RT	QIon	Exp Ratio	QIon	Exp Ratio
Diethylphthalate	N.D.	9.10	177.0	20.7	150.0	12.6



Compound	Conc.	Exp RT	QIon	Exp Ratio	QIon	Exp Ratio
Fluorene	N.D.	9.15	165.0	93.4	167.0	12.9

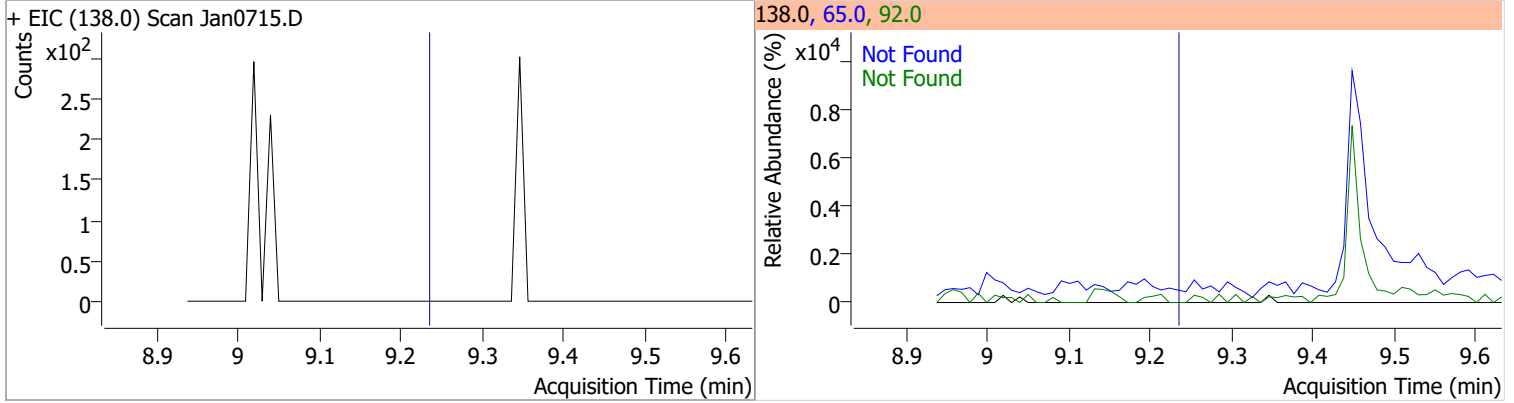


Compound	Conc.	Exp RT	QIon	Exp Ratio	QIon	Exp Ratio
4-Chlorophenyl-phenylether	N.D.	9.19	141.0	62.3	206.0	33.9

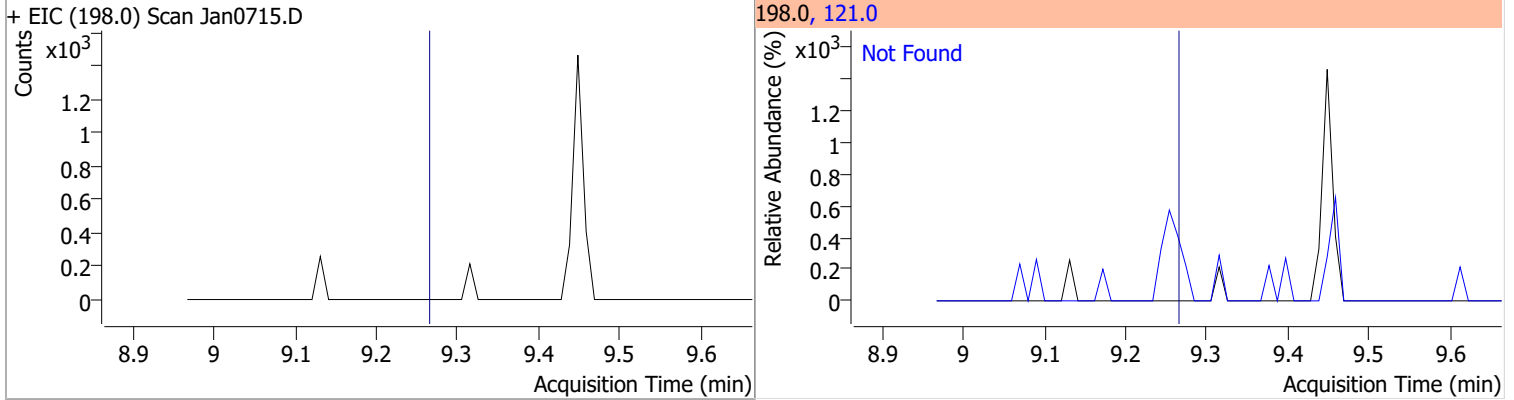


Quantitation Results Report (QT Reviewed)

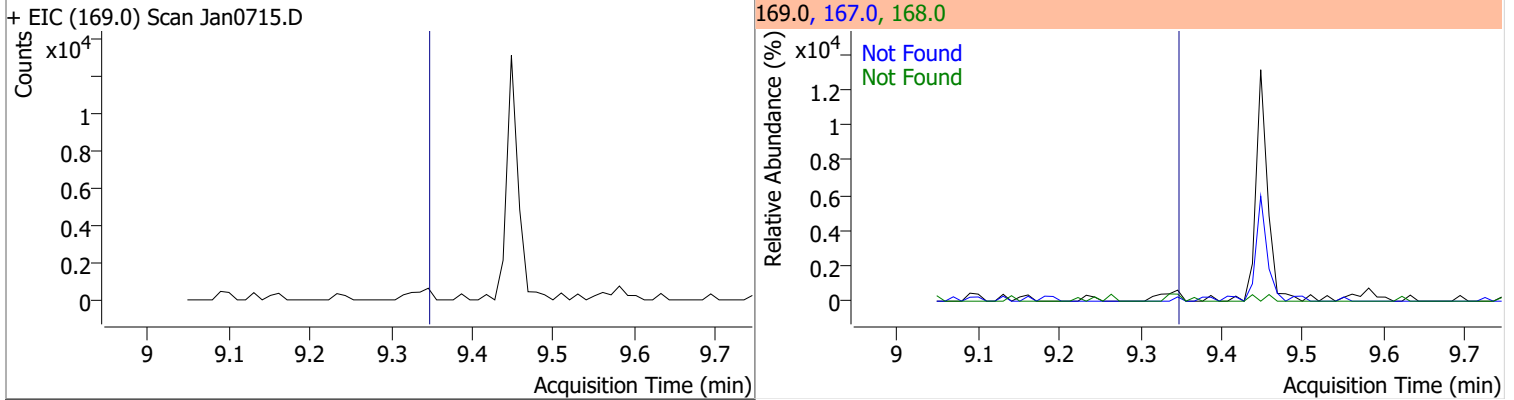
Compound	Conc.	Exp RT	QIon	Exp Ratio	QIon	Exp Ratio
4-Nitroaniline	N.D.	9.23	65.0	114.6	92.0	45.3



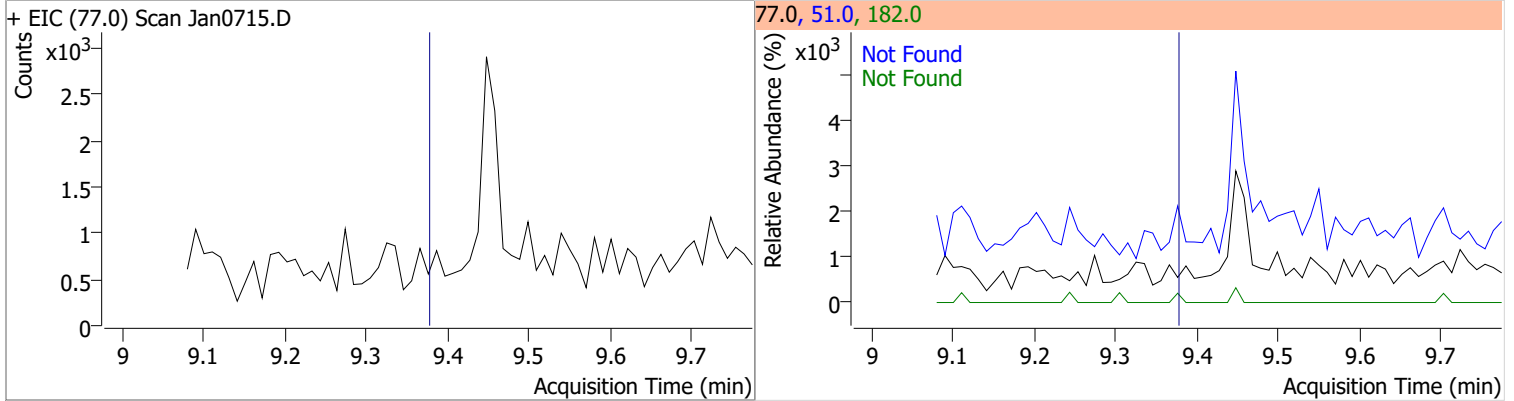
Compound	Conc.	Exp RT	QIon	Exp Ratio
4,6-Dinitro-2-methylphenol	N.D.	9.26	121.0	44.8



Compound	Conc.	Exp RT	QIon	Exp Ratio	QIon	Exp Ratio
N-nitrosodiphenylamine	N.D.	9.35	168.0	63.3	167.0	33.4

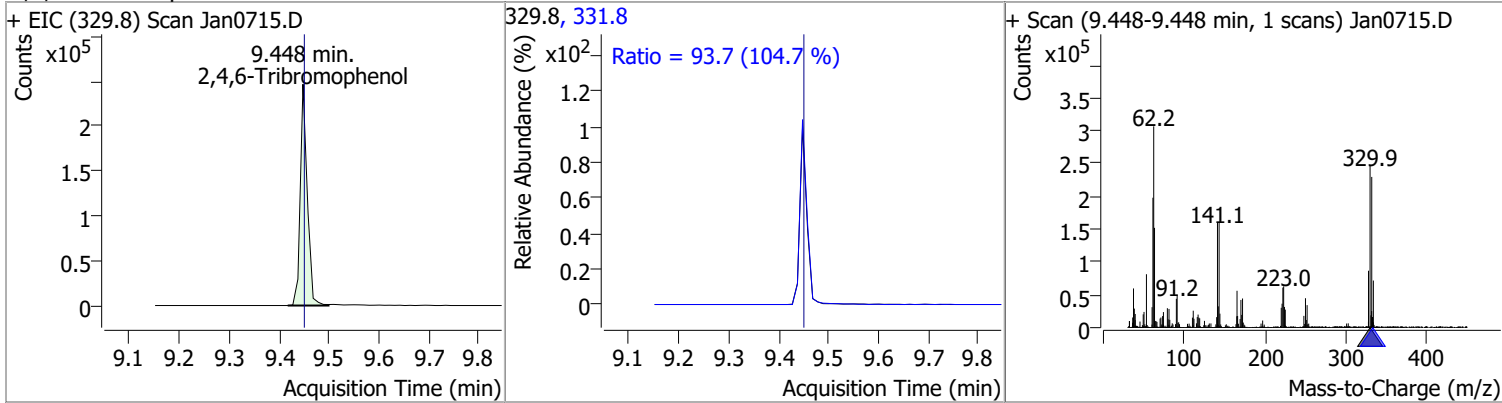


Compound	Conc.	Exp RT	QIon	Exp Ratio	QIon	Exp Ratio
Azobenzene	N.D.	9.38	51.0	49.9	182.0	26.9

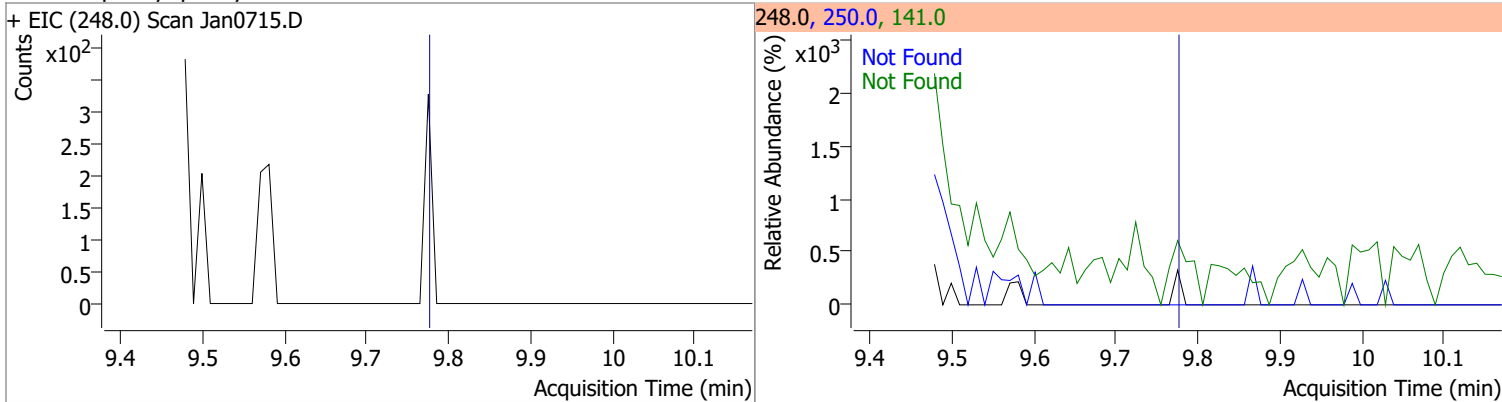


Quantitation Results Report (QT Reviewed)

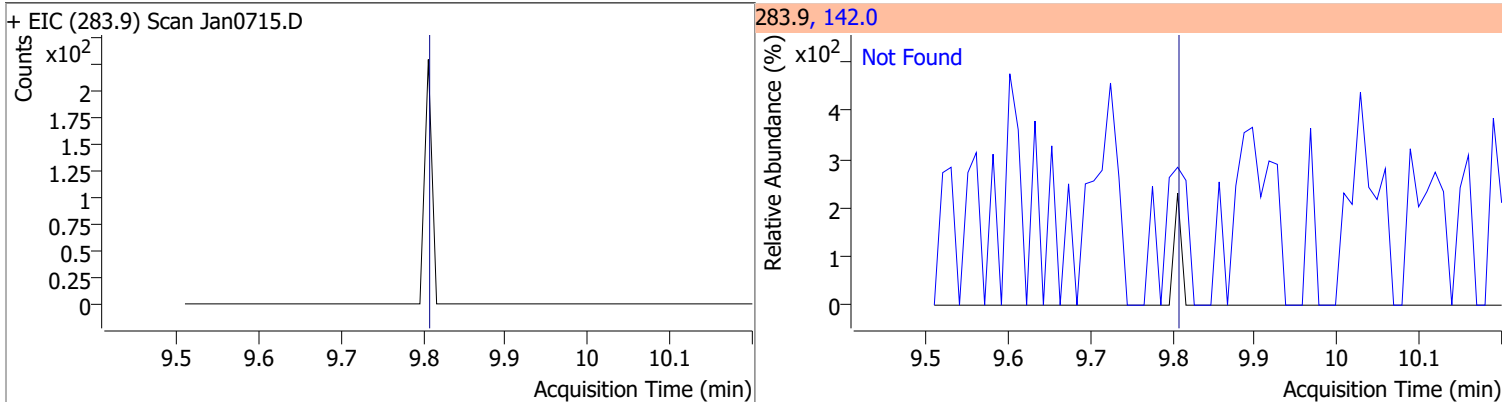
Compound	Conc.	RT	Dev(Min)	Resp.	QIon	QRatio	Lower	Upper
2,4,6-Tribromophenol	159.6705	9.45	0.00	241249	331.8	93.7	62.7	116.4



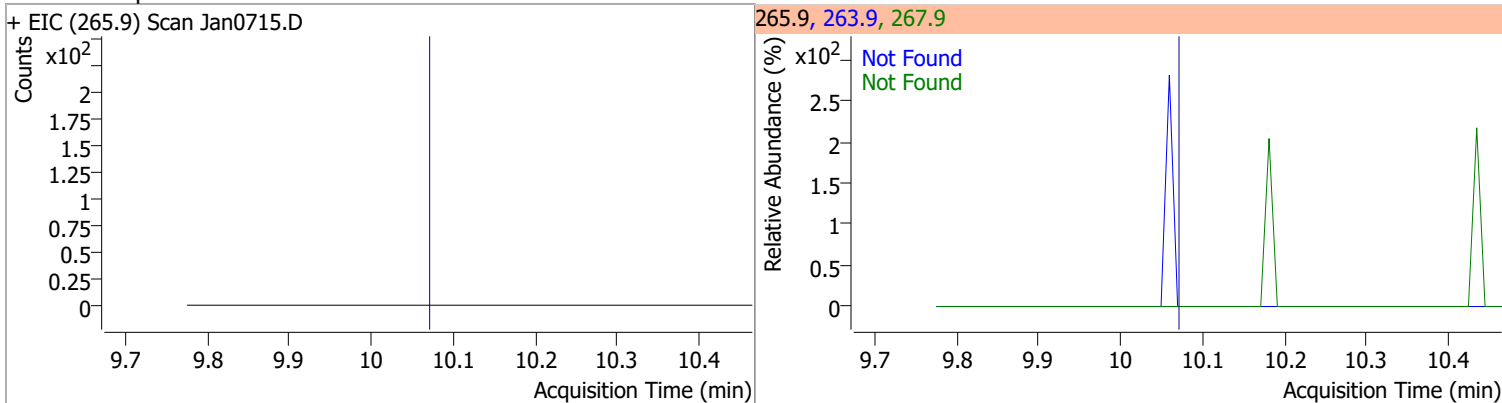
Compound	Conc.	Exp RT	QIon	Exp Ratio	QIon	Exp Ratio
4-Bromophenyl-phenylether	N.D.	9.78	250.0	98.3	141.0	96.1



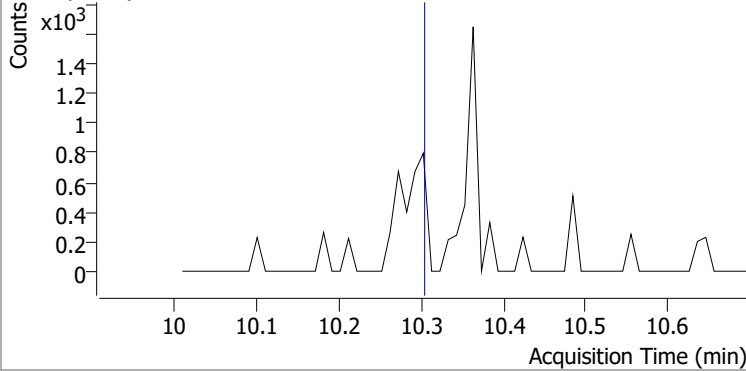
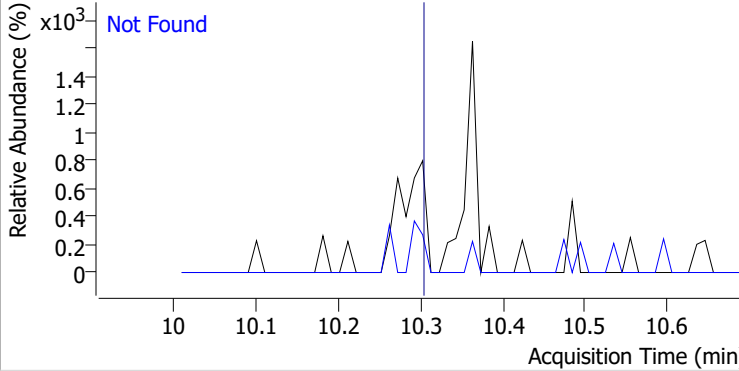
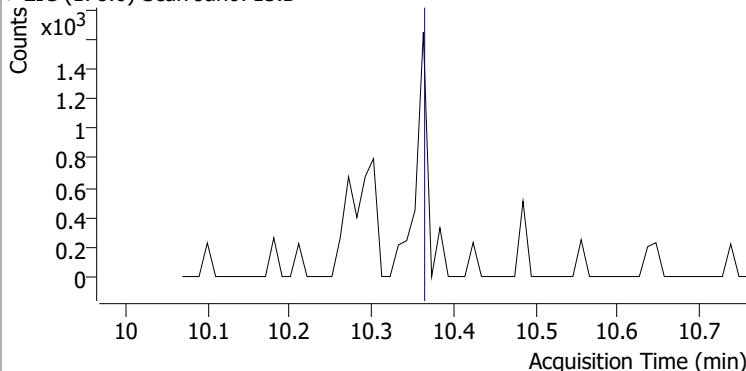
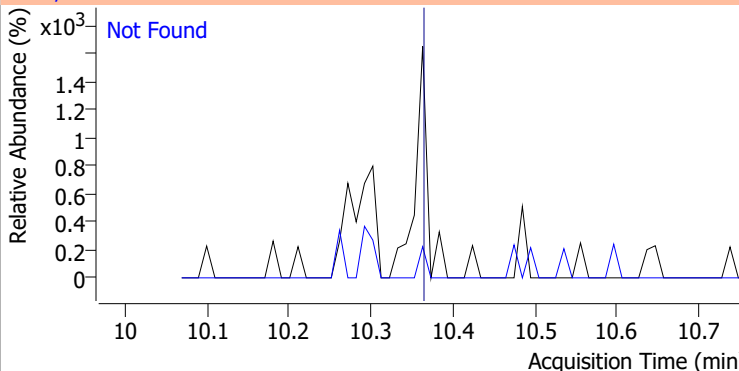
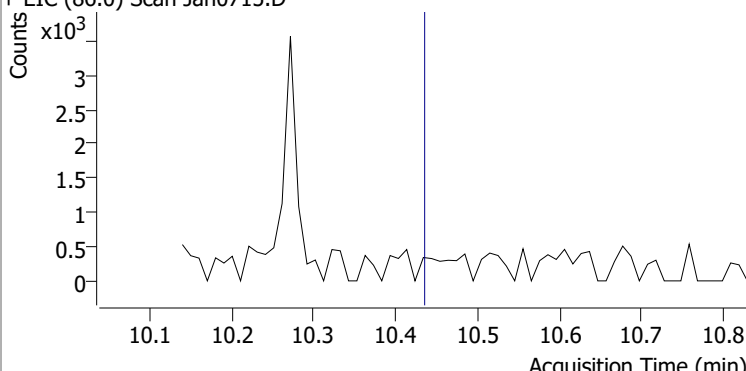
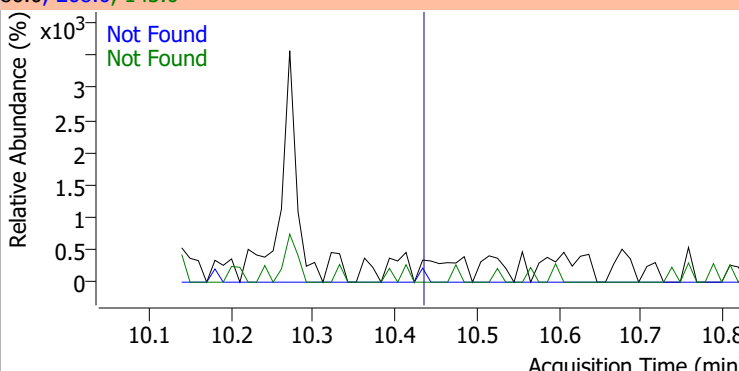
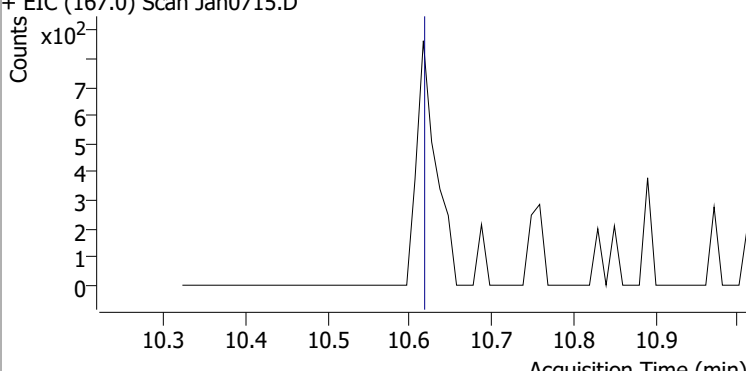
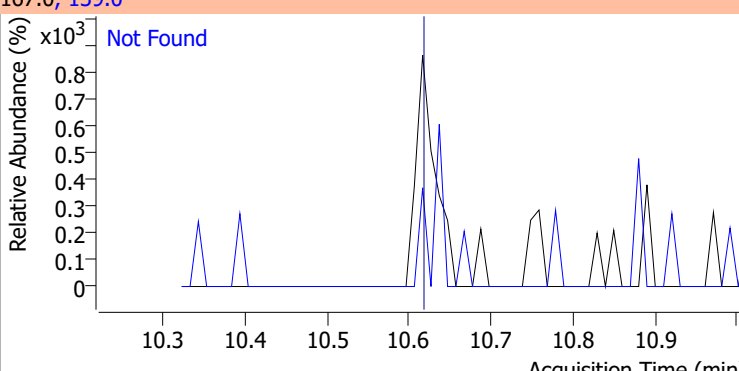
Compound	Conc.	Exp RT	QIon	Exp Ratio	QIon	Exp Ratio
Hexachlorobenzene	N.D.	9.81	142.0	49.9		



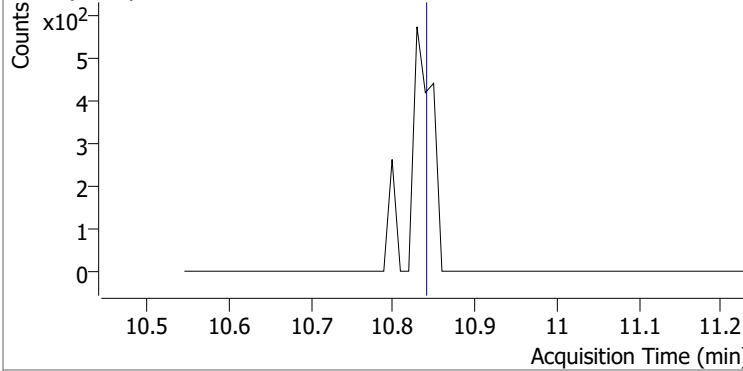
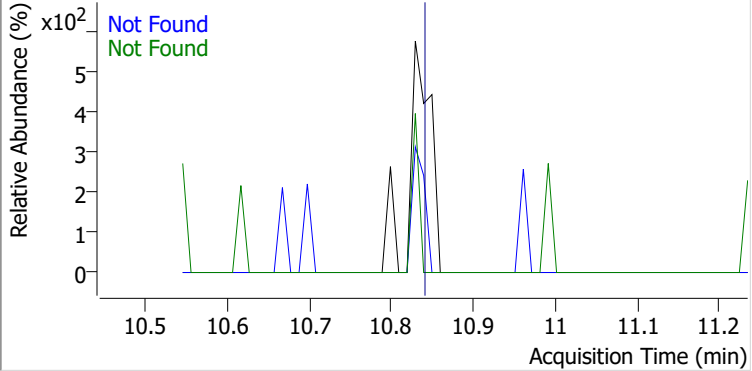
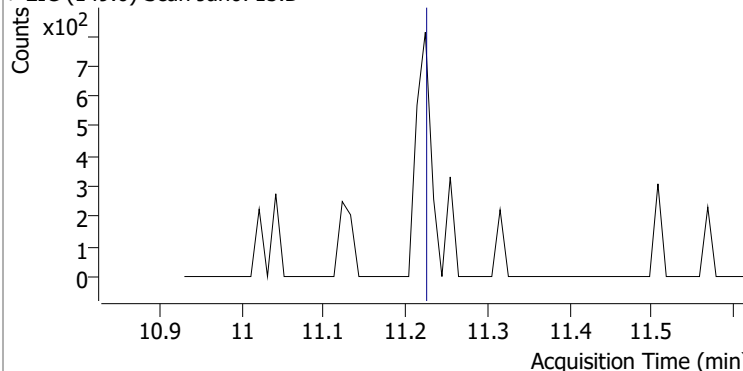
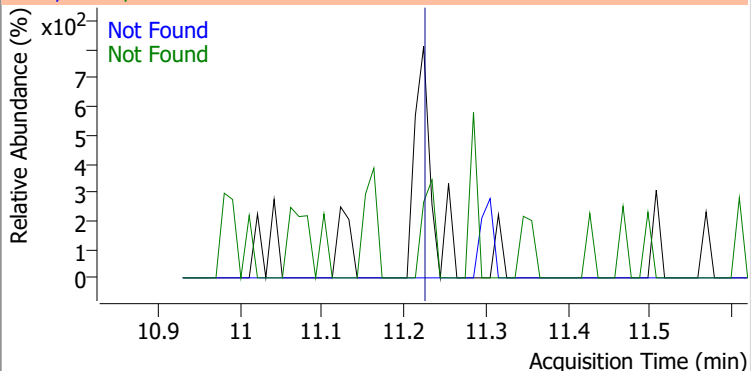
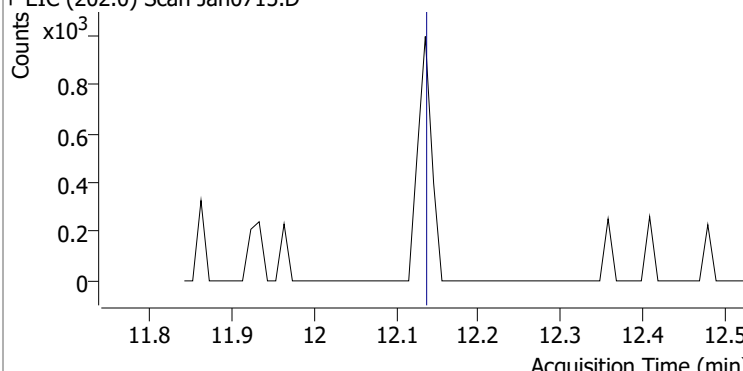
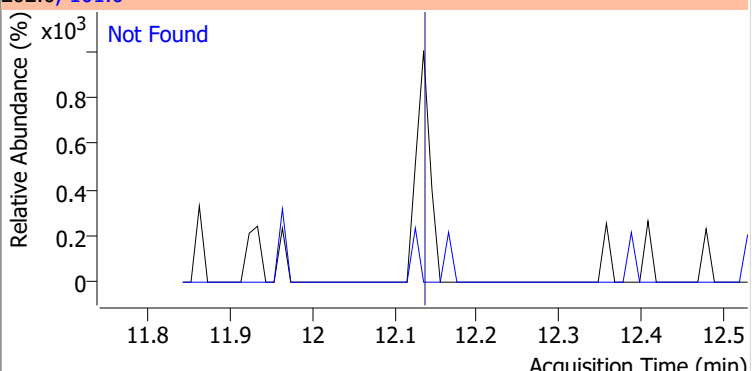
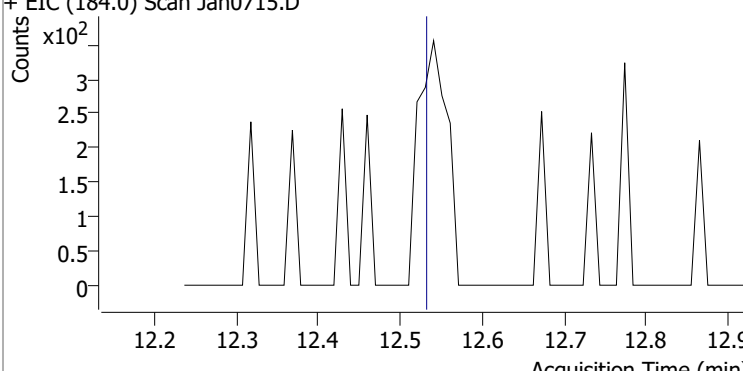
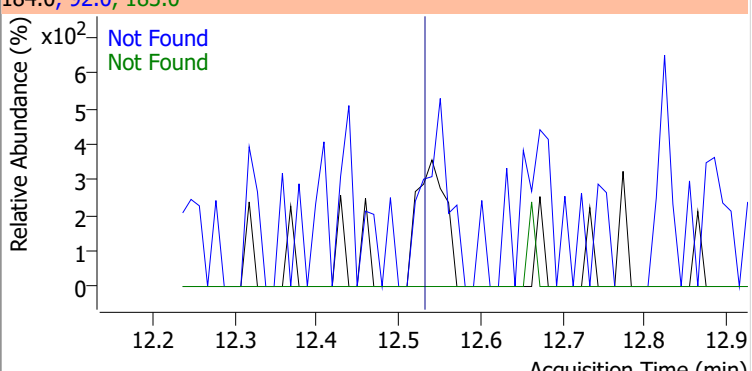
Compound	Conc.	Exp RT	QIon	Exp Ratio	QIon	Exp Ratio
Pentachlorophenol	N.D.	10.07	263.9	67.0	267.9	63.6



Quantitation Results Report (QT Reviewed)

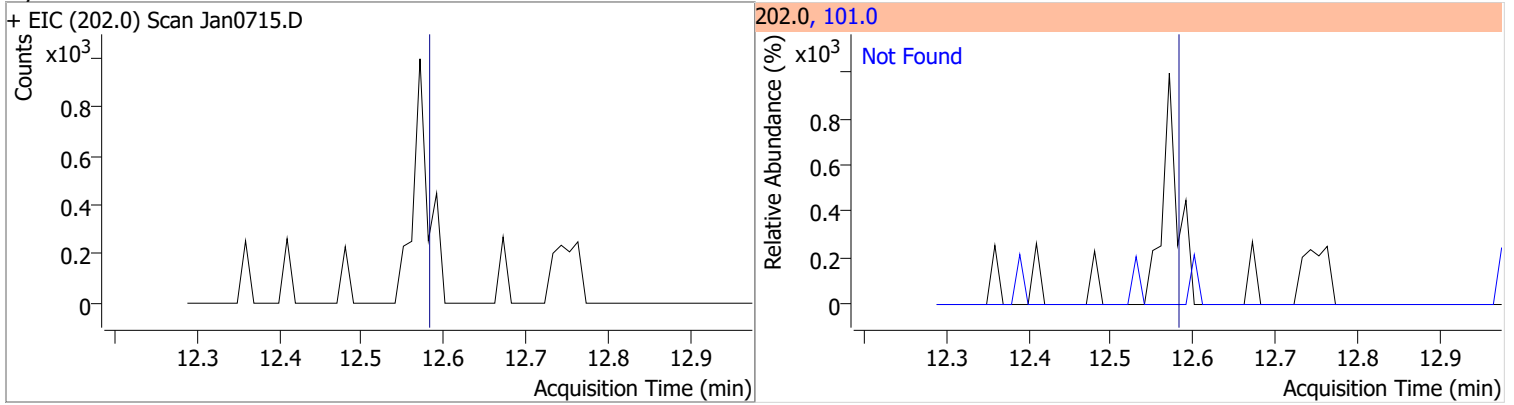
Compound	Conc.	Exp RT	QIon	Exp Ratio		
Phenanthrene	N.D.	10.30	176.0	19.3		
+ EIC (178.0) Scan Jan0715.D			178.0, 176.0			
						
Anthracene	N.D.	10.36	176.0	18.4		
+ EIC (178.0) Scan Jan0715.D			178.0, 176.0			
						
Triallate	N.D.	10.43	268.0	26.7	QIon	Exp Ratio
+ EIC (86.0) Scan Jan0715.D			86.0, 268.0, 143.0			
						
Carbazole	N.D.	10.62	139.0	12.8		
+ EIC (167.0) Scan Jan0715.D			167.0, 139.0			
						

Quantitation Results Report (QT Reviewed)

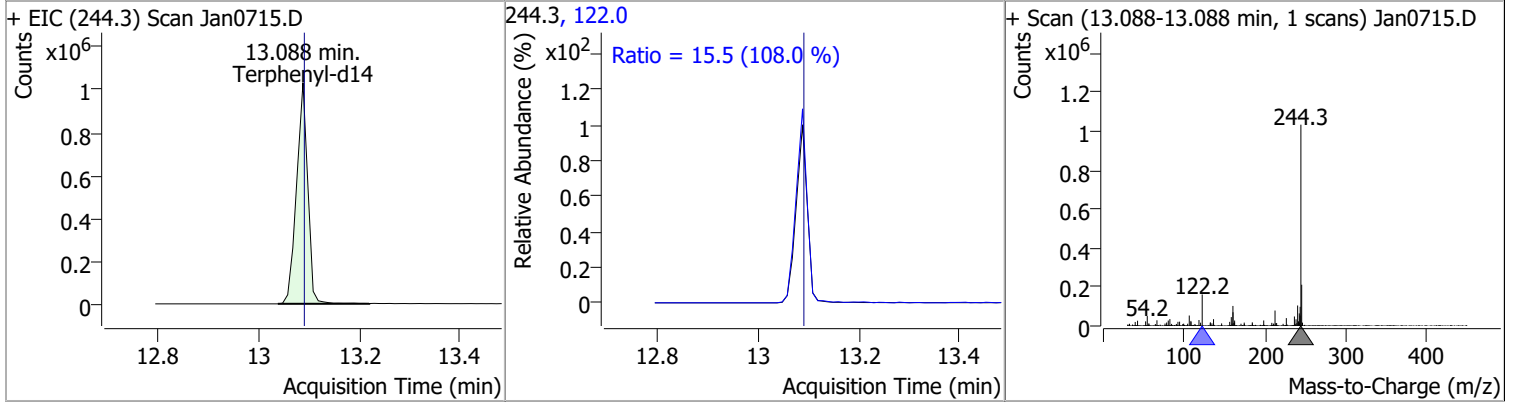
Compound	Conc.	Exp RT	QIon	Exp Ratio	QIon	Exp Ratio
o-Terphenyl	N.D.	10.84	229.0	64.1	215.0	36.5
+ EIC (230.0) Scan Jan0715.D			230.0, 229.0, 215.0			
						
Di-n-Butylphthalate	N.D.	11.22	150.0	9.1	104.0	6.1
+ EIC (149.0) Scan Jan0715.D			149.0, 150.0, 104.0			
						
Fluoranthene	N.D.	12.14	101.0	12.8		
+ EIC (202.0) Scan Jan0715.D			202.0, 101.0			
						
Benzidine	N.D.	12.53	183.0	13.1	92.0	8.1
+ EIC (184.0) Scan Jan0715.D			184.0, 92.0, 183.0			
						

Quantitation Results Report (QT Reviewed)

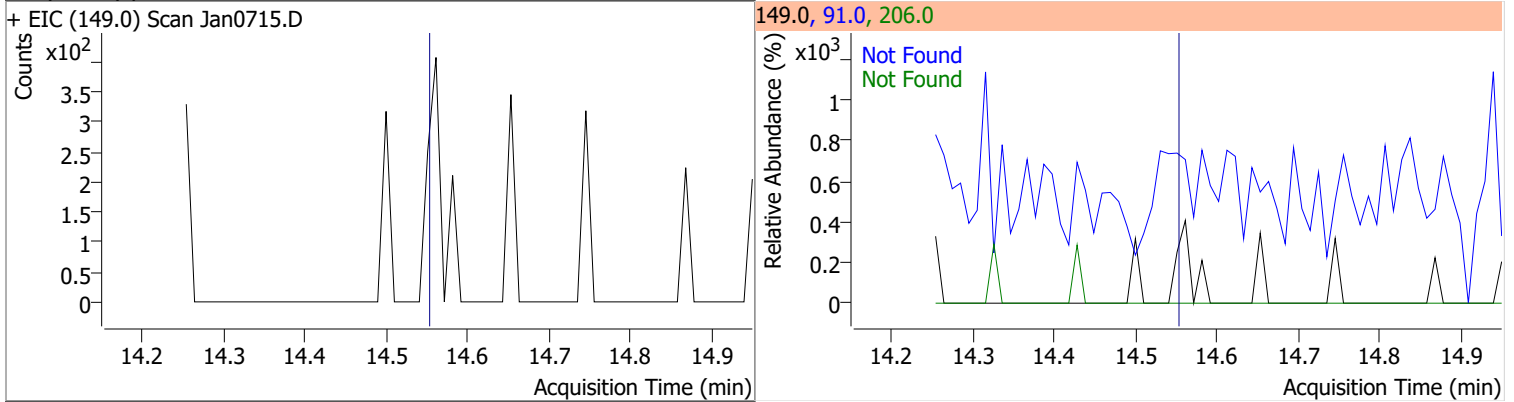
Compound	Conc.	Exp RT	QIon	Exp Ratio
Pyrene	N.D.	12.58	101.0	14.6



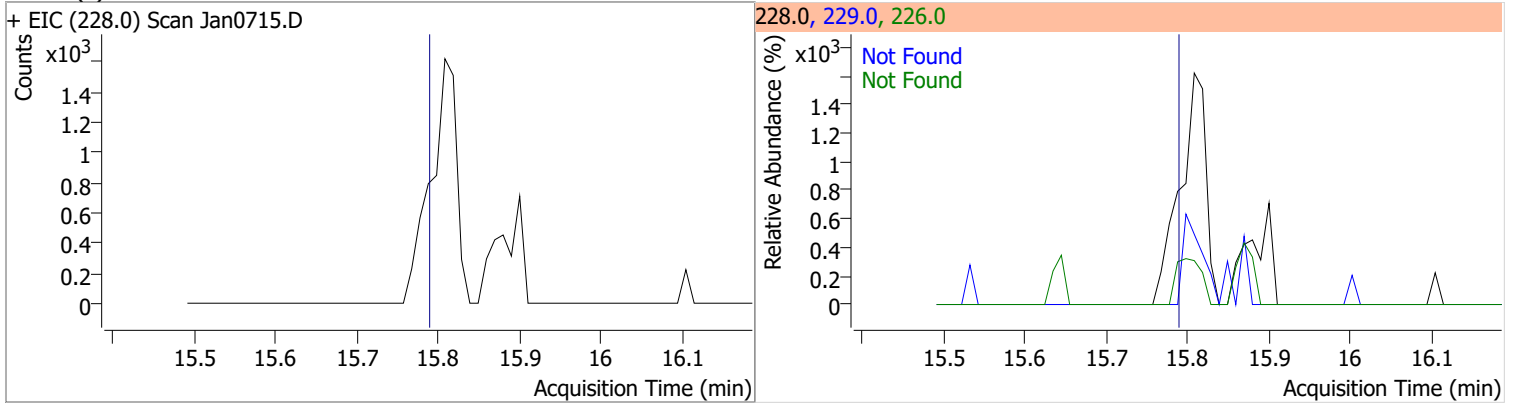
Compound	Conc.	RT	Dev(Min)	Resp.	QIon	QRatio	Lower	Upper
Terphenyl-d14	93.2293	13.09	0.00	1602437	122.0	15.5	10.1	18.7



Compound	Conc.	Exp RT	QIon	Exp Ratio	QIon	Exp Ratio
Butylbenzylphthalate	N.D.	14.56	91.0	81.7	206.0	17.9

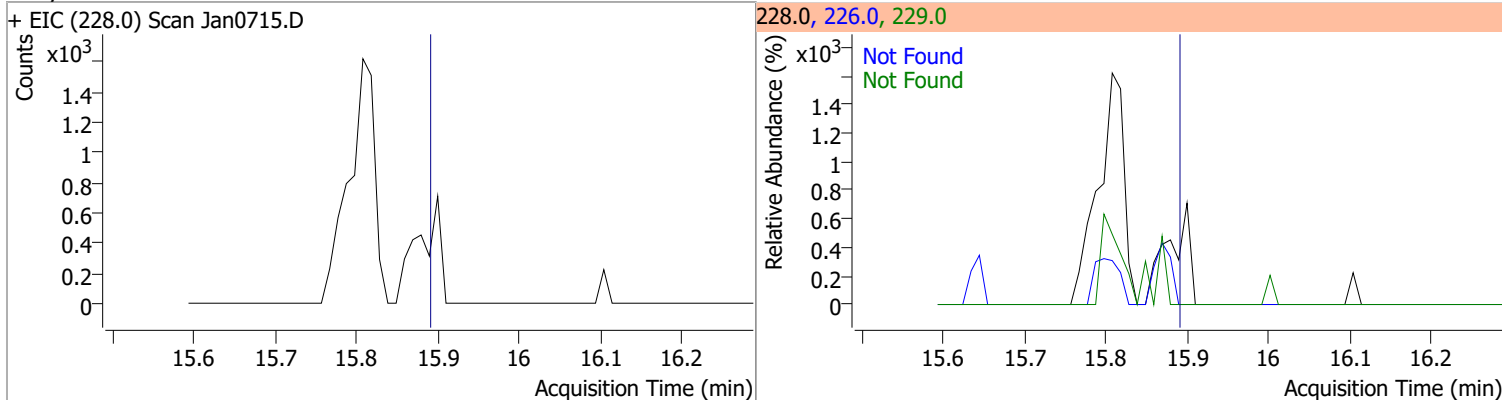


Compound	Conc.	Exp RT	QIon	Exp Ratio	QIon	Exp Ratio
Benzo(a)Anthracene	N.D.	15.80	226.0	27.1	229.0	21.0

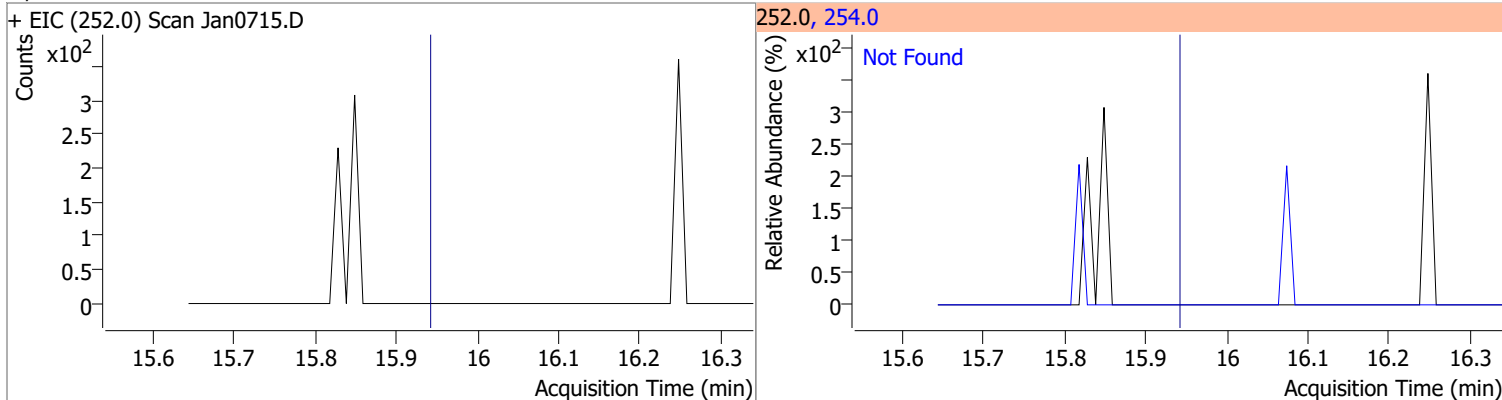


Quantitation Results Report (QT Reviewed)

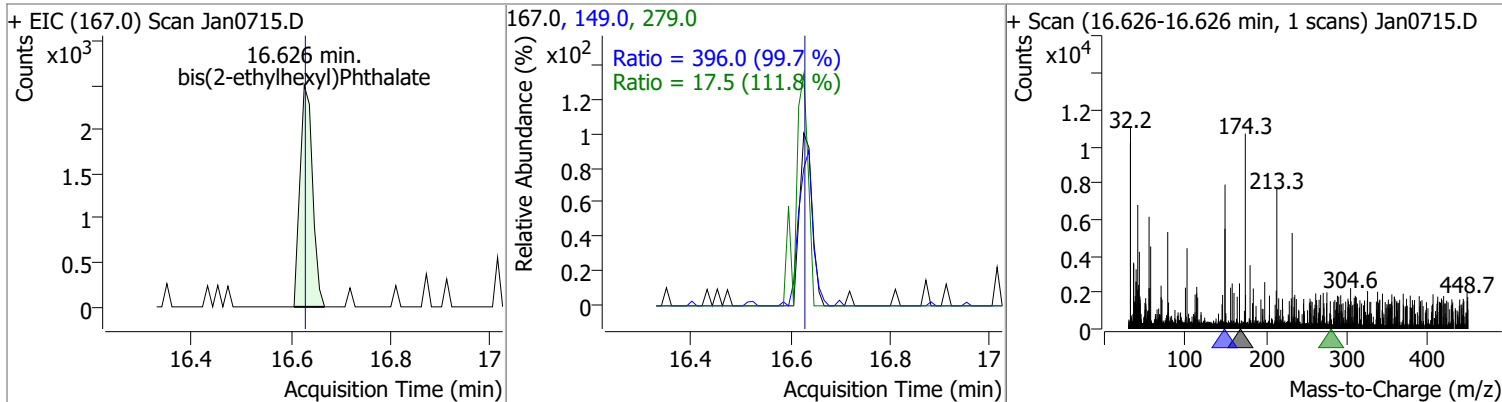
Compound	Conc.	Exp RT	QIon	Exp Ratio	QIon	Exp Ratio
Chrysene	N.D.	15.90	226.0	29.9	229.0	20.4



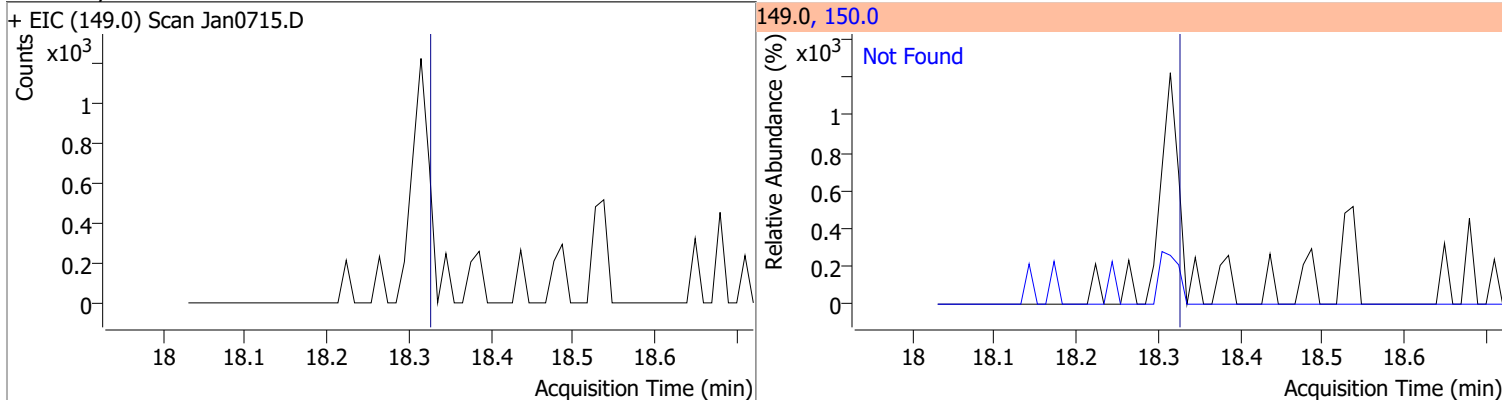
Compound	Conc.	Exp RT	QIon	Exp Ratio
3,3-Dichlorobenzidine	N.D.	15.95	254.0	64.7



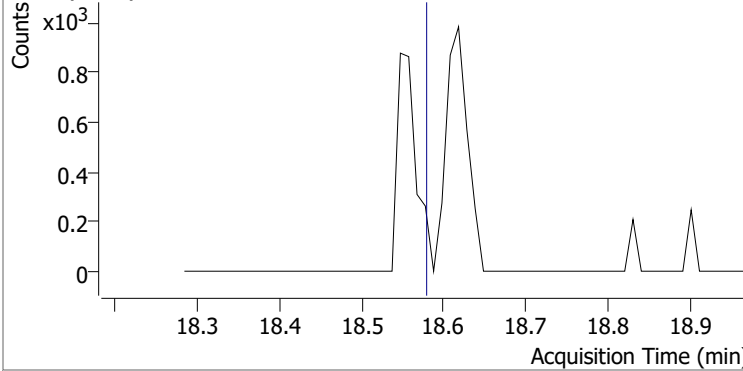
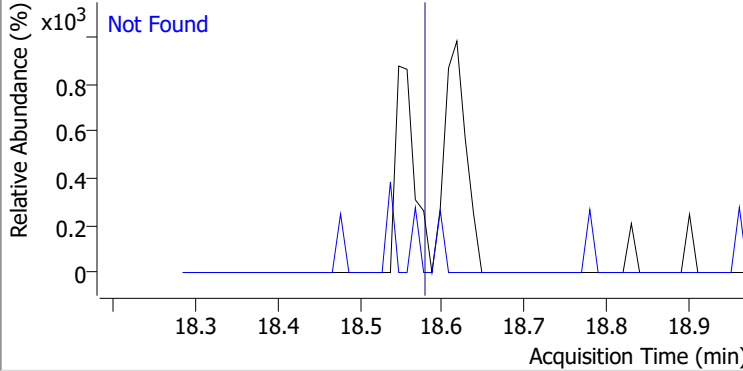
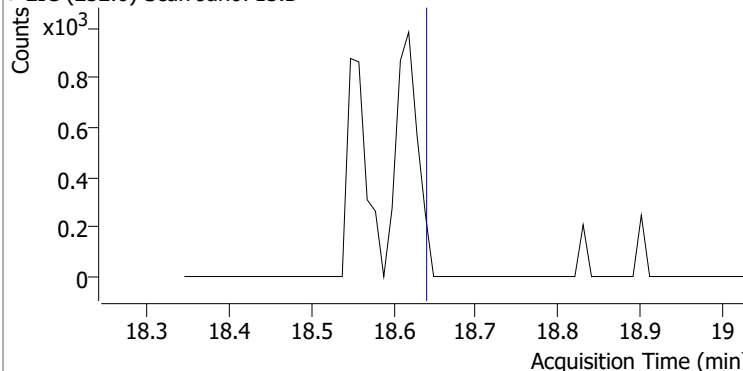
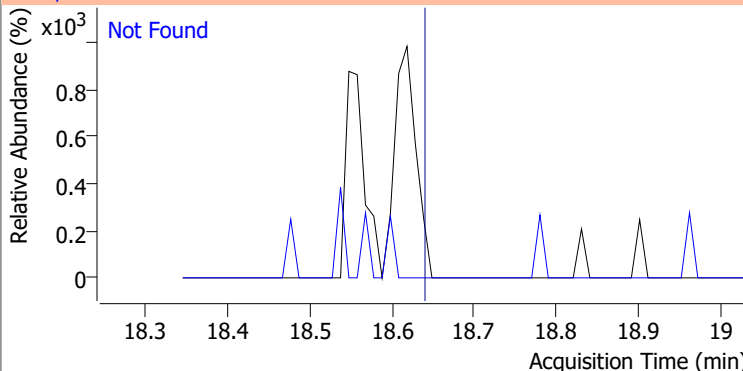
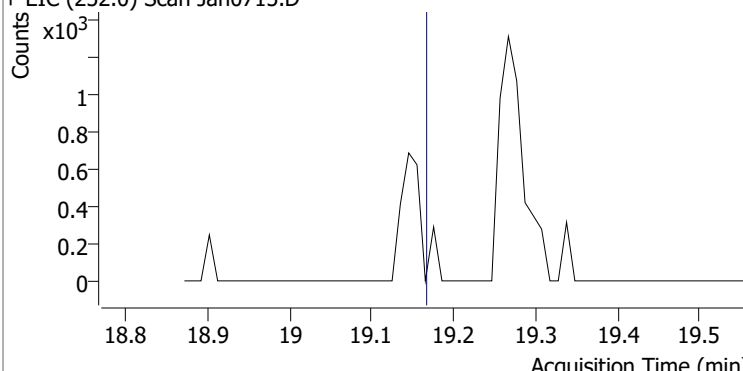
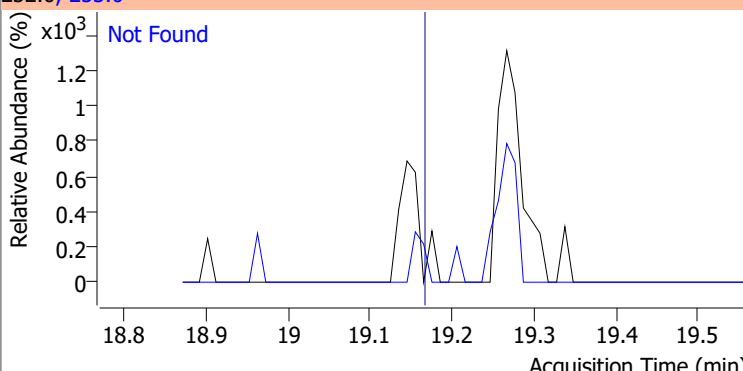
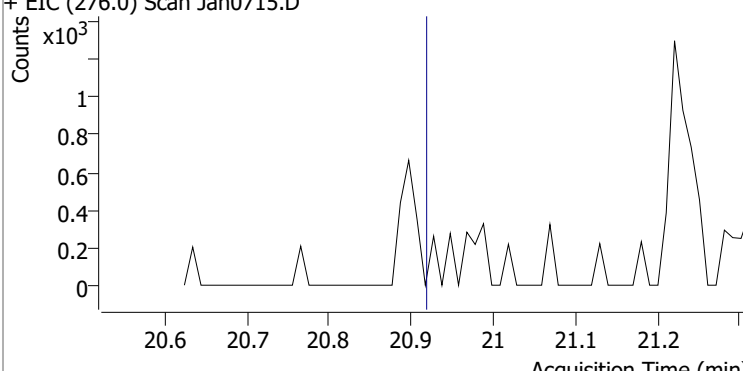
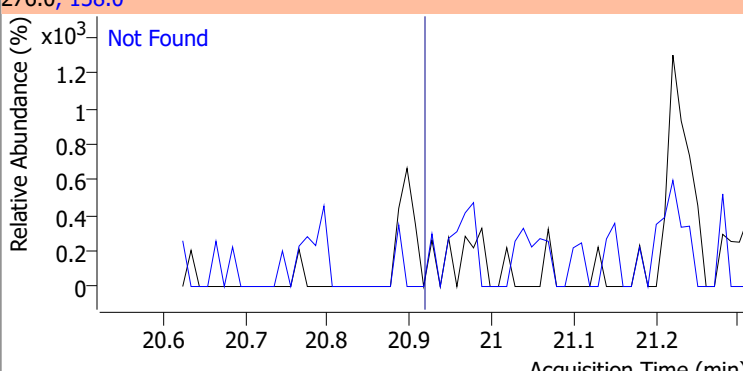
Compound	Conc.	RT	Dev(Min)	Resp.	QIon	QRatio	Lower	Upper
bis(2-ethylhexyl)Phthalate	2.2245	16.63	-0.01	4384	149.0	396.0	278.0	516.2
					279.0	17.5	10.9	20.3



Compound	Conc.	Exp RT	QIon	Exp Ratio
Di-n-octyl Phthalate	N.D.	18.32	150.0	9.5

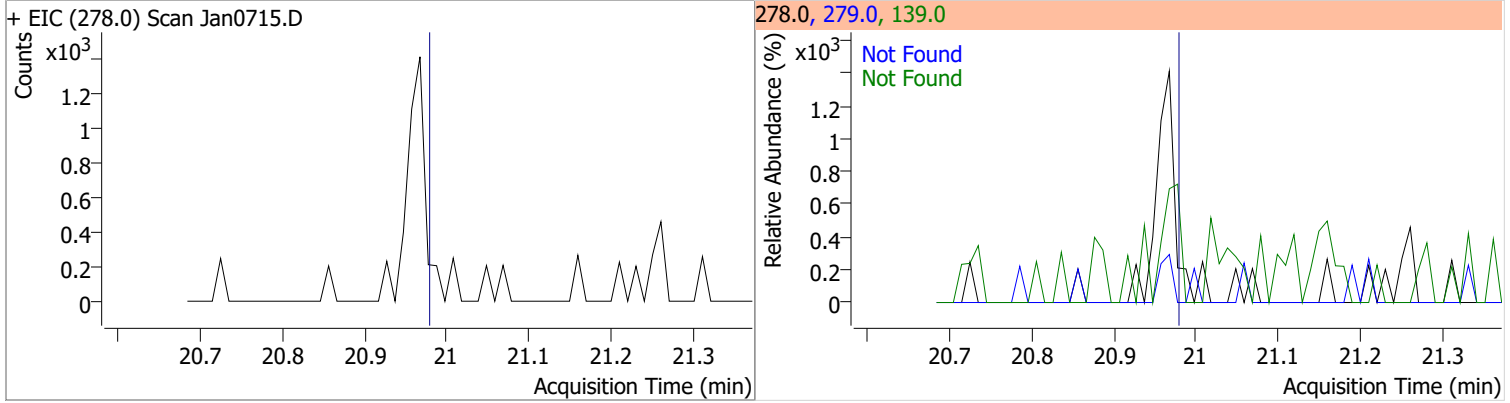


Quantitation Results Report (QT Reviewed)

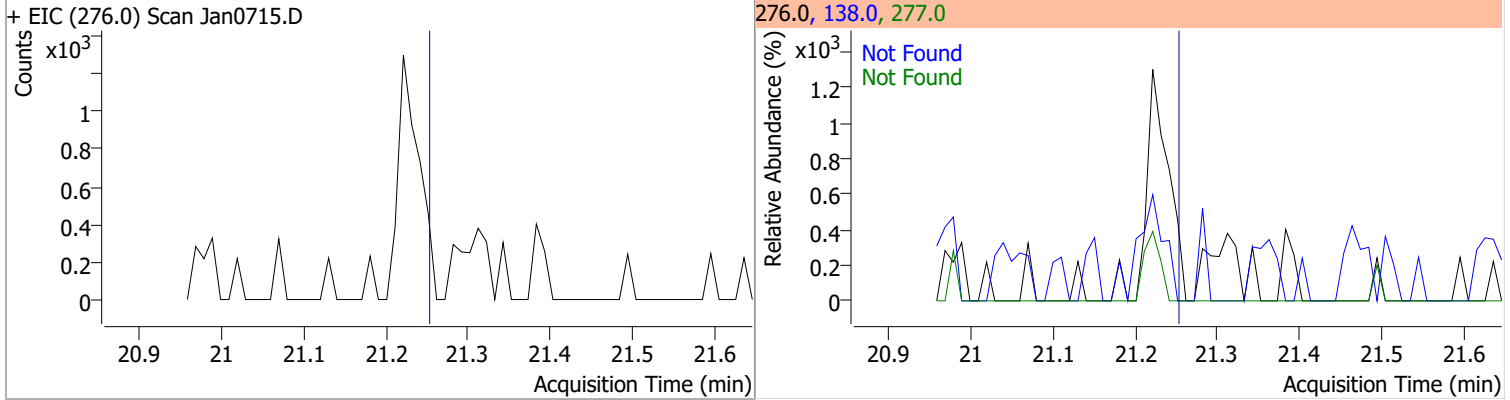
Compound	Conc.	Exp RT	QIon	Exp Ratio
Benzo(b)fluoranthene	N.D.	18.58	253.0	22.0
+ EIC (252.0) Scan Jan0715.D			252.0, 253.0	
				
Benzo(k)fluoranthene	N.D.	18.64	253.0	21.9
+ EIC (252.0) Scan Jan0715.D			252.0, 253.0	
				
Benzo(a)pyrene	N.D.	19.17	253.0	22.0
+ EIC (252.0) Scan Jan0715.D			252.0, 253.0	
				
Indeno(1,2,3-c,d)pyrene	N.D.	20.92	138.0	29.9
+ EIC (276.0) Scan Jan0715.D			276.0, 138.0	
				

Quantitation Results Report (QT Reviewed)

Compound	Conc.	Exp RT	QIon	Exp Ratio	QIon	Exp Ratio
Dibenzo(a,h)anthracene	N.D.	20.98	279.0	25.2	139.0	23.8

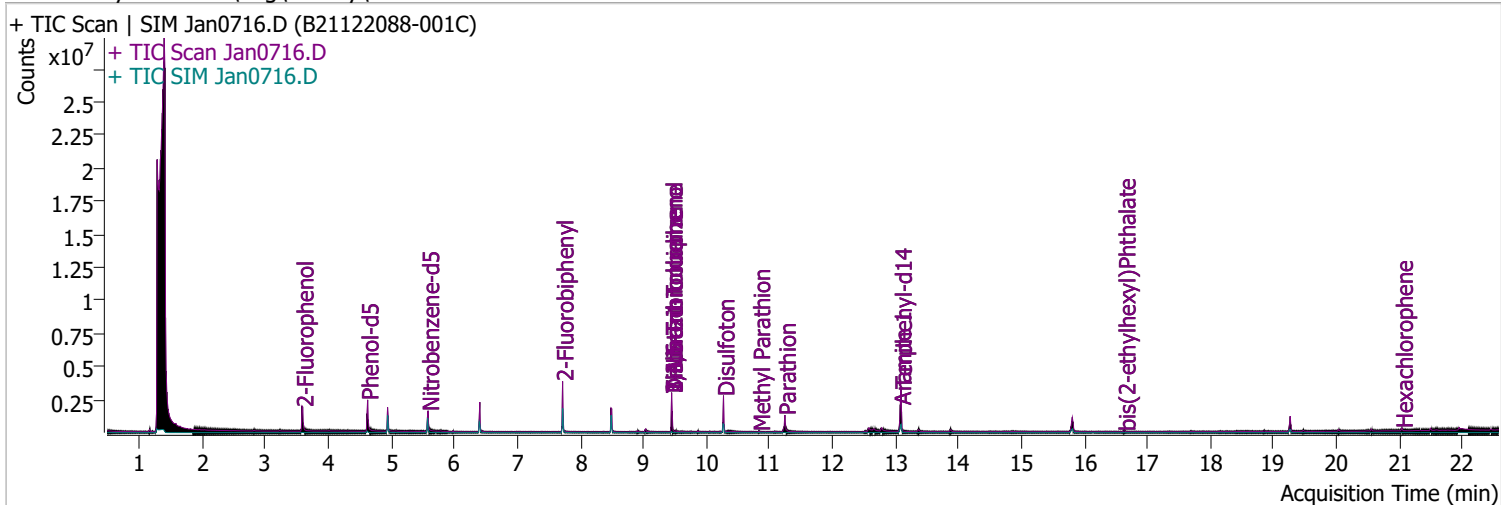


Compound	Conc.	Exp RT	QIon	Exp Ratio	QIon	Exp Ratio
Benzo(g,h,i)perylene	N.D.	21.25	138.0	32.0	277.0	23.8



Quantitation Results Report (QT Reviewed)

Data File	Jan0716.D	Operator	LIMS import
Acq. Method	BNA+SIM.M	Acq. Date-Time	1/7/2022 8:36:16 PM
Sample Name	B21122088-001C	Instrument	Instrument #1
Vial	16	Multiplier	1.00
DA Method File		Comment	SVOC-8270-W
Tune File	dftppdsm.u	Tune Date	1/7/2022 12:13:00 PM
Batch Name	010722 DoD BNA cal 1.batch.bin	Last Calib Update	1/11/2022 8:55:14 AM
Ref Library	D:\Org\Library\NIST129K.I		



Compound	RT	QIon	Resp.	Conc.	Units	Dev(Min)
----------	----	------	-------	-------	-------	----------

Internal Standards

System Monitoring Compounds

S 2-Fluorophenol	3.592	112.0	746640	103.2951	µg/L	0.010
Spiked Amount: 200.000	Range: 10.0 - 75.0%			Recovery = 51.65%		
S Phenol-d5	4.623	99.0	891960	92.8887	µg/L	0.000
Spiked Amount: 200.000	Range: 10.0 - 65.0%			Recovery = 46.44%		
S Nitrobenzene-d5	5.583	82.0	390909	74.4799	µg/L	0.000
Spiked Amount: 100.000	Range: 32.0 - 94.0%			Recovery = 74.48%		
S 2-Fluorobiphenyl	7.718	172.0	1064391	64.1024	µg/L	0.000
Spiked Amount: 100.000	Range: 28.0 - 107.0%			Recovery = 64.10%		
S 2,4,6-Tribromophenol	9.448	329.8	250521	175.9760	µg/L	0.000
Spiked Amount: 200.000	Range: 25.0 - 140.0%			Recovery = 87.99%		
S Terphenyl-d14	13.088	244.3	1608181	100.8493	µg/L	0.000
Spiked Amount: 100.000	Range: 32.0 - 122.0%			Recovery = 100.85%		

Target Compounds

Compound	RT	QIon	Resp.	Conc.	Units	Dev(Min)	QValue
T N-Nitrosodimethylamine	0.000		0	N.D.			
T Pyridine	0.000		0	N.D.			
T Aniline	0.000		0	N.D.			
T Phenol	0.000		0	N.D.			
T bis(-2-Chloroethyl)Ether	0.000		0	N.D.			
T 2-Chlorophenol	0.000		0	N.D.			
T 1,3-Dichlorobenzene	0.000		0	N.D.			
T 1,4-Dichlorobenzene	0.000		0	N.D.			
T 1,2-Dichlorobenzene	0.000		0	N.D.			
T Benzyl Alcohol	0.000		0	N.D.			
T bis(2-chloroisopropyl)Ether	0.000		0	N.D.			
T 2-Methylphenol	0.000		0	N.D.			
T N-nitroso-Di-n-propylamine	5.583	70.0	0		µg/L	md	1
T 4Methylphenol/3Methylphenol	0.000		0	N.D.			
T Hexachloroethane	0.000		0	N.D.			

Quantitation Results Report (QT Reviewed)

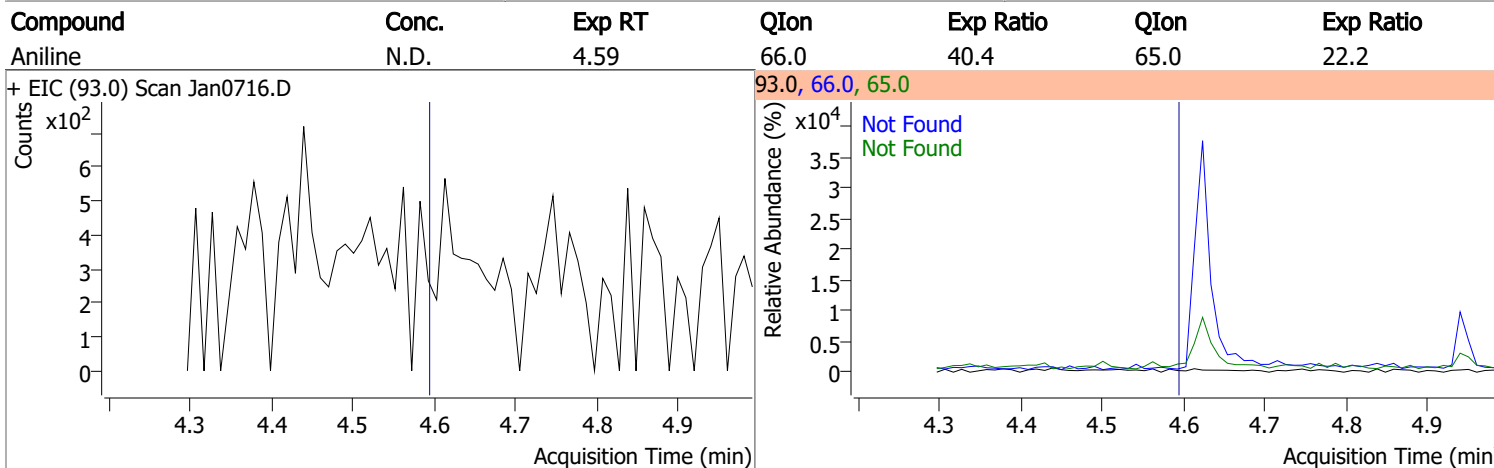
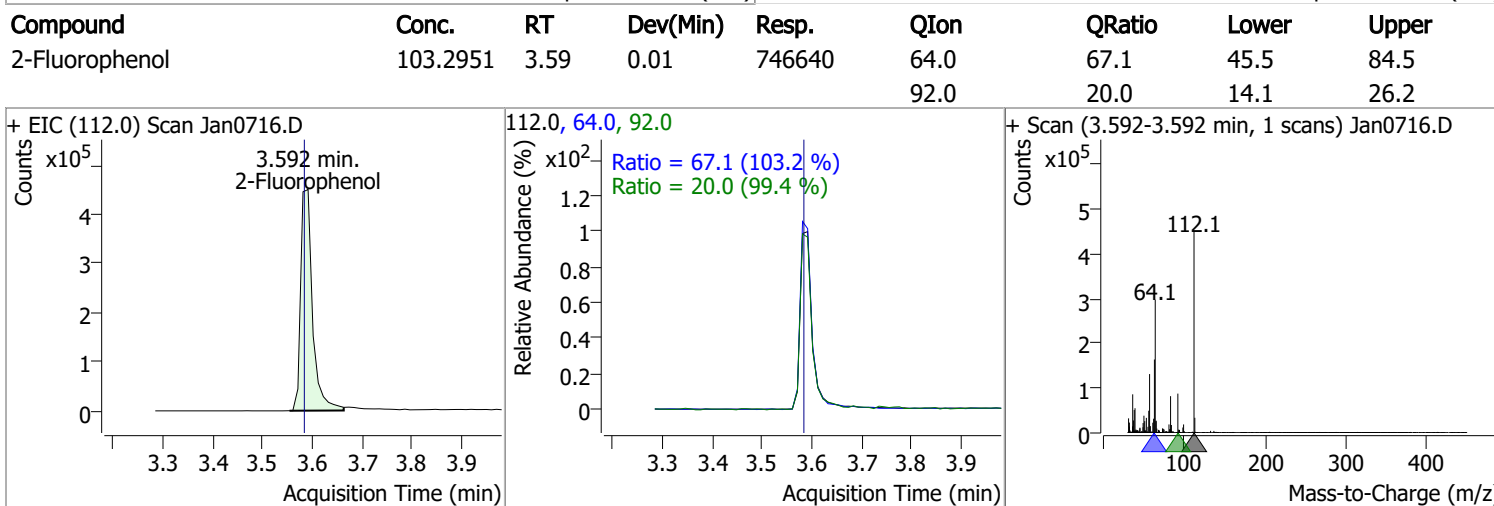
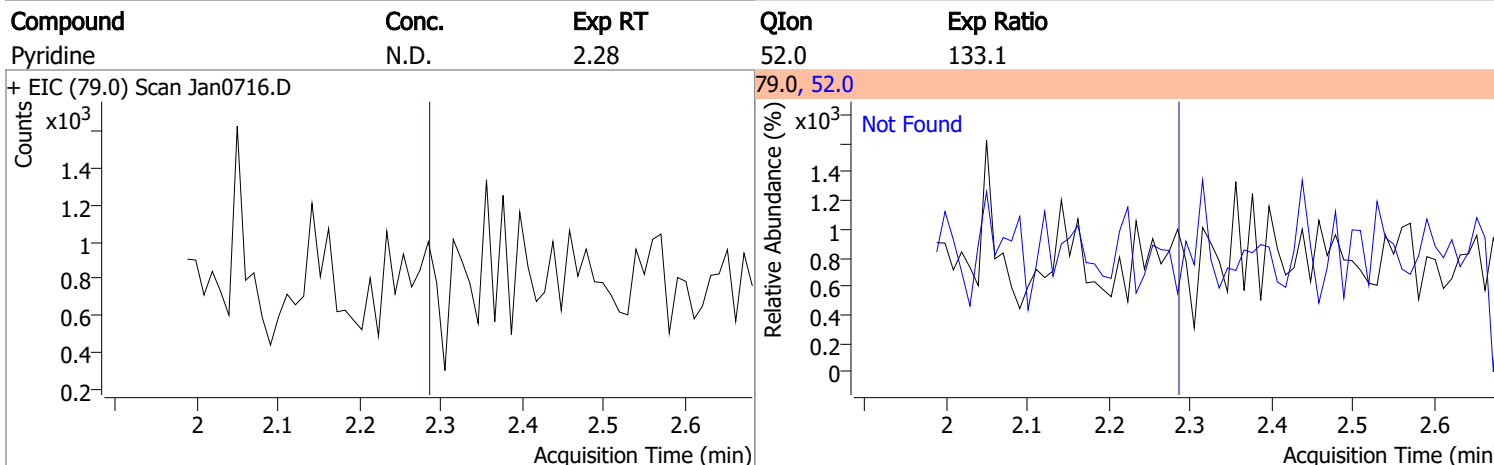
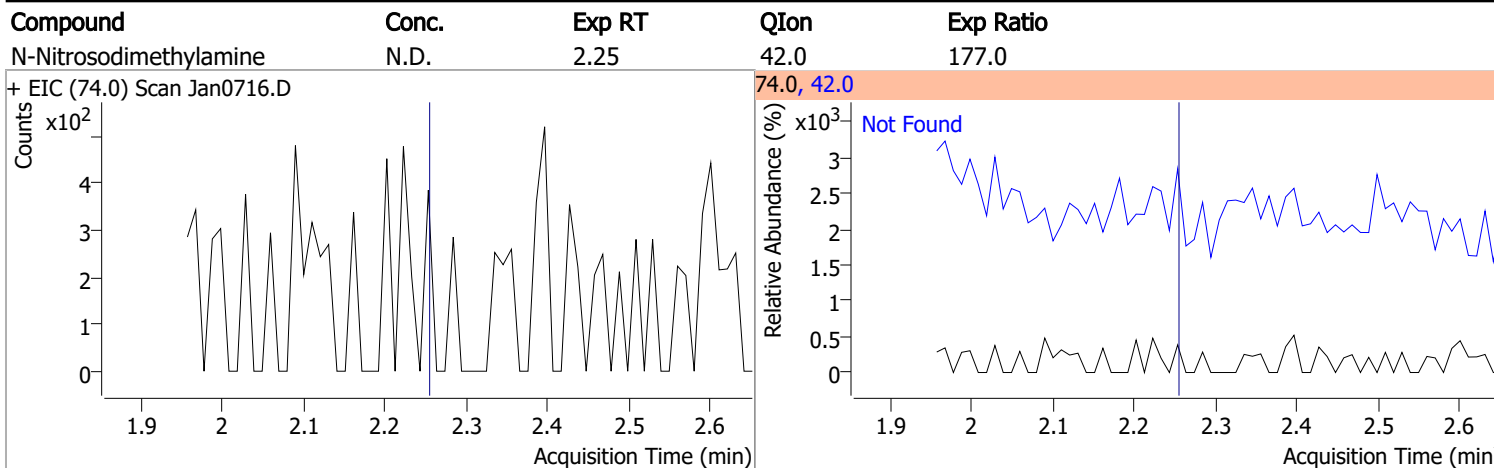
Compound	RT	QIon	Resp.	Conc.	Units	Dev(Min)
T Nitrobenzene	0.000		0	N.D.		
T Isophorone	0.000		0	N.D.		
T 2-Nitrophenol	0.000		0	N.D.		
T 2,4-Dimethylphenol	0.000		0	N.D.		
T bis(-2-Chloroethoxy)Methane	0.000		0	N.D.		
T Benzoic Acid	0.000		0	N.D.		
T 2,4-Dichlorophenol	0.000		0	N.D.		
T 1,2,4-Trichlorobenzene	0.000		0	N.D.		
T Naphthalene	0.000		0	N.D.		
T 4-Chlorophenol	0.000		0	N.D.		
T p-Chloroaniline	0.000		0	N.D.		
T Hexachlorobutadiene	0.000		0	N.D.		
T 4-Chloro-2-Methylphenol	0.000		0	N.D.		
T 4-Chloro-3-Methylphenol	0.000		0	N.D.		
T 2-Methylnaphthalene	0.000		0	N.D.		
T 1-Methylnaphthalene	0.000		0	N.D.		
T Hexachlorocyclopentadiene	0.000		0	N.D.		
T 2,4,6-Trichlorophenol	0.000		0	N.D.		
T 2,4,5-Trichlorophenol	0.000		0	N.D.		
T 2-Chloronaphthalene	0.000		0	N.D.		
T 2-Nitroaniline	0.000		0	N.D.		
T Dimethyl Phthalate	8.497	163.0	0		µg/L md	1
T 2,6-Dinitrotoluene	8.486	165.0	0		µg/L md	1
T Acenaphthylene	0.000		0	N.D.		
T 3-Nitroaniline	0.000		0	N.D.		
T Acenaphthene	0.000		0	N.D.		
T 2,4-Dinitrophenol	0.000		0	N.D.		
T Dibenzofuran	0.000		0	N.D.		
T 2,4-Dinitrotoluene	0.000		0	N.D.		
T 4-Nitrophenol	0.000		0	N.D.		
T Diethylphthalate	0.000		0	N.D.		
T Fluorene	0.000		0	N.D.		
T 4-Chlorophenyl-phenylether	0.000		0	N.D.		
T 4-Nitroaniline	0.000		0	N.D.		
T 4,6-Dinitro-2-methylphenol	0.000		0	N.D.		
T N-nitrosodiphenylamine	0.000		0	N.D.		
T Azobenzene	0.000		0	N.D.		
T 4-Bromophenyl-phenylether	0.000		0	N.D.		
T Hexachlorobenzene	0.000		0	N.D.		
T Pentachlorophenol	0.000		0	N.D.		
T Phenanthrene	0.000		0	N.D.		
T Anthracene	0.000		0	N.D.		
T Triallate	0.000		0	N.D.		
T Carbazole	0.000		0	N.D.		
T o-Terphenyl	0.000		0	N.D.		
T Di-n-Butylphthalate	0.000		0	N.D.		
T Fluoranthene	0.000		0	N.D.		
T Benzidine	0.000		0	N.D.		
T Pyrene	0.000		0	N.D.		
T Butylbenzylphthalate	0.000		0	N.D.		
T Benzo(a)Anthracene	0.000		0	N.D.		
T Chrysene	0.000		0	N.D.		
T 3,3-Dichlorobenzidine	0.000		0	N.D.		
T bis(2-ethylhexyl)Phthalate	16.636	167.0	6042	3.1452	µg/L #	99
T Di-n-octyl Phthalate	0.000		0	N.D.		

Quantitation Results Report (QT Reviewed)

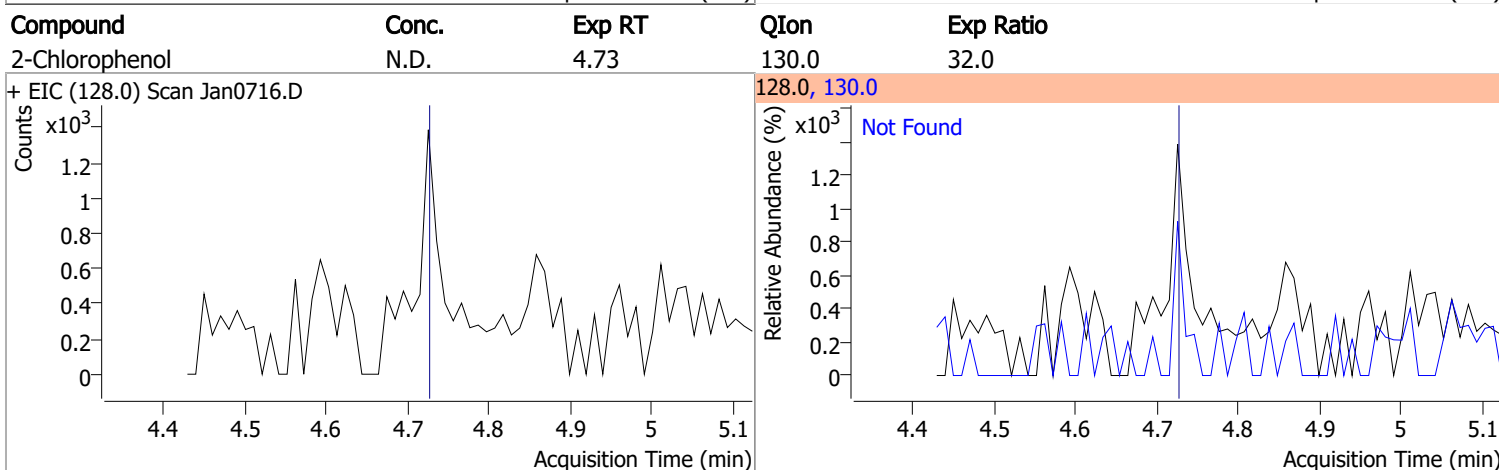
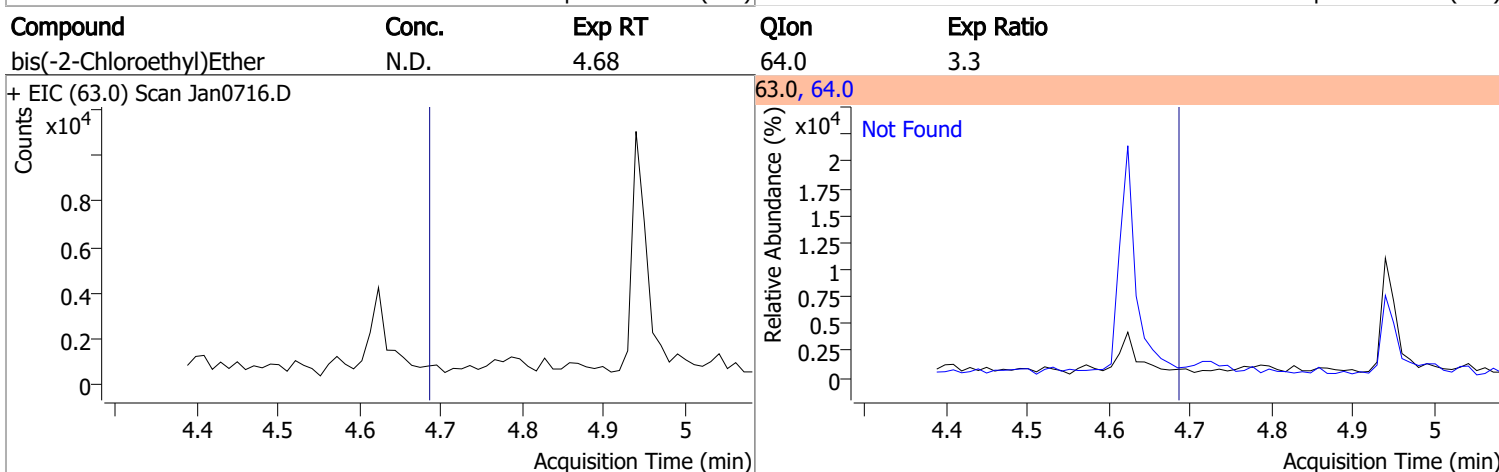
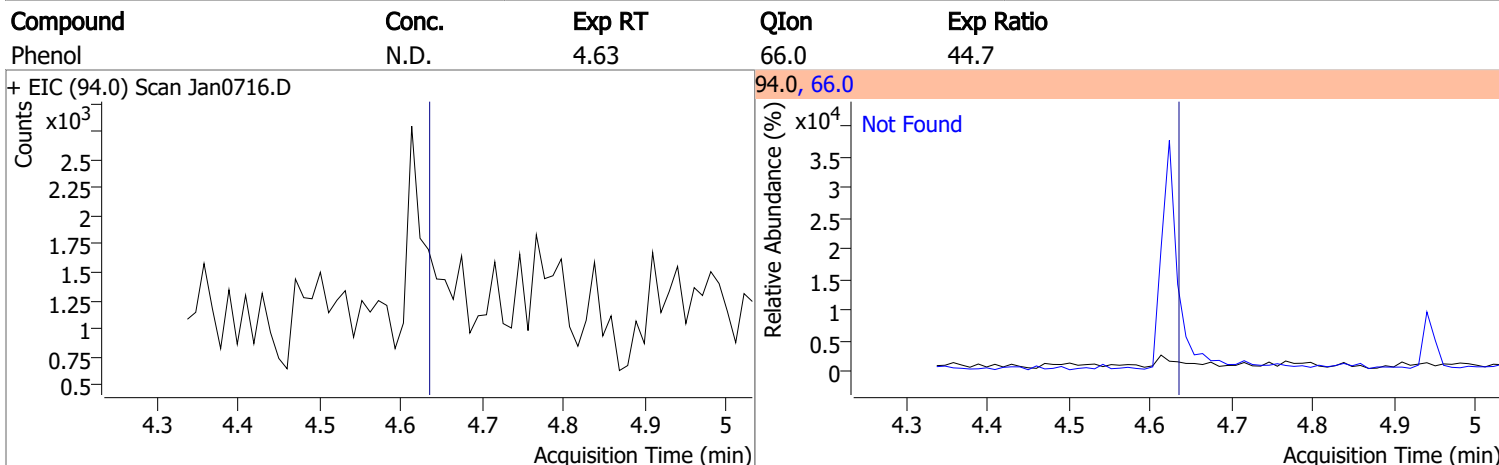
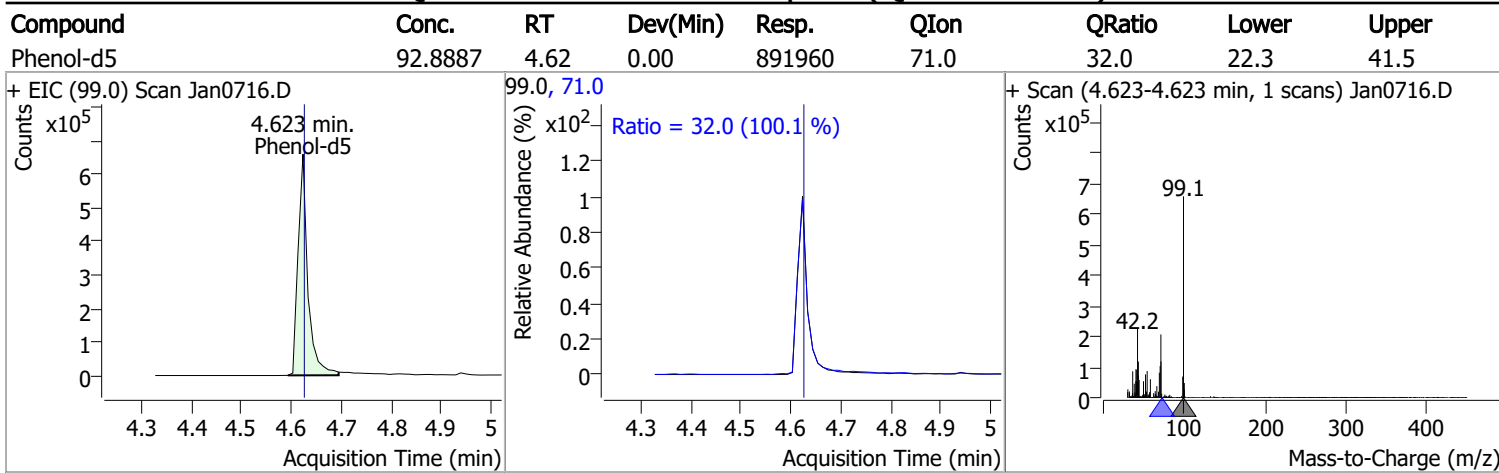
Compound	RT	QIon	Resp.	Conc.	Units	Dev(Min)
T Benzo(b)fluoranthene	0.000		0	N.D.		
T Benzo(k)fluoranthene	0.000		0	N.D.		
T Benzo(a)pyrene	0.000		0	N.D.		
T Indeno(1,2,3-c,d)pyrene	0.000		0	N.D.		
T Dibenzo(a,h)anthracene	0.000		0	N.D.		
T Benzo(g,h,i)perylene	0.000		0	N.D.		

(#) = Qualifier Out of Range; (m) = Manual Integration; (+) = Area Summed; (*) = Surrogate Percent Recovery Out of Range; (d): Zeroed Peak

Quantitation Results Report (QT Reviewed)

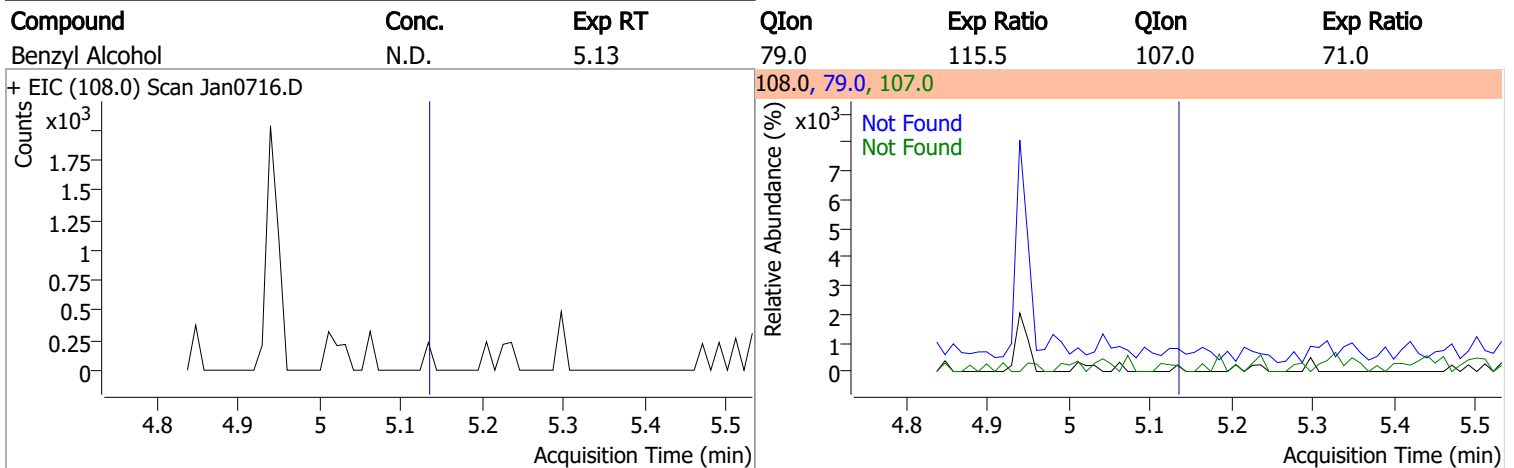
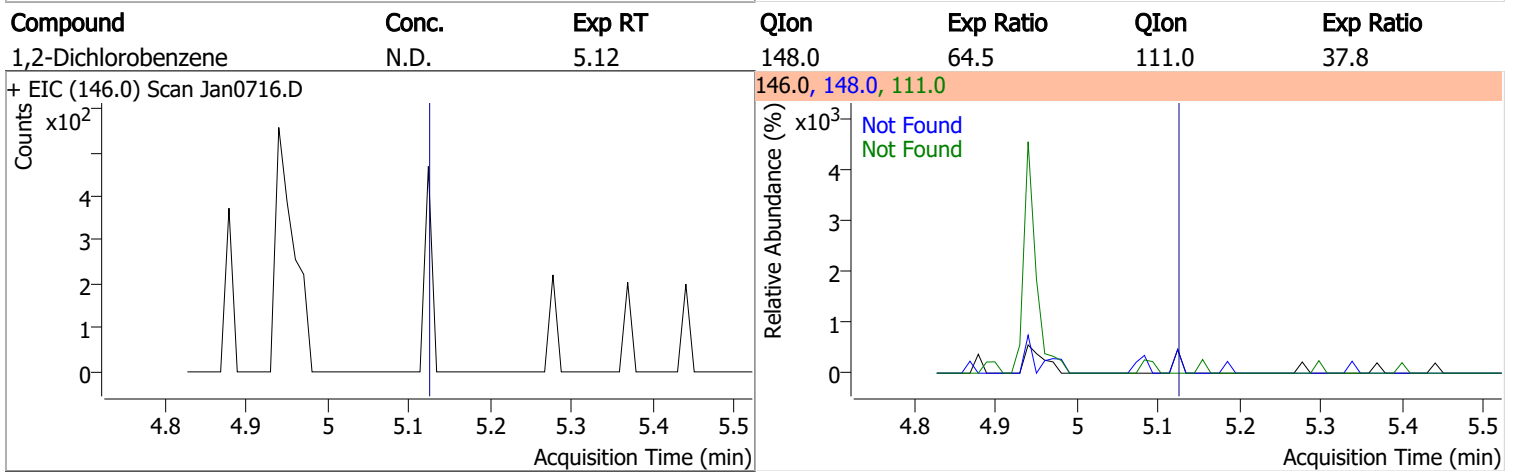
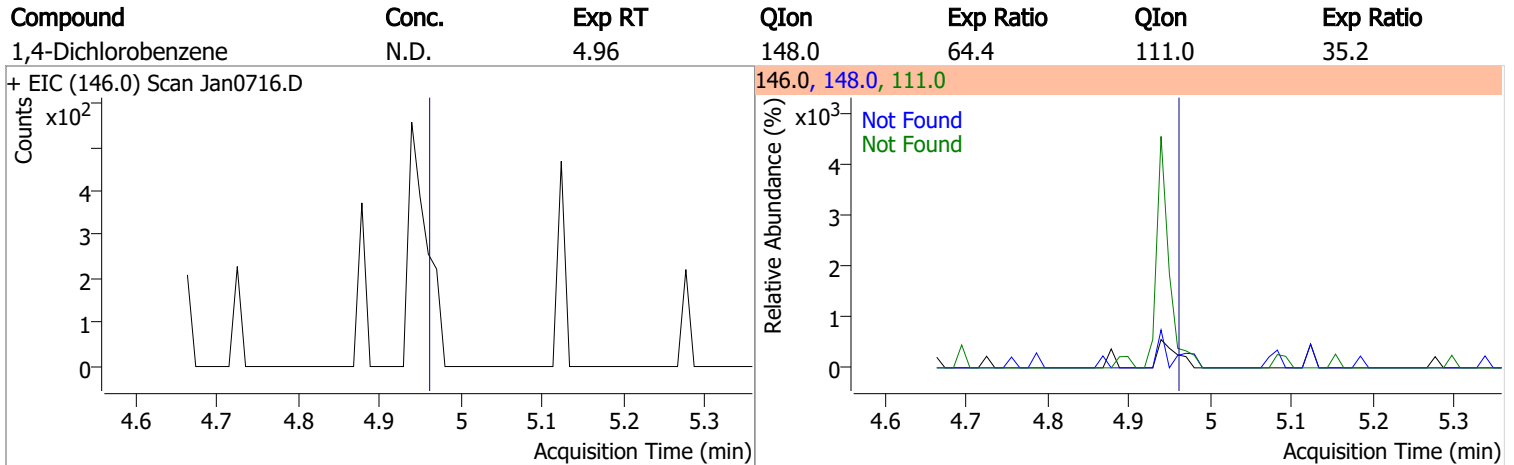
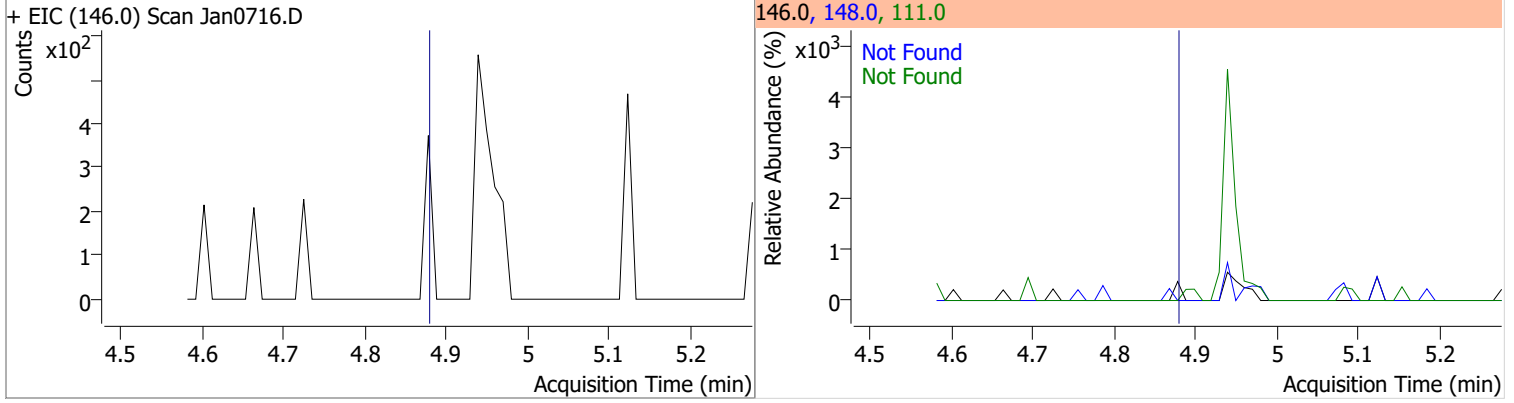


Quantitation Results Report (QT Reviewed)



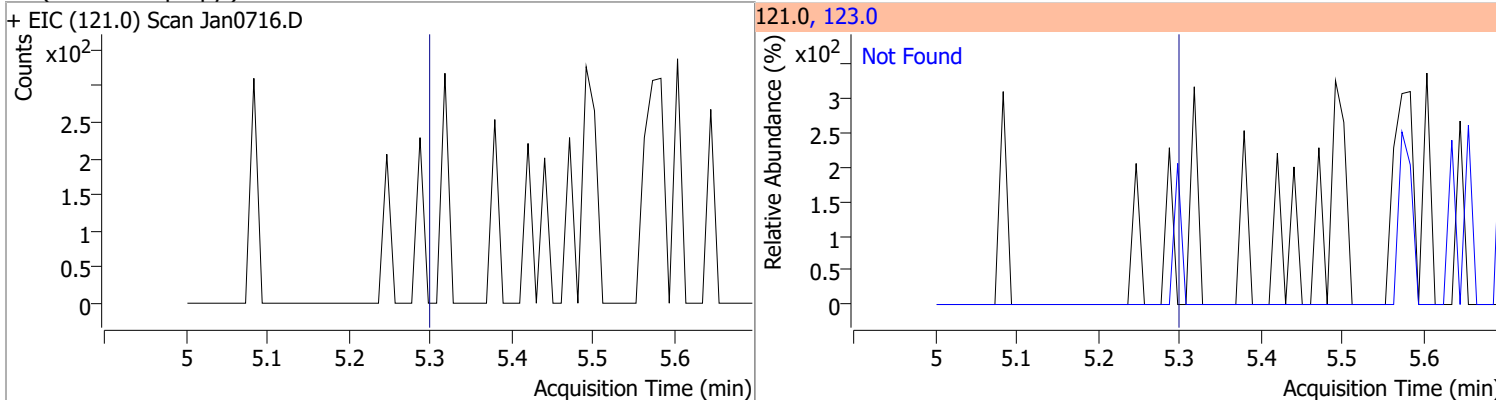
Quantitation Results Report (QT Reviewed)

Compound	Conc.	Exp RT	QIon	Exp Ratio	QIon	Exp Ratio
1,3-Dichlorobenzene	N.D.	4.88	148.0	62.6	111.0	35.4

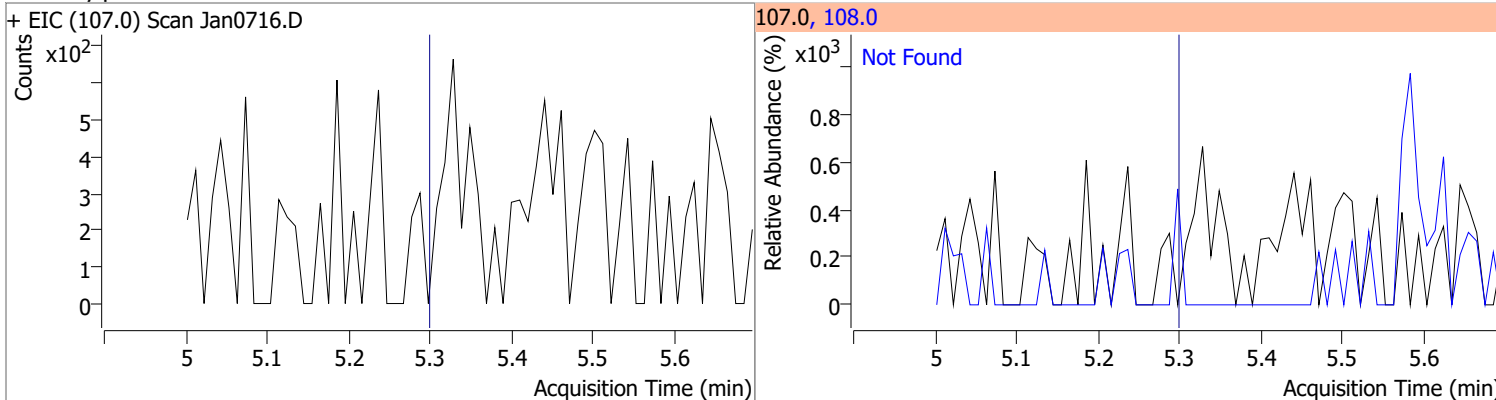


Quantitation Results Report (QT Reviewed)

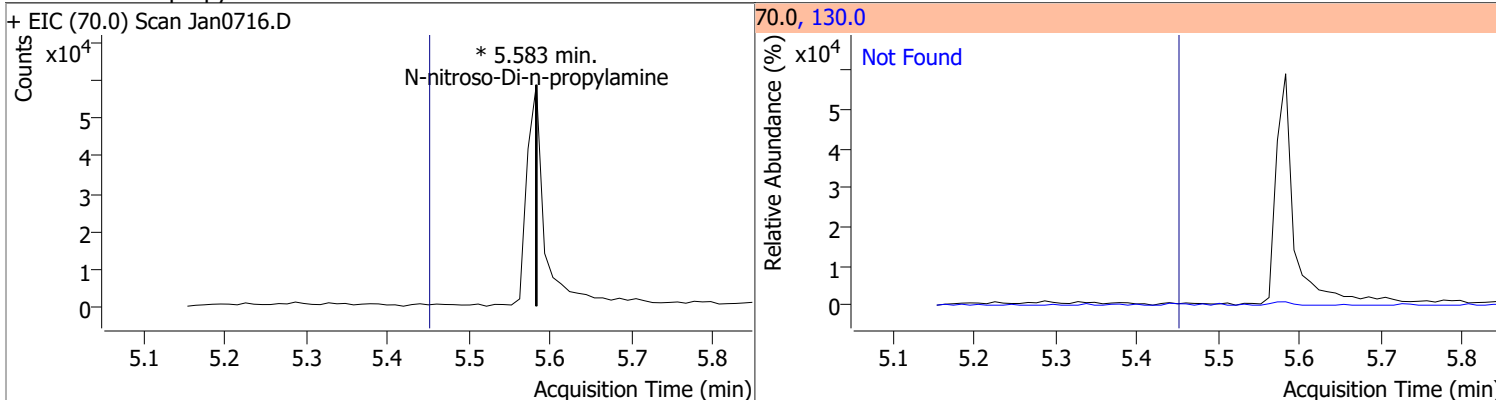
Compound	Conc.	Exp RT	QIon	Exp Ratio
bis(2-chloroisopropyl)Ether	N.D.	5.30	123.0	32.2



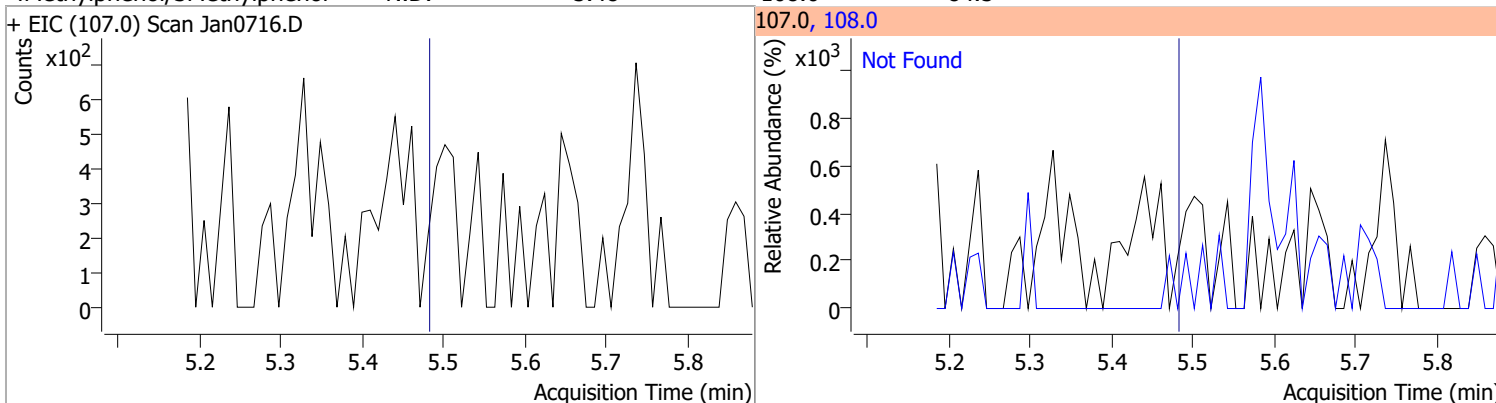
Compound	Conc.	Exp RT	QIon	Exp Ratio
2-Methylphenol	N.D.	5.30	108.0	116.9



Compound	Conc.	RT	Dev(Min)	Resp.	QIon	QRatio	Lower	Upper
N-nitroso-Di-n-propylamine		0		0	130.0		0.0	41.5

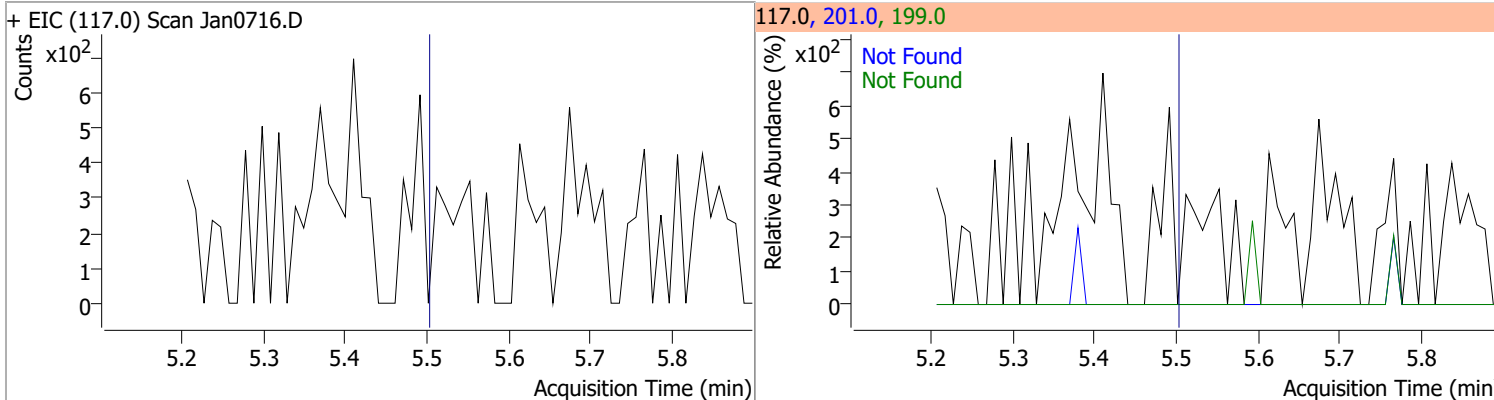


Compound	Conc.	Exp RT	QIon	Exp Ratio
4Methylphenol/3Methylphenol	N.D.	5.48	108.0	84.5

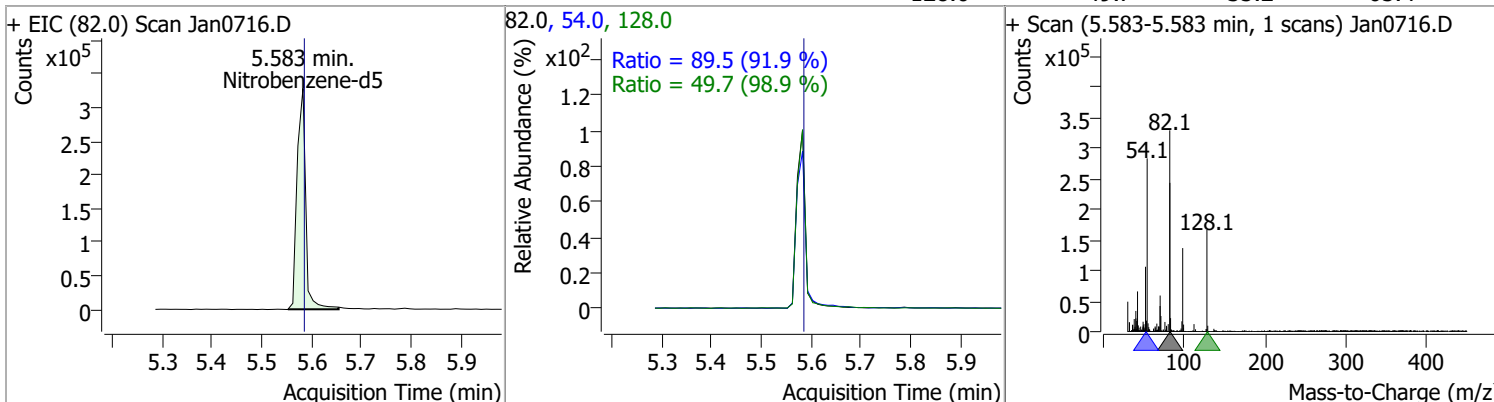


Quantitation Results Report (QT Reviewed)

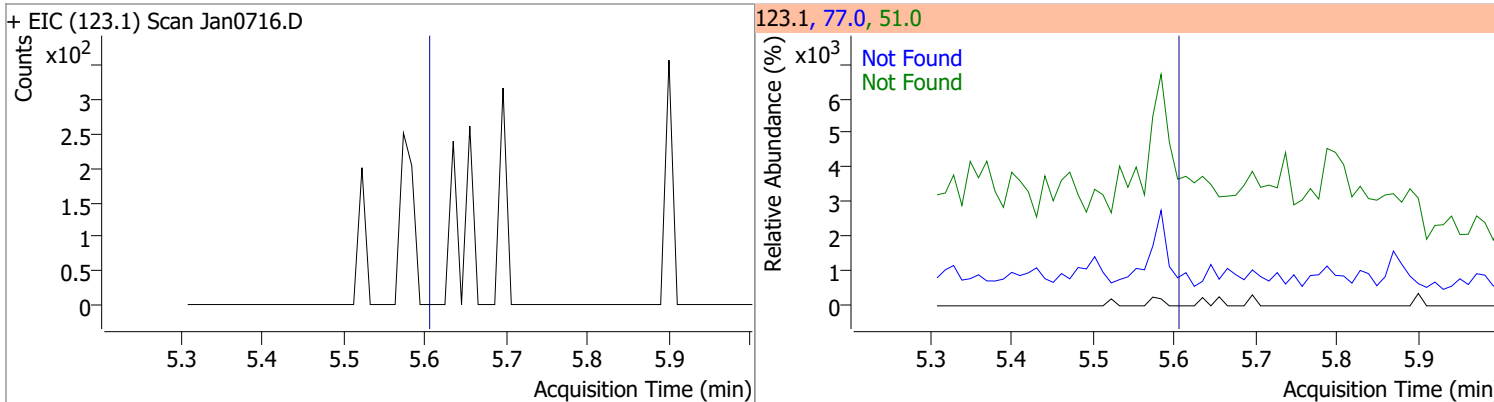
Compound	Conc.	Exp RT	QIon	Exp Ratio	QIon	Exp Ratio
Hexachloroethane	N.D.	5.50	201.0	93.2	199.0	57.2



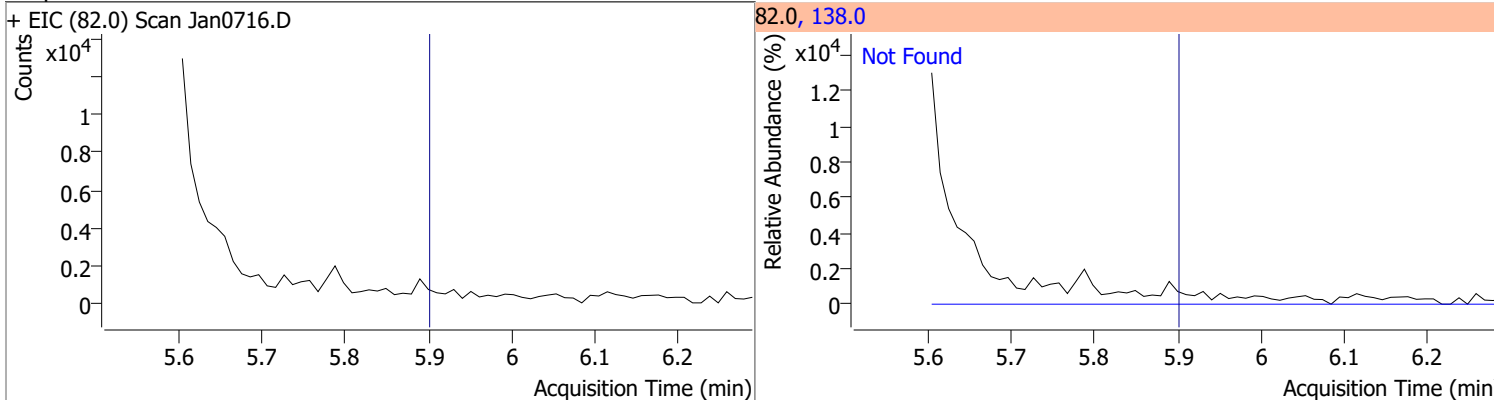
Compound	Conc.	RT	Dev(Min)	Resp.	QIon	QRatio	Lower	Upper
Nitrobenzene-d5	74.4799	5.58	0.00	390909	54.0	89.5	68.2	126.6
					128.0	49.7	35.2	65.4



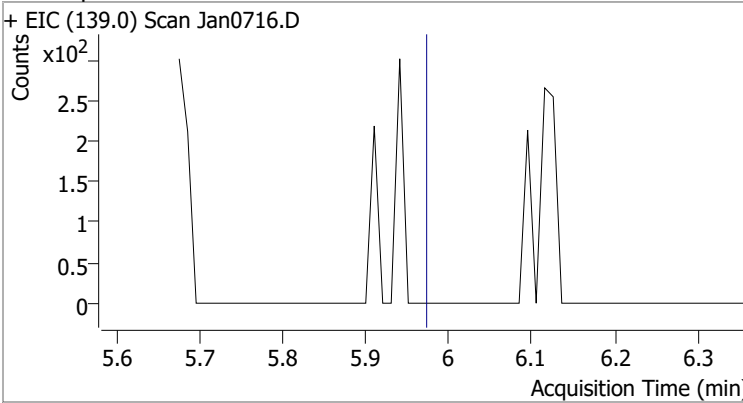
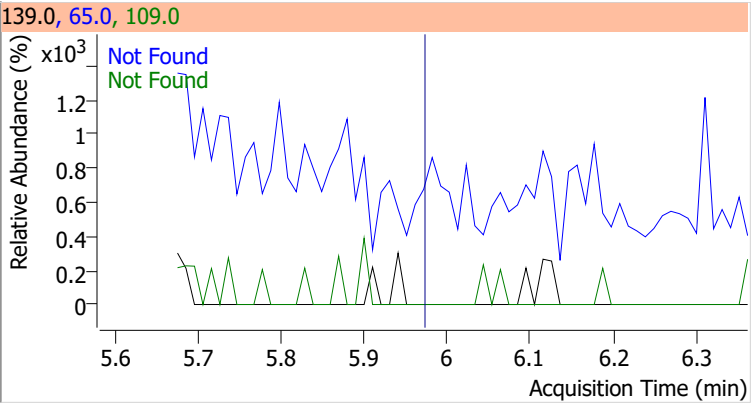
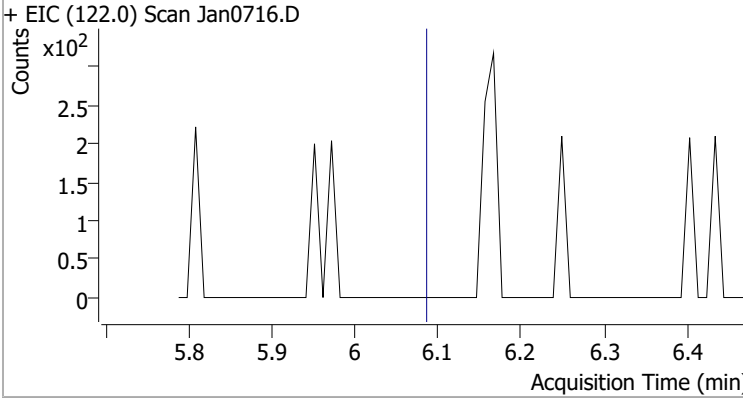
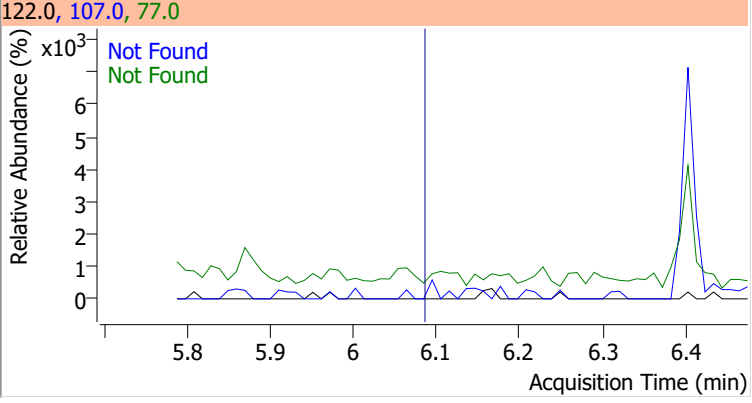
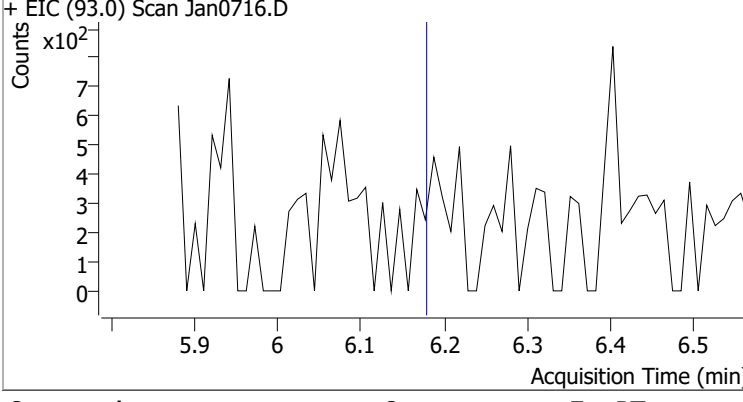
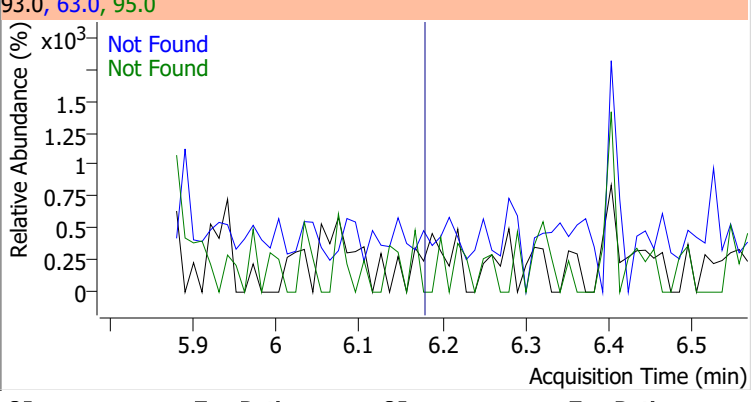
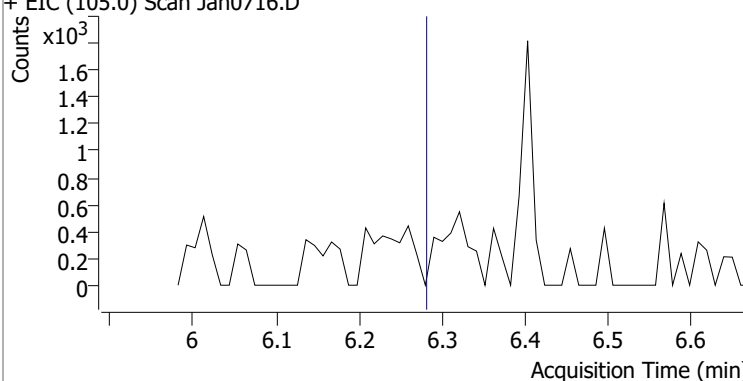
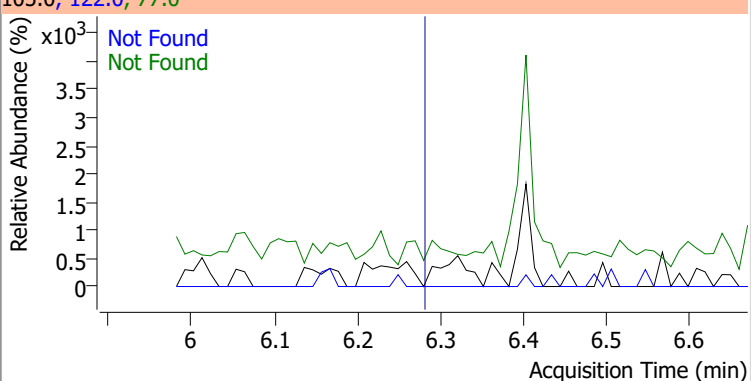
Compound	Conc.	Exp RT	QIon	Exp Ratio	QIon	Exp Ratio
Nitrobenzene	N.D.	5.60	77.0	186.4	51.0	186.0



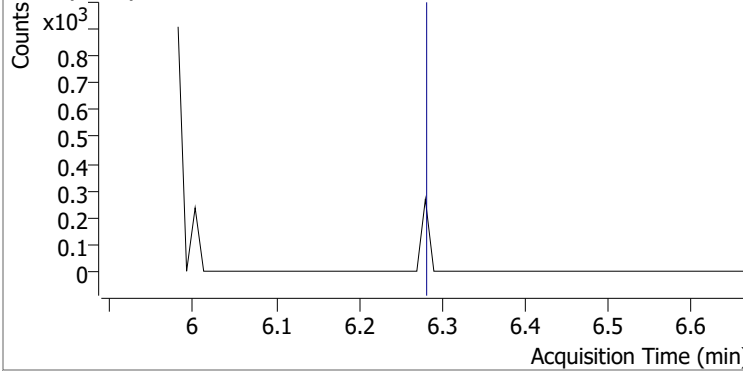
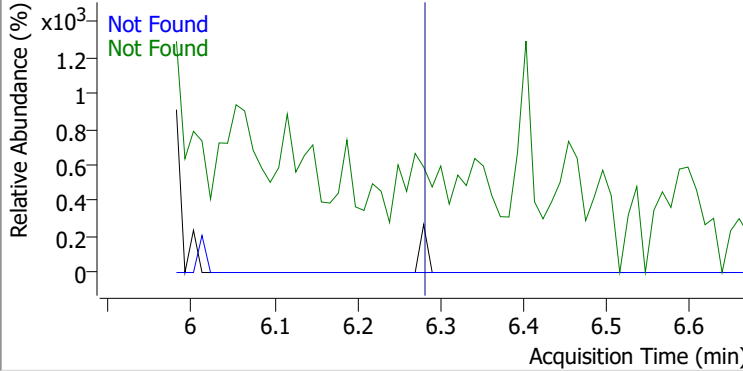
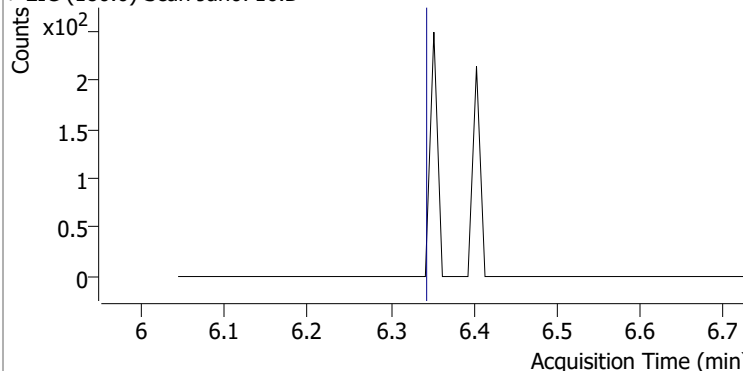
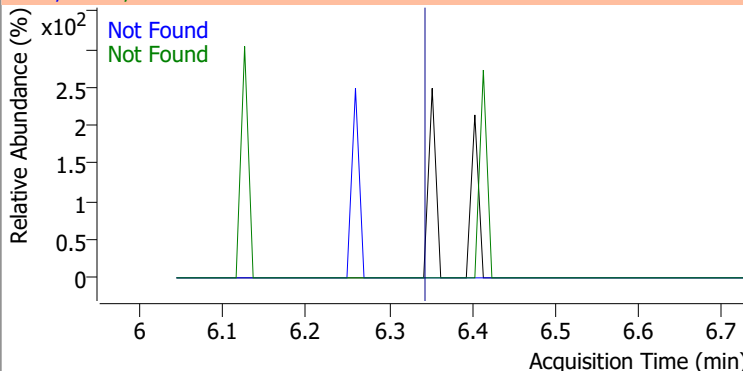
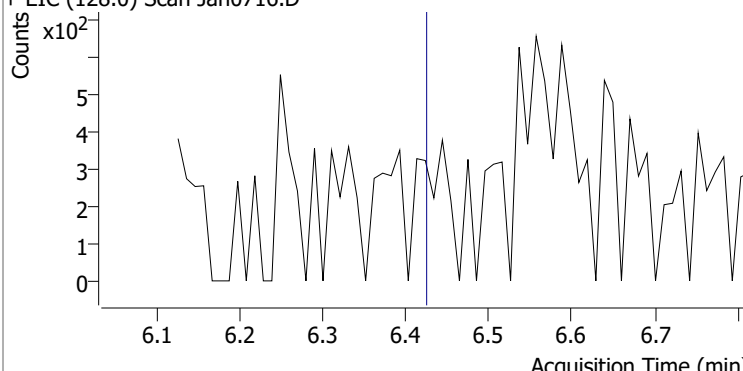
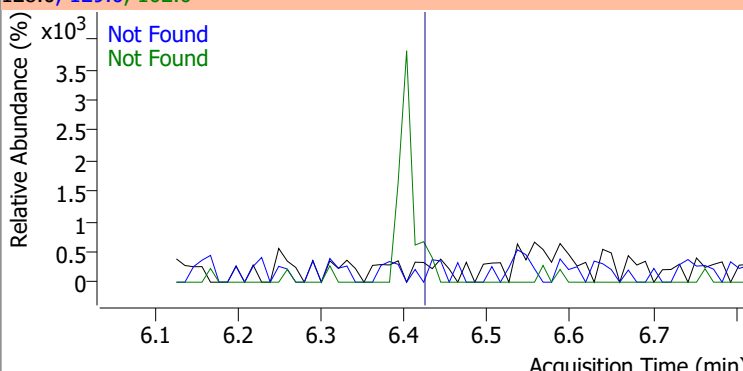
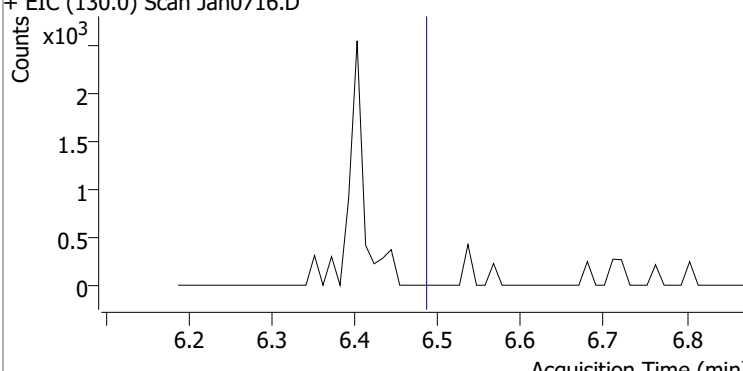
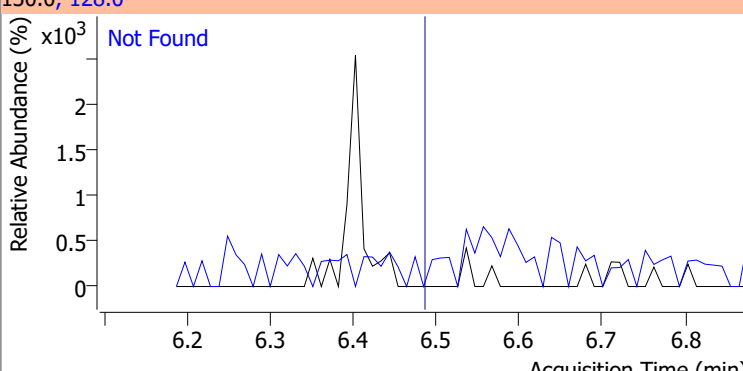
Compound	Conc.	Exp RT	QIon	Exp Ratio
Isophorone	N.D.	5.90	138.0	20.3



Quantitation Results Report (QT Reviewed)

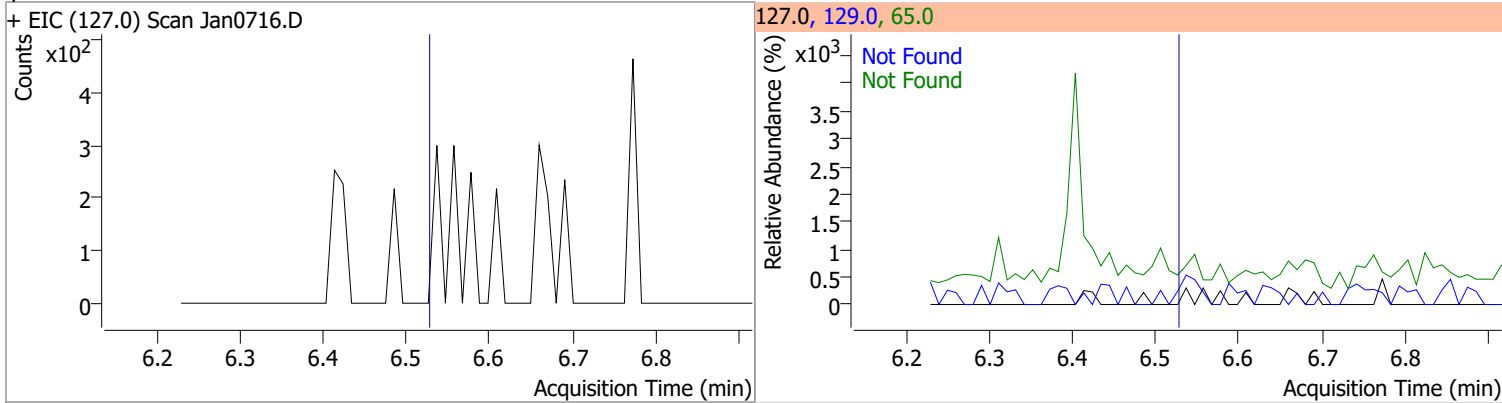
Compound	Conc.	Exp RT	QIon	Exp Ratio	QIon	Exp Ratio
2-Nitrophenol	N.D.	5.97	65.0	51.2	109.0	34.5
+ EIC (139.0) Scan Jan0716.D			139.0, 65.0, 109.0			
						
2,4-Dimethylphenol	N.D.	6.08	107.0	106.6	77.0	30.1
+ EIC (122.0) Scan Jan0716.D			122.0, 107.0, 77.0			
						
bis(-2-Chloroethoxy)Methane	N.D.	6.18	63.0	91.4	95.0	31.4
+ EIC (93.0) Scan Jan0716.D			93.0, 63.0, 95.0			
						
Benzoic Acid	N.D.	6.28	122.0	88.1	77.0	74.0
+ EIC (105.0) Scan Jan0716.D			105.0, 122.0, 77.0			
						

Quantitation Results Report (QT Reviewed)

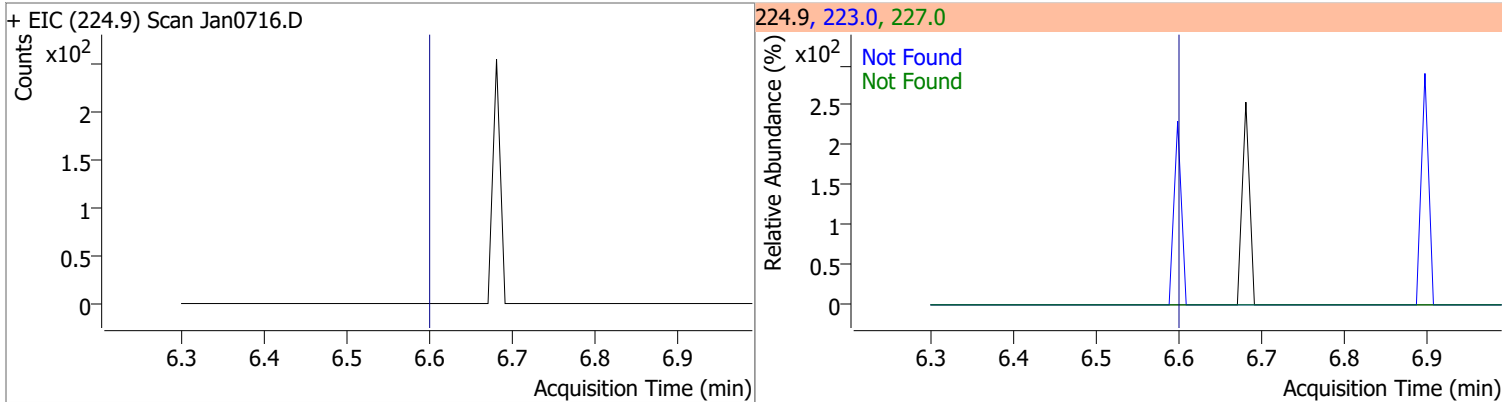
Compound	Conc.	Exp RT	QIon	Exp Ratio	QIon	Exp Ratio
2,4-Dichlorophenol	N.D.	6.28	164.0	65.0	98.0	31.2
+ EIC (162.0) Scan Jan0716.D			162.0, 164.0, 98.0			
						
1,2,4-Trichlorobenzene	N.D.	6.34	182.0	97.8	145.0	30.3
+ EIC (180.0) Scan Jan0716.D			180.0, 182.0, 145.0			
						
Naphthalene	N.D.	6.42	129.0	10.6	102.0	9.0
+ EIC (128.0) Scan Jan0716.D			128.0, 129.0, 102.0			
						
4-Chlorophenol	N.D.	6.49	128.0	318.3		
+ EIC (130.0) Scan Jan0716.D			130.0, 128.0			
						

Quantitation Results Report (QT Reviewed)

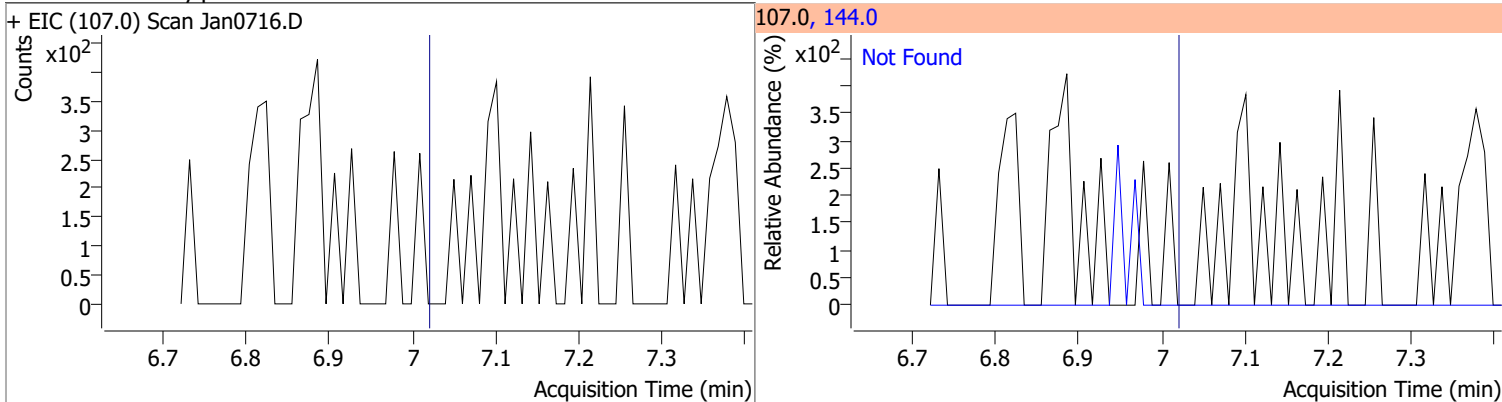
Compound	Conc.	Exp RT	QIon	Exp Ratio	QIon	Exp Ratio
p-Chloroaniline	N.D.	6.53	65.0	36.5	129.0	33.7



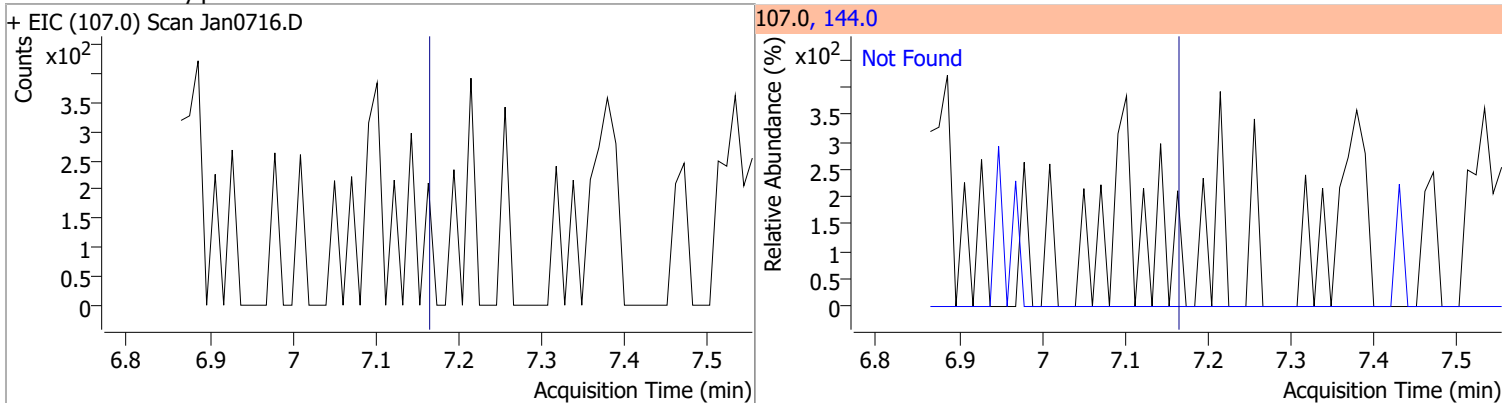
Compound	Conc.	Exp RT	QIon	Exp Ratio	QIon	Exp Ratio
Hexachlorobutadiene	N.D.	6.60	227.0	66.1	223.0	64.1



Compound	Conc.	Exp RT	QIon	Exp Ratio
4-Chloro-2-Methylphenol	N.D.	7.02	144.0	27.3

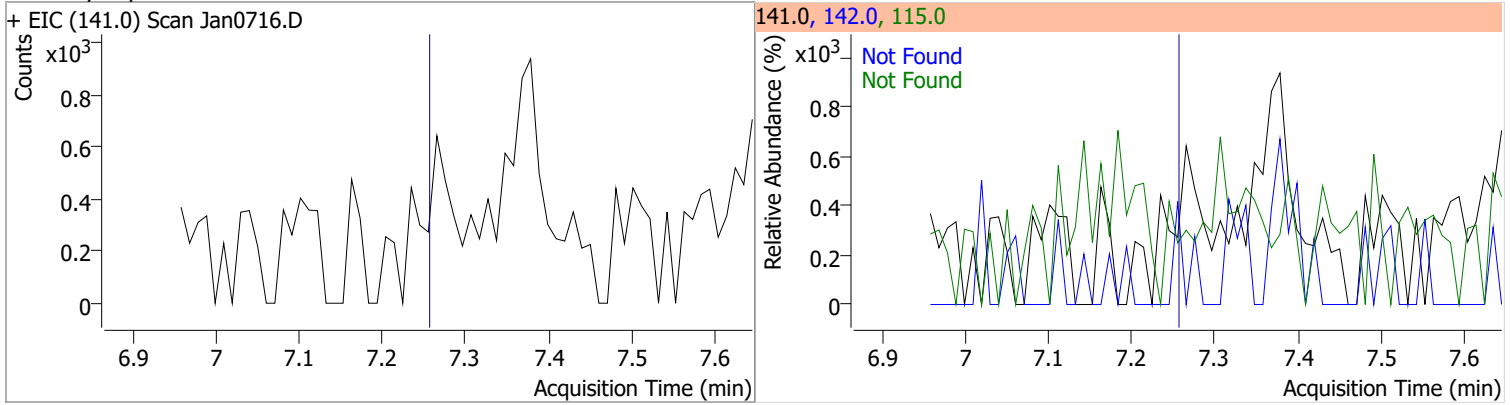


Compound	Conc.	Exp RT	QIon	Exp Ratio
4-Chloro-3-Methylphenol	N.D.	7.16	144.0	28.4

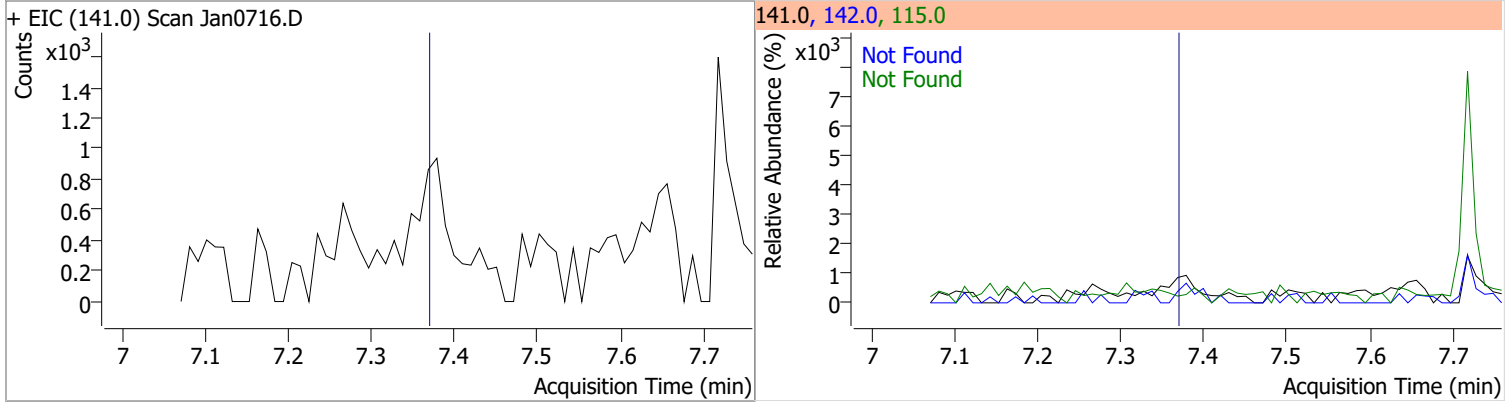


Quantitation Results Report (QT Reviewed)

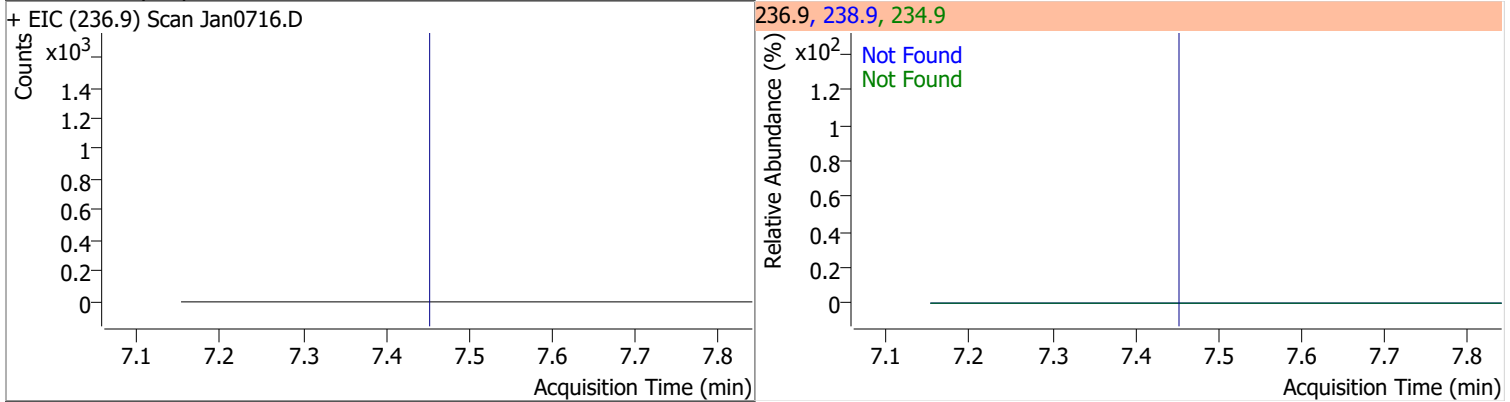
Compound	Conc.	Exp RT	QIon	Exp Ratio	QIon	Exp Ratio
2-Methylnaphthalene	N.D.	7.26	142.0	115.4	115.0	41.6



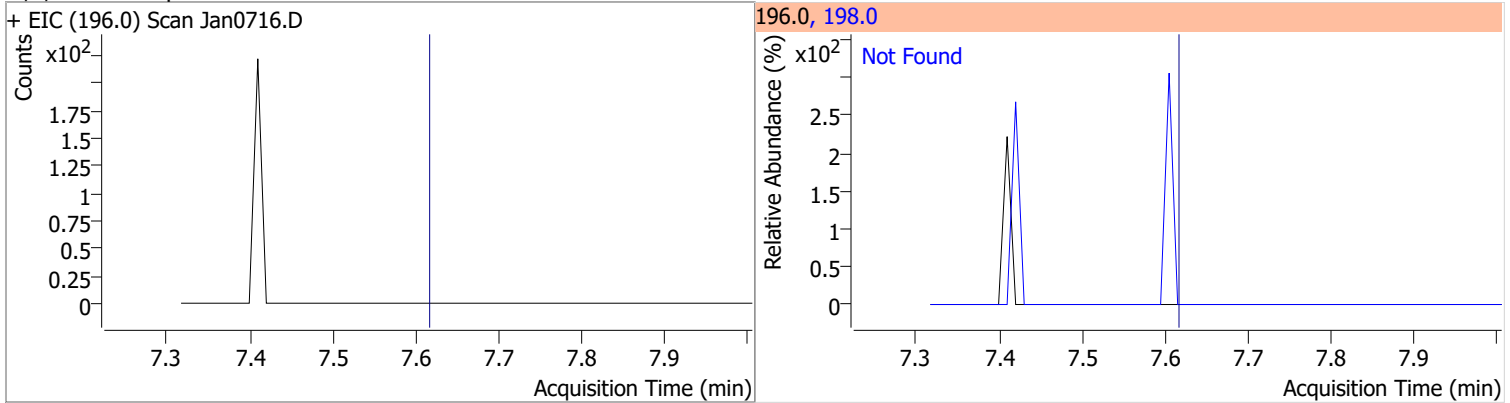
Compound	Conc.	Exp RT	QIon	Exp Ratio	QIon	Exp Ratio
1-Methylnaphthalene	N.D.	7.37	142.0	110.2	115.0	43.1



Compound	Conc.	Exp RT	QIon	Exp Ratio	QIon	Exp Ratio
Hexachlorocyclopentadiene	N.D.	7.45	238.9	65.0	234.9	62.3

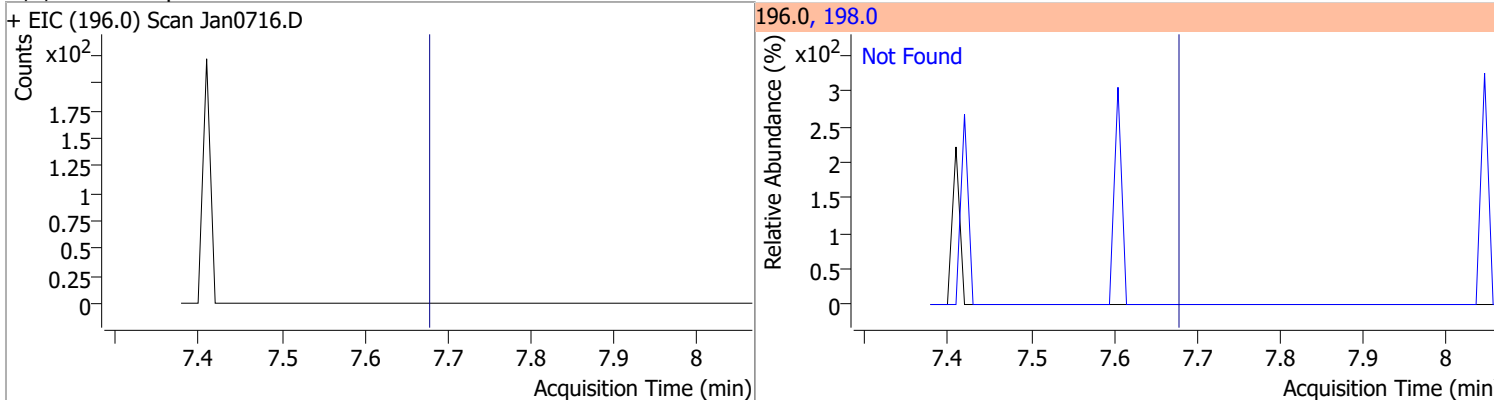


Compound	Conc.	Exp RT	QIon	Exp Ratio
2,4,6-Trichlorophenol	N.D.	7.61	198.0	95.1

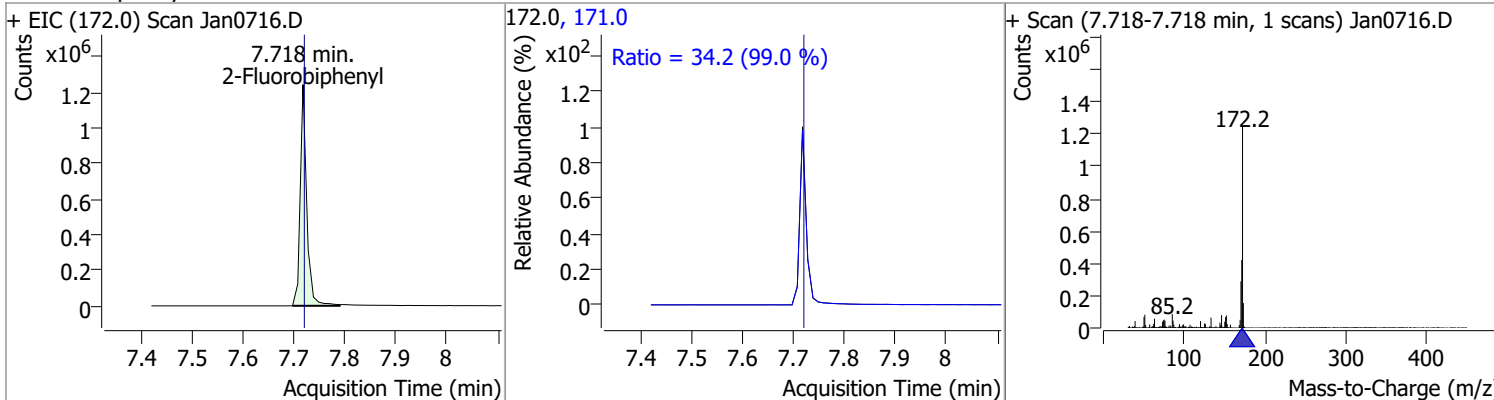


Quantitation Results Report (QT Reviewed)

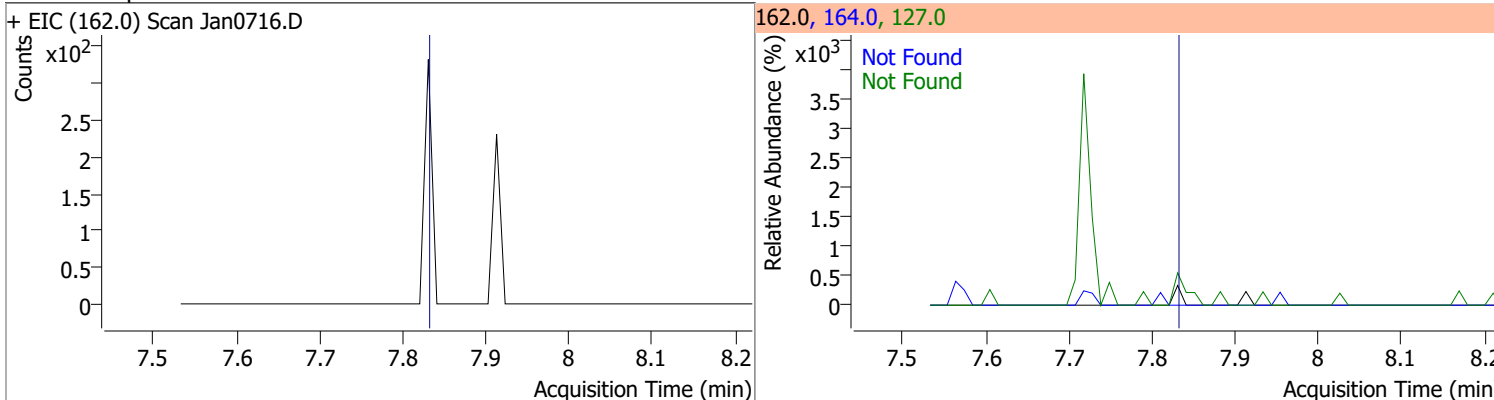
Compound	Conc.	Exp RT	QIon	Exp Ratio
2,4,5-Trichlorophenol	N.D.	7.68	198.0	95.5



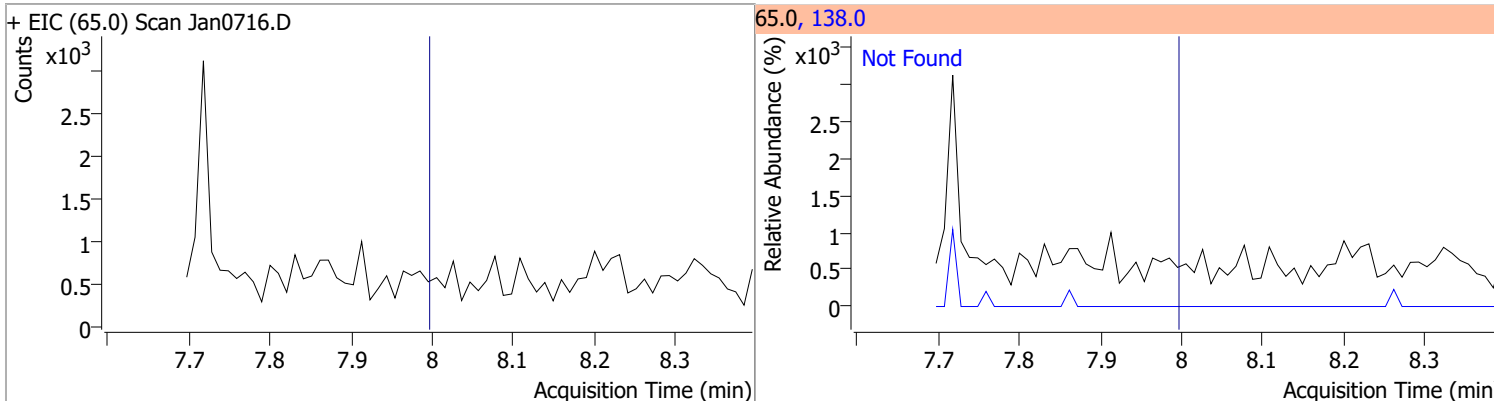
Compound	Conc.	RT	Dev(Min)	Resp.	QIon	QRatio	Lower	Upper
2-Fluorobiphenyl	64.1024	7.72	0.00	1064391	171.0	34.2	24.2	44.9



Compound	Conc.	Exp RT	QIon	Exp Ratio	QIon	Exp Ratio
2-Chloronaphthalene	N.D.	7.83	127.0	37.9	164.0	32.3

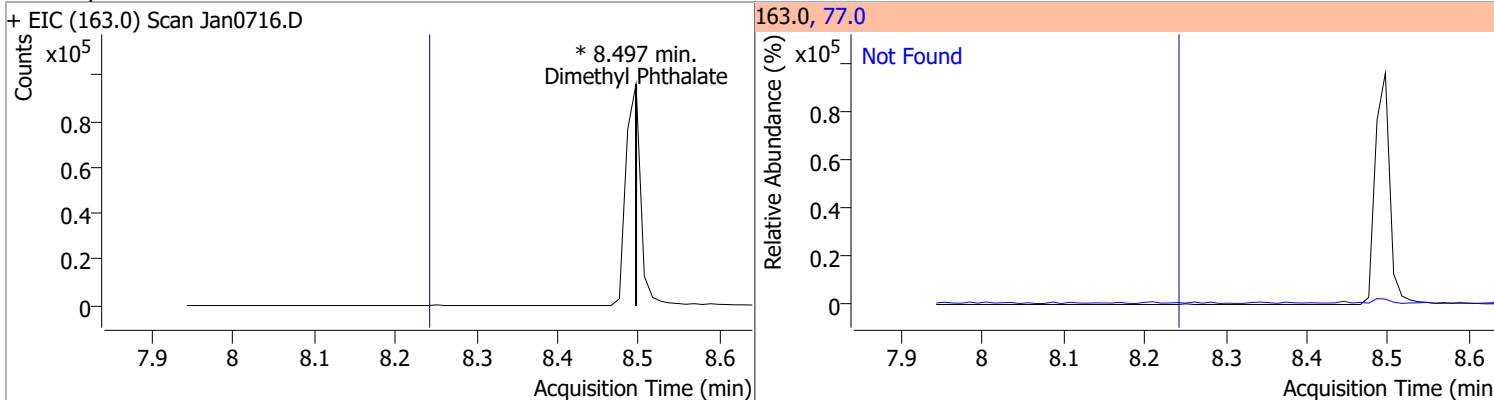


Compound	Conc.	Exp RT	QIon	Exp Ratio
2-Nitroaniline	N.D.	7.99	138.0	107.7

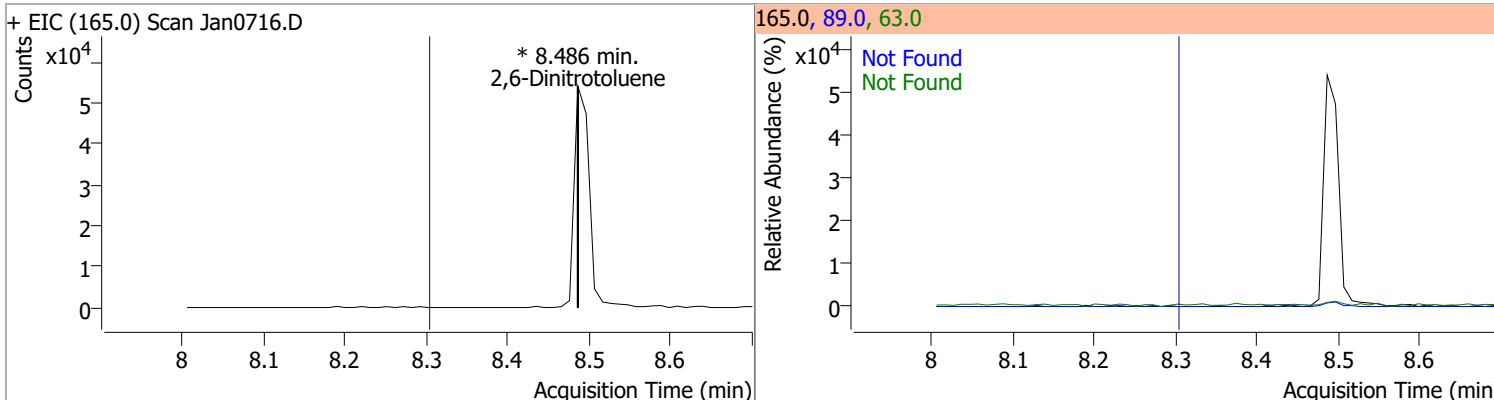


Quantitation Results Report (QT Reviewed)

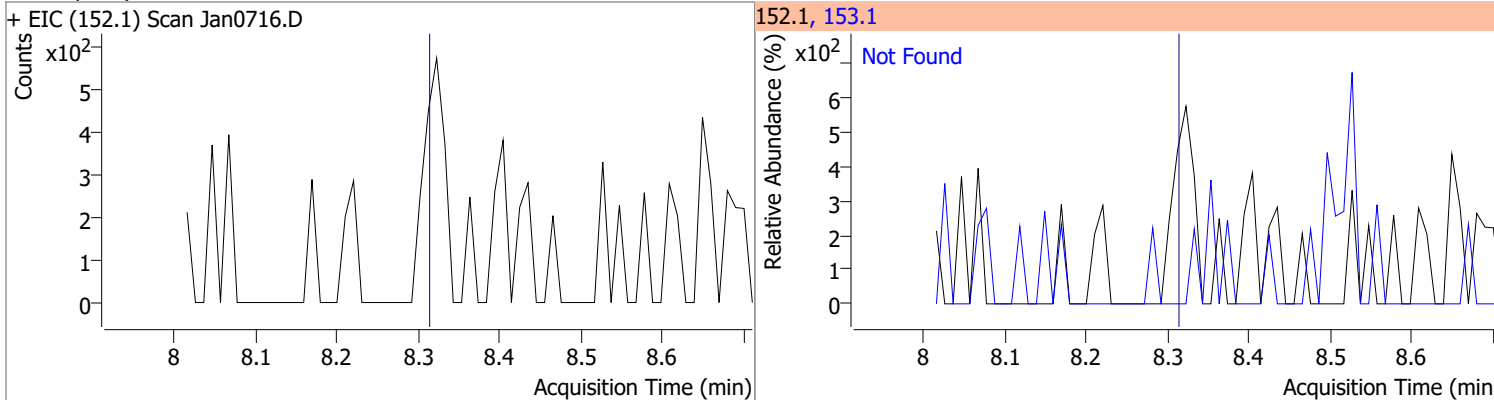
Compound	Conc.	RT	Dev(Min)	Resp.	QIon	QRatio	Lower	Upper
Dimethyl Phthalate	0	0		0	77.0		13.0	24.2



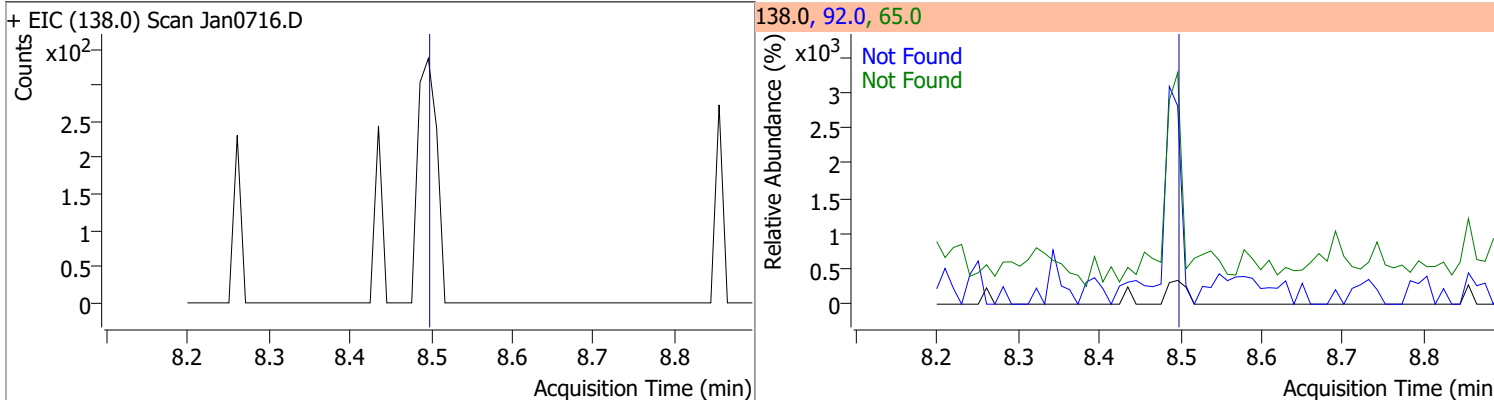
Compound	Conc.	RT	Dev(Min)	Resp.	QIon	QRatio	Lower	Upper
2,6-Dinitrotoluene	0	0		0	63.0 89.0		110.4 39.5	205.0 73.3



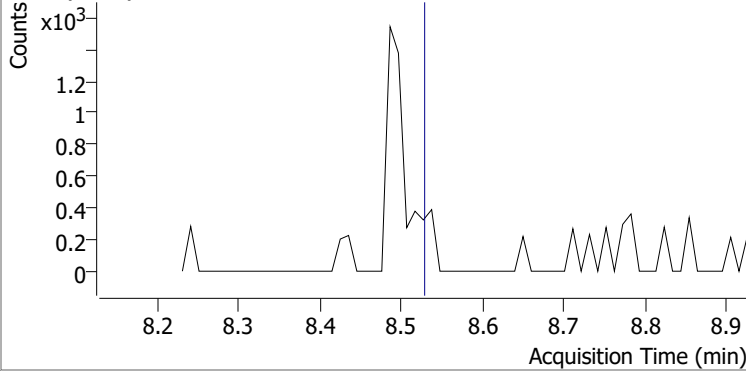
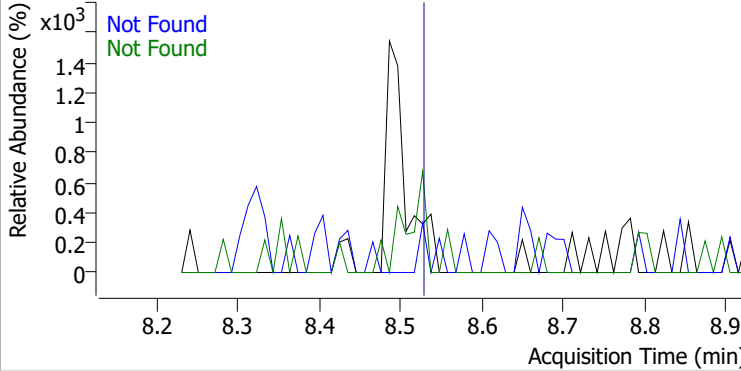
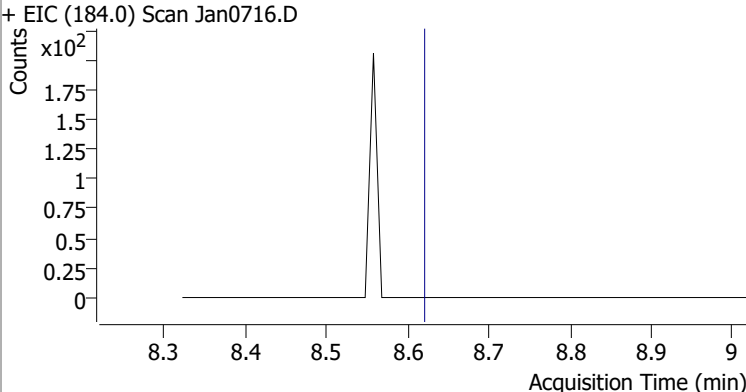
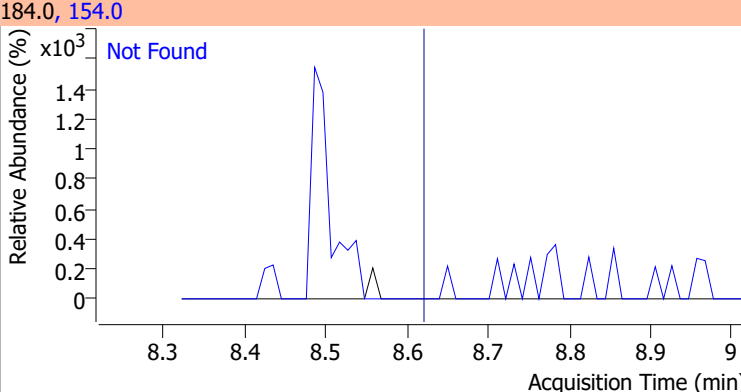
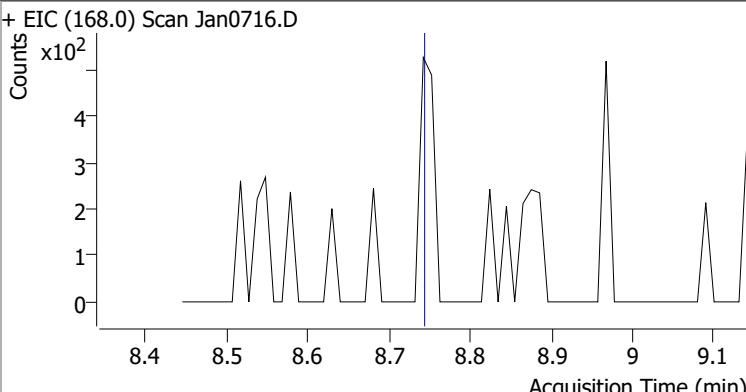
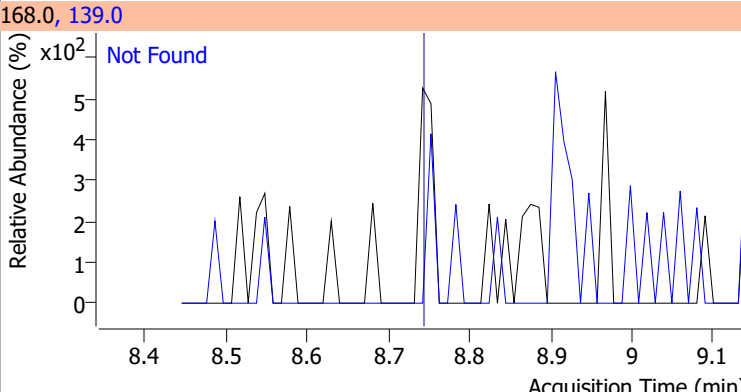
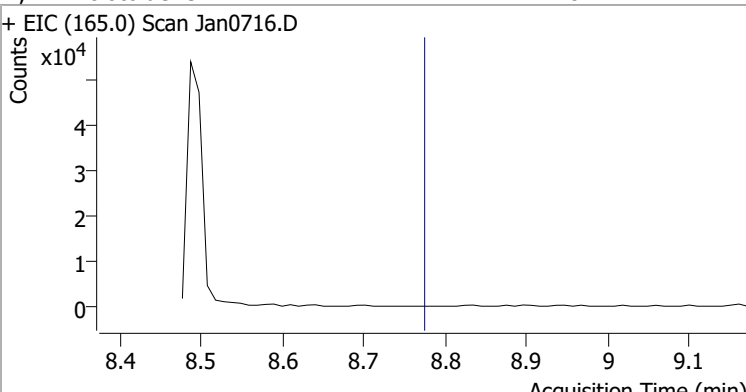
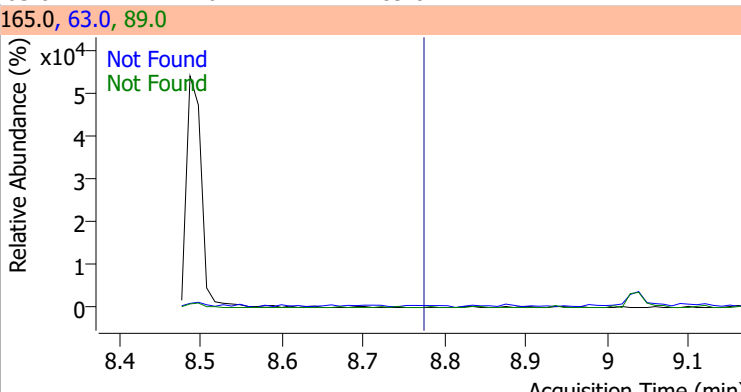
Compound	Conc.	Exp RT	QIon	Exp Ratio
Acenaphthylene	N.D.	8.31	153.1	13.8



Compound	Conc.	Exp RT	QIon	Exp Ratio	QIon	Exp Ratio
3-Nitroaniline	N.D.	8.50	65.0	140.9	92.0	106.5

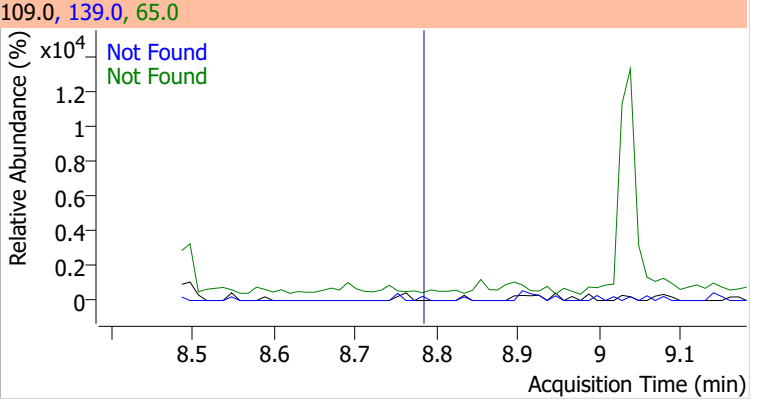
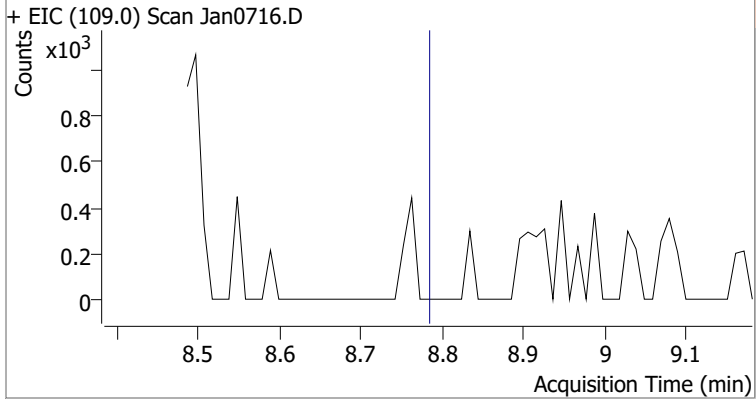


Quantitation Results Report (QT Reviewed)

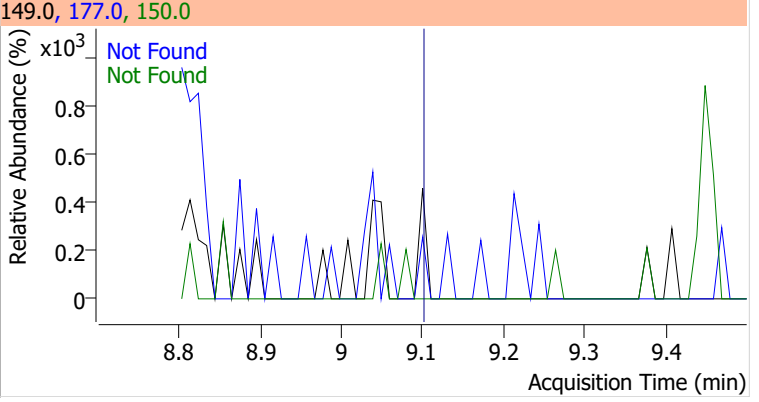
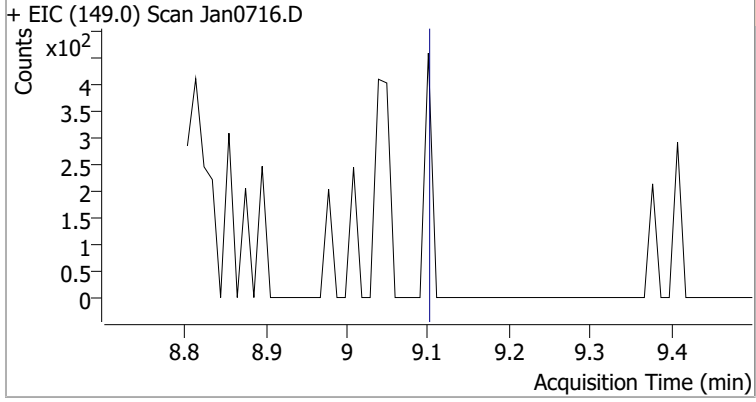
Compound	Conc.	Exp RT	QIon	Exp Ratio	QIon	Exp Ratio
Acenaphthene	N.D.	8.53	153.0	109.5	152.0	52.9
+ EIC (154.0) Scan Jan0716.D			154.0, 152.0, 153.0			
						
2,4-Dinitrophenol	N.D.	8.62	154.0	60.0		
+ EIC (184.0) Scan Jan0716.D			184.0, 154.0			
						
Dibenzofuran	N.D.	8.74	139.0	38.6		
+ EIC (168.0) Scan Jan0716.D			168.0, 139.0			
						
2,4-Dinitrotoluene	N.D.	8.77	63.0	76.1	89.0	74.7
+ EIC (165.0) Scan Jan0716.D			165.0, 63.0, 89.0			
						

Quantitation Results Report (QT Reviewed)

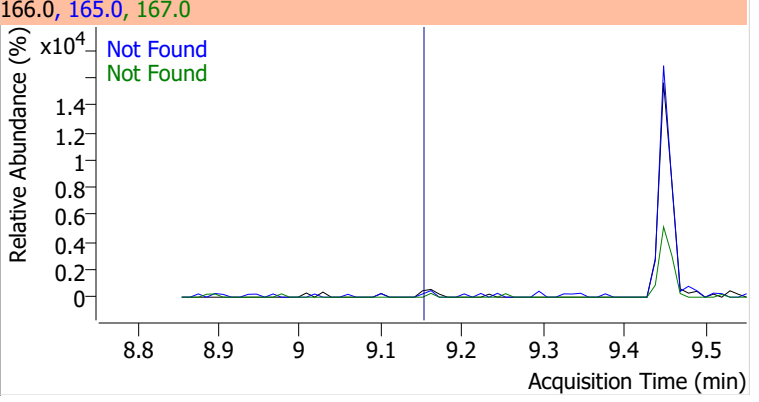
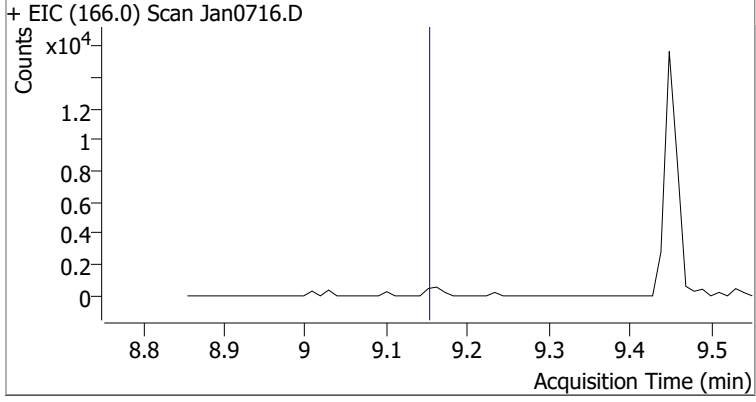
Compound	Conc.	Exp RT	QIon	Exp Ratio	QIon	Exp Ratio
4-Nitrophenol	N.D.	8.78	65.0	88.5	139.0	80.4



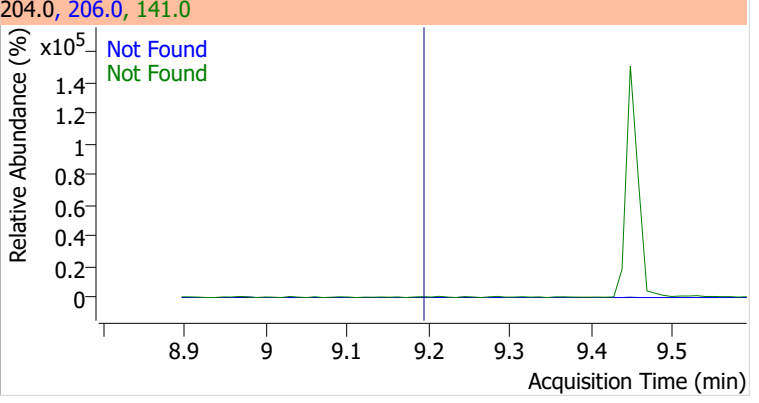
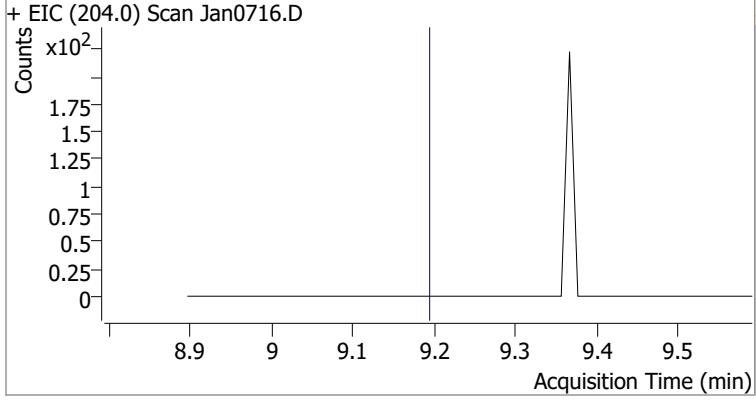
Compound	Conc.	Exp RT	QIon	Exp Ratio	QIon	Exp Ratio
Diethylphthalate	N.D.	9.10	177.0	20.7	150.0	12.6



Compound	Conc.	Exp RT	QIon	Exp Ratio	QIon	Exp Ratio
Fluorene	N.D.	9.15	165.0	93.4	167.0	12.9

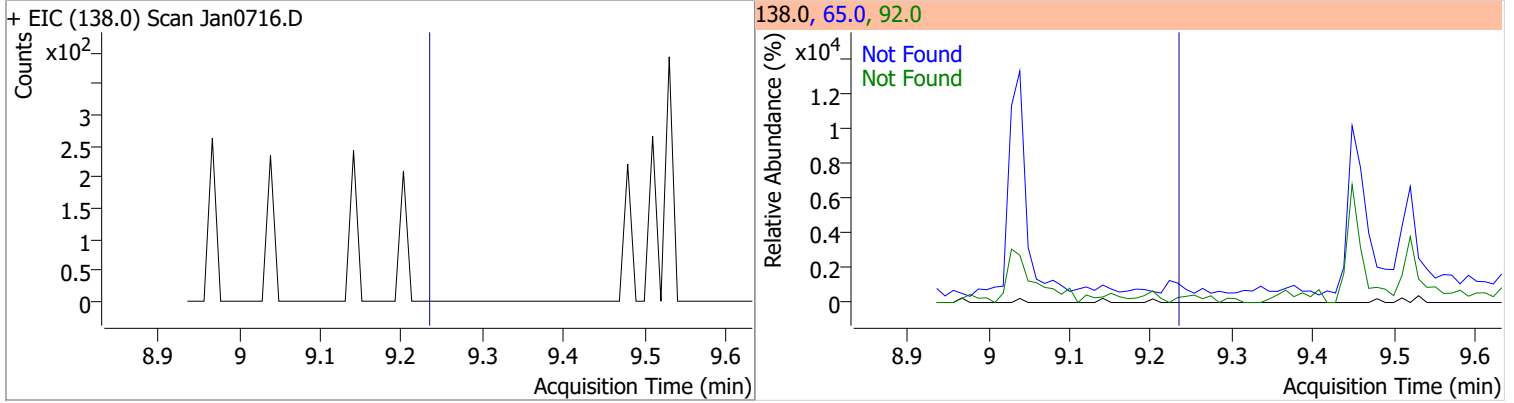


Compound	Conc.	Exp RT	QIon	Exp Ratio	QIon	Exp Ratio
4-Chlorophenyl-phenylether	N.D.	9.19	141.0	62.3	206.0	33.9

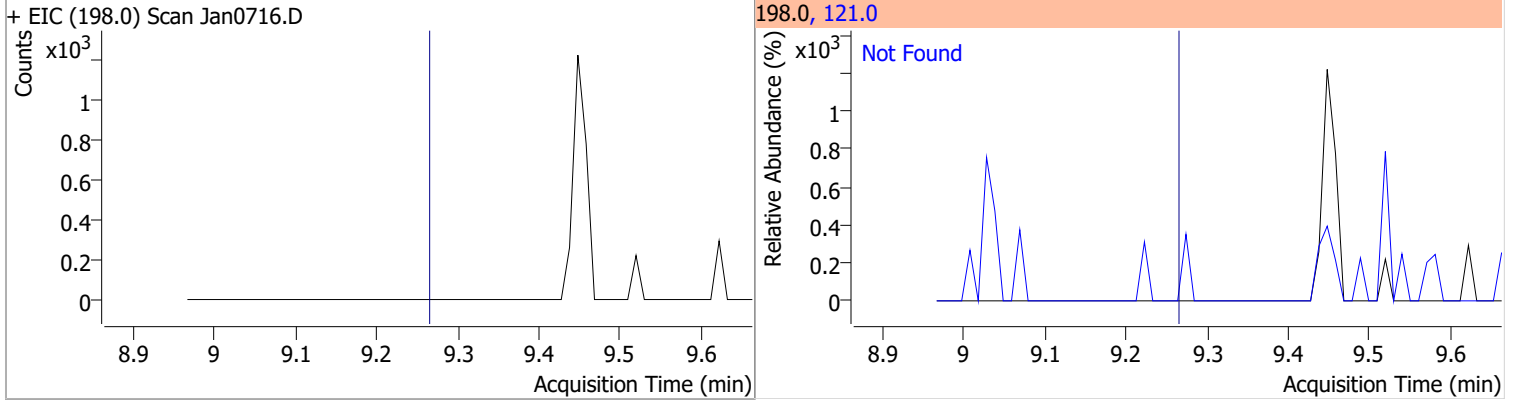


Quantitation Results Report (QT Reviewed)

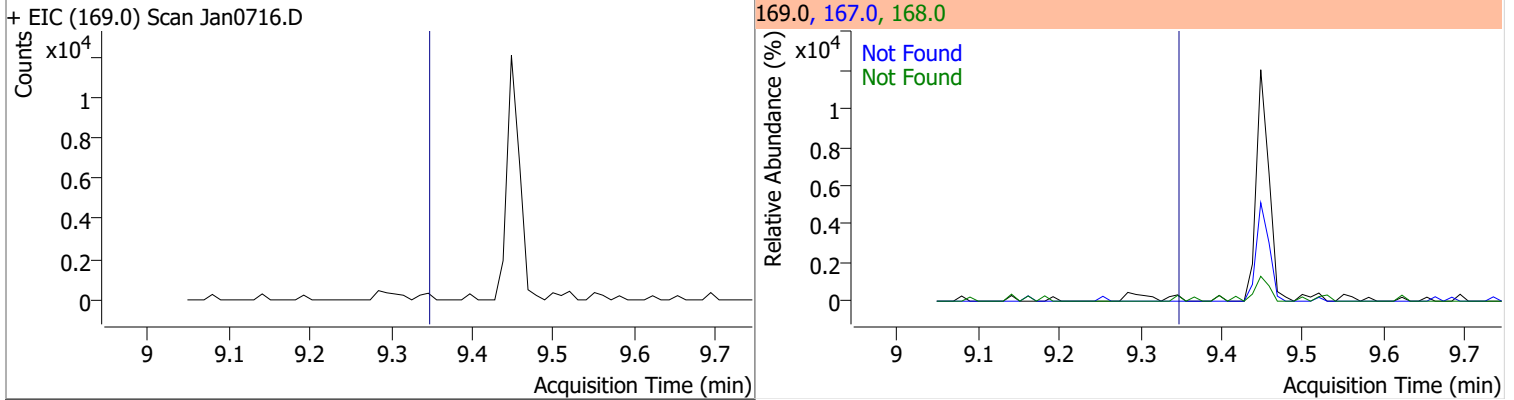
Compound	Conc.	Exp RT	QIon	Exp Ratio	QIon	Exp Ratio
4-Nitroaniline	N.D.	9.23	65.0	114.6	92.0	45.3



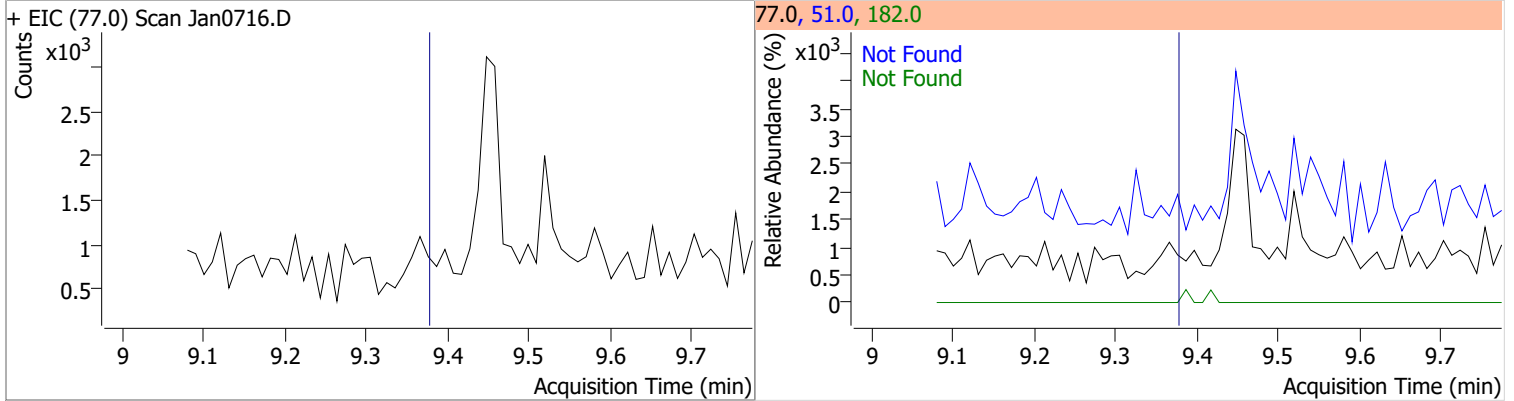
Compound	Conc.	Exp RT	QIon	Exp Ratio
4,6-Dinitro-2-methylphenol	N.D.	9.26	121.0	44.8



Compound	Conc.	Exp RT	QIon	Exp Ratio	QIon	Exp Ratio
N-nitrosodiphenylamine	N.D.	9.35	168.0	63.3	167.0	33.4

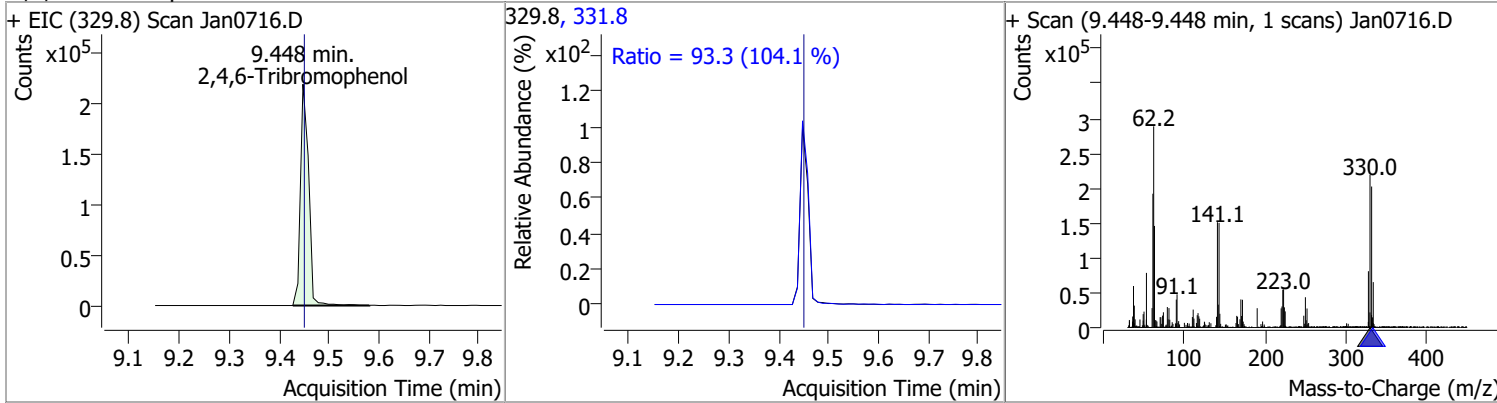


Compound	Conc.	Exp RT	QIon	Exp Ratio	QIon	Exp Ratio
Azobenzene	N.D.	9.38	51.0	49.9	182.0	26.9

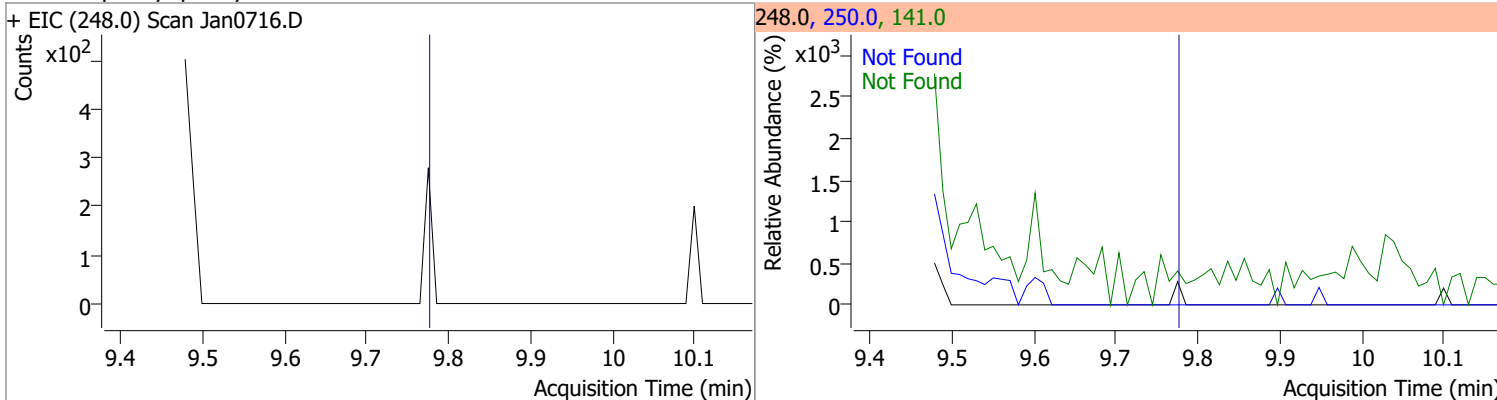


Quantitation Results Report (QT Reviewed)

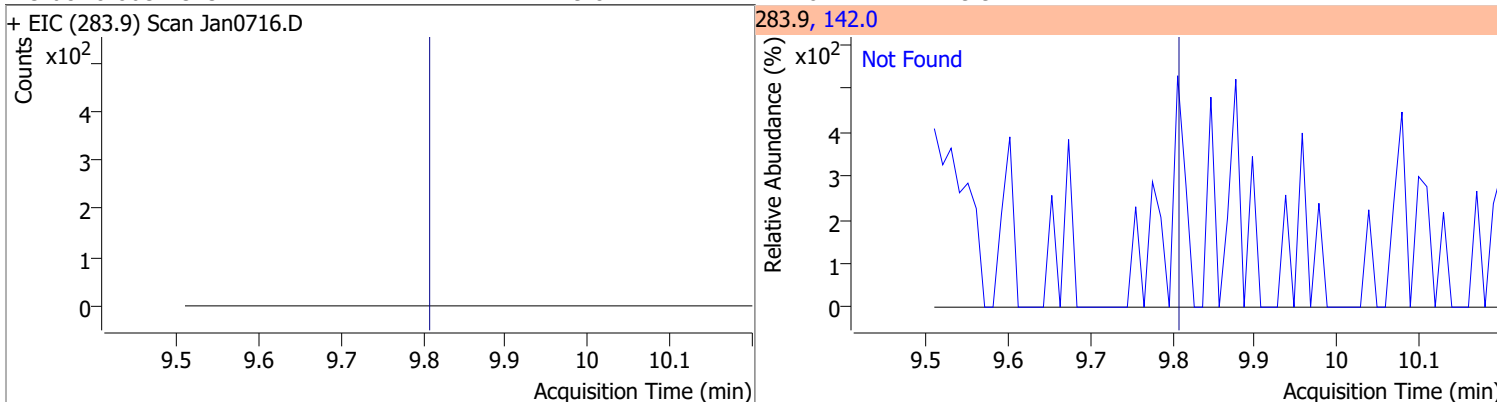
Compound	Conc.	RT	Dev(Min)	Resp.	QIon	QRatio	Lower	Upper
2,4,6-Tribromophenol	175.9760	9.45	0.00	250521	331.8	93.3	62.7	116.4



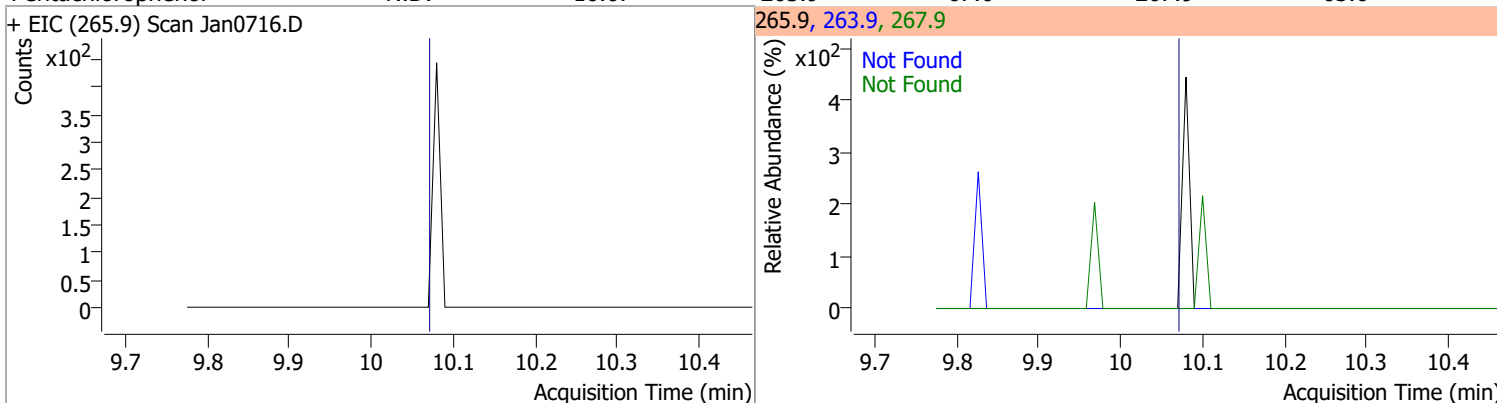
Compound	Conc.	Exp RT	QIon	Exp Ratio	QIon	Exp Ratio
4-Bromophenyl-phenylether	N.D.	9.78	250.0	98.3	141.0	96.1



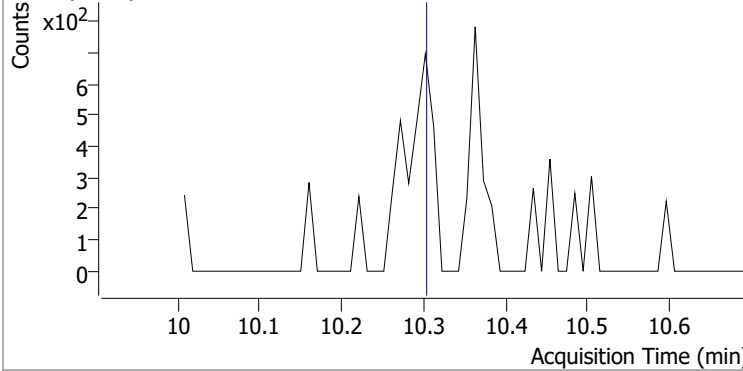
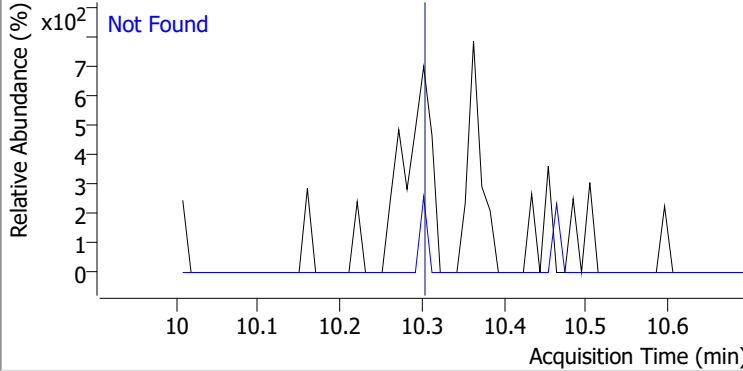
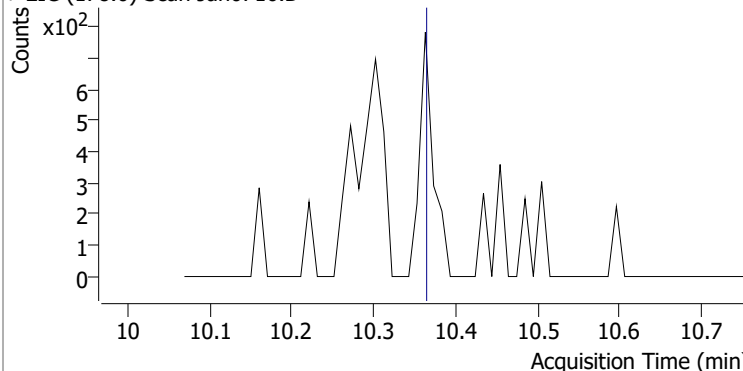
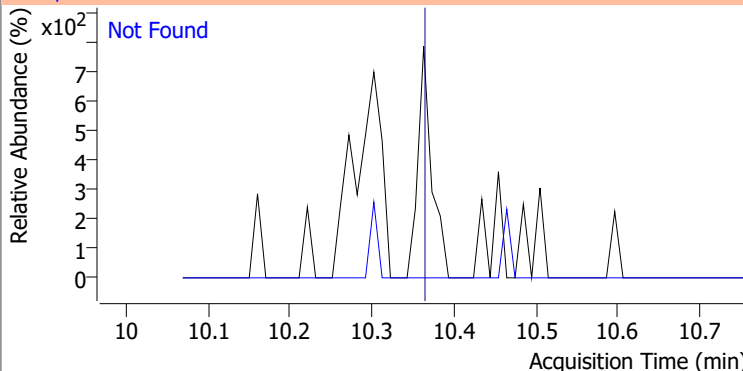
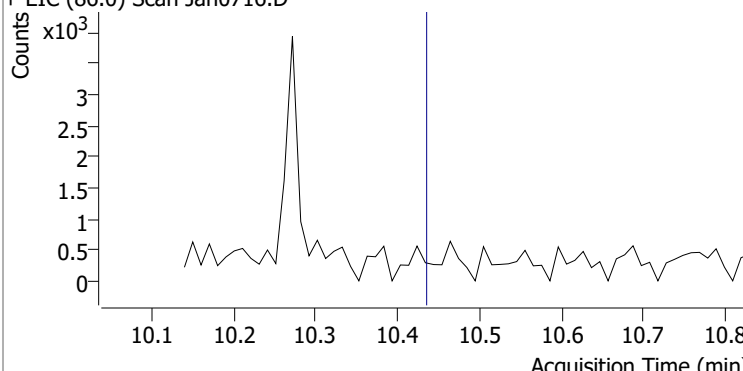
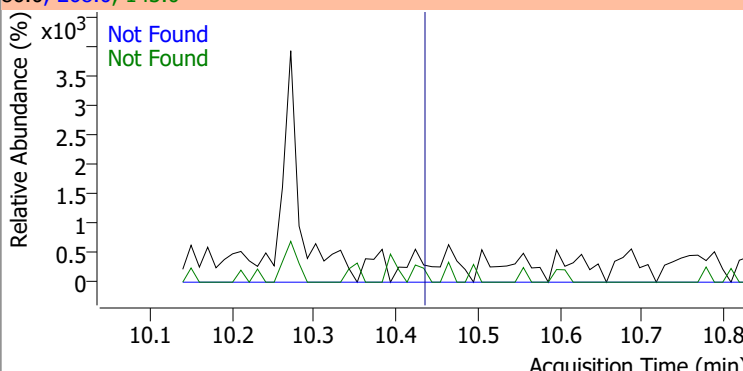
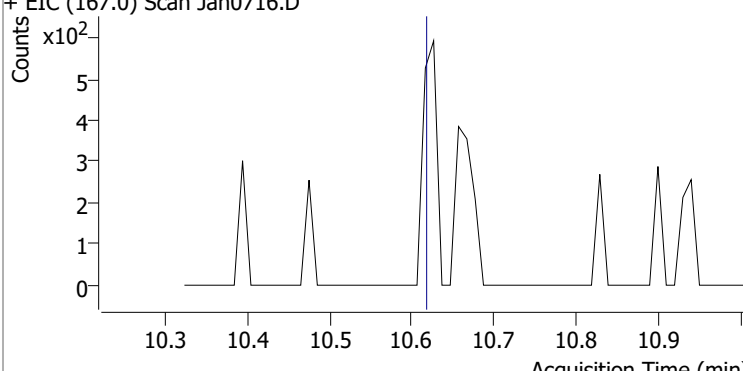
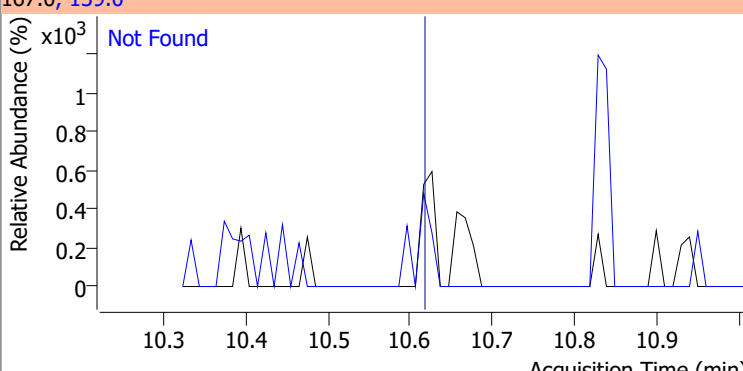
Compound	Conc.	Exp RT	QIon	Exp Ratio
Hexachlorobenzene	N.D.	9.81	142.0	49.9



Compound	Conc.	Exp RT	QIon	Exp Ratio	QIon	Exp Ratio
Pentachlorophenol	N.D.	10.07	263.9	67.0	267.9	63.6

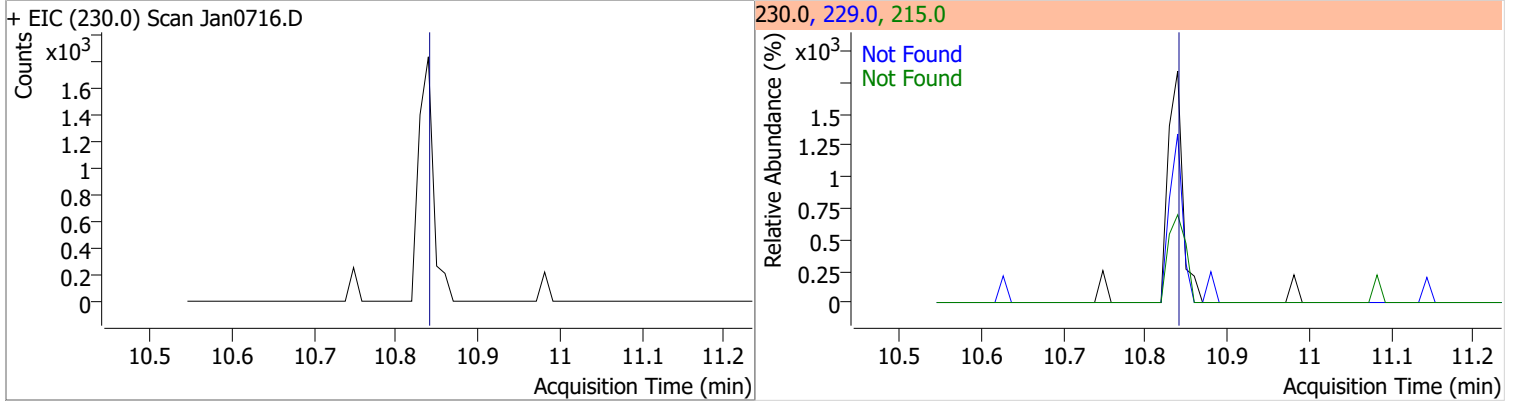


Quantitation Results Report (QT Reviewed)

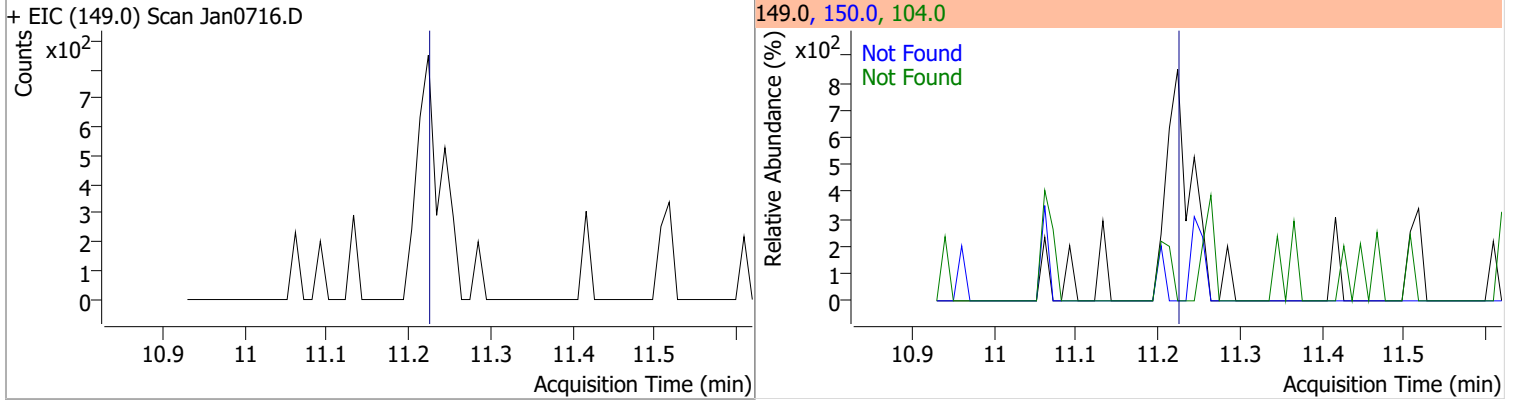
Compound	Conc.	Exp RT	QIon	Exp Ratio		
Phenanthrene	N.D.	10.30	176.0	19.3		
+ EIC (178.0) Scan Jan0716.D			178.0, 176.0			
						
Anthracene	N.D.	10.36	176.0	18.4		
+ EIC (178.0) Scan Jan0716.D			178.0, 176.0			
						
Triallate	N.D.	10.43	268.0	26.7	QIon	Exp Ratio
					143.0	24.9
+ EIC (86.0) Scan Jan0716.D			86.0, 268.0, 143.0			
						
Carbazole	N.D.	10.62	139.0	12.8		
+ EIC (167.0) Scan Jan0716.D			167.0, 139.0			
						

Quantitation Results Report (QT Reviewed)

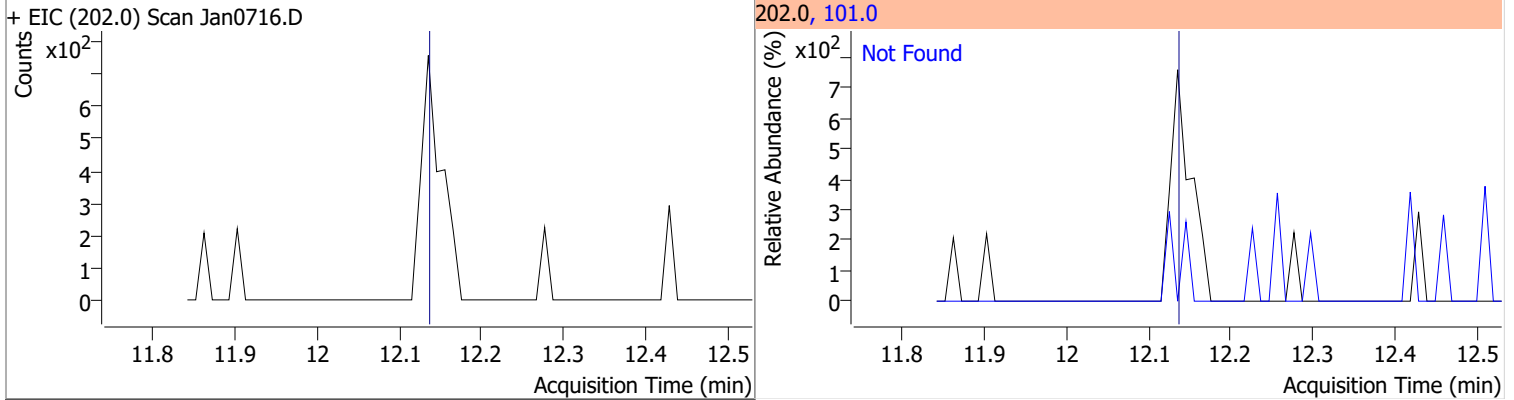
Compound	Conc.	Exp RT	QIon	Exp Ratio	QIon	Exp Ratio
o-Terphenyl	N.D.	10.84	229.0	64.1	215.0	36.5



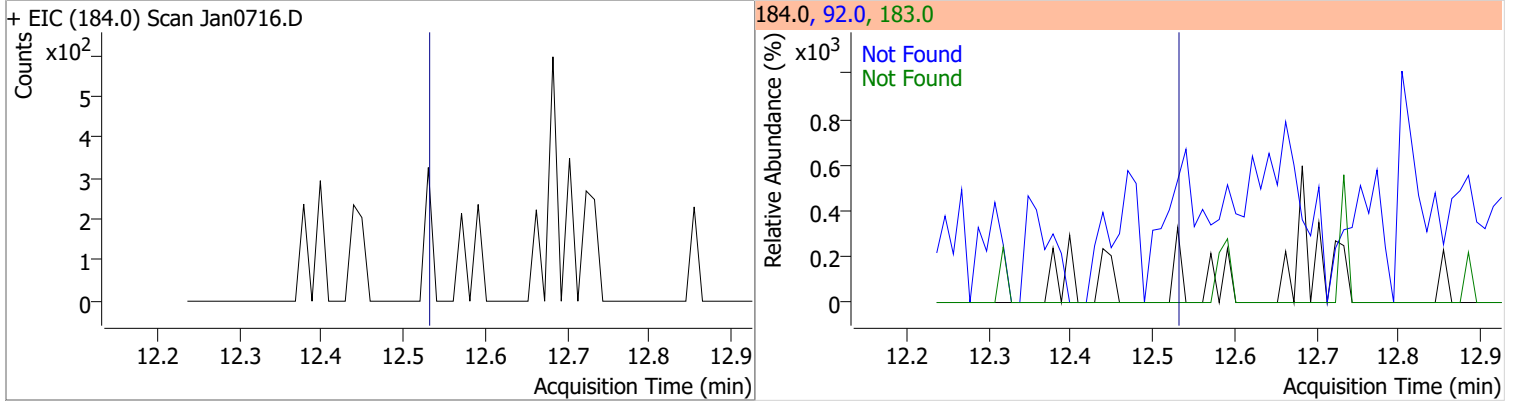
Compound	Conc.	Exp RT	QIon	Exp Ratio	QIon	Exp Ratio
Di-n-Butylphthalate	N.D.	11.22	150.0	9.1	104.0	6.1



Compound	Conc.	Exp RT	QIon	Exp Ratio
Fluoranthene	N.D.	12.14	101.0	12.8

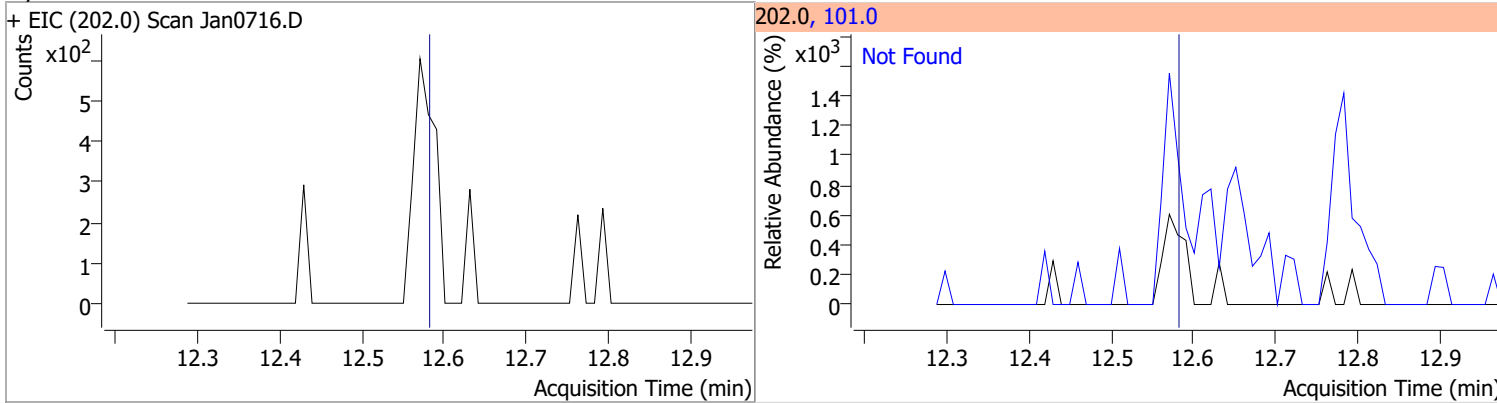


Compound	Conc.	Exp RT	QIon	Exp Ratio	QIon	Exp Ratio
Benzidine	N.D.	12.53	183.0	13.1	92.0	8.1

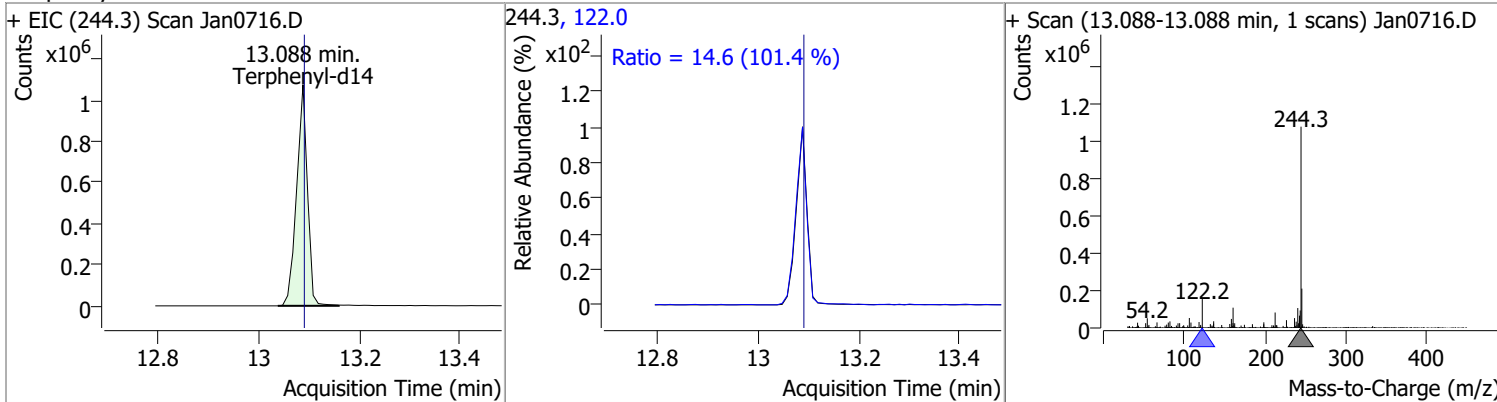


Quantitation Results Report (QT Reviewed)

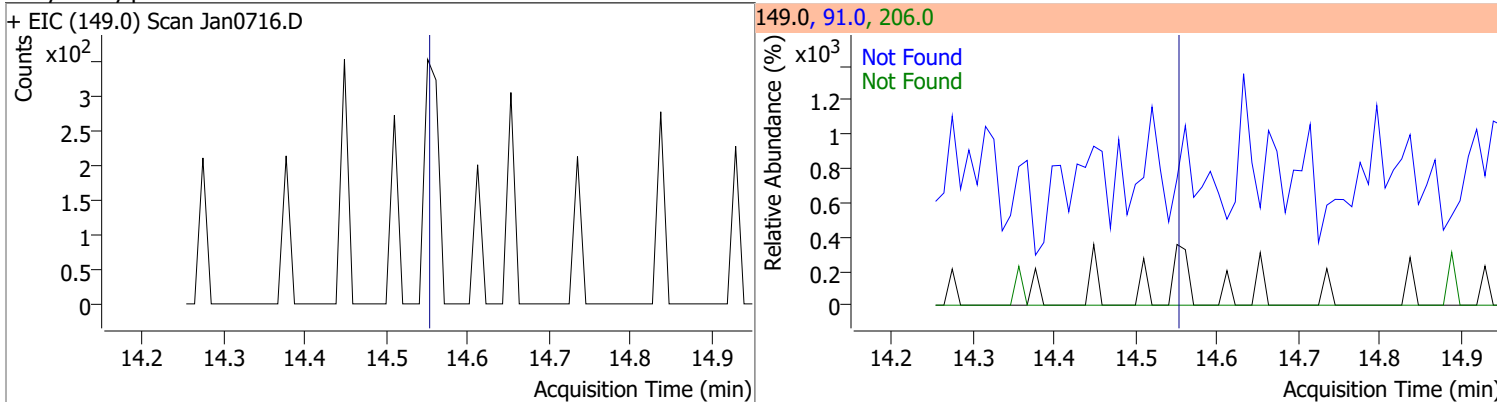
Compound	Conc.	Exp RT	QIon	Exp Ratio
Pyrene	N.D.	12.58	101.0	14.6



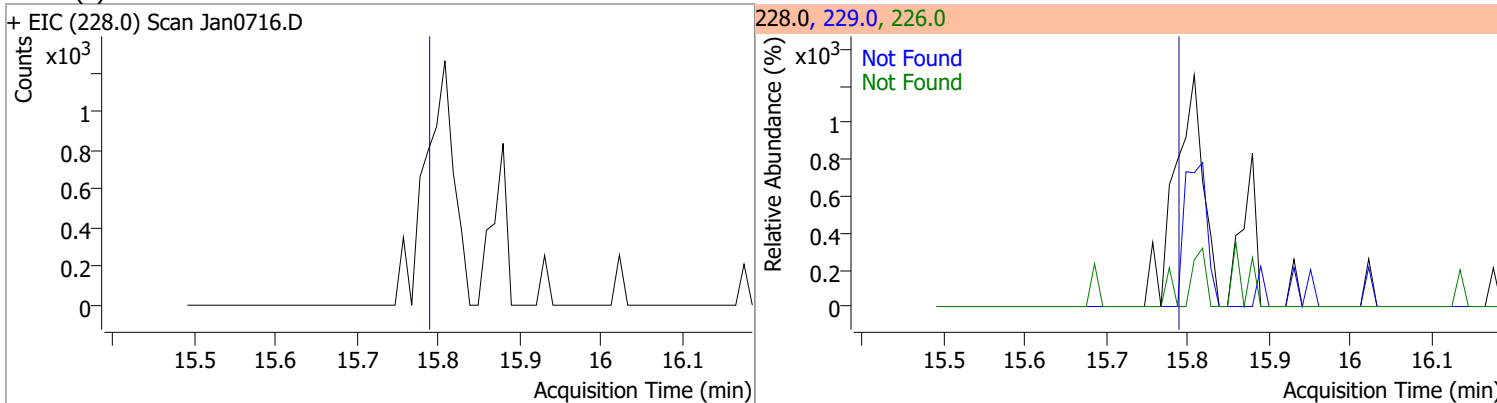
Compound	Conc.	RT	Dev(Min)	Resp.	QIon	QRatio	Lower	Upper
Terphenyl-d14	100.8493	13.09	0.00	1608181	122.0	14.6	10.1	18.7



Compound	Conc.	Exp RT	QIon	Exp Ratio	QIon	Exp Ratio
Butylbenzylphthalate	N.D.	14.56	91.0	81.7	206.0	17.9

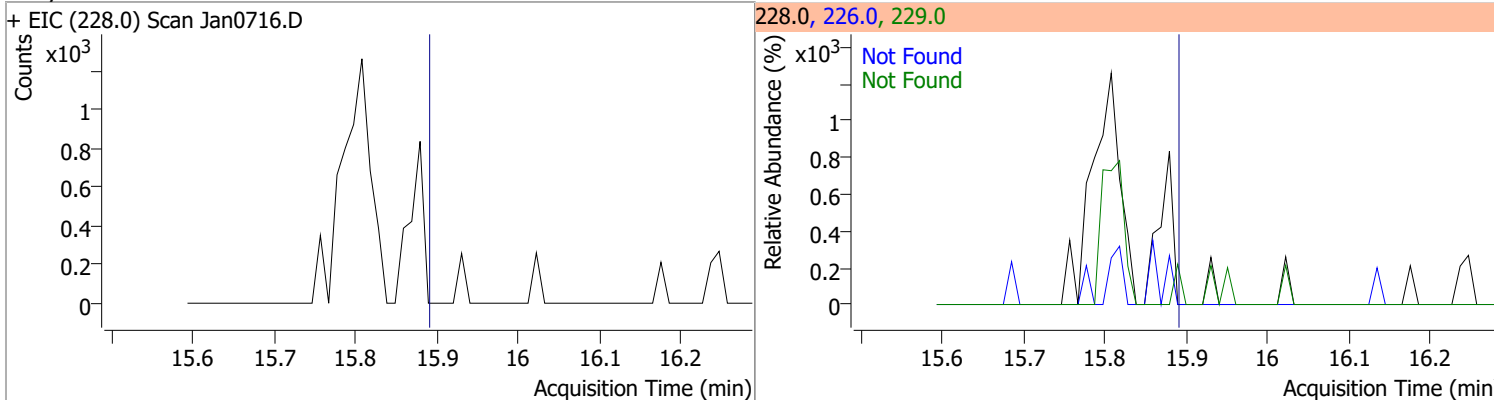


Compound	Conc.	Exp RT	QIon	Exp Ratio	QIon	Exp Ratio
Benzo(a)Anthracene	N.D.	15.80	226.0	27.1	229.0	21.0

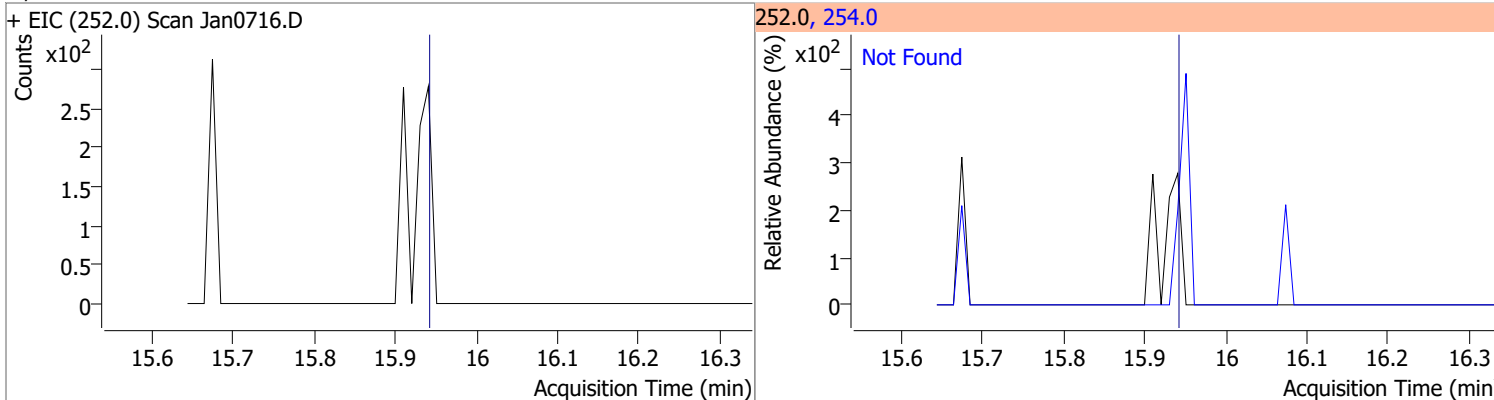


Quantitation Results Report (QT Reviewed)

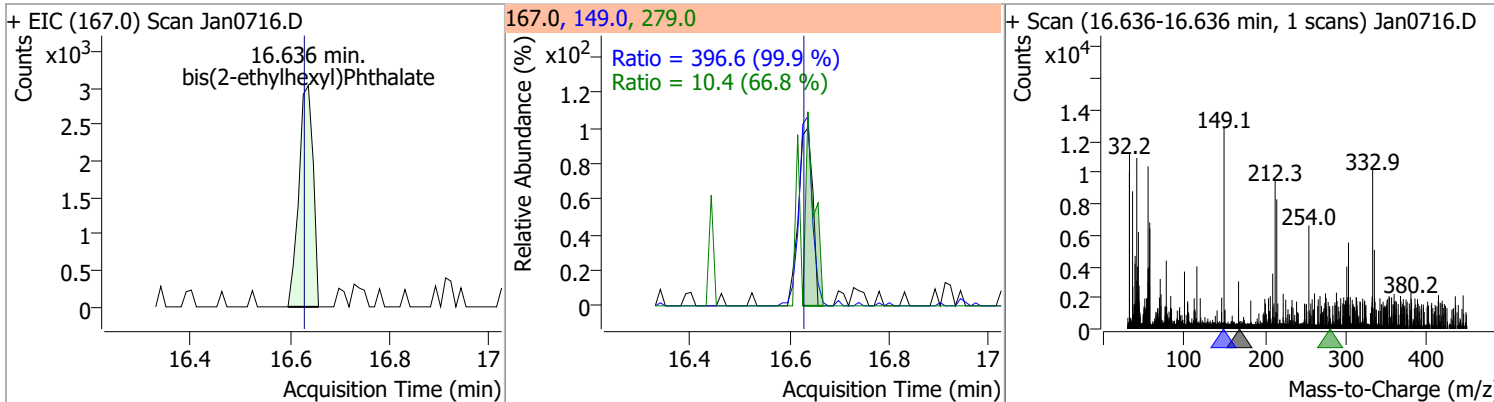
Compound	Conc.	Exp RT	QIon	Exp Ratio	QIon	Exp Ratio
Chrysene	N.D.	15.90	226.0	29.9	229.0	20.4



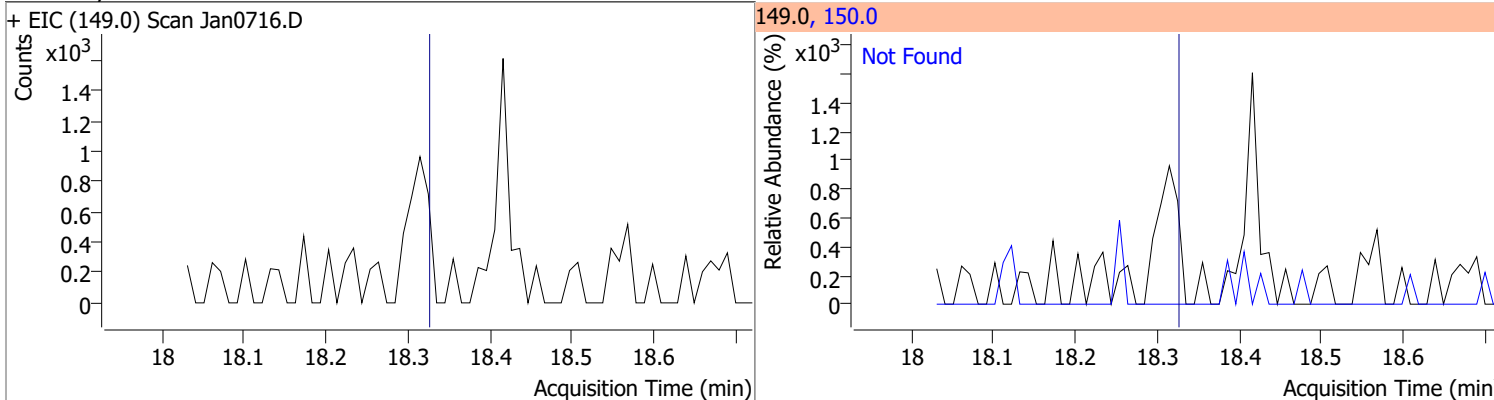
Compound	Conc.	Exp RT	QIon	Exp Ratio
3,3-Dichlorobenzidine	N.D.	15.95	254.0	64.7



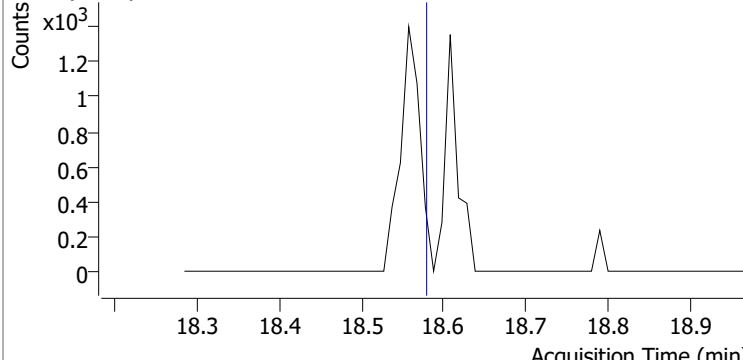
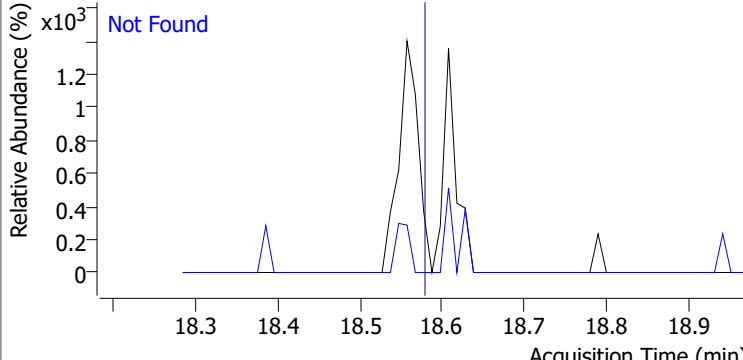
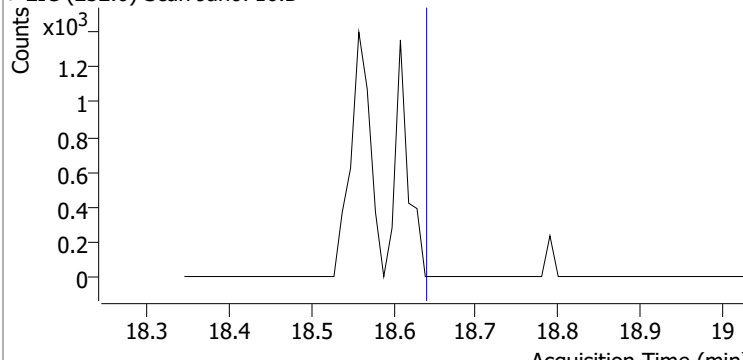
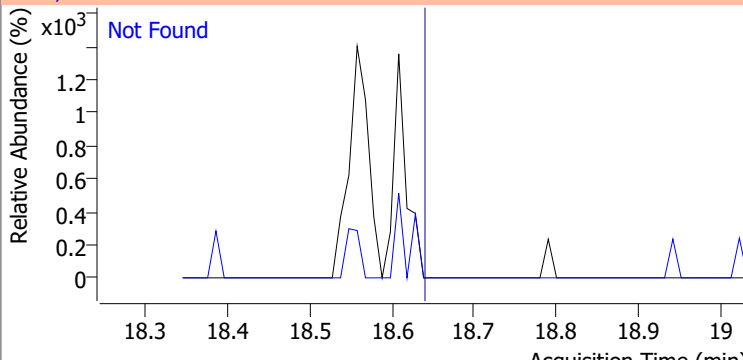
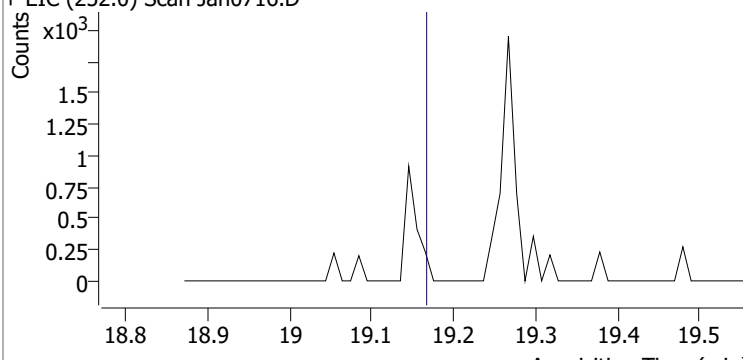
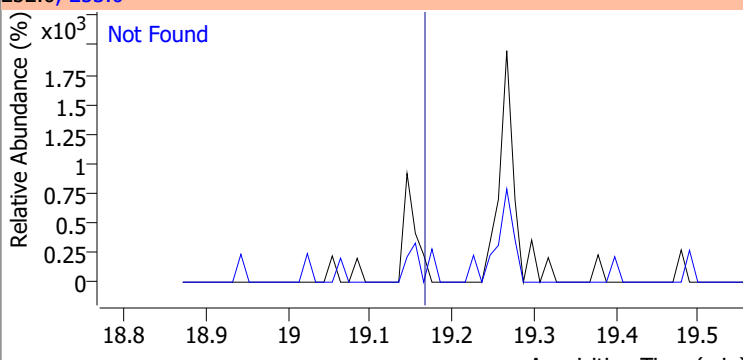
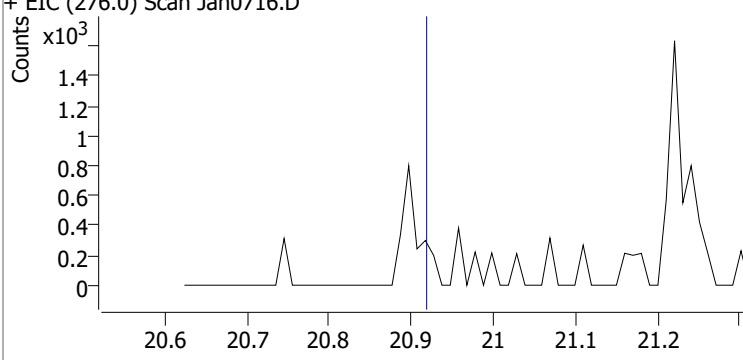
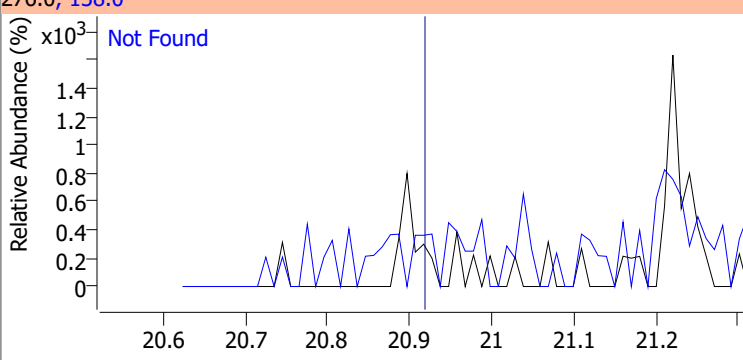
Compound	Conc.	RT	Dev(Min)	Resp.	QIon	QRatio	Lower	Upper
bis(2-ethylhexyl)Phthalate	3.1452	16.64	0.00	6042	149.0	396.6	278.0	516.2
					279.0	10.4	10.9	20.3



Compound	Conc.	Exp RT	QIon	Exp Ratio
Di-n-octyl Phthalate	N.D.	18.32	150.0	9.5

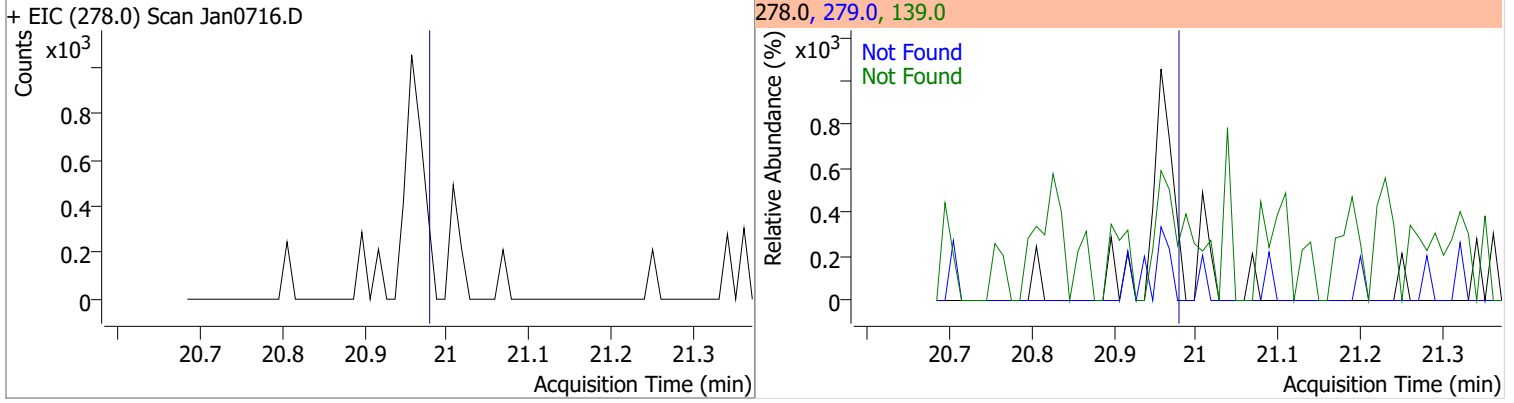


Quantitation Results Report (QT Reviewed)

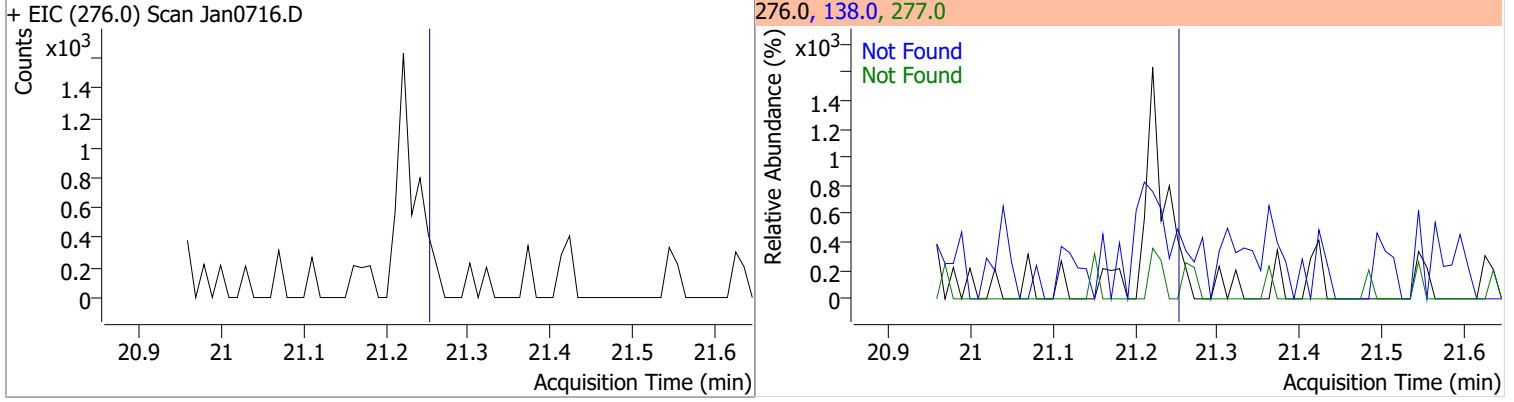
Compound	Conc.	Exp RT	QIon	Exp Ratio
Benzo(b)fluoranthene	N.D.	18.58	253.0	22.0
+ EIC (252.0) Scan Jan0716.D			252.0, 253.0	
				
Benzo(k)fluoranthene	N.D.	18.64	253.0	21.9
+ EIC (252.0) Scan Jan0716.D			252.0, 253.0	
				
Benzo(a)pyrene	N.D.	19.17	253.0	22.0
+ EIC (252.0) Scan Jan0716.D			252.0, 253.0	
				
Indeno(1,2,3-c,d)pyrene	N.D.	20.92	138.0	29.9
+ EIC (276.0) Scan Jan0716.D			276.0, 138.0	
				

Quantitation Results Report (QT Reviewed)

Compound	Conc.	Exp RT	QIon	Exp Ratio	QIon	Exp Ratio
Dibenzo(a,h)anthracene	N.D.	20.98	279.0	25.2	139.0	23.8

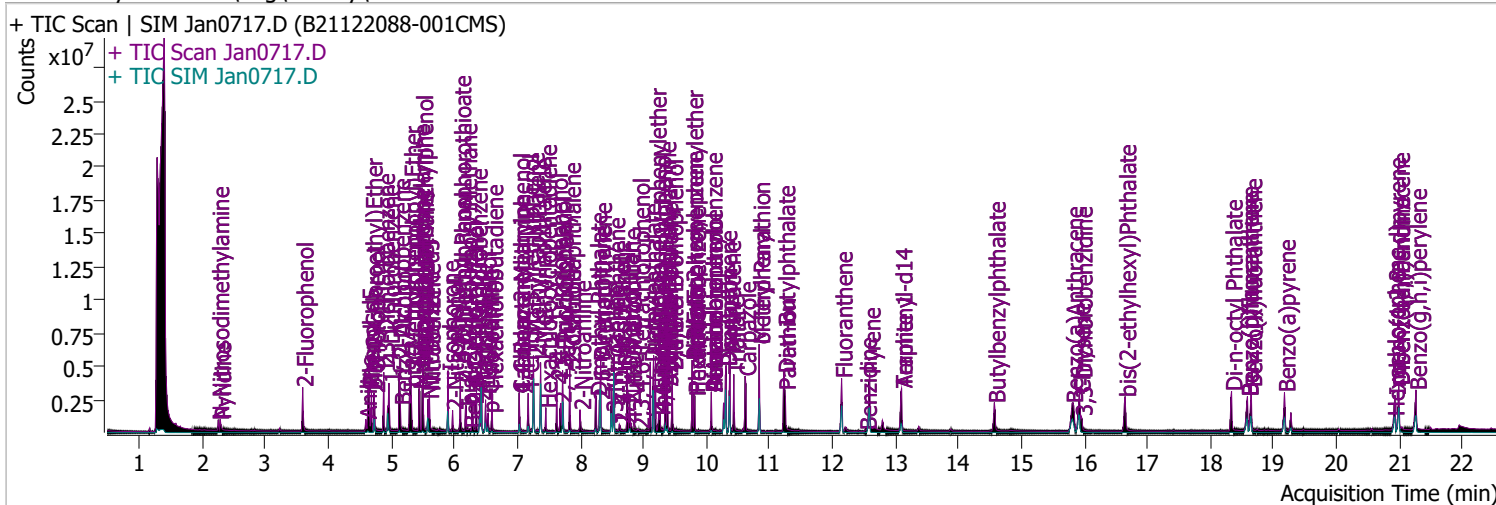


Compound	Conc.	Exp RT	QIon	Exp Ratio	QIon	Exp Ratio
Benzo(g,h,i)perylene	N.D.	21.25	138.0	32.0	277.0	23.8



Quantitation Results Report (QT Reviewed)

Data File	Jan0717.D	Operator	LIMS import
Acq. Method	BNA+SIM.M	Acq. Date-Time	1/7/2022 9:08:42 PM
Sample Name	B21122088-001CMS	Instrument	Instrument #1
Vial	17	Multiplier	1.00
DA Method File		Comment	SVOC-8270-W-LARGO
Tune File	dftppdsm.u	Tune Date	1/7/2022 12:13:00 PM
Batch Name	010722 DoD BNA cal 1.batch.bin	Last Calib Update	1/11/2022 8:55:14 AM
Ref Library	D:\Org\Library\NIST129K.I		



Compound	RT	QIon	Resp.	Conc.	Units	Dev(Min)
----------	----	------	-------	-------	-------	----------

Internal Standards

System Monitoring Compounds

S 2-Fluorophenol	3.592	112.0	920071	116.0328	µg/L	0.010
Spiked Amount: 200.000	Range: 10.0 - 75.0%			Recovery = 58.02%		
S Phenol-d5	4.634	99.0	1092594	104.1224	µg/L	0.010
Spiked Amount: 200.000	Range: 10.0 - 65.0%			Recovery = 52.06%		
S Nitrobenzene-d5	5.584	82.0	483517	84.0066	µg/L	0.000
Spiked Amount: 100.000	Range: 32.0 - 94.0%			Recovery = 84.01%		
S 2-Fluorobiphenyl	7.718	172.0	1424378	78.7816	µg/L	0.000
Spiked Amount: 100.000	Range: 28.0 - 107.0%			Recovery = 78.78%		
S 2,4,6-Tribromophenol	9.458	329.8	307177	183.7926	µg/L	0.010
Spiked Amount: 200.000	Range: 25.0 - 140.0%			Recovery = 91.90%		
S Terphenyl-d14	13.098	244.3	1824546	98.1763	µg/L	0.010
Spiked Amount: 100.000	Range: 32.0 - 122.0%			Recovery = 98.18%		

Target Compounds

Compound	RT	QIon	Resp.	Conc.	Units	QValue
T N-Nitrosodimethylamine	2.254	74.0	155707	46.1935	µg/L	96
T Pyridine	2.285	79.0	191094	26.4810	µg/L	99
T Aniline	4.593	93.0	313399	22.2809	µg/L	93
T Phenol	4.644	94.0	664534	58.0584	µg/L	89
T bis(-2-Chloroethyl)Ether	4.685	63.0	753338	86.4679	µg/L	m 99
T 2-Chlorophenol	4.726	128.0	763014	81.6415	µg/L	99
T 1,3-Dichlorobenzene	4.879	146.0	898274	72.3262	µg/L	m 98
T 1,4-Dichlorobenzene	4.961	146.0	892130	71.4727	µg/L	m 99
T 1,2-Dichlorobenzene	5.124	146.0	886980	72.0713	µg/L	99
T Benzyl Alcohol	5.144	108.0	351677	66.5555	µg/L	m 98
T bis(2-chloroisopropyl)Ether	5.298	121.0	221153	66.1640	µg/L	97
T 2-Methylphenol	5.308	107.0	684332	82.1774	µg/L	93
T N-nitroso-Di-n-propylamine	5.441	70.0	559367	98.0002	µg/L	100
T 4Methylphenol/3Methylphenol	5.492	107.0	924632	82.1678	µg/L	96
T Hexachloroethane	5.502	117.0	243043	68.4772	µg/L	97

Quantitation Results Report (QT Reviewed)

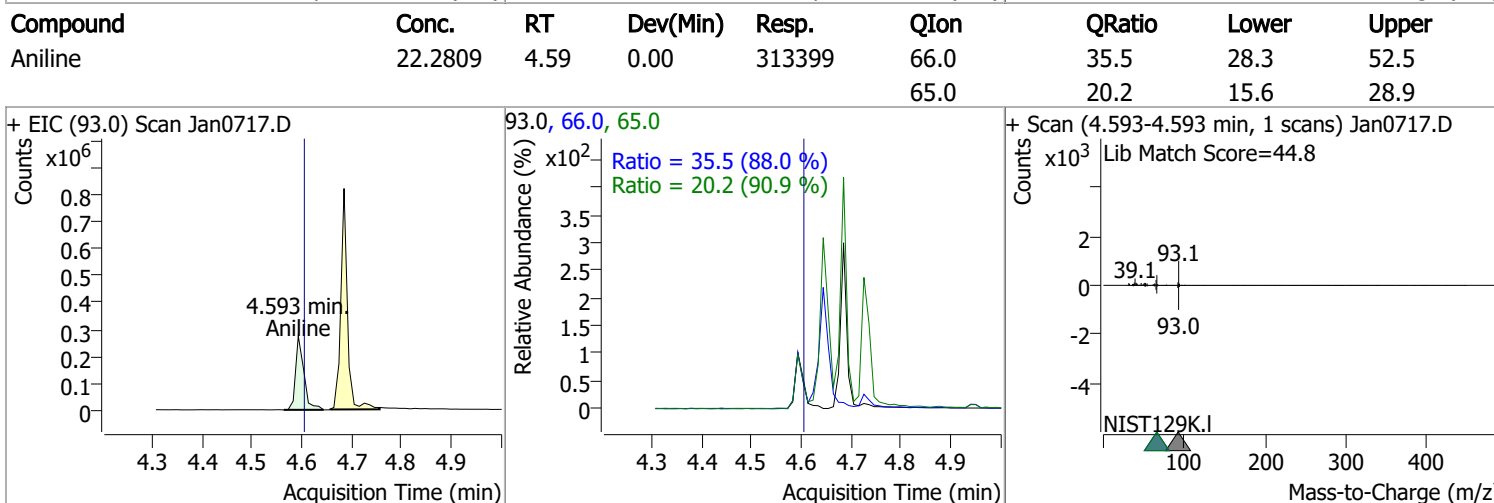
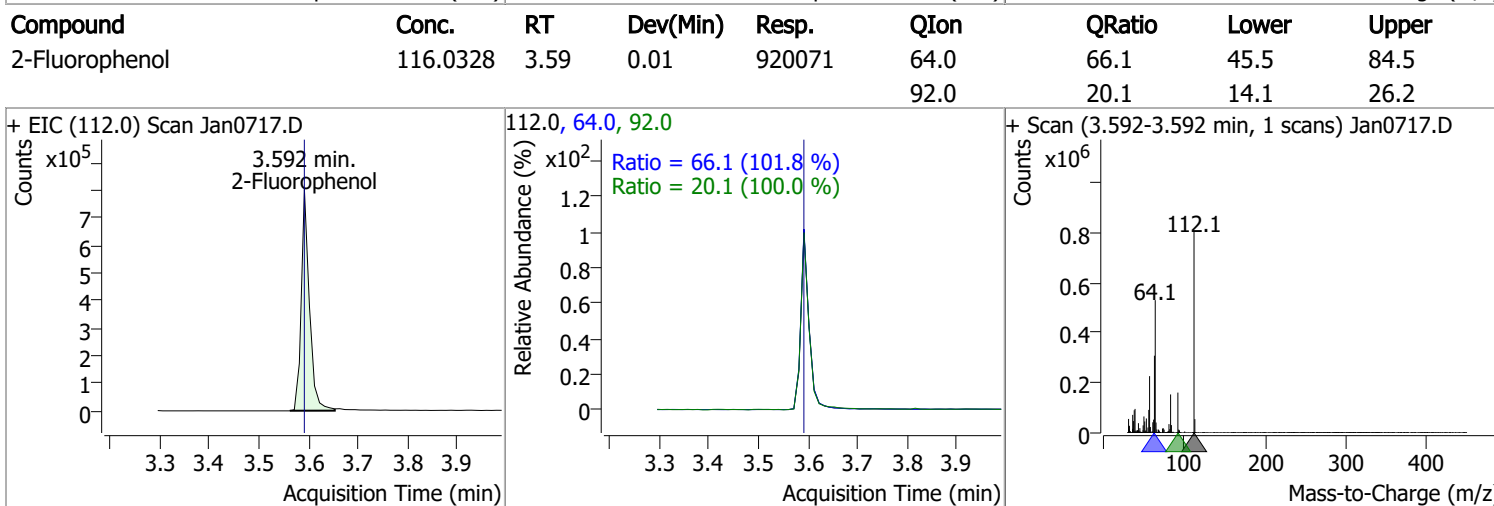
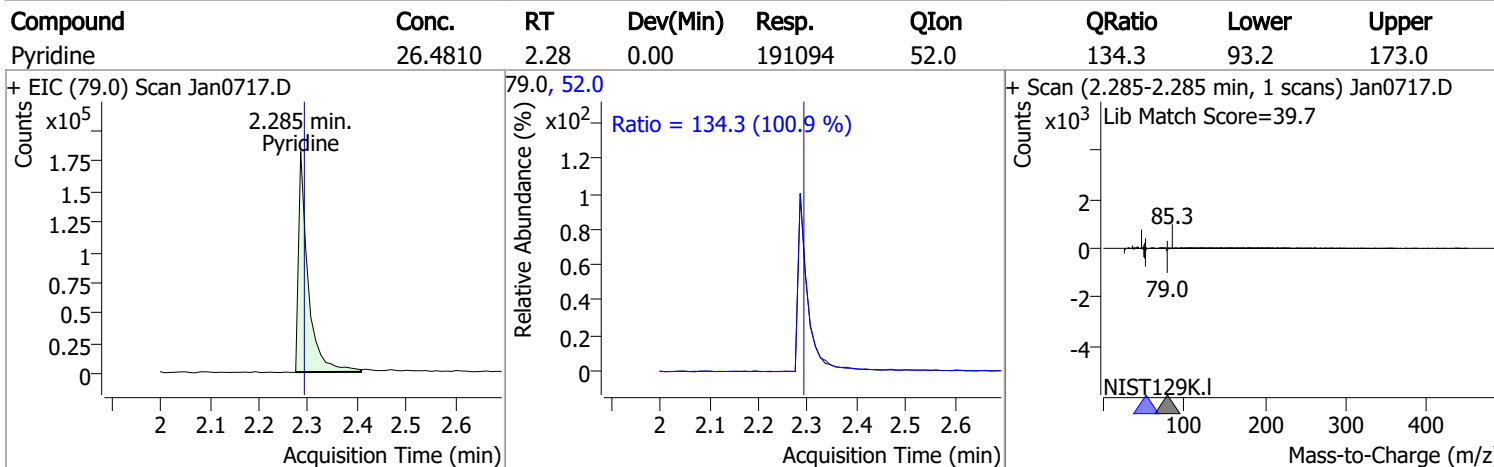
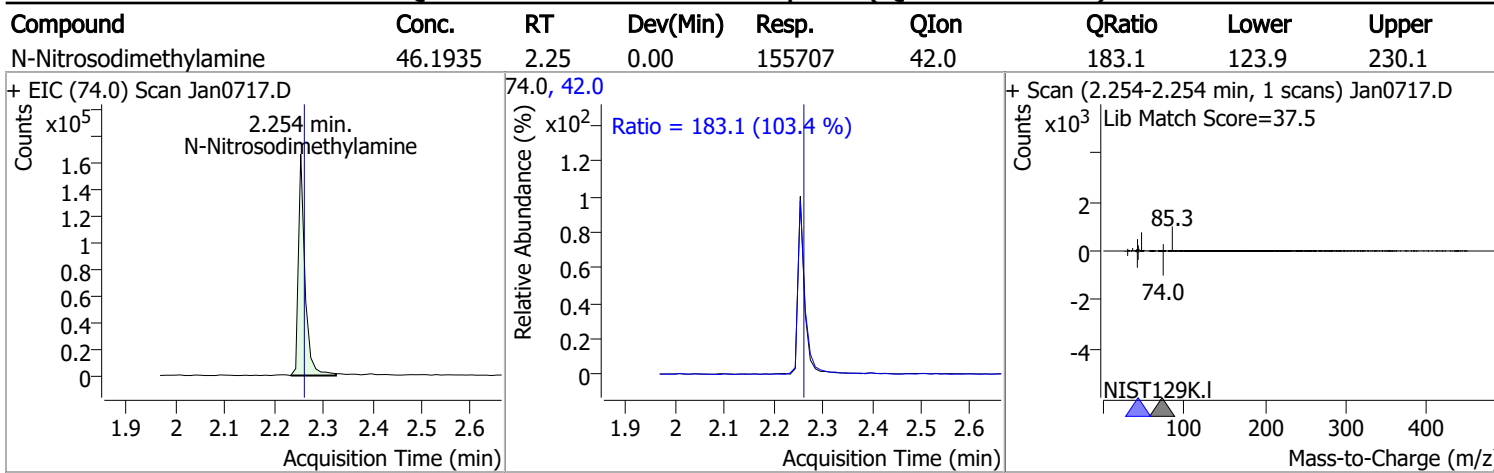
Compound	RT	QIon	Resp.	Conc.	Units	Dev(Min)
T Nitrobenzene	5.604	123.1	253919	83.6303	µg/L	92
T Isophorone	5.900	82.0	1275572	97.4657	µg/L	99
T 2-Nitrophenol	5.972	139.0	206785	88.4189	µg/L	99
T 2,4-Dimethylphenol	6.095	122.0	627542	92.1147	µg/L	98
T bis(-2-Chloroethoxy)Methane	6.188	93.0	706833	90.8959	µg/L	99
T Benzoic Acid	6.249	105.0	112665	34.7630	µg/L	96
T 2,4-Dichlorophenol	6.290	162.0	546784	89.7906	µg/L	97
T 1,2,4-Trichlorobenzene	6.352	180.0	594681	77.2506	µg/L	100
T Naphthalene	6.434	128.0	2017252	89.8069	µg/L	99
T 4-Chlorophenol	6.496	130.0	181729	87.1563	µg/L	85
T p-Chloroaniline	6.537	127.0	474008	54.3855	µg/L	98
T Hexachlorobutadiene	6.598	224.9	300258	71.7542	µg/L	96
T 4-Chloro-2-Methylphenol	7.030	107.0	492748	87.5735	µg/L	99
T 4-Chloro-3-Methylphenol	7.173	107.0	561497	94.4824	µg/L	m 98
T 2-Methylnaphthalene	7.256	141.0	1250985	91.8337	µg/L	99
T 1-Methylnaphthalene	7.369	141.0	1105002	82.7709	µg/L	99
T Hexachlorocyclopentadiene	7.451	236.9	184857	67.5070	µg/L	99
T 2,4,6-Trichlorophenol	7.625	196.0	401364	98.0757	µg/L	97
T 2,4,5-Trichlorophenol	7.687	196.0	422272	93.2782	µg/L	97
T 2-Chloronaphthalene	7.831	162.0	1296792	85.9036	µg/L	98
T 2-Nitroaniline	7.995	65.0	249155	94.3382	µg/L	97
T Dimethyl Phthalate	8.251	163.0	1514975	99.7686	µg/L	96
T 2,6-Dinitrotoluene	8.302	165.0	197245	97.3421	µg/L	98
T Acenaphthylene	8.323	152.1	2289349	93.1970	µg/L	100
T 3-Nitroaniline	8.507	138.0	171286	78.0526	µg/L	92
T Acenaphthene	8.538	154.0	1442280	103.6022	µg/L	99
T 2,4-Dinitrophenol	8.620	184.0	76386	72.0804	µg/L	89
T Dibenzofuran	8.742	168.0	2035160	92.3699	µg/L	98
T 2,4-Dinitrotoluene	8.783	165.0	286642	103.6202	µg/L	85
T 4-Nitrophenol	8.804	109.0	108738	50.2901	µg/L	92
T Diethylphthalate	9.111	149.0	1715328	104.9967	µg/L	100
T Fluorene	9.162	166.0	1780731	98.4616	µg/L	99
T 4-Chlorophenyl-phenylether	9.192	204.0	774581	93.9221	µg/L	98
T 4-Nitroaniline	9.244	138.0	187964	82.1527	µg/L	90
T 4,6-Dinitro-2-methylphenol	9.264	198.0	126456	79.0833	µg/L	100
T N-nitrosodiphenylamine	9.346	169.0	1169745	97.9205	µg/L	99
T Azobenzene	9.377	77.0	1290608	90.4569	µg/L	98
T 4-Bromophenyl-phenylether	9.776	248.0	454988	92.9850	µg/L	96
T Hexachlorobenzene	9.816	283.9	404527	82.4078	µg/L	93
T Pentachlorophenol	10.080	265.9	255305	107.0109	µg/L	99
T Phenanthrene	10.313	178.0	2415298	98.1546	µg/L	100
T Anthracene	10.373	178.0	2418802	100.8589	µg/L	100
T Triallate	10.434	86.0	491410	93.1983	µg/L	96
T Carbazole	10.617	167.0	2383568	102.2970	µg/L	97
T o-Terphenyl	10.839	230.0	1161334	82.5052	µg/L	97
T Di-n-Butylphthalate	11.234	149.0	2488134	105.8324	µg/L	100
T Fluoranthene	12.146	202.0	2358168	91.9534	µg/L	99
T Benzidine	12.531	184.0	34844	4.8528	µg/L	m 100
T Pyrene	12.592	202.0	2556095	91.0357	µg/L	96
T Butylbenzylphthalate	14.572	149.0	817900	105.7770	µg/L	97
T Benzo(a)Anthracene	15.808	228.0	1990833	98.0414	µg/L	99
T Chrysene	15.921	228.0	2102956	95.1331	µg/L	99
T 3,3-Dichlorobenzidine	15.951	252.0	443992	65.0842	µg/L	100
T bis(2-ethylhexyl)Phthalate	16.646	167.0	275860	100.8065	µg/L	99
T Di-n-octyl Phthalate	18.335	149.0	1781921	94.8230	µg/L	100

Quantitation Results Report (QT Reviewed)

Compound	RT	QIon	Resp.	Conc.	Units	Dev(Min)
T Benzo(b)fluoranthene	18.588	252.0	1820818	92.1306	µg/L	99
T Benzo(k)fluoranthene	18.649	252.0	1829883	89.3081	µg/L	98
T Benzo(a)pyrene	19.176	252.0	1746812	92.2356	µg/L	99
T Indeno(1,2,3-c,d)pyrene	20.927	276.0	1449930	90.8236	µg/L	99
T Dibenzo(a,h)anthracene	20.988	278.0	1665092	96.0665	µg/L	99
T Benzo(g,h,i)perylene	21.262	276.0	1719063	92.8127	µg/L	98

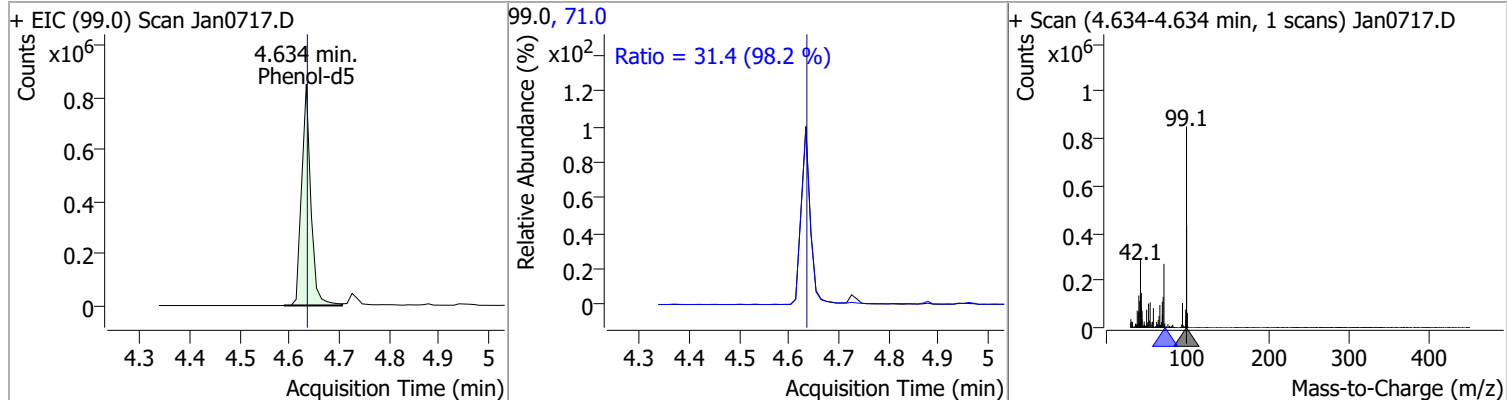
(#) = Qualifier Out of Range; (m) = Manual Integration; (+) = Area Summed; (*) = Surrogate Percent Recovery Out of Range; (d): Zeroed Peak

Quantitation Results Report (QT Reviewed)

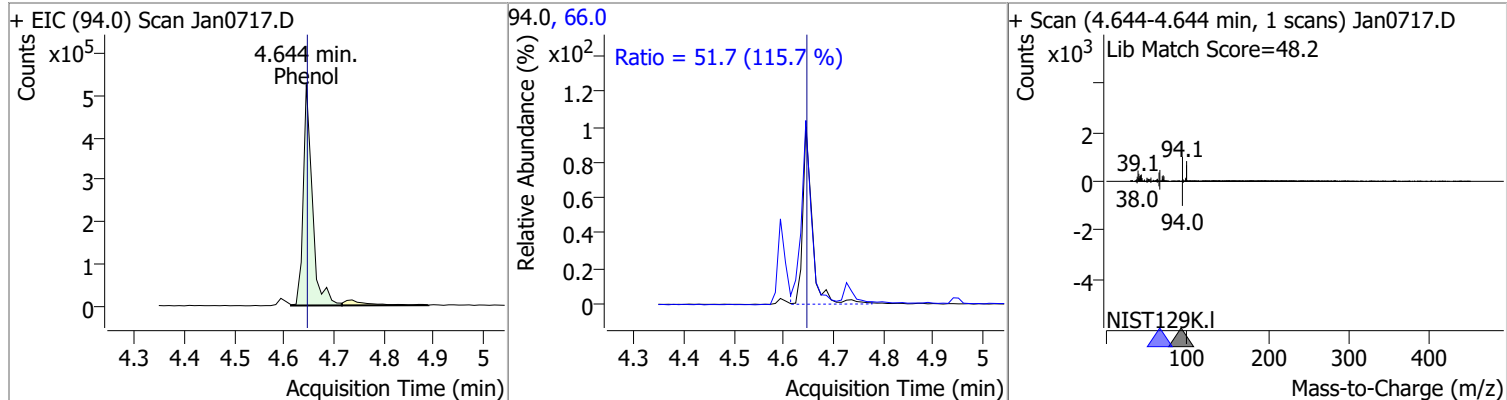


Quantitation Results Report (QT Reviewed)

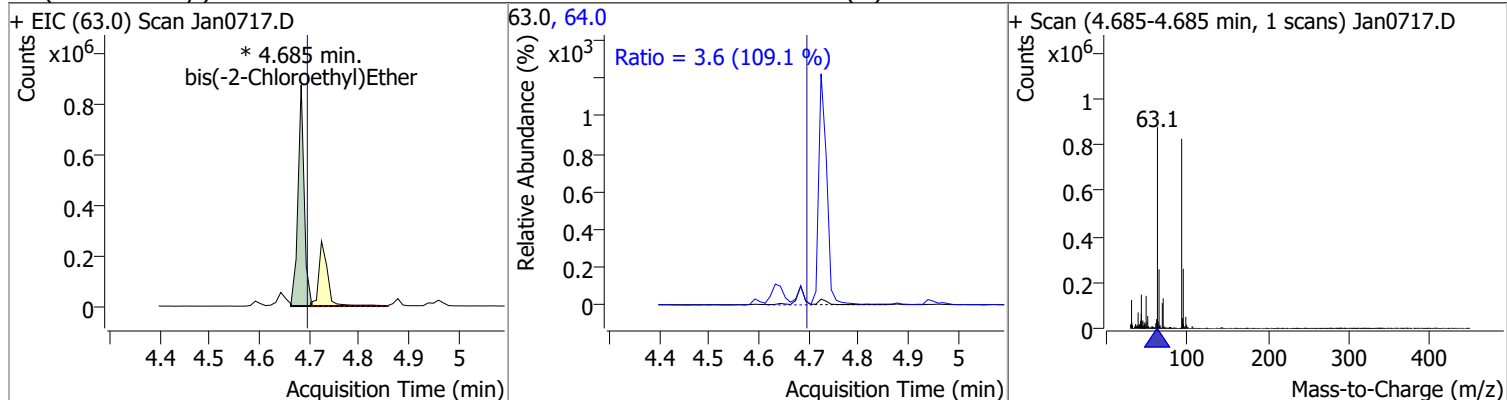
Compound	Conc.	RT	Dev(Min)	Resp.	QIon	QRatio	Lower	Upper
Phenol-d5	104.1224	4.63	0.01	1092594	71.0	31.4	22.3	41.5



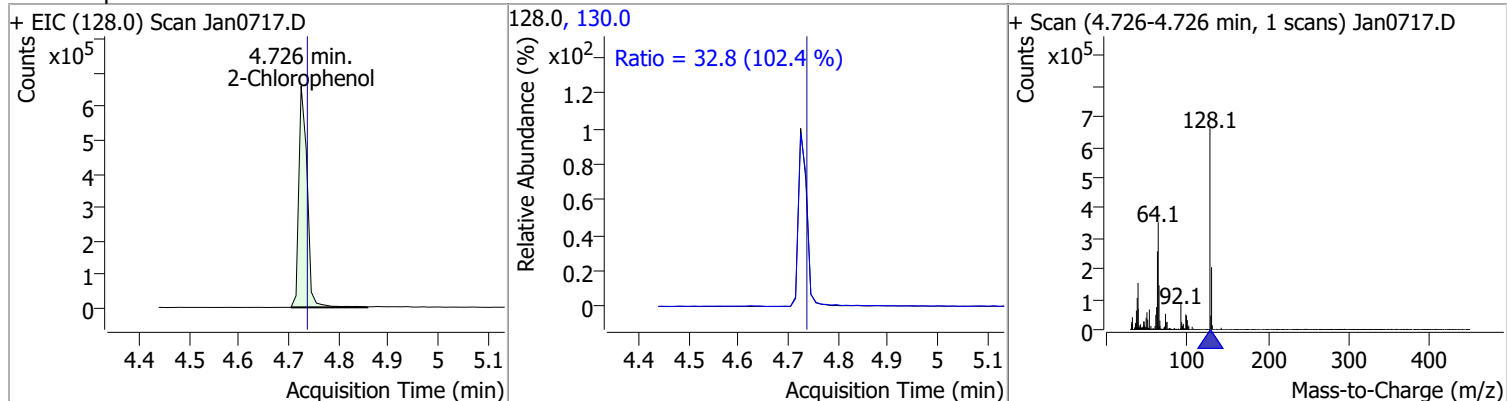
Compound	Conc.	RT	Dev(Min)	Resp.	QIon	QRatio	Lower	Upper
Phenol	58.0584	4.64	0.01	664534	66.0	51.7	31.3	58.2



Compound	Conc.	RT	Dev(Min)	Resp.	QIon	QRatio	Lower	Upper
bis(-2-Chloroethyl)Ether	86.4679	4.68	0.00	753338 (m)	64.0	3.6	2.3	4.3

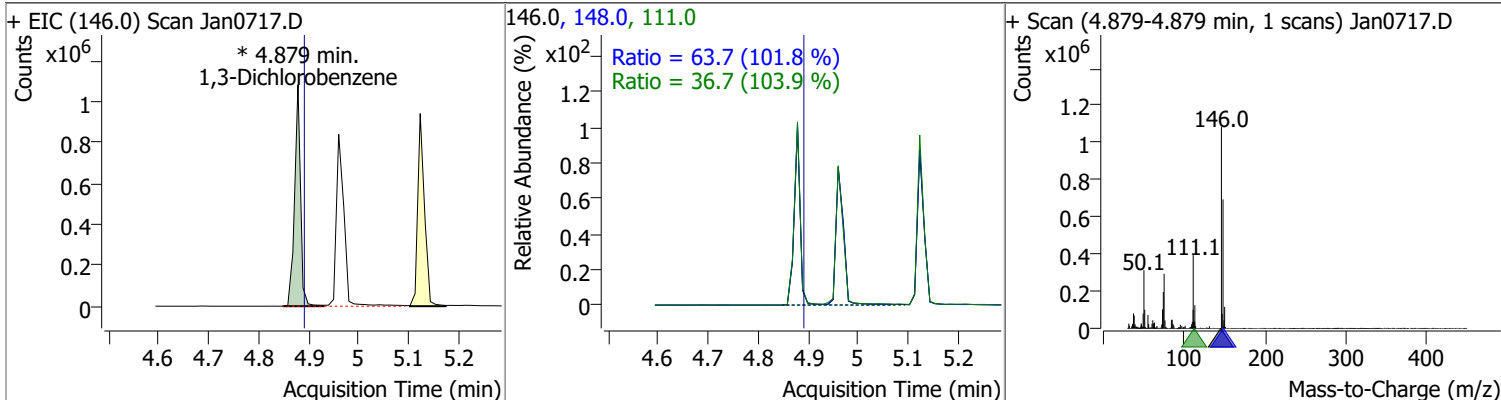


Compound	Conc.	RT	Dev(Min)	Resp.	QIon	QRatio	Lower	Upper
2-Chlorophenol	81.6415	4.73	0.00	763014	130.0	32.8	22.4	41.6

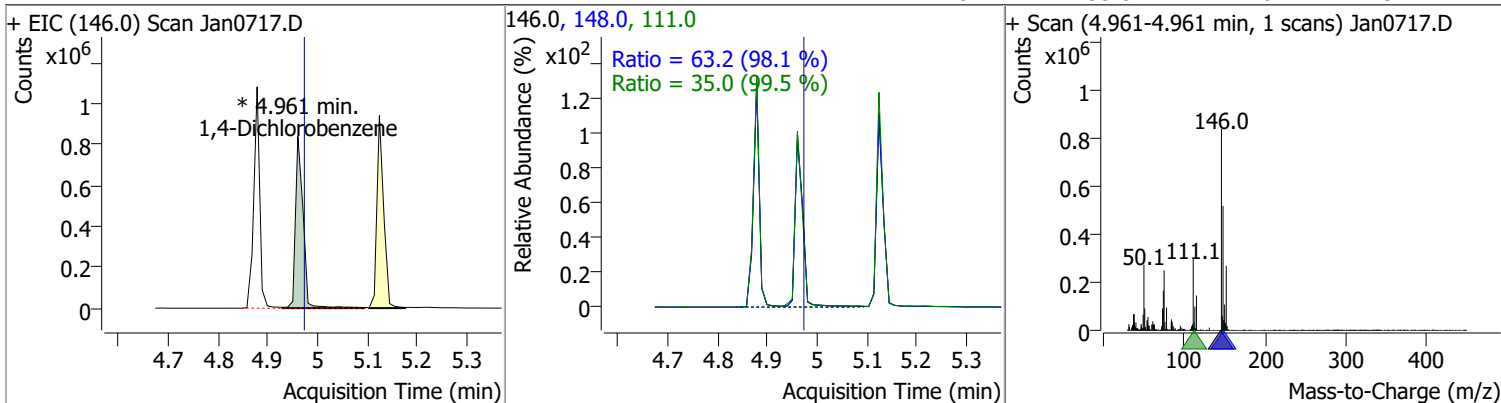


Quantitation Results Report (QT Reviewed)

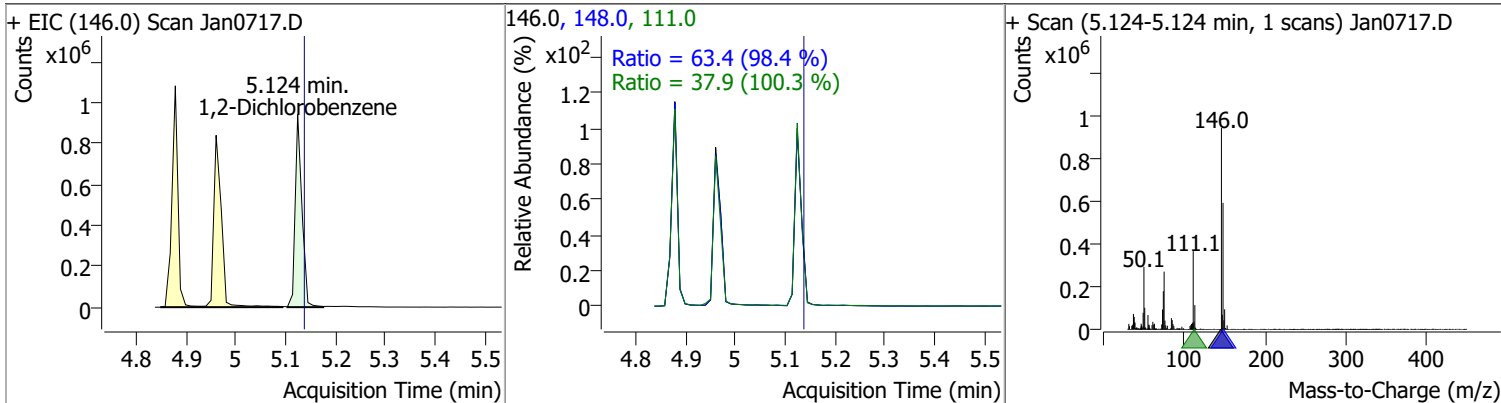
Compound	Conc.	RT	Dev(Min)	Resp.	QIon	QRatio	Lower	Upper
1,3-Dichlorobenzene	72.3262	4.88	0.00	898274 (m)	148.0	63.7	43.8	81.3
					111.0	36.7	24.8	46.0



Compound	Conc.	RT	Dev(Min)	Resp.	QIon	QRatio	Lower	Upper
1,4-Dichlorobenzene	71.4727	4.96	0.00	892130 (m)	148.0	63.2	45.1	83.8
					111.0	35.0	24.6	45.7

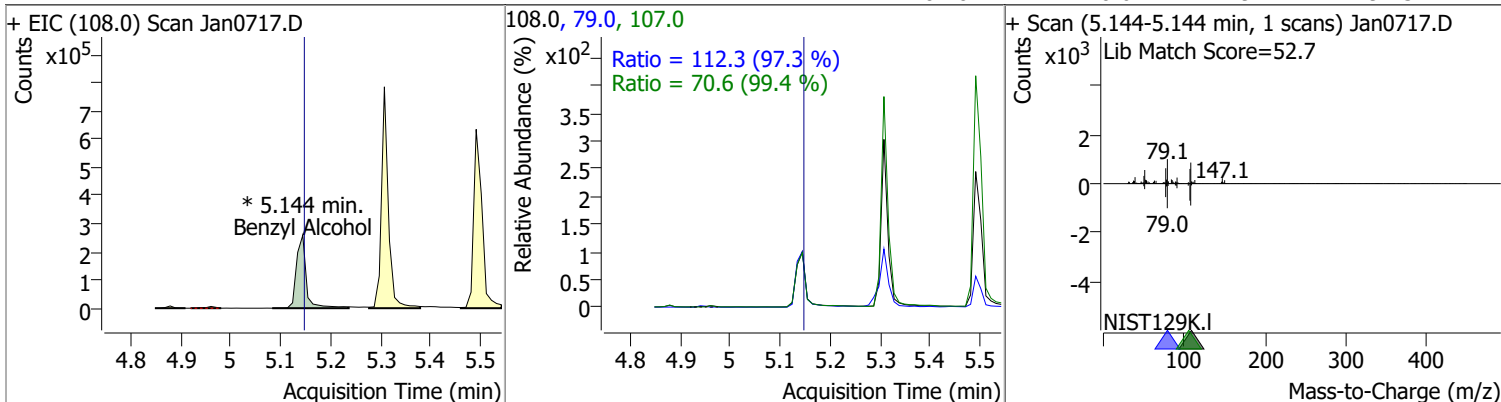


Compound	Conc.	RT	Dev(Min)	Resp.	QIon	QRatio	Lower	Upper
1,2-Dichlorobenzene	72.0713	5.12	0.00	886980	148.0	63.4	45.1	83.8
					111.0	37.9	26.4	49.1

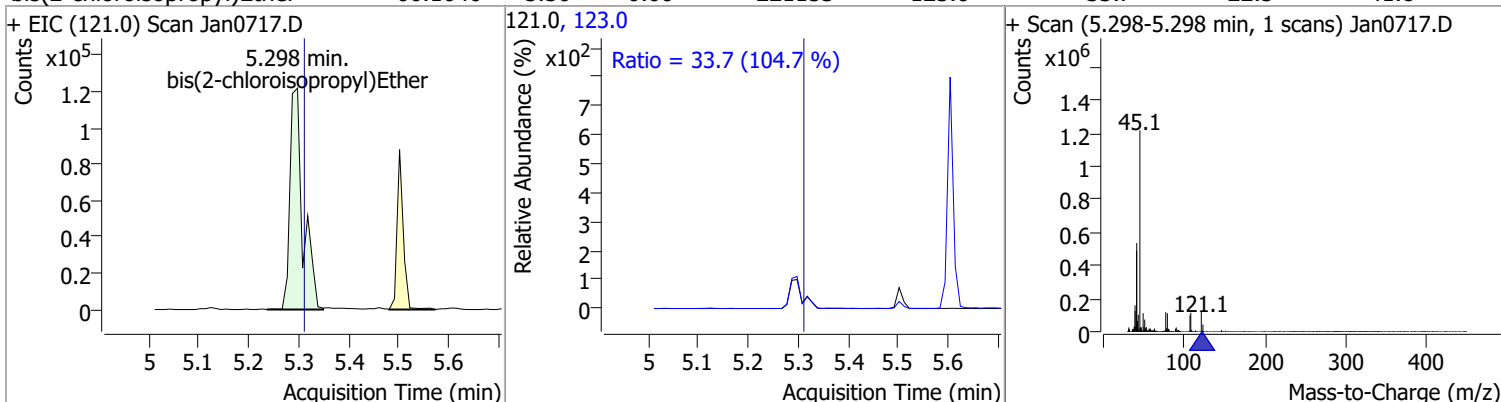


Quantitation Results Report (QT Reviewed)

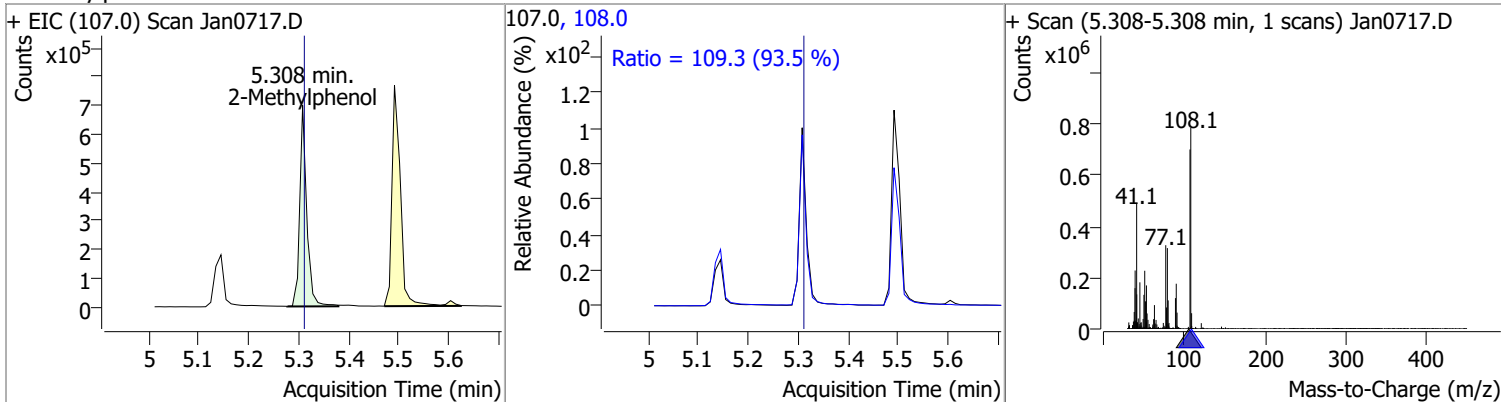
Compound	Conc.	RT	Dev(Min)	Resp.	QIon	QRatio	Lower	Upper
Benzyl Alcohol	66.5555	5.14	0.01	351677 (m)	79.0	112.3	80.8	150.1
					107.0	70.6	49.7	92.3



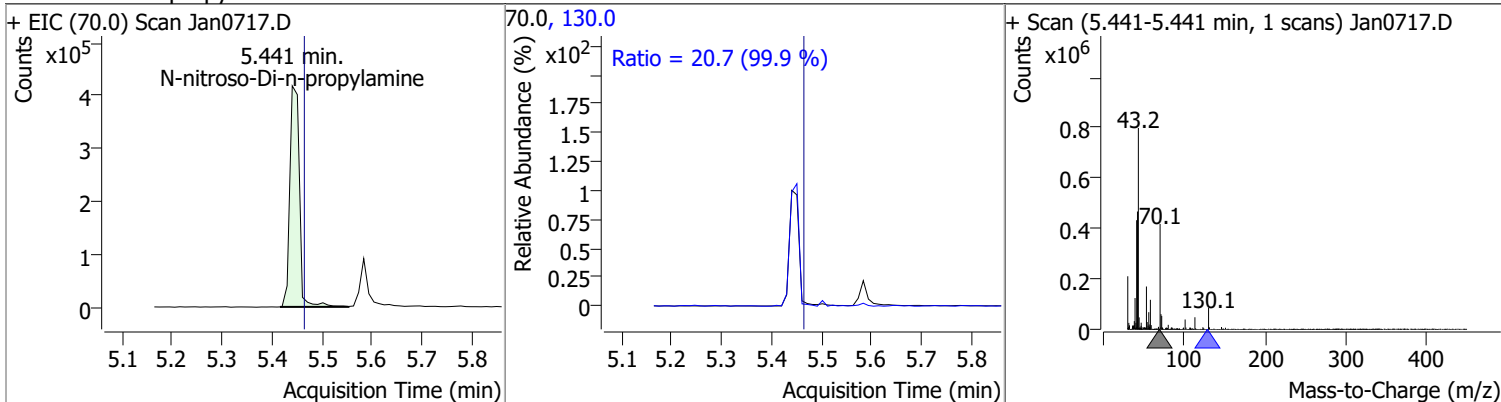
Compound	Conc.	RT	Dev(Min)	Resp.	QIon	QRatio	Lower	Upper
bis(2-chloroisopropyl)Ether	66.1640	5.30	0.00	221153	123.0	33.7	22.5	41.8



Compound	Conc.	RT	Dev(Min)	Resp.	QIon	QRatio	Lower	Upper
2-Methylphenol	82.1774	5.31	0.01	684332	108.0	109.3	81.8	152.0



Compound	Conc.	RT	Dev(Min)	Resp.	QIon	QRatio	Lower	Upper
N-nitroso-Di-n-propylamine	98.0002	5.44	-0.01	559367	130.0	20.7	0.0	41.5

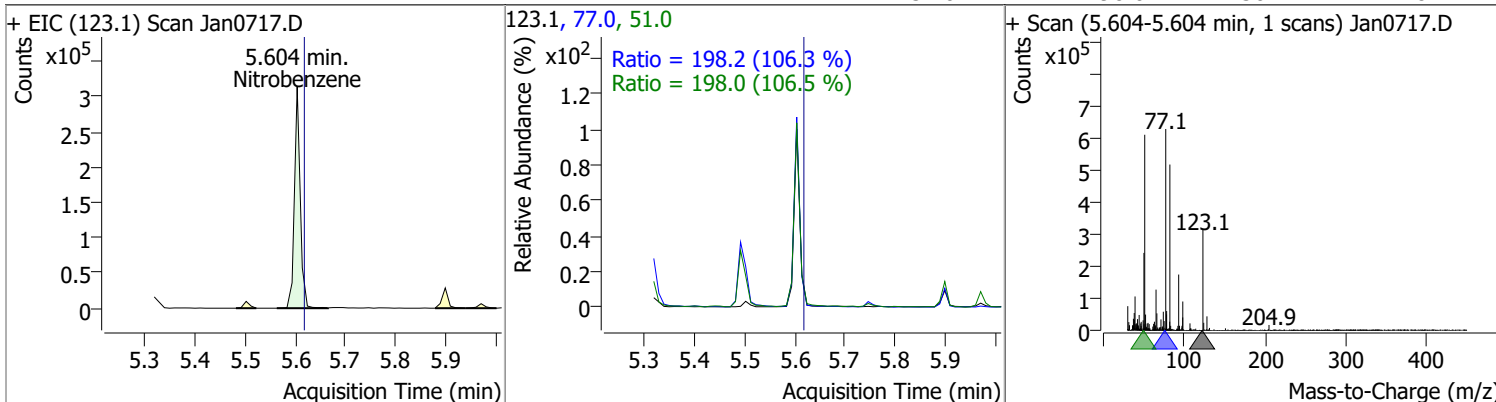


Quantitation Results Report (QT Reviewed)

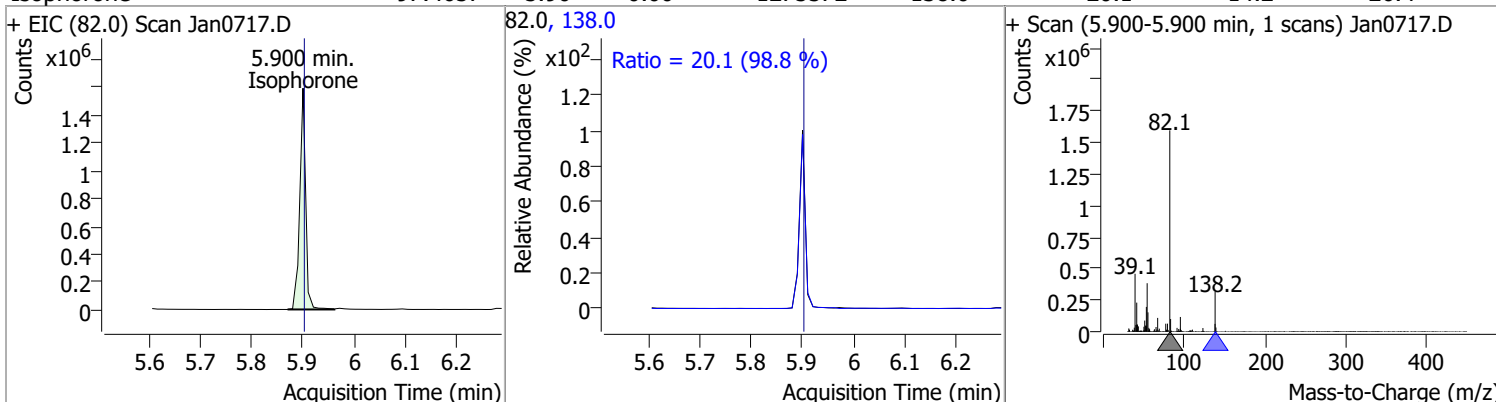
Compound	Conc.	RT	Dev(Min)	Resp.	QIon	QRatio	Lower	Upper
4Methylphenol/3Methylphenol	82.1678	5.49	0.01	924632	108.0	80.8	59.1	109.8
<div style="display: flex; justify-content: space-between;"> <div style="width: 30%;"> <p>+ EIC (107.0) Scan Jan0717.D</p> </div> <div style="width: 30%;"> <p>107.0, 108.0</p> </div> <div style="width: 30%;"> <p>+ Scan (5.492-5.492 min, 1 scans) Jan0717.D</p> </div> </div>								
Hexachloroethane	68.4772	5.50	0.00	243043	201.0	90.0	65.2	121.2
<div style="display: flex; justify-content: space-between;"> <div style="width: 30%;"> <p>+ EIC (117.0) Scan Jan0717.D</p> </div> <div style="width: 30%;"> <p>117.0, 201.0, 199.0</p> </div> <div style="width: 30%;"> <p>+ Scan (5.502-5.502 min, 1 scans) Jan0717.D</p> </div> </div>								
Nitrobenzene-d5	84.0066	5.58	0.00	483517	54.0	96.8	68.2	126.6
<div style="display: flex; justify-content: space-between;"> <div style="width: 30%;"> <p>+ EIC (82.0) Scan Jan0717.D</p> </div> <div style="width: 30%;"> <p>82.0, 54.0, 128.0</p> </div> <div style="width: 30%;"> <p>+ Scan (5.584-5.584 min, 1 scans) Jan0717.D</p> </div> </div>								

Quantitation Results Report (QT Reviewed)

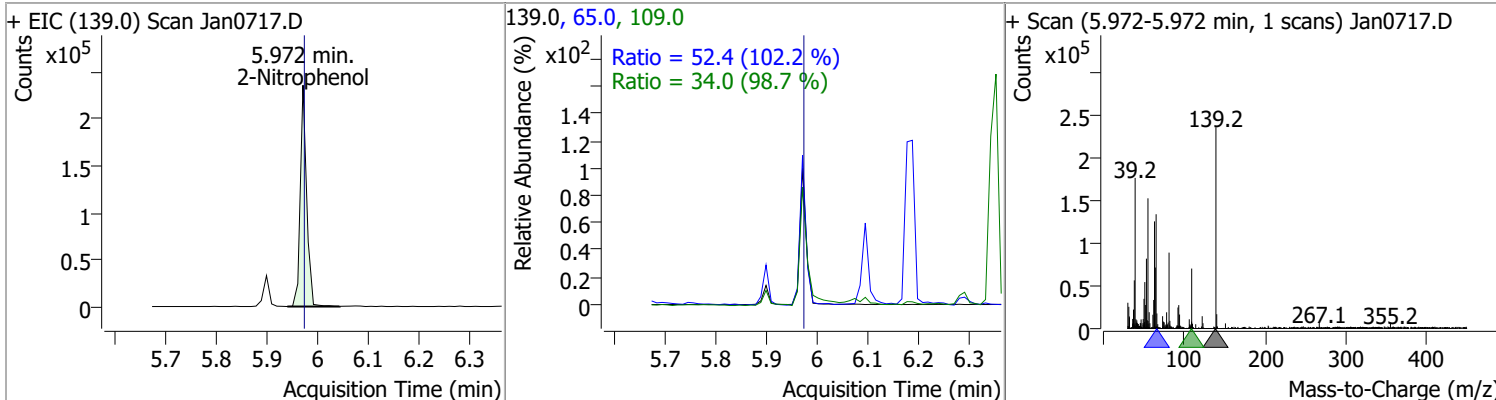
Compound	Conc.	RT	Dev(Min)	Resp.	QIon	QRatio	Lower	Upper
Nitrobenzene	83.6303	5.60	0.00	253919	77.0	198.2	130.5	242.3
					51.0	198.0	130.2	241.8



Compound	Conc.	RT	Dev(Min)	Resp.	QIon	QRatio	Lower	Upper
Isophrone	97.4657	5.90	0.00	1275572	138.0	20.1	14.2	26.4

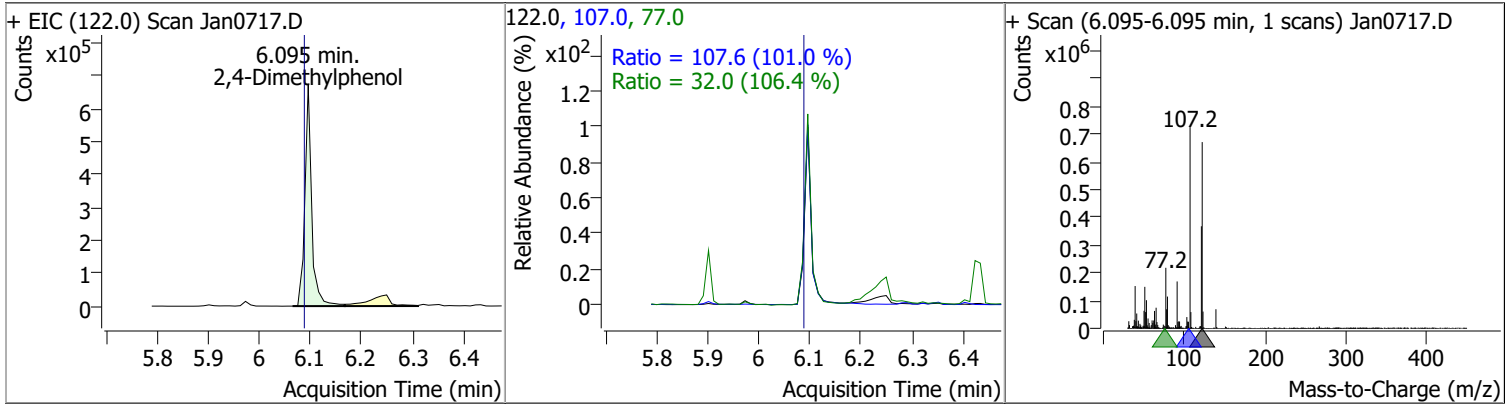


Compound	Conc.	RT	Dev(Min)	Resp.	QIon	QRatio	Lower	Upper
2-Nitrophenol	88.4189	5.97	0.00	206785	65.0	52.4	35.9	66.6
					109.0	34.0	24.1	44.8

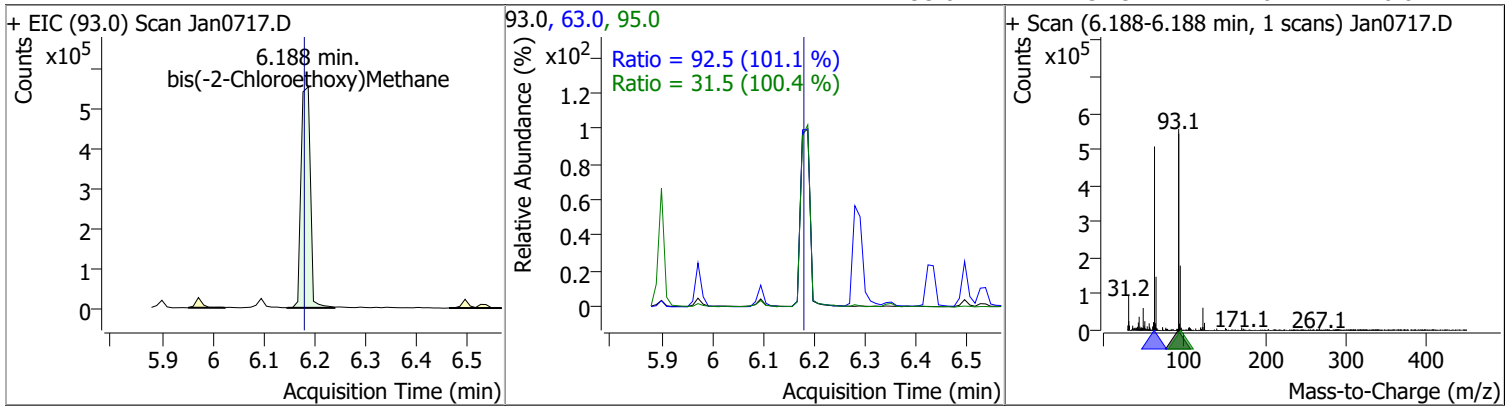


Quantitation Results Report (QT Reviewed)

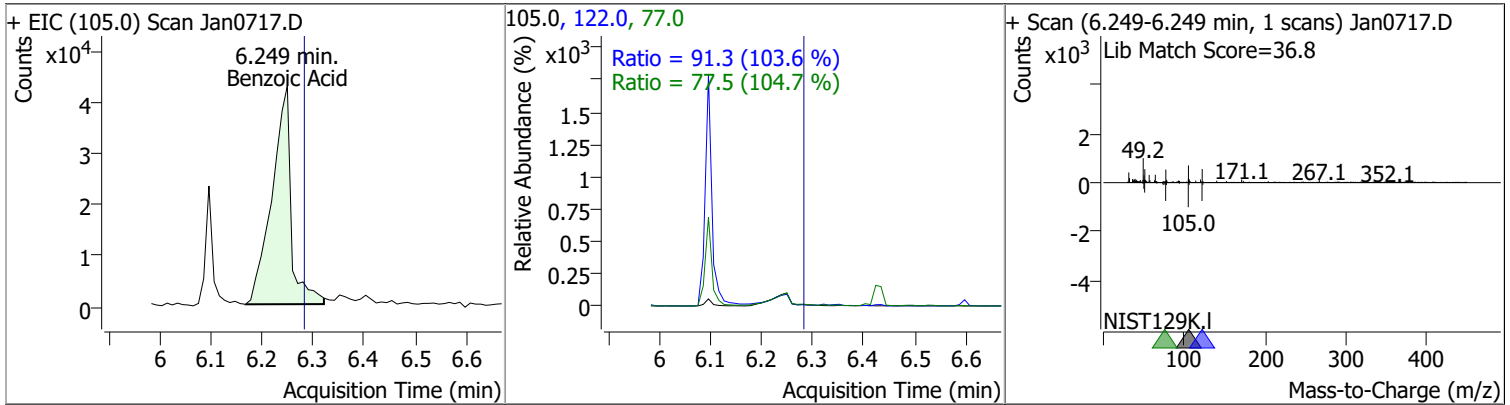
Compound	Conc.	RT	Dev(Min)	Resp.	QIon	QRatio	Lower	Upper
2,4-Dimethylphenol	92.1147	6.10	0.01	627542	107.0	107.6	74.6	138.5
					77.0	32.0	21.0	39.1



Compound	Conc.	RT	Dev(Min)	Resp.	QIon	QRatio	Lower	Upper
bis(-2-Chloroethoxy)Methane	90.8959	6.19	0.01	706833	63.0	92.5	64.0	118.8
					95.0	31.5	22.0	40.8

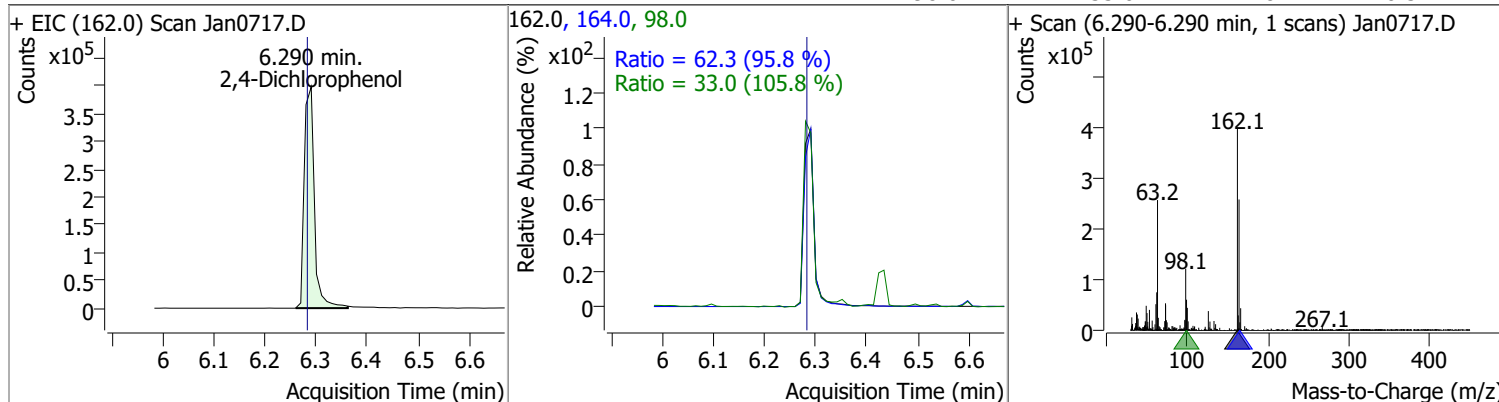


Compound	Conc.	RT	Dev(Min)	Resp.	QIon	QRatio	Lower	Upper
Benzoic Acid	34.7630	6.25	-0.03	112665	122.0	91.3	61.7	114.6
					77.0	77.5	51.8	96.2

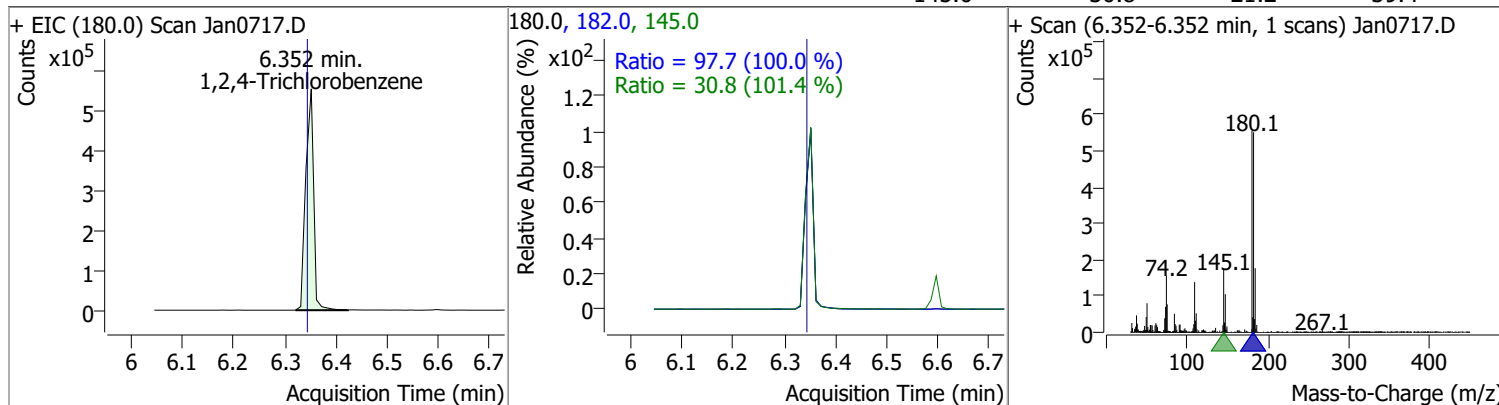


Quantitation Results Report (QT Reviewed)

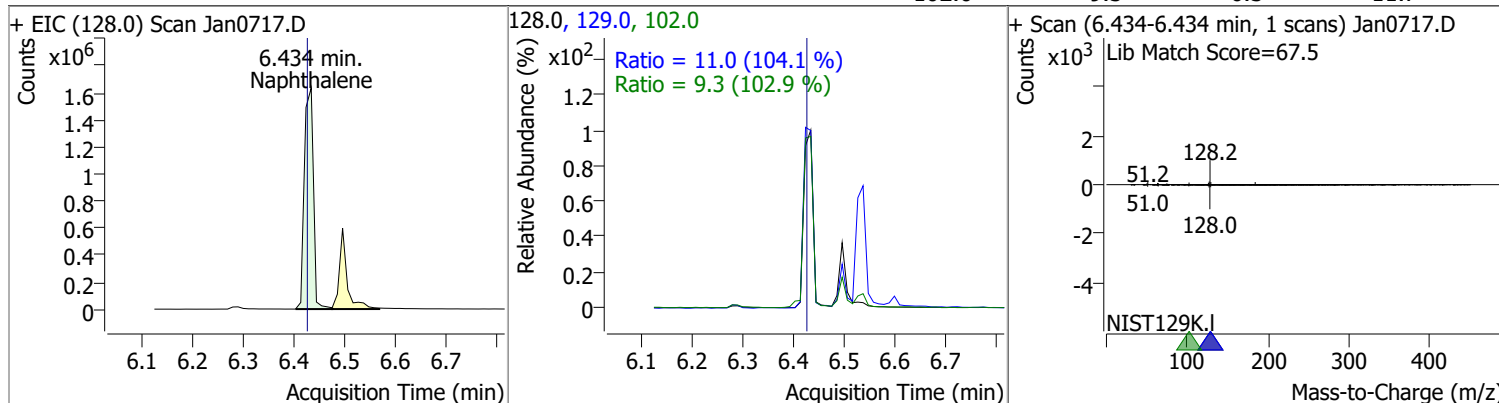
Compound	Conc.	RT	Dev(Min)	Resp.	QIon	QRatio	Lower	Upper
2,4-Dichlorophenol	89.7906	6.29	0.01	546784	164.0	62.3	45.5	84.6
					98.0	33.0	21.8	40.5



Compound	Conc.	RT	Dev(Min)	Resp.	QIon	QRatio	Lower	Upper
1,2,4-Trichlorobenzene	77.2506	6.35	0.01	594681	182.0	97.7	68.4	127.1
					145.0	30.8	21.2	39.4

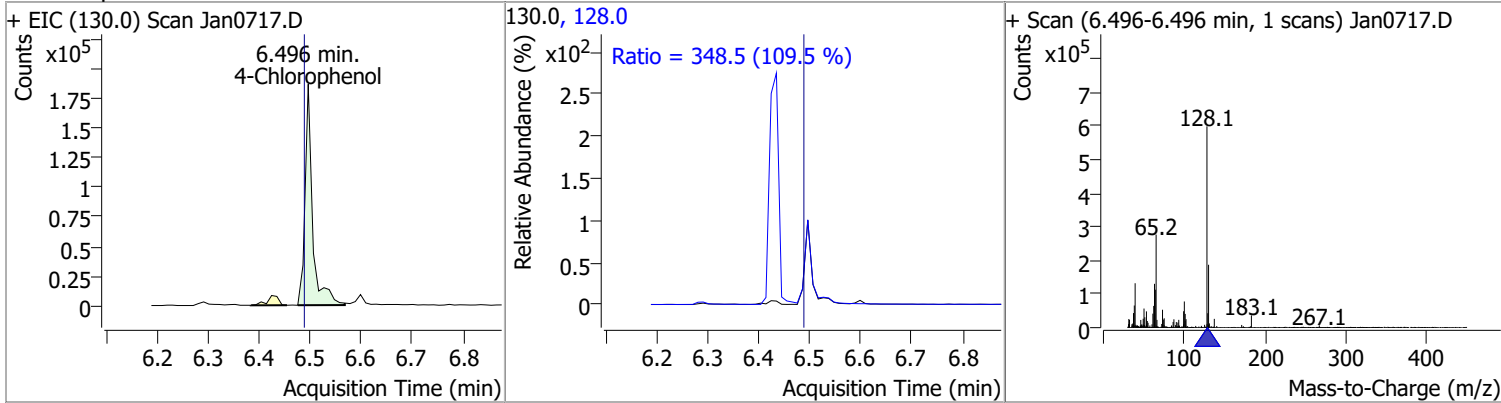


Compound	Conc.	RT	Dev(Min)	Resp.	QIon	QRatio	Lower	Upper
Naphthalene	89.8069	6.43	0.01	2017252	129.0	11.0	7.4	13.8
					102.0	9.3	6.3	11.7

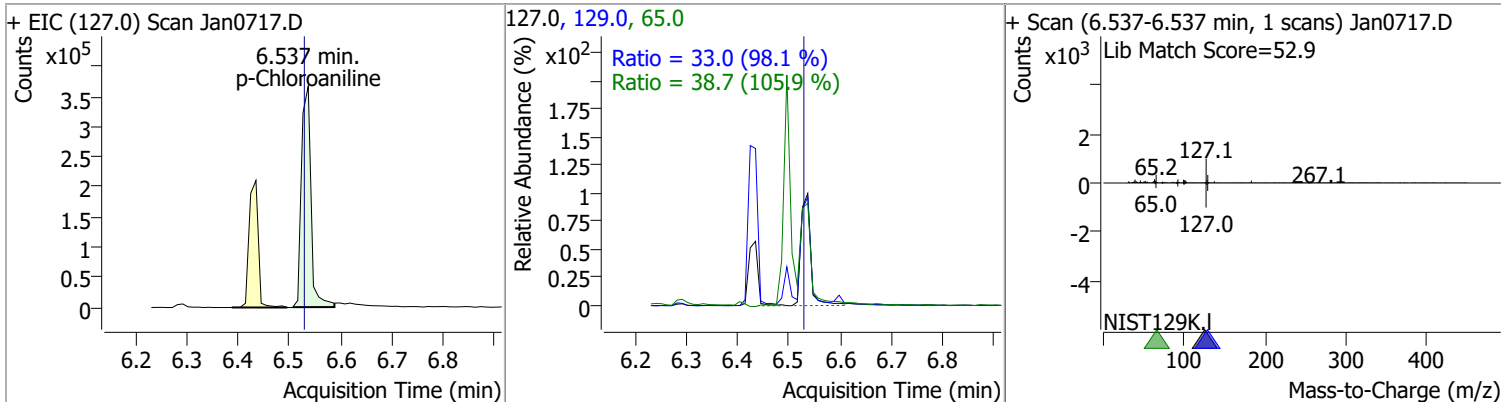


Quantitation Results Report (QT Reviewed)

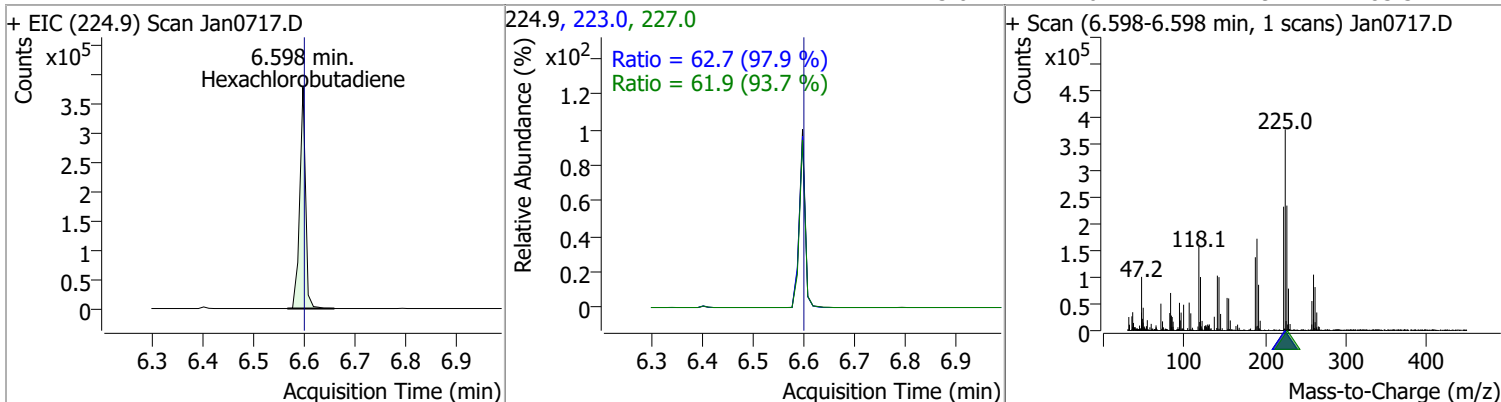
Compound	Conc.	RT	Dev(Min)	Resp.	QIon	QRatio	Lower	Upper
4-Chlorophenol	87.1563	6.50	0.01	181729	128.0	348.5	222.8	413.7



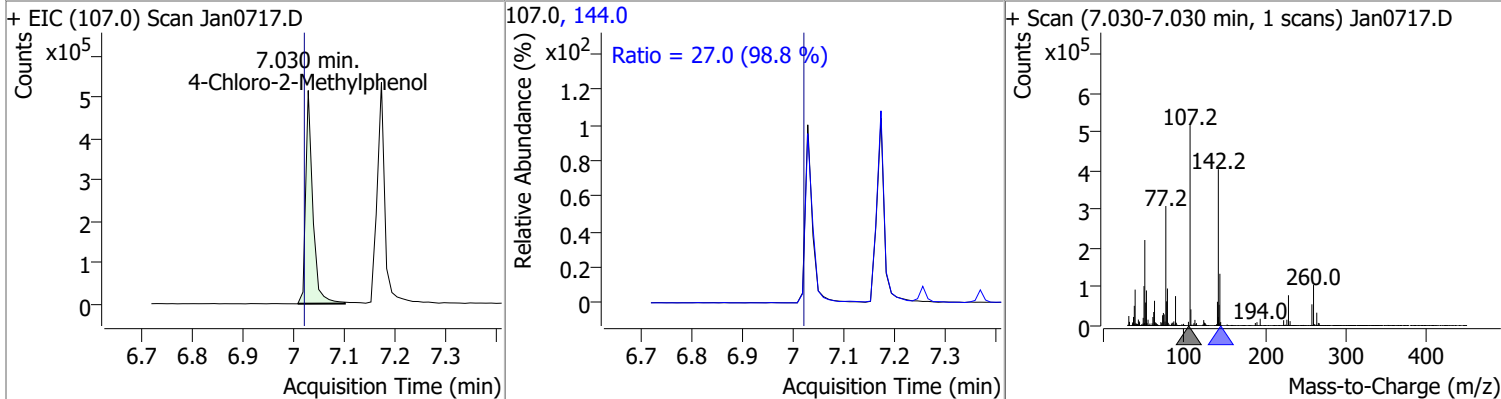
Compound	Conc.	RT	Dev(Min)	Resp.	QIon	QRatio	Lower	Upper
p-Chloroaniline	54.3855	6.54	0.01	474008	65.0	38.7	25.6	47.5
					129.0	33.0	23.6	43.8



Compound	Conc.	RT	Dev(Min)	Resp.	QIon	QRatio	Lower	Upper
Hexachlorobutadiene	71.7542	6.60	0.00	300258	227.0	61.9	46.3	85.9
					223.0	62.7	44.9	83.3

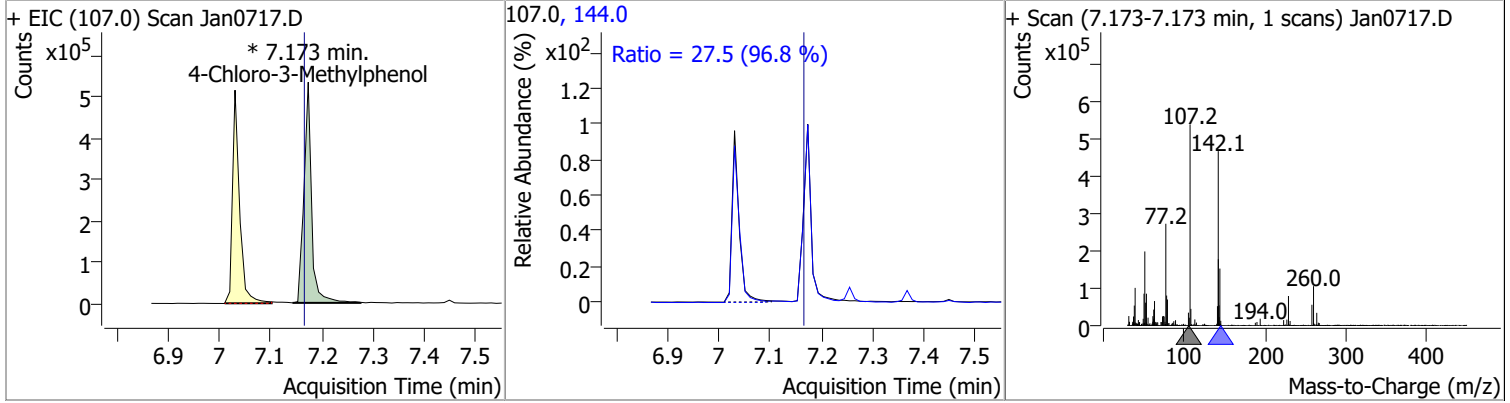


Compound	Conc.	RT	Dev(Min)	Resp.	QIon	QRatio	Lower	Upper
4-Chloro-2-Methylphenol	87.5735	7.03	0.01	492748	144.0	27.0	19.1	35.5

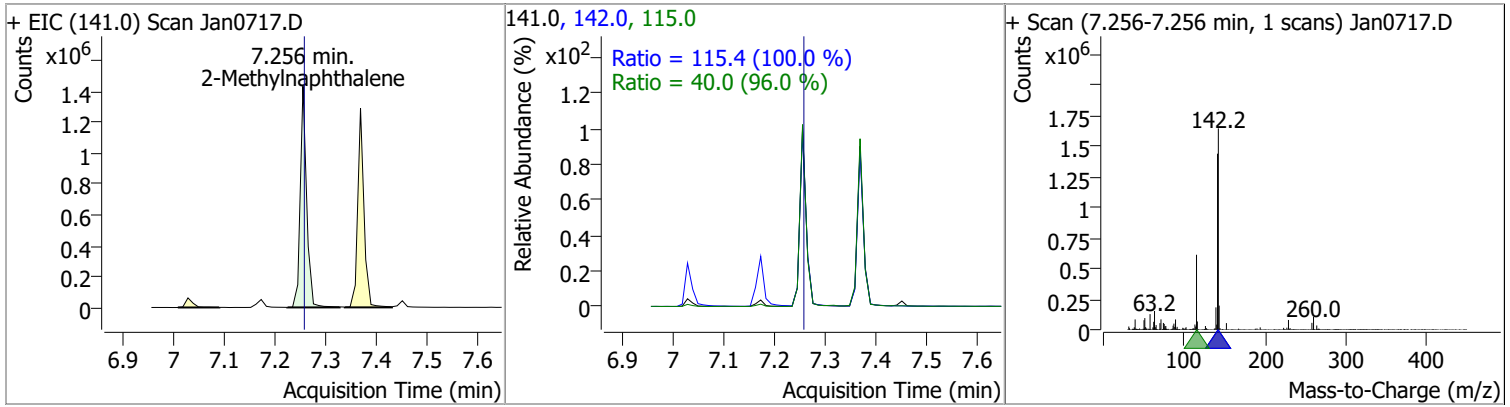


Quantitation Results Report (QT Reviewed)

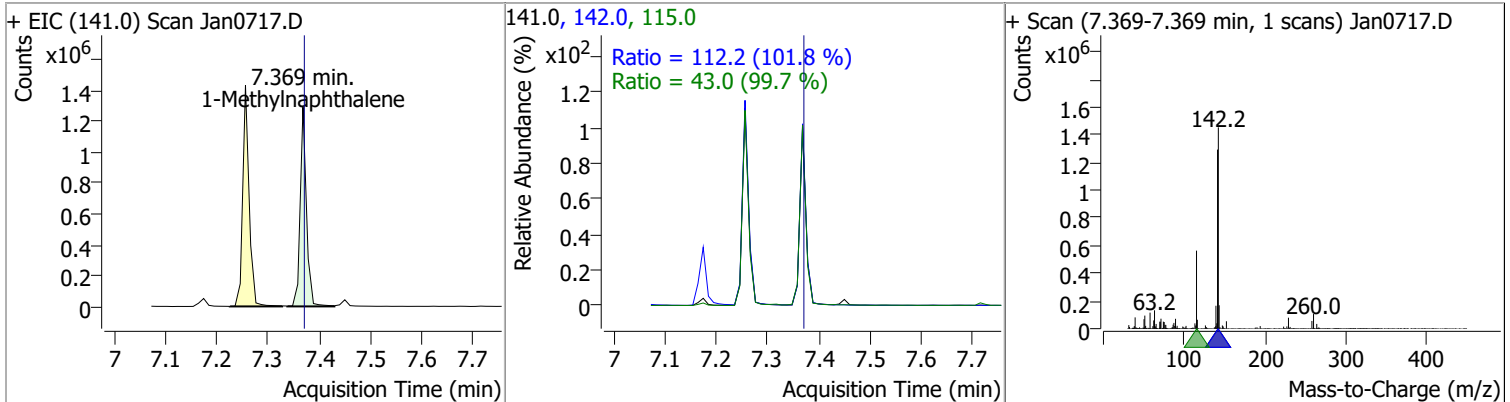
Compound	Conc.	RT	Dev(Min)	Resp.	QIon	QRatio	Lower	Upper
4-Chloro-3-Methylphenol	94.4824	7.17	0.01	561497 (m)	144.0	27.5	19.9	36.9



Compound	Conc.	RT	Dev(Min)	Resp.	QIon	QRatio	Lower	Upper
2-Methylnaphthalene	91.8337	7.26	0.00	1250985	142.0	115.4	80.8	150.1
					115.0	40.0	29.1	54.1

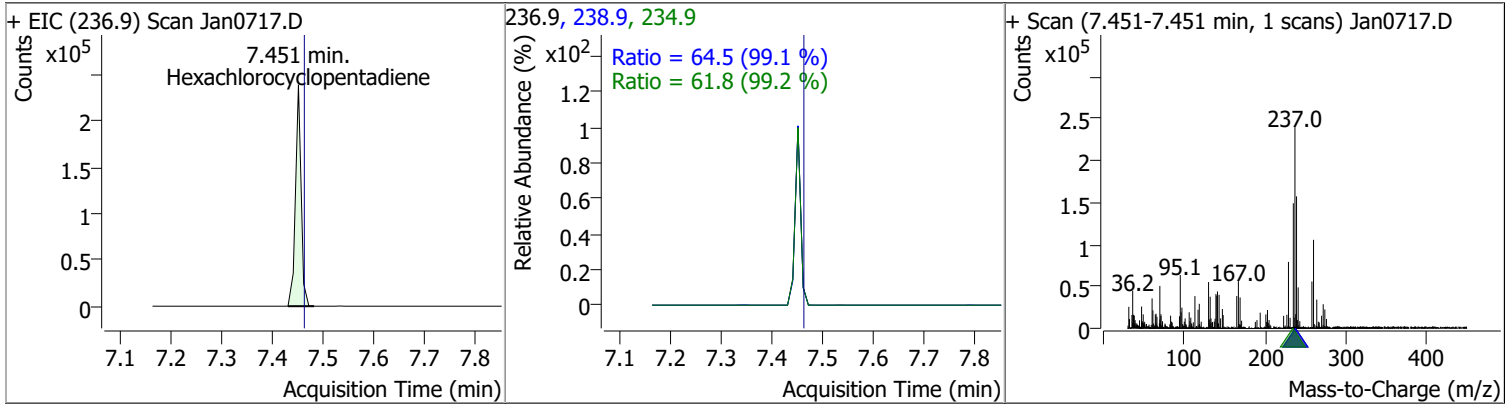


Compound	Conc.	RT	Dev(Min)	Resp.	QIon	QRatio	Lower	Upper
1-Methylnaphthalene	82.7709	7.37	0.00	1105002	142.0	112.2	77.1	143.2
					115.0	43.0	30.2	56.0

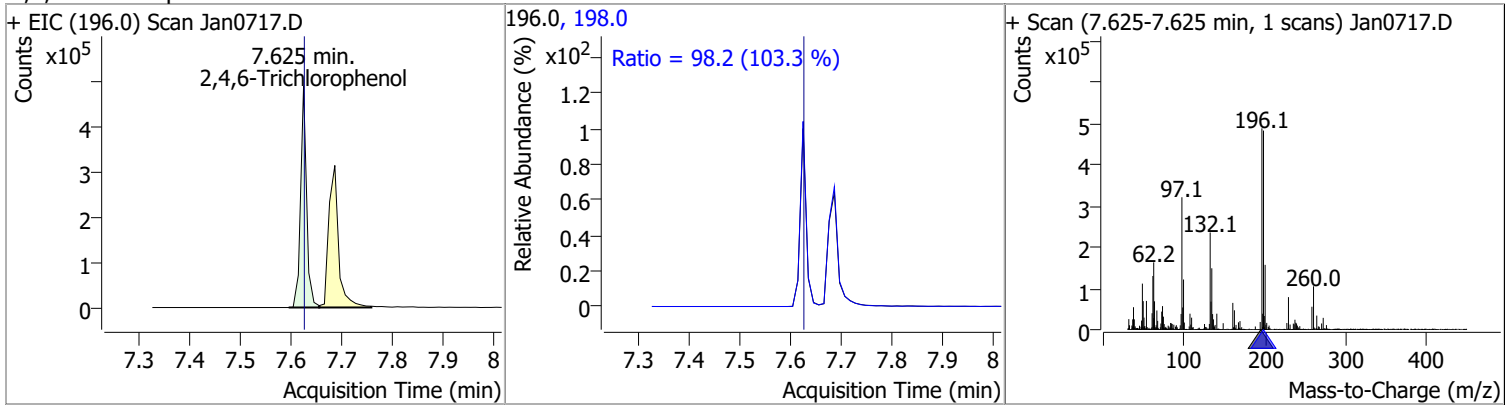


Quantitation Results Report (QT Reviewed)

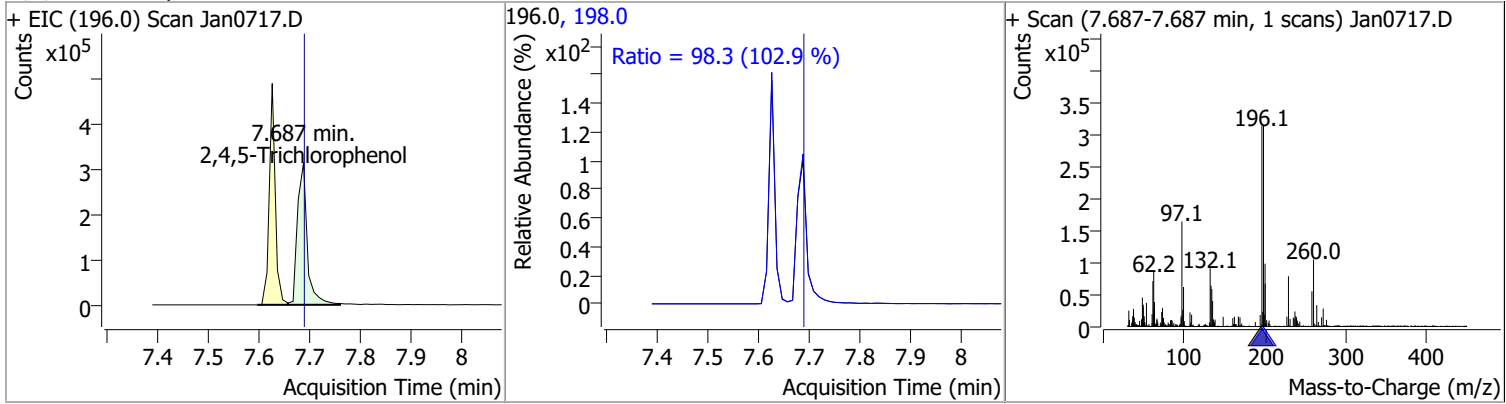
Compound	Conc.	RT	Dev(Min)	Resp.	QIon	QRatio	Lower	Upper
Hexachlorocyclopentadiene	67.5070	7.45	0.00	184857	238.9	64.5	45.5	84.6
					234.9	61.8	43.6	80.9



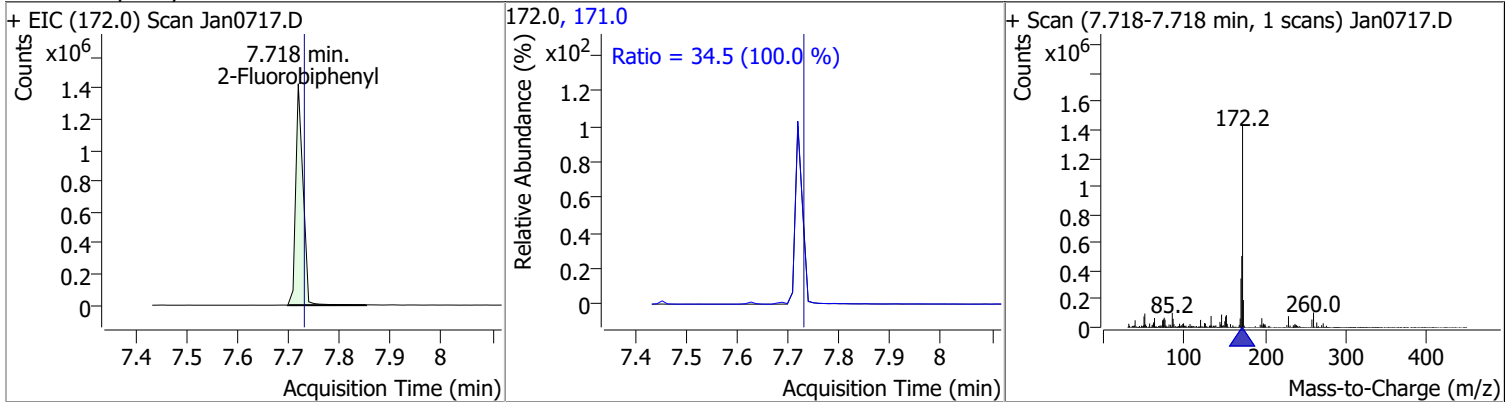
Compound	Conc.	RT	Dev(Min)	Resp.	QIon	QRatio	Lower	Upper
2,4,6-Trichlorophenol	98.0757	7.63	0.01	401364	198.0	98.2	66.6	123.6



Compound	Conc.	RT	Dev(Min)	Resp.	QIon	QRatio	Lower	Upper
2,4,5-Trichlorophenol	93.2782	7.69	0.01	422272	198.0	98.3	66.8	124.1

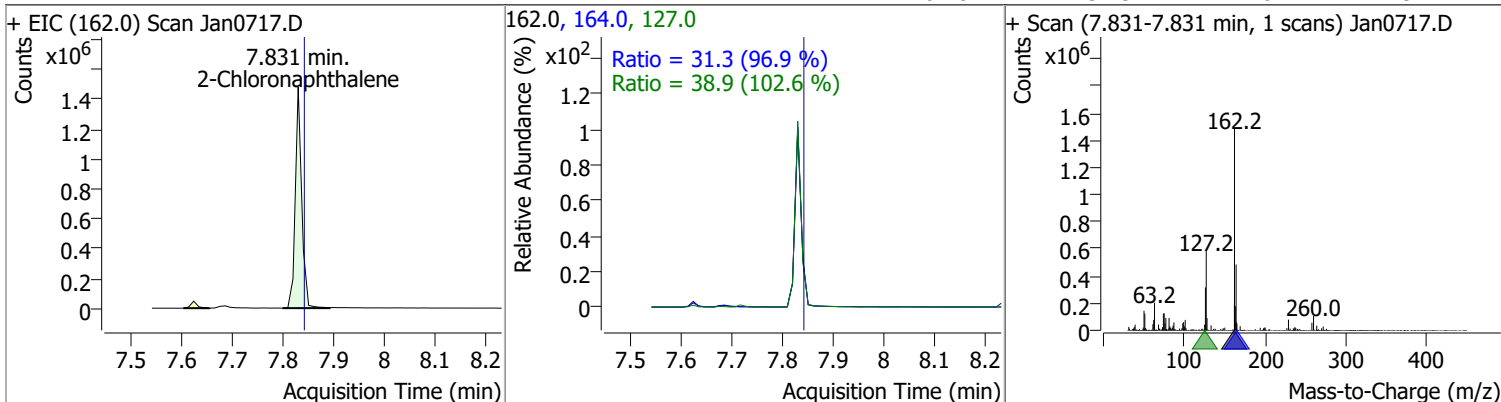


Compound	Conc.	RT	Dev(Min)	Resp.	QIon	QRatio	Lower	Upper
2-Fluorobiphenyl	78.7816	7.72	0.00	1424378	171.0	34.5	24.2	44.9

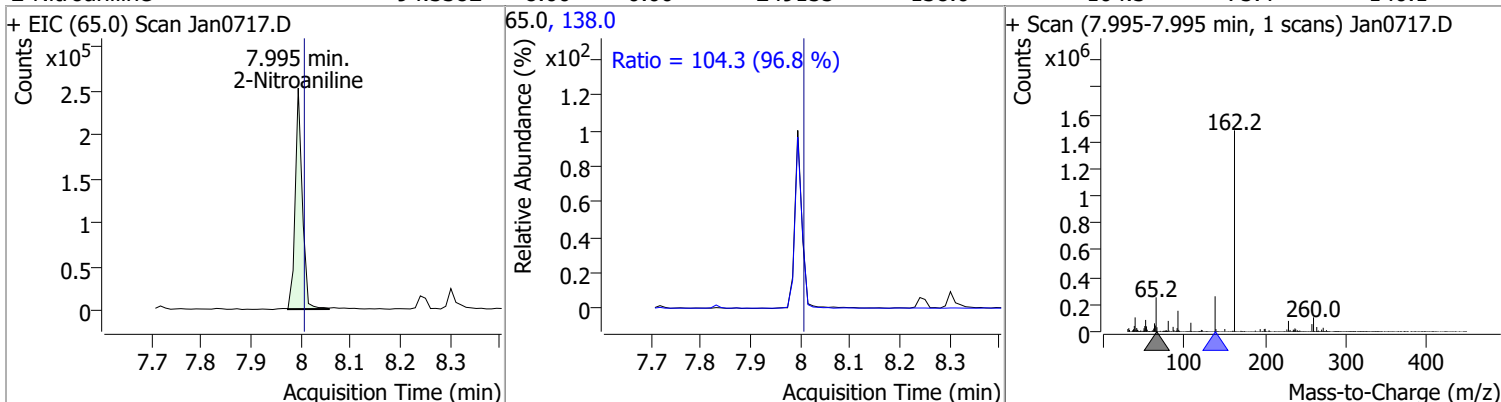


Quantitation Results Report (QT Reviewed)

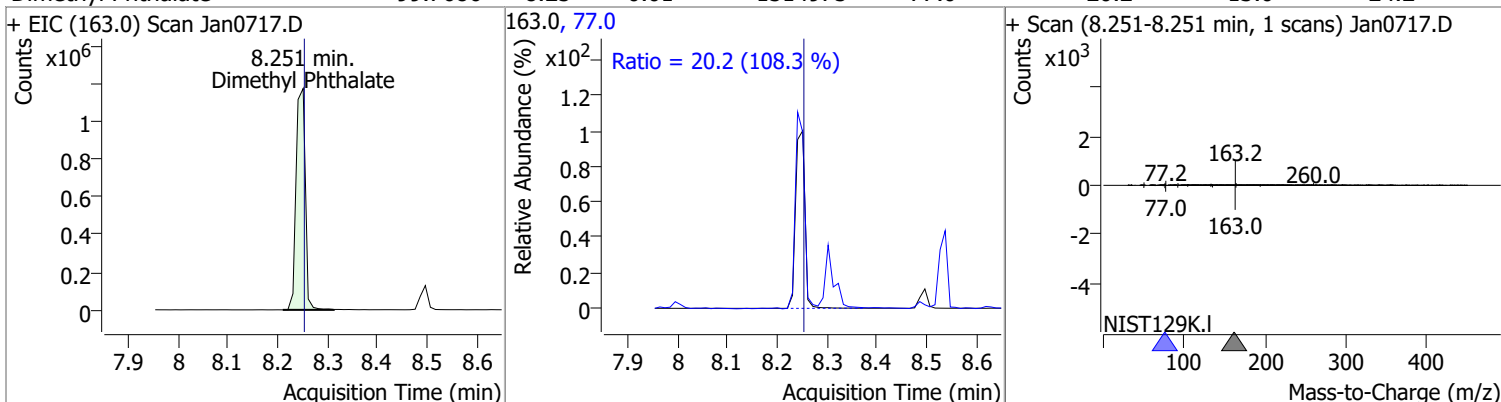
Compound	Conc.	RT	Dev(Min)	Resp.	QIon	QRatio	Lower	Upper
2-Chloronaphthalene	85.9036	7.83	0.00	1296792	127.0	38.9	26.5	49.3
					164.0	31.3	22.6	41.9



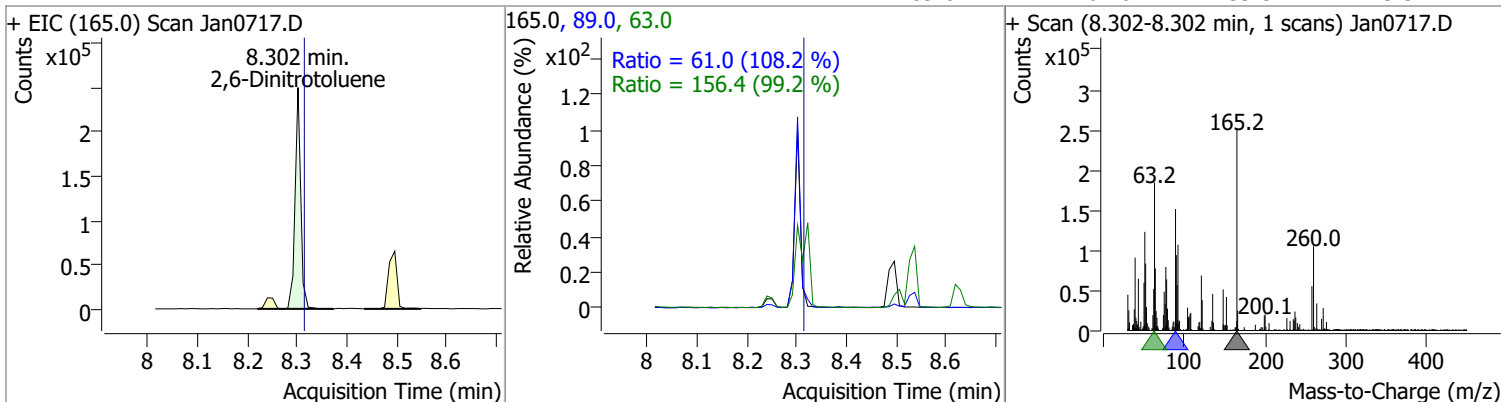
Compound	Conc.	RT	Dev(Min)	Resp.	QIon	QRatio	Lower	Upper
2-Nitroaniline	94.3382	8.00	0.00	249155	138.0	104.3	75.4	140.1



Compound	Conc.	RT	Dev(Min)	Resp.	QIon	QRatio	Lower	Upper
Dimethyl Phthalate	99.7686	8.25	0.01	1514975	77.0	20.2	13.0	24.2

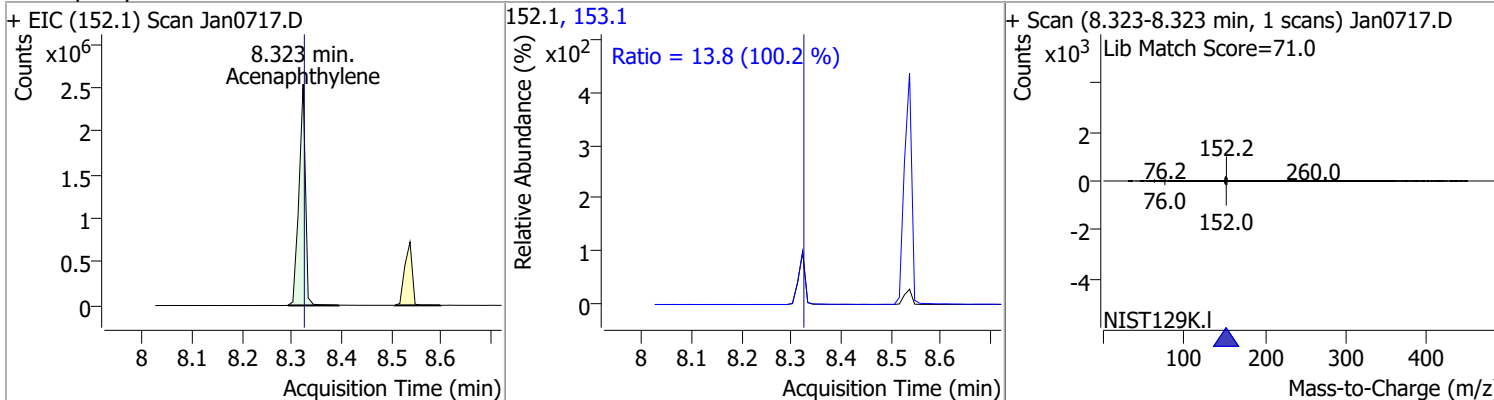


Compound	Conc.	RT	Dev(Min)	Resp.	QIon	QRatio	Lower	Upper
2,6-Dinitrotoluene	97.3421	8.30	0.00	197245	63.0	156.4	110.4	205.0
					89.0	61.0	39.5	73.3

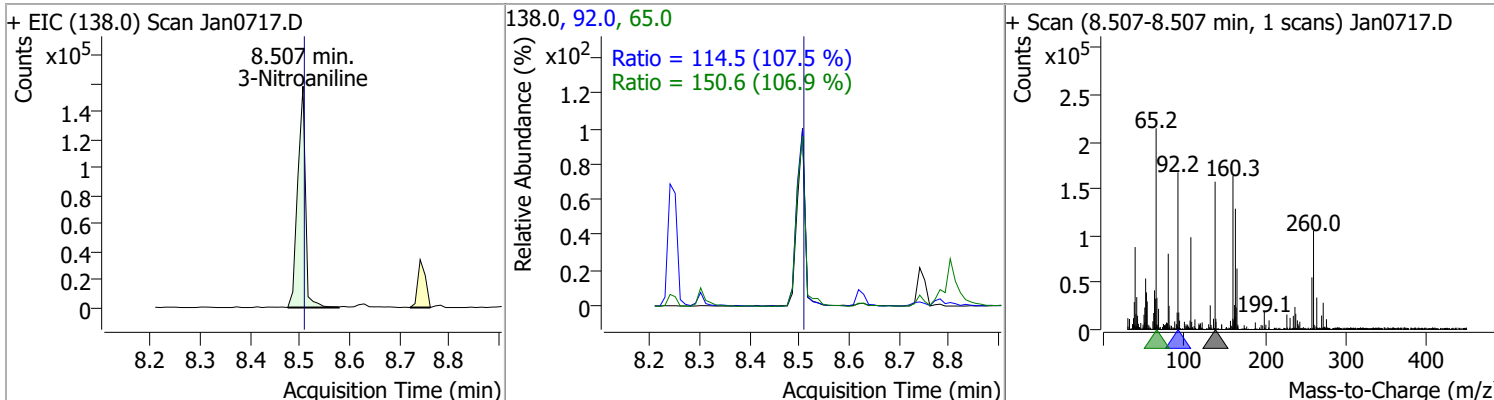


Quantitation Results Report (QT Reviewed)

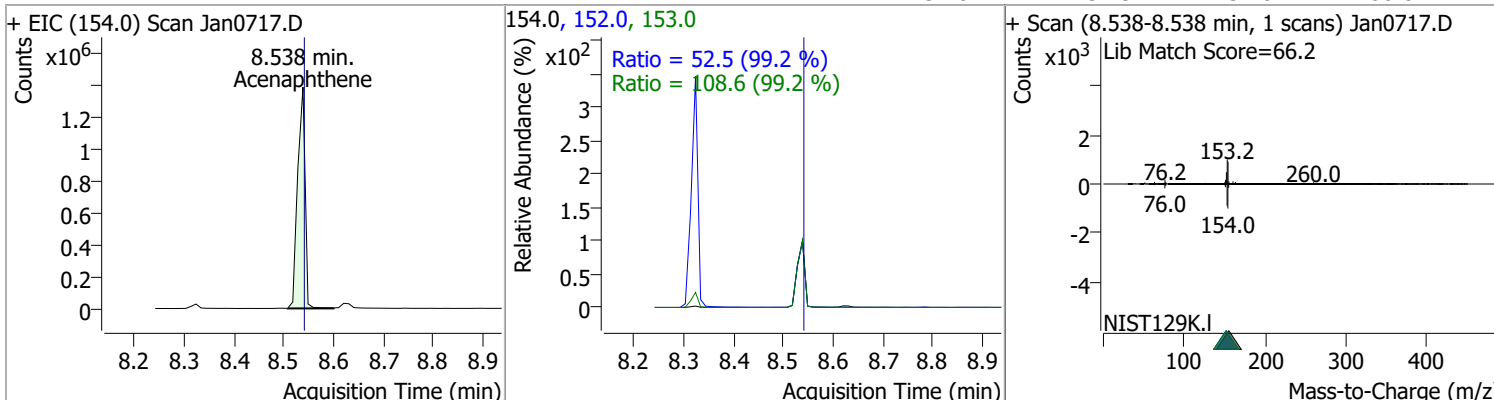
Compound	Conc.	RT	Dev(Min)	Resp.	QIon	QRatio	Lower	Upper
Acenaphthylene	93.1970	8.32	0.01	2289349	153.1	13.8	9.6	17.9



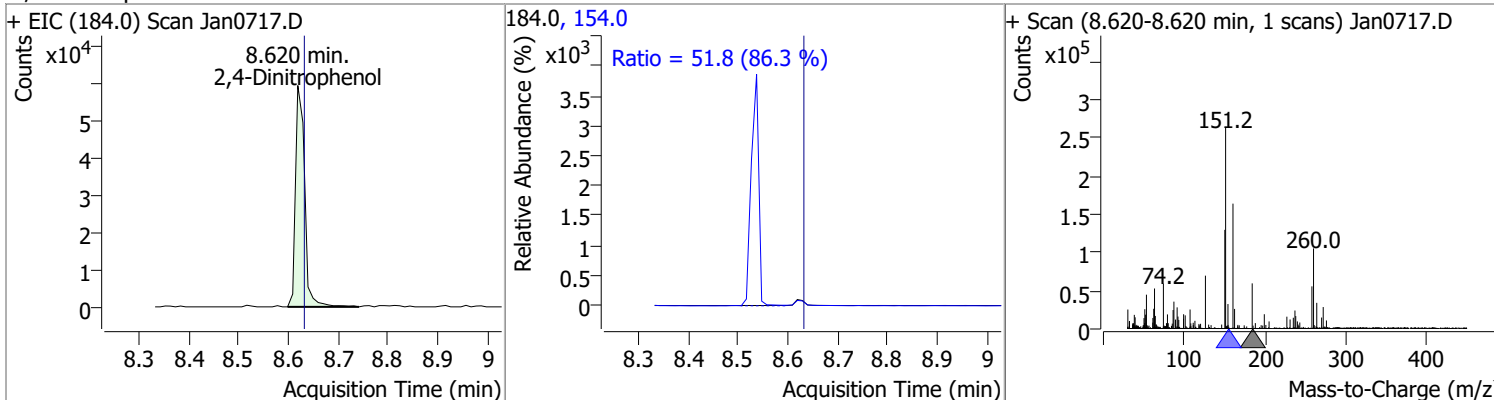
Compound	Conc.	RT	Dev(Min)	Resp.	QIon	QRatio	Lower	Upper
3-Nitroaniline	78.0526	8.51	0.01	171286	65.0	150.6	98.6	183.2
					92.0	114.5	74.5	138.4



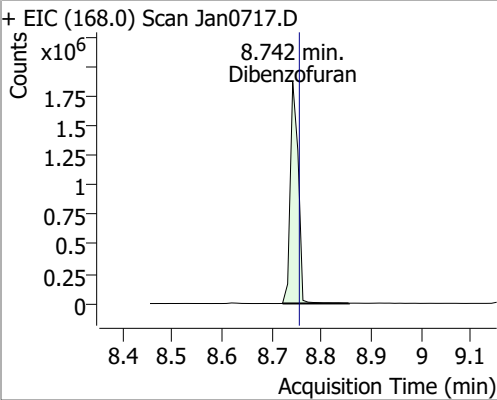
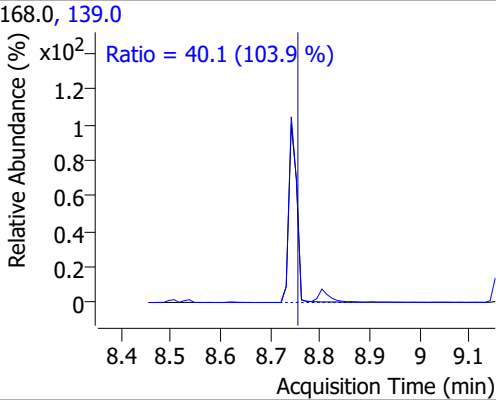
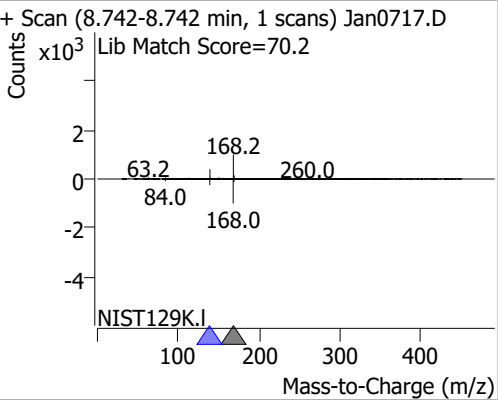
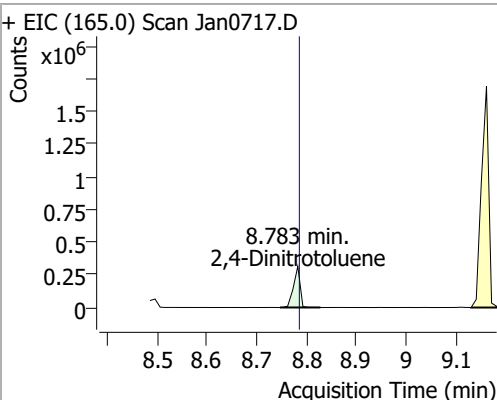
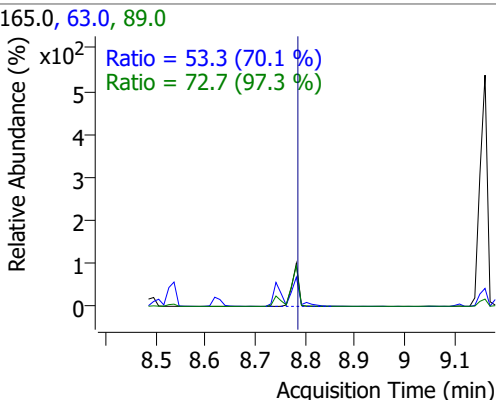
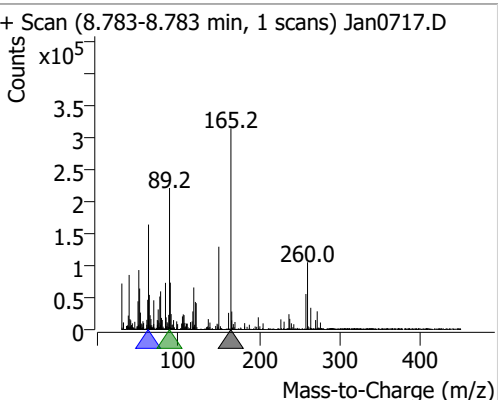
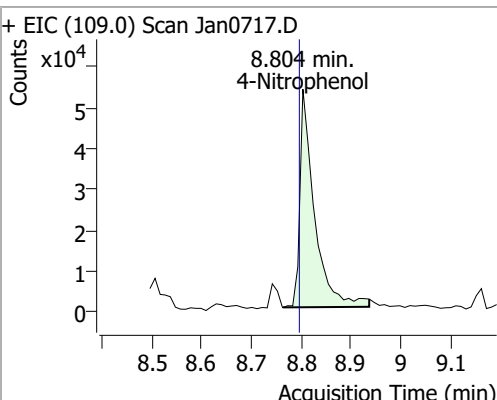
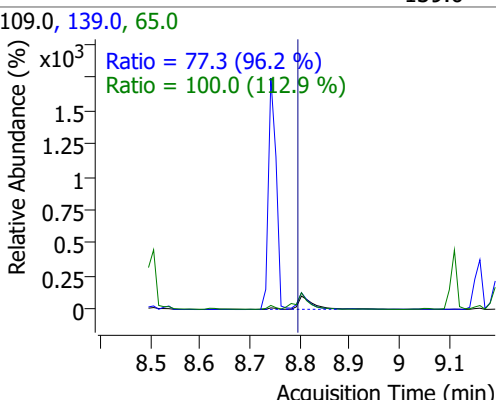
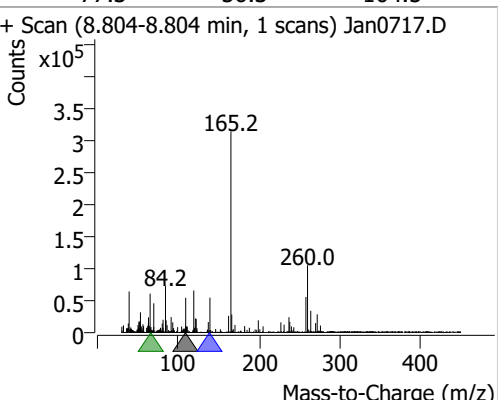
Compound	Conc.	RT	Dev(Min)	Resp.	QIon	QRatio	Lower	Upper
Acenaphthene	103.6022	8.54	0.01	1442280	153.0	108.6	76.6	142.3
					152.0	52.5	37.0	68.8



Compound	Conc.	RT	Dev(Min)	Resp.	QIon	QRatio	Lower	Upper
2,4-Dinitrophenol	72.0804	8.62	0.00	76386	154.0	51.8	42.0	78.1

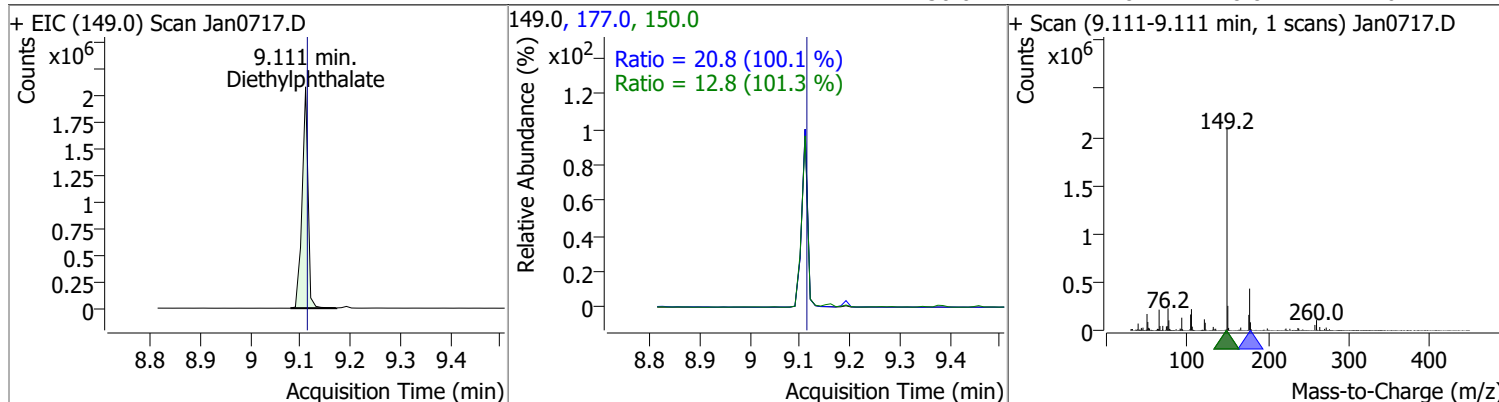


Quantitation Results Report (QT Reviewed)

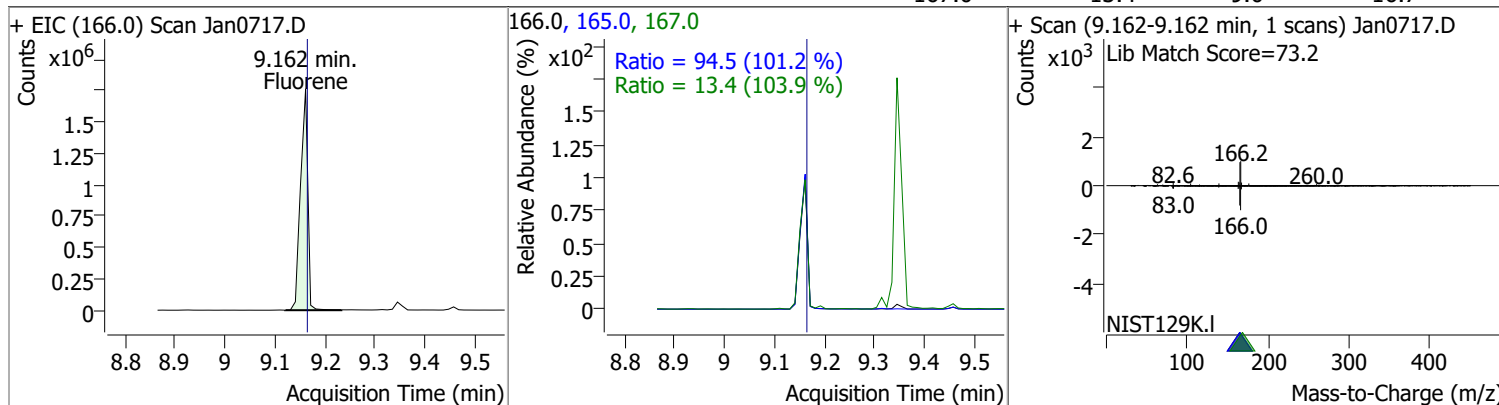
Compound	Conc.	RT	Dev(Min)	Resp.	QIon	QRatio	Lower	Upper
Dibenzofuran	92.3699	8.74	0.00	2035160	139.0	40.1	27.0	50.2
+ EIC (168.0) Scan Jan0717.D			168.0, 139.0			+ Scan (8.742-8.742 min, 1 scans) Jan0717.D		
								
2,4-Dinitrotoluene	103.6202	8.78	0.01	286642	63.0 89.0	53.3 72.7	53.2 52.3	98.9 97.1
+ EIC (165.0) Scan Jan0717.D			165.0, 63.0, 89.0			+ Scan (8.783-8.783 min, 1 scans) Jan0717.D		
								
4-Nitrophenol	50.2901	8.80	0.02	108738	65.0 139.0	100.0 77.3	62.0 56.3	115.1 104.5
+ EIC (109.0) Scan Jan0717.D			109.0, 139.0, 65.0			+ Scan (8.804-8.804 min, 1 scans) Jan0717.D		
								

Quantitation Results Report (QT Reviewed)

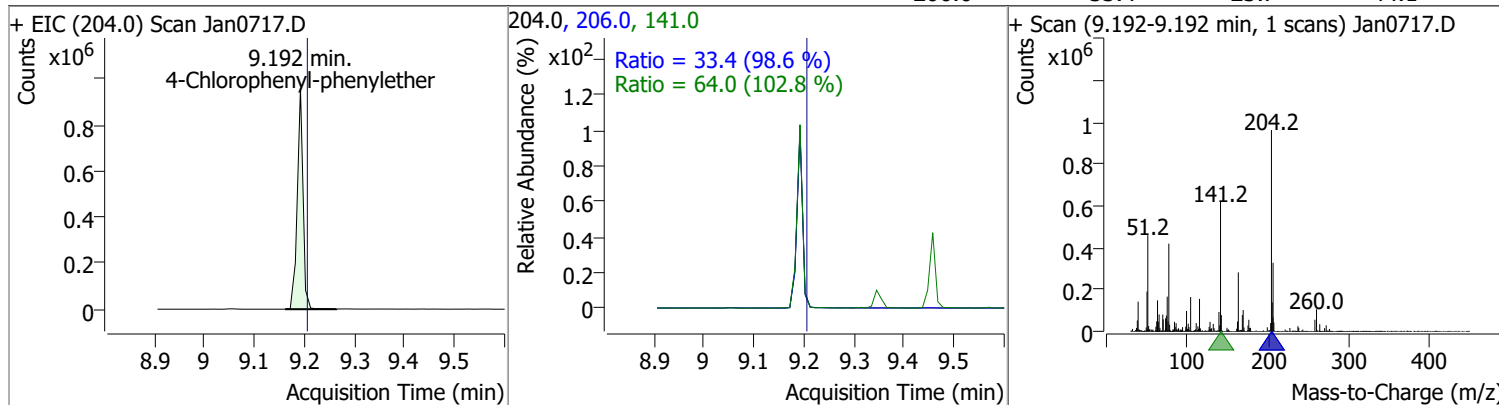
Compound	Conc.	RT	Dev(Min)	Resp.	QIon	QRatio	Lower	Upper
Diethylphthalate	104.9967	9.11	0.01	1715328	177.0	20.8	14.5	27.0
					150.0	12.8	8.8	16.4



Fluorene	98.4616	9.16	0.01	1780731	165.0	94.5	65.4	121.4
					167.0	13.4	9.0	16.7

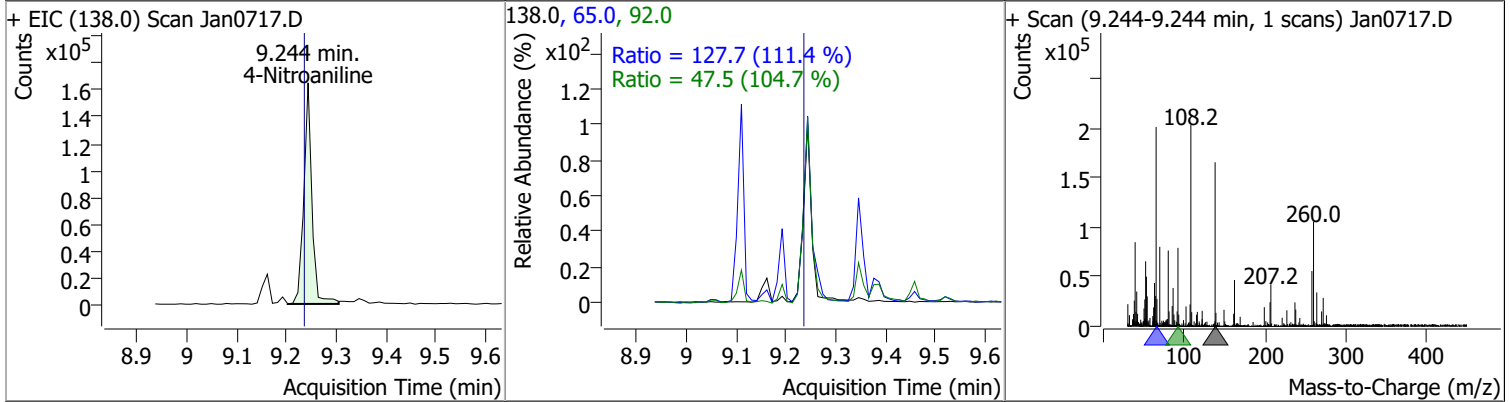


4-Chlorophenyl-phenylether	93.9221	9.19	0.00	774581	141.0	64.0	43.6	80.9
					206.0	33.4	23.7	44.1

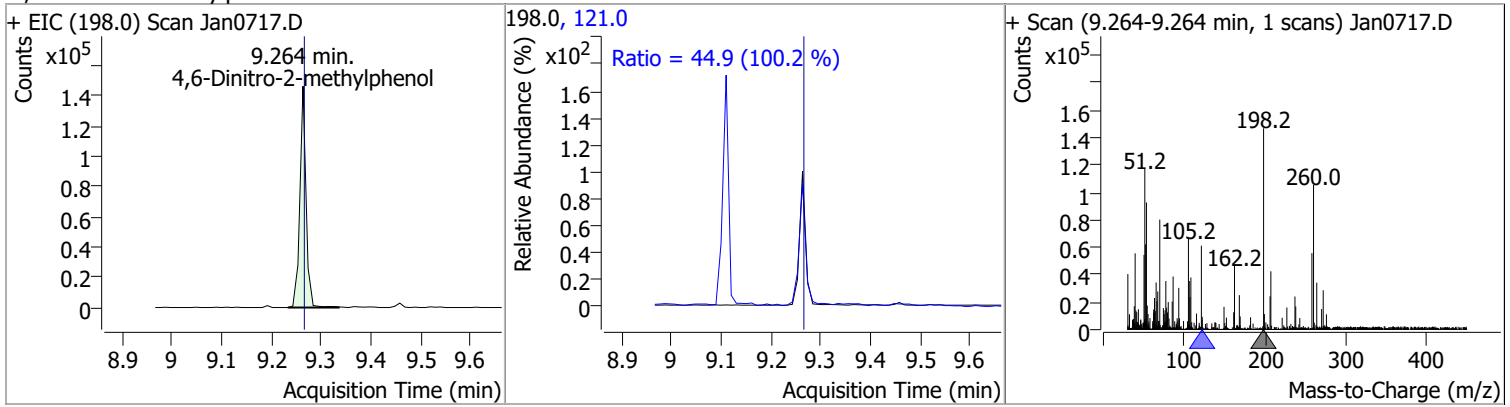


Quantitation Results Report (QT Reviewed)

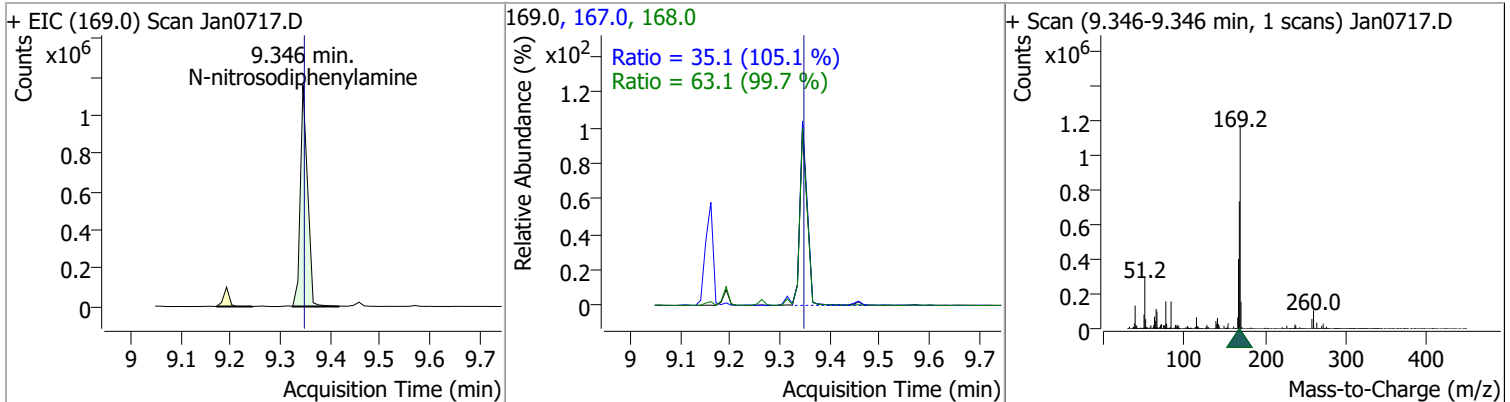
Compound	Conc.	RT	Dev(Min)	Resp.	QIon	QRatio	Lower	Upper
4-Nitroaniline	82.1527	9.24	0.01	187964	65.0	127.7	80.2	149.0
					92.0	47.5	31.7	58.9



Compound	Conc.	RT	Dev(Min)	Resp.	QIon	QRatio	Lower	Upper
4,6-Dinitro-2-methylphenol	79.0833	9.26	0.00	126456	121.0	44.9	31.4	58.3

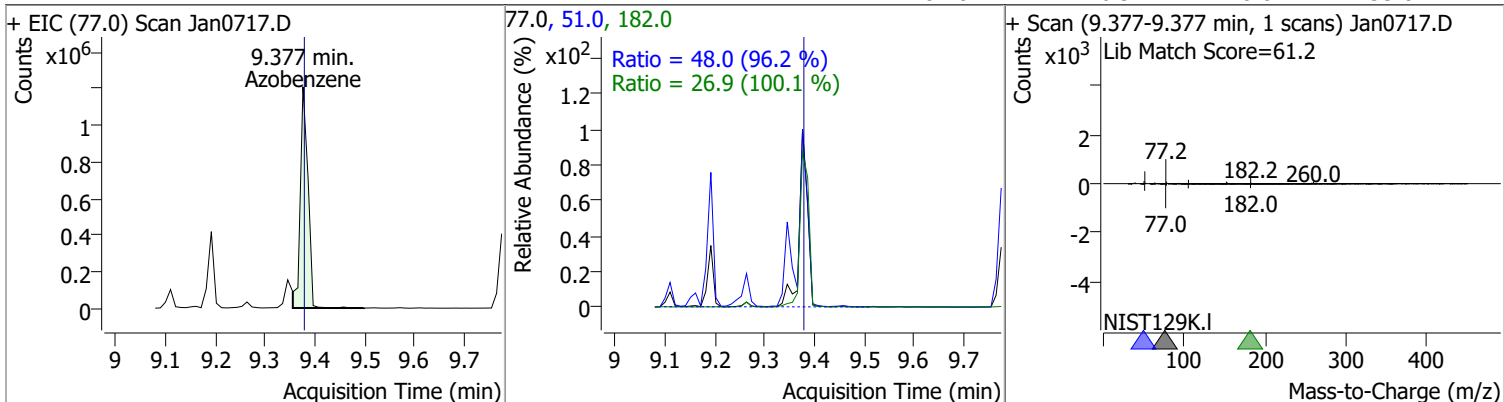


Compound	Conc.	RT	Dev(Min)	Resp.	QIon	QRatio	Lower	Upper
N-nitrosodiphenylamine	97.9205	9.35	0.00	1169745	168.0	63.1	44.3	82.3
					167.0	35.1	23.4	43.4

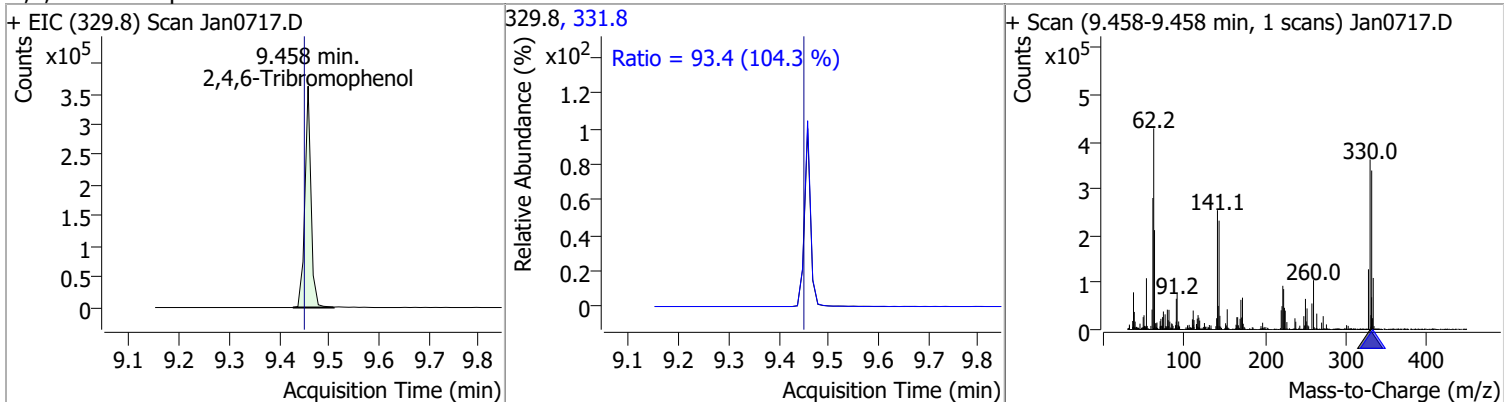


Quantitation Results Report (QT Reviewed)

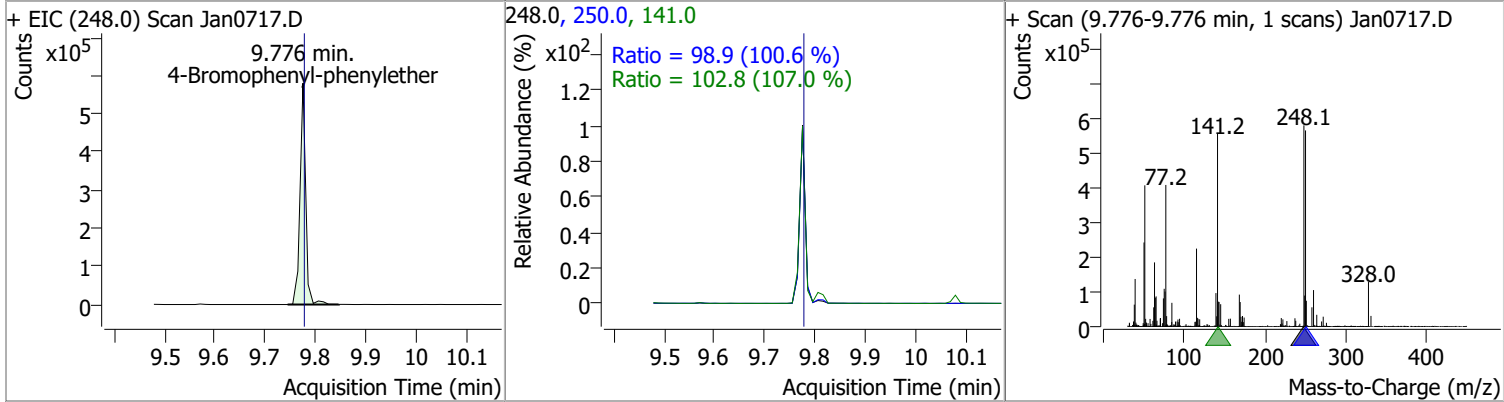
Compound	Conc.	RT	Dev(Min)	Resp.	QIon	QRatio	Lower	Upper
Azobenzene	90.4569	9.38	0.00	1290608	51.0	48.0	34.9	64.9
					182.0	26.9	18.8	35.0



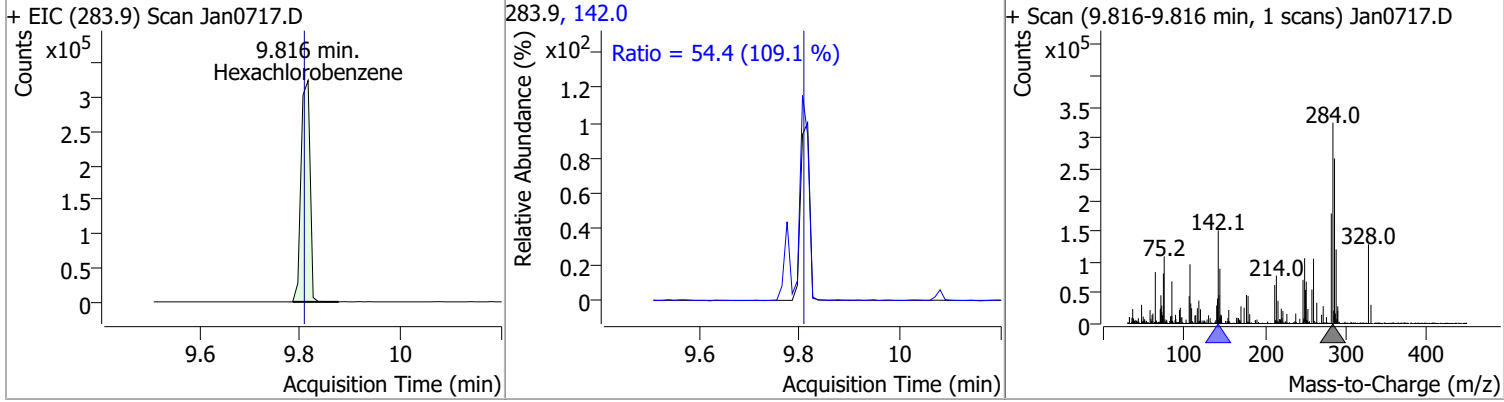
Compound	Conc.	RT	Dev(Min)	Resp.	QIon	QRatio	Lower	Upper
2,4,6-Tribromophenol	183.7926	9.46	0.01	307177	331.8	93.4	62.7	116.4



Compound	Conc.	RT	Dev(Min)	Resp.	QIon	QRatio	Lower	Upper
4-Bromophenyl-phenylether	92.9850	9.78	0.00	454988	250.0	98.9	68.8	127.8
					141.0	102.8	67.3	124.9

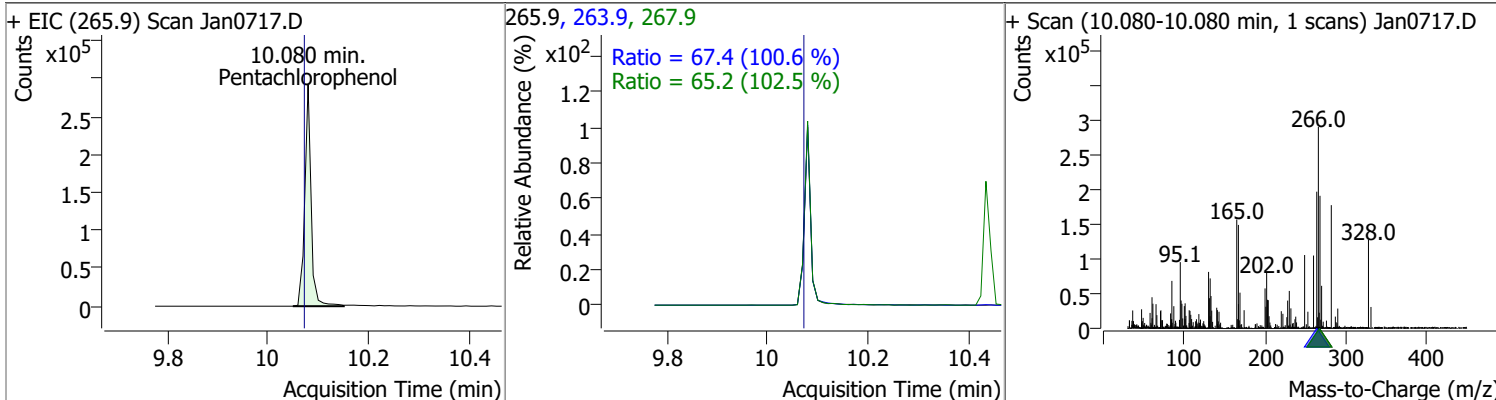


Compound	Conc.	RT	Dev(Min)	Resp.	QIon	QRatio	Lower	Upper
Hexachlorobenzene	82.4078	9.82	0.01	404527	142.0	54.4	34.9	64.8

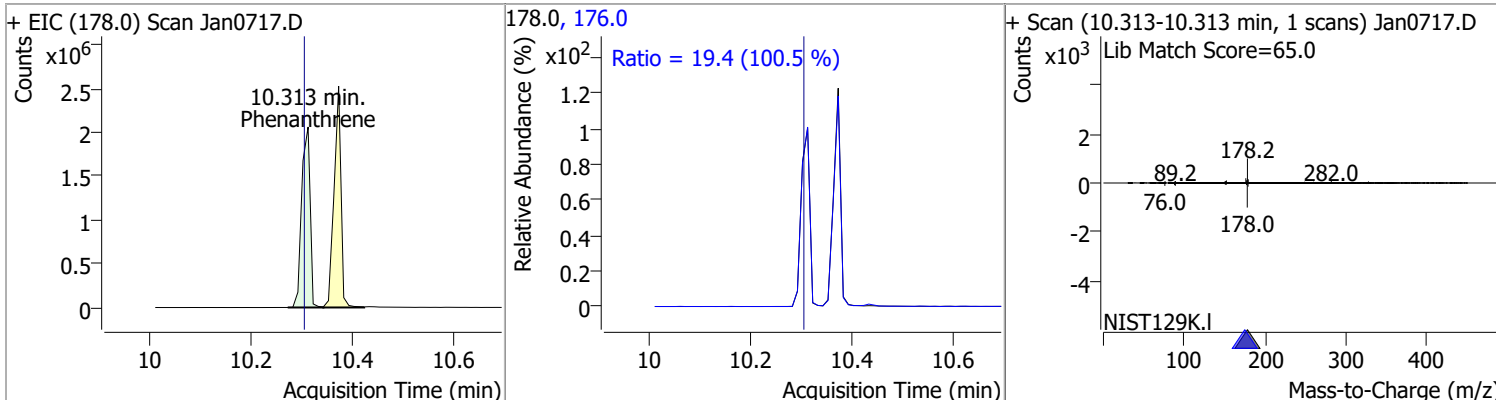


Quantitation Results Report (QT Reviewed)

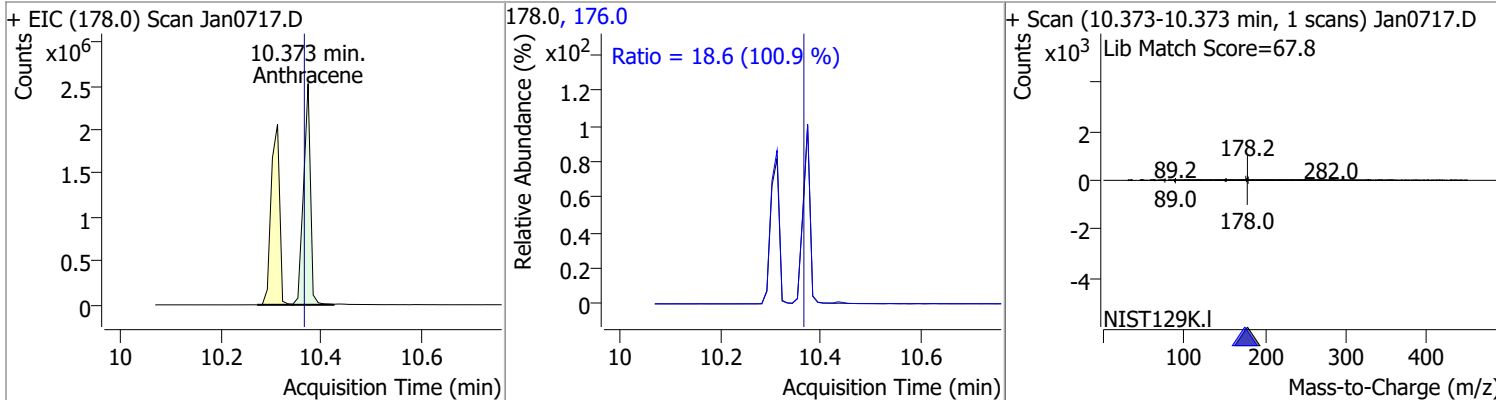
Compound	Conc.	RT	Dev(Min)	Resp.	QIon	QRatio	Lower	Upper
Pentachlorophenol	107.0109	10.08	0.01	255305	263.9	67.4	46.9	87.1
					267.9	65.2	44.6	82.7



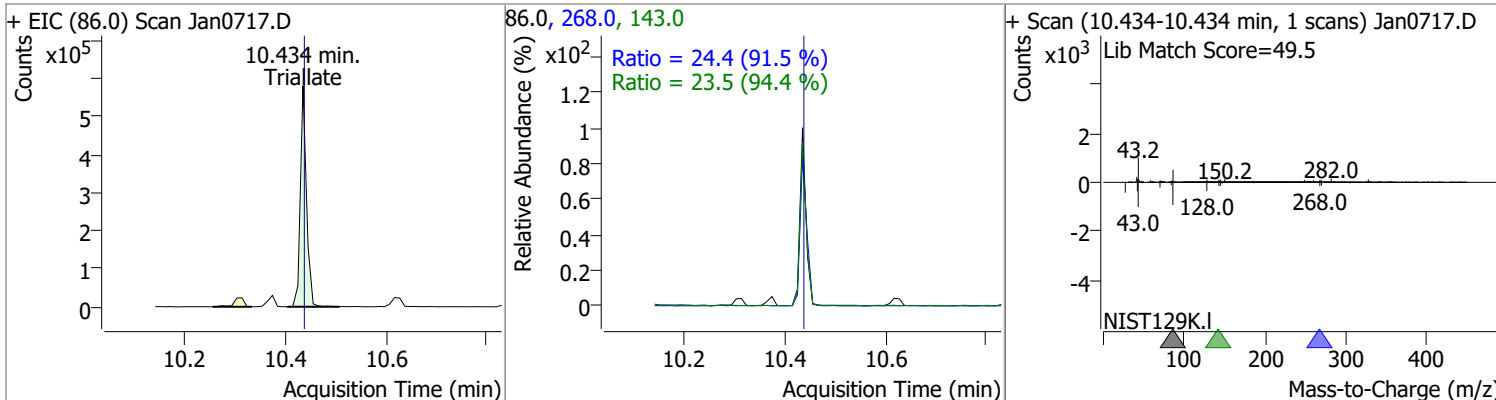
Compound	Conc.	RT	Dev(Min)	Resp.	QIon	QRatio	Lower	Upper
Phenanthrene	98.1546	10.31	0.01	2415298	176.0	19.4	13.5	25.0



Compound	Conc.	RT	Dev(Min)	Resp.	QIon	QRatio	Lower	Upper
Anthracene	100.8589	10.37	0.01	2418802	176.0	18.6	12.9	23.9

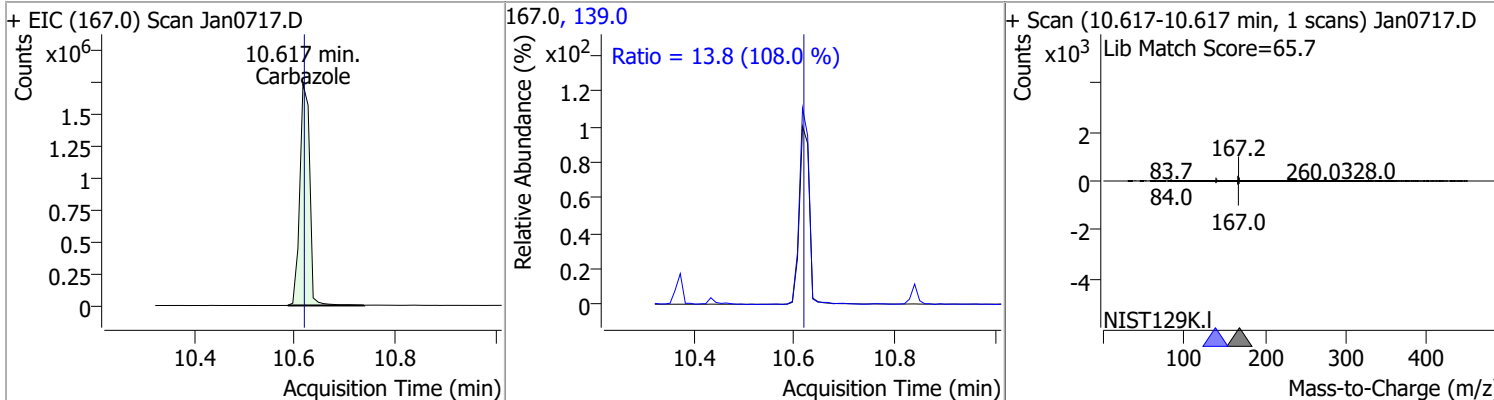


Compound	Conc.	RT	Dev(Min)	Resp.	QIon	QRatio	Lower	Upper
Triallate	93.1983	10.43	0.00	491410	268.0	24.4	18.7	34.7
					143.0	23.5	17.4	32.3

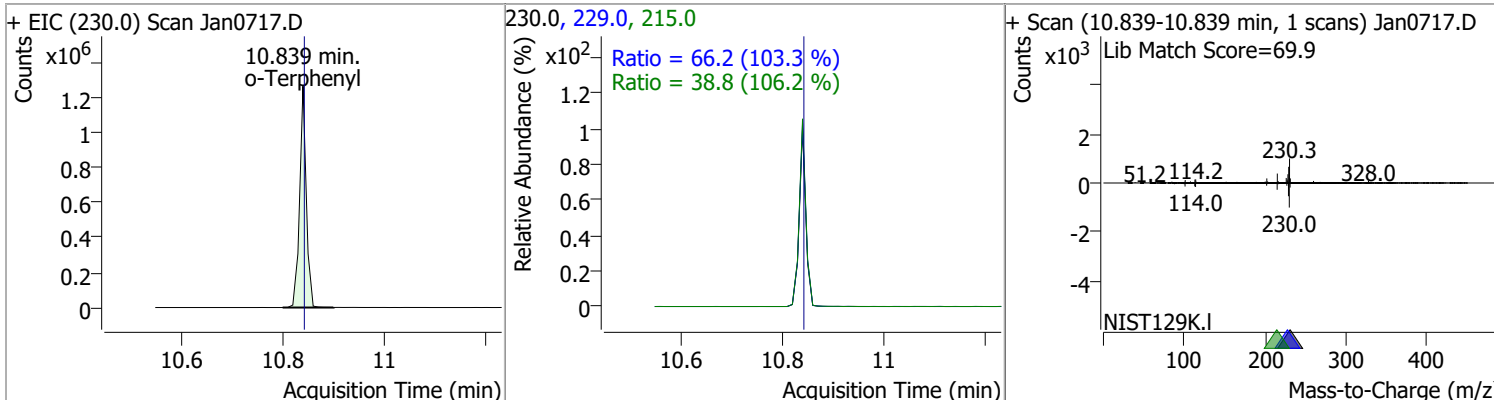


Quantitation Results Report (QT Reviewed)

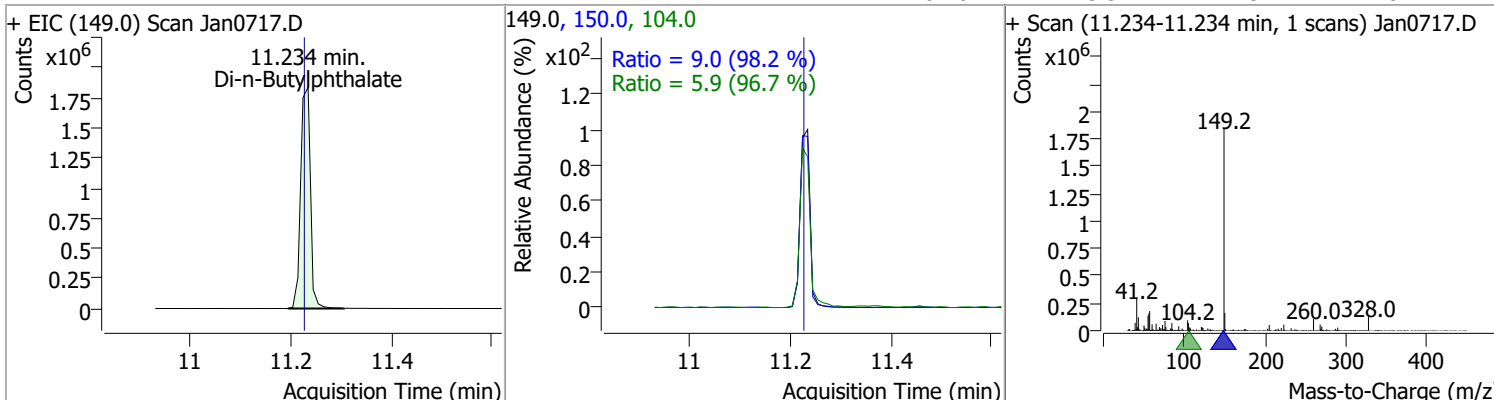
Compound	Conc.	RT	Dev(Min)	Resp.	QIon	QRatio	Lower	Upper
Carbazole	102.2970	10.62	0.00	2383568	139.0	13.8	8.9	16.6



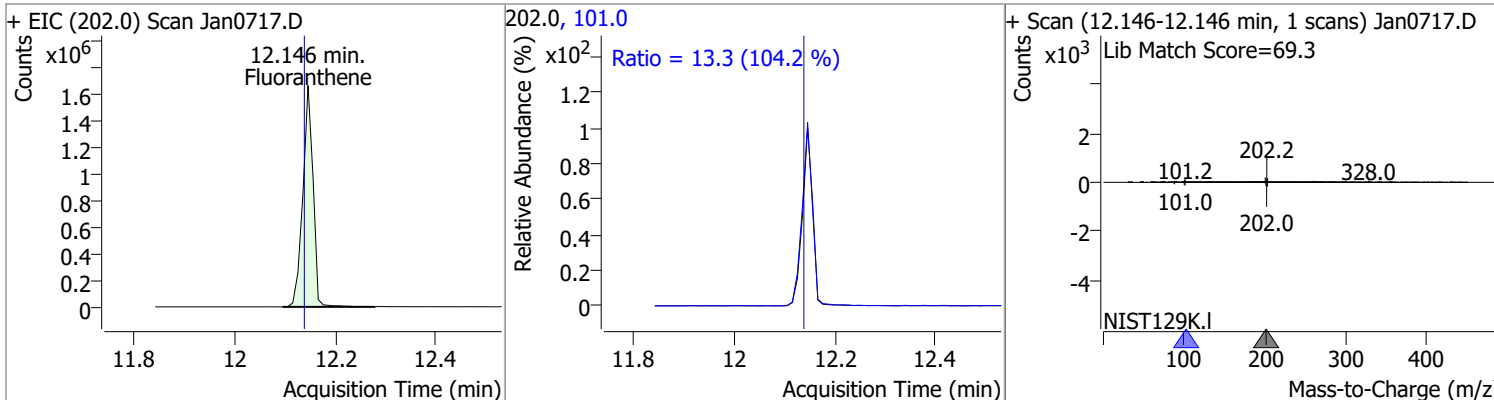
o-Terphenyl	82.5052	10.84	0.00	1161334	229.0 215.0	66.2 38.8	44.9 25.6	83.3 47.5
-------------	---------	-------	------	---------	----------------	--------------	--------------	--------------



Di-n-Butylphthalate	105.8324	11.23	0.01	2488134	150.0 104.0	9.0 5.9	6.4 4.3	11.9 7.9
---------------------	----------	-------	------	---------	----------------	------------	------------	-------------

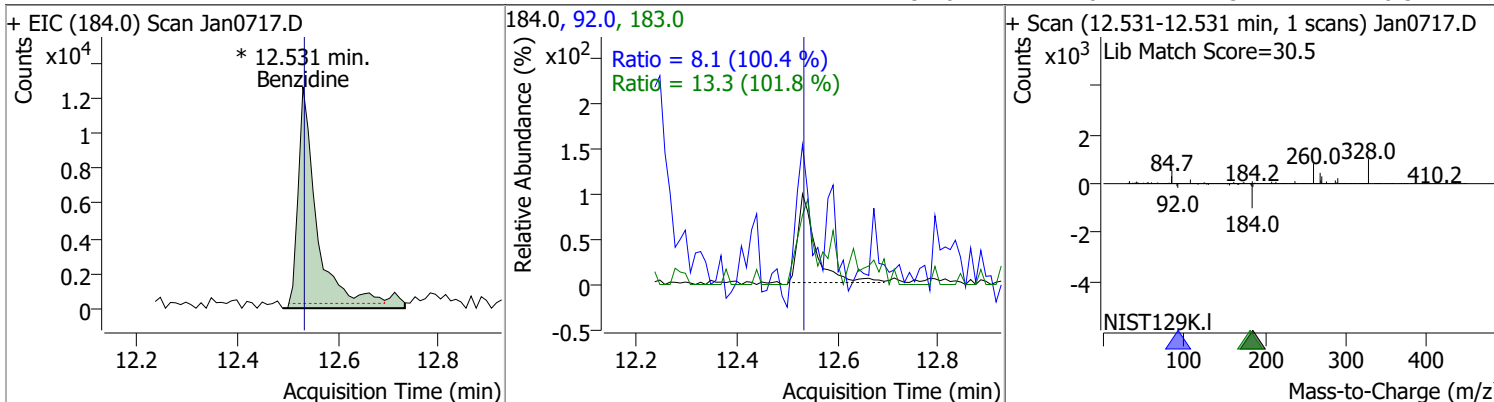


Fluoranthene	91.9534	12.15	0.01	2358168	101.0	13.3	8.9	16.6
--------------	---------	-------	------	---------	-------	------	-----	------

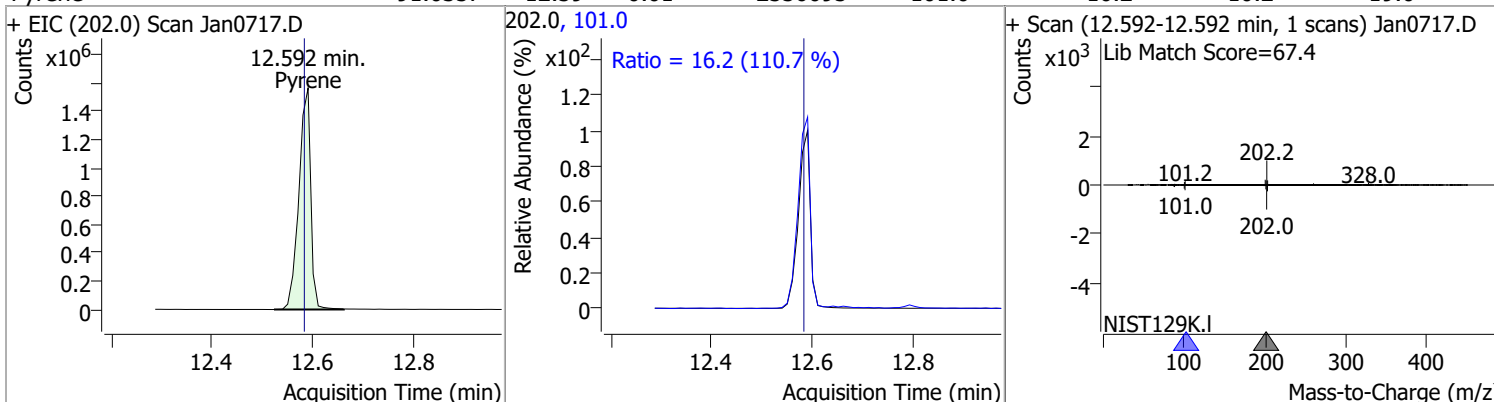


Quantitation Results Report (QT Reviewed)

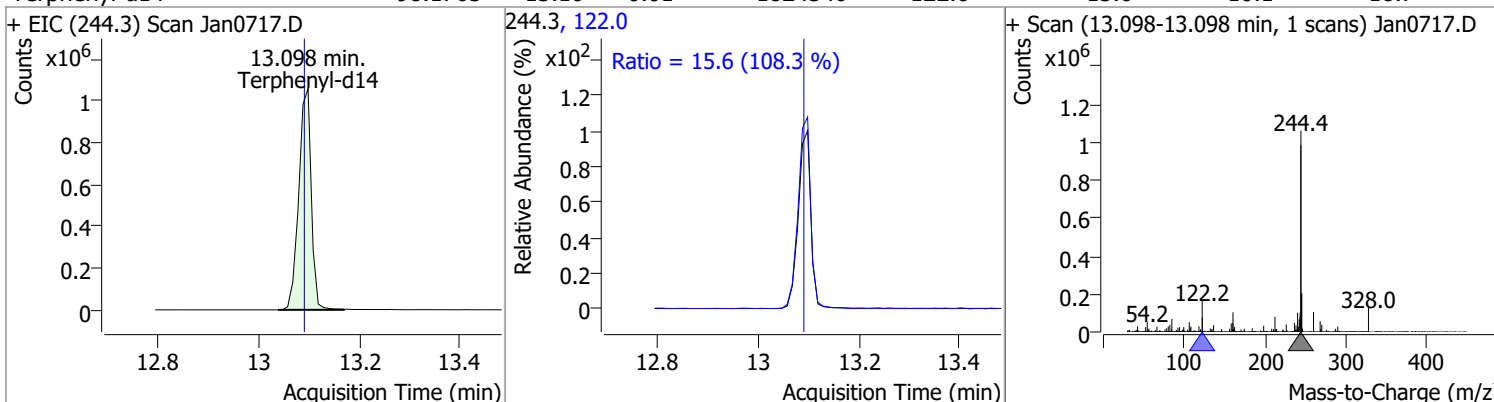
Compound	Conc.	RT	Dev(Min)	Resp.	QIon	QRatio	Lower	Upper
Benzidine	4.8528	12.53	0.00	34844 (m)	183.0	13.3	9.1	17.0
					92.0	8.1	5.7	10.5



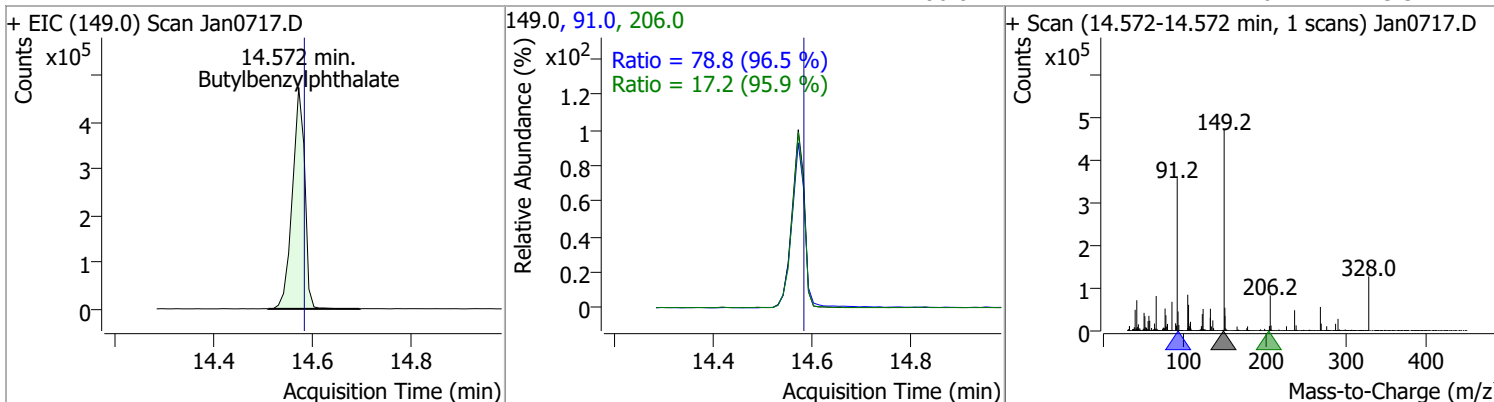
Compound	Conc.	RT	Dev(Min)	Resp.	QIon	QRatio	Lower	Upper
Pyrene	91.0357	12.59	0.01	2556095	101.0	16.2	10.2	19.0



Compound	Conc.	RT	Dev(Min)	Resp.	QIon	QRatio	Lower	Upper
Terphenyl-d14	98.1763	13.10	0.01	1824546	122.0	15.6	10.1	18.7

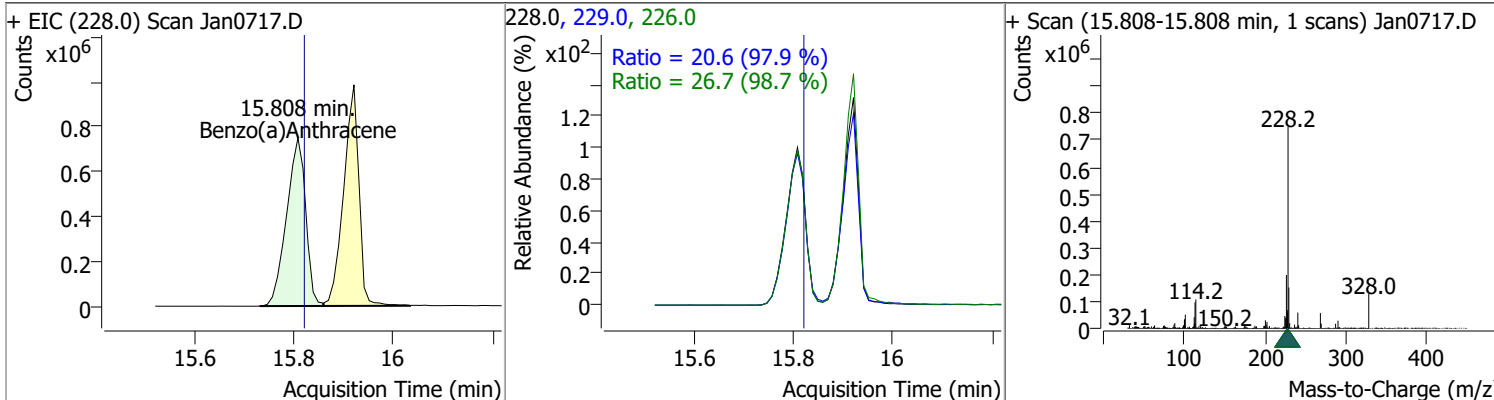


Compound	Conc.	RT	Dev(Min)	Resp.	QIon	QRatio	Lower	Upper
Butylbenzylphthalate	105.7770	14.57	0.01	817900	91.0	78.8	57.2	106.2
					206.0	17.2	12.6	23.3

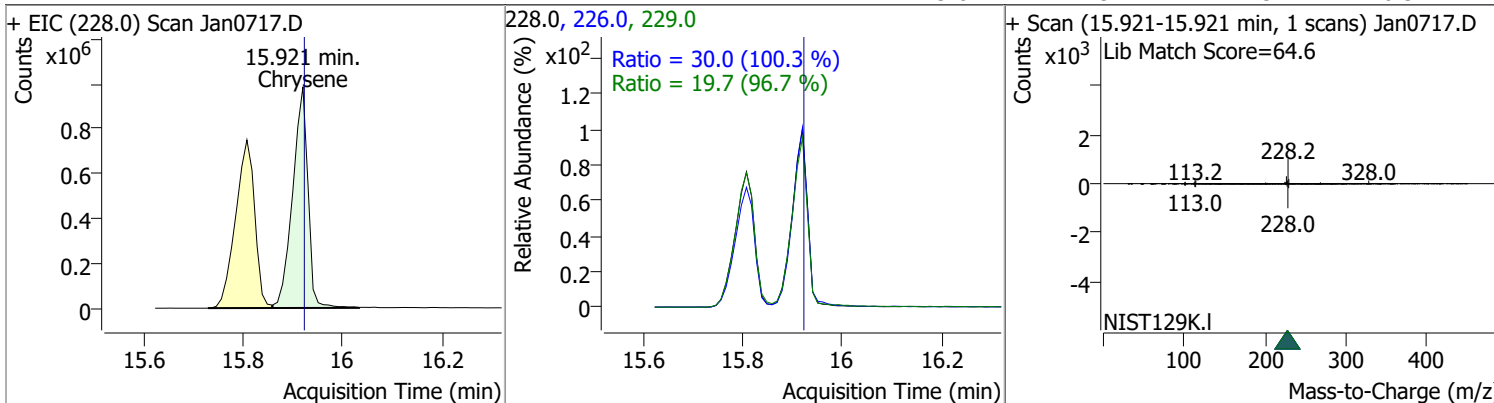


Quantitation Results Report (QT Reviewed)

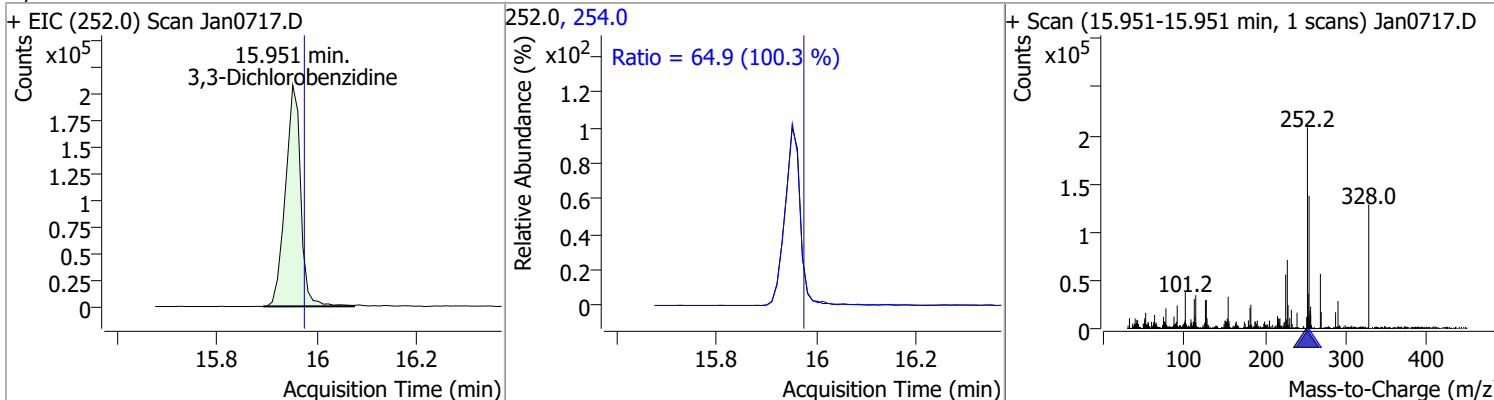
Compound	Conc.	RT	Dev(Min)	Resp.	QIon	QRatio	Lower	Upper
Benzo(a)Anthracene	98.0414	15.81	0.01	1990833	226.0	26.7	18.9	35.2
					229.0	20.6	14.7	27.3



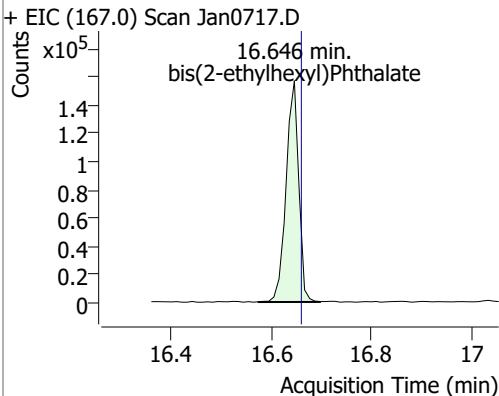
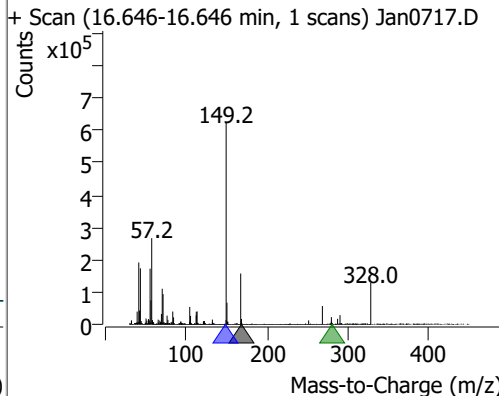
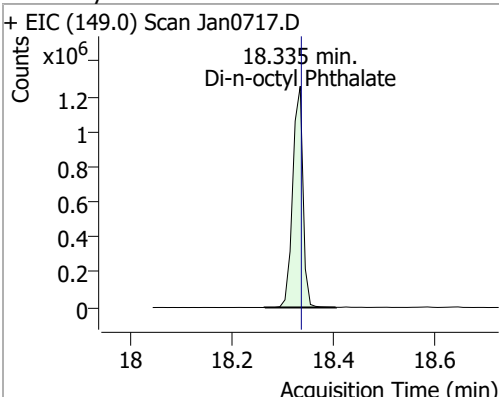
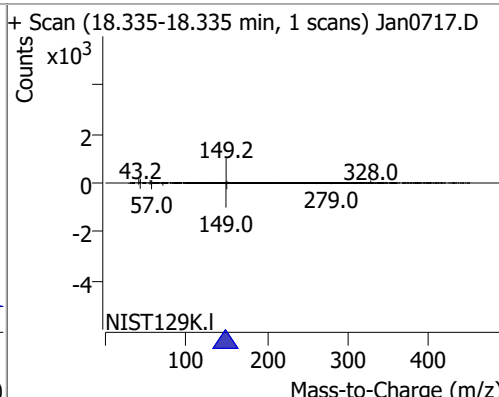
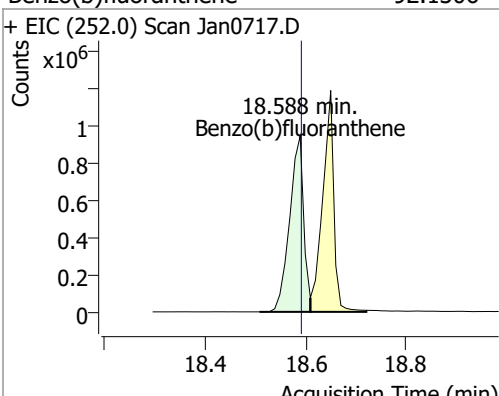
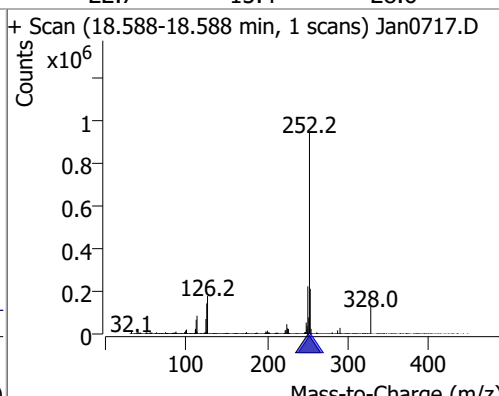
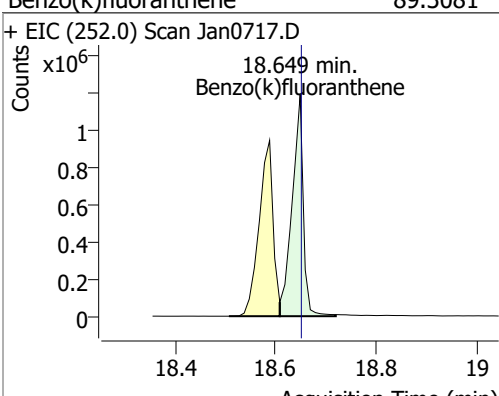
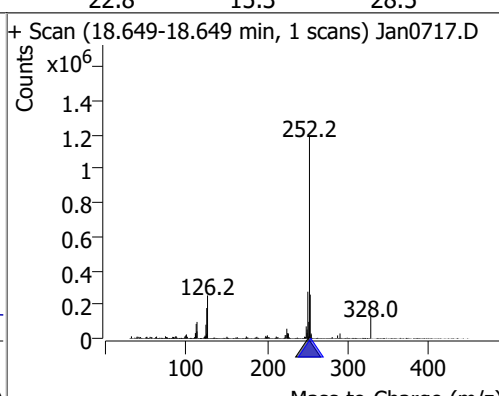
Compound	Conc.	RT	Dev(Min)	Resp.	QIon	QRatio	Lower	Upper
Chrysene	95.1331	15.92	0.02	2102956	226.0	30.0	21.0	38.9
					229.0	19.7	14.3	26.5



Compound	Conc.	RT	Dev(Min)	Resp.	QIon	QRatio	Lower	Upper
3,3-Dichlorobenzidine	65.0842	15.95	0.00	443992	254.0	64.9	45.3	84.1

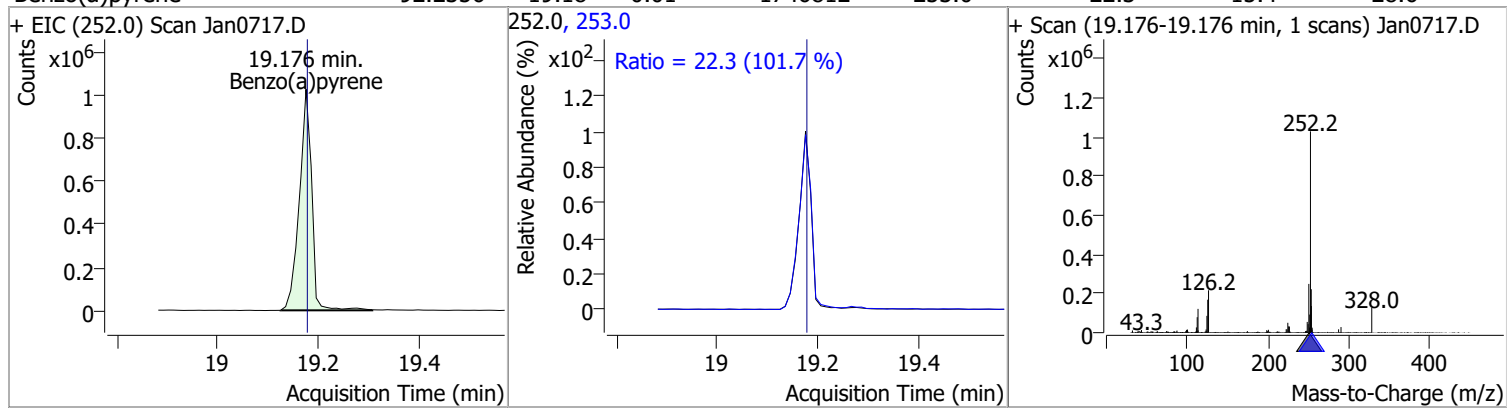


Quantitation Results Report (QT Reviewed)

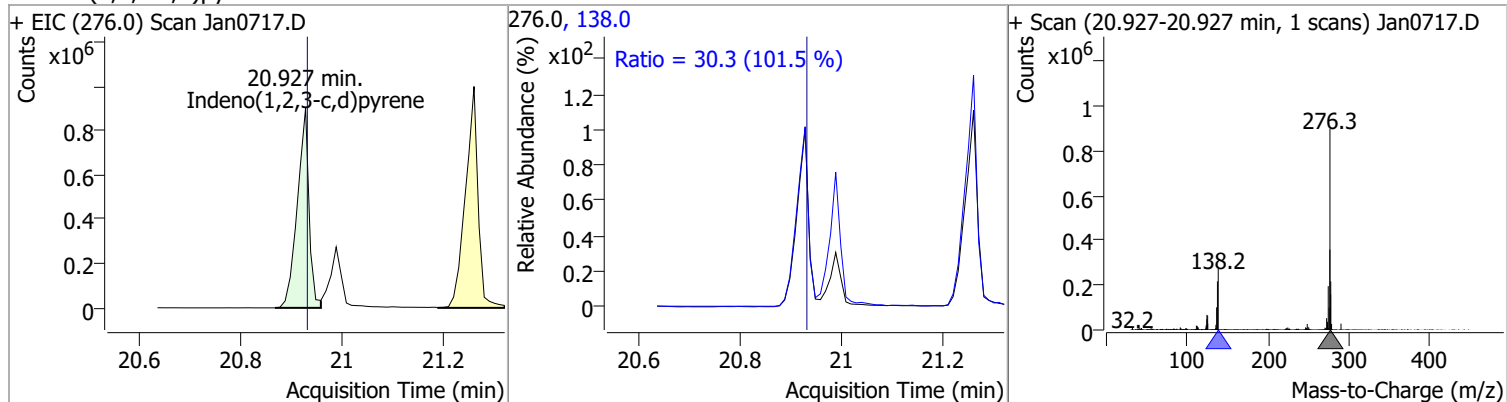
Compound	Conc.	RT	Dev(Min)	Resp.	QIon	QRatio	Lower	Upper
bis(2-ethylhexyl)Phthalate	100.8065	16.65	0.01	275860	149.0 279.0	396.0 14.9	278.0 10.9	516.2 20.3
+ EIC (167.0) Scan Jan0717.D 			167.0, 149.0, 279.0 Ratio = 396.0 (99.7 %) Ratio = 14.9 (95.4 %)			+ Scan (16.646-16.646 min, 1 scans) Jan0717.D 		
Di-n-octyl Phthalate	94.8230	18.34	0.01	1781921	150.0	9.4	6.7	12.4
+ EIC (149.0) Scan Jan0717.D 			149.0, 150.0 Ratio = 9.4 (98.8 %)			+ Scan (18.335-18.335 min, 1 scans) Jan0717.D 		
Benzo(b)fluoranthene	92.1306	18.59	0.01	1820818	253.0	22.7	15.4	28.6
+ EIC (252.0) Scan Jan0717.D 			252.0, 253.0 Ratio = 22.7 (103.0 %)			+ Scan (18.588-18.588 min, 1 scans) Jan0717.D 		
Benzo(k)fluoranthene	89.3081	18.65	0.01	1829883	253.0	22.8	15.3	28.5
+ EIC (252.0) Scan Jan0717.D 			252.0, 253.0 Ratio = 22.8 (104.0 %)			+ Scan (18.649-18.649 min, 1 scans) Jan0717.D 		

Quantitation Results Report (QT Reviewed)

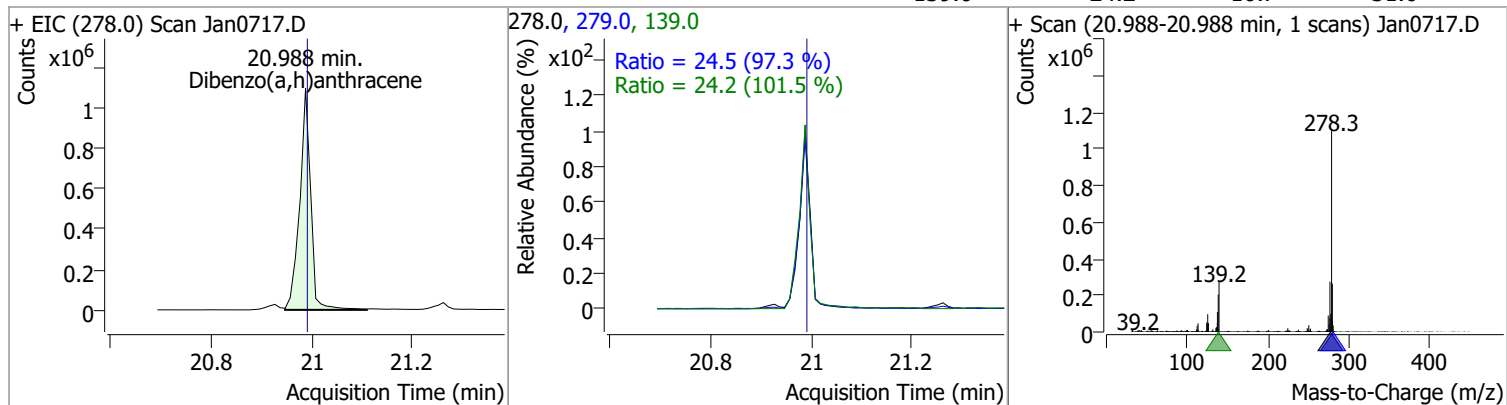
Compound	Conc.	RT	Dev(Min)	Resp.	QIon	QRatio	Lower	Upper
Benzo(a)pyrene	92.2356	19.18	0.01	1746812	253.0	22.3	15.4	28.6



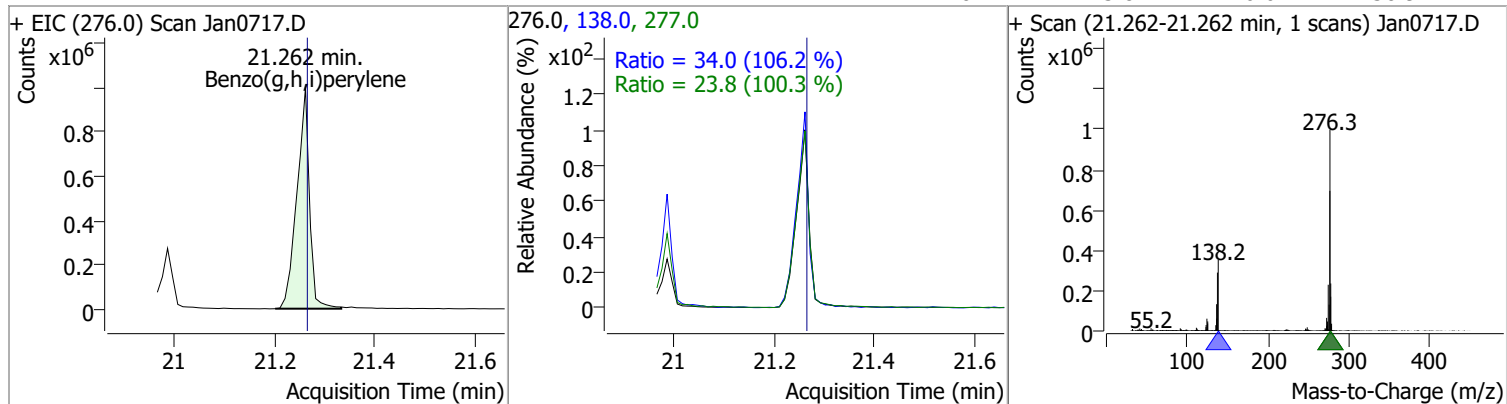
Compound	Conc.	RT	Dev(Min)	Resp.	QIon	QRatio	Lower	Upper
Indeno(1,2,3-c,d)pyrene	90.8236	20.93	0.01	1449930	138.0	30.3	20.9	38.8



Compound	Conc.	RT	Dev(Min)	Resp.	QIon	QRatio	Lower	Upper
Dibenzo(a,h)anthracene	96.0665	20.99	0.01	1665092	279.0	24.5	17.7	32.8
					139.0	24.2	16.7	31.0

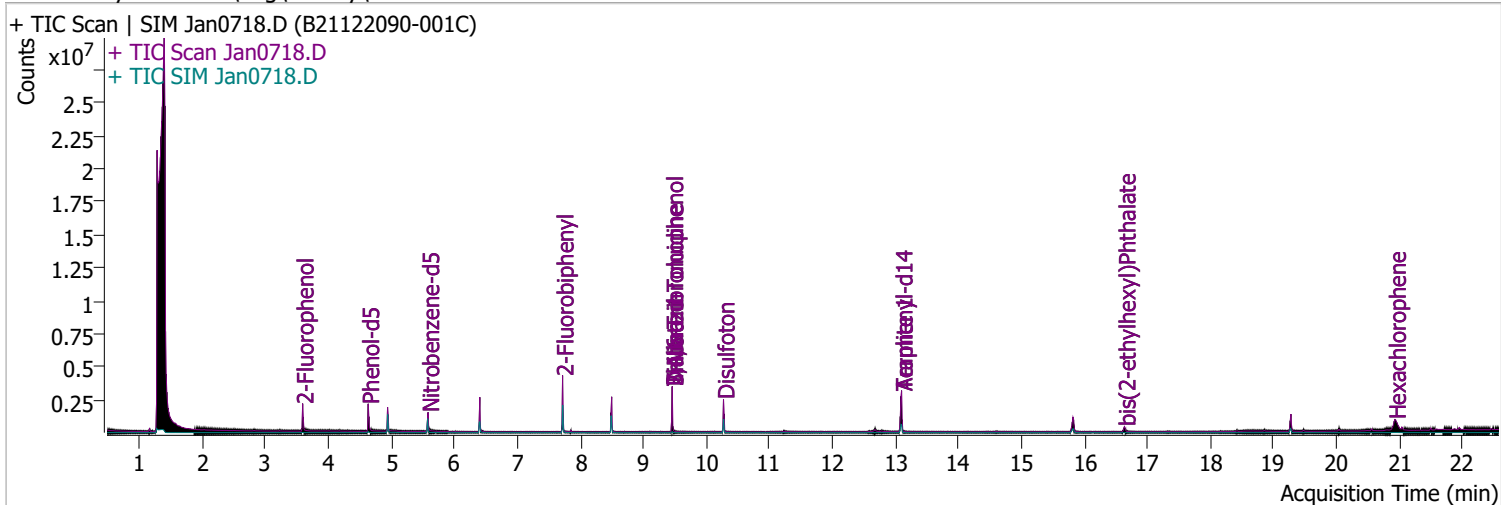


Compound	Conc.	RT	Dev(Min)	Resp.	QIon	QRatio	Lower	Upper
Benzo(g,h,i)perylene	92.8127	21.26	0.01	1719063	138.0	34.0	22.4	41.6
					277.0	23.8	16.6	30.9



Quantitation Results Report (QT Reviewed)

Data File	Jan0718.D	Operator	LIMS import
Acq. Method	BNA+SIM.M	Acq. Date-Time	1/7/2022 9:40:57 PM
Sample Name	B21122090-001C	Instrument	Instrument #1
Vial	18	Multiplier	1.00
DA Method File		Comment	SVOC-8270-W
Tune File	dftppdsm.u	Tune Date	1/7/2022 12:13:00 PM
Batch Name	010722 DoD BNA cal 1.batch.bin	Last Calib Update	1/11/2022 8:55:14 AM
Ref Library	D:\Org\Library\NIST129K.l		



Compound	RT	QIon	Resp.	Conc.	Units	Dev(Min)
----------	----	------	-------	-------	-------	----------

Internal Standards

System Monitoring Compounds

S 2-Fluorophenol	3.592	112.0	592108	75.8039	µg/L	0.010
Spiked Amount: 200.000	Range: 10.0 - 75.0%			Recovery = 37.90%		
S Phenol-d5	4.634	99.0	719131	68.7931	µg/L	0.010
Spiked Amount: 200.000	Range: 10.0 - 65.0%			Recovery = 34.40%		
S Nitrobenzene-d5	5.584	82.0	331870	58.5411	µg/L	0.000
Spiked Amount: 100.000	Range: 32.0 - 94.0%			Recovery = 58.54%		
S 2-Fluorobiphenyl	7.718	172.0	1184429	63.4978	µg/L	0.000
Spiked Amount: 100.000	Range: 28.0 - 107.0%			Recovery = 63.50%		
S 2,4,6-Tribromophenol	9.458	329.8	237016	161.1501	µg/L	0.010
Spiked Amount: 200.000	Range: 25.0 - 140.0%			Recovery = 80.58%		
S Terphenyl-d14	13.098	244.3	1652599	98.9115	µg/L	0.010
Spiked Amount: 100.000	Range: 32.0 - 122.0%			Recovery = 98.91%		

Target Compounds

Compound	RT	QIon	Resp.	Conc.	Units	Dev(Min)	QValue
T N-Nitrosodimethylamine	0.000		0	N.D.			
T Pyridine	0.000		0	N.D.			
T Aniline	0.000		0	N.D.			
T Phenol	0.000		0	N.D.			
T bis(-2-Chloroethyl)Ether	0.000		0	N.D.			
T 2-Chlorophenol	0.000		0	N.D.			
T 1,3-Dichlorobenzene	0.000		0	N.D.			
T 1,4-Dichlorobenzene	0.000		0	N.D.			
T 1,2-Dichlorobenzene	0.000		0	N.D.			
T Benzyl Alcohol	0.000		0	N.D.			
T bis(2-chloroisopropyl)Ether	0.000		0	N.D.			
T 2-Methylphenol	0.000		0	N.D.			
T N-nitroso-Di-n-propylamine	5.584	70.0	0		µg/L	md	1
T 4Methylphenol/3Methylphenol	0.000		0	N.D.			
T Hexachloroethane	0.000		0	N.D.			

Quantitation Results Report (QT Reviewed)

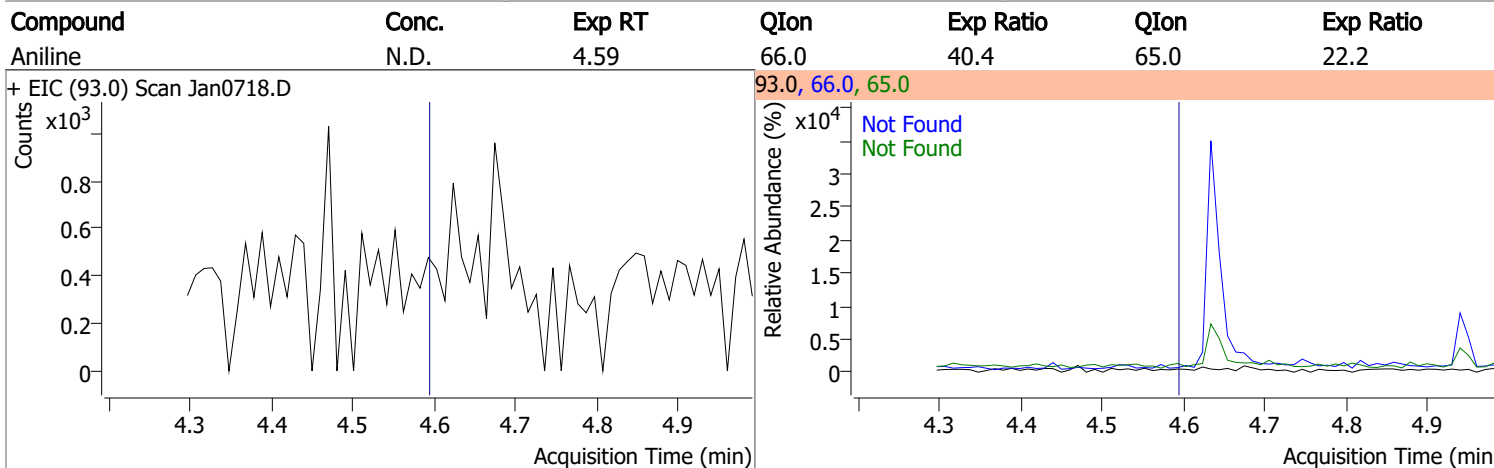
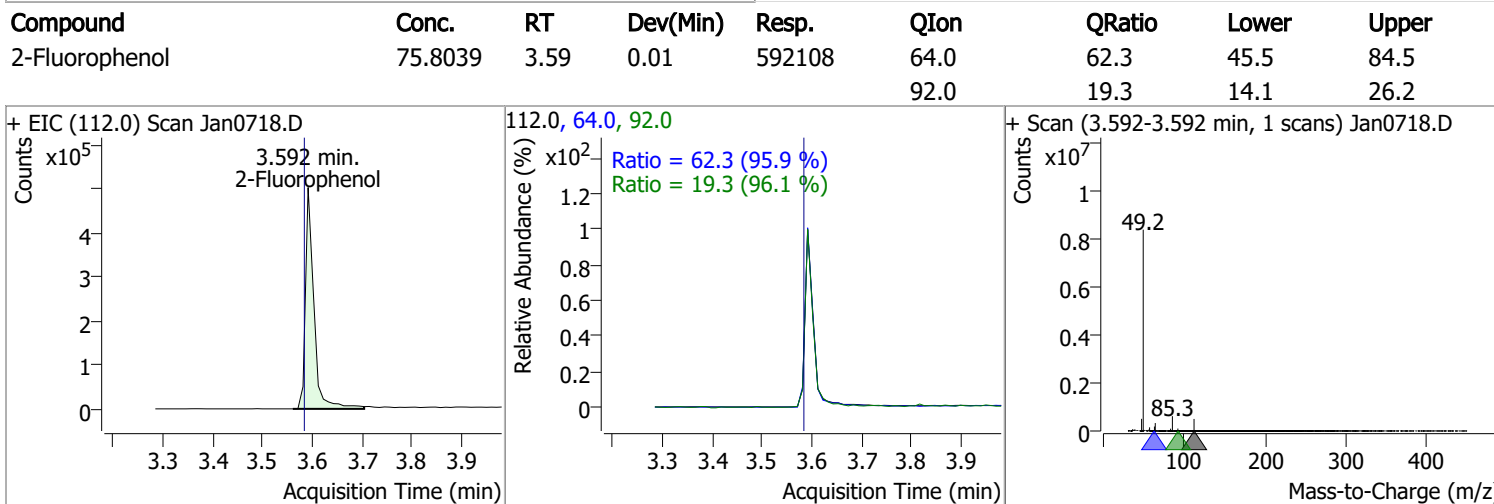
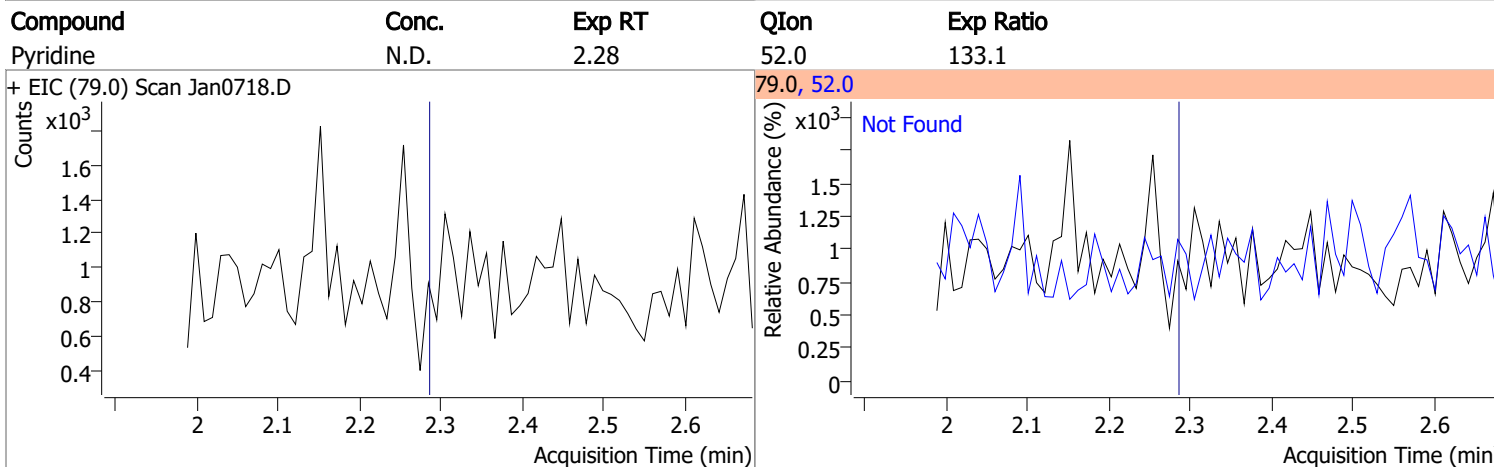
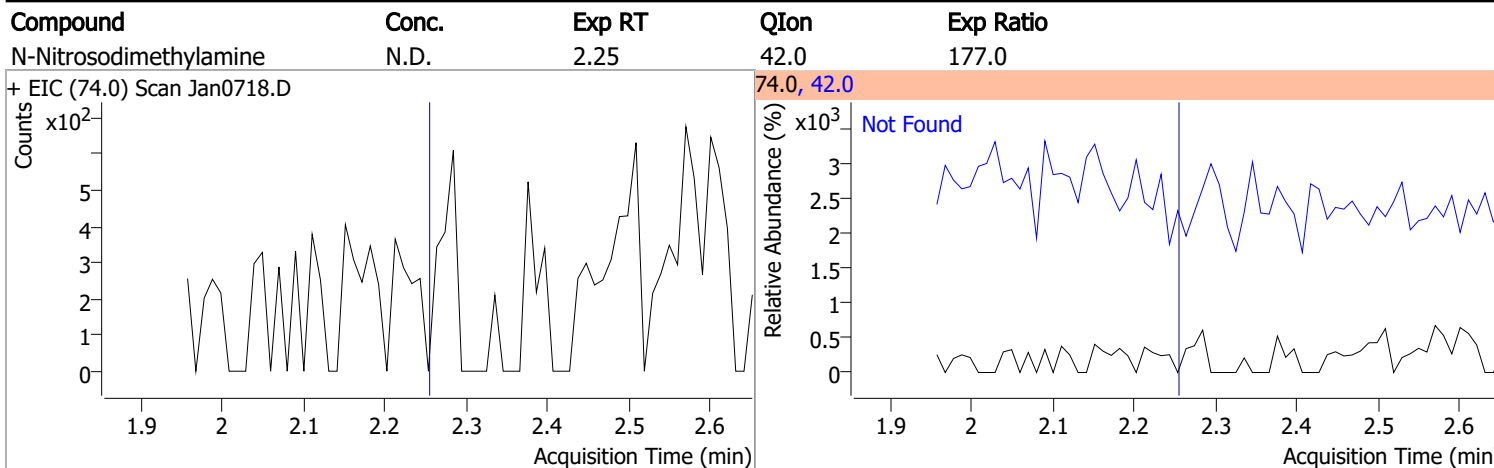
Compound	RT	QIon	Resp.	Conc.	Units	Dev(Min)
T Nitrobenzene	0.000		0	N.D.		
T Isophorone	0.000		0	N.D.		
T 2-Nitrophenol	0.000		0	N.D.		
T 2,4-Dimethylphenol	0.000		0	N.D.		
T bis(-2-Chloroethoxy)Methane	0.000		0	N.D.		
T Benzoic Acid	0.000		0	N.D.		
T 2,4-Dichlorophenol	0.000		0	N.D.		
T 1,2,4-Trichlorobenzene	0.000		0	N.D.		
T Naphthalene	0.000		0	N.D.		
T 4-Chlorophenol	0.000		0	N.D.		
T p-Chloroaniline	0.000		0	N.D.		
T Hexachlorobutadiene	0.000		0	N.D.		
T 4-Chloro-2-Methylphenol	0.000		0	N.D.		
T 4-Chloro-3-Methylphenol	0.000		0	N.D.		
T 2-Methylnaphthalene	0.000		0	N.D.		
T 1-Methylnaphthalene	0.000		0	N.D.		
T Hexachlorocyclopentadiene	0.000		0	N.D.		
T 2,4,6-Trichlorophenol	0.000		0	N.D.		
T 2,4,5-Trichlorophenol	0.000		0	N.D.		
T 2-Chloronaphthalene	0.000		0	N.D.		
T 2-Nitroaniline	0.000		0	N.D.		
T Dimethyl Phthalate	8.497	163.0	0		µg/L md	1
T 2,6-Dinitrotoluene	8.497	165.0	0		µg/L md	1
T Acenaphthylene	0.000		0	N.D.		
T 3-Nitroaniline	0.000		0	N.D.		
T Acenaphthene	0.000		0	N.D.		
T 2,4-Dinitrophenol	0.000		0	N.D.		
T Dibenzofuran	0.000		0	N.D.		
T 2,4-Dinitrotoluene	0.000		0	N.D.		
T 4-Nitrophenol	0.000		0	N.D.		
T Diethylphthalate	0.000		0	N.D.		
T Fluorene	0.000		0	N.D.		
T 4-Chlorophenyl-phenylether	0.000		0	N.D.		
T 4-Nitroaniline	0.000		0	N.D.		
T 4,6-Dinitro-2-methylphenol	0.000		0	N.D.		
T N-nitrosodiphenylamine	0.000		0	N.D.		
T Azobenzene	0.000		0	N.D.		
T 4-Bromophenyl-phenylether	0.000		0	N.D.		
T Hexachlorobenzene	0.000		0	N.D.		
T Pentachlorophenol	0.000		0	N.D.		
T Phenanthrene	0.000		0	N.D.		
T Anthracene	0.000		0	N.D.		
T Triallate	0.000		0	N.D.		
T Carbazole	0.000		0	N.D.		
T o-Terphenyl	0.000		0	N.D.		
T Di-n-Butylphthalate	0.000		0	N.D.		
T Fluoranthene	0.000		0	N.D.		
T Benzidine	0.000		0	N.D.		
T Pyrene	0.000		0	N.D.		
T Butylbenzylphthalate	0.000		0	N.D.		
T Benzo(a)Anthracene	0.000		0	N.D.		
T Chrysene	0.000		0	N.D.		
T 3,3-Dichlorobenzidine	0.000		0	N.D.		
T bis(2-ethylhexyl)Phthalate	16.636	167.0	33282	15.5306	µg/L	99
T Di-n-octyl Phthalate	0.000		0	N.D.		

Quantitation Results Report (QT Reviewed)

Compound	RT	QIon	Resp.	Conc.	Units	Dev(Min)
T Benzo(b)fluoranthene	0.000		0	N.D.		
T Benzo(k)fluoranthene	0.000		0	N.D.		
T Benzo(a)pyrene	0.000		0	N.D.		
T Indeno(1,2,3-c,d)pyrene	0.000		0	N.D.		
T Dibenzo(a,h)anthracene	0.000		0	N.D.		
T Benzo(g,h,i)perylene	0.000		0	N.D.		

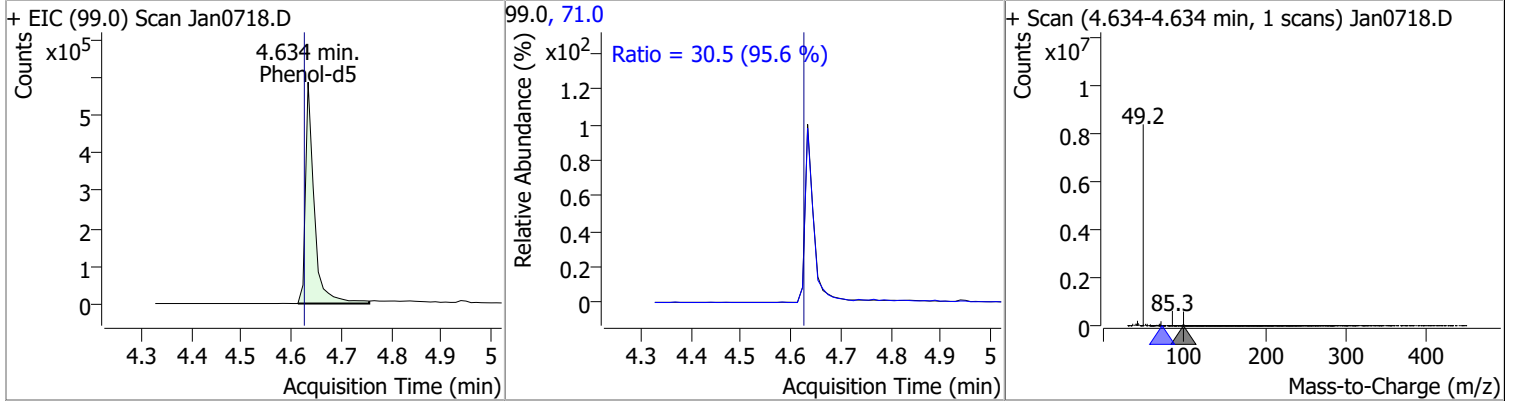
(#) = Qualifier Out of Range; (m) = Manual Integration; (+) = Area Summed; (*) = Surrogate Percent Recovery Out of Range; (d): Zeroed Peak

Quantitation Results Report (QT Reviewed)

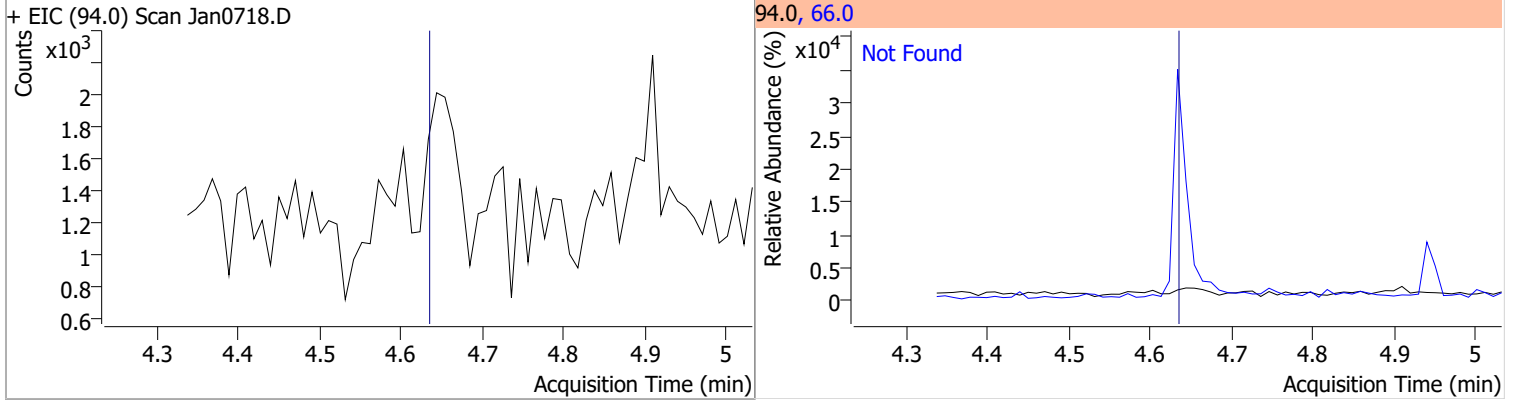


Quantitation Results Report (QT Reviewed)

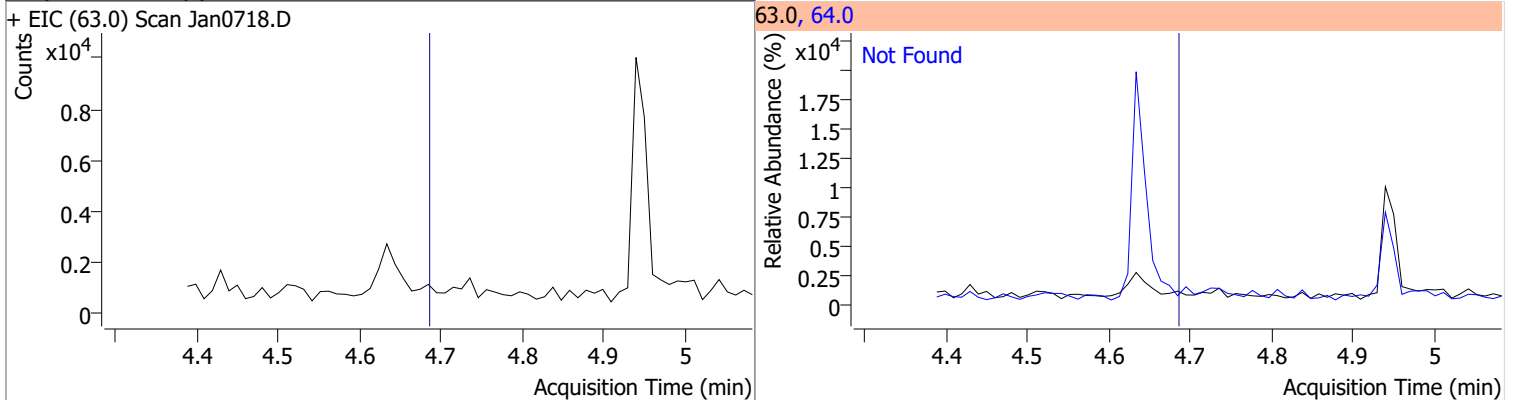
Compound	Conc.	RT	Dev(Min)	Resp.	QIon	QRatio	Lower	Upper
Phenol-d5	68.7931	4.63	0.01	719131	71.0	30.5	22.3	41.5



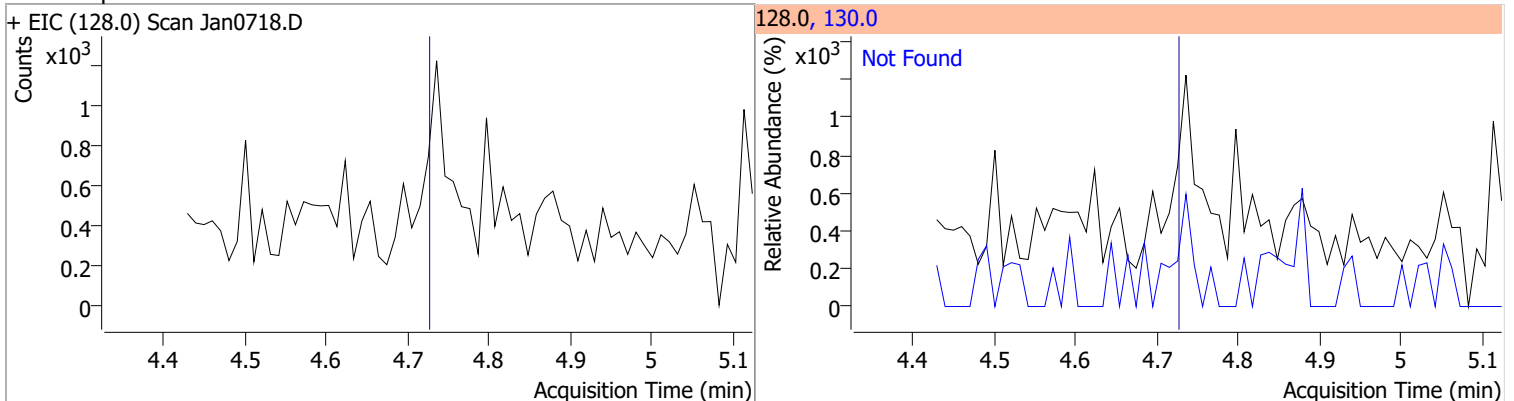
Compound	Conc.	Exp RT	QIon	Exp Ratio
Phenol	N.D.	4.63	66.0	44.7



Compound	Conc.	Exp RT	QIon	Exp Ratio
bis(-2-Chloroethyl)Ether	N.D.	4.68	64.0	3.3

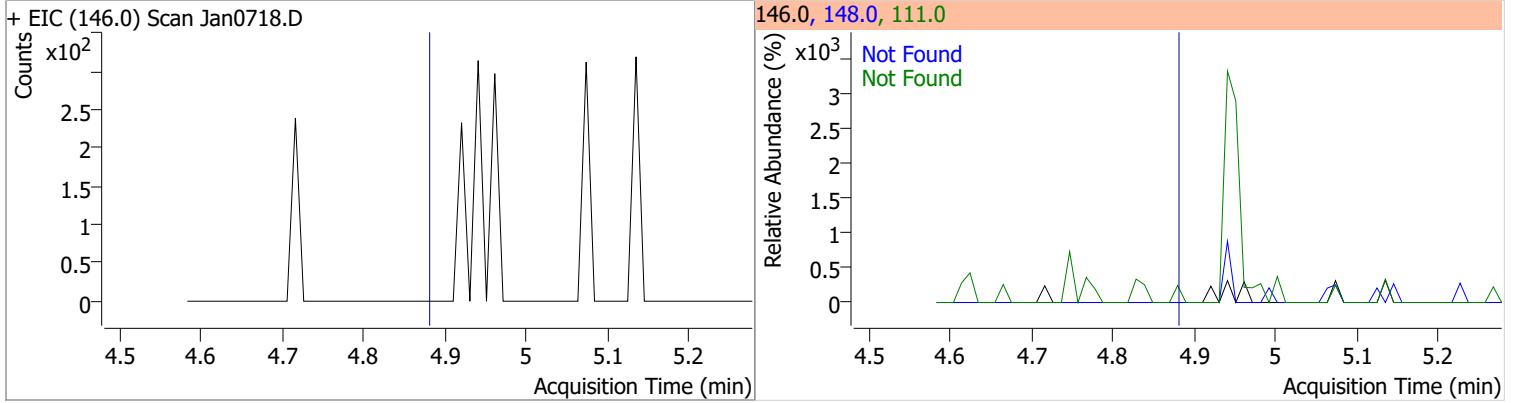


Compound	Conc.	Exp RT	QIon	Exp Ratio
2-Chlorophenol	N.D.	4.73	130.0	32.0

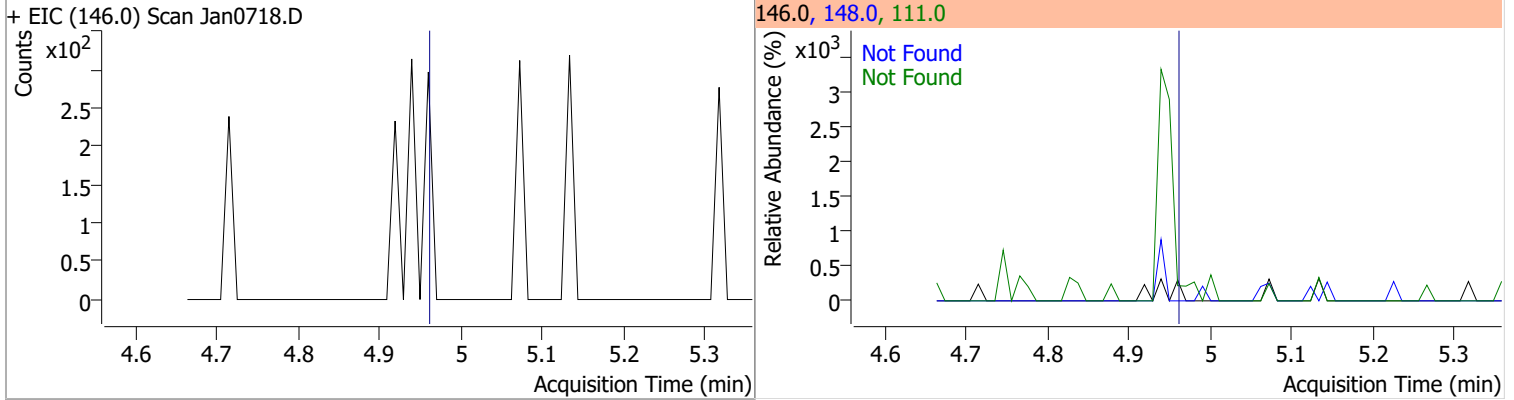


Quantitation Results Report (QT Reviewed)

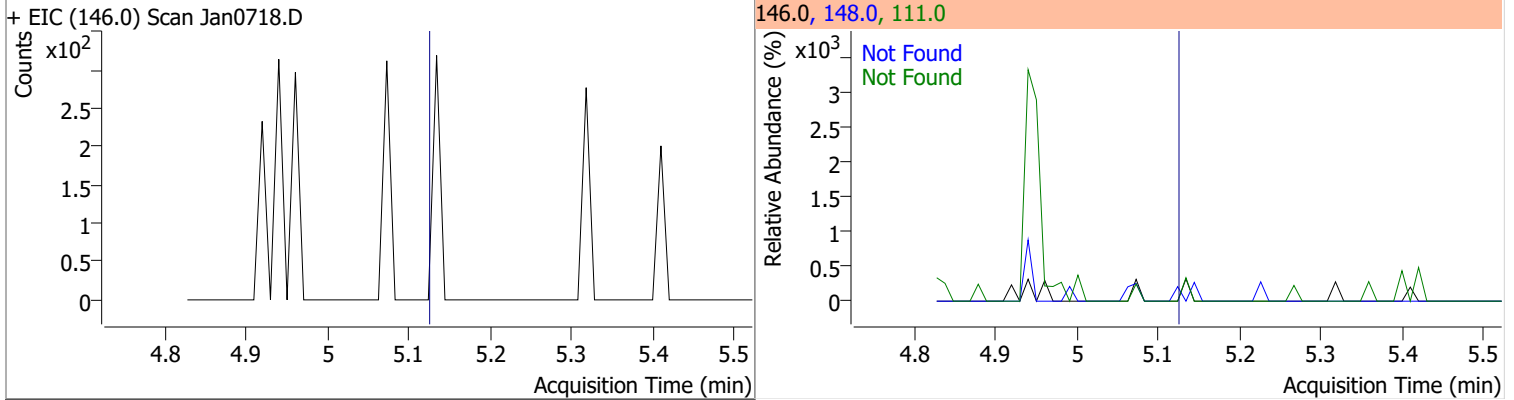
Compound	Conc.	Exp RT	QIon	Exp Ratio	QIon	Exp Ratio
1,3-Dichlorobenzene	N.D.	4.88	148.0	62.6	111.0	35.4



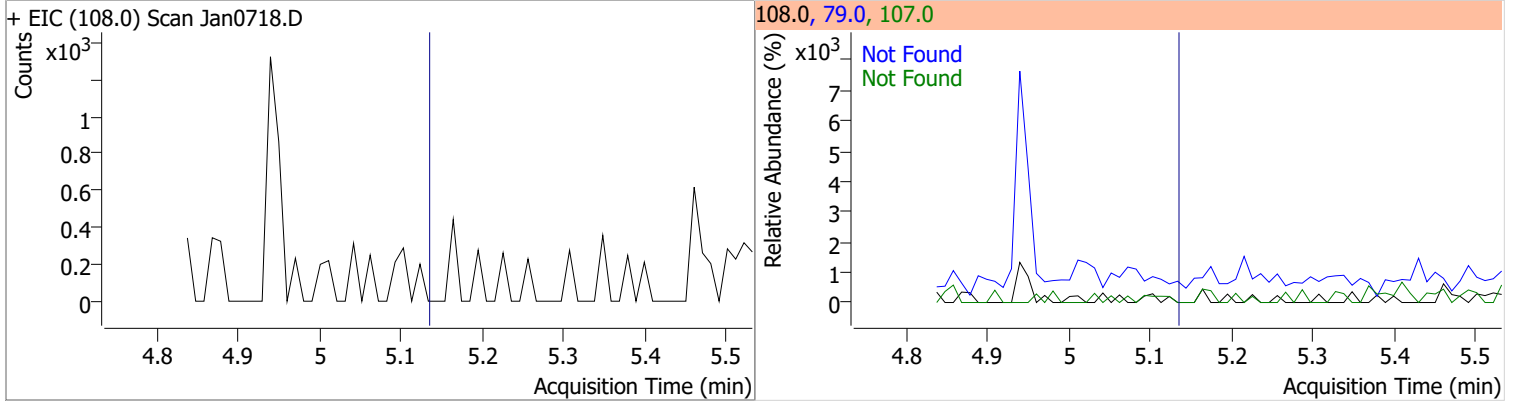
Compound	Conc.	Exp RT	QIon	Exp Ratio	QIon	Exp Ratio
1,4-Dichlorobenzene	N.D.	4.96	148.0	64.4	111.0	35.2



Compound	Conc.	Exp RT	QIon	Exp Ratio	QIon	Exp Ratio
1,2-Dichlorobenzene	N.D.	5.12	148.0	64.5	111.0	37.8

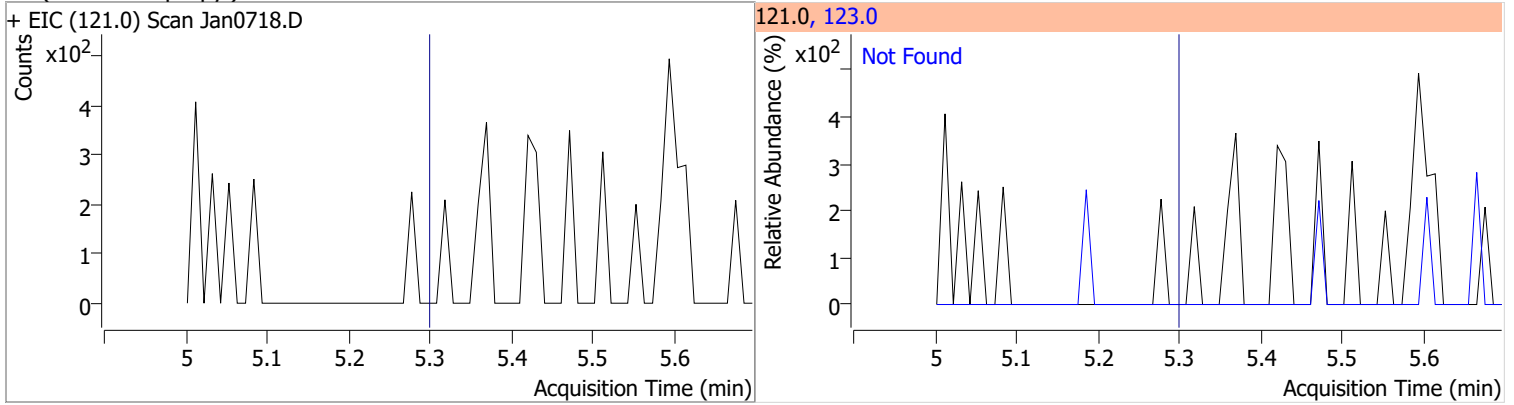


Compound	Conc.	Exp RT	QIon	Exp Ratio	QIon	Exp Ratio
Benzyl Alcohol	N.D.	5.13	79.0	115.5	107.0	71.0

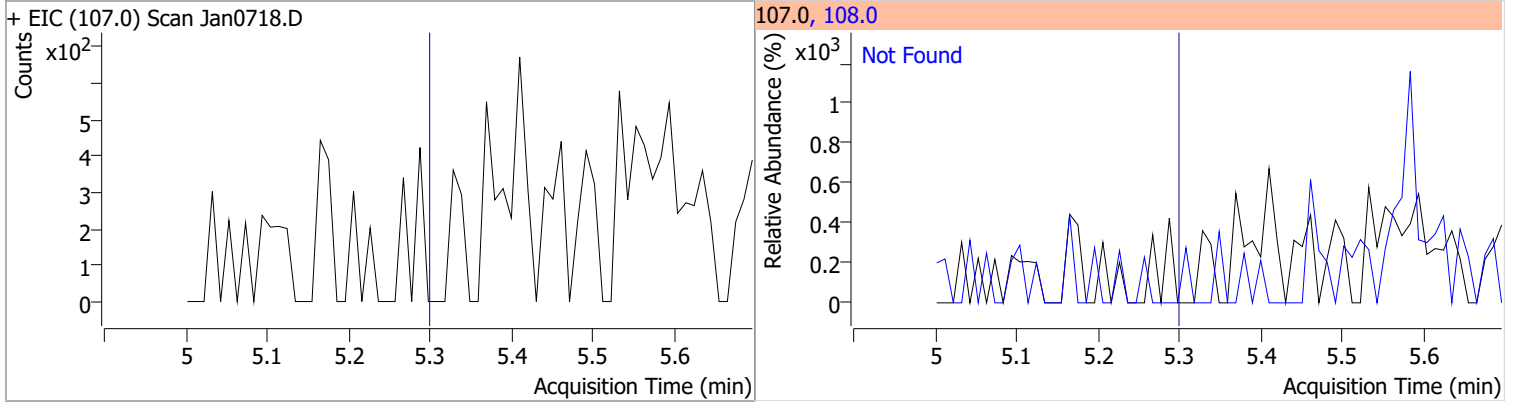


Quantitation Results Report (QT Reviewed)

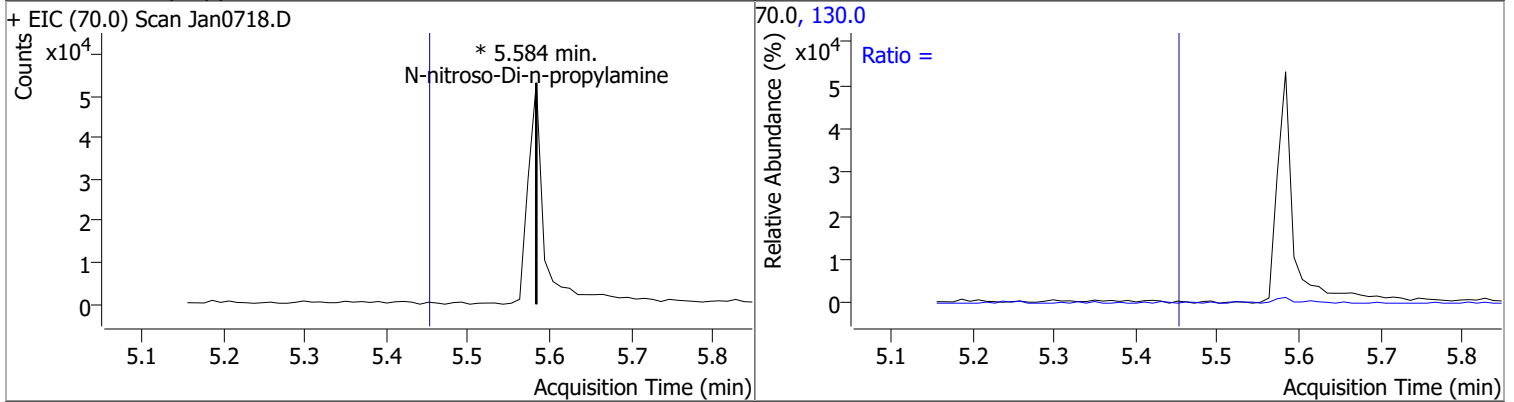
Compound	Conc.	Exp RT	QIon	Exp Ratio
bis(2-chloroisopropyl)Ether	N.D.	5.30	123.0	32.2



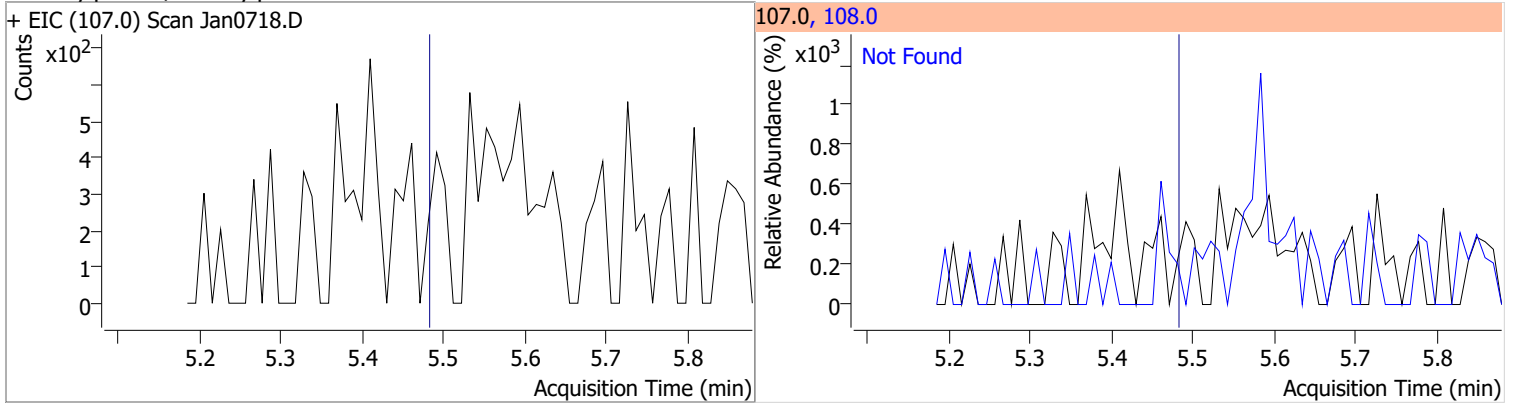
Compound	Conc.	Exp RT	QIon	Exp Ratio
2-Methylphenol	N.D.	5.30	108.0	116.9



Compound	Conc.	RT	Dev(Min)	Resp.	QIon	QRatio	Lower	Upper
N-nitroso-Di-n-propylamine		0		0	130.0		0.0	41.5

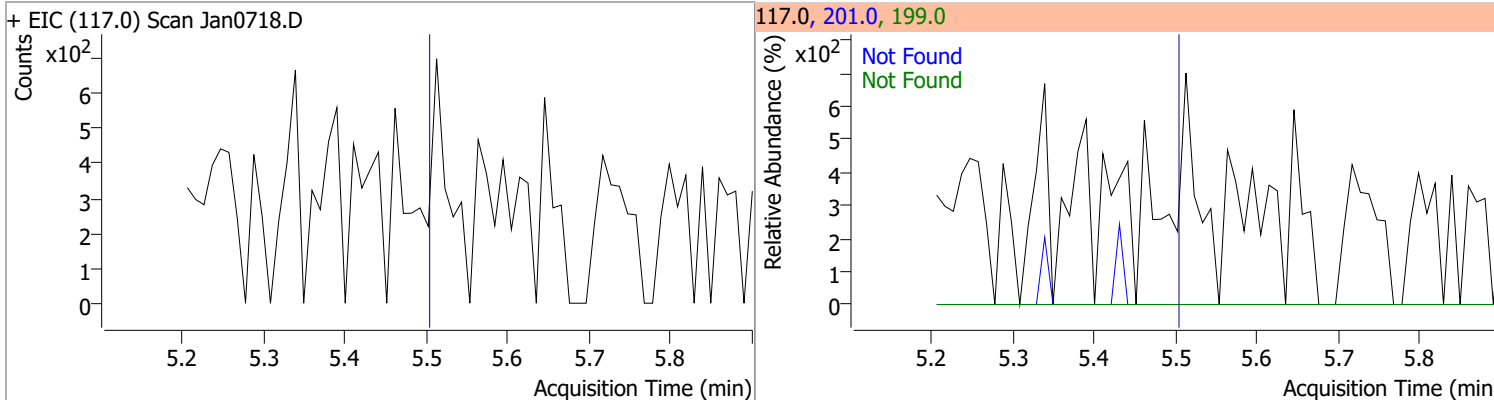


Compound	Conc.	Exp RT	QIon	Exp Ratio
4Methylphenol/3Methylphenol	N.D.	5.48	108.0	84.5

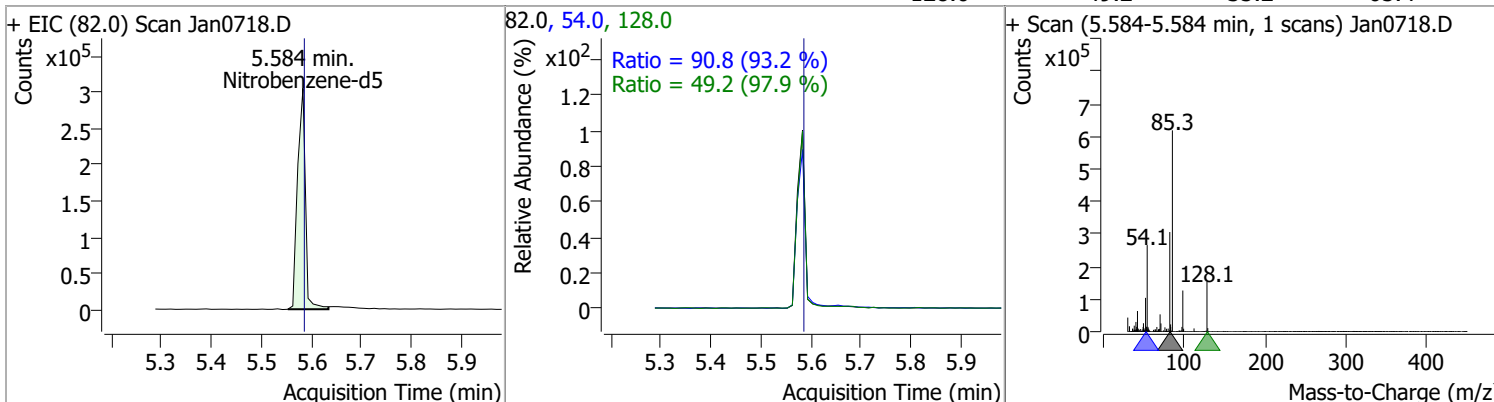


Quantitation Results Report (QT Reviewed)

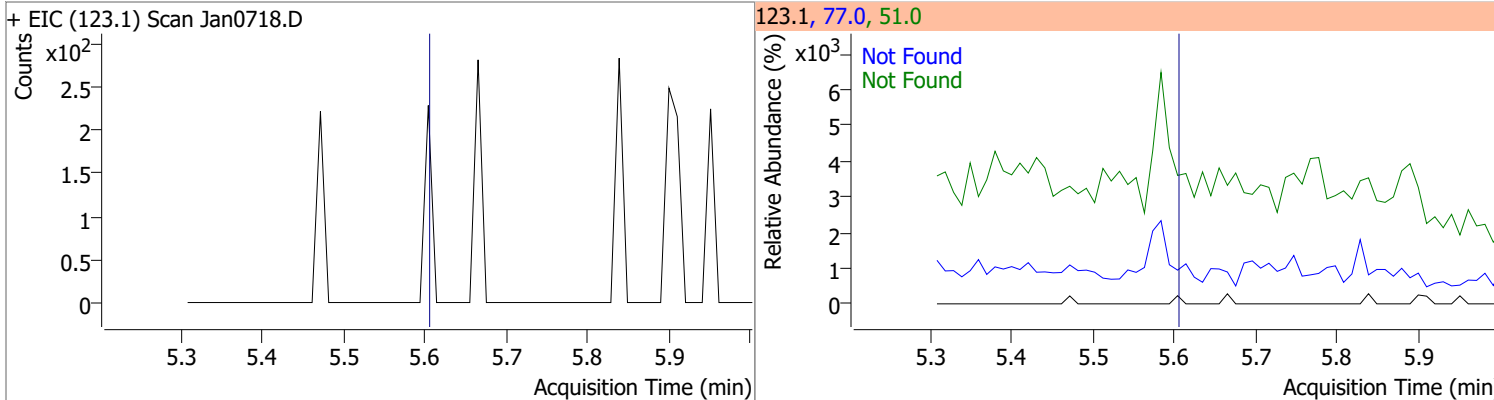
Compound	Conc.	Exp RT	QIon	Exp Ratio	QIon	Exp Ratio
Hexachloroethane	N.D.	5.50	201.0	93.2	199.0	57.2



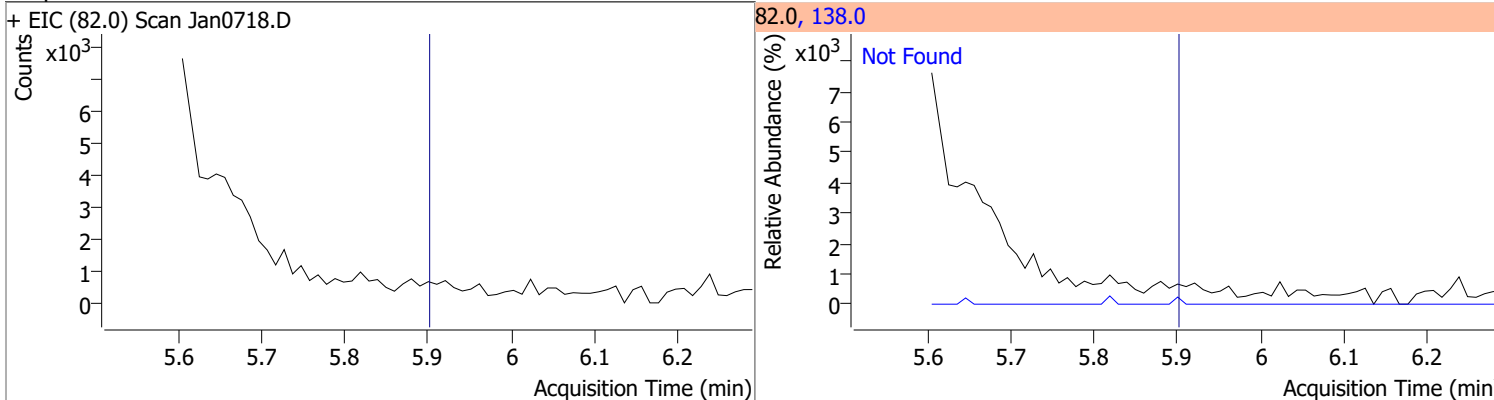
Compound	Conc.	RT	Dev(Min)	Resp.	QIon	QRatio	Lower	Upper
Nitrobenzene-d5	58.5411	5.58	0.00	331870	54.0	90.8	68.2	126.6
					128.0	49.2	35.2	65.4



Compound	Conc.	Exp RT	QIon	Exp Ratio	QIon	Exp Ratio
Nitrobenzene	N.D.	5.60	77.0	186.4	51.0	186.0



Compound	Conc.	Exp RT	QIon	Exp Ratio
Isophorone	N.D.	5.90	138.0	20.3

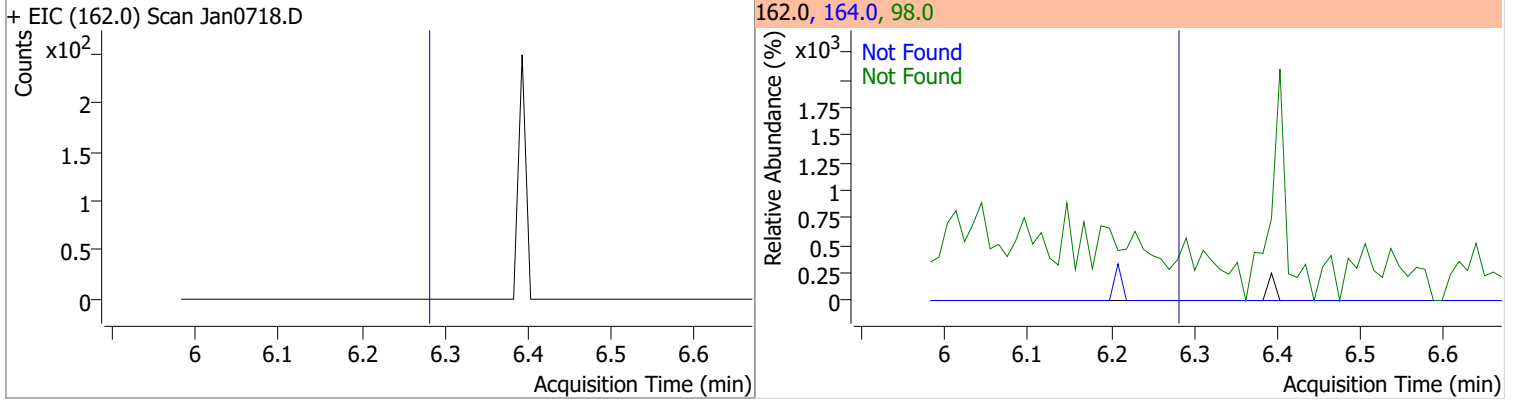


Quantitation Results Report (QT Reviewed)

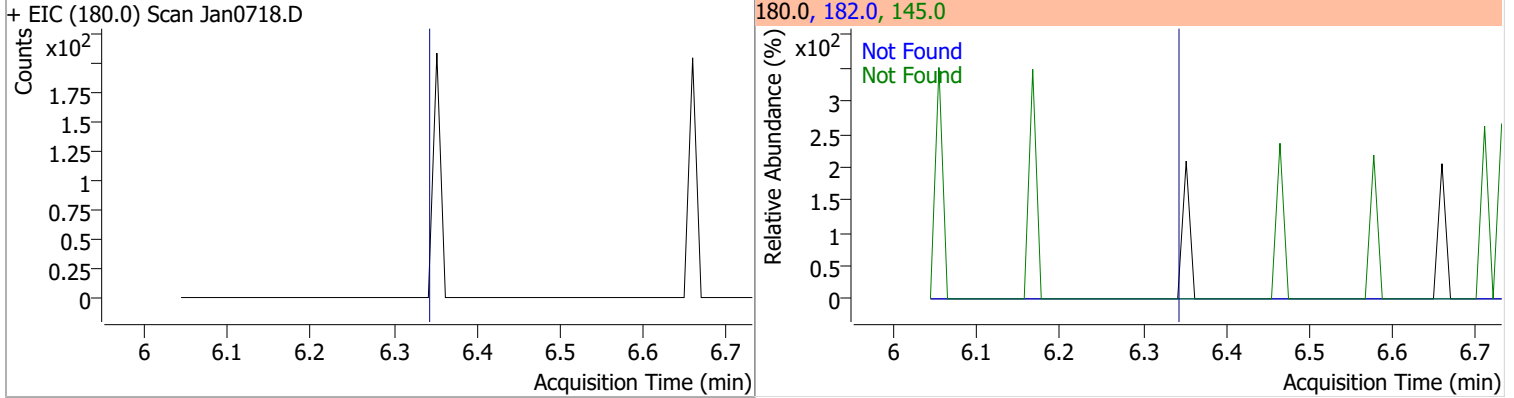
Compound	Conc.	Exp RT	QIon	Exp Ratio	QIon	Exp Ratio
2-Nitrophenol	N.D.	5.97	65.0	51.2	109.0	34.5
+ EIC (139.0) Scan Jan0718.D			139.0, 65.0, 109.0			
2,4-Dimethylphenol	N.D.	6.08	107.0	106.6	77.0	30.1
+ EIC (122.0) Scan Jan0718.D			122.0, 107.0, 77.0			
bis(-2-Chloroethoxy)Methane	N.D.	6.18	63.0	91.4	95.0	31.4
+ EIC (93.0) Scan Jan0718.D			93.0, 63.0, 95.0			
Benzoic Acid	N.D.	6.28	122.0	88.1	77.0	74.0
+ EIC (105.0) Scan Jan0718.D			105.0, 122.0, 77.0			

Quantitation Results Report (QT Reviewed)

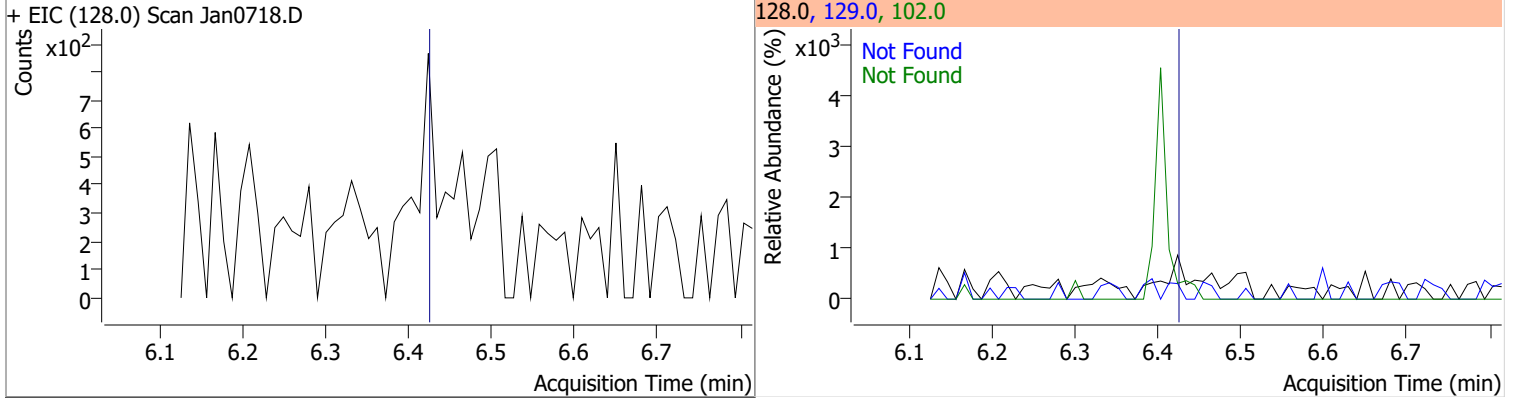
Compound	Conc.	Exp RT	QIon	Exp Ratio	QIon	Exp Ratio
2,4-Dichlorophenol	N.D.	6.28	164.0	65.0	98.0	31.2



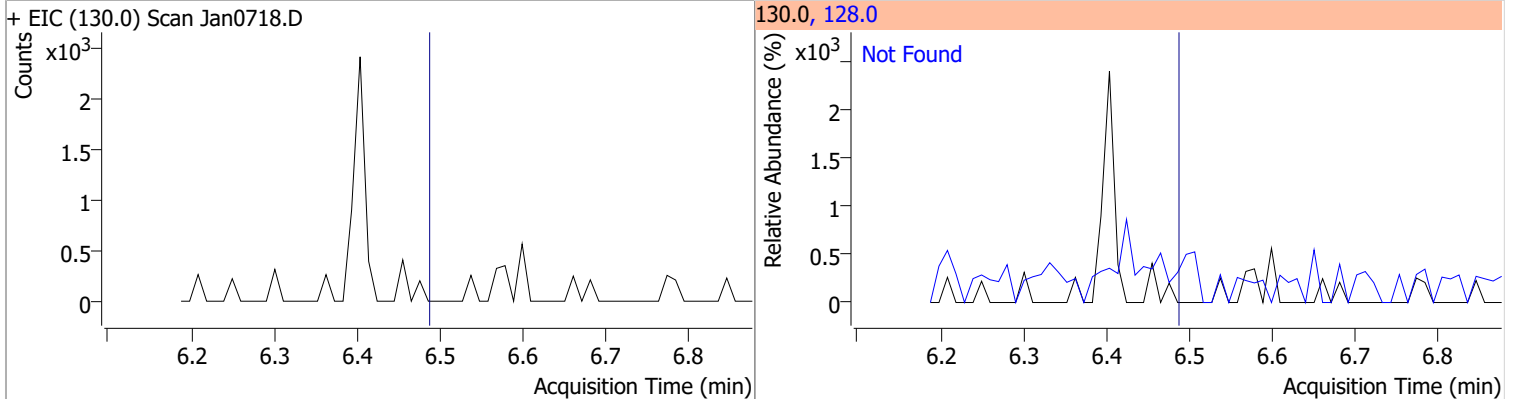
Compound	Conc.	Exp RT	QIon	Exp Ratio	QIon	Exp Ratio
1,2,4-Trichlorobenzene	N.D.	6.34	182.0	97.8	145.0	30.3



Compound	Conc.	Exp RT	QIon	Exp Ratio	QIon	Exp Ratio
Naphthalene	N.D.	6.42	129.0	10.6	102.0	9.0

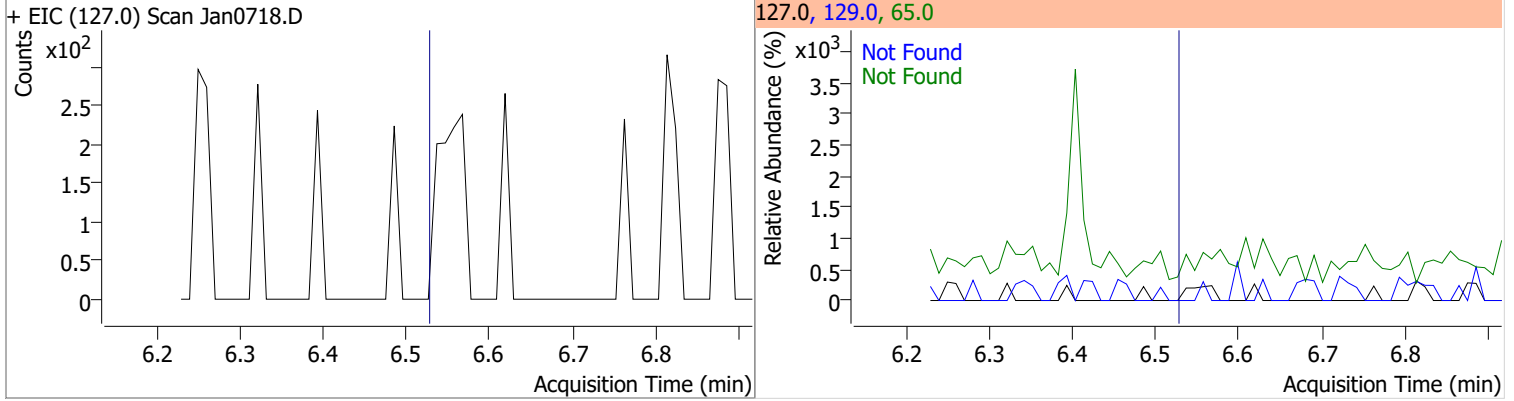


Compound	Conc.	Exp RT	QIon	Exp Ratio
4-Chlorophenol	N.D.	6.49	128.0	318.3

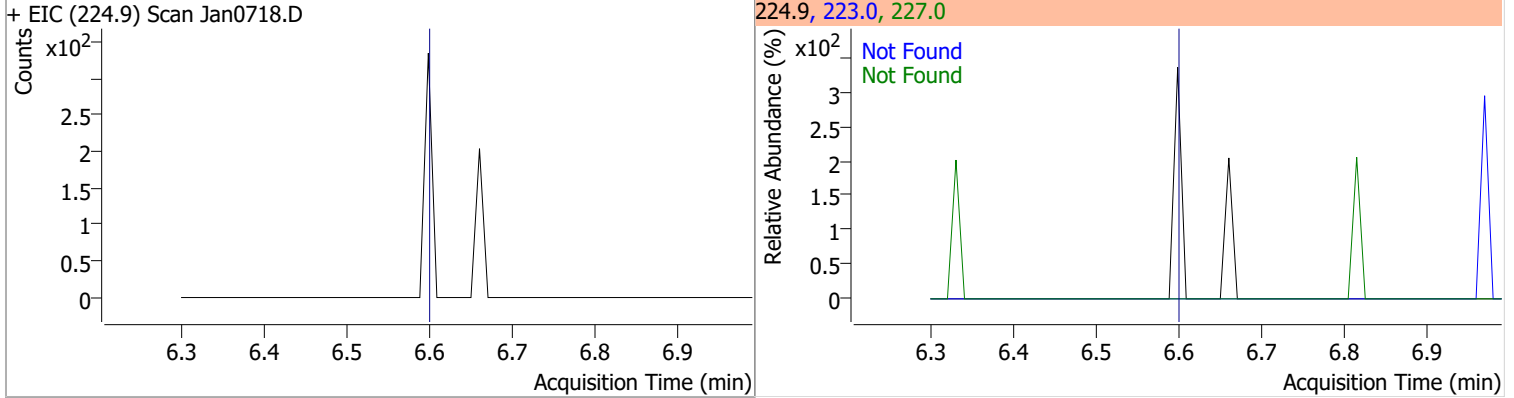


Quantitation Results Report (QT Reviewed)

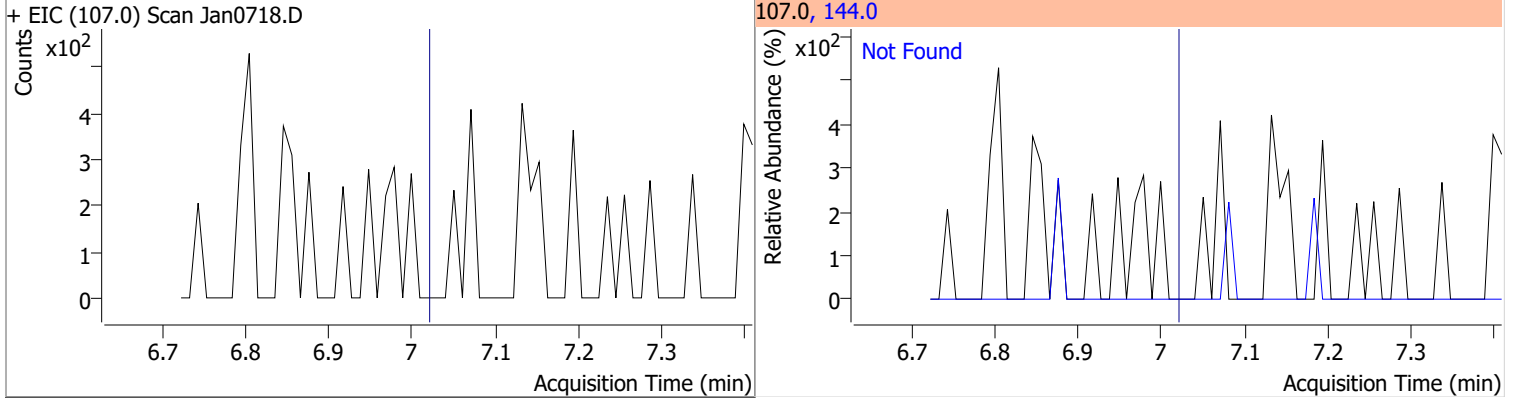
Compound	Conc.	Exp RT	QIon	Exp Ratio	QIon	Exp Ratio
p-Chloroaniline	N.D.	6.53	65.0	36.5	129.0	33.7



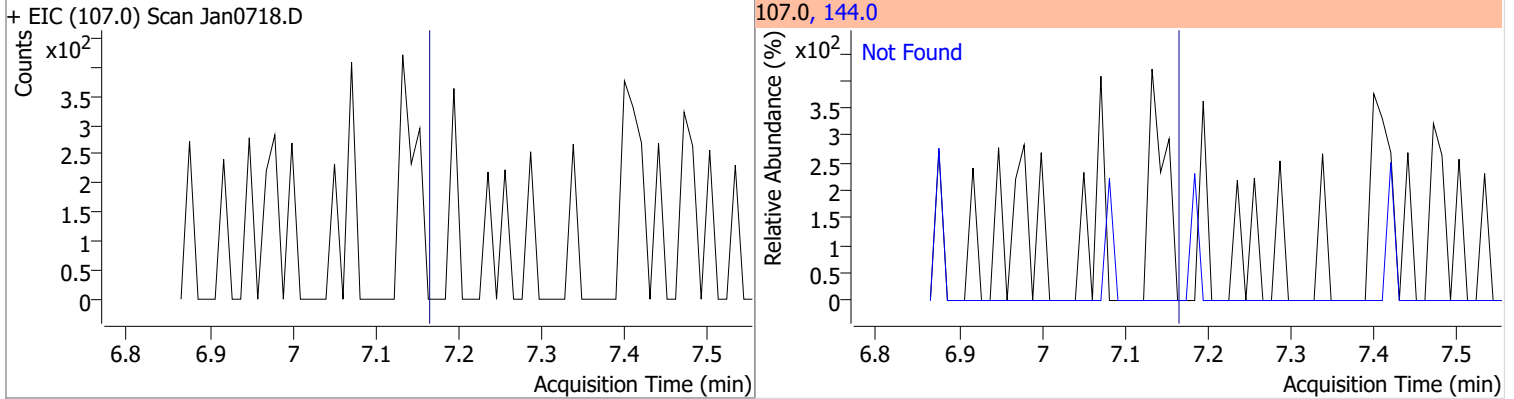
Compound	Conc.	Exp RT	QIon	Exp Ratio	QIon	Exp Ratio
Hexachlorobutadiene	N.D.	6.60	227.0	66.1	223.0	64.1



Compound	Conc.	Exp RT	QIon	Exp Ratio
4-Chloro-2-Methylphenol	N.D.	7.02	144.0	27.3

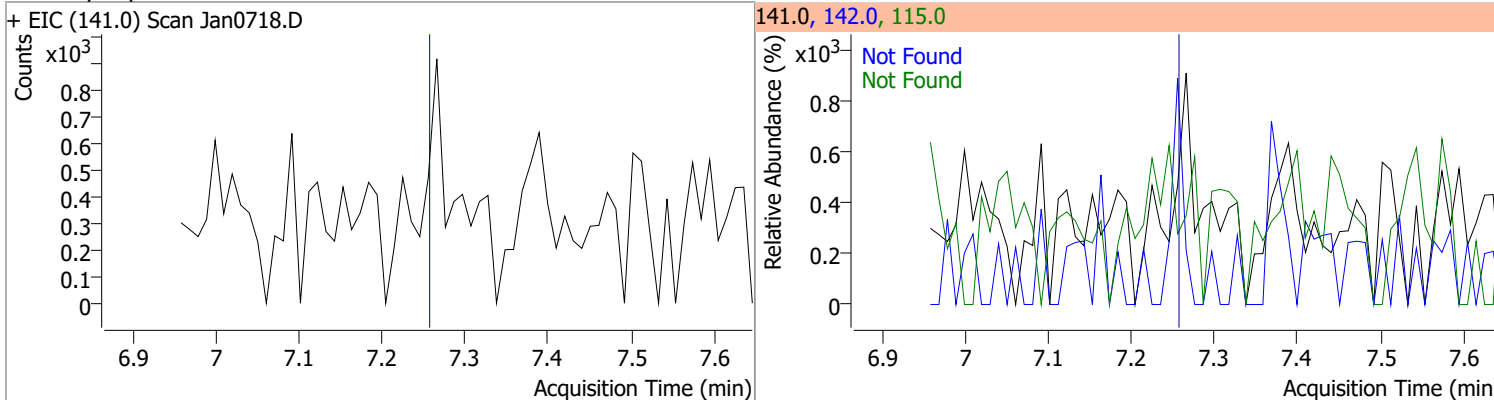


Compound	Conc.	Exp RT	QIon	Exp Ratio
4-Chloro-3-Methylphenol	N.D.	7.16	144.0	28.4

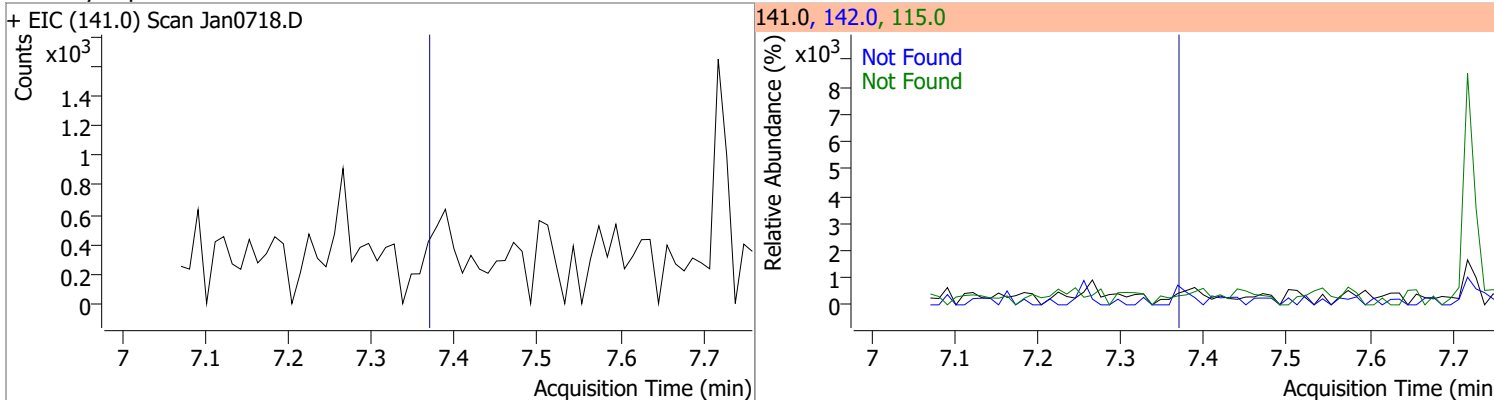


Quantitation Results Report (QT Reviewed)

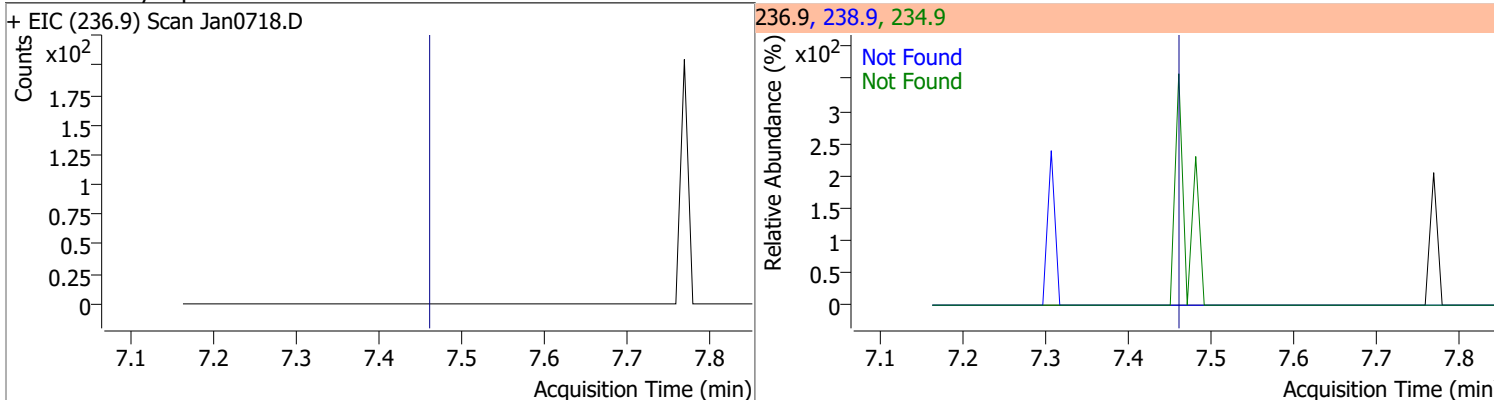
Compound	Conc.	Exp RT	QIon	Exp Ratio	QIon	Exp Ratio
2-Methylnaphthalene	N.D.	7.26	142.0	115.4	115.0	41.6



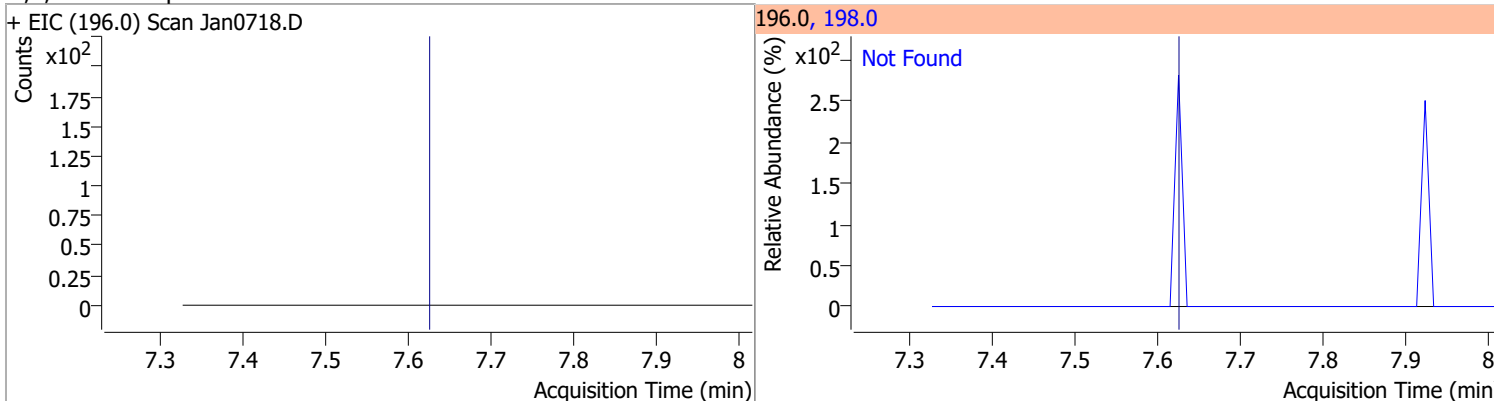
Compound	Conc.	Exp RT	QIon	Exp Ratio	QIon	Exp Ratio
1-Methylnaphthalene	N.D.	7.37	142.0	110.2	115.0	43.1



Compound	Conc.	Exp RT	QIon	Exp Ratio	QIon	Exp Ratio
Hexachlorocyclopentadiene	N.D.	7.45	238.9	65.0	234.9	62.3

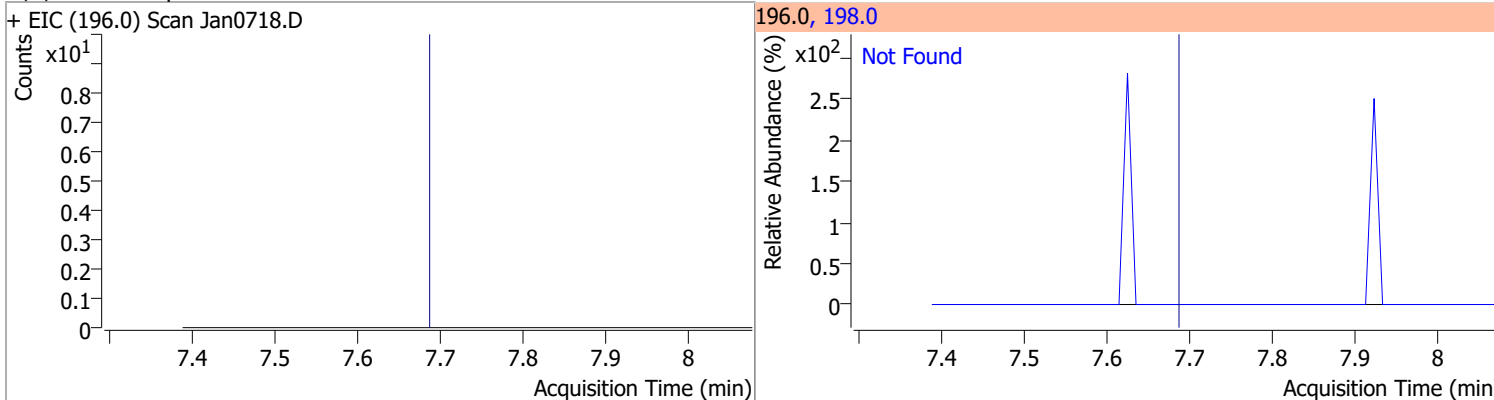


Compound	Conc.	Exp RT	QIon	Exp Ratio
2,4,6-Trichlorophenol	N.D.	7.61	198.0	95.1

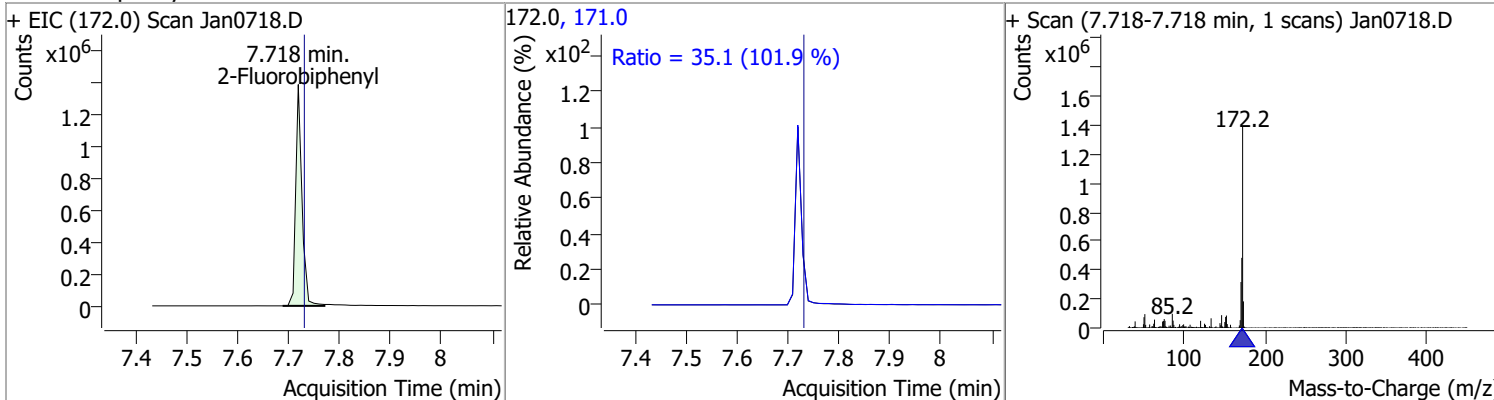


Quantitation Results Report (QT Reviewed)

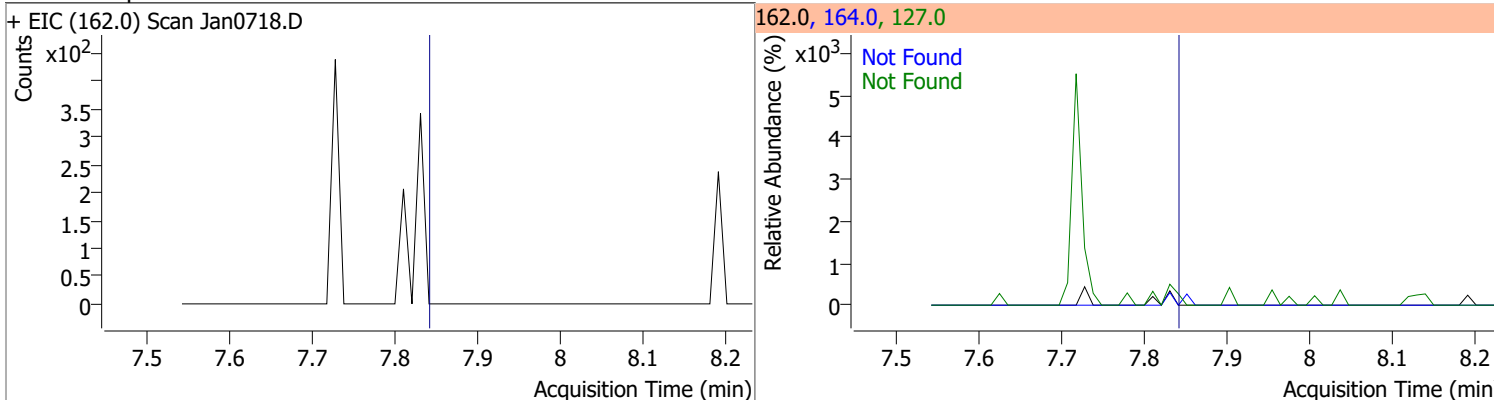
Compound	Conc.	Exp RT	QIon	Exp Ratio
2,4,5-Trichlorophenol	N.D.	7.68	198.0	95.5



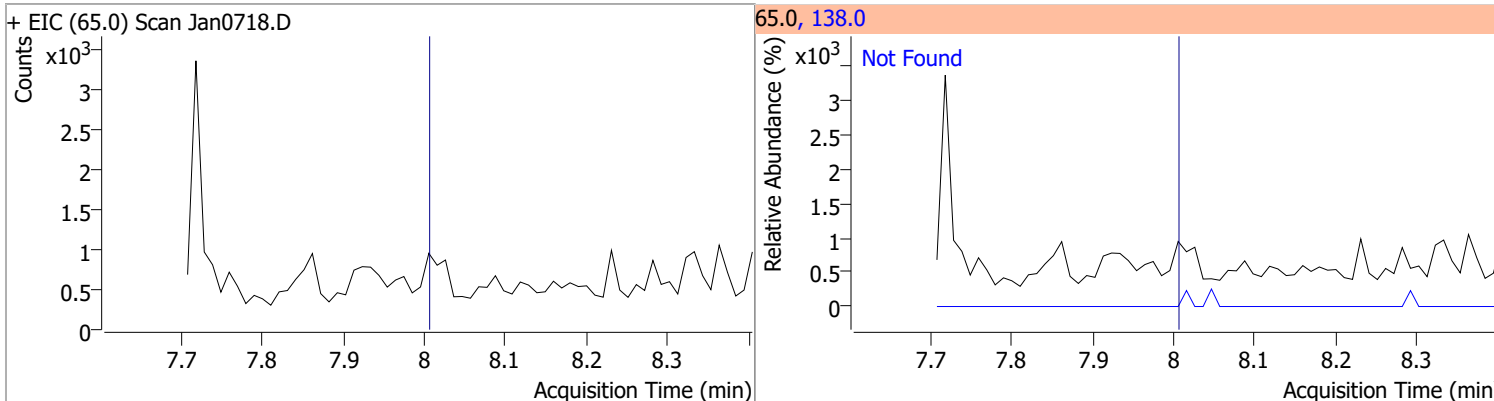
Compound	Conc.	RT	Dev(Min)	Resp.	QIon	QRatio	Lower	Upper
2-Fluorobiphenyl	63.4978	7.72	0.00	1184429	171.0	35.1	24.2	44.9



Compound	Conc.	Exp RT	QIon	Exp Ratio	QIon	Exp Ratio
2-Chloronaphthalene	N.D.	7.83	127.0	37.9	164.0	32.3

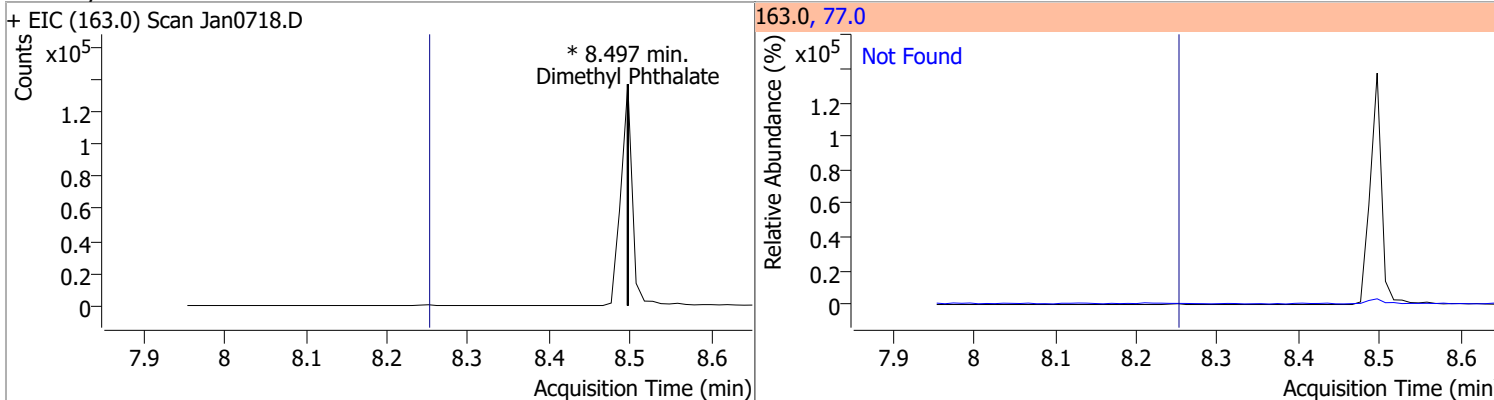


Compound	Conc.	Exp RT	QIon	Exp Ratio
2-Nitroaniline	N.D.	7.99	138.0	107.7

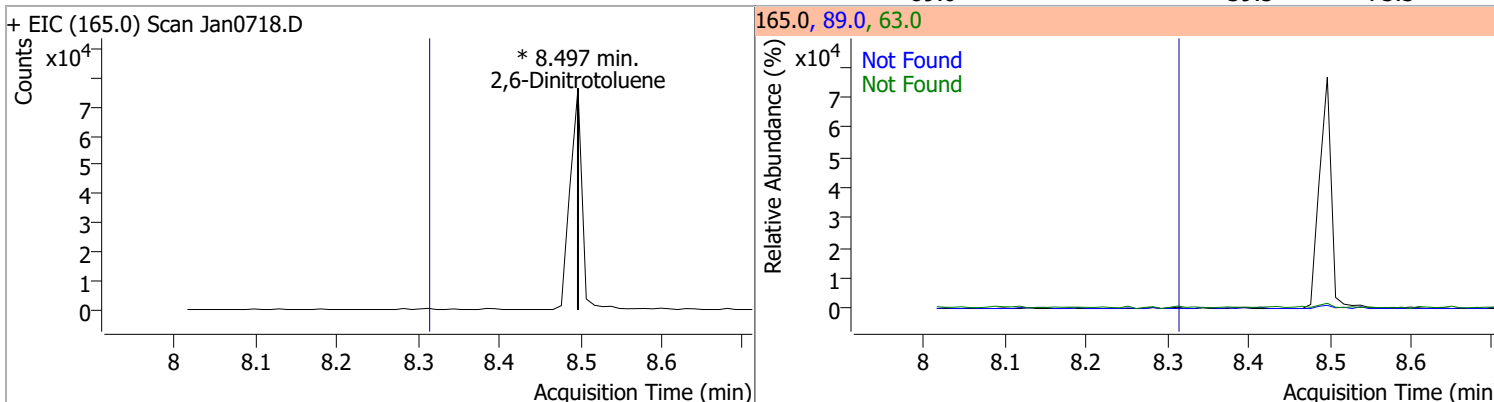


Quantitation Results Report (QT Reviewed)

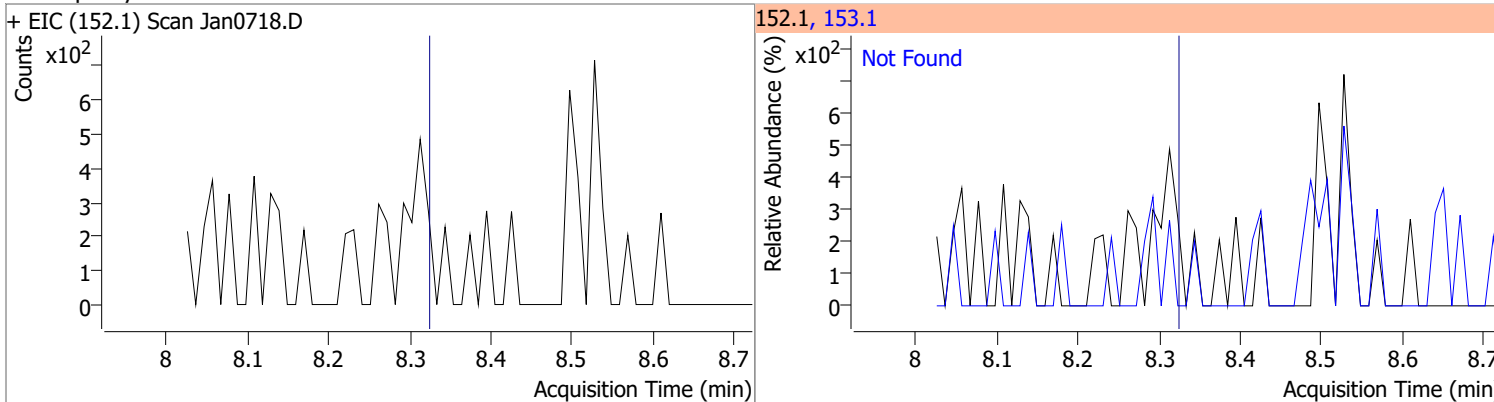
Compound	Conc.	RT	Dev(Min)	Resp.	QIon	QRatio	Lower	Upper
Dimethyl Phthalate	0	0		0	77.0		13.0	24.2



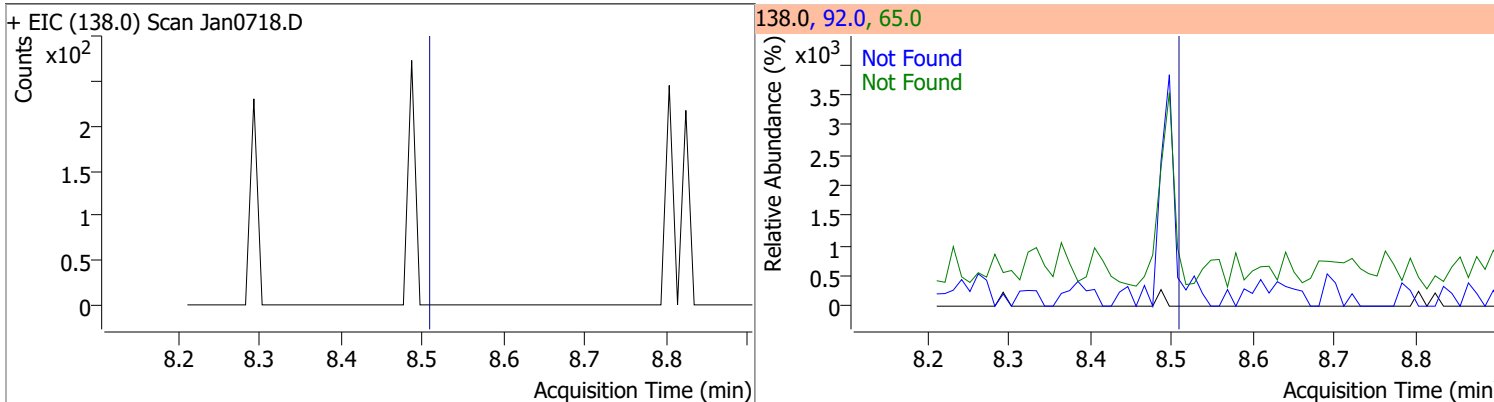
Compound	Conc.	RT	Dev(Min)	Resp.	QIon	QRatio	Lower	Upper
2,6-Dinitrotoluene	0	0		0	63.0 89.0		110.4 39.5	205.0 73.3



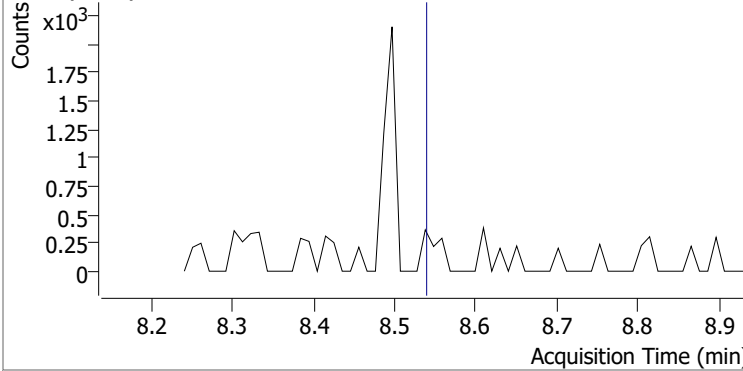
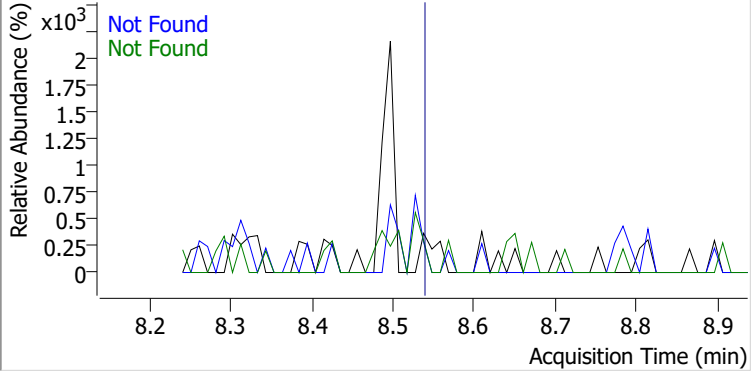
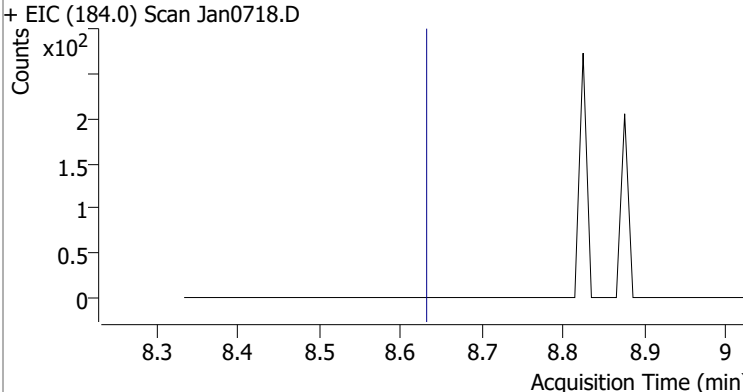
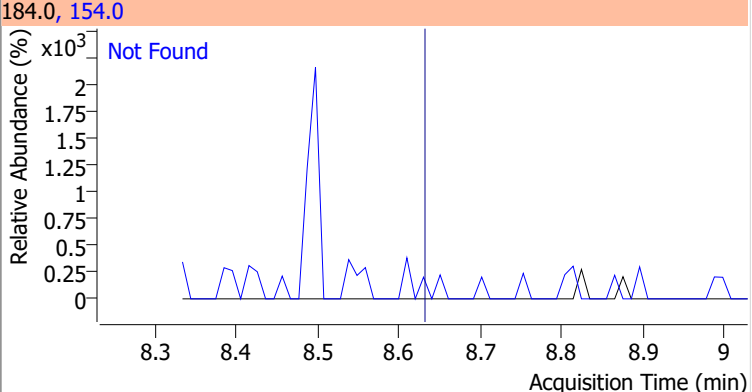
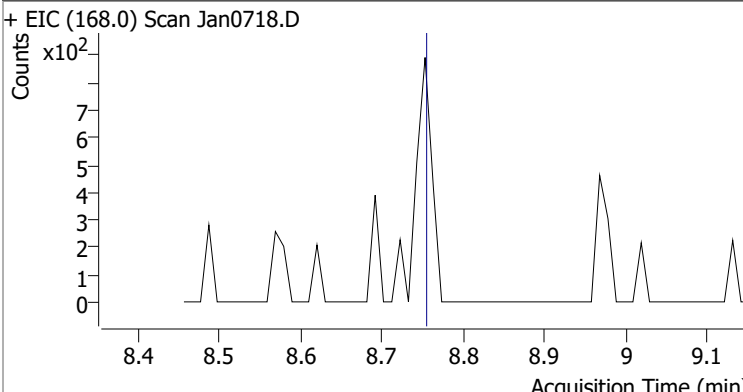
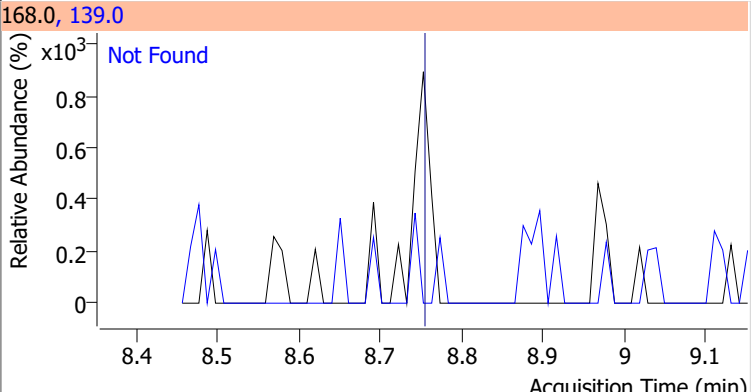
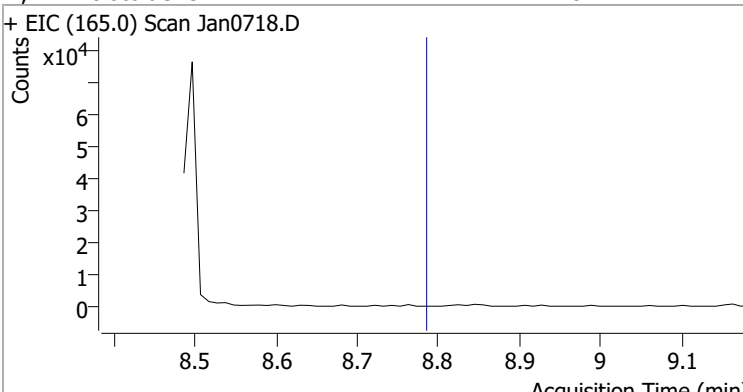
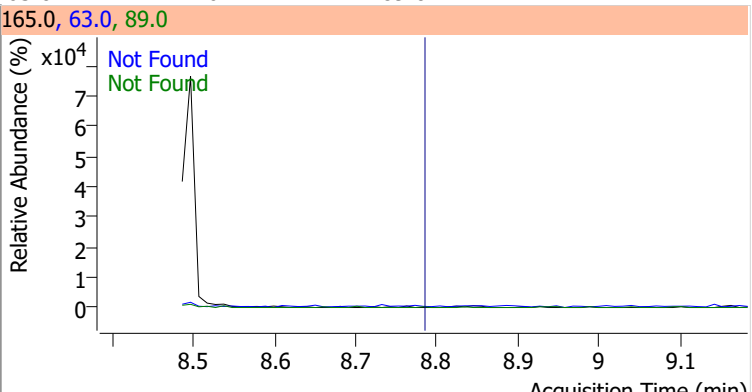
Compound	Conc.	Exp RT	QIon	Exp Ratio
Acenaphthylene	N.D.	8.31	153.1	13.8



Compound	Conc.	Exp RT	QIon	Exp Ratio	QIon	Exp Ratio
3-Nitroaniline	N.D.	8.50	65.0	140.9	92.0	106.5

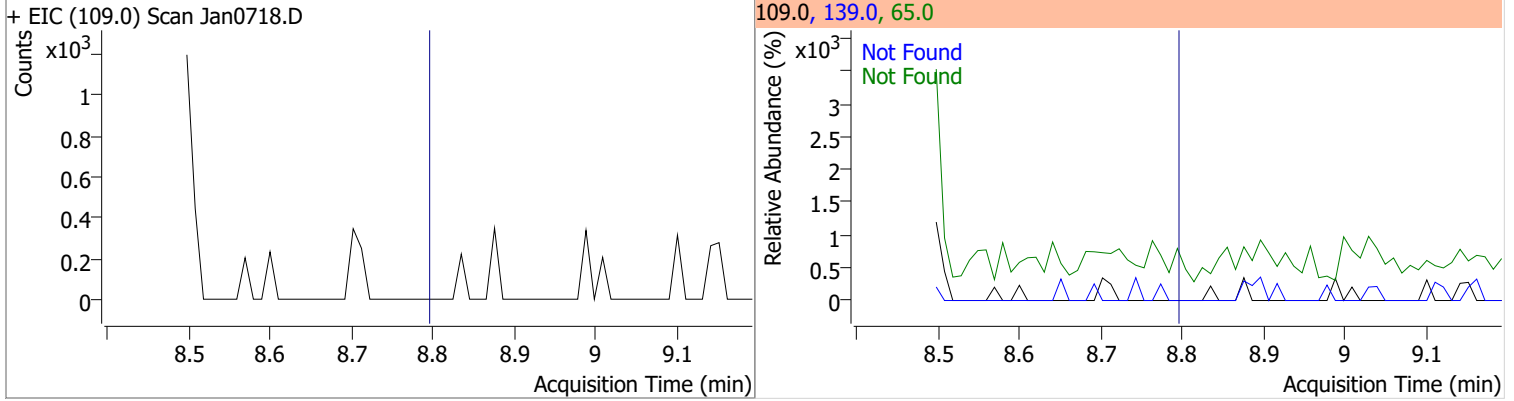


Quantitation Results Report (QT Reviewed)

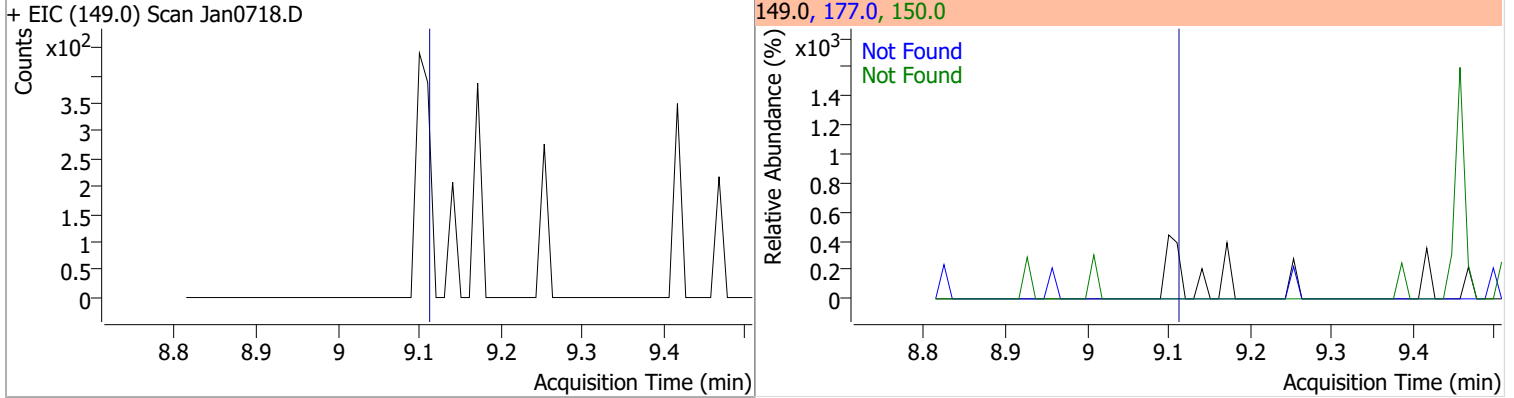
Compound	Conc.	Exp RT	QIon	Exp Ratio	QIon	Exp Ratio
Acenaphthene	N.D.	8.53	153.0	109.5	152.0	52.9
+ EIC (154.0) Scan Jan0718.D			154.0, 152.0, 153.0			
						
2,4-Dinitrophenol	N.D.	8.62	154.0	60.0		
+ EIC (184.0) Scan Jan0718.D			184.0, 154.0			
						
Dibenzofuran	N.D.	8.74	139.0	38.6		
+ EIC (168.0) Scan Jan0718.D			168.0, 139.0			
						
2,4-Dinitrotoluene	N.D.	8.77	63.0	76.1	89.0	74.7
+ EIC (165.0) Scan Jan0718.D			165.0, 63.0, 89.0			
						

Quantitation Results Report (QT Reviewed)

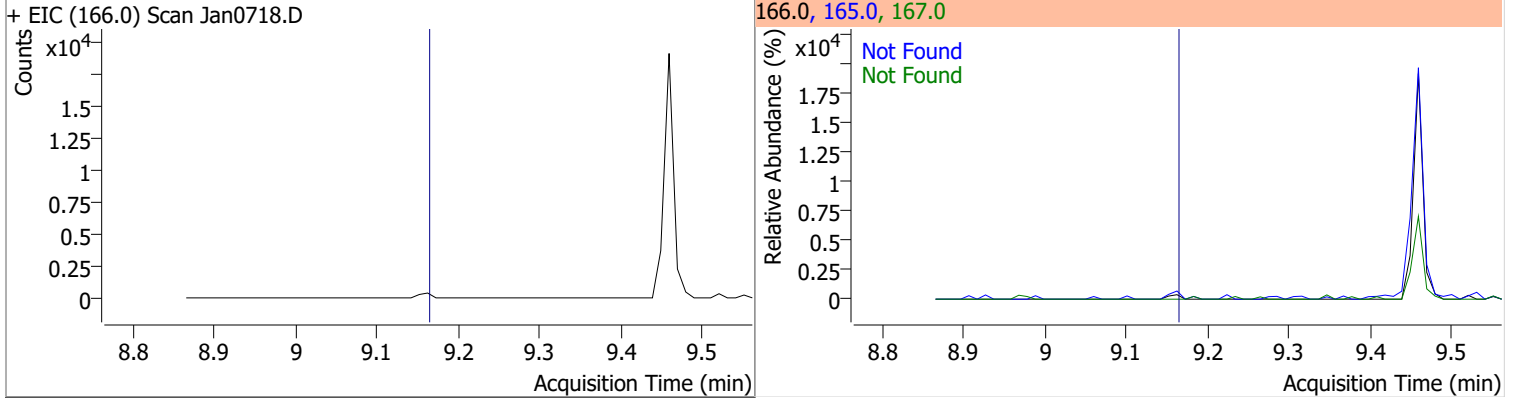
Compound	Conc.	Exp RT	QIon	Exp Ratio	QIon	Exp Ratio
4-Nitrophenol	N.D.	8.78	65.0	88.5	139.0	80.4



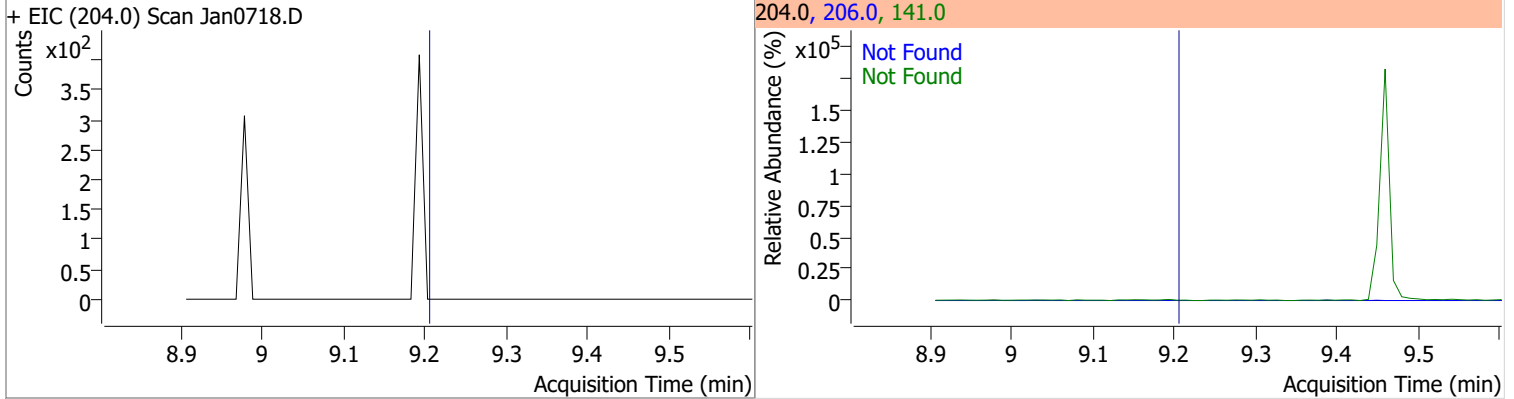
Compound	Conc.	Exp RT	QIon	Exp Ratio	QIon	Exp Ratio
Diethylphthalate	N.D.	9.10	177.0	20.7	150.0	12.6



Compound	Conc.	Exp RT	QIon	Exp Ratio	QIon	Exp Ratio
Fluorene	N.D.	9.15	165.0	93.4	167.0	12.9

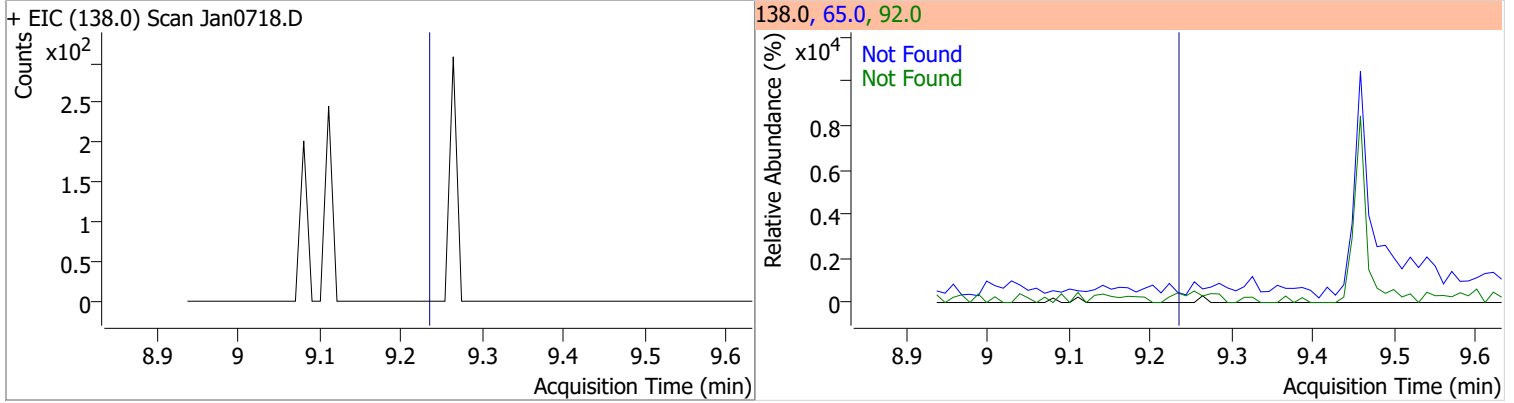


Compound	Conc.	Exp RT	QIon	Exp Ratio	QIon	Exp Ratio
4-Chlorophenyl-phenylether	N.D.	9.19	141.0	62.3	206.0	33.9

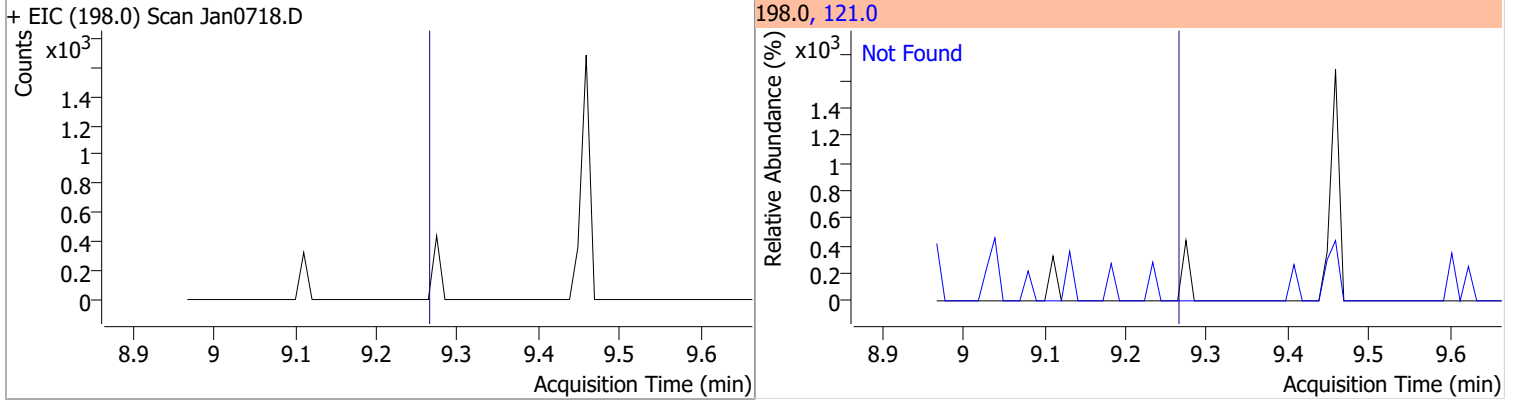


Quantitation Results Report (QT Reviewed)

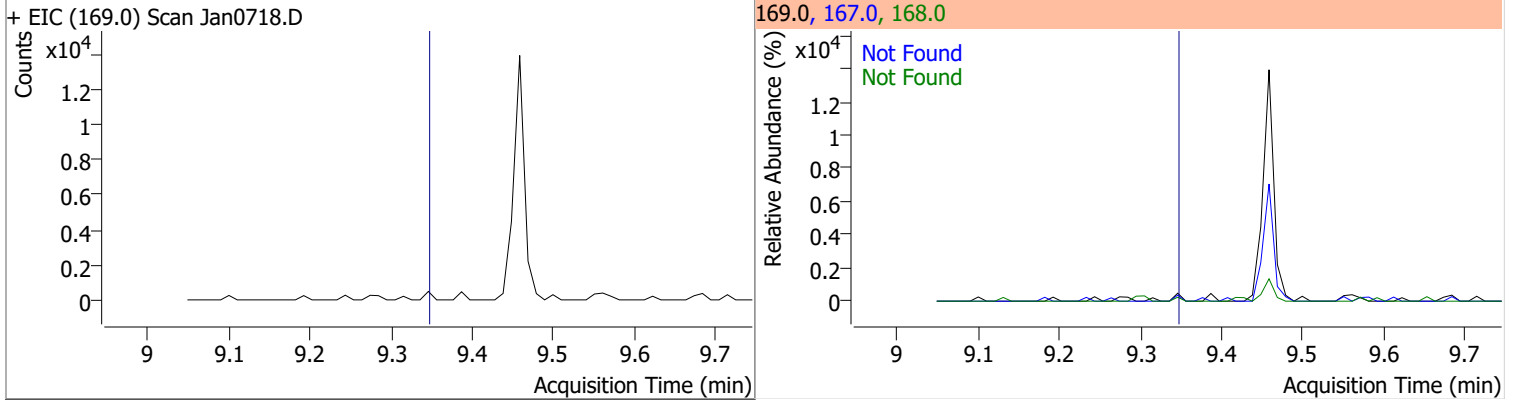
Compound	Conc.	Exp RT	QIon	Exp Ratio	QIon	Exp Ratio
4-Nitroaniline	N.D.	9.23	65.0	114.6	92.0	45.3



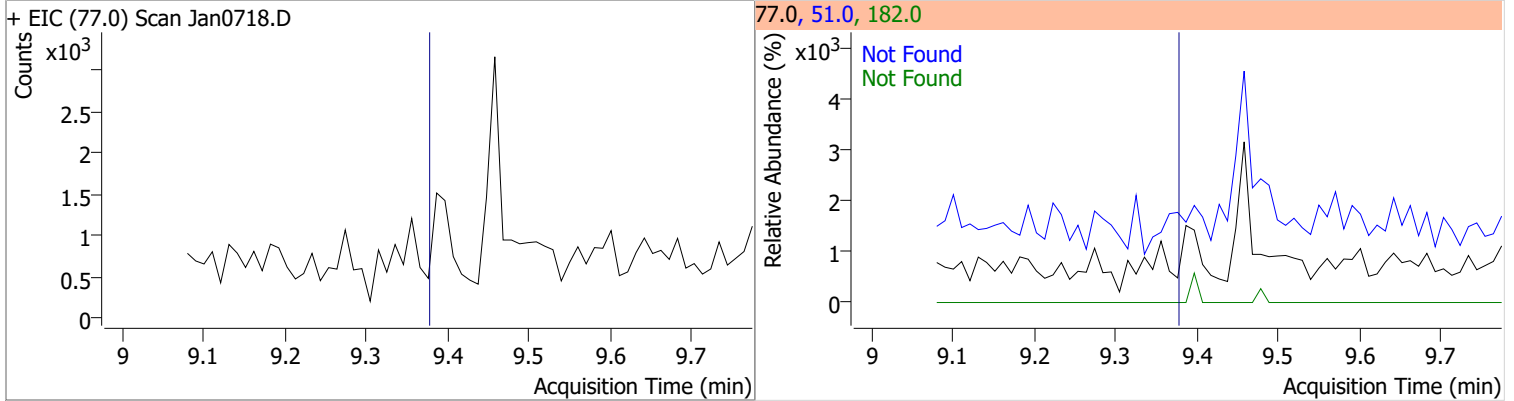
Compound	Conc.	Exp RT	QIon	Exp Ratio
4,6-Dinitro-2-methylphenol	N.D.	9.26	121.0	44.8



Compound	Conc.	Exp RT	QIon	Exp Ratio	QIon	Exp Ratio
N-nitrosodiphenylamine	N.D.	9.35	168.0	63.3	167.0	33.4

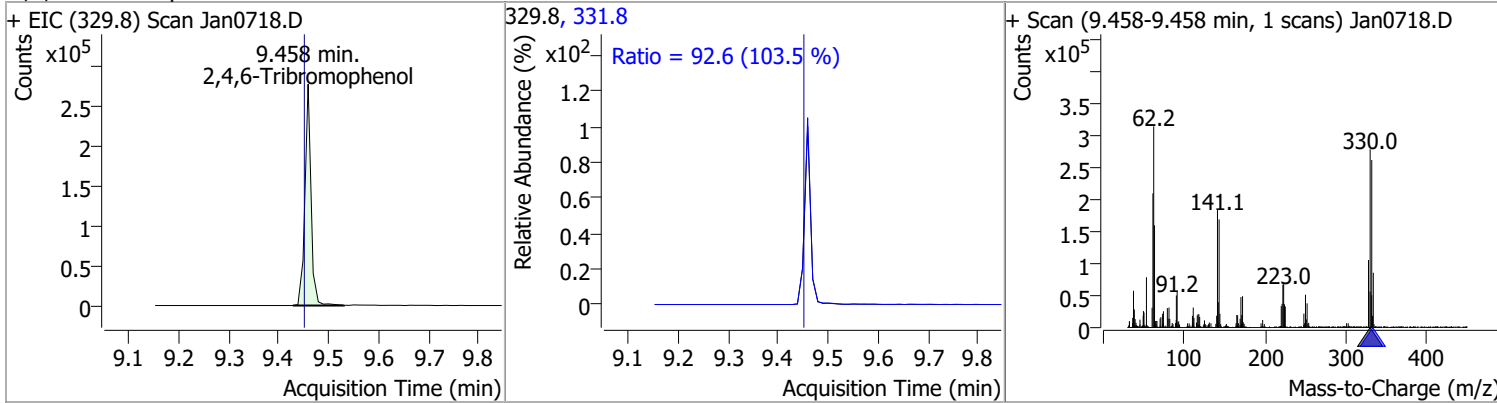


Compound	Conc.	Exp RT	QIon	Exp Ratio	QIon	Exp Ratio
Azobenzene	N.D.	9.38	51.0	49.9	182.0	26.9

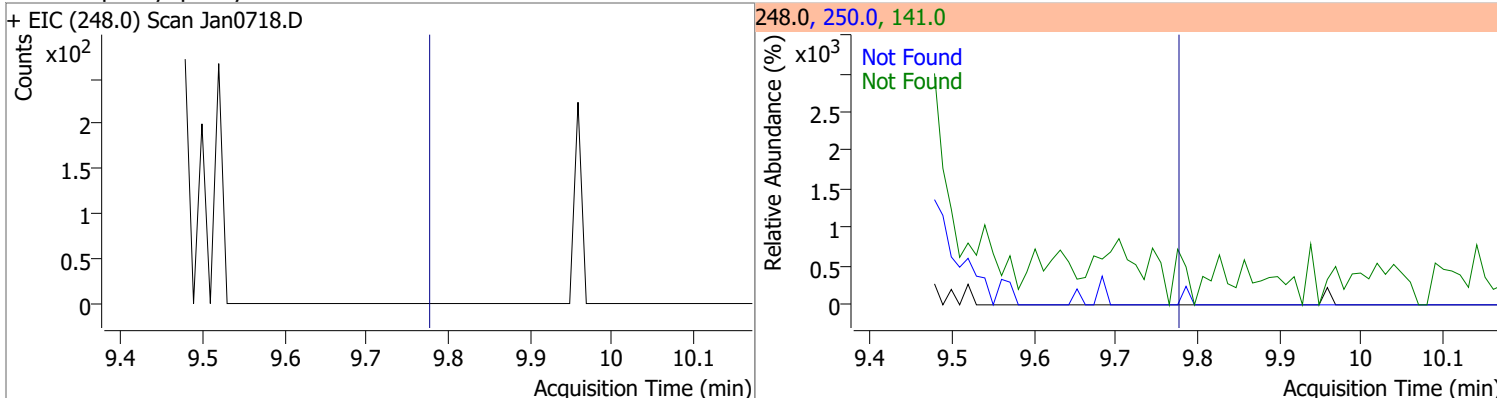


Quantitation Results Report (QT Reviewed)

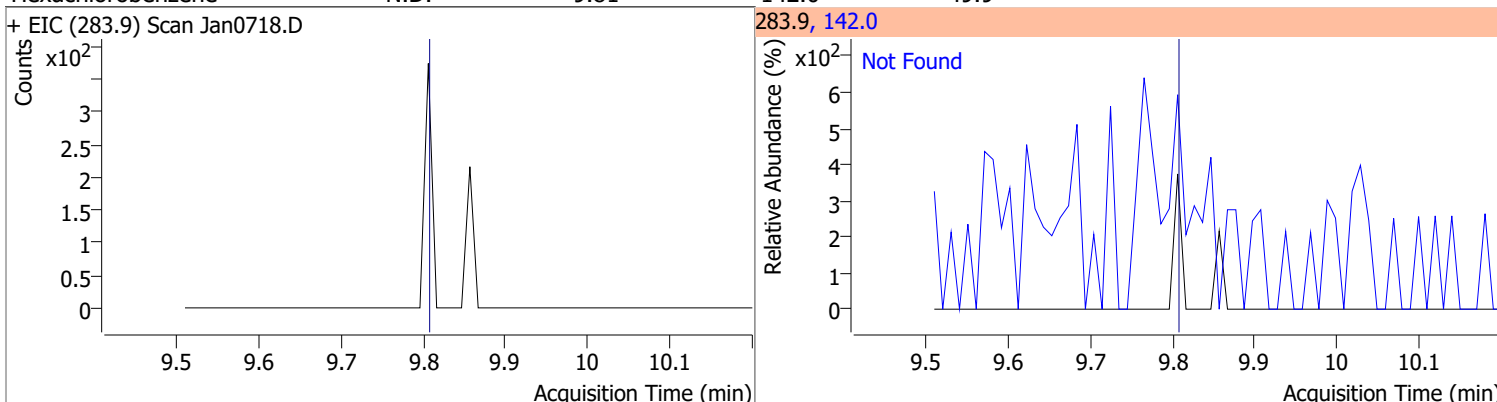
Compound	Conc.	RT	Dev(Min)	Resp.	QIon	QRatio	Lower	Upper
2,4,6-Tribromophenol	161.1501	9.46	0.01	237016	331.8	92.6	62.7	116.4



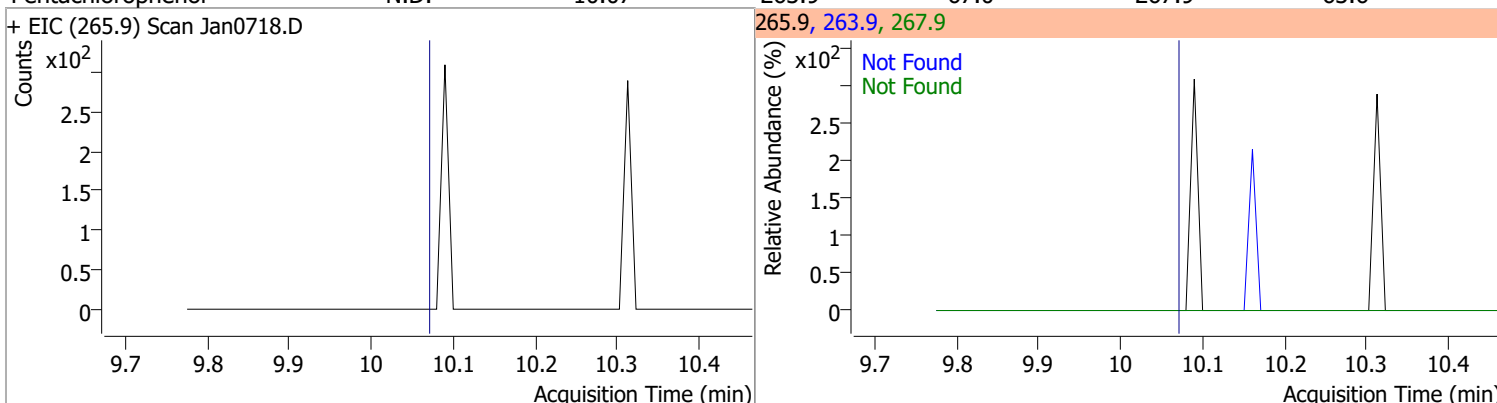
Compound	Conc.	Exp RT	QIon	Exp Ratio	QIon	Exp Ratio
4-Bromophenyl-phenylether	N.D.	9.78	250.0	98.3	141.0	96.1



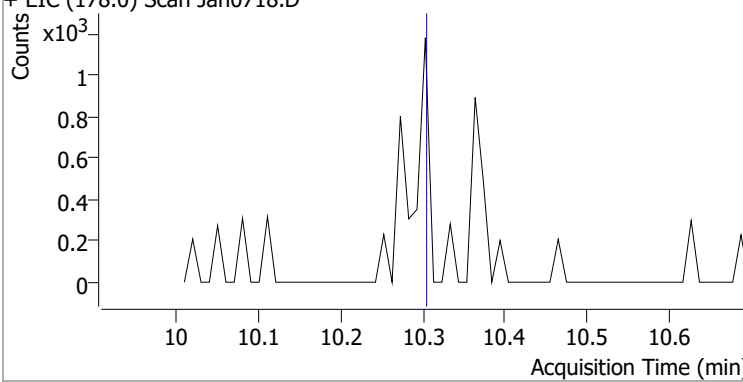
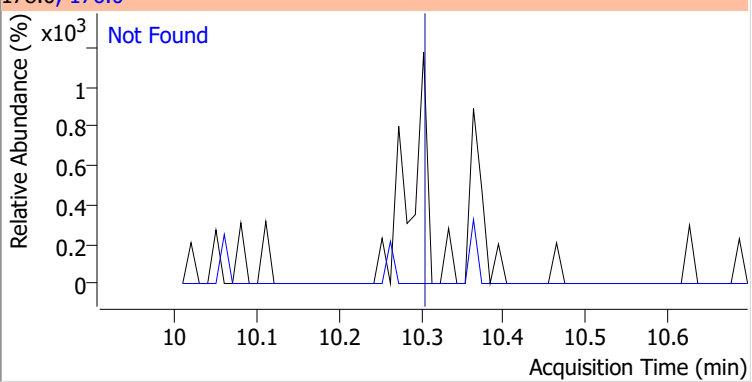
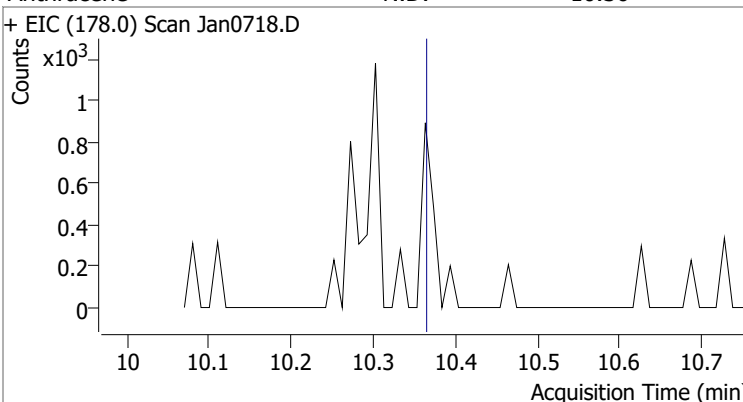
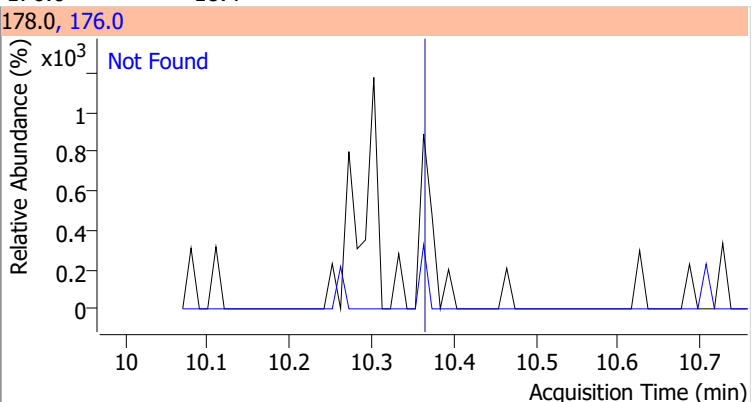
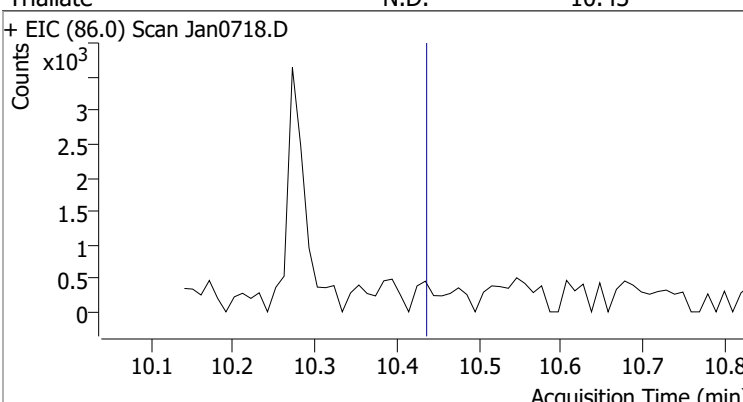
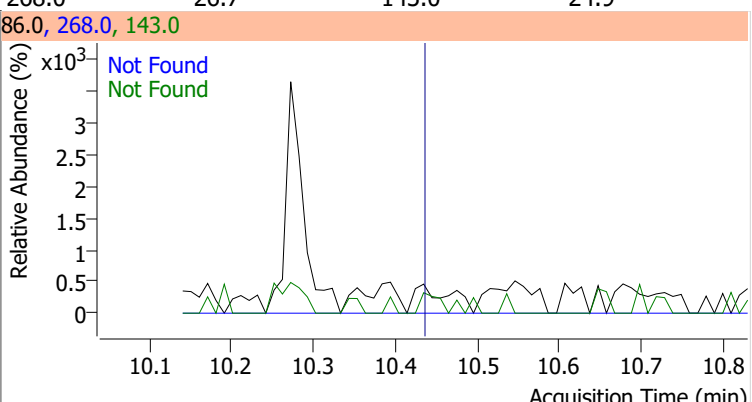
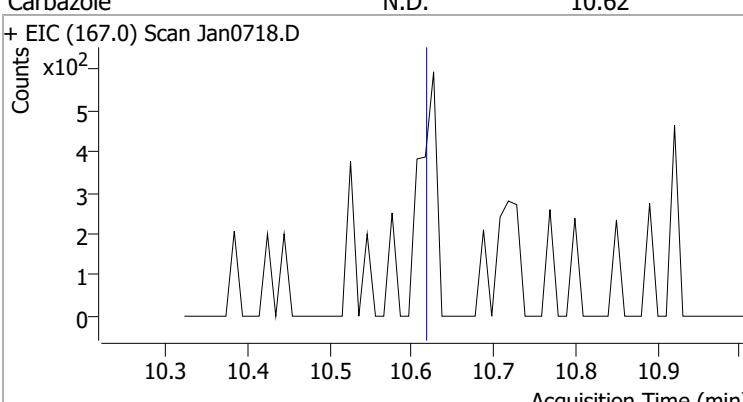
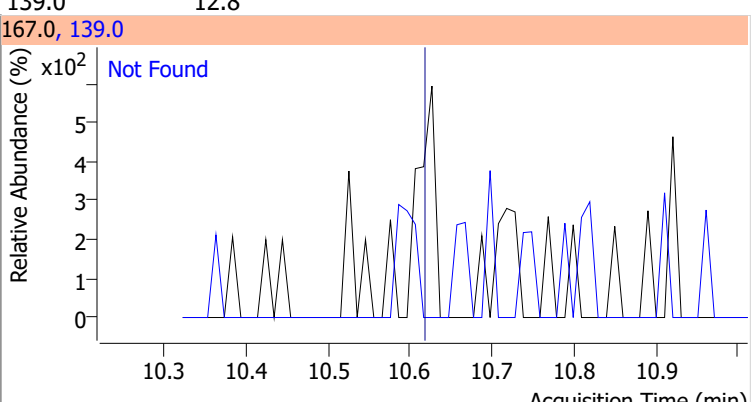
Compound	Conc.	Exp RT	QIon	Exp Ratio
Hexachlorobenzene	N.D.	9.81	142.0	49.9



Compound	Conc.	Exp RT	QIon	Exp Ratio	QIon	Exp Ratio
Pentachlorophenol	N.D.	10.07	263.9	67.0	267.9	63.6

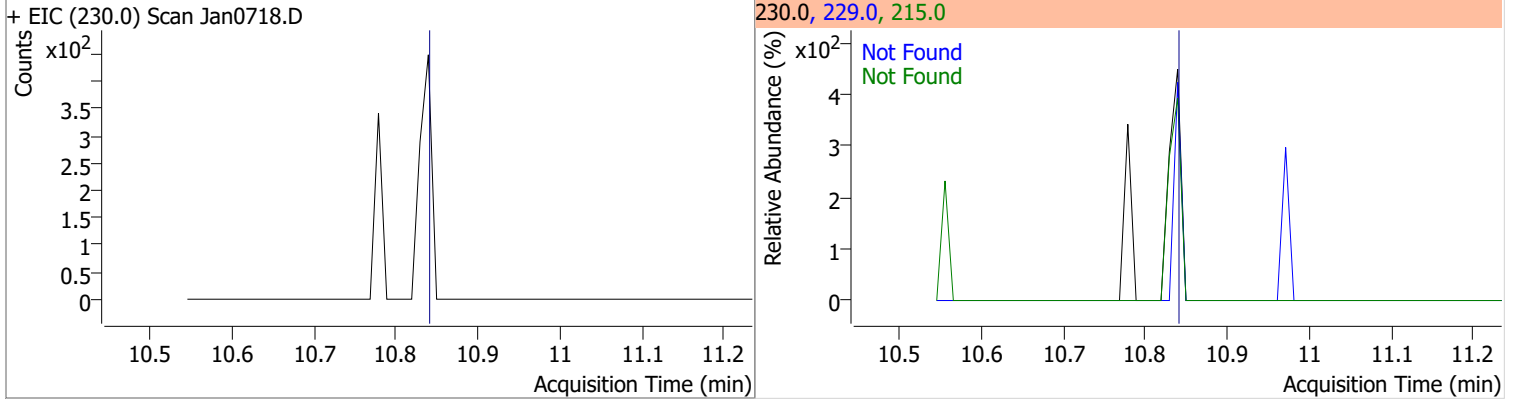


Quantitation Results Report (QT Reviewed)

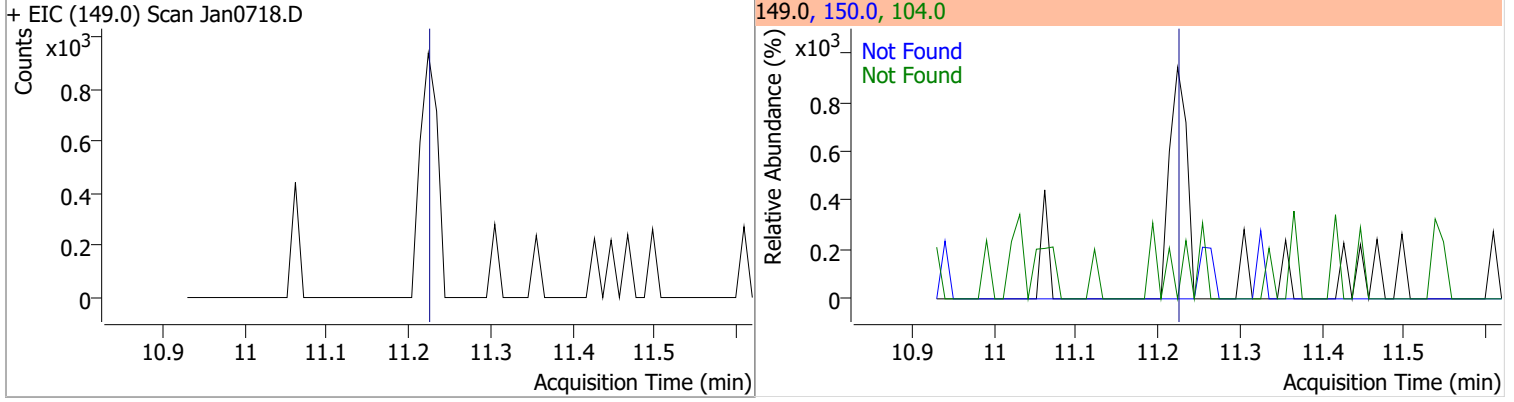
Compound	Conc.	Exp RT	QIon	Exp Ratio		
Phenanthrene	N.D.	10.30	176.0	19.3		
+ EIC (178.0) Scan Jan0718.D			178.0, 176.0			
						
Anthracene	N.D.	10.36	176.0	18.4		
+ EIC (178.0) Scan Jan0718.D			178.0, 176.0			
						
Triallate	N.D.	10.43	268.0	26.7	QIon	Exp Ratio
					143.0	24.9
+ EIC (86.0) Scan Jan0718.D			86.0, 268.0, 143.0			
						
Carbazole	N.D.	10.62	139.0	12.8		
+ EIC (167.0) Scan Jan0718.D			167.0, 139.0			
						

Quantitation Results Report (QT Reviewed)

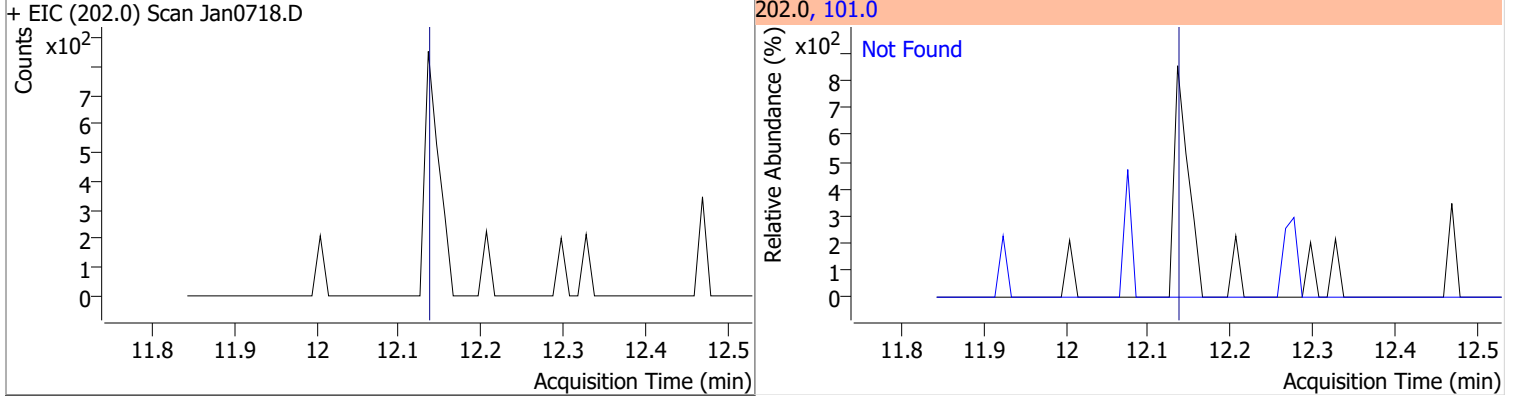
Compound	Conc.	Exp RT	QIon	Exp Ratio	QIon	Exp Ratio
o-Terphenyl	N.D.	10.84	229.0	64.1	215.0	36.5



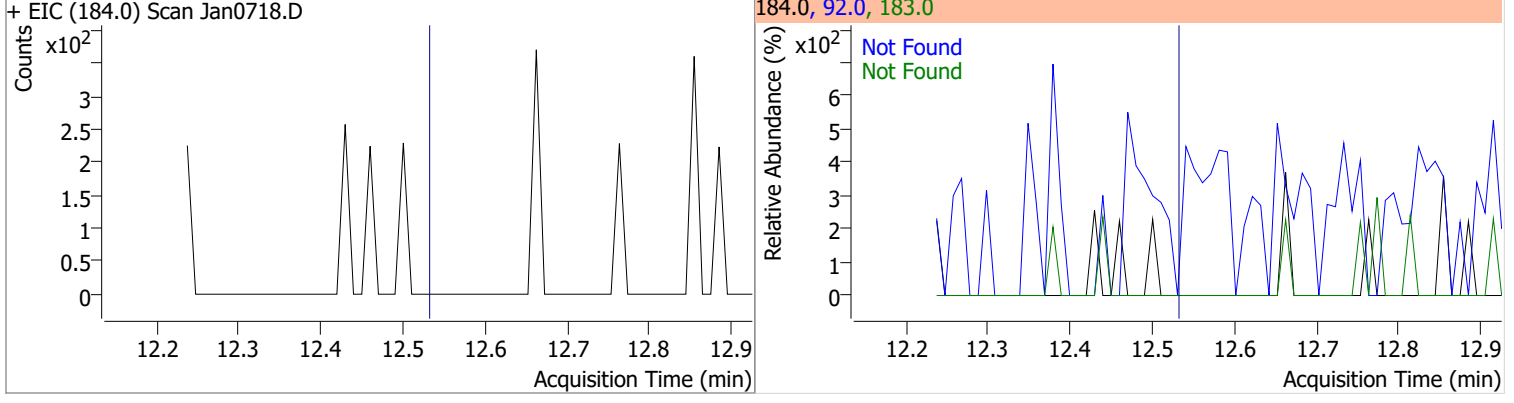
Compound	Conc.	Exp RT	QIon	Exp Ratio	QIon	Exp Ratio
Di-n-Butylphthalate	N.D.	11.22	150.0	9.1	104.0	6.1



Compound	Conc.	Exp RT	QIon	Exp Ratio
Fluoranthene	N.D.	12.14	101.0	12.8

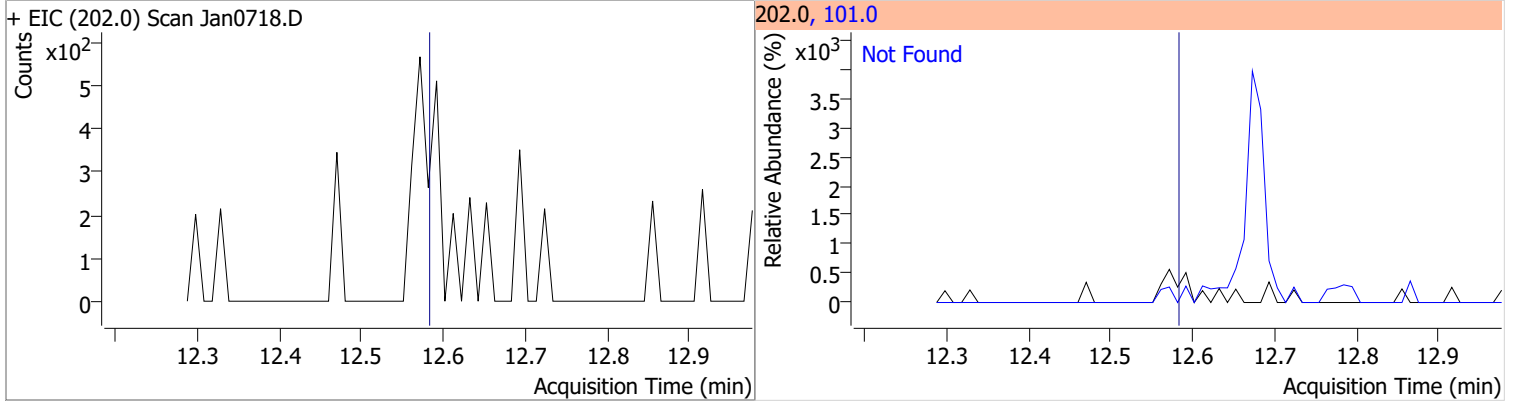


Compound	Conc.	Exp RT	QIon	Exp Ratio	QIon	Exp Ratio
Benzidine	N.D.	12.53	183.0	13.1	92.0	8.1

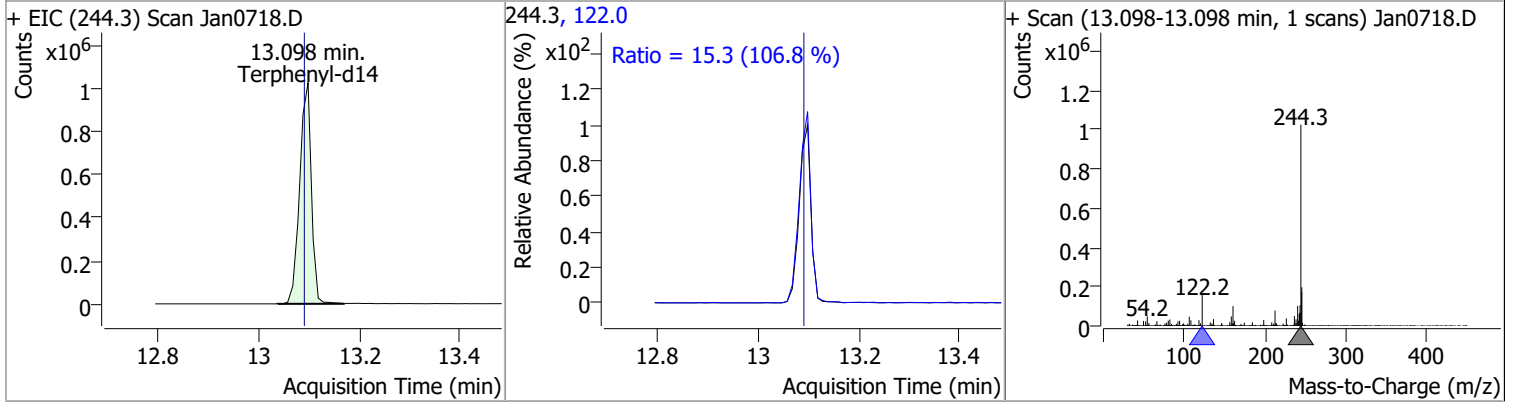


Quantitation Results Report (QT Reviewed)

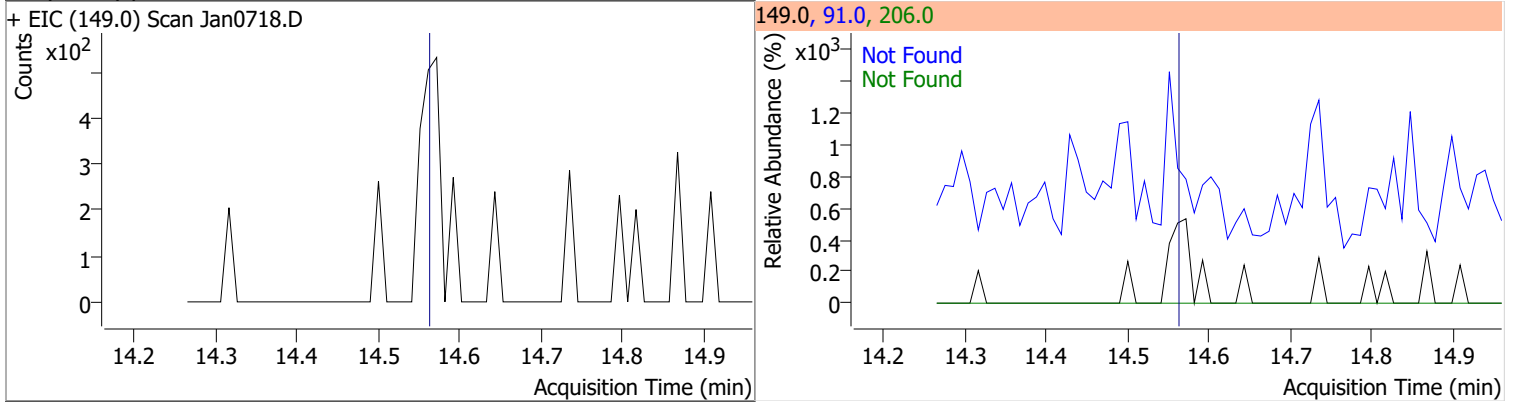
Compound	Conc.	Exp RT	QIon	Exp Ratio
Pyrene	N.D.	12.58	101.0	14.6



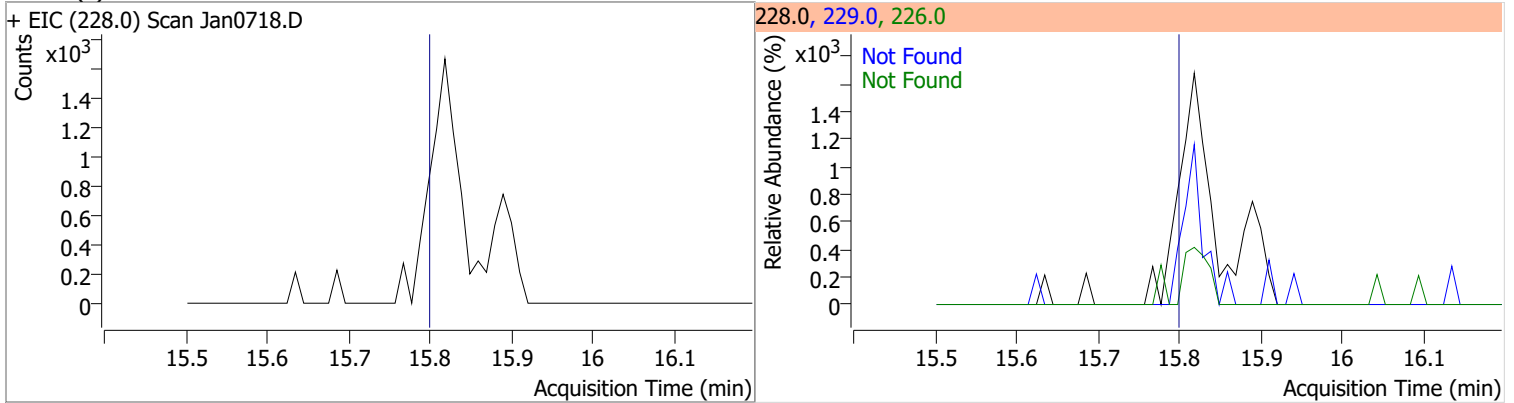
Compound	Conc.	RT	Dev(Min)	Resp.	QIon	QRatio	Lower	Upper
Terphenyl-d14	98.9115	13.10	0.01	1652599	122.0	15.3	10.1	18.7



Compound	Conc.	Exp RT	QIon	Exp Ratio	QIon	Exp Ratio
Butylbenzylphthalate	N.D.	14.56	91.0	81.7	206.0	17.9

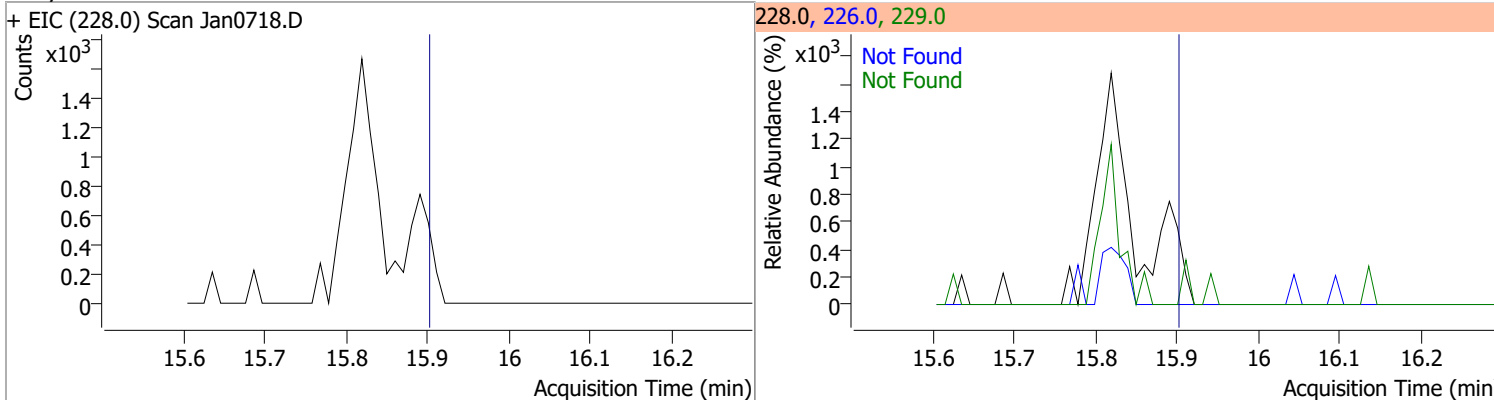


Compound	Conc.	Exp RT	QIon	Exp Ratio	QIon	Exp Ratio
Benzo(a)Anthracene	N.D.	15.80	226.0	27.1	229.0	21.0

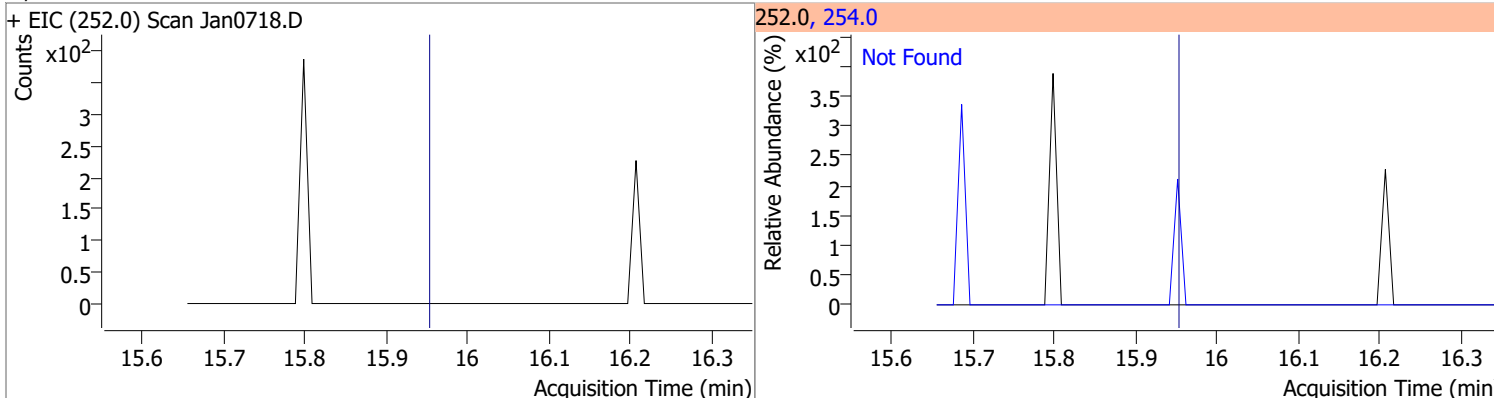


Quantitation Results Report (QT Reviewed)

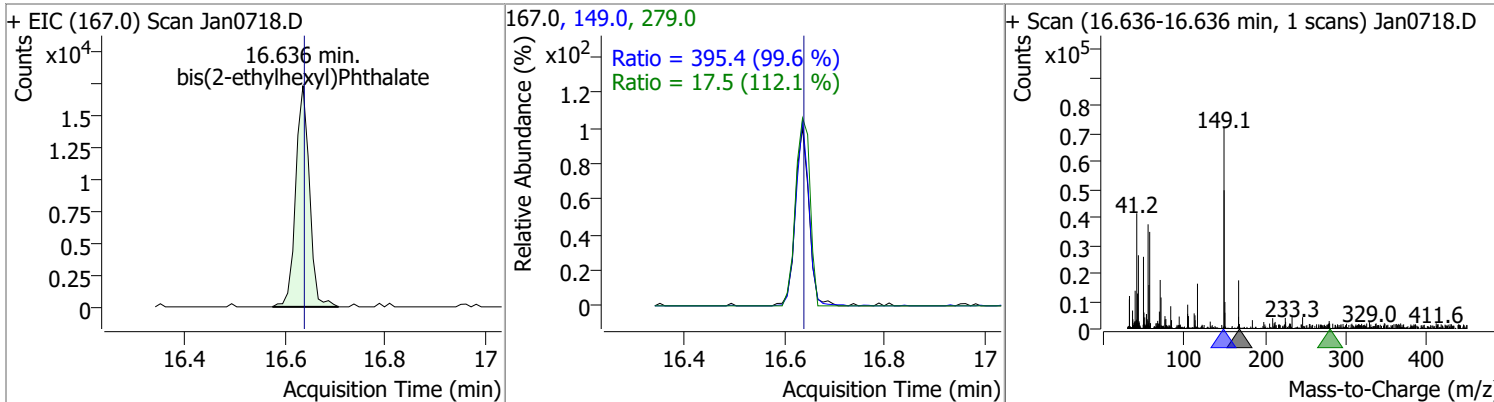
Compound	Conc.	Exp RT	QIon	Exp Ratio	QIon	Exp Ratio
Chrysene	N.D.	15.90	226.0	29.9	229.0	20.4



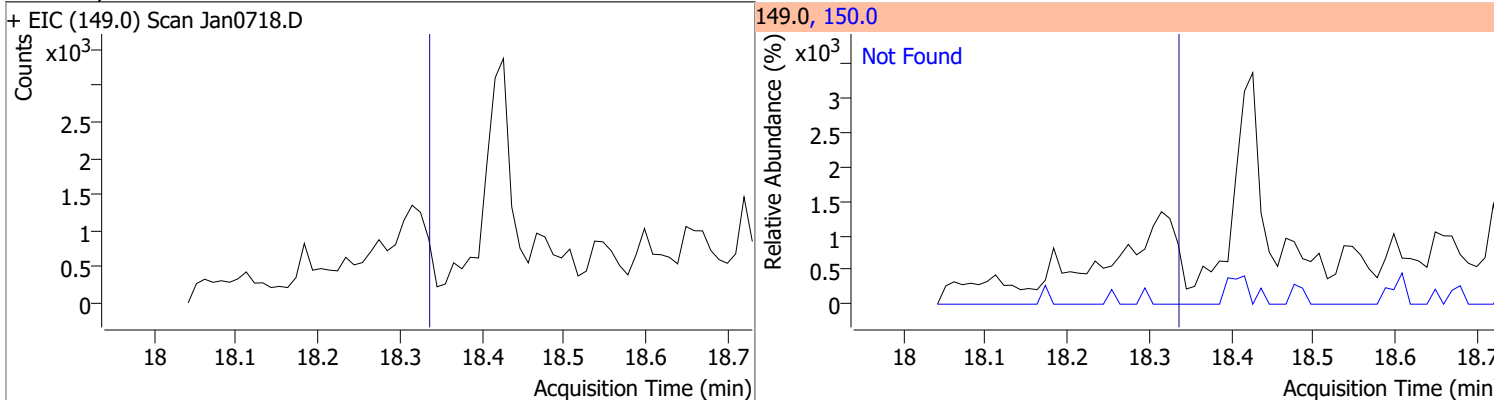
Compound	Conc.	Exp RT	QIon	Exp Ratio
3,3-Dichlorobenzidine	N.D.	15.95	254.0	64.7



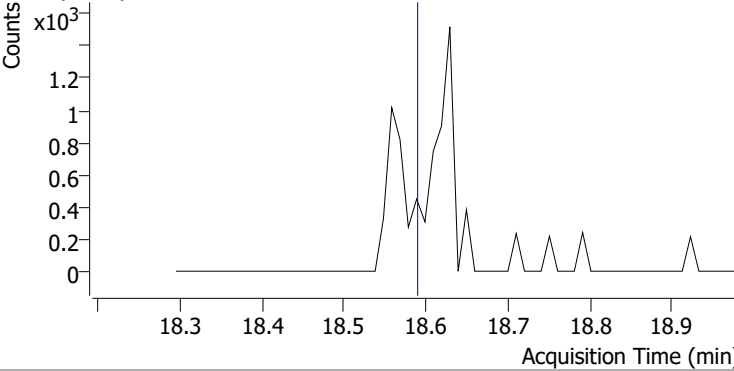
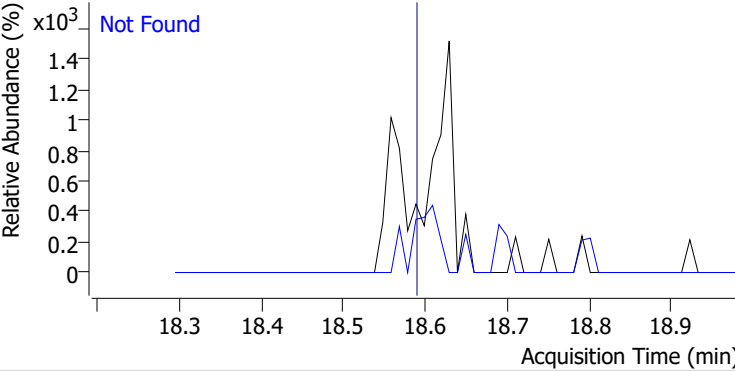
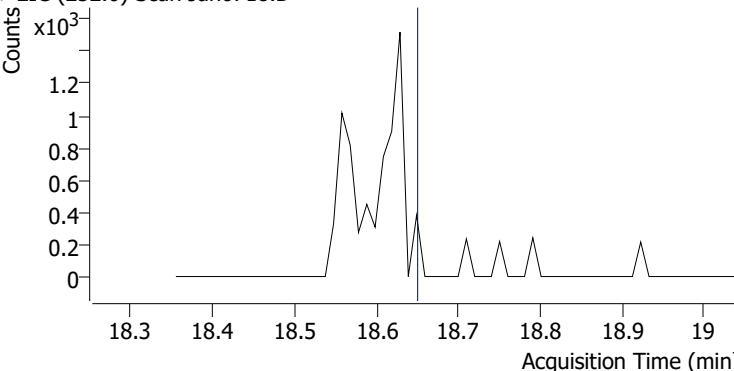
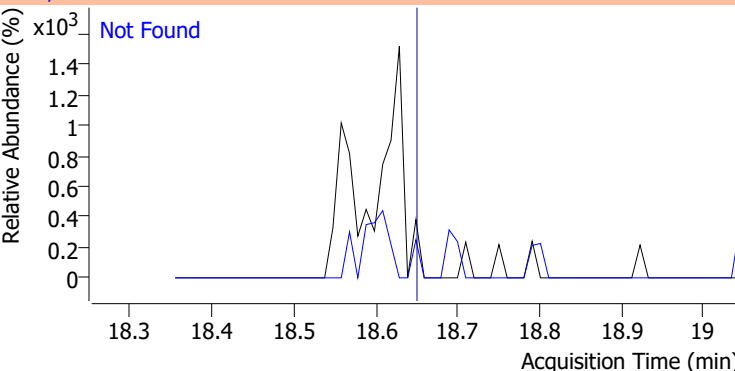
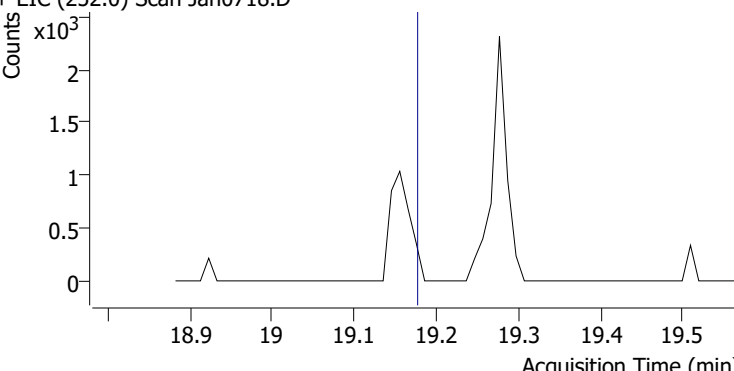
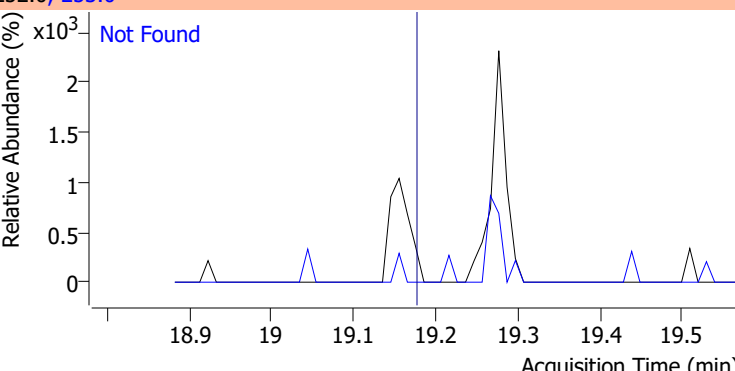
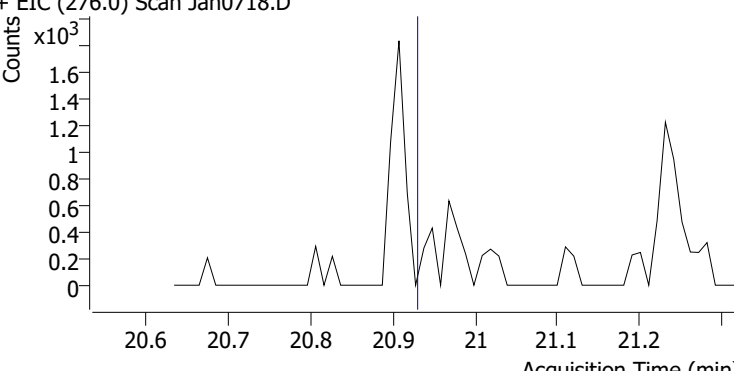
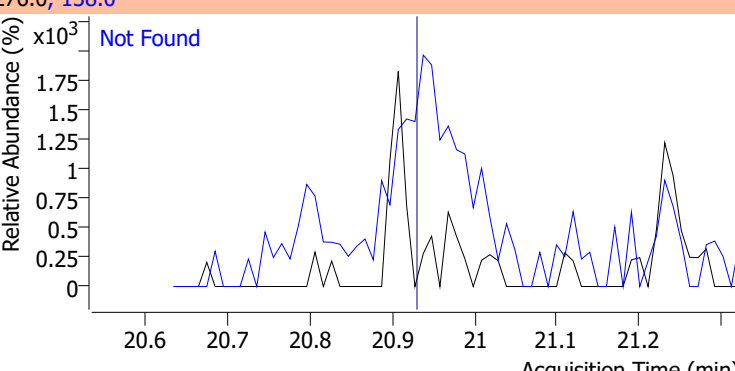
Compound	Conc.	RT	Dev(Min)	Resp.	QIon	QRatio	Lower	Upper
bis(2-ethylhexyl)Phthalate	15.5306	16.64	0.00	33282	149.0	395.4	278.0	516.2
					279.0	17.5	10.9	20.3



Compound	Conc.	Exp RT	QIon	Exp Ratio
Di-n-octyl Phthalate	N.D.	18.32	150.0	9.5

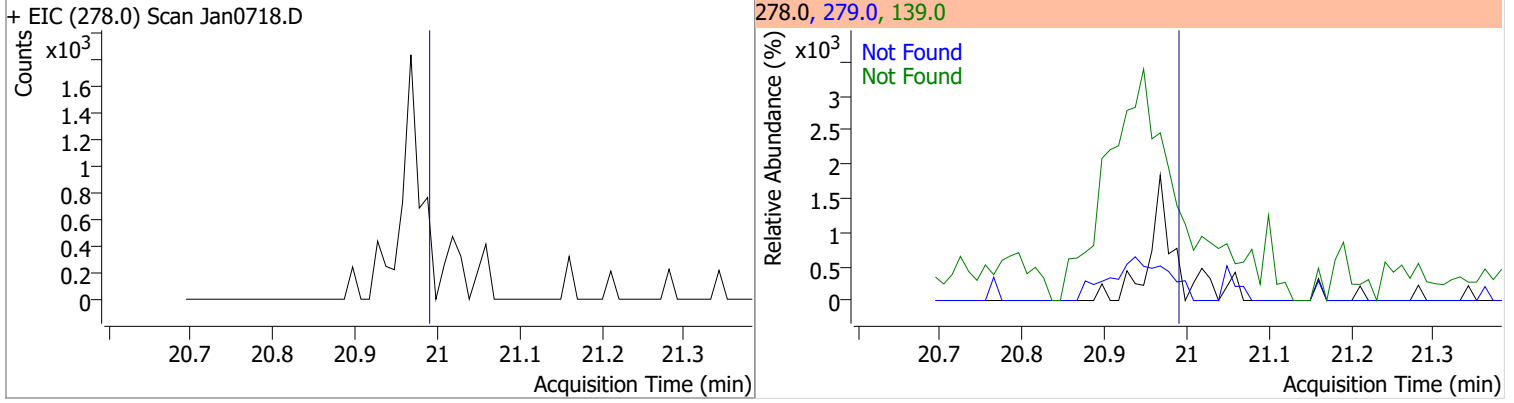


Quantitation Results Report (QT Reviewed)

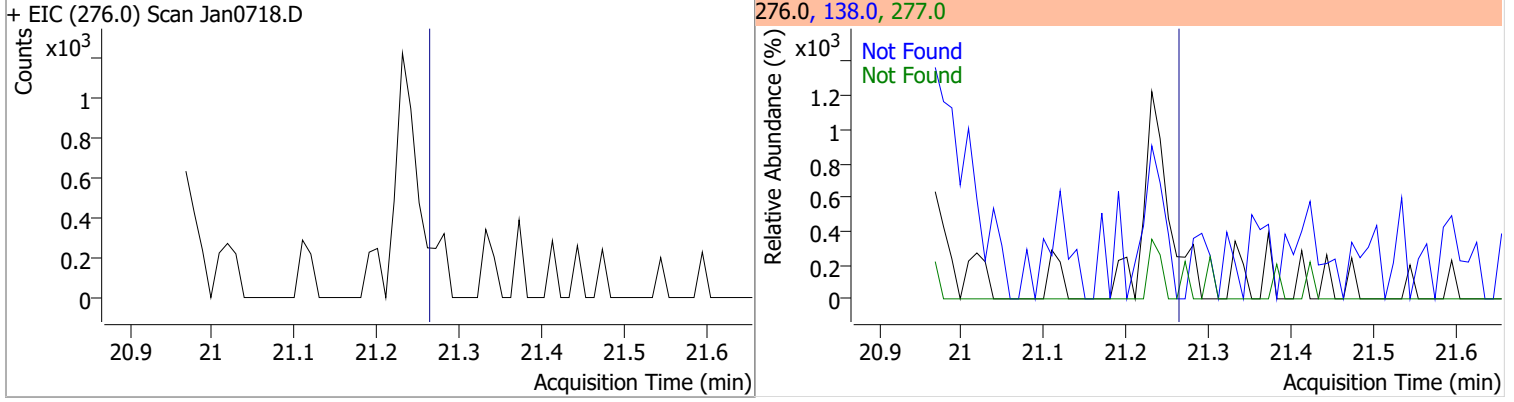
Compound	Conc.	Exp RT	QIon	Exp Ratio
Benzo(b)fluoranthene	N.D.	18.58	253.0	22.0
+ EIC (252.0) Scan Jan0718.D			252.0, 253.0	
				
Benzo(k)fluoranthene	N.D.	18.64	253.0	21.9
+ EIC (252.0) Scan Jan0718.D			252.0, 253.0	
				
Benzo(a)pyrene	N.D.	19.17	253.0	22.0
+ EIC (252.0) Scan Jan0718.D			252.0, 253.0	
				
Indeno(1,2,3-c,d)pyrene	N.D.	20.92	138.0	29.9
+ EIC (276.0) Scan Jan0718.D			276.0, 138.0	
				

Quantitation Results Report (QT Reviewed)

Compound	Conc.	Exp RT	QIon	Exp Ratio	QIon	Exp Ratio
Dibenzo(a,h)anthracene	N.D.	20.98	279.0	25.2	139.0	23.8

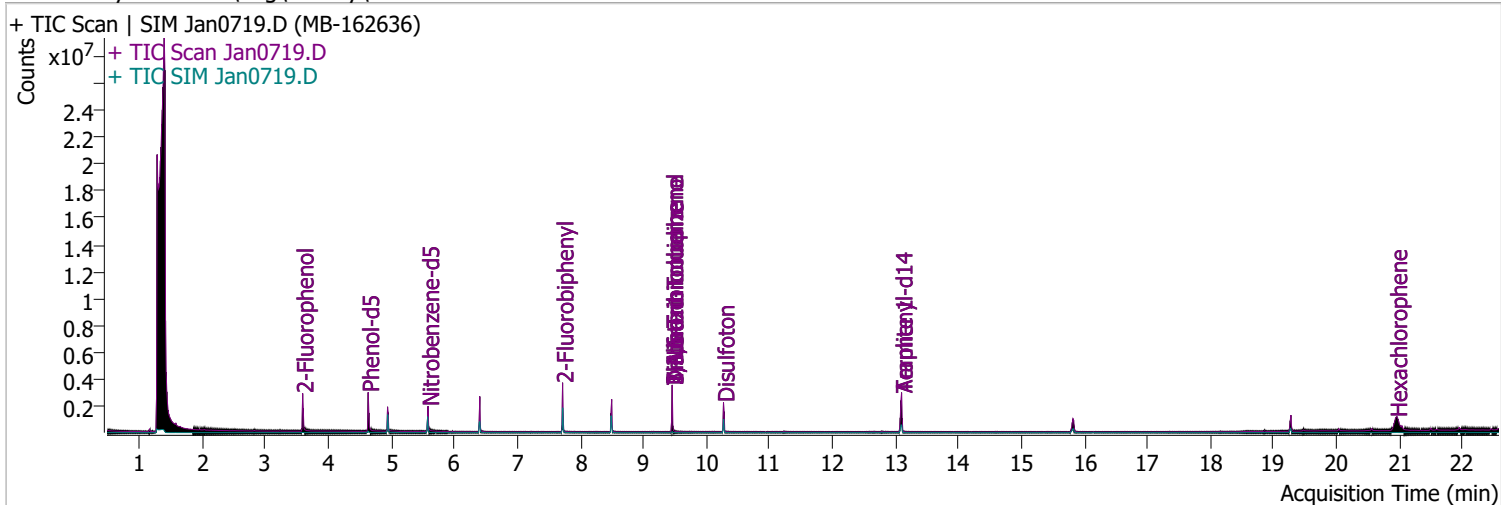


Compound	Conc.	Exp RT	QIon	Exp Ratio	QIon	Exp Ratio
Benzo(g,h,i)perylene	N.D.	21.25	138.0	32.0	277.0	23.8



Quantitation Results Report (QT Reviewed)

Data File	Jan0719.D	Operator	LIMS import
Acq. Method	BNA+SIM.M	Acq. Date-Time	1/7/2022 10:13:20 PM
Sample Name	MB-162636	Instrument	Instrument #1
Vial	19	Multiplier	1.00
DA Method File		Comment	SVOC-8270-W-LARGO
Tune File	dftppdsm.u	Tune Date	1/7/2022 12:13:00 PM
Batch Name	010722 DoD BNA cal 1.batch.bin	Last Calib Update	1/11/2022 8:55:14 AM
Ref Library	D:\Org\Library\NIST129K.l		



Compound	RT	QIon	Resp.	Conc.	Units	Dev(Min)
----------	----	------	-------	-------	-------	----------

Internal Standards

System Monitoring Compounds

S 2-Fluorophenol	3.592	112.0	793977	102.8581	µg/L	0.010
Spiked Amount: 200.000	Range: 10.0 - 75.0%			Recovery = 51.43%		
S Phenol-d5	4.634	99.0	878275	85.4379	µg/L	0.010
Spiked Amount: 200.000	Range: 10.0 - 65.0%			Recovery = 42.72%		
S Nitrobenzene-d5	5.583	82.0	405457	72.3369	µg/L	0.000
Spiked Amount: 100.000	Range: 32.0 - 94.0%			Recovery = 72.34%		
S 2-Fluorobiphenyl	7.718	172.0	990930	56.4533	µg/L	0.000
Spiked Amount: 100.000	Range: 28.0 - 107.0%			Recovery = 56.45%		
S 2,4,6-Tribromophenol	9.458	329.8	235803	167.2431	µg/L	0.010
Spiked Amount: 200.000	Range: 25.0 - 140.0%			Recovery = 83.62%		
S Terphenyl-d14	13.098	244.3	1540532	96.7417	µg/L	0.010
Spiked Amount: 100.000	Range: 32.0 - 122.0%			Recovery = 96.74%		

Target Compounds

Target Compound	RT	QIon	Resp.	Conc.	Units	Dev(Min)	QValue
T N-Nitrosodimethylamine	0.000		0	N.D.			
T Pyridine	0.000		0	N.D.			
T Aniline	0.000		0	N.D.			
T Phenol	0.000		0	N.D.			
T bis(-2-Chloroethyl)Ether	0.000		0	N.D.			
T 2-Chlorophenol	0.000		0	N.D.			
T 1,3-Dichlorobenzene	0.000		0	N.D.			
T 1,4-Dichlorobenzene	0.000		0	N.D.			
T 1,2-Dichlorobenzene	0.000		0	N.D.			
T Benzyl Alcohol	0.000		0	N.D.			
T bis(2-chloroisopropyl)Ether	0.000		0	N.D.			
T 2-Methylphenol	0.000		0	N.D.			
T N-nitroso-Di-n-propylamine	5.583	70.0	0		µg/L	md	1
T 4Methylphenol/3Methylphenol	0.000		0	N.D.			
T Hexachloroethane	0.000		0	N.D.			

Quantitation Results Report (QT Reviewed)

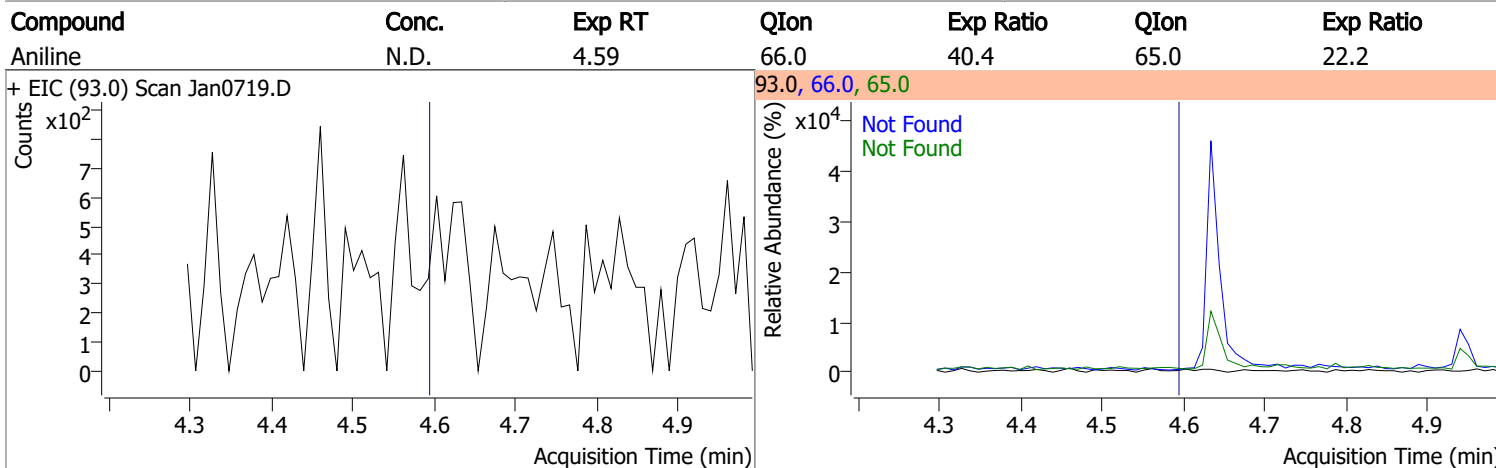
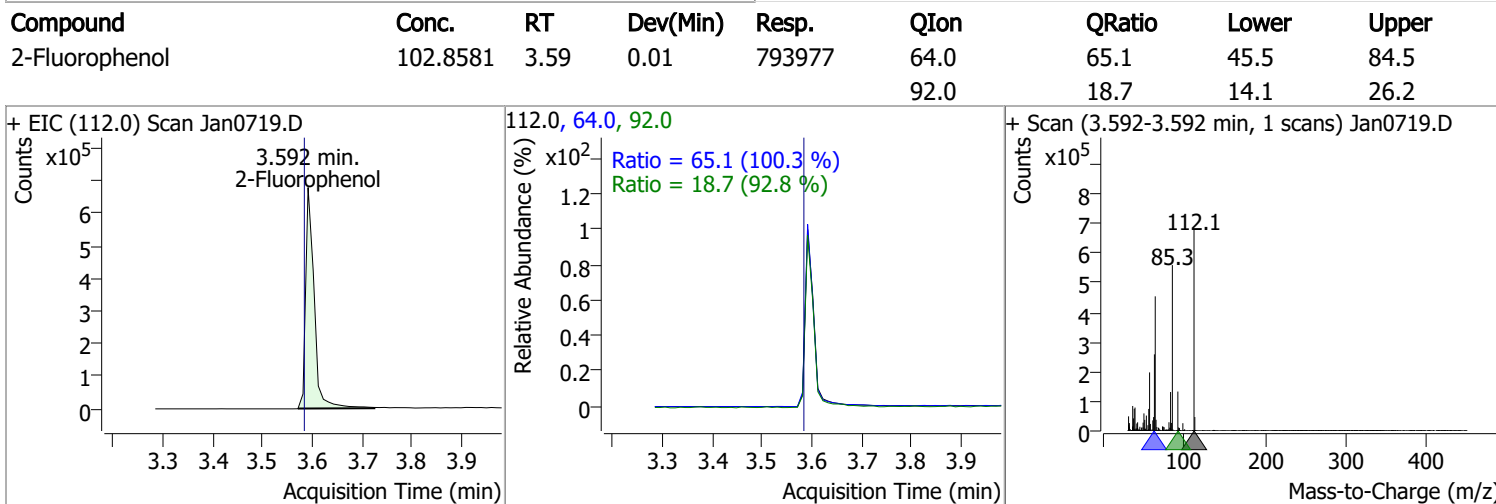
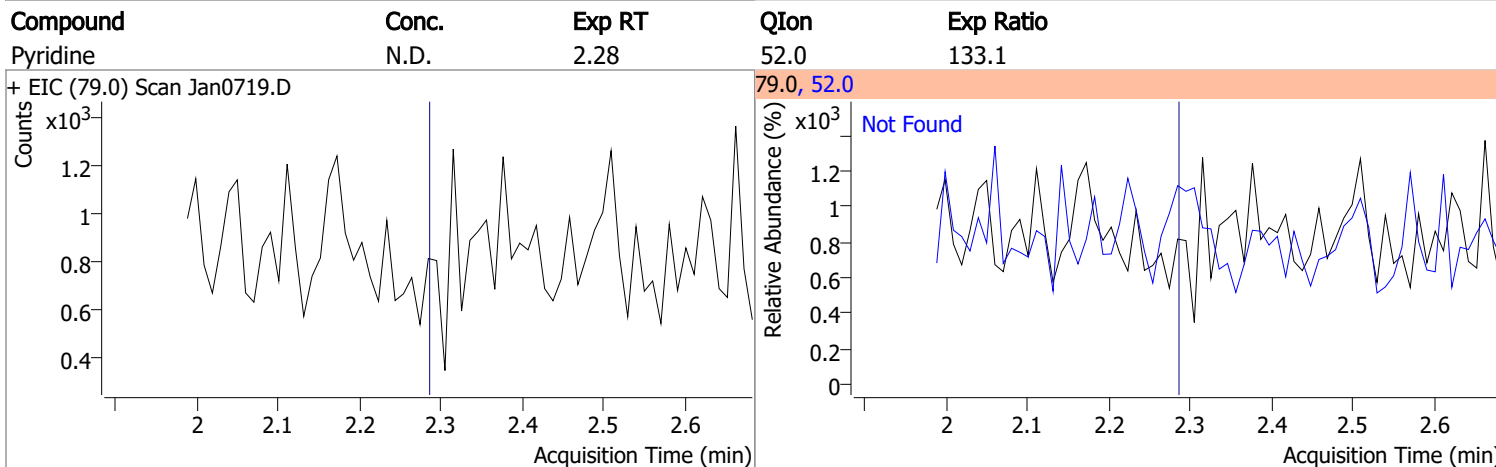
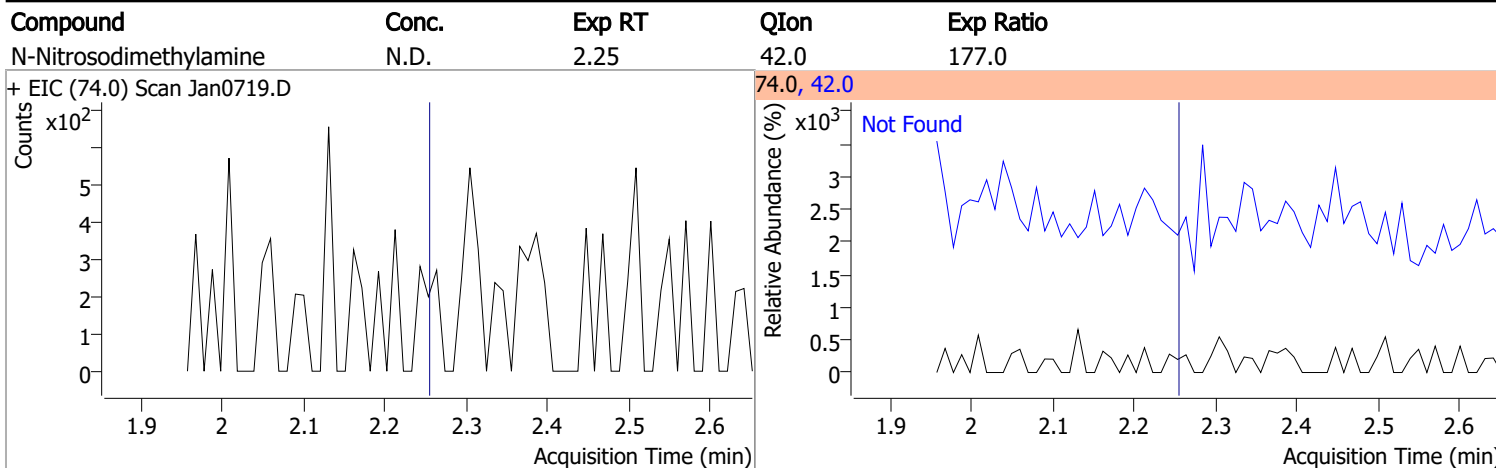
Compound	RT	QIon	Resp.	Conc.	Units	Dev(Min)
T Nitrobenzene	0.000		0	N.D.		
T Isophorone	0.000		0	N.D.		
T 2-Nitrophenol	0.000		0	N.D.		
T 2,4-Dimethylphenol	0.000		0	N.D.		
T bis(-2-Chloroethoxy)Methane	0.000		0	N.D.		
T Benzoic Acid	0.000		0	N.D.		
T 2,4-Dichlorophenol	0.000		0	N.D.		
T 1,2,4-Trichlorobenzene	0.000		0	N.D.		
T Naphthalene	0.000		0	N.D.		
T 4-Chlorophenol	0.000		0	N.D.		
T p-Chloroaniline	0.000		0	N.D.		
T Hexachlorobutadiene	0.000		0	N.D.		
T 4-Chloro-2-Methylphenol	0.000		0	N.D.		
T 4-Chloro-3-Methylphenol	0.000		0	N.D.		
T 2-Methylnaphthalene	0.000		0	N.D.		
T 1-Methylnaphthalene	0.000		0	N.D.		
T Hexachlorocyclopentadiene	0.000		0	N.D.		
T 2,4,6-Trichlorophenol	0.000		0	N.D.		
T 2,4,5-Trichlorophenol	0.000		0	N.D.		
T 2-Chloronaphthalene	0.000		0	N.D.		
T 2-Nitroaniline	0.000		0	N.D.		
T Dimethyl Phthalate	8.538	163.0	0		µg/L md	1
T 2,6-Dinitrotoluene	8.497	165.0	0		µg/L md	1
T Acenaphthylene	0.000		0	N.D.		
T 3-Nitroaniline	0.000		0	N.D.		
T Acenaphthene	0.000		0	N.D.		
T 2,4-Dinitrophenol	0.000		0	N.D.		
T Dibenzofuran	0.000		0	N.D.		
T 2,4-Dinitrotoluene	0.000		0	N.D.		
T 4-Nitrophenol	0.000		0	N.D.		
T Diethylphthalate	0.000		0	N.D.		
T Fluorene	0.000		0	N.D.		
T 4-Chlorophenyl-phenylether	0.000		0	N.D.		
T 4-Nitroaniline	0.000		0	N.D.		
T 4,6-Dinitro-2-methylphenol	0.000		0	N.D.		
T N-nitrosodiphenylamine	0.000		0	N.D.		
T Azobenzene	0.000		0	N.D.		
T 4-Bromophenyl-phenylether	0.000		0	N.D.		
T Hexachlorobenzene	0.000		0	N.D.		
T Pentachlorophenol	0.000		0	N.D.		
T Phenanthrene	0.000		0	N.D.		
T Anthracene	0.000		0	N.D.		
T Triallate	0.000		0	N.D.		
T Carbazole	0.000		0	N.D.		
T o-Terphenyl	0.000		0	N.D.		
T Di-n-Butylphthalate	0.000		0	N.D.		
T Fluoranthene	0.000		0	N.D.		
T Benzidine	0.000		0	N.D.		
T Pyrene	0.000		0	N.D.		
T Butylbenzylphthalate	0.000		0	N.D.		
T Benzo(a)Anthracene	0.000		0	N.D.		
T Chrysene	0.000		0	N.D.		
T 3,3-Dichlorobenzidine	0.000		0	N.D.		
T bis(2-ethylhexyl)Phthalate	0.000		0	N.D.		
T Di-n-octyl Phthalate	0.000		0	N.D.		

Quantitation Results Report (QT Reviewed)

Compound	RT	QIon	Resp.	Conc.	Units	Dev(Min)
T Benzo(b)fluoranthene	0.000		0	N.D.		
T Benzo(k)fluoranthene	0.000		0	N.D.		
T Benzo(a)pyrene	0.000		0	N.D.		
T Indeno(1,2,3-c,d)pyrene	0.000		0	N.D.		
T Dibenzo(a,h)anthracene	0.000		0	N.D.		
T Benzo(g,h,i)perylene	0.000		0	N.D.		

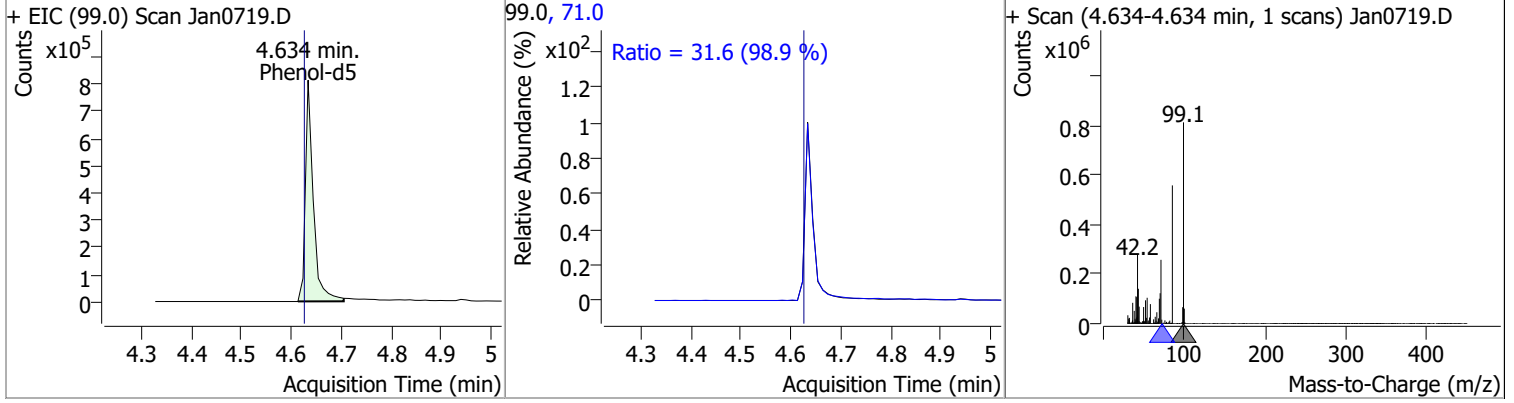
(#) = Qualifier Out of Range; (m) = Manual Integration; (+) = Area Summed; (*) = Surrogate Percent Recovery Out of Range; (d): Zeroed Peak

Quantitation Results Report (QT Reviewed)

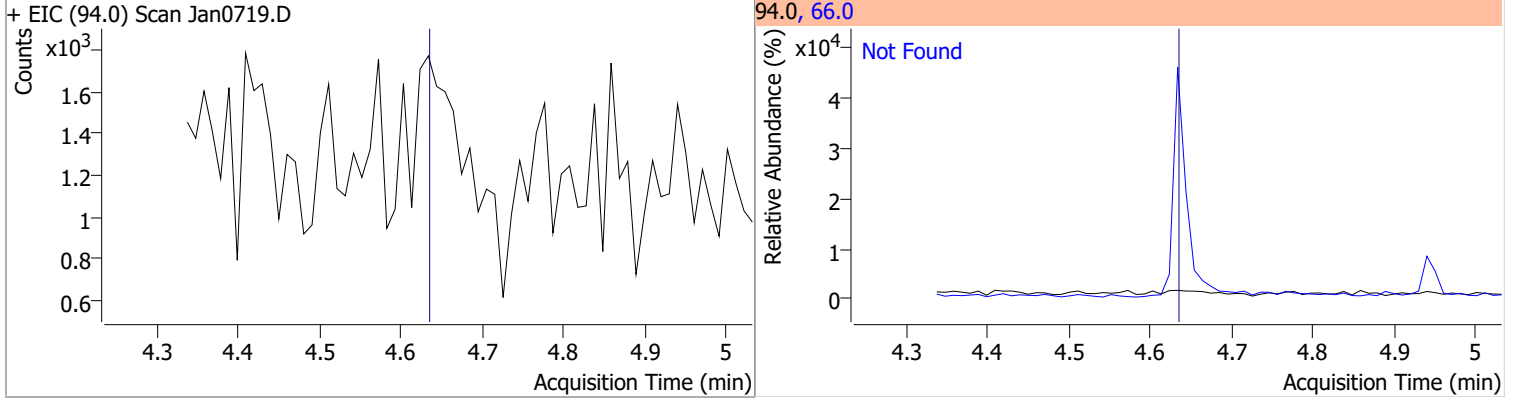


Quantitation Results Report (QT Reviewed)

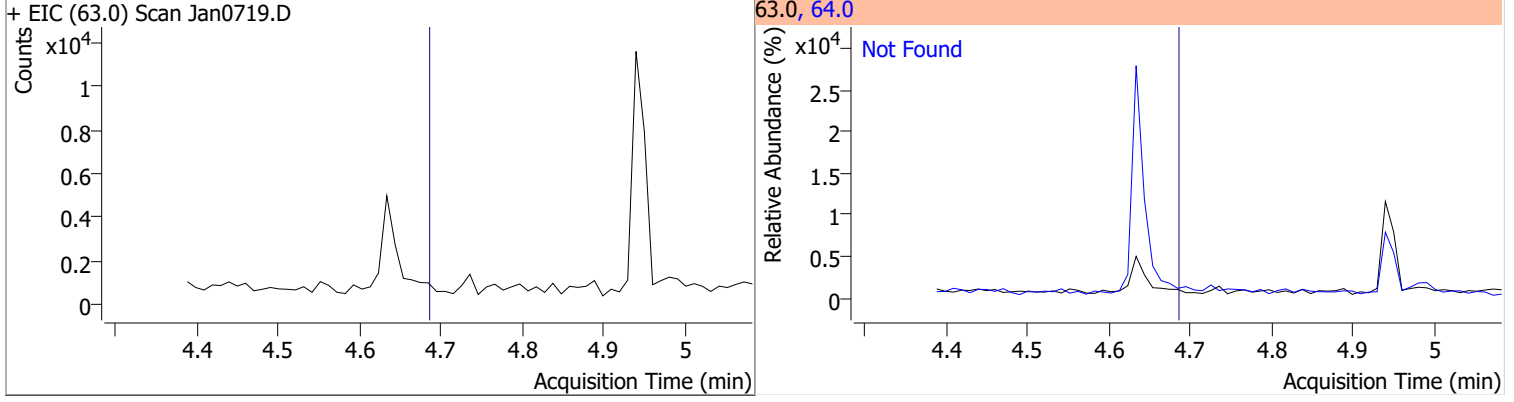
Compound	Conc.	RT	Dev(Min)	Resp.	QIon	QRatio	Lower	Upper
Phenol-d5	85.4379	4.63	0.01	878275	71.0	31.6	22.3	41.5



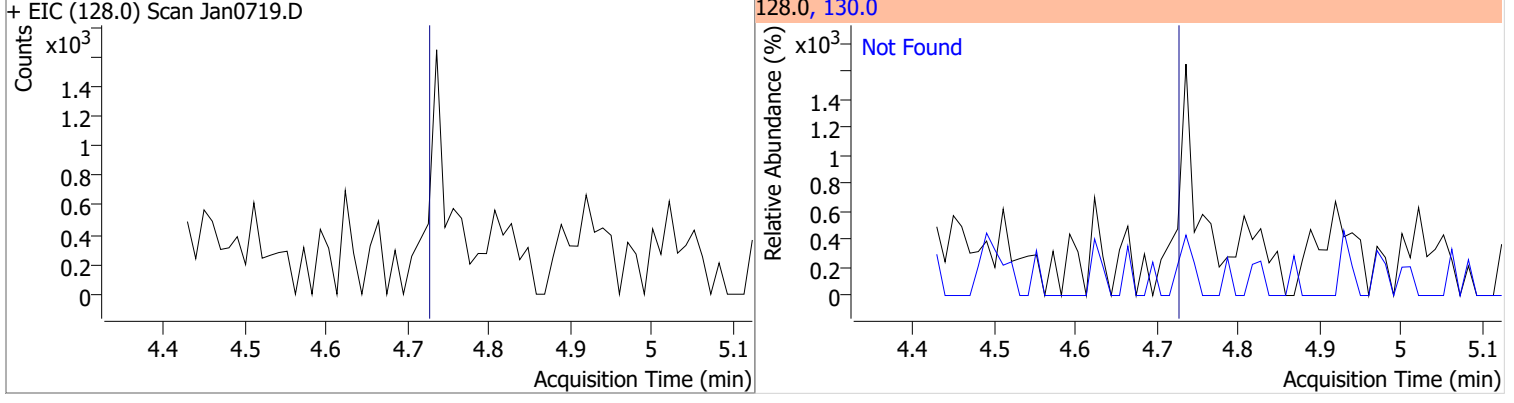
Compound	Conc.	Exp RT	QIon	Exp Ratio
Phenol	N.D.	4.63	66.0	44.7



Compound	Conc.	Exp RT	QIon	Exp Ratio
bis(-2-Chloroethyl)Ether	N.D.	4.68	64.0	3.3

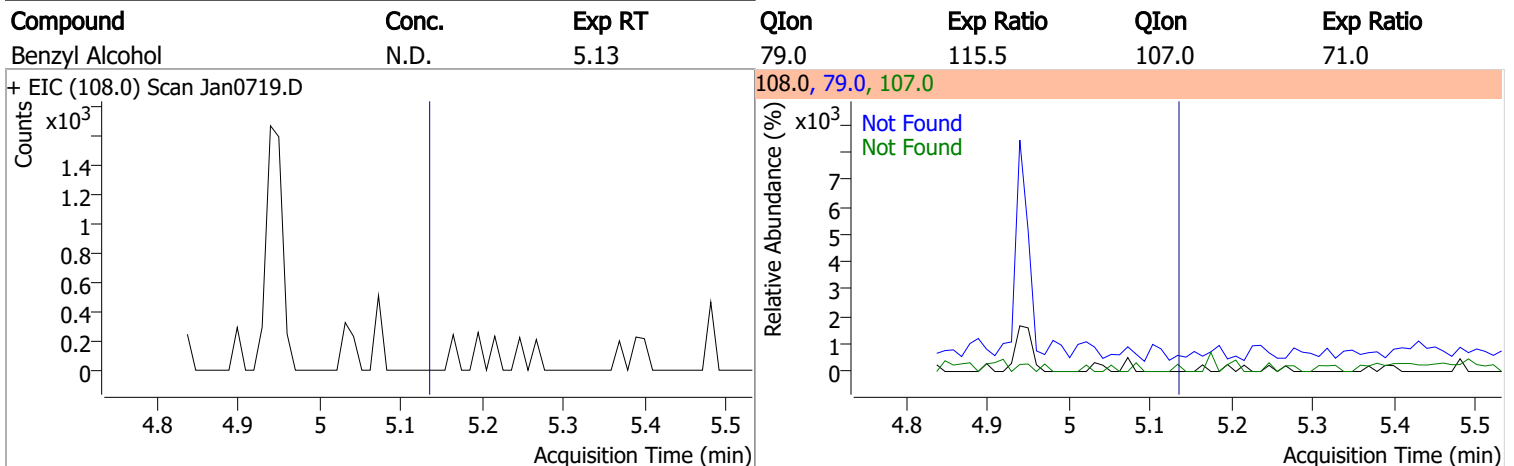
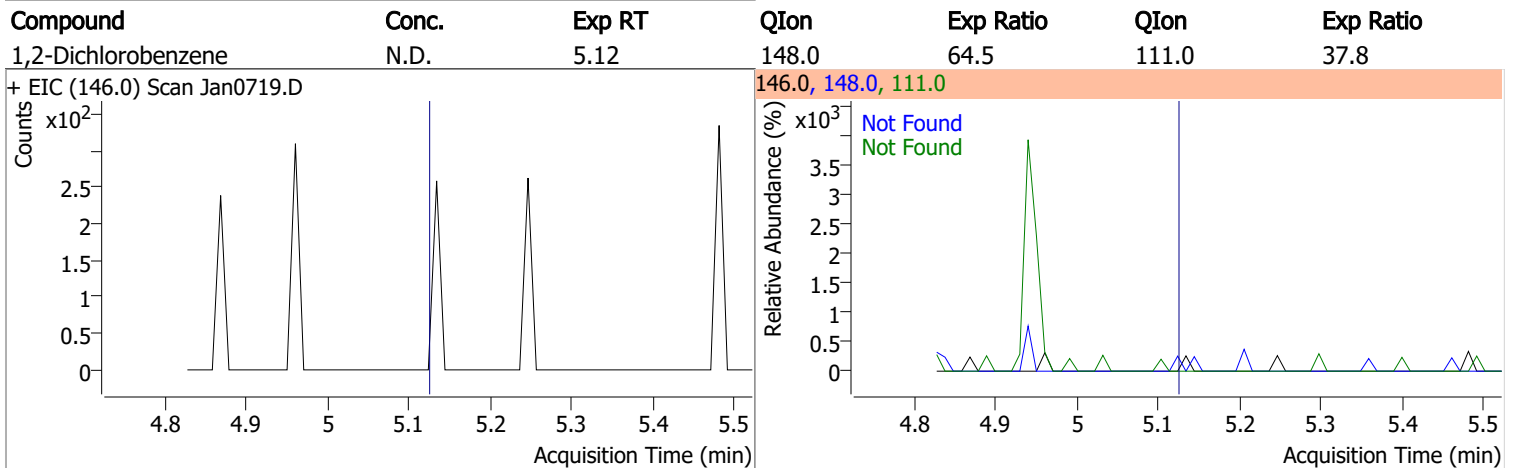
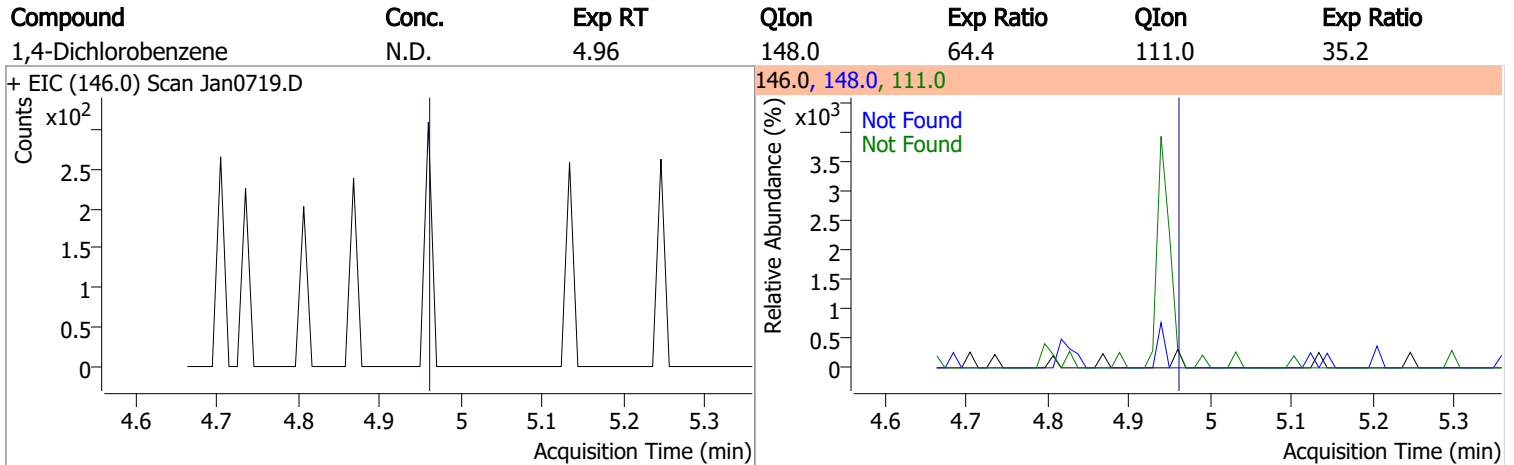
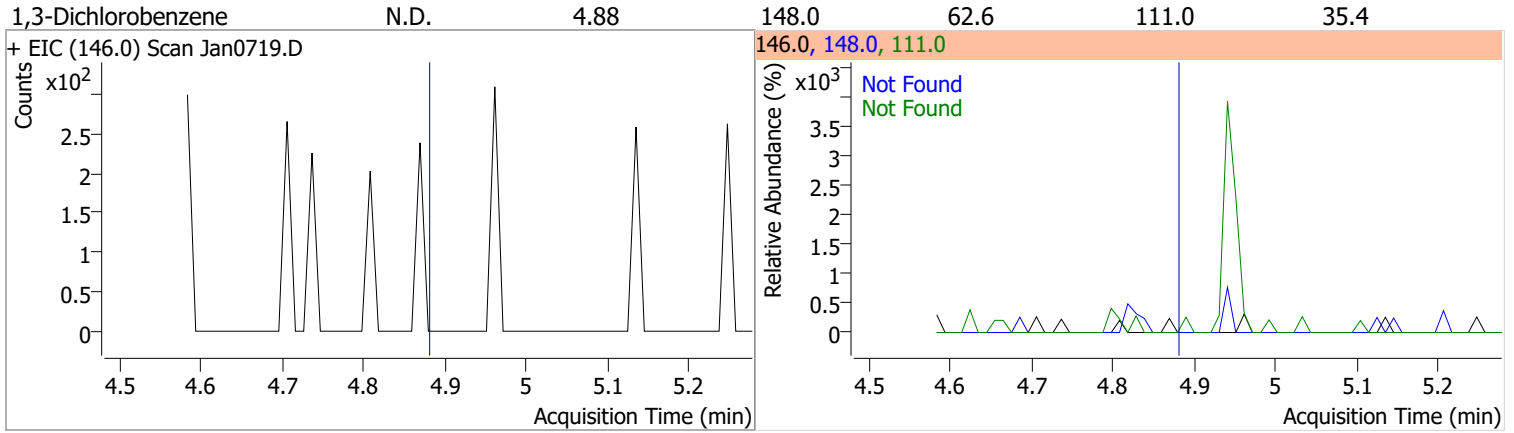


Compound	Conc.	Exp RT	QIon	Exp Ratio
2-Chlorophenol	N.D.	4.73	130.0	32.0



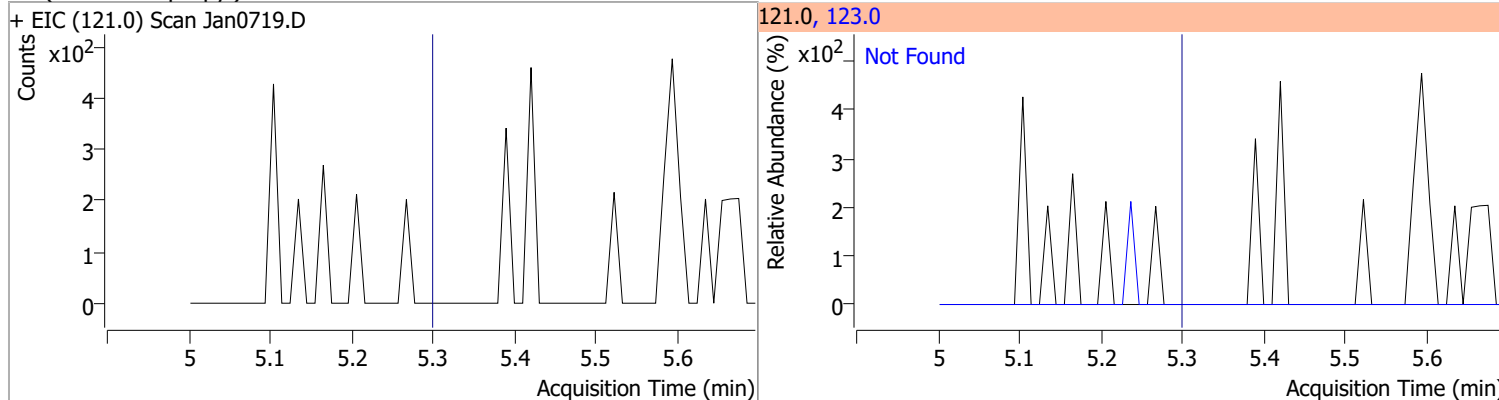
Quantitation Results Report (QT Reviewed)

Compound	Conc.	Exp RT	QIon	Exp Ratio	QIon	Exp Ratio
----------	-------	--------	------	-----------	------	-----------

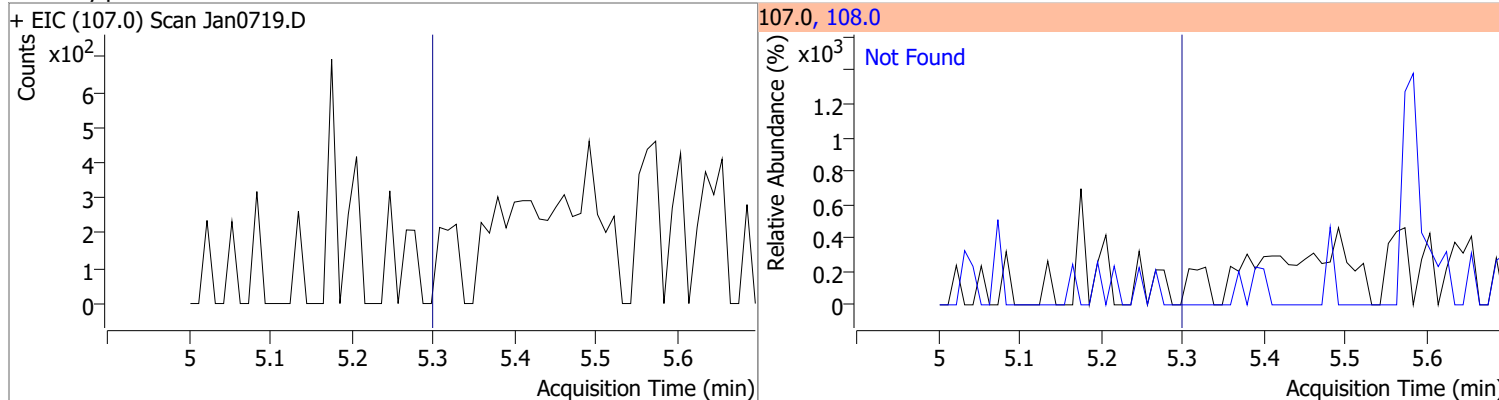


Quantitation Results Report (QT Reviewed)

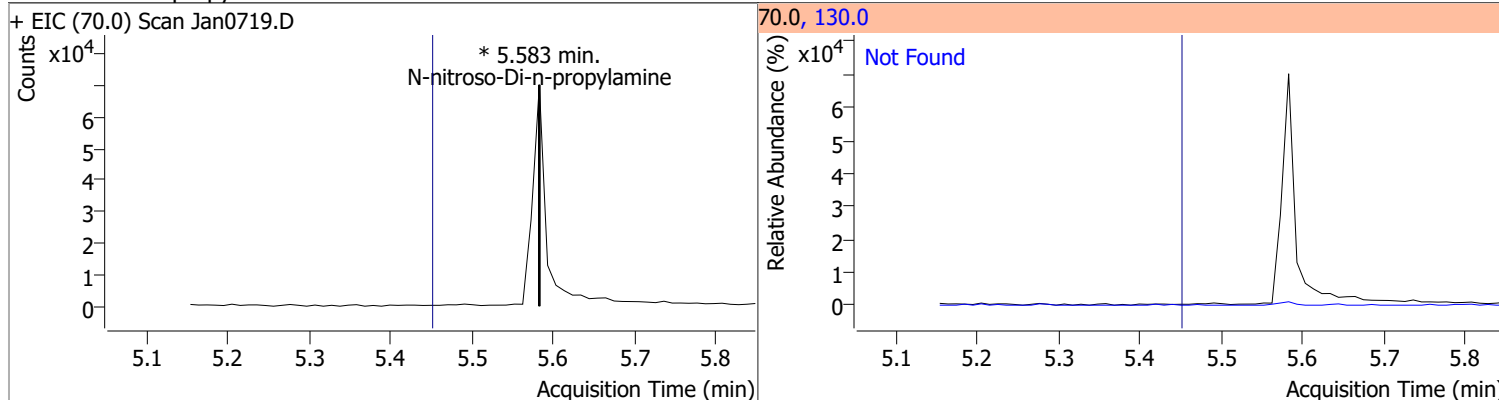
Compound	Conc.	Exp RT	QIon	Exp Ratio
bis(2-chloroisopropyl)Ether	N.D.	5.30	123.0	32.2



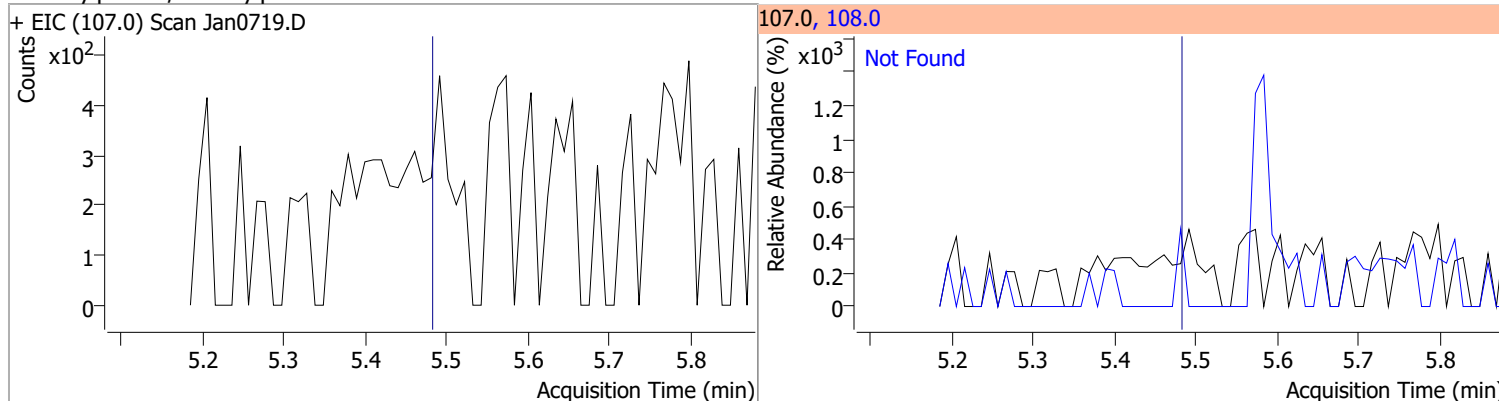
Compound	Conc.	Exp RT	QIon	Exp Ratio
2-Methylphenol	N.D.	5.30	108.0	116.9



Compound	Conc.	RT	Dev(Min)	Resp.	QIon	QRatio	Lower	Upper
N-nitroso-Di-n-propylamine		0		0	130.0		0.0	41.5

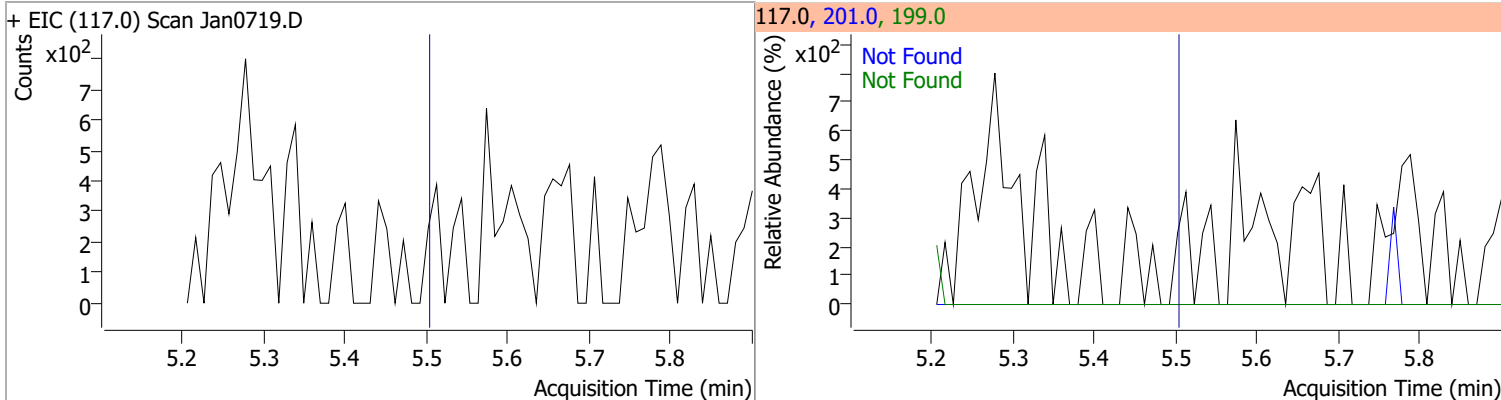


Compound	Conc.	Exp RT	QIon	Exp Ratio
4Methylphenol/3Methylphenol	N.D.	5.48	108.0	84.5

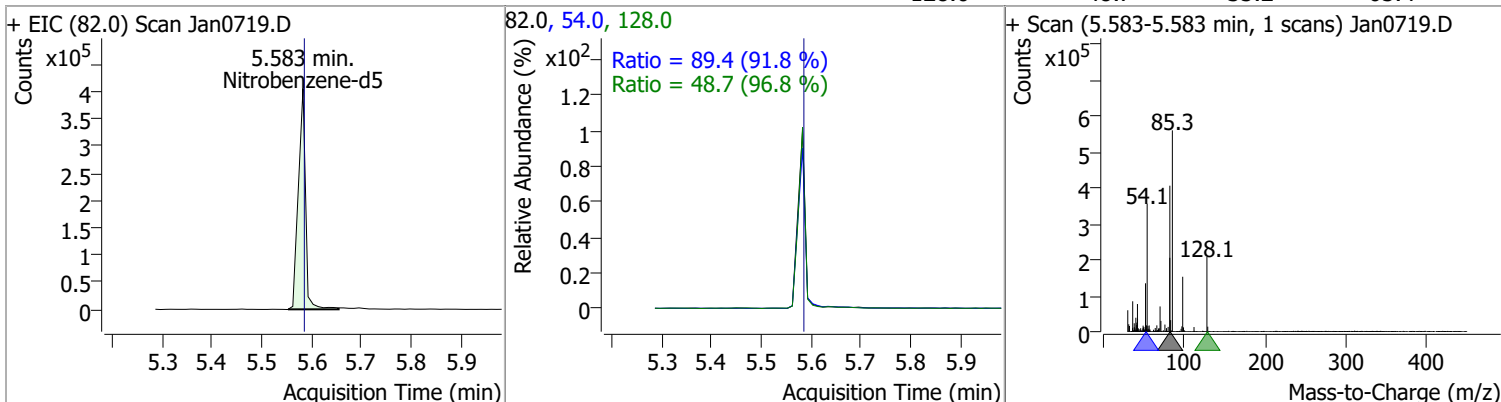


Quantitation Results Report (QT Reviewed)

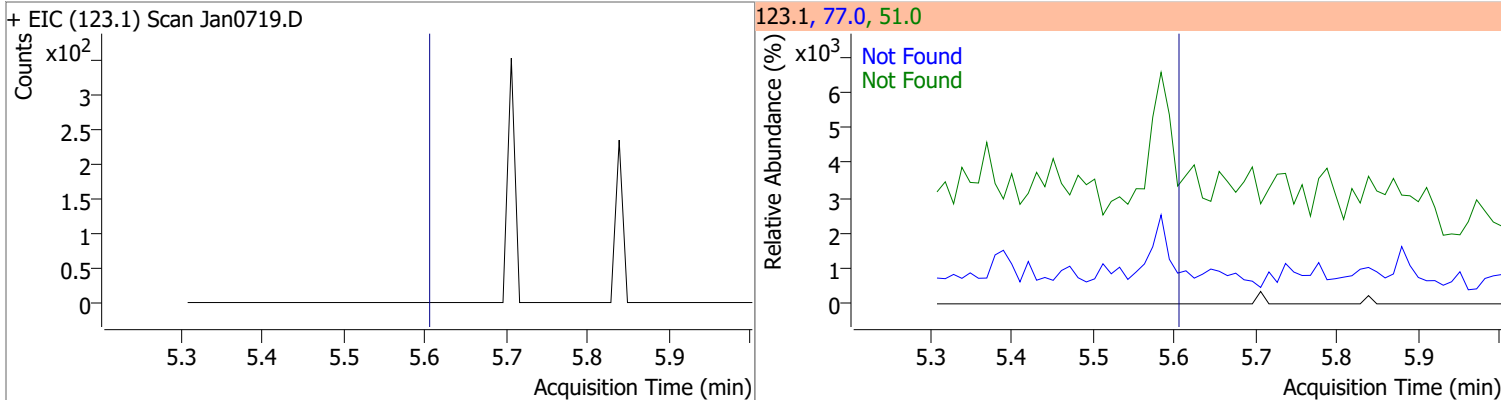
Compound	Conc.	Exp RT	QIon	Exp Ratio	QIon	Exp Ratio
Hexachloroethane	N.D.	5.50	201.0	93.2	199.0	57.2



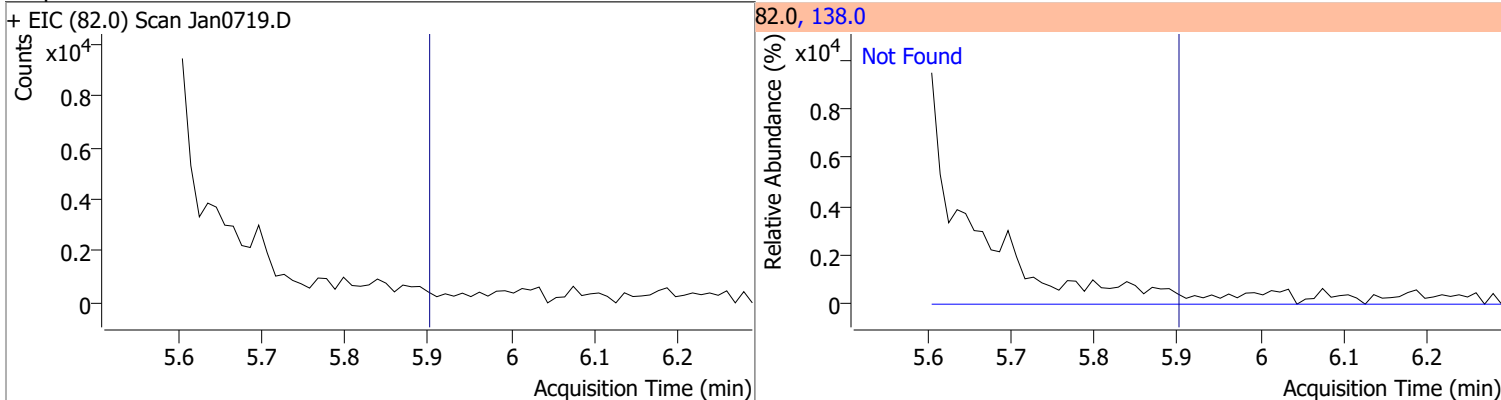
Compound	Conc.	RT	Dev(Min)	Resp.	QIon	QRatio	Lower	Upper
Nitrobenzene-d5	72.3369	5.58	0.00	405457	54.0	89.4	68.2	126.6
					128.0	48.7	35.2	65.4



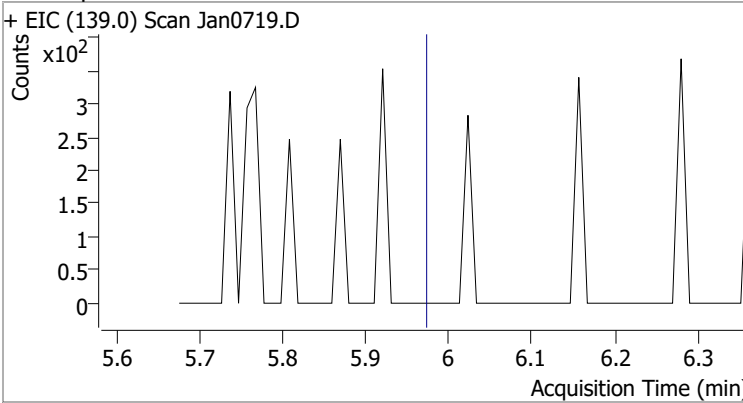
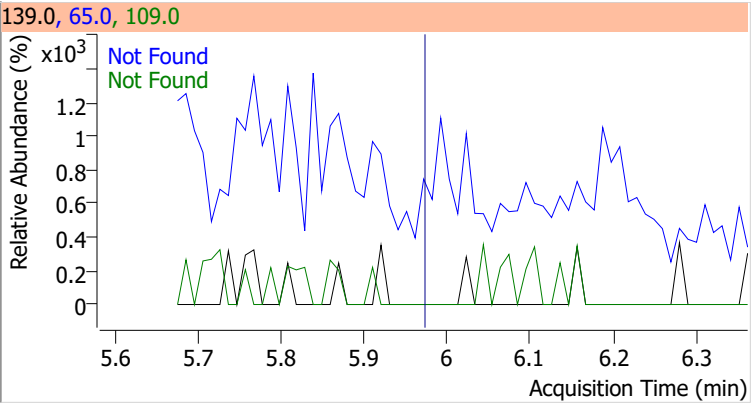
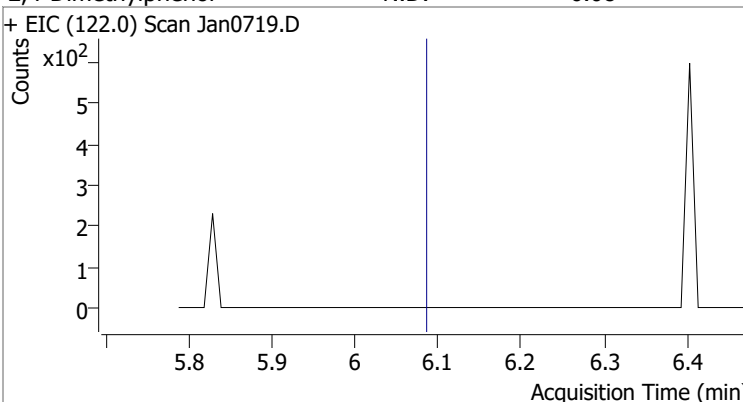
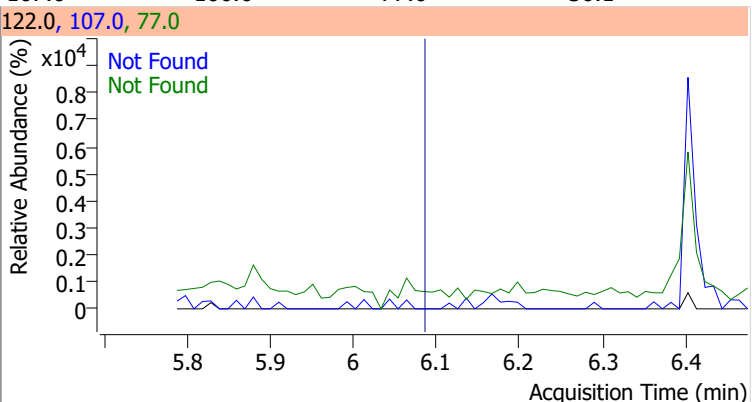
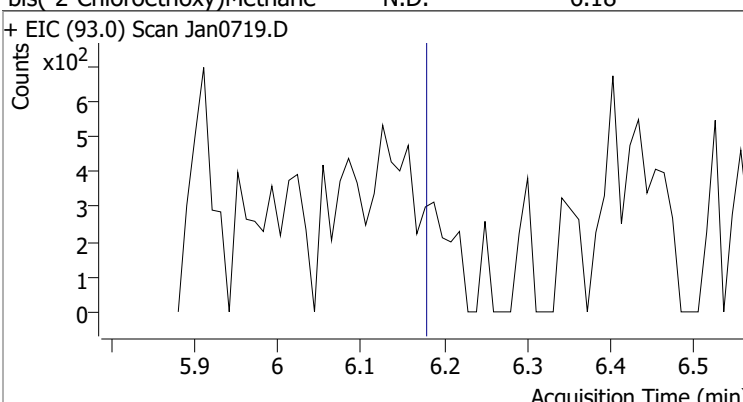
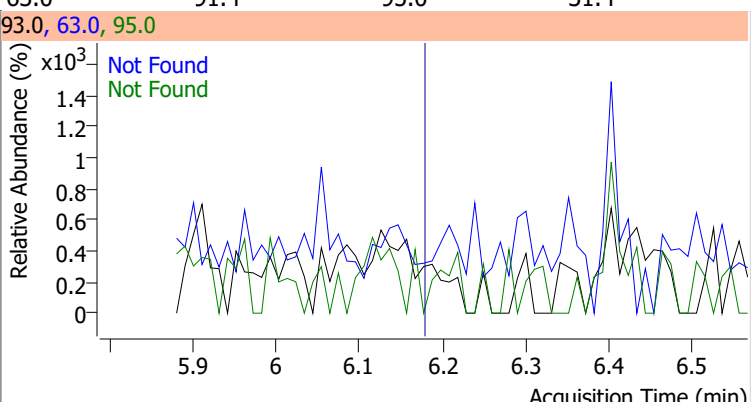
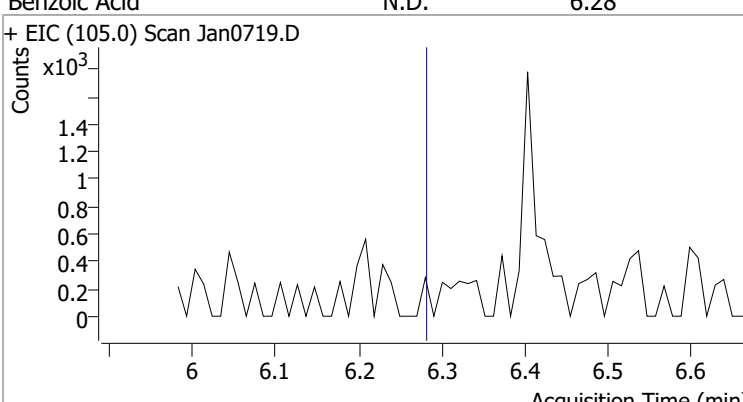
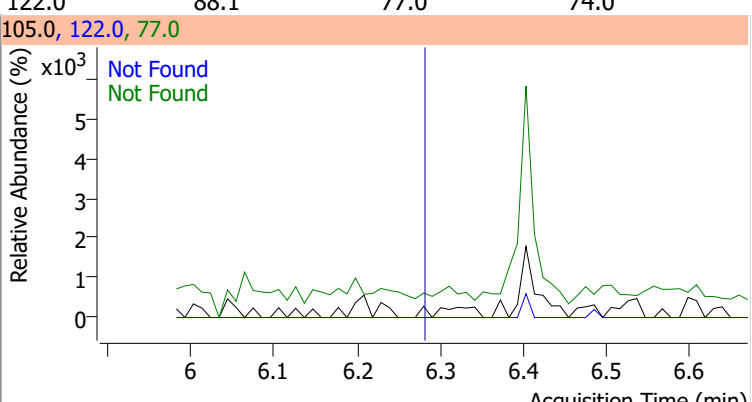
Compound	Conc.	Exp RT	QIon	Exp Ratio	QIon	Exp Ratio
Nitrobenzene	N.D.	5.60	77.0	186.4	51.0	186.0



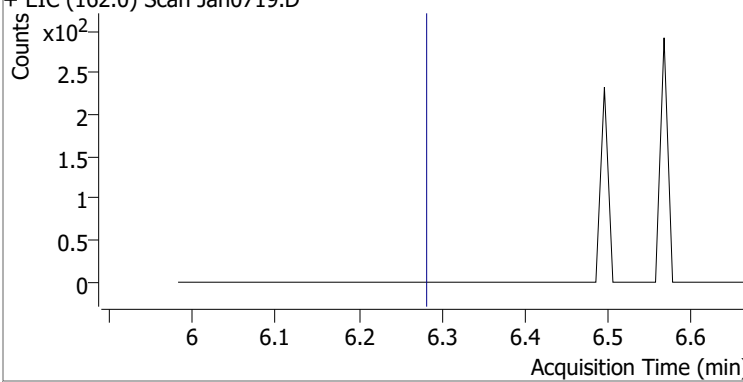
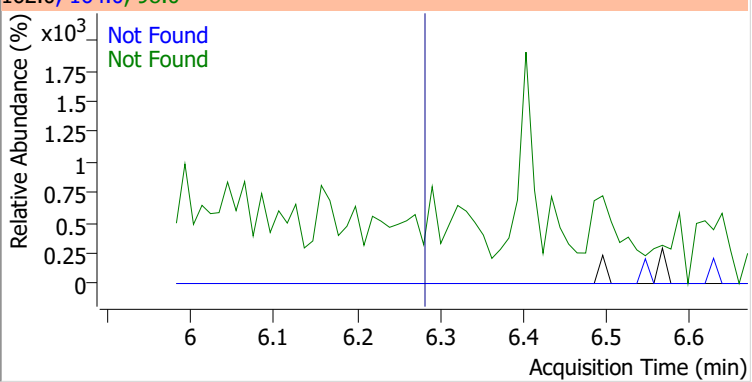
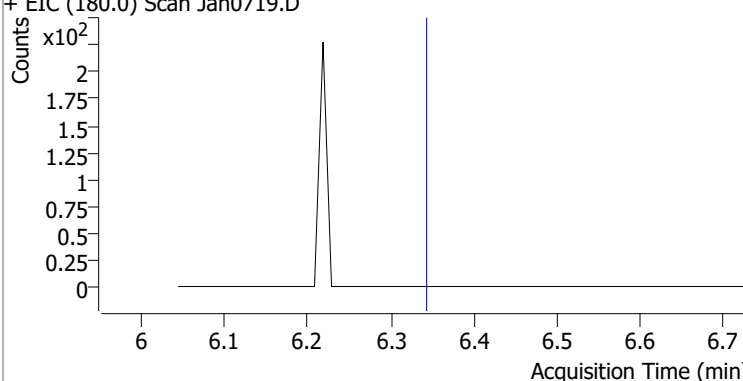
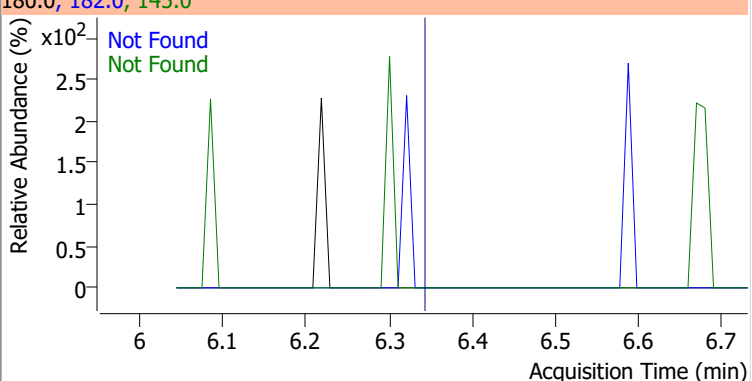
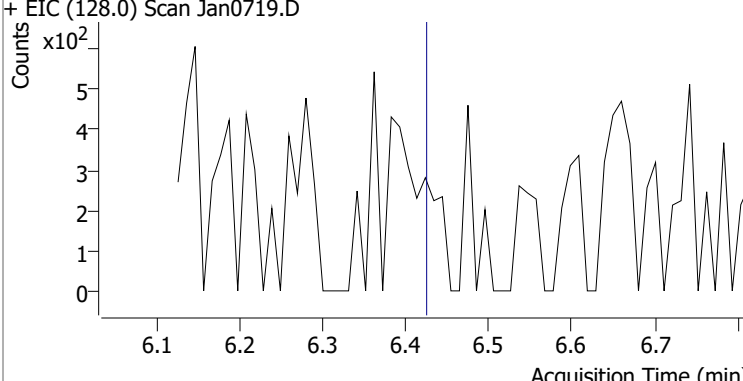
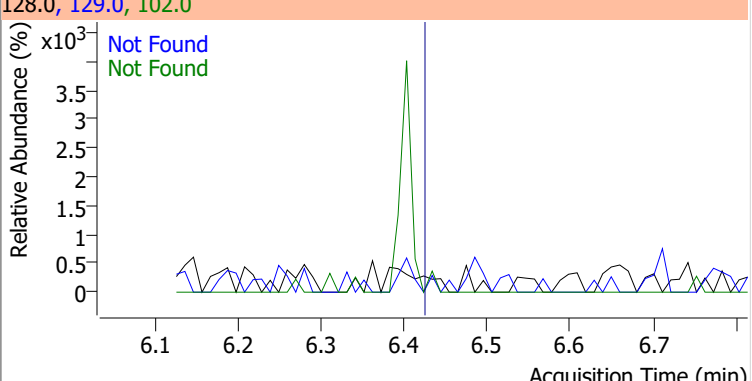
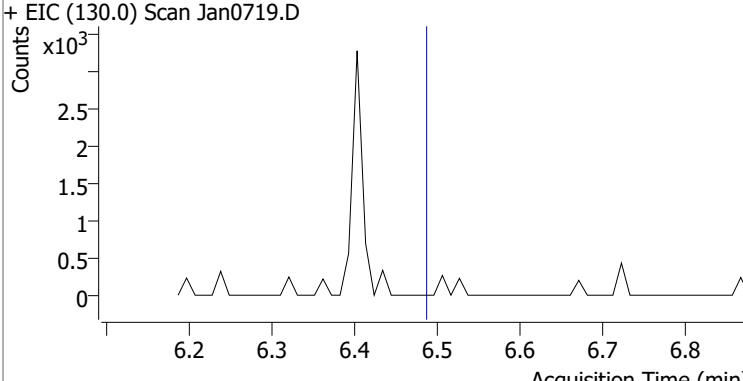
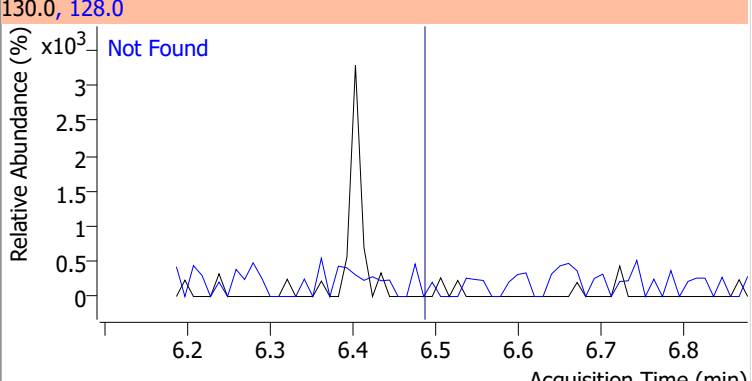
Compound	Conc.	Exp RT	QIon	Exp Ratio
Isophorone	N.D.	5.90	138.0	20.3



Quantitation Results Report (QT Reviewed)

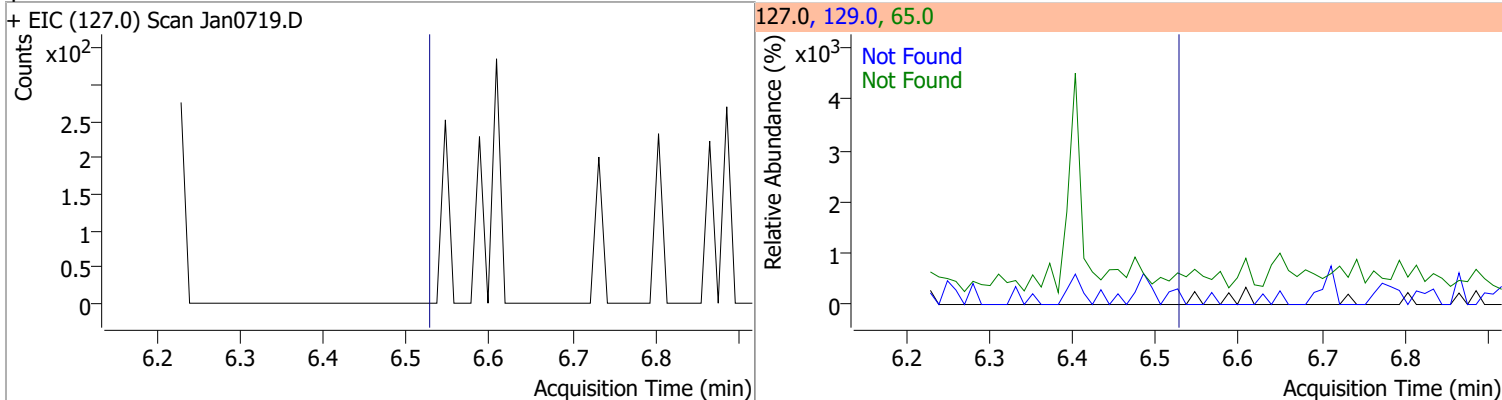
Compound	Conc.	Exp RT	QIon	Exp Ratio	QIon	Exp Ratio
2-Nitrophenol	N.D.	5.97	65.0	51.2	109.0	34.5
+ EIC (139.0) Scan Jan0719.D			139.0, 65.0, 109.0			
						
2,4-Dimethylphenol	N.D.	6.08	107.0	106.6	77.0	30.1
+ EIC (122.0) Scan Jan0719.D			122.0, 107.0, 77.0			
						
bis(-2-Chloroethoxy)Methane	N.D.	6.18	63.0	91.4	95.0	31.4
+ EIC (93.0) Scan Jan0719.D			93.0, 63.0, 95.0			
						
Benzoic Acid	N.D.	6.28	122.0	88.1	77.0	74.0
+ EIC (105.0) Scan Jan0719.D			105.0, 122.0, 77.0			
						

Quantitation Results Report (QT Reviewed)

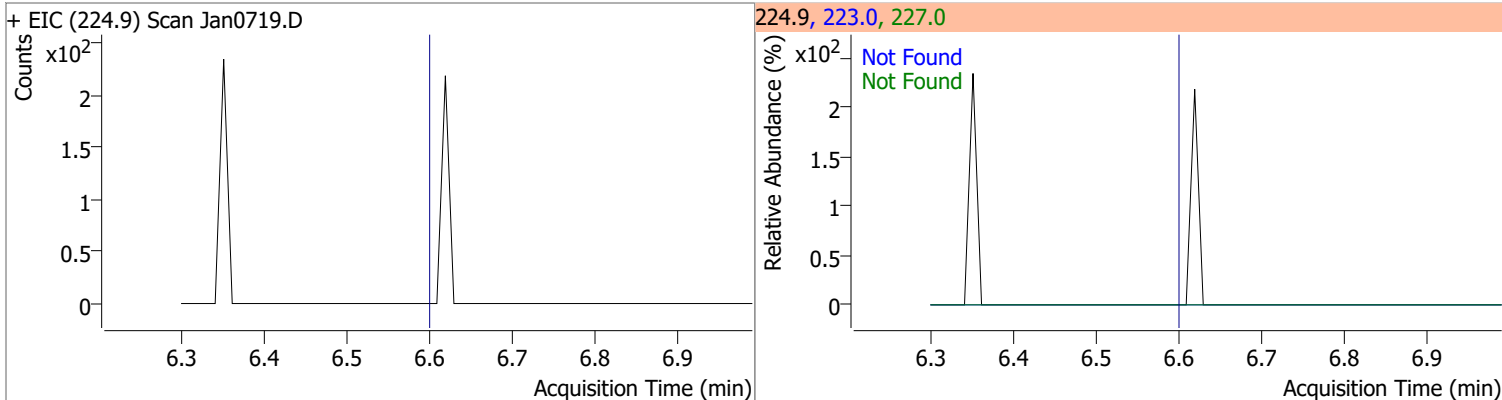
Compound	Conc.	Exp RT	QIon	Exp Ratio	QIon	Exp Ratio
2,4-Dichlorophenol	N.D.	6.28	164.0	65.0	98.0	31.2
+ EIC (162.0) Scan Jan0719.D			162.0, 164.0, 98.0			
						
1,2,4-Trichlorobenzene	N.D.	6.34	182.0	97.8	145.0	30.3
+ EIC (180.0) Scan Jan0719.D			180.0, 182.0, 145.0			
						
Naphthalene	N.D.	6.42	129.0	10.6	102.0	9.0
+ EIC (128.0) Scan Jan0719.D			128.0, 129.0, 102.0			
						
4-Chlorophenol	N.D.	6.49	128.0	318.3		
+ EIC (130.0) Scan Jan0719.D			130.0, 128.0			
						

Quantitation Results Report (QT Reviewed)

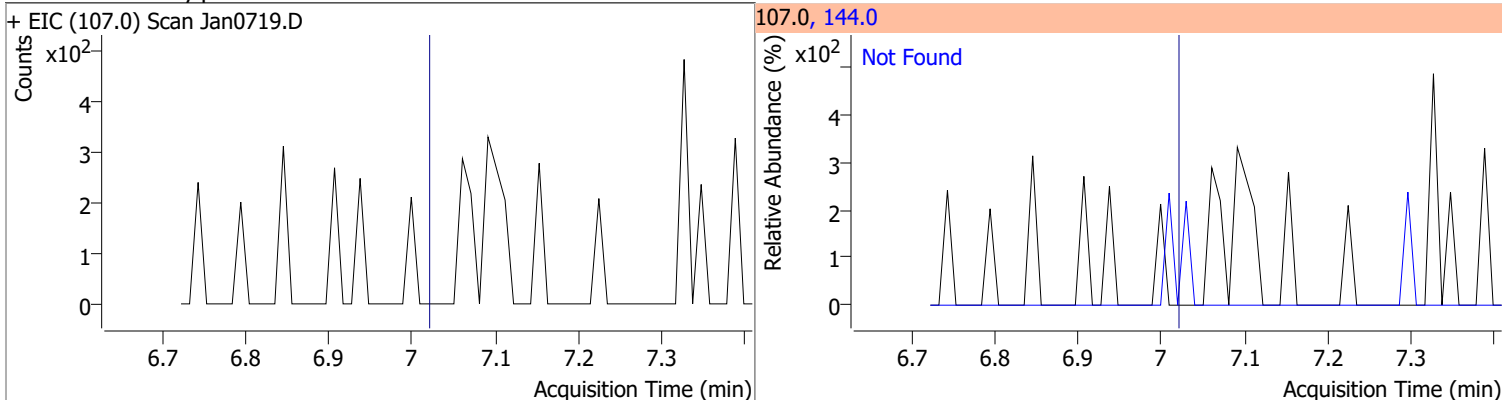
Compound	Conc.	Exp RT	QIon	Exp Ratio	QIon	Exp Ratio
p-Chloroaniline	N.D.	6.53	65.0	36.5	129.0	33.7



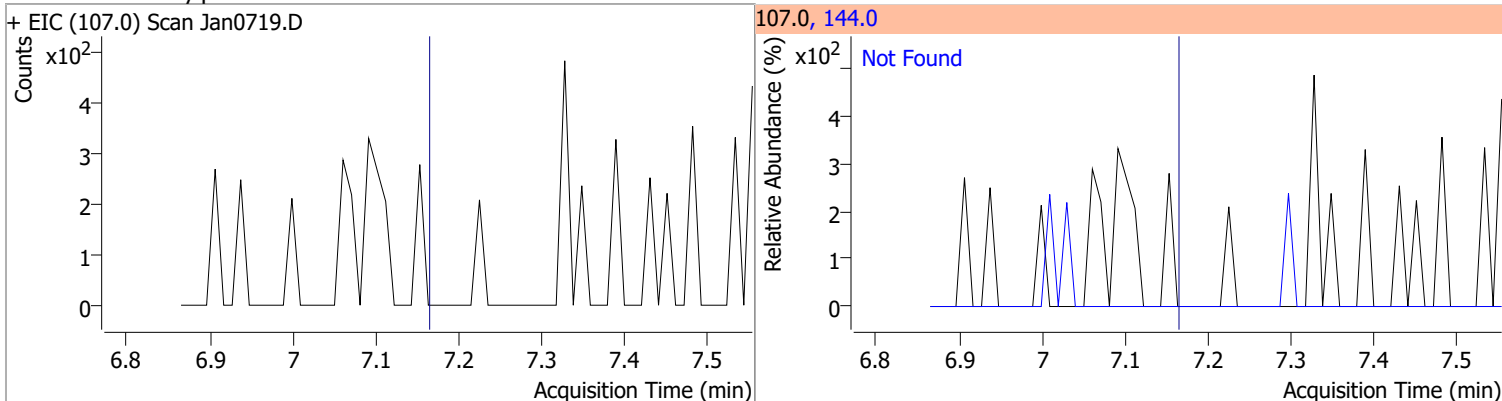
Compound	Conc.	Exp RT	QIon	Exp Ratio	QIon	Exp Ratio
Hexachlorobutadiene	N.D.	6.60	227.0	66.1	223.0	64.1



Compound	Conc.	Exp RT	QIon	Exp Ratio
4-Chloro-2-Methylphenol	N.D.	7.02	144.0	27.3

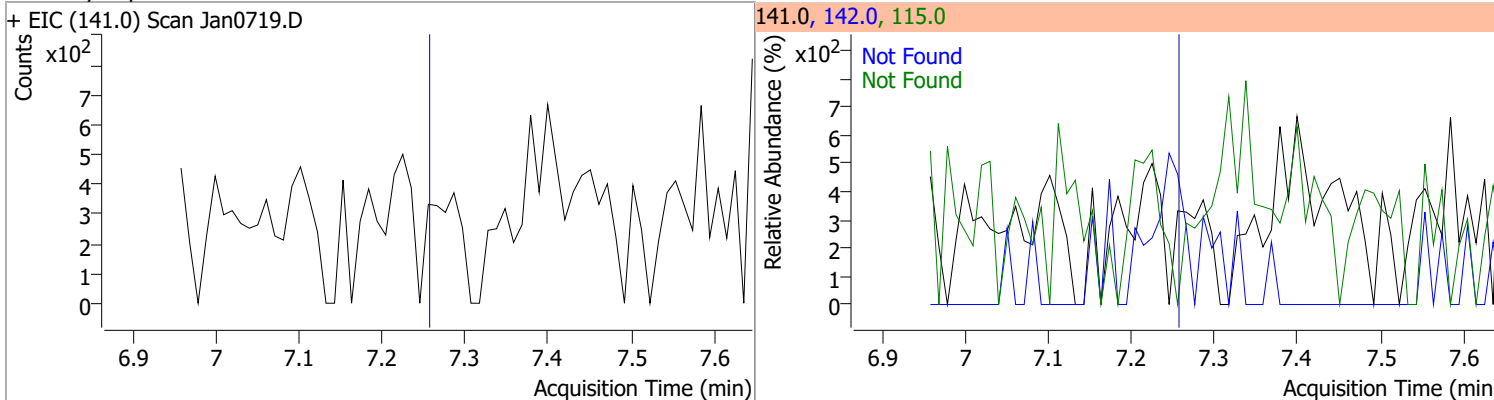


Compound	Conc.	Exp RT	QIon	Exp Ratio
4-Chloro-3-Methylphenol	N.D.	7.16	144.0	28.4

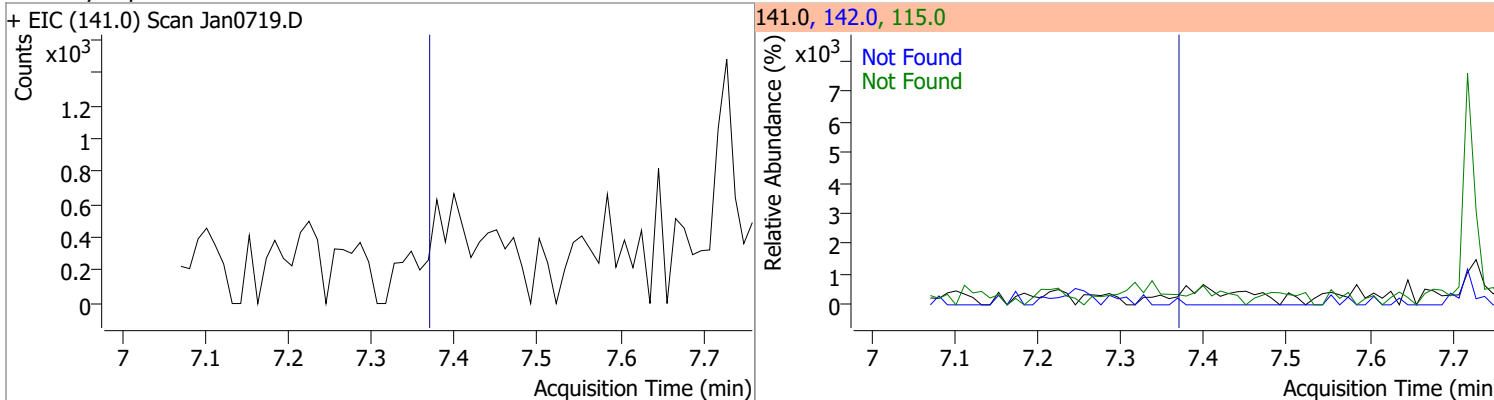


Quantitation Results Report (QT Reviewed)

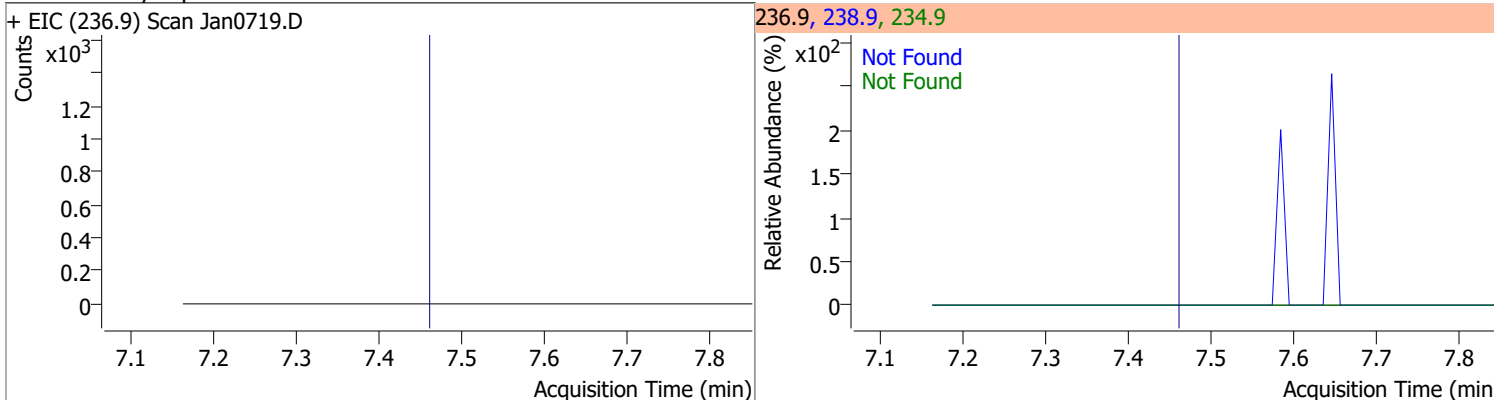
Compound	Conc.	Exp RT	QIon	Exp Ratio	QIon	Exp Ratio
2-Methylnaphthalene	N.D.	7.26	142.0	115.4	115.0	41.6



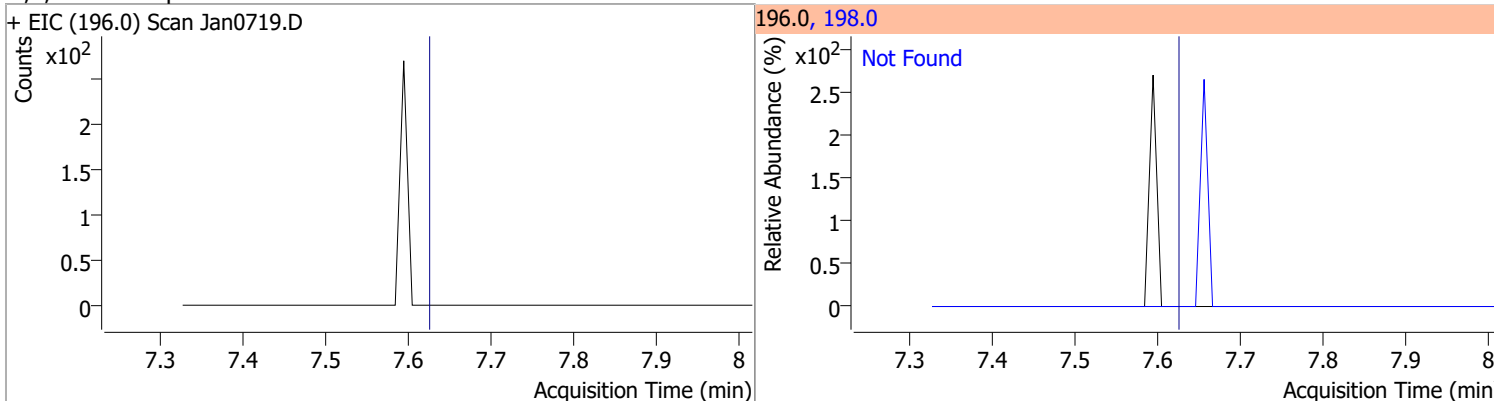
Compound	Conc.	Exp RT	QIon	Exp Ratio	QIon	Exp Ratio
1-Methylnaphthalene	N.D.	7.37	142.0	110.2	115.0	43.1



Compound	Conc.	Exp RT	QIon	Exp Ratio	QIon	Exp Ratio
Hexachlorocyclopentadiene	N.D.	7.45	238.9	65.0	234.9	62.3

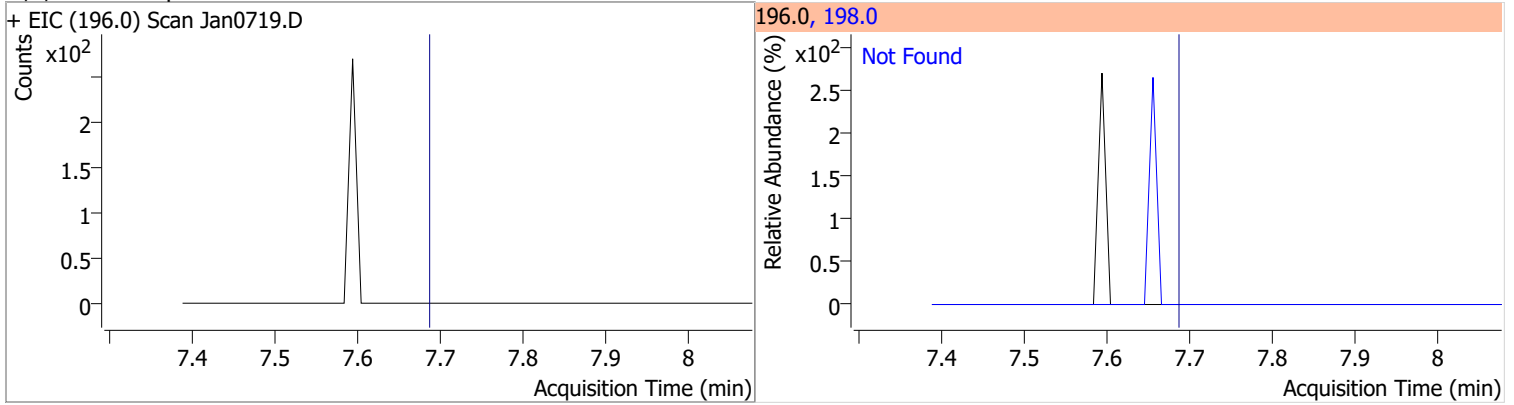


Compound	Conc.	Exp RT	QIon	Exp Ratio
2,4,6-Trichlorophenol	N.D.	7.61	198.0	95.1

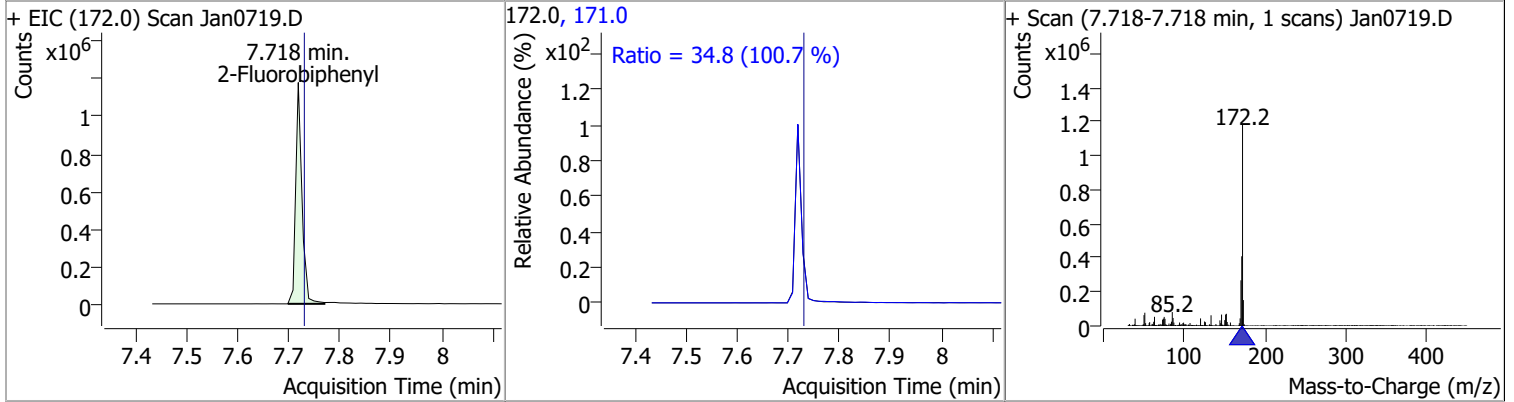


Quantitation Results Report (QT Reviewed)

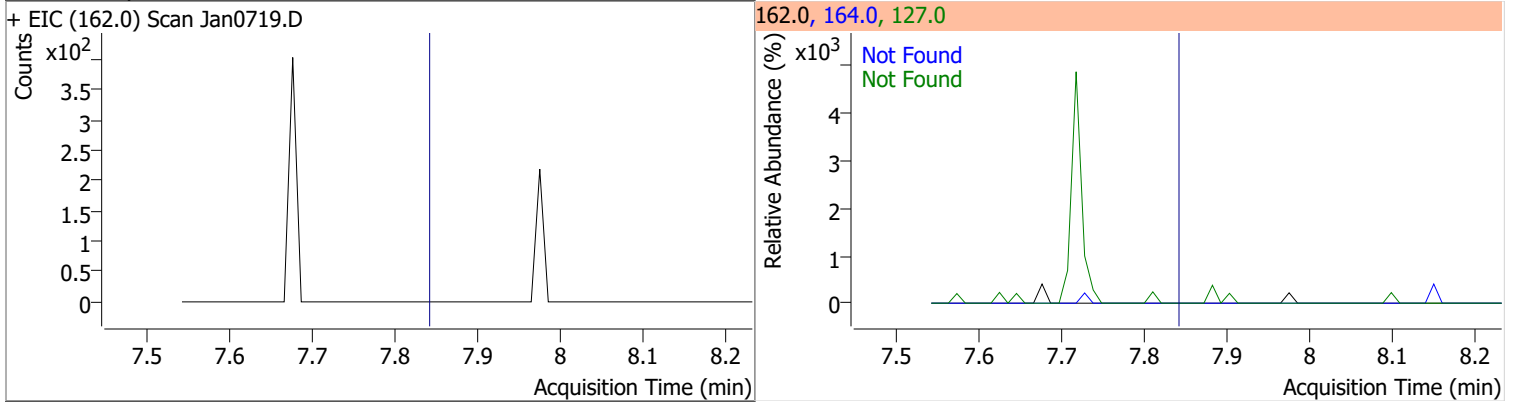
Compound	Conc.	Exp RT	QIon	Exp Ratio
2,4,5-Trichlorophenol	N.D.	7.68	198.0	95.5



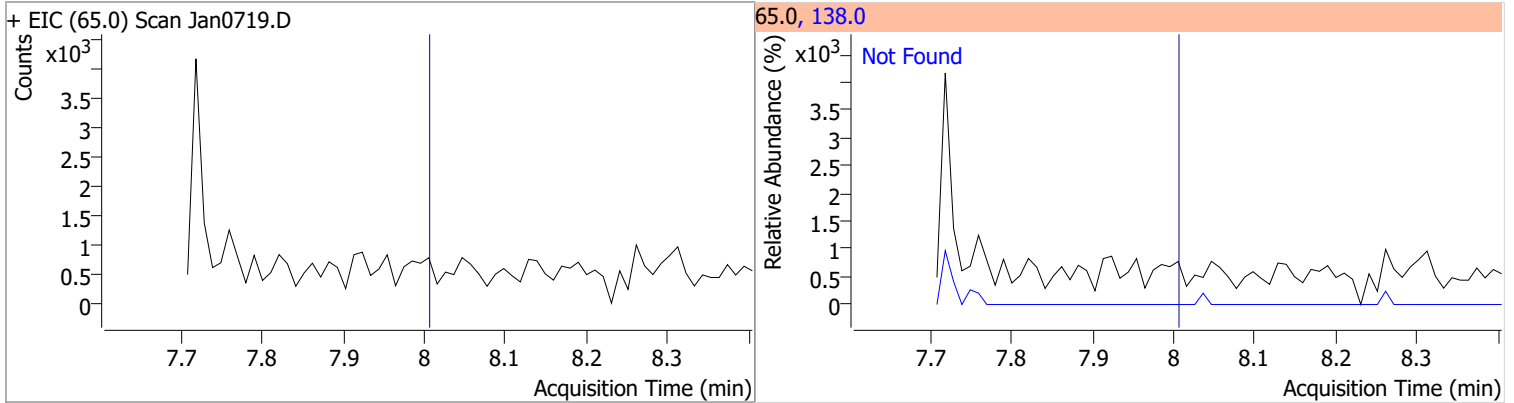
Compound	Conc.	RT	Dev(Min)	Resp.	QIon	QRatio	Lower	Upper
2-Fluorobiphenyl	56.4533	7.72	0.00	990930	171.0	34.8	24.2	44.9



Compound	Conc.	Exp RT	QIon	Exp Ratio	QIon	Exp Ratio
2-Chloronaphthalene	N.D.	7.83	127.0	37.9	164.0	32.3

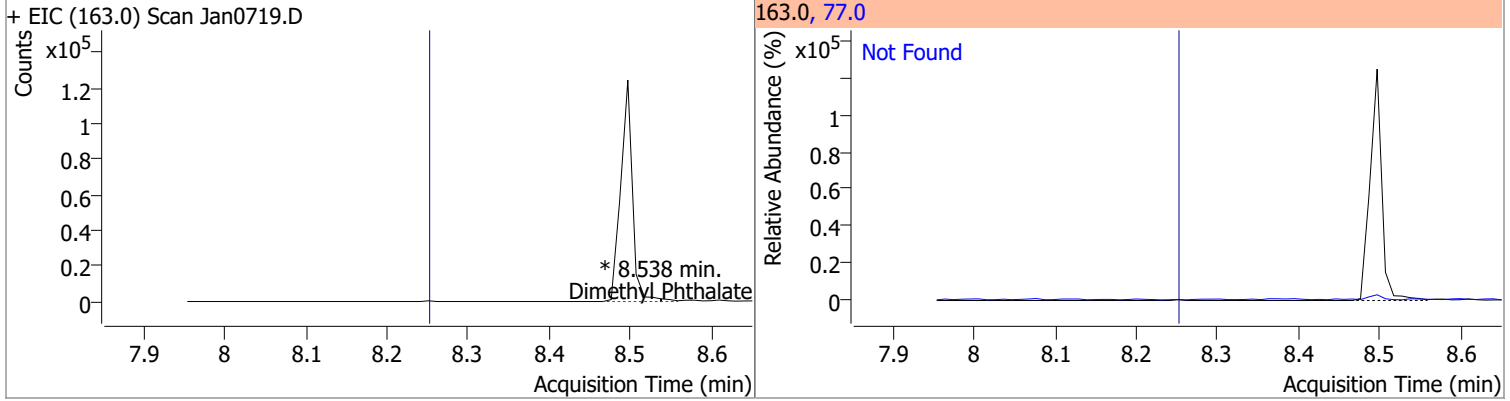


Compound	Conc.	Exp RT	QIon	Exp Ratio
2-Nitroaniline	N.D.	7.99	138.0	107.7

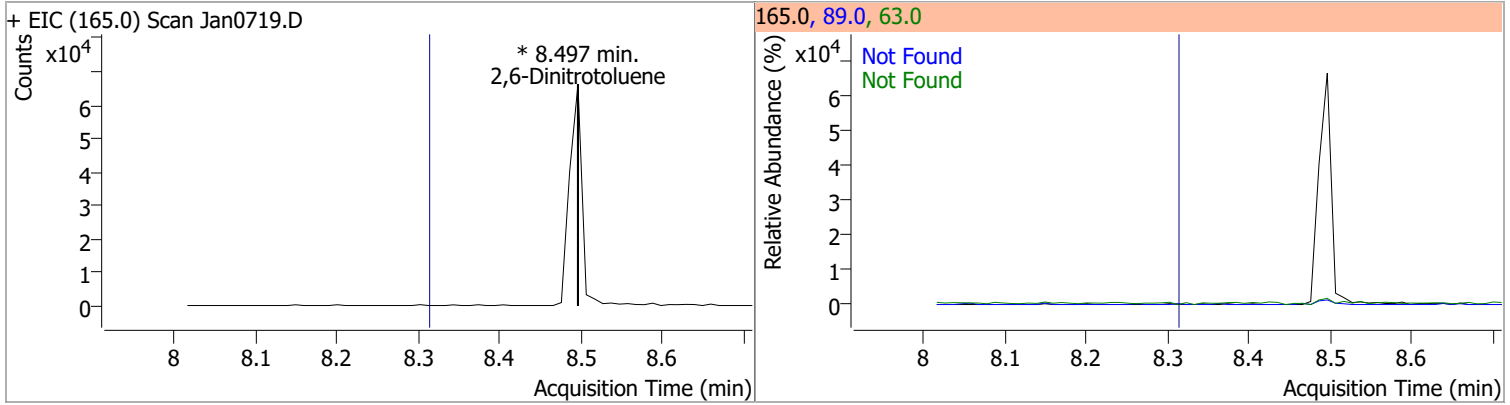


Quantitation Results Report (QT Reviewed)

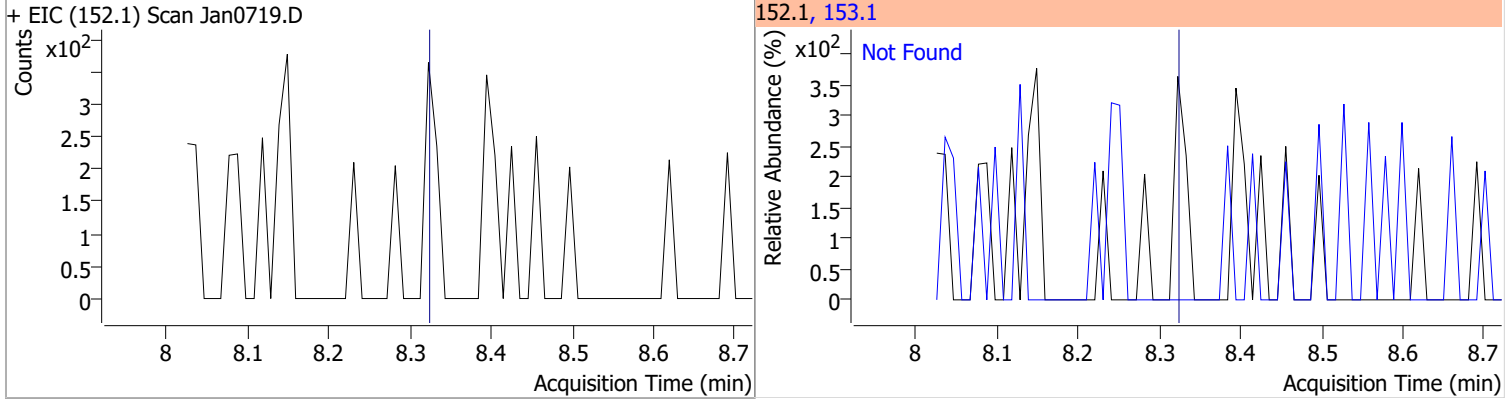
Compound	Conc.	RT	Dev(Min)	Resp.	QIon	QRatio	Lower	Upper
Dimethyl Phthalate	0	0		0	77.0		13.0	24.2



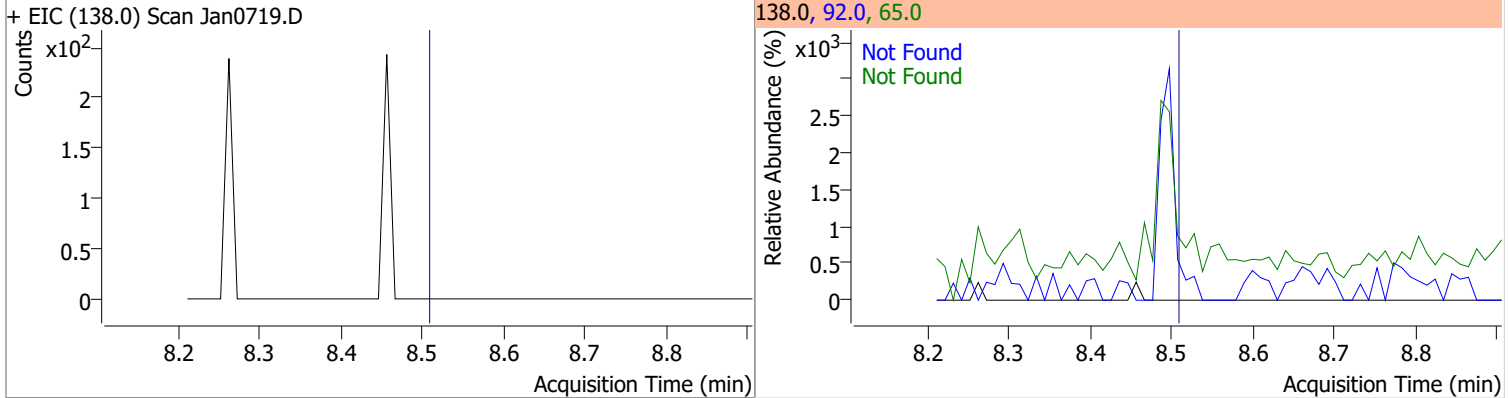
Compound	Conc.	RT	Dev(Min)	Resp.	QIon	QRatio	Lower	Upper
2,6-Dinitrotoluene	0	0		0	63.0		110.4	205.0
					89.0		39.5	73.3



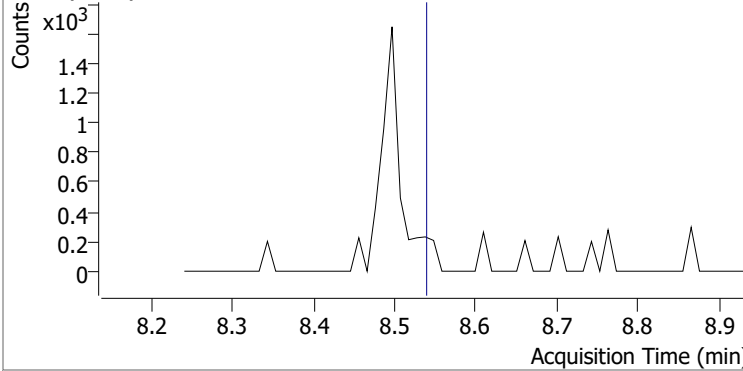
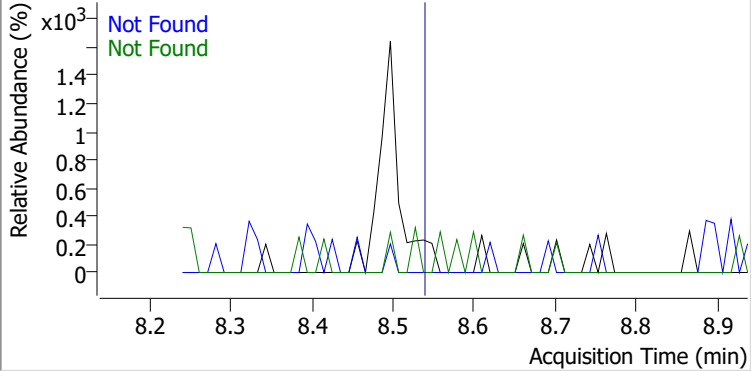
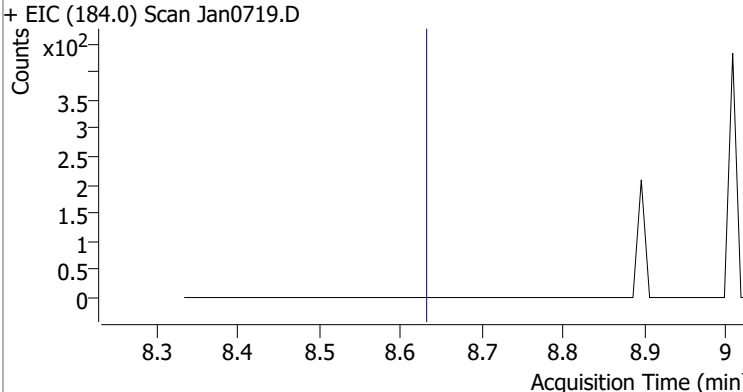
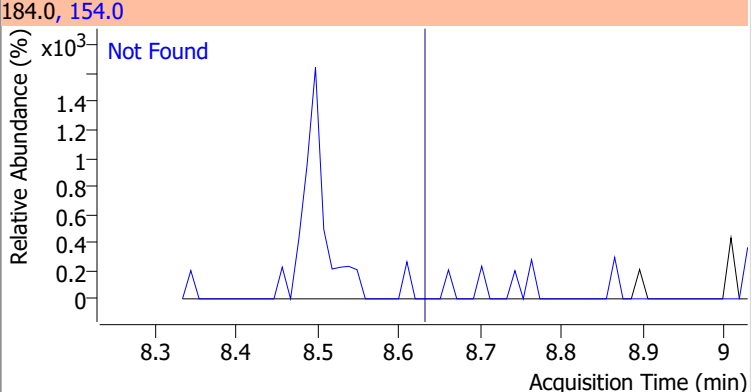
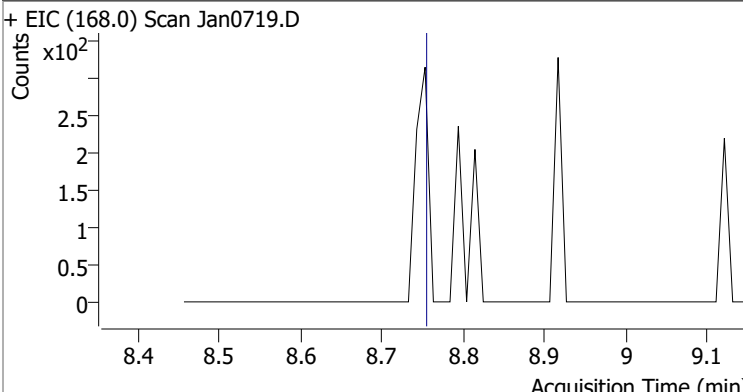
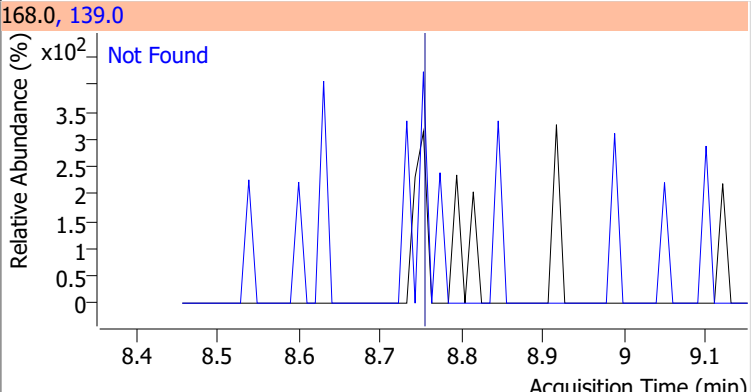
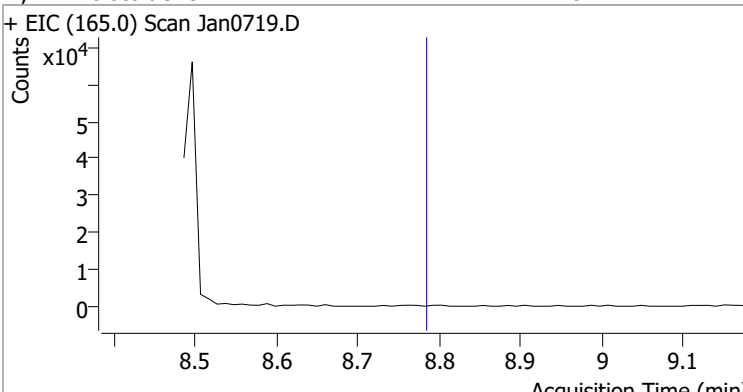
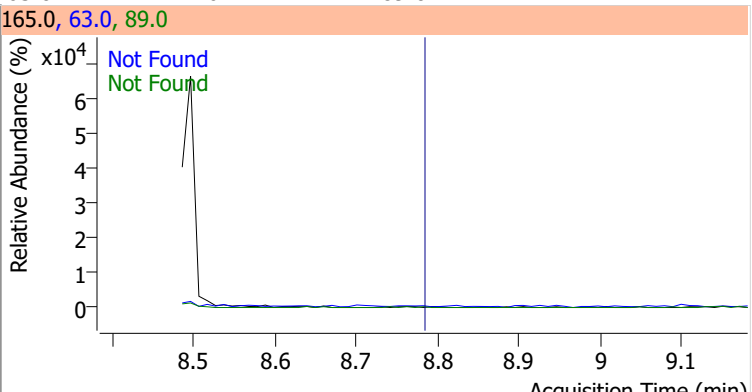
Compound	Conc.	Exp RT	QIon	Exp Ratio
Acenaphthylene	N.D.	8.31	153.1	13.8



Compound	Conc.	Exp RT	QIon	Exp Ratio	QIon	Exp Ratio
3-Nitroaniline	N.D.	8.50	65.0	140.9	92.0	106.5

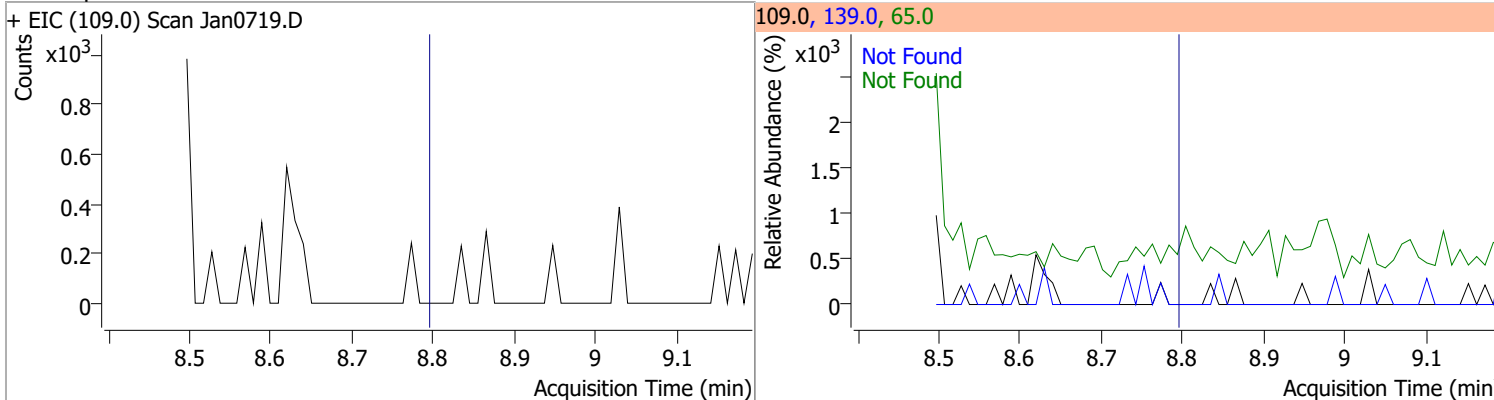


Quantitation Results Report (QT Reviewed)

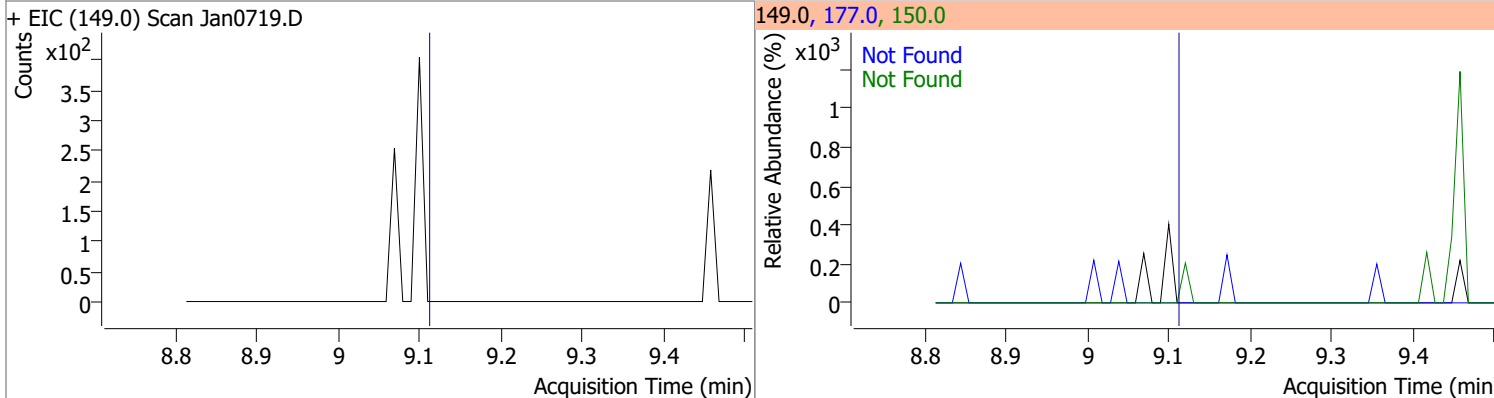
Compound	Conc.	Exp RT	QIon	Exp Ratio	QIon	Exp Ratio
Acenaphthene	N.D.	8.53	153.0	109.5	152.0	52.9
+ EIC (154.0) Scan Jan0719.D			154.0, 152.0, 153.0			
						
2,4-Dinitrophenol	N.D.	8.62	154.0	60.0		
+ EIC (184.0) Scan Jan0719.D			184.0, 154.0			
						
Dibenzofuran	N.D.	8.74	139.0	38.6		
+ EIC (168.0) Scan Jan0719.D			168.0, 139.0			
						
2,4-Dinitrotoluene	N.D.	8.77	63.0	76.1	89.0	74.7
+ EIC (165.0) Scan Jan0719.D			165.0, 63.0, 89.0			
						

Quantitation Results Report (QT Reviewed)

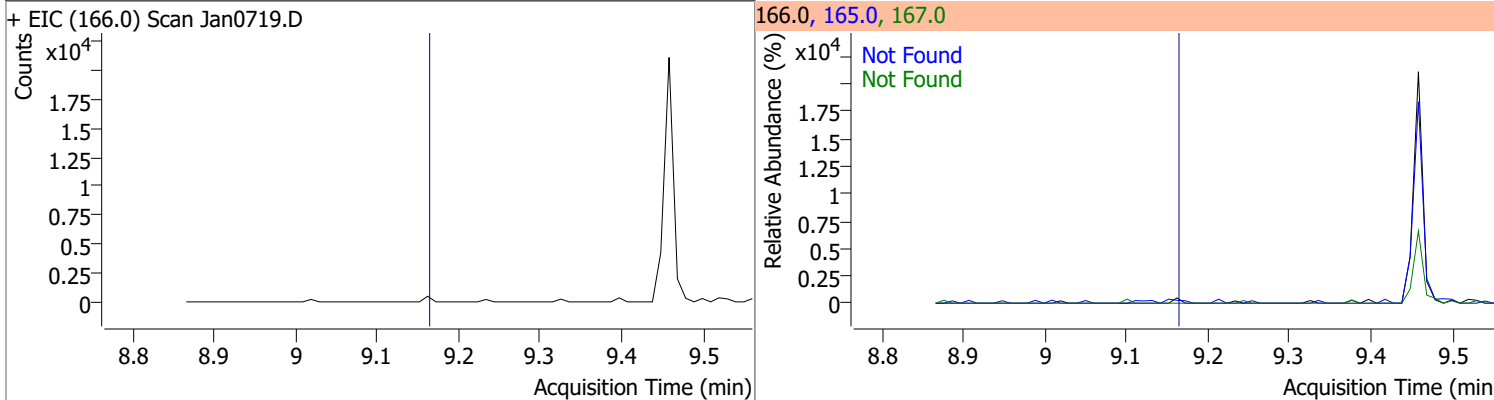
Compound	Conc.	Exp RT	QIon	Exp Ratio	QIon	Exp Ratio
4-Nitrophenol	N.D.	8.78	65.0	88.5	139.0	80.4



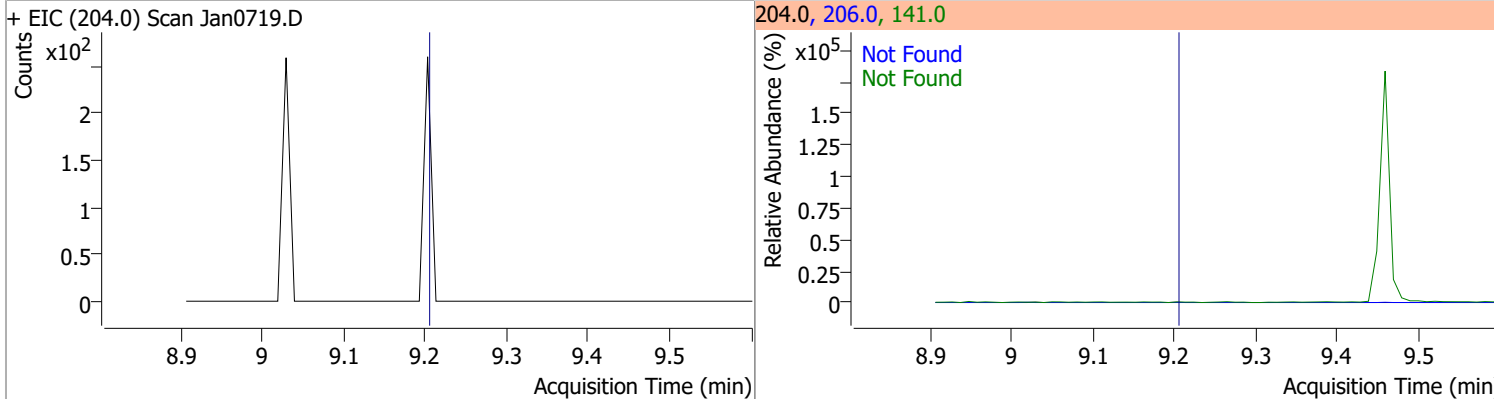
Compound	Conc.	Exp RT	QIon	Exp Ratio	QIon	Exp Ratio
Diethylphthalate	N.D.	9.10	177.0	20.7	150.0	12.6



Compound	Conc.	Exp RT	QIon	Exp Ratio	QIon	Exp Ratio
Fluorene	N.D.	9.15	165.0	93.4	167.0	12.9

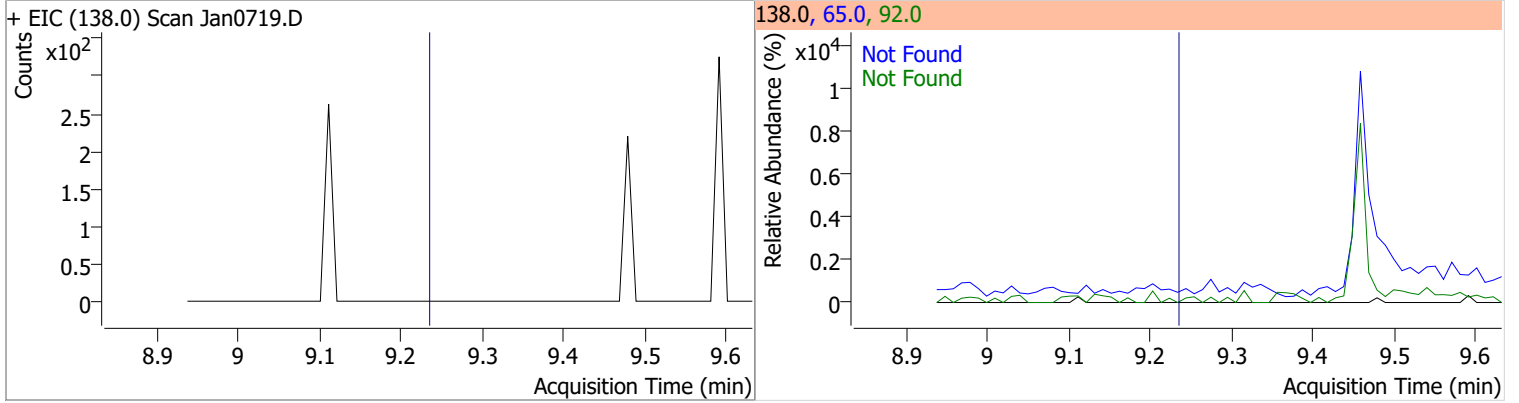


Compound	Conc.	Exp RT	QIon	Exp Ratio	QIon	Exp Ratio
4-Chlorophenyl-phenylether	N.D.	9.19	141.0	62.3	206.0	33.9

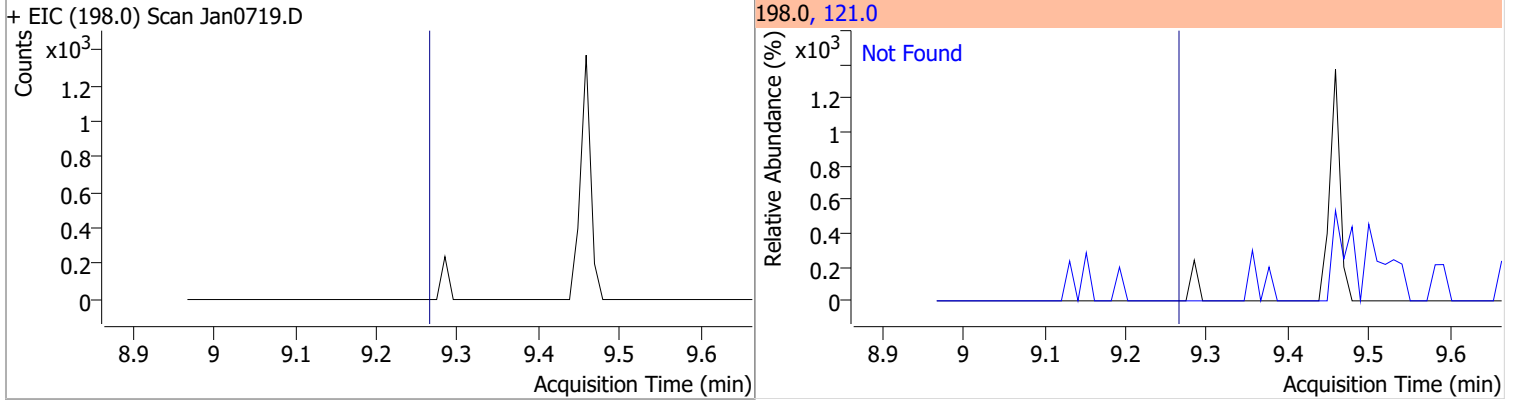


Quantitation Results Report (QT Reviewed)

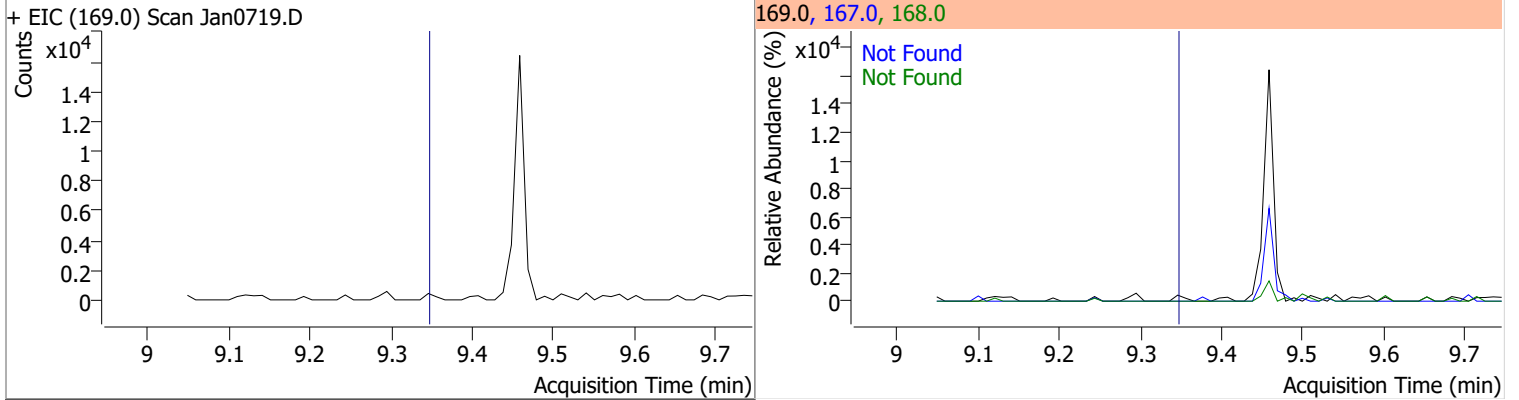
Compound	Conc.	Exp RT	QIon	Exp Ratio	QIon	Exp Ratio
4-Nitroaniline	N.D.	9.23	65.0	114.6	92.0	45.3



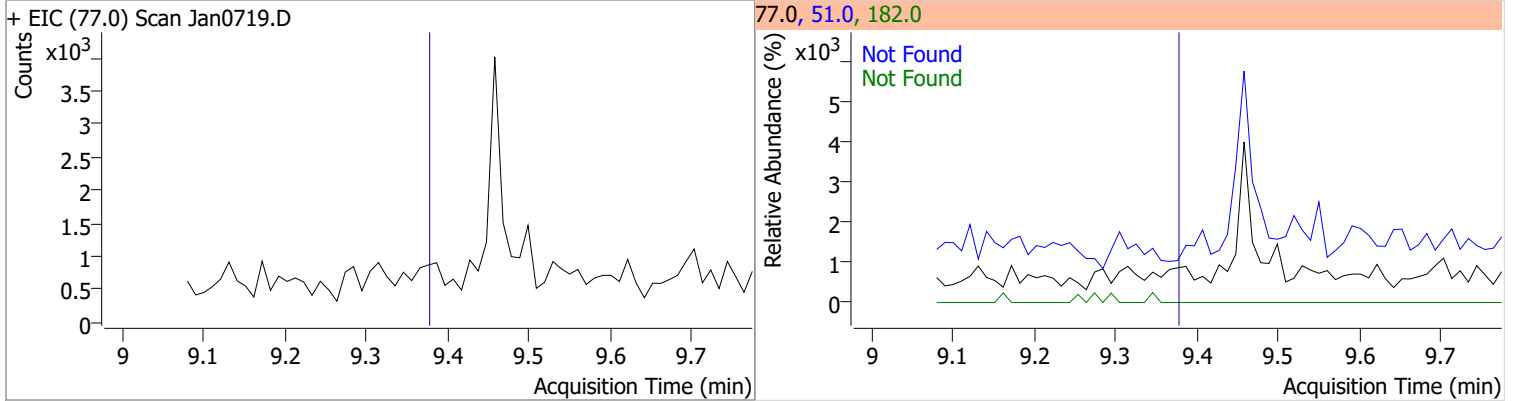
Compound	Conc.	Exp RT	QIon	Exp Ratio
4,6-Dinitro-2-methylphenol	N.D.	9.26	121.0	44.8



Compound	Conc.	Exp RT	QIon	Exp Ratio	QIon	Exp Ratio
N-nitrosodiphenylamine	N.D.	9.35	168.0	63.3	167.0	33.4

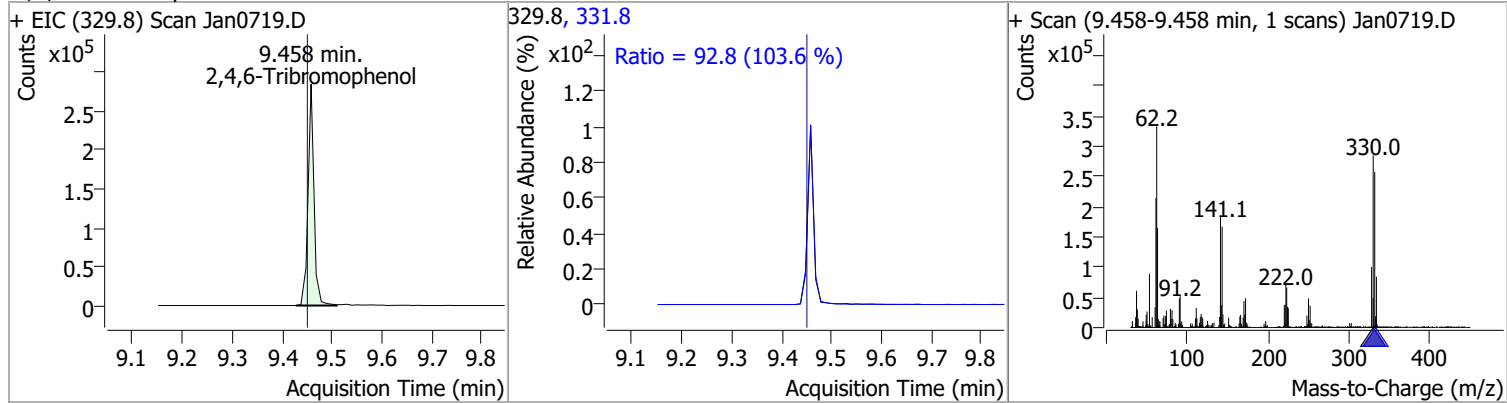


Compound	Conc.	Exp RT	QIon	Exp Ratio	QIon	Exp Ratio
Azobenzene	N.D.	9.38	51.0	49.9	182.0	26.9

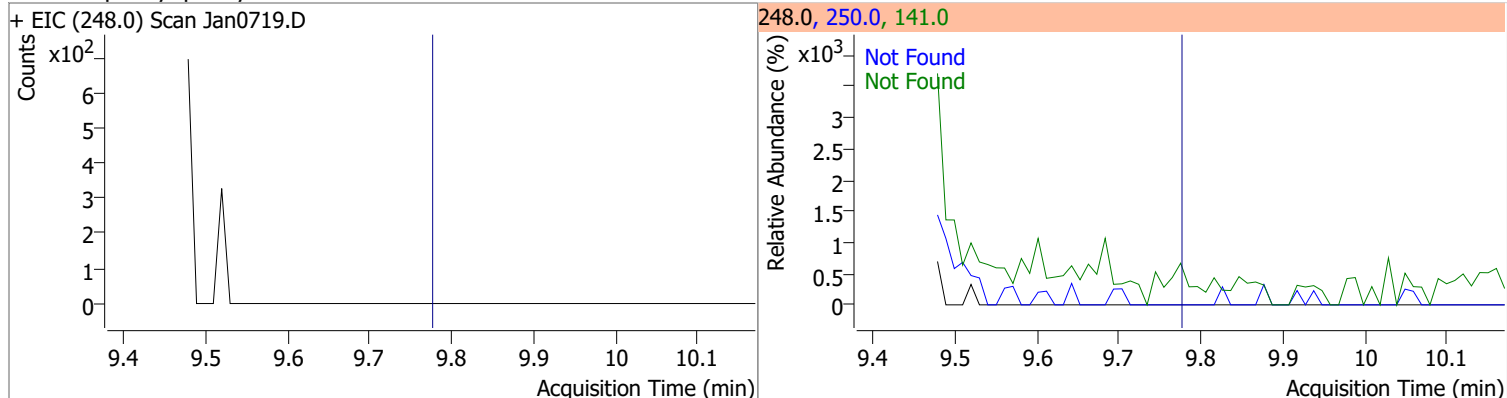


Quantitation Results Report (QT Reviewed)

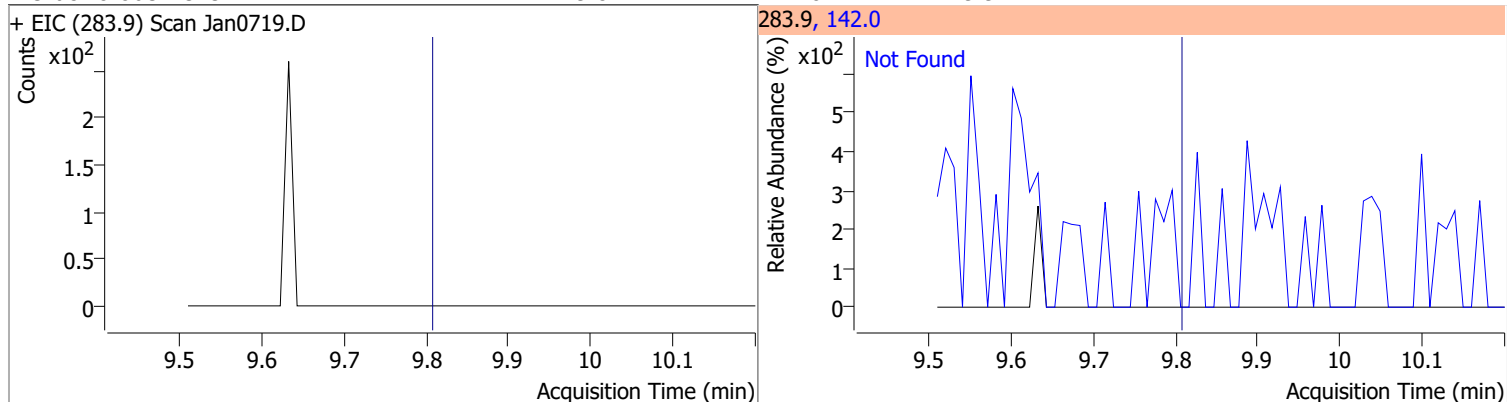
Compound	Conc.	RT	Dev(Min)	Resp.	QIon	QRatio	Lower	Upper
2,4,6-Tribromophenol	167.2431	9.46	0.01	235803	331.8	92.8	62.7	116.4



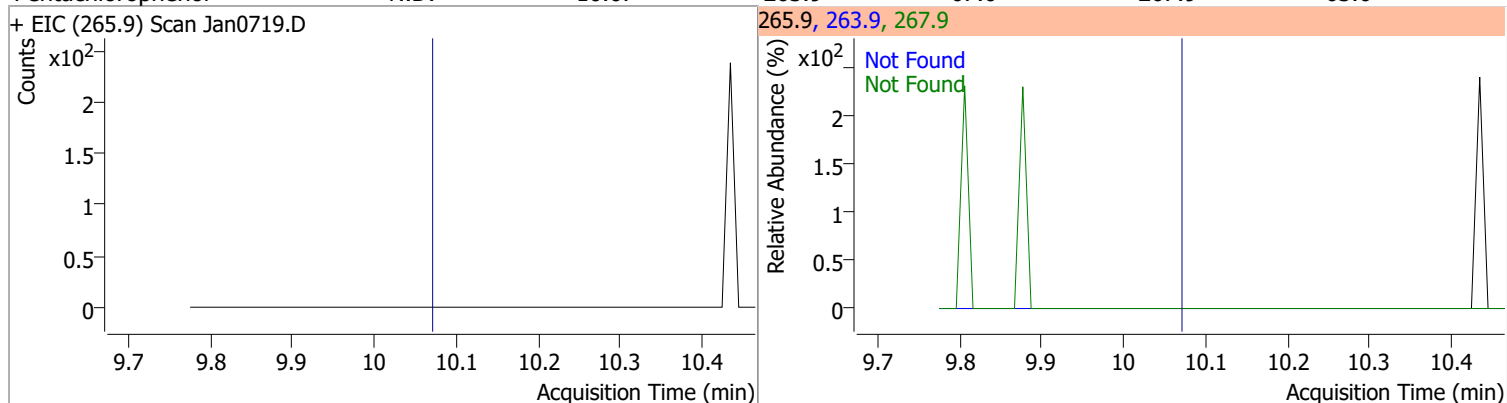
Compound	Conc.	Exp RT	QIon	Exp Ratio	QIon	Exp Ratio
4-Bromophenyl-phenylether	N.D.	9.78	250.0	98.3	141.0	96.1



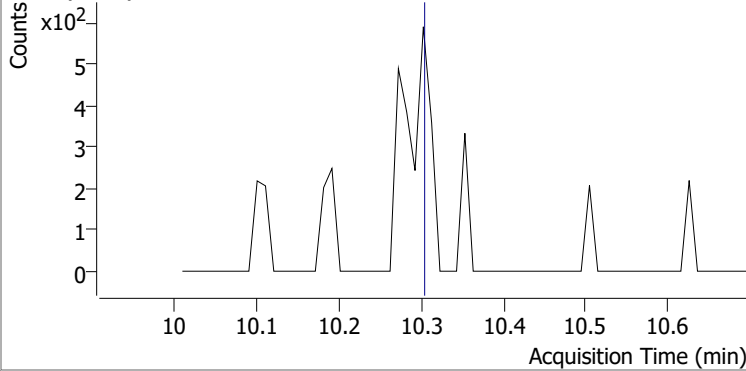
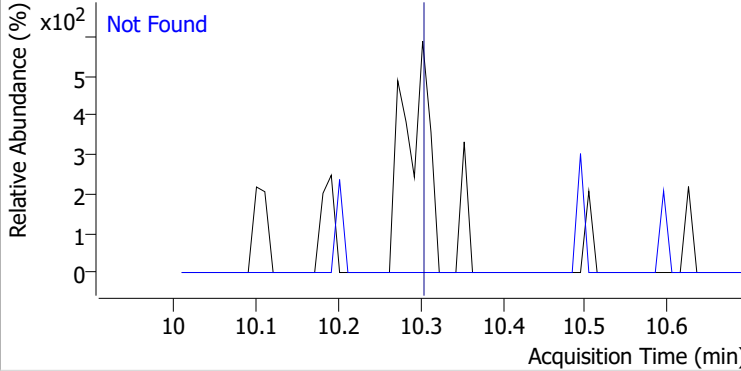
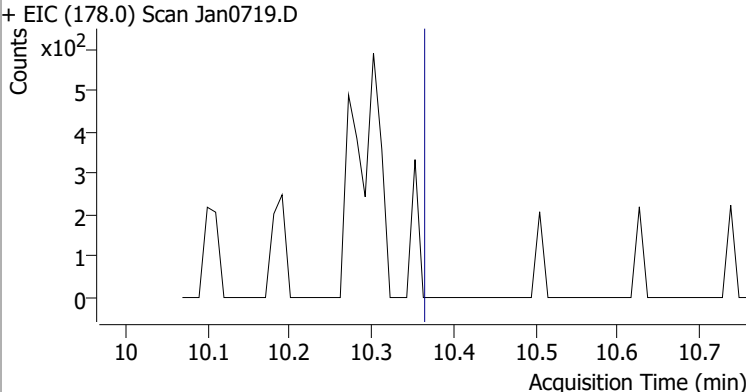
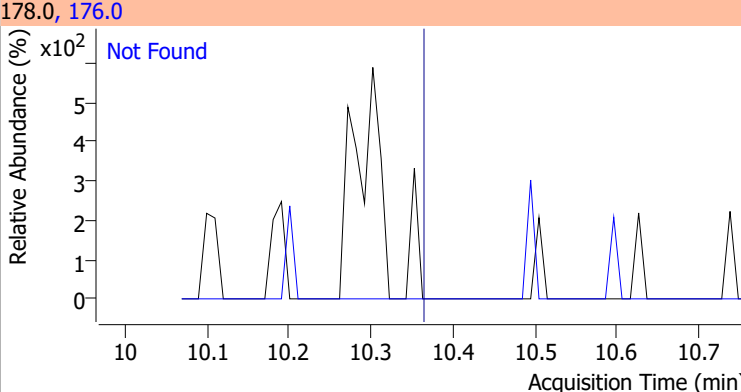
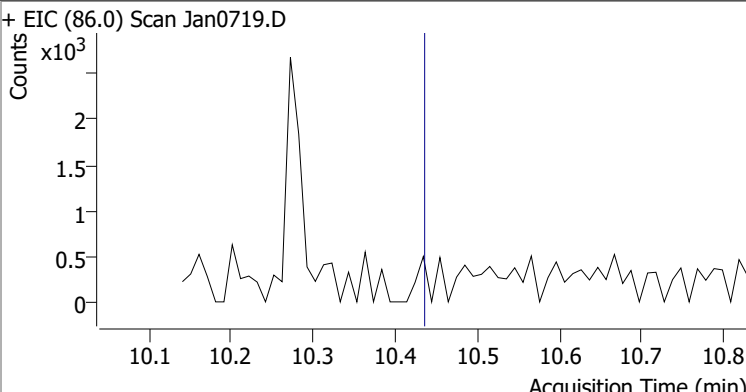
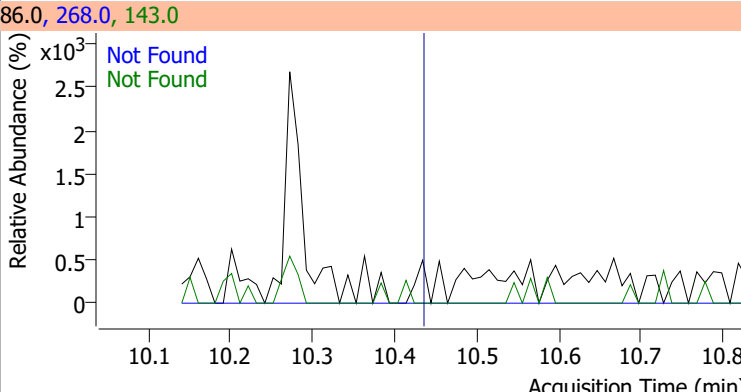
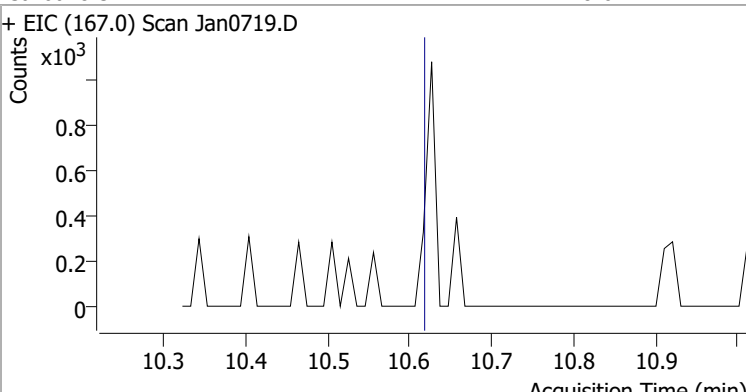
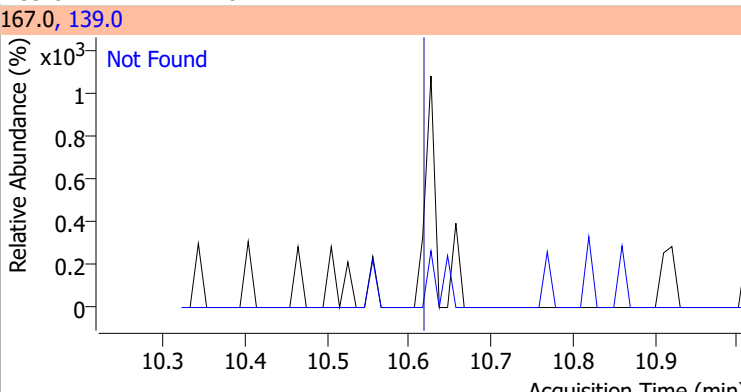
Compound	Conc.	Exp RT	QIon	Exp Ratio
Hexachlorobenzene	N.D.	9.81	142.0	49.9



Compound	Conc.	Exp RT	QIon	Exp Ratio	QIon	Exp Ratio
Pentachlorophenol	N.D.	10.07	263.9	67.0	267.9	63.6

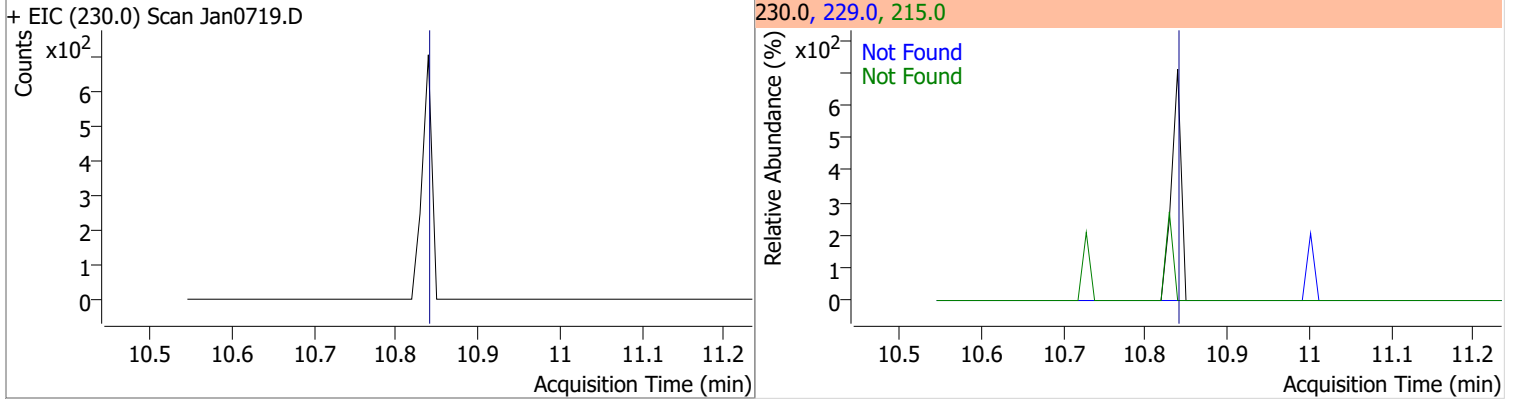


Quantitation Results Report (QT Reviewed)

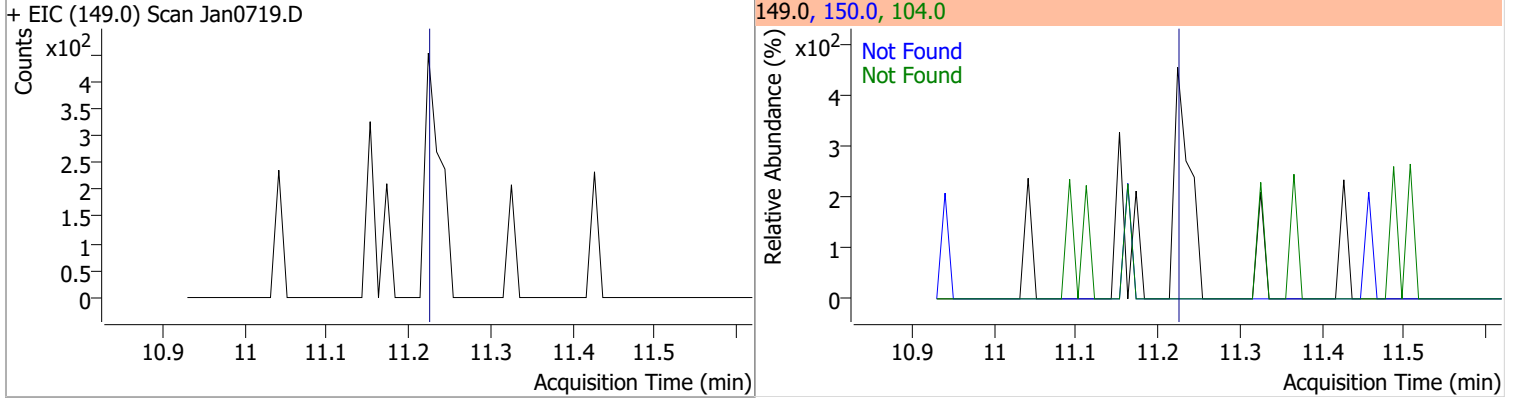
Compound	Conc.	Exp RT	QIon	Exp Ratio		
Phenanthrene	N.D.	10.30	176.0	19.3		
+ EIC (178.0) Scan Jan0719.D			178.0, 176.0			
						
Anthracene	N.D.	10.36	176.0	18.4		
+ EIC (178.0) Scan Jan0719.D			178.0, 176.0			
						
Triallate	N.D.	10.43	268.0	26.7	QIon	Exp Ratio
					143.0	24.9
+ EIC (86.0) Scan Jan0719.D			86.0, 268.0, 143.0			
						
Carbazole	N.D.	10.62	139.0	12.8		
+ EIC (167.0) Scan Jan0719.D			167.0, 139.0			
						

Quantitation Results Report (QT Reviewed)

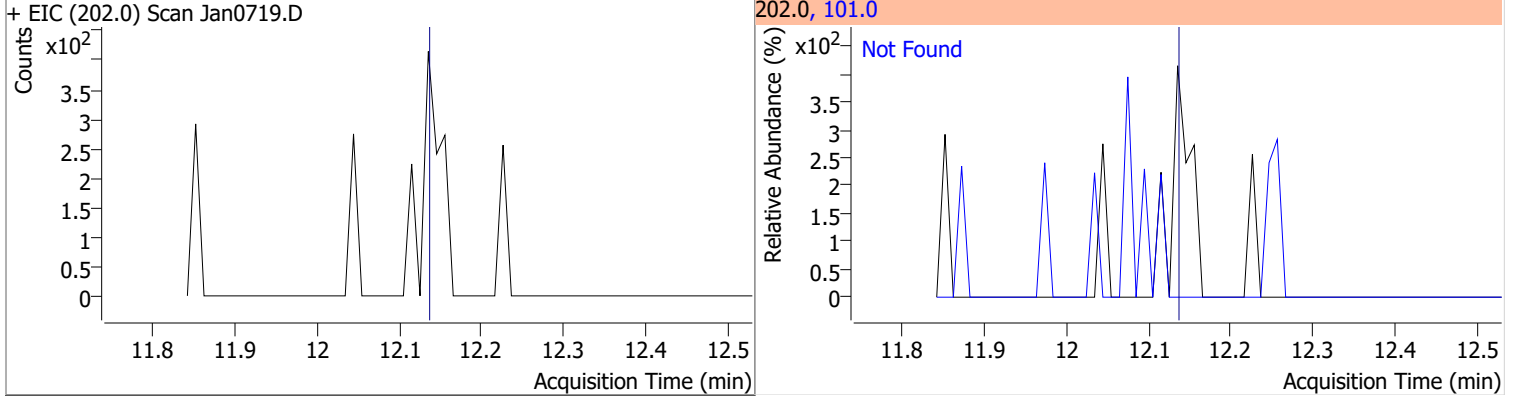
Compound	Conc.	Exp RT	QIon	Exp Ratio	QIon	Exp Ratio
o-Terphenyl	N.D.	10.84	229.0	64.1	215.0	36.5



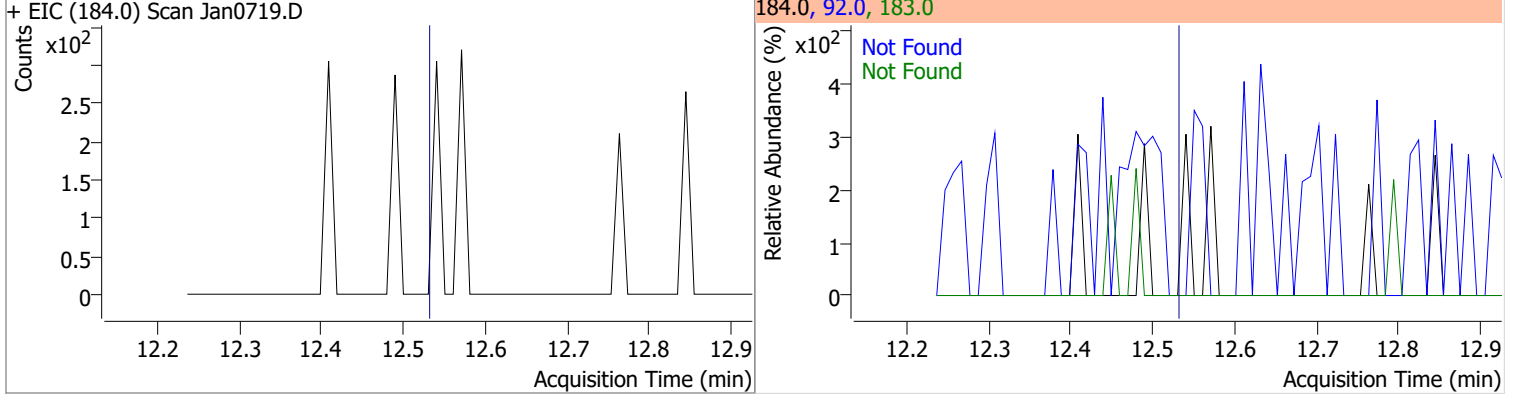
Compound	Conc.	Exp RT	QIon	Exp Ratio	QIon	Exp Ratio
Di-n-Butylphthalate	N.D.	11.22	150.0	9.1	104.0	6.1



Compound	Conc.	Exp RT	QIon	Exp Ratio
Fluoranthene	N.D.	12.14	101.0	12.8

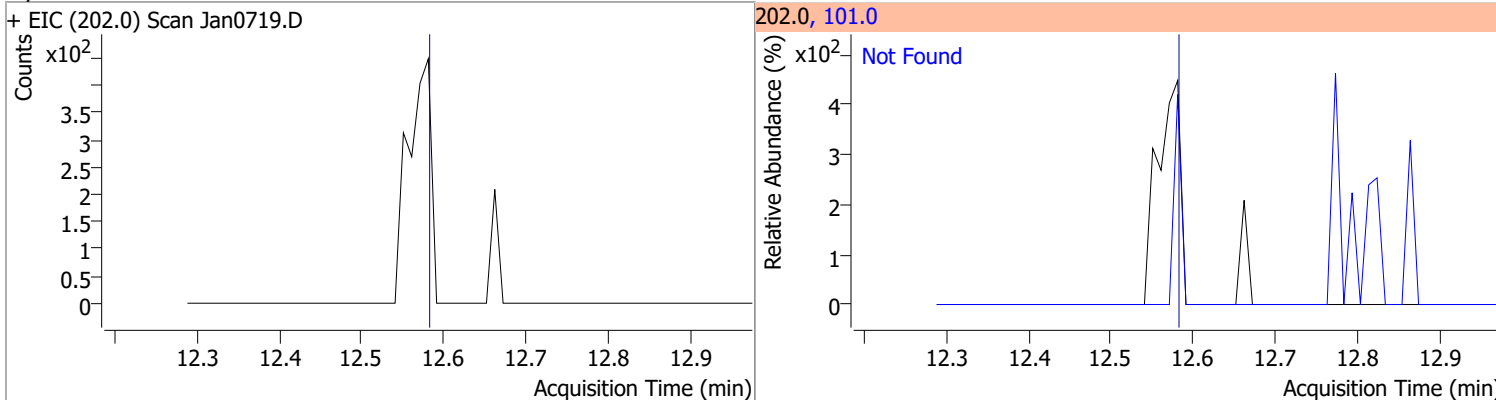


Compound	Conc.	Exp RT	QIon	Exp Ratio	QIon	Exp Ratio
Benzidine	N.D.	12.53	183.0	13.1	92.0	8.1

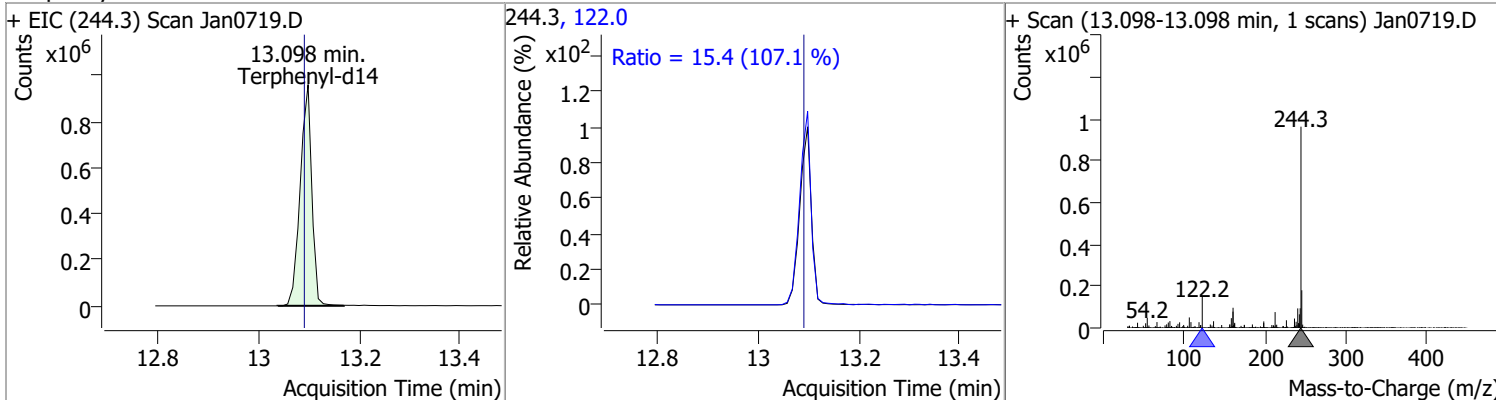


Quantitation Results Report (QT Reviewed)

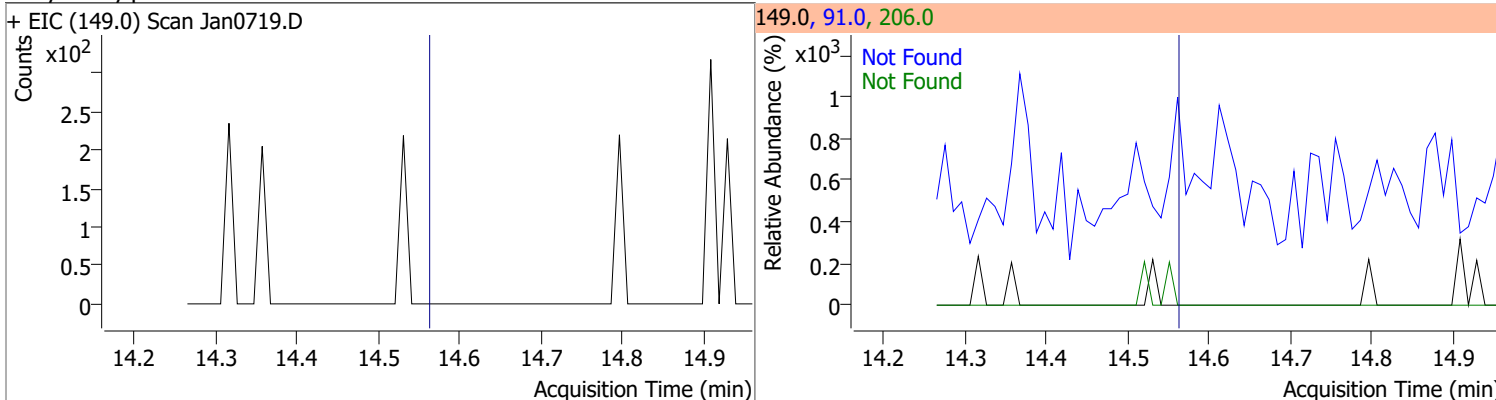
Compound	Conc.	Exp RT	QIon	Exp Ratio
Pyrene	N.D.	12.58	101.0	14.6



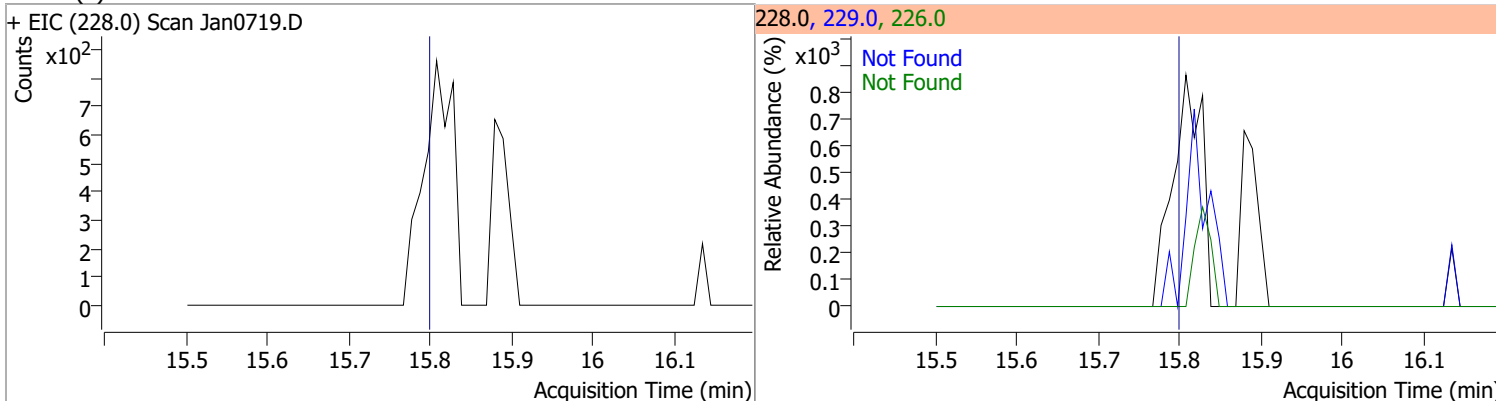
Compound	Conc.	RT	Dev(Min)	Resp.	QIon	QRatio	Lower	Upper
Terphenyl-d14	96.7417	13.10	0.01	1540532	122.0	15.4	10.1	18.7



Compound	Conc.	Exp RT	QIon	Exp Ratio	QIon	Exp Ratio
Butylbenzylphthalate	N.D.	14.56	91.0	81.7	206.0	17.9



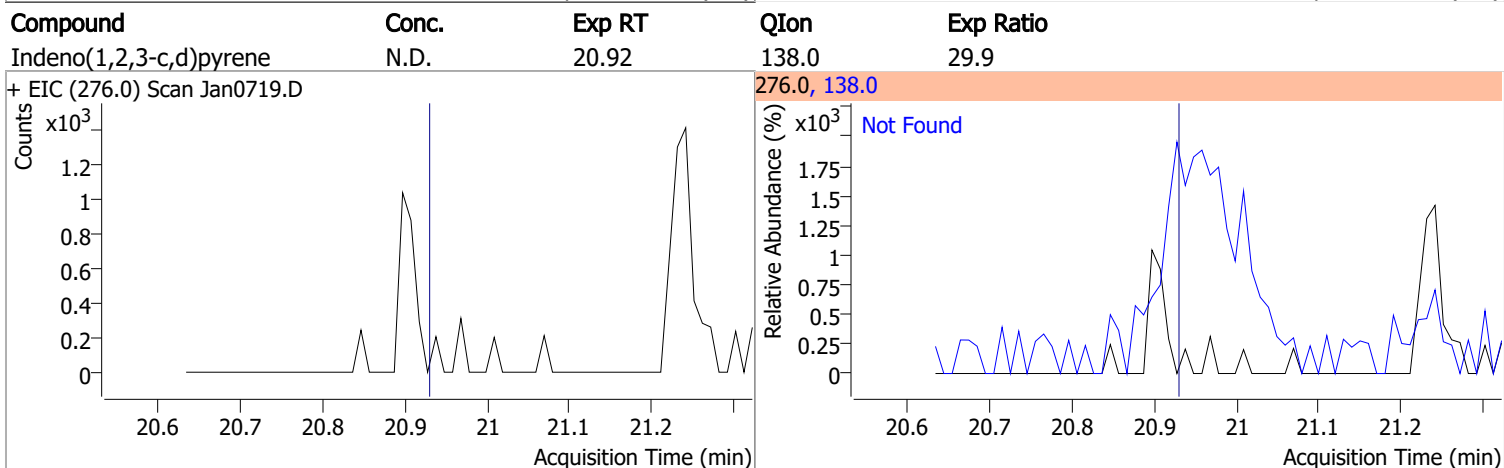
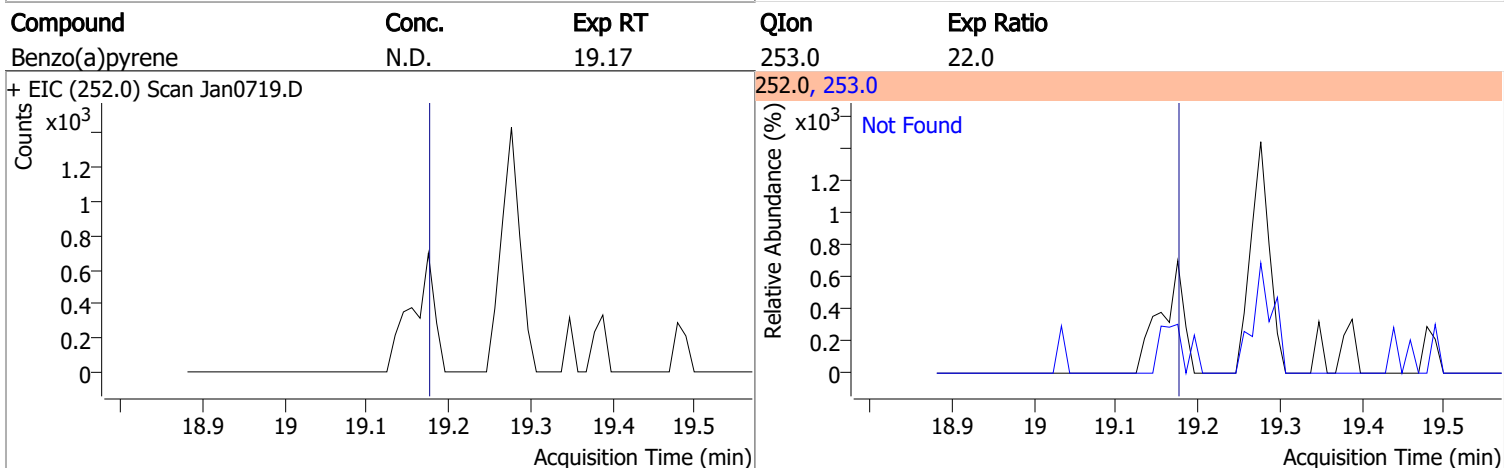
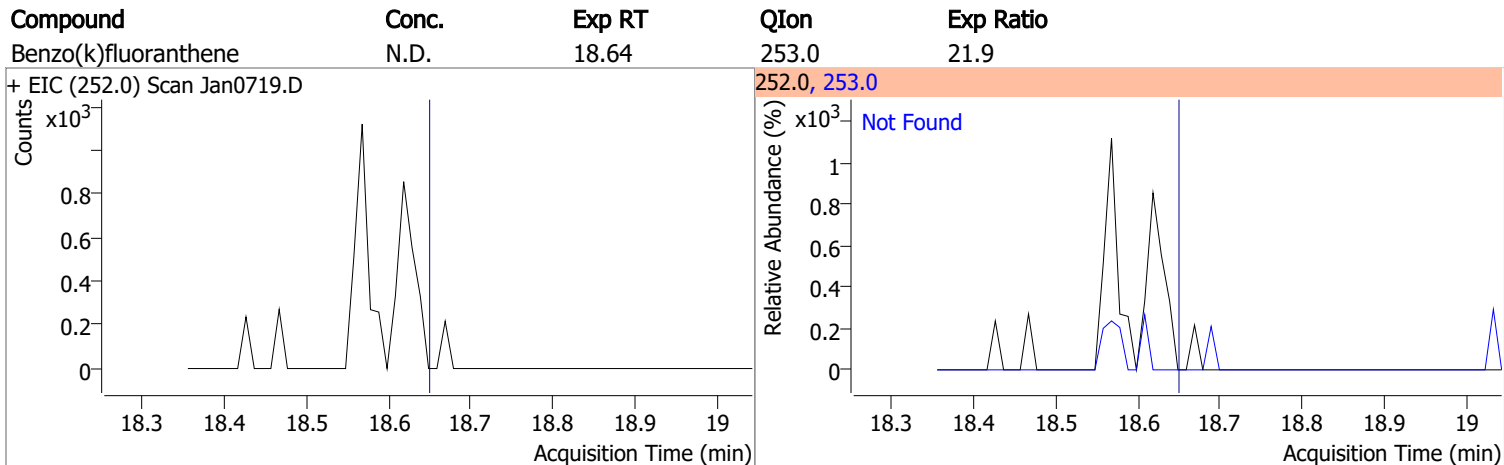
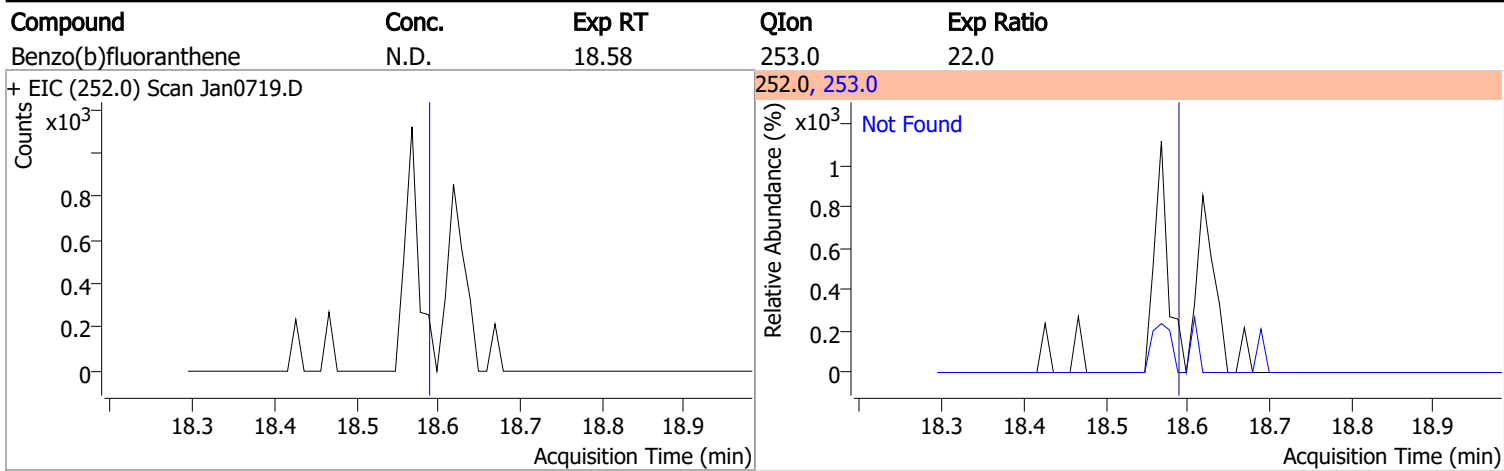
Compound	Conc.	Exp RT	QIon	Exp Ratio	QIon	Exp Ratio
Benzo(a)Anthracene	N.D.	15.80	226.0	27.1	229.0	21.0



Quantitation Results Report (QT Reviewed)

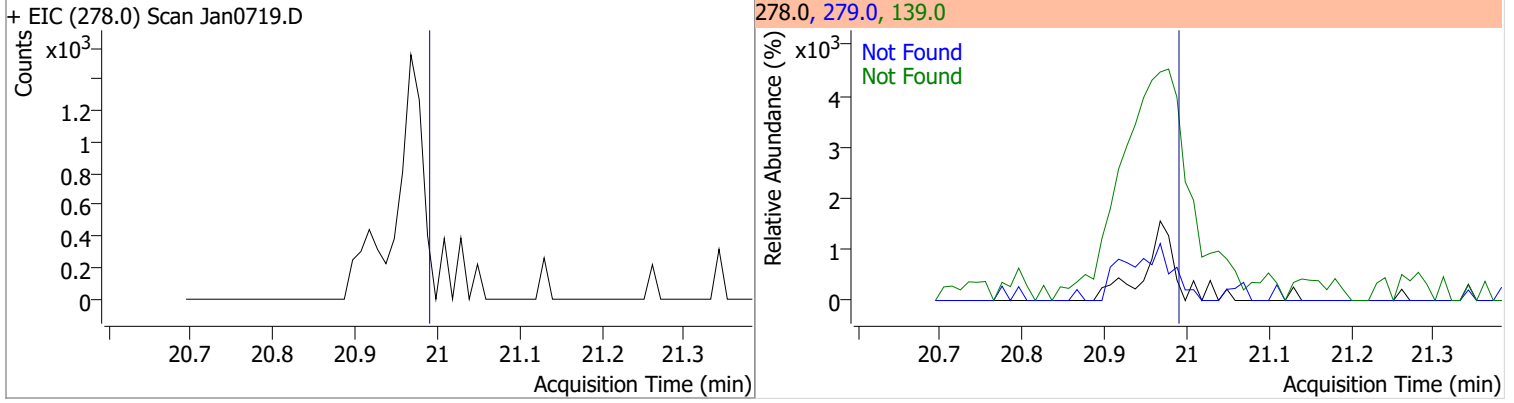
Compound	Conc.	Exp RT	QIon	Exp Ratio	QIon	Exp Ratio
Chrysene	N.D.	15.90	226.0	29.9	229.0	20.4
+ EIC (228.0) Scan Jan0719.D			228.0, 226.0, 229.0			
3,3-Dichlorobenzidine	N.D.	15.95	254.0	64.7		
+ EIC (252.0) Scan Jan0719.D			252.0, 254.0			
bis(2-ethylhexyl)Phthalate	N.D.	16.64	149.0	397.1	279.0	15.6
+ EIC (167.0) Scan Jan0719.D			167.0, 149.0, 279.0			
Di-n-octyl Phthalate	N.D.	18.32	150.0	9.5		
+ EIC (149.0) Scan Jan0719.D			149.0, 150.0			

Quantitation Results Report (QT Reviewed)

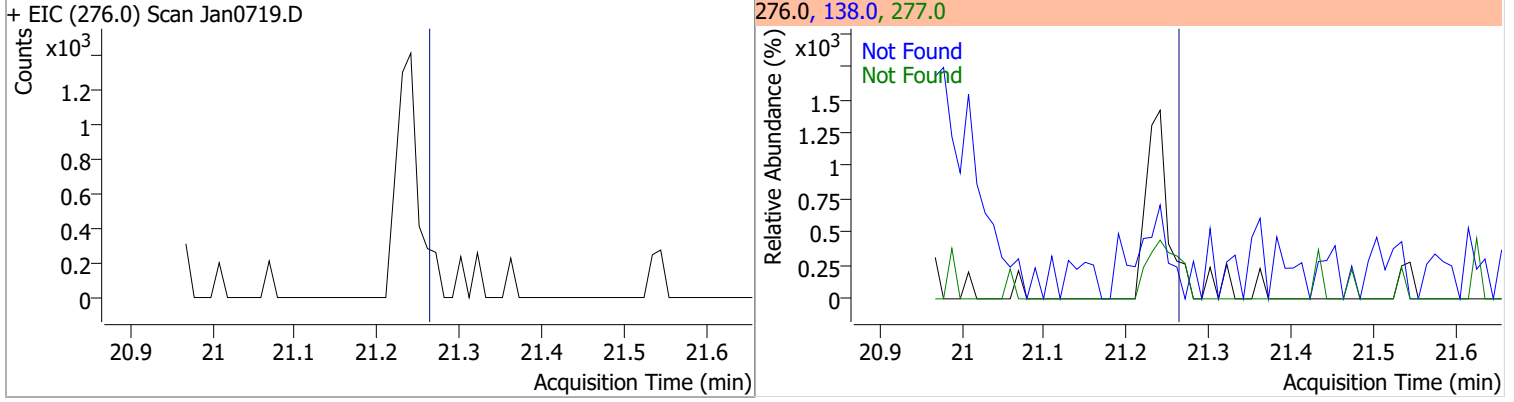


Quantitation Results Report (QT Reviewed)

Compound	Conc.	Exp RT	QIon	Exp Ratio	QIon	Exp Ratio
Dibenzo(a,h)anthracene	N.D.	20.98	279.0	25.2	139.0	23.8

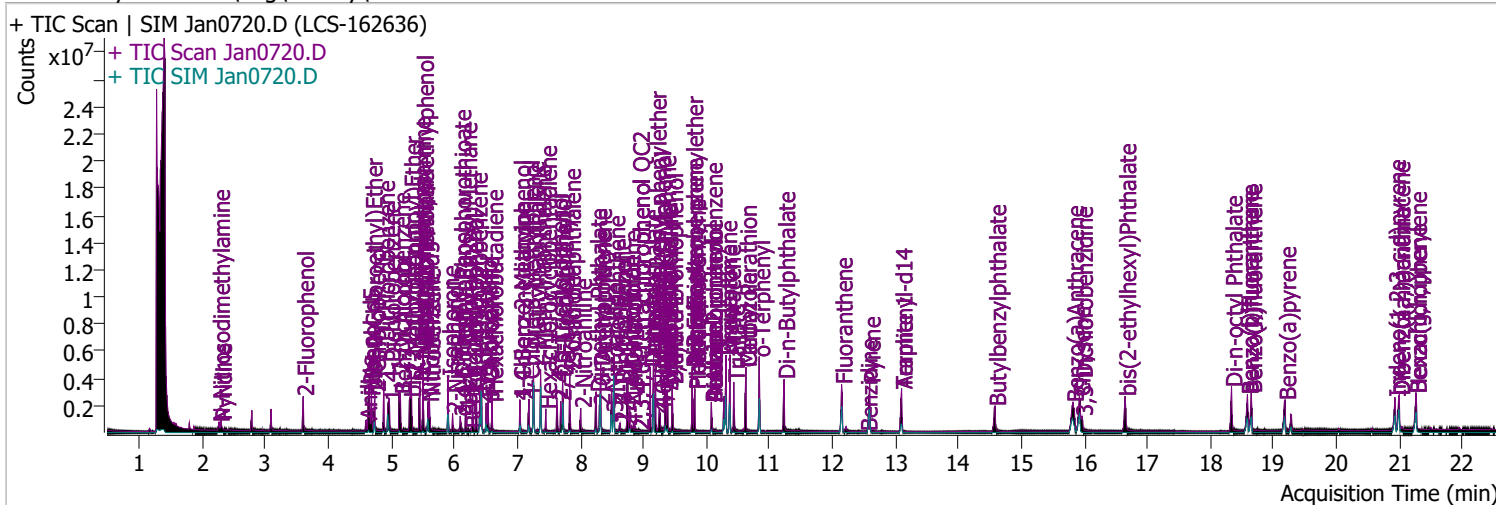


Compound	Conc.	Exp RT	QIon	Exp Ratio	QIon	Exp Ratio
Benzo(g,h,i)perylene	N.D.	21.25	138.0	32.0	277.0	23.8



Quantitation Results Report (QT Reviewed)

Data File	Jan0720.D	Operator	LIMS import
Acq. Method	BNA+SIM.M	Acq. Date-Time	1/7/2022 10:45:39 PM
Sample Name	LCS-162636	Instrument	Instrument #1
Vial	20	Multiplier	1.00
DA Method File		Comment	SVOC-8270-W-LARGO
Tune File	dftppdsm.u	Tune Date	1/7/2022 12:13:00 PM
Batch Name	010722 DoD BNA cal 1.batch.bin	Last Calib Update	1/11/2022 8:55:14 AM
Ref Library	D:\Org\Library\NIST129K.I		



Compound	RT	QIon	Resp.	Conc.	Units	Dev(Min)
----------	----	------	-------	-------	-------	----------

Internal Standards

System Monitoring Compounds

S 2-Fluorophenol	3.602	112.0	704624	86.8635	µg/L	0.021
Spiked Amount: 200.000	Range: 10.0 - 75.0%			Recovery = 43.43%		
S Phenol-d5	4.644	99.0	1002803	93.0614	µg/L	0.021
Spiked Amount: 200.000	Range: 10.0 - 65.0%			Recovery = 46.53%		
S Nitrobenzene-d5	5.584	82.0	443555	75.3059	µg/L	0.000
Spiked Amount: 100.000	Range: 32.0 - 94.0%			Recovery = 75.31%		
S 2-Fluorobiphenyl	7.718	172.0	1352594	73.9449	µg/L	0.000
Spiked Amount: 100.000	Range: 28.0 - 107.0%			Recovery = 73.94%		
S 2,4,6-Tribromophenol	9.458	329.8	263949	162.0897	µg/L	0.010
Spiked Amount: 200.000	Range: 25.0 - 140.0%			Recovery = 81.04%		
S Terphenyl-d14	13.098	244.3	1641821	88.8333	µg/L	0.010
Spiked Amount: 100.000	Range: 32.0 - 122.0%			Recovery = 88.83%		

Target Compounds

Compound	RT	QIon	Resp.	Conc.	Units	QValue
T N-Nitrosodimethylamine	2.264	74.0	141811	41.3196	µg/L	86
T Pyridine	2.295	79.0	230084	31.0330	µg/L	99
T Aniline	4.603	93.0	349352	24.2784	µg/L	m 97
T Phenol	4.654	94.0	604293	51.1707	µg/L	89
T bis(-2-Chloroethyl)Ether	4.685	63.0	733489	82.2961	µg/L	m 98
T 2-Chlorophenol	4.736	128.0	703487	73.1971	µg/L	99
T 1,3-Dichlorobenzene	4.879	146.0	736936	58.0012	µg/L	m 98
T 1,4-Dichlorobenzene	4.971	146.0	726148	56.8667	µg/L	m 99
T 1,2-Dichlorobenzene	5.124	146.0	744706	59.1499	µg/L	98
T Benzyl Alcohol	5.144	108.0	349580	64.8322	µg/L	m 97
T bis(2-chloroisopropyl)Ether	5.298	121.0	209121	61.1571	µg/L	97
T 2-Methylphenol	5.318	107.0	605362	71.0593	µg/L	94
T N-nitroso-Di-n-propylamine	5.451	70.0	545456	93.0656	µg/L	98
T 4Methylphenol/3Methylphenol	5.502	107.0	837290	72.7726	µg/L	m 98
T Hexachloroethane	5.502	117.0	196269	54.2885	µg/L	97

Quantitation Results Report (QT Reviewed)

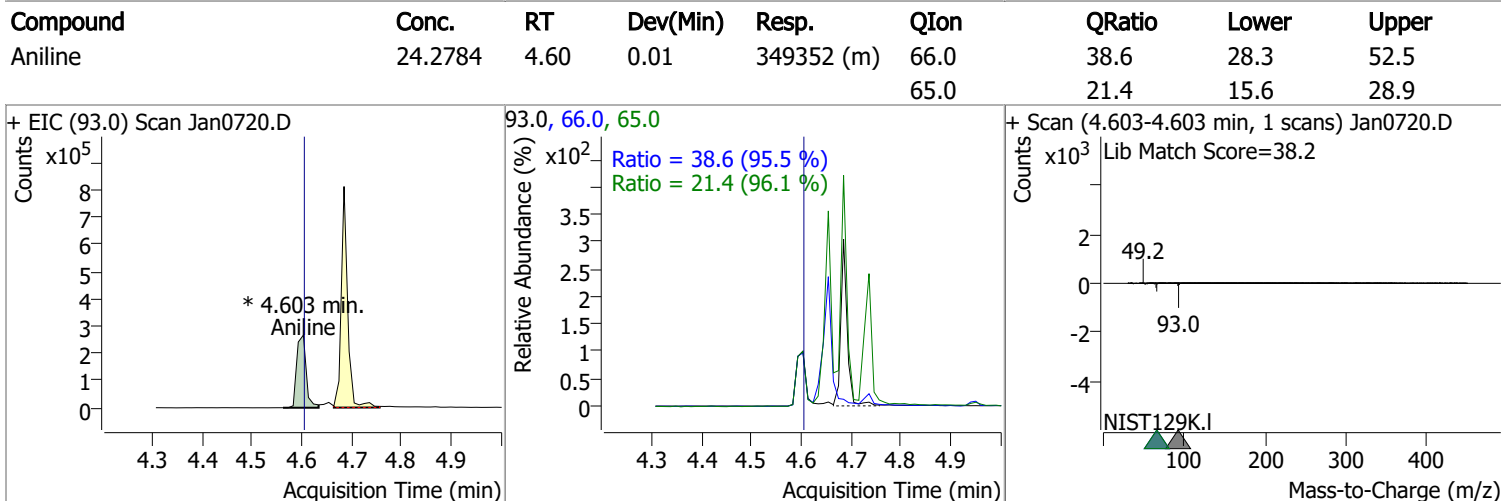
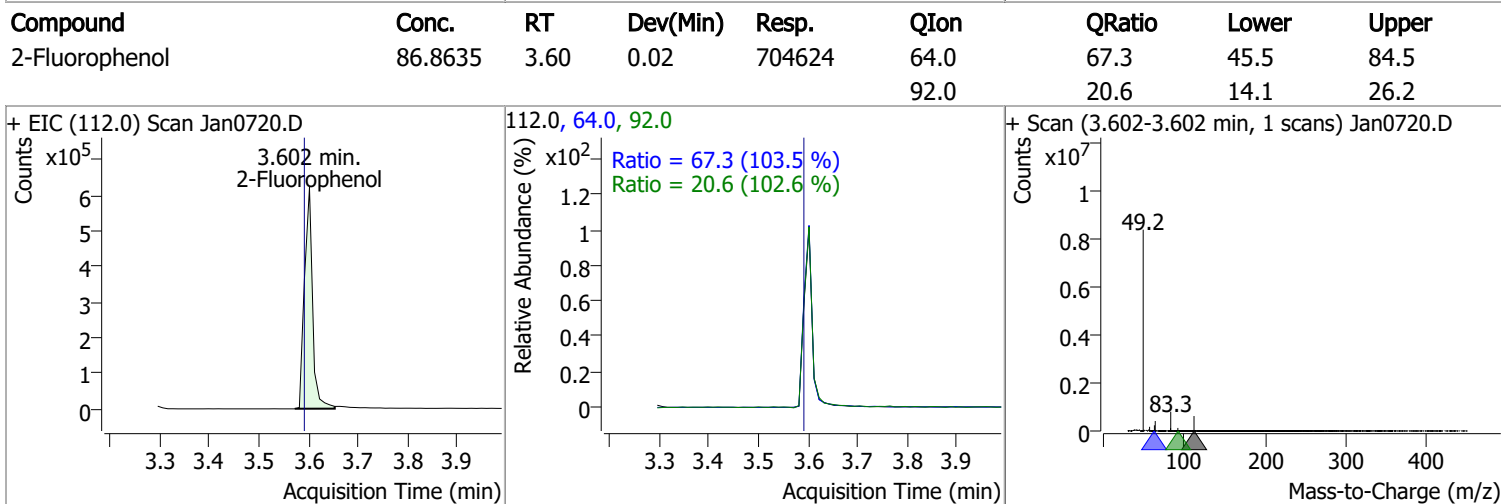
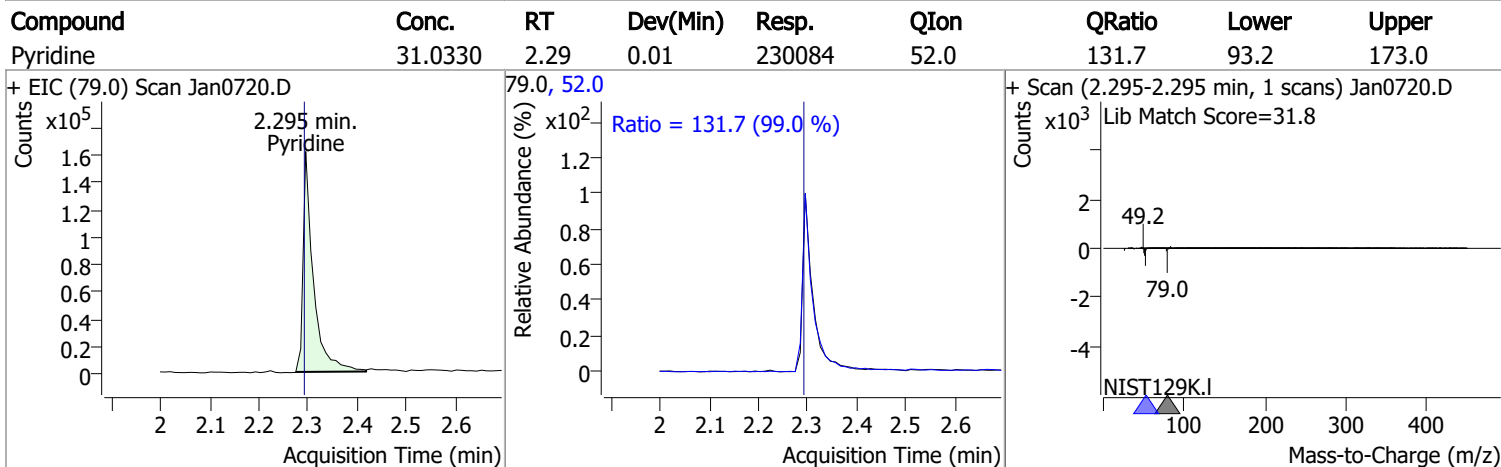
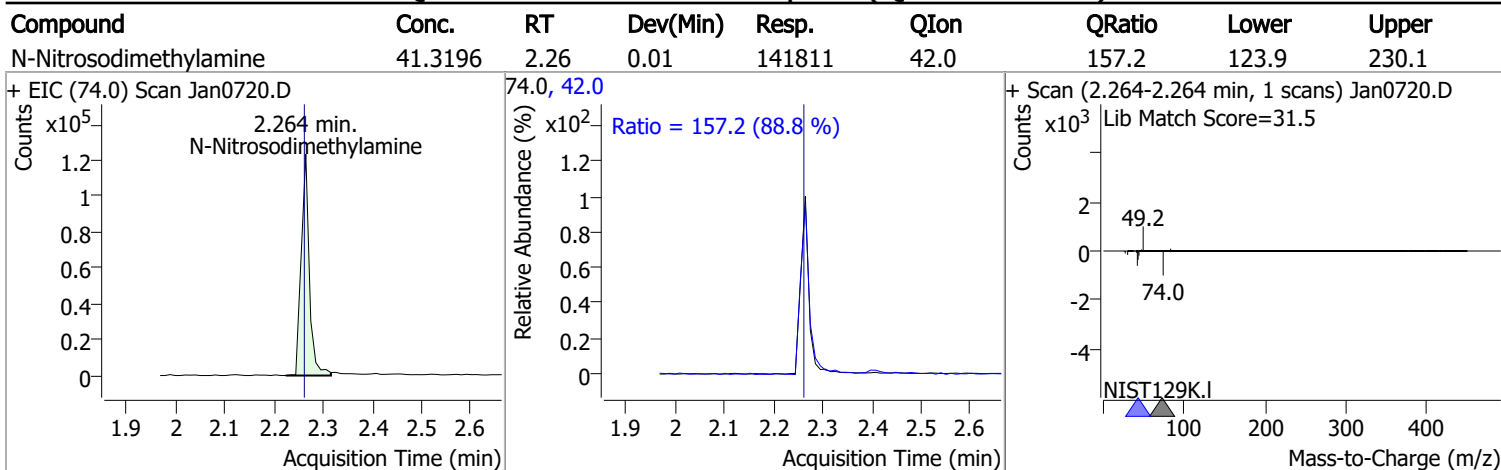
Compound	RT	QIon	Resp.	Conc.	Units	Dev(Min)
T Nitrobenzene	5.604	123.1	230850	73.3642	µg/L	94
T Isophorone	5.900	82.0	1153021	85.1456	µg/L	99
T 2-Nitrophenol	5.972	139.0	182348	76.9938	µg/L	98
T 2,4-Dimethylphenol	6.095	122.0	244087	37.8297	µg/L	99
T bis(-2-Chloroethoxy)Methane	6.188	93.0	684195	86.1771	µg/L	99
T Benzoic Acid	6.260	105.0	103109	31.4478	µg/L	97
T 2,4-Dichlorophenol	6.290	162.0	488049	78.9089	µg/L	97
T 1,2,4-Trichlorobenzene	6.352	180.0	504150	64.1448	µg/L	97
T Naphthalene	6.434	128.0	1737959	76.0356	µg/L	100
T 4-Chlorophenol	6.506	130.0	179178	84.3684	µg/L	98
T p-Chloroaniline	6.537	127.0	546965	61.4669	µg/L	97
T Hexachlorobutadiene	6.598	224.9	251844	59.8762	µg/L	97
T 4-Chloro-2-Methylphenol	7.040	107.0	380440	66.2246	µg/L	97
T 4-Chloro-3-Methylphenol	7.184	107.0	505684	83.3425	µg/L	99
T 2-Methylnaphthalene	7.256	141.0	1068463	75.5815	µg/L	99
T 1-Methylnaphthalene	7.369	141.0	1013667	73.9781	µg/L	100
T Hexachlorocyclopentadiene	7.451	236.9	170287	62.3405	µg/L	98
T 2,4,6-Trichlorophenol	7.625	196.0	350687	86.4676	µg/L	100
T 2,4,5-Trichlorophenol	7.687	196.0	366246	80.2887	µg/L	99
T 2-Chloronaphthalene	7.831	162.0	1203182	79.0981	µg/L	100
T 2-Nitroaniline	8.005	65.0	254619	95.6049	µg/L	97
T Dimethyl Phthalate	8.251	163.0	1425177	93.4017	µg/L	96
T 2,6-Dinitrotoluene	8.302	165.0	164155	80.2578	µg/L	92
T Acenaphthylene	8.323	152.1	2019664	82.6617	µg/L	100
T 3-Nitroaniline	8.507	138.0	154941	70.9433	µg/L	99
T Acenaphthene	8.538	154.0	1325955	94.5239	µg/L	100
T 2,4-Dinitrophenol	8.630	184.0	88418	80.5098	µg/L	93
T Dibenzofuran	8.753	168.0	1938258	87.3046	µg/L	99
T 2,4-Dinitrotoluene	8.783	165.0	244848	90.0245	µg/L	86
T 4-Nitrophenol	8.814	109.0	77768	36.5879	µg/L	92
T Diethylphthalate	9.111	149.0	1513050	94.7964	µg/L	99
T Fluorene	9.162	166.0	1649681	91.1566	µg/L	100
T 4-Chlorophenyl-phenylether	9.192	204.0	713133	86.3833	µg/L	97
T 4-Nitroaniline	9.254	138.0	207780	90.0732	µg/L	96
T 4,6-Dinitro-2-methylphenol	9.264	198.0	129887	81.1917	µg/L	95
T N-nitrosodiphenylamine	9.346	169.0	1022574	86.0746	µg/L	98
T Azobenzene	9.377	77.0	1307771	92.1234	µg/L	86
T 4-Bromophenyl-phenylether	9.776	248.0	414652	85.8283	µg/L	98
T Hexachlorobenzene	9.816	283.9	406570	83.1972	µg/L	96
T Pentachlorophenol	10.080	265.9	213096	91.9366	µg/L	97
T Phenanthrene	10.313	178.0	2279258	93.3577	µg/L	99
T Anthracene	10.373	178.0	2046596	86.8201	µg/L	m 99
T Triallate	10.434	86.0	437613	84.7273	µg/L	98
T Carbazole	10.627	167.0	2155443	93.0186	µg/L	98
T o-Terphenyl	10.839	230.0	1107682	79.1294	µg/L	98
T Di-n-Butylphthalate	11.234	149.0	2209917	96.4475	µg/L	99
T Fluoranthene	12.146	202.0	2250698	88.2487	µg/L	99
T Benzidine	12.541	184.0	7569	2.0726	µg/L	m 97
T Pyrene	12.592	202.0	2293329	82.1296	µg/L	98
T Butylbenzylphthalate	14.582	149.0	735477	99.9080	µg/L	100
T Benzo(a)Anthracene	15.819	228.0	1873639	96.1261	µg/L	100
T Chrysene	15.921	228.0	1997057	94.0770	µg/L	100
T 3,3-Dichlorobenzidine	15.962	252.0	443044	67.4891	µg/L	98
T bis(2-ethylhexyl)Phthalate	16.646	167.0	251613	96.4373	µg/L	93
T Di-n-octyl Phthalate	18.335	149.0	1794957	95.7593	µg/L	99

Quantitation Results Report (QT Reviewed)

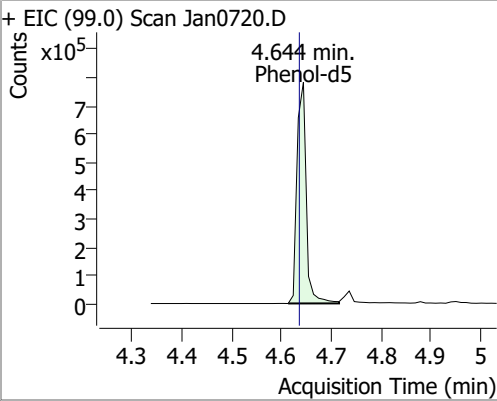
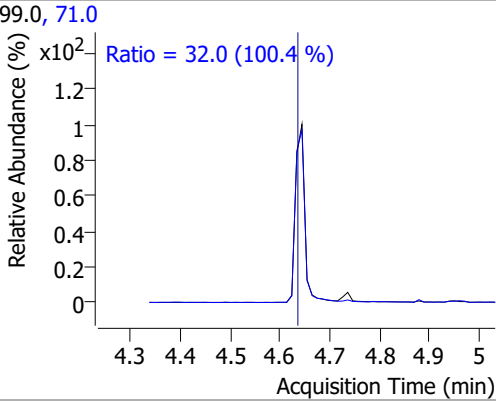
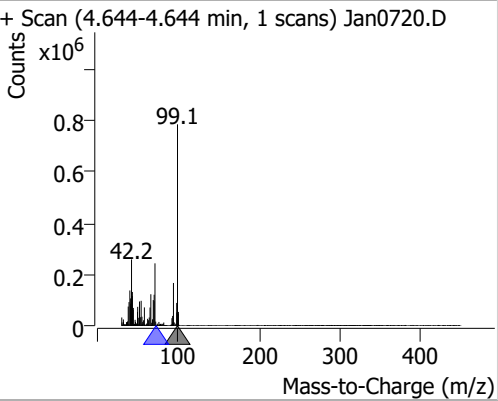
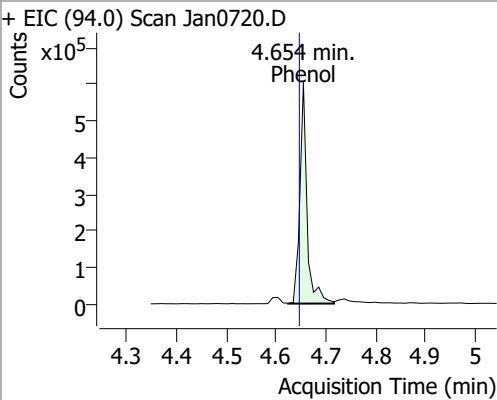
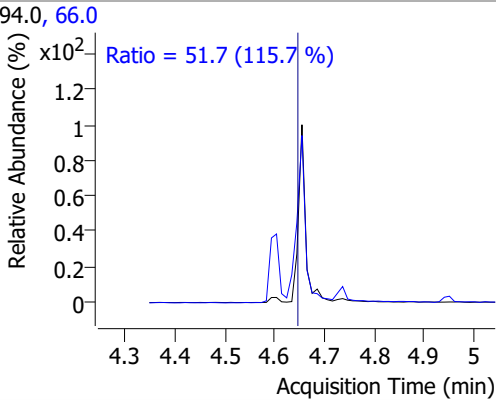
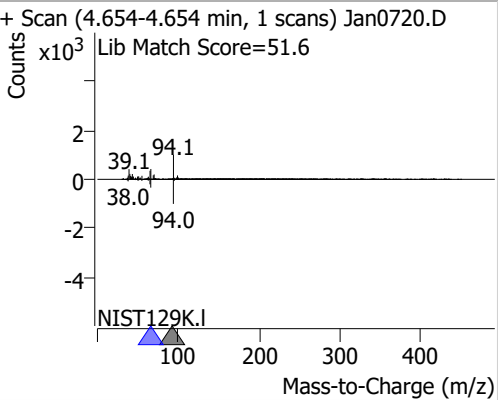
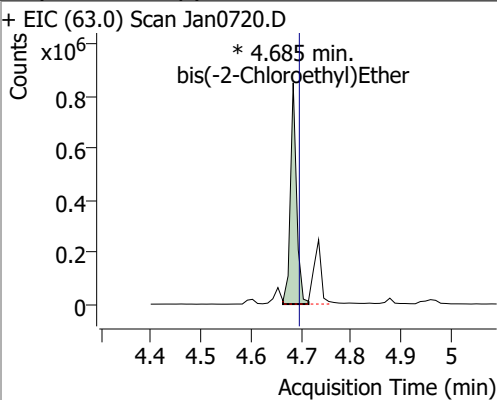
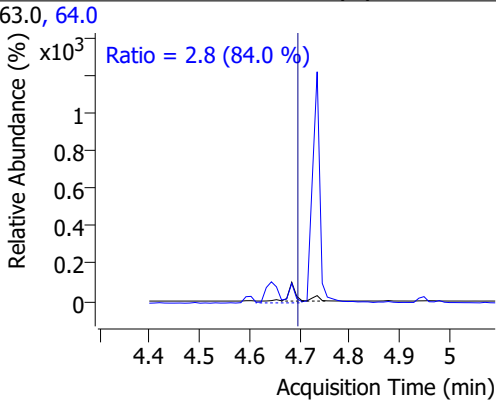
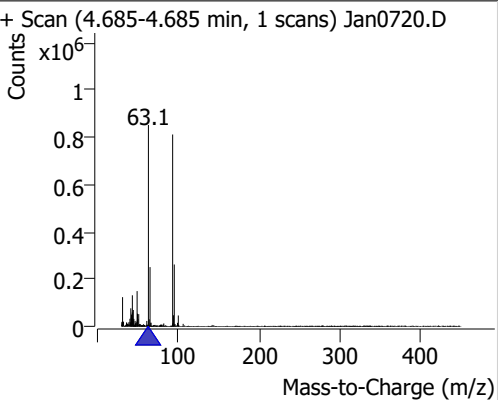
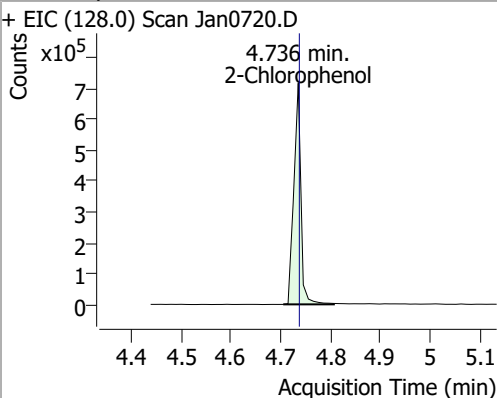
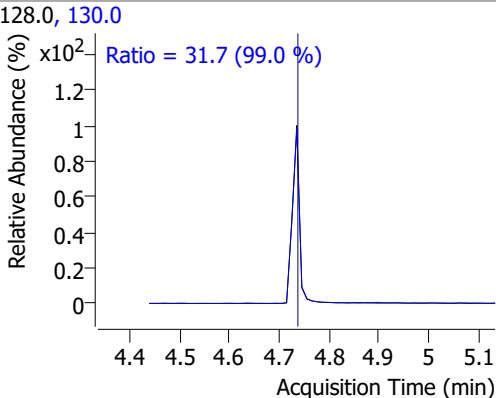
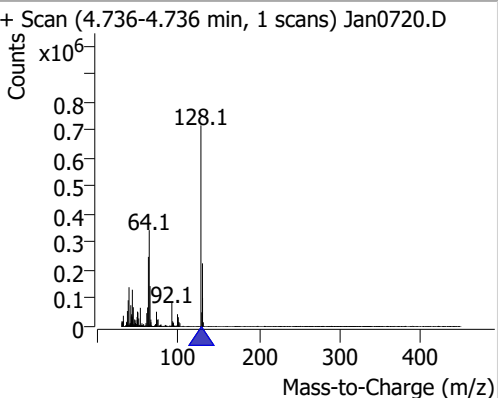
Compound	RT	QIon	Resp.	Conc.	Units	Dev(Min)
T Benzo(b)fluoranthene	18.588	252.0	1762337	89.5159	µg/L	100
T Benzo(k)fluoranthene	18.649	252.0	1780526	87.2348	µg/L	100
T Benzo(a)pyrene	19.186	252.0	1598156	85.0486	µg/L	100
T Indeno(1,2,3-c,d)pyrene	20.927	276.0	1419995	89.3660	µg/L	99
T Dibenzo(a,h)anthracene	20.998	278.0	1559185	90.6249	µg/L	97
T Benzo(g,h,i)perylene	21.262	276.0	1686342	91.3977	µg/L	98

(#) = Qualifier Out of Range; (m) = Manual Integration; (+) = Area Summed; (*) = Surrogate Percent Recovery Out of Range; (d): Zeroed Peak

Quantitation Results Report (QT Reviewed)

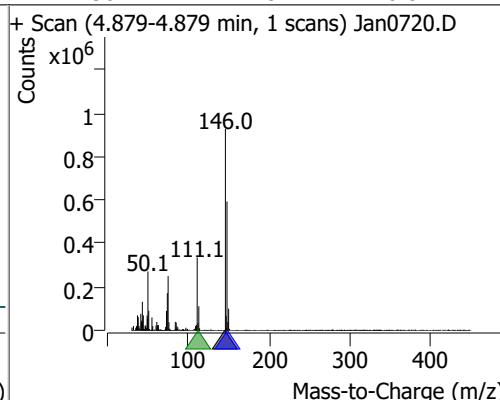
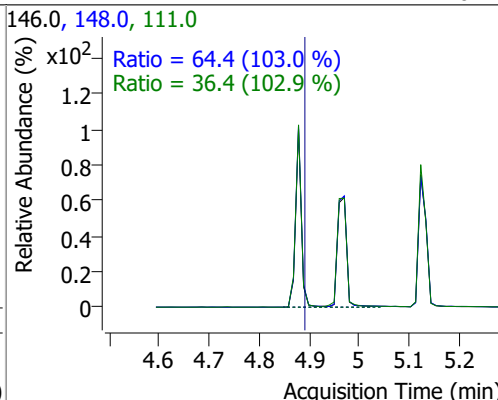
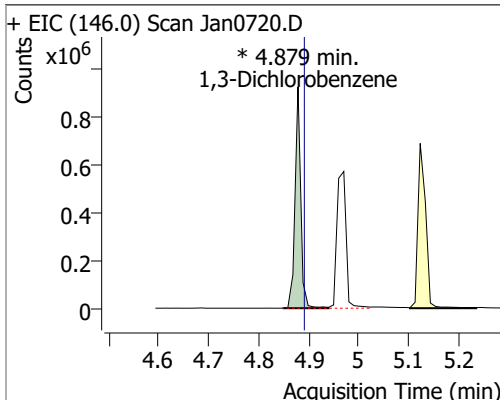


Quantitation Results Report (QT Reviewed)

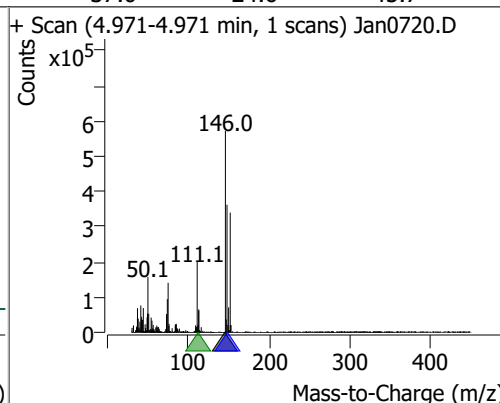
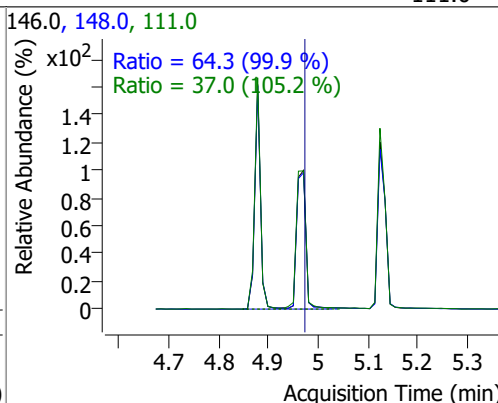
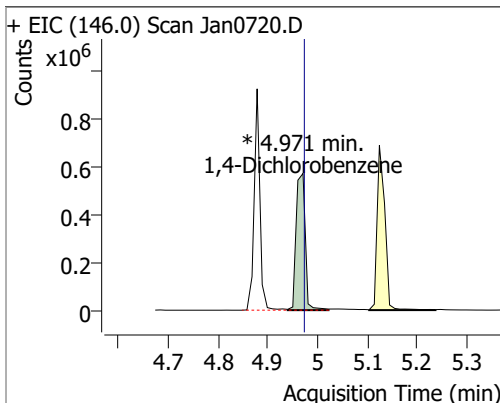
Compound	Conc.	RT	Dev(Min)	Resp.	QIon	QRatio	Lower	Upper
Phenol-d5	93.0614	4.64	0.02	1002803	71.0	32.0	22.3	41.5
+ EIC (99.0) Scan Jan0720.D			99.0, 71.0			+ Scan (4.644-4.644 min, 1 scans) Jan0720.D		
			Ratio = 32.0 (100.4 %)					
Phenol	51.1707	4.65	0.02	604293	66.0	51.7	31.3	58.2
+ EIC (94.0) Scan Jan0720.D			94.0, 66.0			+ Scan (4.654-4.654 min, 1 scans) Jan0720.D		
			Ratio = 51.7 (115.7 %)					
bis(-2-Chloroethyl)Ether	82.2961	4.68	0.00	733489 (m)	64.0	2.8	2.3	4.3
+ EIC (63.0) Scan Jan0720.D			63.0, 64.0			+ Scan (4.685-4.685 min, 1 scans) Jan0720.D		
			Ratio = 2.8 (84.0 %)					
2-Chlorophenol	73.1971	4.74	0.01	703487	130.0	31.7	22.4	41.6
+ EIC (128.0) Scan Jan0720.D			128.0, 130.0			+ Scan (4.736-4.736 min, 1 scans) Jan0720.D		
			Ratio = 31.7 (99.0 %)					

Quantitation Results Report (QT Reviewed)

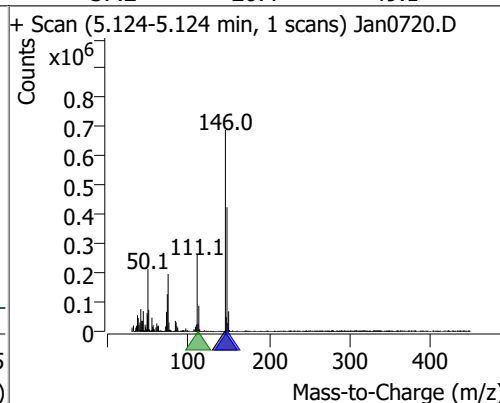
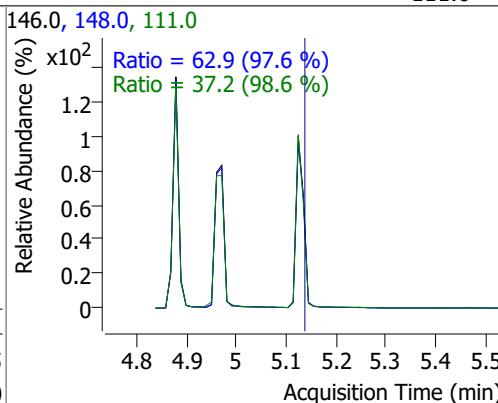
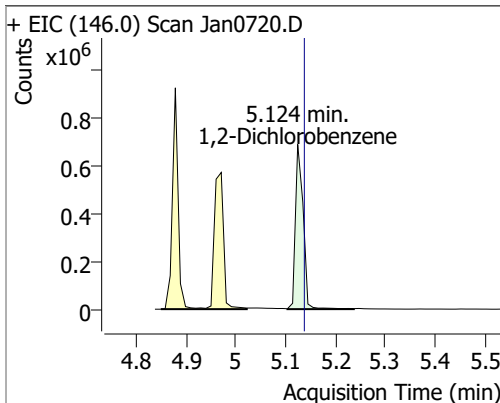
Compound	Conc.	RT	Dev(Min)	Resp.	QIon	QRatio	Lower	Upper
1,3-Dichlorobenzene	58.0012	4.88	0.00	736936 (m)	148.0	64.4	43.8	81.3
					111.0	36.4	24.8	46.0



Compound	Conc.	RT	Dev(Min)	Resp.	QIon	QRatio	Lower	Upper
1,4-Dichlorobenzene	56.8667	4.97	0.01	726148 (m)	148.0	64.3	45.1	83.8
					111.0	37.0	24.6	45.7

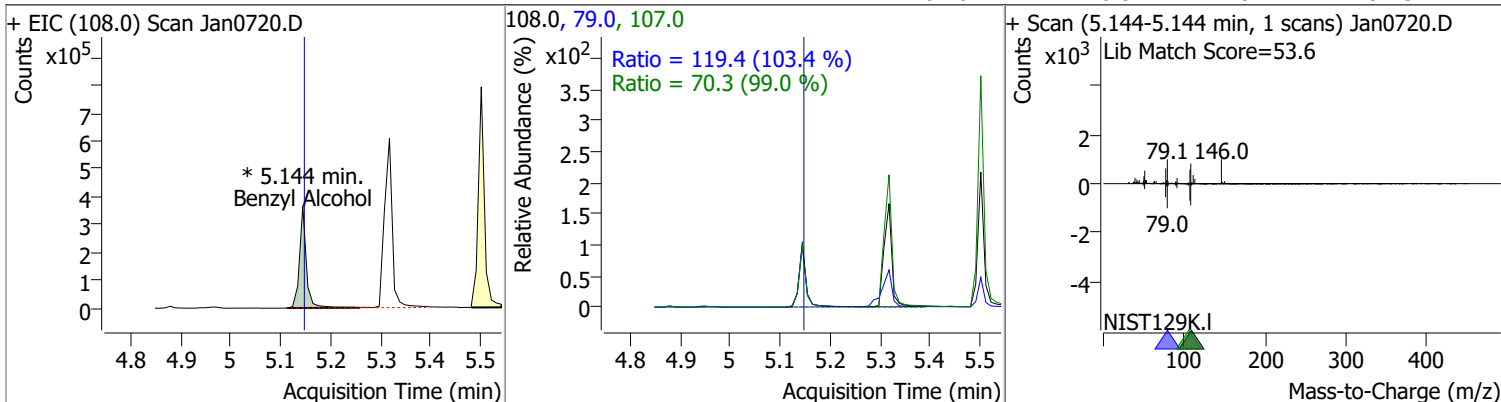


Compound	Conc.	RT	Dev(Min)	Resp.	QIon	QRatio	Lower	Upper
1,2-Dichlorobenzene	59.1499	5.12	0.00	744706	148.0	62.9	45.1	83.8
					111.0	37.2	26.4	49.1

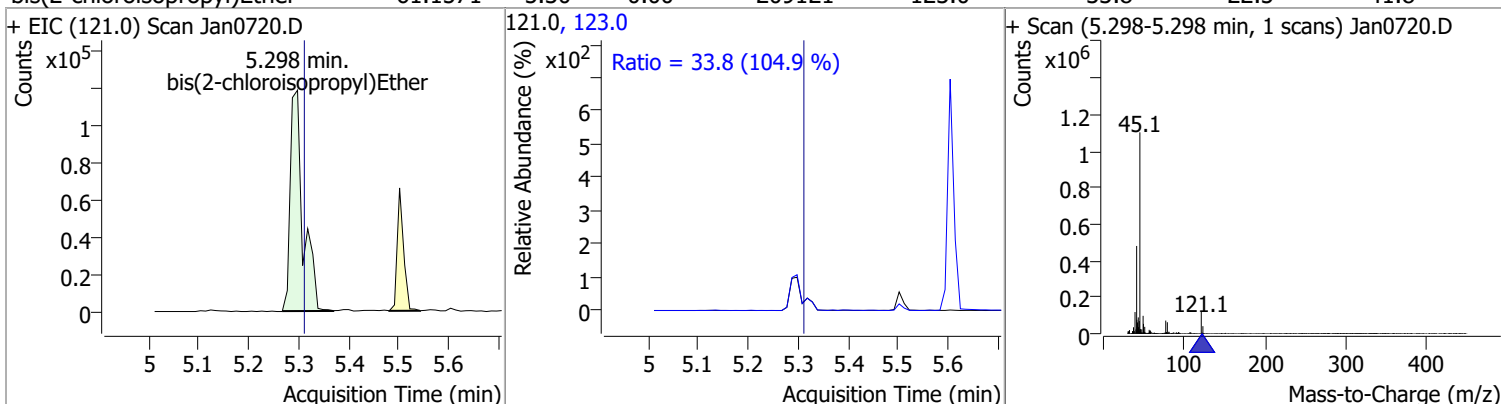


Quantitation Results Report (QT Reviewed)

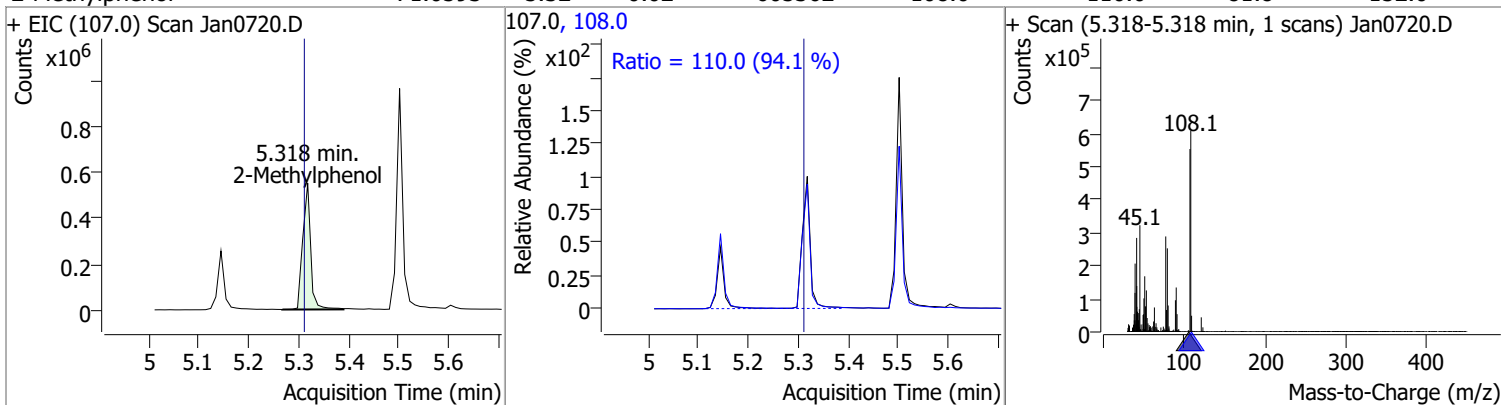
Compound	Conc.	RT	Dev(Min)	Resp.	QIon	QRatio	Lower	Upper
Benzyl Alcohol	64.8322	5.14	0.01	349580 (m)	79.0	119.4	80.8	150.1
					107.0	70.3	49.7	92.3



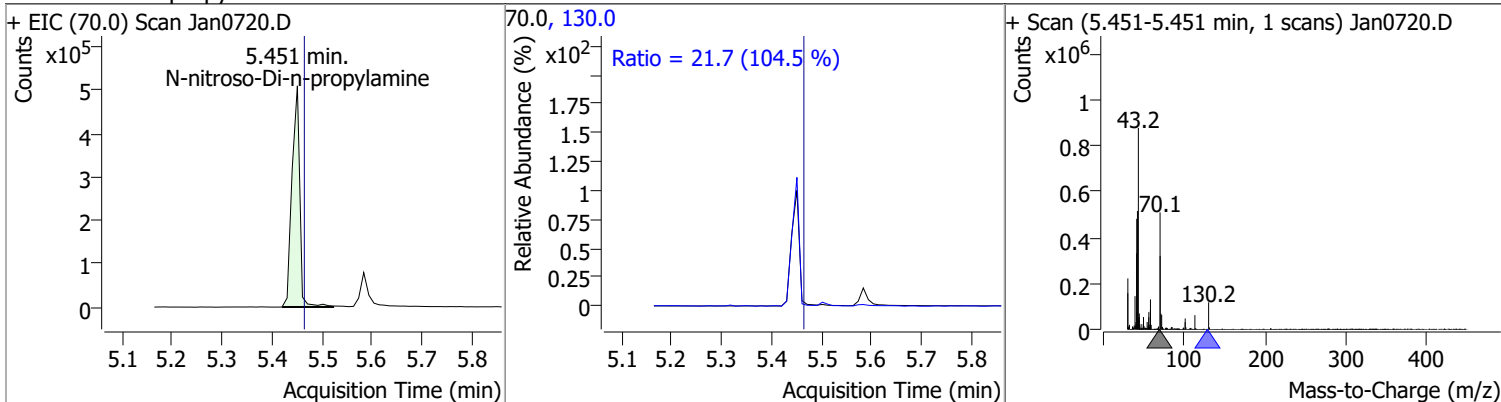
Compound	Conc.	RT	Dev(Min)	Resp.	QIon	QRatio	Lower	Upper
bis(2-chloroisopropyl)Ether	61.1571	5.30	0.00	209121	123.0	33.8	22.5	41.8



Compound	Conc.	RT	Dev(Min)	Resp.	QIon	QRatio	Lower	Upper
2-Methylphenol	71.0593	5.32	0.02	605362	108.0	110.0	81.8	152.0

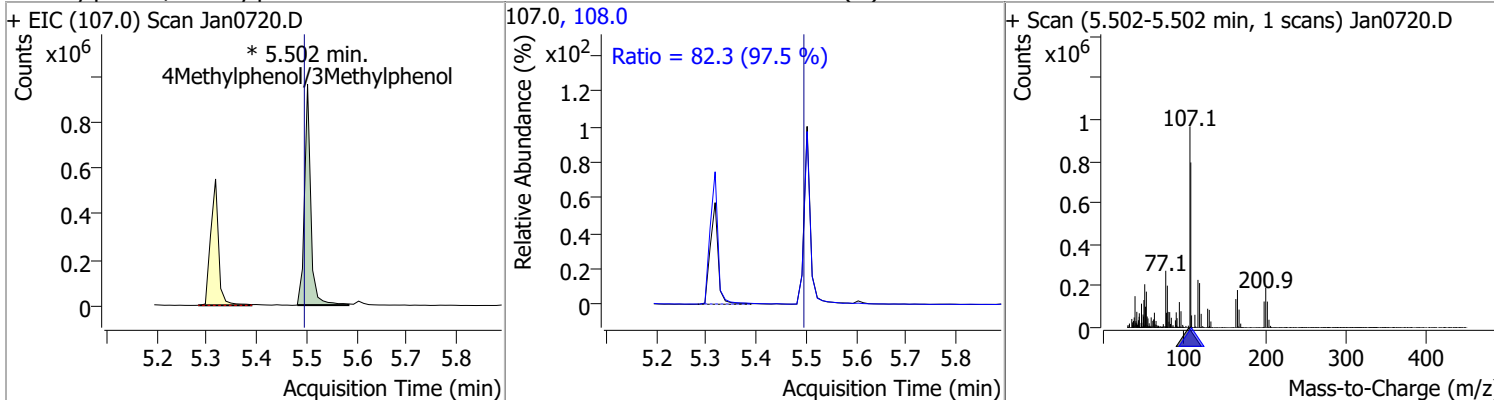


Compound	Conc.	RT	Dev(Min)	Resp.	QIon	QRatio	Lower	Upper
N-nitroso-Di-n-propylamine	93.0656	5.45	0.00	545456	130.0	21.7	0.0	41.5

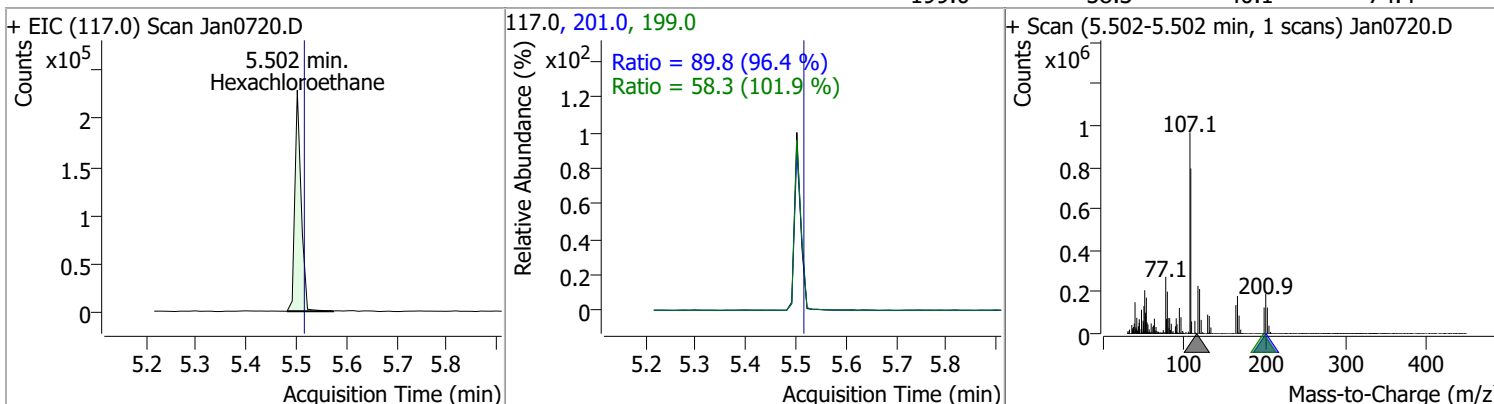


Quantitation Results Report (QT Reviewed)

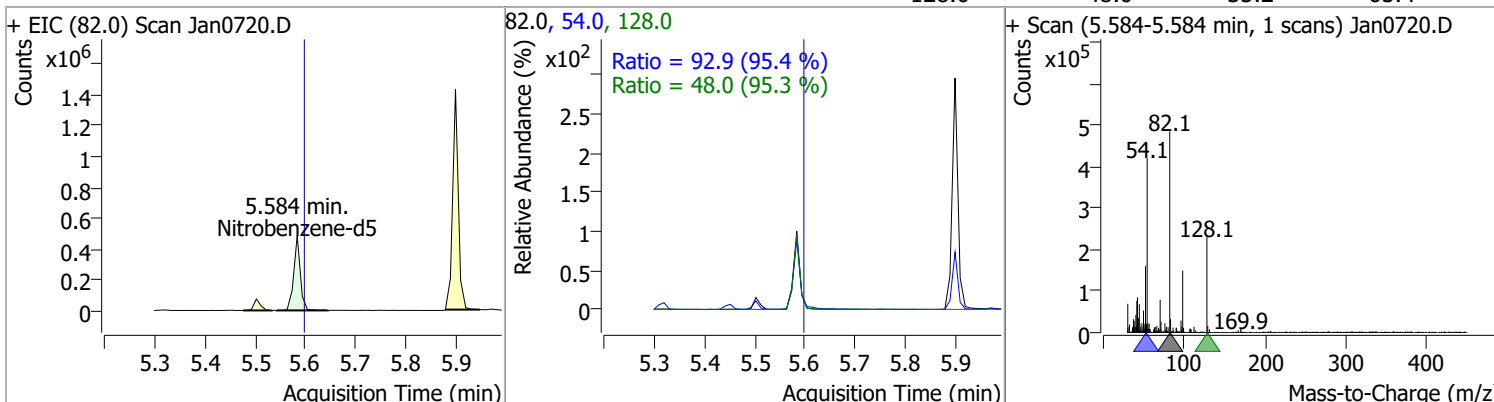
Compound	Conc.	RT	Dev(Min)	Resp.	QIon	QRatio	Lower	Upper
4Methylphenol/3Methylphenol	72.7726	5.50	0.02	837290 (m)	108.0	82.3	59.1	109.8



Compound	Conc.	RT	Dev(Min)	Resp.	QIon	QRatio	Lower	Upper
Hexachloroethane	54.2885	5.50	0.00	196269	201.0	89.8	65.2	121.2
					199.0	58.3	40.1	74.4

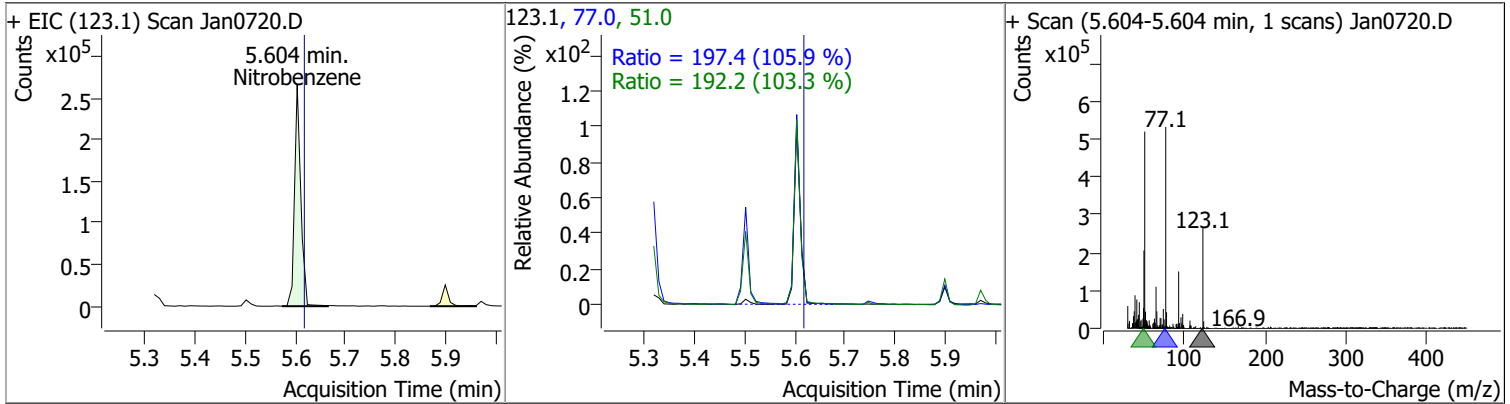


Compound	Conc.	RT	Dev(Min)	Resp.	QIon	QRatio	Lower	Upper
Nitrobenzene-d5	75.3059	5.58	0.00	443555	54.0	92.9	68.2	126.6
					128.0	48.0	35.2	65.4

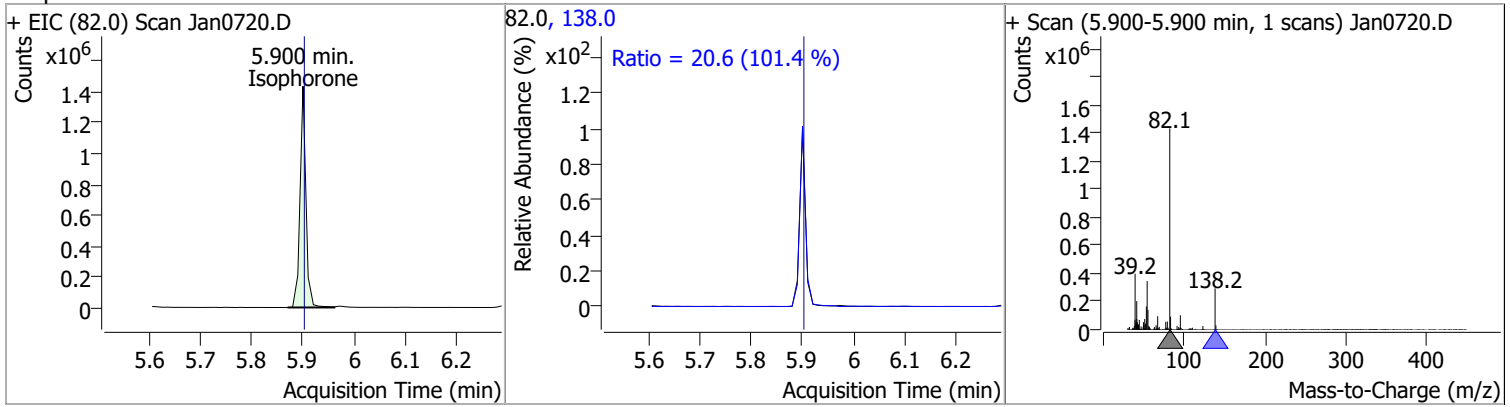


Quantitation Results Report (QT Reviewed)

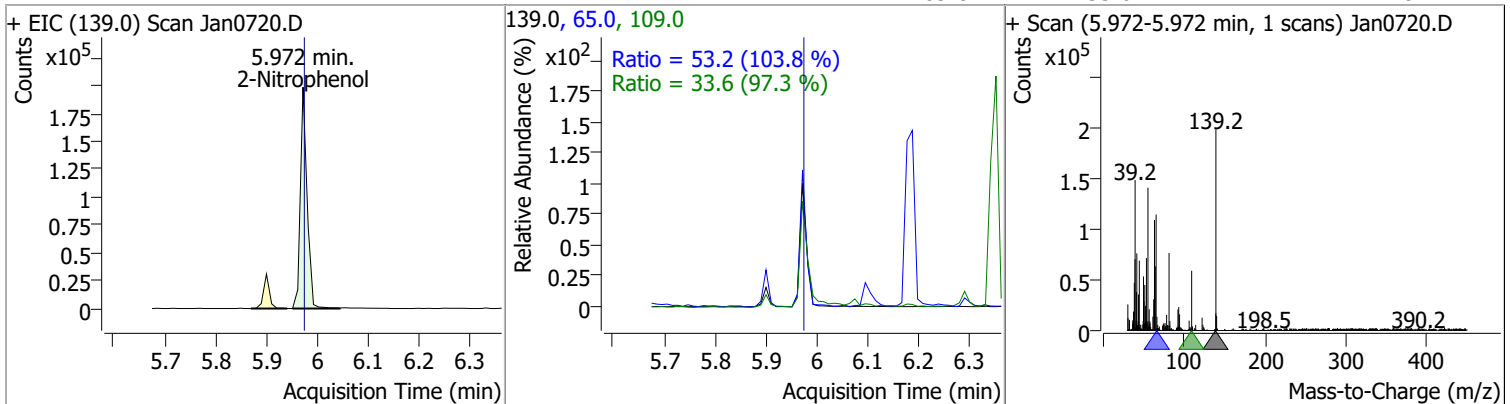
Compound	Conc.	RT	Dev(Min)	Resp.	QIon	QRatio	Lower	Upper
Nitrobenzene	73.3642	5.60	0.00	230850	77.0	197.4	130.5	242.3
					51.0	192.2	130.2	241.8



Compound	Conc.	RT	Dev(Min)	Resp.	QIon	QRatio	Lower	Upper
Isophorone	85.1456	5.90	0.00	1153021	138.0	20.6	14.2	26.4

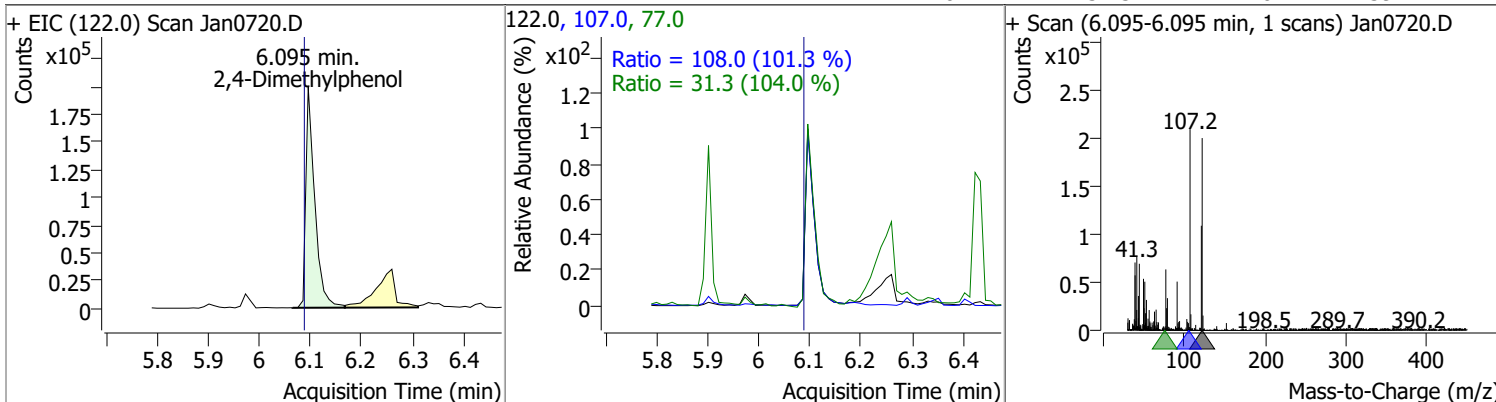


Compound	Conc.	RT	Dev(Min)	Resp.	QIon	QRatio	Lower	Upper
2-Nitrophenol	76.9938	5.97	0.00	182348	65.0	53.2	35.9	66.6
					109.0	33.6	24.1	44.8

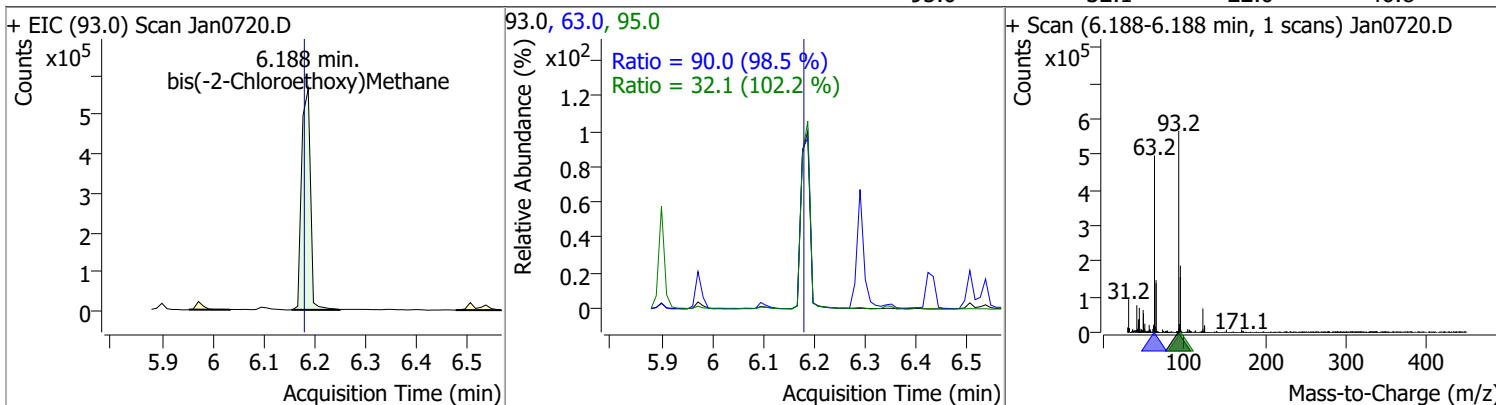


Quantitation Results Report (QT Reviewed)

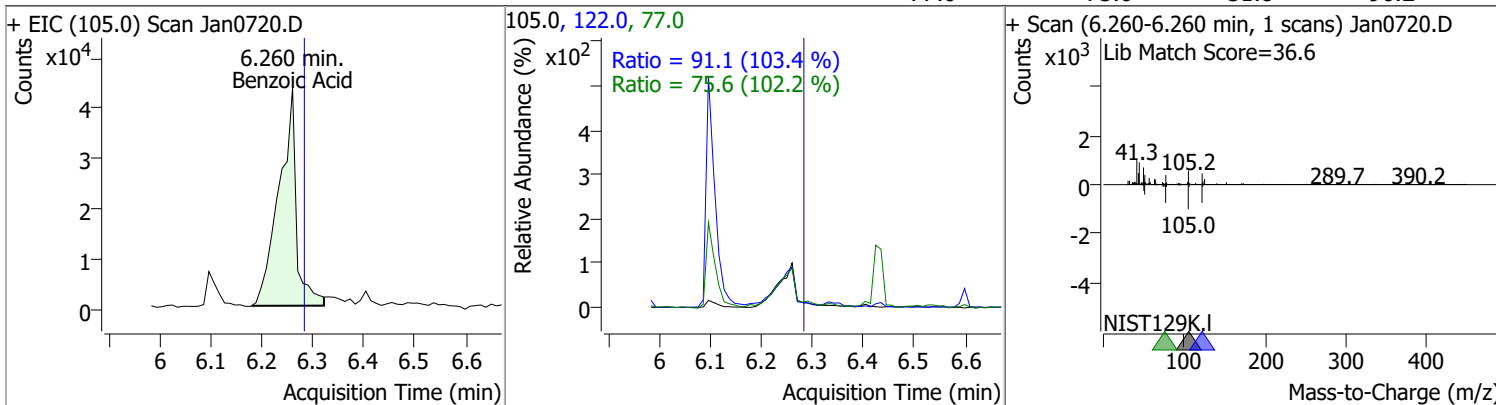
Compound	Conc.	RT	Dev(Min)	Resp.	QIon	QRatio	Lower	Upper
2,4-Dimethylphenol	37.8297	6.10	0.01	244087	107.0	108.0	74.6	138.5
					77.0	31.3	21.0	39.1



Compound	Conc.	RT	Dev(Min)	Resp.	QIon	QRatio	Lower	Upper
bis(-2-Chloroethoxy)Methane	86.1771	6.19	0.01	684195	63.0	90.0	64.0	118.8
					95.0	32.1	22.0	40.8

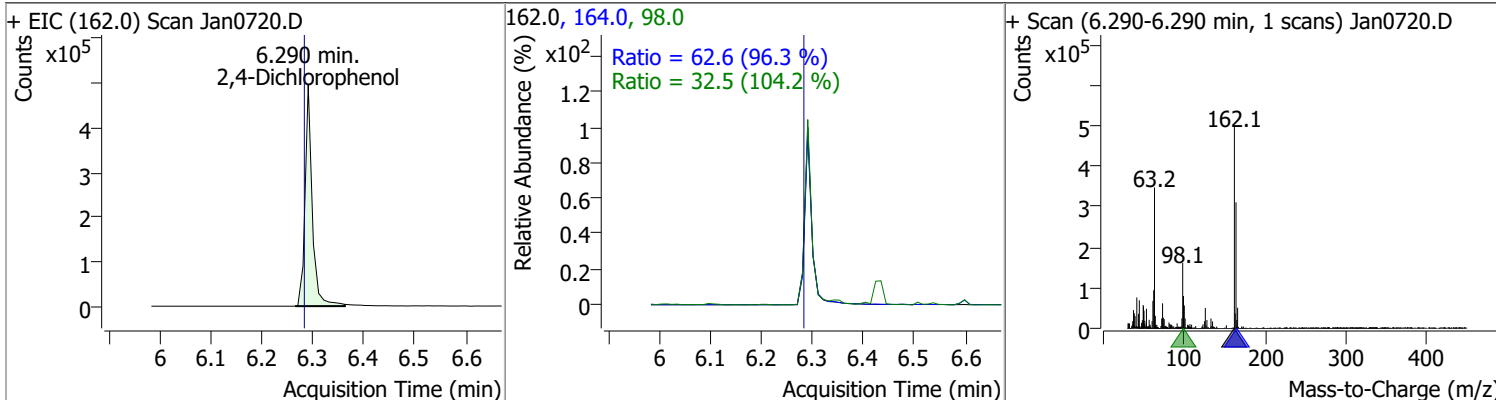


Compound	Conc.	RT	Dev(Min)	Resp.	QIon	QRatio	Lower	Upper
Benzoic Acid	31.4478	6.26	-0.02	103109	122.0	91.1	61.7	114.6
					77.0	75.6	51.8	96.2

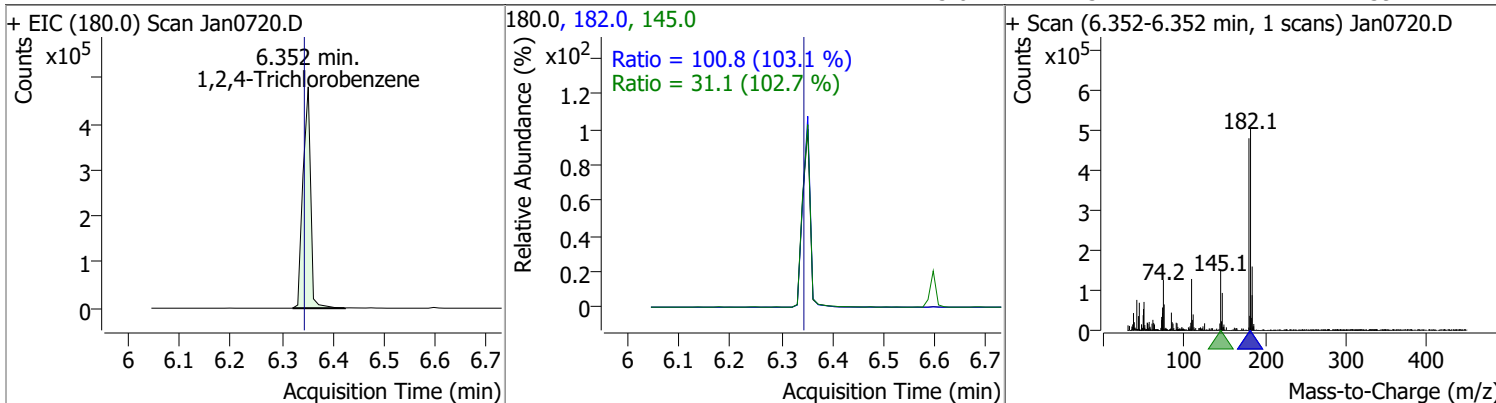


Quantitation Results Report (QT Reviewed)

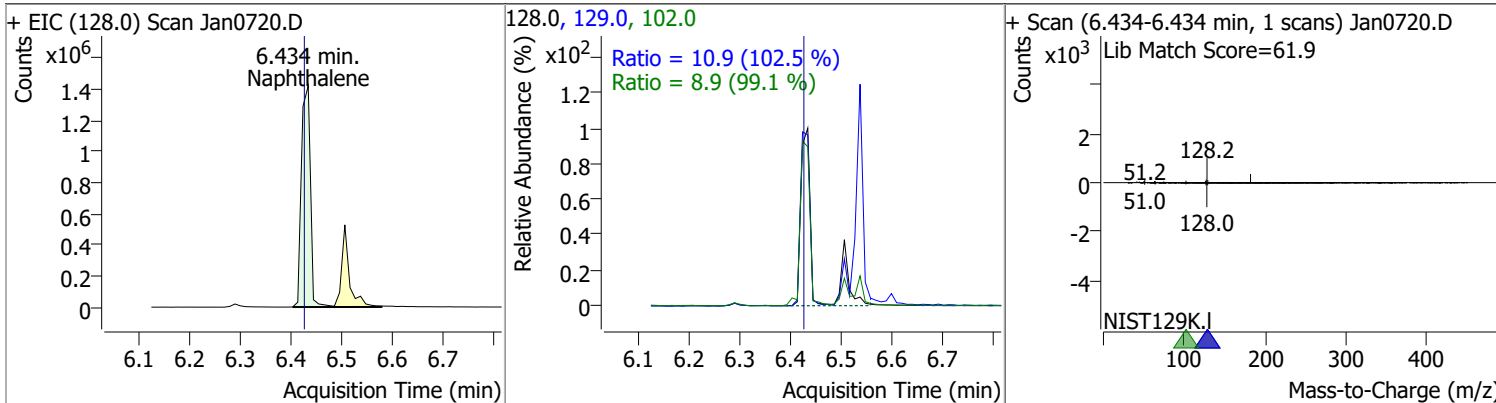
Compound	Conc.	RT	Dev(Min)	Resp.	QIon	QRatio	Lower	Upper
2,4-Dichlorophenol	78.9089	6.29	0.01	488049	164.0	62.6	45.5	84.6
					98.0	32.5	21.8	40.5



Compound	Conc.	RT	Dev(Min)	Resp.	QIon	QRatio	Lower	Upper
1,2,4-Trichlorobenzene	64.1448	6.35	0.01	504150	182.0	100.8	68.4	127.1
					145.0	31.1	21.2	39.4

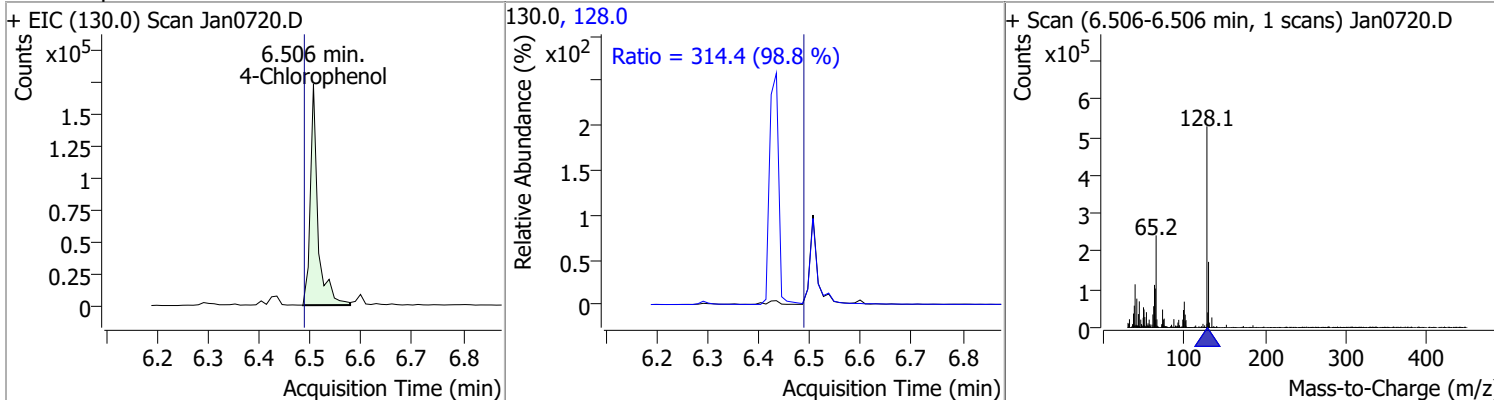


Compound	Conc.	RT	Dev(Min)	Resp.	QIon	QRatio	Lower	Upper
Naphthalene	76.0356	6.43	0.01	1737959	129.0	10.9	7.4	13.8
					102.0	8.9	6.3	11.7

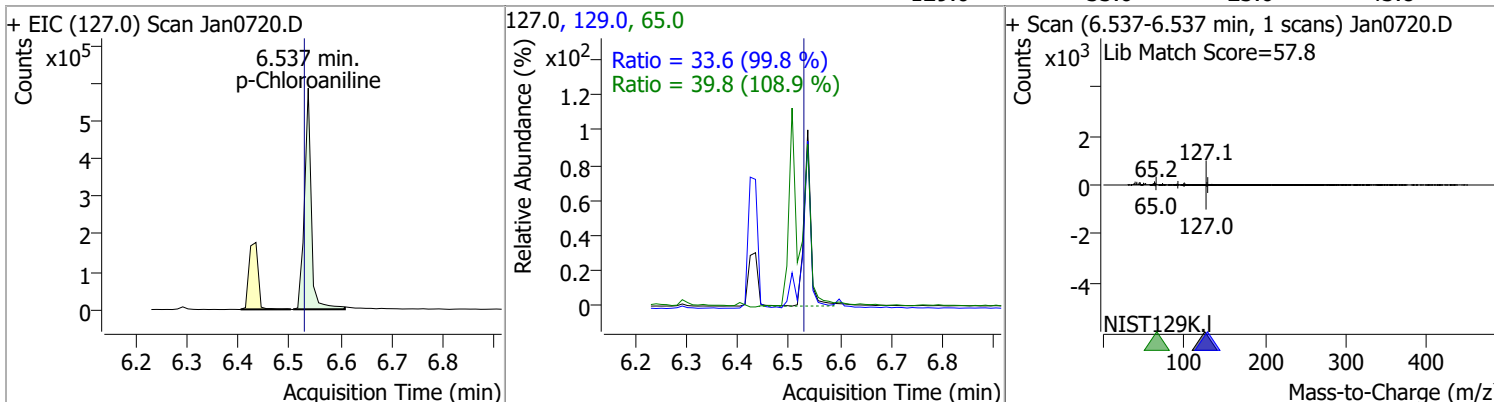


Quantitation Results Report (QT Reviewed)

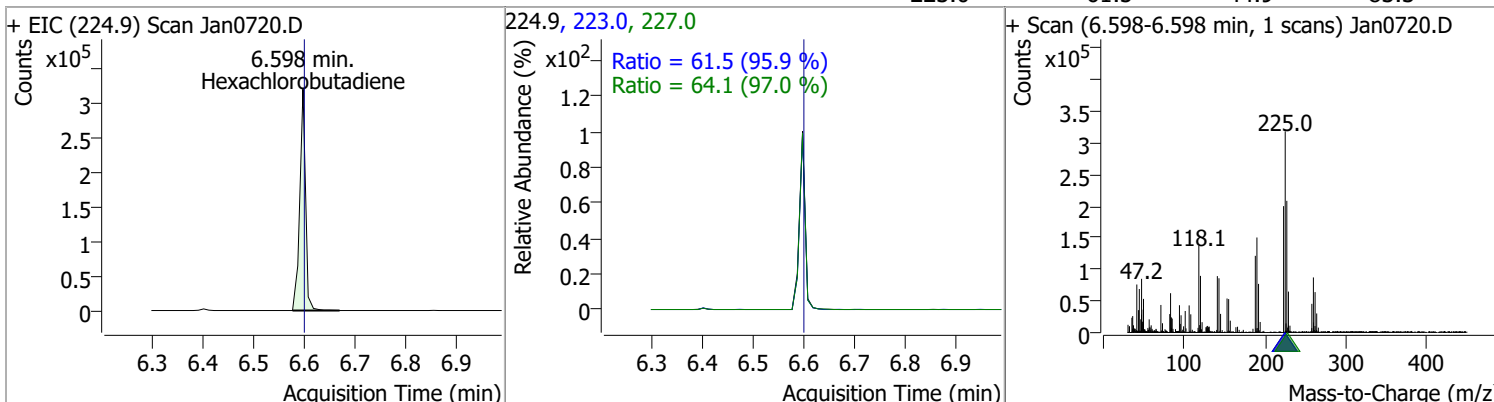
Compound	Conc.	RT	Dev(Min)	Resp.	QIon	QRatio	Lower	Upper
4-Chlorophenol	84.3684	6.51	0.02	179178	128.0	314.4	222.8	413.7



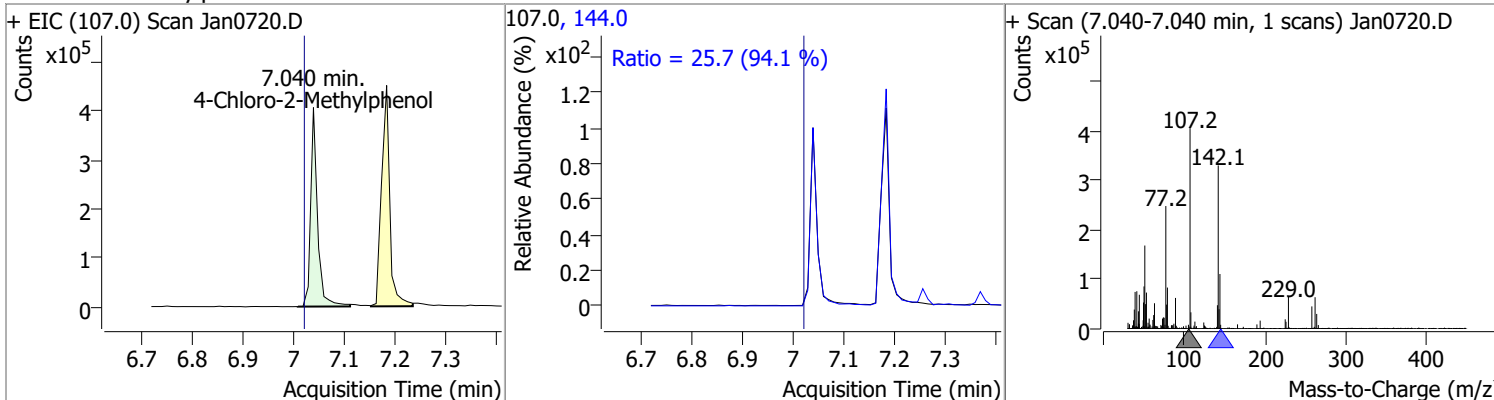
Compound	Conc.	RT	Dev(Min)	Resp.	QIon	QRatio	Lower	Upper
p-Chloroaniline	61.4669	6.54	0.01	546965	65.0	39.8	25.6	47.5
					129.0	33.6	23.6	43.8



Compound	Conc.	RT	Dev(Min)	Resp.	QIon	QRatio	Lower	Upper
Hexachlorobutadiene	59.8762	6.60	0.00	251844	227.0	64.1	46.3	85.9
					223.0	61.5	44.9	83.3

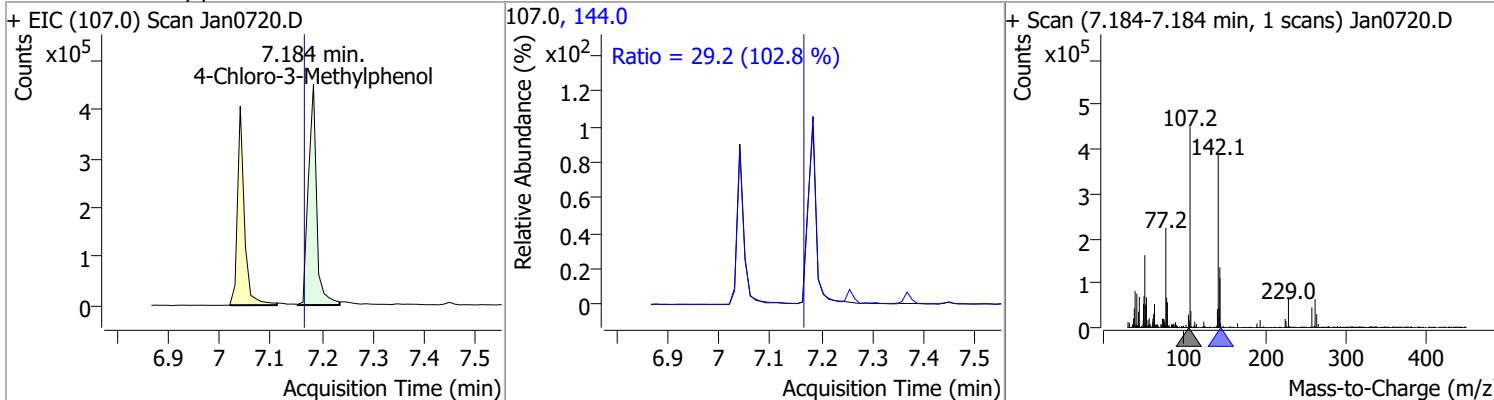


Compound	Conc.	RT	Dev(Min)	Resp.	QIon	QRatio	Lower	Upper
4-Chloro-2-Methylphenol	66.2246	7.04	0.02	380440	144.0	25.7	19.1	35.5

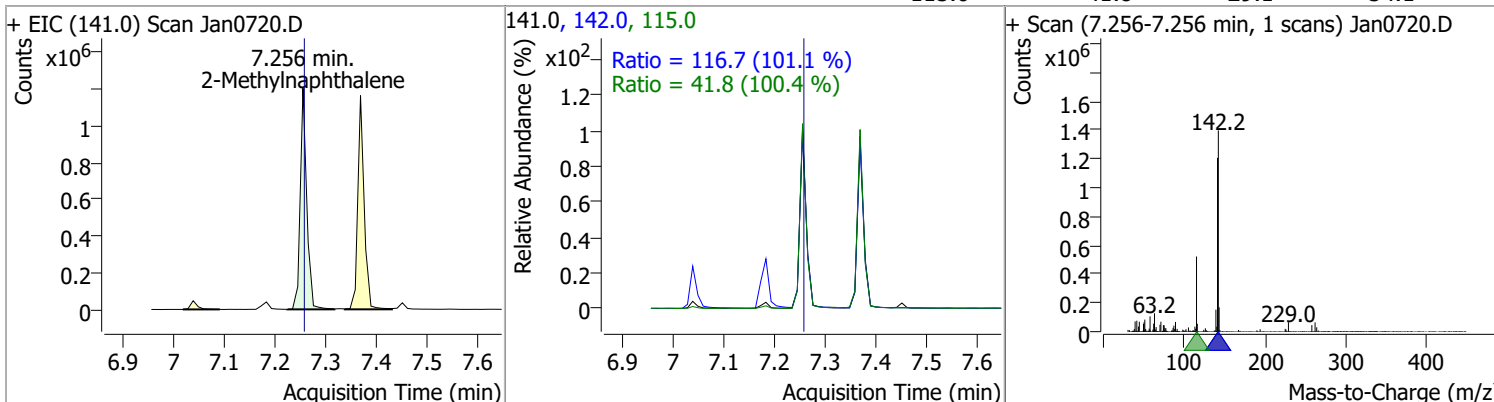


Quantitation Results Report (QT Reviewed)

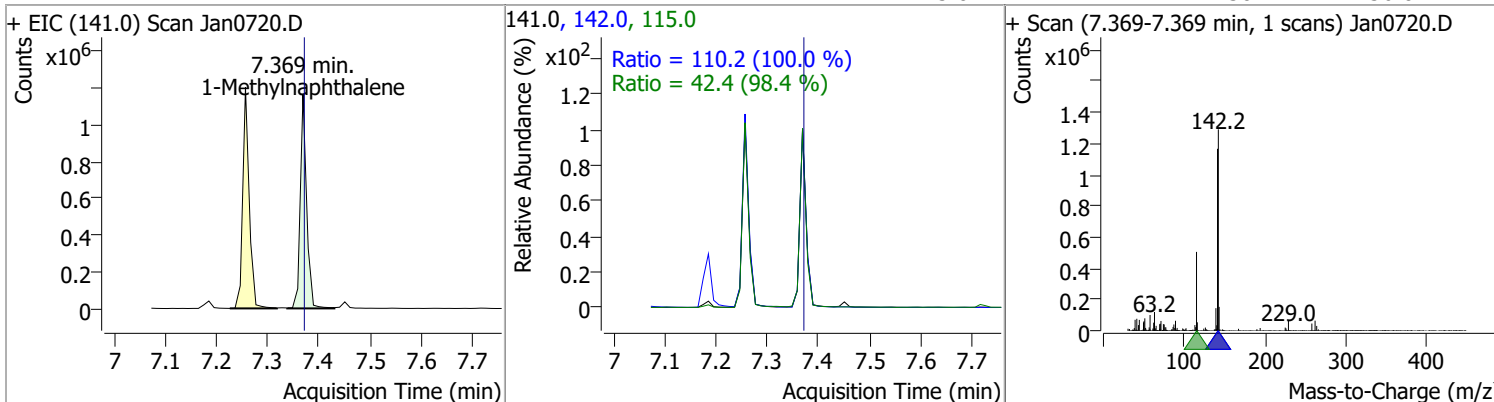
Compound	Conc.	RT	Dev(Min)	Resp.	QIon	QRatio	Lower	Upper
4-Chloro-3-Methylphenol	83.3425	7.18	0.02	505684	144.0	29.2	19.9	36.9



Compound	Conc.	RT	Dev(Min)	Resp.	QIon	QRatio	Lower	Upper
2-Methylnaphthalene	75.5815	7.26	0.00	1068463	142.0	116.7	80.8	150.1
					115.0	41.8	29.1	54.1

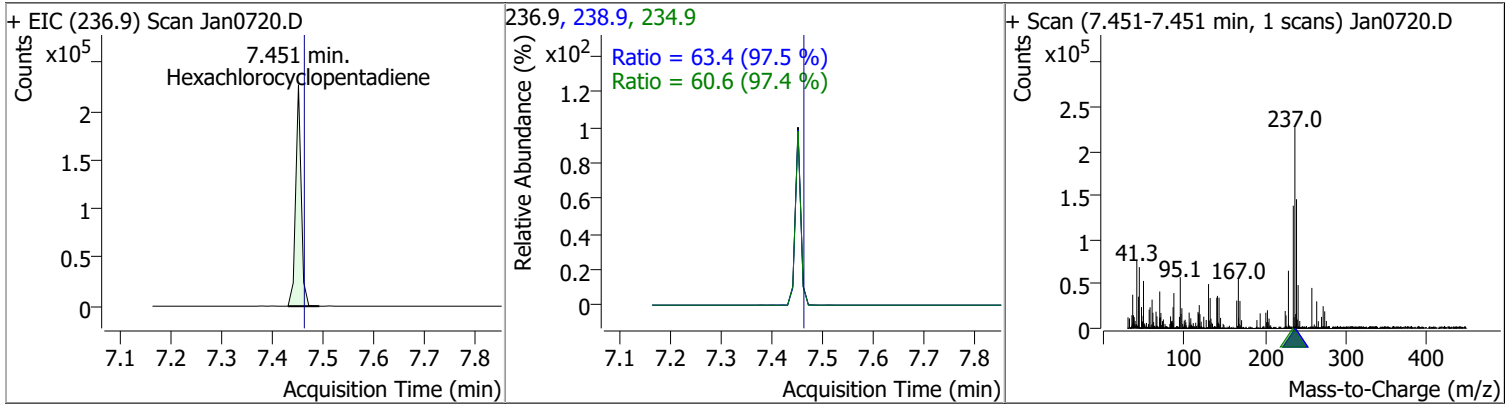


Compound	Conc.	RT	Dev(Min)	Resp.	QIon	QRatio	Lower	Upper
1-Methylnaphthalene	73.9781	7.37	0.00	1013667	142.0	110.2	77.1	143.2
					115.0	42.4	30.2	56.0

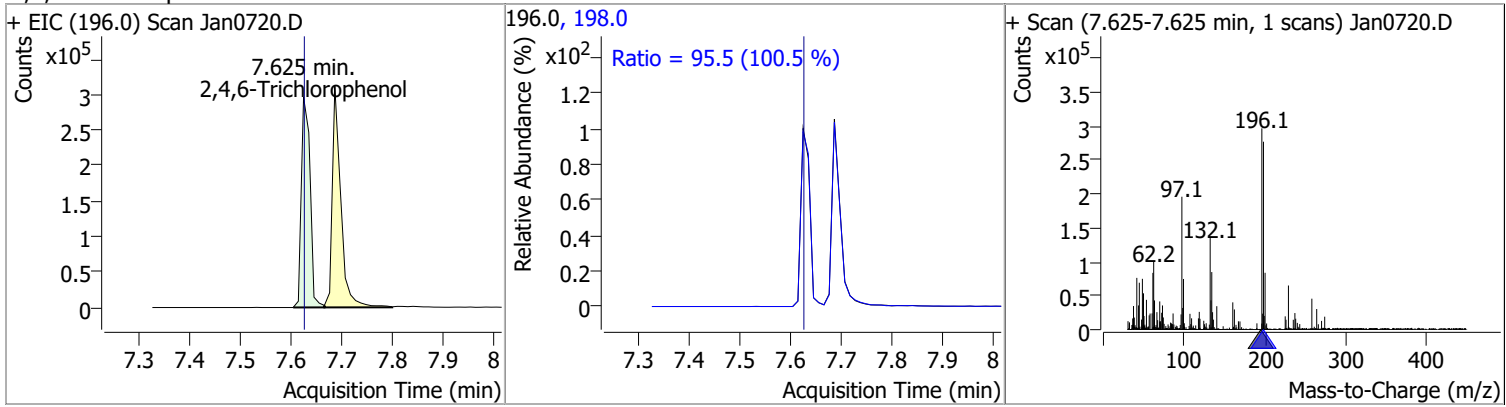


Quantitation Results Report (QT Reviewed)

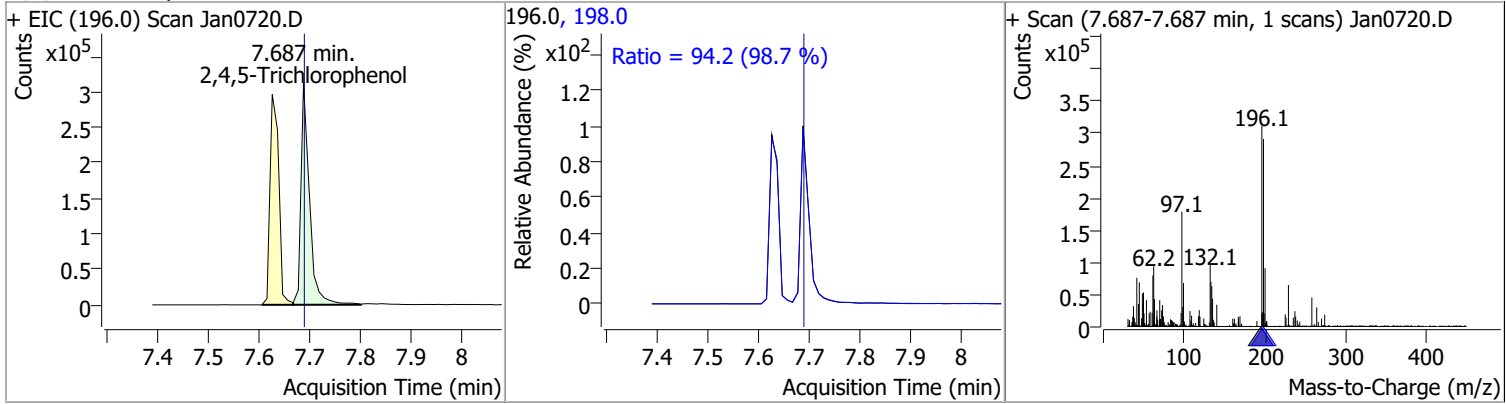
Compound	Conc.	RT	Dev(Min)	Resp.	QIon	QRatio	Lower	Upper
Hexachlorocyclopentadiene	62.3405	7.45	0.00	170287	238.9	63.4	45.5	84.6
					234.9	60.6	43.6	80.9



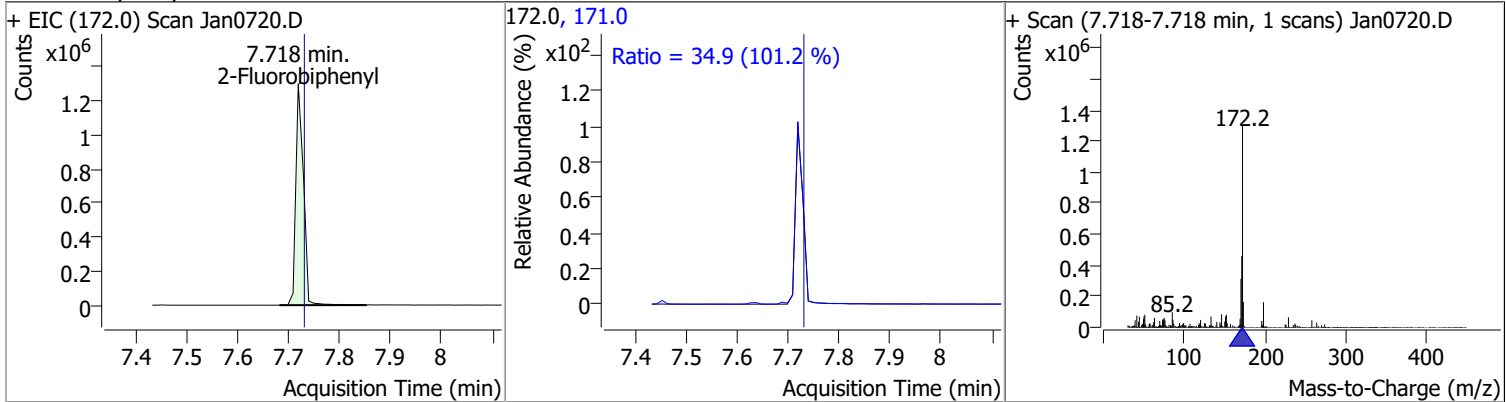
Compound	Conc.	RT	Dev(Min)	Resp.	QIon	QRatio	Lower	Upper
2,4,6-Trichlorophenol	86.4676	7.63	0.01	350687	198.0	95.5	66.6	123.6



Compound	Conc.	RT	Dev(Min)	Resp.	QIon	QRatio	Lower	Upper
2,4,5-Trichlorophenol	80.2887	7.69	0.01	366246	198.0	94.2	66.8	124.1

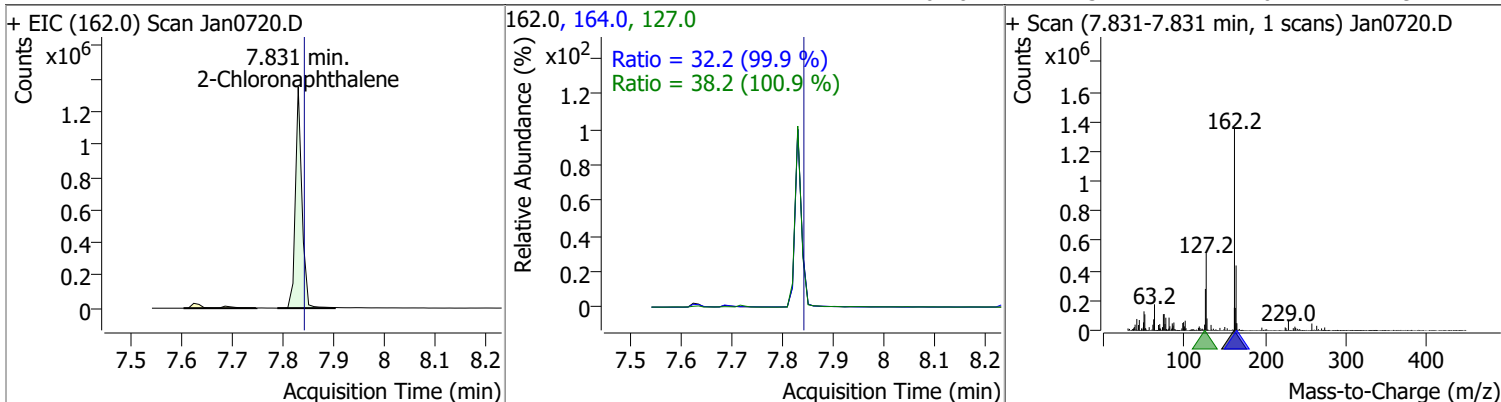


Compound	Conc.	RT	Dev(Min)	Resp.	QIon	QRatio	Lower	Upper
2-Fluorobiphenyl	73.9449	7.72	0.00	1352594	171.0	34.9	24.2	44.9

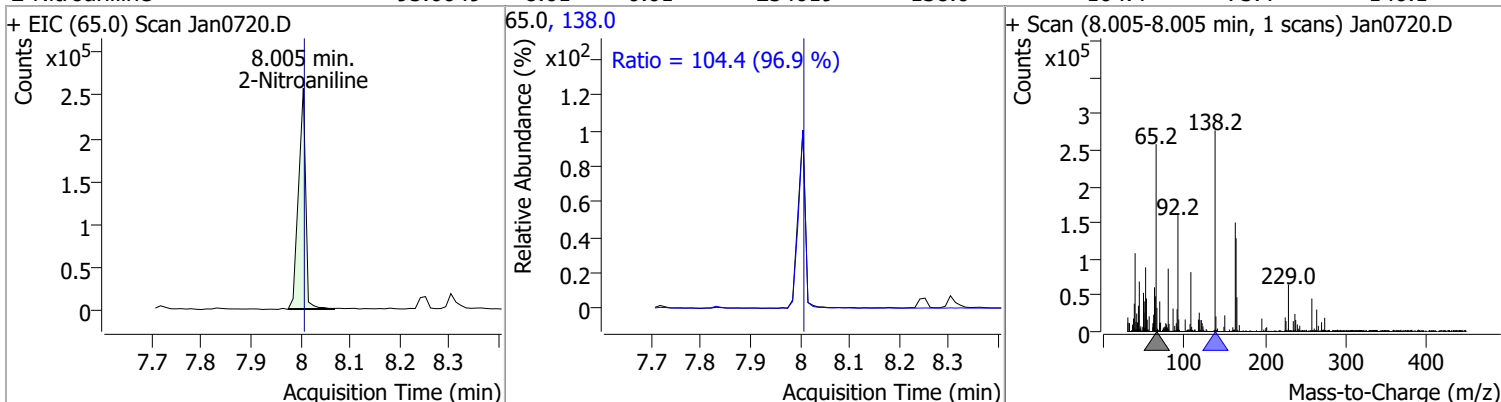


Quantitation Results Report (QT Reviewed)

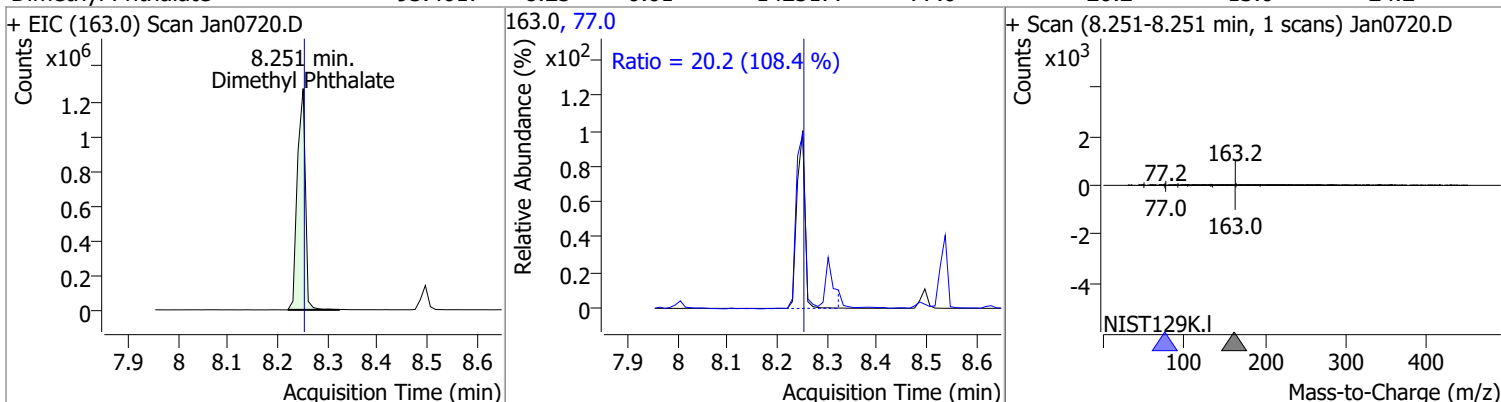
Compound	Conc.	RT	Dev(Min)	Resp.	QIon	QRatio	Lower	Upper
2-Chloronaphthalene	79.0981	7.83	0.00	1203182	127.0	38.2	26.5	49.3
					164.0	32.2	22.6	41.9



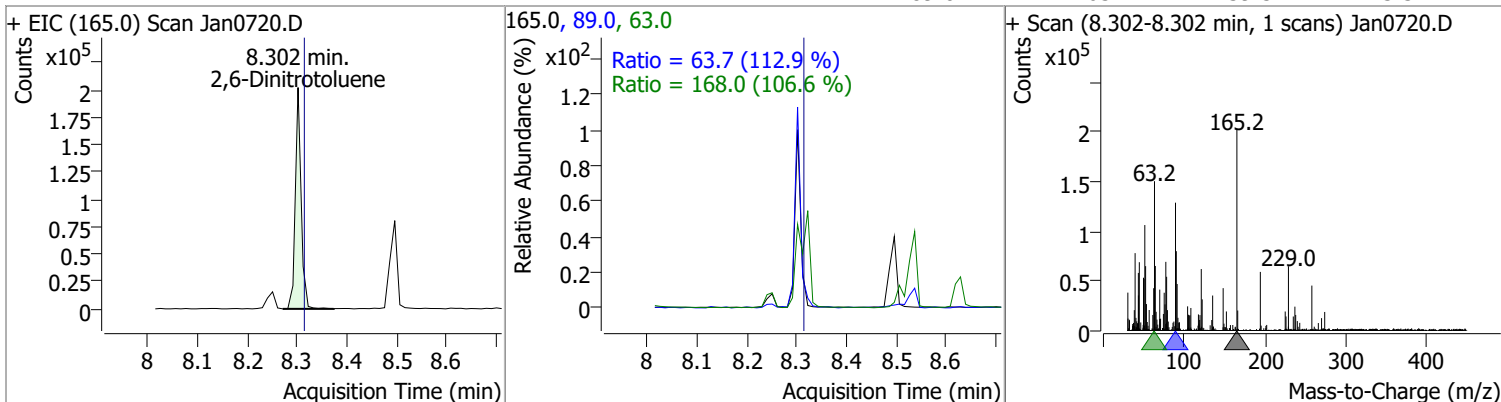
Compound	Conc.	RT	Dev(Min)	Resp.	QIon	QRatio	Lower	Upper
2-Nitroaniline	95.6049	8.01	0.01	254619	138.0	104.4	75.4	140.1



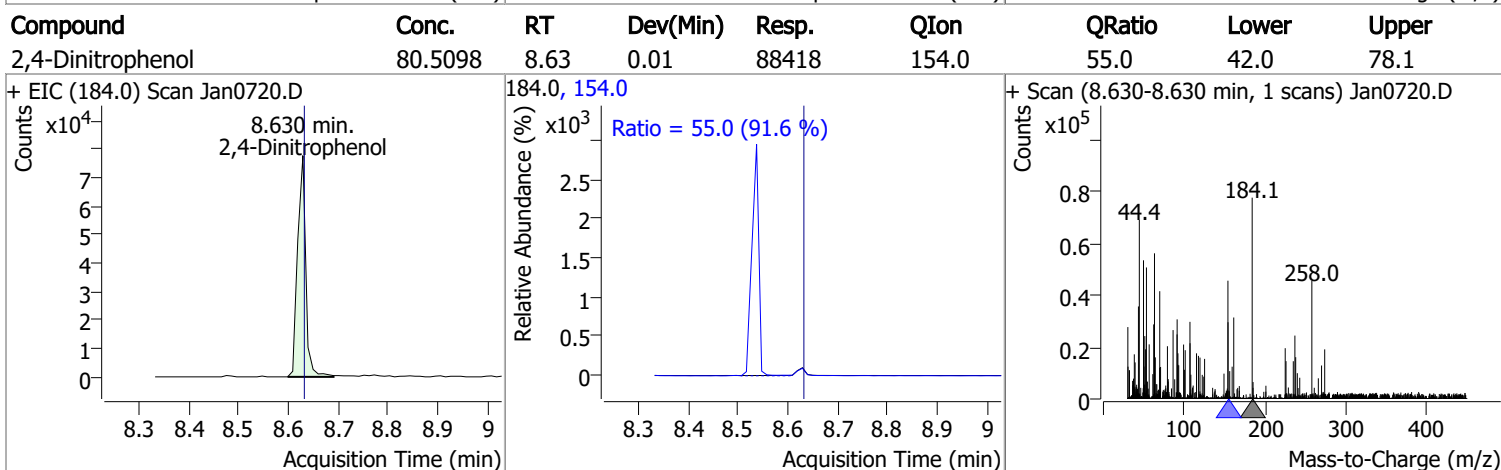
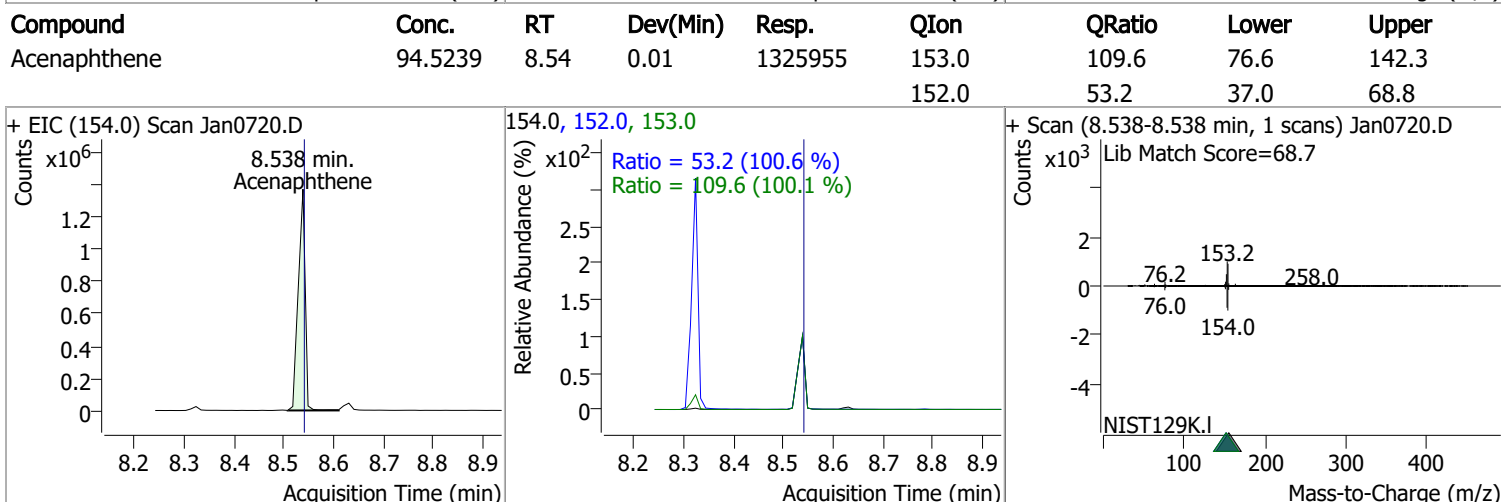
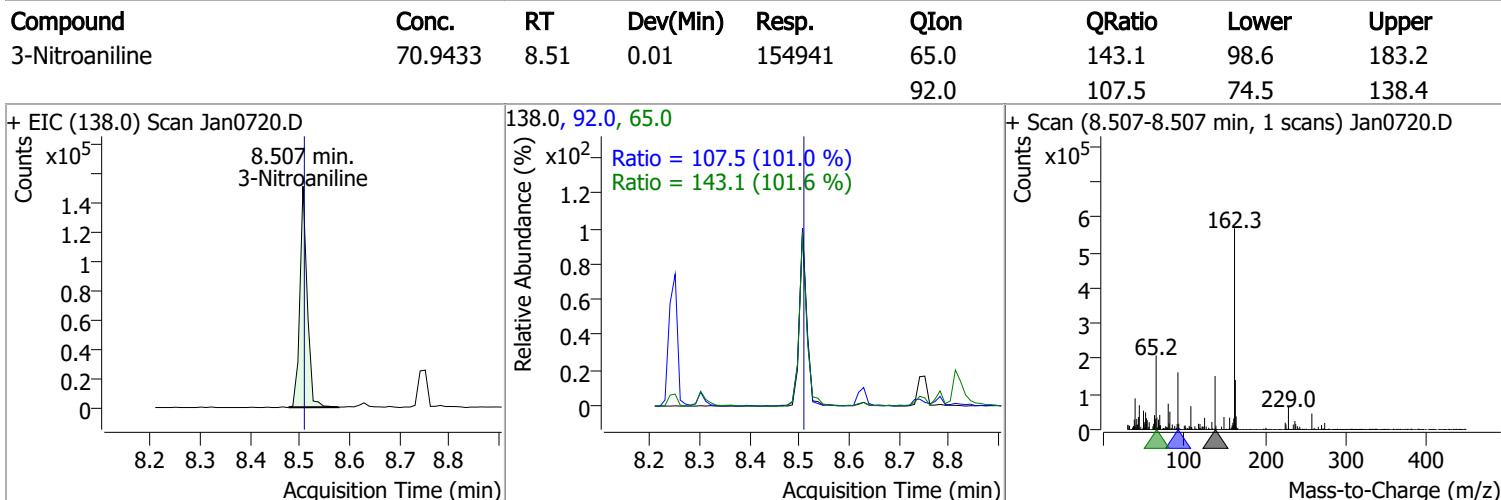
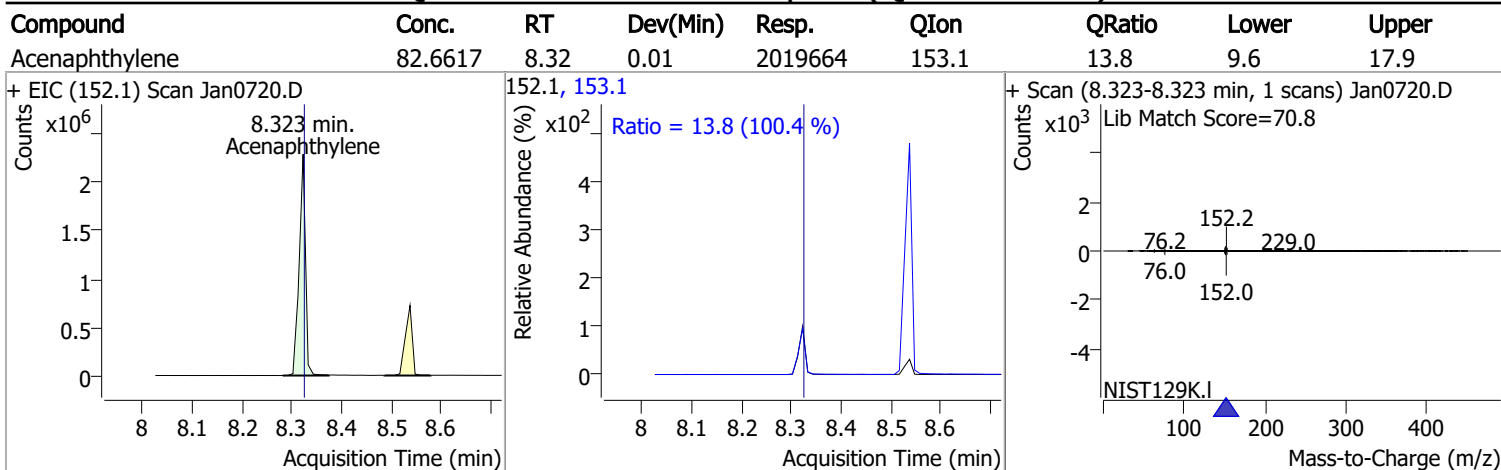
Compound	Conc.	RT	Dev(Min)	Resp.	QIon	QRatio	Lower	Upper
Dimethyl Phthalate	93.4017	8.25	0.01	1425177	77.0	20.2	13.0	24.2



Compound	Conc.	RT	Dev(Min)	Resp.	QIon	QRatio	Lower	Upper
2,6-Dinitrotoluene	80.2578	8.30	0.00	164155	63.0	168.0	110.4	205.0
					89.0	63.7	39.5	73.3

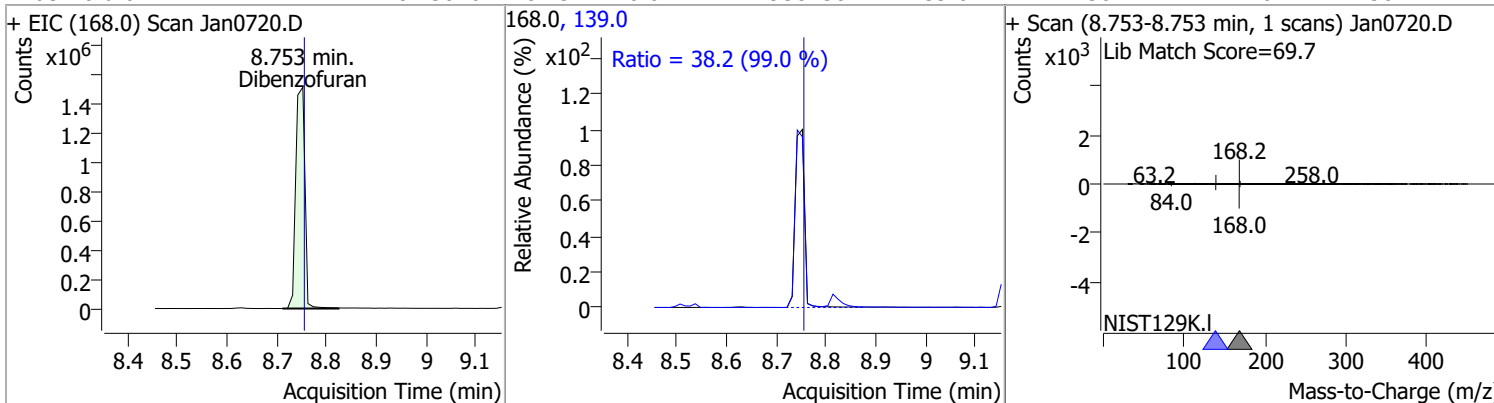


Quantitation Results Report (QT Reviewed)

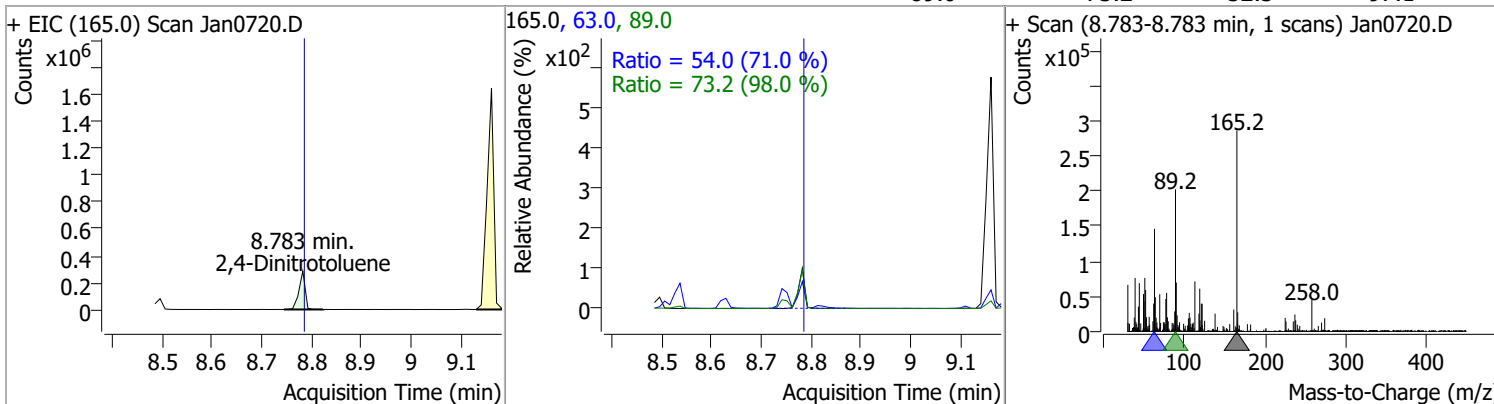


Quantitation Results Report (QT Reviewed)

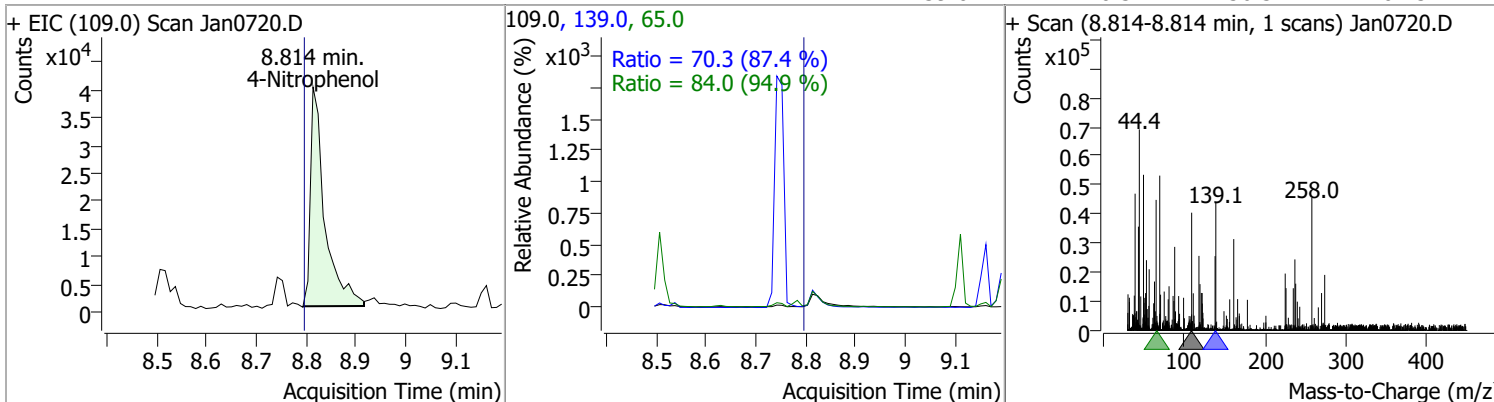
Compound	Conc.	RT	Dev(Min)	Resp.	QIon	QRatio	Lower	Upper
Dibenzofuran	87.3046	8.75	0.01	1938258	139.0	38.2	27.0	50.2



Compound	Conc.	RT	Dev(Min)	Resp.	QIon	QRatio	Lower	Upper
2,4-Dinitrotoluene	90.0245	8.78	0.01	244848	63.0	54.0	53.2	98.9
					89.0	73.2	52.3	97.1

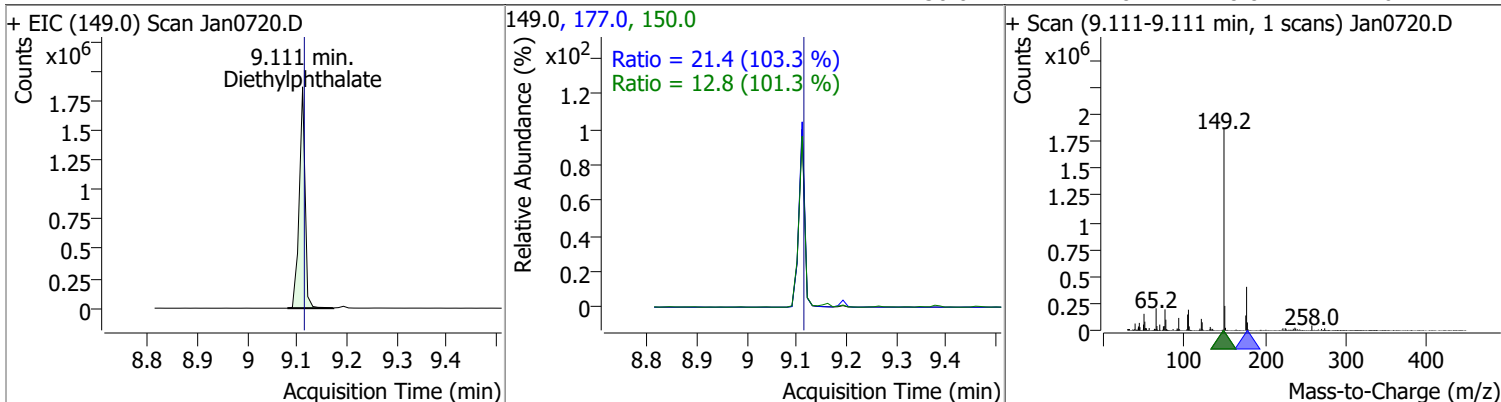


Compound	Conc.	RT	Dev(Min)	Resp.	QIon	QRatio	Lower	Upper
4-Nitrophenol	36.5879	8.81	0.03	77768	65.0	84.0	62.0	115.1
					139.0	70.3	56.3	104.5

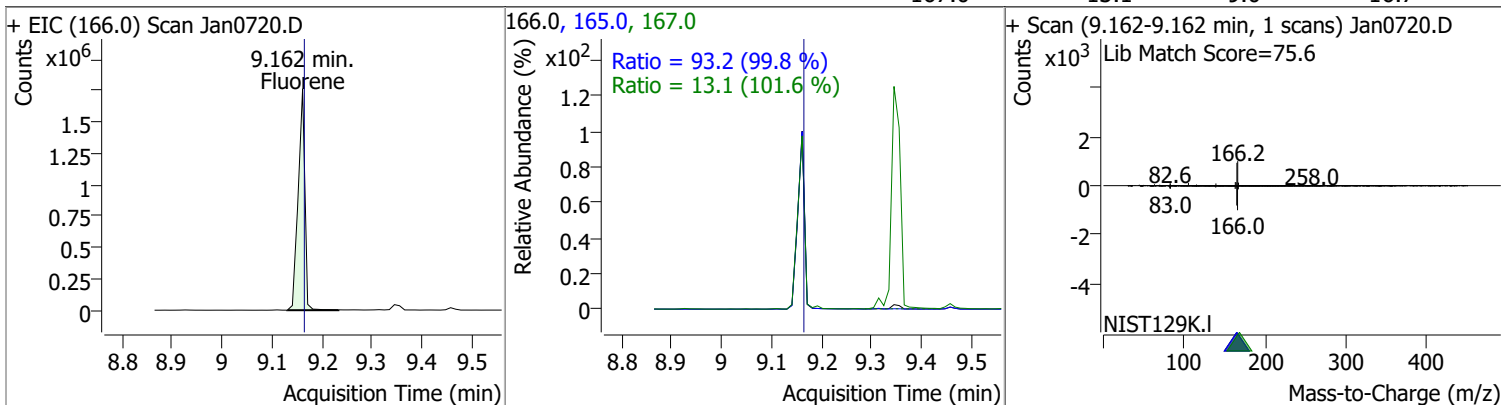


Quantitation Results Report (QT Reviewed)

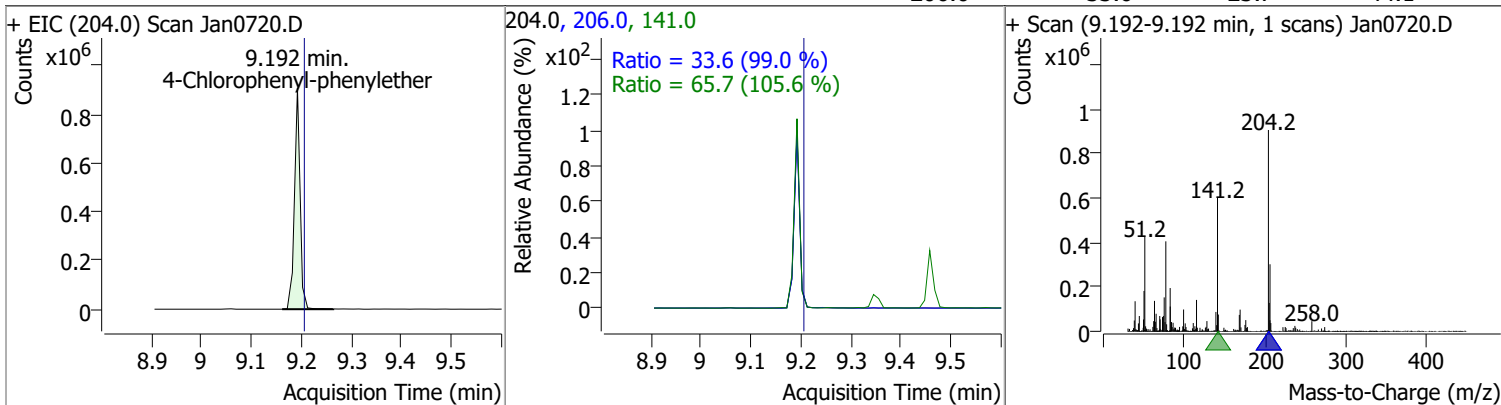
Compound	Conc.	RT	Dev(Min)	Resp.	QIon	QRatio	Lower	Upper
Diethylphthalate	94.7964	9.11	0.01	1513050	177.0	21.4	14.5	27.0
					150.0	12.8	8.8	16.4



Compound	Conc.	RT	Dev(Min)	Resp.	QIon	QRatio	Lower	Upper
Fluorene	91.1566	9.16	0.01	1649681	165.0	93.2	65.4	121.4
					167.0	13.1	9.0	16.7

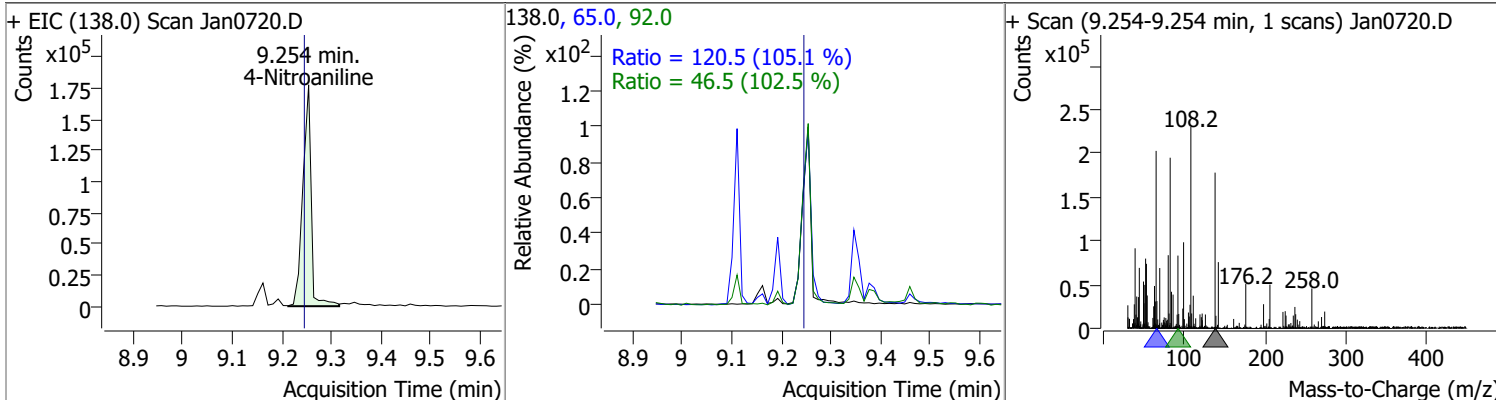


Compound	Conc.	RT	Dev(Min)	Resp.	QIon	QRatio	Lower	Upper
4-Chlorophenyl-phenylether	86.3833	9.19	0.00	713133	141.0	65.7	43.6	80.9
					206.0	33.6	23.7	44.1

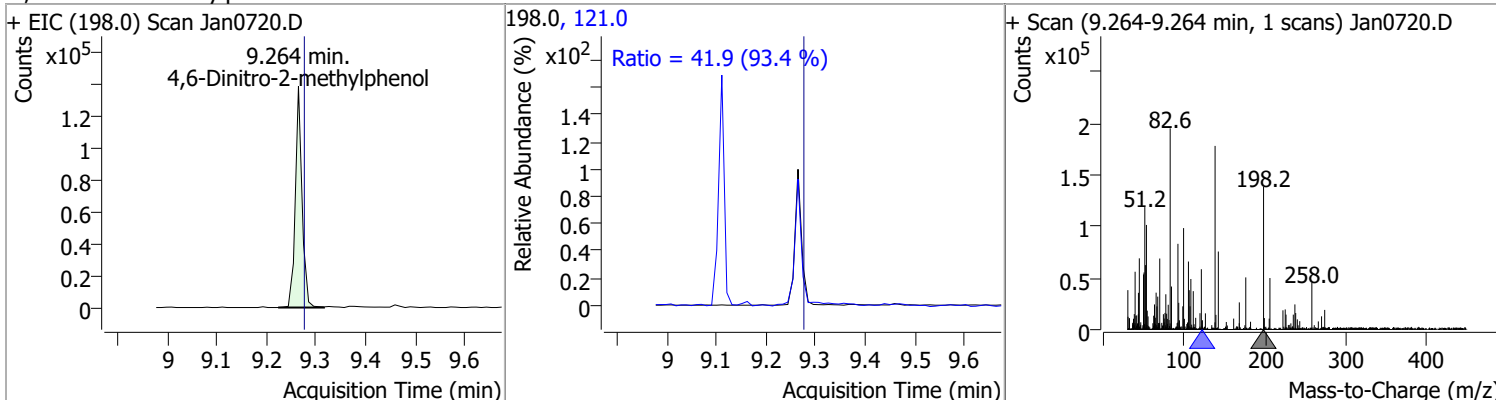


Quantitation Results Report (QT Reviewed)

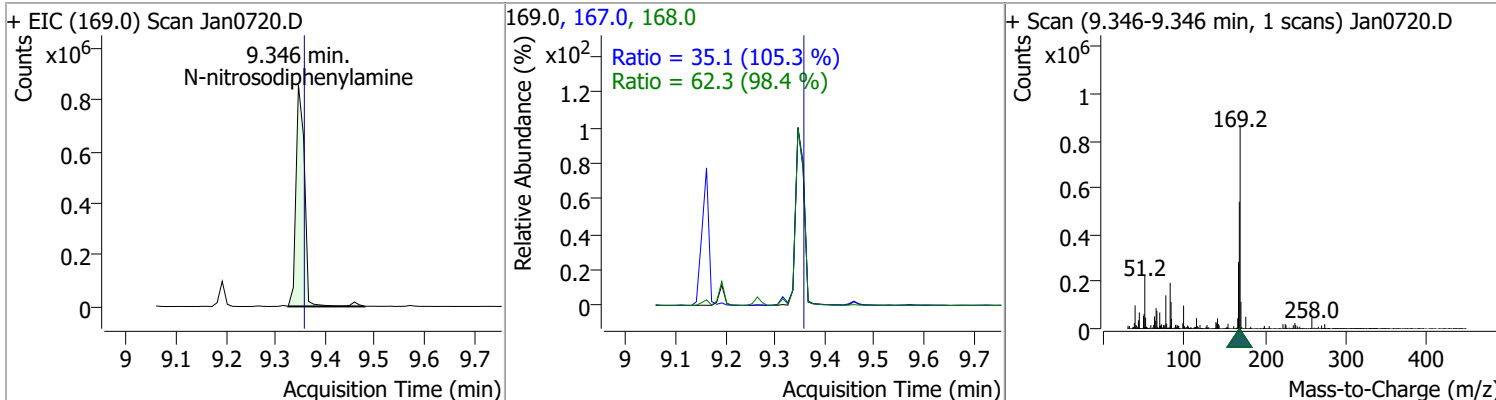
Compound	Conc.	RT	Dev(Min)	Resp.	QIon	QRatio	Lower	Upper
4-Nitroaniline	90.0732	9.25	0.02	207780	65.0	120.5	80.2	149.0
					92.0	46.5	31.7	58.9



Compound	Conc.	RT	Dev(Min)	Resp.	QIon	QRatio	Lower	Upper
4,6-Dinitro-2-methylphenol	81.1917	9.26	0.00	129887	121.0	41.9	31.4	58.3

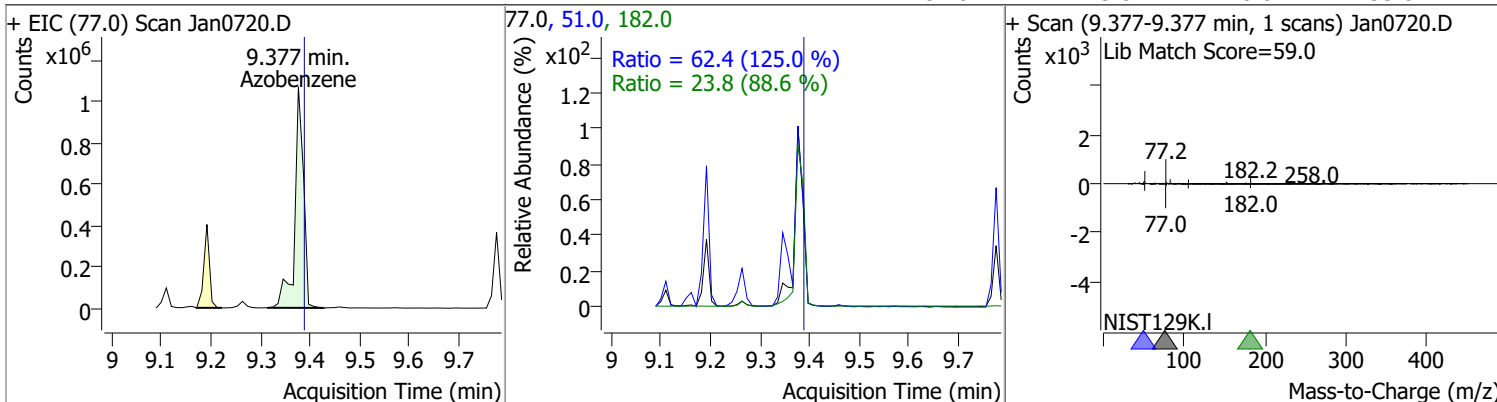


Compound	Conc.	RT	Dev(Min)	Resp.	QIon	QRatio	Lower	Upper
N-nitrosodiphenylamine	86.0746	9.35	0.00	1022574	168.0	62.3	44.3	82.3
					167.0	35.1	23.4	43.4

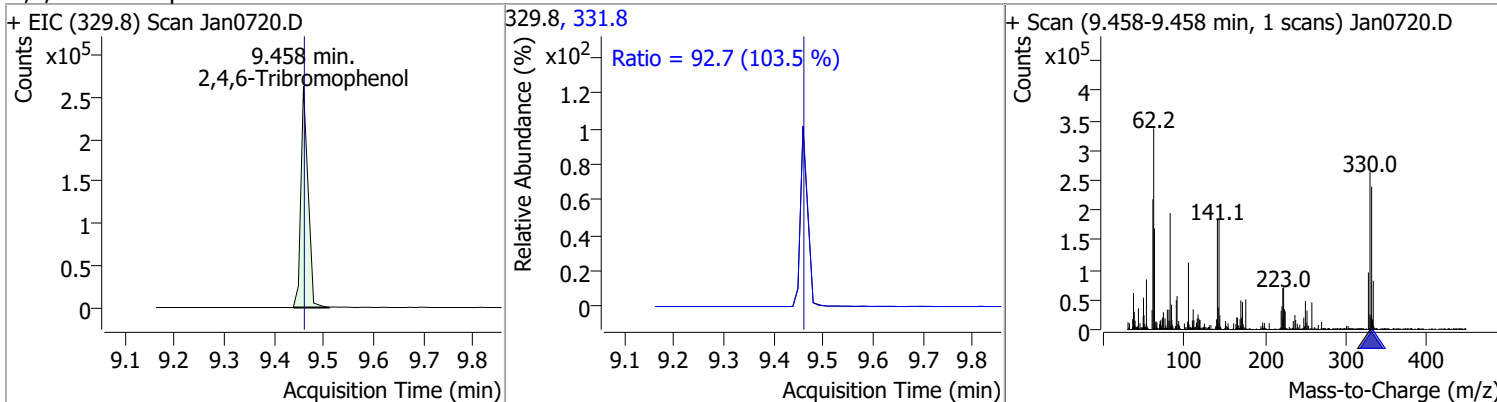


Quantitation Results Report (QT Reviewed)

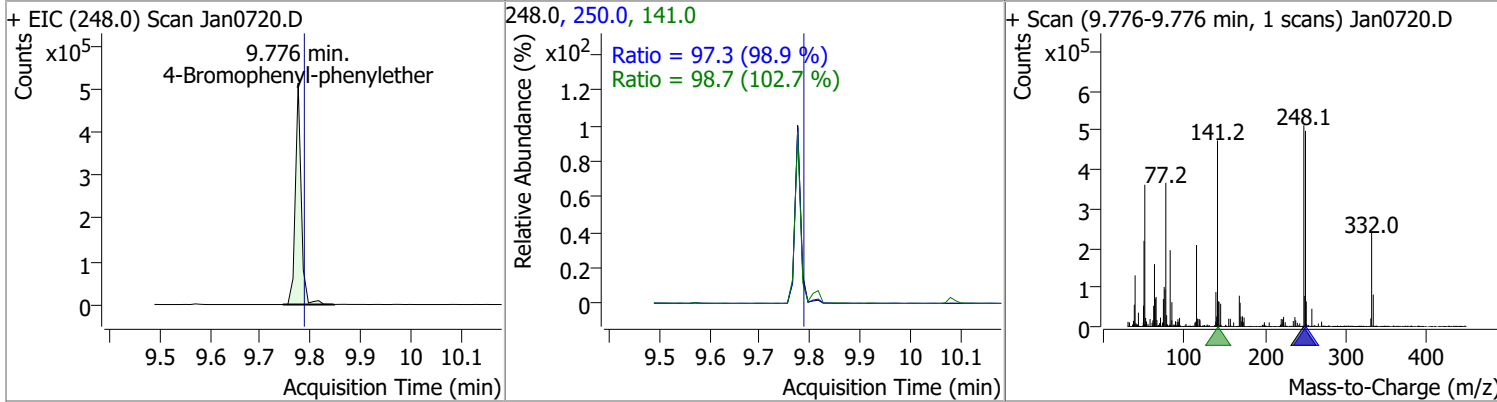
Compound	Conc.	RT	Dev(Min)	Resp.	QIon	QRatio	Lower	Upper
Azobenzene	92.1234	9.38	0.00	1307771	51.0	62.4	34.9	64.9
					182.0	23.8	18.8	35.0



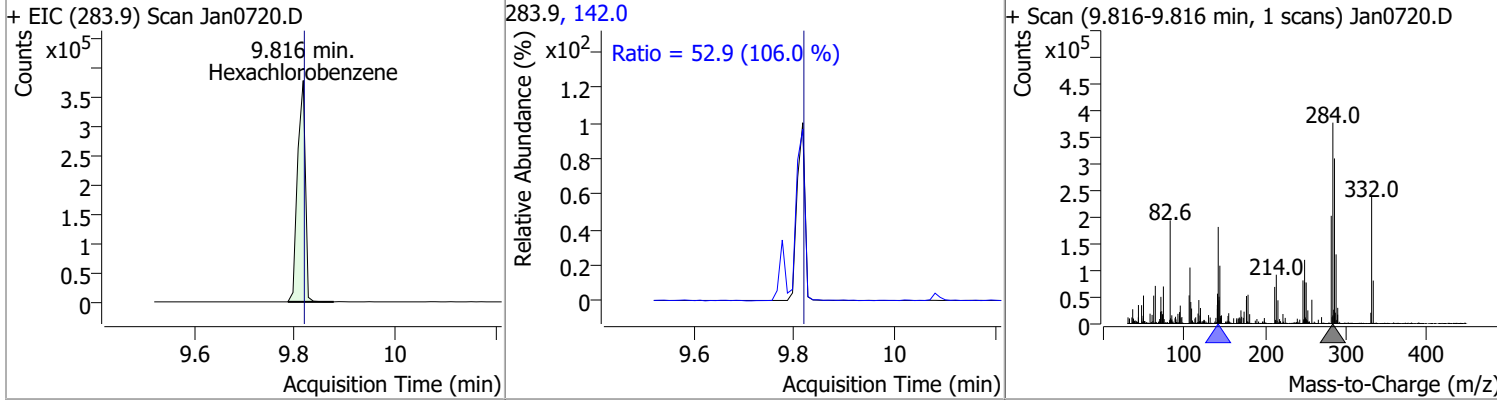
Compound	Conc.	RT	Dev(Min)	Resp.	QIon	QRatio	Lower	Upper
2,4,6-Tribromophenol	162.0897	9.46	0.01	263949	331.8	92.7	62.7	116.4



Compound	Conc.	RT	Dev(Min)	Resp.	QIon	QRatio	Lower	Upper
4-Bromophenyl-phenylether	85.8283	9.78	0.00	414652	250.0	97.3	68.8	127.8
					141.0	98.7	67.3	124.9

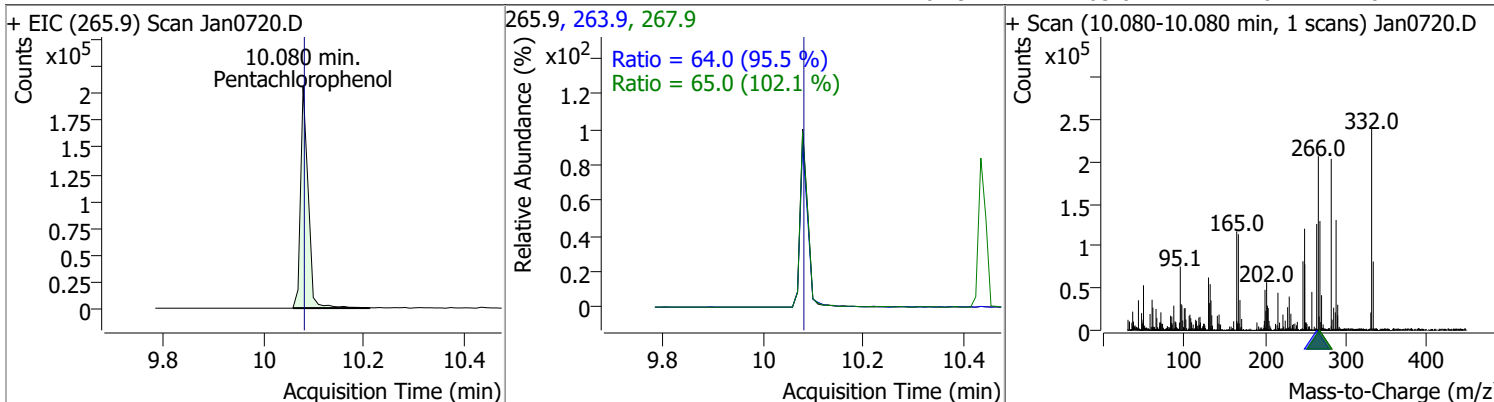


Compound	Conc.	RT	Dev(Min)	Resp.	QIon	QRatio	Lower	Upper
Hexachlorobenzene	83.1972	9.82	0.01	406570	142.0	52.9	34.9	64.8

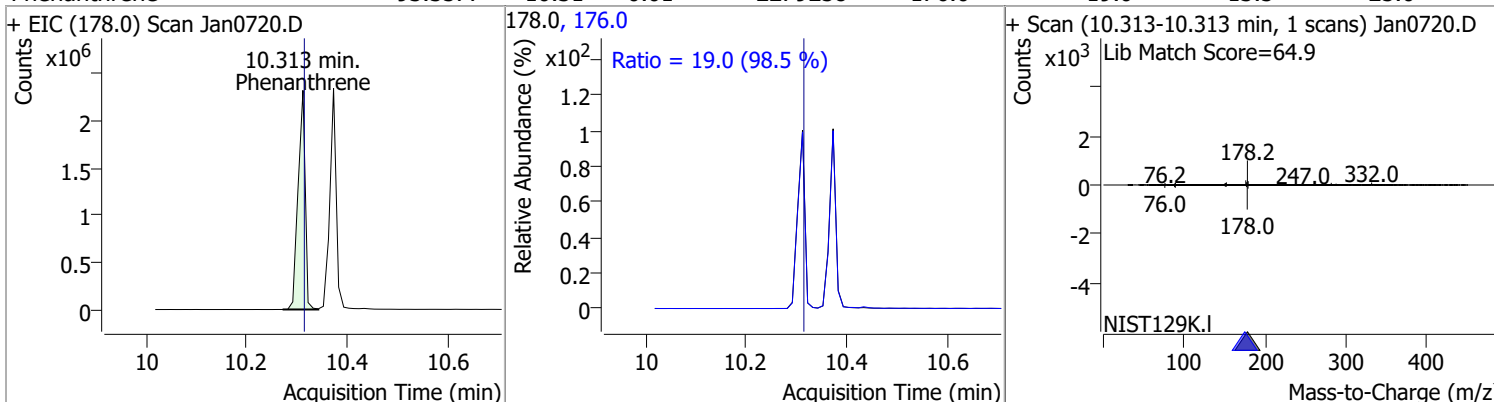


Quantitation Results Report (QT Reviewed)

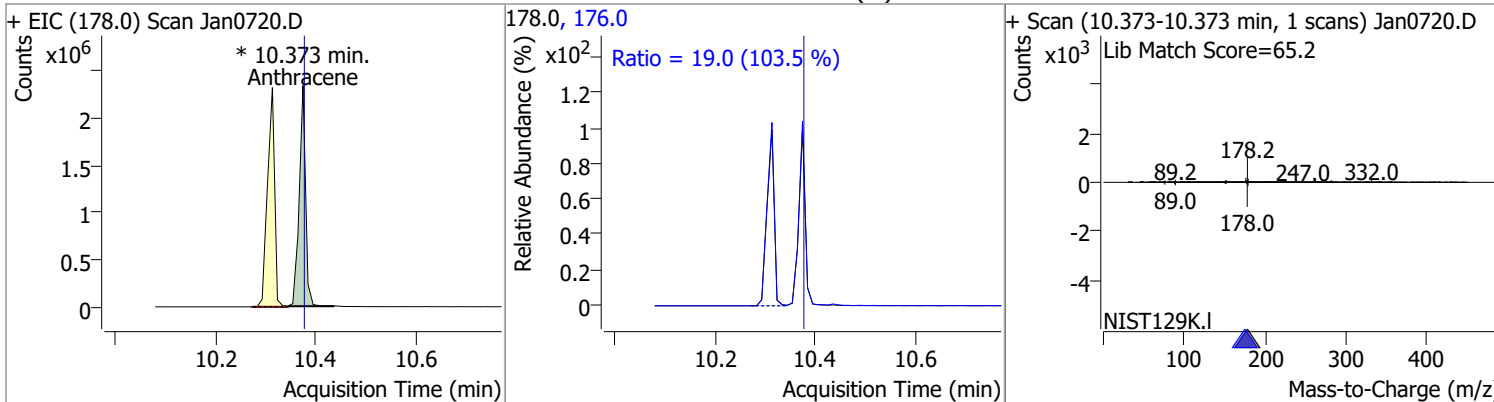
Compound	Conc.	RT	Dev(Min)	Resp.	QIon	QRatio	Lower	Upper
Pentachlorophenol	91.9366	10.08	0.01	213096	263.9	64.0	46.9	87.1
					267.9	65.0	44.6	82.7



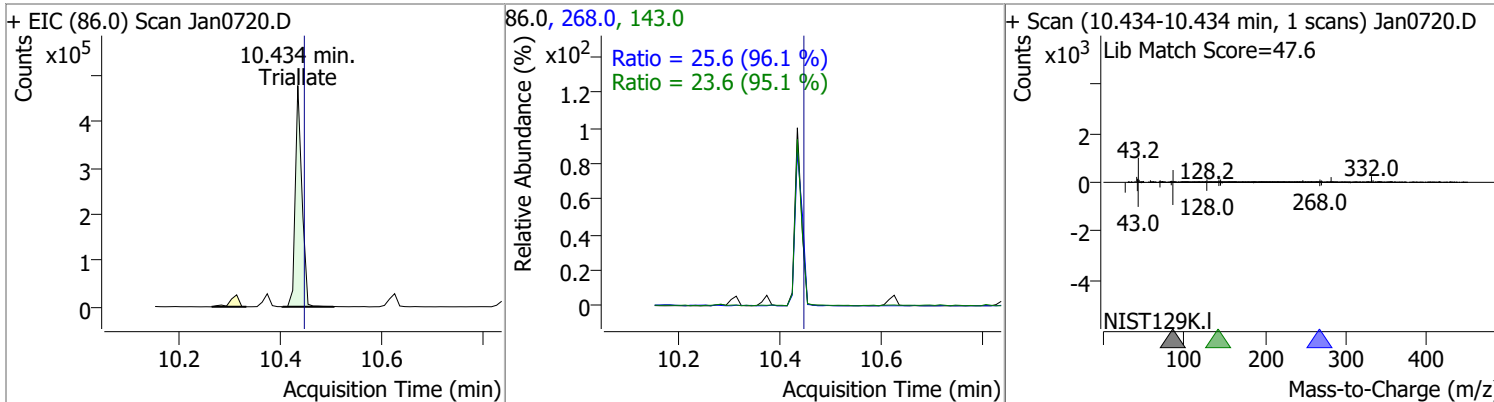
Compound	Conc.	RT	Dev(Min)	Resp.	QIon	QRatio	Lower	Upper
Phenanthrene	93.3577	10.31	0.01	2279258	176.0	19.0	13.5	25.0



Compound	Conc.	RT	Dev(Min)	Resp.	QIon	QRatio	Lower	Upper
Anthracene	86.8201	10.37	0.01	2046596 (m)	176.0	19.0	12.9	23.9

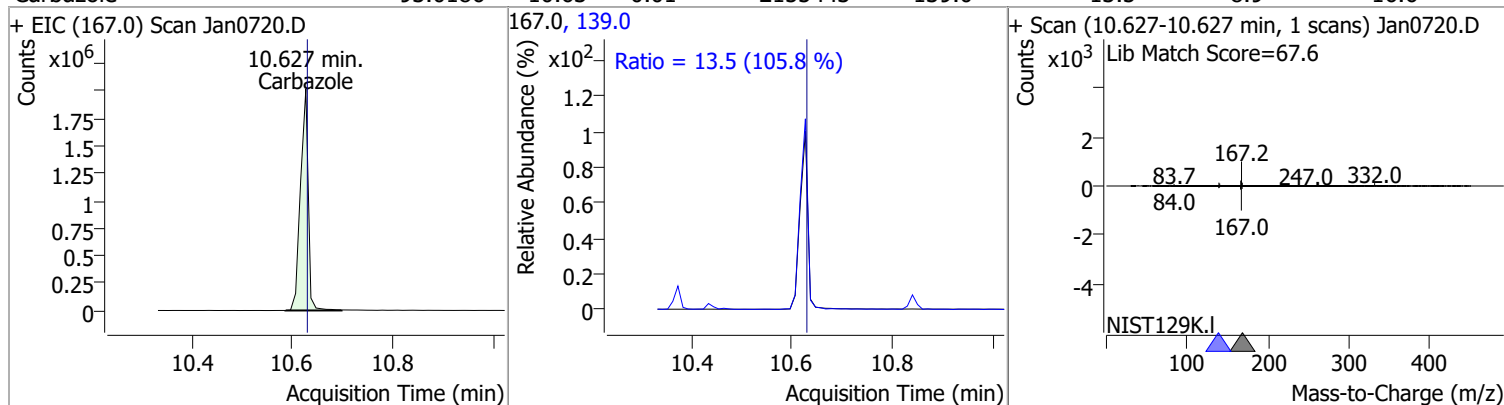


Compound	Conc.	RT	Dev(Min)	Resp.	QIon	QRatio	Lower	Upper
Triallate	84.7273	10.43	0.00	437613	268.0	25.6	18.7	34.7
					143.0	23.6	17.4	32.3

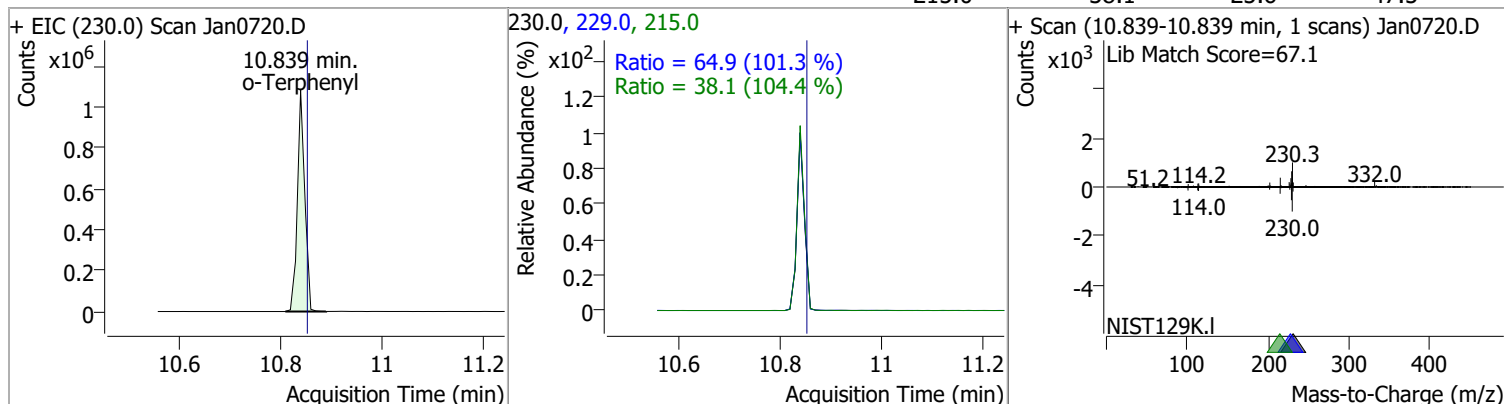


Quantitation Results Report (QT Reviewed)

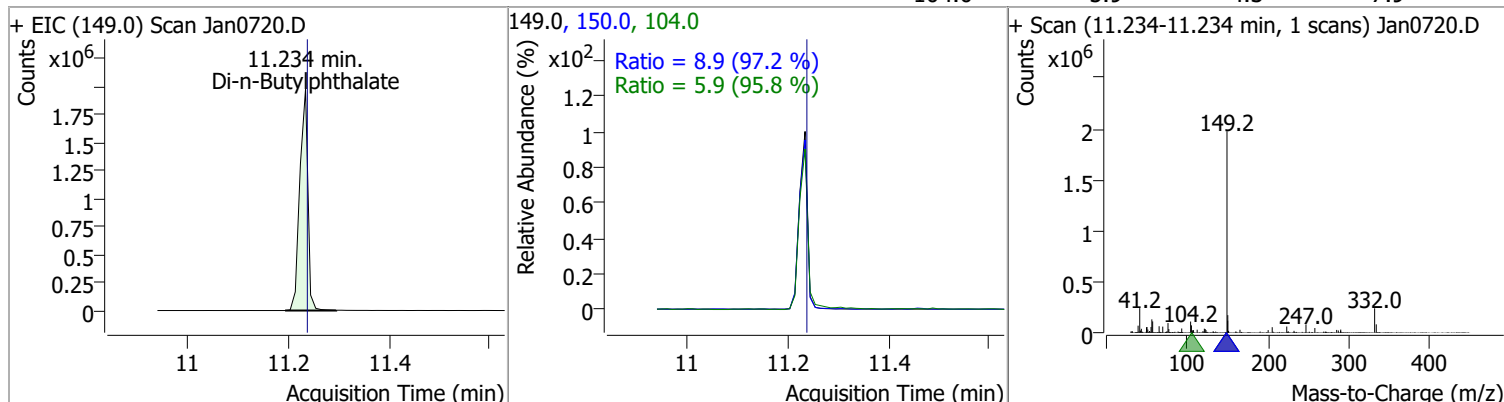
Compound	Conc.	RT	Dev(Min)	Resp.	QIon	QRatio	Lower	Upper
Carbazole	93.0186	10.63	0.01	2155443	139.0	13.5	8.9	16.6



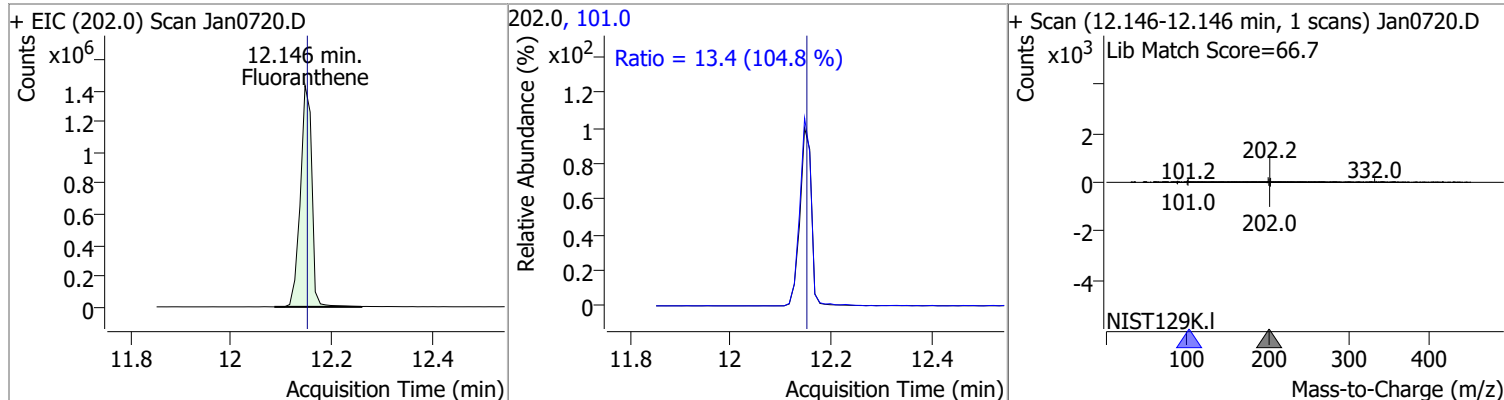
o-Terphenyl	79.1294	10.84	0.00	1107682	229.0 215.0	64.9 38.1	44.9 25.6	83.3 47.5
-------------	---------	-------	------	---------	----------------	--------------	--------------	--------------



Di-n-Butylphthalate	96.4475	11.23	0.01	2209917	150.0 104.0	8.9 5.9	6.4 4.3	11.9 7.9
---------------------	---------	-------	------	---------	----------------	------------	------------	-------------

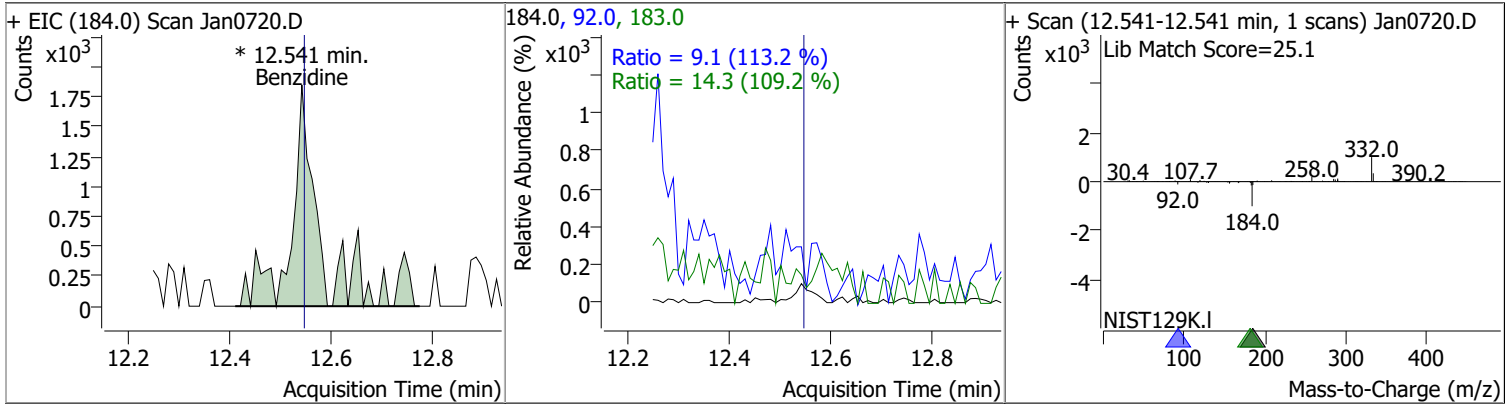


Fluoranthene	88.2487	12.15	0.01	2250698	101.0	13.4	8.9	16.6
--------------	---------	-------	------	---------	-------	------	-----	------

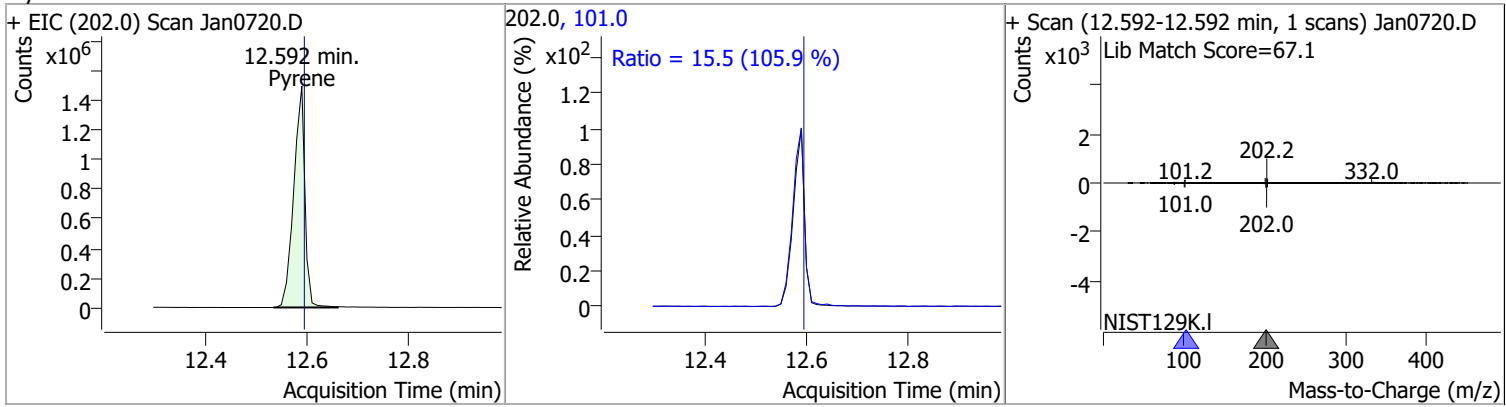


Quantitation Results Report (QT Reviewed)

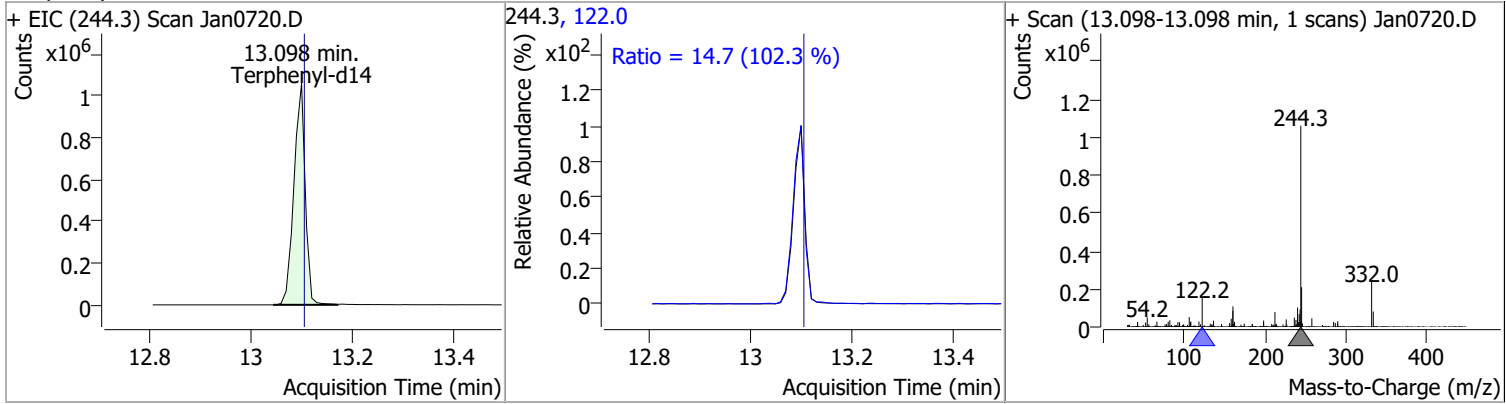
Compound	Conc.	RT	Dev(Min)	Resp.	QIon	QRatio	Lower	Upper
Benzidine	2.0726	12.54	0.01	7569 (m)	183.0	14.3	9.1	17.0
					92.0	9.1	5.7	10.5



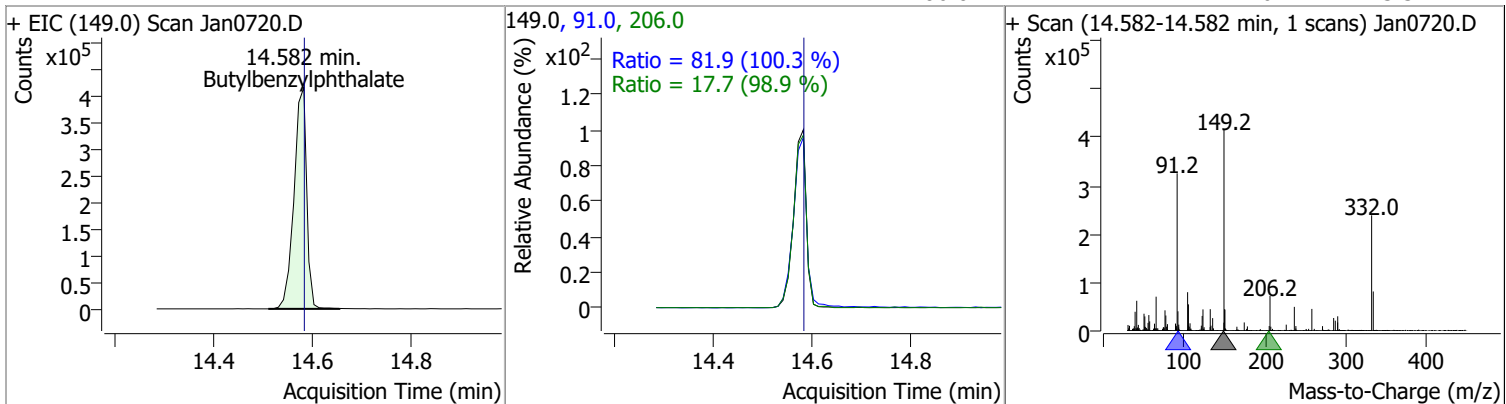
Compound	Conc.	RT	Dev(Min)	Resp.	QIon	QRatio	Lower	Upper
Pyrene	82.1296	12.59	0.01	2293329	101.0	15.5	10.2	19.0



Compound	Conc.	RT	Dev(Min)	Resp.	QIon	QRatio	Lower	Upper
Terphenyl-d14	88.8333	13.10	0.01	1641821	122.0	14.7	10.1	18.7

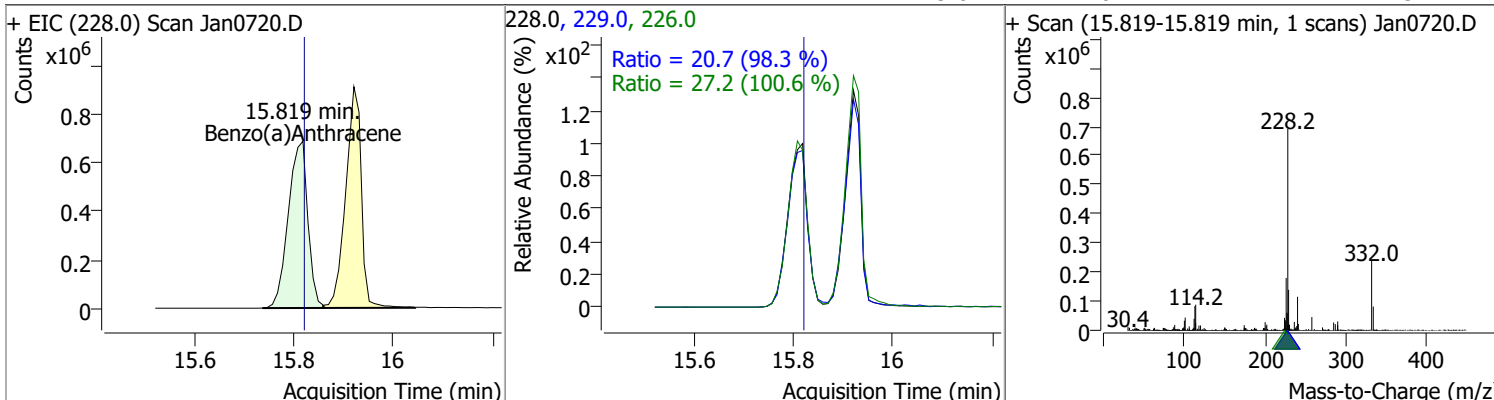


Compound	Conc.	RT	Dev(Min)	Resp.	QIon	QRatio	Lower	Upper
Butylbenzylphthalate	99.9080	14.58	0.02	735477	91.0	81.9	57.2	106.2
					206.0	17.7	12.6	23.3

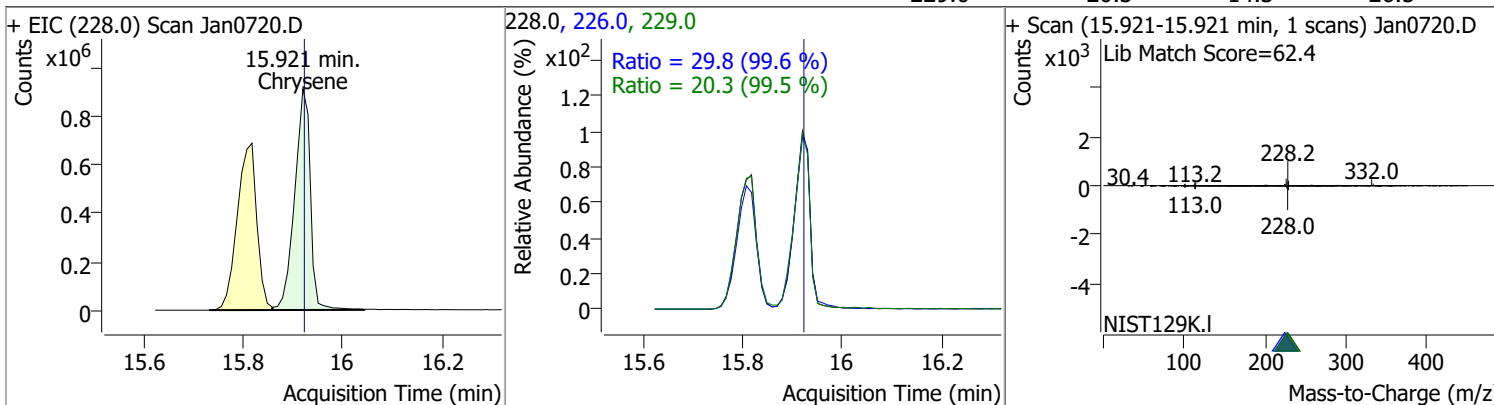


Quantitation Results Report (QT Reviewed)

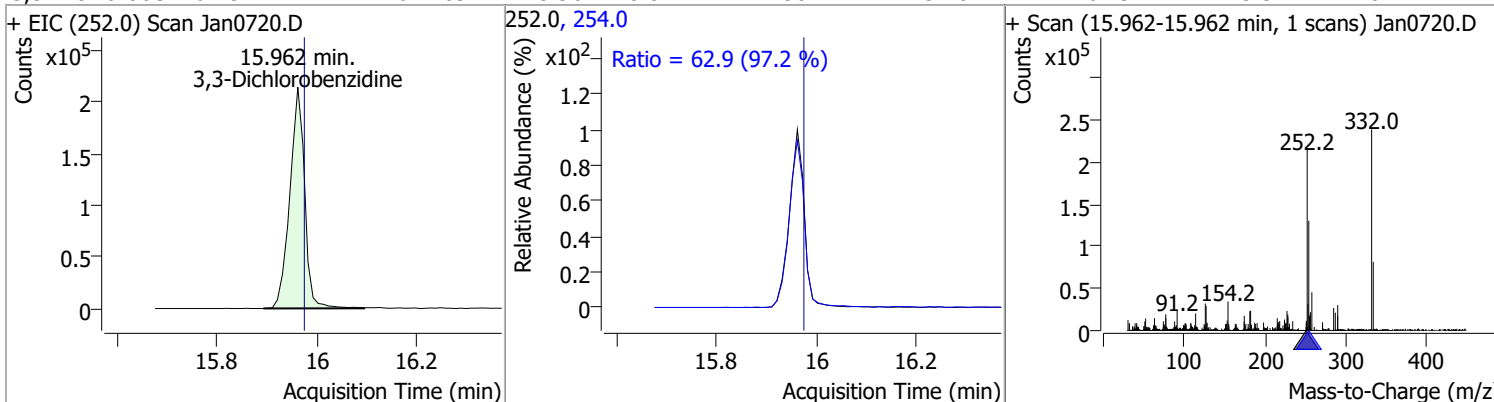
Compound	Conc.	RT	Dev(Min)	Resp.	QIon	QRatio	Lower	Upper
Benzo(a)Anthracene	96.1261	15.82	0.02	1873639	226.0	27.2	18.9	35.2
					229.0	20.7	14.7	27.3



Compound	Conc.	RT	Dev(Min)	Resp.	QIon	QRatio	Lower	Upper
Chrysene	94.0770	15.92	0.02	1997057	226.0	29.8	21.0	38.9
					229.0	20.3	14.3	26.5

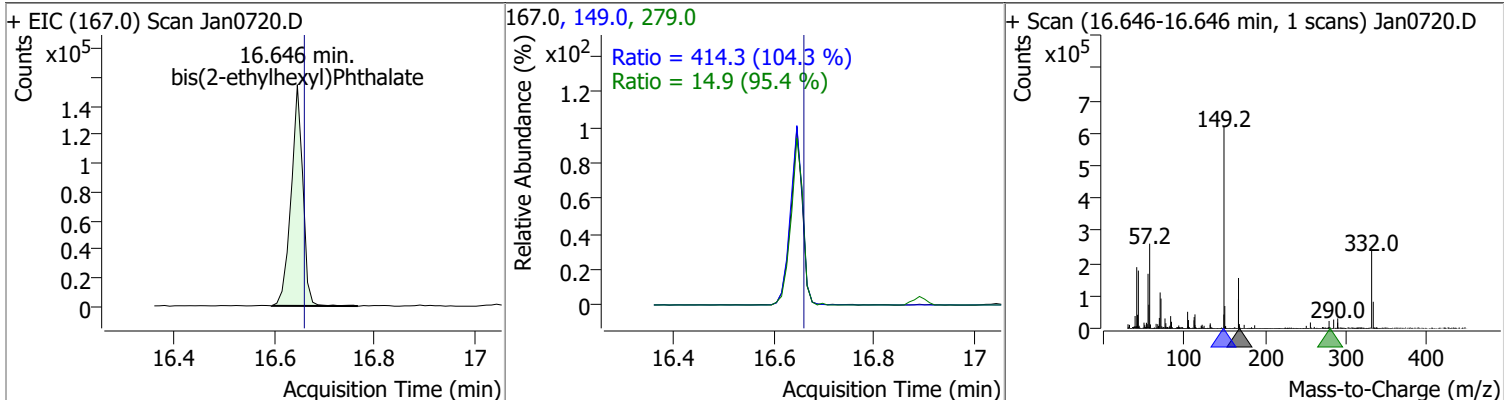


Compound	Conc.	RT	Dev(Min)	Resp.	QIon	QRatio	Lower	Upper
3,3-Dichlorobenzidine	67.4891	15.96	0.01	443044	254.0	62.9	45.3	84.1

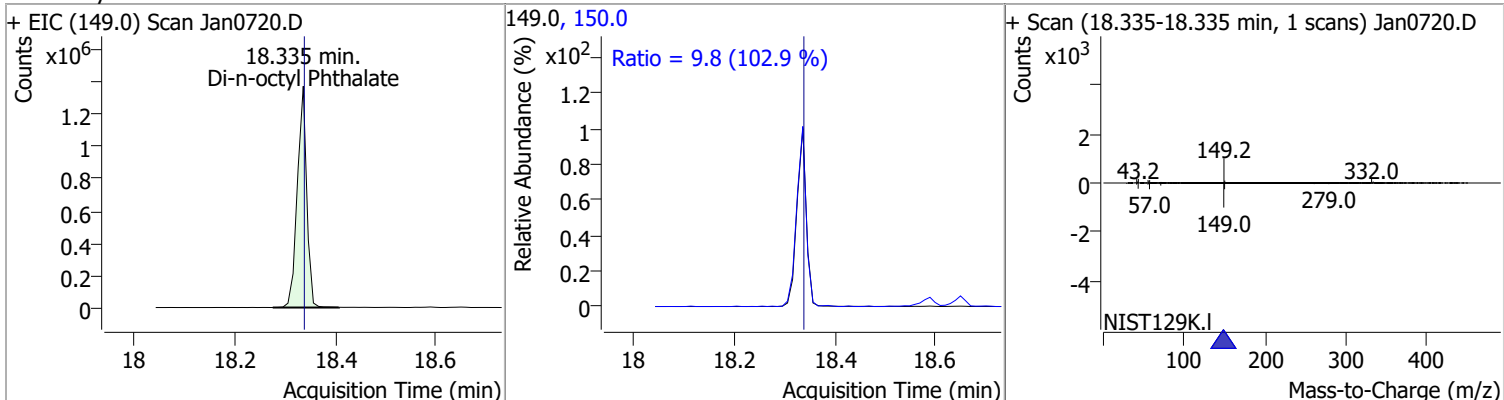


Quantitation Results Report (QT Reviewed)

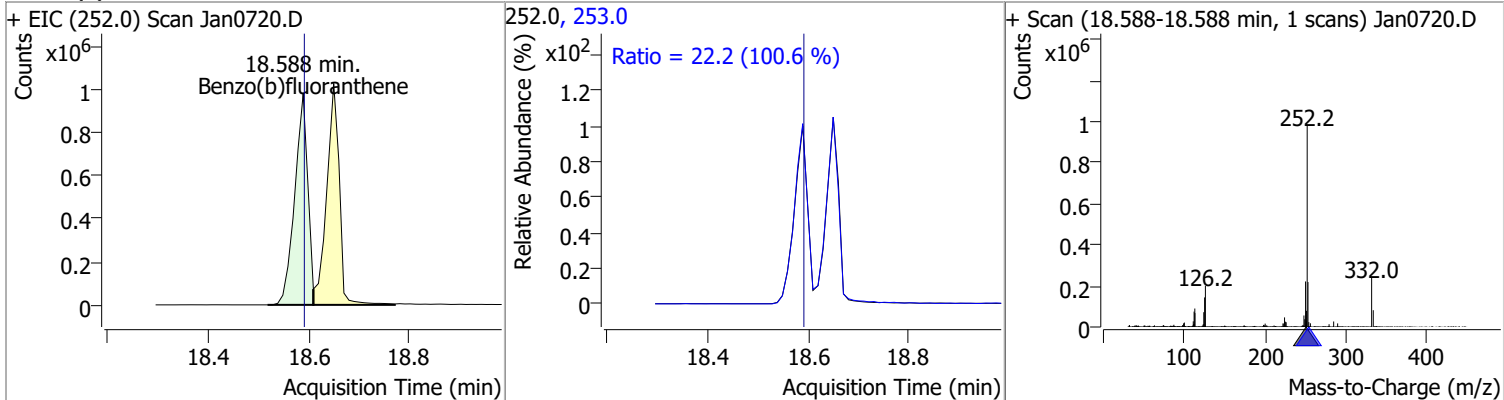
Compound	Conc.	RT	Dev(Min)	Resp.	QIon	QRatio	Lower	Upper
bis(2-ethylhexyl)Phthalate	96.4373	16.65	0.01	251613	149.0	414.3	278.0	516.2
					279.0	14.9	10.9	20.3



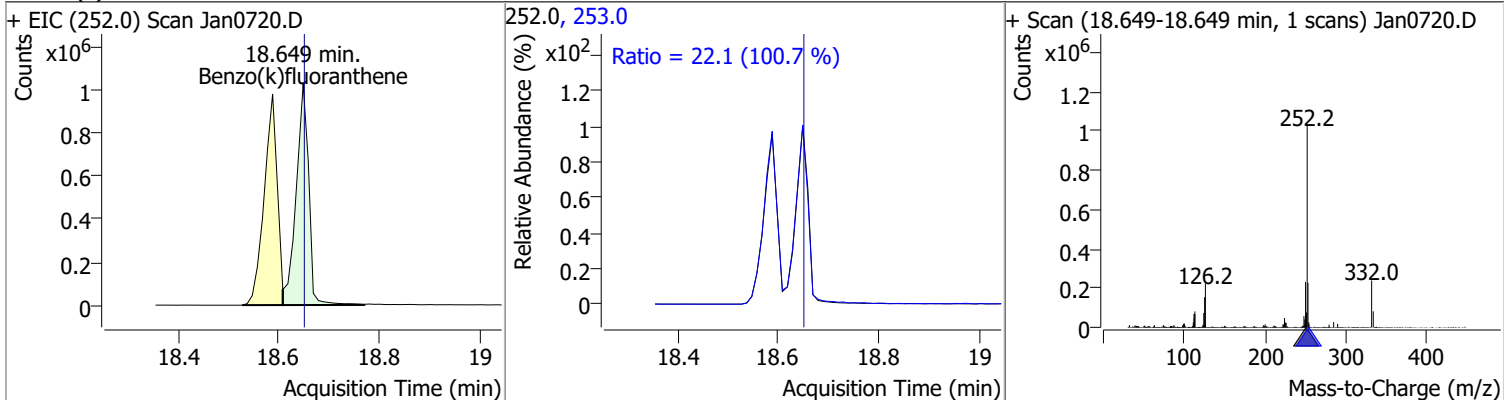
Compound	Conc.	RT	Dev(Min)	Resp.	QIon	QRatio	Lower	Upper
Di-n-octyl Phthalate	95.7593	18.34	0.01	1794957	150.0	9.8	6.7	12.4



Compound	Conc.	RT	Dev(Min)	Resp.	QIon	QRatio	Lower	Upper
Benzo(b)fluoranthene	89.5159	18.59	0.01	1762337	253.0	22.2	15.4	28.6

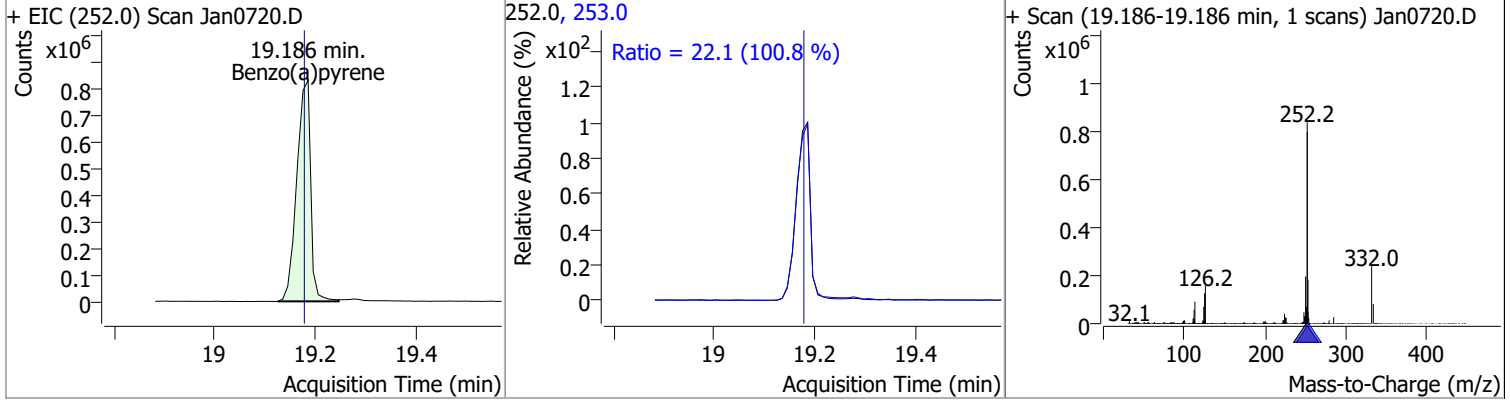


Compound	Conc.	RT	Dev(Min)	Resp.	QIon	QRatio	Lower	Upper
Benzo(k)fluoranthene	87.2348	18.65	0.01	1780526	253.0	22.1	15.3	28.5

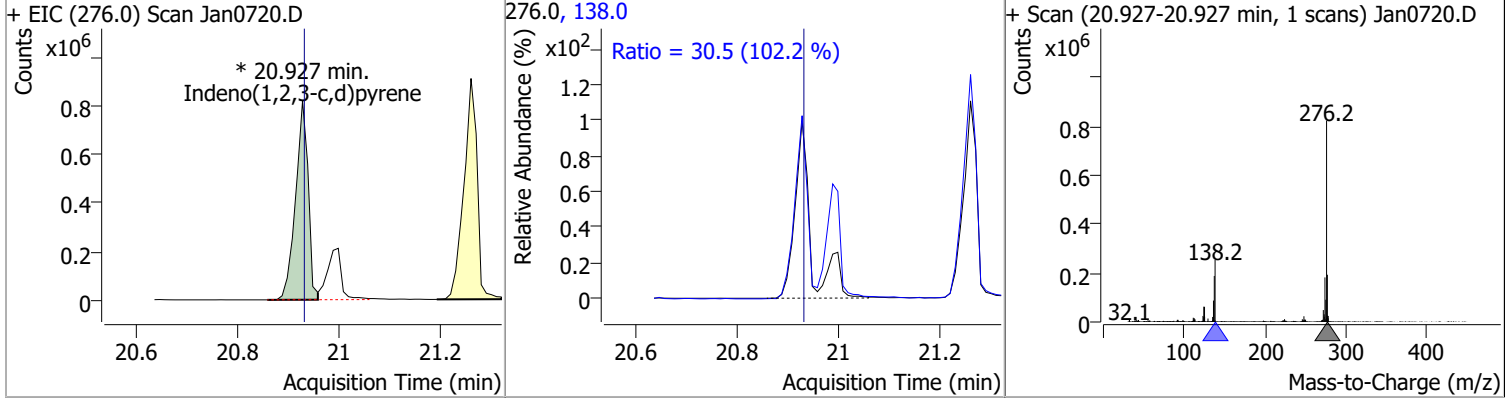


Quantitation Results Report (QT Reviewed)

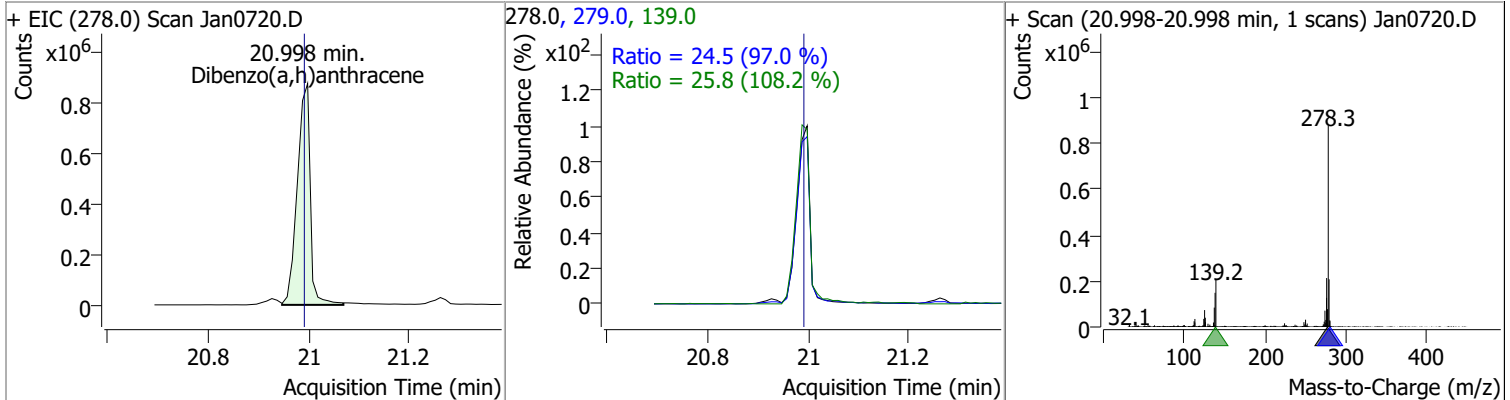
Compound	Conc.	RT	Dev(Min)	Resp.	QIon	QRatio	Lower	Upper
Benzo(a)pyrene	85.0486	19.19	0.02	1598156	253.0	22.1	15.4	28.6



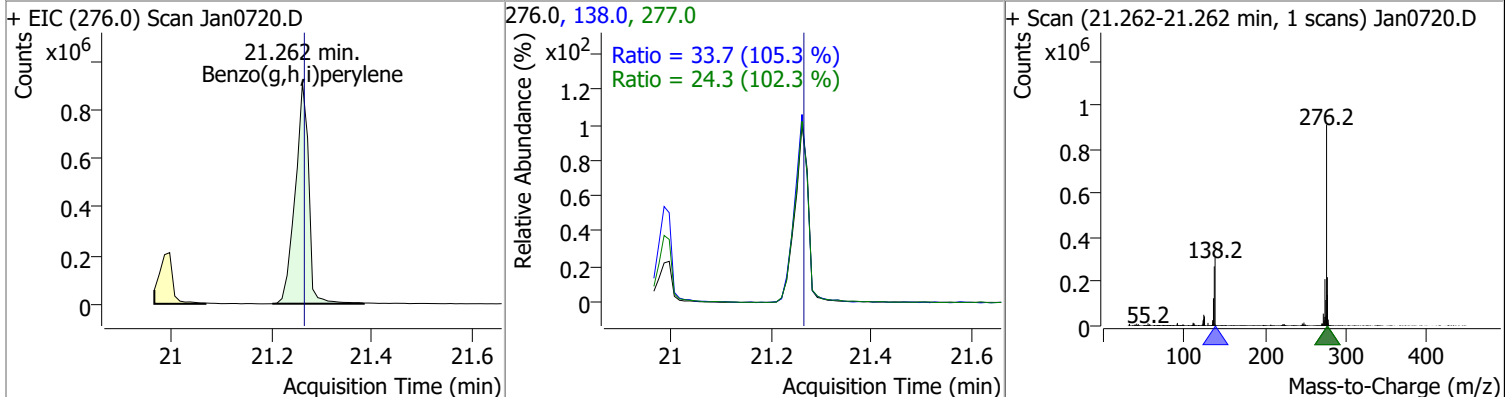
Compound	Conc.	RT	Dev(Min)	Resp.	QIon	QRatio	Lower	Upper
Indeno(1,2,3-c,d)pyrene	89.3660	20.93	0.01	1419995 (m)	138.0	30.5	20.9	38.8



Compound	Conc.	RT	Dev(Min)	Resp.	QIon	QRatio	Lower	Upper
Dibenzo(a,h)anthracene	90.6249	21.00	0.02	1559185	279.0	24.5	17.7	32.8
					139.0	25.8	16.7	31.0

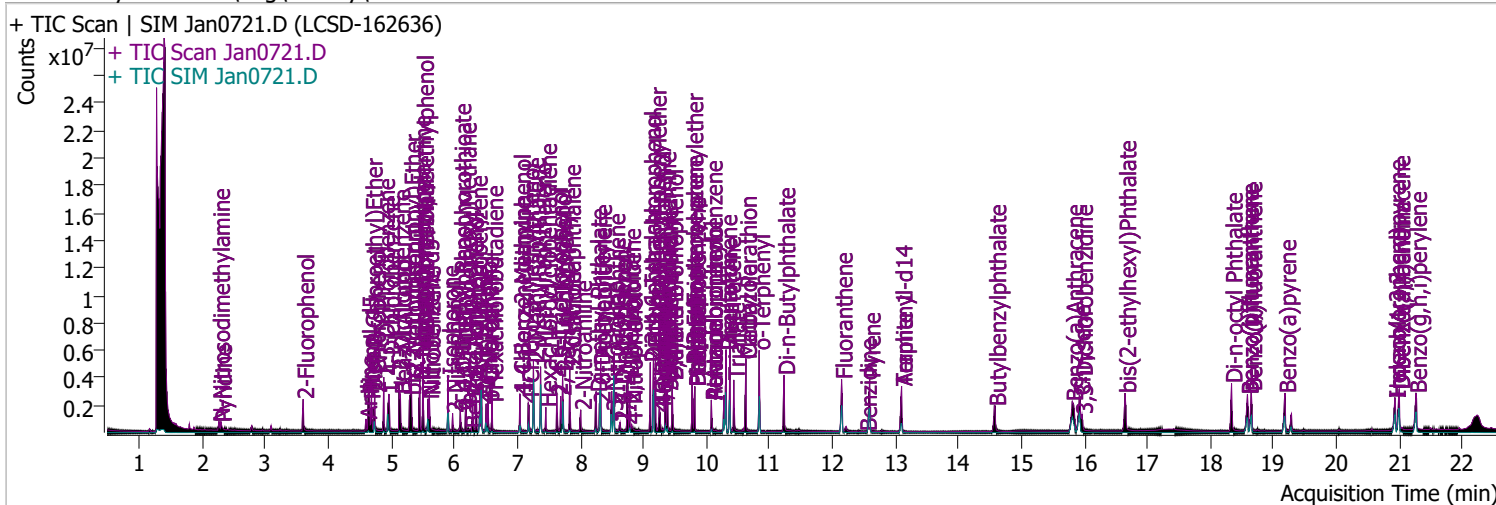


Compound	Conc.	RT	Dev(Min)	Resp.	QIon	QRatio	Lower	Upper
Benzo(g,h,i)perylene	91.3977	21.26	0.01	1686342	138.0	33.7	22.4	41.6
					277.0	24.3	16.6	30.9



Quantitation Results Report (QT Reviewed)

Data File	Jan0721.D	Operator	LIMS import
Acq. Method	BNA+SIM.M	Acq. Date-Time	1/7/2022 11:18:07 PM
Sample Name	LCSD-162636	Instrument	Instrument #1
Vial	21	Multiplier	1.00
DA Method File		Comment	SVOC-8270-W-LARGO
Tune File	dftppdsm.u	Tune Date	1/7/2022 12:13:00 PM
Batch Name	010722 DoD BNA cal 1.batch.bin	Last Calib Update	1/11/2022 8:55:14 AM
Ref Library	D:\Org\Library\NIST129K.I		



Compound	RT	QIon	Resp.	Conc.	Units	Dev(Min)
----------	----	------	-------	-------	-------	----------

Internal Standards

System Monitoring Compounds

S 2-Fluorophenol	3.602	112.0	701535	85.0885	µg/L	0.021
Spiked Amount: 200.000	Range: 10.0 - 75.0%			Recovery = 42.54%		
S Phenol-d5	4.634	99.0	1010763	92.2633	µg/L	0.010
Spiked Amount: 200.000	Range: 10.0 - 65.0%			Recovery = 46.13%		
S Nitrobenzene-d5	5.584	82.0	464794	77.6441	µg/L	0.000
Spiked Amount: 100.000	Range: 32.0 - 94.0%			Recovery = 77.64%		
S 2-Fluorobiphenyl	7.718	172.0	1419923	77.7710	µg/L	0.000
Spiked Amount: 100.000	Range: 28.0 - 107.0%			Recovery = 77.77%		
S 2,4,6-Tribromophenol	9.458	329.8	277196	170.0624	µg/L	0.010
Spiked Amount: 200.000	Range: 25.0 - 140.0%			Recovery = 85.03%		
S Terphenyl-d14	13.098	244.3	1718222	93.5845	µg/L	0.010
Spiked Amount: 100.000	Range: 32.0 - 122.0%			Recovery = 93.58%		

Target Compounds

Compound	RT	QIon	Resp.	Conc.	Units	QValue	
T N-Nitrosodimethylamine	2.264	74.0	131765	37.8898	µg/L	98	
T Pyridine	2.295	79.0	226285	30.0594	µg/L	100	
T Aniline	4.603	93.0	393588	26.9116	µg/L	95	
T Phenol	4.654	94.0	609061	50.7162	µg/L	90	
T bis(-2-Chloroethyl)Ether	4.685	63.0	707912	78.1460	µg/L	m	100
T 2-Chlorophenol	4.736	128.0	703921	72.0113	µg/L	100	
T 1,3-Dichlorobenzene	4.879	146.0	776316	60.1156	µg/L	m	98
T 1,4-Dichlorobenzene	4.961	146.0	753082	58.0251	µg/L	m	99
T 1,2-Dichlorobenzene	5.124	146.0	773378	60.4369	µg/L	100	
T Benzyl Alcohol	5.144	108.0	369290	67.1574	µg/L	m	98
T bis(2-chloroisopropyl)Ether	5.298	121.0	218139	62.7659	µg/L	100	
T 2-Methylphenol	5.318	107.0	637019	73.5699	µg/L	93	
T N-nitroso-Di-n-propylamine	5.451	70.0	550441	92.3530	µg/L	100	
T 4Methylphenol/3Methylphenol	5.502	107.0	846185	72.3615	µg/L	m	96
T Hexachloroethane	5.502	117.0	205926	56.0150	µg/L	97	

Quantitation Results Report (QT Reviewed)

Compound	RT	QIon	Resp.	Conc.	Units	Dev(Min)
T Nitrobenzene	5.604	123.1	238141	74.5710	µg/L	97
T Isophorone	5.900	82.0	1178872	85.2675	µg/L	99
T 2-Nitrophenol	5.972	139.0	184215	76.2185	µg/L	95
T 2,4-Dimethylphenol	6.095	122.0	305526	46.0000	µg/L	97
T bis(-2-Chloroethoxy)Methane	6.177	93.0	682131	84.1426	µg/L	99
T Benzoic Acid	6.260	105.0	112055	33.2983	µg/L	98
T 2,4-Dichlorophenol	6.290	162.0	503666	79.7203	µg/L	97
T 1,2,4-Trichlorobenzene	6.352	180.0	517049	64.4273	µg/L	99
T Naphthalene	6.434	128.0	1825474	78.1783	µg/L	99
T 4-Chlorophenol	6.506	130.0	181841	83.8881	µg/L	93
T p-Chloroaniline	6.537	127.0	553269	60.8912	µg/L	94
T Hexachlorobutadiene	6.598	224.9	268376	62.2910	µg/L	98
T 4-Chloro-2-Methylphenol	7.040	107.0	402894	68.6846	µg/L	98
T 4-Chloro-3-Methylphenol	7.174	107.0	547075	88.3020	µg/L	98
T 2-Methylnaphthalene	7.256	141.0	1142253	79.4396	µg/L	99
T 1-Methylnaphthalene	7.369	141.0	1032703	73.8029	µg/L	99
T Hexachlorocyclopentadiene	7.451	236.9	181491	65.8928	µg/L	98
T 2,4,6-Trichlorophenol	7.625	196.0	352820	86.8326	µg/L	97
T 2,4,5-Trichlorophenol	7.687	196.0	381198	83.4560	µg/L	100
T 2-Chloronaphthalene	7.831	162.0	1279432	83.9996	µg/L	99
T 2-Nitroaniline	8.005	65.0	254098	95.3001	µg/L	99
T Dimethyl Phthalate	8.251	163.0	1463357	95.6809	µg/L	98
T 2,6-Dinitrotoluene	8.302	165.0	169360	82.7096	µg/L	93
T Acenaphthylene	8.323	152.1	2110597	85.9231	µg/L	100
T 3-Nitroaniline	8.507	138.0	155759	71.1923	µg/L	97
T Acenaphthene	8.538	154.0	1359543	96.7902	µg/L	100
T 2,4-Dinitrophenol	8.630	184.0	89804	81.4230	µg/L	99
T Dibenzofuran	8.753	168.0	2058364	92.5919	µg/L	100
T 2,4-Dinitrotoluene	8.783	165.0	254463	92.9390	µg/L	85
T 4-Nitrophenol	8.814	109.0	90720	42.1861	µg/L	91
T Diethylphthalate	9.111	149.0	1612139	99.4478	µg/L	100
T Fluorene	9.162	166.0	1705134	93.8552	µg/L	98
T 4-Chlorophenyl-phenylether	9.192	204.0	732010	88.3965	µg/L	97
T 4-Nitroaniline	9.254	138.0	219846	95.1203	µg/L	91
T 4,6-Dinitro-2-methylphenol	9.264	198.0	131986	82.6994	µg/L	99
T N-nitrosodiphenylamine	9.346	169.0	1107823	93.8697	µg/L	98
T Azobenzene	9.377	77.0	1174029	83.4696	µg/L	97
T 4-Bromophenyl-phenylether	9.776	248.0	426493	88.6152	µg/L	97
T Hexachlorobenzene	9.816	283.9	421265	86.4145	µg/L	96
T Pentachlorophenol	10.080	265.9	227673	97.9485	µg/L	95
T Phenanthrene	10.313	178.0	2396959	98.5788	µg/L	100
T Anthracene	10.373	178.0	2269984	96.1817	µg/L	m 100
T Triallate	10.434	86.0	467845	90.2787	µg/L	96
T Carbazole	10.627	167.0	2306389	100.1938	µg/L	99
T o-Terphenyl	10.839	230.0	1142950	82.1911	µg/L	98
T Di-n-Butylphthalate	11.234	149.0	2332317	101.3769	µg/L	100
T Fluoranthene	12.146	202.0	2396500	94.5897	µg/L	98
T Benzidine	12.531	184.0	12001	2.5364	µg/L	m 96
T Pyrene	12.592	202.0	2485235	89.5933	µg/L	97
T Butylbenzylphthalate	14.582	149.0	767671	102.9384	µg/L	99
T Benzo(a)Anthracene	15.808	228.0	1944759	98.9088	µg/L	100
T Chrysene	15.921	228.0	2066269	96.5924	µg/L	99
T 3,3-Dichlorobenzidine	15.962	252.0	468807	70.5697	µg/L	99
T bis(2-ethylhexyl)Phthalate	16.646	167.0	276071	103.7223	µg/L	98
T Di-n-octyl Phthalate	18.335	149.0	1961933	103.2817	µg/L	100

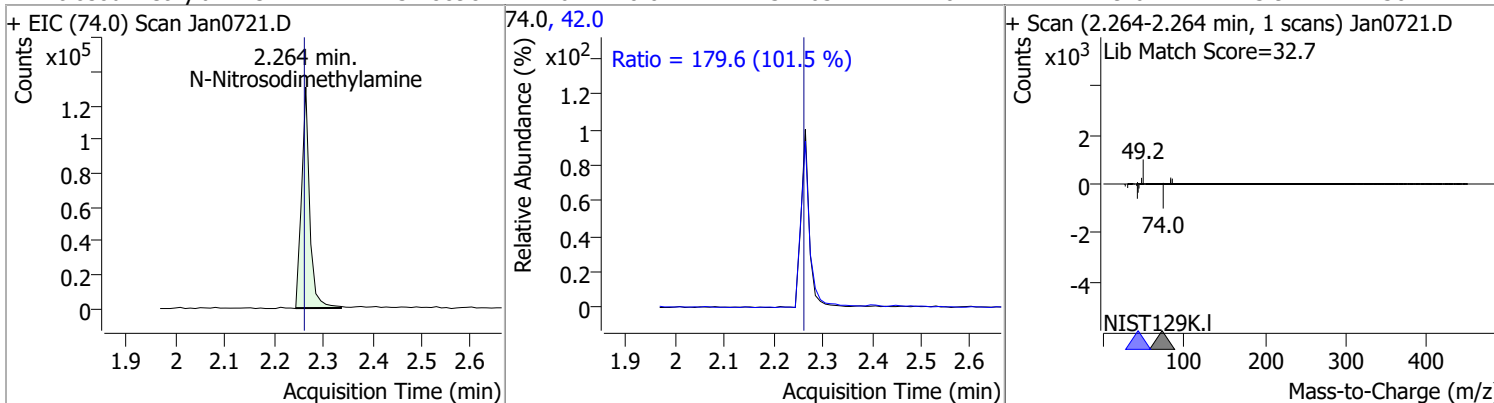
Quantitation Results Report (QT Reviewed)

Compound	RT	QIon	Resp.	Conc.	Units	Dev(Min)
T Benzo(b)fluoranthene	18.588	252.0	1851263	93.7662	µg/L	98
T Benzo(k)fluoranthene	18.649	252.0	1898876	92.7695	µg/L	99
T Benzo(a)pyrene	19.186	252.0	1683709	89.1444	µg/L	98
T Indeno(1,2,3-c,d)pyrene	20.927	276.0	1456213	91.2859	µg/L	97
T Dibenzo(a,h)anthracene	20.998	278.0	1675878	96.7444	µg/L	97
T Benzo(g,h,i)perylene	21.262	276.0	1763828	95.3263	µg/L	97

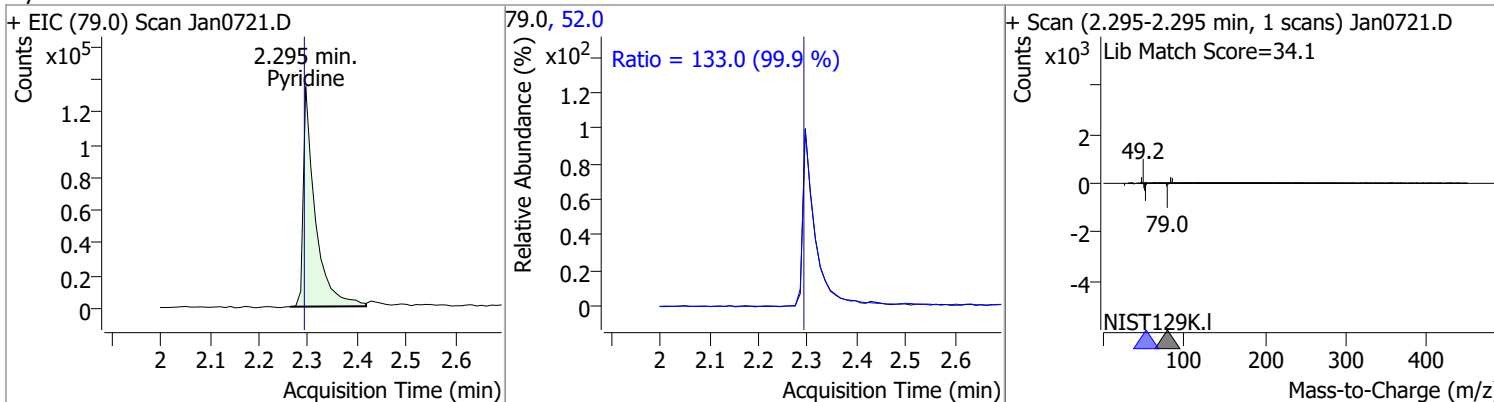
(#) = Qualifier Out of Range; (m) = Manual Integration; (+) = Area Summed; (*) = Surrogate Percent Recovery Out of Range; (d): Zeroed Peak

Quantitation Results Report (QT Reviewed)

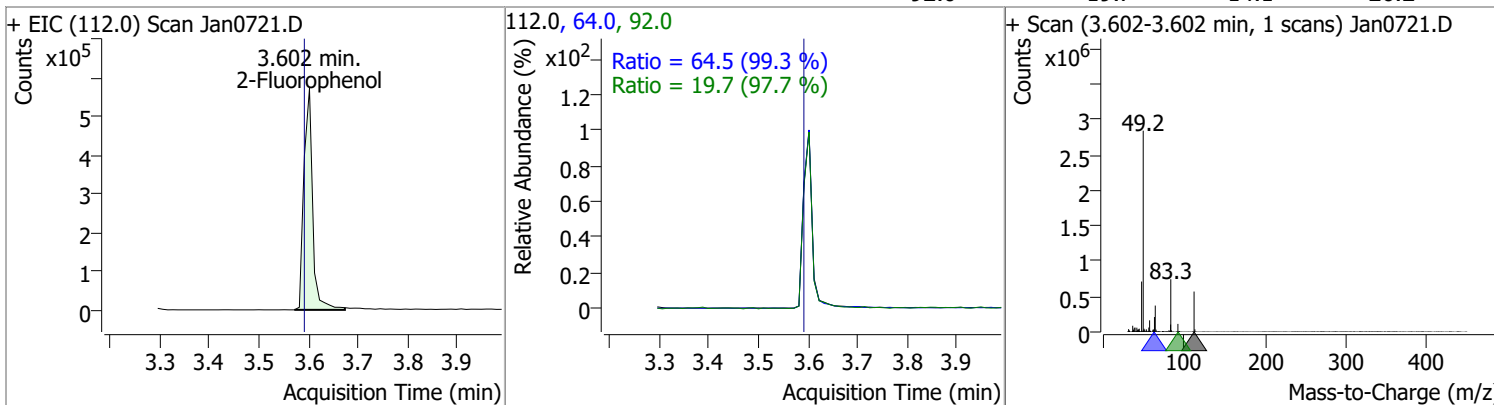
Compound	Conc.	RT	Dev(Min)	Resp.	QIon	QRatio	Lower	Upper
N-Nitrosodimethylamine	37.8898	2.26	0.01	131765	42.0	179.6	123.9	230.1



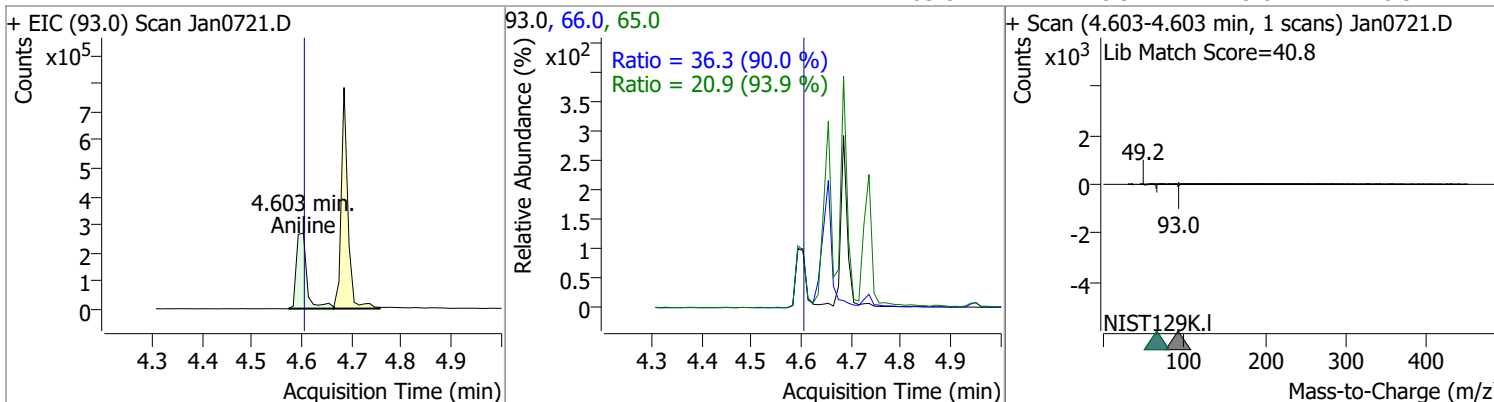
Compound	Conc.	RT	Dev(Min)	Resp.	QIon	QRatio	Lower	Upper
Pyridine	30.0594	2.29	0.01	226285	52.0	133.0	93.2	173.0



Compound	Conc.	RT	Dev(Min)	Resp.	QIon	QRatio	Lower	Upper
2-Fluorophenol	85.0885	3.60	0.02	701535	64.0	64.5	45.5	84.5
					92.0	19.7	14.1	26.2

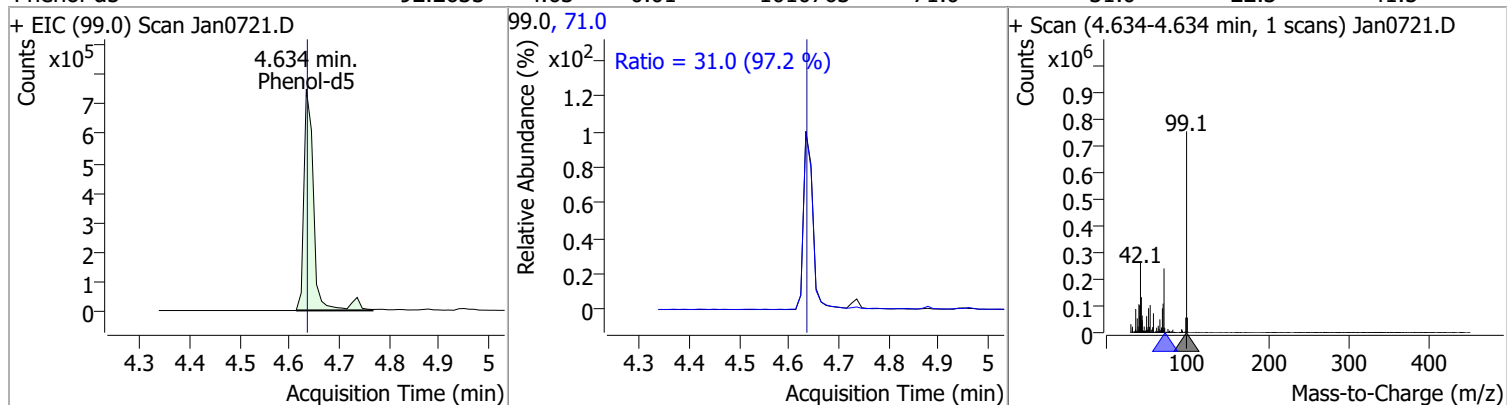


Compound	Conc.	RT	Dev(Min)	Resp.	QIon	QRatio	Lower	Upper
Aniline	26.9116	4.60	0.01	393588	66.0	36.3	28.3	52.5
					65.0	20.9	15.6	28.9

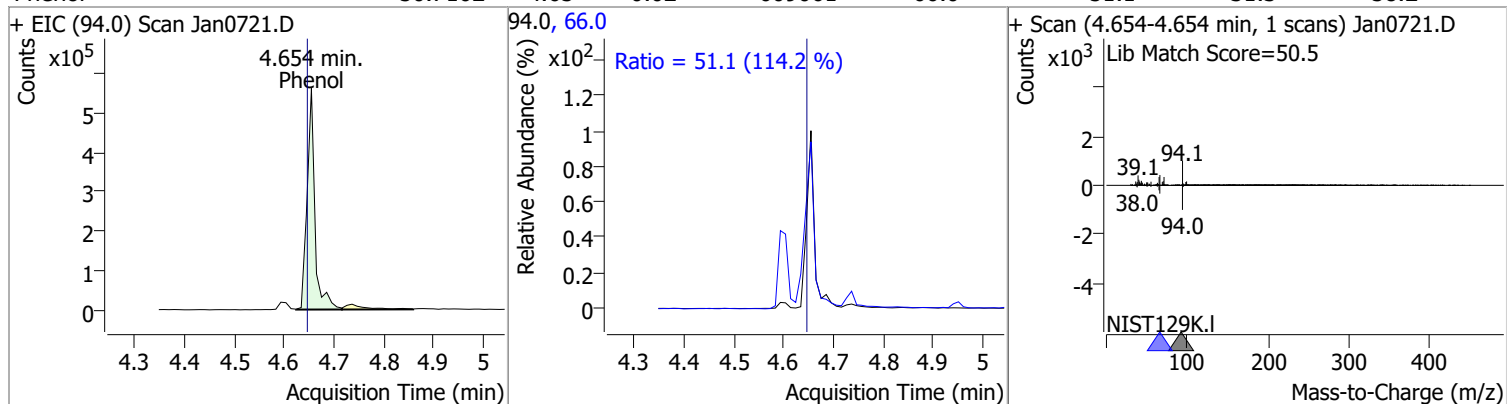


Quantitation Results Report (QT Reviewed)

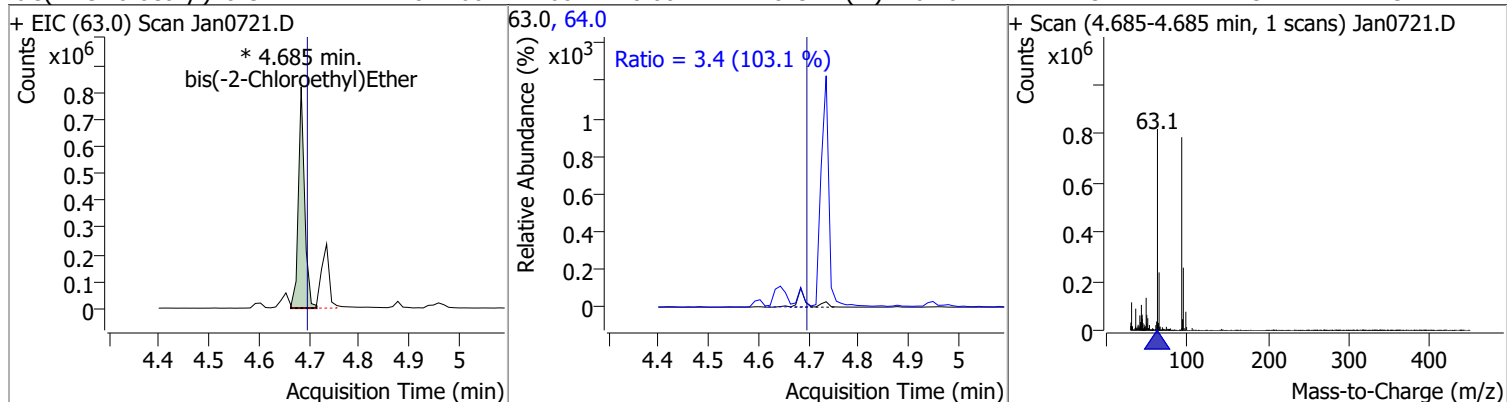
Compound	Conc.	RT	Dev(Min)	Resp.	QIon	QRatio	Lower	Upper
Phenol-d5	92.2633	4.63	0.01	1010763	71.0	31.0	22.3	41.5



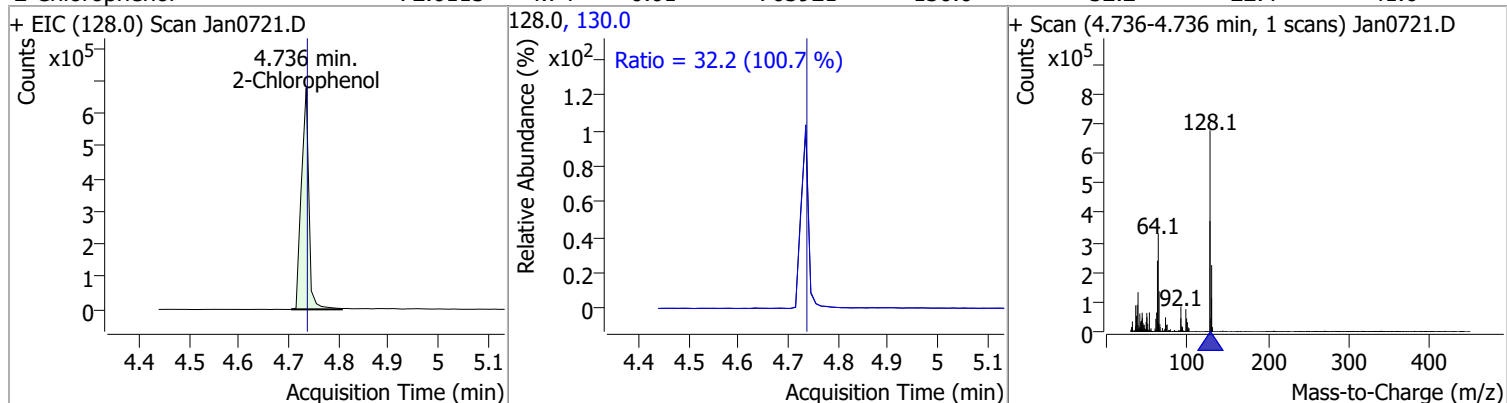
Compound	Conc.	RT	Dev(Min)	Resp.	QIon	QRatio	Lower	Upper
Phenol	50.7162	4.65	0.02	609061	66.0	51.1	31.3	58.2



Compound	Conc.	RT	Dev(Min)	Resp.	QIon	QRatio	Lower	Upper
bis(-2-Chloroethyl)Ether	78.1460	4.68	0.00	707912 (m)	64.0	3.4	2.3	4.3

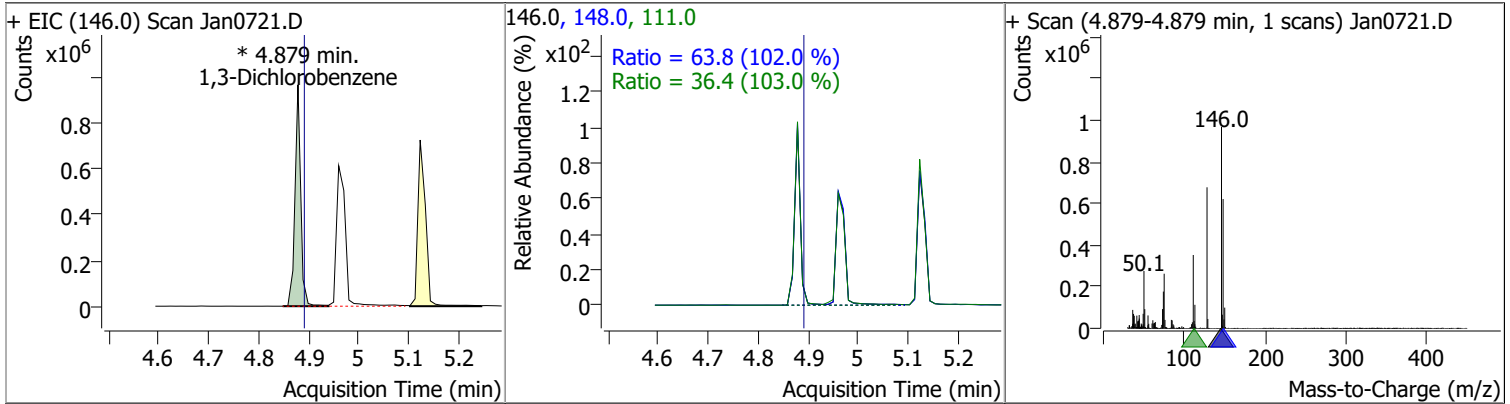


Compound	Conc.	RT	Dev(Min)	Resp.	QIon	QRatio	Lower	Upper
2-Chlorophenol	72.0113	4.74	0.01	703921	130.0	32.2	22.4	41.6

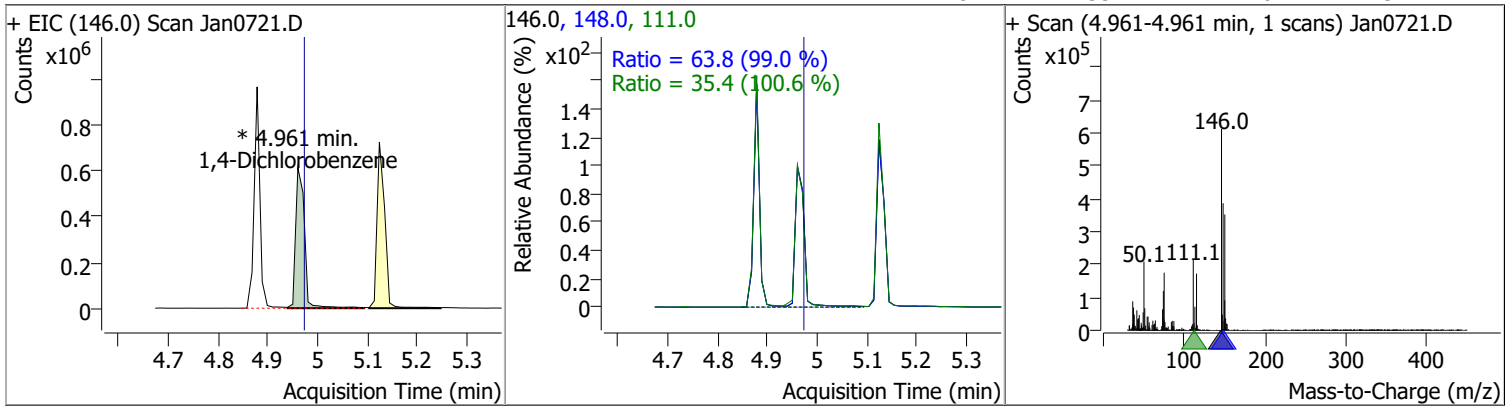


Quantitation Results Report (QT Reviewed)

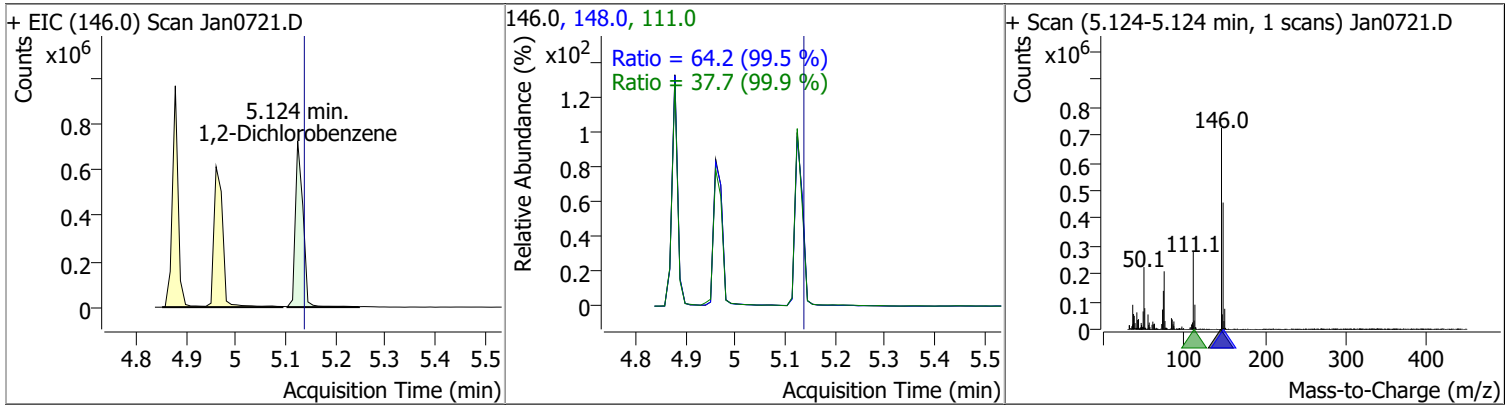
Compound	Conc.	RT	Dev(Min)	Resp.	QIon	QRatio	Lower	Upper
1,3-Dichlorobenzene	60.1156	4.88	0.00	776316 (m)	148.0	63.8	43.8	81.3
					111.0	36.4	24.8	46.0



Compound	Conc.	RT	Dev(Min)	Resp.	QIon	QRatio	Lower	Upper
1,4-Dichlorobenzene	58.0251	4.96	0.00	753082 (m)	148.0	63.8	45.1	83.8
					111.0	35.4	24.6	45.7

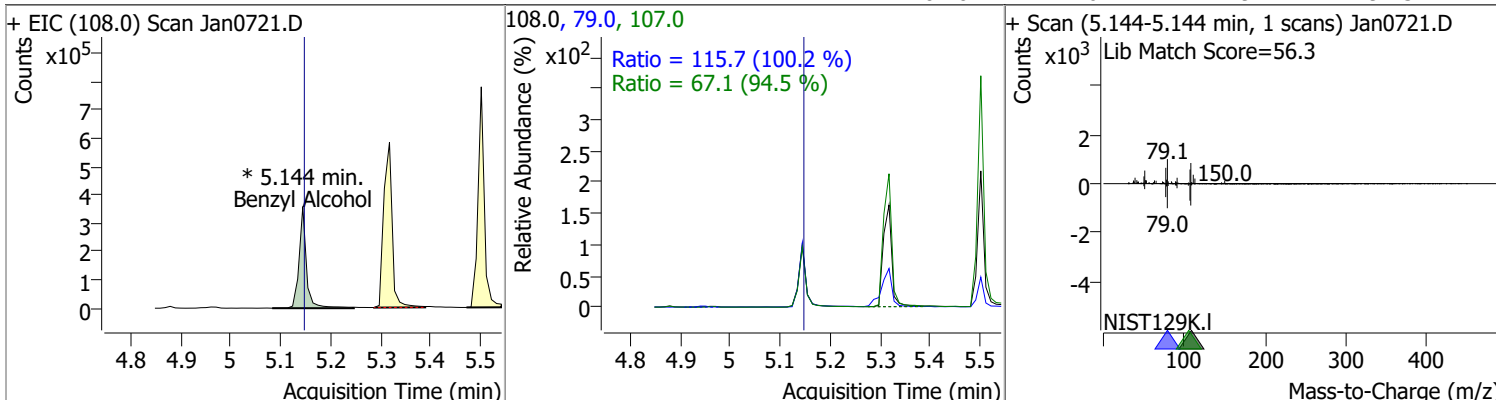


Compound	Conc.	RT	Dev(Min)	Resp.	QIon	QRatio	Lower	Upper
1,2-Dichlorobenzene	60.4369	5.12	0.00	773378	148.0	64.2	45.1	83.8
					111.0	37.7	26.4	49.1

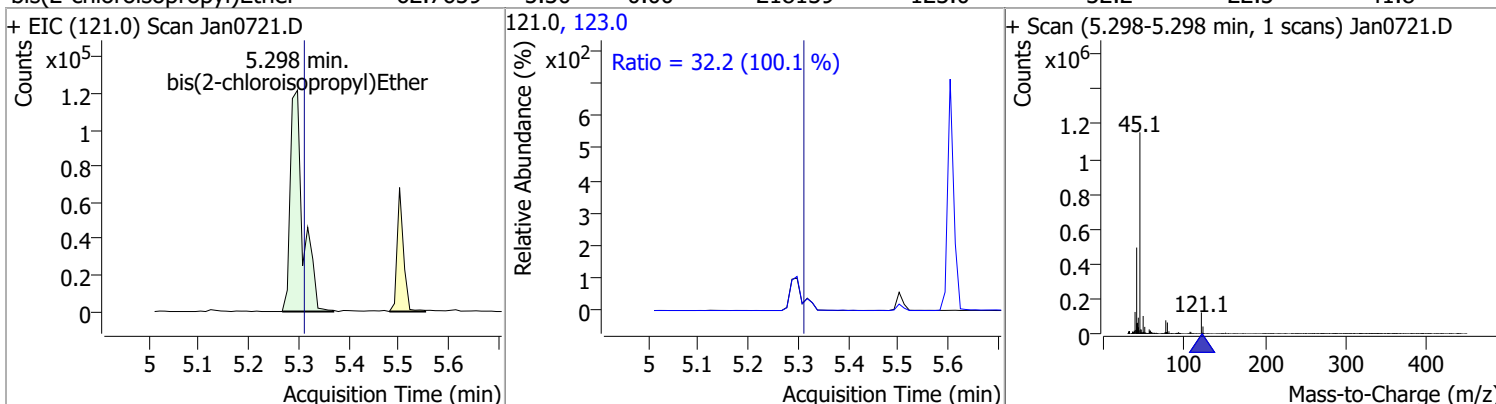


Quantitation Results Report (QT Reviewed)

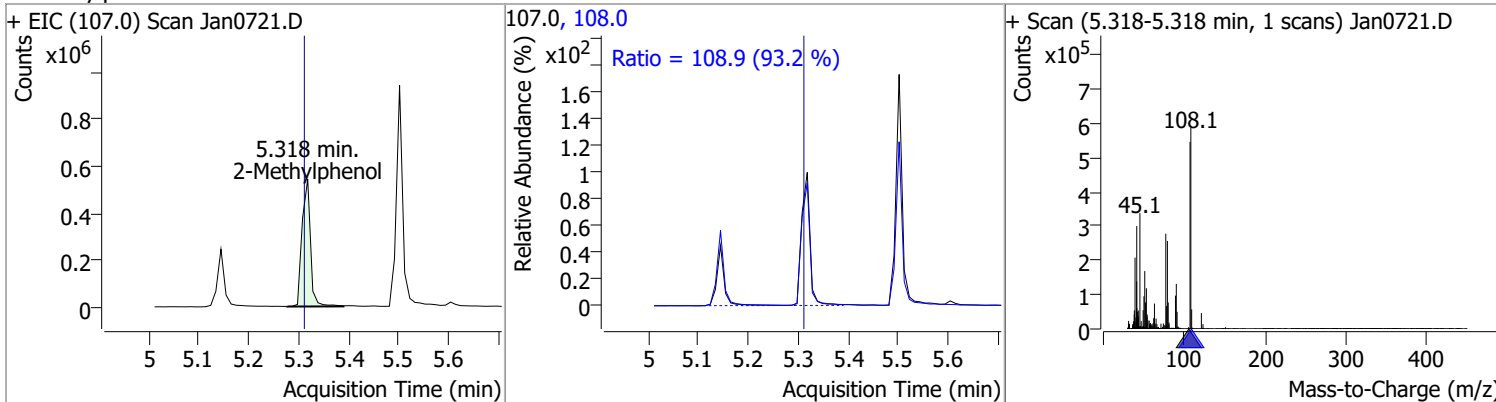
Compound	Conc.	RT	Dev(Min)	Resp.	QIon	QRatio	Lower	Upper
Benzyl Alcohol	67.1574	5.14	0.01	369290 (m)	79.0	115.7	80.8	150.1
					107.0	67.1	49.7	92.3



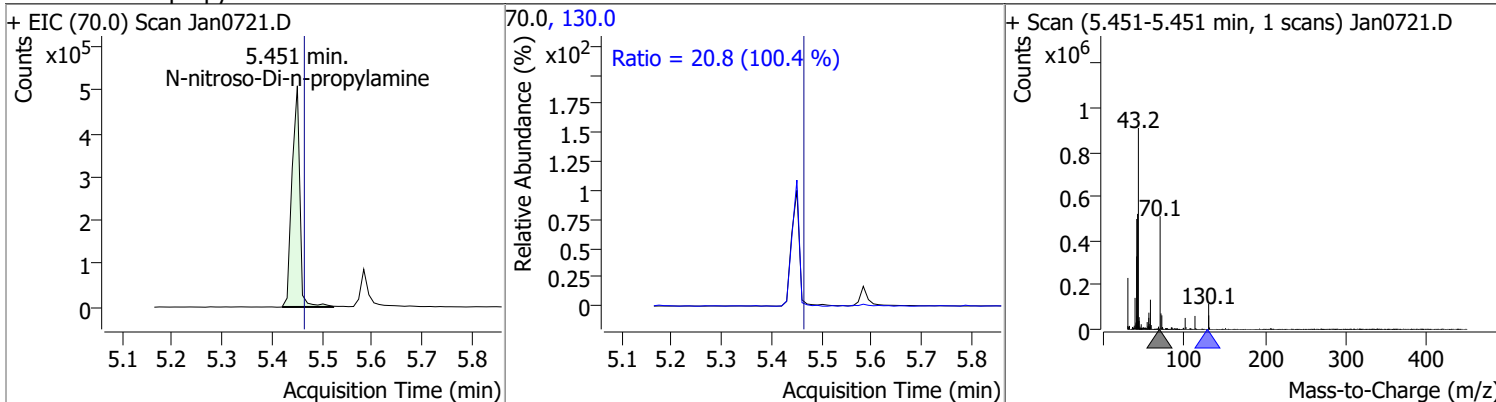
Compound	Conc.	RT	Dev(Min)	Resp.	QIon	QRatio	Lower	Upper
bis(2-chloroisopropyl)Ether	62.7659	5.30	0.00	218139	123.0	32.2	22.5	41.8



Compound	Conc.	RT	Dev(Min)	Resp.	QIon	QRatio	Lower	Upper
2-Methylphenol	73.5699	5.32	0.02	637019	108.0	108.9	81.8	152.0

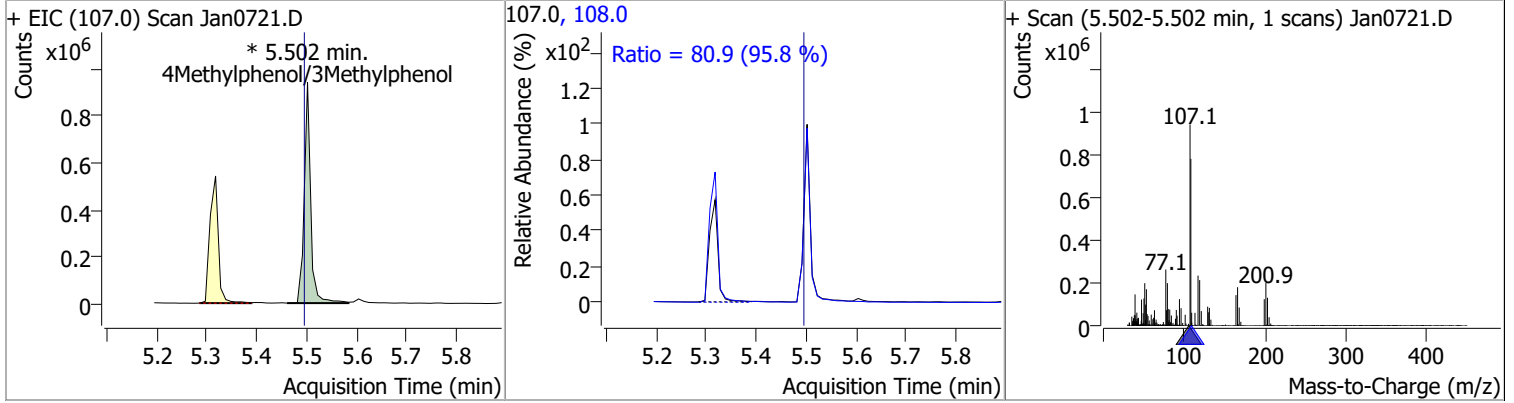


Compound	Conc.	RT	Dev(Min)	Resp.	QIon	QRatio	Lower	Upper
N-nitroso-Di-n-propylamine	92.3530	5.45	0.00	550441	130.0	20.8	0.0	41.5

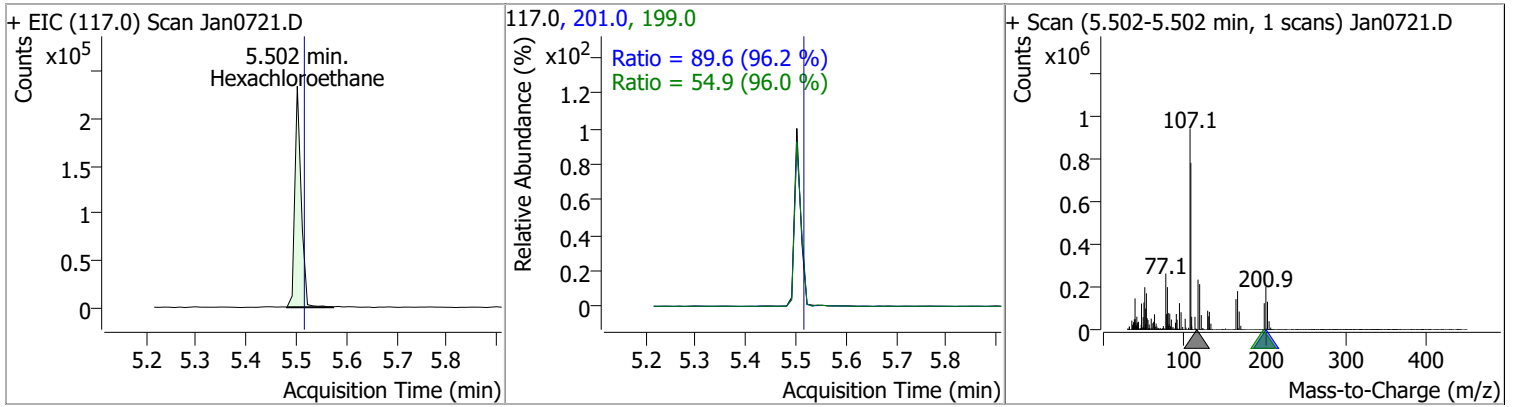


Quantitation Results Report (QT Reviewed)

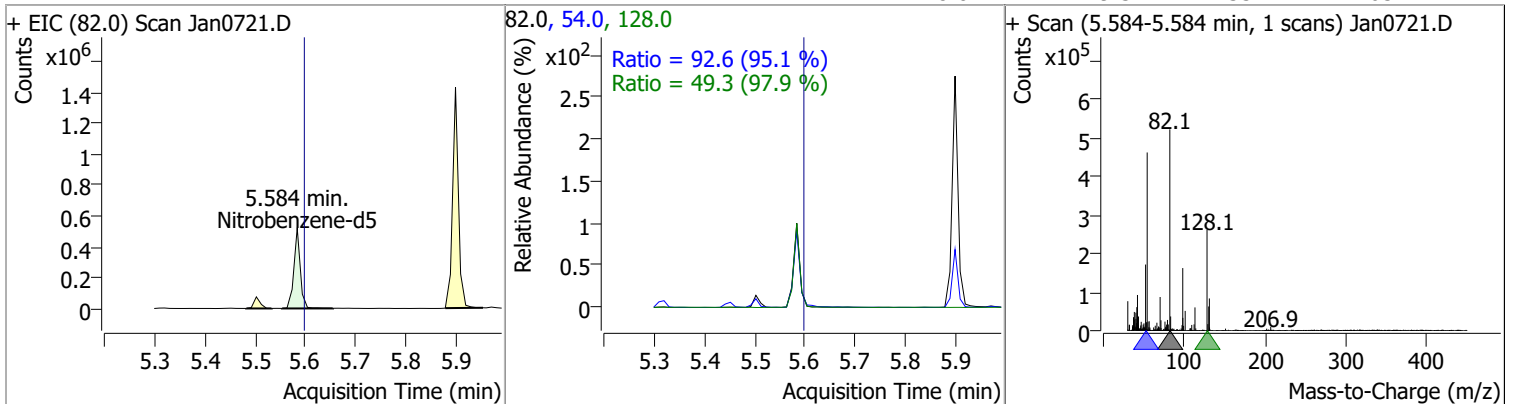
Compound	Conc.	RT	Dev(Min)	Resp.	QIon	QRatio	Lower	Upper
4Methylphenol/3Methylphenol	72.3615	5.50	0.02	846185 (m)	108.0	80.9	59.1	109.8



Compound	Conc.	RT	Dev(Min)	Resp.	QIon	QRatio	Lower	Upper
Hexachloroethane	56.0150	5.50	0.00	205926	201.0	89.6	65.2	121.2
					199.0	54.9	40.1	74.4

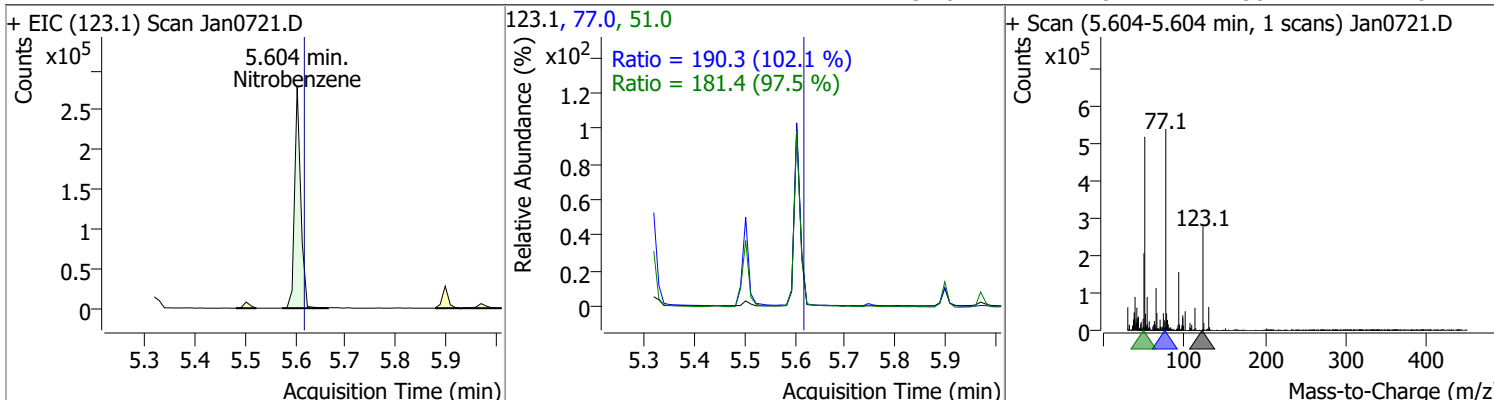


Compound	Conc.	RT	Dev(Min)	Resp.	QIon	QRatio	Lower	Upper
Nitrobenzene-d5	77.6441	5.58	0.00	464794	54.0	92.6	68.2	126.6
					128.0	49.3	35.2	65.4

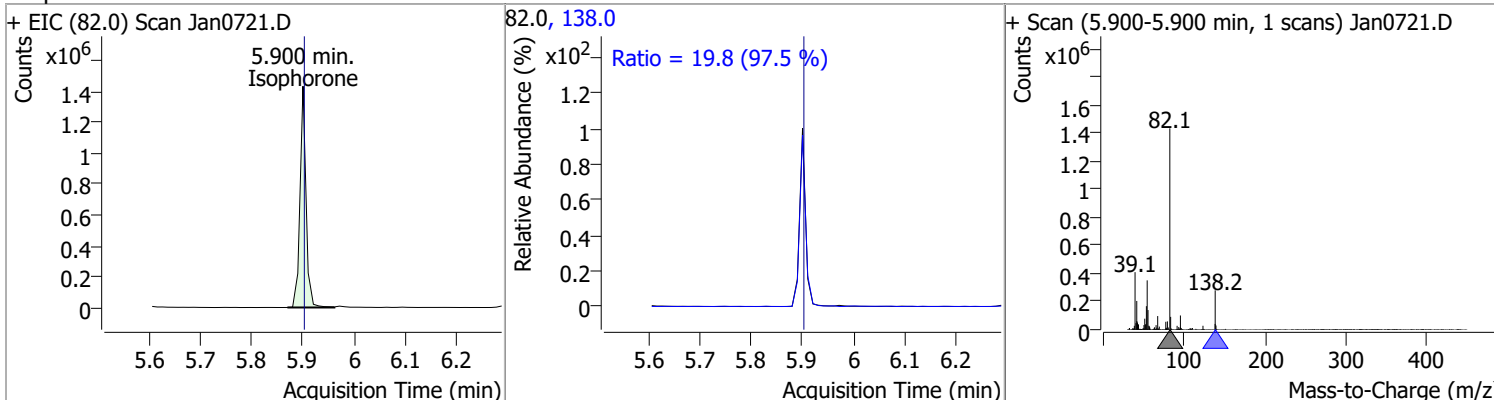


Quantitation Results Report (QT Reviewed)

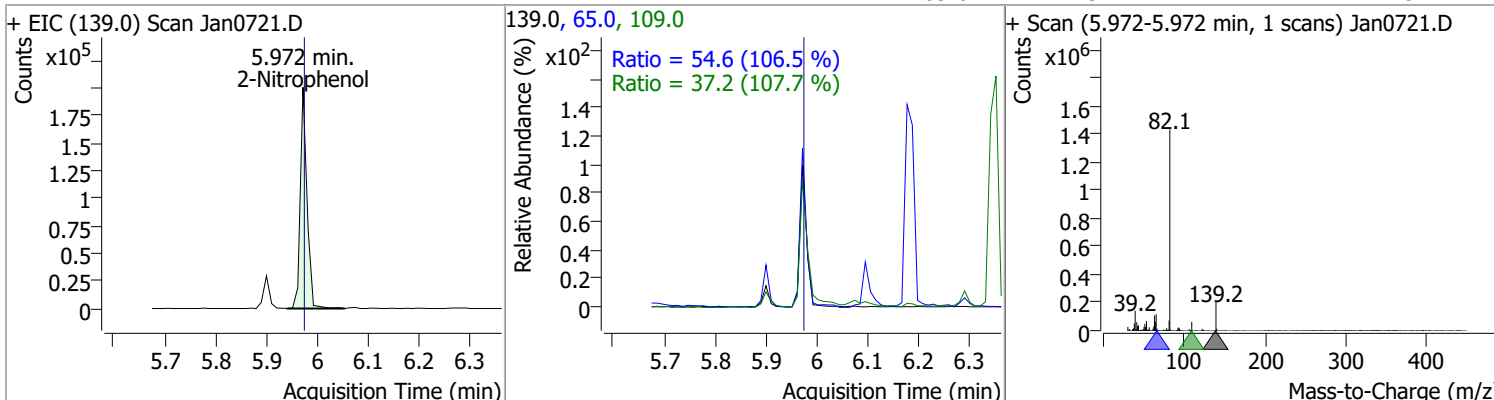
Compound	Conc.	RT	Dev(Min)	Resp.	QIon	QRatio	Lower	Upper
Nitrobenzene	74.5710	5.60	0.00	238141	77.0	190.3	130.5	242.3
					51.0	181.4	130.2	241.8



Compound	Conc.	RT	Dev(Min)	Resp.	QIon	QRatio	Lower	Upper
Isophrone	85.2675	5.90	0.00	1178872	138.0	19.8	14.2	26.4

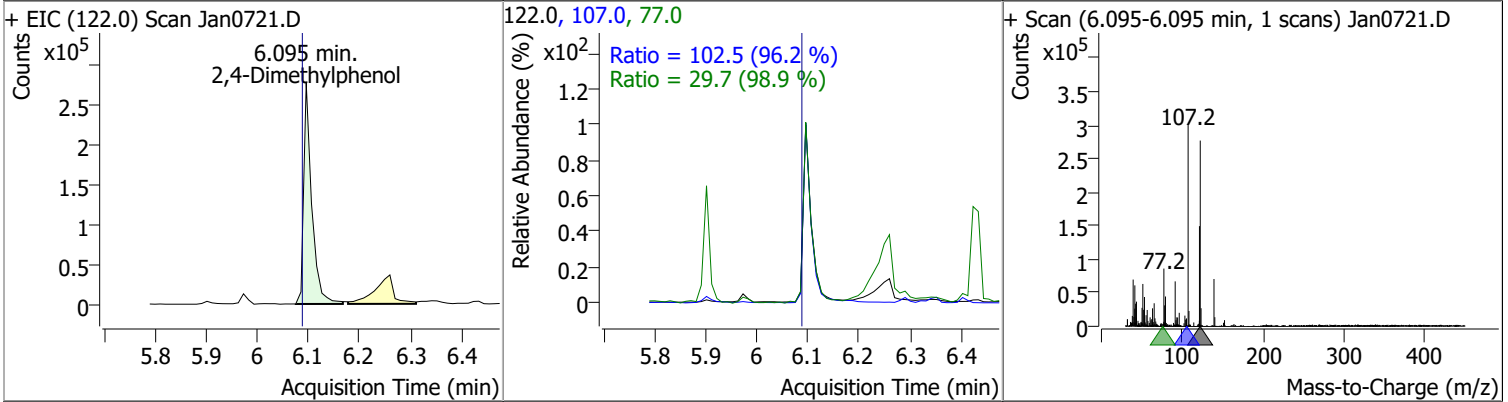


Compound	Conc.	RT	Dev(Min)	Resp.	QIon	QRatio	Lower	Upper
2-Nitrophenol	76.2185	5.97	0.00	184215	65.0	54.6	35.9	66.6
					109.0	37.2	24.1	44.8

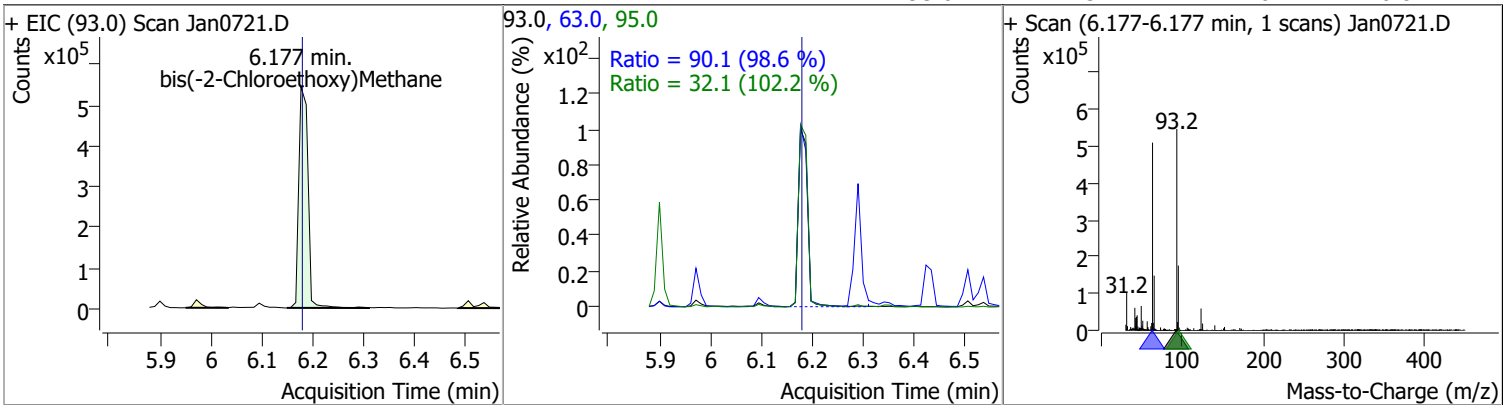


Quantitation Results Report (QT Reviewed)

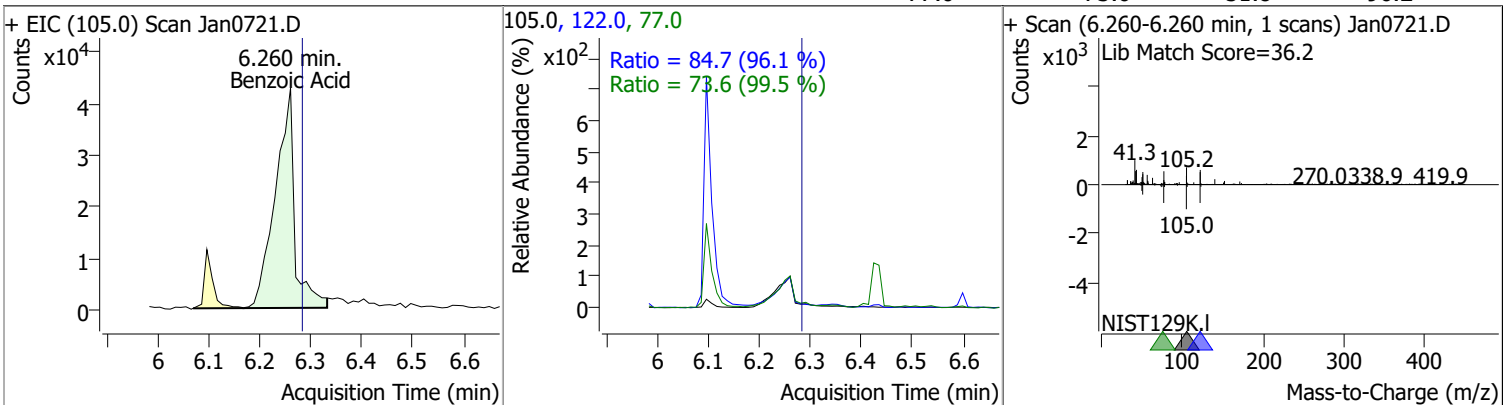
Compound	Conc.	RT	Dev(Min)	Resp.	QIon	QRatio	Lower	Upper
2,4-Dimethylphenol	46.0000	6.10	0.01	305526	107.0	102.5	74.6	138.5
					77.0	29.7	21.0	39.1



Compound	Conc.	RT	Dev(Min)	Resp.	QIon	QRatio	Lower	Upper
bis(-2-Chloroethoxy)Methane	84.1426	6.18	0.00	682131	63.0	90.1	64.0	118.8
					95.0	32.1	22.0	40.8

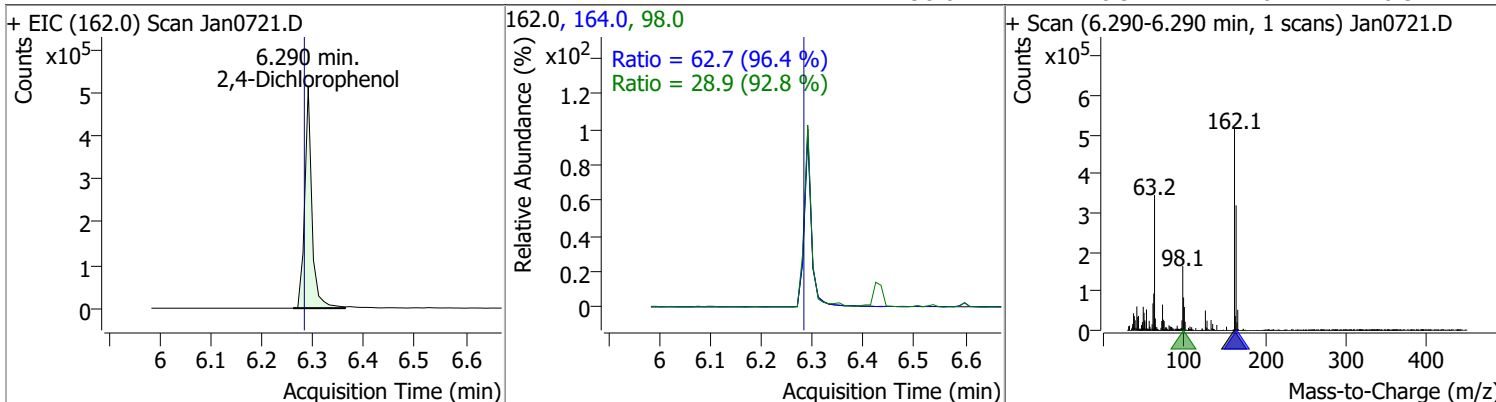


Compound	Conc.	RT	Dev(Min)	Resp.	QIon	QRatio	Lower	Upper
Benzoic Acid	33.2983	6.26	-0.02	112055	122.0	84.7	61.7	114.6
					77.0	73.6	51.8	96.2

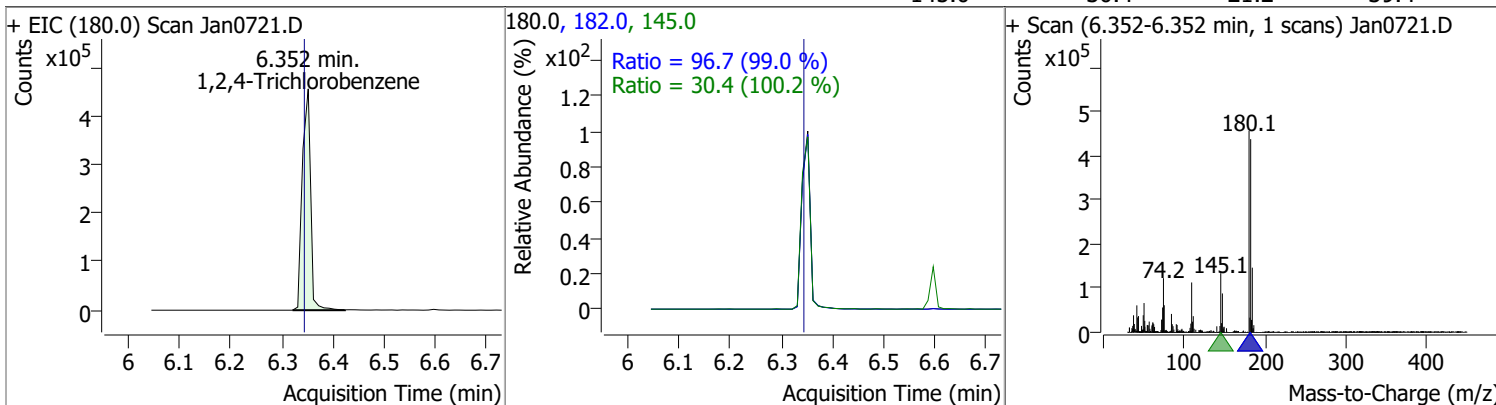


Quantitation Results Report (QT Reviewed)

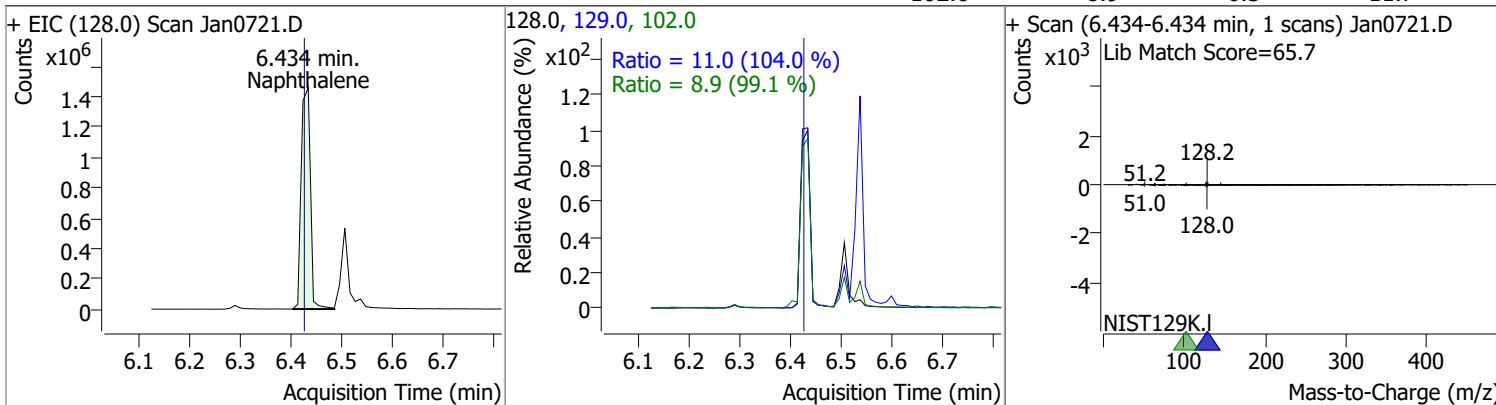
Compound	Conc.	RT	Dev(Min)	Resp.	QIon	QRatio	Lower	Upper
2,4-Dichlorophenol	79.7203	6.29	0.01	503666	164.0	62.7	45.5	84.6
					98.0	28.9	21.8	40.5



Compound	Conc.	RT	Dev(Min)	Resp.	QIon	QRatio	Lower	Upper
1,2,4-Trichlorobenzene	64.4273	6.35	0.01	517049	182.0	96.7	68.4	127.1
					145.0	30.4	21.2	39.4

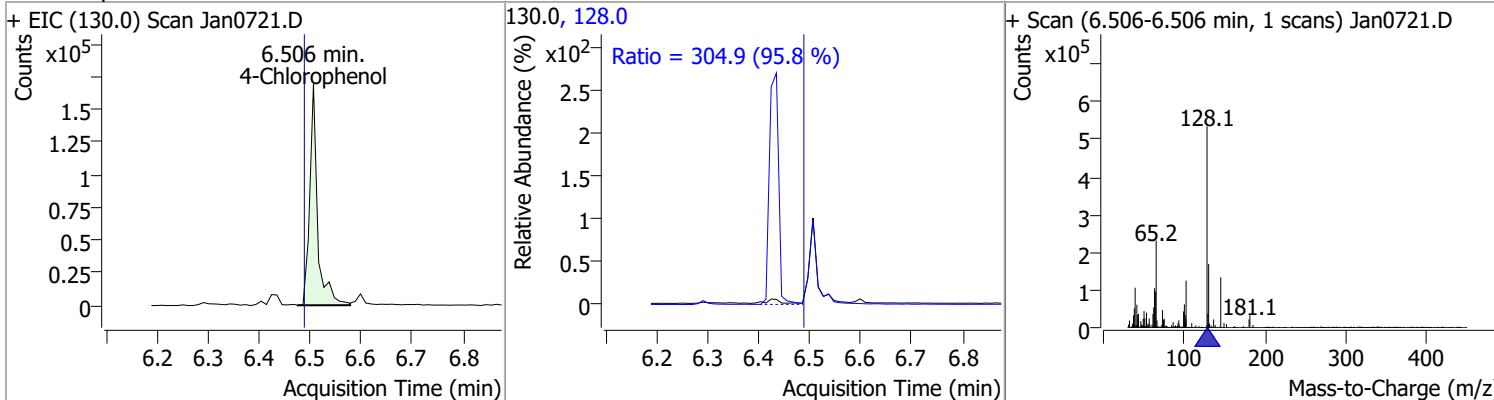


Compound	Conc.	RT	Dev(Min)	Resp.	QIon	QRatio	Lower	Upper
Naphthalene	78.1783	6.43	0.01	1825474	129.0	11.0	7.4	13.8
					102.0	8.9	6.3	11.7

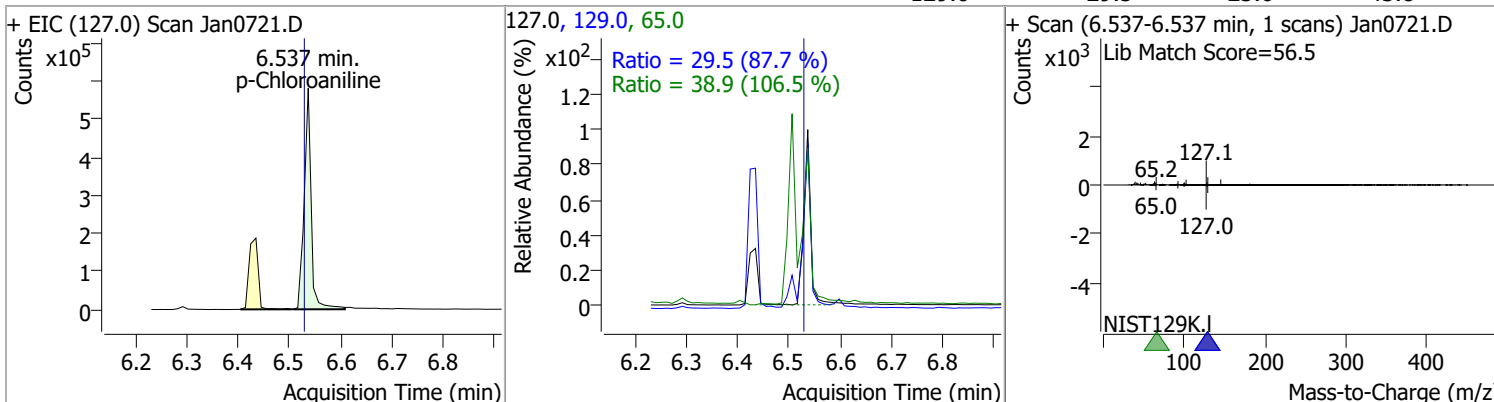


Quantitation Results Report (QT Reviewed)

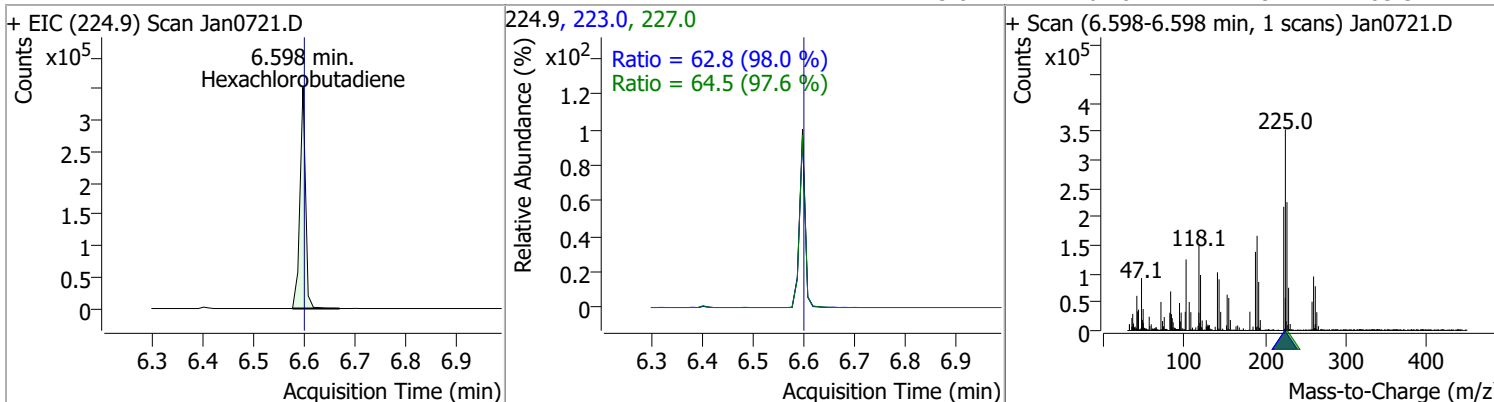
Compound	Conc.	RT	Dev(Min)	Resp.	QIon	QRatio	Lower	Upper
4-Chlorophenol	83.8881	6.51	0.02	181841	128.0	304.9	222.8	413.7



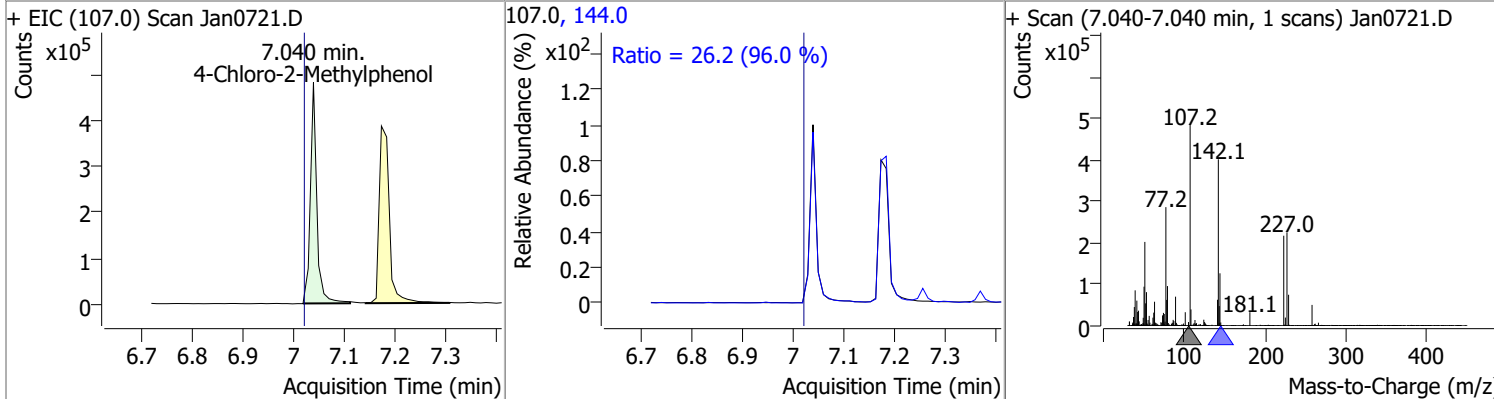
Compound	Conc.	RT	Dev(Min)	Resp.	QIon	QRatio	Lower	Upper
p-Chloroaniline	60.8912	6.54	0.01	553269	65.0	38.9	25.6	47.5
					129.0	29.5	23.6	43.8



Compound	Conc.	RT	Dev(Min)	Resp.	QIon	QRatio	Lower	Upper
Hexachlorobutadiene	62.2910	6.60	0.00	268376	227.0	64.5	46.3	85.9
					223.0	62.8	44.9	83.3

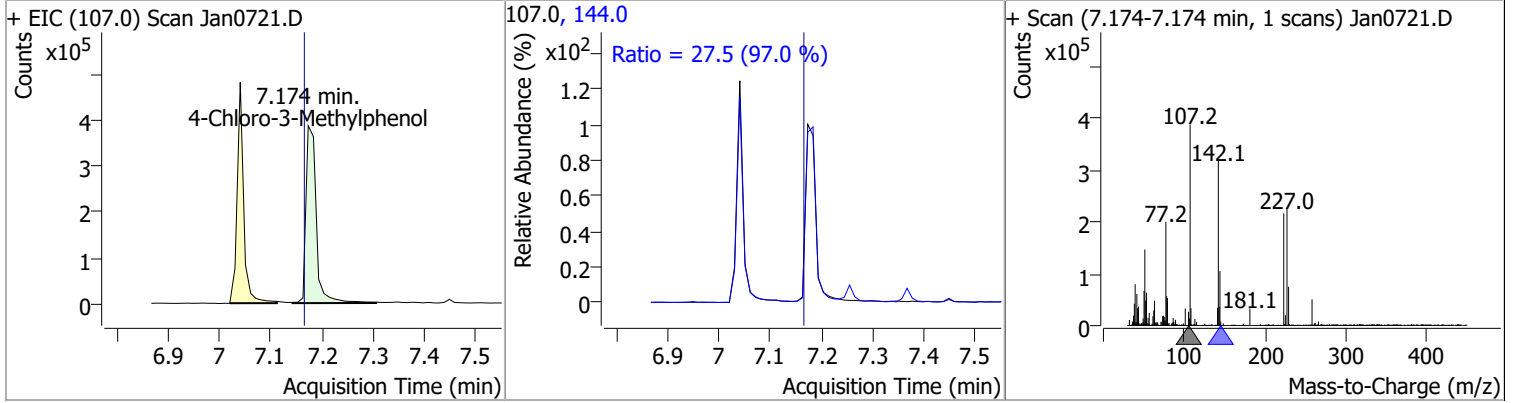


Compound	Conc.	RT	Dev(Min)	Resp.	QIon	QRatio	Lower	Upper
4-Chloro-2-Methylphenol	68.6846	7.04	0.02	402894	144.0	26.2	19.1	35.5

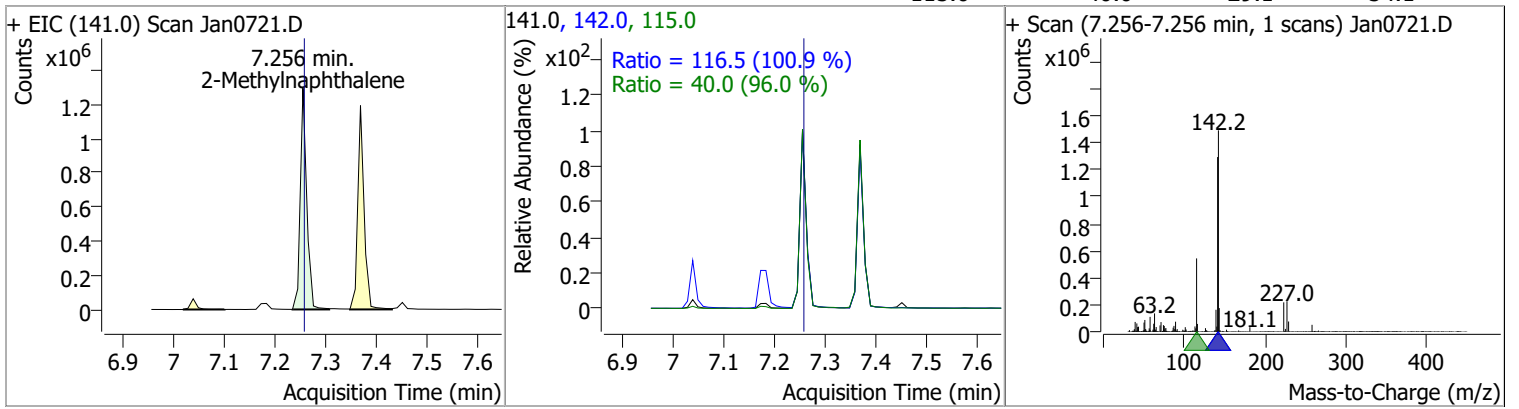


Quantitation Results Report (QT Reviewed)

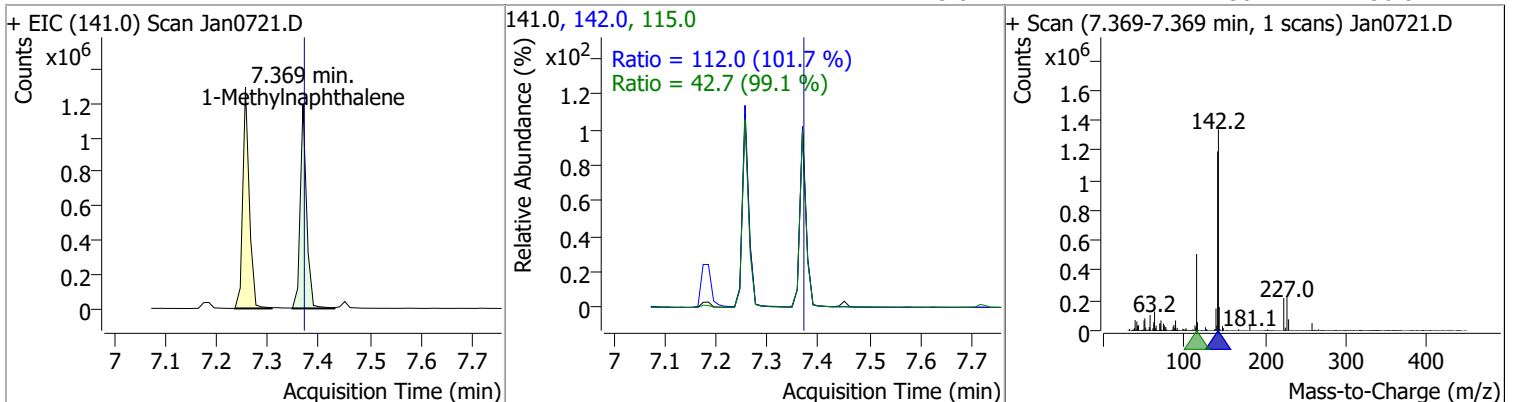
Compound	Conc.	RT	Dev(Min)	Resp.	QIon	QRatio	Lower	Upper
4-Chloro-3-Methylphenol	88.3020	7.17	0.01	547075	144.0	27.5	19.9	36.9



Compound	Conc.	RT	Dev(Min)	Resp.	QIon	QRatio	Lower	Upper
2-Methylnaphthalene	79.4396	7.26	0.00	1142253	142.0	116.5	80.8	150.1
					115.0	40.0	29.1	54.1

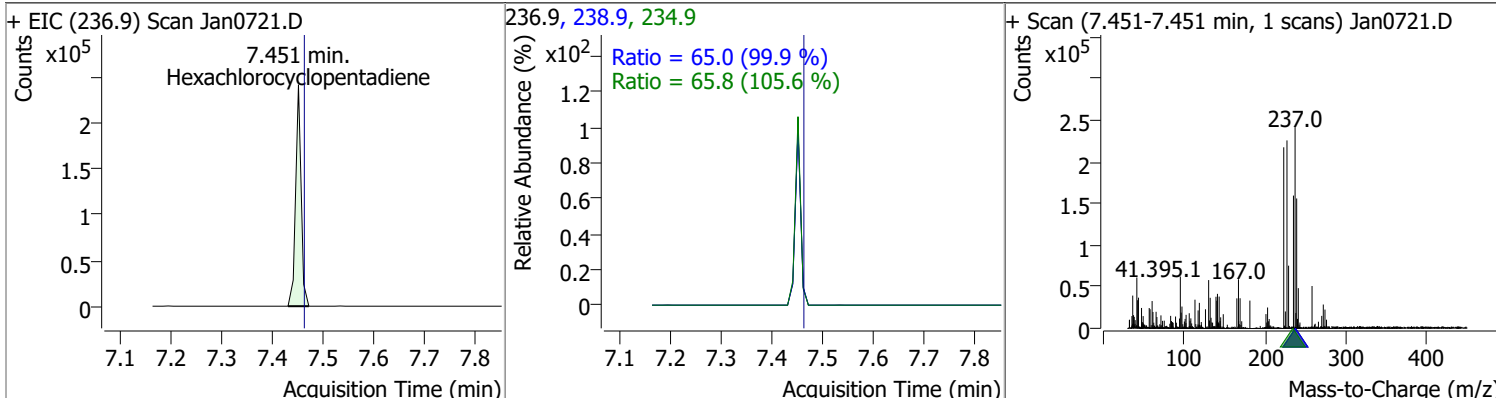


Compound	Conc.	RT	Dev(Min)	Resp.	QIon	QRatio	Lower	Upper
1-Methylnaphthalene	73.8029	7.37	0.00	1032703	142.0	112.0	77.1	143.2
					115.0	42.7	30.2	56.0

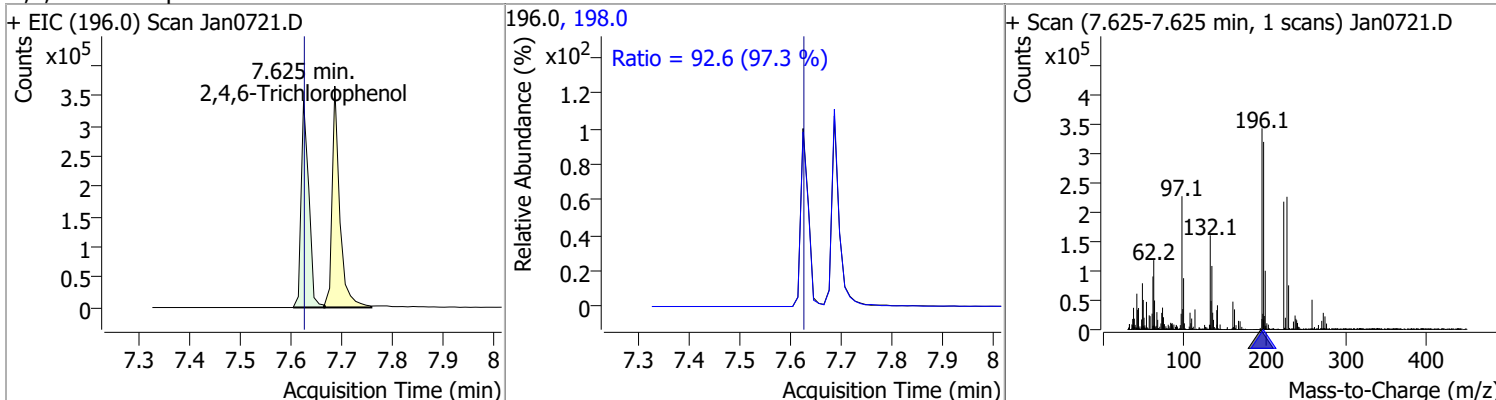


Quantitation Results Report (QT Reviewed)

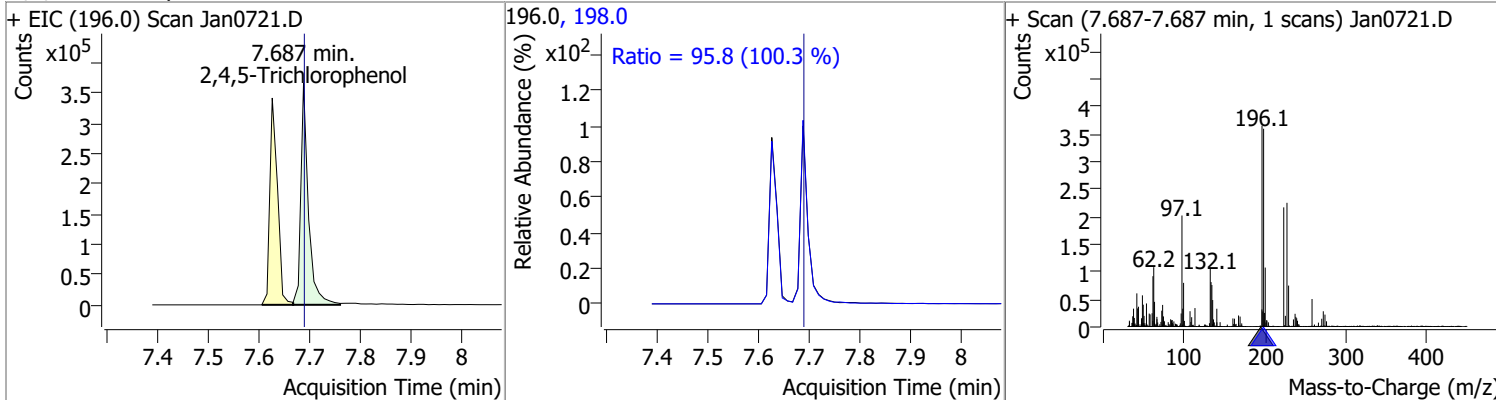
Compound	Conc.	RT	Dev(Min)	Resp.	QIon	QRatio	Lower	Upper
Hexachlorocyclopentadiene	65.8928	7.45	0.00	181491	238.9	65.0	45.5	84.6
					234.9	65.8	43.6	80.9



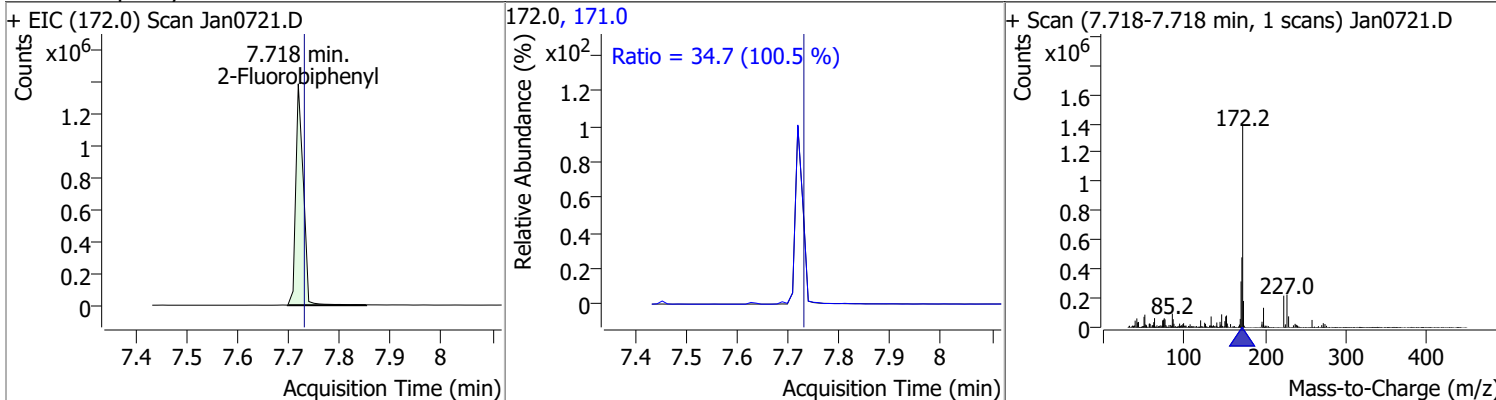
Compound	Conc.	RT	Dev(Min)	Resp.	QIon	QRatio	Lower	Upper
2,4,6-Trichlorophenol	86.8326	7.63	0.01	352820	198.0	92.6	66.6	123.6



Compound	Conc.	RT	Dev(Min)	Resp.	QIon	QRatio	Lower	Upper
2,4,5-Trichlorophenol	83.4560	7.69	0.01	381198	198.0	95.8	66.8	124.1

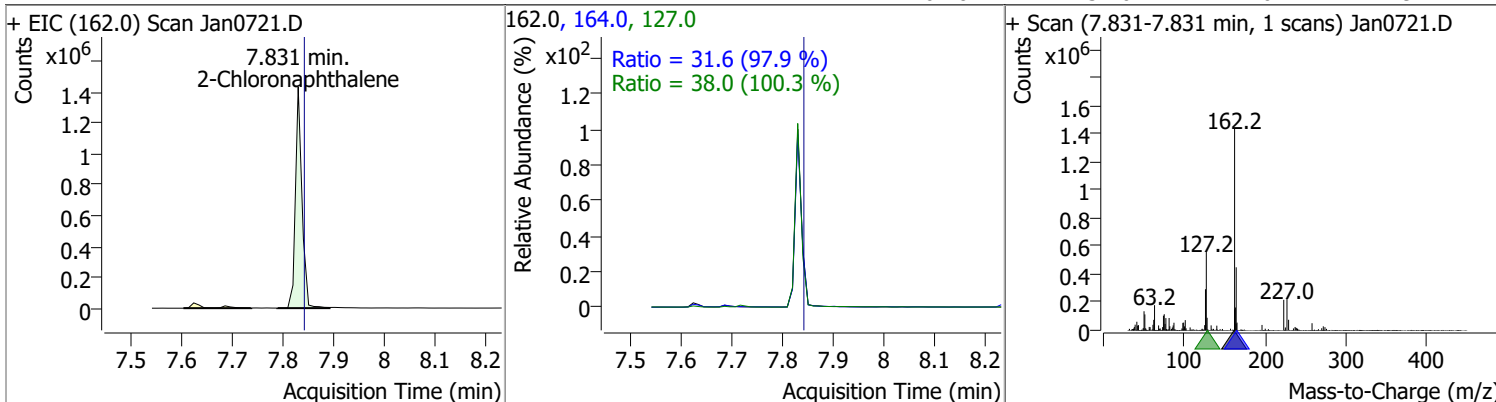


Compound	Conc.	RT	Dev(Min)	Resp.	QIon	QRatio	Lower	Upper
2-Fluorobiphenyl	77.7710	7.72	0.00	1419923	171.0	34.7	24.2	44.9

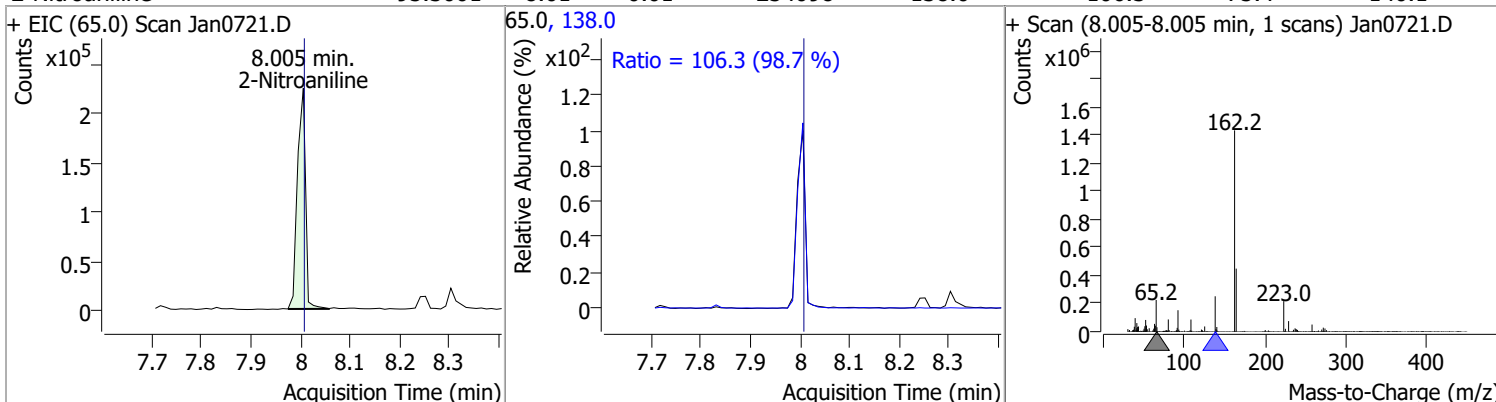


Quantitation Results Report (QT Reviewed)

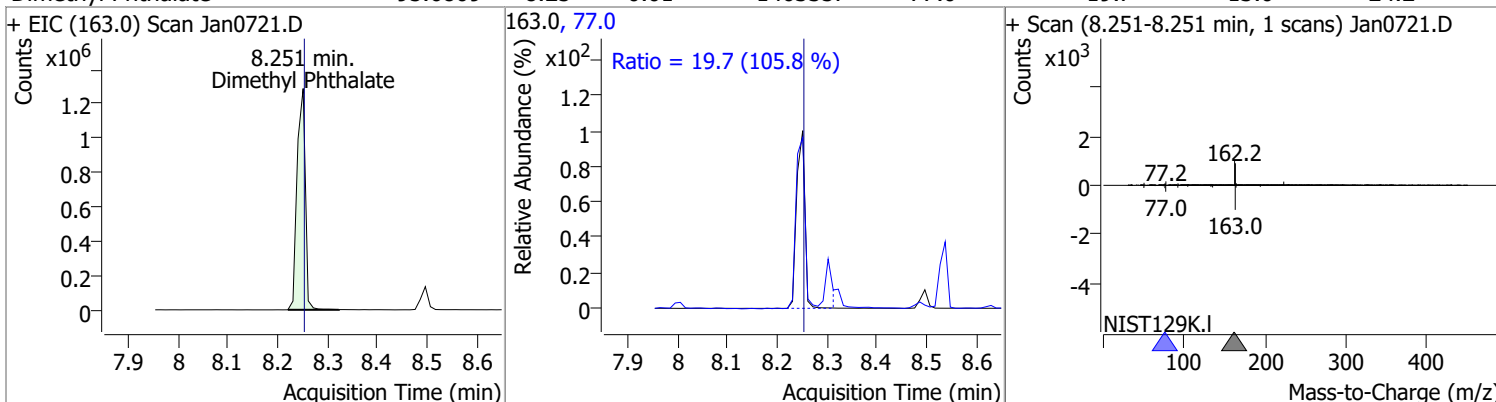
Compound	Conc.	RT	Dev(Min)	Resp.	QIon	QRatio	Lower	Upper
2-Chloronaphthalene	83.9996	7.83	0.00	1279432	127.0	38.0	26.5	49.3
					164.0	31.6	22.6	41.9



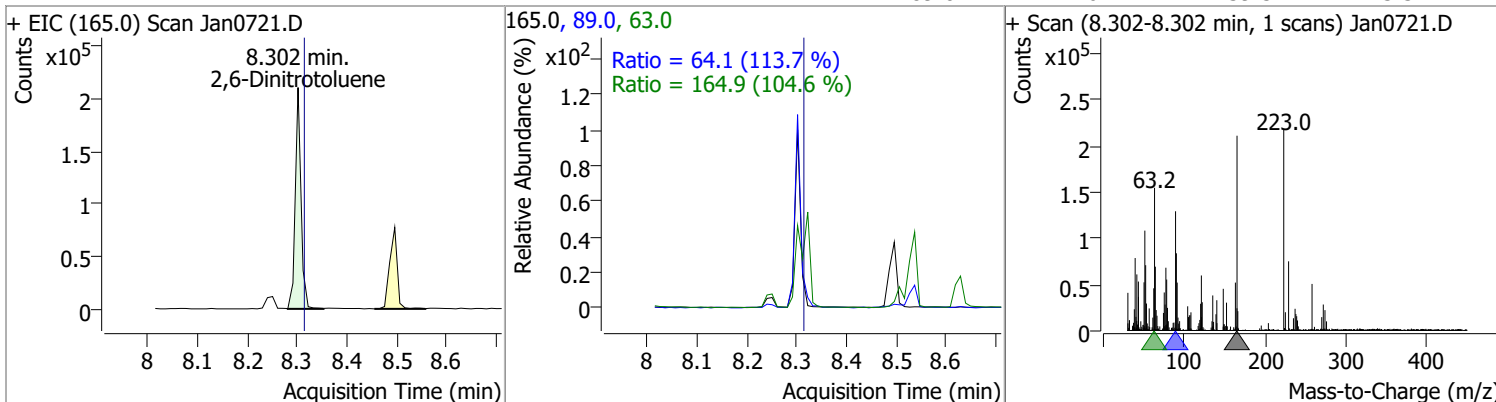
Compound	Conc.	RT	Dev(Min)	Resp.	QIon	QRatio	Lower	Upper
2-Nitroaniline	95.3001	8.01	0.01	254098	138.0	106.3	75.4	140.1



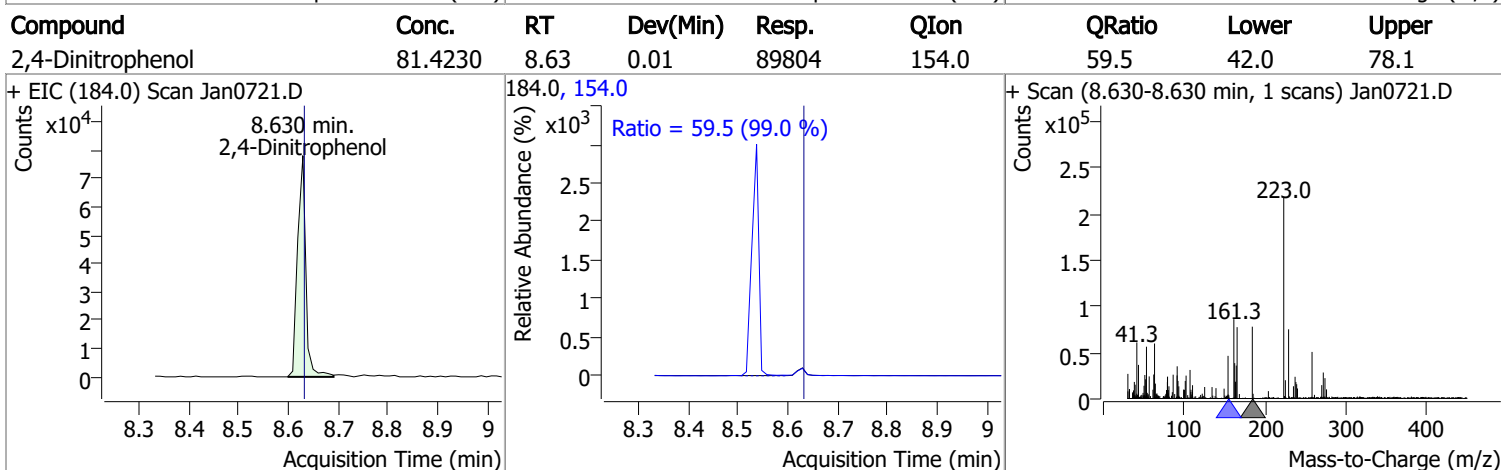
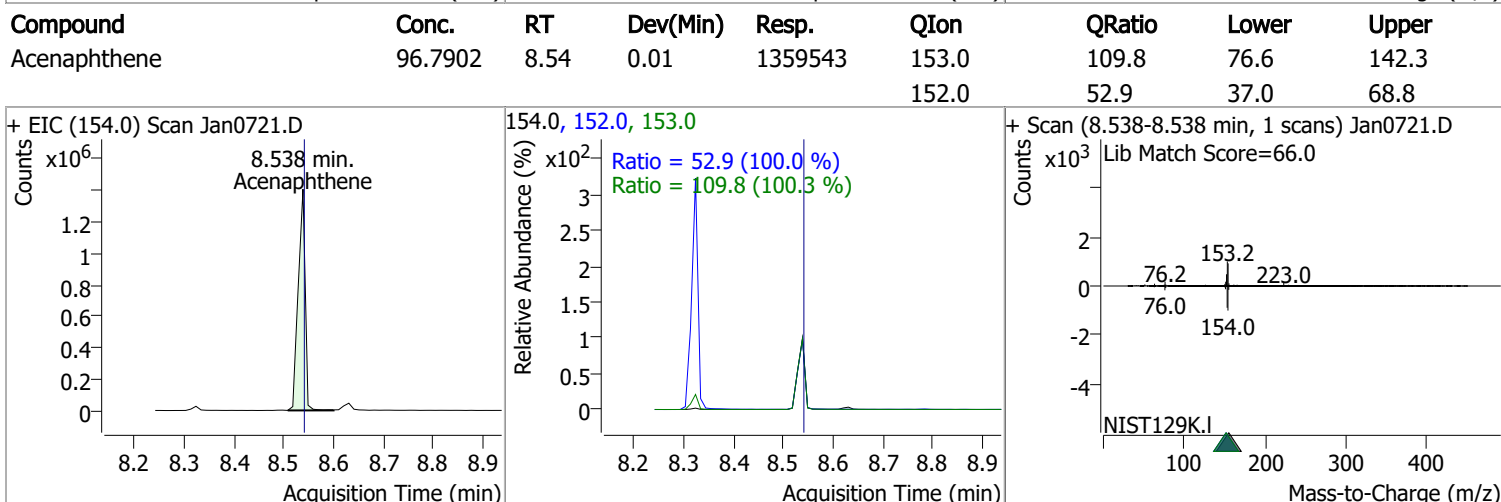
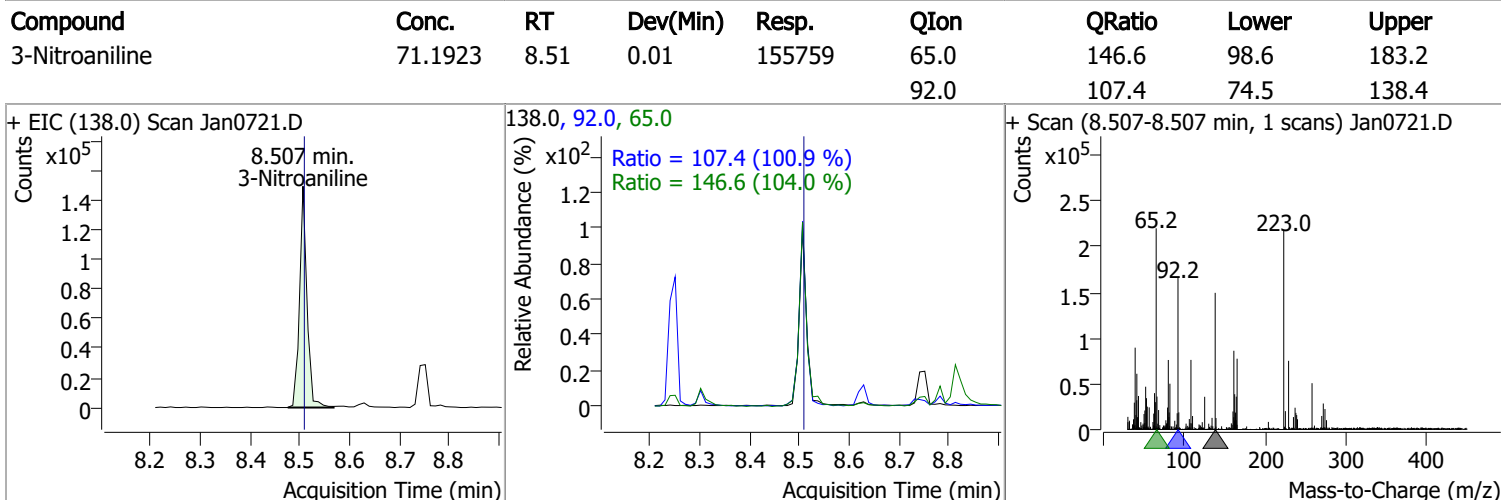
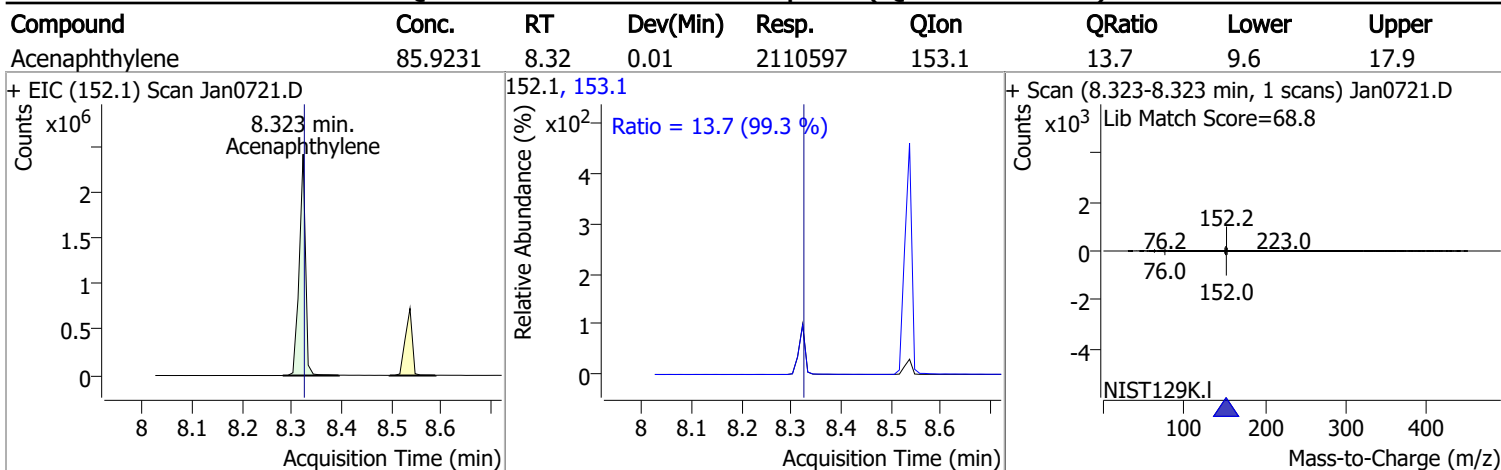
Compound	Conc.	RT	Dev(Min)	Resp.	QIon	QRatio	Lower	Upper
Dimethyl Phthalate	95.6809	8.25	0.01	1463357	77.0	19.7	13.0	24.2



Compound	Conc.	RT	Dev(Min)	Resp.	QIon	QRatio	Lower	Upper
2,6-Dinitrotoluene	82.7096	8.30	0.00	169360	63.0	164.9	110.4	205.0
					89.0	64.1	39.5	73.3

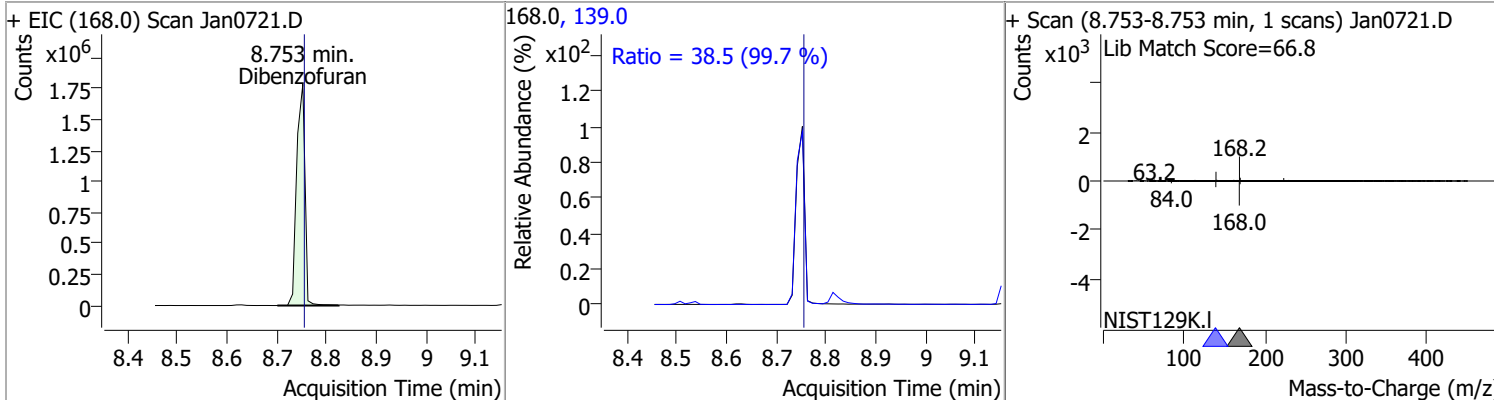


Quantitation Results Report (QT Reviewed)

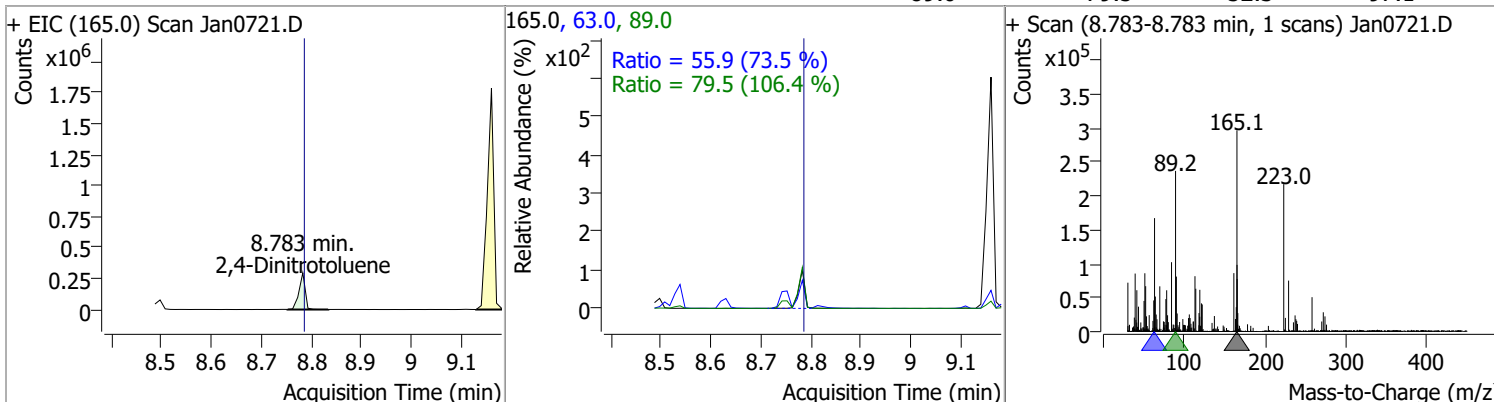


Quantitation Results Report (QT Reviewed)

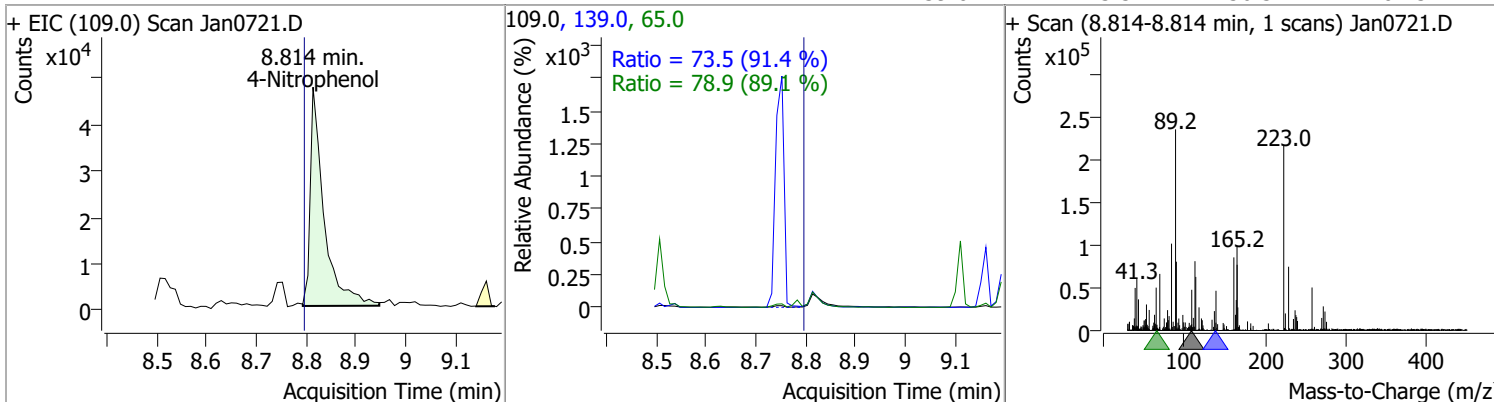
Compound	Conc.	RT	Dev(Min)	Resp.	QIon	QRatio	Lower	Upper
Dibenzofuran	92.5919	8.75	0.01	2058364	139.0	38.5	27.0	50.2



Compound	Conc.	RT	Dev(Min)	Resp.	QIon	QRatio	Lower	Upper
2,4-Dinitrotoluene	92.9390	8.78	0.01	254463	63.0	55.9	53.2	98.9
					89.0	79.5	52.3	97.1

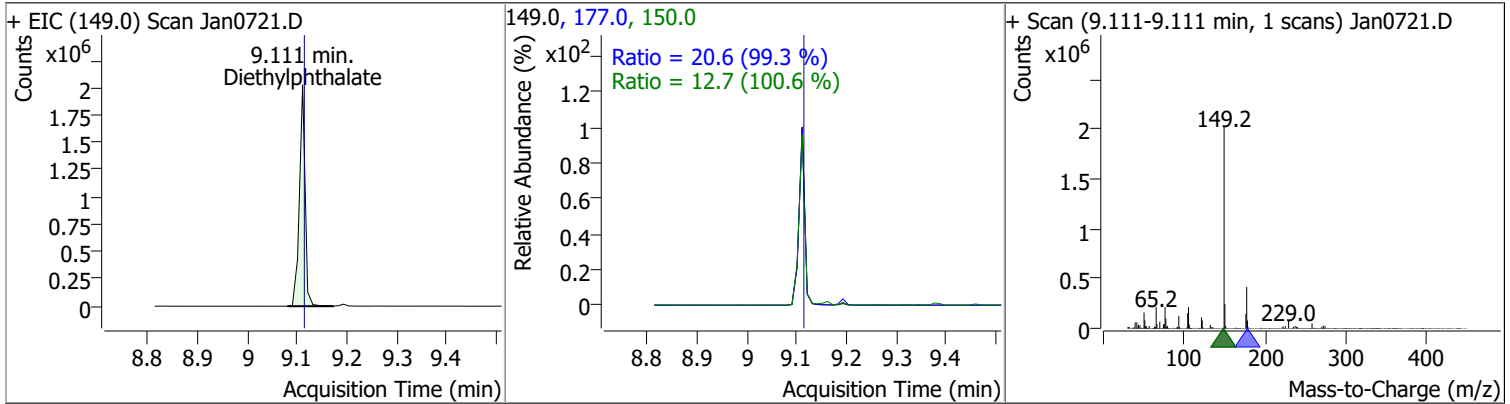


Compound	Conc.	RT	Dev(Min)	Resp.	QIon	QRatio	Lower	Upper
4-Nitrophenol	42.1861	8.81	0.03	90720	65.0	78.9	62.0	115.1
					139.0	73.5	56.3	104.5

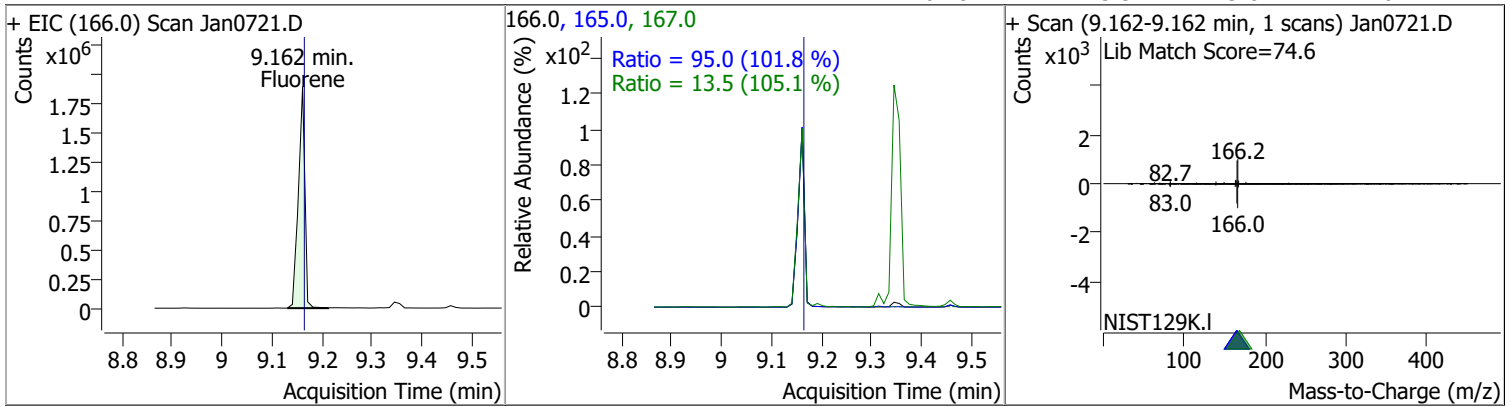


Quantitation Results Report (QT Reviewed)

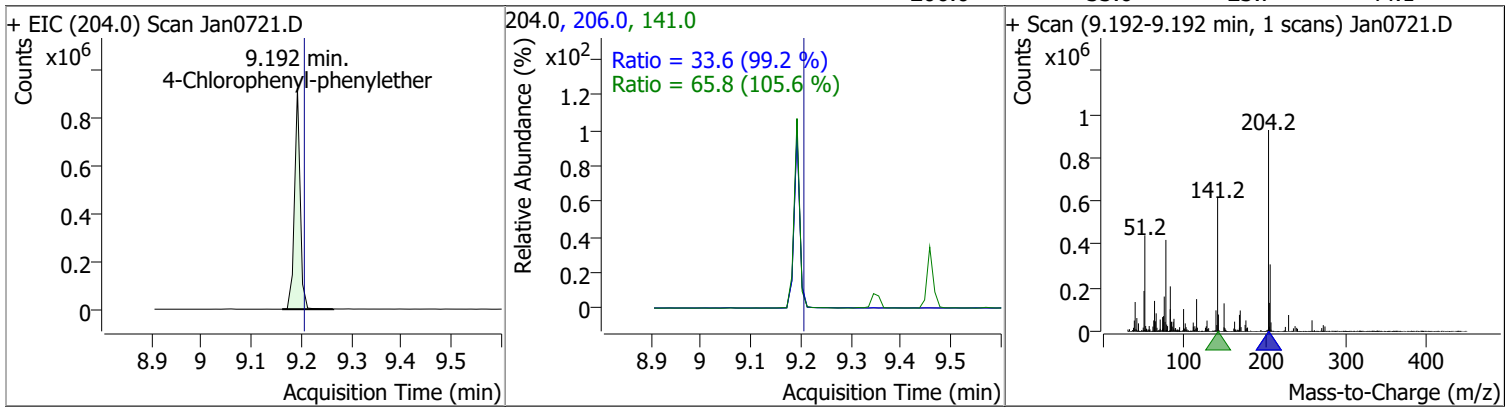
Compound	Conc.	RT	Dev(Min)	Resp.	QIon	QRatio	Lower	Upper
Diethylphthalate	99.4478	9.11	0.01	1612139	177.0	20.6	14.5	27.0
					150.0	12.7	8.8	16.4



Fluorene	93.8552	9.16	0.01	1705134	165.0	95.0	65.4	121.4
					167.0	13.5	9.0	16.7

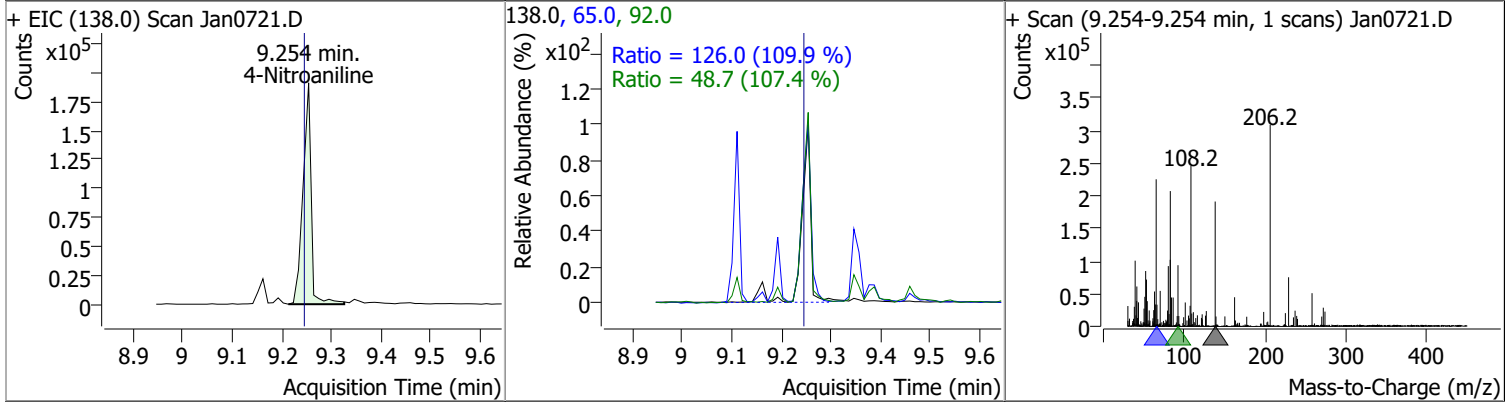


4-Chlorophenyl-phenylether	88.3965	9.19	0.00	732010	141.0	65.8	43.6	80.9
					206.0	33.6	23.7	44.1

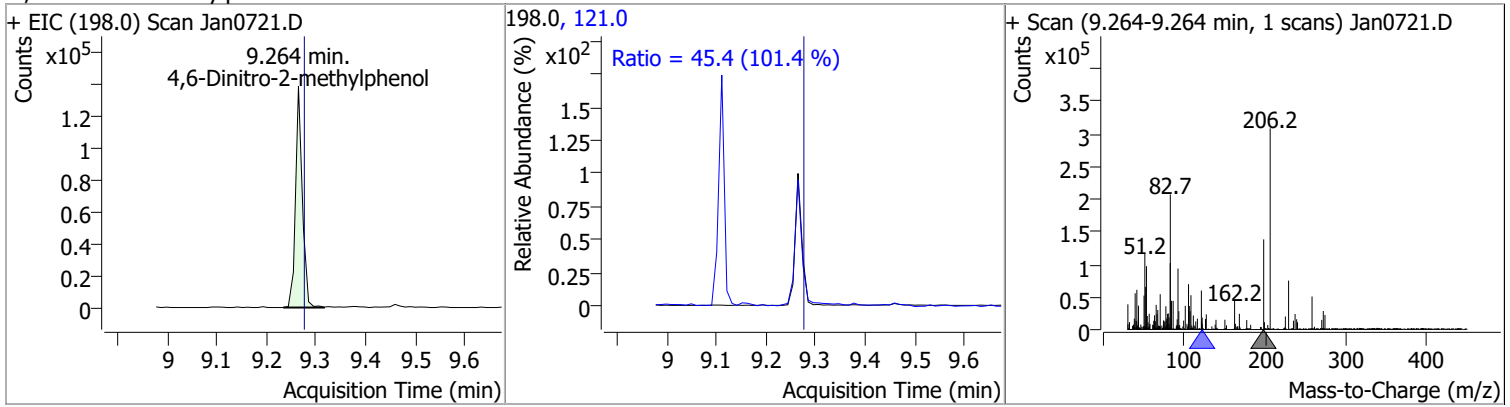


Quantitation Results Report (QT Reviewed)

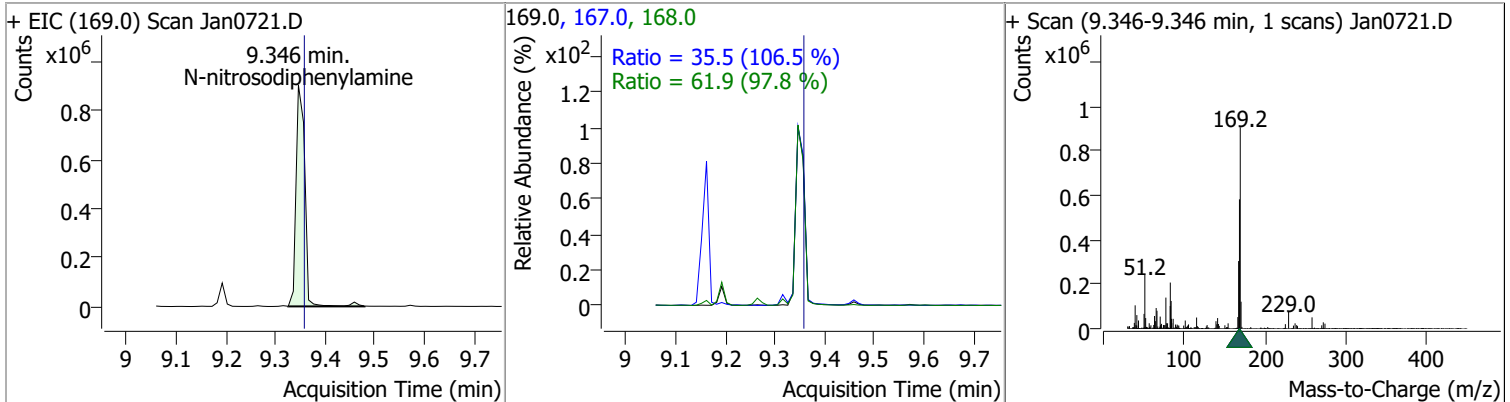
Compound	Conc.	RT	Dev(Min)	Resp.	QIon	QRatio	Lower	Upper
4-Nitroaniline	95.1203	9.25	0.02	219846	65.0	126.0	80.2	149.0
					92.0	48.7	31.7	58.9



Compound	Conc.	RT	Dev(Min)	Resp.	QIon	QRatio	Lower	Upper
4,6-Dinitro-2-methylphenol	82.6994	9.26	0.00	131986	121.0	45.4	31.4	58.3

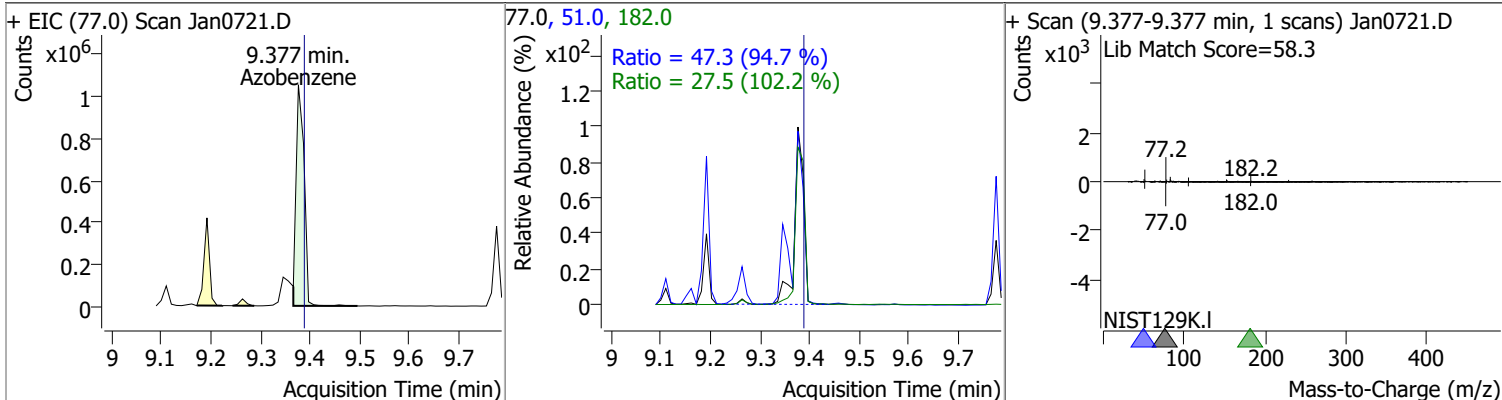


Compound	Conc.	RT	Dev(Min)	Resp.	QIon	QRatio	Lower	Upper
N-nitrosodiphenylamine	93.8697	9.35	0.00	1107823	168.0	61.9	44.3	82.3
					167.0	35.5	23.4	43.4

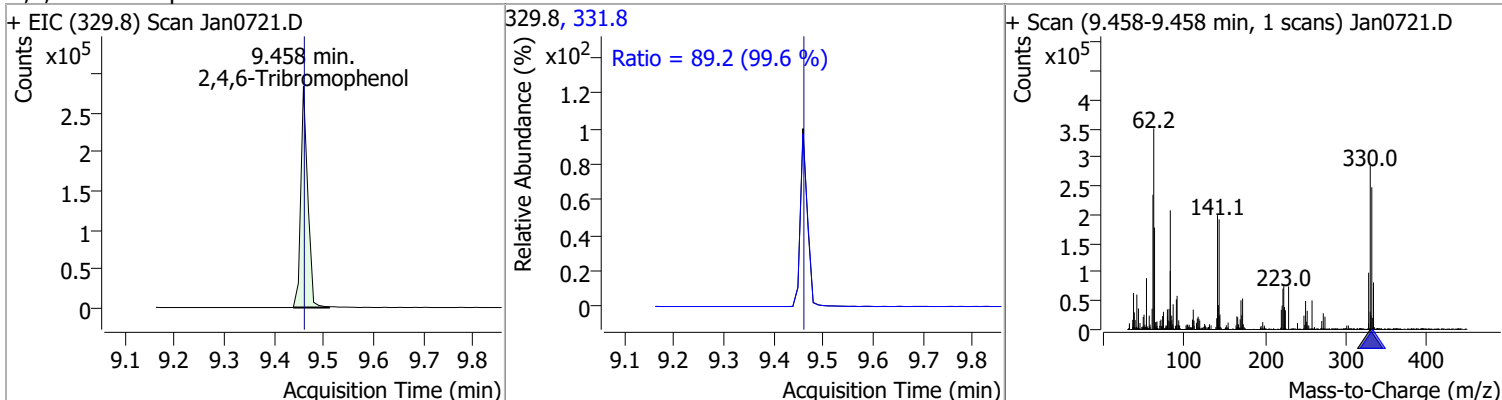


Quantitation Results Report (QT Reviewed)

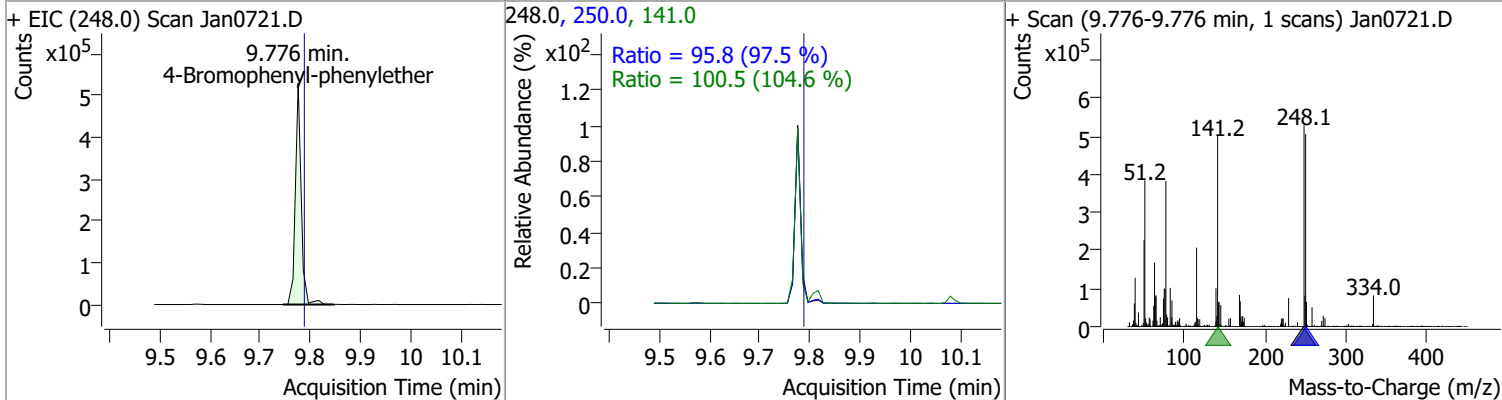
Compound	Conc.	RT	Dev(Min)	Resp.	QIon	QRatio	Lower	Upper
Azobenzene	83.4696	9.38	0.00	1174029	51.0	47.3	34.9	64.9
					182.0	27.5	18.8	35.0



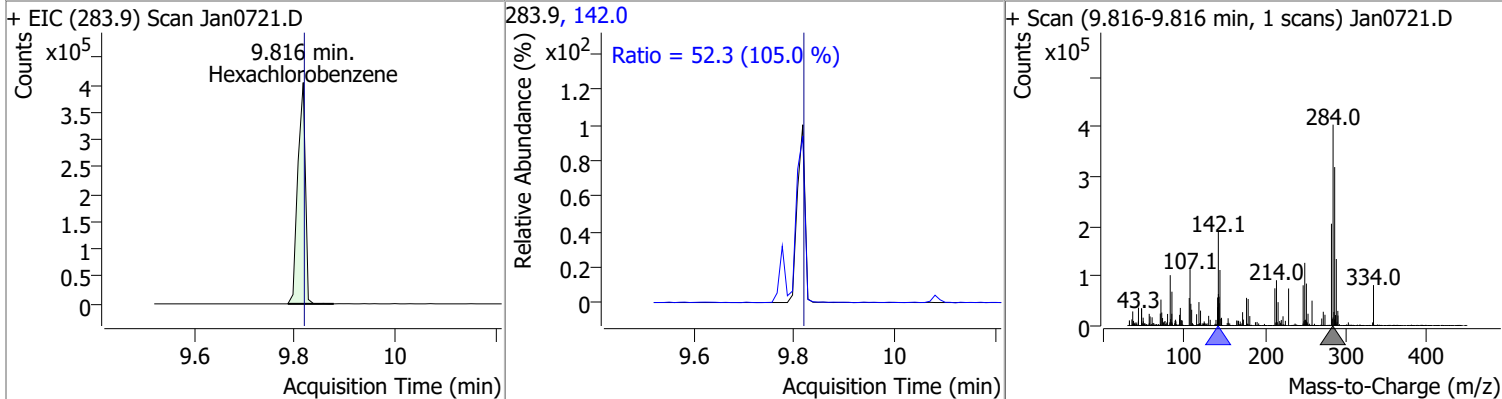
Compound	Conc.	RT	Dev(Min)	Resp.	QIon	QRatio	Lower	Upper
2,4,6-Tribromophenol	170.0624	9.46	0.01	277196	331.8	89.2	62.7	116.4



Compound	Conc.	RT	Dev(Min)	Resp.	QIon	QRatio	Lower	Upper
4-Bromophenyl-phenylether	88.6152	9.78	0.00	426493	250.0	95.8	68.8	127.8
					141.0	100.5	67.3	124.9

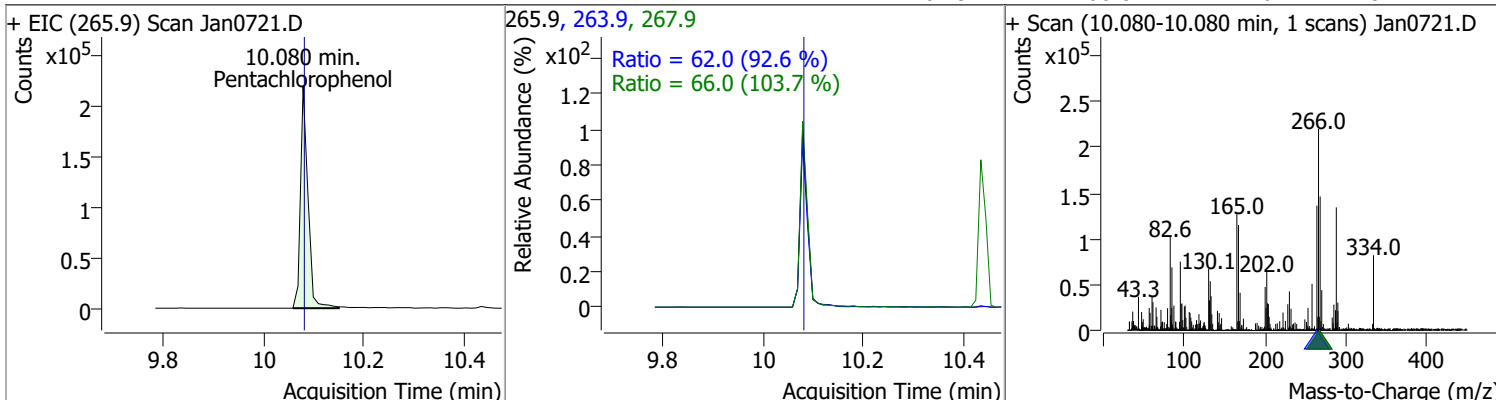


Compound	Conc.	RT	Dev(Min)	Resp.	QIon	QRatio	Lower	Upper
Hexachlorobenzene	86.4145	9.82	0.01	421265	142.0	52.3	34.9	64.8

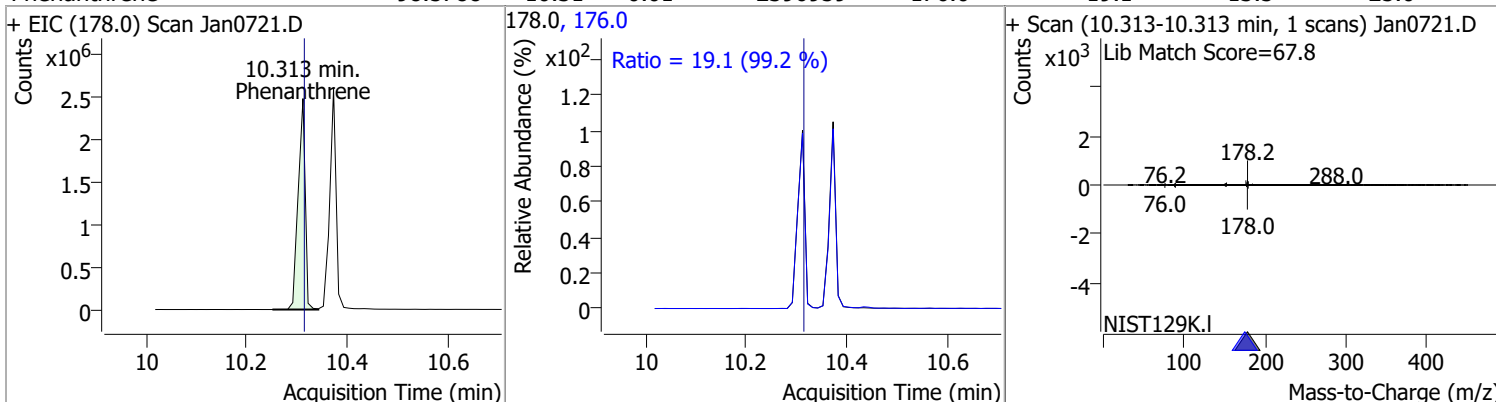


Quantitation Results Report (QT Reviewed)

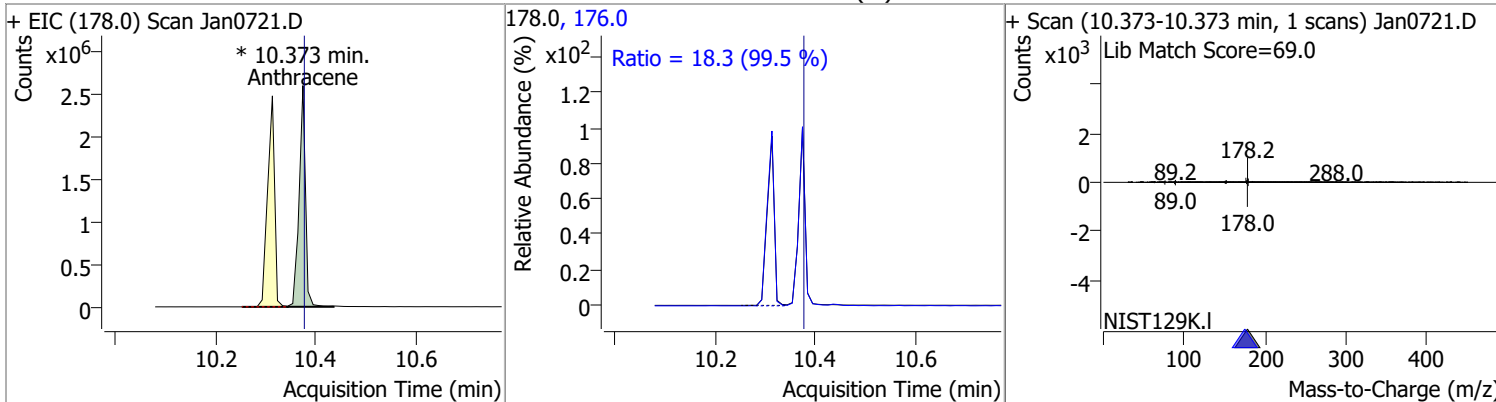
Compound	Conc.	RT	Dev(Min)	Resp.	QIon	QRatio	Lower	Upper
Pentachlorophenol	97.9485	10.08	0.01	227673	263.9	62.0	46.9	87.1
					267.9	66.0	44.6	82.7



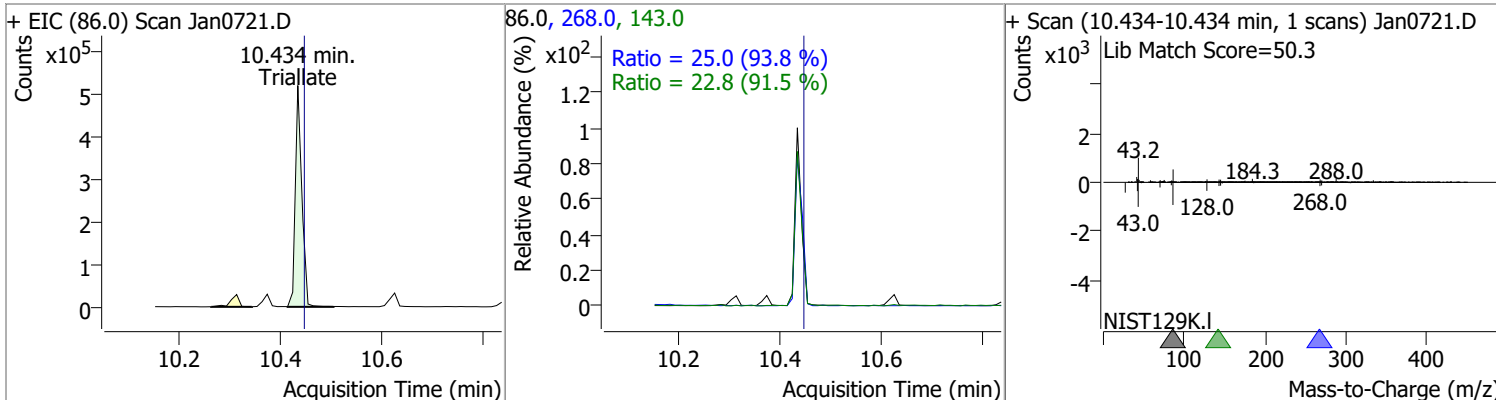
Compound	Conc.	RT	Dev(Min)	Resp.	QIon	QRatio	Lower	Upper
Phenanthrene	98.5788	10.31	0.01	2396959	176.0	19.1	13.5	25.0



Compound	Conc.	RT	Dev(Min)	Resp.	QIon	QRatio	Lower	Upper
Anthracene	96.1817	10.37	0.01	2269984 (m)	176.0	18.3	12.9	23.9

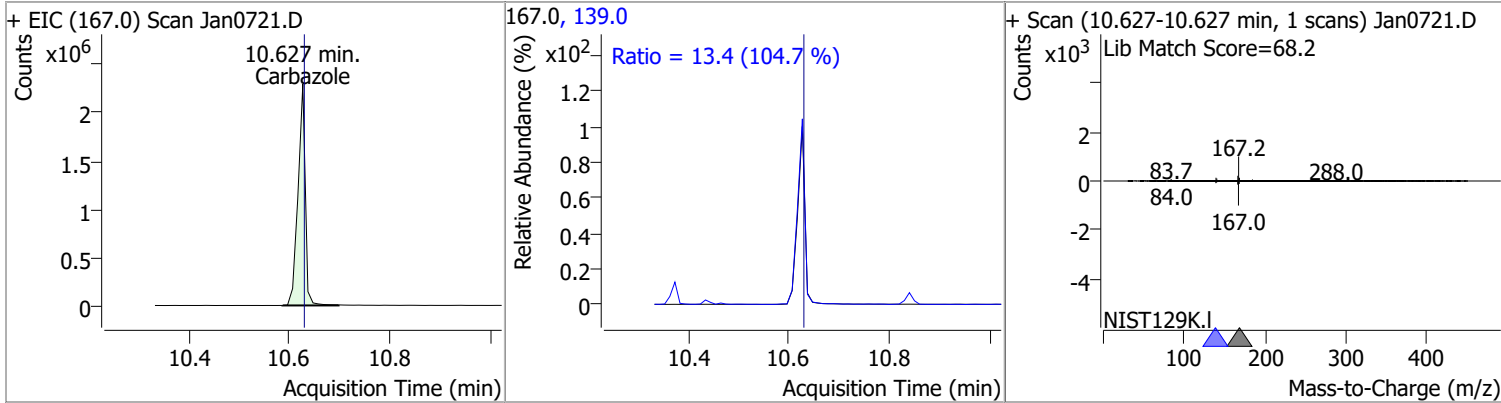


Compound	Conc.	RT	Dev(Min)	Resp.	QIon	QRatio	Lower	Upper
Triallate	90.2787	10.43	0.00	467845	268.0	25.0	18.7	34.7
					143.0	22.8	17.4	32.3

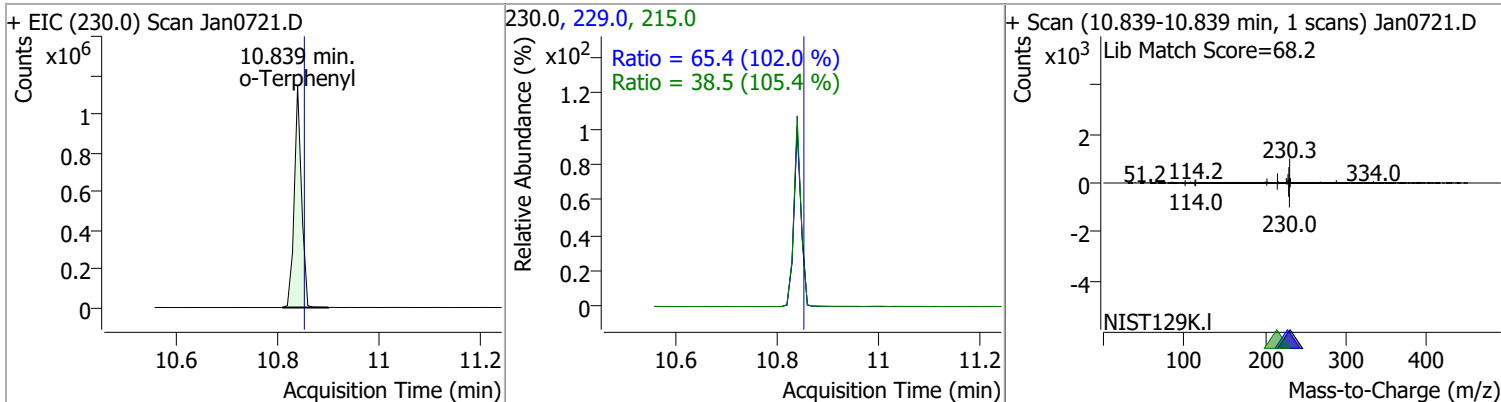


Quantitation Results Report (QT Reviewed)

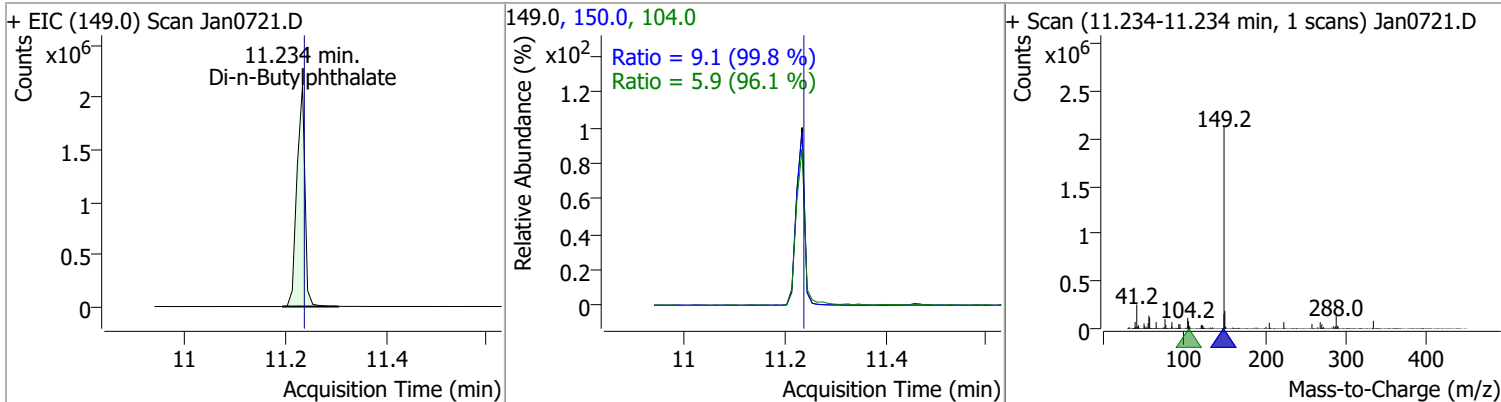
Compound	Conc.	RT	Dev(Min)	Resp.	QIon	QRatio	Lower	Upper
Carbazole	100.1938	10.63	0.01	2306389	139.0	13.4	8.9	16.6



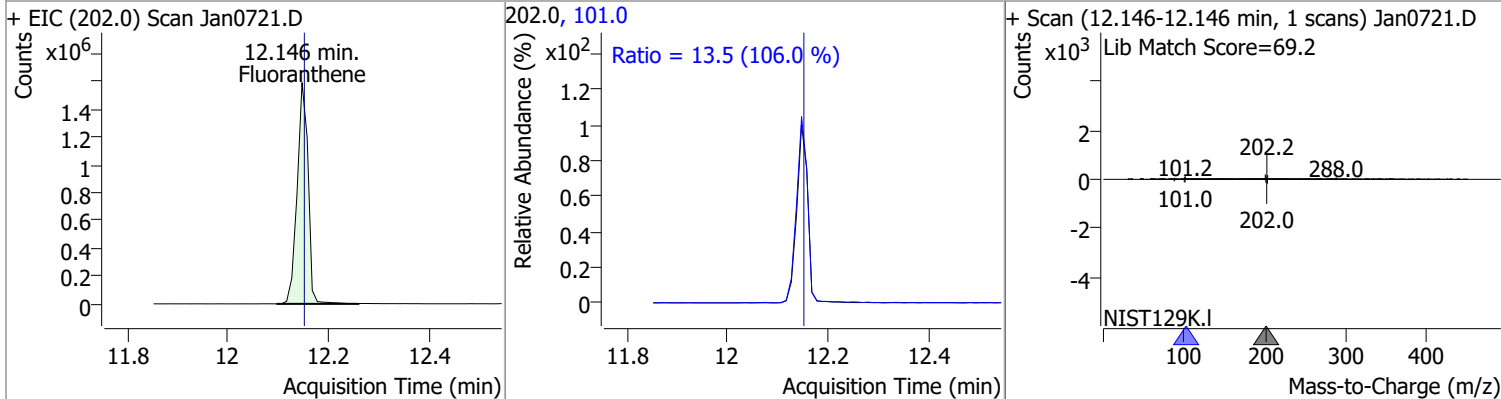
Compound	Conc.	RT	Dev(Min)	Resp.	QIon	QRatio	Lower	Upper
o-Terphenyl	82.1911	10.84	0.00	1142950	229.0 215.0	65.4 38.5	44.9 25.6	83.3 47.5



Compound	Conc.	RT	Dev(Min)	Resp.	QIon	QRatio	Lower	Upper
Di-n-Butylphthalate	101.3769	11.23	0.01	2332317	150.0 104.0	9.1 5.9	6.4 4.3	11.9 7.9

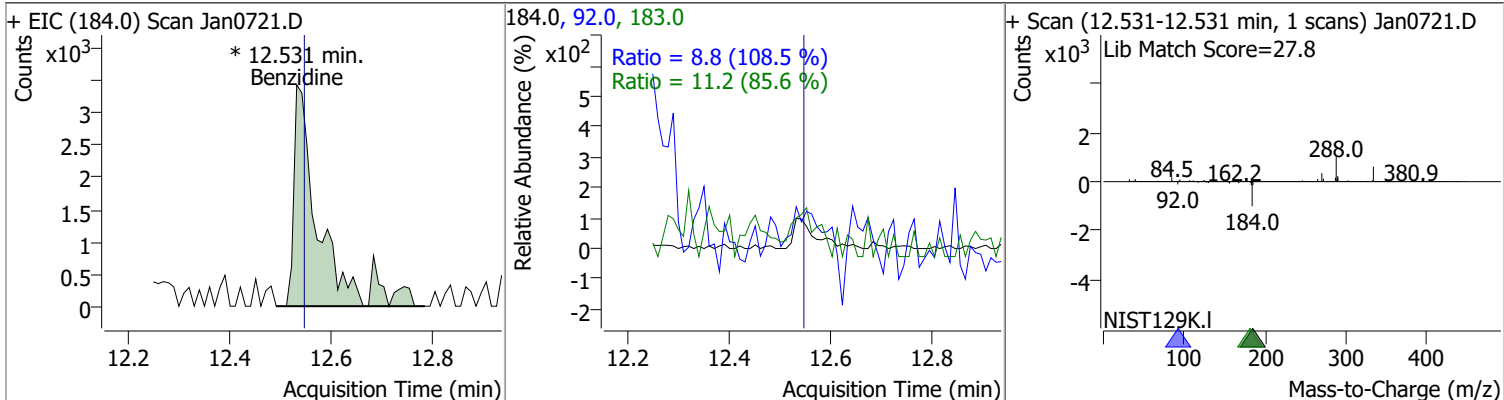


Compound	Conc.	RT	Dev(Min)	Resp.	QIon	QRatio	Lower	Upper
Fluoranthene	94.5897	12.15	0.01	2396500	101.0	13.5	8.9	16.6

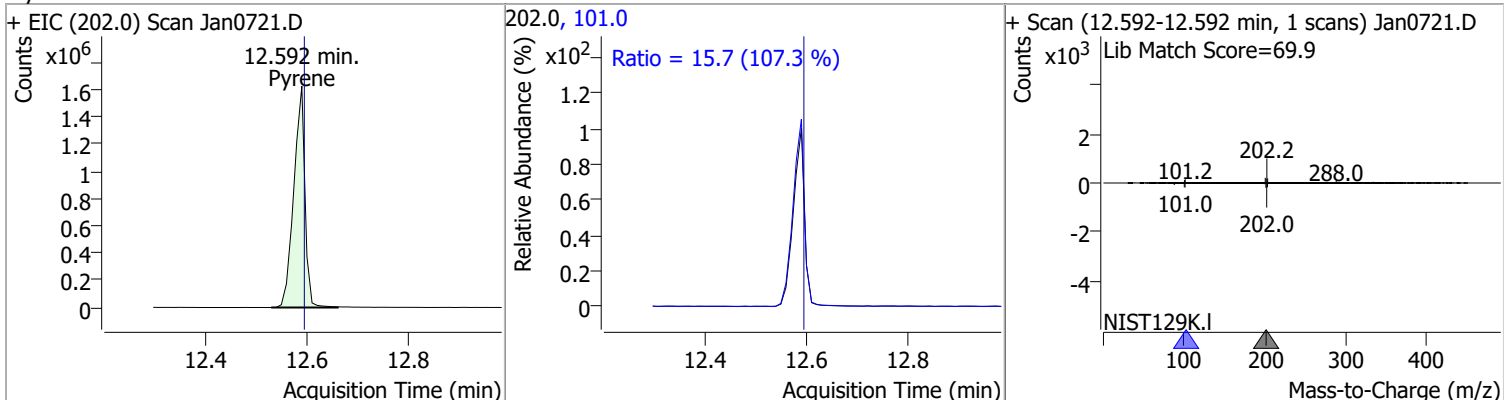


Quantitation Results Report (QT Reviewed)

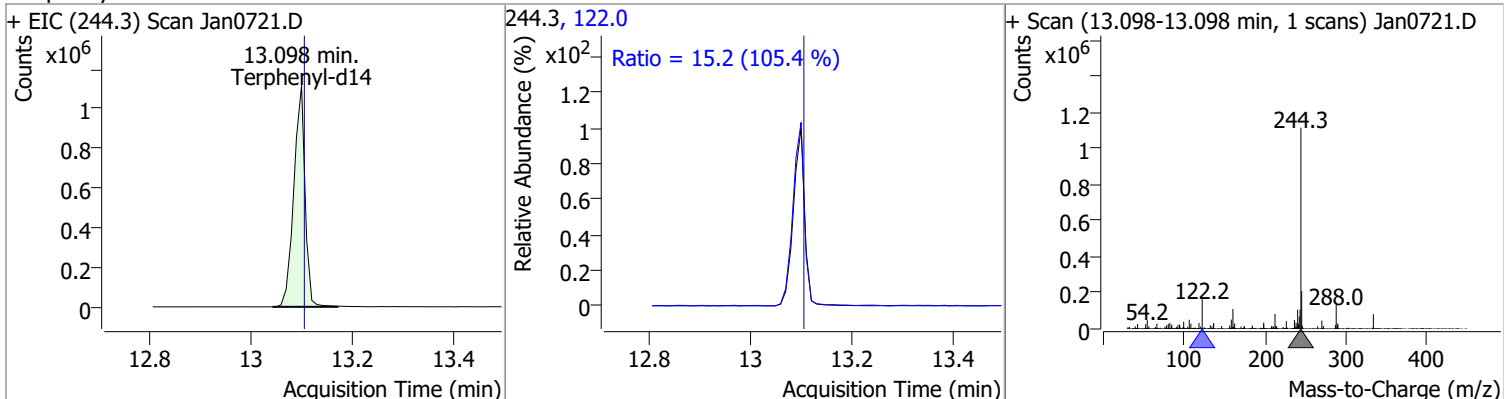
Compound	Conc.	RT	Dev(Min)	Resp.	QIon	QRatio	Lower	Upper
Benzidine	2.5364	12.53	0.00	12001 (m)	183.0	11.2	9.1	17.0
					92.0	8.8	5.7	10.5



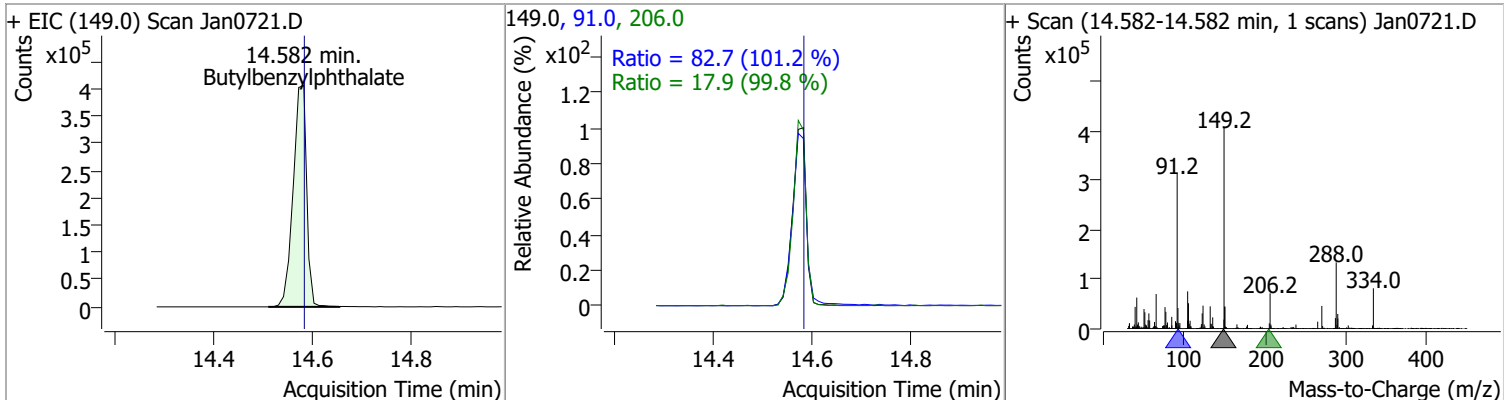
Compound	Conc.	RT	Dev(Min)	Resp.	QIon	QRatio	Lower	Upper
Pyrene	89.5933	12.59	0.01	2485235	101.0	15.7	10.2	19.0



Compound	Conc.	RT	Dev(Min)	Resp.	QIon	QRatio	Lower	Upper
Terphenyl-d14	93.5845	13.10	0.01	1718222	122.0	15.2	10.1	18.7

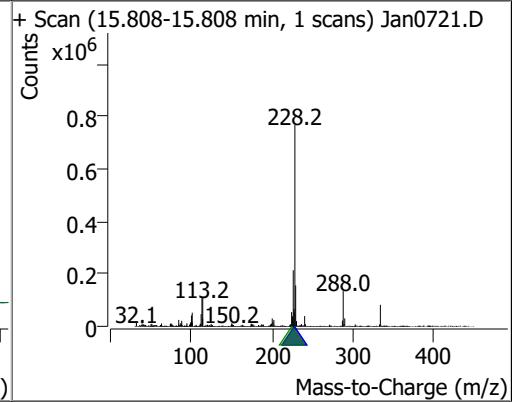
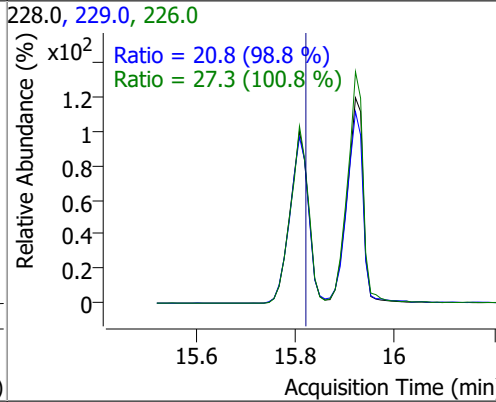
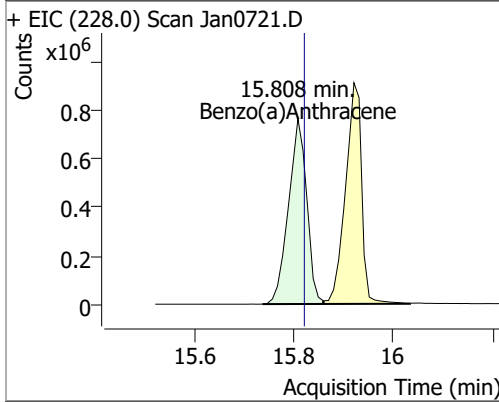


Compound	Conc.	RT	Dev(Min)	Resp.	QIon	QRatio	Lower	Upper
Butylbenzylphthalate	102.9384	14.58	0.02	767671	91.0	82.7	57.2	106.2
					206.0	17.9	12.6	23.3

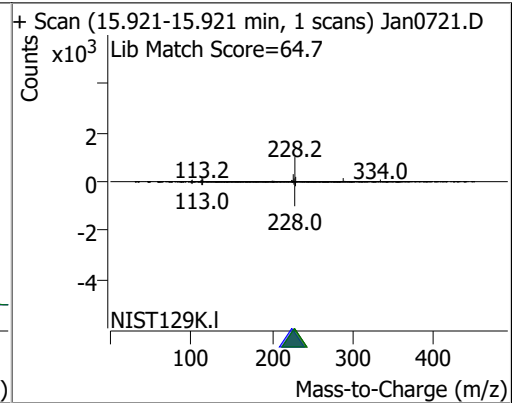
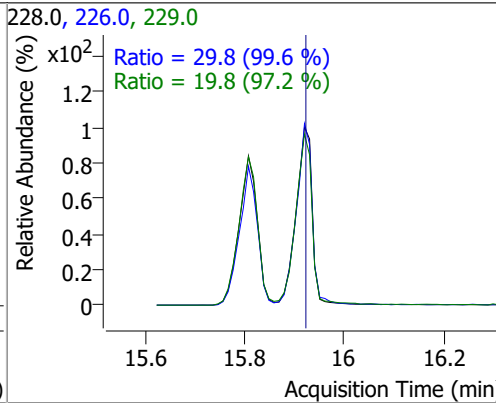
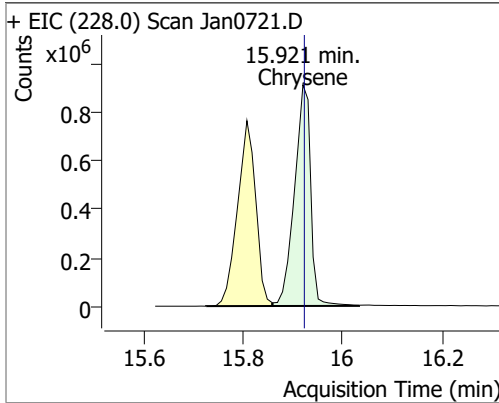


Quantitation Results Report (QT Reviewed)

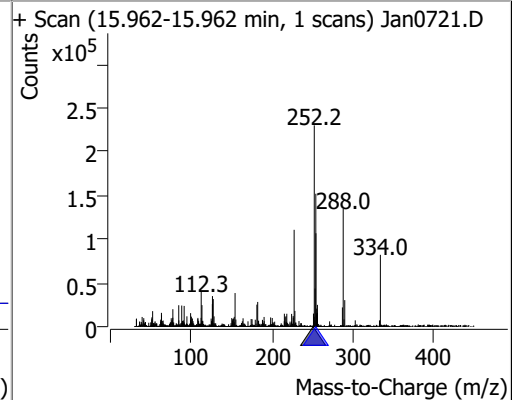
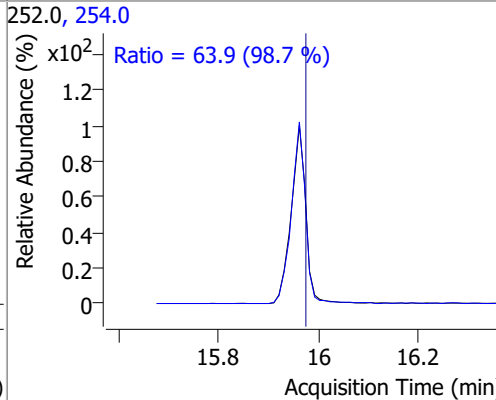
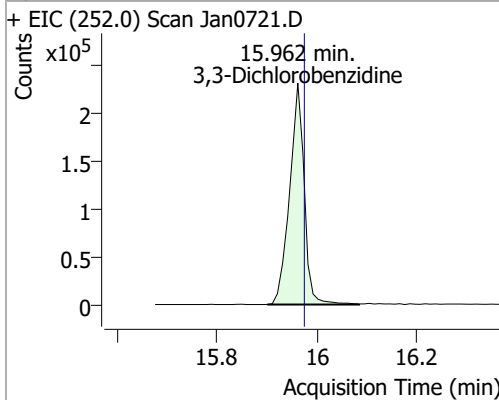
Compound	Conc.	RT	Dev(Min)	Resp.	QIon	QRatio	Lower	Upper
Benzo(a)Anthracene	98.9088	15.81	0.01	1944759	226.0	27.3	18.9	35.2
					229.0	20.8	14.7	27.3



Compound	Conc.	RT	Dev(Min)	Resp.	QIon	QRatio	Lower	Upper
Chrysene	96.5924	15.92	0.02	2066269	226.0	29.8	21.0	38.9
					229.0	19.8	14.3	26.5

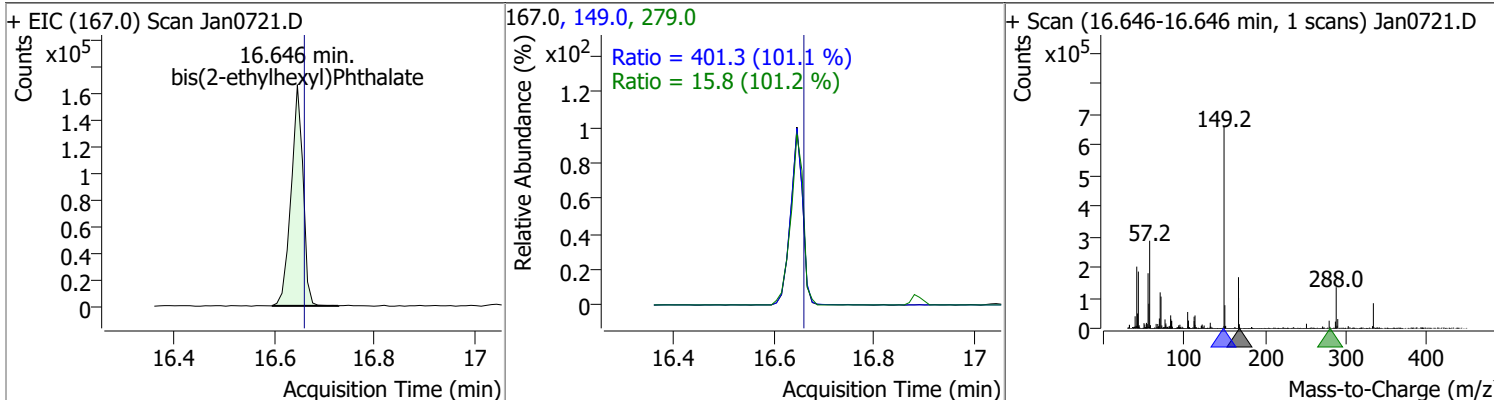


Compound	Conc.	RT	Dev(Min)	Resp.	QIon	QRatio	Lower	Upper
3,3-Dichlorobenzidine	70.5697	15.96	0.01	468807	254.0	63.9	45.3	84.1

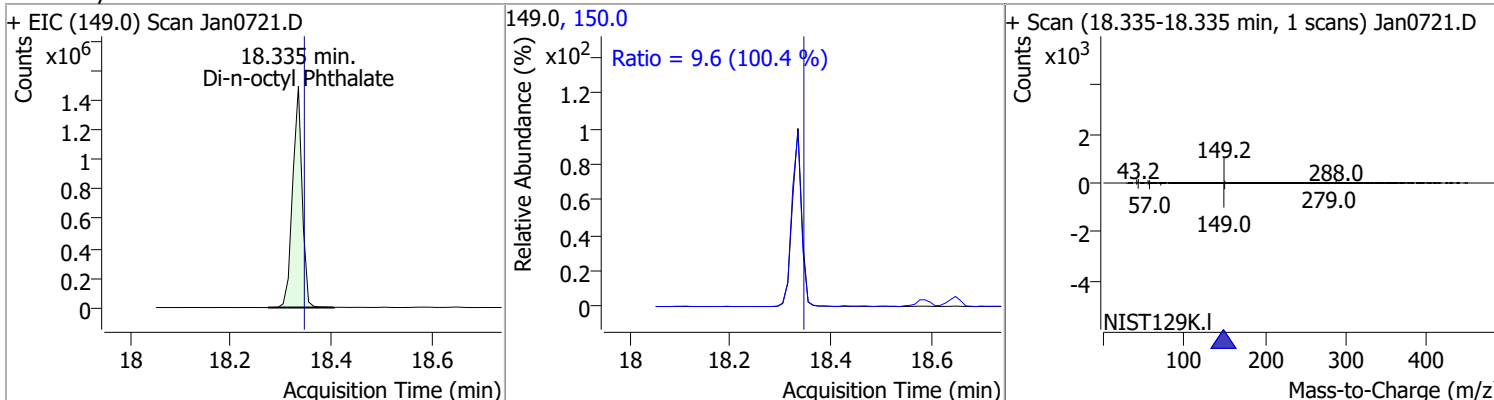


Quantitation Results Report (QT Reviewed)

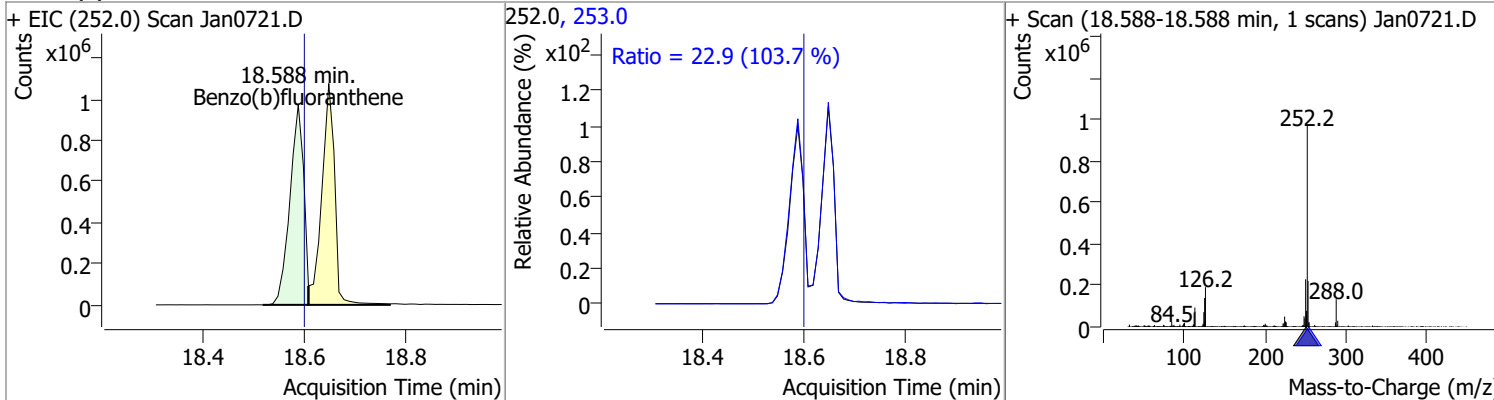
Compound	Conc.	RT	Dev(Min)	Resp.	QIon	QRatio	Lower	Upper
bis(2-ethylhexyl)Phthalate	103.7223	16.65	0.01	276071	149.0	401.3	278.0	516.2
					279.0	15.8	10.9	20.3



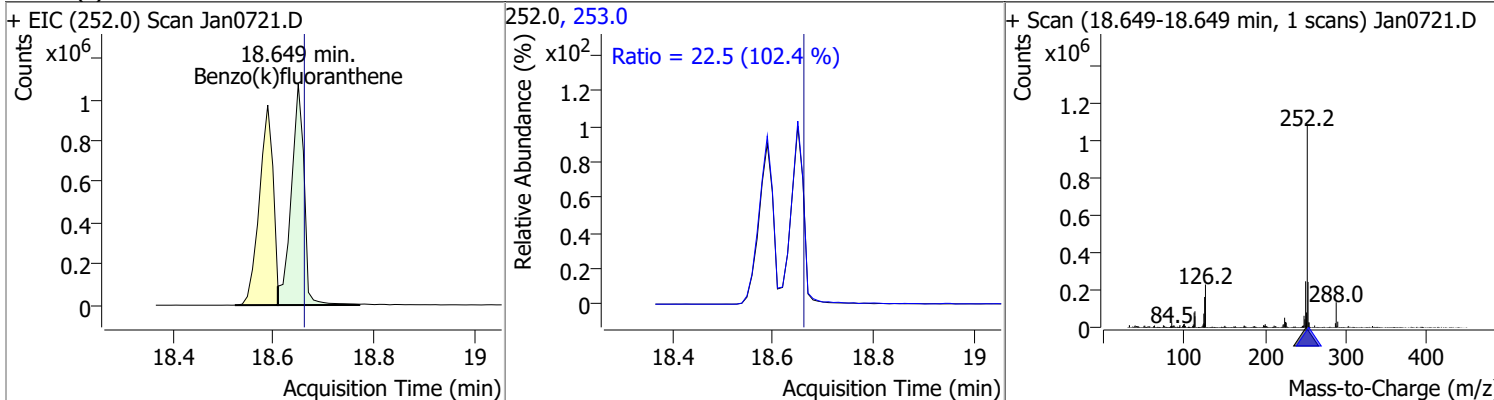
Compound	Conc.	RT	Dev(Min)	Resp.	QIon	QRatio	Lower	Upper
Di-n-octyl Phthalate	103.2817	18.34	0.01	1961933	150.0	9.6	6.7	12.4



Compound	Conc.	RT	Dev(Min)	Resp.	QIon	QRatio	Lower	Upper
Benzo(b)fluoranthene	93.7662	18.59	0.01	1851263	253.0	22.9	15.4	28.6

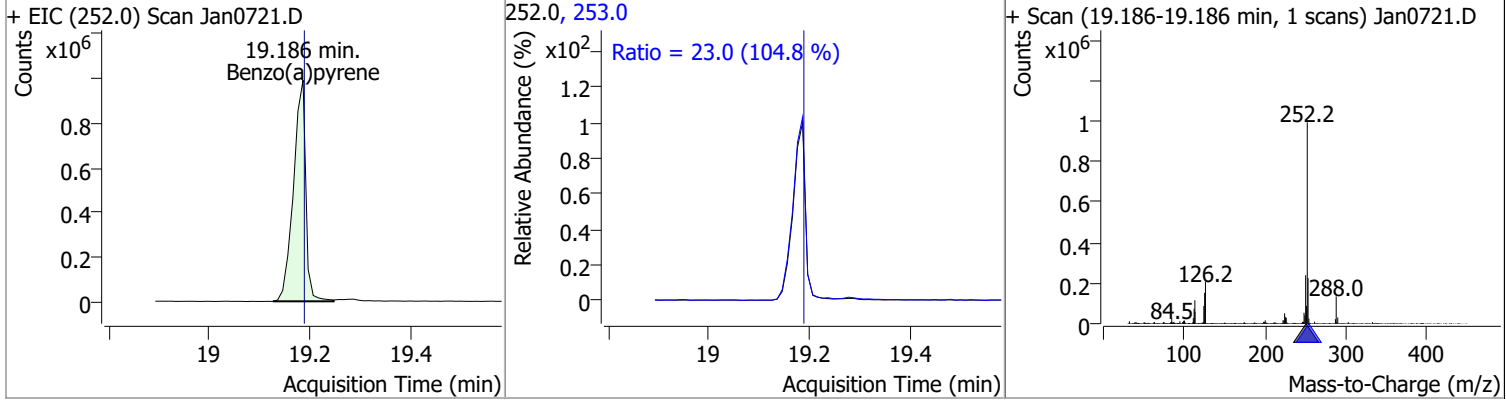


Compound	Conc.	RT	Dev(Min)	Resp.	QIon	QRatio	Lower	Upper
Benzo(k)fluoranthene	92.7695	18.65	0.01	1898876	253.0	22.5	15.3	28.5

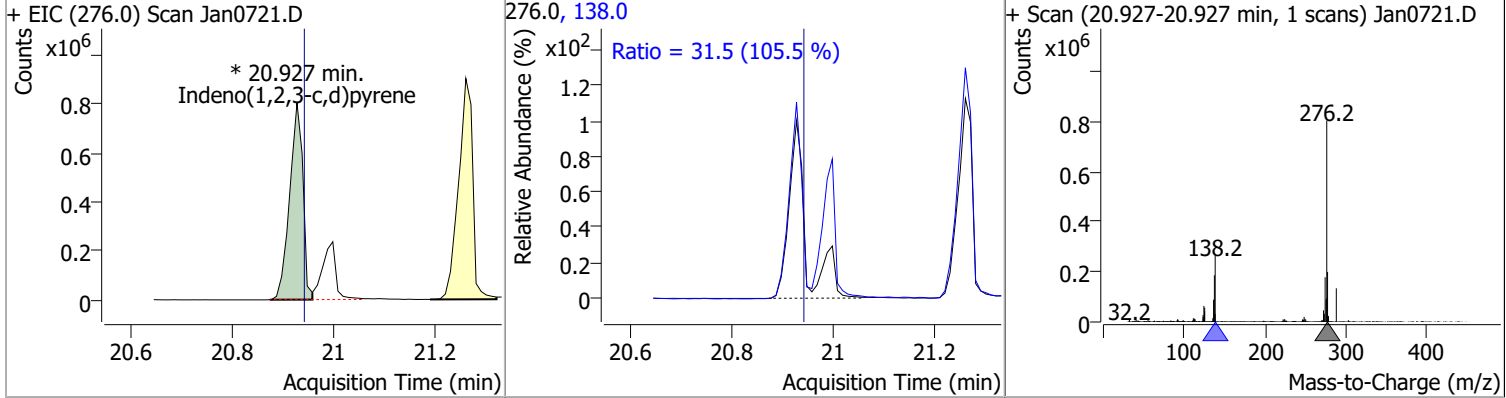


Quantitation Results Report (QT Reviewed)

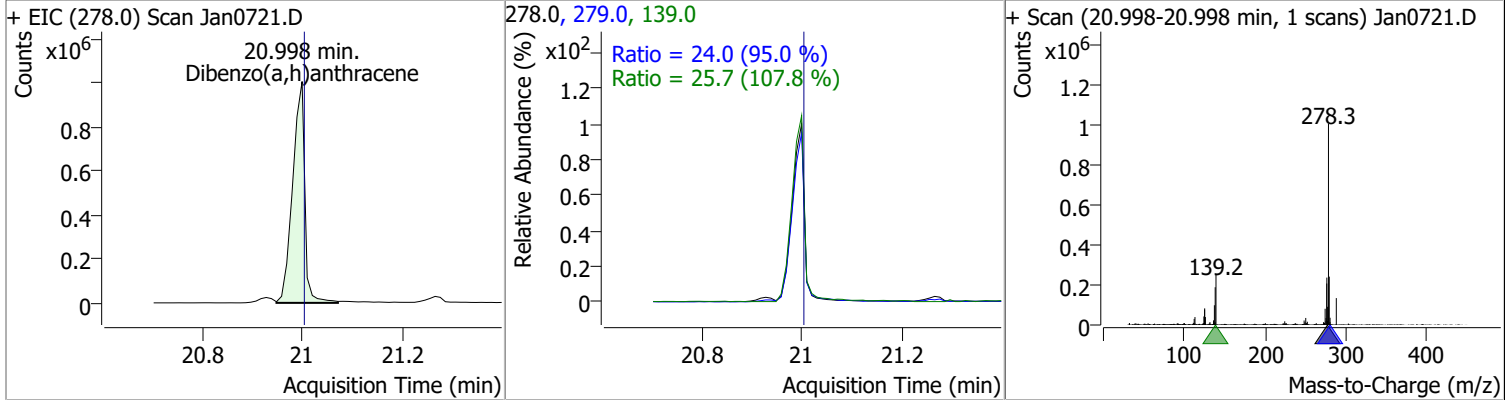
Compound	Conc.	RT	Dev(Min)	Resp.	QIon	QRatio	Lower	Upper
Benzo(a)pyrene	89.1444	19.19	0.02	1683709	253.0	23.0	15.4	28.6



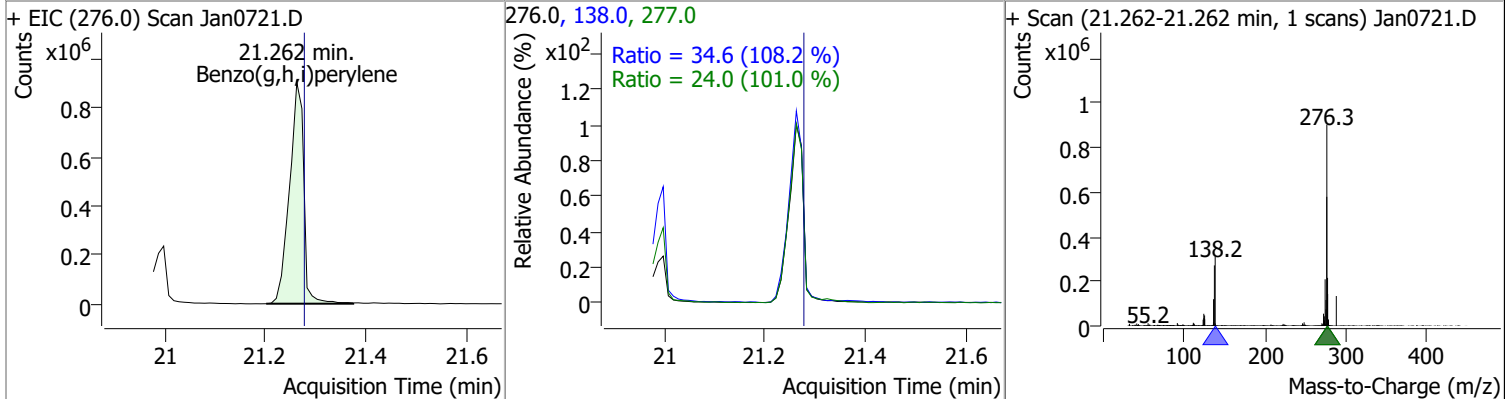
Compound	Conc.	RT	Dev(Min)	Resp.	QIon	QRatio	Lower	Upper
Indeno(1,2,3-c,d)pyrene	91.2859	20.93	0.01	1456213 (m)	138.0	31.5	20.9	38.8



Compound	Conc.	RT	Dev(Min)	Resp.	QIon	QRatio	Lower	Upper
Dibenzo(a,h)anthracene	96.7444	21.00	0.02	1675878	279.0	24.0	17.7	32.8
					139.0	25.7	16.7	31.0

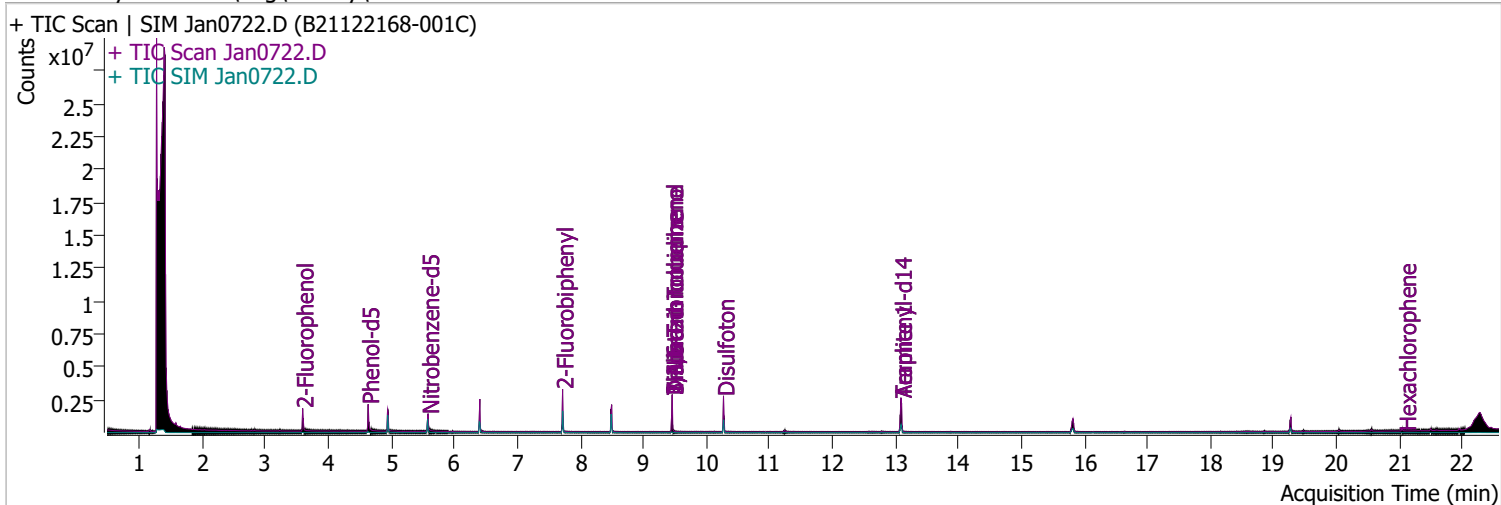


Compound	Conc.	RT	Dev(Min)	Resp.	QIon	QRatio	Lower	Upper
Benzo(g,h,i)perylene	95.3263	21.26	0.01	1763828	138.0	34.6	22.4	41.6
					277.0	24.0	16.6	30.9



Quantitation Results Report (QT Reviewed)

Data File	Jan0722.D	Operator	LIMS import
Acq. Method	BNA+SIM.M	Acq. Date-Time	1/7/2022 11:50:20 PM
Sample Name	B21122168-001C	Instrument	Instrument #1
Vial	22	Multiplier	1.00
DA Method File		Comment	SVOC-8270-W-LARGO
Tune File	dftppdsm.u	Tune Date	1/7/2022 12:13:00 PM
Batch Name	010722 DoD BNA cal 1.batch.bin	Last Calib Update	1/11/2022 8:55:14 AM
Ref Library	D:\Org\Library\NIST129K.I		



Compound	RT	QIon	Resp.	Conc.	Units	Dev(Min)
----------	----	------	-------	-------	-------	----------

Internal Standards

System Monitoring Compounds

S 2-Fluorophenol	3.592	112.0	483992	64.2121	µg/L	0.010
Spiked Amount: 200.000	Range: 10.0 - 75.0%			Recovery = 32.11%		
S Phenol-d5	4.634	99.0	625107	61.8616	µg/L	0.010
Spiked Amount: 200.000	Range: 10.0 - 65.0%			Recovery = 30.93%		
S Nitrobenzene-d5	5.583	82.0	317597	58.0599	µg/L	0.000
Spiked Amount: 100.000	Range: 32.0 - 94.0%			Recovery = 58.06%		
S 2-Fluorobiphenyl	7.718	172.0	900063	52.2326	µg/L	0.000
Spiked Amount: 100.000	Range: 28.0 - 107.0%			Recovery = 52.23%		
S 2,4,6-Tribromophenol	9.458	329.8	221417	154.1019	µg/L	0.010
Spiked Amount: 200.000	Range: 25.0 - 140.0%			Recovery = 77.05%		
S Terphenyl-d14	13.088	244.3	1411822	85.9155	µg/L	0.000
Spiked Amount: 100.000	Range: 32.0 - 122.0%			Recovery = 85.92%		

Target Compounds

Compound	RT	QIon	Resp.	Conc.	Units	Dev(Min)	QValue
T N-Nitrosodimethylamine	0.000		0	N.D.			
T Pyridine	0.000		0	N.D.			
T Aniline	0.000		0	N.D.			
T Phenol	0.000		0	N.D.			
T bis(-2-Chloroethyl)Ether	0.000		0	N.D.			
T 2-Chlorophenol	0.000		0	N.D.			
T 1,3-Dichlorobenzene	0.000		0	N.D.			
T 1,4-Dichlorobenzene	0.000		0	N.D.			
T 1,2-Dichlorobenzene	0.000		0	N.D.			
T Benzyl Alcohol	0.000		0	N.D.			
T bis(2-chloroisopropyl)Ether	0.000		0	N.D.			
T 2-Methylphenol	0.000		0	N.D.			
T N-nitroso-Di-n-propylamine	5.583	70.0	0		µg/L	md	1
T 4Methylphenol/3Methylphenol	0.000		0	N.D.			
T Hexachloroethane	0.000		0	N.D.			

Quantitation Results Report (QT Reviewed)

Compound	RT	QIon	Resp.	Conc.	Units	Dev(Min)
T Nitrobenzene	0.000		0	N.D.		
T Isophorone	0.000		0	N.D.		
T 2-Nitrophenol	0.000		0	N.D.		
T 2,4-Dimethylphenol	0.000		0	N.D.		
T bis(-2-Chloroethoxy)Methane	0.000		0	N.D.		
T Benzoic Acid	0.000		0	N.D.		
T 2,4-Dichlorophenol	0.000		0	N.D.		
T 1,2,4-Trichlorobenzene	0.000		0	N.D.		
T Naphthalene	0.000		0	N.D.		
T 4-Chlorophenol	0.000		0	N.D.		
T p-Chloroaniline	0.000		0	N.D.		
T Hexachlorobutadiene	0.000		0	N.D.		
T 4-Chloro-2-Methylphenol	0.000		0	N.D.		
T 4-Chloro-3-Methylphenol	0.000		0	N.D.		
T 2-Methylnaphthalene	0.000		0	N.D.		
T 1-Methylnaphthalene	0.000		0	N.D.		
T Hexachlorocyclopentadiene	0.000		0	N.D.		
T 2,4,6-Trichlorophenol	0.000		0	N.D.		
T 2,4,5-Trichlorophenol	0.000		0	N.D.		
T 2-Chloronaphthalene	0.000		0	N.D.		
T 2-Nitroaniline	0.000		0	N.D.		
T Dimethyl Phthalate	8.497	163.0	0		µg/L md	1
T 2,6-Dinitrotoluene	8.497	165.0	0		µg/L md	1
T Acenaphthylene	0.000		0	N.D.		
T 3-Nitroaniline	0.000		0	N.D.		
T Acenaphthene	0.000		0	N.D.		
T 2,4-Dinitrophenol	0.000		0	N.D.		
T Dibenzofuran	0.000		0	N.D.		
T 2,4-Dinitrotoluene	0.000		0	N.D.		
T 4-Nitrophenol	0.000		0	N.D.		
T Diethylphthalate	0.000		0	N.D.		
T Fluorene	0.000		0	N.D.		
T 4-Chlorophenyl-phenylether	0.000		0	N.D.		
T 4-Nitroaniline	0.000		0	N.D.		
T 4,6-Dinitro-2-methylphenol	0.000		0	N.D.		
T N-nitrosodiphenylamine	0.000		0	N.D.		
T Azobenzene	0.000		0	N.D.		
T 4-Bromophenyl-phenylether	0.000		0	N.D.		
T Hexachlorobenzene	0.000		0	N.D.		
T Pentachlorophenol	0.000		0	N.D.		
T Phenanthrene	0.000		0	N.D.		
T Anthracene	0.000		0	N.D.		
T Triallate	0.000		0	N.D.		
T Carbazole	0.000		0	N.D.		
T o-Terphenyl	0.000		0	N.D.		
T Di-n-Butylphthalate	0.000		0	N.D.		
T Fluoranthene	0.000		0	N.D.		
T Benzidine	0.000		0	N.D.		
T Pyrene	0.000		0	N.D.		
T Butylbenzylphthalate	0.000		0	N.D.		
T Benzo(a)Anthracene	0.000		0	N.D.		
T Chrysene	0.000		0	N.D.		
T 3,3-Dichlorobenzidine	0.000		0	N.D.		
T bis(2-ethylhexyl)Phthalate	0.000		0	N.D.		
T Di-n-octyl Phthalate	0.000		0	N.D.		

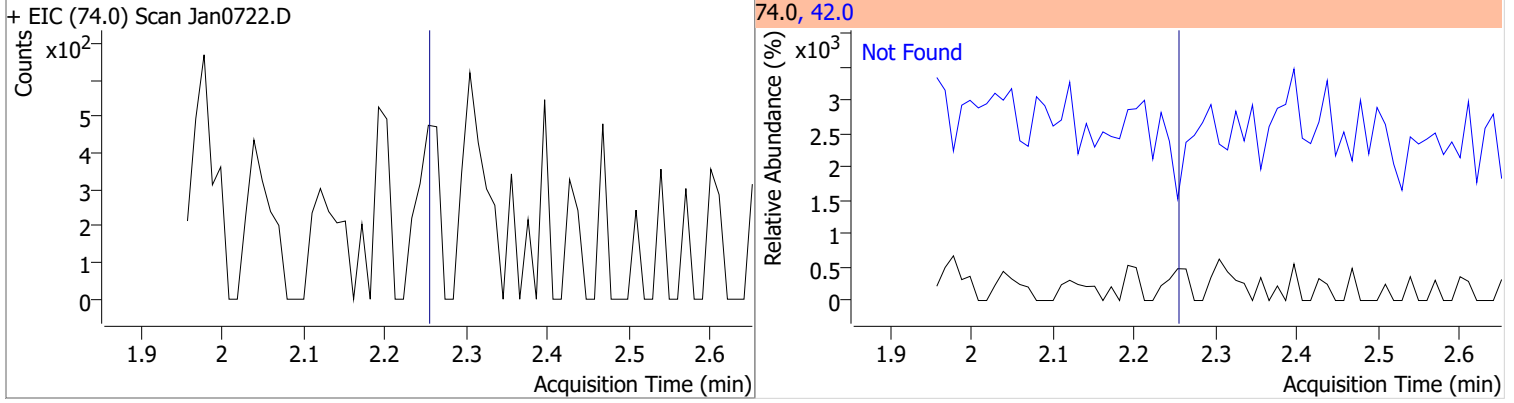
Quantitation Results Report (QT Reviewed)

Compound	RT	QIon	Resp.	Conc.	Units	Dev(Min)
T Benzo(b)fluoranthene	0.000		0	N.D.		
T Benzo(k)fluoranthene	0.000		0	N.D.		
T Benzo(a)pyrene	0.000		0	N.D.		
T Indeno(1,2,3-c,d)pyrene	0.000		0	N.D.		
T Dibenzo(a,h)anthracene	0.000		0	N.D.		
T Benzo(g,h,i)perylene	0.000		0	N.D.		

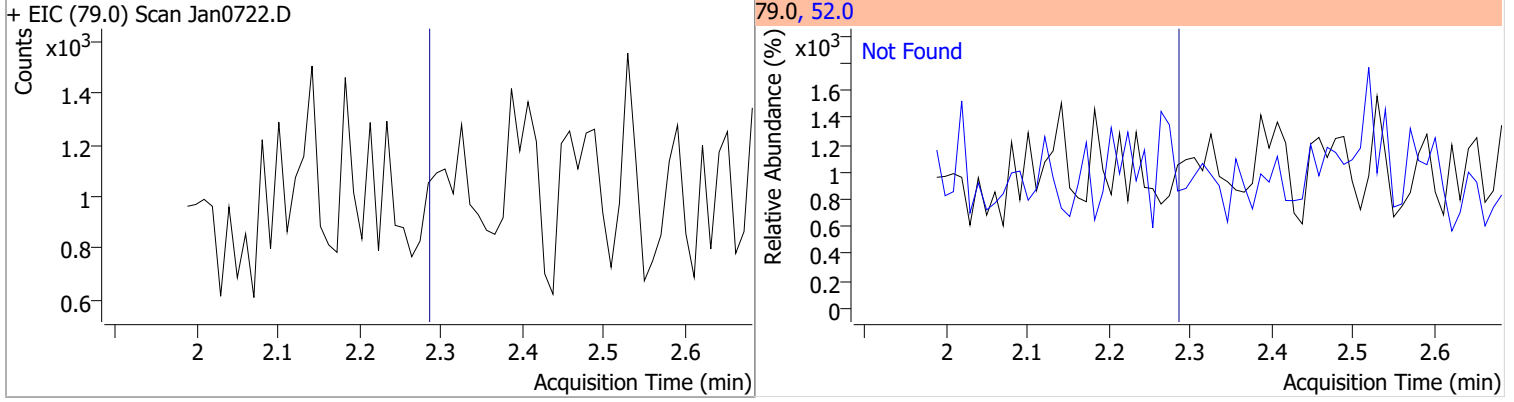
(#) = Qualifier Out of Range; (m) = Manual Integration; (+) = Area Summed; (*) = Surrogate Percent Recovery Out of Range; (d): Zeroed Peak

Quantitation Results Report (QT Reviewed)

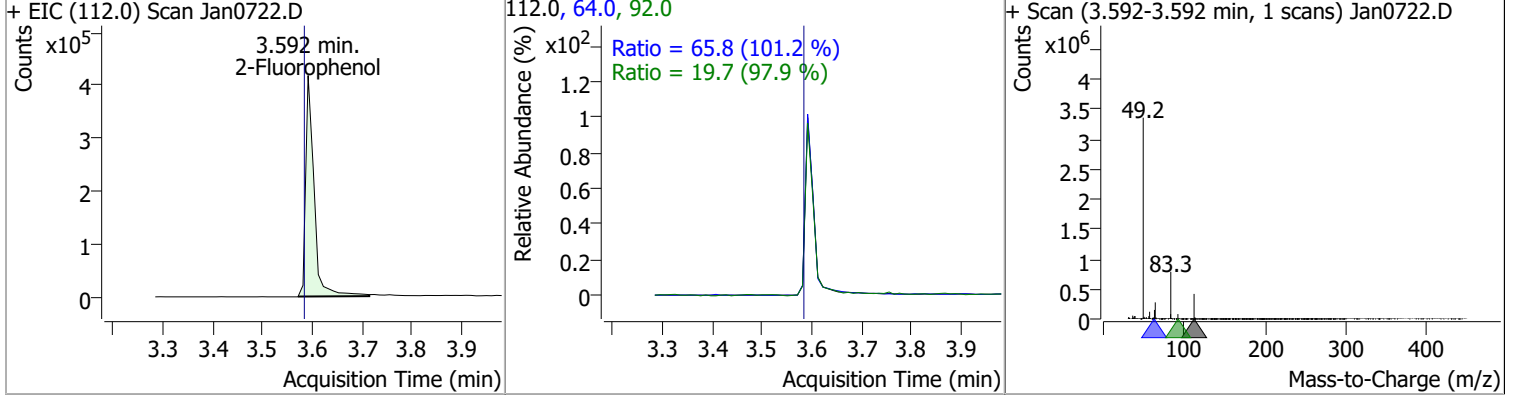
Compound	Conc.	Exp RT	QIon	Exp Ratio
N-Nitrosodimethylamine	N.D.	2.25	42.0	177.0



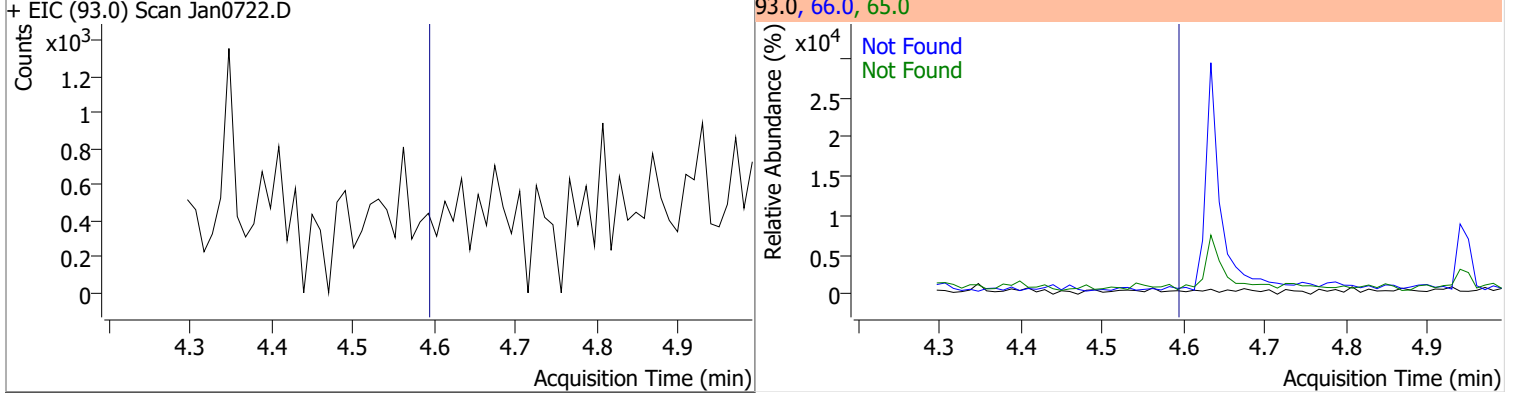
Compound	Conc.	Exp RT	QIon	Exp Ratio
Pyridine	N.D.	2.28	52.0	133.1



Compound	Conc.	RT	Dev(Min)	Resp.	QIon	QRatio	Lower	Upper
2-Fluorophenol	64.2121	3.59	0.01	483992	64.0	65.8	45.5	84.5
					92.0	19.7	14.1	26.2

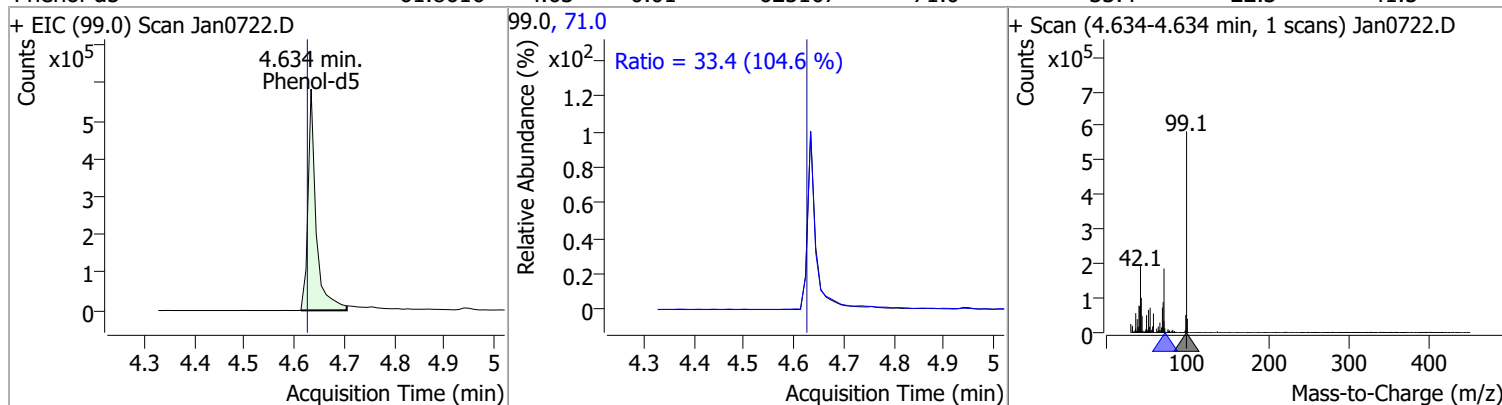


Compound	Conc.	Exp RT	QIon	Exp Ratio	QIon	Exp Ratio
Aniline	N.D.	4.59	66.0	40.4	65.0	22.2

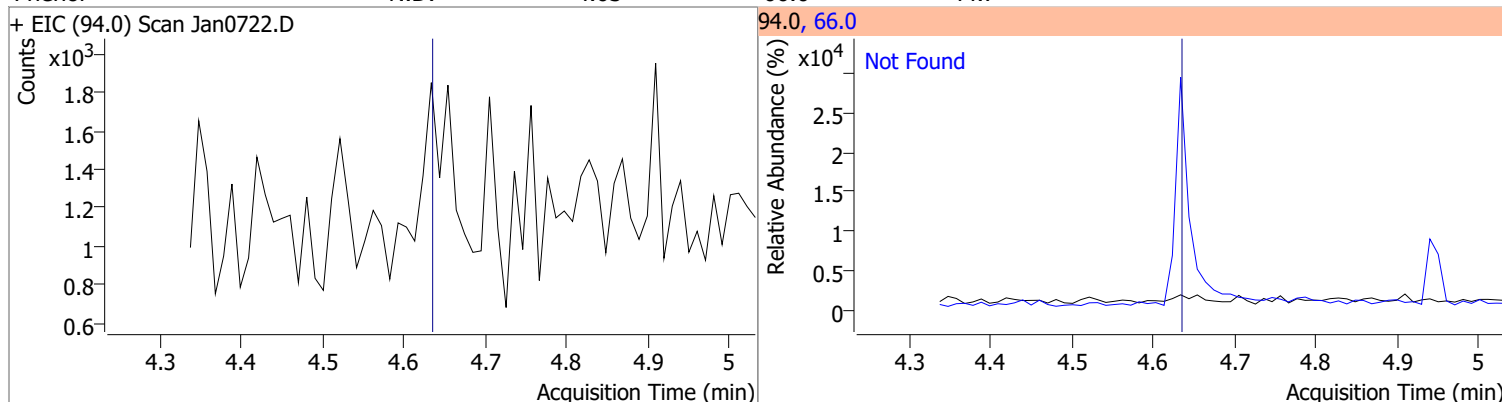


Quantitation Results Report (QT Reviewed)

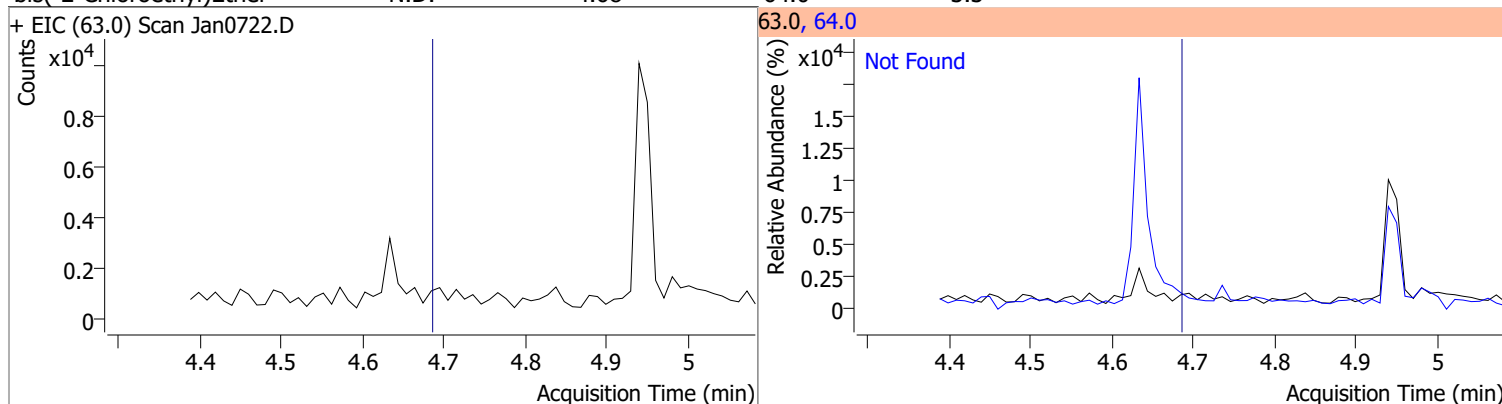
Compound	Conc.	RT	Dev(Min)	Resp.	QIon	QRatio	Lower	Upper
Phenol-d5	61.8616	4.63	0.01	625107	71.0	33.4	22.3	41.5



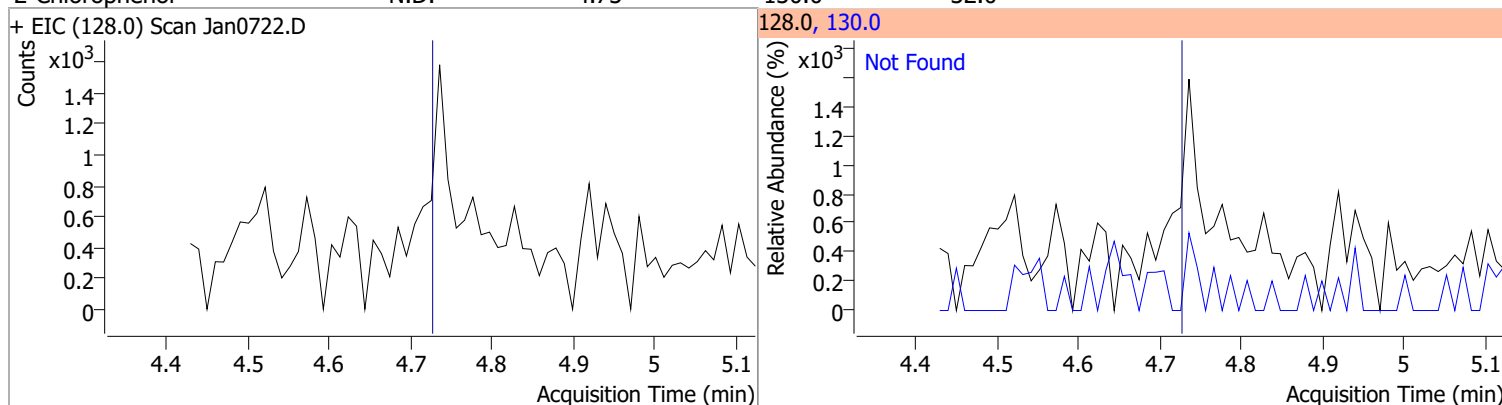
Compound	Conc.	Exp RT	QIon	Exp Ratio
Phenol	N.D.	4.63	66.0	44.7



Compound	Conc.	Exp RT	QIon	Exp Ratio
bis(-2-Chloroethyl)Ether	N.D.	4.68	64.0	3.3

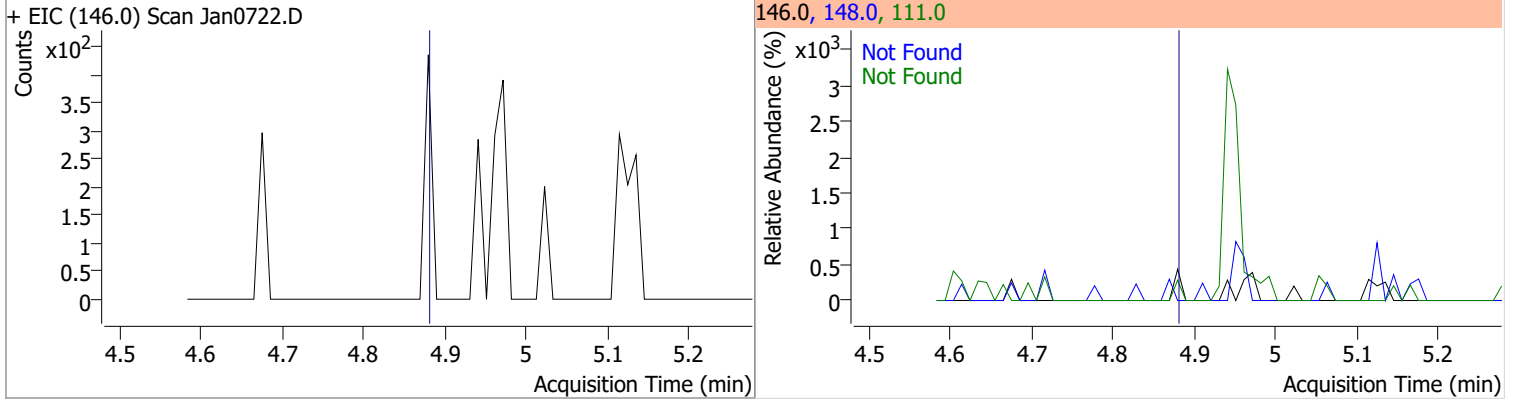


Compound	Conc.	Exp RT	QIon	Exp Ratio
2-Chlorophenol	N.D.	4.73	130.0	32.0

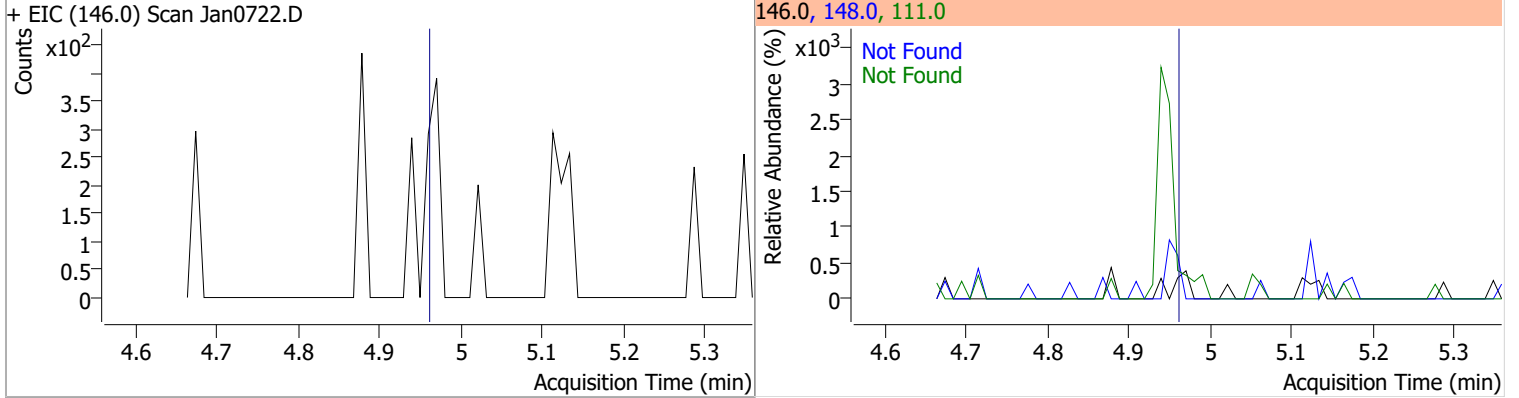


Quantitation Results Report (QT Reviewed)

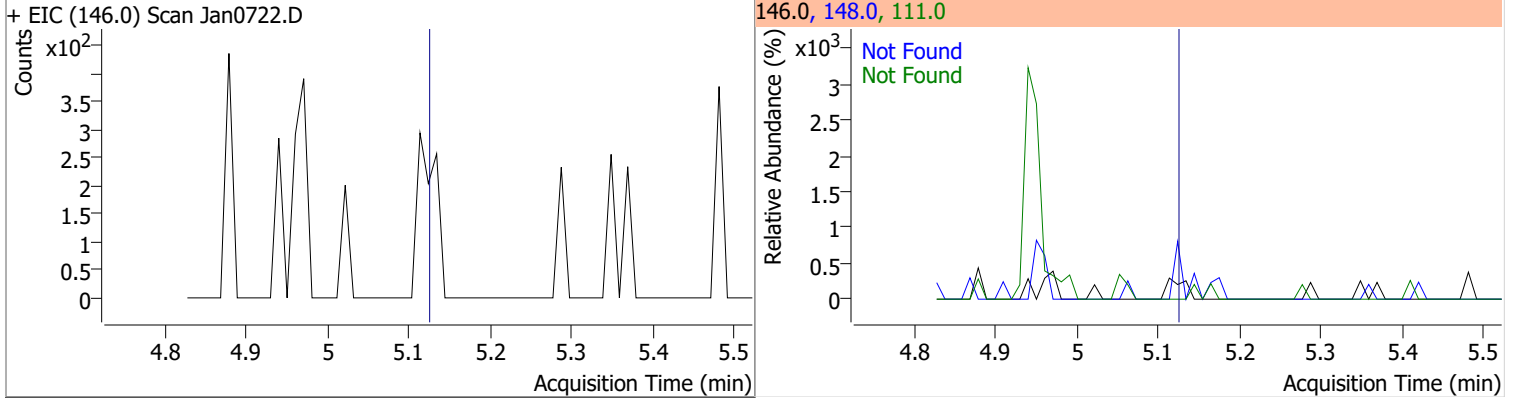
Compound	Conc.	Exp RT	QIon	Exp Ratio	QIon	Exp Ratio
1,3-Dichlorobenzene	N.D.	4.88	148.0	62.6	111.0	35.4



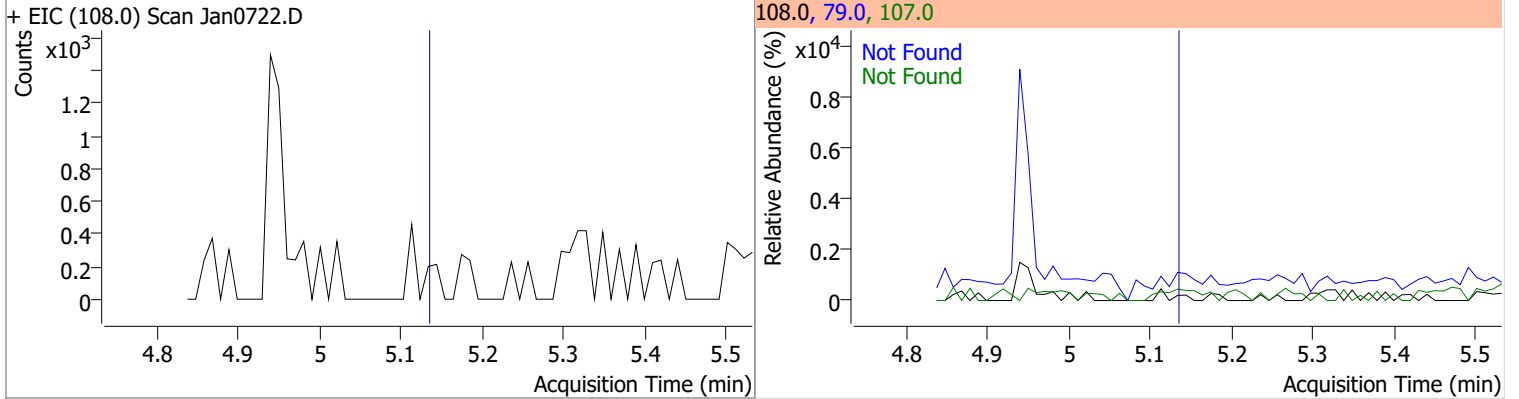
Compound	Conc.	Exp RT	QIon	Exp Ratio	QIon	Exp Ratio
1,4-Dichlorobenzene	N.D.	4.96	148.0	64.4	111.0	35.2



Compound	Conc.	Exp RT	QIon	Exp Ratio	QIon	Exp Ratio
1,2-Dichlorobenzene	N.D.	5.12	148.0	64.5	111.0	37.8

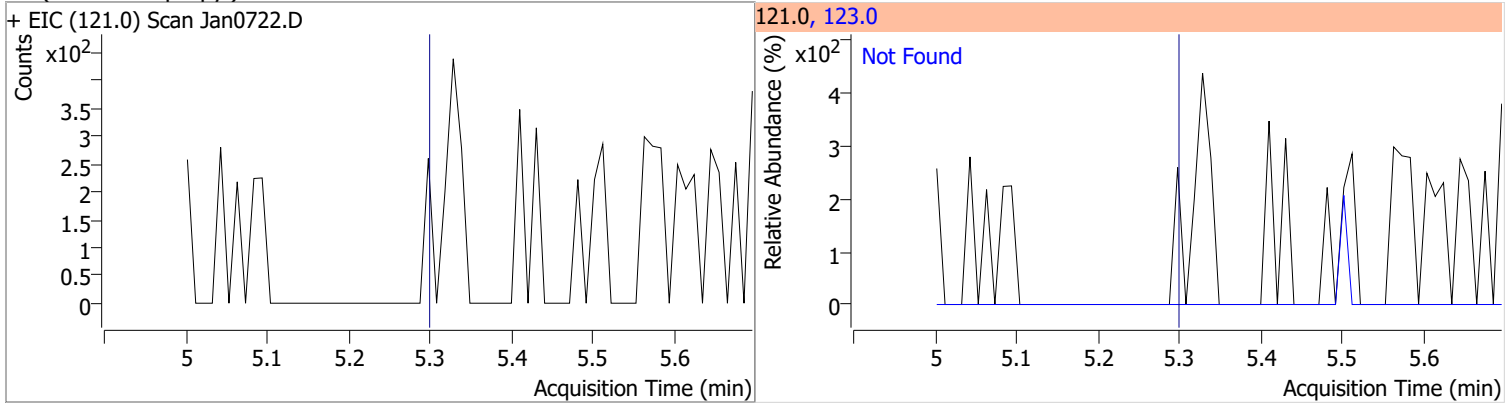


Compound	Conc.	Exp RT	QIon	Exp Ratio	QIon	Exp Ratio
Benzyl Alcohol	N.D.	5.13	79.0	115.5	107.0	71.0

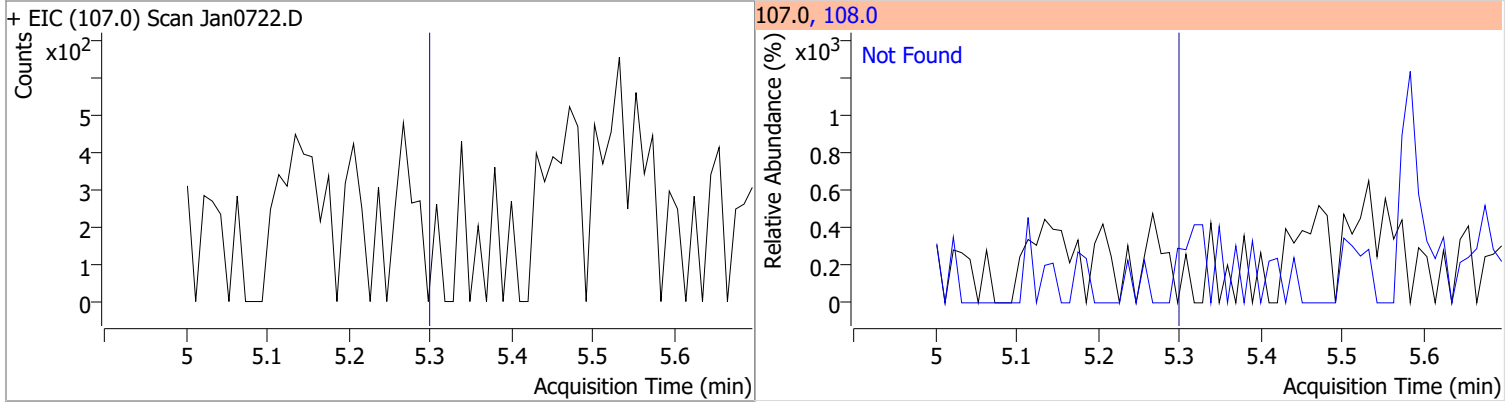


Quantitation Results Report (QT Reviewed)

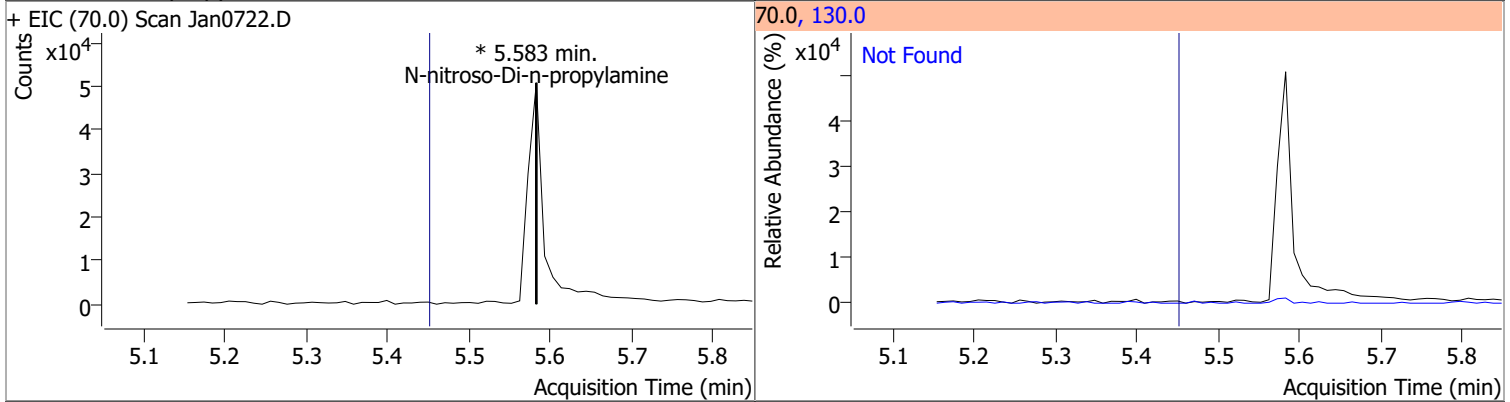
Compound	Conc.	Exp RT	QIon	Exp Ratio
bis(2-chloroisopropyl)Ether	N.D.	5.30	123.0	32.2



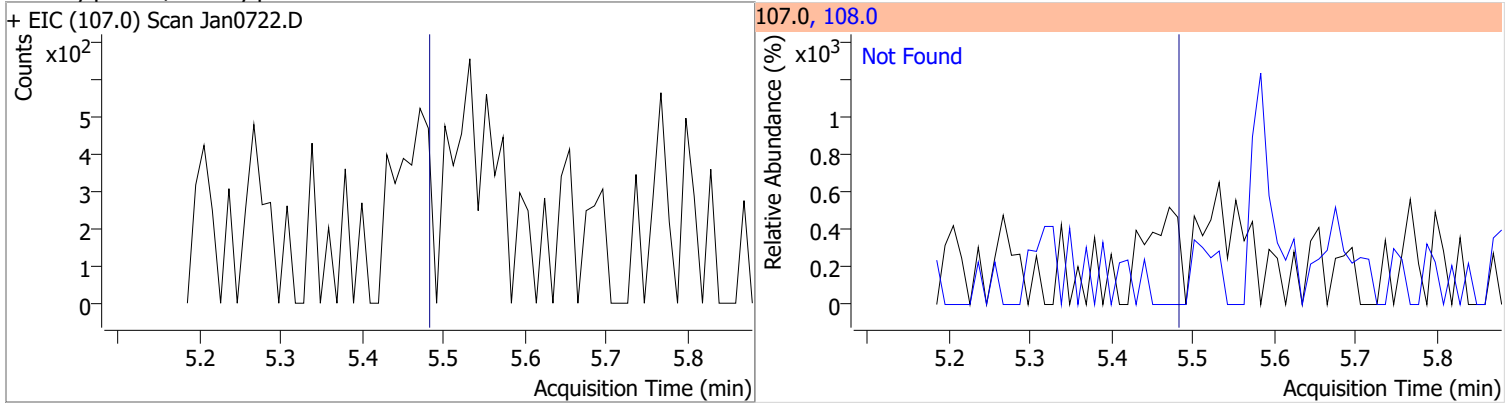
Compound	Conc.	Exp RT	QIon	Exp Ratio
2-Methylphenol	N.D.	5.30	108.0	116.9



Compound	Conc.	RT	Dev(Min)	Resp.	QIon	QRatio	Lower	Upper
N-nitroso-Di-n-propylamine		0		0	130.0		0.0	41.5

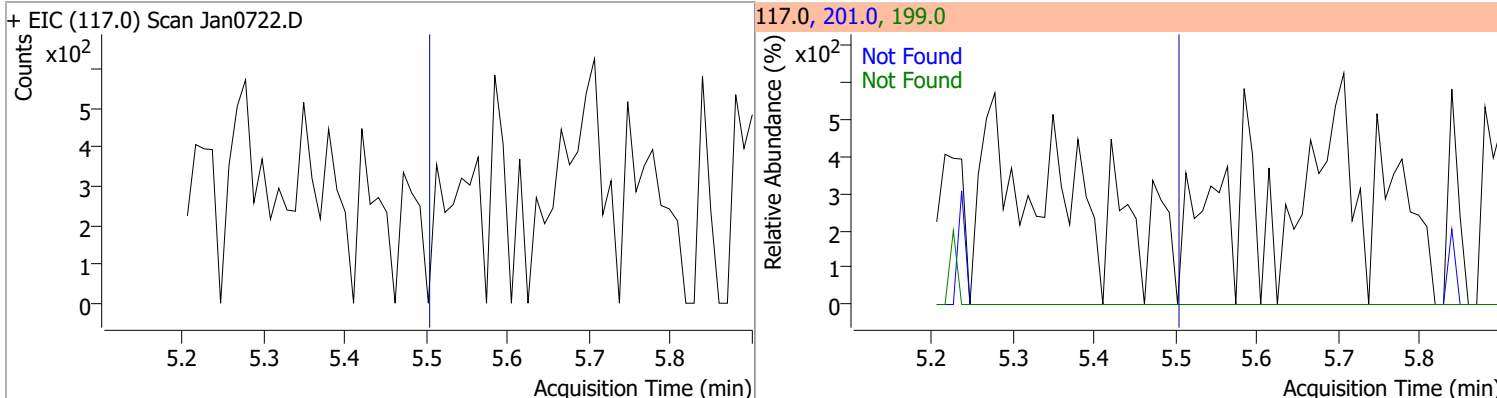


Compound	Conc.	Exp RT	QIon	Exp Ratio
4Methylphenol/3Methylphenol	N.D.	5.48	108.0	84.5

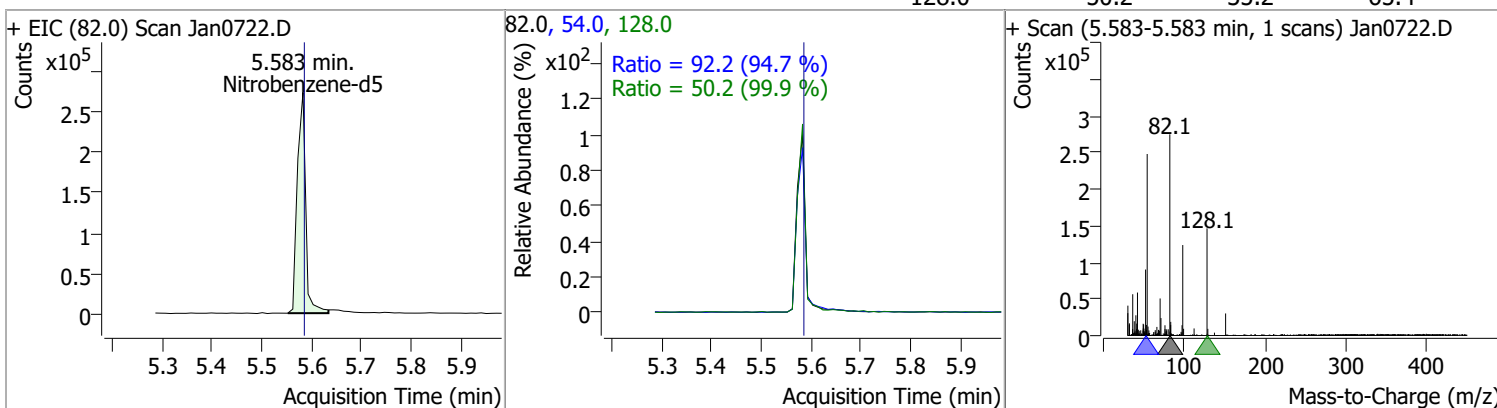


Quantitation Results Report (QT Reviewed)

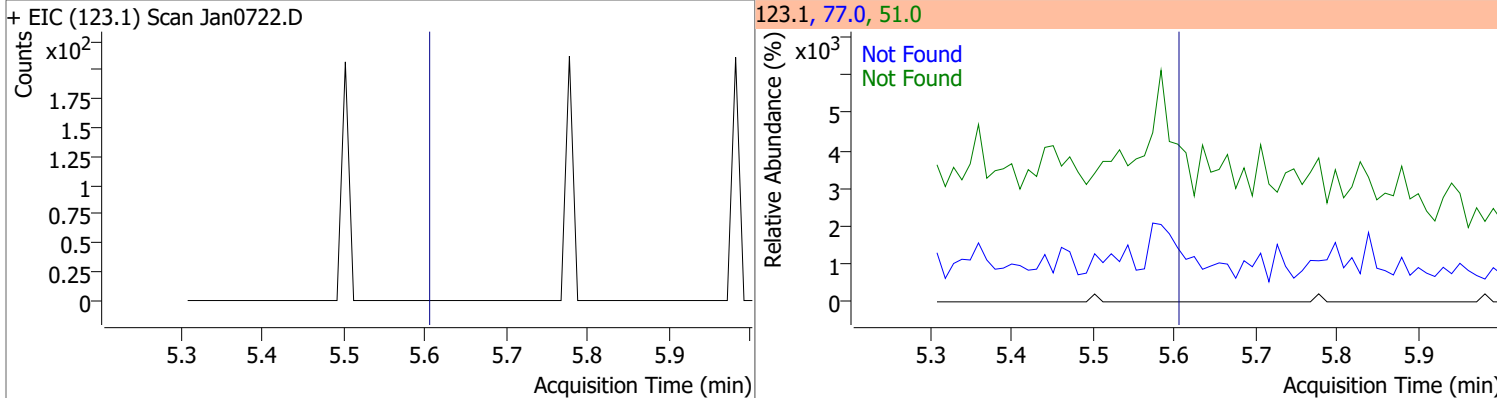
Compound	Conc.	Exp RT	QIon	Exp Ratio	QIon	Exp Ratio
Hexachloroethane	N.D.	5.50	201.0	93.2	199.0	57.2



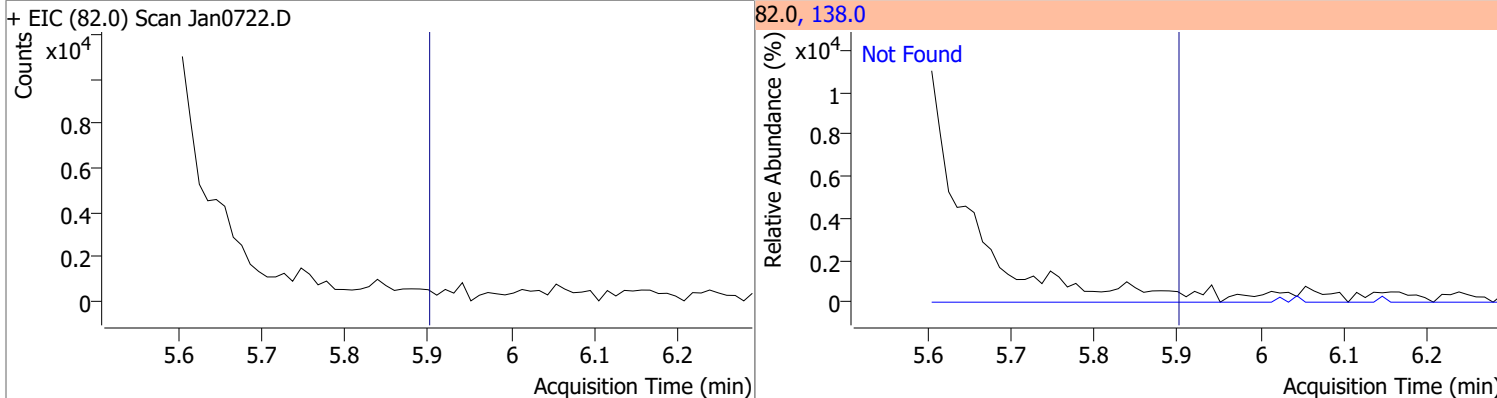
Compound	Conc.	RT	Dev(Min)	Resp.	QIon	QRatio	Lower	Upper
Nitrobenzene-d5	58.0599	5.58	0.00	317597	54.0	92.2	68.2	126.6
					128.0	50.2	35.2	65.4



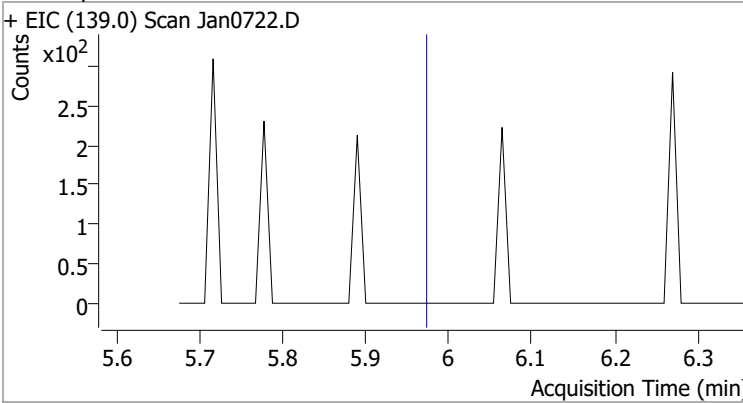
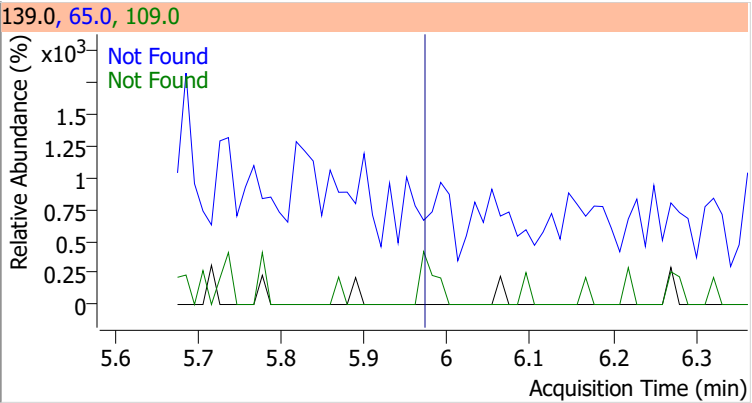
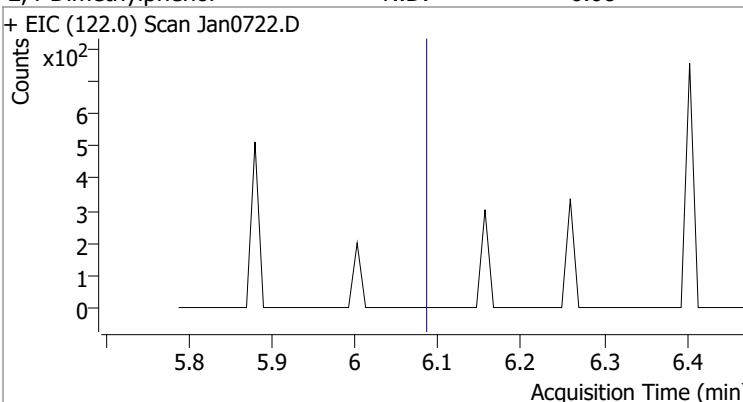
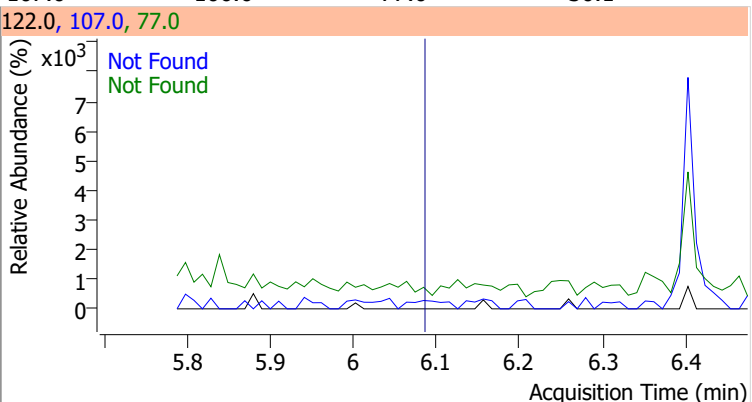
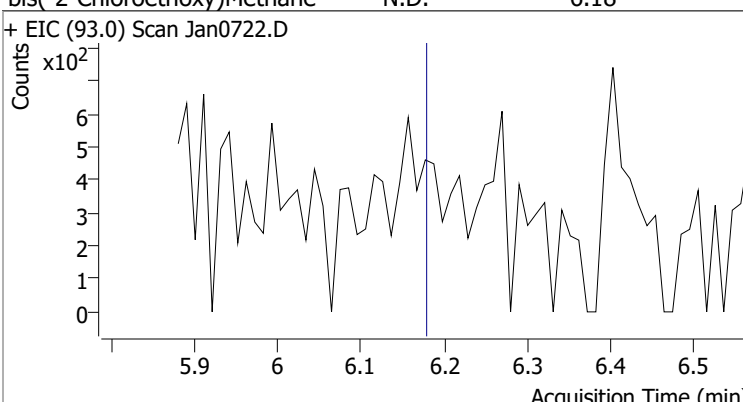
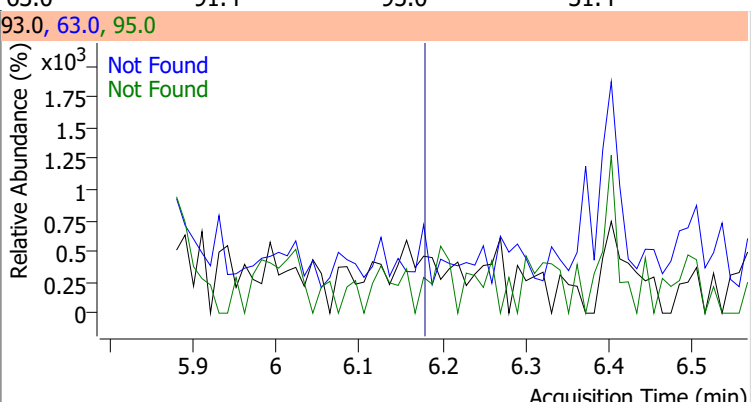
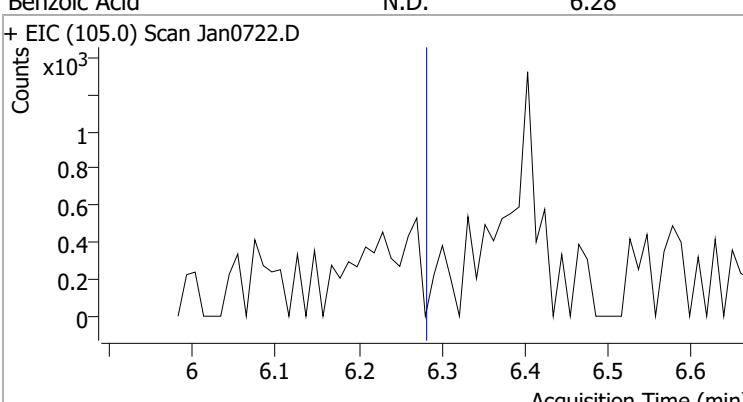
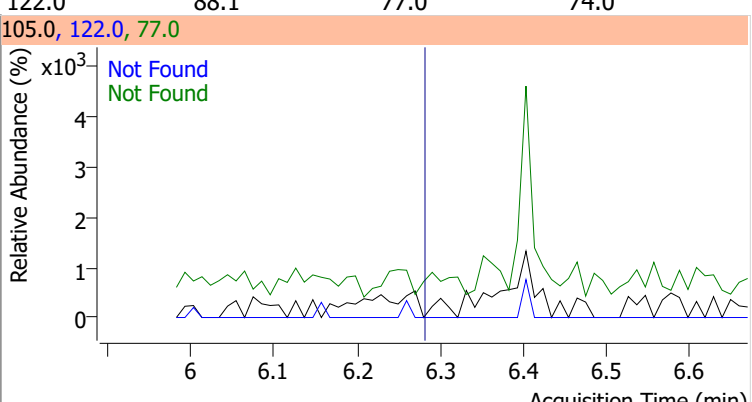
Compound	Conc.	Exp RT	QIon	Exp Ratio	QIon	Exp Ratio
Nitrobenzene	N.D.	5.60	77.0	186.4	51.0	186.0



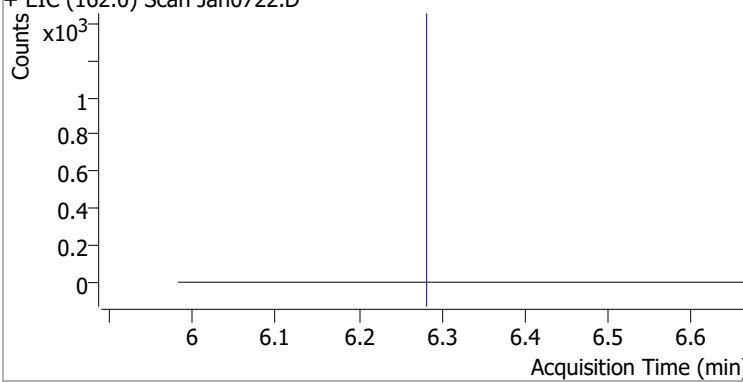
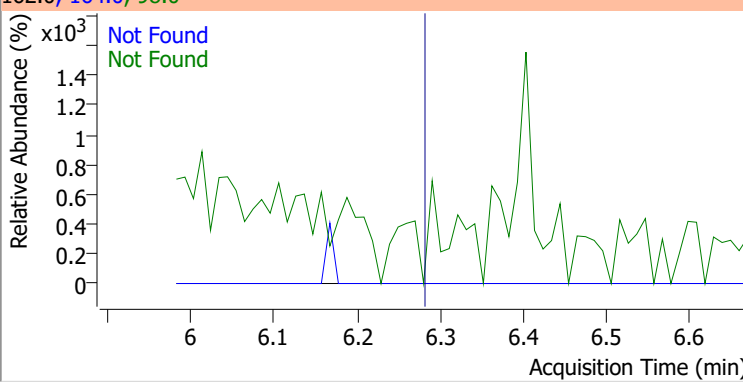
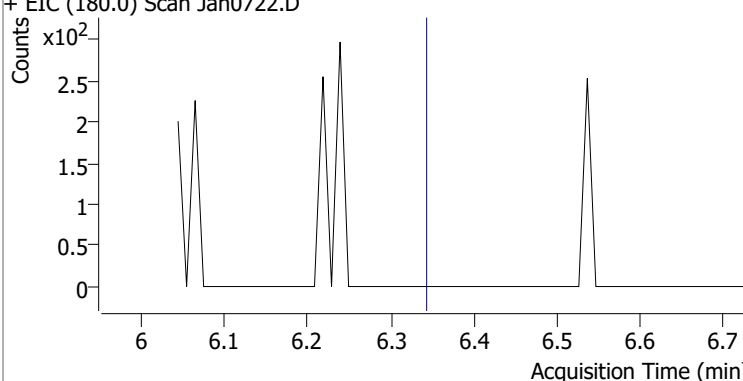
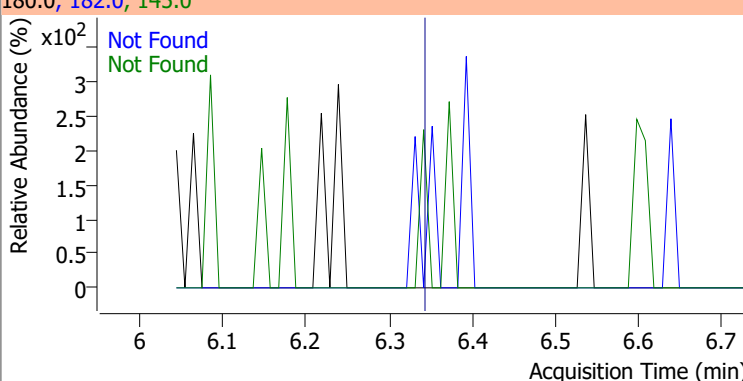
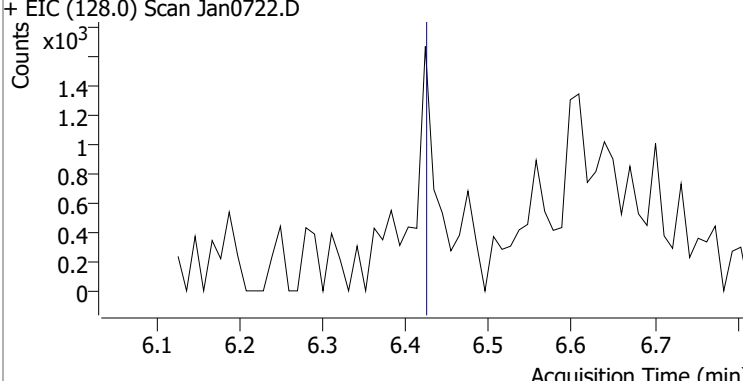
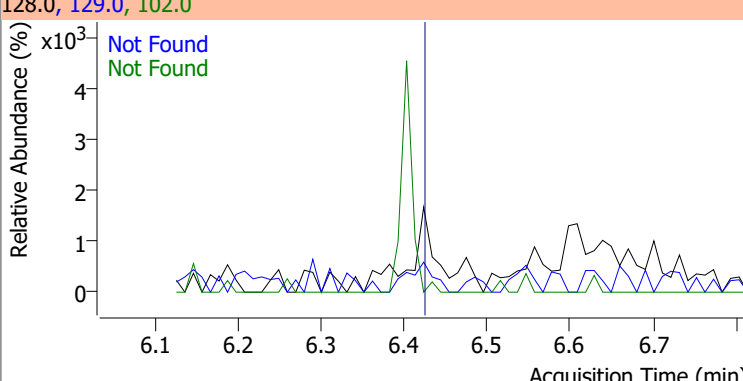
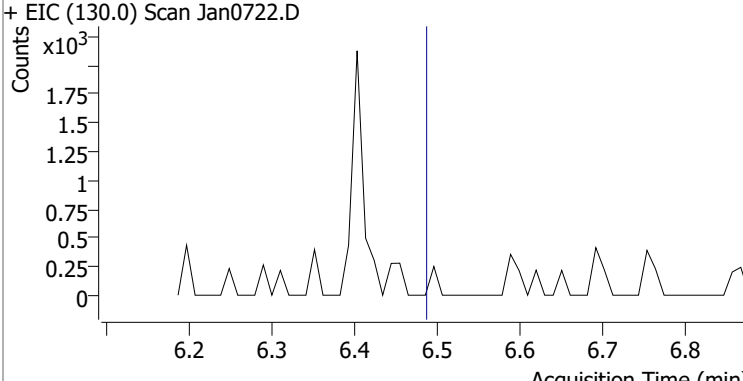
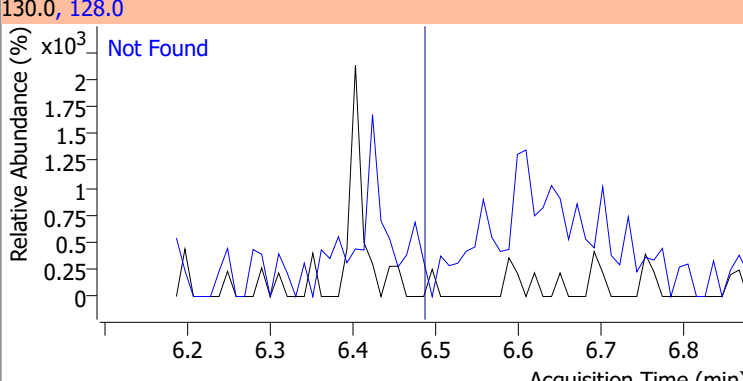
Compound	Conc.	Exp RT	QIon	Exp Ratio
Isophorone	N.D.	5.90	138.0	20.3



Quantitation Results Report (QT Reviewed)

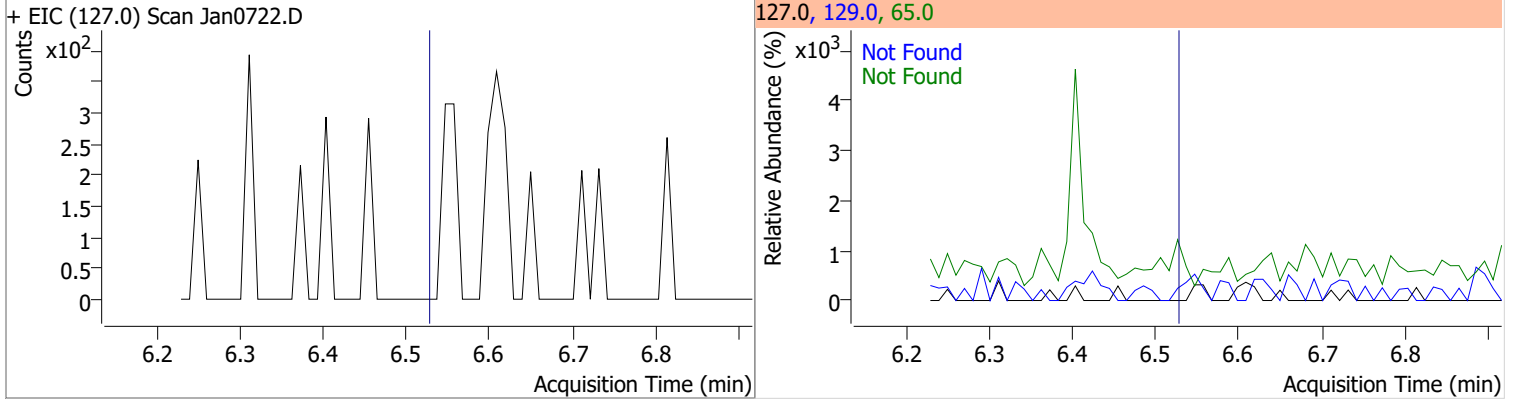
Compound	Conc.	Exp RT	QIon	Exp Ratio	QIon	Exp Ratio
2-Nitrophenol	N.D.	5.97	65.0	51.2	109.0	34.5
+ EIC (139.0) Scan Jan0722.D			139.0, 65.0, 109.0			
						
2,4-Dimethylphenol	N.D.	6.08	107.0	106.6	77.0	30.1
+ EIC (122.0) Scan Jan0722.D			122.0, 107.0, 77.0			
						
bis(-2-Chloroethoxy)Methane	N.D.	6.18	63.0	91.4	95.0	31.4
+ EIC (93.0) Scan Jan0722.D			93.0, 63.0, 95.0			
						
Benzoic Acid	N.D.	6.28	122.0	88.1	77.0	74.0
+ EIC (105.0) Scan Jan0722.D			105.0, 122.0, 77.0			
						

Quantitation Results Report (QT Reviewed)

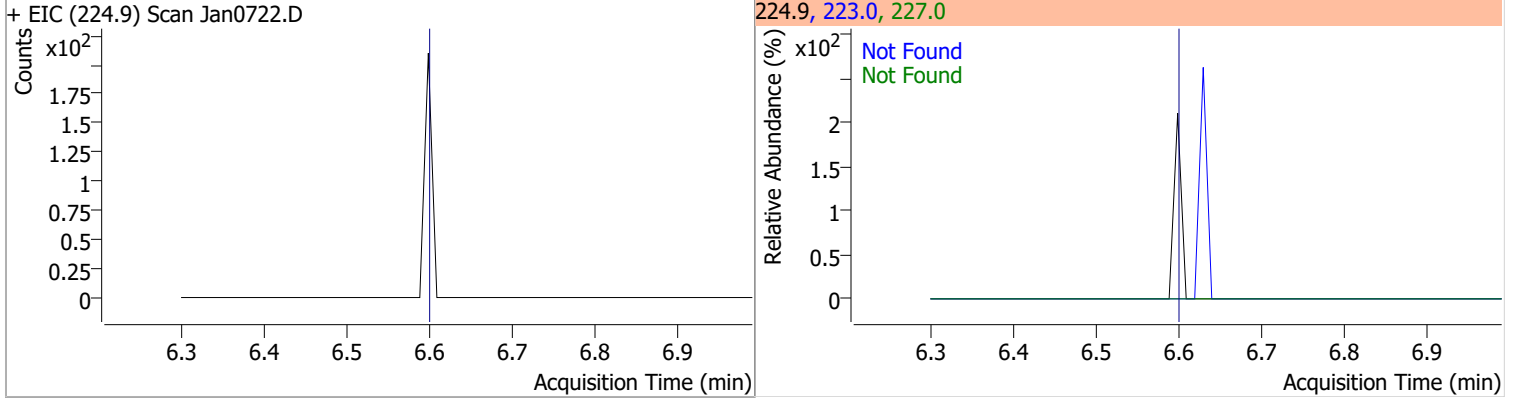
Compound	Conc.	Exp RT	QIon	Exp Ratio	QIon	Exp Ratio
2,4-Dichlorophenol	N.D.	6.28	164.0	65.0	98.0	31.2
+ EIC (162.0) Scan Jan0722.D			162.0, 164.0, 98.0			
						
1,2,4-Trichlorobenzene	N.D.	6.34	182.0	97.8	145.0	30.3
+ EIC (180.0) Scan Jan0722.D			180.0, 182.0, 145.0			
						
Naphthalene	N.D.	6.42	129.0	10.6	102.0	9.0
+ EIC (128.0) Scan Jan0722.D			128.0, 129.0, 102.0			
						
4-Chlorophenol	N.D.	6.49	128.0	318.3		
+ EIC (130.0) Scan Jan0722.D			130.0, 128.0			
						

Quantitation Results Report (QT Reviewed)

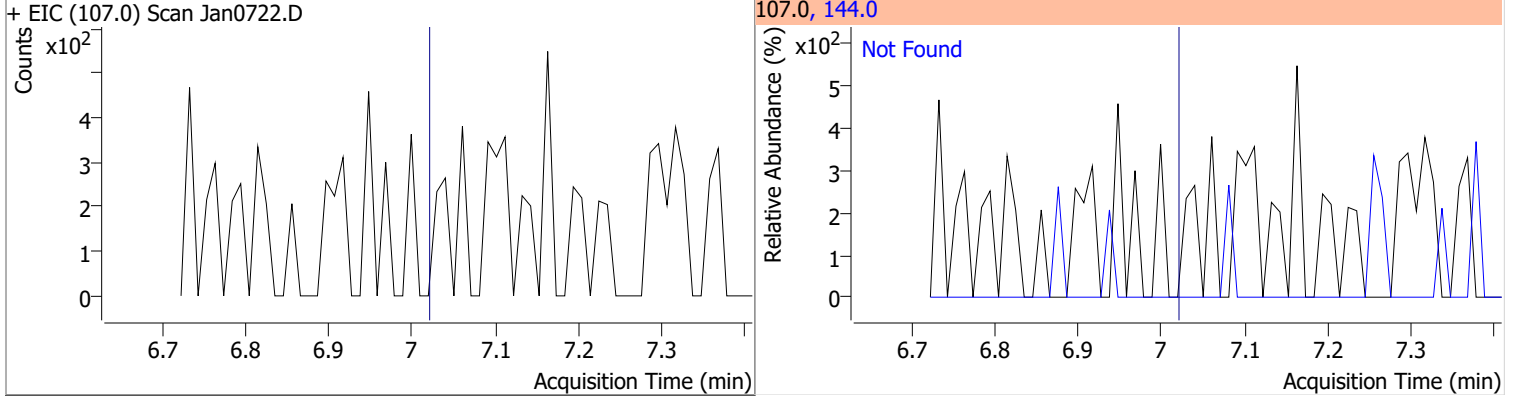
Compound	Conc.	Exp RT	QIon	Exp Ratio	QIon	Exp Ratio
p-Chloroaniline	N.D.	6.53	65.0	36.5	129.0	33.7



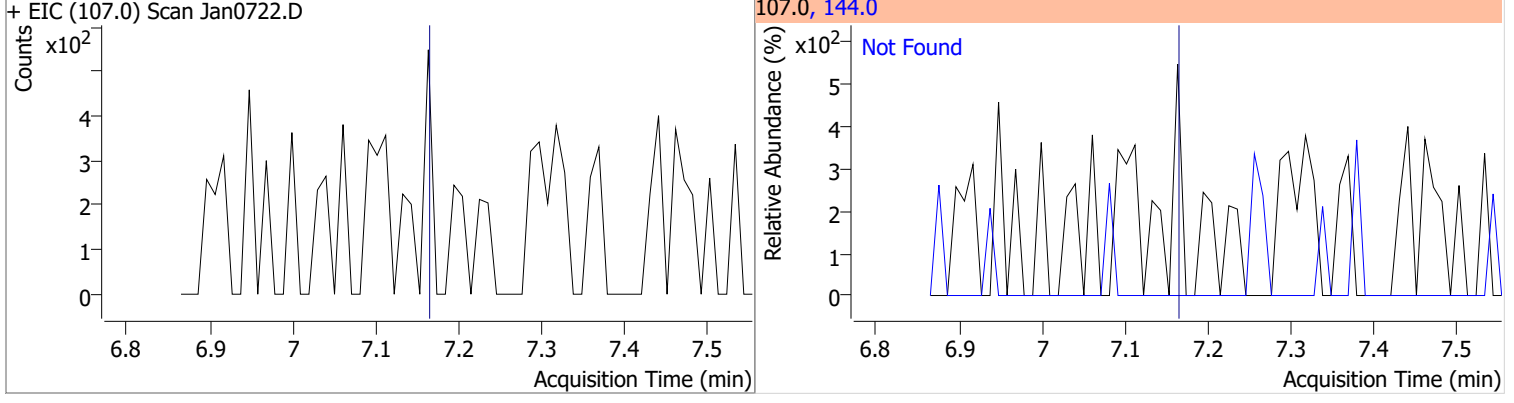
Compound	Conc.	Exp RT	QIon	Exp Ratio	QIon	Exp Ratio
Hexachlorobutadiene	N.D.	6.60	227.0	66.1	223.0	64.1



Compound	Conc.	Exp RT	QIon	Exp Ratio
4-Chloro-2-Methylphenol	N.D.	7.02	144.0	27.3

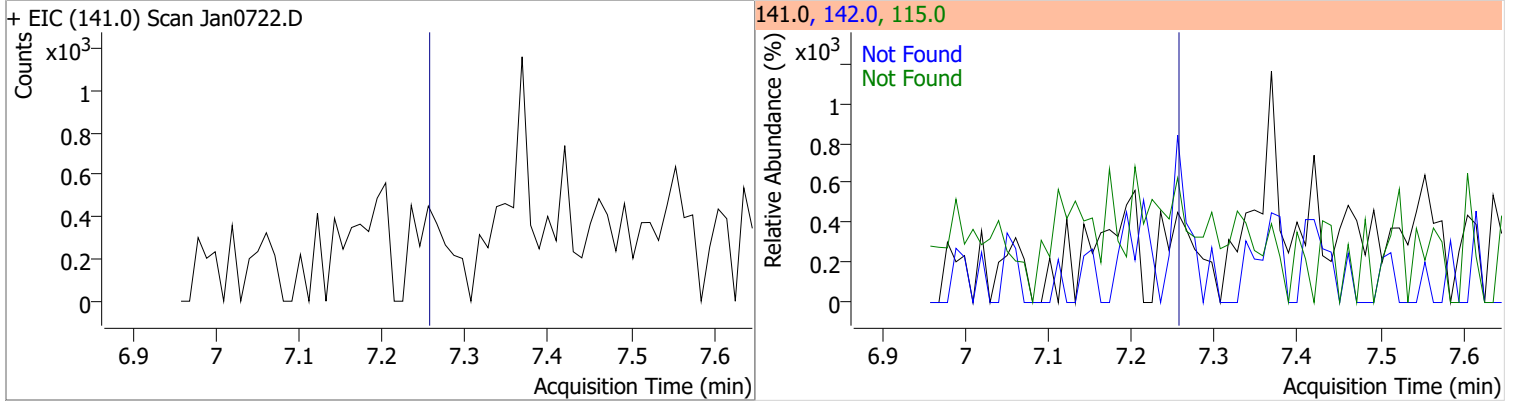


Compound	Conc.	Exp RT	QIon	Exp Ratio
4-Chloro-3-Methylphenol	N.D.	7.16	144.0	28.4

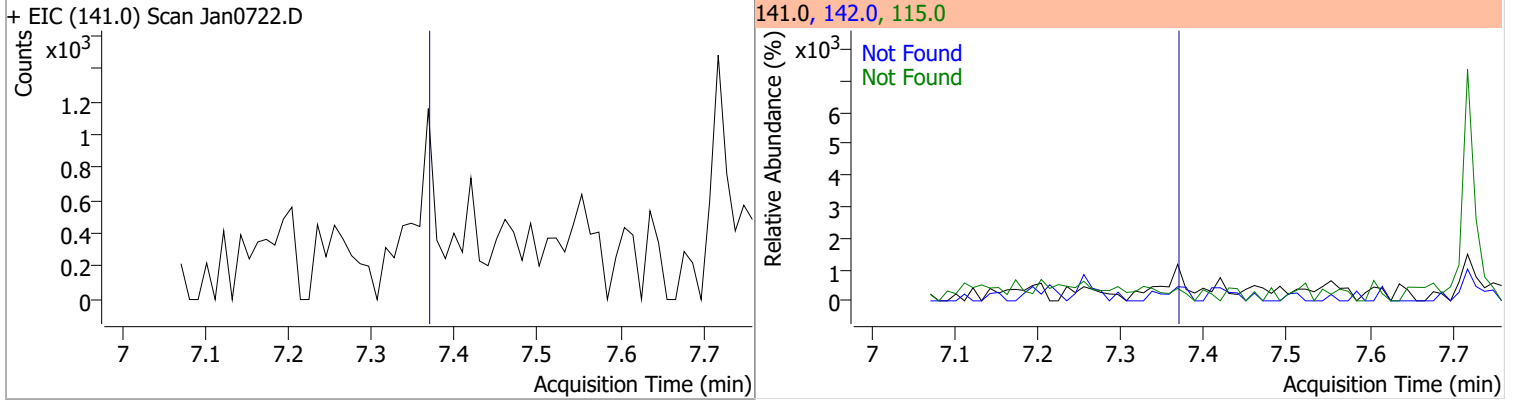


Quantitation Results Report (QT Reviewed)

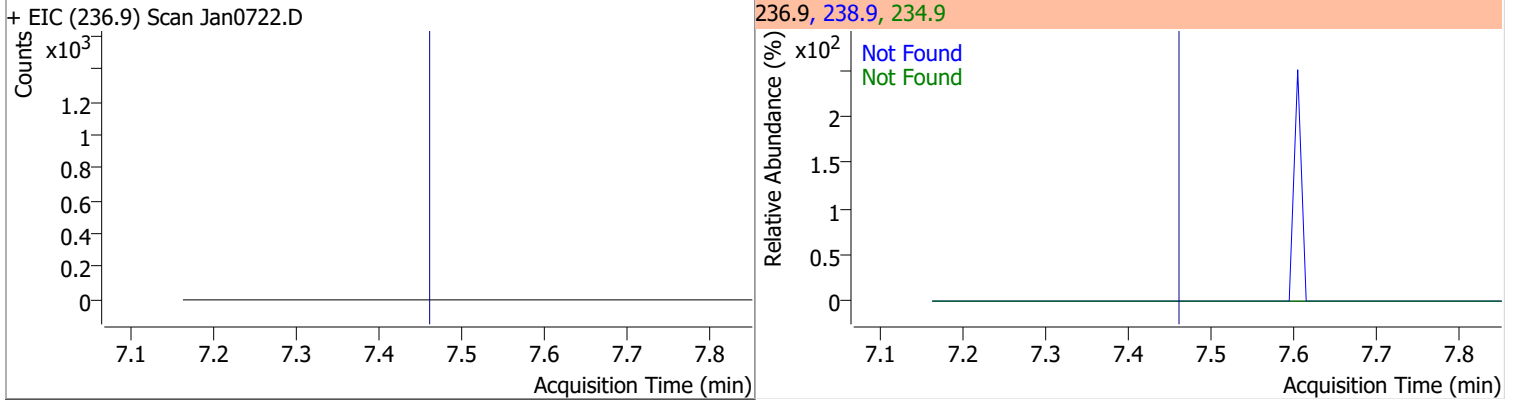
Compound	Conc.	Exp RT	QIon	Exp Ratio	QIon	Exp Ratio
2-Methylnaphthalene	N.D.	7.26	142.0	115.4	115.0	41.6



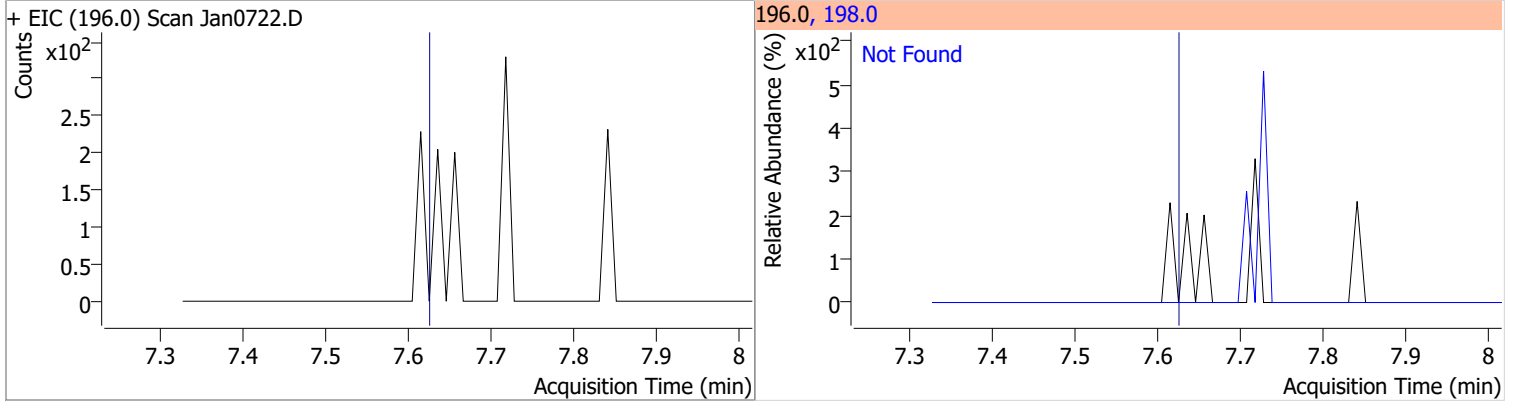
Compound	Conc.	Exp RT	QIon	Exp Ratio	QIon	Exp Ratio
1-Methylnaphthalene	N.D.	7.37	142.0	110.2	115.0	43.1



Compound	Conc.	Exp RT	QIon	Exp Ratio	QIon	Exp Ratio
Hexachlorocyclopentadiene	N.D.	7.45	238.9	65.0	234.9	62.3

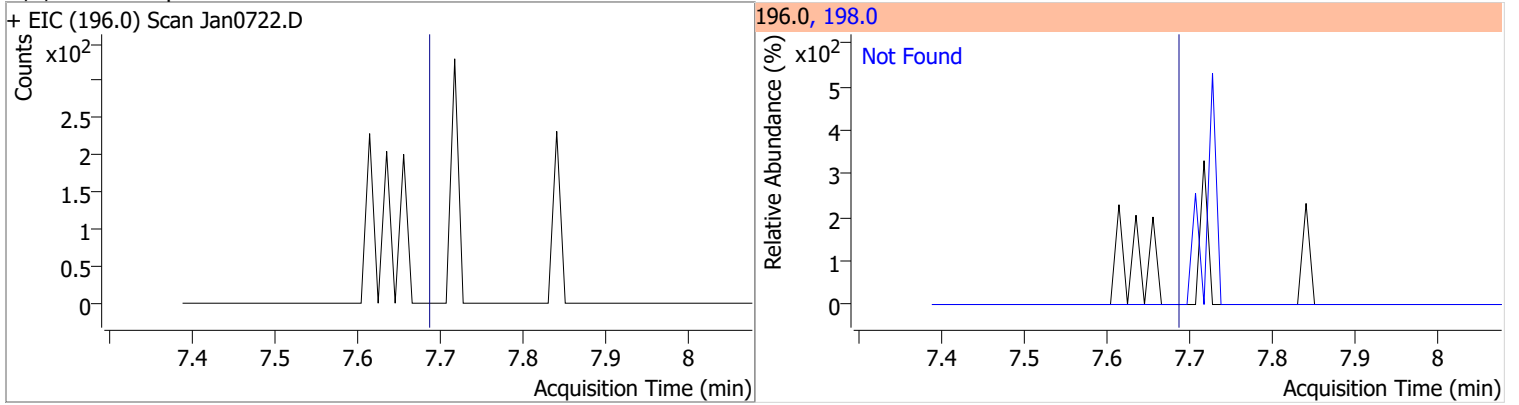


Compound	Conc.	Exp RT	QIon	Exp Ratio
2,4,6-Trichlorophenol	N.D.	7.61	198.0	95.1

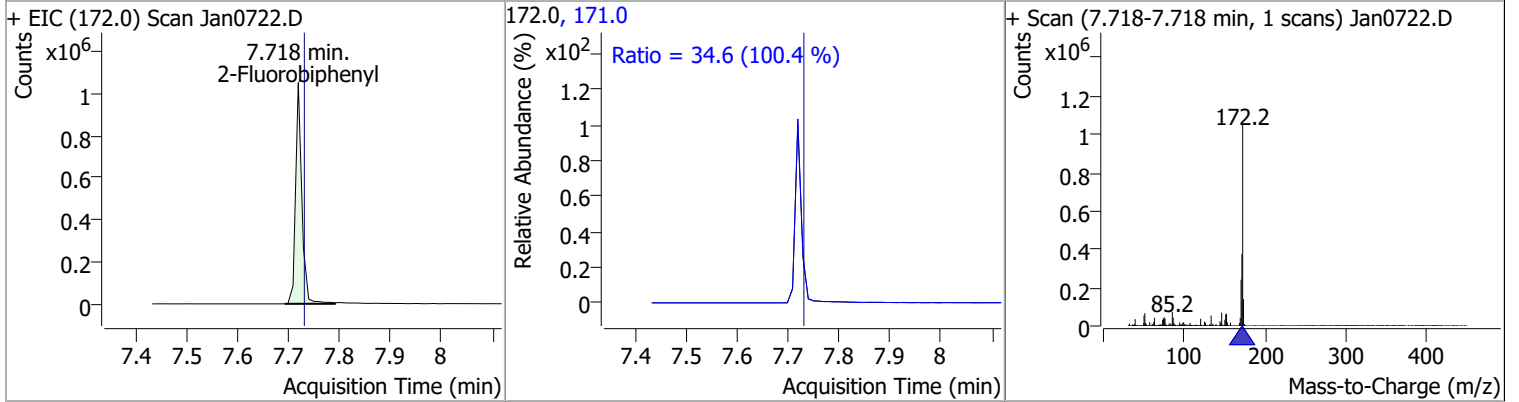


Quantitation Results Report (QT Reviewed)

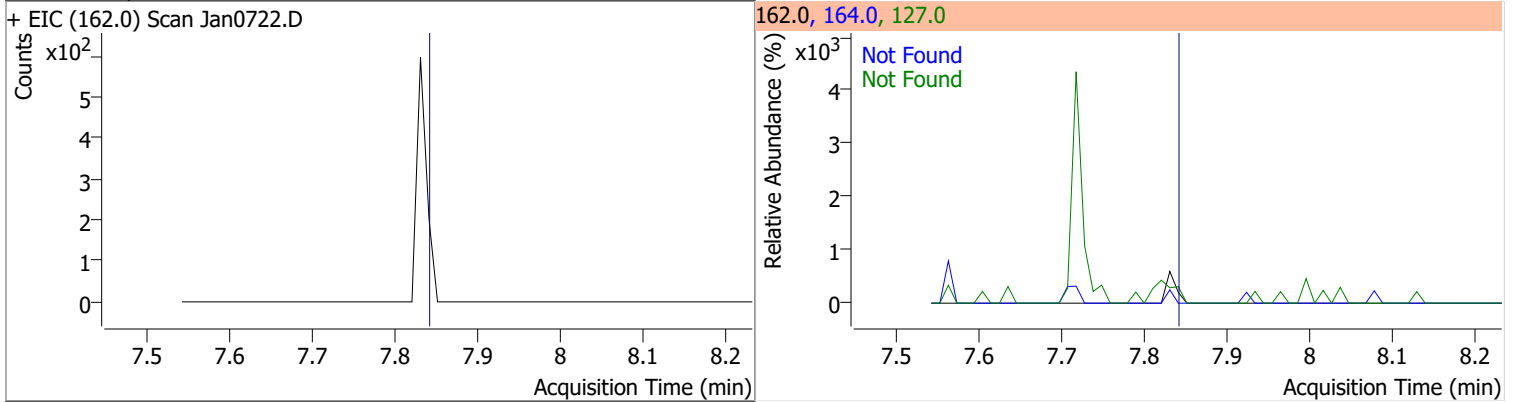
Compound	Conc.	Exp RT	QIon	Exp Ratio
2,4,5-Trichlorophenol	N.D.	7.68	198.0	95.5



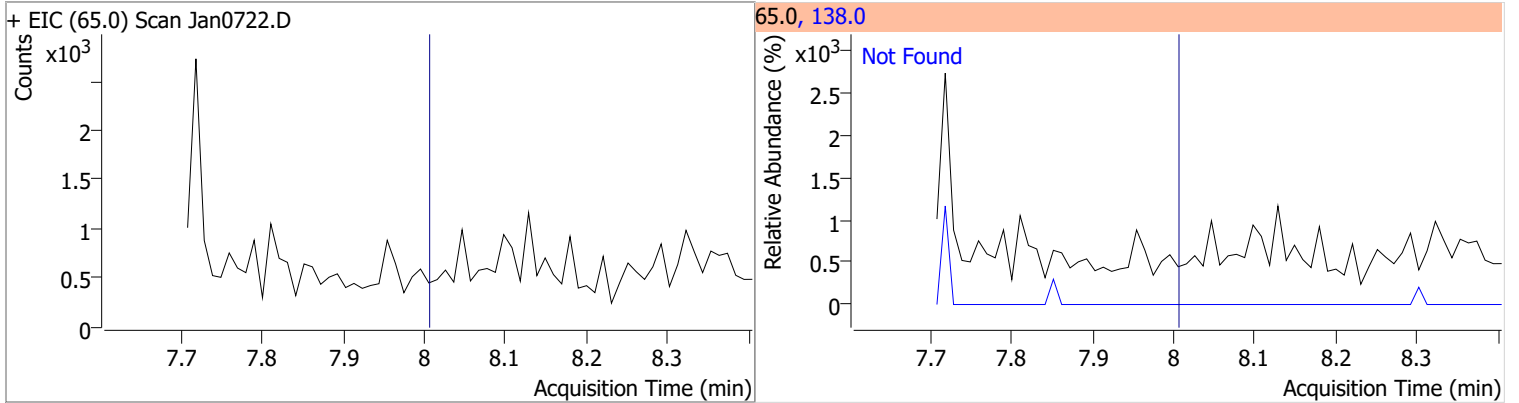
Compound	Conc.	RT	Dev(Min)	Resp.	QIon	QRatio	Lower	Upper
2-Fluorobiphenyl	52.2326	7.72	0.00	900063	171.0	34.6	24.2	44.9



Compound	Conc.	Exp RT	QIon	Exp Ratio	QIon	Exp Ratio
2-Chloronaphthalene	N.D.	7.83	127.0	37.9	164.0	32.3

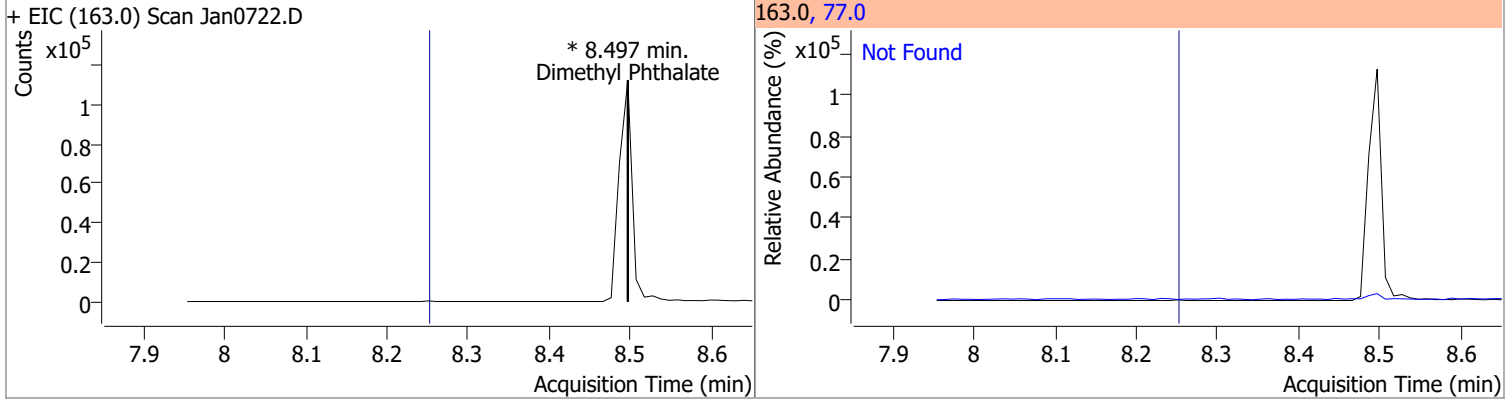


Compound	Conc.	Exp RT	QIon	Exp Ratio
2-Nitroaniline	N.D.	7.99	138.0	107.7

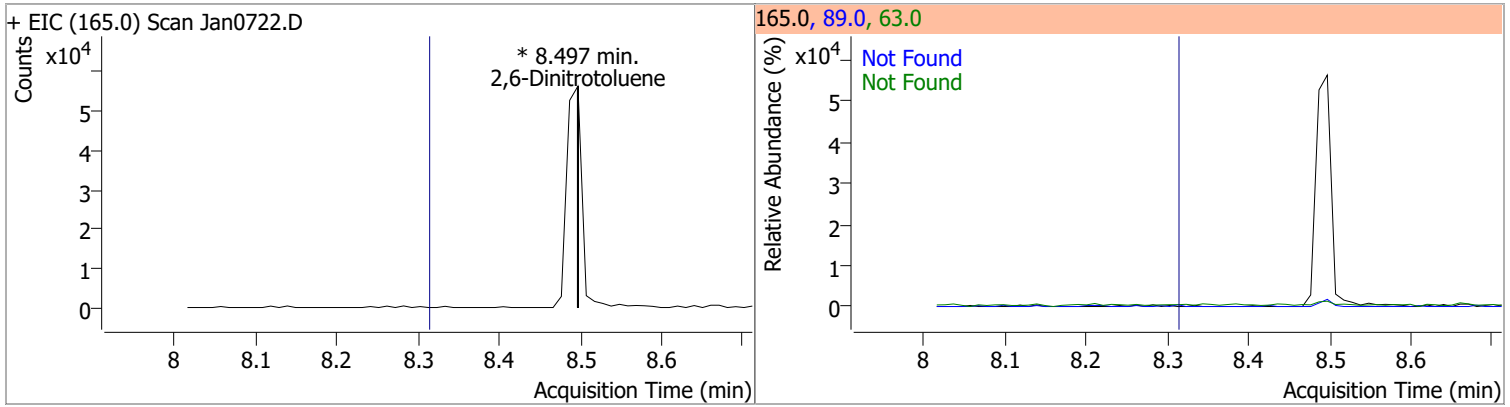


Quantitation Results Report (QT Reviewed)

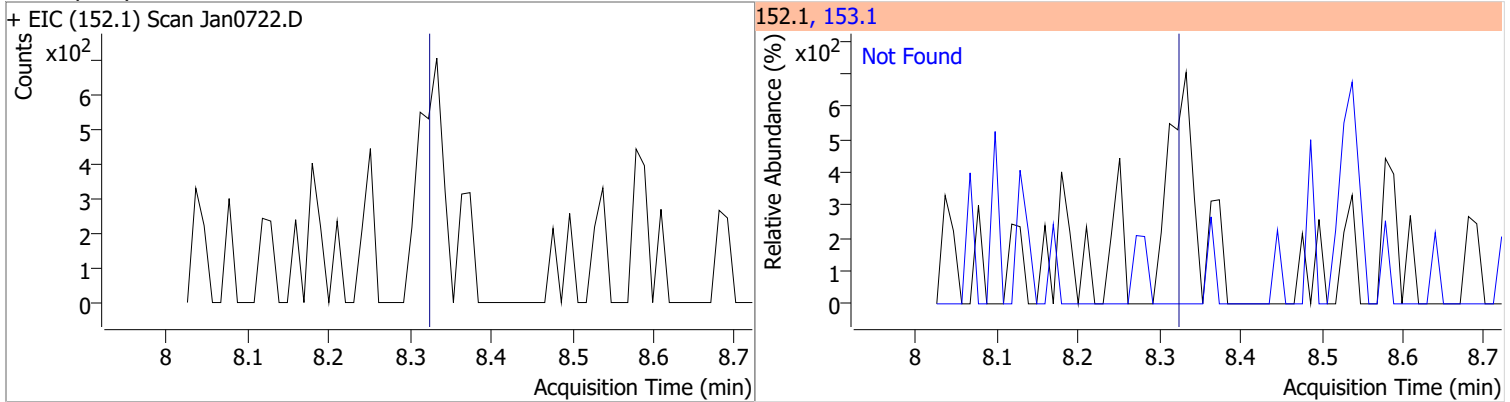
Compound	Conc.	RT	Dev(Min)	Resp.	QIon	QRatio	Lower	Upper
Dimethyl Phthalate	0	0		0	77.0		13.0	24.2



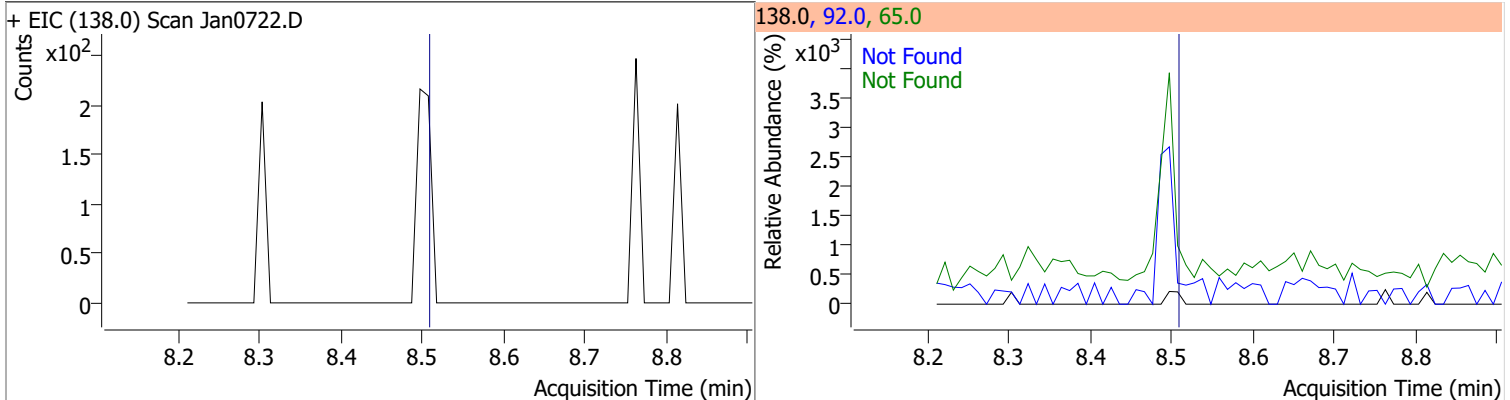
Compound	Conc.	RT	Dev(Min)	Resp.	QIon	QRatio	Lower	Upper
2,6-Dinitrotoluene	0	0		0	63.0 89.0		110.4 39.5	205.0 73.3



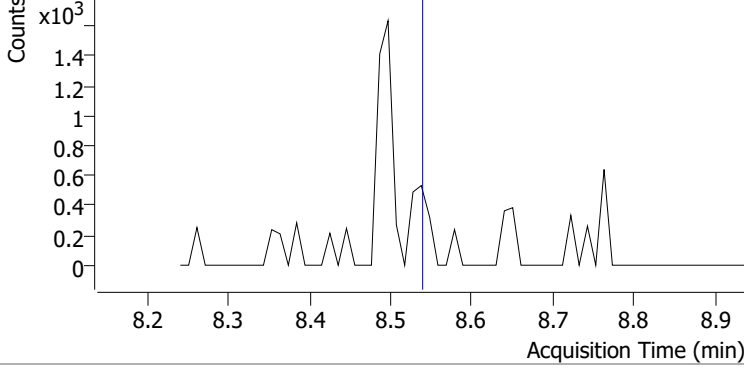
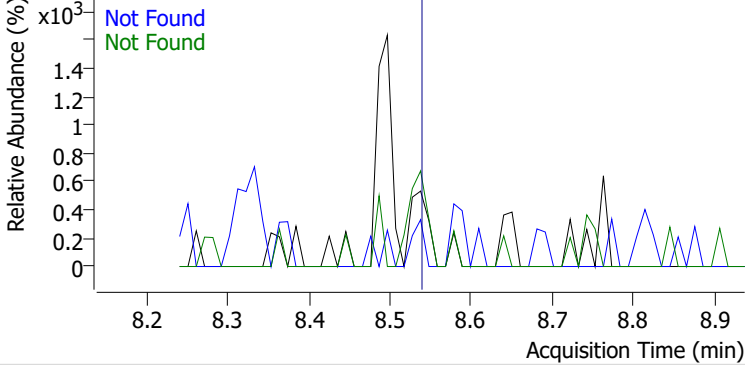
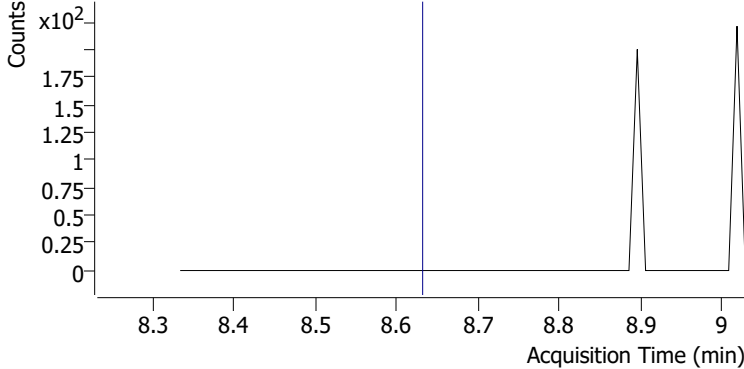
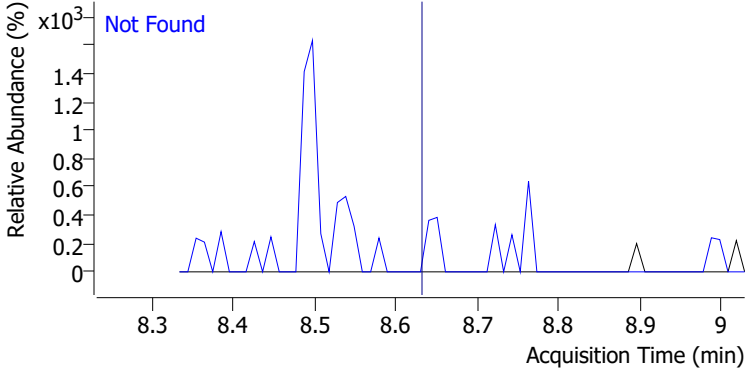
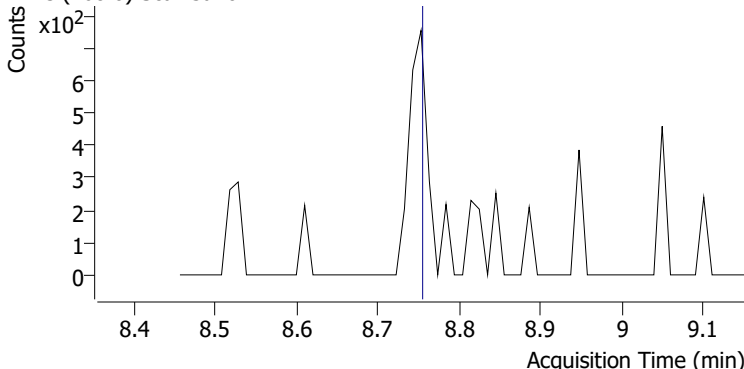
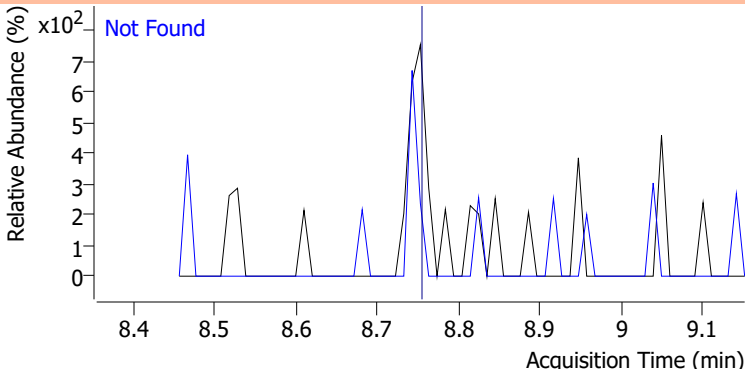
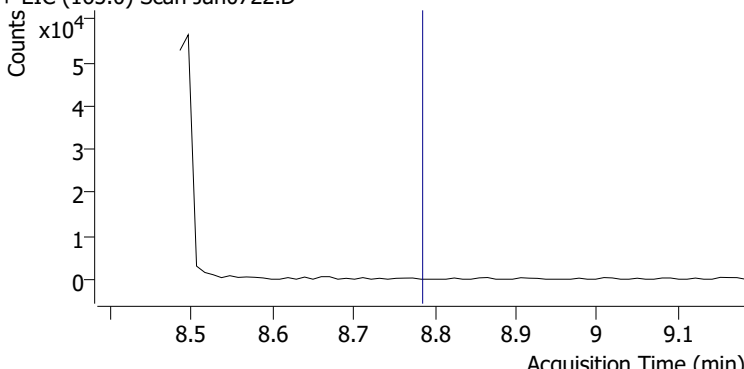
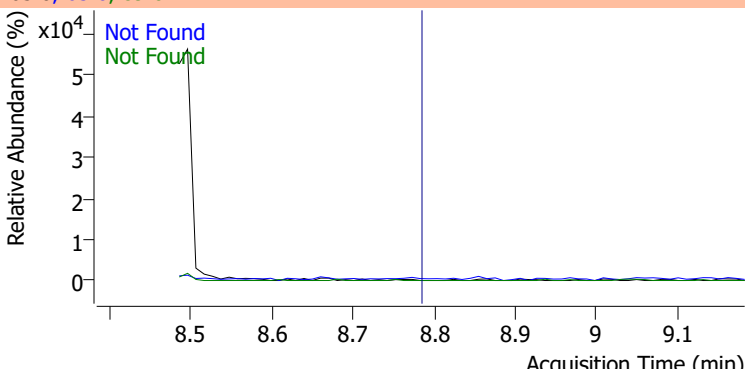
Compound	Conc.	Exp RT	QIon	Exp Ratio
Acenaphthylene	N.D.	8.31	153.1	13.8



Compound	Conc.	Exp RT	QIon	Exp Ratio	QIon	Exp Ratio
3-Nitroaniline	N.D.	8.50	65.0	140.9	92.0	106.5

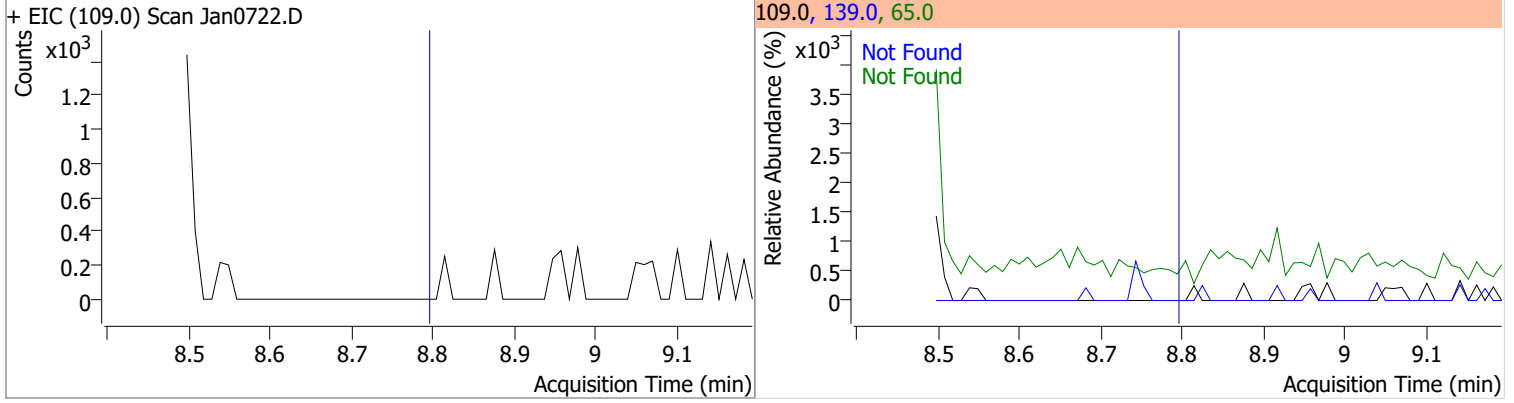


Quantitation Results Report (QT Reviewed)

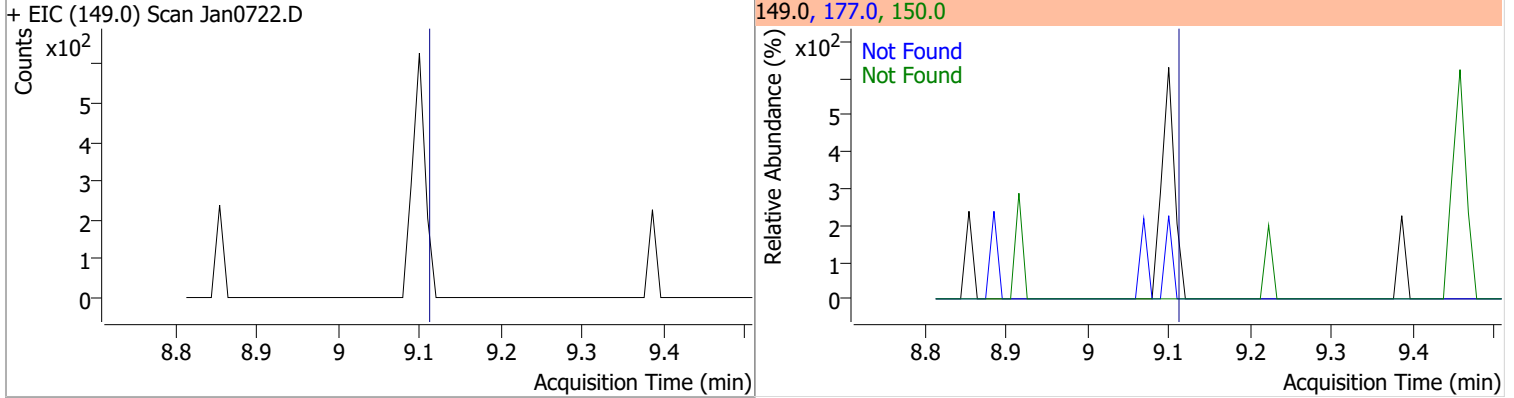
Compound	Conc.	Exp RT	QIon	Exp Ratio	QIon	Exp Ratio
Acenaphthene	N.D.	8.53	153.0	109.5	152.0	52.9
+ EIC (154.0) Scan Jan0722.D			154.0, 152.0, 153.0			
						
2,4-Dinitrophenol	N.D.	8.62	154.0	60.0		
+ EIC (184.0) Scan Jan0722.D			184.0, 154.0			
						
Dibenzofuran	N.D.	8.74	139.0	38.6		
+ EIC (168.0) Scan Jan0722.D			168.0, 139.0			
						
2,4-Dinitrotoluene	N.D.	8.77	63.0	76.1	89.0	74.7
+ EIC (165.0) Scan Jan0722.D			165.0, 63.0, 89.0			
						

Quantitation Results Report (QT Reviewed)

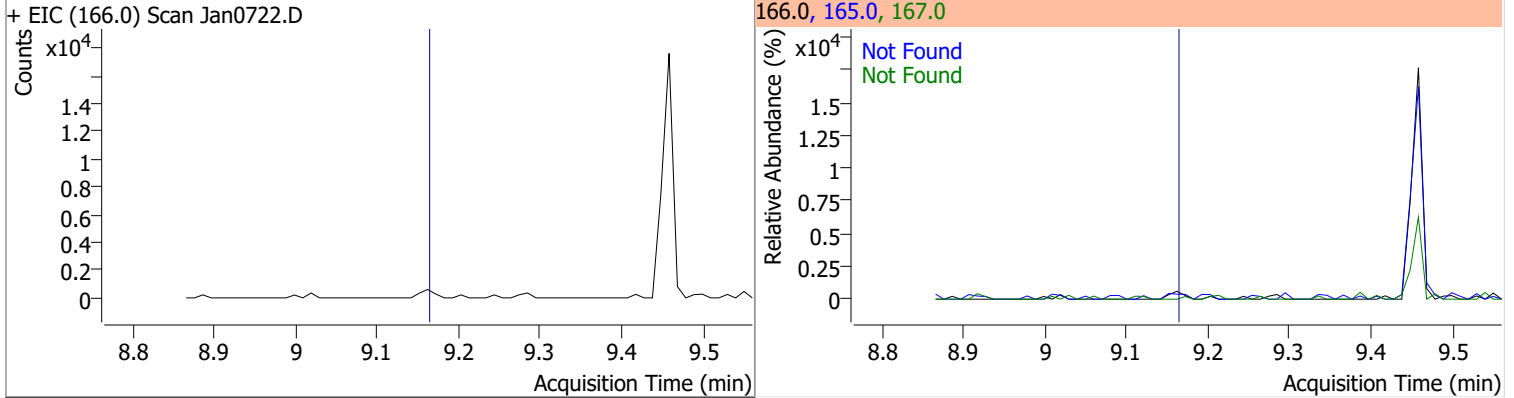
Compound	Conc.	Exp RT	QIon	Exp Ratio	QIon	Exp Ratio
4-Nitrophenol	N.D.	8.78	65.0	88.5	139.0	80.4



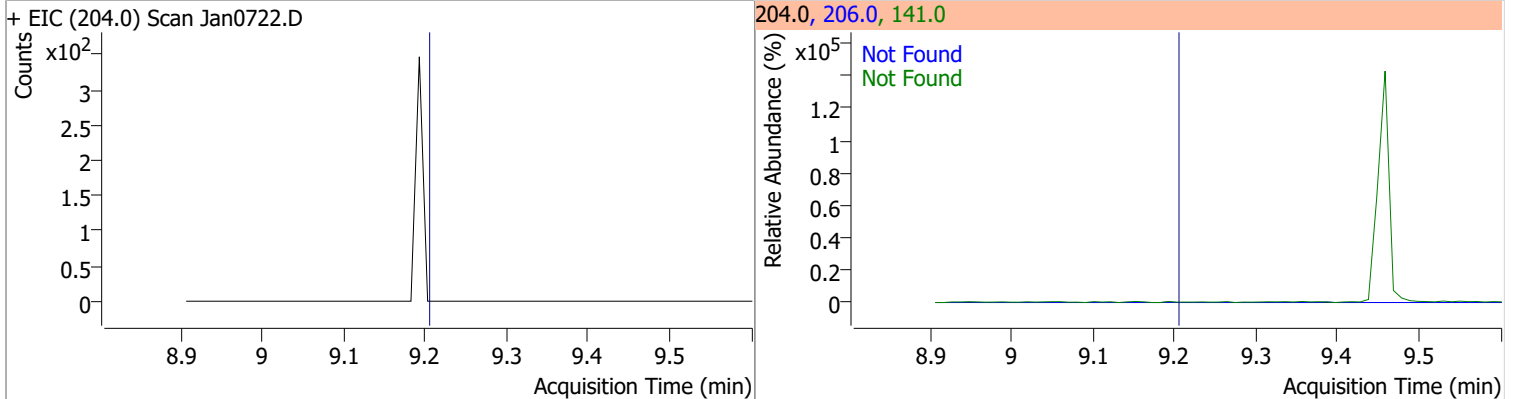
Compound	Conc.	Exp RT	QIon	Exp Ratio	QIon	Exp Ratio
Diethylphthalate	N.D.	9.10	177.0	20.7	150.0	12.6



Compound	Conc.	Exp RT	QIon	Exp Ratio	QIon	Exp Ratio
Fluorene	N.D.	9.15	165.0	93.4	167.0	12.9

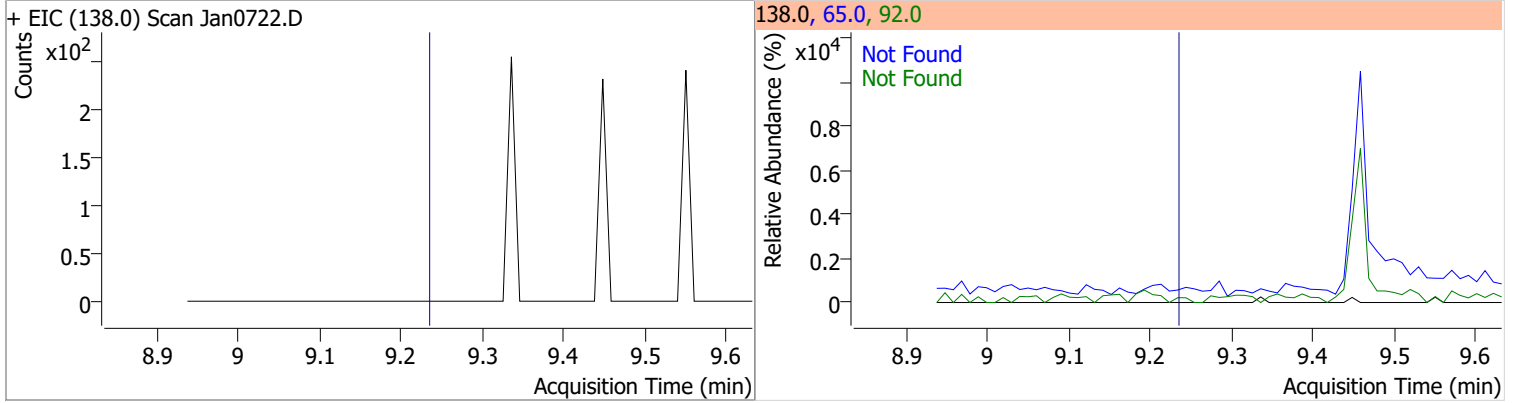


Compound	Conc.	Exp RT	QIon	Exp Ratio	QIon	Exp Ratio
4-Chlorophenyl-phenylether	N.D.	9.19	141.0	62.3	206.0	33.9

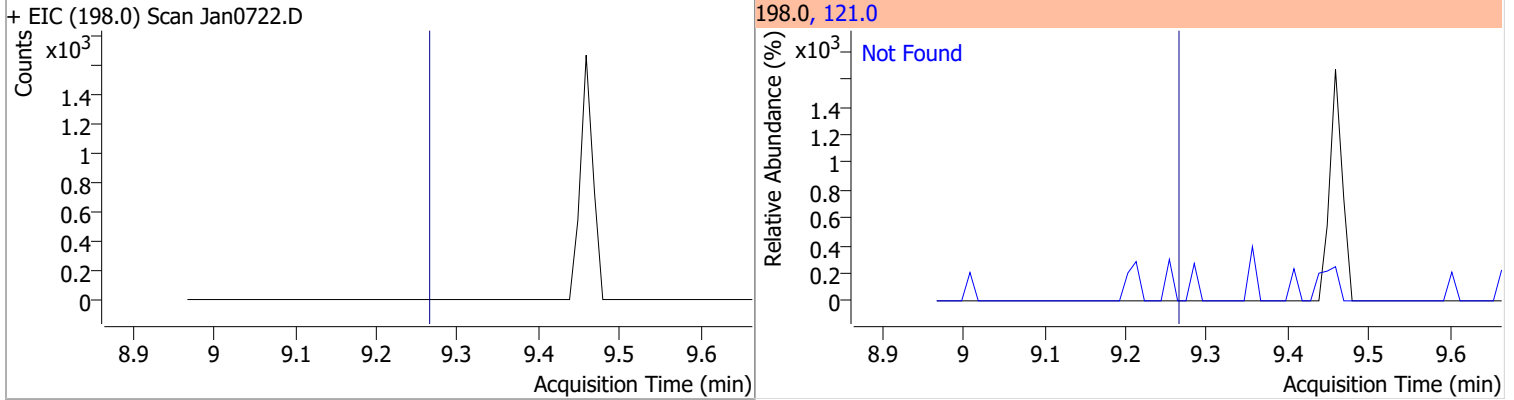


Quantitation Results Report (QT Reviewed)

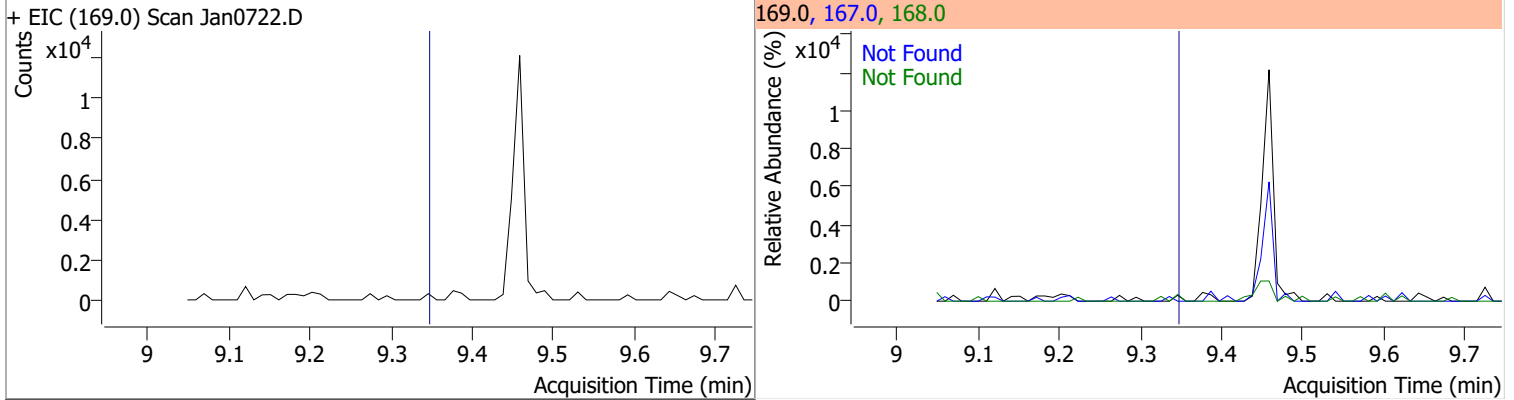
Compound	Conc.	Exp RT	QIon	Exp Ratio	QIon	Exp Ratio
4-Nitroaniline	N.D.	9.23	65.0	114.6	92.0	45.3



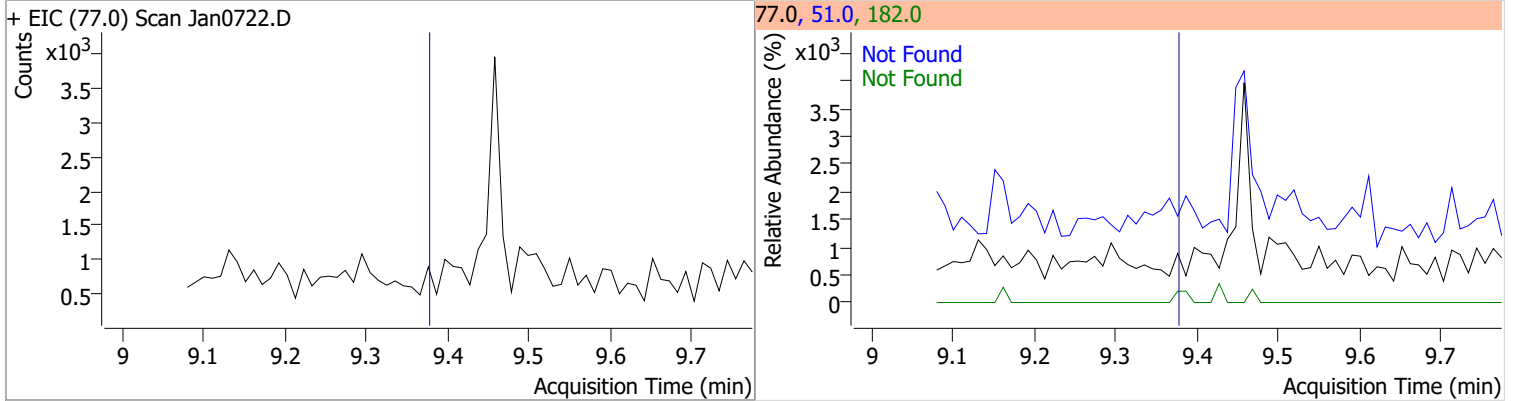
Compound	Conc.	Exp RT	QIon	Exp Ratio
4,6-Dinitro-2-methylphenol	N.D.	9.26	121.0	44.8



Compound	Conc.	Exp RT	QIon	Exp Ratio	QIon	Exp Ratio
N-nitrosodiphenylamine	N.D.	9.35	168.0	63.3	167.0	33.4

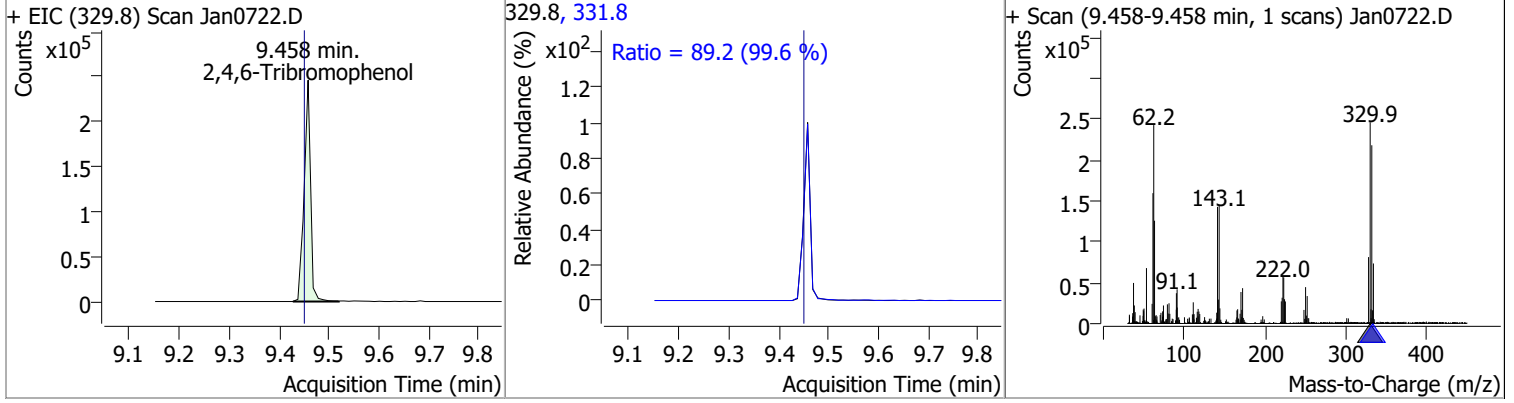


Compound	Conc.	Exp RT	QIon	Exp Ratio	QIon	Exp Ratio
Azobenzene	N.D.	9.38	51.0	49.9	182.0	26.9

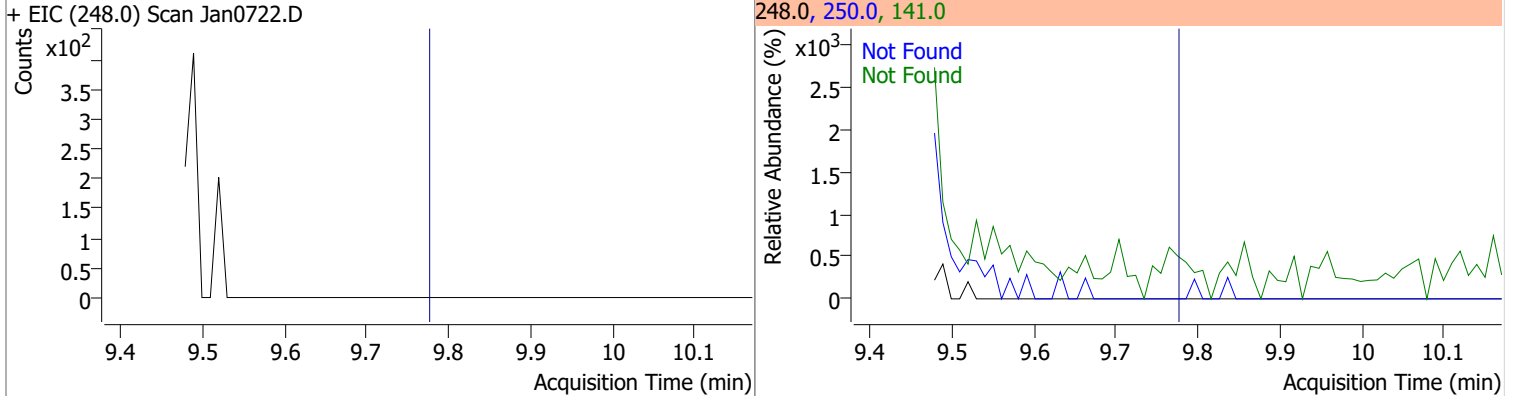


Quantitation Results Report (QT Reviewed)

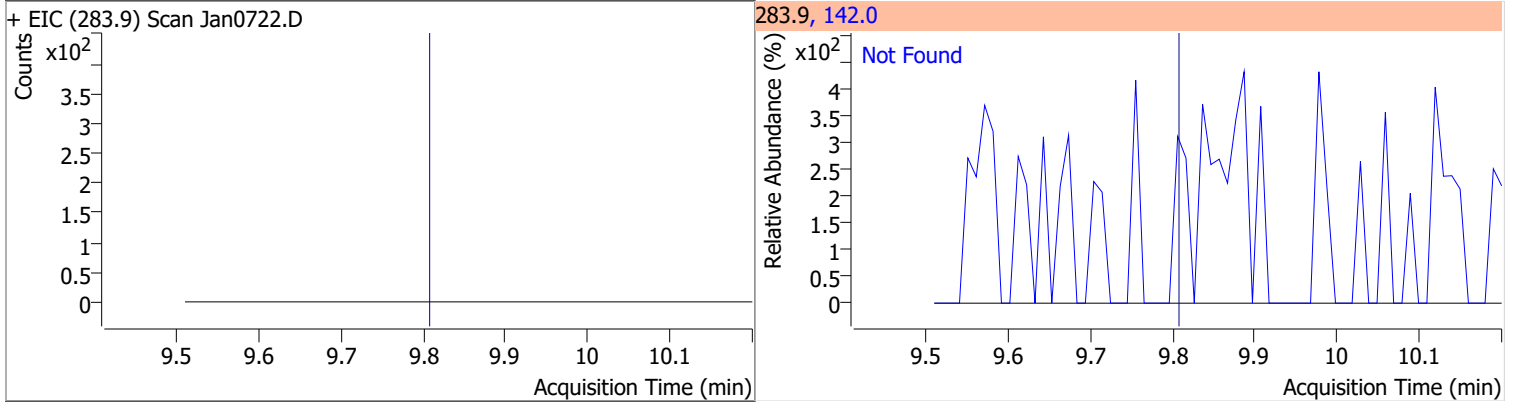
Compound	Conc.	RT	Dev(Min)	Resp.	QIon	QRatio	Lower	Upper
2,4,6-Tribromophenol	154.1019	9.46	0.01	221417	331.8	89.2	62.7	116.4



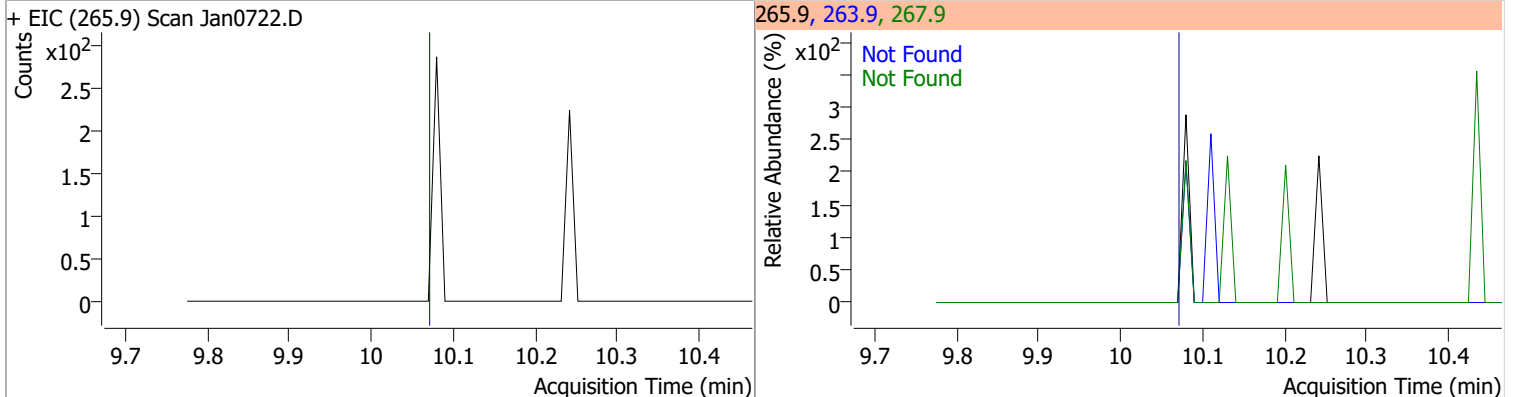
Compound	Conc.	Exp RT	QIon	Exp Ratio	QIon	Exp Ratio
4-Bromophenyl-phenylether	N.D.	9.78	250.0	98.3	141.0	96.1



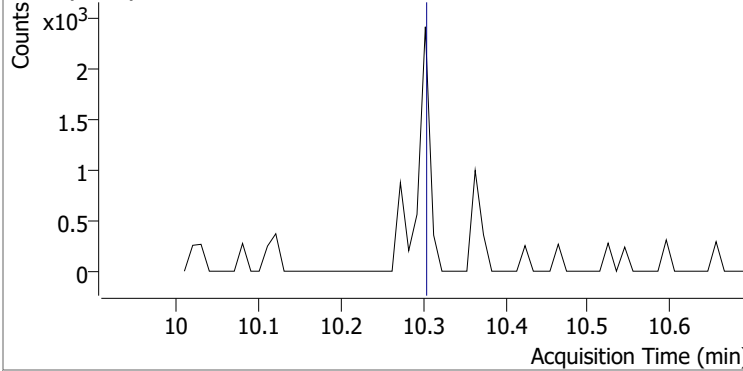
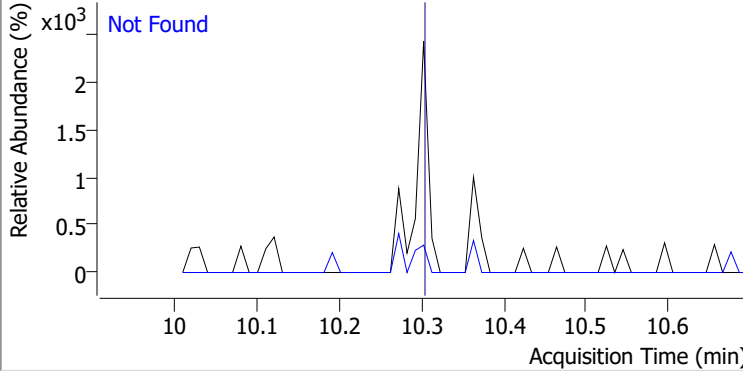
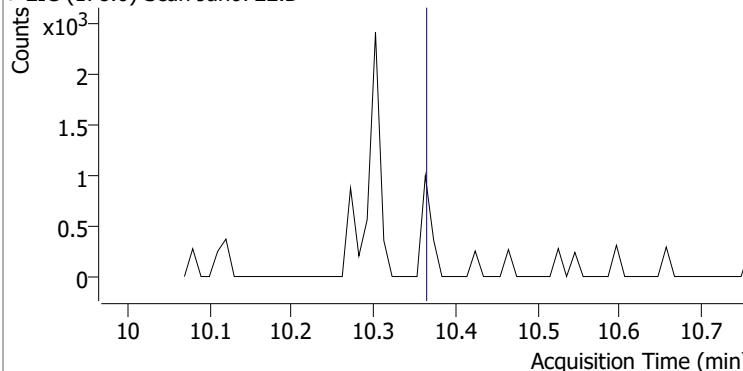
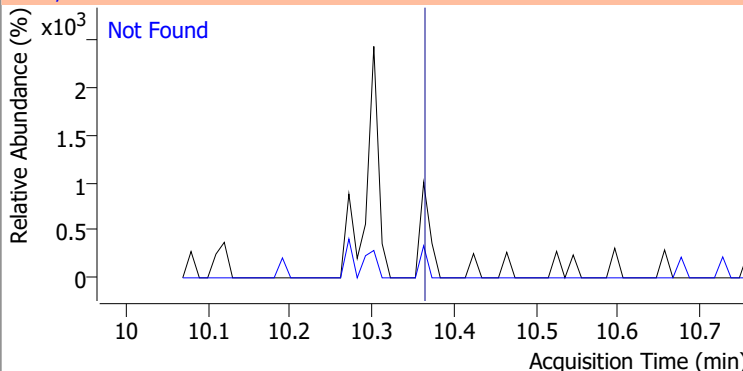
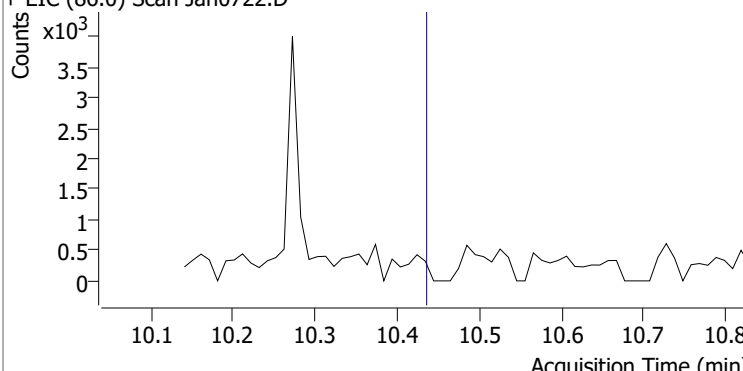
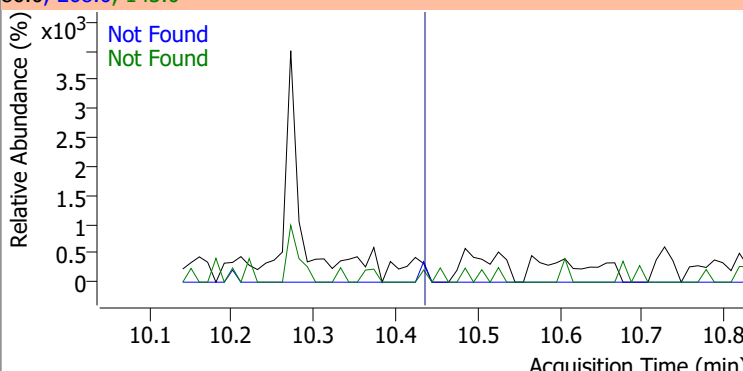
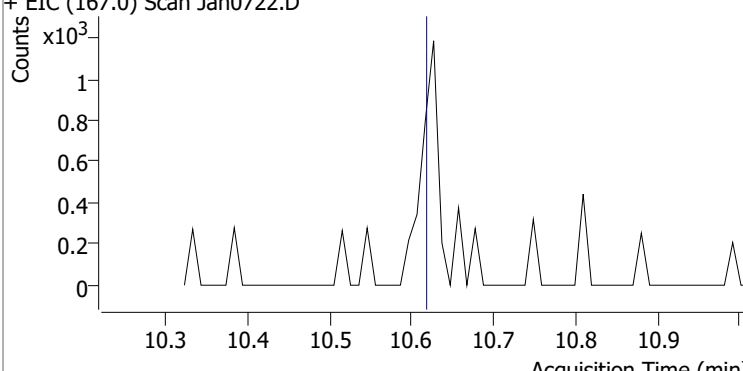
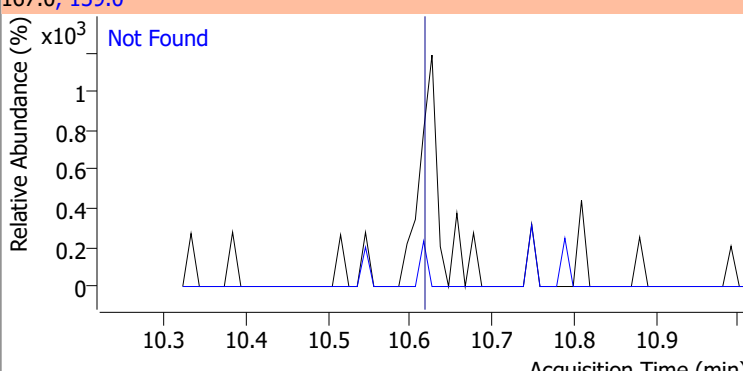
Compound	Conc.	Exp RT	QIon	Exp Ratio	QIon	Exp Ratio
Hexachlorobenzene	N.D.	9.81	142.0	49.9		



Compound	Conc.	Exp RT	QIon	Exp Ratio	QIon	Exp Ratio
Pentachlorophenol	N.D.	10.07	263.9	67.0	267.9	63.6

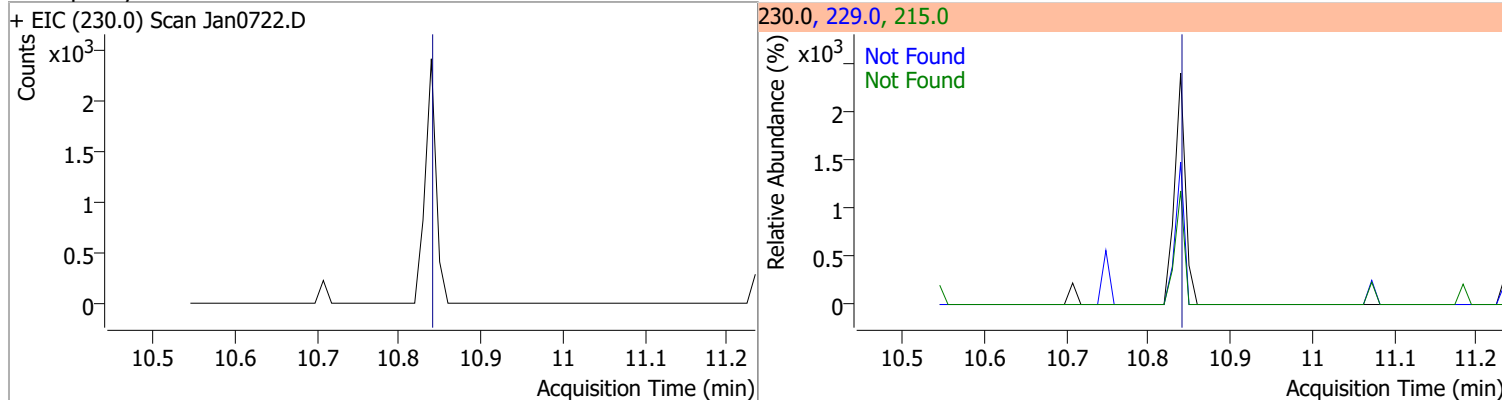


Quantitation Results Report (QT Reviewed)

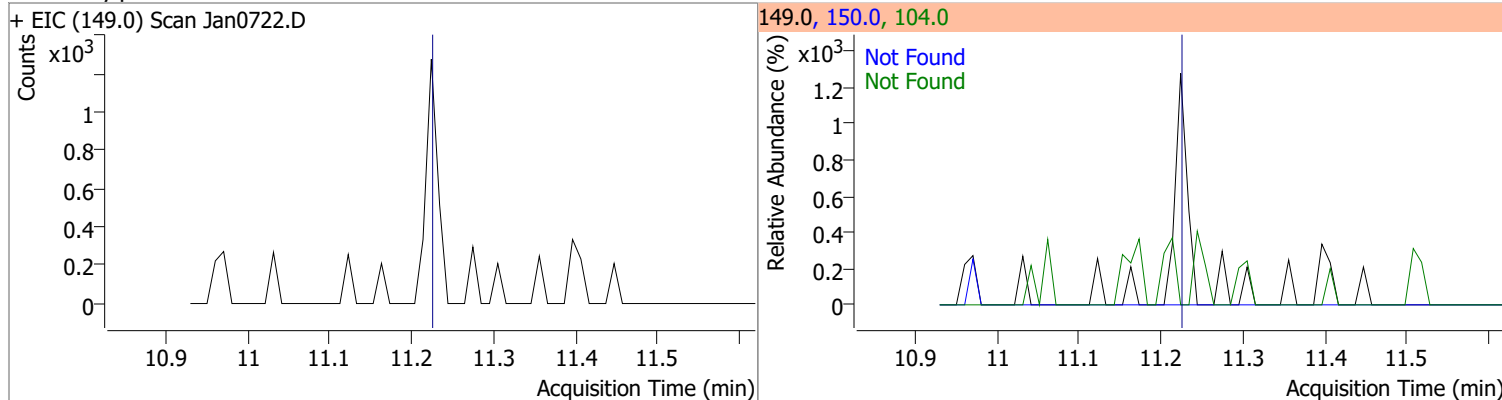
Compound	Conc.	Exp RT	QIon	Exp Ratio		
Phenanthrene	N.D.	10.30	176.0	19.3		
+ EIC (178.0) Scan Jan0722.D			178.0, 176.0			
						
Anthracene	N.D.	10.36	176.0	18.4		
+ EIC (178.0) Scan Jan0722.D			178.0, 176.0			
						
Triallate	N.D.	10.43	268.0	26.7	QIon	Exp Ratio
+ EIC (86.0) Scan Jan0722.D			86.0, 268.0, 143.0			
						
Carbazole	N.D.	10.62	139.0	12.8		
+ EIC (167.0) Scan Jan0722.D			167.0, 139.0			
						

Quantitation Results Report (QT Reviewed)

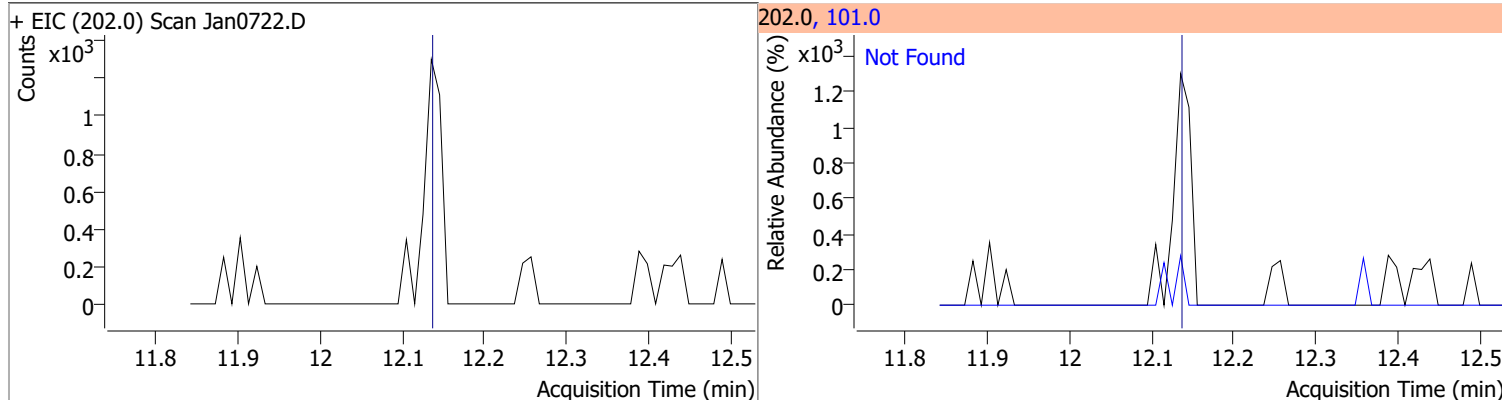
Compound	Conc.	Exp RT	QIon	Exp Ratio	QIon	Exp Ratio
o-Terphenyl	N.D.	10.84	229.0	64.1	215.0	36.5



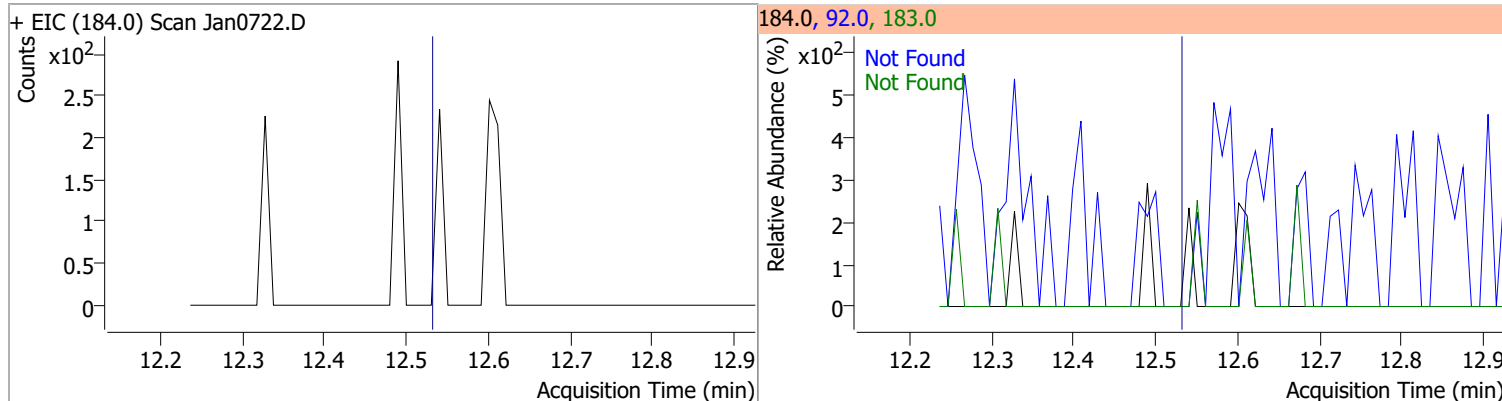
Compound	Conc.	Exp RT	QIon	Exp Ratio	QIon	Exp Ratio
Di-n-Butylphthalate	N.D.	11.22	150.0	9.1	104.0	6.1



Compound	Conc.	Exp RT	QIon	Exp Ratio
Fluoranthene	N.D.	12.14	101.0	12.8

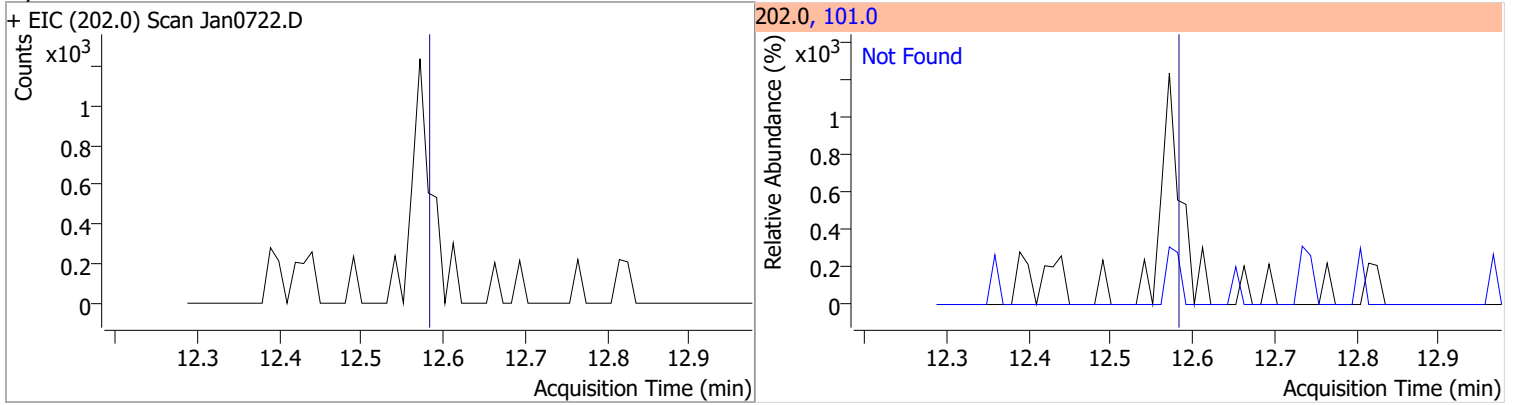


Compound	Conc.	Exp RT	QIon	Exp Ratio	QIon	Exp Ratio
Benzidine	N.D.	12.53	183.0	13.1	92.0	8.1

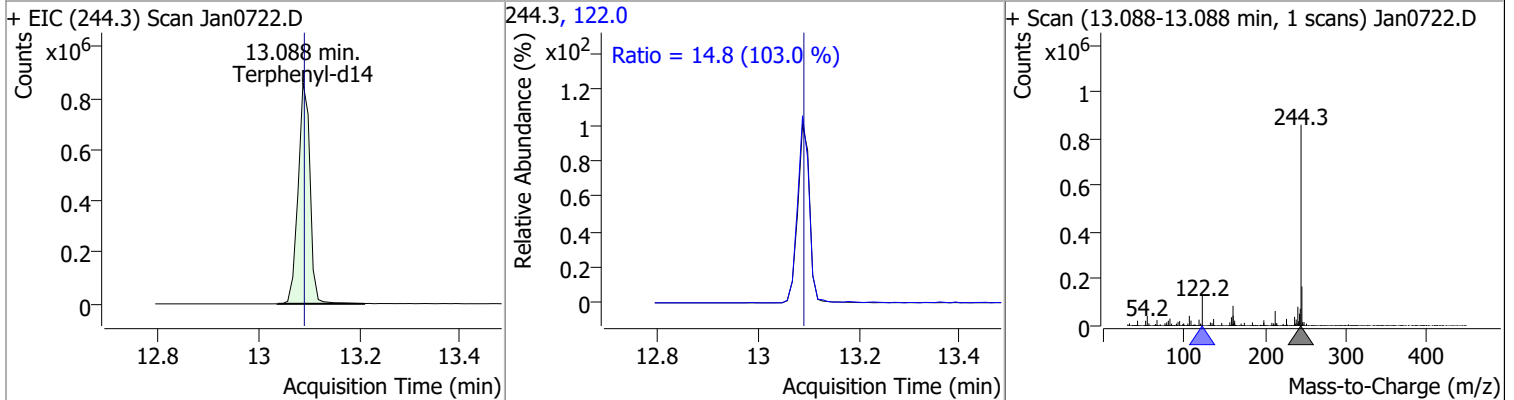


Quantitation Results Report (QT Reviewed)

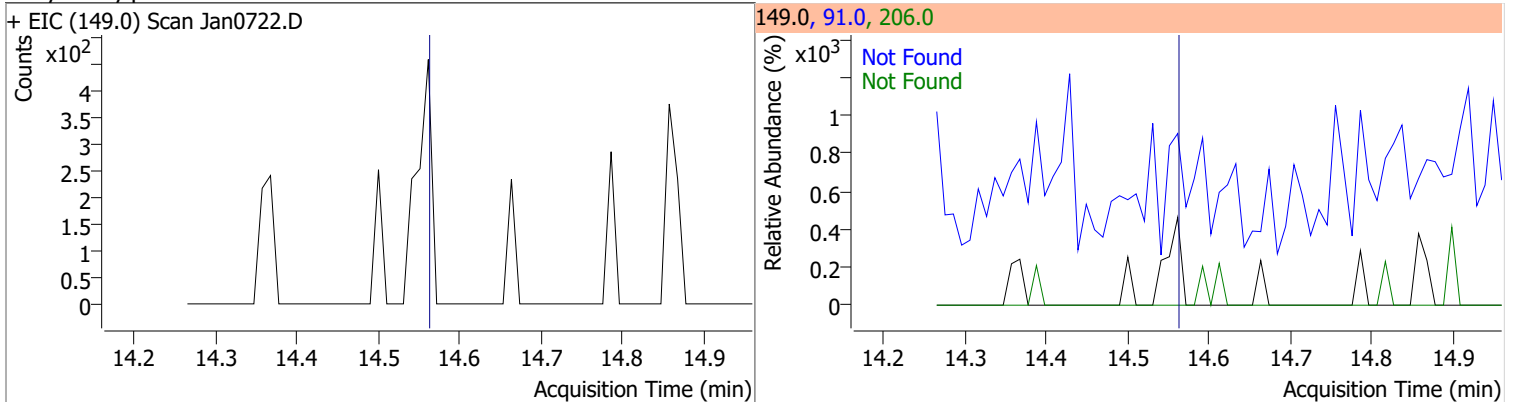
Compound	Conc.	Exp RT	QIon	Exp Ratio
Pyrene	N.D.	12.58	101.0	14.6



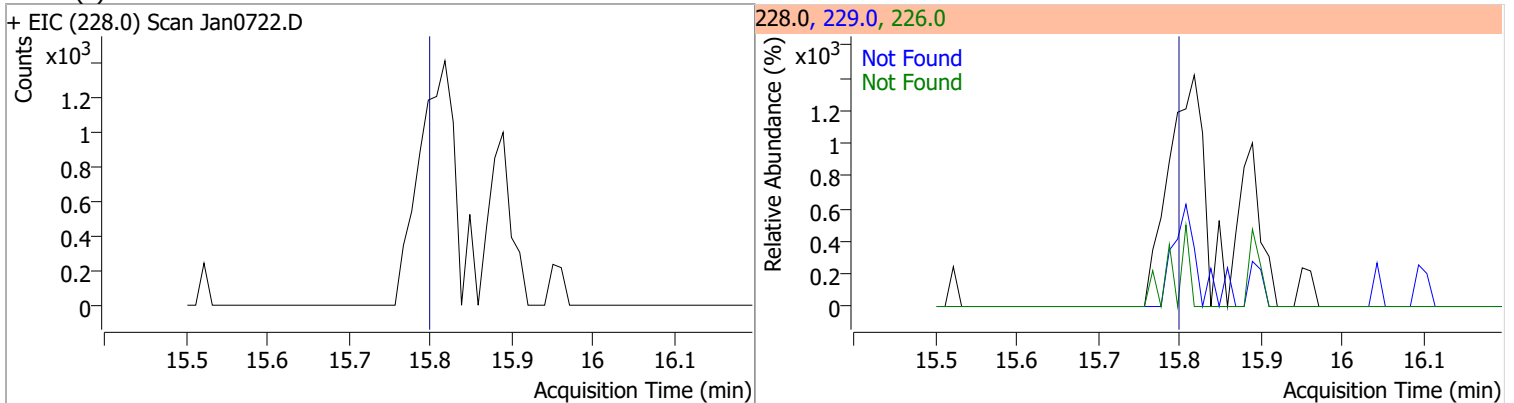
Compound	Conc.	RT	Dev(Min)	Resp.	QIon	QRatio	Lower	Upper
Terphenyl-d14	85.9155	13.09	0.00	1411822	122.0	14.8	10.1	18.7



Compound	Conc.	Exp RT	QIon	Exp Ratio	QIon	Exp Ratio
Butylbenzylphthalate	N.D.	14.56	91.0	81.7	206.0	17.9

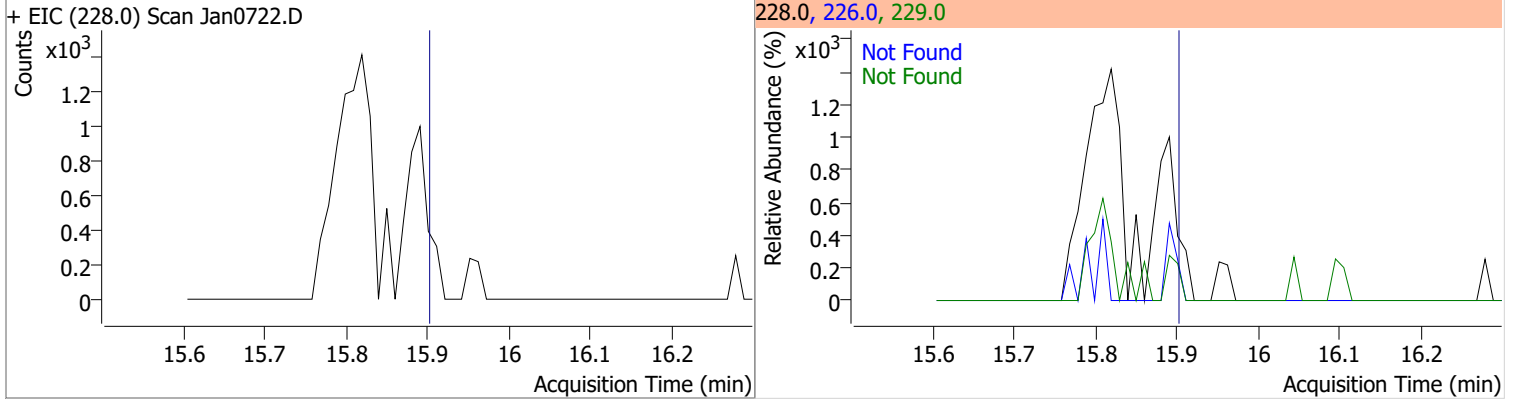


Compound	Conc.	Exp RT	QIon	Exp Ratio	QIon	Exp Ratio
Benzo(a)Anthracene	N.D.	15.80	226.0	27.1	229.0	21.0

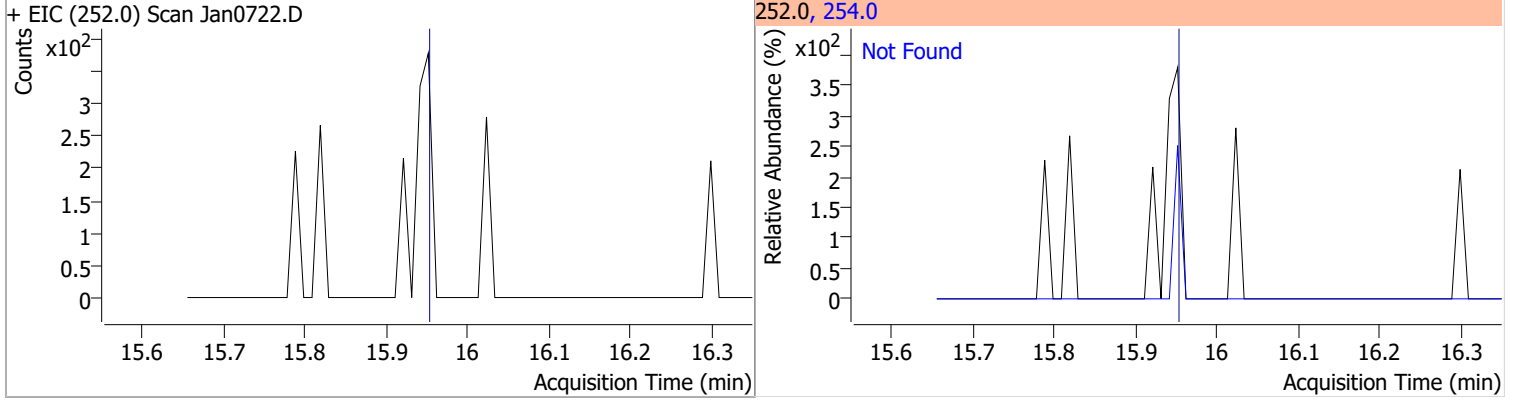


Quantitation Results Report (QT Reviewed)

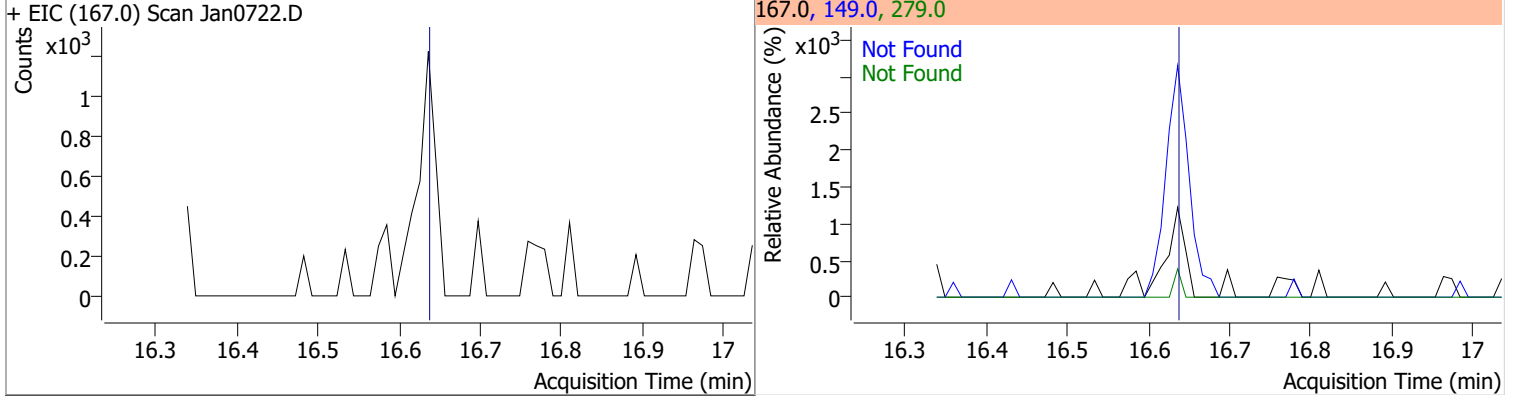
Compound	Conc.	Exp RT	QIon	Exp Ratio	QIon	Exp Ratio
Chrysene	N.D.	15.90	226.0	29.9	229.0	20.4



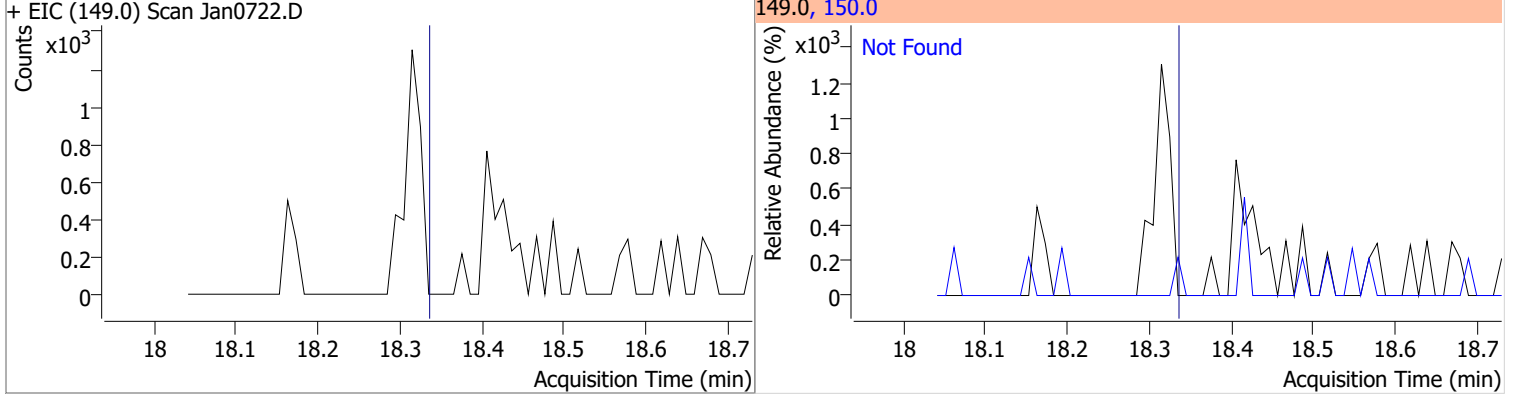
Compound	Conc.	Exp RT	QIon	Exp Ratio
3,3-Dichlorobenzidine	N.D.	15.95	254.0	64.7



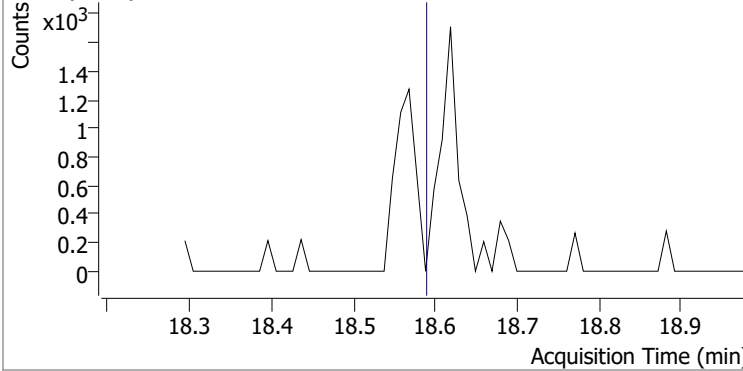
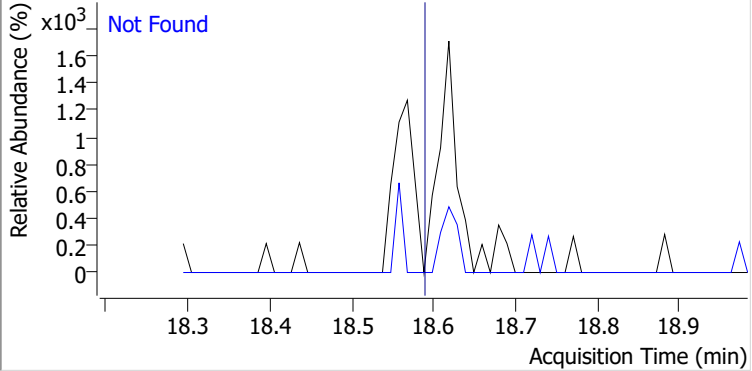
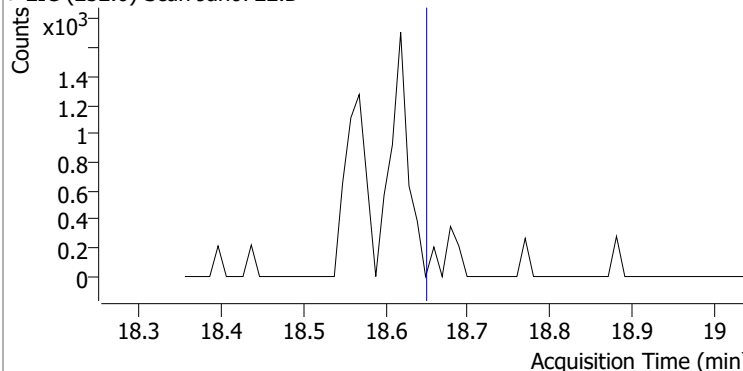
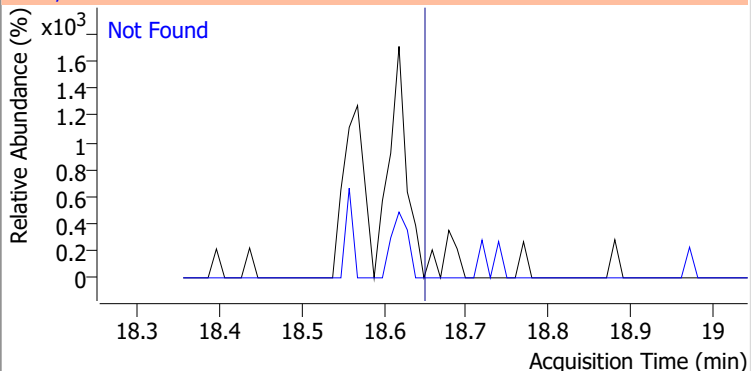
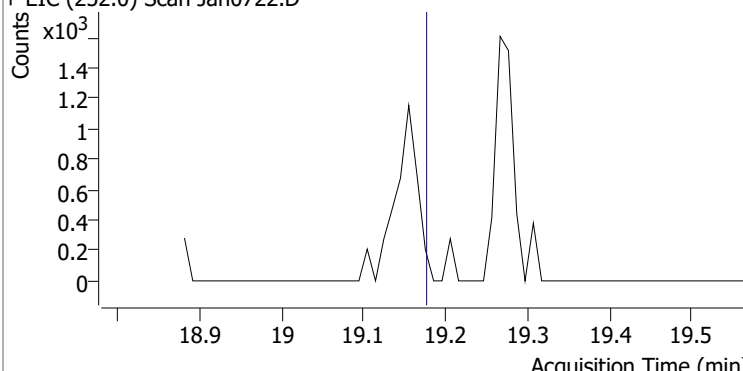
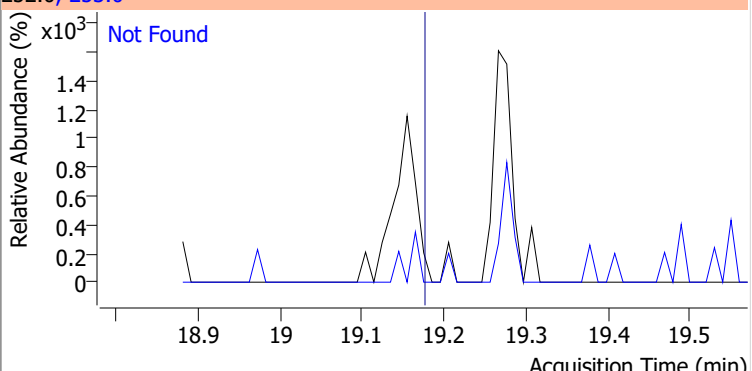
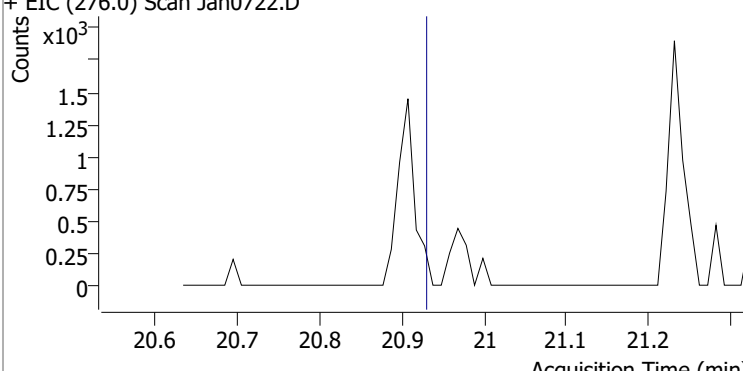
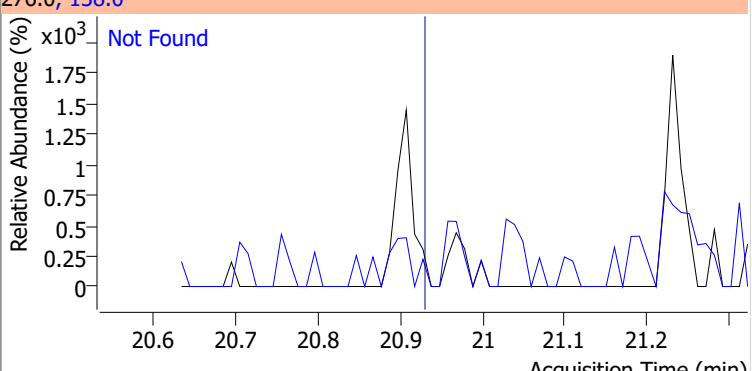
Compound	Conc.	Exp RT	QIon	Exp Ratio	QIon	Exp Ratio
bis(2-ethylhexyl)Phthalate	N.D.	16.64	149.0	397.1	279.0	15.6



Compound	Conc.	Exp RT	QIon	Exp Ratio
Di-n-octyl Phthalate	N.D.	18.32	150.0	9.5

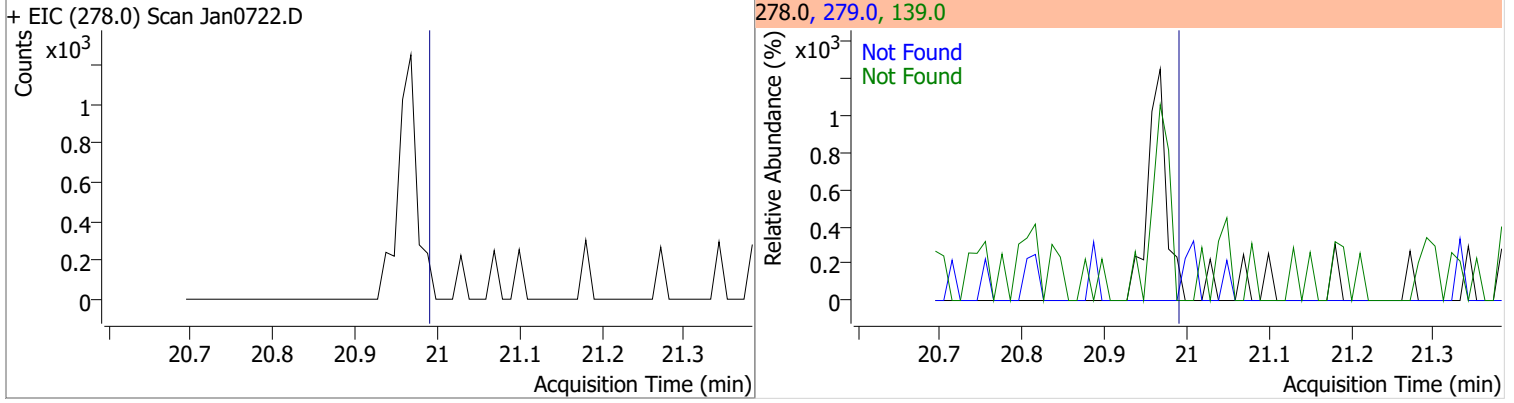


Quantitation Results Report (QT Reviewed)

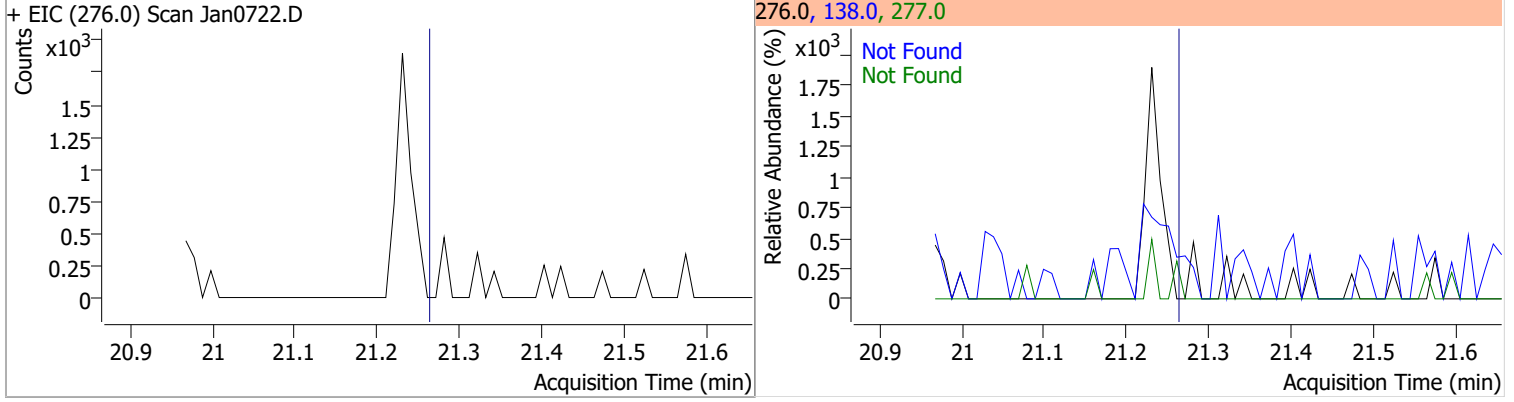
Compound	Conc.	Exp RT	QIon	Exp Ratio
Benzo(b)fluoranthene	N.D.	18.58	253.0	22.0
+ EIC (252.0) Scan Jan0722.D			252.0, 253.0	
				
Benzo(k)fluoranthene	N.D.	18.64	253.0	21.9
+ EIC (252.0) Scan Jan0722.D			252.0, 253.0	
				
Benzo(a)pyrene	N.D.	19.17	253.0	22.0
+ EIC (252.0) Scan Jan0722.D			252.0, 253.0	
				
Indeno(1,2,3-c,d)pyrene	N.D.	20.92	138.0	29.9
+ EIC (276.0) Scan Jan0722.D			276.0, 138.0	
				

Quantitation Results Report (QT Reviewed)

Compound	Conc.	Exp RT	QIon	Exp Ratio	QIon	Exp Ratio
Dibenzo(a,h)anthracene	N.D.	20.98	279.0	25.2	139.0	23.8

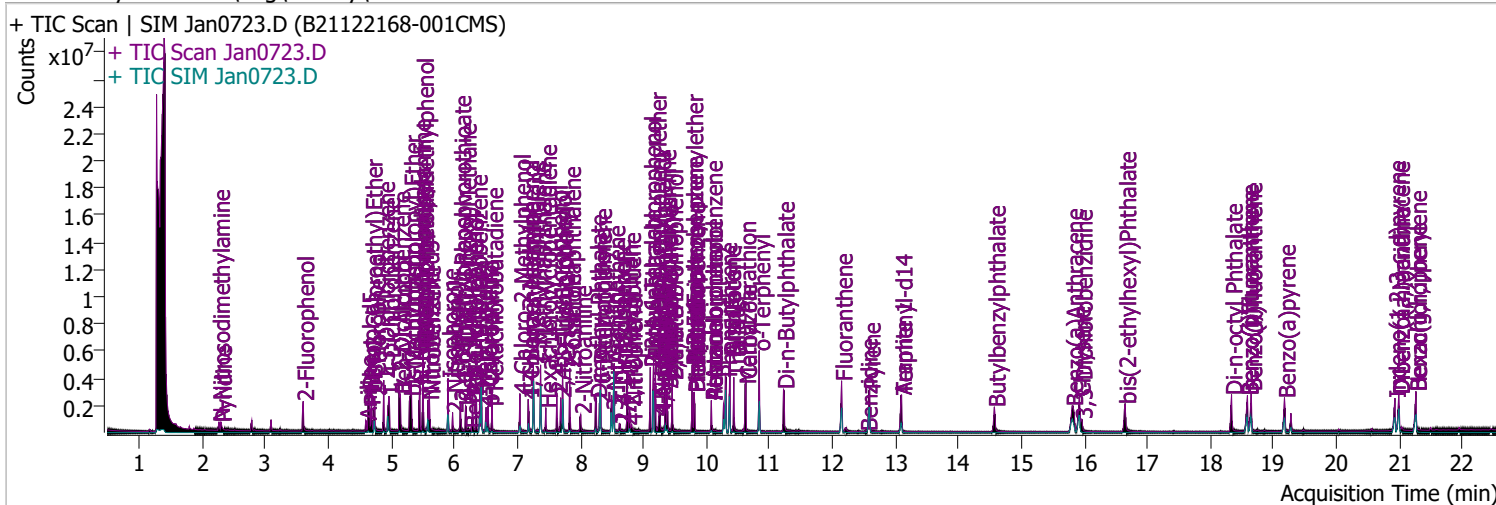


Compound	Conc.	Exp RT	QIon	Exp Ratio	QIon	Exp Ratio
Benzo(g,h,i)perylene	N.D.	21.25	138.0	32.0	277.0	23.8



Quantitation Results Report (QT Reviewed)

Data File	Jan0723.D	Operator	LIMS import
Acq. Method	BNA+SIM.M	Acq. Date-Time	1/8/2022 12:22:39 AM
Sample Name	B21122168-001CMS	Instrument	Instrument #1
Vial	23	Multiplier	1.00
DA Method File		Comment	SVOC-8270-W-LARGO
Tune File	dftppdsm.u	Tune Date	1/7/2022 12:13:00 PM
Batch Name	010722 DoD BNA cal 1.batch.bin	Last Calib Update	1/11/2022 8:55:14 AM
Ref Library	D:\Org\Library\NIST129K.I		



Compound	RT	QIon	Resp.	Conc.	Units	Dev(Min)
----------	----	------	-------	-------	-------	----------

Internal Standards

System Monitoring Compounds

S 2-Fluorophenol	3.602	112.0	690008	91.7185	µg/L	0.020
Spiked Amount: 200.000	Range: 10.0 - 75.0%			Recovery = 45.86%		
S Phenol-d5	4.634	99.0	970943	97.2956	µg/L	0.010
Spiked Amount: 200.000	Range: 10.0 - 65.0%			Recovery = 48.65%		
S Nitrobenzene-d5	5.583	82.0	455328	83.3786	µg/L	0.000
Spiked Amount: 100.000	Range: 32.0 - 94.0%			Recovery = 83.38%		
S 2-Fluorobiphenyl	7.718	172.0	1382633	85.2258	µg/L	0.000
Spiked Amount: 100.000	Range: 28.0 - 107.0%			Recovery = 85.23%		
S 2,4,6-Tribromophenol	9.458	329.8	253403	172.9661	µg/L	0.010
Spiked Amount: 200.000	Range: 25.0 - 140.0%			Recovery = 86.48%		
S Terphenyl-d14	13.098	244.3	1584077	96.2546	µg/L	0.010
Spiked Amount: 100.000	Range: 32.0 - 122.0%			Recovery = 96.25%		

Target Compounds

Compound	RT	QIon	Resp.	Conc.	Units	QValue
T N-Nitrosodimethylamine	2.264	74.0	139358	43.6843	µg/L	99
T Pyridine	2.295	79.0	176491	25.7919	µg/L	75
T Aniline	4.593	93.0	335585	25.1467	µg/L	m 99
T Phenol	4.654	94.0	581098	53.1847	µg/L	91
T bis(-2-Chloroethyl)Ether	4.685	63.0	706174	85.4320	µg/L	m 99
T 2-Chlorophenol	4.736	128.0	687503	77.3248	µg/L	99
T 1,3-Dichlorobenzene	4.879	146.0	747395	63.4279	µg/L	m 98
T 1,4-Dichlorobenzene	4.960	146.0	745863	62.9817	µg/L	m 100
T 1,2-Dichlorobenzene	5.124	146.0	751684	64.3765	µg/L	99
T Benzyl Alcohol	5.144	108.0	376134	74.2245	µg/L	m 96
T bis(2-chloroisopropyl)Ether	5.297	121.0	209896	66.1874	µg/L	99
T 2-Methylphenol	5.308	107.0	626274	79.2672	µg/L	92
T N-nitroso-Di-n-propylamine	5.451	70.0	517891	95.4485	µg/L	100
T 4Methylphenol/3Methylphenol	5.502	107.0	881287	82.5434	µg/L	96
T Hexachloroethane	5.502	117.0	198690	59.1778	µg/L	98

Quantitation Results Report (QT Reviewed)

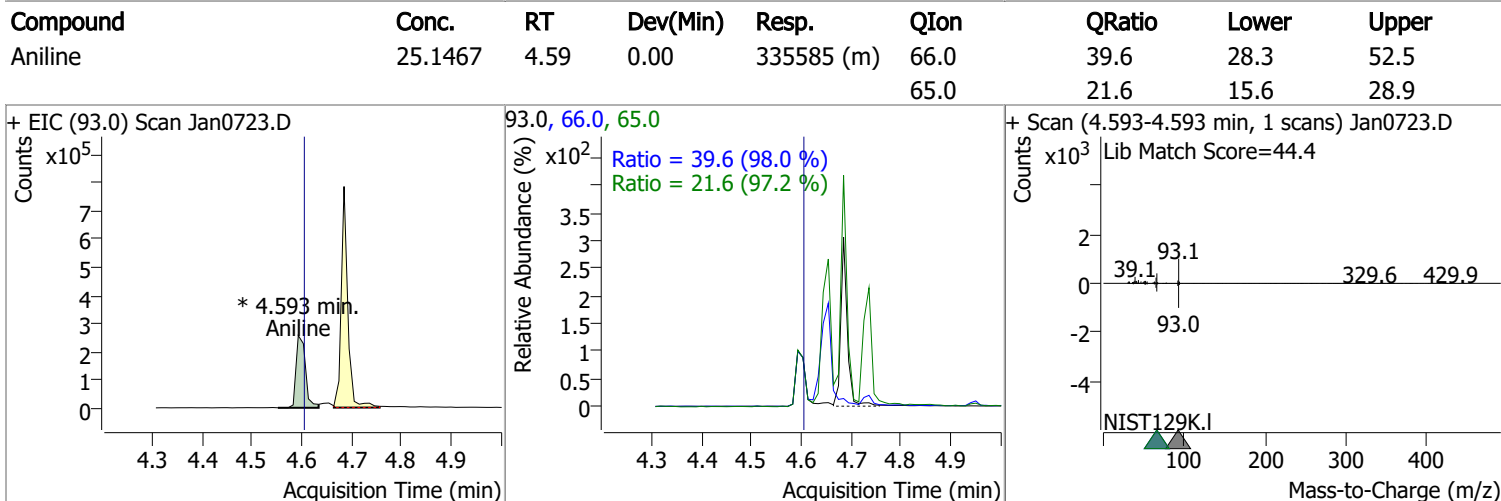
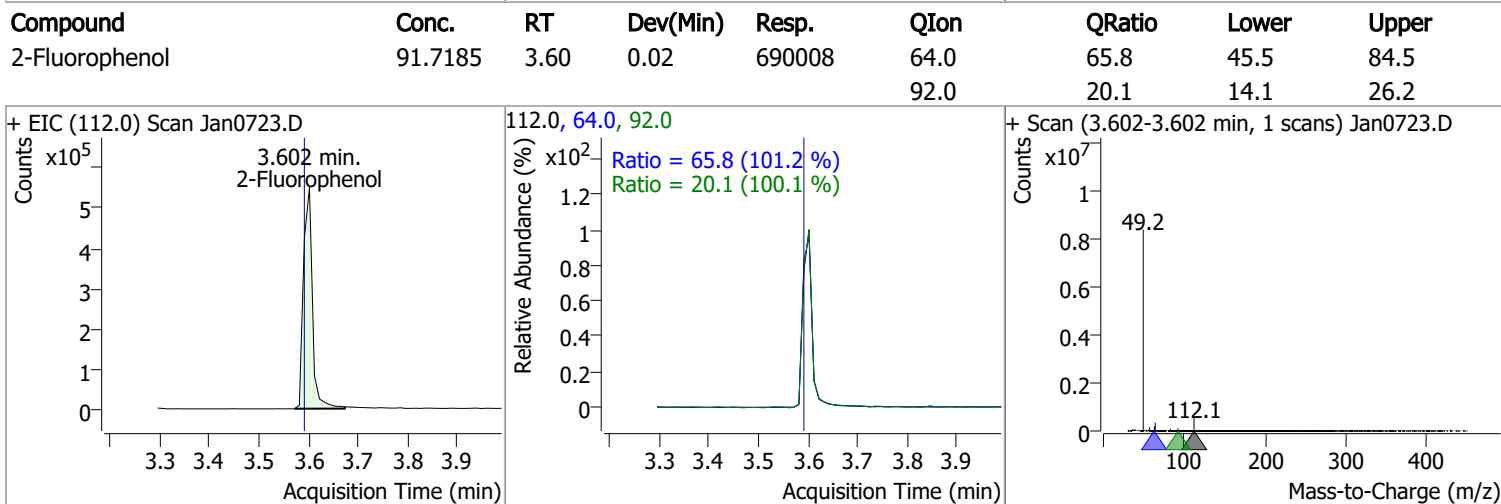
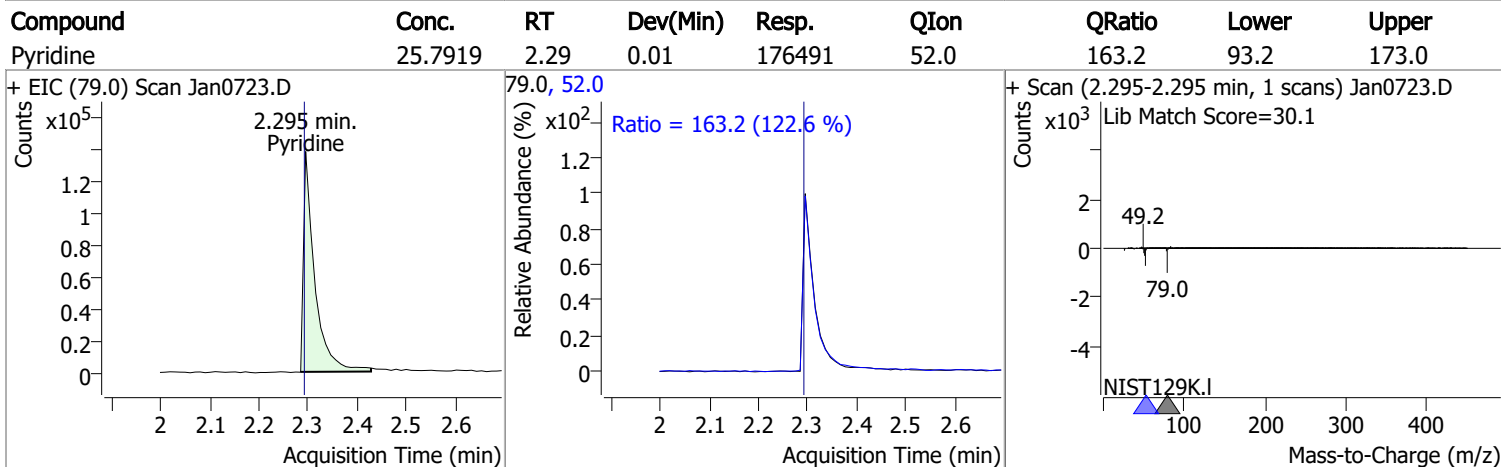
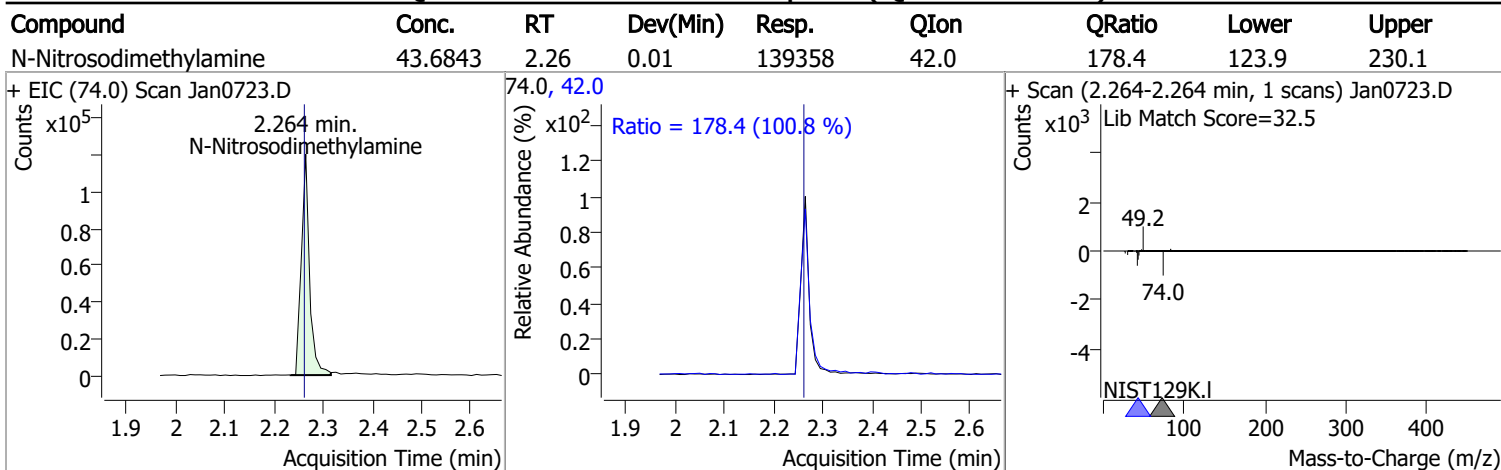
Compound	RT	QIon	Resp.	Conc.	Units	Dev(Min)	
T Nitrobenzene	5.604	123.1	228680	78.9037	µg/L	92	
T Isophorone	5.900	82.0	1104320	85.2888	µg/L	100	
T 2-Nitrophenol	5.972	139.0	183933	80.9793	µg/L	97	
T 2,4-Dimethylphenol	6.095	122.0	423063	66.1914	µg/L	97	
T bis(-2-Chloroethoxy)Methane	6.177	93.0	694802	91.5122	µg/L	99	
T Benzoic Acid	6.259	105.0	114927	36.1800	µg/L	98	
T 2,4-Dichlorophenol	6.290	162.0	501467	84.5520	µg/L	97	
T 1,2,4-Trichlorobenzene	6.352	180.0	517442	68.8446	µg/L	99	
T Naphthalene	6.424	128.0	1774110	81.0723	µg/L	m	99
T 4-Chlorophenol	6.506	130.0	179713	88.1972	µg/L	98	
T p-Chloroaniline	6.537	127.0	517845	60.8538	µg/L	95	
T Hexachlorobutadiene	6.598	224.9	261084	64.5151	µg/L	97	
T 4-Chloro-2-Methylphenol	7.040	107.0	449156	81.7591	µg/L	m	99
T 4-Chloro-3-Methylphenol	7.173	107.0	527614	90.9307	µg/L	m	98
T 2-Methylnaphthalene	7.255	141.0	1084547	80.6330	µg/L	98	
T 1-Methylnaphthalene	7.368	141.0	1054387	80.7973	µg/L	98	
T Hexachlorocyclopentadiene	7.451	236.9	183259	73.3697	µg/L	99	
T 2,4,6-Trichlorophenol	7.625	196.0	328232	89.9454	µg/L	99	
T 2,4,5-Trichlorophenol	7.687	196.0	376046	92.0792	µg/L	100	
T 2-Chloronaphthalene	7.831	162.0	1181195	86.7351	µg/L	99	
T 2-Nitroaniline	8.005	65.0	229258	96.1214	µg/L	99	
T Dimethyl Phthalate	8.251	163.0	1396877	101.8802	µg/L	98	
T 2,6-Dinitrotoluene	8.302	165.0	171181	93.6034	µg/L	m	96
T Acenaphthylene	8.323	152.1	2085053	93.9964	µg/L	99	
T 3-Nitroaniline	8.507	138.0	160068	80.5140	µg/L	99	
T Acenaphthene	8.538	154.0	1300308	103.5375	µg/L	99	
T 2,4-Dinitrophenol	8.630	184.0	91459	90.2161	µg/L	92	
T Dibenzofuran	8.742	168.0	1878443	94.5066	µg/L	99	
T 2,4-Dinitrotoluene	8.783	165.0	247441	99.8274	µg/L	87	
T 4-Nitrophenol	8.814	109.0	87023	45.0288	µg/L	99	
T Diethylphthalate	9.110	149.0	1559486	105.6182	µg/L	100	
T Fluorene	9.162	166.0	1617394	99.0744	µg/L	98	
T 4-Chlorophenyl-phenylether	9.192	204.0	706346	94.8626	µg/L	98	
T 4-Nitroaniline	9.243	138.0	204546	98.2227	µg/L	99	
T 4,6-Dinitro-2-methylphenol	9.264	198.0	118628	82.8816	µg/L	99	
T N-nitrosodiphenylamine	9.346	169.0	940266	88.8845	µg/L	95	
T Azobenzene	9.376	77.0	1083564	85.8800	µg/L	97	
T 4-Bromophenyl-phenylether	9.775	248.0	416006	95.7427	µg/L	97	
T Hexachlorobenzene	9.806	283.9	361812	83.1527	µg/L	94	
T Pentachlorophenol	10.080	265.9	195937	94.5444	µg/L	97	
T Phenanthrene	10.313	178.0	2174372	99.7092	µg/L	99	
T Anthracene	10.373	178.0	2204456	103.5708	µg/L	99	
T Triallate	10.434	86.0	431969	92.6105	µg/L	96	
T Carbazole	10.627	167.0	2166780	105.0131	µg/L	98	
T o-Terphenyl	10.839	230.0	1076421	86.3575	µg/L	98	
T Di-n-Butylphthalate	11.224	149.0	2068882	100.5116	µg/L	100	
T Fluoranthene	12.146	202.0	2164561	95.3138	µg/L	100	
T Benzidine	12.541	184.0	69331	9.2684	µg/L	m	96
T Pyrene	12.591	202.0	2259188	90.8616	µg/L	97	
T Butylbenzylphthalate	14.572	149.0	657551	98.8095	µg/L	97	
T Benzo(a)Anthracene	15.808	228.0	1784917	101.1442	µg/L	99	
T Chrysene	15.921	228.0	1902359	99.1890	µg/L	100	
T 3,3-Dichlorobenzidine	15.951	252.0	373706	63.1636	µg/L	99	
T bis(2-ethylhexyl)Phthalate	16.646	167.0	200546	86.2599	µg/L	97	
T Di-n-octyl Phthalate	18.335	149.0	1452173	88.2853	µg/L	99	

Quantitation Results Report (QT Reviewed)

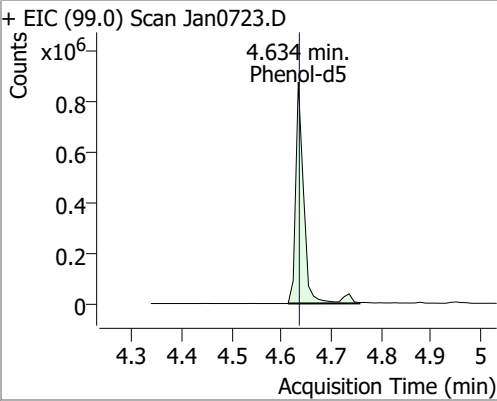
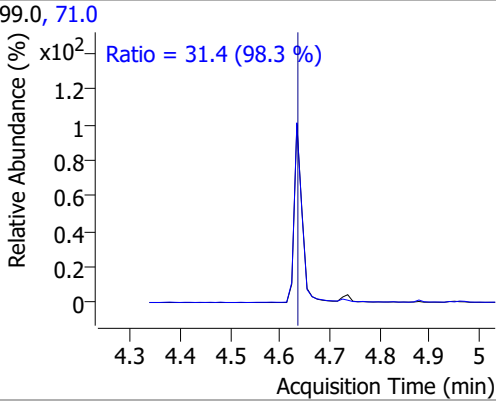
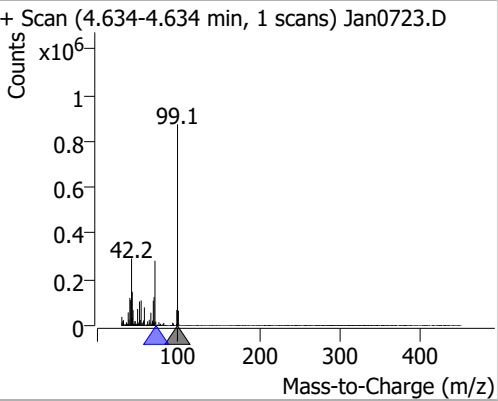
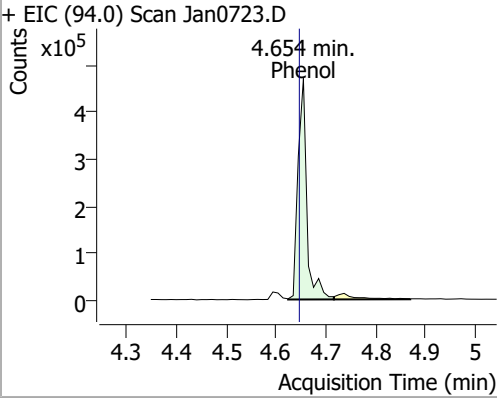
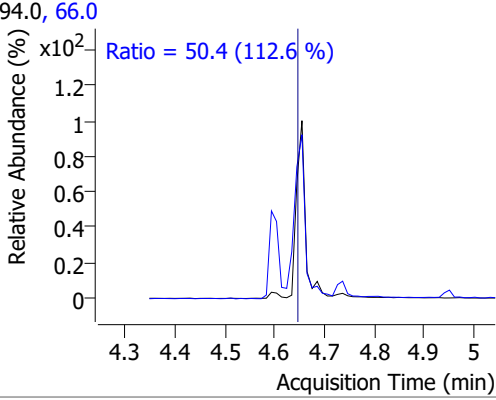
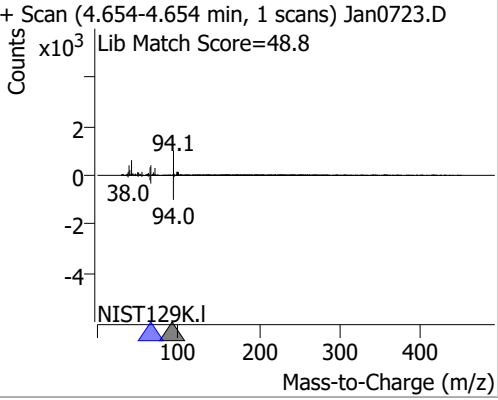
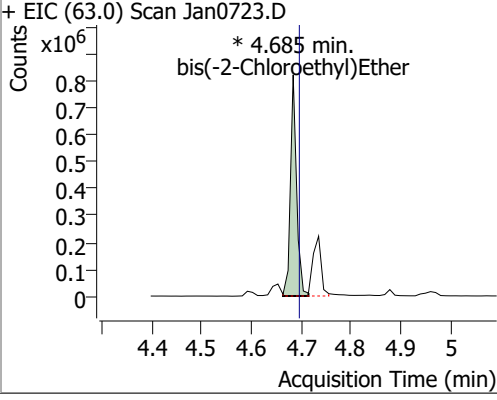
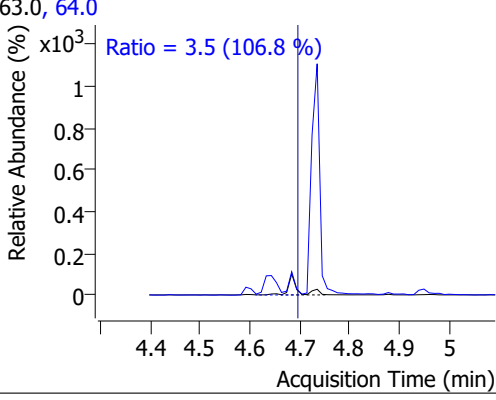
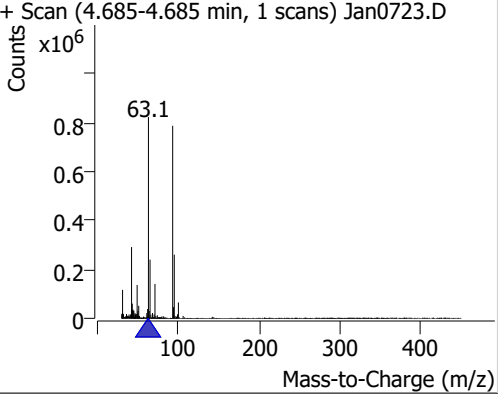
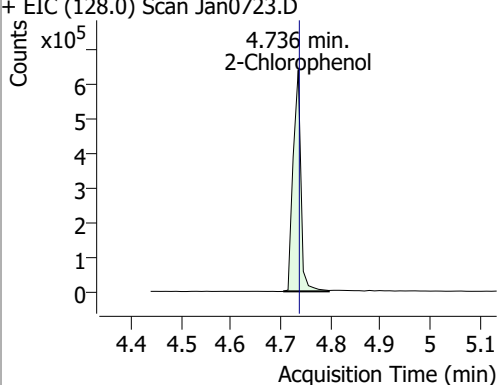
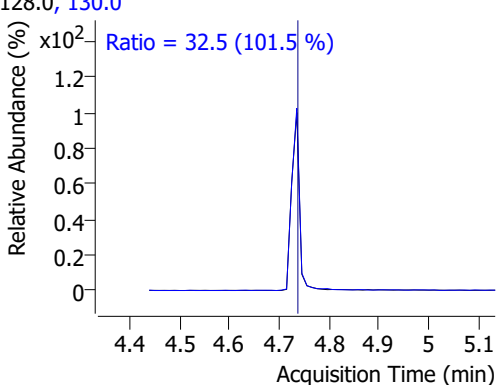
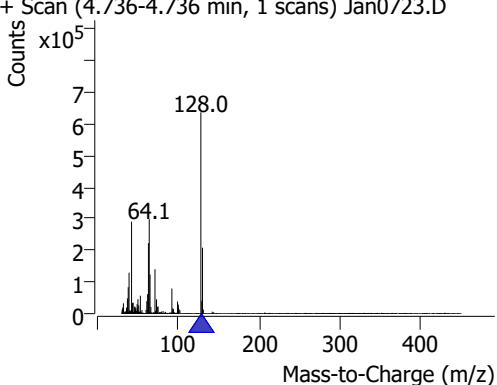
Compound	RT	QIon	Resp.	Conc.	Units	Dev(Min)
T Benzo(b)fluoranthene	18.588	252.0	1713682	98.1494	µg/L	99
T Benzo(k)fluoranthene	18.649	252.0	1667639	92.1276	µg/L	100
T Benzo(a)pyrene	19.175	252.0	1551157	92.6876	µg/L	99
T Indeno(1,2,3-c,d)pyrene	20.927	276.0	1267387	89.9097	µg/L	98
T Dibenzo(a,h)anthracene	20.988	278.0	1417201	92.7520	µg/L	97
T Benzo(g,h,i)perylene	21.261	276.0	1512473	92.4322	µg/L	97

(#) = Qualifier Out of Range; (m) = Manual Integration; (+) = Area Summed; (*) = Surrogate Percent Recovery Out of Range; (d): Zeroed Peak

Quantitation Results Report (QT Reviewed)

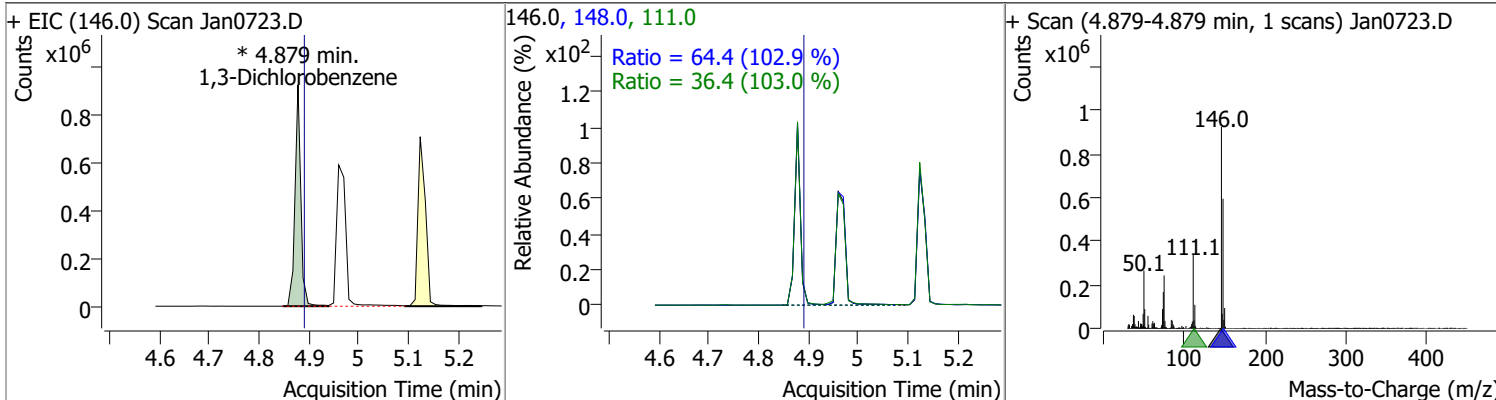


Quantitation Results Report (QT Reviewed)

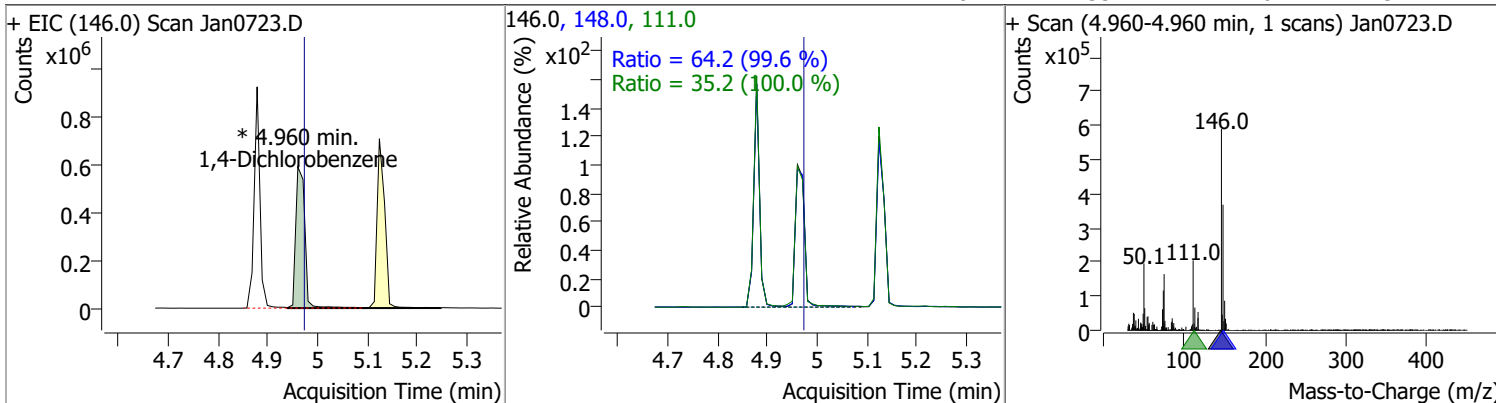
Compound	Conc.	RT	Dev(Min)	Resp.	QIon	QRatio	Lower	Upper
Phenol-d5	97.2956	4.63	0.01	970943	71.0	31.4	22.3	41.5
+ EIC (99.0) Scan Jan0723.D			99.0, 71.0			+ Scan (4.634-4.634 min, 1 scans) Jan0723.D		
								
Phenol	53.1847	4.65	0.02	581098	66.0	50.4	31.3	58.2
+ EIC (94.0) Scan Jan0723.D			94.0, 66.0			+ Scan (4.654-4.654 min, 1 scans) Jan0723.D		
								
bis(-2-Chloroethyl)Ether	85.4320	4.68	0.00	706174 (m)	64.0	3.5	2.3	4.3
+ EIC (63.0) Scan Jan0723.D			63.0, 64.0			+ Scan (4.685-4.685 min, 1 scans) Jan0723.D		
								
2-Chlorophenol	77.3248	4.74	0.01	687503	130.0	32.5	22.4	41.6
+ EIC (128.0) Scan Jan0723.D			128.0, 130.0			+ Scan (4.736-4.736 min, 1 scans) Jan0723.D		
								

Quantitation Results Report (QT Reviewed)

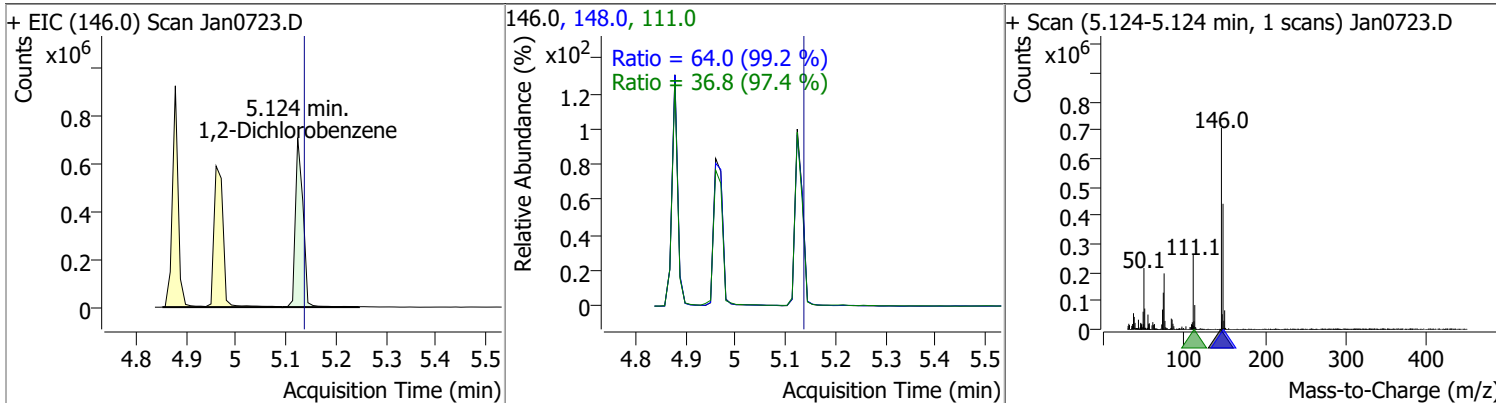
Compound	Conc.	RT	Dev(Min)	Resp.	QIon	QRatio	Lower	Upper
1,3-Dichlorobenzene	63.4279	4.88	0.00	747395 (m)	148.0	64.4	43.8	81.3
					111.0	36.4	24.8	46.0



Compound	Conc.	RT	Dev(Min)	Resp.	QIon	QRatio	Lower	Upper
1,4-Dichlorobenzene	62.9817	4.96	0.00	745863 (m)	148.0	64.2	45.1	83.8
					111.0	35.2	24.6	45.7

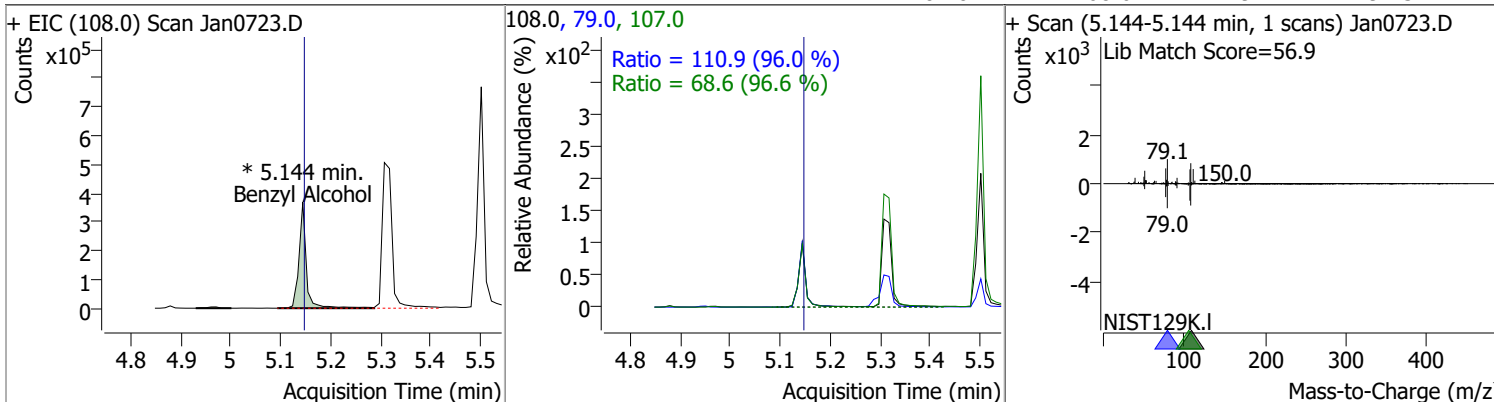


Compound	Conc.	RT	Dev(Min)	Resp.	QIon	QRatio	Lower	Upper
1,2-Dichlorobenzene	64.3765	5.12	0.00	751684	148.0	64.0	45.1	83.8
					111.0	36.8	26.4	49.1

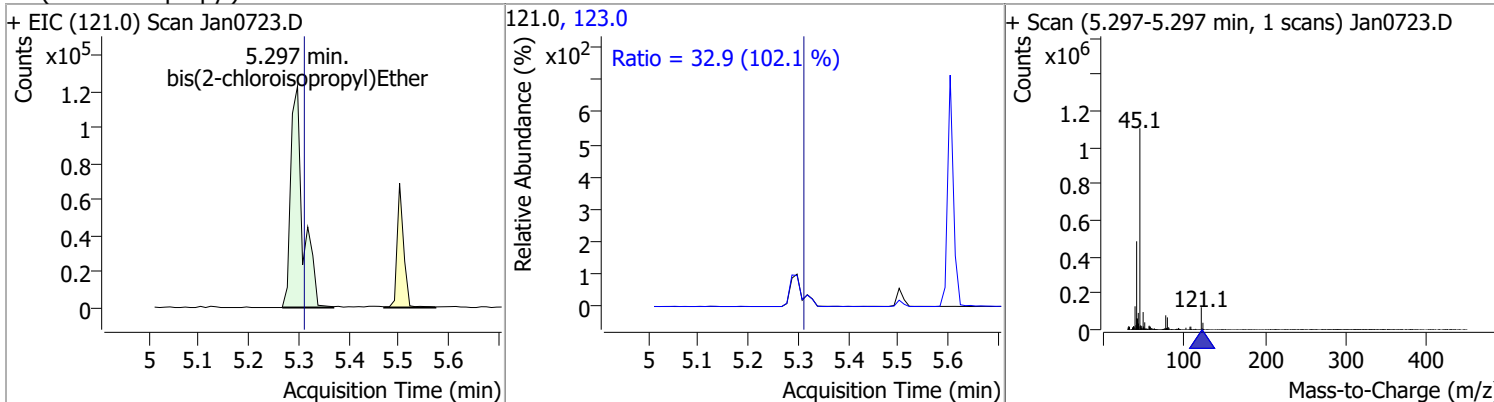


Quantitation Results Report (QT Reviewed)

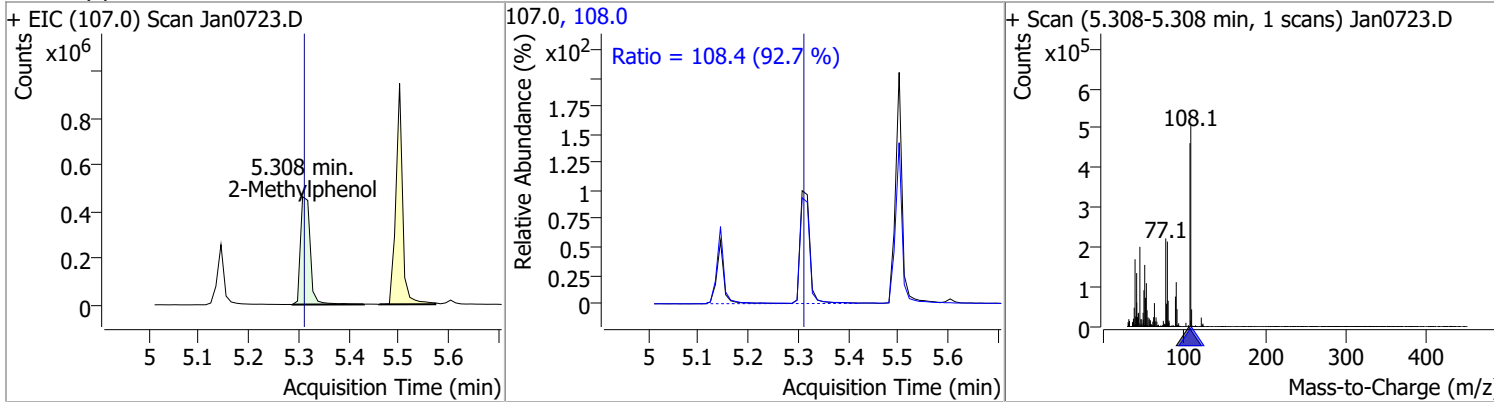
Compound	Conc.	RT	Dev(Min)	Resp.	QIon	QRatio	Lower	Upper
Benzyl Alcohol	74.2245	5.14	0.01	376134 (m)	79.0	110.9	80.8	150.1
					107.0	68.6	49.7	92.3



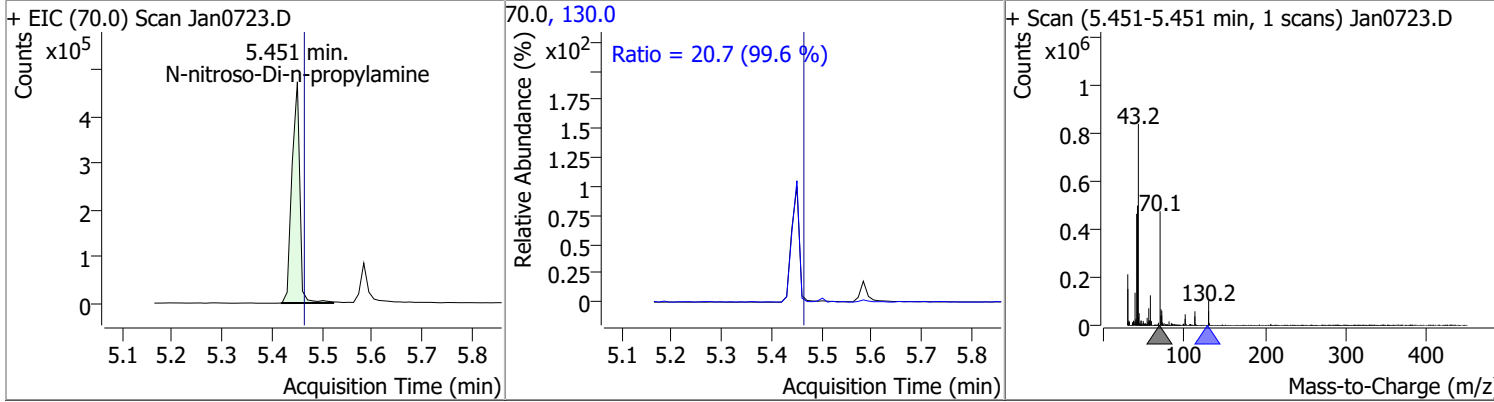
Compound	Conc.	RT	Dev(Min)	Resp.	QIon	QRatio	Lower	Upper
bis(2-chloroisopropyl)Ether	66.1874	5.30	0.00	209896	123.0	32.9	22.5	41.8



Compound	Conc.	RT	Dev(Min)	Resp.	QIon	QRatio	Lower	Upper
2-Methylphenol	79.2672	5.31	0.01	626274	108.0	108.4	81.8	152.0

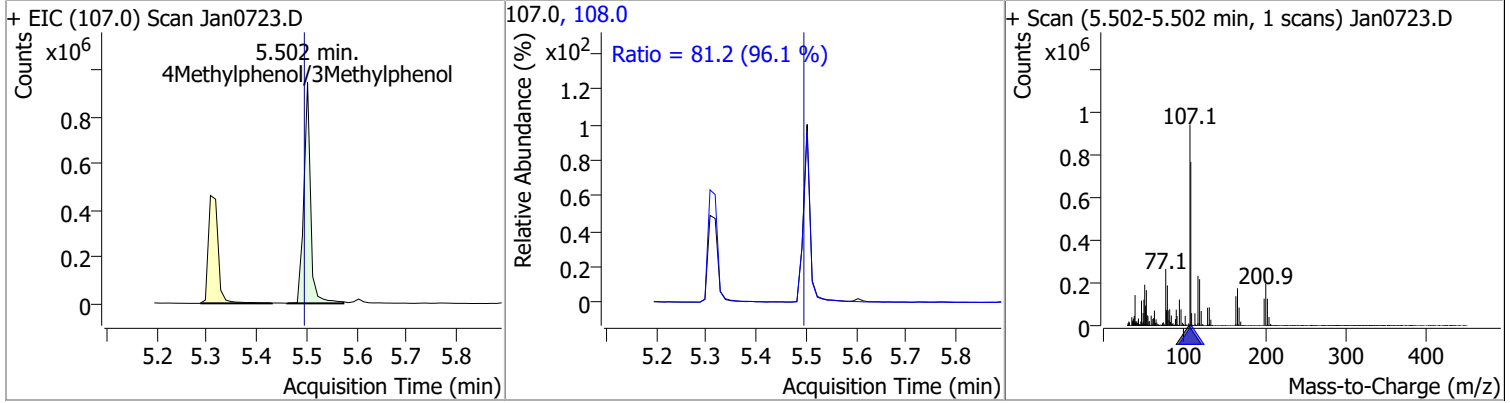


Compound	Conc.	RT	Dev(Min)	Resp.	QIon	QRatio	Lower	Upper
N-nitroso-Di-n-propylamine	95.4485	5.45	0.00	517891	130.0	20.7	0.0	41.5

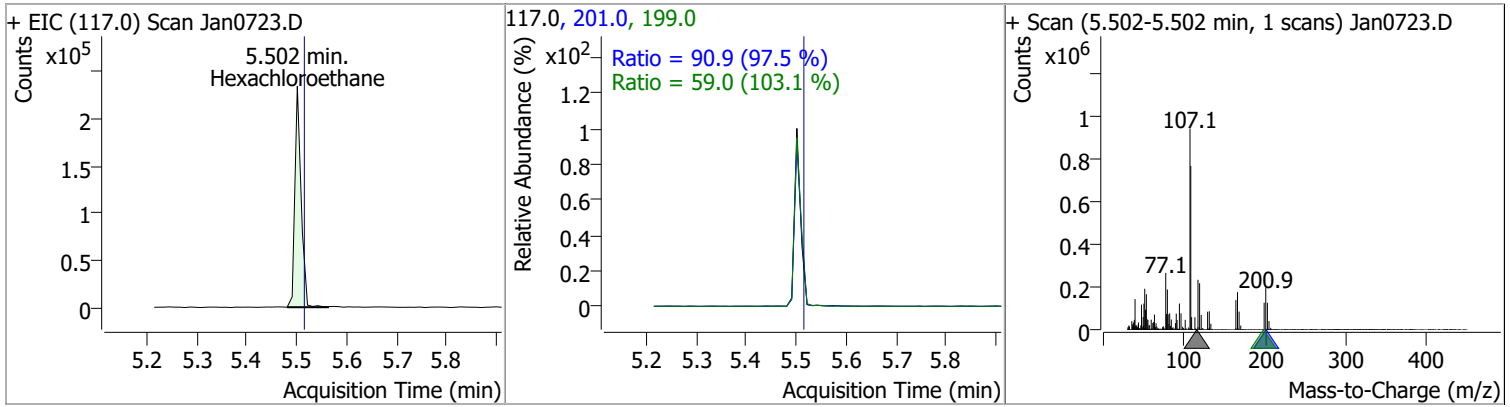


Quantitation Results Report (QT Reviewed)

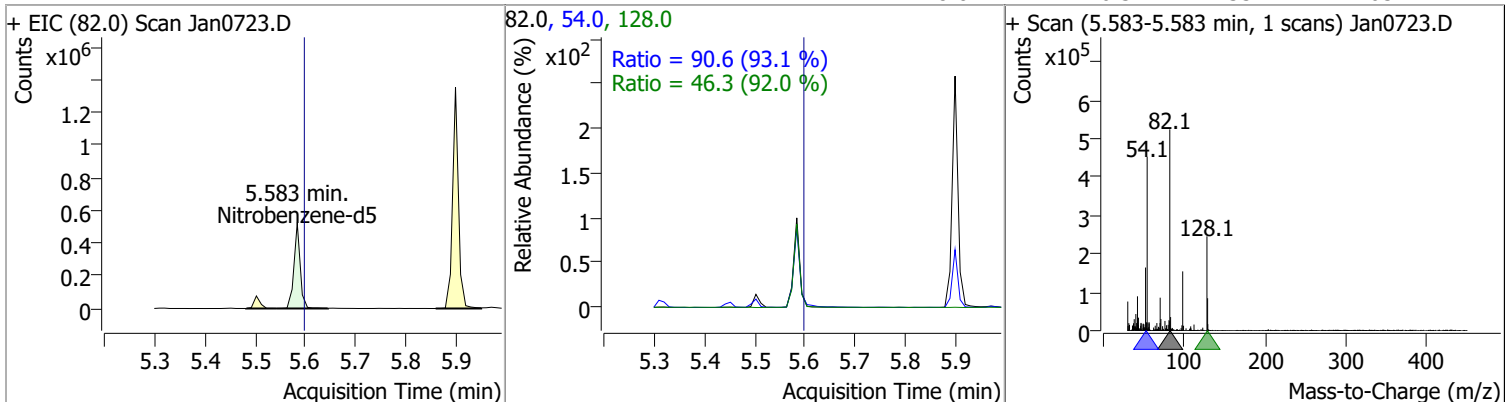
Compound	Conc.	RT	Dev(Min)	Resp.	QIon	QRatio	Lower	Upper
4Methylphenol/3Methylphenol	82.5434	5.50	0.02	881287	108.0	81.2	59.1	109.8



Compound	Conc.	RT	Dev(Min)	Resp.	QIon	QRatio	Lower	Upper
Hexachloroethane	59.1778	5.50	0.00	198690	201.0	90.9	65.2	121.2
					199.0	59.0	40.1	74.4

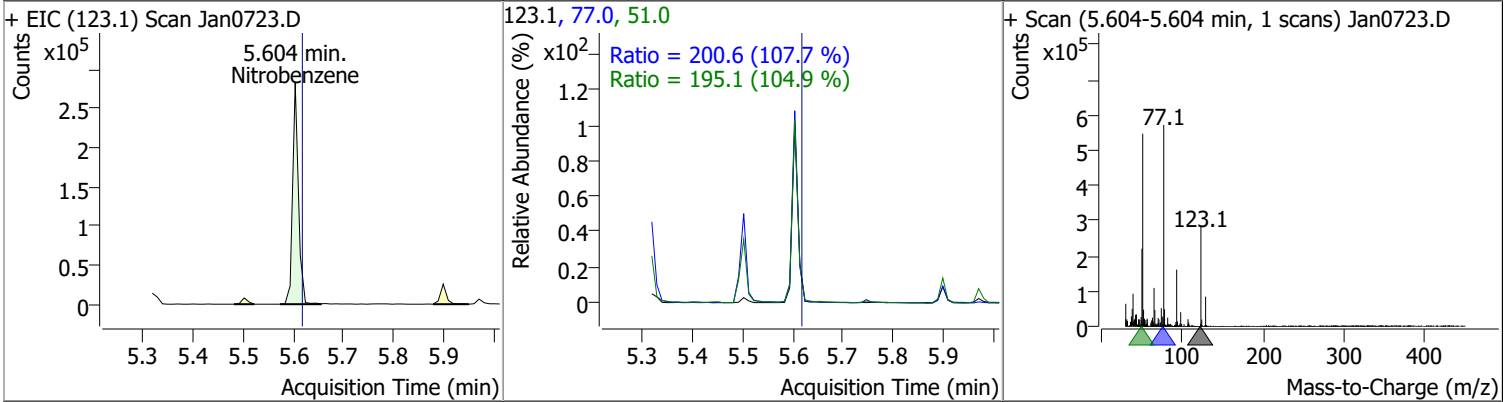


Compound	Conc.	RT	Dev(Min)	Resp.	QIon	QRatio	Lower	Upper
Nitrobenzene-d5	83.3786	5.58	0.00	455328	54.0	90.6	68.2	126.6
					128.0	46.3	35.2	65.4

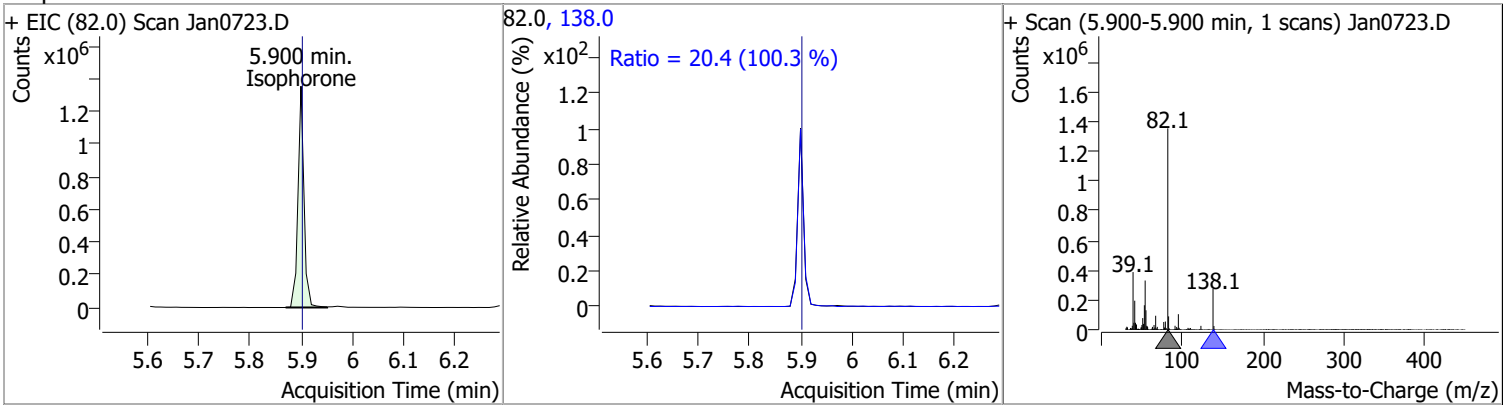


Quantitation Results Report (QT Reviewed)

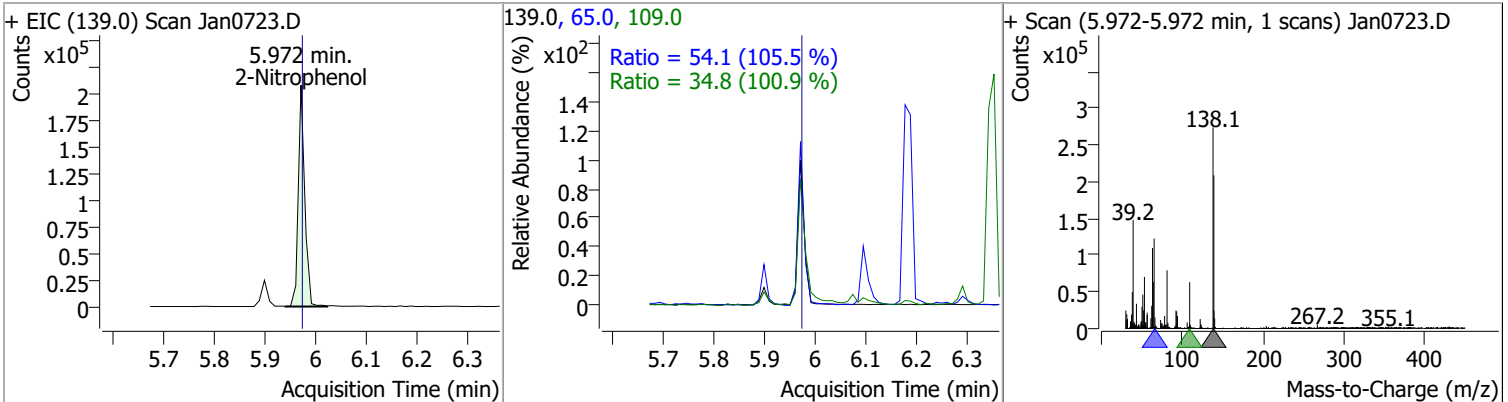
Compound	Conc.	RT	Dev(Min)	Resp.	QIon	QRatio	Lower	Upper
Nitrobenzene	78.9037	5.60	0.00	228680	77.0	200.6	130.5	242.3
					51.0	195.1	130.2	241.8



Compound	Conc.	RT	Dev(Min)	Resp.	QIon	QRatio	Lower	Upper
Isophrone	85.2888	5.90	0.00	1104320	138.0	20.4	14.2	26.4

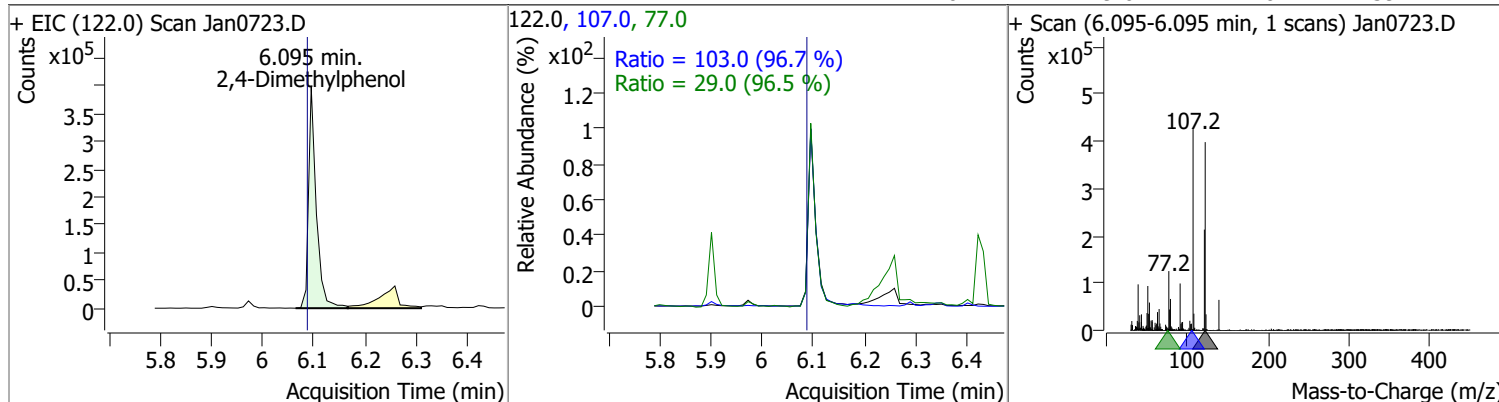


Compound	Conc.	RT	Dev(Min)	Resp.	QIon	QRatio	Lower	Upper
2-Nitrophenol	80.9793	5.97	0.00	183933	65.0	54.1	35.9	66.6
					109.0	34.8	24.1	44.8

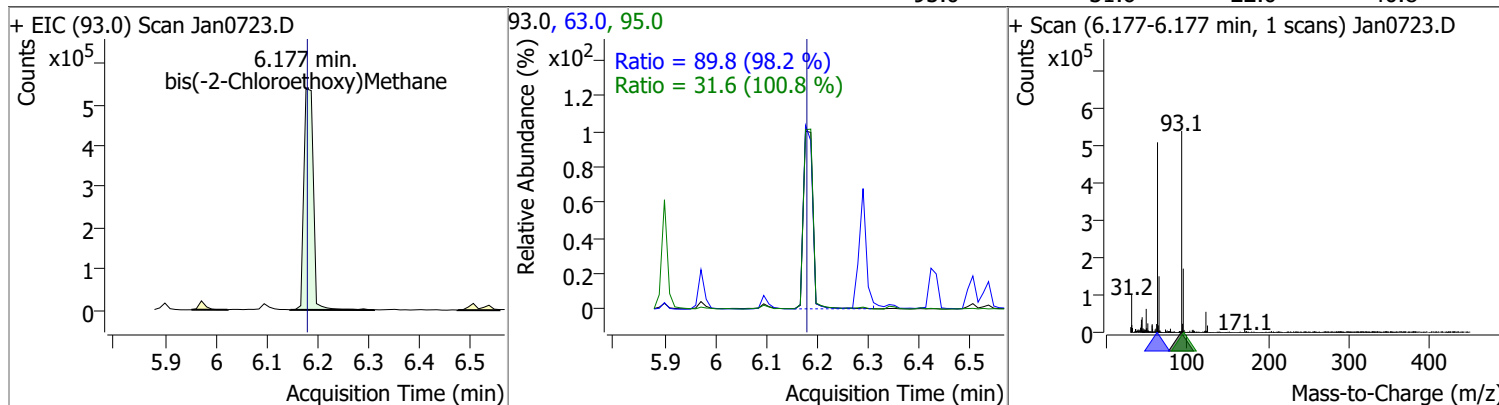


Quantitation Results Report (QT Reviewed)

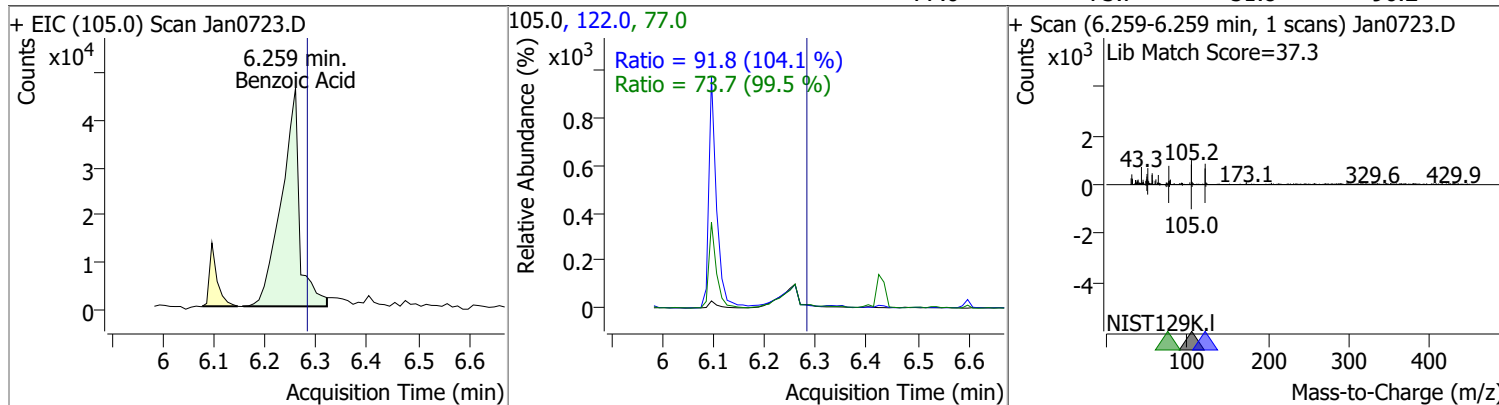
Compound	Conc.	RT	Dev(Min)	Resp.	QIon	QRatio	Lower	Upper
2,4-Dimethylphenol	66.1914	6.10	0.01	423063	107.0	103.0	74.6	138.5
					77.0	29.0	21.0	39.1



Compound	Conc.	RT	Dev(Min)	Resp.	QIon	QRatio	Lower	Upper
bis(-2-Chloroethoxy)Methane	91.5122	6.18	0.00	694802	63.0	89.8	64.0	118.8
					95.0	31.6	22.0	40.8

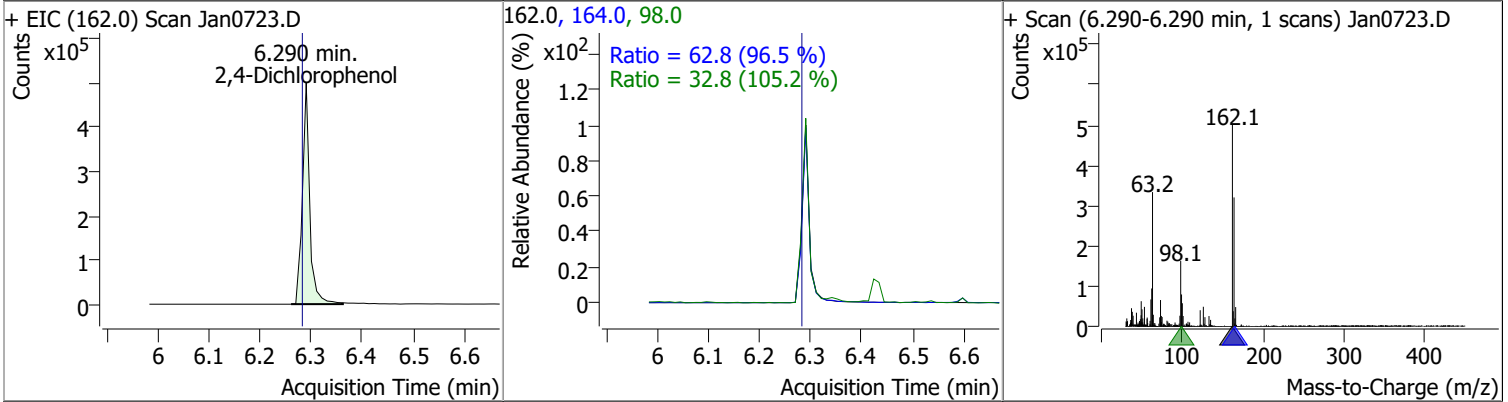


Compound	Conc.	RT	Dev(Min)	Resp.	QIon	QRatio	Lower	Upper
Benzoic Acid	36.1800	6.26	-0.02	114927	122.0	91.8	61.7	114.6
					77.0	73.7	51.8	96.2

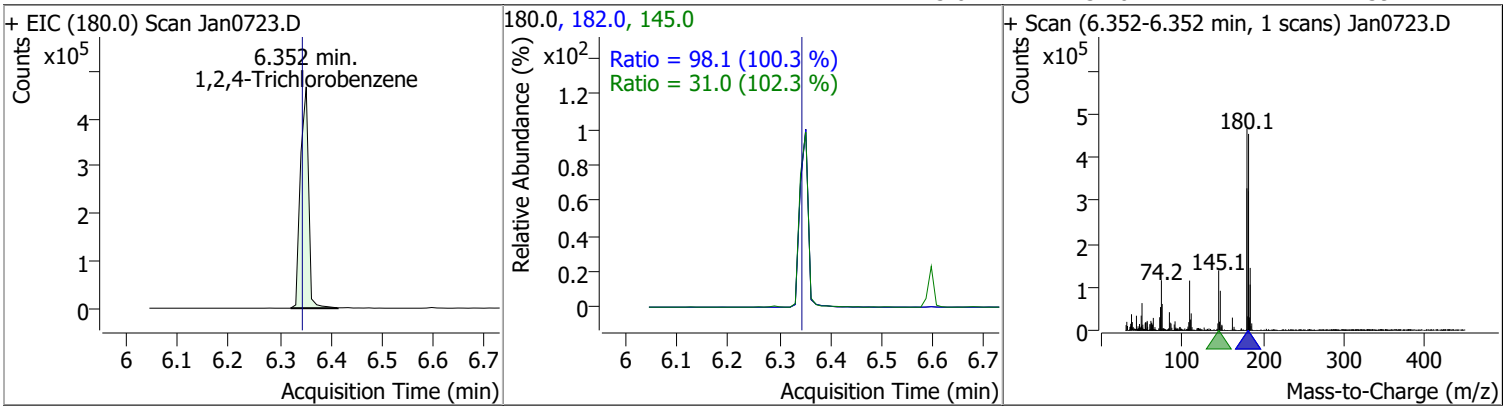


Quantitation Results Report (QT Reviewed)

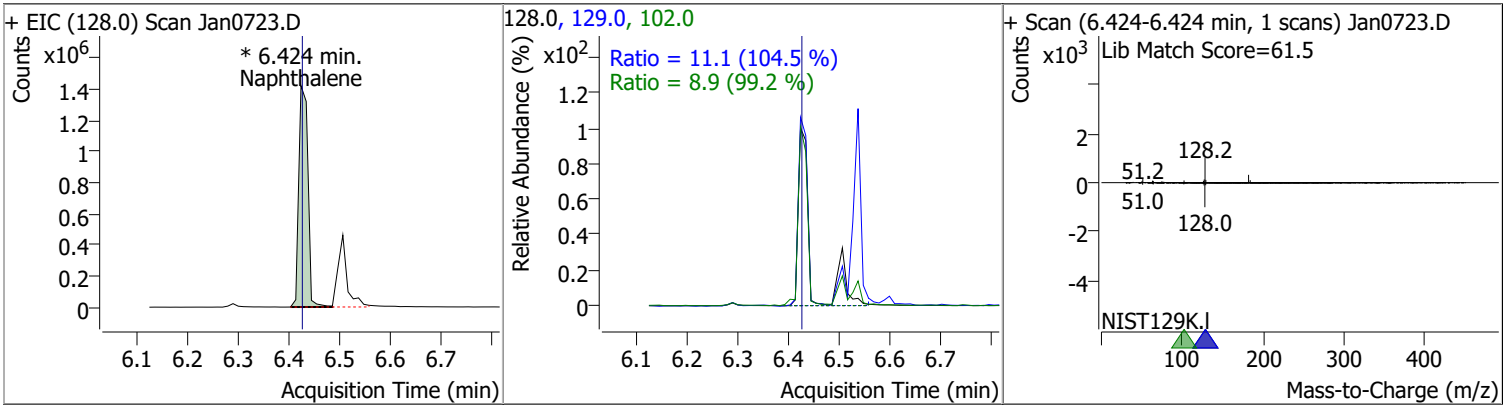
Compound	Conc.	RT	Dev(Min)	Resp.	QIon	QRatio	Lower	Upper
2,4-Dichlorophenol	84.5520	6.29	0.01	501467	164.0	62.8	45.5	84.6
					98.0	32.8	21.8	40.5



Compound	Conc.	RT	Dev(Min)	Resp.	QIon	QRatio	Lower	Upper
1,2,4-Trichlorobenzene	68.8446	6.35	0.01	517442	182.0	98.1	68.4	127.1
					145.0	31.0	21.2	39.4

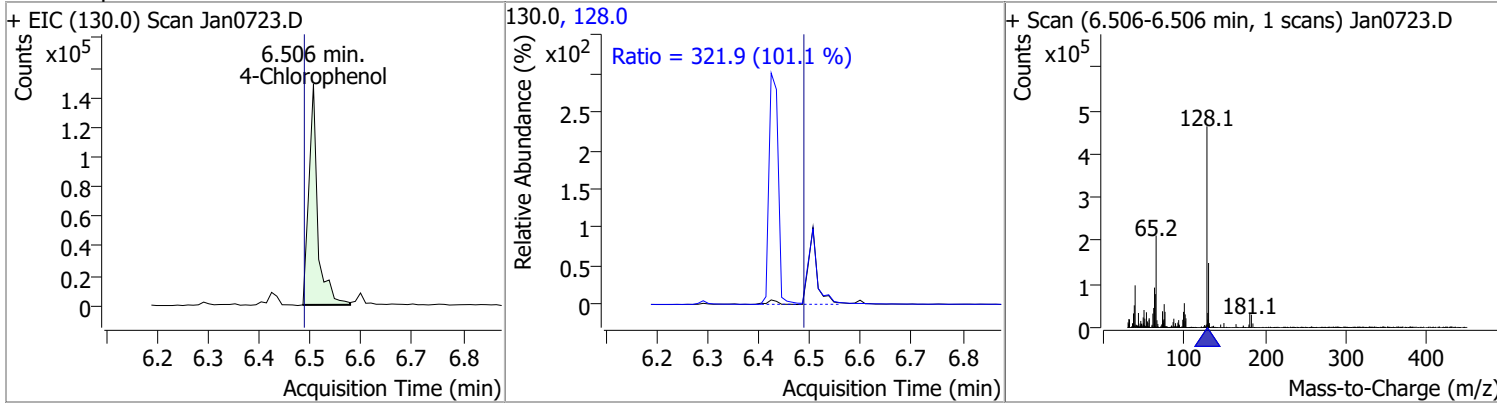


Compound	Conc.	RT	Dev(Min)	Resp.	QIon	QRatio	Lower	Upper
Naphthalene	81.0723	6.42	0.00	1774110 (m)	129.0	11.1	7.4	13.8
					102.0	8.9	6.3	11.7

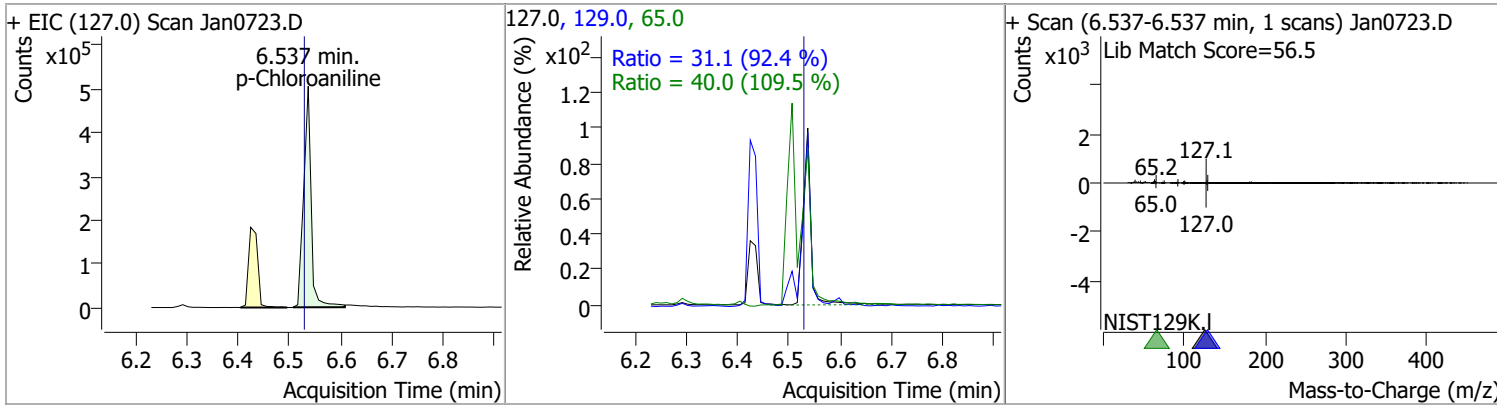


Quantitation Results Report (QT Reviewed)

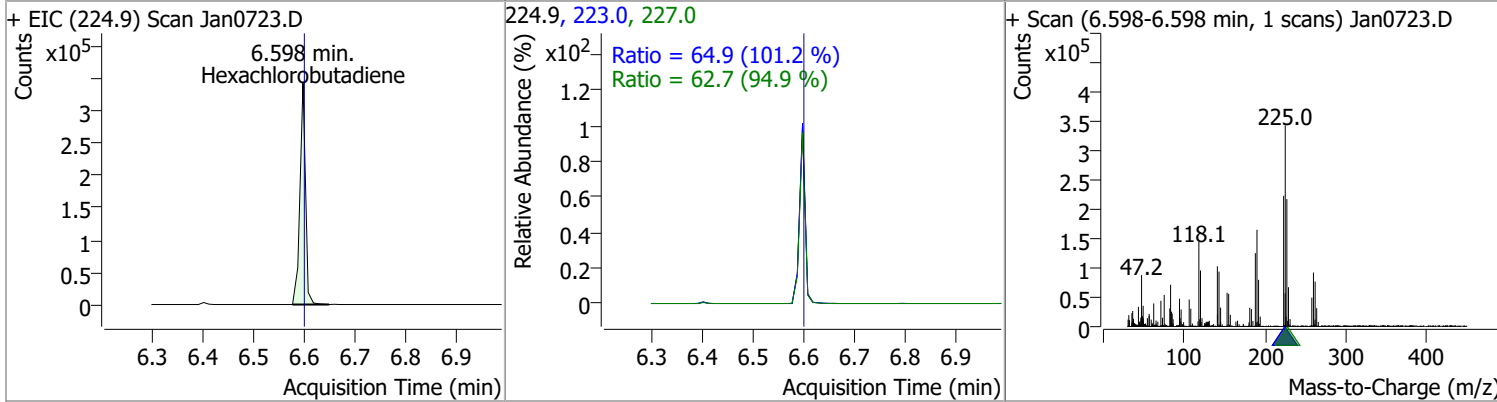
Compound	Conc.	RT	Dev(Min)	Resp.	QIon	QRatio	Lower	Upper
4-Chlorophenol	88.1972	6.51	0.02	179713	128.0	321.9	222.8	413.7



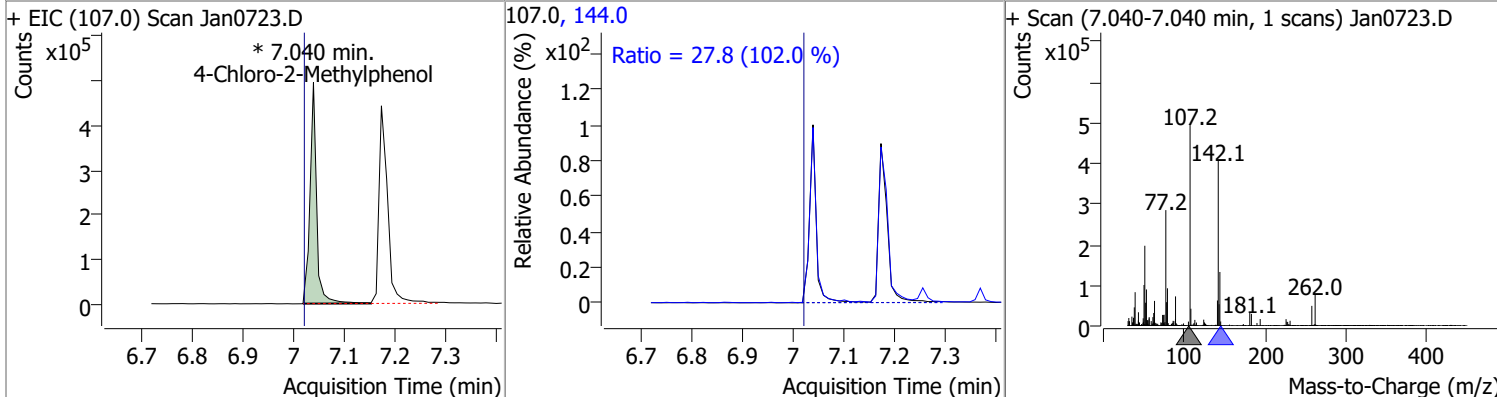
Compound	Conc.	RT	Dev(Min)	Resp.	QIon	QRatio	Lower	Upper
p-Chloroaniline	60.8538	6.54	0.01	517845	65.0	40.0	25.6	47.5
					129.0	31.1	23.6	43.8



Compound	Conc.	RT	Dev(Min)	Resp.	QIon	QRatio	Lower	Upper
Hexachlorobutadiene	64.5151	6.60	0.00	261084	227.0	62.7	46.3	85.9
					223.0	64.9	44.9	83.3

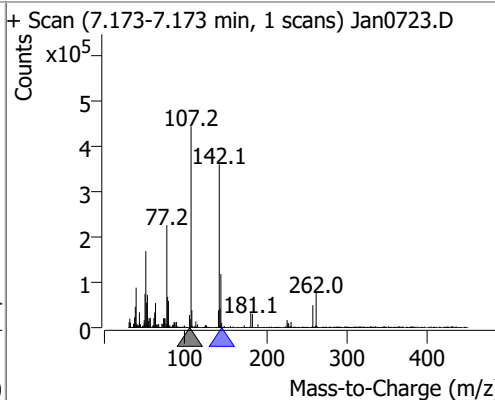
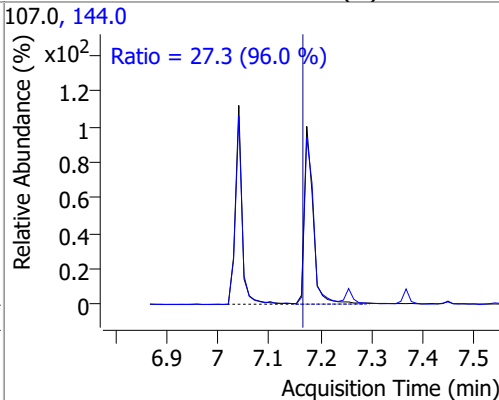
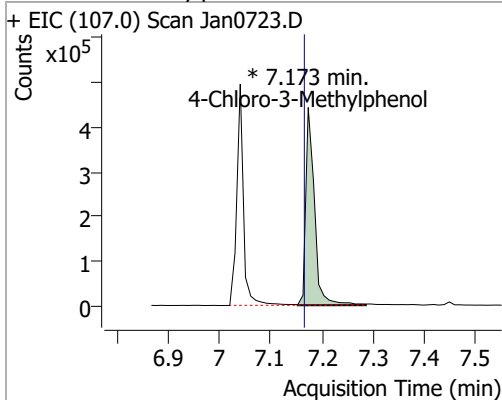


Compound	Conc.	RT	Dev(Min)	Resp.	QIon	QRatio	Lower	Upper
4-Chloro-2-Methylphenol	81.7591	7.04	0.02	449156 (m)	144.0	27.8	19.1	35.5

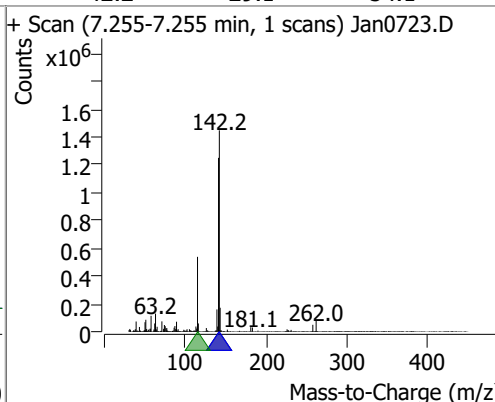
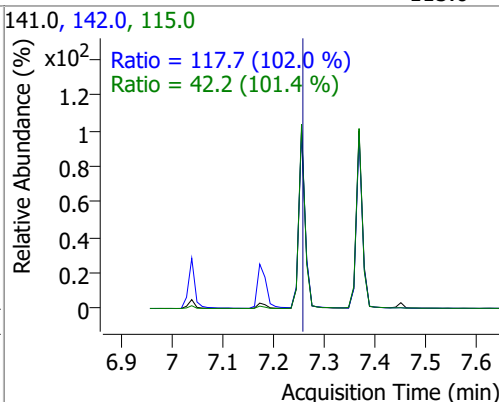
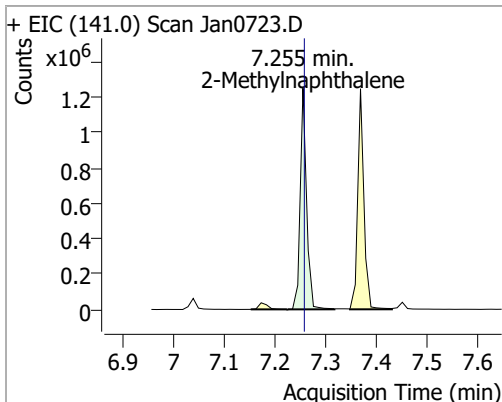


Quantitation Results Report (QT Reviewed)

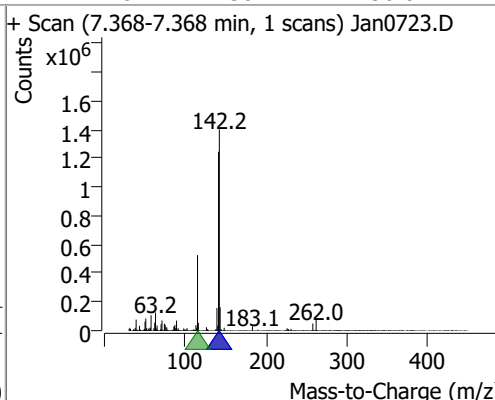
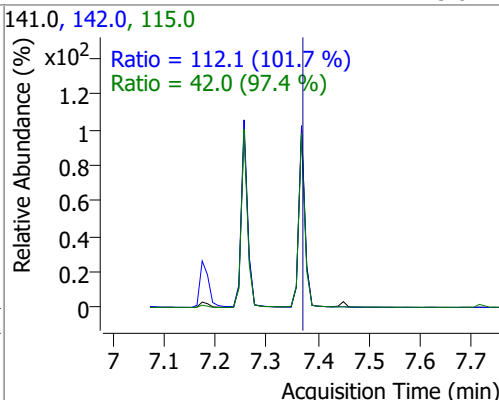
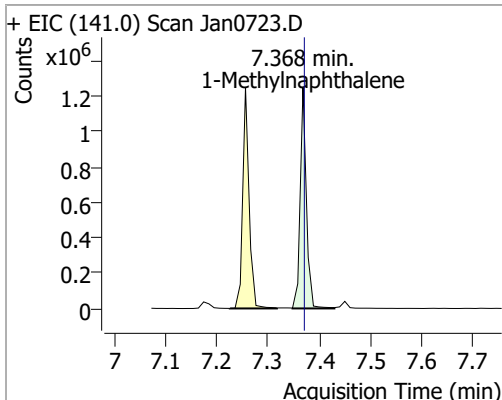
Compound	Conc.	RT	Dev(Min)	Resp.	QIon	QRatio	Lower	Upper
4-Chloro-3-Methylphenol	90.9307	7.17	0.01	527614 (m)	144.0	27.3	19.9	36.9



Compound	Conc.	RT	Dev(Min)	Resp.	QIon	QRatio	Lower	Upper
2-Methylnaphthalene	80.6330	7.26	0.00	1084547	142.0	117.7	80.8	150.1
					115.0	42.2	29.1	54.1

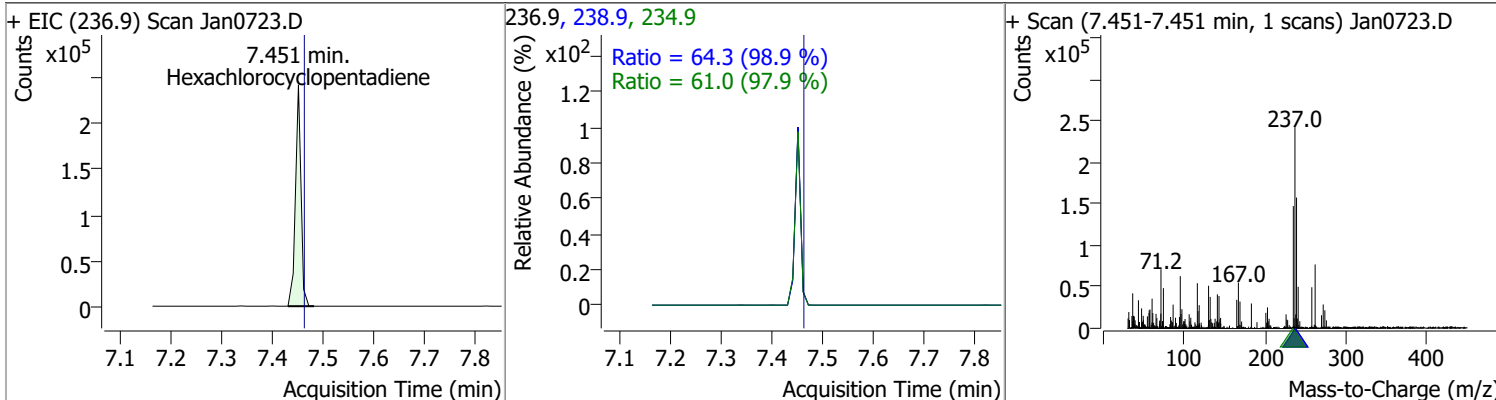


Compound	Conc.	RT	Dev(Min)	Resp.	QIon	QRatio	Lower	Upper
1-Methylnaphthalene	80.7973	7.37	0.00	1054387	142.0	112.1	77.1	143.2
					115.0	42.0	30.2	56.0

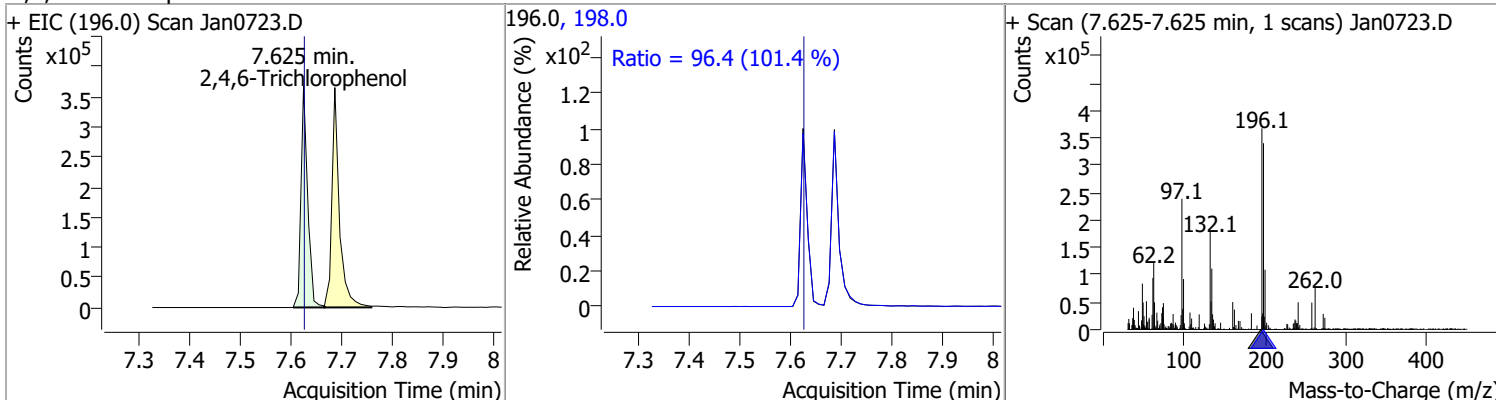


Quantitation Results Report (QT Reviewed)

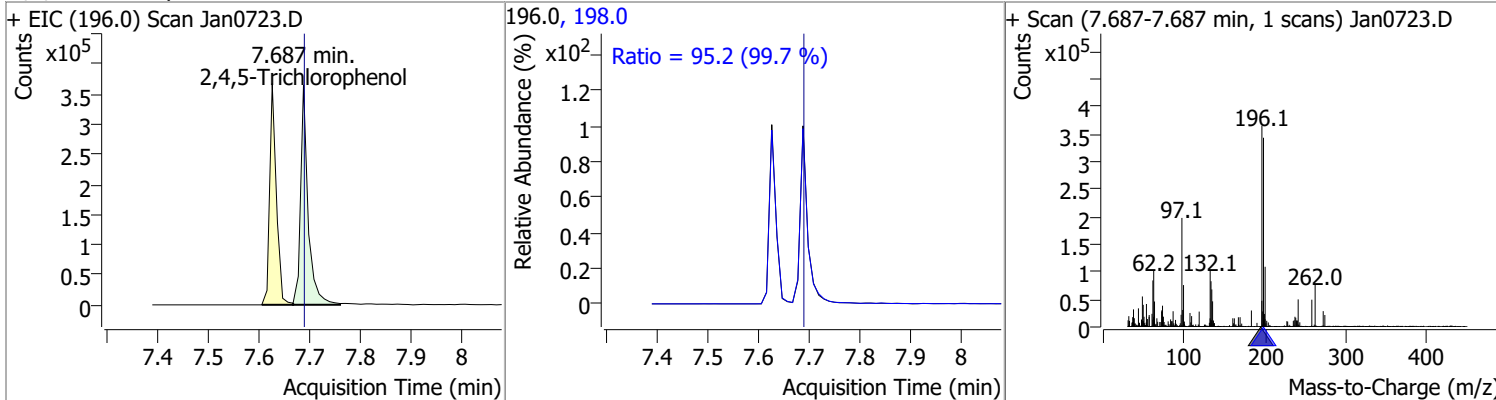
Compound	Conc.	RT	Dev(Min)	Resp.	QIon	QRatio	Lower	Upper
Hexachlorocyclopentadiene	73.3697	7.45	0.00	183259	238.9	64.3	45.5	84.6
					234.9	61.0	43.6	80.9



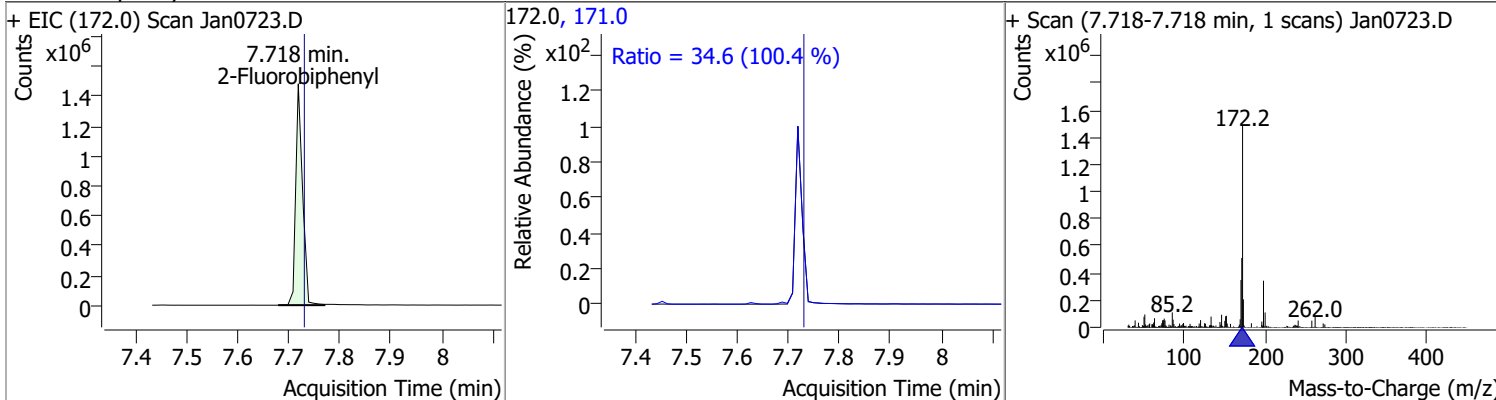
Compound	Conc.	RT	Dev(Min)	Resp.	QIon	QRatio	Lower	Upper
2,4,6-Trichlorophenol	89.9454	7.63	0.01	328232	198.0	96.4	66.6	123.6



Compound	Conc.	RT	Dev(Min)	Resp.	QIon	QRatio	Lower	Upper
2,4,5-Trichlorophenol	92.0792	7.69	0.01	376046	198.0	95.2	66.8	124.1

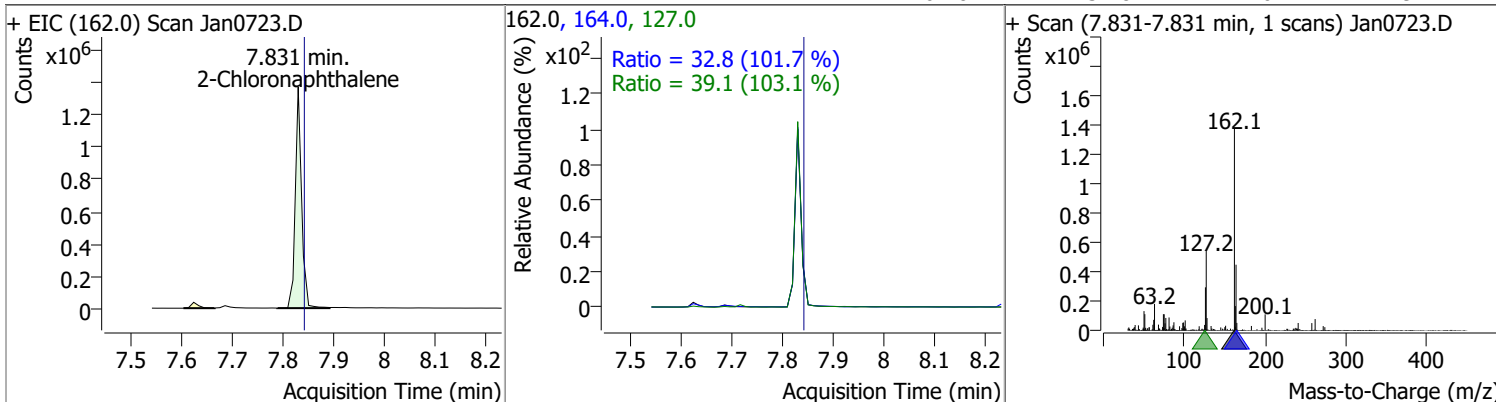


Compound	Conc.	RT	Dev(Min)	Resp.	QIon	QRatio	Lower	Upper
2-Fluorobiphenyl	85.2258	7.72	0.00	1382633	171.0	34.6	24.2	44.9

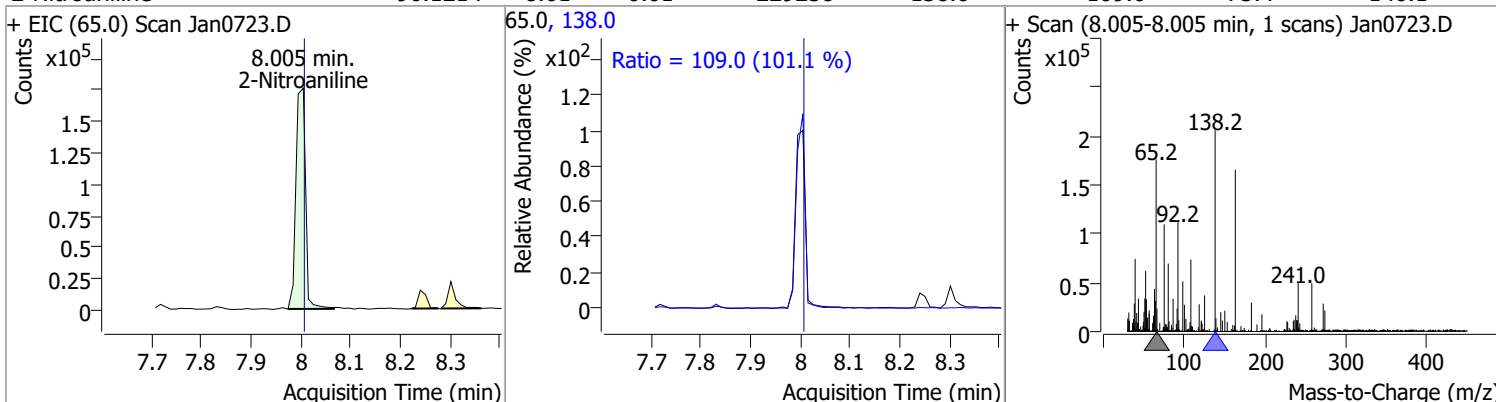


Quantitation Results Report (QT Reviewed)

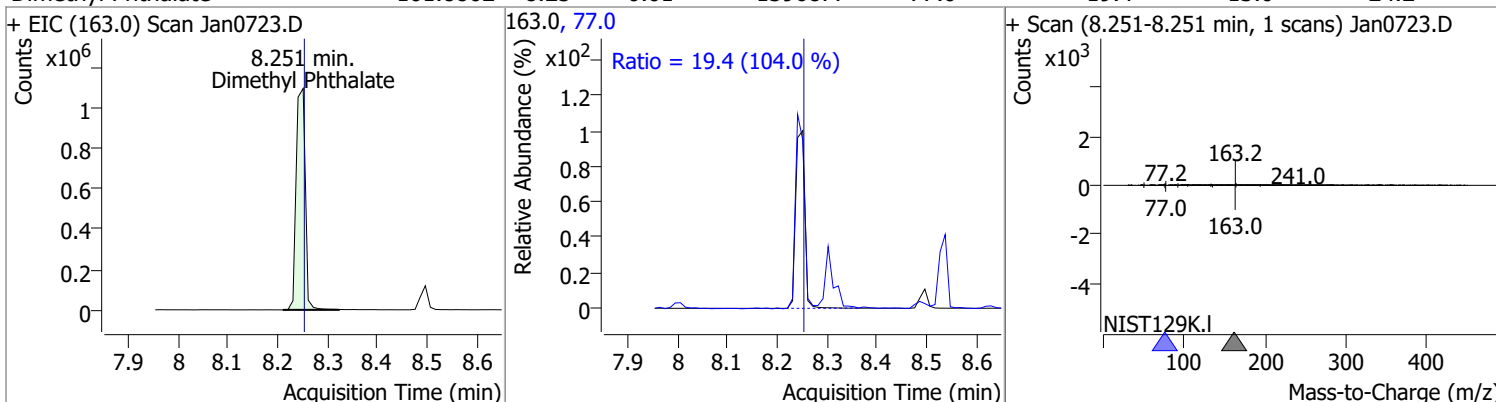
Compound	Conc.	RT	Dev(Min)	Resp.	QIon	QRatio	Lower	Upper
2-Chloronaphthalene	86.7351	7.83	0.00	1181195	127.0	39.1	26.5	49.3
					164.0	32.8	22.6	41.9



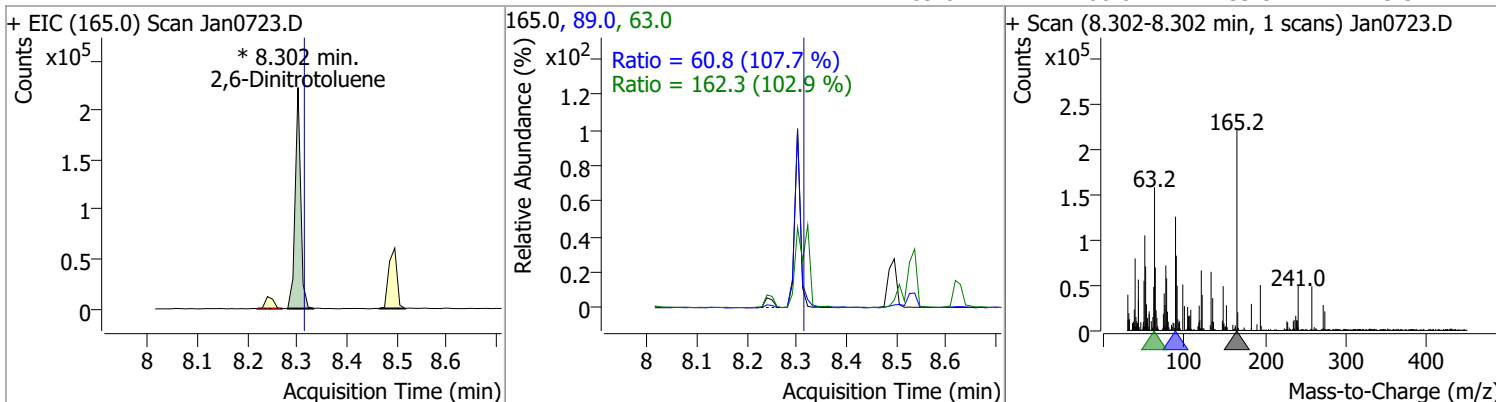
Compound	Conc.	RT	Dev(Min)	Resp.	QIon	QRatio	Lower	Upper
2-Nitroaniline	96.1214	8.01	0.01	229258	138.0	109.0	75.4	140.1



Compound	Conc.	RT	Dev(Min)	Resp.	QIon	QRatio	Lower	Upper
Dimethyl Phthalate	101.8802	8.25	0.01	1396877	77.0	19.4	13.0	24.2

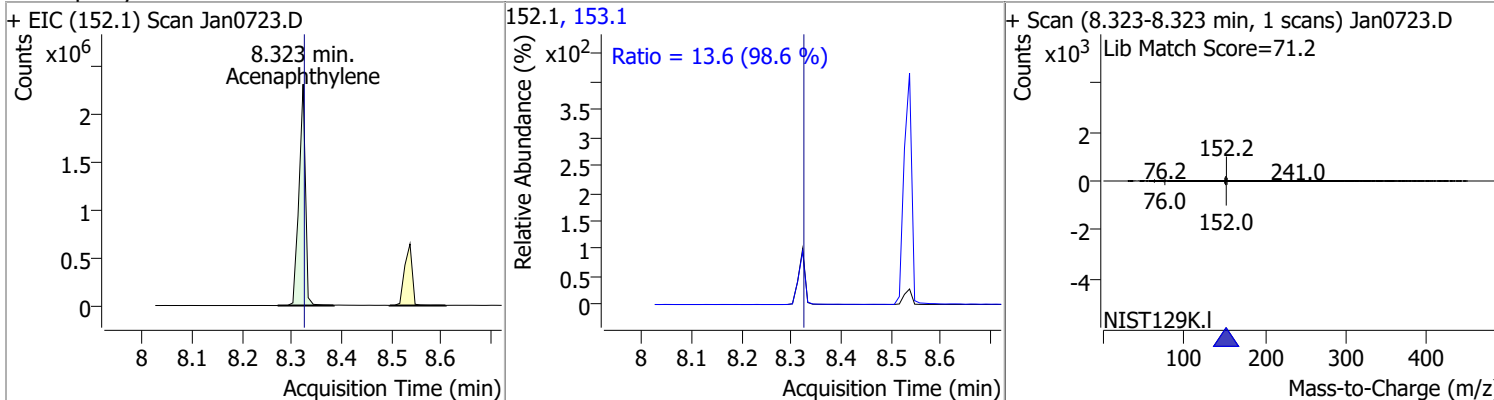


Compound	Conc.	RT	Dev(Min)	Resp.	QIon	QRatio	Lower	Upper
2,6-Dinitrotoluene	93.6034	8.30	0.00	171181 (m)	63.0	162.3	110.4	205.0
					89.0	60.8	39.5	73.3

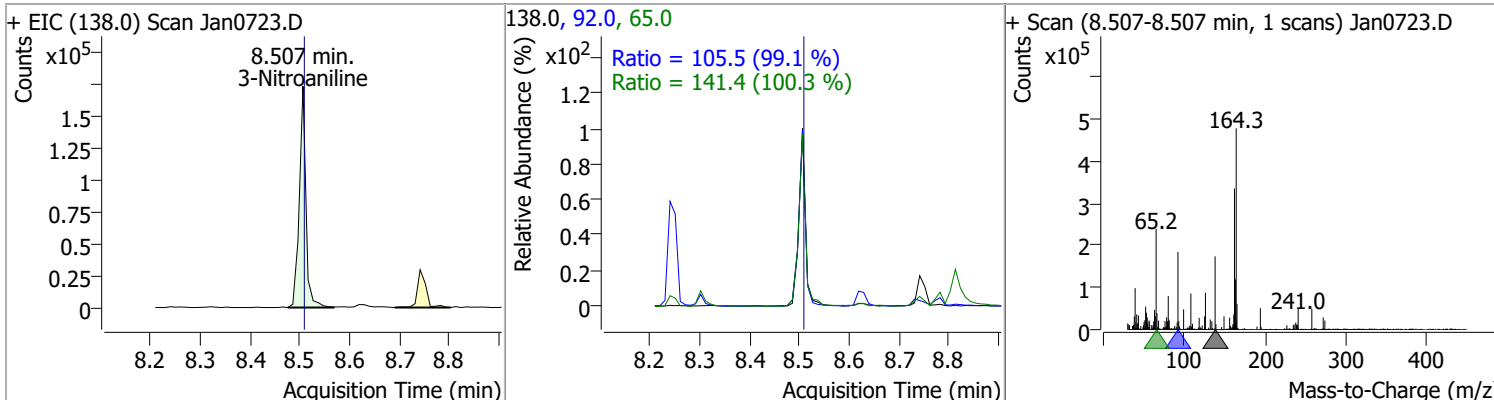


Quantitation Results Report (QT Reviewed)

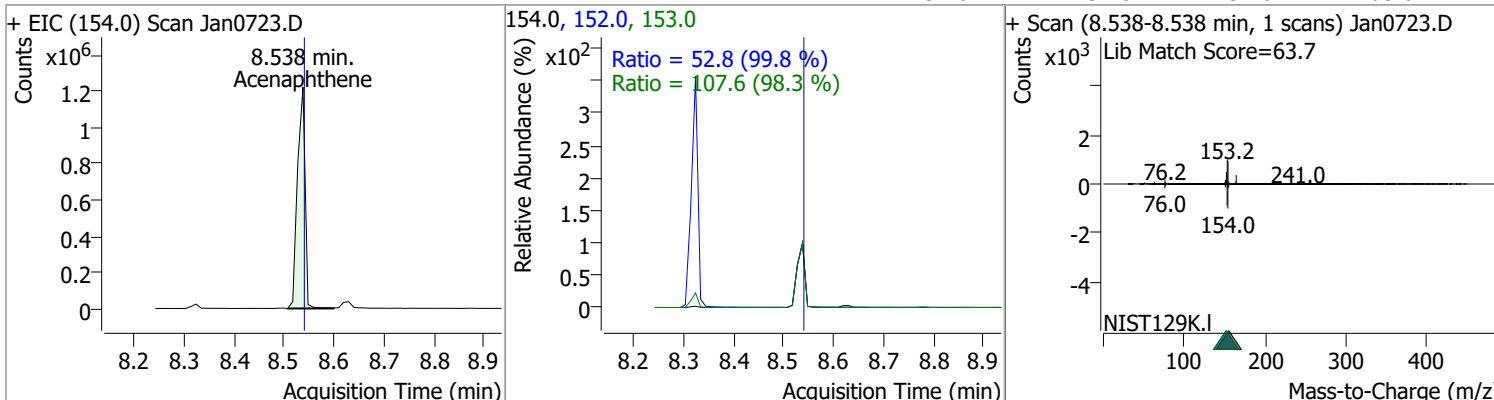
Compound	Conc.	RT	Dev(Min)	Resp.	QIon	QRatio	Lower	Upper
Acenaphthylene	93.9964	8.32	0.01	2085053	153.1	13.6	9.6	17.9



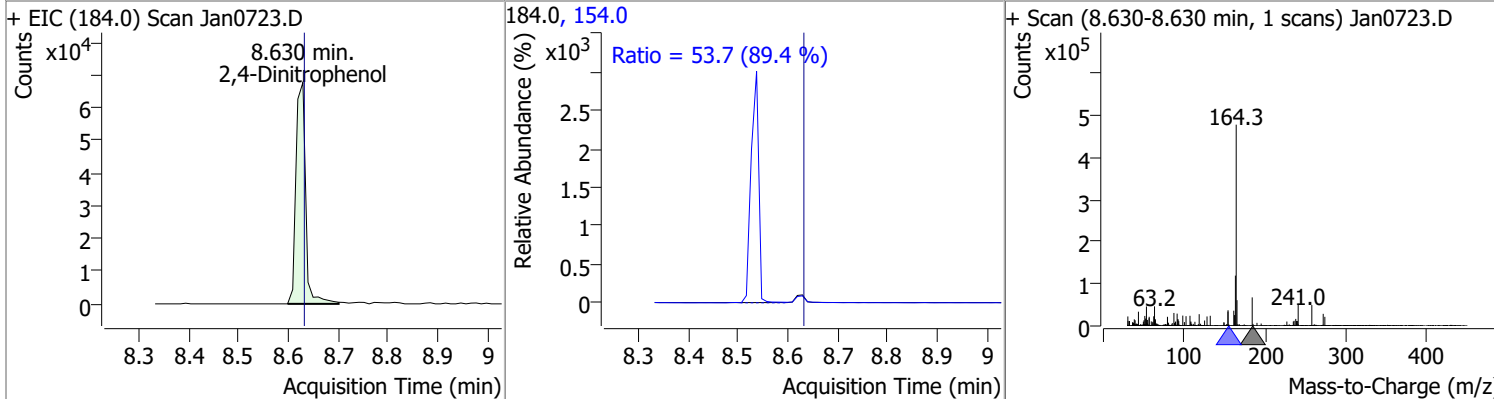
Compound	Conc.	RT	Dev(Min)	Resp.	QIon	QRatio	Lower	Upper
3-Nitroaniline	80.5140	8.51	0.01	160068	65.0	141.4	98.6	183.2
					92.0	105.5	74.5	138.4



Compound	Conc.	RT	Dev(Min)	Resp.	QIon	QRatio	Lower	Upper
Acenaphthene	103.5375	8.54	0.01	1300308	153.0	107.6	76.6	142.3
					152.0	52.8	37.0	68.8

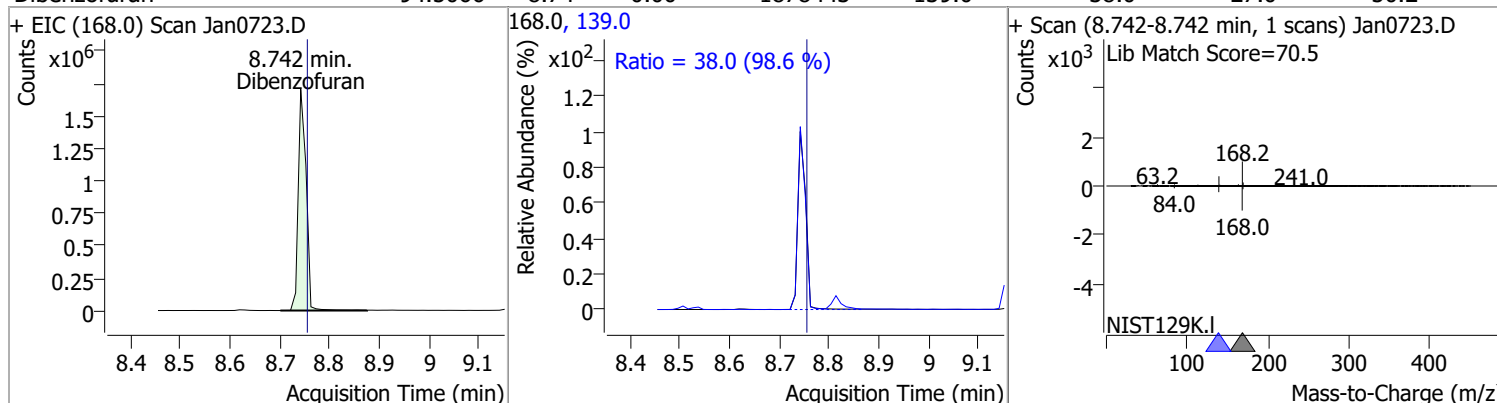


Compound	Conc.	RT	Dev(Min)	Resp.	QIon	QRatio	Lower	Upper
2,4-Dinitrophenol	90.2161	8.63	0.01	91459	154.0	53.7	42.0	78.1

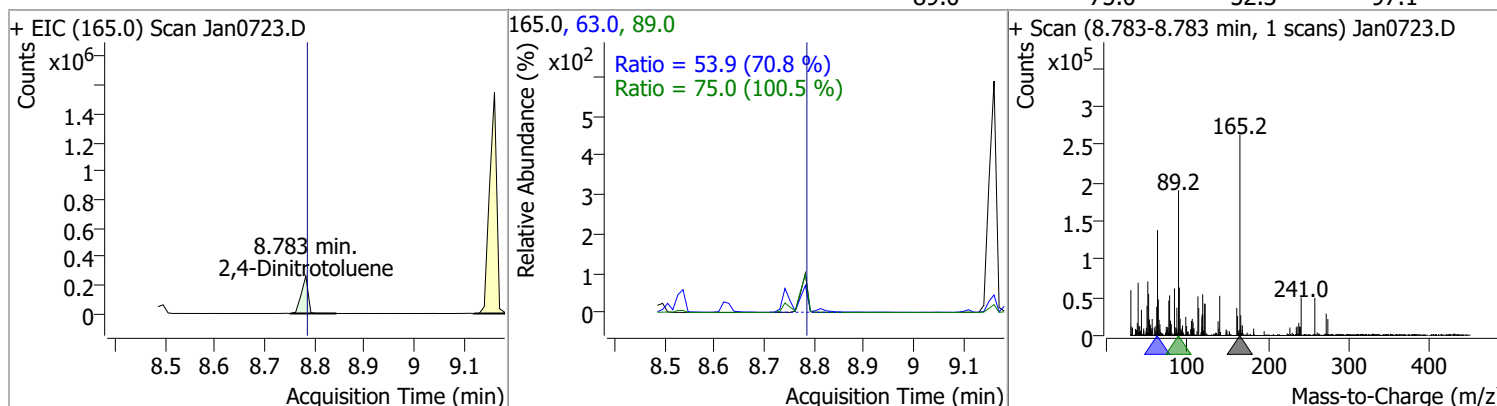


Quantitation Results Report (QT Reviewed)

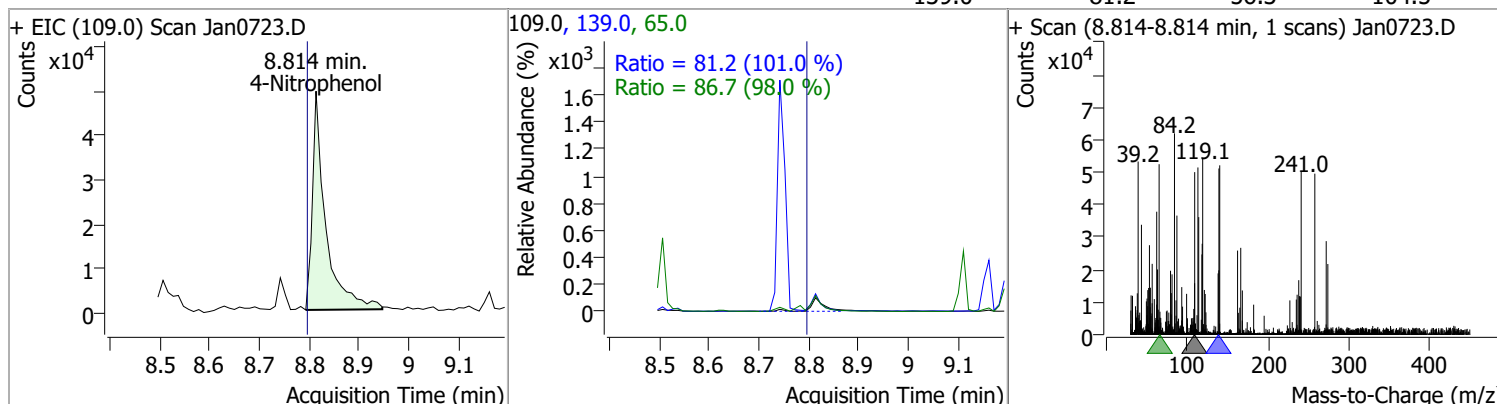
Compound	Conc.	RT	Dev(Min)	Resp.	QIon	QRatio	Lower	Upper
Dibenzofuran	94.5066	8.74	0.00	1878443	139.0	38.0	27.0	50.2



Compound	Conc.	RT	Dev(Min)	Resp.	QIon	QRatio	Lower	Upper
2,4-Dinitrotoluene	99.8274	8.78	0.01	247441	63.0	53.9	53.2	98.9
					89.0	75.0	52.3	97.1

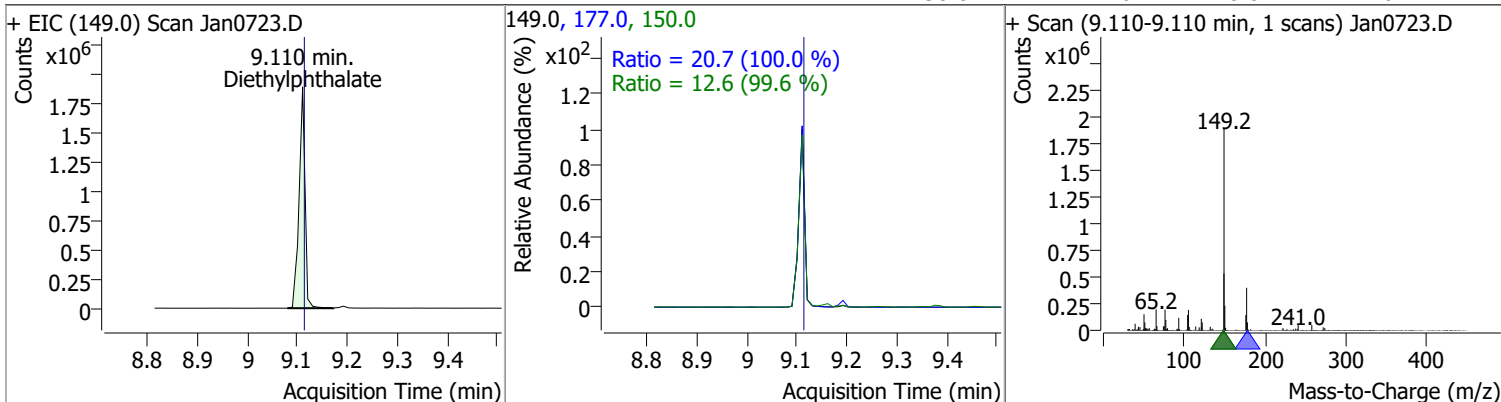


Compound	Conc.	RT	Dev(Min)	Resp.	QIon	QRatio	Lower	Upper
4-Nitrophenol	45.0288	8.81	0.03	87023	65.0	86.7	62.0	115.1
					139.0	81.2	56.3	104.5

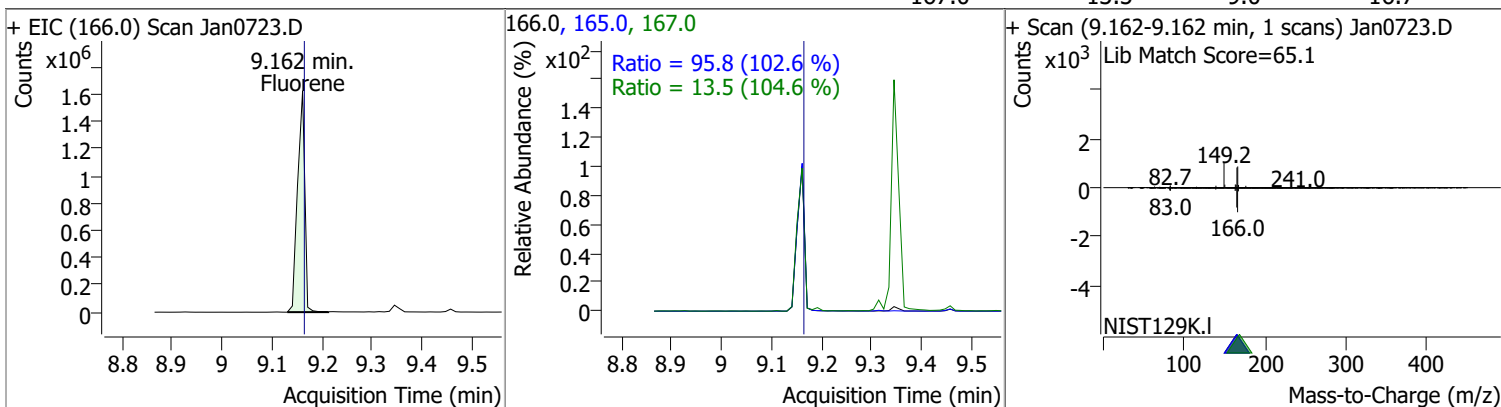


Quantitation Results Report (QT Reviewed)

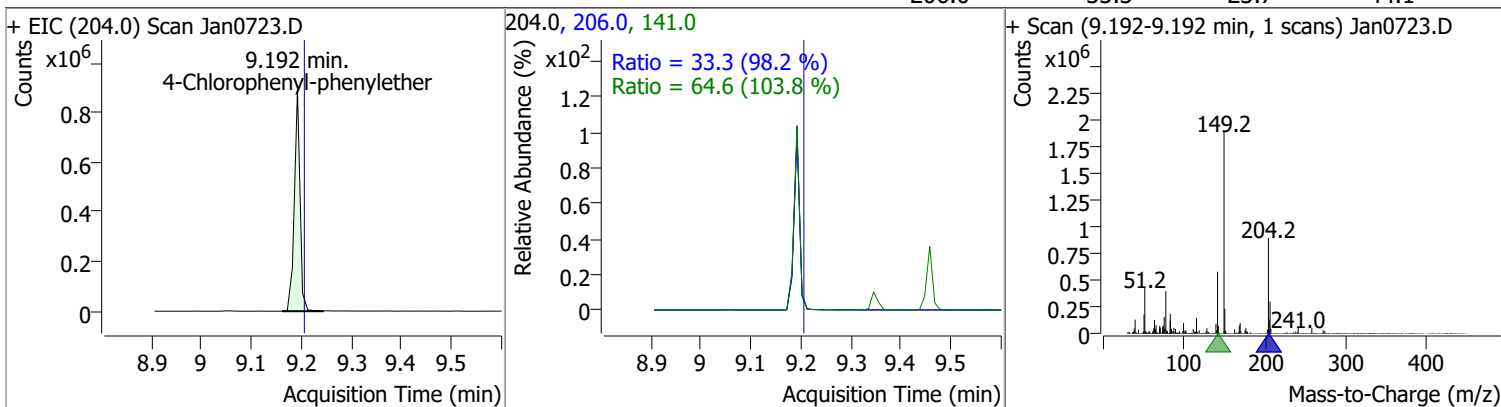
Compound	Conc.	RT	Dev(Min)	Resp.	QIon	QRatio	Lower	Upper
Diethylphthalate	105.6182	9.11	0.01	1559486	177.0	20.7	14.5	27.0
					150.0	12.6	8.8	16.4



Compound	Conc.	RT	Dev(Min)	Resp.	QIon	QRatio	Lower	Upper
Fluorene	99.0744	9.16	0.01	1617394	165.0	95.8	65.4	121.4
					167.0	13.5	9.0	16.7

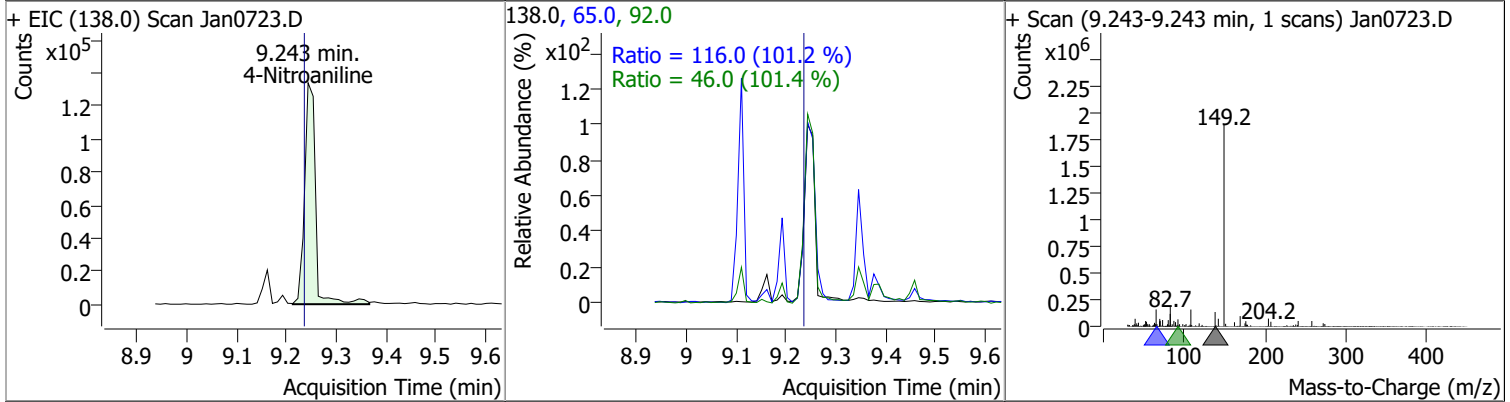


Compound	Conc.	RT	Dev(Min)	Resp.	QIon	QRatio	Lower	Upper
4-Chlorophenyl-phenylether	94.8626	9.19	0.00	706346	141.0	64.6	43.6	80.9
					206.0	33.3	23.7	44.1

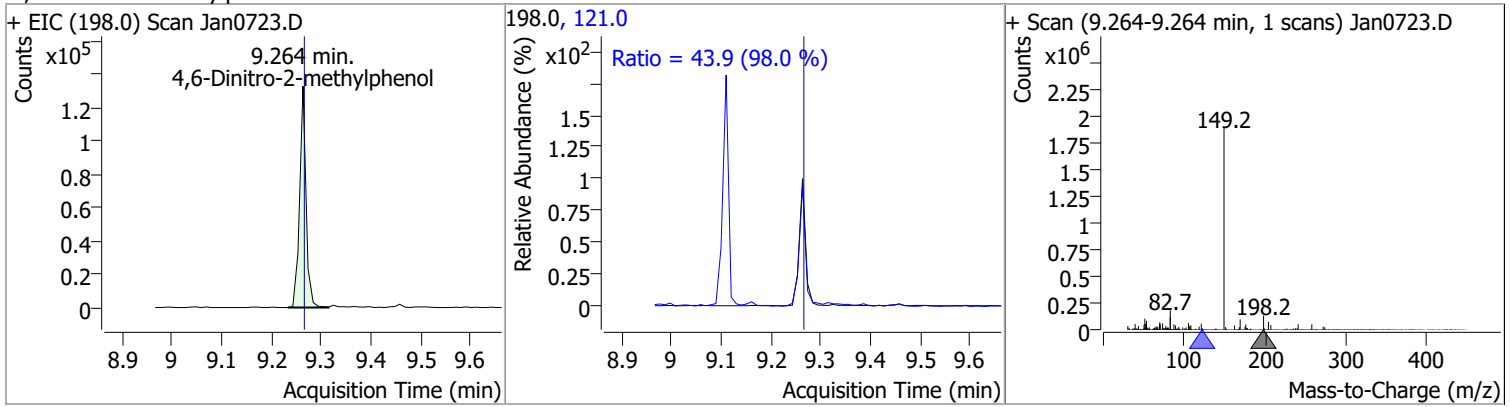


Quantitation Results Report (QT Reviewed)

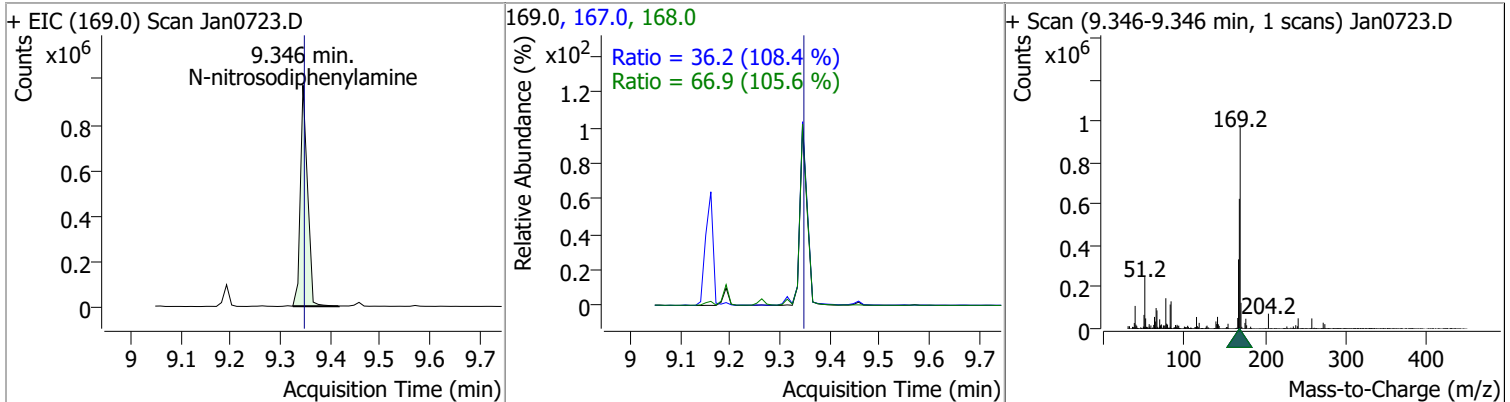
Compound	Conc.	RT	Dev(Min)	Resp.	QIon	QRatio	Lower	Upper
4-Nitroaniline	98.2227	9.24	0.01	204546	65.0	116.0	80.2	149.0
					92.0	46.0	31.7	58.9



Compound	Conc.	RT	Dev(Min)	Resp.	QIon	QRatio	Lower	Upper
4,6-Dinitro-2-methylphenol	82.8816	9.26	0.00	118628	121.0	43.9	31.4	58.3

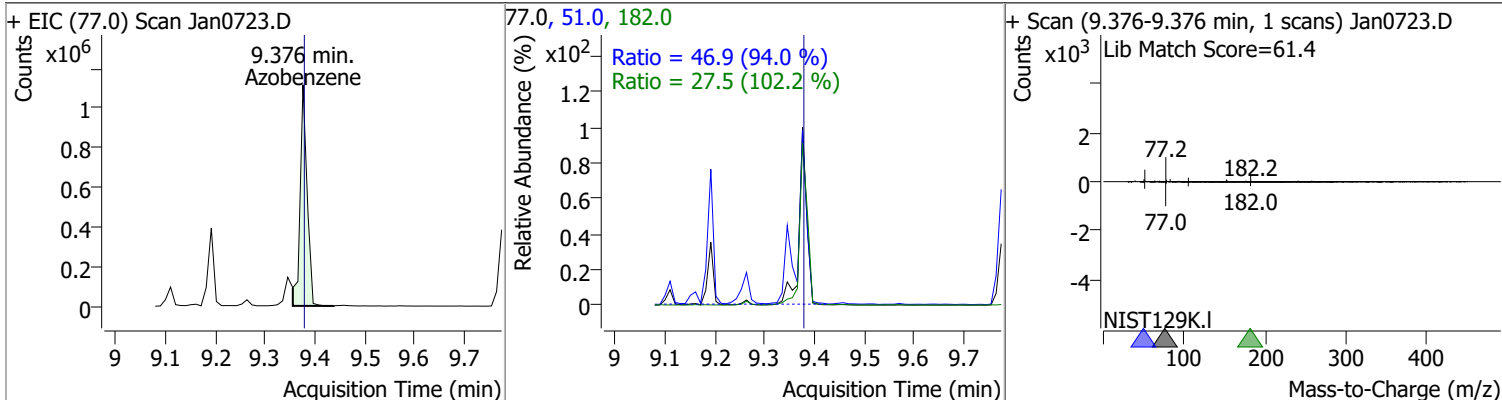


Compound	Conc.	RT	Dev(Min)	Resp.	QIon	QRatio	Lower	Upper
N-nitrosodiphenylamine	88.8845	9.35	0.00	940266	168.0	66.9	44.3	82.3
					167.0	36.2	23.4	43.4

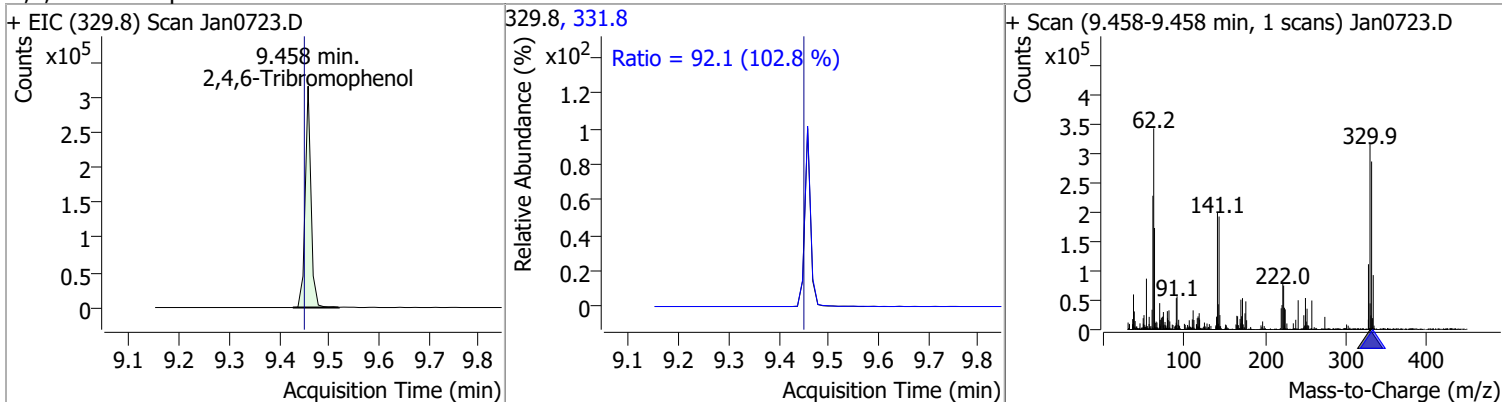


Quantitation Results Report (QT Reviewed)

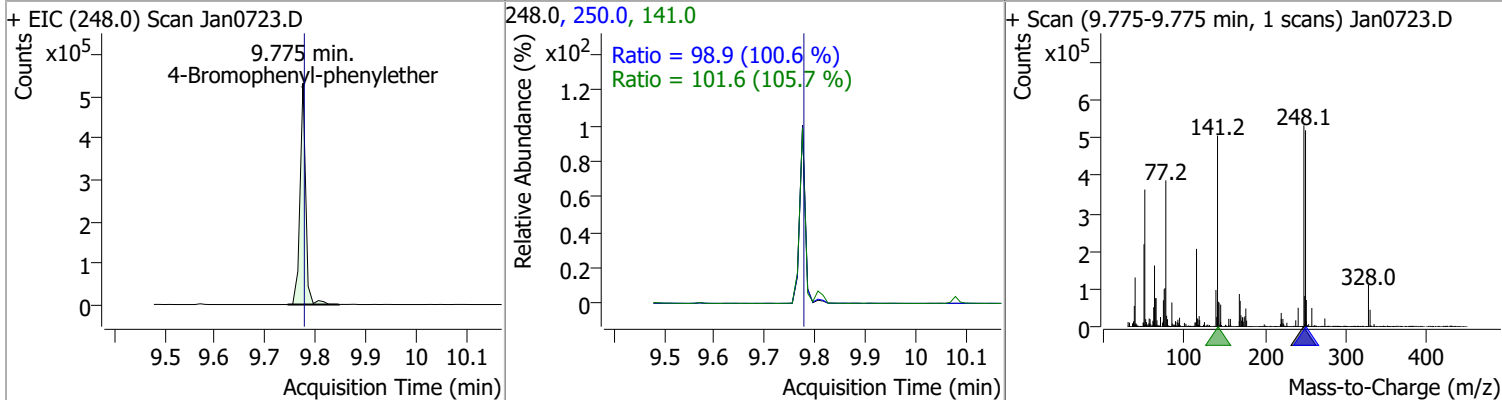
Compound	Conc.	RT	Dev(Min)	Resp.	QIon	QRatio	Lower	Upper
Azobenzene	85.8800	9.38	0.00	1083564	51.0	46.9	34.9	64.9
					182.0	27.5	18.8	35.0



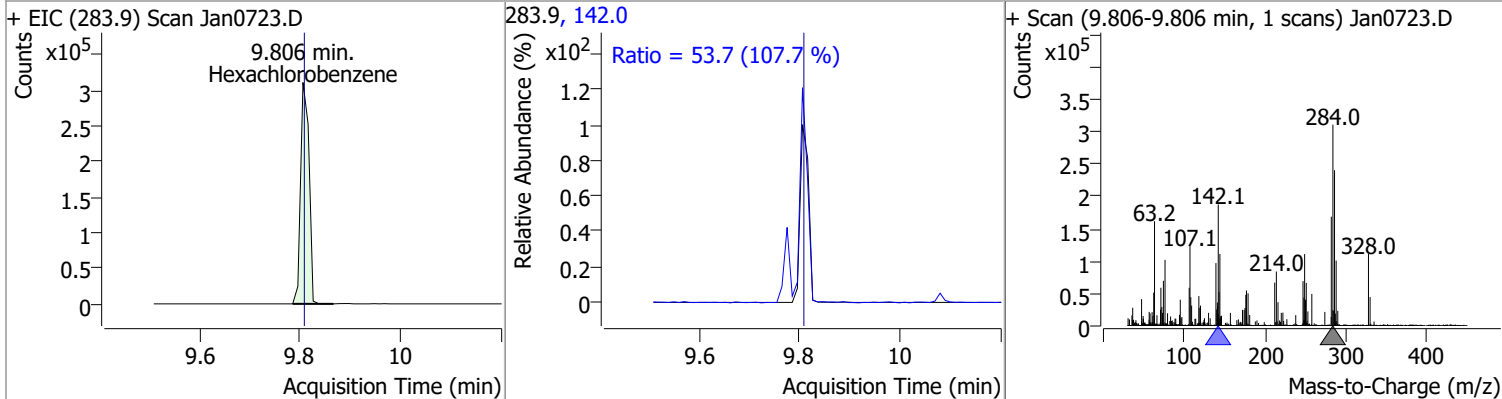
Compound	Conc.	RT	Dev(Min)	Resp.	QIon	QRatio	Lower	Upper
2,4,6-Tribromophenol	172.9661	9.46	0.01	253403	331.8	92.1	62.7	116.4



Compound	Conc.	RT	Dev(Min)	Resp.	QIon	QRatio	Lower	Upper
4-Bromophenyl-phenylether	95.7427	9.78	0.00	416006	250.0	98.9	68.8	127.8
					141.0	101.6	67.3	124.9

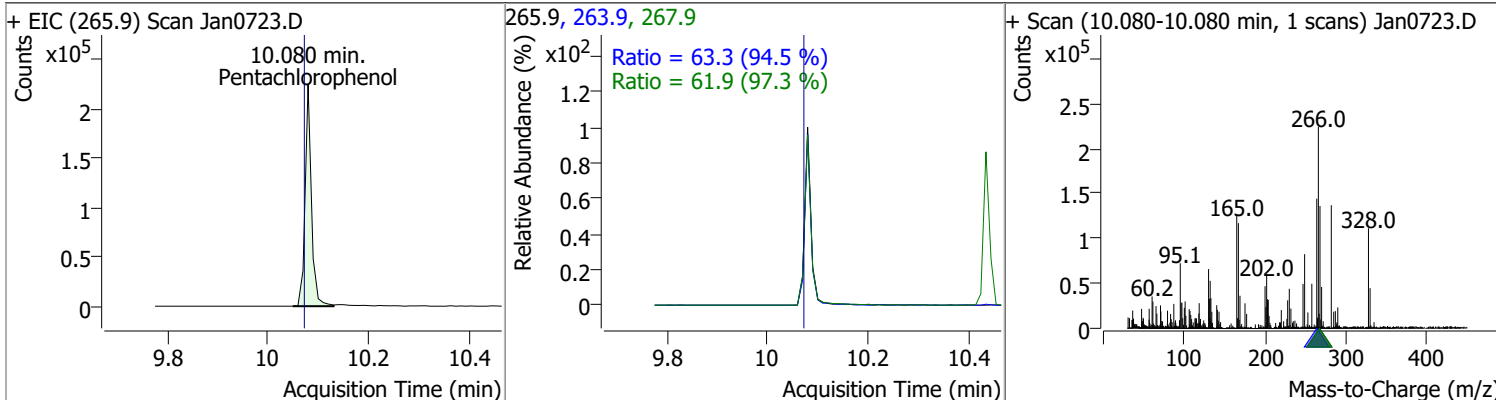


Compound	Conc.	RT	Dev(Min)	Resp.	QIon	QRatio	Lower	Upper
Hexachlorobenzene	83.1527	9.81	0.00	361812	142.0	53.7	34.9	64.8

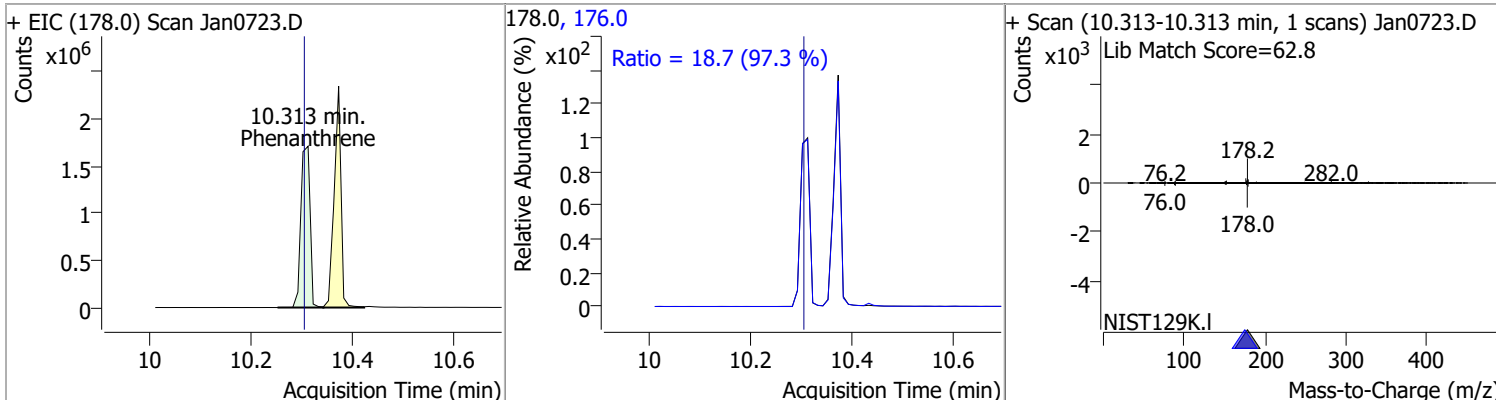


Quantitation Results Report (QT Reviewed)

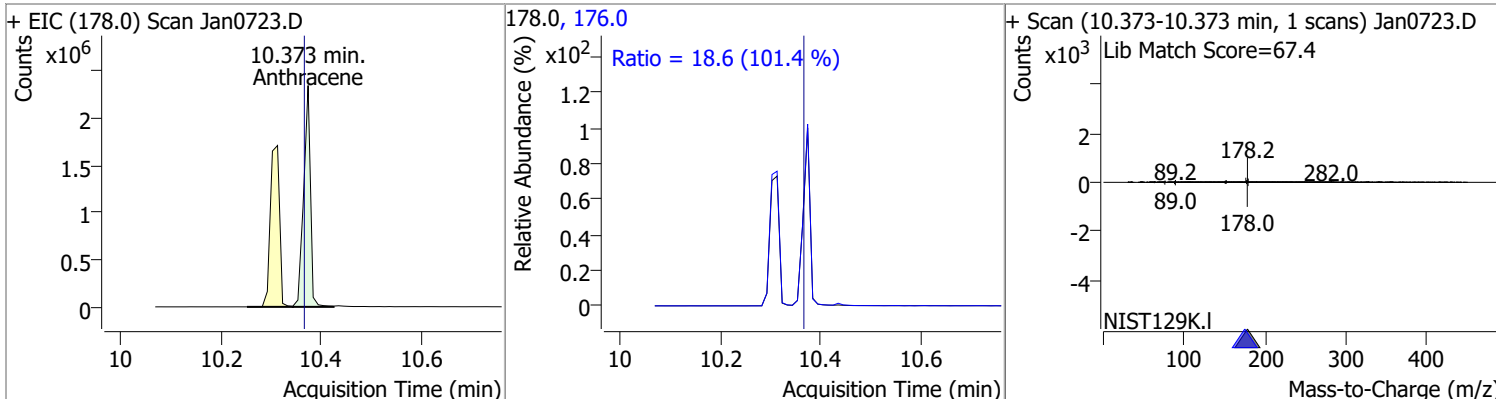
Compound	Conc.	RT	Dev(Min)	Resp.	QIon	QRatio	Lower	Upper
Pentachlorophenol	94.5444	10.08	0.01	195937	263.9	63.3	46.9	87.1
					267.9	61.9	44.6	82.7



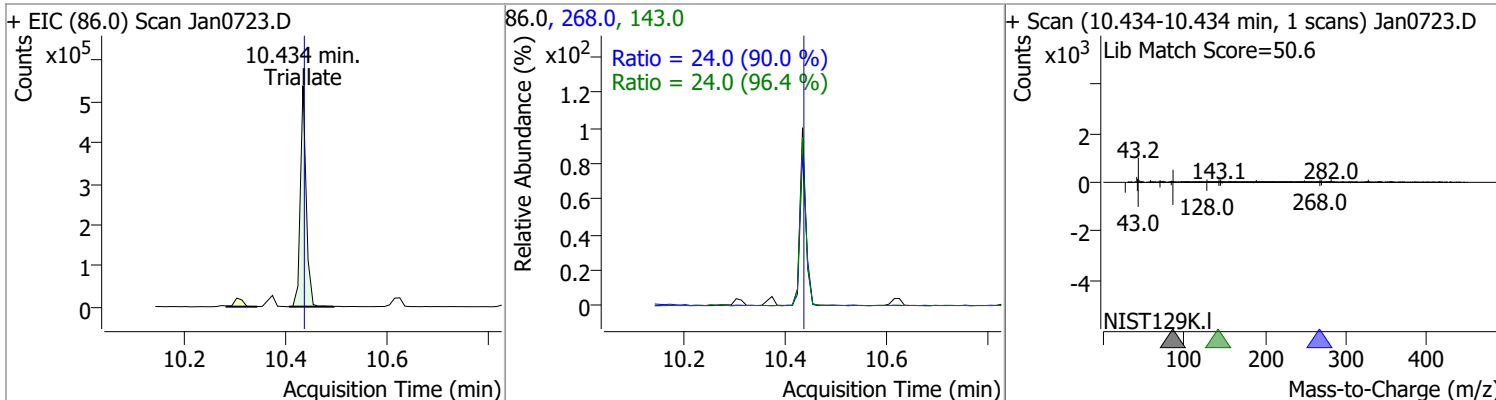
Compound	Conc.	RT	Dev(Min)	Resp.	QIon	QRatio	Lower	Upper
Phenanthrene	99.7092	10.31	0.01	2174372	176.0	18.7	13.5	25.0



Compound	Conc.	RT	Dev(Min)	Resp.	QIon	QRatio	Lower	Upper
Anthracene	103.5708	10.37	0.01	2204456	176.0	18.6	12.9	23.9

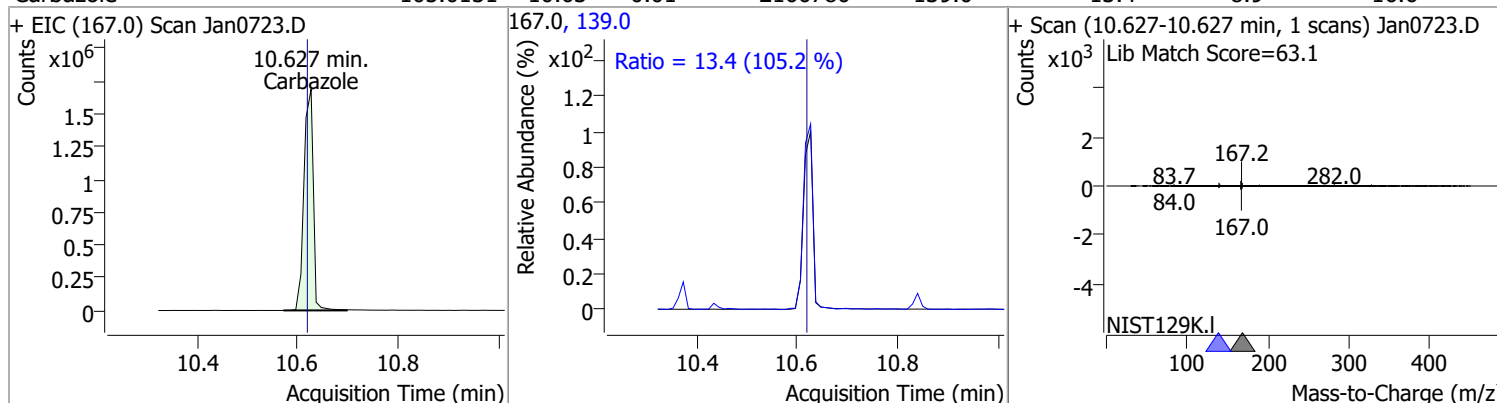


Compound	Conc.	RT	Dev(Min)	Resp.	QIon	QRatio	Lower	Upper
Triallate	92.6105	10.43	0.00	431969	268.0	24.0	18.7	34.7
					143.0	24.0	17.4	32.3

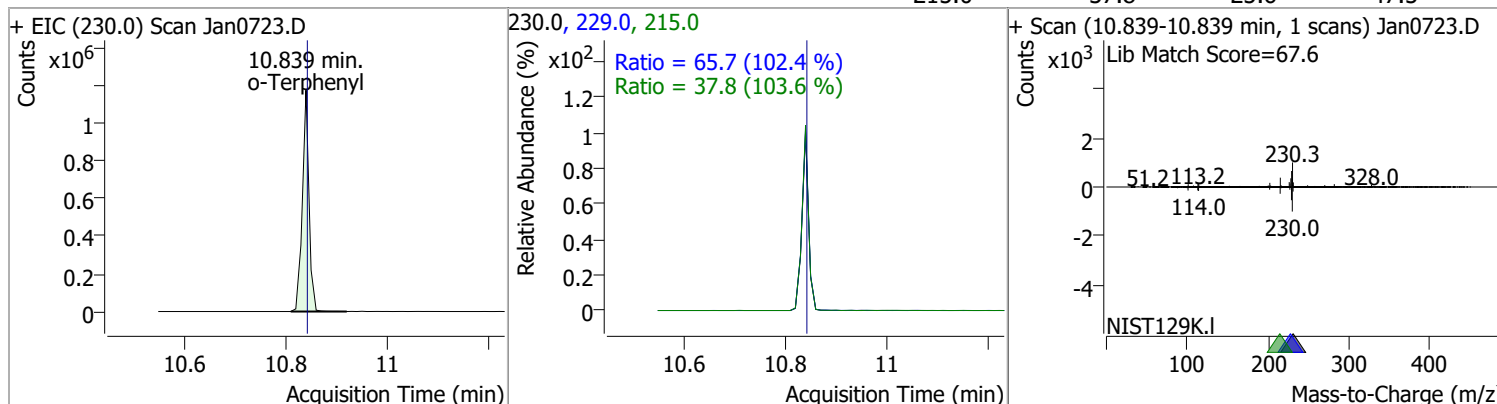


Quantitation Results Report (QT Reviewed)

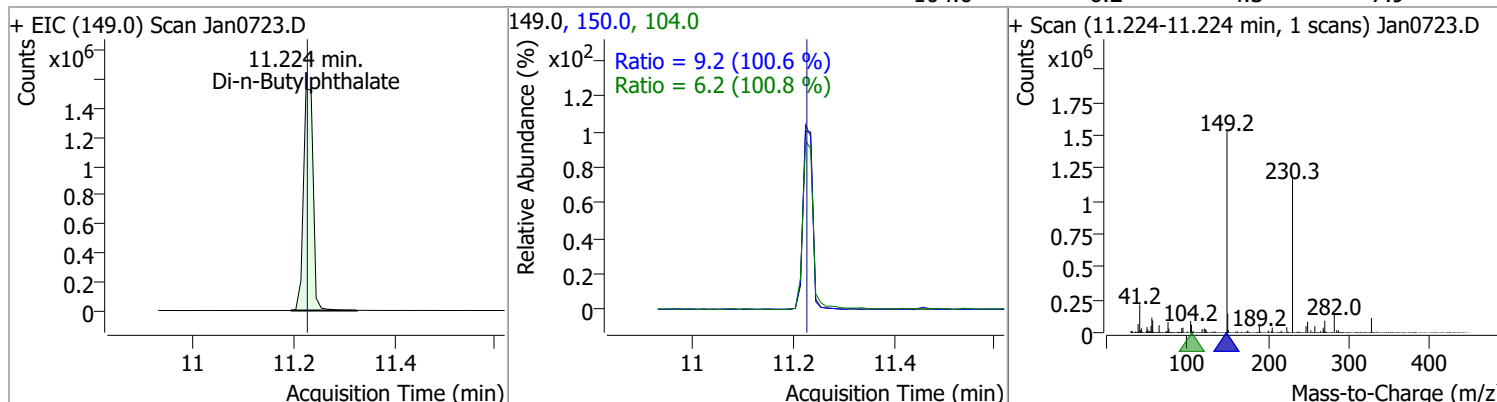
Compound	Conc.	RT	Dev(Min)	Resp.	QIon	QRatio	Lower	Upper
Carbazole	105.0131	10.63	0.01	2166780	139.0	13.4	8.9	16.6



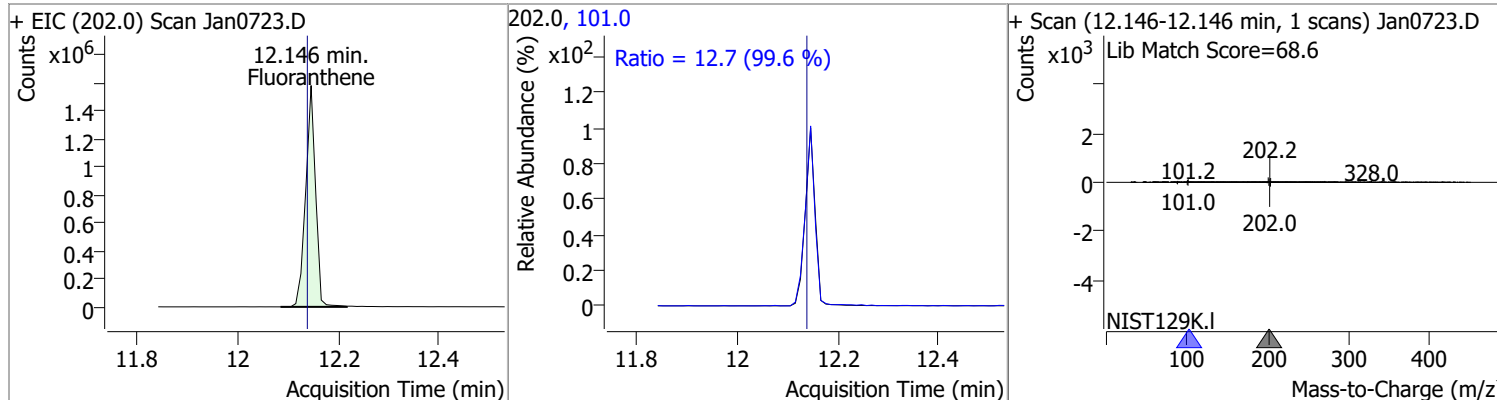
Compound	Conc.	RT	Dev(Min)	Resp.	QIon	QRatio	Lower	Upper
o-Terphenyl	86.3575	10.84	0.00	1076421	229.0	65.7	44.9	83.3
					215.0	37.8	25.6	47.5



Compound	Conc.	RT	Dev(Min)	Resp.	QIon	QRatio	Lower	Upper
Di-n-Butylphthalate	100.5116	11.22	0.00	2068882	150.0	9.2	6.4	11.9
					104.0	6.2	4.3	7.9

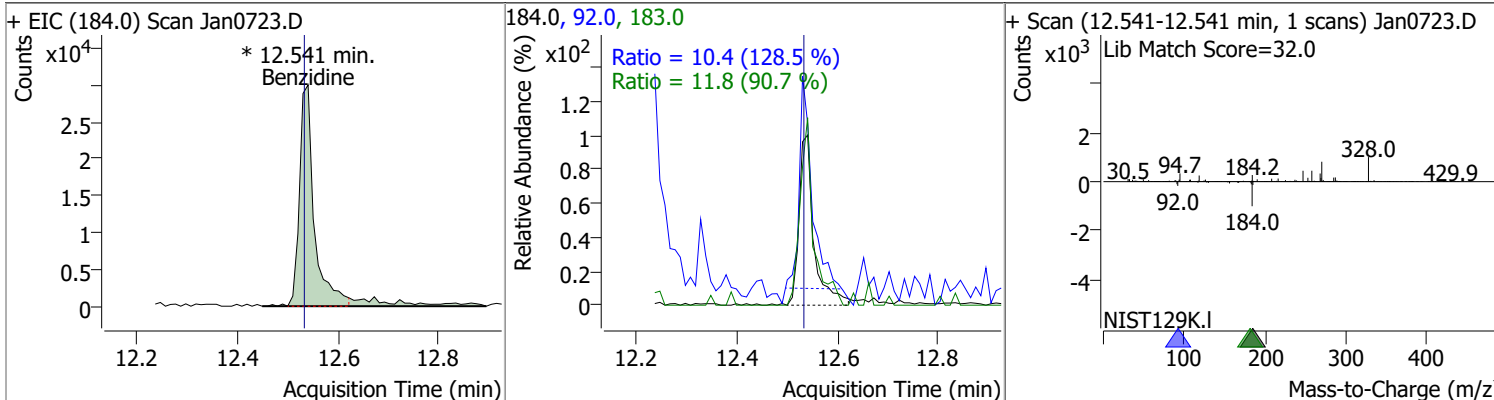


Compound	Conc.	RT	Dev(Min)	Resp.	QIon	QRatio	Lower	Upper
Fluoranthene	95.3138	12.15	0.01	2164561	101.0	12.7	8.9	16.6

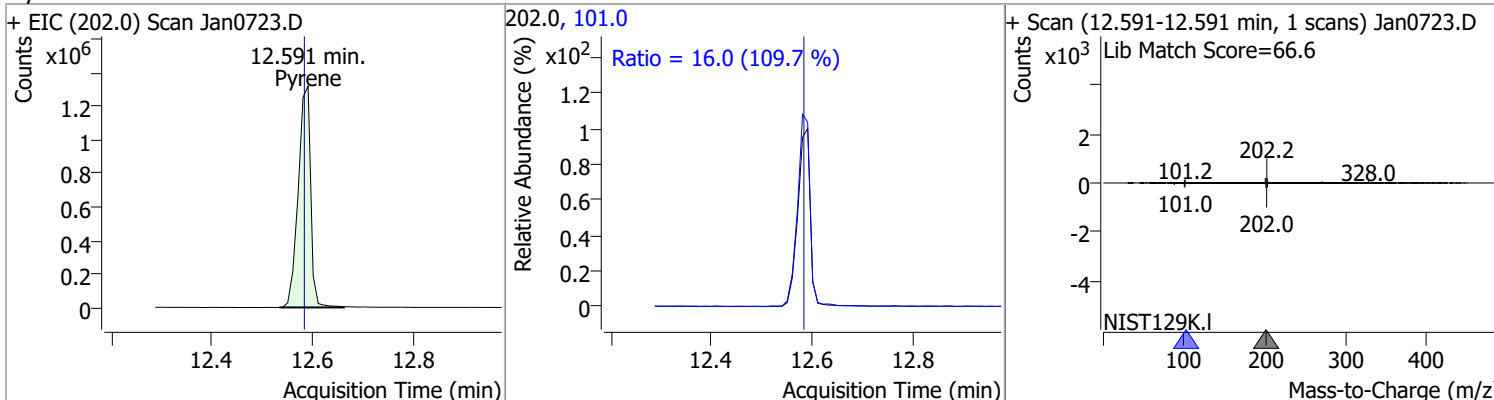


Quantitation Results Report (QT Reviewed)

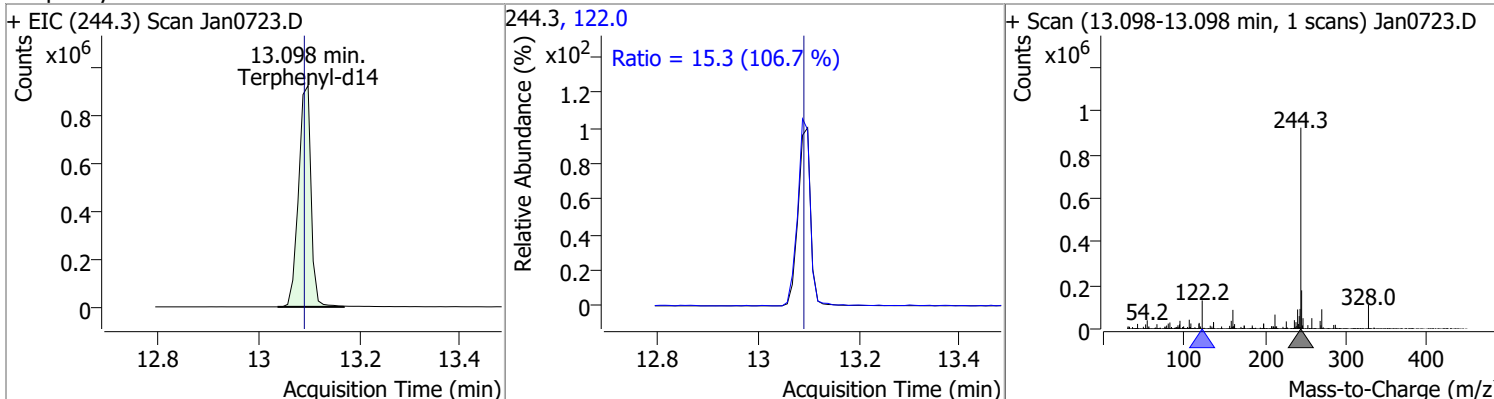
Compound	Conc.	RT	Dev(Min)	Resp.	QIon	QRatio	Lower	Upper
Benzidine	9.2684	12.54	0.01	69331 (m)	183.0	11.8	9.1	17.0
					92.0	10.4	5.7	10.5



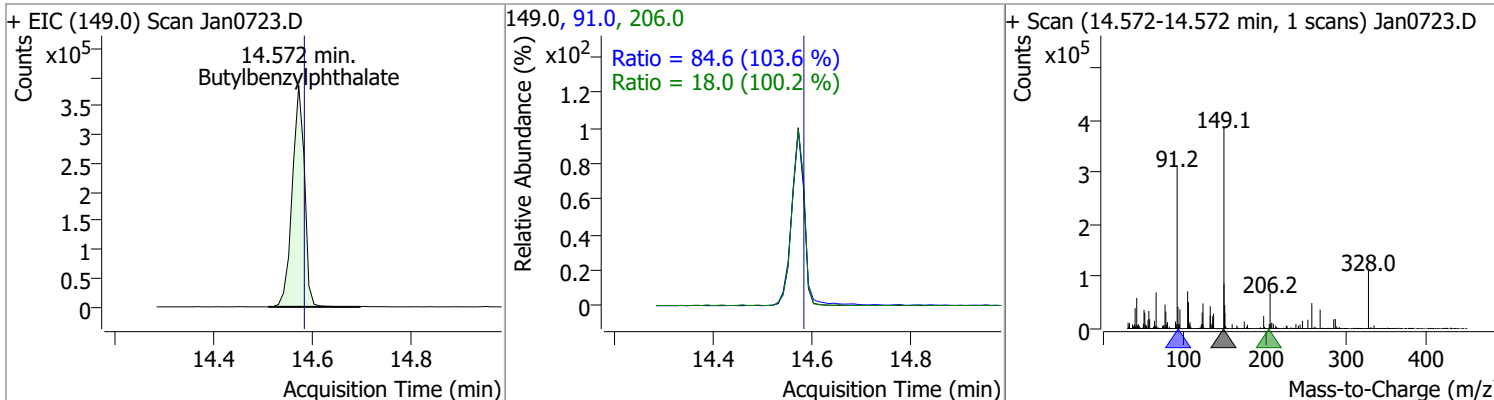
Compound	Conc.	RT	Dev(Min)	Resp.	QIon	QRatio	Lower	Upper
Pyrene	90.8616	12.59	0.01	2259188	101.0	16.0	10.2	19.0
					101.0	16.0	10.2	19.0



Compound	Conc.	RT	Dev(Min)	Resp.	QIon	QRatio	Lower	Upper
Terphenyl-d14	96.2546	13.10	0.01	1584077	122.0	15.3	10.1	18.7
					122.0	15.3	10.1	18.7

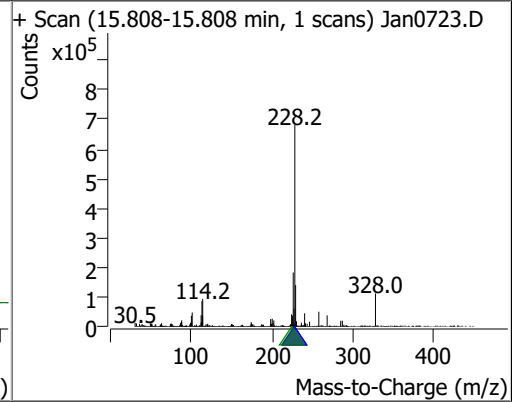
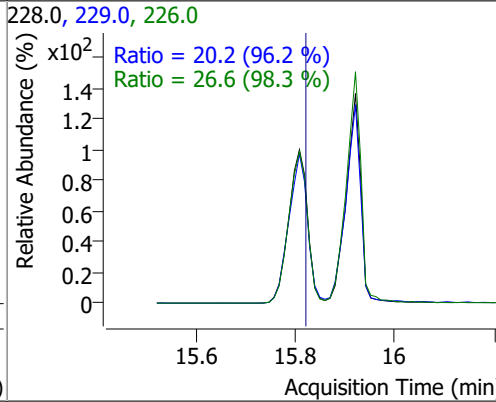
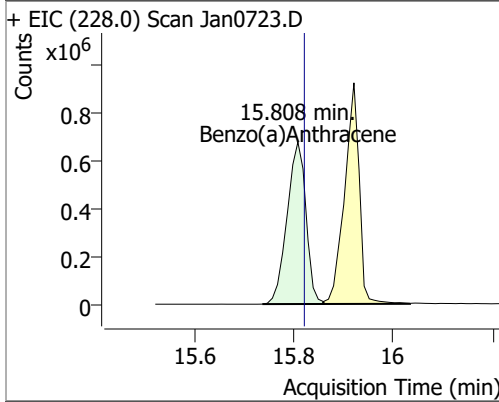


Compound	Conc.	RT	Dev(Min)	Resp.	QIon	QRatio	Lower	Upper
Butylbenzylphthalate	98.8095	14.57	0.01	657551	91.0	84.6	57.2	106.2
					206.0	18.0	12.6	23.3
					206.0	18.0	12.6	23.3

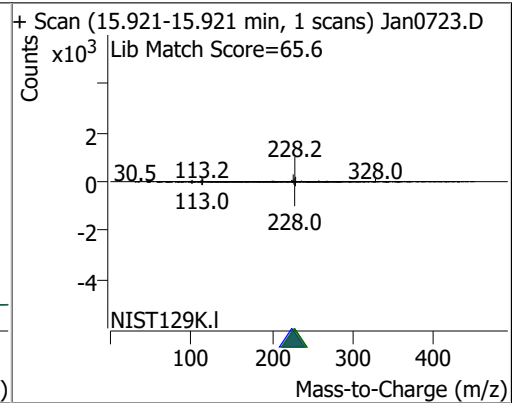
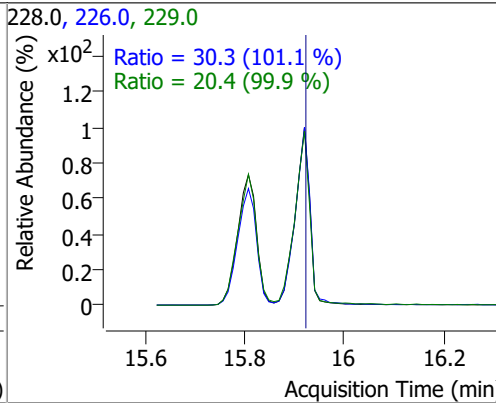
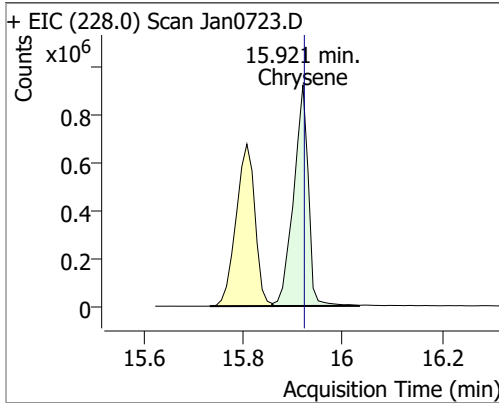


Quantitation Results Report (QT Reviewed)

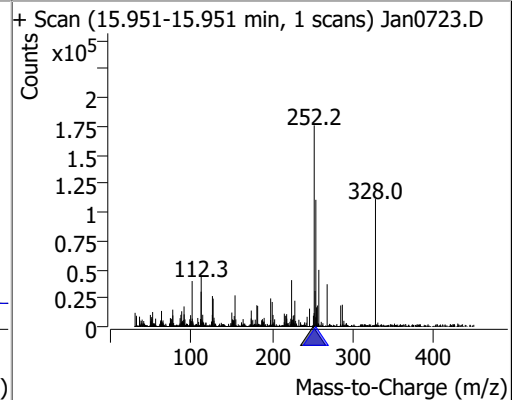
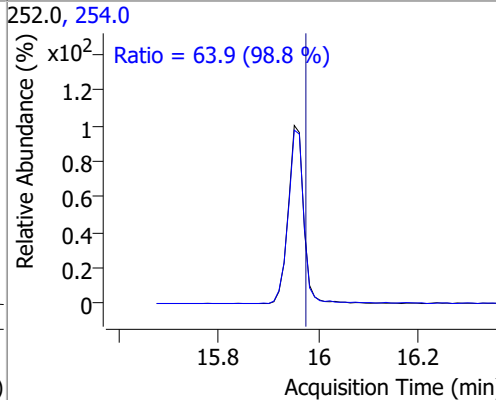
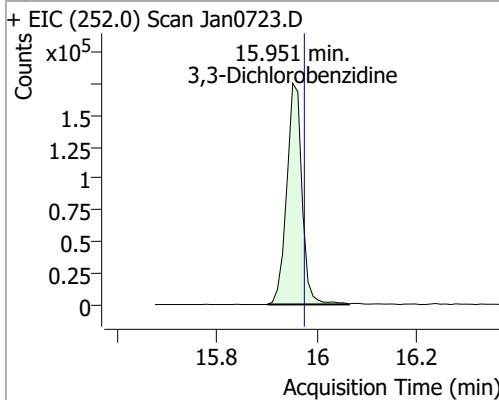
Compound	Conc.	RT	Dev(Min)	Resp.	QIon	QRatio	Lower	Upper
Benzo(a)Anthracene	101.1442	15.81	0.01	1784917	226.0	26.6	18.9	35.2
					229.0	20.2	14.7	27.3



Compound	Conc.	RT	Dev(Min)	Resp.	QIon	QRatio	Lower	Upper
Chrysene	99.1890	15.92	0.02	1902359	226.0	30.3	21.0	38.9
					229.0	20.4	14.3	26.5

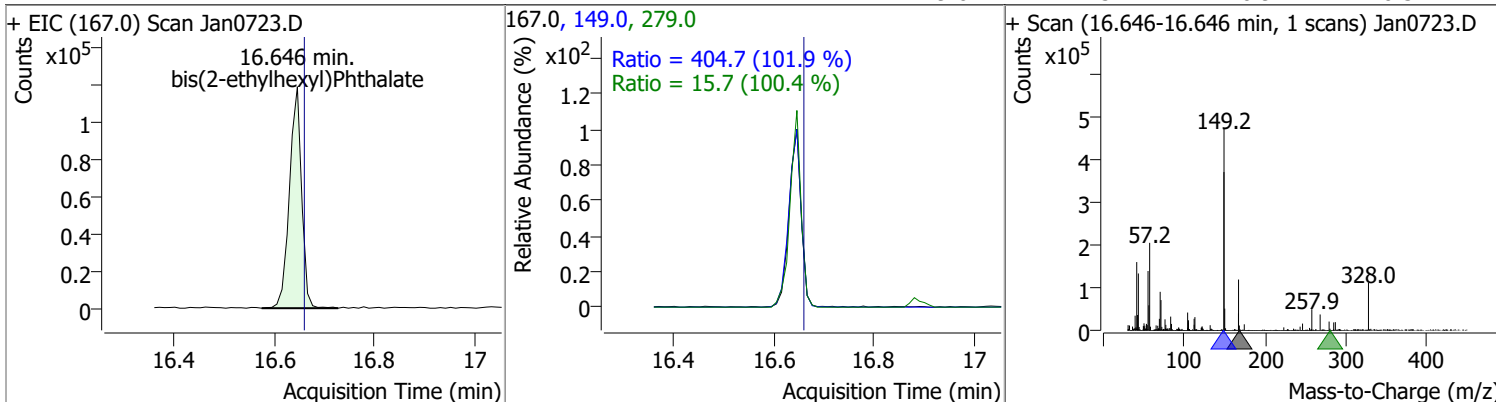


Compound	Conc.	RT	Dev(Min)	Resp.	QIon	QRatio	Lower	Upper
3,3-Dichlorobenzidine	63.1636	15.95	0.00	373706	254.0	63.9	45.3	84.1

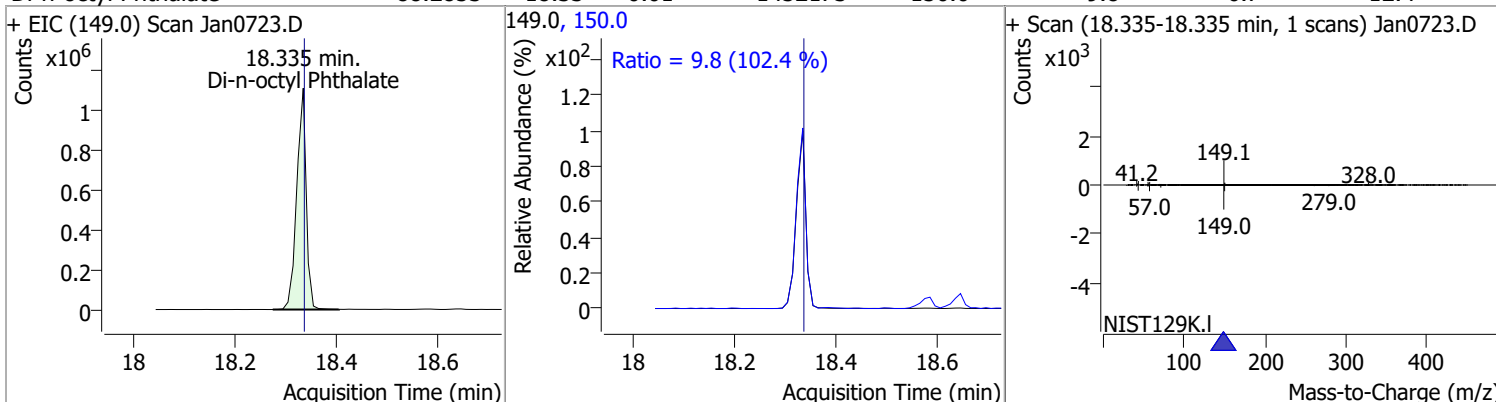


Quantitation Results Report (QT Reviewed)

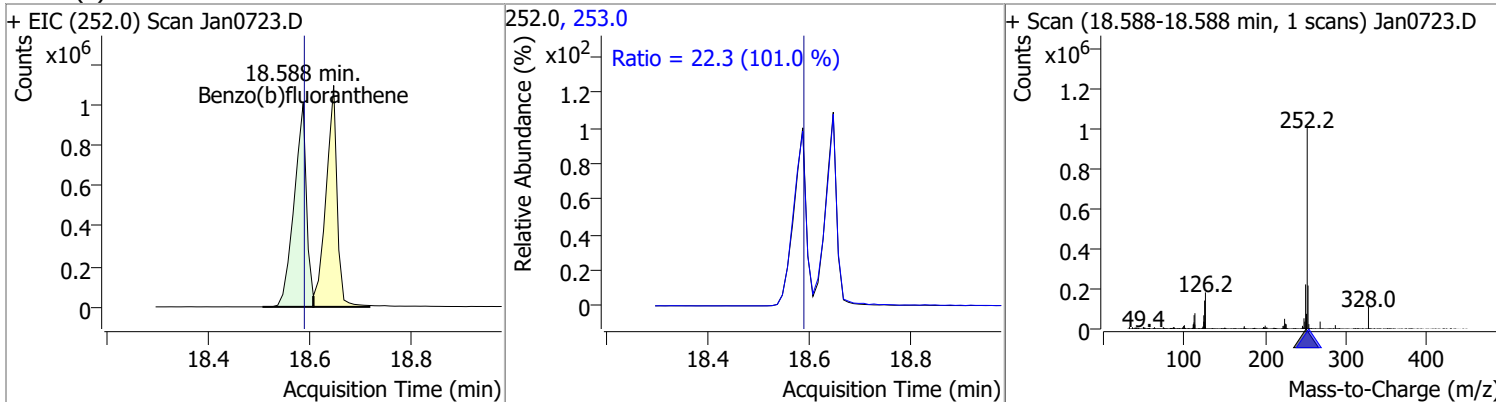
Compound	Conc.	RT	Dev(Min)	Resp.	QIon	QRatio	Lower	Upper
bis(2-ethylhexyl)Phthalate	86.2599	16.65	0.01	200546	149.0	404.7	278.0	516.2
					279.0	15.7	10.9	20.3



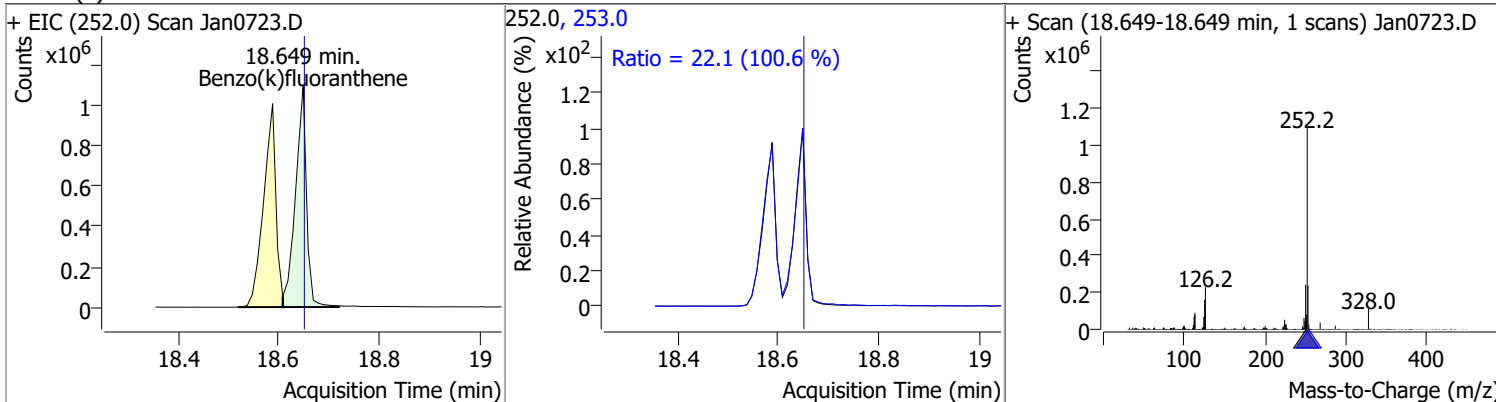
Compound	Conc.	RT	Dev(Min)	Resp.	QIon	QRatio	Lower	Upper
Di-n-octyl Phthalate	88.2853	18.33	0.01	1452173	150.0	9.8	6.7	12.4



Compound	Conc.	RT	Dev(Min)	Resp.	QIon	QRatio	Lower	Upper
Benzo(b)fluoranthene	98.1494	18.59	0.01	1713682	253.0	22.3	15.4	28.6

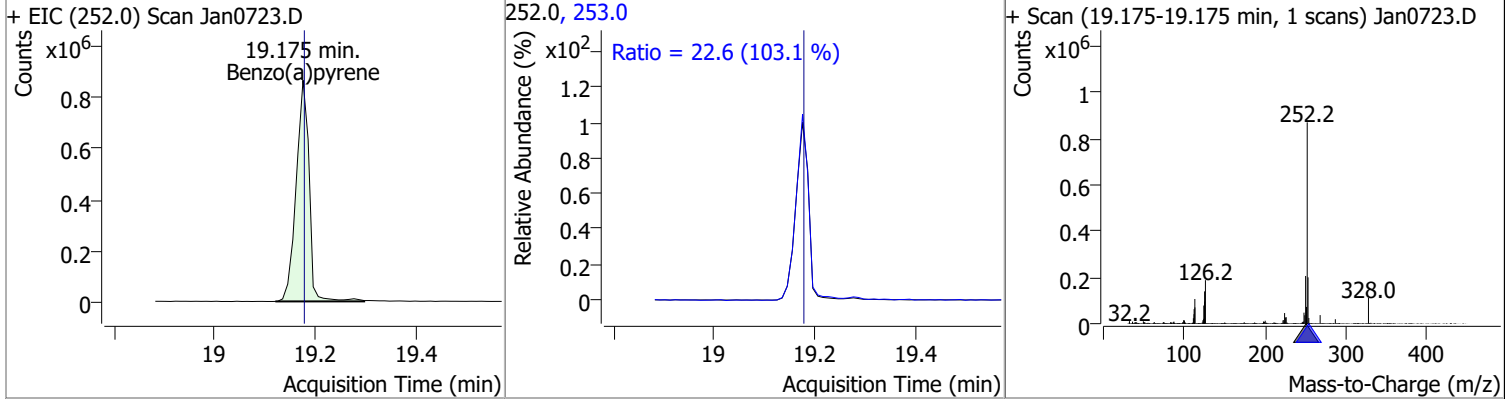


Compound	Conc.	RT	Dev(Min)	Resp.	QIon	QRatio	Lower	Upper
Benzo(k)fluoranthene	92.1276	18.65	0.01	1667639	253.0	22.1	15.3	28.5

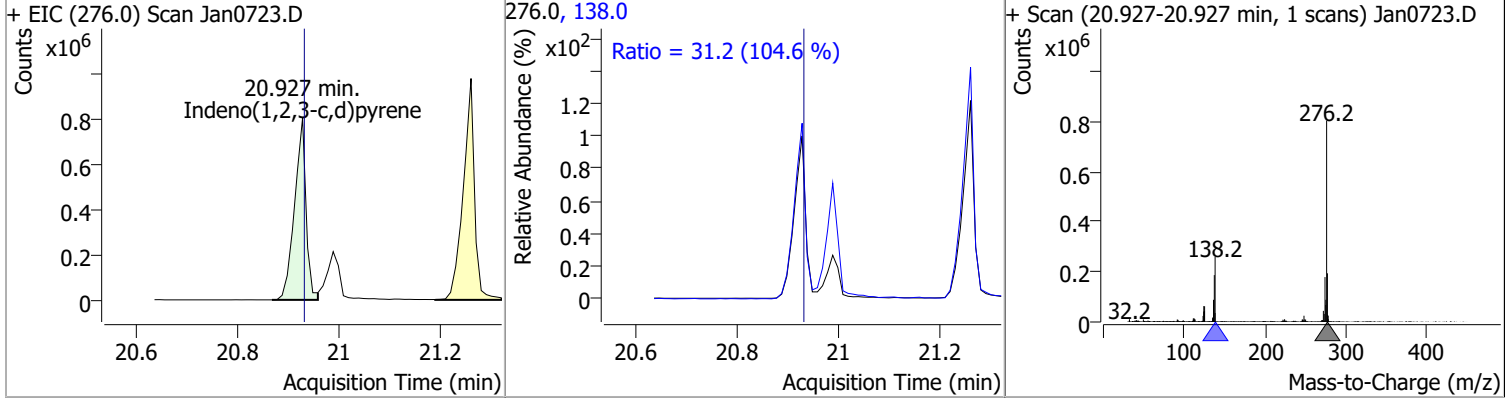


Quantitation Results Report (QT Reviewed)

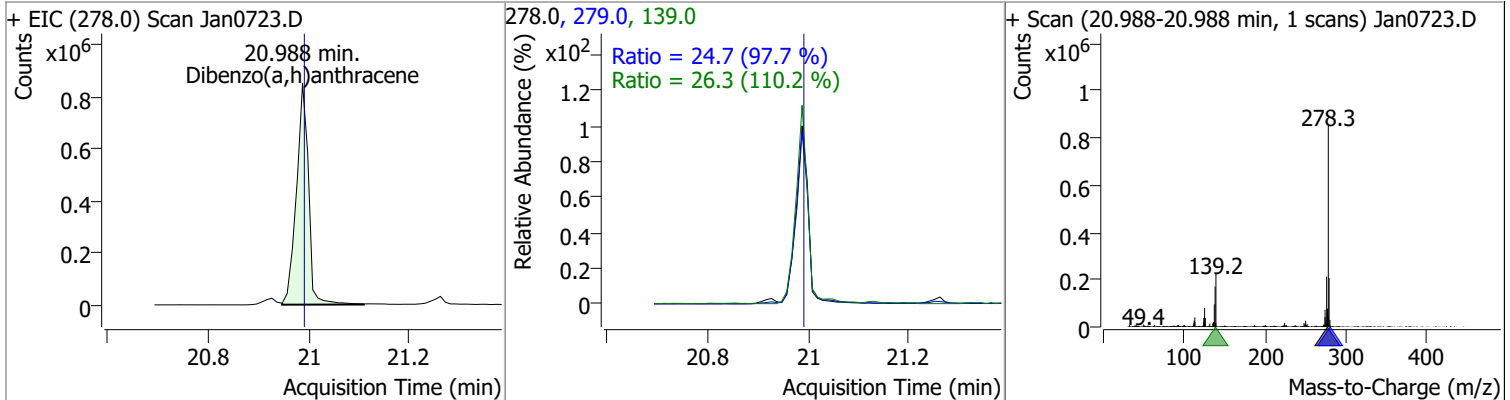
Compound	Conc.	RT	Dev(Min)	Resp.	QIon	QRatio	Lower	Upper
Benzo(a)pyrene	92.6876	19.18	0.01	1551157	253.0	22.6	15.4	28.6



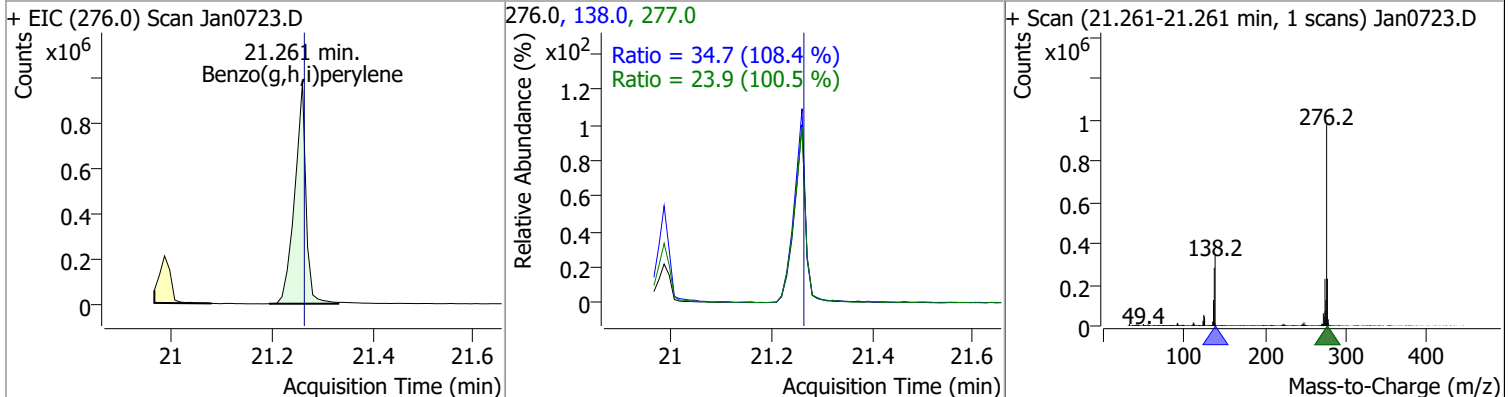
Compound	Conc.	RT	Dev(Min)	Resp.	QIon	QRatio	Lower	Upper
Indeno(1,2,3-c,d)pyrene	89.9097	20.93	0.01	1267387	138.0	31.2	20.9	38.8



Compound	Conc.	RT	Dev(Min)	Resp.	QIon	QRatio	Lower	Upper
Dibenzo(a,h)anthracene	92.7520	20.99	0.01	1417201	279.0	24.7	17.7	32.8
					139.0	26.3	16.7	31.0

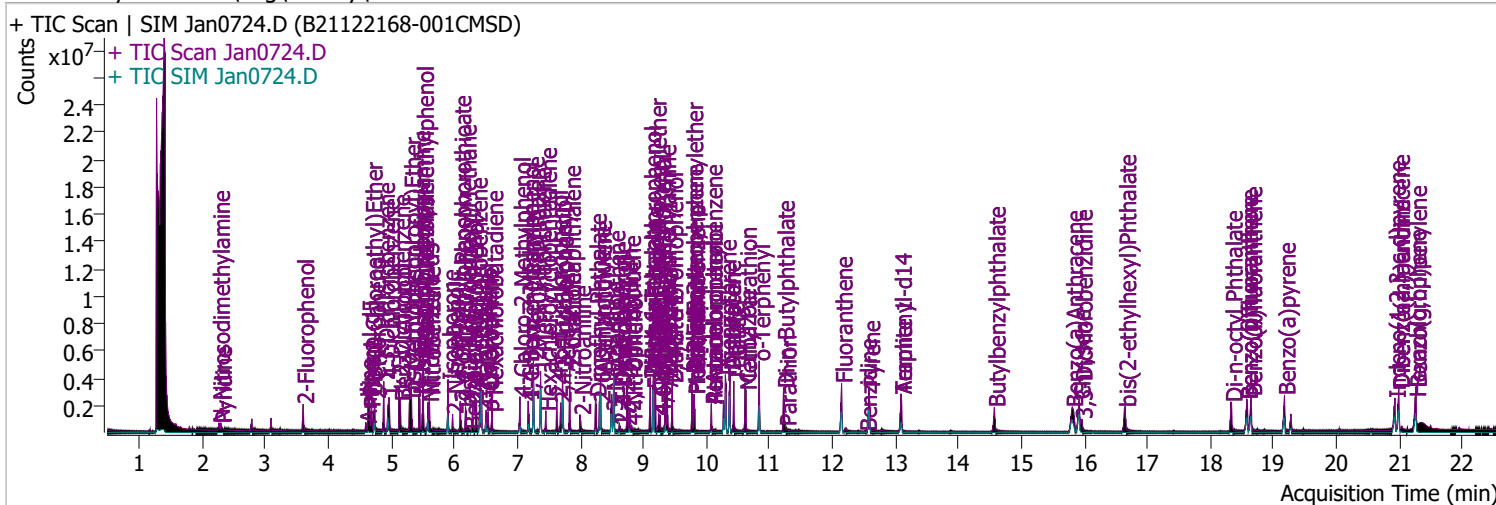


Compound	Conc.	RT	Dev(Min)	Resp.	QIon	QRatio	Lower	Upper
Benzo(g,h,i)perylene	92.4322	21.26	0.01	1512473	138.0	34.7	22.4	41.6
					277.0	23.9	16.6	30.9



Quantitation Results Report (QT Reviewed)

Data File	Jan0724.D	Operator	LIMS import
Acq. Method	BNA+SIM.M	Acq. Date-Time	1/8/2022 12:54:50 AM
Sample Name	B21122168-001CMSD	Instrument	Instrument #1
Vial	24	Multiplier	1.00
DA Method File		Comment	SVOC-8270-W-LARGO
Tune File	dftppdsm.u	Tune Date	1/7/2022 12:13:00 PM
Batch Name	010722 DoD BNA cal 1.batch.bin	Last Calib Update	1/11/2022 8:55:14 AM
Ref Library	D:\Org\Library\NIST129K.I		



Compound	RT	QIon	Resp.	Conc.	Units	Dev(Min)
----------	----	------	-------	-------	-------	----------

Internal Standards

System Monitoring Compounds

S 2-Fluorophenol	3.602	112.0	584338	79.8786	µg/L	0.021
Spiked Amount: 200.000	Range: 10.0 - 75.0%			Recovery = 39.94%		
S Phenol-d5	4.634	99.0	881927	90.6837	µg/L	0.010
Spiked Amount: 200.000	Range: 10.0 - 65.0%			Recovery = 45.34%		
S Nitrobenzene-d5	5.584	82.0	417156	78.5424	µg/L	0.000
Spiked Amount: 100.000	Range: 32.0 - 94.0%			Recovery = 78.54%		
S 2-Fluorobiphenyl	7.718	172.0	1286323	77.8372	µg/L	0.000
Spiked Amount: 100.000	Range: 28.0 - 107.0%			Recovery = 77.84%		
S 2,4,6-Tribromophenol	9.458	329.8	232282	162.2293	µg/L	0.010
Spiked Amount: 200.000	Range: 25.0 - 140.0%			Recovery = 81.11%		
S Terphenyl-d14	13.088	244.3	1523544	93.7651	µg/L	0.000
Spiked Amount: 100.000	Range: 32.0 - 122.0%			Recovery = 93.77%		

Target Compounds

Compound	RT	QIon	Resp.	Conc.	Units	QValue
T N-Nitrosodimethylamine	2.264	74.0	132468	42.7428	µg/L	98
T Pyridine	2.295	79.0	156652	23.5759	µg/L	99
T Aniline	4.593	93.0	282941	21.8041	µg/L	m 96
T Phenol	4.654	94.0	507691	47.4736	µg/L	91
T bis(-2-Chloroethyl)Ether	4.685	63.0	649313	80.7841	µg/L	m 98
T 2-Chlorophenol	4.736	128.0	605331	69.7006	µg/L	99
T 1,3-Dichlorobenzene	4.879	146.0	733933	64.0546	µg/L	m 99
T 1,4-Dichlorobenzene	4.961	146.0	716686	62.2369	µg/L	m 99
T 1,2-Dichlorobenzene	5.124	146.0	707223	62.2891	µg/L	99
T Benzyl Alcohol	5.144	108.0	306081	63.1054	µg/L	m 98
T bis(2-chloroisopropyl)Ether	5.298	121.0	191407	62.0718	µg/L	98
T 2-Methylphenol	5.308	107.0	568722	74.0274	µg/L	96
T N-nitroso-Di-n-propylamine	5.441	70.0	462627	87.1483	µg/L	99
T 4Methylphenol/3Methylphenol	5.502	107.0	772025	74.4000	µg/L	98
T Hexachloroethane	5.502	117.0	184910	56.6785	µg/L	99

Quantitation Results Report (QT Reviewed)

Compound	RT	QIon	Resp.	Conc.	Units	Dev(Min)
T Nitrobenzene	5.604	123.1	217612	77.0358	µg/L	95
T Isophorone	5.900	82.0	1072951	88.8384	µg/L	98
T 2-Nitrophenol	5.972	139.0	170865	80.3775	µg/L	97
T 2,4-Dimethylphenol	6.095	122.0	393527	65.7968	µg/L	99
T bis(-2-Chloroethoxy)Methane	6.177	93.0	606944	85.3784	µg/L	99
T Benzoic Acid	6.249	105.0	103037	34.7759	µg/L	90
T 2,4-Dichlorophenol	6.290	162.0	422929	76.4617	µg/L	98
T 1,2,4-Trichlorobenzene	6.352	180.0	497959	70.7592	µg/L	99
T Naphthalene	6.424	128.0	1701287	82.9949	µg/L	m 100
T 4-Chlorophenol	6.506	130.0	155789	82.0836	µg/L	87
T p-Chloroaniline	6.537	127.0	424606	53.2912	µg/L	92
T Hexachlorobutadiene	6.598	224.9	241591	63.8176	µg/L	97
T 4-Chloro-2-Methylphenol	7.040	107.0	414918	80.6646	µg/L	m 97
T 4-Chloro-3-Methylphenol	7.173	107.0	484409	89.1637	µg/L	m 98
T 2-Methylnaphthalene	7.256	141.0	1101414	88.1158	µg/L	99
T 1-Methylnaphthalene	7.369	141.0	961975	78.6285	µg/L	100
T Hexachlorocyclopentadiene	7.451	236.9	155404	62.7205	µg/L	98
T 2,4,6-Trichlorophenol	7.625	196.0	284654	78.3515	µg/L	99
T 2,4,5-Trichlorophenol	7.687	196.0	315567	76.3235	µg/L	99
T 2-Chloronaphthalene	7.831	162.0	1160394	84.1640	µg/L	99
T 2-Nitroaniline	7.995	65.0	201752	84.1714	µg/L	99
T Dimethyl Phthalate	8.241	163.0	1270128	91.8990	µg/L	98
T 2,6-Dinitrotoluene	8.302	165.0	168243	90.8422	µg/L	96
T Acenaphthylene	8.323	152.1	1904404	85.6755	µg/L	100
T 3-Nitroaniline	8.507	138.0	147080	73.9123	µg/L	94
T Acenaphthene	8.538	154.0	1222390	96.1410	µg/L	99
T 2,4-Dinitrophenol	8.620	184.0	75119	76.4714	µg/L	97
T Dibenzofuran	8.742	168.0	1832003	91.0412	µg/L	99
T 2,4-Dinitrotoluene	8.783	165.0	227211	91.8588	µg/L	86
T 4-Nitrophenol	8.814	109.0	73560	38.0759	µg/L	97
T Diethylphthalate	9.111	149.0	1445049	98.7009	µg/L	99
T Fluorene	9.162	166.0	1518119	92.4383	µg/L	99
T 4-Chlorophenyl-phenylether	9.192	204.0	644304	86.1258	µg/L	97
T 4-Nitroaniline	9.244	138.0	166257	82.9895	µg/L	95
T 4,6-Dinitro-2-methylphenol	9.264	198.0	113855	80.9974	µg/L	98
T N-nitrosodiphenylamine	9.346	169.0	944710	90.4513	µg/L	98
T Azobenzene	9.377	77.0	1046895	84.0868	µg/L	96
T 4-Bromophenyl-phenylether	9.776	248.0	370348	87.0844	µg/L	96
T Hexachlorobenzene	9.806	283.9	324381	76.1929	µg/L	95
T Pentachlorophenol	10.080	265.9	181911	89.6034	µg/L	96
T Phenanthrene	10.303	178.0	2049784	95.4042	µg/L	100
T Anthracene	10.373	178.0	1989849	95.3358	µg/L	99
T Triallate	10.434	86.0	386833	85.1291	µg/L	96
T Carbazole	10.617	167.0	1984377	97.4078	µg/L	98
T o-Terphenyl	10.839	230.0	965308	78.4377	µg/L	99
T Di-n-Butylphthalate	11.224	149.0	1825325	91.5877	µg/L	99
T Fluoranthene	12.146	202.0	1948430	86.8985	µg/L	98
T Benzidine	12.531	184.0	19111	3.5284	µg/L	m 96
T Pyrene	12.581	202.0	2075461	84.5442	µg/L	98
T Butylbenzylphthalate	14.572	149.0	587608	90.1339	µg/L	98
T Benzo(a)Anthracene	15.808	228.0	1610203	91.9991	µg/L	100
T Chrysene	15.921	228.0	1744629	91.4256	µg/L	99
T 3,3-Dichlorobenzidine	15.951	252.0	358430	61.2120	µg/L	100
T bis(2-ethylhexyl)Phthalate	16.646	167.0	194755	84.6743	µg/L	99
T Di-n-octyl Phthalate	18.335	149.0	1318341	81.4126	µg/L	99

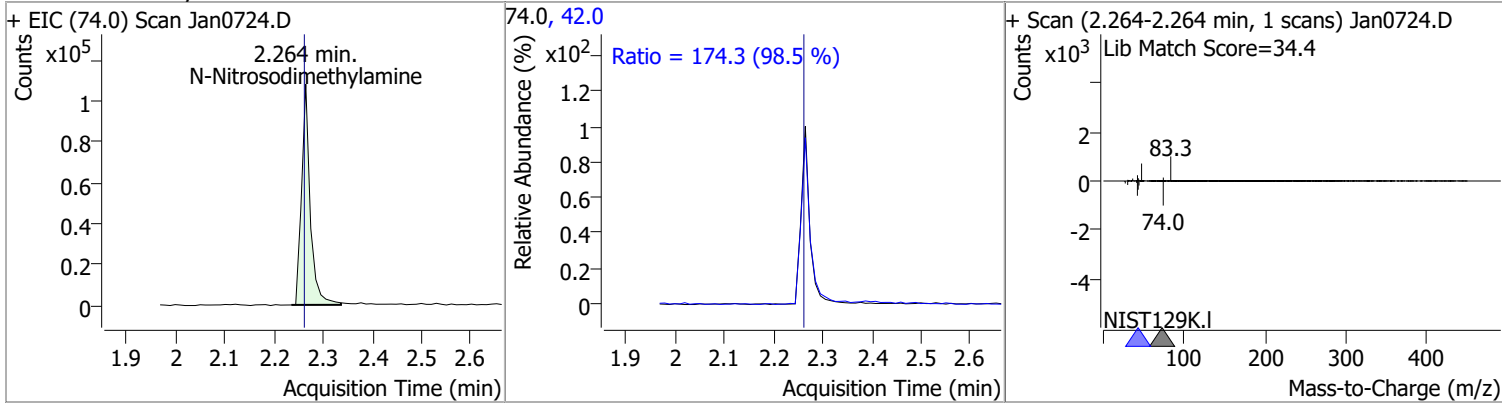
Quantitation Results Report (QT Reviewed)

Compound	RT	QIon	Resp.	Conc.	Units	Dev(Min)
T Benzo(b)fluoranthene	18.578	252.0	1610983	92.7994	µg/L	100
T Benzo(k)fluoranthene	18.649	252.0	1545885	85.8938	µg/L	99
T Benzo(a)pyrene	19.176	252.0	1434656	86.5134	µg/L	99
T Indeno(1,2,3-c,d)pyrene	20.927	276.0	1205109	86.1686	µg/L	97
T Dibenzo(a,h)anthracene	20.988	278.0	1400729	92.2338	µg/L	99
T Benzo(g,h,i)perylene	21.262	276.0	1529565	94.0157	µg/L	97

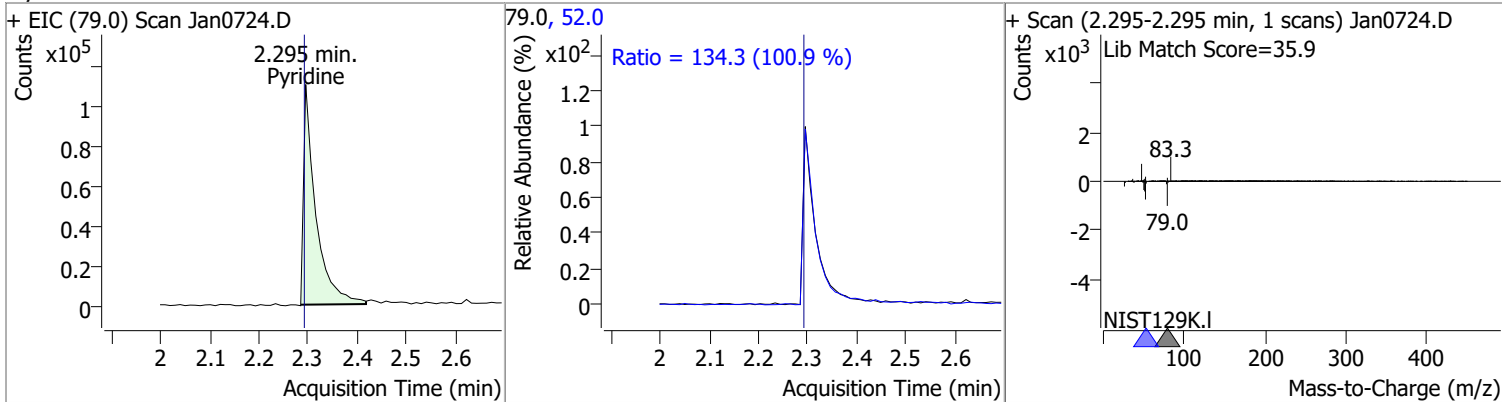
(#) = Qualifier Out of Range; (m) = Manual Integration; (+) = Area Summed; (*) = Surrogate Percent Recovery Out of Range; (d): Zeroed Peak

Quantitation Results Report (QT Reviewed)

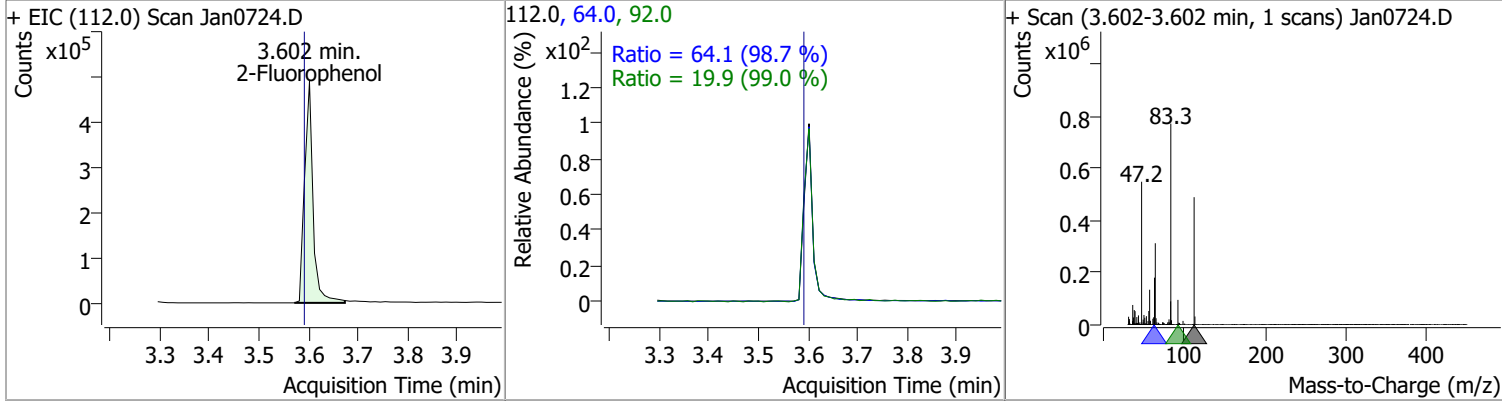
Compound	Conc.	RT	Dev(Min)	Resp.	QIon	QRatio	Lower	Upper
N-Nitrosodimethylamine	42.7428	2.26	0.01	132468	42.0	174.3	123.9	230.1



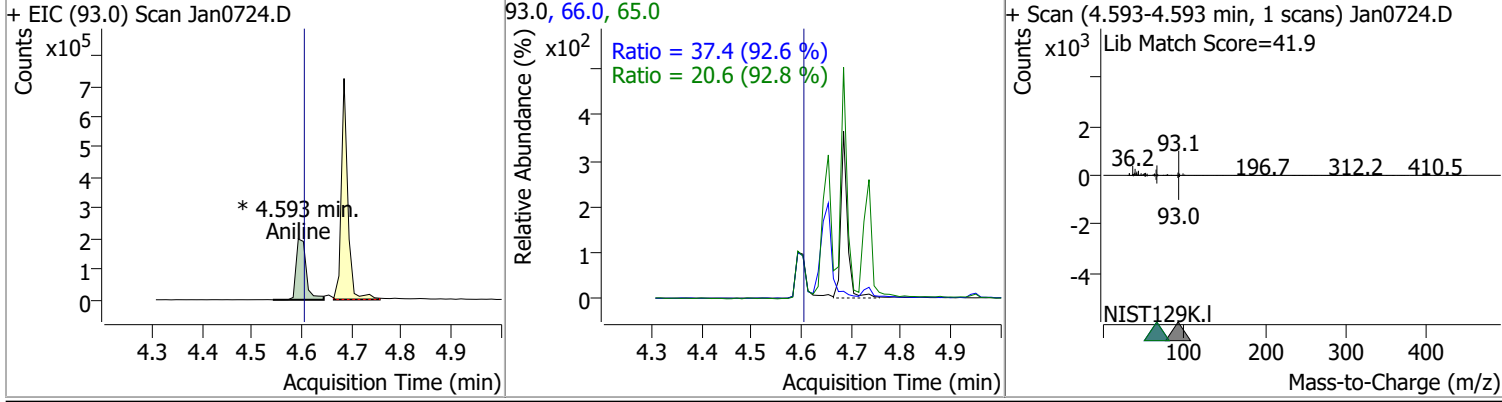
Compound	Conc.	RT	Dev(Min)	Resp.	QIon	QRatio	Lower	Upper
Pyridine	23.5759	2.29	0.01	156652	52.0	134.3	93.2	173.0



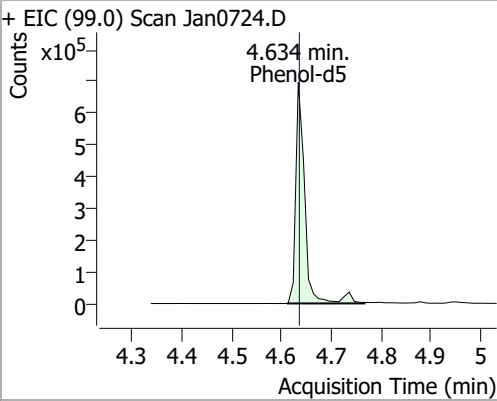
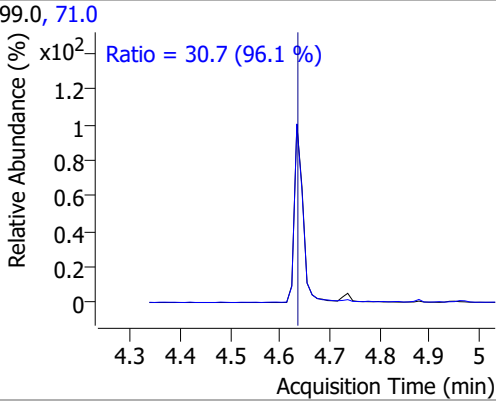
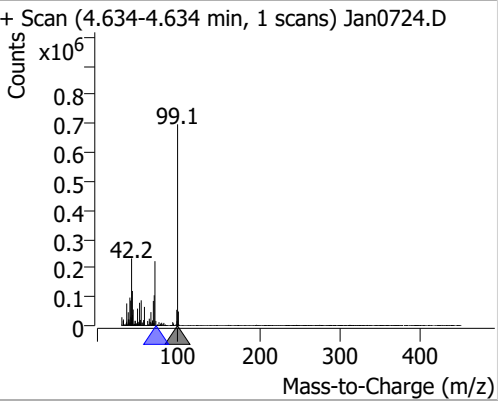
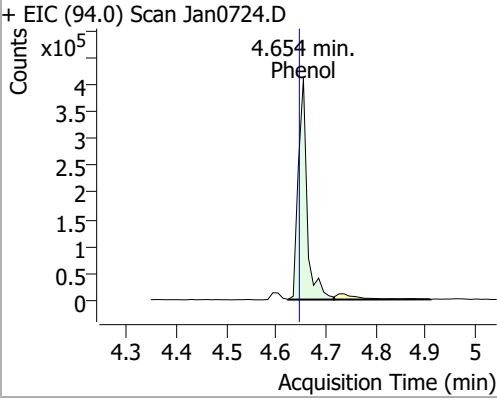
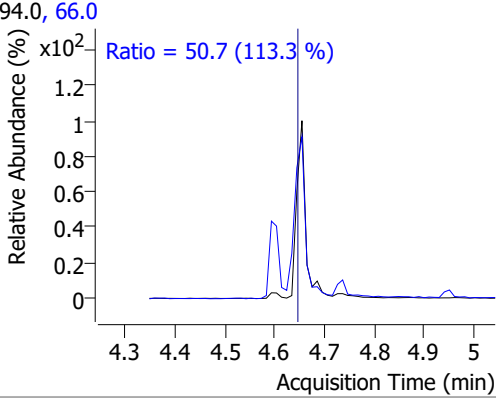
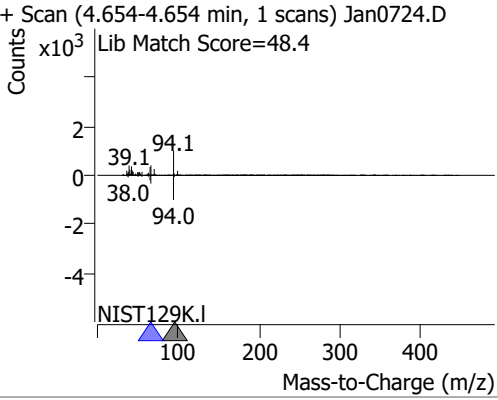
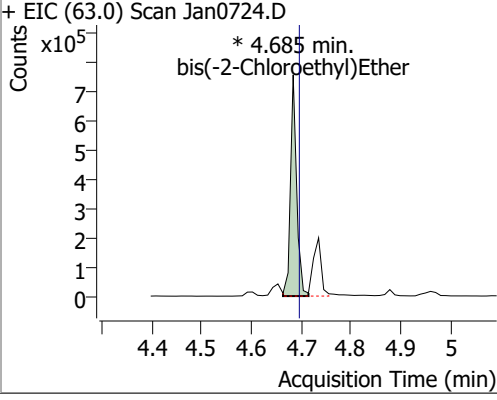
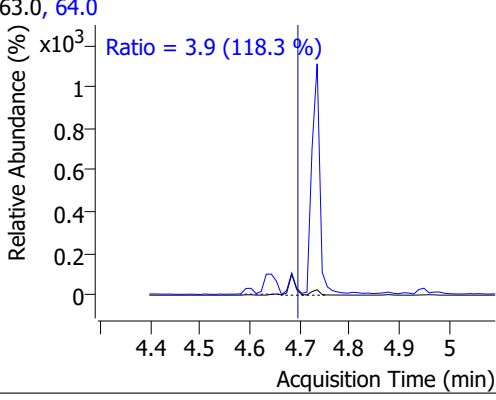
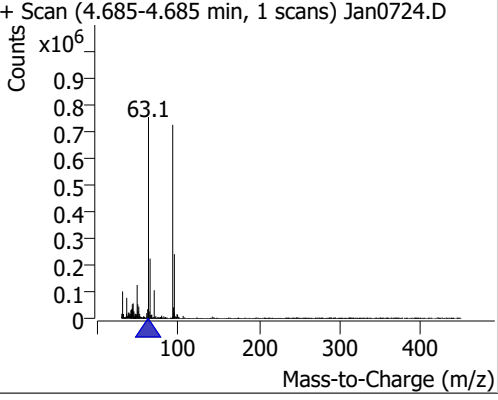
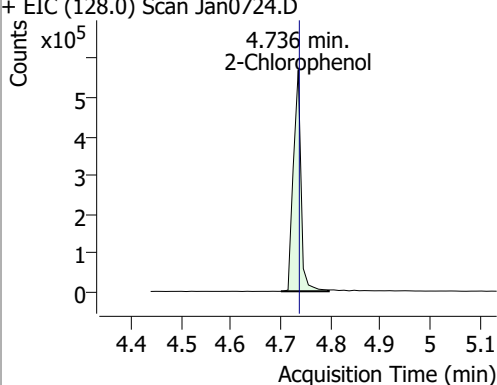
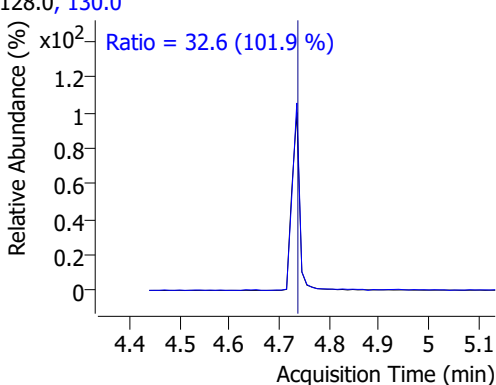
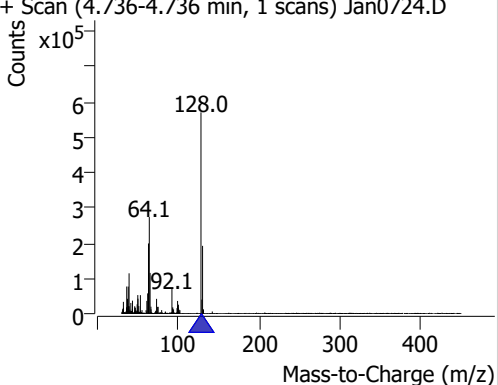
Compound	Conc.	RT	Dev(Min)	Resp.	QIon	QRatio	Lower	Upper
2-Fluorophenol	79.8786	3.60	0.02	584338	64.0	64.1	45.5	84.5
					92.0	19.9	14.1	26.2



Compound	Conc.	RT	Dev(Min)	Resp.	QIon	QRatio	Lower	Upper
Aniline	21.8041	4.59	0.00	282941 (m)	66.0	37.4	28.3	52.5
					65.0	20.6	15.6	28.9

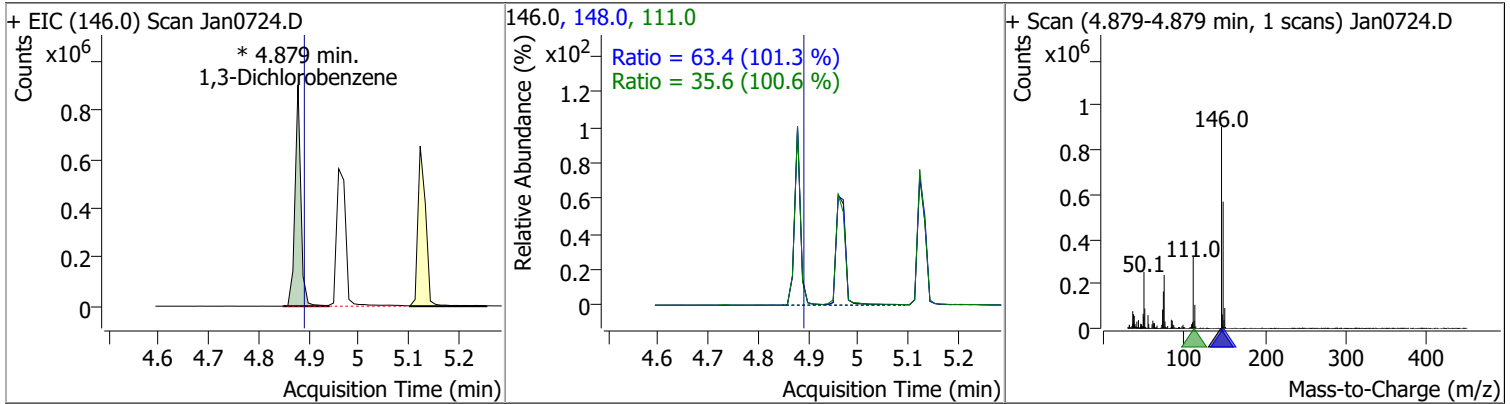


Quantitation Results Report (QT Reviewed)

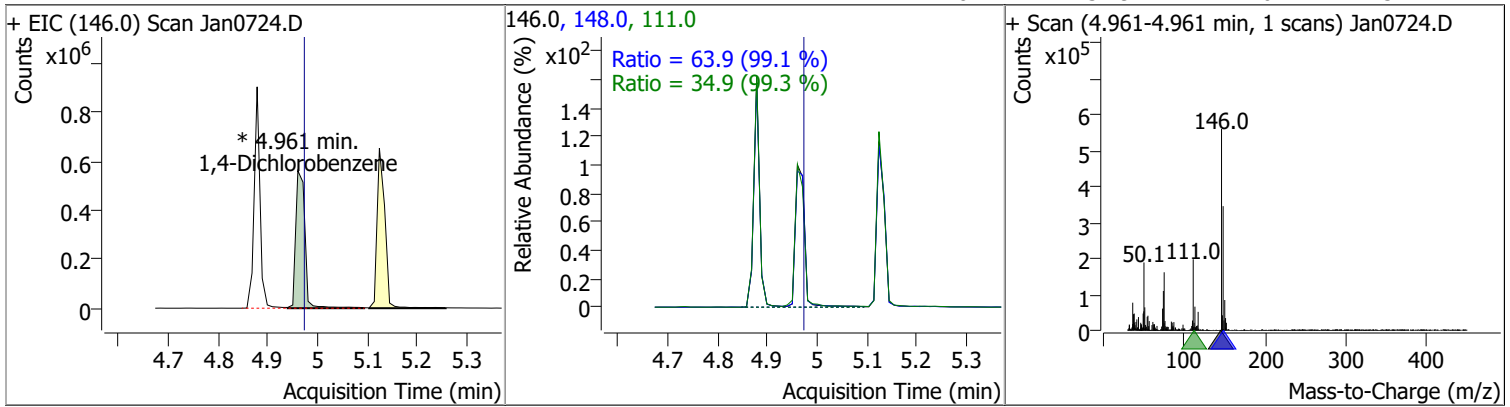
Compound	Conc.	RT	Dev(Min)	Resp.	QIon	QRatio	Lower	Upper
Phenol-d5	90.6837	4.63	0.01	881927	71.0	30.7	22.3	41.5
+ EIC (99.0) Scan Jan0724.D			99.0, 71.0			+ Scan (4.634-4.634 min, 1 scans) Jan0724.D		
			Ratio = 30.7 (96.1 %)					
Phenol	47.4736	4.65	0.02	507691	66.0	50.7	31.3	58.2
+ EIC (94.0) Scan Jan0724.D			94.0, 66.0			+ Scan (4.654-4.654 min, 1 scans) Jan0724.D		
			Ratio = 50.7 (113.3 %)					
bis(-2-Chloroethyl)Ether	80.7841	4.68	0.00	649313 (m)	64.0	3.9	2.3	4.3
+ EIC (63.0) Scan Jan0724.D			63.0, 64.0			+ Scan (4.685-4.685 min, 1 scans) Jan0724.D		
			Ratio = 3.9 (118.3 %)					
2-Chlorophenol	69.7006	4.74	0.01	605331	130.0	32.6	22.4	41.6
+ EIC (128.0) Scan Jan0724.D			128.0, 130.0			+ Scan (4.736-4.736 min, 1 scans) Jan0724.D		
			Ratio = 32.6 (101.9 %)					

Quantitation Results Report (QT Reviewed)

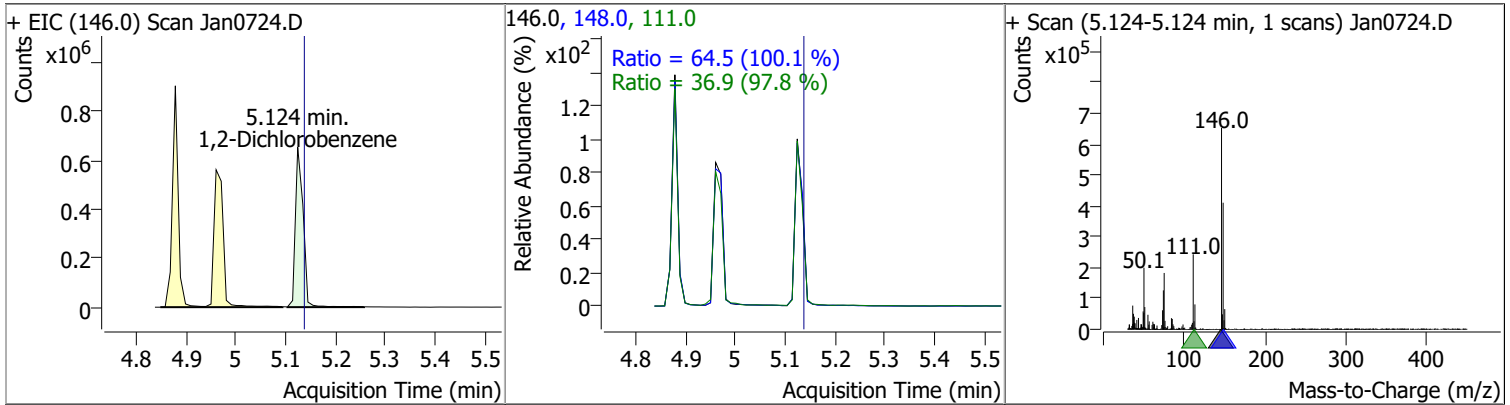
Compound	Conc.	RT	Dev(Min)	Resp.	QIon	QRatio	Lower	Upper
1,3-Dichlorobenzene	64.0546	4.88	0.00	733933 (m)	148.0	63.4	43.8	81.3
					111.0	35.6	24.8	46.0



Compound	Conc.	RT	Dev(Min)	Resp.	QIon	QRatio	Lower	Upper
1,4-Dichlorobenzene	62.2369	4.96	0.00	716686 (m)	148.0	63.9	45.1	83.8
					111.0	34.9	24.6	45.7

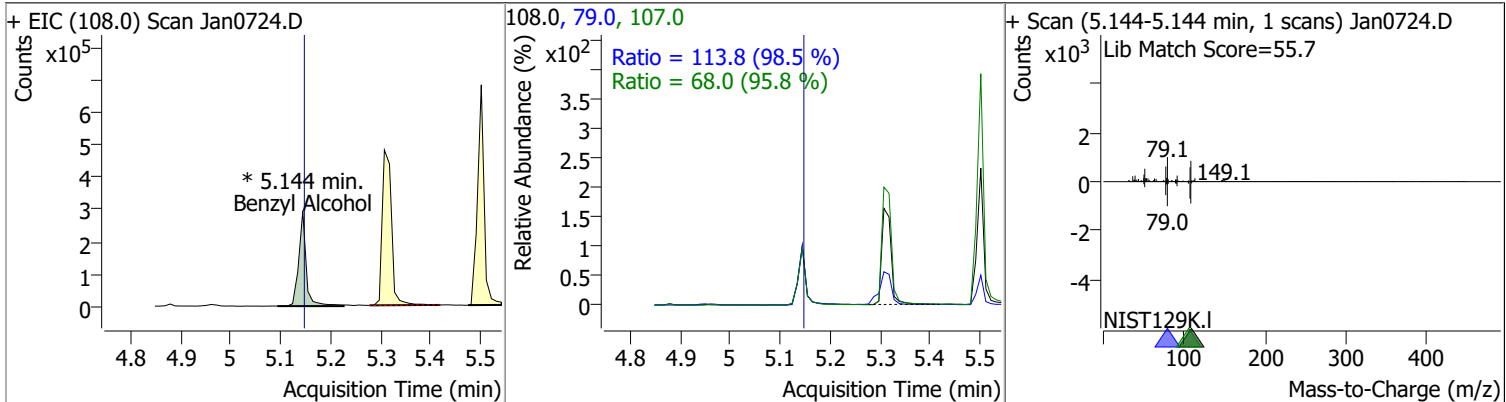


Compound	Conc.	RT	Dev(Min)	Resp.	QIon	QRatio	Lower	Upper
1,2-Dichlorobenzene	62.2891	5.12	0.00	707223	148.0	64.5	45.1	83.8
					111.0	36.9	26.4	49.1

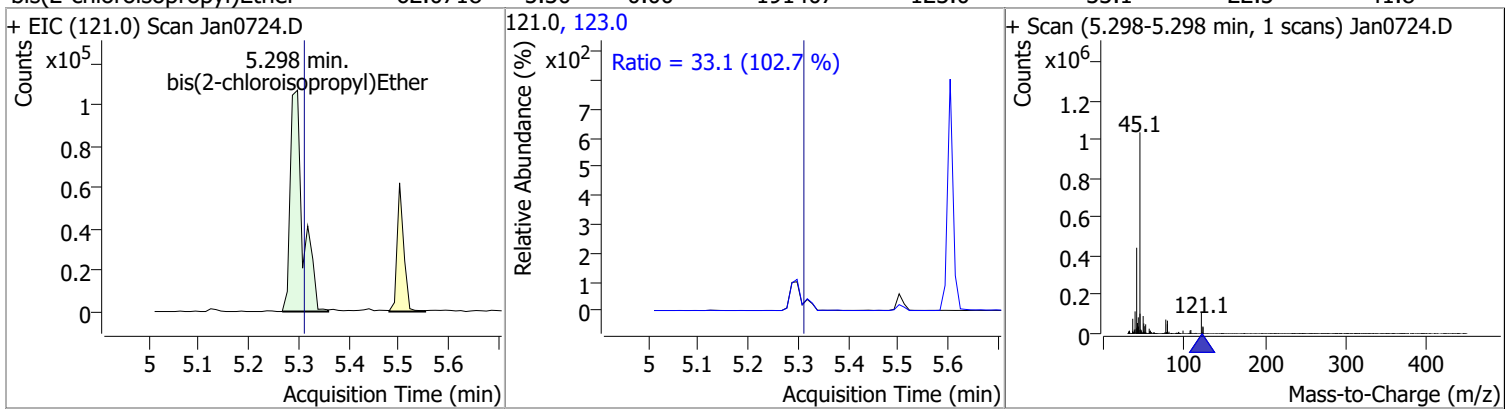


Quantitation Results Report (QT Reviewed)

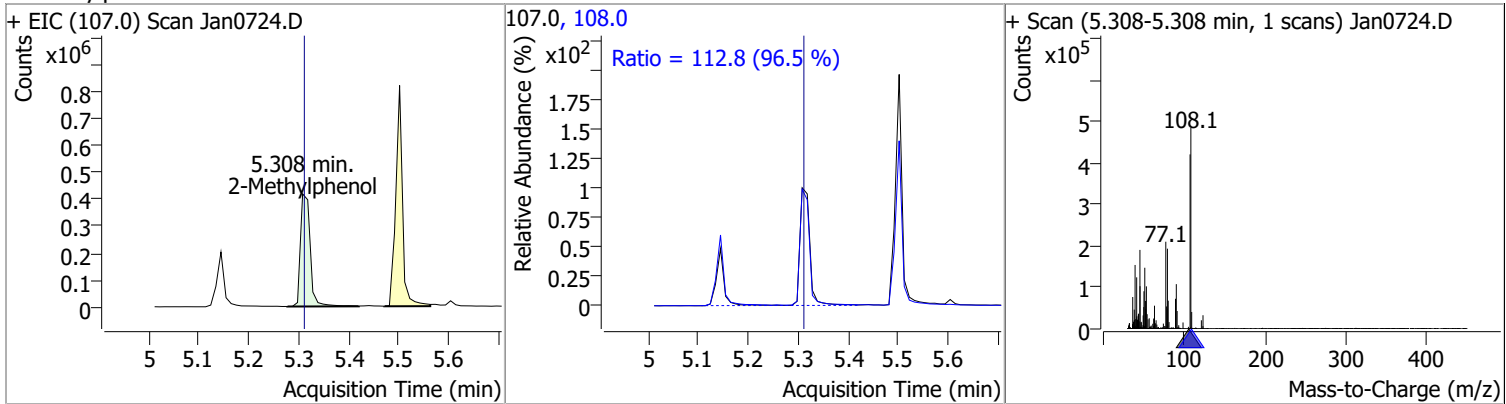
Compound	Conc.	RT	Dev(Min)	Resp.	QIon	QRatio	Lower	Upper
Benzyl Alcohol	63.1054	5.14	0.01	306081 (m)	79.0	113.8	80.8	150.1
					107.0	68.0	49.7	92.3



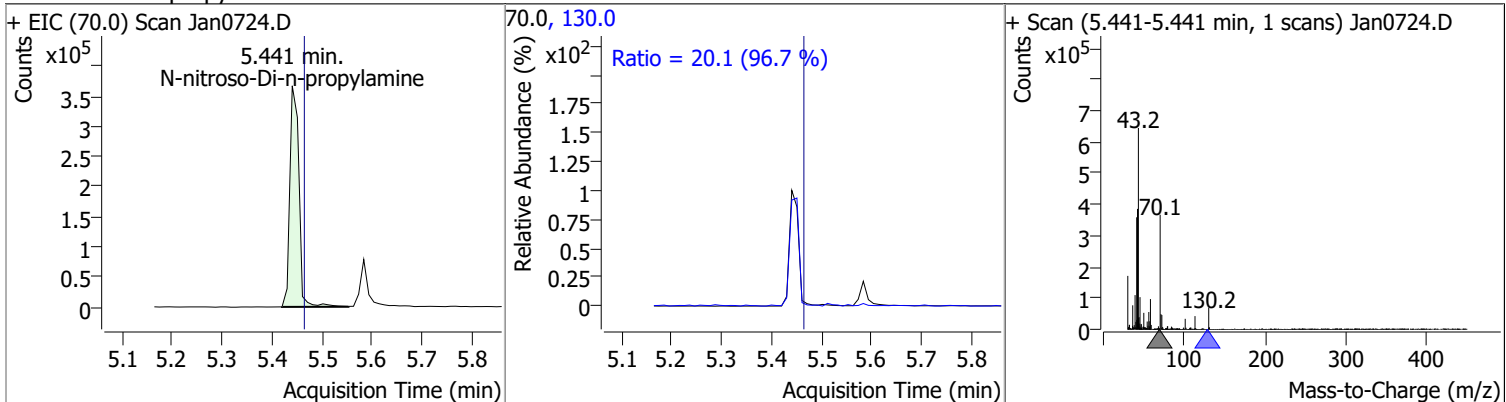
Compound	Conc.	RT	Dev(Min)	Resp.	QIon	QRatio	Lower	Upper
bis(2-chloroisopropyl)Ether	62.0718	5.30	0.00	191407	123.0	33.1	22.5	41.8



Compound	Conc.	RT	Dev(Min)	Resp.	QIon	QRatio	Lower	Upper
2-Methylphenol	74.0274	5.31	0.01	568722	108.0	112.8	81.8	152.0

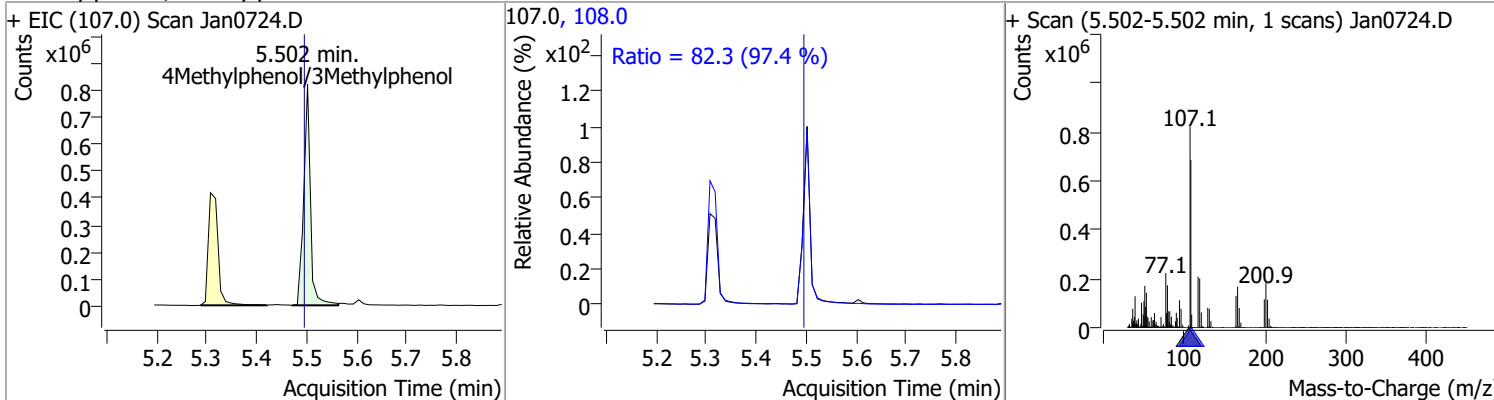


Compound	Conc.	RT	Dev(Min)	Resp.	QIon	QRatio	Lower	Upper
N-nitroso-Di-n-propylamine	87.1483	5.44	-0.01	462627	130.0	20.1	0.0	41.5

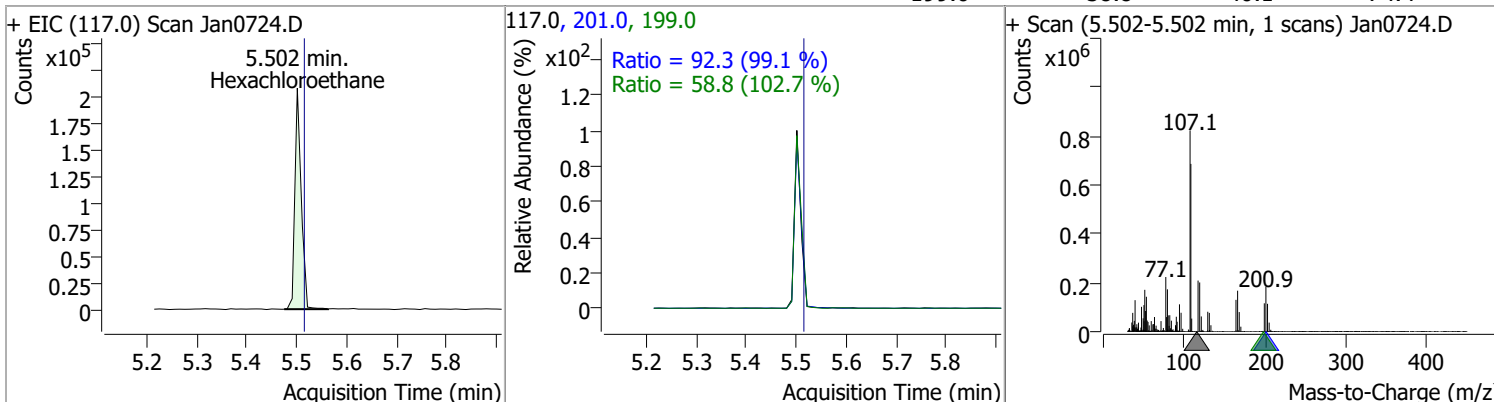


Quantitation Results Report (QT Reviewed)

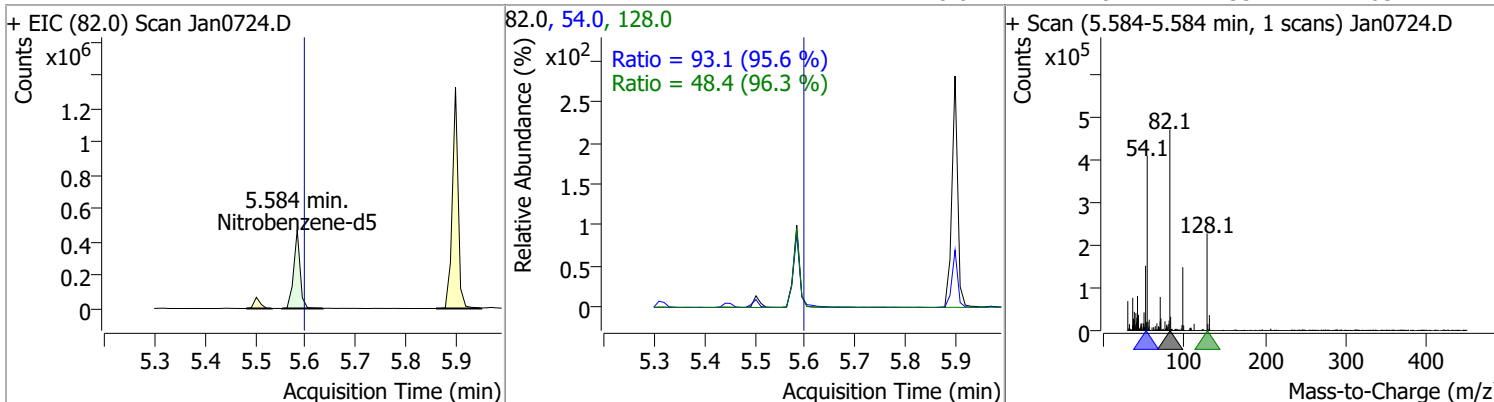
Compound	Conc.	RT	Dev(Min)	Resp.	QIon	QRatio	Lower	Upper
4Methylphenol/3Methylphenol	74.4000	5.50	0.02	772025	108.0	82.3	59.1	109.8



Compound	Conc.	RT	Dev(Min)	Resp.	QIon	QRatio	Lower	Upper
Hexachloroethane	56.6785	5.50	0.00	184910	201.0	92.3	65.2	121.2
					199.0	58.8	40.1	74.4

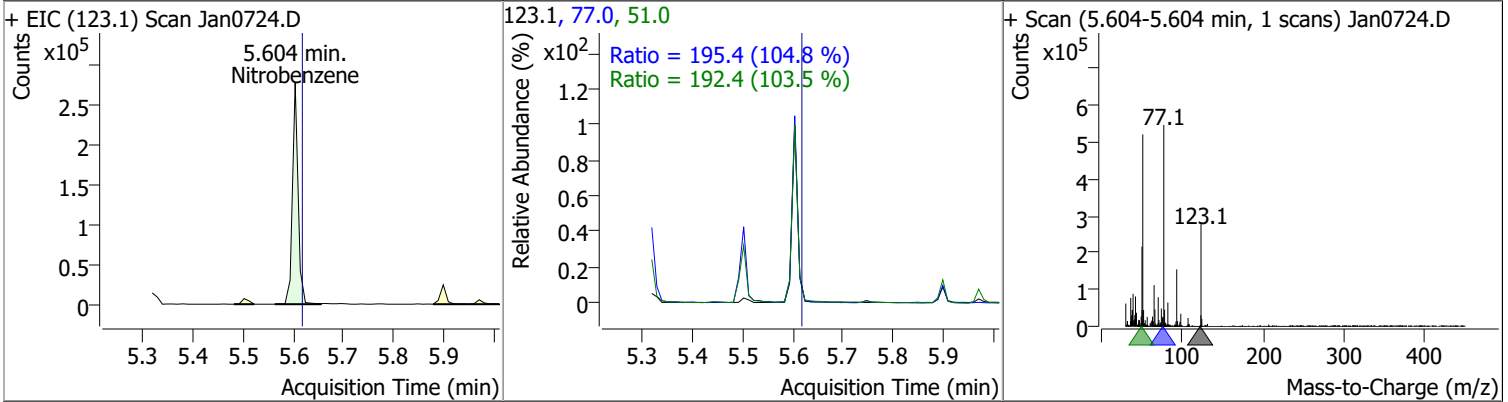


Compound	Conc.	RT	Dev(Min)	Resp.	QIon	QRatio	Lower	Upper
Nitrobenzene-d5	78.5424	5.58	0.00	417156	54.0	93.1	68.2	126.6
					128.0	48.4	35.2	65.4

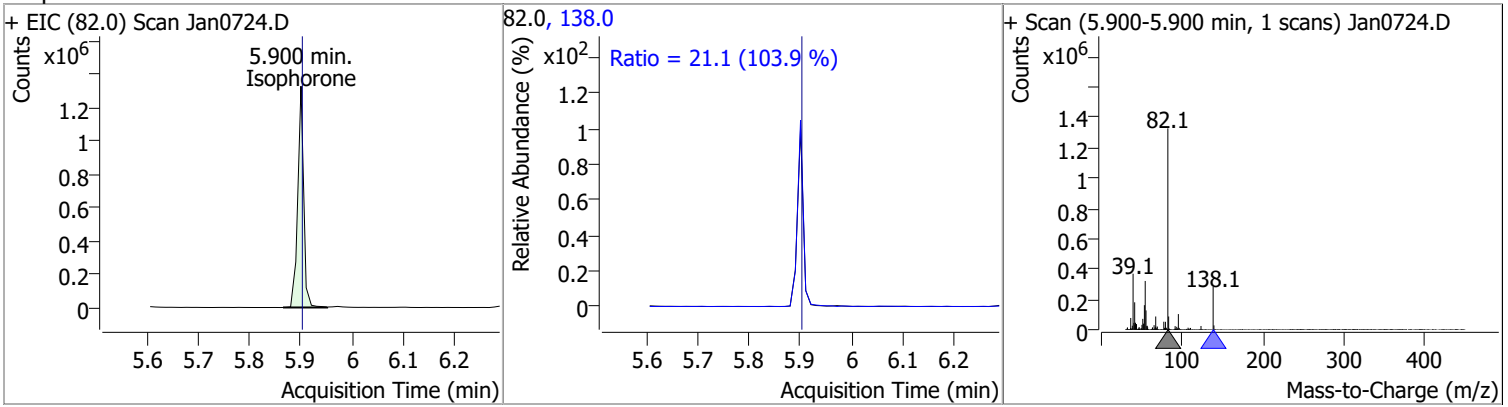


Quantitation Results Report (QT Reviewed)

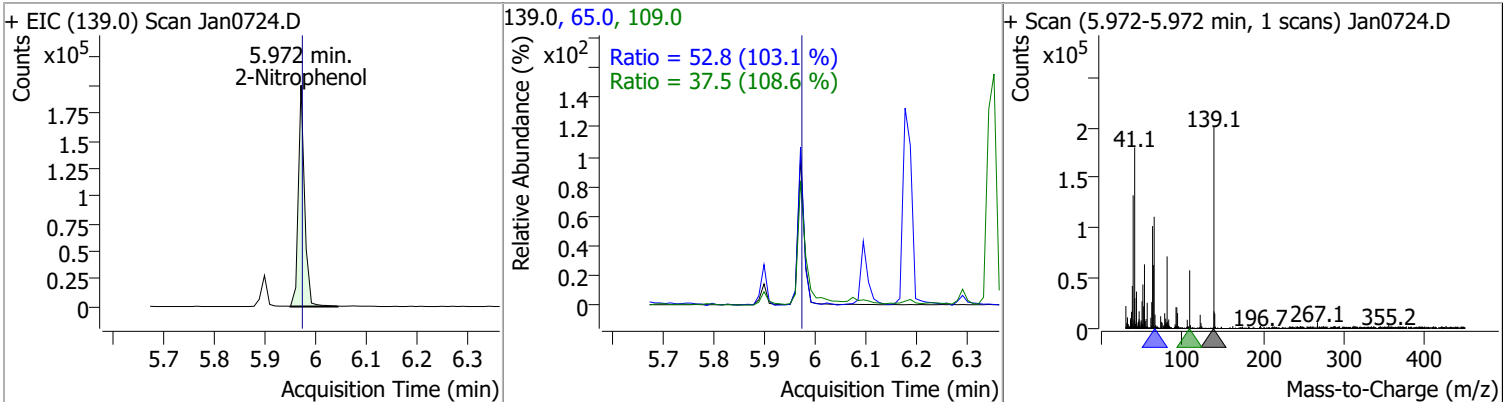
Compound	Conc.	RT	Dev(Min)	Resp.	QIon	QRatio	Lower	Upper
Nitrobenzene	77.0358	5.60	0.00	217612	77.0	195.4	130.5	242.3
					51.0	192.4	130.2	241.8



Compound	Conc.	RT	Dev(Min)	Resp.	QIon	QRatio	Lower	Upper
Isophrone	88.8384	5.90	0.00	1072951	138.0	21.1	14.2	26.4

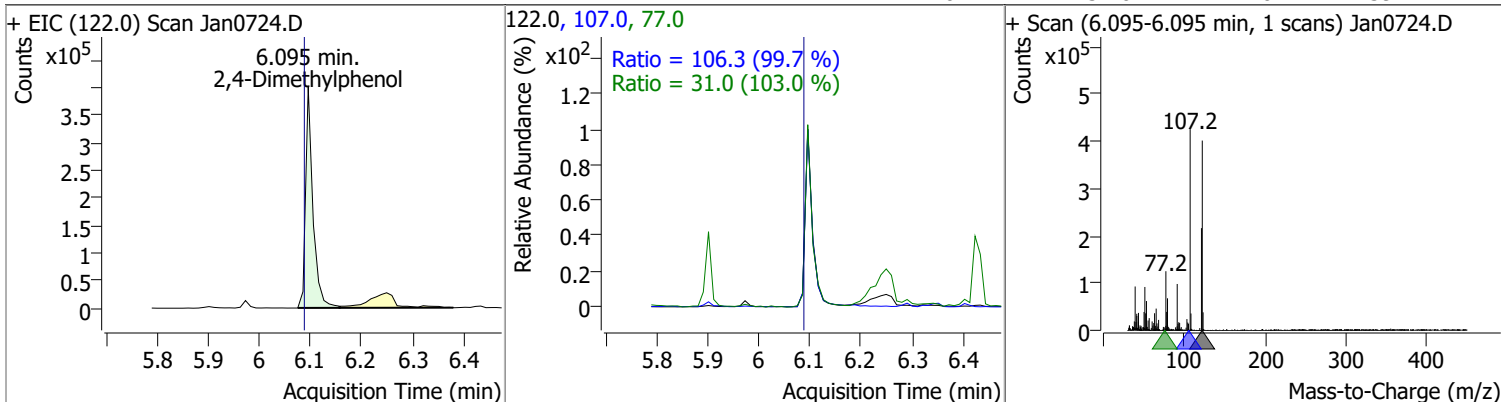


Compound	Conc.	RT	Dev(Min)	Resp.	QIon	QRatio	Lower	Upper
2-Nitrophenol	80.3775	5.97	0.00	170865	65.0	52.8	35.9	66.6
					109.0	37.5	24.1	44.8

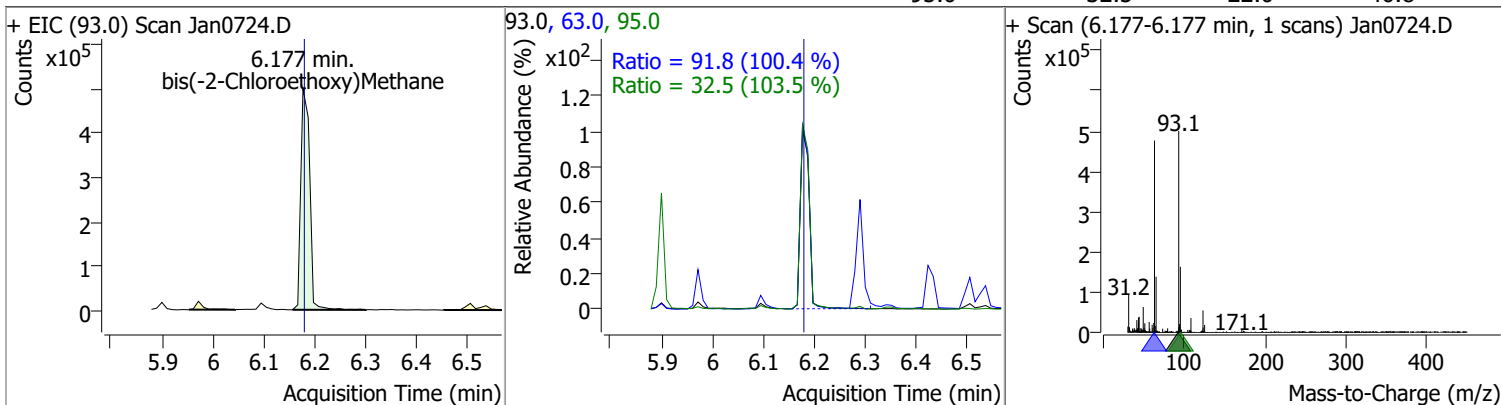


Quantitation Results Report (QT Reviewed)

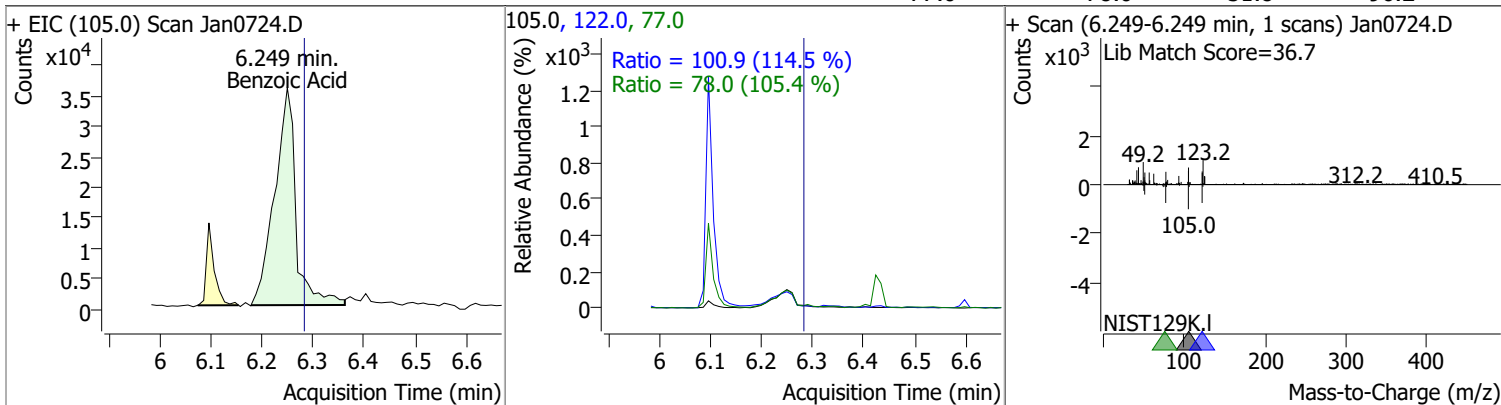
Compound	Conc.	RT	Dev(Min)	Resp.	QIon	QRatio	Lower	Upper
2,4-Dimethylphenol	65.7968	6.10	0.01	393527	107.0	106.3	74.6	138.5
					77.0	31.0	21.0	39.1



Compound	Conc.	RT	Dev(Min)	Resp.	QIon	QRatio	Lower	Upper
bis(-2-Chloroethoxy)Methane	85.3784	6.18	0.00	606944	63.0	91.8	64.0	118.8
					95.0	32.5	22.0	40.8

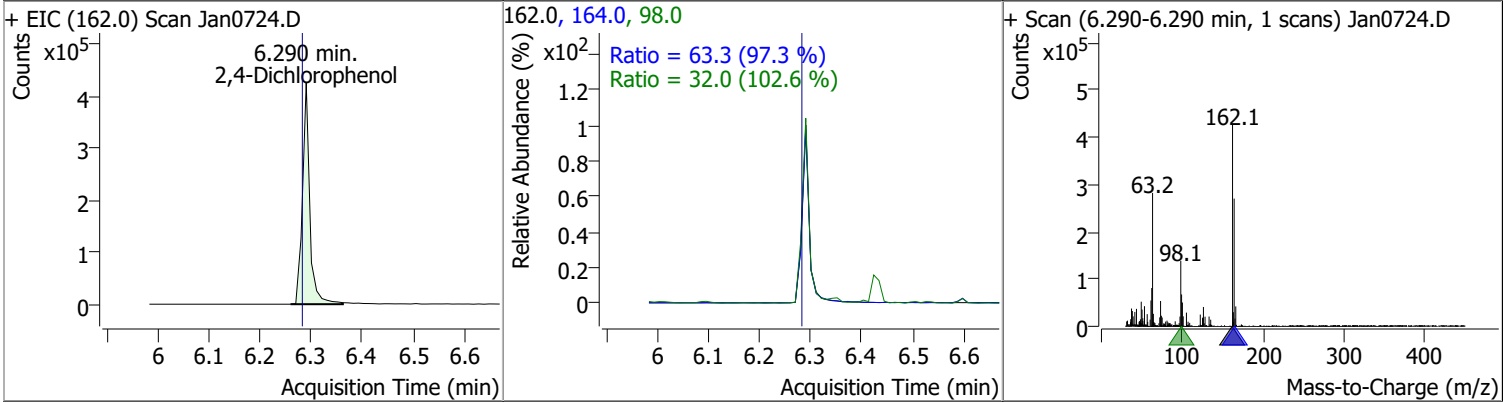


Compound	Conc.	RT	Dev(Min)	Resp.	QIon	QRatio	Lower	Upper
Benzoic Acid	34.7759	6.25	-0.03	103037	122.0	100.9	61.7	114.6
					77.0	78.0	51.8	96.2

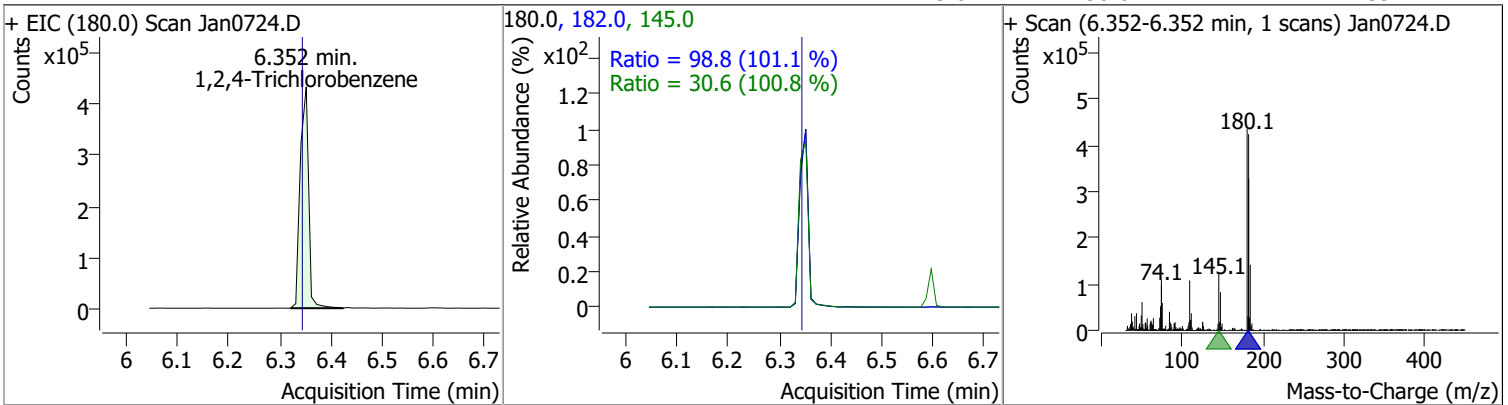


Quantitation Results Report (QT Reviewed)

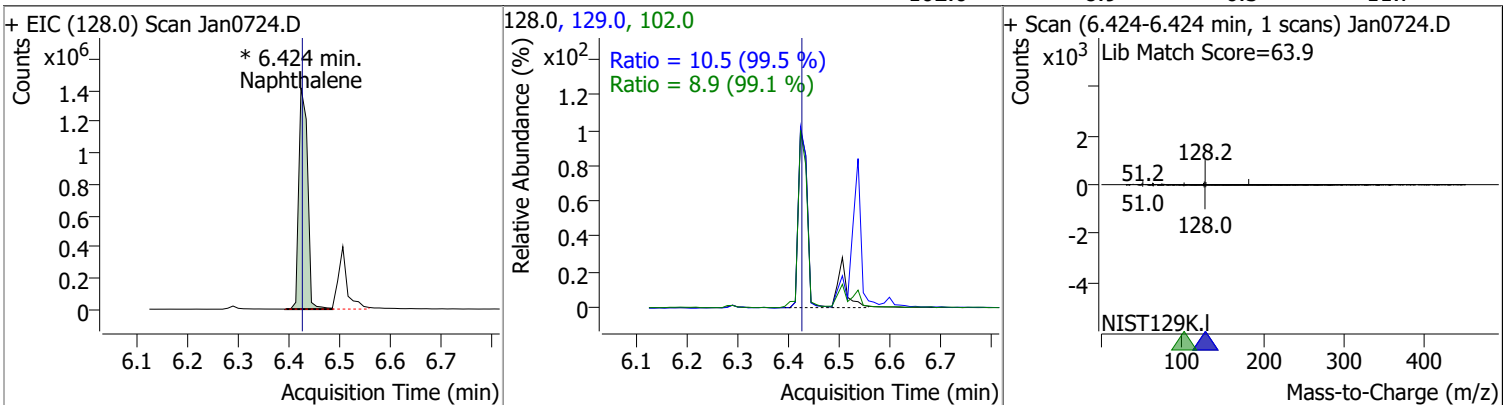
Compound	Conc.	RT	Dev(Min)	Resp.	QIon	QRatio	Lower	Upper
2,4-Dichlorophenol	76.4617	6.29	0.01	422929	164.0	63.3	45.5	84.6
					98.0	32.0	21.8	40.5



Compound	Conc.	RT	Dev(Min)	Resp.	QIon	QRatio	Lower	Upper
1,2,4-Trichlorobenzene	70.7592	6.35	0.01	497959	182.0	98.8	68.4	127.1
					145.0	30.6	21.2	39.4

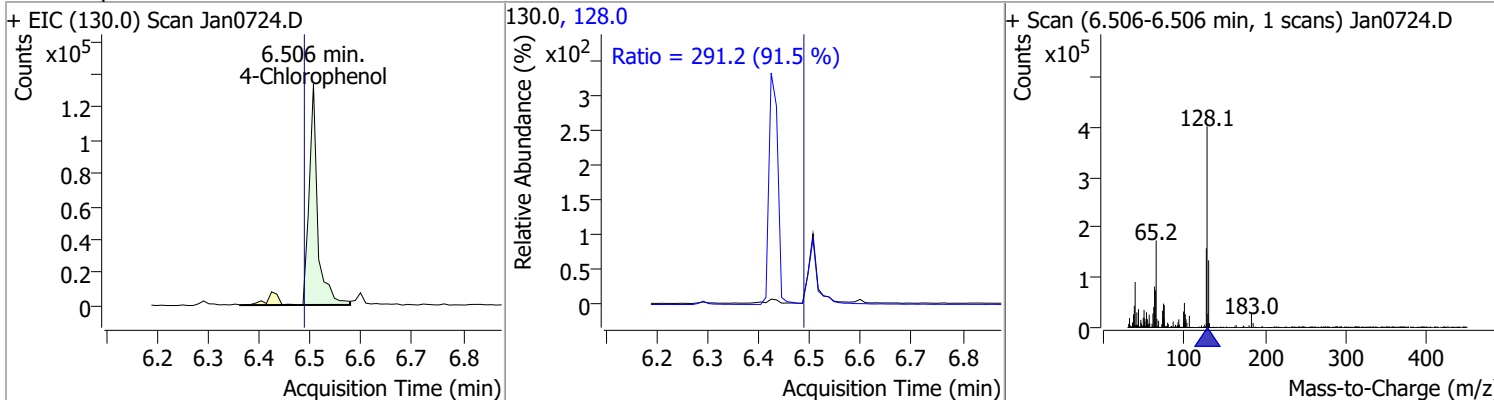


Compound	Conc.	RT	Dev(Min)	Resp.	QIon	QRatio	Lower	Upper
Naphthalene	82.9949	6.42	0.00	1701287 (m)	129.0	10.5	7.4	13.8
					102.0	8.9	6.3	11.7

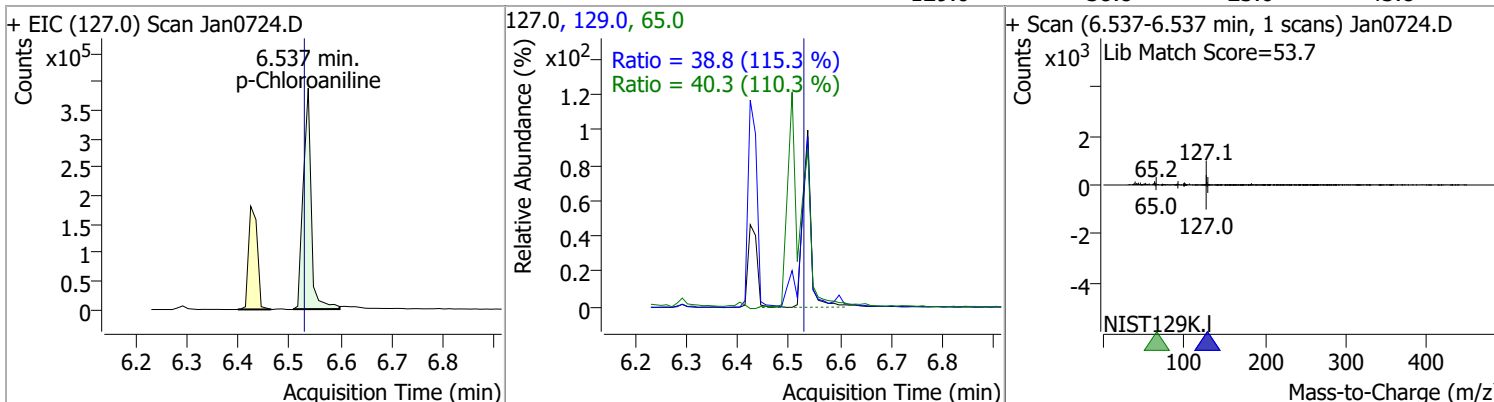


Quantitation Results Report (QT Reviewed)

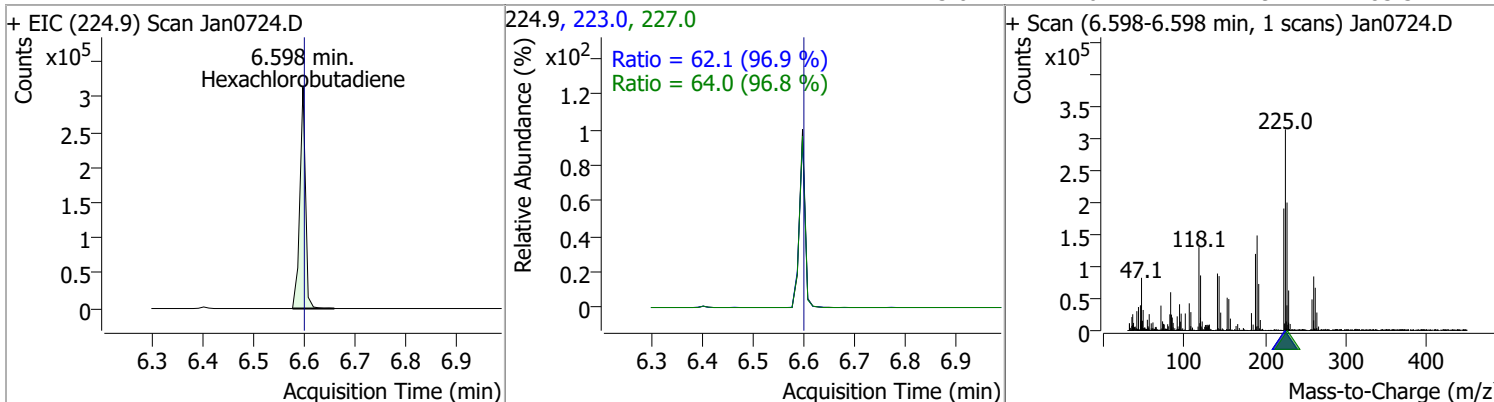
Compound	Conc.	RT	Dev(Min)	Resp.	QIon	QRatio	Lower	Upper
4-Chlorophenol	82.0836	6.51	0.02	155789	128.0	291.2	222.8	413.7



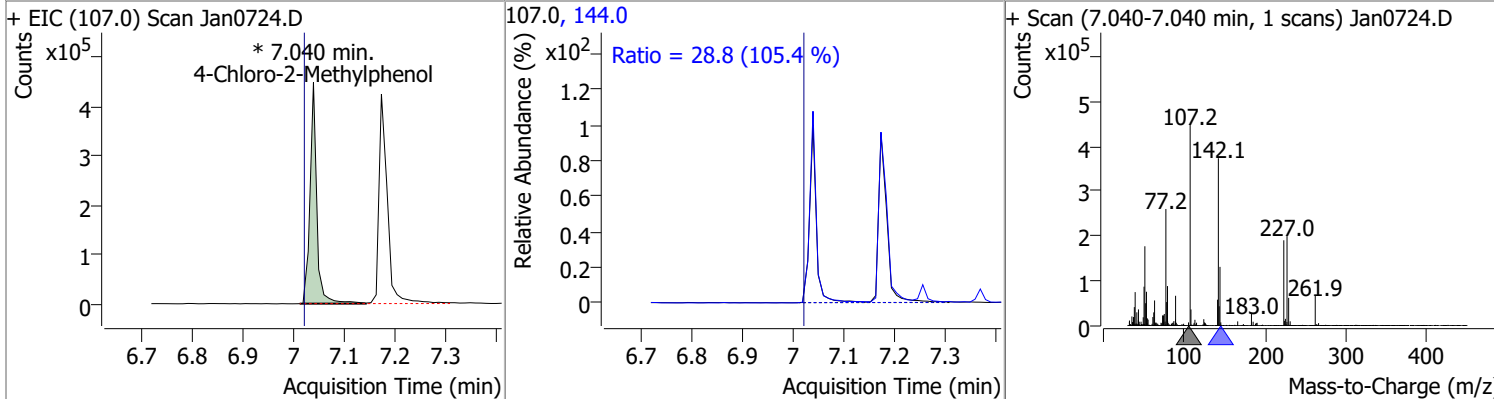
Compound	Conc.	RT	Dev(Min)	Resp.	QIon	QRatio	Lower	Upper
p-Chloroaniline	53.2912	6.54	0.01	424606	65.0	40.3	25.6	47.5
					129.0	38.8	23.6	43.8



Compound	Conc.	RT	Dev(Min)	Resp.	QIon	QRatio	Lower	Upper
Hexachlorobutadiene	63.8176	6.60	0.00	241591	227.0	64.0	46.3	85.9
					223.0	62.1	44.9	83.3

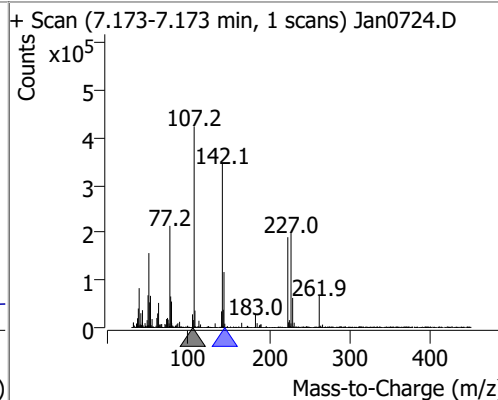
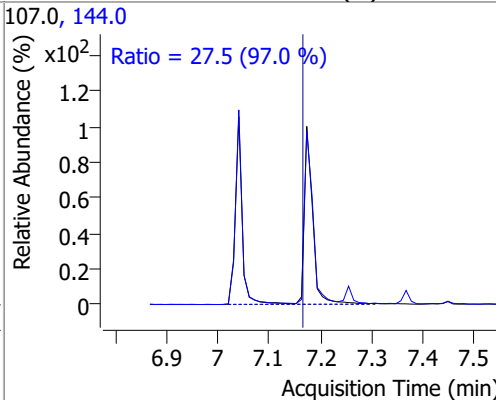
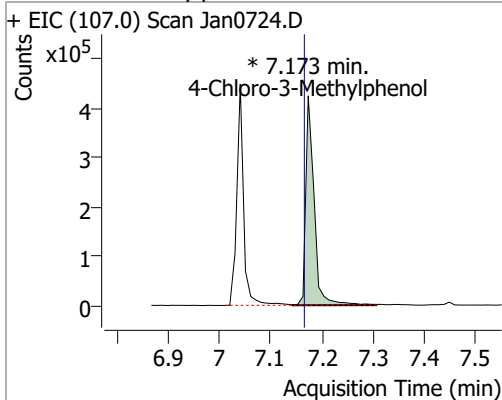


Compound	Conc.	RT	Dev(Min)	Resp.	QIon	QRatio	Lower	Upper
4-Chloro-2-Methylphenol	80.6646	7.04	0.02	414918 (m)	144.0	28.8	19.1	35.5

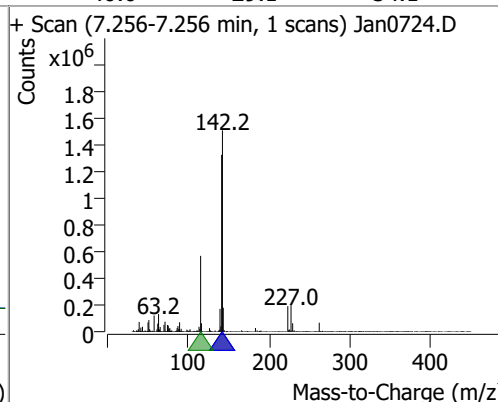
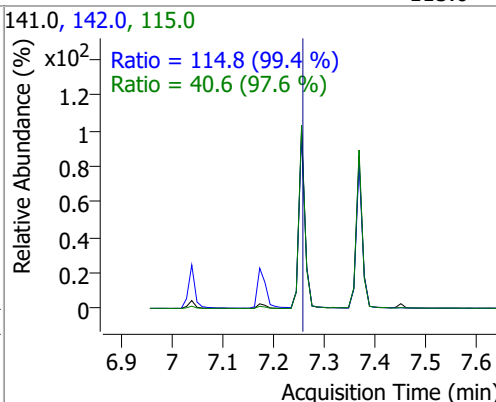
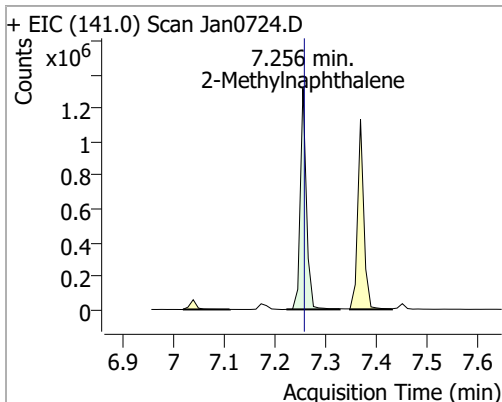


Quantitation Results Report (QT Reviewed)

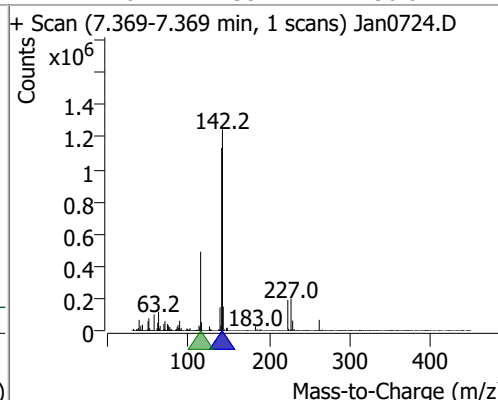
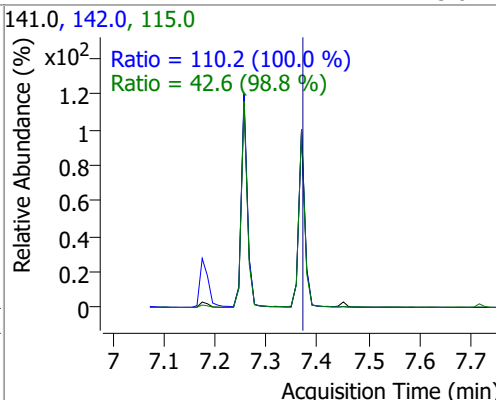
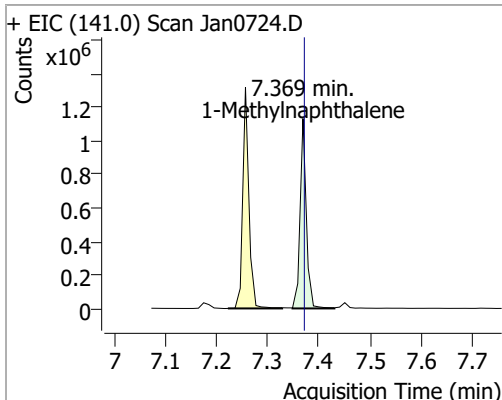
Compound	Conc.	RT	Dev(Min)	Resp.	QIon	QRatio	Lower	Upper
4-Chloro-3-Methylphenol	89.1637	7.17	0.01	484409 (m)	144.0	27.5	19.9	36.9



Compound	Conc.	RT	Dev(Min)	Resp.	QIon	QRatio	Lower	Upper
2-Methylnaphthalene	88.1158	7.26	0.00	1101414	142.0	114.8	80.8	150.1
					115.0	40.6	29.1	54.1

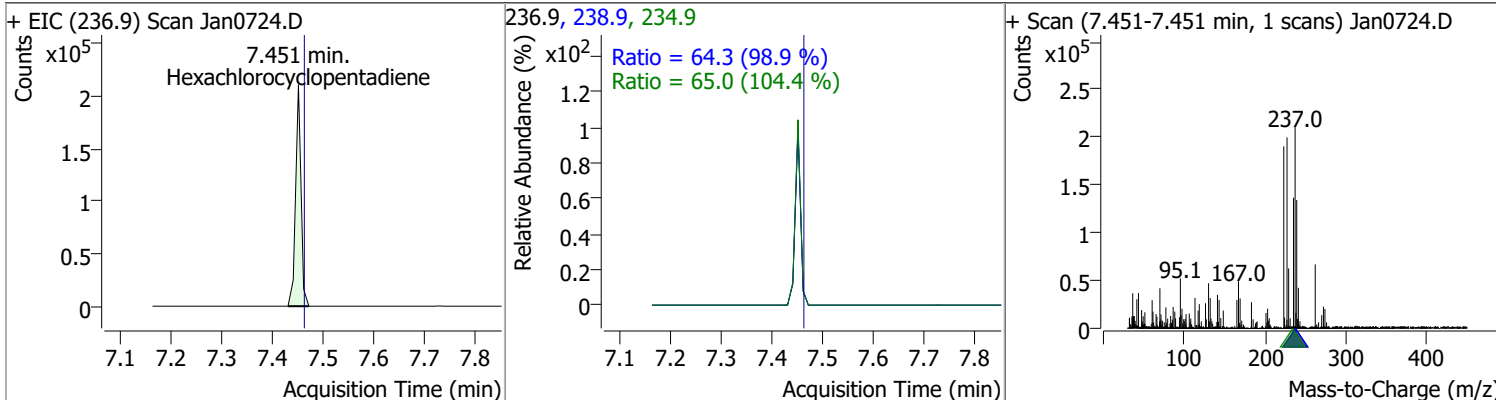


Compound	Conc.	RT	Dev(Min)	Resp.	QIon	QRatio	Lower	Upper
1-Methylnaphthalene	78.6285	7.37	0.00	961975	142.0	110.2	77.1	143.2
					115.0	42.6	30.2	56.0

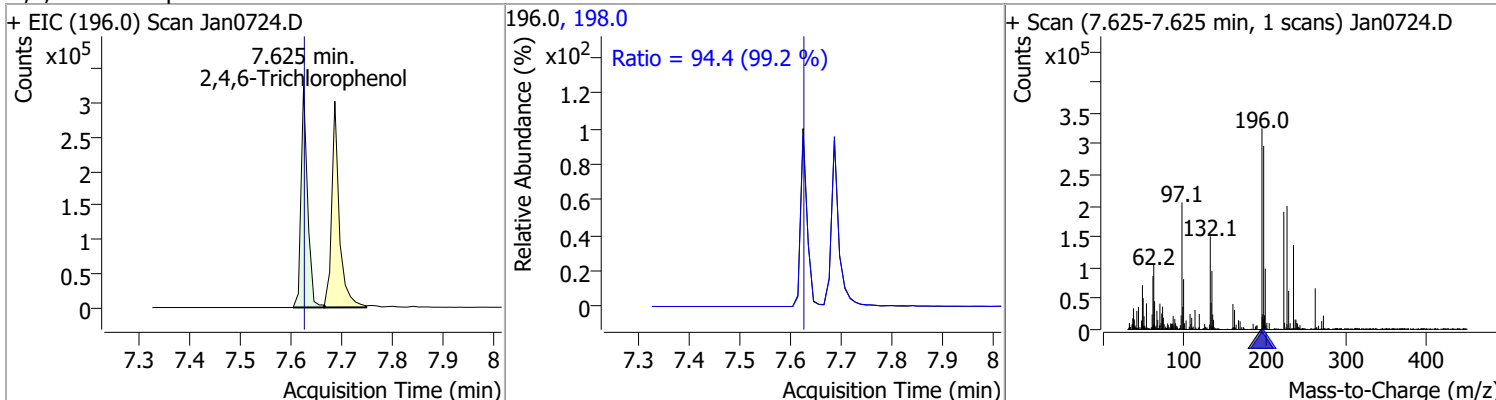


Quantitation Results Report (QT Reviewed)

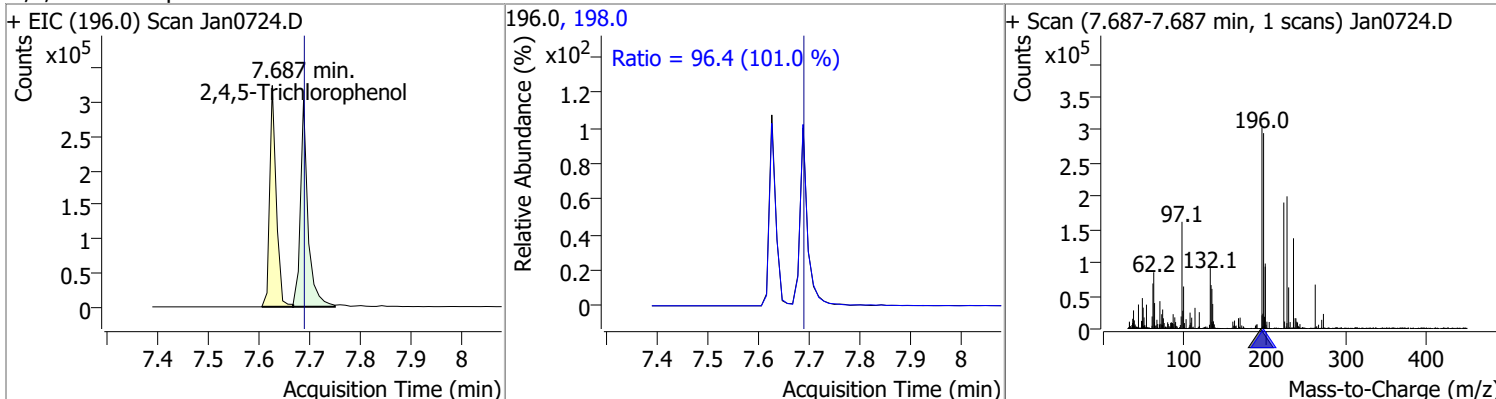
Compound	Conc.	RT	Dev(Min)	Resp.	QIon	QRatio	Lower	Upper
Hexachlorocyclopentadiene	62.7205	7.45	0.00	155404	238.9	64.3	45.5	84.6
					234.9	65.0	43.6	80.9



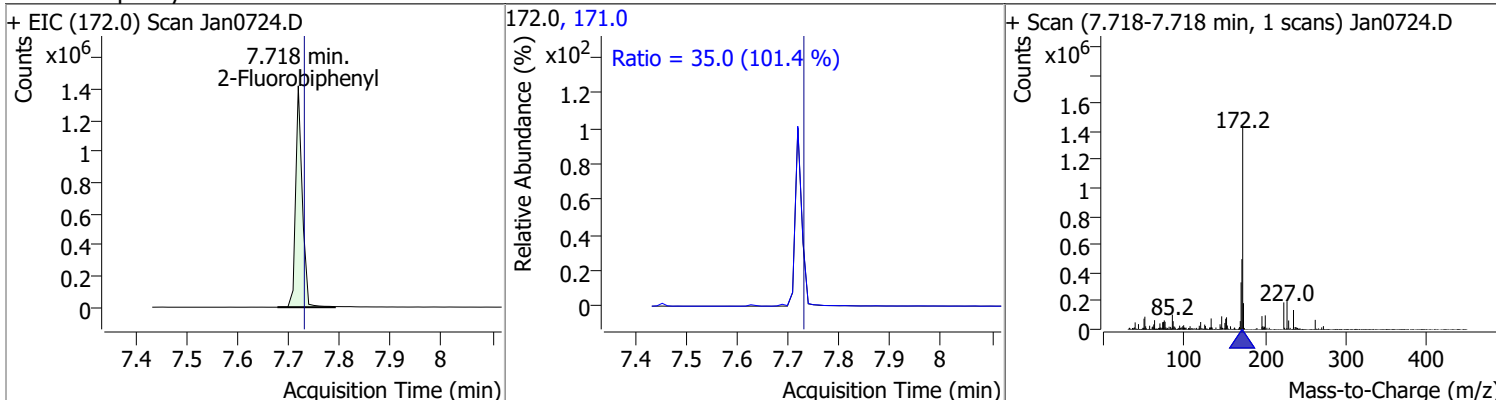
Compound	Conc.	RT	Dev(Min)	Resp.	QIon	QRatio	Lower	Upper
2,4,6-Trichlorophenol	78.3515	7.63	0.01	284654	198.0	94.4	66.6	123.6



Compound	Conc.	RT	Dev(Min)	Resp.	QIon	QRatio	Lower	Upper
2,4,5-Trichlorophenol	76.3235	7.69	0.01	315567	198.0	96.4	66.8	124.1

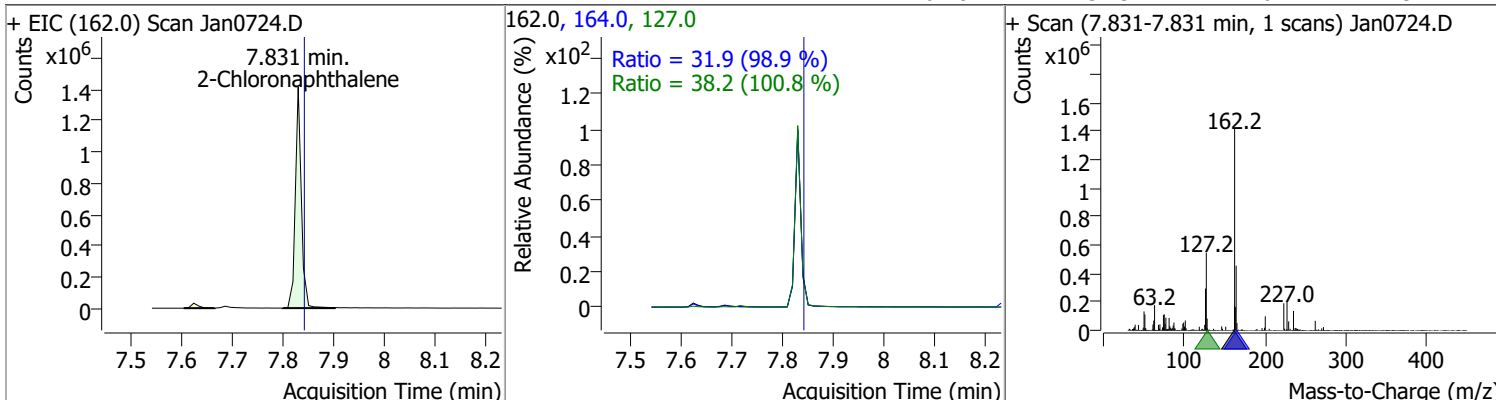


Compound	Conc.	RT	Dev(Min)	Resp.	QIon	QRatio	Lower	Upper
2-Fluorobiphenyl	77.8372	7.72	0.00	1286323	171.0	35.0	24.2	44.9

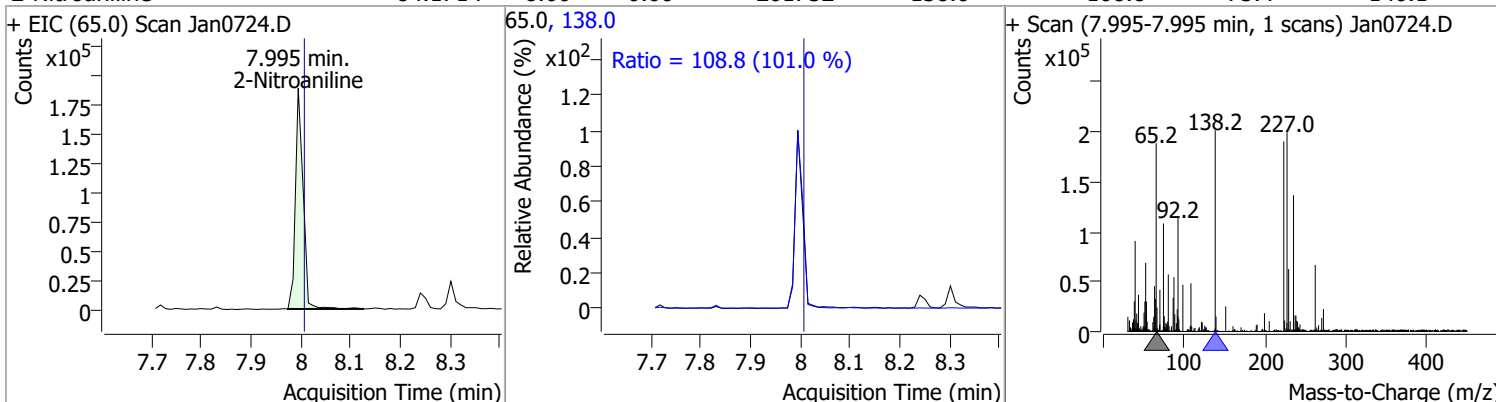


Quantitation Results Report (QT Reviewed)

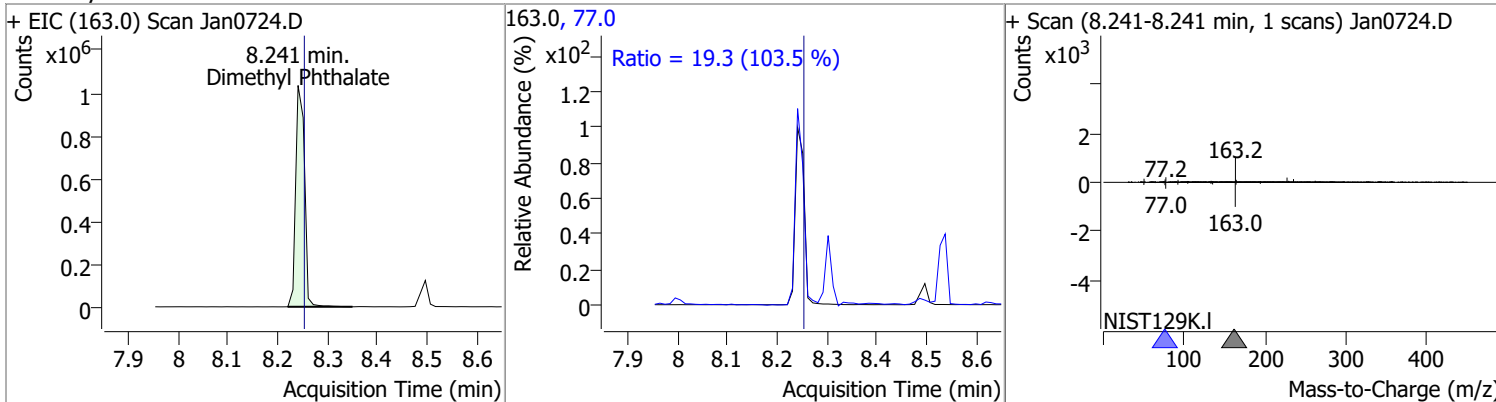
Compound	Conc.	RT	Dev(Min)	Resp.	QIon	QRatio	Lower	Upper
2-Chloronaphthalene	84.1640	7.83	0.00	1160394	127.0	38.2	26.5	49.3
					164.0	31.9	22.6	41.9



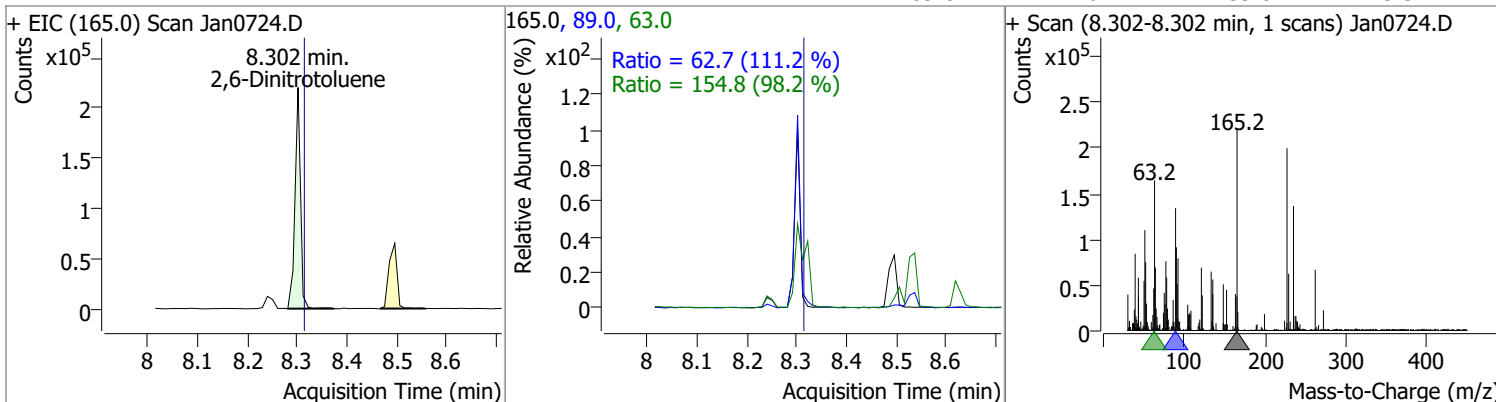
Compound	Conc.	RT	Dev(Min)	Resp.	QIon	QRatio	Lower	Upper
2-Nitroaniline	84.1714	8.00	0.00	201752	138.0	108.8	75.4	140.1



Compound	Conc.	RT	Dev(Min)	Resp.	QIon	QRatio	Lower	Upper
Dimethyl Phthalate	91.8990	8.24	0.00	1270128	77.0	19.3	13.0	24.2

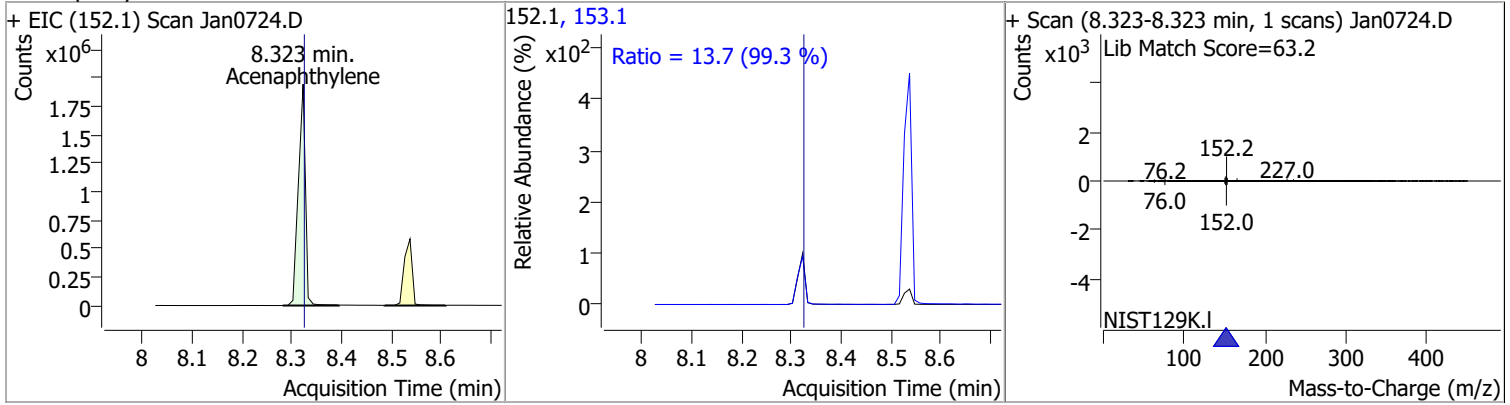


Compound	Conc.	RT	Dev(Min)	Resp.	QIon	QRatio	Lower	Upper
2,6-Dinitrotoluene	90.8422	8.30	0.00	168243	63.0	154.8	110.4	205.0
					89.0	62.7	39.5	73.3

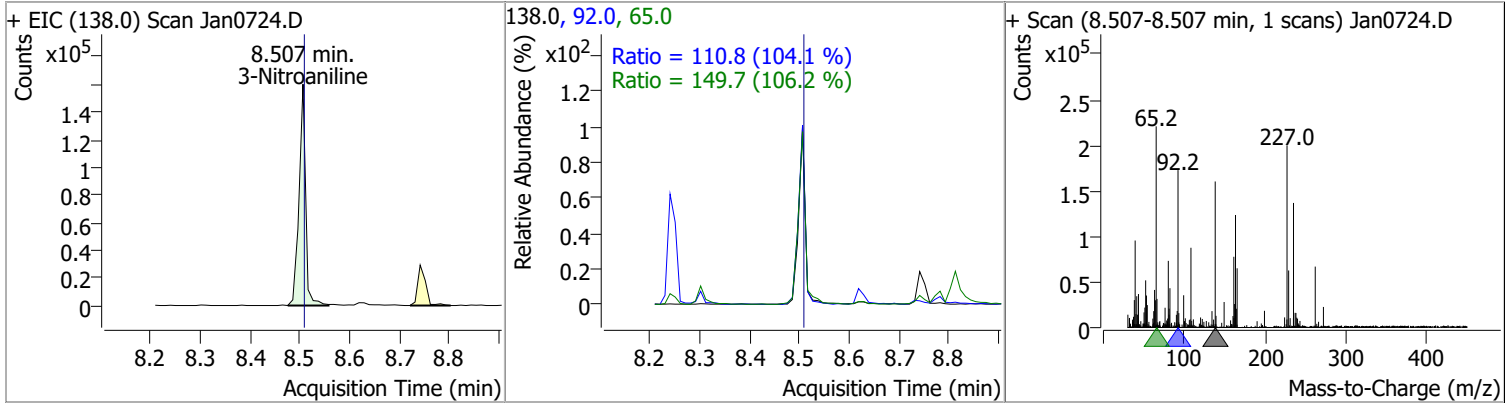


Quantitation Results Report (QT Reviewed)

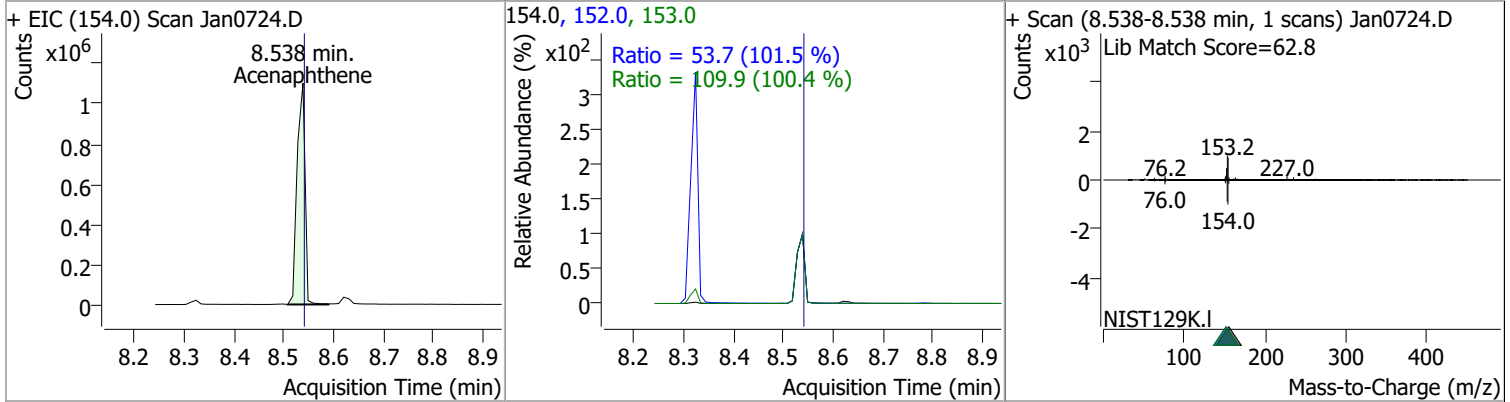
Compound	Conc.	RT	Dev(Min)	Resp.	QIon	QRatio	Lower	Upper
Acenaphthylene	85.6755	8.32	0.01	1904404	153.1	13.7	9.6	17.9



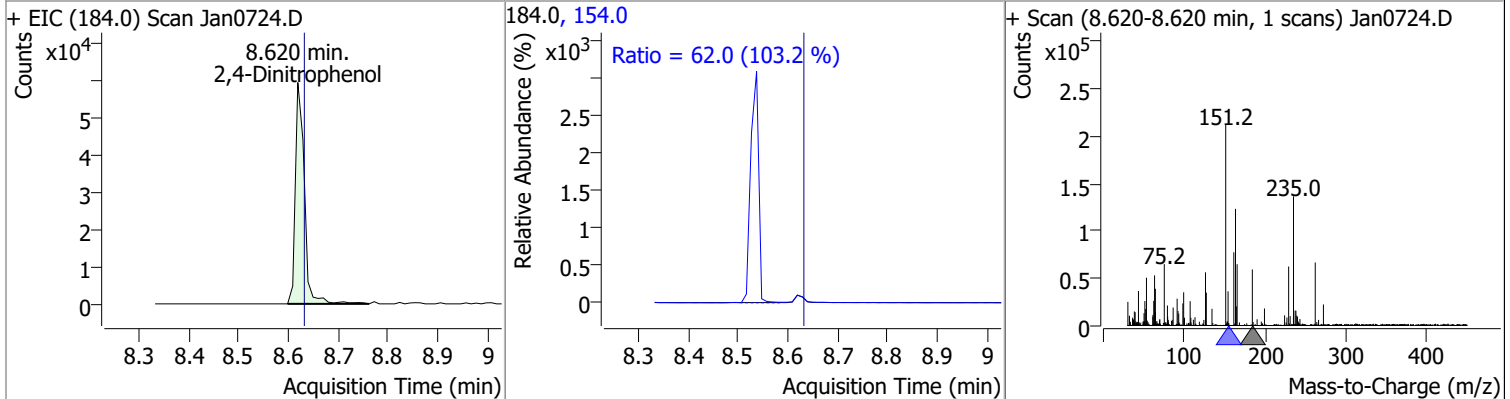
Compound	Conc.	RT	Dev(Min)	Resp.	QIon	QRatio	Lower	Upper
3-Nitroaniline	73.9123	8.51	0.01	147080	65.0	149.7	98.6	183.2
					92.0	110.8	74.5	138.4



Compound	Conc.	RT	Dev(Min)	Resp.	QIon	QRatio	Lower	Upper
Acenaphthene	96.1410	8.54	0.01	1222390	153.0	109.9	76.6	142.3
					152.0	53.7	37.0	68.8

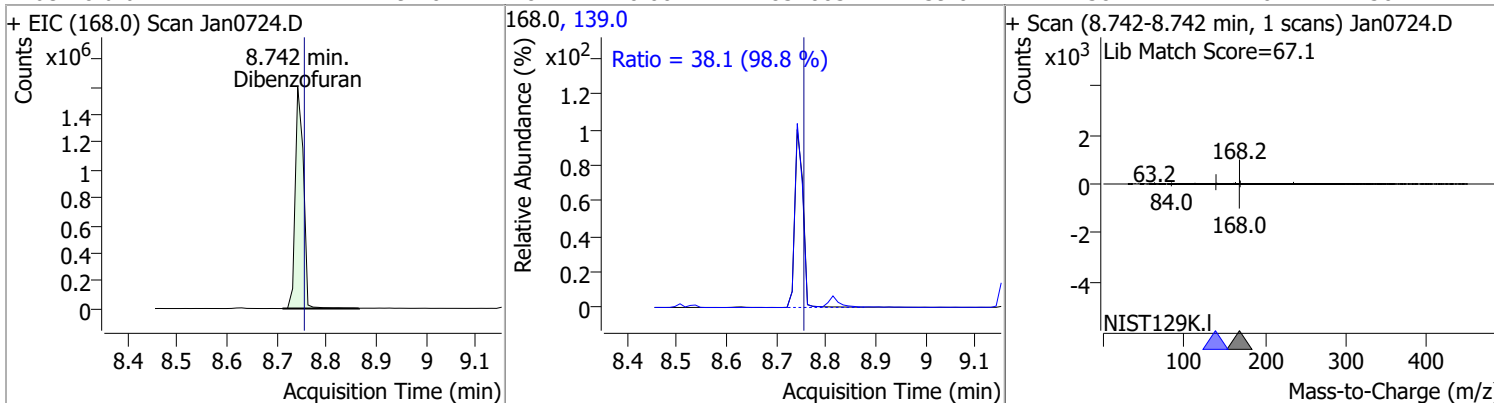


Compound	Conc.	RT	Dev(Min)	Resp.	QIon	QRatio	Lower	Upper
2,4-Dinitrophenol	76.4714	8.62	0.00	75119	154.0	62.0	42.0	78.1

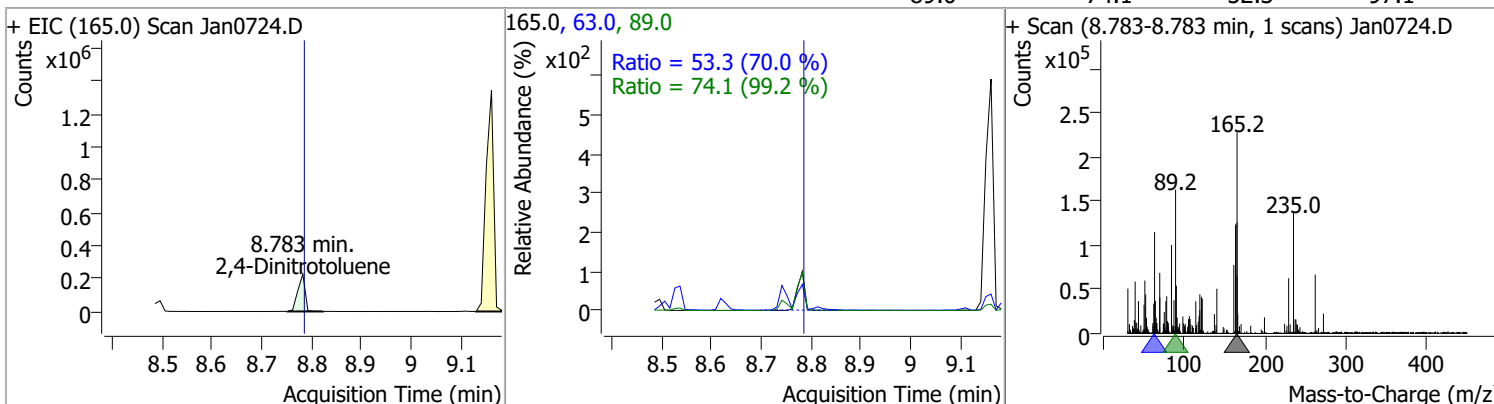


Quantitation Results Report (QT Reviewed)

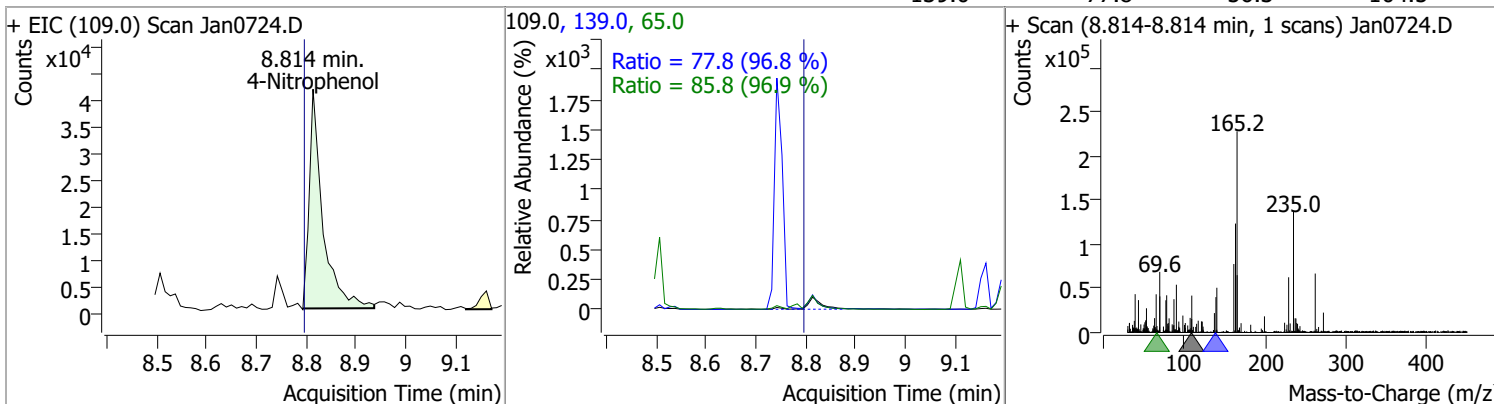
Compound	Conc.	RT	Dev(Min)	Resp.	QIon	QRatio	Lower	Upper
Dibenzofuran	91.0412	8.74	0.00	1832003	139.0	38.1	27.0	50.2



Compound	Conc.	RT	Dev(Min)	Resp.	QIon	QRatio	Lower	Upper
2,4-Dinitrotoluene	91.8588	8.78	0.01	227211	63.0	53.3	53.2	98.9
					89.0	74.1	52.3	97.1

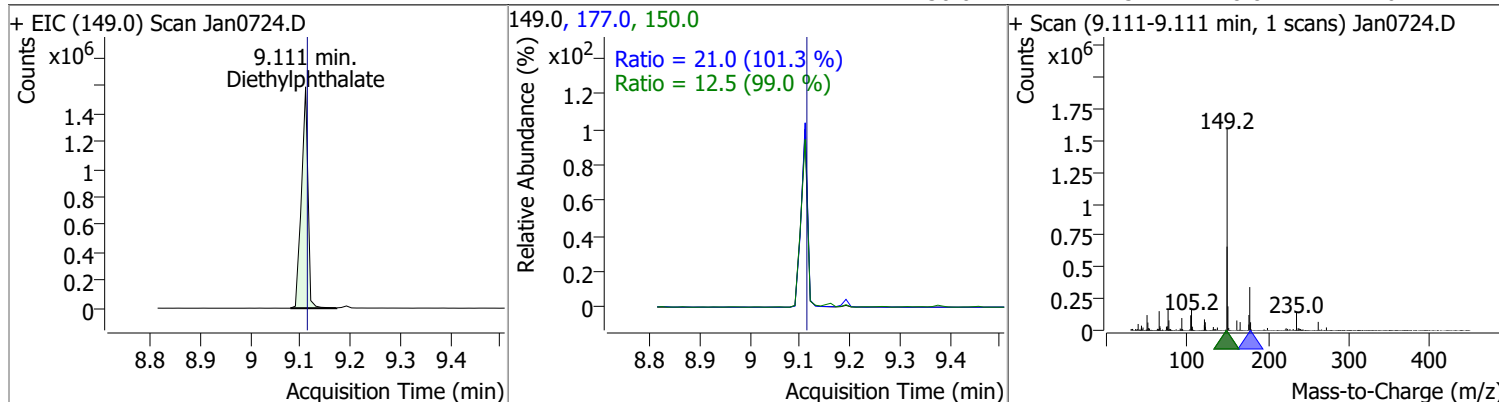


Compound	Conc.	RT	Dev(Min)	Resp.	QIon	QRatio	Lower	Upper
4-Nitrophenol	38.0759	8.81	0.03	73560	65.0	85.8	62.0	115.1
					139.0	77.8	56.3	104.5

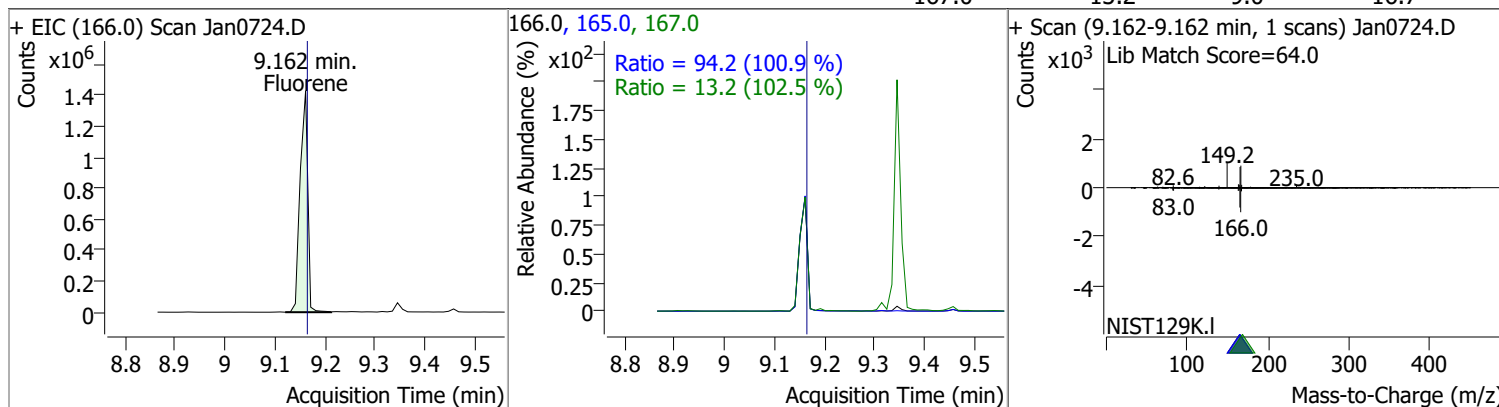


Quantitation Results Report (QT Reviewed)

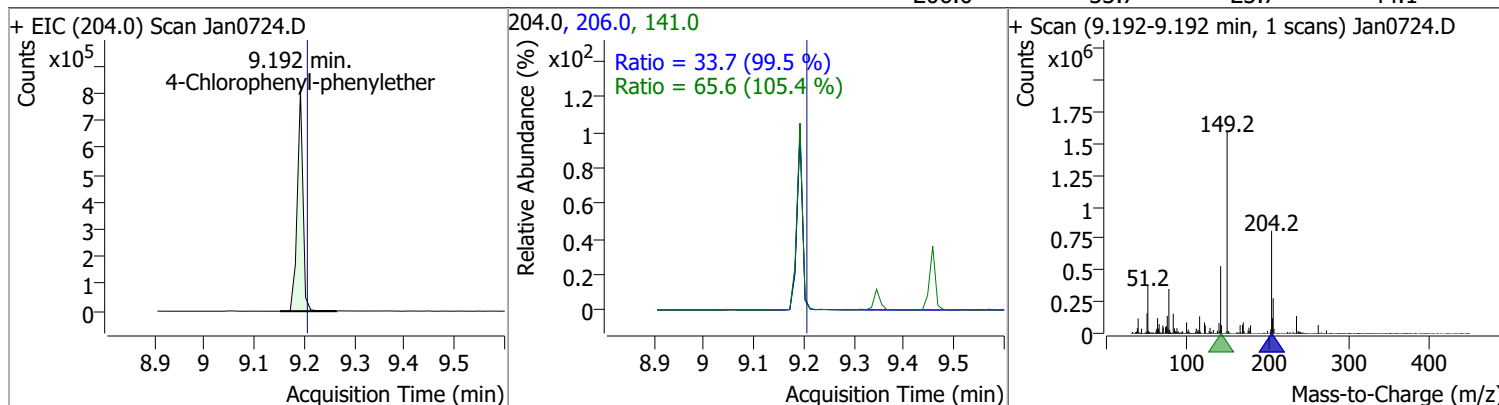
Compound	Conc.	RT	Dev(Min)	Resp.	QIon	QRatio	Lower	Upper
Diethylphthalate	98.7009	9.11	0.01	1445049	177.0	21.0	14.5	27.0
					150.0	12.5	8.8	16.4



Compound	Conc.	RT	Dev(Min)	Resp.	QIon	QRatio	Lower	Upper
Fluorene	92.4383	9.16	0.01	1518119	165.0	94.2	65.4	121.4
					167.0	13.2	9.0	16.7

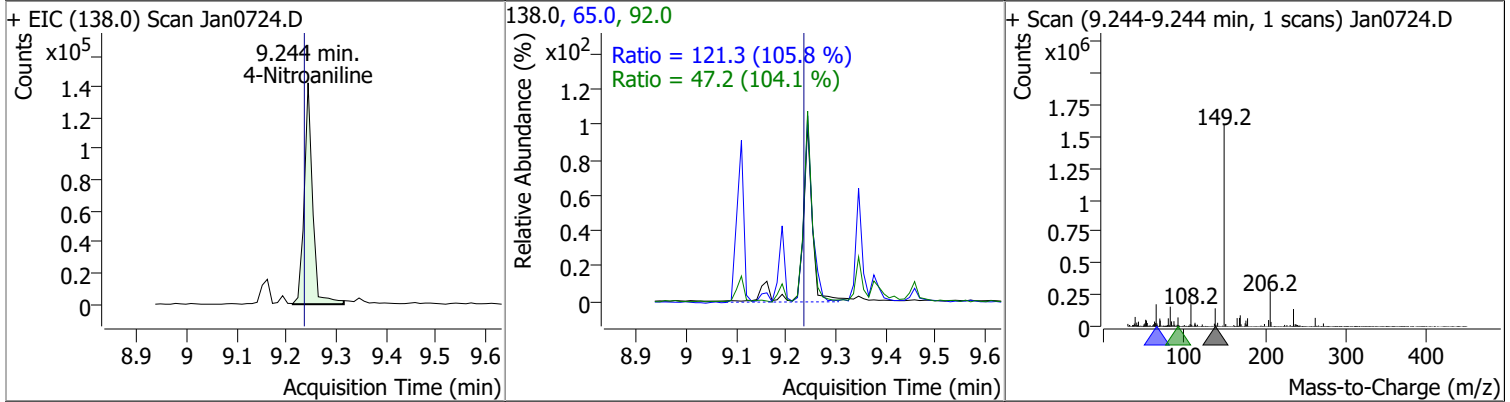


Compound	Conc.	RT	Dev(Min)	Resp.	QIon	QRatio	Lower	Upper
4-Chlorophenyl-phenylether	86.1258	9.19	0.00	644304	141.0	65.6	43.6	80.9
					206.0	33.7	23.7	44.1

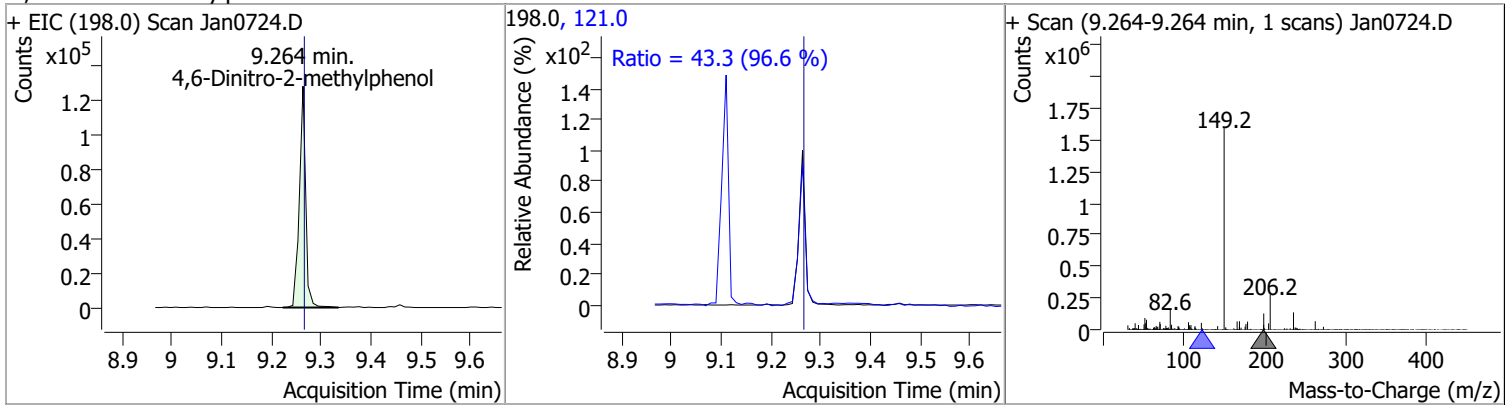


Quantitation Results Report (QT Reviewed)

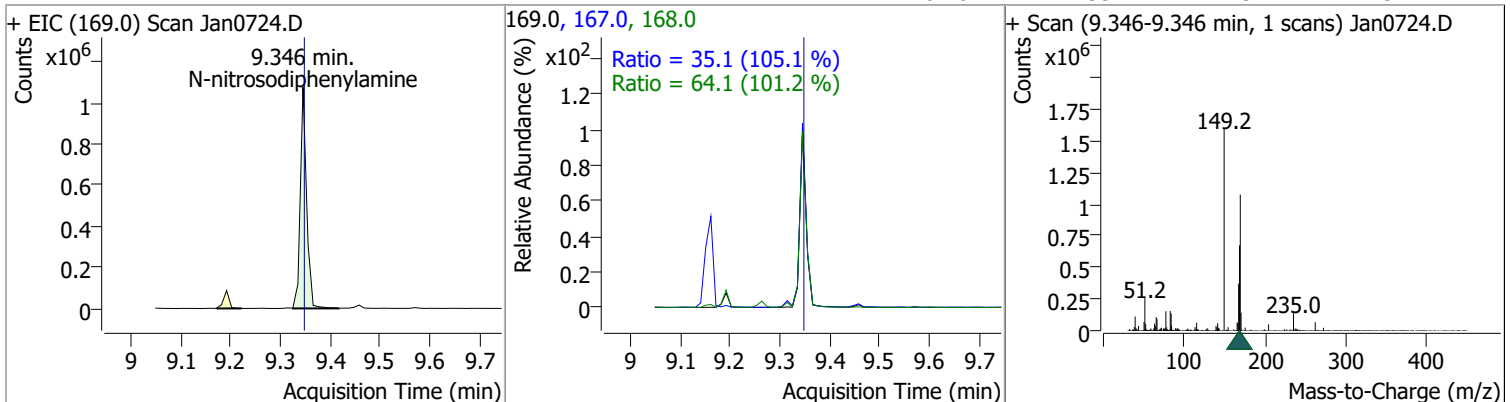
Compound	Conc.	RT	Dev(Min)	Resp.	QIon	QRatio	Lower	Upper
4-Nitroaniline	82.9895	9.24	0.01	166257	65.0	121.3	80.2	149.0
					92.0	47.2	31.7	58.9



Compound	Conc.	RT	Dev(Min)	Resp.	QIon	QRatio	Lower	Upper
4,6-Dinitro-2-methylphenol	80.9974	9.26	0.00	113855	121.0	43.3	31.4	58.3

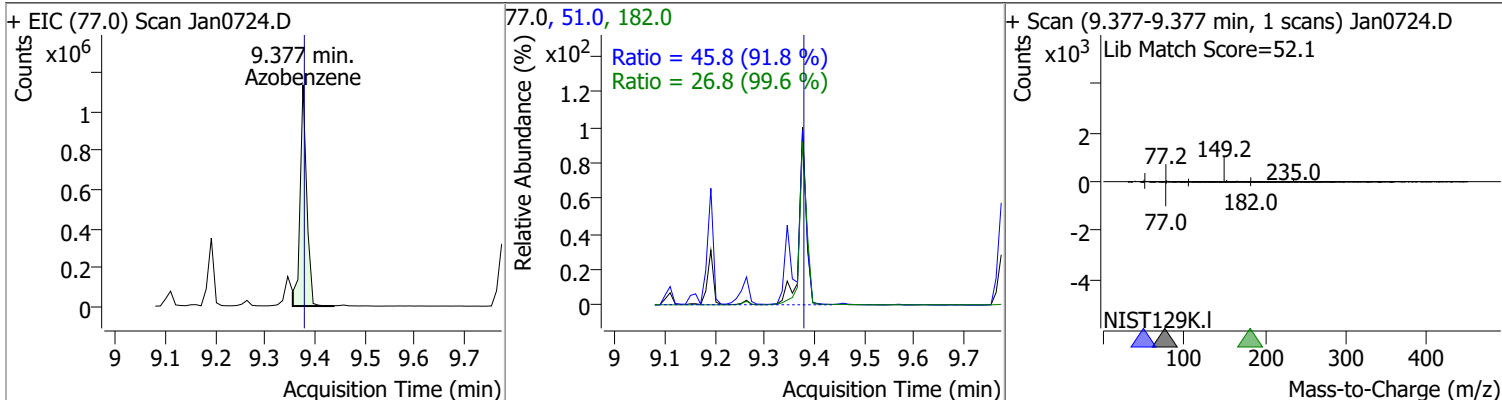


Compound	Conc.	RT	Dev(Min)	Resp.	QIon	QRatio	Lower	Upper
N-nitrosodiphenylamine	90.4513	9.35	0.00	944710	168.0	64.1	44.3	82.3
					167.0	35.1	23.4	43.4

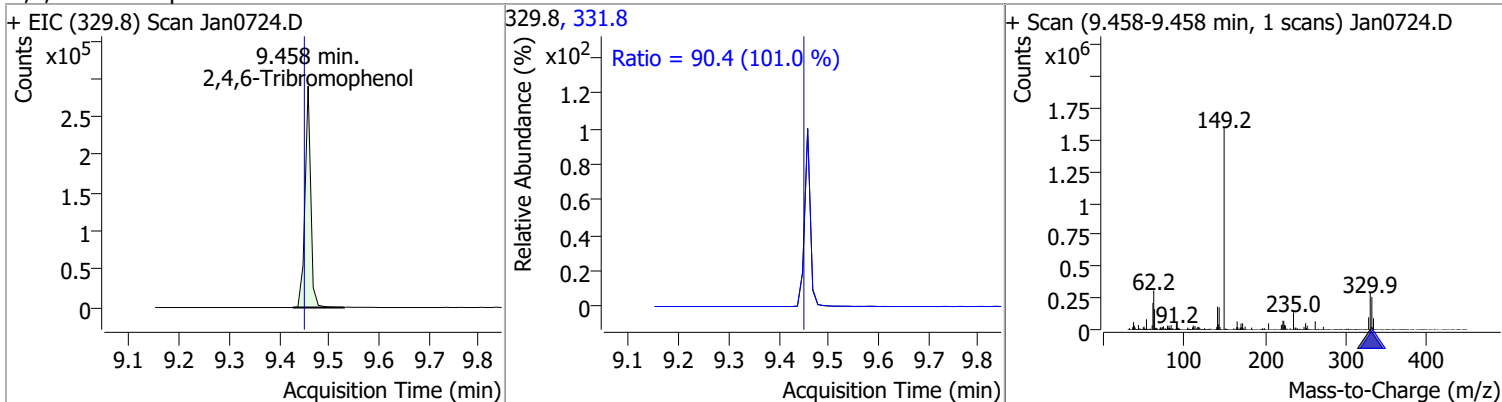


Quantitation Results Report (QT Reviewed)

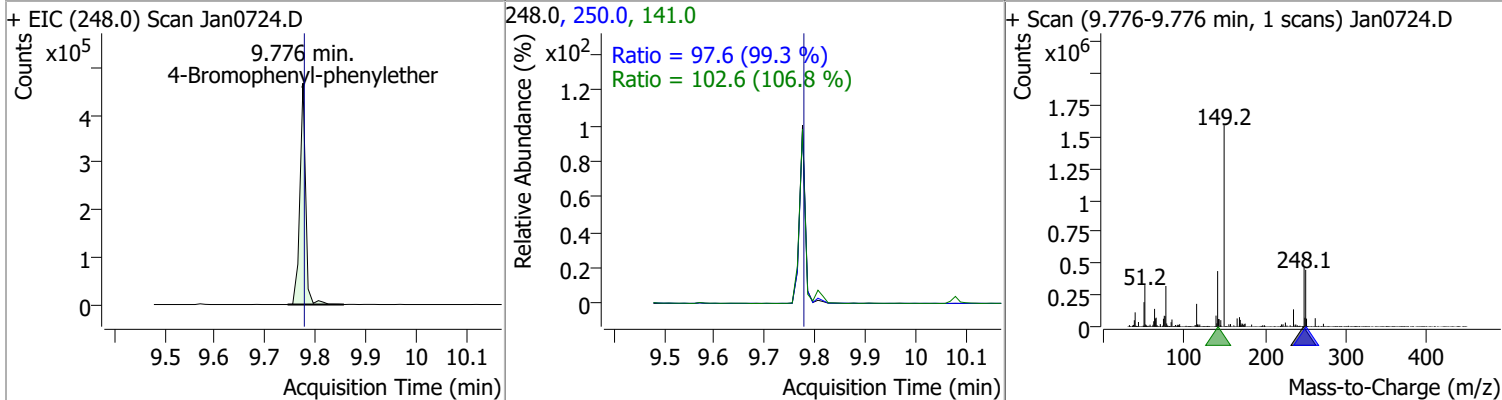
Compound	Conc.	RT	Dev(Min)	Resp.	QIon	QRatio	Lower	Upper
Azobenzene	84.0868	9.38	0.00	1046895	51.0	45.8	34.9	64.9
					182.0	26.8	18.8	35.0



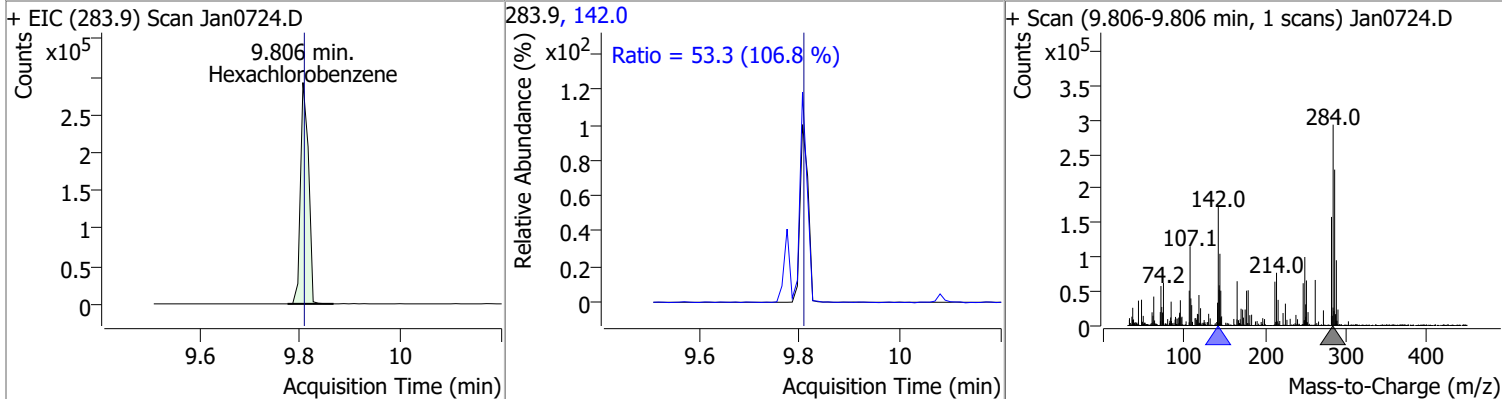
Compound	Conc.	RT	Dev(Min)	Resp.	QIon	QRatio	Lower	Upper
2,4,6-Tribromophenol	162.2293	9.46	0.01	232282	331.8	90.4	62.7	116.4



Compound	Conc.	RT	Dev(Min)	Resp.	QIon	QRatio	Lower	Upper
4-Bromophenyl-phenylether	87.0844	9.78	0.00	370348	250.0	97.6	68.8	127.8
					141.0	102.6	67.3	124.9

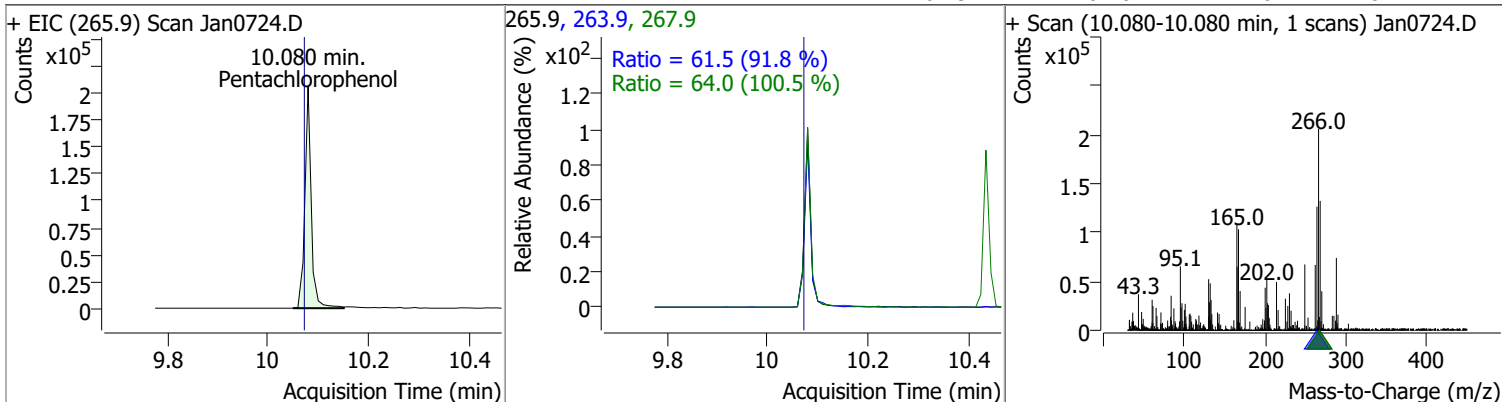


Compound	Conc.	RT	Dev(Min)	Resp.	QIon	QRatio	Lower	Upper
Hexachlorobenzene	76.1929	9.81	0.00	324381	142.0	53.3	34.9	64.8

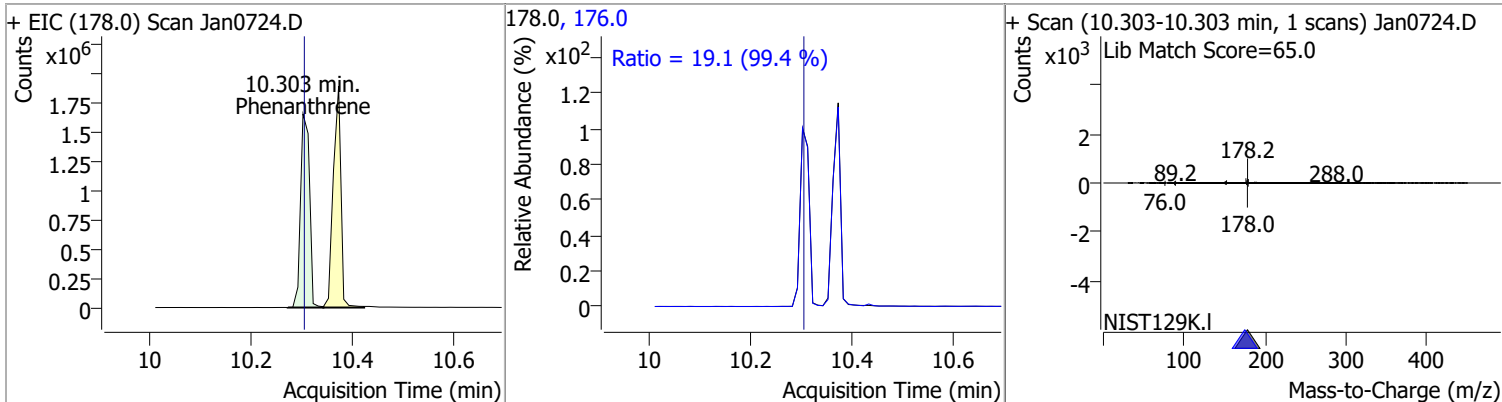


Quantitation Results Report (QT Reviewed)

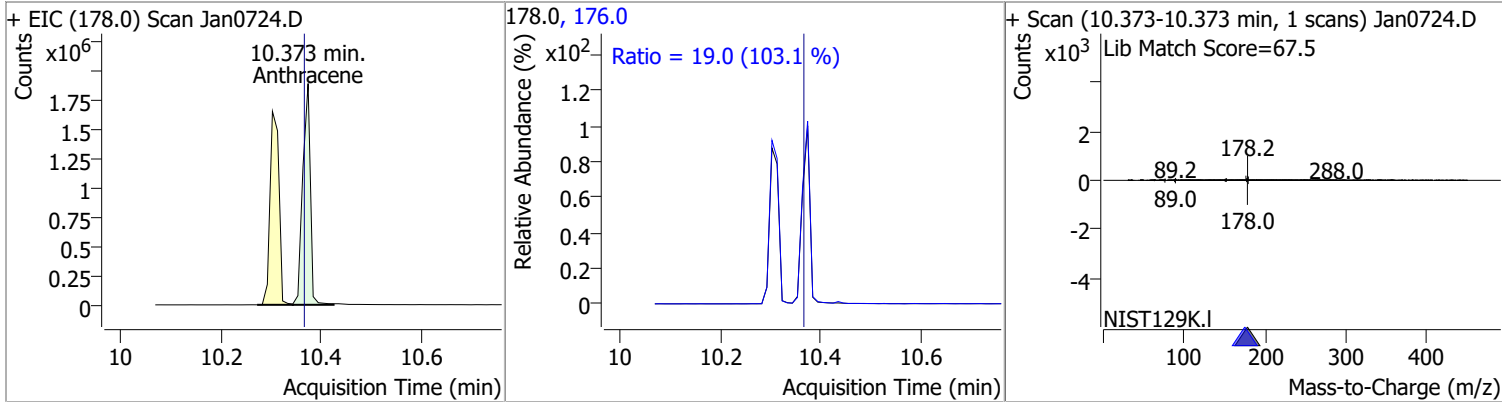
Compound	Conc.	RT	Dev(Min)	Resp.	QIon	QRatio	Lower	Upper
Pentachlorophenol	89.6034	10.08	0.01	181911	263.9	61.5	46.9	87.1
					267.9	64.0	44.6	82.7



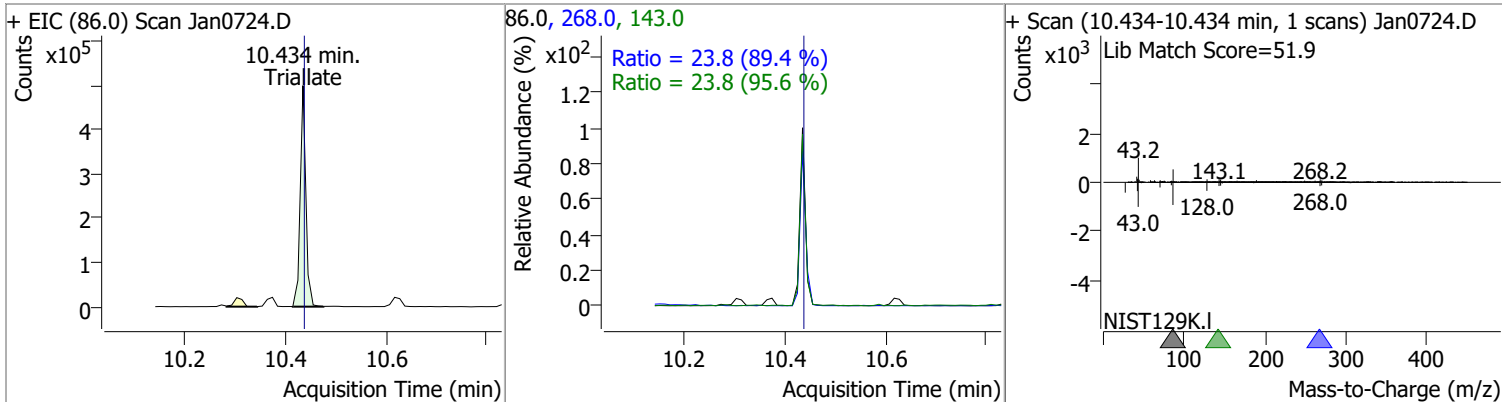
Compound	Conc.	RT	Dev(Min)	Resp.	QIon	QRatio	Lower	Upper
Phenanthrene	95.4042	10.30	0.00	2049784	176.0	19.1	13.5	25.0



Compound	Conc.	RT	Dev(Min)	Resp.	QIon	QRatio	Lower	Upper
Anthracene	95.3358	10.37	0.01	1989849	176.0	19.0	12.9	23.9

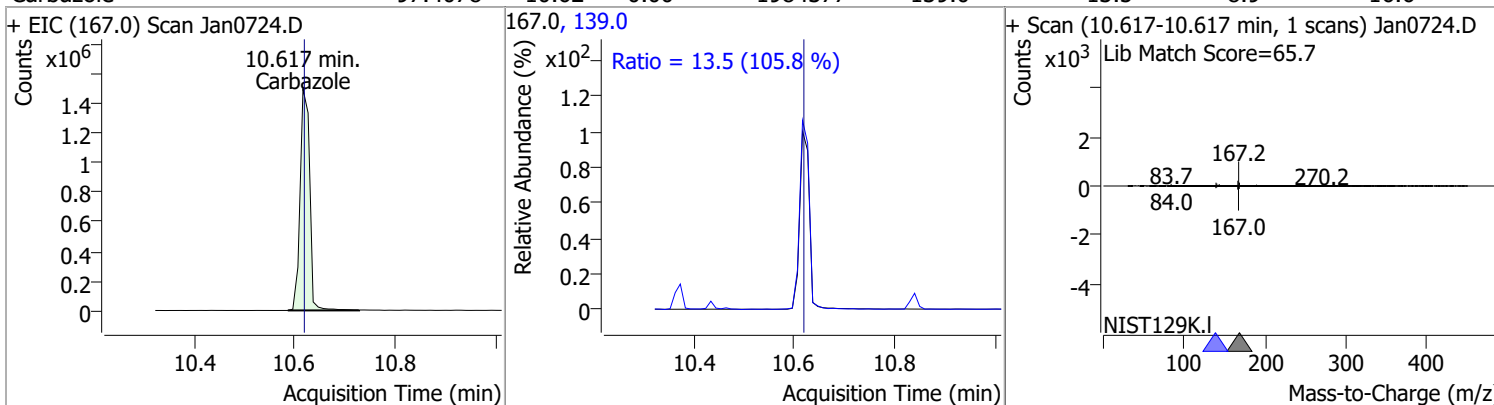


Compound	Conc.	RT	Dev(Min)	Resp.	QIon	QRatio	Lower	Upper
Triallate	85.1291	10.43	0.00	386833	268.0	23.8	18.7	34.7
					143.0	23.8	17.4	32.3

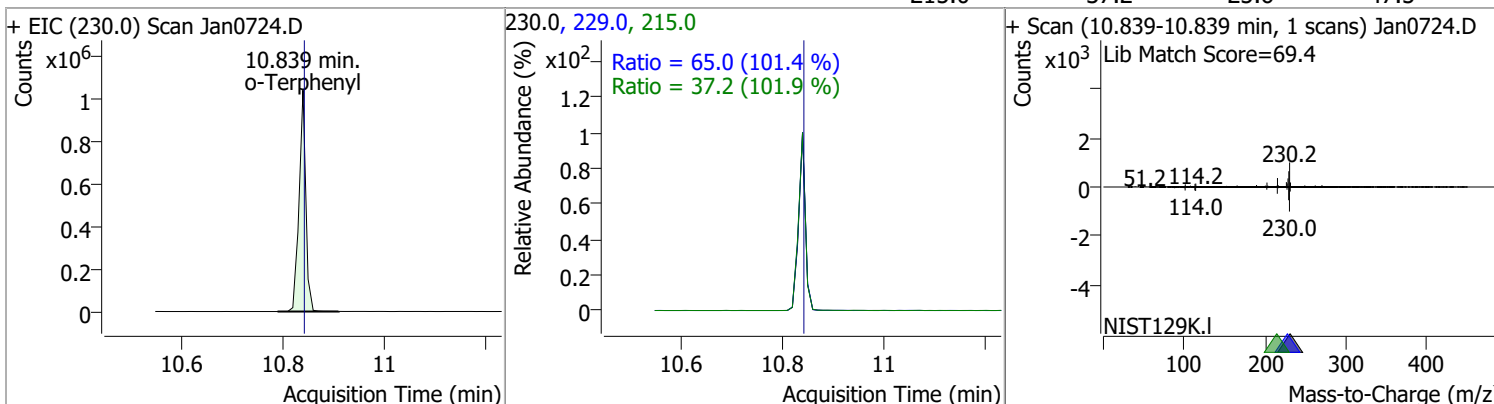


Quantitation Results Report (QT Reviewed)

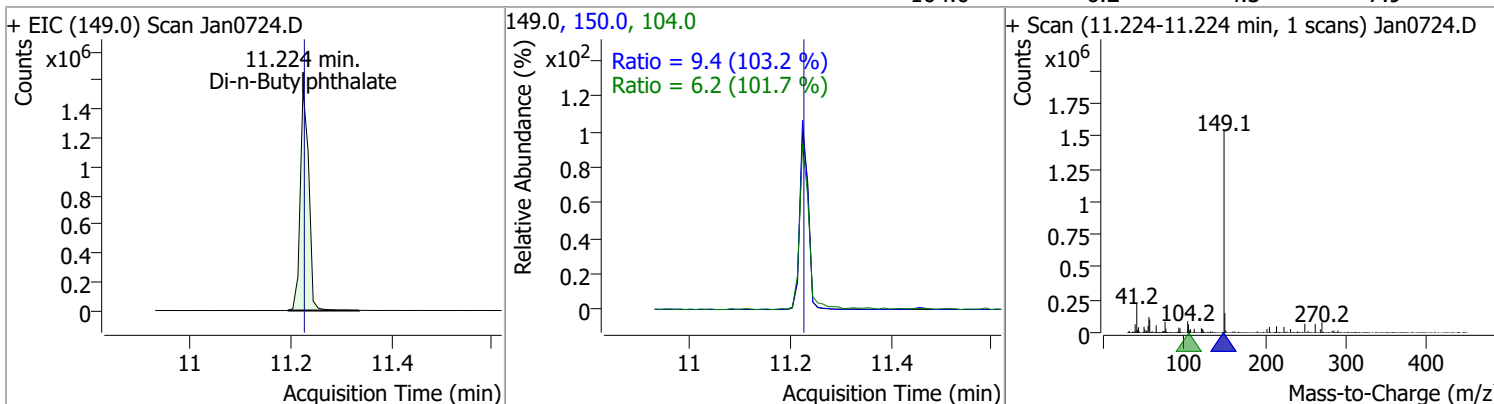
Compound	Conc.	RT	Dev(Min)	Resp.	QIon	QRatio	Lower	Upper
Carbazole	97.4078	10.62	0.00	1984377	139.0	13.5	8.9	16.6



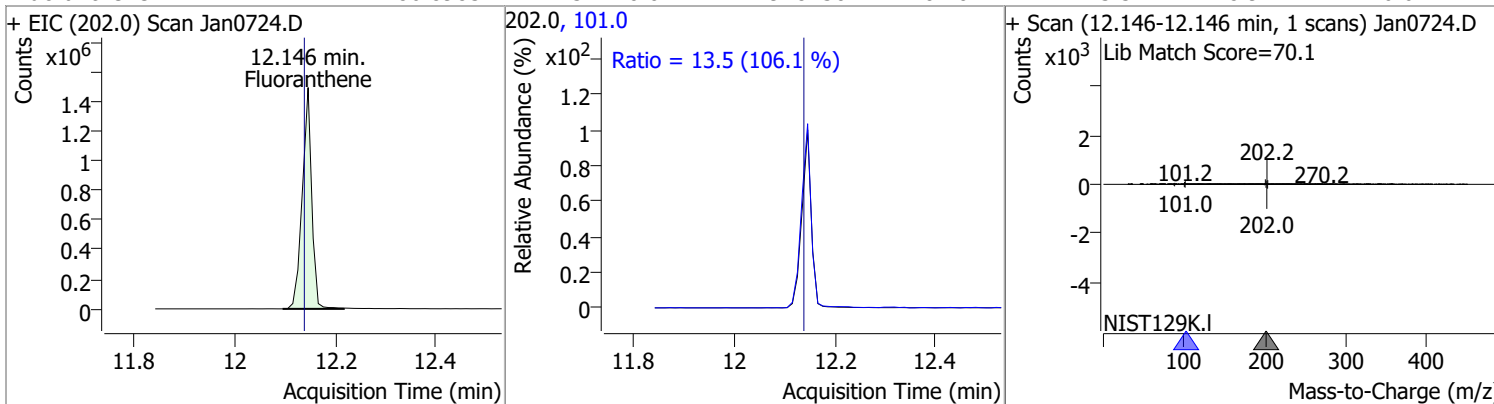
o-Terphenyl	78.4377	10.84	0.00	965308	229.0	65.0	44.9	83.3
					215.0	37.2	25.6	47.5



Di-n-Butylphthalate	91.5877	11.22	0.00	1825325	150.0	9.4	6.4	11.9
					104.0	6.2	4.3	7.9

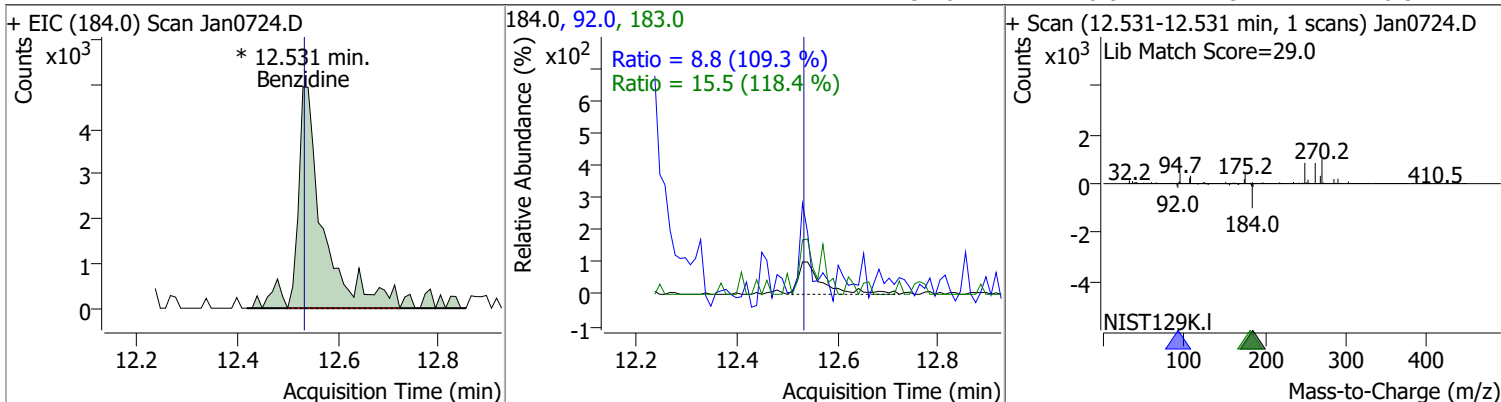


Fluoranthene	86.8985	12.15	0.01	1948430	101.0	13.5	8.9	16.6
--------------	---------	-------	------	---------	-------	------	-----	------

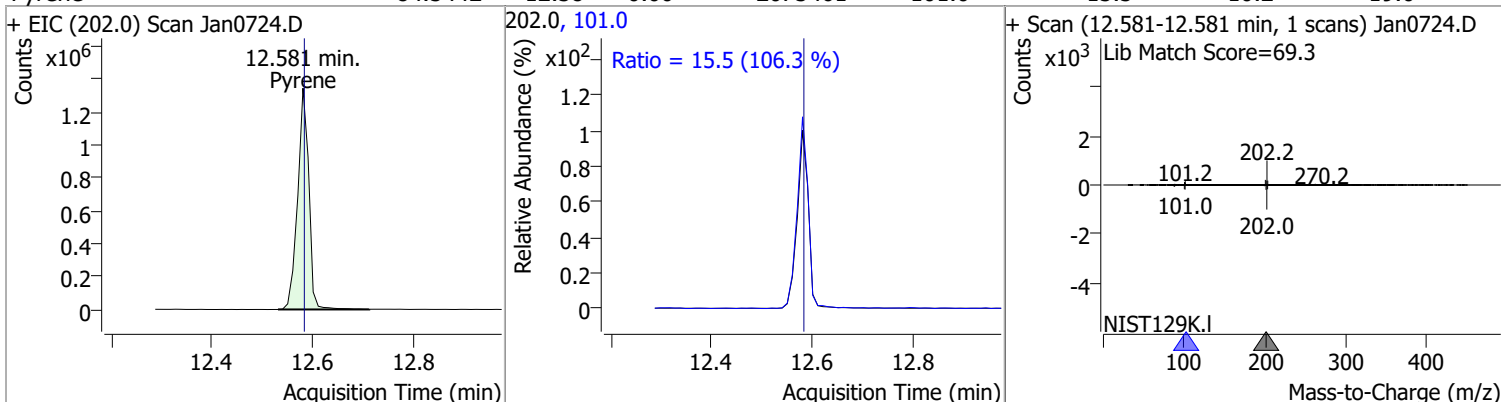


Quantitation Results Report (QT Reviewed)

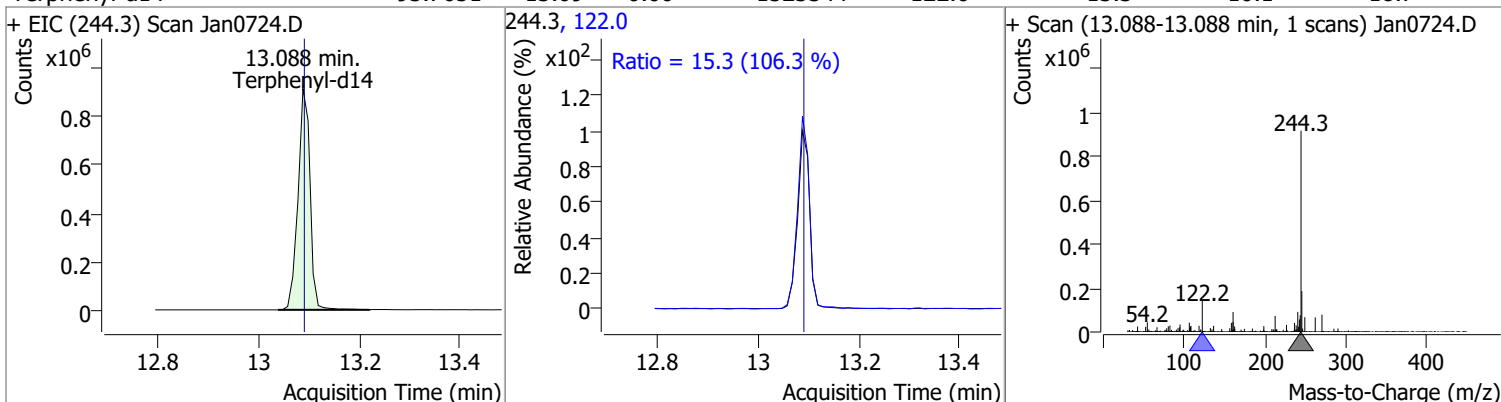
Compound	Conc.	RT	Dev(Min)	Resp.	QIon	QRatio	Lower	Upper
Benzidine	3.5284	12.53	0.00	19111 (m)	183.0	15.5	9.1	17.0
					92.0	8.8	5.7	10.5



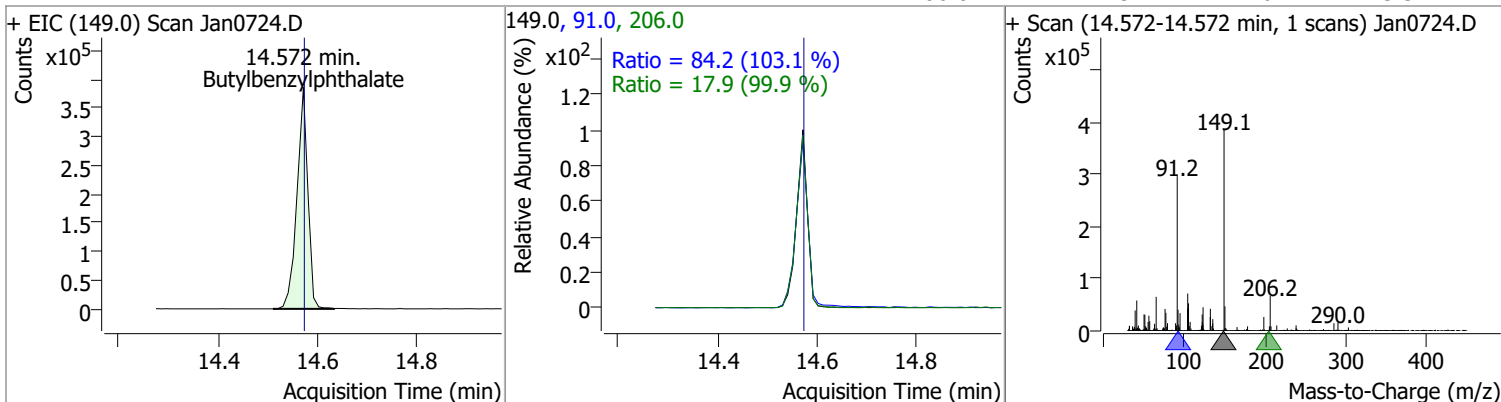
Compound	Conc.	RT	Dev(Min)	Resp.	QIon	QRatio	Lower	Upper
Pyrene	84.5442	12.58	0.00	2075461	101.0	15.5	10.2	19.0



Compound	Conc.	RT	Dev(Min)	Resp.	QIon	QRatio	Lower	Upper
Terphenyl-d14	93.7651	13.09	0.00	1523544	122.0	15.3	10.1	18.7

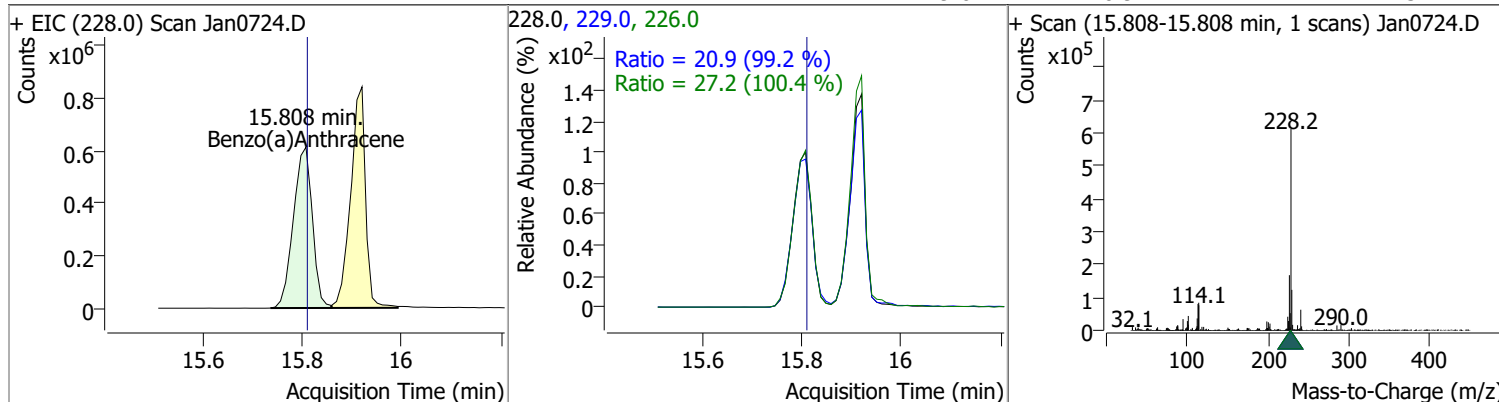


Compound	Conc.	RT	Dev(Min)	Resp.	QIon	QRatio	Lower	Upper
Butylbenzylphthalate	90.1339	14.57	0.01	587608	91.0	84.2	57.2	106.2
					206.0	17.9	12.6	23.3

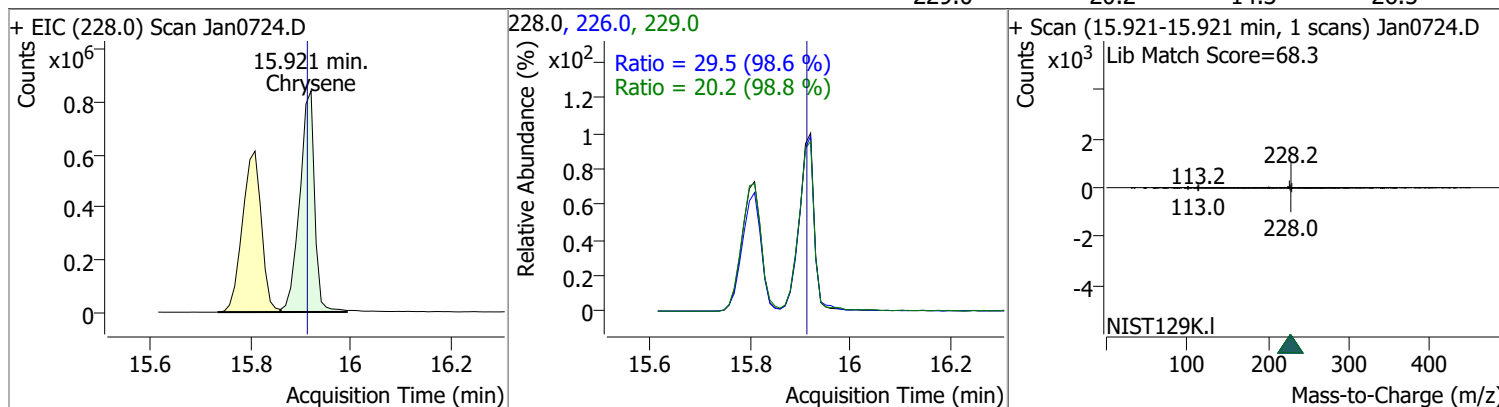


Quantitation Results Report (QT Reviewed)

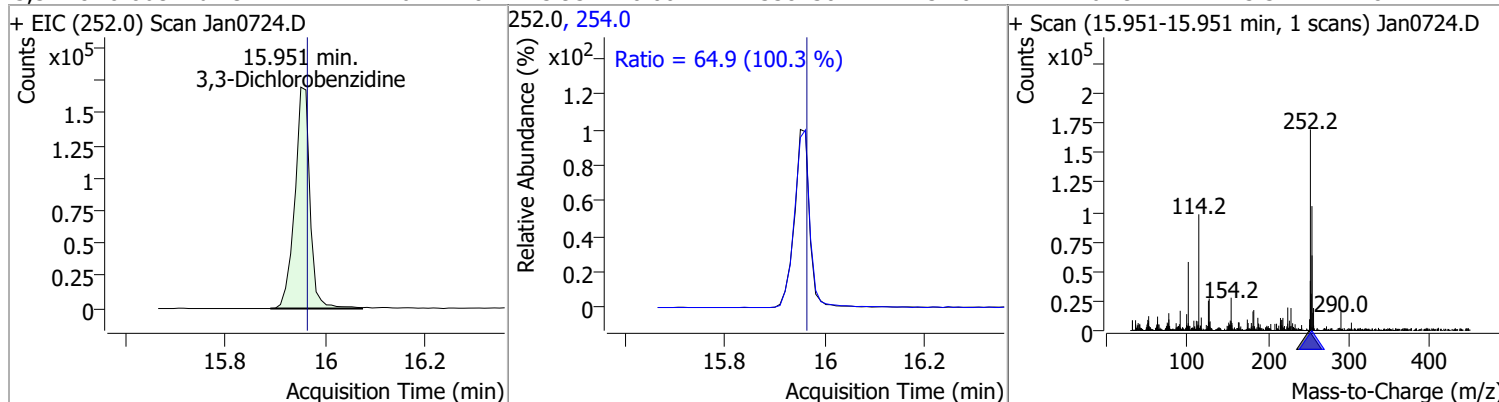
Compound	Conc.	RT	Dev(Min)	Resp.	QIon	QRatio	Lower	Upper
Benzo(a)Anthracene	91.9991	15.81	0.01	1610203	226.0	27.2	18.9	35.2
					229.0	20.9	14.7	27.3



Compound	Conc.	RT	Dev(Min)	Resp.	QIon	QRatio	Lower	Upper
Chrysene	91.4256	15.92	0.02	1744629	226.0	29.5	21.0	38.9
					229.0	20.2	14.3	26.5

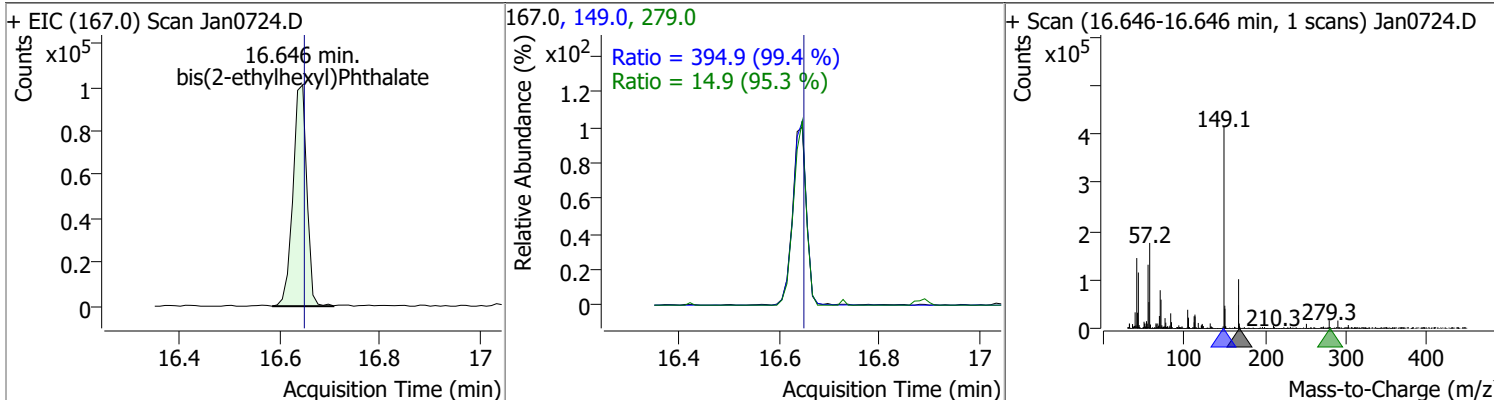


Compound	Conc.	RT	Dev(Min)	Resp.	QIon	QRatio	Lower	Upper
3,3-Dichlorobenzidine	61.2120	15.95	0.00	358430	254.0	64.9	45.3	84.1

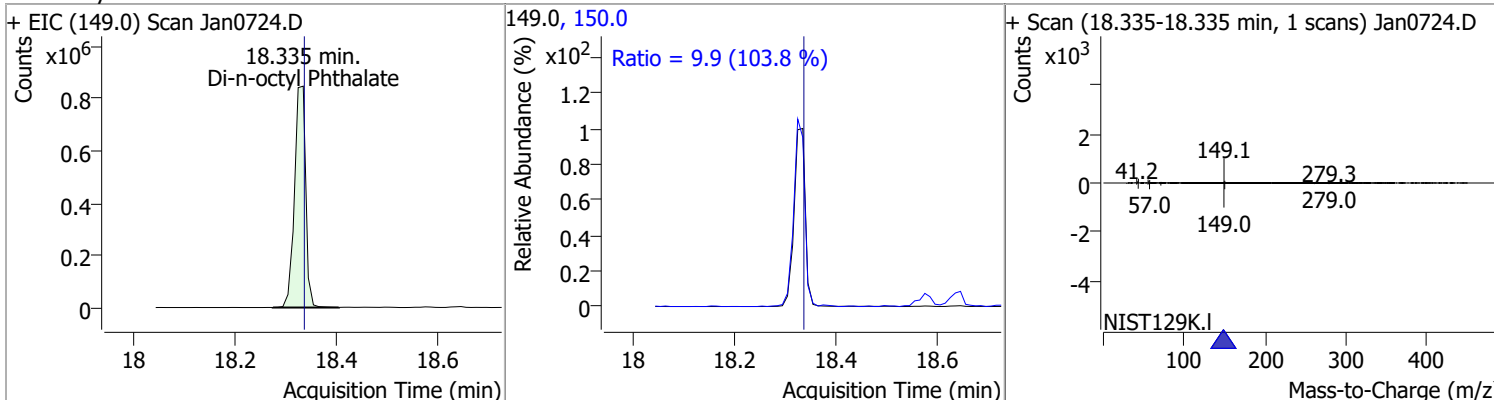


Quantitation Results Report (QT Reviewed)

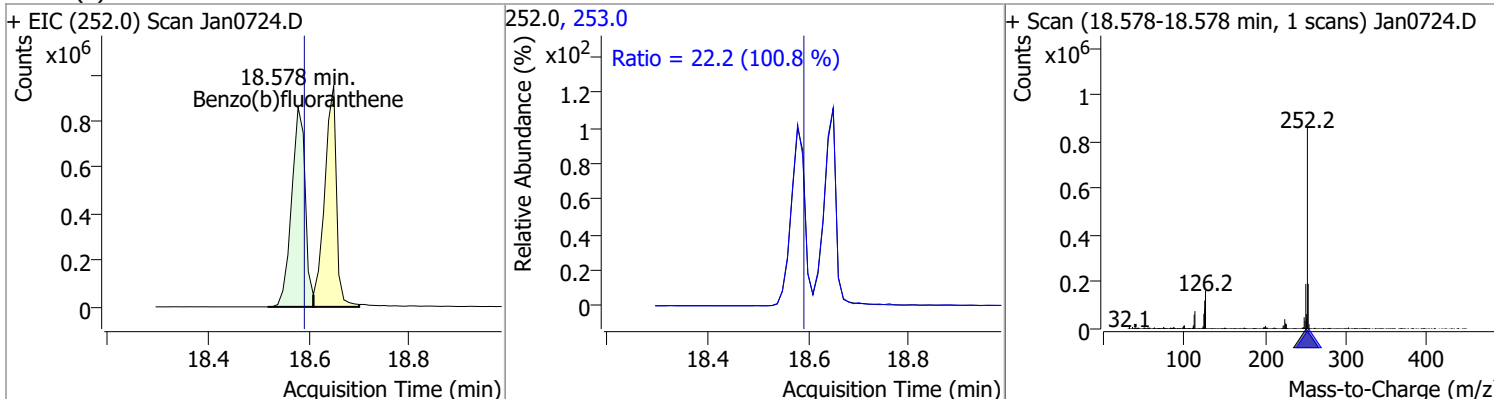
Compound	Conc.	RT	Dev(Min)	Resp.	QIon	QRatio	Lower	Upper
bis(2-ethylhexyl)Phthalate	84.6743	16.65	0.01	194755	149.0	394.9	278.0	516.2
					279.0	14.9	10.9	20.3



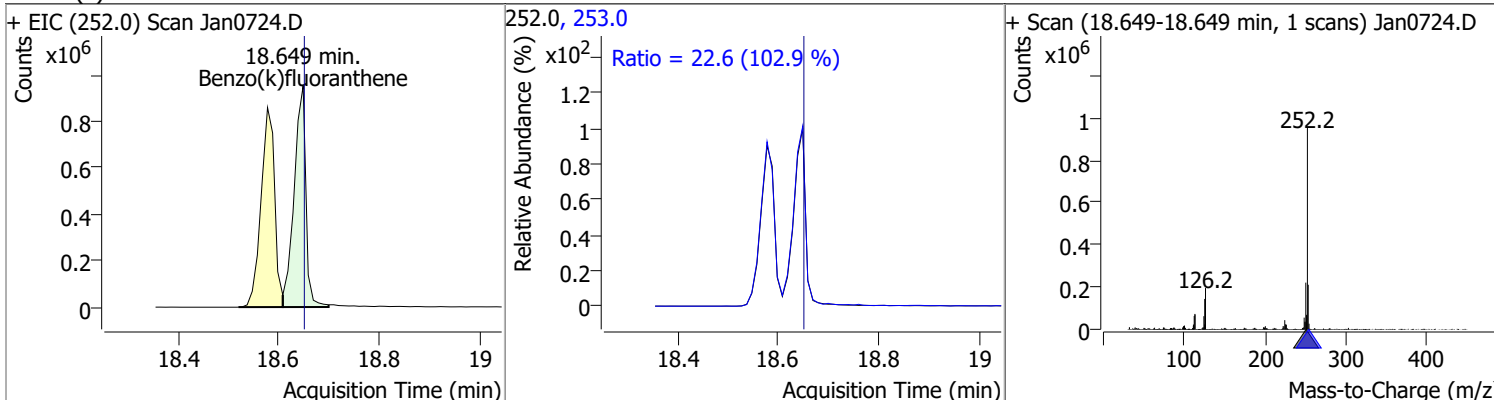
Compound	Conc.	RT	Dev(Min)	Resp.	QIon	QRatio	Lower	Upper
Di-n-octyl Phthalate	81.4126	18.34	0.01	1318341	150.0	9.9	6.7	12.4



Compound	Conc.	RT	Dev(Min)	Resp.	QIon	QRatio	Lower	Upper
Benzo(b)fluoranthene	92.7994	18.58	0.00	1610983	253.0	22.2	15.4	28.6

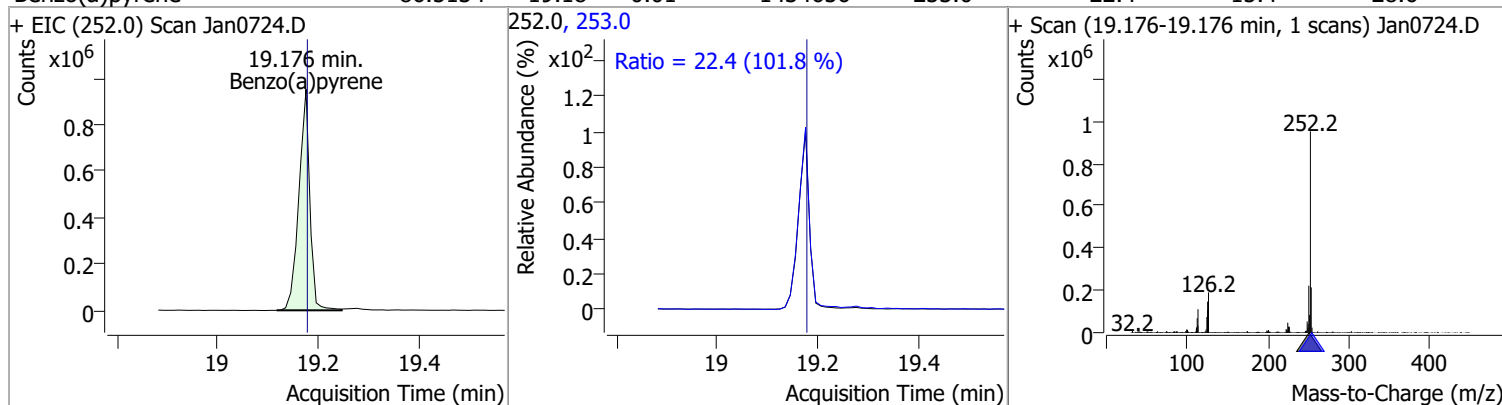


Compound	Conc.	RT	Dev(Min)	Resp.	QIon	QRatio	Lower	Upper
Benzo(k)fluoranthene	85.8938	18.65	0.01	1545885	253.0	22.6	15.3	28.5

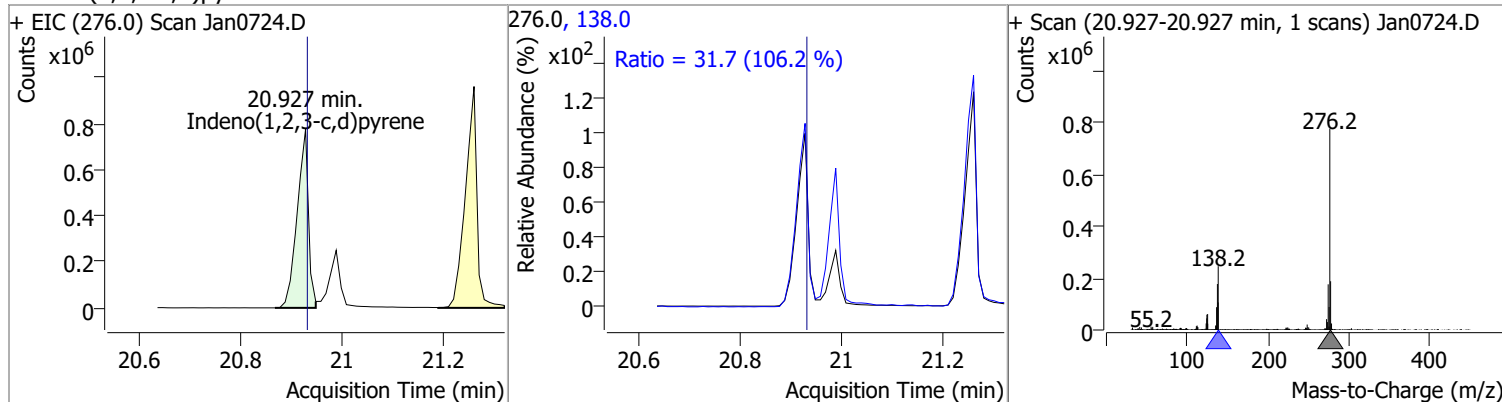


Quantitation Results Report (QT Reviewed)

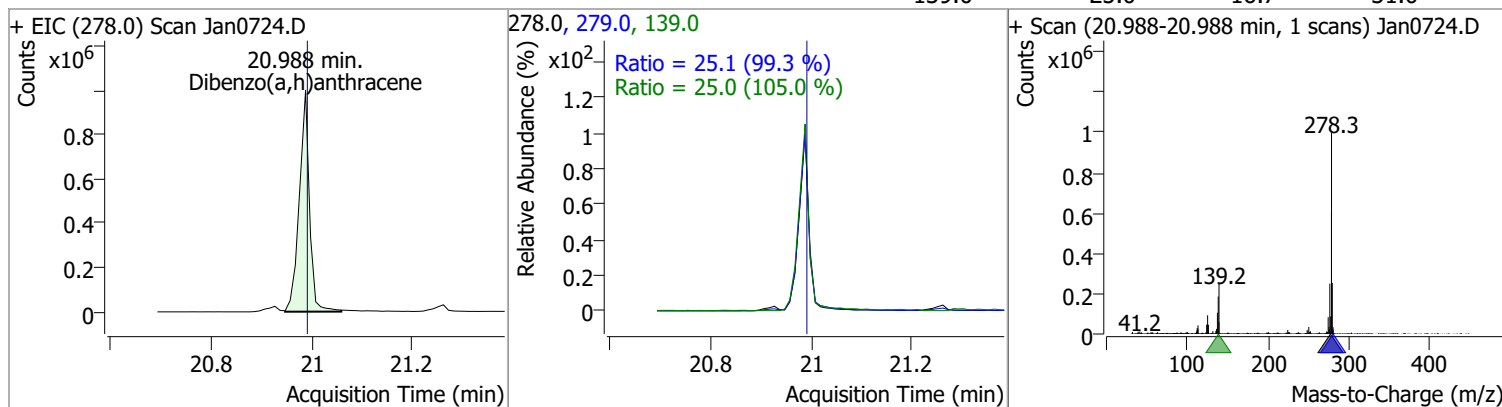
Compound	Conc.	RT	Dev(Min)	Resp.	QIon	QRatio	Lower	Upper
Benzo(a)pyrene	86.5134	19.18	0.01	1434656	253.0	22.4	15.4	28.6



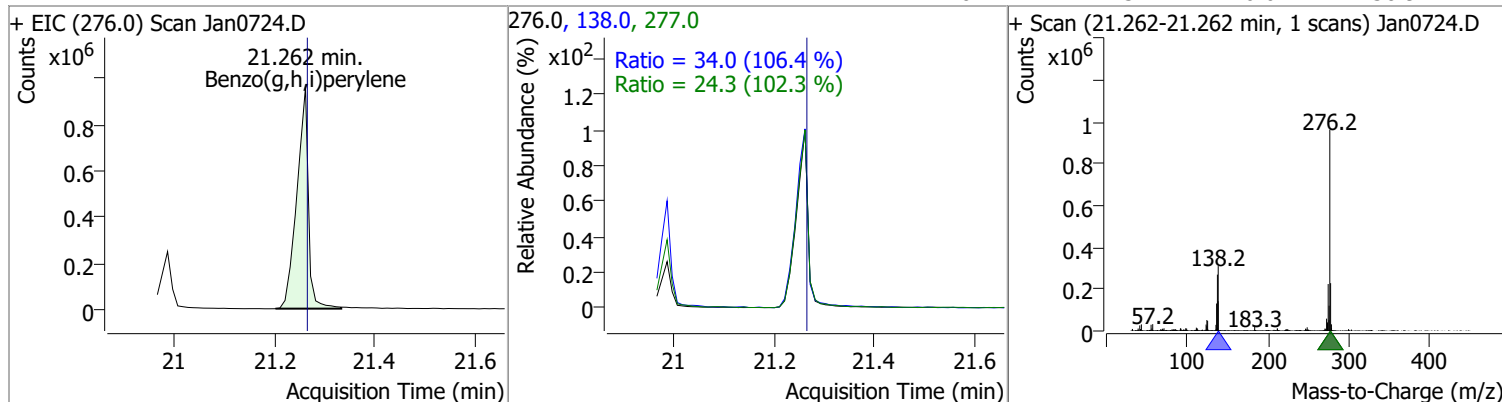
Compound	Conc.	RT	Dev(Min)	Resp.	QIon	QRatio	Lower	Upper
Indeno(1,2,3-c,d)pyrene	86.1686	20.93	0.01	1205109	138.0	31.7	20.9	38.8



Compound	Conc.	RT	Dev(Min)	Resp.	QIon	QRatio	Lower	Upper
Dibenzo(a,h)anthracene	92.2338	20.99	0.01	1400729	279.0	25.1	17.7	32.8
					139.0	25.0	16.7	31.0

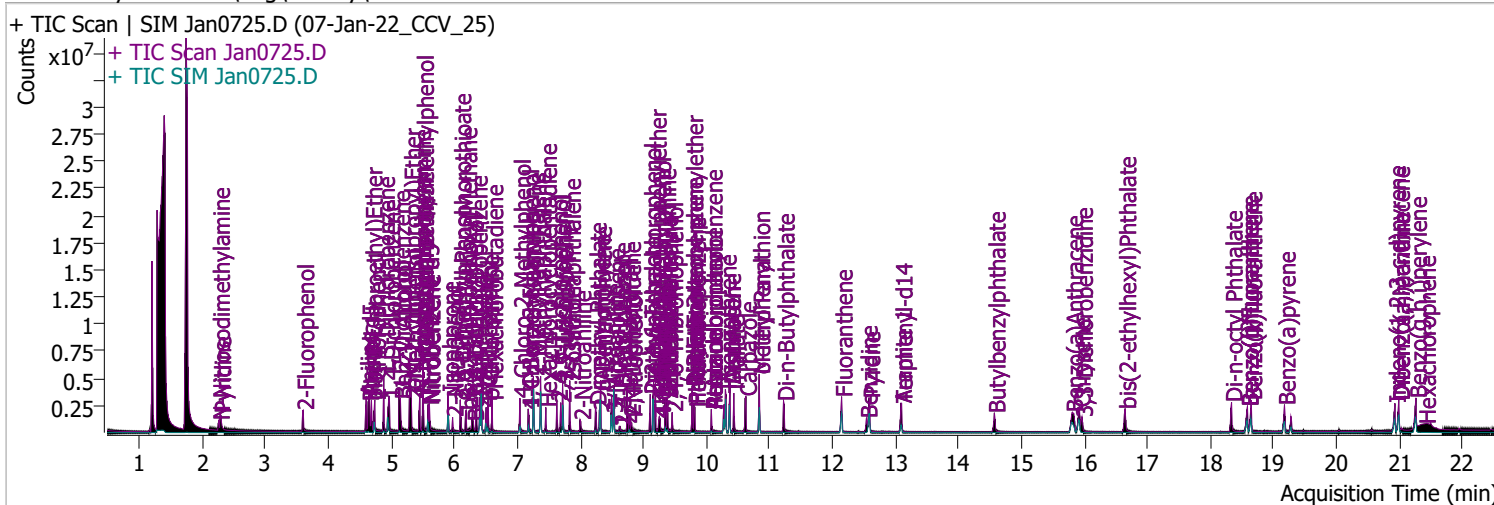


Compound	Conc.	RT	Dev(Min)	Resp.	QIon	QRatio	Lower	Upper
Benzo(g,h,i)perylene	94.0157	21.26	0.01	1529565	138.0	34.0	22.4	41.6
					277.0	24.3	16.6	30.9



Quantitation Results Report (QT Reviewed)

Data File	Jan0725.D	Operator	LIMS import
Acq. Method	BNA+SIM.M	Acq. Date-Time	1/8/2022 1:27:15 AM
Sample Name	07-Jan-22_CCV_25	Instrument	Instrument #1
Vial	25	Multiplier	1.00
DA Method File		Comment	SVOC-8270-W-LARGO
Tune File	dftppdsm.u	Tune Date	1/7/2022 12:13:00 PM
Batch Name	010722 DoD BNA cal 1.batch.bin	Last Calib Update	1/11/2022 8:55:14 AM
Ref Library	D:\Org\Library\NIST129K.I		



Compound	RT	QIon	Resp.	Conc.	Units	Dev(Min)
----------	----	------	-------	-------	-------	----------

Internal Standards

System Monitoring Compounds

S 2-Fluorophenol	3.602	112.0	662120	74.4816	µg/L	0.020
Spiked Amount: 200.000	Range: 10.0 - 75.0%			Recovery = 37.24%		
S Phenol-d5	4.634	99.0	953002	80.3721	µg/L	0.010
Spiked Amount: 200.000	Range: 10.0 - 65.0%			Recovery = 40.19%		
S Nitrobenzene-d5	5.583	82.0	487943	75.5935	µg/L	0.000
Spiked Amount: 100.000	Range: 32.0 - 94.0%			Recovery = 75.59%		
S 2-Fluorobiphenyl	7.718	172.0	1440364	72.6781	µg/L	0.000
Spiked Amount: 100.000	Range: 28.0 - 107.0%			Recovery = 72.68%		
S 2,4,6-Tribromophenol	9.458	329.8	118337	76.3404	µg/L	0.010
Spiked Amount: 200.000	Range: 25.0 - 140.0%			Recovery = 38.17%		
S Terphenyl-d14	13.098	244.3	1428780	74.5880	µg/L	0.010
Spiked Amount: 100.000	Range: 32.0 - 122.0%			Recovery = 74.59%		

Target Compounds

Compound	RT	QIon	Resp.	Conc.	Units	QValue	
T N-Nitrosodimethylamine	2.264	74.0	253198	65.5970	µg/L	74	
T Pyridine	2.285	79.0	530263	62.3963	µg/L	96	
T Aniline	4.603	93.0	1214501	77.0169	µg/L	98	
T Phenol	4.654	94.0	968347	77.5789	µg/L	96	
T bis(-2-Chloroethyl)Ether	4.685	63.0	715817	73.2858	µg/L	m	99
T 2-Chlorophenol	4.736	128.0	767588	72.8639	µg/L	98	
T 1,3-Dichlorobenzene	4.879	146.0	1018855	73.1731	µg/L	m	99
T 1,4-Dichlorobenzene	4.971	146.0	995281	71.1231	µg/L	m	97
T 1,2-Dichlorobenzene	5.124	146.0	994030	72.0445	µg/L	99	
T Benzyl Alcohol	5.144	108.0	426329	71.4685	µg/L	97	
T bis(2-chloroisopropyl)Ether	5.297	121.0	264342	70.5418	µg/L	98	
T 2-Methylphenol	5.318	107.0	669842	71.7481	µg/L	99	
T N-nitroso-Di-n-propylamine	5.451	70.0	485935	74.6830	µg/L	99	
T 4Methylphenol/3Methylphenol	5.502	107.0	1008211	79.9279	µg/L	97	
T Hexachloroethane	5.502	117.0	296966	74.4784	µg/L	98	

Quantitation Results Report (QT Reviewed)

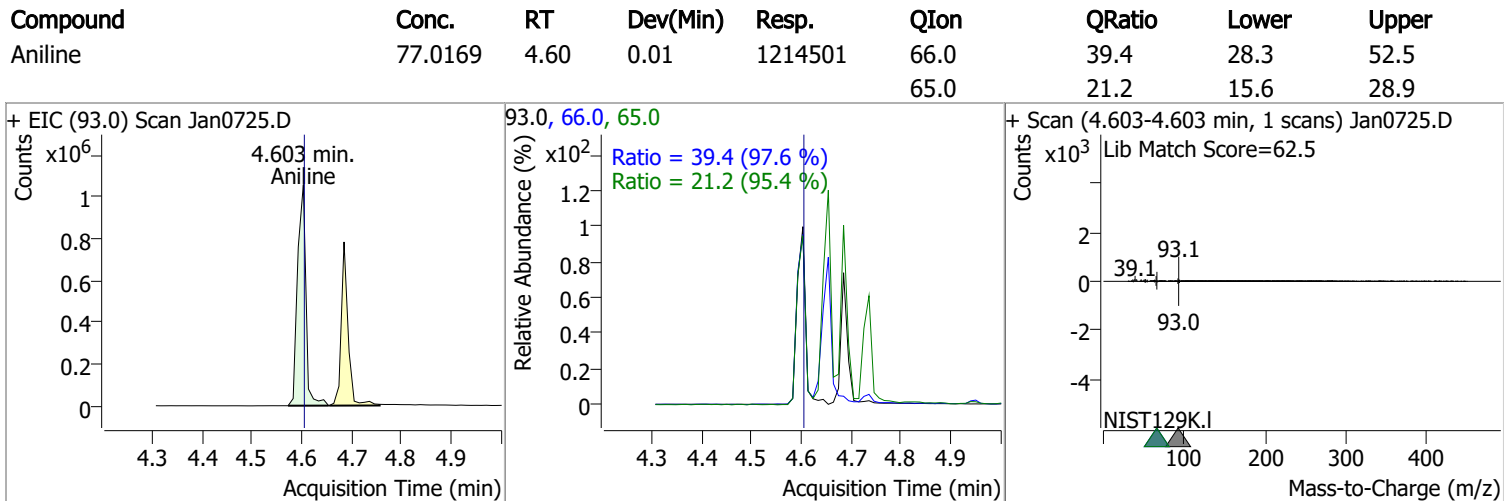
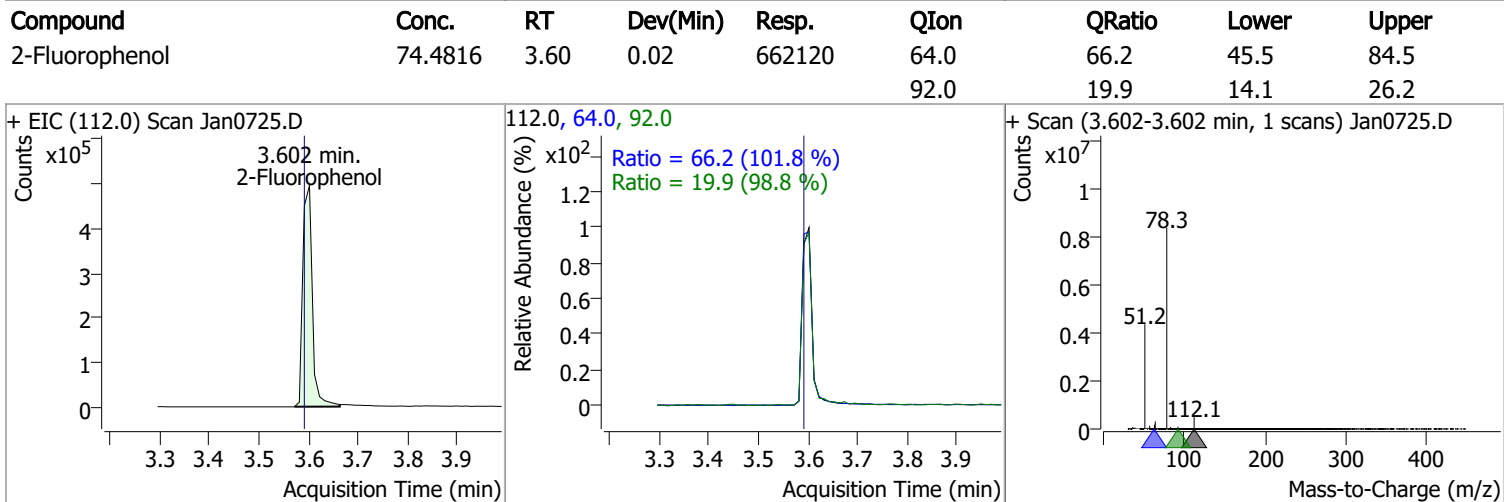
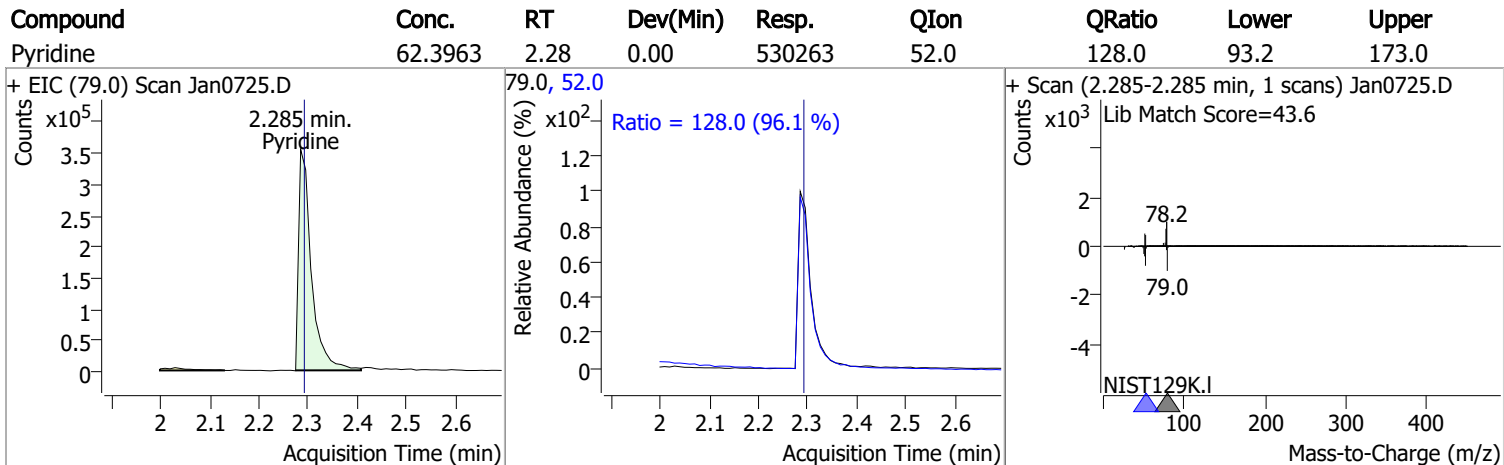
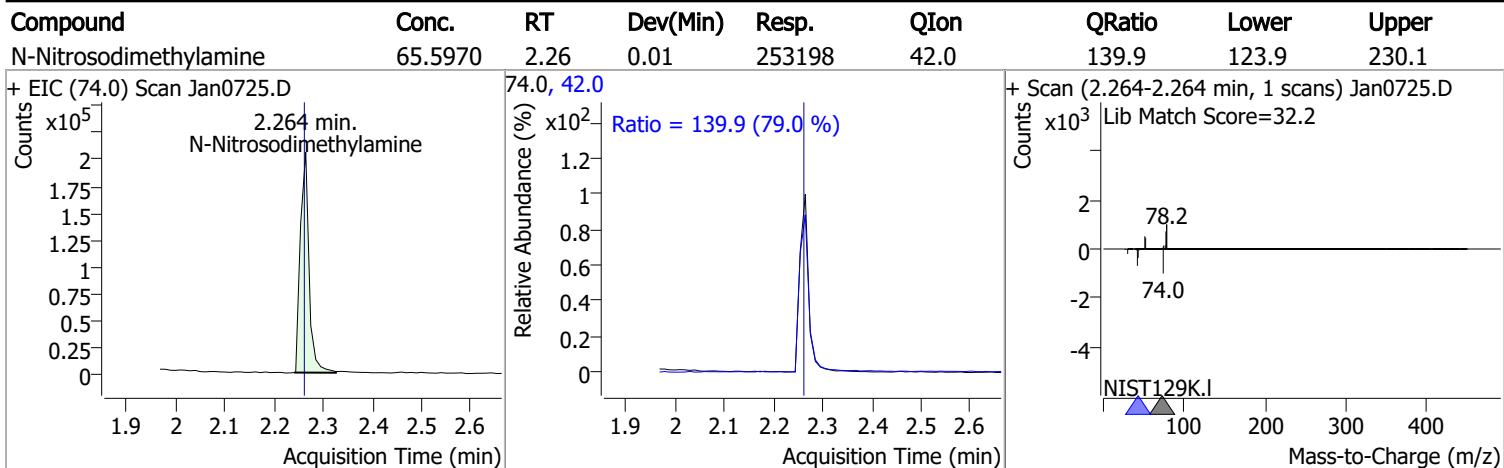
Compound	RT	QIon	Resp.	Conc.	Units	Dev(Min)	
T Nitrobenzene	5.604	123.1	229398	65.9451	µg/L	93	
T Isophorone	5.900	82.0	1122958	72.6913	µg/L	100	
T 2-Nitrophenol	5.972	139.0	179277	67.6656	µg/L	95	
T 2,4-Dimethylphenol	6.095	122.0	533469	70.4166	µg/L	100	
T bis(-2-Chloroethoxy)Methane	6.187	93.0	673011	75.2566	µg/L	96	
T Benzoic Acid	6.300	105.0	319297	77.1469	µg/L	98	
T 2,4-Dichlorophenol	6.290	162.0	529736	76.1425	µg/L	98	
T 1,2,4-Trichlorobenzene	6.352	180.0	612969	69.2390	µg/L	99	
T Naphthalene	6.434	128.0	1871117	72.7249	µg/L	99	
T 4-Chlorophenol	6.506	130.0	206101	86.0335	µg/L	94	
T p-Chloroaniline	6.537	127.0	763004	76.1235	µg/L	98	
T Hexachlorobutadiene	6.598	224.9	346417	71.9656	µg/L	98	
T 4-Chloro-2-Methylphenol	7.040	107.0	494673	76.4471	µg/L	m	99
T 4-Chloro-3-Methylphenol	7.173	107.0	494764	72.3929	µg/L	m	100
T 2-Methylnaphthalene	7.255	141.0	1075757	66.9752	µg/L	99	
T 1-Methylnaphthalene	7.368	141.0	1114817	72.1499	µg/L	99	
T Hexachlorocyclopentadiene	7.451	236.9	215660	71.6509	µg/L	99	
T 2,4,6-Trichlorophenol	7.625	196.0	323682	74.9811	µg/L	99	
T 2,4,5-Trichlorophenol	7.687	196.0	385550	78.0931	µg/L	99	
T 2-Chloronaphthalene	7.831	162.0	1174052	71.3136	µg/L	99	
T 2-Nitroaniline	7.995	65.0	212156	74.6218	µg/L	99	
T Dimethyl Phthalate	8.241	163.0	1199450	73.3347	µg/L	98	
T 2,6-Dinitrotoluene	8.302	165.0	161989	73.1418	µg/L	96	
T Acenaphthylene	8.323	152.1	1986519	75.7624	µg/L	100	
T 3-Nitroaniline	8.507	138.0	172961	72.9178	µg/L	98	
T Acenaphthene	8.538	154.0	1117096	73.5790	µg/L	100	
T 2,4-Dinitrophenol	8.630	184.0	79408	69.3598	µg/L	97	
T Dibenzofuran	8.742	168.0	1772612	73.7717	µg/L	100	
T 2,4-Dinitrotoluene	8.783	165.0	211376	74.0000	µg/L	86	
T 4-Nitrophenol	8.814	109.0	189076	76.7405	µg/L	97	
T Diethylphthalate	9.110	149.0	1314631	79.7899	µg/L	99	
T Fluorene	9.162	166.0	1507712	77.9315	µg/L	100	
T 4-Chlorophenyl-phenylether	9.192	204.0	645267	73.0703	µg/L	96	
T 4-Nitroaniline	9.254	138.0	189458	80.5617	µg/L	95	
T 4,6-Dinitro-2-methylphenol	9.264	198.0	117706	72.7348	µg/L	100	
T N-nitrosodiphenylamine	9.346	169.0	936712	76.0748	µg/L	99	
T Azobenzene	9.376	77.0	1103143	75.3843	µg/L	95	
T 4-Bromophenyl-phenylether	9.775	248.0	370727	74.8743	µg/L	96	
T Hexachlorobenzene	9.816	283.9	366411	73.2795	µg/L	96	
T Pentachlorophenol	10.080	265.9	186215	79.1440	µg/L	95	
T Phenanthrene	10.302	178.0	1937389	77.1579	µg/L	99	
T Anthracene	10.373	178.0	1911916	78.7868	µg/L	100	
T Triallate	10.434	86.0	425738	80.1900	µg/L	96	
T Carbazole	10.627	167.0	1885613	78.5127	µg/L	99	
T o-Terphenyl	10.839	230.0	1025575	70.6877	µg/L	98	
T Di-n-Butylphthalate	11.224	149.0	1836279	80.1970	µg/L	100	
T Fluoranthene	12.146	202.0	1933728	73.1544	µg/L	98	
T Benzidine	12.541	184.0	758943	73.3817	µg/L	99	
T Pyrene	12.581	202.0	2188470	75.6184	µg/L	97	
T Butylbenzylphthalate	14.572	149.0	602015	77.8613	µg/L	98	
T Benzo(a)Anthracene	15.808	228.0	1562940	73.9619	µg/L	100	
T Chrysene	15.921	228.0	1712757	73.7836	µg/L	99	
T 3,3-Dichlorobenzidine	15.961	252.0	537544	74.9579	µg/L	99	
T bis(2-ethylhexyl)Phthalate	16.646	167.0	207934	75.9301	µg/L	97	
T Di-n-octyl Phthalate	18.335	149.0	1483335	76.7199	µg/L	100	

Quantitation Results Report (QT Reviewed)

Compound	RT	QIon	Resp.	Conc.	Units	Dev(Min)
T Benzo(b)fluoranthene	18.588	252.0	1565038	74.9907	µg/L	100
T Benzo(k)fluoranthene	18.649	252.0	1643420	75.9559	µg/L	99
T Benzo(a)pyrene	19.175	252.0	1498499	75.6371	µg/L	100
T Indeno(1,2,3-c,d)pyrene	20.927	276.0	1261485	75.4977	µg/L	97
T Dibenzo(a,h)anthracene	20.988	278.0	1313709	72.8827	µg/L	98
T Benzo(g,h,i)perylene	21.261	276.0	1475191	75.4240	µg/L	98

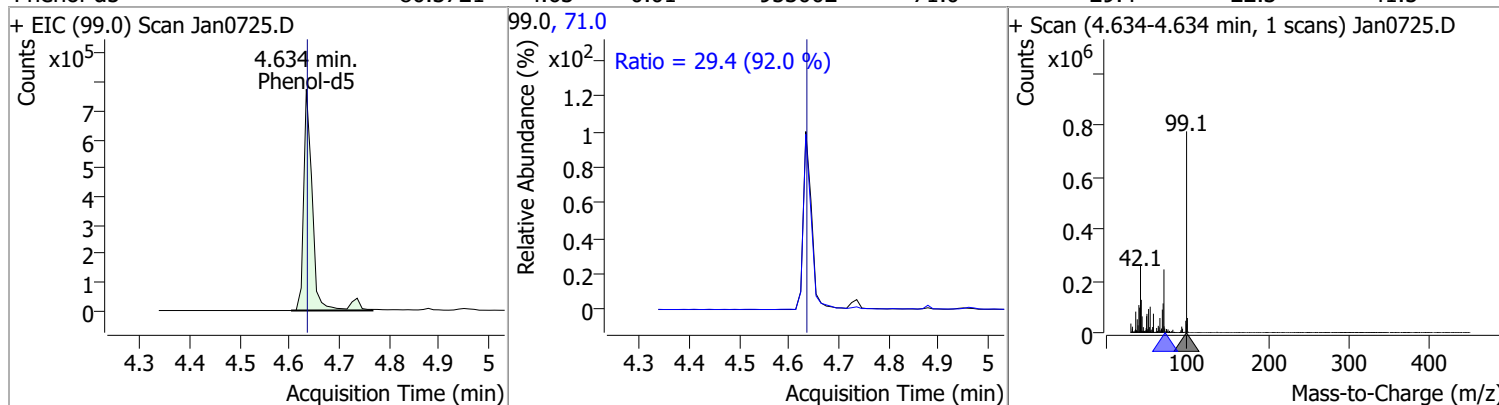
(#) = Qualifier Out of Range; (m) = Manual Integration; (+) = Area Summed; (*) = Surrogate Percent Recovery Out of Range; (d): Zeroed Peak

Quantitation Results Report (QT Reviewed)

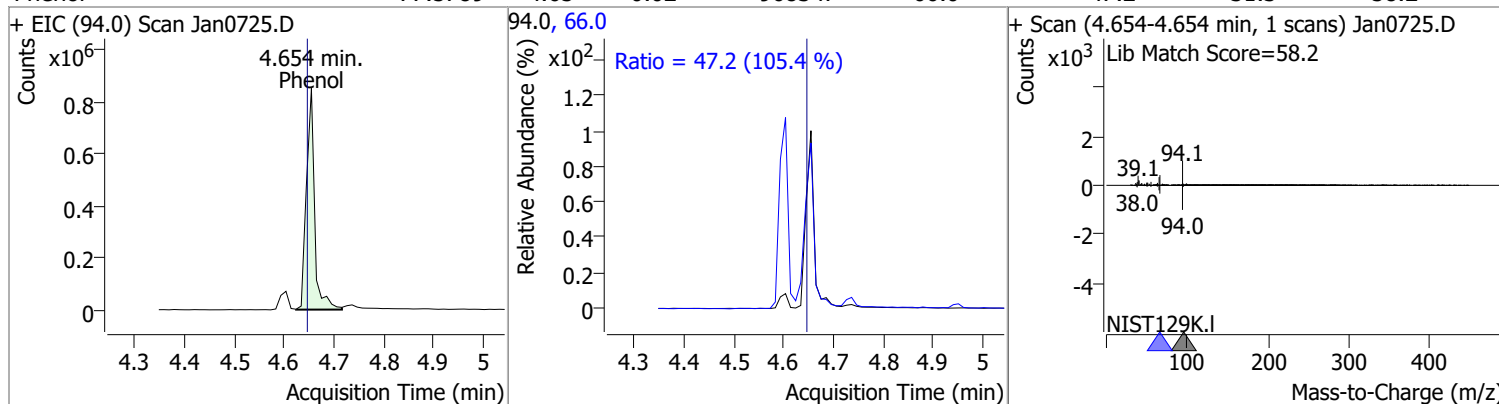


Quantitation Results Report (QT Reviewed)

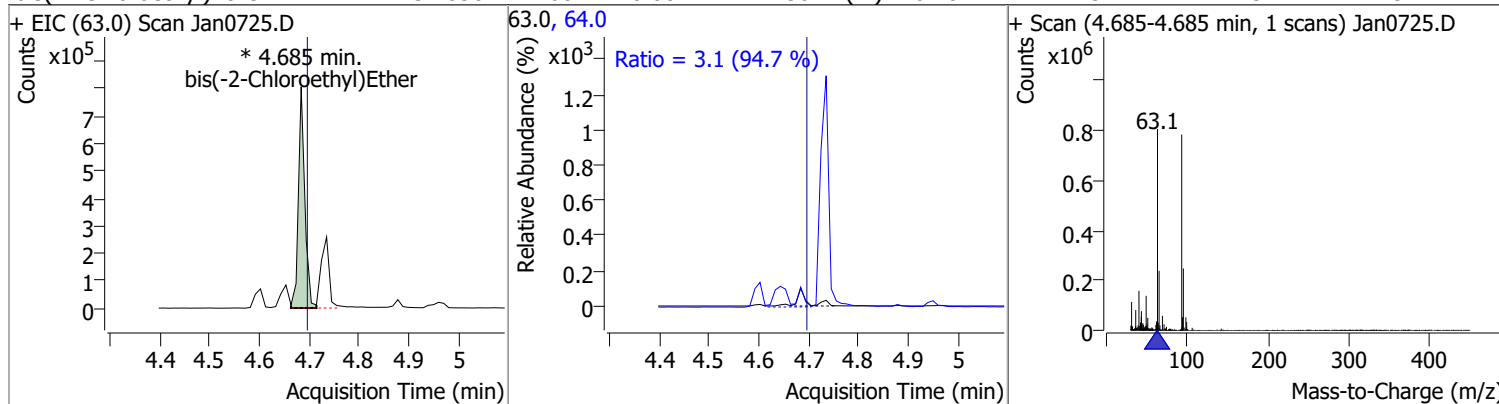
Compound	Conc.	RT	Dev(Min)	Resp.	QIon	QRatio	Lower	Upper
Phenol-d5	80.3721	4.63	0.01	953002	71.0	29.4	22.3	41.5



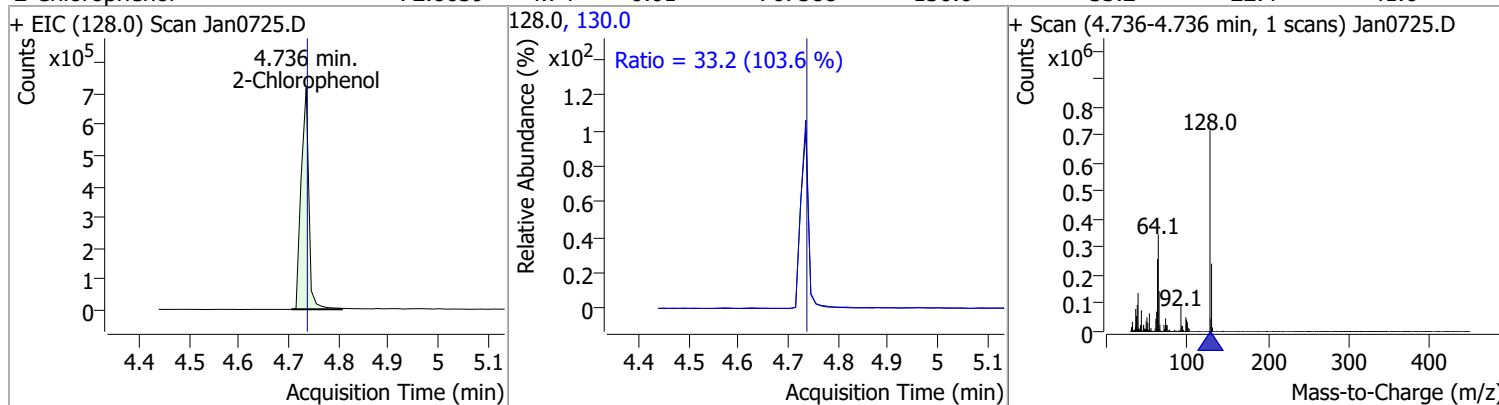
Compound	Conc.	RT	Dev(Min)	Resp.	QIon	QRatio	Lower	Upper
Phenol	77.5789	4.65	0.02	968347	66.0	47.2	31.3	58.2



Compound	Conc.	RT	Dev(Min)	Resp.	QIon	QRatio	Lower	Upper
bis(-2-Chloroethyl)Ether	73.2858	4.68	0.00	715817 (m)	64.0	3.1	2.3	4.3

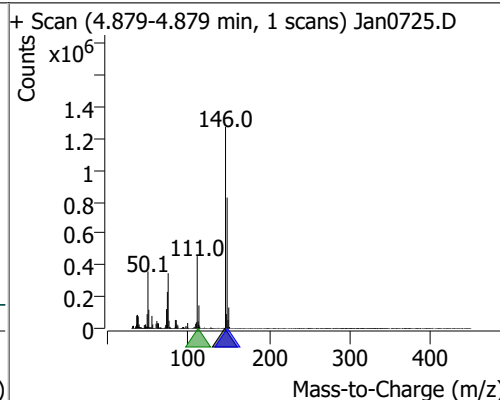
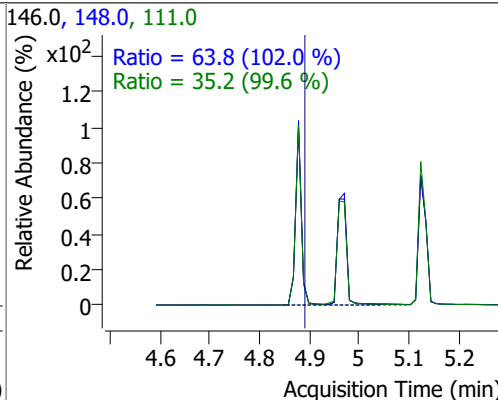
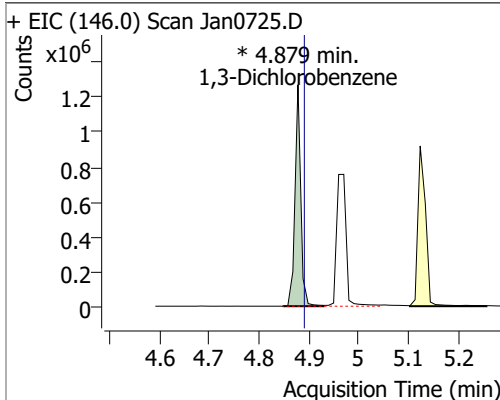


Compound	Conc.	RT	Dev(Min)	Resp.	QIon	QRatio	Lower	Upper
2-Chlorophenol	72.8639	4.74	0.01	767588	130.0	33.2	22.4	41.6

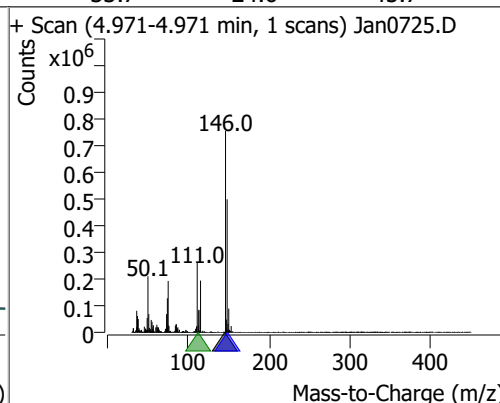
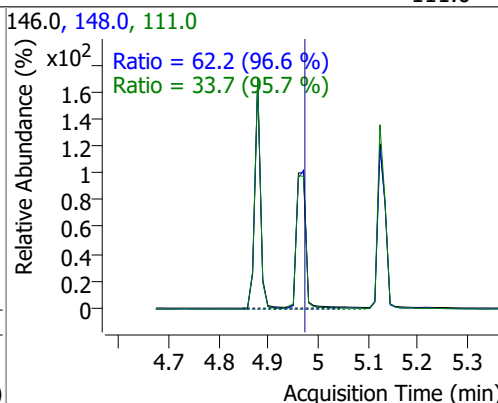
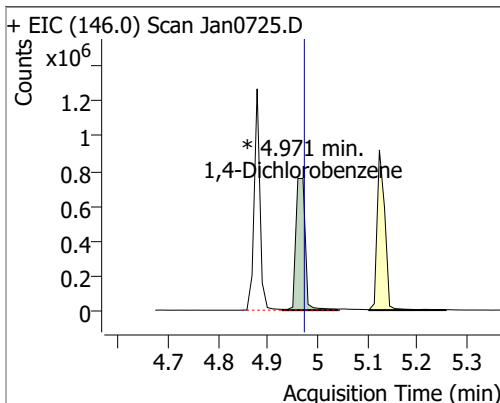


Quantitation Results Report (QT Reviewed)

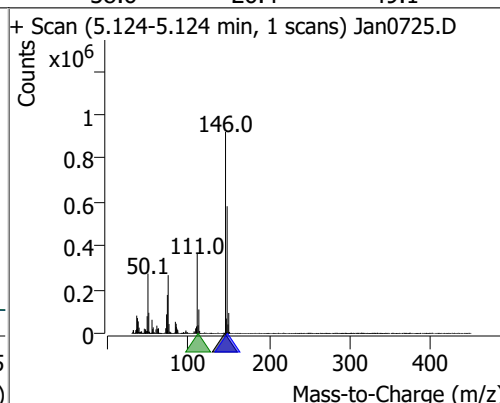
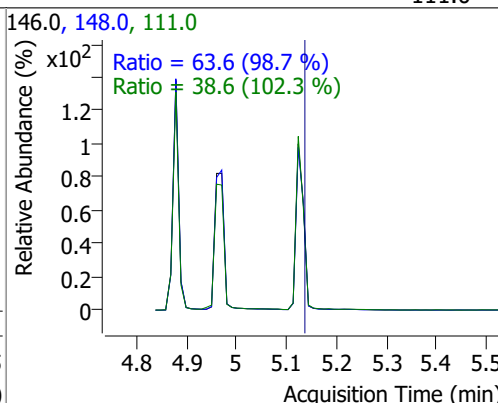
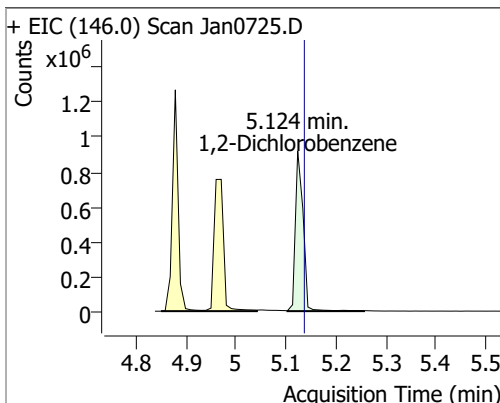
Compound	Conc.	RT	Dev(Min)	Resp.	QIon	QRatio	Lower	Upper
1,3-Dichlorobenzene	73.1731	4.88	0.00	1018855 (m)	148.0	63.8	43.8	81.3
					111.0	35.2	24.8	46.0



Compound	Conc.	RT	Dev(Min)	Resp.	QIon	QRatio	Lower	Upper
1,4-Dichlorobenzene	71.1231	4.97	0.01	995281 (m)	148.0	62.2	45.1	83.8
					111.0	33.7	24.6	45.7

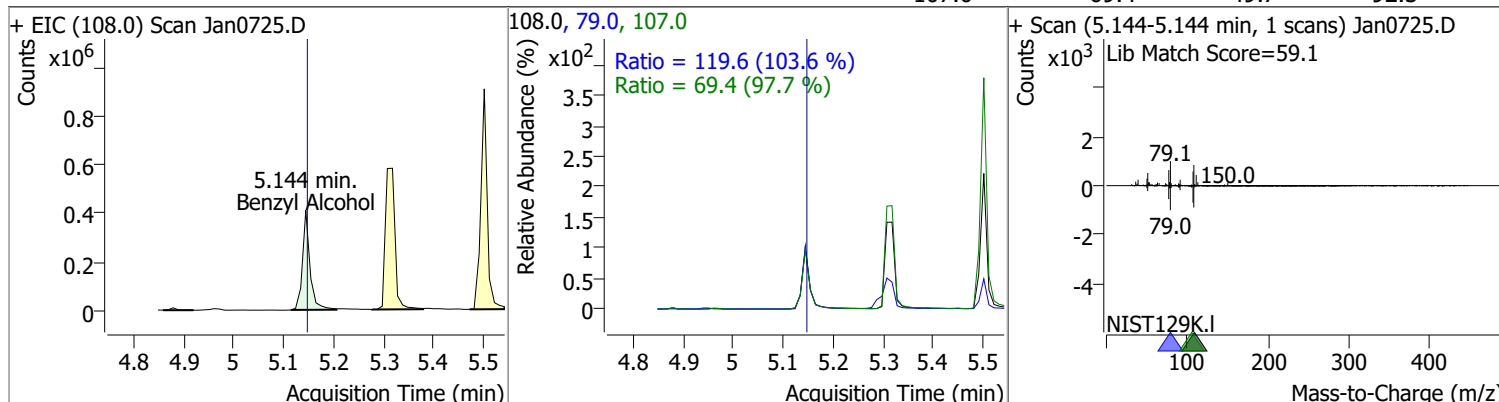


Compound	Conc.	RT	Dev(Min)	Resp.	QIon	QRatio	Lower	Upper
1,2-Dichlorobenzene	72.0445	5.12	0.00	994030	148.0	63.6	45.1	83.8
					111.0	38.6	26.4	49.1

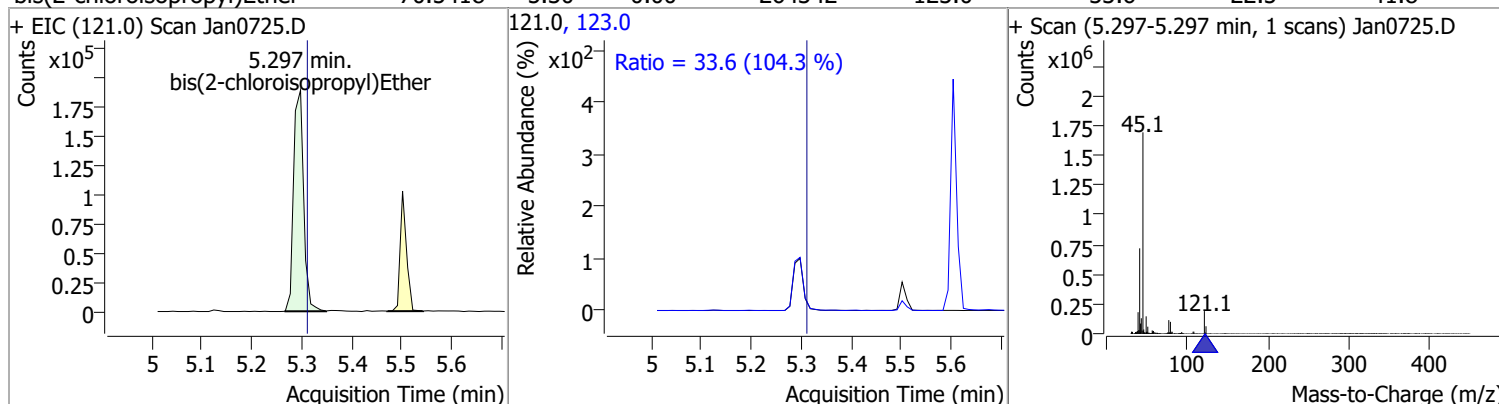


Quantitation Results Report (QT Reviewed)

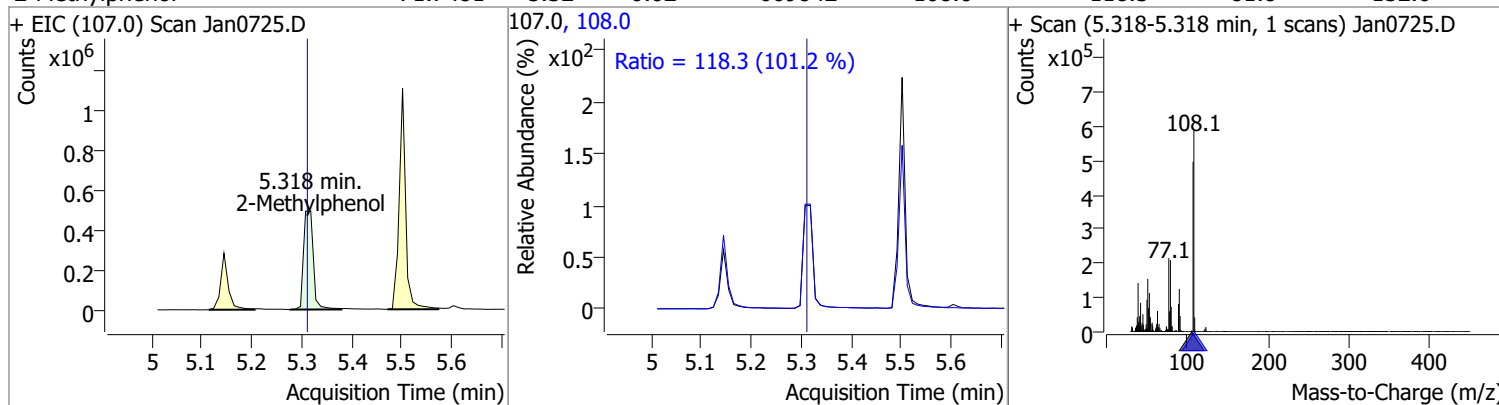
Compound	Conc.	RT	Dev(Min)	Resp.	QIon	QRatio	Lower	Upper
Benzyl Alcohol	71.4685	5.14	0.01	426329	79.0	119.6	80.8	150.1
					107.0	69.4	49.7	92.3



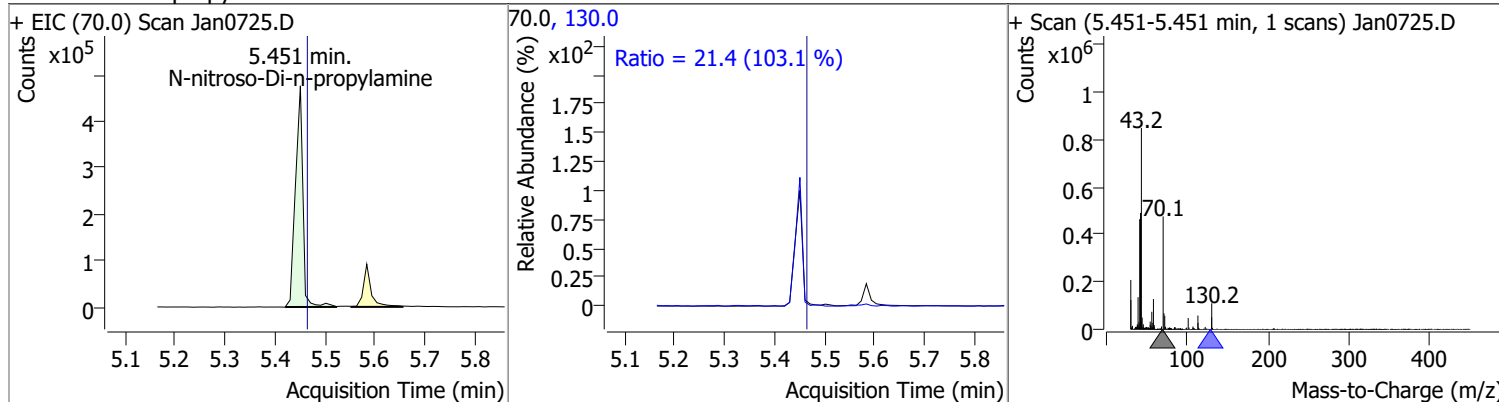
Compound	Conc.	RT	Dev(Min)	Resp.	QIon	QRatio	Lower	Upper
bis(2-chloroisopropyl)Ether	70.5418	5.30	0.00	264342	123.0	33.6	22.5	41.8



Compound	Conc.	RT	Dev(Min)	Resp.	QIon	QRatio	Lower	Upper
2-Methylphenol	71.7481	5.32	0.02	669842	108.0	118.3	81.8	152.0

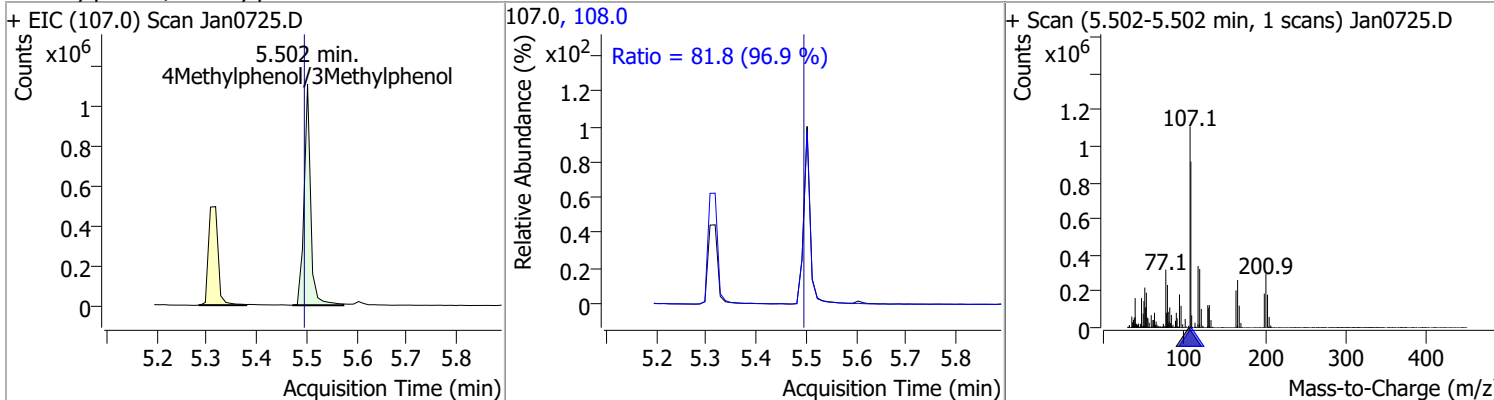


Compound	Conc.	RT	Dev(Min)	Resp.	QIon	QRatio	Lower	Upper
N-nitroso-Di-n-propylamine	74.6830	5.45	0.00	485935	130.0	21.4	0.0	41.5

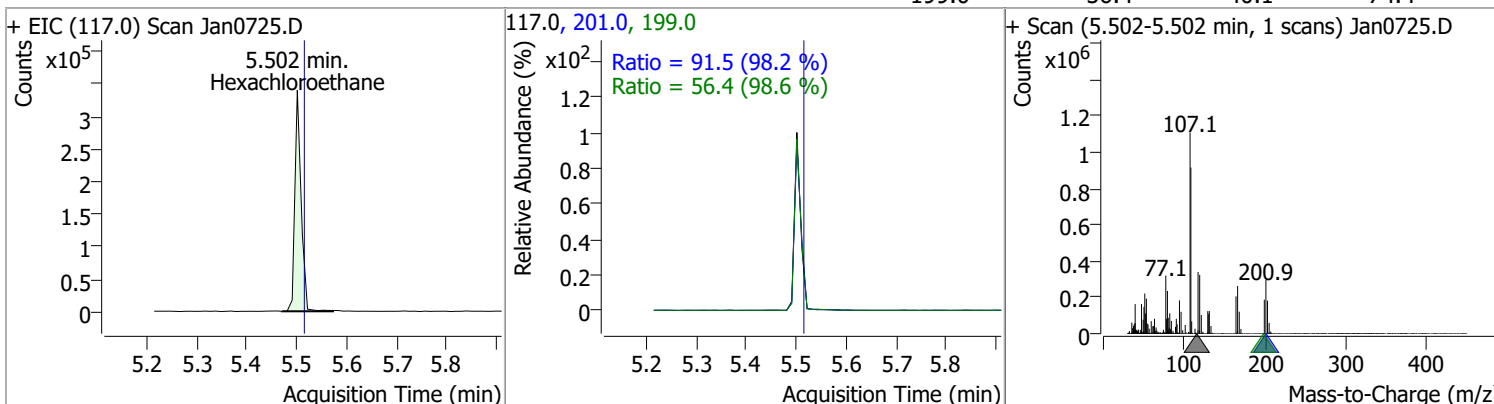


Quantitation Results Report (QT Reviewed)

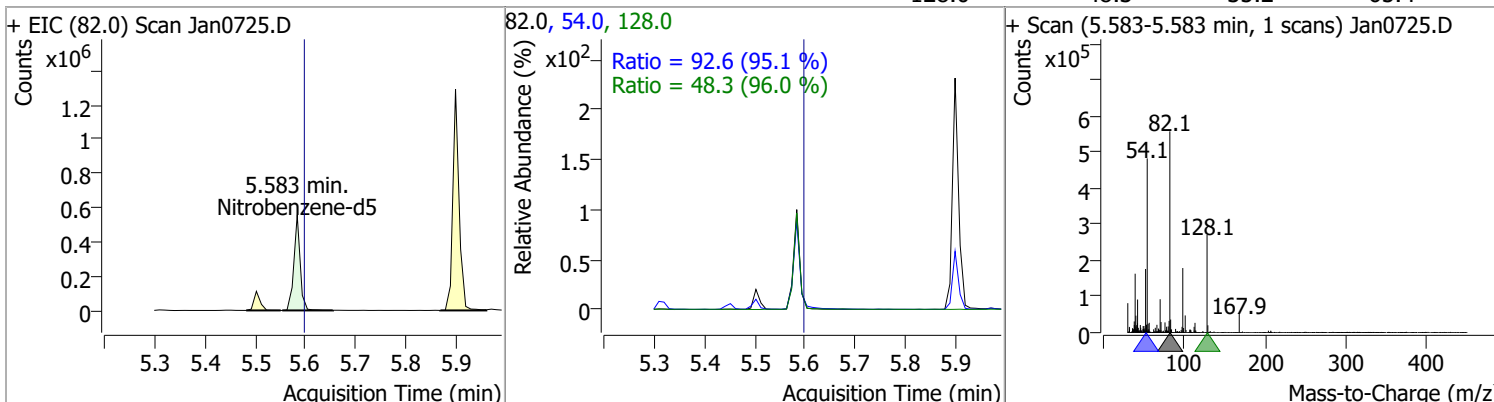
Compound	Conc.	RT	Dev(Min)	Resp.	QIon	QRatio	Lower	Upper
4Methylphenol/3Methylphenol	79.9279	5.50	0.02	1008211	108.0	81.8	59.1	109.8



Compound	Conc.	RT	Dev(Min)	Resp.	QIon	QRatio	Lower	Upper
Hexachloroethane	74.4784	5.50	0.00	296966	201.0	91.5	65.2	121.2
					199.0	56.4	40.1	74.4

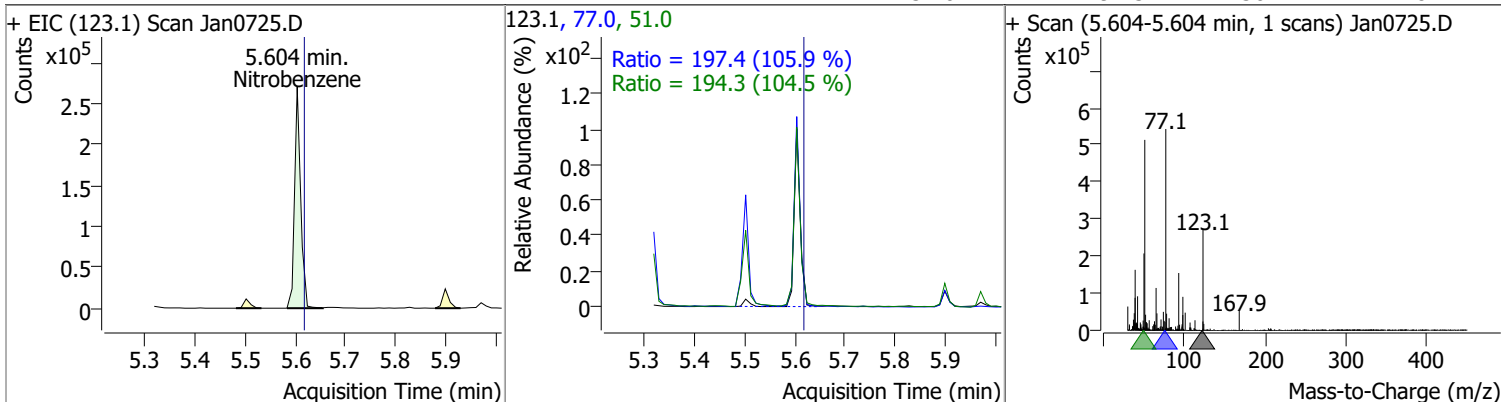


Compound	Conc.	RT	Dev(Min)	Resp.	QIon	QRatio	Lower	Upper
Nitrobenzene-d5	75.5935	5.58	0.00	487943	54.0	92.6	68.2	126.6
					128.0	48.3	35.2	65.4

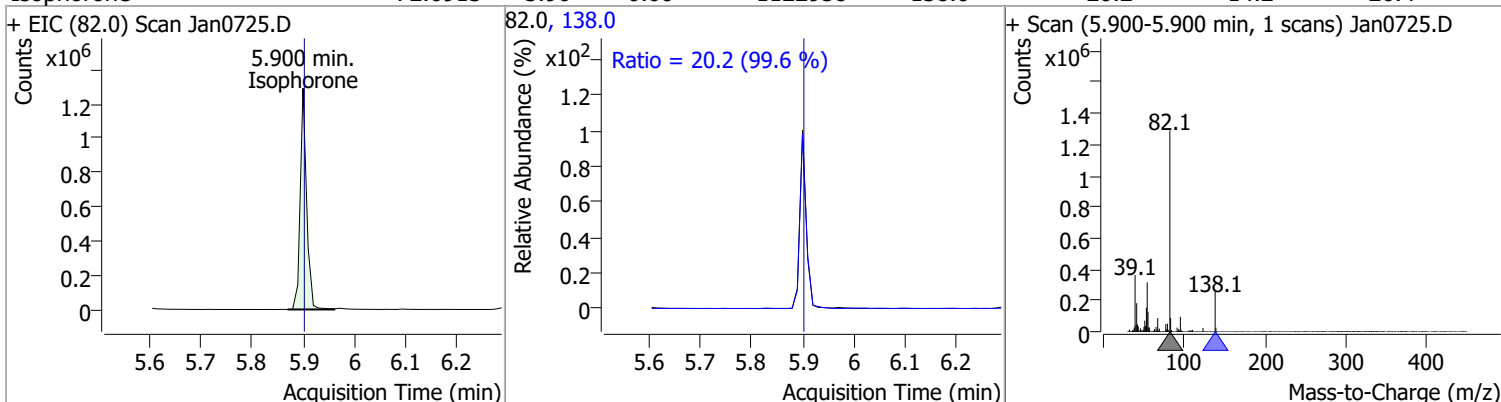


Quantitation Results Report (QT Reviewed)

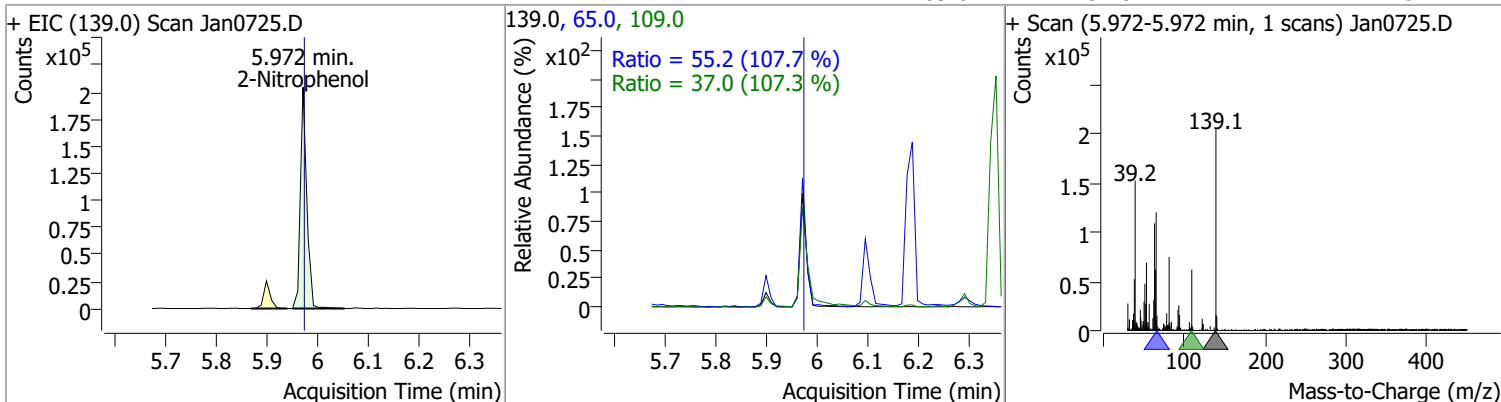
Compound	Conc.	RT	Dev(Min)	Resp.	QIon	QRatio	Lower	Upper
Nitrobenzene	65.9451	5.60	0.00	229398	77.0	197.4	130.5	242.3
					51.0	194.3	130.2	241.8



Compound	Conc.	RT	Dev(Min)	Resp.	QIon	QRatio	Lower	Upper
Isophrone	72.6913	5.90	0.00	1122958	138.0	20.2	14.2	26.4

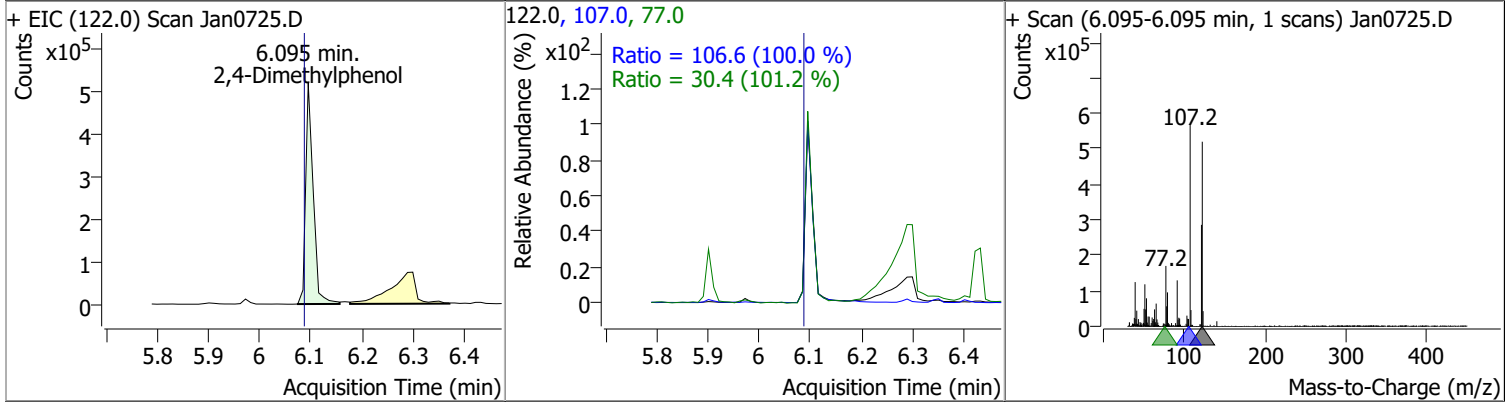


Compound	Conc.	RT	Dev(Min)	Resp.	QIon	QRatio	Lower	Upper
2-Nitrophenol	67.6656	5.97	0.00	179277	65.0	55.2	35.9	66.6
					109.0	37.0	24.1	44.8

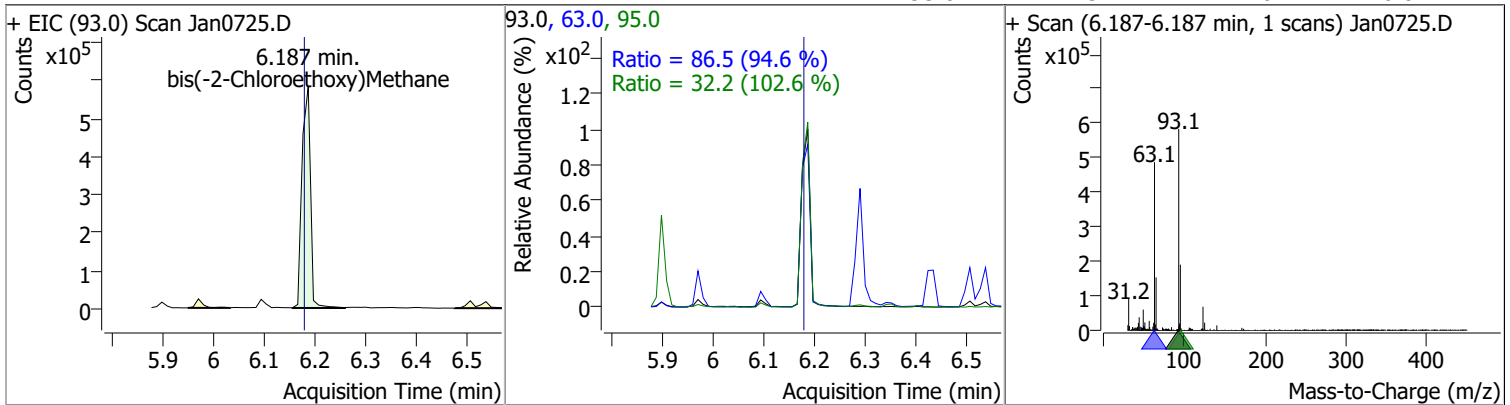


Quantitation Results Report (QT Reviewed)

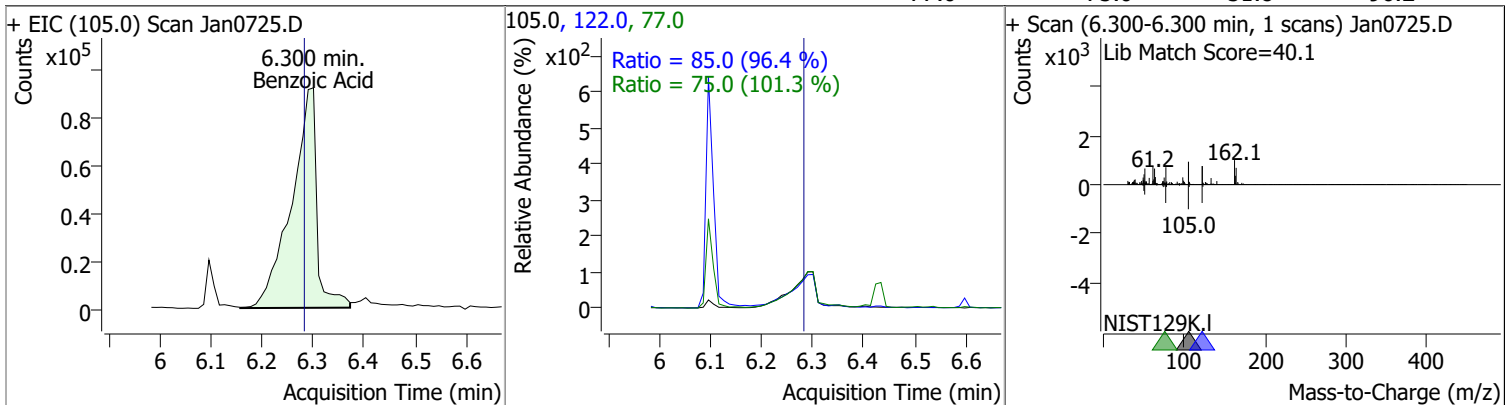
Compound	Conc.	RT	Dev(Min)	Resp.	QIon	QRatio	Lower	Upper
2,4-Dimethylphenol	70.4166	6.10	0.01	533469	107.0	106.6	74.6	138.5
					77.0	30.4	21.0	39.1



Compound	Conc.	RT	Dev(Min)	Resp.	QIon	QRatio	Lower	Upper
bis(-2-Chloroethoxy)Methane	75.2566	6.19	0.01	673011	63.0	86.5	64.0	118.8
					95.0	32.2	22.0	40.8

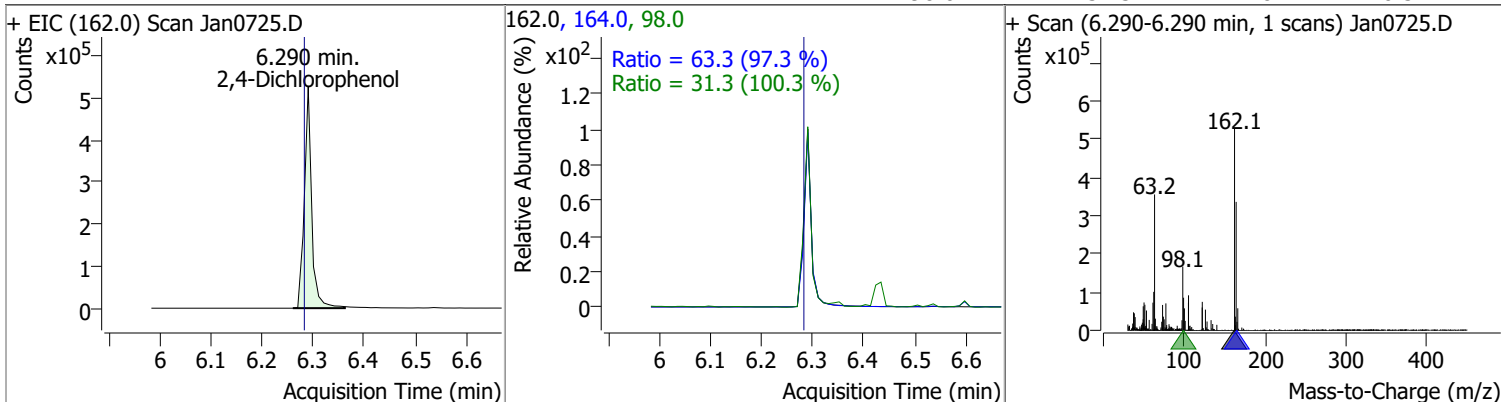


Compound	Conc.	RT	Dev(Min)	Resp.	QIon	QRatio	Lower	Upper
Benzoic Acid	77.1469	6.30	0.02	319297	122.0	85.0	61.7	114.6
					77.0	75.0	51.8	96.2

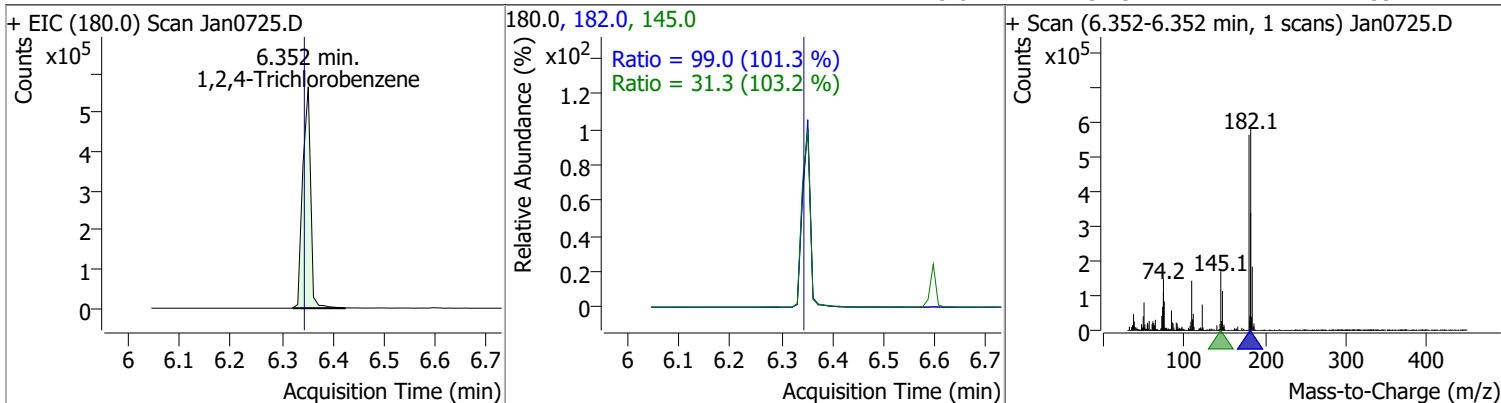


Quantitation Results Report (QT Reviewed)

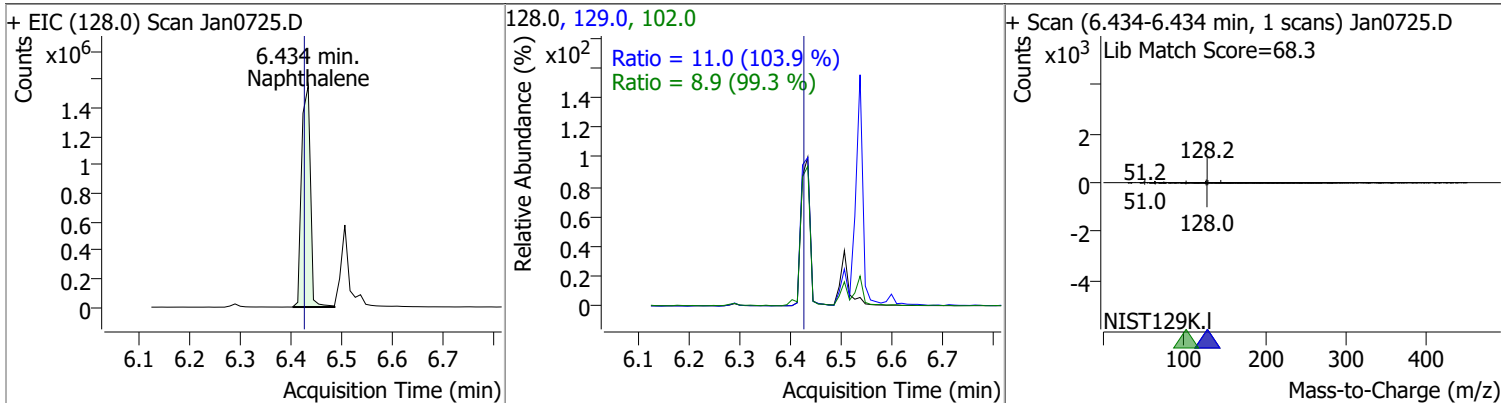
Compound	Conc.	RT	Dev(Min)	Resp.	QIon	QRatio	Lower	Upper
2,4-Dichlorophenol	76.1425	6.29	0.01	529736	164.0	63.3	45.5	84.6
					98.0	31.3	21.8	40.5



Compound	Conc.	RT	Dev(Min)	Resp.	QIon	QRatio	Lower	Upper
1,2,4-Trichlorobenzene	69.2390	6.35	0.01	612969	182.0	99.0	68.4	127.1
					145.0	31.3	21.2	39.4

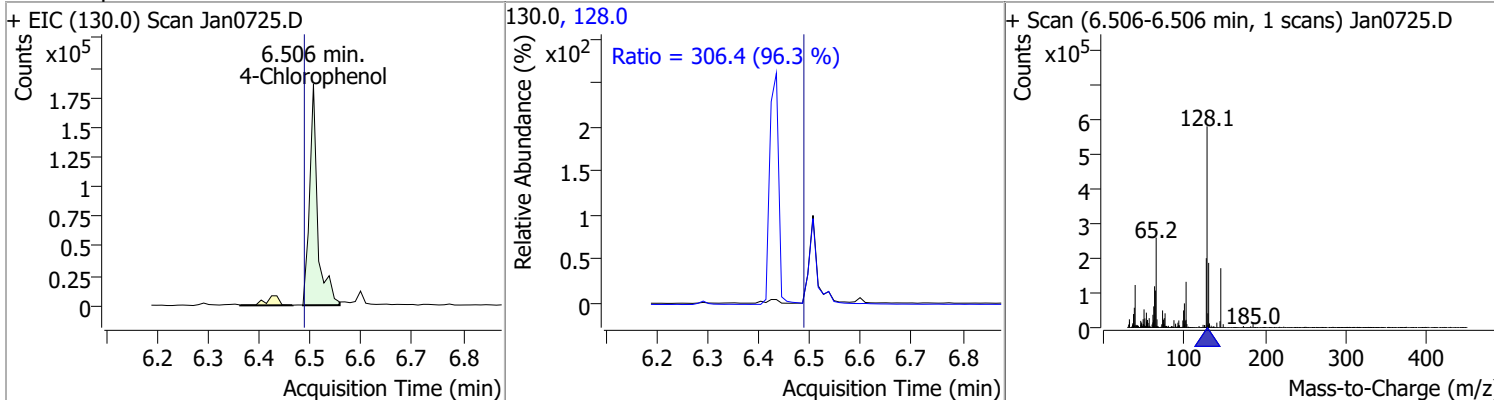


Compound	Conc.	RT	Dev(Min)	Resp.	QIon	QRatio	Lower	Upper
Naphthalene	72.7249	6.43	0.01	1871117	129.0	11.0	7.4	13.8
					102.0	8.9	6.3	11.7

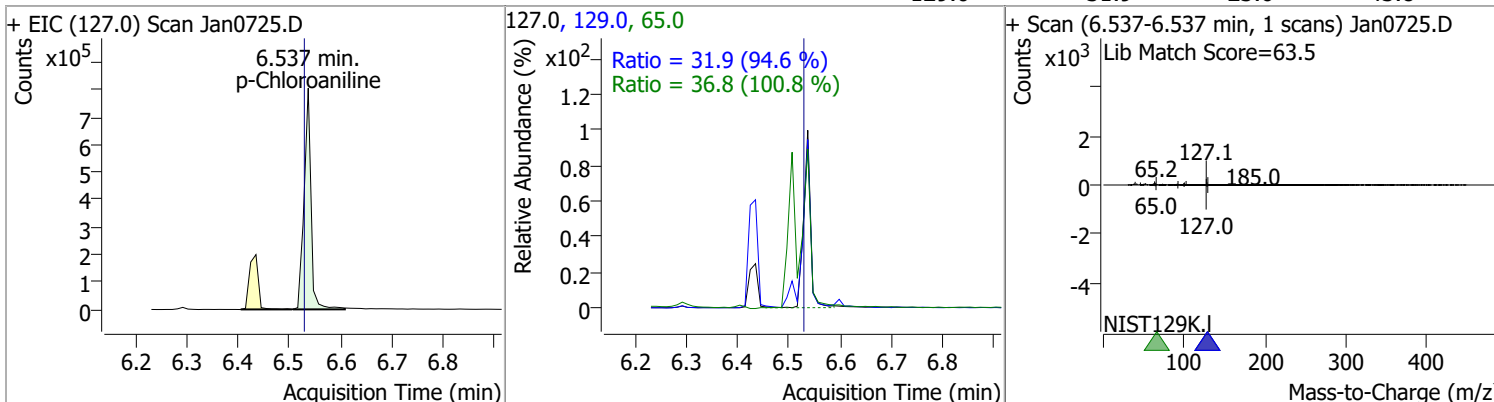


Quantitation Results Report (QT Reviewed)

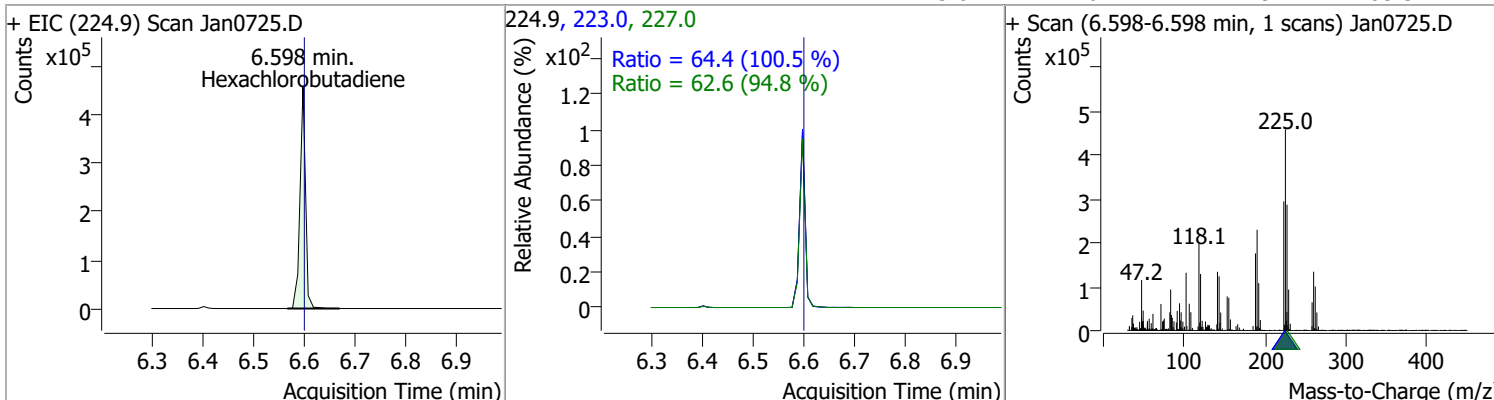
Compound	Conc.	RT	Dev(Min)	Resp.	QIon	QRatio	Lower	Upper
4-Chlorophenol	86.0335	6.51	0.02	206101	128.0	306.4	222.8	413.7



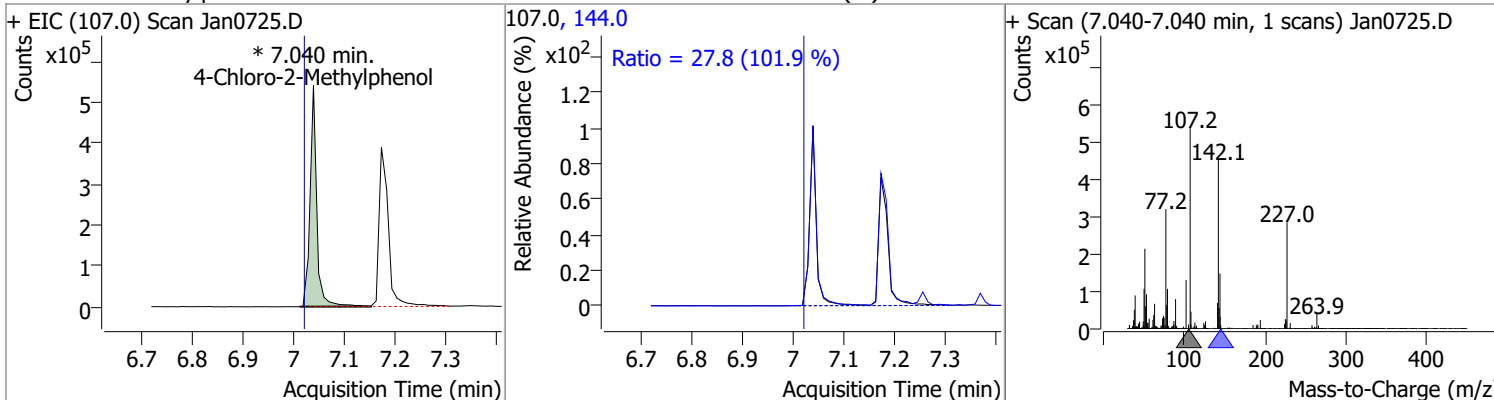
Compound	Conc.	RT	Dev(Min)	Resp.	QIon	QRatio	Lower	Upper
p-Chloroaniline	76.1235	6.54	0.01	763004	65.0	36.8	25.6	47.5
					129.0	31.9	23.6	43.8



Compound	Conc.	RT	Dev(Min)	Resp.	QIon	QRatio	Lower	Upper
Hexachlorobutadiene	71.9656	6.60	0.00	346417	227.0	62.6	46.3	85.9
					223.0	64.4	44.9	83.3

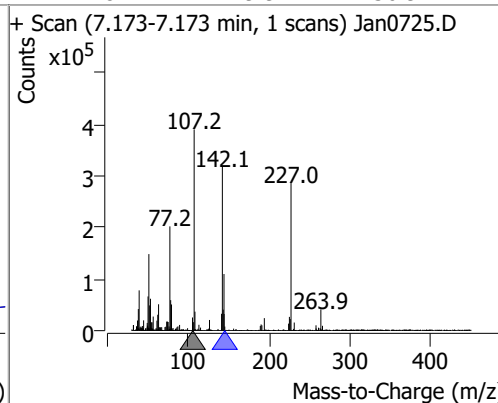
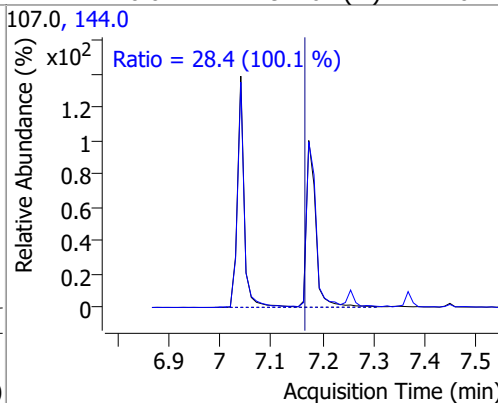
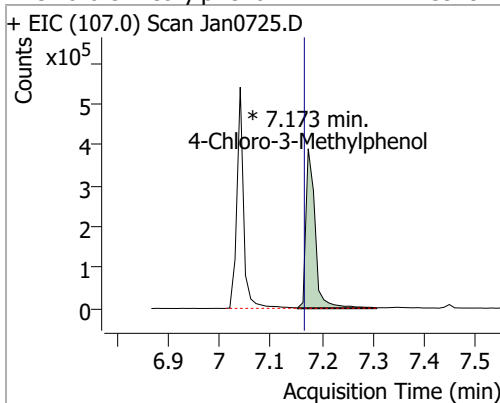


Compound	Conc.	RT	Dev(Min)	Resp.	QIon	QRatio	Lower	Upper
4-Chloro-2-Methylphenol	76.4471	7.04	0.02	494673 (m)	144.0	27.8	19.1	35.5

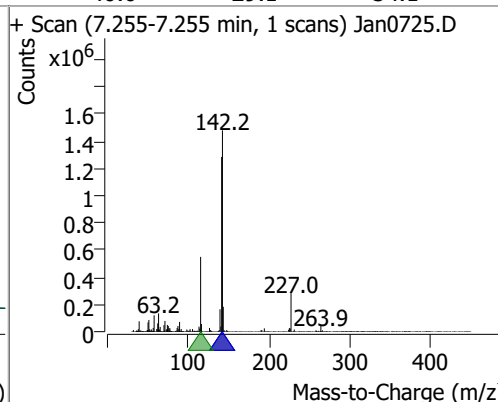
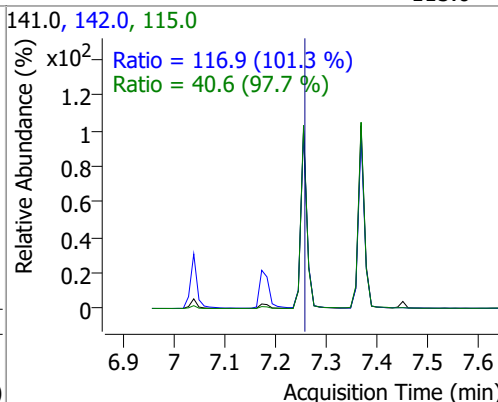
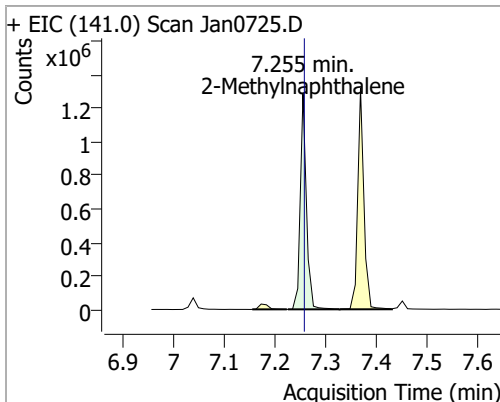


Quantitation Results Report (QT Reviewed)

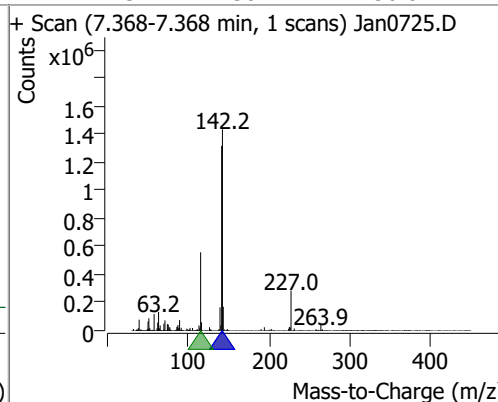
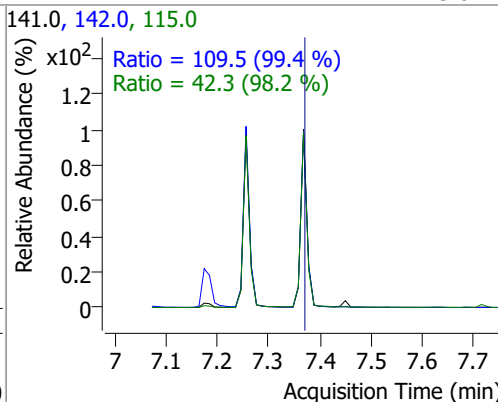
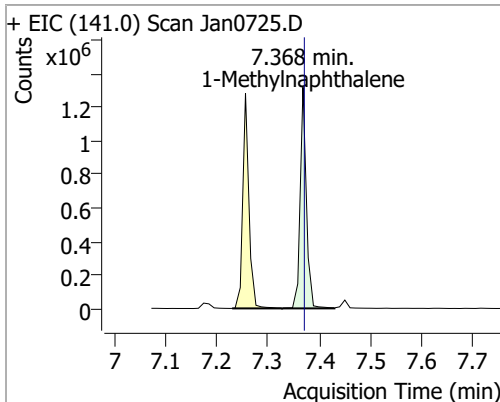
Compound	Conc.	RT	Dev(Min)	Resp.	QIon	QRatio	Lower	Upper
4-Chloro-3-Methylphenol	72.3929	7.17	0.01	494764 (m)	144.0	28.4	19.9	36.9



Compound	Conc.	RT	Dev(Min)	Resp.	QIon	QRatio	Lower	Upper
2-Methylnaphthalene	66.9752	7.26	0.00	1075757	142.0	116.9	80.8	150.1
					115.0	40.6	29.1	54.1

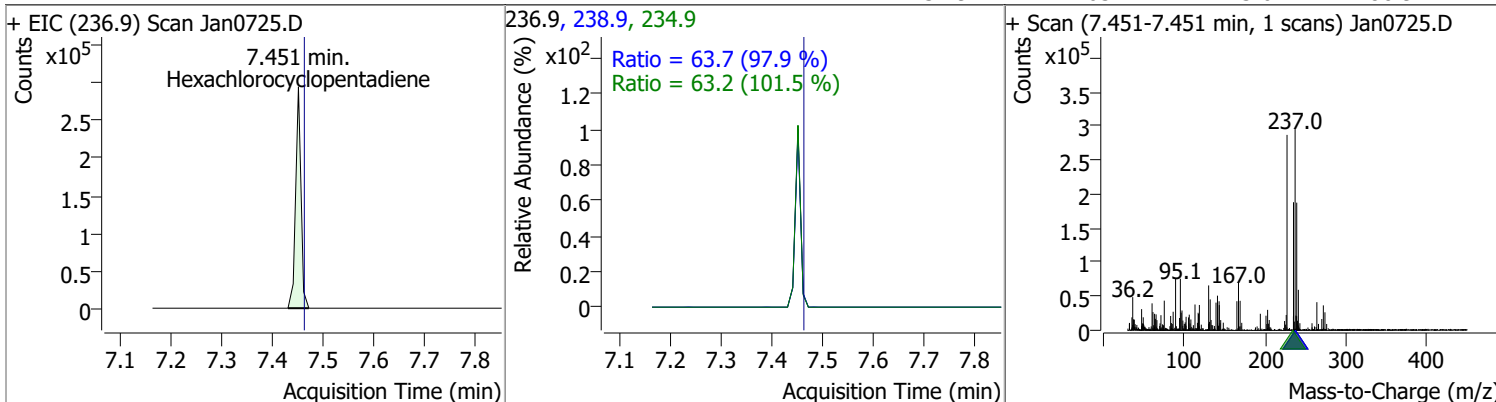


Compound	Conc.	RT	Dev(Min)	Resp.	QIon	QRatio	Lower	Upper
1-Methylnaphthalene	72.1499	7.37	0.00	1114817	142.0	109.5	77.1	143.2
					115.0	42.3	30.2	56.0

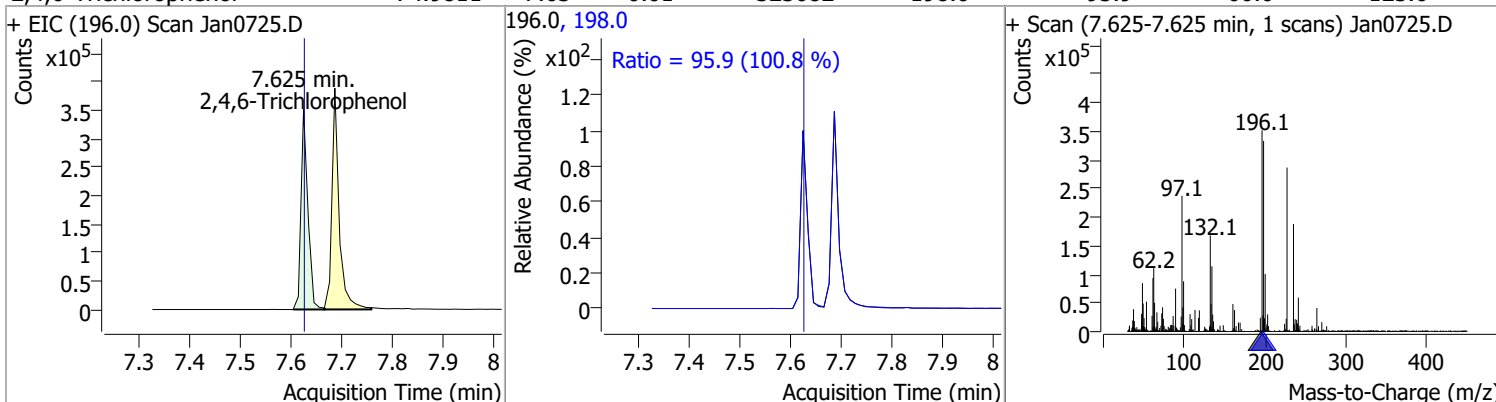


Quantitation Results Report (QT Reviewed)

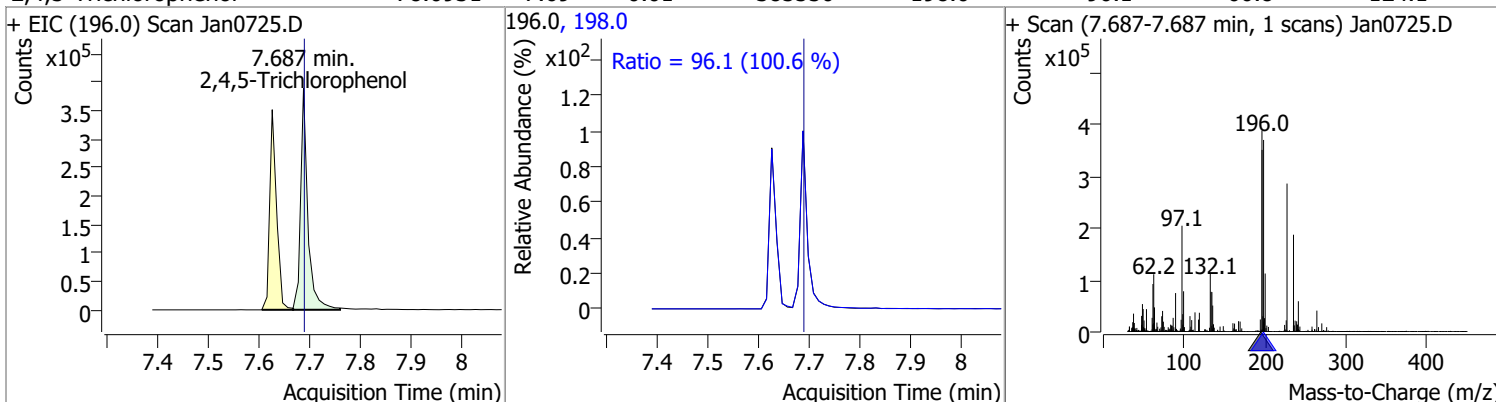
Compound	Conc.	RT	Dev(Min)	Resp.	QIon	QRatio	Lower	Upper
Hexachlorocyclopentadiene	71.6509	7.45	0.00	215660	238.9	63.7	45.5	84.6
					234.9	63.2	43.6	80.9



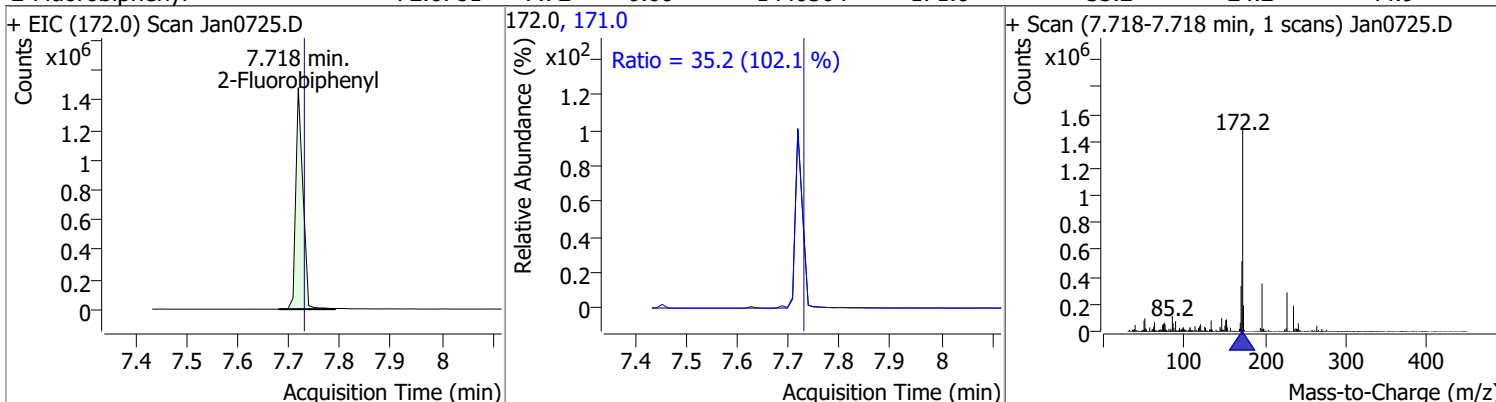
Compound	Conc.	RT	Dev(Min)	Resp.	QIon	QRatio	Lower	Upper
2,4,6-Trichlorophenol	74.9811	7.63	0.01	323682	198.0	95.9	66.6	123.6



Compound	Conc.	RT	Dev(Min)	Resp.	QIon	QRatio	Lower	Upper
2,4,5-Trichlorophenol	78.0931	7.69	0.01	385550	198.0	96.1	66.8	124.1

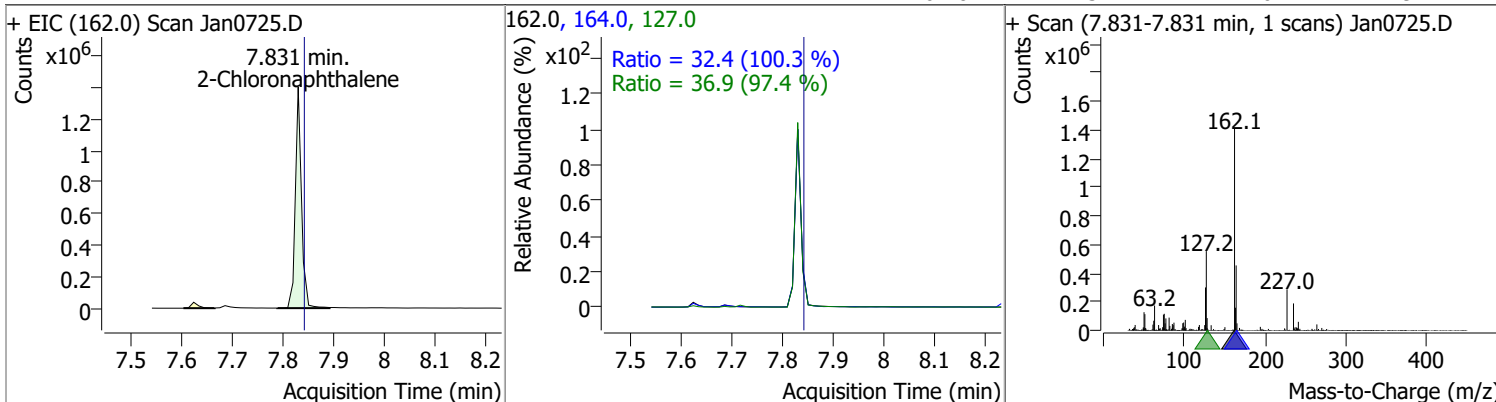


Compound	Conc.	RT	Dev(Min)	Resp.	QIon	QRatio	Lower	Upper
2-Fluorobiphenyl	72.6781	7.72	0.00	1440364	171.0	35.2	24.2	44.9

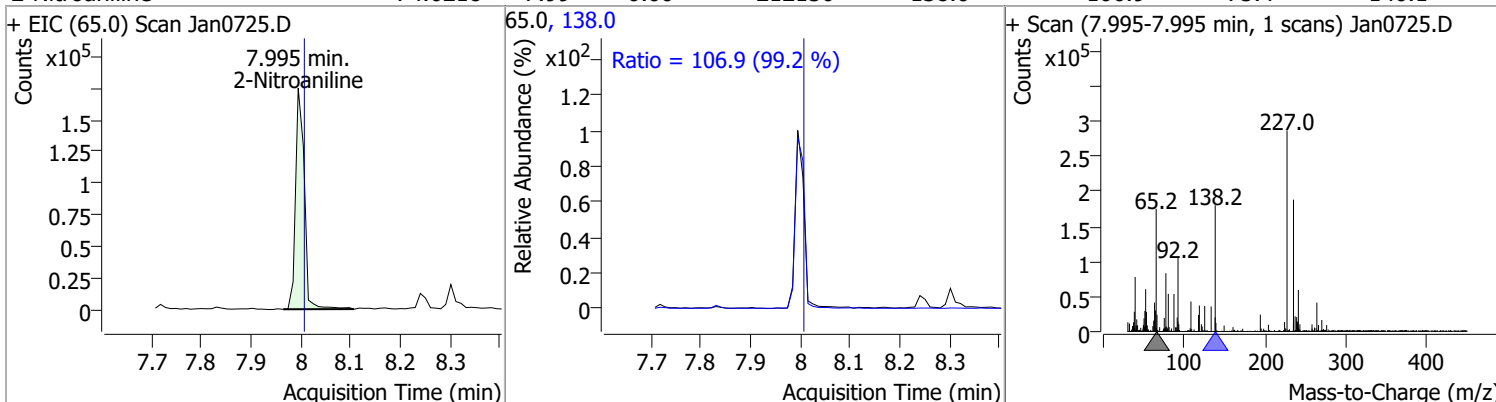


Quantitation Results Report (QT Reviewed)

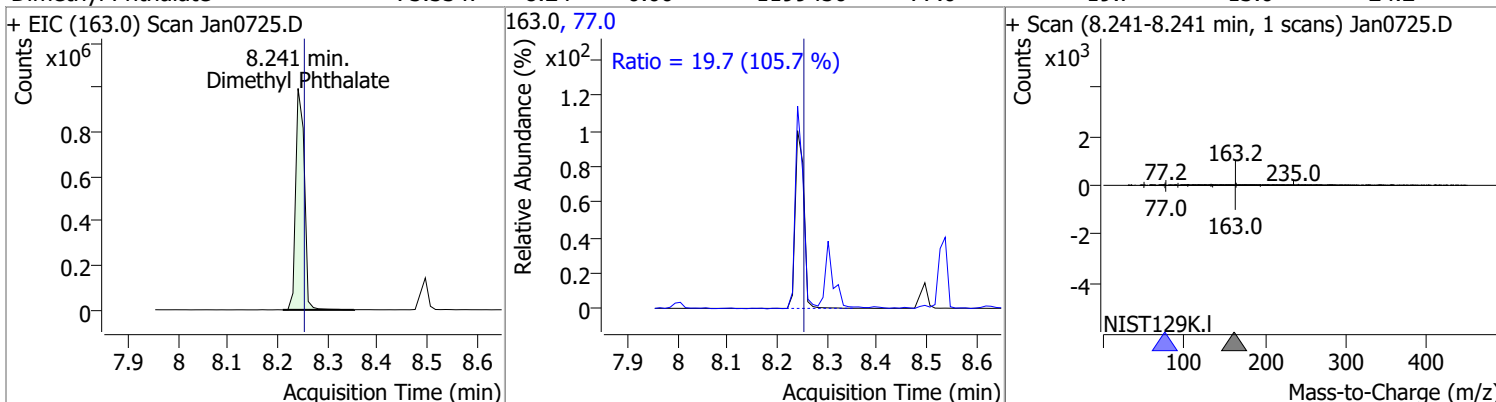
Compound	Conc.	RT	Dev(Min)	Resp.	QIon	QRatio	Lower	Upper
2-Chloronaphthalene	71.3136	7.83	0.00	1174052	127.0	36.9	26.5	49.3
					164.0	32.4	22.6	41.9



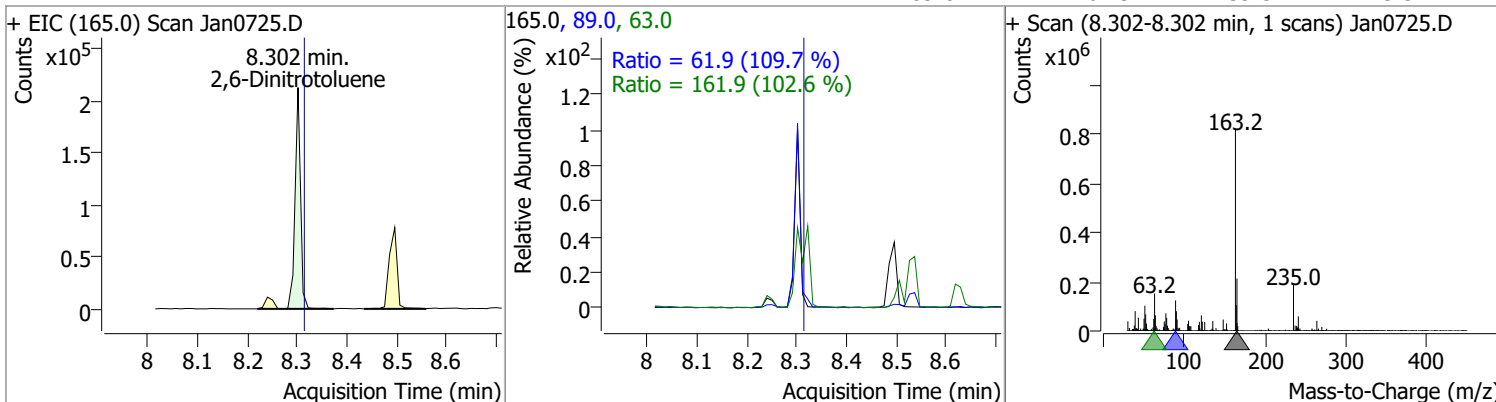
Compound	Conc.	RT	Dev(Min)	Resp.	QIon	QRatio	Lower	Upper
2-Nitroaniline	74.6218	7.99	0.00	212156	138.0	106.9	75.4	140.1



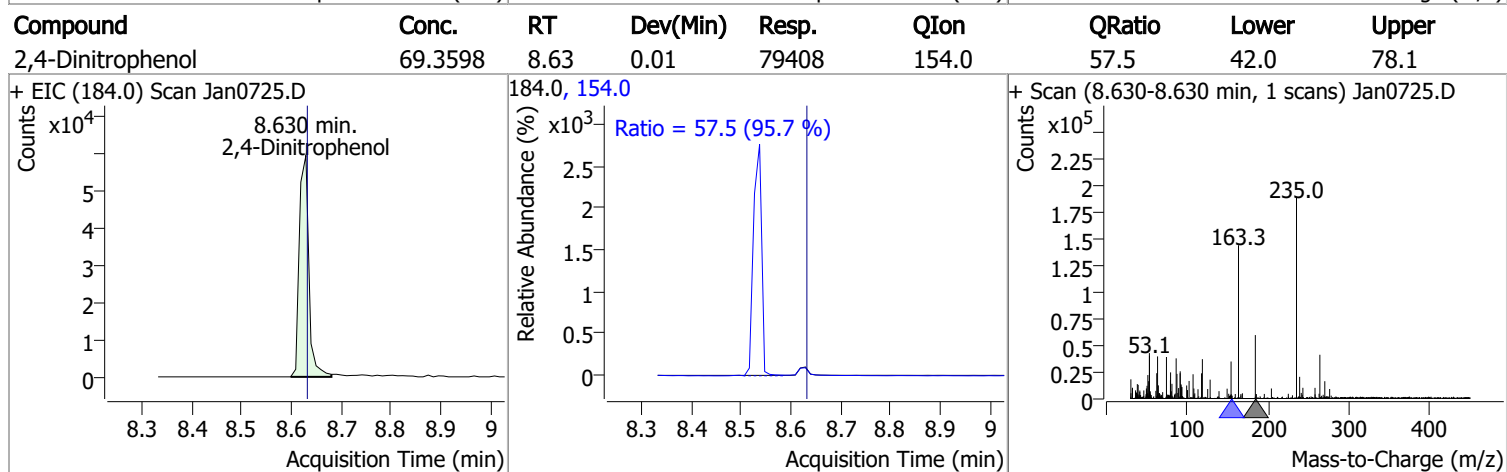
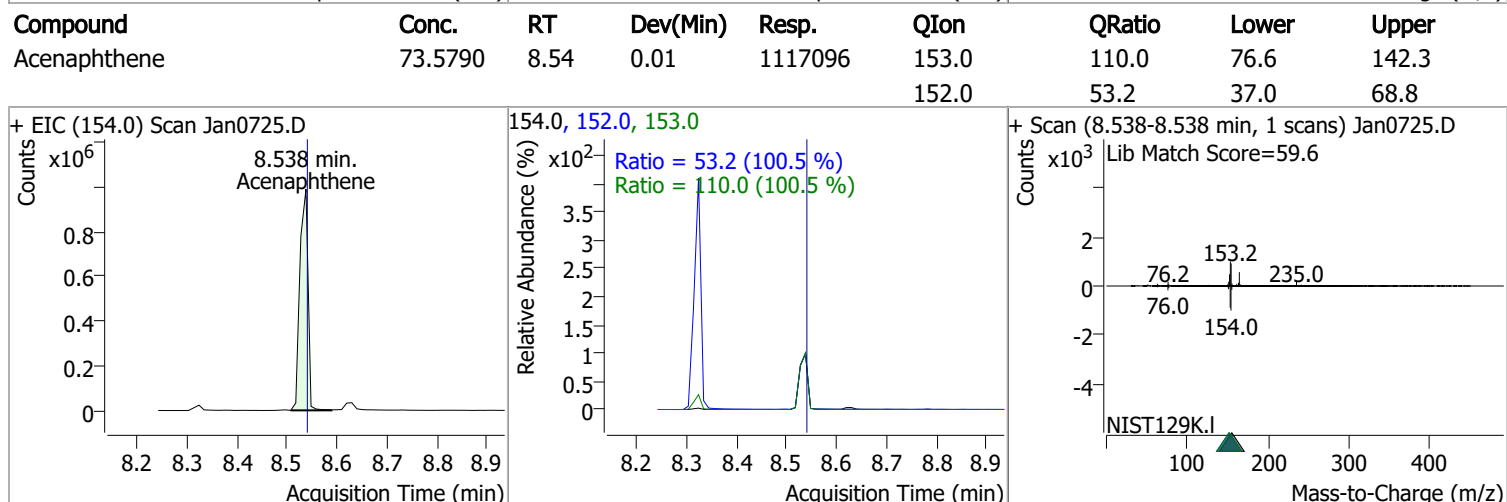
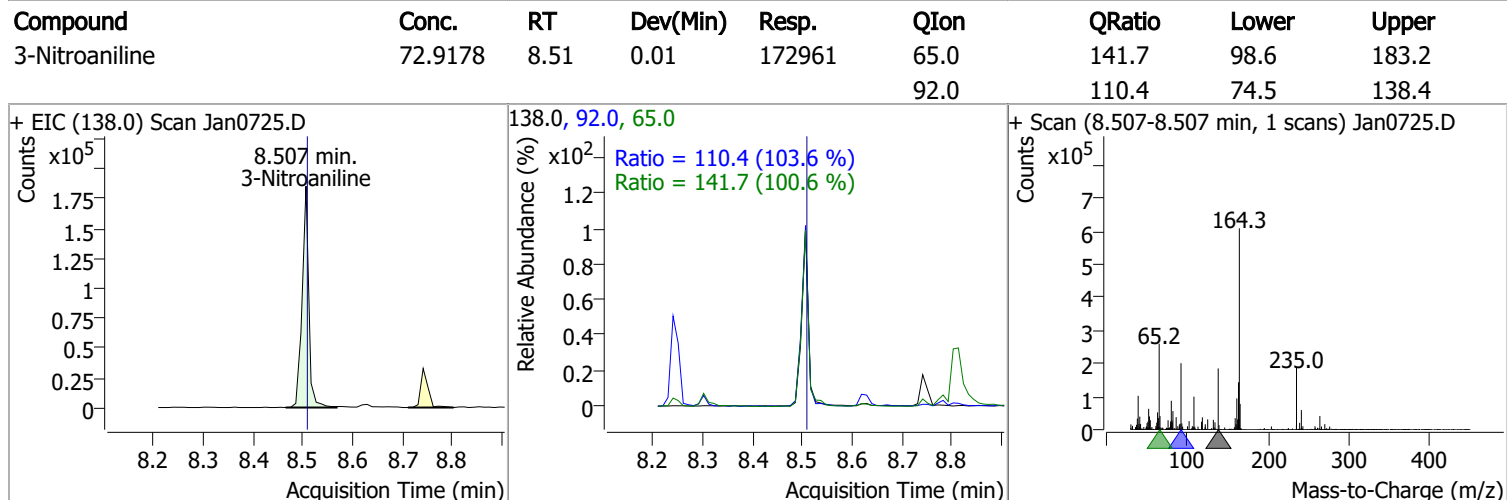
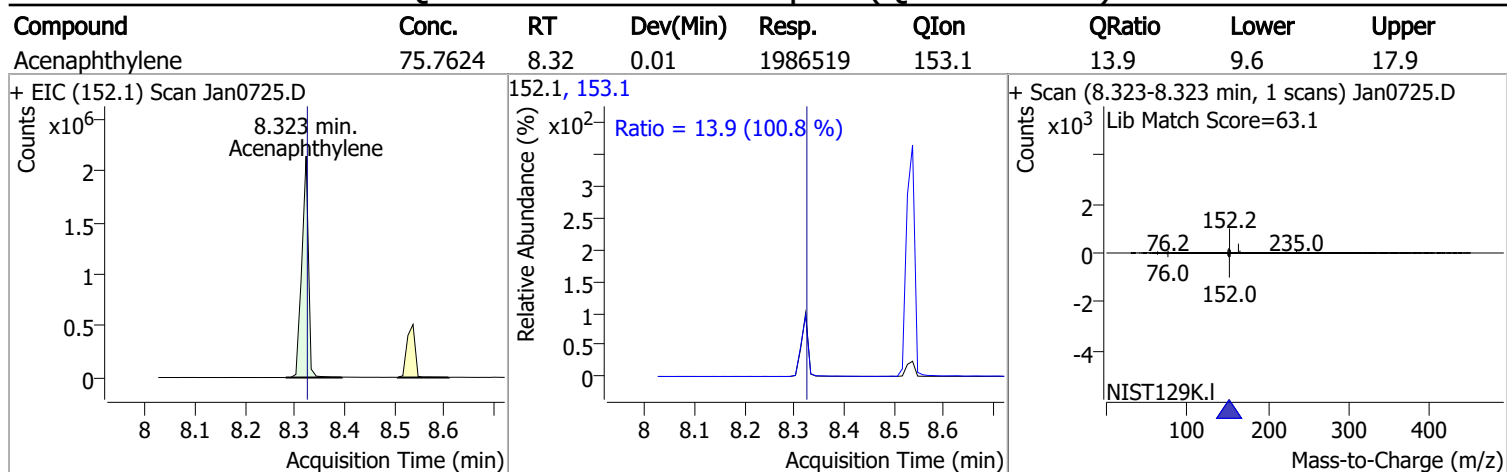
Compound	Conc.	RT	Dev(Min)	Resp.	QIon	QRatio	Lower	Upper
Dimethyl Phthalate	73.3347	8.24	0.00	1199450	77.0	19.7	13.0	24.2



Compound	Conc.	RT	Dev(Min)	Resp.	QIon	QRatio	Lower	Upper
2,6-Dinitrotoluene	73.1418	8.30	0.00	161989	63.0	161.9	110.4	205.0
					89.0	61.9	39.5	73.3

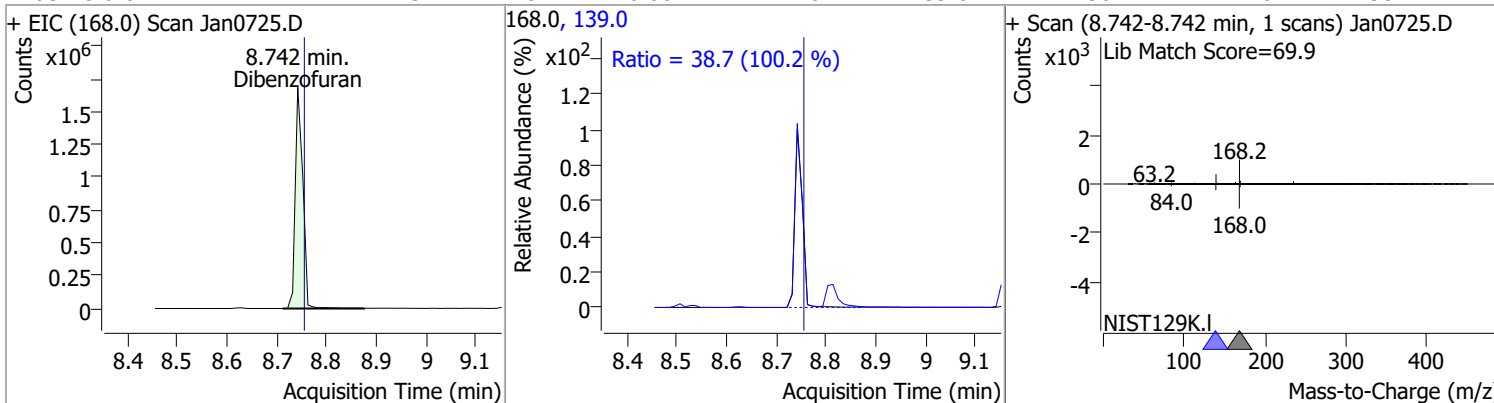


Quantitation Results Report (QT Reviewed)

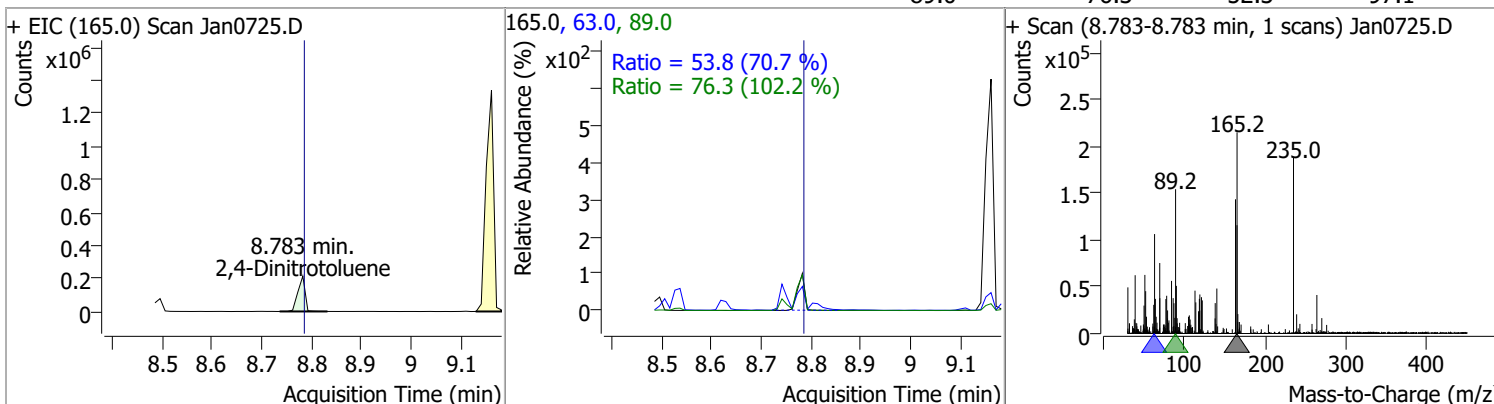


Quantitation Results Report (QT Reviewed)

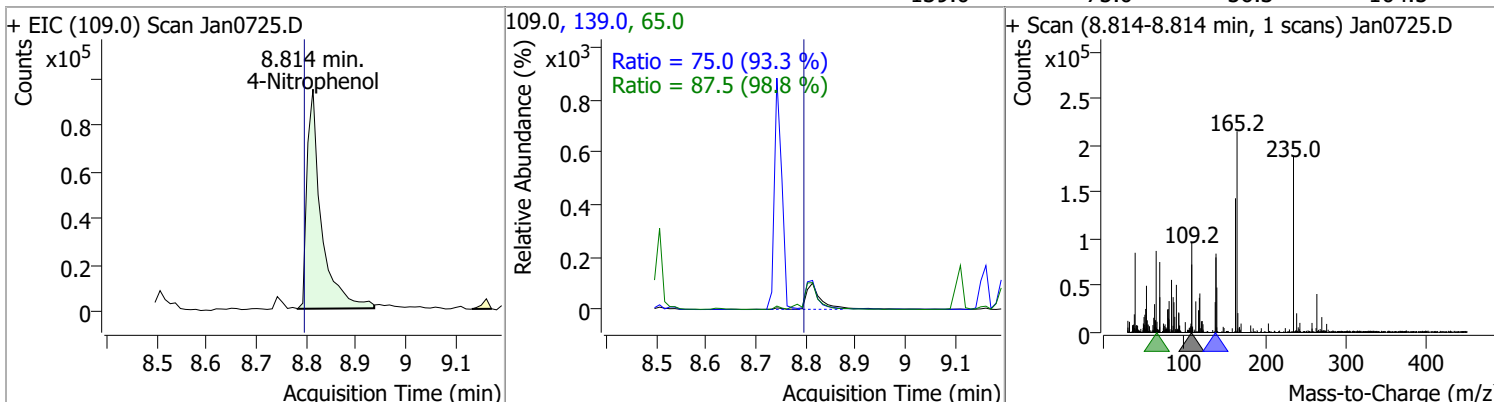
Compound	Conc.	RT	Dev(Min)	Resp.	QIon	QRatio	Lower	Upper
Dibenzofuran	73.7717	8.74	0.00	1772612	139.0	38.7	27.0	50.2



Compound	Conc.	RT	Dev(Min)	Resp.	QIon	QRatio	Lower	Upper
2,4-Dinitrotoluene	74.0000	8.78	0.01	211376	63.0	53.8	53.2	98.9
					89.0	76.3	52.3	97.1

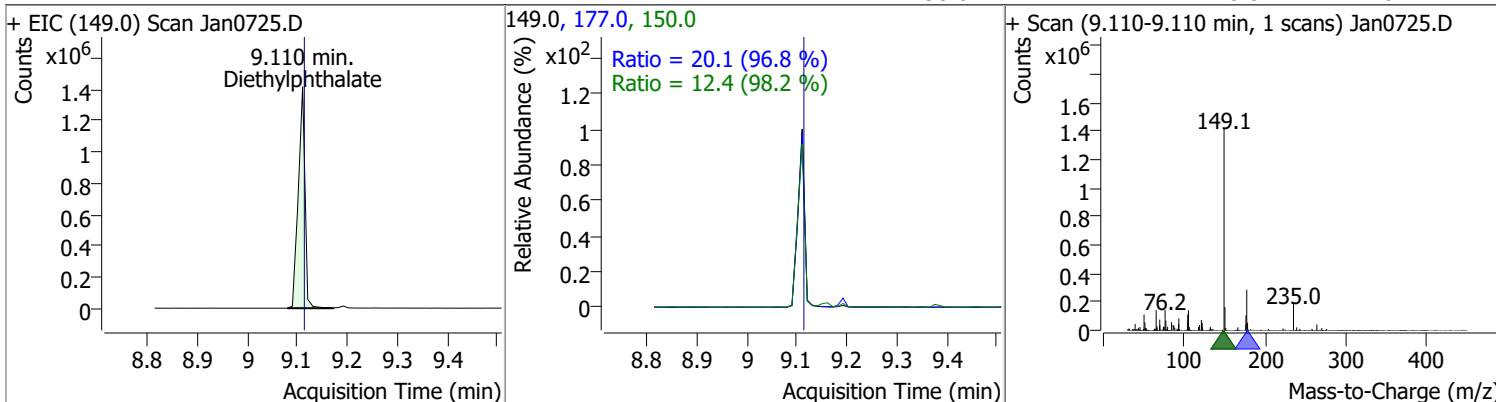


Compound	Conc.	RT	Dev(Min)	Resp.	QIon	QRatio	Lower	Upper
4-Nitrophenol	76.7405	8.81	0.03	189076	65.0	87.5	62.0	115.1
					139.0	75.0	56.3	104.5

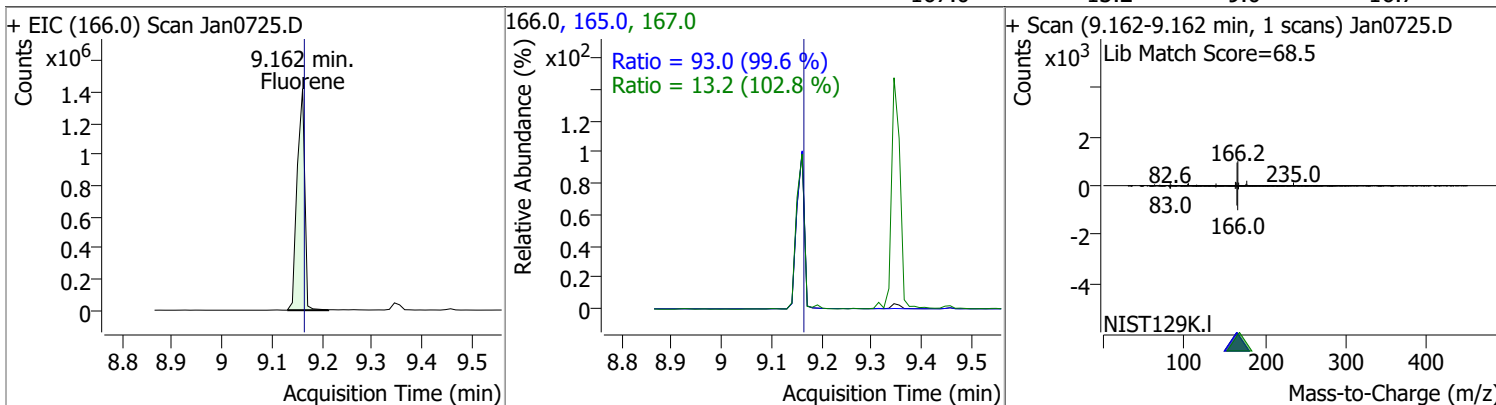


Quantitation Results Report (QT Reviewed)

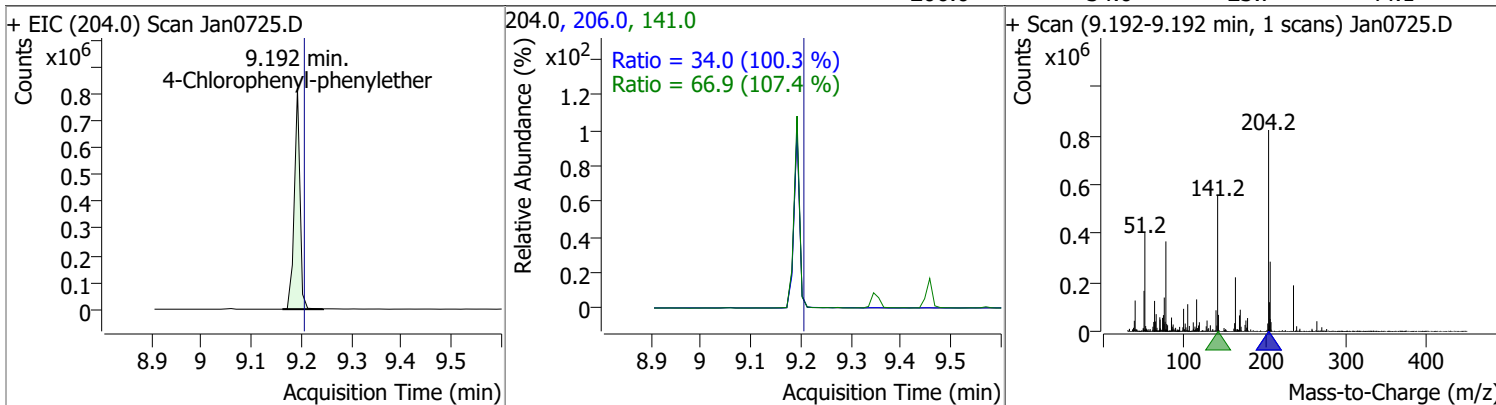
Compound	Conc.	RT	Dev(Min)	Resp.	QIon	QRatio	Lower	Upper
Diethylphthalate	79.7899	9.11	0.01	1314631	177.0	20.1	14.5	27.0
					150.0	12.4	8.8	16.4



Compound	Conc.	RT	Dev(Min)	Resp.	QIon	QRatio	Lower	Upper
Fluorene	77.9315	9.16	0.01	1507712	165.0	93.0	65.4	121.4
					167.0	13.2	9.0	16.7

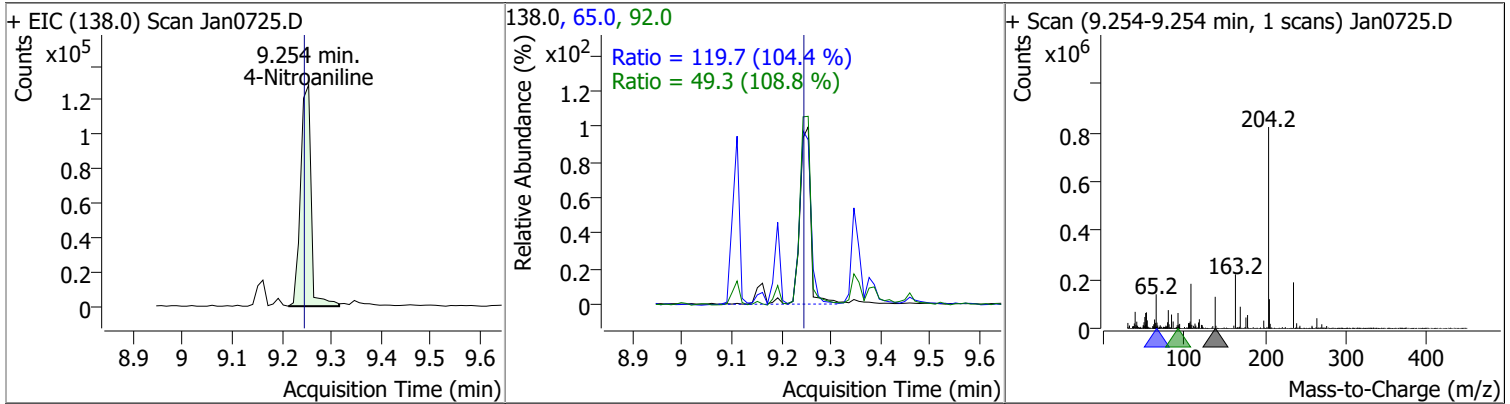


Compound	Conc.	RT	Dev(Min)	Resp.	QIon	QRatio	Lower	Upper
4-Chlorophenyl-phenylether	73.0703	9.19	0.00	645267	141.0	66.9	43.6	80.9
					206.0	34.0	23.7	44.1

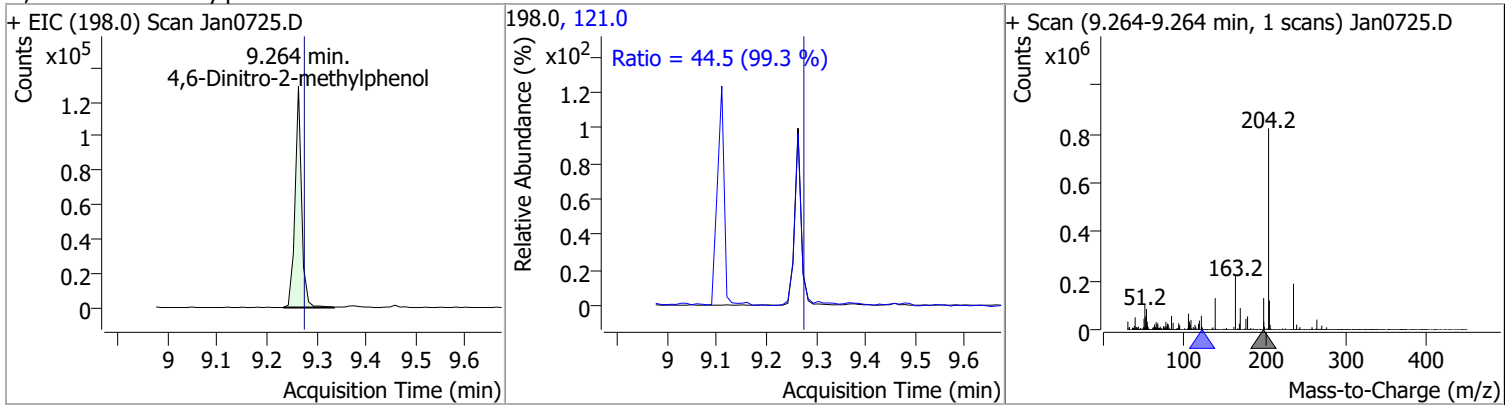


Quantitation Results Report (QT Reviewed)

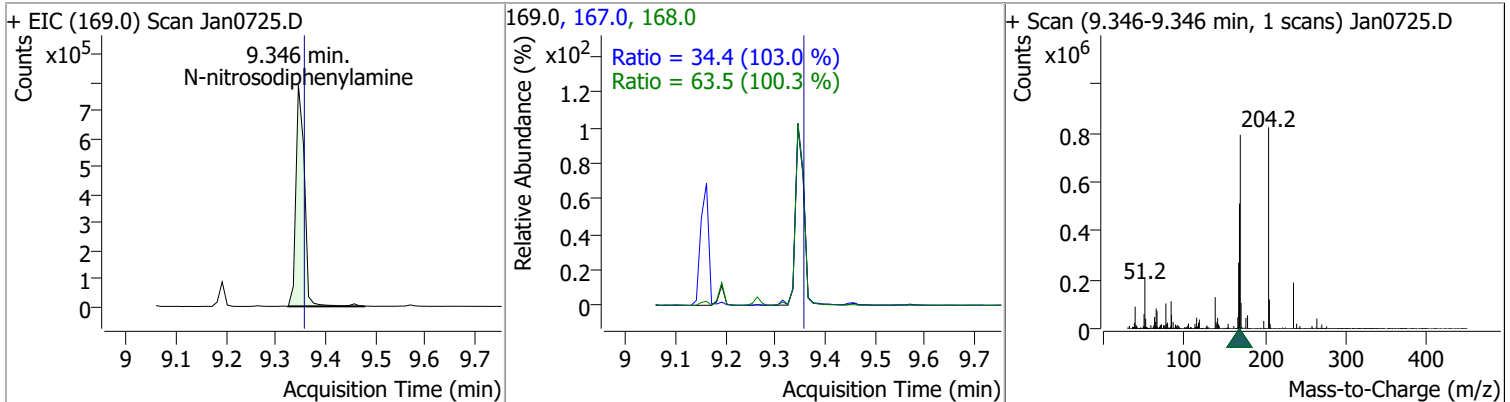
Compound	Conc.	RT	Dev(Min)	Resp.	QIon	QRatio	Lower	Upper
4-Nitroaniline	80.5617	9.25	0.02	189458	65.0	119.7	80.2	149.0
					92.0	49.3	31.7	58.9



Compound	Conc.	RT	Dev(Min)	Resp.	QIon	QRatio	Lower	Upper
4,6-Dinitro-2-methylphenol	72.7348	9.26	0.00	117706	121.0	44.5	31.4	58.3

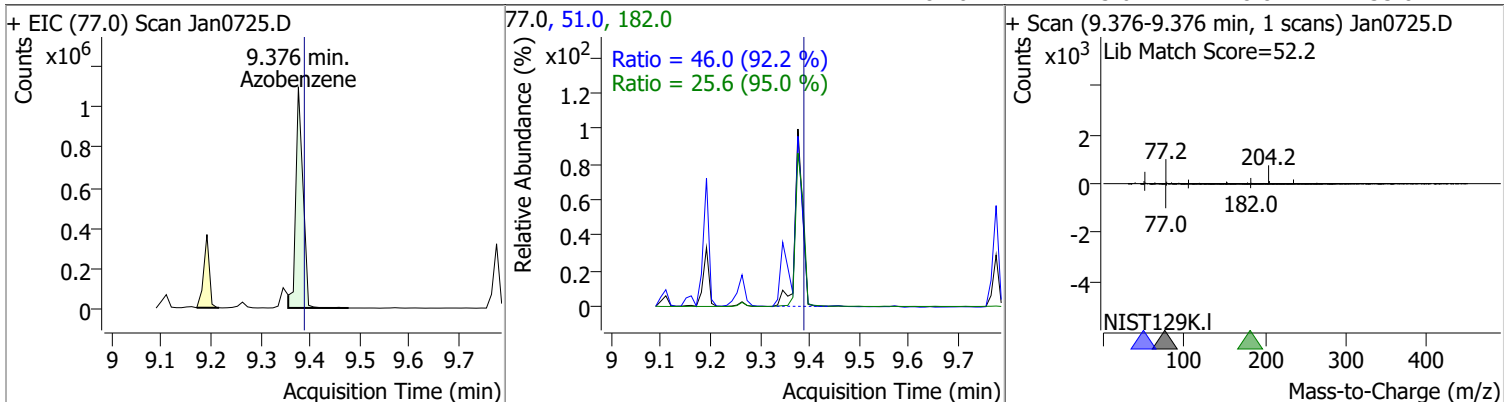


Compound	Conc.	RT	Dev(Min)	Resp.	QIon	QRatio	Lower	Upper
N-nitrosodiphenylamine	76.0748	9.35	0.00	936712	168.0	63.5	44.3	82.3
					167.0	34.4	23.4	43.4

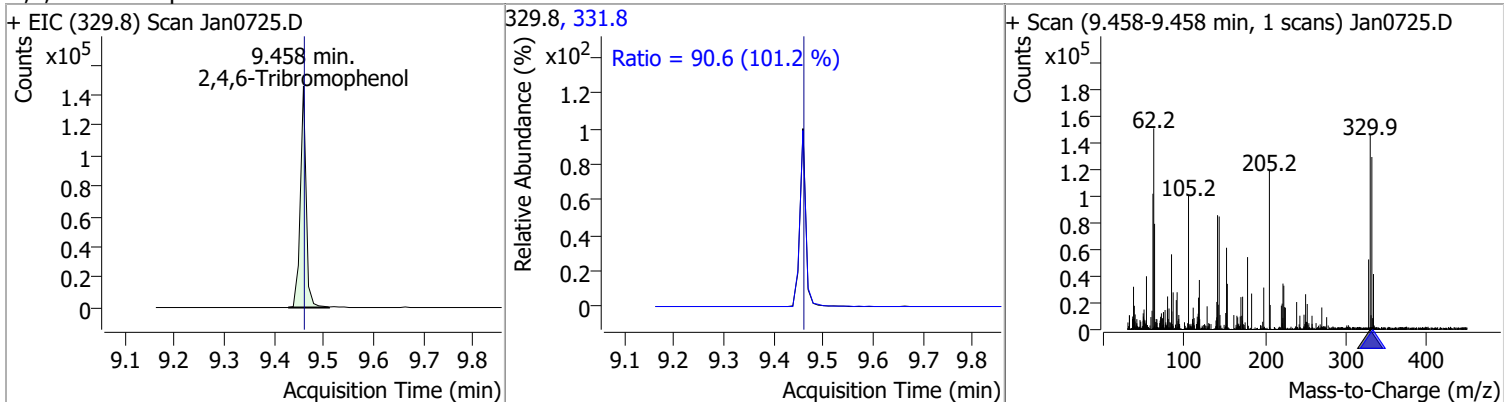


Quantitation Results Report (QT Reviewed)

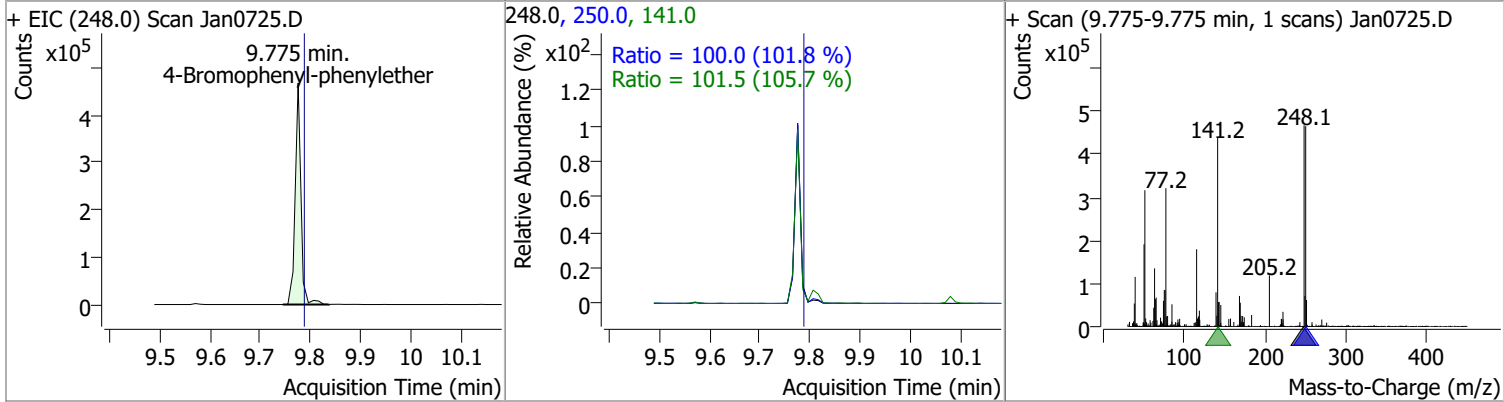
Compound	Conc.	RT	Dev(Min)	Resp.	QIon	QRatio	Lower	Upper
Azobenzene	75.3843	9.38	0.00	1103143	51.0	46.0	34.9	64.9
					182.0	25.6	18.8	35.0



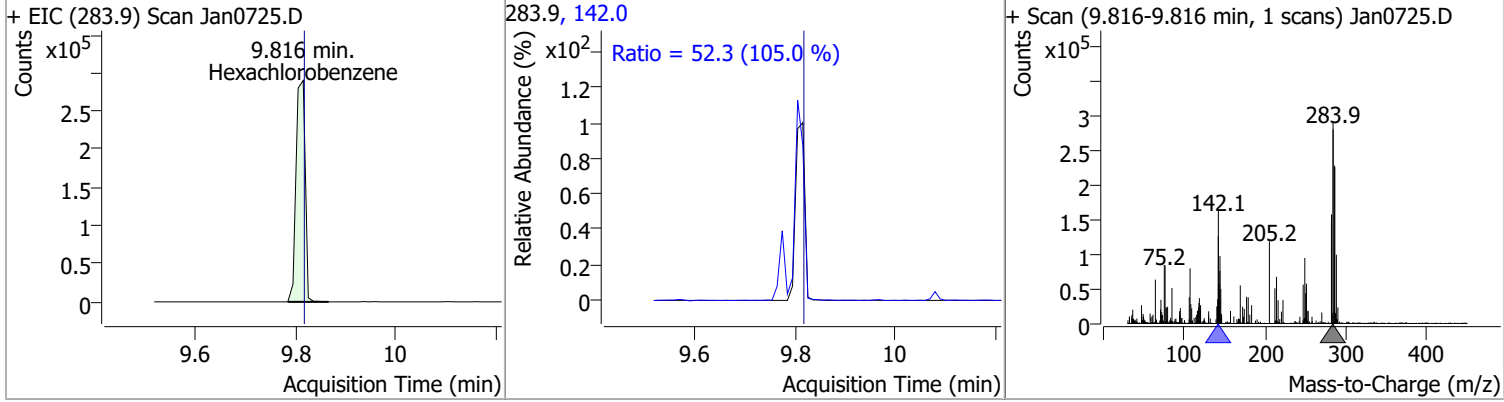
Compound	Conc.	RT	Dev(Min)	Resp.	QIon	QRatio	Lower	Upper
2,4,6-Tribromophenol	76.3404	9.46	0.01	118337	331.8	90.6	62.7	116.4



Compound	Conc.	RT	Dev(Min)	Resp.	QIon	QRatio	Lower	Upper
4-Bromophenyl-phenylether	74.8743	9.78	0.00	370727	250.0	100.0	68.8	127.8
					141.0	101.5	67.3	124.9

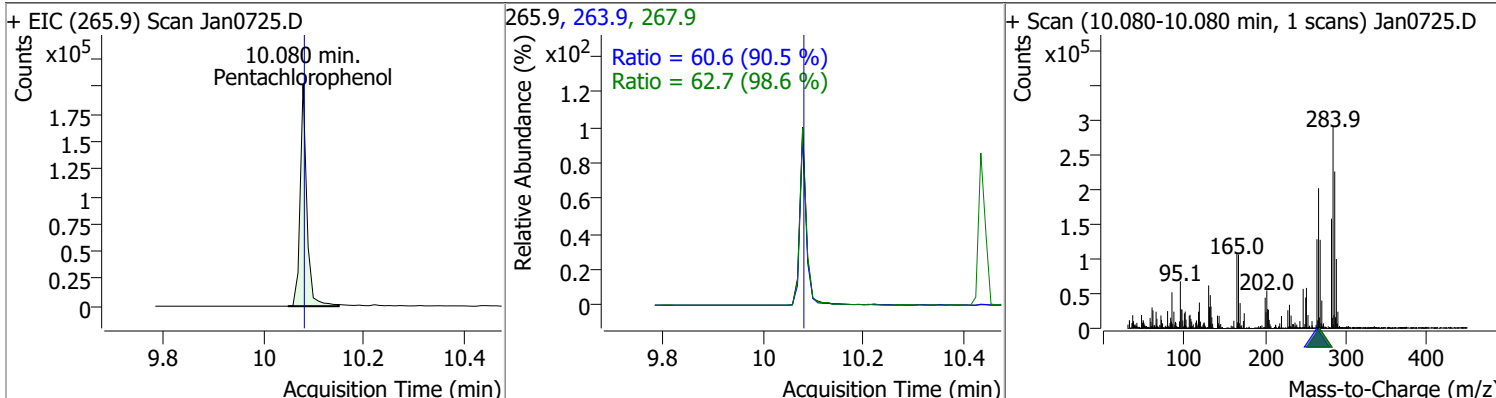


Compound	Conc.	RT	Dev(Min)	Resp.	QIon	QRatio	Lower	Upper
Hexachlorobenzene	73.2795	9.82	0.01	366411	142.0	52.3	34.9	64.8

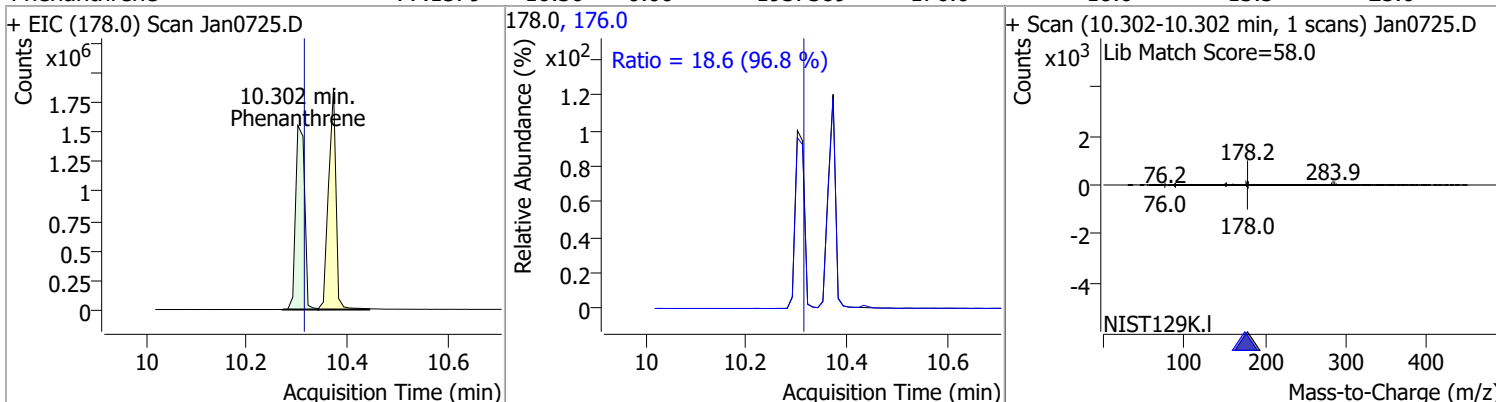


Quantitation Results Report (QT Reviewed)

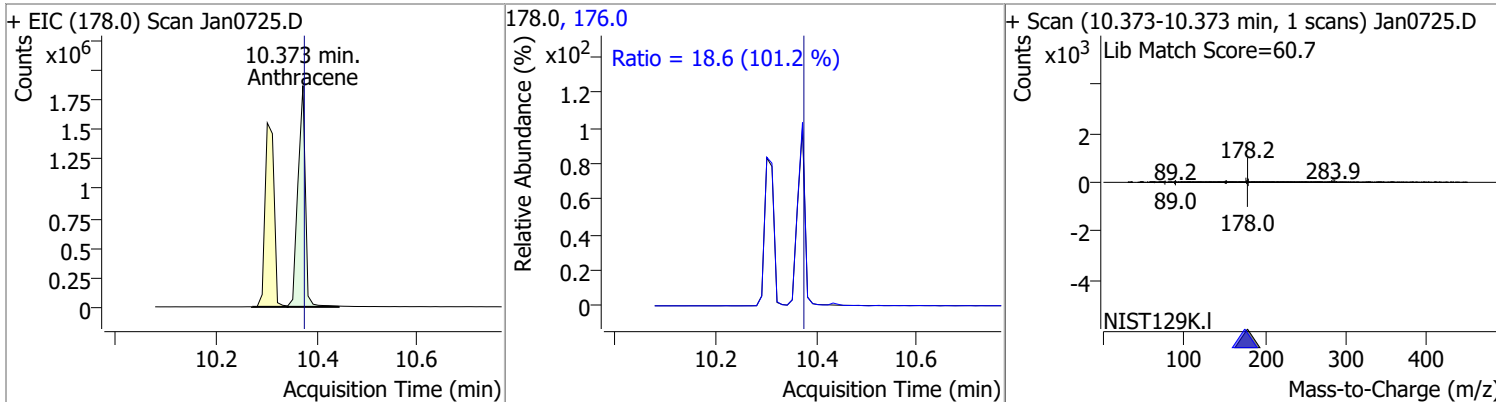
Compound	Conc.	RT	Dev(Min)	Resp.	QIon	QRatio	Lower	Upper
Pentachlorophenol	79.1440	10.08	0.01	186215	263.9	60.6	46.9	87.1
					267.9	62.7	44.6	82.7



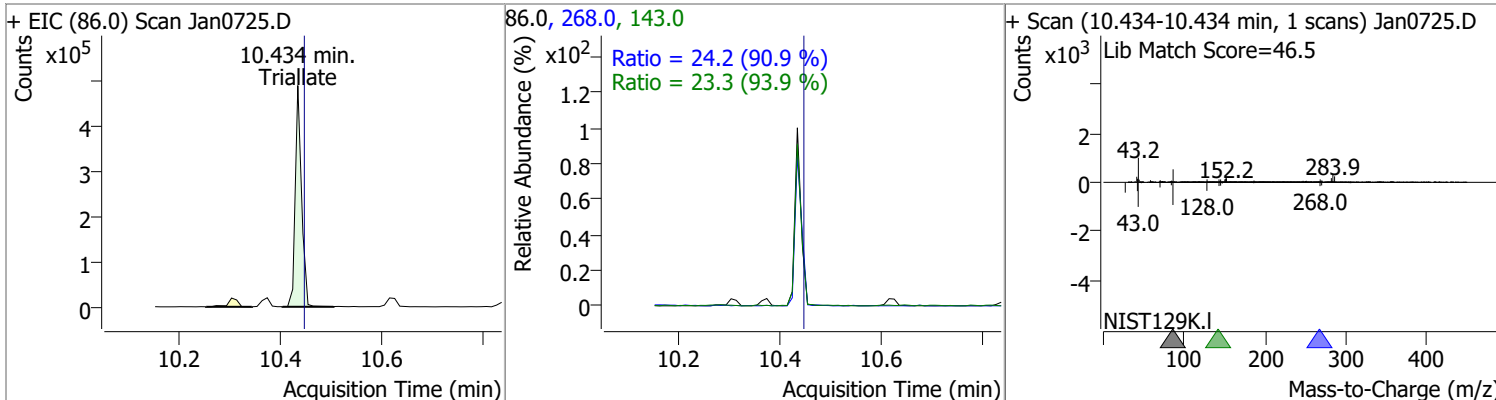
Compound	Conc.	RT	Dev(Min)	Resp.	QIon	QRatio	Lower	Upper
Phenanthrene	77.1579	10.30	0.00	1937389	176.0	18.6	13.5	25.0



Compound	Conc.	RT	Dev(Min)	Resp.	QIon	QRatio	Lower	Upper
Anthracene	78.7868	10.37	0.01	1911916	176.0	18.6	12.9	23.9

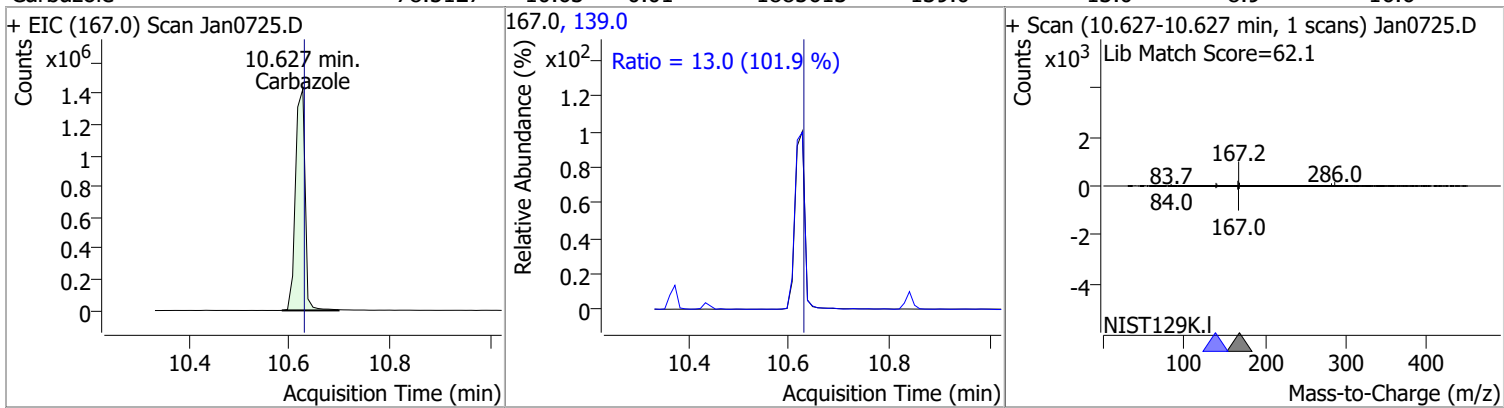


Compound	Conc.	RT	Dev(Min)	Resp.	QIon	QRatio	Lower	Upper
Triallate	80.1900	10.43	0.00	425738	268.0	24.2	18.7	34.7
					143.0	23.3	17.4	32.3

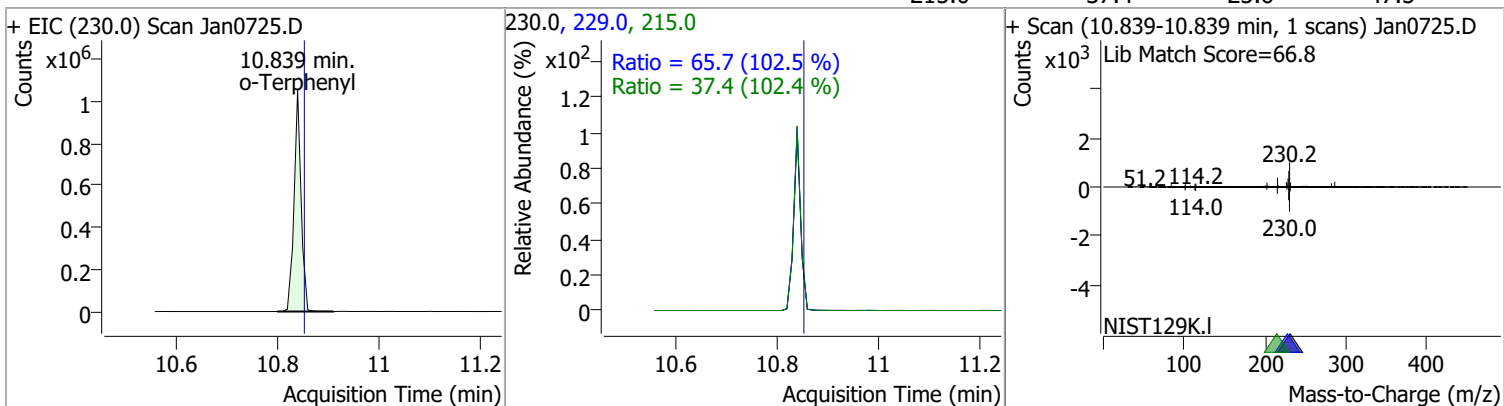


Quantitation Results Report (QT Reviewed)

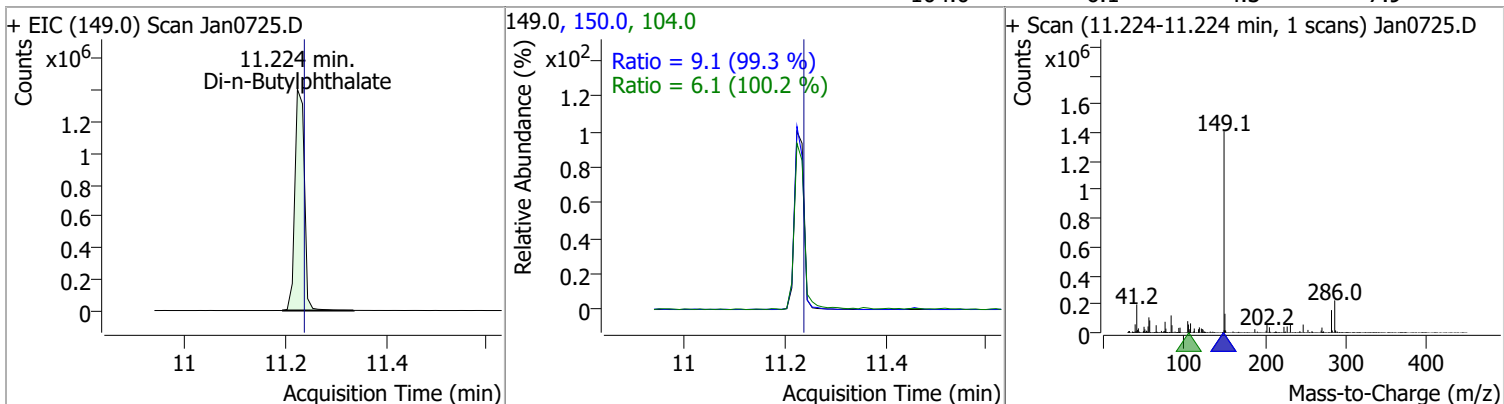
Compound	Conc.	RT	Dev(Min)	Resp.	QIon	QRatio	Lower	Upper
Carbazole	78.5127	10.63	0.01	1885613	139.0	13.0	8.9	16.6



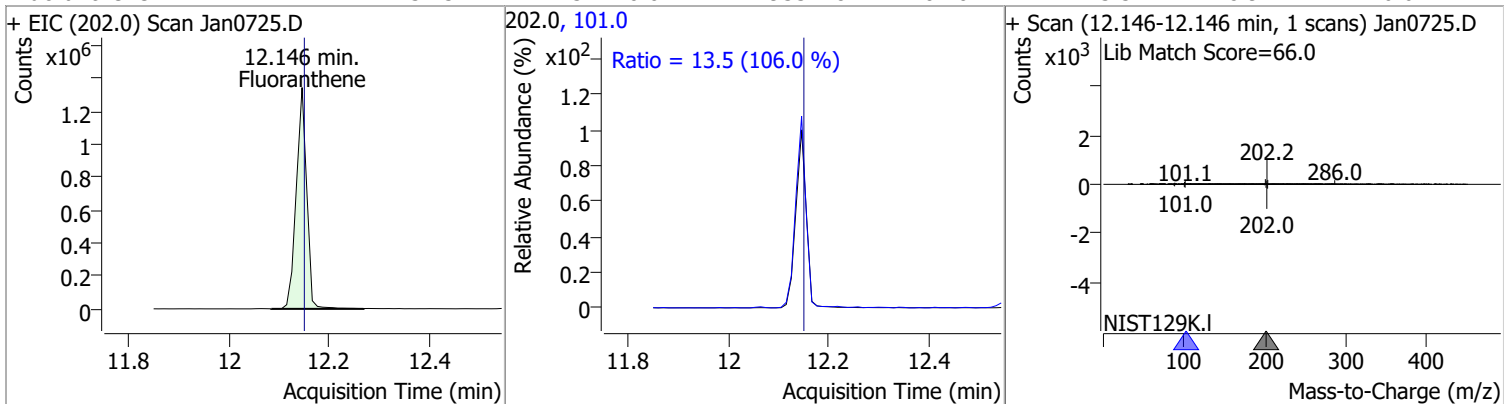
Compound	Conc.	RT	Dev(Min)	Resp.	QIon	QRatio	Lower	Upper
o-Terphenyl	70.6877	10.84	0.00	1025575	229.0	65.7	44.9	83.3
					215.0	37.4	25.6	47.5



Compound	Conc.	RT	Dev(Min)	Resp.	QIon	QRatio	Lower	Upper
Di-n-Butylphthalate	80.1970	11.22	0.00	1836279	150.0	9.1	6.4	11.9
					104.0	6.1	4.3	7.9

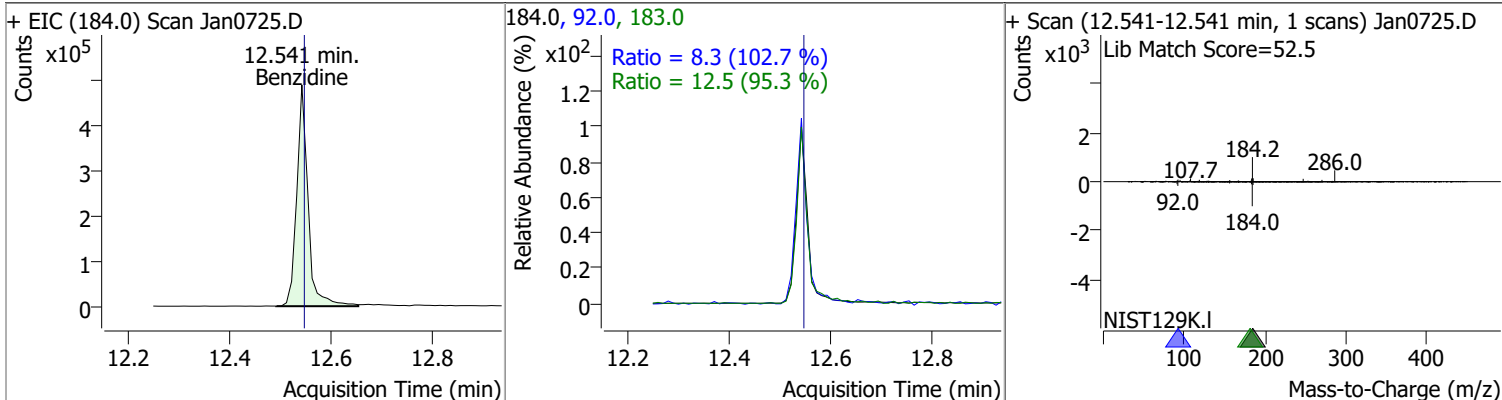


Compound	Conc.	RT	Dev(Min)	Resp.	QIon	QRatio	Lower	Upper
Fluoranthene	73.1544	12.15	0.01	1933728	101.0	13.5	8.9	16.6

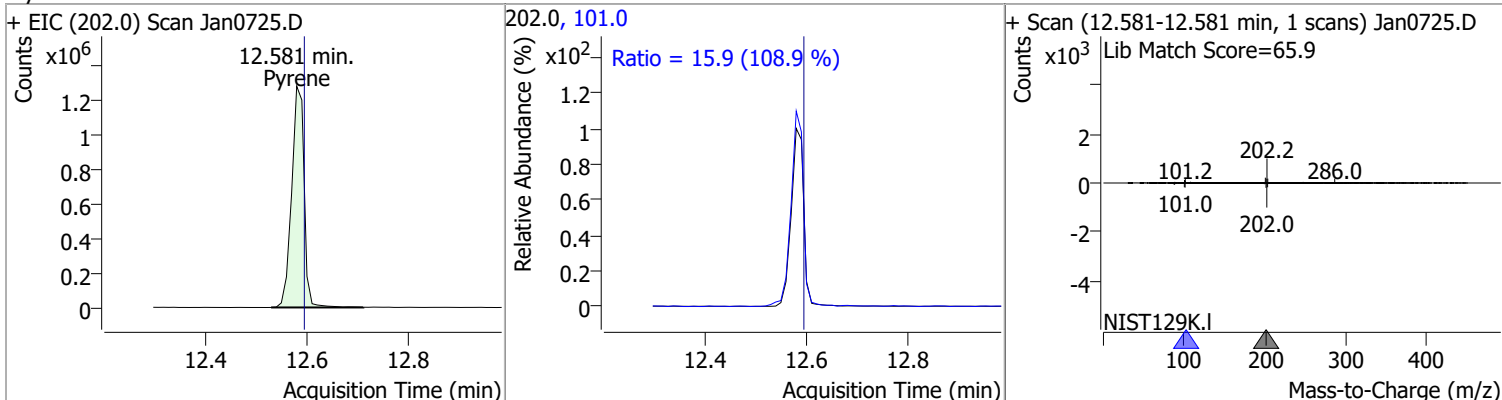


Quantitation Results Report (QT Reviewed)

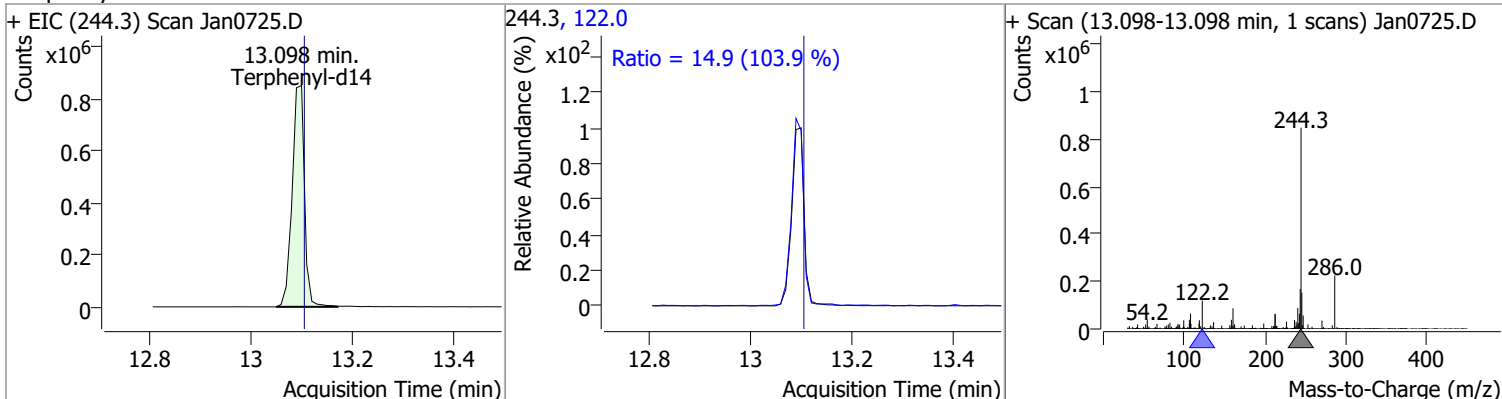
Compound	Conc.	RT	Dev(Min)	Resp.	QIon	QRatio	Lower	Upper
Benzidine	73.3817	12.54	0.01	758943	183.0	12.5	9.1	17.0
					92.0	8.3	5.7	10.5



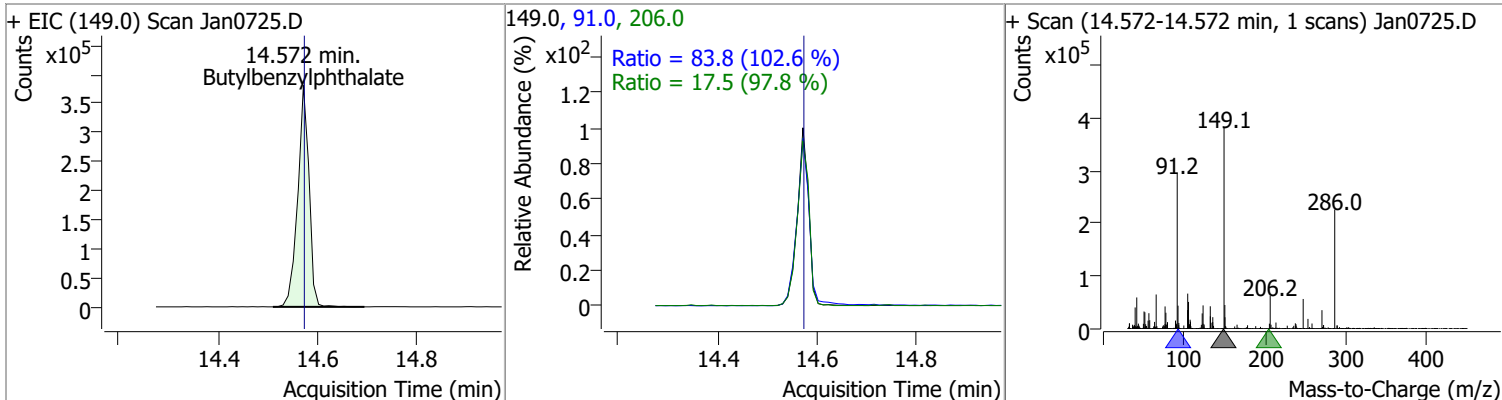
Compound	Conc.	RT	Dev(Min)	Resp.	QIon	QRatio	Lower	Upper
Pyrene	75.6184	12.58	0.00	2188470	101.0	15.9	10.2	19.0



Compound	Conc.	RT	Dev(Min)	Resp.	QIon	QRatio	Lower	Upper
Terphenyl-d14	74.5880	13.10	0.01	1428780	122.0	14.9	10.1	18.7

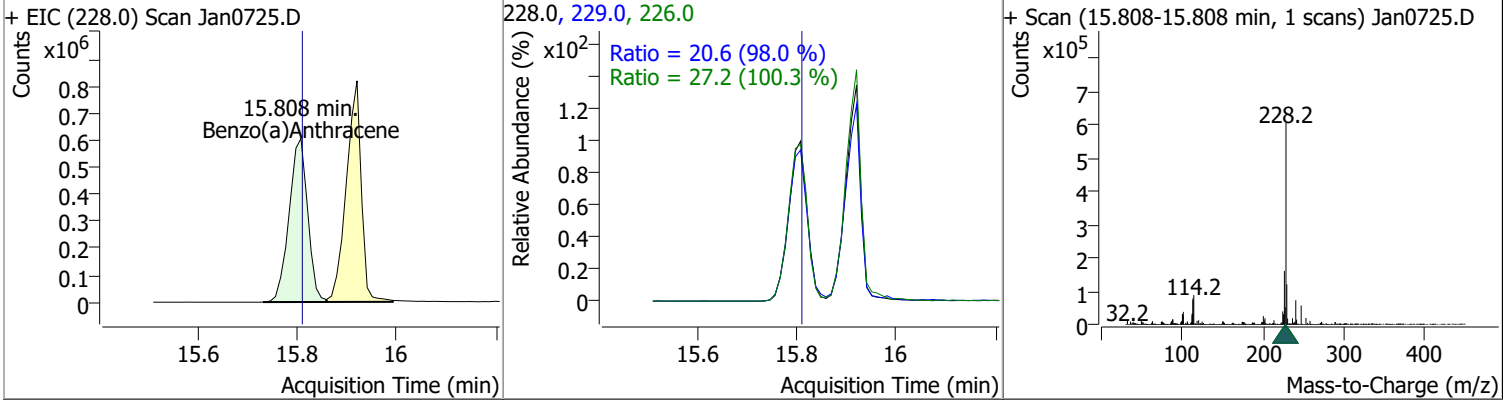


Compound	Conc.	RT	Dev(Min)	Resp.	QIon	QRatio	Lower	Upper
Butylbenzylphthalate	77.8613	14.57	0.01	602015	91.0	83.8	57.2	106.2
					206.0	17.5	12.6	23.3

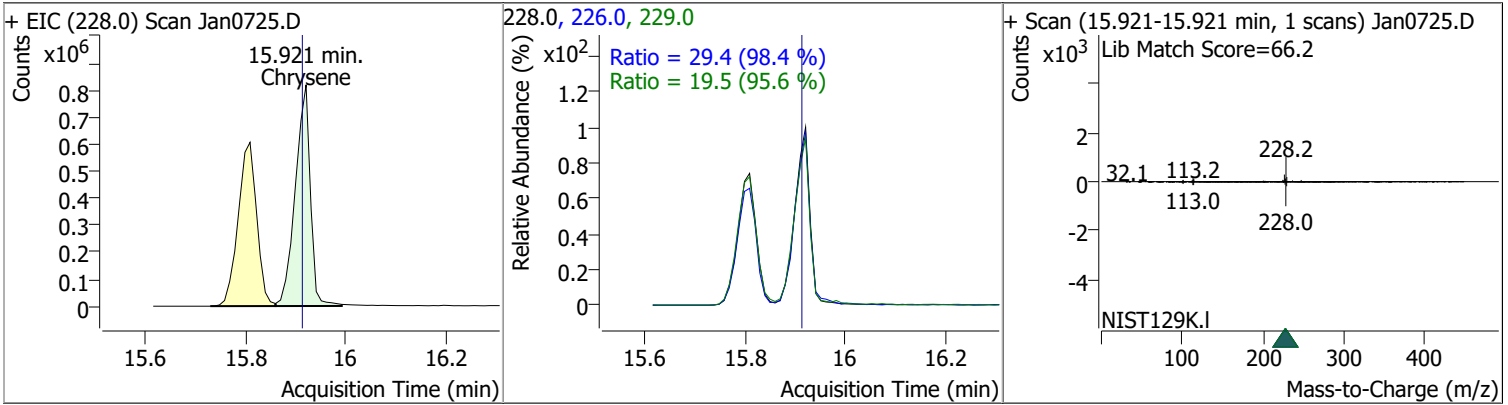


Quantitation Results Report (QT Reviewed)

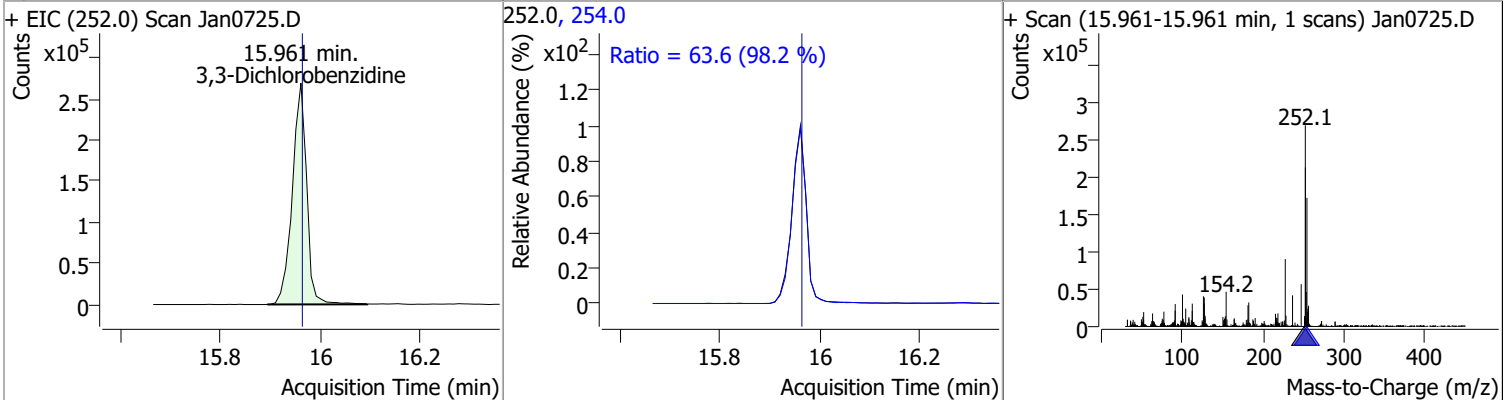
Compound	Conc.	RT	Dev(Min)	Resp.	QIon	QRatio	Lower	Upper
Benzo(a)Anthracene	73.9619	15.81	0.01	1562940	226.0	27.2	18.9	35.2
					229.0	20.6	14.7	27.3



Compound	Conc.	RT	Dev(Min)	Resp.	QIon	QRatio	Lower	Upper
Chrysene	73.7836	15.92	0.02	1712757	226.0	29.4	21.0	38.9
					229.0	19.5	14.3	26.5

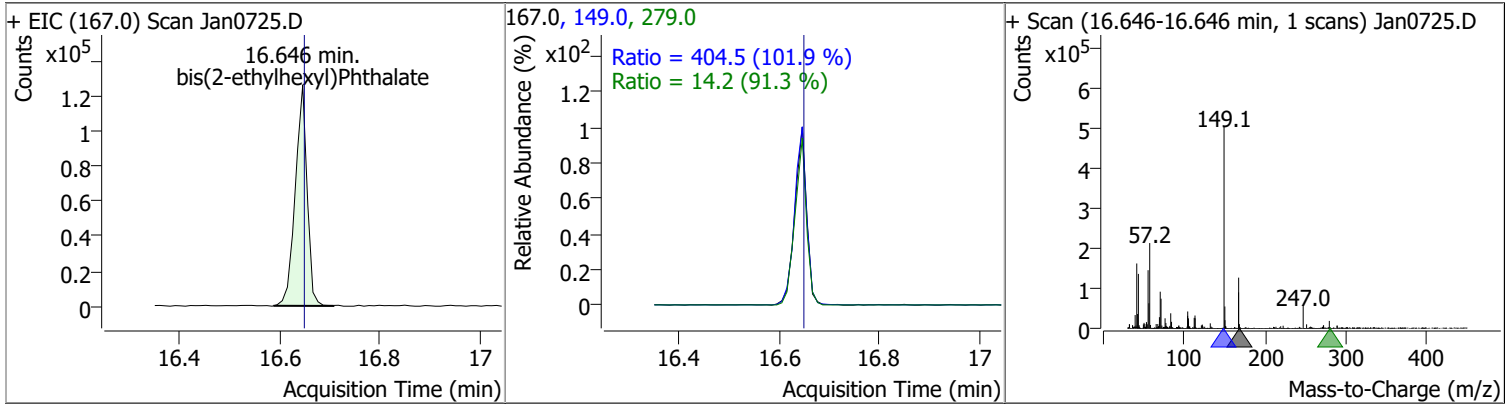


Compound	Conc.	RT	Dev(Min)	Resp.	QIon	QRatio	Lower	Upper
3,3-Dichlorobenzidine	74.9579	15.96	0.01	537544	254.0	63.6	45.3	84.1

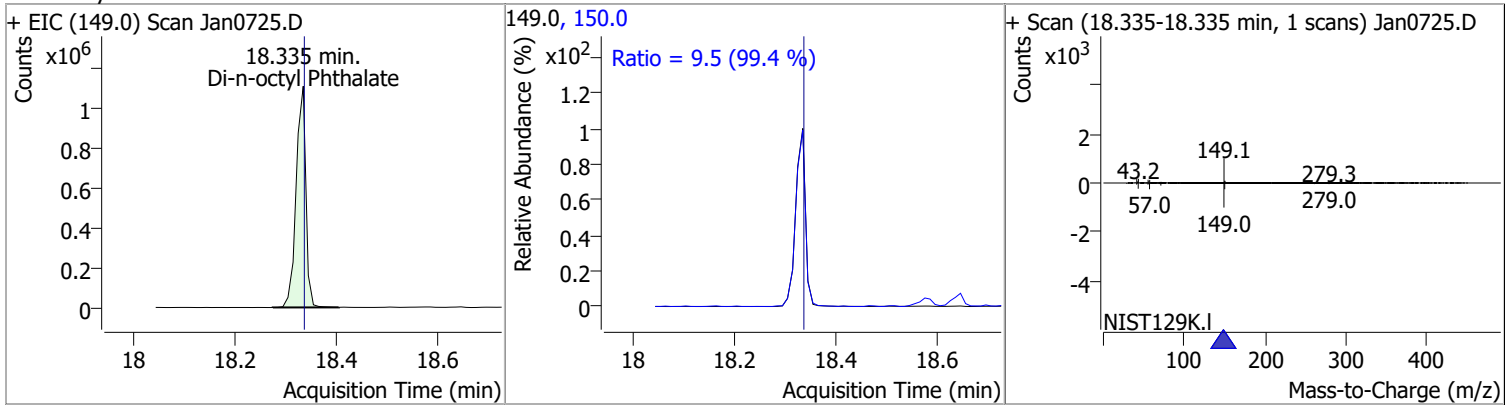


Quantitation Results Report (QT Reviewed)

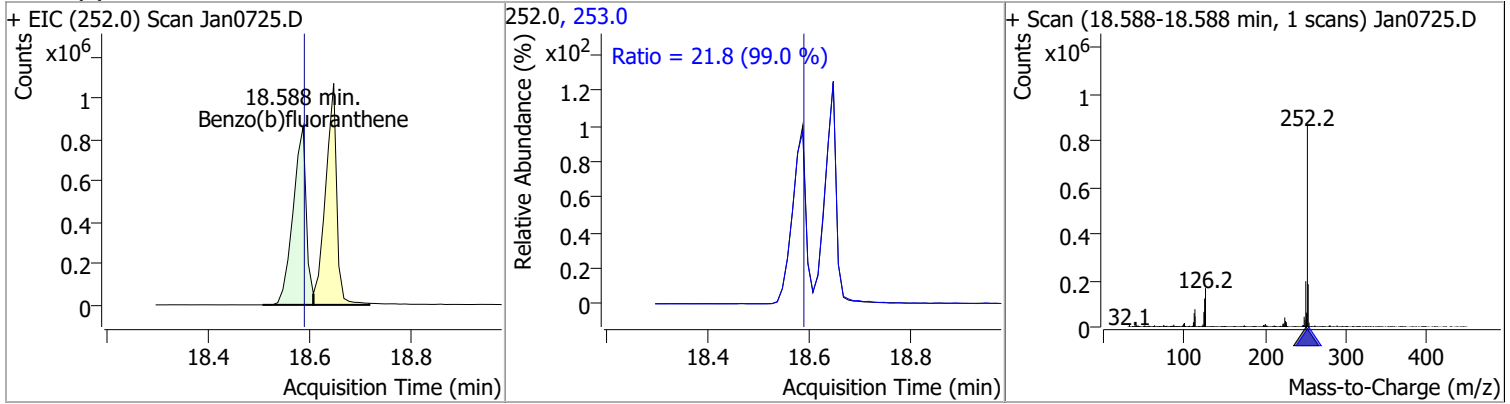
Compound	Conc.	RT	Dev(Min)	Resp.	QIon	QRatio	Lower	Upper
bis(2-ethylhexyl)Phthalate	75.9301	16.65	0.01	207934	149.0	404.5	278.0	516.2
					279.0	14.2	10.9	20.3



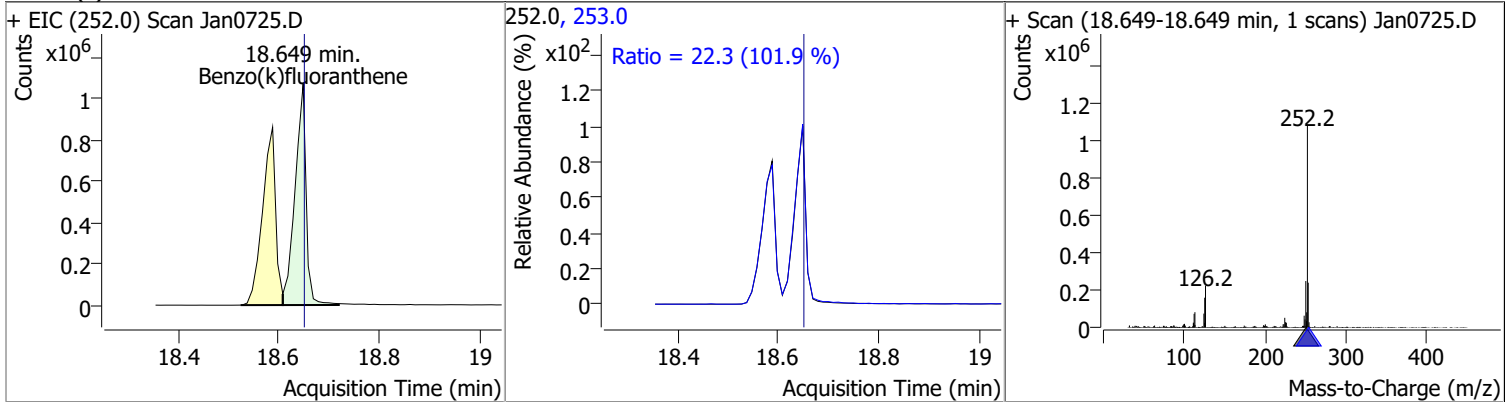
Compound	Conc.	RT	Dev(Min)	Resp.	QIon	QRatio	Lower	Upper
Di-n-octyl Phthalate	76.7199	18.33	0.01	1483335	150.0	9.5	6.7	12.4



Compound	Conc.	RT	Dev(Min)	Resp.	QIon	QRatio	Lower	Upper
Benzo(b)fluoranthene	74.9907	18.59	0.01	1565038	253.0	21.8	15.4	28.6

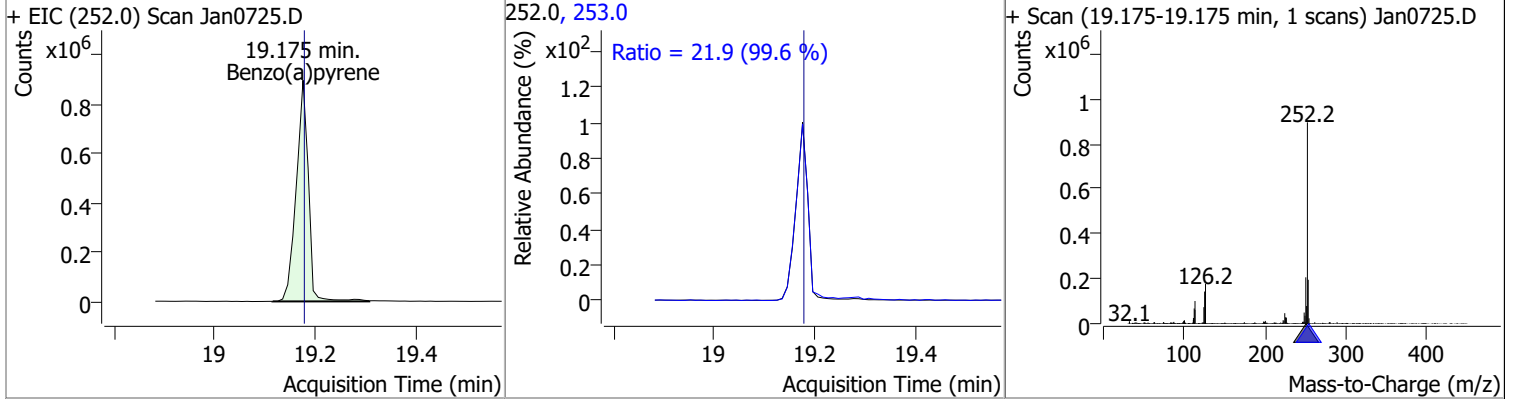


Compound	Conc.	RT	Dev(Min)	Resp.	QIon	QRatio	Lower	Upper
Benzo(k)fluoranthene	75.9559	18.65	0.01	1643420	253.0	22.3	15.3	28.5

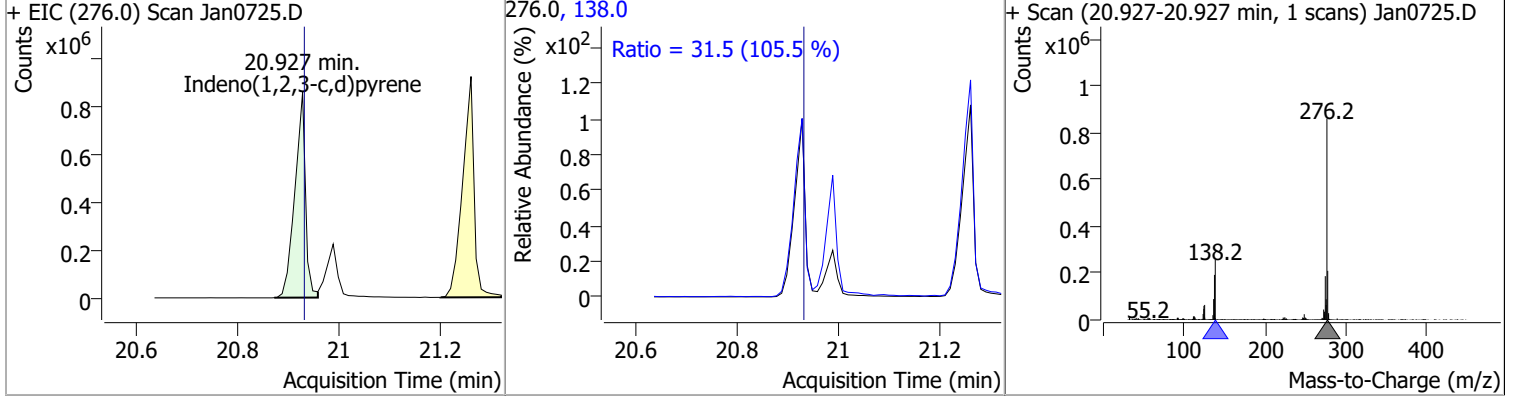


Quantitation Results Report (QT Reviewed)

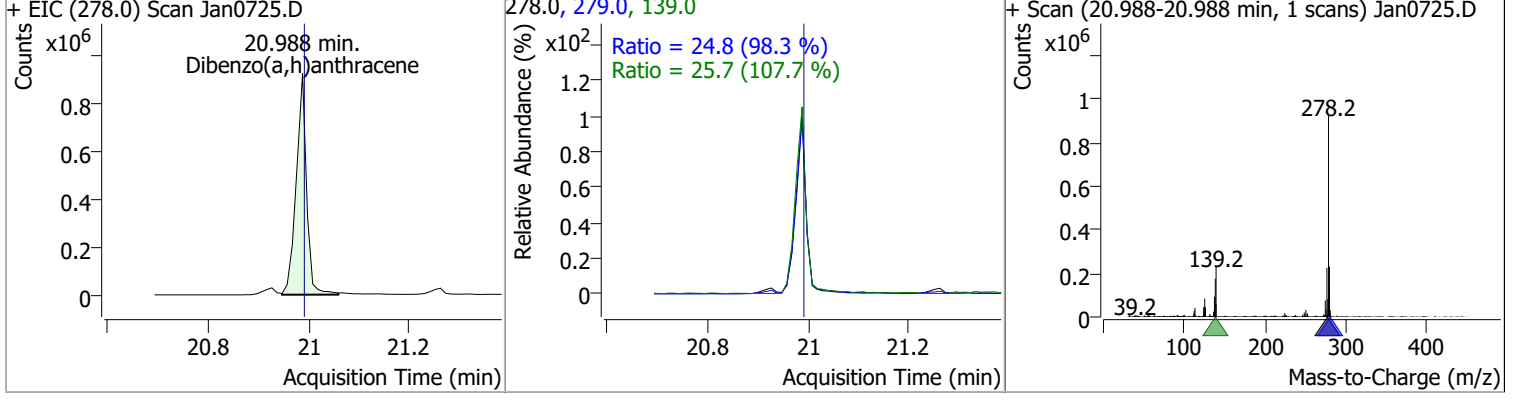
Compound	Conc.	RT	Dev(Min)	Resp.	QIon	QRatio	Lower	Upper
Benzo(a)pyrene	75.6371	19.18	0.01	1498499	253.0	21.9	15.4	28.6



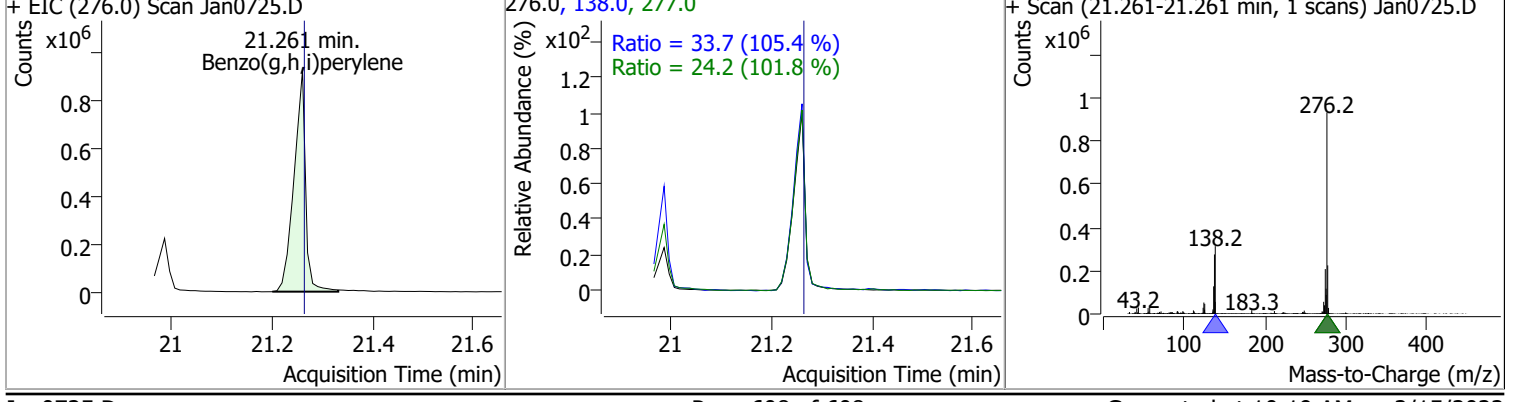
Compound	Conc.	RT	Dev(Min)	Resp.	QIon	QRatio	Lower	Upper
Indeno(1,2,3-c,d)pyrene	75.4977	20.93	0.01	1261485	138.0	31.5	20.9	38.8



Compound	Conc.	RT	Dev(Min)	Resp.	QIon	QRatio	Lower	Upper
Dibenzo(a,h)anthracene	72.8827	20.99	0.01	1313709	279.0	24.8	17.7	32.8
					139.0	25.7	16.7	31.0



Compound	Conc.	RT	Dev(Min)	Resp.	QIon	QRatio	Lower	Upper
Benzo(g,h,i)perylene	75.4240	21.26	0.01	1475191	138.0	33.7	22.4	41.6
					277.0	24.2	16.6	30.9



Audit Trail report

Batch name and path: \\MASSHUNTER\Org\Data\SV5973N.I\sd010722\DoD BNA cal 1\QuantResults\010722 DoD BNA cal 1.batch.bin
Quant batch version: 10.0
Quant reporting version: 10.0

Name	User	Time	Action	Reason	Comment	Succeed	Exception
CmdNewBatchTable	BL2000\sean	1/7/2022 1:00:56 PM	Create new batch \\MASSHUNTER\Org\Data\SV5973N.I\sd010722\DoD BNA cal 1\010722 DoD BNA cal 1.batch.bin			✓	
CmdImportSamplesFromWorklist	BL2000\sean	1/7/2022 1:01:09 PM	Add samples from worklist: \\MASSHUNTER\Org\Data\SV5973N.I\sd010722\DoD BNA cal 1\Jan0701.D			✓	
CmdSetSampleAttribute	BL2000\sean	1/7/2022 1:01:17 PM	Set SampleType = TuneCheck for sample Jan0701.D; previous value = Sample			✓	
CmdSaveBatchTable	BL2000\sean	1/7/2022 1:01:59 PM	Save batch \\MASSHUNTER\Org\Data\SV5973N.I\sd010722\DoD BNA cal 1\QuantResults\010722 DoD BNA cal 1.batch.bin			✓	
CmdOpenBatchTable	BL2000\sean	1/10/2022 7:37:34 AM	Open batch \\MASSHUNTER\Org\Data\SV5973N.I\sd010722\DoD BNA cal 1\010722 DoD BNA cal 1.batch.bin			✓	
CmdImportSamplesFromWorklist	BL2000\sean	1/10/2022 7:40:06 AM	Add samples from worklist: \\MASSHUNTER\Org\Data\SV5973N.I\sd010722\DoD BNA cal 1\Jan0710.D, \\MASSHUNTER\Org\Data\SV5973N.I\sd010722\DoD BNA cal 1\Jan0709.D, \\MASSHUNTER\Org\Data\SV5973N.I\sd010722\DoD BNA cal 1\Jan0708.D, \\MASSHUNTER\Org\Data\SV5973N.I\sd010722\DoD BNA cal 1\Jan0707.D, \\MASSHUNTER\Org\Data\SV5973N.I\sd010722\DoD BNA cal 1\Jan0706.D, \\MASSHUNTER\Org\Data\SV5973N.I\sd010722\DoD BNA cal 1\Jan0705.D, \\MASSHUNTER\Org\Data\SV5973N.I\sd010722\DoD BNA cal 1\Jan0704.D, \\MASSHUNTER\Org\Data\SV5973N.I\sd010722\DoD BNA cal 1\Jan0703.D, \\MASSHUNTER\Org\Data\SV5973N.I\sd010722\DoD BNA cal 1\Jan0702.D			✓	
CmdSetSampleAttribute	BL2000\sean	1/10/2022 9:31:42 AM	Set SampleType = Calibration for sample Jan0702.D; previous value = Sample			✓	
CmdSetSampleAttribute	BL2000\sean	1/10/2022 9:31:44 AM	Set SampleType = Calibration for sample Jan0703.D; previous value = Sample			✓	
CmdSetSampleAttribute	BL2000\sean	1/10/2022 9:31:46 AM	Set SampleType = Calibration for sample Jan0704.D; previous value = Sample			✓	
CmdSetSampleAttribute	BL2000\sean	1/10/2022 9:31:48 AM	Set SampleType = Calibration for sample Jan0705.D; previous value = Sample			✓	

Audit Trail report

Name	User	Time	Action	Reason	Comment	Succeed	Exception
CmdSetSampleAttribute	BL2000\sean	1/10/2022 9:31:50 AM	Set SampleType = Calibration for sample Jan0706.D; previous value = Sample			✓	
CmdSetSampleAttribute	BL2000\sean	1/10/2022 9:31:52 AM	Set SampleType = CC for sample Jan0707.D; previous value = Sample			✓	
CmdSetSampleAttribute	BL2000\sean	1/10/2022 9:31:53 AM	Set SampleType = Calibration for sample Jan0708.D; previous value = Sample			✓	
CmdSetSampleAttribute	BL2000\sean	1/10/2022 9:31:55 AM	Set SampleType = Calibration for sample Jan0709.D; previous value = Sample			✓	
CmdSetSampleAttribute	BL2000\sean	1/10/2022 9:32:01 AM	Set SampleType = QC for sample Jan0710.D; previous value = Sample			✓	
CmdSetSampleAttribute	BL2000\sean	1/10/2022 9:32:05 AM	Set SampleType = QC for sample Jan0709.D; previous value = Calibration			✓	
CmdSetSampleAttribute	BL2000\sean	1/10/2022 9:32:08 AM	Set SampleType = Sample for sample Jan0710.D; previous value = QC			✓	
CmdOpenAndApplyMethodFromBatch	BL2000\sean	1/10/2022 9:32:45 AM	Open and apply method from batch: \\MASSHUNTER\Org\Data\SV5973N.I\sd010422\DoD BNA cal 1\010422 DoD BNA cal.batch.bin			✓	
CmdSetSampleAttribute	BL2000\sean	1/10/2022 11:15:48 AM	Set LevelName = 7 for sample Jan0702.D; previous value =			✓	
CmdSetSampleAttribute	BL2000\sean	1/10/2022 11:15:54 AM	Set LevelName = 6 for sample Jan0703.D; previous value =			✓	
CmdSetSampleAttribute	BL2000\sean	1/10/2022 11:15:59 AM	Set LevelName = 5 for sample Jan0704.D; previous value =			✓	
CmdSetSampleAttribute	BL2000\sean	1/10/2022 11:16:04 AM	Set LevelName = 4 for sample Jan0705.D; previous value =			✓	
CmdSetSampleAttribute	BL2000\sean	1/10/2022 11:16:09 AM	Set LevelName = 3 for sample Jan0706.D; previous value =			✓	
CmdSetSampleAttribute	BL2000\sean	1/10/2022 11:16:15 AM	Set LevelName = 2 for sample Jan0707.D; previous value =			✓	
CmdSetSampleAttribute	BL2000\sean	1/10/2022 11:16:20 AM	Set LevelName = 1 for sample Jan0708.D; previous value =			✓	
CmdSetSampleAttribute	BL2000\sean	1/10/2022 11:16:32 AM	Set LevelName = ICV for sample Jan0709.D; previous value =			✓	
CmdQuantitate	BL2000\sean	1/10/2022 11:17:21 AM	Quantitate all compounds in all samples			✓	
CmdManuallyIntegrateSplit	BL2000\sean	1/10/2022 12:18:56 PM	Split qualifier 66.0 of compound Aniline in sample Jan0705.D and keep left peak, new integration is from x, y = 4.563, 836.354459464877 to 4.603, 997.888571646077 and new response = 411161, previous integration is from x, y = 4.563, 836 to 4.664, 1245 and previous response = 860986.			✓	

Audit Trail report

Name	User	Time	Action	Reason	Comment	Succeed	Exception
CmdManuallyIntegrateQualifierPeak	BL2000\sean	1/10/2022 12:18:57 PM	Manually integrate qualifier 65.0 of compound Aniline in sample Jan0705.D, from x, y = 4.368, 393848 to 4.378, 408303, result = 769029; previous integration is from x, y = 4.566, 1420 to 4.705, 1870 and previous response = 769029.			✓	
CmdManuallyIntegrateSplit	BL2000\sean	1/10/2022 12:18:58 PM	Split qualifier 65.0 of compound Aniline in sample Jan0705.D and keep left peak, new integration is from x, y = 4.566, 1420.01794665312 to 4.613, 1572.76747846338 and new response = 250081, previous integration is from x, y = 4.566, 1420 to 4.705, 1870 and previous response = 769029.			✓	
CmdManuallyIntegrateSplit	BL2000\sean	1/10/2022 12:18:58 PM	Split qualifier 65.0 of compound Aniline in sample Jan0705.D and keep left peak, new integration is from x, y = 4.566, 1420.01794665312 to 4.613, 1572.76747846338 and new response = 250081, previous integration is from x, y = 4.566, 1420 to 4.613, 1573 and previous response = 250081.			✓	
CmdManuallyIntegrateQualifierPeak	BL2000\sean	1/10/2022 12:19:05 PM	Manually integrate qualifier 66.0 of compound Aniline in sample Jan0705.D, from x, y = 4.563, 836 to 4.613, 8023, result = 443329; previous integration is from x, y = 4.563, 836 to 4.603, 998 and previous response = 411161.			✓	
CmdManuallyIntegrateDropBaseline	BL2000\sean	1/10/2022 12:19:06 PM	Drop baseline for qualifier 66.0 of compound Aniline in sample Jan0705.D to y = 836, new integration is from x, y = 4.563, 836 to 4.613, 836 and new response = 454174; previous integration is from x, y = 4.563, 836 to 4.613, 8023 and previous response = 443329.			✓	
CmdManuallyIntegrateSplit	BL2000\sean	1/10/2022 12:19:12 PM	Split qualifier 66.0 of compound Phenol in sample Jan0705.D and keep right peak, new integration is from x, y = 4.603, 913.064519396017 to 4.664, 1081.73828049731 and new response = 450674, previous integration is from x, y = 4.563, 802 to 4.664, 1082 and previous response = 861561.			✓	
CmdManuallyIntegrateQualifierPeak	BL2000\sean	1/10/2022 12:19:19 PM	Manually integrate qualifier 66.0 of compound Phenol in sample Jan0705.D, from x, y = 4.613, 8513 to 4.664, 1082, result = 396310; previous integration is from x, y = 4.603, 913 to 4.664, 1082 and previous response = 450674.			✓	

Audit Trail report

Name	User	Time	Action	Reason	Comment	Succeed	Exception
CmdManuallyIntegrateDropBaseline	BL2000\sean	1/10/2022 12:19:20 PM	Drop baseline for qualifier 66.0 of compound Phenol in sample Jan0705.D to y = 1082, new integration is from x, y = 4.613, 1082 to 4.664, 1082 and new response = 407695; previous integration is from x, y = 4.613, 8513 to 4.664, 1082 and previous response = 396310.			✓	
CmdManuallyIntegrateSplit	BL2000\sean	1/10/2022 12:19:31 PM	Split peak for compound bis(-2-Chloroethyl)Ether in sample Jan0705.D and keep left peak, new integration is from x, y = 4.664, 1307.50993340347 to 4.705, 1400.10856583182 and new response = 666364, previous integration is from x, y = 4.664, 1308 to 4.756, 1516 and previous response = 944297.			✓	
CmdSetTargetCompoundAttribute	BL2000\sean	1/10/2022 12:19:34 PM	Set UserAnnotation = CO for compound bis(-2-Chloroethyl)Ether in sample Jan0705.D; previous value =			✓	
CmdManuallyIntegrateApplyTargetRtToQualifier	BL2000\sean	1/10/2022 12:19:36 PM	Apply target integration range 4.664-4.705 to qualifier 64.0 for compound bis(-2-Chloroethyl)Ether in sample Jan0705.D, new integration is from x, y = 4.664, 1999 to 4.705, 2148 and new response = 21690; previous integration is from x, y = 4.705, 896 to 4.787, 976 and previous response = 364049.			✓	
CmdManuallyIntegrateDropBaseline	BL2000\sean	1/10/2022 12:19:37 PM	Drop baseline for qualifier 64.0 of compound bis(-2-Chloroethyl)Ether in sample Jan0705.D to y = 1999, new integration is from x, y = 4.664, 1999 to 4.705, 1999 and new response = 21872; previous integration is from x, y = 4.664, 1999 to 4.705, 2148 and previous response = 21690.			✓	
CmdManuallyIntegrateSplit	BL2000\sean	1/10/2022 12:19:45 PM	Split peak for compound 1,3-Dichlorobenzene in sample Jan0705.D and keep left peak, new integration is from x, y = 4.848, 0 to 4.920, 0 and new response = 975320, previous integration is from x, y = 4.848, 0 to 5.022, 0 and previous response = 1899784.			✓	
CmdSetTargetCompoundAttribute	BL2000\sean	1/10/2022 12:19:46 PM	Set UserAnnotation = CO for compound 1,3-Dichlorobenzene in sample Jan0705.D; previous value =			✓	
CmdManuallyIntegrateSplit	BL2000\sean	1/10/2022 12:19:48 PM	Split qualifier 148.0 of compound 1,3-Dichlorobenzene in sample Jan0705.D and keep left peak, new integration is from x, y = 4.848, 0 to 4.909, 0 and new response = 610257, previous integration is from x, y = 4.848, 0 to 5.032, 0 and previous response = 1205918.			✓	

Audit Trail report

Name	User	Time	Action	Reason	Comment	Succeed	Exception
CmdManuallyIntegrateSplit	BL2000\sean	1/10/2022 12:19:49 PM	Split qualifier 111.0 of compound 1,3-Dichlorobenzene in sample Jan0705.D and keep left peak, new integration is from x, y = 4.848, 0 to 4.930, 0 and new response = 344848, previous integration is from x, y = 4.848, 0 to 5.032, 0 and previous response = 669945.			✓	
CmdManuallyIntegrateSplit	BL2000\sean	1/10/2022 12:19:57 PM	Split peak for compound 1,4-Dichlorobenzene in sample Jan0705.D and keep right peak, new integration is from x, y = 4.920, 0 to 5.022, 0 and new response = 924463, previous integration is from x, y = 4.848, 0 to 5.022, 0 and previous response = 1899784.			✓	
CmdSetTargetCompoundAttribute	BL2000\sean	1/10/2022 12:19:58 PM	Set UserAnnotation = CO for compound 1,4-Dichlorobenzene in sample Jan0705.D; previous value =			✓	
CmdManuallyIntegrateSplit	BL2000\sean	1/10/2022 12:20:00 PM	Split qualifier 148.0 of compound 1,4-Dichlorobenzene in sample Jan0705.D and keep right peak, new integration is from x, y = 4.909, 0 to 5.032, 0 and new response = 595660, previous integration is from x, y = 4.848, 0 to 5.032, 0 and previous response = 1205918.			✓	
CmdManuallyIntegrateSplit	BL2000\sean	1/10/2022 12:20:02 PM	Split qualifier 111.0 of compound 1,4-Dichlorobenzene in sample Jan0705.D and keep right peak, new integration is from x, y = 4.930, 0 to 5.032, 0 and new response = 325097, previous integration is from x, y = 4.848, 0 to 5.032, 0 and previous response = 669945.			✓	
CmdManuallyIntegrateApplyTargetRtToQualifier	BL2000\sean	1/10/2022 12:20:25 PM	Apply target integration range 5.563-5.645 to qualifier 77.0 for compound Nitrobenzene in sample Jan0705.D, new integration is from x, y = 5.563, 4015 to 5.645, 4974 and new response = 454138; previously no peak.			✓	
CmdManuallyIntegrateDropBaseline	BL2000\sean	1/10/2022 12:20:26 PM	Drop baseline for qualifier 77.0 of compound Nitrobenzene in sample Jan0705.D to y = 4015, new integration is from x, y = 5.563, 4015 to 5.645, 4015 and new response = 456489; previous integration is from x, y = 5.563, 4015 to 5.645, 4974 and previous response = 454138.			✓	

Audit Trail report

Name	User	Time	Action	Reason	Comment	Succeed	Exception
CmdManuallyIntegrateSplit	BL2000\sean	1/10/2022 12:20:48 PM	Split peak for compound 4-Chlorophenol in sample Jan0705.D and keep left peak, new integration is from x, y = 6.445, 443.183472447343 to 6.506, 462.328864507407 and new response = 158036, previous integration is from x, y = 6.445, 443 to 6.547, 475 and previous response = 184490.			✓	
CmdManuallyIntegrateApplyTargetRtToQualifier	BL2000\sean	1/10/2022 12:20:49 PM	Apply target integration range 6.445-6.506 to qualifier 128.0 for compound 4-Chlorophenol in sample Jan0705.D, new integration is from x, y = 6.445, 39168 to 6.506, 37904 and new response = 420291; previous integration is from x, y = 6.393, 873 to 6.465, 1013 and previous response = 1764499.			✓	
CmdManuallyIntegrateDropBaseline	BL2000\sean	1/10/2022 12:20:50 PM	Drop baseline for qualifier 128.0 of compound 4-Chlorophenol in sample Jan0705.D to y = 37904, new integration is from x, y = 6.445, 37904 to 6.506, 37904 and new response = 422676; previous integration is from x, y = 6.445, 39168 to 6.506, 37904 and previous response = 420291.			✓	
CmdManuallyIntegrateQualifierPeak	BL2000\sean	1/10/2022 12:20:57 PM	Manually integrate qualifier 128.0 of compound 4-Chlorophenol in sample Jan0705.D, from x, y = 6.465, 15775 to 6.516, 18947, result = 498069; previous integration is from x, y = 6.445, 37904 to 6.506, 37904 and previous response = 422676.			✓	
CmdManuallyIntegrateDropBaseline	BL2000\sean	1/10/2022 12:20:58 PM	Drop baseline for qualifier 128.0 of compound 4-Chlorophenol in sample Jan0705.D to y = 15775, new integration is from x, y = 6.465, 15775 to 6.516, 15775 and new response = 502954; previous integration is from x, y = 6.465, 15775 to 6.516, 18947 and previous response = 498069.			✓	
CmdManuallyIntegratePeak	BL2000\sean	1/10/2022 12:21:11 PM	Manually integrate compound 4-Chloro-3-Methylphenol in sample Jan0705.D, from x, y = 7.122, 288174 to 7.307, 396630, result = -3312451; previous integration is from x, y = 6.999, 707 to 7.132, 919 and previous response = 440396.			✓	
CmdManuallyIntegrateSnapBaseline	BL2000\sean	1/10/2022 12:21:12 PM	Snap baseline for compound 4-Chloro-3-Methylphenol in sample Jan0705.D, from x = 7.122 to x = 7.307, new integration is from x, y = 7.122, 3012 to 7.307, 3214 and new response = 450604; previous integration is from x, y = 7.122, 288174 to 7.307, 396630 and previous response = -3312451.			✓	

Audit Trail report

Name	User	Time	Action	Reason	Comment	Succeed	Exception
CmdManuallyIntegrateDropBaseline	BL2000\sean	1/10/2022 12:21:13 PM	Drop baseline for compound 4-Chloro-3-Methylphenol in sample Jan0705.D to y = 3012, new integration is from x, y = 7.122, 3012 to 7.307, 3012 and new response = 451724; previous integration is from x, y = 7.122, 3012 to 7.307, 3214 and previous response = 450604.			✓	
CmdSetTargetCompoundAttribute	BL2000\sean	1/10/2022 12:21:17 PM	Set UserAnnotation = CO for compound 4-Chloro-3-Methylphenol in sample Jan0705.D; previous value =			✓	
CmdManuallyIntegrateApplyTargetRtToQualifier	BL2000\sean	1/10/2022 12:21:19 PM	Apply target integration range 7.122-7.307 to qualifier 144.0 for compound 4-Chloro-3-Methylphenol in sample Jan0705.D, new integration is from x, y = 7.122, 574 to 7.307, 675 and new response = 136775; previous integration is from x, y = 6.978, 0 to 7.132, 0 and previous response = 118978.			✓	
CmdManuallyIntegrateDropBaseline	BL2000\sean	1/10/2022 12:21:20 PM	Drop baseline for qualifier 144.0 of compound 4-Chloro-3-Methylphenol in sample Jan0705.D to y = 574, new integration is from x, y = 7.122, 574 to 7.307, 574 and new response = 137335; previous integration is from x, y = 7.122, 574 to 7.307, 675 and previous response = 136775.			✓	
CmdManuallyIntegrateSplit	BL2000\sean	1/10/2022 12:21:21 PM	Split qualifier 144.0 of compound 4-Chloro-3-Methylphenol in sample Jan0705.D and keep left peak, new integration is from x, y = 7.122, 574 to 7.235, 574 and new response = 128197, previous integration is from x, y = 7.122, 574 to 7.307, 574 and previous response = 137335.			✓	
CmdManuallyIntegrateSplit	BL2000\sean	1/10/2022 12:21:29 PM	Split qualifier 115.0 of compound 2-Methylnaphthalene in sample Jan0705.D and keep left peak, new integration is from x, y = 7.224, 703.886971303097 to 7.327, 799.762999961906 and new response = 456487, previous integration is from x, y = 7.224, 704 to 7.440, 905 and previous response = 912780.			✓	
CmdManuallyIntegratePeak	BL2000\sean	1/10/2022 12:22:11 PM	Manually integrate compound 1-Methylnaphthalene in sample Jan0705.D, from x, y = 7.327, 258815 to 7.440, 488974, result = -1439964; previous integration is from x, y = 7.225, 696 to 7.327, 782 and previous response = 1101408.			✓	

Audit Trail report

Name	User	Time	Action	Reason	Comment	Succeed	Exception
CmdManuallyIntegratePeak	BL2000\sean	1/10/2022 12:22:14 PM	Manually integrate compound 1-Methylnaphthalene in sample Jan0705.D, from x, y = 7.317, 188288 to 7.420, 281800, result = -360764; previous integration is from x, y = 7.327, 258815 to 7.440, 488974 and previous response = -1439964.			✓	
CmdManuallyIntegrateSnapBaseline	BL2000\sean	1/10/2022 12:22:15 PM	Snap baseline for compound 1-Methylnaphthalene in sample Jan0705.D, from x = 7.317 to x = 7.420, new integration is from x, y = 7.317, 4545 to 7.420, 5410 and new response = 1056906; previous integration is from x, y = 7.317, 188288 to 7.420, 281800 and previous response = -360764.			✓	
CmdManuallyIntegrateDropBaseline	BL2000\sean	1/10/2022 12:22:16 PM	Drop baseline for compound 1-Methylnaphthalene in sample Jan0705.D to y = 4545, new integration is from x, y = 7.317, 4545 to 7.420, 4545 and new response = 1059571; previous integration is from x, y = 7.317, 4545 to 7.420, 5410 and previous response = 1056906.			✓	
CmdManuallyIntegrateApplyTargetRtToQualifier	BL2000\sean	1/10/2022 12:22:20 PM	Apply target integration range 7.317-7.420 to qualifier 142.0 for compound 1-Methylnaphthalene in sample Jan0705.D, new integration is from x, y = 7.317, 7692 to 7.420, 6466 and new response = 1163549; previous integration is from x, y = 7.225, 2634 to 7.307, 2409 and previous response = 1258185.			✓	
CmdManuallyIntegrateDropBaseline	BL2000\sean	1/10/2022 12:22:21 PM	Drop baseline for qualifier 142.0 of compound 1-Methylnaphthalene in sample Jan0705.D to y = 6466, new integration is from x, y = 7.317, 6466 to 7.420, 6466 and new response = 1167327; previous integration is from x, y = 7.317, 7692 to 7.420, 6466 and previous response = 1163549.			✓	
CmdSetTargetCompoundAttribute	BL2000\sean	1/10/2022 12:22:23 PM	Set UserAnnotation = CO for compound 1-Methylnaphthalene in sample Jan0705.D; previous value =			✓	
CmdManuallyIntegrateSplit	BL2000\sean	1/10/2022 12:22:25 PM	Split qualifier 115.0 of compound 1-Methylnaphthalene in sample Jan0705.D and keep right peak, new integration is from x, y = 7.327, 795.739562413418 to 7.440, 868.111687416577 and new response = 456540, previous integration is from x, y = 7.225, 730 to 7.440, 868 and previous response = 912917.			✓	

Audit Trail report

Name	User	Time	Action	Reason	Comment	Succeed	Exception
CmdManuallyIntegrateApplyTargetRtToQualifier	BL2000\sean	1/10/2022 12:22:40 PM	Apply target integration range 8.282-8.435 to qualifier 153.1 for compound Acenaphthylene in sample Jan0705.D, new integration is from x, y = 8.282, 0 to 8.435, 1521 and new response = 244487; previously no peak.			✓	
CmdManuallyIntegrateDropBaseline	BL2000\sean	1/10/2022 12:22:41 PM	Drop baseline for qualifier 153.1 of compound Acenaphthylene in sample Jan0705.D to y = 0, new integration is from x, y = 8.282, 0 to 8.435, 0 and new response = 251489; previous integration is from x, y = 8.282, 0 to 8.435, 1521 and previous response = 244487.			✓	
CmdManuallyIntegrateApplyTargetRtToQualifier	BL2000\sean	1/10/2022 12:22:48 PM	Apply target integration range 8.589-8.671 to qualifier 154.0 for compound 2,4-Dinitrophenol in sample Jan0705.D, new integration is from x, y = 8.589, 3397 to 8.671, 1487 and new response = 43665; previous integration is from x, y = 8.507, 690 to 8.599, 713 and previous response = 1008739.			✓	
CmdManuallyIntegrateDropBaseline	BL2000\sean	1/10/2022 12:22:49 PM	Drop baseline for qualifier 154.0 of compound 2,4-Dinitrophenol in sample Jan0705.D to y = 1487, new integration is from x, y = 8.589, 1487 to 8.671, 1487 and new response = 48355; previous integration is from x, y = 8.589, 3397 to 8.671, 1487 and previous response = 43665.			✓	
CmdManuallyIntegrateSplit	BL2000\sean	1/10/2022 12:22:57 PM	Split qualifier 139.0 of compound Dibenzofuran in sample Jan0705.D and keep left peak, new integration is from x, y = 8.714, 341.172352482283 to 8.763, 385.149177087798 and new response = 636995, previous integration is from x, y = 8.714, 341 to 8.814, 432 and previous response = 768088.			✓	
CmdManuallyIntegrateDropBaseline	BL2000\sean	1/10/2022 12:23:04 PM	Drop baseline for compound 4-Nitrophenol in sample Jan0705.D to y = 832, new integration is from x, y = 8.763, 832 to 8.916, 832 and new response = 177604; previous integration is from x, y = 8.763, 832 to 8.916, 1075 and previous response = 176484.			✓	

Audit Trail report

Name	User	Time	Action	Reason	Comment	Succeed	Exception
CmdManuallyIntegrateApplyTargetRtToQualifier	BL2000\sean	1/10/2022 12:23:05 PM	Apply target integration range 8.763-8.916 to qualifier 139.0 for compound 4-Nitrophenol in sample Jan0705.D, new integration is from x, y = 8.763, 8141 to 8.916, 1114 and new response = 110471; previous integration is from x, y = 8.714, 341 to 8.814, 432 and previous response = 768088.			✓	
CmdManuallyIntegrateDropBaseline	BL2000\sean	1/10/2022 12:23:06 PM	Drop baseline for qualifier 139.0 of compound 4-Nitrophenol in sample Jan0705.D to y = 1114, new integration is from x, y = 8.763, 1114 to 8.916, 1114 and new response = 142824; previous integration is from x, y = 8.763, 8141 to 8.916, 1114 and previous response = 110471.			✓	
CmdManuallyIntegrateSplit	BL2000\sean	1/10/2022 12:23:12 PM	Split qualifier 63.0 of compound 2,4-Dinitrotoluene in sample Jan0705.D and keep right peak, new integration is from x, y = 8.855, 1661.00419634115 to 8.893, 1662.79829143541 and new response = 1930, previous integration is from x, y = 8.711, 1654 to 8.893, 1663 and previous response = 259817.			✓	
CmdManuallyIntegrateQualifierPeak	BL2000\sean	1/10/2022 12:23:18 PM	Manually integrate qualifier 63.0 of compound 2,4-Dinitrotoluene in sample Jan0705.D, from x, y = 8.763, 9167 to 8.893, 1663, result = 119645; previous integration is from x, y = 8.855, 1661 to 8.893, 1663 and previous response = 1930.			✓	
CmdManuallyIntegrateDropBaseline	BL2000\sean	1/10/2022 12:23:18 PM	Drop baseline for qualifier 63.0 of compound 2,4-Dinitrotoluene in sample Jan0705.D to y = 1663, new integration is from x, y = 8.763, 1663 to 8.893, 1663 and new response = 148922; previous integration is from x, y = 8.763, 9167 to 8.893, 1663 and previous response = 119645.			✓	
CmdManuallyIntegrateQualifierPeak	BL2000\sean	1/10/2022 12:23:29 PM	Manually integrate qualifier 65.0 of compound 4-Nitroaniline in sample Jan0705.D, from x, y = 9.202, 3133 to 9.284, 4645, result = 181410; previous integration is from x, y = 9.325, 2645 to 9.417, 2763 and previous response = 107306.			✓	
CmdManuallyIntegrateSplit	BL2000\sean	1/10/2022 12:23:43 PM	Split peak for compound Phenanthrene in sample Jan0705.D and keep left peak, new integration is from x, y = 10.252, 0 to 10.333, 0 and new response = 1839392, previous integration is from x, y = 10.252, 0 to 10.424, 0 and previous response = 3532664.			✓	

Audit Trail report

Name	User	Time	Action	Reason	Comment	Succeed	Exception
CmdSetTargetCompoundAttribute	BL2000\sean	1/10/2022 12:23:44 PM	Set UserAnnotation = CO for compound Phenanthrene in sample Jan0705.D; previous value =			✓	
CmdManuallyIntegrateSplit	BL2000\sean	1/10/2022 12:23:46 PM	Split qualifier 176.0 of compound Phenanthrene in sample Jan0705.D and keep left peak, new integration is from x, y = 10.272, 69.304164051061 to 10.343, 114.818751275535 and new response = 354272, previous integration is from x, y = 10.272, 69 to 10.414, 161 and previous response = 664576.			✓	
CmdManuallyIntegrateSplit	BL2000\sean	1/10/2022 12:23:51 PM	Split peak for compound Anthracene in sample Jan0705.D and keep right peak, new integration is from x, y = 10.333, 0 to 10.424, 0 and new response = 1693272, previous integration is from x, y = 10.252, 0 to 10.424, 0 and previous response = 3532664.			✓	
CmdSetTargetCompoundAttribute	BL2000\sean	1/10/2022 12:23:54 PM	Set UserAnnotation = CO for compound Anthracene in sample Jan0705.D; previous value =			✓	
CmdManuallyIntegrateSplit	BL2000\sean	1/10/2022 12:23:56 PM	Split qualifier 176.0 of compound Anthracene in sample Jan0705.D and keep right peak, new integration is from x, y = 10.343, 0 to 10.414, 0 and new response = 311442, previous integration is from x, y = 10.272, 0 to 10.414, 0 and previous response = 666105.			✓	
CmdSaveBatchTable	BL2000\sean	1/10/2022 12:24:30 PM	Save batch \\MASSHUNTER\Org\Data\SV5973N.I\sd010722\DoD BNA cal 1\QuantResults\010722 DoD BNA cal 1.batch.bin			✓	

Audit Trail report

Name	User	Time	Action	Reason	Comment	Succeed	Exception
CmdUpdateQualifierRatios	BL2000\sean	1/10/2022 12:25:02 PM	Update qualifier ratios for compound Perylene-d12; Update qualifier ratios for compound Chrysene-d12; Update qualifier ratios for compound Phenanthrene-d10; Update qualifier ratios for compound Acenaphthene-d10; Update qualifier ratios for compound Naphthalene-d8; Update qualifier ratios for compound Terphenyl-d14; Update qualifier ratios for compound 2,4,6-Tribromophenol; Update qualifier ratios for compound 2-Fluorobiphenyl; Update qualifier ratios for compound Nitrobenzene-d5; Update qualifier ratios for compound Phenol-d5; Update qualifier ratios for compound 2-Fluorophenol; Update qualifier ratios for compound Benzo(g,h,i)perylene; Update qualifier ratios for compound Dibenzo(a,h)anthracene; Update qualifier ratios for compound Indeno(1,2,3-c,d)pyrene; Update qualifier ratios for compound Benzo(a)pyrene; Update qualifier ratios for compound Benzo(k)fluoranthene; Update qualifier ratios for compound Benzo(b)fluoranthene; Update qualifier ratios for compound Di-n-octyl Phthalate; Update qualifier ratios for compound bis(2-ethylhexyl)Phthalate; Update qualifier ratios for compound 3,3-Dichlorobenzidine; Update qualifier ratios for compound Chrysene; Update qualifier ratios for compound Benzo(a)Anthracene; Update qualifier ratios for compound Butylbenzylphthalate; Update qualifier ratios for compound Pyrene; Update qualifier ratios for compound Benzidine; Update qualifier ratios for compound Fluoranthene; Update qualifier ratios for compound Di-n-Butylphthalate; Update qualifier ratios for compound Triallate; Update qualifier ratios for compound Anthracene; Update qualifier ratios for compound Phenanthrene; Update qualifier ratios for compound Pentachlorophenol; Update qualifier ratios for compound Hexachlorobenzene; Update qualifier ratios for compound 4-Bromophenylphenylether; Update qualifier ratios for compound Azobenzene; Update qualifier ratios for compound N-nitrosodiphenylamine; Update qualifier ratios for compound 4,6-Dinitro-2-			✓	

Audit Trail report

Name	User	Time	Action	Reason	Comment	Succeed	Exception
			methylphenol; Update qualifier ratios for compound 4-Nitroaniline; Update qualifier ratios for compound Diethylphthalate; Update qualifier ratios for compound 4-Chlorophenylphenylether; Update qualifier ratios for compound Fluorene; Update qualifier ratios for compound 2,4-Dinitrotoluene; Update qualifier ratios for compound 4-Nitrophenol; Update qualifier ratios for compound Dibenzofuran; Update qualifier ratios for compound 2,4-Dinitrophenol; Update qualifier ratios for compound 3-Nitroaniline; Update qualifier ratios for compound Acenaphthene; Update qualifier ratios for compound 2,6-Dinitrotoluene; Update qualifier ratios for compound Acenaphthylene; Update qualifier ratios for compound Dimethyl Phthalate; Update qualifier ratios for compound 2-Nitroaniline; Update qualifier ratios for compound 2-Chloronaphthalene; Update qualifier ratios for compound 2,4,5-Trichlorophenol; Update qualifier ratios for compound 2,4,6-Trichlorophenol; Update qualifier ratios for compound Hexachlorocyclopentadiene; Update qualifier ratios for compound 4-Chloro-2-Methylphenol; Update qualifier ratios for compound 1-Methylnaphthalene; Update qualifier ratios for compound 2-Methylnaphthalene; Update qualifier ratios for compound 4-Chloro-3-Methylphenol; Update qualifier ratios for compound Hexachlorobutadiene; Update qualifier ratios for compound p-Chloroaniline; Update qualifier ratios for compound 4-Chlorophenol; Update qualifier ratios for compound Naphthalene; Update qualifier ratios for compound 1,2,4-Trichlorobenzene; Update qualifier ratios for compound 2,4-Dichlorophenol; Update qualifier ratios for compound bis(-2-Chloroethoxy)Methane; Update qualifier ratios for compound 2,4-Dimethylphenol; Update qualifier ratios for compound 2-Nitrophenol; Update qualifier ratios for compound Isophorone; Update qualifier ratios for compound Nitrobenzene; Update qualifier ratios for compound N-nitroso-Di-n-propylamine; Update qualifier ratios for compound Hexachloroethane; Update qualifier ratios for compound 4Methylphenol/3Methylphenol; Update				

Audit Trail report

Name	User	Time	Action	Reason	Comment	Succeed	Exception
			qualifier ratios for compound 2-Methylphenol; Update qualifier ratios for compound bis(2-chloroisopropyl)Ether; Update qualifier ratios for compound Benzyl Alcohol; Update qualifier ratios for compound 1,2-Dichlorobenzene; Update qualifier ratios for compound 1,4-Dichlorobenzene; Update qualifier ratios for compound 1,3-Dichlorobenzene; Update qualifier ratios for compound 2-Chlorophenol; Update qualifier ratios for compound bis(-2-Chloroethyl)Ether; Update qualifier ratios for compound Phenol; Update qualifier ratios for compound Aniline; Update qualifier ratios for compound Pyridine; Update qualifier ratios for compound Carbazole; Update qualifier ratios for compound Benzoic Acid; Update qualifier ratios for compound o-Terphenyl; Update qualifier ratios for compound N-Nitrosodimethylamine; Update qualifier ratios for compound 1,4-Dichlorobenzene-d4;				
CmdQuantitate	BL2000\sean	1/10/2022 12:26:24 PM	Quantitate all compounds in all samples			✓	

Audit Trail report

Name	User	Time	Action	Reason	Comment	Succeed	Exception
CmdUpdateRetentionTimes	BL2000\sean	1/10/2022 12:27:20 PM	Update retention time for compound Perylene-d12; Chrysene-d12; Phenanthrene-d10; Acenaphthene-d10; Naphthalene-d8; Terphenyl-d14; 2,4,6-Tribromophenol; 2-Fluorobiphenyl; Nitrobenzene-d5; Phenol-d5; 2-Fluorophenol; Benzo(g,h,i)perylene; Dibenzo(a,h)anthracene; Indeno(1,2,3-c,d)pyrene; Benzo(a)pyrene; Benzo(k)fluoranthene; Benzo(b)fluoranthene; Di-n-octyl Phthalate; bis(2-ethylhexyl)Phthalate; 3,3-Dichlorobenzidine; Chrysene; Benzo(a)Anthracene; Butylbenzylphthalate; Pyrene; Benzidine; Fluoranthene; Di-n-Butylphthalate; Triallate; Anthracene; Phenanthrene; Pentachlorophenol; Hexachlorobenzene; 4-Bromophenylphenylether; Azobenzene; N-nitrosodiphenylamine; 4,6-Dinitro-2-methylphenol; 4-Nitroaniline; Diethylphthalate; 4-Chlorophenylphenylether; Fluorene; 2,4-Dinitrotoluene; 4-Nitrophenol; Dibenzofuran; 2,4-Dinitrophenol; 3-Nitroaniline; Acenaphthene; 2,6-Dinitrotoluene; Acenaphthylene; Dimethyl Phthalate; 2-Nitroaniline; 2-Chloronaphthalene; 2,4,5-Trichlorophenol; 2,4,6-Trichlorophenol; Hexachlorocyclopentadiene; 4-Chloro-2-Methylphenol; 1-Methylnaphthalene; 2-Methylnaphthalene; 4-Chloro-3-Methylphenol; Hexachlorobutadiene; p-Chloroaniline; 4-Chlorophenol; Naphthalene; 1,2,4-Trichlorobenzene; 2,4-Dichlorophenol; bis(-2-Chloroethoxy)Methane; 2,4-Dimethylphenol; 2-Nitrophenol; Isophorone; Nitrobenzene; N-nitroso-Di-n-propylamine; Hexachloroethane; 4Methylphenol/3Methylphenol; 2-Methylphenol; bis(2-chloroisopropyl)Ether; Benzyl Alcohol; 1,2-Dichlorobenzene; 1,4-Dichlorobenzene; 1,3-Dichlorobenzene; 2-Chlorophenol; bis(-2-Chloroethyl)Ether; Phenol; Aniline; Pyridine; Carbazole; Benzoic Acid; o-Terphenyl; N-Nitrosodimethylamine; 1,4-Dichlorobenzene-d4;			✓	
CmdQuantitate	BL2000\sean	1/10/2022 12:28:01 PM	Quantitate all compounds in all samples			✓	

Audit Trail report

Name	User	Time	Action	Reason	Comment	Succeed	Exception
CmdSaveBatchTable	BL2000\sean	1/10/2022 12:39:58 PM	Save batch \\MASSHUNTER\Org\Data\SV5973N.I\sd010722\DoD BNA cal 1\QuantResults\010722 DoD BNA cal 1.batch.bin			✓	
CmdSaveBatchTable	BL2000\sean	1/10/2022 1:21:24 PM	Save batch \\MASSHUNTER\Org\Data\SV5973N.I\sd010722\DoD BNA cal 1\QuantResults\010722 DoD BNA cal 1.batch.bin			✓	
CmdOpenBatchTable	BL2000\sean	1/10/2022 4:48:45 PM	Open batch \\MASSHUNTER\Org\Data\SV5973N.I\sd010722\DoD BNA cal 1\010722 DoD BNA cal 1.batch.bin			✓	
CmdSelectPeak	BL2000\sean	1/10/2022 4:49:36 PM	Select peak for compound 2,4,6-Trichlorophenol in sample Jan0705.D			✓	
CmdSetTargetCompoundAttribute	BL2000\sean	1/10/2022 4:49:38 PM	Set UserAnnotation = CO for compound 2,4,6-Trichlorophenol in sample Jan0705.D; previous value =			✓	
CmdManuallyIntegrateSplit	BL2000\sean	1/10/2022 4:50:05 PM	Split qualifier 177.0 of compound Diethylphthalate in sample Jan0705.D and keep left peak, new integration is from x, y = 9.080, 0 to 9.162, 0 and new response = 228409, previous integration is from x, y = 9.080, 0 to 9.213, 0 and previous response = 239678.			✓	
CmdManuallyIntegrateSplit	BL2000\sean	1/10/2022 4:50:07 PM	Split peak for compound Diethylphthalate in sample Jan0705.D and keep left peak, new integration is from x, y = 9.080, 0 to 9.172, 0 and new response = 1101126, previous integration is from x, y = 9.080, 0 to 9.213, 0 and previous response = 1114941.			✓	
CmdSetTargetCompoundAttribute	BL2000\sean	1/10/2022 4:50:08 PM	Set UserAnnotation = CO for compound Diethylphthalate in sample Jan0705.D; previous value =			✓	
CmdSelectPeak	BL2000\sean	1/10/2022 4:50:30 PM	Select peak for compound Benzo(a)Anthracene in sample Jan0705.D			✓	
CmdSetTargetCompoundAttribute	BL2000\sean	1/10/2022 4:50:31 PM	Set UserAnnotation = CO for compound Benzo(a)Anthracene in sample Jan0705.D; previous value =			✓	
CmdSelectPeak	BL2000\sean	1/10/2022 4:50:40 PM	Select peak for compound Benzo(b)fluoranthene in sample Jan0705.D			✓	
CmdSetTargetCompoundAttribute	BL2000\sean	1/10/2022 4:50:41 PM	Set UserAnnotation = CO for compound Benzo(b)fluoranthene in sample Jan0705.D; previous value =			✓	
CmdSelectPeak	BL2000\sean	1/10/2022 4:50:52 PM	Select peak for compound Indeno(1,2,3-c,d)pyrene in sample Jan0705.D			✓	

Audit Trail report

Name	User	Time	Action	Reason	Comment	Succeed	Exception
CmdSetTargetCompoundAttribute	BL2000\sean	1/10/2022 4:50:53 PM	Set UserAnnotation = CO for compound Indeno(1,2,3-c,d)pyrene in sample Jan0705.D; previous value =			✓	
CmdSaveBatchTable	BL2000\sean	1/10/2022 4:51:04 PM	Save batch \\MASSHUNTER\Org\Data\SV5973N.I\sd010722\DoD BNA cal 1\QuantResults\010722 DoD BNA cal 1.batch.bin			✓	

Audit Trail report

Name	User	Time	Action	Reason	Comment	Succeed	Exception
CmdUpdateRetentionTimes	BL2000\sean	1/10/2022 4:51:28 PM	Update retention time for compound Perylene-d12; Chrysene-d12; Phenanthrene-d10; Acenaphthene-d10; Naphthalene-d8; Terphenyl-d14; 2,4,6-Tribromophenol; 2-Fluorobiphenyl; Nitrobenzene-d5; Phenol-d5; 2-Fluorophenol; Benzo(g,h,i)perylene; Dibenzo(a,h)anthracene; Indeno(1,2,3-c,d)pyrene; Benzo(a)pyrene; Benzo(k)fluoranthene; Benzo(b)fluoranthene; Di-n-octyl Phthalate; bis(2-ethylhexyl)Phthalate; 3,3-Dichlorobenzidine; Chrysene; Benzo(a)Anthracene; Butylbenzylphthalate; Pyrene; Benzidine; Fluoranthene; Di-n-Butylphthalate; Triallate; Anthracene; Phenanthrene; Pentachlorophenol; Hexachlorobenzene; 4-Bromophenylphenylether; Azobenzene; N-nitrosodiphenylamine; 4,6-Dinitro-2-methylphenol; 4-Nitroaniline; Diethylphthalate; 4-Chlorophenylphenylether; Fluorene; 2,4-Dinitrotoluene; 4-Nitrophenol; Dibenzofuran; 2,4-Dinitrophenol; 3-Nitroaniline; Acenaphthene; 2,6-Dinitrotoluene; Acenaphthylene; Dimethyl Phthalate; 2-Nitroaniline; 2-Chloronaphthalene; 2,4,5-Trichlorophenol; 2,4,6-Trichlorophenol; Hexachlorocyclopentadiene; 4-Chloro-2-Methylphenol; 1-Methylnaphthalene; 2-Methylnaphthalene; 4-Chloro-3-Methylphenol; Hexachlorobutadiene; p-Chloroaniline; 4-Chlorophenol; Naphthalene; 1,2,4-Trichlorobenzene; 2,4-Dichlorophenol; bis(-2-Chloroethoxy)Methane; 2,4-Dimethylphenol; 2-Nitrophenol; Isophorone; Nitrobenzene; N-nitroso-Di-n-propylamine; Hexachloroethane; 4Methylphenol/3Methylphenol; 2-Methylphenol; bis(2-chloroisopropyl)Ether; Benzyl Alcohol; 1,2-Dichlorobenzene; 1,4-Dichlorobenzene; 1,3-Dichlorobenzene; 2-Chlorophenol; bis(-2-Chloroethyl)Ether; Phenol; Aniline; Pyridine; Carbazole; Benzoic Acid; o-Terphenyl; N-Nitrosodimethylamine; 1,4-Dichlorobenzene-d4;			✓	
CmdQuantitate	BL2000\sean	1/10/2022 4:52:08 PM	Quantitate all compounds in all samples			✓	

Audit Trail report

Name	User	Time	Action	Reason	Comment	Succeed	Exception
CmdSaveBatchTable	BL2000\sean	1/10/2022 4:53:25 PM	Save batch \\MASSHUNTER\Org\Data\SV5973N.I\sd010722\DoD BNA cal 1\QuantResults\010722 DoD BNA cal 1.batch.bin			✓	
CmdManuallyIntegrateSplit	BL2000\sean	1/10/2022 4:53:43 PM	Split qualifier 66.0 of compound Aniline in sample Jan0702.D and keep left peak, new integration is from x, y = 4.562, 1800.89217700427 to 4.613, 2056.45430637222 and new response = 889090, previous integration is from x, y = 4.562, 1801 to 4.705, 2519 and previous response = 1689272.			✓	
CmdManuallyIntegrateSplit	BL2000\sean	1/10/2022 4:53:45 PM	Split qualifier 65.0 of compound Aniline in sample Jan0702.D and keep left peak, new integration is from x, y = 4.563, 2098.41179809866 to 4.613, 2378.57918683316 and new response = 495360, previous integration is from x, y = 4.563, 2098 to 4.705, 2889 and previous response = 1455553.			✓	
CmdManuallyIntegrateSplit	BL2000\sean	1/10/2022 4:53:52 PM	Split peak for compound Phenol in sample Jan0702.D and keep left peak, new integration is from x, y = 4.613, 3053.77775994462 to 4.664, 3370.8414707607 and new response = 1569021, previous integration is from x, y = 4.613, 3054 to 4.705, 3624 and previous response = 1669067.			✓	
CmdSetTargetCompoundAttribute	BL2000\sean	1/10/2022 4:53:54 PM	Set UserAnnotation = CO for compound Phenol in sample Jan0702.D; previous value =			✓	
CmdManuallyIntegrateSplit	BL2000\sean	1/10/2022 4:53:56 PM	Split qualifier 66.0 of compound Phenol in sample Jan0702.D and keep right peak, new integration is from x, y = 4.613, 1780.54673835311 to 4.705, 2200.61627721143 and new response = 807211, previous integration is from x, y = 4.562, 1548 to 4.705, 2201 and previous response = 1691565.			✓	
CmdManuallyIntegrateSplit	BL2000\sean	1/10/2022 4:54:02 PM	Split peak for compound bis(-2-Chloroethyl)Ether in sample Jan0702.D and keep left peak, new integration is from x, y = 4.654, 1596.65985362999 to 4.705, 1719.76548161155 and new response = 1325806, previous integration is from x, y = 4.654, 1597 to 4.756, 1843 and previous response = 1857273.			✓	
CmdSetTargetCompoundAttribute	BL2000\sean	1/10/2022 4:54:04 PM	Set UserAnnotation = CO for compound bis(-2-Chloroethyl)Ether in sample Jan0702.D; previous value =			✓	

Audit Trail report

Name	User	Time	Action	Reason	Comment	Succeed	Exception
CmdManuallyIntegrateApplyTargetRtToQualifier	BL2000\sean	1/10/2022 4:54:06 PM	Apply target integration range 4.654-4.705 to qualifier 64.0 for compound bis(-2-Chloroethyl)Ether in sample Jan0702.D, new integration is from x, y = 4.654, 4643 to 4.705, 10744 and new response = 31378; previous integration is from x, y = 4.705, 1284 to 4.797, 1434 and previous response = 696454.			✓	
CmdManuallyIntegrateDropBaseline	BL2000\sean	1/10/2022 4:54:07 PM	Drop baseline for qualifier 64.0 of compound bis(-2-Chloroethyl)Ether in sample Jan0702.D to y = 4643, new integration is from x, y = 4.654, 4643 to 4.705, 4643 and new response = 40724; previous integration is from x, y = 4.654, 4643 to 4.705, 10744 and previous response = 31378.			✓	
CmdManuallyIntegrateApplyTargetRtToQualifier	BL2000\sean	1/10/2022 4:54:16 PM	Apply target integration range 4.920-5.011 to qualifier 111.0 for compound 1,4-Dichlorobenzene in sample Jan0702.D, new integration is from x, y = 4.920, 3536 to 5.011, 5275 and new response = 693432; previously no peak.			✓	
CmdManuallyIntegrateDropBaseline	BL2000\sean	1/10/2022 4:54:17 PM	Drop baseline for qualifier 111.0 of compound 1,4-Dichlorobenzene in sample Jan0702.D to y = 3536, new integration is from x, y = 4.920, 3536 to 5.011, 3536 and new response = 698227; previous integration is from x, y = 4.920, 3536 to 5.011, 5275 and previous response = 693432.			✓	
CmdManuallyIntegratePeak	BL2000\sean	1/10/2022 4:54:21 PM	Manually integrate compound 1,2-Dichlorobenzene in sample Jan0702.D, from x, y = 5.093, 1960577 to 5.175, 2029621, result = -7791928; previous integration is from x, y = 4.920, 104 to 5.011, 191 and previous response = 1974783.			✓	
CmdManuallyIntegrateSnapBaseline	BL2000\sean	1/10/2022 4:54:22 PM	Snap baseline for compound 1,2-Dichlorobenzene in sample Jan0702.D, from x = 5.093 to x = 5.175, new integration is from x, y = 5.093, 6853 to 5.175, 10808 and new response = 1946748; previous integration is from x, y = 5.093, 1960577 to 5.175, 2029621 and previous response = -7791928.			✓	
CmdSetTargetCompoundAttribute	BL2000\sean	1/10/2022 4:54:25 PM	Set UserAnnotation = CO for compound 1,2-Dichlorobenzene in sample Jan0702.D; previous value =			✓	

Audit Trail report

Name	User	Time	Action	Reason	Comment	Succeed	Exception
CmdManuallyIntegrateApplyTargetRtToQualifier	BL2000\sean	1/10/2022 4:54:27 PM	Apply target integration range 5.093-5.175 to qualifier 148.0 for compound 1,2-Dichlorobenzene in sample Jan0702.D, new integration is from x, y = 5.093, 5225 to 5.175, 6978 and new response = 1237682; previously no peak.			✓	
CmdManuallyIntegrateQualifierPeak	BL2000\sean	1/10/2022 4:54:28 PM	Manually integrate qualifier 111.0 of compound 1,2-Dichlorobenzene in sample Jan0702.D from x, y = 4.828, 873689 to 4.828, 873689; result = 0			✓	
CmdManuallyIntegrateApplyTargetRtToQualifier	BL2000\sean	1/10/2022 4:54:29 PM	Apply target integration range 5.093-5.175 to qualifier 111.0 for compound 1,2-Dichlorobenzene in sample Jan0702.D, new integration is from x, y = 5.093, 1873 to 5.175, 4416 and new response = 744803; previously no peak.			✓	
CmdManuallyIntegrateSplit	BL2000\sean	1/10/2022 4:54:45 PM	Split qualifier 63.0 of compound bis(-2-Chloroethoxy)Methane in sample Jan0702.D and keep left peak, new integration is from x, y = 6.157, 2844.43578008504 to 6.249, 3491.92698403224 and new response = 1122218, previous integration is from x, y = 6.157, 2844 to 6.311, 3924 and previous response = 1743392.			✓	
CmdManuallyIntegrateSplit	BL2000\sean	1/10/2022 4:54:54 PM	Split qualifier 102.0 of compound Naphthalene in sample Jan0702.D and keep left peak, new integration is from x, y = 6.393, 0 to 6.465, 0 and new response = 323875, previous integration is from x, y = 6.393, 0 to 6.557, 0 and previous response = 419649.			✓	
CmdManuallyIntegrateSplit	BL2000\sean	1/10/2022 4:55:00 PM	Split peak for compound 4-Chlorophenol in sample Jan0702.D and keep left peak, new integration is from x, y = 6.444, 491.520571922859 to 6.506, 558.834942619269 and new response = 342009, previous integration is from x, y = 6.444, 492 to 6.557, 615 and previous response = 399892.			✓	
CmdSetTargetCompoundAttribute	BL2000\sean	1/10/2022 4:55:02 PM	Set UserAnnotation = CO for compound 4-Chlorophenol in sample Jan0702.D; previous value =			✓	

Audit Trail report

Name	User	Time	Action	Reason	Comment	Succeed	Exception
CmdManuallyIntegrateSplit	BL2000\sean	1/10/2022 4:55:04 PM	Split qualifier 128.0 of compound 4-Chlorophenol in sample Jan0702.D and keep left peak, new integration is from x, y = 6.465, 1421.36722888808 to 6.516, 1619.71213224219 and new response = 1129968, previous integration is from x, y = 6.465, 1421 to 6.557, 1778 and previous response = 1288337.			✓	
CmdManuallyIntegrateSplit	BL2000\sean	1/10/2022 4:55:10 PM	Split qualifier 129.0 of compound p-Chloroaniline in sample Jan0702.D and keep left peak, new integration is from x, y = 6.506, 650.161990707082 to 6.567, 708.914457366964 and new response = 451769, previous integration is from x, y = 6.506, 650 to 6.639, 777 and previous response = 483924.			✓	
CmdManuallyIntegrateSplit	BL2000\sean	1/10/2022 4:55:12 PM	Split qualifier 65.0 of compound p-Chloroaniline in sample Jan0702.D and keep right peak, new integration is from x, y = 6.506, 3950.49745994938 to 6.578, 3777.8464593148 and new response = 475761, previous integration is from x, y = 6.465, 4049 to 6.578, 3778 and previous response = 906454.			✓	
CmdManuallyIntegratePeak	BL2000\sean	1/10/2022 4:55:21 PM	Manually integrate compound 4-Chloro-3-Methylphenol in sample Jan0702.D, from x, y = 7.132, 682953 to 7.266, 716099, result = -4591242; previous integration is from x, y = 6.999, 1178 to 7.132, 1564 and previous response = 900278.			✓	
CmdManuallyIntegrateSnapBaseline	BL2000\sean	1/10/2022 4:55:22 PM	Snap baseline for compound 4-Chloro-3-Methylphenol in sample Jan0702.D, from x = 7.132 to x = 7.266, new integration is from x, y = 7.132, 5155 to 7.266, 6147 and new response = 966696; previous integration is from x, y = 7.132, 682953 to 7.266, 716099 and previous response = -4591242.			✓	
CmdManuallyIntegrateDropBaseline	BL2000\sean	1/10/2022 4:55:22 PM	Drop baseline for compound 4-Chloro-3-Methylphenol in sample Jan0702.D to y = 5155, new integration is from x, y = 7.132, 5155 to 7.266, 5155 and new response = 970669; previous integration is from x, y = 7.132, 5155 to 7.266, 6147 and previous response = 966696.			✓	
CmdSetTargetCompoundAttribute	BL2000\sean	1/10/2022 4:55:24 PM	Set UserAnnotation = CO for compound 4-Chloro-3-Methylphenol in sample Jan0702.D; previous value =			✓	

Audit Trail report

Name	User	Time	Action	Reason	Comment	Succeed	Exception
CmdManuallyIntegrateQualifierPeak	BL2000\sean	1/10/2022 4:55:26 PM	Manually integrate qualifier 144.0 of compound 4-Chloro-3-Methylphenol in sample Jan0702.D from x, y = 7.132, 170989 to 7.225, 182803; result = -701863			✓	
CmdManuallyIntegrateSnapBaseline	BL2000\sean	1/10/2022 4:55:27 PM	Snap baseline for qualifier 144.0 of compound 4-Chloro-3-Methylphenol in sample Jan0702.D from x = 7.132 to x = 7.225, new integration is from x, y = 7.132, 1225 to 7.225, 3303 and new response = 266470; previous integration is from x, y = 7.132, 170989 to 7.225, 182803 and previous response = -701863.			✓	
CmdManuallyIntegrateDropBaseline	BL2000\sean	1/10/2022 4:55:28 PM	Drop baseline for qualifier 144.0 of compound 4-Chloro-3-Methylphenol in sample Jan0702.D to y = 1225, new integration is from x, y = 7.132, 1225 to 7.225, 1225 and new response = 272231; previous integration is from x, y = 7.132, 1225 to 7.225, 3303 and previous response = 266470.			✓	
CmdManuallyIntegratePeak	BL2000\sean	1/10/2022 4:55:34 PM	Manually integrate compound 1-Methylnaphthalene in sample Jan0702.D, from x, y = 7.338, 507994 to 7.420, 551710, result = -560749; previous integration is from x, y = 7.225, 1376 to 7.327, 1426 and previous response = 2049329.			✓	
CmdManuallyIntegrateSnapBaseline	BL2000\sean	1/10/2022 4:55:35 PM	Snap baseline for compound 1-Methylnaphthalene in sample Jan0702.D, from x = 7.338 to x = 7.420, new integration is from x, y = 7.338, 6343 to 7.420, 11878 and new response = 2006506; previous integration is from x, y = 7.338, 507994 to 7.420, 551710 and previous response = -560749.			✓	
CmdManuallyIntegrateDropBaseline	BL2000\sean	1/10/2022 4:55:36 PM	Drop baseline for compound 1-Methylnaphthalene in sample Jan0702.D to y = 6343, new integration is from x, y = 7.338, 6343 to 7.420, 6343 and new response = 2020150; previous integration is from x, y = 7.338, 6343 to 7.420, 11878 and previous response = 2006506.			✓	
CmdManuallyIntegrateApplyTargetRtToQualifier	BL2000\sean	1/10/2022 4:55:39 PM	Apply target integration range 7.338-7.420 to qualifier 142.0 for compound 1-Methylnaphthalene in sample Jan0702.D, new integration is from x, y = 7.338, 6997 to 7.420, 12769 and new response = 2248251; previously no peak.			✓	

Audit Trail report

Name	User	Time	Action	Reason	Comment	Succeed	Exception
CmdManuallyIntegrateDropBaseline	BL2000\sean	1/10/2022 4:55:40 PM	Drop baseline for qualifier 142.0 of compound 1-Methylnaphthalene in sample Jan0702.D to y = 6997, new integration is from x, y = 7.338, 6997 to 7.420, 6997 and new response = 2262479; previous integration is from x, y = 7.338, 6997 to 7.420, 12769 and previous response = 2248251.			✓	
CmdManuallyIntegrateApplyTargetRtToQualifier	BL2000\sean	1/10/2022 4:55:42 PM	Apply target integration range 7.338-7.420 to qualifier 115.0 for compound 1-Methylnaphthalene in sample Jan0702.D, new integration is from x, y = 7.338, 4337 to 7.420, 5066 and new response = 859769; previous integration is from x, y = 7.677, 1210 to 7.738, 1297 and previous response = 16457.			✓	
CmdManuallyIntegrateDropBaseline	BL2000\sean	1/10/2022 4:55:42 PM	Drop baseline for qualifier 115.0 of compound 1-Methylnaphthalene in sample Jan0702.D to y = 4337, new integration is from x, y = 7.338, 4337 to 7.420, 4337 and new response = 861566; previous integration is from x, y = 7.338, 4337 to 7.420, 5066 and previous response = 859769.			✓	
CmdManuallyIntegrateSplit	BL2000\sean	1/10/2022 4:55:54 PM	Split qualifier 77.0 of compound Dimethyl Phthalate in sample Jan0702.D and keep left peak, new integration is from x, y = 8.220, 2336.55966037325 to 8.282, 2448.16710846607 and new response = 444312, previous integration is from x, y = 8.220, 2337 to 8.364, 2597 and previous response = 575215.			✓	
CmdManuallyIntegrateApplyTargetRtToQualifier	BL2000\sean	1/10/2022 4:55:59 PM	Apply target integration range 8.282-8.394 to qualifier 153.1 for compound Acenaphthylene in sample Jan0702.D, new integration is from x, y = 8.282, 0 to 8.394, 1863 and new response = 557019; previously no peak.			✓	
CmdManuallyIntegrateDropBaseline	BL2000\sean	1/10/2022 4:56:00 PM	Drop baseline for qualifier 153.1 of compound Acenaphthylene in sample Jan0702.D to y = 0, new integration is from x, y = 8.282, 0 to 8.394, 0 and new response = 563309; previous integration is from x, y = 8.282, 0 to 8.394, 1863 and previous response = 557019.			✓	

Audit Trail report

Name	User	Time	Action	Reason	Comment	Succeed	Exception
CmdManuallyIntegrateApplyTargetRtToQualifier	BL2000\sean	1/10/2022 4:56:12 PM	Apply target integration range 8.589-8.732 to qualifier 154.0 for compound 2,4-Dinitrophenol in sample Jan0702.D, new integration is from x, y = 8.589, 5771 to 8.732, 2798 and new response = 107462; previous integration is from x, y = 8.507, 1052 to 8.599, 1083 and previous response = 2241559.			✓	
CmdManuallyIntegrateDropBaseline	BL2000\sean	1/10/2022 4:56:12 PM	Drop baseline for qualifier 154.0 of compound 2,4-Dinitrophenol in sample Jan0702.D to y = 2798, new integration is from x, y = 8.589, 2798 to 8.732, 2798 and new response = 120235; previous integration is from x, y = 8.589, 5771 to 8.732, 2798 and previous response = 107462.			✓	
CmdManuallyIntegrateSplit	BL2000\sean	1/10/2022 4:56:20 PM	Split qualifier 139.0 of compound Dibenzofuran in sample Jan0702.D and keep left peak, new integration is from x, y = 8.711, 419.932934237582 to 8.763, 491.859137161299 and new response = 1279159, previous integration is from x, y = 8.711, 420 to 8.875, 650 and previous response = 1611490.			✓	
CmdManuallyIntegrateSplit	BL2000\sean	1/10/2022 4:56:24 PM	Split qualifier 139.0 of compound 4-Nitrophenol in sample Jan0702.D and keep right peak, new integration is from x, y = 8.763, 469.136892615676 to 8.875, 618.329612106783 and new response = 332515, previous integration is from x, y = 8.711, 401 to 8.875, 618 and previous response = 1611737.			✓	
CmdManuallyIntegrateSplit	BL2000\sean	1/10/2022 4:56:29 PM	Split qualifier 63.0 of compound 2,4-Dinitrotoluene in sample Jan0702.D and keep right peak, new integration is from x, y = 8.722, 2782.69326510934 to 8.844, 2499.19943696321 and new response = 539541, previous integration is from x, y = 8.722, 2783 to 8.844, 2499 and previous response = 539541.			✓	
CmdManuallyIntegrateQualifierPeak	BL2000\sean	1/10/2022 4:56:35 PM	Manually integrate qualifier 63.0 of compound 2,4-Dinitrotoluene in sample Jan0702.D, from x, y = 8.763, 11003 to 8.844, 2499, result = 327318; previous integration is from x, y = 8.722, 2783 to 8.844, 2499 and previous response = 539541.			✓	

Audit Trail report

Name	User	Time	Action	Reason	Comment	Succeed	Exception
CmdManuallyIntegrate DropBaseline	BL2000\sean	1/10/2022 4:56:36 PM	Drop baseline for qualifier 63.0 of compound 2,4-Dinitrotoluene in sample Jan0702.D to y = 2499, new integration is from x, y = 8.763, 2499 to 8.844, 2499 and new response = 348196; previous integration is from x, y = 8.763, 11003 to 8.844, 2499 and previous response = 327318.			✓	
CmdManuallyIntegrate QualifierPeak	BL2000\sean	1/10/2022 4:56:47 PM	Manually integrate qualifier 65.0 of compound 4-Nitroaniline in sample Jan0702.D, from x, y = 9.202, 6468 to 9.325, 3339, result = 470330; previous integration is from x, y = 9.083, 3009 to 9.325, 3339 and previous response = 850337.			✓	
CmdManuallyIntegrate DropBaseline	BL2000\sean	1/10/2022 4:56:49 PM	Drop baseline for qualifier 65.0 of compound 4-Nitroaniline in sample Jan0702.D to y = 3339, new integration is from x, y = 9.202, 3339 to 9.325, 3339 and new response = 481854; previous integration is from x, y = 9.202, 6468 to 9.325, 3339 and previous response = 470330.			✓	
CmdManuallyIntegrate QualifierPeak	BL2000\sean	1/10/2022 4:56:58 PM	Manually integrate qualifier 51.0 of compound Azobenzene in sample Jan0702.D, from x, y = 9.366, 25252 to 9.499, 4584, result = 904013; previous integration is from x, y = 9.325, 4888 to 9.499, 4584 and previous response = 1380911.			✓	
CmdManuallyIntegrate DropBaseline	BL2000\sean	1/10/2022 4:56:59 PM	Drop baseline for qualifier 51.0 of compound Azobenzene in sample Jan0702.D to y = 4584, new integration is from x, y = 9.366, 4584 to 9.499, 4584 and new response = 986477; previous integration is from x, y = 9.366, 25252 to 9.499, 4584 and previous response = 904013.			✓	
CmdManuallyIntegrate QualifierPeak	BL2000\sean	1/10/2022 4:57:12 PM	Manually integrate qualifier 142.0 of compound Hexachlorobenzene in sample Jan0702.D, from x, y = 9.786, 7314 to 9.877, 681, result = 368488; previous integration is from x, y = 9.755, 643 to 9.877, 681 and previous response = 473174.			✓	
CmdManuallyIntegrate DropBaseline	BL2000\sean	1/10/2022 4:57:13 PM	Drop baseline for qualifier 142.0 of compound Hexachlorobenzene in sample Jan0702.D to y = 681, new integration is from x, y = 9.786, 681 to 9.877, 681 and new response = 386668; previous integration is from x, y = 9.786, 7314 to 9.877, 681 and previous response = 368488.			✓	

Audit Trail report

Name	User	Time	Action	Reason	Comment	Succeed	Exception
CmdSaveBatchTable	BL2000\sean	1/10/2022 4:57:50 PM	Save batch \\MASSHUNTER\Org\Data\SV5973N.I\sd010722\DoD BNA cal 1\QuantResults\010722 DoD BNA cal 1.batch.bin			✓	
CmdManuallyIntegrateSplit	BL2000\sean	1/10/2022 4:58:03 PM	Split peak for compound Phenol in sample Jan0703.D and keep left peak, new integration is from x, y = 4.613, 2523.72760322361 to 4.664, 2807.73870230291 and new response = 1286467, previous integration is from x, y = 4.613, 2524 to 4.705, 3035 and previous response = 1364243.			✓	
CmdManuallyIntegrateSplit	BL2000\sean	1/10/2022 4:58:09 PM	Split peak for compound bis(-2-Chloroethyl)Ether in sample Jan0703.D and keep left peak, new integration is from x, y = 4.654, 1319.37169790675 to 4.705, 1405.39699070338 and new response = 1108519, previous integration is from x, y = 4.654, 1319 to 4.756, 1491 and previous response = 1549199.			✓	
CmdSetTargetCompoundAttribute	BL2000\sean	1/10/2022 4:58:10 PM	Set UserAnnotation = CO for compound bis(-2-Chloroethyl)Ether in sample Jan0703.D; previous value =			✓	
CmdManuallyIntegrateApplyTargetRtToQualifier	BL2000\sean	1/10/2022 4:58:12 PM	Apply target integration range 4.654-4.705 to qualifier 64.0 for compound bis(-2-Chloroethyl)Ether in sample Jan0703.D, new integration is from x, y = 4.654, 3743 to 4.705, 4716 and new response = 30735; previous integration is from x, y = 4.705, 1215 to 4.797, 1346 and previous response = 591833.			✓	
CmdManuallyIntegrateDropBaseline	BL2000\sean	1/10/2022 4:58:13 PM	Drop baseline for qualifier 64.0 of compound bis(-2-Chloroethyl)Ether in sample Jan0703.D to y = 3743, new integration is from x, y = 4.654, 3743 to 4.705, 3743 and new response = 32226; previous integration is from x, y = 4.654, 3743 to 4.705, 4716 and previous response = 30735.			✓	
CmdManuallyIntegratePeak	BL2000\sean	1/10/2022 4:58:32 PM	Manually integrate compound Pyridine in sample Jan0703.D, from x, y = 2.254, 1233 to 2.530, 2075, result = 1087064; previous integration is from x, y = 2.264, 3817 to 2.397, 3720 and previous response = 920854.			✓	

Audit Trail report

Name	User	Time	Action	Reason	Comment	Succeed	Exception
CmdManuallyIntegrateSnapBaseline	BL2000\sean	1/10/2022 4:58:34 PM	Snap baseline for compound Pyridine in sample Jan0703.D, from x = 2.254 to x = 2.530, new integration is from x, y = 2.254, 3161 to 2.530, 4025 and new response = 1054980; previous integration is from x, y = 2.254, 1233 to 2.530, 2075 and previous response = 1087064.			✓	
CmdManuallyIntegrateDropBaseline	BL2000\sean	1/10/2022 4:58:34 PM	Drop baseline for compound Pyridine in sample Jan0703.D to y = 3161, new integration is from x, y = 2.254, 3161 to 2.530, 3161 and new response = 1062127; previous integration is from x, y = 2.254, 3161 to 2.530, 4025 and previous response = 1054980.			✓	
CmdSetTargetCompoundAttribute	BL2000\sean	1/10/2022 4:58:35 PM	Set UserAnnotation = BA for compound Pyridine in sample Jan0703.D; previous value =			✓	
CmdManuallyIntegratePeak	BL2000\sean	1/10/2022 4:58:40 PM	Manually integrate compound Pyridine in sample Jan0702.D, from x, y = 2.233, 2663 to 2.540, 1682, result = 1402302; previous integration is from x, y = 2.257, 5079 to 2.458, 4778 and previous response = 1346798.			✓	
CmdManuallyIntegrateSnapBaseline	BL2000\sean	1/10/2022 4:58:42 PM	Snap baseline for compound Pyridine in sample Jan0702.D, from x = 2.233 to x = 2.540, new integration is from x, y = 2.233, 3629 to 2.540, 5075 and new response = 1362240; previous integration is from x, y = 2.233, 2663 to 2.540, 1682 and previous response = 1402302.			✓	
CmdManuallyIntegrateDropBaseline	BL2000\sean	1/10/2022 4:58:42 PM	Drop baseline for compound Pyridine in sample Jan0702.D to y = 3629, new integration is from x, y = 2.233, 3629 to 2.540, 3629 and new response = 1375531; previous integration is from x, y = 2.233, 3629 to 2.540, 5075 and previous response = 1362240.			✓	
CmdManuallyIntegratePeak	BL2000\sean	1/10/2022 4:58:54 PM	Manually integrate compound Pyridine in sample Jan0704.D, from x, y = 2.234, 1843 to 2.530, 995, result = 898179; previous integration is from x, y = 2.254, 3530 to 2.397, 3532 and previous response = 832165.			✓	
CmdManuallyIntegrateSnapBaseline	BL2000\sean	1/10/2022 4:58:55 PM	Snap baseline for compound Pyridine in sample Jan0704.D, from x = 2.234 to x = 2.530, new integration is from x, y = 2.234, 2660 to 2.530, 4014 and new response = 864094; previous integration is from x, y = 2.234, 1843 to 2.530, 995 and previous response = 898179.			✓	

Audit Trail report

Name	User	Time	Action	Reason	Comment	Succeed	Exception
CmdManuallyIntegrateDropBaseline	BL2000\sean	1/10/2022 4:58:56 PM	Drop baseline for compound Pyridine in sample Jan0704.D to y = 2660, new integration is from x, y = 2.234, 2660 to 2.530, 2660 and new response = 876124; previous integration is from x, y = 2.234, 2660 to 2.530, 4014 and previous response = 864094.			✓	
CmdManuallyIntegratePeak	BL2000\sean	1/10/2022 4:59:03 PM	Manually integrate compound Pyridine in sample Jan0705.D, from x, y = 2.264, 1506 to 2.550, 895, result = 601213; previous integration is from x, y = 2.269, 2772 to 2.397, 2871 and previous response = 559621.			✓	
CmdManuallyIntegrateSnapBaseline	BL2000\sean	1/10/2022 4:59:05 PM	Snap baseline for compound Pyridine in sample Jan0705.D, from x = 2.264 to x = 2.550, new integration is from x, y = 2.264, 2434 to 2.550, 2816 and new response = 576776; previous integration is from x, y = 2.264, 1506 to 2.550, 895 and previous response = 601213.			✓	
CmdManuallyIntegrateDropBaseline	BL2000\sean	1/10/2022 4:59:05 PM	Drop baseline for compound Pyridine in sample Jan0705.D to y = 2434, new integration is from x, y = 2.264, 2434 to 2.550, 2434 and new response = 580053; previous integration is from x, y = 2.264, 2434 to 2.550, 2816 and previous response = 576776.			✓	
CmdManuallyIntegratePeak	BL2000\sean	1/10/2022 4:59:12 PM	Manually integrate compound Pyridine in sample Jan0706.D, from x, y = 2.244, 1057 to 2.540, 570, result = 372455; previous integration is from x, y = 2.275, 2389 to 2.356, 2376 and previous response = 244313.			✓	
CmdManuallyIntegrateSnapBaseline	BL2000\sean	1/10/2022 4:59:13 PM	Snap baseline for compound Pyridine in sample Jan0706.D, from x = 2.244 to x = 2.540, new integration is from x, y = 2.244, 1848 to 2.540, 2494 and new response = 348331; previous integration is from x, y = 2.244, 1057 to 2.540, 570 and previous response = 372455.			✓	
CmdManuallyIntegrateDropBaseline	BL2000\sean	1/10/2022 4:59:14 PM	Drop baseline for compound Pyridine in sample Jan0706.D to y = 1848, new integration is from x, y = 2.244, 1848 to 2.540, 1848 and new response = 354071; previous integration is from x, y = 2.244, 1848 to 2.540, 2494 and previous response = 348331.			✓	
CmdManuallyIntegratePeak	BL2000\sean	1/10/2022 4:59:21 PM	Manually integrate compound Pyridine in sample Jan0707.D, from x, y = 2.244, 773 to 2.540, 950, result = 73611; previous integration is from x, y = 2.265, 1203 to 2.407, 1254 and previous response = 63041.			✓	

Audit Trail report

Name	User	Time	Action	Reason	Comment	Succeed	Exception
CmdManuallyIntegrateDropBaseline	BL2000\sean	1/10/2022 4:59:22 PM	Drop baseline for compound Pyridine in sample Jan0707.D to y = 773, new integration is from x, y = 2.244, 773 to 2.540, 773 and new response = 75186; previous integration is from x, y = 2.244, 773 to 2.540, 950 and previous response = 73611.			✓	
CmdManuallyIntegratePeak	BL2000\sean	1/10/2022 4:59:33 PM	Manually integrate compound Pyridine in sample Jan0708.D, from x, y = 2.254, 681 to 2.489, 712, result = 27255; previous integration is from x, y = 2.275, 987 to 2.479, 1025 and previous response = 22944.			✓	
CmdManuallyIntegrateDropBaseline	BL2000\sean	1/10/2022 4:59:34 PM	Drop baseline for compound Pyridine in sample Jan0708.D to y = 681, new integration is from x, y = 2.254, 681 to 2.489, 681 and new response = 27474; previous integration is from x, y = 2.254, 681 to 2.489, 712 and previous response = 27255.			✓	
CmdManuallyIntegrateSplit	BL2000\sean	1/10/2022 4:59:56 PM	Split peak for compound 1,3-Dichlorobenzene in sample Jan0703.D and keep left peak, new integration is from x, y = 4.848, 0 to 4.920, 0 and new response = 1628314, previous integration is from x, y = 4.848, 0 to 5.011, 0 and previous response = 3124198.			✓	
CmdManuallyIntegrateSplit	BL2000\sean	1/10/2022 4:59:59 PM	Split qualifier 148.0 of compound 1,3-Dichlorobenzene in sample Jan0703.D and keep left peak, new integration is from x, y = 4.848, 329.52909779318 to 4.920, 588.114934258235 and new response = 1050570, previous integration is from x, y = 4.848, 330 to 5.032, 994 and previous response = 2010259.			✓	
CmdManuallyIntegrateSplit	BL2000\sean	1/10/2022 5:00:01 PM	Split qualifier 111.0 of compound 1,3-Dichlorobenzene in sample Jan0703.D and keep left peak, new integration is from x, y = 4.848, 0 to 4.930, 0 and new response = 589203, previous integration is from x, y = 4.848, 0 to 5.032, 0 and previous response = 1120486.			✓	
CmdManuallyIntegrateSplit	BL2000\sean	1/10/2022 5:00:06 PM	Split peak for compound 1,4-Dichlorobenzene in sample Jan0703.D and keep right peak, new integration is from x, y = 4.920, 0 to 5.011, 0 and new response = 1495883, previous integration is from x, y = 4.848, 0 to 5.011, 0 and previous response = 3124198.			✓	
CmdSetTargetCompoundAttribute	BL2000\sean	1/10/2022 5:00:08 PM	Set UserAnnotation = CO for compound 1,4-Dichlorobenzene in sample Jan0703.D; previous value =			✓	

Audit Trail report

Name	User	Time	Action	Reason	Comment	Succeed	Exception
CmdManuallyIntegrateQualifierPeak	BL2000\sean	1/10/2022 5:00:09 PM	Manually integrate qualifier 148.0 of compound 1,4-Dichlorobenzene in sample Jan0703.D, from x, y = 4.787, 1129812 to 4.797, 1125049, result = 2015228; previous integration is from x, y = 4.841, 113 to 5.032, 319 and previous response = 2015228.			✓	
CmdManuallyIntegrateSplit	BL2000\sean	1/10/2022 5:00:10 PM	Split qualifier 148.0 of compound 1,4-Dichlorobenzene in sample Jan0703.D and keep right peak, new integration is from x, y = 4.920, 197.452014971221 to 5.032, 318.825465705874 and new response = 963370, previous integration is from x, y = 4.841, 113 to 5.032, 319 and previous response = 2015228.			✓	
CmdManuallyIntegrateSplit	BL2000\sean	1/10/2022 5:00:12 PM	Split qualifier 111.0 of compound 1,4-Dichlorobenzene in sample Jan0703.D and keep right peak, new integration is from x, y = 4.930, 0 to 5.032, 0 and new response = 531283, previous integration is from x, y = 4.848, 0 to 5.032, 0 and previous response = 1120486.			✓	
CmdManuallyIntegrateApplyTargetRtToQualifier	BL2000\sean	1/10/2022 5:00:20 PM	Apply target integration range 5.107-5.216 to qualifier 107.0 for compound Benzyl Alcohol in sample Jan0703.D, new integration is from x, y = 5.107, 439 to 5.216, 3551 and new response = 514121; previously no peak.			✓	
CmdManuallyIntegrateDropBaseline	BL2000\sean	1/10/2022 5:00:21 PM	Drop baseline for qualifier 107.0 of compound Benzyl Alcohol in sample Jan0703.D to y = 439, new integration is from x, y = 5.107, 439 to 5.216, 439 and new response = 524264; previous integration is from x, y = 5.107, 439 to 5.216, 3551 and previous response = 514121.			✓	
CmdManuallyIntegrateSplit	BL2000\sean	1/10/2022 5:00:44 PM	Split qualifier 102.0 of compound Naphthalene in sample Jan0703.D and keep left peak, new integration is from x, y = 6.383, 0 to 6.465, 0 and new response = 262470, previous integration is from x, y = 6.383, 0 to 6.557, 0 and previous response = 341339.			✓	
CmdManuallyIntegrateSplit	BL2000\sean	1/10/2022 5:00:54 PM	Split qualifier 128.0 of compound 4-Chlorophenol in sample Jan0703.D and keep left peak, new integration is from x, y = 6.465, 1061.00441061167 to 6.516, 1198.59953434592 and new response = 913678, previous integration is from x, y = 6.465, 1061 to 6.557, 1309 and previous response = 1040938.			✓	

Audit Trail report

Name	User	Time	Action	Reason	Comment	Succeed	Exception
CmdManuallyIntegrateSplit	BL2000\sean	1/10/2022 5:00:56 PM	Split peak for compound 4-Chlorophenol in sample Jan0703.D and keep left peak, new integration is from x, y = 6.454, 449.061110613163 to 6.506, 500.034966602905 and new response = 282014, previous integration is from x, y = 6.454, 449 to 6.557, 551 and previous response = 325566.			✓	
CmdSetTargetCompoundAttribute	BL2000\sean	1/10/2022 5:00:57 PM	Set UserAnnotation = CO for compound 4-Chlorophenol in sample Jan0703.D; previous value =			✓	
CmdManuallyIntegratePeak	BL2000\sean	1/10/2022 5:01:06 PM	Manually integrate compound 4-Chloro-3-Methylphenol in sample Jan0703.D, from x, y = 7.132, 655254 to 7.255, 687430, result = -4165948; previous integration is from x, y = 6.994, 1018 to 7.132, 1277 and previous response = 754559.			✓	
CmdManuallyIntegrateSnapBaseline	BL2000\sean	1/10/2022 5:01:07 PM	Snap baseline for compound 4-Chloro-3-Methylphenol in sample Jan0703.D, from x = 7.132 to x = 7.255, new integration is from x, y = 7.132, 3546 to 7.255, 7450 and new response = 757303; previous integration is from x, y = 7.132, 655254 to 7.255, 687430 and previous response = -4165948.			✓	
CmdManuallyIntegrateDropBaseline	BL2000\sean	1/10/2022 5:01:08 PM	Drop baseline for compound 4-Chloro-3-Methylphenol in sample Jan0703.D to y = 3546, new integration is from x, y = 7.132, 3546 to 7.255, 3546 and new response = 771736; previous integration is from x, y = 7.132, 3546 to 7.255, 7450 and previous response = 757303.			✓	
CmdManuallyIntegrateQualifierPeak	BL2000\sean	1/10/2022 5:01:11 PM	Manually integrate qualifier 144.0 of compound 4-Chloro-3-Methylphenol in sample Jan0703.D from x, y = 7.132, 28189 to 7.225, 36445; result = 46522			✓	
CmdManuallyIntegrateSnapBaseline	BL2000\sean	1/10/2022 5:01:12 PM	Snap baseline for qualifier 144.0 of compound 4-Chloro-3-Methylphenol in sample Jan0703.D from x = 7.132 to x = 7.225, new integration is from x, y = 7.132, 656 to 7.225, 2807 and new response = 216150; previous integration is from x, y = 7.132, 28189 to 7.225, 36445 and previous response = 46522.			✓	
CmdManuallyIntegrateDropBaseline	BL2000\sean	1/10/2022 5:01:13 PM	Drop baseline for qualifier 144.0 of compound 4-Chloro-3-Methylphenol in sample Jan0703.D to y = 656, new integration is from x, y = 7.132, 656 to 7.225, 656 and new response = 222115; previous integration is from x, y = 7.132, 656 to 7.225, 2807 and previous response = 216150.			✓	

Audit Trail report

Name	User	Time	Action	Reason	Comment	Succeed	Exception
CmdManuallyIntegratePeak	BL2000\sean	1/10/2022 5:01:18 PM	Manually integrate compound 2-Methylnaphthalene in sample Jan0703.D, from x, y = 7.214, 1021455 to 7.317, 1076968, result = -4815550; previous integration is from x, y = 7.142, 805 to 7.430, 1633 and previous response = 3363855.			✓	
CmdManuallyIntegrateSnapBaseline	BL2000\sean	1/10/2022 5:01:20 PM	Snap baseline for compound 2-Methylnaphthalene in sample Jan0703.D, from x = 7.214 to x = 7.317, new integration is from x, y = 7.214, 1269 to 7.317, 6844 and new response = 1623648; previous integration is from x, y = 7.214, 1021455 to 7.317, 1076968 and previous response = -4815550.			✓	
CmdManuallyIntegrateDropBaseline	BL2000\sean	1/10/2022 5:01:20 PM	Drop baseline for compound 2-Methylnaphthalene in sample Jan0703.D to y = 1269, new integration is from x, y = 7.214, 1269 to 7.317, 1269 and new response = 1640822; previous integration is from x, y = 7.214, 1269 to 7.317, 6844 and previous response = 1623648.			✓	
CmdManuallyIntegrateApplyTargetRtToQualifier	BL2000\sean	1/10/2022 5:01:23 PM	Apply target integration range 7.214-7.317 to qualifier 142.0 for compound 2-Methylnaphthalene in sample Jan0703.D, new integration is from x, y = 7.214, 8227 to 7.317, 9164 and new response = 1860021; previous integration is from x, y = 7.132, 728 to 7.440, 1445 and previous response = 4394246.			✓	
CmdManuallyIntegrateDropBaseline	BL2000\sean	1/10/2022 5:01:23 PM	Drop baseline for qualifier 142.0 of compound 2-Methylnaphthalene in sample Jan0703.D to y = 8227, new integration is from x, y = 7.214, 8227 to 7.317, 8227 and new response = 1862908; previous integration is from x, y = 7.214, 8227 to 7.317, 9164 and previous response = 1860021.			✓	
CmdManuallyIntegrateApplyTargetRtToQualifier	BL2000\sean	1/10/2022 5:01:25 PM	Apply target integration range 7.214-7.317 to qualifier 115.0 for compound 2-Methylnaphthalene in sample Jan0703.D, new integration is from x, y = 7.214, 880 to 7.317, 4564 and new response = 694803; previous integration is from x, y = 7.225, 799 to 7.440, 1156 and previous response = 1428333.			✓	

Audit Trail report

Name	User	Time	Action	Reason	Comment	Succeed	Exception
CmdManuallyIntegrateDropBaseline	BL2000\sean	1/10/2022 5:01:26 PM	Drop baseline for qualifier 115.0 of compound 2-Methylnaphthalene in sample Jan0703.D to y = 880, new integration is from x, y = 7.214, 880 to 7.317, 880 and new response = 706152; previous integration is from x, y = 7.214, 880 to 7.317, 4564 and previous response = 694803.			✓	
CmdManuallyIntegrateSplit	BL2000\sean	1/10/2022 5:01:31 PM	Split peak for compound 1-Methylnaphthalene in sample Jan0703.D and keep right peak, new integration is from x, y = 7.338, 1113.23853062629 to 7.430, 1124.74035531248 and new response = 1650148, previous integration is from x, y = 7.143, 1089 to 7.430, 1125 and previous response = 3359279.			✓	
CmdSetTargetCompoundAttribute	BL2000\sean	1/10/2022 5:01:32 PM	Set UserAnnotation = CO for compound 1-Methylnaphthalene in sample Jan0703.D; previous value =			✓	
CmdManuallyIntegrateSplit	BL2000\sean	1/10/2022 5:01:34 PM	Split qualifier 142.0 of compound 1-Methylnaphthalene in sample Jan0703.D and keep right peak, new integration is from x, y = 7.338, 3124.79543208831 to 7.440, 2788.48402712597 and new response = 1810043, previous integration is from x, y = 7.138, 3777 to 7.440, 2788 and previous response = 4353563.			✓	
CmdManuallyIntegrateSplit	BL2000\sean	1/10/2022 5:01:35 PM	Split qualifier 115.0 of compound 1-Methylnaphthalene in sample Jan0703.D and keep right peak, new integration is from x, y = 7.338, 781.488735549491 to 7.440, 889.658820864508 and new response = 721047, previous integration is from x, y = 7.225, 663 to 7.440, 890 and previous response = 1431474.			✓	
CmdManuallyIntegrateApplyTargetRtToQualifier	BL2000\sean	1/10/2022 5:01:52 PM	Apply target integration range 8.261-8.384 to qualifier 153.1 for compound Acenaphthylene in sample Jan0703.D, new integration is from x, y = 8.261, 0 to 8.384, 1638 and new response = 430855; previously no peak.			✓	
CmdManuallyIntegrateDropBaseline	BL2000\sean	1/10/2022 5:01:52 PM	Drop baseline for qualifier 153.1 of compound Acenaphthylene in sample Jan0703.D to y = 0, new integration is from x, y = 8.261, 0 to 8.384, 0 and new response = 436887; previous integration is from x, y = 8.261, 0 to 8.384, 1638 and previous response = 430855.			✓	

Audit Trail report

Name	User	Time	Action	Reason	Comment	Succeed	Exception
CmdManuallyIntegrateApplyTargetRtToQualifier	BL2000\sean	1/10/2022 5:02:03 PM	Apply target integration range 8.589-8.681 to qualifier 154.0 for compound 2,4-Dinitrophenol in sample Jan0703.D, new integration is from x, y = 8.589, 5084 to 8.681, 3504 and new response = 77765; previous integration is from x, y = 8.507, 753 to 8.599, 816 and previous response = 1717970.			✓	
CmdManuallyIntegrateDropBaseline	BL2000\sean	1/10/2022 5:02:03 PM	Drop baseline for qualifier 154.0 of compound 2,4-Dinitrophenol in sample Jan0703.D to y = 3504, new integration is from x, y = 8.589, 3504 to 8.681, 3504 and new response = 82129; previous integration is from x, y = 8.589, 5084 to 8.681, 3504 and previous response = 77765.			✓	
CmdManuallyIntegrateSplit	BL2000\sean	1/10/2022 5:02:09 PM	Split qualifier 139.0 of compound Dibenzofuran in sample Jan0703.D and keep left peak, new integration is from x, y = 8.712, 176.873988908364 to 8.763, 238.737889127613 and new response = 1033287, previous integration is from x, y = 8.712, 177 to 8.814, 302 and previous response = 1265090.			✓	
CmdManuallyIntegrateSplit	BL2000\sean	1/10/2022 5:02:17 PM	Split qualifier 139.0 of compound 4-Nitrophenol in sample Jan0703.D and keep right peak, new integration is from x, y = 8.763, 361.077888135457 to 8.814, 465.945140292988 and new response = 231870, previous integration is from x, y = 8.713, 259 to 8.814, 466 and previous response = 1264391.			✓	
CmdManuallyIntegrateSplit	BL2000\sean	1/10/2022 5:02:21 PM	Split qualifier 63.0 of compound 2,4-Dinitrotoluene in sample Jan0703.D and keep right peak, new integration is from x, y = 8.722, 2333.7278293796 to 8.855, 2094.97868056551 and new response = 438032, previous integration is from x, y = 8.722, 2334 to 8.855, 2095 and previous response = 438032.			✓	
CmdManuallyIntegrateSplit	BL2000\sean	1/10/2022 5:02:23 PM	Split qualifier 89.0 of compound 2,4-Dinitrotoluene in sample Jan0703.D and keep right peak, new integration is from x, y = 8.715, 487.207869276704 to 8.844, 479.141616511413 and new response = 333818, previous integration is from x, y = 8.715, 487 to 8.844, 479 and previous response = 333818.			✓	

Audit Trail report

Name	User	Time	Action	Reason	Comment	Succeed	Exception
CmdManuallyIntegrateQualifierPeak	BL2000\sean	1/10/2022 5:02:26 PM	Manually integrate qualifier 63.0 of compound 2,4-Dinitrotoluene in sample Jan0703.D, from x, y = 8.763, 5874 to 8.855, 2095, result = 264893; previous integration is from x, y = 8.722, 2334 to 8.855, 2095 and previous response = 438032.			✓	
CmdManuallyIntegrateDropBaseline	BL2000\sean	1/10/2022 5:02:30 PM	Drop baseline for qualifier 63.0 of compound 2,4-Dinitrotoluene in sample Jan0703.D to y = 2095, new integration is from x, y = 8.763, 2095 to 8.855, 2095 and new response = 275331; previous integration is from x, y = 8.763, 5874 to 8.855, 2095 and previous response = 264893.			✓	
CmdManuallyIntegrateQualifierPeak	BL2000\sean	1/10/2022 5:02:32 PM	Manually integrate qualifier 89.0 of compound 2,4-Dinitrotoluene in sample Jan0703.D, from x, y = 8.763, 1882 to 8.844, 479, result = 249031; previous integration is from x, y = 8.715, 487 to 8.844, 479 and previous response = 333818.			✓	
CmdManuallyIntegrateDropBaseline	BL2000\sean	1/10/2022 5:02:33 PM	Drop baseline for qualifier 89.0 of compound 2,4-Dinitrotoluene in sample Jan0703.D to y = 479, new integration is from x, y = 8.763, 479 to 8.844, 479 and new response = 252475; previous integration is from x, y = 8.763, 1882 to 8.844, 479 and previous response = 249031.			✓	
CmdManuallyIntegrateSplit	BL2000\sean	1/10/2022 5:02:41 PM	Split qualifier 65.0 of compound 4-Nitroaniline in sample Jan0703.D and keep right peak, new integration is from x, y = 9.172, 2733.15987665244 to 9.295, 2977.73392227455 and new response = 411363, previous integration is from x, y = 9.080, 2551 to 9.295, 2978 and previous response = 639358.			✓	
CmdManuallyIntegrateSplit	BL2000\sean	1/10/2022 5:02:45 PM	Split qualifier 65.0 of compound 4-Nitroaniline in sample Jan0703.D and keep right peak, new integration is from x, y = 9.213, 2814.70669392747 to 9.295, 2977.73392227455 and new response = 328380, previous integration is from x, y = 9.172, 2733 to 9.295, 2978 and previous response = 411363.			✓	
CmdManuallyIntegrateQualifierPeak	BL2000\sean	1/10/2022 5:02:58 PM	Manually integrate qualifier 51.0 of compound Azobenzene in sample Jan0703.D, from x, y = 9.366, 31027 to 9.438, 5153, result = 729764; previous integration is from x, y = 9.315, 5560 to 9.438, 5153 and previous response = 1119262.			✓	

Audit Trail report

Name	User	Time	Action	Reason	Comment	Succeed	Exception
CmdManuallyIntegrateDropBaseline	BL2000\sean	1/10/2022 5:02:59 PM	Drop baseline for qualifier 51.0 of compound Azobenzene in sample Jan0703.D to y = 5153, new integration is from x, y = 9.366, 5153 to 9.438, 5153 and new response = 785355; previous integration is from x, y = 9.366, 31027 to 9.438, 5153 and previous response = 729764.			✓	
CmdSaveBatchTable	BL2000\sean	1/10/2022 5:03:43 PM	Save batch \\MASSHUNTER\Org\Data\SV5973N.I\sd010722\DoD BNA cal 1\QuantResults\010722 DoD BNA cal 1.batch.bin			✓	
CmdManuallyIntegrateSplit	BL2000\sean	1/10/2022 5:03:52 PM	Split qualifier 66.0 of compound Aniline in sample Jan0704.D and keep left peak, new integration is from x, y = 4.562, 1122.28586646566 to 4.613, 1288.34854548007 and new response = 608897, previous integration is from x, y = 4.562, 1122 to 4.664, 1455 and previous response = 1143836.			✓	
CmdManuallyIntegrateSplit	BL2000\sean	1/10/2022 5:03:54 PM	Split qualifier 65.0 of compound Aniline in sample Jan0704.D and keep left peak, new integration is from x, y = 4.563, 1846.66550628566 to 4.613, 2005.04965633931 and new response = 334313, previous integration is from x, y = 4.563, 1847 to 4.654, 2134 and previous response = 728121.			✓	
CmdManuallyIntegrateSplit	BL2000\sean	1/10/2022 5:03:59 PM	Split peak for compound Phenol in sample Jan0704.D and keep left peak, new integration is from x, y = 4.613, 2223.51367393654 to 4.664, 2424.02354228982 and new response = 1135018, previous integration is from x, y = 4.613, 2224 to 4.705, 2584 and previous response = 1199039.			✓	
CmdSetTargetCompoundAttribute	BL2000\sean	1/10/2022 5:04:00 PM	Set UserAnnotation = CO for compound Phenol in sample Jan0704.D; previous value =			✓	
CmdManuallyIntegrateSplit	BL2000\sean	1/10/2022 5:04:03 PM	Split qualifier 66.0 of compound Phenol in sample Jan0704.D and keep right peak, new integration is from x, y = 4.613, 1321.75977202301 to 4.664, 1474.6469352283 and new response = 538414, previous integration is from x, y = 4.562, 1170 to 4.664, 1475 and previous response = 1143660.			✓	

Audit Trail report

Name	User	Time	Action	Reason	Comment	Succeed	Exception
CmdManuallyIntegrateSplit	BL2000\sean	1/10/2022 5:04:08 PM	Split peak for compound bis(-2-Chloroethyl)Ether in sample Jan0704.D and keep left peak, new integration is from x, y = 4.654, 1443.80843323733 to 4.705, 1553.71788067513 and new response = 931909, previous integration is from x, y = 4.654, 1444 to 4.756, 1664 and previous response = 1292639.			✓	
CmdSetTargetCompoundAttribute	BL2000\sean	1/10/2022 5:04:09 PM	Set UserAnnotation = CO for compound bis(-2-Chloroethyl)Ether in sample Jan0704.D; previous value =			✓	
CmdManuallyIntegrateApplyTargetRtToQualifier	BL2000\sean	1/10/2022 5:04:11 PM	Apply target integration range 4.654-4.705 to qualifier 64.0 for compound bis(-2-Chloroethyl)Ether in sample Jan0704.D, new integration is from x, y = 4.654, 3435 to 4.705, 10635 and new response = 19731; previous integration is from x, y = 4.695, 1075 to 4.797, 1216 and previous response = 492460.			✓	
CmdManuallyIntegrateDropBaseline	BL2000\sean	1/10/2022 5:04:12 PM	Drop baseline for qualifier 64.0 of compound bis(-2-Chloroethyl)Ether in sample Jan0704.D to y = 3435, new integration is from x, y = 4.654, 3435 to 4.705, 3435 and new response = 30761; previous integration is from x, y = 4.654, 3435 to 4.705, 10635 and previous response = 19731.			✓	
CmdManuallyIntegrateApplyTargetRtToQualifier	BL2000\sean	1/10/2022 5:04:25 PM	Apply target integration range 5.107-5.226 to qualifier 107.0 for compound Benzyl Alcohol in sample Jan0704.D, new integration is from x, y = 5.107, 246 to 5.226, 2555 and new response = 405126; previously no peak.			✓	
CmdManuallyIntegrateDropBaseline	BL2000\sean	1/10/2022 5:04:26 PM	Drop baseline for qualifier 107.0 of compound Benzyl Alcohol in sample Jan0704.D to y = 246, new integration is from x, y = 5.107, 246 to 5.226, 246 and new response = 413351; previous integration is from x, y = 5.107, 246 to 5.226, 2555 and previous response = 405126.			✓	
CmdManuallyIntegrateApplyTargetRtToQualifier	BL2000\sean	1/10/2022 5:04:39 PM	Apply target integration range 5.563-5.675 to qualifier 77.0 for compound Nitrobenzene in sample Jan0704.D, new integration is from x, y = 5.563, 4959 to 5.675, 4201 and new response = 597891; previously no peak.			✓	

Audit Trail report

Name	User	Time	Action	Reason	Comment	Succeed	Exception
CmdManuallyIntegrateDropBaseline	BL2000\sean	1/10/2022 5:04:40 PM	Drop baseline for qualifier 77.0 of compound Nitrobenzene in sample Jan0704.D to y = 4201, new integration is from x, y = 5.563, 4201 to 5.675, 4201 and new response = 600445; previous integration is from x, y = 5.563, 4959 to 5.675, 4201 and previous response = 597891.			✓	
CmdManuallyIntegrateSplit	BL2000\sean	1/10/2022 5:04:50 PM	Split qualifier 63.0 of compound bis(-2-Chloroethoxy)Methane in sample Jan0704.D and keep left peak, new integration is from x, y = 6.157, 2248.28956805116 to 6.249, 2662.68495604482 and new response = 740340, previous integration is from x, y = 6.157, 2248 to 6.311, 2939 and previous response = 1177361.			✓	
CmdManuallyIntegrateSplit	BL2000\sean	1/10/2022 5:04:58 PM	Split peak for compound 4-Chlorophenol in sample Jan0704.D and keep left peak, new integration is from x, y = 6.465, 338.017148272418 to 6.506, 380.510595194533 and new response = 221454, previous integration is from x, y = 6.465, 338 to 6.557, 434 and previous response = 257549.			✓	
CmdManuallyIntegrateSplit	BL2000\sean	1/10/2022 5:05:01 PM	Split qualifier 128.0 of compound 4-Chlorophenol in sample Jan0704.D and keep left peak, new integration is from x, y = 6.465, 984.201534452961 to 6.506, 1061.34087694344 and new response = 727835, previous integration is from x, y = 6.465, 984 to 6.557, 1158 and previous response = 857595.			✓	
CmdManuallyIntegratePeak	BL2000\sean	1/10/2022 5:05:15 PM	Manually integrate compound 4-Chloro-3-Methylphenol in sample Jan0704.D, from x, y = 7.143, 515786 to 7.266, 545918, result = -3278404; previous integration is from x, y = 6.999, 922 to 7.122, 1144 and previous response = 598574.			✓	
CmdManuallyIntegratePeak	BL2000\sean	1/10/2022 5:05:21 PM	Manually integrate compound 4-Chloro-3-Methylphenol in sample Jan0704.D, from x, y = 7.132, 356910 to 7.307, 387041, result = -3238156; previous integration is from x, y = 7.143, 515786 to 7.266, 545918 and previous response = -3278404.			✓	

Audit Trail report

Name	User	Time	Action	Reason	Comment	Succeed	Exception
CmdManuallyIntegrateSnapBaseline	BL2000\sean	1/10/2022 5:05:23 PM	Snap baseline for compound 4-Chloro-3-Methylphenol in sample Jan0704.D, from x = 7.132 to x = 7.307, new integration is from x, y = 7.132, 3779 to 7.307, 3344 and new response = 620979; previous integration is from x, y = 7.132, 356910 to 7.307, 387041 and previous response = -3238156.			✓	
CmdManuallyIntegrateDropBaseline	BL2000\sean	1/10/2022 5:05:24 PM	Drop baseline for compound 4-Chloro-3-Methylphenol in sample Jan0704.D to y = 3344, new integration is from x, y = 7.132, 3344 to 7.307, 3344 and new response = 623258; previous integration is from x, y = 7.132, 3779 to 7.307, 3344 and previous response = 620979.			✓	
CmdSetTargetCompoundAttribute	BL2000\sean	1/10/2022 5:05:24 PM	Set UserAnnotation = CO for compound 4-Chloro-3-Methylphenol in sample Jan0704.D; previous value =			✓	
CmdManuallyIntegrateQualifierPeak	BL2000\sean	1/10/2022 5:05:27 PM	Manually integrate qualifier 144.0 of compound 4-Chloro-3-Methylphenol in sample Jan0704.D from x, y = 7.132, 92955 to 7.225, 99958; result = -352075			✓	
CmdManuallyIntegrateSnapBaseline	BL2000\sean	1/10/2022 5:05:28 PM	Snap baseline for qualifier 144.0 of compound 4-Chloro-3-Methylphenol in sample Jan0704.D from x = 7.132 to x = 7.225, new integration is from x, y = 7.132, 639 to 7.225, 1640 and new response = 176554; previous integration is from x, y = 7.132, 92955 to 7.225, 99958 and previous response = -352075.			✓	
CmdManuallyIntegrateDropBaseline	BL2000\sean	1/10/2022 5:05:29 PM	Drop baseline for qualifier 144.0 of compound 4-Chloro-3-Methylphenol in sample Jan0704.D to y = 639, new integration is from x, y = 7.132, 639 to 7.225, 639 and new response = 179330; previous integration is from x, y = 7.132, 639 to 7.225, 1640 and previous response = 176554.			✓	
CmdManuallyIntegrateSplit	BL2000\sean	1/10/2022 5:05:34 PM	Split peak for compound 2-Methylnaphthalene in sample Jan0704.D and keep left peak, new integration is from x, y = 7.226, 985.30238681735 to 7.338, 1223.96964089638 and new response = 1422096, previous integration is from x, y = 7.226, 985 to 7.430, 1421 and previous response = 2831531.			✓	
CmdSetTargetCompoundAttribute	BL2000\sean	1/10/2022 5:05:35 PM	Set UserAnnotation = CO for compound 2-Methylnaphthalene in sample Jan0704.D; previous value =			✓	

Audit Trail report

Name	User	Time	Action	Reason	Comment	Succeed	Exception
CmdManuallyIntegrateSplit	BL2000\sean	1/10/2022 5:05:37 PM	Split qualifier 115.0 of compound 2-Methylnaphthalene in sample Jan0704.D and keep left peak, new integration is from x, y = 7.225, 824.723400226114 to 7.338, 971.979269154246 and new response = 606159, previous integration is from x, y = 7.225, 825 to 7.430, 1093 and previous response = 1199692.			✓	
CmdManuallyIntegrateSplit	BL2000\sean	1/10/2022 5:05:41 PM	Split peak for compound 1-Methylnaphthalene in sample Jan0704.D and keep right peak, new integration is from x, y = 7.338, 1270.22821529416 to 7.430, 1374.61115870457 and new response = 1410070, previous integration is from x, y = 7.227, 1145 to 7.430, 1375 and previous response = 2830929.			✓	
CmdManuallyIntegrateSplit	BL2000\sean	1/10/2022 5:05:45 PM	Split qualifier 115.0 of compound 1-Methylnaphthalene in sample Jan0704.D and keep right peak, new integration is from x, y = 7.338, 910.502256251404 to 7.430, 998.185556010018 and new response = 594338, previous integration is from x, y = 7.225, 804 to 7.430, 998 and previous response = 1200390.			✓	
CmdManuallyIntegrateApplyTargetRtToQualifier	BL2000\sean	1/10/2022 5:05:54 PM	Apply target integration range 7.338-7.430 to qualifier 142.0 for compound 1-Methylnaphthalene in sample Jan0704.D, new integration is from x, y = 7.338, 6256 to 7.430, 7676 and new response = 1542210; previous integration is from x, y = 7.225, 2608 to 7.327, 2471 and previous response = 1644452.			✓	
CmdManuallyIntegrateDropBaseline	BL2000\sean	1/10/2022 5:05:55 PM	Drop baseline for qualifier 142.0 of compound 1-Methylnaphthalene in sample Jan0704.D to y = 6256, new integration is from x, y = 7.338, 6256 to 7.430, 6256 and new response = 1546147; previous integration is from x, y = 7.338, 6256 to 7.430, 7676 and previous response = 1542210.			✓	
CmdManuallyIntegrateSplit	BL2000\sean	1/10/2022 5:06:05 PM	Split qualifier 77.0 of compound Dimethyl Phthalate in sample Jan0704.D and keep left peak, new integration is from x, y = 8.220, 2019.19765923254 to 8.282, 2075.84233884019 and new response = 291391, previous integration is from x, y = 8.220, 2019 to 8.374, 2161 and previous response = 381031.			✓	

Audit Trail report

Name	User	Time	Action	Reason	Comment	Succeed	Exception
CmdManuallyIntegrateApplyTargetRtToQualifier	BL2000\sean	1/10/2022 5:06:10 PM	Apply target integration range 8.290-8.374 to qualifier 153.1 for compound Acenaphthylene in sample Jan0704.D, new integration is from x, y = 8.290, 502 to 8.374, 1990 and new response = 346707; previously no peak.			✓	
CmdManuallyIntegrateDropBaseline	BL2000\sean	1/10/2022 5:06:11 PM	Drop baseline for qualifier 153.1 of compound Acenaphthylene in sample Jan0704.D to y = 502, new integration is from x, y = 8.290, 502 to 8.374, 502 and new response = 350454; previous integration is from x, y = 8.290, 502 to 8.374, 1990 and previous response = 346707.			✓	
CmdManuallyIntegrateSplit	BL2000\sean	1/10/2022 5:06:18 PM	Split qualifier 154.0 of compound 2,4-Dinitrophenol in sample Jan0704.D and keep right peak, new integration is from x, y = 8.599, 762.229531295366 to 8.660, 791.408599481646 and new response = 75229, previous integration is from x, y = 8.507, 718 to 8.660, 791 and previous response = 1440890.			✓	
CmdManuallyIntegrateSplit	BL2000\sean	1/10/2022 5:06:25 PM	Split qualifier 139.0 of compound Dibenzofuran in sample Jan0704.D and keep left peak, new integration is from x, y = 8.712, 395.986891162662 to 8.763, 495.528607188951 and new response = 843091, previous integration is from x, y = 8.712, 396 to 8.814, 596 and previous response = 1035497.			✓	
CmdManuallyIntegrateSplit	BL2000\sean	1/10/2022 5:06:30 PM	Split qualifier 139.0 of compound 4-Nitrophenol in sample Jan0704.D and keep right peak, new integration is from x, y = 8.763, 688.417240307531 to 8.814, 796.096614315033 and new response = 192128, previous integration is from x, y = 8.713, 585 to 8.814, 796 and previous response = 1034428.			✓	
CmdManuallyIntegrateSplit	BL2000\sean	1/10/2022 5:06:35 PM	Split qualifier 63.0 of compound 2,4-Dinitrotoluene in sample Jan0704.D and keep right peak, new integration is from x, y = 8.712, 1935.56491518033 to 8.855, 1707.11885536195 and new response = 348035, previous integration is from x, y = 8.712, 1936 to 8.855, 1707 and previous response = 348035.			✓	

Audit Trail report

Name	User	Time	Action	Reason	Comment	Succeed	Exception
CmdManuallyIntegrateQualifierPeak	BL2000\sean	1/10/2022 5:06:45 PM	Manually integrate qualifier 63.0 of compound 2,4-Dinitrotoluene in sample Jan0704.D, from x, y = 8.763, 5184 to 8.855, 1707, result = 201767; previous integration is from x, y = 8.712, 1936 to 8.855, 1707 and previous response = 348035.			✓	
CmdManuallyIntegrateDropBaseline	BL2000\sean	1/10/2022 5:06:47 PM	Drop baseline for qualifier 63.0 of compound 2,4-Dinitrotoluene in sample Jan0704.D to y = 1707, new integration is from x, y = 8.763, 1707 to 8.855, 1707 and new response = 211373; previous integration is from x, y = 8.763, 5184 to 8.855, 1707 and previous response = 201767.			✓	
CmdManuallyIntegrateQualifierPeak	BL2000\sean	1/10/2022 5:06:49 PM	Manually integrate qualifier 89.0 of compound 2,4-Dinitrotoluene in sample Jan0704.D, from x, y = 8.763, 4609 to 8.855, 415, result = 183257; previous integration is from x, y = 8.711, 416 to 8.855, 415 and previous response = 258776.			✓	
CmdManuallyIntegrateDropBaseline	BL2000\sean	1/10/2022 5:06:51 PM	Drop baseline for qualifier 89.0 of compound 2,4-Dinitrotoluene in sample Jan0704.D to y = 415, new integration is from x, y = 8.763, 415 to 8.855, 415 and new response = 194843; previous integration is from x, y = 8.763, 4609 to 8.855, 415 and previous response = 183257.			✓	
CmdManuallyIntegrateApplyTargetRtToQualifier	BL2000\sean	1/10/2022 5:07:01 PM	Apply target integration range 9.233-9.315 to qualifier 121.0 for compound 4,6-Dinitro-2-methylphenol in sample Jan0704.D, new integration is from x, y = 9.233, 1805 to 9.315, 2385 and new response = 69211; previous integration is from x, y = 9.081, 1351 to 9.171, 1247 and previous response = 91961.			✓	
CmdManuallyIntegrateDropBaseline	BL2000\sean	1/10/2022 5:07:02 PM	Drop baseline for qualifier 121.0 of compound 4,6-Dinitro-2-methylphenol in sample Jan0704.D to y = 1805, new integration is from x, y = 9.233, 1805 to 9.315, 1805 and new response = 70636; previous integration is from x, y = 9.233, 1805 to 9.315, 2385 and previous response = 69211.			✓	
CmdManuallyIntegratePeak	BL2000\sean	1/10/2022 5:07:03 PM	Manually integrate compound 4,6-Dinitro-2-methylphenol in sample Jan0704.D, from x, y = 9.509, 150399 to 9.520, 151127, result = -92366; previous integration is from x, y = 9.233, 0 to 9.315, 0 and previous response = 175110.			✓	
CmdSelectPeak	BL2000\sean	1/10/2022 5:07:07 PM	Select peak for compound 4,6-Dinitro-2-methylphenol in sample Jan0704.D			✓	

Audit Trail report

Name	User	Time	Action	Reason	Comment	Succeed	Exception
CmdClearManualIntegration	BL2000\sean	1/10/2022 5:07:09 PM	Clear manual integration of target signal for compound 4,6-Dinitro-2-methylphenol in sample Jan0704.D			✓	
CmdSaveBatchTable	BL2000\sean	1/10/2022 5:07:54 PM	Save batch \\MASSHUNTER\Org\Data\SV5973N.I\sd010722\DoD BNA cal 1\QuantResults\010722 DoD BNA cal 1.batch.bin			✓	
CmdManuallyIntegrateSplit	BL2000\sean	1/10/2022 5:08:30 PM	Split qualifier 66.0 of compound Aniline in sample Jan0706.D and keep left peak, new integration is from x, y = 4.564, 1092.76610563738 to 4.613, 1185.78496368944 and new response = 300012, previous integration is from x, y = 4.564, 1093 to 4.664, 1281 and previous response = 561959.			✓	
CmdManuallyIntegrateSplit	BL2000\sean	1/10/2022 5:08:31 PM	Split qualifier 65.0 of compound Aniline in sample Jan0706.D and keep left peak, new integration is from x, y = 4.573, 1407.56004627967 to 4.613, 1499.2168664837 and new response = 163132, previous integration is from x, y = 4.573, 1408 to 4.705, 1706 and previous response = 475152.			✓	
CmdSaveBatchTable	BL2000\sean	1/10/2022 5:27:38 PM	Save batch \\MASSHUNTER\Org\Data\SV5973N.I\sd010722\DoD BNA cal 1\QuantResults\010722 DoD BNA cal 1.batch.bin			✓	
CmdManuallyIntegrateSplit	BL2000\sean	1/10/2022 5:28:46 PM	Split peak for compound Phenol in sample Jan0706.D and keep left peak, new integration is from x, y = 4.613, 1900.48097943106 to 4.664, 2036.03632064998 and new response = 555346, previous integration is from x, y = 4.613, 1900 to 4.705, 2144 and previous response = 592063.			✓	
CmdManuallyIntegrateSplit	BL2000\sean	1/10/2022 5:28:48 PM	Split qualifier 66.0 of compound Phenol in sample Jan0706.D and keep right peak, new integration is from x, y = 4.613, 1184.2564430915 to 4.664, 1298.55775631381 and new response = 262334, previous integration is from x, y = 4.563, 1072 to 4.664, 1299 and previous response = 561957.			✓	
CmdManuallyIntegrateSplit	BL2000\sean	1/10/2022 5:28:53 PM	Split peak for compound bis(-2-Chloroethyl)Ether in sample Jan0706.D and keep left peak, new integration is from x, y = 4.654, 1109.00979255862 to 4.705, 1169.42123956319 and new response = 451790, previous integration is from x, y = 4.654, 1109 to 4.756, 1230 and previous response = 625354.			✓	

Audit Trail report

Name	User	Time	Action	Reason	Comment	Succeed	Exception
CmdManuallyIntegrateApplyTargetRtToQualifier	BL2000\sean	1/10/2022 5:28:56 PM	Apply target integration range 4.654-4.705 to qualifier 64.0 for compound bis(-2-Chloroethyl)Ether in sample Jan0706.D, new integration is from x, y = 4.654, 1708 to 4.705, 2587 and new response = 12500; previous integration is from x, y = 4.695, 637 to 4.787, 697 and previous response = 234428.			✓	
CmdManuallyIntegrateDropBaseline	BL2000\sean	1/10/2022 5:28:56 PM	Drop baseline for qualifier 64.0 of compound bis(-2-Chloroethyl)Ether in sample Jan0706.D to y = 1708, new integration is from x, y = 4.654, 1708 to 4.705, 1708 and new response = 13846; previous integration is from x, y = 4.654, 1708 to 4.705, 2587 and previous response = 12500.			✓	
CmdSetTargetCompoundAttribute	BL2000\sean	1/10/2022 5:29:01 PM	Set UserAnnotation = CO for compound bis(-2-Chloroethyl)Ether in sample Jan0706.D; previous value =			✓	
CmdManuallyIntegratePeak	BL2000\sean	1/10/2022 5:29:09 PM	Manually integrate compound Benzyl Alcohol in sample Jan0706.D, from x, y = 5.083, 432322 to 5.226, 452986, result = -3530527; previous integration is from x, y = 5.277, 2150 to 5.369, 2864 and previous response = 478375.			✓	
CmdManuallyIntegrateSnapBaseline	BL2000\sean	1/10/2022 5:29:10 PM	Snap baseline for compound Benzyl Alcohol in sample Jan0706.D, from x = 5.083 to x = 5.226, new integration is from x, y = 5.083, 0 to 5.226, 3038 and new response = 253969; previous integration is from x, y = 5.083, 432322 to 5.226, 452986 and previous response = -3530527.			✓	
CmdManuallyIntegrateDropBaseline	BL2000\sean	1/10/2022 5:29:11 PM	Drop baseline for compound Benzyl Alcohol in sample Jan0706.D to y = 0, new integration is from x, y = 5.083, 0 to 5.226, 0 and new response = 267001; previous integration is from x, y = 5.083, 0 to 5.226, 3038 and previous response = 253969.			✓	
CmdManuallyIntegrateApplyTargetRtToQualifier	BL2000\sean	1/10/2022 5:29:13 PM	Apply target integration range 5.083-5.226 to qualifier 79.0 for compound Benzyl Alcohol in sample Jan0706.D, new integration is from x, y = 5.083, 844 to 5.226, 3648 and new response = 293598; previously no peak.			✓	
CmdManuallyIntegrateDropBaseline	BL2000\sean	1/10/2022 5:29:14 PM	Drop baseline for qualifier 79.0 of compound Benzyl Alcohol in sample Jan0706.D to y = 844, new integration is from x, y = 5.083, 844 to 5.226, 844 and new response = 305626; previous integration is from x, y = 5.083, 844 to 5.226, 3648 and previous response = 293598.			✓	

Audit Trail report

Name	User	Time	Action	Reason	Comment	Succeed	Exception
CmdManuallyIntegrateApplyTargetRtToQualifier	BL2000\sean	1/10/2022 5:29:15 PM	Apply target integration range 5.083-5.226 to qualifier 107.0 for compound Benzyl Alcohol in sample Jan0706.D, new integration is from x, y = 5.083, 0 to 5.226, 1712 and new response = 179944; previously no peak.			✓	
CmdManuallyIntegrateDropBaseline	BL2000\sean	1/10/2022 5:29:16 PM	Drop baseline for qualifier 107.0 of compound Benzyl Alcohol in sample Jan0706.D to y = 0, new integration is from x, y = 5.083, 0 to 5.226, 0 and new response = 187288; previous integration is from x, y = 5.083, 0 to 5.226, 1712 and previous response = 179944.			✓	
CmdManuallyIntegratePeak	BL2000\sean	1/10/2022 5:29:22 PM	Manually integrate compound 2-Methylphenol in sample Jan0706.D, from x, y = 5.277, 588792 to 5.379, 603359, result = -3211601; previous integration is from x, y = 5.461, 2477 to 5.553, 2958 and previous response = 584892.			✓	
CmdManuallyIntegratePeak	BL2000\sean	1/10/2022 5:29:24 PM	Manually integrate compound 2-Methylphenol in sample Jan0706.D, from x, y = 5.247, 485723 to 5.379, 493653, result = -3456127; previous integration is from x, y = 5.277, 588792 to 5.379, 603359 and previous response = -3211601.			✓	
CmdManuallyIntegrateSnapBaseline	BL2000\sean	1/10/2022 5:29:28 PM	Snap baseline for compound 2-Methylphenol in sample Jan0706.D, from x = 5.247 to x = 5.379, new integration is from x, y = 5.247, 1576 to 5.379, 4166 and new response = 421858; previous integration is from x, y = 5.247, 485723 to 5.379, 493653 and previous response = -3456127.			✓	
CmdManuallyIntegrateDropBaseline	BL2000\sean	1/10/2022 5:29:28 PM	Drop baseline for compound 2-Methylphenol in sample Jan0706.D to y = 1576, new integration is from x, y = 5.247, 1576 to 5.379, 1576 and new response = 432174; previous integration is from x, y = 5.247, 1576 to 5.379, 4166 and previous response = 421858.			✓	
CmdSetTargetCompoundAttribute	BL2000\sean	1/10/2022 5:29:29 PM	Set UserAnnotation = CO for compound 2-Methylphenol in sample Jan0706.D; previous value =			✓	
CmdManuallyIntegrateApplyTargetRtToQualifier	BL2000\sean	1/10/2022 5:29:31 PM	Apply target integration range 5.247-5.379 to qualifier 108.0 for compound 2-Methylphenol in sample Jan0706.D, new integration is from x, y = 5.247, 2376 to 5.379, 4147 and new response = 473243; previously no peak.			✓	

Audit Trail report

Name	User	Time	Action	Reason	Comment	Succeed	Exception
CmdManuallyIntegrateDropBaseline	BL2000\sean	1/10/2022 5:29:32 PM	Drop baseline for qualifier 108.0 of compound 2-Methylphenol in sample Jan0706.D to y = 2376, new integration is from x, y = 5.247, 2376 to 5.379, 2376 and new response = 480297; previous integration is from x, y = 5.247, 2376 to 5.379, 4147 and previous response = 473243.			✓	
CmdManuallyIntegrateSplit	BL2000\sean	1/10/2022 5:29:35 PM	Split peak for compound 4Methylphenol/3Methylphenol in sample Jan0706.D and keep right peak, new integration is from x, y = 5.420, 1548.87159147714 to 5.553, 1510.96331427172 and new response = 594558, previous integration is from x, y = 5.258, 1595 to 5.553, 1511 and previous response = 1031543.			✓	
CmdManuallyIntegrateApplyTargetRtToQualifier	BL2000\sean	1/10/2022 5:29:45 PM	Apply target integration range 5.941-6.034 to qualifier 65.0 for compound 2-Nitrophenol in sample Jan0706.D, new integration is from x, y = 5.941, 1306 to 6.034, 2082 and new response = 56943; previously no peak.			✓	
CmdManuallyIntegrateDropBaseline	BL2000\sean	1/10/2022 5:29:46 PM	Drop baseline for qualifier 65.0 of compound 2-Nitrophenol in sample Jan0706.D to y = 1306, new integration is from x, y = 5.941, 1306 to 6.034, 1306 and new response = 59095; previous integration is from x, y = 5.941, 1306 to 6.034, 2082 and previous response = 56943.			✓	
CmdManuallyIntegrateSplit	BL2000\sean	1/10/2022 5:29:58 PM	Split peak for compound 4-Chlorophenol in sample Jan0706.D and keep left peak, new integration is from x, y = 6.455, 267.989764719063 to 6.506, 305.449002880134 and new response = 103714, previous integration is from x, y = 6.455, 268 to 6.547, 335 and previous response = 122020.			✓	
CmdSetTargetCompoundAttribute	BL2000\sean	1/10/2022 5:29:59 PM	Set UserAnnotation = CO for compound 4-Chlorophenol in sample Jan0706.D; previous value =			✓	
CmdManuallyIntegratePeak	BL2000\sean	1/10/2022 5:30:03 PM	Manually integrate compound 4-Chlorophenol in sample Jan0706.D, from x, y = 6.455, 268 to 6.516, 395, result = 108325; previous integration is from x, y = 6.455, 268 to 6.506, 305 and previous response = 103714.			✓	

Audit Trail report

Name	User	Time	Action	Reason	Comment	Succeed	Exception
CmdManuallyIntegrateDropBaseline	BL2000\sean	1/10/2022 5:30:04 PM	Drop baseline for compound 4-Chlorophenol in sample Jan0706.D to y = 268, new integration is from x, y = 6.455, 268 to 6.516, 268 and new response = 108559; previous integration is from x, y = 6.455, 268 to 6.516, 395 and previous response = 108325.			✓	
CmdSetTargetCompoundAttribute	BL2000\sean	1/10/2022 5:30:05 PM	Set UserAnnotation = CO for compound 4-Chlorophenol in sample Jan0706.D; previous value = CO			✓	
CmdManuallyIntegrateApplyTargetRtToQualifier	BL2000\sean	1/10/2022 5:30:07 PM	Apply target integration range 6.455-6.516 to qualifier 128.0 for compound 4-Chlorophenol in sample Jan0706.D, new integration is from x, y = 6.455, 15502 to 6.516, 21976 and new response = 298227; previous integration is from x, y = 6.403, 629 to 6.465, 692 and previous response = 1148559.			✓	
CmdManuallyIntegrateDropBaseline	BL2000\sean	1/10/2022 5:30:08 PM	Drop baseline for qualifier 128.0 of compound 4-Chlorophenol in sample Jan0706.D to y = 15502, new integration is from x, y = 6.455, 15502 to 6.516, 15502 and new response = 310195; previous integration is from x, y = 6.455, 15502 to 6.516, 21976 and previous response = 298227.			✓	
CmdManuallyIntegrateSplit	BL2000\sean	1/10/2022 5:30:12 PM	Split qualifier 65.0 of compound p-Chloroaniline in sample Jan0706.D and keep right peak, new integration is from x, y = 6.506, 1767.13907007426 to 6.557, 1770.51717884725 and new response = 158714, previous integration is from x, y = 6.465, 1764 to 6.557, 1771 and previous response = 304421.			✓	
CmdManuallyIntegratePeak	BL2000\sean	1/10/2022 5:30:19 PM	Manually integrate compound 4-Chloro-3-Methylphenol in sample Jan0706.D, from x, y = 7.132, 237916 to 7.276, 248407, result = -1783083; previous integration is from x, y = 6.999, 664 to 7.143, 767 and previous response = 282450.			✓	
CmdManuallyIntegrateSnapBaseline	BL2000\sean	1/10/2022 5:30:20 PM	Snap baseline for compound 4-Chloro-3-Methylphenol in sample Jan0706.D, from x = 7.132 to x = 7.276, new integration is from x, y = 7.132, 2336 to 7.276, 2347 and new response = 294474; previous integration is from x, y = 7.132, 237916 to 7.276, 248407 and previous response = -1783083.			✓	

Audit Trail report

Name	User	Time	Action	Reason	Comment	Succeed	Exception
CmdManuallyIntegrateDropBaseline	BL2000\sean	1/10/2022 5:30:21 PM	Drop baseline for compound 4-Chloro-3-Methylphenol in sample Jan0706.D to y = 2336, new integration is from x, y = 7.132, 2336 to 7.276, 2336 and new response = 294521; previous integration is from x, y = 7.132, 2336 to 7.276, 2347 and previous response = 294474.			✓	
CmdManuallyIntegrateQualifierPeak	BL2000\sean	1/10/2022 5:30:24 PM	Manually integrate qualifier 144.0 of compound 4-Chloro-3-Methylphenol in sample Jan0706.D, from x, y = 7.122, 47559 to 7.235, 53475, result = -253939; previous integration is from x, y = 6.978, 0 to 7.122, 0 and previous response = 78835.			✓	
CmdManuallyIntegrateSnapBaseline	BL2000\sean	1/10/2022 5:30:25 PM	Snap baseline for qualifier 144.0 of compound 4-Chloro-3-Methylphenol in sample Jan0706.D from x = 7.122 to x = 7.235, new integration is from x, y = 7.122, 551 to 7.235, 1113 and new response = 82826; previous integration is from x, y = 7.122, 47559 to 7.235, 53475 and previous response = -253939.			✓	
CmdManuallyIntegrateDropBaseline	BL2000\sean	1/10/2022 5:30:26 PM	Drop baseline for qualifier 144.0 of compound 4-Chloro-3-Methylphenol in sample Jan0706.D to y = 551, new integration is from x, y = 7.122, 551 to 7.235, 551 and new response = 84730; previous integration is from x, y = 7.122, 551 to 7.235, 1113 and previous response = 82826.			✓	
CmdManuallyIntegrateSplit	BL2000\sean	1/10/2022 5:30:30 PM	Split qualifier 115.0 of compound 2-Methylnaphthalene in sample Jan0706.D and keep left peak, new integration is from x, y = 7.227, 513.998502064924 to 7.317, 585.993854226227 and new response = 306061, previous integration is from x, y = 7.227, 514 to 7.441, 684 and previous response = 598227.			✓	
CmdManuallyIntegratePeak	BL2000\sean	1/10/2022 5:30:34 PM	Manually integrate compound 1-Methylnaphthalene in sample Jan0706.D, from x, y = 7.338, 638347 to 7.410, 646403, result = -2067139; previous integration is from x, y = 7.225, 755 to 7.328, 787 and previous response = 733840.			✓	

Audit Trail report

Name	User	Time	Action	Reason	Comment	Succeed	Exception
CmdManuallyIntegrateSnapBaseline	BL2000\sean	1/10/2022 5:30:35 PM	Snap baseline for compound 1-Methylnaphthalene in sample Jan0706.D, from x = 7.338 to x = 7.410, new integration is from x, y = 7.338, 2345 to 7.410, 4655 and new response = 688328; previous integration is from x, y = 7.338, 638347 to 7.410, 646403 and previous response = -2067139.			✓	
CmdManuallyIntegrateDropBaseline	BL2000\sean	1/10/2022 5:30:36 PM	Drop baseline for compound 1-Methylnaphthalene in sample Jan0706.D to y = 2345, new integration is from x, y = 7.338, 2345 to 7.410, 2345 and new response = 693309; previous integration is from x, y = 7.338, 2345 to 7.410, 4655 and previous response = 688328.			✓	
CmdSetTargetCompoundAttribute	BL2000\sean	1/10/2022 5:30:39 PM	Set UserAnnotation = CO for compound 1-Methylnaphthalene in sample Jan0706.D; previous value =			✓	
CmdManuallyIntegrateApplyTargetRtToQualifier	BL2000\sean	1/10/2022 5:30:42 PM	Apply target integration range 7.338-7.410 to qualifier 142.0 for compound 1-Methylnaphthalene in sample Jan0706.D, new integration is from x, y = 7.338, 2462 to 7.410, 6088 and new response = 747991; previously no peak.			✓	
CmdManuallyIntegrateDropBaseline	BL2000\sean	1/10/2022 5:30:42 PM	Drop baseline for qualifier 142.0 of compound 1-Methylnaphthalene in sample Jan0706.D to y = 2462, new integration is from x, y = 7.338, 2462 to 7.410, 2462 and new response = 755811; previous integration is from x, y = 7.338, 2462 to 7.410, 6088 and previous response = 747991.			✓	
CmdManuallyIntegrateSplit	BL2000\sean	1/10/2022 5:30:44 PM	Split qualifier 115.0 of compound 1-Methylnaphthalene in sample Jan0706.D and keep right peak, new integration is from x, y = 7.317, 744.727368887614 to 7.441, 795.679458472471 and new response = 291273, previous integration is from x, y = 7.230, 709 to 7.441, 796 and previous response = 596368.			✓	
CmdManuallyIntegrateSplit	BL2000\sean	1/10/2022 5:30:50 PM	Split qualifier 198.0 of compound 2,4,6-Trichlorophenol in sample Jan0706.D and keep left peak, new integration is from x, y = 7.595, 0 to 7.646, 0 and new response = 183526, previous integration is from x, y = 7.595, 0 to 7.749, 0 and previous response = 401775.			✓	

Audit Trail report

Name	User	Time	Action	Reason	Comment	Succeed	Exception
CmdManuallyIntegrateApplyTargetRtToQualifier	BL2000\sean	1/10/2022 5:30:54 PM	Apply target integration range 7.656-7.728 to qualifier 198.0 for compound 2,4,5-Trichlorophenol in sample Jan0706.D, new integration is from x, y = 7.656, 3329 to 7.728, 2210 and new response = 201770; previously no peak.			✓	
CmdManuallyIntegrateDropBaseline	BL2000\sean	1/10/2022 5:30:55 PM	Drop baseline for qualifier 198.0 of compound 2,4,5-Trichlorophenol in sample Jan0706.D to y = 2210, new integration is from x, y = 7.656, 2210 to 7.728, 2210 and new response = 204183; previous integration is from x, y = 7.656, 3329 to 7.728, 2210 and previous response = 201770.			✓	
CmdManuallyIntegrateQualifierPeak	BL2000\sean	1/10/2022 5:31:12 PM	Manually integrate qualifier 153.1 of compound Acenaphthylene in sample Jan0706.D from x, y = 8.098, 801002 to 8.108, 818211; result = -498637			✓	
CmdManuallyIntegrateApplyTargetRtToQualifier	BL2000\sean	1/10/2022 5:31:12 PM	Apply target integration range 8.282-8.384 to qualifier 153.1 for compound Acenaphthylene in sample Jan0706.D, new integration is from x, y = 8.282, 0 to 8.384, 1289 and new response = 158087; previous integration is from x, y = 8.098, 801002 to 8.108, 818211 and previous response = -498637.			✓	
CmdManuallyIntegrateDropBaseline	BL2000\sean	1/10/2022 5:31:13 PM	Drop baseline for qualifier 153.1 of compound Acenaphthylene in sample Jan0706.D to y = 0, new integration is from x, y = 8.282, 0 to 8.384, 0 and new response = 162043; previous integration is from x, y = 8.282, 0 to 8.384, 1289 and previous response = 158087.			✓	
CmdManuallyIntegrateQualifierPeak	BL2000\sean	1/10/2022 5:31:22 PM	Manually integrate qualifier 154.0 of compound 2,4-Dinitrophenol in sample Jan0706.D, from x, y = 8.395, 957607 to 8.415, 965286, result = 684756; previous integration is from x, y = 8.507, 545 to 8.589, 557 and previous response = 684756.			✓	
CmdManuallyIntegrateApplyTargetRtToQualifier	BL2000\sean	1/10/2022 5:31:23 PM	Apply target integration range 8.589-8.681 to qualifier 154.0 for compound 2,4-Dinitrophenol in sample Jan0706.D, new integration is from x, y = 8.589, 1950 to 8.681, 1401 and new response = 25450; previous integration is from x, y = 8.507, 545 to 8.589, 557 and previous response = 684756.			✓	

Audit Trail report

Name	User	Time	Action	Reason	Comment	Succeed	Exception
CmdManuallyIntegrateSplit	BL2000\sean	1/10/2022 5:31:31 PM	Split qualifier 63.0 of compound 2,4-Dinitrotoluene in sample Jan0706.D and keep right peak, new integration is from x, y = 8.719, 1651.83903360564 to 8.845, 1509.98851888449 and new response = 166798, previous integration is from x, y = 8.719, 1652 to 8.845, 1510 and previous response = 166798.			✓	
CmdManuallyIntegrateQualifierPeak	BL2000\sean	1/10/2022 5:31:35 PM	Manually integrate qualifier 63.0 of compound 2,4-Dinitrotoluene in sample Jan0706.D, from x, y = 8.753, 2709 to 8.845, 1510, result = 96599; previous integration is from x, y = 8.719, 1652 to 8.845, 1510 and previous response = 166798.			✓	
CmdManuallyIntegrateDropBaseline	BL2000\sean	1/10/2022 5:31:36 PM	Drop baseline for qualifier 63.0 of compound 2,4-Dinitrotoluene in sample Jan0706.D to y = 1510, new integration is from x, y = 8.753, 1510 to 8.845, 1510 and new response = 99909; previous integration is from x, y = 8.753, 2709 to 8.845, 1510 and previous response = 96599.			✓	
CmdManuallyIntegrateQualifierPeak	BL2000\sean	1/10/2022 5:31:46 PM	Manually integrate qualifier 65.0 of compound 4-Nitroaniline in sample Jan0706.D, from x, y = 9.203, 3283 to 9.244, 3545, result = 115334; previous integration is from x, y = 9.172, 1822 to 9.285, 1878 and previous response = 167406.			✓	
CmdManuallyIntegrateDropBaseline	BL2000\sean	1/10/2022 5:31:47 PM	Drop baseline for qualifier 65.0 of compound 4-Nitroaniline in sample Jan0706.D to y = 3283, new integration is from x, y = 9.203, 3283 to 9.244, 3283 and new response = 115655; previous integration is from x, y = 9.203, 3283 to 9.244, 3545 and previous response = 115334.			✓	
CmdManuallyIntegrateApplyTargetRtToQualifier	BL2000\sean	1/10/2022 5:31:53 PM	Apply target integration range 9.305-9.418 to qualifier 167.0 for compound N-nitrosodiphenylamine in sample Jan0706.D, new integration is from x, y = 9.305, 1683 to 9.418, 1490 and new response = 195004; previously no peak.			✓	
CmdManuallyIntegrateDropBaseline	BL2000\sean	1/10/2022 5:31:53 PM	Drop baseline for qualifier 167.0 of compound N-nitrosodiphenylamine in sample Jan0706.D to y = 1490, new integration is from x, y = 9.305, 1490 to 9.418, 1490 and new response = 195655; previous integration is from x, y = 9.305, 1683 to 9.418, 1490 and previous response = 195004.			✓	

Audit Trail report

Name	User	Time	Action	Reason	Comment	Succeed	Exception
CmdManuallyIntegrateSplit	BL2000\sean	1/10/2022 5:32:02 PM	Split peak for compound Phenanthrene in sample Jan0706.D and keep left peak, new integration is from x, y = 10.262, 0 to 10.333, 0 and new response = 1229389, previous integration is from x, y = 10.262, 0 to 10.414, 0 and previous response = 2360003.			✓	
CmdManuallyIntegrateSplit	BL2000\sean	1/10/2022 5:32:05 PM	Split qualifier 176.0 of compound Phenanthrene in sample Jan0706.D and keep left peak, new integration is from x, y = 10.262, 0 to 10.343, 0 and new response = 232093, previous integration is from x, y = 10.262, 0 to 10.414, 0 and previous response = 441600.			✓	
CmdManuallyIntegrateSplit	BL2000\sean	1/10/2022 5:32:08 PM	Split peak for compound Anthracene in sample Jan0706.D and keep right peak, new integration is from x, y = 10.333, 0 to 10.414, 0 and new response = 1130614, previous integration is from x, y = 10.262, 0 to 10.414, 0 and previous response = 2360003.			✓	
CmdManuallyIntegrateSplit	BL2000\sean	1/10/2022 5:32:11 PM	Split qualifier 176.0 of compound Anthracene in sample Jan0706.D and keep right peak, new integration is from x, y = 10.343, 0 to 10.414, 0 and new response = 209507, previous integration is from x, y = 10.262, 0 to 10.414, 0 and previous response = 441600.			✓	
CmdManuallyIntegrateSplit	BL2000\sean	1/10/2022 5:32:31 PM	Split peak for compound Indeno(1,2,3-c,d)pyrene in sample Jan0706.D and keep left peak, new integration is from x, y = 20.857, 497.871305457971 to 20.938, 809.16502485091 and new response = 775570, previous integration is from x, y = 20.857, 498 to 21.029, 1159 and previous response = 1002110.			✓	
CmdSetTargetCompoundAttribute	BL2000\sean	1/10/2022 5:32:32 PM	Set UserAnnotation = CO for compound Indeno(1,2,3-c,d)pyrene in sample Jan0706.D; previous value =			✓	
CmdManuallyIntegrateSplit	BL2000\sean	1/10/2022 5:32:40 PM	Split peak for compound Phenol-d5 in sample Jan0706.D and keep left peak, new integration is from x, y = 4.593, 280.654216294335 to 4.705, 505.834168500753 and new response = 518291, previous integration is from x, y = 4.593, 281 to 4.746, 588 and previous response = 544614.			✓	
CmdSetTargetCompoundAttribute	BL2000\sean	1/10/2022 5:32:44 PM	Set UserAnnotation = CO for compound Phenol-d5 in sample Jan0706.D; previous value =			✓	

Audit Trail report

Name	User	Time	Action	Reason	Comment	Succeed	Exception
CmdSetTargetCompoundAttribute	BL2000\sean	1/10/2022 5:32:47 PM	Set UserAnnotation = BA for compound Phenol-d5 in sample Jan0706.D; previous value = CO			✓	
CmdSaveBatchTable	BL2000\sean	1/10/2022 5:32:58 PM	Save batch \\MASSHUNTER\Org\Data\SV5973N.I\sd010722\DoD BNA cal 1\QuantResults\010722 DoD BNA cal 1.batch.bin			✓	
CmdManuallyIntegratePeak	BL2000\sean	1/10/2022 5:33:08 PM	Manually integrate compound N-Nitrosodimethylamine in sample Jan0707.D, from x, y = 2.234, 320 to 2.356, 328, result = 28761; previous integration is from x, y = 2.234, 532 to 2.336, 475 and previous response = 21607.			✓	
CmdSetTargetCompoundAttribute	BL2000\sean	1/10/2022 5:33:09 PM	Set UserAnnotation = BA for compound N-Nitrosodimethylamine in sample Jan0707.D; previous value =			✓	
CmdManuallyIntegratePeak	BL2000\sean	1/10/2022 5:33:17 PM	Manually integrate compound Benzoic Acid in sample Jan0707.D, from x, y = 6.146, 20 to 6.383, 72, result = 28389; previous integration is from x, y = 6.167, 355 to 6.249, 382 and previous response = 18122.			✓	
CmdManuallyIntegrateSnapBaseline	BL2000\sean	1/10/2022 5:33:20 PM	Snap baseline for compound Benzoic Acid in sample Jan0707.D, from x = 6.146 to x = 6.383, new integration is from x, y = 6.146, 273 to 6.383, 318 and new response = 24847; previous integration is from x, y = 6.146, 20 to 6.383, 72 and previous response = 28389.			✓	
CmdManuallyIntegrateDropBaseline	BL2000\sean	1/10/2022 5:33:20 PM	Drop baseline for compound Benzoic Acid in sample Jan0707.D to y = 273, new integration is from x, y = 6.146, 273 to 6.383, 273 and new response = 25166; previous integration is from x, y = 6.146, 273 to 6.383, 318 and previous response = 24847.			✓	
CmdSetTargetCompoundAttribute	BL2000\sean	1/10/2022 5:33:21 PM	Set UserAnnotation = BA for compound Benzoic Acid in sample Jan0707.D; previous value =			✓	
CmdManuallyIntegrateQualifierPeak	BL2000\sean	1/10/2022 5:33:22 PM	Manually integrate qualifier 122.0 of compound Benzoic Acid in sample Jan0707.D, from x, y = 6.218, 65220 to 6.229, 65475, result = -39061; previous integration is from x, y = 6.054, 0 to 6.157, 0 and previous response = 63204.			✓	

Audit Trail report

Name	User	Time	Action	Reason	Comment	Succeed	Exception
CmdManuallyIntegrateApplyTargetRtToQualifier	BL2000\sean	1/10/2022 5:33:24 PM	Apply target integration range 6.146-6.383 to qualifier 122.0 for compound Benzoic Acid in sample Jan0707.D, new integration is from x, y = 6.146, 1546 to 6.383, 0 and new response = 16560; previous integration is from x, y = 6.218, 65220 to 6.229, 65475 and previous response = -39061.			✓	
CmdManuallyIntegrateDropBaseline	BL2000\sean	1/10/2022 5:33:25 PM	Drop baseline for qualifier 122.0 of compound Benzoic Acid in sample Jan0707.D to y = 0, new integration is from x, y = 6.146, 0 to 6.383, 0 and new response = 27515; previous integration is from x, y = 6.146, 1546 to 6.383, 0 and previous response = 16560.			✓	
CmdManuallyIntegrateApplyTargetRtToQualifier	BL2000\sean	1/10/2022 5:33:27 PM	Apply target integration range 6.146-6.383 to qualifier 77.0 for compound Benzoic Acid in sample Jan0707.D, new integration is from x, y = 6.146, 1454 to 6.383, 961 and new response = 17000; previous integration is from x, y = 6.065, 921 to 6.146, 922 and previous response = 17531.			✓	
CmdManuallyIntegrateDropBaseline	BL2000\sean	1/10/2022 5:33:28 PM	Drop baseline for qualifier 77.0 of compound Benzoic Acid in sample Jan0707.D to y = 961, new integration is from x, y = 6.146, 961 to 6.383, 961 and new response = 20494; previous integration is from x, y = 6.146, 1454 to 6.383, 961 and previous response = 17000.			✓	
CmdManuallyIntegrateSplit	BL2000\sean	1/10/2022 5:33:36 PM	Split qualifier 66.0 of compound Aniline in sample Jan0707.D and keep left peak, new integration is from x, y = 4.563, 841.869213779399 to 4.603, 892.967364438467 and new response = 45967, previous integration is from x, y = 4.563, 842 to 4.777, 1117 and previous response = 103432.			✓	
CmdManuallyIntegrateSplit	BL2000\sean	1/10/2022 5:33:41 PM	Split peak for compound Phenol in sample Jan0707.D and keep left peak, new integration is from x, y = 4.603, 1530.69760621055 to 4.654, 1597.45438263628 and new response = 85830, previous integration is from x, y = 4.603, 1531 to 4.705, 1664 and previous response = 97825.			✓	
CmdSetTargetCompoundAttribute	BL2000\sean	1/10/2022 5:33:42 PM	Set UserAnnotation = CO for compound Phenol in sample Jan0707.D; previous value =			✓	

Audit Trail report

Name	User	Time	Action	Reason	Comment	Succeed	Exception
CmdManuallyIntegrateApplyTargetRtToQualifier	BL2000\sean	1/10/2022 5:33:44 PM	Apply target integration range 4.603-4.654 to qualifier 66.0 for compound Phenol in sample Jan0707.D, new integration is from x, y = 4.603, 6891 to 4.654, 4168 and new response = 30195; previous integration is from x, y = 4.563, 829 to 4.909, 1213 and previous response = 107817.			✓	
CmdManuallyIntegrateDropBaseline	BL2000\sean	1/10/2022 5:33:45 PM	Drop baseline for qualifier 66.0 of compound Phenol in sample Jan0707.D to y = 4168, new integration is from x, y = 4.603, 4168 to 4.654, 4168 and new response = 34367; previous integration is from x, y = 4.603, 6891 to 4.654, 4168 and previous response = 30195.			✓	
CmdManuallyIntegratePeak	BL2000\sean	1/10/2022 5:33:53 PM	Manually integrate compound Phenol in sample Jan0707.D, from x, y = 4.603, 1531 to 4.664, 1867, result = 88408; previous integration is from x, y = 4.603, 1531 to 4.654, 1597 and previous response = 85830.			✓	
CmdManuallyIntegrateDropBaseline	BL2000\sean	1/10/2022 5:33:54 PM	Drop baseline for compound Phenol in sample Jan0707.D to y = 1531, new integration is from x, y = 4.603, 1531 to 4.664, 1531 and new response = 89027; previous integration is from x, y = 4.603, 1531 to 4.664, 1867 and previous response = 88408.			✓	
CmdSetTargetCompoundAttribute	BL2000\sean	1/10/2022 5:33:56 PM	Set UserAnnotation = CO for compound Phenol in sample Jan0707.D; previous value = CO			✓	
CmdManuallyIntegrateSplit	BL2000\sean	1/10/2022 5:34:00 PM	Split peak for compound bis(-2-Chloroethyl)Ether in sample Jan0707.D and keep left peak, new integration is from x, y = 4.654, 873.269269287429 to 4.705, 907.371633262747 and new response = 80606, previous integration is from x, y = 4.654, 873 to 4.797, 969 and previous response = 114286.			✓	
CmdSetTargetCompoundAttribute	BL2000\sean	1/10/2022 5:34:02 PM	Set UserAnnotation = CO for compound bis(-2-Chloroethyl)Ether in sample Jan0707.D; previous value =			✓	
CmdManuallyIntegrateApplyTargetRtToQualifier	BL2000\sean	1/10/2022 5:34:04 PM	Apply target integration range 4.654-4.705 to qualifier 64.0 for compound bis(-2-Chloroethyl)Ether in sample Jan0707.D, new integration is from x, y = 4.654, 831 to 4.705, 1744 and new response = 1713; previous integration is from x, y = 4.695, 568 to 4.777, 598 and previous response = 41345.			✓	

Audit Trail report

Name	User	Time	Action	Reason	Comment	Succeed	Exception
CmdManuallyIntegrateDropBaseline	BL2000\sean	1/10/2022 5:34:04 PM	Drop baseline for qualifier 64.0 of compound bis(-2-Chloroethyl)Ether in sample Jan0707.D to y = 831, new integration is from x, y = 4.654, 831 to 4.705, 831 and new response = 3112; previous integration is from x, y = 4.654, 831 to 4.705, 1744 and previous response = 1713.			✓	
CmdManuallyIntegrateSplit	BL2000\sean	1/10/2022 5:34:09 PM	Split peak for compound 1,3-Dichlorobenzene in sample Jan0707.D and keep left peak, new integration is from x, y = 4.849, 438.458392363898 to 4.930, 683.483105809126 and new response = 116592, previous integration is from x, y = 4.849, 438 to 4.981, 838 and previous response = 228662.			✓	
CmdSetTargetCompoundAttribute	BL2000\sean	1/10/2022 5:34:12 PM	Set UserAnnotation = CO for compound 1,3-Dichlorobenzene in sample Jan0707.D; previous value =			✓	
CmdManuallyIntegrateSplit	BL2000\sean	1/10/2022 5:34:14 PM	Split qualifier 148.0 of compound 1,3-Dichlorobenzene in sample Jan0707.D and keep left peak, new integration is from x, y = 4.849, 220.462344283426 to 4.920, 326.551909126744 and new response = 71873, previous integration is from x, y = 4.849, 220 to 5.001, 449 and previous response = 148998.			✓	
CmdManuallyIntegrateSplit	BL2000\sean	1/10/2022 5:34:15 PM	Split qualifier 111.0 of compound 1,3-Dichlorobenzene in sample Jan0707.D and keep left peak, new integration is from x, y = 4.848, 0 to 4.920, 0 and new response = 40762, previous integration is from x, y = 4.848, 0 to 4.991, 0 and previous response = 86521.			✓	
CmdManuallyIntegratePeak	BL2000\sean	1/10/2022 5:34:23 PM	Manually integrate compound 1,4-Dichlorobenzene in sample Jan0707.D, from x, y = 4.930, 43996 to 5.083, 46570, result = -284982; previous integration is from x, y = 4.848, 75 to 4.981, 176 and previous response = 232511.			✓	
CmdManuallyIntegrateSnapBaseline	BL2000\sean	1/10/2022 5:34:24 PM	Snap baseline for compound 1,4-Dichlorobenzene in sample Jan0707.D, from x = 4.930 to x = 5.083, new integration is from x, y = 4.930, 1136 to 5.083, 1251 and new response = 120287; previous integration is from x, y = 4.930, 43996 to 5.083, 46570 and previous response = -284982.			✓	

Audit Trail report

Name	User	Time	Action	Reason	Comment	Succeed	Exception
CmdManuallyIntegrateDropBaseline	BL2000\sean	1/10/2022 5:34:25 PM	Drop baseline for compound 1,4-Dichlorobenzene in sample Jan0707.D to y = 1136, new integration is from x, y = 4.930, 1136 to 5.083, 1136 and new response = 120816; previous integration is from x, y = 4.930, 1136 to 5.083, 1251 and previous response = 120287.			✓	
CmdManuallyIntegrateSplit	BL2000\sean	1/10/2022 5:34:27 PM	Split qualifier 148.0 of compound 1,4-Dichlorobenzene in sample Jan0707.D and keep right peak, new integration is from x, y = 4.920, 83.1222724724629 to 5.001, 123.88877123097 and new response = 79254, previous integration is from x, y = 4.848, 48 to 5.001, 124 and previous response = 151174.			✓	
CmdManuallyIntegrateSplit	BL2000\sean	1/10/2022 5:34:29 PM	Split qualifier 111.0 of compound 1,4-Dichlorobenzene in sample Jan0707.D and keep right peak, new integration is from x, y = 4.920, 0 to 4.991, 0 and new response = 45759, previous integration is from x, y = 4.848, 0 to 4.991, 0 and previous response = 86521.			✓	
CmdManuallyIntegratePeak	BL2000\sean	1/10/2022 5:34:33 PM	Manually integrate compound 1,2-Dichlorobenzene in sample Jan0707.D, from x, y = 5.103, 73594 to 5.165, 75525, result = -158872; previous integration is from x, y = 4.848, 111 to 4.981, 138 and previous response = 232534.			✓	
CmdManuallyIntegrateSnapBaseline	BL2000\sean	1/10/2022 5:34:34 PM	Snap baseline for compound 1,2-Dichlorobenzene in sample Jan0707.D, from x = 5.103 to x = 5.165, new integration is from x, y = 5.103, 1399 to 5.165, 1757 and new response = 109407; previous integration is from x, y = 5.103, 73594 to 5.165, 75525 and previous response = -158872.			✓	
CmdManuallyIntegrateDropBaseline	BL2000\sean	1/10/2022 5:34:34 PM	Drop baseline for compound 1,2-Dichlorobenzene in sample Jan0707.D to y = 1399, new integration is from x, y = 5.103, 1399 to 5.165, 1399 and new response = 110065; previous integration is from x, y = 5.103, 1399 to 5.165, 1757 and previous response = 109407.			✓	
CmdManuallyIntegrateApplyTargetRtToQualifier	BL2000\sean	1/10/2022 5:34:38 PM	Apply target integration range 5.103-5.165 to qualifier 148.0 for compound 1,2-Dichlorobenzene in sample Jan0707.D, new integration is from x, y = 5.103, 605 to 5.165, 1437 and new response = 69325; previously no peak.			✓	

Audit Trail report

Name	User	Time	Action	Reason	Comment	Succeed	Exception
CmdManuallyIntegrateDropBaseline	BL2000\sean	1/10/2022 5:34:38 PM	Drop baseline for qualifier 148.0 of compound 1,2-Dichlorobenzene in sample Jan0707.D to y = 605, new integration is from x, y = 5.103, 605 to 5.165, 605 and new response = 70854; previous integration is from x, y = 5.103, 605 to 5.165, 1437 and previous response = 69325.			✓	
CmdManuallyIntegrateQualifierPeak	BL2000\sean	1/10/2022 5:34:39 PM	Manually integrate qualifier 111.0 of compound 1,2-Dichlorobenzene in sample Jan0707.D from x, y = 4.828, 44194 to 4.828, 44194; result = 0			✓	
CmdManuallyIntegrateApplyTargetRtToQualifier	BL2000\sean	1/10/2022 5:34:40 PM	Apply target integration range 5.103-5.165 to qualifier 111.0 for compound 1,2-Dichlorobenzene in sample Jan0707.D, new integration is from x, y = 5.103, 697 to 5.165, 941 and new response = 37824; previously no peak.			✓	
CmdManuallyIntegrateDropBaseline	BL2000\sean	1/10/2022 5:34:41 PM	Drop baseline for qualifier 111.0 of compound 1,2-Dichlorobenzene in sample Jan0707.D to y = 697, new integration is from x, y = 5.103, 697 to 5.165, 697 and new response = 38273; previous integration is from x, y = 5.103, 697 to 5.165, 941 and previous response = 37824.			✓	
CmdManuallyIntegrateApplyTargetRtToQualifier	BL2000\sean	1/10/2022 5:34:46 PM	Apply target integration range 5.103-5.195 to qualifier 79.0 for compound Benzyl Alcohol in sample Jan0707.D, new integration is from x, y = 5.103, 571 to 5.195, 2951 and new response = 37371; previous integration is from x, y = 4.920, 677 to 4.991, 733 and previous response = 9556.			✓	
CmdManuallyIntegrateDropBaseline	BL2000\sean	1/10/2022 5:34:46 PM	Drop baseline for qualifier 79.0 of compound Benzyl Alcohol in sample Jan0707.D to y = 571, new integration is from x, y = 5.103, 571 to 5.195, 571 and new response = 43934; previous integration is from x, y = 5.103, 571 to 5.195, 2951 and previous response = 37371.			✓	
CmdManuallyIntegratePeak	BL2000\sean	1/10/2022 5:34:53 PM	Manually integrate compound 2-Methylphenol in sample Jan0707.D, from x, y = 5.267, 71309 to 5.379, 76003, result = -418551; previous integration is from x, y = 5.105, 332 to 5.175, 472 and previous response = 23058.			✓	

Audit Trail report

Name	User	Time	Action	Reason	Comment	Succeed	Exception
CmdManuallyIntegrateSnapBaseline	BL2000\sean	1/10/2022 5:34:54 PM	Snap baseline for compound 2-Methylphenol in sample Jan0707.D, from x = 5.267 to x = 5.379, new integration is from x, y = 5.267, 928 to 5.379, 1413 and new response = 70072; previous integration is from x, y = 5.267, 71309 to 5.379, 76003 and previous response = -418551.			✓	
CmdManuallyIntegrateDropBaseline	BL2000\sean	1/10/2022 5:34:54 PM	Drop baseline for compound 2-Methylphenol in sample Jan0707.D to y = 928, new integration is from x, y = 5.267, 928 to 5.379, 928 and new response = 71707; previous integration is from x, y = 5.267, 928 to 5.379, 1413 and previous response = 70072.			✓	
CmdSetTargetCompoundAttribute	BL2000\sean	1/10/2022 5:34:56 PM	Set UserAnnotation = CO for compound 2-Methylphenol in sample Jan0707.D; previous value =			✓	
CmdManuallyIntegrateApplyTargetRtToQualifier	BL2000\sean	1/10/2022 5:34:58 PM	Apply target integration range 5.267-5.379 to qualifier 108.0 for compound 2-Methylphenol in sample Jan0707.D, new integration is from x, y = 5.267, 872 to 5.379, 1511 and new response = 80489; previously no peak.			✓	
CmdManuallyIntegrateDropBaseline	BL2000\sean	1/10/2022 5:34:59 PM	Drop baseline for qualifier 108.0 of compound 2-Methylphenol in sample Jan0707.D to y = 872, new integration is from x, y = 5.267, 872 to 5.379, 872 and new response = 82643; previous integration is from x, y = 5.267, 872 to 5.379, 1511 and previous response = 80489.			✓	
CmdManuallyIntegrateSplit	BL2000\sean	1/10/2022 5:35:03 PM	Split qualifier 108.0 of compound 4Methylphenol/3Methylphenol in sample Jan0707.D and keep right peak, new integration is from x, y = 5.441, 823.710336554926 to 5.553, 764.880008283475 and new response = 84587, previous integration is from x, y = 5.269, 914 to 5.553, 765 and previous response = 169912.			✓	
CmdManuallyIntegrateApplyTargetRtToQualifier	BL2000\sean	1/10/2022 5:35:26 PM	Apply target integration range 6.385-6.475 to qualifier 129.0 for compound Naphthalene in sample Jan0707.D, new integration is from x, y = 6.385, 352 to 6.475, 780 and new response = 25122; previously no peak.			✓	
CmdManuallyIntegrateDropBaseline	BL2000\sean	1/10/2022 5:35:27 PM	Drop baseline for qualifier 129.0 of compound Naphthalene in sample Jan0707.D to y = 352, new integration is from x, y = 6.385, 352 to 6.475, 352 and new response = 26278; previous integration is from x, y = 6.385, 352 to 6.475, 780 and previous response = 25122.			✓	

Audit Trail report

Name	User	Time	Action	Reason	Comment	Succeed	Exception
CmdManuallyIntegratePeak	BL2000\sean	1/10/2022 5:35:38 PM	Manually integrate compound 4-Chlorophenol in sample Jan0707.D, from x, y = 6.465, 0 to 6.516, 381, result = 16540; previous integration is from x, y = 6.465, 0 to 6.578, 0 and previous response = 22613.			✓	
CmdManuallyIntegrateDropBaseline	BL2000\sean	1/10/2022 5:35:40 PM	Drop baseline for compound 4-Chlorophenol in sample Jan0707.D to y = 0, new integration is from x, y = 6.465, 0 to 6.516, 0 and new response = 17127; previous integration is from x, y = 6.465, 0 to 6.516, 381 and previous response = 16540.			✓	
CmdSetTargetCompoundAttribute	BL2000\sean	1/10/2022 5:35:43 PM	Set UserAnnotation = CO for compound 4-Chlorophenol in sample Jan0707.D; previous value =			✓	
CmdManuallyIntegrateApplyTargetRtToQualifier	BL2000\sean	1/10/2022 5:35:44 PM	Apply target integration range 6.465-6.516 to qualifier 128.0 for compound 4-Chlorophenol in sample Jan0707.D, new integration is from x, y = 6.465, 4377 to 6.516, 8222 and new response = 38895; previous integration is from x, y = 6.475, 474 to 6.568, 536 and previous response = 71064.			✓	
CmdManuallyIntegrateDropBaseline	BL2000\sean	1/10/2022 5:35:45 PM	Drop baseline for qualifier 128.0 of compound 4-Chlorophenol in sample Jan0707.D to y = 4377, new integration is from x, y = 6.465, 4377 to 6.516, 4377 and new response = 44818; previous integration is from x, y = 6.465, 4377 to 6.516, 8222 and previous response = 38895.			✓	
CmdManuallyIntegrateSplit	BL2000\sean	1/10/2022 5:35:49 PM	Split qualifier 129.0 of compound p-Chloroaniline in sample Jan0707.D and keep right peak, new integration is from x, y = 6.465, 0 to 6.578, 0 and new response = 32828, previous integration is from x, y = 6.362, 0 to 6.578, 0 and previous response = 60850.			✓	
CmdManuallyIntegrateSplit	BL2000\sean	1/10/2022 5:35:51 PM	Split qualifier 129.0 of compound p-Chloroaniline in sample Jan0707.D and keep right peak, new integration is from x, y = 6.465, 0 to 6.578, 0 and new response = 32828, previous integration is from x, y = 6.465, 0 to 6.578, 0 and previous response = 32828.			✓	

Audit Trail report

Name	User	Time	Action	Reason	Comment	Succeed	Exception
CmdManuallyIntegrateSplit	BL2000\sean	1/10/2022 5:35:54 PM	Split qualifier 65.0 of compound p-Chloroaniline in sample Jan0707.D and keep right peak, new integration is from x, y = 6.506, 1037.38613436207 to 6.588, 999.62006801117 and new response = 32665, previous integration is from x, y = 6.475, 1052 to 6.588, 1000 and previous response = 49313.			✓	
CmdManuallyIntegrateQualifierPeak	BL2000\sean	1/10/2022 5:35:59 PM	Manually integrate qualifier 129.0 of compound p-Chloroaniline in sample Jan0707.D, from x, y = 6.506, 269 to 6.578, 0, result = 27203; previous integration is from x, y = 6.465, 0 to 6.578, 0 and previous response = 32828.			✓	
CmdManuallyIntegrateDropBaseline	BL2000\sean	1/10/2022 5:36:00 PM	Drop baseline for qualifier 129.0 of compound p-Chloroaniline in sample Jan0707.D to y = 0, new integration is from x, y = 6.506, 0 to 6.578, 0 and new response = 27782; previous integration is from x, y = 6.506, 269 to 6.578, 0 and previous response = 27203.			✓	
CmdManuallyIntegrateSplit	BL2000\sean	1/10/2022 5:36:08 PM	Split peak for compound 4-Chloro-3-Methylphenol in sample Jan0707.D and keep right peak, new integration is from x, y = 7.143, 389.658645597083 to 7.276, 412.026686788752 and new response = 56747, previous integration is from x, y = 7.009, 367 to 7.276, 412 and previous response = 108988.			✓	
CmdSetTargetCompoundAttribute	BL2000\sean	1/10/2022 5:36:09 PM	Set UserAnnotation = CO for compound 4-Chloro-3-Methylphenol in sample Jan0707.D; previous value =			✓	
CmdManuallyIntegrateSplit	BL2000\sean	1/10/2022 5:36:11 PM	Split qualifier 144.0 of compound 4-Chloro-3-Methylphenol in sample Jan0707.D and keep left peak, new integration is from x, y = 7.132, 0 to 7.225, 0 and new response = 14408, previous integration is from x, y = 7.132, 0 to 7.297, 0 and previous response = 17130.			✓	
CmdManuallyIntegratePeak	BL2000\sean	1/10/2022 5:36:16 PM	Manually integrate compound 1-Methylnaphthalene in sample Jan0707.D, from x, y = 7.348, 90054 to 7.430, 94167, result = -315663; previous integration is from x, y = 7.218, 511 to 7.327, 508 and previous response = 144997.			✓	

Audit Trail report

Name	User	Time	Action	Reason	Comment	Succeed	Exception
CmdManuallyIntegrateSnapBaseline	BL2000\sean	1/10/2022 5:36:17 PM	Snap baseline for compound 1-Methylnaphthalene in sample Jan0707.D, from x = 7.348 to x = 7.430, new integration is from x, y = 7.348, 1324 to 7.430, 1172 and new response = 132199; previous integration is from x, y = 7.348, 90054 to 7.430, 94167 and previous response = -315663.			✓	
CmdManuallyIntegrateDropBaseline	BL2000\sean	1/10/2022 5:36:18 PM	Drop baseline for compound 1-Methylnaphthalene in sample Jan0707.D to y = 1172, new integration is from x, y = 7.348, 1172 to 7.430, 1172 and new response = 132574; previous integration is from x, y = 7.348, 1324 to 7.430, 1172 and previous response = 132199.			✓	
CmdSetTargetCompoundAttribute	BL2000\sean	1/10/2022 5:36:19 PM	Set UserAnnotation = CO for compound 1-Methylnaphthalene in sample Jan0707.D; previous value =			✓	
CmdManuallyIntegrateApplyTargetRtToQualifier	BL2000\sean	1/10/2022 5:36:20 PM	Apply target integration range 7.348-7.430 to qualifier 142.0 for compound 1-Methylnaphthalene in sample Jan0707.D, new integration is from x, y = 7.348, 1822 to 7.430, 1754 and new response = 145836; previously no peak.			✓	
CmdManuallyIntegrateQualifierPeak	BL2000\sean	1/10/2022 5:36:21 PM	Manually integrate qualifier 115.0 of compound 1-Methylnaphthalene in sample Jan0707.D from x, y = 7.071, 51707 to 7.071, 52427; result = 0			✓	
CmdManuallyIntegrateApplyTargetRtToQualifier	BL2000\sean	1/10/2022 5:36:22 PM	Apply target integration range 7.348-7.430 to qualifier 115.0 for compound 1-Methylnaphthalene in sample Jan0707.D, new integration is from x, y = 7.348, 1152 to 7.430, 1008 and new response = 50823; previously no peak.			✓	
CmdManuallyIntegratePeak	BL2000\sean	1/10/2022 5:36:28 PM	Manually integrate compound 4-Chloro-2-Methylphenol in sample Jan0707.D, from x, y = 6.999, 28144 to 7.122, 29349, result = -157990; previous integration is from x, y = 7.143, 520 to 7.276, 617 and previous response = 55402.			✓	
CmdManuallyIntegrateSnapBaseline	BL2000\sean	1/10/2022 5:36:29 PM	Snap baseline for compound 4-Chloro-2-Methylphenol in sample Jan0707.D, from x = 6.999 to x = 7.122, new integration is from x, y = 6.999, 467 to 7.122, 730 and new response = 50139; previous integration is from x, y = 6.999, 28144 to 7.122, 29349 and previous response = -157990.			✓	

Audit Trail report

Name	User	Time	Action	Reason	Comment	Succeed	Exception
CmdManuallyIntegrateDropBaseline	BL2000\sean	1/10/2022 5:36:30 PM	Drop baseline for compound 4-Chloro-2-Methylphenol in sample Jan0707.D to y = 467, new integration is from x, y = 6.999, 467 to 7.122, 467 and new response = 51111; previous integration is from x, y = 6.999, 467 to 7.122, 730 and previous response = 50139.			✓	
CmdSetTargetCompoundAttribute	BL2000\sean	1/10/2022 5:36:32 PM	Set UserAnnotation = CO for compound 4-Chloro-2-Methylphenol in sample Jan0707.D; previous value =			✓	
CmdManuallyIntegrateApplyTargetRtToQualifier	BL2000\sean	1/10/2022 5:36:33 PM	Apply target integration range 6.999-7.122 to qualifier 144.0 for compound 4-Chloro-2-Methylphenol in sample Jan0707.D, new integration is from x, y = 6.999, 0 to 7.122, 268 and new response = 14432; previously no peak.			✓	
CmdManuallyIntegrateDropBaseline	BL2000\sean	1/10/2022 5:36:35 PM	Drop baseline for qualifier 144.0 of compound 4-Chloro-2-Methylphenol in sample Jan0707.D to y = 0, new integration is from x, y = 6.999, 0 to 7.122, 0 and new response = 15422; previous integration is from x, y = 6.999, 0 to 7.122, 268 and previous response = 14432.			✓	
CmdManuallyIntegrateSplit	BL2000\sean	1/10/2022 5:36:48 PM	Split qualifier 77.0 of compound Dimethyl Phthalate in sample Jan0707.D and keep left peak, new integration is from x, y = 8.218, 877.562882106425 to 8.272, 904.411172683946 and new response = 23322, previous integration is from x, y = 8.218, 878 to 8.313, 925 and previous response = 31264.			✓	
CmdManuallyIntegrateApplyTargetRtToQualifier	BL2000\sean	1/10/2022 5:36:56 PM	Apply target integration range 8.507-8.579 to qualifier 152.0 for compound Acenaphthene in sample Jan0707.D, new integration is from x, y = 8.507, 394 to 8.579, 962 and new response = 72266; previous integration is from x, y = 8.292, 331 to 8.374, 342 and previous response = 212163.			✓	
CmdManuallyIntegrateDropBaseline	BL2000\sean	1/10/2022 5:36:57 PM	Drop baseline for qualifier 152.0 of compound Acenaphthene in sample Jan0707.D to y = 394, new integration is from x, y = 8.507, 394 to 8.579, 394 and new response = 73486; previous integration is from x, y = 8.507, 394 to 8.579, 962 and previous response = 72266.			✓	

Audit Trail report

Name	User	Time	Action	Reason	Comment	Succeed	Exception
CmdManuallyIntegrateApplyTargetRtToQualifier	BL2000\sean	1/10/2022 5:37:01 PM	Apply target integration range 8.599-8.712 to qualifier 154.0 for compound 2,4-Dinitrophenol in sample Jan0707.D, new integration is from x, y = 8.599, 742 to 8.712, 653 and new response = 1725; previous integration is from x, y = 8.507, 300 to 8.579, 289 and previous response = 125816.			✓	
CmdManuallyIntegrateDropBaseline	BL2000\sean	1/10/2022 5:37:02 PM	Drop baseline for qualifier 154.0 of compound 2,4-Dinitrophenol in sample Jan0707.D to y = 653, new integration is from x, y = 8.599, 653 to 8.712, 653 and new response = 2025; previous integration is from x, y = 8.599, 742 to 8.712, 653 and previous response = 1725.			✓	
CmdManuallyIntegratePeak	BL2000\sean	1/10/2022 5:37:03 PM	Manually integrate compound 2,4-Dinitrophenol in sample Jan0707.D, from x, y = 8.804, 4045 to 8.814, 4015, result = -2474; previous integration is from x, y = 8.599, 0 to 8.712, 0 and previous response = 5721.			✓	
CmdClearManualIntegration	BL2000\sean	1/10/2022 5:37:06 PM	Clear manual integration of target signal for compound 2,4-Dinitrophenol in sample Jan0707.D			✓	
CmdManuallyIntegrateSplit	BL2000\sean	1/10/2022 5:37:17 PM	Split peak for compound 2,4-Dinitrophenol in sample Jan0707.D and keep left peak, new integration is from x, y = 8.599, 0 to 8.650, 0 and new response = 4568, previous integration is from x, y = 8.599, 0 to 8.712, 0 and previous response = 5721.			✓	
CmdManuallyIntegratePeak	BL2000\sean	1/10/2022 5:37:30 PM	Manually integrate compound 4-Nitrophenol in sample Jan0707.D, from x, y = 8.763, 0 to 8.926, 0, result = 17901; previous integration is from x, y = 8.771, 267 to 8.921, 297 and previous response = 15206.			✓	
CmdSetTargetCompoundAttribute	BL2000\sean	1/10/2022 5:37:31 PM	Set UserAnnotation = BA for compound 4-Nitrophenol in sample Jan0707.D; previous value =			✓	
CmdManuallyIntegrateQualifierPeak	BL2000\sean	1/10/2022 5:37:41 PM	Manually integrate qualifier 63.0 of compound 2,4-Dinitrotoluene in sample Jan0707.D, from x, y = 8.752, 819 to 8.783, 741, result = 9826; previous integration is from x, y = 8.722, 759 to 8.814, 713 and previous response = 22898.			✓	

Audit Trail report

Name	User	Time	Action	Reason	Comment	Succeed	Exception
CmdManuallyIntegrateQualifierPeak	BL2000\sean	1/10/2022 5:37:48 PM	Manually integrate qualifier 63.0 of compound 2,4-Dinitrotoluene in sample Jan0707.D, from x, y = 8.752, 513 to 8.783, 439, result = 10385; previous integration is from x, y = 8.752, 819 to 8.783, 741 and previous response = 9826.			✓	
CmdManuallyIntegrateQualifierPeak	BL2000\sean	1/10/2022 5:37:52 PM	Manually integrate qualifier 63.0 of compound 2,4-Dinitrotoluene in sample Jan0707.D, from x, y = 8.752, 513 to 8.824, 464, result = 14493; previous integration is from x, y = 8.752, 513 to 8.783, 439 and previous response = 10385.			✓	
CmdManuallyIntegrateApplyTargetRtToQualifier	BL2000\sean	1/10/2022 5:37:57 PM	Apply target integration range 9.121-9.213 to qualifier 167.0 for compound Fluorene in sample Jan0707.D, new integration is from x, y = 9.121, 0 to 9.213, 444 and new response = 23927; previous integration is from x, y = 9.264, 0 to 9.417, 0 and previous response = 38356.			✓	
CmdManuallyIntegrateDropBaseline	BL2000\sean	1/10/2022 5:37:58 PM	Drop baseline for qualifier 167.0 of compound Fluorene in sample Jan0707.D to y = 0, new integration is from x, y = 9.121, 0 to 9.213, 0 and new response = 25153; previous integration is from x, y = 9.121, 0 to 9.213, 444 and previous response = 23927.			✓	
CmdManuallyIntegrateQualifierPeak	BL2000\sean	1/10/2022 5:38:19 PM	Manually integrate qualifier 65.0 of compound 4-Nitroaniline in sample Jan0707.D, from x, y = 9.203, 1147 to 9.254, 1147, result = 17531; previous integration is from x, y = 9.172, 1092 to 9.294, 1180 and previous response = 24110.			✓	
CmdManuallyIntegrateQualifierPeak	BL2000\sean	1/10/2022 5:38:23 PM	Manually integrate qualifier 121.0 of compound 4,6-Dinitro-2-methylphenol in sample Jan0707.D, from x, y = 9.233, 170 to 9.284, 202, result = 3886; previous integration is from x, y = 9.131, 0 to 9.356, 0 and previous response = 8313.			✓	
CmdManuallyIntegratePeak	BL2000\sean	1/10/2022 5:38:35 PM	Manually integrate compound Anthracene in sample Jan0707.D, from x, y = 10.232, 135304 to 10.475, 138643, result = -1569821; previous integration is from x, y = 10.252, 0 to 10.333, 0 and previous response = 219981.			✓	

Audit Trail report

Name	User	Time	Action	Reason	Comment	Succeed	Exception
CmdManuallyIntegrateSnapBaseline	BL2000\sean	1/10/2022 5:38:37 PM	Snap baseline for compound Anthracene in sample Jan0707.D, from x = 10.232 to x = 10.475, new integration is from x, y = 10.232, 0 to 10.475, 1040 and new response = 420356; previous integration is from x, y = 10.232, 135304 to 10.475, 138643 and previous response = -1569821.			✓	
CmdManuallyIntegrateDropBaseline	BL2000\sean	1/10/2022 5:38:38 PM	Drop baseline for compound Anthracene in sample Jan0707.D to y = 0, new integration is from x, y = 10.232, 0 to 10.475, 0 and new response = 427940; previous integration is from x, y = 10.232, 0 to 10.475, 1040 and previous response = 420356.			✓	
CmdManuallyIntegrateSplit	BL2000\sean	1/10/2022 5:38:38 PM	Split peak for compound Anthracene in sample Jan0707.D and keep right peak, new integration is from x, y = 10.333, 0 to 10.475, 0 and new response = 207959, previous integration is from x, y = 10.232, 0 to 10.475, 0 and previous response = 427940.			✓	
CmdSetTargetCompoundAttribute	BL2000\sean	1/10/2022 5:38:39 PM	Set UserAnnotation = CO for compound Anthracene in sample Jan0707.D; previous value =			✓	
CmdManuallyIntegrateApplyTargetRtToQualifier	BL2000\sean	1/10/2022 5:38:42 PM	Apply target integration range 10.333-10.475 to qualifier 176.0 for compound Anthracene in sample Jan0707.D, new integration is from x, y = 10.333, 523 to 10.475, 340 and new response = 33470; previously no peak.			✓	
CmdManuallyIntegrateDropBaseline	BL2000\sean	1/10/2022 5:38:42 PM	Drop baseline for qualifier 176.0 of compound Anthracene in sample Jan0707.D to y = 340, new integration is from x, y = 10.333, 340 to 10.475, 340 and new response = 34248; previous integration is from x, y = 10.333, 523 to 10.475, 340 and previous response = 33470.			✓	
CmdManuallyIntegrateSplit	BL2000\sean	1/10/2022 5:39:11 PM	Split peak for compound Phenol-d5 in sample Jan0707.D and keep left peak, new integration is from x, y = 4.593, 102.157797956567 to 4.695, 173.727739187833 and new response = 94681, previous integration is from x, y = 4.593, 102 to 4.746, 210 and previous response = 101572.			✓	
CmdSaveBatchTable	BL2000\sean	1/10/2022 5:39:21 PM	Save batch \\MASSHUNTER\Org\Data\SV5973N.I\sd010722\DoD BNA cal 1\QuantResults\010722 DoD BNA cal 1.batch.bin			✓	

Audit Trail report

Name	User	Time	Action	Reason	Comment	Succeed	Exception
CmdManuallyIntegratePeak	BL2000\sean	1/10/2022 5:39:30 PM	Manually integrate compound Benzoic Acid in sample Jan0708.D, from x, y = 6.147, 0 to 6.372, -7, result = 11867; previous integration is from x, y = 6.161, 292 to 6.352, 331 and previous response = 7667.			✓	
CmdManuallyIntegrateApplyTargetRtToQualifier	BL2000\sean	1/10/2022 5:39:32 PM	Apply target integration range 6.147-6.372 to qualifier 122.0 for compound Benzoic Acid in sample Jan0708.D, new integration is from x, y = 6.147, 1172 to 6.372, 340 and new response = 2704; previously no peak.			✓	
CmdManuallyIntegrateDropBaseline	BL2000\sean	1/10/2022 5:39:33 PM	Drop baseline for qualifier 122.0 of compound Benzoic Acid in sample Jan0708.D to y = 340, new integration is from x, y = 6.147, 340 to 6.372, 340 and new response = 8343; previous integration is from x, y = 6.147, 1172 to 6.372, 340 and previous response = 2704.			✓	
CmdSetTargetCompoundAttribute	BL2000\sean	1/10/2022 5:39:34 PM	Set UserAnnotation = BA for compound Benzoic Acid in sample Jan0708.D; previous value =			✓	
CmdManuallyIntegrateApplyTargetRtToQualifier	BL2000\sean	1/10/2022 5:39:38 PM	Apply target integration range 6.147-6.372 to qualifier 77.0 for compound Benzoic Acid in sample Jan0708.D, new integration is from x, y = 6.147, 844 to 6.372, 1162 and new response = 4527; previous integration is from x, y = 6.167, 616 to 6.239, 619 and previous response = 4268.			✓	
CmdManuallyIntegrateDropBaseline	BL2000\sean	1/10/2022 5:39:38 PM	Drop baseline for qualifier 77.0 of compound Benzoic Acid in sample Jan0708.D to y = 844, new integration is from x, y = 6.147, 844 to 6.372, 844 and new response = 6682; previous integration is from x, y = 6.147, 844 to 6.372, 1162 and previous response = 4527.			✓	
CmdManuallyIntegrateSplit	BL2000\sean	1/10/2022 5:39:45 PM	Split qualifier 66.0 of compound Aniline in sample Jan0708.D and keep left peak, new integration is from x, y = 4.573, 902.574260650776 to 4.613, 954.447443753372 and new response = 18502, previous integration is from x, y = 4.573, 903 to 4.767, 1149 and previous response = 37563.			✓	
CmdManuallyIntegrateSplit	BL2000\sean	1/10/2022 5:39:47 PM	Split qualifier 65.0 of compound Aniline in sample Jan0708.D and keep left peak, new integration is from x, y = 4.573, 697.024192657282 to 4.613, 740.13831160338 and new response = 10684, previous integration is from x, y = 4.573, 697 to 4.664, 794 and previous response = 24516.			✓	

Audit Trail report

Name	User	Time	Action	Reason	Comment	Succeed	Exception
CmdManuallyIntegratePeak	BL2000\sean	1/10/2022 5:39:48 PM	Manually integrate compound Aniline in sample Jan0708.D, from x, y = 4.726, 48539 to 4.746, 48161, result = -57189; previous integration is from x, y = 4.569, 376 to 4.644, 424 and previous response = 51540.			✓	
CmdManuallyIntegrateApplyTargetRtToQualifier	BL2000\sean	1/10/2022 5:39:52 PM	Apply target integration range 4.614-4.705 to qualifier 66.0 for compound Phenol in sample Jan0708.D, new integration is from x, y = 4.614, 3638 to 4.705, 1660 and new response = 10135; previous integration is from x, y = 4.572, 827 to 4.777, 988 and previous response = 41724.			✓	
CmdManuallyIntegrateDropBaseline	BL2000\sean	1/10/2022 5:39:53 PM	Drop baseline for qualifier 66.0 of compound Phenol in sample Jan0708.D to y = 1660, new integration is from x, y = 4.614, 1660 to 4.705, 1660 and new response = 15609; previous integration is from x, y = 4.614, 3638 to 4.705, 1660 and previous response = 10135.			✓	
CmdClearManualIntegration	BL2000\sean	1/10/2022 5:39:59 PM	Clear manual integration of qualifier 66.0 for compound Aniline in sample Jan0708.D			✓	
CmdClearManualIntegration	BL2000\sean	1/10/2022 5:40:02 PM	Clear manual integration of target signal for compound Aniline in sample Jan0708.D			✓	
CmdManuallyIntegrateSplit	BL2000\sean	1/10/2022 5:40:06 PM	Split qualifier 66.0 of compound Aniline in sample Jan0708.D and keep left peak, new integration is from x, y = 4.573, 902.574260650776 to 4.613, 954.447443753372 and new response = 18502, previous integration is from x, y = 4.573, 903 to 4.767, 1149 and previous response = 37563.			✓	
CmdManuallyIntegrateSplit	BL2000\sean	1/10/2022 5:40:29 PM	Split peak for compound bis(-2-Chloroethyl)Ether in sample Jan0708.D and keep left peak, new integration is from x, y = 4.654, 664.588886007489 to 4.705, 680.682861358756 and new response = 31600, previous integration is from x, y = 4.654, 665 to 4.756, 697 and previous response = 44573.			✓	
CmdSetTargetCompoundAttribute	BL2000\sean	1/10/2022 5:40:30 PM	Set UserAnnotation = CO for compound bis(-2-Chloroethyl)Ether in sample Jan0708.D; previous value =			✓	

Audit Trail report

Name	User	Time	Action	Reason	Comment	Succeed	Exception
CmdManuallyIntegrateApplyTargetRtToQualifier	BL2000\sean	1/10/2022 5:40:32 PM	Apply target integration range 4.654-4.705 to qualifier 64.0 for compound bis(-2-Chloroethyl)Ether in sample Jan0708.D, new integration is from x, y = 4.654, 601 to 4.705, 810 and new response = 604; previous integration is from x, y = 4.695, 455 to 4.781, 470 and previous response = 15684.			✓	
CmdManuallyIntegrateDropBaseline	BL2000\sean	1/10/2022 5:40:33 PM	Drop baseline for qualifier 64.0 of compound bis(-2-Chloroethyl)Ether in sample Jan0708.D to y = 601, new integration is from x, y = 4.654, 601 to 4.705, 601 and new response = 924; previous integration is from x, y = 4.654, 601 to 4.705, 810 and previous response = 604.			✓	
CmdManuallyIntegrateSplit	BL2000\sean	1/10/2022 5:40:40 PM	Split peak for compound 1,3-Dichlorobenzene in sample Jan0708.D and keep left peak, new integration is from x, y = 4.850, 206.034452239333 to 4.940, 337.323162026709 and new response = 46405, previous integration is from x, y = 4.850, 206 to 4.991, 412 and previous response = 94012.			✓	
CmdSetTargetCompoundAttribute	BL2000\sean	1/10/2022 5:40:42 PM	Set UserAnnotation = CO for compound 1,3-Dichlorobenzene in sample Jan0708.D; previous value =			✓	
CmdManuallyIntegrateSplit	BL2000\sean	1/10/2022 5:40:46 PM	Split peak for compound 1,4-Dichlorobenzene in sample Jan0708.D and keep right peak, new integration is from x, y = 4.940, 121.509856120712 to 4.991, 154.347312759904 and new response = 48571, previous integration is from x, y = 4.849, 63 to 4.991, 154 and previous response = 95632.			✓	
CmdSetTargetCompoundAttribute	BL2000\sean	1/10/2022 5:40:48 PM	Set UserAnnotation = CO for compound 1,4-Dichlorobenzene in sample Jan0708.D; previous value =			✓	
CmdManuallyIntegratePeak	BL2000\sean	1/10/2022 5:40:53 PM	Manually integrate compound 1,2-Dichlorobenzene in sample Jan0708.D, from x, y = 5.104, 34761 to 5.175, 35303, result = -99748; previous integration is from x, y = 4.848, 0 to 4.991, 0 and previous response = 96890.			✓	
CmdManuallyIntegrateSnapBaseline	BL2000\sean	1/10/2022 5:40:54 PM	Snap baseline for compound 1,2-Dichlorobenzene in sample Jan0708.D, from x = 5.104 to x = 5.175, new integration is from x, y = 5.104, 531 to 5.175, 714 and new response = 47835; previous integration is from x, y = 5.104, 34761 to 5.175, 35303 and previous response = -99748.			✓	

Audit Trail report

Name	User	Time	Action	Reason	Comment	Succeed	Exception
CmdManuallyIntegrateDropBaseline	BL2000\sean	1/10/2022 5:40:55 PM	Drop baseline for compound 1,2-Dichlorobenzene in sample Jan0708.D to y = 531, new integration is from x, y = 5.104, 531 to 5.175, 531 and new response = 48227; previous integration is from x, y = 5.104, 531 to 5.175, 714 and previous response = 47835.			✓	
CmdManuallyIntegratePeak	BL2000\sean	1/10/2022 5:41:03 PM	Manually integrate compound Benzyl Alcohol in sample Jan0708.D, from x, y = 5.114, 2912 to 5.195, 4565, result = -4019; previous integration is from x, y = 5.277, 0 to 5.369, 0 and previous response = 36445.			✓	
CmdManuallyIntegrateSnapBaseline	BL2000\sean	1/10/2022 5:41:04 PM	Snap baseline for compound Benzyl Alcohol in sample Jan0708.D, from x = 5.114 to x = 5.195, new integration is from x, y = 5.114, 0 to 5.195, 351 and new response = 13446; previous integration is from x, y = 5.114, 2912 to 5.195, 4565 and previous response = -4019.			✓	
CmdManuallyIntegrateDropBaseline	BL2000\sean	1/10/2022 5:41:05 PM	Drop baseline for compound Benzyl Alcohol in sample Jan0708.D to y = 0, new integration is from x, y = 5.114, 0 to 5.195, 0 and new response = 14306; previous integration is from x, y = 5.114, 0 to 5.195, 351 and previous response = 13446.			✓	
CmdManuallyIntegrateApplyTargetRtToQualifier	BL2000\sean	1/10/2022 5:41:08 PM	Apply target integration range 5.114-5.195 to qualifier 107.0 for compound Benzyl Alcohol in sample Jan0708.D, new integration is from x, y = 5.114, 342 to 5.195, 540 and new response = 7597; previously no peak.			✓	
CmdManuallyIntegrateDropBaseline	BL2000\sean	1/10/2022 5:41:09 PM	Drop baseline for qualifier 107.0 of compound Benzyl Alcohol in sample Jan0708.D to y = 342, new integration is from x, y = 5.114, 342 to 5.195, 342 and new response = 8082; previous integration is from x, y = 5.114, 342 to 5.195, 540 and previous response = 7597.			✓	
CmdManuallyIntegrateSplit	BL2000\sean	1/10/2022 5:43:02 PM	Split qualifier 51.0 of compound Nitrobenzene in sample Jan0708.D and keep left peak, new integration is from x, y = 5.584, 2917.3624040297 to 5.665, 2769.5599263296 and new response = 22721, previous integration is from x, y = 5.584, 2917 to 5.727, 2659 and previous response = 27468.			✓	

Audit Trail report

Name	User	Time	Action	Reason	Comment	Succeed	Exception
CmdManuallyIntegrateSplit	BL2000\sean	1/10/2022 5:43:08 PM	Split qualifier 51.0 of compound Nitrobenzene in sample Jan0708.D and keep left peak, new integration is from x, y = 5.584, 2917.3624040297 to 5.624, 2843.46116517965 and new response = 19496, previous integration is from x, y = 5.584, 2917 to 5.665, 2770 and previous response = 22721.			✓	
CmdManuallyIntegrateSplit	BL2000\sean	1/10/2022 5:43:21 PM	Split qualifier 129.0 of compound Naphthalene in sample Jan0708.D and keep left peak, new integration is from x, y = 6.393, 0 to 6.485, 0 and new response = 13766, previous integration is from x, y = 6.393, 0 to 6.639, 0 and previous response = 28970.			✓	
CmdManuallyIntegrateQualifierPeak	BL2000\sean	1/10/2022 5:43:25 PM	Manually integrate qualifier 102.0 of compound Naphthalene in sample Jan0708.D, from x, y = 6.414, 154 to 6.475, 0, result = 8352; previous integration is from x, y = 6.383, 0 to 6.475, 0 and previous response = 13428.			✓	
CmdManuallyIntegrateDropBaseline	BL2000\sean	1/10/2022 5:43:26 PM	Drop baseline for qualifier 102.0 of compound Naphthalene in sample Jan0708.D to y = 0, new integration is from x, y = 6.414, 0 to 6.475, 0 and new response = 8638; previous integration is from x, y = 6.414, 154 to 6.475, 0 and previous response = 8352.			✓	
CmdManuallyIntegrateQualifierPeak	BL2000\sean	1/10/2022 5:44:39 PM	Manually integrate qualifier 129.0 of compound Naphthalene in sample Jan0708.D, from x, y = 6.393, 0 to 6.434, 300, result = 11557; previous integration is from x, y = 6.393, 0 to 6.485, 0 and previous response = 13766.			✓	
CmdManuallyIntegrateDropBaseline	BL2000\sean	1/10/2022 5:44:40 PM	Drop baseline for qualifier 129.0 of compound Naphthalene in sample Jan0708.D to y = 0, new integration is from x, y = 6.393, 0 to 6.434, 0 and new response = 11927; previous integration is from x, y = 6.393, 0 to 6.434, 300 and previous response = 11557.			✓	
CmdManuallyIntegrateApplyTargetRtToQualifier	BL2000\sean	1/10/2022 5:44:45 PM	Apply target integration range 6.465-6.650 to qualifier 128.0 for compound 4-Chlorophenol in sample Jan0708.D, new integration is from x, y = 6.465, 2519 to 6.650, 453 and new response = 20948; previous integration is from x, y = 6.403, 254 to 6.475, 270 and previous response = 97938.			✓	

Audit Trail report

Name	User	Time	Action	Reason	Comment	Succeed	Exception
CmdManuallyIntegrateDropBaseline	BL2000\sean	1/10/2022 5:44:46 PM	Drop baseline for qualifier 128.0 of compound 4-Chlorophenol in sample Jan0708.D to y = 453, new integration is from x, y = 6.465, 453 to 6.650, 453 and new response = 32405; previous integration is from x, y = 6.465, 2519 to 6.650, 453 and previous response = 20948.			✓	
CmdManuallyIntegrateSplit	BL2000\sean	1/10/2022 5:44:57 PM	Split qualifier 129.0 of compound p-Chloroaniline in sample Jan0708.D and keep right peak, new integration is from x, y = 6.485, 0 to 6.639, 0 and new response = 15204, previous integration is from x, y = 6.393, 0 to 6.639, 0 and previous response = 28970.			✓	
CmdManuallyIntegrateQualifierPeak	BL2000\sean	1/10/2022 5:45:02 PM	Manually integrate qualifier 65.0 of compound p-Chloroaniline in sample Jan0708.D, from x, y = 6.527, 815 to 6.598, 763, result = 10087; previous integration is from x, y = 6.472, 751 to 6.598, 763 and previous response = 22096.			✓	
CmdManuallyIntegrateDropBaseline	BL2000\sean	1/10/2022 5:45:03 PM	Drop baseline for qualifier 65.0 of compound p-Chloroaniline in sample Jan0708.D to y = 763, new integration is from x, y = 6.527, 763 to 6.598, 763 and new response = 10201; previous integration is from x, y = 6.527, 815 to 6.598, 763 and previous response = 10087.			✓	
CmdManuallyIntegrateQualifierPeak	BL2000\sean	1/10/2022 5:45:09 PM	Manually integrate qualifier 65.0 of compound p-Chloroaniline in sample Jan0708.D, from x, y = 6.516, 815 to 6.598, 763, result = 13097; previous integration is from x, y = 6.527, 763 to 6.598, 763 and previous response = 10201.			✓	
CmdManuallyIntegratePeak	BL2000\sean	1/10/2022 5:45:35 PM	Manually integrate compound 2,4-Dinitrophenol in sample Jan0708.D from x, y = 8.599, 0 to 8.701, 0; result = 1437			✓	
CmdSetTargetCompoundAttribute	BL2000\sean	1/10/2022 5:45:38 PM	Set UserAnnotation = BA for compound 2,4-Dinitrophenol in sample Jan0708.D; previous value =			✓	
CmdSetTargetCompoundAttribute	BL2000\sean	1/10/2022 5:45:39 PM	Set UserAnnotation = NI for compound 2,4-Dinitrophenol in sample Jan0708.D; previous value = BA			✓	

Audit Trail report

Name	User	Time	Action	Reason	Comment	Succeed	Exception
CmdManuallyIntegrateApplyTargetRtToQualifier	BL2000\sean	1/10/2022 5:45:40 PM	Apply target integration range 8.599-8.701 to qualifier 154.0 for compound 2,4-Dinitrophenol in sample Jan0708.D, new integration is from x, y = 8.599, 332 to 8.701, 0 and new response = 1591; previous integration is from x, y = 8.507, 0 to 8.599, 0 and previous response = 57892.			✓	
CmdManuallyIntegrateDropBaseline	BL2000\sean	1/10/2022 5:45:41 PM	Drop baseline for qualifier 154.0 of compound 2,4-Dinitrophenol in sample Jan0708.D to y = 0, new integration is from x, y = 8.599, 0 to 8.701, 0 and new response = 2610; previous integration is from x, y = 8.599, 332 to 8.701, 0 and previous response = 1591.			✓	
CmdManuallyIntegrateQualifierPeak	BL2000\sean	1/10/2022 5:45:48 PM	Manually integrate qualifier 154.0 of compound 2,4-Dinitrophenol in sample Jan0708.D, from x, y = 8.599, 0 to 8.640, 13, result = 1598; previous integration is from x, y = 8.599, 0 to 8.701, 0 and previous response = 2610.			✓	
CmdManuallyIntegrateQualifierPeak	BL2000\sean	1/10/2022 5:45:53 PM	Manually integrate qualifier 154.0 of compound 2,4-Dinitrophenol in sample Jan0708.D, from x, y = 8.620, 34 to 8.640, 13, result = 749; previous integration is from x, y = 8.599, 0 to 8.640, 13 and previous response = 1598.			✓	
CmdManuallyIntegratePeak	BL2000\sean	1/10/2022 5:46:05 PM	Manually integrate compound 4-Nitrophenol in sample Jan0708.D, from x, y = 8.783, 0 to 9.029, 0, result = 7530; previous integration is from x, y = 8.783, 0 to 8.916, 0 and previous response = 5921.			✓	
CmdSetTargetCompoundAttribute	BL2000\sean	1/10/2022 5:46:09 PM	Set UserAnnotation = BA for compound 4-Nitrophenol in sample Jan0708.D; previous value =			✓	
CmdManuallyIntegrateApplyTargetRtToQualifier	BL2000\sean	1/10/2022 5:46:10 PM	Apply target integration range 8.783-9.029 to qualifier 139.0 for compound 4-Nitrophenol in sample Jan0708.D, new integration is from x, y = 8.783, 602 to 9.029, 0 and new response = 3056; previous integration is from x, y = 8.722, 0 to 8.783, 0 and previous response = 33005.			✓	
CmdManuallyIntegrateDropBaseline	BL2000\sean	1/10/2022 5:46:11 PM	Drop baseline for qualifier 139.0 of compound 4-Nitrophenol in sample Jan0708.D to y = 0, new integration is from x, y = 8.783, 0 to 9.029, 0 and new response = 7490; previous integration is from x, y = 8.783, 602 to 9.029, 0 and previous response = 3056.			✓	

Audit Trail report

Name	User	Time	Action	Reason	Comment	Succeed	Exception
CmdManuallyIntegrateQualifierPeak	BL2000\sean	1/10/2022 5:46:17 PM	Manually integrate qualifier 63.0 of compound 2,4-Dinitrotoluene in sample Jan0708.D, from x, y = 8.773, 523 to 8.793, 523, result = 2367; previous integration is from x, y = 8.712, 527 to 8.822, 516 and previous response = 11572.			✓	
CmdManuallyIntegrateQualifierPeak	BL2000\sean	1/10/2022 5:46:20 PM	Manually integrate qualifier 63.0 of compound 2,4-Dinitrotoluene in sample Jan0708.D, from x, y = 8.763, 371 to 8.793, 371, result = 4143; previous integration is from x, y = 8.773, 523 to 8.793, 523 and previous response = 2367.			✓	
CmdManuallyIntegrateQualifierPeak	BL2000\sean	1/10/2022 5:46:21 PM	Manually integrate qualifier 89.0 of compound 2,4-Dinitrotoluene in sample Jan0708.D, from x, y = 8.753, 31 to 8.793, 31, result = 5783; previous integration is from x, y = 8.722, 0 to 8.824, 0 and previous response = 8939.			✓	
CmdManuallyIntegrateQualifierPeak	BL2000\sean	1/10/2022 5:46:25 PM	Manually integrate qualifier 63.0 of compound 2,4-Dinitrotoluene in sample Jan0708.D, from x, y = 8.763, 371 to 8.834, 455, result = 5457; previous integration is from x, y = 8.763, 371 to 8.793, 371 and previous response = 4143.			✓	
CmdManuallyIntegrateQualifierPeak	BL2000\sean	1/10/2022 5:46:32 PM	Manually integrate qualifier 92.0 of compound 4-Nitroaniline in sample Jan0708.D, from x, y = 9.203, 337 to 9.244, 370, result = 2141; previous integration is from x, y = 9.172, 98 to 9.295, 173 and previous response = 4178.			✓	
CmdManuallyIntegrateQualifierPeak	BL2000\sean	1/10/2022 5:46:37 PM	Manually integrate qualifier 121.0 of compound 4,6-Dinitro-2-methylphenol in sample Jan0708.D, from x, y = 9.244, 16 to 9.285, 0, result = 1277; previous integration is from x, y = 9.080, 0 to 9.152, 0 and previous response = 2835.			✓	
CmdManuallyIntegrateQualifierPeak	BL2000\sean	1/10/2022 5:46:45 PM	Manually integrate qualifier 51.0 of compound Azobenzene in sample Jan0708.D, from x, y = 9.356, 2021 to 9.418, 2108, result = 20052; previous integration is from x, y = 9.169, 2112 to 9.232, 2038 and previous response = 15070.			✓	
CmdManuallyIntegrateQualifierPeak	BL2000\sean	1/10/2022 5:46:54 PM	Manually integrate qualifier 142.0 of compound Hexachlorobenzene in sample Jan0708.D, from x, y = 9.786, 138 to 9.827, 286, result = 9178; previous integration is from x, y = 9.745, 0 to 9.867, 0 and previous response = 13436.			✓	

Audit Trail report

Name	User	Time	Action	Reason	Comment	Succeed	Exception
CmdManuallyIntegratePeak	BL2000\sean	1/10/2022 5:47:00 PM	Manually integrate compound Anthracene in sample Jan0708.D, from x, y = 10.343, 1144 to 10.434, 518, result = 80044; previous integration is from x, y = 10.252, 0 to 10.343, 0 and previous response = 99920.			✓	
CmdSetTargetCompoundAttribute	BL2000\sean	1/10/2022 5:47:03 PM	Set UserAnnotation = CO for compound Anthracene in sample Jan0708.D; previous value =			✓	
CmdManuallyIntegrateQualifierPeak	BL2000\sean	1/10/2022 5:47:06 PM	Manually integrate qualifier 176.0 of compound Anthracene in sample Jan0708.D from x, y = 10.333, -127 to 10.414, 0; result = 15085			✓	
CmdManuallyIntegrateSplit	BL2000\sean	1/10/2022 5:47:15 PM	Split qualifier 92.0 of compound Benzidine in sample Jan0708.D and keep left peak, new integration is from x, y = 12.490, 0 to 12.571, 0 and new response = 3339, previous integration is from x, y = 12.490, 0 to 12.622, 0 and previous response = 4339.			✓	
CmdManuallyIntegrateQualifierPeak	BL2000\sean	1/10/2022 5:47:24 PM	Manually integrate qualifier 92.0 of compound Benzidine in sample Jan0708.D, from x, y = 12.490, 0 to 12.561, 8, result = 3105; previous integration is from x, y = 12.490, 0 to 12.571, 0 and previous response = 3339.			✓	
CmdManuallyIntegrateQualifierPeak	BL2000\sean	1/10/2022 5:47:32 PM	Manually integrate qualifier 104.0 of compound Di-n-Butylphthalate in sample Jan0708.D, from x, y = 11.204, 0 to 11.245, 9, result = 4061; previous integration is from x, y = 11.204, 0 to 11.285, 0 and previous response = 4890.			✓	
CmdManuallyIntegrateApplyTargetRtToQualifier	BL2000\sean	1/10/2022 5:47:42 PM	Apply target integration range 15.727-15.839 to qualifier 229.0 for compound Benzo(a)Anthracene in sample Jan0708.D, new integration is from x, y = 15.727, 0 to 15.839, 576 and new response = 14631; previously no peak.			✓	
CmdManuallyIntegrateDropBaseline	BL2000\sean	1/10/2022 5:47:42 PM	Drop baseline for qualifier 229.0 of compound Benzo(a)Anthracene in sample Jan0708.D to y = 0, new integration is from x, y = 15.727, 0 to 15.839, 0 and new response = 16574; previous integration is from x, y = 15.727, 0 to 15.839, 576 and previous response = 14631.			✓	

Audit Trail report

Name	User	Time	Action	Reason	Comment	Succeed	Exception
CmdManuallyIntegrateSplit	BL2000\sean	1/10/2022 5:47:46 PM	Split qualifier 229.0 of compound Chrysene in sample Jan0708.D and keep right peak, new integration is from x, y = 15.839, 0 to 15.931, 0 and new response = 17279, previous integration is from x, y = 15.727, 0 to 15.931, 0 and previous response = 33853.			✓	
CmdSaveBatchTable	BL2000\sean	1/10/2022 5:48:15 PM	Save batch \\MASSHUNTER\Org\Data\SV5973N.I\sd010722\DoD BNA cal 1\QuantResults\010722 DoD BNA cal 1.batch.bin			✓	
CmdSaveBatchTable	BL2000\sean	1/10/2022 5:49:08 PM	Save batch \\MASSHUNTER\Org\Data\SV5973N.I\sd010722\DoD BNA cal 1\QuantResults\010722 DoD BNA cal 1.batch.bin			✓	
CmdOpenBatchTable	BL2000\sean	1/11/2022 7:22:45 AM	Open batch \\MASSHUNTER\Org\Data\SV5973N.I\sd010722\DoD BNA cal 1\010722 DoD BNA cal 1.batch.bin			✓	

Audit Trail report

Name	User	Time	Action	Reason	Comment	Succeed	Exception
CmdCalibrate	BL2000\sean	1/11/2022 7:23:36 AM	Replace level 1 with Calibration sample Jan0708.D for compounds {Terphenyl-d14, 2,4,6-Tribromophenol, 2-Fluorobiphenyl, Nitrobenzene-d5, Phenol-d5, 2-Fluorophenol, Benzo(g,h,i)perylene, Dibenzo(a,h)anthracene, Indeno(1,2,3-c,d)pyrene, Benzo(a)pyrene, Benzo(k)fluoranthene, Benzo(b)fluoranthene, Di-n-octyl Phthalate, bis(2-ethylhexyl)Phthalate, 3,3-Dichlorobenzidine, Chrysene, Benzo(a)Anthracene, Butylbenzylphthalate, Pyrene, Benzidine, Fluoranthene, Di-n-Butylphthalate, Triallate, Anthracene, Phenanthrene, Pentachlorophenol, Hexachlorobenzene, 4-Bromophenylphenylether, Azobenzene, N-nitrosodiphenylamine, 4,6-Dinitro-2-methylphenol, 4-Nitroaniline, Diethylphthalate, 4-Chlorophenylphenylether, Fluorene, 2,4-Dinitrotoluene, 4-Nitrophenol, Dibenzofuran, 2,4-Dinitrophenol, 3-Nitroaniline, Acenaphthene, 2,6-Dinitrotoluene, Acenaphthylene, Dimethyl Phthalate, 2-Nitroaniline, 2-Chloronaphthalene, 2,4,5-Trichlorophenol, 2,4,6-Trichlorophenol, Hexachlorocyclopentadiene, 4-Chloro-2-Methylphenol, 1-Methylnaphthalene, 2-Methylnaphthalene, 4-Chloro-3-Methylphenol, Hexachlorobutadiene, p-Chloroaniline, 4-Chlorophenol, Naphthalene, 1,2,4-Trichlorobenzene, 2,4-Dichlorophenol, bis(-2-Chloroethoxy)Methane, 2,4-Dimethylphenol, 2-Nitrophenol, Isophorone, Nitrobenzene, N-nitroso-Di-n-propylamine, Hexachloroethane, 4Methylphenol/3Methylphenol, 2-Methylphenol, bis(2-chloroisopropyl)Ether, Benzyl Alcohol, 1,2-Dichlorobenzene, 1,4-Dichlorobenzene, 1,3-Dichlorobenzene, 2-Chlorophenol, bis(-2-Chloroethyl)Ether, Phenol, Aniline, Pyridine, Carbazole, Benzoic Acid, o-Terphenyl, N-Nitrosodimethylamine}; Replace level 2 with CC sample Jan0707.D for compounds {Terphenyl-d14, 2,4,6-Tribromophenol, 2-Fluorobiphenyl, Nitrobenzene-d5, Phenol-d5, 2-Fluorophenol, Benzo(g,h,i)perylene, Dibenzo(a,h)anthracene, Indeno(1,2,3-c,d)pyrene,			✓	

Audit Trail report

Name	User	Time	Action	Reason	Comment	Succeed	Exception
			Benzo(a)pyrene, Benzo(k)fluoranthene, Benzo(b)fluoranthene, Di-n-octyl Phthalate, bis(2-ethylhexyl)Phthalate, 3,3-Dichlorobenzidine, Chrysene, Benzo(a)Anthracene, Butylbenzylphthalate, Pyrene, Benzidine, Fluoranthene, Di-n- Butylphthalate, Triallate, Anthracene, Phenanthrene, Pentachlorophenol, Hexachlorobenzene, 4-Bromophenyl- phenylether, Azobenzene, N- nitrosodiphenylamine, 4,6-Dinitro-2- methylphenol, 4-Nitroaniline, Diethylphthalate, 4-Chlorophenyl- phenylether, Fluorene, 2,4- Dinitrotoluene, 4-Nitrophenol, Dibenzofuran, 2,4-Dinitrophenol, 3- Nitroaniline, Acenaphthene, 2,6- Dinitrotoluene, Acenaphthylene, Dimethyl Phthalate, 2-Nitroaniline, 2- Chloronaphthalene, 2,4,5- Trichlorophenol, 2,4,6-Trichlorophenol, Hexachlorocyclopentadiene, 4-Chloro- 2-Methylphenol, 1-Methylnaphthalene, 2-Methylnaphthalene, 4-Chloro-3- Methylphenol, Hexachlorobutadiene, p- Chloroaniline, 4-Chlorophenol, Naphthalene, 1,2,4-Trichlorobenzene, 2,4-Dichlorophenol, bis(-2- Chloroethoxy)Methane, 2,4- Dimethylphenol, 2-Nitrophenol, Isophorone, Nitrobenzene, N-nitroso- Di-n-propylamine, Hexachloroethane, 4Methylphenol/3Methylphenol, 2- Methylphenol, bis(2- chloroisopropyl)Ether, Benzyl Alcohol, 1,2-Dichlorobenzene, 1,4- Dichlorobenzene, 1,3-Dichlorobenzene, 2-Chlorophenol, bis(-2- Chloroethyl)Ether, Phenol, Aniline, Pyridine, Carbazole, Benzoic Acid, o- Terphenyl, N-Nitrosodimethylamine}; Replace level 3 with Calibration sample Jan0706.D for compounds {Terphenyl- d14, 2,4,6-Tribromophenol, 2- Fluorobiphenyl, Nitrobenzene-d5, Phenol-d5, 2-Fluorophenol, Benzo(g,h,i)perylene, Dibenzo(a,h)anthracene, Indeno(1,2,3-c,d)pyrene, Benzo(a)pyrene, Benzo(k)fluoranthene, Benzo(b)fluoranthene, Di-n-octyl Phthalate, bis(2-ethylhexyl)Phthalate, 3,3-Dichlorobenzidine, Chrysene, Benzo(a)Anthracene, Butylbenzylphthalate, Pyrene, Benzidine, Fluoranthene, Di-n-				

Audit Trail report

Name	User	Time	Action	Reason	Comment	Succeed	Exception
			Butylphthalate, Triallate, Anthracene, Phenanthrene, Pentachlorophenol, Hexachlorobenzene, 4-Bromophenylphenylether, Azobenzene, N-nitrosodiphenylamine, 4,6-Dinitro-2-methylphenol, 4-Nitroaniline, Diethylphthalate, 4-Chlorophenylphenylether, Fluorene, 2,4-Dinitrotoluene, 4-Nitrophenol, Dibenzofuran, 2,4-Dinitrophenol, 3-Nitroaniline, Acenaphthene, 2,6-Dinitrotoluene, Acenaphthylene, Dimethyl Phthalate, 2-Nitroaniline, 2-Chloronaphthalene, 2,4,5-Trichlorophenol, 2,4,6-Trichlorophenol, Hexachlorocyclopentadiene, 4-Chloro-2-Methylphenol, 1-Methylnaphthalene, 2-Methylnaphthalene, 4-Chloro-3-Methylphenol, Hexachlorobutadiene, p-Chloroaniline, 4-Chlorophenol, Naphthalene, 1,2,4-Trichlorobenzene, 2,4-Dichlorophenol, bis(-2-Chloroethoxy)Methane, 2,4-Dimethylphenol, 2-Nitrophenol, Isophorone, Nitrobenzene, N-nitroso-Di-n-propylamine, Hexachloroethane, 4Methylphenol/3Methylphenol, 2-Methylphenol, bis(2-chloroisopropyl)Ether, Benzyl Alcohol, 1,2-Dichlorobenzene, 1,4-Dichlorobenzene, 1,3-Dichlorobenzene, 2-Chlorophenol, bis(-2-Chloroethyl)Ether, Phenol, Aniline, Pyridine, Carbazole, Benzoic Acid, o-Terphenyl, N-Nitrosodimethylamine}; Replace level 4 with Calibration sample Jan0705.D for compounds {Terphenyl-d14, 2,4,6-Tribromophenol, 2-Fluorobiphenyl, Nitrobenzene-d5, Phenol-d5, 2-Fluorophenol, Benzo(g,h,i)perylene, Dibenzo(a,h)anthracene, Indeno(1,2,3-c,d)pyrene, Benzo(a)pyrene, Benzo(k)fluoranthene, Benzo(b)fluoranthene, Di-n-octyl Phthalate, bis(2-ethylhexyl)Phthalate, 3,3-Dichlorobenzidine, Chrysene, Benzo(a)Anthracene, Butylbenzylphthalate, Pyrene, Benzidine, Fluoranthene, Di-n-Butylphthalate, Triallate, Anthracene, Phenanthrene, Pentachlorophenol, Hexachlorobenzene, 4-Bromophenylphenylether, Azobenzene, N-nitrosodiphenylamine, 4,6-Dinitro-2-methylphenol, 4-Nitroaniline, Diethylphthalate, 4-Chlorophenylphenylether, Fluorene, 2,4-				

Audit Trail report

Name	User	Time	Action	Reason	Comment	Succeed	Exception
			Dinitrotoluene, 4-Nitrophenol, Dibenzofuran, 2,4-Dinitrophenol, 3-Nitroaniline, Acenaphthene, 2,6-Dinitrotoluene, Acenaphthylene, Dimethyl Phthalate, 2-Nitroaniline, 2-Chloronaphthalene, 2,4,5-Trichlorophenol, 2,4,6-Trichlorophenol, Hexachlorocyclopentadiene, 4-Chloro-2-Methylphenol, 1-Methylnaphthalene, 2-Methylnaphthalene, 4-Chloro-3-Methylphenol, Hexachlorobutadiene, p-Chloroaniline, 4-Chlorophenol, Naphthalene, 1,2,4-Trichlorobenzene, 2,4-Dichlorophenol, bis(-2-Chloroethoxy)Methane, 2,4-Dimethylphenol, 2-Nitrophenol, Isophorone, Nitrobenzene, N-nitroso-Di-n-propylamine, Hexachloroethane, 4Methylphenol/3Methylphenol, 2-Methylphenol, bis(2-chloroisopropyl)Ether, Benzyl Alcohol, 1,2-Dichlorobenzene, 1,4-Dichlorobenzene, 1,3-Dichlorobenzene, 2-Chlorophenol, bis(-2-Chloroethyl)Ether, Phenol, Aniline, Pyridine, Carbazole, Benzoic Acid, o-Terphenyl, N-Nitrosodimethylamine}; Replace level 5 with Calibration sample Jan0704.D for compounds {Terphenyl-d14, 2,4,6-Tribromophenol, 2-Fluorobiphenyl, Nitrobenzene-d5, Phenol-d5, 2-Fluorophenol, Benzo(g,h,i)perylene, Dibenzo(a,h)anthracene, Indeno(1,2,3-c,d)pyrene, Benzo(a)pyrene, Benzo(k)fluoranthene, Benzo(b)fluoranthene, Di-n-octyl Phthalate, bis(2-ethylhexyl)Phthalate, 3,3-Dichlorobenzidine, Chrysene, Benzo(a)Anthracene, Butylbenzylphthalate, Pyrene, Benzidine, Fluoranthene, Di-n-Butylphthalate, Triallate, Anthracene, Phenanthrene, Pentachlorophenol, Hexachlorobenzene, 4-Bromophenylphenylether, Azobenzene, N-nitrosodiphenylamine, 4,6-Dinitro-2-methylphenol, 4-Nitroaniline, Diethylphthalate, 4-Chlorophenylphenylether, Fluorene, 2,4-Dinitrotoluene, 4-Nitrophenol, Dibenzofuran, 2,4-Dinitrophenol, 3-Nitroaniline, Acenaphthene, 2,6-Dinitrotoluene, Acenaphthylene, Dimethyl Phthalate, 2-Nitroaniline, 2-Chloronaphthalene, 2,4,5-Trichlorophenol, 2,4,6-Trichlorophenol, Hexachlorocyclopentadiene, 4-Chloro-				

Audit Trail report

Name	User	Time	Action	Reason	Comment	Succeed	Exception
			2-Methylphenol, 1-Methylnaphthalene, 2-Methylnaphthalene, 4-Chloro-3-Methylphenol, Hexachlorobutadiene, p-Chloroaniline, 4-Chlorophenol, Naphthalene, 1,2,4-Trichlorobenzene, 2,4-Dichlorophenol, bis(-2-Chloroethoxy)Methane, 2,4-Dimethylphenol, 2-Nitrophenol, Isophorone, Nitrobenzene, N-nitroso-Di-n-propylamine, Hexachloroethane, 4Methylphenol/3Methylphenol, 2-Methylphenol, bis(2-chloroisopropyl)Ether, Benzyl Alcohol, 1,2-Dichlorobenzene, 1,4-Dichlorobenzene, 1,3-Dichlorobenzene, 2-Chlorophenol, bis(-2-Chloroethyl)Ether, Phenol, Aniline, Pyridine, Carbazole, Benzoic Acid, o-Terphenyl, N-Nitrosodimethylamine}; Replace level 6 with Calibration sample Jan0703.D for compounds {Terphenyl-d14, 2,4,6-Tribromophenol, 2-Fluorobiphenyl, Nitrobenzene-d5, Phenol-d5, 2-Fluorophenol, Benzo(g,h,i)perylene, Dibenzo(a,h)anthracene, Indeno(1,2,3-c,d)pyrene, Benzo(a)pyrene, Benzo(k)fluoranthene, Benzo(b)fluoranthene, Di-n-octyl Phthalate, bis(2-ethylhexyl)Phthalate, 3,3-Dichlorobenzidine, Chrysene, Benzo(a)Anthracene, Butylbenzylphthalate, Pyrene, Benzidine, Fluoranthene, Di-n-Butylphthalate, Triallate, Anthracene, Phenanthrene, Pentachlorophenol, Hexachlorobenzene, 4-Bromophenylphenylether, Azobenzene, N-nitrosodiphenylamine, 4,6-Dinitro-2-methylphenol, 4-Nitroaniline, Diethylphthalate, 4-Chlorophenylphenylether, Fluorene, 2,4-Dinitrotoluene, 4-Nitrophenol, Dibenzofuran, 2,4-Dinitrophenol, 3-Nitroaniline, Acenaphthene, 2,6-Dinitrotoluene, Acenaphthylene, Dimethyl Phthalate, 2-Nitroaniline, 2-Chloronaphthalene, 2,4,5-Trichlorophenol, 2,4,6-Trichlorophenol, Hexachlorocyclopentadiene, 4-Chloro-2-Methylphenol, 1-Methylnaphthalene, 2-Methylnaphthalene, 4-Chloro-3-Methylphenol, Hexachlorobutadiene, p-Chloroaniline, 4-Chlorophenol, Naphthalene, 1,2,4-Trichlorobenzene, 2,4-Dichlorophenol, bis(-2-Chloroethoxy)Methane, 2,4-Dimethylphenol, 2-Nitrophenol,				

Audit Trail report

Name	User	Time	Action	Reason	Comment	Succeed	Exception
			Isophorone, Nitrobenzene, N-nitroso-Di-n-propylamine, Hexachloroethane, 4Methylphenol/3Methylphenol, 2-Methylphenol, bis(2-chloroisopropyl)Ether, Benzyl Alcohol, 1,2-Dichlorobenzene, 1,4-Dichlorobenzene, 1,3-Dichlorobenzene, 2-Chlorophenol, bis(-2-Chloroethyl)Ether, Phenol, Aniline, Pyridine, Carbazole, Benzoic Acid, o-Terphenyl, N-Nitrosodimethylamine}; Replace level 7 with Calibration sample Jan0702.D for compounds {Terphenyl-d14, 2,4,6-Tribromophenol, 2-Fluorobiphenyl, Nitrobenzene-d5, Phenol-d5, 2-Fluorophenol, Benzo(g,h,i)perylene, Dibenzo(a,h)anthracene, Indeno(1,2,3-c,d)pyrene, Benzo(a)pyrene, Benzo(k)fluoranthene, Benzo(b)fluoranthene, Di-n-octyl Phthalate, bis(2-ethylhexyl)Phthalate, 3,3-Dichlorobenzidine, Chrysene, Benzo(a)Anthracene, Butylbenzylphthalate, Pyrene, Benzidine, Fluoranthene, Di-n-Butylphthalate, Triallate, Anthracene, Phenanthrene, Pentachlorophenol, Hexachlorobenzene, 4-Bromophenylphenylether, Azobenzene, N-nitrosodiphenylamine, 4,6-Dinitro-2-methylphenol, 4-Nitroaniline, Diethylphthalate, 4-Chlorophenylphenylether, Fluorene, 2,4-Dinitrotoluene, 4-Nitrophenol, Dibenzofuran, 2,4-Dinitrophenol, 3-Nitroaniline, Acenaphthene, 2,6-Dinitrotoluene, Acenaphthylene, Dimethyl Phthalate, 2-Nitroaniline, 2-Chloronaphthalene, 2,4,5-Trichlorophenol, 2,4,6-Trichlorophenol, Hexachlorocyclopentadiene, 4-Chloro-2-Methylphenol, 1-Methylnaphthalene, 2-Methylnaphthalene, 4-Chloro-3-Methylphenol, Hexachlorobutadiene, p-Chloroaniline, 4-Chlorophenol, Naphthalene, 1,2,4-Trichlorobenzene, 2,4-Dichlorophenol, bis(-2-Chloroethoxy)Methane, 2,4-Dimethylphenol, 2-Nitrophenol, Isophorone, Nitrobenzene, N-nitroso-Di-n-propylamine, Hexachloroethane, 4Methylphenol/3Methylphenol, 2-Methylphenol, bis(2-chloroisopropyl)Ether, Benzyl Alcohol, 1,2-Dichlorobenzene, 1,4-Dichlorobenzene, 1,3-Dichlorobenzene, 2-Chlorophenol, bis(-2-				

Audit Trail report

Name	User	Time	Action	Reason	Comment	Succeed	Exception
			Chloroethyl)Ether, Phenol, Aniline, Pyridine, Carbazole, Benzoic Acid, o-Terphenyl, N-Nitrosodimethylamine};				
CmdManuallyIntegrateSplit	BL2000\sean	1/11/2022 7:24:47 AM	Split qualifier 66.0 of compound Aniline in sample Jan0709.D and keep left peak, new integration is from x, y = 4.563, 1347.32296439119 to 4.613, 1505.48139314105 and new response = 283930, previous integration is from x, y = 4.563, 1347 to 4.705, 1797 and previous response = 744719.			✓	
CmdManuallyIntegrateApplyTargetRtToQualifier	BL2000\sean	1/11/2022 7:24:50 AM	Apply target integration range 4.563-4.633 to qualifier 65.0 for compound Aniline in sample Jan0709.D, new integration is from x, y = 4.563, 1200 to 4.633, 384896 and new response = -477596; previous integration is from x, y = 4.613, 1607 to 4.705, 2031 and previous response = 558260.			✓	
CmdManuallyIntegrateDropBaseline	BL2000\sean	1/11/2022 7:24:52 AM	Drop baseline for qualifier 65.0 of compound Aniline in sample Jan0709.D to y = 1200, new integration is from x, y = 4.563, 1200 to 4.633, 1200 and new response = 346508; previous integration is from x, y = 4.563, 1200 to 4.633, 384896 and previous response = -477596.			✓	
CmdManuallyIntegrateQualifierPeak	BL2000\sean	1/11/2022 7:24:58 AM	Manually integrate qualifier 65.0 of compound Aniline in sample Jan0709.D, from x, y = 4.562, -1325 to 4.613, 4843, result = 160210; previous integration is from x, y = 4.563, 1200 to 4.633, 1200 and previous response = 346508.			✓	
CmdManuallyIntegrateSnapBaseline	BL2000\sean	1/11/2022 7:24:59 AM	Snap baseline for qualifier 65.0 of compound Aniline in sample Jan0709.D from x = 4.562 to x = 4.613, new integration is from x, y = 4.562, 1200 to 4.613, 16319 and new response = 138759; previous integration is from x, y = 4.562, -1325 to 4.613, 4843 and previous response = 160210.			✓	
CmdManuallyIntegrateDropBaseline	BL2000\sean	1/11/2022 7:25:03 AM	Drop baseline for qualifier 65.0 of compound Aniline in sample Jan0709.D to y = 1200, new integration is from x, y = 4.562, 1200 to 4.613, 1200 and new response = 161922; previous integration is from x, y = 4.562, 1200 to 4.613, 16319 and previous response = 138759.			✓	

Audit Trail report

Name	User	Time	Action	Reason	Comment	Succeed	Exception
CmdManuallyIntegrateSplit	BL2000\sean	1/11/2022 7:25:10 AM	Split qualifier 66.0 of compound Phenol in sample Jan0709.D and keep right peak, new integration is from x, y = 4.613, 1260.65993946475 to 4.705, 1566.75204814664 and new response = 462892, previous integration is from x, y = 4.563, 1092 to 4.705, 1567 and previous response = 746637.			✓	
CmdManuallyIntegrateSplit	BL2000\sean	1/11/2022 7:25:51 AM	Split peak for compound Phenol in sample Jan0709.D and keep left peak, new integration is from x, y = 4.603, 2223.44202417419 to 4.664, 2531.14167862844 and new response = 951213, previous integration is from x, y = 4.603, 2223 to 4.705, 2736 and previous response = 998522.			✓	
CmdSetTargetCompoundAttribute	BL2000\sean	1/11/2022 7:25:54 AM	Set UserAnnotation = CO for compound Phenol in sample Jan0709.D; previous value =			✓	
CmdManuallyIntegrateSplit	BL2000\sean	1/11/2022 7:25:58 AM	Split peak for compound bis(-2-Chloroethyl)Ether in sample Jan0709.D and keep left peak, new integration is from x, y = 4.654, 1054.06324198383 to 4.705, 1132.01834001621 and new response = 726555, previous integration is from x, y = 4.654, 1054 to 4.756, 1210 and previous response = 1020021.			✓	
CmdSetTargetCompoundAttribute	BL2000\sean	1/11/2022 7:26:00 AM	Set UserAnnotation = CO for compound bis(-2-Chloroethyl)Ether in sample Jan0709.D; previous value =			✓	
CmdManuallyIntegrateApplyTargetRtToQualifier	BL2000\sean	1/11/2022 7:26:02 AM	Apply target integration range 4.654-4.705 to qualifier 64.0 for compound bis(-2-Chloroethyl)Ether in sample Jan0709.D, new integration is from x, y = 4.654, 2889 to 4.705, 8242 and new response = 14698; previous integration is from x, y = 4.695, 1202 to 4.787, 1354 and previous response = 397042.			✓	
CmdManuallyIntegrateDropBaseline	BL2000\sean	1/11/2022 7:26:03 AM	Drop baseline for qualifier 64.0 of compound bis(-2-Chloroethyl)Ether in sample Jan0709.D to y = 2889, new integration is from x, y = 4.654, 2889 to 4.705, 2889 and new response = 22899; previous integration is from x, y = 4.654, 2889 to 4.705, 8242 and previous response = 14698.			✓	
CmdManuallyIntegratePeak	BL2000\sean	1/11/2022 7:26:11 AM	Manually integrate compound 1,2-Dichlorobenzene in sample Jan0709.D, from x, y = 5.083, 687904 to 5.165, 712004, result = -2435098; previous integration is from x, y = 4.920, 261 to 5.032, 340 and previous response = 1019766.			✓	

Audit Trail report

Name	User	Time	Action	Reason	Comment	Succeed	Exception
CmdManuallyIntegrateSnapBaseline	BL2000\sean	1/11/2022 7:26:13 AM	Snap baseline for compound 1,2-Dichlorobenzene in sample Jan0709.D, from x = 5.083 to x = 5.165, new integration is from x, y = 5.083, 8371 to 5.165, 11321 and new response = 947809; previous integration is from x, y = 5.083, 687904 to 5.165, 712004 and previous response = -2435098.			✓	
CmdSetTargetCompoundAttribute	BL2000\sean	1/11/2022 7:26:14 AM	Set UserAnnotation = CO for compound 1,2-Dichlorobenzene in sample Jan0709.D; previous value =			✓	
CmdManuallyIntegrateApplyTargetRtToQualifier	BL2000\sean	1/11/2022 7:26:16 AM	Apply target integration range 5.083-5.165 to qualifier 148.0 for compound 1,2-Dichlorobenzene in sample Jan0709.D, new integration is from x, y = 5.083, 6878 to 5.165, 7022 and new response = 610254; previously no peak.			✓	
CmdManuallyIntegrateApplyTargetRtToQualifier	BL2000\sean	1/11/2022 7:26:18 AM	Apply target integration range 5.083-5.165 to qualifier 111.0 for compound 1,2-Dichlorobenzene in sample Jan0709.D, new integration is from x, y = 5.083, 3876 to 5.165, 4167 and new response = 356807; previously no peak.			✓	
CmdSelectPeak	BL2000\sean	1/11/2022 7:26:27 AM	Select peak for compound 2-Methylphenol in sample Jan0709.D			✓	
CmdManuallyIntegrateSplit	BL2000\sean	1/11/2022 7:26:29 AM	Split peak for compound 2-Methylphenol in sample Jan0709.D and keep left peak, new integration is from x, y = 5.268, 2194.65926284895 to 5.451, 3718.79439396545 and new response = 725976, previous integration is from x, y = 5.268, 2195 to 5.553, 4568 and previous response = 1647864.			✓	
CmdSetTargetCompoundAttribute	BL2000\sean	1/11/2022 7:26:30 AM	Set UserAnnotation = CO for compound 2-Methylphenol in sample Jan0709.D; previous value =			✓	
CmdManuallyIntegrateApplyTargetRtToQualifier	BL2000\sean	1/11/2022 7:26:33 AM	Apply target integration range 5.268-5.451 to qualifier 108.0 for compound 2-Methylphenol in sample Jan0709.D, new integration is from x, y = 5.268, 3077 to 5.451, 6573 and new response = 770661; previous integration is from x, y = 5.257, 1717 to 5.553, 3881 and previous response = 1551363.			✓	

Audit Trail report

Name	User	Time	Action	Reason	Comment	Succeed	Exception
CmdManuallyIntegrateSplit	BL2000\sean	1/11/2022 7:26:41 AM	Split peak for compound 4Methylphenol/3Methylphenol in sample Jan0709.D and keep right peak, new integration is from x, y = 5.451, 2125.1600003251 to 5.553, 2020.01953622131 and new response = 934579, previous integration is from x, y = 5.268, 2313 to 5.553, 2020 and previous response = 1667789.			✓	
CmdSetTargetCompoundAttribute	BL2000\sean	1/11/2022 7:26:41 AM	Set UserAnnotation = CO for compound 4Methylphenol/3Methylphenol in sample Jan0709.D; previous value =			✓	
CmdManuallyIntegrateSplit	BL2000\sean	1/11/2022 7:26:43 AM	Split qualifier 108.0 of compound 4Methylphenol/3Methylphenol in sample Jan0709.D and keep right peak, new integration is from x, y = 5.461, 2758.4185692075 to 5.553, 2539.88546863427 and new response = 757243, previous integration is from x, y = 5.267, 3219 to 5.553, 2540 and previous response = 1548823.			✓	
CmdManuallyIntegrateSplit	BL2000\sean	1/11/2022 7:27:03 AM	Split peak for compound 4-Chlorophenol in sample Jan0709.D and keep left peak, new integration is from x, y = 6.455, 297.300736169029 to 6.506, 334.397765984049 and new response = 176034, previous integration is from x, y = 6.455, 297 to 6.557, 371 and previous response = 203992.			✓	
CmdSetTargetCompoundAttribute	BL2000\sean	1/11/2022 7:27:04 AM	Set UserAnnotation = CO for compound 4-Chlorophenol in sample Jan0709.D; previous value =			✓	
CmdManuallyIntegrateApplyTargetRtToQualifier	BL2000\sean	1/11/2022 7:27:06 AM	Apply target integration range 6.455-6.506 to qualifier 128.0 for compound 4-Chlorophenol in sample Jan0709.D, new integration is from x, y = 6.455, 37936 to 6.506, 43024 and new response = 480685; previous integration is from x, y = 6.393, 883 to 6.465, 1033 and previous response = 1887406.			✓	
CmdManuallyIntegrateDropBaseline	BL2000\sean	1/11/2022 7:27:06 AM	Drop baseline for qualifier 128.0 of compound 4-Chlorophenol in sample Jan0709.D to y = 37936, new integration is from x, y = 6.455, 37936 to 6.506, 37936 and new response = 488523; previous integration is from x, y = 6.455, 37936 to 6.506, 43024 and previous response = 480685.			✓	

Audit Trail report

Name	User	Time	Action	Reason	Comment	Succeed	Exception
CmdManuallyIntegrateSplit	BL2000\sean	1/11/2022 7:27:17 AM	Split peak for compound 2-Methylnaphthalene in sample Jan0709.D and keep left peak, new integration is from x, y = 7.122, 630.910109992466 to 7.338, 998.062791655229 and new response = 1228910, previous integration is from x, y = 7.122, 631 to 7.430, 1155 and previous response = 2315003.			✓	
CmdManuallyIntegrateSplit	BL2000\sean	1/11/2022 7:27:21 AM	Split peak for compound 2-Methylnaphthalene in sample Jan0709.D and keep right peak, new integration is from x, y = 7.225, 805.747422543157 to 7.338, 998.062791655229 and new response = 1186393, previous integration is from x, y = 7.122, 631 to 7.338, 998 and previous response = 1228910.			✓	
CmdSetTargetCompoundAttribute	BL2000\sean	1/11/2022 7:27:22 AM	Set UserAnnotation = CO for compound 2-Methylnaphthalene in sample Jan0709.D; previous value =			✓	
CmdManuallyIntegrateApplyTargetRtToQualifier	BL2000\sean	1/11/2022 7:27:25 AM	Apply target integration range 7.225-7.338 to qualifier 115.0 for compound 2-Methylnaphthalene in sample Jan0709.D, new integration is from x, y = 7.225, 474 to 7.338, 1686 and new response = 493150; previous integration is from x, y = 7.226, 600 to 7.430, 694 and previous response = 959516.			✓	
CmdManuallyIntegrateDropBaseline	BL2000\sean	1/11/2022 7:27:25 AM	Drop baseline for qualifier 115.0 of compound 2-Methylnaphthalene in sample Jan0709.D to y = 474, new integration is from x, y = 7.225, 474 to 7.338, 474 and new response = 497257; previous integration is from x, y = 7.225, 474 to 7.338, 1686 and previous response = 493150.			✓	
CmdManuallyIntegrateSplit	BL2000\sean	1/11/2022 7:27:31 AM	Split peak for compound 1-Methylnaphthalene in sample Jan0709.D and keep right peak, new integration is from x, y = 7.338, 1096.41707998186 to 7.430, 1153.82910972324 and new response = 1085825, previous integration is from x, y = 7.225, 1027 to 7.430, 1154 and previous response = 2270184.			✓	
CmdSetTargetCompoundAttribute	BL2000\sean	1/11/2022 7:27:33 AM	Set UserAnnotation = CO for compound 1-Methylnaphthalene in sample Jan0709.D; previous value =			✓	

Audit Trail report

Name	User	Time	Action	Reason	Comment	Succeed	Exception
CmdManuallyIntegrateApplyTargetRtToQualifier	BL2000\sean	1/11/2022 7:27:35 AM	Apply target integration range 7.338-7.430 to qualifier 142.0 for compound 1-Methylnaphthalene in sample Jan0709.D, new integration is from x, y = 7.338, 4562 to 7.430, 6417 and new response = 1180290; previous integration is from x, y = 7.225, 2816 to 7.328, 2546 and previous response = 1364721.			✓	
CmdManuallyIntegrateDropBaseline	BL2000\sean	1/11/2022 7:27:36 AM	Drop baseline for qualifier 142.0 of compound 1-Methylnaphthalene in sample Jan0709.D to y = 4562, new integration is from x, y = 7.338, 4562 to 7.430, 4562 and new response = 1185433; previous integration is from x, y = 7.338, 4562 to 7.430, 6417 and previous response = 1180290.			✓	
CmdManuallyIntegrateApplyTargetRtToQualifier	BL2000\sean	1/11/2022 7:27:37 AM	Apply target integration range 7.338-7.430 to qualifier 115.0 for compound 1-Methylnaphthalene in sample Jan0709.D, new integration is from x, y = 7.338, 1686 to 7.430, 2013 and new response = 457155; previous integration is from x, y = 7.225, 534 to 7.430, 628 and previous response = 960284.			✓	
CmdManuallyIntegrateDropBaseline	BL2000\sean	1/11/2022 7:27:38 AM	Drop baseline for qualifier 115.0 of compound 1-Methylnaphthalene in sample Jan0709.D to y = 1686, new integration is from x, y = 7.338, 1686 to 7.430, 1686 and new response = 458062; previous integration is from x, y = 7.338, 1686 to 7.430, 2013 and previous response = 457155.			✓	
CmdManuallyIntegrateApplyTargetRtToQualifier	BL2000\sean	1/11/2022 7:27:55 AM	Apply target integration range 8.282-8.435 to qualifier 153.1 for compound Acenaphthylene in sample Jan0709.D, new integration is from x, y = 8.282, 235 to 8.435, 763 and new response = 250440; previously no peak.			✓	
CmdManuallyIntegrateDropBaseline	BL2000\sean	1/11/2022 7:27:55 AM	Drop baseline for qualifier 153.1 of compound Acenaphthylene in sample Jan0709.D to y = 235, new integration is from x, y = 8.282, 235 to 8.435, 235 and new response = 252871; previous integration is from x, y = 8.282, 235 to 8.435, 763 and previous response = 250440.			✓	

Audit Trail report

Name	User	Time	Action	Reason	Comment	Succeed	Exception
CmdManuallyIntegrateApplyTargetRtToQualifier	BL2000\sean	1/11/2022 7:28:05 AM	Apply target integration range 8.589-8.681 to qualifier 154.0 for compound 2,4-Dinitrophenol in sample Jan0709.D, new integration is from x, y = 8.589, 2716 to 8.681, 2535 and new response = 45909; previous integration is from x, y = 8.507, 637 to 8.589, 644 and previous response = 1139857.			✓	
CmdManuallyIntegrateDropBaseline	BL2000\sean	1/11/2022 7:28:06 AM	Drop baseline for qualifier 154.0 of compound 2,4-Dinitrophenol in sample Jan0709.D to y = 2535, new integration is from x, y = 8.589, 2535 to 8.681, 2535 and new response = 46409; previous integration is from x, y = 8.589, 2716 to 8.681, 2535 and previous response = 45909.			✓	
CmdManuallyIntegrateSplit	BL2000\sean	1/11/2022 7:28:12 AM	Split qualifier 139.0 of compound Dibenzofuran in sample Jan0709.D and keep left peak, new integration is from x, y = 8.701, 265.972952959261 to 8.763, 331.570662447905 and new response = 685272, previous integration is from x, y = 8.701, 266 to 8.814, 386 and previous response = 830654.			✓	
CmdManuallyIntegrateSplit	BL2000\sean	1/11/2022 7:28:20 AM	Split qualifier 139.0 of compound 4-Nitrophenol in sample Jan0709.D and keep right peak, new integration is from x, y = 8.763, 490.924849753907 to 8.814, 568.091323783841 and new response = 144859, previous integration is from x, y = 8.712, 415 to 8.814, 568 and previous response = 829508.			✓	
CmdManuallyIntegrateSplit	BL2000\sean	1/11/2022 7:28:25 AM	Split qualifier 63.0 of compound 2,4-Dinitrotoluene in sample Jan0709.D and keep right peak, new integration is from x, y = 8.753, 1956.22811239894 to 8.865, 1841.53714947854 and new response = 174272, previous integration is from x, y = 8.720, 1990 to 8.865, 1842 and previous response = 281586.			✓	
CmdManuallyIntegrateQualifierPeak	BL2000\sean	1/11/2022 7:28:40 AM	Manually integrate qualifier 65.0 of compound 4-Nitroaniline in sample Jan0709.D from x, y = 9.203, 3739 to 9.254, 6927; result = 175623			✓	
CmdManuallyIntegrateDropBaseline	BL2000\sean	1/11/2022 7:28:41 AM	Drop baseline for qualifier 65.0 of compound 4-Nitroaniline in sample Jan0709.D to y = 3739, new integration is from x, y = 9.203, 3739 to 9.254, 3739 and new response = 180515; previous integration is from x, y = 9.203, 3739 to 9.254, 6927 and previous response = 175623.			✓	

Audit Trail report

Name	User	Time	Action	Reason	Comment	Succeed	Exception
CmdManuallyIntegrate QualifierPeak	BL2000\sean	1/11/2022 7:28:53 AM	Manually integrate qualifier 51.0 of compound Azobenzene in sample Jan0709.D from x, y = 9.366, 30851 to 9.407, 7277; result = 503107			✓	
CmdManuallyIntegrate DropBaseline	BL2000\sean	1/11/2022 7:28:54 AM	Drop baseline for qualifier 51.0 of compound Azobenzene in sample Jan0709.D to y = 7277, new integration is from x, y = 9.366, 7277 to 9.407, 7277 and new response = 532044; previous integration is from x, y = 9.366, 30851 to 9.407, 7277 and previous response = 503107.			✓	

Audit Trail report

Name	User	Time	Action	Reason	Comment	Succeed	Exception
CmdCalibrate	BL2000\sean	1/11/2022 7:30:23 AM	Replace level ICV with QC sample Jan0709.D for compounds {Terphenyl-d14, 2,4,6-Tribromophenol, 2-Fluorobiphenyl, Nitrobenzene-d5, Phenol-d5, 2-Fluorophenol, Benzo(g,h,i)perylene, Dibenzo(a,h)anthracene, Indeno(1,2,3-c,d)pyrene, Benzo(a)pyrene, Benzo(k)fluoranthene, Benzo(b)fluoranthene, Di-n-octyl Phthalate, bis(2-ethylhexyl)Phthalate, 3,3-Dichlorobenzidine, Chrysene, Benzo(a)Anthracene, Butylbenzylphthalate, Pyrene, Benzidine, Fluoranthene, Di-n-Butylphthalate, Triallate, Anthracene, Phenanthrene, Pentachlorophenol, Hexachlorobenzene, 4-Bromophenylphenylether, Azobenzene, N-nitrosodiphenylamine, 4,6-Dinitro-2-methylphenol, 4-Nitroaniline, Diethylphthalate, 4-Chlorophenylphenylether, Fluorene, 2,4-Dinitrotoluene, 4-Nitrophenol, Dibenzofuran, 2,4-Dinitrophenol, 3-Nitroaniline, Acenaphthene, 2,6-Dinitrotoluene, Acenaphthylene, Dimethyl Phthalate, 2-Nitroaniline, 2-Chloronaphthalene, 2,4,5-Trichlorophenol, 2,4,6-Trichlorophenol, Hexachlorocyclopentadiene, 4-Chloro-2-Methylphenol, 1-Methylnaphthalene, 2-Methylnaphthalene, 4-Chloro-3-Methylphenol, Hexachlorobutadiene, p-Chloroaniline, 4-Chlorophenol, Naphthalene, 1,2,4-Trichlorobenzene, 2,4-Dichlorophenol, bis(-2-Chloroethoxy)Methane, 2,4-Dimethylphenol, 2-Nitrophenol, Isophorone, Nitrobenzene, N-nitroso-Di-n-propylamine, Hexachloroethane, 4Methylphenol/3Methylphenol, 2-Methylphenol, bis(2-chloroisopropyl)Ether, Benzyl Alcohol, 1,2-Dichlorobenzene, 1,4-Dichlorobenzene, 1,3-Dichlorobenzene, 2-Chlorophenol, bis(-2-Chloroethyl)Ether, Phenol, Aniline, Pyridine, Carbazole, Benzoic Acid, o-Terphenyl, N-Nitrosodimethylamine};			✓	
CmdQuantitate	BL2000\sean	1/11/2022 7:30:48 AM	Quantitate all compounds in all samples			✓	

Audit Trail report

Name	User	Time	Action	Reason	Comment	Succeed	Exception
CmdManuallyIntegratePeak	BL2000\sean	1/11/2022 7:31:19 AM	Manually integrate compound Pyridine in sample Jan0710.D, from x, y = 2.223, 317135 to 2.591, 363907, result = -6959129; previous integration is from x, y = 2.264, 1444 to 2.397, 1953 and previous response = 367980.			✓	
CmdManuallyIntegrateSnapBaseline	BL2000\sean	1/11/2022 7:31:20 AM	Snap baseline for compound Pyridine in sample Jan0710.D, from x = 2.223 to x = 2.591, new integration is from x, y = 2.223, 836 to 2.591, 3408 and new response = 505949; previous integration is from x, y = 2.223, 317135 to 2.591, 363907 and previous response = -6959129.			✓	
CmdManuallyIntegrateDropBaseline	BL2000\sean	1/11/2022 7:31:21 AM	Drop baseline for compound Pyridine in sample Jan0710.D to y = 836, new integration is from x, y = 2.223, 836 to 2.591, 836 and new response = 534318; previous integration is from x, y = 2.223, 836 to 2.591, 3408 and previous response = 505949.			✓	
CmdSetTargetCompoundAttribute	BL2000\sean	1/11/2022 7:31:21 AM	Set UserAnnotation = BA for compound Pyridine in sample Jan0710.D; previous value =			✓	
CmdManuallyIntegrateApplyTargetRtToQualifier	BL2000\sean	1/11/2022 7:31:24 AM	Apply target integration range 2.223-2.591 to qualifier 52.0 for compound Pyridine in sample Jan0710.D, new integration is from x, y = 2.223, 768 to 2.591, 4631 and new response = 684514; previous integration is from x, y = 2.264, 1464 to 2.397, 2309 and previous response = 501570.			✓	
CmdManuallyIntegrateDropBaseline	BL2000\sean	1/11/2022 7:31:25 AM	Drop baseline for qualifier 52.0 of compound Pyridine in sample Jan0710.D to y = 768, new integration is from x, y = 2.223, 768 to 2.591, 768 and new response = 727123; previous integration is from x, y = 2.223, 768 to 2.591, 4631 and previous response = 684514.			✓	
CmdZeroOutPeak	BL2000\sean	1/11/2022 7:31:30 AM	Zero out primary peak of compound 2,6-Dinitrotoluene in sample Jan0710.D			✓	
CmdSetTargetCompoundAttribute	BL2000\sean	1/11/2022 7:31:31 AM	Set UserAnnotation = INT for compound 2,6-Dinitrotoluene in sample Jan0710.D; previous value =			✓	
CmdZeroOutPeak	BL2000\sean	1/11/2022 7:31:34 AM	Zero out primary peak of compound Dimethyl Phthalate in sample Jan0710.D			✓	
CmdSetTargetCompoundAttribute	BL2000\sean	1/11/2022 7:31:35 AM	Set UserAnnotation = INT for compound Dimethyl Phthalate in sample Jan0710.D; previous value =			✓	

Audit Trail report

Name	User	Time	Action	Reason	Comment	Succeed	Exception
CmdZeroOutPeak	BL2000\sean	1/11/2022 7:31:37 AM	Zero out primary peak of compound bis(-2-Chloroethyl)Ether in sample Jan0710.D			✓	
CmdSetTargetCompoundAttribute	BL2000\sean	1/11/2022 7:31:38 AM	Set UserAnnotation = INT for compound bis(-2-Chloroethyl)Ether in sample Jan0710.D; previous value =			✓	
CmdZeroOutPeak	BL2000\sean	1/11/2022 7:31:41 AM	Zero out primary peak of compound 4-Chlorophenol in sample Jan0710.D			✓	
CmdSetTargetCompoundAttribute	BL2000\sean	1/11/2022 7:31:41 AM	Set UserAnnotation = INT for compound 4-Chlorophenol in sample Jan0710.D; previous value =			✓	
CmdZeroOutPeak	BL2000\sean	1/11/2022 7:31:44 AM	Zero out primary peak of compound Phenol in sample Jan0710.D			✓	
CmdSetTargetCompoundAttribute	BL2000\sean	1/11/2022 7:31:44 AM	Set UserAnnotation = INT for compound Phenol in sample Jan0710.D; previous value =			✓	
CmdZeroOutPeak	BL2000\sean	1/11/2022 7:31:47 AM	Zero out primary peak of compound bis(-2-Chloroethoxy)Methane in sample Jan0710.D			✓	
CmdSetTargetCompoundAttribute	BL2000\sean	1/11/2022 7:31:48 AM	Set UserAnnotation = INT for compound bis(-2-Chloroethoxy)Methane in sample Jan0710.D; previous value =			✓	
CmdSaveBatchTable	BL2000\sean	1/11/2022 7:31:55 AM	Save batch \\MASSHUNTER\Org\Data\SV5973N.I\sd010722\DoD BNA cal 1\QuantResults\010722 DoD BNA cal 1.batch.bin			✓	
CmdManuallyIntegratePeak	BL2000\sean	1/11/2022 7:32:32 AM	Manually integrate compound N-Nitrosodimethylamine in sample Jan0702.D, from x, y = 2.233, 1498 to 2.560, 1138, result = 590885; previous integration is from x, y = 2.233, 2954 to 2.325, 2564 and previous response = 493437.			✓	
CmdManuallyIntegrateDropBaseline	BL2000\sean	1/11/2022 7:32:33 AM	Drop baseline for compound N-Nitrosodimethylamine in sample Jan0702.D to y = 1138, new integration is from x, y = 2.233, 1138 to 2.560, 1138 and new response = 594411; previous integration is from x, y = 2.233, 1498 to 2.560, 1138 and previous response = 590885.			✓	
CmdManuallyIntegratePeak	BL2000\sean	1/11/2022 7:32:43 AM	Manually integrate compound N-Nitrosodimethylamine in sample Jan0703.D, from x, y = 2.223, 1106 to 2.560, 907, result = 478769; previous integration is from x, y = 2.233, 2051 to 2.315, 1887 and previous response = 408895.			✓	

Audit Trail report

Name	User	Time	Action	Reason	Comment	Succeed	Exception
CmdManuallyIntegrateDropBaseline	BL2000\sean	1/11/2022 7:32:44 AM	Drop baseline for compound N-Nitrosodimethylamine in sample Jan0703.D to y = 907, new integration is from x, y = 2.223, 907 to 2.560, 907 and new response = 480784; previous integration is from x, y = 2.223, 1106 to 2.560, 907 and previous response = 478769.			✓	
CmdManuallyIntegratePeak	BL2000\sean	1/11/2022 7:32:50 AM	Manually integrate compound N-Nitrosodimethylamine in sample Jan0704.D, from x, y = 2.213, 1008 to 2.571, 863, result = 385626; previous integration is from x, y = 2.223, 1991 to 2.366, 1643 and previous response = 363641.			✓	
CmdManuallyIntegrateDropBaseline	BL2000\sean	1/11/2022 7:32:51 AM	Drop baseline for compound N-Nitrosodimethylamine in sample Jan0704.D to y = 863, new integration is from x, y = 2.213, 863 to 2.571, 863 and new response = 387178; previous integration is from x, y = 2.213, 1008 to 2.571, 863 and previous response = 385626.			✓	
CmdManuallyIntegratePeak	BL2000\sean	1/11/2022 7:33:01 AM	Manually integrate compound N-Nitrosodimethylamine in sample Jan0705.D, from x, y = 2.223, 870 to 2.591, 825, result = 255059; previous integration is from x, y = 2.234, 1690 to 2.315, 1533 and previous response = 232170.			✓	
CmdManuallyIntegrateDropBaseline	BL2000\sean	1/11/2022 7:33:03 AM	Drop baseline for compound N-Nitrosodimethylamine in sample Jan0705.D to y = 825, new integration is from x, y = 2.223, 825 to 2.591, 825 and new response = 255551; previous integration is from x, y = 2.223, 870 to 2.591, 825 and previous response = 255059.			✓	
CmdManuallyIntegratePeak	BL2000\sean	1/11/2022 7:33:09 AM	Manually integrate compound N-Nitrosodimethylamine in sample Jan0706.D, from x, y = 2.234, 548 to 2.601, 407, result = 165157; previous integration is from x, y = 2.234, 1335 to 2.326, 1202 and previous response = 149525.			✓	
CmdManuallyIntegrateDropBaseline	BL2000\sean	1/11/2022 7:33:10 AM	Drop baseline for compound N-Nitrosodimethylamine in sample Jan0706.D to y = 407, new integration is from x, y = 2.234, 407 to 2.601, 407 and new response = 166711; previous integration is from x, y = 2.234, 548 to 2.601, 407 and previous response = 165157.			✓	

Audit Trail report

Name	User	Time	Action	Reason	Comment	Succeed	Exception
CmdManuallyIntegratePeak	BL2000\sean	1/11/2022 7:33:23 AM	Manually integrate compound N-Nitrosodimethylamine in sample Jan0707.D, from x, y = 2.234, 271 to 2.458, 234, result = 31201; previous integration is from x, y = 2.234, 320 to 2.356, 328 and previous response = 28761.			✓	
CmdManuallyIntegrateDropBaseline	BL2000\sean	1/11/2022 7:33:25 AM	Drop baseline for compound N-Nitrosodimethylamine in sample Jan0707.D to y = 234, new integration is from x, y = 2.234, 234 to 2.458, 234 and new response = 31448; previous integration is from x, y = 2.234, 271 to 2.458, 234 and previous response = 31201.			✓	
CmdManuallyIntegratePeak	BL2000\sean	1/11/2022 7:33:38 AM	Manually integrate compound N-Nitrosodimethylamine in sample Jan0708.D, from x, y = 2.223, 126 to 2.438, 0, result = 12960; previous integration is from x, y = 2.225, 252 to 2.326, 187 and previous response = 9508.			✓	
CmdManuallyIntegrateDropBaseline	BL2000\sean	1/11/2022 7:33:39 AM	Drop baseline for compound N-Nitrosodimethylamine in sample Jan0708.D to y = 0, new integration is from x, y = 2.223, 0 to 2.438, 0 and new response = 13769; previous integration is from x, y = 2.223, 126 to 2.438, 0 and previous response = 12960.			✓	
CmdSetTargetCompoundAttribute	BL2000\sean	1/11/2022 7:33:46 AM	Set UserAnnotation = BA for compound N-Nitrosodimethylamine in sample Jan0708.D; previous value =			✓	
CmdSetTargetCompoundAttribute	BL2000\sean	1/11/2022 7:33:49 AM	Set UserAnnotation = BA for compound N-Nitrosodimethylamine in sample Jan0707.D; previous value = BA			✓	
CmdSetTargetCompoundAttribute	BL2000\sean	1/11/2022 7:33:52 AM	Set UserAnnotation = BA for compound N-Nitrosodimethylamine in sample Jan0706.D; previous value =			✓	
CmdSetTargetCompoundAttribute	BL2000\sean	1/11/2022 7:33:55 AM	Set UserAnnotation = BA for compound N-Nitrosodimethylamine in sample Jan0705.D; previous value =			✓	
CmdSetTargetCompoundAttribute	BL2000\sean	1/11/2022 7:33:58 AM	Set UserAnnotation = BA for compound N-Nitrosodimethylamine in sample Jan0704.D; previous value =			✓	
CmdSetTargetCompoundAttribute	BL2000\sean	1/11/2022 7:34:01 AM	Set UserAnnotation = BA for compound N-Nitrosodimethylamine in sample Jan0703.D; previous value =			✓	
CmdSetTargetCompoundAttribute	BL2000\sean	1/11/2022 7:34:03 AM	Set UserAnnotation = BA for compound N-Nitrosodimethylamine in sample Jan0702.D; previous value =			✓	

Audit Trail report

Name	User	Time	Action	Reason	Comment	Succeed	Exception
CmdManuallyIntegrateApplyTargetRtToQualifier	BL2000\sean	1/11/2022 7:34:10 AM	Apply target integration range 2.223-2.591 to qualifier 42.0 for compound N-Nitrosodimethylamine in sample Jan0705.D, new integration is from x, y = 2.223, 2400 to 2.591, 2792 and new response = 447948; previous integration is from x, y = 2.232, 2533 to 2.325, 2648 and previous response = 427498.			✓	
CmdManuallyIntegrateDropBaseline	BL2000\sean	1/11/2022 7:34:12 AM	Drop baseline for qualifier 42.0 of compound N-Nitrosodimethylamine in sample Jan0705.D to y = 2400, new integration is from x, y = 2.223, 2400 to 2.591, 2400 and new response = 452272; previous integration is from x, y = 2.223, 2400 to 2.591, 2792 and previous response = 447948.			✓	
CmdManuallyIntegrateApplyTargetRtToQualifier	BL2000\sean	1/11/2022 7:34:15 AM	Apply target integration range 2.264-2.550 to qualifier 52.0 for compound Pyridine in sample Jan0705.D, new integration is from x, y = 2.264, 7751 to 2.550, 6791 and new response = 763773; previous integration is from x, y = 2.274, 10161 to 2.417, 8405 and previous response = 571354.			✓	
CmdManuallyIntegrateDropBaseline	BL2000\sean	1/11/2022 7:34:16 AM	Drop baseline for qualifier 52.0 of compound Pyridine in sample Jan0705.D to y = 6791, new integration is from x, y = 2.264, 6791 to 2.550, 6791 and new response = 772008; previous integration is from x, y = 2.264, 7751 to 2.550, 6791 and previous response = 763773.			✓	

Audit Trail report

Name	User	Time	Action	Reason	Comment	Succeed	Exception
CmdUpdateQualifierRatios	BL2000\sean	1/11/2022 7:34:51 AM	Update qualifier ratios for compound Perylene-d12; Update qualifier ratios for compound Chrysene-d12; Update qualifier ratios for compound Phenanthrene-d10; Update qualifier ratios for compound Acenaphthene-d10; Update qualifier ratios for compound Naphthalene-d8; Update qualifier ratios for compound Terphenyl-d14; Update qualifier ratios for compound 2,4,6-Tribromophenol; Update qualifier ratios for compound 2-Fluorobiphenyl; Update qualifier ratios for compound Nitrobenzene-d5; Update qualifier ratios for compound Phenol-d5; Update qualifier ratios for compound 2-Fluorophenol; Update qualifier ratios for compound Benzo(g,h,i)perylene; Update qualifier ratios for compound Dibenzo(a,h)anthracene; Update qualifier ratios for compound Indeno(1,2,3-c,d)pyrene; Update qualifier ratios for compound Benzo(a)pyrene; Update qualifier ratios for compound Benzo(k)fluoranthene; Update qualifier ratios for compound Benzo(b)fluoranthene; Update qualifier ratios for compound Di-n-octyl Phthalate; Update qualifier ratios for compound bis(2-ethylhexyl)Phthalate; Update qualifier ratios for compound 3,3-Dichlorobenzidine; Update qualifier ratios for compound Chrysene; Update qualifier ratios for compound Benzo(a)Anthracene; Update qualifier ratios for compound Butylbenzylphthalate; Update qualifier ratios for compound Pyrene; Update qualifier ratios for compound Benzidine; Update qualifier ratios for compound Fluoranthene; Update qualifier ratios for compound Di-n-Butylphthalate; Update qualifier ratios for compound Triallate; Update qualifier ratios for compound Anthracene; Update qualifier ratios for compound Phenanthrene; Update qualifier ratios for compound Pentachlorophenol; Update qualifier ratios for compound Hexachlorobenzene; Update qualifier ratios for compound 4-Bromophenylphenylether; Update qualifier ratios for compound Azobenzene; Update qualifier ratios for compound N-nitrosodiphenylamine; Update qualifier ratios for compound 4,6-Dinitro-2-			✓	

Audit Trail report

Name	User	Time	Action	Reason	Comment	Succeed	Exception
			methylphenol; Update qualifier ratios for compound 4-Nitroaniline; Update qualifier ratios for compound Diethylphthalate; Update qualifier ratios for compound 4-Chlorophenylphenylether; Update qualifier ratios for compound Fluorene; Update qualifier ratios for compound 2,4-Dinitrotoluene; Update qualifier ratios for compound 4-Nitrophenol; Update qualifier ratios for compound Dibenzofuran; Update qualifier ratios for compound 2,4-Dinitrophenol; Update qualifier ratios for compound 3-Nitroaniline; Update qualifier ratios for compound Acenaphthene; Update qualifier ratios for compound 2,6-Dinitrotoluene; Update qualifier ratios for compound Acenaphthylene; Update qualifier ratios for compound Dimethyl Phthalate; Update qualifier ratios for compound 2-Nitroaniline; Update qualifier ratios for compound 2-Chloronaphthalene; Update qualifier ratios for compound 2,4,5-Trichlorophenol; Update qualifier ratios for compound 2,4,6-Trichlorophenol; Update qualifier ratios for compound Hexachlorocyclopentadiene; Update qualifier ratios for compound 4-Chloro-2-Methylphenol; Update qualifier ratios for compound 1-Methylnaphthalene; Update qualifier ratios for compound 2-Methylnaphthalene; Update qualifier ratios for compound 4-Chloro-3-Methylphenol; Update qualifier ratios for compound Hexachlorobutadiene; Update qualifier ratios for compound p-Chloroaniline; Update qualifier ratios for compound 4-Chlorophenol; Update qualifier ratios for compound Naphthalene; Update qualifier ratios for compound 1,2,4-Trichlorobenzene; Update qualifier ratios for compound 2,4-Dichlorophenol; Update qualifier ratios for compound bis(-2-Chloroethoxy)Methane; Update qualifier ratios for compound 2,4-Dimethylphenol; Update qualifier ratios for compound 2-Nitrophenol; Update qualifier ratios for compound Isophorone; Update qualifier ratios for compound Nitrobenzene; Update qualifier ratios for compound N-nitroso-Di-n-propylamine; Update qualifier ratios for compound Hexachloroethane; Update qualifier ratios for compound 4Methylphenol/3Methylphenol; Update				

Audit Trail report

Name	User	Time	Action	Reason	Comment	Succeed	Exception
			qualifier ratios for compound 2-Methylphenol; Update qualifier ratios for compound bis(2-chloroisopropyl)Ether; Update qualifier ratios for compound Benzyl Alcohol; Update qualifier ratios for compound 1,2-Dichlorobenzene; Update qualifier ratios for compound 1,4-Dichlorobenzene; Update qualifier ratios for compound 1,3-Dichlorobenzene; Update qualifier ratios for compound 2-Chlorophenol; Update qualifier ratios for compound bis(-2-Chloroethyl)Ether; Update qualifier ratios for compound Phenol; Update qualifier ratios for compound Aniline; Update qualifier ratios for compound Pyridine; Update qualifier ratios for compound Carbazole; Update qualifier ratios for compound Benzoic Acid; Update qualifier ratios for compound o-Terphenyl; Update qualifier ratios for compound N-Nitrosodimethylamine; Update qualifier ratios for compound 1,4-Dichlorobenzene-d4;				
CmdQuantitate	BL2000\sean	1/11/2022 7:35:28 AM	Quantitate all compounds in all samples			✓	
CmdSaveBatchTable	BL2000\sean	1/11/2022 8:14:25 AM	Save batch \\MASSHUNTER\Org\Data\SV5973N.I\sd010722\DoD BNA cal 1\QuantResults\010722 DoD BNA cal 1.batch.bin			✓	

Audit Trail report

Name	User	Time	Action	Reason	Comment	Succeed	Exception
CmdCalibrate	BL2000\sean	1/11/2022 8:16:08 AM	Replace level ICV with QC sample Jan0709.D for compounds {Terphenyl-d14, 2,4,6-Tribromophenol, 2-Fluorobiphenyl, Nitrobenzene-d5, Phenol-d5, 2-Fluorophenol, Benzo(g,h,i)perylene, Dibenzo(a,h)anthracene, Indeno(1,2,3-c,d)pyrene, Benzo(a)pyrene, Benzo(k)fluoranthene, Benzo(b)fluoranthene, Di-n-octyl Phthalate, bis(2-ethylhexyl)Phthalate, 3,3-Dichlorobenzidine, Chrysene, Benzo(a)Anthracene, Butylbenzylphthalate, Pyrene, Benzidine, Fluoranthene, Di-n-Butylphthalate, Triallate, Anthracene, Phenanthrene, Pentachlorophenol, Hexachlorobenzene, 4-Bromophenylphenylether, Azobenzene, N-nitrosodiphenylamine, 4,6-Dinitro-2-methylphenol, 4-Nitroaniline, Diethylphthalate, 4-Chlorophenylphenylether, Fluorene, 2,4-Dinitrotoluene, 4-Nitrophenol, Dibenzofuran, 2,4-Dinitrophenol, 3-Nitroaniline, Acenaphthene, 2,6-Dinitrotoluene, Acenaphthylene, Dimethyl Phthalate, 2-Nitroaniline, 2-Chloronaphthalene, 2,4,5-Trichlorophenol, 2,4,6-Trichlorophenol, Hexachlorocyclopentadiene, 4-Chloro-2-Methylphenol, 1-Methylnaphthalene, 2-Methylnaphthalene, 4-Chloro-3-Methylphenol, Hexachlorobutadiene, p-Chloroaniline, 4-Chlorophenol, Naphthalene, 1,2,4-Trichlorobenzene, 2,4-Dichlorophenol, bis(-2-Chloroethoxy)Methane, 2,4-Dimethylphenol, 2-Nitrophenol, Isophorone, Nitrobenzene, N-nitroso-Di-n-propylamine, Hexachloroethane, 4Methylphenol/3Methylphenol, 2-Methylphenol, bis(2-chloroisopropyl)Ether, Benzyl Alcohol, 1,2-Dichlorobenzene, 1,4-Dichlorobenzene, 1,3-Dichlorobenzene, 2-Chlorophenol, bis(-2-Chloroethyl)Ether, Phenol, Aniline, Pyridine, Carbazole, Benzoic Acid, o-Terphenyl, N-Nitrosodimethylamine}; Replace level 1 with Calibration sample Jan0708.D for compounds {Terphenyl-d14, 2,4,6-Tribromophenol, 2-Fluorobiphenyl, Nitrobenzene-d5, Phenol-d5, 2-Fluorophenol, Benzo(g,h,i)perylene, Dibenzo(a,h)anthracene, Indeno(1,2,3-c,d)pyrene,			✓	

Audit Trail report

Name	User	Time	Action	Reason	Comment	Succeed	Exception
			Benzo(a)pyrene, Benzo(k)fluoranthene, Benzo(b)fluoranthene, Di-n-octyl Phthalate, bis(2-ethylhexyl)Phthalate, 3,3-Dichlorobenzidine, Chrysene, Benzo(a)Anthracene, Butylbenzylphthalate, Pyrene, Benzidine, Fluoranthene, Di-n- Butylphthalate, Triallate, Anthracene, Phenanthrene, Pentachlorophenol, Hexachlorobenzene, 4-Bromophenyl- phenylether, Azobenzene, N- nitrosodiphenylamine, 4,6-Dinitro-2- methylphenol, 4-Nitroaniline, Diethylphthalate, 4-Chlorophenyl- phenylether, Fluorene, 2,4- Dinitrotoluene, 4-Nitrophenol, Dibenzofuran, 2,4-Dinitrophenol, 3- Nitroaniline, Acenaphthene, 2,6- Dinitrotoluene, Acenaphthylene, Dimethyl Phthalate, 2-Nitroaniline, 2- Chloronaphthalene, 2,4,5- Trichlorophenol, 2,4,6-Trichlorophenol, Hexachlorocyclopentadiene, 4-Chloro- 2-Methylphenol, 1-Methylnaphthalene, 2-Methylnaphthalene, 4-Chloro-3- Methylphenol, Hexachlorobutadiene, p- Chloroaniline, 4-Chlorophenol, Naphthalene, 1,2,4-Trichlorobenzene, 2,4-Dichlorophenol, bis(-2- Chloroethoxy)Methane, 2,4- Dimethylphenol, 2-Nitrophenol, Isophorone, Nitrobenzene, N-nitroso- Di-n-propylamine, Hexachloroethane, 4Methylphenol/3Methylphenol, 2- Methylphenol, bis(2- chloroisopropyl)Ether, Benzyl Alcohol, 1,2-Dichlorobenzene, 1,4- Dichlorobenzene, 1,3-Dichlorobenzene, 2-Chlorophenol, bis(-2- Chloroethyl)Ether, Phenol, Aniline, Pyridine, Carbazole, Benzoic Acid, o- Terphenyl, N-Nitrosodimethylamine}; Replace level 2 with CC sample Jan0707.D for compounds {Terphenyl- d14, 2,4,6-Tribromophenol, 2- Fluorobiphenyl, Nitrobenzene-d5, Phenol-d5, 2-Fluorophenol, Benzo(g,h,i)perylene, Dibenzo(a,h)anthracene, Indeno(1,2,3-c,d)pyrene, Benzo(a)pyrene, Benzo(k)fluoranthene, Benzo(b)fluoranthene, Di-n-octyl Phthalate, bis(2-ethylhexyl)Phthalate, 3,3-Dichlorobenzidine, Chrysene, Benzo(a)Anthracene, Butylbenzylphthalate, Pyrene, Benzidine, Fluoranthene, Di-n-				

Audit Trail report

Name	User	Time	Action	Reason	Comment	Succeed	Exception
			Butylphthalate, Triallate, Anthracene, Phenanthrene, Pentachlorophenol, Hexachlorobenzene, 4-Bromophenylphenylether, Azobenzene, N-nitrosodiphenylamine, 4,6-Dinitro-2-methylphenol, 4-Nitroaniline, Diethylphthalate, 4-Chlorophenylphenylether, Fluorene, 2,4-Dinitrotoluene, 4-Nitrophenol, Dibenzofuran, 2,4-Dinitrophenol, 3-Nitroaniline, Acenaphthene, 2,6-Dinitrotoluene, Acenaphthylene, Dimethyl Phthalate, 2-Nitroaniline, 2-Chloronaphthalene, 2,4,5-Trichlorophenol, 2,4,6-Trichlorophenol, Hexachlorocyclopentadiene, 4-Chloro-2-Methylphenol, 1-Methylnaphthalene, 2-Methylnaphthalene, 4-Chloro-3-Methylphenol, Hexachlorobutadiene, p-Chloroaniline, 4-Chlorophenol, Naphthalene, 1,2,4-Trichlorobenzene, 2,4-Dichlorophenol, bis(-2-Chloroethoxy)Methane, 2,4-Dimethylphenol, 2-Nitrophenol, Isophorone, Nitrobenzene, N-nitroso-Di-n-propylamine, Hexachloroethane, 4Methylphenol/3Methylphenol, 2-Methylphenol, bis(2-chloroisopropyl)Ether, Benzyl Alcohol, 1,2-Dichlorobenzene, 1,4-Dichlorobenzene, 1,3-Dichlorobenzene, 2-Chlorophenol, bis(-2-Chloroethyl)Ether, Phenol, Aniline, Pyridine, Carbazole, Benzoic Acid, o-Terphenyl, N-Nitrosodimethylamine}; Replace level 3 with Calibration sample Jan0706.D for compounds {Terphenyl-d14, 2,4,6-Tribromophenol, 2-Fluorobiphenyl, Nitrobenzene-d5, Phenol-d5, 2-Fluorophenol, Benzo(g,h,i)perylene, Dibenzo(a,h)anthracene, Indeno(1,2,3-c,d)pyrene, Benzo(a)pyrene, Benzo(k)fluoranthene, Benzo(b)fluoranthene, Di-n-octyl Phthalate, bis(2-ethylhexyl)Phthalate, 3,3-Dichlorobenzidine, Chrysene, Benzo(a)Anthracene, Butylbenzylphthalate, Pyrene, Benzidine, Fluoranthene, Di-n-Butylphthalate, Triallate, Anthracene, Phenanthrene, Pentachlorophenol, Hexachlorobenzene, 4-Bromophenylphenylether, Azobenzene, N-nitrosodiphenylamine, 4,6-Dinitro-2-methylphenol, 4-Nitroaniline, Diethylphthalate, 4-Chlorophenylphenylether, Fluorene, 2,4-				

Audit Trail report

Name	User	Time	Action	Reason	Comment	Succeed	Exception
			Dinitrotoluene, 4-Nitrophenol, Dibenzofuran, 2,4-Dinitrophenol, 3-Nitroaniline, Acenaphthene, 2,6-Dinitrotoluene, Acenaphthylene, Dimethyl Phthalate, 2-Nitroaniline, 2-Chloronaphthalene, 2,4,5-Trichlorophenol, 2,4,6-Trichlorophenol, Hexachlorocyclopentadiene, 4-Chloro-2-Methylphenol, 1-Methylnaphthalene, 2-Methylnaphthalene, 4-Chloro-3-Methylphenol, Hexachlorobutadiene, p-Chloroaniline, 4-Chlorophenol, Naphthalene, 1,2,4-Trichlorobenzene, 2,4-Dichlorophenol, bis(-2-Chloroethoxy)Methane, 2,4-Dimethylphenol, 2-Nitrophenol, Isophorone, Nitrobenzene, N-nitroso-Di-n-propylamine, Hexachloroethane, 4Methylphenol/3Methylphenol, 2-Methylphenol, bis(2-chloroisopropyl)Ether, Benzyl Alcohol, 1,2-Dichlorobenzene, 1,4-Dichlorobenzene, 1,3-Dichlorobenzene, 2-Chlorophenol, bis(-2-Chloroethyl)Ether, Phenol, Aniline, Pyridine, Carbazole, Benzoic Acid, o-Terphenyl, N-Nitrosodimethylamine}; Replace level 4 with Calibration sample Jan0705.D for compounds {Terphenyl-d14, 2,4,6-Tribromophenol, 2-Fluorobiphenyl, Nitrobenzene-d5, Phenol-d5, 2-Fluorophenol, Benzo(g,h,i)perylene, Dibenzo(a,h)anthracene, Indeno(1,2,3-c,d)pyrene, Benzo(a)pyrene, Benzo(k)fluoranthene, Benzo(b)fluoranthene, Di-n-octyl Phthalate, bis(2-ethylhexyl)Phthalate, 3,3-Dichlorobenzidine, Chrysene, Benzo(a)Anthracene, Butylbenzylphthalate, Pyrene, Benzidine, Fluoranthene, Di-n-Butylphthalate, Triallate, Anthracene, Phenanthrene, Pentachlorophenol, Hexachlorobenzene, 4-Bromophenylphenylether, Azobenzene, N-nitrosodiphenylamine, 4,6-Dinitro-2-methylphenol, 4-Nitroaniline, Diethylphthalate, 4-Chlorophenylphenylether, Fluorene, 2,4-Dinitrotoluene, 4-Nitrophenol, Dibenzofuran, 2,4-Dinitrophenol, 3-Nitroaniline, Acenaphthene, 2,6-Dinitrotoluene, Acenaphthylene, Dimethyl Phthalate, 2-Nitroaniline, 2-Chloronaphthalene, 2,4,5-Trichlorophenol, 2,4,6-Trichlorophenol, Hexachlorocyclopentadiene, 4-Chloro-				

Audit Trail report

Name	User	Time	Action	Reason	Comment	Succeed	Exception
			2-Methylphenol, 1-Methylnaphthalene, 2-Methylnaphthalene, 4-Chloro-3-Methylphenol, Hexachlorobutadiene, p-Chloroaniline, 4-Chlorophenol, Naphthalene, 1,2,4-Trichlorobenzene, 2,4-Dichlorophenol, bis(-2-Chloroethoxy)Methane, 2,4-Dimethylphenol, 2-Nitrophenol, Isophorone, Nitrobenzene, N-nitroso-Di-n-propylamine, Hexachloroethane, 4Methylphenol/3Methylphenol, 2-Methylphenol, bis(2-chloroisopropyl)Ether, Benzyl Alcohol, 1,2-Dichlorobenzene, 1,4-Dichlorobenzene, 1,3-Dichlorobenzene, 2-Chlorophenol, bis(-2-Chloroethyl)Ether, Phenol, Aniline, Pyridine, Carbazole, Benzoic Acid, o-Terphenyl, N-Nitrosodimethylamine}; Replace level 5 with Calibration sample Jan0704.D for compounds {Terphenyl-d14, 2,4,6-Tribromophenol, 2-Fluorobiphenyl, Nitrobenzene-d5, Phenol-d5, 2-Fluorophenol, Benzo(g,h,i)perylene, Dibenzo(a,h)anthracene, Indeno(1,2,3-c,d)pyrene, Benzo(a)pyrene, Benzo(k)fluoranthene, Benzo(b)fluoranthene, Di-n-octyl Phthalate, bis(2-ethylhexyl)Phthalate, 3,3-Dichlorobenzidine, Chrysene, Benzo(a)Anthracene, Butylbenzylphthalate, Pyrene, Benzidine, Fluoranthene, Di-n-Butylphthalate, Triallate, Anthracene, Phenanthrene, Pentachlorophenol, Hexachlorobenzene, 4-Bromophenylphenylether, Azobenzene, N-nitrosodiphenylamine, 4,6-Dinitro-2-methylphenol, 4-Nitroaniline, Diethylphthalate, 4-Chlorophenylphenylether, Fluorene, 2,4-Dinitrotoluene, 4-Nitrophenol, Dibenzofuran, 2,4-Dinitrophenol, 3-Nitroaniline, Acenaphthene, 2,6-Dinitrotoluene, Acenaphthylene, Dimethyl Phthalate, 2-Nitroaniline, 2-Chloronaphthalene, 2,4,5-Trichlorophenol, 2,4,6-Trichlorophenol, Hexachlorocyclopentadiene, 4-Chloro-2-Methylphenol, 1-Methylnaphthalene, 2-Methylnaphthalene, 4-Chloro-3-Methylphenol, Hexachlorobutadiene, p-Chloroaniline, 4-Chlorophenol, Naphthalene, 1,2,4-Trichlorobenzene, 2,4-Dichlorophenol, bis(-2-Chloroethoxy)Methane, 2,4-Dimethylphenol, 2-Nitrophenol,				

Audit Trail report

Name	User	Time	Action	Reason	Comment	Succeed	Exception
			Isophorone, Nitrobenzene, N-nitroso-Di-n-propylamine, Hexachloroethane, 4Methylphenol/3Methylphenol, 2-Methylphenol, bis(2-chloroisopropyl)Ether, Benzyl Alcohol, 1,2-Dichlorobenzene, 1,4-Dichlorobenzene, 1,3-Dichlorobenzene, 2-Chlorophenol, bis(-2-Chloroethyl)Ether, Phenol, Aniline, Pyridine, Carbazole, Benzoic Acid, o-Terphenyl, N-Nitrosodimethylamine}; Replace level 6 with Calibration sample Jan0703.D for compounds {Terphenyl-d14, 2,4,6-Tribromophenol, 2-Fluorobiphenyl, Nitrobenzene-d5, Phenol-d5, 2-Fluorophenol, Benzo(g,h,i)perylene, Dibenzo(a,h)anthracene, Indeno(1,2,3-c,d)pyrene, Benzo(a)pyrene, Benzo(k)fluoranthene, Benzo(b)fluoranthene, Di-n-octyl Phthalate, bis(2-ethylhexyl)Phthalate, 3,3-Dichlorobenzidine, Chrysene, Benzo(a)Anthracene, Butylbenzylphthalate, Pyrene, Benzidine, Fluoranthene, Di-n-Butylphthalate, Triallate, Anthracene, Phenanthrene, Pentachlorophenol, Hexachlorobenzene, 4-Bromophenylphenylether, Azobenzene, N-nitrosodiphenylamine, 4,6-Dinitro-2-methylphenol, 4-Nitroaniline, Diethylphthalate, 4-Chlorophenylphenylether, Fluorene, 2,4-Dinitrotoluene, 4-Nitrophenol, Dibenzofuran, 2,4-Dinitrophenol, 3-Nitroaniline, Acenaphthene, 2,6-Dinitrotoluene, Acenaphthylene, Dimethyl Phthalate, 2-Nitroaniline, 2-Chloronaphthalene, 2,4,5-Trichlorophenol, 2,4,6-Trichlorophenol, Hexachlorocyclopentadiene, 4-Chloro-2-Methylphenol, 1-Methylnaphthalene, 2-Methylnaphthalene, 4-Chloro-3-Methylphenol, Hexachlorobutadiene, p-Chloroaniline, 4-Chlorophenol, Naphthalene, 1,2,4-Trichlorobenzene, 2,4-Dichlorophenol, bis(-2-Chloroethoxy)Methane, 2,4-Dimethylphenol, 2-Nitrophenol, Isophorone, Nitrobenzene, N-nitroso-Di-n-propylamine, Hexachloroethane, 4Methylphenol/3Methylphenol, 2-Methylphenol, bis(2-chloroisopropyl)Ether, Benzyl Alcohol, 1,2-Dichlorobenzene, 1,4-Dichlorobenzene, 1,3-Dichlorobenzene, 2-Chlorophenol, bis(-2-				

Audit Trail report

Name	User	Time	Action	Reason	Comment	Succeed	Exception
			Chloroethyl)Ether, Phenol, Aniline, Pyridine, Carbazole, Benzoic Acid, o-Terphenyl, N-Nitrosodimethylamine}; Replace level 7 with Calibration sample Jan0702.D for compounds {Terphenyl-d14, 2,4,6-Tribromophenol, 2-Fluorobiphenyl, Nitrobenzene-d5, Phenol-d5, 2-Fluorophenol, Benzo(g,h,i)perylene, Dibenzo(a,h)anthracene, Indeno(1,2,3-c,d)pyrene, Benzo(a)pyrene, Benzo(k)fluoranthene, Benzo(b)fluoranthene, Di-n-octyl Phthalate, bis(2-ethylhexyl)Phthalate, 3,3-Dichlorobenzidine, Chrysene, Benzo(a)Anthracene, Butylbenzylphthalate, Pyrene, Benzidine, Fluoranthene, Di-n-Butylphthalate, Triallate, Anthracene, Phenanthrene, Pentachlorophenol, Hexachlorobenzene, 4-Bromophenylphenylether, Azobenzene, N-nitrosodiphenylamine, 4,6-Dinitro-2-methylphenol, 4-Nitroaniline, Diethylphthalate, 4-Chlorophenylphenylether, Fluorene, 2,4-Dinitrotoluene, 4-Nitrophenol, Dibenzofuran, 2,4-Dinitrophenol, 3-Nitroaniline, Acenaphthene, 2,6-Dinitrotoluene, Acenaphthylene, Dimethyl Phthalate, 2-Nitroaniline, 2-Chloronaphthalene, 2,4,5-Trichlorophenol, 2,4,6-Trichlorophenol, Hexachlorocyclopentadiene, 4-Chloro-2-Methylphenol, 1-Methylnaphthalene, 2-Methylnaphthalene, 4-Chloro-3-Methylphenol, Hexachlorobutadiene, p-Chloroaniline, 4-Chlorophenol, Naphthalene, 1,2,4-Trichlorobenzene, 2,4-Dichlorophenol, bis(-2-Chloroethoxy)Methane, 2,4-Dimethylphenol, 2-Nitrophenol, Isophorone, Nitrobenzene, N-nitroso-Di-n-propylamine, Hexachloroethane, 4Methylphenol/3Methylphenol, 2-Methylphenol, bis(2-chloroisopropyl)Ether, Benzyl Alcohol, 1,2-Dichlorobenzene, 1,4-Dichlorobenzene, 1,3-Dichlorobenzene, 2-Chlorophenol, bis(-2-Chloroethyl)Ether, Phenol, Aniline, Pyridine, Carbazole, Benzoic Acid, o-Terphenyl, N-Nitrosodimethylamine};				
CmdQuantitate	BL2000\sean	1/11/2022 8:16:30 AM	Quantitate all compounds in all samples			✓	

Audit Trail report

Name	User	Time	Action	Reason	Comment	Succeed	Exception
CmdManuallyIntegrateSplit	BL2000\sean	1/11/2022 8:17:03 AM	Split peak for compound Phenol-d5 in sample Jan0709.D and keep left peak, new integration is from x, y = 4.593, 252.154490201388 to 4.705, 655.119064618674 and new response = 928942, previous integration is from x, y = 4.593, 252 to 4.746, 802 and previous response = 967605.			✓	
CmdSetTargetCompoundAttribute	BL2000\sean	1/11/2022 8:17:05 AM	Set UserAnnotation = CO for compound Phenol-d5 in sample Jan0709.D; previous value =			✓	
CmdSetTargetCompoundAttribute	BL2000\sean	1/11/2022 8:17:49 AM	Set CurveFit = fitAverageOfResponseFactors for compound 2-Methylphenol in all samples; previous value = fitQuadratic			✓	
CmdSetTargetCompoundAttribute	BL2000\sean	1/11/2022 8:17:50 AM	Set CurveFitOrigin = originIgnore for compound 2-Methylphenol in all samples; previous value = originInclude			✓	
CmdSetTargetCompoundAttribute	BL2000\sean	1/11/2022 8:17:52 AM	Set CurveFitWeight = weightEqual for compound 2-Methylphenol in all samples; previous value = weightOneOverX			✓	
CmdQuantitate	BL2000\sean	1/11/2022 8:18:15 AM	Quantitate all compounds in all samples			✓	
CmdSaveBatchTable	BL2000\sean	1/11/2022 8:32:06 AM	Save batch \\MASSHUNTER\Org\Data\SV5973N.I\sd010722\DoD BNA cal 1\QuantResults\010722 DoD BNA cal 1.batch.bin			✓	
CmdSetTargetCompoundAttribute	BL2000\sean	1/11/2022 8:32:12 AM	Set CurveFit = fitQuadratic for compound N-nitroso-Di-n-propylamine in all samples; previous value = fitAverageOfResponseFactors			✓	
CmdSetTargetCompoundAttribute	BL2000\sean	1/11/2022 8:32:13 AM	Set CurveFitOrigin = originInclude for compound N-nitroso-Di-n-propylamine in all samples; previous value = originIgnore			✓	
CmdSetTargetCompoundAttribute	BL2000\sean	1/11/2022 8:32:15 AM	Set CurveFitWeight = weightOneOverX for compound N-nitroso-Di-n-propylamine in all samples; previous value = weightEqual			✓	
CmdQuantitate	BL2000\sean	1/11/2022 8:32:40 AM	Quantitate all compounds in all samples			✓	
CmdSetSampleAttribute	BL2000\sean	1/11/2022 8:33:02 AM	Set SampleType = Calibration for sample Jan0707.D; previous value = CC			✓	
CmdSaveBatchTable	BL2000\sean	1/11/2022 8:33:05 AM	Save batch \\MASSHUNTER\Org\Data\SV5973N.I\sd010722\DoD BNA cal 1\QuantResults\010722 DoD BNA cal 1.batch.bin			✓	

Audit Trail report

Name	User	Time	Action	Reason	Comment	Succeed	Exception
CmdRemoveCalibration	BL2000\sean	1/11/2022 8:33:39 AM	Remove Calibration for compounds {Terphenyl-d14, 2,4,6-Tribromophenol, 2-Fluorobiphenyl, Nitrobenzene-d5, Phenol-d5, 2-Fluorophenol, Benzo(g,h,i)perylene, Dibenzo(a,h)anthracene, Indeno(1,2,3-c,d)pyrene, Benzo(a)pyrene, Benzo(k)fluoranthene, Benzo(b)fluoranthene, Di-n-octyl Phthalate, bis(2-ethylhexyl)Phthalate, 3,3-Dichlorobenzidine, Chrysene, Benzo(a)Anthracene, Butylbenzylphthalate, Pyrene, Benzidine, Fluoranthene, Di-n-Butylphthalate, Triallate, Anthracene, Phenanthrene, Pentachlorophenol, Hexachlorobenzene, 4-Bromophenylphenylether, Azobenzene, N-nitrosodiphenylamine, 4,6-Dinitro-2-methylphenol, 4-Nitroaniline, Diethylphthalate, 4-Chlorophenylphenylether, Fluorene, 2,4-Dinitrotoluene, 4-Nitrophenol, Dibenzofuran, 2,4-Dinitrophenol, 3-Nitroaniline, Acenaphthene, 2,6-Dinitrotoluene, Acenaphthylene, Dimethyl Phthalate, 2-Nitroaniline, 2-Chloronaphthalene, 2,4,5-Trichlorophenol, 2,4,6-Trichlorophenol, Hexachlorocyclopentadiene, 4-Chloro-2-Methylphenol, 1-Methylnaphthalene, 2-Methylnaphthalene, 4-Chloro-3-Methylphenol, Hexachlorobutadiene, p-Chloroaniline, 4-Chlorophenol, Naphthalene, 1,2,4-Trichlorobenzene, 2,4-Dichlorophenol, bis(-2-Chloroethoxy)Methane, 2,4-Dimethylphenol, 2-Nitrophenol, Isophorone, Nitrobenzene, N-nitroso-Di-n-propylamine, Hexachloroethane, 4Methylphenol/3Methylphenol, 2-Methylphenol, bis(2-chloroisopropyl)Ether, Benzyl Alcohol, 1,2-Dichlorobenzene, 1,4-Dichlorobenzene, 1,3-Dichlorobenzene, 2-Chlorophenol, bis(-2-Chloroethyl)Ether, Phenol, Aniline, Pyridine, Carbazole, Benzoic Acid, o-Terphenyl, N-Nitrosodimethylamine} at level CC 2;			✓	
CmdQuantitate	BL2000\sean	1/11/2022 8:34:08 AM	Quantitate all compounds in all samples			✓	

Audit Trail report

Name	User	Time	Action	Reason	Comment	Succeed	Exception
CmdCalibrate	BL2000\sean	1/11/2022 8:55:15 AM	Replace level ICV with QC sample Jan0709.D for compounds {Terphenyl-d14, 2,4,6-Tribromophenol, 2-Fluorobiphenyl, Nitrobenzene-d5, Phenol-d5, 2-Fluorophenol, Benzo(g,h,i)perylene, Dibenzo(a,h)anthracene, Indeno(1,2,3-c,d)pyrene, Benzo(a)pyrene, Benzo(k)fluoranthene, Benzo(b)fluoranthene, Di-n-octyl Phthalate, bis(2-ethylhexyl)Phthalate, 3,3-Dichlorobenzidine, Chrysene, Benzo(a)Anthracene, Butylbenzylphthalate, Pyrene, Benzidine, Fluoranthene, Di-n-Butylphthalate, Triallate, Anthracene, Phenanthrene, Pentachlorophenol, Hexachlorobenzene, 4-Bromophenylphenylether, Azobenzene, N-nitrosodiphenylamine, 4,6-Dinitro-2-methylphenol, 4-Nitroaniline, Diethylphthalate, 4-Chlorophenylphenylether, Fluorene, 2,4-Dinitrotoluene, 4-Nitrophenol, Dibenzofuran, 2,4-Dinitrophenol, 3-Nitroaniline, Acenaphthene, 2,6-Dinitrotoluene, Acenaphthylene, Dimethyl Phthalate, 2-Nitroaniline, 2-Chloronaphthalene, 2,4,5-Trichlorophenol, 2,4,6-Trichlorophenol, Hexachlorocyclopentadiene, 4-Chloro-2-Methylphenol, 1-Methylnaphthalene, 2-Methylnaphthalene, 4-Chloro-3-Methylphenol, Hexachlorobutadiene, p-Chloroaniline, 4-Chlorophenol, Naphthalene, 1,2,4-Trichlorobenzene, 2,4-Dichlorophenol, bis(-2-Chloroethoxy)Methane, 2,4-Dimethylphenol, 2-Nitrophenol, Isophorone, Nitrobenzene, N-nitroso-Di-n-propylamine, Hexachloroethane, 4Methylphenol/3Methylphenol, 2-Methylphenol, bis(2-chloroisopropyl)Ether, Benzyl Alcohol, 1,2-Dichlorobenzene, 1,4-Dichlorobenzene, 1,3-Dichlorobenzene, 2-Chlorophenol, bis(-2-Chloroethyl)Ether, Phenol, Aniline, Pyridine, Carbazole, Benzoic Acid, o-Terphenyl, N-Nitrosodimethylamine}; Replace level 1 with Calibration sample Jan0708.D for compounds {Terphenyl-d14, 2,4,6-Tribromophenol, 2-Fluorobiphenyl, Nitrobenzene-d5, Phenol-d5, 2-Fluorophenol, Benzo(g,h,i)perylene, Dibenzo(a,h)anthracene, Indeno(1,2,3-c,d)pyrene,			✓	

Audit Trail report

Name	User	Time	Action	Reason	Comment	Succeed	Exception
			Benzo(a)pyrene, Benzo(k)fluoranthene, Benzo(b)fluoranthene, Di-n-octyl Phthalate, bis(2-ethylhexyl)Phthalate, 3,3-Dichlorobenzidine, Chrysene, Benzo(a)Anthracene, Butylbenzylphthalate, Pyrene, Benzidine, Fluoranthene, Di-n- Butylphthalate, Triallate, Anthracene, Phenanthrene, Pentachlorophenol, Hexachlorobenzene, 4-Bromophenyl- phenylether, Azobenzene, N- nitrosodiphenylamine, 4,6-Dinitro-2- methylphenol, 4-Nitroaniline, Diethylphthalate, 4-Chlorophenyl- phenylether, Fluorene, 2,4- Dinitrotoluene, 4-Nitrophenol, Dibenzofuran, 2,4-Dinitrophenol, 3- Nitroaniline, Acenaphthene, 2,6- Dinitrotoluene, Acenaphthylene, Dimethyl Phthalate, 2-Nitroaniline, 2- Chloronaphthalene, 2,4,5- Trichlorophenol, 2,4,6-Trichlorophenol, Hexachlorocyclopentadiene, 4-Chloro- 2-Methylphenol, 1-Methylnaphthalene, 2-Methylnaphthalene, 4-Chloro-3- Methylphenol, Hexachlorobutadiene, p- Chloroaniline, 4-Chlorophenol, Naphthalene, 1,2,4-Trichlorobenzene, 2,4-Dichlorophenol, bis(-2- Chloroethoxy)Methane, 2,4- Dimethylphenol, 2-Nitrophenol, Isophorone, Nitrobenzene, N-nitroso- Di-n-propylamine, Hexachloroethane, 4Methylphenol/3Methylphenol, 2- Methylphenol, bis(2- chloroisopropyl)Ether, Benzyl Alcohol, 1,2-Dichlorobenzene, 1,4- Dichlorobenzene, 1,3-Dichlorobenzene, 2-Chlorophenol, bis(-2- Chloroethyl)Ether, Phenol, Aniline, Pyridine, Carbazole, Benzoic Acid, o- Terphenyl, N-Nitrosodimethylamine}; Replace level 2 with Calibration sample Jan0707.D for compounds {Terphenyl- d14, 2,4,6-Tribromophenol, 2- Fluorobiphenyl, Nitrobenzene-d5, Phenol-d5, 2-Fluorophenol, Benzo(g,h,i)perylene, Dibenzo(a,h)anthracene, Indeno(1,2,3-c,d)pyrene, Benzo(a)pyrene, Benzo(k)fluoranthene, Benzo(b)fluoranthene, Di-n-octyl Phthalate, bis(2-ethylhexyl)Phthalate, 3,3-Dichlorobenzidine, Chrysene, Benzo(a)Anthracene, Butylbenzylphthalate, Pyrene, Benzidine, Fluoranthene, Di-n-				

Audit Trail report

Name	User	Time	Action	Reason	Comment	Succeed	Exception
			Butylphthalate, Triallate, Anthracene, Phenanthrene, Pentachlorophenol, Hexachlorobenzene, 4-Bromophenylphenylether, Azobenzene, N-nitrosodiphenylamine, 4,6-Dinitro-2-methylphenol, 4-Nitroaniline, Diethylphthalate, 4-Chlorophenylphenylether, Fluorene, 2,4-Dinitrotoluene, 4-Nitrophenol, Dibenzofuran, 2,4-Dinitrophenol, 3-Nitroaniline, Acenaphthene, 2,6-Dinitrotoluene, Acenaphthylene, Dimethyl Phthalate, 2-Nitroaniline, 2-Chloronaphthalene, 2,4,5-Trichlorophenol, 2,4,6-Trichlorophenol, Hexachlorocyclopentadiene, 4-Chloro-2-Methylphenol, 1-Methylnaphthalene, 2-Methylnaphthalene, 4-Chloro-3-Methylphenol, Hexachlorobutadiene, p-Chloroaniline, 4-Chlorophenol, Naphthalene, 1,2,4-Trichlorobenzene, 2,4-Dichlorophenol, bis(-2-Chloroethoxy)Methane, 2,4-Dimethylphenol, 2-Nitrophenol, Isophorone, Nitrobenzene, N-nitroso-Di-n-propylamine, Hexachloroethane, 4Methylphenol/3Methylphenol, 2-Methylphenol, bis(2-chloroisopropyl)Ether, Benzyl Alcohol, 1,2-Dichlorobenzene, 1,4-Dichlorobenzene, 1,3-Dichlorobenzene, 2-Chlorophenol, bis(-2-Chloroethyl)Ether, Phenol, Aniline, Pyridine, Carbazole, Benzoic Acid, o-Terphenyl, N-Nitrosodimethylamine}; Replace level 3 with Calibration sample Jan0706.D for compounds {Terphenyl-d14, 2,4,6-Tribromophenol, 2-Fluorobiphenyl, Nitrobenzene-d5, Phenol-d5, 2-Fluorophenol, Benzo(g,h,i)perylene, Dibenzo(a,h)anthracene, Indeno(1,2,3-c,d)pyrene, Benzo(a)pyrene, Benzo(k)fluoranthene, Benzo(b)fluoranthene, Di-n-octyl Phthalate, bis(2-ethylhexyl)Phthalate, 3,3-Dichlorobenzidine, Chrysene, Benzo(a)Anthracene, Butylbenzylphthalate, Pyrene, Benzidine, Fluoranthene, Di-n-Butylphthalate, Triallate, Anthracene, Phenanthrene, Pentachlorophenol, Hexachlorobenzene, 4-Bromophenylphenylether, Azobenzene, N-nitrosodiphenylamine, 4,6-Dinitro-2-methylphenol, 4-Nitroaniline, Diethylphthalate, 4-Chlorophenylphenylether, Fluorene, 2,4-				

Audit Trail report

Name	User	Time	Action	Reason	Comment	Succeed	Exception
			Dinitrotoluene, 4-Nitrophenol, Dibenzofuran, 2,4-Dinitrophenol, 3-Nitroaniline, Acenaphthene, 2,6-Dinitrotoluene, Acenaphthylene, Dimethyl Phthalate, 2-Nitroaniline, 2-Chloronaphthalene, 2,4,5-Trichlorophenol, 2,4,6-Trichlorophenol, Hexachlorocyclopentadiene, 4-Chloro-2-Methylphenol, 1-Methylnaphthalene, 2-Methylnaphthalene, 4-Chloro-3-Methylphenol, Hexachlorobutadiene, p-Chloroaniline, 4-Chlorophenol, Naphthalene, 1,2,4-Trichlorobenzene, 2,4-Dichlorophenol, bis(-2-Chloroethoxy)Methane, 2,4-Dimethylphenol, 2-Nitrophenol, Isophorone, Nitrobenzene, N-nitroso-Di-n-propylamine, Hexachloroethane, 4Methylphenol/3Methylphenol, 2-Methylphenol, bis(2-chloroisopropyl)Ether, Benzyl Alcohol, 1,2-Dichlorobenzene, 1,4-Dichlorobenzene, 1,3-Dichlorobenzene, 2-Chlorophenol, bis(-2-Chloroethyl)Ether, Phenol, Aniline, Pyridine, Carbazole, Benzoic Acid, o-Terphenyl, N-Nitrosodimethylamine}; Replace level 4 with Calibration sample Jan0705.D for compounds {Terphenyl-d14, 2,4,6-Tribromophenol, 2-Fluorobiphenyl, Nitrobenzene-d5, Phenol-d5, 2-Fluorophenol, Benzo(g,h,i)perylene, Dibenzo(a,h)anthracene, Indeno(1,2,3-c,d)pyrene, Benzo(a)pyrene, Benzo(k)fluoranthene, Benzo(b)fluoranthene, Di-n-octyl Phthalate, bis(2-ethylhexyl)Phthalate, 3,3-Dichlorobenzidine, Chrysene, Benzo(a)Anthracene, Butylbenzylphthalate, Pyrene, Benzidine, Fluoranthene, Di-n-Butylphthalate, Triallate, Anthracene, Phenanthrene, Pentachlorophenol, Hexachlorobenzene, 4-Bromophenylphenylether, Azobenzene, N-nitrosodiphenylamine, 4,6-Dinitro-2-methylphenol, 4-Nitroaniline, Diethylphthalate, 4-Chlorophenylphenylether, Fluorene, 2,4-Dinitrotoluene, 4-Nitrophenol, Dibenzofuran, 2,4-Dinitrophenol, 3-Nitroaniline, Acenaphthene, 2,6-Dinitrotoluene, Acenaphthylene, Dimethyl Phthalate, 2-Nitroaniline, 2-Chloronaphthalene, 2,4,5-Trichlorophenol, 2,4,6-Trichlorophenol, Hexachlorocyclopentadiene, 4-Chloro-				

Audit Trail report

Name	User	Time	Action	Reason	Comment	Succeed	Exception
			2-Methylphenol, 1-Methylnaphthalene, 2-Methylnaphthalene, 4-Chloro-3- Methylphenol, Hexachlorobutadiene, p- Chloroaniline, 4-Chlorophenol, Naphthalene, 1,2,4-Trichlorobenzene, 2,4-Dichlorophenol, bis(-2- Chloroethoxy)Methane, 2,4- Dimethylphenol, 2-Nitrophenol, Isophorone, Nitrobenzene, N-nitroso- Di-n-propylamine, Hexachloroethane, 4Methylphenol/3Methylphenol, 2- Methylphenol, bis(2- chloroisopropyl)Ether, Benzyl Alcohol, 1,2-Dichlorobenzene, 1,4- Dichlorobenzene, 1,3-Dichlorobenzene, 2-Chlorophenol, bis(-2- Chloroethyl)Ether, Phenol, Aniline, Pyridine, Carbazole, Benzoic Acid, o- Terphenyl, N-Nitrosodimethylamine}; Replace level 5 with Calibration sample Jan0704.D for compounds {Terphenyl- d14, 2,4,6-Tribromophenol, 2- Fluorobiphenyl, Nitrobenzene-d5, Phenol-d5, 2-Fluorophenol, Benzo(g,h,i)perylene, Dibenzo(a,h)anthracene, Indeno(1,2,3-c,d)pyrene, Benzo(a)pyrene, Benzo(k)fluoranthene, Benzo(b)fluoranthene, Di-n-octyl Phthalate, bis(2-ethylhexyl)Phthalate, 3,3-Dichlorobenzidine, Chrysene, Benzo(a)Anthracene, Butylbenzylphthalate, Pyrene, Benzidine, Fluoranthene, Di-n- Butylphthalate, Triallate, Anthracene, Phenanthrene, Pentachlorophenol, Hexachlorobenzene, 4-Bromophenyl- phenylether, Azobenzene, N- nitrosodiphenylamine, 4,6-Dinitro-2- methylphenol, 4-Nitroaniline, Diethylphthalate, 4-Chlorophenyl- phenylether, Fluorene, 2,4- Dinitrotoluene, 4-Nitrophenol, Dibenzofuran, 2,4-Dinitrophenol, 3- Nitroaniline, Acenaphthene, 2,6- Dinitrotoluene, Acenaphthylene, Dimethyl Phthalate, 2-Nitroaniline, 2- Chloronaphthalene, 2,4,5- Trichlorophenol, 2,4,6-Trichlorophenol, Hexachlorocyclopentadiene, 4-Chloro- 2-Methylphenol, 1-Methylnaphthalene, 2-Methylnaphthalene, 4-Chloro-3- Methylphenol, Hexachlorobutadiene, p- Chloroaniline, 4-Chlorophenol, Naphthalene, 1,2,4-Trichlorobenzene, 2,4-Dichlorophenol, bis(-2- Chloroethoxy)Methane, 2,4- Dimethylphenol, 2-Nitrophenol,				

Audit Trail report

Name	User	Time	Action	Reason	Comment	Succeed	Exception
			Isophorone, Nitrobenzene, N-nitroso-Di-n-propylamine, Hexachloroethane, 4Methylphenol/3Methylphenol, 2-Methylphenol, bis(2-chloroisopropyl)Ether, Benzyl Alcohol, 1,2-Dichlorobenzene, 1,4-Dichlorobenzene, 1,3-Dichlorobenzene, 2-Chlorophenol, bis(-2-Chloroethyl)Ether, Phenol, Aniline, Pyridine, Carbazole, Benzoic Acid, o-Terphenyl, N-Nitrosodimethylamine}; Replace level 6 with Calibration sample Jan0703.D for compounds {Terphenyl-d14, 2,4,6-Tribromophenol, 2-Fluorobiphenyl, Nitrobenzene-d5, Phenol-d5, 2-Fluorophenol, Benzo(g,h,i)perylene, Dibenzo(a,h)anthracene, Indeno(1,2,3-c,d)pyrene, Benzo(a)pyrene, Benzo(k)fluoranthene, Benzo(b)fluoranthene, Di-n-octyl Phthalate, bis(2-ethylhexyl)Phthalate, 3,3-Dichlorobenzidine, Chrysene, Benzo(a)Anthracene, Butylbenzylphthalate, Pyrene, Benzidine, Fluoranthene, Di-n-Butylphthalate, Triallate, Anthracene, Phenanthrene, Pentachlorophenol, Hexachlorobenzene, 4-Bromophenylphenylether, Azobenzene, N-nitrosodiphenylamine, 4,6-Dinitro-2-methylphenol, 4-Nitroaniline, Diethylphthalate, 4-Chlorophenylphenylether, Fluorene, 2,4-Dinitrotoluene, 4-Nitrophenol, Dibenzofuran, 2,4-Dinitrophenol, 3-Nitroaniline, Acenaphthene, 2,6-Dinitrotoluene, Acenaphthylene, Dimethyl Phthalate, 2-Nitroaniline, 2-Chloronaphthalene, 2,4,5-Trichlorophenol, 2,4,6-Trichlorophenol, Hexachlorocyclopentadiene, 4-Chloro-2-Methylphenol, 1-Methylnaphthalene, 2-Methylnaphthalene, 4-Chloro-3-Methylphenol, Hexachlorobutadiene, p-Chloroaniline, 4-Chlorophenol, Naphthalene, 1,2,4-Trichlorobenzene, 2,4-Dichlorophenol, bis(-2-Chloroethoxy)Methane, 2,4-Dimethylphenol, 2-Nitrophenol, Isophorone, Nitrobenzene, N-nitroso-Di-n-propylamine, Hexachloroethane, 4Methylphenol/3Methylphenol, 2-Methylphenol, bis(2-chloroisopropyl)Ether, Benzyl Alcohol, 1,2-Dichlorobenzene, 1,4-Dichlorobenzene, 1,3-Dichlorobenzene, 2-Chlorophenol, bis(-2-				

Audit Trail report

Name	User	Time	Action	Reason	Comment	Succeed	Exception
			Chloroethyl)Ether, Phenol, Aniline, Pyridine, Carbazole, Benzoic Acid, o-Terphenyl, N-Nitrosodimethylamine}; Replace level 7 with Calibration sample Jan0702.D for compounds {Terphenyl-d14, 2,4,6-Tribromophenol, 2-Fluorobiphenyl, Nitrobenzene-d5, Phenol-d5, 2-Fluorophenol, Benzo(g,h,i)perylene, Dibenzo(a,h)anthracene, Indeno(1,2,3-c,d)pyrene, Benzo(a)pyrene, Benzo(k)fluoranthene, Benzo(b)fluoranthene, Di-n-octyl Phthalate, bis(2-ethylhexyl)Phthalate, 3,3-Dichlorobenzidine, Chrysene, Benzo(a)Anthracene, Butylbenzylphthalate, Pyrene, Benzidine, Fluoranthene, Di-n-Butylphthalate, Triallate, Anthracene, Phenanthrene, Pentachlorophenol, Hexachlorobenzene, 4-Bromophenylphenylether, Azobenzene, N-nitrosodiphenylamine, 4,6-Dinitro-2-methylphenol, 4-Nitroaniline, Diethylphthalate, 4-Chlorophenylphenylether, Fluorene, 2,4-Dinitrotoluene, 4-Nitrophenol, Dibenzofuran, 2,4-Dinitrophenol, 3-Nitroaniline, Acenaphthene, 2,6-Dinitrotoluene, Acenaphthylene, Dimethyl Phthalate, 2-Nitroaniline, 2-Chloronaphthalene, 2,4,5-Trichlorophenol, 2,4,6-Trichlorophenol, Hexachlorocyclopentadiene, 4-Chloro-2-Methylphenol, 1-Methylnaphthalene, 2-Methylnaphthalene, 4-Chloro-3-Methylphenol, Hexachlorobutadiene, p-Chloroaniline, 4-Chlorophenol, Naphthalene, 1,2,4-Trichlorobenzene, 2,4-Dichlorophenol, bis(-2-Chloroethoxy)Methane, 2,4-Dimethylphenol, 2-Nitrophenol, Isophorone, Nitrobenzene, N-nitroso-Di-n-propylamine, Hexachloroethane, 4Methylphenol/3Methylphenol, 2-Methylphenol, bis(2-chloroisopropyl)Ether, Benzyl Alcohol, 1,2-Dichlorobenzene, 1,4-Dichlorobenzene, 1,3-Dichlorobenzene, 2-Chlorophenol, bis(-2-Chloroethyl)Ether, Phenol, Aniline, Pyridine, Carbazole, Benzoic Acid, o-Terphenyl, N-Nitrosodimethylamine};				
CmdQuantitate	BL2000\sean	1/11/2022 8:55:38 AM	Quantitate all compounds in all samples			✓	
CmdQuantitate	BL2000\sean	1/11/2022 8:56:24 AM	Quantitate all compounds in all samples			✓	

Audit Trail report

Name	User	Time	Action	Reason	Comment	Succeed	Exception
CmdSetTargetCompoundAttribute	BL2000\sean	1/11/2022 9:58:29 AM	Set CurveFit = fitAverageOfResponseFactors for compound bis(-2-Chloroethoxy)Methane in all samples; previous value = fitQuadratic			✓	
CmdSetTargetCompoundAttribute	BL2000\sean	1/11/2022 9:58:31 AM	Set CurveFitOrigin = originIgnore for compound bis(-2-Chloroethoxy)Methane in all samples; previous value = originInclude			✓	
CmdSetTargetCompoundAttribute	BL2000\sean	1/11/2022 9:58:33 AM	Set CurveFitWeight = weightEqual for compound bis(-2-Chloroethoxy)Methane in all samples; previous value = weightOneOverX			✓	
CmdSetTargetCompoundAttribute	BL2000\sean	1/11/2022 9:58:47 AM	Set CurveFit = fitAverageOfResponseFactors for compound p-Chloroaniline in all samples; previous value = fitQuadratic			✓	
CmdSetTargetCompoundAttribute	BL2000\sean	1/11/2022 9:58:49 AM	Set CurveFitOrigin = originIgnore for compound p-Chloroaniline in all samples; previous value = originInclude			✓	
CmdSetTargetCompoundAttribute	BL2000\sean	1/11/2022 9:58:50 AM	Set CurveFitWeight = weightEqual for compound p-Chloroaniline in all samples; previous value = weightOneOverX			✓	
CmdSetTargetCompoundAttribute	BL2000\sean	1/11/2022 9:58:58 AM	Set CurveFit = fitQuadratic for compound Hexachlorobutadiene in all samples; previous value = fitAverageOfResponseFactors			✓	
CmdSetTargetCompoundAttribute	BL2000\sean	1/11/2022 9:58:59 AM	Set CurveFitOrigin = originInclude for compound Hexachlorobutadiene in all samples; previous value = originIgnore			✓	
CmdSetTargetCompoundAttribute	BL2000\sean	1/11/2022 9:59:01 AM	Set CurveFitWeight = weightOneOverX for compound Hexachlorobutadiene in all samples; previous value = weightEqual			✓	
CmdSetTargetCompoundAttribute	BL2000\sean	1/11/2022 9:59:21 AM	Set CurveFit = fitAverageOfResponseFactors for compound 2-Nitroaniline in all samples; previous value = fitQuadratic			✓	
CmdSetTargetCompoundAttribute	BL2000\sean	1/11/2022 9:59:22 AM	Set CurveFitOrigin = originIgnore for compound 2-Nitroaniline in all samples; previous value = originInclude			✓	
CmdSetTargetCompoundAttribute	BL2000\sean	1/11/2022 9:59:24 AM	Set CurveFitWeight = weightEqual for compound 2-Nitroaniline in all samples; previous value = weightOneOverX			✓	
CmdSetTargetCompoundAttribute	BL2000\sean	1/11/2022 9:59:28 AM	Set CurveFit = fitQuadratic for compound 2-Nitroaniline in all samples; previous value = fitQuadratic			✓	

Audit Trail report

Name	User	Time	Action	Reason	Comment	Succeed	Exception
CmdSetTargetCompoundAttribute	BL2000\sean	1/11/2022 9:59:30 AM	Set CurveFitOrigin = originInclude for compound 2-Nitroaniline in all samples; previous value = originInclude			✓	
CmdSetTargetCompoundAttribute	BL2000\sean	1/11/2022 9:59:31 AM	Set CurveFitWeight = weightOneOverX for compound 2-Nitroaniline in all samples; previous value = weightOneOverX			✓	
CmdSetTargetCompoundAttribute	BL2000\sean	1/11/2022 9:59:35 AM	Set CurveFit = fitAverageOfResponseFactors for compound 2-Chloronaphthalene in all samples; previous value = fitQuadratic			✓	
CmdSetTargetCompoundAttribute	BL2000\sean	1/11/2022 9:59:37 AM	Set CurveFitOrigin = originIgnore for compound 2-Chloronaphthalene in all samples; previous value = originInclude			✓	
CmdSetTargetCompoundAttribute	BL2000\sean	1/11/2022 9:59:39 AM	Set CurveFitWeight = weightEqual for compound 2-Chloronaphthalene in all samples; previous value = weightOneOverX			✓	
CmdSetTargetCompoundAttribute	BL2000\sean	1/11/2022 10:00:22 AM	Set CurveFit = fitAverageOfResponseFactors for compound Acenaphthene in all samples; previous value = fitQuadratic			✓	
CmdSetTargetCompoundAttribute	BL2000\sean	1/11/2022 10:00:23 AM	Set CurveFitOrigin = originIgnore for compound Acenaphthene in all samples; previous value = originInclude			✓	
CmdSetTargetCompoundAttribute	BL2000\sean	1/11/2022 10:00:25 AM	Set CurveFitWeight = weightEqual for compound Acenaphthene in all samples; previous value = weightOneOverX			✓	
CmdSetTargetCompoundAttribute	BL2000\sean	1/11/2022 10:00:31 AM	Set CurveFit = fitAverageOfResponseFactors for compound Dibenzofuran in all samples; previous value = fitQuadratic			✓	
CmdSetTargetCompoundAttribute	BL2000\sean	1/11/2022 10:00:33 AM	Set CurveFitOrigin = originIgnore for compound Dibenzofuran in all samples; previous value = originInclude			✓	
CmdSetTargetCompoundAttribute	BL2000\sean	1/11/2022 10:00:34 AM	Set CurveFitWeight = weightEqual for compound Dibenzofuran in all samples; previous value = weightOneOverX			✓	
CmdSetLevelEnable	BL2000\sean	1/11/2022 10:00:50 AM	Set LevelEnable = False for calibration level 7, levelId = 396 of compound Diethylphthalate in sample Jan0705.D; previous value = True			✓	
CmdQuantitate	BL2000\sean	1/11/2022 10:01:24 AM	Quantitate all compounds in all samples			✓	

Audit Trail report

Name	User	Time	Action	Reason	Comment	Succeed	Exception
CmdSetTargetCompoundAttribute	BL2000\sean	1/11/2022 10:02:04 AM	Set CurveFit = fitAverageOfResponseFactors for compound o-Terphenyl in all samples; previous value = fitQuadratic			✓	
CmdSetTargetCompoundAttribute	BL2000\sean	1/11/2022 10:02:05 AM	Set CurveFitOrigin = originIgnore for compound o-Terphenyl in all samples; previous value = originInclude			✓	
CmdSetTargetCompoundAttribute	BL2000\sean	1/11/2022 10:02:07 AM	Set CurveFitWeight = weightEqual for compound o-Terphenyl in all samples; previous value = weightOneOverX			✓	
CmdQuantitate	BL2000\sean	1/11/2022 10:02:27 AM	Quantitate all compounds in all samples			✓	
CmdSetTargetCompoundAttribute	BL2000\sean	1/11/2022 10:02:40 AM	Set CurveFit = fitAverageOfResponseFactors for compound Pyrene in all samples; previous value = fitQuadratic			✓	
CmdSetTargetCompoundAttribute	BL2000\sean	1/11/2022 10:02:41 AM	Set CurveFitOrigin = originIgnore for compound Pyrene in all samples; previous value = originInclude			✓	
CmdSetTargetCompoundAttribute	BL2000\sean	1/11/2022 10:02:43 AM	Set CurveFitWeight = weightEqual for compound Pyrene in all samples; previous value = weightOneOverX			✓	
CmdQuantitate	BL2000\sean	1/11/2022 10:03:01 AM	Quantitate all compounds in all samples			✓	
CmdSetTargetCompoundAttribute	BL2000\sean	1/11/2022 10:03:21 AM	Set CurveFit = fitQuadratic for compound Chrysene in all samples; previous value = fitAverageOfResponseFactors			✓	
CmdSetTargetCompoundAttribute	BL2000\sean	1/11/2022 10:03:23 AM	Set CurveFitOrigin = originInclude for compound Chrysene in all samples; previous value = originIgnore			✓	
CmdSetTargetCompoundAttribute	BL2000\sean	1/11/2022 10:03:24 AM	Set CurveFitWeight = weightOneOverX for compound Chrysene in all samples; previous value = weightEqual			✓	
CmdSetTargetCompoundAttribute	BL2000\sean	1/11/2022 10:03:54 AM	Set CurveFit = fitAverageOfResponseFactors for compound Benzo(g,h,i)perylene in all samples; previous value = fitQuadratic			✓	
CmdSetTargetCompoundAttribute	BL2000\sean	1/11/2022 10:03:56 AM	Set CurveFitOrigin = originIgnore for compound Benzo(g,h,i)perylene in all samples; previous value = originInclude			✓	
CmdSetTargetCompoundAttribute	BL2000\sean	1/11/2022 10:03:57 AM	Set CurveFitWeight = weightEqual for compound Benzo(g,h,i)perylene in all samples; previous value = weightOneOverX			✓	
CmdQuantitate	BL2000\sean	1/11/2022 10:04:15 AM	Quantitate all compounds in all samples			✓	

Audit Trail report

Name	User	Time	Action	Reason	Comment	Succeed	Exception
CmdImportSamplesFromWorklist	BL2000\sean	1/11/2022 10:11:19 AM	Add samples from worklist: \\MASSHUNTER\Org\Data\SV5973N.I\sd010722\DoD BNA cal 1\Jan0725.D, \\MASSHUNTER\Org\Data\SV5973N.I\sd010722\DoD BNA cal 1\Jan0724.D, \\MASSHUNTER\Org\Data\SV5973N.I\sd010722\DoD BNA cal 1\Jan0723.D, \\MASSHUNTER\Org\Data\SV5973N.I\sd010722\DoD BNA cal 1\Jan0722.D, \\MASSHUNTER\Org\Data\SV5973N.I\sd010722\DoD BNA cal 1\Jan0721.D, \\MASSHUNTER\Org\Data\SV5973N.I\sd010722\DoD BNA cal 1\Jan0720.D, \\MASSHUNTER\Org\Data\SV5973N.I\sd010722\DoD BNA cal 1\Jan0719.D, \\MASSHUNTER\Org\Data\SV5973N.I\sd010722\DoD BNA cal 1\Jan0718.D, \\MASSHUNTER\Org\Data\SV5973N.I\sd010722\DoD BNA cal 1\Jan0717.D, \\MASSHUNTER\Org\Data\SV5973N.I\sd010722\DoD BNA cal 1\Jan0716.D, \\MASSHUNTER\Org\Data\SV5973N.I\sd010722\DoD BNA cal 1\Jan0715.D, \\MASSHUNTER\Org\Data\SV5973N.I\sd010722\DoD BNA cal 1\Jan0714.D, \\MASSHUNTER\Org\Data\SV5973N.I\sd010722\DoD BNA cal 1\Jan0713.D, \\MASSHUNTER\Org\Data\SV5973N.I\sd010722\DoD BNA cal 1\Jan0712.D, \\MASSHUNTER\Org\Data\SV5973N.I\sd010722\DoD BNA cal 1\Jan0711.D			✓	
CmdSetSampleAttribute	BL2000\sean	1/11/2022 11:01:31 AM	Set SampleType = Blank for sample Jan0712.D; previous value = Sample			✓	
CmdSetSampleAttribute	BL2000\sean	1/11/2022 11:01:44 AM	Set SampleType = Matrix for sample Jan0713.D; previous value = Sample			✓	
CmdSetSampleAttribute	BL2000\sean	1/11/2022 11:01:54 AM	Set SampleType = MatrixDup for sample Jan0714.D; previous value = Sample			✓	
CmdSetSampleAttribute	BL2000\sean	1/11/2022 11:02:05 AM	Set SampleType = Matrix for sample Jan0717.D; previous value = Sample			✓	
CmdSetSampleAttribute	BL2000\sean	1/11/2022 11:02:14 AM	Set SampleType = Blank for sample Jan0719.D; previous value = Sample			✓	
CmdSetSampleAttribute	BL2000\sean	1/11/2022 11:02:26 AM	Set SampleType = Matrix for sample Jan0720.D; previous value = Sample			✓	
CmdSetSampleAttribute	BL2000\sean	1/11/2022 11:02:37 AM	Set SampleType = MatrixDup for sample Jan0721.D; previous value = Sample			✓	
CmdSetSampleAttribute	BL2000\sean	1/11/2022 11:08:55 AM	Set SampleType = Matrix for sample Jan0723.D; previous value = Sample			✓	
CmdSetSampleAttribute	BL2000\sean	1/11/2022 11:09:10 AM	Set SampleType = MatrixDup for sample Jan0724.D; previous value = Sample			✓	
CmdSetSampleAttribute	BL2000\sean	1/11/2022 11:09:30 AM	Set SampleType = CC for sample Jan0725.D; previous value = Sample			✓	

Audit Trail report

Name	User	Time	Action	Reason	Comment	Succeed	Exception
CmdSetSampleAttribute	BL2000\sean	1/11/2022 11:10:54 AM	Set LevelName = CCV for sample Jan0725.D; previous value =			✓	
CmdSetSampleAttribute	BL2000\sean	1/11/2022 11:10:58 AM	Set SampleInformation = MatrixA for sample Jan0724.D; previous value =			✓	
CmdSetSampleAttribute	BL2000\sean	1/11/2022 11:11:08 AM	Set SampleInformation = MatrixA for sample Jan0723.D; previous value =			✓	
CmdSetSampleAttribute	BL2000\sean	1/11/2022 11:11:14 AM	Set SampleInformation = MatrixA for sample Jan0721.D; previous value =			✓	
CmdSetSampleAttribute	BL2000\sean	1/11/2022 11:11:18 AM	Set SampleInformation = MatrixA for sample Jan0720.D; previous value =			✓	
CmdSetSampleAttribute	BL2000\sean	1/11/2022 11:11:20 AM	Set SampleInformation = MatrixA for sample Jan0717.D; previous value =			✓	
CmdSetSampleAttribute	BL2000\sean	1/11/2022 11:11:20 AM	Set SampleInformation = MatrixA for sample Jan0714.D; previous value =			✓	
CmdSetSampleAttribute	BL2000\sean	1/11/2022 11:11:21 AM	Set SampleInformation = MatrixA for sample Jan0713.D; previous value =			✓	
CmdSetSampleAttribute	BL2000\sean	1/11/2022 11:11:24 AM	Set MatrixSpikeGroup = MB-162577 for sample Jan0712.D; previous value =			✓	
CmdSetSampleAttribute	BL2000\sean	1/11/2022 11:11:25 AM	Set MatrixSpikeGroup = MB-162577 for sample Jan0713.D; previous value =			✓	
CmdSetSampleAttribute	BL2000\sean	1/11/2022 11:11:25 AM	Set MatrixSpikeGroup = MB-162577 for sample Jan0714.D; previous value =			✓	
CmdSetSampleAttribute	BL2000\sean	1/11/2022 11:11:27 AM	Set MatrixSpikeGroup = B21122088-001C for sample Jan0716.D; previous value =			✓	
CmdSetSampleAttribute	BL2000\sean	1/11/2022 11:11:28 AM	Set MatrixSpikeGroup = B21122088-001C for sample Jan0717.D; previous value =			✓	
CmdSetSampleAttribute	BL2000\sean	1/11/2022 11:11:31 AM	Set MatrixSpikeGroup = MB-162636 for sample Jan0719.D; previous value =			✓	
CmdSetSampleAttribute	BL2000\sean	1/11/2022 11:11:32 AM	Set MatrixSpikeGroup = MB-162636 for sample Jan0720.D; previous value =			✓	
CmdSetSampleAttribute	BL2000\sean	1/11/2022 11:11:33 AM	Set MatrixSpikeGroup = MB-162636 for sample Jan0721.D; previous value =			✓	
CmdSetSampleAttribute	BL2000\sean	1/11/2022 11:11:36 AM	Set MatrixSpikeGroup = B21122168-001C for sample Jan0722.D; previous value =			✓	
CmdSetSampleAttribute	BL2000\sean	1/11/2022 11:11:38 AM	Set MatrixSpikeGroup = B21122168-001C for sample Jan0723.D; previous value =			✓	
CmdSetSampleAttribute	BL2000\sean	1/11/2022 11:11:38 AM	Set MatrixSpikeGroup = B21122168-001C for sample Jan0724.D; previous value =			✓	
CmdQuantitate	BL2000\sean	1/11/2022 11:12:53 AM	Quantitate all compounds in all samples			✓	

Audit Trail report

Name	User	Time	Action	Reason	Comment	Succeed	Exception
CmdSaveBatchTable	BL2000\sean	1/11/2022 11:21:20 AM	Save batch \\MASSHUNTER\Org\Data\SV5973N.I\sd010722\DoD BNA cal 1\QuantResults\010722 DoD BNA cal 1.batch.bin			✓	
CmdStartMethodEditing	BL2000\sean	1/11/2022 11:21:56 AM	Start method editing			✓	
CmdImportMethodFromSample	BL2000\sean	1/11/2022 11:21:56 AM	Import method from sample Jan0711.D			✓	
CmdSetMethodTargetCompoundAttribute	BL2000\sean	1/11/2022 11:22:11 AM	No parameter change for PeakFilterThreshold			✓	
CmdSetMethodTargetCompoundAttribute	BL2000\sean	1/11/2022 11:22:11 AM	Set PeakFilterThresholdValue = 6884.74900000001 for compound N-Nitrosodimethylamine; previous value = 4956.77225000002			✓	
CmdSetMethodTargetCompoundAttribute	BL2000\sean	1/11/2022 11:22:12 AM	No parameter change for ThresholdNumberOfPeaks			✓	
CmdSetMethodTargetQualifierAttribute	BL2000\sean	1/11/2022 11:22:12 AM	No parameter change for PeakFilterThreshold			✓	
CmdSetMethodTargetQualifierAttribute	BL2000\sean	1/11/2022 11:22:12 AM	Set PeakFilterThresholdValue = 12184.5454765434 for qualifier 42.0 of compound N-Nitrosodimethylamine; previous value = 9159.23152484087			✓	
CmdSetMethodTargetQualifierAttribute	BL2000\sean	1/11/2022 11:22:12 AM	No parameter change for ThresholdNumberOfPeaks			✓	
CmdSetMethodTargetCompoundAttribute	BL2000\sean	1/11/2022 11:22:12 AM	No parameter change for PeakFilterThreshold			✓	
CmdSetMethodTargetCompoundAttribute	BL2000\sean	1/11/2022 11:22:12 AM	No parameter change for PeakFilterThresholdValue			✓	
CmdSetMethodTargetCompoundAttribute	BL2000\sean	1/11/2022 11:22:13 AM	No parameter change for ThresholdNumberOfPeaks			✓	
CmdSetMethodTargetQualifierAttribute	BL2000\sean	1/11/2022 11:22:13 AM	No parameter change for PeakFilterThreshold			✓	
CmdSetMethodTargetQualifierAttribute	BL2000\sean	1/11/2022 11:22:13 AM	No parameter change for PeakFilterThresholdValue			✓	
CmdSetMethodTargetQualifierAttribute	BL2000\sean	1/11/2022 11:22:13 AM	No parameter change for ThresholdNumberOfPeaks			✓	
CmdSetMethodTargetQualifierAttribute	BL2000\sean	1/11/2022 11:22:13 AM	No parameter change for PeakFilterThreshold			✓	
CmdSetMethodTargetQualifierAttribute	BL2000\sean	1/11/2022 11:22:13 AM	No parameter change for PeakFilterThresholdValue			✓	
CmdSetMethodTargetQualifierAttribute	BL2000\sean	1/11/2022 11:22:13 AM	No parameter change for ThresholdNumberOfPeaks			✓	
CmdSetMethodTargetCompoundAttribute	BL2000\sean	1/11/2022 11:22:14 AM	No parameter change for PeakFilterThreshold			✓	
CmdSetMethodTargetCompoundAttribute	BL2000\sean	1/11/2022 11:22:14 AM	No parameter change for PeakFilterThresholdValue			✓	
CmdSetMethodTargetCompoundAttribute	BL2000\sean	1/11/2022 11:22:14 AM	No parameter change for ThresholdNumberOfPeaks			✓	
CmdSetMethodTargetQualifierAttribute	BL2000\sean	1/11/2022 11:22:14 AM	No parameter change for PeakFilterThreshold			✓	

Audit Trail report

Name	User	Time	Action	Reason	Comment	Succeed	Exception
CmdSetMethodTargetQualifierAttribute	BL2000\sean	1/11/2022 11:22:14 AM	No parameter change for PeakFilterThresholdValue			✓	
CmdSetMethodTargetQualifierAttribute	BL2000\sean	1/11/2022 11:22:14 AM	No parameter change for ThresholdNumberOfPeaks			✓	
CmdSetMethodTargetQualifierAttribute	BL2000\sean	1/11/2022 11:22:14 AM	No parameter change for PeakFilterThreshold			✓	
CmdSetMethodTargetQualifierAttribute	BL2000\sean	1/11/2022 11:22:15 AM	No parameter change for PeakFilterThresholdValue			✓	
CmdSetMethodTargetQualifierAttribute	BL2000\sean	1/11/2022 11:22:15 AM	No parameter change for ThresholdNumberOfPeaks			✓	
CmdSetMethodTargetCompoundAttribute	BL2000\sean	1/11/2022 11:22:15 AM	No parameter change for PeakFilterThreshold			✓	
CmdSetMethodTargetCompoundAttribute	BL2000\sean	1/11/2022 11:22:15 AM	No parameter change for PeakFilterThresholdValue			✓	
CmdSetMethodTargetCompoundAttribute	BL2000\sean	1/11/2022 11:22:15 AM	No parameter change for ThresholdNumberOfPeaks			✓	
CmdSetMethodTargetQualifierAttribute	BL2000\sean	1/11/2022 11:22:15 AM	No parameter change for PeakFilterThreshold			✓	
CmdSetMethodTargetQualifierAttribute	BL2000\sean	1/11/2022 11:22:15 AM	No parameter change for PeakFilterThresholdValue			✓	
CmdSetMethodTargetQualifierAttribute	BL2000\sean	1/11/2022 11:22:15 AM	No parameter change for ThresholdNumberOfPeaks			✓	
CmdSetMethodTargetQualifierAttribute	BL2000\sean	1/11/2022 11:22:16 AM	No parameter change for PeakFilterThreshold			✓	
CmdSetMethodTargetQualifierAttribute	BL2000\sean	1/11/2022 11:22:16 AM	No parameter change for PeakFilterThresholdValue			✓	
CmdSetMethodTargetQualifierAttribute	BL2000\sean	1/11/2022 11:22:16 AM	No parameter change for ThresholdNumberOfPeaks			✓	
CmdSetMethodTargetCompoundAttribute	BL2000\sean	1/11/2022 11:22:16 AM	No parameter change for PeakFilterThreshold			✓	
CmdSetMethodTargetCompoundAttribute	BL2000\sean	1/11/2022 11:22:16 AM	No parameter change for PeakFilterThresholdValue			✓	
CmdSetMethodTargetCompoundAttribute	BL2000\sean	1/11/2022 11:22:16 AM	No parameter change for ThresholdNumberOfPeaks			✓	
CmdSetMethodTargetQualifierAttribute	BL2000\sean	1/11/2022 11:22:16 AM	No parameter change for PeakFilterThreshold			✓	
CmdSetMethodTargetQualifierAttribute	BL2000\sean	1/11/2022 11:22:16 AM	No parameter change for PeakFilterThresholdValue			✓	
CmdSetMethodTargetQualifierAttribute	BL2000\sean	1/11/2022 11:22:17 AM	No parameter change for ThresholdNumberOfPeaks			✓	
CmdSetMethodTargetQualifierAttribute	BL2000\sean	1/11/2022 11:22:17 AM	No parameter change for PeakFilterThreshold			✓	
CmdSetMethodTargetQualifierAttribute	BL2000\sean	1/11/2022 11:22:17 AM	No parameter change for PeakFilterThresholdValue			✓	
CmdSetMethodTargetQualifierAttribute	BL2000\sean	1/11/2022 11:22:17 AM	No parameter change for ThresholdNumberOfPeaks			✓	
CmdSetMethodTargetCompoundAttribute	BL2000\sean	1/11/2022 11:22:17 AM	No parameter change for PeakFilterThreshold			✓	

Audit Trail report

Name	User	Time	Action	Reason	Comment	Succeed	Exception
CmdSetMethodTargetCompoundAttribute	BL2000\sean	1/11/2022 11:22:17 AM	No parameter change for PeakFilterThresholdValue			✓	
CmdSetMethodTargetCompoundAttribute	BL2000\sean	1/11/2022 11:22:17 AM	No parameter change for ThresholdNumberOfPeaks			✓	
CmdSetMethodTargetQualifierAttribute	BL2000\sean	1/11/2022 11:22:18 AM	No parameter change for PeakFilterThreshold			✓	
CmdSetMethodTargetQualifierAttribute	BL2000\sean	1/11/2022 11:22:18 AM	No parameter change for PeakFilterThresholdValue			✓	
CmdSetMethodTargetQualifierAttribute	BL2000\sean	1/11/2022 11:22:18 AM	No parameter change for ThresholdNumberOfPeaks			✓	
CmdSetMethodTargetQualifierAttribute	BL2000\sean	1/11/2022 11:22:18 AM	No parameter change for PeakFilterThreshold			✓	
CmdSetMethodTargetQualifierAttribute	BL2000\sean	1/11/2022 11:22:18 AM	No parameter change for PeakFilterThresholdValue			✓	
CmdSetMethodTargetQualifierAttribute	BL2000\sean	1/11/2022 11:22:18 AM	No parameter change for ThresholdNumberOfPeaks			✓	
CmdSetMethodTargetCompoundAttribute	BL2000\sean	1/11/2022 11:22:19 AM	No parameter change for PeakFilterThreshold			✓	
CmdSetMethodTargetCompoundAttribute	BL2000\sean	1/11/2022 11:22:19 AM	No parameter change for PeakFilterThresholdValue			✓	
CmdSetMethodTargetCompoundAttribute	BL2000\sean	1/11/2022 11:22:19 AM	No parameter change for ThresholdNumberOfPeaks			✓	
CmdSetMethodTargetQualifierAttribute	BL2000\sean	1/11/2022 11:22:19 AM	No parameter change for PeakFilterThreshold			✓	
CmdSetMethodTargetQualifierAttribute	BL2000\sean	1/11/2022 11:22:19 AM	No parameter change for PeakFilterThresholdValue			✓	
CmdSetMethodTargetQualifierAttribute	BL2000\sean	1/11/2022 11:22:19 AM	No parameter change for ThresholdNumberOfPeaks			✓	
CmdSetMethodTargetQualifierAttribute	BL2000\sean	1/11/2022 11:22:19 AM	No parameter change for PeakFilterThreshold			✓	
CmdSetMethodTargetQualifierAttribute	BL2000\sean	1/11/2022 11:22:20 AM	No parameter change for PeakFilterThresholdValue			✓	
CmdSetMethodTargetQualifierAttribute	BL2000\sean	1/11/2022 11:22:20 AM	No parameter change for ThresholdNumberOfPeaks			✓	
CmdSetMethodTargetCompoundAttribute	BL2000\sean	1/11/2022 11:22:20 AM	No parameter change for PeakFilterThreshold			✓	
CmdSetMethodTargetCompoundAttribute	BL2000\sean	1/11/2022 11:22:20 AM	No parameter change for PeakFilterThresholdValue			✓	
CmdSetMethodTargetCompoundAttribute	BL2000\sean	1/11/2022 11:22:20 AM	No parameter change for ThresholdNumberOfPeaks			✓	
CmdSetMethodTargetQualifierAttribute	BL2000\sean	1/11/2022 11:22:20 AM	No parameter change for PeakFilterThreshold			✓	
CmdSetMethodTargetQualifierAttribute	BL2000\sean	1/11/2022 11:22:20 AM	No parameter change for PeakFilterThresholdValue			✓	
CmdSetMethodTargetQualifierAttribute	BL2000\sean	1/11/2022 11:22:20 AM	No parameter change for ThresholdNumberOfPeaks			✓	
CmdSetMethodTargetQualifierAttribute	BL2000\sean	1/11/2022 11:22:21 AM	No parameter change for PeakFilterThreshold			✓	

Audit Trail report

Name	User	Time	Action	Reason	Comment	Succeed	Exception
CmdSetMethodTargetQualifierAttribute	BL2000\sean	1/11/2022 11:22:21 AM	No parameter change for PeakFilterThresholdValue			✓	
CmdSetMethodTargetQualifierAttribute	BL2000\sean	1/11/2022 11:22:21 AM	No parameter change for ThresholdNumberOfPeaks			✓	
CmdSetMethodTargetCompoundAttribute	BL2000\sean	1/11/2022 11:22:21 AM	No parameter change for PeakFilterThreshold			✓	
CmdSetMethodTargetCompoundAttribute	BL2000\sean	1/11/2022 11:22:21 AM	No parameter change for PeakFilterThresholdValue			✓	
CmdSetMethodTargetCompoundAttribute	BL2000\sean	1/11/2022 11:22:21 AM	No parameter change for ThresholdNumberOfPeaks			✓	
CmdSetMethodTargetQualifierAttribute	BL2000\sean	1/11/2022 11:22:22 AM	No parameter change for PeakFilterThreshold			✓	
CmdSetMethodTargetQualifierAttribute	BL2000\sean	1/11/2022 11:22:22 AM	No parameter change for PeakFilterThresholdValue			✓	
CmdSetMethodTargetQualifierAttribute	BL2000\sean	1/11/2022 11:22:22 AM	No parameter change for ThresholdNumberOfPeaks			✓	
CmdSetMethodTargetQualifierAttribute	BL2000\sean	1/11/2022 11:22:22 AM	No parameter change for PeakFilterThreshold			✓	
CmdSetMethodTargetQualifierAttribute	BL2000\sean	1/11/2022 11:22:22 AM	No parameter change for PeakFilterThresholdValue			✓	
CmdSetMethodTargetQualifierAttribute	BL2000\sean	1/11/2022 11:22:22 AM	No parameter change for ThresholdNumberOfPeaks			✓	
CmdSetMethodTargetCompoundAttribute	BL2000\sean	1/11/2022 11:22:22 AM	No parameter change for PeakFilterThreshold			✓	
CmdSetMethodTargetCompoundAttribute	BL2000\sean	1/11/2022 11:22:23 AM	No parameter change for PeakFilterThresholdValue			✓	
CmdSetMethodTargetCompoundAttribute	BL2000\sean	1/11/2022 11:22:23 AM	No parameter change for ThresholdNumberOfPeaks			✓	
CmdSetMethodTargetQualifierAttribute	BL2000\sean	1/11/2022 11:22:23 AM	No parameter change for PeakFilterThreshold			✓	
CmdSetMethodTargetQualifierAttribute	BL2000\sean	1/11/2022 11:22:23 AM	No parameter change for PeakFilterThresholdValue			✓	
CmdSetMethodTargetQualifierAttribute	BL2000\sean	1/11/2022 11:22:23 AM	No parameter change for ThresholdNumberOfPeaks			✓	
CmdSetMethodTargetQualifierAttribute	BL2000\sean	1/11/2022 11:22:23 AM	No parameter change for PeakFilterThreshold			✓	
CmdSetMethodTargetQualifierAttribute	BL2000\sean	1/11/2022 11:22:23 AM	No parameter change for PeakFilterThresholdValue			✓	
CmdSetMethodTargetQualifierAttribute	BL2000\sean	1/11/2022 11:22:24 AM	No parameter change for ThresholdNumberOfPeaks			✓	
CmdSetMethodTargetCompoundAttribute	BL2000\sean	1/11/2022 11:22:24 AM	No parameter change for PeakFilterThreshold			✓	
CmdSetMethodTargetCompoundAttribute	BL2000\sean	1/11/2022 11:22:24 AM	No parameter change for PeakFilterThresholdValue			✓	
CmdSetMethodTargetCompoundAttribute	BL2000\sean	1/11/2022 11:22:24 AM	No parameter change for ThresholdNumberOfPeaks			✓	
CmdSetMethodTargetQualifierAttribute	BL2000\sean	1/11/2022 11:22:24 AM	No parameter change for PeakFilterThreshold			✓	

Audit Trail report

Name	User	Time	Action	Reason	Comment	Succeed	Exception
CmdSetMethodTargetQualifierAttribute	BL2000\sean	1/11/2022 11:22:24 AM	No parameter change for PeakFilterThresholdValue			✓	
CmdSetMethodTargetQualifierAttribute	BL2000\sean	1/11/2022 11:22:24 AM	No parameter change for ThresholdNumberOfPeaks			✓	
CmdSetMethodTargetQualifierAttribute	BL2000\sean	1/11/2022 11:22:25 AM	No parameter change for PeakFilterThreshold			✓	
CmdSetMethodTargetQualifierAttribute	BL2000\sean	1/11/2022 11:22:25 AM	No parameter change for PeakFilterThresholdValue			✓	
CmdSetMethodTargetQualifierAttribute	BL2000\sean	1/11/2022 11:22:25 AM	No parameter change for ThresholdNumberOfPeaks			✓	
CmdSetMethodTargetCompoundAttribute	BL2000\sean	1/11/2022 11:22:25 AM	No parameter change for PeakFilterThreshold			✓	
CmdSetMethodTargetCompoundAttribute	BL2000\sean	1/11/2022 11:22:25 AM	No parameter change for PeakFilterThresholdValue			✓	
CmdSetMethodTargetCompoundAttribute	BL2000\sean	1/11/2022 11:22:25 AM	No parameter change for ThresholdNumberOfPeaks			✓	
CmdSetMethodTargetQualifierAttribute	BL2000\sean	1/11/2022 11:22:25 AM	No parameter change for PeakFilterThreshold			✓	
CmdSetMethodTargetQualifierAttribute	BL2000\sean	1/11/2022 11:22:25 AM	No parameter change for PeakFilterThresholdValue			✓	
CmdSetMethodTargetQualifierAttribute	BL2000\sean	1/11/2022 11:22:26 AM	No parameter change for ThresholdNumberOfPeaks			✓	
CmdSetMethodTargetCompoundAttribute	BL2000\sean	1/11/2022 11:22:26 AM	No parameter change for PeakFilterThreshold			✓	
CmdSetMethodTargetCompoundAttribute	BL2000\sean	1/11/2022 11:22:26 AM	Set PeakFilterThresholdValue = 28334.9580000012 for compound o-Terphenyl; previous value = 23463.0270000011			✓	
CmdSetMethodTargetCompoundAttribute	BL2000\sean	1/11/2022 11:22:26 AM	No parameter change for ThresholdNumberOfPeaks			✓	
CmdSetMethodTargetQualifierAttribute	BL2000\sean	1/11/2022 11:22:26 AM	No parameter change for PeakFilterThreshold			✓	
CmdSetMethodTargetQualifierAttribute	BL2000\sean	1/11/2022 11:22:26 AM	Set PeakFilterThresholdValue = 18164.4672758663 for qualifier 229.0 of compound o-Terphenyl; previous value = 15873.9088507358			✓	
CmdSetMethodTargetQualifierAttribute	BL2000\sean	1/11/2022 11:22:26 AM	No parameter change for ThresholdNumberOfPeaks			✓	
CmdSetMethodTargetQualifierAttribute	BL2000\sean	1/11/2022 11:22:26 AM	No parameter change for PeakFilterThreshold			✓	
CmdSetMethodTargetQualifierAttribute	BL2000\sean	1/11/2022 11:22:27 AM	Set PeakFilterThresholdValue = 10346.0760179858 for qualifier 215.0 of compound o-Terphenyl; previous value = 8968.48129839532			✓	
CmdSetMethodTargetQualifierAttribute	BL2000\sean	1/11/2022 11:22:27 AM	No parameter change for ThresholdNumberOfPeaks			✓	
CmdSetMethodTargetCompoundAttribute	BL2000\sean	1/11/2022 11:22:27 AM	No parameter change for PeakFilterThreshold			✓	
CmdSetMethodTargetCompoundAttribute	BL2000\sean	1/11/2022 11:22:27 AM	No parameter change for PeakFilterThresholdValue			✓	

Audit Trail report

Name	User	Time	Action	Reason	Comment	Succeed	Exception
CmdSetMethodTargetCompoundAttribute	BL2000\sean	1/11/2022 11:22:27 AM	No parameter change for ThresholdNumberOfPeaks			✓	
CmdSetMethodTargetQualifierAttribute	BL2000\sean	1/11/2022 11:22:27 AM	No parameter change for PeakFilterThreshold			✓	
CmdSetMethodTargetQualifierAttribute	BL2000\sean	1/11/2022 11:22:27 AM	No parameter change for PeakFilterThresholdValue			✓	
CmdSetMethodTargetQualifierAttribute	BL2000\sean	1/11/2022 11:22:27 AM	No parameter change for ThresholdNumberOfPeaks			✓	
CmdSetMethodTargetQualifierAttribute	BL2000\sean	1/11/2022 11:22:28 AM	No parameter change for PeakFilterThreshold			✓	
CmdSetMethodTargetQualifierAttribute	BL2000\sean	1/11/2022 11:22:28 AM	No parameter change for PeakFilterThresholdValue			✓	
CmdSetMethodTargetQualifierAttribute	BL2000\sean	1/11/2022 11:22:28 AM	No parameter change for ThresholdNumberOfPeaks			✓	
CmdSetMethodTargetCompoundAttribute	BL2000\sean	1/11/2022 11:22:28 AM	No parameter change for PeakFilterThreshold			✓	
CmdSetMethodTargetCompoundAttribute	BL2000\sean	1/11/2022 11:22:28 AM	Set PeakFilterThresholdValue = 5933.6538125 for compound Benzoic Acid; previous value = 4949.89492808098			✓	
CmdSetMethodTargetCompoundAttribute	BL2000\sean	1/11/2022 11:22:28 AM	No parameter change for ThresholdNumberOfPeaks			✓	
CmdSetMethodTargetQualifierAttribute	BL2000\sean	1/11/2022 11:22:28 AM	No parameter change for PeakFilterThreshold			✓	
CmdSetMethodTargetQualifierAttribute	BL2000\sean	1/11/2022 11:22:28 AM	Set PeakFilterThresholdValue = 5229.6226497544 for qualifier 122.0 of compound Benzoic Acid; previous value = 4323.8268834638			✓	
CmdSetMethodTargetQualifierAttribute	BL2000\sean	1/11/2022 11:22:29 AM	No parameter change for ThresholdNumberOfPeaks			✓	
CmdSetMethodTargetQualifierAttribute	BL2000\sean	1/11/2022 11:22:29 AM	No parameter change for PeakFilterThreshold			✓	
CmdSetMethodTargetQualifierAttribute	BL2000\sean	1/11/2022 11:22:29 AM	Set PeakFilterThresholdValue = 4393.00767381713 for qualifier 77.0 of compound Benzoic Acid; previous value = 3618.14342066167			✓	
CmdSetMethodTargetQualifierAttribute	BL2000\sean	1/11/2022 11:22:29 AM	No parameter change for ThresholdNumberOfPeaks			✓	
CmdSetMethodTargetCompoundAttribute	BL2000\sean	1/11/2022 11:22:29 AM	No parameter change for PeakFilterThreshold			✓	
CmdSetMethodTargetCompoundAttribute	BL2000\sean	1/11/2022 11:22:29 AM	Set PeakFilterThresholdValue = 41892.2184999999 for compound Carbazole; previous value = 43138.4617499999			✓	
CmdSetMethodTargetCompoundAttribute	BL2000\sean	1/11/2022 11:22:29 AM	No parameter change for ThresholdNumberOfPeaks			✓	
CmdSetMethodTargetQualifierAttribute	BL2000\sean	1/11/2022 11:22:30 AM	No parameter change for PeakFilterThreshold			✓	

Audit Trail report

Name	User	Time	Action	Reason	Comment	Succeed	Exception
CmdSetMethodTargetQualifierAttribute	BL2000\sean	1/11/2022 11:22:30 AM	Set PeakFilterThresholdValue = 5355.60678553758 for qualifier 139.0 of compound Carbazole; previous value = 5616.00176220402			✓	
CmdSetMethodTargetQualifierAttribute	BL2000\sean	1/11/2022 11:22:30 AM	No parameter change for ThresholdNumberOfPeaks			✓	
CmdSetMethodTargetCompoundAttribute	BL2000\sean	1/11/2022 11:22:30 AM	No parameter change for PeakFilterThreshold			✓	
CmdSetMethodTargetCompoundAttribute	BL2000\sean	1/11/2022 11:22:30 AM	No parameter change for PeakFilterThresholdValue			✓	
CmdSetMethodTargetCompoundAttribute	BL2000\sean	1/11/2022 11:22:30 AM	No parameter change for ThresholdNumberOfPeaks			✓	
CmdSetMethodTargetQualifierAttribute	BL2000\sean	1/11/2022 11:22:30 AM	No parameter change for PeakFilterThreshold			✓	
CmdSetMethodTargetQualifierAttribute	BL2000\sean	1/11/2022 11:22:30 AM	No parameter change for PeakFilterThresholdValue			✓	
CmdSetMethodTargetQualifierAttribute	BL2000\sean	1/11/2022 11:22:31 AM	No parameter change for ThresholdNumberOfPeaks			✓	
CmdSetMethodTargetCompoundAttribute	BL2000\sean	1/11/2022 11:22:31 AM	No parameter change for PeakFilterThreshold			✓	
CmdSetMethodTargetCompoundAttribute	BL2000\sean	1/11/2022 11:22:31 AM	No parameter change for PeakFilterThresholdValue			✓	
CmdSetMethodTargetCompoundAttribute	BL2000\sean	1/11/2022 11:22:31 AM	No parameter change for ThresholdNumberOfPeaks			✓	
CmdSetMethodTargetQualifierAttribute	BL2000\sean	1/11/2022 11:22:31 AM	No parameter change for PeakFilterThreshold			✓	
CmdSetMethodTargetQualifierAttribute	BL2000\sean	1/11/2022 11:22:31 AM	No parameter change for PeakFilterThresholdValue			✓	
CmdSetMethodTargetQualifierAttribute	BL2000\sean	1/11/2022 11:22:31 AM	No parameter change for ThresholdNumberOfPeaks			✓	
CmdSetMethodTargetCompoundAttribute	BL2000\sean	1/11/2022 11:22:31 AM	No parameter change for PeakFilterThreshold			✓	
CmdSetMethodTargetCompoundAttribute	BL2000\sean	1/11/2022 11:22:32 AM	No parameter change for PeakFilterThresholdValue			✓	
CmdSetMethodTargetCompoundAttribute	BL2000\sean	1/11/2022 11:22:32 AM	No parameter change for ThresholdNumberOfPeaks			✓	
CmdSetMethodTargetQualifierAttribute	BL2000\sean	1/11/2022 11:22:32 AM	No parameter change for PeakFilterThreshold			✓	
CmdSetMethodTargetQualifierAttribute	BL2000\sean	1/11/2022 11:22:32 AM	No parameter change for PeakFilterThresholdValue			✓	
CmdSetMethodTargetQualifierAttribute	BL2000\sean	1/11/2022 11:22:32 AM	No parameter change for ThresholdNumberOfPeaks			✓	
CmdSetMethodTargetCompoundAttribute	BL2000\sean	1/11/2022 11:22:32 AM	No parameter change for PeakFilterThreshold			✓	
CmdSetMethodTargetCompoundAttribute	BL2000\sean	1/11/2022 11:22:32 AM	No parameter change for PeakFilterThresholdValue			✓	
CmdSetMethodTargetCompoundAttribute	BL2000\sean	1/11/2022 11:22:32 AM	No parameter change for ThresholdNumberOfPeaks			✓	

Audit Trail report

Name	User	Time	Action	Reason	Comment	Succeed	Exception
CmdSetMethodTargetQualifierAttribute	BL2000\sean	1/11/2022 11:22:32 AM	No parameter change for PeakFilterThreshold			✓	
CmdSetMethodTargetQualifierAttribute	BL2000\sean	1/11/2022 11:22:33 AM	No parameter change for PeakFilterThresholdValue			✓	
CmdSetMethodTargetQualifierAttribute	BL2000\sean	1/11/2022 11:22:33 AM	No parameter change for ThresholdNumberOfPeaks			✓	
CmdSetMethodTargetCompoundAttribute	BL2000\sean	1/11/2022 11:22:33 AM	No parameter change for PeakFilterThreshold			✓	
CmdSetMethodTargetCompoundAttribute	BL2000\sean	1/11/2022 11:22:33 AM	No parameter change for PeakFilterThresholdValue			✓	
CmdSetMethodTargetCompoundAttribute	BL2000\sean	1/11/2022 11:22:33 AM	No parameter change for ThresholdNumberOfPeaks			✓	
CmdSetMethodTargetQualifierAttribute	BL2000\sean	1/11/2022 11:22:33 AM	No parameter change for PeakFilterThreshold			✓	
CmdSetMethodTargetQualifierAttribute	BL2000\sean	1/11/2022 11:22:33 AM	No parameter change for PeakFilterThresholdValue			✓	
CmdSetMethodTargetQualifierAttribute	BL2000\sean	1/11/2022 11:22:33 AM	No parameter change for ThresholdNumberOfPeaks			✓	
CmdSetMethodTargetCompoundAttribute	BL2000\sean	1/11/2022 11:22:34 AM	No parameter change for PeakFilterThreshold			✓	
CmdSetMethodTargetCompoundAttribute	BL2000\sean	1/11/2022 11:22:34 AM	Set PeakFilterThresholdValue = 13736.9057499999 for compound Pyridine; previous value = 11118.365165636			✓	
CmdSetMethodTargetCompoundAttribute	BL2000\sean	1/11/2022 11:22:34 AM	No parameter change for ThresholdNumberOfPeaks			✓	
CmdSetMethodTargetQualifierAttribute	BL2000\sean	1/11/2022 11:22:34 AM	No parameter change for PeakFilterThreshold			✓	
CmdSetMethodTargetQualifierAttribute	BL2000\sean	1/11/2022 11:22:34 AM	Set PeakFilterThresholdValue = 18282.8112830409 for qualifier 52.0 of compound Pyridine; previous value = 15094.681808254			✓	
CmdSetMethodTargetQualifierAttribute	BL2000\sean	1/11/2022 11:22:34 AM	No parameter change for ThresholdNumberOfPeaks			✓	
CmdSetMethodTargetCompoundAttribute	BL2000\sean	1/11/2022 11:22:34 AM	No parameter change for PeakFilterThreshold			✓	
CmdSetMethodTargetCompoundAttribute	BL2000\sean	1/11/2022 11:22:35 AM	No parameter change for PeakFilterThresholdValue			✓	
CmdSetMethodTargetCompoundAttribute	BL2000\sean	1/11/2022 11:22:35 AM	No parameter change for ThresholdNumberOfPeaks			✓	
CmdSetMethodTargetQualifierAttribute	BL2000\sean	1/11/2022 11:22:35 AM	No parameter change for PeakFilterThreshold			✓	
CmdSetMethodTargetQualifierAttribute	BL2000\sean	1/11/2022 11:22:35 AM	No parameter change for PeakFilterThresholdValue			✓	
CmdSetMethodTargetQualifierAttribute	BL2000\sean	1/11/2022 11:22:35 AM	No parameter change for ThresholdNumberOfPeaks			✓	
CmdSetMethodTargetCompoundAttribute	BL2000\sean	1/11/2022 11:22:35 AM	No parameter change for PeakFilterThreshold			✓	

Audit Trail report

Name	User	Time	Action	Reason	Comment	Succeed	Exception
CmdSetMethodTargetCompoundAttribute	BL2000\sean	1/11/2022 11:22:35 AM	No parameter change for PeakFilterThresholdValue			✓	
CmdSetMethodTargetCompoundAttribute	BL2000\sean	1/11/2022 11:22:35 AM	No parameter change for ThresholdNumberOfPeaks			✓	
CmdSetMethodTargetQualifierAttribute	BL2000\sean	1/11/2022 11:22:35 AM	No parameter change for PeakFilterThreshold			✓	
CmdSetMethodTargetQualifierAttribute	BL2000\sean	1/11/2022 11:22:36 AM	No parameter change for PeakFilterThresholdValue			✓	
CmdSetMethodTargetQualifierAttribute	BL2000\sean	1/11/2022 11:22:36 AM	No parameter change for ThresholdNumberOfPeaks			✓	
CmdSetMethodTargetCompoundAttribute	BL2000\sean	1/11/2022 11:22:36 AM	No parameter change for PeakFilterThreshold			✓	
CmdSetMethodTargetCompoundAttribute	BL2000\sean	1/11/2022 11:22:36 AM	No parameter change for PeakFilterThresholdValue			✓	
CmdSetMethodTargetCompoundAttribute	BL2000\sean	1/11/2022 11:22:36 AM	No parameter change for ThresholdNumberOfPeaks			✓	
CmdSetMethodTargetQualifierAttribute	BL2000\sean	1/11/2022 11:22:36 AM	No parameter change for PeakFilterThreshold			✓	
CmdSetMethodTargetQualifierAttribute	BL2000\sean	1/11/2022 11:22:36 AM	No parameter change for PeakFilterThresholdValue			✓	
CmdSetMethodTargetQualifierAttribute	BL2000\sean	1/11/2022 11:22:37 AM	No parameter change for ThresholdNumberOfPeaks			✓	
CmdSetMethodTargetQualifierAttribute	BL2000\sean	1/11/2022 11:22:37 AM	No parameter change for PeakFilterThreshold			✓	
CmdSetMethodTargetQualifierAttribute	BL2000\sean	1/11/2022 11:22:37 AM	No parameter change for PeakFilterThresholdValue			✓	
CmdSetMethodTargetQualifierAttribute	BL2000\sean	1/11/2022 11:22:37 AM	No parameter change for ThresholdNumberOfPeaks			✓	
CmdSetMethodTargetCompoundAttribute	BL2000\sean	1/11/2022 11:22:37 AM	No parameter change for PeakFilterThreshold			✓	
CmdSetMethodTargetCompoundAttribute	BL2000\sean	1/11/2022 11:22:37 AM	No parameter change for PeakFilterThresholdValue			✓	
CmdSetMethodTargetCompoundAttribute	BL2000\sean	1/11/2022 11:22:38 AM	No parameter change for ThresholdNumberOfPeaks			✓	
CmdSetMethodTargetQualifierAttribute	BL2000\sean	1/11/2022 11:22:38 AM	No parameter change for PeakFilterThreshold			✓	
CmdSetMethodTargetQualifierAttribute	BL2000\sean	1/11/2022 11:22:38 AM	No parameter change for PeakFilterThresholdValue			✓	
CmdSetMethodTargetQualifierAttribute	BL2000\sean	1/11/2022 11:22:38 AM	No parameter change for ThresholdNumberOfPeaks			✓	
CmdSetMethodTargetCompoundAttribute	BL2000\sean	1/11/2022 11:22:38 AM	No parameter change for PeakFilterThreshold			✓	
CmdSetMethodTargetCompoundAttribute	BL2000\sean	1/11/2022 11:22:38 AM	No parameter change for PeakFilterThresholdValue			✓	
CmdSetMethodTargetCompoundAttribute	BL2000\sean	1/11/2022 11:22:38 AM	No parameter change for ThresholdNumberOfPeaks			✓	
CmdSetMethodTargetQualifierAttribute	BL2000\sean	1/11/2022 11:22:39 AM	No parameter change for PeakFilterThreshold			✓	

Audit Trail report

Name	User	Time	Action	Reason	Comment	Succeed	Exception
CmdSetMethodTargetQualifierAttribute	BL2000\sean	1/11/2022 11:22:39 AM	No parameter change for PeakFilterThresholdValue			✓	
CmdSetMethodTargetQualifierAttribute	BL2000\sean	1/11/2022 11:22:39 AM	No parameter change for ThresholdNumberOfPeaks			✓	
CmdSetMethodTargetCompoundAttribute	BL2000\sean	1/11/2022 11:22:39 AM	No parameter change for PeakFilterThreshold			✓	
CmdSetMethodTargetCompoundAttribute	BL2000\sean	1/11/2022 11:22:39 AM	Set PeakFilterThresholdValue = 25770.0150798158 for compound Aniline; previous value = 25702.878351246			✓	
CmdSetMethodTargetCompoundAttribute	BL2000\sean	1/11/2022 11:22:39 AM	No parameter change for ThresholdNumberOfPeaks			✓	
CmdSetMethodTargetQualifierAttribute	BL2000\sean	1/11/2022 11:22:40 AM	No parameter change for PeakFilterThreshold			✓	
CmdSetMethodTargetQualifierAttribute	BL2000\sean	1/11/2022 11:22:40 AM	Set PeakFilterThresholdValue = 10405.1308798709 for qualifier 66.0 of compound Aniline; previous value = 10686.4980583148			✓	
CmdSetMethodTargetQualifierAttribute	BL2000\sean	1/11/2022 11:22:40 AM	No parameter change for ThresholdNumberOfPeaks			✓	
CmdSetMethodTargetQualifierAttribute	BL2000\sean	1/11/2022 11:22:40 AM	No parameter change for PeakFilterThreshold			✓	
CmdSetMethodTargetQualifierAttribute	BL2000\sean	1/11/2022 11:22:40 AM	Set PeakFilterThresholdValue = 5729.35828569531 for qualifier 65.0 of compound Aniline; previous value = 5940.6057204255			✓	
CmdSetMethodTargetQualifierAttribute	BL2000\sean	1/11/2022 11:22:40 AM	No parameter change for ThresholdNumberOfPeaks			✓	
CmdSetMethodTargetCompoundAttribute	BL2000\sean	1/11/2022 11:22:41 AM	No parameter change for PeakFilterThreshold			✓	
CmdSetMethodTargetCompoundAttribute	BL2000\sean	1/11/2022 11:22:41 AM	Set PeakFilterThresholdValue = 18761.421665749 for compound Phenol; previous value = 16089.5567499998			✓	
CmdSetMethodTargetCompoundAttribute	BL2000\sean	1/11/2022 11:22:41 AM	No parameter change for ThresholdNumberOfPeaks			✓	
CmdSetMethodTargetQualifierAttribute	BL2000\sean	1/11/2022 11:22:41 AM	No parameter change for PeakFilterThreshold			✓	
CmdSetMethodTargetQualifierAttribute	BL2000\sean	1/11/2022 11:22:41 AM	Set PeakFilterThresholdValue = 8392.58984139031 for qualifier 66.0 of compound Phenol; previous value = 6569.32399308557			✓	
CmdSetMethodTargetQualifierAttribute	BL2000\sean	1/11/2022 11:22:41 AM	No parameter change for ThresholdNumberOfPeaks			✓	
CmdSetMethodTargetCompoundAttribute	BL2000\sean	1/11/2022 11:22:41 AM	No parameter change for PeakFilterThreshold			✓	
CmdSetMethodTargetCompoundAttribute	BL2000\sean	1/11/2022 11:22:41 AM	Set PeakFilterThresholdValue = 15800.2078415173 for compound bis(-2-Chloroethyl)Ether; previous value = 16234.2919519975			✓	

Audit Trail report

Name	User	Time	Action	Reason	Comment	Succeed	Exception
CmdSetMethodTargetCompoundAttribute	BL2000\sean	1/11/2022 11:22:42 AM	No parameter change for ThresholdNumberOfPeaks			✓	
CmdSetMethodTargetQualifierAttribute	BL2000\sean	1/11/2022 11:22:42 AM	No parameter change for PeakFilterThreshold			✓	
CmdSetMethodTargetQualifierAttribute	BL2000\sean	1/11/2022 11:22:42 AM	Set PeakFilterThresholdValue = 518.613611693119 for qualifier 64.0 of compound bis(-2-Chloroethyl)Ether; previous value = 449.58355924452			✓	
CmdSetMethodTargetQualifierAttribute	BL2000\sean	1/11/2022 11:22:42 AM	No parameter change for ThresholdNumberOfPeaks			✓	
CmdSetMethodTargetCompoundAttribute	BL2000\sean	1/11/2022 11:22:42 AM	No parameter change for PeakFilterThreshold			✓	
CmdSetMethodTargetCompoundAttribute	BL2000\sean	1/11/2022 11:22:42 AM	Set PeakFilterThresholdValue = 13504.6038444806 for compound 2-Chlorophenol; previous value = 12899.314666615			✓	
CmdSetMethodTargetCompoundAttribute	BL2000\sean	1/11/2022 11:22:42 AM	No parameter change for ThresholdNumberOfPeaks			✓	
CmdSetMethodTargetQualifierAttribute	BL2000\sean	1/11/2022 11:22:42 AM	No parameter change for PeakFilterThreshold			✓	
CmdSetMethodTargetQualifierAttribute	BL2000\sean	1/11/2022 11:22:43 AM	Set PeakFilterThresholdValue = 4322.35177505178 for qualifier 130.0 of compound 2-Chlorophenol; previous value = 4163.13881960462			✓	
CmdSetMethodTargetQualifierAttribute	BL2000\sean	1/11/2022 11:22:43 AM	No parameter change for ThresholdNumberOfPeaks			✓	
CmdSetMethodTargetCompoundAttribute	BL2000\sean	1/11/2022 11:22:43 AM	No parameter change for PeakFilterThreshold			✓	
CmdSetMethodTargetCompoundAttribute	BL2000\sean	1/11/2022 11:22:43 AM	Set PeakFilterThresholdValue = 23202.5709557758 for compound 1,3-Dichlorobenzene; previous value = 21524.8377499999			✓	
CmdSetMethodTargetCompoundAttribute	BL2000\sean	1/11/2022 11:22:43 AM	No parameter change for ThresholdNumberOfPeaks			✓	
CmdSetMethodTargetQualifierAttribute	BL2000\sean	1/11/2022 11:22:44 AM	No parameter change for PeakFilterThreshold			✓	
CmdSetMethodTargetQualifierAttribute	BL2000\sean	1/11/2022 11:22:44 AM	Set PeakFilterThresholdValue = 14517.8337888878 for qualifier 148.0 of compound 1,3-Dichlorobenzene; previous value = 13604.0870821013			✓	
CmdSetMethodTargetQualifierAttribute	BL2000\sean	1/11/2022 11:22:44 AM	No parameter change for ThresholdNumberOfPeaks			✓	
CmdSetMethodTargetQualifierAttribute	BL2000\sean	1/11/2022 11:22:44 AM	No parameter change for PeakFilterThreshold			✓	
CmdSetMethodTargetQualifierAttribute	BL2000\sean	1/11/2022 11:22:44 AM	Set PeakFilterThresholdValue = 8203.82406567782 for qualifier 111.0 of compound 1,3-Dichlorobenzene; previous value = 8483.56568777193			✓	
CmdSetMethodTargetQualifierAttribute	BL2000\sean	1/11/2022 11:22:44 AM	No parameter change for ThresholdNumberOfPeaks			✓	

Audit Trail report

Name	User	Time	Action	Reason	Comment	Succeed	Exception
CmdSetMethodTargetCompoundAttribute	BL2000\sean	1/11/2022 11:22:45 AM	No parameter change for PeakFilterThreshold			✓	
CmdSetMethodTargetCompoundAttribute	BL2000\sean	1/11/2022 11:22:45 AM	Set PeakFilterThresholdValue = 24285.3804086372 for compound 1,4-Dichlorobenzene; previous value = 21080.0627499998			✓	
CmdSetMethodTargetCompoundAttribute	BL2000\sean	1/11/2022 11:22:45 AM	No parameter change for ThresholdNumberOfPeaks			✓	
CmdSetMethodTargetQualifierAttribute	BL2000\sean	1/11/2022 11:22:45 AM	No parameter change for PeakFilterThreshold			✓	
CmdSetMethodTargetQualifierAttribute	BL2000\sean	1/11/2022 11:22:45 AM	Set PeakFilterThresholdValue = 15647.8269635269 for qualifier 148.0 of compound 1,4-Dichlorobenzene; previous value = 13115.4319698342			✓	
CmdSetMethodTargetQualifierAttribute	BL2000\sean	1/11/2022 11:22:45 AM	No parameter change for ThresholdNumberOfPeaks			✓	
CmdSetMethodTargetQualifierAttribute	BL2000\sean	1/11/2022 11:22:45 AM	No parameter change for PeakFilterThreshold			✓	
CmdSetMethodTargetQualifierAttribute	BL2000\sean	1/11/2022 11:22:45 AM	Set PeakFilterThresholdValue = 8540.20703411755 for qualifier 111.0 of compound 1,4-Dichlorobenzene; previous value = 7887.16280346673			✓	
CmdSetMethodTargetQualifierAttribute	BL2000\sean	1/11/2022 11:22:46 AM	No parameter change for ThresholdNumberOfPeaks			✓	
CmdSetMethodTargetCompoundAttribute	BL2000\sean	1/11/2022 11:22:46 AM	No parameter change for PeakFilterThreshold			✓	
CmdSetMethodTargetCompoundAttribute	BL2000\sean	1/11/2022 11:22:46 AM	Set PeakFilterThresholdValue = 24113.525 for compound 1,2-Dichlorobenzene; previous value = 22159.12675			✓	
CmdSetMethodTargetCompoundAttribute	BL2000\sean	1/11/2022 11:22:46 AM	No parameter change for ThresholdNumberOfPeaks			✓	
CmdSetMethodTargetQualifierAttribute	BL2000\sean	1/11/2022 11:22:46 AM	No parameter change for PeakFilterThreshold			✓	
CmdSetMethodTargetQualifierAttribute	BL2000\sean	1/11/2022 11:22:46 AM	Set PeakFilterThresholdValue = 15544.7949798601 for qualifier 148.0 of compound 1,2-Dichlorobenzene; previous value = 13788.416288439			✓	
CmdSetMethodTargetQualifierAttribute	BL2000\sean	1/11/2022 11:22:47 AM	No parameter change for ThresholdNumberOfPeaks			✓	
CmdSetMethodTargetQualifierAttribute	BL2000\sean	1/11/2022 11:22:47 AM	No parameter change for PeakFilterThreshold			✓	
CmdSetMethodTargetQualifierAttribute	BL2000\sean	1/11/2022 11:22:47 AM	Set PeakFilterThresholdValue = 9107.02835559283 for qualifier 111.0 of compound 1,2-Dichlorobenzene; previous value = 8938.73724136173			✓	
CmdSetMethodTargetQualifierAttribute	BL2000\sean	1/11/2022 11:22:47 AM	No parameter change for ThresholdNumberOfPeaks			✓	
CmdSetMethodTargetCompoundAttribute	BL2000\sean	1/11/2022 11:22:47 AM	No parameter change for PeakFilterThreshold			✓	

Audit Trail report

Name	User	Time	Action	Reason	Comment	Succeed	Exception
CmdSetMethodTargetCompoundAttribute	BL2000\sean	1/11/2022 11:22:47 AM	Set PeakFilterThresholdValue = 7153.20475 for compound Benzyl Alcohol; previous value = 4950.75321912901			✓	
CmdSetMethodTargetCompoundAttribute	BL2000\sean	1/11/2022 11:22:47 AM	No parameter change for ThresholdNumberOfPeaks			✓	
CmdSetMethodTargetQualifierAttribute	BL2000\sean	1/11/2022 11:22:48 AM	No parameter change for PeakFilterThreshold			✓	
CmdSetMethodTargetQualifierAttribute	BL2000\sean	1/11/2022 11:22:48 AM	Set PeakFilterThresholdValue = 8259.25369977899 for qualifier 79.0 of compound Benzyl Alcohol; previous value = 5837.28050071484			✓	
CmdSetMethodTargetQualifierAttribute	BL2000\sean	1/11/2022 11:22:48 AM	No parameter change for ThresholdNumberOfPeaks			✓	
CmdSetMethodTargetQualifierAttribute	BL2000\sean	1/11/2022 11:22:48 AM	No parameter change for PeakFilterThreshold			✓	
CmdSetMethodTargetQualifierAttribute	BL2000\sean	1/11/2022 11:22:48 AM	Set PeakFilterThresholdValue = 5080.40555704009 for qualifier 107.0 of compound Benzyl Alcohol; previous value = 3424.25409056345			✓	
CmdSetMethodTargetQualifierAttribute	BL2000\sean	1/11/2022 11:22:48 AM	No parameter change for ThresholdNumberOfPeaks			✓	
CmdSetMethodTargetCompoundAttribute	BL2000\sean	1/11/2022 11:22:49 AM	No parameter change for PeakFilterThreshold			✓	
CmdSetMethodTargetCompoundAttribute	BL2000\sean	1/11/2022 11:22:49 AM	Set PeakFilterThresholdValue = 6277.30174999994 for compound bis(2-chloroisopropyl)Ether; previous value = 5564.29625000007			✓	
CmdSetMethodTargetCompoundAttribute	BL2000\sean	1/11/2022 11:22:49 AM	No parameter change for ThresholdNumberOfPeaks			✓	
CmdSetMethodTargetQualifierAttribute	BL2000\sean	1/11/2022 11:22:49 AM	No parameter change for PeakFilterThreshold			✓	
CmdSetMethodTargetQualifierAttribute	BL2000\sean	1/11/2022 11:22:49 AM	Set PeakFilterThresholdValue = 2020.45709207937 for qualifier 123.0 of compound bis(2-chloroisopropyl)Ether; previous value = 1817.47499695705			✓	
CmdSetMethodTargetQualifierAttribute	BL2000\sean	1/11/2022 11:22:49 AM	No parameter change for ThresholdNumberOfPeaks			✓	
CmdSetMethodTargetCompoundAttribute	BL2000\sean	1/11/2022 11:22:49 AM	No parameter change for PeakFilterThreshold			✓	
CmdSetMethodTargetCompoundAttribute	BL2000\sean	1/11/2022 11:22:49 AM	Set PeakFilterThresholdValue = 14468.1058086094 for compound 2-Methylphenol; previous value = 12661.7657982909			✓	
CmdSetMethodTargetCompoundAttribute	BL2000\sean	1/11/2022 11:22:49 AM	No parameter change for ThresholdNumberOfPeaks			✓	
CmdSetMethodTargetQualifierAttribute	BL2000\sean	1/11/2022 11:22:50 AM	No parameter change for PeakFilterThreshold			✓	

Audit Trail report

Name	User	Time	Action	Reason	Comment	Succeed	Exception
CmdSetMethodTargetQualifierAttribute	BL2000\sean	1/11/2022 11:22:50 AM	Set PeakFilterThresholdValue = 16913.4192090149 for qualifier 108.0 of compound 2-Methylphenol; previous value = 14886.8579762847			✓	
CmdSetMethodTargetQualifierAttribute	BL2000\sean	1/11/2022 11:22:50 AM	No parameter change for ThresholdNumberOfPeaks			✓	
CmdSetMethodTargetCompoundAttribute	BL2000\sean	1/11/2022 11:22:50 AM	No parameter change for PeakFilterThreshold			✓	
CmdSetMethodTargetCompoundAttribute	BL2000\sean	1/11/2022 11:22:50 AM	No parameter change for PeakFilterThresholdValue			✓	
CmdSetMethodTargetCompoundAttribute	BL2000\sean	1/11/2022 11:22:50 AM	No parameter change for ThresholdNumberOfPeaks			✓	
CmdSetMethodTargetQualifierAttribute	BL2000\sean	1/11/2022 11:22:50 AM	No parameter change for PeakFilterThreshold			✓	
CmdSetMethodTargetQualifierAttribute	BL2000\sean	1/11/2022 11:22:50 AM	No parameter change for PeakFilterThresholdValue			✓	
CmdSetMethodTargetQualifierAttribute	BL2000\sean	1/11/2022 11:22:51 AM	No parameter change for ThresholdNumberOfPeaks			✓	
CmdSetMethodTargetQualifierAttribute	BL2000\sean	1/11/2022 11:22:51 AM	No parameter change for PeakFilterThreshold			✓	
CmdSetMethodTargetQualifierAttribute	BL2000\sean	1/11/2022 11:22:51 AM	No parameter change for PeakFilterThresholdValue			✓	
CmdSetMethodTargetQualifierAttribute	BL2000\sean	1/11/2022 11:22:51 AM	No parameter change for ThresholdNumberOfPeaks			✓	
CmdSetMethodTargetCompoundAttribute	BL2000\sean	1/11/2022 11:22:51 AM	No parameter change for PeakFilterThreshold			✓	
CmdSetMethodTargetCompoundAttribute	BL2000\sean	1/11/2022 11:22:51 AM	Set PeakFilterThresholdValue = 23032.4104999408 for compound 4Methylphenol/3Methylphenol; previous value = 19069.8463042744			✓	
CmdSetMethodTargetCompoundAttribute	BL2000\sean	1/11/2022 11:22:51 AM	No parameter change for ThresholdNumberOfPeaks			✓	
CmdSetMethodTargetQualifierAttribute	BL2000\sean	1/11/2022 11:22:51 AM	No parameter change for PeakFilterThreshold			✓	
CmdSetMethodTargetQualifierAttribute	BL2000\sean	1/11/2022 11:22:52 AM	Set PeakFilterThresholdValue = 19455.8535901291 for qualifier 108.0 of compound 4Methylphenol/3Methylphenol; previous value = 15521.9743414033			✓	
CmdSetMethodTargetQualifierAttribute	BL2000\sean	1/11/2022 11:22:52 AM	No parameter change for ThresholdNumberOfPeaks			✓	
CmdSetMethodTargetCompoundAttribute	BL2000\sean	1/11/2022 11:22:52 AM	No parameter change for PeakFilterThreshold			✓	
CmdSetMethodTargetCompoundAttribute	BL2000\sean	1/11/2022 11:22:52 AM	Set PeakFilterThresholdValue = 7445.63450000001 for compound Hexachloroethane; previous value = 5332.51518060881			✓	
CmdSetMethodTargetCompoundAttribute	BL2000\sean	1/11/2022 11:22:52 AM	No parameter change for ThresholdNumberOfPeaks			✓	

Audit Trail report

Name	User	Time	Action	Reason	Comment	Succeed	Exception
CmdSetMethodTargetQualifierAttribute	BL2000\sean	1/11/2022 11:22:52 AM	No parameter change for PeakFilterThreshold			✓	
CmdSetMethodTargetQualifierAttribute	BL2000\sean	1/11/2022 11:22:52 AM	Set PeakFilterThresholdValue = 6939.9607986785 for qualifier 201.0 of compound Hexachloroethane; previous value = 4118.84494881206			✓	
CmdSetMethodTargetQualifierAttribute	BL2000\sean	1/11/2022 11:22:52 AM	No parameter change for ThresholdNumberOfPeaks			✓	
CmdSetMethodTargetQualifierAttribute	BL2000\sean	1/11/2022 11:22:53 AM	No parameter change for PeakFilterThreshold			✓	
CmdSetMethodTargetQualifierAttribute	BL2000\sean	1/11/2022 11:22:53 AM	Set PeakFilterThresholdValue = 4260.45981155647 for qualifier 199.0 of compound Hexachloroethane; previous value = 2696.60631202215			✓	
CmdSetMethodTargetQualifierAttribute	BL2000\sean	1/11/2022 11:22:53 AM	No parameter change for ThresholdNumberOfPeaks			✓	
CmdSetMethodTargetCompoundAttribute	BL2000\sean	1/11/2022 11:22:53 AM	No parameter change for PeakFilterThreshold			✓	
CmdSetMethodTargetCompoundAttribute	BL2000\sean	1/11/2022 11:22:53 AM	No parameter change for PeakFilterThresholdValue			✓	
CmdSetMethodTargetCompoundAttribute	BL2000\sean	1/11/2022 11:22:53 AM	No parameter change for ThresholdNumberOfPeaks			✓	
CmdSetMethodTargetQualifierAttribute	BL2000\sean	1/11/2022 11:22:53 AM	No parameter change for PeakFilterThreshold			✓	
CmdSetMethodTargetQualifierAttribute	BL2000\sean	1/11/2022 11:22:53 AM	No parameter change for PeakFilterThresholdValue			✓	
CmdSetMethodTargetQualifierAttribute	BL2000\sean	1/11/2022 11:22:54 AM	No parameter change for ThresholdNumberOfPeaks			✓	
CmdSetMethodTargetCompoundAttribute	BL2000\sean	1/11/2022 11:22:54 AM	No parameter change for PeakFilterThreshold			✓	
CmdSetMethodTargetCompoundAttribute	BL2000\sean	1/11/2022 11:22:54 AM	No parameter change for PeakFilterThresholdValue			✓	
CmdSetMethodTargetCompoundAttribute	BL2000\sean	1/11/2022 11:22:54 AM	No parameter change for ThresholdNumberOfPeaks			✓	
CmdSetMethodTargetQualifierAttribute	BL2000\sean	1/11/2022 11:22:54 AM	No parameter change for PeakFilterThreshold			✓	
CmdSetMethodTargetQualifierAttribute	BL2000\sean	1/11/2022 11:22:54 AM	No parameter change for PeakFilterThresholdValue			✓	
CmdSetMethodTargetQualifierAttribute	BL2000\sean	1/11/2022 11:22:54 AM	No parameter change for ThresholdNumberOfPeaks			✓	
CmdSetMethodTargetCompoundAttribute	BL2000\sean	1/11/2022 11:22:55 AM	No parameter change for PeakFilterThreshold			✓	
CmdSetMethodTargetCompoundAttribute	BL2000\sean	1/11/2022 11:22:55 AM	No parameter change for PeakFilterThresholdValue			✓	
CmdSetMethodTargetCompoundAttribute	BL2000\sean	1/11/2022 11:22:55 AM	No parameter change for ThresholdNumberOfPeaks			✓	
CmdSetMethodTargetQualifierAttribute	BL2000\sean	1/11/2022 11:22:55 AM	No parameter change for PeakFilterThreshold			✓	

Audit Trail report

Name	User	Time	Action	Reason	Comment	Succeed	Exception
CmdSetMethodTargetQualifierAttribute	BL2000\sean	1/11/2022 11:22:55 AM	No parameter change for PeakFilterThresholdValue			✓	
CmdSetMethodTargetQualifierAttribute	BL2000\sean	1/11/2022 11:22:55 AM	No parameter change for ThresholdNumberOfPeaks			✓	
CmdSetMethodTargetQualifierAttribute	BL2000\sean	1/11/2022 11:22:55 AM	No parameter change for PeakFilterThreshold			✓	
CmdSetMethodTargetQualifierAttribute	BL2000\sean	1/11/2022 11:22:56 AM	No parameter change for PeakFilterThresholdValue			✓	
CmdSetMethodTargetQualifierAttribute	BL2000\sean	1/11/2022 11:22:56 AM	No parameter change for ThresholdNumberOfPeaks			✓	
CmdSetMethodTargetCompoundAttribute	BL2000\sean	1/11/2022 11:22:56 AM	No parameter change for PeakFilterThreshold			✓	
CmdSetMethodTargetCompoundAttribute	BL2000\sean	1/11/2022 11:22:56 AM	Set PeakFilterThresholdValue = 8915.43699999997 for compound N-nitroso-Di-n-propylamine; previous value = 10546.2090000002			✓	
CmdSetMethodTargetCompoundAttribute	BL2000\sean	1/11/2022 11:22:56 AM	No parameter change for ThresholdNumberOfPeaks			✓	
CmdSetMethodTargetQualifierAttribute	BL2000\sean	1/11/2022 11:22:56 AM	No parameter change for PeakFilterThreshold			✓	
CmdSetMethodTargetQualifierAttribute	BL2000\sean	1/11/2022 11:22:56 AM	Set PeakFilterThresholdValue = 1849.49502846597 for qualifier 130.0 of compound N-nitroso-Di-n-propylamine; previous value = 1856.57449277634			✓	
CmdSetMethodTargetQualifierAttribute	BL2000\sean	1/11/2022 11:22:57 AM	No parameter change for ThresholdNumberOfPeaks			✓	
CmdSetMethodTargetCompoundAttribute	BL2000\sean	1/11/2022 11:22:57 AM	No parameter change for PeakFilterThreshold			✓	
CmdSetMethodTargetCompoundAttribute	BL2000\sean	1/11/2022 11:22:57 AM	Set PeakFilterThresholdValue = 4543.71725000002 for compound Nitrobenzene; previous value = 3649.77500000009			✓	
CmdSetMethodTargetCompoundAttribute	BL2000\sean	1/11/2022 11:22:57 AM	No parameter change for ThresholdNumberOfPeaks			✓	
CmdSetMethodTargetQualifierAttribute	BL2000\sean	1/11/2022 11:22:57 AM	No parameter change for PeakFilterThreshold			✓	
CmdSetMethodTargetQualifierAttribute	BL2000\sean	1/11/2022 11:22:57 AM	Set PeakFilterThresholdValue = 8468.15763507114 for qualifier 77.0 of compound Nitrobenzene; previous value = 7715.29885385306			✓	
CmdSetMethodTargetQualifierAttribute	BL2000\sean	1/11/2022 11:22:57 AM	No parameter change for ThresholdNumberOfPeaks			✓	
CmdSetMethodTargetQualifierAttribute	BL2000\sean	1/11/2022 11:22:57 AM	No parameter change for PeakFilterThreshold			✓	
CmdSetMethodTargetQualifierAttribute	BL2000\sean	1/11/2022 11:22:58 AM	Set PeakFilterThresholdValue = 8450.27596495034 for qualifier 51.0 of compound Nitrobenzene; previous value = 7674.67787657946			✓	
CmdSetMethodTargetQualifierAttribute	BL2000\sean	1/11/2022 11:22:58 AM	No parameter change for ThresholdNumberOfPeaks			✓	

Audit Trail report

Name	User	Time	Action	Reason	Comment	Succeed	Exception
CmdSetMethodTargetCompoundAttribute	BL2000\sean	1/11/2022 11:22:58 AM	No parameter change for PeakFilterThreshold			✓	
CmdSetMethodTargetCompoundAttribute	BL2000\sean	1/11/2022 11:22:58 AM	No parameter change for PeakFilterThresholdValue			✓	
CmdSetMethodTargetCompoundAttribute	BL2000\sean	1/11/2022 11:22:58 AM	No parameter change for ThresholdNumberOfPeaks			✓	
CmdSetMethodTargetQualifierAttribute	BL2000\sean	1/11/2022 11:22:58 AM	No parameter change for PeakFilterThreshold			✓	
CmdSetMethodTargetQualifierAttribute	BL2000\sean	1/11/2022 11:22:58 AM	No parameter change for PeakFilterThresholdValue			✓	
CmdSetMethodTargetQualifierAttribute	BL2000\sean	1/11/2022 11:22:58 AM	No parameter change for ThresholdNumberOfPeaks			✓	
CmdSetMethodTargetCompoundAttribute	BL2000\sean	1/11/2022 11:22:59 AM	No parameter change for PeakFilterThreshold			✓	
CmdSetMethodTargetCompoundAttribute	BL2000\sean	1/11/2022 11:22:59 AM	Set PeakFilterThresholdValue = 21150.1121297429 for compound Isophorone; previous value = 19065.0693854879			✓	
CmdSetMethodTargetCompoundAttribute	BL2000\sean	1/11/2022 11:22:59 AM	No parameter change for ThresholdNumberOfPeaks			✓	
CmdSetMethodTargetQualifierAttribute	BL2000\sean	1/11/2022 11:22:59 AM	No parameter change for PeakFilterThreshold			✓	
CmdSetMethodTargetQualifierAttribute	BL2000\sean	1/11/2022 11:22:59 AM	Set PeakFilterThresholdValue = 4293.36866776792 for qualifier 138.0 of compound Isophorone; previous value = 3633.8546919157			✓	
CmdSetMethodTargetQualifierAttribute	BL2000\sean	1/11/2022 11:22:59 AM	No parameter change for ThresholdNumberOfPeaks			✓	
CmdSetMethodTargetCompoundAttribute	BL2000\sean	1/11/2022 11:23:00 AM	No parameter change for PeakFilterThreshold			✓	
CmdSetMethodTargetCompoundAttribute	BL2000\sean	1/11/2022 11:23:00 AM	Set PeakFilterThresholdValue = 4177.73300000006 for compound 2-Nitrophenol; previous value = 2625.52825			✓	
CmdSetMethodTargetCompoundAttribute	BL2000\sean	1/11/2022 11:23:00 AM	No parameter change for ThresholdNumberOfPeaks			✓	
CmdSetMethodTargetQualifierAttribute	BL2000\sean	1/11/2022 11:23:00 AM	No parameter change for PeakFilterThreshold			✓	
CmdSetMethodTargetQualifierAttribute	BL2000\sean	1/11/2022 11:23:00 AM	Set PeakFilterThresholdValue = 2141.07604470976 for qualifier 65.0 of compound 2-Nitrophenol; previous value = 1506.74042260779			✓	
CmdSetMethodTargetQualifierAttribute	BL2000\sean	1/11/2022 11:23:00 AM	No parameter change for ThresholdNumberOfPeaks			✓	
CmdSetMethodTargetQualifierAttribute	BL2000\sean	1/11/2022 11:23:00 AM	No parameter change for PeakFilterThreshold			✓	
CmdSetMethodTargetQualifierAttribute	BL2000\sean	1/11/2022 11:23:00 AM	Set PeakFilterThresholdValue = 1441.21615994654 for qualifier 109.0 of compound 2-Nitrophenol; previous value = 860.749041355821			✓	

Audit Trail report

Name	User	Time	Action	Reason	Comment	Succeed	Exception
CmdSetMethodTargetQualifierAttribute	BL2000\sean	1/11/2022 11:23:01 AM	No parameter change for ThresholdNumberOfPeaks			✓	
CmdSetMethodTargetCompoundAttribute	BL2000\sean	1/11/2022 11:23:01 AM	No parameter change for PeakFilterThreshold			✓	
CmdSetMethodTargetCompoundAttribute	BL2000\sean	1/11/2022 11:23:01 AM	Set PeakFilterThresholdValue = 15290.9094999999 for compound 2,4-Dimethylphenol; previous value = 12563.1492499998			✓	
CmdSetMethodTargetCompoundAttribute	BL2000\sean	1/11/2022 11:23:01 AM	No parameter change for ThresholdNumberOfPeaks			✓	
CmdSetMethodTargetQualifierAttribute	BL2000\sean	1/11/2022 11:23:01 AM	No parameter change for PeakFilterThreshold			✓	
CmdSetMethodTargetQualifierAttribute	BL2000\sean	1/11/2022 11:23:01 AM	Set PeakFilterThresholdValue = 16292.9266734775 for qualifier 107.0 of compound 2,4-Dimethylphenol; previous value = 13703.7177940456			✓	
CmdSetMethodTargetQualifierAttribute	BL2000\sean	1/11/2022 11:23:01 AM	No parameter change for ThresholdNumberOfPeaks			✓	
CmdSetMethodTargetQualifierAttribute	BL2000\sean	1/11/2022 11:23:02 AM	No parameter change for PeakFilterThreshold			✓	
CmdSetMethodTargetQualifierAttribute	BL2000\sean	1/11/2022 11:23:02 AM	Set PeakFilterThresholdValue = 4595.46688713486 for qualifier 77.0 of compound 2,4-Dimethylphenol; previous value = 4071.7547843487			✓	
CmdSetMethodTargetQualifierAttribute	BL2000\sean	1/11/2022 11:23:02 AM	No parameter change for ThresholdNumberOfPeaks			✓	
CmdSetMethodTargetCompoundAttribute	BL2000\sean	1/11/2022 11:23:02 AM	No parameter change for PeakFilterThreshold			✓	
CmdSetMethodTargetCompoundAttribute	BL2000\sean	1/11/2022 11:23:02 AM	Set PeakFilterThresholdValue = 15361.7039496077 for compound bis(-2-Chloroethoxy)Methane; previous value = 13852.1325941468			✓	
CmdSetMethodTargetCompoundAttribute	BL2000\sean	1/11/2022 11:23:02 AM	No parameter change for ThresholdNumberOfPeaks			✓	
CmdSetMethodTargetQualifierAttribute	BL2000\sean	1/11/2022 11:23:02 AM	No parameter change for PeakFilterThreshold			✓	
CmdSetMethodTargetQualifierAttribute	BL2000\sean	1/11/2022 11:23:02 AM	Set PeakFilterThresholdValue = 14041.0749391456 for qualifier 63.0 of compound bis(-2-Chloroethoxy)Methane; previous value = 12558.4068148495			✓	
CmdSetMethodTargetQualifierAttribute	BL2000\sean	1/11/2022 11:23:03 AM	No parameter change for ThresholdNumberOfPeaks			✓	
CmdSetMethodTargetQualifierAttribute	BL2000\sean	1/11/2022 11:23:03 AM	No parameter change for PeakFilterThreshold			✓	
CmdSetMethodTargetQualifierAttribute	BL2000\sean	1/11/2022 11:23:03 AM	Set PeakFilterThresholdValue = 4822.29529753009 for qualifier 95.0 of compound bis(-2-Chloroethoxy)Methane; previous value = 4384.32352970215			✓	

Audit Trail report

Name	User	Time	Action	Reason	Comment	Succeed	Exception
CmdSetMethodTargetQualifierAttribute	BL2000\sean	1/11/2022 11:23:03 AM	No parameter change for ThresholdNumberOfPeaks			✓	
CmdSetMethodTargetCompoundAttribute	BL2000\sean	1/11/2022 11:23:03 AM	No parameter change for PeakFilterThreshold			✓	
CmdSetMethodTargetCompoundAttribute	BL2000\sean	1/11/2022 11:23:03 AM	No parameter change for PeakFilterThresholdValue			✓	
CmdSetMethodTargetCompoundAttribute	BL2000\sean	1/11/2022 11:23:03 AM	No parameter change for ThresholdNumberOfPeaks			✓	
CmdSetMethodTargetQualifierAttribute	BL2000\sean	1/11/2022 11:23:03 AM	No parameter change for PeakFilterThreshold			✓	
CmdSetMethodTargetQualifierAttribute	BL2000\sean	1/11/2022 11:23:04 AM	No parameter change for PeakFilterThresholdValue			✓	
CmdSetMethodTargetQualifierAttribute	BL2000\sean	1/11/2022 11:23:04 AM	No parameter change for ThresholdNumberOfPeaks			✓	
CmdSetMethodTargetQualifierAttribute	BL2000\sean	1/11/2022 11:23:04 AM	No parameter change for PeakFilterThreshold			✓	
CmdSetMethodTargetQualifierAttribute	BL2000\sean	1/11/2022 11:23:04 AM	No parameter change for PeakFilterThresholdValue			✓	
CmdSetMethodTargetQualifierAttribute	BL2000\sean	1/11/2022 11:23:04 AM	No parameter change for ThresholdNumberOfPeaks			✓	
CmdSetMethodTargetCompoundAttribute	BL2000\sean	1/11/2022 11:23:04 AM	No parameter change for PeakFilterThreshold			✓	
CmdSetMethodTargetCompoundAttribute	BL2000\sean	1/11/2022 11:23:04 AM	No parameter change for PeakFilterThresholdValue			✓	
CmdSetMethodTargetCompoundAttribute	BL2000\sean	1/11/2022 11:23:05 AM	No parameter change for ThresholdNumberOfPeaks			✓	
CmdSetMethodTargetQualifierAttribute	BL2000\sean	1/11/2022 11:23:05 AM	No parameter change for PeakFilterThreshold			✓	
CmdSetMethodTargetQualifierAttribute	BL2000\sean	1/11/2022 11:23:05 AM	No parameter change for PeakFilterThresholdValue			✓	
CmdSetMethodTargetQualifierAttribute	BL2000\sean	1/11/2022 11:23:05 AM	No parameter change for ThresholdNumberOfPeaks			✓	
CmdSetMethodTargetCompoundAttribute	BL2000\sean	1/11/2022 11:23:05 AM	No parameter change for PeakFilterThreshold			✓	
CmdSetMethodTargetCompoundAttribute	BL2000\sean	1/11/2022 11:23:05 AM	Set PeakFilterThresholdValue = 10079.0075000001 for compound 2,4-Dichlorophenol; previous value = 9225.81425000006			✓	
CmdSetMethodTargetCompoundAttribute	BL2000\sean	1/11/2022 11:23:05 AM	No parameter change for ThresholdNumberOfPeaks			✓	
CmdSetMethodTargetQualifierAttribute	BL2000\sean	1/11/2022 11:23:05 AM	No parameter change for PeakFilterThreshold			✓	
CmdSetMethodTargetQualifierAttribute	BL2000\sean	1/11/2022 11:23:05 AM	Set PeakFilterThresholdValue = 6555.88718097092 for qualifier 164.0 of compound 2,4-Dichlorophenol; previous value = 5716.10422591885			✓	
CmdSetMethodTargetQualifierAttribute	BL2000\sean	1/11/2022 11:23:06 AM	No parameter change for ThresholdNumberOfPeaks			✓	

Audit Trail report

Name	User	Time	Action	Reason	Comment	Succeed	Exception
CmdSetMethodTargetQualifierAttribute	BL2000\sean	1/11/2022 11:23:06 AM	No parameter change for PeakFilterThreshold			✓	
CmdSetMethodTargetQualifierAttribute	BL2000\sean	1/11/2022 11:23:06 AM	Set PeakFilterThresholdValue = 3140.44981066788 for qualifier 98.0 of compound 2,4-Dichlorophenol; previous value = 2990.39660128305			✓	
CmdSetMethodTargetQualifierAttribute	BL2000\sean	1/11/2022 11:23:06 AM	No parameter change for ThresholdNumberOfPeaks			✓	
CmdSetMethodTargetCompoundAttribute	BL2000\sean	1/11/2022 11:23:06 AM	No parameter change for PeakFilterThreshold			✓	
CmdSetMethodTargetCompoundAttribute	BL2000\sean	1/11/2022 11:23:06 AM	Set PeakFilterThresholdValue = 16233.7565000003 for compound 1,2,4-Trichlorobenzene; previous value = 15020.4057500002			✓	
CmdSetMethodTargetCompoundAttribute	BL2000\sean	1/11/2022 11:23:06 AM	No parameter change for ThresholdNumberOfPeaks			✓	
CmdSetMethodTargetQualifierAttribute	BL2000\sean	1/11/2022 11:23:06 AM	No parameter change for PeakFilterThreshold			✓	
CmdSetMethodTargetQualifierAttribute	BL2000\sean	1/11/2022 11:23:07 AM	Set PeakFilterThresholdValue = 15870.5229435216 for qualifier 182.0 of compound 1,2,4-Trichlorobenzene; previous value = 14129.1435772023			✓	
CmdSetMethodTargetQualifierAttribute	BL2000\sean	1/11/2022 11:23:07 AM	No parameter change for ThresholdNumberOfPeaks			✓	
CmdSetMethodTargetQualifierAttribute	BL2000\sean	1/11/2022 11:23:07 AM	No parameter change for PeakFilterThreshold			✓	
CmdSetMethodTargetQualifierAttribute	BL2000\sean	1/11/2022 11:23:07 AM	Set PeakFilterThresholdValue = 4923.81228392908 for qualifier 145.0 of compound 1,2,4-Trichlorobenzene; previous value = 4570.46307588268			✓	
CmdSetMethodTargetQualifierAttribute	BL2000\sean	1/11/2022 11:23:07 AM	No parameter change for ThresholdNumberOfPeaks			✓	
CmdSetMethodTargetCompoundAttribute	BL2000\sean	1/11/2022 11:23:08 AM	No parameter change for PeakFilterThreshold			✓	
CmdSetMethodTargetCompoundAttribute	BL2000\sean	1/11/2022 11:23:08 AM	Set PeakFilterThresholdValue = 49764.35 for compound Naphthalene; previous value = 48393.4167762879			✓	
CmdSetMethodTargetCompoundAttribute	BL2000\sean	1/11/2022 11:23:08 AM	No parameter change for ThresholdNumberOfPeaks			✓	
CmdSetMethodTargetQualifierAttribute	BL2000\sean	1/11/2022 11:23:08 AM	No parameter change for PeakFilterThreshold			✓	
CmdSetMethodTargetQualifierAttribute	BL2000\sean	1/11/2022 11:23:08 AM	Set PeakFilterThresholdValue = 5274.53497094954 for qualifier 129.0 of compound Naphthalene; previous value = 5289.68451593228			✓	
CmdSetMethodTargetQualifierAttribute	BL2000\sean	1/11/2022 11:23:08 AM	No parameter change for ThresholdNumberOfPeaks			✓	
CmdSetMethodTargetQualifierAttribute	BL2000\sean	1/11/2022 11:23:08 AM	No parameter change for PeakFilterThreshold			✓	

Audit Trail report

Name	User	Time	Action	Reason	Comment	Succeed	Exception
CmdSetMethodTargetQualifierAttribute	BL2000\sean	1/11/2022 11:23:09 AM	Set PeakFilterThresholdValue = 4481.86956542279 for qualifier 102.0 of compound Naphthalene; previous value = 4490.69454030834			✓	
CmdSetMethodTargetQualifierAttribute	BL2000\sean	1/11/2022 11:23:09 AM	No parameter change for ThresholdNumberOfPeaks			✓	
CmdSetMethodTargetCompoundAttribute	BL2000\sean	1/11/2022 11:23:09 AM	No parameter change for PeakFilterThreshold			✓	
CmdSetMethodTargetCompoundAttribute	BL2000\sean	1/11/2022 11:23:09 AM	Set PeakFilterThresholdValue = 5758.0895 for compound 4-Chlorophenol; previous value = 5104.29750000002			✓	
CmdSetMethodTargetCompoundAttribute	BL2000\sean	1/11/2022 11:23:09 AM	No parameter change for ThresholdNumberOfPeaks			✓	
CmdSetMethodTargetQualifierAttribute	BL2000\sean	1/11/2022 11:23:09 AM	No parameter change for PeakFilterThreshold			✓	
CmdSetMethodTargetQualifierAttribute	BL2000\sean	1/11/2022 11:23:09 AM	Set PeakFilterThresholdValue = 18325.3472607035 for qualifier 128.0 of compound 4-Chlorophenol; previous value = 15809.3122108197			✓	
CmdSetMethodTargetQualifierAttribute	BL2000\sean	1/11/2022 11:23:09 AM	No parameter change for ThresholdNumberOfPeaks			✓	
CmdSetMethodTargetCompoundAttribute	BL2000\sean	1/11/2022 11:23:10 AM	No parameter change for PeakFilterThreshold			✓	
CmdSetMethodTargetCompoundAttribute	BL2000\sean	1/11/2022 11:23:10 AM	No parameter change for PeakFilterThresholdValue			✓	
CmdSetMethodTargetCompoundAttribute	BL2000\sean	1/11/2022 11:23:10 AM	No parameter change for ThresholdNumberOfPeaks			✓	
CmdSetMethodTargetQualifierAttribute	BL2000\sean	1/11/2022 11:23:10 AM	No parameter change for PeakFilterThreshold			✓	
CmdSetMethodTargetQualifierAttribute	BL2000\sean	1/11/2022 11:23:10 AM	No parameter change for PeakFilterThresholdValue			✓	
CmdSetMethodTargetQualifierAttribute	BL2000\sean	1/11/2022 11:23:10 AM	No parameter change for ThresholdNumberOfPeaks			✓	
CmdSetMethodTargetQualifierAttribute	BL2000\sean	1/11/2022 11:23:10 AM	No parameter change for PeakFilterThreshold			✓	
CmdSetMethodTargetQualifierAttribute	BL2000\sean	1/11/2022 11:23:11 AM	No parameter change for PeakFilterThresholdValue			✓	
CmdSetMethodTargetQualifierAttribute	BL2000\sean	1/11/2022 11:23:11 AM	No parameter change for ThresholdNumberOfPeaks			✓	
CmdSetMethodTargetCompoundAttribute	BL2000\sean	1/11/2022 11:23:11 AM	No parameter change for PeakFilterThreshold			✓	
CmdSetMethodTargetCompoundAttribute	BL2000\sean	1/11/2022 11:23:11 AM	Set PeakFilterThresholdValue = 17838.2404999999 for compound p-Chloroaniline; previous value = 17419.4925000002			✓	
CmdSetMethodTargetCompoundAttribute	BL2000\sean	1/11/2022 11:23:11 AM	No parameter change for ThresholdNumberOfPeaks			✓	
CmdSetMethodTargetQualifierAttribute	BL2000\sean	1/11/2022 11:23:11 AM	No parameter change for PeakFilterThreshold			✓	

Audit Trail report

Name	User	Time	Action	Reason	Comment	Succeed	Exception
CmdSetMethodTargetQualifierAttribute	BL2000\sean	1/11/2022 11:23:11 AM	Set PeakFilterThresholdValue = 6005.73183796018 for qualifier 129.0 of compound p-Chloroaniline; previous value = 5094.75069127018			✓	
CmdSetMethodTargetQualifierAttribute	BL2000\sean	1/11/2022 11:23:11 AM	No parameter change for ThresholdNumberOfPeaks			✓	
CmdSetMethodTargetQualifierAttribute	BL2000\sean	1/11/2022 11:23:12 AM	No parameter change for PeakFilterThreshold			✓	
CmdSetMethodTargetQualifierAttribute	BL2000\sean	1/11/2022 11:23:12 AM	Set PeakFilterThresholdValue = 6513.74016725277 for qualifier 65.0 of compound p-Chloroaniline; previous value = 6536.11902918833			✓	
CmdSetMethodTargetQualifierAttribute	BL2000\sean	1/11/2022 11:23:12 AM	No parameter change for ThresholdNumberOfPeaks			✓	
CmdSetMethodTargetCompoundAttribute	BL2000\sean	1/11/2022 11:23:12 AM	No parameter change for PeakFilterThreshold			✓	
CmdSetMethodTargetCompoundAttribute	BL2000\sean	1/11/2022 11:23:12 AM	No parameter change for PeakFilterThresholdValue			✓	
CmdSetMethodTargetCompoundAttribute	BL2000\sean	1/11/2022 11:23:12 AM	No parameter change for ThresholdNumberOfPeaks			✓	
CmdSetMethodTargetQualifierAttribute	BL2000\sean	1/11/2022 11:23:12 AM	No parameter change for PeakFilterThreshold			✓	
CmdSetMethodTargetQualifierAttribute	BL2000\sean	1/11/2022 11:23:12 AM	No parameter change for PeakFilterThresholdValue			✓	
CmdSetMethodTargetQualifierAttribute	BL2000\sean	1/11/2022 11:23:12 AM	No parameter change for ThresholdNumberOfPeaks			✓	
CmdSetMethodTargetQualifierAttribute	BL2000\sean	1/11/2022 11:23:13 AM	No parameter change for PeakFilterThreshold			✓	
CmdSetMethodTargetQualifierAttribute	BL2000\sean	1/11/2022 11:23:13 AM	No parameter change for PeakFilterThresholdValue			✓	
CmdSetMethodTargetQualifierAttribute	BL2000\sean	1/11/2022 11:23:13 AM	No parameter change for ThresholdNumberOfPeaks			✓	
CmdSetMethodTargetCompoundAttribute	BL2000\sean	1/11/2022 11:23:13 AM	No parameter change for PeakFilterThreshold			✓	
CmdSetMethodTargetCompoundAttribute	BL2000\sean	1/11/2022 11:23:13 AM	Set PeakFilterThresholdValue = 7684.24624999983 for compound Hexachlorobutadiene; previous value = 7023.28100000001			✓	
CmdSetMethodTargetCompoundAttribute	BL2000\sean	1/11/2022 11:23:13 AM	No parameter change for ThresholdNumberOfPeaks			✓	
CmdSetMethodTargetQualifierAttribute	BL2000\sean	1/11/2022 11:23:13 AM	No parameter change for PeakFilterThreshold			✓	
CmdSetMethodTargetQualifierAttribute	BL2000\sean	1/11/2022 11:23:14 AM	Set PeakFilterThresholdValue = 4926.23214192665 for qualifier 223.0 of compound Hexachlorobutadiene; previous value = 4270.89885243334			✓	
CmdSetMethodTargetQualifierAttribute	BL2000\sean	1/11/2022 11:23:14 AM	No parameter change for ThresholdNumberOfPeaks			✓	
CmdSetMethodTargetQualifierAttribute	BL2000\sean	1/11/2022 11:23:14 AM	No parameter change for PeakFilterThreshold			✓	

Audit Trail report

Name	User	Time	Action	Reason	Comment	Succeed	Exception
CmdSetMethodTargetQualifierAttribute	BL2000\sean	1/11/2022 11:23:14 AM	Set PeakFilterThresholdValue = 5077.3033407191 for qualifier 227.0 of compound Hexachlorobutadiene; previous value = 4679.72605284104			✓	
CmdSetMethodTargetQualifierAttribute	BL2000\sean	1/11/2022 11:23:14 AM	No parameter change for ThresholdNumberOfPeaks			✓	
CmdSetMethodTargetCompoundAttribute	BL2000\sean	1/11/2022 11:23:14 AM	No parameter change for PeakFilterThreshold			✓	
CmdSetMethodTargetCompoundAttribute	BL2000\sean	1/11/2022 11:23:14 AM	No parameter change for PeakFilterThresholdValue			✓	
CmdSetMethodTargetCompoundAttribute	BL2000\sean	1/11/2022 11:23:15 AM	No parameter change for ThresholdNumberOfPeaks			✓	
CmdSetMethodTargetQualifierAttribute	BL2000\sean	1/11/2022 11:23:15 AM	No parameter change for PeakFilterThreshold			✓	
CmdSetMethodTargetQualifierAttribute	BL2000\sean	1/11/2022 11:23:15 AM	No parameter change for PeakFilterThresholdValue			✓	
CmdSetMethodTargetQualifierAttribute	BL2000\sean	1/11/2022 11:23:15 AM	No parameter change for ThresholdNumberOfPeaks			✓	
CmdSetMethodTargetCompoundAttribute	BL2000\sean	1/11/2022 11:23:15 AM	No parameter change for PeakFilterThreshold			✓	
CmdSetMethodTargetCompoundAttribute	BL2000\sean	1/11/2022 11:23:15 AM	No parameter change for PeakFilterThresholdValue			✓	
CmdSetMethodTargetCompoundAttribute	BL2000\sean	1/11/2022 11:23:15 AM	No parameter change for ThresholdNumberOfPeaks			✓	
CmdSetMethodTargetQualifierAttribute	BL2000\sean	1/11/2022 11:23:16 AM	No parameter change for PeakFilterThreshold			✓	
CmdSetMethodTargetQualifierAttribute	BL2000\sean	1/11/2022 11:23:16 AM	No parameter change for PeakFilterThresholdValue			✓	
CmdSetMethodTargetQualifierAttribute	BL2000\sean	1/11/2022 11:23:16 AM	No parameter change for ThresholdNumberOfPeaks			✓	
CmdSetMethodTargetQualifierAttribute	BL2000\sean	1/11/2022 11:23:16 AM	No parameter change for PeakFilterThreshold			✓	
CmdSetMethodTargetQualifierAttribute	BL2000\sean	1/11/2022 11:23:16 AM	No parameter change for PeakFilterThresholdValue			✓	
CmdSetMethodTargetQualifierAttribute	BL2000\sean	1/11/2022 11:23:16 AM	No parameter change for ThresholdNumberOfPeaks			✓	
CmdSetMethodTargetCompoundAttribute	BL2000\sean	1/11/2022 11:23:16 AM	No parameter change for PeakFilterThreshold			✓	
CmdSetMethodTargetCompoundAttribute	BL2000\sean	1/11/2022 11:23:17 AM	Set PeakFilterThresholdValue = 11259.5459677972 for compound 4-Chloro-3-Methylphenol; previous value = 11078.3529777312			✓	
CmdSetMethodTargetCompoundAttribute	BL2000\sean	1/11/2022 11:23:17 AM	No parameter change for ThresholdNumberOfPeaks			✓	
CmdSetMethodTargetQualifierAttribute	BL2000\sean	1/11/2022 11:23:17 AM	No parameter change for PeakFilterThreshold			✓	

Audit Trail report

Name	User	Time	Action	Reason	Comment	Succeed	Exception
CmdSetMethodTargetQualifierAttribute	BL2000\sean	1/11/2022 11:23:17 AM	Set PeakFilterThresholdValue = 3195.40238205992 for qualifier 144.0 of compound 4-Chloro-3-Methylphenol; previous value = 3058.27179598031			✓	
CmdSetMethodTargetQualifierAttribute	BL2000\sean	1/11/2022 11:23:17 AM	No parameter change for ThresholdNumberOfPeaks			✓	
CmdSetMethodTargetCompoundAttribute	BL2000\sean	1/11/2022 11:23:17 AM	No parameter change for PeakFilterThreshold			✓	
CmdSetMethodTargetCompoundAttribute	BL2000\sean	1/11/2022 11:23:17 AM	No parameter change for PeakFilterThresholdValue			✓	
CmdSetMethodTargetCompoundAttribute	BL2000\sean	1/11/2022 11:23:17 AM	No parameter change for ThresholdNumberOfPeaks			✓	
CmdSetMethodTargetQualifierAttribute	BL2000\sean	1/11/2022 11:23:17 AM	No parameter change for PeakFilterThreshold			✓	
CmdSetMethodTargetQualifierAttribute	BL2000\sean	1/11/2022 11:23:18 AM	No parameter change for PeakFilterThresholdValue			✓	
CmdSetMethodTargetQualifierAttribute	BL2000\sean	1/11/2022 11:23:18 AM	No parameter change for ThresholdNumberOfPeaks			✓	
CmdSetMethodTargetQualifierAttribute	BL2000\sean	1/11/2022 11:23:18 AM	No parameter change for PeakFilterThreshold			✓	
CmdSetMethodTargetQualifierAttribute	BL2000\sean	1/11/2022 11:23:18 AM	No parameter change for PeakFilterThresholdValue			✓	
CmdSetMethodTargetQualifierAttribute	BL2000\sean	1/11/2022 11:23:18 AM	No parameter change for ThresholdNumberOfPeaks			✓	
CmdSetMethodTargetCompoundAttribute	BL2000\sean	1/11/2022 11:23:18 AM	No parameter change for PeakFilterThreshold			✓	
CmdSetMethodTargetCompoundAttribute	BL2000\sean	1/11/2022 11:23:18 AM	Set PeakFilterThresholdValue = 29558.7419212564 for compound 2-Methylnaphthalene; previous value = 29825.0110109442			✓	
CmdSetMethodTargetCompoundAttribute	BL2000\sean	1/11/2022 11:23:19 AM	No parameter change for ThresholdNumberOfPeaks			✓	
CmdSetMethodTargetQualifierAttribute	BL2000\sean	1/11/2022 11:23:19 AM	No parameter change for PeakFilterThreshold			✓	
CmdSetMethodTargetQualifierAttribute	BL2000\sean	1/11/2022 11:23:19 AM	Set PeakFilterThresholdValue = 34123.0291675862 for qualifier 142.0 of compound 2-Methylnaphthalene; previous value = 34243.6835595072			✓	
CmdSetMethodTargetQualifierAttribute	BL2000\sean	1/11/2022 11:23:19 AM	No parameter change for ThresholdNumberOfPeaks			✓	
CmdSetMethodTargetQualifierAttribute	BL2000\sean	1/11/2022 11:23:19 AM	No parameter change for PeakFilterThreshold			✓	
CmdSetMethodTargetQualifierAttribute	BL2000\sean	1/11/2022 11:23:19 AM	Set PeakFilterThresholdValue = 12304.1313519432 for qualifier 115.0 of compound 2-Methylnaphthalene; previous value = 12516.056142521			✓	
CmdSetMethodTargetQualifierAttribute	BL2000\sean	1/11/2022 11:23:19 AM	No parameter change for ThresholdNumberOfPeaks			✓	

Audit Trail report

Name	User	Time	Action	Reason	Comment	Succeed	Exception
CmdSetMethodTargetCompoundAttribute	BL2000\sean	1/11/2022 11:23:19 AM	No parameter change for PeakFilterThreshold			✓	
CmdSetMethodTargetCompoundAttribute	BL2000\sean	1/11/2022 11:23:20 AM	Set PeakFilterThresholdValue = 30702.2151056889 for compound 1-Methylnaphthalene; previous value = 31392.8938341894			✓	
CmdSetMethodTargetCompoundAttribute	BL2000\sean	1/11/2022 11:23:20 AM	No parameter change for ThresholdNumberOfPeaks			✓	
CmdSetMethodTargetQualifierAttribute	BL2000\sean	1/11/2022 11:23:20 AM	No parameter change for PeakFilterThreshold			✓	
CmdSetMethodTargetQualifierAttribute	BL2000\sean	1/11/2022 11:23:20 AM	Set PeakFilterThresholdValue = 33824.5680790781 for qualifier 142.0 of compound 1-Methylnaphthalene; previous value = 34833.8347126123			✓	
CmdSetMethodTargetQualifierAttribute	BL2000\sean	1/11/2022 11:23:20 AM	No parameter change for ThresholdNumberOfPeaks			✓	
CmdSetMethodTargetQualifierAttribute	BL2000\sean	1/11/2022 11:23:20 AM	No parameter change for PeakFilterThreshold			✓	
CmdSetMethodTargetQualifierAttribute	BL2000\sean	1/11/2022 11:23:20 AM	Set PeakFilterThresholdValue = 13228.7362687471 for qualifier 115.0 of compound 1-Methylnaphthalene; previous value = 13328.0005957795			✓	
CmdSetMethodTargetQualifierAttribute	BL2000\sean	1/11/2022 11:23:20 AM	No parameter change for ThresholdNumberOfPeaks			✓	
CmdSetMethodTargetCompoundAttribute	BL2000\sean	1/11/2022 11:23:20 AM	No parameter change for PeakFilterThreshold			✓	
CmdSetMethodTargetCompoundAttribute	BL2000\sean	1/11/2022 11:23:20 AM	Set PeakFilterThresholdValue = 10950.1111109552 for compound 4-Chloro-2-Methylphenol; previous value = 10423.9837499999			✓	
CmdSetMethodTargetCompoundAttribute	BL2000\sean	1/11/2022 11:23:21 AM	No parameter change for ThresholdNumberOfPeaks			✓	
CmdSetMethodTargetQualifierAttribute	BL2000\sean	1/11/2022 11:23:21 AM	No parameter change for PeakFilterThreshold			✓	
CmdSetMethodTargetQualifierAttribute	BL2000\sean	1/11/2022 11:23:21 AM	Set PeakFilterThresholdValue = 2988.8040521877 for qualifier 144.0 of compound 4-Chloro-2-Methylphenol; previous value = 2775.01339276278			✓	
CmdSetMethodTargetQualifierAttribute	BL2000\sean	1/11/2022 11:23:21 AM	No parameter change for ThresholdNumberOfPeaks			✓	
CmdSetMethodTargetCompoundAttribute	BL2000\sean	1/11/2022 11:23:21 AM	No parameter change for PeakFilterThreshold			✓	
CmdSetMethodTargetCompoundAttribute	BL2000\sean	1/11/2022 11:23:21 AM	No parameter change for PeakFilterThresholdValue			✓	
CmdSetMethodTargetCompoundAttribute	BL2000\sean	1/11/2022 11:23:21 AM	No parameter change for ThresholdNumberOfPeaks			✓	
CmdSetMethodTargetQualifierAttribute	BL2000\sean	1/11/2022 11:23:21 AM	No parameter change for PeakFilterThreshold			✓	
CmdSetMethodTargetQualifierAttribute	BL2000\sean	1/11/2022 11:23:21 AM	No parameter change for PeakFilterThresholdValue			✓	

Audit Trail report

Name	User	Time	Action	Reason	Comment	Succeed	Exception
CmdSetMethodTargetQualifierAttribute	BL2000\sean	1/11/2022 11:23:22 AM	No parameter change for ThresholdNumberOfPeaks			✓	
CmdSetMethodTargetQualifierAttribute	BL2000\sean	1/11/2022 11:23:22 AM	No parameter change for PeakFilterThreshold			✓	
CmdSetMethodTargetQualifierAttribute	BL2000\sean	1/11/2022 11:23:22 AM	No parameter change for PeakFilterThresholdValue			✓	
CmdSetMethodTargetQualifierAttribute	BL2000\sean	1/11/2022 11:23:22 AM	No parameter change for ThresholdNumberOfPeaks			✓	
CmdSetMethodTargetCompoundAttribute	BL2000\sean	1/11/2022 11:23:22 AM	No parameter change for PeakFilterThreshold			✓	
CmdSetMethodTargetCompoundAttribute	BL2000\sean	1/11/2022 11:23:22 AM	Set PeakFilterThresholdValue = 3462.53599999993 for compound Hexachlorocyclopentadiene; previous value = 3085.54400000005			✓	
CmdSetMethodTargetCompoundAttribute	BL2000\sean	1/11/2022 11:23:22 AM	No parameter change for ThresholdNumberOfPeaks			✓	
CmdSetMethodTargetQualifierAttribute	BL2000\sean	1/11/2022 11:23:23 AM	No parameter change for PeakFilterThreshold			✓	
CmdSetMethodTargetQualifierAttribute	BL2000\sean	1/11/2022 11:23:23 AM	Set PeakFilterThresholdValue = 2252.12551142095 for qualifier 238.9 of compound Hexachlorocyclopentadiene; previous value = 1978.13756678577			✓	
CmdSetMethodTargetQualifierAttribute	BL2000\sean	1/11/2022 11:23:23 AM	No parameter change for ThresholdNumberOfPeaks			✓	
CmdSetMethodTargetQualifierAttribute	BL2000\sean	1/11/2022 11:23:23 AM	No parameter change for PeakFilterThreshold			✓	
CmdSetMethodTargetQualifierAttribute	BL2000\sean	1/11/2022 11:23:23 AM	Set PeakFilterThresholdValue = 2155.93705233561 for qualifier 234.9 of compound Hexachlorocyclopentadiene; previous value = 1995.35685480697			✓	
CmdSetMethodTargetQualifierAttribute	BL2000\sean	1/11/2022 11:23:23 AM	No parameter change for ThresholdNumberOfPeaks			✓	
CmdSetMethodTargetCompoundAttribute	BL2000\sean	1/11/2022 11:23:23 AM	No parameter change for PeakFilterThreshold			✓	
CmdSetMethodTargetCompoundAttribute	BL2000\sean	1/11/2022 11:23:23 AM	Set PeakFilterThresholdValue = 6868.682499999988 for compound 2,4,6-Trichlorophenol; previous value = 6478.61975000006			✓	
CmdSetMethodTargetCompoundAttribute	BL2000\sean	1/11/2022 11:23:24 AM	No parameter change for ThresholdNumberOfPeaks			✓	
CmdSetMethodTargetQualifierAttribute	BL2000\sean	1/11/2022 11:23:24 AM	No parameter change for PeakFilterThreshold			✓	
CmdSetMethodTargetQualifierAttribute	BL2000\sean	1/11/2022 11:23:24 AM	Set PeakFilterThresholdValue = 6531.19148881573 for qualifier 198.0 of compound 2,4,6-Trichlorophenol; previous value = 6116.98325162853			✓	
CmdSetMethodTargetQualifierAttribute	BL2000\sean	1/11/2022 11:23:24 AM	No parameter change for ThresholdNumberOfPeaks			✓	

Audit Trail report

Name	User	Time	Action	Reason	Comment	Succeed	Exception
CmdSetMethodTargetCompoundAttribute	BL2000\sean	1/11/2022 11:23:24 AM	No parameter change for PeakFilterThreshold			✓	
CmdSetMethodTargetCompoundAttribute	BL2000\sean	1/11/2022 11:23:24 AM	Set PeakFilterThresholdValue = 7991.29524999992 for compound 2,4,5-Trichlorophenol; previous value = 7475.69000000006			✓	
CmdSetMethodTargetCompoundAttribute	BL2000\sean	1/11/2022 11:23:24 AM	No parameter change for ThresholdNumberOfPeaks			✓	
CmdSetMethodTargetQualifierAttribute	BL2000\sean	1/11/2022 11:23:24 AM	No parameter change for PeakFilterThreshold			✓	
CmdSetMethodTargetQualifierAttribute	BL2000\sean	1/11/2022 11:23:24 AM	Set PeakFilterThresholdValue = 7631.13494513859 for qualifier 198.0 of compound 2,4,5-Trichlorophenol; previous value = 7096.22688018077			✓	
CmdSetMethodTargetQualifierAttribute	BL2000\sean	1/11/2022 11:23:25 AM	No parameter change for ThresholdNumberOfPeaks			✓	
CmdSetMethodTargetCompoundAttribute	BL2000\sean	1/11/2022 11:23:25 AM	No parameter change for PeakFilterThreshold			✓	
CmdSetMethodTargetCompoundAttribute	BL2000\sean	1/11/2022 11:23:25 AM	No parameter change for PeakFilterThresholdValue			✓	
CmdSetMethodTargetCompoundAttribute	BL2000\sean	1/11/2022 11:23:25 AM	No parameter change for ThresholdNumberOfPeaks			✓	
CmdSetMethodTargetQualifierAttribute	BL2000\sean	1/11/2022 11:23:25 AM	No parameter change for PeakFilterThreshold			✓	
CmdSetMethodTargetQualifierAttribute	BL2000\sean	1/11/2022 11:23:25 AM	No parameter change for PeakFilterThresholdValue			✓	
CmdSetMethodTargetQualifierAttribute	BL2000\sean	1/11/2022 11:23:25 AM	No parameter change for ThresholdNumberOfPeaks			✓	
CmdSetMethodTargetQualifierAttribute	BL2000\sean	1/11/2022 11:23:25 AM	No parameter change for PeakFilterThreshold			✓	
CmdSetMethodTargetQualifierAttribute	BL2000\sean	1/11/2022 11:23:26 AM	No parameter change for PeakFilterThresholdValue			✓	
CmdSetMethodTargetQualifierAttribute	BL2000\sean	1/11/2022 11:23:26 AM	No parameter change for ThresholdNumberOfPeaks			✓	
CmdSetMethodTargetCompoundAttribute	BL2000\sean	1/11/2022 11:23:26 AM	No parameter change for PeakFilterThreshold			✓	
CmdSetMethodTargetCompoundAttribute	BL2000\sean	1/11/2022 11:23:26 AM	Set PeakFilterThresholdValue = 29194.34475 for compound 2-Chloronaphthalene; previous value = 28961.7825			✓	
CmdSetMethodTargetCompoundAttribute	BL2000\sean	1/11/2022 11:23:26 AM	No parameter change for ThresholdNumberOfPeaks			✓	
CmdSetMethodTargetQualifierAttribute	BL2000\sean	1/11/2022 11:23:26 AM	No parameter change for PeakFilterThreshold			✓	
CmdSetMethodTargetQualifierAttribute	BL2000\sean	1/11/2022 11:23:26 AM	Set PeakFilterThresholdValue = 9419.24822477078 for qualifier 164.0 of compound 2-Chloronaphthalene; previous value = 9332.38198024856			✓	
CmdSetMethodTargetQualifierAttribute	BL2000\sean	1/11/2022 11:23:26 AM	No parameter change for ThresholdNumberOfPeaks			✓	

Audit Trail report

Name	User	Time	Action	Reason	Comment	Succeed	Exception
CmdSetMethodTargetQualifierAttribute	BL2000\sean	1/11/2022 11:23:26 AM	No parameter change for PeakFilterThreshold			✓	
CmdSetMethodTargetQualifierAttribute	BL2000\sean	1/11/2022 11:23:27 AM	Set PeakFilterThresholdValue = 11065.3325967939 for qualifier 127.0 of compound 2-Chloronaphthalene; previous value = 11348.1079158317			✓	
CmdSetMethodTargetQualifierAttribute	BL2000\sean	1/11/2022 11:23:27 AM	No parameter change for ThresholdNumberOfPeaks			✓	
CmdSetMethodTargetCompoundAttribute	BL2000\sean	1/11/2022 11:23:27 AM	No parameter change for PeakFilterThreshold			✓	
CmdSetMethodTargetCompoundAttribute	BL2000\sean	1/11/2022 11:23:27 AM	Set PeakFilterThresholdValue = 2814.48727698932 for compound 2-Nitroaniline; previous value = 3357.73157925091			✓	
CmdSetMethodTargetCompoundAttribute	BL2000\sean	1/11/2022 11:23:27 AM	No parameter change for ThresholdNumberOfPeaks			✓	
CmdSetMethodTargetQualifierAttribute	BL2000\sean	1/11/2022 11:23:27 AM	No parameter change for PeakFilterThreshold			✓	
CmdSetMethodTargetQualifierAttribute	BL2000\sean	1/11/2022 11:23:27 AM	Set PeakFilterThresholdValue = 3032.44387389884 for qualifier 138.0 of compound 2-Nitroaniline; previous value = 3344.09939478366			✓	
CmdSetMethodTargetQualifierAttribute	BL2000\sean	1/11/2022 11:23:27 AM	No parameter change for ThresholdNumberOfPeaks			✓	
CmdSetMethodTargetCompoundAttribute	BL2000\sean	1/11/2022 11:23:27 AM	No parameter change for PeakFilterThreshold			✓	
CmdSetMethodTargetCompoundAttribute	BL2000\sean	1/11/2022 11:23:28 AM	No parameter change for PeakFilterThresholdValue			✓	
CmdSetMethodTargetCompoundAttribute	BL2000\sean	1/11/2022 11:23:28 AM	No parameter change for ThresholdNumberOfPeaks			✓	
CmdSetMethodTargetQualifierAttribute	BL2000\sean	1/11/2022 11:23:28 AM	No parameter change for PeakFilterThreshold			✓	
CmdSetMethodTargetQualifierAttribute	BL2000\sean	1/11/2022 11:23:28 AM	No parameter change for PeakFilterThresholdValue			✓	
CmdSetMethodTargetQualifierAttribute	BL2000\sean	1/11/2022 11:23:28 AM	No parameter change for ThresholdNumberOfPeaks			✓	
CmdSetMethodTargetQualifierAttribute	BL2000\sean	1/11/2022 11:23:28 AM	No parameter change for PeakFilterThreshold			✓	
CmdSetMethodTargetQualifierAttribute	BL2000\sean	1/11/2022 11:23:28 AM	No parameter change for PeakFilterThresholdValue			✓	
CmdSetMethodTargetQualifierAttribute	BL2000\sean	1/11/2022 11:23:28 AM	No parameter change for ThresholdNumberOfPeaks			✓	
CmdSetMethodTargetCompoundAttribute	BL2000\sean	1/11/2022 11:23:29 AM	No parameter change for PeakFilterThreshold			✓	
CmdSetMethodTargetCompoundAttribute	BL2000\sean	1/11/2022 11:23:29 AM	Set PeakFilterThresholdValue = 21048.1385000003 for compound Dimethyl Phthalate; previous value = 20487.1190000004			✓	
CmdSetMethodTargetCompoundAttribute	BL2000\sean	1/11/2022 11:23:29 AM	No parameter change for ThresholdNumberOfPeaks			✓	

Audit Trail report

Name	User	Time	Action	Reason	Comment	Succeed	Exception
CmdSetMethodTargetQualifierAttribute	BL2000\sean	1/11/2022 11:23:29 AM	No parameter change for PeakFilterThreshold			✓	
CmdSetMethodTargetQualifierAttribute	BL2000\sean	1/11/2022 11:23:29 AM	Set PeakFilterThresholdValue = 3922.52835625929 for qualifier 77.0 of compound Dimethyl Phthalate; previous value = 4414.22413116414			✓	
CmdSetMethodTargetQualifierAttribute	BL2000\sean	1/11/2022 11:23:29 AM	No parameter change for ThresholdNumberOfPeaks			✓	
CmdSetMethodTargetCompoundAttribute	BL2000\sean	1/11/2022 11:23:29 AM	No parameter change for PeakFilterThreshold			✓	
CmdSetMethodTargetCompoundAttribute	BL2000\sean	1/11/2022 11:23:29 AM	Set PeakFilterThresholdValue = 46479.0322499979 for compound Acenaphthylene; previous value = 47911.7905000008			✓	
CmdSetMethodTargetCompoundAttribute	BL2000\sean	1/11/2022 11:23:29 AM	No parameter change for ThresholdNumberOfPeaks			✓	
CmdSetMethodTargetQualifierAttribute	BL2000\sean	1/11/2022 11:23:29 AM	No parameter change for PeakFilterThreshold			✓	
CmdSetMethodTargetQualifierAttribute	BL2000\sean	1/11/2022 11:23:30 AM	Set PeakFilterThresholdValue = 6393.93006278269 for qualifier 153.1 of compound Acenaphthylene; previous value = 6680.75440451911			✓	
CmdSetMethodTargetQualifierAttribute	BL2000\sean	1/11/2022 11:23:30 AM	No parameter change for ThresholdNumberOfPeaks			✓	
CmdSetMethodTargetCompoundAttribute	BL2000\sean	1/11/2022 11:23:30 AM	No parameter change for PeakFilterThreshold			✓	
CmdSetMethodTargetCompoundAttribute	BL2000\sean	1/11/2022 11:23:30 AM	No parameter change for PeakFilterThresholdValue			✓	
CmdSetMethodTargetCompoundAttribute	BL2000\sean	1/11/2022 11:23:30 AM	No parameter change for ThresholdNumberOfPeaks			✓	
CmdSetMethodTargetQualifierAttribute	BL2000\sean	1/11/2022 11:23:30 AM	No parameter change for PeakFilterThreshold			✓	
CmdSetMethodTargetQualifierAttribute	BL2000\sean	1/11/2022 11:23:30 AM	No parameter change for PeakFilterThresholdValue			✓	
CmdSetMethodTargetQualifierAttribute	BL2000\sean	1/11/2022 11:23:31 AM	No parameter change for ThresholdNumberOfPeaks			✓	
CmdSetMethodTargetQualifierAttribute	BL2000\sean	1/11/2022 11:23:31 AM	No parameter change for PeakFilterThreshold			✓	
CmdSetMethodTargetQualifierAttribute	BL2000\sean	1/11/2022 11:23:31 AM	No parameter change for PeakFilterThresholdValue			✓	
CmdSetMethodTargetQualifierAttribute	BL2000\sean	1/11/2022 11:23:31 AM	No parameter change for ThresholdNumberOfPeaks			✓	
CmdSetMethodTargetCompoundAttribute	BL2000\sean	1/11/2022 11:23:31 AM	No parameter change for PeakFilterThreshold			✓	
CmdSetMethodTargetCompoundAttribute	BL2000\sean	1/11/2022 11:23:31 AM	Set PeakFilterThresholdValue = 3431.33900000012 for compound 2,6-Dinitrotoluene; previous value = 2620.05325000006			✓	
CmdSetMethodTargetCompoundAttribute	BL2000\sean	1/11/2022 11:23:31 AM	No parameter change for ThresholdNumberOfPeaks			✓	

Audit Trail report

Name	User	Time	Action	Reason	Comment	Succeed	Exception
CmdSetMethodTargetQualifierAttribute	BL2000\sean	1/11/2022 11:23:31 AM	No parameter change for PeakFilterThreshold			✓	
CmdSetMethodTargetQualifierAttribute	BL2000\sean	1/11/2022 11:23:32 AM	Set PeakFilterThresholdValue = 1934.94916401568 for qualifier 89.0 of compound 2,6-Dinitrotoluene; previous value = 1774.9976174988			✓	
CmdSetMethodTargetQualifierAttribute	BL2000\sean	1/11/2022 11:23:32 AM	No parameter change for ThresholdNumberOfPeaks			✓	
CmdSetMethodTargetQualifierAttribute	BL2000\sean	1/11/2022 11:23:32 AM	No parameter change for PeakFilterThreshold			✓	
CmdSetMethodTargetQualifierAttribute	BL2000\sean	1/11/2022 11:23:32 AM	Set PeakFilterThresholdValue = 5410.81147488759 for qualifier 63.0 of compound 2,6-Dinitrotoluene; previous value = 5056.70032867739			✓	
CmdSetMethodTargetQualifierAttribute	BL2000\sean	1/11/2022 11:23:32 AM	No parameter change for ThresholdNumberOfPeaks			✓	
CmdSetMethodTargetCompoundAttribute	BL2000\sean	1/11/2022 11:23:32 AM	No parameter change for PeakFilterThreshold			✓	
CmdSetMethodTargetCompoundAttribute	BL2000\sean	1/11/2022 11:23:32 AM	Set PeakFilterThresholdValue = 28945.960499999 for compound Acenaphthene; previous value = 32366.3645000008			✓	
CmdSetMethodTargetCompoundAttribute	BL2000\sean	1/11/2022 11:23:32 AM	No parameter change for ThresholdNumberOfPeaks			✓	
CmdSetMethodTargetQualifierAttribute	BL2000\sean	1/11/2022 11:23:32 AM	No parameter change for PeakFilterThreshold			✓	
CmdSetMethodTargetQualifierAttribute	BL2000\sean	1/11/2022 11:23:33 AM	Set PeakFilterThresholdValue = 15308.4559574052 for qualifier 152.0 of compound Acenaphthene; previous value = 17047.8446061673			✓	
CmdSetMethodTargetQualifierAttribute	BL2000\sean	1/11/2022 11:23:33 AM	No parameter change for ThresholdNumberOfPeaks			✓	
CmdSetMethodTargetQualifierAttribute	BL2000\sean	1/11/2022 11:23:33 AM	No parameter change for PeakFilterThreshold			✓	
CmdSetMethodTargetQualifierAttribute	BL2000\sean	1/11/2022 11:23:33 AM	Set PeakFilterThresholdValue = 31690.7533956033 for qualifier 153.0 of compound Acenaphthene; previous value = 35457.4917107671			✓	
CmdSetMethodTargetQualifierAttribute	BL2000\sean	1/11/2022 11:23:33 AM	No parameter change for ThresholdNumberOfPeaks			✓	
CmdSetMethodTargetCompoundAttribute	BL2000\sean	1/11/2022 11:23:33 AM	No parameter change for PeakFilterThreshold			✓	
CmdSetMethodTargetCompoundAttribute	BL2000\sean	1/11/2022 11:23:33 AM	Set PeakFilterThresholdValue = 3166.70149999998 for compound 3-Nitroaniline; previous value = 2813.83774999998			✓	
CmdSetMethodTargetCompoundAttribute	BL2000\sean	1/11/2022 11:23:33 AM	No parameter change for ThresholdNumberOfPeaks			✓	
CmdSetMethodTargetQualifierAttribute	BL2000\sean	1/11/2022 11:23:33 AM	No parameter change for PeakFilterThreshold			✓	

Audit Trail report

Name	User	Time	Action	Reason	Comment	Succeed	Exception
CmdSetMethodTargetQualifierAttribute	BL2000\sean	1/11/2022 11:23:33 AM	Set PeakFilterThresholdValue = 3371.98561935623 for qualifier 92.0 of compound 3-Nitroaniline; previous value = 3337.81714398362			✓	
CmdSetMethodTargetQualifierAttribute	BL2000\sean	1/11/2022 11:23:34 AM	No parameter change for ThresholdNumberOfPeaks			✓	
CmdSetMethodTargetQualifierAttribute	BL2000\sean	1/11/2022 11:23:34 AM	No parameter change for PeakFilterThreshold			✓	
CmdSetMethodTargetQualifierAttribute	BL2000\sean	1/11/2022 11:23:34 AM	Set PeakFilterThresholdValue = 4462.56736126039 for qualifier 65.0 of compound 3-Nitroaniline; previous value = 4439.58652424204			✓	
CmdSetMethodTargetQualifierAttribute	BL2000\sean	1/11/2022 11:23:34 AM	No parameter change for ThresholdNumberOfPeaks			✓	
CmdSetMethodTargetCompoundAttribute	BL2000\sean	1/11/2022 11:23:34 AM	No parameter change for PeakFilterThreshold			✓	
CmdSetMethodTargetCompoundAttribute	BL2000\sean	1/11/2022 11:23:34 AM	Set PeakFilterThresholdValue = 718.746500000003 for compound 2,4-Dinitrophenol; previous value = 1575.11250000001			✓	
CmdSetMethodTargetCompoundAttribute	BL2000\sean	1/11/2022 11:23:34 AM	No parameter change for ThresholdNumberOfPeaks			✓	
CmdSetMethodTargetQualifierAttribute	BL2000\sean	1/11/2022 11:23:34 AM	No parameter change for PeakFilterThreshold			✓	
CmdSetMethodTargetQualifierAttribute	BL2000\sean	1/11/2022 11:23:34 AM	Set PeakFilterThresholdValue = 431.607268880855 for qualifier 154.0 of compound 2,4-Dinitrophenol; previous value = 874.228551983516			✓	
CmdSetMethodTargetQualifierAttribute	BL2000\sean	1/11/2022 11:23:35 AM	No parameter change for ThresholdNumberOfPeaks			✓	
CmdSetMethodTargetCompoundAttribute	BL2000\sean	1/11/2022 11:23:35 AM	No parameter change for PeakFilterThreshold			✓	
CmdSetMethodTargetCompoundAttribute	BL2000\sean	1/11/2022 11:23:35 AM	Set PeakFilterThresholdValue = 44531.085000001 for compound Dibenzofuran; previous value = 46429.709999999			✓	
CmdSetMethodTargetCompoundAttribute	BL2000\sean	1/11/2022 11:23:35 AM	No parameter change for ThresholdNumberOfPeaks			✓	
CmdSetMethodTargetQualifierAttribute	BL2000\sean	1/11/2022 11:23:35 AM	No parameter change for PeakFilterThreshold			✓	
CmdSetMethodTargetQualifierAttribute	BL2000\sean	1/11/2022 11:23:35 AM	Set PeakFilterThresholdValue = 17178.9614441954 for qualifier 139.0 of compound Dibenzofuran; previous value = 17748.4162656116			✓	
CmdSetMethodTargetQualifierAttribute	BL2000\sean	1/11/2022 11:23:35 AM	No parameter change for ThresholdNumberOfPeaks			✓	
CmdSetMethodTargetCompoundAttribute	BL2000\sean	1/11/2022 11:23:35 AM	No parameter change for PeakFilterThreshold			✓	
CmdSetMethodTargetCompoundAttribute	BL2000\sean	1/11/2022 11:23:35 AM	No parameter change for PeakFilterThresholdValue			✓	

Audit Trail report

Name	User	Time	Action	Reason	Comment	Succeed	Exception
CmdSetMethodTargetCompoundAttribute	BL2000\sean	1/11/2022 11:23:36 AM	No parameter change for ThresholdNumberOfPeaks			✓	
CmdSetMethodTargetQualifierAttribute	BL2000\sean	1/11/2022 11:23:36 AM	No parameter change for PeakFilterThreshold			✓	
CmdSetMethodTargetQualifierAttribute	BL2000\sean	1/11/2022 11:23:36 AM	No parameter change for PeakFilterThresholdValue			✓	
CmdSetMethodTargetQualifierAttribute	BL2000\sean	1/11/2022 11:23:36 AM	No parameter change for ThresholdNumberOfPeaks			✓	
CmdSetMethodTargetQualifierAttribute	BL2000\sean	1/11/2022 11:23:36 AM	No parameter change for PeakFilterThreshold			✓	
CmdSetMethodTargetQualifierAttribute	BL2000\sean	1/11/2022 11:23:36 AM	No parameter change for PeakFilterThresholdValue			✓	
CmdSetMethodTargetQualifierAttribute	BL2000\sean	1/11/2022 11:23:36 AM	No parameter change for ThresholdNumberOfPeaks			✓	
CmdSetMethodTargetCompoundAttribute	BL2000\sean	1/11/2022 11:23:36 AM	No parameter change for PeakFilterThreshold			✓	
CmdSetMethodTargetCompoundAttribute	BL2000\sean	1/11/2022 11:23:37 AM	Set PeakFilterThresholdValue = 3765.03850000001 for compound 4-Nitrophenol; previous value = 4155.37724999998			✓	
CmdSetMethodTargetCompoundAttribute	BL2000\sean	1/11/2022 11:23:37 AM	No parameter change for ThresholdNumberOfPeaks			✓	
CmdSetMethodTargetQualifierAttribute	BL2000\sean	1/11/2022 11:23:37 AM	No parameter change for PeakFilterThreshold			✓	
CmdSetMethodTargetQualifierAttribute	BL2000\sean	1/11/2022 11:23:37 AM	Set PeakFilterThresholdValue = 3027.73305282783 for qualifier 139.0 of compound 4-Nitrophenol; previous value = 2947.05702933002			✓	
CmdSetMethodTargetQualifierAttribute	BL2000\sean	1/11/2022 11:23:37 AM	No parameter change for ThresholdNumberOfPeaks			✓	
CmdSetMethodTargetQualifierAttribute	BL2000\sean	1/11/2022 11:23:37 AM	No parameter change for PeakFilterThreshold			✓	
CmdSetMethodTargetQualifierAttribute	BL2000\sean	1/11/2022 11:23:37 AM	Set PeakFilterThresholdValue = 3333.22664556269 for qualifier 65.0 of compound 4-Nitrophenol; previous value = 3565.18510408723			✓	
CmdSetMethodTargetQualifierAttribute	BL2000\sean	1/11/2022 11:23:38 AM	No parameter change for ThresholdNumberOfPeaks			✓	
CmdSetMethodTargetCompoundAttribute	BL2000\sean	1/11/2022 11:23:38 AM	No parameter change for PeakFilterThreshold			✓	
CmdSetMethodTargetCompoundAttribute	BL2000\sean	1/11/2022 11:23:38 AM	Set PeakFilterThresholdValue = 3941.19550000011 for compound 2,4-Dinitrotoluene; previous value = 2686.81549999999			✓	
CmdSetMethodTargetCompoundAttribute	BL2000\sean	1/11/2022 11:23:38 AM	No parameter change for ThresholdNumberOfPeaks			✓	
CmdSetMethodTargetQualifierAttribute	BL2000\sean	1/11/2022 11:23:38 AM	No parameter change for PeakFilterThreshold			✓	

Audit Trail report

Name	User	Time	Action	Reason	Comment	Succeed	Exception
CmdSetMethodTargetQualifierAttribute	BL2000\sean	1/11/2022 11:23:38 AM	Set PeakFilterThresholdValue = 2997.76593720843 for qualifier 63.0 of compound 2,4-Dinitrotoluene; previous value = 2401.7361208313			✓	
CmdSetMethodTargetQualifierAttribute	BL2000\sean	1/11/2022 11:23:39 AM	No parameter change for ThresholdNumberOfPeaks			✓	
CmdSetMethodTargetQualifierAttribute	BL2000\sean	1/11/2022 11:23:39 AM	No parameter change for PeakFilterThreshold			✓	
CmdSetMethodTargetQualifierAttribute	BL2000\sean	1/11/2022 11:23:39 AM	Set PeakFilterThresholdValue = 2943.86233596388 for qualifier 89.0 of compound 2,4-Dinitrotoluene; previous value = 2125.5798457823			✓	
CmdSetMethodTargetQualifierAttribute	BL2000\sean	1/11/2022 11:23:39 AM	No parameter change for ThresholdNumberOfPeaks			✓	
CmdSetMethodTargetCompoundAttribute	BL2000\sean	1/11/2022 11:23:39 AM	No parameter change for PeakFilterThreshold			✓	
CmdSetMethodTargetCompoundAttribute	BL2000\sean	1/11/2022 11:23:39 AM	No parameter change for PeakFilterThresholdValue			✓	
CmdSetMethodTargetCompoundAttribute	BL2000\sean	1/11/2022 11:23:40 AM	No parameter change for ThresholdNumberOfPeaks			✓	
CmdSetMethodTargetQualifierAttribute	BL2000\sean	1/11/2022 11:23:40 AM	No parameter change for PeakFilterThreshold			✓	
CmdSetMethodTargetQualifierAttribute	BL2000\sean	1/11/2022 11:23:40 AM	No parameter change for PeakFilterThresholdValue			✓	
CmdSetMethodTargetQualifierAttribute	BL2000\sean	1/11/2022 11:23:40 AM	No parameter change for ThresholdNumberOfPeaks			✓	
CmdSetMethodTargetCompoundAttribute	BL2000\sean	1/11/2022 11:23:40 AM	No parameter change for PeakFilterThreshold			✓	
CmdSetMethodTargetCompoundAttribute	BL2000\sean	1/11/2022 11:23:40 AM	No parameter change for PeakFilterThresholdValue			✓	
CmdSetMethodTargetCompoundAttribute	BL2000\sean	1/11/2022 11:23:40 AM	No parameter change for ThresholdNumberOfPeaks			✓	
CmdSetMethodTargetQualifierAttribute	BL2000\sean	1/11/2022 11:23:40 AM	No parameter change for PeakFilterThreshold			✓	
CmdSetMethodTargetQualifierAttribute	BL2000\sean	1/11/2022 11:23:41 AM	No parameter change for PeakFilterThresholdValue			✓	
CmdSetMethodTargetQualifierAttribute	BL2000\sean	1/11/2022 11:23:41 AM	No parameter change for ThresholdNumberOfPeaks			✓	
CmdSetMethodTargetCompoundAttribute	BL2000\sean	1/11/2022 11:23:41 AM	No parameter change for PeakFilterThreshold			✓	
CmdSetMethodTargetCompoundAttribute	BL2000\sean	1/11/2022 11:23:41 AM	No parameter change for PeakFilterThresholdValue			✓	
CmdSetMethodTargetCompoundAttribute	BL2000\sean	1/11/2022 11:23:41 AM	No parameter change for ThresholdNumberOfPeaks			✓	
CmdSetMethodTargetQualifierAttribute	BL2000\sean	1/11/2022 11:23:41 AM	No parameter change for PeakFilterThreshold			✓	
CmdSetMethodTargetQualifierAttribute	BL2000\sean	1/11/2022 11:23:41 AM	No parameter change for PeakFilterThresholdValue			✓	

Audit Trail report

Name	User	Time	Action	Reason	Comment	Succeed	Exception
CmdSetMethodTargetQualifierAttribute	BL2000\sean	1/11/2022 11:23:41 AM	No parameter change for ThresholdNumberOfPeaks			✓	
CmdSetMethodTargetQualifierAttribute	BL2000\sean	1/11/2022 11:23:41 AM	No parameter change for PeakFilterThreshold			✓	
CmdSetMethodTargetQualifierAttribute	BL2000\sean	1/11/2022 11:23:42 AM	No parameter change for PeakFilterThresholdValue			✓	
CmdSetMethodTargetQualifierAttribute	BL2000\sean	1/11/2022 11:23:42 AM	No parameter change for ThresholdNumberOfPeaks			✓	
CmdSetMethodTargetCompoundAttribute	BL2000\sean	1/11/2022 11:23:42 AM	No parameter change for PeakFilterThreshold			✓	
CmdSetMethodTargetCompoundAttribute	BL2000\sean	1/11/2022 11:23:42 AM	Set PeakFilterThresholdValue = 37928.9394999991 for compound Fluorene; previous value = 40302.7842500008			✓	
CmdSetMethodTargetCompoundAttribute	BL2000\sean	1/11/2022 11:23:42 AM	No parameter change for ThresholdNumberOfPeaks			✓	
CmdSetMethodTargetQualifierAttribute	BL2000\sean	1/11/2022 11:23:42 AM	No parameter change for PeakFilterThreshold			✓	
CmdSetMethodTargetQualifierAttribute	BL2000\sean	1/11/2022 11:23:42 AM	Set PeakFilterThresholdValue = 35422.7200795063 for qualifier 165.0 of compound Fluorene; previous value = 35786.6926845115			✓	
CmdSetMethodTargetQualifierAttribute	BL2000\sean	1/11/2022 11:23:42 AM	No parameter change for ThresholdNumberOfPeaks			✓	
CmdSetMethodTargetQualifierAttribute	BL2000\sean	1/11/2022 11:23:43 AM	No parameter change for PeakFilterThreshold			✓	
CmdSetMethodTargetQualifierAttribute	BL2000\sean	1/11/2022 11:23:43 AM	Set PeakFilterThresholdValue = 4884.3058743785 for qualifier 167.0 of compound Fluorene; previous value = 5215.44348005177			✓	
CmdSetMethodTargetQualifierAttribute	BL2000\sean	1/11/2022 11:23:43 AM	No parameter change for ThresholdNumberOfPeaks			✓	
CmdSetMethodTargetCompoundAttribute	BL2000\sean	1/11/2022 11:23:43 AM	No parameter change for PeakFilterThreshold			✓	
CmdSetMethodTargetCompoundAttribute	BL2000\sean	1/11/2022 11:23:43 AM	Set PeakFilterThresholdValue = 14757.8730000001 for compound 4-Chlorophenyl-phenylether; previous value = 15353.8842499997			✓	
CmdSetMethodTargetCompoundAttribute	BL2000\sean	1/11/2022 11:23:43 AM	No parameter change for ThresholdNumberOfPeaks			✓	
CmdSetMethodTargetQualifierAttribute	BL2000\sean	1/11/2022 11:23:43 AM	No parameter change for PeakFilterThreshold			✓	
CmdSetMethodTargetQualifierAttribute	BL2000\sean	1/11/2022 11:23:43 AM	Set PeakFilterThresholdValue = 5002.8683879624 for qualifier 206.0 of compound 4-Chlorophenyl-phenylether; previous value = 4972.75373841062			✓	
CmdSetMethodTargetQualifierAttribute	BL2000\sean	1/11/2022 11:23:43 AM	No parameter change for ThresholdNumberOfPeaks			✓	
CmdSetMethodTargetQualifierAttribute	BL2000\sean	1/11/2022 11:23:44 AM	No parameter change for PeakFilterThreshold			✓	

Audit Trail report

Name	User	Time	Action	Reason	Comment	Succeed	Exception
CmdSetMethodTargetQualifierAttribute	BL2000\sean	1/11/2022 11:23:44 AM	Set PeakFilterThresholdValue = 9187.23779285285 for qualifier 141.0 of compound 4-Chlorophenylphenylether; previous value = 10079.9607820802			✓	
CmdSetMethodTargetQualifierAttribute	BL2000\sean	1/11/2022 11:23:44 AM	No parameter change for ThresholdNumberOfPeaks			✓	
CmdSetMethodTargetCompoundAttribute	BL2000\sean	1/11/2022 11:23:44 AM	No parameter change for PeakFilterThreshold			✓	
CmdSetMethodTargetCompoundAttribute	BL2000\sean	1/11/2022 11:23:44 AM	Set PeakFilterThresholdValue = 20309.69949999993 for compound Diethylphthalate; previous value = 18062.4695000005			✓	
CmdSetMethodTargetCompoundAttribute	BL2000\sean	1/11/2022 11:23:44 AM	No parameter change for ThresholdNumberOfPeaks			✓	
CmdSetMethodTargetQualifierAttribute	BL2000\sean	1/11/2022 11:23:44 AM	No parameter change for PeakFilterThreshold			✓	
CmdSetMethodTargetQualifierAttribute	BL2000\sean	1/11/2022 11:23:44 AM	Set PeakFilterThresholdValue = 4212.88904061237 for qualifier 177.0 of compound Diethylphthalate; previous value = 3499.75773439898			✓	
CmdSetMethodTargetQualifierAttribute	BL2000\sean	1/11/2022 11:23:45 AM	No parameter change for ThresholdNumberOfPeaks			✓	
CmdSetMethodTargetQualifierAttribute	BL2000\sean	1/11/2022 11:23:45 AM	No parameter change for PeakFilterThreshold			✓	
CmdSetMethodTargetQualifierAttribute	BL2000\sean	1/11/2022 11:23:45 AM	Set PeakFilterThresholdValue = 2567.28545526923 for qualifier 150.0 of compound Diethylphthalate; previous value = 2216.82464016499			✓	
CmdSetMethodTargetQualifierAttribute	BL2000\sean	1/11/2022 11:23:45 AM	No parameter change for ThresholdNumberOfPeaks			✓	
CmdSetMethodTargetCompoundAttribute	BL2000\sean	1/11/2022 11:23:45 AM	No parameter change for PeakFilterThreshold			✓	
CmdSetMethodTargetCompoundAttribute	BL2000\sean	1/11/2022 11:23:45 AM	No parameter change for PeakFilterThresholdValue			✓	
CmdSetMethodTargetCompoundAttribute	BL2000\sean	1/11/2022 11:23:45 AM	No parameter change for ThresholdNumberOfPeaks			✓	
CmdSetMethodTargetQualifierAttribute	BL2000\sean	1/11/2022 11:23:46 AM	No parameter change for PeakFilterThreshold			✓	
CmdSetMethodTargetQualifierAttribute	BL2000\sean	1/11/2022 11:23:46 AM	No parameter change for PeakFilterThresholdValue			✓	
CmdSetMethodTargetQualifierAttribute	BL2000\sean	1/11/2022 11:23:46 AM	No parameter change for ThresholdNumberOfPeaks			✓	
CmdSetMethodTargetQualifierAttribute	BL2000\sean	1/11/2022 11:23:46 AM	No parameter change for PeakFilterThreshold			✓	
CmdSetMethodTargetQualifierAttribute	BL2000\sean	1/11/2022 11:23:46 AM	No parameter change for PeakFilterThresholdValue			✓	
CmdSetMethodTargetQualifierAttribute	BL2000\sean	1/11/2022 11:23:46 AM	No parameter change for ThresholdNumberOfPeaks			✓	

Audit Trail report

Name	User	Time	Action	Reason	Comment	Succeed	Exception
CmdSetMethodTargetCompoundAttribute	BL2000\sean	1/11/2022 11:23:47 AM	No parameter change for PeakFilterThreshold			✓	
CmdSetMethodTargetCompoundAttribute	BL2000\sean	1/11/2022 11:23:47 AM	No parameter change for PeakFilterThresholdValue			✓	
CmdSetMethodTargetCompoundAttribute	BL2000\sean	1/11/2022 11:23:47 AM	No parameter change for ThresholdNumberOfPeaks			✓	
CmdSetMethodTargetQualifierAttribute	BL2000\sean	1/11/2022 11:23:47 AM	No parameter change for PeakFilterThreshold			✓	
CmdSetMethodTargetQualifierAttribute	BL2000\sean	1/11/2022 11:23:47 AM	No parameter change for PeakFilterThresholdValue			✓	
CmdSetMethodTargetQualifierAttribute	BL2000\sean	1/11/2022 11:23:47 AM	No parameter change for ThresholdNumberOfPeaks			✓	
CmdSetMethodTargetCompoundAttribute	BL2000\sean	1/11/2022 11:23:47 AM	No parameter change for PeakFilterThreshold			✓	
CmdSetMethodTargetCompoundAttribute	BL2000\sean	1/11/2022 11:23:47 AM	Set PeakFilterThresholdValue = 3024.9615000006 for compound 4-Nitroaniline; previous value = 2402.14324999992			✓	
CmdSetMethodTargetCompoundAttribute	BL2000\sean	1/11/2022 11:23:47 AM	No parameter change for ThresholdNumberOfPeaks			✓	
CmdSetMethodTargetQualifierAttribute	BL2000\sean	1/11/2022 11:23:47 AM	No parameter change for PeakFilterThreshold			✓	
CmdSetMethodTargetQualifierAttribute	BL2000\sean	1/11/2022 11:23:48 AM	Set PeakFilterThresholdValue = 3467.24582704111 for qualifier 65.0 of compound 4-Nitroaniline; previous value = 3154.42021373304			✓	
CmdSetMethodTargetQualifierAttribute	BL2000\sean	1/11/2022 11:23:48 AM	No parameter change for ThresholdNumberOfPeaks			✓	
CmdSetMethodTargetQualifierAttribute	BL2000\sean	1/11/2022 11:23:48 AM	No parameter change for PeakFilterThreshold			✓	
CmdSetMethodTargetQualifierAttribute	BL2000\sean	1/11/2022 11:23:48 AM	Set PeakFilterThresholdValue = 1371.42023596577 for qualifier 92.0 of compound 4-Nitroaniline; previous value = 1188.67570344964			✓	
CmdSetMethodTargetQualifierAttribute	BL2000\sean	1/11/2022 11:23:48 AM	No parameter change for ThresholdNumberOfPeaks			✓	
CmdSetMethodTargetCompoundAttribute	BL2000\sean	1/11/2022 11:23:48 AM	No parameter change for PeakFilterThreshold			✓	
CmdSetMethodTargetCompoundAttribute	BL2000\sean	1/11/2022 11:23:48 AM	Set PeakFilterThresholdValue = 1875.09349999994 for compound 4,6-Dinitro-2-methylphenol; previous value = 1145.41700000003			✓	
CmdSetMethodTargetCompoundAttribute	BL2000\sean	1/11/2022 11:23:48 AM	No parameter change for ThresholdNumberOfPeaks			✓	
CmdSetMethodTargetQualifierAttribute	BL2000\sean	1/11/2022 11:23:48 AM	No parameter change for PeakFilterThreshold			✓	
CmdSetMethodTargetQualifierAttribute	BL2000\sean	1/11/2022 11:23:48 AM	Set PeakFilterThresholdValue = 840.426329306597 for qualifier 121.0 of compound 4,6-Dinitro-2-methylphenol; previous value = 606.408903418217			✓	

Audit Trail report

Name	User	Time	Action	Reason	Comment	Succeed	Exception
CmdSetMethodTargetQualifierAttribute	BL2000\sean	1/11/2022 11:23:49 AM	No parameter change for ThresholdNumberOfPeaks			✓	
CmdSetMethodTargetCompoundAttribute	BL2000\sean	1/11/2022 11:23:49 AM	No parameter change for PeakFilterThreshold			✓	
CmdSetMethodTargetCompoundAttribute	BL2000\sean	1/11/2022 11:23:49 AM	Set PeakFilterThresholdValue = 24626.5600000005 for compound N-nitrosodiphenylamine; previous value = 21627.5847499989			✓	
CmdSetMethodTargetCompoundAttribute	BL2000\sean	1/11/2022 11:23:49 AM	No parameter change for ThresholdNumberOfPeaks			✓	
CmdSetMethodTargetQualifierAttribute	BL2000\sean	1/11/2022 11:23:49 AM	No parameter change for PeakFilterThreshold			✓	
CmdSetMethodTargetQualifierAttribute	BL2000\sean	1/11/2022 11:23:49 AM	Set PeakFilterThresholdValue = 8219.19569119364 for qualifier 167.0 of compound N-nitrosodiphenylamine; previous value = 7572.87776965176			✓	
CmdSetMethodTargetQualifierAttribute	BL2000\sean	1/11/2022 11:23:49 AM	No parameter change for ThresholdNumberOfPeaks			✓	
CmdSetMethodTargetQualifierAttribute	BL2000\sean	1/11/2022 11:23:49 AM	No parameter change for PeakFilterThreshold			✓	
CmdSetMethodTargetQualifierAttribute	BL2000\sean	1/11/2022 11:23:49 AM	Set PeakFilterThresholdValue = 15595.4956688673 for qualifier 168.0 of compound N-nitrosodiphenylamine; previous value = 14411.9776019449			✓	
CmdSetMethodTargetQualifierAttribute	BL2000\sean	1/11/2022 11:23:50 AM	No parameter change for ThresholdNumberOfPeaks			✓	
CmdSetMethodTargetCompoundAttribute	BL2000\sean	1/11/2022 11:23:50 AM	No parameter change for PeakFilterThreshold			✓	
CmdSetMethodTargetCompoundAttribute	BL2000\sean	1/11/2022 11:23:50 AM	Set PeakFilterThresholdValue = 19024.4520815709 for compound Azobenzene; previous value = 19828.2277904887			✓	
CmdSetMethodTargetCompoundAttribute	BL2000\sean	1/11/2022 11:23:50 AM	No parameter change for ThresholdNumberOfPeaks			✓	
CmdSetMethodTargetQualifierAttribute	BL2000\sean	1/11/2022 11:23:50 AM	No parameter change for PeakFilterThreshold			✓	
CmdSetMethodTargetQualifierAttribute	BL2000\sean	1/11/2022 11:23:50 AM	Set PeakFilterThresholdValue = 9498.56005239414 for qualifier 51.0 of compound Azobenzene; previous value = 9849.4499221946			✓	
CmdSetMethodTargetQualifierAttribute	BL2000\sean	1/11/2022 11:23:50 AM	No parameter change for ThresholdNumberOfPeaks			✓	
CmdSetMethodTargetQualifierAttribute	BL2000\sean	1/11/2022 11:23:50 AM	No parameter change for PeakFilterThreshold			✓	
CmdSetMethodTargetQualifierAttribute	BL2000\sean	1/11/2022 11:23:51 AM	Set PeakFilterThresholdValue = 5122.17472475738 for qualifier 182.0 of compound Azobenzene; previous value = 4588.00148572992			✓	
CmdSetMethodTargetQualifierAttribute	BL2000\sean	1/11/2022 11:23:51 AM	No parameter change for ThresholdNumberOfPeaks			✓	

Audit Trail report

Name	User	Time	Action	Reason	Comment	Succeed	Exception
CmdSetMethodTargetCompoundAttribute	BL2000\sean	1/11/2022 11:23:51 AM	No parameter change for PeakFilterThreshold			✓	
CmdSetMethodTargetCompoundAttribute	BL2000\sean	1/11/2022 11:23:51 AM	No parameter change for PeakFilterThresholdValue			✓	
CmdSetMethodTargetCompoundAttribute	BL2000\sean	1/11/2022 11:23:51 AM	No parameter change for ThresholdNumberOfPeaks			✓	
CmdSetMethodTargetQualifierAttribute	BL2000\sean	1/11/2022 11:23:51 AM	No parameter change for PeakFilterThreshold			✓	
CmdSetMethodTargetQualifierAttribute	BL2000\sean	1/11/2022 11:23:51 AM	No parameter change for PeakFilterThresholdValue			✓	
CmdSetMethodTargetQualifierAttribute	BL2000\sean	1/11/2022 11:23:52 AM	No parameter change for ThresholdNumberOfPeaks			✓	
CmdSetMethodTargetQualifierAttribute	BL2000\sean	1/11/2022 11:23:52 AM	No parameter change for PeakFilterThreshold			✓	
CmdSetMethodTargetQualifierAttribute	BL2000\sean	1/11/2022 11:23:52 AM	No parameter change for PeakFilterThresholdValue			✓	
CmdSetMethodTargetQualifierAttribute	BL2000\sean	1/11/2022 11:23:52 AM	No parameter change for ThresholdNumberOfPeaks			✓	
CmdSetMethodTargetCompoundAttribute	BL2000\sean	1/11/2022 11:23:52 AM	No parameter change for PeakFilterThreshold			✓	
CmdSetMethodTargetCompoundAttribute	BL2000\sean	1/11/2022 11:23:52 AM	No parameter change for PeakFilterThresholdValue			✓	
CmdSetMethodTargetCompoundAttribute	BL2000\sean	1/11/2022 11:23:53 AM	No parameter change for ThresholdNumberOfPeaks			✓	
CmdSetMethodTargetQualifierAttribute	BL2000\sean	1/11/2022 11:23:53 AM	No parameter change for PeakFilterThreshold			✓	
CmdSetMethodTargetQualifierAttribute	BL2000\sean	1/11/2022 11:23:53 AM	No parameter change for PeakFilterThresholdValue			✓	
CmdSetMethodTargetQualifierAttribute	BL2000\sean	1/11/2022 11:23:53 AM	No parameter change for ThresholdNumberOfPeaks			✓	
CmdSetMethodTargetQualifierAttribute	BL2000\sean	1/11/2022 11:23:53 AM	No parameter change for PeakFilterThreshold			✓	
CmdSetMethodTargetQualifierAttribute	BL2000\sean	1/11/2022 11:23:53 AM	No parameter change for PeakFilterThresholdValue			✓	
CmdSetMethodTargetQualifierAttribute	BL2000\sean	1/11/2022 11:23:53 AM	No parameter change for ThresholdNumberOfPeaks			✓	
CmdSetMethodTargetCompoundAttribute	BL2000\sean	1/11/2022 11:23:54 AM	No parameter change for PeakFilterThreshold			✓	
CmdSetMethodTargetCompoundAttribute	BL2000\sean	1/11/2022 11:23:54 AM	No parameter change for PeakFilterThresholdValue			✓	
CmdSetMethodTargetCompoundAttribute	BL2000\sean	1/11/2022 11:23:54 AM	No parameter change for ThresholdNumberOfPeaks			✓	
CmdSetMethodTargetQualifierAttribute	BL2000\sean	1/11/2022 11:23:54 AM	No parameter change for PeakFilterThreshold			✓	
CmdSetMethodTargetQualifierAttribute	BL2000\sean	1/11/2022 11:23:54 AM	No parameter change for PeakFilterThresholdValue			✓	
CmdSetMethodTargetQualifierAttribute	BL2000\sean	1/11/2022 11:23:54 AM	No parameter change for ThresholdNumberOfPeaks			✓	

Audit Trail report

Name	User	Time	Action	Reason	Comment	Succeed	Exception
CmdSetMethodTargetQualifierAttribute	BL2000\sean	1/11/2022 11:23:54 AM	No parameter change for PeakFilterThreshold			✓	
CmdSetMethodTargetQualifierAttribute	BL2000\sean	1/11/2022 11:23:54 AM	No parameter change for PeakFilterThresholdValue			✓	
CmdSetMethodTargetQualifierAttribute	BL2000\sean	1/11/2022 11:23:54 AM	No parameter change for ThresholdNumberOfPeaks			✓	
CmdSetMethodTargetCompoundAttribute	BL2000\sean	1/11/2022 11:23:55 AM	No parameter change for PeakFilterThreshold			✓	
CmdSetMethodTargetCompoundAttribute	BL2000\sean	1/11/2022 11:23:55 AM	Set PeakFilterThresholdValue = 8564.26525 for compound 4-Bromophenyl-phenylether; previous value = 7468.72950000006			✓	
CmdSetMethodTargetCompoundAttribute	BL2000\sean	1/11/2022 11:23:55 AM	No parameter change for ThresholdNumberOfPeaks			✓	
CmdSetMethodTargetQualifierAttribute	BL2000\sean	1/11/2022 11:23:55 AM	No parameter change for PeakFilterThreshold			✓	
CmdSetMethodTargetQualifierAttribute	BL2000\sean	1/11/2022 11:23:55 AM	Set PeakFilterThresholdValue = 8418.22056065295 for qualifier 250.0 of compound 4-Bromophenyl-phenylether; previous value = 7309.38637289704			✓	
CmdSetMethodTargetQualifierAttribute	BL2000\sean	1/11/2022 11:23:55 AM	No parameter change for ThresholdNumberOfPeaks			✓	
CmdSetMethodTargetQualifierAttribute	BL2000\sean	1/11/2022 11:23:55 AM	No parameter change for PeakFilterThreshold			✓	
CmdSetMethodTargetQualifierAttribute	BL2000\sean	1/11/2022 11:23:55 AM	Set PeakFilterThresholdValue = 8228.83512179063 for qualifier 141.0 of compound 4-Bromophenyl-phenylether; previous value = 8203.32451064846			✓	
CmdSetMethodTargetQualifierAttribute	BL2000\sean	1/11/2022 11:23:56 AM	No parameter change for ThresholdNumberOfPeaks			✓	
CmdSetMethodTargetCompoundAttribute	BL2000\sean	1/11/2022 11:23:56 AM	No parameter change for PeakFilterThreshold			✓	
CmdSetMethodTargetCompoundAttribute	BL2000\sean	1/11/2022 11:23:56 AM	No parameter change for PeakFilterThresholdValue			✓	
CmdSetMethodTargetCompoundAttribute	BL2000\sean	1/11/2022 11:23:56 AM	No parameter change for ThresholdNumberOfPeaks			✓	
CmdSetMethodTargetQualifierAttribute	BL2000\sean	1/11/2022 11:23:56 AM	No parameter change for PeakFilterThreshold			✓	
CmdSetMethodTargetQualifierAttribute	BL2000\sean	1/11/2022 11:23:56 AM	No parameter change for PeakFilterThresholdValue			✓	
CmdSetMethodTargetQualifierAttribute	BL2000\sean	1/11/2022 11:23:56 AM	No parameter change for ThresholdNumberOfPeaks			✓	
CmdSetMethodTargetQualifierAttribute	BL2000\sean	1/11/2022 11:23:56 AM	No parameter change for PeakFilterThreshold			✓	
CmdSetMethodTargetQualifierAttribute	BL2000\sean	1/11/2022 11:23:56 AM	No parameter change for PeakFilterThresholdValue			✓	
CmdSetMethodTargetQualifierAttribute	BL2000\sean	1/11/2022 11:23:57 AM	No parameter change for ThresholdNumberOfPeaks			✓	

Audit Trail report

Name	User	Time	Action	Reason	Comment	Succeed	Exception
CmdSetMethodTargetCompoundAttribute	BL2000\sean	1/11/2022 11:23:57 AM	No parameter change for PeakFilterThreshold			✓	
CmdSetMethodTargetCompoundAttribute	BL2000\sean	1/11/2022 11:23:57 AM	No parameter change for PeakFilterThresholdValue			✓	
CmdSetMethodTargetCompoundAttribute	BL2000\sean	1/11/2022 11:23:57 AM	No parameter change for ThresholdNumberOfPeaks			✓	
CmdSetMethodTargetQualifierAttribute	BL2000\sean	1/11/2022 11:23:57 AM	No parameter change for PeakFilterThreshold			✓	
CmdSetMethodTargetQualifierAttribute	BL2000\sean	1/11/2022 11:23:57 AM	No parameter change for PeakFilterThresholdValue			✓	
CmdSetMethodTargetQualifierAttribute	BL2000\sean	1/11/2022 11:23:57 AM	No parameter change for ThresholdNumberOfPeaks			✓	
CmdSetMethodTargetCompoundAttribute	BL2000\sean	1/11/2022 11:23:57 AM	No parameter change for PeakFilterThreshold			✓	
CmdSetMethodTargetCompoundAttribute	BL2000\sean	1/11/2022 11:23:58 AM	No parameter change for PeakFilterThresholdValue			✓	
CmdSetMethodTargetCompoundAttribute	BL2000\sean	1/11/2022 11:23:58 AM	No parameter change for ThresholdNumberOfPeaks			✓	
CmdSetMethodTargetQualifierAttribute	BL2000\sean	1/11/2022 11:23:58 AM	No parameter change for PeakFilterThreshold			✓	
CmdSetMethodTargetQualifierAttribute	BL2000\sean	1/11/2022 11:23:58 AM	No parameter change for PeakFilterThresholdValue			✓	
CmdSetMethodTargetQualifierAttribute	BL2000\sean	1/11/2022 11:23:58 AM	No parameter change for ThresholdNumberOfPeaks			✓	
CmdSetMethodTargetQualifierAttribute	BL2000\sean	1/11/2022 11:23:58 AM	No parameter change for PeakFilterThreshold			✓	
CmdSetMethodTargetQualifierAttribute	BL2000\sean	1/11/2022 11:23:58 AM	No parameter change for PeakFilterThresholdValue			✓	
CmdSetMethodTargetQualifierAttribute	BL2000\sean	1/11/2022 11:23:58 AM	No parameter change for ThresholdNumberOfPeaks			✓	
CmdSetMethodTargetQualifierAttribute	BL2000\sean	1/11/2022 11:23:58 AM	No parameter change for PeakFilterThreshold			✓	
CmdSetMethodTargetQualifierAttribute	BL2000\sean	1/11/2022 11:23:58 AM	No parameter change for PeakFilterThresholdValue			✓	
CmdSetMethodTargetQualifierAttribute	BL2000\sean	1/11/2022 11:23:59 AM	No parameter change for ThresholdNumberOfPeaks			✓	
CmdSetMethodTargetCompoundAttribute	BL2000\sean	1/11/2022 11:23:59 AM	No parameter change for PeakFilterThreshold			✓	
CmdSetMethodTargetCompoundAttribute	BL2000\sean	1/11/2022 11:23:59 AM	Set PeakFilterThresholdValue = 9444.85074999957 for compound Hexachlorobenzene; previous value = 7482.87199999995			✓	
CmdSetMethodTargetCompoundAttribute	BL2000\sean	1/11/2022 11:23:59 AM	No parameter change for ThresholdNumberOfPeaks			✓	
CmdSetMethodTargetQualifierAttribute	BL2000\sean	1/11/2022 11:23:59 AM	No parameter change for PeakFilterThreshold			✓	
CmdSetMethodTargetQualifierAttribute	BL2000\sean	1/11/2022 11:23:59 AM	Set PeakFilterThresholdValue = 4709.25618163804 for qualifier 142.0 of compound Hexachlorobenzene; previous value = 4830.28983804747			✓	
CmdSetMethodTargetQualifierAttribute	BL2000\sean	1/11/2022 11:23:59 AM	No parameter change for ThresholdNumberOfPeaks			✓	
CmdSetMethodTargetCompoundAttribute	BL2000\sean	1/11/2022 11:23:59 AM	No parameter change for PeakFilterThreshold			✓	

Audit Trail report

Name	User	Time	Action	Reason	Comment	Succeed	Exception
CmdSetMethodTargetCompoundAttribute	BL2000\sean	1/11/2022 11:23:59 AM	No parameter change for PeakFilterThresholdValue			✓	
CmdSetMethodTargetCompoundAttribute	BL2000\sean	1/11/2022 11:24:00 AM	No parameter change for ThresholdNumberOfPeaks			✓	
CmdSetMethodTargetQualifierAttribute	BL2000\sean	1/11/2022 11:24:00 AM	No parameter change for PeakFilterThreshold			✓	
CmdSetMethodTargetQualifierAttribute	BL2000\sean	1/11/2022 11:24:00 AM	No parameter change for PeakFilterThresholdValue			✓	
CmdSetMethodTargetQualifierAttribute	BL2000\sean	1/11/2022 11:24:00 AM	No parameter change for ThresholdNumberOfPeaks			✓	
CmdSetMethodTargetCompoundAttribute	BL2000\sean	1/11/2022 11:24:00 AM	No parameter change for PeakFilterThreshold			✓	
CmdSetMethodTargetCompoundAttribute	BL2000\sean	1/11/2022 11:24:00 AM	No parameter change for PeakFilterThresholdValue			✓	
CmdSetMethodTargetCompoundAttribute	BL2000\sean	1/11/2022 11:24:00 AM	No parameter change for ThresholdNumberOfPeaks			✓	
CmdSetMethodTargetQualifierAttribute	BL2000\sean	1/11/2022 11:24:00 AM	No parameter change for PeakFilterThreshold			✓	
CmdSetMethodTargetQualifierAttribute	BL2000\sean	1/11/2022 11:24:00 AM	No parameter change for PeakFilterThresholdValue			✓	
CmdSetMethodTargetQualifierAttribute	BL2000\sean	1/11/2022 11:24:01 AM	No parameter change for ThresholdNumberOfPeaks			✓	
CmdSetMethodTargetQualifierAttribute	BL2000\sean	1/11/2022 11:24:01 AM	No parameter change for PeakFilterThreshold			✓	
CmdSetMethodTargetQualifierAttribute	BL2000\sean	1/11/2022 11:24:01 AM	No parameter change for PeakFilterThresholdValue			✓	
CmdSetMethodTargetQualifierAttribute	BL2000\sean	1/11/2022 11:24:01 AM	No parameter change for ThresholdNumberOfPeaks			✓	
CmdSetMethodTargetCompoundAttribute	BL2000\sean	1/11/2022 11:24:01 AM	No parameter change for PeakFilterThreshold			✓	
CmdSetMethodTargetCompoundAttribute	BL2000\sean	1/11/2022 11:24:01 AM	Set PeakFilterThresholdValue = 2756.22400000006 for compound Pentachlorophenol; previous value = 1718.03550000002			✓	
CmdSetMethodTargetCompoundAttribute	BL2000\sean	1/11/2022 11:24:01 AM	No parameter change for ThresholdNumberOfPeaks			✓	
CmdSetMethodTargetQualifierAttribute	BL2000\sean	1/11/2022 11:24:01 AM	No parameter change for PeakFilterThreshold			✓	
CmdSetMethodTargetQualifierAttribute	BL2000\sean	1/11/2022 11:24:02 AM	Set PeakFilterThresholdValue = 1846.74406805168 for qualifier 263.9 of compound Pentachlorophenol; previous value = 1064.74918914915			✓	
CmdSetMethodTargetQualifierAttribute	BL2000\sean	1/11/2022 11:24:02 AM	No parameter change for ThresholdNumberOfPeaks			✓	
CmdSetMethodTargetQualifierAttribute	BL2000\sean	1/11/2022 11:24:02 AM	No parameter change for PeakFilterThreshold			✓	
CmdSetMethodTargetQualifierAttribute	BL2000\sean	1/11/2022 11:24:02 AM	Set PeakFilterThresholdValue = 1754.26343855134 for qualifier 267.9 of compound Pentachlorophenol; previous value = 1063.33518722286			✓	

Audit Trail report

Name	User	Time	Action	Reason	Comment	Succeed	Exception
CmdSetMethodTargetQualifierAttribute	BL2000\sean	1/11/2022 11:24:02 AM	No parameter change for ThresholdNumberOfPeaks			✓	
CmdSetMethodTargetCompoundAttribute	BL2000\sean	1/11/2022 11:24:02 AM	No parameter change for PeakFilterThreshold			✓	
CmdSetMethodTargetCompoundAttribute	BL2000\sean	1/11/2022 11:24:02 AM	No parameter change for PeakFilterThresholdValue			✓	
CmdSetMethodTargetCompoundAttribute	BL2000\sean	1/11/2022 11:24:02 AM	No parameter change for ThresholdNumberOfPeaks			✓	
CmdSetMethodTargetQualifierAttribute	BL2000\sean	1/11/2022 11:24:03 AM	No parameter change for PeakFilterThreshold			✓	
CmdSetMethodTargetQualifierAttribute	BL2000\sean	1/11/2022 11:24:03 AM	No parameter change for PeakFilterThresholdValue			✓	
CmdSetMethodTargetQualifierAttribute	BL2000\sean	1/11/2022 11:24:03 AM	No parameter change for ThresholdNumberOfPeaks			✓	
CmdSetMethodTargetQualifierAttribute	BL2000\sean	1/11/2022 11:24:03 AM	No parameter change for PeakFilterThreshold			✓	
CmdSetMethodTargetQualifierAttribute	BL2000\sean	1/11/2022 11:24:03 AM	No parameter change for PeakFilterThresholdValue			✓	
CmdSetMethodTargetQualifierAttribute	BL2000\sean	1/11/2022 11:24:03 AM	No parameter change for ThresholdNumberOfPeaks			✓	
CmdSetMethodTargetCompoundAttribute	BL2000\sean	1/11/2022 11:24:03 AM	No parameter change for PeakFilterThreshold			✓	
CmdSetMethodTargetCompoundAttribute	BL2000\sean	1/11/2022 11:24:04 AM	No parameter change for PeakFilterThresholdValue			✓	
CmdSetMethodTargetCompoundAttribute	BL2000\sean	1/11/2022 11:24:04 AM	No parameter change for ThresholdNumberOfPeaks			✓	
CmdSetMethodTargetQualifierAttribute	BL2000\sean	1/11/2022 11:24:04 AM	No parameter change for PeakFilterThreshold			✓	
CmdSetMethodTargetQualifierAttribute	BL2000\sean	1/11/2022 11:24:04 AM	No parameter change for PeakFilterThresholdValue			✓	
CmdSetMethodTargetQualifierAttribute	BL2000\sean	1/11/2022 11:24:04 AM	No parameter change for ThresholdNumberOfPeaks			✓	
CmdSetMethodTargetQualifierAttribute	BL2000\sean	1/11/2022 11:24:04 AM	No parameter change for PeakFilterThreshold			✓	
CmdSetMethodTargetQualifierAttribute	BL2000\sean	1/11/2022 11:24:04 AM	No parameter change for PeakFilterThresholdValue			✓	
CmdSetMethodTargetQualifierAttribute	BL2000\sean	1/11/2022 11:24:04 AM	No parameter change for ThresholdNumberOfPeaks			✓	
CmdSetMethodTargetCompoundAttribute	BL2000\sean	1/11/2022 11:24:04 AM	No parameter change for PeakFilterThreshold			✓	
CmdSetMethodTargetCompoundAttribute	BL2000\sean	1/11/2022 11:24:05 AM	Set PeakFilterThresholdValue = 49960.0755000021 for compound Phenanthrene; previous value = 48175.6507500022			✓	
CmdSetMethodTargetCompoundAttribute	BL2000\sean	1/11/2022 11:24:05 AM	No parameter change for ThresholdNumberOfPeaks			✓	
CmdSetMethodTargetQualifierAttribute	BL2000\sean	1/11/2022 11:24:05 AM	No parameter change for PeakFilterThreshold			✓	

Audit Trail report

Name	User	Time	Action	Reason	Comment	Succeed	Exception
CmdSetMethodTargetQualifierAttribute	BL2000\sean	1/11/2022 11:24:05 AM	Set PeakFilterThresholdValue = 9622.45435881183 for qualifier 176.0 of compound Phenanthrene; previous value = 9481.16303261573			✓	
CmdSetMethodTargetQualifierAttribute	BL2000\sean	1/11/2022 11:24:05 AM	No parameter change for ThresholdNumberOfPeaks			✓	
CmdSetMethodTargetCompoundAttribute	BL2000\sean	1/11/2022 11:24:05 AM	No parameter change for PeakFilterThreshold			✓	
CmdSetMethodTargetCompoundAttribute	BL2000\sean	1/11/2022 11:24:05 AM	Set PeakFilterThresholdValue = 40021.9185000021 for compound Anthracene; previous value = 38550.386250001			✓	
CmdSetMethodTargetCompoundAttribute	BL2000\sean	1/11/2022 11:24:05 AM	No parameter change for ThresholdNumberOfPeaks			✓	
CmdSetMethodTargetQualifierAttribute	BL2000\sean	1/11/2022 11:24:05 AM	No parameter change for PeakFilterThreshold			✓	
CmdSetMethodTargetQualifierAttribute	BL2000\sean	1/11/2022 11:24:06 AM	Set PeakFilterThresholdValue = 7361.19652830017 for qualifier 176.0 of compound Anthracene; previous value = 7052.14579403095			✓	
CmdSetMethodTargetQualifierAttribute	BL2000\sean	1/11/2022 11:24:06 AM	No parameter change for ThresholdNumberOfPeaks			✓	
CmdSetMethodTargetCompoundAttribute	BL2000\sean	1/11/2022 11:24:06 AM	No parameter change for PeakFilterThreshold			✓	
CmdSetMethodTargetCompoundAttribute	BL2000\sean	1/11/2022 11:24:06 AM	No parameter change for PeakFilterThresholdValue			✓	
CmdSetMethodTargetCompoundAttribute	BL2000\sean	1/11/2022 11:24:06 AM	No parameter change for ThresholdNumberOfPeaks			✓	
CmdSetMethodTargetQualifierAttribute	BL2000\sean	1/11/2022 11:24:06 AM	No parameter change for PeakFilterThreshold			✓	
CmdSetMethodTargetQualifierAttribute	BL2000\sean	1/11/2022 11:24:06 AM	No parameter change for PeakFilterThresholdValue			✓	
CmdSetMethodTargetQualifierAttribute	BL2000\sean	1/11/2022 11:24:06 AM	No parameter change for ThresholdNumberOfPeaks			✓	
CmdSetMethodTargetQualifierAttribute	BL2000\sean	1/11/2022 11:24:06 AM	No parameter change for PeakFilterThreshold			✓	
CmdSetMethodTargetQualifierAttribute	BL2000\sean	1/11/2022 11:24:07 AM	No parameter change for PeakFilterThresholdValue			✓	
CmdSetMethodTargetQualifierAttribute	BL2000\sean	1/11/2022 11:24:07 AM	No parameter change for ThresholdNumberOfPeaks			✓	
CmdSetMethodTargetCompoundAttribute	BL2000\sean	1/11/2022 11:24:07 AM	No parameter change for PeakFilterThreshold			✓	
CmdSetMethodTargetCompoundAttribute	BL2000\sean	1/11/2022 11:24:07 AM	Set PeakFilterThresholdValue = 7737.48100000036 for compound Triallate; previous value = 6629.18400000022			✓	
CmdSetMethodTargetCompoundAttribute	BL2000\sean	1/11/2022 11:24:07 AM	No parameter change for ThresholdNumberOfPeaks			✓	
CmdSetMethodTargetQualifierAttribute	BL2000\sean	1/11/2022 11:24:07 AM	No parameter change for PeakFilterThreshold			✓	

Audit Trail report

Name	User	Time	Action	Reason	Comment	Succeed	Exception
CmdSetMethodTargetQualifierAttribute	BL2000\sean	1/11/2022 11:24:07 AM	Set PeakFilterThresholdValue = 2062.89825168594 for qualifier 268.0 of compound Triallate; previous value = 1207.56620760242			✓	
CmdSetMethodTargetQualifierAttribute	BL2000\sean	1/11/2022 11:24:08 AM	No parameter change for ThresholdNumberOfPeaks			✓	
CmdSetMethodTargetQualifierAttribute	BL2000\sean	1/11/2022 11:24:08 AM	No parameter change for PeakFilterThreshold			✓	
CmdSetMethodTargetQualifierAttribute	BL2000\sean	1/11/2022 11:24:08 AM	Set PeakFilterThresholdValue = 1923.69436464631 for qualifier 143.0 of compound Triallate; previous value = 1455.89458334019			✓	
CmdSetMethodTargetQualifierAttribute	BL2000\sean	1/11/2022 11:24:08 AM	No parameter change for ThresholdNumberOfPeaks			✓	
CmdSetMethodTargetCompoundAttribute	BL2000\sean	1/11/2022 11:24:08 AM	No parameter change for PeakFilterThreshold			✓	
CmdSetMethodTargetCompoundAttribute	BL2000\sean	1/11/2022 11:24:08 AM	No parameter change for PeakFilterThresholdValue			✓	
CmdSetMethodTargetCompoundAttribute	BL2000\sean	1/11/2022 11:24:08 AM	No parameter change for ThresholdNumberOfPeaks			✓	
CmdSetMethodTargetQualifierAttribute	BL2000\sean	1/11/2022 11:24:09 AM	No parameter change for PeakFilterThreshold			✓	
CmdSetMethodTargetQualifierAttribute	BL2000\sean	1/11/2022 11:24:09 AM	No parameter change for PeakFilterThresholdValue			✓	
CmdSetMethodTargetQualifierAttribute	BL2000\sean	1/11/2022 11:24:09 AM	No parameter change for ThresholdNumberOfPeaks			✓	
CmdSetMethodTargetQualifierAttribute	BL2000\sean	1/11/2022 11:24:09 AM	No parameter change for PeakFilterThreshold			✓	
CmdSetMethodTargetQualifierAttribute	BL2000\sean	1/11/2022 11:24:09 AM	No parameter change for PeakFilterThresholdValue			✓	
CmdSetMethodTargetQualifierAttribute	BL2000\sean	1/11/2022 11:24:09 AM	No parameter change for ThresholdNumberOfPeaks			✓	
CmdSetMethodTargetCompoundAttribute	BL2000\sean	1/11/2022 11:24:09 AM	No parameter change for PeakFilterThreshold			✓	
CmdSetMethodTargetCompoundAttribute	BL2000\sean	1/11/2022 11:24:10 AM	Set PeakFilterThresholdValue = 27697.8192500007 for compound Di-n-Butylphthalate; previous value = 22474.2815000009			✓	
CmdSetMethodTargetCompoundAttribute	BL2000\sean	1/11/2022 11:24:10 AM	No parameter change for ThresholdNumberOfPeaks			✓	
CmdSetMethodTargetQualifierAttribute	BL2000\sean	1/11/2022 11:24:10 AM	No parameter change for PeakFilterThreshold			✓	
CmdSetMethodTargetQualifierAttribute	BL2000\sean	1/11/2022 11:24:10 AM	Set PeakFilterThresholdValue = 2530.99193286259 for qualifier 150.0 of compound Di-n-Butylphthalate; previous value = 2050.13582348466			✓	
CmdSetMethodTargetQualifierAttribute	BL2000\sean	1/11/2022 11:24:10 AM	No parameter change for ThresholdNumberOfPeaks			✓	
CmdSetMethodTargetQualifierAttribute	BL2000\sean	1/11/2022 11:24:10 AM	No parameter change for PeakFilterThreshold			✓	

Audit Trail report

Name	User	Time	Action	Reason	Comment	Succeed	Exception
CmdSetMethodTargetQualifierAttribute	BL2000\sean	1/11/2022 11:24:10 AM	Set PeakFilterThresholdValue = 1693.75344456984 for qualifier 104.0 of compound Di-n-Butylphthalate; previous value = 1402.47698589473			✓	
CmdSetMethodTargetQualifierAttribute	BL2000\sean	1/11/2022 11:24:11 AM	No parameter change for ThresholdNumberOfPeaks			✓	
CmdSetMethodTargetCompoundAttribute	BL2000\sean	1/11/2022 11:24:11 AM	No parameter change for PeakFilterThreshold			✓	
CmdSetMethodTargetCompoundAttribute	BL2000\sean	1/11/2022 11:24:11 AM	No parameter change for PeakFilterThresholdValue			✓	
CmdSetMethodTargetCompoundAttribute	BL2000\sean	1/11/2022 11:24:11 AM	No parameter change for ThresholdNumberOfPeaks			✓	
CmdSetMethodTargetQualifierAttribute	BL2000\sean	1/11/2022 11:24:11 AM	No parameter change for PeakFilterThreshold			✓	
CmdSetMethodTargetQualifierAttribute	BL2000\sean	1/11/2022 11:24:11 AM	No parameter change for PeakFilterThresholdValue			✓	
CmdSetMethodTargetQualifierAttribute	BL2000\sean	1/11/2022 11:24:11 AM	No parameter change for ThresholdNumberOfPeaks			✓	
CmdSetMethodTargetQualifierAttribute	BL2000\sean	1/11/2022 11:24:11 AM	No parameter change for PeakFilterThreshold			✓	
CmdSetMethodTargetQualifierAttribute	BL2000\sean	1/11/2022 11:24:12 AM	No parameter change for PeakFilterThresholdValue			✓	
CmdSetMethodTargetQualifierAttribute	BL2000\sean	1/11/2022 11:24:12 AM	No parameter change for ThresholdNumberOfPeaks			✓	
CmdSetMethodTargetCompoundAttribute	BL2000\sean	1/11/2022 11:24:12 AM	No parameter change for PeakFilterThreshold			✓	
CmdSetMethodTargetCompoundAttribute	BL2000\sean	1/11/2022 11:24:12 AM	No parameter change for PeakFilterThresholdValue			✓	
CmdSetMethodTargetCompoundAttribute	BL2000\sean	1/11/2022 11:24:12 AM	No parameter change for ThresholdNumberOfPeaks			✓	
CmdSetMethodTargetQualifierAttribute	BL2000\sean	1/11/2022 11:24:12 AM	No parameter change for PeakFilterThreshold			✓	
CmdSetMethodTargetQualifierAttribute	BL2000\sean	1/11/2022 11:24:12 AM	No parameter change for PeakFilterThresholdValue			✓	
CmdSetMethodTargetQualifierAttribute	BL2000\sean	1/11/2022 11:24:12 AM	No parameter change for ThresholdNumberOfPeaks			✓	
CmdSetMethodTargetQualifierAttribute	BL2000\sean	1/11/2022 11:24:12 AM	No parameter change for PeakFilterThreshold			✓	
CmdSetMethodTargetQualifierAttribute	BL2000\sean	1/11/2022 11:24:13 AM	No parameter change for PeakFilterThresholdValue			✓	
CmdSetMethodTargetQualifierAttribute	BL2000\sean	1/11/2022 11:24:13 AM	No parameter change for ThresholdNumberOfPeaks			✓	
CmdSetMethodTargetCompoundAttribute	BL2000\sean	1/11/2022 11:24:13 AM	No parameter change for PeakFilterThreshold			✓	
CmdSetMethodTargetCompoundAttribute	BL2000\sean	1/11/2022 11:24:13 AM	No parameter change for PeakFilterThresholdValue			✓	
CmdSetMethodTargetCompoundAttribute	BL2000\sean	1/11/2022 11:24:13 AM	No parameter change for ThresholdNumberOfPeaks			✓	

Audit Trail report

Name	User	Time	Action	Reason	Comment	Succeed	Exception
CmdSetMethodTargetQualifierAttribute	BL2000\sean	1/11/2022 11:24:13 AM	No parameter change for PeakFilterThreshold			✓	
CmdSetMethodTargetQualifierAttribute	BL2000\sean	1/11/2022 11:24:14 AM	No parameter change for PeakFilterThresholdValue			✓	
CmdSetMethodTargetQualifierAttribute	BL2000\sean	1/11/2022 11:24:14 AM	No parameter change for ThresholdNumberOfPeaks			✓	
CmdSetMethodTargetQualifierAttribute	BL2000\sean	1/11/2022 11:24:14 AM	No parameter change for PeakFilterThreshold			✓	
CmdSetMethodTargetQualifierAttribute	BL2000\sean	1/11/2022 11:24:14 AM	No parameter change for PeakFilterThresholdValue			✓	
CmdSetMethodTargetQualifierAttribute	BL2000\sean	1/11/2022 11:24:14 AM	No parameter change for ThresholdNumberOfPeaks			✓	
CmdSetMethodTargetCompoundAttribute	BL2000\sean	1/11/2022 11:24:14 AM	No parameter change for PeakFilterThreshold			✓	
CmdSetMethodTargetCompoundAttribute	BL2000\sean	1/11/2022 11:24:14 AM	Set PeakFilterThresholdValue = 49598.2252499997 for compound Fluoranthene; previous value = 46750.6724999992			✓	
CmdSetMethodTargetCompoundAttribute	BL2000\sean	1/11/2022 11:24:15 AM	No parameter change for ThresholdNumberOfPeaks			✓	
CmdSetMethodTargetQualifierAttribute	BL2000\sean	1/11/2022 11:24:15 AM	No parameter change for PeakFilterThreshold			✓	
CmdSetMethodTargetQualifierAttribute	BL2000\sean	1/11/2022 11:24:15 AM	Set PeakFilterThresholdValue = 6332.05736290222 for qualifier 101.0 of compound Fluoranthene; previous value = 7018.47027186934			✓	
CmdSetMethodTargetQualifierAttribute	BL2000\sean	1/11/2022 11:24:15 AM	No parameter change for ThresholdNumberOfPeaks			✓	
CmdSetMethodTargetCompoundAttribute	BL2000\sean	1/11/2022 11:24:15 AM	No parameter change for PeakFilterThreshold			✓	
CmdSetMethodTargetCompoundAttribute	BL2000\sean	1/11/2022 11:24:15 AM	Set PeakFilterThresholdValue = 14004.5582499999 for compound Benzidine; previous value = 11452.6697499999			✓	
CmdSetMethodTargetCompoundAttribute	BL2000\sean	1/11/2022 11:24:15 AM	No parameter change for ThresholdNumberOfPeaks			✓	
CmdSetMethodTargetQualifierAttribute	BL2000\sean	1/11/2022 11:24:15 AM	No parameter change for PeakFilterThreshold			✓	
CmdSetMethodTargetQualifierAttribute	BL2000\sean	1/11/2022 11:24:15 AM	Set PeakFilterThresholdValue = 1130.56352335487 for qualifier 92.0 of compound Benzidine; previous value = 1029.39909472608			✓	
CmdSetMethodTargetQualifierAttribute	BL2000\sean	1/11/2022 11:24:16 AM	No parameter change for ThresholdNumberOfPeaks			✓	
CmdSetMethodTargetQualifierAttribute	BL2000\sean	1/11/2022 11:24:16 AM	No parameter change for PeakFilterThreshold			✓	
CmdSetMethodTargetQualifierAttribute	BL2000\sean	1/11/2022 11:24:16 AM	Set PeakFilterThresholdValue = 1829.1874793396 for qualifier 183.0 of compound Benzidine; previous value = 1318.6904060914			✓	

Audit Trail report

Name	User	Time	Action	Reason	Comment	Succeed	Exception
CmdSetMethodTargetQualifierAttribute	BL2000\sean	1/11/2022 11:24:16 AM	No parameter change for ThresholdNumberOfPeaks			✓	
CmdSetMethodTargetCompoundAttribute	BL2000\sean	1/11/2022 11:24:16 AM	No parameter change for PeakFilterThreshold			✓	
CmdSetMethodTargetCompoundAttribute	BL2000\sean	1/11/2022 11:24:16 AM	Set PeakFilterThresholdValue = 52068.7924999992 for compound Pyrene; previous value = 50969.4335000017			✓	
CmdSetMethodTargetCompoundAttribute	BL2000\sean	1/11/2022 11:24:16 AM	No parameter change for ThresholdNumberOfPeaks			✓	
CmdSetMethodTargetQualifierAttribute	BL2000\sean	1/11/2022 11:24:16 AM	No parameter change for PeakFilterThreshold			✓	
CmdSetMethodTargetQualifierAttribute	BL2000\sean	1/11/2022 11:24:16 AM	Set PeakFilterThresholdValue = 7612.90385630112 for qualifier 101.0 of compound Pyrene; previous value = 9413.42294961551			✓	
CmdSetMethodTargetQualifierAttribute	BL2000\sean	1/11/2022 11:24:17 AM	No parameter change for ThresholdNumberOfPeaks			✓	
CmdSetMethodTargetCompoundAttribute	BL2000\sean	1/11/2022 11:24:17 AM	No parameter change for PeakFilterThreshold			✓	
CmdSetMethodTargetCompoundAttribute	BL2000\sean	1/11/2022 11:24:17 AM	No parameter change for PeakFilterThresholdValue			✓	
CmdSetMethodTargetCompoundAttribute	BL2000\sean	1/11/2022 11:24:17 AM	No parameter change for ThresholdNumberOfPeaks			✓	
CmdSetMethodTargetQualifierAttribute	BL2000\sean	1/11/2022 11:24:17 AM	No parameter change for PeakFilterThreshold			✓	
CmdSetMethodTargetQualifierAttribute	BL2000\sean	1/11/2022 11:24:17 AM	No parameter change for PeakFilterThresholdValue			✓	
CmdSetMethodTargetQualifierAttribute	BL2000\sean	1/11/2022 11:24:17 AM	No parameter change for ThresholdNumberOfPeaks			✓	
CmdSetMethodTargetQualifierAttribute	BL2000\sean	1/11/2022 11:24:17 AM	No parameter change for PeakFilterThreshold			✓	
CmdSetMethodTargetQualifierAttribute	BL2000\sean	1/11/2022 11:24:18 AM	No parameter change for PeakFilterThresholdValue			✓	
CmdSetMethodTargetQualifierAttribute	BL2000\sean	1/11/2022 11:24:18 AM	No parameter change for ThresholdNumberOfPeaks			✓	
CmdSetMethodTargetCompoundAttribute	BL2000\sean	1/11/2022 11:24:18 AM	No parameter change for PeakFilterThreshold			✓	
CmdSetMethodTargetCompoundAttribute	BL2000\sean	1/11/2022 11:24:18 AM	No parameter change for PeakFilterThresholdValue			✓	
CmdSetMethodTargetCompoundAttribute	BL2000\sean	1/11/2022 11:24:18 AM	No parameter change for ThresholdNumberOfPeaks			✓	
CmdSetMethodTargetQualifierAttribute	BL2000\sean	1/11/2022 11:24:18 AM	No parameter change for PeakFilterThreshold			✓	
CmdSetMethodTargetQualifierAttribute	BL2000\sean	1/11/2022 11:24:18 AM	No parameter change for PeakFilterThresholdValue			✓	
CmdSetMethodTargetQualifierAttribute	BL2000\sean	1/11/2022 11:24:18 AM	No parameter change for ThresholdNumberOfPeaks			✓	

Audit Trail report

Name	User	Time	Action	Reason	Comment	Succeed	Exception
CmdSetMethodTargetQualifierAttribute	BL2000\sean	1/11/2022 11:24:18 AM	No parameter change for PeakFilterThreshold			✓	
CmdSetMethodTargetQualifierAttribute	BL2000\sean	1/11/2022 11:24:19 AM	No parameter change for PeakFilterThresholdValue			✓	
CmdSetMethodTargetQualifierAttribute	BL2000\sean	1/11/2022 11:24:19 AM	No parameter change for ThresholdNumberOfPeaks			✓	
CmdSetMethodTargetCompoundAttribute	BL2000\sean	1/11/2022 11:24:19 AM	No parameter change for PeakFilterThreshold			✓	
CmdSetMethodTargetCompoundAttribute	BL2000\sean	1/11/2022 11:24:19 AM	No parameter change for PeakFilterThresholdValue			✓	
CmdSetMethodTargetCompoundAttribute	BL2000\sean	1/11/2022 11:24:19 AM	No parameter change for ThresholdNumberOfPeaks			✓	
CmdSetMethodTargetQualifierAttribute	BL2000\sean	1/11/2022 11:24:19 AM	No parameter change for PeakFilterThreshold			✓	
CmdSetMethodTargetQualifierAttribute	BL2000\sean	1/11/2022 11:24:19 AM	No parameter change for PeakFilterThresholdValue			✓	
CmdSetMethodTargetQualifierAttribute	BL2000\sean	1/11/2022 11:24:19 AM	No parameter change for ThresholdNumberOfPeaks			✓	
CmdSetMethodTargetQualifierAttribute	BL2000\sean	1/11/2022 11:24:20 AM	No parameter change for PeakFilterThreshold			✓	
CmdSetMethodTargetQualifierAttribute	BL2000\sean	1/11/2022 11:24:20 AM	No parameter change for PeakFilterThresholdValue			✓	
CmdSetMethodTargetQualifierAttribute	BL2000\sean	1/11/2022 11:24:20 AM	No parameter change for ThresholdNumberOfPeaks			✓	
CmdSetMethodTargetCompoundAttribute	BL2000\sean	1/11/2022 11:24:20 AM	No parameter change for PeakFilterThreshold			✓	
CmdSetMethodTargetCompoundAttribute	BL2000\sean	1/11/2022 11:24:20 AM	No parameter change for PeakFilterThresholdValue			✓	
CmdSetMethodTargetCompoundAttribute	BL2000\sean	1/11/2022 11:24:20 AM	No parameter change for ThresholdNumberOfPeaks			✓	
CmdSetMethodTargetQualifierAttribute	BL2000\sean	1/11/2022 11:24:20 AM	No parameter change for PeakFilterThreshold			✓	
CmdSetMethodTargetQualifierAttribute	BL2000\sean	1/11/2022 11:24:20 AM	No parameter change for PeakFilterThresholdValue			✓	
CmdSetMethodTargetQualifierAttribute	BL2000\sean	1/11/2022 11:24:21 AM	No parameter change for ThresholdNumberOfPeaks			✓	
CmdSetMethodTargetQualifierAttribute	BL2000\sean	1/11/2022 11:24:21 AM	No parameter change for PeakFilterThreshold			✓	
CmdSetMethodTargetQualifierAttribute	BL2000\sean	1/11/2022 11:24:21 AM	No parameter change for PeakFilterThresholdValue			✓	
CmdSetMethodTargetQualifierAttribute	BL2000\sean	1/11/2022 11:24:21 AM	No parameter change for ThresholdNumberOfPeaks			✓	
CmdSetMethodTargetCompoundAttribute	BL2000\sean	1/11/2022 11:24:21 AM	No parameter change for PeakFilterThreshold			✓	
CmdSetMethodTargetCompoundAttribute	BL2000\sean	1/11/2022 11:24:21 AM	No parameter change for PeakFilterThresholdValue			✓	
CmdSetMethodTargetCompoundAttribute	BL2000\sean	1/11/2022 11:24:21 AM	No parameter change for ThresholdNumberOfPeaks			✓	

Audit Trail report

Name	User	Time	Action	Reason	Comment	Succeed	Exception
CmdSetMethodTargetQualifierAttribute	BL2000\sean	1/11/2022 11:24:21 AM	No parameter change for PeakFilterThreshold			✓	
CmdSetMethodTargetQualifierAttribute	BL2000\sean	1/11/2022 11:24:22 AM	No parameter change for PeakFilterThresholdValue			✓	
CmdSetMethodTargetQualifierAttribute	BL2000\sean	1/11/2022 11:24:22 AM	No parameter change for ThresholdNumberOfPeaks			✓	
CmdSetMethodTargetQualifierAttribute	BL2000\sean	1/11/2022 11:24:22 AM	No parameter change for PeakFilterThreshold			✓	
CmdSetMethodTargetQualifierAttribute	BL2000\sean	1/11/2022 11:24:22 AM	No parameter change for PeakFilterThresholdValue			✓	
CmdSetMethodTargetQualifierAttribute	BL2000\sean	1/11/2022 11:24:22 AM	No parameter change for ThresholdNumberOfPeaks			✓	
CmdSetMethodTargetCompoundAttribute	BL2000\sean	1/11/2022 11:24:22 AM	No parameter change for PeakFilterThreshold			✓	
CmdSetMethodTargetCompoundAttribute	BL2000\sean	1/11/2022 11:24:22 AM	No parameter change for PeakFilterThresholdValue			✓	
CmdSetMethodTargetCompoundAttribute	BL2000\sean	1/11/2022 11:24:22 AM	No parameter change for ThresholdNumberOfPeaks			✓	
CmdSetMethodTargetQualifierAttribute	BL2000\sean	1/11/2022 11:24:22 AM	No parameter change for PeakFilterThreshold			✓	
CmdSetMethodTargetQualifierAttribute	BL2000\sean	1/11/2022 11:24:23 AM	No parameter change for PeakFilterThresholdValue			✓	
CmdSetMethodTargetQualifierAttribute	BL2000\sean	1/11/2022 11:24:23 AM	No parameter change for ThresholdNumberOfPeaks			✓	
CmdSetMethodTargetQualifierAttribute	BL2000\sean	1/11/2022 11:24:23 AM	No parameter change for PeakFilterThreshold			✓	
CmdSetMethodTargetQualifierAttribute	BL2000\sean	1/11/2022 11:24:23 AM	No parameter change for PeakFilterThresholdValue			✓	
CmdSetMethodTargetQualifierAttribute	BL2000\sean	1/11/2022 11:24:23 AM	No parameter change for ThresholdNumberOfPeaks			✓	
CmdSetMethodTargetCompoundAttribute	BL2000\sean	1/11/2022 11:24:23 AM	No parameter change for PeakFilterThreshold			✓	
CmdSetMethodTargetCompoundAttribute	BL2000\sean	1/11/2022 11:24:24 AM	Set PeakFilterThresholdValue = 10965.508 for compound Butylbenzylphthalate; previous value = 7798.98974999994			✓	
CmdSetMethodTargetCompoundAttribute	BL2000\sean	1/11/2022 11:24:24 AM	No parameter change for ThresholdNumberOfPeaks			✓	
CmdSetMethodTargetQualifierAttribute	BL2000\sean	1/11/2022 11:24:24 AM	No parameter change for PeakFilterThreshold			✓	
CmdSetMethodTargetQualifierAttribute	BL2000\sean	1/11/2022 11:24:24 AM	Set PeakFilterThresholdValue = 8956.08427449669 for qualifier 91.0 of compound Butylbenzylphthalate; previous value = 7378.56519771341			✓	
CmdSetMethodTargetQualifierAttribute	BL2000\sean	1/11/2022 11:24:24 AM	No parameter change for ThresholdNumberOfPeaks			✓	
CmdSetMethodTargetQualifierAttribute	BL2000\sean	1/11/2022 11:24:24 AM	No parameter change for PeakFilterThreshold			✓	

Audit Trail report

Name	User	Time	Action	Reason	Comment	Succeed	Exception
CmdSetMethodTargetQualifierAttribute	BL2000\sean	1/11/2022 11:24:24 AM	Set PeakFilterThresholdValue = 1967.46227459504 for qualifier 206.0 of compound Butylbenzylphthalate; previous value = 1163.09959895196			✓	
CmdSetMethodTargetQualifierAttribute	BL2000\sean	1/11/2022 11:24:25 AM	No parameter change for ThresholdNumberOfPeaks			✓	
CmdSetMethodTargetCompoundAttribute	BL2000\sean	1/11/2022 11:24:25 AM	No parameter change for PeakFilterThreshold			✓	
CmdSetMethodTargetCompoundAttribute	BL2000\sean	1/11/2022 11:24:25 AM	No parameter change for PeakFilterThresholdValue			✓	
CmdSetMethodTargetCompoundAttribute	BL2000\sean	1/11/2022 11:24:25 AM	No parameter change for ThresholdNumberOfPeaks			✓	
CmdSetMethodTargetQualifierAttribute	BL2000\sean	1/11/2022 11:24:25 AM	No parameter change for PeakFilterThreshold			✓	
CmdSetMethodTargetQualifierAttribute	BL2000\sean	1/11/2022 11:24:26 AM	No parameter change for PeakFilterThresholdValue			✓	
CmdSetMethodTargetQualifierAttribute	BL2000\sean	1/11/2022 11:24:26 AM	No parameter change for ThresholdNumberOfPeaks			✓	
CmdSetMethodTargetQualifierAttribute	BL2000\sean	1/11/2022 11:24:26 AM	No parameter change for PeakFilterThreshold			✓	
CmdSetMethodTargetQualifierAttribute	BL2000\sean	1/11/2022 11:24:26 AM	No parameter change for PeakFilterThresholdValue			✓	
CmdSetMethodTargetQualifierAttribute	BL2000\sean	1/11/2022 11:24:26 AM	No parameter change for ThresholdNumberOfPeaks			✓	
CmdSetMethodTargetCompoundAttribute	BL2000\sean	1/11/2022 11:24:27 AM	No parameter change for PeakFilterThreshold			✓	
CmdSetMethodTargetCompoundAttribute	BL2000\sean	1/11/2022 11:24:27 AM	Set PeakFilterThresholdValue = 37398.64425 for compound Benzo(a)Anthracene; previous value = 30972.0912499998			✓	
CmdSetMethodTargetCompoundAttribute	BL2000\sean	1/11/2022 11:24:27 AM	No parameter change for ThresholdNumberOfPeaks			✓	
CmdSetMethodTargetQualifierAttribute	BL2000\sean	1/11/2022 11:24:27 AM	No parameter change for PeakFilterThreshold			✓	
CmdSetMethodTargetQualifierAttribute	BL2000\sean	1/11/2022 11:24:27 AM	Set PeakFilterThresholdValue = 7865.91681176791 for qualifier 229.0 of compound Benzo(a)Anthracene; previous value = 6601.91893577213			✓	
CmdSetMethodTargetQualifierAttribute	BL2000\sean	1/11/2022 11:24:27 AM	No parameter change for ThresholdNumberOfPeaks			✓	
CmdSetMethodTargetQualifierAttribute	BL2000\sean	1/11/2022 11:24:28 AM	No parameter change for PeakFilterThreshold			✓	
CmdSetMethodTargetQualifierAttribute	BL2000\sean	1/11/2022 11:24:28 AM	Set PeakFilterThresholdValue = 10121.8216390758 for qualifier 226.0 of compound Benzo(a)Anthracene; previous value = 8259.6748779631			✓	
CmdSetMethodTargetQualifierAttribute	BL2000\sean	1/11/2022 11:24:28 AM	No parameter change for ThresholdNumberOfPeaks			✓	
CmdSetMethodTargetCompoundAttribute	BL2000\sean	1/11/2022 11:24:28 AM	No parameter change for PeakFilterThreshold			✓	

Audit Trail report

Name	User	Time	Action	Reason	Comment	Succeed	Exception
CmdSetMethodTargetCompoundAttribute	BL2000\sean	1/11/2022 11:24:28 AM	Set PeakFilterThresholdValue = 44818.9809999996 for compound Chrysene; previous value = 39473.4794999999			✓	
CmdSetMethodTargetCompoundAttribute	BL2000\sean	1/11/2022 11:24:29 AM	No parameter change for ThresholdNumberOfPeaks			✓	
CmdSetMethodTargetQualifierAttribute	BL2000\sean	1/11/2022 11:24:29 AM	No parameter change for PeakFilterThreshold			✓	
CmdSetMethodTargetQualifierAttribute	BL2000\sean	1/11/2022 11:24:29 AM	Set PeakFilterThresholdValue = 13417.1501423453 for qualifier 226.0 of compound Chrysene; previous value = 12079.2748909925			✓	
CmdSetMethodTargetQualifierAttribute	BL2000\sean	1/11/2022 11:24:29 AM	No parameter change for ThresholdNumberOfPeaks			✓	
CmdSetMethodTargetQualifierAttribute	BL2000\sean	1/11/2022 11:24:29 AM	No parameter change for PeakFilterThreshold			✓	
CmdSetMethodTargetQualifierAttribute	BL2000\sean	1/11/2022 11:24:29 AM	Set PeakFilterThresholdValue = 9146.27382982298 for qualifier 229.0 of compound Chrysene; previous value = 8243.45202691593			✓	
CmdSetMethodTargetQualifierAttribute	BL2000\sean	1/11/2022 11:24:29 AM	No parameter change for ThresholdNumberOfPeaks			✓	
CmdSetMethodTargetCompoundAttribute	BL2000\sean	1/11/2022 11:24:30 AM	No parameter change for PeakFilterThreshold			✓	
CmdSetMethodTargetCompoundAttribute	BL2000\sean	1/11/2022 11:24:30 AM	Set PeakFilterThresholdValue = 9716.61824999993 for compound 3,3-Dichlorobenzidine; previous value = 6466.51399999983			✓	
CmdSetMethodTargetCompoundAttribute	BL2000\sean	1/11/2022 11:24:30 AM	No parameter change for ThresholdNumberOfPeaks			✓	
CmdSetMethodTargetQualifierAttribute	BL2000\sean	1/11/2022 11:24:30 AM	No parameter change for PeakFilterThreshold			✓	
CmdSetMethodTargetQualifierAttribute	BL2000\sean	1/11/2022 11:24:30 AM	Set PeakFilterThresholdValue = 6288.68416147946 for qualifier 254.0 of compound 3,3-Dichlorobenzidine; previous value = 4008.81297456299			✓	
CmdSetMethodTargetQualifierAttribute	BL2000\sean	1/11/2022 11:24:30 AM	No parameter change for ThresholdNumberOfPeaks			✓	
CmdSetMethodTargetCompoundAttribute	BL2000\sean	1/11/2022 11:24:30 AM	No parameter change for PeakFilterThreshold			✓	
CmdSetMethodTargetCompoundAttribute	BL2000\sean	1/11/2022 11:24:31 AM	Set PeakFilterThresholdValue = 3924.10149999997 for compound bis(2-ethylhexyl)Phthalate; previous value = 2790.40599999999			✓	
CmdSetMethodTargetCompoundAttribute	BL2000\sean	1/11/2022 11:24:31 AM	No parameter change for ThresholdNumberOfPeaks			✓	
CmdSetMethodTargetQualifierAttribute	BL2000\sean	1/11/2022 11:24:31 AM	No parameter change for PeakFilterThreshold			✓	

Audit Trail report

Name	User	Time	Action	Reason	Comment	Succeed	Exception
CmdSetMethodTargetQualifierAttribute	BL2000\sean	1/11/2022 11:24:31 AM	Set PeakFilterThresholdValue = 15581.7275211744 for qualifier 149.0 of compound bis(2-ethylhexyl)Phthalate; previous value = 11764.4714283085			✓	
CmdSetMethodTargetQualifierAttribute	BL2000\sean	1/11/2022 11:24:31 AM	No parameter change for ThresholdNumberOfPeaks			✓	
CmdSetMethodTargetQualifierAttribute	BL2000\sean	1/11/2022 11:24:31 AM	No parameter change for PeakFilterThreshold			✓	
CmdSetMethodTargetQualifierAttribute	BL2000\sean	1/11/2022 11:24:32 AM	Set PeakFilterThresholdValue = 612.566453769203 for qualifier 279.0 of compound bis(2-ethylhexyl)Phthalate; previous value = 313.208325526434			✓	
CmdSetMethodTargetQualifierAttribute	BL2000\sean	1/11/2022 11:24:32 AM	No parameter change for ThresholdNumberOfPeaks			✓	
CmdSetMethodTargetCompoundAttribute	BL2000\sean	1/11/2022 11:24:32 AM	No parameter change for PeakFilterThreshold			✓	
CmdSetMethodTargetCompoundAttribute	BL2000\sean	1/11/2022 11:24:32 AM	Set PeakFilterThresholdValue = 28816.0547500008 for compound Di-n-octyl Phthalate; previous value = 19301.5534999998			✓	
CmdSetMethodTargetCompoundAttribute	BL2000\sean	1/11/2022 11:24:32 AM	No parameter change for ThresholdNumberOfPeaks			✓	
CmdSetMethodTargetQualifierAttribute	BL2000\sean	1/11/2022 11:24:32 AM	No parameter change for PeakFilterThreshold			✓	
CmdSetMethodTargetQualifierAttribute	BL2000\sean	1/11/2022 11:24:33 AM	Set PeakFilterThresholdValue = 2747.04739524985 for qualifier 150.0 of compound Di-n-octyl Phthalate; previous value = 1877.31156988303			✓	
CmdSetMethodTargetQualifierAttribute	BL2000\sean	1/11/2022 11:24:33 AM	No parameter change for ThresholdNumberOfPeaks			✓	
CmdSetMethodTargetCompoundAttribute	BL2000\sean	1/11/2022 11:24:33 AM	No parameter change for PeakFilterThreshold			✓	
CmdSetMethodTargetCompoundAttribute	BL2000\sean	1/11/2022 11:24:33 AM	Set PeakFilterThresholdValue = 37053.2017499994 for compound Benzo(b)fluoranthene; previous value = 29583.9632500008			✓	
CmdSetMethodTargetCompoundAttribute	BL2000\sean	1/11/2022 11:24:33 AM	No parameter change for ThresholdNumberOfPeaks			✓	
CmdSetMethodTargetQualifierAttribute	BL2000\sean	1/11/2022 11:24:33 AM	No parameter change for PeakFilterThreshold			✓	
CmdSetMethodTargetQualifierAttribute	BL2000\sean	1/11/2022 11:24:33 AM	Set PeakFilterThresholdValue = 8163.52734924594 for qualifier 253.0 of compound Benzo(b)fluoranthene; previous value = 6318.29078880933			✓	
CmdSetMethodTargetQualifierAttribute	BL2000\sean	1/11/2022 11:24:34 AM	No parameter change for ThresholdNumberOfPeaks			✓	
CmdSetMethodTargetCompoundAttribute	BL2000\sean	1/11/2022 11:24:34 AM	No parameter change for PeakFilterThreshold			✓	

Audit Trail report

Name	User	Time	Action	Reason	Comment	Succeed	Exception
CmdSetMethodTargetCompoundAttribute	BL2000\sean	1/11/2022 11:24:34 AM	No parameter change for PeakFilterThresholdValue			✓	
CmdSetMethodTargetCompoundAttribute	BL2000\sean	1/11/2022 11:24:34 AM	No parameter change for ThresholdNumberOfPeaks			✓	
CmdSetMethodTargetQualifierAttribute	BL2000\sean	1/11/2022 11:24:34 AM	No parameter change for PeakFilterThreshold			✓	
CmdSetMethodTargetQualifierAttribute	BL2000\sean	1/11/2022 11:24:34 AM	No parameter change for PeakFilterThresholdValue			✓	
CmdSetMethodTargetQualifierAttribute	BL2000\sean	1/11/2022 11:24:34 AM	No parameter change for ThresholdNumberOfPeaks			✓	
CmdSetMethodTargetQualifierAttribute	BL2000\sean	1/11/2022 11:24:35 AM	No parameter change for PeakFilterThreshold			✓	
CmdSetMethodTargetQualifierAttribute	BL2000\sean	1/11/2022 11:24:35 AM	No parameter change for PeakFilterThresholdValue			✓	
CmdSetMethodTargetQualifierAttribute	BL2000\sean	1/11/2022 11:24:35 AM	No parameter change for ThresholdNumberOfPeaks			✓	
CmdSetMethodTargetCompoundAttribute	BL2000\sean	1/11/2022 11:24:35 AM	No parameter change for PeakFilterThreshold			✓	
CmdSetMethodTargetCompoundAttribute	BL2000\sean	1/11/2022 11:24:35 AM	Set PeakFilterThresholdValue = 36303.6159999996 for compound Benzo(k)fluoranthene; previous value = 28902.3299999992			✓	
CmdSetMethodTargetCompoundAttribute	BL2000\sean	1/11/2022 11:24:35 AM	No parameter change for ThresholdNumberOfPeaks			✓	
CmdSetMethodTargetQualifierAttribute	BL2000\sean	1/11/2022 11:24:35 AM	No parameter change for PeakFilterThreshold			✓	
CmdSetMethodTargetQualifierAttribute	BL2000\sean	1/11/2022 11:24:35 AM	Set PeakFilterThresholdValue = 7959.54526502455 for qualifier 253.0 of compound Benzo(k)fluoranthene; previous value = 6266.47057582704			✓	
CmdSetMethodTargetQualifierAttribute	BL2000\sean	1/11/2022 11:24:35 AM	No parameter change for ThresholdNumberOfPeaks			✓	
CmdSetMethodTargetCompoundAttribute	BL2000\sean	1/11/2022 11:24:36 AM	No parameter change for PeakFilterThreshold			✓	
CmdSetMethodTargetCompoundAttribute	BL2000\sean	1/11/2022 11:24:36 AM	No parameter change for PeakFilterThresholdValue			✓	
CmdSetMethodTargetCompoundAttribute	BL2000\sean	1/11/2022 11:24:36 AM	No parameter change for ThresholdNumberOfPeaks			✓	
CmdSetMethodTargetQualifierAttribute	BL2000\sean	1/11/2022 11:24:36 AM	No parameter change for PeakFilterThreshold			✓	
CmdSetMethodTargetQualifierAttribute	BL2000\sean	1/11/2022 11:24:36 AM	No parameter change for PeakFilterThresholdValue			✓	
CmdSetMethodTargetQualifierAttribute	BL2000\sean	1/11/2022 11:24:36 AM	No parameter change for ThresholdNumberOfPeaks			✓	
CmdSetMethodTargetQualifierAttribute	BL2000\sean	1/11/2022 11:24:36 AM	No parameter change for PeakFilterThreshold			✓	
CmdSetMethodTargetQualifierAttribute	BL2000\sean	1/11/2022 11:24:36 AM	No parameter change for PeakFilterThresholdValue			✓	

Audit Trail report

Name	User	Time	Action	Reason	Comment	Succeed	Exception
CmdSetMethodTargetQualifierAttribute	BL2000\sean	1/11/2022 11:24:37 AM	No parameter change for ThresholdNumberOfPeaks			✓	
CmdSetMethodTargetCompoundAttribute	BL2000\sean	1/11/2022 11:24:37 AM	No parameter change for PeakFilterThreshold			✓	
CmdSetMethodTargetCompoundAttribute	BL2000\sean	1/11/2022 11:24:37 AM	Set PeakFilterThresholdValue = 28894.0767499991 for compound Benzo(a)pyrene; previous value = 23085.8714999995			✓	
CmdSetMethodTargetCompoundAttribute	BL2000\sean	1/11/2022 11:24:37 AM	No parameter change for ThresholdNumberOfPeaks			✓	
CmdSetMethodTargetQualifierAttribute	BL2000\sean	1/11/2022 11:24:37 AM	No parameter change for PeakFilterThreshold			✓	
CmdSetMethodTargetQualifierAttribute	BL2000\sean	1/11/2022 11:24:37 AM	Set PeakFilterThresholdValue = 6346.45910026148 for qualifier 253.0 of compound Benzo(a)pyrene; previous value = 5296.51594566183			✓	
CmdSetMethodTargetQualifierAttribute	BL2000\sean	1/11/2022 11:24:37 AM	No parameter change for ThresholdNumberOfPeaks			✓	
CmdSetMethodTargetCompoundAttribute	BL2000\sean	1/11/2022 11:24:37 AM	No parameter change for PeakFilterThreshold			✓	
CmdSetMethodTargetCompoundAttribute	BL2000\sean	1/11/2022 11:24:38 AM	No parameter change for PeakFilterThresholdValue			✓	
CmdSetMethodTargetCompoundAttribute	BL2000\sean	1/11/2022 11:24:38 AM	No parameter change for ThresholdNumberOfPeaks			✓	
CmdSetMethodTargetQualifierAttribute	BL2000\sean	1/11/2022 11:24:38 AM	No parameter change for PeakFilterThreshold			✓	
CmdSetMethodTargetQualifierAttribute	BL2000\sean	1/11/2022 11:24:38 AM	No parameter change for PeakFilterThresholdValue			✓	
CmdSetMethodTargetQualifierAttribute	BL2000\sean	1/11/2022 11:24:38 AM	No parameter change for ThresholdNumberOfPeaks			✓	
CmdSetMethodTargetCompoundAttribute	BL2000\sean	1/11/2022 11:24:38 AM	No parameter change for PeakFilterThreshold			✓	
CmdSetMethodTargetCompoundAttribute	BL2000\sean	1/11/2022 11:24:38 AM	No parameter change for PeakFilterThresholdValue			✓	
CmdSetMethodTargetCompoundAttribute	BL2000\sean	1/11/2022 11:24:39 AM	No parameter change for ThresholdNumberOfPeaks			✓	
CmdSetMethodTargetQualifierAttribute	BL2000\sean	1/11/2022 11:24:39 AM	No parameter change for PeakFilterThreshold			✓	
CmdSetMethodTargetQualifierAttribute	BL2000\sean	1/11/2022 11:24:39 AM	No parameter change for PeakFilterThresholdValue			✓	
CmdSetMethodTargetQualifierAttribute	BL2000\sean	1/11/2022 11:24:39 AM	No parameter change for ThresholdNumberOfPeaks			✓	

Audit Trail report

Name	User	Time	Action	Reason	Comment	Succeed	Exception
CmdSetMethodTargetQualifierAttribute	BL2000\sean	1/11/2022 11:24:39 AM	No parameter change for PeakFilterThreshold			✓	
CmdSetMethodTargetQualifierAttribute	BL2000\sean	1/11/2022 11:24:39 AM	No parameter change for PeakFilterThresholdValue			✓	
CmdSetMethodTargetQualifierAttribute	BL2000\sean	1/11/2022 11:24:39 AM	No parameter change for ThresholdNumberOfPeaks			✓	
CmdSetMethodTargetCompoundAttribute	BL2000\sean	1/11/2022 11:24:40 AM	No parameter change for PeakFilterThreshold			✓	
CmdSetMethodTargetCompoundAttribute	BL2000\sean	1/11/2022 11:24:40 AM	Set PeakFilterThresholdValue = 26603.8520000006 for compound Indeno(1,2,3-c,d)pyrene; previous value = 16721.175			✓	
CmdSetMethodTargetCompoundAttribute	BL2000\sean	1/11/2022 11:24:40 AM	No parameter change for ThresholdNumberOfPeaks			✓	
CmdSetMethodTargetQualifierAttribute	BL2000\sean	1/11/2022 11:24:40 AM	No parameter change for PeakFilterThreshold			✓	
CmdSetMethodTargetQualifierAttribute	BL2000\sean	1/11/2022 11:24:40 AM	Set PeakFilterThresholdValue = 7942.98306459878 for qualifier 138.0 of compound Indeno(1,2,3-c,d)pyrene; previous value = 6536.63162464427			✓	
CmdSetMethodTargetQualifierAttribute	BL2000\sean	1/11/2022 11:24:40 AM	No parameter change for ThresholdNumberOfPeaks			✓	
CmdSetMethodTargetCompoundAttribute	BL2000\sean	1/11/2022 11:24:40 AM	No parameter change for PeakFilterThreshold			✓	
CmdSetMethodTargetCompoundAttribute	BL2000\sean	1/11/2022 11:24:40 AM	Set PeakFilterThresholdValue = 29480.397749999 for compound Dibenzo(a,h)anthracene; previous value = 20335.6587499994			✓	
CmdSetMethodTargetCompoundAttribute	BL2000\sean	1/11/2022 11:24:40 AM	No parameter change for ThresholdNumberOfPeaks			✓	
CmdSetMethodTargetQualifierAttribute	BL2000\sean	1/11/2022 11:24:40 AM	No parameter change for PeakFilterThreshold			✓	
CmdSetMethodTargetQualifierAttribute	BL2000\sean	1/11/2022 11:24:41 AM	Set PeakFilterThresholdValue = 7438.61018664153 for qualifier 279.0 of compound Dibenzo(a,h)anthracene; previous value = 5008.7326093396			✓	
CmdSetMethodTargetQualifierAttribute	BL2000\sean	1/11/2022 11:24:41 AM	No parameter change for ThresholdNumberOfPeaks			✓	
CmdSetMethodTargetQualifierAttribute	BL2000\sean	1/11/2022 11:24:41 AM	No parameter change for PeakFilterThreshold			✓	
CmdSetMethodTargetQualifierAttribute	BL2000\sean	1/11/2022 11:24:41 AM	Set PeakFilterThresholdValue = 7026.86528160519 for qualifier 139.0 of compound Dibenzo(a,h)anthracene; previous value = 6217.174502674			✓	
CmdSetMethodTargetQualifierAttribute	BL2000\sean	1/11/2022 11:24:41 AM	No parameter change for ThresholdNumberOfPeaks			✓	
CmdSetMethodTargetCompoundAttribute	BL2000\sean	1/11/2022 11:24:42 AM	No parameter change for PeakFilterThreshold			✓	

Audit Trail report

Name	User	Time	Action	Reason	Comment	Succeed	Exception
CmdSetMethodTargetCompoundAttribute	BL2000\sean	1/11/2022 11:24:42 AM	Set PeakFilterThresholdValue = 32725.6119999992 for compound Benzo(g,h,i)perylene; previous value = 25490.7714999992			✓	
CmdSetMethodTargetCompoundAttribute	BL2000\sean	1/11/2022 11:24:42 AM	No parameter change for ThresholdNumberOfPeaks			✓	
CmdSetMethodTargetQualifierAttribute	BL2000\sean	1/11/2022 11:24:42 AM	No parameter change for PeakFilterThreshold			✓	
CmdSetMethodTargetQualifierAttribute	BL2000\sean	1/11/2022 11:24:42 AM	Set PeakFilterThresholdValue = 10472.2195344123 for qualifier 138.0 of compound Benzo(g,h,i)perylene; previous value = 10568.2983949751			✓	
CmdSetMethodTargetQualifierAttribute	BL2000\sean	1/11/2022 11:24:42 AM	No parameter change for ThresholdNumberOfPeaks			✓	
CmdSetMethodTargetQualifierAttribute	BL2000\sean	1/11/2022 11:24:42 AM	No parameter change for PeakFilterThreshold			✓	
CmdSetMethodTargetQualifierAttribute	BL2000\sean	1/11/2022 11:24:43 AM	Set PeakFilterThresholdValue = 7774.45528088505 for qualifier 277.0 of compound Benzo(g,h,i)perylene; previous value = 6070.24484315667			✓	
CmdSetMethodTargetQualifierAttribute	BL2000\sean	1/11/2022 11:24:43 AM	No parameter change for ThresholdNumberOfPeaks			✓	
CmdSetMethodTargetCompoundAttribute	BL2000\sean	1/11/2022 11:24:43 AM	No parameter change for PeakFilterThreshold			✓	
CmdSetMethodTargetCompoundAttribute	BL2000\sean	1/11/2022 11:24:43 AM	Set PeakFilterThresholdValue = 13980.3850000001 for compound 2-Fluorophenol; previous value = 12599.38175			✓	
CmdSetMethodTargetCompoundAttribute	BL2000\sean	1/11/2022 11:24:43 AM	No parameter change for ThresholdNumberOfPeaks			✓	
CmdSetMethodTargetQualifierAttribute	BL2000\sean	1/11/2022 11:24:43 AM	No parameter change for PeakFilterThreshold			✓	
CmdSetMethodTargetQualifierAttribute	BL2000\sean	1/11/2022 11:24:43 AM	Set PeakFilterThresholdValue = 9083.95348768565 for qualifier 64.0 of compound 2-Fluorophenol; previous value = 8063.39011576865			✓	
CmdSetMethodTargetQualifierAttribute	BL2000\sean	1/11/2022 11:24:43 AM	No parameter change for ThresholdNumberOfPeaks			✓	
CmdSetMethodTargetQualifierAttribute	BL2000\sean	1/11/2022 11:24:44 AM	No parameter change for PeakFilterThreshold			✓	
CmdSetMethodTargetQualifierAttribute	BL2000\sean	1/11/2022 11:24:44 AM	Set PeakFilterThresholdValue = 2812.54454276694 for qualifier 92.0 of compound 2-Fluorophenol; previous value = 2557.2555579866			✓	
CmdSetMethodTargetQualifierAttribute	BL2000\sean	1/11/2022 11:24:44 AM	No parameter change for ThresholdNumberOfPeaks			✓	
CmdSetMethodTargetCompoundAttribute	BL2000\sean	1/11/2022 11:24:44 AM	No parameter change for PeakFilterThreshold			✓	

Audit Trail report

Name	User	Time	Action	Reason	Comment	Succeed	Exception
CmdSetMethodTargetCompoundAttribute	BL2000\sean	1/11/2022 11:24:44 AM	Set PeakFilterThresholdValue = 17124.2617380172 for compound Phenol-d5; previous value = 15292.8909999999			✓	
CmdSetMethodTargetCompoundAttribute	BL2000\sean	1/11/2022 11:24:44 AM	No parameter change for ThresholdNumberOfPeaks			✓	
CmdSetMethodTargetQualifierAttribute	BL2000\sean	1/11/2022 11:24:45 AM	No parameter change for PeakFilterThreshold			✓	
CmdSetMethodTargetQualifierAttribute	BL2000\sean	1/11/2022 11:24:45 AM	Set PeakFilterThresholdValue = 5466.77290558956 for qualifier 71.0 of compound Phenol-d5; previous value = 5005.47851464533			✓	
CmdSetMethodTargetQualifierAttribute	BL2000\sean	1/11/2022 11:24:45 AM	No parameter change for ThresholdNumberOfPeaks			✓	
CmdSetMethodTargetCompoundAttribute	BL2000\sean	1/11/2022 11:24:45 AM	No parameter change for PeakFilterThreshold			✓	
CmdSetMethodTargetCompoundAttribute	BL2000\sean	1/11/2022 11:24:45 AM	Set PeakFilterThresholdValue = 9317.90876795645 for compound Nitrobenzene-d5; previous value = 9718.29465761121			✓	
CmdSetMethodTargetCompoundAttribute	BL2000\sean	1/11/2022 11:24:45 AM	No parameter change for ThresholdNumberOfPeaks			✓	
CmdSetMethodTargetQualifierAttribute	BL2000\sean	1/11/2022 11:24:45 AM	No parameter change for PeakFilterThreshold			✓	
CmdSetMethodTargetQualifierAttribute	BL2000\sean	1/11/2022 11:24:45 AM	Set PeakFilterThresholdValue = 9074.2638883051 for qualifier 54.0 of compound Nitrobenzene-d5; previous value = 9372.0865082565			✓	
CmdSetMethodTargetQualifierAttribute	BL2000\sean	1/11/2022 11:24:46 AM	No parameter change for ThresholdNumberOfPeaks			✓	
CmdSetMethodTargetQualifierAttribute	BL2000\sean	1/11/2022 11:24:46 AM	No parameter change for PeakFilterThreshold			✓	
CmdSetMethodTargetQualifierAttribute	BL2000\sean	1/11/2022 11:24:46 AM	Set PeakFilterThresholdValue = 4688.17079924716 for qualifier 128.0 of compound Nitrobenzene-d5; previous value = 4607.73140568157			✓	
CmdSetMethodTargetQualifierAttribute	BL2000\sean	1/11/2022 11:24:46 AM	No parameter change for ThresholdNumberOfPeaks			✓	
CmdSetMethodTargetCompoundAttribute	BL2000\sean	1/11/2022 11:24:46 AM	No parameter change for PeakFilterThreshold			✓	
CmdSetMethodTargetCompoundAttribute	BL2000\sean	1/11/2022 11:24:46 AM	Set PeakFilterThresholdValue = 38158.4835000002 for compound 2-Fluorobiphenyl; previous value = 38316.4654999999			✓	
CmdSetMethodTargetCompoundAttribute	BL2000\sean	1/11/2022 11:24:47 AM	No parameter change for ThresholdNumberOfPeaks			✓	
CmdSetMethodTargetQualifierAttribute	BL2000\sean	1/11/2022 11:24:47 AM	No parameter change for PeakFilterThreshold			✓	

Audit Trail report

Name	User	Time	Action	Reason	Comment	Succeed	Exception
CmdSetMethodTargetQualifierAttribute	BL2000\sean	1/11/2022 11:24:47 AM	Set PeakFilterThresholdValue = 13167.5742084626 for qualifier 171.0 of compound 2-Fluorobiphenyl; previous value = 13429.7126263112			✓	
CmdSetMethodTargetQualifierAttribute	BL2000\sean	1/11/2022 11:24:47 AM	No parameter change for ThresholdNumberOfPeaks			✓	
CmdSetMethodTargetCompoundAttribute	BL2000\sean	1/11/2022 11:24:47 AM	No parameter change for PeakFilterThreshold			✓	
CmdSetMethodTargetCompoundAttribute	BL2000\sean	1/11/2022 11:24:47 AM	Set PeakFilterThresholdValue = 2818.34175000006 for compound 2,4,6-Tribromophenol; previous value = 1440.60449999997			✓	
CmdSetMethodTargetCompoundAttribute	BL2000\sean	1/11/2022 11:24:48 AM	No parameter change for ThresholdNumberOfPeaks			✓	
CmdSetMethodTargetQualifierAttribute	BL2000\sean	1/11/2022 11:24:48 AM	No parameter change for PeakFilterThreshold			✓	
CmdSetMethodTargetQualifierAttribute	BL2000\sean	1/11/2022 11:24:48 AM	Set PeakFilterThresholdValue = 2523.56130459161 for qualifier 331.8 of compound 2,4,6-Tribromophenol; previous value = 1388.70892866622			✓	
CmdSetMethodTargetQualifierAttribute	BL2000\sean	1/11/2022 11:24:48 AM	No parameter change for ThresholdNumberOfPeaks			✓	
CmdSetMethodTargetCompoundAttribute	BL2000\sean	1/11/2022 11:24:48 AM	No parameter change for PeakFilterThreshold			✓	
CmdSetMethodTargetCompoundAttribute	BL2000\sean	1/11/2022 11:24:48 AM	Set PeakFilterThresholdValue = 34279.4882500008 for compound Terphenyl-d14; previous value = 30502.6832499999			✓	
CmdSetMethodTargetCompoundAttribute	BL2000\sean	1/11/2022 11:24:48 AM	No parameter change for ThresholdNumberOfPeaks			✓	
CmdSetMethodTargetQualifierAttribute	BL2000\sean	1/11/2022 11:24:48 AM	No parameter change for PeakFilterThreshold			✓	
CmdSetMethodTargetQualifierAttribute	BL2000\sean	1/11/2022 11:24:49 AM	Set PeakFilterThresholdValue = 4928.15522710613 for qualifier 122.0 of compound Terphenyl-d14; previous value = 5515.82639698641			✓	
CmdSetMethodTargetQualifierAttribute	BL2000\sean	1/11/2022 11:24:49 AM	No parameter change for ThresholdNumberOfPeaks			✓	
CmdSetMethodTargetCompoundAttribute	BL2000\sean	1/11/2022 11:24:49 AM	No parameter change for PeakFilterThreshold			✓	
CmdSetMethodTargetCompoundAttribute	BL2000\sean	1/11/2022 11:24:49 AM	No parameter change for PeakFilterThresholdValue			✓	
CmdSetMethodTargetCompoundAttribute	BL2000\sean	1/11/2022 11:24:49 AM	No parameter change for ThresholdNumberOfPeaks			✓	
CmdSetMethodTargetQualifierAttribute	BL2000\sean	1/11/2022 11:24:49 AM	No parameter change for PeakFilterThreshold			✓	
CmdSetMethodTargetQualifierAttribute	BL2000\sean	1/11/2022 11:24:49 AM	No parameter change for PeakFilterThresholdValue			✓	
CmdSetMethodTargetQualifierAttribute	BL2000\sean	1/11/2022 11:24:49 AM	No parameter change for ThresholdNumberOfPeaks			✓	

Audit Trail report

Name	User	Time	Action	Reason	Comment	Succeed	Exception
CmdSetMethodTargetQualifierAttribute	BL2000\sean	1/11/2022 11:24:50 AM	No parameter change for PeakFilterThreshold			✓	
CmdSetMethodTargetQualifierAttribute	BL2000\sean	1/11/2022 11:24:50 AM	No parameter change for PeakFilterThresholdValue			✓	
CmdSetMethodTargetQualifierAttribute	BL2000\sean	1/11/2022 11:24:50 AM	No parameter change for ThresholdNumberOfPeaks			✓	
CmdSetMethodTargetCompoundAttribute	BL2000\sean	1/11/2022 11:24:50 AM	No parameter change for PeakFilterThreshold			✓	
CmdSetMethodTargetCompoundAttribute	BL2000\sean	1/11/2022 11:24:50 AM	No parameter change for PeakFilterThresholdValue			✓	
CmdSetMethodTargetCompoundAttribute	BL2000\sean	1/11/2022 11:24:50 AM	No parameter change for ThresholdNumberOfPeaks			✓	
CmdSetMethodTargetQualifierAttribute	BL2000\sean	1/11/2022 11:24:50 AM	No parameter change for PeakFilterThreshold			✓	
CmdSetMethodTargetQualifierAttribute	BL2000\sean	1/11/2022 11:24:50 AM	No parameter change for PeakFilterThresholdValue			✓	
CmdSetMethodTargetQualifierAttribute	BL2000\sean	1/11/2022 11:24:51 AM	No parameter change for ThresholdNumberOfPeaks			✓	
CmdSetMethodTargetQualifierAttribute	BL2000\sean	1/11/2022 11:24:51 AM	No parameter change for PeakFilterThreshold			✓	
CmdSetMethodTargetQualifierAttribute	BL2000\sean	1/11/2022 11:24:51 AM	No parameter change for PeakFilterThresholdValue			✓	
CmdSetMethodTargetQualifierAttribute	BL2000\sean	1/11/2022 11:24:51 AM	No parameter change for ThresholdNumberOfPeaks			✓	
CmdApplyMethodToAllSamples	BL2000\sean	1/11/2022 11:28:36 AM	Apply method to all samples			✓	
CmdMethodClear	BL2000\sean	1/11/2022 11:28:36 AM	Clear method			✓	
CmdEndMethodEditing	BL2000\sean	1/11/2022 11:28:37 AM	End method editing			✓	
CmdQuantitate	BL2000\sean	1/11/2022 11:33:03 AM	Quantitate all compounds in all samples			✓	
CmdZeroOutPeak	BL2000\sean	1/11/2022 11:33:26 AM	Zero out primary peak of compound Dimethyl Phthalate in sample Jan0711.D			✓	
CmdSetTargetCompoundAttribute	BL2000\sean	1/11/2022 11:33:27 AM	Set UserAnnotation = INT for compound Dimethyl Phthalate in sample Jan0711.D; previous value =			✓	
CmdZeroOutPeak	BL2000\sean	1/11/2022 11:33:30 AM	Zero out primary peak of compound 2,6-Dinitrotoluene in sample Jan0711.D			✓	
CmdSetTargetCompoundAttribute	BL2000\sean	1/11/2022 11:33:31 AM	Set UserAnnotation = INT for compound 2,6-Dinitrotoluene in sample Jan0711.D; previous value =			✓	
CmdZeroOutPeak	BL2000\sean	1/11/2022 11:33:44 AM	Zero out primary peak of compound 2,6-Dinitrotoluene in sample Jan0712.D			✓	
CmdSetTargetCompoundAttribute	BL2000\sean	1/11/2022 11:33:45 AM	Set UserAnnotation = INT for compound 2,6-Dinitrotoluene in sample Jan0712.D; previous value =			✓	

Audit Trail report

Name	User	Time	Action	Reason	Comment	Succeed	Exception
CmdZeroOutPeak	BL2000\sean	1/11/2022 11:33:51 AM	Zero out primary peak of compound Dimethyl Phthalate in sample Jan0712.D			✓	
CmdSetTargetCompoundAttribute	BL2000\sean	1/11/2022 11:33:52 AM	Set UserAnnotation = INT for compound Dimethyl Phthalate in sample Jan0712.D; previous value =			✓	
CmdZeroOutPeak	BL2000\sean	1/11/2022 11:34:02 AM	Zero out primary peak of compound N-nitroso-Di-n-propylamine in sample Jan0712.D			✓	
CmdSetTargetCompoundAttribute	BL2000\sean	1/11/2022 11:34:03 AM	Set UserAnnotation = INT for compound N-nitroso-Di-n-propylamine in sample Jan0712.D; previous value =			✓	
CmdManuallyIntegratePeak	BL2000\sean	1/11/2022 11:34:16 AM	Manually integrate compound o-Terphenyl in sample Jan0712.D from x, y = 10.809, 1306 to 10.900, 1406; result = -4830			✓	
CmdManuallyIntegrateSnapBaseline	BL2000\sean	1/11/2022 11:34:18 AM	Snap baseline for compound o-Terphenyl in sample Jan0712.D, from x = 10.809 to x = 10.900, new integration is from x, y = 10.809, 0 to 10.900, 0 and new response = 2587; previous integration is from x, y = 10.809, 1306 to 10.900, 1406 and previous response = -4830.			✓	
CmdClearManualIntegration	BL2000\sean	1/11/2022 11:34:22 AM	Clear manual integration of target signal for compound o-Terphenyl in sample Jan0712.D				Agilent.MassSpectrometry.DataAnalysis.Quantitative.ApplicationCommandException: Integrator did not find any peaks at Agilent.MassSpectrometry.DataAnalysis.Quantitative.Analysis.MeasuredIon.ClearManualIntegration() at Agilent.MassSpectrometry.DataAnalysis.Quantitative.CmdClearManualIntegration.Do() at Agilent.MassSpectrometry.CommandModel.CommandHistory.Invoke(ICommand cmd) at Agilent.MassSpectrometry.DataAnalysis.Quantitative.AppCommandContext._Invoke(ICommand cmd)
CmdZeroOutPeak	BL2000\sean	1/11/2022 11:40:54 AM	Zero out primary peak of compound 2,6-Dinitrotoluene in sample Jan0715.D			✓	
CmdSetTargetCompoundAttribute	BL2000\sean	1/11/2022 11:40:55 AM	Set UserAnnotation = INT for compound 2,6-Dinitrotoluene in sample Jan0715.D; previous value =			✓	
CmdZeroOutPeak	BL2000\sean	1/11/2022 11:40:58 AM	Zero out primary peak of compound N-nitroso-Di-n-propylamine in sample Jan0715.D			✓	

Audit Trail report

Name	User	Time	Action	Reason	Comment	Succeed	Exception
CmdSetTargetCompoundAttribute	BL2000\sean	1/11/2022 11:41:00 AM	Set UserAnnotation = INT for compound N-nitroso-Di-n-propylamine in sample Jan0715.D; previous value =			✓	
CmdZeroOutPeak	BL2000\sean	1/11/2022 11:41:03 AM	Zero out primary peak of compound Dimethyl Phthalate in sample Jan0715.D			✓	
CmdSetTargetCompoundAttribute	BL2000\sean	1/11/2022 11:41:05 AM	Set UserAnnotation = INT for compound Dimethyl Phthalate in sample Jan0715.D; previous value =			✓	
CmdZeroOutPeak	BL2000\sean	1/11/2022 11:41:27 AM	Zero out primary peak of compound Dimethyl Phthalate in sample Jan0716.D			✓	
CmdSetTargetCompoundAttribute	BL2000\sean	1/11/2022 11:41:28 AM	Set UserAnnotation = INT for compound Dimethyl Phthalate in sample Jan0716.D; previous value =			✓	
CmdZeroOutPeak	BL2000\sean	1/11/2022 11:41:31 AM	Zero out primary peak of compound N-nitroso-Di-n-propylamine in sample Jan0716.D			✓	
CmdSetTargetCompoundAttribute	BL2000\sean	1/11/2022 11:41:32 AM	Set UserAnnotation = INT for compound N-nitroso-Di-n-propylamine in sample Jan0716.D; previous value =			✓	
CmdZeroOutPeak	BL2000\sean	1/11/2022 11:41:35 AM	Zero out primary peak of compound 2,6-Dinitrotoluene in sample Jan0716.D			✓	
CmdSetTargetCompoundAttribute	BL2000\sean	1/11/2022 11:41:36 AM	Set UserAnnotation = INT for compound 2,6-Dinitrotoluene in sample Jan0716.D; previous value =			✓	
CmdZeroOutPeak	BL2000\sean	1/11/2022 11:42:20 AM	Zero out primary peak of compound 2,6-Dinitrotoluene in sample Jan0718.D			✓	
CmdSetTargetCompoundAttribute	BL2000\sean	1/11/2022 11:42:21 AM	Set UserAnnotation = INT for compound 2,6-Dinitrotoluene in sample Jan0718.D; previous value =			✓	
CmdZeroOutPeak	BL2000\sean	1/11/2022 11:42:28 AM	Zero out primary peak of compound N-nitroso-Di-n-propylamine in sample Jan0718.D			✓	
CmdSetTargetCompoundAttribute	BL2000\sean	1/11/2022 11:42:29 AM	Set UserAnnotation = INT for compound N-nitroso-Di-n-propylamine in sample Jan0718.D; previous value =			✓	
CmdZeroOutPeak	BL2000\sean	1/11/2022 11:42:33 AM	Zero out primary peak of compound Dimethyl Phthalate in sample Jan0718.D			✓	
CmdSetTargetCompoundAttribute	BL2000\sean	1/11/2022 11:42:34 AM	Set UserAnnotation = INT for compound Dimethyl Phthalate in sample Jan0718.D; previous value =			✓	
CmdManuallyIntegratePeak	BL2000\sean	1/11/2022 11:42:56 AM	Manually integrate compound Dimethyl Phthalate in sample Jan0719.D, from x, y = 8.538, 142781 to 8.548, 141189, result = -86369; previous integration is from x, y = 8.466, 0 to 8.558, 0 and previous response = 125294.			✓	

Audit Trail report

Name	User	Time	Action	Reason	Comment	Succeed	Exception
CmdZeroOutPeak	BL2000\sean	1/11/2022 11:42:56 AM	Zero out primary peak of compound Dimethyl Phthalate in sample Jan0719.D			✓	
CmdSetTargetCompoundAttribute	BL2000\sean	1/11/2022 11:42:57 AM	Set UserAnnotation = INT for compound Dimethyl Phthalate in sample Jan0719.D; previous value =			✓	
CmdZeroOutPeak	BL2000\sean	1/11/2022 11:43:01 AM	Zero out primary peak of compound N-nitroso-Di-n-propylamine in sample Jan0719.D			✓	
CmdSetTargetCompoundAttribute	BL2000\sean	1/11/2022 11:43:02 AM	Set UserAnnotation = INT for compound N-nitroso-Di-n-propylamine in sample Jan0719.D; previous value =			✓	
CmdZeroOutPeak	BL2000\sean	1/11/2022 11:43:06 AM	Zero out primary peak of compound 2,6-Dinitrotoluene in sample Jan0719.D			✓	
CmdSetTargetCompoundAttribute	BL2000\sean	1/11/2022 11:43:07 AM	Set UserAnnotation = INT for compound 2,6-Dinitrotoluene in sample Jan0719.D; previous value =			✓	
CmdZeroOutPeak	BL2000\sean	1/11/2022 11:43:56 AM	Zero out primary peak of compound 2,6-Dinitrotoluene in sample Jan0722.D			✓	
CmdSetTargetCompoundAttribute	BL2000\sean	1/11/2022 11:43:57 AM	Set UserAnnotation = INT for compound 2,6-Dinitrotoluene in sample Jan0722.D; previous value =			✓	
CmdZeroOutPeak	BL2000\sean	1/11/2022 11:43:59 AM	Zero out primary peak of compound N-nitroso-Di-n-propylamine in sample Jan0722.D			✓	
CmdSetTargetCompoundAttribute	BL2000\sean	1/11/2022 11:44:00 AM	Set UserAnnotation = INT for compound N-nitroso-Di-n-propylamine in sample Jan0722.D; previous value =			✓	
CmdZeroOutPeak	BL2000\sean	1/11/2022 11:44:03 AM	Zero out primary peak of compound Dimethyl Phthalate in sample Jan0722.D			✓	
CmdSetTargetCompoundAttribute	BL2000\sean	1/11/2022 11:44:04 AM	Set UserAnnotation = INT for compound Dimethyl Phthalate in sample Jan0722.D; previous value =			✓	
CmdManuallyIntegratePeak	BL2000\sean	1/11/2022 11:48:06 AM	Manually integrate compound Aniline in sample Jan0713.D, from x, y = 4.572, 455282 to 4.644, 466728, result = -1550891; previous integration is from x, y = 4.634, 888 to 4.756, 1214 and previous response = 769807.			✓	
CmdManuallyIntegrateSnapBaseline	BL2000\sean	1/11/2022 11:48:07 AM	Snap baseline for compound Aniline in sample Jan0713.D, from x = 4.572 to x = 4.644, new integration is from x, y = 4.572, 4800 to 4.644, 11930 and new response = 390483; previous integration is from x, y = 4.572, 455282 to 4.644, 466728 and previous response = -1550891.			✓	

Audit Trail report

Name	User	Time	Action	Reason	Comment	Succeed	Exception
CmdManuallyIntegrateDropBaseline	BL2000\sean	1/11/2022 11:48:08 AM	Drop baseline for compound Aniline in sample Jan0713.D to y = 4800, new integration is from x, y = 4.572, 4800 to 4.644, 4800 and new response = 405774; previous integration is from x, y = 4.572, 4800 to 4.644, 11930 and previous response = 390483.			✓	
CmdSetTargetCompoundAttribute	BL2000\sean	1/11/2022 11:48:09 AM	Set UserAnnotation = CO for compound Aniline in sample Jan0713.D; previous value =			✓	
CmdManuallyIntegrateDropBaseline	BL2000\sean	1/11/2022 11:48:13 AM	Drop baseline for compound Aniline in sample Jan0713.D to y = 4800, new integration is from x, y = 4.572, 4800 to 4.644, 4800 and new response = 405774; previous integration is from x, y = 4.572, 4800 to 4.644, 4800 and previous response = 405774.			✓	
CmdManuallyIntegrateSplit	BL2000\sean	1/11/2022 11:48:16 AM	Split qualifier 66.0 of compound Aniline in sample Jan0713.D and keep left peak, new integration is from x, y = 4.563, 1019.89540163913 to 4.603, 1084.64463754536 and new response = 155776, previous integration is from x, y = 4.563, 1020 to 4.695, 1235 and previous response = 504923.			✓	
CmdManuallyIntegrateApplyTargetRtToQualifier	BL2000\sean	1/11/2022 11:48:20 AM	Apply target integration range 4.572-4.644 to qualifier 65.0 for compound Aniline in sample Jan0713.D, new integration is from x, y = 4.572, 1676 to 4.644, 25416 and new response = 250449; previous integration is from x, y = 4.613, 1294 to 4.705, 1484 and previous response = 444824.			✓	
CmdManuallyIntegrateDropBaseline	BL2000\sean	1/11/2022 11:48:22 AM	Drop baseline for qualifier 65.0 of compound Aniline in sample Jan0713.D to y = 1676, new integration is from x, y = 4.572, 1676 to 4.644, 1676 and new response = 301359; previous integration is from x, y = 4.572, 1676 to 4.644, 25416 and previous response = 250449.			✓	
CmdManuallyIntegrateSplit	BL2000\sean	1/11/2022 11:48:29 AM	Split qualifier 65.0 of compound Aniline in sample Jan0713.D and keep left peak, new integration is from x, y = 4.572, 1676 to 4.613, 1676 and new response = 95104, previous integration is from x, y = 4.572, 1676 to 4.644, 1676 and previous response = 301359.			✓	

Audit Trail report

Name	User	Time	Action	Reason	Comment	Succeed	Exception
CmdManuallyIntegrateSplit	BL2000\sean	1/11/2022 11:48:36 AM	Split peak for compound Phenol in sample Jan0713.D and keep left peak, new integration is from x, y = 4.603, 1388.74898794327 to 4.664, 1560.46671362719 and new response = 624172, previous integration is from x, y = 4.603, 1389 to 4.705, 1675 and previous response = 665505.			✓	
CmdSetTargetCompoundAttribute	BL2000\sean	1/11/2022 11:48:37 AM	Set UserAnnotation = CO for compound Phenol in sample Jan0713.D; previous value =			✓	
CmdManuallyIntegrateSplit	BL2000\sean	1/11/2022 11:48:40 AM	Split qualifier 66.0 of compound Phenol in sample Jan0713.D and keep right peak, new integration is from x, y = 4.603, 995.600055027182 to 4.695, 1157.25728218623 and new response = 350119, previous integration is from x, y = 4.563, 925 to 4.695, 1157 and previous response = 505549.			✓	
CmdManuallyIntegrateSplit	BL2000\sean	1/11/2022 11:48:46 AM	Split peak for compound bis(-2-Chloroethyl)Ether in sample Jan0713.D and keep left peak, new integration is from x, y = 4.654, 1091.7966327707 to 4.705, 1168.39805071155 and new response = 749485, previous integration is from x, y = 4.654, 1092 to 4.756, 1245 and previous response = 1038586.			✓	
CmdSetTargetCompoundAttribute	BL2000\sean	1/11/2022 11:48:48 AM	Set UserAnnotation = CO for compound bis(-2-Chloroethyl)Ether in sample Jan0713.D; previous value =			✓	
CmdManuallyIntegrateApplyTargetRtToQualifier	BL2000\sean	1/11/2022 11:48:50 AM	Apply target integration range 4.654-4.705 to qualifier 64.0 for compound bis(-2-Chloroethyl)Ether in sample Jan0713.D, new integration is from x, y = 4.654, 1973 to 4.705, 8757 and new response = 14934; previous integration is from x, y = 4.695, 874 to 4.777, 947 and previous response = 382288.			✓	
CmdManuallyIntegrateDropBaseline	BL2000\sean	1/11/2022 11:48:51 AM	Drop baseline for qualifier 64.0 of compound bis(-2-Chloroethyl)Ether in sample Jan0713.D to y = 1973, new integration is from x, y = 4.654, 1973 to 4.705, 1973 and new response = 25327; previous integration is from x, y = 4.654, 1973 to 4.705, 8757 and previous response = 14934.			✓	
CmdManuallyIntegratePeak	BL2000\sean	1/11/2022 11:49:01 AM	Manually integrate compound 1,2-Dichlorobenzene in sample Jan0713.D, from x, y = 5.093, 348643 to 5.175, 421615, result = -1107668; previous integration is from x, y = 4.930, 213 to 5.012, 254 and previous response = 738384.			✓	

Audit Trail report

Name	User	Time	Action	Reason	Comment	Succeed	Exception
CmdManuallyIntegrateSnapBaseline	BL2000\sean	1/11/2022 11:49:03 AM	Snap baseline for compound 1,2-Dichlorobenzene in sample Jan0713.D, from x = 5.093 to x = 5.175, new integration is from x, y = 5.093, 2855 to 5.175, 4904 and new response = 761217; previous integration is from x, y = 5.093, 348643 to 5.175, 421615 and previous response = -1107668.			✓	
CmdManuallyIntegrateDropBaseline	BL2000\sean	1/11/2022 11:49:04 AM	Drop baseline for compound 1,2-Dichlorobenzene in sample Jan0713.D to y = 2855, new integration is from x, y = 5.093, 2855 to 5.175, 2855 and new response = 766239; previous integration is from x, y = 5.093, 2855 to 5.175, 4904 and previous response = 761217.			✓	
CmdSetTargetCompoundAttribute	BL2000\sean	1/11/2022 11:49:04 AM	Set UserAnnotation = CO for compound 1,2-Dichlorobenzene in sample Jan0713.D; previous value =			✓	
CmdManuallyIntegrateApplyTargetRtToQualifier	BL2000\sean	1/11/2022 11:49:06 AM	Apply target integration range 5.093-5.175 to qualifier 148.0 for compound 1,2-Dichlorobenzene in sample Jan0713.D, new integration is from x, y = 5.093, 1437 to 5.175, 3257 and new response = 492350; previously no peak.			✓	
CmdManuallyIntegrateApplyTargetRtToQualifier	BL2000\sean	1/11/2022 11:49:08 AM	Apply target integration range 5.093-5.175 to qualifier 111.0 for compound 1,2-Dichlorobenzene in sample Jan0713.D, new integration is from x, y = 5.093, 746 to 5.175, 1466 and new response = 297785; previously no peak.			✓	
CmdManuallyIntegratePeak	BL2000\sean	1/11/2022 11:49:14 AM	Manually integrate compound Benzyl Alcohol in sample Jan0713.D, from x, y = 5.073, 452511 to 5.195, 542348, result = -3287620; previous integration is from x, y = 5.269, 2595 to 5.359, 3513 and previous response = 726543.			✓	
CmdManuallyIntegrateSnapBaseline	BL2000\sean	1/11/2022 11:49:15 AM	Snap baseline for compound Benzyl Alcohol in sample Jan0713.D, from x = 5.073 to x = 5.195, new integration is from x, y = 5.073, 0 to 5.195, 4874 and new response = 352553; previous integration is from x, y = 5.073, 452511 to 5.195, 542348 and previous response = -3287620.			✓	
CmdManuallyIntegrateDropBaseline	BL2000\sean	1/11/2022 11:49:17 AM	Drop baseline for compound Benzyl Alcohol in sample Jan0713.D to y = 0, new integration is from x, y = 5.073, 0 to 5.195, 0 and new response = 370475; previous integration is from x, y = 5.073, 0 to 5.195, 4874 and previous response = 352553.			✓	

Audit Trail report

Name	User	Time	Action	Reason	Comment	Succeed	Exception
CmdManuallyIntegrateApplyTargetRtToQualifier	BL2000\sean	1/11/2022 11:49:20 AM	Apply target integration range 5.073-5.195 to qualifier 79.0 for compound Benzyl Alcohol in sample Jan0713.D, new integration is from x, y = 5.073, 576 to 5.195, 5501 and new response = 415316; previously no peak.			✓	
CmdManuallyIntegrateApplyTargetRtToQualifier	BL2000\sean	1/11/2022 11:49:21 AM	Apply target integration range 5.073-5.195 to qualifier 107.0 for compound Benzyl Alcohol in sample Jan0713.D, new integration is from x, y = 5.073, 0 to 5.195, 3132 and new response = 246274; previously no peak.			✓	
CmdManuallyIntegratePeak	BL2000\sean	1/11/2022 11:49:29 AM	Manually integrate compound 4Methylphenol/3Methylphenol in sample Jan0713.D, from x, y = 5.430, 621835 to 5.573, 708268, result = -4768938; previous integration is from x, y = 5.267, 1745 to 5.359, 1668 and previous response = 675601.			✓	
CmdManuallyIntegrateSnapBaseline	BL2000\sean	1/11/2022 11:49:30 AM	Snap baseline for compound 4Methylphenol/3Methylphenol in sample Jan0713.D, from x = 5.430 to x = 5.573, new integration is from x, y = 5.430, 2397 to 5.573, 5767 and new response = 901518; previous integration is from x, y = 5.430, 621835 to 5.573, 708268 and previous response = -4768938.			✓	
CmdManuallyIntegrateDropBaseline	BL2000\sean	1/11/2022 11:49:32 AM	Drop baseline for compound 4Methylphenol/3Methylphenol in sample Jan0713.D to y = 2397, new integration is from x, y = 5.430, 2397 to 5.573, 2397 and new response = 915973; previous integration is from x, y = 5.430, 2397 to 5.573, 5767 and previous response = 901518.			✓	
CmdSetTargetCompoundAttribute	BL2000\sean	1/11/2022 11:49:32 AM	Set UserAnnotation = CO for compound 4Methylphenol/3Methylphenol in sample Jan0713.D; previous value =			✓	
CmdManuallyIntegrateApplyTargetRtToQualifier	BL2000\sean	1/11/2022 11:49:35 AM	Apply target integration range 5.430-5.573 to qualifier 108.0 for compound 4Methylphenol/3Methylphenol in sample Jan0713.D, new integration is from x, y = 5.430, 3011 to 5.573, 5420 and new response = 739106; previously no peak.			✓	
CmdManuallyIntegrateDropBaseline	BL2000\sean	1/11/2022 11:49:36 AM	Drop baseline for qualifier 108.0 of compound 4Methylphenol/3Methylphenol in sample Jan0713.D to y = 3011, new integration is from x, y = 5.430, 3011 to 5.573, 3011 and new response = 749439; previous integration is from x, y = 5.430, 3011 to 5.573, 5420 and previous response = 739106.			✓	

Audit Trail report

Name	User	Time	Action	Reason	Comment	Succeed	Exception
CmdManuallyIntegrateSplit	BL2000\sean	1/11/2022 11:49:53 AM	Split peak for compound 4-Chlorophenol in sample Jan0713.D and keep left peak, new integration is from x, y = 6.444, 232.760853886661 to 6.506, 280.529378622405 and new response = 163599, previous integration is from x, y = 6.444, 233 to 6.547, 312 and previous response = 187546.			✓	
CmdSetTargetCompoundAttribute	BL2000\sean	1/11/2022 11:49:54 AM	Set UserAnnotation = CO for compound 4-Chlorophenol in sample Jan0713.D; previous value =			✓	
CmdManuallyIntegrateApplyTargetRtToQualifier	BL2000\sean	1/11/2022 11:49:57 AM	Apply target integration range 6.444-6.506 to qualifier 128.0 for compound 4-Chlorophenol in sample Jan0713.D, new integration is from x, y = 6.444, 29792 to 6.506, 30272 and new response = 447916; previous integration is from x, y = 6.403, 876 to 6.465, 1031 and previous response = 1752031.			✓	
CmdManuallyIntegrateDropBaseline	BL2000\sean	1/11/2022 11:49:57 AM	Drop baseline for qualifier 128.0 of compound 4-Chlorophenol in sample Jan0713.D to y = 29792, new integration is from x, y = 6.444, 29792 to 6.506, 29792 and new response = 448803; previous integration is from x, y = 6.444, 29792 to 6.506, 30272 and previous response = 447916.			✓	
CmdManuallyIntegrateSplit	BL2000\sean	1/11/2022 11:50:04 AM	Split qualifier 65.0 of compound p-Chloroaniline in sample Jan0713.D and keep right peak, new integration is from x, y = 6.506, 2186.29199958022 to 6.557, 2106.02127492399 and new response = 221174, previous integration is from x, y = 6.460, 2258 to 6.557, 2106 and previous response = 458933.			✓	
CmdManuallyIntegratePeak	BL2000\sean	1/11/2022 11:50:15 AM	Manually integrate compound 1-Methylnaphthalene in sample Jan0713.D, from x, y = 7.338, 858155 to 7.420, 988467, result = -3481787; previous integration is from x, y = 7.225, 846 to 7.307, 911 and previous response = 1189623.			✓	
CmdManuallyIntegrateSnapBaseline	BL2000\sean	1/11/2022 11:50:16 AM	Snap baseline for compound 1-Methylnaphthalene in sample Jan0713.D, from x = 7.338 to x = 7.420, new integration is from x, y = 7.338, 3401 to 7.420, 5774 and new response = 1046601; previous integration is from x, y = 7.338, 858155 to 7.420, 988467 and previous response = -3481787.			✓	

Audit Trail report

Name	User	Time	Action	Reason	Comment	Succeed	Exception
CmdManuallyIntegrateDropBaseline	BL2000\sean	1/11/2022 11:50:17 AM	Drop baseline for compound 1-Methylnaphthalene in sample Jan0713.D to y = 3401, new integration is from x, y = 7.338, 3401 to 7.420, 3401 and new response = 1052449; previous integration is from x, y = 7.338, 3401 to 7.420, 5774 and previous response = 1046601.			✓	
CmdSetTargetCompoundAttribute	BL2000\sean	1/11/2022 11:50:18 AM	Set UserAnnotation = CO for compound 1-Methylnaphthalene in sample Jan0713.D; previous value =			✓	
CmdManuallyIntegrateApplyTargetRtToQualifier	BL2000\sean	1/11/2022 11:50:20 AM	Apply target integration range 7.338-7.420 to qualifier 142.0 for compound 1-Methylnaphthalene in sample Jan0713.D, new integration is from x, y = 7.338, 5163 to 7.420, 6447 and new response = 1173454; previously no peak.			✓	
CmdManuallyIntegrateApplyTargetRtToQualifier	BL2000\sean	1/11/2022 11:50:22 AM	Apply target integration range 7.338-7.420 to qualifier 115.0 for compound 1-Methylnaphthalene in sample Jan0713.D, new integration is from x, y = 7.338, 2507 to 7.420, 3264 and new response = 446403; previously no peak.			✓	
CmdManuallyIntegrateApplyTargetRtToQualifier	BL2000\sean	1/11/2022 11:50:35 AM	Apply target integration range 8.272-8.435 to qualifier 153.1 for compound Acenaphthylene in sample Jan0713.D, new integration is from x, y = 8.272, 0 to 8.435, 952 and new response = 271550; previously no peak.			✓	
CmdManuallyIntegrateDropBaseline	BL2000\sean	1/11/2022 11:50:36 AM	Drop baseline for qualifier 153.1 of compound Acenaphthylene in sample Jan0713.D to y = 0, new integration is from x, y = 8.272, 0 to 8.435, 0 and new response = 276225; previous integration is from x, y = 8.272, 0 to 8.435, 952 and previous response = 271550.			✓	
CmdManuallyIntegrateSplit	BL2000\sean	1/11/2022 11:51:00 AM	Split qualifier 154.0 of compound 2,4-Dinitrophenol in sample Jan0713.D and keep right peak, new integration is from x, y = 8.589, 621.876436869125 to 8.660, 680.909880759502 and new response = 54012, previous integration is from x, y = 8.507, 554 to 8.660, 681 and previous response = 1278304.			✓	
CmdManuallyIntegrateSplit	BL2000\sean	1/11/2022 11:51:07 AM	Split qualifier 139.0 of compound Dibenzofuran in sample Jan0713.D and keep left peak, new integration is from x, y = 8.712, 0 to 8.763, 0 and new response = 718730, previous integration is from x, y = 8.712, 0 to 8.814, 0 and previous response = 796379.			✓	

Audit Trail report

Name	User	Time	Action	Reason	Comment	Succeed	Exception
CmdManuallyIntegrateSplit	BL2000\sean	1/11/2022 11:51:12 AM	Split qualifier 139.0 of compound 4-Nitrophenol in sample Jan0713.D and keep right peak, new integration is from x, y = 8.763, 460.370023005182 to 8.814, 537.849356701274 and new response = 76117, previous integration is from x, y = 8.714, 387 to 8.814, 538 and previous response = 793342.			✓	
CmdManuallyIntegrateSplit	BL2000\sean	1/11/2022 11:51:16 AM	Split qualifier 63.0 of compound 2,4-Dinitrotoluene in sample Jan0713.D and keep right peak, new integration is from x, y = 8.691, 1574.93283870767 to 8.896, 1541.81148595575 and new response = 295969, previous integration is from x, y = 8.589, 1591 to 8.896, 1542 and previous response = 364535.			✓	
CmdManuallyIntegrateSplit	BL2000\sean	1/11/2022 11:51:18 AM	Split qualifier 63.0 of compound 2,4-Dinitrotoluene in sample Jan0713.D and keep right peak, new integration is from x, y = 8.691, 1574.93283870767 to 8.896, 1541.81148595575 and new response = 295969, previous integration is from x, y = 8.691, 1575 to 8.896, 1542 and previous response = 295969.			✓	
CmdManuallyIntegrateQualifierPeak	BL2000\sean	1/11/2022 11:51:24 AM	Manually integrate qualifier 63.0 of compound 2,4-Dinitrotoluene in sample Jan0713.D, from x, y = 8.763, 16556 to 8.896, 1542, result = 101085; previous integration is from x, y = 8.691, 1575 to 8.896, 1542 and previous response = 295969.			✓	
CmdManuallyIntegrateDropBaseline	BL2000\sean	1/11/2022 11:51:25 AM	Drop baseline for qualifier 63.0 of compound 2,4-Dinitrotoluene in sample Jan0713.D to y = 1542, new integration is from x, y = 8.763, 1542 to 8.896, 1542 and new response = 160991; previous integration is from x, y = 8.763, 16556 to 8.896, 1542 and previous response = 101085.			✓	
CmdManuallyIntegrateSplit	BL2000\sean	1/11/2022 11:51:36 AM	Split peak for compound 4-Nitroaniline in sample Jan0713.D and keep left peak, new integration is from x, y = 9.203, 0 to 9.254, 0 and new response = 190257, previous integration is from x, y = 9.203, 0 to 9.356, 0 and previous response = 208431.			✓	
CmdSetTargetCompoundAttribute	BL2000\sean	1/11/2022 11:51:41 AM	Set UserAnnotation = CO for compound 4-Nitroaniline in sample Jan0713.D; previous value =			✓	

Audit Trail report

Name	User	Time	Action	Reason	Comment	Succeed	Exception
CmdManuallyIntegrateApplyTargetRtToQualifier	BL2000\sean	1/11/2022 11:51:43 AM	Apply target integration range 9.203-9.254 to qualifier 65.0 for compound 4-Nitroaniline in sample Jan0713.D, new integration is from x, y = 9.203, 4127 to 9.254, 18864 and new response = 191164; previous integration is from x, y = 9.203, 2049 to 9.366, 2323 and previous response = 355984.			✓	
CmdManuallyIntegrateDropBaseline	BL2000\sean	1/11/2022 11:51:44 AM	Drop baseline for qualifier 65.0 of compound 4-Nitroaniline in sample Jan0713.D to y = 4127, new integration is from x, y = 9.203, 4127 to 9.254, 4127 and new response = 213778; previous integration is from x, y = 9.203, 4127 to 9.254, 18864 and previous response = 191164.			✓	
CmdManuallyIntegrateApplyTargetRtToQualifier	BL2000\sean	1/11/2022 11:51:46 AM	Apply target integration range 9.203-9.254 to qualifier 92.0 for compound 4-Nitroaniline in sample Jan0713.D, new integration is from x, y = 9.203, 965 to 9.254, 4481 and new response = 79209; previous integration is from x, y = 9.203, 845 to 9.366, 849 and previous response = 107885.			✓	
CmdManuallyIntegrateDropBaseline	BL2000\sean	1/11/2022 11:51:47 AM	Drop baseline for qualifier 92.0 of compound 4-Nitroaniline in sample Jan0713.D to y = 965, new integration is from x, y = 9.203, 965 to 9.254, 965 and new response = 84605; previous integration is from x, y = 9.203, 965 to 9.254, 4481 and previous response = 79209.			✓	
CmdManuallyIntegrateApplyTargetRtToQualifier	BL2000\sean	1/11/2022 11:51:51 AM	Apply target integration range 9.223-9.315 to qualifier 121.0 for compound 4,6-Dinitro-2-methylphenol in sample Jan0713.D, new integration is from x, y = 9.223, 1478 to 9.315, 1942 and new response = 50032; previous integration is from x, y = 9.080, 1092 to 9.131, 1052 and previous response = 83229.			✓	
CmdManuallyIntegrateDropBaseline	BL2000\sean	1/11/2022 11:51:53 AM	Drop baseline for qualifier 121.0 of compound 4,6-Dinitro-2-methylphenol in sample Jan0713.D to y = 1478, new integration is from x, y = 9.223, 1478 to 9.315, 1478 and new response = 51314; previous integration is from x, y = 9.223, 1478 to 9.315, 1942 and previous response = 50032.			✓	
CmdSaveBatchTable	BL2000\sean	1/11/2022 11:52:34 AM	Save batch \\MASSHUNTER\Org\Data\SV5973N.I\sd010722\DoD BNA cal 1\QuantResults\010722 DoD BNA cal 1.batch.bin			✓	

Audit Trail report

Name	User	Time	Action	Reason	Comment	Succeed	Exception
CmdManuallyIntegratePeak	BL2000\sean	1/11/2022 11:52:48 AM	Manually integrate compound Aniline in sample Jan0714.D, from x, y = 4.562, 169858 to 4.644, 272199, result = -593268; previous integration is from x, y = 4.634, 897 to 4.756, 1252 and previous response = 845274.			✓	
CmdManuallyIntegrateSnapBaseline	BL2000\sean	1/11/2022 11:52:49 AM	Snap baseline for compound Aniline in sample Jan0714.D, from x = 4.562 to x = 4.644, new integration is from x, y = 4.562, 299 to 4.644, 15035 and new response = 452629; previous integration is from x, y = 4.562, 169858 to 4.644, 272199 and previous response = -593268.			✓	
CmdManuallyIntegrateDropBaseline	BL2000\sean	1/11/2022 11:52:51 AM	Drop baseline for compound Aniline in sample Jan0714.D to y = 299, new integration is from x, y = 4.562, 299 to 4.644, 299 and new response = 488747; previous integration is from x, y = 4.562, 299 to 4.644, 15035 and previous response = 452629.			✓	
CmdSetTargetCompoundAttribute	BL2000\sean	1/11/2022 11:52:52 AM	Set UserAnnotation = CO for compound Aniline in sample Jan0714.D; previous value =			✓	
CmdManuallyIntegrateSplit	BL2000\sean	1/11/2022 11:52:54 AM	Split qualifier 66.0 of compound Aniline in sample Jan0714.D and keep left peak, new integration is from x, y = 4.563, 903.370003021291 to 4.603, 988.169873525489 and new response = 173035, previous integration is from x, y = 4.563, 903 to 4.705, 1204 and previous response = 572069.			✓	
CmdManuallyIntegrateApplyTargetRtToQualifier	BL2000\sean	1/11/2022 11:52:58 AM	Apply target integration range 4.562-4.644 to qualifier 65.0 for compound Aniline in sample Jan0714.D, new integration is from x, y = 4.562, 1011 to 4.644, 31400 and new response = 269278; previous integration is from x, y = 4.613, 1443 to 4.705, 1711 and previous response = 492731.			✓	
CmdManuallyIntegrateDropBaseline	BL2000\sean	1/11/2022 11:52:59 AM	Drop baseline for qualifier 65.0 of compound Aniline in sample Jan0714.D to y = 1011, new integration is from x, y = 4.562, 1011 to 4.644, 1011 and new response = 343761; previous integration is from x, y = 4.562, 1011 to 4.644, 31400 and previous response = 269278.			✓	

Audit Trail report

Name	User	Time	Action	Reason	Comment	Succeed	Exception
CmdManuallyIntegrateSplit	BL2000\sean	1/11/2022 11:53:00 AM	Split qualifier 65.0 of compound Aniline in sample Jan0714.D and keep left peak, new integration is from x, y = 4.562, 1011 to 4.613, 1011 and new response = 108016, previous integration is from x, y = 4.562, 1011 to 4.644, 1011 and previous response = 343761.			✓	
CmdManuallyIntegrateSplit	BL2000\sean	1/11/2022 11:53:06 AM	Split qualifier 66.0 of compound Phenol in sample Jan0714.D and keep right peak, new integration is from x, y = 4.603, 1070.96234552518 to 4.705, 1266.13614334863 and new response = 398932, previous integration is from x, y = 4.564, 996 to 4.705, 1266 and previous response = 571467.			✓	
CmdManuallyIntegrateSplit	BL2000\sean	1/11/2022 11:53:10 AM	Split peak for compound bis(-2-Chloroethyl)Ether in sample Jan0714.D and keep left peak, new integration is from x, y = 4.654, 1108.92368470178 to 4.705, 1186.9417113385 and new response = 797433, previous integration is from x, y = 4.654, 1109 to 4.756, 1265 and previous response = 1109756.			✓	
CmdSetTargetCompoundAttribute	BL2000\sean	1/11/2022 11:53:12 AM	Set UserAnnotation = CO for compound bis(-2-Chloroethyl)Ether in sample Jan0714.D; previous value =			✓	
CmdManuallyIntegrateApplyTargetRtToQualifier	BL2000\sean	1/11/2022 11:53:14 AM	Apply target integration range 4.654-4.705 to qualifier 64.0 for compound bis(-2-Chloroethyl)Ether in sample Jan0714.D, new integration is from x, y = 4.654, 2447 to 4.705, 6382 and new response = 19251; previous integration is from x, y = 4.695, 838 to 4.797, 944 and previous response = 425367.			✓	
CmdManuallyIntegrateDropBaseline	BL2000\sean	1/11/2022 11:53:15 AM	Drop baseline for qualifier 64.0 of compound bis(-2-Chloroethyl)Ether in sample Jan0714.D to y = 2447, new integration is from x, y = 4.654, 2447 to 4.705, 2447 and new response = 25280; previous integration is from x, y = 4.654, 2447 to 4.705, 6382 and previous response = 19251.			✓	
CmdManuallyIntegratePeak	BL2000\sean	1/11/2022 11:55:07 AM	Manually integrate compound 4Methylphenol/3Methylphenol in sample Jan0714.D, from x, y = 5.451, 384036 to 5.573, 508229, result = -2271874; previous integration is from x, y = 5.267, 1675 to 5.349, 1707 and previous response = 721233.			✓	

Audit Trail report

Name	User	Time	Action	Reason	Comment	Succeed	Exception
CmdManuallyIntegrateSnapBaseline	BL2000\sean	1/11/2022 11:55:08 AM	Snap baseline for compound 4Methylphenol/3Methylphenol in sample Jan0714.D, from x = 5.451 to x = 5.573, new integration is from x, y = 5.451, 2774 to 5.573, 6018 and new response = 976656; previous integration is from x, y = 5.451, 384036 to 5.573, 508229 and previous response = -2271874.			✓	
CmdManuallyIntegrateDropBaseline	BL2000\sean	1/11/2022 11:55:09 AM	Drop baseline for compound 4Methylphenol/3Methylphenol in sample Jan0714.D to y = 2774, new integration is from x, y = 5.451, 2774 to 5.573, 2774 and new response = 988584; previous integration is from x, y = 5.451, 2774 to 5.573, 6018 and previous response = 976656.			✓	
CmdManuallyIntegrateApplyTargetRtToQualifier	BL2000\sean	1/11/2022 11:55:12 AM	Apply target integration range 5.451-5.573 to qualifier 108.0 for compound 4Methylphenol/3Methylphenol in sample Jan0714.D, new integration is from x, y = 5.451, 3133 to 5.573, 5908 and new response = 805703; previously no peak.			✓	
CmdManuallyIntegrateDropBaseline	BL2000\sean	1/11/2022 11:55:13 AM	Drop baseline for qualifier 108.0 of compound 4Methylphenol/3Methylphenol in sample Jan0714.D to y = 3133, new integration is from x, y = 5.451, 3133 to 5.573, 3133 and new response = 815907; previous integration is from x, y = 5.451, 3133 to 5.573, 5908 and previous response = 805703.			✓	
CmdManuallyIntegratePeak	BL2000\sean	1/11/2022 11:55:57 AM	Manually integrate compound N-nitroso-Di-n-propylamine in sample Jan0714.D, from x, y = 5.420, 366 to 5.461, 6248, result = 616702; previous integration is from x, y = 5.420, 366 to 5.522, 558 and previous response = 651646.			✓	
CmdManuallyIntegrateDropBaseline	BL2000\sean	1/11/2022 11:55:59 AM	Drop baseline for compound N-nitroso-Di-n-propylamine in sample Jan0714.D to y = 366, new integration is from x, y = 5.420, 366 to 5.461, 366 and new response = 623893; previous integration is from x, y = 5.420, 366 to 5.461, 6248 and previous response = 616702.			✓	

Audit Trail report

Name	User	Time	Action	Reason	Comment	Succeed	Exception
CmdManuallyIntegrateSplit	BL2000\sean	1/11/2022 11:56:28 AM	Split peak for compound 4-Chlorophenol in sample Jan0714.D and keep left peak, new integration is from x, y = 6.454, 304.697409909416 to 6.506, 334.040592887664 and new response = 183896, previous integration is from x, y = 6.454, 305 to 6.557, 363 and previous response = 212453.			✓	
CmdManuallyIntegrateApplyTargetRtToQualifier	BL2000\sean	1/11/2022 11:56:31 AM	Apply target integration range 6.454-6.506 to qualifier 128.0 for compound 4-Chlorophenol in sample Jan0714.D, new integration is from x, y = 6.454, 21848 to 6.506, 31344 and new response = 519933; previous integration is from x, y = 6.399, 878 to 6.465, 1026 and previous response = 1894194.			✓	
CmdManuallyIntegrateDropBaseline	BL2000\sean	1/11/2022 11:56:32 AM	Drop baseline for qualifier 128.0 of compound 4-Chlorophenol in sample Jan0714.D to y = 21848, new integration is from x, y = 6.454, 21848 to 6.506, 21848 and new response = 534561; previous integration is from x, y = 6.454, 21848 to 6.506, 31344 and previous response = 519933.			✓	
CmdManuallyIntegratePeak	BL2000\sean	1/11/2022 11:56:54 AM	Manually integrate compound 1-Methylnaphthalene in sample Jan0714.D, from x, y = 7.338, 478011 to 7.420, 620540, result = -1537796; previous integration is from x, y = 7.225, 802 to 7.317, 926 and previous response = 1297059.			✓	
CmdManuallyIntegrateSnapBaseline	BL2000\sean	1/11/2022 11:56:55 AM	Snap baseline for compound 1-Methylnaphthalene in sample Jan0714.D, from x = 7.338 to x = 7.420, new integration is from x, y = 7.338, 4780 to 7.420, 6750 and new response = 1141167; previous integration is from x, y = 7.338, 478011 to 7.420, 620540 and previous response = -1537796.			✓	
CmdManuallyIntegrateDropBaseline	BL2000\sean	1/11/2022 11:56:56 AM	Drop baseline for compound 1-Methylnaphthalene in sample Jan0714.D to y = 4780, new integration is from x, y = 7.338, 4780 to 7.420, 4780 and new response = 1146022; previous integration is from x, y = 7.338, 4780 to 7.420, 6750 and previous response = 1141167.			✓	

Audit Trail report

Name	User	Time	Action	Reason	Comment	Succeed	Exception
CmdManuallyIntegrateApplyTargetRtToQualifier	BL2000\sean	1/11/2022 11:56:58 AM	Apply target integration range 7.338-7.420 to qualifier 142.0 for compound 1-Methylnaphthalene in sample Jan0714.D, new integration is from x, y = 7.338, 4576 to 7.420, 8221 and new response = 1255816; previously no peak.			✓	
CmdManuallyIntegrateApplyTargetRtToQualifier	BL2000\sean	1/11/2022 11:57:01 AM	Apply target integration range 7.338-7.420 to qualifier 115.0 for compound 1-Methylnaphthalene in sample Jan0714.D, new integration is from x, y = 7.338, 1958 to 7.420, 3305 and new response = 491927; previously no peak.			✓	
CmdManuallyIntegrateSplit	BL2000\sean	1/11/2022 11:57:34 AM	Split qualifier 77.0 of compound Dimethyl Phthalate in sample Jan0714.D and keep left peak, new integration is from x, y = 8.216, 1505.50482186409 to 8.282, 1635.08613047222 and new response = 298992, previous integration is from x, y = 8.216, 1506 to 8.364, 1796 and previous response = 396137.			✓	
CmdManuallyIntegrateApplyTargetRtToQualifier	BL2000\sean	1/11/2022 11:57:40 AM	Apply target integration range 8.283-8.394 to qualifier 153.1 for compound Acenaphthylene in sample Jan0714.D, new integration is from x, y = 8.283, 301 to 8.394, 1180 and new response = 300499; previously no peak.			✓	
CmdManuallyIntegrateDropBaseline	BL2000\sean	1/11/2022 11:57:41 AM	Drop baseline for qualifier 153.1 of compound Acenaphthylene in sample Jan0714.D to y = 301, new integration is from x, y = 8.283, 301 to 8.394, 301 and new response = 303433; previous integration is from x, y = 8.283, 301 to 8.394, 1180 and previous response = 300499.			✓	
CmdManuallyIntegrateSplit	BL2000\sean	1/11/2022 11:57:55 AM	Split peak for compound Acenaphthene in sample Jan0714.D and keep left peak, new integration is from x, y = 8.507, 682.590079587637 to 8.599, 875.302450040948 and new response = 1384854, previous integration is from x, y = 8.507, 683 to 8.660, 1004 and previous response = 1412905.			✓	
CmdManuallyIntegrateSplit	BL2000\sean	1/11/2022 11:58:02 AM	Split qualifier 154.0 of compound 2,4-Dinitrophenol in sample Jan0714.D and keep right peak, new integration is from x, y = 8.599, 769.040932077146 to 8.660, 784.206903877649 and new response = 59387, previous integration is from x, y = 8.507, 746 to 8.660, 784 and previous response = 1413655.			✓	

Audit Trail report

Name	User	Time	Action	Reason	Comment	Succeed	Exception
CmdManuallyIntegrateSplit	BL2000\sean	1/11/2022 11:58:11 AM	Split qualifier 139.0 of compound 4-Nitrophenol in sample Jan0714.D and keep right peak, new integration is from x, y = 8.763, 487.678049024351 to 8.814, 555.640537024883 and new response = 81996, previous integration is from x, y = 8.716, 426 to 8.814, 556 and previous response = 873090.			✓	
CmdManuallyIntegrateSplit	BL2000\sean	1/11/2022 11:58:15 AM	Split qualifier 63.0 of compound 2,4-Dinitrotoluene in sample Jan0714.D and keep right peak, new integration is from x, y = 8.701, 1595.39978862405 to 8.890, 1461.04725401198 and new response = 310447, previous integration is from x, y = 8.671, 1617 to 8.890, 1461 and previous response = 312065.			✓	
CmdManuallyIntegrateQualifierPeak	BL2000\sean	1/11/2022 11:58:20 AM	Manually integrate qualifier 63.0 of compound 2,4-Dinitrotoluene in sample Jan0714.D, from x, y = 8.763, 11789 to 8.890, 1461, result = 135021; previous integration is from x, y = 8.701, 1595 to 8.890, 1461 and previous response = 310447.			✓	
CmdManuallyIntegrateDropBaseline	BL2000\sean	1/11/2022 11:58:21 AM	Drop baseline for qualifier 63.0 of compound 2,4-Dinitrotoluene in sample Jan0714.D to y = 1461, new integration is from x, y = 8.763, 1461 to 8.890, 1461 and new response = 174303; previous integration is from x, y = 8.763, 11789 to 8.890, 1461 and previous response = 135021.			✓	
CmdManuallyIntegrateSplit	BL2000\sean	1/11/2022 11:58:29 AM	Split qualifier 65.0 of compound 4-Nitroaniline in sample Jan0714.D and keep left peak, new integration is from x, y = 9.203, 2327.59698182676 to 9.325, 2579.28097014599 and new response = 278443, previous integration is from x, y = 9.203, 2328 to 9.366, 2663 and previous response = 389250.			✓	
CmdManuallyIntegrateApplyTargetRtToQualifier	BL2000\sean	1/11/2022 11:58:36 AM	Apply target integration range 9.233-9.336 to qualifier 121.0 for compound 4,6-Dinitro-2-methylphenol in sample Jan0714.D, new integration is from x, y = 9.233, 2362 to 9.336, 1439 and new response = 55524; previous integration is from x, y = 9.080, 1063 to 9.172, 994 and previous response = 97618.			✓	

Audit Trail report

Name	User	Time	Action	Reason	Comment	Succeed	Exception
CmdManuallyIntegrateDropBaseline	BL2000\sean	1/11/2022 11:58:37 AM	Drop baseline for qualifier 121.0 of compound 4,6-Dinitro-2-methylphenol in sample Jan0714.D to y = 1439, new integration is from x, y = 9.233, 1439 to 9.336, 1439 and new response = 58357; previous integration is from x, y = 9.233, 2362 to 9.336, 1439 and previous response = 55524.			✓	
CmdManuallyIntegrateApplyTargetRtToQualifier	BL2000\sean	1/11/2022 11:59:02 AM	Apply target integration range 9.305-9.417 to qualifier 167.0 for compound N-nitrosodiphenylamine in sample Jan0714.D, new integration is from x, y = 9.305, 5873 to 9.417, 1724 and new response = 402875; previously no peak.			✓	
CmdManuallyIntegrateDropBaseline	BL2000\sean	1/11/2022 11:59:03 AM	Drop baseline for qualifier 167.0 of compound N-nitrosodiphenylamine in sample Jan0714.D to y = 1724, new integration is from x, y = 9.305, 1724 to 9.417, 1724 and new response = 416882; previous integration is from x, y = 9.305, 5873 to 9.417, 1724 and previous response = 402875.			✓	
CmdSaveBatchTable	BL2000\sean	1/11/2022 11:59:47 AM	Save batch \\MASSHUNTER\Org\Data\SV5973N.I\sd010722\DoD BNA cal 1\QuantResults\010722 DoD BNA cal 1.batch.bin			✓	
CmdManuallyIntegrateApplyTargetRtToQualifier	BL2000\sean	1/11/2022 12:00:00 PM	Apply target integration range 4.564-4.644 to qualifier 1 for compound 35 in sample 16.			✓	
CmdManuallyIntegrateApplyTargetRtToQualifier	BL2000\sean	1/11/2022 12:00:05 PM	Apply target integration range 4.564-4.644 to qualifier 1 for compound 35 in sample 16.			✓	
CmdManuallyIntegrateQualifierPeak	BL2000\sean	1/11/2022 12:00:11 PM	Manually integrate qualifier 65.0 of compound Aniline in sample Jan0717.D from x, y = 4.572, 929 to 4.613, 8221; result = 54428			✓	
CmdManuallyIntegrateDropBaseline	BL2000\sean	1/11/2022 12:00:12 PM	Drop baseline for qualifier 65.0 of compound Aniline in sample Jan0717.D to y = 929, new integration is from x, y = 4.572, 929 to 4.613, 929 and new response = 63368; previous integration is from x, y = 4.572, 929 to 4.613, 8221 and previous response = 54428.			✓	
CmdManuallyIntegrateSplit	BL2000\sean	1/11/2022 12:00:21 PM	Split qualifier 66.0 of compound Phenol in sample Jan0717.D and keep left peak, new integration is from x, y = 4.613, 1127.84513473823 to 4.705, 1366.97233700667 and new response = 343791, previous integration is from x, y = 4.613, 1128 to 4.777, 1553 and previous response = 385571.			✓	

Audit Trail report

Name	User	Time	Action	Reason	Comment	Succeed	Exception
CmdSelectPeak	BL2000\sean	1/11/2022 12:00:24 PM	Select peak for compound bis(-2-Chloroethyl)Ether in sample Jan0717.D			✓	
CmdSetTargetCompoundAttribute	BL2000\sean	1/11/2022 12:00:26 PM	Set UserAnnotation = CO for compound bis(-2-Chloroethyl)Ether in sample Jan0717.D; previous value =			✓	
CmdManuallyIntegrateApplyTargetRtToQualifier	BL2000\sean	1/11/2022 12:00:29 PM	Apply target integration range 4.664-4.705 to qualifier 64.0 for compound bis(-2-Chloroethyl)Ether in sample Jan0717.D, new integration is from x, y = 4.664, 4898 to 4.705, 1110 and new response = 22346; previous integration is from x, y = 4.613, 695 to 4.705, 780 and previous response = 81391.			✓	
CmdManuallyIntegrateDropBaseline	BL2000\sean	1/11/2022 12:00:30 PM	Drop baseline for qualifier 64.0 of compound bis(-2-Chloroethyl)Ether in sample Jan0717.D to y = 1110, new integration is from x, y = 4.664, 1110 to 4.705, 1110 and new response = 26988; previous integration is from x, y = 4.664, 4898 to 4.705, 1110 and previous response = 22346.			✓	
CmdManuallyIntegrateSplit	BL2000\sean	1/11/2022 12:01:19 PM	Split peak for compound 1,3-Dichlorobenzene in sample Jan0717.D and keep left peak, new integration is from x, y = 4.848, 0 to 4.930, 0 and new response = 898274, previous integration is from x, y = 4.848, 0 to 5.093, 0 and previous response = 1793196.			✓	
CmdSetTargetCompoundAttribute	BL2000\sean	1/11/2022 12:01:20 PM	Set UserAnnotation = CO for compound 1,3-Dichlorobenzene in sample Jan0717.D; previous value =			✓	
CmdManuallyIntegrateSplit	BL2000\sean	1/11/2022 12:01:22 PM	Split qualifier 148.0 of compound 1,3-Dichlorobenzene in sample Jan0717.D and keep left peak, new integration is from x, y = 4.850, 440.043957590477 to 4.930, 691.294276224583 and new response = 572311, previous integration is from x, y = 4.850, 440 to 5.073, 1140 and previous response = 1128117.			✓	
CmdManuallyIntegrateSplit	BL2000\sean	1/11/2022 12:01:24 PM	Split qualifier 111.0 of compound 1,3-Dichlorobenzene in sample Jan0717.D and keep left peak, new integration is from x, y = 4.848, 0 to 4.930, 0 and new response = 329925, previous integration is from x, y = 4.848, 0 to 5.073, 0 and previous response = 644137.			✓	

Audit Trail report

Name	User	Time	Action	Reason	Comment	Succeed	Exception
CmdManuallyIntegrateSplit	BL2000\sean	1/11/2022 12:01:44 PM	Split peak for compound 1,4-Dichlorobenzene in sample Jan0717.D and keep right peak, new integration is from x, y = 4.930, 187.850471150695 to 5.093, 381.626858057348 and new response = 892130, previous integration is from x, y = 4.849, 91 to 5.093, 382 and previous response = 1789057.			✓	
CmdSetTargetCompoundAttribute	BL2000\sean	1/11/2022 12:01:45 PM	Set UserAnnotation = CO for compound 1,4-Dichlorobenzene in sample Jan0717.D; previous value =			✓	
CmdManuallyIntegrateSplit	BL2000\sean	1/11/2022 12:01:48 PM	Split qualifier 148.0 of compound 1,4-Dichlorobenzene in sample Jan0717.D and keep right peak, new integration is from x, y = 4.930, 0 to 5.073, 0 and new response = 563869, previous integration is from x, y = 4.838, 0 to 5.073, 0 and previous response = 1139020.			✓	
CmdManuallyIntegrateSplit	BL2000\sean	1/11/2022 12:01:50 PM	Split qualifier 111.0 of compound 1,4-Dichlorobenzene in sample Jan0717.D and keep right peak, new integration is from x, y = 4.930, 181.366493539221 to 5.073, 275.177749520628 and new response = 312254, previous integration is from x, y = 4.849, 128 to 5.073, 275 and previous response = 641128.			✓	
CmdManuallyIntegratePeak	BL2000\sean	1/11/2022 12:01:57 PM	Manually integrate compound Benzyl Alcohol in sample Jan0717.D, from x, y = 5.083, 242329 to 5.236, 351105, result = -2375749; previous integration is from x, y = 4.920, 0 to 4.981, 0 and previous response = 8309.			✓	
CmdManuallyIntegrateSnapBaseline	BL2000\sean	1/11/2022 12:01:59 PM	Snap baseline for compound Benzyl Alcohol in sample Jan0717.D, from x = 5.083 to x = 5.236, new integration is from x, y = 5.083, 0 to 5.236, 4775 and new response = 329731; previous integration is from x, y = 5.083, 242329 to 5.236, 351105 and previous response = -2375749.			✓	
CmdManuallyIntegrateDropBaseline	BL2000\sean	1/11/2022 12:02:00 PM	Drop baseline for compound Benzyl Alcohol in sample Jan0717.D to y = 0, new integration is from x, y = 5.083, 0 to 5.236, 0 and new response = 351677; previous integration is from x, y = 5.083, 0 to 5.236, 4775 and previous response = 329731.			✓	
CmdSetTargetCompoundAttribute	BL2000\sean	1/11/2022 12:02:01 PM	Set UserAnnotation = CO for compound Benzyl Alcohol in sample Jan0717.D; previous value =			✓	

Audit Trail report

Name	User	Time	Action	Reason	Comment	Succeed	Exception
CmdManuallyIntegrateApplyTargetRtToQualifier	BL2000\sean	1/11/2022 12:02:04 PM	Apply target integration range 5.083-5.236 to qualifier 107.0 for compound Benzyl Alcohol in sample Jan0717.D, new integration is from x, y = 5.083, 0 to 5.236, 3142 and new response = 233772; previously no peak.			✓	
CmdManuallyIntegrateDropBaseline	BL2000\sean	1/11/2022 12:02:05 PM	Drop baseline for qualifier 107.0 of compound Benzyl Alcohol in sample Jan0717.D to y = 0, new integration is from x, y = 5.083, 0 to 5.236, 0 and new response = 248213; previous integration is from x, y = 5.083, 0 to 5.236, 3142 and previous response = 233772.			✓	
CmdManuallyIntegrateSplit	BL2000\sean	1/11/2022 12:02:18 PM	Split peak for compound 4Methylphenol/3Methylphenol in sample Jan0717.D and keep left peak, new integration is from x, y = 5.471, 2230.71369684957 to 5.624, 1935.99841041735 and new response = 924632, previous integration is from x, y = 5.471, 2231 to 5.624, 1936 and previous response = 924632.			✓	
CmdManuallyIntegrateSplit	BL2000\sean	1/11/2022 12:02:22 PM	Split peak for compound 4Methylphenol/3Methylphenol in sample Jan0717.D and keep left peak, new integration is from x, y = 5.471, 2230.71369684957 to 5.624, 1935.99841041735 and new response = 924632, previous integration is from x, y = 5.471, 2231 to 5.624, 1936 and previous response = 924632.			✓	
CmdManuallyIntegrateSplit	BL2000\sean	1/11/2022 12:02:23 PM	Split peak for compound 4Methylphenol/3Methylphenol in sample Jan0717.D and keep left peak, new integration is from x, y = 5.471, 2230.71369684957 to 5.624, 1935.99841041735 and new response = 924632, previous integration is from x, y = 5.471, 2231 to 5.624, 1936 and previous response = 924632.			✓	
CmdManuallyIntegrateSplit	BL2000\sean	1/11/2022 12:02:52 PM	Split qualifier 65.0 of compound p-Chloroaniline in sample Jan0717.D and keep right peak, new integration is from x, y = 6.439, 825.656477047138 to 6.609, 1316.38789910451 and new response = 434927, previous integration is from x, y = 6.439, 826 to 6.609, 1316 and previous response = 434927.			✓	

Audit Trail report

Name	User	Time	Action	Reason	Comment	Succeed	Exception
CmdManuallyIntegrateQualifierPeak	BL2000\sean	1/11/2022 12:02:56 PM	Manually integrate qualifier 65.0 of compound p-Chloroaniline in sample Jan0717.D, from x, y = 6.516, 14897 to 6.609, 1316, result = 145674; previous integration is from x, y = 6.439, 826 to 6.609, 1316 and previous response = 434927.			✓	
CmdManuallyIntegrateDropBaseline	BL2000\sean	1/11/2022 12:02:57 PM	Drop baseline for qualifier 65.0 of compound p-Chloroaniline in sample Jan0717.D to y = 1316, new integration is from x, y = 6.516, 1316 to 6.609, 1316 and new response = 183334; previous integration is from x, y = 6.516, 14897 to 6.609, 1316 and previous response = 145674.			✓	
CmdManuallyIntegratePeak	BL2000\sean	1/11/2022 12:03:15 PM	Manually integrate compound 4-Chloro-3-Methylphenol in sample Jan0717.D, from x, y = 7.143, 420502 to 7.276, 441110, result = -2874443; previous integration is from x, y = 7.009, 706 to 7.102, 858 and previous response = 492610.			✓	
CmdManuallyIntegrateSnapBaseline	BL2000\sean	1/11/2022 12:03:16 PM	Snap baseline for compound 4-Chloro-3-Methylphenol in sample Jan0717.D, from x = 7.143 to x = 7.276, new integration is from x, y = 7.143, 1850 to 7.276, 3170 and new response = 556210; previous integration is from x, y = 7.143, 420502 to 7.276, 441110 and previous response = -2874443.			✓	
CmdManuallyIntegrateDropBaseline	BL2000\sean	1/11/2022 12:03:17 PM	Drop baseline for compound 4-Chloro-3-Methylphenol in sample Jan0717.D to y = 1850, new integration is from x, y = 7.143, 1850 to 7.276, 1850 and new response = 561497; previous integration is from x, y = 7.143, 1850 to 7.276, 3170 and previous response = 556210.			✓	
CmdManuallyIntegrateApplyTargetRtToQualifier	BL2000\sean	1/11/2022 12:03:21 PM	Apply target integration range 7.143-7.276 to qualifier 144.0 for compound 4-Chloro-3-Methylphenol in sample Jan0717.D, new integration is from x, y = 7.143, 776 to 7.276, 937 and new response = 165114; previously no peak.			✓	
CmdManuallyIntegrateDropBaseline	BL2000\sean	1/11/2022 12:03:21 PM	Drop baseline for qualifier 144.0 of compound 4-Chloro-3-Methylphenol in sample Jan0717.D to y = 776, new integration is from x, y = 7.143, 776 to 7.276, 776 and new response = 165759; previous integration is from x, y = 7.143, 776 to 7.276, 937 and previous response = 165114.			✓	

Audit Trail report

Name	User	Time	Action	Reason	Comment	Succeed	Exception
CmdManuallyIntegrateSplit	BL2000\sean	1/11/2022 12:03:26 PM	Split qualifier 144.0 of compound 4-Chloro-3-Methylphenol in sample Jan0717.D and keep left peak, new integration is from x, y = 7.143, 776 to 7.225, 776 and new response = 154224, previous integration is from x, y = 7.143, 776 to 7.276, 776 and previous response = 165759.			✓	
CmdManuallyIntegrateSplit	BL2000\sean	1/11/2022 12:03:46 PM	Split qualifier 77.0 of compound Dimethyl Phthalate in sample Jan0717.D and keep left peak, new integration is from x, y = 8.219, 1476.29612733119 to 8.282, 1560.24850805573 and new response = 305875, previous integration is from x, y = 8.219, 1476 to 8.374, 1684 and previous response = 403308.			✓	
CmdManuallyIntegrateApplyTargetRtToQualifier	BL2000\sean	1/11/2022 12:03:58 PM	Apply target integration range 8.599-8.742 to qualifier 154.0 for compound 2,4-Dinitrophenol in sample Jan0717.D, new integration is from x, y = 8.599, 3950 to 8.742, 2288 and new response = 32459; previous integration is from x, y = 8.507, 697 to 8.599, 715 and previous response = 1442082.			✓	
CmdManuallyIntegrateDropBaseline	BL2000\sean	1/11/2022 12:03:59 PM	Drop baseline for qualifier 154.0 of compound 2,4-Dinitrophenol in sample Jan0717.D to y = 2288, new integration is from x, y = 8.599, 2288 to 8.742, 2288 and new response = 39600; previous integration is from x, y = 8.599, 3950 to 8.742, 2288 and previous response = 32459.			✓	
CmdManuallyIntegrateSplit	BL2000\sean	1/11/2022 12:04:05 PM	Split qualifier 139.0 of compound Dibenzofuran in sample Jan0717.D and keep left peak, new integration is from x, y = 8.722, 274.063166698383 to 8.783, 385.164791463829 and new response = 815483, previous integration is from x, y = 8.722, 274 to 8.875, 552 and previous response = 881119.			✓	
CmdManuallyIntegrateSplit	BL2000\sean	1/11/2022 12:04:10 PM	Split qualifier 139.0 of compound 4-Nitrophenol in sample Jan0717.D and keep right peak, new integration is from x, y = 8.783, 635.614774225155 to 8.875, 822.009331206194 and new response = 84087, previous integration is from x, y = 8.722, 512 to 8.875, 822 and previous response = 878929.			✓	

Audit Trail report

Name	User	Time	Action	Reason	Comment	Succeed	Exception
CmdManuallyIntegrateQualifierPeak	BL2000\sean	1/11/2022 12:04:18 PM	Manually integrate qualifier 63.0 of compound 2,4-Dinitrotoluene in sample Jan0717.D, from x, y = 8.763, 2120 to 8.793, 12243, result = 143505; previous integration is from x, y = 8.722, 2121 to 8.855, 1940 and previous response = 317187.			✓	
CmdManuallyIntegrateDropBaseline	BL2000\sean	1/11/2022 12:04:19 PM	Drop baseline for qualifier 63.0 of compound 2,4-Dinitrotoluene in sample Jan0717.D to y = 2120, new integration is from x, y = 8.763, 2120 to 8.793, 2120 and new response = 152829; previous integration is from x, y = 8.763, 2120 to 8.793, 12243 and previous response = 143505.			✓	
CmdManuallyIntegrateSplit	BL2000\sean	1/11/2022 12:04:38 PM	Split qualifier 167.0 of compound N-nitrosodiphenylamine in sample Jan0717.D and keep left peak, new integration is from x, y = 9.325, 285.148651061748 to 9.428, 332.303830270094 and new response = 410168, previous integration is from x, y = 9.325, 285 to 9.479, 356 and previous response = 420416.			✓	
CmdManuallyIntegrateQualifierPeak	BL2000\sean	1/11/2022 12:04:48 PM	Manually integrate qualifier 51.0 of compound Azobenzene in sample Jan0717.D, from x, y = 9.366, 67696 to 9.510, 3748, result = 345221; previous integration is from x, y = 9.090, 4424 to 9.510, 3748 and previous response = 1549686.			✓	
CmdManuallyIntegrateDropBaseline	BL2000\sean	1/11/2022 12:04:49 PM	Drop baseline for qualifier 51.0 of compound Azobenzene in sample Jan0717.D to y = 3748, new integration is from x, y = 9.366, 3748 to 9.510, 3748 and new response = 619974; previous integration is from x, y = 9.366, 67696 to 9.510, 3748 and previous response = 345221.			✓	
CmdManuallyIntegratePeak	BL2000\sean	1/11/2022 12:05:18 PM	Manually integrate compound Benzidine in sample Jan0717.D, from x, y = 12.490, 0 to 12.733, 202, result = 33374; previous integration is from x, y = 12.503, 271 to 12.693, 277 and previous response = 29989.			✓	
CmdManuallyIntegrateDropBaseline	BL2000\sean	1/11/2022 12:05:19 PM	Drop baseline for compound Benzidine in sample Jan0717.D to y = 0, new integration is from x, y = 12.490, 0 to 12.733, 0 and new response = 34844; previous integration is from x, y = 12.490, 0 to 12.733, 202 and previous response = 33374.			✓	
CmdSetTargetCompoundAttribute	BL2000\sean	1/11/2022 12:05:20 PM	Set UserAnnotation = BA for compound Benzidine in sample Jan0717.D; previous value =			✓	

Audit Trail report

Name	User	Time	Action	Reason	Comment	Succeed	Exception
CmdSaveBatchTable	BL2000\sean	1/11/2022 12:06:02 PM	Save batch \\MASSHUNTER\Org\Data\SV5973N.I\sd010722\DoD BNA cal 1\QuantResults\010722 DoD BNA cal 1.batch.bin			✓	
CmdManuallyIntegratePeak	BL2000\sean	1/11/2022 12:06:17 PM	Manually integrate compound Aniline in sample Jan0720.D, from x, y = 4.562, 238975 to 4.634, 311978, result = -830426; previous integration is from x, y = 4.664, 973 to 4.756, 1336 and previous response = 724514.			✓	
CmdManuallyIntegrateSnapBaseline	BL2000\sean	1/11/2022 12:06:19 PM	Snap baseline for compound Aniline in sample Jan0720.D, from x = 4.562 to x = 4.634, new integration is from x, y = 4.562, 470 to 4.634, 11038 and new response = 326684; previous integration is from x, y = 4.562, 238975 to 4.634, 311978 and previous response = -830426.			✓	
CmdManuallyIntegrateDropBaseline	BL2000\sean	1/11/2022 12:06:20 PM	Drop baseline for compound Aniline in sample Jan0720.D to y = 470, new integration is from x, y = 4.562, 470 to 4.634, 470 and new response = 349352; previous integration is from x, y = 4.562, 470 to 4.634, 11038 and previous response = 326684.			✓	
CmdManuallyIntegrateApplyTargetRtToQualifier	BL2000\sean	1/11/2022 12:06:22 PM	Apply target integration range 4.562-4.634 to qualifier 66.0 for compound Aniline in sample Jan0720.D, new integration is from x, y = 4.562, 844 to 4.634, 43232 and new response = 60367; previous integration is from x, y = 4.573, 1027 to 4.624, 1163 and previous response = 134680.			✓	
CmdManuallyIntegrateDropBaseline	BL2000\sean	1/11/2022 12:06:23 PM	Drop baseline for qualifier 66.0 of compound Aniline in sample Jan0720.D to y = 844, new integration is from x, y = 4.562, 844 to 4.634, 844 and new response = 151289; previous integration is from x, y = 4.562, 844 to 4.634, 43232 and previous response = 60367.			✓	
CmdClearManualIntegration	BL2000\sean	1/11/2022 12:06:25 PM	Clear manual integration of qualifier 66.0 for compound Aniline in sample Jan0720.D			✓	
CmdSetTargetCompoundAttribute	BL2000\sean	1/11/2022 12:06:29 PM	Set UserAnnotation = CO for compound Aniline in sample Jan0720.D; previous value =			✓	

Audit Trail report

Name	User	Time	Action	Reason	Comment	Succeed	Exception
CmdManuallyIntegrateSplit	BL2000\sean	1/11/2022 12:06:36 PM	Split peak for compound bis(-2-Chloroethyl)Ether in sample Jan0720.D and keep left peak, new integration is from x, y = 4.664, 945.364570809896 to 4.715, 998.292909175524 and new response = 733489, previous integration is from x, y = 4.664, 945 to 4.756, 1041 and previous response = 987240.			✓	
CmdSetTargetCompoundAttribute	BL2000\sean	1/11/2022 12:06:37 PM	Set UserAnnotation = CO for compound bis(-2-Chloroethyl)Ether in sample Jan0720.D; previous value =			✓	
CmdManuallyIntegrateSplit	BL2000\sean	1/11/2022 12:06:38 PM	Split qualifier 64.0 of compound bis(-2-Chloroethyl)Ether in sample Jan0720.D and keep right peak, new integration is from x, y = 4.613, 701.513784245138 to 4.705, 792.313342063462 and new response = 77039, previous integration is from x, y = 4.613, 702 to 4.705, 792 and previous response = 77039.			✓	
CmdManuallyIntegrateApplyTargetRtToQualifier	BL2000\sean	1/11/2022 12:06:44 PM	Apply target integration range 4.664-4.715 to qualifier 64.0 for compound bis(-2-Chloroethyl)Ether in sample Jan0720.D, new integration is from x, y = 4.664, 5035 to 4.715, 3447 and new response = 17779; previous integration is from x, y = 4.613, 702 to 4.705, 792 and previous response = 77039.			✓	
CmdManuallyIntegrateDropBaseline	BL2000\sean	1/11/2022 12:06:45 PM	Drop baseline for qualifier 64.0 of compound bis(-2-Chloroethyl)Ether in sample Jan0720.D to y = 3447, new integration is from x, y = 4.664, 3447 to 4.715, 3447 and new response = 20212; previous integration is from x, y = 4.664, 5035 to 4.715, 3447 and previous response = 17779.			✓	
CmdManuallyIntegrateSplit	BL2000\sean	1/11/2022 12:07:02 PM	Split peak for compound 1,3-Dichlorobenzene in sample Jan0720.D and keep left peak, new integration is from x, y = 4.848, 0 to 4.940, 0 and new response = 736936, previous integration is from x, y = 4.848, 0 to 5.022, 0 and previous response = 1464008.			✓	
CmdSetTargetCompoundAttribute	BL2000\sean	1/11/2022 12:07:04 PM	Set UserAnnotation = CO for compound 1,3-Dichlorobenzene in sample Jan0720.D; previous value =			✓	

Audit Trail report

Name	User	Time	Action	Reason	Comment	Succeed	Exception
CmdManuallyIntegrateSplit	BL2000\sean	1/11/2022 12:07:06 PM	Split qualifier 148.0 of compound 1,3-Dichlorobenzene in sample Jan0720.D and keep left peak, new integration is from x, y = 4.848, 0 to 4.930, 0 and new response = 474756, previous integration is from x, y = 4.848, 0 to 5.042, 0 and previous response = 944234.			✓	
CmdManuallyIntegrateSplit	BL2000\sean	1/11/2022 12:07:08 PM	Split qualifier 111.0 of compound 1,3-Dichlorobenzene in sample Jan0720.D and keep left peak, new integration is from x, y = 4.848, 0 to 4.930, 0 and new response = 268009, previous integration is from x, y = 4.848, 0 to 5.042, 0 and previous response = 536650.			✓	
CmdManuallyIntegrateSplit	BL2000\sean	1/11/2022 12:07:57 PM	Split peak for compound 1,4-Dichlorobenzene in sample Jan0720.D and keep right peak, new integration is from x, y = 4.940, 152.648422139 to 5.022, 224.269938116073 and new response = 726148, previous integration is from x, y = 4.849, 73 to 5.022, 224 and previous response = 1462172.			✓	
CmdSetTargetCompoundAttribute	BL2000\sean	1/11/2022 12:07:58 PM	Set UserAnnotation = CO for compound 1,4-Dichlorobenzene in sample Jan0720.D; previous value =			✓	
CmdManuallyIntegrateSplit	BL2000\sean	1/11/2022 12:08:01 PM	Split qualifier 148.0 of compound 1,4-Dichlorobenzene in sample Jan0720.D and keep right peak, new integration is from x, y = 4.930, 285.85592682418 to 5.042, 368.203718582444 and new response = 467274, previous integration is from x, y = 4.854, 230 to 5.042, 368 and previous response = 940796.			✓	
CmdManuallyIntegrateSplit	BL2000\sean	1/11/2022 12:08:03 PM	Split qualifier 111.0 of compound 1,4-Dichlorobenzene in sample Jan0720.D and keep right peak, new integration is from x, y = 4.930, 0 to 5.042, 0 and new response = 268641, previous integration is from x, y = 4.848, 0 to 5.042, 0 and previous response = 536650.			✓	
CmdManuallyIntegrateSplit	BL2000\sean	1/11/2022 12:08:10 PM	Split peak for compound Benzyl Alcohol in sample Jan0720.D and keep left peak, new integration is from x, y = 5.112, 604.140963543105 to 5.257, 1628.85552101031 and new response = 349580, previous integration is from x, y = 5.112, 604 to 5.390, 2571 and previous response = 1009641.			✓	
CmdSetTargetCompoundAttribute	BL2000\sean	1/11/2022 12:08:11 PM	Set UserAnnotation = CO for compound Benzyl Alcohol in sample Jan0720.D; previous value =			✓	

Audit Trail report

Name	User	Time	Action	Reason	Comment	Succeed	Exception
CmdManuallyIntegrateSplit	BL2000\sean	1/11/2022 12:08:14 PM	Split qualifier 79.0 of compound Benzyl Alcohol in sample Jan0720.D and keep left peak, new integration is from x, y = 5.118, 1484.32732498707 to 5.267, 2292.67219216657 and new response = 417549, previous integration is from x, y = 5.118, 1484 to 5.369, 2848 and previous response = 769781.			✓	
CmdManuallyIntegrateApplyTargetRtToQualifier	BL2000\sean	1/11/2022 12:08:17 PM	Apply target integration range 5.112-5.257 to qualifier 107.0 for compound Benzyl Alcohol in sample Jan0720.D, new integration is from x, y = 5.112, 807 to 5.257, 1971 and new response = 240838; previous integration is from x, y = 5.267, 0 to 5.390, 0 and previous response = 618136.			✓	
CmdManuallyIntegrateDropBaseline	BL2000\sean	1/11/2022 12:08:18 PM	Drop baseline for qualifier 107.0 of compound Benzyl Alcohol in sample Jan0720.D to y = 807, new integration is from x, y = 5.112, 807 to 5.257, 807 and new response = 245883; previous integration is from x, y = 5.112, 807 to 5.257, 1971 and previous response = 240838.			✓	
CmdManuallyIntegrateSplit	BL2000\sean	1/11/2022 12:08:24 PM	Split qualifier 108.0 of compound 2-Methylphenol in sample Jan0720.D and keep right peak, new integration is from x, y = 5.257, 1061.14604984775 to 5.390, 1684.15356673697 and new response = 665933, previous integration is from x, y = 5.107, 356 to 5.390, 1684 and previous response = 1018911.			✓	
CmdManuallyIntegratePeak	BL2000\sean	1/11/2022 12:08:31 PM	Manually integrate compound 4Methylphenol/3Methylphenol in sample Jan0720.D, from x, y = 5.481, 554119 to 5.584, 659296, result = -2861868; previous integration is from x, y = 5.283, 2314 to 5.390, 2164 and previous response = 601913.			✓	
CmdManuallyIntegrateSnapBaseline	BL2000\sean	1/11/2022 12:08:32 PM	Snap baseline for compound 4Methylphenol/3Methylphenol in sample Jan0720.D, from x = 5.481 to x = 5.584, new integration is from x, y = 5.481, 3059 to 5.584, 8150 and new response = 821691; previous integration is from x, y = 5.481, 554119 to 5.584, 659296 and previous response = -2861868.			✓	

Audit Trail report

Name	User	Time	Action	Reason	Comment	Succeed	Exception
CmdManuallyIntegrateDropBaseline	BL2000\sean	1/11/2022 12:08:33 PM	Drop baseline for compound 4Methylphenol/3Methylphenol in sample Jan0720.D to y = 3059, new integration is from x, y = 5.481, 3059 to 5.584, 3059 and new response = 837290; previous integration is from x, y = 5.481, 3059 to 5.584, 8150 and previous response = 821691.			✓	
CmdSetTargetCompoundAttribute	BL2000\sean	1/11/2022 12:08:34 PM	Set UserAnnotation = CO for compound 4Methylphenol/3Methylphenol in sample Jan0720.D; previous value =			✓	
CmdManuallyIntegrateApplyTargetRtToQualifier	BL2000\sean	1/11/2022 12:08:37 PM	Apply target integration range 5.481-5.584 to qualifier 108.0 for compound 4Methylphenol/3Methylphenol in sample Jan0720.D, new integration is from x, y = 5.481, 2584 to 5.584, 7653 and new response = 673778; previously no peak.			✓	
CmdManuallyIntegrateDropBaseline	BL2000\sean	1/11/2022 12:08:38 PM	Drop baseline for qualifier 108.0 of compound 4Methylphenol/3Methylphenol in sample Jan0720.D to y = 2584, new integration is from x, y = 5.481, 2584 to 5.584, 2584 and new response = 689309; previous integration is from x, y = 5.481, 2584 to 5.584, 7653 and previous response = 673778.			✓	
CmdManuallyIntegrateSplit	BL2000\sean	1/11/2022 12:08:45 PM	Split qualifier 77.0 of compound Nitrobenzene in sample Jan0720.D and keep right peak, new integration is from x, y = 5.573, 2680.75807362366 to 5.676, 2425.84797922576 and new response = 455626, previous integration is from x, y = 5.482, 2910 to 5.676, 2426 and previous response = 670569.			✓	
CmdManuallyIntegrateSplit	BL2000\sean	1/11/2022 12:09:00 PM	Split qualifier 129.0 of compound Naphthalene in sample Jan0720.D and keep left peak, new integration is from x, y = 6.393, 377.703000464811 to 6.485, 456.642574068476 and new response = 188817, previous integration is from x, y = 6.393, 378 to 6.557, 518 and previous response = 388250.			✓	
CmdManuallyIntegrateSplit	BL2000\sean	1/11/2022 12:09:02 PM	Split qualifier 102.0 of compound Naphthalene in sample Jan0720.D and keep left peak, new integration is from x, y = 6.383, 0 to 6.475, 0 and new response = 155106, previous integration is from x, y = 6.383, 0 to 6.557, 0 and previous response = 195311.			✓	

Audit Trail report

Name	User	Time	Action	Reason	Comment	Succeed	Exception
CmdManuallyIntegrateApplyTargetRtToQualifier	BL2000\sean	1/11/2022 12:09:15 PM	Apply target integration range 6.507-6.609 to qualifier 129.0 for compound p-Chloroaniline in sample Jan0720.D, new integration is from x, y = 6.507, 40064 to 6.609, 2920 and new response = 67894; previously no peak.			✓	
CmdManuallyIntegrateDropBaseline	BL2000\sean	1/11/2022 12:09:16 PM	Drop baseline for qualifier 129.0 of compound p-Chloroaniline in sample Jan0720.D to y = 2920, new integration is from x, y = 6.507, 2920 to 6.609, 2920 and new response = 183715; previous integration is from x, y = 6.507, 40064 to 6.609, 2920 and previous response = 67894.			✓	
CmdManuallyIntegrateSplit	BL2000\sean	1/11/2022 12:09:17 PM	Split qualifier 65.0 of compound p-Chloroaniline in sample Jan0720.D and keep right peak, new integration is from x, y = 6.440, 834.957492577709 to 6.588, 1254.9579715295 and new response = 415453, previous integration is from x, y = 6.440, 835 to 6.588, 1255 and previous response = 415453.			✓	
CmdManuallyIntegrateQualifierPeak	BL2000\sean	1/11/2022 12:09:22 PM	Manually integrate qualifier 65.0 of compound p-Chloroaniline in sample Jan0720.D, from x, y = 6.516, 15826 to 6.588, 1255, result = 186069; previous integration is from x, y = 6.440, 835 to 6.588, 1255 and previous response = 415453.			✓	
CmdManuallyIntegrateDropBaseline	BL2000\sean	1/11/2022 12:09:24 PM	Drop baseline for qualifier 65.0 of compound p-Chloroaniline in sample Jan0720.D to y = 1255, new integration is from x, y = 6.516, 1255 to 6.588, 1255 and new response = 217491; previous integration is from x, y = 6.516, 15826 to 6.588, 1255 and previous response = 186069.			✓	
CmdManuallyIntegrateSplit	BL2000\sean	1/11/2022 12:09:42 PM	Split qualifier 77.0 of compound Dimethyl Phthalate in sample Jan0720.D and keep left peak, new integration is from x, y = 8.221, 1493.7429512615 to 8.282, 1623.7582768465 and new response = 287812, previous integration is from x, y = 8.221, 1494 to 8.323, 1710 and previous response = 359040.			✓	
CmdManuallyIntegrateApplyTargetRtToQualifier	BL2000\sean	1/11/2022 12:09:48 PM	Apply target integration range 8.282-8.374 to qualifier 153.1 for compound Acenaphthylene in sample Jan0720.D, new integration is from x, y = 8.282, 0 to 8.374, 1633 and new response = 274486; previously no peak.			✓	

Audit Trail report

Name	User	Time	Action	Reason	Comment	Succeed	Exception
CmdManuallyIntegrateDropBaseline	BL2000\sean	1/11/2022 12:09:49 PM	Drop baseline for qualifier 153.1 of compound Acenaphthylene in sample Jan0720.D to y = 0, new integration is from x, y = 8.282, 0 to 8.374, 0 and new response = 278997; previous integration is from x, y = 8.282, 0 to 8.374, 1633 and previous response = 274486.			✓	
CmdManuallyIntegrateApplyTargetRtToQualifier	BL2000\sean	1/11/2022 12:09:58 PM	Apply target integration range 8.599-8.691 to qualifier 154.0 for compound 2,4-Dinitrophenol in sample Jan0720.D, new integration is from x, y = 8.599, 4049 to 8.691, 2237 and new response = 43635; previous integration is from x, y = 8.507, 721 to 8.609, 761 and previous response = 1324994.			✓	
CmdManuallyIntegrateDropBaseline	BL2000\sean	1/11/2022 12:09:59 PM	Drop baseline for qualifier 154.0 of compound 2,4-Dinitrophenol in sample Jan0720.D to y = 2237, new integration is from x, y = 8.599, 2237 to 8.691, 2237 and new response = 48640; previous integration is from x, y = 8.599, 4049 to 8.691, 2237 and previous response = 43635.			✓	
CmdManuallyIntegrateSplit	BL2000\sean	1/11/2022 12:10:03 PM	Split qualifier 139.0 of compound Dibenzofuran in sample Jan0720.D and keep left peak, new integration is from x, y = 8.722, 265.47531853536 to 8.783, 308.200507741136 and new response = 739894, previous integration is from x, y = 8.722, 265 to 8.875, 372 and previous response = 793247.			✓	
CmdManuallyIntegrateApplyTargetRtToQualifier	BL2000\sean	1/11/2022 12:10:09 PM	Apply target integration range 8.794-8.916 to qualifier 139.0 for compound 4-Nitrophenol in sample Jan0720.D, new integration is from x, y = 8.794, 2744 to 8.916, 1963 and new response = 51778; previously no peak.			✓	
CmdManuallyIntegrateDropBaseline	BL2000\sean	1/11/2022 12:10:10 PM	Drop baseline for qualifier 139.0 of compound 4-Nitrophenol in sample Jan0720.D to y = 1963, new integration is from x, y = 8.794, 1963 to 8.916, 1963 and new response = 54664; previous integration is from x, y = 8.794, 2744 to 8.916, 1963 and previous response = 51778.			✓	

Audit Trail report

Name	User	Time	Action	Reason	Comment	Succeed	Exception
CmdManuallyIntegrateApplyTargetRtToQualifier	BL2000\sean	1/11/2022 12:10:16 PM	Apply target integration range 8.745-8.824 to qualifier 63.0 for compound 2,4-Dinitrotoluene in sample Jan0720.D, new integration is from x, y = 8.745, 108552 to 8.824, 13678 and new response = -69812; previous integration is from x, y = 8.717, 2171 to 8.875, 1866 and previous response = 279863.			✓	
CmdManuallyIntegrateDropBaseline	BL2000\sean	1/11/2022 12:10:17 PM	Drop baseline for qualifier 63.0 of compound 2,4-Dinitrotoluene in sample Jan0720.D to y = 13678, new integration is from x, y = 8.745, 13678 to 8.824, 13678 and new response = 171698; previous integration is from x, y = 8.745, 108552 to 8.824, 13678 and previous response = -69812.			✓	
CmdManuallyIntegrateQualifierPeak	BL2000\sean	1/11/2022 12:10:23 PM	Manually integrate qualifier 63.0 of compound 2,4-Dinitrotoluene in sample Jan0720.D, from x, y = 8.763, 4385 to 8.804, 4744, result = 123442; previous integration is from x, y = 8.745, 13678 to 8.824, 13678 and previous response = 171698.			✓	
CmdManuallyIntegrateDropBaseline	BL2000\sean	1/11/2022 12:10:24 PM	Drop baseline for qualifier 63.0 of compound 2,4-Dinitrotoluene in sample Jan0720.D to y = 4385, new integration is from x, y = 8.763, 4385 to 8.804, 4385 and new response = 123883; previous integration is from x, y = 8.763, 4385 to 8.804, 4744 and previous response = 123442.			✓	
CmdManuallyIntegrateQualifierPeak	BL2000\sean	1/11/2022 12:10:37 PM	Manually integrate qualifier 63.0 of compound 2,4-Dinitrotoluene in sample Jan0720.D, from x, y = 8.763, 984 to 8.804, 1860, result = 131156; previous integration is from x, y = 8.763, 4385 to 8.804, 4385 and previous response = 123883.			✓	
CmdManuallyIntegrateDropBaseline	BL2000\sean	1/11/2022 12:10:38 PM	Drop baseline for qualifier 63.0 of compound 2,4-Dinitrotoluene in sample Jan0720.D to y = 984, new integration is from x, y = 8.763, 984 to 8.804, 984 and new response = 132232; previous integration is from x, y = 8.763, 984 to 8.804, 1860 and previous response = 131156.			✓	
CmdManuallyIntegrateApplyTargetRtToQualifier	BL2000\sean	1/11/2022 12:10:43 PM	Apply target integration range 9.131-9.233 to qualifier 167.0 for compound Fluorene in sample Jan0720.D, new integration is from x, y = 9.131, 0 to 9.233, 339 and new response = 214827; previous integration is from x, y = 9.288, 406 to 9.438, 552 and previous response = 350592.			✓	

Audit Trail report

Name	User	Time	Action	Reason	Comment	Succeed	Exception
CmdManuallyIntegrateDropBaseline	BL2000\sean	1/11/2022 12:10:44 PM	Drop baseline for qualifier 167.0 of compound Fluorene in sample Jan0720.D to y = 0, new integration is from x, y = 9.131, 0 to 9.233, 0 and new response = 215867; previous integration is from x, y = 9.131, 0 to 9.233, 339 and previous response = 214827.			✓	
CmdManuallyIntegratePeak	BL2000\sean	1/11/2022 12:11:00 PM	Manually integrate compound Anthracene in sample Jan0720.D, from x, y = 10.343, 845276 to 10.434, 965251, result = -2868859; previous integration is from x, y = 10.272, 306 to 10.343, 489 and previous response = 2279749.			✓	
CmdManuallyIntegrateSnapBaseline	BL2000\sean	1/11/2022 12:11:01 PM	Snap baseline for compound Anthracene in sample Jan0720.D, from x = 10.343 to x = 10.434, new integration is from x, y = 10.343, 6643 to 10.434, 11872 and new response = 2032294; previous integration is from x, y = 10.343, 845276 to 10.434, 965251 and previous response = -2868859.			✓	
CmdManuallyIntegrateDropBaseline	BL2000\sean	1/11/2022 12:11:02 PM	Drop baseline for compound Anthracene in sample Jan0720.D to y = 6643, new integration is from x, y = 10.343, 6643 to 10.434, 6643 and new response = 2046596; previous integration is from x, y = 10.343, 6643 to 10.434, 11872 and previous response = 2032294.			✓	
CmdManuallyIntegrateApplyTargetRtToQualifier	BL2000\sean	1/11/2022 12:11:05 PM	Apply target integration range 10.343-10.434 to qualifier 176.0 for compound Anthracene in sample Jan0720.D, new integration is from x, y = 10.343, 943 to 10.434, 4401 and new response = 380197; previously no peak.			✓	
CmdManuallyIntegrateDropBaseline	BL2000\sean	1/11/2022 12:11:06 PM	Drop baseline for qualifier 176.0 of compound Anthracene in sample Jan0720.D to y = 943, new integration is from x, y = 10.343, 943 to 10.434, 943 and new response = 389655; previous integration is from x, y = 10.343, 943 to 10.434, 4401 and previous response = 380197.			✓	
CmdManuallyIntegratePeak	BL2000\sean	1/11/2022 12:11:17 PM	Manually integrate compound Benzidine in sample Jan0720.D from x, y = 12.409, 0 to 12.774, 0; result = 7569			✓	
CmdManuallyIntegrateQualifierPeak	BL2000\sean	1/11/2022 12:11:21 PM	Manually integrate qualifier 92.0 of compound Benzidine in sample Jan0720.D from x, y = 12.430, 271 to 12.602, 274; result = 3374			✓	

Audit Trail report

Name	User	Time	Action	Reason	Comment	Succeed	Exception
CmdManuallyIntegrateQualifierPeak	BL2000\sean	1/11/2022 12:11:28 PM	Manually integrate qualifier 92.0 of compound Benzidine in sample Jan0720.D, from x, y = 12.500, 292 to 12.602, 274, result = 2059; previous integration is from x, y = 12.430, 271 to 12.602, 274 and previous response = 3374.			✓	
CmdManuallyIntegrateQualifierPeak	BL2000\sean	1/11/2022 12:11:32 PM	Manually integrate qualifier 92.0 of compound Benzidine in sample Jan0720.D, from x, y = 12.541, 292 to 12.612, 271, result = 1031; previous integration is from x, y = 12.500, 292 to 12.602, 274 and previous response = 2059.			✓	
CmdManuallyIntegrateQualifierPeak	BL2000\sean	1/11/2022 12:11:36 PM	Manually integrate qualifier 183.0 of compound Benzidine in sample Jan0720.D from x, y = 12.500, 2 to 12.663, -7; result = 3510			✓	
CmdManuallyIntegrateQualifierPeak	BL2000\sean	1/11/2022 12:11:48 PM	Manually integrate qualifier 92.0 of compound Benzidine in sample Jan0720.D, from x, y = 12.531, 288 to 12.551, 321, result = 388; previous integration is from x, y = 12.541, 292 to 12.612, 271 and previous response = 1031.			✓	
CmdManuallyIntegrateQualifierPeak	BL2000\sean	1/11/2022 12:11:52 PM	Manually integrate qualifier 92.0 of compound Benzidine in sample Jan0720.D, from x, y = 12.521, 266 to 12.551, 321, result = 641; previous integration is from x, y = 12.531, 288 to 12.551, 321 and previous response = 388.			✓	
CmdManuallyIntegrateDropBaseline	BL2000\sean	1/11/2022 12:11:54 PM	Drop baseline for qualifier 92.0 of compound Benzidine in sample Jan0720.D to y = 266, new integration is from x, y = 12.521, 266 to 12.551, 266 and new response = 692; previous integration is from x, y = 12.521, 266 to 12.551, 321 and previous response = 641.			✓	
CmdManuallyIntegrateQualifierPeak	BL2000\sean	1/11/2022 12:11:57 PM	Manually integrate qualifier 183.0 of compound Benzidine in sample Jan0720.D, from x, y = 12.500, 9 to 12.561, 28, result = 1079; previous integration is from x, y = 12.500, 2 to 12.663, -7 and previous response = 3510.			✓	
CmdSetTargetCompoundAttribute	BL2000\sean	1/11/2022 12:12:04 PM	Set UserAnnotation = BA for compound Benzidine in sample Jan0720.D; previous value =			✓	

Audit Trail report

Name	User	Time	Action	Reason	Comment	Succeed	Exception
CmdManuallyIntegrateSplit	BL2000\sean	1/11/2022 12:12:20 PM	Split peak for compound Indeno(1,2,3-c,d)pyrene in sample Jan0720.D and keep left peak, new integration is from x, y = 20.858, 25.5848204120703 to 20.958, 596.543200885165 and new response = 141995, previous integration is from x, y = 20.858, 26 to 21.059, 1173 and previous response = 1836245.			✓	
CmdSaveBatchTable	BL2000\sean	1/11/2022 12:12:34 PM	Save batch \\MASSHUNTER\Org\Data\SV5973N.I\sd010722\DoD BNA cal 1\QuantResults\010722 DoD BNA cal 1.batch.bin			✓	
CmdManuallyIntegrateSplit	BL2000\sean	1/11/2022 12:18:49 PM	Split peak for compound bis(-2-Chloroethyl)Ether in sample Jan0721.D and keep left peak, new integration is from x, y = 4.664, 959.751103653559 to 4.715, 1004.09021694301 and new response = 707912, previous integration is from x, y = 4.664, 960 to 4.756, 1040 and previous response = 961495.			✓	
CmdManuallyIntegrateSplit	BL2000\sean	1/11/2022 12:18:51 PM	Split qualifier 64.0 of compound bis(-2-Chloroethyl)Ether in sample Jan0721.D and keep right peak, new integration is from x, y = 4.613, 656.28734599523 to 4.705, 714.858734607669 and new response = 74834, previous integration is from x, y = 4.613, 656 to 4.705, 715 and previous response = 74834.			✓	
CmdManuallyIntegrateQualifierPeak	BL2000\sean	1/11/2022 12:18:57 PM	Manually integrate qualifier 64.0 of compound bis(-2-Chloroethyl)Ether in sample Jan0721.D, from x, y = 4.675, 203 to 4.705, 1954, result = 22343; previous integration is from x, y = 4.613, 656 to 4.705, 715 and previous response = 74834.			✓	
CmdManuallyIntegrateDropBaseline	BL2000\sean	1/11/2022 12:18:59 PM	Drop baseline for qualifier 64.0 of compound bis(-2-Chloroethyl)Ether in sample Jan0721.D to y = 203, new integration is from x, y = 4.675, 203 to 4.705, 203 and new response = 23952; previous integration is from x, y = 4.675, 203 to 4.705, 1954 and previous response = 22343.			✓	
CmdSetTargetCompoundAttribute	BL2000\sean	1/11/2022 12:19:00 PM	Set UserAnnotation = CO for compound bis(-2-Chloroethyl)Ether in sample Jan0721.D; previous value =			✓	

Audit Trail report

Name	User	Time	Action	Reason	Comment	Succeed	Exception
CmdManuallyIntegrateSplit	BL2000\sean	1/11/2022 12:19:09 PM	Split peak for compound 1,3-Dichlorobenzene in sample Jan0721.D and keep left peak, new integration is from x, y = 4.848, 0 to 4.940, 0 and new response = 776316, previous integration is from x, y = 4.848, 0 to 5.093, 0 and previous response = 1529398.			✓	
CmdSetTargetCompoundAttribute	BL2000\sean	1/11/2022 12:19:10 PM	Set UserAnnotation = CO for compound 1,3-Dichlorobenzene in sample Jan0721.D; previous value =			✓	
CmdManuallyIntegrateSplit	BL2000\sean	1/11/2022 12:19:12 PM	Split qualifier 148.0 of compound 1,3-Dichlorobenzene in sample Jan0721.D and keep left peak, new integration is from x, y = 4.848, 0 to 4.930, 0 and new response = 495621, previous integration is from x, y = 4.848, 0 to 5.093, 0 and previous response = 978418.			✓	
CmdManuallyIntegrateSplit	BL2000\sean	1/11/2022 12:19:14 PM	Split qualifier 111.0 of compound 1,3-Dichlorobenzene in sample Jan0721.D and keep left peak, new integration is from x, y = 4.848, 0 to 4.930, 0 and new response = 282630, previous integration is from x, y = 4.848, 0 to 5.073, 0 and previous response = 548936.			✓	
CmdManuallyIntegrateSplit	BL2000\sean	1/11/2022 12:19:32 PM	Split peak for compound 1,4-Dichlorobenzene in sample Jan0721.D and keep right peak, new integration is from x, y = 4.940, 0 to 5.093, 0 and new response = 753082, previous integration is from x, y = 4.848, 0 to 5.093, 0 and previous response = 1529398.			✓	
CmdSetTargetCompoundAttribute	BL2000\sean	1/11/2022 12:19:33 PM	Set UserAnnotation = CO for compound 1,4-Dichlorobenzene in sample Jan0721.D; previous value =			✓	
CmdManuallyIntegrateSplit	BL2000\sean	1/11/2022 12:19:35 PM	Split qualifier 148.0 of compound 1,4-Dichlorobenzene in sample Jan0721.D and keep right peak, new integration is from x, y = 4.930, 196.894925771374 to 5.093, 303.162391033527 and new response = 480345, previous integration is from x, y = 4.851, 146 to 5.093, 303 and previous response = 975071.			✓	
CmdManuallyIntegrateSplit	BL2000\sean	1/11/2022 12:19:39 PM	Split qualifier 111.0 of compound 1,4-Dichlorobenzene in sample Jan0721.D and keep right peak, new integration is from x, y = 4.930, 0 to 5.073, 0 and new response = 266305, previous integration is from x, y = 4.848, 0 to 5.073, 0 and previous response = 548936.			✓	

Audit Trail report

Name	User	Time	Action	Reason	Comment	Succeed	Exception
CmdManuallyIntegratePeak	BL2000\sean	1/11/2022 12:19:46 PM	Manually integrate compound Benzyl Alcohol in sample Jan0721.D, from x, y = 5.083, 626539 to 5.247, 707868, result = -6172641; previous integration is from x, y = 5.287, 2166 to 5.390, 2959 and previous response = 686480.			✓	
CmdManuallyIntegrateSnapBaseline	BL2000\sean	1/11/2022 12:19:47 PM	Snap baseline for compound Benzyl Alcohol in sample Jan0721.D, from x = 5.083 to x = 5.247, new integration is from x, y = 5.083, 0 to 5.247, 3489 and new response = 352185; previous integration is from x, y = 5.083, 626539 to 5.247, 707868 and previous response = -6172641.			✓	
CmdManuallyIntegrateDropBaseline	BL2000\sean	1/11/2022 12:19:49 PM	Drop baseline for compound Benzyl Alcohol in sample Jan0721.D to y = 0, new integration is from x, y = 5.083, 0 to 5.247, 0 and new response = 369290; previous integration is from x, y = 5.083, 0 to 5.247, 3489 and previous response = 352185.			✓	
CmdManuallyIntegrateSplit	BL2000\sean	1/11/2022 12:19:49 PM	Split qualifier 79.0 of compound Benzyl Alcohol in sample Jan0721.D and keep right peak, new integration is from x, y = 4.910, 408.372128998173 to 4.981, 626.110469606361 and new response = 9891, previous integration is from x, y = 4.910, 408 to 4.981, 626 and previous response = 9891.			✓	
CmdManuallyIntegrateSplit	BL2000\sean	1/11/2022 12:19:50 PM	Split qualifier 79.0 of compound Benzyl Alcohol in sample Jan0721.D and keep left peak, new integration is from x, y = 4.910, 408.372128998173 to 4.981, 626.110469606361 and new response = 9891, previous integration is from x, y = 4.910, 408 to 4.981, 626 and previous response = 9891.			✓	
CmdManuallyIntegrateApplyTargetRtToQualifier	BL2000\sean	1/11/2022 12:19:53 PM	Apply target integration range 5.083-5.247 to qualifier 79.0 for compound Benzyl Alcohol in sample Jan0721.D, new integration is from x, y = 5.083, 637 to 5.247, 5262 and new response = 404732; previous integration is from x, y = 4.910, 408 to 4.981, 626 and previous response = 9891.			✓	
CmdManuallyIntegrateDropBaseline	BL2000\sean	1/11/2022 12:19:54 PM	Drop baseline for qualifier 79.0 of compound Benzyl Alcohol in sample Jan0721.D to y = 637, new integration is from x, y = 5.083, 637 to 5.247, 637 and new response = 427406; previous integration is from x, y = 5.083, 637 to 5.247, 5262 and previous response = 404732.			✓	

Audit Trail report

Name	User	Time	Action	Reason	Comment	Succeed	Exception
CmdManuallyIntegrateApplyTargetRtToQualifier	BL2000\sean	1/11/2022 12:19:55 PM	Apply target integration range 5.083-5.247 to qualifier 107.0 for compound Benzyl Alcohol in sample Jan0721.D, new integration is from x, y = 5.083, 512 to 5.247, 2113 and new response = 240010; previously no peak.			✓	
CmdManuallyIntegrateDropBaseline	BL2000\sean	1/11/2022 12:19:56 PM	Drop baseline for qualifier 107.0 of compound Benzyl Alcohol in sample Jan0721.D to y = 512, new integration is from x, y = 5.083, 512 to 5.247, 512 and new response = 247859; previous integration is from x, y = 5.083, 512 to 5.247, 2113 and previous response = 240010.			✓	
CmdManuallyIntegrateSplit	BL2000\sean	1/11/2022 12:20:31 PM	Split qualifier 108.0 of compound 2-Methylphenol in sample Jan0721.D and keep right peak, new integration is from x, y = 5.277, 1196.66885177847 to 5.390, 1697.1360839672 and new response = 693916, previous integration is from x, y = 5.113, 465 to 5.390, 1697 and previous response = 1059721.			✓	
CmdManuallyIntegratePeak	BL2000\sean	1/11/2022 12:20:37 PM	Manually integrate compound 4Methylphenol/3Methylphenol in sample Jan0721.D, from x, y = 5.461, 697653 to 5.584, 788272, result = -4598473; previous integration is from x, y = 5.285, 2505 to 5.390, 2300 and previous response = 632104.			✓	
CmdManuallyIntegrateSnapBaseline	BL2000\sean	1/11/2022 12:20:39 PM	Snap baseline for compound 4Methylphenol/3Methylphenol in sample Jan0721.D, from x = 5.461 to x = 5.584, new integration is from x, y = 5.461, 2495 to 5.584, 6296 and new response = 832210; previous integration is from x, y = 5.461, 697653 to 5.584, 788272 and previous response = -4598473.			✓	
CmdManuallyIntegrateDropBaseline	BL2000\sean	1/11/2022 12:20:40 PM	Drop baseline for compound 4Methylphenol/3Methylphenol in sample Jan0721.D to y = 2495, new integration is from x, y = 5.461, 2495 to 5.584, 2495 and new response = 846185; previous integration is from x, y = 5.461, 2495 to 5.584, 6296 and previous response = 832210.			✓	
CmdSetTargetCompoundAttribute	BL2000\sean	1/11/2022 12:20:41 PM	Set UserAnnotation = CO for compound 4Methylphenol/3Methylphenol in sample Jan0721.D; previous value =			✓	

Audit Trail report

Name	User	Time	Action	Reason	Comment	Succeed	Exception
CmdManuallyIntegrateApplyTargetRtToQualifier	BL2000\sean	1/11/2022 12:20:44 PM	Apply target integration range 5.461-5.584 to qualifier 108.0 for compound 4Methylphenol/3Methylphenol in sample Jan0721.D, new integration is from x, y = 5.461, 2599 to 5.584, 6907 and new response = 684453; previously no peak.			✓	
CmdManuallyIntegrateSplit	BL2000\sean	1/11/2022 12:20:56 PM	Split qualifier 63.0 of compound bis(-2-Chloroethoxy)Methane in sample Jan0721.D and keep left peak, new integration is from x, y = 6.157, 1296.20462458408 to 6.260, 1198.04681788955 and new response = 614686, previous integration is from x, y = 6.157, 1296 to 6.311, 1149 and previous response = 937209.			✓	
CmdManuallyIntegrateApplyTargetRtToQualifier	BL2000\sean	1/11/2022 12:21:04 PM	Apply target integration range 6.475-6.578 to qualifier 128.0 for compound 4-Chlorophenol in sample Jan0721.D, new integration is from x, y = 6.475, 11070 to 6.578, 7856 and new response = 544614; previous integration is from x, y = 6.403, 654 to 6.485, 804 and previous response = 1826653.			✓	
CmdManuallyIntegrateDropBaseline	BL2000\sean	1/11/2022 12:21:05 PM	Drop baseline for qualifier 128.0 of compound 4-Chlorophenol in sample Jan0721.D to y = 7856, new integration is from x, y = 6.475, 7856 to 6.578, 7856 and new response = 554516; previous integration is from x, y = 6.475, 11070 to 6.578, 7856 and previous response = 544614.			✓	
CmdManuallyIntegrateQualifierPeak	BL2000\sean	1/11/2022 12:21:13 PM	Manually integrate qualifier 129.0 of compound p-Chloroaniline in sample Jan0721.D from x, y = 6.516, 7993 to 6.578, 4137; result = 156326			✓	
CmdManuallyIntegrateDropBaseline	BL2000\sean	1/11/2022 12:21:14 PM	Drop baseline for qualifier 129.0 of compound p-Chloroaniline in sample Jan0721.D to y = 4137, new integration is from x, y = 6.516, 4137 to 6.578, 4137 and new response = 163454; previous integration is from x, y = 6.516, 7993 to 6.578, 4137 and previous response = 156326.			✓	
CmdManuallyIntegrateQualifierPeak	BL2000\sean	1/11/2022 12:21:21 PM	Manually integrate qualifier 65.0 of compound p-Chloroaniline in sample Jan0721.D, from x, y = 6.516, 8510 to 6.588, 0, result = 196764; previous integration is from x, y = 6.434, 0 to 6.588, 0 and previous response = 425090.			✓	

Audit Trail report

Name	User	Time	Action	Reason	Comment	Succeed	Exception
CmdManuallyIntegrateDropBaseline	BL2000\sean	1/11/2022 12:21:22 PM	Drop baseline for qualifier 65.0 of compound p-Chloroaniline in sample Jan0721.D to y = 0, new integration is from x, y = 6.516, 0 to 6.588, 0 and new response = 215114; previous integration is from x, y = 6.516, 8510 to 6.588, 0 and previous response = 196764.			✓	
CmdManuallyIntegrateSplit	BL2000\sean	1/11/2022 12:21:44 PM	Split qualifier 77.0 of compound Dimethyl Phthalate in sample Jan0721.D and keep left peak, new integration is from x, y = 8.221, 1649.5419229622 to 8.282, 1679.42986352678 and new response = 288445, previous integration is from x, y = 8.221, 1650 to 8.313, 1694 and previous response = 340341.			✓	
CmdManuallyIntegrateApplyTargetRtToQualifier	BL2000\sean	1/11/2022 12:21:53 PM	Apply target integration range 8.599-8.691 to qualifier 154.0 for compound 2,4-Dinitrophenol in sample Jan0721.D, new integration is from x, y = 8.599, 4051 to 8.691, 1876 and new response = 47382; previous integration is from x, y = 8.507, 735 to 8.599, 739 and previous response = 1359468.			✓	
CmdManuallyIntegrateDropBaseline	BL2000\sean	1/11/2022 12:21:54 PM	Drop baseline for qualifier 154.0 of compound 2,4-Dinitrophenol in sample Jan0721.D to y = 1876, new integration is from x, y = 8.599, 1876 to 8.691, 1876 and new response = 53390; previous integration is from x, y = 8.599, 4051 to 8.691, 1876 and previous response = 47382.			✓	
CmdManuallyIntegratePeak	BL2000\sean	1/11/2022 12:22:49 PM	Manually integrate compound Dibenzofuran in sample Jan0721.D, from x, y = 8.865, 2165855 to 8.865, 2085792, result = 0; previous integration is from x, y = 8.701, 0 to 8.824, 0 and previous response = 2058364.			✓	
CmdManuallyIntegrateApplyTargetRtToQualifier	BL2000\sean	1/11/2022 12:22:53 PM	Apply target integration range 8.793-8.947 to qualifier 139.0 for compound 4-Nitrophenol in sample Jan0721.D, new integration is from x, y = 8.793, 2745 to 8.947, 1122 and new response = 59173; previous integration is from x, y = 8.722, 559 to 8.793, 667 and previous response = 778689.			✓	

Audit Trail report

Name	User	Time	Action	Reason	Comment	Succeed	Exception
CmdManuallyIntegrateDropBaseline	BL2000\sean	1/11/2022 12:22:54 PM	Drop baseline for qualifier 139.0 of compound 4-Nitrophenol in sample Jan0721.D to y = 1122, new integration is from x, y = 8.793, 1122 to 8.947, 1122 and new response = 66645; previous integration is from x, y = 8.793, 2745 to 8.947, 1122 and previous response = 59173.			✓	
CmdClearManualIntegration	BL2000\sean	1/11/2022 12:23:01 PM	Clear manual integration of target signal for compound Dibenzofuran in sample Jan0721.D			✓	
CmdManuallyIntegrateQualifierPeak	BL2000\sean	1/11/2022 12:23:10 PM	Manually integrate qualifier 63.0 of compound 2,4-Dinitrotoluene in sample Jan0721.D, from x, y = 8.763, 6674 to 8.804, 1950, result = 136446; previous integration is from x, y = 8.713, 2140 to 8.804, 1950 and previous response = 272980.			✓	
CmdManuallyIntegrateDropBaseline	BL2000\sean	1/11/2022 12:23:11 PM	Drop baseline for qualifier 63.0 of compound 2,4-Dinitrotoluene in sample Jan0721.D to y = 1950, new integration is from x, y = 8.763, 1950 to 8.804, 1950 and new response = 142247; previous integration is from x, y = 8.763, 6674 to 8.804, 1950 and previous response = 136446.			✓	
CmdManuallyIntegrateApplyTargetRtToQualifier	BL2000\sean	1/11/2022 12:23:17 PM	Apply target integration range 9.131-9.213 to qualifier 167.0 for compound Fluorene in sample Jan0721.D, new integration is from x, y = 9.131, 0 to 9.213, 695 and new response = 228986; previous integration is from x, y = 9.295, 497 to 9.479, 624 and previous response = 389773.			✓	
CmdManuallyIntegrateDropBaseline	BL2000\sean	1/11/2022 12:23:18 PM	Drop baseline for qualifier 167.0 of compound Fluorene in sample Jan0721.D to y = 0, new integration is from x, y = 9.131, 0 to 9.213, 0 and new response = 230693; previous integration is from x, y = 9.131, 0 to 9.213, 695 and previous response = 228986.			✓	
CmdManuallyIntegrateSplit	BL2000\sean	1/11/2022 12:23:24 PM	Split qualifier 65.0 of compound 4-Nitroaniline in sample Jan0721.D and keep right peak, new integration is from x, y = 9.172, 2249.27454249629 to 9.295, 2425.2289316946 and new response = 339798, previous integration is from x, y = 9.079, 2116 to 9.295, 2425 and previous response = 519562.			✓	

Audit Trail report

Name	User	Time	Action	Reason	Comment	Succeed	Exception
CmdManuallyIntegrateSplit	BL2000\sean	1/11/2022 12:23:27 PM	Split qualifier 65.0 of compound 4-Nitroaniline in sample Jan0721.D and keep right peak, new integration is from x, y = 9.213, 2307.9419304777 to 9.295, 2425.2289316946 and new response = 276992, previous integration is from x, y = 9.172, 2249 to 9.295, 2425 and previous response = 339798.			✓	
CmdManuallyIntegrateQualifierPeak	BL2000\sean	1/11/2022 12:24:21 PM	Manually integrate qualifier 51.0 of compound Azobenzene in sample Jan0721.D, from x, y = 9.366, 28715 to 9.438, 4615, result = 503284; previous integration is from x, y = 9.223, 5731 to 9.438, 4615 and previous response = 953495.			✓	
CmdManuallyIntegrateDropBaseline	BL2000\sean	1/11/2022 12:24:22 PM	Drop baseline for qualifier 51.0 of compound Azobenzene in sample Jan0721.D to y = 4615, new integration is from x, y = 9.366, 4615 to 9.438, 4615 and new response = 554857; previous integration is from x, y = 9.366, 28715 to 9.438, 4615 and previous response = 503284.			✓	
CmdManuallyIntegratePeak	BL2000\sean	1/11/2022 12:24:32 PM	Manually integrate compound Anthracene in sample Jan0721.D, from x, y = 10.272, 370533 to 10.434, 635630, result = -221296; previous integration is from x, y = 10.252, 0 to 10.343, 0 and previous response = 2396959.			✓	
CmdManuallyIntegrateSnapBaseline	BL2000\sean	1/11/2022 12:24:33 PM	Snap baseline for compound Anthracene in sample Jan0721.D, from x = 10.272 to x = 10.434, new integration is from x, y = 10.272, 769 to 10.434, 10639 and new response = 4615204; previous integration is from x, y = 10.272, 370533 to 10.434, 635630 and previous response = -221296.			✓	
CmdManuallyIntegrateDropBaseline	BL2000\sean	1/11/2022 12:24:34 PM	Drop baseline for compound Anthracene in sample Jan0721.D to y = 769, new integration is from x, y = 10.272, 769 to 10.434, 769 and new response = 4663192; previous integration is from x, y = 10.272, 769 to 10.434, 10639 and previous response = 4615204.			✓	
CmdManuallyIntegrateSplit	BL2000\sean	1/11/2022 12:24:35 PM	Split peak for compound Anthracene in sample Jan0721.D and keep right peak, new integration is from x, y = 10.343, 769 to 10.434, 769 and new response = 2269984, previous integration is from x, y = 10.272, 769 to 10.434, 769 and previous response = 4663192.			✓	

Audit Trail report

Name	User	Time	Action	Reason	Comment	Succeed	Exception
CmdManuallyIntegrateApplyTargetRtToQualifier	BL2000\sean	1/11/2022 12:24:38 PM	Apply target integration range 10.343-10.434 to qualifier 176.0 for compound Anthracene in sample Jan0721.D, new integration is from x, y = 10.343, 1464 to 10.434, 4646 and new response = 406527; previously no peak.			✓	
CmdManuallyIntegrateDropBaseline	BL2000\sean	1/11/2022 12:24:39 PM	Drop baseline for qualifier 176.0 of compound Anthracene in sample Jan0721.D to y = 1464, new integration is from x, y = 10.343, 1464 to 10.434, 1464 and new response = 415230; previous integration is from x, y = 10.343, 1464 to 10.434, 4646 and previous response = 406527.			✓	
CmdManuallyIntegratePeak	BL2000\sean	1/11/2022 12:24:49 PM	Manually integrate compound Benzidine in sample Jan0721.D from x, y = 12.490, 0 to 12.784, 0; result = 12001			✓	
CmdManuallyIntegrateQualifierPeak	BL2000\sean	1/11/2022 12:24:55 PM	Manually integrate qualifier 92.0 of compound Benzidine in sample Jan0721.D from x, y = 12.490, 511 to 12.571, 523; result = 1051			✓	
CmdManuallyIntegrateQualifierPeak	BL2000\sean	1/11/2022 12:24:59 PM	Manually integrate qualifier 183.0 of compound Benzidine in sample Jan0721.D from x, y = 12.501, 213 to 12.571, 220; result = 1089			✓	
CmdManuallyIntegrateQualifierPeak	BL2000\sean	1/11/2022 12:25:04 PM	Manually integrate qualifier 183.0 of compound Benzidine in sample Jan0721.D, from x, y = 12.501, 114 to 12.561, 120, result = 1342; previous integration is from x, y = 12.501, 213 to 12.571, 220 and previous response = 1089.			✓	
CmdSetTargetCompoundAttribute	BL2000\sean	1/11/2022 12:25:08 PM	Set UserAnnotation = BA for compound Benzidine in sample Jan0721.D; previous value =			✓	
CmdManuallyIntegrateSplit	BL2000\sean	1/11/2022 12:25:54 PM	Split peak for compound Indeno(1,2,3-c,d)pyrene in sample Jan0721.D and keep left peak, new integration is from x, y = 20.874, 685.119401408898 to 20.958, 1113.5887591416 and new response = 1456213, previous integration is from x, y = 20.874, 685 to 21.059, 1628 and previous response = 1890929.			✓	
CmdSetTargetCompoundAttribute	BL2000\sean	1/11/2022 12:25:55 PM	Set UserAnnotation = CO for compound Indeno(1,2,3-c,d)pyrene in sample Jan0721.D; previous value =			✓	
CmdSaveBatchTable	BL2000\sean	1/11/2022 12:26:16 PM	Save batch \\MASSHUNTER\Org\Data\SV5973N.I\sd010722\DoD BNA cal 1\QuantResults\010722 DoD BNA cal 1.batch.bin			✓	

Audit Trail report

Name	User	Time	Action	Reason	Comment	Succeed	Exception
CmdManuallyIntegratePeak	BL2000\sean	1/11/2022 12:27:36 PM	Manually integrate compound Aniline in sample Jan0723.D, from x, y = 4.552, 324518 to 4.634, 384457, result = -1400820; previous integration is from x, y = 4.664, 905 to 4.756, 1107 and previous response = 715079.			✓	
CmdManuallyIntegrateSnapBaseline	BL2000\sean	1/11/2022 12:27:37 PM	Snap baseline for compound Aniline in sample Jan0723.D, from x = 4.552 to x = 4.634, new integration is from x, y = 4.552, 264 to 4.634, 12605 and new response = 305337; previous integration is from x, y = 4.552, 324518 to 4.634, 384457 and previous response = -1400820.			✓	
CmdManuallyIntegrateDropBaseline	BL2000\sean	1/11/2022 12:27:39 PM	Drop baseline for compound Aniline in sample Jan0723.D to y = 264, new integration is from x, y = 4.552, 264 to 4.634, 264 and new response = 335585; previous integration is from x, y = 4.552, 264 to 4.634, 12605 and previous response = 305337.			✓	
CmdSetTargetCompoundAttribute	BL2000\sean	1/11/2022 12:27:44 PM	Set UserAnnotation = CO for compound Aniline in sample Jan0723.D; previous value =			✓	
CmdManuallyIntegrateSplit	BL2000\sean	1/11/2022 12:27:52 PM	Split peak for compound bis(-2-Chloroethyl)Ether in sample Jan0723.D and keep left peak, new integration is from x, y = 4.664, 1026.13064894836 to 4.715, 1085.33332086335 and new response = 706174, previous integration is from x, y = 4.664, 1026 to 4.756, 1133 and previous response = 960038.			✓	
CmdSetTargetCompoundAttribute	BL2000\sean	1/11/2022 12:27:53 PM	Set UserAnnotation = CO for compound bis(-2-Chloroethyl)Ether in sample Jan0723.D; previous value =			✓	
CmdManuallyIntegrateQualifierPeak	BL2000\sean	1/11/2022 12:27:59 PM	Manually integrate qualifier 64.0 of compound bis(-2-Chloroethyl)Ether in sample Jan0723.D, from x, y = 4.674, 1825 to 4.705, 671, result = 23705; previous integration is from x, y = 4.613, 606 to 4.705, 671 and previous response = 71005.			✓	
CmdManuallyIntegrateDropBaseline	BL2000\sean	1/11/2022 12:28:00 PM	Drop baseline for qualifier 64.0 of compound bis(-2-Chloroethyl)Ether in sample Jan0723.D to y = 671, new integration is from x, y = 4.674, 671 to 4.705, 671 and new response = 24766; previous integration is from x, y = 4.674, 1825 to 4.705, 671 and previous response = 23705.			✓	

Audit Trail report

Name	User	Time	Action	Reason	Comment	Succeed	Exception
CmdManuallyIntegrateSplit	BL2000\sean	1/11/2022 12:28:07 PM	Split peak for compound 1,3-Dichlorobenzene in sample Jan0723.D and keep left peak, new integration is from x, y = 4.848, 0 to 4.940, 0 and new response = 747395, previous integration is from x, y = 4.848, 0 to 5.093, 0 and previous response = 1496925.			✓	
CmdSetTargetCompoundAttribute	BL2000\sean	1/11/2022 12:28:08 PM	Set UserAnnotation = CO for compound 1,3-Dichlorobenzene in sample Jan0723.D; previous value =			✓	
CmdManuallyIntegrateSplit	BL2000\sean	1/11/2022 12:28:10 PM	Split qualifier 148.0 of compound 1,3-Dichlorobenzene in sample Jan0723.D and keep left peak, new integration is from x, y = 4.848, 0 to 4.930, 0 and new response = 481118, previous integration is from x, y = 4.848, 0 to 5.073, 0 and previous response = 959724.			✓	
CmdManuallyIntegrateSplit	BL2000\sean	1/11/2022 12:28:12 PM	Split qualifier 111.0 of compound 1,3-Dichlorobenzene in sample Jan0723.D and keep left peak, new integration is from x, y = 4.848, 0 to 4.930, 0 and new response = 272227, previous integration is from x, y = 4.848, 0 to 5.063, 0 and previous response = 535310.			✓	
CmdManuallyIntegrateSplit	BL2000\sean	1/11/2022 12:28:17 PM	Split peak for compound 1,4-Dichlorobenzene in sample Jan0723.D and keep right peak, new integration is from x, y = 4.940, 306.932787620694 to 5.093, 490.916487152295 and new response = 745863, previous integration is from x, y = 4.851, 200 to 5.093, 491 and previous response = 1491768.			✓	
CmdSetTargetCompoundAttribute	BL2000\sean	1/11/2022 12:28:18 PM	Set UserAnnotation = CO for compound 1,4-Dichlorobenzene in sample Jan0723.D; previous value =			✓	
CmdManuallyIntegrateSplit	BL2000\sean	1/11/2022 12:28:20 PM	Split qualifier 148.0 of compound 1,4-Dichlorobenzene in sample Jan0723.D and keep right peak, new integration is from x, y = 4.930, 0 to 5.073, 0 and new response = 478606, previous integration is from x, y = 4.848, 0 to 5.073, 0 and previous response = 959724.			✓	
CmdManuallyIntegrateSplit	BL2000\sean	1/11/2022 12:28:22 PM	Split qualifier 111.0 of compound 1,4-Dichlorobenzene in sample Jan0723.D and keep right peak, new integration is from x, y = 4.930, 74.9525513689709 to 5.063, 152.550384158224 and new response = 262177, previous integration is from x, y = 4.849, 27 to 5.063, 153 and previous response = 533993.			✓	

Audit Trail report

Name	User	Time	Action	Reason	Comment	Succeed	Exception
CmdManuallyIntegrateSplit	BL2000\sean	1/11/2022 12:28:29 PM	Split peak for compound Benzyl Alcohol in sample Jan0723.D and keep left peak, new integration is from x, y = 5.093, 0 to 5.287, 0 and new response = 376134, previous integration is from x, y = 5.093, 0 to 5.420, 0 and previous response = 1066698.			✓	
CmdSetTargetCompoundAttribute	BL2000\sean	1/11/2022 12:28:30 PM	Set UserAnnotation = CO for compound Benzyl Alcohol in sample Jan0723.D; previous value =			✓	
CmdManuallyIntegrateApplyTargetRtToQualifier	BL2000\sean	1/11/2022 12:28:33 PM	Apply target integration range 5.093-5.287 to qualifier 107.0 for compound Benzyl Alcohol in sample Jan0723.D, new integration is from x, y = 5.093, 444 to 5.287, 1588 and new response = 251327; previously no peak.			✓	
CmdManuallyIntegrateDropBaseline	BL2000\sean	1/11/2022 12:28:34 PM	Drop baseline for qualifier 107.0 of compound Benzyl Alcohol in sample Jan0723.D to y = 444, new integration is from x, y = 5.093, 444 to 5.287, 444 and new response = 257987; previous integration is from x, y = 5.093, 444 to 5.287, 1588 and previous response = 251327.			✓	
CmdManuallyIntegrateSplit	BL2000\sean	1/11/2022 12:28:41 PM	Split qualifier 108.0 of compound 2-Methylphenol in sample Jan0723.D and keep right peak, new integration is from x, y = 5.287, 1197.88152891994 to 5.420, 1792.85183361383 and new response = 678652, previous integration is from x, y = 5.106, 384 to 5.420, 1793 and previous response = 1045955.			✓	
CmdManuallyIntegrateApplyTargetRtToQualifier	BL2000\sean	1/11/2022 12:28:45 PM	Apply target integration range 5.461-5.573 to qualifier 108.0 for compound 4Methylphenol/3Methylphenol in sample Jan0723.D, new integration is from x, y = 5.461, 2595 to 5.573, 6429 and new response = 702294; previously no peak.			✓	
CmdManuallyIntegrateDropBaseline	BL2000\sean	1/11/2022 12:28:46 PM	Drop baseline for qualifier 108.0 of compound 4Methylphenol/3Methylphenol in sample Jan0723.D to y = 2595, new integration is from x, y = 5.461, 2595 to 5.573, 2595 and new response = 715214; previous integration is from x, y = 5.461, 2595 to 5.573, 6429 and previous response = 702294.			✓	

Audit Trail report

Name	User	Time	Action	Reason	Comment	Succeed	Exception
CmdManuallyIntegrateSplit	BL2000\sean	1/11/2022 12:28:58 PM	Split qualifier 63.0 of compound bis(-2-Chloroethoxy)Methane in sample Jan0723.D and keep left peak, new integration is from x, y = 6.157, 1592.9458965566 to 6.249, 1840.4171696544 and new response = 623939, previous integration is from x, y = 6.157, 1593 to 6.311, 2006 and previous response = 945889.			✓	
CmdManuallyIntegrateSplit	BL2000\sean	1/11/2022 12:29:05 PM	Split peak for compound Naphthalene in sample Jan0723.D and keep left peak, new integration is from x, y = 6.403, 1031.55223236682 to 6.485, 1274.69999858489 and new response = 1774110, previous integration is from x, y = 6.403, 1032 to 6.557, 1487 and previous response = 2336593.			✓	
CmdSetTargetCompoundAttribute	BL2000\sean	1/11/2022 12:29:11 PM	Set UserAnnotation = CO for compound Naphthalene in sample Jan0723.D; previous value =			✓	
CmdManuallyIntegrateSplit	BL2000\sean	1/11/2022 12:29:13 PM	Split qualifier 129.0 of compound Naphthalene in sample Jan0723.D and keep left peak, new integration is from x, y = 6.395, 429.522118095566 to 6.475, 508.373409377764 and new response = 196426, previous integration is from x, y = 6.395, 430 to 6.557, 589 and previous response = 392665.			✓	
CmdManuallyIntegrateSplit	BL2000\sean	1/11/2022 12:29:15 PM	Split qualifier 102.0 of compound Naphthalene in sample Jan0723.D and keep left peak, new integration is from x, y = 6.383, 0 to 6.485, 0 and new response = 158518, previous integration is from x, y = 6.383, 0 to 6.557, 0 and previous response = 199947.			✓	
CmdManuallyIntegrateSplit	BL2000\sean	1/11/2022 12:29:20 PM	Split qualifier 128.0 of compound 4-Chlorophenol in sample Jan0723.D and keep right peak, new integration is from x, y = 6.485, 991.126737565344 to 6.557, 1129.0926881964 and new response = 578408, previous integration is from x, y = 6.396, 820 to 6.557, 1129 and previous response = 2353731.			✓	
CmdManuallyIntegrateApplyTargetRtToQualifier	BL2000\sean	1/11/2022 12:29:25 PM	Apply target integration range 6.507-6.609 to qualifier 129.0 for compound p-Chloroaniline in sample Jan0723.D, new integration is from x, y = 6.507, 33936 to 6.609, 2123 and new response = 79392; previously no peak.			✓	

Audit Trail report

Name	User	Time	Action	Reason	Comment	Succeed	Exception
CmdManuallyIntegrateDropBaseline	BL2000\sean	1/11/2022 12:29:26 PM	Drop baseline for qualifier 129.0 of compound p-Chloroaniline in sample Jan0723.D to y = 2123, new integration is from x, y = 6.507, 2123 to 6.609, 2123 and new response = 178273; previous integration is from x, y = 6.507, 33936 to 6.609, 2123 and previous response = 79392.			✓	
CmdManuallyIntegrateQualifierPeak	BL2000\sean	1/11/2022 12:29:32 PM	Manually integrate qualifier 65.0 of compound p-Chloroaniline in sample Jan0723.D, from x, y = 6.516, 13847 to 6.711, 1560, result = 135184; previous integration is from x, y = 6.465, 1062 to 6.711, 1560 and previous response = 423390.			✓	
CmdManuallyIntegrateDropBaseline	BL2000\sean	1/11/2022 12:29:34 PM	Drop baseline for qualifier 65.0 of compound p-Chloroaniline in sample Jan0723.D to y = 1560, new integration is from x, y = 6.516, 1560 to 6.711, 1560 and new response = 207110; previous integration is from x, y = 6.516, 13847 to 6.711, 1560 and previous response = 135184.			✓	
CmdManuallyIntegrateQualifierPeak	BL2000\sean	1/11/2022 12:29:41 PM	Manually integrate qualifier 129.0 of compound p-Chloroaniline in sample Jan0723.D, from x, y = 6.516, 1432 to 6.578, 2691, result = 161016; previous integration is from x, y = 6.507, 2123 to 6.609, 2123 and previous response = 178273.			✓	
CmdManuallyIntegrateSplit	BL2000\sean	1/11/2022 12:29:47 PM	Split peak for compound 4-Chloro-3-Methylphenol in sample Jan0723.D and keep right peak, new integration is from x, y = 7.153, 861.666926607299 to 7.286, 1079.82623948236 and new response = 527614, previous integration is from x, y = 7.019, 644 to 7.286, 1080 and previous response = 942940.			✓	
CmdSetTargetCompoundAttribute	BL2000\sean	1/11/2022 12:29:49 PM	Set UserAnnotation = CO for compound 4-Chloro-3-Methylphenol in sample Jan0723.D; previous value =			✓	
CmdManuallyIntegrateSplit	BL2000\sean	1/11/2022 12:29:52 PM	Split qualifier 144.0 of compound 4-Chloro-3-Methylphenol in sample Jan0723.D and keep left peak, new integration is from x, y = 7.153, 248.145005440044 to 7.225, 315.179787885846 and new response = 143809, previous integration is from x, y = 7.153, 248 to 7.297, 382 and previous response = 157274.			✓	

Audit Trail report

Name	User	Time	Action	Reason	Comment	Succeed	Exception
CmdManuallyIntegrateSplit	BL2000\sean	1/11/2022 12:29:59 PM	Split peak for compound 4-Chloro-2-Methylphenol in sample Jan0723.D and keep left peak, new integration is from x, y = 7.019, 843.717795299595 to 7.153, 1231.00012060898 and new response = 449156, previous integration is from x, y = 7.019, 844 to 7.286, 1618 and previous response = 937151.			✓	
CmdSetTargetCompoundAttribute	BL2000\sean	1/11/2022 12:30:00 PM	Set UserAnnotation = CO for compound 4-Chloro-2-Methylphenol in sample Jan0723.D; previous value =			✓	
CmdManuallyIntegrateSplit	BL2000\sean	1/11/2022 12:30:02 PM	Split qualifier 144.0 of compound 4-Chloro-2-Methylphenol in sample Jan0723.D and keep left peak, new integration is from x, y = 7.009, 0 to 7.153, 0 and new response = 125034, previous integration is from x, y = 7.009, 0 to 7.297, 0 and previous response = 285027.			✓	
CmdManuallyIntegrateSplit	BL2000\sean	1/11/2022 12:30:14 PM	Split qualifier 77.0 of compound Dimethyl Phthalate in sample Jan0723.D and keep left peak, new integration is from x, y = 8.220, 1513.59771741469 to 8.272, 1568.30226134406 and new response = 270662, previous integration is from x, y = 8.220, 1514 to 8.364, 1666 and previous response = 358162.			✓	
CmdManuallyIntegrateApplyTargetRtToQualifier	BL2000\sean	1/11/2022 12:30:20 PM	Apply target integration range 8.272-8.384 to qualifier 153.1 for compound Acenaphthylene in sample Jan0723.D, new integration is from x, y = 8.272, 0 to 8.384, 1486 and new response = 277779; previously no peak.			✓	
CmdManuallyIntegrateDropBaseline	BL2000\sean	1/11/2022 12:30:21 PM	Drop baseline for qualifier 153.1 of compound Acenaphthylene in sample Jan0723.D to y = 0, new integration is from x, y = 8.272, 0 to 8.384, 0 and new response = 282796; previous integration is from x, y = 8.272, 0 to 8.384, 1486 and previous response = 277779.			✓	
CmdManuallyIntegratePeak	BL2000\sean	1/11/2022 12:30:35 PM	Manually integrate compound 2,6-Dinitrotoluene in sample Jan0723.D, from x, y = 8.282, 273 to 8.333, 595, result = 170687; previous integration is from x, y = 8.220, 229 to 8.271, 255 and previous response = 13761.			✓	

Audit Trail report

Name	User	Time	Action	Reason	Comment	Succeed	Exception
CmdManuallyIntegrateDropBaseline	BL2000\sean	1/11/2022 12:30:37 PM	Drop baseline for compound 2,6-Dinitrotoluene in sample Jan0723.D to y = 273, new integration is from x, y = 8.282, 273 to 8.333, 273 and new response = 171181; previous integration is from x, y = 8.282, 273 to 8.333, 595 and previous response = 170687.			✓	
CmdSetTargetCompoundAttribute	BL2000\sean	1/11/2022 12:30:41 PM	Set UserAnnotation = CO for compound 2,6-Dinitrotoluene in sample Jan0723.D; previous value =			✓	
CmdManuallyIntegrateApplyTargetRtToQualifier	BL2000\sean	1/11/2022 12:30:51 PM	Apply target integration range 8.599-8.701 to qualifier 154.0 for compound 2,4-Dinitrophenol in sample Jan0723.D, new integration is from x, y = 8.599, 3323 to 8.701, 1783 and new response = 44393; previous integration is from x, y = 8.507, 655 to 8.599, 683 and previous response = 1286981.			✓	
CmdManuallyIntegrateDropBaseline	BL2000\sean	1/11/2022 12:30:52 PM	Drop baseline for qualifier 154.0 of compound 2,4-Dinitrophenol in sample Jan0723.D to y = 1783, new integration is from x, y = 8.599, 1783 to 8.701, 1783 and new response = 49120; previous integration is from x, y = 8.599, 3323 to 8.701, 1783 and previous response = 44393.			✓	
CmdManuallyIntegrateSplit	BL2000\sean	1/11/2022 12:30:59 PM	Split qualifier 139.0 of compound Dibenzofuran in sample Jan0723.D and keep left peak, new integration is from x, y = 8.701, 0 to 8.793, 0 and new response = 714615, previous integration is from x, y = 8.701, 0 to 8.865, 0 and previous response = 785274.			✓	
CmdManuallyIntegrateSplit	BL2000\sean	1/11/2022 12:31:04 PM	Split qualifier 139.0 of compound 4-Nitrophenol in sample Jan0723.D and keep right peak, new integration is from x, y = 8.793, 0 to 8.865, 0 and new response = 70659, previous integration is from x, y = 8.701, 0 to 8.865, 0 and previous response = 785274.			✓	
CmdManuallyIntegrateQualifierPeak	BL2000\sean	1/11/2022 12:31:12 PM	Manually integrate qualifier 63.0 of compound 2,4-Dinitrotoluene in sample Jan0723.D, from x, y = 8.763, 1493 to 8.793, 1277, result = 131488; previous integration is from x, y = 8.713, 1476 to 8.855, 1469 and previous response = 280348.			✓	

Audit Trail report

Name	User	Time	Action	Reason	Comment	Succeed	Exception
CmdManuallyIntegrateQualifierPeak	BL2000\sean	1/11/2022 12:31:26 PM	Manually integrate qualifier 63.0 of compound 2,4-Dinitrotoluene in sample Jan0723.D, from x, y = 8.763, 420 to 8.793, 665, result = 133039; previous integration is from x, y = 8.763, 1493 to 8.793, 1277 and previous response = 131488.			✓	
CmdManuallyIntegrateDropBaseline	BL2000\sean	1/11/2022 12:31:27 PM	Drop baseline for qualifier 63.0 of compound 2,4-Dinitrotoluene in sample Jan0723.D to y = 420, new integration is from x, y = 8.763, 420 to 8.793, 420 and new response = 133265; previous integration is from x, y = 8.763, 420 to 8.793, 665 and previous response = 133039.			✓	
CmdManuallyIntegrateQualifierPeak	BL2000\sean	1/11/2022 12:31:42 PM	Manually integrate qualifier 51.0 of compound Azobenzene in sample Jan0723.D, from x, y = 9.366, 1161 to 9.428, 3549, result = 504331; previous integration is from x, y = 9.090, 3898 to 9.428, 3549 and previous response = 1330634.			✓	
CmdManuallyIntegrateDropBaseline	BL2000\sean	1/11/2022 12:31:43 PM	Drop baseline for qualifier 51.0 of compound Azobenzene in sample Jan0723.D to y = 1161, new integration is from x, y = 9.366, 1161 to 9.428, 1161 and new response = 508729; previous integration is from x, y = 9.366, 1161 to 9.428, 3549 and previous response = 504331.			✓	
CmdManuallyIntegratePeak	BL2000\sean	1/11/2022 12:32:08 PM	Manually integrate compound Benzidine in sample Jan0723.D, from x, y = 12.450, 0 to 12.895, 0, result = 69331; previous integration is from x, y = 12.500, 0 to 12.622, 0 and previous response = 61190.			✓	
CmdSetTargetCompoundAttribute	BL2000\sean	1/11/2022 12:32:09 PM	Set UserAnnotation = BA for compound Benzidine in sample Jan0723.D; previous value =			✓	
CmdManuallyIntegrateQualifierPeak	BL2000\sean	1/11/2022 12:32:13 PM	Manually integrate qualifier 92.0 of compound Benzidine in sample Jan0723.D, from x, y = 12.490, 254 to 12.632, 254, result = 7190; previous integration is from x, y = 12.497, 499 to 12.609, 486 and previous response = 5349.			✓	
CmdSaveBatchTable	BL2000\sean	1/11/2022 12:32:47 PM	Save batch \\MASSHUNTER\Org\Data\SV5973N.I\sd010722\DoD BNA cal 1\QuantResults\010722 DoD BNA cal 1.batch.bin			✓	

Audit Trail report

Name	User	Time	Action	Reason	Comment	Succeed	Exception
CmdManuallyIntegratePeak	BL2000\sean	1/11/2022 12:33:01 PM	Manually integrate compound Aniline in sample Jan0724.D, from x, y = 4.542, 118199 to 4.644, 153324, result = -547758; previous integration is from x, y = 4.664, 969 to 4.756, 1200 and previous response = 655798.			✓	
CmdManuallyIntegrateSnapBaseline	BL2000\sean	1/11/2022 12:33:03 PM	Snap baseline for compound Aniline in sample Jan0724.D, from x = 4.542 to x = 4.644, new integration is from x, y = 4.542, 204 to 4.644, 11862 and new response = 247221; previous integration is from x, y = 4.542, 118199 to 4.644, 153324 and previous response = -547758.			✓	
CmdManuallyIntegrateDropBaseline	BL2000\sean	1/11/2022 12:33:05 PM	Drop baseline for compound Aniline in sample Jan0724.D to y = 204, new integration is from x, y = 4.542, 204 to 4.644, 204 and new response = 282941; previous integration is from x, y = 4.542, 204 to 4.644, 11862 and previous response = 247221.			✓	
CmdSetTargetCompoundAttribute	BL2000\sean	1/11/2022 12:33:06 PM	Set UserAnnotation = CO for compound Aniline in sample Jan0724.D; previous value =			✓	
CmdManuallyIntegrateSplit	BL2000\sean	1/11/2022 12:33:12 PM	Split peak for compound bis(-2-Chloroethyl)Ether in sample Jan0724.D and keep left peak, new integration is from x, y = 4.664, 931.57161775005 to 4.715, 996.866103288908 and new response = 649313, previous integration is from x, y = 4.664, 932 to 4.756, 1049 and previous response = 868872.			✓	
CmdSetTargetCompoundAttribute	BL2000\sean	1/11/2022 12:33:14 PM	Set UserAnnotation = CO for compound bis(-2-Chloroethyl)Ether in sample Jan0724.D; previous value =			✓	
CmdManuallyIntegrateQualifierPeak	BL2000\sean	1/11/2022 12:33:20 PM	Manually integrate qualifier 64.0 of compound bis(-2-Chloroethyl)Ether in sample Jan0724.D, from x, y = 4.664, -647 to 4.705, 1617, result = 22433; previous integration is from x, y = 4.583, 592 to 4.664, 644 and previous response = 44506.			✓	
CmdManuallyIntegrateDropBaseline	BL2000\sean	1/11/2022 12:33:21 PM	Drop baseline for qualifier 64.0 of compound bis(-2-Chloroethyl)Ether in sample Jan0724.D to y = -647, new integration is from x, y = 4.664, -647 to 4.705, -647 and new response = 25207; previous integration is from x, y = 4.664, -647 to 4.705, 1617 and previous response = 22433.			✓	

Audit Trail report

Name	User	Time	Action	Reason	Comment	Succeed	Exception
CmdManuallyIntegrateSplit	BL2000\sean	1/11/2022 12:33:27 PM	Split peak for compound 1,3-Dichlorobenzene in sample Jan0724.D and keep left peak, new integration is from x, y = 4.848, 0 to 4.940, 0 and new response = 733933, previous integration is from x, y = 4.848, 0 to 5.093, 0 and previous response = 1450620.			✓	
CmdSetTargetCompoundAttribute	BL2000\sean	1/11/2022 12:33:28 PM	Set UserAnnotation = CO for compound 1,3-Dichlorobenzene in sample Jan0724.D; previous value =			✓	
CmdManuallyIntegrateSplit	BL2000\sean	1/11/2022 12:33:30 PM	Split qualifier 148.0 of compound 1,3-Dichlorobenzene in sample Jan0724.D and keep left peak, new integration is from x, y = 4.848, 0 to 4.930, 0 and new response = 465395, previous integration is from x, y = 4.848, 0 to 5.093, 0 and previous response = 923123.			✓	
CmdManuallyIntegrateSplit	BL2000\sean	1/11/2022 12:33:32 PM	Split qualifier 111.0 of compound 1,3-Dichlorobenzene in sample Jan0724.D and keep left peak, new integration is from x, y = 4.848, 0 to 4.930, 0 and new response = 261101, previous integration is from x, y = 4.848, 0 to 5.093, 0 and previous response = 511367.			✓	
CmdManuallyIntegrateSplit	BL2000\sean	1/11/2022 12:33:38 PM	Split peak for compound 1,4-Dichlorobenzene in sample Jan0724.D and keep right peak, new integration is from x, y = 4.940, 0 to 5.093, 0 and new response = 716686, previous integration is from x, y = 4.848, 0 to 5.093, 0 and previous response = 1450620.			✓	
CmdSetTargetCompoundAttribute	BL2000\sean	1/11/2022 12:33:39 PM	Set UserAnnotation = CO for compound 1,4-Dichlorobenzene in sample Jan0724.D; previous value =			✓	
CmdManuallyIntegrateSplit	BL2000\sean	1/11/2022 12:33:41 PM	Split qualifier 148.0 of compound 1,4-Dichlorobenzene in sample Jan0724.D and keep right peak, new integration is from x, y = 4.930, 0 to 5.093, 0 and new response = 457728, previous integration is from x, y = 4.848, 0 to 5.093, 0 and previous response = 923123.			✓	
CmdManuallyIntegrateSplit	BL2000\sean	1/11/2022 12:33:43 PM	Split qualifier 111.0 of compound 1,4-Dichlorobenzene in sample Jan0724.D and keep right peak, new integration is from x, y = 4.930, 0 to 5.093, 0 and new response = 250266, previous integration is from x, y = 4.848, 0 to 5.093, 0 and previous response = 511367.			✓	

Audit Trail report

Name	User	Time	Action	Reason	Comment	Succeed	Exception
CmdManuallyIntegratePeak	BL2000\sean	1/11/2022 12:33:49 PM	Manually integrate compound Benzyl Alcohol in sample Jan0724.D, from x, y = 5.093, 316481 to 5.226, 397318, result = -2535108; previous integration is from x, y = 5.278, 2548 to 5.420, 3854 and previous response = 621850.			✓	
CmdManuallyIntegrateSnapBaseline	BL2000\sean	1/11/2022 12:33:51 PM	Snap baseline for compound Benzyl Alcohol in sample Jan0724.D, from x = 5.093 to x = 5.226, new integration is from x, y = 5.093, 235 to 5.226, 3827 and new response = 291774; previous integration is from x, y = 5.093, 316481 to 5.226, 397318 and previous response = -2535108.			✓	
CmdManuallyIntegrateDropBaseline	BL2000\sean	1/11/2022 12:33:52 PM	Drop baseline for compound Benzyl Alcohol in sample Jan0724.D to y = 235, new integration is from x, y = 5.093, 235 to 5.226, 235 and new response = 306081; previous integration is from x, y = 5.093, 235 to 5.226, 3827 and previous response = 291774.			✓	
CmdManuallyIntegrateSplit	BL2000\sean	1/11/2022 12:34:02 PM	Split qualifier 108.0 of compound 2-Methylphenol in sample Jan0724.D and keep right peak, new integration is from x, y = 5.247, 979.503625561908 to 5.420, 1639.06896530021 and new response = 641437, previous integration is from x, y = 5.106, 447 to 5.420, 1639 and previous response = 947070.			✓	
CmdManuallyIntegrateApplyTargetRtToQualifier	BL2000\sean	1/11/2022 12:34:07 PM	Apply target integration range 5.471-5.563 to qualifier 108.0 for compound 4Methylphenol/3Methylphenol in sample Jan0724.D, new integration is from x, y = 5.471, 2714 to 5.563, 7695 and new response = 621704; previously no peak.			✓	
CmdManuallyIntegrateDropBaseline	BL2000\sean	1/11/2022 12:34:08 PM	Drop baseline for qualifier 108.0 of compound 4Methylphenol/3Methylphenol in sample Jan0724.D to y = 2714, new integration is from x, y = 5.471, 2714 to 5.563, 2714 and new response = 635439; previous integration is from x, y = 5.471, 2714 to 5.563, 7695 and previous response = 621704.			✓	

Audit Trail report

Name	User	Time	Action	Reason	Comment	Succeed	Exception
CmdManuallyIntegrateSplit	BL2000\sean	1/11/2022 12:34:23 PM	Split qualifier 63.0 of compound bis(-2-Chloroethoxy)Methane in sample Jan0724.D and keep left peak, new integration is from x, y = 6.157, 1587.33524162835 to 6.270, 2066.38657719453 and new response = 557239, previous integration is from x, y = 6.157, 1587 to 6.311, 2241 and previous response = 824109.			✓	
CmdManuallyIntegrateSplit	BL2000\sean	1/11/2022 12:34:31 PM	Split peak for compound Naphthalene in sample Jan0724.D and keep left peak, new integration is from x, y = 6.393, 689.669425483809 to 6.485, 850.294659002292 and new response = 1701287, previous integration is from x, y = 6.393, 690 to 6.557, 975 and previous response = 2185022.			✓	
CmdSetTargetCompoundAttribute	BL2000\sean	1/11/2022 12:34:32 PM	Set UserAnnotation = CO for compound Naphthalene in sample Jan0724.D; previous value =			✓	
CmdManuallyIntegrateApplyTargetRtToQualifier	BL2000\sean	1/11/2022 12:34:38 PM	Apply target integration range 6.475-6.578 to qualifier 128.0 for compound 4-Chlorophenol in sample Jan0724.D, new integration is from x, y = 6.475, 8446 to 6.578, 8054 and new response = 452456; previously no peak.			✓	
CmdManuallyIntegrateDropBaseline	BL2000\sean	1/11/2022 12:34:39 PM	Drop baseline for qualifier 128.0 of compound 4-Chlorophenol in sample Jan0724.D to y = 8054, new integration is from x, y = 6.475, 8054 to 6.578, 8054 and new response = 453664; previous integration is from x, y = 6.475, 8446 to 6.578, 8054 and previous response = 452456.			✓	
CmdManuallyIntegrateQualifierPeak	BL2000\sean	1/11/2022 12:34:48 PM	Manually integrate qualifier 65.0 of compound p-Chloroaniline in sample Jan0724.D, from x, y = 6.516, 7500 to 6.609, 1190, result = 153574; previous integration is from x, y = 6.439, 794 to 6.609, 1190 and previous response = 345309.			✓	
CmdManuallyIntegrateDropBaseline	BL2000\sean	1/11/2022 12:34:50 PM	Drop baseline for qualifier 65.0 of compound p-Chloroaniline in sample Jan0724.D to y = 1190, new integration is from x, y = 6.516, 1190 to 6.609, 1190 and new response = 171073; previous integration is from x, y = 6.516, 7500 to 6.609, 1190 and previous response = 153574.			✓	

Audit Trail report

Name	User	Time	Action	Reason	Comment	Succeed	Exception
CmdManuallyIntegrateSplit	BL2000\sean	1/11/2022 12:34:57 PM	Split peak for compound 4-Chloro-3-Methylphenol in sample Jan0724.D and keep right peak, new integration is from x, y = 7.143, 810.676398658948 to 7.307, 1012.22406113637 and new response = 484409, previous integration is from x, y = 7.012, 650 to 7.307, 1012 and previous response = 899456.			✓	
CmdSetTargetCompoundAttribute	BL2000\sean	1/11/2022 12:34:59 PM	Set UserAnnotation = CO for compound 4-Chloro-3-Methylphenol in sample Jan0724.D; previous value =			✓	
CmdManuallyIntegrateSplit	BL2000\sean	1/11/2022 12:35:01 PM	Split qualifier 144.0 of compound 4-Chloro-3-Methylphenol in sample Jan0724.D and keep right peak, new integration is from x, y = 7.153, 140.696158288562 to 7.297, 233.953687571232 and new response = 147125, previous integration is from x, y = 7.010, 48 to 7.297, 234 and previous response = 267194.			✓	
CmdManuallyIntegrateSplit	BL2000\sean	1/11/2022 12:35:02 PM	Split qualifier 144.0 of compound 4-Chloro-3-Methylphenol in sample Jan0724.D and keep left peak, new integration is from x, y = 7.153, 140.696158288562 to 7.225, 187.324922929897 and new response = 133412, previous integration is from x, y = 7.153, 141 to 7.297, 234 and previous response = 147125.			✓	
CmdManuallyIntegrateSplit	BL2000\sean	1/11/2022 12:35:13 PM	Split peak for compound 4-Chloro-2-Methylphenol in sample Jan0724.D and keep left peak, new integration is from x, y = 7.013, 688.297990568441 to 7.143, 818.789399634401 and new response = 414918, previous integration is from x, y = 7.013, 688 to 7.307, 984 and previous response = 899394.			✓	
CmdSetTargetCompoundAttribute	BL2000\sean	1/11/2022 12:35:13 PM	Set UserAnnotation = CO for compound 4-Chloro-2-Methylphenol in sample Jan0724.D; previous value =			✓	
CmdManuallyIntegrateSplit	BL2000\sean	1/11/2022 12:35:16 PM	Split qualifier 144.0 of compound 4-Chloro-2-Methylphenol in sample Jan0724.D and keep left peak, new integration is from x, y = 7.012, 131.51851184248 to 7.153, 247.805645632306 and new response = 119366, previous integration is from x, y = 7.012, 132 to 7.297, 366 and previous response = 265397.			✓	

Audit Trail report

Name	User	Time	Action	Reason	Comment	Succeed	Exception
CmdManuallyIntegrateApplyTargetRtToQualifier	BL2000\sean	1/11/2022 12:35:31 PM	Apply target integration range 8.282-8.394 to qualifier 153.1 for compound Acenaphthylene in sample Jan0724.D, new integration is from x, y = 8.282, 240 to 8.394, 1904 and new response = 254544; previously no peak.			✓	
CmdManuallyIntegrateDropBaseline	BL2000\sean	1/11/2022 12:35:32 PM	Drop baseline for qualifier 153.1 of compound Acenaphthylene in sample Jan0724.D to y = 240, new integration is from x, y = 8.282, 240 to 8.394, 240 and new response = 260162; previous integration is from x, y = 8.282, 240 to 8.394, 1904 and previous response = 254544.			✓	
CmdManuallyIntegrateApplyTargetRtToQualifier	BL2000\sean	1/11/2022 12:35:42 PM	Apply target integration range 8.599-8.763 to qualifier 154.0 for compound 2,4-Dinitrophenol in sample Jan0724.D, new integration is from x, y = 8.599, 3312 to 8.763, 1583 and new response = 38069; previous integration is from x, y = 8.507, 697 to 8.589, 692 and previous response = 1208041.			✓	
CmdManuallyIntegrateDropBaseline	BL2000\sean	1/11/2022 12:35:43 PM	Drop baseline for qualifier 154.0 of compound 2,4-Dinitrophenol in sample Jan0724.D to y = 1583, new integration is from x, y = 8.599, 1583 to 8.763, 1583 and new response = 46559; previous integration is from x, y = 8.599, 3312 to 8.763, 1583 and previous response = 38069.			✓	
CmdManuallyIntegrateSplit	BL2000\sean	1/11/2022 12:35:50 PM	Split qualifier 139.0 of compound Dibenzofuran in sample Jan0724.D and keep left peak, new integration is from x, y = 8.715, 173.773488615758 to 8.793, 310.443996680255 and new response = 698588, previous integration is from x, y = 8.715, 174 to 8.875, 454 and previous response = 757156.			✓	
CmdManuallyIntegrateSplit	BL2000\sean	1/11/2022 12:35:55 PM	Split qualifier 139.0 of compound 4-Nitrophenol in sample Jan0724.D and keep right peak, new integration is from x, y = 8.793, 583.520291604539 to 8.875, 728.157100487936 and new response = 57264, previous integration is from x, y = 8.721, 456 to 8.875, 728 and previous response = 754516.			✓	
CmdManuallyIntegrateQualifierPeak	BL2000\sean	1/11/2022 12:36:05 PM	Manually integrate qualifier 63.0 of compound 2,4-Dinitrotoluene in sample Jan0724.D, from x, y = 8.763, 1588 to 8.793, 1588, result = 118601; previous integration is from x, y = 8.699, 1793 to 8.855, 1586 and previous response = 257380.			✓	

Audit Trail report

Name	User	Time	Action	Reason	Comment	Succeed	Exception
CmdManuallyIntegrateQualifierPeak	BL2000\sean	1/11/2022 12:36:15 PM	Manually integrate qualifier 63.0 of compound 2,4-Dinitrotoluene in sample Jan0724.D, from x, y = 8.763, 270 to 8.793, 1088, result = 120276; previous integration is from x, y = 8.763, 1588 to 8.793, 1588 and previous response = 118601.			✓	
CmdManuallyIntegrateDropBaseline	BL2000\sean	1/11/2022 12:36:16 PM	Drop baseline for qualifier 63.0 of compound 2,4-Dinitrotoluene in sample Jan0724.D to y = 270, new integration is from x, y = 8.763, 270 to 8.793, 270 and new response = 121028; previous integration is from x, y = 8.763, 270 to 8.793, 1088 and previous response = 120276.			✓	
CmdManuallyIntegrateQualifierPeak	BL2000\sean	1/11/2022 12:36:27 PM	Manually integrate qualifier 65.0 of compound 4-Nitroaniline in sample Jan0724.D, from x, y = 9.213, 2804 to 9.295, 3709, result = 199402; previous integration is from x, y = 9.081, 1821 to 9.305, 2193 and previous response = 416077.			✓	
CmdManuallyIntegrateDropBaseline	BL2000\sean	1/11/2022 12:36:29 PM	Drop baseline for qualifier 65.0 of compound 4-Nitroaniline in sample Jan0724.D to y = 2804, new integration is from x, y = 9.213, 2804 to 9.295, 2804 and new response = 201624; previous integration is from x, y = 9.213, 2804 to 9.295, 3709 and previous response = 199402.			✓	
CmdManuallyIntegrateQualifierPeak	BL2000\sean	1/11/2022 12:36:39 PM	Manually integrate qualifier 51.0 of compound Azobenzene in sample Jan0724.D, from x, y = 9.366, 51649 to 9.438, 3550, result = 376400; previous integration is from x, y = 9.090, 4053 to 9.438, 3550 and previous response = 1242188.			✓	
CmdManuallyIntegrateDropBaseline	BL2000\sean	1/11/2022 12:36:40 PM	Drop baseline for qualifier 51.0 of compound Azobenzene in sample Jan0724.D to y = 3550, new integration is from x, y = 9.366, 3550 to 9.438, 3550 and new response = 479739; previous integration is from x, y = 9.366, 51649 to 9.438, 3550 and previous response = 376400.			✓	
CmdManuallyIntegratePeak	BL2000\sean	1/11/2022 12:37:02 PM	Manually integrate compound Benzidine in sample Jan0724.D, from x, y = 12.419, 0 to 12.855, 0, result = 19111; previous integration is from x, y = 12.500, 0 to 12.723, 0 and previous response = 16704.			✓	
CmdSetTargetCompoundAttribute	BL2000\sean	1/11/2022 12:37:03 PM	Set UserAnnotation = BA for compound Benzidine in sample Jan0724.D; previous value =			✓	

Audit Trail report

Name	User	Time	Action	Reason	Comment	Succeed	Exception
CmdManuallyIntegrateSplit	BL2000\sean	1/11/2022 12:37:40 PM	Split peak for compound bis(-2-Chloroethyl)Ether in sample Jan0725.D and keep left peak, new integration is from x, y = 4.664, 1075.94367892139 to 4.715, 1137.81817814864 and new response = 715817, previous integration is from x, y = 4.664, 1076 to 4.756, 1187 and previous response = 1000152.			✓	
CmdSetTargetCompoundAttribute	BL2000\sean	1/11/2022 12:37:41 PM	Set UserAnnotation = CO for compound bis(-2-Chloroethyl)Ether in sample Jan0725.D; previous value =			✓	
CmdManuallyIntegrateQualifierPeak	BL2000\sean	1/11/2022 12:37:45 PM	Manually integrate qualifier 64.0 of compound bis(-2-Chloroethyl)Ether in sample Jan0725.D, from x, y = 4.674, -599 to 4.705, 1204, result = 25593; previous integration is from x, y = 4.613, 612 to 4.705, 704 and previous response = 82621.			✓	
CmdManuallyIntegrateSnapBaseline	BL2000\sean	1/11/2022 12:37:50 PM	Snap baseline for qualifier 64.0 of compound bis(-2-Chloroethyl)Ether in sample Jan0725.D from x = 4.674 to x = 4.705, new integration is from x, y = 4.674, 5349 to 4.705, 2117 and new response = 19285; previous integration is from x, y = 4.674, -599 to 4.705, 1204 and previous response = 25593.			✓	
CmdManuallyIntegrateDropBaseline	BL2000\sean	1/11/2022 12:37:51 PM	Drop baseline for qualifier 64.0 of compound bis(-2-Chloroethyl)Ether in sample Jan0725.D to y = 2117, new integration is from x, y = 4.674, 2117 to 4.705, 2117 and new response = 22257; previous integration is from x, y = 4.674, 5349 to 4.705, 2117 and previous response = 19285.			✓	
CmdManuallyIntegrateSplit	BL2000\sean	1/11/2022 12:37:57 PM	Split peak for compound 1,3-Dichlorobenzene in sample Jan0725.D and keep left peak, new integration is from x, y = 4.848, 0 to 4.930, 0 and new response = 1018855, previous integration is from x, y = 4.848, 0 to 5.042, 0 and previous response = 2016490.			✓	
CmdSetTargetCompoundAttribute	BL2000\sean	1/11/2022 12:37:58 PM	Set UserAnnotation = CO for compound 1,3-Dichlorobenzene in sample Jan0725.D; previous value =			✓	
CmdManuallyIntegrateApplyTargetRtToQualifier	BL2000\sean	1/11/2022 12:38:01 PM	Apply target integration range 4.848-4.930 to qualifier 148.0 for compound 1,3-Dichlorobenzene in sample Jan0725.D, new integration is from x, y = 4.848, 0 to 4.930, 3106 and new response = 650057; previous integration is from x, y = 4.856, 392 to 5.042, 886 and previous response = 1294418.			✓	

Audit Trail report

Name	User	Time	Action	Reason	Comment	Succeed	Exception
CmdManuallyIntegrateApplyTargetRtToQualifier	BL2000\sean	1/11/2022 12:38:02 PM	Apply target integration range 4.848-4.930 to qualifier 111.0 for compound 1,3-Dichlorobenzene in sample Jan0725.D, new integration is from x, y = 4.848, 0 to 4.930, 1923 and new response = 358763; previous integration is from x, y = 4.848, 0 to 5.093, 0 and previous response = 721766.			✓	
CmdManuallyIntegrateSplit	BL2000\sean	1/11/2022 12:38:07 PM	Split peak for compound 1,4-Dichlorobenzene in sample Jan0725.D and keep right peak, new integration is from x, y = 4.930, 273.378638909241 to 5.042, 424.808661930222 and new response = 995281, previous integration is from x, y = 4.849, 165 to 5.042, 425 and previous response = 2012786.			✓	
CmdSetTargetCompoundAttribute	BL2000\sean	1/11/2022 12:38:08 PM	Set UserAnnotation = CO for compound 1,4-Dichlorobenzene in sample Jan0725.D; previous value =			✓	
CmdManuallyIntegrateApplyTargetRtToQualifier	BL2000\sean	1/11/2022 12:38:11 PM	Apply target integration range 4.930-5.042 to qualifier 148.0 for compound 1,4-Dichlorobenzene in sample Jan0725.D, new integration is from x, y = 4.930, 3106 to 5.042, 4211 and new response = 619402; previous integration is from x, y = 4.850, 104 to 5.042, 281 and previous response = 1299418.			✓	
CmdManuallyIntegrateApplyTargetRtToQualifier	BL2000\sean	1/11/2022 12:38:12 PM	Apply target integration range 4.930-5.042 to qualifier 111.0 for compound 1,4-Dichlorobenzene in sample Jan0725.D, new integration is from x, y = 4.930, 1923 to 5.042, 2956 and new response = 335114; previous integration is from x, y = 4.848, 0 to 5.093, 0 and previous response = 721766.			✓	
CmdManuallyIntegrateApplyTargetRtToQualifier	BL2000\sean	1/11/2022 12:38:23 PM	Apply target integration range 5.471-5.573 to qualifier 108.0 for compound 4Methylphenol/3Methylphenol in sample Jan0725.D, new integration is from x, y = 5.471, 3386 to 5.573, 8393 and new response = 809807; previously no peak.			✓	
CmdManuallyIntegrateDropBaseline	BL2000\sean	1/11/2022 12:38:24 PM	Drop baseline for qualifier 108.0 of compound 4Methylphenol/3Methylphenol in sample Jan0725.D to y = 3386, new integration is from x, y = 5.471, 3386 to 5.573, 3386 and new response = 825114; previous integration is from x, y = 5.471, 3386 to 5.573, 8393 and previous response = 809807.			✓	

Audit Trail report

Name	User	Time	Action	Reason	Comment	Succeed	Exception
CmdManuallyIntegrateSplit	BL2000\sean	1/11/2022 12:38:32 PM	Split qualifier 77.0 of compound Nitrobenzene in sample Jan0725.D and keep right peak, new integration is from x, y = 5.573, 3011.6959633084 to 5.645, 2756.23751436071 and new response = 452940, previous integration is from x, y = 5.481, 3340 to 5.645, 2756 and previous response = 709964.			✓	
CmdManuallyIntegrateApplyTargetRtToQualifier	BL2000\sean	1/11/2022 12:38:46 PM	Apply target integration range 6.485-6.557 to qualifier 128.0 for compound 4-Chlorophenol in sample Jan0725.D, new integration is from x, y = 6.485, 8427 to 6.557, 13197 and new response = 621266; previously no peak.			✓	
CmdManuallyIntegrateDropBaseline	BL2000\sean	1/11/2022 12:38:46 PM	Drop baseline for qualifier 128.0 of compound 4-Chlorophenol in sample Jan0725.D to y = 8427, new integration is from x, y = 6.485, 8427 to 6.557, 8427 and new response = 631552; previous integration is from x, y = 6.485, 8427 to 6.557, 13197 and previous response = 621266.			✓	
CmdManuallyIntegrateQualifierPeak	BL2000\sean	1/11/2022 12:38:55 PM	Manually integrate qualifier 65.0 of compound p-Chloroaniline in sample Jan0725.D, from x, y = 6.516, 27347 to 6.588, 1488, result = 224993; previous integration is from x, y = 6.454, 1208 to 6.588, 1488 and previous response = 516221.			✓	
CmdManuallyIntegrateDropBaseline	BL2000\sean	1/11/2022 12:38:56 PM	Drop baseline for qualifier 65.0 of compound p-Chloroaniline in sample Jan0725.D to y = 1488, new integration is from x, y = 6.516, 1488 to 6.588, 1488 and new response = 280772; previous integration is from x, y = 6.516, 27347 to 6.588, 1488 and previous response = 224993.			✓	
CmdManuallyIntegrateSplit	BL2000\sean	1/11/2022 12:39:02 PM	Split peak for compound 4-Chloro-3-Methylphenol in sample Jan0725.D and keep right peak, new integration is from x, y = 7.153, 873.432166790132 to 7.307, 1112.97992050089 and new response = 494764, previous integration is from x, y = 7.011, 653 to 7.307, 1113 and previous response = 990780.			✓	
CmdSetTargetCompoundAttribute	BL2000\sean	1/11/2022 12:39:03 PM	Set UserAnnotation = CO for compound 4-Chloro-3-Methylphenol in sample Jan0725.D; previous value =			✓	

Audit Trail report

Name	User	Time	Action	Reason	Comment	Succeed	Exception
CmdManuallyIntegrateSplit	BL2000\sean	1/11/2022 12:39:06 PM	Split qualifier 144.0 of compound 4-Chloro-3-Methylphenol in sample Jan0725.D and keep right peak, new integration is from x, y = 7.153, 88.8267734796144 to 7.307, 158.618032920521 and new response = 153692, previous integration is from x, y = 6.989, 15 to 7.307, 159 and previous response = 292385.			✓	
CmdManuallyIntegrateSplit	BL2000\sean	1/11/2022 12:39:07 PM	Split qualifier 144.0 of compound 4-Chloro-3-Methylphenol in sample Jan0725.D and keep left peak, new integration is from x, y = 7.153, 88.8267734796144 to 7.235, 126.051798800795 and new response = 140573, previous integration is from x, y = 7.153, 89 to 7.307, 159 and previous response = 153692.			✓	
CmdManuallyIntegrateSplit	BL2000\sean	1/11/2022 12:39:13 PM	Split peak for compound 4-Chloro-2-Methylphenol in sample Jan0725.D and keep left peak, new integration is from x, y = 7.012, 816.805650744018 to 7.153, 1073.14596122114 and new response = 494673, previous integration is from x, y = 7.012, 817 to 7.307, 1354 and previous response = 987286.			✓	
CmdSetTargetCompoundAttribute	BL2000\sean	1/11/2022 12:39:14 PM	Set UserAnnotation = CO for compound 4-Chloro-2-Methylphenol in sample Jan0725.D; previous value =			✓	
CmdManuallyIntegrateSplit	BL2000\sean	1/11/2022 12:39:16 PM	Split qualifier 144.0 of compound 4-Chloro-2-Methylphenol in sample Jan0725.D and keep left peak, new integration is from x, y = 6.993, 118.552543691515 to 7.153, 228.366639957415 and new response = 137578, previous integration is from x, y = 6.993, 119 to 7.307, 334 and previous response = 289806.			✓	
CmdManuallyIntegrateSplit	BL2000\sean	1/11/2022 12:39:28 PM	Split qualifier 77.0 of compound Dimethyl Phthalate in sample Jan0725.D and keep left peak, new integration is from x, y = 8.220, 1449.66638153072 to 8.282, 1517.31332110251 and new response = 236186, previous integration is from x, y = 8.220, 1450 to 8.353, 1596 and previous response = 312994.			✓	

Audit Trail report

Name	User	Time	Action	Reason	Comment	Succeed	Exception
CmdManuallyIntegrateApplyTargetRtToQualifier	BL2000\sean	1/11/2022 12:39:39 PM	Apply target integration range 8.599-8.681 to qualifier 154.0 for compound 2,4-Dinitrophenol in sample Jan0725.D, new integration is from x, y = 8.599, 3281 to 8.681, 2436 and new response = 43555; previous integration is from x, y = 8.507, 628 to 8.589, 639 and previous response = 1117498.			✓	
CmdManuallyIntegrateDropBaseline	BL2000\sean	1/11/2022 12:39:39 PM	Drop baseline for qualifier 154.0 of compound 2,4-Dinitrophenol in sample Jan0725.D to y = 2436, new integration is from x, y = 8.599, 2436 to 8.681, 2436 and new response = 45630; previous integration is from x, y = 8.599, 3281 to 8.681, 2436 and previous response = 43555.			✓	
CmdManuallyIntegrateSplit	BL2000\sean	1/11/2022 12:39:45 PM	Split qualifier 139.0 of compound Dibenzofuran in sample Jan0725.D and keep left peak, new integration is from x, y = 8.717, 320.246628313791 to 8.783, 388.133602814203 and new response = 685160, previous integration is from x, y = 8.717, 320 to 8.875, 483 and previous response = 828307.			✓	
CmdManuallyIntegrateSplit	BL2000\sean	1/11/2022 12:39:50 PM	Split qualifier 139.0 of compound 4-Nitrophenol in sample Jan0725.D and keep right peak, new integration is from x, y = 8.783, 587.838063660824 to 8.875, 738.609265433156 and new response = 141897, previous integration is from x, y = 8.722, 487 to 8.875, 739 and previous response = 811032.			✓	
CmdManuallyIntegrateQualifierPeak	BL2000\sean	1/11/2022 12:39:58 PM	Manually integrate qualifier 63.0 of compound 2,4-Dinitrotoluene in sample Jan0725.D, from x, y = 8.763, 668 to 8.793, 668, result = 113718; previous integration is from x, y = 8.722, 1896 to 8.855, 1644 and previous response = 273586.			✓	
CmdManuallyIntegrateSplit	BL2000\sean	1/11/2022 12:40:08 PM	Split qualifier 65.0 of compound 4-Nitroaniline in sample Jan0725.D and keep right peak, new integration is from x, y = 9.213, 2199.08579764588 to 9.315, 2294.61504971031 and new response = 226752, previous integration is from x, y = 9.073, 2069 to 9.315, 2295 and previous response = 427026.			✓	

Audit Trail report

Name	User	Time	Action	Reason	Comment	Succeed	Exception
CmdManuallyIntegrateSplit	BL2000\sean	1/11/2022 12:40:14 PM	Split qualifier 51.0 of compound Azobenzene in sample Jan0725.D and keep right peak, new integration is from x, y = 9.326, 5343.64533139356 to 9.438, 4716.53837168222 and new response = 721567, previous integration is from x, y = 9.326, 5344 to 9.438, 4717 and previous response = 721567.			✓	
CmdManuallyIntegrateQualifierPeak	BL2000\sean	1/11/2022 12:40:18 PM	Manually integrate qualifier 51.0 of compound Azobenzene in sample Jan0725.D, from x, y = 9.366, 24851 to 9.438, 4717, result = 464457; previous integration is from x, y = 9.326, 5344 to 9.438, 4717 and previous response = 721567.			✓	
CmdManuallyIntegrateDropBaseline	BL2000\sean	1/11/2022 12:40:20 PM	Drop baseline for qualifier 51.0 of compound Azobenzene in sample Jan0725.D to y = 4717, new integration is from x, y = 9.366, 4717 to 9.438, 4717 and new response = 507706; previous integration is from x, y = 9.366, 24851 to 9.438, 4717 and previous response = 464457.			✓	
CmdSaveBatchTable	BL2000\sean	1/11/2022 12:40:57 PM	Save batch \\MASSHUNTER\Org\Data\SV5973N.I\sd010722\DoD BNA cal 1\QuantResults\010722 DoD BNA cal 1.batch.bin			✓	
CmdOpenBatchTable	BL2000\sean	2/15/2022 9:21:09 AM	Open batch \\MASSHUNTER\Org\Data\SV5973N.I\sd010722\DoD BNA cal 1\010722 DoD BNA cal 1.batch.bin			✓	
CmdSetSampleAttribute	BL2000\sean	2/15/2022 10:01:28 AM	Set SampleApproved = True for sample Jan0701.D; previous value = False			✓	
CmdSetSampleAttribute	BL2000\sean	2/15/2022 10:01:30 AM	Set SampleApproved = True for sample Jan0702.D; previous value = False			✓	
CmdSetSampleAttribute	BL2000\sean	2/15/2022 10:01:32 AM	Set SampleApproved = True for sample Jan0703.D; previous value = False			✓	
CmdSetSampleAttribute	BL2000\sean	2/15/2022 10:01:33 AM	Set SampleApproved = True for sample Jan0704.D; previous value = False			✓	
CmdSetSampleAttribute	BL2000\sean	2/15/2022 10:01:36 AM	Set SampleApproved = True for sample Jan0705.D; previous value = False			✓	
CmdSetSampleAttribute	BL2000\sean	2/15/2022 10:01:39 AM	Set SampleApproved = True for sample Jan0706.D; previous value = False			✓	
CmdSetSampleAttribute	BL2000\sean	2/15/2022 10:01:40 AM	Set SampleApproved = True for sample Jan0707.D; previous value = False			✓	

Audit Trail report

Name	User	Time	Action	Reason	Comment	Succeed	Exception
CmdSetSampleAttribute	BL2000\sean	2/15/2022 10:01:41 AM	Set SampleApproved = True for sample Jan0708.D; previous value = False			✓	
CmdSetSampleAttribute	BL2000\sean	2/15/2022 10:01:44 AM	Set SampleApproved = True for sample Jan0709.D; previous value = False			✓	
CmdSetSampleAttribute	BL2000\sean	2/15/2022 10:01:51 AM	Set SampleApproved = True for sample Jan0710.D; previous value = False			✓	
CmdSetSampleAttribute	BL2000\sean	2/15/2022 10:01:53 AM	Set SampleApproved = True for sample Jan0711.D; previous value = False			✓	
CmdSetSampleAttribute	BL2000\sean	2/15/2022 10:01:54 AM	Set SampleApproved = True for sample Jan0712.D; previous value = False			✓	
CmdSetSampleAttribute	BL2000\sean	2/15/2022 10:02:40 AM	Set SampleApproved = True for sample Jan0713.D; previous value = False			✓	
CmdSetSampleAttribute	BL2000\sean	2/15/2022 10:02:42 AM	Set SampleApproved = True for sample Jan0714.D; previous value = False			✓	
CmdSetSampleAttribute	BL2000\sean	2/15/2022 10:02:44 AM	Set SampleApproved = True for sample Jan0715.D; previous value = False			✓	
CmdSetSampleAttribute	BL2000\sean	2/15/2022 10:02:45 AM	Set SampleApproved = True for sample Jan0716.D; previous value = False			✓	
CmdSetSampleAttribute	BL2000\sean	2/15/2022 10:02:46 AM	Set SampleApproved = True for sample Jan0717.D; previous value = False			✓	
CmdSetSampleAttribute	BL2000\sean	2/15/2022 10:02:47 AM	Set SampleApproved = True for sample Jan0718.D; previous value = False			✓	
CmdSetSampleAttribute	BL2000\sean	2/15/2022 10:02:48 AM	Set SampleApproved = True for sample Jan0719.D; previous value = False			✓	
CmdSetSampleAttribute	BL2000\sean	2/15/2022 10:02:49 AM	Set SampleApproved = True for sample Jan0720.D; previous value = False			✓	
CmdSetSampleAttribute	BL2000\sean	2/15/2022 10:02:50 AM	Set SampleApproved = True for sample Jan0721.D; previous value = False			✓	
CmdSetSampleAttribute	BL2000\sean	2/15/2022 10:02:52 AM	Set SampleApproved = True for sample Jan0722.D; previous value = False			✓	
CmdSetSampleAttribute	BL2000\sean	2/15/2022 10:02:53 AM	Set SampleApproved = True for sample Jan0725.D; previous value = False			✓	
CmdSetSampleAttribute	BL2000\sean	2/15/2022 10:02:54 AM	Set SampleApproved = True for sample Jan0724.D; previous value = False			✓	

Audit Trail report

Name	User	Time	Action	Reason	Comment	Succeed	Exception
CmdSetSampleAttribute	BL2000\sean	2/15/2022 10:02:55 AM	Set SampleApproved = True for sample Jan0723.D; previous value = False			✓	
CmdQuantitate	BL2000\sean	2/15/2022 10:08:31 AM	Quantitate all compounds in all samples			✓	
CmdSaveBatchTable	BL2000\sean	2/15/2022 10:09:44 AM	Save batch \\MASSHUNTER\Org\Data\SV5973N.I\sd010722\DoD BNA cal 1\QuantResults\010722 DoD BNA cal 1.batch.bin			✓	
GenerateReport	BL2000\sean	2/15/2022 10:11:59 AM	Generates report - Method: \\MASSHUNTER\Org\reports\LevelIV_Reports\Calibration\01_Init_Cal+Gen_Calibration+Gen_ResultsSummary.m, Output Path: \\MASSHUNTER\Org\Data\SV5973N.I\sd010722\DoD BNA cal 1\QuantReports\010722 DoD BNA cal 1			✓	

Continuing Calibration Report

Batch Name \\MASSHUNTER\Org\Data\SV5973N.I\sd010722\DoD BNA cal 1\QuantResults\010722 DoD BNA cal 1.batch.bin
Method File
Daily CC \\MASSHUNTER\Org\Data\SV5973N.I\sd010722\DoD BNA cal 1Jan0725.D

Level name	Injection Time	Calibration Files
1	1/7/2022 4:17:22 PM	\\MASSHUNTER\Org\Data\SV5973N.I\sd010722\DoD BNA cal 1\Jan0708.D
2	1/7/2022 3:45:02 PM	\\MASSHUNTER\Org\Data\SV5973N.I\sd010722\DoD BNA cal 1\Jan0707.D
3	1/7/2022 3:12:34 PM	\\MASSHUNTER\Org\Data\SV5973N.I\sd010722\DoD BNA cal 1\Jan0706.D
4	1/7/2022 2:40:13 PM	\\MASSHUNTER\Org\Data\SV5973N.I\sd010722\DoD BNA cal 1\Jan0705.D
5	1/7/2022 2:07:48 PM	\\MASSHUNTER\Org\Data\SV5973N.I\sd010722\DoD BNA cal 1\Jan0704.D
6	1/7/2022 1:35:33 PM	\\MASSHUNTER\Org\Data\SV5973N.I\sd010722\DoD BNA cal 1\Jan0703.D
7	1/7/2022 1:03:24 PM	\\MASSHUNTER\Org\Data\SV5973N.I\sd010722\DoD BNA cal 1\Jan0702.D
CCV	12/24/2021 8:39:46 AM	\\MASSHUNTER\Org\Data\SV5973N.I\sd122321\DoD BNA 3\Dec2337.D <=====

ISTD Compound:	Avg Resp	Mid Resp	CC Resp	Area%	A/M
1,4-Dichlorobenzene-d4	349980	349946	390353	111.55	M
Naphthalene-d8	1070403	1080735	1208930	111.86	M
Acenaphthene-d10	588466	590099	638848	108.26	M
Phenanthrene-d10	1074321	1057834	1130448	106.86	M
Chrysene-d12	773990	770655	823134	106.81	M
Perylene-d12	599090	601041	636010	105.82	M

Target Compound	AvgRF/R2	CC RF	Exp. Conc	Calc. Conc	%Dev	Area%	Curve Fit
1,4-Dichlorobenzene-d4	-----ISTD-----						
N-Nitrosodimethylamine	0.9977	0.3459	75.00	65.60	12.54	151.88	Quadratic
Pyridine	0.9981	0.7245	75.00	62.40	16.80	149.76	Quadratic
2-Fluorophenol	0.9109	0.9046	75.00	74.48	0.69	169.06	Avg RF
Aniline	1.6159	1.6594	75.00	77.02	-2.69	168.34	Avg RF
Phenol-d5	0.9994	1.3021	75.00	80.37	-7.16	183.87	Quadratic
Phenol	0.9985	1.3230	75.00	77.58	-3.44	174.37	Quadratic
bis(-2-Chloroethyl)Ether	1.0009	0.9780	75.00	73.29	2.29	158.44	Avg RF
2-Chlorophenol	0.9995	1.0487	75.00	72.86	2.85	164.83	Quadratic
1,3-Dichlorobenzene	1.4268	1.3920	75.00	73.17	2.44	171.88	Avg RF
1,4-Dichlorobenzene	1.4340	1.3598	75.00	71.12	5.17	157.87	Avg RF
1,2-Dichlorobenzene	1.4138	1.3581	75.00	72.04	3.94	159.22	Avg RF
Benzyl Alcohol	0.9980	0.5825	75.00	71.47	4.71	159.67	Quadratic
bis(2-chloroisopropyl)Ether	0.3840	0.3612	75.00	70.54	5.94	159.18	Avg RF
2-Methylphenol	0.9567	0.9152	75.00	71.75	4.34	154.99	Avg RF
N-nitroso-Di-n-propylamine	0.9970	0.6639	75.00	74.68	0.42	182.73	Quadratic
4Methylphenol/3Methylphenol	0.9983	1.3775	75.00	79.93	-6.57	169.57	Quadratic
Hexachloroethane	0.9995	0.4057	75.00	74.48	0.70	165.26	Quadratic
Nitrobenzene-d5	0.9987	0.6667	75.00	75.59	-0.79	173.90	Quadratic
Nitrobenzene	0.9987	0.3134	75.00	65.95	12.07	151.43	Quadratic
Naphthalene-d8	-----ISTD-----						
Isophorone	0.9997	0.4954	75.00	72.69	3.08	162.70	Quadratic
2-Nitrophenol	0.9992	0.0791	75.00	67.67	9.78	157.75	Quadratic
2,4-Dimethylphenol	0.9992	0.2353	75.00	70.42	6.11	158.16	Quadratic
bis(-2-Chloroethoxy)Methane	0.2959	0.2969	75.00	75.26	-0.34	172.15	Avg RF
Benzoic Acid	0.9979	0.1409	75.00	77.15	-2.86	190.99	Quadratic
2,4-Dichlorophenol	0.9994	0.2337	75.00	76.14	-1.52	180.96	Quadratic
1,2,4-Trichlorobenzene	0.2929	0.2704	75.00	69.24	7.68	164.74	Avg RF
Naphthalene	0.9997	0.8255	75.00	72.72	3.03	163.00	Quadratic
4-Chlorophenol	0.9983	0.0909	75.00	86.03	-14.71	189.85	Quadratic
p-Chloroaniline	0.3316	0.3366	75.00	76.12	-1.50	166.45	Avg RF
Hexachlorobutadiene	0.9998	0.1528	75.00	71.97	4.05	166.72	Quadratic
4-Chloro-2-Methylphenol	0.2141	0.2182	75.00	76.45	-1.93	176.87	Avg RF

Continuing Calibration Report

Target Compound	AvgRF/R2	CC RF	Exp. Conc	Calc. Conc	%Dev	Area%	Curve Fit
4-Chloro-3-Methylphenol	0.2261	0.2183	75.00	72.39	3.48	167.99	Avg RF
2-Methylnaphthalene	0.9997	0.4746	75.00	66.98	10.70	146.57	Quadratic
1-Methylnaphthalene	0.9999	0.4918	75.00	72.15	3.80	160.80	Quadratic
Acenaphthene-d10	-----ISTD-----						
Hexachlorocyclopentadiene	0.9984	0.1800	75.00	71.65	4.47	170.42	Quadratic
2,4,6-Trichlorophenol	0.9996	0.2702	75.00	74.98	0.03	172.81	Quadratic
2,4,5-Trichlorophenol	0.3091	0.3219	75.00	78.09	-4.12	172.50	Avg RF
2-Fluorobiphenyl	0.9996	1.2025	75.00	72.68	3.10	154.52	Quadratic
2-Chloronaphthalene	1.0308	0.9801	75.00	71.31	4.92	158.87	Avg RF
2-Nitroaniline	0.9955	0.1771	75.00	74.62	0.50	188.04	Quadratic
Dimethyl Phthalate	0.9995	1.0013	75.00	73.33	2.22	167.18	Quadratic
2,6-Dinitrotoluene	0.9948	0.1352	75.00	73.14	2.48	180.66	Quadratic
Acenaphthylene	0.9997	1.6584	75.00	75.76	-1.02	170.84	Quadratic
3-Nitroaniline	0.9988	0.1444	75.00	72.92	2.78	164.71	Quadratic
Acenaphthene	0.9506	0.9326	75.00	73.58	1.89	163.07	Avg RF
2,4-Dinitrophenol	0.9982	0.0663	75.00	69.36	7.52	165.71	Quadratic
Dibenzofuran	1.5045	1.4798	75.00	73.77	1.64	155.56	Avg RF
2,4-Dinitrotoluene	0.9993	0.1765	75.00	74.00	1.33	163.84	Quadratic
4-Nitrophenol	0.9976	0.1578	75.00	76.74	-2.32	191.44	Quadratic
Diethylphthalate	0.9981	1.0975	75.00	79.79	-6.39	187.80	Quadratic
Fluorene	0.9992	1.2587	75.00	77.93	-3.91	169.87	Quadratic
4-Chlorophenyl-phenylether	0.9992	0.5387	75.00	73.07	2.57	168.60	Quadratic
Phenanthrene-d10	-----ISTD-----						
4-Nitroaniline	0.9931	0.0894	75.00	80.56	-7.42	174.33	Quadratic
4,6-Dinitro-2-methylphenol	0.9978	0.0555	75.00	72.73	3.02	166.11	Quadratic
N-nitrosodiphenylamine	0.4357	0.4419	75.00	76.07	-1.43	160.49	Avg RF
Azobenzene	0.9989	0.5205	75.00	75.38	-0.51	161.46	Quadratic
2,4,6-Tribromophenol	0.9994	0.0558	75.00	76.34	-1.79	169.65	Quadratic
4-Bromophenyl-phenylether	0.9994	0.1749	75.00	74.87	0.17	168.40	Quadratic
Hexachlorobenzene	0.9983	0.1729	75.00	73.28	2.29	151.91	Quadratic
Pentachlorophenol	0.9996	0.0879	75.00	79.14	-5.53	177.96	Quadratic
Phenanthrene	0.9984	0.9140	75.00	77.16	-2.88	157.59	Quadratic
Anthracene	0.9994	0.9020	75.00	78.79	-5.05	169.10	Quadratic
Triallate	0.9986	0.2009	75.00	80.19	-6.92	188.78	Quadratic
Carbazole	0.8498	0.8896	75.00	78.51	-4.68	172.11	Avg RF
o-Terphenyl	0.5134	0.4839	75.00	70.69	5.75	155.00	Avg RF
Di-n-Butylphthalate	0.9996	0.8663	75.00	80.20	-6.93	187.71	Quadratic
Fluoranthene	0.9353	0.9123	75.00	73.15	2.46	154.29	Avg RF
Benzidine	0.9995	0.3581	75.00	73.38	2.16	160.13	Quadratic
Pyrene	1.0241	1.0325	75.00	75.62	-0.82	161.95	Avg RF
Terphenyl-d14	0.6778	0.6741	75.00	74.59	0.55	162.00	Avg RF
Chrysene-d12	-----ISTD-----						
Butylbenzylphthalate	0.9993	0.3901	75.00	77.86	-3.82	183.27	Quadratic
Benzo(a)Anthracene	1.0269	1.0127	75.00	73.96	1.38	163.93	Avg RF
Chrysene	0.9995	1.1097	75.00	73.78	1.62	159.94	Quadratic
3,3-Dichlorobenzidine	0.9989	0.3483	75.00	74.96	0.06	172.17	Quadratic
bis(2-ethylhexyl)Phthalate	0.9992	0.1347	75.00	75.93	-1.24	177.74	Quadratic
Perylene-d12	-----ISTD-----						
Di-n-octyl Phthalate	0.9982	1.2439	75.00	76.72	-2.29	179.40	Quadratic
Benzo(b)fluoranthene	1.3125	1.3124	75.00	74.99	0.01	162.23	Avg RF
Benzo(k)fluoranthene	1.3608	1.3781	75.00	75.96	-1.27	165.36	Avg RF
Benzo(a)pyrene	0.9993	1.2566	75.00	75.64	-0.85	167.75	Quadratic
Indeno(1,2,3-c,d)pyrene	0.9995	1.0578	75.00	75.50	-0.66	162.65	Quadratic
Dibenzo(a,h)anthracene	0.9995	1.1016	75.00	72.88	2.82	159.44	Quadratic
Benzo(g,h,i)perylene	1.2301	1.2370	75.00	75.42	-0.57	166.68	Avg RF

A -- against Average; M -- against Mid Point; P -- against Previous CC in the Method;

Energy Laboratories Inc

ANALYTICAL RUN Summary

25-Feb-22

Run ID SV5973N.I_220114A

Run Start Date: 1/14/2022
Analyst: Sean McGrew
Ical: 0
Column ID: XT1-5
Comments:

Std ID	Std Name	Std Amount	Std Units	Samp Amount	Samp Units	SampType	Expiration Date
dcmsvoc13	DCM						11/17/2022
sv100507	BNA mix	37.5	ul	62.5	ul	CCV	3/31/2022
sv100516	BNA Internals 2000 ug/mL	2	ul	100	ul	all HL SVOC	6/30/2023
sv100714	BNA 2nd source 200 ug/mL	37.5	ul	62.5	ul	ICV	10/1/2022
sv83311	DFTPP 1000 ug/mL	50	ul	50	ul	TUNE	10/31/2022
sv90820	BNA 2nd source short (new)	37.5	ul	62.5	ul	ICV	3/16/2023

Seq No	Lab ID	Test Code	Sample Typ	File ID	Analysis Date	DF	Batch ID	Prep Date	SPKref	RPDref	pmoist					
14978909	Jan1401_D_TU	SVOC-8270-DF	TUNE	SV5973N.I.ssd0111/14/2022	1:15:0	1	R373202		0	0						
Analyte	T	Units	RAW	Final	Text	Spike	SPKref	RPDref	MDL	PQL	UQL	%REC	LOW	HIGH	%RPD	Q
127, % of mass 198	A	%	53.9	53.9		100	0	0	0	0.01	0	54%	40	60	0%	
197, % of mass 198	A	%	0	0		100	0	0	0	0.01	0	0%	0	0.99	0%	
198, Base Peak	A	%	100	100		100	0	0	0	0.01	0	100%	100	100	0%	
199, % of mass 198	A	%	6.9	6.9		100	0	0	0	0.01	0	7%	5	9	0%	
275, % of mass 198	A	%	28.1	28.1		100	0	0	0	0.01	0	28%	10	30	0%	
365, % of mass 198	A	%	3.5	3.5		100	0	0	0	0.01	0	4%	1	99.99	0%	
441, % of mass 443	A	%	11.2	11.2		100	0	0	0	0.01	0	11%	0.01	150	0%	
442, % of mass 198	A	%	59.2	59.2		100	0	0	0	0.01	0	59%	40	100	0%	
443, % of mass 442	A	%	18.1	18.1		100	0	0	0	0.01	0	18%	17	23	0%	
51, % of mass 198	A	%	37.4	37.4		100	0	0	0	0.01	0	37%	30	60	0%	
68, % of mass 69	A	%	0.7	0.7		100	0	0	0	0.01	0	1%	0	1.99	0%	
70, % of mass 69	A	%	0.8	0.8		100	0	0	0	0.01	0	1%	0	1.99	0%	

Seq No	Lab ID	Test Code	Sample Typ	File ID	Analysis Date	DF	Batch ID	Prep Date	SPKref	RPDref	pmoist					
14983932	14-Jan-22_CC	SVOC-8270-W-	CCV	SV5973N.Tsd0111/14/2022	1:36:5	1	R373202		0	0						
Analyte	T	Units	RAW	Final	Text	Spike	SPKref	RPDref	MDL	PQL	UQL	%REC	LOW	HIGH	%RPD	Q
1,2,4-Trichlorobenzene	A	ug/L	69.67074	69.67074		75	0	0	1.9	10	150	93%	80	120	0%	
1,2-Dichlorobenzene	A	ug/L	69.80011	69.80011		75	0	0	1.97	10	150	93%	80	120	0%	
1,3-Dichlorobenzene	A	ug/L	68.73791	68.73791		75	0	0	2.13	10	150	92%	80	120	0%	
1,4-Dichlorobenzene	A	ug/L	65.18425	65.18425		75	0	0	2.02	10	150	87%	80	120	0%	
1-Methylnaphthalene	A	ug/L	70.60238	70.60238		75	0	0	2.39	10	150	94%	80	120	0%	
2,2'-Oxybis(1-Chloropropane)	A	ug/L	71.48072	71.48072		75	0	0	1.45	10	150	95%	80	120	0%	
2,4,5-Trichlorophenol	A	ug/L	60.2271	60.2271		75	0	0	2.23	10	150	80%	80	120	0%	
2,4,6-Trichlorophenol	A	ug/L	64.7454	64.7454		75	0	0	2.64	10	150	86%	80	120	0%	
2,4-Dichlorophenol	A	ug/L	61.27805	61.27805		75	0	0	1.69	10	150	82%	80	120	0%	
2,4-Dimethylphenol	A	ug/L	71.62306	71.62306		75	0	0	1.69	10	150	95%	80	120	0%	
2,4-Dinitrophenol	A	ug/L	73.13439	73.13439		75	0	0	4.26	10	150	98%	80	120	0%	
2,4-Dinitrotoluene	A	ug/L	64.02452	64.02452		75	0	0	3.04	10	150	85%	80	120	0%	
2,6-Dinitrotoluene	A	ug/L	68.00499	68.00499		75	0	0	3.2	10	150	91%	80	120	0%	
2-Chloronaphthalene	A	ug/L	64.67022	64.67022		75	0	0	2.14	10	150	86%	80	120	0%	
2-Chlorophenol	A	ug/L	60.82197	60.82197		75	0	0	2.48	10	150	81%	80	120	0%	
2-Methylnaphthalene	A	ug/L	72.85231	72.85231		75	0	0	1.92	10	150	97%	80	120	0%	
2-Nitroaniline	A	ug/L	69.29316	69.29316		75	0	0	2.4	10	150	92%	80	120	0%	
2-Nitrophenol	A	ug/L	72.75446	72.75446		75	0	0	2.36	10	150	97%	80	120	0%	
3,3'-Dichlorobenzidine	A	ug/L	63.07149	63.07149		75	0	0	2.11	10	150	84%	80	120	0%	
3-Nitroaniline	A	ug/L	65.33023	65.33023		75	0	0	2.77	10	150	87%	80	120	0%	
4,6-Dinitro-2-methylphenol	A	ug/L	74.47055	74.47055		75	0	0	2.33	10	150	99%	80	120	0%	
4-Bromophenyl phenyl ether	A	ug/L	64.52537	64.52537		75	0	0	1.74	10	150	86%	80	120	0%	
4-Chloro-2-methylphenol	A	ug/L	69.00025	69.00025		75	0	0	1.6	10	150	92%	80	120	0%	
4-Chloro-3-methylphenol	A	ug/L	62.12755	62.12755		75	0	0	1.46	10	150	83%	80	120	0%	
4-Chlorophenol	A	ug/L	72.19518	72.19518		75	0	0	2.64	10	150	96%	80	120	0%	
4-Chlorophenyl phenyl ether	A	ug/L	62.33066	62.33066		75	0	0	2.03	10	150	83%	80	120	0%	
4-Nitroaniline	A	ug/L	69.87712	69.87712		75	0	0	1.63	10	150	93%	80	120	0%	
4-Nitrophenol	A	ug/L	66.92043	66.92043		75	0	0	2.5	10	150	89%	80	120	0%	
Acenaphthene	A	ug/L	67.99678	67.99678		75	0	0	1.89	10	150	91%	80	120	0%	
Acenaphthylene	A	ug/L	70.24073	70.24073		75	0	0	1.57	10	150	94%	80	120	0%	
Aniline	A	ug/L	77.29355	77.29355		75	0	0	3.74	10	150	103%	80	120	0%	
Anthracene	A	ug/L	70.18102	70.18102		75	0	0	1.23	10	150	94%	80	120	0%	
Azobenzene	A	ug/L	70.16759	70.16759		75	0	0	1.09	10	150	94%	80	120	0%	
Benzidine	A	ug/L	72.99753	72.99753		75	0	0	6.72	10	150	97%	80	120	0%	
Benzo(a)anthracene	A	ug/L	69.82895	69.82895		75	0	0	0.856	10	150	93%	80	120	0%	

Seq No	Lab ID	Test Code	Sample Typ	File ID	Analysis Date	DF	Batch ID	Prep Date	SPKref	RPDref	pmoist					
14983932	14-Jan-22_CC	SVOC-8270-W-	CCV	SV5973N.Tsd	0111/14/2022 1:36:5	1	R373202		0	0						
Analyte	T	Units	RAW	Final	Text	Spike	SPKref	RPDref	MDL	PQL	UQL	%REC	LOW	HIGH	%RPD	Q
Benzo(a)pyrene	A	ug/L	68.3447	68.3447		75	0	0	1.24	10	150	91%	80	120	0%	
Benzo(b)fluoranthene	A	ug/L	70.33845	70.33845		75	0	0	0.903	10	150	94%	80	120	0%	
Benzo(g,h,i)perylene	A	ug/L	65.53573	65.53573		75	0	0	1.01	10	150	87%	80	120	0%	
Benzo(k)fluoranthene	A	ug/L	72.85765	72.85765		75	0	0	0.97	10	150	97%	80	120	0%	
Benzoic acid	A	ug/L	76.8551	76.8551		75	0	0	1.51	10	150	102%	80	120	0%	
Benzyl alcohol	A	ug/L	66.88961	66.88961		75	0	0	3.13	10	150	89%	80	120	0%	
bis(-2-chloroethoxy)Methane	A	ug/L	75.41264	75.41264		75	0	0	1.36	10	150	101%	80	120	0%	
bis(-2-chloroethyl)Ether	A	ug/L	71.70822	71.70822		75	0	0	2.57	10	150	96%	80	120	0%	
bis(2-chloroisopropyl)Ether	A	ug/L	71.48072	71.48072		75	0	0	1.49	10	150	95%	80	120	0%	
bis(2-ethylhexyl)Phthalate	A	ug/L	67.95186	67.95186		75	0	0	1.91	10	150	91%	80	120	0%	
Butylbenzylphthalate	A	ug/L	67.33337	67.33337		75	0	0	1.57	10	150	90%	80	120	0%	
Carbazole	A	ug/L	69.90178	69.90178		75	0	0	0.842	10	150	93%	80	120	0%	
Chrysene	A	ug/L	69.5132	69.5132		75	0	0	1.17	10	150	93%	80	120	0%	
Di-n-butyl phthalate	A	ug/L	63.70206	63.70206		75	0	0	0.932	10	150	85%	80	120	0%	
Di-n-octyl phthalate	A	ug/L	68.52983	68.52983		75	0	0	1.34	10	150	91%	80	120	0%	
Dibenzo(a,h)anthracene	A	ug/L	66.27458	66.27458		75	0	0	1.17	10	150	88%	80	120	0%	
Dibenzofuran	A	ug/L	69.12276	69.12276		75	0	0	1.74	10	150	92%	80	120	0%	
Diethyl phthalate	A	ug/L	67.39736	67.39736		75	0	0	2.18	10	150	90%	80	120	0%	
Dimethyl phthalate	A	ug/L	60.5885	60.5885		75	0	0	1.72	10	150	81%	80	120	0%	
Fluoranthene	A	ug/L	70.64216	70.64216		75	0	0	0.883	10	150	94%	80	120	0%	
Fluorene	A	ug/L	70.35435	70.35435		75	0	0	1.82	10	150	94%	80	120	0%	
Hexachlorobenzene	A	ug/L	72.35811	72.35811		75	0	0	1.33	10	150	96%	80	120	0%	
Hexachlorobutadiene	A	ug/L	66.89382	66.89382		75	0	0	2.32	10	150	89%	80	120	0%	
Hexachlorocyclopentadiene	A	ug/L	66.43018	66.43018		75	0	0	2.97	10	150	89%	80	120	0%	
Hexachloroethane	A	ug/L	62.83492	62.83492		75	0	0	1.79	10	150	84%	80	120	0%	
Indeno(1,2,3-cd)pyrene	A	ug/L	64.39462	64.39462		75	0	0	1.25	10	150	86%	80	120	0%	
Isophorone	A	ug/L	78.36901	78.36901		75	0	0	1.67	10	150	104%	80	120	0%	
m+p-Cresols	A	ug/L	69.25387	69.25387		75	0	0	1.78	10	150	92%	80	120	0%	
n-Nitroso-di-n-propylamine	A	ug/L	70.15407	70.15407		75	0	0	1.54	10	150	94%	80	120	0%	
n-Nitrosodimethylamine	A	ug/L	61.06705	61.06705		75	0	0	1.53	10	150	81%	80	120	0%	
n-Nitrosodiphenylamine	A	ug/L	71.01635	71.01635		75	0	0	1.16	10	150	95%	80	120	0%	
Naphthalene	A	ug/L	76.10356	76.10356		75	0	0	1.74	10	150	101%	80	120	0%	
Nitrobenzene	A	ug/L	61.54501	61.54501		75	0	0	2.31	10	150	82%	80	120	0%	
o-Cresol	A	ug/L	67.26	67.26		75	0	0	1.83	10	150	90%	80	120	0%	
o-Terphenyl	A	ug/L	66.37064	66.37064		75	0	0	1.27	10	150	88%	80	120	0%	

Seq No	Lab ID	Test Code	Sample Typ	File ID	Analysis Date	DF	Batch ID	Prep Date	SPKref	RPDref	pmoist					
14983932	14-Jan-22_CCV	SVOC-8270-W-	CCV	SV5973N.I	sd0111/14/2022 1:36:5	1	R373202		0	0						
Analyte	T	Units	RAW	Final	Text	Spike	SPKref	RPDref	MDL	PQL	UQL	%REC	LOW	HIGH	%RPD	Q
p-Chloroaniline	A	ug/L	76.40574	76.40574		75	0	0	1.52	10	150	102%	80	120	0%	
Pentachlorophenol	A	ug/L	64.47799	64.47799		75	0	0	4.24	10	150	86%	80	120	0%	
Phenanthrene	A	ug/L	71.4835	71.4835		75	0	0	0.784	10	150	95%	80	120	0%	
Phenol	A	ug/L	71.15504	71.15504		75	0	0	1.46	10	150	95%	80	120	0%	
Pyrene	A	ug/L	67.36102	67.36102		75	0	0	0.921	10	150	90%	80	120	0%	
Pyridine	A	ug/L	64.96965	64.96965		75	0	0	3.22	10	150	87%	80	120	0%	
Triallate	A	ug/L	64.0117	64.0117		75	0	0	1.51	10	150	85%	80	120	0%	
1,4-Dichlorobenzene-d4	I	ug/L	40	40		0	0	0	0	10	150	0%	80	120	0%	
Acenaphthene-d10	I	ug/L	40	40		0	0	0	0	10	150	0%	80	120	0%	
Chrysene-d12	I	ug/L	40	40		0	0	0	0	10	150	0%	80	120	0%	
Naphthalene-d8	I	ug/L	40	40		0	0	0	0	10	150	0%	80	120	0%	
Perylene-d12	I	ug/L	40	40		0	0	0	0	10	150	0%	80	120	0%	
Phenanthrene-d10	I	ug/L	40	40		0	0	0	0	10	150	0%	80	120	0%	
2,4,6-Tribromophenol	S	ug/L	60.80754	60.80754		75	0	0	2.88	10	0	81%	80	120	0%	
2-Fluorobiphenyl	S	ug/L	65.02827	65.02827		75	0	0	0.724	10	0	87%	80	120	0%	
2-Fluorophenol	S	ug/L	64.78319	64.78319		75	0	0	3.52	10	0	86%	80	120	0%	
Nitrobenzene-d5	S	ug/L	67.15219	67.15219		75	0	0	2.34	10	0	90%	80	120	0%	
Phenol-d5	S	ug/L	67.1486	67.1486		75	0	0	2.06	10	0	90%	80	120	0%	
Terphenyl-d14	S	ug/L	68.25974	68.25974		75	0	0	1.17	10	0	91%	80	120	0%	
4-Chloroaniline	X	ug/L	76.40574	76.40574		75	0	0	1.61	10	150	102%	80	120	0%	

Seq No	Lab ID	Test Code	Sample Typ	File ID	Analysis Date	DF	Batch ID	Prep Date	SPKref	RPDref	pmoist					
14983933	14-Jan-22_ISTB	SVOC-8270-W-	SAMP	SV5973N.I	sd0111/14/2022 2:08:5	1	R373202		0	0						
Analyte	T	Units	RAW	Final	Text	Spike	SPKref	RPDref	MDL	PQL	UQL	%REC	LOW	HIGH	%RPD	Q
1,2,4-Trichlorobenzene	A	ug/L	0	0		0	0	0	1.9	10	150	0%	0	0	0%	
1,2-Dichlorobenzene	A	ug/L	0	0		0	0	0	1.97	10	150	0%	0	0	0%	
1,3-Dichlorobenzene	A	ug/L	0	0		0	0	0	2.13	10	150	0%	0	0	0%	
1,4-Dichlorobenzene	A	ug/L	0	0		0	0	0	2.02	10	150	0%	0	0	0%	
1-Methylnaphthalene	A	ug/L	0	0		0	0	0	2.39	10	150	0%	0	0	0%	
2,2'-Oxybis(1-Chloropropane)	A	ug/L	0	0		0	0	0	1.45	10	150	0%	0	0	0%	
2,4,5-Trichlorophenol	A	ug/L	0	0		0	0	0	2.23	10	150	0%	0	0	0%	
2,4,6-Trichlorophenol	A	ug/L	0	0		0	0	0	2.64	10	150	0%	0	0	0%	
2,4-Dichlorophenol	A	ug/L	0	0		0	0	0	1.69	10	150	0%	0	0	0%	
2,4-Dimethylphenol	A	ug/L	0	0		0	0	0	1.69	10	150	0%	0	0	0%	

Seq No	Lab ID	Test Code	Sample Typ	File ID	Analysis Date	DF	Batch ID	Prep Date	SPKref	RPDref	pmoist					
14983933	14-Jan-22_ISTB	SVOC-8270-W-	SAMP	SV5973N.Tsd0111/14/2022	2:08:5	1	R373202		0	0						
Analyte	T	Units	RAW	Final	Text	Spike	SPKref	RPDref	MDL	PQL	UQL	%REC	LOW	HIGH	%RPD	Q
2,4-Dinitrophenol	A	ug/L	0	0		0	0	0	4.26	10	150	0%	0	0	0%	
2,4-Dinitrotoluene	A	ug/L	0	0		0	0	0	3.04	10	150	0%	0	0	0%	
2,6-Dinitrotoluene	A	ug/L	0	0		0	0	0	3.2	10	150	0%	0	0	0%	
2-Chloronaphthalene	A	ug/L	0	0		0	0	0	2.14	10	150	0%	0	0	0%	
2-Chlorophenol	A	ug/L	0	0		0	0	0	2.48	10	150	0%	0	0	0%	
2-Methylnaphthalene	A	ug/L	0	0		0	0	0	1.92	10	150	0%	0	0	0%	
2-Nitroaniline	A	ug/L	0	0		0	0	0	2.4	10	150	0%	0	0	0%	
2-Nitrophenol	A	ug/L	0	0		0	0	0	2.36	10	150	0%	0	0	0%	
3,3'-Dichlorobenzidine	A	ug/L	0	0		0	0	0	2.11	10	150	0%	0	0	0%	
3-Nitroaniline	A	ug/L	0	0		0	0	0	2.77	10	150	0%	0	0	0%	
4,6-Dinitro-2-methylphenol	A	ug/L	0	0		0	0	0	2.33	10	150	0%	0	0	0%	
4-Bromophenyl phenyl ether	A	ug/L	0	0		0	0	0	1.74	10	150	0%	0	0	0%	
4-Chloro-2-methylphenol	A	ug/L	0	0		0	0	0	1.6	10	150	0%	0	0	0%	
4-Chloro-3-methylphenol	A	ug/L	0	0		0	0	0	1.46	10	150	0%	0	0	0%	
4-Chlorophenol	A	ug/L	0	0		0	0	0	2.64	10	150	0%	0	0	0%	
4-Chlorophenyl phenyl ether	A	ug/L	0	0		0	0	0	2.03	10	150	0%	0	0	0%	
4-Nitroaniline	A	ug/L	0	0		0	0	0	1.63	10	150	0%	0	0	0%	
4-Nitrophenol	A	ug/L	0	0		0	0	0	2.5	10	150	0%	0	0	0%	
Acenaphthene	A	ug/L	0	0		0	0	0	1.89	10	150	0%	0	0	0%	
Acenaphthylene	A	ug/L	0	0		0	0	0	1.57	10	150	0%	0	0	0%	
Aniline	A	ug/L	0	0		0	0	0	3.74	10	150	0%	0	0	0%	
Anthracene	A	ug/L	0	0		0	0	0	1.23	10	150	0%	0	0	0%	
Azobenzene	A	ug/L	0	0		0	0	0	1.09	10	150	0%	0	0	0%	
Benzidine	A	ug/L	0	0		0	0	0	6.72	10	150	0%	0	0	0%	
Benzo(a)anthracene	A	ug/L	0	0		0	0	0	0.856	10	150	0%	0	0	0%	
Benzo(a)pyrene	A	ug/L	0	0		0	0	0	1.24	10	150	0%	0	0	0%	
Benzo(b)fluoranthene	A	ug/L	0	0		0	0	0	0.903	10	150	0%	0	0	0%	
Benzo(g,h,i)perylene	A	ug/L	0	0		0	0	0	1.01	10	150	0%	0	0	0%	
Benzo(k)fluoranthene	A	ug/L	0	0		0	0	0	0.97	10	150	0%	0	0	0%	
Benzoic acid	A	ug/L	0	0		0	0	0	1.51	10	150	0%	0	0	0%	
Benzyl alcohol	A	ug/L	0	0		0	0	0	3.13	10	150	0%	0	0	0%	
bis(-2-chloroethoxy)Methane	A	ug/L	0	0		0	0	0	1.36	10	150	0%	0	0	0%	
bis(-2-chloroethyl)Ether	A	ug/L	0	0		0	0	0	2.57	10	150	0%	0	0	0%	
bis(2-chloroisopropyl)Ether	A	ug/L	0	0		0	0	0	1.49	10	150	0%	0	0	0%	
bis(2-ethylhexyl)Phthalate	A	ug/L	0	0		0	0	0	1.91	10	150	0%	0	0	0%	

Seq No	Lab ID	Test Code	Sample Typ	File ID	Analysis Date	DF	Batch ID	Prep Date	SPKref	RPDref	pmoist					
14983933	14-Jan-22_ISTB	SVOC-8270-W-	SAMP	SV5973N.I	sd0111/14/2022 2:08:5	1	R373202		0	0						
Analyte	T	Units	RAW	Final	Text	Spike	SPKref	RPDref	MDL	PQL	UQL	%REC	LOW	HIGH	%RPD	Q
Butylbenzylphthalate	A	ug/L	0	0		0	0	0	1.57	10	150	0%	0	0	0%	
Carbazole	A	ug/L	0	0		0	0	0	0.842	10	150	0%	0	0	0%	
Chrysene	A	ug/L	0	0		0	0	0	1.17	10	150	0%	0	0	0%	
Di-n-butyl phthalate	A	ug/L	0	0		0	0	0	0.932	10	150	0%	0	0	0%	
Di-n-octyl phthalate	A	ug/L	0	0		0	0	0	1.34	10	150	0%	0	0	0%	
Dibenzo(a,h)anthracene	A	ug/L	0	0		0	0	0	1.17	10	150	0%	0	0	0%	
Dibenzofuran	A	ug/L	0	0		0	0	0	1.74	10	150	0%	0	0	0%	
Diethyl phthalate	A	ug/L	0	0		0	0	0	2.18	10	150	0%	0	0	0%	
Dimethyl phthalate	A	ug/L	0	0		0	0	0	1.72	10	150	0%	0	0	0%	
Fluoranthene	A	ug/L	0	0		0	0	0	0.883	10	150	0%	0	0	0%	
Fluorene	A	ug/L	0	0		0	0	0	1.82	10	150	0%	0	0	0%	
Hexachlorobenzene	A	ug/L	0	0		0	0	0	1.33	10	150	0%	0	0	0%	
Hexachlorobutadiene	A	ug/L	0	0		0	0	0	2.32	10	150	0%	0	0	0%	
Hexachlorocyclopentadiene	A	ug/L	0	0		0	0	0	2.97	10	150	0%	0	0	0%	
Hexachloroethane	A	ug/L	0	0		0	0	0	1.79	10	150	0%	0	0	0%	
Indeno(1,2,3-cd)pyrene	A	ug/L	0	0		0	0	0	1.25	10	150	0%	0	0	0%	
Isophorone	A	ug/L	0	0		0	0	0	1.67	10	150	0%	0	0	0%	
m+p-Cresols	A	ug/L	0	0		0	0	0	1.78	10	150	0%	0	0	0%	
n-Nitroso-di-n-propylamine	A	ug/L	0	0		0	0	0	1.54	10	150	0%	0	0	0%	
n-Nitrosodimethylamine	A	ug/L	0	0		0	0	0	1.53	10	150	0%	0	0	0%	
n-Nitrosodiphenylamine	A	ug/L	0	0		0	0	0	1.16	10	150	0%	0	0	0%	
Naphthalene	A	ug/L	0	0		0	0	0	1.74	10	150	0%	0	0	0%	
Nitrobenzene	A	ug/L	0	0		0	0	0	2.31	10	150	0%	0	0	0%	
o-Cresol	A	ug/L	0	0		0	0	0	1.83	10	150	0%	0	0	0%	
p-Chloroaniline	A	ug/L	0	0		0	0	0	1.52	10	150	0%	0	0	0%	
Pentachlorophenol	A	ug/L	0	0		0	0	0	4.24	10	150	0%	0	0	0%	
Phenanthrene	A	ug/L	0	0		0	0	0	0.784	10	150	0%	0	0	0%	
Phenol	A	ug/L	0	0		0	0	0	1.46	10	150	0%	0	0	0%	
Pyrene	A	ug/L	0	0		0	0	0	0.921	10	150	0%	0	0	0%	
Pyridine	A	ug/L	0	0		0	0	0	3.22	10	150	0%	0	0	0%	
Triallate	A	ug/L	0	0		0	0	0	1.51	10	150	0%	0	0	0%	
1,4-Dichlorobenzene-d4	I	ug/L	40	40		0	0	0	0	10	150	0%	0	0	0%	
Acenaphthene-d10	I	ug/L	40	40		0	0	0	0	10	150	0%	0	0	0%	
Chrysene-d12	I	ug/L	40	40		0	0	0	0	10	150	0%	0	0	0%	
Naphthalene-d8	I	ug/L	40	40		0	0	0	0	10	150	0%	0	0	0%	

Seq No	Lab ID	Test Code	Sample Typ	File ID	Analysis Date	DF	Batch ID	Prep Date	SPKref	RPDref	pmoist					
14983933	14-Jan-22_ISTB	SVOC-8270-W-	SAMP	SV5973N.I	sd0111/14/2022 2:08:5	1	R373202		0	0						
Analyte	T	Units	RAW	Final	Text	Spike	SPKref	RPDref	MDL	PQL	UQL	%REC	LOW	HIGH	%RPD	Q
Perylene-d12	I	ug/L	40	40		0	0	0	0	10	150	0%	0	0	0%	
Phenanthrene-d10	I	ug/L	40	40		0	0	0	0	10	150	0%	0	0	0%	
2,4,6-Tribromophenol	S	ug/L	0	0		200	0	0	2.88	10	0	0%	25	140	0%	S
2-Fluorobiphenyl	S	ug/L	0	0		100	0	0	0.724	10	0	0%	28	107	0%	S
2-Fluorophenol	S	ug/L	0	0		200	0	0	3.52	10	0	0%	10	75	0%	S
Nitrobenzene-d5	S	ug/L	0	0		100	0	0	2.34	10	0	0%	32	94	0%	S
Phenol-d5	S	ug/L	0	0		200	0	0	2.06	10	0	0%	10	65	0%	S
Terphenyl-d14	S	ug/L	0	0		100	0	0	1.17	10	0	0%	32	122	0%	S
4-Chloroaniline	X	ug/L	0	0		0	0	0	1.61	10	150	0%	0	0	0%	
o-Terphenyl	X	ug/L	0	0		0	0	0	1.27	10	150	0%	0	0	0%	

Seq No	Lab ID	Test Code	Sample Typ	File ID	Analysis Date	DF	Batch ID	Prep Date	SPKref	RPDref	pmoist					
14983934	MB-162701	SVOC-8270-W-	MBLK	SV5973N.I	sd0111/14/2022 2:40:5	1	162701	1/4/2022 3:4	0	0						
Analyte	T	Units	RAW	Final	Text	Spike	SPKref	RPDref	MDL	PQL	UQL	%REC	LOW	HIGH	%RPD	Q
1,2,4-Trichlorobenzene	A	ug/L	0	0		0	0	0	1.9	5	150	0%	0	0	0%	
1,2-Dichlorobenzene	A	ug/L	0	0		0	0	0	1.97	5	150	0%	0	0	0%	
1,3-Dichlorobenzene	A	ug/L	0	0		0	0	0	2.13	5	150	0%	0	0	0%	
1,4-Dichlorobenzene	A	ug/L	0	0		0	0	0	2.02	5	150	0%	0	0	0%	
1-Methylnaphthalene	A	ug/L	0	0		0	0	0	2.39	5	150	0%	0	0	0%	
2,2'-Oxybis(1-Chloropropane)	A	ug/L	0	0		0	0	0	1.45	5	150	0%	0	0	0%	
2,4,5-Trichlorophenol	A	ug/L	0	0		0	0	0	2.23	5	150	0%	0	0	0%	
2,4,6-Trichlorophenol	A	ug/L	0	0		0	0	0	2.64	5	150	0%	0	0	0%	
2,4-Dichlorophenol	A	ug/L	0	0		0	0	0	1.69	5	150	0%	0	0	0%	
2,4-Dimethylphenol	A	ug/L	0	0		0	0	0	1.69	5	150	0%	0	0	0%	
2,4-Dinitrophenol	A	ug/L	0	0		0	0	0	4.26	10	150	0%	0	0	0%	
2,4-Dinitrotoluene	A	ug/L	0	0		0	0	0	3.04	5	150	0%	0	0	0%	
2,6-Dinitrotoluene	A	ug/L	0	0		0	0	0	3.2	5	150	0%	0	0	0%	
2-Chloronaphthalene	A	ug/L	0	0		0	0	0	2.14	5	150	0%	0	0	0%	
2-Chlorophenol	A	ug/L	0	0		0	0	0	2.48	5	150	0%	0	0	0%	
2-Methylnaphthalene	A	ug/L	0	0		0	0	0	1.92	5	150	0%	0	0	0%	
2-Nitroaniline	A	ug/L	0	0		0	0	0	2.4	5	150	0%	0	0	0%	
2-Nitrophenol	A	ug/L	0	0		0	0	0	2.36	5	150	0%	0	0	0%	
3,3'-Dichlorobenzidine	A	ug/L	0	0		0	0	0	2.11	10	150	0%	0	0	0%	
3-Nitroaniline	A	ug/L	0	0		0	0	0	2.77	5	150	0%	0	0	0%	

Seq No	Lab ID	Test Code	Sample Typ	File ID	Analysis Date	DF	Batch ID	Prep Date	SPKref	RPDref	pmoist					
14983934	MB-162701	SVOC-8270-W-	MBLK	SV5973N.Tsd01	11/14/2022 2:40:5	1	162701	1/4/2022 3:4	0	0						
Analyte	T	Units	RAW	Final	Text	Spike	SPKref	RPDref	MDL	PQL	UQL	%REC	LOW	HIGH	%RPD	Q
4,6-Dinitro-2-methylphenol	A	ug/L	0	0		0	0	0	2.33	10	150	0%	0	0	0%	
4-Bromophenyl phenyl ether	A	ug/L	0	0		0	0	0	1.74	5	150	0%	0	0	0%	
4-Chloro-2-methylphenol	A	ug/L	0	0		0	0	0	1.6	5	150	0%	0	0	0%	
4-Chloro-3-methylphenol	A	ug/L	0	0		0	0	0	1.46	5	150	0%	0	0	0%	
4-Chlorophenol	A	ug/L	0	0		0	0	0	2.64	5	150	0%	0	0	0%	
4-Chlorophenyl phenyl ether	A	ug/L	0	0		0	0	0	2.03	5	150	0%	0	0	0%	
4-Nitroaniline	A	ug/L	0	0		0	0	0	1.63	5	150	0%	0	0	0%	
4-Nitrophenol	A	ug/L	0	0		0	0	0	2.5	10	150	0%	0	0	0%	
Acenaphthene	A	ug/L	0	0		0	0	0	1.89	5	150	0%	0	0	0%	
Acenaphthylene	A	ug/L	0	0		0	0	0	1.57	5	150	0%	0	0	0%	
Aniline	A	ug/L	0	0		0	0	0	3.74	5	150	0%	0	0	0%	
Anthracene	A	ug/L	0	0		0	0	0	1.23	5	150	0%	0	0	0%	
Azobenzene	A	ug/L	0	0		0	0	0	1.09	5	150	0%	0	0	0%	
Benzidine	A	ug/L	0	0		0	0	0	6.72	6.72	150	0%	0	0	0%	
Benzo(a)anthracene	A	ug/L	0	0		0	0	0	0.856	5	150	0%	0	0	0%	
Benzo(a)pyrene	A	ug/L	0	0		0	0	0	1.24	5	150	0%	0	0	0%	
Benzo(b)fluoranthene	A	ug/L	0	0		0	0	0	0.903	5	150	0%	0	0	0%	
Benzo(g,h,i)perylene	A	ug/L	0	0		0	0	0	1.01	5	150	0%	0	0	0%	
Benzo(k)fluoranthene	A	ug/L	0	0		0	0	0	0.97	5	150	0%	0	0	0%	
Benzoic acid	A	ug/L	0	0		0	0	0	1.51	5	150	0%	0	0	0%	
Benzyl alcohol	A	ug/L	0	0		0	0	0	3.13	5	150	0%	0	0	0%	
bis(-2-chloroethoxy)Methane	A	ug/L	0	0		0	0	0	1.36	5	150	0%	0	0	0%	
bis(-2-chloroethyl)Ether	A	ug/L	0	0		0	0	0	2.57	5	150	0%	0	0	0%	
bis(2-chloroisopropyl)Ether	A	ug/L	0	0		0	0	0	1.49	5	150	0%	0	0	0%	
bis(2-ethylhexyl)Phthalate	A	ug/L	0	0		0	0	0	1.91	5	150	0%	0	0	0%	
Butylbenzylphthalate	A	ug/L	0	0		0	0	0	1.57	5	150	0%	0	0	0%	
Carbazole	A	ug/L	0	0		0	0	0	0.842	5	150	0%	0	0	0%	
Chrysene	A	ug/L	0	0		0	0	0	1.17	5	150	0%	0	0	0%	
Di-n-butyl phthalate	A	ug/L	0	0		0	0	0	0.932	5	150	0%	0	0	0%	
Di-n-octyl phthalate	A	ug/L	0	0		0	0	0	1.34	5	150	0%	0	0	0%	
Dibenzo(a,h)anthracene	A	ug/L	0	0		0	0	0	1.17	5	150	0%	0	0	0%	
Dibenzofuran	A	ug/L	0	0		0	0	0	1.74	5	150	0%	0	0	0%	
Diethyl phthalate	A	ug/L	0	0		0	0	0	2.18	5	150	0%	0	0	0%	
Dimethyl phthalate	A	ug/L	0	0		0	0	0	1.72	5	150	0%	0	0	0%	
Fluoranthene	A	ug/L	0	0		0	0	0	0.883	5	150	0%	0	0	0%	

Seq No	Lab ID	Test Code	Sample Typ	File ID	Analysis Date	DF	Batch ID	Prep Date	SPKref	RPDref	pmoist					
14983934	MB-162701	SVOC-8270-W-	MBLK	SV5973N.I	sd0111/14/2022 2:40:5	1	162701	1/4/2022 3:4	0	0						
Analyte	T	Units	RAW	Final	Text	Spike	SPKref	RPDref	MDL	PQL	UQL	%REC	LOW	HIGH	%RPD	Q
Fluorene	A	ug/L	0	0		0	0	0	1.82	5	150	0%	0	0	0%	
Hexachlorobenzene	A	ug/L	0	0		0	0	0	1.33	5	150	0%	0	0	0%	
Hexachlorobutadiene	A	ug/L	0	0		0	0	0	2.32	5	150	0%	0	0	0%	
Hexachlorocyclopentadiene	A	ug/L	0	0		0	0	0	2.97	5	150	0%	0	0	0%	
Hexachloroethane	A	ug/L	0	0		0	0	0	1.79	5	150	0%	0	0	0%	
Indeno(1,2,3-cd)pyrene	A	ug/L	0	0		0	0	0	1.25	5	150	0%	0	0	0%	
Isophorone	A	ug/L	0	0		0	0	0	1.67	5	150	0%	0	0	0%	
m+p-Cresols	A	ug/L	0	0		0	0	0	1.78	5	150	0%	0	0	0%	
n-Nitroso-di-n-propylamine	A	ug/L	0	0		0	0	0	1.54	5	150	0%	0	0	0%	
n-Nitrosodimethylamine	A	ug/L	0	0		0	0	0	1.53	5	150	0%	0	0	0%	
n-Nitrosodiphenylamine	A	ug/L	0	0		0	0	0	1.16	10	150	0%	0	0	0%	
Naphthalene	A	ug/L	0	0		0	0	0	1.74	5	150	0%	0	0	0%	
Nitrobenzene	A	ug/L	0	0		0	0	0	2.31	5	150	0%	0	0	0%	
o-Cresol	A	ug/L	0	0		0	0	0	1.83	5	150	0%	0	0	0%	
p-Chloroaniline	A	ug/L	0	0		0	0	0	1.52	5	150	0%	0	0	0%	
Pentachlorophenol	A	ug/L	0	0		0	0	0	4.24	10	150	0%	0	0	0%	
Phenanthrene	A	ug/L	0	0		0	0	0	0.784	5	150	0%	0	0	0%	
Phenol	A	ug/L	0	0		0	0	0	1.46	5	150	0%	0	0	0%	
Pyrene	A	ug/L	0	0		0	0	0	0.921	5	150	0%	0	0	0%	
Pyridine	A	ug/L	0	0		0	0	0	3.22	5	150	0%	0	0	0%	
Triallate	A	ug/L	0	0		0	0	0	1.51	5	150	0%	0	0	0%	
1,4-Dichlorobenzene-d4	I	ug/L	40	40		0	0	0	0	5	150	0%	0	0	0%	
Acenaphthene-d10	I	ug/L	40	40		0	0	0	0	5	150	0%	0	0	0%	
Chrysene-d12	I	ug/L	40	40		0	0	0	0	5	150	0%	0	0	0%	
Naphthalene-d8	I	ug/L	40	40		0	0	0	0	5	150	0%	0	0	0%	
Perylene-d12	I	ug/L	40	40		0	0	0	0	5	150	0%	0	0	0%	
Phenanthrene-d10	I	ug/L	40	40		0	0	0	0	5	150	0%	0	0	0%	
2,4,6-Tribromophenol	S	ug/L	148.64842	148.64842		200	0	0	2.88	5	0	74%	43	140	0%	
2-Fluorobiphenyl	S	ug/L	60.87561	60.87561		100	0	0	0.724	5	0	61%	44	119	0%	
2-Fluorophenol	S	ug/L	67.57436	67.57436		200	0	0	3.52	5	0	34%	19	119	0%	
Nitrobenzene-d5	S	ug/L	73.43305	73.43305		100	0	0	2.34	5	0	73%	44	120	0%	
Phenol-d5	S	ug/L	76.64725	76.64725		200	0	0	2.06	5	0	38%	10	65	0%	
Terphenyl-d14	S	ug/L	91.63012	91.63012		100	0	0	1.17	5	0	92%	50	134	0%	
4-Chloroaniline	X	ug/L	0	0		0	0	0	1.61	5	150	0%	0	0	0%	
o-Terphenyl	X	ug/L	0	0		0	0	0	1.27	5	150	0%	0	0	0%	

Seq No	Lab ID	Test Code	Sample Typ	File ID	Analysis Date	DF	Batch ID	Prep Date	SPKref	RPDref	pmoist					
14983935	LCS-162701	SVOC-8270-W-	LCS-DOD	SV5973N.I	sd0111/14/2022 3:13:0	1	162701	1/4/2022 3:4	0	0						
Analyte	T	Units	RAW	Final	Text	Spike	SPKref	RPDref	MDL	PQL	UQL	%REC	LOW	HIGH	%RPD	Q
1,2,4-Trichlorobenzene	A	ug/L	66.59483	66.59483		100	0	0	1.9	10	150	67%	29	116	0%	
1,2-Dichlorobenzene	A	ug/L	63.93451	63.93451		100	0	0	1.97	10	150	64%	32	111	0%	
1,3-Dichlorobenzene	A	ug/L	61.90032	61.90032		100	0	0	2.13	10	150	62%	28	110	0%	
1,4-Dichlorobenzene	A	ug/L	59.66298	59.66298		100	0	0	2.02	10	150	60%	29	112	0%	
1-Methylnaphthalene	A	ug/L	76.53259	76.53259		100	0	0	2.39	10	150	77%	41	119	0%	
2,2'-Oxybis(1-Chloropropane)	A	ug/L	63.69257	63.69257		100	0	0	1.45	10	150	64%	37	130	0%	
2,4,5-Trichlorophenol	A	ug/L	70.39652	70.39652		100	0	0	2.23	10	150	70%	53	123	0%	
2,4,6-Trichlorophenol	A	ug/L	77.11041	77.11041		100	0	0	2.64	10	150	77%	50	125	0%	
2,4-Dichlorophenol	A	ug/L	71.2475	71.2475		100	0	0	1.69	10	150	71%	47	121	0%	
2,4-Dimethylphenol	A	ug/L	66.9101	66.9101		100	0	0	1.69	10	150	67%	31	124	0%	
2,4-Dinitrophenol	A	ug/L	74.96586	74.96586		100	0	0	4.26	10	150	75%	23	142	0%	
2,4-Dinitrotoluene	A	ug/L	83.78291	83.78291		100	0	0	3.04	10	150	84%	57	128	0%	
2,6-Dinitrotoluene	A	ug/L	74.80962	74.80962		100	0	0	3.2	10	150	75%	50	118	0%	
2-Chloronaphthalene	A	ug/L	72.30898	72.30898		100	0	0	2.14	10	150	72%	40	116	0%	
2-Chlorophenol	A	ug/L	68.85383	68.85383		100	0	0	2.48	10	150	69%	38	117	0%	
2-Methylnaphthalene	A	ug/L	82.96773	82.96773		100	0	0	1.92	10	150	83%	40	121	0%	
2-Nitroaniline	A	ug/L	77.26338	77.26338		100	0	0	2.4	10	150	77%	55	127	0%	
2-Nitrophenol	A	ug/L	75.92978	75.92978		100	0	0	2.36	10	150	76%	47	123	0%	
3,3'-Dichlorobenzidine	A	ug/L	69.26031	69.26031		100	0	0	2.11	10	150	69%	27	129	0%	
3-Nitroaniline	A	ug/L	77.19545	77.19545		100	0	0	2.77	10	150	77%	41	128	0%	
4,6-Dinitro-2-methylphenol	A	ug/L	75.15816	75.15816		100	0	0	2.33	10	150	75%	44	137	0%	
4-Bromophenyl phenyl ether	A	ug/L	83.71117	83.71117		100	0	0	1.74	10	150	84%	55	124	0%	
4-Chloro-2-methylphenol	A	ug/L	74.675	74.675		100	0	0	1.6	10	150	75%	49	89	0%	
4-Chloro-3-methylphenol	A	ug/L	83.91849	83.91849		100	0	0	1.46	10	150	84%	52	119	0%	
4-Chlorophenol	A	ug/L	73.57558	73.57558		100	0	0	2.64	10	150	74%	41	81	0%	
4-Chlorophenyl phenyl ether	A	ug/L	78.5139	78.5139		100	0	0	2.03	10	150	79%	53	121	0%	
4-Nitroaniline	A	ug/L	81.9405	81.9405		100	0	0	1.63	10	150	82%	57	101	0%	
4-Nitrophenol	A	ug/L	33.46539	33.46539		100	0	0	2.5	10	150	33%	15	36	0%	
Acenaphthene	A	ug/L	84.55248	84.55248		100	0	0	1.89	10	150	85%	47	122	0%	
Acenaphthylene	A	ug/L	74.92417	74.92417		100	0	0	1.57	10	150	75%	41	130	0%	
Aniline	A	ug/L	28.53026	28.53026		100	0	0	3.74	10	150	29%	24	60	0%	
Anthracene	A	ug/L	86.61687	86.61687		100	0	0	1.23	10	150	87%	57	123	0%	
Azobenzene	A	ug/L	76.91044	76.91044		100	0	0	1.09	10	150	77%	61	116	0%	
Benzidine	A	ug/L	12.32171	12.32171		100	0	0	6.72	10	150	12%	10	100	0%	
Benzo(a)anthracene	A	ug/L	96.68104	96.68104		100	0	0	0.856	10	150	97%	58	125	0%	

Seq No	Lab ID	Test Code	Sample Typ	File ID	Analysis Date	DF	Batch ID	Prep Date	SPKref	RPDref	pmoist					
14983935	LCS-162701	SVOC-8270-W-	LCS-DOD	SV5973N.Tsd	0111/14/2022 3:13:0	1	162701	1/4/2022 3:4	0	0						
Analyte	T	Units	RAW	Final	Text	Spike	SPKref	RPDref	MDL	PQL	UQL	%REC	LOW	HIGH	%RPD	Q
Benzo(a)pyrene	A	ug/L	90.67145	90.67145		100	0	0	1.24	10	150	91%	54	128	0%	
Benzo(b)fluoranthene	A	ug/L	91.60091	91.60091		100	0	0	0.903	10	150	92%	53	131	0%	
Benzo(g,h,i)perylene	A	ug/L	89.84236	89.84236		100	0	0	1.01	10	150	90%	50	134	0%	
Benzo(k)fluoranthene	A	ug/L	90.33678	90.33678		100	0	0	0.97	10	150	90%	57	129	0%	
Benzoic acid	A	ug/L	33.05475	33.05475		100	0	0	1.51	10	150	33%	10	30	0%	S
Benzyl alcohol	A	ug/L	64.68537	64.68537		100	0	0	3.13	10	150	65%	31	112	0%	
bis(-2-chloroethoxy)Methane	A	ug/L	92.20198	92.20198		100	0	0	1.36	10	150	92%	48	120	0%	
bis(-2-chloroethyl)Ether	A	ug/L	81.51897	81.51897		100	0	0	2.57	10	150	82%	43	118	0%	
bis(2-chloroisopropyl)Ether	A	ug/L	63.69257	63.69257		100	0	0	1.49	10	150	64%	37	130	0%	
bis(2-ethylhexyl)Phthalate	A	ug/L	89.55052	89.55052		100	0	0	1.91	10	150	90%	55	135	0%	
Butylbenzylphthalate	A	ug/L	92.68766	92.68766		100	0	0	1.57	10	150	93%	53	134	0%	
Carbazole	A	ug/L	91.98018	91.98018		100	0	0	0.842	10	150	92%	60	122	0%	
Chrysene	A	ug/L	95.11515	95.11515		100	0	0	1.17	10	150	95%	59	123	0%	
Di-n-butyl phthalate	A	ug/L	86.23922	86.23922		100	0	0	0.932	10	150	86%	59	127	0%	
Di-n-octyl phthalate	A	ug/L	93.976	93.976		100	0	0	1.34	10	150	94%	51	140	0%	
Dibenzo(a,h)anthracene	A	ug/L	86.34887	86.34887		100	0	0	1.17	10	150	86%	51	134	0%	
Dibenzofuran	A	ug/L	85.9883	85.9883		100	0	0	1.74	10	150	86%	53	118	0%	
Diethyl phthalate	A	ug/L	86.84642	86.84642		100	0	0	2.18	10	150	87%	56	125	0%	
Dimethyl phthalate	A	ug/L	87.14974	87.14974		100	0	0	1.72	10	150	87%	45	127	0%	
Fluoranthene	A	ug/L	87.56186	87.56186		100	0	0	0.883	10	150	88%	57	128	0%	
Fluorene	A	ug/L	81.47141	81.47141		100	0	0	1.82	10	150	81%	52	124	0%	
Hexachlorobenzene	A	ug/L	81.02777	81.02777		100	0	0	1.33	10	150	81%	53	125	0%	
Hexachlorobutadiene	A	ug/L	58.28252	58.28252		100	0	0	2.32	10	150	58%	22	124	0%	
Hexachlorocyclopentadiene	A	ug/L	61.46119	61.46119		100	0	0	2.97	10	150	61%	39	91	0%	
Hexachloroethane	A	ug/L	50.63701	50.63701		100	0	0	1.79	10	150	51%	21	115	0%	
Indeno(1,2,3-cd)pyrene	A	ug/L	84.55215	84.55215		100	0	0	1.25	10	150	85%	52	134	0%	
Isophorone	A	ug/L	90.03992	90.03992		100	0	0	1.67	10	150	90%	42	124	0%	
m+p-Cresols	A	ug/L	76.98605	76.98605		100	0	0	1.78	10	150	77%	29	110	0%	
n-Nitroso-di-n-propylamine	A	ug/L	85.64027	85.64027		100	0	0	1.54	10	150	86%	49	119	0%	
n-Nitrosodimethylamine	A	ug/L	41.9398	41.9398		100	0	0	1.53	10	150	42%	20	45	0%	
n-Nitrosodiphenylamine	A	ug/L	94.50531	94.50531		100	0	0	1.16	10	150	95%	51	123	0%	
Naphthalene	A	ug/L	81.03995	81.03995		100	0	0	1.74	10	150	81%	40	121	0%	
Nitrobenzene	A	ug/L	69.78814	69.78814		100	0	0	2.31	10	150	70%	45	121	0%	
o-Cresol	A	ug/L	77.08054	77.08054		100	0	0	1.83	10	150	77%	30	117	0%	
p-Chloroaniline	A	ug/L	70.78888	70.78888		100	0	0	1.52	10	150	71%	33	117	0%	

Seq No	Lab ID	Test Code	Sample Typ	File ID	Analysis Date	DF	Batch ID	Prep Date	SPKref	RPDref	pmoist					
14983935	LCS-162701	SVOC-8270-W-	LCS-DOD	SV5973N.I	sd0111/14/2022 3:13:0	1	162701	1/4/2022 3:4	0	0						
Analyte	T	Units	RAW	Final	Text	Spike	SPKref	RPDref	MDL	PQL	UQL	%REC	LOW	HIGH	%RPD	Q
Pentachlorophenol	A	ug/L	83.98215	83.98215		100	0	0	4.24	10	150	84%	35	138	0%	
Phenanthrene	A	ug/L	86.37879	86.37879		100	0	0	0.784	10	150	86%	59	120	0%	
Phenol	A	ug/L	52.95711	52.95711		100	0	0	1.46	10	150	53%	37	75	0%	
Pyrene	A	ug/L	85.94592	85.94592		100	0	0	0.921	10	150	86%	57	126	0%	
Pyridine	A	ug/L	35.69201	35.69201		100	0	0	3.22	10	150	36%	16	45	0%	
Triallate	A	ug/L	82.25437	82.25437		100	0	0	1.51	10	150	82%	59	105	0%	
1,4-Dichlorobenzene-d4	I	ug/L	40	40		0	0	0	0	10	150	0%				
Acenaphthene-d10	I	ug/L	40	40		0	0	0	0	10	150	0%				
Chrysene-d12	I	ug/L	40	40		0	0	0	0	10	150	0%				
Naphthalene-d8	I	ug/L	40	40		0	0	0	0	10	150	0%				
Perylene-d12	I	ug/L	40	40		0	0	0	0	10	150	0%				
Phenanthrene-d10	I	ug/L	40	40		0	0	0	0	10	150	0%				
2,4,6-Tribromophenol	S	ug/L	148.96237	148.96237		200	0	0	2.88	10	0	74%	43	140	0%	
2-Fluorobiphenyl	S	ug/L	68.8297	68.8297		100	0	0	0.724	10	0	69%	44	119	0%	
2-Fluorophenol	S	ug/L	83.30938	83.30938		200	0	0	3.52	10	0	42%	19	119	0%	
Nitrobenzene-d5	S	ug/L	69.04868	69.04868		100	0	0	2.34	10	0	69%	44	120	0%	
Phenol-d5	S	ug/L	95.29837	95.29837		200	0	0	2.06	10	0	48%	10	65	0%	
Terphenyl-d14	S	ug/L	90.54613	90.54613		100	0	0	1.17	10	0	91%	50	134	0%	
4-Chloroaniline	X	ug/L	70.78888	70.78888		100	0	0	1.61	10	150	71%	33	117	0%	
o-Terphenyl	X	ug/L	82.97198	82.97198		100	0	0	1.27	10	150	83%	40	140	0%	

Seq No	Lab ID	Test Code	Sample Typ	File ID	Analysis Date	DF	Batch ID	Prep Date	SPKref	RPDref	pmoist					
14983936	LCSD-162701	SVOC-8270-W-	LCSD-DOD	SV5973N.I	sd0111/14/2022 3:45:0	1	162701	1/4/2022 3:4	0	1E+07						
Analyte	T	Units	RAW	Final	Text	Spike	SPKref	RPDref	MDL	PQL	UQL	%REC	LOW	HIGH	%RPD	Q
1,2,4-Trichlorobenzene	A	ug/L	73.34946	73.34946		100	0	66.59483	1.9	10	150	73%	29	116	10%	
1,2-Dichlorobenzene	A	ug/L	67.19497	67.19497		100	0	63.93451	1.97	10	150	67%	32	111	5%	
1,3-Dichlorobenzene	A	ug/L	66.46399	66.46399		100	0	61.90032	2.13	10	150	66%	28	110	7%	
1,4-Dichlorobenzene	A	ug/L	62.12887	62.12887		100	0	59.66298	2.02	10	150	62%	29	112	4%	
1-Methylnaphthalene	A	ug/L	76.6744	76.6744		100	0	76.53259	2.39	10	150	77%	41	119	0%	
2,2'-Oxybis(1-Chloropropane)	A	ug/L	65.91726	65.91726		100	0	63.69257	1.45	10	150	66%	37	130	3%	
2,4,5-Trichlorophenol	A	ug/L	76.53554	76.53554		100	0	70.39652	2.23	10	150	77%	53	123	8%	
2,4,6-Trichlorophenol	A	ug/L	79.13102	79.13102		100	0	77.11041	2.64	10	150	79%	50	125	3%	
2,4-Dichlorophenol	A	ug/L	77.70447	77.70447		100	0	71.2475	1.69	10	150	78%	47	121	9%	
2,4-Dimethylphenol	A	ug/L	71.3402	71.3402		100	0	66.9101	1.69	10	150	71%	31	124	6%	

Seq No	Lab ID	Test Code	Sample Typ	File ID	Analysis Date	DF	Batch ID	Prep Date	SPKref	RPDref	pmoist					
14983936	LCSD-162701	SVOC-8270-W-	LCSD-DOD	SV5973N	11/14/2022 3:45:0	1	162701	1/4/2022 3:4	0	1E+07						
Analyte	T	Units	RAW	Final	Text	Spike	SPKref	RPDref	MDL	PQL	UQL	%REC	LOW	HIGH	%RPD	Q
2,4-Dinitrophenol	A	ug/L	79.01484	79.01484		100	0	74.96586	4.26	10	150	79%	23	142	5%	
2,4-Dinitrotoluene	A	ug/L	88.31614	88.31614		100	0	83.78291	3.04	10	150	88%	57	128	5%	
2,6-Dinitrotoluene	A	ug/L	81.53294	81.53294		100	0	74.80962	3.2	10	150	82%	50	118	9%	
2-Chloronaphthalene	A	ug/L	79.37705	79.37705		100	0	72.30898	2.14	10	150	79%	40	116	9%	
2-Chlorophenol	A	ug/L	71.77721	71.77721		100	0	68.85383	2.48	10	150	72%	38	117	4%	
2-Methylnaphthalene	A	ug/L	86.03876	86.03876		100	0	82.96773	1.92	10	150	86%	40	121	4%	
2-Nitroaniline	A	ug/L	81.89671	81.89671		100	0	77.26338	2.4	10	150	82%	55	127	6%	
2-Nitrophenol	A	ug/L	81.97625	81.97625		100	0	75.92978	2.36	10	150	82%	47	123	8%	
3,3'-Dichlorobenzidine	A	ug/L	70.18471	70.18471		100	0	69.26031	2.11	10	150	70%	27	129	1%	
3-Nitroaniline	A	ug/L	77.88687	77.88687		100	0	77.19545	2.77	10	150	78%	41	128	1%	
4,6-Dinitro-2-methylphenol	A	ug/L	82.9962	82.9962		100	0	75.15816	2.33	10	150	83%	44	137	10%	
4-Bromophenyl phenyl ether	A	ug/L	92.2389	92.2389		100	0	83.71117	1.74	10	150	92%	55	124	10%	
4-Chloro-2-methylphenol	A	ug/L	78.90874	78.90874		100	0	74.675	1.6	10	150	79%	49	89	6%	
4-Chloro-3-methylphenol	A	ug/L	87.98389	87.98389		100	0	83.91849	1.46	10	150	88%	52	119	5%	
4-Chlorophenol	A	ug/L	76.3684	76.3684		100	0	73.57558	2.64	10	150	76%	41	81	4%	
4-Chlorophenyl phenyl ether	A	ug/L	84.81836	84.81836		100	0	78.5139	2.03	10	150	85%	53	121	8%	
4-Nitroaniline	A	ug/L	82.54078	82.54078		100	0	81.9405	1.63	10	150	83%	57	101	1%	
4-Nitrophenol	A	ug/L	35.53932	35.53932		100	0	33.46539	2.5	10	150	36%	15	36	6%	
Acenaphthene	A	ug/L	89.76596	89.76596		100	0	84.55248	1.89	10	150	90%	47	122	6%	
Acenaphthylene	A	ug/L	81.14976	81.14976		100	0	74.92417	1.57	10	150	81%	41	130	8%	
Aniline	A	ug/L	31.61082	31.61082		100	0	28.53026	3.74	10	150	32%	24	60	10%	
Anthracene	A	ug/L	93.10835	93.10835		100	0	86.61687	1.23	10	150	93%	57	123	7%	
Azobenzene	A	ug/L	83.33476	83.33476		100	0	76.91044	1.09	10	150	83%	61	116	8%	
Benzidine	A	ug/L	15.03194	15.03194		100	0	12.32171	6.72	10	150	15%	10	100	20%	
Benzo(a)anthracene	A	ug/L	100.47098	100.47098		100	0	96.68104	0.856	10	150	100%	58	125	4%	
Benzo(a)pyrene	A	ug/L	89.50697	89.50697		100	0	90.67145	1.24	10	150	90%	54	128	1%	
Benzo(b)fluoranthene	A	ug/L	95.31228	95.31228		100	0	91.60091	0.903	10	150	95%	53	131	4%	
Benzo(g,h,i)perylene	A	ug/L	91.78058	91.78058		100	0	89.84236	1.01	10	150	92%	50	134	2%	
Benzo(k)fluoranthene	A	ug/L	92.72508	92.72508		100	0	90.33678	0.97	10	150	93%	57	129	3%	
Benzoic acid	A	ug/L	33.79747	33.79747		100	0	33.05475	1.51	10	150	34%	10	30	2%	S
Benzyl alcohol	A	ug/L	68.57841	68.57841		100	0	64.68537	3.13	10	150	69%	31	112	6%	
bis(-2-chloroethoxy)Methane	A	ug/L	100.1193	100.1193		100	0	92.20198	1.36	10	150	100%	48	120	8%	
bis(-2-chloroethyl)Ether	A	ug/L	82.99565	82.99565		100	0	81.51897	2.57	10	150	83%	43	118	2%	
bis(2-chloroisopropyl)Ether	A	ug/L	65.91726	65.91726		100	0	63.69257	1.49	10	150	66%	37	130	3%	
bis(2-ethylhexyl)Phthalate	A	ug/L	96.65714	96.65714		100	0	89.55052	1.91	10	150	97%	55	135	8%	

Seq No	Lab ID	Test Code	Sample Typ	File ID	Analysis Date	DF	Batch ID	Prep Date	SPKref	RPDref	pmoist					
14983936	LCSD-162701	SVOC-8270-W-	LCSD-DOD	SV5973N	11/14/2022 3:45:0	1	162701	1/4/2022 3:4	0	1E+07						
Analyte	T	Units	RAW	Final	Text	Spike	SPKref	RPDref	MDL	PQL	UQL	%REC	LOW	HIGH	%RPD	Q
Butylbenzylphthalate	A	ug/L	97.49847	97.49847		100	0	92.68766	1.57	10	150	97%	53	134	5%	
Carbazole	A	ug/L	95.41961	95.41961		100	0	91.98018	0.842	10	150	95%	60	122	4%	
Chrysene	A	ug/L	99.34645	99.34645		100	0	95.11515	1.17	10	150	99%	59	123	4%	
Di-n-butyl phthalate	A	ug/L	92.67447	92.67447		100	0	86.23922	0.932	10	150	93%	59	127	7%	
Di-n-octyl phthalate	A	ug/L	95.57509	95.57509		100	0	93.976	1.34	10	150	96%	51	140	2%	
Dibenzo(a,h)anthracene	A	ug/L	86.9778	86.9778		100	0	86.34887	1.17	10	150	87%	51	134	1%	
Dibenzofuran	A	ug/L	91.84364	91.84364		100	0	85.9883	1.74	10	150	92%	53	118	7%	
Diethyl phthalate	A	ug/L	91.50227	91.50227		100	0	86.84642	2.18	10	150	92%	56	125	5%	
Dimethyl phthalate	A	ug/L	91.27168	91.27168		100	0	87.14974	1.72	10	150	91%	45	127	5%	
Fluoranthene	A	ug/L	92.53742	92.53742		100	0	87.56186	0.883	10	150	93%	57	128	6%	
Fluorene	A	ug/L	85.62681	85.62681		100	0	81.47141	1.82	10	150	86%	52	124	5%	
Hexachlorobenzene	A	ug/L	82.14571	82.14571		100	0	81.02777	1.33	10	150	82%	53	125	1%	
Hexachlorobutadiene	A	ug/L	61.58553	61.58553		100	0	58.28252	2.32	10	150	62%	22	124	6%	
Hexachlorocyclopentadiene	A	ug/L	64.11101	64.11101		100	0	61.46119	2.97	10	150	64%	39	91	4%	
Hexachloroethane	A	ug/L	54.0386	54.0386		100	0	50.63701	1.79	10	150	54%	21	115	6%	
Indeno(1,2,3-cd)pyrene	A	ug/L	87.08576	87.08576		100	0	84.55215	1.25	10	150	87%	52	134	3%	
Isophorone	A	ug/L	94.70575	94.70575		100	0	90.03992	1.67	10	150	95%	42	124	5%	
m+p-Cresols	A	ug/L	80.03162	80.03162		100	0	76.98605	1.78	10	150	80%	29	110	4%	
n-Nitroso-di-n-propylamine	A	ug/L	91.57346	91.57346		100	0	85.64027	1.54	10	150	92%	49	119	7%	
n-Nitrosodimethylamine	A	ug/L	45.36108	45.36108		100	0	41.9398	1.53	10	150	45%	20	45	8%	
n-Nitrosodiphenylamine	A	ug/L	98.00403	98.00403		100	0	94.50531	1.16	10	150	98%	51	123	4%	
Naphthalene	A	ug/L	89.02978	89.02978		100	0	81.03995	1.74	10	150	89%	40	121	9%	
Nitrobenzene	A	ug/L	76.60437	76.60437		100	0	69.78814	2.31	10	150	77%	45	121	9%	
o-Cresol	A	ug/L	81.13916	81.13916		100	0	77.08054	1.83	10	150	81%	30	117	5%	
p-Chloroaniline	A	ug/L	69.212	69.212		100	0	70.78888	1.52	10	150	69%	33	117	2%	
Pentachlorophenol	A	ug/L	89.98888	89.98888		100	0	83.98215	4.24	10	150	90%	35	138	7%	
Phenanthrene	A	ug/L	87.92134	87.92134		100	0	86.37879	0.784	10	150	88%	59	120	2%	
Phenol	A	ug/L	54.66848	54.66848		100	0	52.95711	1.46	10	150	55%	37	75	3%	
Pyrene	A	ug/L	91.13956	91.13956		100	0	85.94592	0.921	10	150	91%	57	126	6%	
Pyridine	A	ug/L	38.26209	38.26209		100	0	35.69201	3.22	10	150	38%	16	45	7%	
Triallate	A	ug/L	85.35004	85.35004		100	0	82.25437	1.51	10	150	85%	59	105	4%	
1,4-Dichlorobenzene-d4	I	ug/L	40	40		0	0	0	0	10	150	0%			0%	
Acenaphthene-d10	I	ug/L	40	40		0	0	0	0	10	150	0%			0%	
Chrysene-d12	I	ug/L	40	40		0	0	0	0	10	150	0%			0%	
Naphthalene-d8	I	ug/L	40	40		0	0	0	0	10	150	0%			0%	

Seq No	Lab ID	Test Code	Sample Typ	File ID	Analysis Date	DF	Batch ID	Prep Date	SPKref	RPDref	pmoist					
14983936	LCSD-162701	SVOC-8270-W-	LCSD-DOD	SV5973N.I	sd0111/14/2022 3:45:0	1	162701	1/4/2022 3:4	0	1E+07						
Analyte	T	Units	RAW	Final	Text	Spike	SPKref	RPDref	MDL	PQL	UQL	%REC	LOW	HIGH	%RPD	Q
Perylene-d12	I	ug/L	40	40		0	0	0	0	10	150	0%			0%	
Phenanthrene-d10	I	ug/L	40	40		0	0	0	0	10	150	0%			0%	
2,4,6-Tribromophenol	S	ug/L	158.54819	158.54819		200	0	0	2.88	10	0	79%	43	140	0%	
2-Fluorobiphenyl	S	ug/L	75.6467	75.6467		100	0	0	0.724	10	0	76%	44	119	0%	
2-Fluorophenol	S	ug/L	89.23515	89.23515		200	0	0	3.52	10	0	45%	19	119	0%	
Nitrobenzene-d5	S	ug/L	70.99545	70.99545		100	0	0	2.34	10	0	71%	44	120	0%	
Phenol-d5	S	ug/L	97.32229	97.32229		200	0	0	2.06	10	0	49%	10	65	0%	
Terphenyl-d14	S	ug/L	94.67092	94.67092		100	0	0	1.17	10	0	95%	50	134	0%	
4-Chloroaniline	X	ug/L	69.212	69.212		100	0	70.78888	1.61	10	150	69%	33	117	2%	
o-Terphenyl	X	ug/L	82.56387	82.56387		100	0	82.97198	1.27	10	150	83%	40	140	0%	

Seq No	Lab ID	Test Code	Sample Typ	File ID	Analysis Date	DF	Batch ID	Prep Date	SPKref	RPDref	pmoist					
14983937	B22010096-001	SVOC-8270-W-	SAMP	SV5973N.I	sd0111/14/2022 4:17:1	1	162701	1/4/2022 3:4	0	0						
Analyte	T	Units	RAW	Final	Text	Spike	SPKref	RPDref	MDL	PQL	UQL	%REC	LOW	HIGH	%RPD	Q
1,2,4-Trichlorobenzene	A	ug/L	0	0		0	0	0	1.862	10	150	0%	0	0	0%	U
1,2-Dichlorobenzene	A	ug/L	0	0		0	0	0	1.9306	10	150	0%	0	0	0%	U
1,3-Dichlorobenzene	A	ug/L	0	0		0	0	0	2.0874	10	150	0%	0	0	0%	U
1,4-Dichlorobenzene	A	ug/L	0	0		0	0	0	1.9796	10	150	0%	0	0	0%	U
1-Methylnaphthalene	A	ug/L	0	0		0	0	0	2.3422	4.9	150	0%	0	0	0%	U
2,2'-Oxybis(1-Chloropropane)	A	ug/L	0	0		0	0	0	1.421	10	150	0%	0	0	0%	U
2,4,5-Trichlorophenol	A	ug/L	0	0		0	0	0	2.1854	10	150	0%	0	0	0%	U
2,4,6-Trichlorophenol	A	ug/L	0	0		0	0	0	2.5872	10	150	0%	0	0	0%	U
2,4-Dichlorophenol	A	ug/L	0	0		0	0	0	1.6562	10	150	0%	0	0	0%	U
2,4-Dimethylphenol	A	ug/L	0	0		0	0	0	1.6562	10	150	0%	0	0	0%	U
2,4-Dinitrophenol	A	ug/L	0	0		0	0	0	4.1748	10	150	0%	0	0	0%	U
2,4-Dinitrotoluene	A	ug/L	0	0		0	0	0	2.9792	10	150	0%	0	0	0%	U
2,6-Dinitrotoluene	A	ug/L	0	0		0	0	0	3.136	10	150	0%	0	0	0%	U
2-Chloronaphthalene	A	ug/L	0	0		0	0	0	2.0972	10	150	0%	0	0	0%	U
2-Chlorophenol	A	ug/L	0	0		0	0	0	2.4304	10	150	0%	0	0	0%	U
2-Methylnaphthalene	A	ug/L	0	0		0	0	0	1.8816	4.9	150	0%	0	0	0%	U
2-Nitroaniline	A	ug/L	0	0		0	0	0	2.352	10	150	0%	0	0	0%	U
2-Nitrophenol	A	ug/L	0	0		0	0	0	2.3128	10	150	0%	0	0	0%	U
3,3'-Dichlorobenzidine	A	ug/L	0	0		0	0	0	2.0678	10	150	0%	0	0	0%	U
3-Nitroaniline	A	ug/L	0	0		0	0	0	2.7146	10	150	0%	0	0	0%	U

Seq No	Lab ID	Test Code	Sample Typ	File ID	Analysis Date	DF	Batch ID	Prep Date	SPKref	RPDref	pmoist					
14983937	B22010096-001	SVOC-8270-W-	SAMP	SV5973N.Tsd0111/14/2022	4:17:1	1	162701	1/4/2022 3:4	0	0						
Analyte	T	Units	RAW	Final	Text	Spike	SPKref	RPDref	MDL	PQL	UQL	%REC	LOW	HIGH	%RPD	Q
4,6-Dinitro-2-methylphenol	A	ug/L	0	0		0	0	0	2.2834	10	150	0%	0	0	0%	U
4-Bromophenyl phenyl ether	A	ug/L	0	0		0	0	0	1.7052	10	150	0%	0	0	0%	U
4-Chloro-2-methylphenol	A	ug/L	0	0		0	0	0	1.568	10	150	0%	0	0	0%	U
4-Chloro-3-methylphenol	A	ug/L	0	0		0	0	0	1.4308	10	150	0%	0	0	0%	U
4-Chlorophenol	A	ug/L	0	0		0	0	0	2.5872	10	150	0%	0	0	0%	U
4-Chlorophenyl phenyl ether	A	ug/L	0	0		0	0	0	1.9894	10	150	0%	0	0	0%	U
4-Nitroaniline	A	ug/L	0	0		0	0	0	1.5974	10	150	0%	0	0	0%	U
4-Nitrophenol	A	ug/L	0	0		0	0	0	2.45	10	150	0%	0	0	0%	U
Acenaphthene	A	ug/L	0	0		0	0	0	1.8522	4.9	150	0%	0	0	0%	U
Acenaphthylene	A	ug/L	0	0		0	0	0	1.5386	4.9	150	0%	0	0	0%	U
Aniline	A	ug/L	0	0		0	0	0	3.6652	10	150	0%	0	0	0%	U
Anthracene	A	ug/L	0	0		0	0	0	1.2054	4.9	150	0%	0	0	0%	U
Azobenzene	A	ug/L	0	0		0	0	0	1.0682	10	150	0%	0	0	0%	U
Benzidine	A	ug/L	0	0		0	0	0	6.5856	10	150	0%	0	0	0%	U
Benzo(a)anthracene	A	ug/L	0	0		0	0	0	0.83888	4.9	150	0%	0	0	0%	U
Benzo(a)pyrene	A	ug/L	0	0		0	0	0	1.2152	4.9	150	0%	0	0	0%	U
Benzo(b)fluoranthene	A	ug/L	0	0		0	0	0	0.88494	4.9	150	0%	0	0	0%	U
Benzo(g,h,i)perylene	A	ug/L	0	0		0	0	0	0.9898	4.9	150	0%	0	0	0%	U
Benzo(k)fluoranthene	A	ug/L	0	0		0	0	0	0.9506	4.9	150	0%	0	0	0%	U
Benzoic acid	A	ug/L	0	0		0	0	0	1.4798	10	150	0%	0	0	0%	U
Benzyl alcohol	A	ug/L	0	0		0	0	0	3.0674	10	150	0%	0	0	0%	U
bis(-2-chloroethoxy)Methane	A	ug/L	0	0		0	0	0	1.3328	10	150	0%	0	0	0%	U
bis(-2-chloroethyl)Ether	A	ug/L	0	0		0	0	0	2.5186	10	150	0%	0	0	0%	U
bis(2-chloroisopropyl)Ether	A	ug/L	0	0		0	0	0	1.4602	10	150	0%	0	0	0%	U
bis(2-ethylhexyl)Phthalate	A	ug/L	0	0		0	0	0	1.8718	10	150	0%	0	0	0%	U
Butylbenzylphthalate	A	ug/L	0	0		0	0	0	1.5386	10	150	0%	0	0	0%	U
Carbazole	A	ug/L	0	0		0	0	0	0.82516	10	150	0%	0	0	0%	U
Chrysene	A	ug/L	0	0		0	0	0	1.1466	4.9	150	0%	0	0	0%	U
Di-n-butyl phthalate	A	ug/L	0	0		0	0	0	0.91336	10	150	0%	0	0	0%	U
Di-n-octyl phthalate	A	ug/L	0	0		0	0	0	1.3132	10	150	0%	0	0	0%	U
Dibenzo(a,h)anthracene	A	ug/L	0	0		0	0	0	1.1466	4.9	150	0%	0	0	0%	U
Dibenzofuran	A	ug/L	0	0		0	0	0	1.7052	10	150	0%	0	0	0%	U
Diethyl phthalate	A	ug/L	0	0		0	0	0	2.1364	10	150	0%	0	0	0%	U
Dimethyl phthalate	A	ug/L	0	0		0	0	0	1.6856	10	150	0%	0	0	0%	U
Fluoranthene	A	ug/L	0	0		0	0	0	0.86534	4.9	150	0%	0	0	0%	U

Seq No	Lab ID	Test Code	Sample Typ	File ID	Analysis Date	DF	Batch ID	Prep Date	SPKref	RPDref	pmoist					
14983937	B22010096-001	SVOC-8270-W-	SAMP	SV5973N.Tsd0111/14/2022	4:17:1	1	162701	1/4/2022 3:4	0	0						
Analyte	T	Units	RAW	Final	Text	Spike	SPKref	RPDref	MDL	PQL	UQL	%REC	LOW	HIGH	%RPD	Q
Fluorene	A	ug/L	0	0		0	0	0	1.7836	4.9	150	0%	0	0	0%	U
Hexachlorobenzene	A	ug/L	0	0		0	0	0	1.3034	10	150	0%	0	0	0%	U
Hexachlorobutadiene	A	ug/L	0	0		0	0	0	2.2736	10	150	0%	0	0	0%	U
Hexachlorocyclopentadiene	A	ug/L	0	0		0	0	0	2.9106	10	150	0%	0	0	0%	U
Hexachloroethane	A	ug/L	0	0		0	0	0	1.7542	10	150	0%	0	0	0%	U
Indeno(1,2,3-cd)pyrene	A	ug/L	0	0		0	0	0	1.225	4.9	150	0%	0	0	0%	U
Isophorone	A	ug/L	0	0		0	0	0	1.6366	10	150	0%	0	0	0%	U
m+p-Cresols	A	ug/L	0	0		0	0	0	1.7444	10	150	0%	0	0	0%	U
n-Nitroso-di-n-propylamine	A	ug/L	0	0		0	0	0	1.5092	10	150	0%	0	0	0%	U
n-Nitrosodimethylamine	A	ug/L	0	0		0	0	0	1.4994	10	150	0%	0	0	0%	U
n-Nitrosodiphenylamine	A	ug/L	0	0		0	0	0	1.1368	10	150	0%	0	0	0%	U
Naphthalene	A	ug/L	0	0		0	0	0	1.7052	4.9	150	0%	0	0	0%	U
Nitrobenzene	A	ug/L	0	0		0	0	0	2.2638	10	150	0%	0	0	0%	U
o-Cresol	A	ug/L	0	0		0	0	0	1.7934	10	150	0%	0	0	0%	U
p-Chloroaniline	A	ug/L	0	0		0	0	0	1.4896	10	150	0%	0	0	0%	U
Pentachlorophenol	A	ug/L	0	0		0	0	0	4.1552	10	150	0%	0	0	0%	U
Phenanthrene	A	ug/L	0	0		0	0	0	0.76832	4.9	150	0%	0	0	0%	U
Phenol	A	ug/L	0	0		0	0	0	1.4308	10	150	0%	0	0	0%	U
Pyrene	A	ug/L	0	0		0	0	0	0.90258	4.9	150	0%	0	0	0%	U
Pyridine	A	ug/L	0	0		0	0	0	3.1556	10	150	0%	0	0	0%	U
Triallate	A	ug/L	0	0		0	0	0	1.4798	10	150	0%	0	0	0%	U
1,4-Dichlorobenzene-d4	I	ug/L	40	39.2		0	0	0	0	10	150	0%	0	0	0%	
Acenaphthene-d10	I	ug/L	40	39.2		0	0	0	0	10	150	0%	0	0	0%	
Chrysene-d12	I	ug/L	40	39.2		0	0	0	0	10	150	0%	0	0	0%	
Naphthalene-d8	I	ug/L	40	39.2		0	0	0	0	10	150	0%	0	0	0%	
Perylene-d12	I	ug/L	40	39.2		0	0	0	0	10	150	0%	0	0	0%	
Phenanthrene-d10	I	ug/L	40	39.2		0	0	0	0	10	150	0%	0	0	0%	
2,4,6-Tribromophenol	S	ug/L	160.01094	156.810721		196	0	0	2.8224	10	0	80%	43	140	0%	
2-Fluorobiphenyl	S	ug/L	70.42618	69.0176564		98	0	0	0.70952	10	0	70%	44	119	0%	
2-Fluorophenol	S	ug/L	75.5286	74.018028		196	0	0	3.4496	10	0	38%	19	119	0%	
Nitrobenzene-d5	S	ug/L	78.88292	77.3052616		98	0	0	2.2932	10	0	79%	44	120	0%	
Phenol-d5	S	ug/L	72.42197	70.9735306		196	0	0	2.0188	10	0	36%	10	65	0%	
Terphenyl-d14	S	ug/L	101.88293	99.8452714		98	0	0	1.1466	10	0	102%	50	134	0%	
4-Chloroaniline	X	ug/L	0	0		0	0	0	1.5778	10	150	0%	0	0	0%	U
o-Terphenyl	X	ug/L	0	0		0	0	0	1.2446	10	150	0%	0	0	0%	U

Seq No	Lab ID	Test Code	Sample Typ	File ID	Analysis Date	DF	Batch ID	Prep Date	SPKref	RPDref	pmoist					
Analyte	T	Units	RAW	Final	Text	Spike	SPKref	RPDref	MDL	PQL	UQL	%REC	LOW	HIGH	%RPD	Q
14983938	B22010120-001	SVOC-8270-W-	SAMP	SV5973N.Tsd0111/14/2022	4:49:2	1	162701	1/4/2022 3:4	0	0						
1,2,4-Trichlorobenzene	A	ug/L	0	0		0	0	0	1.8449	10	150	0%	0	0	0%	U
1,2-Dichlorobenzene	A	ug/L	0	0		0	0	0	1.91287	10	150	0%	0	0	0%	U
1,3-Dichlorobenzene	A	ug/L	0	0		0	0	0	2.06823	10	150	0%	0	0	0%	U
1,4-Dichlorobenzene	A	ug/L	0	0		0	0	0	1.96142	10	150	0%	0	0	0%	U
1-Methylnaphthalene	A	ug/L	0	0		0	0	0	2.32069	4.855	150	0%	0	0	0%	U
2,2'-Oxybis(1-Chloropropane)	A	ug/L	0	0		0	0	0	1.40795	10	150	0%	0	0	0%	U
2,4,5-Trichlorophenol	A	ug/L	0	0		0	0	0	2.16533	10	150	0%	0	0	0%	U
2,4,6-Trichlorophenol	A	ug/L	0	0		0	0	0	2.56344	10	150	0%	0	0	0%	U
2,4-Dichlorophenol	A	ug/L	0	0		0	0	0	1.64099	10	150	0%	0	0	0%	U
2,4-Dimethylphenol	A	ug/L	0	0		0	0	0	1.64099	10	150	0%	0	0	0%	U
2,4-Dinitrophenol	A	ug/L	0	0		0	0	0	4.13646	10	150	0%	0	0	0%	U
2,4-Dinitrotoluene	A	ug/L	0	0		0	0	0	2.95184	10	150	0%	0	0	0%	U
2,6-Dinitrotoluene	A	ug/L	0	0		0	0	0	3.1072	10	150	0%	0	0	0%	U
2-Chloronaphthalene	A	ug/L	0	0		0	0	0	2.07794	10	150	0%	0	0	0%	U
2-Chlorophenol	A	ug/L	0	0		0	0	0	2.40808	10	150	0%	0	0	0%	U
2-Methylnaphthalene	A	ug/L	0	0		0	0	0	1.86432	4.855	150	0%	0	0	0%	U
2-Nitroaniline	A	ug/L	0	0		0	0	0	2.3304	10	150	0%	0	0	0%	U
2-Nitrophenol	A	ug/L	0	0		0	0	0	2.29156	10	150	0%	0	0	0%	U
3,3'-Dichlorobenzidine	A	ug/L	0	0		0	0	0	2.04881	10	150	0%	0	0	0%	U
3-Nitroaniline	A	ug/L	0	0		0	0	0	2.68967	10	150	0%	0	0	0%	U
4,6-Dinitro-2-methylphenol	A	ug/L	0	0		0	0	0	2.26243	10	150	0%	0	0	0%	U
4-Bromophenyl phenyl ether	A	ug/L	0	0		0	0	0	1.68954	10	150	0%	0	0	0%	U
4-Chloro-2-methylphenol	A	ug/L	0	0		0	0	0	1.5536	10	150	0%	0	0	0%	U
4-Chloro-3-methylphenol	A	ug/L	0	0		0	0	0	1.41766	10	150	0%	0	0	0%	U
4-Chlorophenol	A	ug/L	0	0		0	0	0	2.56344	10	150	0%	0	0	0%	U
4-Chlorophenyl phenyl ether	A	ug/L	0	0		0	0	0	1.97113	10	150	0%	0	0	0%	U
4-Nitroaniline	A	ug/L	0	0		0	0	0	1.58273	10	150	0%	0	0	0%	U
4-Nitrophenol	A	ug/L	0	0		0	0	0	2.4275	10	150	0%	0	0	0%	U
Acenaphthene	A	ug/L	0	0		0	0	0	1.83519	4.855	150	0%	0	0	0%	U
Acenaphthylene	A	ug/L	0	0		0	0	0	1.52447	4.855	150	0%	0	0	0%	U
Aniline	A	ug/L	0	0		0	0	0	3.63154	10	150	0%	0	0	0%	U
Anthracene	A	ug/L	0	0		0	0	0	1.19433	4.855	150	0%	0	0	0%	U
Azobenzene	A	ug/L	0	0		0	0	0	1.05839	10	150	0%	0	0	0%	U
Benzidine	A	ug/L	0	0		0	0	0	6.52512	10	150	0%	0	0	0%	U
Benzo(a)anthracene	A	ug/L	0	0		0	0	0	0.831176	4.855	150	0%	0	0	0%	U

Seq No	Lab ID	Test Code	Sample Typ	File ID	Analysis Date	DF	Batch ID	Prep Date	SPKref	RPDref	pmoist					
14983938	B22010120-001	SVOC-8270-W-	SAMP	SV5973N.Tsd0111/14/2022	4:49:2	1	162701	1/4/2022 3:4	0	0						
Analyte	T	Units	RAW	Final	Text	Spike	SPKref	RPDref	MDL	PQL	UQL	%REC	LOW	HIGH	%RPD	Q
Benzo(a)pyrene	A	ug/L	0	0		0	0	0	1.20404	4.855	150	0%	0	0	0%	U
Benzo(b)fluoranthene	A	ug/L	0	0		0	0	0	0.876813	4.855	150	0%	0	0	0%	U
Benzo(g,h,i)perylene	A	ug/L	0	0		0	0	0	0.98071	4.855	150	0%	0	0	0%	U
Benzo(k)fluoranthene	A	ug/L	0	0		0	0	0	0.94187	4.855	150	0%	0	0	0%	U
Benzoic acid	A	ug/L	0	0		0	0	0	1.46621	10	150	0%	0	0	0%	U
Benzyl alcohol	A	ug/L	0	0		0	0	0	3.03923	10	150	0%	0	0	0%	U
bis(-2-chloroethoxy)Methane	A	ug/L	0	0		0	0	0	1.32056	10	150	0%	0	0	0%	U
bis(-2-chloroethyl)Ether	A	ug/L	0	0		0	0	0	2.49547	10	150	0%	0	0	0%	U
bis(2-chloroisopropyl)Ether	A	ug/L	0	0		0	0	0	1.44679	10	150	0%	0	0	0%	U
bis(2-ethylhexyl)Phthalate	A	ug/L	0	0		0	0	0	1.85461	10	150	0%	0	0	0%	U
Butylbenzylphthalate	A	ug/L	0	0		0	0	0	1.52447	10	150	0%	0	0	0%	U
Carbazole	A	ug/L	0	0		0	0	0	0.817582	10	150	0%	0	0	0%	U
Chrysene	A	ug/L	0	0		0	0	0	1.13607	4.855	150	0%	0	0	0%	U
Di-n-butyl phthalate	A	ug/L	0	0		0	0	0	0.904972	10	150	0%	0	0	0%	U
Di-n-octyl phthalate	A	ug/L	0	0		0	0	0	1.30114	10	150	0%	0	0	0%	U
Dibenzo(a,h)anthracene	A	ug/L	0	0		0	0	0	1.13607	4.855	150	0%	0	0	0%	U
Dibenzofuran	A	ug/L	0	0		0	0	0	1.68954	10	150	0%	0	0	0%	U
Diethyl phthalate	A	ug/L	0	0		0	0	0	2.11678	10	150	0%	0	0	0%	U
Dimethyl phthalate	A	ug/L	0	0		0	0	0	1.67012	10	150	0%	0	0	0%	U
Fluoranthene	A	ug/L	0	0		0	0	0	0.857393	4.855	150	0%	0	0	0%	U
Fluorene	A	ug/L	0	0		0	0	0	1.76722	4.855	150	0%	0	0	0%	U
Hexachlorobenzene	A	ug/L	0	0		0	0	0	1.29143	10	150	0%	0	0	0%	U
Hexachlorobutadiene	A	ug/L	0	0		0	0	0	2.25272	10	150	0%	0	0	0%	U
Hexachlorocyclopentadiene	A	ug/L	0	0		0	0	0	2.88387	10	150	0%	0	0	0%	U
Hexachloroethane	A	ug/L	0	0		0	0	0	1.73809	10	150	0%	0	0	0%	U
Indeno(1,2,3-cd)pyrene	A	ug/L	0	0		0	0	0	1.21375	4.855	150	0%	0	0	0%	U
Isophorone	A	ug/L	0	0		0	0	0	1.62157	10	150	0%	0	0	0%	U
m+p-Cresols	A	ug/L	0	0		0	0	0	1.72838	10	150	0%	0	0	0%	U
n-Nitroso-di-n-propylamine	A	ug/L	0	0		0	0	0	1.49534	10	150	0%	0	0	0%	U
n-Nitrosodimethylamine	A	ug/L	0	0		0	0	0	1.48563	10	150	0%	0	0	0%	U
n-Nitrosodiphenylamine	A	ug/L	0	0		0	0	0	1.12636	10	150	0%	0	0	0%	U
Naphthalene	A	ug/L	0	0		0	0	0	1.68954	4.855	150	0%	0	0	0%	U
Nitrobenzene	A	ug/L	0	0		0	0	0	2.24301	10	150	0%	0	0	0%	U
o-Cresol	A	ug/L	0	0		0	0	0	1.77693	10	150	0%	0	0	0%	U
p-Chloroaniline	A	ug/L	0	0		0	0	0	1.47592	10	150	0%	0	0	0%	U

Seq No	Lab ID	Test Code	Sample Typ	File ID	Analysis Date	DF	Batch ID	Prep Date	SPKref	RPDref	pmoist					
14983938	B22010120-001	SVOC-8270-W-	SAMP	SV5973N.Tsd0111/14/2022	4:49:2	1	162701	1/4/2022 3:4	0	0						
Analyte	T	Units	RAW	Final	Text	Spike	SPKref	RPDref	MDL	PQL	UQL	%REC	LOW	HIGH	%RPD	Q
Pentachlorophenol	A	ug/L	0	0		0	0	0	4.11704	10	150	0%	0	0	0%	U
Phenanthrene	A	ug/L	0	0		0	0	0	0.761264	4.855	150	0%	0	0	0%	U
Phenol	A	ug/L	0	0		0	0	0	1.41766	10	150	0%	0	0	0%	U
Pyrene	A	ug/L	0	0		0	0	0	0.894291	4.855	150	0%	0	0	0%	U
Pyridine	A	ug/L	0	0		0	0	0	3.12662	10	150	0%	0	0	0%	U
Triallate	A	ug/L	0	0		0	0	0	1.46621	10	150	0%	0	0	0%	U
1,4-Dichlorobenzene-d4	I	ug/L	40	38.84		0	0	0	0	10	150	0%	0	0	0%	
Acenaphthene-d10	I	ug/L	40	38.84		0	0	0	0	10	150	0%	0	0	0%	
Chrysene-d12	I	ug/L	40	38.84		0	0	0	0	10	150	0%	0	0	0%	
Naphthalene-d8	I	ug/L	40	38.84		0	0	0	0	10	150	0%	0	0	0%	
Perylene-d12	I	ug/L	40	38.84		0	0	0	0	10	150	0%	0	0	0%	
Phenanthrene-d10	I	ug/L	40	38.84		0	0	0	0	10	150	0%	0	0	0%	
2,4,6-Tribromophenol	S	ug/L	165.24324	160.451186		194.2	0	0	2.79648	10	0	83%	43	140	0%	
2-Fluorobiphenyl	S	ug/L	82.76416	80.3639994		97.1	0	0	0.703004	10	0	83%	44	119	0%	
2-Fluorophenol	S	ug/L	87.0211	84.4974881		194.2	0	0	3.41792	10	0	44%	19	119	0%	
Nitrobenzene-d5	S	ug/L	75.25359	73.0712359		97.1	0	0	2.27214	10	0	75%	44	120	0%	
Phenol-d5	S	ug/L	86.2806	83.7784626		194.2	0	0	2.00026	10	0	43%	10	65	0%	
Terphenyl-d14	S	ug/L	101.80619	98.8538105		97.1	0	0	1.13607	10	0	102%	50	134	0%	
4-Chloroaniline	X	ug/L	0	0		0	0	0	1.56331	10	150	0%	0	0	0%	U
o-Terphenyl	X	ug/L	0	0		0	0	0	1.23317	10	150	0%	0	0	0%	U

Seq No	Lab ID	Test Code	Sample Typ	File ID	Analysis Date	DF	Batch ID	Prep Date	SPKref	RPDref	pmoist					
14983939	B22010134-001	SVOC-8270-W-	SAMP	SV5973N.Tsd0111/14/2022	5:21:4	1	162701	1/5/2022 8:0	0	0						
Analyte	T	Units	RAW	Final	Text	Spike	SPKref	RPDref	MDL	PQL	UQL	%REC	LOW	HIGH	%RPD	Q
1,2,4-Trichlorobenzene	A	ug/L	0	0		0	0	0	1.9	10	150	0%	0	0	0%	U
1,2-Dichlorobenzene	A	ug/L	0	0		0	0	0	1.97	10	150	0%	0	0	0%	U
1,3-Dichlorobenzene	A	ug/L	0	0		0	0	0	2.13	10	150	0%	0	0	0%	U
1,4-Dichlorobenzene	A	ug/L	0	0		0	0	0	2.02	10	150	0%	0	0	0%	U
1-Methylnaphthalene	A	ug/L	0	0		0	0	0	2.39	5	150	0%	0	0	0%	U
2,2'-Oxybis(1-Chloropropane)	A	ug/L	0	0		0	0	0	1.45	10	150	0%	0	0	0%	U
2,4,5-Trichlorophenol	A	ug/L	0	0		0	0	0	2.23	10	150	0%	0	0	0%	U
2,4,6-Trichlorophenol	A	ug/L	0	0		0	0	0	2.64	10	150	0%	0	0	0%	U
2,4-Dichlorophenol	A	ug/L	0	0		0	0	0	1.69	10	150	0%	0	0	0%	U
2,4-Dimethylphenol	A	ug/L	0	0		0	0	0	1.69	10	150	0%	0	0	0%	U

Seq No	Lab ID	Test Code	Sample Typ	File ID	Analysis Date	DF	Batch ID	Prep Date	SPKref	RPDref	pmoist					
14983939	B22010134-001	SVOC-8270-W-	SAMP	SV5973N.Tsd01	11/14/2022 5:21:4	1	162701	1/5/2022 8:0	0	0						
Analyte	T	Units	RAW	Final	Text	Spike	SPKref	RPDref	MDL	PQL	UQL	%REC	LOW	HIGH	%RPD	Q
2,4-Dinitrophenol	A	ug/L	0	0		0	0	0	4.26	10	150	0%	0	0	0%	U
2,4-Dinitrotoluene	A	ug/L	0	0		0	0	0	3.04	10	150	0%	0	0	0%	U
2,6-Dinitrotoluene	A	ug/L	0	0		0	0	0	3.2	10	150	0%	0	0	0%	U
2-Chloronaphthalene	A	ug/L	0	0		0	0	0	2.14	10	150	0%	0	0	0%	U
2-Chlorophenol	A	ug/L	0	0		0	0	0	2.48	10	150	0%	0	0	0%	U
2-Methylnaphthalene	A	ug/L	0	0		0	0	0	1.92	5	150	0%	0	0	0%	U
2-Nitroaniline	A	ug/L	0	0		0	0	0	2.4	10	150	0%	0	0	0%	U
2-Nitrophenol	A	ug/L	0	0		0	0	0	2.36	10	150	0%	0	0	0%	U
3,3'-Dichlorobenzidine	A	ug/L	0	0		0	0	0	2.11	10	150	0%	0	0	0%	U
3-Nitroaniline	A	ug/L	0	0		0	0	0	2.77	10	150	0%	0	0	0%	U
4,6-Dinitro-2-methylphenol	A	ug/L	0	0		0	0	0	2.33	10	150	0%	0	0	0%	U
4-Bromophenyl phenyl ether	A	ug/L	0	0		0	0	0	1.74	10	150	0%	0	0	0%	U
4-Chloro-2-methylphenol	A	ug/L	0	0		0	0	0	1.6	10	150	0%	0	0	0%	U
4-Chloro-3-methylphenol	A	ug/L	0	0		0	0	0	1.46	10	150	0%	0	0	0%	U
4-Chlorophenol	A	ug/L	0	0		0	0	0	2.64	10	150	0%	0	0	0%	U
4-Chlorophenyl phenyl ether	A	ug/L	0	0		0	0	0	2.03	10	150	0%	0	0	0%	U
4-Nitroaniline	A	ug/L	0	0		0	0	0	1.63	10	150	0%	0	0	0%	U
4-Nitrophenol	A	ug/L	0	0		0	0	0	2.5	10	150	0%	0	0	0%	U
Acenaphthene	A	ug/L	0	0		0	0	0	1.89	5	150	0%	0	0	0%	U
Acenaphthylene	A	ug/L	0	0		0	0	0	1.57	5	150	0%	0	0	0%	U
Aniline	A	ug/L	0	0		0	0	0	3.74	10	150	0%	0	0	0%	U
Anthracene	A	ug/L	0	0		0	0	0	1.23	5	150	0%	0	0	0%	U
Azobenzene	A	ug/L	0	0		0	0	0	1.09	10	150	0%	0	0	0%	U
Benzidine	A	ug/L	0	0		0	0	0	6.72	10	150	0%	0	0	0%	U
Benzo(a)anthracene	A	ug/L	0	0		0	0	0	0.856	5	150	0%	0	0	0%	U
Benzo(a)pyrene	A	ug/L	0	0		0	0	0	1.24	5	150	0%	0	0	0%	U
Benzo(b)fluoranthene	A	ug/L	0	0		0	0	0	0.903	5	150	0%	0	0	0%	U
Benzo(g,h,i)perylene	A	ug/L	0	0		0	0	0	1.01	5	150	0%	0	0	0%	U
Benzo(k)fluoranthene	A	ug/L	0	0		0	0	0	0.97	5	150	0%	0	0	0%	U
Benzoic acid	A	ug/L	0	0		0	0	0	1.51	10	150	0%	0	0	0%	U
Benzyl alcohol	A	ug/L	0	0		0	0	0	3.13	10	150	0%	0	0	0%	U
bis(-2-chloroethoxy)Methane	A	ug/L	0	0		0	0	0	1.36	10	150	0%	0	0	0%	U
bis(-2-chloroethyl)Ether	A	ug/L	0	0		0	0	0	2.57	10	150	0%	0	0	0%	U
bis(2-chloroisopropyl)Ether	A	ug/L	0	0		0	0	0	1.49	10	150	0%	0	0	0%	U
bis(2-ethylhexyl)Phthalate	A	ug/L	0	0		0	0	0	1.91	10	150	0%	0	0	0%	U

Seq No	Lab ID	Test Code	Sample Typ	File ID	Analysis Date	DF	Batch ID	Prep Date	SPKref	RPDref	pmoist					
14983939	B22010134-001	SVOC-8270-W-	SAMP	SV5973N.Tsd01	11/14/2022 5:21:4	1	162701	1/5/2022 8:0	0	0						
Analyte	T	Units	RAW	Final	Text	Spike	SPKref	RPDref	MDL	PQL	UQL	%REC	LOW	HIGH	%RPD	Q
Butylbenzylphthalate	A	ug/L	0	0		0	0	0	1.57	10	150	0%	0	0	0%	U
Carbazole	A	ug/L	0	0		0	0	0	0.842	10	150	0%	0	0	0%	U
Chrysene	A	ug/L	0	0		0	0	0	1.17	5	150	0%	0	0	0%	U
Di-n-butyl phthalate	A	ug/L	0	0		0	0	0	0.932	10	150	0%	0	0	0%	U
Di-n-octyl phthalate	A	ug/L	0	0		0	0	0	1.34	10	150	0%	0	0	0%	U
Dibenzo(a,h)anthracene	A	ug/L	0	0		0	0	0	1.17	5	150	0%	0	0	0%	U
Dibenzofuran	A	ug/L	0	0		0	0	0	1.74	10	150	0%	0	0	0%	U
Diethyl phthalate	A	ug/L	0	0		0	0	0	2.18	10	150	0%	0	0	0%	U
Dimethyl phthalate	A	ug/L	0	0		0	0	0	1.72	10	150	0%	0	0	0%	U
Fluoranthene	A	ug/L	0	0		0	0	0	0.883	5	150	0%	0	0	0%	U
Fluorene	A	ug/L	0	0		0	0	0	1.82	5	150	0%	0	0	0%	U
Hexachlorobenzene	A	ug/L	0	0		0	0	0	1.33	10	150	0%	0	0	0%	U
Hexachlorobutadiene	A	ug/L	0	0		0	0	0	2.32	10	150	0%	0	0	0%	U
Hexachlorocyclopentadiene	A	ug/L	0	0		0	0	0	2.97	10	150	0%	0	0	0%	U
Hexachloroethane	A	ug/L	0	0		0	0	0	1.79	10	150	0%	0	0	0%	U
Indeno(1,2,3-cd)pyrene	A	ug/L	0	0		0	0	0	1.25	5	150	0%	0	0	0%	U
Isophorone	A	ug/L	0	0		0	0	0	1.67	10	150	0%	0	0	0%	U
m+p-Cresols	A	ug/L	0	0		0	0	0	1.78	10	150	0%	0	0	0%	U
n-Nitroso-di-n-propylamine	A	ug/L	0	0		0	0	0	1.54	10	150	0%	0	0	0%	U
n-Nitrosodimethylamine	A	ug/L	0	0		0	0	0	1.53	10	150	0%	0	0	0%	U
n-Nitrosodiphenylamine	A	ug/L	0	0		0	0	0	1.16	10	150	0%	0	0	0%	U
Naphthalene	A	ug/L	0	0		0	0	0	1.74	5	150	0%	0	0	0%	U
Nitrobenzene	A	ug/L	0	0		0	0	0	2.31	10	150	0%	0	0	0%	U
o-Cresol	A	ug/L	0	0		0	0	0	1.83	10	150	0%	0	0	0%	U
p-Chloroaniline	A	ug/L	0	0		0	0	0	1.52	10	150	0%	0	0	0%	U
Pentachlorophenol	A	ug/L	0	0		0	0	0	4.24	10	150	0%	0	0	0%	U
Phenanthrene	A	ug/L	0	0		0	0	0	0.784	5	150	0%	0	0	0%	U
Phenol	A	ug/L	0	0		0	0	0	1.46	10	150	0%	0	0	0%	U
Pyrene	A	ug/L	0	0		0	0	0	0.921	5	150	0%	0	0	0%	U
Pyridine	A	ug/L	0	0		0	0	0	3.22	10	150	0%	0	0	0%	U
Triallate	A	ug/L	0	0		0	0	0	1.51	10	150	0%	0	0	0%	U
1,4-Dichlorobenzene-d4	I	ug/L	40	40		0	0	0	0	10	150	0%	0	0	0%	
Acenaphthene-d10	I	ug/L	40	40		0	0	0	0	10	150	0%	0	0	0%	
Chrysene-d12	I	ug/L	40	40		0	0	0	0	10	150	0%	0	0	0%	
Naphthalene-d8	I	ug/L	40	40		0	0	0	0	10	150	0%	0	0	0%	

Seq No	Lab ID	Test Code	Sample Typ	File ID	Analysis Date	DF	Batch ID	Prep Date	SPKref	RPDref	pmoist					
14983939	B22010134-001	SVOC-8270-W-	SAMP	SV5973N.I	sd0111/14/2022 5:21:4	1	162701	1/5/2022 8:0	0	0						
Analyte	T	Units	RAW	Final	Text	Spike	SPKref	RPDref	MDL	PQL	UQL	%REC	LOW	HIGH	%RPD	Q
Perylene-d12	I	ug/L	40	40		0	0	0	0	10	150	0%	0	0	0%	
Phenanthrene-d10	I	ug/L	40	40		0	0	0	0	10	150	0%	0	0	0%	
2,4,6-Tribromophenol	S	ug/L	148.13138	148.13138		200	0	0	2.88	10	0	74%	43	140	0%	
2-Fluorobiphenyl	S	ug/L	70.9482	70.9482		100	0	0	0.724	10	0	71%	44	119	0%	
2-Fluorophenol	S	ug/L	61.83526	61.83526		200	0	0	3.52	10	0	31%	19	119	0%	
Nitrobenzene-d5	S	ug/L	72.47128	72.47128		100	0	0	2.34	10	0	72%	44	120	0%	
Phenol-d5	S	ug/L	72.75621	72.75621		200	0	0	2.06	10	0	36%	10	65	0%	
Terphenyl-d14	S	ug/L	98.36913	98.36913		100	0	0	1.17	10	0	98%	50	134	0%	
4-Chloroaniline	X	ug/L	0	0		0	0	0	1.61	10	150	0%	0	0	0%	U
o-Terphenyl	X	ug/L	0	0		0	0	0	1.27	10	150	0%	0	0	0%	U

Seq No	Lab ID	Test Code	Sample Typ	File ID	Analysis Date	DF	Batch ID	Prep Date	SPKref	RPDref	pmoist					
14983940	B22010134-001	SVOC-8270-W-	MS-DOD	SV5973N.I	sd0111/14/2022 5:53:5	1	162701	1/5/2022 8:0	1E+07	0						
Analyte	T	Units	RAW	Final	Text	Spike	SPKref	RPDref	MDL	PQL	UQL	%REC	LOW	HIGH	%RPD	Q
1,2,4-Trichlorobenzene	A	ug/L	75.79889	78.0728567		103	0	0	1.957	10	150	76%	29	116	0%	
1,2-Dichlorobenzene	A	ug/L	69.81437	71.9088011		103	0	0	2.0291	10	150	70%	32	111	0%	
1,3-Dichlorobenzene	A	ug/L	65.504	67.46912		103	0	0	2.1939	10	150	66%	28	110	0%	
1,4-Dichlorobenzene	A	ug/L	67.09183	69.1045849		103	0	0	2.0806	10	150	67%	29	112	0%	
1-Methylnaphthalene	A	ug/L	85.59032	88.1580296		103	0	0	2.4617	10	150	86%	41	119	0%	
2,2'-Oxybis(1-Chloropropane)	A	ug/L	66.27216	68.2603248		103	0	0	1.4935	10	150	66%	37	130	0%	
2,4,5-Trichlorophenol	A	ug/L	89.4331	92.116093		103	0	0	2.2969	10	150	89%	53	123	0%	
2,4,6-Trichlorophenol	A	ug/L	98.71292	101.674308		103	0	0	2.7192	10	150	99%	50	125	0%	
2,4-Dichlorophenol	A	ug/L	81.5057	83.950871		103	0	0	1.7407	10	150	82%	47	121	0%	
2,4-Dimethylphenol	A	ug/L	93.40601	96.2081903		103	0	0	1.7407	10	150	93%	31	124	0%	
2,4-Dinitrophenol	A	ug/L	90.37932	93.0906996		103	0	0	4.3878	10.3	150	90%	23	142	0%	
2,4-Dinitrotoluene	A	ug/L	89.51549	92.2009547		103	33.52817	0	3.1312	10	150	57%	57	128	0%	
2,6-Dinitrotoluene	A	ug/L	98.93776	101.905893		103	0	0	3.296	10	150	99%	50	118	0%	
2-Chloronaphthalene	A	ug/L	94.75251	97.5950853		103	0	0	2.2042	10	150	95%	40	116	0%	
2-Chlorophenol	A	ug/L	68.47712	70.5314336		103	0	0	2.5544	10	150	68%	38	117	0%	
2-Methylnaphthalene	A	ug/L	90.22808	92.9349224		103	0	0	1.9776	10	150	90%	40	121	0%	
2-Nitroaniline	A	ug/L	99.45297	102.436559		103	0	0	2.472	10	150	99%	55	127	0%	
2-Nitrophenol	A	ug/L	85.11487	87.6683161		103	0	0	2.4308	10	150	85%	47	123	0%	
3,3'-Dichlorobenzidine	A	ug/L	79.0214	81.392042		103	0	0	2.1733	10.3	150	79%	27	129	0%	
3-Nitroaniline	A	ug/L	77.29908	79.6180524		103	0	0	2.8531	10	150	77%	41	128	0%	

Seq No	Lab ID	Test Code	Sample Typ	File ID	Analysis Date	DF	Batch ID	Prep Date	SPKref	RPDref	pmoist					
14983940	B22010134-001	SVOC-8270-W-	MS-DOD	SV5973N.Tsd0111/14/2022	5:53:5	1	162701	1/5/2022 8:0	1E+07	0						
Analyte	T	Units	RAW	Final	Text	Spike	SPKref	RPDref	MDL	PQL	UQL	%REC	LOW	HIGH	%RPD	Q
4,6-Dinitro-2-methylphenol	A	ug/L	97.15453	100.069166		103	0	0	2.3999	10.3	150	97%	44	137	0%	
4-Bromophenyl phenyl ether	A	ug/L	102.50768	105.582910		103	0	0	1.7922	10	150	103%	55	124	0%	
4-Chloro-2-methylphenol	A	ug/L	91.59433	94.3421599		103	0	0	1.648	10	150	92%	49	89	0%	S
4-Chloro-3-methylphenol	A	ug/L	94.35204	97.1826012		103	0	0	1.5038	10	150	94%	52	119	0%	
4-Chlorophenol	A	ug/L	70.30742	72.4166426		103	0	0	2.7192	10	150	70%	41	81	0%	
4-Chlorophenyl phenyl ether	A	ug/L	97.90953	100.846816		103	0	0	2.0909	10	150	98%	53	121	0%	
4-Nitroaniline	A	ug/L	99.09405	102.066872		103	0	0	1.6789	10	150	99%	57	101	0%	
4-Nitrophenol	A	ug/L	42.90096	44.1879888		103	0	0	2.575	10.3	150	43%	15	36	0%	S
Acenaphthene	A	ug/L	95.51229	98.3776587		103	0	0	1.9467	10	150	96%	47	122	0%	
Acenaphthylene	A	ug/L	85.02868	87.5795404		103	0	0	1.6171	10	150	85%	41	130	0%	
Aniline	A	ug/L	29.99394	30.8937582		103	0	0	3.8522	10	150	30%	24	60	0%	
Anthracene	A	ug/L	106.91273	110.120112		103	0	0	1.2669	10	150	107%	57	123	0%	
Azobenzene	A	ug/L	91.63454	94.3835762		103	0	0	1.1227	10	150	92%	61	116	0%	
Benzidine	A	ug/L	12.27047	12.6385841		103	0	0	6.9216	10.3	150	12%	10	100	0%	
Benzo(a)anthracene	A	ug/L	112.43643	115.809523		103	0	0	0.88168	10	150	112%	58	125	0%	
Benzo(a)pyrene	A	ug/L	101.38822	104.429867		103	0	0	1.2772	10	150	101%	54	128	0%	
Benzo(b)fluoranthene	A	ug/L	107.16573	110.380702		103	0	0	0.93009	10	150	107%	53	131	0%	
Benzo(g,h,i)perylene	A	ug/L	100.48756	103.502187		103	0	0	1.0403	10	150	100%	50	134	0%	
Benzo(k)fluoranthene	A	ug/L	102.84286	105.928146		103	0	0	0.9991	10	150	103%	57	129	0%	
Benzoic acid	A	ug/L	35.77482	36.8480646		103	0	0	1.5553	10	150	36%	10	30	0%	S
Benzyl alcohol	A	ug/L	71.43279	73.5757737		103	0	0	3.2239	10	150	71%	31	112	0%	
bis(-2-chloroethoxy)Methane	A	ug/L	97.78462	100.718159		103	0	0	1.4008	10	150	98%	48	120	0%	
bis(-2-chloroethyl)Ether	A	ug/L	85.46694	88.0309482		103	0	0	2.6471	10	150	85%	43	118	0%	
bis(2-chloroisopropyl)Ether	A	ug/L	66.27216	68.2603248		103	0	0	1.5347	10	150	66%	37	130	0%	
bis(2-ethylhexyl)Phthalate	A	ug/L	106.01272	109.193102		103	0	0	1.9673	10	150	106%	55	135	0%	
Butylbenzylphthalate	A	ug/L	109.11139	112.384732		103	0	0	1.6171	10	150	109%	53	134	0%	
Carbazole	A	ug/L	106.41289	109.605277		103	0	0	0.86726	10	150	106%	60	122	0%	
Chrysene	A	ug/L	107.62864	110.857499		103	0	0	1.2051	10	150	108%	59	123	0%	
Di-n-butyl phthalate	A	ug/L	107.83567	111.070740		103	0	0	0.95996	10	150	108%	59	127	0%	
Di-n-octyl phthalate	A	ug/L	104.46648	107.600474		103	0	0	1.3802	10	150	104%	51	140	0%	
Dibenzo(a,h)anthracene	A	ug/L	100.64606	103.665442		103	0	0	1.2051	10	150	101%	51	134	0%	
Dibenzofuran	A	ug/L	98.24746	101.194884		103	0	0	1.7922	10	150	98%	53	118	0%	
Diethyl phthalate	A	ug/L	98.75606	101.718742		103	0	0	2.2454	10	150	99%	56	125	0%	
Dimethyl phthalate	A	ug/L	103.7137	106.825111		103	0	0	1.7716	10	150	104%	45	127	0%	
Fluoranthene	A	ug/L	103.53769	106.643821		103	0	0	0.90949	10	150	104%	57	128	0%	

Seq No	Lab ID	Test Code	Sample Typ	File ID	Analysis Date	DF	Batch ID	Prep Date	SPKref	RPDref	pmoist					
14983940	B22010134-001	SVOC-8270-W-	MS-DOD	SV5973N.Tsd0111/14/2022	5:53:5	1	162701	1/5/2022 8:0	1E+07	0						
Analyte	T	Units	RAW	Final	Text	Spike	SPKref	RPDref	MDL	PQL	UQL	%REC	LOW	HIGH	%RPD	Q
Fluorene	A	ug/L	93.03119	95.8221257		103	0	0	1.8746	10	150	93%	52	124	0%	
Hexachlorobenzene	A	ug/L	88.40193	91.0539879		103	0	0	1.3699	10	150	88%	53	125	0%	
Hexachlorobutadiene	A	ug/L	71.37939	73.5207717		103	0	0	2.3896	10	150	71%	22	124	0%	
Hexachlorocyclopentadiene	A	ug/L	72.16483	74.3297749		103	0	0	3.0591	10	150	72%	39	91	0%	
Hexachloroethane	A	ug/L	59.53945	61.3256335		103	0	0	1.8437	10	150	60%	21	115	0%	
Indeno(1,2,3-cd)pyrene	A	ug/L	98.92281	101.890494		103	0	0	1.2875	10	150	99%	52	134	0%	
Isophorone	A	ug/L	103.03825	106.129398		103	0	0	1.7201	10	150	103%	42	124	0%	
m+p-Cresols	A	ug/L	80.40284	82.8149252		103	0	0	1.8334	10	150	80%	29	110	0%	
n-Nitroso-di-n-propylamine	A	ug/L	98.12873	101.072592		103	0	0	1.5862	10	150	98%	49	119	0%	
n-Nitrosodimethylamine	A	ug/L	45.5404	46.906612		103	0	0	1.5759	10	150	46%	20	45	0%	S
n-Nitrosodiphenylamine	A	ug/L	103.29363	106.392439		103	0	0	1.1948	10.3	150	103%	51	123	0%	
Naphthalene	A	ug/L	87.64537	90.2747311		103	0	0	1.7922	10	150	88%	40	121	0%	
Nitrobenzene	A	ug/L	90.85959	93.5853777		103	0	0	2.3793	10	150	91%	45	121	0%	
o-Cresol	A	ug/L	82.64844	85.1278932		103	0	0	1.8849	10	150	83%	30	117	0%	
p-Chloroaniline	A	ug/L	73.6424	75.851672		103	0	0	1.5656	10	150	74%	33	117	0%	
Pentachlorophenol	A	ug/L	108.52543	111.781193		103	0	0	4.3672	10.3	150	109%	35	138	0%	
Phenanthrene	A	ug/L	104.9453	108.093659		103	0	0	0.80752	10	150	105%	59	120	0%	
Phenol	A	ug/L	49.52846	51.0143138		103	0	0	1.5038	10	150	50%	37	75	0%	
Pyrene	A	ug/L	99.34974	102.330232		103	0	0	0.94863	10	150	99%	57	126	0%	
Pyridine	A	ug/L	32.76696	33.7499688		103	0	0	3.3166	10	150	33%	16	45	0%	
Triallate	A	ug/L	92.55343	95.3300329		103	0	0	1.5553	10	150	93%	59	105	0%	
1,4-Dichlorobenzene-d4	I	ug/L	40	41.2		0	0	0	0	10	150	0%			0%	
Acenaphthene-d10	I	ug/L	40	41.2		0	0	0	0	10	150	0%			0%	
Chrysene-d12	I	ug/L	40	41.2		0	0	0	0	10	150	0%			0%	
Naphthalene-d8	I	ug/L	40	41.2		0	0	0	0	10	150	0%			0%	
Perylene-d12	I	ug/L	40	41.2		0	0	0	0	10	150	0%			0%	
Phenanthrene-d10	I	ug/L	40	41.2		0	0	0	0	10	150	0%			0%	
2,4,6-Tribromophenol	S	ug/L	195.81261	201.686988		206	0	0	2.9664	10	0	98%	43	140	0%	
2-Fluorobiphenyl	S	ug/L	85.39806	87.9600018		103	0	0	0.74572	10	0	85%	44	119	0%	
2-Fluorophenol	S	ug/L	80.22171	82.6283613		206	0	0	3.6256	10	0	40%	19	119	0%	
Nitrobenzene-d5	S	ug/L	77.6165	79.944995		103	0	0	2.4102	10	0	78%	44	120	0%	
Phenol-d5	S	ug/L	89.05166	91.7232098		206	0	0	2.1218	10	0	45%	10	65	0%	
Terphenyl-d14	S	ug/L	102.2108	105.277124		103	0	0	1.2051	10	0	102%	50	134	0%	
4-Chloroaniline	X	ug/L	73.6424	75.851672		103	0	0	1.6583	10	150	74%	33	117	0%	
o-Terphenyl	X	ug/L	93.74693	96.5593379		103	0	0	1.3081	10	150	94%	40	140	0%	

Seq No	Lab ID	Test Code	Sample Typ	File ID	Analysis Date	DF	Batch ID	Prep Date	SPKref	RPDref	pmoist					
Analyte	T	Units	RAW	Final	Text	Spike	SPKref	RPDref	MDL	PQL	UQL	%REC	LOW	HIGH	%RPD	Q
14983941	B22010141-001	SVOC-8270-W-	SAMP	SV5973N.Tsd0111/14/2022	6:26:0	1	162701	1/5/2022 8:0	0	0						
1,2,4-Trichlorobenzene	A	ug/L	0	0		0	0	0	1.919	10	150	0%	0	0	0%	U
1,2-Dichlorobenzene	A	ug/L	0	0		0	0	0	1.9897	10	150	0%	0	0	0%	U
1,3-Dichlorobenzene	A	ug/L	0	0		0	0	0	2.1513	10	150	0%	0	0	0%	U
1,4-Dichlorobenzene	A	ug/L	0	0		0	0	0	2.0402	10	150	0%	0	0	0%	U
1-Methylnaphthalene	A	ug/L	0	0		0	0	0	2.4139	5.05	150	0%	0	0	0%	U
2,2'-Oxybis(1-Chloropropane)	A	ug/L	0	0		0	0	0	1.4645	10	150	0%	0	0	0%	U
2,4,5-Trichlorophenol	A	ug/L	0	0		0	0	0	2.2523	10	150	0%	0	0	0%	U
2,4,6-Trichlorophenol	A	ug/L	0	0		0	0	0	2.6664	10	150	0%	0	0	0%	U
2,4-Dichlorophenol	A	ug/L	0	0		0	0	0	1.7069	10	150	0%	0	0	0%	U
2,4-Dimethylphenol	A	ug/L	0	0		0	0	0	1.7069	10	150	0%	0	0	0%	U
2,4-Dinitrophenol	A	ug/L	0	0		0	0	0	4.3026	10.1	150	0%	0	0	0%	U
2,4-Dinitrotoluene	A	ug/L	0	0		0	0	0	3.0704	10	150	0%	0	0	0%	U
2,6-Dinitrotoluene	A	ug/L	0	0		0	0	0	3.232	10	150	0%	0	0	0%	U
2-Chloronaphthalene	A	ug/L	0	0		0	0	0	2.1614	10	150	0%	0	0	0%	U
2-Chlorophenol	A	ug/L	0	0		0	0	0	2.5048	10	150	0%	0	0	0%	U
2-Methylnaphthalene	A	ug/L	0	0		0	0	0	1.9392	5.05	150	0%	0	0	0%	U
2-Nitroaniline	A	ug/L	0	0		0	0	0	2.424	10	150	0%	0	0	0%	U
2-Nitrophenol	A	ug/L	0	0		0	0	0	2.3836	10	150	0%	0	0	0%	U
3,3'-Dichlorobenzidine	A	ug/L	0	0		0	0	0	2.1311	10.1	150	0%	0	0	0%	U
3-Nitroaniline	A	ug/L	0	0		0	0	0	2.7977	10	150	0%	0	0	0%	U
4,6-Dinitro-2-methylphenol	A	ug/L	0	0		0	0	0	2.3533	10.1	150	0%	0	0	0%	U
4-Bromophenyl phenyl ether	A	ug/L	0	0		0	0	0	1.7574	10	150	0%	0	0	0%	U
4-Chloro-2-methylphenol	A	ug/L	0	0		0	0	0	1.616	10	150	0%	0	0	0%	U
4-Chloro-3-methylphenol	A	ug/L	0	0		0	0	0	1.4746	10	150	0%	0	0	0%	U
4-Chlorophenol	A	ug/L	0	0		0	0	0	2.6664	10	150	0%	0	0	0%	U
4-Chlorophenyl phenyl ether	A	ug/L	0	0		0	0	0	2.0503	10	150	0%	0	0	0%	U
4-Nitroaniline	A	ug/L	0	0		0	0	0	1.6463	10	150	0%	0	0	0%	U
4-Nitrophenol	A	ug/L	0	0		0	0	0	2.525	10.1	150	0%	0	0	0%	U
Acenaphthene	A	ug/L	0	0		0	0	0	1.9089	5.05	150	0%	0	0	0%	U
Acenaphthylene	A	ug/L	0	0		0	0	0	1.5857	5.05	150	0%	0	0	0%	U
Aniline	A	ug/L	0	0		0	0	0	3.7774	10	150	0%	0	0	0%	U
Anthracene	A	ug/L	0	0		0	0	0	1.2423	5.05	150	0%	0	0	0%	U
Azobenzene	A	ug/L	0	0		0	0	0	1.1009	10	150	0%	0	0	0%	U
Benzidine	A	ug/L	0	0		0	0	0	6.7872	10.1	150	0%	0	0	0%	U
Benzo(a)anthracene	A	ug/L	0	0		0	0	0	0.86456	5.05	150	0%	0	0	0%	U

Seq No	Lab ID	Test Code	Sample Typ	File ID	Analysis Date	DF	Batch ID	Prep Date	SPKref	RPDref	pmoist					
14983941	B22010141-001	SVOC-8270-W-	SAMP	SV5973N.Tsd0111/14/2022	6:26:0	1	162701	1/5/2022 8:0	0	0						
Analyte	T	Units	RAW	Final	Text	Spike	SPKref	RPDref	MDL	PQL	UQL	%REC	LOW	HIGH	%RPD	Q
Benzo(a)pyrene	A	ug/L	0	0		0	0	0	1.2524	5.05	150	0%	0	0	0%	U
Benzo(b)fluoranthene	A	ug/L	0	0		0	0	0	0.91203	5.05	150	0%	0	0	0%	U
Benzo(g,h,i)perylene	A	ug/L	0	0		0	0	0	1.0201	5.05	150	0%	0	0	0%	U
Benzo(k)fluoranthene	A	ug/L	0	0		0	0	0	0.9797	5.05	150	0%	0	0	0%	U
Benzoic acid	A	ug/L	0	0		0	0	0	1.5251	10	150	0%	0	0	0%	U
Benzyl alcohol	A	ug/L	0	0		0	0	0	3.1613	10	150	0%	0	0	0%	U
bis(-2-chloroethoxy)Methane	A	ug/L	0	0		0	0	0	1.3736	10	150	0%	0	0	0%	U
bis(-2-chloroethyl)Ether	A	ug/L	0	0		0	0	0	2.5957	10	150	0%	0	0	0%	U
bis(2-chloroisopropyl)Ether	A	ug/L	0	0		0	0	0	1.5049	10	150	0%	0	0	0%	U
bis(2-ethylhexyl)Phthalate	A	ug/L	0	0		0	0	0	1.9291	10	150	0%	0	0	0%	U
Butylbenzylphthalate	A	ug/L	0	0		0	0	0	1.5857	10	150	0%	0	0	0%	U
Carbazole	A	ug/L	0	0		0	0	0	0.85042	10	150	0%	0	0	0%	U
Chrysene	A	ug/L	0	0		0	0	0	1.1817	5.05	150	0%	0	0	0%	U
Di-n-butyl phthalate	A	ug/L	0	0		0	0	0	0.94132	10	150	0%	0	0	0%	U
Di-n-octyl phthalate	A	ug/L	0	0		0	0	0	1.3534	10	150	0%	0	0	0%	U
Dibenzo(a,h)anthracene	A	ug/L	0	0		0	0	0	1.1817	5.05	150	0%	0	0	0%	U
Dibenzofuran	A	ug/L	0	0		0	0	0	1.7574	10	150	0%	0	0	0%	U
Diethyl phthalate	A	ug/L	0	0		0	0	0	2.2018	10	150	0%	0	0	0%	U
Dimethyl phthalate	A	ug/L	0	0		0	0	0	1.7372	10	150	0%	0	0	0%	U
Fluoranthene	A	ug/L	0	0		0	0	0	0.89183	5.05	150	0%	0	0	0%	U
Fluorene	A	ug/L	0	0		0	0	0	1.8382	5.05	150	0%	0	0	0%	U
Hexachlorobenzene	A	ug/L	0	0		0	0	0	1.3433	10	150	0%	0	0	0%	U
Hexachlorobutadiene	A	ug/L	0	0		0	0	0	2.3432	10	150	0%	0	0	0%	U
Hexachlorocyclopentadiene	A	ug/L	0	0		0	0	0	2.9997	10	150	0%	0	0	0%	U
Hexachloroethane	A	ug/L	0	0		0	0	0	1.8079	10	150	0%	0	0	0%	U
Indeno(1,2,3-cd)pyrene	A	ug/L	0	0		0	0	0	1.2625	5.05	150	0%	0	0	0%	U
Isophorone	A	ug/L	0	0		0	0	0	1.6867	10	150	0%	0	0	0%	U
m+p-Cresols	A	ug/L	0	0		0	0	0	1.7978	10	150	0%	0	0	0%	U
n-Nitroso-di-n-propylamine	A	ug/L	0	0		0	0	0	1.5554	10	150	0%	0	0	0%	U
n-Nitrosodimethylamine	A	ug/L	0	0		0	0	0	1.5453	10	150	0%	0	0	0%	U
n-Nitrosodiphenylamine	A	ug/L	0	0		0	0	0	1.1716	10.1	150	0%	0	0	0%	U
Naphthalene	A	ug/L	0	0		0	0	0	1.7574	5.05	150	0%	0	0	0%	U
Nitrobenzene	A	ug/L	0	0		0	0	0	2.3331	10	150	0%	0	0	0%	U
o-Cresol	A	ug/L	0	0		0	0	0	1.8483	10	150	0%	0	0	0%	U
p-Chloroaniline	A	ug/L	0	0		0	0	0	1.5352	10	150	0%	0	0	0%	U

Seq No	Lab ID	Test Code	Sample Typ	File ID	Analysis Date	DF	Batch ID	Prep Date	SPKref	RPDref	pmoist					
14983941	B22010141-001	SVOC-8270-W-	SAMP	SV5973N.I	sd0111/14/2022 6:26:0	1	162701	1/5/2022 8:0	0	0						
Analyte	T	Units	RAW	Final	Text	Spike	SPKref	RPDref	MDL	PQL	UQL	%REC	LOW	HIGH	%RPD	Q
Pentachlorophenol	A	ug/L	0	0		0	0	0	4.2824	10.1	150	0%	0	0	0%	U
Phenanthrene	A	ug/L	0	0		0	0	0	0.79184	5.05	150	0%	0	0	0%	U
Phenol	A	ug/L	0	0		0	0	0	1.4746	10	150	0%	0	0	0%	U
Pyrene	A	ug/L	0	0		0	0	0	0.93021	5.05	150	0%	0	0	0%	U
Pyridine	A	ug/L	0	0		0	0	0	3.2522	10	150	0%	0	0	0%	U
Triallate	A	ug/L	0	0		0	0	0	1.5251	10	150	0%	0	0	0%	U
1,4-Dichlorobenzene-d4	I	ug/L	40	40.4		0	0	0	0	10	150	0%	0	0	0%	
Acenaphthene-d10	I	ug/L	40	40.4		0	0	0	0	10	150	0%	0	0	0%	
Chrysene-d12	I	ug/L	40	40.4		0	0	0	0	10	150	0%	0	0	0%	
Naphthalene-d8	I	ug/L	40	40.4		0	0	0	0	10	150	0%	0	0	0%	
Perylene-d12	I	ug/L	40	40.4		0	0	0	0	10	150	0%	0	0	0%	
Phenanthrene-d10	I	ug/L	40	40.4		0	0	0	0	10	150	0%	0	0	0%	
2,4,6-Tribromophenol	S	ug/L	167.9616	169.641216		202	0	0	2.9088	10	0	84%	43	140	0%	
2-Fluorobiphenyl	S	ug/L	64.54266	65.1880866		101	0	0	0.73124	10	0	65%	44	119	0%	
2-Fluorophenol	S	ug/L	71.84323	72.5616623		202	0	0	3.5552	10	0	36%	19	119	0%	
Nitrobenzene-d5	S	ug/L	77.34184	78.1152584		101	0	0	2.3634	10	0	77%	44	120	0%	
Phenol-d5	S	ug/L	75.37614	76.1299014		202	0	0	2.0806	10	0	38%	10	65	0%	
Terphenyl-d14	S	ug/L	100.51133	101.516443		101	0	0	1.1817	10	0	101%	50	134	0%	
4-Chloroaniline	X	ug/L	0	0		0	0	0	1.6261	10	150	0%	0	0	0%	U
o-Terphenyl	X	ug/L	0	0		0	0	0	1.2827	10	150	0%	0	0	0%	U

Seq No	Lab ID	Test Code	Sample Typ	File ID	Analysis Date	DF	Batch ID	Prep Date	SPKref	RPDref	pmoist					
14983942	B22010142-001	SVOC-8270-W-	SAMP	SV5973N.I	sd0111/14/2022 6:58:1	1	162701	1/5/2022 8:0	0	0						
Analyte	T	Units	RAW	Final	Text	Spike	SPKref	RPDref	MDL	PQL	UQL	%REC	LOW	HIGH	%RPD	Q
1,2,4-Trichlorobenzene	A	ug/L	0	0		0	0	0	1.862	10	150	0%	0	0	0%	U
1,2-Dichlorobenzene	A	ug/L	0	0		0	0	0	1.9306	10	150	0%	0	0	0%	U
1,3-Dichlorobenzene	A	ug/L	0	0		0	0	0	2.0874	10	150	0%	0	0	0%	U
1,4-Dichlorobenzene	A	ug/L	0	0		0	0	0	1.9796	10	150	0%	0	0	0%	U
1-Methylnaphthalene	A	ug/L	0	0		0	0	0	2.3422	4.9	150	0%	0	0	0%	U
2,2'-Oxybis(1-Chloropropane)	A	ug/L	0	0		0	0	0	1.421	10	150	0%	0	0	0%	U
2,4,5-Trichlorophenol	A	ug/L	0	0		0	0	0	2.1854	10	150	0%	0	0	0%	U
2,4,6-Trichlorophenol	A	ug/L	0	0		0	0	0	2.5872	10	150	0%	0	0	0%	U
2,4-Dichlorophenol	A	ug/L	0	0		0	0	0	1.6562	10	150	0%	0	0	0%	U
2,4-Dimethylphenol	A	ug/L	0	0		0	0	0	1.6562	10	150	0%	0	0	0%	U

Seq No	Lab ID	Test Code	Sample Typ	File ID	Analysis Date	DF	Batch ID	Prep Date	SPKref	RPDref	pmoist					
14983942	B22010142-001	SVOC-8270-W-	SAMP	SV5973N.Tsd0111/14/2022	6:58:1	1	162701	1/5/2022 8:0	0	0						
Analyte	T	Units	RAW	Final	Text	Spike	SPKref	RPDref	MDL	PQL	UQL	%REC	LOW	HIGH	%RPD	Q
2,4-Dinitrophenol	A	ug/L	0	0		0	0	0	4.1748	10	150	0%	0	0	0%	U
2,4-Dinitrotoluene	A	ug/L	0	0		0	0	0	2.9792	10	150	0%	0	0	0%	U
2,6-Dinitrotoluene	A	ug/L	0	0		0	0	0	3.136	10	150	0%	0	0	0%	U
2-Chloronaphthalene	A	ug/L	0	0		0	0	0	2.0972	10	150	0%	0	0	0%	U
2-Chlorophenol	A	ug/L	0	0		0	0	0	2.4304	10	150	0%	0	0	0%	U
2-Methylnaphthalene	A	ug/L	0	0		0	0	0	1.8816	4.9	150	0%	0	0	0%	U
2-Nitroaniline	A	ug/L	0	0		0	0	0	2.352	10	150	0%	0	0	0%	U
2-Nitrophenol	A	ug/L	0	0		0	0	0	2.3128	10	150	0%	0	0	0%	U
3,3'-Dichlorobenzidine	A	ug/L	0	0		0	0	0	2.0678	10	150	0%	0	0	0%	U
3-Nitroaniline	A	ug/L	0	0		0	0	0	2.7146	10	150	0%	0	0	0%	U
4,6-Dinitro-2-methylphenol	A	ug/L	0	0		0	0	0	2.2834	10	150	0%	0	0	0%	U
4-Bromophenyl phenyl ether	A	ug/L	0	0		0	0	0	1.7052	10	150	0%	0	0	0%	U
4-Chloro-2-methylphenol	A	ug/L	0	0		0	0	0	1.568	10	150	0%	0	0	0%	U
4-Chloro-3-methylphenol	A	ug/L	0	0		0	0	0	1.4308	10	150	0%	0	0	0%	U
4-Chlorophenol	A	ug/L	0	0		0	0	0	2.5872	10	150	0%	0	0	0%	U
4-Chlorophenyl phenyl ether	A	ug/L	0	0		0	0	0	1.9894	10	150	0%	0	0	0%	U
4-Nitroaniline	A	ug/L	0	0		0	0	0	1.5974	10	150	0%	0	0	0%	U
4-Nitrophenol	A	ug/L	0	0		0	0	0	2.45	10	150	0%	0	0	0%	U
Acenaphthene	A	ug/L	0	0		0	0	0	1.8522	4.9	150	0%	0	0	0%	U
Acenaphthylene	A	ug/L	0	0		0	0	0	1.5386	4.9	150	0%	0	0	0%	U
Aniline	A	ug/L	0	0		0	0	0	3.6652	10	150	0%	0	0	0%	U
Anthracene	A	ug/L	0	0		0	0	0	1.2054	4.9	150	0%	0	0	0%	U
Azobenzene	A	ug/L	0	0		0	0	0	1.0682	10	150	0%	0	0	0%	U
Benzidine	A	ug/L	0	0		0	0	0	6.5856	10	150	0%	0	0	0%	U
Benzo(a)anthracene	A	ug/L	0	0		0	0	0	0.83888	4.9	150	0%	0	0	0%	U
Benzo(a)pyrene	A	ug/L	0	0		0	0	0	1.2152	4.9	150	0%	0	0	0%	U
Benzo(b)fluoranthene	A	ug/L	0	0		0	0	0	0.88494	4.9	150	0%	0	0	0%	U
Benzo(g,h,i)perylene	A	ug/L	0	0		0	0	0	0.9898	4.9	150	0%	0	0	0%	U
Benzo(k)fluoranthene	A	ug/L	0	0		0	0	0	0.9506	4.9	150	0%	0	0	0%	U
Benzoic acid	A	ug/L	0	0		0	0	0	1.4798	10	150	0%	0	0	0%	U
Benzyl alcohol	A	ug/L	0	0		0	0	0	3.0674	10	150	0%	0	0	0%	U
bis(-2-chloroethoxy)Methane	A	ug/L	0	0		0	0	0	1.3328	10	150	0%	0	0	0%	U
bis(-2-chloroethyl)Ether	A	ug/L	0	0		0	0	0	2.5186	10	150	0%	0	0	0%	U
bis(2-chloroisopropyl)Ether	A	ug/L	0	0		0	0	0	1.4602	10	150	0%	0	0	0%	U
bis(2-ethylhexyl)Phthalate	A	ug/L	0	0		0	0	0	1.8718	10	150	0%	0	0	0%	U

Seq No	Lab ID	Test Code	Sample Typ	File ID	Analysis Date	DF	Batch ID	Prep Date	SPKref	RPDref	pmoist					
14983942	B22010142-001	SVOC-8270-W-	SAMP	SV5973N.Tsd01	11/14/2022 6:58:1	1	162701	1/5/2022 8:0	0	0						
Analyte	T	Units	RAW	Final	Text	Spike	SPKref	RPDref	MDL	PQL	UQL	%REC	LOW	HIGH	%RPD	Q
Butylbenzylphthalate	A	ug/L	0	0		0	0	0	1.5386	10	150	0%	0	0	0%	U
Carbazole	A	ug/L	0	0		0	0	0	0.82516	10	150	0%	0	0	0%	U
Chrysene	A	ug/L	0	0		0	0	0	1.1466	4.9	150	0%	0	0	0%	U
Di-n-butyl phthalate	A	ug/L	0	0		0	0	0	0.91336	10	150	0%	0	0	0%	U
Di-n-octyl phthalate	A	ug/L	0	0		0	0	0	1.3132	10	150	0%	0	0	0%	U
Dibenzo(a,h)anthracene	A	ug/L	0	0		0	0	0	1.1466	4.9	150	0%	0	0	0%	U
Dibenzofuran	A	ug/L	0	0		0	0	0	1.7052	10	150	0%	0	0	0%	U
Diethyl phthalate	A	ug/L	0	0		0	0	0	2.1364	10	150	0%	0	0	0%	U
Dimethyl phthalate	A	ug/L	0	0		0	0	0	1.6856	10	150	0%	0	0	0%	U
Fluoranthene	A	ug/L	0	0		0	0	0	0.86534	4.9	150	0%	0	0	0%	U
Fluorene	A	ug/L	0	0		0	0	0	1.7836	4.9	150	0%	0	0	0%	U
Hexachlorobenzene	A	ug/L	0	0		0	0	0	1.3034	10	150	0%	0	0	0%	U
Hexachlorobutadiene	A	ug/L	0	0		0	0	0	2.2736	10	150	0%	0	0	0%	U
Hexachlorocyclopentadiene	A	ug/L	0	0		0	0	0	2.9106	10	150	0%	0	0	0%	U
Hexachloroethane	A	ug/L	0	0		0	0	0	1.7542	10	150	0%	0	0	0%	U
Indeno(1,2,3-cd)pyrene	A	ug/L	0	0		0	0	0	1.225	4.9	150	0%	0	0	0%	U
Isophorone	A	ug/L	0	0		0	0	0	1.6366	10	150	0%	0	0	0%	U
m+p-Cresols	A	ug/L	0	0		0	0	0	1.7444	10	150	0%	0	0	0%	U
n-Nitroso-di-n-propylamine	A	ug/L	0	0		0	0	0	1.5092	10	150	0%	0	0	0%	U
n-Nitrosodimethylamine	A	ug/L	0	0		0	0	0	1.4994	10	150	0%	0	0	0%	U
n-Nitrosodiphenylamine	A	ug/L	0	0		0	0	0	1.1368	10	150	0%	0	0	0%	U
Naphthalene	A	ug/L	0	0		0	0	0	1.7052	4.9	150	0%	0	0	0%	U
Nitrobenzene	A	ug/L	0	0		0	0	0	2.2638	10	150	0%	0	0	0%	U
o-Cresol	A	ug/L	0	0		0	0	0	1.7934	10	150	0%	0	0	0%	U
p-Chloroaniline	A	ug/L	0	0		0	0	0	1.4896	10	150	0%	0	0	0%	U
Pentachlorophenol	A	ug/L	0	0		0	0	0	4.1552	10	150	0%	0	0	0%	U
Phenanthrene	A	ug/L	0	0		0	0	0	0.76832	4.9	150	0%	0	0	0%	U
Phenol	A	ug/L	0	0		0	0	0	1.4308	10	150	0%	0	0	0%	U
Pyrene	A	ug/L	0	0		0	0	0	0.90258	4.9	150	0%	0	0	0%	U
Pyridine	A	ug/L	0	0		0	0	0	3.1556	10	150	0%	0	0	0%	U
Triallate	A	ug/L	0	0		0	0	0	1.4798	10	150	0%	0	0	0%	U
1,4-Dichlorobenzene-d4	I	ug/L	40	39.2		0	0	0	0	10	150	0%	0	0	0%	
Acenaphthene-d10	I	ug/L	40	39.2		0	0	0	0	10	150	0%	0	0	0%	
Chrysene-d12	I	ug/L	40	39.2		0	0	0	0	10	150	0%	0	0	0%	
Naphthalene-d8	I	ug/L	40	39.2		0	0	0	0	10	150	0%	0	0	0%	

Seq No	Lab ID	Test Code	Sample Typ	File ID	Analysis Date	DF	Batch ID	Prep Date	SPKref	RPDref	pmoist					
14983942	B22010142-001	SVOC-8270-W-	SAMP	SV5973N.I	sd0111/14/2022 6:58:1	1	162701	1/5/2022 8:0	0	0						
Analyte	T	Units	RAW	Final	Text	Spike	SPKref	RPDref	MDL	PQL	UQL	%REC	LOW	HIGH	%RPD	Q
Perylene-d12	I	ug/L	40	39.2		0	0	0	0	10	150	0%	0	0	0%	
Phenanthrene-d10	I	ug/L	40	39.2		0	0	0	0	10	150	0%	0	0	0%	
2,4,6-Tribromophenol	S	ug/L	140.66139	137.848162		196	0	0	2.8224	10	0	70%	43	140	0%	
2-Fluorobiphenyl	S	ug/L	69.07766	67.6961068		98	0	0	0.70952	10	0	69%	44	119	0%	
2-Fluorophenol	S	ug/L	61.52162	60.2911876		196	0	0	3.4496	10	0	31%	19	119	0%	
Nitrobenzene-d5	S	ug/L	74.33098	72.8443604		98	0	0	2.2932	10	0	74%	44	120	0%	
Phenol-d5	S	ug/L	72.42256	70.9741088		196	0	0	2.0188	10	0	36%	10	65	0%	
Terphenyl-d14	S	ug/L	98.53016	96.5595568		98	0	0	1.1466	10	0	99%	50	134	0%	
4-Chloroaniline	X	ug/L	0	0		0	0	0	1.5778	10	150	0%	0	0	0%	U
o-Terphenyl	X	ug/L	0	0		0	0	0	1.2446	10	150	0%	0	0	0%	U

Seq No	Lab ID	Test Code	Sample Typ	File ID	Analysis Date	DF	Batch ID	Prep Date	SPKref	RPDref	pmoist					
14983943	B22010143-001	SVOC-8270-W-	SAMP	SV5973N.I	sd0111/14/2022 7:30:3	1	162701	1/5/2022 8:0	0	0						
Analyte	T	Units	RAW	Final	Text	Spike	SPKref	RPDref	MDL	PQL	UQL	%REC	LOW	HIGH	%RPD	Q
1,2,4-Trichlorobenzene	A	ug/L	0	0		0	0	0	1.8088	10	150	0%	0	0	0%	U
1,2-Dichlorobenzene	A	ug/L	0	0		0	0	0	1.87544	10	150	0%	0	0	0%	U
1,3-Dichlorobenzene	A	ug/L	0	0		0	0	0	2.02776	10	150	0%	0	0	0%	U
1,4-Dichlorobenzene	A	ug/L	0	0		0	0	0	1.92304	10	150	0%	0	0	0%	U
1-Methylnaphthalene	A	ug/L	0	0		0	0	0	2.27528	4.76	150	0%	0	0	0%	U
2,2'-Oxybis(1-Chloropropane)	A	ug/L	0	0		0	0	0	1.3804	10	150	0%	0	0	0%	U
2,4,5-Trichlorophenol	A	ug/L	0	0		0	0	0	2.12296	10	150	0%	0	0	0%	U
2,4,6-Trichlorophenol	A	ug/L	0	0		0	0	0	2.51328	10	150	0%	0	0	0%	U
2,4-Dichlorophenol	A	ug/L	0	0		0	0	0	1.60888	10	150	0%	0	0	0%	U
2,4-Dimethylphenol	A	ug/L	0	0		0	0	0	1.60888	10	150	0%	0	0	0%	U
2,4-Dinitrophenol	A	ug/L	0	0		0	0	0	4.05552	10	150	0%	0	0	0%	U
2,4-Dinitrotoluene	A	ug/L	0	0		0	0	0	2.89408	10	150	0%	0	0	0%	U
2,6-Dinitrotoluene	A	ug/L	0	0		0	0	0	3.0464	10	150	0%	0	0	0%	U
2-Chloronaphthalene	A	ug/L	0	0		0	0	0	2.03728	10	150	0%	0	0	0%	U
2-Chlorophenol	A	ug/L	0	0		0	0	0	2.36096	10	150	0%	0	0	0%	U
2-Methylnaphthalene	A	ug/L	0	0		0	0	0	1.82784	4.76	150	0%	0	0	0%	U
2-Nitroaniline	A	ug/L	0	0		0	0	0	2.2848	10	150	0%	0	0	0%	U
2-Nitrophenol	A	ug/L	0	0		0	0	0	2.24672	10	150	0%	0	0	0%	U
3,3'-Dichlorobenzidine	A	ug/L	0	0		0	0	0	2.00872	10	150	0%	0	0	0%	U
3-Nitroaniline	A	ug/L	0	0		0	0	0	2.63704	10	150	0%	0	0	0%	U

Seq No	Lab ID	Test Code	Sample Typ	File ID	Analysis Date	DF	Batch ID	Prep Date	SPKref	RPDref	pmoist					
14983943	B22010143-001	SVOC-8270-W-	SAMP	SV5973N.I	11/14/2022 7:30:3	1	162701	1/5/2022 8:0	0	0						
Analyte	T	Units	RAW	Final	Text	Spike	SPKref	RPDref	MDL	PQL	UQL	%REC	LOW	HIGH	%RPD	Q
4,6-Dinitro-2-methylphenol	A	ug/L	0	0		0	0	0	2.21816	10	150	0%	0	0	0%	U
4-Bromophenyl phenyl ether	A	ug/L	0	0		0	0	0	1.65648	10	150	0%	0	0	0%	U
4-Chloro-2-methylphenol	A	ug/L	0	0		0	0	0	1.5232	10	150	0%	0	0	0%	U
4-Chloro-3-methylphenol	A	ug/L	0	0		0	0	0	1.38992	10	150	0%	0	0	0%	U
4-Chlorophenol	A	ug/L	0	0		0	0	0	2.51328	10	150	0%	0	0	0%	U
4-Chlorophenyl phenyl ether	A	ug/L	0	0		0	0	0	1.93256	10	150	0%	0	0	0%	U
4-Nitroaniline	A	ug/L	0	0		0	0	0	1.55176	10	150	0%	0	0	0%	U
4-Nitrophenol	A	ug/L	0	0		0	0	0	2.38	10	150	0%	0	0	0%	U
Acenaphthene	A	ug/L	0	0		0	0	0	1.79928	4.76	150	0%	0	0	0%	U
Acenaphthylene	A	ug/L	0	0		0	0	0	1.49464	4.76	150	0%	0	0	0%	U
Aniline	A	ug/L	0	0		0	0	0	3.56048	10	150	0%	0	0	0%	U
Anthracene	A	ug/L	0	0		0	0	0	1.17096	4.76	150	0%	0	0	0%	U
Azobenzene	A	ug/L	0	0		0	0	0	1.03768	10	150	0%	0	0	0%	U
Benzidine	A	ug/L	0	0		0	0	0	6.39744	10	150	0%	0	0	0%	U
Benzo(a)anthracene	A	ug/L	0	0		0	0	0	0.814912	4.76	150	0%	0	0	0%	U
Benzo(a)pyrene	A	ug/L	0	0		0	0	0	1.18048	4.76	150	0%	0	0	0%	U
Benzo(b)fluoranthene	A	ug/L	0	0		0	0	0	0.859656	4.76	150	0%	0	0	0%	U
Benzo(g,h,i)perylene	A	ug/L	0	0		0	0	0	0.96152	4.76	150	0%	0	0	0%	U
Benzo(k)fluoranthene	A	ug/L	0	0		0	0	0	0.92344	4.76	150	0%	0	0	0%	U
Benzoic acid	A	ug/L	0	0		0	0	0	1.43752	10	150	0%	0	0	0%	U
Benzyl alcohol	A	ug/L	0	0		0	0	0	2.97976	10	150	0%	0	0	0%	U
bis(-2-chloroethoxy)Methane	A	ug/L	0	0		0	0	0	1.29472	10	150	0%	0	0	0%	U
bis(-2-chloroethyl)Ether	A	ug/L	0	0		0	0	0	2.44664	10	150	0%	0	0	0%	U
bis(2-chloroisopropyl)Ether	A	ug/L	0	0		0	0	0	1.41848	10	150	0%	0	0	0%	U
bis(2-ethylhexyl)Phthalate	A	ug/L	0	0		0	0	0	1.81832	10	150	0%	0	0	0%	U
Butylbenzylphthalate	A	ug/L	0	0		0	0	0	1.49464	10	150	0%	0	0	0%	U
Carbazole	A	ug/L	0	0		0	0	0	0.801584	10	150	0%	0	0	0%	U
Chrysene	A	ug/L	0	0		0	0	0	1.11384	4.76	150	0%	0	0	0%	U
Di-n-butyl phthalate	A	ug/L	0	0		0	0	0	0.887264	10	150	0%	0	0	0%	U
Di-n-octyl phthalate	A	ug/L	0	0		0	0	0	1.27568	10	150	0%	0	0	0%	U
Dibenzo(a,h)anthracene	A	ug/L	0	0		0	0	0	1.11384	4.76	150	0%	0	0	0%	U
Dibenzofuran	A	ug/L	0	0		0	0	0	1.65648	10	150	0%	0	0	0%	U
Diethyl phthalate	A	ug/L	0	0		0	0	0	2.07536	10	150	0%	0	0	0%	U
Dimethyl phthalate	A	ug/L	0	0		0	0	0	1.63744	10	150	0%	0	0	0%	U
Fluoranthene	A	ug/L	0	0		0	0	0	0.840616	4.76	150	0%	0	0	0%	U

Seq No	Lab ID	Test Code	Sample Typ	File ID	Analysis Date	DF	Batch ID	Prep Date	SPKref	RPDref	pmoist					
14983943	B22010143-001	SVOC-8270-W-	SAMP	SV5973N.I	11/14/2022 7:30:3	1	162701	1/5/2022 8:0	0	0						
Analyte	T	Units	RAW	Final	Text	Spike	SPKref	RPDref	MDL	PQL	UQL	%REC	LOW	HIGH	%RPD	Q
Fluorene	A	ug/L	0	0		0	0	0	1.73264	4.76	150	0%	0	0	0%	U
Hexachlorobenzene	A	ug/L	0	0		0	0	0	1.26616	10	150	0%	0	0	0%	U
Hexachlorobutadiene	A	ug/L	0	0		0	0	0	2.20864	10	150	0%	0	0	0%	U
Hexachlorocyclopentadiene	A	ug/L	0	0		0	0	0	2.82744	10	150	0%	0	0	0%	U
Hexachloroethane	A	ug/L	0	0		0	0	0	1.70408	10	150	0%	0	0	0%	U
Indeno(1,2,3-cd)pyrene	A	ug/L	0	0		0	0	0	1.19	4.76	150	0%	0	0	0%	U
Isophorone	A	ug/L	0	0		0	0	0	1.58984	10	150	0%	0	0	0%	U
m+p-Cresols	A	ug/L	0	0		0	0	0	1.69456	10	150	0%	0	0	0%	U
n-Nitroso-di-n-propylamine	A	ug/L	0	0		0	0	0	1.46608	10	150	0%	0	0	0%	U
n-Nitrosodimethylamine	A	ug/L	0	0		0	0	0	1.45656	10	150	0%	0	0	0%	U
n-Nitrosodiphenylamine	A	ug/L	0	0		0	0	0	1.10432	10	150	0%	0	0	0%	U
Naphthalene	A	ug/L	0	0		0	0	0	1.65648	4.76	150	0%	0	0	0%	U
Nitrobenzene	A	ug/L	0	0		0	0	0	2.19912	10	150	0%	0	0	0%	U
o-Cresol	A	ug/L	0	0		0	0	0	1.74216	10	150	0%	0	0	0%	U
p-Chloroaniline	A	ug/L	0	0		0	0	0	1.44704	10	150	0%	0	0	0%	U
Pentachlorophenol	A	ug/L	0	0		0	0	0	4.03648	10	150	0%	0	0	0%	U
Phenanthrene	A	ug/L	0	0		0	0	0	0.746368	4.76	150	0%	0	0	0%	U
Phenol	A	ug/L	0	0		0	0	0	1.38992	10	150	0%	0	0	0%	U
Pyrene	A	ug/L	0	0		0	0	0	0.876792	4.76	150	0%	0	0	0%	U
Pyridine	A	ug/L	0	0		0	0	0	3.06544	10	150	0%	0	0	0%	U
Triallate	A	ug/L	0	0		0	0	0	1.43752	10	150	0%	0	0	0%	U
1,4-Dichlorobenzene-d4	I	ug/L	40	38.08		0	0	0	0	10	150	0%	0	0	0%	
Acenaphthene-d10	I	ug/L	40	38.08		0	0	0	0	10	150	0%	0	0	0%	
Chrysene-d12	I	ug/L	40	38.08		0	0	0	0	10	150	0%	0	0	0%	
Naphthalene-d8	I	ug/L	40	38.08		0	0	0	0	10	150	0%	0	0	0%	
Perylene-d12	I	ug/L	40	38.08		0	0	0	0	10	150	0%	0	0	0%	
Phenanthrene-d10	I	ug/L	40	38.08		0	0	0	0	10	150	0%	0	0	0%	
2,4,6-Tribromophenol	S	ug/L	167.54626	159.50404		190.4	0	0	2.74176	10	0	84%	43	140	0%	
2-Fluorobiphenyl	S	ug/L	69.62902	66.2868270		95.2	0	0	0.689248	10	0	70%	44	119	0%	
2-Fluorophenol	S	ug/L	64.54141	61.4434223		190.4	0	0	3.35104	10	0	32%	19	119	0%	
Nitrobenzene-d5	S	ug/L	74.65661	71.0730927		95.2	0	0	2.22768	10	0	75%	44	120	0%	
Phenol-d5	S	ug/L	77.55462	73.8319982		190.4	0	0	1.96112	10	0	39%	10	65	0%	
Terphenyl-d14	S	ug/L	100.77526	95.9380475		95.2	0	0	1.11384	10	0	101%	50	134	0%	
4-Chloroaniline	X	ug/L	0	0		0	0	0	1.53272	10	150	0%	0	0	0%	U
o-Terphenyl	X	ug/L	0	0		0	0	0	1.20904	10	150	0%	0	0	0%	U

Seq No	Lab ID	Test Code	Sample Typ	File ID	Analysis Date	DF	Batch ID	Prep Date	SPKref	RPDref	pmoist					
14983944	B22010145-001	SVOC-8270-W-	SAMP	SV5973N.Tsd0111/14/2022	8:02:4	1	162701	1/5/2022 8:0	0	0						
Analyte	T	Units	RAW	Final	Text	Spike	SPKref	RPDref	MDL	PQL	UQL	%REC	LOW	HIGH	%RPD	Q
1,2,4-Trichlorobenzene	A	ug/L	0	0		0	0	0	1.919	10	150	0%	0	0	0%	U
1,2-Dichlorobenzene	A	ug/L	0	0		0	0	0	1.9897	10	150	0%	0	0	0%	U
1,3-Dichlorobenzene	A	ug/L	0	0		0	0	0	2.1513	10	150	0%	0	0	0%	U
1,4-Dichlorobenzene	A	ug/L	0	0		0	0	0	2.0402	10	150	0%	0	0	0%	U
1-Methylnaphthalene	A	ug/L	0	0		0	0	0	2.4139	5.05	150	0%	0	0	0%	U
2,2'-Oxybis(1-Chloropropane)	A	ug/L	0	0		0	0	0	1.4645	10	150	0%	0	0	0%	U
2,4,5-Trichlorophenol	A	ug/L	0	0		0	0	0	2.2523	10	150	0%	0	0	0%	U
2,4,6-Trichlorophenol	A	ug/L	0	0		0	0	0	2.6664	10	150	0%	0	0	0%	U
2,4-Dichlorophenol	A	ug/L	0	0		0	0	0	1.7069	10	150	0%	0	0	0%	U
2,4-Dimethylphenol	A	ug/L	0	0		0	0	0	1.7069	10	150	0%	0	0	0%	U
2,4-Dinitrophenol	A	ug/L	0	0		0	0	0	4.3026	10.1	150	0%	0	0	0%	U
2,4-Dinitrotoluene	A	ug/L	0	0		0	0	0	3.0704	10	150	0%	0	0	0%	U
2,6-Dinitrotoluene	A	ug/L	0	0		0	0	0	3.232	10	150	0%	0	0	0%	U
2-Chloronaphthalene	A	ug/L	0	0		0	0	0	2.1614	10	150	0%	0	0	0%	U
2-Chlorophenol	A	ug/L	0	0		0	0	0	2.5048	10	150	0%	0	0	0%	U
2-Methylnaphthalene	A	ug/L	0	0		0	0	0	1.9392	5.05	150	0%	0	0	0%	U
2-Nitroaniline	A	ug/L	0	0		0	0	0	2.424	10	150	0%	0	0	0%	U
2-Nitrophenol	A	ug/L	0	0		0	0	0	2.3836	10	150	0%	0	0	0%	U
3,3'-Dichlorobenzidine	A	ug/L	0	0		0	0	0	2.1311	10.1	150	0%	0	0	0%	U
3-Nitroaniline	A	ug/L	0	0		0	0	0	2.7977	10	150	0%	0	0	0%	U
4,6-Dinitro-2-methylphenol	A	ug/L	0	0		0	0	0	2.3533	10.1	150	0%	0	0	0%	U
4-Bromophenyl phenyl ether	A	ug/L	0	0		0	0	0	1.7574	10	150	0%	0	0	0%	U
4-Chloro-2-methylphenol	A	ug/L	0	0		0	0	0	1.616	10	150	0%	0	0	0%	U
4-Chloro-3-methylphenol	A	ug/L	0	0		0	0	0	1.4746	10	150	0%	0	0	0%	U
4-Chlorophenol	A	ug/L	0	0		0	0	0	2.6664	10	150	0%	0	0	0%	U
4-Chlorophenyl phenyl ether	A	ug/L	0	0		0	0	0	2.0503	10	150	0%	0	0	0%	U
4-Nitroaniline	A	ug/L	0	0		0	0	0	1.6463	10	150	0%	0	0	0%	U
4-Nitrophenol	A	ug/L	0	0		0	0	0	2.525	10.1	150	0%	0	0	0%	U
Acenaphthene	A	ug/L	0	0		0	0	0	1.9089	5.05	150	0%	0	0	0%	U
Acenaphthylene	A	ug/L	0	0		0	0	0	1.5857	5.05	150	0%	0	0	0%	U
Aniline	A	ug/L	0	0		0	0	0	3.7774	10	150	0%	0	0	0%	U
Anthracene	A	ug/L	0	0		0	0	0	1.2423	5.05	150	0%	0	0	0%	U
Azobenzene	A	ug/L	0	0		0	0	0	1.1009	10	150	0%	0	0	0%	U
Benzidine	A	ug/L	0	0		0	0	0	6.7872	10.1	150	0%	0	0	0%	U
Benzo(a)anthracene	A	ug/L	0	0		0	0	0	0.86456	5.05	150	0%	0	0	0%	U

Seq No	Lab ID	Test Code	Sample Typ	File ID	Analysis Date	DF	Batch ID	Prep Date	SPKref	RPDref	pmoist					
14983944	B22010145-001	SVOC-8270-W-	SAMP	SV5973N.Tsd0111/14/2022	8:02:4	1	162701	1/5/2022 8:0	0	0						
Analyte	T	Units	RAW	Final	Text	Spike	SPKref	RPDref	MDL	PQL	UQL	%REC	LOW	HIGH	%RPD	Q
Benzo(a)pyrene	A	ug/L	0	0		0	0	0	1.2524	5.05	150	0%	0	0	0%	U
Benzo(b)fluoranthene	A	ug/L	0	0		0	0	0	0.91203	5.05	150	0%	0	0	0%	U
Benzo(g,h,i)perylene	A	ug/L	0	0		0	0	0	1.0201	5.05	150	0%	0	0	0%	U
Benzo(k)fluoranthene	A	ug/L	0	0		0	0	0	0.9797	5.05	150	0%	0	0	0%	U
Benzoic acid	A	ug/L	0	0		0	0	0	1.5251	10	150	0%	0	0	0%	U
Benzyl alcohol	A	ug/L	0	0		0	0	0	3.1613	10	150	0%	0	0	0%	U
bis(-2-chloroethoxy)Methane	A	ug/L	0	0		0	0	0	1.3736	10	150	0%	0	0	0%	U
bis(-2-chloroethyl)Ether	A	ug/L	0	0		0	0	0	2.5957	10	150	0%	0	0	0%	U
bis(2-chloroisopropyl)Ether	A	ug/L	0	0		0	0	0	1.5049	10	150	0%	0	0	0%	U
bis(2-ethylhexyl)Phthalate	A	ug/L	0	0		0	0	0	1.9291	10	150	0%	0	0	0%	U
Butylbenzylphthalate	A	ug/L	0	0		0	0	0	1.5857	10	150	0%	0	0	0%	U
Carbazole	A	ug/L	0	0		0	0	0	0.85042	10	150	0%	0	0	0%	U
Chrysene	A	ug/L	0	0		0	0	0	1.1817	5.05	150	0%	0	0	0%	U
Di-n-butyl phthalate	A	ug/L	0	0		0	0	0	0.94132	10	150	0%	0	0	0%	U
Di-n-octyl phthalate	A	ug/L	0	0		0	0	0	1.3534	10	150	0%	0	0	0%	U
Dibenzo(a,h)anthracene	A	ug/L	0	0		0	0	0	1.1817	5.05	150	0%	0	0	0%	U
Dibenzofuran	A	ug/L	0	0		0	0	0	1.7574	10	150	0%	0	0	0%	U
Diethyl phthalate	A	ug/L	0	0		0	0	0	2.2018	10	150	0%	0	0	0%	U
Dimethyl phthalate	A	ug/L	0	0		0	0	0	1.7372	10	150	0%	0	0	0%	U
Fluoranthene	A	ug/L	0	0		0	0	0	0.89183	5.05	150	0%	0	0	0%	U
Fluorene	A	ug/L	0	0		0	0	0	1.8382	5.05	150	0%	0	0	0%	U
Hexachlorobenzene	A	ug/L	0	0		0	0	0	1.3433	10	150	0%	0	0	0%	U
Hexachlorobutadiene	A	ug/L	0	0		0	0	0	2.3432	10	150	0%	0	0	0%	U
Hexachlorocyclopentadiene	A	ug/L	0	0		0	0	0	2.9997	10	150	0%	0	0	0%	U
Hexachloroethane	A	ug/L	0	0		0	0	0	1.8079	10	150	0%	0	0	0%	U
Indeno(1,2,3-cd)pyrene	A	ug/L	0	0		0	0	0	1.2625	5.05	150	0%	0	0	0%	U
Isophorone	A	ug/L	0	0		0	0	0	1.6867	10	150	0%	0	0	0%	U
m+p-Cresols	A	ug/L	0	0		0	0	0	1.7978	10	150	0%	0	0	0%	U
n-Nitroso-di-n-propylamine	A	ug/L	0	0		0	0	0	1.5554	10	150	0%	0	0	0%	U
n-Nitrosodimethylamine	A	ug/L	0	0		0	0	0	1.5453	10	150	0%	0	0	0%	U
n-Nitrosodiphenylamine	A	ug/L	0	0		0	0	0	1.1716	10.1	150	0%	0	0	0%	U
Naphthalene	A	ug/L	0	0		0	0	0	1.7574	5.05	150	0%	0	0	0%	U
Nitrobenzene	A	ug/L	0	0		0	0	0	2.3331	10	150	0%	0	0	0%	U
o-Cresol	A	ug/L	0	0		0	0	0	1.8483	10	150	0%	0	0	0%	U
p-Chloroaniline	A	ug/L	0	0		0	0	0	1.5352	10	150	0%	0	0	0%	U

Seq No	Lab ID	Test Code	Sample Typ	File ID	Analysis Date	DF	Batch ID	Prep Date	SPKref	RPDref	pmoist					
14983944	B22010145-001	SVOC-8270-W-	SAMP	SV5973N.Tsd0111/14/2022	8:02:4	1	162701	1/5/2022 8:0	0	0						
Analyte	T	Units	RAW	Final	Text	Spike	SPKref	RPDref	MDL	PQL	UQL	%REC	LOW	HIGH	%RPD	Q
Pentachlorophenol	A	ug/L	0	0		0	0	0	4.2824	10.1	150	0%	0	0	0%	U
Phenanthrene	A	ug/L	0	0		0	0	0	0.79184	5.05	150	0%	0	0	0%	U
Phenol	A	ug/L	0	0		0	0	0	1.4746	10	150	0%	0	0	0%	U
Pyrene	A	ug/L	0	0		0	0	0	0.93021	5.05	150	0%	0	0	0%	U
Pyridine	A	ug/L	0	0		0	0	0	3.2522	10	150	0%	0	0	0%	U
Triallate	A	ug/L	0	0		0	0	0	1.5251	10	150	0%	0	0	0%	U
1,4-Dichlorobenzene-d4	I	ug/L	40	40.4		0	0	0	0	10	150	0%	0	0	0%	
Acenaphthene-d10	I	ug/L	40	40.4		0	0	0	0	10	150	0%	0	0	0%	
Chrysene-d12	I	ug/L	40	40.4		0	0	0	0	10	150	0%	0	0	0%	
Naphthalene-d8	I	ug/L	40	40.4		0	0	0	0	10	150	0%	0	0	0%	
Perylene-d12	I	ug/L	40	40.4		0	0	0	0	10	150	0%	0	0	0%	
Phenanthrene-d10	I	ug/L	40	40.4		0	0	0	0	10	150	0%	0	0	0%	
2,4,6-Tribromophenol	S	ug/L	143.72387	145.161109		202	0	0	2.9088	10	0	72%	43	140	0%	
2-Fluorobiphenyl	S	ug/L	67.9491	68.628591		101	0	0	0.73124	10	0	68%	44	119	0%	
2-Fluorophenol	S	ug/L	58.73182	59.3191382		202	0	0	3.5552	10	0	29%	19	119	0%	
Nitrobenzene-d5	S	ug/L	68.64189	69.3283089		101	0	0	2.3634	10	0	69%	44	120	0%	
Phenol-d5	S	ug/L	70.34455	71.0479955		202	0	0	2.0806	10	0	35%	10	65	0%	
Terphenyl-d14	S	ug/L	98.16349	99.1451249		101	0	0	1.1817	10	0	98%	50	134	0%	
4-Chloroaniline	X	ug/L	0	0		0	0	0	1.6261	10	150	0%	0	0	0%	U
o-Terphenyl	X	ug/L	0	0		0	0	0	1.2827	10	150	0%	0	0	0%	U

Seq No	Lab ID	Test Code	Sample Typ	File ID	Analysis Date	DF	Batch ID	Prep Date	SPKref	RPDref	pmoist					
14983945	B22010148-001	SVOC-8270-W-	SAMP	SV5973N.Tsd0111/14/2022	8:34:5	1	162701	1/5/2022 8:0	0	0						
Analyte	T	Units	RAW	Final	Text	Spike	SPKref	RPDref	MDL	PQL	UQL	%REC	LOW	HIGH	%RPD	Q
1,2,4-Trichlorobenzene	A	ug/L	0	0		0	0	0	1.881	10	150	0%	0	0	0%	U
1,2-Dichlorobenzene	A	ug/L	0	0		0	0	0	1.9503	10	150	0%	0	0	0%	U
1,3-Dichlorobenzene	A	ug/L	0	0		0	0	0	2.1087	10	150	0%	0	0	0%	U
1,4-Dichlorobenzene	A	ug/L	0	0		0	0	0	1.9998	10	150	0%	0	0	0%	U
1-Methylnaphthalene	A	ug/L	0	0		0	0	0	2.3661	4.95	150	0%	0	0	0%	U
2,2'-Oxybis(1-Chloropropane)	A	ug/L	0	0		0	0	0	1.4355	10	150	0%	0	0	0%	U
2,4,5-Trichlorophenol	A	ug/L	0	0		0	0	0	2.2077	10	150	0%	0	0	0%	U
2,4,6-Trichlorophenol	A	ug/L	0	0		0	0	0	2.6136	10	150	0%	0	0	0%	U
2,4-Dichlorophenol	A	ug/L	0	0		0	0	0	1.6731	10	150	0%	0	0	0%	U
2,4-Dimethylphenol	A	ug/L	0	0		0	0	0	1.6731	10	150	0%	0	0	0%	U

Seq No	Lab ID	Test Code	Sample Typ	File ID	Analysis Date	DF	Batch ID	Prep Date	SPKref	RPDref	pmoist					
14983945	B22010148-001	SVOC-8270-W-	SAMP	SV5973N.Tsd01	11/14/2022 8:34:5	1	162701	1/5/2022 8:0	0	0						
Analyte	T	Units	RAW	Final	Text	Spike	SPKref	RPDref	MDL	PQL	UQL	%REC	LOW	HIGH	%RPD	Q
2,4-Dinitrophenol	A	ug/L	0	0		0	0	0	4.2174	10	150	0%	0	0	0%	U
2,4-Dinitrotoluene	A	ug/L	0	0		0	0	0	3.0096	10	150	0%	0	0	0%	U
2,6-Dinitrotoluene	A	ug/L	0	0		0	0	0	3.168	10	150	0%	0	0	0%	U
2-Chloronaphthalene	A	ug/L	0	0		0	0	0	2.1186	10	150	0%	0	0	0%	U
2-Chlorophenol	A	ug/L	0	0		0	0	0	2.4552	10	150	0%	0	0	0%	U
2-Methylnaphthalene	A	ug/L	0	0		0	0	0	1.9008	4.95	150	0%	0	0	0%	U
2-Nitroaniline	A	ug/L	0	0		0	0	0	2.376	10	150	0%	0	0	0%	U
2-Nitrophenol	A	ug/L	0	0		0	0	0	2.3364	10	150	0%	0	0	0%	U
3,3'-Dichlorobenzidine	A	ug/L	0	0		0	0	0	2.0889	10	150	0%	0	0	0%	U
3-Nitroaniline	A	ug/L	0	0		0	0	0	2.7423	10	150	0%	0	0	0%	U
4,6-Dinitro-2-methylphenol	A	ug/L	0	0		0	0	0	2.3067	10	150	0%	0	0	0%	U
4-Bromophenyl phenyl ether	A	ug/L	0	0		0	0	0	1.7226	10	150	0%	0	0	0%	U
4-Chloro-2-methylphenol	A	ug/L	0	0		0	0	0	1.584	10	150	0%	0	0	0%	U
4-Chloro-3-methylphenol	A	ug/L	0	0		0	0	0	1.4454	10	150	0%	0	0	0%	U
4-Chlorophenol	A	ug/L	0	0		0	0	0	2.6136	10	150	0%	0	0	0%	U
4-Chlorophenyl phenyl ether	A	ug/L	0	0		0	0	0	2.0097	10	150	0%	0	0	0%	U
4-Nitroaniline	A	ug/L	0	0		0	0	0	1.6137	10	150	0%	0	0	0%	U
4-Nitrophenol	A	ug/L	0	0		0	0	0	2.475	10	150	0%	0	0	0%	U
Acenaphthene	A	ug/L	0	0		0	0	0	1.8711	4.95	150	0%	0	0	0%	U
Acenaphthylene	A	ug/L	0	0		0	0	0	1.5543	4.95	150	0%	0	0	0%	U
Aniline	A	ug/L	0	0		0	0	0	3.7026	10	150	0%	0	0	0%	U
Anthracene	A	ug/L	0	0		0	0	0	1.2177	4.95	150	0%	0	0	0%	U
Azobenzene	A	ug/L	0	0		0	0	0	1.0791	10	150	0%	0	0	0%	U
Benzidine	A	ug/L	0	0		0	0	0	6.6528	10	150	0%	0	0	0%	U
Benzo(a)anthracene	A	ug/L	0	0		0	0	0	0.84744	4.95	150	0%	0	0	0%	U
Benzo(a)pyrene	A	ug/L	0	0		0	0	0	1.2276	4.95	150	0%	0	0	0%	U
Benzo(b)fluoranthene	A	ug/L	0	0		0	0	0	0.89397	4.95	150	0%	0	0	0%	U
Benzo(g,h,i)perylene	A	ug/L	0	0		0	0	0	0.9999	4.95	150	0%	0	0	0%	U
Benzo(k)fluoranthene	A	ug/L	0	0		0	0	0	0.9603	4.95	150	0%	0	0	0%	U
Benzoic acid	A	ug/L	0	0		0	0	0	1.4949	10	150	0%	0	0	0%	U
Benzyl alcohol	A	ug/L	0	0		0	0	0	3.0987	10	150	0%	0	0	0%	U
bis(-2-chloroethoxy)Methane	A	ug/L	0	0		0	0	0	1.3464	10	150	0%	0	0	0%	U
bis(-2-chloroethyl)Ether	A	ug/L	0	0		0	0	0	2.5443	10	150	0%	0	0	0%	U
bis(2-chloroisopropyl)Ether	A	ug/L	0	0		0	0	0	1.4751	10	150	0%	0	0	0%	U
bis(2-ethylhexyl)Phthalate	A	ug/L	0	0		0	0	0	1.8909	10	150	0%	0	0	0%	U

Seq No	Lab ID	Test Code	Sample Typ	File ID	Analysis Date	DF	Batch ID	Prep Date	SPKref	RPDref	pmoist					
14983945	B22010148-001	SVOC-8270-W-	SAMP	SV5973N.Tsd0111/14/2022	8:34:5	1	162701	1/5/2022 8:0	0	0						
Analyte	T	Units	RAW	Final	Text	Spike	SPKref	RPDref	MDL	PQL	UQL	%REC	LOW	HIGH	%RPD	Q
Butylbenzylphthalate	A	ug/L	0	0		0	0	0	1.5543	10	150	0%	0	0	0%	U
Carbazole	A	ug/L	0	0		0	0	0	0.83358	10	150	0%	0	0	0%	U
Chrysene	A	ug/L	0	0		0	0	0	1.1583	4.95	150	0%	0	0	0%	U
Di-n-butyl phthalate	A	ug/L	0	0		0	0	0	0.92268	10	150	0%	0	0	0%	U
Di-n-octyl phthalate	A	ug/L	0	0		0	0	0	1.3266	10	150	0%	0	0	0%	U
Dibenzo(a,h)anthracene	A	ug/L	0	0		0	0	0	1.1583	4.95	150	0%	0	0	0%	U
Dibenzofuran	A	ug/L	0	0		0	0	0	1.7226	10	150	0%	0	0	0%	U
Diethyl phthalate	A	ug/L	0	0		0	0	0	2.1582	10	150	0%	0	0	0%	U
Dimethyl phthalate	A	ug/L	0	0		0	0	0	1.7028	10	150	0%	0	0	0%	U
Fluoranthene	A	ug/L	0	0		0	0	0	0.87417	4.95	150	0%	0	0	0%	U
Fluorene	A	ug/L	0	0		0	0	0	1.8018	4.95	150	0%	0	0	0%	U
Hexachlorobenzene	A	ug/L	0	0		0	0	0	1.3167	10	150	0%	0	0	0%	U
Hexachlorobutadiene	A	ug/L	0	0		0	0	0	2.2968	10	150	0%	0	0	0%	U
Hexachlorocyclopentadiene	A	ug/L	0	0		0	0	0	2.9403	10	150	0%	0	0	0%	U
Hexachloroethane	A	ug/L	0	0		0	0	0	1.7721	10	150	0%	0	0	0%	U
Indeno(1,2,3-cd)pyrene	A	ug/L	0	0		0	0	0	1.2375	4.95	150	0%	0	0	0%	U
Isophorone	A	ug/L	0	0		0	0	0	1.6533	10	150	0%	0	0	0%	U
m+p-Cresols	A	ug/L	0	0		0	0	0	1.7622	10	150	0%	0	0	0%	U
n-Nitroso-di-n-propylamine	A	ug/L	0	0		0	0	0	1.5246	10	150	0%	0	0	0%	U
n-Nitrosodimethylamine	A	ug/L	0	0		0	0	0	1.5147	10	150	0%	0	0	0%	U
n-Nitrosodiphenylamine	A	ug/L	0	0		0	0	0	1.1484	10	150	0%	0	0	0%	U
Naphthalene	A	ug/L	0	0		0	0	0	1.7226	4.95	150	0%	0	0	0%	U
Nitrobenzene	A	ug/L	0	0		0	0	0	2.2869	10	150	0%	0	0	0%	U
o-Cresol	A	ug/L	0	0		0	0	0	1.8117	10	150	0%	0	0	0%	U
p-Chloroaniline	A	ug/L	0	0		0	0	0	1.5048	10	150	0%	0	0	0%	U
Pentachlorophenol	A	ug/L	0	0		0	0	0	4.1976	10	150	0%	0	0	0%	U
Phenanthrene	A	ug/L	0	0		0	0	0	0.77616	4.95	150	0%	0	0	0%	U
Phenol	A	ug/L	0	0		0	0	0	1.4454	10	150	0%	0	0	0%	U
Pyrene	A	ug/L	0	0		0	0	0	0.91179	4.95	150	0%	0	0	0%	U
Pyridine	A	ug/L	0	0		0	0	0	3.1878	10	150	0%	0	0	0%	U
Triallate	A	ug/L	0	0		0	0	0	1.4949	10	150	0%	0	0	0%	U
1,4-Dichlorobenzene-d4	I	ug/L	40	39.6		0	0	0	0	10	150	0%	0	0	0%	
Acenaphthene-d10	I	ug/L	40	39.6		0	0	0	0	10	150	0%	0	0	0%	
Chrysene-d12	I	ug/L	40	39.6		0	0	0	0	10	150	0%	0	0	0%	
Naphthalene-d8	I	ug/L	40	39.6		0	0	0	0	10	150	0%	0	0	0%	

Seq No	Lab ID	Test Code	Sample Typ	File ID	Analysis Date	DF	Batch ID	Prep Date	SPKref	RPDref	pmoist					
14983945	B22010148-001	SVOC-8270-W-	SAMP	SV5973N.I	sd0111/14/2022 8:34:5	1	162701	1/5/2022 8:0	0	0						
Analyte	T	Units	RAW	Final	Text	Spike	SPKref	RPDref	MDL	PQL	UQL	%REC	LOW	HIGH	%RPD	Q
Perylene-d12	I	ug/L	40	39.6		0	0	0	0	10	150	0%	0	0	0%	
Phenanthrene-d10	I	ug/L	40	39.6		0	0	0	0	10	150	0%	0	0	0%	
2,4,6-Tribromophenol	S	ug/L	141.06452	139.653875		198	0	0	2.8512	10	0	71%	43	140	0%	
2-Fluorobiphenyl	S	ug/L	66.92815	66.2588685		99	0	0	0.71676	10	0	67%	44	119	0%	
2-Fluorophenol	S	ug/L	71.00801	70.2979299		198	0	0	3.4848	10	0	36%	19	119	0%	
Nitrobenzene-d5	S	ug/L	70.75077	70.0432623		99	0	0	2.3166	10	0	71%	44	120	0%	
Phenol-d5	S	ug/L	82.1796	81.357804		198	0	0	2.0394	10	0	41%	10	65	0%	
Terphenyl-d14	S	ug/L	100.8946	99.885654		99	0	0	1.1583	10	0	101%	50	134	0%	
4-Chloroaniline	X	ug/L	0	0		0	0	0	1.5939	10	150	0%	0	0	0%	U
o-Terphenyl	X	ug/L	0	0		0	0	0	1.2573	10	150	0%	0	0	0%	U

Seq No	Lab ID	Test Code	Sample Typ	File ID	Analysis Date	DF	Batch ID	Prep Date	SPKref	RPDref	pmoist					
14983946	B22010209-001	SVOC-8270-W-	SAMP	SV5973N.I	sd0111/14/2022 9:07:0	1	162701	1/5/2022 1:1	0	0						
Analyte	T	Units	RAW	Final	Text	Spike	SPKref	RPDref	MDL	PQL	UQL	%REC	LOW	HIGH	%RPD	Q
1,2,4-Trichlorobenzene	A	ug/L	0	0		0	0	0	1.8278	10	150	0%	0	0	0%	U
1,2-Dichlorobenzene	A	ug/L	0	0		0	0	0	1.89514	10	150	0%	0	0	0%	U
1,3-Dichlorobenzene	A	ug/L	0	0		0	0	0	2.04906	10	150	0%	0	0	0%	U
1,4-Dichlorobenzene	A	ug/L	0	0		0	0	0	1.94324	10	150	0%	0	0	0%	U
1-Methylnaphthalene	A	ug/L	0	0		0	0	0	2.29918	4.81	150	0%	0	0	0%	U
2,2'-Oxybis(1-Chloropropane)	A	ug/L	0	0		0	0	0	1.3949	10	150	0%	0	0	0%	U
2,4,5-Trichlorophenol	A	ug/L	0	0		0	0	0	2.14526	10	150	0%	0	0	0%	U
2,4,6-Trichlorophenol	A	ug/L	0	0		0	0	0	2.53968	10	150	0%	0	0	0%	U
2,4-Dichlorophenol	A	ug/L	0	0		0	0	0	1.62578	10	150	0%	0	0	0%	U
2,4-Dimethylphenol	A	ug/L	0	0		0	0	0	1.62578	10	150	0%	0	0	0%	U
2,4-Dinitrophenol	A	ug/L	0	0		0	0	0	4.09812	10	150	0%	0	0	0%	U
2,4-Dinitrotoluene	A	ug/L	0	0		0	0	0	2.92448	10	150	0%	0	0	0%	U
2,6-Dinitrotoluene	A	ug/L	0	0		0	0	0	3.0784	10	150	0%	0	0	0%	U
2-Chloronaphthalene	A	ug/L	0	0		0	0	0	2.05868	10	150	0%	0	0	0%	U
2-Chlorophenol	A	ug/L	0	0		0	0	0	2.38576	10	150	0%	0	0	0%	U
2-Methylnaphthalene	A	ug/L	0	0		0	0	0	1.84704	4.81	150	0%	0	0	0%	U
2-Nitroaniline	A	ug/L	0	0		0	0	0	2.3088	10	150	0%	0	0	0%	U
2-Nitrophenol	A	ug/L	0	0		0	0	0	2.27032	10	150	0%	0	0	0%	U
3,3'-Dichlorobenzidine	A	ug/L	0	0		0	0	0	2.02982	10	150	0%	0	0	0%	U
3-Nitroaniline	A	ug/L	0	0		0	0	0	2.66474	10	150	0%	0	0	0%	U

Seq No	Lab ID	Test Code	Sample Typ	File ID	Analysis Date	DF	Batch ID	Prep Date	SPKref	RPDref	pmoist					
14983946	B22010209-001	SVOC-8270-W-	SAMP	SV5973N.Tsd0111/14/2022	9:07:0	1	162701	1/5/2022 1:1	0	0						
Analyte	T	Units	RAW	Final	Text	Spike	SPKref	RPDref	MDL	PQL	UQL	%REC	LOW	HIGH	%RPD	Q
4,6-Dinitro-2-methylphenol	A	ug/L	0	0		0	0	0	2.24146	10	150	0%	0	0	0%	U
4-Bromophenyl phenyl ether	A	ug/L	0	0		0	0	0	1.67388	10	150	0%	0	0	0%	U
4-Chloro-2-methylphenol	A	ug/L	0	0		0	0	0	1.5392	10	150	0%	0	0	0%	U
4-Chloro-3-methylphenol	A	ug/L	0	0		0	0	0	1.40452	10	150	0%	0	0	0%	U
4-Chlorophenol	A	ug/L	0	0		0	0	0	2.53968	10	150	0%	0	0	0%	U
4-Chlorophenyl phenyl ether	A	ug/L	0	0		0	0	0	1.95286	10	150	0%	0	0	0%	U
4-Nitroaniline	A	ug/L	0	0		0	0	0	1.56806	10	150	0%	0	0	0%	U
4-Nitrophenol	A	ug/L	0	0		0	0	0	2.405	10	150	0%	0	0	0%	U
Acenaphthene	A	ug/L	0	0		0	0	0	1.81818	4.81	150	0%	0	0	0%	U
Acenaphthylene	A	ug/L	0	0		0	0	0	1.51034	4.81	150	0%	0	0	0%	U
Aniline	A	ug/L	0	0		0	0	0	3.59788	10	150	0%	0	0	0%	U
Anthracene	A	ug/L	0	0		0	0	0	1.18326	4.81	150	0%	0	0	0%	U
Azobenzene	A	ug/L	0	0		0	0	0	1.04858	10	150	0%	0	0	0%	U
Benzidine	A	ug/L	0	0		0	0	0	6.46464	10	150	0%	0	0	0%	U
Benzo(a)anthracene	A	ug/L	0	0		0	0	0	0.823472	4.81	150	0%	0	0	0%	U
Benzo(a)pyrene	A	ug/L	0	0		0	0	0	1.19288	4.81	150	0%	0	0	0%	U
Benzo(b)fluoranthene	A	ug/L	0	0		0	0	0	0.868686	4.81	150	0%	0	0	0%	U
Benzo(g,h,i)perylene	A	ug/L	0	0		0	0	0	0.97162	4.81	150	0%	0	0	0%	U
Benzo(k)fluoranthene	A	ug/L	0	0		0	0	0	0.93314	4.81	150	0%	0	0	0%	U
Benzoic acid	A	ug/L	0	0		0	0	0	1.45262	10	150	0%	0	0	0%	U
Benzyl alcohol	A	ug/L	0	0		0	0	0	3.01106	10	150	0%	0	0	0%	U
bis(-2-chloroethoxy)Methane	A	ug/L	0	0		0	0	0	1.30832	10	150	0%	0	0	0%	U
bis(-2-chloroethyl)Ether	A	ug/L	0	0		0	0	0	2.47234	10	150	0%	0	0	0%	U
bis(2-chloroisopropyl)Ether	A	ug/L	0	0		0	0	0	1.43338	10	150	0%	0	0	0%	U
bis(2-ethylhexyl)Phthalate	A	ug/L	0	0		0	0	0	1.83742	10	150	0%	0	0	0%	U
Butylbenzylphthalate	A	ug/L	0	0		0	0	0	1.51034	10	150	0%	0	0	0%	U
Carbazole	A	ug/L	0	0		0	0	0	0.810004	10	150	0%	0	0	0%	U
Chrysene	A	ug/L	0	0		0	0	0	1.12554	4.81	150	0%	0	0	0%	U
Di-n-butyl phthalate	A	ug/L	0	0		0	0	0	0.896584	10	150	0%	0	0	0%	U
Di-n-octyl phthalate	A	ug/L	0	0		0	0	0	1.28908	10	150	0%	0	0	0%	U
Dibenzo(a,h)anthracene	A	ug/L	0	0		0	0	0	1.12554	4.81	150	0%	0	0	0%	U
Dibenzofuran	A	ug/L	0	0		0	0	0	1.67388	10	150	0%	0	0	0%	U
Diethyl phthalate	A	ug/L	0	0		0	0	0	2.09716	10	150	0%	0	0	0%	U
Dimethyl phthalate	A	ug/L	0	0		0	0	0	1.65464	10	150	0%	0	0	0%	U
Fluoranthene	A	ug/L	0	0		0	0	0	0.849446	4.81	150	0%	0	0	0%	U

Seq No	Lab ID	Test Code	Sample Typ	File ID	Analysis Date	DF	Batch ID	Prep Date	SPKref	RPDref	pmoist					
14983946	B22010209-001	SVOC-8270-W-	SAMP	SV5973N.Tsd0111/14/2022	9:07:0	1	162701	1/5/2022 1:1	0	0						
Analyte	T	Units	RAW	Final	Text	Spike	SPKref	RPDref	MDL	PQL	UQL	%REC	LOW	HIGH	%RPD	Q
Fluorene	A	ug/L	0	0		0	0	0	1.75084	4.81	150	0%	0	0	0%	U
Hexachlorobenzene	A	ug/L	0	0		0	0	0	1.27946	10	150	0%	0	0	0%	U
Hexachlorobutadiene	A	ug/L	0	0		0	0	0	2.23184	10	150	0%	0	0	0%	U
Hexachlorocyclopentadiene	A	ug/L	0	0		0	0	0	2.85714	10	150	0%	0	0	0%	U
Hexachloroethane	A	ug/L	0	0		0	0	0	1.72198	10	150	0%	0	0	0%	U
Indeno(1,2,3-cd)pyrene	A	ug/L	0	0		0	0	0	1.2025	4.81	150	0%	0	0	0%	U
Isophorone	A	ug/L	0	0		0	0	0	1.60654	10	150	0%	0	0	0%	U
m+p-Cresols	A	ug/L	0	0		0	0	0	1.71236	10	150	0%	0	0	0%	U
n-Nitroso-di-n-propylamine	A	ug/L	0	0		0	0	0	1.48148	10	150	0%	0	0	0%	U
n-Nitrosodimethylamine	A	ug/L	0	0		0	0	0	1.47186	10	150	0%	0	0	0%	U
n-Nitrosodiphenylamine	A	ug/L	0	0		0	0	0	1.11592	10	150	0%	0	0	0%	U
Naphthalene	A	ug/L	0	0		0	0	0	1.67388	4.81	150	0%	0	0	0%	U
Nitrobenzene	A	ug/L	0	0		0	0	0	2.22222	10	150	0%	0	0	0%	U
o-Cresol	A	ug/L	0	0		0	0	0	1.76046	10	150	0%	0	0	0%	U
p-Chloroaniline	A	ug/L	0	0		0	0	0	1.46224	10	150	0%	0	0	0%	U
Pentachlorophenol	A	ug/L	0	0		0	0	0	4.07888	10	150	0%	0	0	0%	U
Phenanthrene	A	ug/L	0	0		0	0	0	0.754208	4.81	150	0%	0	0	0%	U
Phenol	A	ug/L	0	0		0	0	0	1.40452	10	150	0%	0	0	0%	U
Pyrene	A	ug/L	0	0		0	0	0	0.886002	4.81	150	0%	0	0	0%	U
Pyridine	A	ug/L	0	0		0	0	0	3.09764	10	150	0%	0	0	0%	U
Triallate	A	ug/L	0	0		0	0	0	1.45262	10	150	0%	0	0	0%	U
1,4-Dichlorobenzene-d4	I	ug/L	40	38.48		0	0	0	0	10	150	0%	0	0	0%	
Acenaphthene-d10	I	ug/L	40	38.48		0	0	0	0	10	150	0%	0	0	0%	
Chrysene-d12	I	ug/L	40	38.48		0	0	0	0	10	150	0%	0	0	0%	
Naphthalene-d8	I	ug/L	40	38.48		0	0	0	0	10	150	0%	0	0	0%	
Perylene-d12	I	ug/L	40	38.48		0	0	0	0	10	150	0%	0	0	0%	
Phenanthrene-d10	I	ug/L	40	38.48		0	0	0	0	10	150	0%	0	0	0%	
2,4,6-Tribromophenol	S	ug/L	116.17101	111.756512		192.4	0	0	2.77056	10	0	58%	43	140	0%	
2-Fluorobiphenyl	S	ug/L	51.39859	49.4454436		96.2	0	0	0.696488	10	0	51%	44	119	0%	
2-Fluorophenol	S	ug/L	58.5933	56.3667546		192.4	0	0	3.38624	10	0	29%	19	119	0%	
Nitrobenzene-d5	S	ug/L	64.51799	62.0663064		96.2	0	0	2.25108	10	0	65%	44	120	0%	
Phenol-d5	S	ug/L	68.31736	65.7213003		192.4	0	0	1.98172	10	0	34%	10	65	0%	
Terphenyl-d14	S	ug/L	87.84324	84.5051969		96.2	0	0	1.12554	10	0	88%	50	134	0%	
4-Chloroaniline	X	ug/L	0	0		0	0	0	1.54882	10	150	0%	0	0	0%	U
o-Terphenyl	X	ug/L	0	0		0	0	0	1.22174	10	150	0%	0	0	0%	U

Seq No	Lab ID	Test Code	Sample Typ	File ID	Analysis Date	DF	Batch ID	Prep Date	SPKref	RPDref	pmoist					
14983947	B22010211-001	SVOC-8270-W-	SAMP	SV5973N.Tsd0111/14/2022	9:39:1	1	162701	1/5/2022 1:1	0	0						
Analyte	T	Units	RAW	Final	Text	Spike	SPKref	RPDref	MDL	PQL	UQL	%REC	LOW	HIGH	%RPD	Q
1,2,4-Trichlorobenzene	A	ug/L	0	0		0	0	0	2.014	10	150	0%	0	0	0%	U
1,2-Dichlorobenzene	A	ug/L	0	0		0	0	0	2.0882	10	150	0%	0	0	0%	U
1,3-Dichlorobenzene	A	ug/L	0	0		0	0	0	2.2578	10	150	0%	0	0	0%	U
1,4-Dichlorobenzene	A	ug/L	0	0		0	0	0	2.1412	10	150	0%	0	0	0%	U
2,2'-Oxybis(1-Chloropropane)	A	ug/L	0	0		0	0	0	1.537	10	150	0%	0	0	0%	U
2,4,5-Trichlorophenol	A	ug/L	0	0		0	0	0	2.3638	10	150	0%	0	0	0%	U
2,4,6-Trichlorophenol	A	ug/L	0	0		0	0	0	2.7984	10	150	0%	0	0	0%	U
2,4-Dichlorophenol	A	ug/L	0	0		0	0	0	1.7914	10	150	0%	0	0	0%	U
2,4-Dimethylphenol	A	ug/L	0	0		0	0	0	1.7914	10	150	0%	0	0	0%	U
2,4-Dinitrophenol	A	ug/L	0	0		0	0	0	4.5156	10.6	150	0%	0	0	0%	U
2,4-Dinitrotoluene	A	ug/L	0	0		0	0	0	3.2224	10	150	0%	0	0	0%	U
2,6-Dinitrotoluene	A	ug/L	0	0		0	0	0	3.392	10	150	0%	0	0	0%	U
2-Chloronaphthalene	A	ug/L	0	0		0	0	0	2.2684	10	150	0%	0	0	0%	U
2-Chlorophenol	A	ug/L	0	0		0	0	0	2.6288	10	150	0%	0	0	0%	U
2-Nitroaniline	A	ug/L	0	0		0	0	0	2.544	10	150	0%	0	0	0%	U
2-Nitrophenol	A	ug/L	0	0		0	0	0	2.5016	10	150	0%	0	0	0%	U
3,3'-Dichlorobenzidine	A	ug/L	0	0		0	0	0	2.2366	10.6	150	0%	0	0	0%	U
3-Nitroaniline	A	ug/L	0	0		0	0	0	2.9362	10	150	0%	0	0	0%	U
4,6-Dinitro-2-methylphenol	A	ug/L	0	0		0	0	0	2.4698	10.6	150	0%	0	0	0%	U
4-Bromophenyl phenyl ether	A	ug/L	0	0		0	0	0	1.8444	10	150	0%	0	0	0%	U
4-Chloro-2-methylphenol	A	ug/L	0	0		0	0	0	1.696	10	150	0%	0	0	0%	U
4-Chloro-3-methylphenol	A	ug/L	0	0		0	0	0	1.5476	10	150	0%	0	0	0%	U
4-Chlorophenol	A	ug/L	0	0		0	0	0	2.7984	10	150	0%	0	0	0%	U
4-Chlorophenyl phenyl ether	A	ug/L	0	0		0	0	0	2.1518	10	150	0%	0	0	0%	U
4-Nitroaniline	A	ug/L	0	0		0	0	0	1.7278	10	150	0%	0	0	0%	U
4-Nitrophenol	A	ug/L	0	0		0	0	0	2.65	10.6	150	0%	0	0	0%	U
Acenaphthene	A	ug/L	0	0		0	0	0	2.0034	5.3	150	0%	0	0	0%	U
Acenaphthylene	A	ug/L	0	0		0	0	0	1.6642	5.3	150	0%	0	0	0%	U
Aniline	A	ug/L	0	0		0	0	0	3.9644	10	150	0%	0	0	0%	U
Anthracene	A	ug/L	0	0		0	0	0	1.3038	5.3	150	0%	0	0	0%	U
Azobenzene	A	ug/L	0	0		0	0	0	1.1554	10	150	0%	0	0	0%	U
Benzidine	A	ug/L	0	0		0	0	0	7.1232	10.6	150	0%	0	0	0%	U
Benzo(a)anthracene	A	ug/L	0	0		0	0	0	0.90736	5.3	150	0%	0	0	0%	U
Benzo(a)pyrene	A	ug/L	0	0		0	0	0	1.3144	5.3	150	0%	0	0	0%	U
Benzo(b)fluoranthene	A	ug/L	0	0		0	0	0	0.95718	5.3	150	0%	0	0	0%	U

Seq No	Lab ID	Test Code	Sample Typ	File ID	Analysis Date	DF	Batch ID	Prep Date	SPKref	RPDref	pmoist					
14983947	B22010211-001	SVOC-8270-W-	SAMP	SV5973N.Tsd0111/14/2022	9:39:1	1	162701	1/5/2022 1:1	0	0						
Analyte	T	Units	RAW	Final	Text	Spike	SPKref	RPDref	MDL	PQL	UQL	%REC	LOW	HIGH	%RPD	Q
Benzo(g,h,i)perylene	A	ug/L	0	0		0	0	0	1.0706	5.3	150	0%	0	0	0%	U
Benzo(k)fluoranthene	A	ug/L	0	0		0	0	0	1.0282	5.3	150	0%	0	0	0%	U
Benzoic acid	A	ug/L	0	0		0	0	0	1.6006	10	150	0%	0	0	0%	U
Benzyl alcohol	A	ug/L	0	0		0	0	0	3.3178	10	150	0%	0	0	0%	U
bis(-2-chloroethoxy)Methane	A	ug/L	0	0		0	0	0	1.4416	10	150	0%	0	0	0%	U
bis(-2-chloroethyl)Ether	A	ug/L	0	0		0	0	0	2.7242	10	150	0%	0	0	0%	U
bis(2-chloroisopropyl)Ether	A	ug/L	0	0		0	0	0	1.5794	10	150	0%	0	0	0%	U
bis(2-ethylhexyl)Phthalate	A	ug/L	3.13319	3.3211814		0	0	0	2.0246	10	150	0%	0	0	0%	J
Butylbenzylphthalate	A	ug/L	0	0		0	0	0	1.6642	10	150	0%	0	0	0%	U
Carbazole	A	ug/L	0	0		0	0	0	0.89252	10	150	0%	0	0	0%	U
Chrysene	A	ug/L	0	0		0	0	0	1.2402	5.3	150	0%	0	0	0%	U
Di-n-butyl phthalate	A	ug/L	0	0		0	0	0	0.98792	10	150	0%	0	0	0%	U
Di-n-octyl phthalate	A	ug/L	0	0		0	0	0	1.4204	10	150	0%	0	0	0%	U
Dibenzo(a,h)anthracene	A	ug/L	0	0		0	0	0	1.2402	5.3	150	0%	0	0	0%	U
Dibenzofuran	A	ug/L	0	0		0	0	0	1.8444	10	150	0%	0	0	0%	U
Diethyl phthalate	A	ug/L	0	0		0	0	0	2.3108	10	150	0%	0	0	0%	U
Dimethyl phthalate	A	ug/L	0	0		0	0	0	1.8232	10	150	0%	0	0	0%	U
Fluoranthene	A	ug/L	0	0		0	0	0	0.93598	5.3	150	0%	0	0	0%	U
Fluorene	A	ug/L	0	0		0	0	0	1.9292	5.3	150	0%	0	0	0%	U
Hexachlorobenzene	A	ug/L	0	0		0	0	0	1.4098	10	150	0%	0	0	0%	U
Hexachlorobutadiene	A	ug/L	0	0		0	0	0	2.4592	10	150	0%	0	0	0%	U
Hexachlorocyclopentadiene	A	ug/L	0	0		0	0	0	3.1482	10	150	0%	0	0	0%	U
Hexachloroethane	A	ug/L	0	0		0	0	0	1.8974	10	150	0%	0	0	0%	U
Indeno(1,2,3-cd)pyrene	A	ug/L	0	0		0	0	0	1.325	5.3	150	0%	0	0	0%	U
Isophorone	A	ug/L	0	0		0	0	0	1.7702	10	150	0%	0	0	0%	U
m+p-Cresols	A	ug/L	0	0		0	0	0	1.8868	10	150	0%	0	0	0%	U
n-Nitroso-di-n-propylamine	A	ug/L	0	0		0	0	0	1.6324	10	150	0%	0	0	0%	U
n-Nitrosodimethylamine	A	ug/L	0	0		0	0	0	1.6218	10	150	0%	0	0	0%	U
n-Nitrosodiphenylamine	A	ug/L	0	0		0	0	0	1.2296	10.6	150	0%	0	0	0%	U
Naphthalene	A	ug/L	0	0		0	0	0	1.8444	5.3	150	0%	0	0	0%	U
Nitrobenzene	A	ug/L	0	0		0	0	0	2.4486	10	150	0%	0	0	0%	U
o-Cresol	A	ug/L	0	0		0	0	0	1.9398	10	150	0%	0	0	0%	U
p-Chloroaniline	A	ug/L	0	0		0	0	0	1.6112	10	150	0%	0	0	0%	U
Pentachlorophenol	A	ug/L	0	0		0	0	0	4.4944	10.6	150	0%	0	0	0%	U
Phenanthrene	A	ug/L	0	0		0	0	0	0.83104	5.3	150	0%	0	0	0%	U

Seq No	Lab ID	Test Code	Sample Typ	File ID	Analysis Date	DF	Batch ID	Prep Date	SPKref	RPDref	pmoist					
14983947	B22010211-001	SVOC-8270-W-	SAMP	SV5973N.I	sd0111/14/2022 9:39:1	1	162701	1/5/2022 1:1	0	0						
Analyte	T	Units	RAW	Final	Text	Spike	SPKref	RPDref	MDL	PQL	UQL	%REC	LOW	HIGH	%RPD	Q
Phenol	A	ug/L	0	0		0	0	0	1.5476	10	150	0%	0	0	0%	U
Pyrene	A	ug/L	0	0		0	0	0	0.97626	5.3	150	0%	0	0	0%	U
Pyridine	A	ug/L	0	0		0	0	0	3.4132	10	150	0%	0	0	0%	U
Triallate	A	ug/L	0	0		0	0	0	1.6006	10	150	0%	0	0	0%	U
1,4-Dichlorobenzene-d4	I	ug/L	40	42.4		0	0	0	0	10	150	0%	0	0	0%	
Acenaphthene-d10	I	ug/L	40	42.4		0	0	0	0	10	150	0%	0	0	0%	
Chrysene-d12	I	ug/L	40	42.4		0	0	0	0	10	150	0%	0	0	0%	
Naphthalene-d8	I	ug/L	40	42.4		0	0	0	0	10	150	0%	0	0	0%	
Perylene-d12	I	ug/L	40	42.4		0	0	0	0	10	150	0%	0	0	0%	
Phenanthrene-d10	I	ug/L	40	42.4		0	0	0	0	10	150	0%	0	0	0%	
2,4,6-Tribromophenol	S	ug/L	140.26859	148.684705		212	0	0	3.0528	10	0	70%	43	140	0%	
2-Fluorobiphenyl	S	ug/L	52.60452	55.7607912		106	0	0	0.76744	10	0	53%	44	119	0%	
2-Fluorophenol	S	ug/L	61.45892	65.1464552		212	0	0	3.7312	10	0	31%	19	119	0%	
Nitrobenzene-d5	S	ug/L	95.10799	100.814469		106	0	0	2.4804	10	0	95%	44	120	0%	
Phenol-d5	S	ug/L	59.60812	63.1846072		212	0	0	2.1836	10	0	30%	10	65	0%	
Terphenyl-d14	S	ug/L	78.0498	82.732788		106	0	0	1.2402	10	0	78%	50	134	0%	
4-Chloroaniline	X	ug/L	0	0		0	0	0	1.7066	10	150	0%	0	0	0%	U
o-Terphenyl	X	ug/L	0	0		0	0	0	1.3462	10	150	0%	0	0	0%	U

Seq No	Lab ID	Test Code	Sample Typ	File ID	Analysis Date	DF	Batch ID	Prep Date	SPKref	RPDref	pmoist					
14983948	B22010212-001	SVOC-8270-W-	SAMP	SV5973N.I	sd0111/14/2022 10:11:	1	162701	1/5/2022 1:1	0	0						
Analyte	T	Units	RAW	Final	Text	Spike	SPKref	RPDref	MDL	PQL	UQL	%REC	LOW	HIGH	%RPD	Q
1,2,4-Trichlorobenzene	A	ug/L	0	0		0	0	0	1.862	10	150	0%	0	0	0%	U
1,2-Dichlorobenzene	A	ug/L	0	0		0	0	0	1.9306	10	150	0%	0	0	0%	U
1,3-Dichlorobenzene	A	ug/L	0	0		0	0	0	2.0874	10	150	0%	0	0	0%	U
1,4-Dichlorobenzene	A	ug/L	0	0		0	0	0	1.9796	10	150	0%	0	0	0%	U
1-Methylnaphthalene	A	ug/L	0	0		0	0	0	2.3422	4.9	150	0%	0	0	0%	U
2,2'-Oxybis(1-Chloropropane)	A	ug/L	0	0		0	0	0	1.421	10	150	0%	0	0	0%	U
2,4,5-Trichlorophenol	A	ug/L	0	0		0	0	0	2.1854	10	150	0%	0	0	0%	U
2,4,6-Trichlorophenol	A	ug/L	0	0		0	0	0	2.5872	10	150	0%	0	0	0%	U
2,4-Dichlorophenol	A	ug/L	0	0		0	0	0	1.6562	10	150	0%	0	0	0%	U
2,4-Dimethylphenol	A	ug/L	0	0		0	0	0	1.6562	10	150	0%	0	0	0%	U
2,4-Dinitrophenol	A	ug/L	0	0		0	0	0	4.1748	10	150	0%	0	0	0%	U
2,4-Dinitrotoluene	A	ug/L	0	0		0	0	0	2.9792	10	150	0%	0	0	0%	U

Seq No	Lab ID	Test Code	Sample Typ	File ID	Analysis Date	DF	Batch ID	Prep Date	SPKref	RPDref	pmoist					
14983948	B22010212-001	SVOC-8270-W-	SAMP	SV5973N.Tsd01	11/14/2022 10:11:	1	162701	1/5/2022 1:1	0	0						
Analyte	T	Units	RAW	Final	Text	Spike	SPKref	RPDref	MDL	PQL	UQL	%REC	LOW	HIGH	%RPD	Q
2,6-Dinitrotoluene	A	ug/L	0	0		0	0	0	3.136	10	150	0%	0	0	0%	U
2-Chloronaphthalene	A	ug/L	0	0		0	0	0	2.0972	10	150	0%	0	0	0%	U
2-Chlorophenol	A	ug/L	0	0		0	0	0	2.4304	10	150	0%	0	0	0%	U
2-Methylnaphthalene	A	ug/L	0	0		0	0	0	1.8816	4.9	150	0%	0	0	0%	U
2-Nitroaniline	A	ug/L	0	0		0	0	0	2.352	10	150	0%	0	0	0%	U
2-Nitrophenol	A	ug/L	0	0		0	0	0	2.3128	10	150	0%	0	0	0%	U
3,3'-Dichlorobenzidine	A	ug/L	0	0		0	0	0	2.0678	10	150	0%	0	0	0%	U
3-Nitroaniline	A	ug/L	0	0		0	0	0	2.7146	10	150	0%	0	0	0%	U
4,6-Dinitro-2-methylphenol	A	ug/L	0	0		0	0	0	2.2834	10	150	0%	0	0	0%	U
4-Bromophenyl phenyl ether	A	ug/L	0	0		0	0	0	1.7052	10	150	0%	0	0	0%	U
4-Chloro-2-methylphenol	A	ug/L	0	0		0	0	0	1.568	10	150	0%	0	0	0%	U
4-Chloro-3-methylphenol	A	ug/L	0	0		0	0	0	1.4308	10	150	0%	0	0	0%	U
4-Chlorophenol	A	ug/L	0	0		0	0	0	2.5872	10	150	0%	0	0	0%	U
4-Chlorophenyl phenyl ether	A	ug/L	0	0		0	0	0	1.9894	10	150	0%	0	0	0%	U
4-Nitroaniline	A	ug/L	0	0		0	0	0	1.5974	10	150	0%	0	0	0%	U
4-Nitrophenol	A	ug/L	0	0		0	0	0	2.45	10	150	0%	0	0	0%	U
Acenaphthene	A	ug/L	0	0		0	0	0	1.8522	4.9	150	0%	0	0	0%	U
Acenaphthylene	A	ug/L	0	0		0	0	0	1.5386	4.9	150	0%	0	0	0%	U
Aniline	A	ug/L	0	0		0	0	0	3.6652	10	150	0%	0	0	0%	U
Anthracene	A	ug/L	0	0		0	0	0	1.2054	4.9	150	0%	0	0	0%	U
Azobenzene	A	ug/L	0	0		0	0	0	1.0682	10	150	0%	0	0	0%	U
Benzidine	A	ug/L	0	0		0	0	0	6.5856	10	150	0%	0	0	0%	U
Benzo(a)anthracene	A	ug/L	0	0		0	0	0	0.83888	4.9	150	0%	0	0	0%	U
Benzo(a)pyrene	A	ug/L	0	0		0	0	0	1.2152	4.9	150	0%	0	0	0%	U
Benzo(b)fluoranthene	A	ug/L	0	0		0	0	0	0.88494	4.9	150	0%	0	0	0%	U
Benzo(g,h,i)perylene	A	ug/L	0	0		0	0	0	0.9898	4.9	150	0%	0	0	0%	U
Benzo(k)fluoranthene	A	ug/L	0	0		0	0	0	0.9506	4.9	150	0%	0	0	0%	U
Benzoic acid	A	ug/L	0	0		0	0	0	1.4798	10	150	0%	0	0	0%	U
Benzyl alcohol	A	ug/L	0	0		0	0	0	3.0674	10	150	0%	0	0	0%	U
bis(-2-chloroethoxy)Methane	A	ug/L	0	0		0	0	0	1.3328	10	150	0%	0	0	0%	U
bis(-2-chloroethyl)Ether	A	ug/L	0	0		0	0	0	2.5186	10	150	0%	0	0	0%	U
bis(2-chloroisopropyl)Ether	A	ug/L	0	0		0	0	0	1.4602	10	150	0%	0	0	0%	U
bis(2-ethylhexyl)Phthalate	A	ug/L	0	0		0	0	0	1.8718	10	150	0%	0	0	0%	U
Butylbenzylphthalate	A	ug/L	0	0		0	0	0	1.5386	10	150	0%	0	0	0%	U
Carbazole	A	ug/L	0	0		0	0	0	0.82516	10	150	0%	0	0	0%	U

Seq No	Lab ID	Test Code	Sample Typ	File ID	Analysis Date	DF	Batch ID	Prep Date	SPKref	RPDref	pmoist					
14983948	B22010212-001	SVOC-8270-W-	SAMP	SV5973N.Tsd0111/14/2022	10:11:	1	162701	1/5/2022 1:1	0	0						
Analyte	T	Units	RAW	Final	Text	Spike	SPKref	RPDref	MDL	PQL	UQL	%REC	LOW	HIGH	%RPD	Q
Chrysene	A	ug/L	0	0		0	0	0	1.1466	4.9	150	0%	0	0	0%	U
Di-n-butyl phthalate	A	ug/L	0	0		0	0	0	0.91336	10	150	0%	0	0	0%	U
Di-n-octyl phthalate	A	ug/L	0	0		0	0	0	1.3132	10	150	0%	0	0	0%	U
Dibenzo(a,h)anthracene	A	ug/L	0	0		0	0	0	1.1466	4.9	150	0%	0	0	0%	U
Dibenzofuran	A	ug/L	0	0		0	0	0	1.7052	10	150	0%	0	0	0%	U
Diethyl phthalate	A	ug/L	0	0		0	0	0	2.1364	10	150	0%	0	0	0%	U
Dimethyl phthalate	A	ug/L	0	0		0	0	0	1.6856	10	150	0%	0	0	0%	U
Fluoranthene	A	ug/L	0	0		0	0	0	0.86534	4.9	150	0%	0	0	0%	U
Fluorene	A	ug/L	0	0		0	0	0	1.7836	4.9	150	0%	0	0	0%	U
Hexachlorobenzene	A	ug/L	0	0		0	0	0	1.3034	10	150	0%	0	0	0%	U
Hexachlorobutadiene	A	ug/L	0	0		0	0	0	2.2736	10	150	0%	0	0	0%	U
Hexachlorocyclopentadiene	A	ug/L	0	0		0	0	0	2.9106	10	150	0%	0	0	0%	U
Hexachloroethane	A	ug/L	0	0		0	0	0	1.7542	10	150	0%	0	0	0%	U
Indeno(1,2,3-cd)pyrene	A	ug/L	0	0		0	0	0	1.225	4.9	150	0%	0	0	0%	U
Isophorone	A	ug/L	0	0		0	0	0	1.6366	10	150	0%	0	0	0%	U
m+p-Cresols	A	ug/L	0	0		0	0	0	1.7444	10	150	0%	0	0	0%	U
n-Nitroso-di-n-propylamine	A	ug/L	0	0		0	0	0	1.5092	10	150	0%	0	0	0%	U
n-Nitrosodimethylamine	A	ug/L	0	0		0	0	0	1.4994	10	150	0%	0	0	0%	U
n-Nitrosodiphenylamine	A	ug/L	0	0		0	0	0	1.1368	10	150	0%	0	0	0%	U
Naphthalene	A	ug/L	0	0		0	0	0	1.7052	4.9	150	0%	0	0	0%	U
Nitrobenzene	A	ug/L	0	0		0	0	0	2.2638	10	150	0%	0	0	0%	U
o-Cresol	A	ug/L	0	0		0	0	0	1.7934	10	150	0%	0	0	0%	U
p-Chloroaniline	A	ug/L	0	0		0	0	0	1.4896	10	150	0%	0	0	0%	U
Pentachlorophenol	A	ug/L	0	0		0	0	0	4.1552	10	150	0%	0	0	0%	U
Phenanthrene	A	ug/L	0	0		0	0	0	0.76832	4.9	150	0%	0	0	0%	U
Phenol	A	ug/L	0	0		0	0	0	1.4308	10	150	0%	0	0	0%	U
Pyrene	A	ug/L	0	0		0	0	0	0.90258	4.9	150	0%	0	0	0%	U
Pyridine	A	ug/L	0	0		0	0	0	3.1556	10	150	0%	0	0	0%	U
Triallate	A	ug/L	0	0		0	0	0	1.4798	10	150	0%	0	0	0%	U
1,4-Dichlorobenzene-d4	I	ug/L	40	39.2		0	0	0	0	10	150	0%	0	0	0%	
Acenaphthene-d10	I	ug/L	40	39.2		0	0	0	0	10	150	0%	0	0	0%	
Chrysene-d12	I	ug/L	40	39.2		0	0	0	0	10	150	0%	0	0	0%	
Naphthalene-d8	I	ug/L	40	39.2		0	0	0	0	10	150	0%	0	0	0%	
Perylene-d12	I	ug/L	40	39.2		0	0	0	0	10	150	0%	0	0	0%	
Phenanthrene-d10	I	ug/L	40	39.2		0	0	0	0	10	150	0%	0	0	0%	

Seq No	Lab ID	Test Code	Sample Typ	File ID	Analysis Date	DF	Batch ID	Prep Date	SPKref	RPDref	pmoist					
14983948	B22010212-001	SVOC-8270-W-	SAMP	SV5973N.I	11/14/2022 10:11:	1	162701	1/5/2022 1:1	0	0						
Analyte	T	Units	RAW	Final	Text	Spike	SPKref	RPDref	MDL	PQL	UQL	%REC	LOW	HIGH	%RPD	Q
2,4,6-Tribromophenol	S	ug/L	153.71161	150.637378		196	0	0	2.8224	10	0	77%	43	140	0%	
2-Fluorobiphenyl	S	ug/L	54.49628	53.4063544		98	0	0	0.70952	10	0	54%	44	119	0%	
2-Fluorophenol	S	ug/L	71.78102	70.3453996		196	0	0	3.4496	10	0	36%	19	119	0%	
Nitrobenzene-d5	S	ug/L	66.01632	64.6959936		98	0	0	2.2932	10	0	66%	44	120	0%	
Phenol-d5	S	ug/L	76.25067	74.7256566		196	0	0	2.0188	10	0	38%	10	65	0%	
Terphenyl-d14	S	ug/L	89.41769	87.6293362		98	0	0	1.1466	10	0	89%	50	134	0%	
4-Chloroaniline	X	ug/L	0	0		0	0	0	1.5778	10	150	0%	0	0	0%	U
o-Terphenyl	X	ug/L	0	0		0	0	0	1.2446	10	150	0%	0	0	0%	U

Seq No	Lab ID	Test Code	Sample Typ	File ID	Analysis Date	DF	Batch ID	Prep Date	SPKref	RPDref	pmoist					
14983949	MB-162744	SVOC-8270-W-	MBLK	SV5973N.I	11/14/2022 10:43:	1	162744	1/6/2022 9:1	0	0						
Analyte	T	Units	RAW	Final	Text	Spike	SPKref	RPDref	MDL	PQL	UQL	%REC	LOW	HIGH	%RPD	Q
1,2,4-Trichlorobenzene	A	ug/L	0	0		0	0	0	1.9	5	150	0%	0	0	0%	
1,2-Dichlorobenzene	A	ug/L	0	0		0	0	0	1.97	5	150	0%	0	0	0%	
1,3-Dichlorobenzene	A	ug/L	0	0		0	0	0	2.13	5	150	0%	0	0	0%	
1,4-Dichlorobenzene	A	ug/L	0	0		0	0	0	2.02	5	150	0%	0	0	0%	
1-Methylnaphthalene	A	ug/L	0	0		0	0	0	2.39	5	150	0%	0	0	0%	
2,2'-Oxybis(1-Chloropropane)	A	ug/L	0	0		0	0	0	1.45	5	150	0%	0	0	0%	
2,4,5-Trichlorophenol	A	ug/L	0	0		0	0	0	2.23	5	150	0%	0	0	0%	
2,4,6-Trichlorophenol	A	ug/L	0	0		0	0	0	2.64	5	150	0%	0	0	0%	
2,4-Dichlorophenol	A	ug/L	0	0		0	0	0	1.69	5	150	0%	0	0	0%	
2,4-Dimethylphenol	A	ug/L	0	0		0	0	0	1.69	5	150	0%	0	0	0%	
2,4-Dinitrophenol	A	ug/L	0	0		0	0	0	4.26	10	150	0%	0	0	0%	
2,4-Dinitrotoluene	A	ug/L	0	0		0	0	0	3.04	5	150	0%	0	0	0%	
2,6-Dinitrotoluene	A	ug/L	0	0		0	0	0	3.2	5	150	0%	0	0	0%	
2-Chloronaphthalene	A	ug/L	0	0		0	0	0	2.14	5	150	0%	0	0	0%	
2-Chlorophenol	A	ug/L	0	0		0	0	0	2.48	5	150	0%	0	0	0%	
2-Methylnaphthalene	A	ug/L	0	0		0	0	0	1.92	5	150	0%	0	0	0%	
2-Nitroaniline	A	ug/L	0	0		0	0	0	2.4	5	150	0%	0	0	0%	
2-Nitrophenol	A	ug/L	0	0		0	0	0	2.36	5	150	0%	0	0	0%	
3,3'-Dichlorobenzidine	A	ug/L	0	0		0	0	0	2.11	10	150	0%	0	0	0%	
3-Nitroaniline	A	ug/L	0	0		0	0	0	2.77	5	150	0%	0	0	0%	
4,6-Dinitro-2-methylphenol	A	ug/L	0	0		0	0	0	2.33	10	150	0%	0	0	0%	
4-Bromophenyl phenyl ether	A	ug/L	0	0		0	0	0	1.74	5	150	0%	0	0	0%	

Seq No	Lab ID	Test Code	Sample Typ	File ID	Analysis Date	DF	Batch ID	Prep Date	SPKref	RPDref	pmoist					
14983949	MB-162744	SVOC-8270-W-	MBLK	SV5973N.Tsd01	11/14/2022 10:43:	1	162744	1/6/2022 9:1	0	0						
Analyte	T	Units	RAW	Final	Text	Spike	SPKref	RPDref	MDL	PQL	UQL	%REC	LOW	HIGH	%RPD	Q
4-Chloro-2-methylphenol	A	ug/L	0	0		0	0	0	1.6	5	150	0%	0	0	0%	
4-Chloro-3-methylphenol	A	ug/L	0	0		0	0	0	1.46	5	150	0%	0	0	0%	
4-Chlorophenol	A	ug/L	0	0		0	0	0	2.64	5	150	0%	0	0	0%	
4-Chlorophenyl phenyl ether	A	ug/L	0	0		0	0	0	2.03	5	150	0%	0	0	0%	
4-Nitroaniline	A	ug/L	0	0		0	0	0	1.63	5	150	0%	0	0	0%	
4-Nitrophenol	A	ug/L	0	0		0	0	0	2.5	10	150	0%	0	0	0%	
Acenaphthene	A	ug/L	0	0		0	0	0	1.89	5	150	0%	0	0	0%	
Acenaphthylene	A	ug/L	0	0		0	0	0	1.57	5	150	0%	0	0	0%	
Aniline	A	ug/L	0	0		0	0	0	3.74	5	150	0%	0	0	0%	
Anthracene	A	ug/L	0	0		0	0	0	1.23	5	150	0%	0	0	0%	
Azobenzene	A	ug/L	0	0		0	0	0	1.09	5	150	0%	0	0	0%	
Benzidine	A	ug/L	0	0		0	0	0	6.72	6.72	150	0%	0	0	0%	
Benzo(a)anthracene	A	ug/L	0	0		0	0	0	0.856	5	150	0%	0	0	0%	
Benzo(a)pyrene	A	ug/L	0	0		0	0	0	1.24	5	150	0%	0	0	0%	
Benzo(b)fluoranthene	A	ug/L	0	0		0	0	0	0.903	5	150	0%	0	0	0%	
Benzo(g,h,i)perylene	A	ug/L	0	0		0	0	0	1.01	5	150	0%	0	0	0%	
Benzo(k)fluoranthene	A	ug/L	0	0		0	0	0	0.97	5	150	0%	0	0	0%	
Benzoic acid	A	ug/L	0	0		0	0	0	1.51	5	150	0%	0	0	0%	
Benzyl alcohol	A	ug/L	0	0		0	0	0	3.13	5	150	0%	0	0	0%	
bis(-2-chloroethoxy)Methane	A	ug/L	0	0		0	0	0	1.36	5	150	0%	0	0	0%	
bis(-2-chloroethyl)Ether	A	ug/L	0	0		0	0	0	2.57	5	150	0%	0	0	0%	
bis(2-chloroisopropyl)Ether	A	ug/L	0	0		0	0	0	1.49	5	150	0%	0	0	0%	
bis(2-ethylhexyl)Phthalate	A	ug/L	0	0		0	0	0	1.91	5	150	0%	0	0	0%	
Butylbenzylphthalate	A	ug/L	0	0		0	0	0	1.57	5	150	0%	0	0	0%	
Carbazole	A	ug/L	0	0		0	0	0	0.842	5	150	0%	0	0	0%	
Chrysene	A	ug/L	0	0		0	0	0	1.17	5	150	0%	0	0	0%	
Di-n-butyl phthalate	A	ug/L	0	0		0	0	0	0.932	5	150	0%	0	0	0%	
Di-n-octyl phthalate	A	ug/L	0	0		0	0	0	1.34	5	150	0%	0	0	0%	
Dibenzo(a,h)anthracene	A	ug/L	0	0		0	0	0	1.17	5	150	0%	0	0	0%	
Dibenzofuran	A	ug/L	0	0		0	0	0	1.74	5	150	0%	0	0	0%	
Diethyl phthalate	A	ug/L	0	0		0	0	0	2.18	5	150	0%	0	0	0%	
Dimethyl phthalate	A	ug/L	0	0		0	0	0	1.72	5	150	0%	0	0	0%	
Fluoranthene	A	ug/L	0	0		0	0	0	0.883	5	150	0%	0	0	0%	
Fluorene	A	ug/L	0	0		0	0	0	1.82	5	150	0%	0	0	0%	
Hexachlorobenzene	A	ug/L	0	0		0	0	0	1.33	5	150	0%	0	0	0%	

Seq No	Lab ID	Test Code	Sample Typ	File ID	Analysis Date	DF	Batch ID	Prep Date	SPKref	RPDref	pmoist					
14983949	MB-162744	SVOC-8270-W-	MBLK	SV5973N.Tsd	0111/14/2022 10:43:	1	162744	1/6/2022 9:1	0	0						
Analyte	T	Units	RAW	Final	Text	Spike	SPKref	RPDref	MDL	PQL	UQL	%REC	LOW	HIGH	%RPD	Q
Hexachlorobutadiene	A	ug/L	0	0		0	0	0	2.32	5	150	0%	0	0	0%	
Hexachlorocyclopentadiene	A	ug/L	0	0		0	0	0	2.97	5	150	0%	0	0	0%	
Hexachloroethane	A	ug/L	0	0		0	0	0	1.79	5	150	0%	0	0	0%	
Indeno(1,2,3-cd)pyrene	A	ug/L	0	0		0	0	0	1.25	5	150	0%	0	0	0%	
Isophorone	A	ug/L	0	0		0	0	0	1.67	5	150	0%	0	0	0%	
m+p-Cresols	A	ug/L	0	0		0	0	0	1.78	5	150	0%	0	0	0%	
n-Nitroso-di-n-propylamine	A	ug/L	0	0		0	0	0	1.54	5	150	0%	0	0	0%	
n-Nitrosodimethylamine	A	ug/L	0	0		0	0	0	1.53	5	150	0%	0	0	0%	
n-Nitrosodiphenylamine	A	ug/L	0	0		0	0	0	1.16	10	150	0%	0	0	0%	
Naphthalene	A	ug/L	0	0		0	0	0	1.74	5	150	0%	0	0	0%	
Nitrobenzene	A	ug/L	0	0		0	0	0	2.31	5	150	0%	0	0	0%	
o-Cresol	A	ug/L	0	0		0	0	0	1.83	5	150	0%	0	0	0%	
p-Chloroaniline	A	ug/L	0	0		0	0	0	1.52	5	150	0%	0	0	0%	
Pentachlorophenol	A	ug/L	0	0		0	0	0	4.24	10	150	0%	0	0	0%	
Phenanthrene	A	ug/L	0	0		0	0	0	0.784	5	150	0%	0	0	0%	
Phenol	A	ug/L	0	0		0	0	0	1.46	5	150	0%	0	0	0%	
Pyrene	A	ug/L	0	0		0	0	0	0.921	5	150	0%	0	0	0%	
Pyridine	A	ug/L	0	0		0	0	0	3.22	5	150	0%	0	0	0%	
Triallate	A	ug/L	0	0		0	0	0	1.51	5	150	0%	0	0	0%	
1,4-Dichlorobenzene-d4	I	ug/L	40	40		0	0	0	0	5	150	0%	0	0	0%	
Acenaphthene-d10	I	ug/L	40	40		0	0	0	0	5	150	0%	0	0	0%	
Chrysene-d12	I	ug/L	40	40		0	0	0	0	5	150	0%	0	0	0%	
Naphthalene-d8	I	ug/L	40	40		0	0	0	0	5	150	0%	0	0	0%	
Perylene-d12	I	ug/L	40	40		0	0	0	0	5	150	0%	0	0	0%	
Phenanthrene-d10	I	ug/L	40	40		0	0	0	0	5	150	0%	0	0	0%	
2,4,6-Tribromophenol	S	ug/L	176.00949	176.00949		200	0	0	2.88	5	0	88%	43	140	0%	
2-Fluorobiphenyl	S	ug/L	61.78234	61.78234		100	0	0	0.724	5	0	62%	44	119	0%	
2-Fluorophenol	S	ug/L	86.47872	86.47872		200	0	0	3.52	5	0	43%	19	119	0%	
Nitrobenzene-d5	S	ug/L	75.60211	75.60211		100	0	0	2.34	5	0	76%	44	120	0%	
Phenol-d5	S	ug/L	93.64923	93.64923		200	0	0	2.06	5	0	47%	10	65	0%	
Terphenyl-d14	S	ug/L	104.40653	104.40653		100	0	0	1.17	5	0	104%	50	134	0%	
4-Chloroaniline	X	ug/L	0	0		0	0	0	1.61	5	150	0%	0	0	0%	
o-Terphenyl	X	ug/L	0	0		0	0	0	1.27	5	150	0%	0	0	0%	

Seq No	Lab ID	Test Code	Sample Typ	File ID	Analysis Date	DF	Batch ID	Prep Date	SPKref	RPDref	pmoist					
14983950	LCS-162744	SVOC-8270-W-	LCS-DOD	SV5973N.Tsd01	11/14/2022 11:15:	1	162744	1/6/2022 9:1	0	0						
Analyte	T	Units	RAW	Final	Text	Spike	SPKref	RPDref	MDL	PQL	UQL	%REC	LOW	HIGH	%RPD	Q
1,2,4-Trichlorobenzene	A	ug/L	67.13052	67.13052		100	0	0	1.9	10	150	67%	29	116	0%	
1,2-Dichlorobenzene	A	ug/L	63.493	63.493		100	0	0	1.97	10	150	63%	32	111	0%	
1,3-Dichlorobenzene	A	ug/L	63.92655	63.92655		100	0	0	2.13	10	150	64%	28	110	0%	
1,4-Dichlorobenzene	A	ug/L	60.82503	60.82503		100	0	0	2.02	10	150	61%	29	112	0%	
1-Methylnaphthalene	A	ug/L	73.18659	73.18659		100	0	0	2.39	10	150	73%	41	119	0%	
2,2'-Oxybis(1-Chloropropane)	A	ug/L	61.59487	61.59487		100	0	0	1.45	10	150	62%	37	130	0%	
2,4,5-Trichlorophenol	A	ug/L	80.10841	80.10841		100	0	0	2.23	10	150	80%	53	123	0%	
2,4,6-Trichlorophenol	A	ug/L	82.60213	82.60213		100	0	0	2.64	10	150	83%	50	125	0%	
2,4-Dichlorophenol	A	ug/L	76.93095	76.93095		100	0	0	1.69	10	150	77%	47	121	0%	
2,4-Dimethylphenol	A	ug/L	78.4457	78.4457		100	0	0	1.69	10	150	78%	31	124	0%	
2,4-Dinitrophenol	A	ug/L	72.44972	72.44972		100	0	0	4.26	10	150	72%	23	142	0%	
2,4-Dinitrotoluene	A	ug/L	85.375	85.375		100	0	0	3.04	10	150	85%	57	128	0%	
2,6-Dinitrotoluene	A	ug/L	77.44184	77.44184		100	0	0	3.2	10	150	77%	50	118	0%	
2-Chloronaphthalene	A	ug/L	76.19164	76.19164		100	0	0	2.14	10	150	76%	40	116	0%	
2-Chlorophenol	A	ug/L	70.00555	70.00555		100	0	0	2.48	10	150	70%	38	117	0%	
2-Methylnaphthalene	A	ug/L	76.36441	76.36441		100	0	0	1.92	10	150	76%	40	121	0%	
2-Nitroaniline	A	ug/L	80.27246	80.27246		100	0	0	2.4	10	150	80%	55	127	0%	
2-Nitrophenol	A	ug/L	75.586	75.586		100	0	0	2.36	10	150	76%	47	123	0%	
3,3'-Dichlorobenzidine	A	ug/L	75.95253	75.95253		100	0	0	2.11	10	150	76%	27	129	0%	
3-Nitroaniline	A	ug/L	81.15848	81.15848		100	0	0	2.77	10	150	81%	41	128	0%	
4,6-Dinitro-2-methylphenol	A	ug/L	80.88924	80.88924		100	0	0	2.33	10	150	81%	44	137	0%	
4-Bromophenyl phenyl ether	A	ug/L	87.34664	87.34664		100	0	0	1.74	10	150	87%	55	124	0%	
4-Chloro-2-methylphenol	A	ug/L	78.19939	78.19939		100	0	0	1.6	10	150	78%	49	89	0%	
4-Chloro-3-methylphenol	A	ug/L	88.18651	88.18651		100	0	0	1.46	10	150	88%	52	119	0%	
4-Chlorophenol	A	ug/L	74.05568	74.05568		100	0	0	2.64	10	150	74%	41	81	0%	
4-Chlorophenyl phenyl ether	A	ug/L	83.0085	83.0085		100	0	0	2.03	10	150	83%	53	121	0%	
4-Nitroaniline	A	ug/L	78.06034	78.06034		100	0	0	1.63	10	150	78%	57	101	0%	
4-Nitrophenol	A	ug/L	36.41736	36.41736		100	0	0	2.5	10	150	36%	15	36	0%	
Acenaphthene	A	ug/L	83.51454	83.51454		100	0	0	1.89	10	150	84%	47	122	0%	
Acenaphthylene	A	ug/L	76.70065	76.70065		100	0	0	1.57	10	150	77%	41	130	0%	
Aniline	A	ug/L	28.23557	28.23557		100	0	0	3.74	10	150	28%	24	60	0%	
Anthracene	A	ug/L	90.47638	90.47638		100	0	0	1.23	10	150	90%	57	123	0%	
Azobenzene	A	ug/L	83.82349	83.82349		100	0	0	1.09	10	150	84%	61	116	0%	
Benzidine	A	ug/L	12.29107	12.29107		100	0	0	6.72	10	150	12%	10	100	0%	
Benzo(a)anthracene	A	ug/L	99.91724	99.91724		100	0	0	0.856	10	150	100%	58	125	0%	

Seq No	Lab ID	Test Code	Sample Typ	File ID	Analysis Date	DF	Batch ID	Prep Date	SPKref	RPDref	pmoist					
14983950	LCS-162744	SVOC-8270-W-	LCS-DOD	SV5973N.Tsd01	11/14/2022 11:15:	1	162744	1/6/2022 9:1	0	0						
Analyte	T	Units	RAW	Final	Text	Spike	SPKref	RPDref	MDL	PQL	UQL	%REC	LOW	HIGH	%RPD	Q
Benzo(a)pyrene	A	ug/L	89.92982	89.92982		100	0	0	1.24	10	150	90%	54	128	0%	
Benzo(b)fluoranthene	A	ug/L	93.91055	93.91055		100	0	0	0.903	10	150	94%	53	131	0%	
Benzo(g,h,i)perylene	A	ug/L	92.52138	92.52138		100	0	0	1.01	10	150	93%	50	134	0%	
Benzo(k)fluoranthene	A	ug/L	89.28057	89.28057		100	0	0	0.97	10	150	89%	57	129	0%	
Benzoic acid	A	ug/L	28.47139	28.47139		100	0	0	1.51	10	150	28%	10	30	0%	
Benzyl alcohol	A	ug/L	67.10097	67.10097		100	0	0	3.13	10	150	67%	31	112	0%	
bis(-2-chloroethoxy)Methane	A	ug/L	88.99519	88.99519		100	0	0	1.36	10	150	89%	48	120	0%	
bis(-2-chloroethyl)Ether	A	ug/L	77.39917	77.39917		100	0	0	2.57	10	150	77%	43	118	0%	
bis(2-chloroisopropyl)Ether	A	ug/L	61.59487	61.59487		100	0	0	1.49	10	150	62%	37	130	0%	
bis(2-ethylhexyl)Phthalate	A	ug/L	97.35786	97.35786		100	0	0	1.91	10	150	97%	55	135	0%	
Butylbenzylphthalate	A	ug/L	97.58312	97.58312		100	0	0	1.57	10	150	98%	53	134	0%	
Carbazole	A	ug/L	93.44892	93.44892		100	0	0	0.842	10	150	93%	60	122	0%	
Chrysene	A	ug/L	97.63934	97.63934		100	0	0	1.17	10	150	98%	59	123	0%	
Di-n-butyl phthalate	A	ug/L	97.72618	97.72618		100	0	0	0.932	10	150	98%	59	127	0%	
Di-n-octyl phthalate	A	ug/L	93.1964	93.1964		100	0	0	1.34	10	150	93%	51	140	0%	
Dibenzo(a,h)anthracene	A	ug/L	92.11016	92.11016		100	0	0	1.17	10	150	92%	51	134	0%	
Dibenzofuran	A	ug/L	86.32391	86.32391		100	0	0	1.74	10	150	86%	53	118	0%	
Diethyl phthalate	A	ug/L	90.00262	90.00262		100	0	0	2.18	10	150	90%	56	125	0%	
Dimethyl phthalate	A	ug/L	96.18941	96.18941		100	0	0	1.72	10	150	96%	45	127	0%	
Fluoranthene	A	ug/L	91.72496	91.72496		100	0	0	0.883	10	150	92%	57	128	0%	
Fluorene	A	ug/L	78.68304	78.68304		100	0	0	1.82	10	150	79%	52	124	0%	
Hexachlorobenzene	A	ug/L	82.22247	82.22247		100	0	0	1.33	10	150	82%	53	125	0%	
Hexachlorobutadiene	A	ug/L	61.57138	61.57138		100	0	0	2.32	10	150	62%	22	124	0%	
Hexachlorocyclopentadiene	A	ug/L	61.58343	61.58343		100	0	0	2.97	10	150	62%	39	91	0%	
Hexachloroethane	A	ug/L	53.89708	53.89708		100	0	0	1.79	10	150	54%	21	115	0%	
Indeno(1,2,3-cd)pyrene	A	ug/L	89.06975	89.06975		100	0	0	1.25	10	150	89%	52	134	0%	
Isophorone	A	ug/L	87.81588	87.81588		100	0	0	1.67	10	150	88%	42	124	0%	
m+p-Cresols	A	ug/L	74.43131	74.43131		100	0	0	1.78	10	150	74%	29	110	0%	
n-Nitroso-di-n-propylamine	A	ug/L	83.89687	83.89687		100	0	0	1.54	10	150	84%	49	119	0%	
n-Nitrosodimethylamine	A	ug/L	39.07685	39.07685		100	0	0	1.53	10	150	39%	20	45	0%	
n-Nitrosodiphenylamine	A	ug/L	93.56	93.56		100	0	0	1.16	10	150	94%	51	123	0%	
Naphthalene	A	ug/L	79.3033	79.3033		100	0	0	1.74	10	150	79%	40	121	0%	
Nitrobenzene	A	ug/L	78.76078	78.76078		100	0	0	2.31	10	150	79%	45	121	0%	
o-Cresol	A	ug/L	76.96808	76.96808		100	0	0	1.83	10	150	77%	30	117	0%	
p-Chloroaniline	A	ug/L	66.24672	66.24672		100	0	0	1.52	10	150	66%	33	117	0%	

Seq No	Lab ID	Test Code	Sample Typ	File ID	Analysis Date	DF	Batch ID	Prep Date	SPKref	RPDref	pmoist					
14983950	LCS-162744	SVOC-8270-W-	LCS-DOD	SV5973N.I	sd0111/14/2022 11:15:	1	162744	1/6/2022 9:1	0	0						
Analyte	T	Units	RAW	Final	Text	Spike	SPKref	RPDref	MDL	PQL	UQL	%REC	LOW	HIGH	%RPD	Q
Pentachlorophenol	A	ug/L	97.03231	97.03231		100	0	0	4.24	10	150	97%	35	138	0%	
Phenanthrene	A	ug/L	90.47466	90.47466		100	0	0	0.784	10	150	90%	59	120	0%	
Phenol	A	ug/L	48.31787	48.31787		100	0	0	1.46	10	150	48%	37	75	0%	
Pyrene	A	ug/L	87.48075	87.48075		100	0	0	0.921	10	150	87%	57	126	0%	
Pyridine	A	ug/L	30.54065	30.54065		100	0	0	3.22	10	150	31%	16	45	0%	
Triallate	A	ug/L	85.02494	85.02494		100	0	0	1.51	10	150	85%	59	105	0%	
1,4-Dichlorobenzene-d4	I	ug/L	40	40		0	0	0	0	10	150	0%				
Acenaphthene-d10	I	ug/L	40	40		0	0	0	0	10	150	0%				
Chrysene-d12	I	ug/L	40	40		0	0	0	0	10	150	0%				
Naphthalene-d8	I	ug/L	40	40		0	0	0	0	10	150	0%				
Perylene-d12	I	ug/L	40	40		0	0	0	0	10	150	0%				
Phenanthrene-d10	I	ug/L	40	40		0	0	0	0	10	150	0%				
2,4,6-Tribromophenol	S	ug/L	181.36482	181.36482		200	0	0	2.88	10	0	91%	43	140	0%	
2-Fluorobiphenyl	S	ug/L	76.38276	76.38276		100	0	0	0.724	10	0	76%	44	119	0%	
2-Fluorophenol	S	ug/L	82.85264	82.85264		200	0	0	3.52	10	0	41%	19	119	0%	
Nitrobenzene-d5	S	ug/L	68.78279	68.78279		100	0	0	2.34	10	0	69%	44	120	0%	
Phenol-d5	S	ug/L	89.95715	89.95715		200	0	0	2.06	10	0	45%	10	65	0%	
Terphenyl-d14	S	ug/L	94.84309	94.84309		100	0	0	1.17	10	0	95%	50	134	0%	
4-Chloroaniline	X	ug/L	66.24672	66.24672		100	0	0	1.61	10	150	66%	33	117	0%	
o-Terphenyl	X	ug/L	85.0886	85.0886		100	0	0	1.27	10	150	85%	40	140	0%	

Seq No	Lab ID	Test Code	Sample Typ	File ID	Analysis Date	DF	Batch ID	Prep Date	SPKref	RPDref	pmoist					
14983951	LCSD-162744	SVOC-8270-W-	LCSD-DOD	SV5973N.I	sd0111/14/2022 11:48:	1	162744	1/6/2022 9:1	0	1E+07						
Analyte	T	Units	RAW	Final	Text	Spike	SPKref	RPDref	MDL	PQL	UQL	%REC	LOW	HIGH	%RPD	Q
1,2,4-Trichlorobenzene	A	ug/L	68.24762	68.24762		100	0	67.13052	1.9	10	150	68%	29	116	2%	
1,2-Dichlorobenzene	A	ug/L	63.99782	63.99782		100	0	63.493	1.97	10	150	64%	32	111	1%	
1,3-Dichlorobenzene	A	ug/L	63.06797	63.06797		100	0	63.92655	2.13	10	150	63%	28	110	1%	
1,4-Dichlorobenzene	A	ug/L	63.70434	63.70434		100	0	60.82503	2.02	10	150	64%	29	112	5%	
1-Methylnaphthalene	A	ug/L	71.71325	71.71325		100	0	73.18659	2.39	10	150	72%	41	119	2%	
2,2'-Oxybis(1-Chloropropane)	A	ug/L	61.66252	61.66252		100	0	61.59487	1.45	10	150	62%	37	130	0%	
2,4,5-Trichlorophenol	A	ug/L	81.39655	81.39655		100	0	80.10841	2.23	10	150	81%	53	123	2%	
2,4,6-Trichlorophenol	A	ug/L	84.02319	84.02319		100	0	82.60213	2.64	10	150	84%	50	125	2%	
2,4-Dichlorophenol	A	ug/L	79.03393	79.03393		100	0	76.93095	1.69	10	150	79%	47	121	3%	
2,4-Dimethylphenol	A	ug/L	80.24041	80.24041		100	0	78.4457	1.69	10	150	80%	31	124	2%	

Seq No	Lab ID	Test Code	Sample Typ	File ID	Analysis Date	DF	Batch ID	Prep Date	SPKref	RPDref	pmoist					
14983951	LCSD-162744	SVOC-8270-W-	LCSD-DOD	SV5973N	11/14/2022 11:48:	1	162744	1/6/2022 9:1	0	1E+07						
Analyte	T	Units	RAW	Final	Text	Spike	SPKref	RPDref	MDL	PQL	UQL	%REC	LOW	HIGH	%RPD	Q
2,4-Dinitrophenol	A	ug/L	73.68106	73.68106		100	0	72.44972	4.26	10	150	74%	23	142	2%	
2,4-Dinitrotoluene	A	ug/L	82.62115	82.62115		100	0	85.375	3.04	10	150	83%	57	128	3%	
2,6-Dinitrotoluene	A	ug/L	80.66917	80.66917		100	0	77.44184	3.2	10	150	81%	50	118	4%	
2-Chloronaphthalene	A	ug/L	78.15621	78.15621		100	0	76.19164	2.14	10	150	78%	40	116	3%	
2-Chlorophenol	A	ug/L	73.97047	73.97047		100	0	70.00555	2.48	10	150	74%	38	117	6%	
2-Methylnaphthalene	A	ug/L	80.49419	80.49419		100	0	76.36441	1.92	10	150	80%	40	121	5%	
2-Nitroaniline	A	ug/L	80.40136	80.40136		100	0	80.27246	2.4	10	150	80%	55	127	0%	
2-Nitrophenol	A	ug/L	76.40963	76.40963		100	0	75.586	2.36	10	150	76%	47	123	1%	
3,3'-Dichlorobenzidine	A	ug/L	74.46465	74.46465		100	0	75.95253	2.11	10	150	74%	27	129	2%	
3-Nitroaniline	A	ug/L	75.6204	75.6204		100	0	81.15848	2.77	10	150	76%	41	128	7%	
4,6-Dinitro-2-methylphenol	A	ug/L	77.08403	77.08403		100	0	80.88924	2.33	10	150	77%	44	137	5%	
4-Bromophenyl phenyl ether	A	ug/L	89.57168	89.57168		100	0	87.34664	1.74	10	150	90%	55	124	3%	
4-Chloro-2-methylphenol	A	ug/L	75.93596	75.93596		100	0	78.19939	1.6	10	150	76%	49	89	3%	
4-Chloro-3-methylphenol	A	ug/L	88.36873	88.36873		100	0	88.18651	1.46	10	150	88%	52	119	0%	
4-Chlorophenol	A	ug/L	72.92933	72.92933		100	0	74.05568	2.64	10	150	73%	41	81	2%	
4-Chlorophenyl phenyl ether	A	ug/L	87.19833	87.19833		100	0	83.0085	2.03	10	150	87%	53	121	5%	
4-Nitroaniline	A	ug/L	78.1082	78.1082		100	0	78.06034	1.63	10	150	78%	57	101	0%	
4-Nitrophenol	A	ug/L	36.08815	36.08815		100	0	36.41736	2.5	10	150	36%	15	36	1%	
Acenaphthene	A	ug/L	81.52609	81.52609		100	0	83.51454	1.89	10	150	82%	47	122	2%	
Acenaphthylene	A	ug/L	77.29976	77.29976		100	0	76.70065	1.57	10	150	77%	41	130	1%	
Aniline	A	ug/L	29.02066	29.02066		100	0	28.23557	3.74	10	150	29%	24	60	3%	
Anthracene	A	ug/L	93.44698	93.44698		100	0	90.47638	1.23	10	150	93%	57	123	3%	
Azobenzene	A	ug/L	81.22412	81.22412		100	0	83.82349	1.09	10	150	81%	61	116	3%	
Benzidine	A	ug/L	18.02477	18.02477		100	0	12.29107	6.72	10	150	18%	10	100	38%	R
Benzo(a)anthracene	A	ug/L	97.88925	97.88925		100	0	99.91724	0.856	10	150	98%	58	125	2%	
Benzo(a)pyrene	A	ug/L	90.01241	90.01241		100	0	89.92982	1.24	10	150	90%	54	128	0%	
Benzo(b)fluoranthene	A	ug/L	93.4383	93.4383		100	0	93.91055	0.903	10	150	93%	53	131	1%	
Benzo(g,h,i)perylene	A	ug/L	91.39005	91.39005		100	0	92.52138	1.01	10	150	91%	50	134	1%	
Benzo(k)fluoranthene	A	ug/L	91.59275	91.59275		100	0	89.28057	0.97	10	150	92%	57	129	3%	
Benzoic acid	A	ug/L	29.23599	29.23599		100	0	28.47139	1.51	10	150	29%	10	30	3%	
Benzyl alcohol	A	ug/L	69.33936	69.33936		100	0	67.10097	3.13	10	150	69%	31	112	3%	
bis(-2-chloroethoxy)Methane	A	ug/L	88.9326	88.9326		100	0	88.99519	1.36	10	150	89%	48	120	0%	
bis(-2-chloroethyl)Ether	A	ug/L	79.16922	79.16922		100	0	77.39917	2.57	10	150	79%	43	118	2%	
bis(2-chloroisopropyl)Ether	A	ug/L	61.66252	61.66252		100	0	61.59487	1.49	10	150	62%	37	130	0%	
bis(2-ethylhexyl)Phthalate	A	ug/L	93.50483	93.50483		100	0	97.35786	1.91	10	150	94%	55	135	4%	

Seq No	Lab ID	Test Code	Sample Typ	File ID	Analysis Date	DF	Batch ID	Prep Date	SPKref	RPDref	pmoist					
14983951	LCSD-162744	SVOC-8270-W-	LCSD-DOD	SV5973N	11/14/2022 11:48:	1	162744	1/6/2022 9:1	0	1E+07						
Analyte	T	Units	RAW	Final	Text	Spike	SPKref	RPDref	MDL	PQL	UQL	%REC	LOW	HIGH	%RPD	Q
Butylbenzylphthalate	A	ug/L	94.41414	94.41414		100	0	97.58312	1.57	10	150	94%	53	134	3%	
Carbazole	A	ug/L	88.19275	88.19275		100	0	93.44892	0.842	10	150	88%	60	122	6%	
Chrysene	A	ug/L	94.51517	94.51517		100	0	97.63934	1.17	10	150	95%	59	123	3%	
Di-n-butyl phthalate	A	ug/L	94.34391	94.34391		100	0	97.72618	0.932	10	150	94%	59	127	4%	
Di-n-octyl phthalate	A	ug/L	93.19884	93.19884		100	0	93.1964	1.34	10	150	93%	51	140	0%	
Dibenzo(a,h)anthracene	A	ug/L	91.21359	91.21359		100	0	92.11016	1.17	10	150	91%	51	134	1%	
Dibenzofuran	A	ug/L	84.84197	84.84197		100	0	86.32391	1.74	10	150	85%	53	118	2%	
Diethyl phthalate	A	ug/L	85.90473	85.90473		100	0	90.00262	2.18	10	150	86%	56	125	5%	
Dimethyl phthalate	A	ug/L	91.12122	91.12122		100	0	96.18941	1.72	10	150	91%	45	127	5%	
Fluoranthene	A	ug/L	90.96317	90.96317		100	0	91.72496	0.883	10	150	91%	57	128	1%	
Fluorene	A	ug/L	81.00317	81.00317		100	0	78.68304	1.82	10	150	81%	52	124	3%	
Hexachlorobenzene	A	ug/L	79.76139	79.76139		100	0	82.22247	1.33	10	150	80%	53	125	3%	
Hexachlorobutadiene	A	ug/L	63.79118	63.79118		100	0	61.57138	2.32	10	150	64%	22	124	4%	
Hexachlorocyclopentadiene	A	ug/L	62.96743	62.96743		100	0	61.58343	2.97	10	150	63%	39	91	2%	
Hexachloroethane	A	ug/L	55.44228	55.44228		100	0	53.89708	1.79	10	150	55%	21	115	3%	
Indeno(1,2,3-cd)pyrene	A	ug/L	87.60807	87.60807		100	0	89.06975	1.25	10	150	88%	52	134	2%	
Isophorone	A	ug/L	86.43504	86.43504		100	0	87.81588	1.67	10	150	86%	42	124	2%	
m+p-Cresols	A	ug/L	74.91248	74.91248		100	0	74.43131	1.78	10	150	75%	29	110	1%	
n-Nitroso-di-n-propylamine	A	ug/L	87.77275	87.77275		100	0	83.89687	1.54	10	150	88%	49	119	5%	
n-Nitrosodimethylamine	A	ug/L	43.84094	43.84094		100	0	39.07685	1.53	10	150	44%	20	45	11%	
n-Nitrosodiphenylamine	A	ug/L	93.73138	93.73138		100	0	93.56	1.16	10	150	94%	51	123	0%	
Naphthalene	A	ug/L	78.8465	78.8465		100	0	79.3033	1.74	10	150	79%	40	121	1%	
Nitrobenzene	A	ug/L	81.41436	81.41436		100	0	78.76078	2.31	10	150	81%	45	121	3%	
o-Cresol	A	ug/L	78.69932	78.69932		100	0	76.96808	1.83	10	150	79%	30	117	2%	
p-Chloroaniline	A	ug/L	65.70236	65.70236		100	0	66.24672	1.52	10	150	66%	33	117	1%	
Pentachlorophenol	A	ug/L	93.84809	93.84809		100	0	97.03231	4.24	10	150	94%	35	138	3%	
Phenanthrene	A	ug/L	86.53847	86.53847		100	0	90.47466	0.784	10	150	87%	59	120	4%	
Phenol	A	ug/L	48.96681	48.96681		100	0	48.31787	1.46	10	150	49%	37	75	1%	
Pyrene	A	ug/L	84.68387	84.68387		100	0	87.48075	0.921	10	150	85%	57	126	3%	
Pyridine	A	ug/L	32.92025	32.92025		100	0	30.54065	3.22	10	150	33%	16	45	7%	
Triallate	A	ug/L	82.99197	82.99197		100	0	85.02494	1.51	10	150	83%	59	105	2%	
1,4-Dichlorobenzene-d4	I	ug/L	40	40		0	0	0	0	10	150	0%				0%
Acenaphthene-d10	I	ug/L	40	40		0	0	0	0	10	150	0%				0%
Chrysene-d12	I	ug/L	40	40		0	0	0	0	10	150	0%				0%
Naphthalene-d8	I	ug/L	40	40		0	0	0	0	10	150	0%				0%

Seq No	Lab ID	Test Code	Sample Typ	File ID	Analysis Date	DF	Batch ID	Prep Date	SPKref	RPDref	pmoist					
14983951	LCSD-162744	SVOC-8270-W-	LCSD-DOD	SV5973N.1	11/14/2022 11:48:	1	162744	1/6/2022 9:1	0	1E+07						
Analyte	T	Units	RAW	Final	Text	Spike	SPKref	RPDref	MDL	PQL	UQL	%REC	LOW	HIGH	%RPD	Q
Perylene-d12	I	ug/L	40	40		0	0	0	0	10	150	0%			0%	
Phenanthrene-d10	I	ug/L	40	40		0	0	0	0	10	150	0%			0%	
2,4,6-Tribromophenol	S	ug/L	175.76615	175.76615		200	0	0	2.88	10	0	88%	43	140	0%	
2-Fluorobiphenyl	S	ug/L	73.51603	73.51603		100	0	0	0.724	10	0	74%	44	119	0%	
2-Fluorophenol	S	ug/L	88.32485	88.32485		200	0	0	3.52	10	0	44%	19	119	0%	
Nitrobenzene-d5	S	ug/L	71.35259	71.35259		100	0	0	2.34	10	0	71%	44	120	0%	
Phenol-d5	S	ug/L	90.79558	90.79558		200	0	0	2.06	10	0	45%	10	65	0%	
Terphenyl-d14	S	ug/L	90.73025	90.73025		100	0	0	1.17	10	0	91%	50	134	0%	
4-Chloroaniline	X	ug/L	65.70236	65.70236		100	0	66.24672	1.61	10	150	66%	33	117	1%	
o-Terphenyl	X	ug/L	82.20817	82.20817		100	0	85.0886	1.27	10	150	82%	40	140	3%	

Seq No	Lab ID	Test Code	Sample Typ	File ID	Analysis Date	DF	Batch ID	Prep Date	SPKref	RPDref	pmoist					
14983952	B22010213-001	SVOC-8270-W-	SAMP	SV5973N.1	11/15/2022 12:20:	1	162744	1/6/2022 9:1	0	0						
Analyte	T	Units	RAW	Final	Text	Spike	SPKref	RPDref	MDL	PQL	UQL	%REC	LOW	HIGH	%RPD	Q
1,2,4-Trichlorobenzene	A	ug/L	0	0		0	0	0	1.957	10	150	0%	0	0	0%	U
1,2-Dichlorobenzene	A	ug/L	0	0		0	0	0	2.0291	10	150	0%	0	0	0%	U
1,3-Dichlorobenzene	A	ug/L	0	0		0	0	0	2.1939	10	150	0%	0	0	0%	U
1,4-Dichlorobenzene	A	ug/L	0	0		0	0	0	2.0806	10	150	0%	0	0	0%	U
1-Methylnaphthalene	A	ug/L	0	0		0	0	0	2.4617	5.15	150	0%	0	0	0%	U
2,2'-Oxybis(1-Chloropropane)	A	ug/L	0	0		0	0	0	1.4935	10	150	0%	0	0	0%	U
2,4,5-Trichlorophenol	A	ug/L	0	0		0	0	0	2.2969	10	150	0%	0	0	0%	U
2,4,6-Trichlorophenol	A	ug/L	0	0		0	0	0	2.7192	10	150	0%	0	0	0%	U
2,4-Dichlorophenol	A	ug/L	0	0		0	0	0	1.7407	10	150	0%	0	0	0%	U
2,4-Dimethylphenol	A	ug/L	0	0		0	0	0	1.7407	10	150	0%	0	0	0%	U
2,4-Dinitrophenol	A	ug/L	0	0		0	0	0	4.3878	10.3	150	0%	0	0	0%	U
2,4-Dinitrotoluene	A	ug/L	0	0		0	0	0	3.1312	10	150	0%	0	0	0%	U
2,6-Dinitrotoluene	A	ug/L	0	0		0	0	0	3.296	10	150	0%	0	0	0%	U
2-Chloronaphthalene	A	ug/L	0	0		0	0	0	2.2042	10	150	0%	0	0	0%	U
2-Chlorophenol	A	ug/L	0	0		0	0	0	2.5544	10	150	0%	0	0	0%	U
2-Methylnaphthalene	A	ug/L	0	0		0	0	0	1.9776	5.15	150	0%	0	0	0%	U
2-Nitroaniline	A	ug/L	0	0		0	0	0	2.472	10	150	0%	0	0	0%	U
2-Nitrophenol	A	ug/L	0	0		0	0	0	2.4308	10	150	0%	0	0	0%	U
3,3'-Dichlorobenzidine	A	ug/L	0	0		0	0	0	2.1733	10.3	150	0%	0	0	0%	U
3-Nitroaniline	A	ug/L	0	0		0	0	0	2.8531	10	150	0%	0	0	0%	U

Seq No	Lab ID	Test Code	Sample Typ	File ID	Analysis Date	DF	Batch ID	Prep Date	SPKref	RPDref	pmoist					
14983952	B22010213-001	SVOC-8270-W-	SAMP	SV5973N.I	sd0111/15/2022 12:20:	1	162744	1/6/2022 9:1	0	0						
Analyte	T	Units	RAW	Final	Text	Spike	SPKref	RPDref	MDL	PQL	UQL	%REC	LOW	HIGH	%RPD	Q
4,6-Dinitro-2-methylphenol	A	ug/L	0	0		0	0	0	2.3999	10.3	150	0%	0	0	0%	U
4-Bromophenyl phenyl ether	A	ug/L	0	0		0	0	0	1.7922	10	150	0%	0	0	0%	U
4-Chloro-2-methylphenol	A	ug/L	0	0		0	0	0	1.648	10	150	0%	0	0	0%	U
4-Chloro-3-methylphenol	A	ug/L	0	0		0	0	0	1.5038	10	150	0%	0	0	0%	U
4-Chlorophenol	A	ug/L	0	0		0	0	0	2.7192	10	150	0%	0	0	0%	U
4-Chlorophenyl phenyl ether	A	ug/L	0	0		0	0	0	2.0909	10	150	0%	0	0	0%	U
4-Nitroaniline	A	ug/L	0	0		0	0	0	1.6789	10	150	0%	0	0	0%	U
4-Nitrophenol	A	ug/L	0	0		0	0	0	2.575	10.3	150	0%	0	0	0%	U
Acenaphthene	A	ug/L	0	0		0	0	0	1.9467	5.15	150	0%	0	0	0%	U
Acenaphthylene	A	ug/L	0	0		0	0	0	1.6171	5.15	150	0%	0	0	0%	U
Aniline	A	ug/L	0	0		0	0	0	3.8522	10	150	0%	0	0	0%	U
Anthracene	A	ug/L	0	0		0	0	0	1.2669	5.15	150	0%	0	0	0%	U
Azobenzene	A	ug/L	0	0		0	0	0	1.1227	10	150	0%	0	0	0%	U
Benzidine	A	ug/L	0	0		0	0	0	6.9216	10.3	150	0%	0	0	0%	U
Benzo(a)anthracene	A	ug/L	0	0		0	0	0	0.88168	5.15	150	0%	0	0	0%	U
Benzo(a)pyrene	A	ug/L	0	0		0	0	0	1.2772	5.15	150	0%	0	0	0%	U
Benzo(b)fluoranthene	A	ug/L	0	0		0	0	0	0.93009	5.15	150	0%	0	0	0%	U
Benzo(g,h,i)perylene	A	ug/L	0	0		0	0	0	1.0403	5.15	150	0%	0	0	0%	U
Benzo(k)fluoranthene	A	ug/L	0	0		0	0	0	0.9991	5.15	150	0%	0	0	0%	U
Benzoic acid	A	ug/L	0	0		0	0	0	1.5553	10	150	0%	0	0	0%	U
Benzyl alcohol	A	ug/L	0	0		0	0	0	3.2239	10	150	0%	0	0	0%	U
bis(-2-chloroethoxy)Methane	A	ug/L	0	0		0	0	0	1.4008	10	150	0%	0	0	0%	U
bis(-2-chloroethyl)Ether	A	ug/L	0	0		0	0	0	2.6471	10	150	0%	0	0	0%	U
bis(2-chloroisopropyl)Ether	A	ug/L	0	0		0	0	0	1.5347	10	150	0%	0	0	0%	U
bis(2-ethylhexyl)Phthalate	A	ug/L	0	0		0	0	0	1.9673	10	150	0%	0	0	0%	U
Butylbenzylphthalate	A	ug/L	0	0		0	0	0	1.6171	10	150	0%	0	0	0%	U
Carbazole	A	ug/L	0	0		0	0	0	0.86726	10	150	0%	0	0	0%	U
Chrysene	A	ug/L	0	0		0	0	0	1.2051	5.15	150	0%	0	0	0%	U
Di-n-butyl phthalate	A	ug/L	0	0		0	0	0	0.95996	10	150	0%	0	0	0%	U
Di-n-octyl phthalate	A	ug/L	0	0		0	0	0	1.3802	10	150	0%	0	0	0%	U
Dibenzo(a,h)anthracene	A	ug/L	0	0		0	0	0	1.2051	5.15	150	0%	0	0	0%	U
Dibenzofuran	A	ug/L	0	0		0	0	0	1.7922	10	150	0%	0	0	0%	U
Diethyl phthalate	A	ug/L	0	0		0	0	0	2.2454	10	150	0%	0	0	0%	U
Dimethyl phthalate	A	ug/L	0	0		0	0	0	1.7716	10	150	0%	0	0	0%	U
Fluoranthene	A	ug/L	0	0		0	0	0	0.90949	5.15	150	0%	0	0	0%	U

Seq No	Lab ID	Test Code	Sample Typ	File ID	Analysis Date	DF	Batch ID	Prep Date	SPKref	RPDref	pmoist					
14983952	B22010213-001	SVOC-8270-W-	SAMP	SV5973N.Tsd0111	11/15/2022 12:20:	1	162744	1/6/2022 9:1	0	0						
Analyte	T	Units	RAW	Final	Text	Spike	SPKref	RPDref	MDL	PQL	UQL	%REC	LOW	HIGH	%RPD	Q
Fluorene	A	ug/L	0	0		0	0	0	1.8746	5.15	150	0%	0	0	0%	U
Hexachlorobenzene	A	ug/L	0	0		0	0	0	1.3699	10	150	0%	0	0	0%	U
Hexachlorobutadiene	A	ug/L	0	0		0	0	0	2.3896	10	150	0%	0	0	0%	U
Hexachlorocyclopentadiene	A	ug/L	0	0		0	0	0	3.0591	10	150	0%	0	0	0%	U
Hexachloroethane	A	ug/L	0	0		0	0	0	1.8437	10	150	0%	0	0	0%	U
Indeno(1,2,3-cd)pyrene	A	ug/L	0	0		0	0	0	1.2875	5.15	150	0%	0	0	0%	U
Isophorone	A	ug/L	0	0		0	0	0	1.7201	10	150	0%	0	0	0%	U
m+p-Cresols	A	ug/L	0	0		0	0	0	1.8334	10	150	0%	0	0	0%	U
n-Nitroso-di-n-propylamine	A	ug/L	0	0		0	0	0	1.5862	10	150	0%	0	0	0%	U
n-Nitrosodimethylamine	A	ug/L	0	0		0	0	0	1.5759	10	150	0%	0	0	0%	U
n-Nitrosodiphenylamine	A	ug/L	0	0		0	0	0	1.1948	10.3	150	0%	0	0	0%	U
Naphthalene	A	ug/L	0	0		0	0	0	1.7922	5.15	150	0%	0	0	0%	U
Nitrobenzene	A	ug/L	0	0		0	0	0	2.3793	10	150	0%	0	0	0%	U
o-Cresol	A	ug/L	0	0		0	0	0	1.8849	10	150	0%	0	0	0%	U
p-Chloroaniline	A	ug/L	0	0		0	0	0	1.5656	10	150	0%	0	0	0%	U
Pentachlorophenol	A	ug/L	0	0		0	0	0	4.3672	10.3	150	0%	0	0	0%	U
Phenanthrene	A	ug/L	0	0		0	0	0	0.80752	5.15	150	0%	0	0	0%	U
Phenol	A	ug/L	0	0		0	0	0	1.5038	10	150	0%	0	0	0%	U
Pyrene	A	ug/L	0	0		0	0	0	0.94863	5.15	150	0%	0	0	0%	U
Pyridine	A	ug/L	0	0		0	0	0	3.3166	10	150	0%	0	0	0%	U
Triallate	A	ug/L	0	0		0	0	0	1.5553	10	150	0%	0	0	0%	U
1,4-Dichlorobenzene-d4	I	ug/L	40	41.2		0	0	0	0	10	150	0%	0	0	0%	
Acenaphthene-d10	I	ug/L	40	41.2		0	0	0	0	10	150	0%	0	0	0%	
Chrysene-d12	I	ug/L	40	41.2		0	0	0	0	10	150	0%	0	0	0%	
Naphthalene-d8	I	ug/L	40	41.2		0	0	0	0	10	150	0%	0	0	0%	
Perylene-d12	I	ug/L	40	41.2		0	0	0	0	10	150	0%	0	0	0%	
Phenanthrene-d10	I	ug/L	40	41.2		0	0	0	0	10	150	0%	0	0	0%	
2,4,6-Tribromophenol	S	ug/L	145.59394	149.961758		206	0	0	2.9664	10	0	73%	43	140	0%	
2-Fluorobiphenyl	S	ug/L	65.2352	67.192256		103	0	0	0.74572	10	0	65%	44	119	0%	
2-Fluorophenol	S	ug/L	82.28478	84.7533234		206	0	0	3.6256	10	0	41%	19	119	0%	
Nitrobenzene-d5	S	ug/L	67.27078	69.2889034		103	0	0	2.4102	10	0	67%	44	120	0%	
Phenol-d5	S	ug/L	87.44003	90.0632309		206	0	0	2.1218	10	0	44%	10	65	0%	
Terphenyl-d14	S	ug/L	93.35346	96.1540638		103	0	0	1.2051	10	0	93%	50	134	0%	
4-Chloroaniline	X	ug/L	0	0		0	0	0	1.6583	10	150	0%	0	0	0%	U
o-Terphenyl	X	ug/L	0	0		0	0	0	1.3081	10	150	0%	0	0	0%	U

Seq No	Lab ID	Test Code	Sample Typ	File ID	Analysis Date	DF	Batch ID	Prep Date	SPKref	RPDref	pmoist					
14983953	B22010213-001	SVOC-8270-W-	MS-DOD	SV5973N.Tsd0111/15/2022	12:52:	1	162744	1/6/2022 9:1	1E+07	0						
Analyte	T	Units	RAW	Final	Text	Spike	SPKref	RPDref	MDL	PQL	UQL	%REC	LOW	HIGH	%RPD	Q
1,2,4-Trichlorobenzene	A	ug/L	62.60375	60.7882413		97.1	0	0	1.8449	10	150	63%	29	116	0%	
1,2-Dichlorobenzene	A	ug/L	63.62293	61.7778650		97.1	0	0	1.91287	10	150	64%	32	111	0%	
1,3-Dichlorobenzene	A	ug/L	61.43864	59.6569194		97.1	0	0	2.06823	10	150	61%	28	110	0%	
1,4-Dichlorobenzene	A	ug/L	62.43807	60.627366		97.1	0	0	1.96142	10	150	62%	29	112	0%	
1-Methylnaphthalene	A	ug/L	68.50275	66.5161703		97.1	0	0	2.32069	10	150	69%	41	119	0%	
2,2'-Oxybis(1-Chloropropane)	A	ug/L	61.19769	59.422957		97.1	0	0	1.40795	10	150	61%	37	130	0%	
2,4,5-Trichlorophenol	A	ug/L	81.92353	79.5477476		97.1	0	0	2.16533	10	150	82%	53	123	0%	
2,4,6-Trichlorophenol	A	ug/L	85.36433	82.8887644		97.1	0	0	2.56344	10	150	85%	50	125	0%	
2,4-Dichlorophenol	A	ug/L	75.72356	73.5275768		97.1	0	0	1.64099	10	150	76%	47	121	0%	
2,4-Dimethylphenol	A	ug/L	83.74729	81.3186186		97.1	0	0	1.64099	10	150	84%	31	124	0%	
2,4-Dinitrophenol	A	ug/L	81.59626	79.2299685		97.1	0	0	4.13646	10	150	82%	23	142	0%	
2,4-Dinitrotoluene	A	ug/L	86.35941	83.8549871		97.1	0	0	2.95184	10	150	86%	57	128	0%	
2,6-Dinitrotoluene	A	ug/L	85.40009	82.9234874		97.1	0	0	3.1072	10	150	85%	50	118	0%	
2-Chloronaphthalene	A	ug/L	81.96846	79.5913747		97.1	0	0	2.07794	10	150	82%	40	116	0%	
2-Chlorophenol	A	ug/L	69.94467	67.9162746		97.1	0	0	2.40808	10	150	70%	38	117	0%	
2-Methylnaphthalene	A	ug/L	72.09101	70.0003707		97.1	0	0	1.86432	10	150	72%	40	121	0%	
2-Nitroaniline	A	ug/L	89.18009	86.5938674		97.1	0	0	2.3304	10	150	89%	55	127	0%	
2-Nitrophenol	A	ug/L	73.15136	71.0299706		97.1	0	0	2.29156	10	150	73%	47	123	0%	
3,3'-Dichlorobenzidine	A	ug/L	63.25965	61.4251202		97.1	0	0	2.04881	10	150	63%	27	129	0%	
3-Nitroaniline	A	ug/L	76.38577	74.1705827		97.1	0	0	2.68967	10	150	76%	41	128	0%	
4,6-Dinitro-2-methylphenol	A	ug/L	77.3433	75.1003443		97.1	0	0	2.26243	10	150	77%	44	137	0%	
4-Bromophenyl phenyl ether	A	ug/L	88.49114	85.9248969		97.1	0	0	1.68954	10	150	88%	55	124	0%	
4-Chloro-2-methylphenol	A	ug/L	80.07932	77.7570197		97.1	0	0	1.5536	10	150	80%	49	89	0%	
4-Chloro-3-methylphenol	A	ug/L	86.76458	84.2484072		97.1	0	0	1.41766	10	150	87%	52	119	0%	
4-Chlorophenol	A	ug/L	72.15006	70.0577083		97.1	0	0	2.56344	10	150	72%	41	81	0%	
4-Chlorophenyl phenyl ether	A	ug/L	88.68784	86.1158926		97.1	0	0	1.97113	10	150	89%	53	121	0%	
4-Nitroaniline	A	ug/L	84.38891	81.9416316		97.1	0	0	1.58273	10	150	84%	57	101	0%	
4-Nitrophenol	A	ug/L	42.58518	41.3502098		97.1	0	0	2.4275	10	150	43%	15	36	0%	S
Acenaphthene	A	ug/L	88.15928	85.6026609		97.1	0	0	1.83519	10	150	88%	47	122	0%	
Acenaphthylene	A	ug/L	78.91629	76.6277176		97.1	0	0	1.52447	10	150	79%	41	130	0%	
Aniline	A	ug/L	25.65344	24.9094902		97.1	0	0	3.63154	10	150	26%	24	60	0%	
Anthracene	A	ug/L	90.79665	88.1635472		97.1	0	0	1.19433	10	150	91%	57	123	0%	
Azobenzene	A	ug/L	76.76801	74.5417377		97.1	0	0	1.05839	10	150	77%	61	116	0%	
Benzidine	A	ug/L	3.44379	3.34392009		97.1	0	0	0.652512	10	150	3%	10	100	0%	S1
Benzo(a)anthracene	A	ug/L	96.21971	93.4293384		97.1	0	0	0.831176	10	150	96%	58	125	0%	

Seq No	Lab ID	Test Code	Sample Typ	File ID	Analysis Date	DF	Batch ID	Prep Date	SPKref	RPDref	pmoist					
14983953	B22010213-001	SVOC-8270-W-	MS-DOD	SV5973N.Tsd0111/15/2022	12:52:	1	162744	1/6/2022 9:1	1E+07	0						
Analyte	T	Units	RAW	Final	Text	Spike	SPKref	RPDref	MDL	PQL	UQL	%REC	LOW	HIGH	%RPD	Q
Benzo(a)pyrene	A	ug/L	87.3949	84.8604479		97.1	0	0	1.20404	10	150	87%	54	128	0%	
Benzo(b)fluoranthene	A	ug/L	88.71023	86.1376333		97.1	0	0	0.876813	10	150	89%	53	131	0%	
Benzo(g,h,i)perylene	A	ug/L	87.89183	85.3429669		97.1	0	0	0.98071	10	150	88%	50	134	0%	
Benzo(k)fluoranthene	A	ug/L	87.37071	84.8369594		97.1	0	0	0.94187	10	150	87%	57	129	0%	
Benzoic acid	A	ug/L	35.36008	34.3346377		97.1	0	0	1.46621	10	150	35%	10	30	0%	S
Benzyl alcohol	A	ug/L	70.49837	68.4539173		97.1	0	0	3.03923	10	150	70%	31	112	0%	
bis(-2-chloroethoxy)Methane	A	ug/L	84.14231	81.7021830		97.1	0	0	1.32056	10	150	84%	48	120	0%	
bis(-2-chloroethyl)Ether	A	ug/L	80.05222	77.7307056		97.1	0	0	2.49547	10	150	80%	43	118	0%	
bis(2-chloroisopropyl)Ether	A	ug/L	61.19769	59.422957		97.1	0	0	1.44679	10	150	61%	37	130	0%	
bis(2-ethylhexyl)Phthalate	A	ug/L	95.14004	92.3809788		97.1	0	0	1.85461	10	150	95%	55	135	0%	
Butylbenzylphthalate	A	ug/L	95.64489	92.8711882		97.1	0	0	1.52447	10	150	96%	53	134	0%	
Carbazole	A	ug/L	88.69124	86.1191940		97.1	0	0	0.817582	10	150	89%	60	122	0%	
Chrysene	A	ug/L	94.24772	91.5145361		97.1	0	0	1.13607	10	150	94%	59	123	0%	
Di-n-butyl phthalate	A	ug/L	96.95837	94.1465773		97.1	0	0	0.904972	10	150	97%	59	127	0%	
Di-n-octyl phthalate	A	ug/L	93.06812	90.3691445		97.1	0	0	1.30114	10	150	93%	51	140	0%	
Dibenzo(a,h)anthracene	A	ug/L	88.37935	85.8163489		97.1	0	0	1.13607	10	150	88%	51	134	0%	
Dibenzofuran	A	ug/L	87.33229	84.7996536		97.1	0	0	1.68954	10	150	87%	53	118	0%	
Diethyl phthalate	A	ug/L	89.25997	86.6714309		97.1	0	0	2.11678	10	150	89%	56	125	0%	
Dimethyl phthalate	A	ug/L	96.04328	93.2580249		97.1	0	0	1.67012	10	150	96%	45	127	0%	
Fluoranthene	A	ug/L	87.87428	85.3259259		97.1	0	0	0.857393	10	150	88%	57	128	0%	
Fluorene	A	ug/L	86.10721	83.6101009		97.1	0	0	1.76722	10	150	86%	52	124	0%	
Hexachlorobenzene	A	ug/L	77.12871	74.8919774		97.1	0	0	1.29143	10	150	77%	53	125	0%	
Hexachlorobutadiene	A	ug/L	60.78482	59.0220602		97.1	0	0	2.25272	10	150	61%	22	124	0%	
Hexachlorocyclopentadiene	A	ug/L	62.29683	60.4902219		97.1	0	0	2.88387	10	150	62%	39	91	0%	
Hexachloroethane	A	ug/L	55.51164	53.9018024		97.1	0	0	1.73809	10	150	56%	21	115	0%	
Indeno(1,2,3-cd)pyrene	A	ug/L	85.66159	83.1774039		97.1	0	0	1.21375	10	150	86%	52	134	0%	
Isophorone	A	ug/L	82.04737	79.6679963		97.1	0	0	1.62157	10	150	82%	42	124	0%	
m+p-Cresols	A	ug/L	76.4786	74.2607206		97.1	0	0	1.72838	10	150	76%	29	110	0%	
n-Nitroso-di-n-propylamine	A	ug/L	87.29444	84.7629012		97.1	0	0	1.49534	10	150	87%	49	119	0%	
n-Nitrosodimethylamine	A	ug/L	40.12639	38.9627247		97.1	0	0	1.48563	10	150	40%	20	45	0%	
n-Nitrosodiphenylamine	A	ug/L	92.03635	89.3672959		97.1	0	0	1.12636	10	150	92%	51	123	0%	
Naphthalene	A	ug/L	77.20401	74.9650937		97.1	0	0	1.68954	10	150	77%	40	121	0%	
Nitrobenzene	A	ug/L	77.92993	75.6699620		97.1	0	0	2.24301	10	150	78%	45	121	0%	
o-Cresol	A	ug/L	102.55674	99.5825945		97.1	0	0	1.77693	10	150	103%	30	117	0%	
p-Chloroaniline	A	ug/L	63.01113	61.1838072		97.1	0	0	1.47592	10	150	63%	33	117	0%	

Seq No	Lab ID	Test Code	Sample Typ	File ID	Analysis Date	DF	Batch ID	Prep Date	SPKref	RPDref	pmoist					
14983953	B22010213-001	SVOC-8270-W-	MS-DOD	SV5973N.I	sd0111/15/2022 12:52:	1	162744	1/6/2022 9:1	1E+07	0						
Analyte	T	Units	RAW	Final	Text	Spike	SPKref	RPDref	MDL	PQL	UQL	%REC	LOW	HIGH	%RPD	Q
Pentachlorophenol	A	ug/L	93.82755	91.1065511		97.1	0	0	4.11704	10	150	94%	35	138	0%	
Phenanthrene	A	ug/L	85.34748	82.8724031		97.1	0	0	0.761264	10	150	85%	59	120	0%	
Phenol	A	ug/L	48.93223	47.5131953		97.1	0	0	1.41766	10	150	49%	37	75	0%	
Pyrene	A	ug/L	82.66711	80.2697638		97.1	0	0	0.894291	10	150	83%	57	126	0%	
Pyridine	A	ug/L	29.54034	28.6836701		97.1	0	0	3.12662	10	150	30%	16	45	0%	
Triallate	A	ug/L	82.96725	80.5611998		97.1	0	0	1.46621	10	150	83%	59	105	0%	
1,4-Dichlorobenzene-d4	I	ug/L	40	38.84		0	0	0	0	10	150	0%				
Acenaphthene-d10	I	ug/L	40	38.84		0	0	0	0	10	150	0%				
Chrysene-d12	I	ug/L	40	38.84		0	0	0	0	10	150	0%				
Naphthalene-d8	I	ug/L	40	38.84		0	0	0	0	10	150	0%				
Perylene-d12	I	ug/L	40	38.84		0	0	0	0	10	150	0%				
Phenanthrene-d10	I	ug/L	40	38.84		0	0	0	0	10	150	0%				
2,4,6-Tribromophenol	S	ug/L	175.41381	170.32681		194.2	0	0	2.79648	10	0	88%	43	140	0%	
2-Fluorobiphenyl	S	ug/L	79.16658	76.8707492		97.1	0	0	0.703004	10	0	79%	44	119	0%	
2-Fluorophenol	S	ug/L	82.69714	80.2989229		194.2	0	0	3.41792	10	0	41%	19	119	0%	
Nitrobenzene-d5	S	ug/L	71.30212	69.2343585		97.1	0	0	2.27214	10	0	71%	44	120	0%	
Phenol-d5	S	ug/L	93.50906	90.7972973		194.2	0	0	2.00026	10	0	47%	10	65	0%	
Terphenyl-d14	S	ug/L	93.04639	90.3480447		97.1	0	0	1.13607	10	0	93%	50	134	0%	
4-Chloroaniline	X	ug/L	63.01113	61.1838072		97.1	0	0	1.56331	10	150	63%	33	117	0%	
o-Terphenyl	X	ug/L	78.82375	76.5378613		97.1	0	0	1.23317	10	150	79%	40	140	0%	

Seq No	Lab ID	Test Code	Sample Typ	File ID	Analysis Date	DF	Batch ID	Prep Date	SPKref	RPDref	pmoist					
14983954	14-Jan-22_CC	SVOC-8270-W-	CCV	SV5973N.I	sd0111/15/2022 1:24:3	1	R373202		0	0						
Analyte	T	Units	RAW	Final	Text	Spike	SPKref	RPDref	MDL	PQL	UQL	%REC	LOW	HIGH	%RPD	Q
1,2,4-Trichlorobenzene	A	ug/L	74.87981	74.87981		75	0	0	1.9	10	150	100%	50	150	0%	
1,2-Dichlorobenzene	A	ug/L	76.60766	76.60766		75	0	0	1.97	10	150	102%	50	150	0%	
1,3-Dichlorobenzene	A	ug/L	78.08497	78.08497		75	0	0	2.13	10	150	104%	50	150	0%	
1,4-Dichlorobenzene	A	ug/L	76.96242	76.96242		75	0	0	2.02	10	150	103%	50	150	0%	
1-Methylnaphthalene	A	ug/L	73.40961	73.40961		75	0	0	2.39	10	150	98%	50	150	0%	
2,2'-Oxybis(1-Chloropropane)	A	ug/L	71.54047	71.54047		75	0	0	1.45	10	150	95%	50	150	0%	
2,4,5-Trichlorophenol	A	ug/L	83.31632	83.31632		75	0	0	2.23	10	150	111%	50	150	0%	
2,4,6-Trichlorophenol	A	ug/L	79.96075	79.96075		75	0	0	2.64	10	150	107%	50	150	0%	
2,4-Dichlorophenol	A	ug/L	83.58533	83.58533		75	0	0	1.69	10	150	111%	50	150	0%	
2,4-Dimethylphenol	A	ug/L	79.50255	79.50255		75	0	0	1.69	10	150	106%	50	150	0%	

Seq No	Lab ID	Test Code	Sample Typ	File ID	Analysis Date	DF	Batch ID	Prep Date	SPKref	RPDref	pmoist					
14983954	14-Jan-22_CC	SVOC-8270-W-	CCV	SV5973N.Tsd0111/15/2022	1:24:3	1	R373202		0	0						
Analyte	T	Units	RAW	Final	Text	Spike	SPKref	RPDref	MDL	PQL	UQL	%REC	LOW	HIGH	%RPD	Q
2,4-Dinitrophenol	A	ug/L	70.15955	70.15955		75	0	0	4.26	10	150	94%	50	150	0%	
2,4-Dinitrotoluene	A	ug/L	78.48512	78.48512		75	0	0	3.04	10	150	105%	50	150	0%	
2,6-Dinitrotoluene	A	ug/L	63.41115	63.41115		75	0	0	3.2	10	150	85%	50	150	0%	
2-Chloronaphthalene	A	ug/L	74.59579	74.59579		75	0	0	2.14	10	150	99%	50	150	0%	
2-Chlorophenol	A	ug/L	79.43787	79.43787		75	0	0	2.48	10	150	106%	50	150	0%	
2-Methylnaphthalene	A	ug/L	71.70589	71.70589		75	0	0	1.92	10	150	96%	50	150	0%	
2-Nitroaniline	A	ug/L	66.94486	66.94486		75	0	0	2.4	10	150	89%	50	150	0%	
2-Nitrophenol	A	ug/L	74.38666	74.38666		75	0	0	2.36	10	150	99%	50	150	0%	
3,3'-Dichlorobenzidine	A	ug/L	79.06853	79.06853		75	0	0	2.11	10	150	105%	50	150	0%	
3-Nitroaniline	A	ug/L	82.27879	82.27879		75	0	0	2.77	10	150	110%	50	150	0%	
4,6-Dinitro-2-methylphenol	A	ug/L	69.15114	69.15114		75	0	0	2.33	10	150	92%	50	150	0%	
4-Bromophenyl phenyl ether	A	ug/L	77.05181	77.05181		75	0	0	1.74	10	150	103%	50	150	0%	
4-Chloro-2-methylphenol	A	ug/L	80.08428	80.08428		75	0	0	1.6	10	150	107%	50	150	0%	
4-Chloro-3-methylphenol	A	ug/L	81.74211	81.74211		75	0	0	1.46	10	150	109%	50	150	0%	
4-Chlorophenol	A	ug/L	84.61761	84.61761		75	0	0	2.64	10	150	113%	50	150	0%	
4-Chlorophenyl phenyl ether	A	ug/L	73.69572	73.69572		75	0	0	2.03	10	150	98%	50	150	0%	
4-Nitroaniline	A	ug/L	72.81836	72.81836		75	0	0	1.63	10	150	97%	50	150	0%	
4-Nitrophenol	A	ug/L	76.2673	76.2673		75	0	0	2.5	10	150	102%	50	150	0%	
Acenaphthene	A	ug/L	74.05828	74.05828		75	0	0	1.89	10	150	99%	50	150	0%	
Acenaphthylene	A	ug/L	72.63318	72.63318		75	0	0	1.57	10	150	97%	50	150	0%	
Aniline	A	ug/L	83.95053	83.95053		75	0	0	3.74	10	150	112%	50	150	0%	
Anthracene	A	ug/L	79.02621	79.02621		75	0	0	1.23	10	150	105%	50	150	0%	
Azobenzene	A	ug/L	76.84509	76.84509		75	0	0	1.09	10	150	102%	50	150	0%	
Benzidine	A	ug/L	73.60756	73.60756		75	0	0	6.72	10	150	98%	50	150	0%	
Benzo(a)anthracene	A	ug/L	80.64626	80.64626		75	0	0	0.856	10	150	108%	50	150	0%	
Benzo(a)pyrene	A	ug/L	80.85015	80.85015		75	0	0	1.24	10	150	108%	50	150	0%	
Benzo(b)fluoranthene	A	ug/L	82.44053	82.44053		75	0	0	0.903	10	150	110%	50	150	0%	
Benzo(g,h,i)perylene	A	ug/L	82.88141	82.88141		75	0	0	1.01	10	150	111%	50	150	0%	
Benzo(k)fluoranthene	A	ug/L	82.07768	82.07768		75	0	0	0.97	10	150	109%	50	150	0%	
Benzoic acid	A	ug/L	86.91499	86.91499		75	0	0	1.51	10	150	116%	50	150	0%	
Benzyl alcohol	A	ug/L	84.71877	84.71877		75	0	0	3.13	10	150	113%	50	150	0%	
bis(-2-chloroethoxy)Methane	A	ug/L	82.1064	82.1064		75	0	0	1.36	10	150	109%	50	150	0%	
bis(-2-chloroethyl)Ether	A	ug/L	74.99286	74.99286		75	0	0	2.57	10	150	100%	50	150	0%	
bis(2-chloroisopropyl)Ether	A	ug/L	71.54047	71.54047		75	0	0	1.49	10	150	95%	50	150	0%	
bis(2-ethylhexyl)Phthalate	A	ug/L	77.68778	77.68778		75	0	0	1.91	10	150	104%	50	150	0%	

Seq No	Lab ID	Test Code	Sample Typ	File ID	Analysis Date	DF	Batch ID	Prep Date	SPKref	RPDref	pmoist					
14983954	14-Jan-22_CC	SVOC-8270-W-	CCV	SV5973N.I	sd0111/15/2022 1:24:3	1	R373202		0	0						
Analyte	T	Units	RAW	Final	Text	Spike	SPKref	RPDref	MDL	PQL	UQL	%REC	LOW	HIGH	%RPD	Q
Butylbenzylphthalate	A	ug/L	80.02956	80.02956		75	0	0	1.57	10	150	107%	50	150	0%	
Carbazole	A	ug/L	74.97502	74.97502		75	0	0	0.842	10	150	100%	50	150	0%	
Chrysene	A	ug/L	79.10412	79.10412		75	0	0	1.17	10	150	105%	50	150	0%	
Di-n-butyl phthalate	A	ug/L	78.74589	78.74589		75	0	0	0.932	10	150	105%	50	150	0%	
Di-n-octyl phthalate	A	ug/L	79.69128	79.69128		75	0	0	1.34	10	150	106%	50	150	0%	
Dibenzo(a,h)anthracene	A	ug/L	78.94875	78.94875		75	0	0	1.17	10	150	105%	50	150	0%	
Dibenzofuran	A	ug/L	79.72019	79.72019		75	0	0	1.74	10	150	106%	50	150	0%	
Diethyl phthalate	A	ug/L	79.07244	79.07244		75	0	0	2.18	10	150	105%	50	150	0%	
Dimethyl phthalate	A	ug/L	76.95874	76.95874		75	0	0	1.72	10	150	103%	50	150	0%	
Fluoranthene	A	ug/L	76.4956	76.4956		75	0	0	0.883	10	150	102%	50	150	0%	
Fluorene	A	ug/L	75.70787	75.70787		75	0	0	1.82	10	150	101%	50	150	0%	
Hexachlorobenzene	A	ug/L	74.54444	74.54444		75	0	0	1.33	10	150	99%	50	150	0%	
Hexachlorobutadiene	A	ug/L	78.39754	78.39754		75	0	0	2.32	10	150	105%	50	150	0%	
Hexachlorocyclopentadiene	A	ug/L	65.55825	65.55825		75	0	0	2.97	10	150	87%	50	150	0%	
Hexachloroethane	A	ug/L	74.67696	74.67696		75	0	0	1.79	10	150	100%	50	150	0%	
Indeno(1,2,3-cd)pyrene	A	ug/L	79.87976	79.87976		75	0	0	1.25	10	150	107%	50	150	0%	
Isophorone	A	ug/L	83.09222	83.09222		75	0	0	1.67	10	150	111%	50	150	0%	
m+p-Cresols	A	ug/L	78.86209	78.86209		75	0	0	1.78	10	150	105%	50	150	0%	
n-Nitroso-di-n-propylamine	A	ug/L	70.64185	70.64185		75	0	0	1.54	10	150	94%	50	150	0%	
n-Nitrosodimethylamine	A	ug/L	63.34688	63.34688		75	0	0	1.53	10	150	84%	50	150	0%	
n-Nitrosodiphenylamine	A	ug/L	81.65443	81.65443		75	0	0	1.16	10	150	109%	50	150	0%	
Naphthalene	A	ug/L	80.89926	80.89926		75	0	0	1.74	10	150	108%	50	150	0%	
Nitrobenzene	A	ug/L	78.7698	78.7698		75	0	0	2.31	10	150	105%	50	150	0%	
o-Cresol	A	ug/L	78.77803	78.77803		75	0	0	1.83	10	150	105%	50	150	0%	
o-Terphenyl	A	ug/L	73.31606	73.31606		75	0	0	1.27	10	150	98%	50	150	0%	
p-Chloroaniline	A	ug/L	78.35555	78.35555		75	0	0	1.52	10	150	104%	50	150	0%	
Pentachlorophenol	A	ug/L	80.41012	80.41012		75	0	0	4.24	10	150	107%	50	150	0%	
Phenanthrene	A	ug/L	76.02318	76.02318		75	0	0	0.784	10	150	101%	50	150	0%	
Phenol	A	ug/L	80.61762	80.61762		75	0	0	1.46	10	150	107%	50	150	0%	
Pyrene	A	ug/L	77.15477	77.15477		75	0	0	0.921	10	150	103%	50	150	0%	
Pyridine	A	ug/L	60.14842	60.14842		75	0	0	3.22	10	150	80%	50	150	0%	
Triallate	A	ug/L	72.87113	72.87113		75	0	0	1.51	10	150	97%	50	150	0%	
1,4-Dichlorobenzene-d4	I	ug/L	40	40		0	0	0	0	10	150	0%	50	150	0%	
Acenaphthene-d10	I	ug/L	40	40		0	0	0	0	10	150	0%	50	150	0%	
Chrysene-d12	I	ug/L	40	40		0	0	0	0	10	150	0%	50	150	0%	

Seq No	Lab ID	Test Code	Sample Typ	File ID	Analysis Date	DF	Batch ID	Prep Date	SPKref	RPDref	pmoist					
14983954	14-Jan-22_CC	SVOC-8270-W-	CCV	SV5973N.I	sd0111/15/2022 1:24:3	1	R373202		0	0						
Analyte	T	Units	RAW	Final	Text	Spike	SPKref	RPDref	MDL	PQL	UQL	%REC	LOW	HIGH	%RPD	Q
Naphthalene-d8	I	ug/L	40	40		0	0	0	0	10	150	0%	50	150	0%	
Perylene-d12	I	ug/L	40	40		0	0	0	0	10	150	0%	50	150	0%	
Phenanthrene-d10	I	ug/L	40	40		0	0	0	0	10	150	0%	50	150	0%	
2,4,6-Tribromophenol	S	ug/L	76.45054	76.45054		75	0	0	2.88	10	0	102%	50	150	0%	
2-Fluorobiphenyl	S	ug/L	79.69645	79.69645		75	0	0	0.724	10	0	106%	50	150	0%	
2-Fluorophenol	S	ug/L	81.95577	81.95577		75	0	0	3.52	10	0	109%	50	150	0%	
Nitrobenzene-d5	S	ug/L	73.63676	73.63676		75	0	0	2.34	10	0	98%	50	150	0%	
Phenol-d5	S	ug/L	79.1646	79.1646		75	0	0	2.06	10	0	106%	50	150	0%	
Terphenyl-d14	S	ug/L	74.16901	74.16901		75	0	0	1.17	10	0	99%	50	150	0%	
4-Chloroaniline	X	ug/L	78.35555	78.35555		75	0	0	1.61	10	150	104%	50	150	0%	

Seq No	Lab ID	Test Code	Sample Typ	File ID	Analysis Date	DF	Batch ID	Prep Date	SPKref	RPDref	pmoist					
14983955	14-Jan-22_CC	SVOC-625.1-W	CCV	SV5973N.I	sd0111/14/2022 1:36:5	1	R373202		0	0						
Analyte	T	Units	RAW	Final	Text	Spike	SPKref	RPDref	MDL	PQL	UQL	%REC	LOW	HIGH	%RPD	Q
1,2,4-Trichlorobenzene	A	ug/L	69.67074	69.67074		75	0	0	1.95	10	150	93%	80	120	0%	
1,2-Diphenylhydrazine as Azobenzen	A	ug/L	70.16759	70.16759		75	0	0	1.22	10	150	94%	80	120	0%	
2,4,6-Trichlorophenol	A	ug/L	64.7454	64.7454		75	0	0	2.12	10	150	86%	80	120	0%	
2,4-Dichlorophenol	A	ug/L	61.27805	61.27805		75	0	0	1.71	10	150	82%	80	120	0%	
2,4-Dimethylphenol	A	ug/L	71.62306	71.62306		75	0	0	1.72	10	150	95%	80	120	0%	
2,4-Dinitrophenol	A	ug/L	73.13439	73.13439		75	0	0	4.29	10	150	98%	80	120	0%	
2,4-Dinitrotoluene	A	ug/L	64.02452	64.02452		75	0	0	2.17	10	150	85%	80	120	0%	
2,6-Dinitrotoluene	A	ug/L	68.00499	68.00499		75	0	0	3.02	10	150	91%	80	120	0%	
2-Chloronaphthalene	A	ug/L	64.67022	64.67022		75	0	0	2.24	10	150	86%	80	120	0%	
2-Chlorophenol	A	ug/L	60.82197	60.82197		75	0	0	2.52	10	150	81%	80	120	0%	
2-Nitrophenol	A	ug/L	72.75446	72.75446		75	0	0	1.99	10	150	97%	80	120	0%	
3,3'-Dichlorobenzidine	A	ug/L	63.07149	63.07149		75	0	0	2.11	10	150	84%	80	120	0%	
4,6-Dinitro-2-methylphenol	A	ug/L	74.47055	74.47055		75	0	0	1.84	10	150	99%	80	120	0%	
4-Bromophenyl phenyl ether	A	ug/L	64.52537	64.52537		75	0	0	1.85	10	150	86%	80	120	0%	
4-Chloro-3-methylphenol	A	ug/L	62.12755	62.12755		75	0	0	1.53	10	150	83%	80	120	0%	
4-Chlorophenyl phenyl ether	A	ug/L	62.33066	62.33066		75	0	0	2.04	10	150	83%	80	120	0%	
4-Nitrophenol	A	ug/L	66.92043	66.92043		75	0	0	2.59	10	150	89%	80	120	0%	
Acenaphthene	A	ug/L	67.99678	67.99678		75	0	0	1.98	10	150	91%	80	120	0%	
Acenaphthylene	A	ug/L	70.24073	70.24073		75	0	0	1.67	10	150	94%	80	120	0%	
Anthracene	A	ug/L	70.18102	70.18102		75	0	0	1.03	10	150	94%	80	120	0%	

Seq No	Lab ID	Test Code	Sample Typ	File ID	Analysis Date	DF	Batch ID	Prep Date	SPKref	RPDref	pmoist					
14983955	14-Jan-22_CC	SVOC-625.1-W	CCV	SV5973N.Tsd0111/14/2022	1:36:5	1	R373202		0	0						
Analyte	T	Units	RAW	Final	Text	Spike	SPKref	RPDref	MDL	PQL	UQL	%REC	LOW	HIGH	%RPD	Q
Azobenzene	A	ug/L	70.16759	70.16759		75	0	0	1.14	10	150	94%	80	120	0%	
Benzidine	A	ug/L	72.99753	72.99753		75	0	0	5.92	10	150	97%	80	120	0%	
Benzo(a)anthracene	A	ug/L	69.82895	69.82895		75	0	0	0.863	10	150	93%	80	120	0%	
Benzo(a)pyrene	A	ug/L	68.3447	68.3447		75	0	0	1.16	10	150	91%	80	120	0%	
Benzo(b)fluoranthene	A	ug/L	70.33845	70.33845		75	0	0	0.846	10	150	94%	80	120	0%	
Benzo(g,h,i)perylene	A	ug/L	65.53573	65.53573		75	0	0	1.08	10	150	87%	80	120	0%	
Benzo(k)fluoranthene	A	ug/L	72.85765	72.85765		75	0	0	0.939	10	150	97%	80	120	0%	
bis(-2-chloroethoxy)Methane	A	ug/L	75.41264	75.41264		75	0	0	1.38	10	150	101%	80	120	0%	
bis(-2-chloroethyl)Ether	A	ug/L	71.70822	71.70822		75	0	0	2.72	10	150	96%	80	120	0%	
bis(2-chloroisopropyl)Ether	A	ug/L	71.48072	71.48072		75	0	0	1.39	10	150	95%	80	120	0%	
bis(2-ethylhexyl)Phthalate	A	ug/L	67.95186	67.95186		75	0	0	1.72	10	150	91%	80	120	0%	
Butylbenzylphthalate	A	ug/L	67.33337	67.33337		75	0	0	1.6	10	150	90%	80	120	0%	
Chrysene	A	ug/L	69.5132	69.5132		75	0	0	1.14	10	150	93%	80	120	0%	
Di-n-butyl phthalate	A	ug/L	63.70206	63.70206		75	0	0	0.913	10	150	85%	80	120	0%	
Di-n-octyl phthalate	A	ug/L	68.52983	68.52983		75	0	0	1.12	10	150	91%	80	120	0%	
Dibenzo(a,h)anthracene	A	ug/L	66.27458	66.27458		75	0	0	1.16	10	150	88%	80	120	0%	
Diethyl phthalate	A	ug/L	67.39736	67.39736		75	0	0	2.2	10	150	90%	80	120	0%	
Dimethyl phthalate	A	ug/L	60.5885	60.5885		75	0	0	1.76	10	150	81%	80	120	0%	
Fluoranthene	A	ug/L	70.64216	70.64216		75	0	0	0.93	10	150	94%	80	120	0%	
Fluorene	A	ug/L	70.35435	70.35435		75	0	0	1.88	10	150	94%	80	120	0%	
Hexachlorobenzene	A	ug/L	72.35811	72.35811		75	0	0	0.859	10	150	96%	80	120	0%	
Hexachlorobutadiene	A	ug/L	66.89382	66.89382		75	0	0	2.47	10	150	89%	80	120	0%	
Hexachlorocyclopentadiene	A	ug/L	66.43018	66.43018		75	0	0	3.11	10	150	89%	80	120	0%	
Hexachloroethane	A	ug/L	62.83492	62.83492		75	0	0	1.91	10	150	84%	80	120	0%	
Indeno(1,2,3-cd)pyrene	A	ug/L	64.39462	64.39462		75	0	0	1.11	10	150	86%	80	120	0%	
Isophorone	A	ug/L	78.36901	78.36901		75	0	0	1.16	10	150	104%	80	120	0%	
n-Nitroso-di-n-propylamine	A	ug/L	70.15407	70.15407		75	0	0	1.54	10	150	94%	80	120	0%	
n-Nitrosodimethylamine	A	ug/L	61.06705	61.06705		75	0	0	1.04	10	150	81%	80	120	0%	
n-Nitrosodiphenylamine	A	ug/L	71.01635	71.01635		75	0	0	1.16	10	150	95%	80	120	0%	
Naphthalene	A	ug/L	76.10356	76.10356		75	0	0	1.73	10	150	101%	80	120	0%	
Nitrobenzene	A	ug/L	61.54501	61.54501		75	0	0	2.32	10	150	82%	80	120	0%	
Pentachlorophenol	A	ug/L	64.47799	64.47799		75	0	0	4.46	10	150	86%	80	120	0%	
Phenanthrene	A	ug/L	71.4835	71.4835		75	0	0	0.831	10	150	95%	80	120	0%	
Phenol	A	ug/L	71.15504	71.15504		75	0	0	1.54	10	150	95%	80	120	0%	
Pyrene	A	ug/L	67.36102	67.36102		75	0	0	0.859	10	150	90%	80	120	0%	

Seq No	Lab ID	Test Code	Sample Typ	File ID	Analysis Date	DF	Batch ID	Prep Date	SPKref	RPDref	pmoist					
14983955	14-Jan-22_CCV	SVOC-625.1-W	CCV	SV5973N.Tsd0111/14/2022	1:36:5	1	R373202		0	0						
Analyte	T	Units	RAW	Final	Text	Spike	SPKref	RPDref	MDL	PQL	UQL	%REC	LOW	HIGH	%RPD	Q
1,4-Dichlorobenzene-d4	I	ug/L	40	40		0	0	0	0	10	150	0%	80	120	0%	
Acenaphthene-d10	I	ug/L	40	40		0	0	0	0	10	150	0%	80	120	0%	
Chrysene-d12	I	ug/L	40	40		0	0	0	0	10	150	0%	80	120	0%	
Naphthalene-d8	I	ug/L	40	40		0	0	0	0	10	150	0%	80	120	0%	
Perylene-d12	I	ug/L	40	40		0	0	0	0	10	150	0%	80	120	0%	
Phenanthrene-d10	I	ug/L	40	40		0	0	0	0	10	150	0%	80	120	0%	
2,4,6-Tribromophenol	S	ug/L	60.80754	60.80754		75	0	0	2.99	10	0	81%	80	120	0%	
2-Fluorobiphenyl	S	ug/L	65.02827	65.02827		75	0	0	0.76	10	0	87%	80	120	0%	
2-Fluorophenol	S	ug/L	64.78319	64.78319		75	0	0	3.74	10	0	86%	80	120	0%	
Nitrobenzene-d5	S	ug/L	67.15219	67.15219		75	0	0	2.47	10	0	90%	80	120	0%	
Phenol-d5	S	ug/L	67.1486	67.1486		75	0	0	2.19	10	0	90%	80	120	0%	
Terphenyl-d14	S	ug/L	68.25974	68.25974		75	0	0	1.15	10	0	91%	80	120	0%	
1,2-Dichlorobenzene	X	ug/L	69.80011	69.80011		75	0	0	2.09	10	150	93%	80	120	0%	
1,3-Dichlorobenzene	X	ug/L	68.73791	68.73791		75	0	0	2.32	10	150	92%	80	120	0%	
1,4-Dichlorobenzene	X	ug/L	65.18425	65.18425		75	0	0	2.33	10	150	87%	80	120	0%	
1-Methylnaphthalene	X	ug/L	70.60238	70.60238		75	0	0	2.31	10	150	94%	80	120	0%	
2,2'-Oxybis(1-Chloropropane)	X	ug/L	71.48072	71.48072		75	0	0	1.51	10	150	95%	80	120	0%	
2,4,5-Trichlorophenol	X	ug/L	60.2271	60.2271		75	0	0	2.23	10	150	80%	80	120	0%	
2-Methylnaphthalene	X	ug/L	72.85231	72.85231		75	0	0	1.88	10	150	97%	80	120	0%	
2-Nitroaniline	X	ug/L	69.29316	69.29316		75	0	0	2.36	10	150	92%	80	120	0%	
3-Nitroaniline	X	ug/L	65.33023	65.33023		75	0	0	2.57	10	150	87%	80	120	0%	
4-Nitroaniline	X	ug/L	69.87712	69.87712		75	0	0	1.74	10	150	93%	80	120	0%	
Aniline	X	ug/L	77.29355	77.29355		75	0	0	3.49	10	150	103%	80	120	0%	
Benzoic acid	X	ug/L	76.8551	76.8551		75	0	0	1.61	10	150	102%	80	120	0%	
Benzyl alcohol	X	ug/L	66.88961	66.88961		75	0	0	2.97	10	150	89%	80	120	0%	
Carbazole	X	ug/L	69.90178	69.90178		75	0	0	0.834	10	150	93%	80	120	0%	
Dibenzofuran	X	ug/L	69.12276	69.12276		75	0	0	1.68	10	150	92%	80	120	0%	
m+p-Cresols	X	ug/L	69.25387	69.25387		75	0	0	1.84	10	150	92%	80	120	0%	
o-Cresol	X	ug/L	67.26	67.26		75	0	0	1.87	10	150	90%	80	120	0%	
p-Chloroaniline	X	ug/L	76.40574	76.40574		75	0	0	1.5	10	150	102%	80	120	0%	
Pyridine	X	ug/L	64.96965	64.96965		75	0	0	2.47	10	150	87%	80	120	0%	

Seq No	Lab ID	Test Code	Sample Typ	File ID	Analysis Date	DF	Batch ID	Prep Date	SPKref	RPDref	pmoist					
14983956	MB-162744	SVOC-625.1-W	MBLK	SV5973N.Tsd01	11/14/2022 10:43:	1	162744	1/6/2022 9:1	0	0						
Analyte	T	Units	RAW	Final	Text	Spike	SPKref	RPDref	MDL	PQL	UQL	%REC	LOW	HIGH	%RPD	Q
1,2,4-Trichlorobenzene	A	ug/L	0	0		0	0	0	1.95	10	150	0%	0	0	0%	
1,2-Diphenylhydrazine as Azobenzen	A	ug/L	0	0		0	0	0	1.22	10	150	0%	0	0	0%	
2,4,6-Trichlorophenol	A	ug/L	0	0		0	0	0	2.12	10	150	0%	0	0	0%	
2,4-Dichlorophenol	A	ug/L	0	0		0	0	0	1.71	10	150	0%	0	0	0%	
2,4-Dimethylphenol	A	ug/L	0	0		0	0	0	1.72	10	150	0%	0	0	0%	
2,4-Dinitrophenol	A	ug/L	0	0		0	0	0	4.29	10	150	0%	0	0	0%	
2,4-Dinitrotoluene	A	ug/L	0	0		0	0	0	2.17	10	150	0%	0	0	0%	
2,6-Dinitrotoluene	A	ug/L	0	0		0	0	0	3.02	10	150	0%	0	0	0%	
2-Chloronaphthalene	A	ug/L	0	0		0	0	0	2.24	10	150	0%	0	0	0%	
2-Chlorophenol	A	ug/L	0	0		0	0	0	2.52	10	150	0%	0	0	0%	
2-Nitrophenol	A	ug/L	0	0		0	0	0	1.99	10	150	0%	0	0	0%	
3,3'-Dichlorobenzidine	A	ug/L	0	0		0	0	0	2.11	10	150	0%	0	0	0%	
4,6-Dinitro-2-methylphenol	A	ug/L	0	0		0	0	0	1.84	10	150	0%	0	0	0%	
4-Bromophenyl phenyl ether	A	ug/L	0	0		0	0	0	1.85	10	150	0%	0	0	0%	
4-Chloro-3-methylphenol	A	ug/L	0	0		0	0	0	1.53	10	150	0%	0	0	0%	
4-Chlorophenyl phenyl ether	A	ug/L	0	0		0	0	0	2.04	10	150	0%	0	0	0%	
4-Nitrophenol	A	ug/L	0	0		0	0	0	2.59	10	150	0%	0	0	0%	
Acenaphthene	A	ug/L	0	0		0	0	0	1.98	10	150	0%	0	0	0%	
Acenaphthylene	A	ug/L	0	0		0	0	0	1.67	10	150	0%	0	0	0%	
Anthracene	A	ug/L	0	0		0	0	0	1.03	10	150	0%	0	0	0%	
Azobenzene	A	ug/L	0	0		0	0	0	1.14	10	150	0%	0	0	0%	
Benzidine	A	ug/L	0	0		0	0	0	5.92	10	150	0%	0	0	0%	
Benzo(a)anthracene	A	ug/L	0	0		0	0	0	0.863	10	150	0%	0	0	0%	
Benzo(a)pyrene	A	ug/L	0	0		0	0	0	1.16	10	150	0%	0	0	0%	
Benzo(b)fluoranthene	A	ug/L	0	0		0	0	0	0.846	10	150	0%	0	0	0%	
Benzo(g,h,i)perylene	A	ug/L	0	0		0	0	0	1.08	10	150	0%	0	0	0%	
Benzo(k)fluoranthene	A	ug/L	0	0		0	0	0	0.939	10	150	0%	0	0	0%	
bis(-2-chloroethoxy)Methane	A	ug/L	0	0		0	0	0	1.38	10	150	0%	0	0	0%	
bis(-2-chloroethyl)Ether	A	ug/L	0	0		0	0	0	2.72	10	150	0%	0	0	0%	
bis(2-chloroisopropyl)Ether	A	ug/L	0	0		0	0	0	1.39	10	150	0%	0	0	0%	
bis(2-ethylhexyl)Phthalate	A	ug/L	0	0		0	0	0	1.72	10	150	0%	0	0	0%	
Butylbenzylphthalate	A	ug/L	0	0		0	0	0	1.6	10	150	0%	0	0	0%	
Chrysene	A	ug/L	0	0		0	0	0	1.14	10	150	0%	0	0	0%	
Di-n-butyl phthalate	A	ug/L	0	0		0	0	0	0.913	10	150	0%	0	0	0%	
Di-n-octyl phthalate	A	ug/L	0	0		0	0	0	1.12	10	150	0%	0	0	0%	

Seq No	Lab ID	Test Code	Sample Typ	File ID	Analysis Date	DF	Batch ID	Prep Date	SPKref	RPDref	pmoist					
14983956	MB-162744	SVOC-625.1-W	MBLK	SV5973N.Tsd0111/14/2022	10:43:	1	162744	1/6/2022 9:1	0	0						
Analyte	T	Units	RAW	Final	Text	Spike	SPKref	RPDref	MDL	PQL	UQL	%REC	LOW	HIGH	%RPD	Q
Dibenzo(a,h)anthracene	A	ug/L	0	0		0	0	0	1.16	10	150	0%	0	0	0%	
Diethyl phthalate	A	ug/L	0	0		0	0	0	2.2	10	150	0%	0	0	0%	
Dimethyl phthalate	A	ug/L	0	0		0	0	0	1.76	10	150	0%	0	0	0%	
Fluoranthene	A	ug/L	0	0		0	0	0	0.93	10	150	0%	0	0	0%	
Fluorene	A	ug/L	0	0		0	0	0	1.88	10	150	0%	0	0	0%	
Hexachlorobenzene	A	ug/L	0	0		0	0	0	0.859	10	150	0%	0	0	0%	
Hexachlorobutadiene	A	ug/L	0	0		0	0	0	2.47	10	150	0%	0	0	0%	
Hexachlorocyclopentadiene	A	ug/L	0	0		0	0	0	3.11	10	150	0%	0	0	0%	
Hexachloroethane	A	ug/L	0	0		0	0	0	1.91	10	150	0%	0	0	0%	
Indeno(1,2,3-cd)pyrene	A	ug/L	0	0		0	0	0	1.11	10	150	0%	0	0	0%	
Isophorone	A	ug/L	0	0		0	0	0	1.16	10	150	0%	0	0	0%	
n-Nitroso-di-n-propylamine	A	ug/L	0	0		0	0	0	1.54	10	150	0%	0	0	0%	
n-Nitrosodimethylamine	A	ug/L	0	0		0	0	0	1.04	10	150	0%	0	0	0%	
n-Nitrosodiphenylamine	A	ug/L	0	0		0	0	0	1.16	10	150	0%	0	0	0%	
Naphthalene	A	ug/L	0	0		0	0	0	1.73	10	150	0%	0	0	0%	
Nitrobenzene	A	ug/L	0	0		0	0	0	2.32	10	150	0%	0	0	0%	
Pentachlorophenol	A	ug/L	0	0		0	0	0	4.46	10	150	0%	0	0	0%	
Phenanthrene	A	ug/L	0	0		0	0	0	0.831	10	150	0%	0	0	0%	
Phenol	A	ug/L	0	0		0	0	0	1.54	10	150	0%	0	0	0%	
Pyrene	A	ug/L	0	0		0	0	0	0.859	10	150	0%	0	0	0%	
1,4-Dichlorobenzene-d4	I	ug/L	40	40		0	0	0	0	10	150	0%	0	0	0%	
Acenaphthene-d10	I	ug/L	40	40		0	0	0	0	10	150	0%	0	0	0%	
Chrysene-d12	I	ug/L	40	40		0	0	0	0	10	150	0%	0	0	0%	
Naphthalene-d8	I	ug/L	40	40		0	0	0	0	10	150	0%	0	0	0%	
Perylene-d12	I	ug/L	40	40		0	0	0	0	10	150	0%	0	0	0%	
Phenanthrene-d10	I	ug/L	40	40		0	0	0	0	10	150	0%	0	0	0%	
2,4,6-Tribromophenol	S	ug/L	176.00949	176.00949		200	0	0	2.99	10	0	88%	25	140	0%	
2-Fluorobiphenyl	S	ug/L	61.78234	61.78234		100	0	0	0.76	10	0	62%	28	107	0%	
2-Fluorophenol	S	ug/L	86.47872	86.47872		200	0	0	3.74	10	0	43%	10	75	0%	
Nitrobenzene-d5	S	ug/L	75.60211	75.60211		100	0	0	2.47	10	0	76%	32	94	0%	
Phenol-d5	S	ug/L	93.64923	93.64923		200	0	0	2.19	10	0	47%	10	65	0%	
Terphenyl-d14	S	ug/L	104.40653	104.40653		100	0	0	1.15	10	0	104%	32	122	0%	
1,2-Dichlorobenzene	X	ug/L	0	0		0	0	0	2.09	10	150	0%	0	0	0%	
1,3-Dichlorobenzene	X	ug/L	0	0		0	0	0	2.32	10	150	0%	0	0	0%	
1,4-Dichlorobenzene	X	ug/L	0	0		0	0	0	2.33	10	150	0%	0	0	0%	

Seq No	Lab ID	Test Code	Sample Typ	File ID	Analysis Date	DF	Batch ID	Prep Date	SPKref	RPDref	pmoist					
14983956	MB-162744	SVOC-625.1-W	MBLK	SV5973N.Tsd0111/14/2022	10:43:	1	162744	1/6/2022 9:1	0	0						
Analyte	T	Units	RAW	Final	Text	Spike	SPKref	RPDref	MDL	PQL	UQL	%REC	LOW	HIGH	%RPD	Q
1-Methylnaphthalene	X	ug/L	0	0		0	0	0	2.31	10	150	0%	0	0	0%	
2,2'-Oxybis(1-Chloropropane)	X	ug/L	0	0		0	0	0	1.51	10	150	0%	0	0	0%	
2,4,5-Trichlorophenol	X	ug/L	0	0		0	0	0	2.23	10	150	0%	0	0	0%	
2-Methylnaphthalene	X	ug/L	0	0		0	0	0	1.88	10	150	0%	0	0	0%	
2-Nitroaniline	X	ug/L	0	0		0	0	0	2.36	10	150	0%	0	0	0%	
3-Nitroaniline	X	ug/L	0	0		0	0	0	2.57	10	150	0%	0	0	0%	
4-Nitroaniline	X	ug/L	0	0		0	0	0	1.74	10	150	0%	0	0	0%	
Aniline	X	ug/L	0	0		0	0	0	3.49	10	150	0%	0	0	0%	
Benzoic acid	X	ug/L	0	0		0	0	0	1.61	10	150	0%	0	0	0%	
Benzyl alcohol	X	ug/L	0	0		0	0	0	2.97	10	150	0%	0	0	0%	
Carbazole	X	ug/L	0	0		0	0	0	0.834	10	150	0%	0	0	0%	
Dibenzofuran	X	ug/L	0	0		0	0	0	1.68	10	150	0%	0	0	0%	
m+p-Cresols	X	ug/L	0	0		0	0	0	1.84	10	150	0%	0	0	0%	
o-Cresol	X	ug/L	0	0		0	0	0	1.87	10	150	0%	0	0	0%	
p-Chloroaniline	X	ug/L	0	0		0	0	0	1.5	10	150	0%	0	0	0%	
Pyridine	X	ug/L	0	0		0	0	0	2.47	10	150	0%	0	0	0%	

Seq No	Lab ID	Test Code	Sample Typ	File ID	Analysis Date	DF	Batch ID	Prep Date	SPKref	RPDref	pmoist					
14983957	LCS-162744	SVOC-625.1-W	LCS	SV5973N.Tsd0111/14/2022	11:15:	1	162744	1/6/2022 9:1	0	0						
Analyte	T	Units	RAW	Final	Text	Spike	SPKref	RPDref	MDL	PQL	UQL	%REC	LOW	HIGH	%RPD	Q
1,2,4-Trichlorobenzene	A	ug/L	67.13052	67.13052		100	0	0	1.95	10	150	67%	48	98	0%	
1,2-Diphenylhydrazine as Azobenzen	A	ug/L	83.82349	83.82349		100	0	0	1.22	10	150	84%	58	107	0%	
2,4,6-Trichlorophenol	A	ug/L	82.60213	82.60213		100	0	0	2.12	10	150	83%	24	120	0%	
2,4-Dichlorophenol	A	ug/L	76.93095	76.93095		100	0	0	1.71	10	150	77%	24	107	0%	
2,4-Dimethylphenol	A	ug/L	78.4457	78.4457		100	0	0	1.72	10	150	78%	39	96	0%	
2,4-Dinitrophenol	A	ug/L	72.44972	72.44972		100	0	0	4.29	10	150	72%	16	105	0%	
2,4-Dinitrotoluene	A	ug/L	85.375	85.375		100	0	0	2.17	10	150	85%	64	116	0%	
2,6-Dinitrotoluene	A	ug/L	77.44184	77.44184		100	0	0	3.02	10	150	77%	56	116	0%	
2-Chloronaphthalene	A	ug/L	76.19164	76.19164		100	0	0	2.24	10	150	76%	55	104	0%	
2-Chlorophenol	A	ug/L	70.00555	70.00555		100	0	0	2.52	10	150	70%	22	97	0%	
2-Nitrophenol	A	ug/L	75.586	75.586		100	0	0	1.99	10	150	76%	30	105	0%	
3,3'-Dichlorobenzidine	A	ug/L	75.95253	75.95253		100	0	0	2.11	10	150	76%	36	120	0%	
4,6-Dinitro-2-methylphenol	A	ug/L	80.88924	80.88924		100	0	0	1.84	10	150	81%	19	128	0%	
4-Bromophenyl phenyl ether	A	ug/L	87.34664	87.34664		100	0	0	1.85	10	150	87%	60	113	0%	

Seq No	Lab ID	Test Code	Sample Typ	File ID	Analysis Date	DF	Batch ID	Prep Date	SPKref	RPDref	pmoist					
14983957	LCS-162744	SVOC-625.1-W	LCS	SV5973N.Tsd0111/14/2022	11:15:	1	162744	1/6/2022 9:1	0	0						
Analyte	T	Units	RAW	Final	Text	Spike	SPKref	RPDref	MDL	PQL	UQL	%REC	LOW	HIGH	%RPD	Q
4-Chloro-3-methylphenol	A	ug/L	88.18651	88.18651		100	0	0	1.53	10	150	88%	35	101	0%	
4-Chlorophenyl phenyl ether	A	ug/L	83.0085	83.0085		100	0	0	2.04	10	150	83%	60	108	0%	
4-Nitrophenol	A	ug/L	36.41736	36.41736		100	0	0	2.59	10	150	36%	10	77	0%	
Acenaphthene	A	ug/L	83.51454	83.51454		100	0	0	1.98	10	150	84%	62	105	0%	
Acenaphthylene	A	ug/L	76.70065	76.70065		100	0	0	1.67	10	150	77%	58	97	0%	
Anthracene	A	ug/L	90.47638	90.47638		100	0	0	1.03	10	150	90%	61	108	0%	
Azobenzene	A	ug/L	83.82349	83.82349		100	0	0	1.14	10	150	84%	58	107	0%	
Benzidine	A	ug/L	12.29107	12.29107		100	0	0	5.92	10	150	12%	10	121	0%	
Benzo(a)anthracene	A	ug/L	99.91724	99.91724		100	0	0	0.863	10	150	100%	62	111	0%	
Benzo(a)pyrene	A	ug/L	89.92982	89.92982		100	0	0	1.16	10	150	90%	56	109	0%	
Benzo(b)fluoranthene	A	ug/L	93.91055	93.91055		100	0	0	0.846	10	150	94%	53	123	0%	
Benzo(g,h,i)perylene	A	ug/L	92.52138	92.52138		100	0	0	1.08	10	150	93%	62	122	0%	
Benzo(k)fluoranthene	A	ug/L	89.28057	89.28057		100	0	0	0.939	10	150	89%	55	116	0%	
bis(-2-chloroethoxy)Methane	A	ug/L	88.99519	88.99519		100	0	0	1.38	10	150	89%	54	102	0%	
bis(-2-chloroethyl)Ether	A	ug/L	77.39917	77.39917		100	0	0	2.72	10	150	77%	45	92	0%	
bis(2-chloroisopropyl)Ether	A	ug/L	61.59487	61.59487		100	0	0	1.39	10	150	62%	43	85	0%	
bis(2-ethylhexyl)Phthalate	A	ug/L	97.35786	97.35786		100	0	0	1.72	10	150	97%	44	128	0%	
Butylbenzylphthalate	A	ug/L	97.58312	97.58312		100	0	0	1.6	10	150	98%	57	121	0%	
Chrysene	A	ug/L	97.63934	97.63934		100	0	0	1.14	10	150	98%	66	107	0%	
Di-n-butyl phthalate	A	ug/L	97.72618	97.72618		100	0	0	0.913	10	150	98%	57	121	0%	
Di-n-octyl phthalate	A	ug/L	93.1964	93.1964		100	0	0	1.12	10	150	93%	45	127	0%	
Dibenzo(a,h)anthracene	A	ug/L	92.11016	92.11016		100	0	0	1.16	10	150	92%	61	115	0%	
Diethyl phthalate	A	ug/L	90.00262	90.00262		100	0	0	2.2	10	150	90%	56	115	0%	
Dimethyl phthalate	A	ug/L	96.18941	96.18941		100	0	0	1.76	10	150	96%	46	115	0%	
Fluoranthene	A	ug/L	91.72496	91.72496		100	0	0	0.93	10	150	92%	60	111	0%	
Fluorene	A	ug/L	78.68304	78.68304		100	0	0	1.88	10	150	79%	60	106	0%	
Hexachlorobenzene	A	ug/L	82.22247	82.22247		100	0	0	0.859	10	150	82%	57	106	0%	
Hexachlorobutadiene	A	ug/L	61.57138	61.57138		100	0	0	2.47	10	150	62%	38	95	0%	
Hexachlorocyclopentadiene	A	ug/L	61.58343	61.58343		100	0	0	3.11	10	150	62%	44	95	0%	
Hexachloroethane	A	ug/L	53.89708	53.89708		100	0	0	1.91	10	150	54%	39	98	0%	
Indeno(1,2,3-cd)pyrene	A	ug/L	89.06975	89.06975		100	0	0	1.11	10	150	89%	50	109	0%	
Isophorone	A	ug/L	87.81588	87.81588		100	0	0	1.16	10	150	88%	51	97	0%	
n-Nitroso-di-n-propylamine	A	ug/L	83.89687	83.89687		100	0	0	1.54	10	150	84%	55	106	0%	
n-Nitrosodimethylamine	A	ug/L	39.07685	39.07685		100	0	0	1.04	10	150	39%	21	65	0%	
n-Nitrosodiphenylamine	A	ug/L	93.56	93.56		100	0	0	1.16	10	150	94%	58	117	0%	

Seq No	Lab ID	Test Code	Sample Typ	File ID	Analysis Date	DF	Batch ID	Prep Date	SPKref	RPDref	pmoist					
14983957	LCS-162744	SVOC-625.1-W	LCS	SV5973N.Tsd0111/14/2022	11:15:	1	162744	1/6/2022 9:1	0	0						
Analyte	T	Units	RAW	Final	Text	Spike	SPKref	RPDref	MDL	PQL	UQL	%REC	LOW	HIGH	%RPD	Q
Naphthalene	A	ug/L	79.3033	79.3033		100	0	0	1.73	10	150	79%	50	99	0%	
Nitrobenzene	A	ug/L	78.76078	78.76078		100	0	0	2.32	10	150	79%	49	110	0%	
Pentachlorophenol	A	ug/L	97.03231	97.03231		100	0	0	4.46	10	150	97%	24	130	0%	
Phenanthrene	A	ug/L	90.47466	90.47466		100	0	0	0.831	10	150	90%	60	107	0%	
Phenol	A	ug/L	48.31787	48.31787		100	0	0	1.54	10	150	48%	10	62	0%	
Pyrene	A	ug/L	87.48075	87.48075		100	0	0	0.859	10	150	87%	61	113	0%	
1,4-Dichlorobenzene-d4	I	ug/L	40	40		0	0	0	0	10	150	0%				
Acenaphthene-d10	I	ug/L	40	40		0	0	0	0	10	150	0%				
Chrysene-d12	I	ug/L	40	40		0	0	0	0	10	150	0%				
Naphthalene-d8	I	ug/L	40	40		0	0	0	0	10	150	0%				
Perylene-d12	I	ug/L	40	40		0	0	0	0	10	150	0%				
Phenanthrene-d10	I	ug/L	40	40		0	0	0	0	10	150	0%				
2,4,6-Tribromophenol	S	ug/L	181.36482	181.36482		200	0	0	2.99	10	0	91%	25	140	0%	
2-Fluorobiphenyl	S	ug/L	76.38276	76.38276		100	0	0	0.76	10	0	76%	28	107	0%	
2-Fluorophenol	S	ug/L	82.85264	82.85264		200	0	0	3.74	10	0	41%	10	75	0%	
Nitrobenzene-d5	S	ug/L	68.78279	68.78279		100	0	0	2.47	10	0	69%	32	94	0%	
Phenol-d5	S	ug/L	89.95715	89.95715		200	0	0	2.19	10	0	45%	10	65	0%	
Terphenyl-d14	S	ug/L	94.84309	94.84309		100	0	0	1.15	10	0	95%	32	122	0%	
1,2-Dichlorobenzene	X	ug/L	63.493	63.493		100	0	0	2.09	10	150	63%	15	93	0%	
1,3-Dichlorobenzene	X	ug/L	63.92655	63.92655		100	0	0	2.32	10	150	64%	23	77	0%	
1,4-Dichlorobenzene	X	ug/L	60.82503	60.82503		100	0	0	2.33	10	150	61%	13	90	0%	
1-Methylnaphthalene	X	ug/L	73.18659	73.18659		100	0	0	2.31	10	150	73%	36	95	0%	
2,2'-Oxybis(1-Chloropropane)	X	ug/L	61.59487	61.59487		100	0	0	1.51	10	150	62%	32	78	0%	
2,4,5-Trichlorophenol	X	ug/L	80.10841	80.10841		100	0	0	2.23	10	150	80%	27	100	0%	
2-Methylnaphthalene	X	ug/L	76.36441	76.36441		100	0	0	1.88	10	150	76%	36	89	0%	
2-Nitroaniline	X	ug/L	80.27246	80.27246		100	0	0	2.36	10	150	80%	38	98	0%	
3-Nitroaniline	X	ug/L	81.15848	81.15848		100	0	0	2.57	10	150	81%	33	86	0%	
4-Nitroaniline	X	ug/L	78.06034	78.06034		100	0	0	1.74	10	150	78%	33	104	0%	
Aniline	X	ug/L	28.23557	28.23557		100	0	0	3.49	10	150	28%	10	101	0%	
Benzoic acid	X	ug/L	28.47139	28.47139		100	0	0	1.61	10	150	28%	10	34	0%	
Benzyl alcohol	X	ug/L	67.10097	67.10097		100	0	0	2.97	10	150	67%	27	64	0%	S
Carbazole	X	ug/L	93.44892	93.44892		100	0	0	0.834	10	150	93%	45	109	0%	
Dibenzofuran	X	ug/L	86.32391	86.32391		100	0	0	1.68	10	150	86%	36	110	0%	
m+p-Cresols	X	ug/L	74.43131	74.43131		100	0	0	1.84	10	150	74%	24	83	0%	
o-Cresol	X	ug/L	76.96808	76.96808		100	0	0	1.87	10	150	77%	22	88	0%	

Seq No	Lab ID	Test Code	Sample Typ	File ID	Analysis Date	DF	Batch ID	Prep Date	SPKref	RPDref	pmoist					
14983957	LCS-162744	SVOC-625.1-W	LCS	SV5973N.I	sd0111/14/2022 11:15:	1	162744	1/6/2022 9:1	0	0						
Analyte	T	Units	RAW	Final	Text	Spike	SPKref	RPDref	MDL	PQL	UQL	%REC	LOW	HIGH	%RPD	Q
p-Chloroaniline	X	ug/L	66.24672	66.24672		100	0	0	1.5	10	150	66%	20	80	0%	
Pyridine	X	ug/L	30.54065	30.54065		100	0	0	2.47	10	150	31%	10	47	0%	

Seq No	Lab ID	Test Code	Sample Typ	File ID	Analysis Date	DF	Batch ID	Prep Date	SPKref	RPDref	pmoist					
14983958	LCSD-162744	SVOC-625.1-W	LCSD	SV5973N.I	sd0111/14/2022 11:48:	1	162744	1/6/2022 9:1	0	1E+07						
Analyte	T	Units	RAW	Final	Text	Spike	SPKref	RPDref	MDL	PQL	UQL	%REC	LOW	HIGH	%RPD	Q
1,2,4-Trichlorobenzene	A	ug/L	68.24762	68.24762		100	0	67.13052	1.95	10	150	68%	48	98	2%	
1,2-Diphenylhydrazine as Azobenzen	A	ug/L	81.22412	81.22412		100	0	83.82349	1.22	10	150	81%	58	107	3%	
2,4,6-Trichlorophenol	A	ug/L	84.02319	84.02319		100	0	82.60213	2.12	10	150	84%	24	120	2%	
2,4-Dichlorophenol	A	ug/L	79.03393	79.03393		100	0	76.93095	1.71	10	150	79%	24	107	3%	
2,4-Dimethylphenol	A	ug/L	80.24041	80.24041		100	0	78.4457	1.72	10	150	80%	39	96	2%	
2,4-Dinitrophenol	A	ug/L	73.68106	73.68106		100	0	72.44972	4.29	10	150	74%	16	105	2%	
2,4-Dinitrotoluene	A	ug/L	82.62115	82.62115		100	0	85.375	2.17	10	150	83%	64	116	3%	
2,6-Dinitrotoluene	A	ug/L	80.66917	80.66917		100	0	77.44184	3.02	10	150	81%	56	116	4%	
2-Chloronaphthalene	A	ug/L	78.15621	78.15621		100	0	76.19164	2.24	10	150	78%	55	104	3%	
2-Chlorophenol	A	ug/L	73.97047	73.97047		100	0	70.00555	2.52	10	150	74%	22	97	6%	
2-Nitrophenol	A	ug/L	76.40963	76.40963		100	0	75.586	1.99	10	150	76%	30	105	1%	
3,3'-Dichlorobenzidine	A	ug/L	74.46465	74.46465		100	0	75.95253	2.11	10	150	74%	36	120	2%	
4,6-Dinitro-2-methylphenol	A	ug/L	77.08403	77.08403		100	0	80.88924	1.84	10	150	77%	19	128	5%	
4-Bromophenyl phenyl ether	A	ug/L	89.57168	89.57168		100	0	87.34664	1.85	10	150	90%	60	113	3%	
4-Chloro-3-methylphenol	A	ug/L	88.36873	88.36873		100	0	88.18651	1.53	10	150	88%	35	101	0%	
4-Chlorophenyl phenyl ether	A	ug/L	87.19833	87.19833		100	0	83.0085	2.04	10	150	87%	60	108	5%	
4-Nitrophenol	A	ug/L	36.08815	36.08815		100	0	36.41736	2.59	10	150	36%	10	77	1%	
Acenaphthene	A	ug/L	81.52609	81.52609		100	0	83.51454	1.98	10	150	82%	62	105	2%	
Acenaphthylene	A	ug/L	77.29976	77.29976		100	0	76.70065	1.67	10	150	77%	58	97	1%	
Anthracene	A	ug/L	93.44698	93.44698		100	0	90.47638	1.03	10	150	93%	61	108	3%	
Azobenzene	A	ug/L	81.22412	81.22412		100	0	83.82349	1.14	10	150	81%	58	107	3%	
Benzidine	A	ug/L	18.02477	18.02477		100	0	12.29107	5.92	10	150	18%	10	121	38%	
Benzo(a)anthracene	A	ug/L	97.88925	97.88925		100	0	99.91724	0.863	10	150	98%	62	111	2%	
Benzo(a)pyrene	A	ug/L	90.01241	90.01241		100	0	89.92982	1.16	10	150	90%	56	109	0%	
Benzo(b)fluoranthene	A	ug/L	93.4383	93.4383		100	0	93.91055	0.846	10	150	93%	53	123	1%	
Benzo(g,h,i)perylene	A	ug/L	91.39005	91.39005		100	0	92.52138	1.08	10	150	91%	62	122	1%	
Benzo(k)fluoranthene	A	ug/L	91.59275	91.59275		100	0	89.28057	0.939	10	150	92%	55	116	3%	
bis(-2-chloroethoxy)Methane	A	ug/L	88.9326	88.9326		100	0	88.99519	1.38	10	150	89%	54	102	0%	

Seq No	Lab ID	Test Code	Sample Typ	File ID	Analysis Date	DF	Batch ID	Prep Date	SPKref	RPDref	pmoist					
14983958	LCSD-162744	SVOC-625.1-W	LCSD	SV5973N	11/14/2022 11:48:	1	162744	1/6/2022 9:1	0	1E+07						
Analyte	T	Units	RAW	Final	Text	Spike	SPKref	RPDref	MDL	PQL	UQL	%REC	LOW	HIGH	%RPD	Q
bis(-2-chloroethyl)Ether	A	ug/L	79.16922	79.16922		100	0	77.39917	2.72	10	150	79%	45	92	2%	
bis(2-chloroisopropyl)Ether	A	ug/L	61.66252	61.66252		100	0	61.59487	1.39	10	150	62%	43	85	0%	
bis(2-ethylhexyl)Phthalate	A	ug/L	93.50483	93.50483		100	0	97.35786	1.72	10	150	94%	44	128	4%	
Butylbenzylphthalate	A	ug/L	94.41414	94.41414		100	0	97.58312	1.6	10	150	94%	57	121	3%	
Chrysene	A	ug/L	94.51517	94.51517		100	0	97.63934	1.14	10	150	95%	66	107	3%	
Di-n-butyl phthalate	A	ug/L	94.34391	94.34391		100	0	97.72618	0.913	10	150	94%	57	121	4%	
Di-n-octyl phthalate	A	ug/L	93.19884	93.19884		100	0	93.1964	1.12	10	150	93%	45	127	0%	
Dibenzo(a,h)anthracene	A	ug/L	91.21359	91.21359		100	0	92.11016	1.16	10	150	91%	61	115	1%	
Diethyl phthalate	A	ug/L	85.90473	85.90473		100	0	90.00262	2.2	10	150	86%	56	115	5%	
Dimethyl phthalate	A	ug/L	91.12122	91.12122		100	0	96.18941	1.76	10	150	91%	46	115	5%	
Fluoranthene	A	ug/L	90.96317	90.96317		100	0	91.72496	0.93	10	150	91%	60	111	1%	
Fluorene	A	ug/L	81.00317	81.00317		100	0	78.68304	1.88	10	150	81%	60	106	3%	
Hexachlorobenzene	A	ug/L	79.76139	79.76139		100	0	82.22247	0.859	10	150	80%	57	106	3%	
Hexachlorobutadiene	A	ug/L	63.79118	63.79118		100	0	61.57138	2.47	10	150	64%	38	95	4%	
Hexachlorocyclopentadiene	A	ug/L	62.96743	62.96743		100	0	61.58343	3.11	10	150	63%	44	95	2%	
Hexachloroethane	A	ug/L	55.44228	55.44228		100	0	53.89708	1.91	10	150	55%	39	98	3%	
Indeno(1,2,3-cd)pyrene	A	ug/L	87.60807	87.60807		100	0	89.06975	1.11	10	150	88%	50	109	2%	
Isophorone	A	ug/L	86.43504	86.43504		100	0	87.81588	1.16	10	150	86%	51	97	2%	
n-Nitroso-di-n-propylamine	A	ug/L	87.77275	87.77275		100	0	83.89687	1.54	10	150	88%	55	106	5%	
n-Nitrosodimethylamine	A	ug/L	43.84094	43.84094		100	0	39.07685	1.04	10	150	44%	21	65	11%	
n-Nitrosodiphenylamine	A	ug/L	93.73138	93.73138		100	0	93.56	1.16	10	150	94%	58	117	0%	
Naphthalene	A	ug/L	78.8465	78.8465		100	0	79.3033	1.73	10	150	79%	50	99	1%	
Nitrobenzene	A	ug/L	81.41436	81.41436		100	0	78.76078	2.32	10	150	81%	49	110	3%	
Pentachlorophenol	A	ug/L	93.84809	93.84809		100	0	97.03231	4.46	10	150	94%	24	130	3%	
Phenanthrene	A	ug/L	86.53847	86.53847		100	0	90.47466	0.831	10	150	87%	60	107	4%	
Phenol	A	ug/L	48.96681	48.96681		100	0	48.31787	1.54	10	150	49%	10	62	1%	
Pyrene	A	ug/L	84.68387	84.68387		100	0	87.48075	0.859	10	150	85%	61	113	3%	
1,4-Dichlorobenzene-d4	I	ug/L	40	40		0	0	0	0	10	150	0%			0%	
Acenaphthene-d10	I	ug/L	40	40		0	0	0	0	10	150	0%			0%	
Chrysene-d12	I	ug/L	40	40		0	0	0	0	10	150	0%			0%	
Naphthalene-d8	I	ug/L	40	40		0	0	0	0	10	150	0%			0%	
Perylene-d12	I	ug/L	40	40		0	0	0	0	10	150	0%			0%	
Phenanthrene-d10	I	ug/L	40	40		0	0	0	0	10	150	0%			0%	
2,4,6-Tribromophenol	S	ug/L	175.76615	175.76615		200	0	0	2.99	10	0	88%	25	140	0%	
2-Fluorobiphenyl	S	ug/L	73.51603	73.51603		100	0	0	0.76	10	0	74%	28	107	0%	

Seq No	Lab ID	Test Code	Sample Typ	File ID	Analysis Date	DF	Batch ID	Prep Date	SPKref	RPDref	pmoist					
14983958	LCSD-162744	SVOC-625.1-W	LCSD	SV5973N.Tsd0111/14/2022	11:48:	1	162744	1/6/2022 9:1	0	1E+07						
Analyte	T	Units	RAW	Final	Text	Spike	SPKref	RPDref	MDL	PQL	UQL	%REC	LOW	HIGH	%RPD	Q
2-Fluorophenol	S	ug/L	88.32485	88.32485		200	0	0	3.74	10	0	44%	10	75	0%	
Nitrobenzene-d5	S	ug/L	71.35259	71.35259		100	0	0	2.47	10	0	71%	32	94	0%	
Phenol-d5	S	ug/L	90.79558	90.79558		200	0	0	2.19	10	0	45%	10	65	0%	
Terphenyl-d14	S	ug/L	90.73025	90.73025		100	0	0	1.15	10	0	91%	32	122	0%	
1,2-Dichlorobenzene	X	ug/L	63.99782	63.99782		100	0	63.493	2.09	10	150	64%	15	93	1%	
1,3-Dichlorobenzene	X	ug/L	63.06797	63.06797		100	0	63.92655	2.32	10	150	63%	23	77	1%	
1,4-Dichlorobenzene	X	ug/L	63.70434	63.70434		100	0	60.82503	2.33	10	150	64%	13	90	5%	
1-Methylnaphthalene	X	ug/L	71.71325	71.71325		100	0	73.18659	2.31	10	150	72%	36	95	2%	
2,2'-Oxybis(1-Chloropropane)	X	ug/L	61.66252	61.66252		100	0	61.59487	1.51	10	150	62%	32	78	0%	
2,4,5-Trichlorophenol	X	ug/L	81.39655	81.39655		100	0	80.10841	2.23	10	150	81%	27	100	2%	
2-Methylnaphthalene	X	ug/L	80.49419	80.49419		100	0	76.36441	1.88	10	150	80%	36	89	5%	
2-Nitroaniline	X	ug/L	80.40136	80.40136		100	0	80.27246	2.36	10	150	80%	38	98	0%	
3-Nitroaniline	X	ug/L	75.6204	75.6204		100	0	81.15848	2.57	10	150	76%	33	86	7%	
4-Nitroaniline	X	ug/L	78.1082	78.1082		100	0	78.06034	1.74	10	150	78%	33	104	0%	
Aniline	X	ug/L	29.02066	29.02066		100	0	28.23557	3.49	10	150	29%	10	101	3%	
Benzoic acid	X	ug/L	29.23599	29.23599		100	0	28.47139	1.61	10	150	29%	10	34	3%	
Benzyl alcohol	X	ug/L	69.33936	69.33936		100	0	67.10097	2.97	10	150	69%	27	64	3%	S
Carbazole	X	ug/L	88.19275	88.19275		100	0	93.44892	0.834	10	150	88%	45	109	6%	
Dibenzofuran	X	ug/L	84.84197	84.84197		100	0	86.32391	1.68	10	150	85%	36	110	2%	
m+p-Cresols	X	ug/L	74.91248	74.91248		100	0	74.43131	1.84	10	150	75%	24	83	1%	
o-Cresol	X	ug/L	78.69932	78.69932		100	0	76.96808	1.87	10	150	79%	22	88	2%	
p-Chloroaniline	X	ug/L	65.70236	65.70236		100	0	66.24672	1.5	10	150	66%	20	80	1%	
Pyridine	X	ug/L	32.92025	32.92025		100	0	30.54065	2.47	10	150	33%	10	47	7%	

Seq No	Lab ID	Test Code	Sample Typ	File ID	Analysis Date	DF	Batch ID	Prep Date	SPKref	RPDref	pmoist					
14983959	B22010213-001	SVOC-625.1-W	MS	SV5973N.Tsd0111/15/2022	12:52:	1	162744	1/6/2022 9:1	1E+07	0						
Analyte	T	Units	RAW	Final	Text	Spike	SPKref	RPDref	MDL	PQL	UQL	%REC	LOW	HIGH	%RPD	Q
1,2,4-Trichlorobenzene	A	ug/L	62.60375	60.7882413		97.1	0	0	1.89345	10	150	63%	48	98	0%	
1,2-Diphenylhydrazine as Azobenzen	A	ug/L	76.76801	74.5417377		97.1	0	0	1.18462	10	150	77%	58	107	0%	
2,4,6-Trichlorophenol	A	ug/L	85.36433	82.8887644		97.1	0	0	2.05852	10	150	85%	24	120	0%	
2,4-Dichlorophenol	A	ug/L	75.72356	73.5275768		97.1	0	0	1.66041	10	150	76%	24	107	0%	
2,4-Dimethylphenol	A	ug/L	83.74729	81.3186186		97.1	0	0	1.67012	10	150	84%	39	96	0%	
2,4-Dinitrophenol	A	ug/L	81.59626	79.2299685		97.1	0	0	4.16559	10	150	82%	16	105	0%	
2,4-Dinitrotoluene	A	ug/L	86.35941	83.8549871		97.1	0	0	2.10707	10	150	86%	64	116	0%	

Seq No	Lab ID	Test Code	Sample Typ	File ID	Analysis Date	DF	Batch ID	Prep Date	SPKref	RPDref	pmoist					
14983959	B22010213-001	SVOC-625.1-W	MS	SV5973N.I	sd0111/15/2022 12:52:	1	162744	1/6/2022 9:1	1E+07	0						
Analyte	T	Units	RAW	Final	Text	Spike	SPKref	RPDref	MDL	PQL	UQL	%REC	LOW	HIGH	%RPD	Q
2,6-Dinitrotoluene	A	ug/L	85.40009	82.9234874		97.1	0	0	2.93242	10	150	85%	56	116	0%	
2-Chloronaphthalene	A	ug/L	81.96846	79.5913747		97.1	0	0	2.17504	10	150	82%	55	104	0%	
2-Chlorophenol	A	ug/L	69.94467	67.9162746		97.1	0	0	2.44692	10	150	70%	22	97	0%	
2-Nitrophenol	A	ug/L	73.15136	71.0299706		97.1	0	0	1.93229	10	150	73%	30	105	0%	
3,3'-Dichlorobenzidine	A	ug/L	63.25965	61.4251202		97.1	0	0	2.04881	10	150	63%	36	120	0%	
4,6-Dinitro-2-methylphenol	A	ug/L	77.3433	75.1003443		97.1	0	0	1.78664	10	150	77%	19	128	0%	
4-Bromophenyl phenyl ether	A	ug/L	88.49114	85.9248969		97.1	0	0	1.79635	10	150	88%	60	113	0%	
4-Chloro-3-methylphenol	A	ug/L	86.76458	84.2484072		97.1	0	0	1.48563	10	150	87%	35	101	0%	
4-Chlorophenyl phenyl ether	A	ug/L	88.68784	86.1158926		97.1	0	0	1.98084	10	150	89%	60	108	0%	
4-Nitrophenol	A	ug/L	42.58518	41.3502098		97.1	0	0	2.51489	10	150	43%	10	77	0%	
Acenaphthene	A	ug/L	88.15928	85.6026609		97.1	0	0	1.92258	10	150	88%	62	105	0%	
Acenaphthylene	A	ug/L	78.91629	76.6277176		97.1	0	0	1.62157	10	150	79%	58	97	0%	
Anthracene	A	ug/L	90.79665	88.1635472		97.1	0	0	1.00013	10	150	91%	61	108	0%	
Azobenzene	A	ug/L	76.76801	74.5417377		97.1	0	0	1.10694	10	150	77%	58	107	0%	
Benzidine	A	ug/L	3.44379	3.34392009		97.1	0	0	0.574832	10	150	3%	10	121	0%	S1
Benzo(a)anthracene	A	ug/L	96.21971	93.4293384		97.1	0	0	0.837973	10	150	96%	62	111	0%	
Benzo(a)pyrene	A	ug/L	87.3949	84.8604479		97.1	0	0	1.12636	10	150	87%	56	109	0%	
Benzo(b)fluoranthene	A	ug/L	88.71023	86.1376333		97.1	0	0	0.821466	10	150	89%	53	123	0%	
Benzo(g,h,i)perylene	A	ug/L	87.89183	85.3429669		97.1	0	0	1.04868	10	150	88%	62	122	0%	
Benzo(k)fluoranthene	A	ug/L	87.37071	84.8369594		97.1	0	0	0.911769	10	150	87%	55	116	0%	
bis(-2-chloroethoxy)Methane	A	ug/L	84.14231	81.7021830		97.1	0	0	1.33998	10	150	84%	54	102	0%	
bis(-2-chloroethyl)Ether	A	ug/L	80.05222	77.7307056		97.1	0	0	2.64112	10	150	80%	45	92	0%	
bis(2-chloroisopropyl)Ether	A	ug/L	61.19769	59.422957		97.1	0	0	1.34969	10	150	61%	43	85	0%	
bis(2-ethylhexyl)Phthalate	A	ug/L	95.14004	92.3809788		97.1	0	0	1.67012	10	150	95%	44	128	0%	
Butylbenzylphthalate	A	ug/L	95.64489	92.8711882		97.1	0	0	1.5536	10	150	96%	57	121	0%	
Chrysene	A	ug/L	94.24772	91.5145361		97.1	0	0	1.10694	10	150	94%	66	107	0%	
Di-n-butyl phthalate	A	ug/L	96.95837	94.1465773		97.1	0	0	0.886523	10	150	97%	57	121	0%	
Di-n-octyl phthalate	A	ug/L	93.06812	90.3691445		97.1	0	0	1.08752	10	150	93%	45	127	0%	
Dibenzo(a,h)anthracene	A	ug/L	88.37935	85.8163489		97.1	0	0	1.12636	10	150	88%	61	115	0%	
Diethyl phthalate	A	ug/L	89.25997	86.6714309		97.1	0	0	2.1362	10	150	89%	56	115	0%	
Dimethyl phthalate	A	ug/L	96.04328	93.2580249		97.1	0	0	1.70896	10	150	96%	46	115	0%	
Fluoranthene	A	ug/L	87.87428	85.3259259		97.1	0	0	0.90303	10	150	88%	60	111	0%	
Fluorene	A	ug/L	86.10721	83.6101009		97.1	0	0	1.82548	10	150	86%	60	106	0%	
Hexachlorobenzene	A	ug/L	77.12871	74.8919774		97.1	0	0	0.834089	10	150	77%	57	106	0%	
Hexachlorobutadiene	A	ug/L	60.78482	59.0220602		97.1	0	0	2.39837	10	150	61%	38	95	0%	

Seq No	Lab ID	Test Code	Sample Typ	File ID	Analysis Date	DF	Batch ID	Prep Date	SPKref	RPDref	pmoist					
14983959	B22010213-001	SVOC-625.1-W	MS	SV5973N.Tsd0111/15/2022	12:52:	1	162744	1/6/2022 9:1	1E+07	0						
Analyte	T	Units	RAW	Final	Text	Spike	SPKref	RPDref	MDL	PQL	UQL	%REC	LOW	HIGH	%RPD	Q
Hexachlorocyclopentadiene	A	ug/L	62.29683	60.4902219		97.1	0	0	3.01981	10	150	62%	44	95	0%	
Hexachloroethane	A	ug/L	55.51164	53.9018024		97.1	0	0	1.85461	10	150	56%	39	98	0%	
Indeno(1,2,3-cd)pyrene	A	ug/L	85.66159	83.1774039		97.1	0	0	1.07781	10	150	86%	50	109	0%	
Isophorone	A	ug/L	82.04737	79.6679963		97.1	0	0	1.12636	10	150	82%	51	97	0%	
n-Nitroso-di-n-propylamine	A	ug/L	87.29444	84.7629012		97.1	0	0	1.49534	10	150	87%	55	106	0%	
n-Nitrosodimethylamine	A	ug/L	40.12639	38.9627247		97.1	0	0	1.00984	10	150	40%	21	65	0%	
n-Nitrosodiphenylamine	A	ug/L	92.03635	89.3672959		97.1	0	0	1.12636	10	150	92%	58	117	0%	
Naphthalene	A	ug/L	77.20401	74.9650937		97.1	0	0	1.67983	10	150	77%	50	99	0%	
Nitrobenzene	A	ug/L	77.92993	75.6699620		97.1	0	0	2.25272	10	150	78%	49	110	0%	
Pentachlorophenol	A	ug/L	93.82755	91.1065511		97.1	0	0	4.33066	10	150	94%	24	130	0%	
Phenanthrene	A	ug/L	85.34748	82.8724031		97.1	0	0	0.806901	10	150	85%	60	107	0%	
Phenol	A	ug/L	48.93223	47.5131953		97.1	0	0	1.49534	10	150	49%	10	62	0%	
Pyrene	A	ug/L	82.66711	80.2697638		97.1	0	0	0.834089	10	150	83%	61	113	0%	
1,4-Dichlorobenzene-d4	I	ug/L	40	38.84		0	0	0	0	10	150	0%				
Acenaphthene-d10	I	ug/L	40	38.84		0	0	0	0	10	150	0%				
Chrysene-d12	I	ug/L	40	38.84		0	0	0	0	10	150	0%				
Naphthalene-d8	I	ug/L	40	38.84		0	0	0	0	10	150	0%				
Perylene-d12	I	ug/L	40	38.84		0	0	0	0	10	150	0%				
Phenanthrene-d10	I	ug/L	40	38.84		0	0	0	0	10	150	0%				
2,4,6-Tribromophenol	S	ug/L	175.41381	170.32681		194.2	0	0	2.90329	10	0	88%	25	140	0%	
2-Fluorobiphenyl	S	ug/L	79.16658	76.8707492		97.1	0	0	0.73796	10	0	79%	28	107	0%	
2-Fluorophenol	S	ug/L	82.69714	80.2989229		194.2	0	0	3.63154	10	0	41%	10	75	0%	
Nitrobenzene-d5	S	ug/L	71.30212	69.2343585		97.1	0	0	2.39837	10	0	71%	32	94	0%	
Phenol-d5	S	ug/L	93.50906	90.7972973		194.2	0	0	2.12649	10	0	47%	10	65	0%	
Terphenyl-d14	S	ug/L	93.04639	90.3480447		97.1	0	0	1.11665	10	0	93%	32	122	0%	
1,2-Dichlorobenzene	X	ug/L	63.62293	61.7778650		97.1	0	0	2.02939	10	150	64%	15	93	0%	
1,3-Dichlorobenzene	X	ug/L	61.43864	59.6569194		97.1	0	0	2.25272	10	150	61%	23	77	0%	
1,4-Dichlorobenzene	X	ug/L	62.43807	60.627366		97.1	0	0	2.26243	10	150	62%	13	90	0%	
1-Methylnaphthalene	X	ug/L	68.50275	66.5161703		97.1	0	0	2.24301	10	150	69%	36	95	0%	
2,2'-Oxybis(1-Chloropropane)	X	ug/L	61.19769	59.422957		97.1	0	0	1.46621	10	150	61%	32	78	0%	
2,4,5-Trichlorophenol	X	ug/L	81.92353	79.5477476		97.1	0	0	2.16533	10	150	82%	27	100	0%	
2-Methylnaphthalene	X	ug/L	72.09101	70.0003707		97.1	0	0	1.82548	10	150	72%	36	89	0%	
2-Nitroaniline	X	ug/L	89.18009	86.5938674		97.1	0	0	2.29156	10	150	89%	38	98	0%	
3-Nitroaniline	X	ug/L	76.38577	74.1705827		97.1	0	0	2.49547	10	150	76%	33	86	0%	
4-Nitroaniline	X	ug/L	84.38891	81.9416316		97.1	0	0	1.68954	10	150	84%	33	104	0%	

Seq No	Lab ID	Test Code	Sample Typ	File ID	Analysis Date	DF	Batch ID	Prep Date	SPKref	RPDref	pmoist					
14983959	B22010213-001	SVOC-625.1-W	MS	SV5973N.I	11/15/2022 12:52:	1	162744	1/6/2022 9:1	1E+07	0						
Analyte	T	Units	RAW	Final	Text	Spike	SPKref	RPDref	MDL	PQL	UQL	%REC	LOW	HIGH	%RPD	Q
Aniline	X	ug/L	25.65344	24.9094902		97.1	0	0	3.38879	10	150	26%	10	101	0%	
Benzoic acid	X	ug/L	35.36008	34.3346377		97.1	0	0	1.56331	10	150	35%	10	34	0%	S
Benzyl alcohol	X	ug/L	70.49837	68.4539173		97.1	0	0	2.88387	10	150	70%	27	64	0%	S
Carbazole	X	ug/L	88.69124	86.1191940		97.1	0	0	0.809814	10	150	89%	45	109	0%	
Dibenzofuran	X	ug/L	87.33229	84.7996536		97.1	0	0	1.63128	10	150	87%	36	110	0%	
m+p-Cresols	X	ug/L	76.4786	74.2607206		97.1	0	0	1.78664	10	150	76%	24	83	0%	
o-Cresol	X	ug/L	102.55674	99.5825945		97.1	0	0	1.81577	10	150	103%	22	88	0%	S
p-Chloroaniline	X	ug/L	63.01113	61.1838072		97.1	0	0	1.4565	10	150	63%	20	80	0%	
Pyridine	X	ug/L	29.54034	28.6836701		97.1	0	0	2.39837	10	150	30%	10	47	0%	

Seq No	Lab ID	Test Code	Sample Typ	File ID	Analysis Date	DF	Batch ID	Prep Date	SPKref	RPDref	pmoist					
14985342	14-Jan-22_CC	SVOC-625.1-W-	CCV	SV5973N.I	11/14/2022 1:36:5	1	R373202			0	0					
Analyte	T	Units	RAW	Final	Text	Spike	SPKref	RPDref	MDL	PQL	UQL	%REC	LOW	HIGH	%RPD	Q
1,2,4-Trichlorobenzene	A	ug/L	69.67074	69.67074		75	0	0	1.95	10	150	93%	80	120	0%	
1,2-Dichlorobenzene	A	ug/L	69.80011	69.80011		75	0	0	2.09	10	150	93%	80	120	0%	
1,3-Dichlorobenzene	A	ug/L	68.73791	68.73791		75	0	0	2.32	5	150	92%	80	120	0%	
1,4-Dichlorobenzene	A	ug/L	65.18425	65.18425		75	0	0	2.33	5	150	87%	80	120	0%	
2,4,5-Trichlorophenol	A	ug/L	60.2271	60.2271		75	0	0	2.23	10	150	80%	80	120	0%	
2,4,6-Trichlorophenol	A	ug/L	64.7454	64.7454		75	0	0	2.12	10	150	86%	80	120	0%	
2,4-Dichlorophenol	A	ug/L	61.27805	61.27805		75	0	0	1.71	10	150	82%	80	120	0%	
2,4-Dimethylphenol	A	ug/L	71.62306	71.62306		75	0	0	1.72	10	150	95%	80	120	0%	
2,4-Dinitrophenol	A	ug/L	73.13439	73.13439		75	0	0	4.29	10	150	98%	80	120	0%	
2-Chloronaphthalene	A	ug/L	64.67022	64.67022		75	0	0	2.24	10	150	86%	80	120	0%	
2-Chlorophenol	A	ug/L	60.82197	60.82197		75	0	0	2.52	10	150	81%	80	120	0%	
2-Nitrophenol	A	ug/L	72.75446	72.75446		75	0	0	1.99	10	150	97%	80	120	0%	
3,3'-Dichlorobenzidine	A	ug/L	63.07149	63.07149		75	0	0	2.11	10	150	84%	80	120	0%	
4,6-Dinitro-2-methylphenol	A	ug/L	74.47055	74.47055		75	0	0	1.84	10	150	99%	80	120	0%	
4-Bromophenyl phenyl ether	A	ug/L	64.52537	64.52537		75	0	0	1.85	10	150	86%	80	120	0%	
4-Chloro-3-methylphenol	A	ug/L	62.12755	62.12755		75	0	0	1.53	10	150	83%	80	120	0%	
4-Chlorophenyl phenyl ether	A	ug/L	62.33066	62.33066		75	0	0	2.04	10	150	83%	80	120	0%	
4-Nitrophenol	A	ug/L	66.92043	66.92043		75	0	0	2.59	10	150	89%	80	120	0%	
Acenaphthene	A	ug/L	67.99678	67.99678		75	0	0	1.98	10	150	91%	80	120	0%	
Acenaphthylene	A	ug/L	70.24073	70.24073		75	0	0	1.67	10	150	94%	80	120	0%	
Anthracene	A	ug/L	70.18102	70.18102		75	0	0	1.03	10	150	94%	80	120	0%	

Seq No	Lab ID	Test Code	Sample Typ	File ID	Analysis Date	DF	Batch ID	Prep Date	SPKref	RPDref	pmoist					
14985342	14-Jan-22_CCV	SVOC-625.1-W- CCV		SV5973N.I	11/14/2022 1:36:5	1	R373202		0	0						
Analyte	T	Units	RAW	Final	Text	Spike	SPKref	RPDref	MDL	PQL	UQL	%REC	LOW	HIGH	%RPD	Q
Benzidine	A	ug/L	72.99753	72.99753		75	0	0	5.92	10	150	97%	80	120	0%	
Benzo(b)fluoranthene	A	ug/L	70.33845	70.33845		75	0	0	0.846	5	150	94%	80	120	0%	
Benzo(g,h,i)perylene	A	ug/L	65.53573	65.53573		75	0	0	1.08	10	150	87%	80	120	0%	
bis(-2-chloroethoxy)Methane	A	ug/L	75.41264	75.41264		75	0	0	1.38	10	150	101%	80	120	0%	
bis(-2-chloroethyl)Ether	A	ug/L	71.70822	71.70822		75	0	0	2.72	5	150	96%	80	120	0%	
bis(2-chloroisopropyl)Ether	A	ug/L	71.48072	71.48072		75	0	0	1.39	10	150	95%	80	120	0%	
Butylbenzylphthalate	A	ug/L	67.33337	67.33337		75	0	0	1.6	10	150	90%	80	120	0%	
Di-n-butyl phthalate	A	ug/L	63.70206	63.70206		75	0	0	0.913	10	150	85%	80	120	0%	
Di-n-octyl phthalate	A	ug/L	68.52983	68.52983		75	0	0	1.12	10	150	91%	80	120	0%	
Diethyl phthalate	A	ug/L	67.39736	67.39736		75	0	0	2.2	10	150	90%	80	120	0%	
Dimethyl phthalate	A	ug/L	60.5885	60.5885		75	0	0	1.76	10	150	81%	80	120	0%	
Fluoranthene	A	ug/L	70.64216	70.64216		75	0	0	0.93	10	150	94%	80	120	0%	
Fluorene	A	ug/L	70.35435	70.35435		75	0	0	1.88	5	150	94%	80	120	0%	
Hexachlorocyclopentadiene	A	ug/L	66.43018	66.43018		75	0	0	3.11	5	150	89%	80	120	0%	
Isophorone	A	ug/L	78.36901	78.36901		75	0	0	1.16	10	150	104%	80	120	0%	
n-Nitroso-di-n-propylamine	A	ug/L	70.15407	70.15407		75	0	0	1.54	5	150	94%	80	120	0%	
n-Nitrosodimethylamine	A	ug/L	61.06705	61.06705		75	0	0	1.04	5	150	81%	80	120	0%	
n-Nitrosodiphenylamine	A	ug/L	71.01635	71.01635		75	0	0	1.16	10	150	95%	80	120	0%	
Naphthalene	A	ug/L	76.10356	76.10356		75	0	0	1.73	10	150	101%	80	120	0%	
Nitrobenzene	A	ug/L	61.54501	61.54501		75	0	0	2.32	10	150	82%	80	120	0%	
Phenol	A	ug/L	71.15504	71.15504		75	0	0	1.54	10	150	95%	80	120	0%	
Pyrene	A	ug/L	67.36102	67.36102		75	0	0	0.859	10	150	90%	80	120	0%	
1,4-Dichlorobenzene-d4	I	ug/L	40	40		0	0	0	0	10	150	0%	80	120	0%	
Acenaphthene-d10	I	ug/L	40	40		0	0	0	0	10	150	0%	80	120	0%	
Chrysene-d12	I	ug/L	40	40		0	0	0	0	10	150	0%	80	120	0%	
Naphthalene-d8	I	ug/L	40	40		0	0	0	0	10	150	0%	80	120	0%	
Perylene-d12	I	ug/L	40	40		0	0	0	0	10	150	0%	80	120	0%	
Phenanthrene-d10	I	ug/L	40	40		0	0	0	0	10	150	0%	80	120	0%	
2,4,6-Tribromophenol	S	ug/L	60.80754	60.80754		75	0	0	2.99	10	0	81%	80	120	0%	
2-Fluorobiphenyl	S	ug/L	65.02827	65.02827		75	0	0	0.76	10	0	87%	80	120	0%	
2-Fluorophenol	S	ug/L	64.78319	64.78319		75	0	0	3.74	10	0	86%	80	120	0%	
Nitrobenzene-d5	S	ug/L	67.15219	67.15219		75	0	0	2.47	10	0	90%	80	120	0%	
Phenol-d5	S	ug/L	67.1486	67.1486		75	0	0	2.19	10	0	90%	80	120	0%	
Terphenyl-d14	S	ug/L	68.25974	68.25974		75	0	0	1.15	10	0	91%	80	120	0%	
1-Methylnaphthalene	X	ug/L	70.60238	70.60238		75	0	0	2.31	10	150	94%	80	120	0%	

Seq No	Lab ID	Test Code	Sample Typ	File ID	Analysis Date	DF	Batch ID	Prep Date	SPKref	RPDref	pmoist					
14985342	14-Jan-22_CC	SVOC-625.1-W-	CCV	SV5973N.Tsd0111/14/2022	1:36:5	1	R373202		0	0						
Analyte	T	Units	RAW	Final	Text	Spike	SPKref	RPDref	MDL	PQL	UQL	%REC	LOW	HIGH	%RPD	Q
2,2'-Oxybis(1-Chloropropane)	X	ug/L	71.48072	71.48072		75	0	0	1.51	10	150	95%	80	120	0%	
2-Methylnaphthalene	X	ug/L	72.85231	72.85231		75	0	0	1.88	10	150	97%	80	120	0%	
2-Nitroaniline	X	ug/L	69.29316	69.29316		75	0	0	2.36	10	150	92%	80	120	0%	
3-Nitroaniline	X	ug/L	65.33023	65.33023		75	0	0	2.57	10	150	87%	80	120	0%	
4-Nitroaniline	X	ug/L	69.87712	69.87712		75	0	0	1.74	10	150	93%	80	120	0%	
Aniline	X	ug/L	77.29355	77.29355		75	0	0	3.49	10	150	103%	80	120	0%	
Benzoic acid	X	ug/L	76.8551	76.8551		75	0	0	1.61	10	150	102%	80	120	0%	
Benzyl alcohol	X	ug/L	66.88961	66.88961		75	0	0	2.97	10	150	89%	80	120	0%	
Carbazole	X	ug/L	69.90178	69.90178		75	0	0	0.834	10	150	93%	80	120	0%	
Dibenzofuran	X	ug/L	69.12276	69.12276		75	0	0	1.68	10	150	92%	80	120	0%	
m+p-Cresols	X	ug/L	69.25387	69.25387		75	0	0	1.84	10	150	92%	80	120	0%	
o-Cresol	X	ug/L	67.26	67.26		75	0	0	1.87	10	150	90%	80	120	0%	
p-Chloroaniline	X	ug/L	76.40574	76.40574		75	0	0	1.5	10	150	102%	80	120	0%	
Pyridine	X	ug/L	64.96965	64.96965		75	0	0	2.47	10	150	87%	80	120	0%	

Seq No	Lab ID	Test Code	Sample Typ	File ID	Analysis Date	DF	Batch ID	Prep Date	SPKref	RPDref	pmoist					
14985343	MB-162744	SVOC-625.1-W-	MBLK	SV5973N.Tsd0111/14/2022	10:43:	1	162744	1/6/2022 9:1	0	0						
Analyte	T	Units	RAW	Final	Text	Spike	SPKref	RPDref	MDL	PQL	UQL	%REC	LOW	HIGH	%RPD	Q
1,2,4-Trichlorobenzene	A	ug/L	0	0		0	0	0	1.95	10	150	0%	0	0	0%	
1,2-Dichlorobenzene	A	ug/L	0	0		0	0	0	2.09	10	150	0%	0	0	0%	
1,3-Dichlorobenzene	A	ug/L	0	0		0	0	0	2.32	5	150	0%	0	0	0%	
1,4-Dichlorobenzene	A	ug/L	0	0		0	0	0	2.33	5	150	0%	0	0	0%	
2,4,5-Trichlorophenol	A	ug/L	0	0		0	0	0	2.23	10	150	0%	0	0	0%	
2,4,6-Trichlorophenol	A	ug/L	0	0		0	0	0	2.12	10	150	0%	0	0	0%	
2,4-Dichlorophenol	A	ug/L	0	0		0	0	0	1.71	10	150	0%	0	0	0%	
2,4-Dimethylphenol	A	ug/L	0	0		0	0	0	1.72	10	150	0%	0	0	0%	
2,4-Dinitrophenol	A	ug/L	0	0		0	0	0	4.29	10	150	0%	0	0	0%	
2-Chloronaphthalene	A	ug/L	0	0		0	0	0	2.24	10	150	0%	0	0	0%	
2-Chlorophenol	A	ug/L	0	0		0	0	0	2.52	10	150	0%	0	0	0%	
2-Nitrophenol	A	ug/L	0	0		0	0	0	1.99	10	150	0%	0	0	0%	
3,3'-Dichlorobenzidine	A	ug/L	0	0		0	0	0	2.11	10	150	0%	0	0	0%	
4,6-Dinitro-2-methylphenol	A	ug/L	0	0		0	0	0	1.84	10	150	0%	0	0	0%	
4-Bromophenyl phenyl ether	A	ug/L	0	0		0	0	0	1.85	10	150	0%	0	0	0%	
4-Chloro-3-methylphenol	A	ug/L	0	0		0	0	0	1.53	10	150	0%	0	0	0%	

Seq No	Lab ID	Test Code	Sample Typ	File ID	Analysis Date	DF	Batch ID	Prep Date	SPKref	RPDref	pmoist					
14985343	MB-162744	SVOC-625.1-W-	MBLK	SV5973N.Tsd	0111/14/2022 10:43:	1	162744	1/6/2022 9:1	0	0						
Analyte	T	Units	RAW	Final	Text	Spike	SPKref	RPDref	MDL	PQL	UQL	%REC	LOW	HIGH	%RPD	Q
4-Chlorophenyl phenyl ether	A	ug/L	0	0		0	0	0	2.04	10	150	0%	0	0	0%	
4-Nitrophenol	A	ug/L	0	0		0	0	0	2.59	10	150	0%	0	0	0%	
Acenaphthene	A	ug/L	0	0		0	0	0	1.98	10	150	0%	0	0	0%	
Acenaphthylene	A	ug/L	0	0		0	0	0	1.67	10	150	0%	0	0	0%	
Anthracene	A	ug/L	0	0		0	0	0	1.03	10	150	0%	0	0	0%	
Benzidine	A	ug/L	0	0		0	0	0	5.92	10	150	0%	0	0	0%	
Benzo(b)fluoranthene	A	ug/L	0	0		0	0	0	0.846	5	150	0%	0	0	0%	
Benzo(g,h,i)perylene	A	ug/L	0	0		0	0	0	1.08	10	150	0%	0	0	0%	
bis(-2-chloroethoxy)Methane	A	ug/L	0	0		0	0	0	1.38	10	150	0%	0	0	0%	
bis(-2-chloroethyl)Ether	A	ug/L	0	0		0	0	0	2.72	5	150	0%	0	0	0%	
bis(2-chloroisopropyl)Ether	A	ug/L	0	0		0	0	0	1.39	10	150	0%	0	0	0%	
Butylbenzylphthalate	A	ug/L	0	0		0	0	0	1.6	10	150	0%	0	0	0%	
Di-n-butyl phthalate	A	ug/L	0	0		0	0	0	0.913	10	150	0%	0	0	0%	
Di-n-octyl phthalate	A	ug/L	0	0		0	0	0	1.12	10	150	0%	0	0	0%	
Diethyl phthalate	A	ug/L	0	0		0	0	0	2.2	10	150	0%	0	0	0%	
Dimethyl phthalate	A	ug/L	0	0		0	0	0	1.76	10	150	0%	0	0	0%	
Fluoranthene	A	ug/L	0	0		0	0	0	0.93	10	150	0%	0	0	0%	
Fluorene	A	ug/L	0	0		0	0	0	1.88	5	150	0%	0	0	0%	
Hexachlorocyclopentadiene	A	ug/L	0	0		0	0	0	3.11	5	150	0%	0	0	0%	
Isophorone	A	ug/L	0	0		0	0	0	1.16	10	150	0%	0	0	0%	
n-Nitroso-di-n-propylamine	A	ug/L	0	0		0	0	0	1.54	5	150	0%	0	0	0%	
n-Nitrosodimethylamine	A	ug/L	0	0		0	0	0	1.04	5	150	0%	0	0	0%	
n-Nitrosodiphenylamine	A	ug/L	0	0		0	0	0	1.16	10	150	0%	0	0	0%	
Naphthalene	A	ug/L	0	0		0	0	0	1.73	10	150	0%	0	0	0%	
Nitrobenzene	A	ug/L	0	0		0	0	0	2.32	10	150	0%	0	0	0%	
Phenol	A	ug/L	0	0		0	0	0	1.54	10	150	0%	0	0	0%	
Pyrene	A	ug/L	0	0		0	0	0	0.859	10	150	0%	0	0	0%	
1,4-Dichlorobenzene-d4	I	ug/L	40	40		0	0	0	0	10	150	0%	0	0	0%	
Acenaphthene-d10	I	ug/L	40	40		0	0	0	0	10	150	0%	0	0	0%	
Chrysene-d12	I	ug/L	40	40		0	0	0	0	10	150	0%	0	0	0%	
Naphthalene-d8	I	ug/L	40	40		0	0	0	0	10	150	0%	0	0	0%	
Perylene-d12	I	ug/L	40	40		0	0	0	0	10	150	0%	0	0	0%	
Phenanthrene-d10	I	ug/L	40	40		0	0	0	0	10	150	0%	0	0	0%	
2,4,6-Tribromophenol	S	ug/L	176.00949	176.00949		200	0	0	2.99	10	0	88%	25	140	0%	
2-Fluorobiphenyl	S	ug/L	61.78234	61.78234		100	0	0	0.76	10	0	62%	28	107	0%	

Seq No	Lab ID	Test Code	Sample Typ	File ID	Analysis Date	DF	Batch ID	Prep Date	SPKref	RPDref	pmoist					
14985343	MB-162744	SVOC-625.1-W- MBLK		SV5973N.I\sd0111/14/2022	10:43:	1	162744	1/6/2022 9:1	0	0						
Analyte	T	Units	RAW	Final	Text	Spike	SPKref	RPDref	MDL	PQL	UQL	%REC	LOW	HIGH	%RPD	Q
2-Fluorophenol	S	ug/L	86.47872	86.47872		200	0	0	3.74	10	0	43%	10	75	0%	
Nitrobenzene-d5	S	ug/L	75.60211	75.60211		100	0	0	2.47	10	0	76%	32	94	0%	
Phenol-d5	S	ug/L	93.64923	93.64923		200	0	0	2.19	10	0	47%	10	65	0%	
Terphenyl-d14	S	ug/L	104.40653	104.40653		100	0	0	1.15	10	0	104%	32	122	0%	
1-Methylnaphthalene	X	ug/L	0	0		0	0	0	2.31	10	150	0%	0	0	0%	
2,2'-Oxybis(1-Chloropropane)	X	ug/L	0	0		0	0	0	1.51	10	150	0%	0	0	0%	
2-Methylnaphthalene	X	ug/L	0	0		0	0	0	1.88	10	150	0%	0	0	0%	
2-Nitroaniline	X	ug/L	0	0		0	0	0	2.36	10	150	0%	0	0	0%	
3-Nitroaniline	X	ug/L	0	0		0	0	0	2.57	10	150	0%	0	0	0%	
4-Nitroaniline	X	ug/L	0	0		0	0	0	1.74	10	150	0%	0	0	0%	
Aniline	X	ug/L	0	0		0	0	0	3.49	10	150	0%	0	0	0%	
Benzoic acid	X	ug/L	0	0		0	0	0	1.61	10	150	0%	0	0	0%	
Benzyl alcohol	X	ug/L	0	0		0	0	0	2.97	10	150	0%	0	0	0%	
Carbazole	X	ug/L	0	0		0	0	0	0.834	10	150	0%	0	0	0%	
Dibenzofuran	X	ug/L	0	0		0	0	0	1.68	10	150	0%	0	0	0%	
m+p-Cresols	X	ug/L	0	0		0	0	0	1.84	10	150	0%	0	0	0%	
o-Cresol	X	ug/L	0	0		0	0	0	1.87	10	150	0%	0	0	0%	
p-Chloroaniline	X	ug/L	0	0		0	0	0	1.5	10	150	0%	0	0	0%	
Pyridine	X	ug/L	0	0		0	0	0	2.47	10	150	0%	0	0	0%	

Seq No	Lab ID	Test Code	Sample Typ	File ID	Analysis Date	DF	Batch ID	Prep Date	SPKref	RPDref	pmoist					
14985344	LCS-162744	SVOC-625.1-W- LCS		SV5973N.I\sd0111/14/2022	11:15:	1	162744	1/6/2022 9:1	0	0						
Analyte	T	Units	RAW	Final	Text	Spike	SPKref	RPDref	MDL	PQL	UQL	%REC	LOW	HIGH	%RPD	Q
1,2,4-Trichlorobenzene	A	ug/L	67.13052	67.13052		100	0	0	1.95	10	150	67%	48	98	0%	
1,2-Dichlorobenzene	A	ug/L	63.493	63.493		100	0	0	2.09	10	150	63%	48	91	0%	
1,3-Dichlorobenzene	A	ug/L	63.92655	63.92655		100	0	0	2.32	5	150	64%	46	89	0%	
1,4-Dichlorobenzene	A	ug/L	60.82503	60.82503		100	0	0	2.33	5	150	61%	46	90	0%	
2,4,5-Trichlorophenol	A	ug/L	80.10841	80.10841		100	0	0	2.23	10	150	80%	27	123	0%	
2,4,6-Trichlorophenol	A	ug/L	82.60213	82.60213		100	0	0	2.12	10	150	83%	24	120	0%	
2,4-Dichlorophenol	A	ug/L	76.93095	76.93095		100	0	0	1.71	10	150	77%	24	107	0%	
2,4-Dimethylphenol	A	ug/L	78.4457	78.4457		100	0	0	1.72	10	150	78%	39	96	0%	
2,4-Dinitrophenol	A	ug/L	72.44972	72.44972		100	0	0	4.29	10	150	72%	16	105	0%	
2-Chloronaphthalene	A	ug/L	76.19164	76.19164		100	0	0	2.24	10	150	76%	55	104	0%	
2-Chlorophenol	A	ug/L	70.00555	70.00555		100	0	0	2.52	10	150	70%	22	97	0%	

Seq No	Lab ID	Test Code	Sample Typ	File ID	Analysis Date	DF	Batch ID	Prep Date	SPKref	RPDref	pmoist					
14985344	LCS-162744	SVOC-625.1-W- LCS		SV5973N.Tsd0111/14/2022	11:15:	1	162744	1/6/2022 9:1	0	0						
Analyte	T	Units	RAW	Final	Text	Spike	SPKref	RPDref	MDL	PQL	UQL	%REC	LOW	HIGH	%RPD	Q
2-Nitrophenol	A	ug/L	75.586	75.586		100	0	0	1.99	10	150	76%	30	105	0%	
3,3'-Dichlorobenzidine	A	ug/L	75.95253	75.95253		100	0	0	2.11	10	150	76%	36	120	0%	
4,6-Dinitro-2-methylphenol	A	ug/L	80.88924	80.88924		100	0	0	1.84	10	150	81%	19	128	0%	
4-Bromophenyl phenyl ether	A	ug/L	87.34664	87.34664		100	0	0	1.85	10	150	87%	60	113	0%	
4-Chloro-3-methylphenol	A	ug/L	88.18651	88.18651		100	0	0	1.53	10	150	88%	35	101	0%	
4-Chlorophenyl phenyl ether	A	ug/L	83.0085	83.0085		100	0	0	2.04	10	150	83%	60	108	0%	
4-Nitrophenol	A	ug/L	36.41736	36.41736		100	0	0	2.59	10	150	36%	10	77	0%	
Acenaphthene	A	ug/L	83.51454	83.51454		100	0	0	1.98	10	150	84%	62	105	0%	
Acenaphthylene	A	ug/L	76.70065	76.70065		100	0	0	1.67	10	150	77%	58	97	0%	
Anthracene	A	ug/L	90.47638	90.47638		100	0	0	1.03	10	150	90%	61	108	0%	
Benzidine	A	ug/L	12.29107	12.29107		100	0	0	5.92	10	150	12%	10	121	0%	
Benzo(b)fluoranthene	A	ug/L	93.91055	93.91055		100	0	0	0.846	5	150	94%	53	123	0%	
Benzo(g,h,i)perylene	A	ug/L	92.52138	92.52138		100	0	0	1.08	10	150	93%	62	122	0%	
bis(-2-chloroethoxy)Methane	A	ug/L	88.99519	88.99519		100	0	0	1.38	10	150	89%	54	102	0%	
bis(-2-chloroethyl)Ether	A	ug/L	77.39917	77.39917		100	0	0	2.72	5	150	77%	45	92	0%	
bis(2-chloroisopropyl)Ether	A	ug/L	61.59487	61.59487		100	0	0	1.39	10	150	62%	43	85	0%	
Butylbenzylphthalate	A	ug/L	97.58312	97.58312		100	0	0	1.6	10	150	98%	57	121	0%	
Di-n-butyl phthalate	A	ug/L	97.72618	97.72618		100	0	0	0.913	10	150	98%	57	121	0%	
Di-n-octyl phthalate	A	ug/L	93.1964	93.1964		100	0	0	1.12	10	150	93%	45	127	0%	
Diethyl phthalate	A	ug/L	90.00262	90.00262		100	0	0	2.2	10	150	90%	56	115	0%	
Dimethyl phthalate	A	ug/L	96.18941	96.18941		100	0	0	1.76	10	150	96%	46	115	0%	
Fluoranthene	A	ug/L	91.72496	91.72496		100	0	0	0.93	10	150	92%	60	111	0%	
Fluorene	A	ug/L	78.68304	78.68304		100	0	0	1.88	5	150	79%	60	106	0%	
Hexachlorocyclopentadiene	A	ug/L	61.58343	61.58343		100	0	0	3.11	5	150	62%	44	95	0%	
Isophorone	A	ug/L	87.81588	87.81588		100	0	0	1.16	10	150	88%	51	97	0%	
n-Nitroso-di-n-propylamine	A	ug/L	83.89687	83.89687		100	0	0	1.54	5	150	84%	55	106	0%	
n-Nitrosodimethylamine	A	ug/L	39.07685	39.07685		100	0	0	1.04	5	150	39%	21	65	0%	
n-Nitrosodiphenylamine	A	ug/L	93.56	93.56		100	0	0	1.16	10	150	94%	58	117	0%	
Naphthalene	A	ug/L	79.3033	79.3033		100	0	0	1.73	10	150	79%	50	99	0%	
Nitrobenzene	A	ug/L	78.76078	78.76078		100	0	0	2.32	10	150	79%	49	110	0%	
Phenol	A	ug/L	48.31787	48.31787		100	0	0	1.54	10	150	48%	10	62	0%	
Pyrene	A	ug/L	87.48075	87.48075		100	0	0	0.859	10	150	87%	61	113	0%	
1,4-Dichlorobenzene-d4	I	ug/L	40	40		0	0	0	0	10	150	0%			0%	
Acenaphthene-d10	I	ug/L	40	40		0	0	0	0	10	150	0%			0%	
Chrysene-d12	I	ug/L	40	40		0	0	0	0	10	150	0%			0%	

Seq No	Lab ID	Test Code	Sample Typ	File ID	Analysis Date	DF	Batch ID	Prep Date	SPKref	RPDref	pmoist					
14985344	LCS-162744	SVOC-625.1-W- LCS		SV5973N.Tsd0111/14/2022	11:15:	1	162744	1/6/2022 9:1	0	0						
Analyte	T	Units	RAW	Final	Text	Spike	SPKref	RPDref	MDL	PQL	UQL	%REC	LOW	HIGH	%RPD	Q
Naphthalene-d8	I	ug/L	40	40		0	0	0	0	10	150	0%				0%
Perylene-d12	I	ug/L	40	40		0	0	0	0	10	150	0%				0%
Phenanthrene-d10	I	ug/L	40	40		0	0	0	0	10	150	0%				0%
2,4,6-Tribromophenol	S	ug/L	181.36482	181.36482		200	0	0	2.99	10	0	91%	25	140		0%
2-Fluorobiphenyl	S	ug/L	76.38276	76.38276		100	0	0	0.76	10	0	76%	28	107		0%
2-Fluorophenol	S	ug/L	82.85264	82.85264		200	0	0	3.74	10	0	41%	10	75		0%
Nitrobenzene-d5	S	ug/L	68.78279	68.78279		100	0	0	2.47	10	0	69%	32	94		0%
Phenol-d5	S	ug/L	89.95715	89.95715		200	0	0	2.19	10	0	45%	10	65		0%
Terphenyl-d14	S	ug/L	94.84309	94.84309		100	0	0	1.15	10	0	95%	32	122		0%
1-Methylnaphthalene	X	ug/L	73.18659	73.18659		100	0	0	2.31	10	150	73%	36	95		0%
2,2'-Oxybis(1-Chloropropane)	X	ug/L	61.59487	61.59487		100	0	0	1.51	10	150	62%	36	166		0%
2-Methylnaphthalene	X	ug/L	76.36441	76.36441		100	0	0	1.88	10	150	76%	36	89		0%
2-Nitroaniline	X	ug/L	80.27246	80.27246		100	0	0	2.36	10	150	80%	38	98		0%
3-Nitroaniline	X	ug/L	81.15848	81.15848		100	0	0	2.57	10	150	81%	33	86		0%
4-Nitroaniline	X	ug/L	78.06034	78.06034		100	0	0	1.74	10	150	78%	34	102		0%
Aniline	X	ug/L	28.23557	28.23557		100	0	0	3.49	10	150	28%	10	101		0%
Benzoic acid	X	ug/L	28.47139	28.47139		100	0	0	1.61	10	150	28%	10	34		0%
Benzyl alcohol	X	ug/L	67.10097	67.10097		100	0	0	2.97	10	150	67%	27	64		0%
Carbazole	X	ug/L	93.44892	93.44892		100	0	0	0.834	10	150	93%	45	109		0%
Dibenzofuran	X	ug/L	86.32391	86.32391		100	0	0	1.68	10	150	86%	44	90		0%
m+p-Cresols	X	ug/L	74.43131	74.43131		100	0	0	1.84	10	150	74%	24	83		0%
o-Cresol	X	ug/L	76.96808	76.96808		100	0	0	1.87	10	150	77%	22	88		0%
p-Chloroaniline	X	ug/L	66.24672	66.24672		100	0	0	1.5	10	150	66%	23	82		0%
Pyridine	X	ug/L	30.54065	30.54065		100	0	0	2.47	10	150	31%	10	47		0%

S

Seq No	Lab ID	Test Code	Sample Typ	File ID	Analysis Date	DF	Batch ID	Prep Date	SPKref	RPDref	pmoist					
14985345	LCSD-162744	SVOC-625.1-W- LCSD		SV5973N.Tsd0111/14/2022	11:48:	1	162744	1/6/2022 9:1	0	1E+07						
Analyte	T	Units	RAW	Final	Text	Spike	SPKref	RPDref	MDL	PQL	UQL	%REC	LOW	HIGH	%RPD	Q
1,2,4-Trichlorobenzene	A	ug/L	68.24762	68.24762		100	0	67.13052	1.95	10	150	68%	48	98		2%
1,2-Dichlorobenzene	A	ug/L	63.99782	63.99782		100	0	63.493	2.09	10	150	64%	48	91		1%
1,3-Dichlorobenzene	A	ug/L	63.06797	63.06797		100	0	63.92655	2.32	5	150	63%	46	89		1%
1,4-Dichlorobenzene	A	ug/L	63.70434	63.70434		100	0	60.82503	2.33	5	150	64%	46	90		5%
2,4,5-Trichlorophenol	A	ug/L	81.39655	81.39655		100	0	80.10841	2.23	10	150	81%	27	123		2%
2,4,6-Trichlorophenol	A	ug/L	84.02319	84.02319		100	0	82.60213	2.12	10	150	84%	24	120		2%

Seq No	Lab ID	Test Code	Sample Typ	File ID	Analysis Date	DF	Batch ID	Prep Date	SPKref	RPDref	pmoist					
14985345	LCSD-162744	SVOC-625.1-W-	LCSD	SV5973N.Tsd	0111/14/2022 11:48:	1	162744	1/6/2022 9:1	0	1E+07						
Analyte	T	Units	RAW	Final	Text	Spike	SPKref	RPDref	MDL	PQL	UQL	%REC	LOW	HIGH	%RPD	Q
2,4-Dichlorophenol	A	ug/L	79.03393	79.03393		100	0	76.93095	1.71	10	150	79%	24	107	3%	
2,4-Dimethylphenol	A	ug/L	80.24041	80.24041		100	0	78.4457	1.72	10	150	80%	39	96	2%	
2,4-Dinitrophenol	A	ug/L	73.68106	73.68106		100	0	72.44972	4.29	10	150	74%	16	105	2%	
2-Chloronaphthalene	A	ug/L	78.15621	78.15621		100	0	76.19164	2.24	10	150	78%	55	104	3%	
2-Chlorophenol	A	ug/L	73.97047	73.97047		100	0	70.00555	2.52	10	150	74%	22	97	6%	
2-Nitrophenol	A	ug/L	76.40963	76.40963		100	0	75.586	1.99	10	150	76%	30	105	1%	
3,3'-Dichlorobenzidine	A	ug/L	74.46465	74.46465		100	0	75.95253	2.11	10	150	74%	36	120	2%	
4,6-Dinitro-2-methylphenol	A	ug/L	77.08403	77.08403		100	0	80.88924	1.84	10	150	77%	19	128	5%	
4-Bromophenyl phenyl ether	A	ug/L	89.57168	89.57168		100	0	87.34664	1.85	10	150	90%	60	113	3%	
4-Chloro-3-methylphenol	A	ug/L	88.36873	88.36873		100	0	88.18651	1.53	10	150	88%	35	101	0%	
4-Chlorophenyl phenyl ether	A	ug/L	87.19833	87.19833		100	0	83.0085	2.04	10	150	87%	60	108	5%	
4-Nitrophenol	A	ug/L	36.08815	36.08815		100	0	36.41736	2.59	10	150	36%	10	77	1%	
Acenaphthene	A	ug/L	81.52609	81.52609		100	0	83.51454	1.98	10	150	82%	62	105	2%	
Acenaphthylene	A	ug/L	77.29976	77.29976		100	0	76.70065	1.67	10	150	77%	58	97	1%	
Anthracene	A	ug/L	93.44698	93.44698		100	0	90.47638	1.03	10	150	93%	61	108	3%	
Benzidine	A	ug/L	18.02477	18.02477		100	0	12.29107	5.92	10	150	18%	10	121	38%	
Benzo(b)fluoranthene	A	ug/L	93.4383	93.4383		100	0	93.91055	0.846	5	150	93%	53	123	1%	
Benzo(g,h,i)perylene	A	ug/L	91.39005	91.39005		100	0	92.52138	1.08	10	150	91%	62	122	1%	
bis(-2-chloroethoxy)Methane	A	ug/L	88.9326	88.9326		100	0	88.99519	1.38	10	150	89%	54	102	0%	
bis(-2-chloroethyl)Ether	A	ug/L	79.16922	79.16922		100	0	77.39917	2.72	5	150	79%	45	92	2%	
bis(2-chloroisopropyl)Ether	A	ug/L	61.66252	61.66252		100	0	61.59487	1.39	10	150	62%	43	85	0%	
Butylbenzylphthalate	A	ug/L	94.41414	94.41414		100	0	97.58312	1.6	10	150	94%	57	121	3%	
Di-n-butyl phthalate	A	ug/L	94.34391	94.34391		100	0	97.72618	0.913	10	150	94%	57	121	4%	
Di-n-octyl phthalate	A	ug/L	93.19884	93.19884		100	0	93.1964	1.12	10	150	93%	45	127	0%	
Diethyl phthalate	A	ug/L	85.90473	85.90473		100	0	90.00262	2.2	10	150	86%	56	115	5%	
Dimethyl phthalate	A	ug/L	91.12122	91.12122		100	0	96.18941	1.76	10	150	91%	46	115	5%	
Fluoranthene	A	ug/L	90.96317	90.96317		100	0	91.72496	0.93	10	150	91%	60	111	1%	
Fluorene	A	ug/L	81.00317	81.00317		100	0	78.68304	1.88	5	150	81%	60	106	3%	
Hexachlorocyclopentadiene	A	ug/L	62.96743	62.96743		100	0	61.58343	3.11	5	150	63%	44	95	2%	
Isophorone	A	ug/L	86.43504	86.43504		100	0	87.81588	1.16	10	150	86%	51	97	2%	
n-Nitroso-di-n-propylamine	A	ug/L	87.77275	87.77275		100	0	83.89687	1.54	5	150	88%	55	106	5%	
n-Nitrosodimethylamine	A	ug/L	43.84094	43.84094		100	0	39.07685	1.04	5	150	44%	21	65	11%	
n-Nitrosodiphenylamine	A	ug/L	93.73138	93.73138		100	0	93.56	1.16	10	150	94%	58	117	0%	
Naphthalene	A	ug/L	78.8465	78.8465		100	0	79.3033	1.73	10	150	79%	50	99	1%	
Nitrobenzene	A	ug/L	81.41436	81.41436		100	0	78.76078	2.32	10	150	81%	49	110	3%	

Seq No	Lab ID	Test Code	Sample Typ	File ID	Analysis Date	DF	Batch ID	Prep Date	SPKref	RPDref	pmoist					
14985345	LCSD-162744	SVOC-625.1-W- LCSD		SV5973N.Tsd0111/14/2022	11:48:	1	162744	1/6/2022 9:1	0	1E+07						
Analyte	T	Units	RAW	Final	Text	Spike	SPKref	RPDref	MDL	PQL	UQL	%REC	LOW	HIGH	%RPD	Q
Phenol	A	ug/L	48.96681	48.96681		100	0	48.31787	1.54	10	150	49%	10	62	1%	
Pyrene	A	ug/L	84.68387	84.68387		100	0	87.48075	0.859	10	150	85%	61	113	3%	
1,4-Dichlorobenzene-d4	I	ug/L	40	40		0	0	0	0	10	150	0%			0%	
Acenaphthene-d10	I	ug/L	40	40		0	0	0	0	10	150	0%			0%	
Chrysene-d12	I	ug/L	40	40		0	0	0	0	10	150	0%			0%	
Naphthalene-d8	I	ug/L	40	40		0	0	0	0	10	150	0%			0%	
Perylene-d12	I	ug/L	40	40		0	0	0	0	10	150	0%			0%	
Phenanthrene-d10	I	ug/L	40	40		0	0	0	0	10	150	0%			0%	
2,4,6-Tribromophenol	S	ug/L	175.76615	175.76615		200	0	0	2.99	10	0	88%	25	140	0%	
2-Fluorobiphenyl	S	ug/L	73.51603	73.51603		100	0	0	0.76	10	0	74%	28	107	0%	
2-Fluorophenol	S	ug/L	88.32485	88.32485		200	0	0	3.74	10	0	44%	10	75	0%	
Nitrobenzene-d5	S	ug/L	71.35259	71.35259		100	0	0	2.47	10	0	71%	32	94	0%	
Phenol-d5	S	ug/L	90.79558	90.79558		200	0	0	2.19	10	0	45%	10	65	0%	
Terphenyl-d14	S	ug/L	90.73025	90.73025		100	0	0	1.15	10	0	91%	32	122	0%	
1-Methylnaphthalene	X	ug/L	71.71325	71.71325		100	0	73.18659	2.31	10	150	72%	36	95	2%	
2,2'-Oxybis(1-Chloropropane)	X	ug/L	61.66252	61.66252		100	0	61.59487	1.51	10	150	62%	36	166	0%	
2-Methylnaphthalene	X	ug/L	80.49419	80.49419		100	0	76.36441	1.88	10	150	80%	36	89	5%	
2-Nitroaniline	X	ug/L	80.40136	80.40136		100	0	80.27246	2.36	10	150	80%	38	98	0%	
3-Nitroaniline	X	ug/L	75.6204	75.6204		100	0	81.15848	2.57	10	150	76%	33	86	7%	
4-Nitroaniline	X	ug/L	78.1082	78.1082		100	0	78.06034	1.74	10	150	78%	34	102	0%	
Aniline	X	ug/L	29.02066	29.02066		100	0	28.23557	3.49	10	150	29%	10	101	3%	
Benzoic acid	X	ug/L	29.23599	29.23599		100	0	28.47139	1.61	10	150	29%	10	34	3%	
Benzyl alcohol	X	ug/L	69.33936	69.33936		100	0	67.10097	2.97	10	150	69%	27	64	3%	S
Carbazole	X	ug/L	88.19275	88.19275		100	0	93.44892	0.834	10	150	88%	45	109	6%	
Dibenzofuran	X	ug/L	84.84197	84.84197		100	0	86.32391	1.68	10	150	85%	44	90	2%	
m+p-Cresols	X	ug/L	74.91248	74.91248		100	0	74.43131	1.84	10	150	75%	24	83	1%	
o-Cresol	X	ug/L	78.69932	78.69932		100	0	76.96808	1.87	10	150	79%	22	88	2%	
p-Chloroaniline	X	ug/L	65.70236	65.70236		100	0	66.24672	1.5	10	150	66%	23	82	1%	
Pyridine	X	ug/L	32.92025	32.92025		100	0	30.54065	2.47	10	150	33%	10	47	7%	

Seq No	Lab ID	Test Code	Sample Typ	File ID	Analysis Date	DF	Batch ID	Prep Date	SPKref	RPDref	pmoist					
14985346	B22010213-001	SVOC-625.1-W- MS		SV5973N.Tsd0111/15/2022	12:52:	1	162744	1/6/2022 9:1	1E+07	0						
Analyte	T	Units	RAW	Final	Text	Spike	SPKref	RPDref	MDL	PQL	UQL	%REC	LOW	HIGH	%RPD	Q

Seq No	Lab ID	Test Code	Sample Typ	File ID	Analysis Date	DF	Batch ID	Prep Date	SPKref	RPDref	pmoist					
14985346	B22010213-001	SVOC-625.1-W- MS		SV5973N.Tsd0111/15/2022	12:52:	1	162744	1/6/2022 9:1	1E+07	0						
Analyte	T	Units	RAW	Final	Text	Spike	SPKref	RPDref	MDL	PQL	UQL	%REC	LOW	HIGH	%RPD	Q
1,2,4-Trichlorobenzene	A	ug/L	62.60375	60.7882413		97.1	0	0	1.89345	10	150	63%	48	98	0%	
1,2-Dichlorobenzene	A	ug/L	63.62293	61.7778650		97.1	0	0	2.02939	10	150	64%	48	91	0%	
1,3-Dichlorobenzene	A	ug/L	61.43864	59.6569194		97.1	0	0	2.25272	5	150	61%	46	89	0%	
1,4-Dichlorobenzene	A	ug/L	62.43807	60.627366		97.1	0	0	2.26243	5	150	62%	46	90	0%	
2,4,5-Trichlorophenol	A	ug/L	81.92353	79.5477476		97.1	0	0	2.16533	10	150	82%	27	123	0%	
2,4,6-Trichlorophenol	A	ug/L	85.36433	82.8887644		97.1	0	0	2.05852	10	150	85%	24	120	0%	
2,4-Dichlorophenol	A	ug/L	75.72356	73.5275768		97.1	0	0	1.66041	10	150	76%	24	107	0%	
2,4-Dimethylphenol	A	ug/L	83.74729	81.3186186		97.1	0	0	1.67012	10	150	84%	39	96	0%	
2,4-Dinitrophenol	A	ug/L	81.59626	79.2299685		97.1	0	0	4.16559	10	150	82%	16	105	0%	
2-Chloronaphthalene	A	ug/L	81.96846	79.5913747		97.1	0	0	2.17504	10	150	82%	55	104	0%	
2-Chlorophenol	A	ug/L	69.94467	67.9162746		97.1	0	0	2.44692	10	150	70%	22	97	0%	
2-Nitrophenol	A	ug/L	73.15136	71.0299706		97.1	0	0	1.93229	10	150	73%	30	105	0%	
3,3'-Dichlorobenzidine	A	ug/L	63.25965	61.4251202		97.1	0	0	2.04881	9.71	150	63%	36	120	0%	
4,6-Dinitro-2-methylphenol	A	ug/L	77.3433	75.1003443		97.1	0	0	1.78664	10	150	77%	19	128	0%	
4-Bromophenyl phenyl ether	A	ug/L	88.49114	85.9248969		97.1	0	0	1.79635	10	150	88%	60	113	0%	
4-Chloro-3-methylphenol	A	ug/L	86.76458	84.2484072		97.1	0	0	1.48563	10	150	87%	35	101	0%	
4-Chlorophenyl phenyl ether	A	ug/L	88.68784	86.1158926		97.1	0	0	1.98084	10	150	89%	60	108	0%	
4-Nitrophenol	A	ug/L	42.58518	41.3502098		97.1	0	0	2.51489	10	150	43%	10	77	0%	
Acenaphthene	A	ug/L	88.15928	85.6026609		97.1	0	0	1.92258	10	150	88%	62	105	0%	
Acenaphthylene	A	ug/L	78.91629	76.6277176		97.1	0	0	1.62157	10	150	79%	58	97	0%	
Anthracene	A	ug/L	90.79665	88.1635472		97.1	0	0	1.00013	10	150	91%	61	108	0%	
Benzidine	A	ug/L	3.44379	0		97.1	0	0	5.74832	9.71	150	0%	10	121	0%	S
Benzo(b)fluoranthene	A	ug/L	88.71023	86.1376333		97.1	0	0	0.821466	5	150	89%	53	123	0%	
Benzo(g,h,i)perylene	A	ug/L	87.89183	85.3429669		97.1	0	0	1.04868	10	150	88%	62	122	0%	
bis(-2-chloroethoxy)Methane	A	ug/L	84.14231	81.7021830		97.1	0	0	1.33998	10	150	84%	54	102	0%	
bis(-2-chloroethyl)Ether	A	ug/L	80.05222	77.7307056		97.1	0	0	2.64112	5	150	80%	45	92	0%	
bis(2-chloroisopropyl)Ether	A	ug/L	61.19769	59.422957		97.1	0	0	1.34969	10	150	61%	43	85	0%	
Butylbenzylphthalate	A	ug/L	95.64489	92.8711882		97.1	0	0	1.5536	10	150	96%	57	121	0%	
Di-n-butyl phthalate	A	ug/L	96.95837	94.1465773		97.1	0	0	0.886523	10	150	97%	57	121	0%	
Di-n-octyl phthalate	A	ug/L	93.06812	90.3691445		97.1	0	0	1.08752	10	150	93%	45	127	0%	
Diethyl phthalate	A	ug/L	89.25997	86.6714309		97.1	0	0	2.1362	10	150	89%	56	115	0%	
Dimethyl phthalate	A	ug/L	96.04328	93.2580249		97.1	0	0	1.70896	10	150	96%	46	115	0%	
Fluoranthene	A	ug/L	87.87428	85.3259259		97.1	0	0	0.90303	10	150	88%	60	111	0%	
Fluorene	A	ug/L	86.10721	83.6101009		97.1	0	0	1.82548	5	150	86%	60	106	0%	
Hexachlorocyclopentadiene	A	ug/L	62.29683	60.4902219		97.1	0	0	3.01981	5	150	62%	44	95	0%	

Seq No	Lab ID	Test Code	Sample Typ	File ID	Analysis Date	DF	Batch ID	Prep Date	SPKref	RPDref	pmoist					
14985346	B22010213-001	SVOC-625.1-W- MS		SV5973N.Tsd0111/15/2022	12:52:	1	162744	1/6/2022 9:1	1E+07	0						
Analyte	T	Units	RAW	Final	Text	Spike	SPKref	RPDref	MDL	PQL	UQL	%REC	LOW	HIGH	%RPD	Q
Isophorone	A	ug/L	82.04737	79.6679963		97.1	0	0	1.12636	10	150	82%	51	97	0%	
n-Nitroso-di-n-propylamine	A	ug/L	87.29444	84.7629012		97.1	0	0	1.49534	5	150	87%	55	106	0%	
n-Nitrosodimethylamine	A	ug/L	40.12639	38.9627247		97.1	0	0	1.00984	5	150	40%	21	65	0%	
n-Nitrosodiphenylamine	A	ug/L	92.03635	89.3672959		97.1	0	0	1.12636	10	150	92%	58	117	0%	
Naphthalene	A	ug/L	77.20401	74.9650937		97.1	0	0	1.67983	10	150	77%	50	99	0%	
Nitrobenzene	A	ug/L	77.92993	75.6699620		97.1	0	0	2.25272	10	150	78%	49	110	0%	
Phenol	A	ug/L	48.93223	47.5131953		97.1	0	0	1.49534	10	150	49%	10	62	0%	
Pyrene	A	ug/L	82.66711	80.2697638		97.1	0	0	0.834089	10	150	83%	61	113	0%	
1,4-Dichlorobenzene-d4	I	ug/L	40	38.84		0	0	0	0	10	150	0%				
Acenaphthene-d10	I	ug/L	40	38.84		0	0	0	0	10	150	0%				
Chrysene-d12	I	ug/L	40	38.84		0	0	0	0	10	150	0%				
Naphthalene-d8	I	ug/L	40	38.84		0	0	0	0	10	150	0%				
Perylene-d12	I	ug/L	40	38.84		0	0	0	0	10	150	0%				
Phenanthrene-d10	I	ug/L	40	38.84		0	0	0	0	10	150	0%				
2,4,6-Tribromophenol	S	ug/L	175.41381	170.32681		194.2	0	0	2.90329	10	0	88%	25	140	0%	
2-Fluorobiphenyl	S	ug/L	79.16658	76.8707492		97.1	0	0	0.73796	10	0	79%	28	107	0%	
2-Fluorophenol	S	ug/L	82.69714	80.2989229		194.2	0	0	3.63154	10	0	41%	10	75	0%	
Nitrobenzene-d5	S	ug/L	71.30212	69.2343585		97.1	0	0	2.39837	10	0	71%	32	94	0%	
Phenol-d5	S	ug/L	93.50906	90.7972973		194.2	0	0	2.12649	10	0	47%	10	65	0%	
Terphenyl-d14	S	ug/L	93.04639	90.3480447		97.1	0	0	1.11665	10	0	93%	32	122	0%	
1-Methylnaphthalene	X	ug/L	68.50275	66.5161703		97.1	0	0	2.24301	10	150	69%	36	95	0%	
2,2'-Oxybis(1-Chloropropane)	X	ug/L	61.19769	59.422957		97.1	0	0	1.46621	10	150	61%	36	166	0%	
2-Methylnaphthalene	X	ug/L	72.09101	70.0003707		97.1	0	0	1.82548	10	150	72%	36	89	0%	
2-Nitroaniline	X	ug/L	89.18009	86.5938674		97.1	0	0	2.29156	10	150	89%	38	98	0%	
3-Nitroaniline	X	ug/L	76.38577	74.1705827		97.1	0	0	2.49547	10	150	76%	33	86	0%	
4-Nitroaniline	X	ug/L	84.38891	81.9416316		97.1	0	0	1.68954	10	150	84%	34	102	0%	
Aniline	X	ug/L	25.65344	24.9094902		97.1	0	0	3.38879	10	150	26%	10	101	0%	
Benzoic acid	X	ug/L	35.36008	34.3346377		97.1	0	0	1.56331	10	150	35%	10	34	0%	S
Benzyl alcohol	X	ug/L	70.49837	68.4539173		97.1	0	0	2.88387	10	150	70%	27	64	0%	S
Carbazole	X	ug/L	88.69124	86.1191940		97.1	0	0	0.809814	10	150	89%	45	109	0%	
Dibenzofuran	X	ug/L	87.33229	84.7996536		97.1	0	0	1.63128	10	150	87%	44	90	0%	
m+p-Cresols	X	ug/L	76.4786	74.2607206		97.1	0	0	1.78664	10	150	76%	24	83	0%	
o-Cresol	X	ug/L	102.55674	99.5825945		97.1	0	0	1.81577	10	150	103%	22	88	0%	S
p-Chloroaniline	X	ug/L	63.01113	61.1838072		97.1	0	0	1.4565	10	150	63%	23	82	0%	
Pyridine	X	ug/L	29.54034	28.6836701		97.1	0	0	2.39837	10	150	30%	10	47	0%	

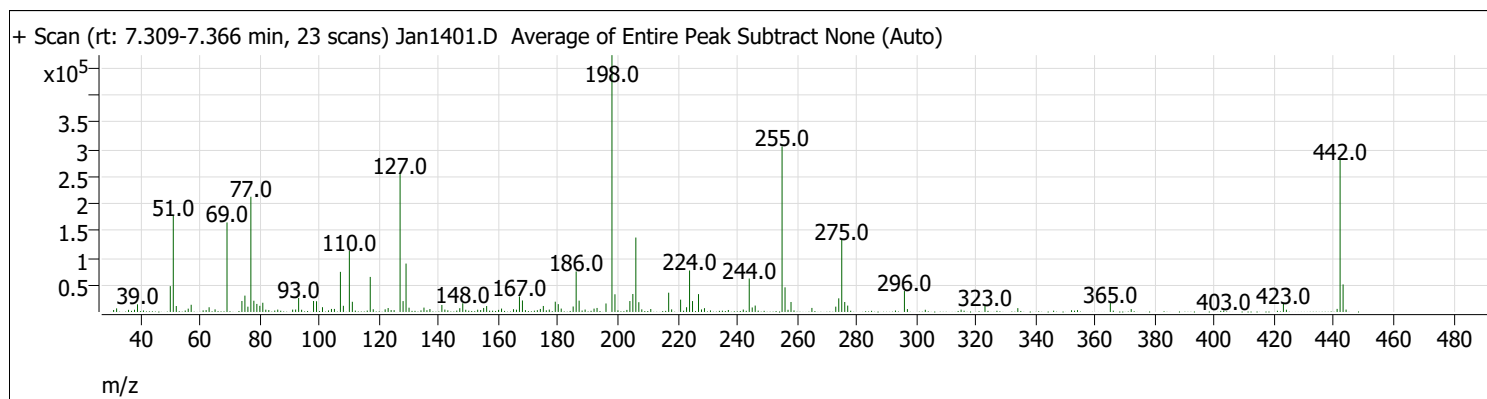
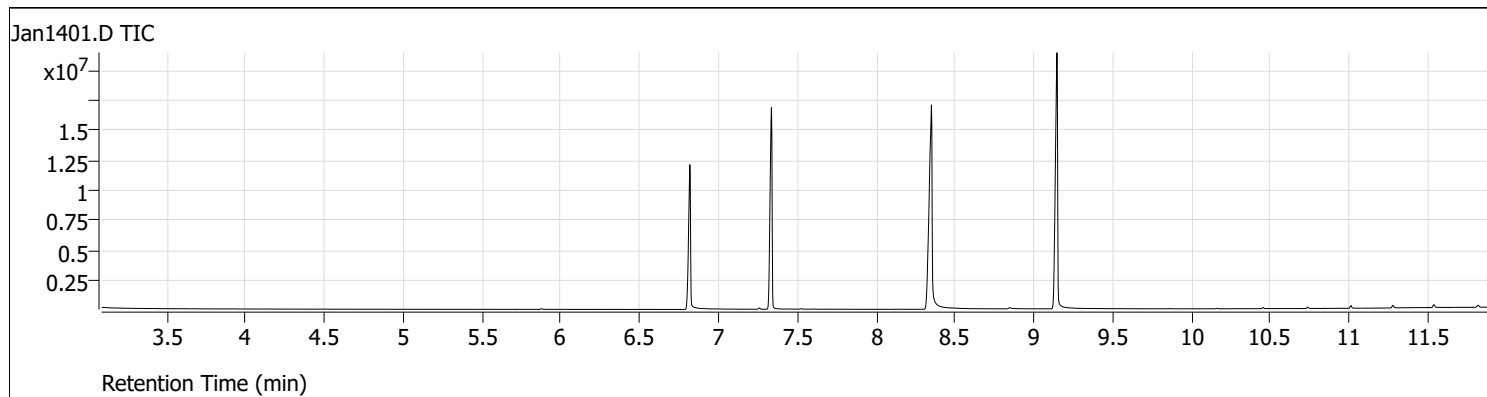
Write Sequence Insert Entries(Have the first cell for entries selected)

File Name	Sample Name	Line No.	Test Code	Multiplier	Divisor	Method Name
Jan1401.d	14-Jan-22_TUNE_1	1		1	1	1 5973NTUN.M
Jan1402.d	14-Jan-22_CCV_2	2	SVOC-8270-W-LARGO	1	1	1 BNA+SIM.M
Jan1403.d	14-Jan-22_ISTBLK_3	3	SVOC-8270-W-LARGO	1	1	1 BNA+SIM.M
Jan1404.d	MB-162701	4	SVOC-8270-W-LARGO	1	1	1 BNA+SIM.M
Jan1405.d	LCS-162701	5	SVOC-8270-W-LARGO	1	1	1 BNA+SIM.M
Jan1406.d	LCSD-162701	6	SVOC-8270-W-LARGO	1	1	1 BNA+SIM.M
Jan1407.d	B22010096-001C	7	SVOC-8270-W-LARGO	1	1	1 BNA+SIM.M
Jan1408.d	B22010120-001C	8	SVOC-8270-W-LARGO	1	1	1 BNA+SIM.M
Jan1409.d	B22010134-001C	9	SVOC-8270-W-LARGO	1	1	1 BNA+SIM.M
Jan1410.d	B22010134-001CMS	10	SVOC-8270-W-LARGO	1	1	1 BNA+SIM.M
Jan1411.d	B22010141-001C	11	SVOC-8270-W-LARGO	1	1	1 BNA+SIM.M
Jan1412.d	B22010142-001C	12	SVOC-8270-W-LARGO	1	1	1 BNA+SIM.M
Jan1413.d	B22010143-001C	13	SVOC-8270-W-LARGO	1	1	1 BNA+SIM.M
Jan1414.d	B22010145-001C	14	SVOC-8270-W-LARGO	1	1	1 BNA+SIM.M
Jan1415.d	B22010148-001C	15	SVOC-8270-W-LARGO	1	1	1 BNA+SIM.M
Jan1416.d	B22010209-001C	16	SVOC-8270-W-LARGO	1	1	1 BNA+SIM.M
Jan1417.d	B22010211-001C	17	SVOC-8270-W-LARGO	1	1	1 BNA+SIM.M
Jan1418.d	B22010212-001C	18	SVOC-8270-W-LARGO	1	1	1 BNA+SIM.M
Jan1419.d	MB-162744	19	SVOC-8270-W-LARGO	1	1	1 BNA+SIM.M
Jan1420.d	LCS-162744	20	SVOC-8270-W-LARGO	1	1	1 BNA+SIM.M
Jan1421.d	LCSD-162744	21	SVOC-8270-W-LARGO	1	1	1 BNA+SIM.M
Jan1422.d	B22010213-001C	22	SVOC-8270-W-LARGO	1	1	1 BNA+SIM.M
Jan1423.d	B22010213-001CMS	23	SVOC-8270-W-LARGO	1	1	1 BNA+SIM.M
Jan1424.d	14-Jan-22_CCV_24	24	SVOC-8270-W-LARGO	1	1	1 BNA+SIM.M
Jan1425.d	14-Jan-22_TUNE_25	25		1	1	1 5973NTUN.M
Jan1426.d	14-Jan-22_CCV_26	26	SVOC-8270-W-LARGO	1	1	1 BNA+SIM.M
Jan1427.d	14-Jan-22_ISTBLK_27	27	SVOC-8270-W-LARGO	1	1	1 BNA+SIM.M
Jan1428.d	B22010213-002A	28	SVOC-8270-W-LARGO	1	1	1 BNA+SIM.M
Jan1429.d	B22010213-002AMS	29	SVOC-8270-W-LARGO	1	1	1 BNA+SIM.M
Jan1430.d	B22010213-003C	30	SVOC-8270-W-LARGO	1	1	1 BNA+SIM.M
Jan1431.d	B22010214-001C	31	SVOC-8270-W-LARGO	1	1	1 BNA+SIM.M
Jan1432.d	B22010219-001C	32	SVOC-8270-W-LARGO	1	1	1 BNA+SIM.M
Jan1433.d	B22010227-002E	33	SVOC-625.1-W	1	1	1 BNA+SIM.M
Jan1434.d	B22010249-002E	34	SVOC-8270-W	1	1	1 BNA+SIM.M
Jan1435.d	B22010255-001B	35	SVOC-625.1-W-DEQ-7	1	1	1 BNA+SIM.M
Jan1436.d	MB-162800	36	SVOC-8270-W-LARGO	1	1	1 BNA+SIM.M
Jan1437.d	LCS-162800	37	SVOC-8270-W-LARGO	1	1	1 BNA+SIM.M
Jan1438.d	LCSD-162800	38	SVOC-8270-W-LARGO	1	1	1 BNA+SIM.M
Jan1439.d	B22010260-001C	39	SVOC-8270-W-LARGO	1	1	1 BNA+SIM.M
Jan1440.d	B22010262-001C	40	SVOC-8270-W-LARGO	1	1	1 BNA+SIM.M
Jan1441.d	B22010338-001C	41	SVOC-8270-W-LARGO	1	1	1 BNA+SIM.M
Jan1442.d	B22010361-001C	42	SVOC-8270-W-LARGO	1	1	1 BNA+SIM.M
Jan1443.d	B22010366-001C	43	SVOC-8270-W-LARGO	1	1	1 BNA+SIM.M
Jan1444.d	B22010366-002A	44	SVOC-8270-W-LARGO	1	1	1 BNA+SIM.M
Jan1445.d	B22010369-001C	45	SVOC-8270-W-LARGO	1	1	1 BNA+SIM.M
Jan1446.d	B22010369-001CMS	46	SVOC-8270-W-LARGO	1	1	1 BNA+SIM.M
Jan1447.d	B22010369-001CMSD	47	SVOC-8270-W-LARGO	1	1	1 BNA+SIM.M
Jan1448.d	B22010403-001C	48	SVOC-8270-W-LARGO	1	1	1 BNA+SIM.M
Jan1449.d	14-Jan-22_CCV_49	49	SVOC-8270-W-LARGO	1	1	1 BNA+SIM.M
Jan1450.d	14-Jan-22_TUNE_50	50		1	1	1 5973NTUN.M
Jan1451.d	14-Jan-22_CCV_51	51	SVOC-8270-W-LARGO	1	1	1 BNA+SIM.M
Jan1452.d	14-Jan-22_ISTBLK_52	52	SVOC-8270-W-LARGO	1	1	1 BNA+SIM.M
Jan1453.d	B22010405-001C	53	SVOC-8270-W-LARGO	1	1	1 BNA+SIM.M

Jan1454.d	B22010406-001C	54 SVOC-8270-W-LARGO	1	1 BNA+SIM.M
Jan1455.d	B22010409-001C	55 SVOC-8270-W-LARGO	1	1 BNA+SIM.M
Jan1456.d	B22010410-001C	56 SVOC-8270-W-LARGO	1	1 BNA+SIM.M
Jan1457.d	B22010411-001C	57 SVOC-8270-W-LARGO	1	1 BNA+SIM.M
Jan1458.d	B22010413-001C	58 SVOC-8270-W-LARGO	1	1 BNA+SIM.M
Jan1459.d	B22010370-001D	59 SVOC-8270-W	5	1 BNA+SIM.M
Jan1460.d	B22010370-002D	60 SVOC-8270-W	5	1 BNA+SIM.M
Jan1461.d	B22010384-001I	61 SVOC-8270-W-AE	10	1 BNA+SIM.M
Jan1462.d	B22010384-001I	62 SVOC-8270-W-AE	50	1 BNA+SIM.M
Jan1463.d	B22010384-002I	63 SVOC-8270-W-AE	10	1 BNA+SIM.M
Jan1464.d	B22010384-002I	64 SVOC-8270-W-AE	50	1 BNA+SIM.M
Jan1465.d	14-Jan-22_CCV_65	65 SVOC-8270-W-LARGO	1	1 BNA+SIM.M

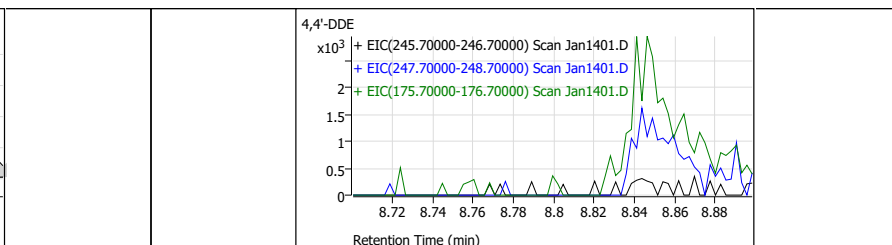
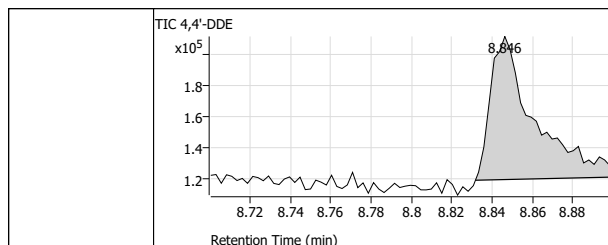
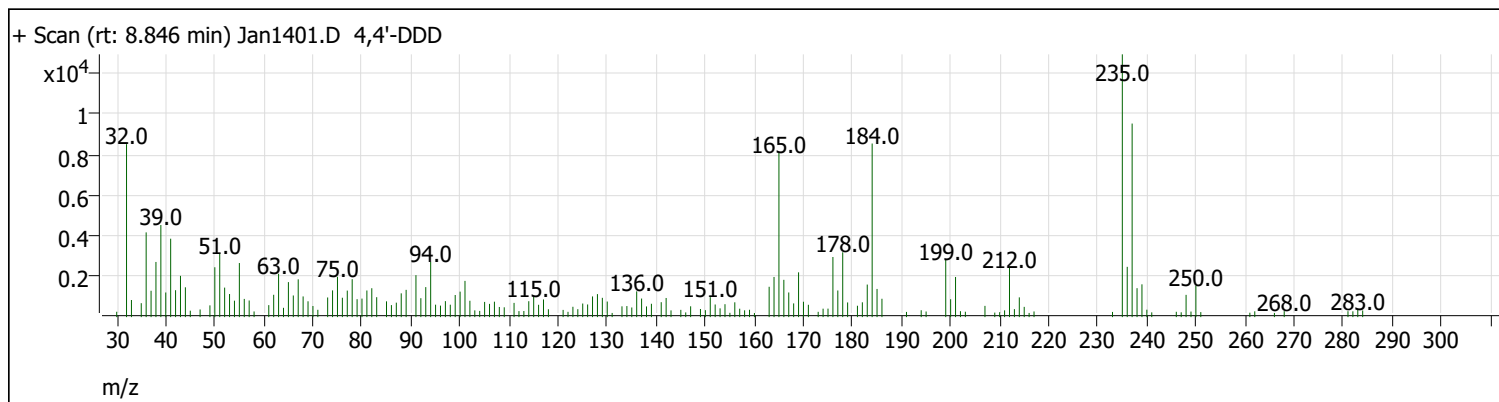
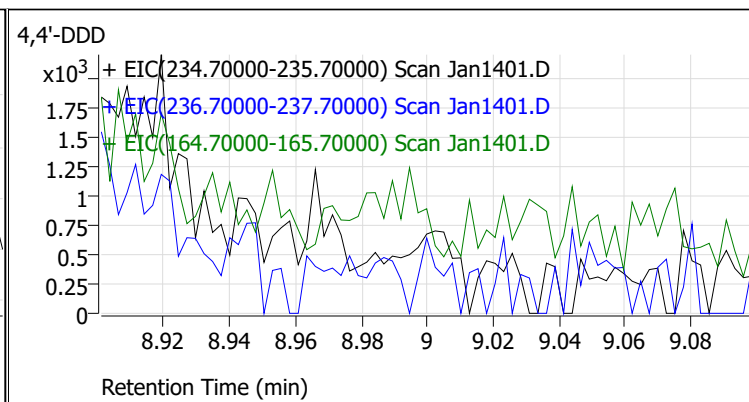
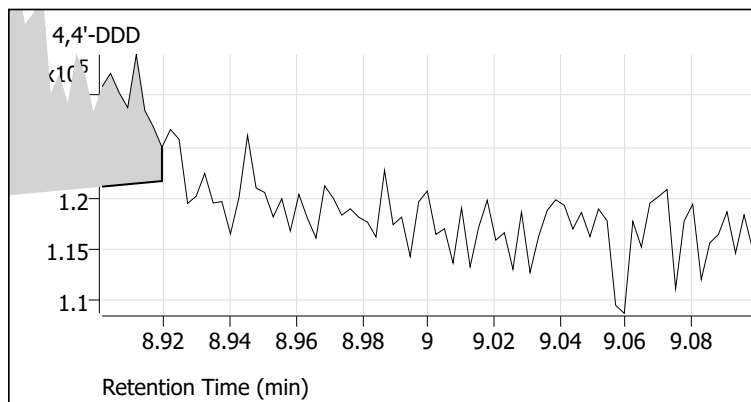
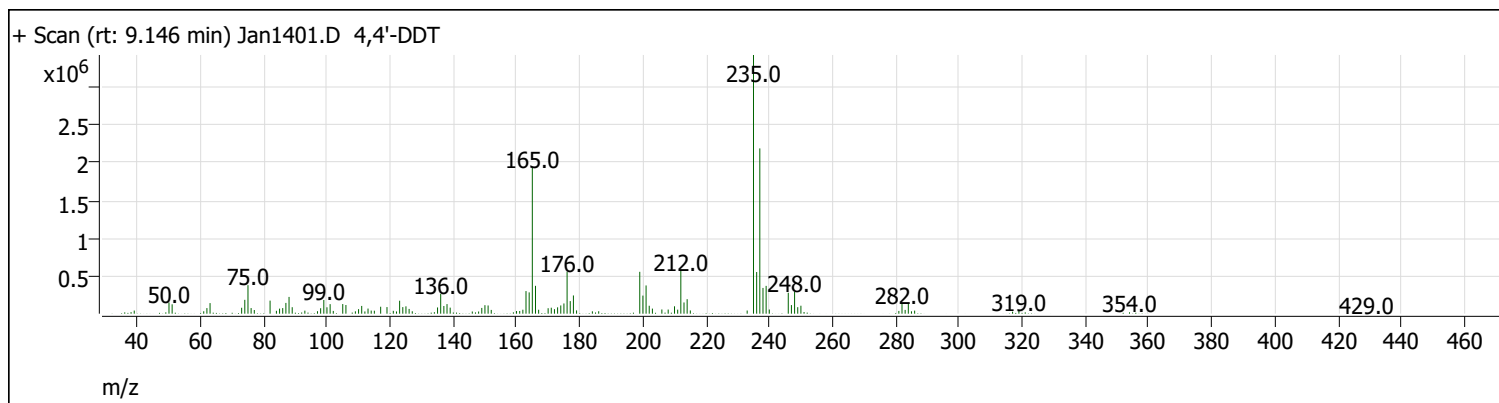
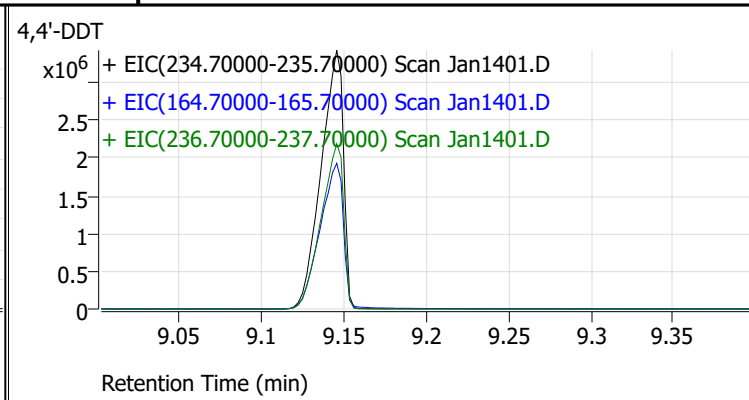
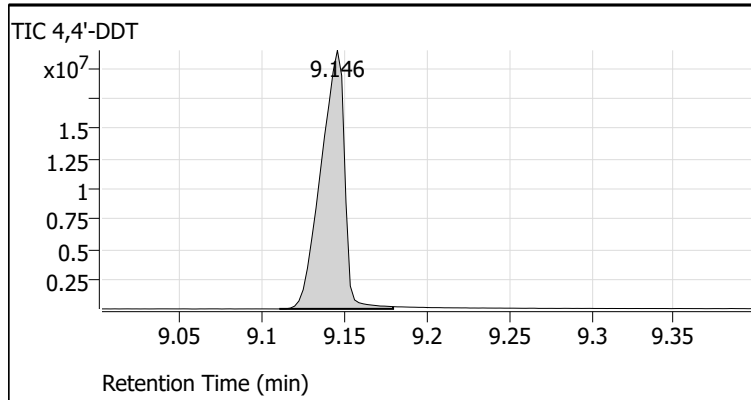
Tune Evaluation Report

Data Path: \\MASSHUNTER\Org\Data\SV5973N.I\sd011422\DoD BNA 1\Jan1401.D
 Acq on: 1/14/2022 1:15:45 PM
 Operator: LIMS import
 Sample: 14-Jan-22_TUNE_1
 Inst Name: Instrument #1
 ALS Vial: 1
 Method: \\MASSHUNTER\Org\Data\SV5973N.I\DFTPP5973N625.m



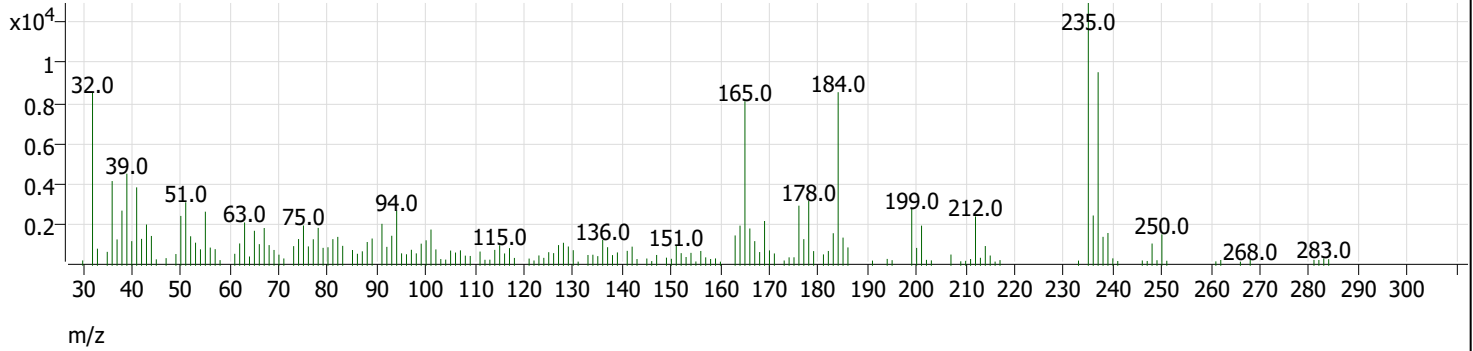
Target Mass	Rel. To Mass	Lower Limit%	Upper Limit%	Rel. Abn%	Raw Abn	Pass/Fail
51	198	30	60	37.4	177404	Pass
68	69	0	2	0.7	1185	Pass
70	69	0	2	0.8	1282	Pass
127	198	40	60	53.9	255666	Pass
197	198	0	1	0.0	96	Pass
198	198	100	100	100.0	474489	Pass
199	198	5	9	6.9	32702	Pass
275	198	10	30	28.1	133516	Pass
365	198	1	100	3.5	16637	Pass
441	443	1E-10	150	11.2	5682	Pass
442	198	40	100	59.2	281072	Pass
443	442	17	23	18.1	50935	Pass
69	69	100	100	100.0	165449	Pass

Tune Evaluation Report



Tune Evaluation Report

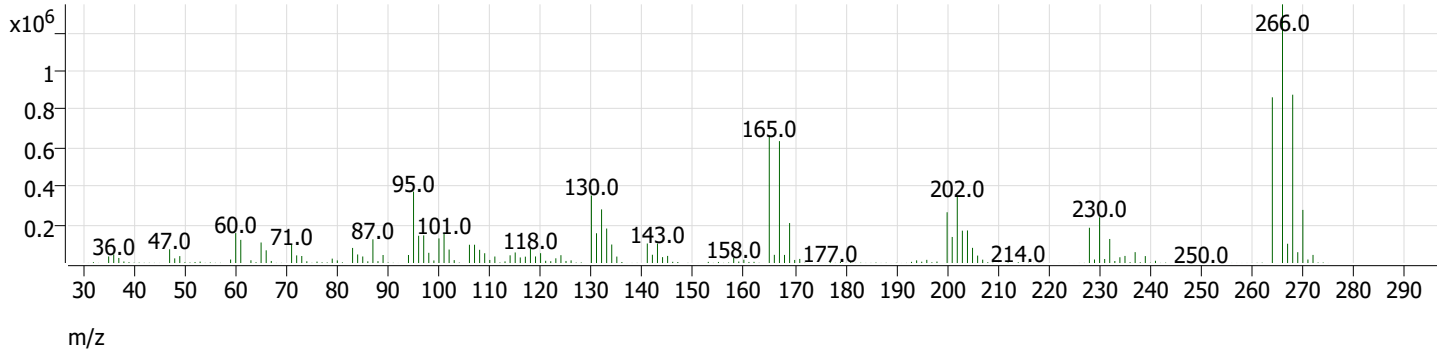
+ Scan (rt: 8.846 min) Jan1401.D 4,4'-DDE



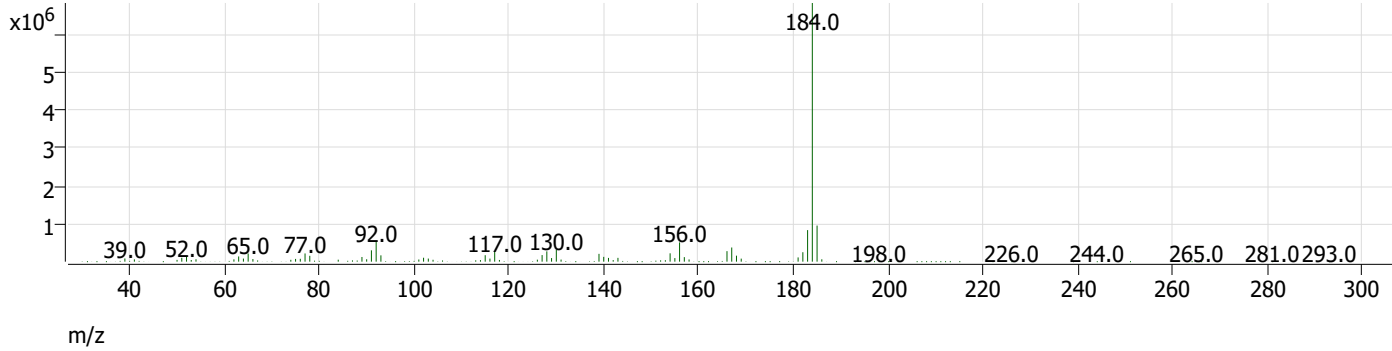
Compound Name	Expected RT	Observed RT	TIC Area	Breakdown %	Pass/Fail
4,4'-DDT	9.200	9.146	21350408	1.4	Pass
4,4'-DDD	9.000	8.846	149432		
4,4'-DDE	8.800	8.846	149432		

Tune Evaluation Report

+ Scan (rt: 6.817 min) Jan1401.D Pentachlorophenol



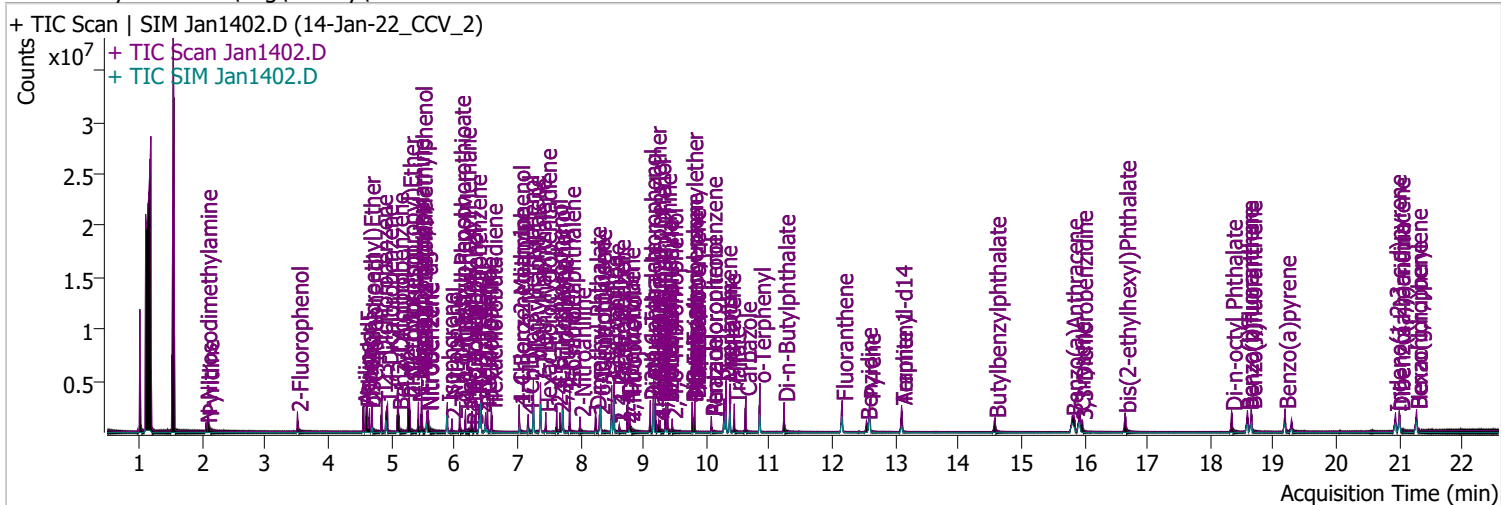
+ Scan (rt: 8.349 min) Jan1401.D Benzidine



Compound Name	Expected RT	Observed RT	Tailing Factor	PGF	Pass/Fail
Pentachlorophenol	6.900	6.817	0.5	4.2	Pass
Benzidine	8.500	8.349	0.3	2.9	Pass

Quantitation Results Report (QT Reviewed)

Data File	Jan1402.D	Operator	LIMS import
Acq. Method	BNA+SIM.M	Acq. Date-Time	1/14/2022 1:36:53 PM
Sample Name	14-Jan-22_CCV_2	Instrument	Instrument #1
Vial	2	Multiplier	1.00
DA Method File		Comment	SVOC-8270-W-LARGO
Tune File	dftppdsm.u	Tune Date	1/7/2022 12:13:00 PM
Batch Name	011422 DoD BNA.batch.bin	Last Calib Update	1/18/2022 11:27:22 AM
Ref Library	D:\Org\Library\NIST129K.I		



Compound	RT	QIon	Resp.	Conc.	Units	Dev(Min)
----------	----	------	-------	-------	-------	----------

Internal Standards

System Monitoring Compounds

S 2-Fluorophenol	3.510	112.0	524599	64.7832	µg/L	0.000
Spiked Amount: 200.000	Range: 10.0 - 75.0%			Recovery = 32.39%		
S Phenol-d5	4.603	99.0	728023	67.1486	µg/L	0.000
Spiked Amount: 200.000	Range: 10.0 - 65.0%			Recovery = 33.57%		
S Nitrobenzene-d5	5.563	82.0	394842	67.1522	µg/L	0.000
Spiked Amount: 100.000	Range: 32.0 - 94.0%			Recovery = 67.15%		
S 2-Fluorobiphenyl	7.718	172.0	1302818	65.0283	µg/L	0.000
Spiked Amount: 100.000	Range: 28.0 - 107.0%			Recovery = 65.03%		
S 2,4,6-Tribromophenol	9.458	329.8	94680	60.8075	µg/L	0.000
Spiked Amount: 200.000	Range: 25.0 - 140.0%			Recovery = 30.40%		
S Terphenyl-d14	13.098	244.3	1334697	68.2597	µg/L	0.000
Spiked Amount: 100.000	Range: 32.0 - 122.0%			Recovery = 68.26%		

Target Compounds

Compound	RT	QIon	Resp.	Conc.	Units	m	QValue
T N-Nitrosodimethylamine	2.060	74.0	213610	61.0670	µg/L	m	94
T Pyridine	2.091	79.0	505004	64.9696	µg/L		88
T Aniline	4.562	93.0	1110280	77.2935	µg/L		96
T Phenol	4.613	94.0	816807	71.1550	µg/L		98
T bis(-2-Chloroethyl)Ether	4.654	63.0	638011	71.7082	µg/L	m	100
T 2-Chlorophenol	4.695	128.0	587483	60.8220	µg/L	m	99
T 1,3-Dichlorobenzene	4.848	146.0	871835	68.7379	µg/L		99
T 1,4-Dichlorobenzene	4.940	146.0	830913	65.1842	µg/L		99
T 1,2-Dichlorobenzene	5.104	146.0	877268	69.8001	µg/L		98
T Benzyl Alcohol	5.114	108.0	361121	66.8896	µg/L		94
T bis(2-chloroisopropyl)Ether	5.277	121.0	243997	71.4807	µg/L		94
T 2-Methylphenol	5.287	107.0	572000	67.2600	µg/L		99
T N-nitroso-Di-n-propylamine	5.430	70.0	416999	70.1541	µg/L		95
T 4Methylphenol/3Methylphenol	5.481	107.0	795290	69.2539	µg/L		99
T Hexachloroethane	5.481	117.0	227337	62.8349	µg/L		99

Quantitation Results Report (QT Reviewed)

Compound	RT	QIon	Resp.	Conc.	Units	Dev(Min)	
T Nitrobenzene	5.584	123.1	195968	61.5450	µg/L	94	
T Isophorone	5.890	82.0	1095908	78.3690	µg/L	97	
T 2-Nitrophenol	5.962	139.0	176142	72.7545	µg/L	96	
T 2,4-Dimethylphenol	6.085	122.0	494867	71.6231	µg/L	96	
T bis(-2-Chloroethoxy)Methane	6.177	93.0	613951	75.4126	µg/L	94	
T 2,4-Dichlorophenol	6.280	162.0	385083	61.2780	µg/L	98	
T Benzoic Acid	6.290	105.0	289381	76.8551	µg/L	98	
T 1,2,4-Trichlorobenzene	6.342	180.0	561501	69.6707	µg/L	99	
T Naphthalene	6.424	128.0	1783757	76.1036	µg/L	99	
T 4-Chlorophenol	6.496	130.0	155670	72.1952	µg/L	m	91
T p-Chloroaniline	6.527	127.0	697182	76.4057	µg/L		96
T Hexachlorobutadiene	6.588	224.9	291188	66.8938	µg/L		97
T 4-Chloro-2-Methylphenol	7.030	107.0	406462	69.0003	µg/L		97
T 4-Chloro-3-Methylphenol	7.173	107.0	386543	62.1275	µg/L		96
T 2-Methylnaphthalene	7.256	141.0	1058962	72.8523	µg/L		99
T 1-Methylnaphthalene	7.369	141.0	994061	70.6024	µg/L	m	99
T Hexachlorocyclopentadiene	7.451	236.9	198855	66.4302	µg/L		99
T 2,4,6-Trichlorophenol	7.625	196.0	276539	64.7454	µg/L	m	98
T 2,4,5-Trichlorophenol	7.677	196.0	298668	60.2271	µg/L	m	100
T 2-Chloronaphthalene	7.831	162.0	1069417	64.6702	µg/L		99
T 2-Nitroaniline	7.995	65.0	197063	69.2932	µg/L		98
T Dimethyl Phthalate	8.241	163.0	988136	60.5885	µg/L		98
T 2,6-Dinitrotoluene	8.302	165.0	151312	68.0050	µg/L		95
T Acenaphthylene	8.323	152.1	1837472	70.2407	µg/L	m	100
T 3-Nitroaniline	8.497	138.0	153560	65.3302	µg/L		96
T Acenaphthene	8.538	154.0	1036938	67.9968	µg/L		100
T 2,4-Dinitrophenol	8.620	184.0	85204	73.1344	µg/L		99
T Dibenzofuran	8.753	168.0	1668296	69.1228	µg/L		100
T 2,4-Dinitrotoluene	8.773	165.0	180149	64.0245	µg/L		96
T 4-Nitrophenol	8.793	109.0	163006	66.9204	µg/L	m	95
T Diethylphthalate	9.111	149.0	1070629	67.3974	µg/L		99
T Fluorene	9.162	166.0	1357909	70.3544	µg/L		99
T 4-Chlorophenyl-phenylether	9.192	204.0	547637	62.3307	µg/L		99
T 4-Nitroaniline	9.244	138.0	164533	69.8771	µg/L		91
T 4,6-Dinitro-2-methylphenol	9.264	198.0	123639	74.4706	µg/L		99
T N-nitrosodiphenylamine	9.356	169.0	892577	71.0163	µg/L		99
T Azobenzene	9.387	77.0	1045960	70.1676	µg/L		93
T 4-Bromophenyl-phenylether	9.776	248.0	322600	64.5254	µg/L		98
T Hexachlorobenzene	9.816	283.9	368873	72.3581	µg/L		96
T Pentachlorophenol	10.080	265.9	150969	64.4780	µg/L		96
T Phenanthrene	10.313	178.0	1827408	71.4835	µg/L		100
T Anthracene	10.373	178.0	1725713	70.1810	µg/L	m	100
T Triallate	10.444	86.0	336431	64.0117	µg/L		98
T Carbazole	10.627	167.0	1713652	69.9018	µg/L		99
T o-Terphenyl	10.850	230.0	982927	66.3706	µg/L		99
T Di-n-Butylphthalate	11.234	149.0	1430995	63.7021	µg/L		99
T Fluoranthene	12.156	202.0	1906078	70.6422	µg/L		100
T Benzidine	12.541	184.0	770387	72.9975	µg/L		98
T Pyrene	12.592	202.0	1989955	67.3610	µg/L		98
T Butylbenzylphthalate	14.582	149.0	509710	67.3334	µg/L		99
T Benzo(a)Anthracene	15.808	228.0	1467683	69.8290	µg/L		99
T Chrysene	15.921	228.0	1608019	69.5132	µg/L		99
T 3,3-Dichlorobenzidine	15.962	252.0	444399	63.0715	µg/L		99
T bis(2-ethylhexyl)Phthalate	16.646	167.0	182706	67.9519	µg/L		100
T Di-n-octyl Phthalate	18.335	149.0	1239542	68.5298	µg/L		99

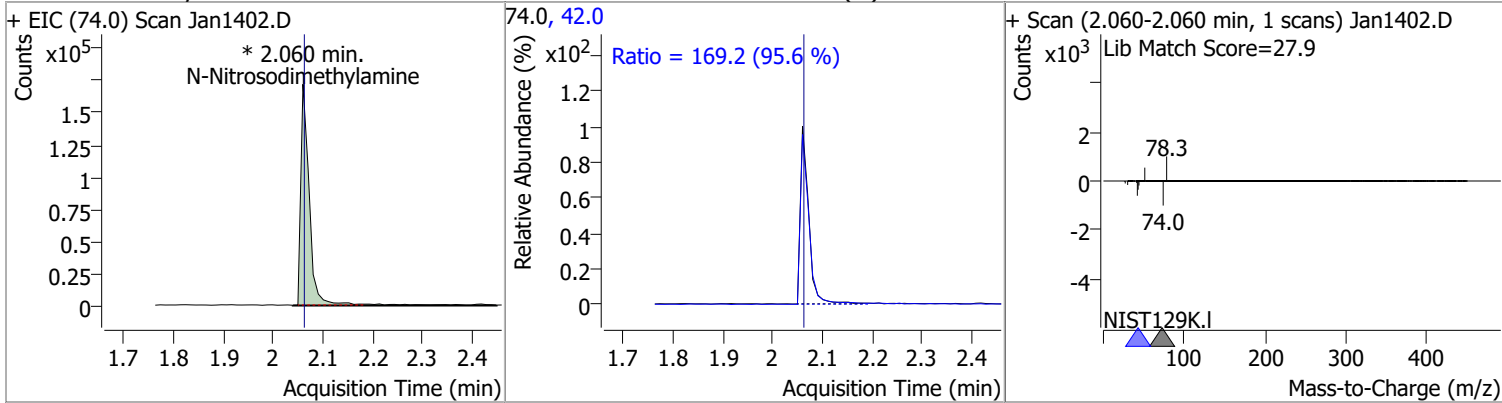
Quantitation Results Report (QT Reviewed)

Compound	RT	QIon	Resp.	Conc.	Units	Dev(Min)
T Benzo(b)fluoranthene	18.588	252.0	1390116	70.3384	µg/L	99
T Benzo(k)fluoranthene	18.649	252.0	1492805	72.8577	µg/L	99
T Benzo(a)pyrene	19.186	252.0	1276533	68.3447	µg/L	100
T Indeno(1,2,3-c,d)pyrene	20.938	276.0	1012091	64.3946	µg/L	99
T Dibenzo(a,h)anthracene	20.998	278.0	1126226	66.2746	µg/L	98
T Benzo(g,h,i)perylene	21.272	276.0	1213831	65.5357	µg/L	99

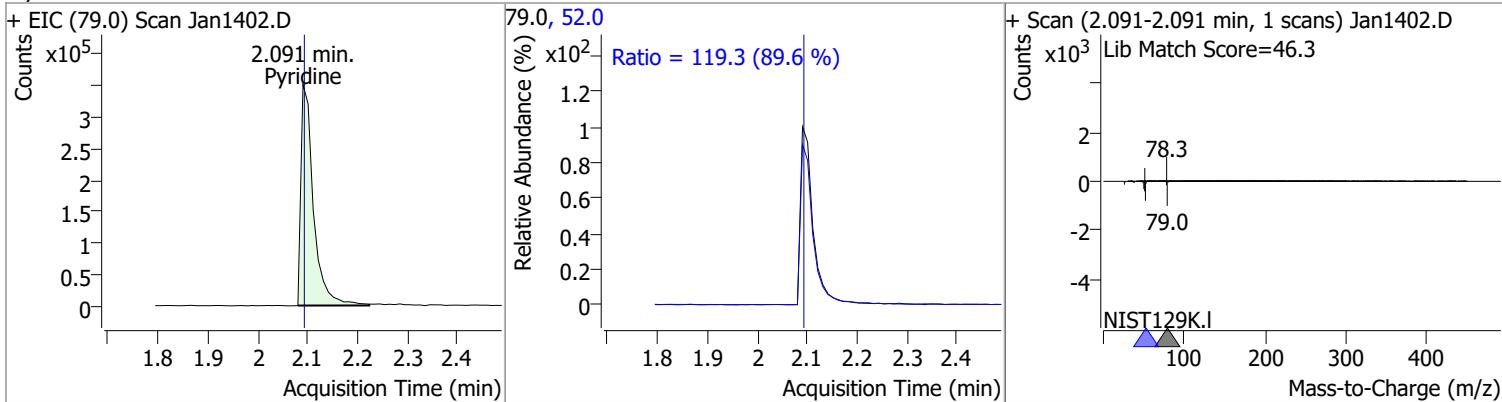
(#) = Qualifier Out of Range; (m) = Manual Integration; (+) = Area Summed; (*) = Surrogate Percent Recovery Out of Range; (d): Zeroed Peak

Quantitation Results Report (QT Reviewed)

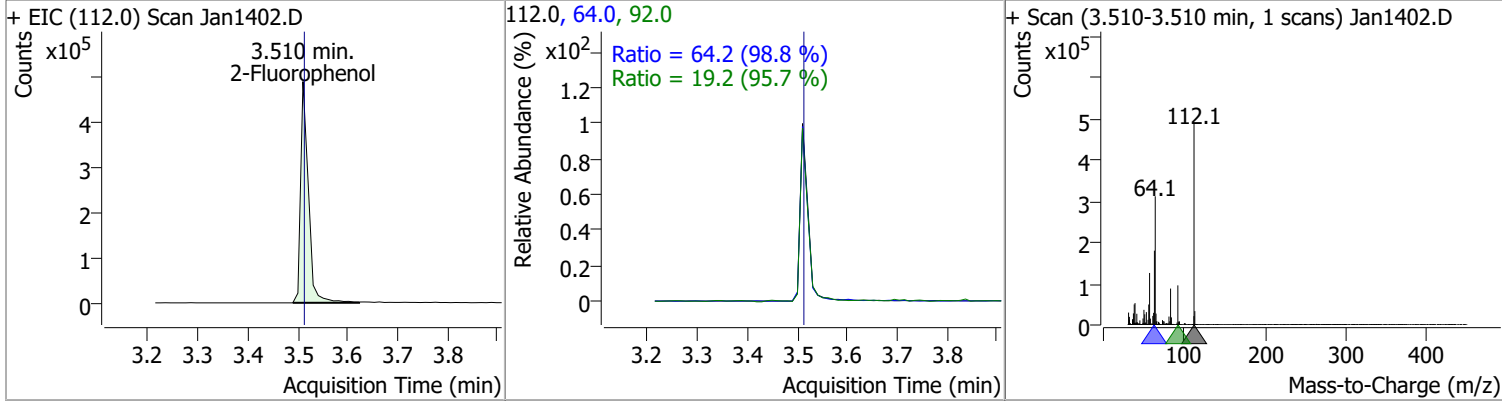
Compound	Conc.	RT	Dev(Min)	Resp.	QIon	QRatio	Lower	Upper
N-Nitrosodimethylamine	61.0670	2.06	0.00	213610 (m)	42.0	169.2	123.9	230.1



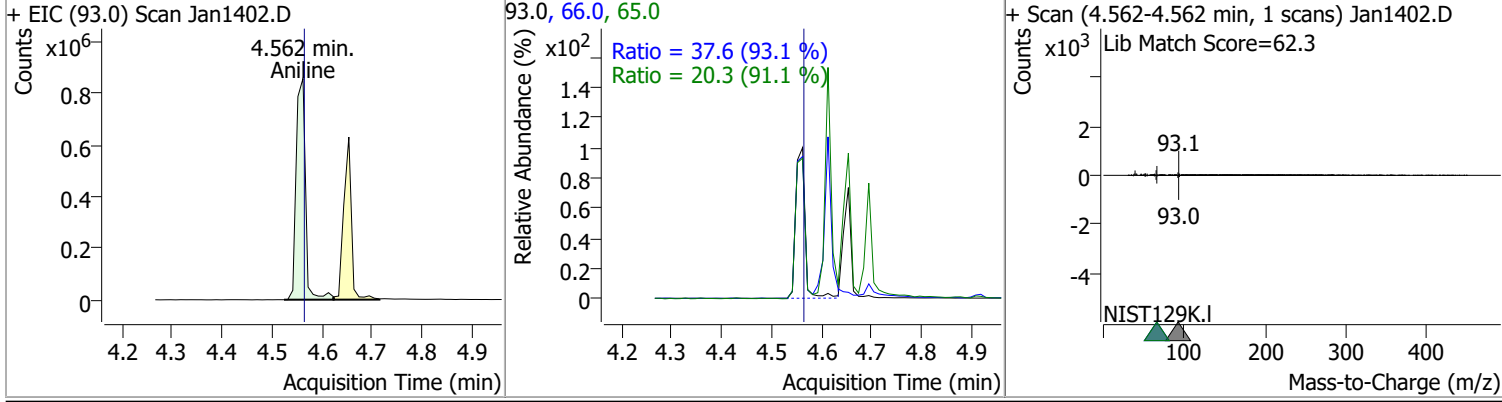
Compound	Conc.	RT	Dev(Min)	Resp.	QIon	QRatio	Lower	Upper
Pyridine	64.9696	2.09	0.00	505004	52.0	119.3	93.2	173.0



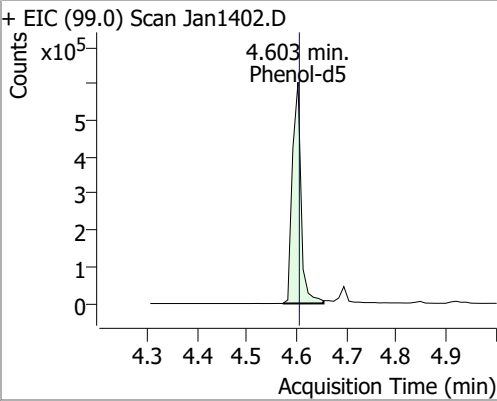
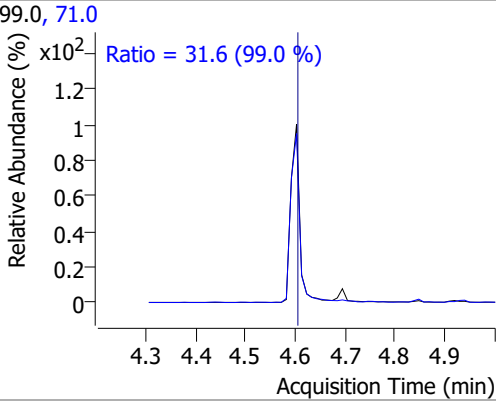
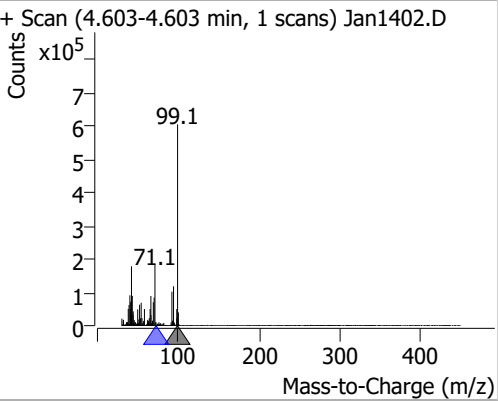
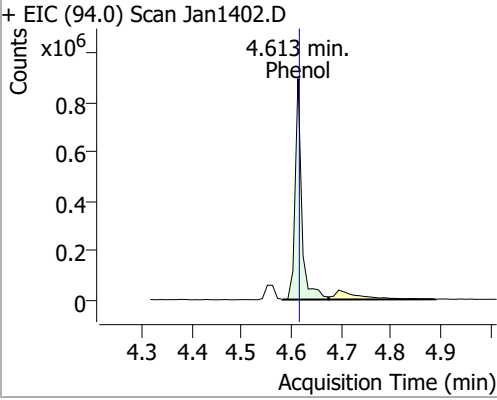
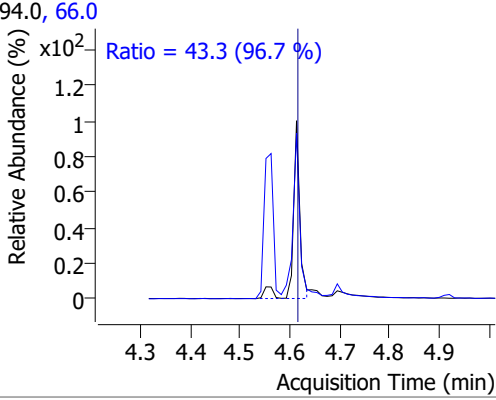
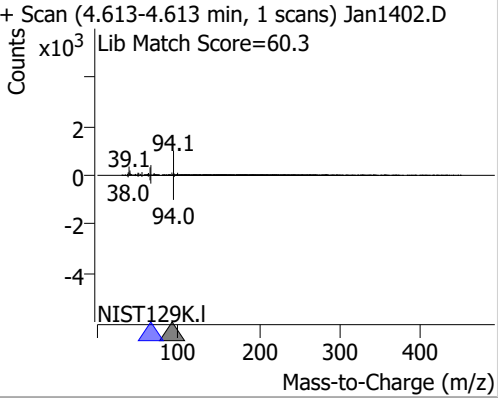
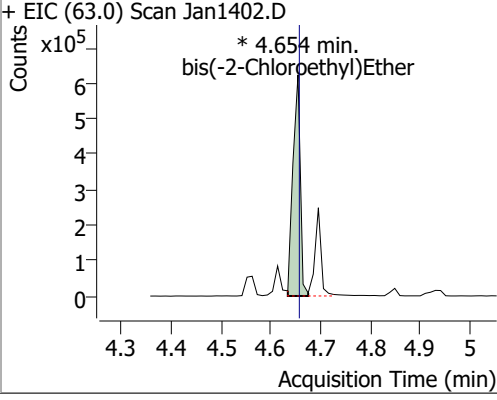
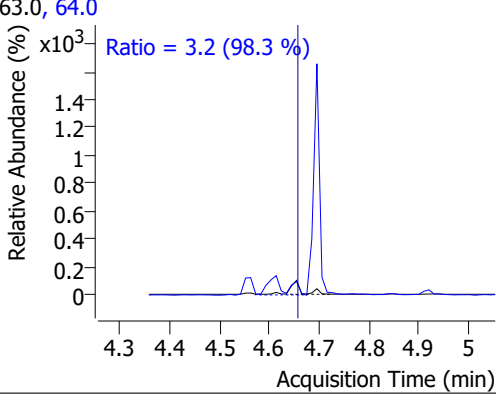
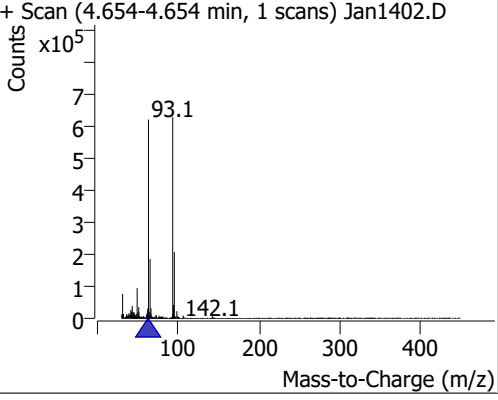
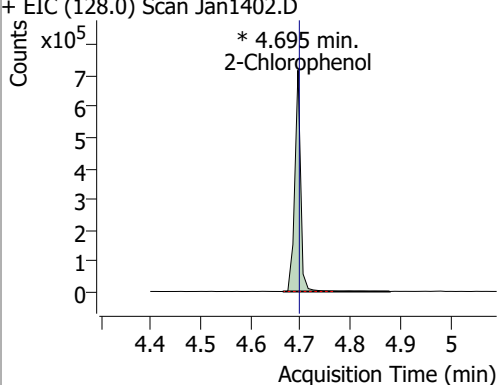
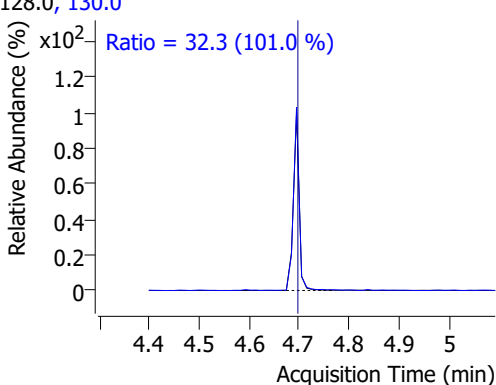
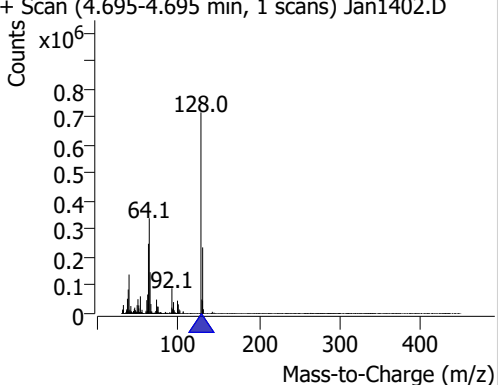
Compound	Conc.	RT	Dev(Min)	Resp.	QIon	QRatio	Lower	Upper
2-Fluorophenol	64.7832	3.51	0.00	524599	64.0	64.2	45.5	84.5
					92.0	19.2	14.1	26.2



Compound	Conc.	RT	Dev(Min)	Resp.	QIon	QRatio	Lower	Upper
Aniline	77.2935	4.56	0.00	1110280	66.0	37.6	28.3	52.5
					65.0	20.3	15.6	28.9

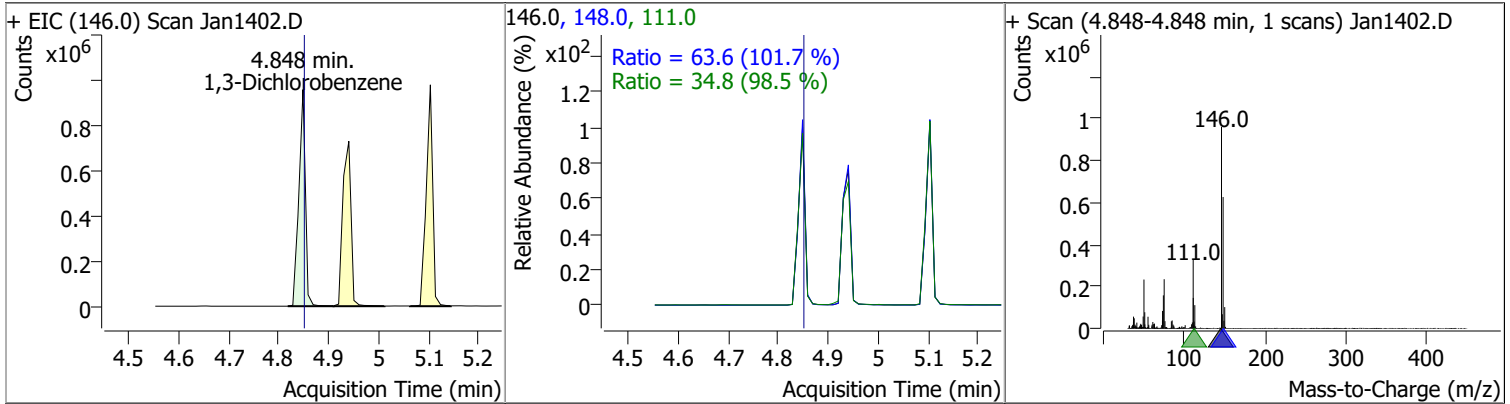


Quantitation Results Report (QT Reviewed)

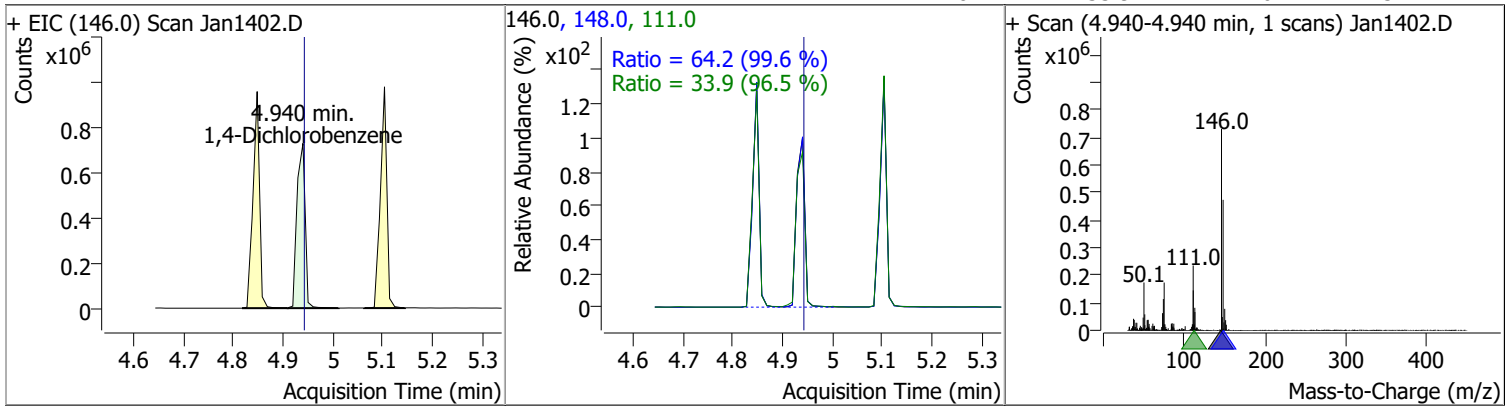
Compound	Conc.	RT	Dev(Min)	Resp.	QIon	QRatio	Lower	Upper
Phenol-d5	67.1486	4.60	0.00	728023	71.0	31.6	22.3	41.5
+ EIC (99.0) Scan Jan1402.D			99.0, 71.0			+ Scan (4.603-4.603 min, 1 scans) Jan1402.D		
		Ratio = 31.6 (99.0 %)						
Phenol	71.1550	4.61	0.00	816807	66.0	43.3	31.3	58.2
+ EIC (94.0) Scan Jan1402.D			94.0, 66.0			+ Scan (4.613-4.613 min, 1 scans) Jan1402.D		
		Ratio = 43.3 (96.7 %)						
				Lib Match Score=60.3				
bis(-2-Chloroethyl)Ether	71.7082	4.65	0.00	638011 (m)	64.0	3.2	2.3	4.3
+ EIC (63.0) Scan Jan1402.D			63.0, 64.0			+ Scan (4.654-4.654 min, 1 scans) Jan1402.D		
		Ratio = 3.2 (98.3 %)						
2-Chlorophenol	60.8220	4.70	0.00	587483 (m)	130.0	32.3	22.4	41.6
+ EIC (128.0) Scan Jan1402.D			128.0, 130.0			+ Scan (4.695-4.695 min, 1 scans) Jan1402.D		
		Ratio = 32.3 (101.0 %)						

Quantitation Results Report (QT Reviewed)

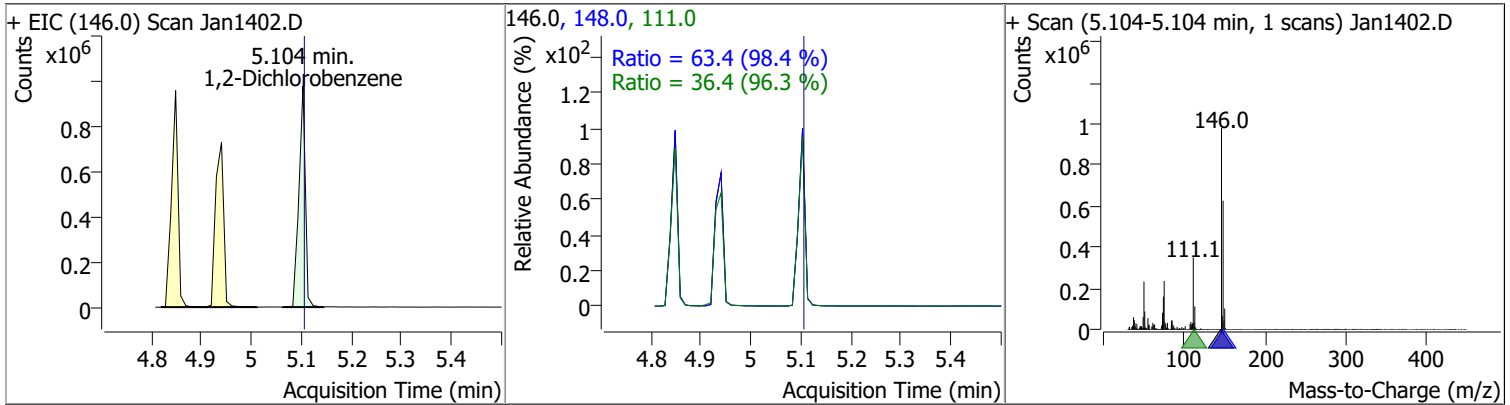
Compound	Conc.	RT	Dev(Min)	Resp.	QIon	QRatio	Lower	Upper
1,3-Dichlorobenzene	68.7379	4.85	0.00	871835	148.0	63.6	43.8	81.3
					111.0	34.8	24.8	46.0



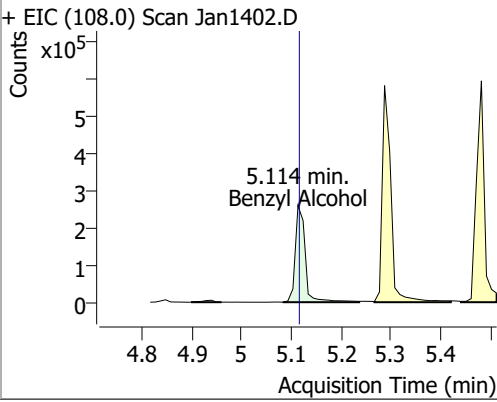
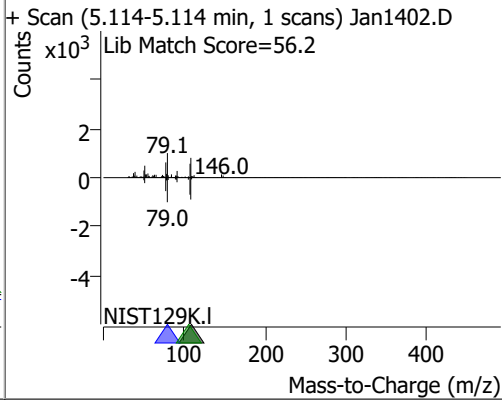
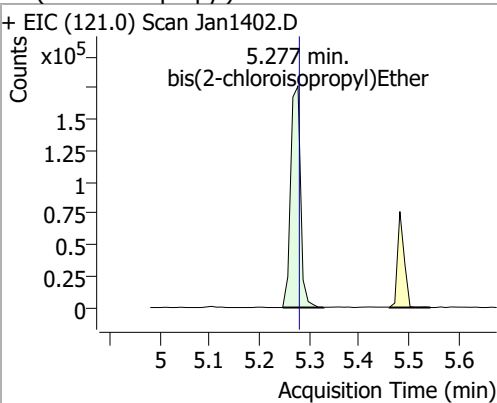
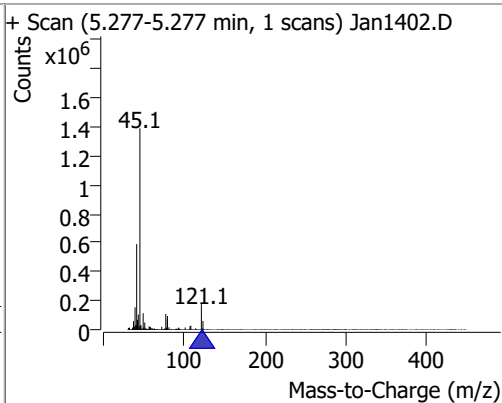
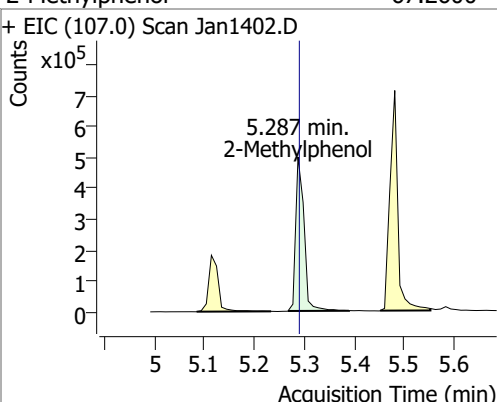
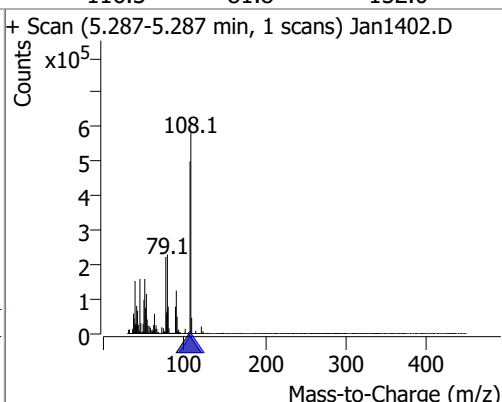
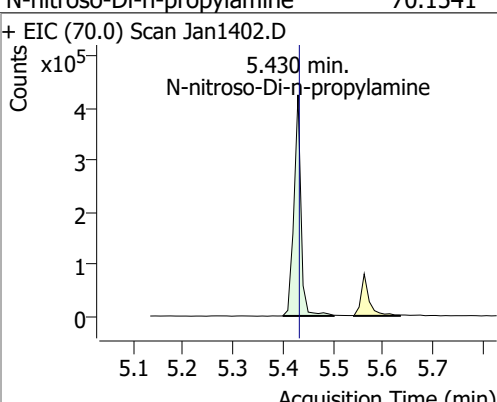
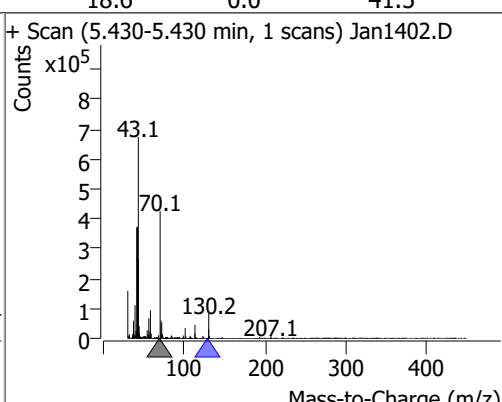
Compound	Conc.	RT	Dev(Min)	Resp.	QIon	QRatio	Lower	Upper
1,4-Dichlorobenzene	65.1842	4.94	0.00	830913	148.0	64.2	45.1	83.8
					111.0	33.9	24.6	45.7



Compound	Conc.	RT	Dev(Min)	Resp.	QIon	QRatio	Lower	Upper
1,2-Dichlorobenzene	69.8001	5.10	0.00	877268	148.0	63.4	45.1	83.8
					111.0	36.4	26.4	49.1

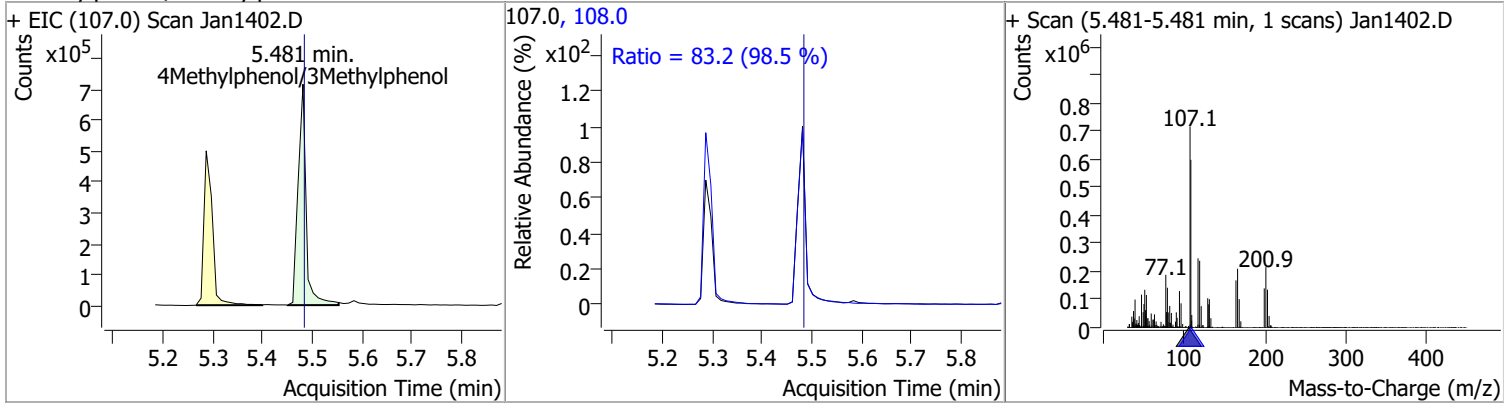


Quantitation Results Report (QT Reviewed)

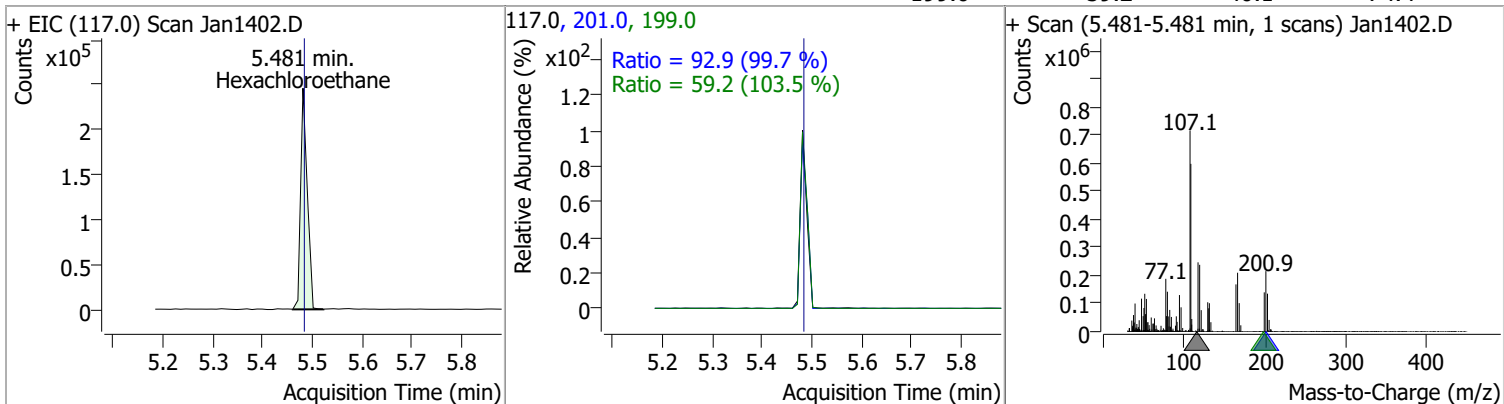
Compound	Conc.	RT	Dev(Min)	Resp.	QIon	QRatio	Lower	Upper
Benzyl Alcohol	66.8896	5.11	0.00	361121	79.0 107.0	110.2 64.7	80.8 49.7	150.1 92.3
+ EIC (108.0) Scan Jan1402.D 			108.0, 79.0, 107.0 Ratio = 110.2 (95.5 %) Ratio = 64.7 (91.0 %)			+ Scan (5.114-5.114 min, 1 scans) Jan1402.D Lib Match Score=56.2 		
bis(2-chloroisopropyl)Ether	71.4807	5.28	0.00	243997	123.0	35.4	22.5	41.8
+ EIC (121.0) Scan Jan1402.D 			121.0, 123.0 Ratio = 35.4 (110.1 %)			+ Scan (5.277-5.277 min, 1 scans) Jan1402.D 		
2-Methylphenol	67.2600	5.29	0.00	572000	108.0	116.3	81.8	152.0
+ EIC (107.0) Scan Jan1402.D 			107.0, 108.0 Ratio = 116.3 (99.5 %)			+ Scan (5.287-5.287 min, 1 scans) Jan1402.D 		
N-nitroso-Di-n-propylamine	70.1541	5.43	0.00	416999	130.0	18.6	0.0	41.5
+ EIC (70.0) Scan Jan1402.D 			70.0, 130.0 Ratio = 18.6 (89.6 %)			+ Scan (5.430-5.430 min, 1 scans) Jan1402.D 		

Quantitation Results Report (QT Reviewed)

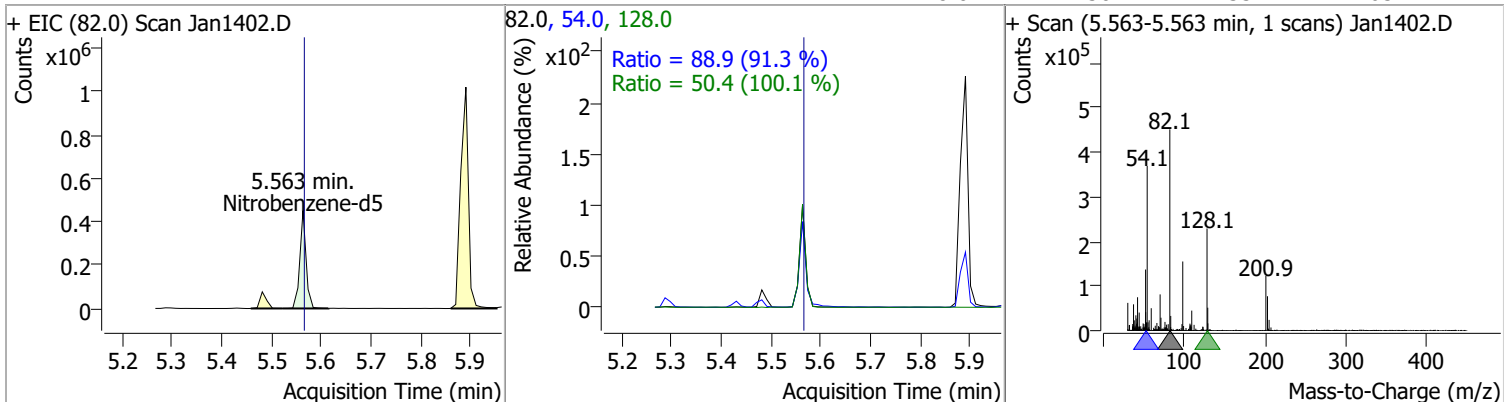
Compound	Conc.	RT	Dev(Min)	Resp.	QIon	QRatio	Lower	Upper
4Methylphenol/3Methylphenol	69.2539	5.48	0.00	795290	108.0	83.2	59.1	109.8



Compound	Conc.	RT	Dev(Min)	Resp.	QIon	QRatio	Lower	Upper
Hexachloroethane	62.8349	5.48	0.00	227337	201.0	92.9	65.2	121.2
					199.0	59.2	40.1	74.4

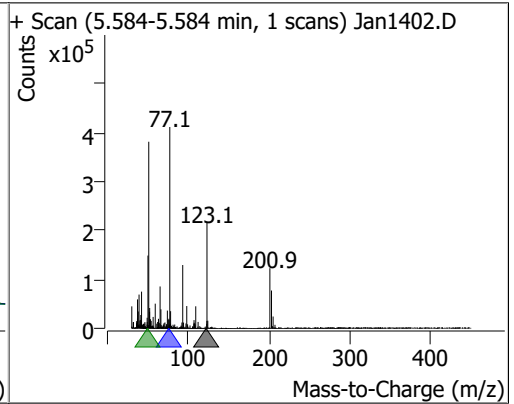
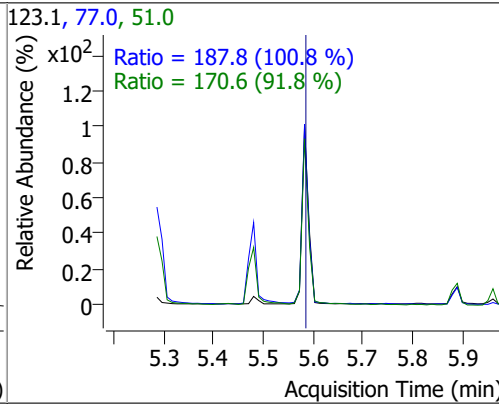
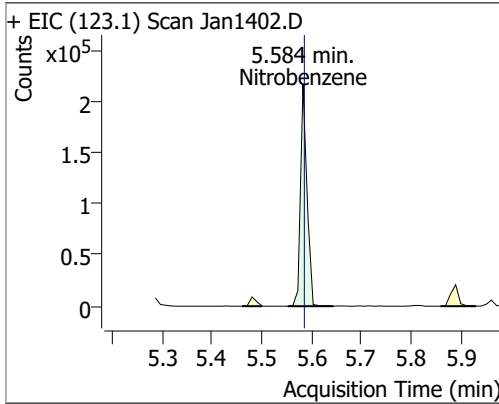


Compound	Conc.	RT	Dev(Min)	Resp.	QIon	QRatio	Lower	Upper
Nitrobenzene-d5	67.1522	5.56	0.00	394842	54.0	88.9	68.2	126.6
					128.0	50.4	35.2	65.4

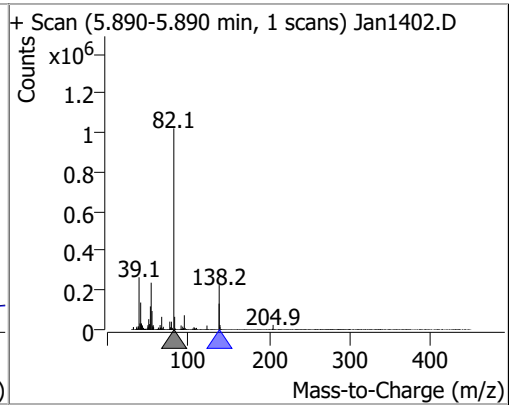
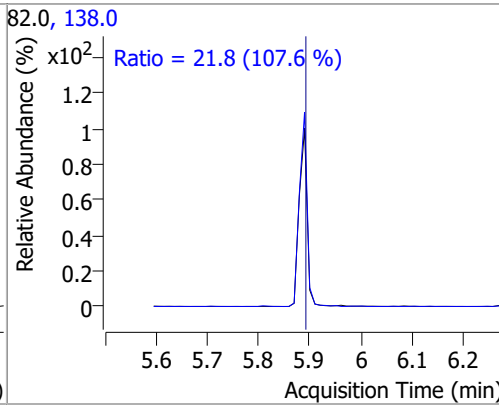
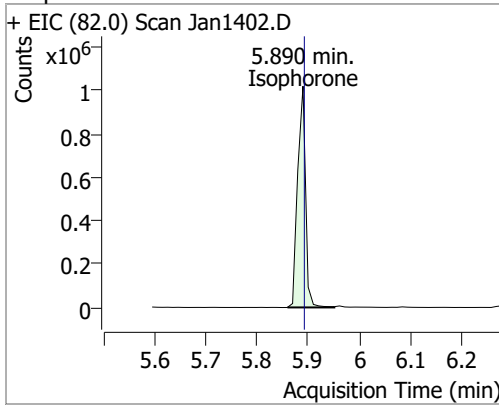


Quantitation Results Report (QT Reviewed)

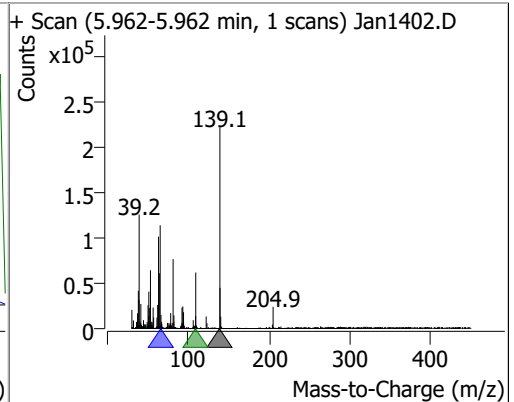
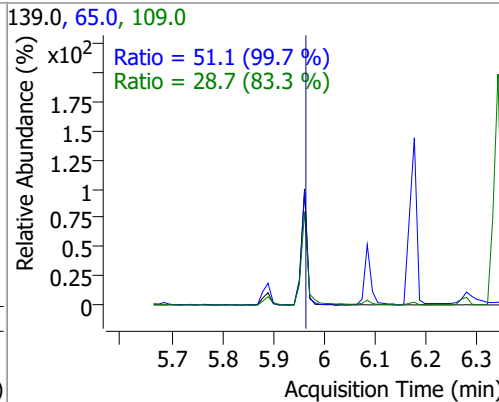
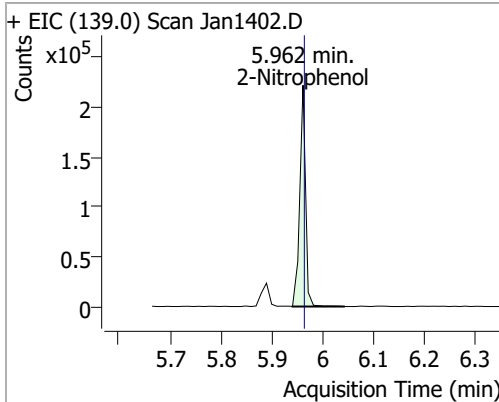
Compound	Conc.	RT	Dev(Min)	Resp.	QIon	QRatio	Lower	Upper
Nitrobenzene	61.5450	5.58	0.00	195968	77.0	187.8	130.5	242.3
					51.0	170.6	130.2	241.8



Compound	Conc.	RT	Dev(Min)	Resp.	QIon	QRatio	Lower	Upper
Isophorone	78.3690	5.89	0.00	1095908	138.0	21.8	14.2	26.4

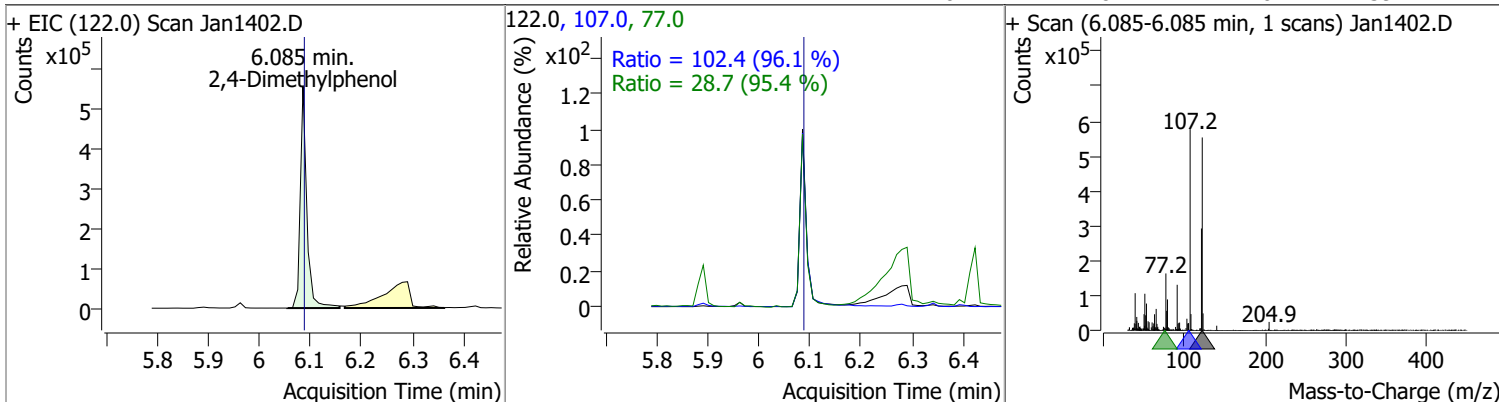


Compound	Conc.	RT	Dev(Min)	Resp.	QIon	QRatio	Lower	Upper
2-Nitrophenol	72.7545	5.96	0.00	176142	65.0	51.1	35.9	66.6
					109.0	28.7	24.1	44.8

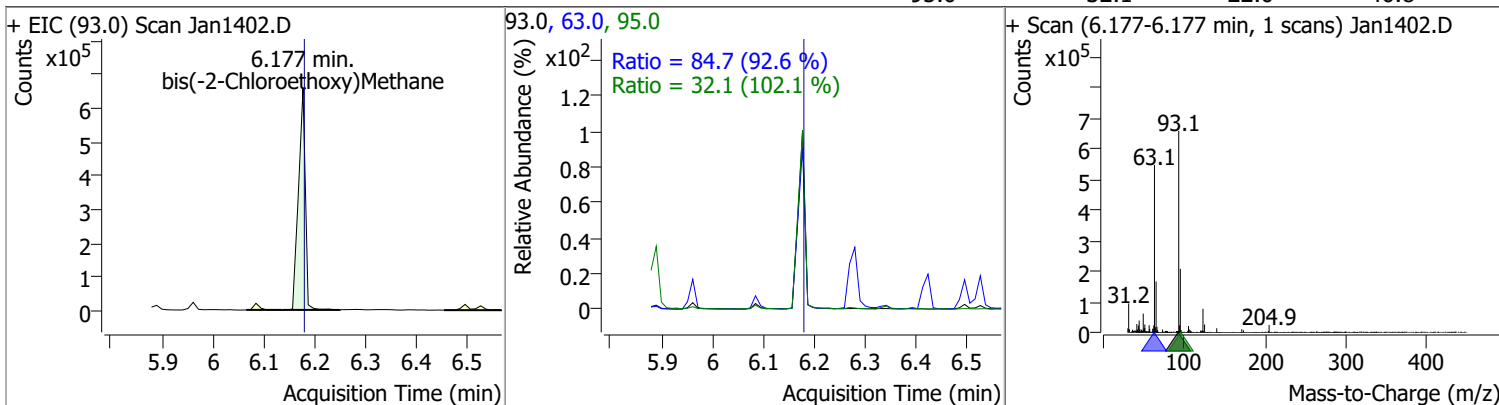


Quantitation Results Report (QT Reviewed)

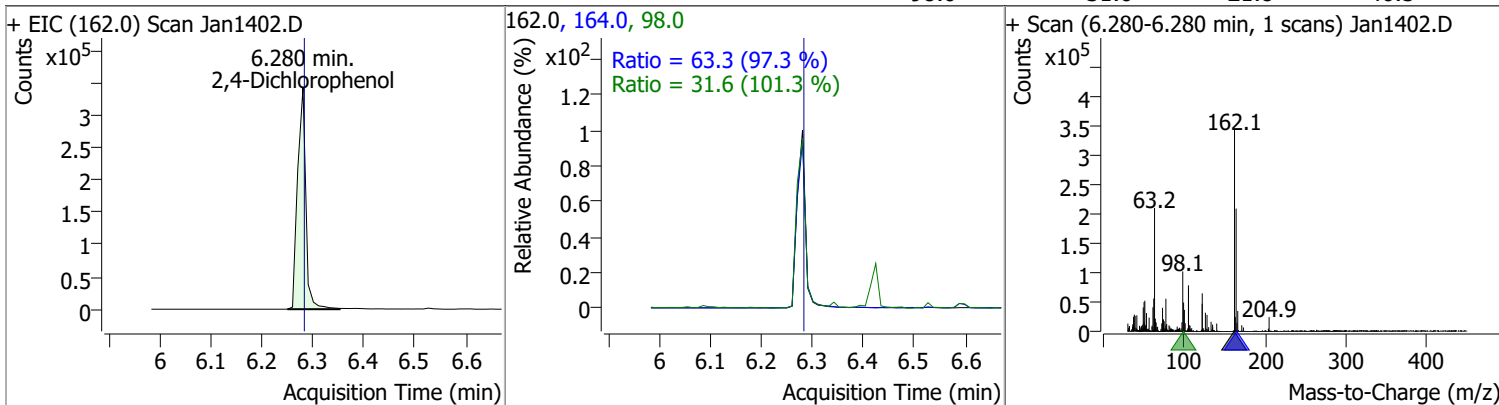
Compound	Conc.	RT	Dev(Min)	Resp.	QIon	QRatio	Lower	Upper
2,4-Dimethylphenol	71.6231	6.08	0.00	494867	107.0	102.4	74.6	138.5
					77.0	28.7	21.0	39.1



Compound	Conc.	RT	Dev(Min)	Resp.	QIon	QRatio	Lower	Upper
bis(-2-Chloroethoxy)Methane	75.4126	6.18	0.00	613951	63.0	84.7	64.0	118.8
					95.0	32.1	22.0	40.8

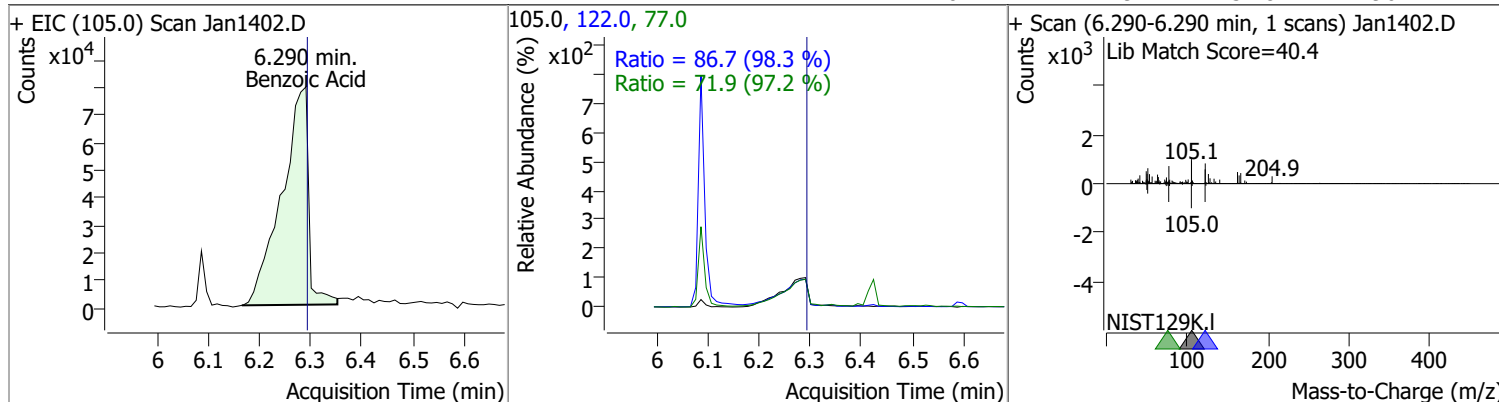


Compound	Conc.	RT	Dev(Min)	Resp.	QIon	QRatio	Lower	Upper
2,4-Dichlorophenol	61.2780	6.28	0.00	385083	164.0	63.3	45.5	84.6
					98.0	31.6	21.8	40.5

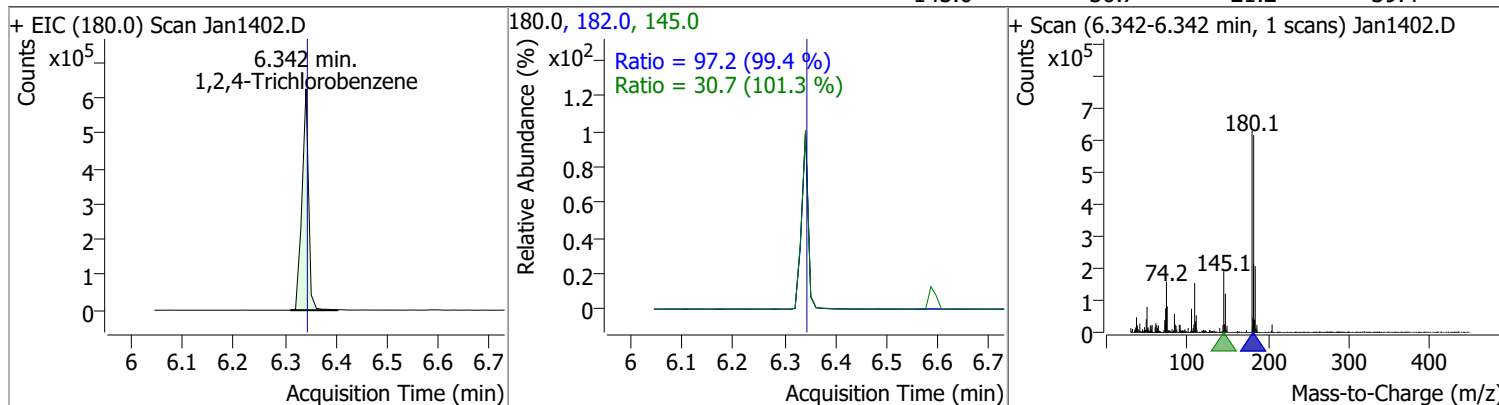


Quantitation Results Report (QT Reviewed)

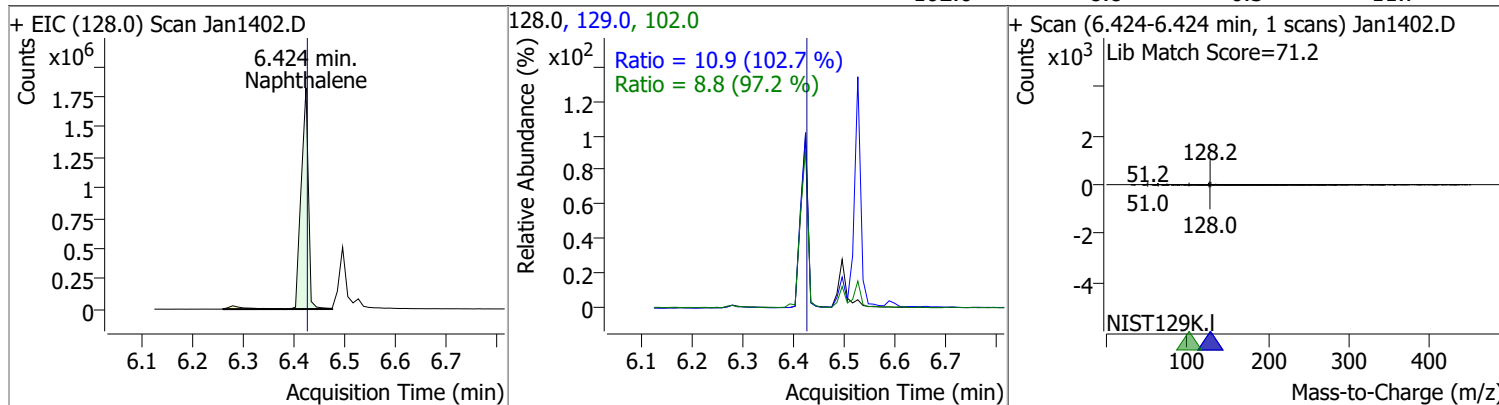
Compound	Conc.	RT	Dev(Min)	Resp.	QIon	QRatio	Lower	Upper
Benzoic Acid	76.8551	6.29	0.00	289381	122.0	86.7	61.7	114.6
					77.0	71.9	51.8	96.2



Compound	Conc.	RT	Dev(Min)	Resp.	QIon	QRatio	Lower	Upper
1,2,4-Trichlorobenzene	69.6707	6.34	0.00	561501	182.0	97.2	68.4	127.1
					145.0	30.7	21.2	39.4

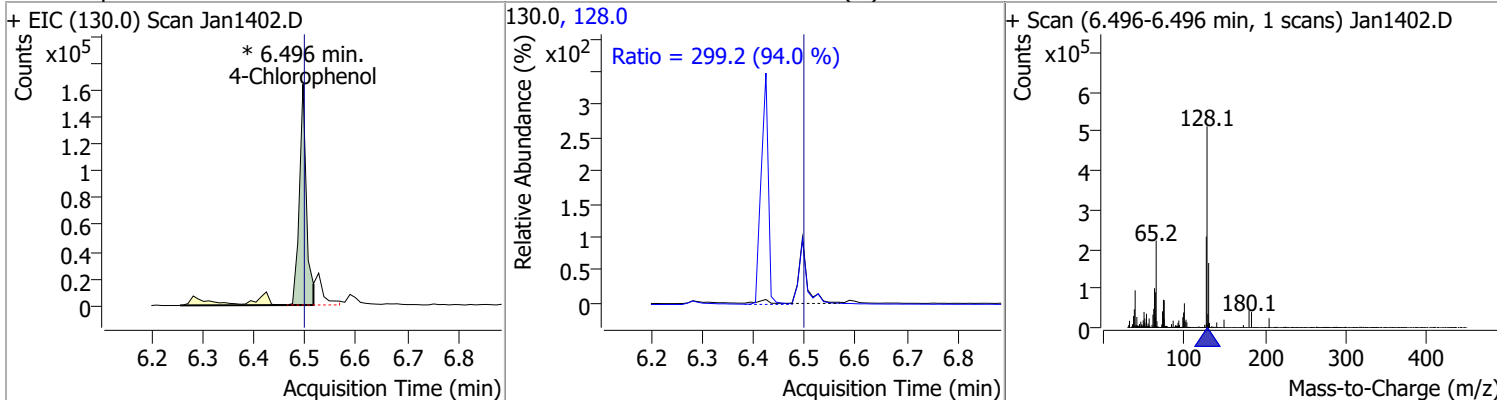


Compound	Conc.	RT	Dev(Min)	Resp.	QIon	QRatio	Lower	Upper
Naphthalene	76.1036	6.42	0.00	1783757	129.0	10.9	7.4	13.8
					102.0	8.8	6.3	11.7

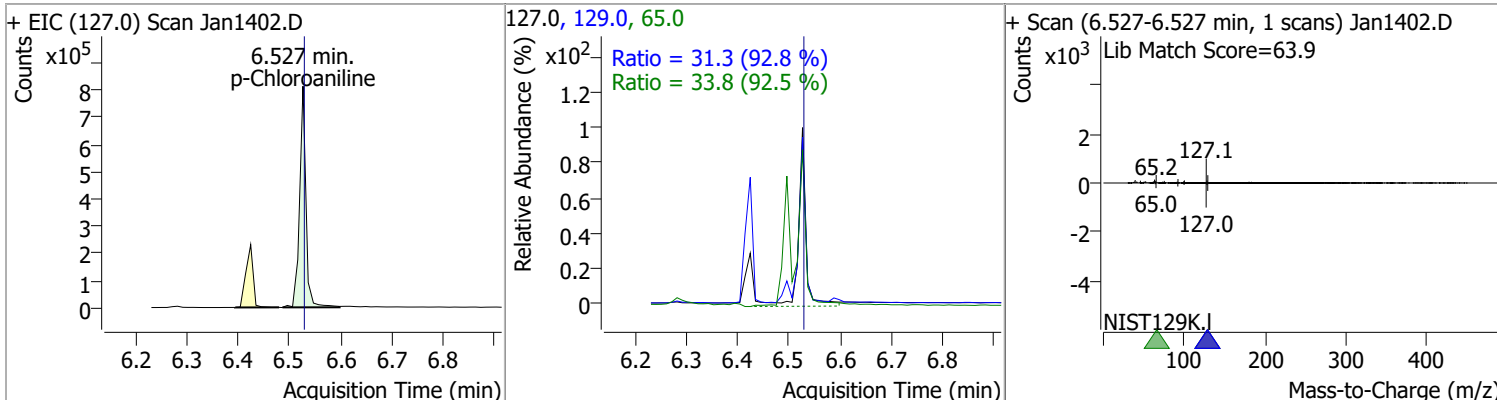


Quantitation Results Report (QT Reviewed)

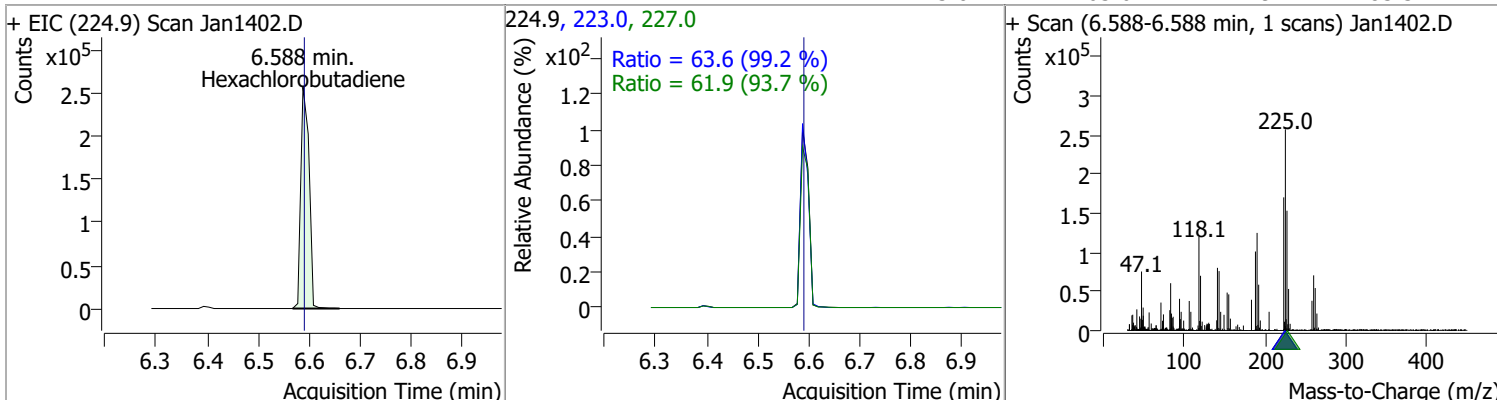
Compound	Conc.	RT	Dev(Min)	Resp.	QIon	QRatio	Lower	Upper
4-Chlorophenol	72.1952	6.50	0.00	155670 (m)	128.0	299.2	222.8	413.7



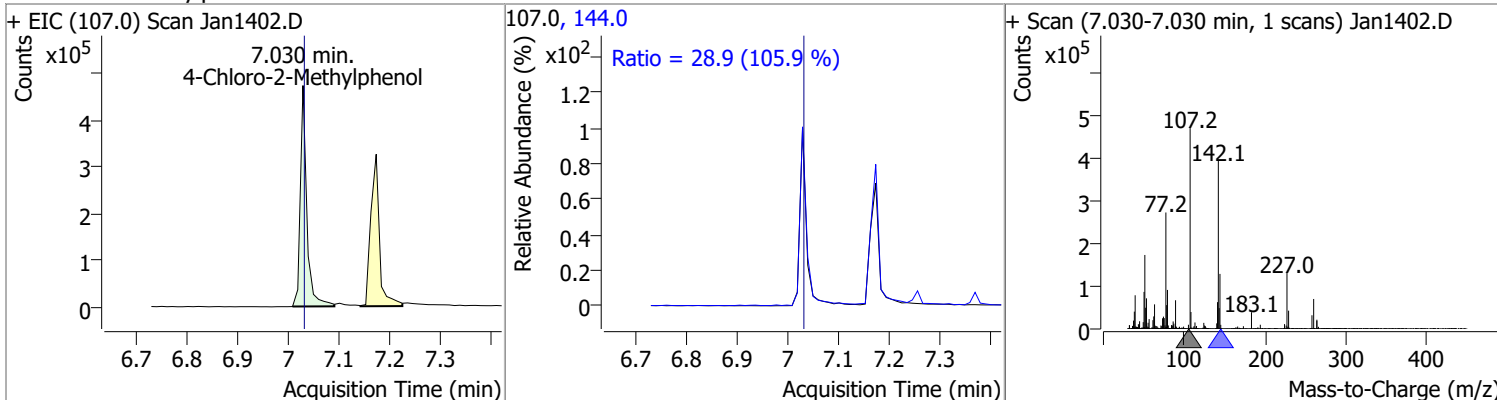
Compound	Conc.	RT	Dev(Min)	Resp.	QIon	QRatio	Lower	Upper
p-Chloroaniline	76.4057	6.53	0.00	697182	65.0	33.8	25.6	47.5
					129.0	31.3	23.6	43.8



Compound	Conc.	RT	Dev(Min)	Resp.	QIon	QRatio	Lower	Upper
Hexachlorobutadiene	66.8938	6.59	0.00	291188	227.0	61.9	46.3	85.9
					223.0	63.6	44.9	83.3

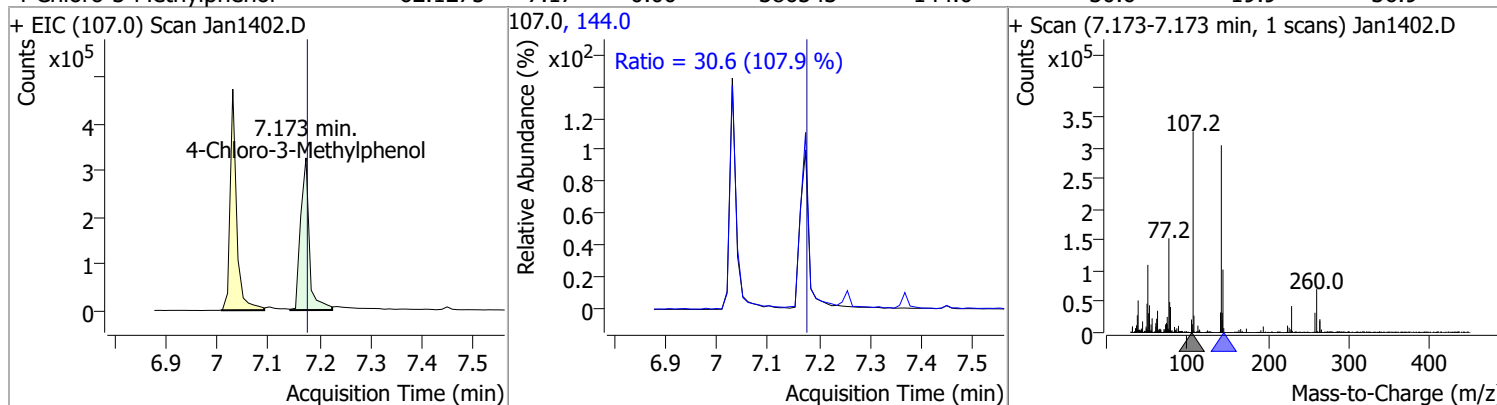


Compound	Conc.	RT	Dev(Min)	Resp.	QIon	QRatio	Lower	Upper
4-Chloro-2-Methylphenol	69.0003	7.03	0.00	406462	144.0	28.9	19.1	35.5

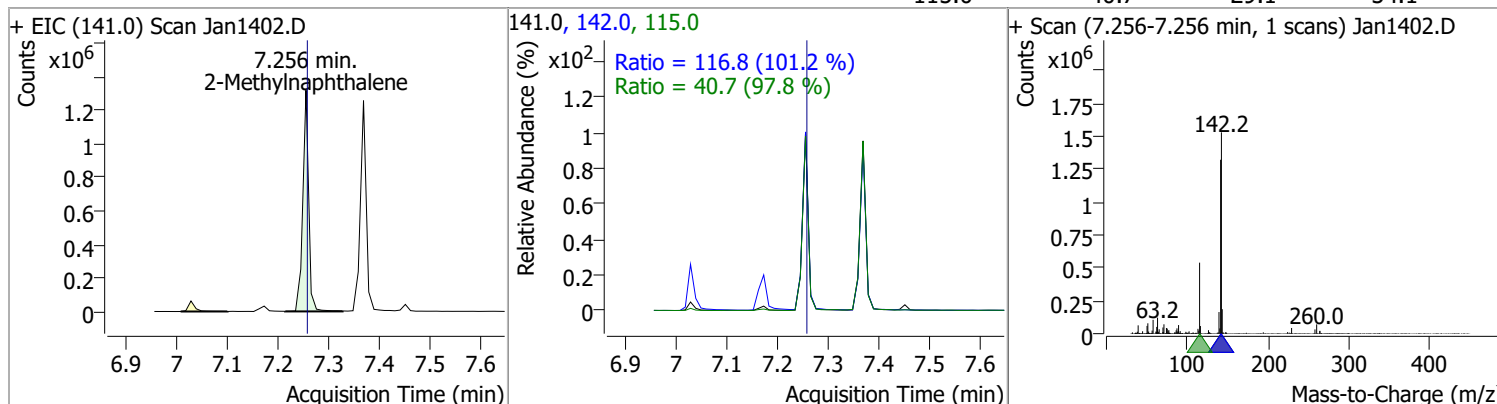


Quantitation Results Report (QT Reviewed)

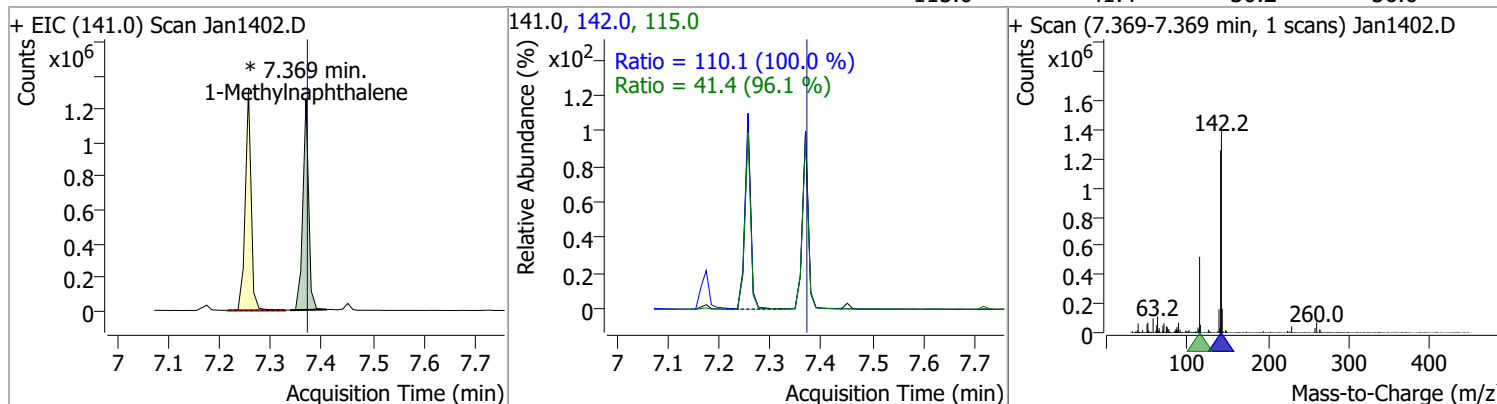
Compound	Conc.	RT	Dev(Min)	Resp.	QIon	QRatio	Lower	Upper
4-Chloro-3-Methylphenol	62.1275	7.17	0.00	386543	144.0	30.6	19.9	36.9



Compound	Conc.	RT	Dev(Min)	Resp.	QIon	QRatio	Lower	Upper
2-Methylnaphthalene	72.8523	7.26	0.00	1058962	142.0	116.8	80.8	150.1
					115.0	40.7	29.1	54.1

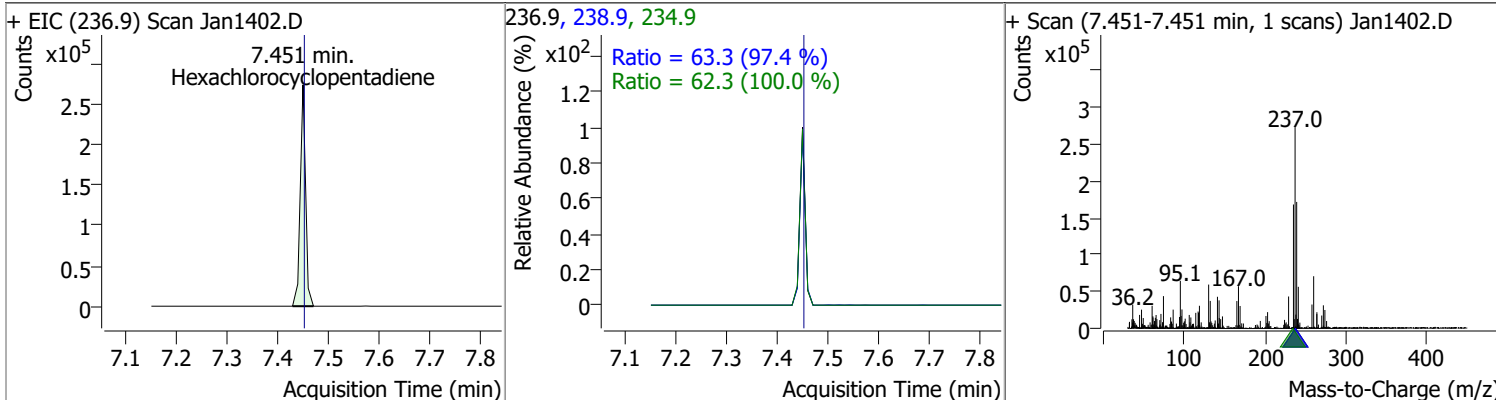


Compound	Conc.	RT	Dev(Min)	Resp.	QIon	QRatio	Lower	Upper
1-Methylnaphthalene	70.6024	7.37	0.00	994061 (m)	142.0	110.1	77.1	143.2
					115.0	41.4	30.2	56.0

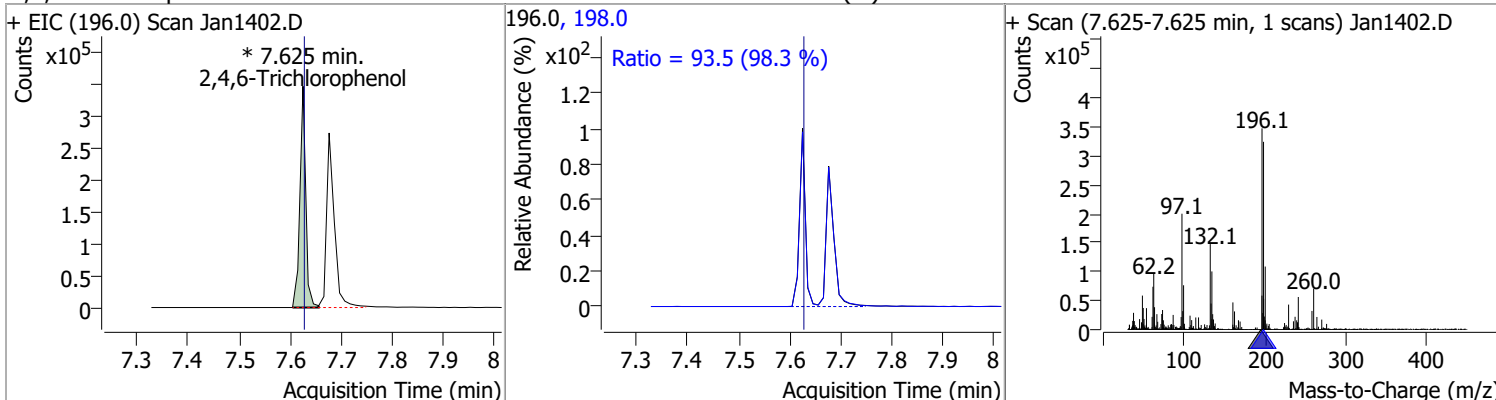


Quantitation Results Report (QT Reviewed)

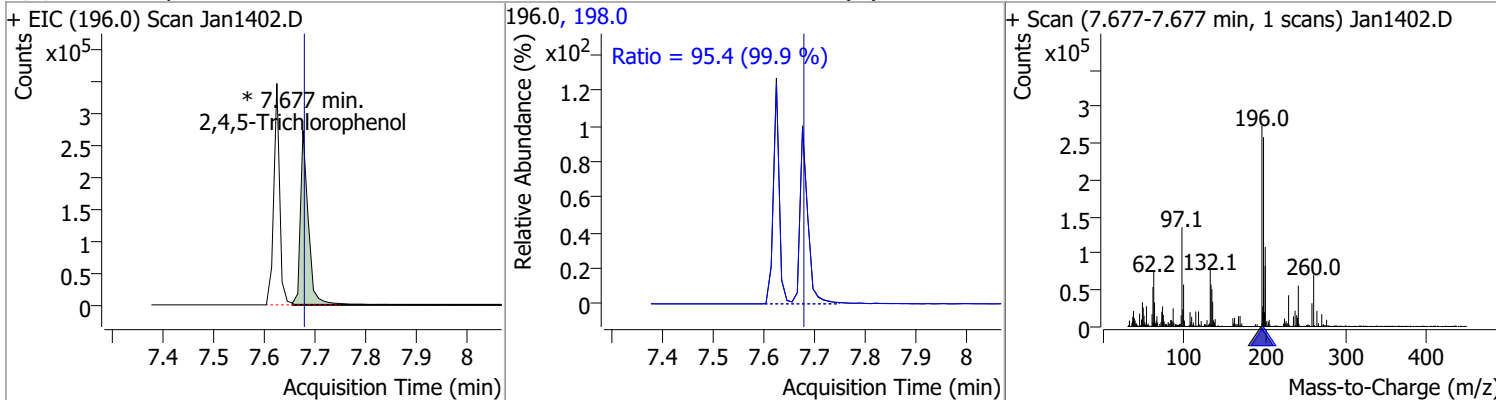
Compound	Conc.	RT	Dev(Min)	Resp.	QIon	QRatio	Lower	Upper
Hexachlorocyclopentadiene	66.4302	7.45	0.00	198855	238.9	63.3	45.5	84.6
					234.9	62.3	43.6	80.9



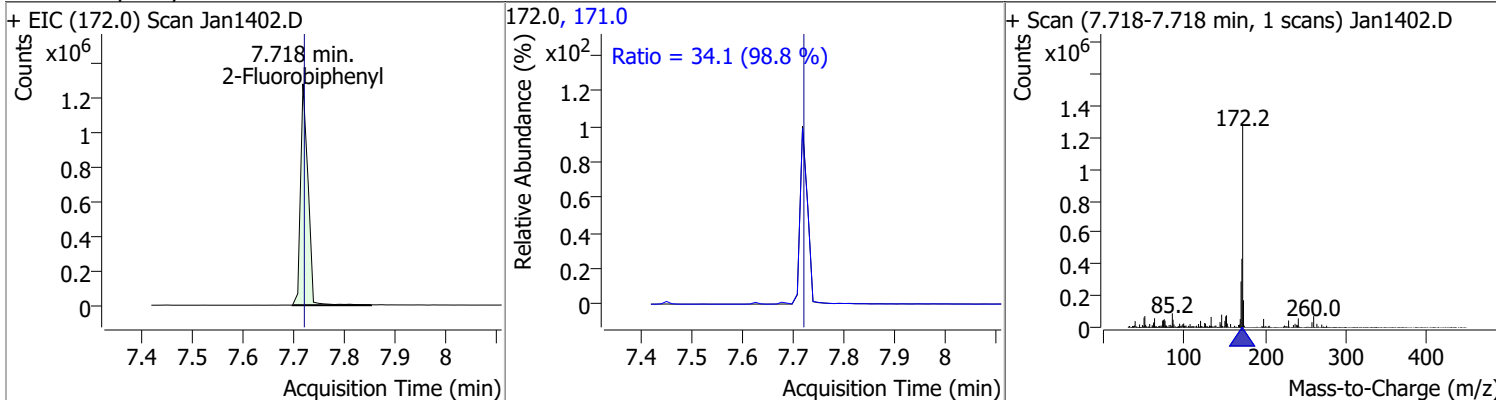
Compound	Conc.	RT	Dev(Min)	Resp.	QIon	QRatio	Lower	Upper
2,4,6-Trichlorophenol	64.7454	7.63	0.00	276539 (m)	198.0	93.5	66.6	123.6



Compound	Conc.	RT	Dev(Min)	Resp.	QIon	QRatio	Lower	Upper
2,4,5-Trichlorophenol	60.2271	7.68	0.00	298668 (m)	198.0	95.4	66.8	124.1

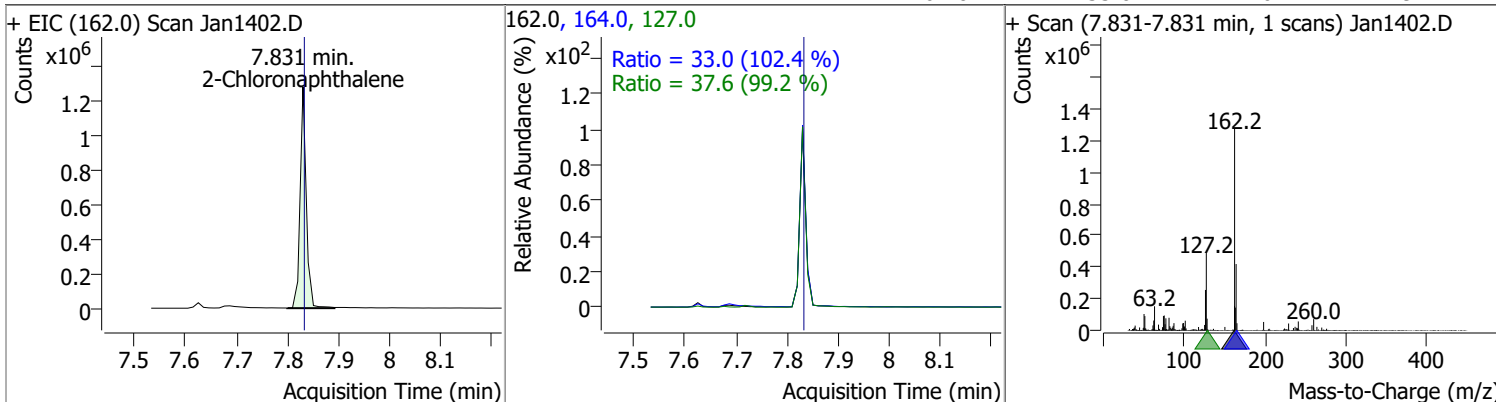


Compound	Conc.	RT	Dev(Min)	Resp.	QIon	QRatio	Lower	Upper
2-Fluorobiphenyl	65.0283	7.72	0.00	1302818	171.0	34.1	24.2	44.9

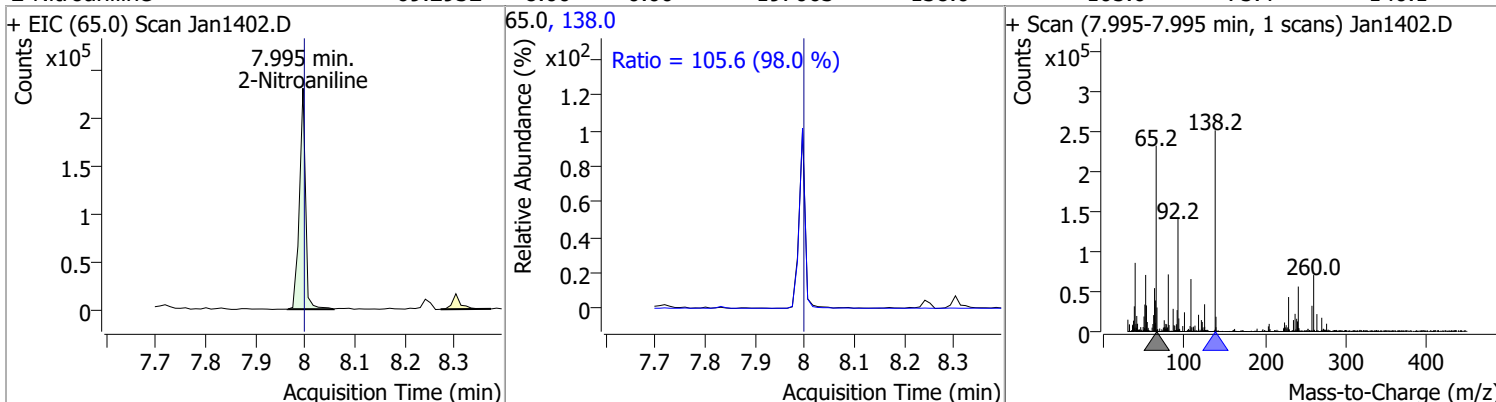


Quantitation Results Report (QT Reviewed)

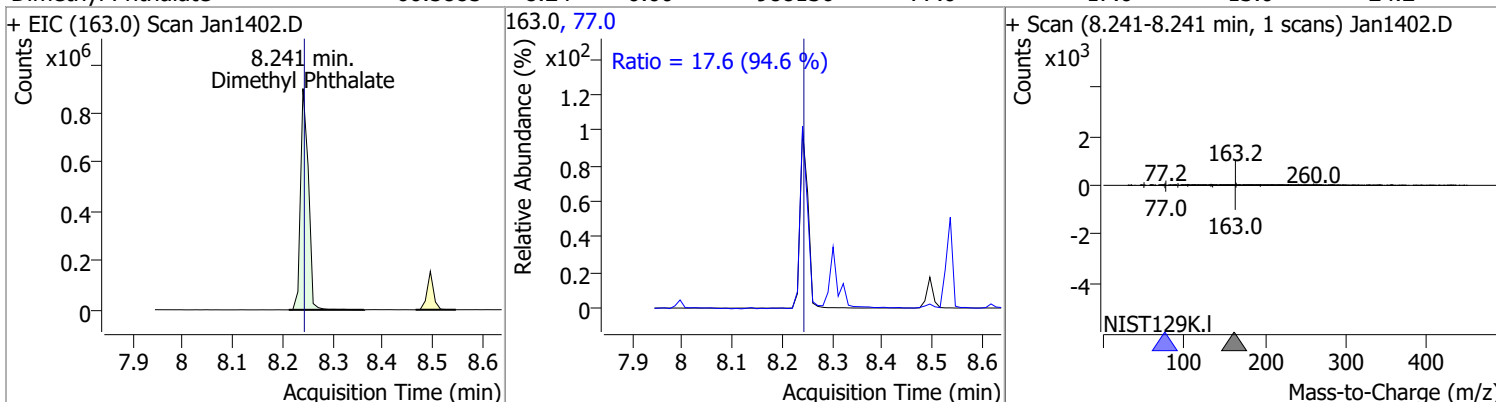
Compound	Conc.	RT	Dev(Min)	Resp.	QIon	QRatio	Lower	Upper
2-Chloronaphthalene	64.6702	7.83	0.00	1069417	127.0	37.6	26.5	49.3
					164.0	33.0	22.6	41.9



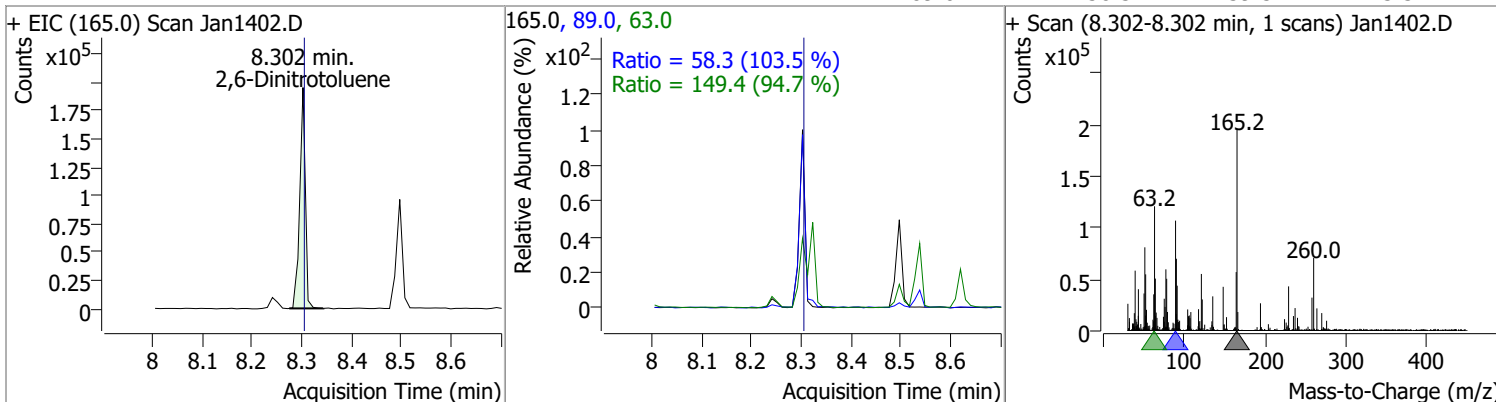
Compound	Conc.	RT	Dev(Min)	Resp.	QIon	QRatio	Lower	Upper
2-Nitroaniline	69.2932	8.00	0.00	197063	138.0	105.6	75.4	140.1



Compound	Conc.	RT	Dev(Min)	Resp.	QIon	QRatio	Lower	Upper
Dimethyl Phthalate	60.5885	8.24	0.00	988136	77.0	17.6	13.0	24.2

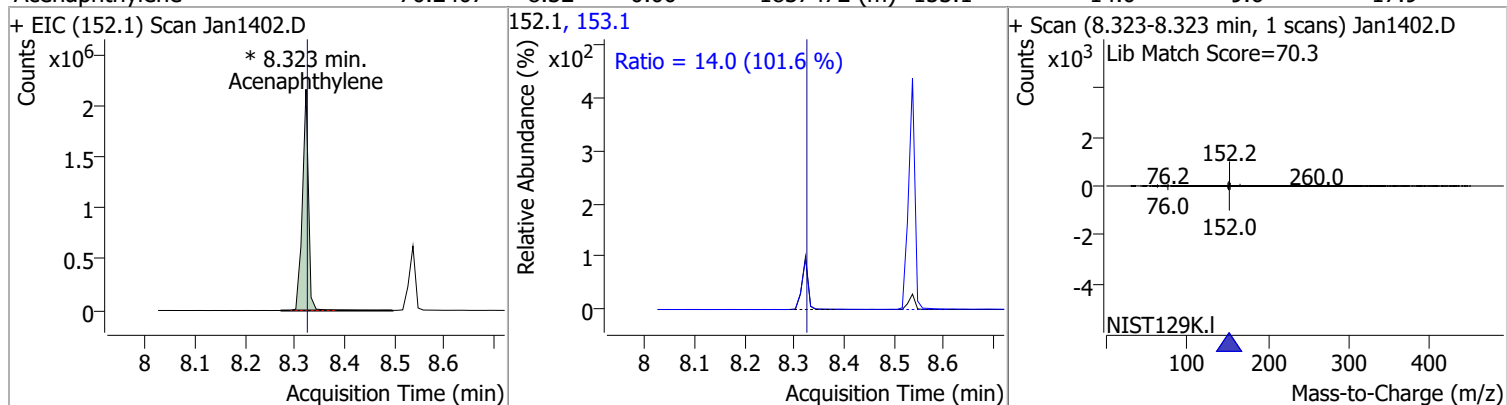


Compound	Conc.	RT	Dev(Min)	Resp.	QIon	QRatio	Lower	Upper
2,6-Dinitrotoluene	68.0050	8.30	0.00	151312	63.0	149.4	110.4	205.0
					89.0	58.3	39.5	73.3

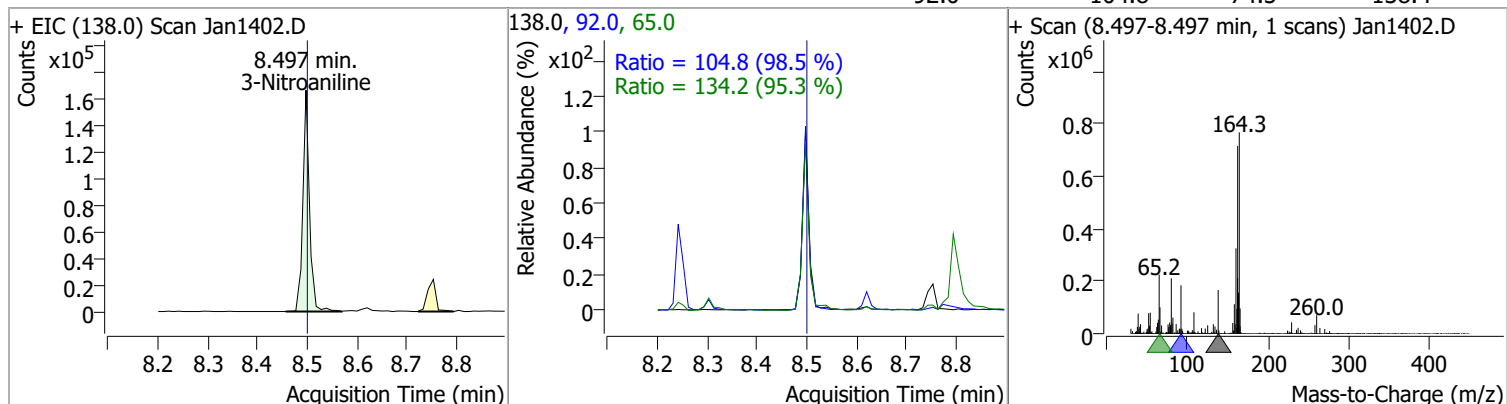


Quantitation Results Report (QT Reviewed)

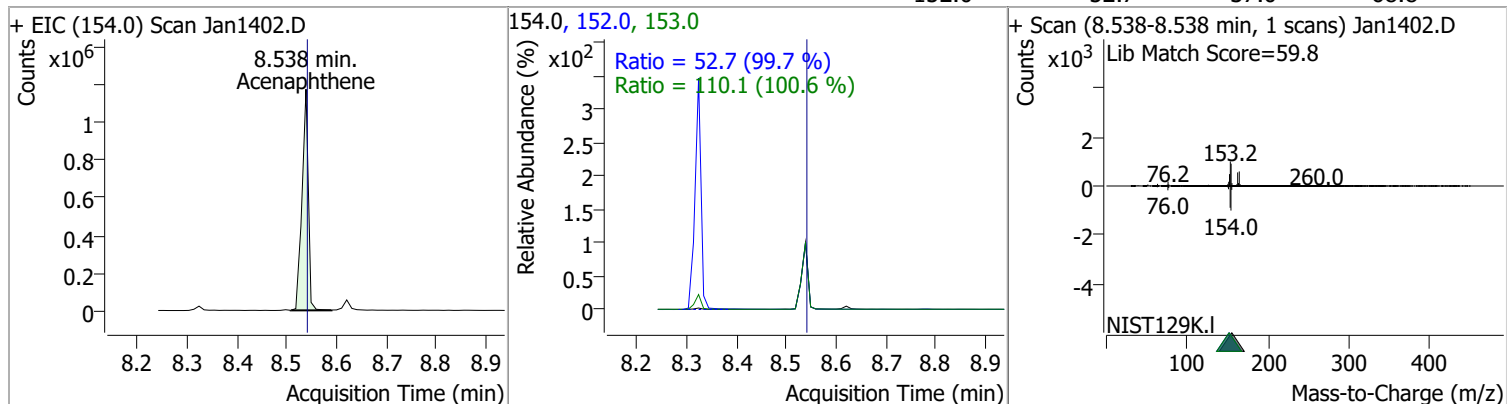
Compound	Conc.	RT	Dev(Min)	Resp.	QIon	QRatio	Lower	Upper
Acenaphthylene	70.2407	8.32	0.00	1837472 (m)	153.1	14.0	9.6	17.9



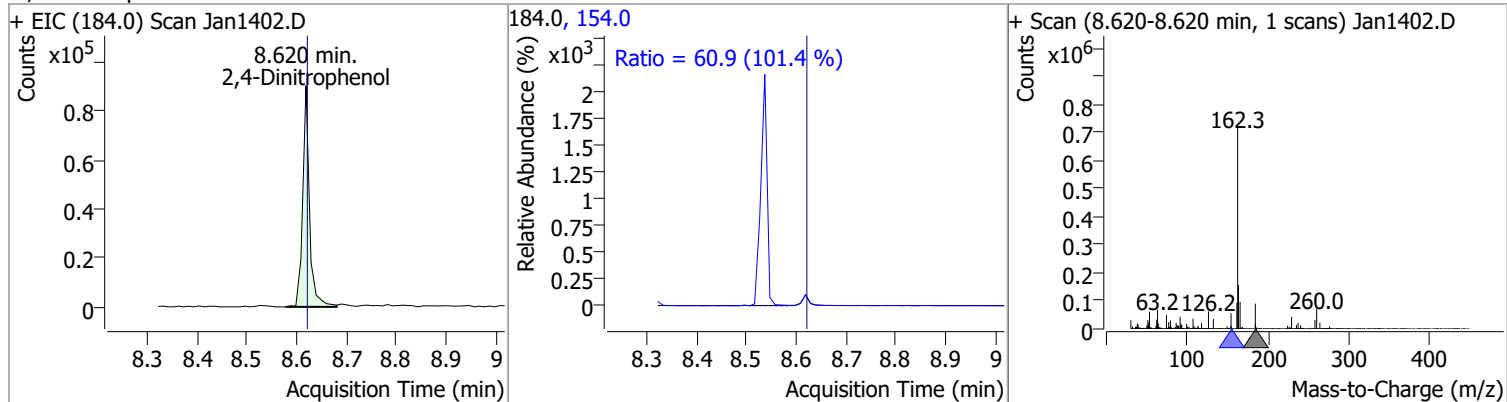
Compound	Conc.	RT	Dev(Min)	Resp.	QIon	QRatio	Lower	Upper
3-Nitroaniline	65.3302	8.50	0.00	153560	65.0	134.2	98.6	183.2
					92.0	104.8	74.5	138.4



Compound	Conc.	RT	Dev(Min)	Resp.	QIon	QRatio	Lower	Upper
Acenaphthene	67.9968	8.54	0.00	1036938	153.0	110.1	76.6	142.3
					152.0	52.7	37.0	68.8

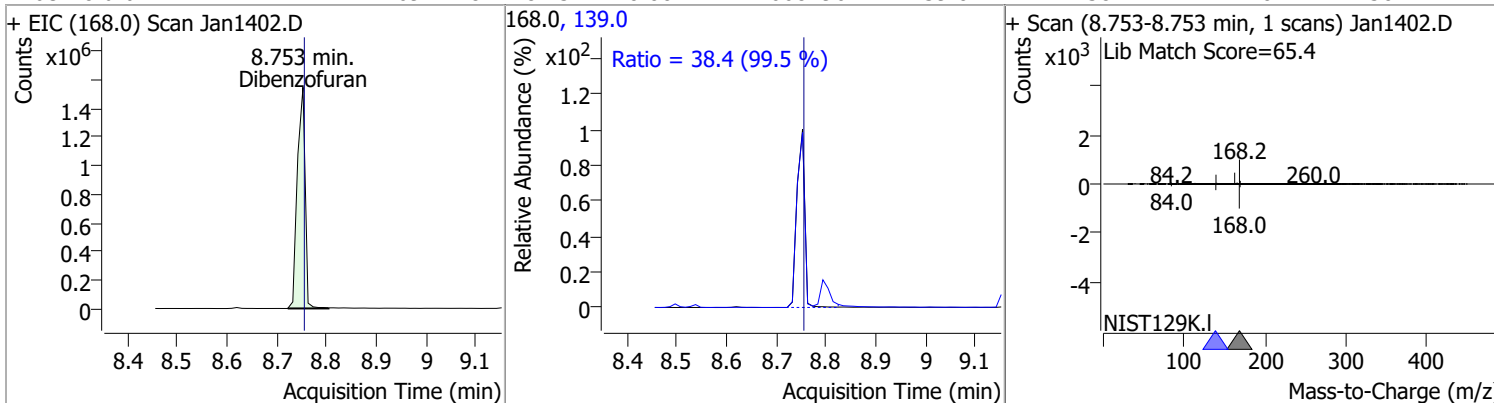


Compound	Conc.	RT	Dev(Min)	Resp.	QIon	QRatio	Lower	Upper
2,4-Dinitrophenol	73.1344	8.62	0.00	85204	154.0	60.9	42.0	78.1

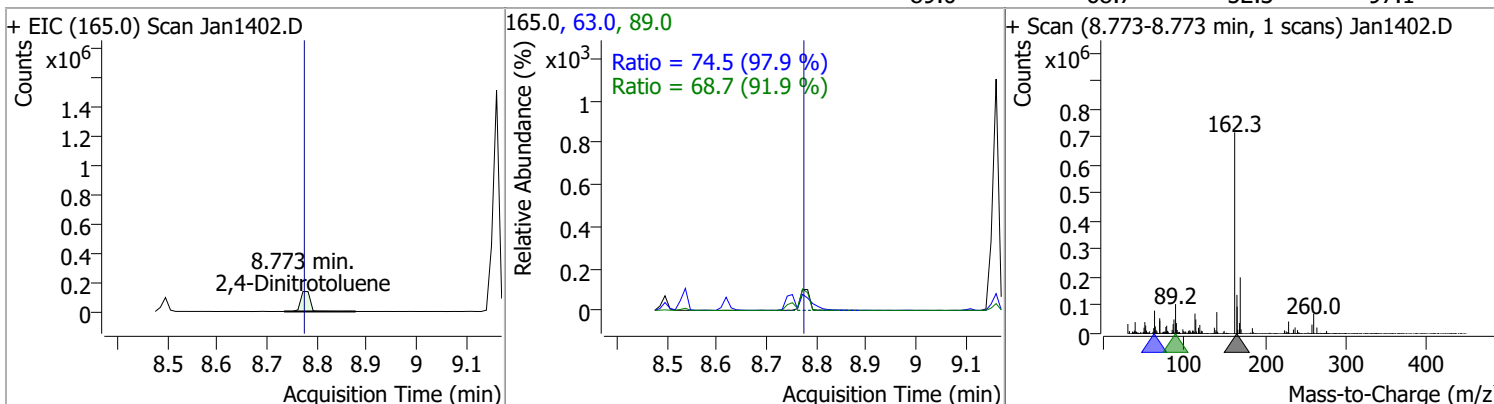


Quantitation Results Report (QT Reviewed)

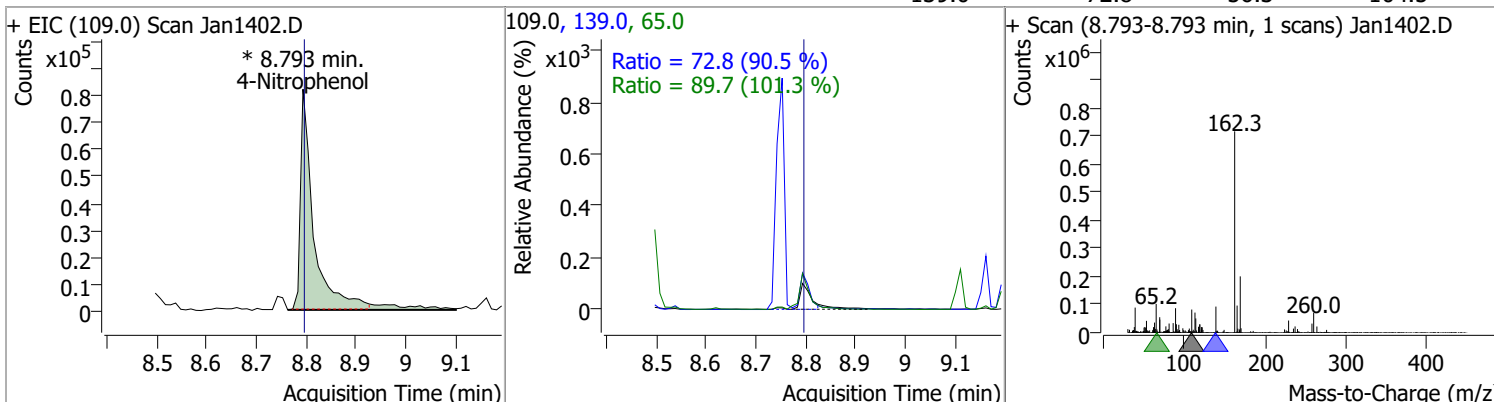
Compound	Conc.	RT	Dev(Min)	Resp.	QIon	QRatio	Lower	Upper
Dibenzofuran	69.1228	8.75	0.00	1668296	139.0	38.4	27.0	50.2



Compound	Conc.	RT	Dev(Min)	Resp.	QIon	QRatio	Lower	Upper
2,4-Dinitrotoluene	64.0245	8.77	0.00	180149	63.0	74.5	53.2	98.9
					89.0	68.7	52.3	97.1

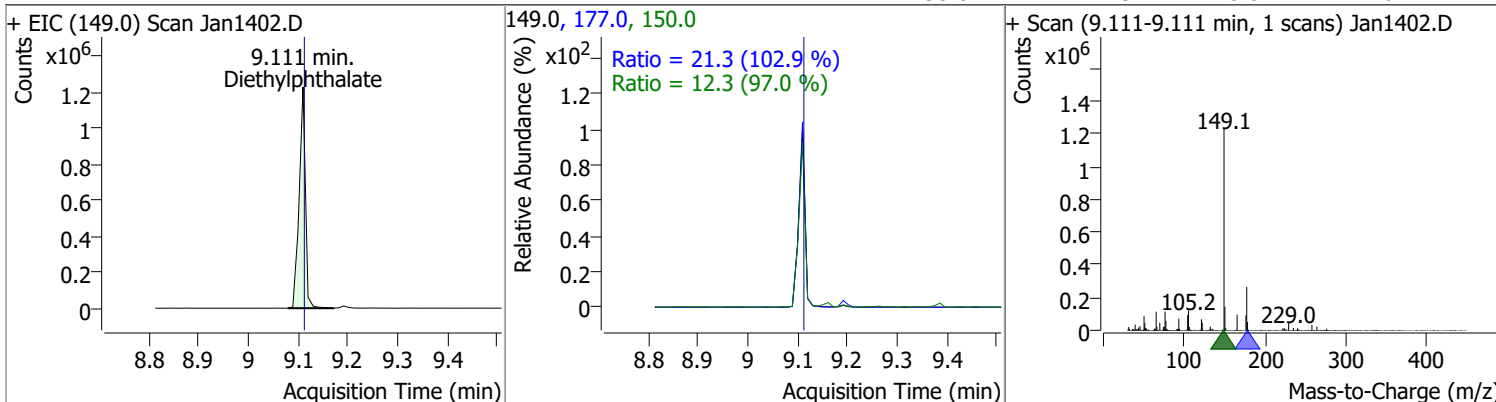


Compound	Conc.	RT	Dev(Min)	Resp.	QIon	QRatio	Lower	Upper
4-Nitrophenol	66.9204	8.79	0.00	163006 (m)	65.0	89.7	62.0	115.1
					139.0	72.8	56.3	104.5

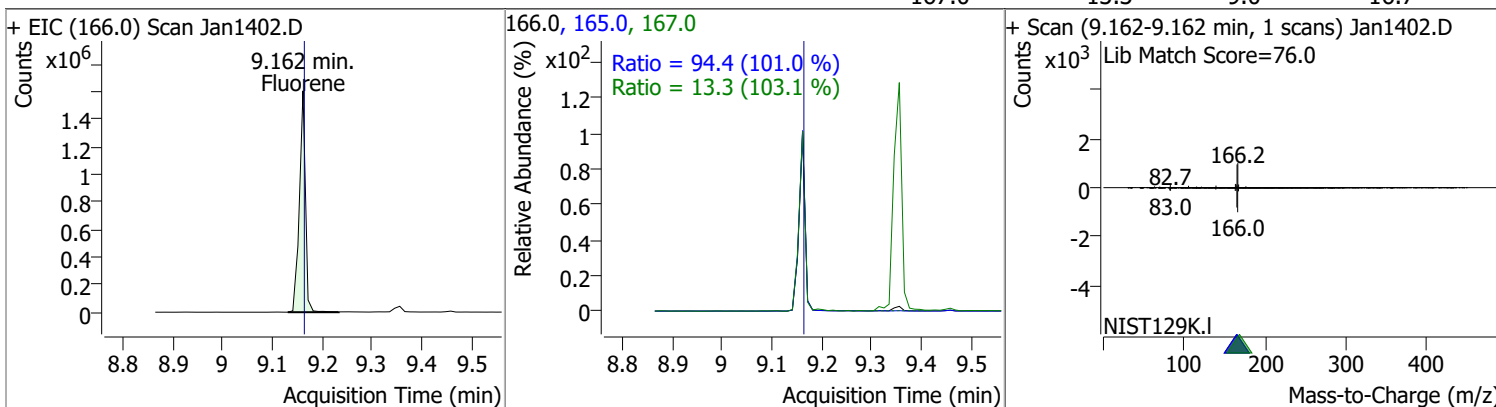


Quantitation Results Report (QT Reviewed)

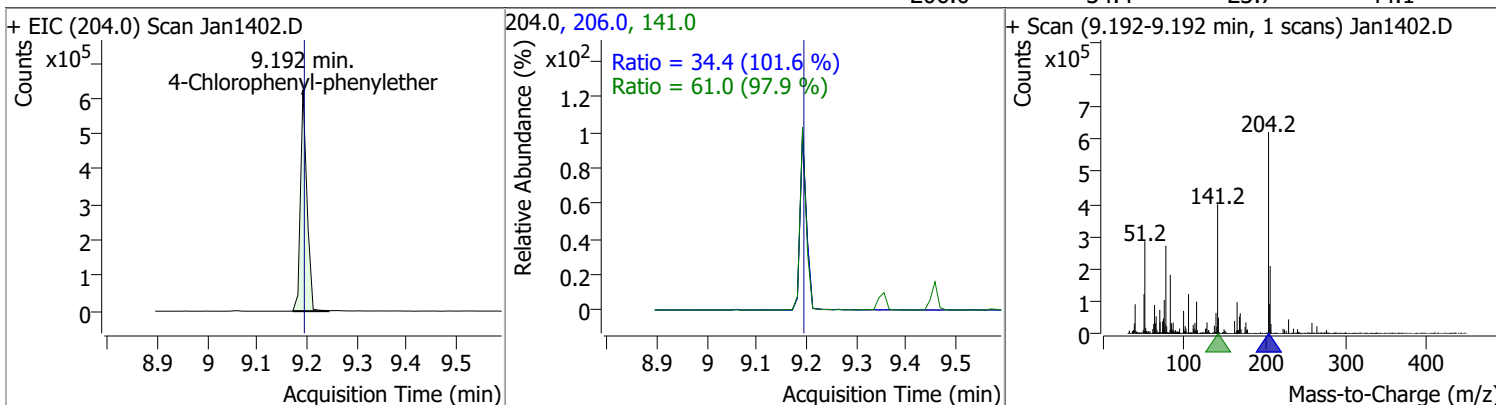
Compound	Conc.	RT	Dev(Min)	Resp.	QIon	QRatio	Lower	Upper
Diethylphthalate	67.3974	9.11	0.00	1070629	177.0	21.3	14.5	27.0
					150.0	12.3	8.8	16.4



Compound	Conc.	RT	Dev(Min)	Resp.	QIon	QRatio	Lower	Upper
Fluorene	70.3544	9.16	0.00	1357909	165.0	94.4	65.4	121.4
					167.0	13.3	9.0	16.7

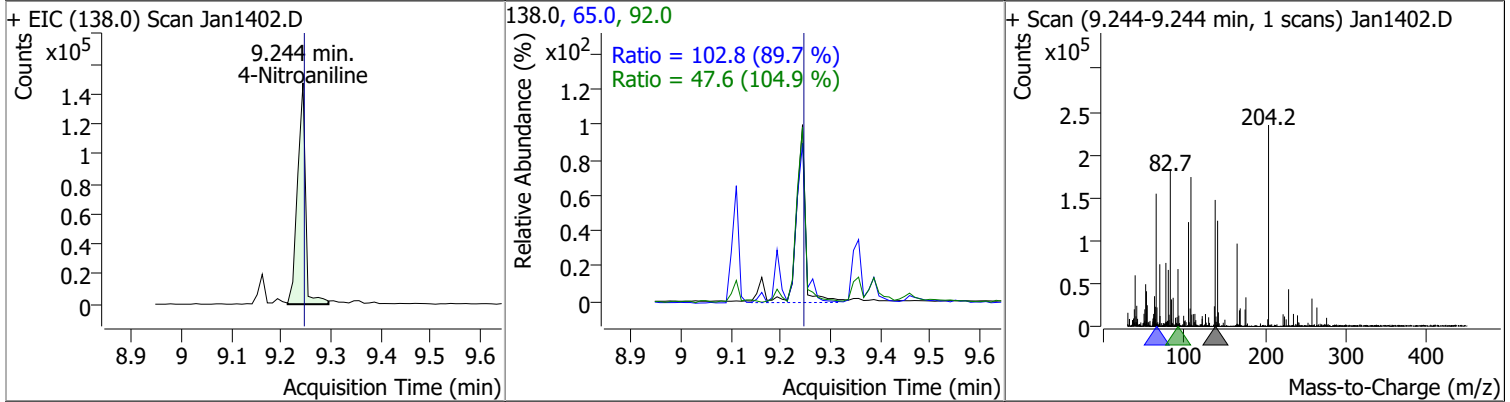


Compound	Conc.	RT	Dev(Min)	Resp.	QIon	QRatio	Lower	Upper
4-Chlorophenyl-phenylether	62.3307	9.19	0.00	547637	141.0	61.0	43.6	80.9
					206.0	34.4	23.7	44.1

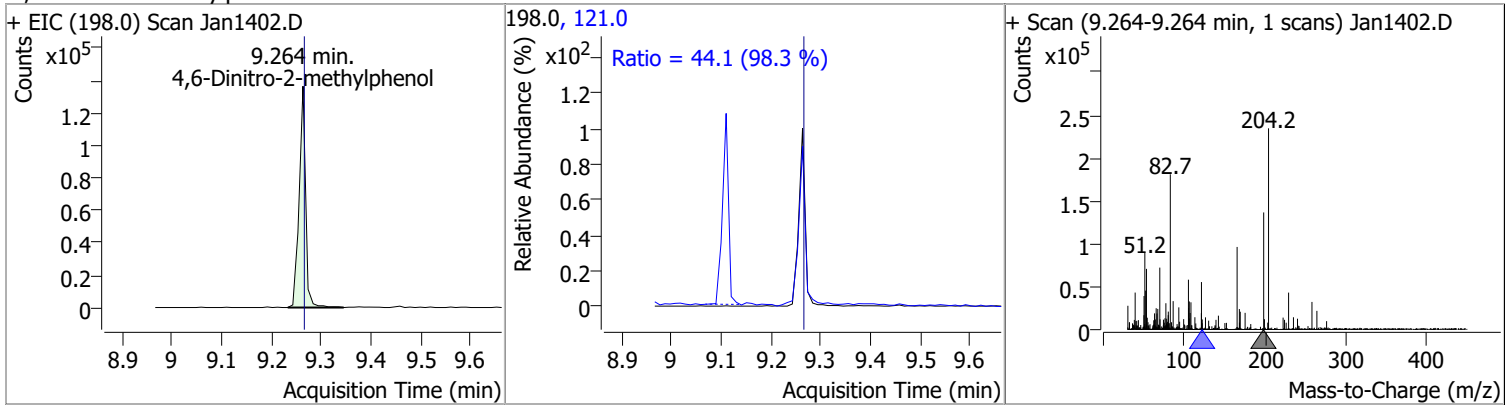


Quantitation Results Report (QT Reviewed)

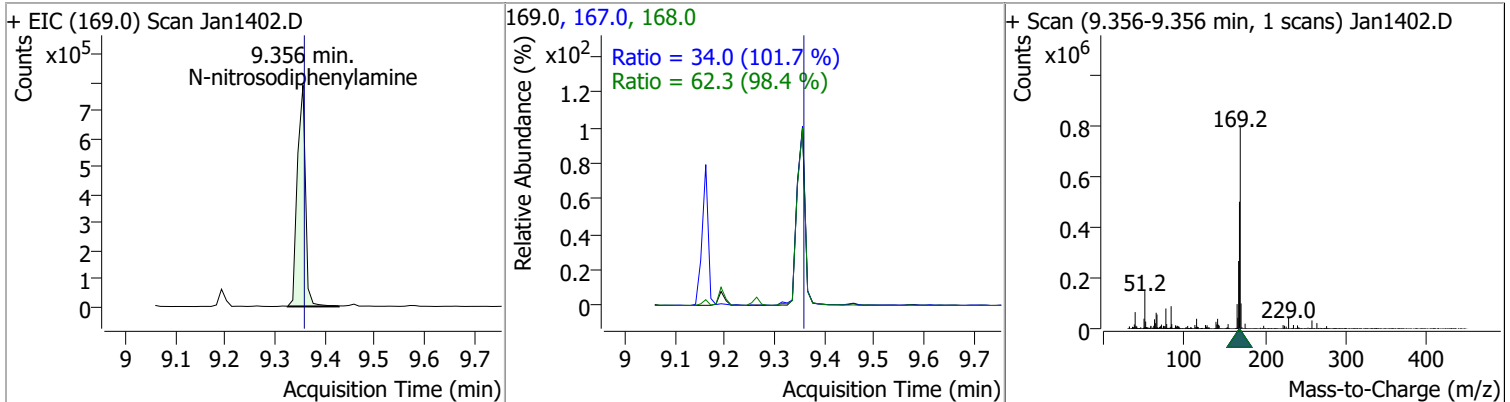
Compound	Conc.	RT	Dev(Min)	Resp.	QIon	QRatio	Lower	Upper
4-Nitroaniline	69.8771	9.24	0.00	164533	65.0	102.8	80.2	149.0
					92.0	47.6	31.7	58.9



Compound	Conc.	RT	Dev(Min)	Resp.	QIon	QRatio	Lower	Upper
4,6-Dinitro-2-methylphenol	74.4706	9.26	0.00	123639	121.0	44.1	31.4	58.3

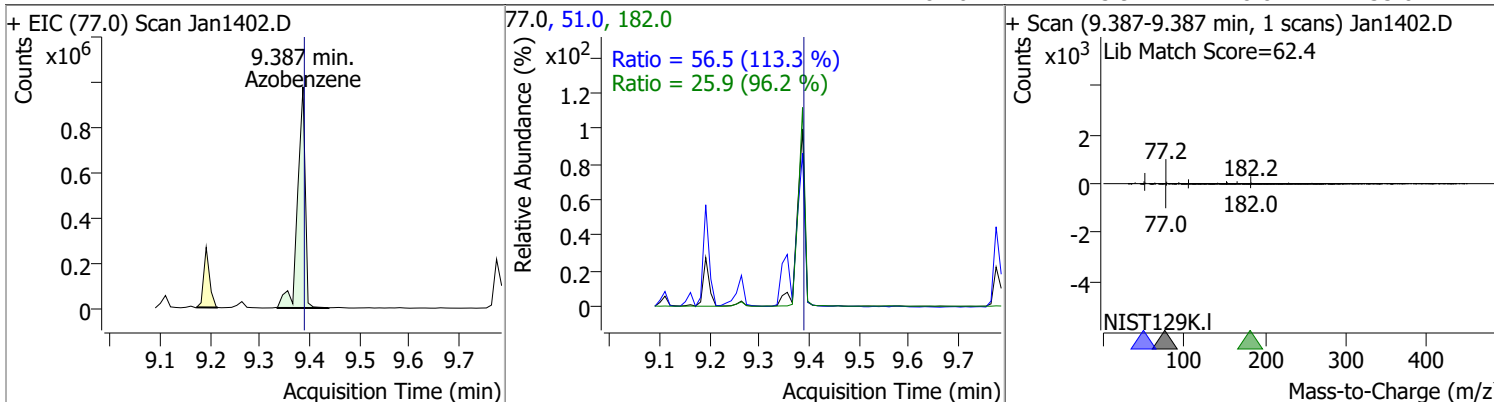


Compound	Conc.	RT	Dev(Min)	Resp.	QIon	QRatio	Lower	Upper
N-nitrosodiphenylamine	71.0163	9.36	0.00	892577	168.0	62.3	44.3	82.3
					167.0	34.0	23.4	43.4

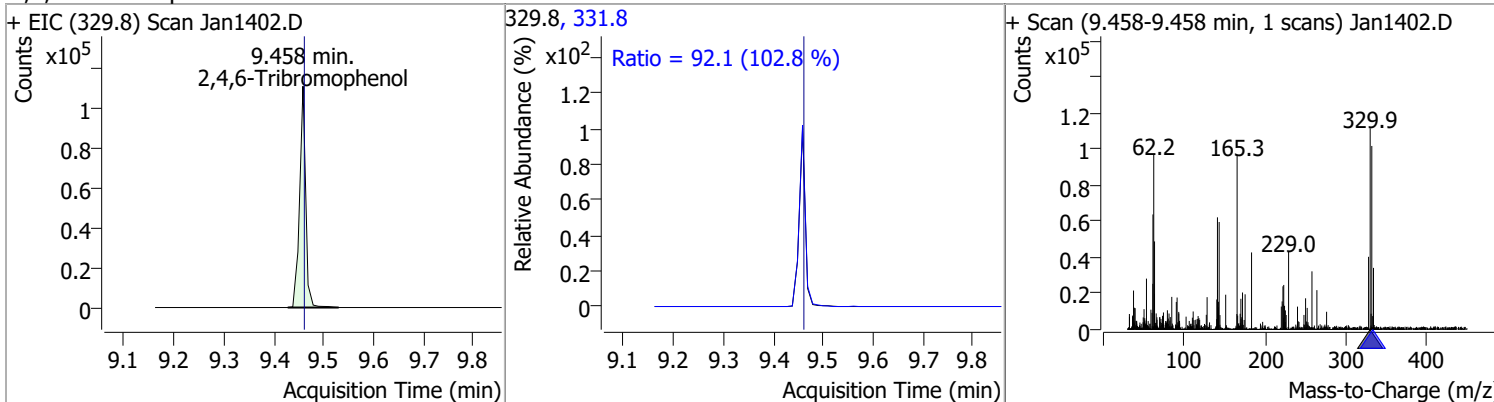


Quantitation Results Report (QT Reviewed)

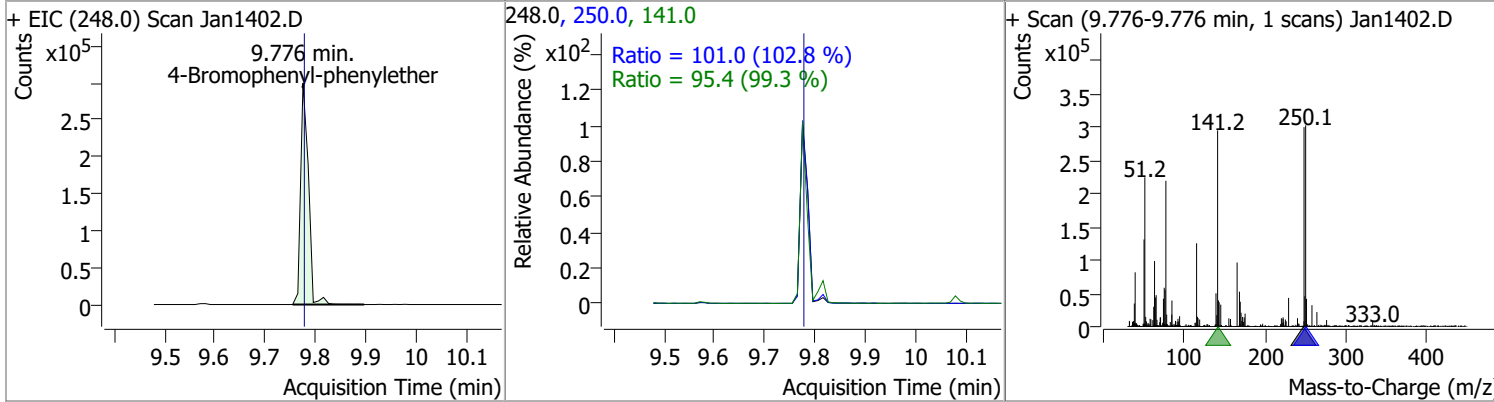
Compound	Conc.	RT	Dev(Min)	Resp.	QIon	QRatio	Lower	Upper
Azobenzene	70.1676	9.39	0.00	1045960	51.0	56.5	34.9	64.9
					182.0	25.9	18.8	35.0



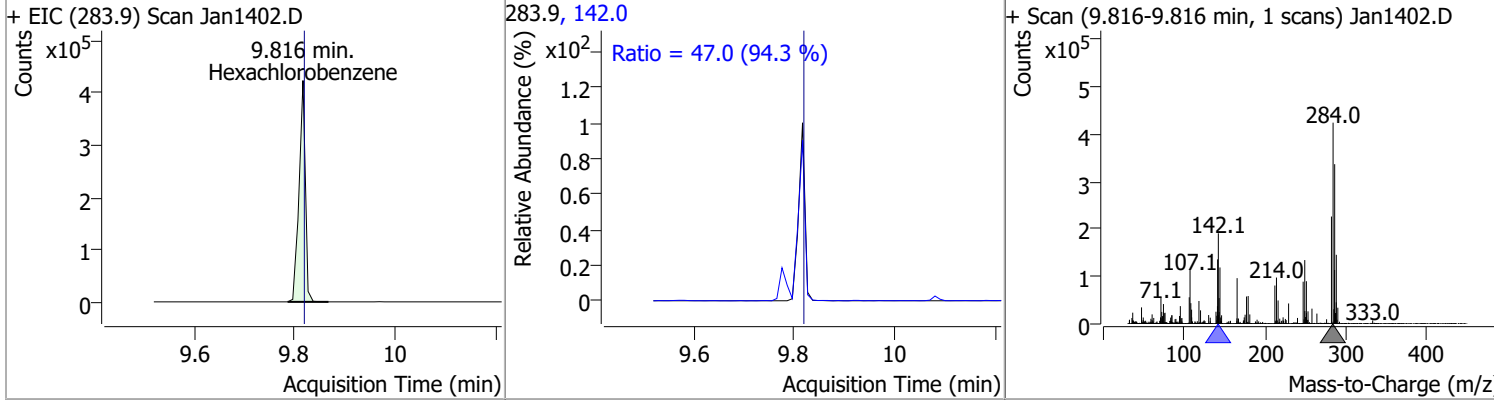
Compound	Conc.	RT	Dev(Min)	Resp.	QIon	QRatio	Lower	Upper
2,4,6-Tribromophenol	60.8075	9.46	0.00	94680	331.8	92.1	62.7	116.4



Compound	Conc.	RT	Dev(Min)	Resp.	QIon	QRatio	Lower	Upper
4-Bromophenyl-phenylether	64.5254	9.78	0.00	322600	250.0	101.0	68.8	127.8
					141.0	95.4	67.3	124.9

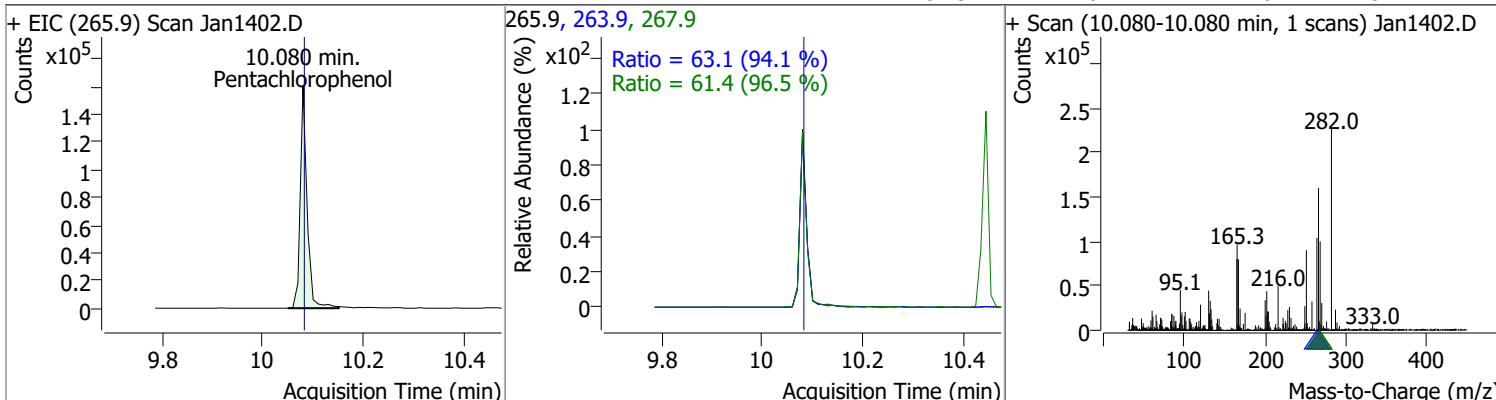


Compound	Conc.	RT	Dev(Min)	Resp.	QIon	QRatio	Lower	Upper
Hexachlorobenzene	72.3581	9.82	0.00	368873	142.0	47.0	34.9	64.8

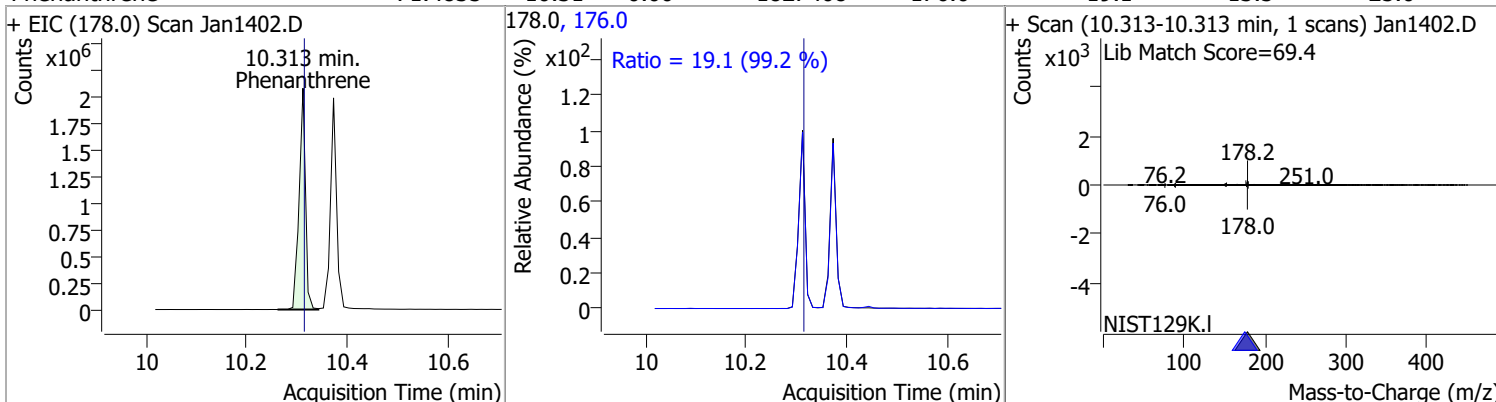


Quantitation Results Report (QT Reviewed)

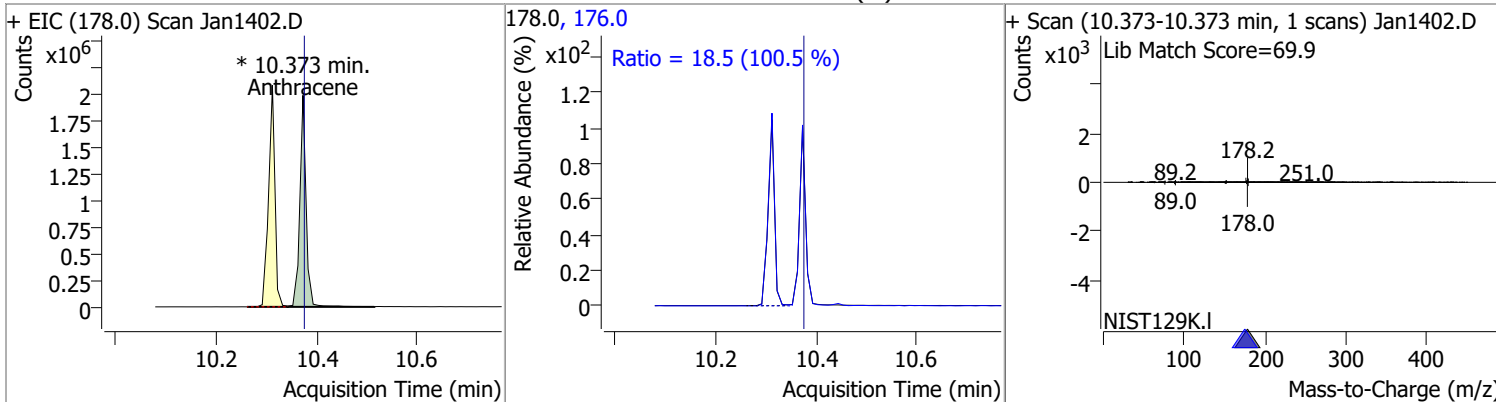
Compound	Conc.	RT	Dev(Min)	Resp.	QIon	QRatio	Lower	Upper
Pentachlorophenol	64.4780	10.08	0.00	150969	263.9	63.1	46.9	87.1
					267.9	61.4	44.6	82.7



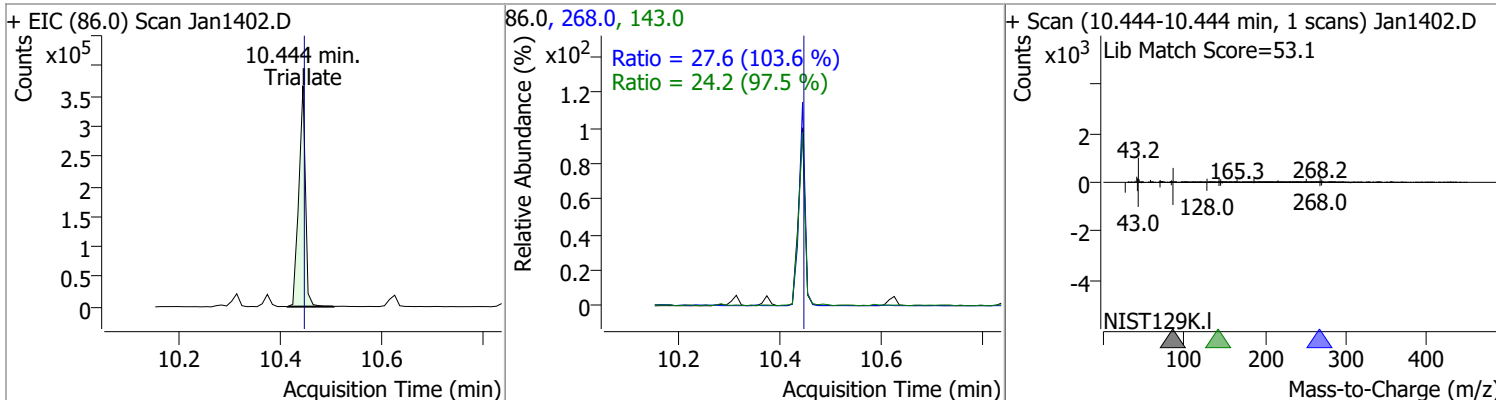
Compound	Conc.	RT	Dev(Min)	Resp.	QIon	QRatio	Lower	Upper
Phenanthrene	71.4835	10.31	0.00	1827408	176.0	19.1	13.5	25.0



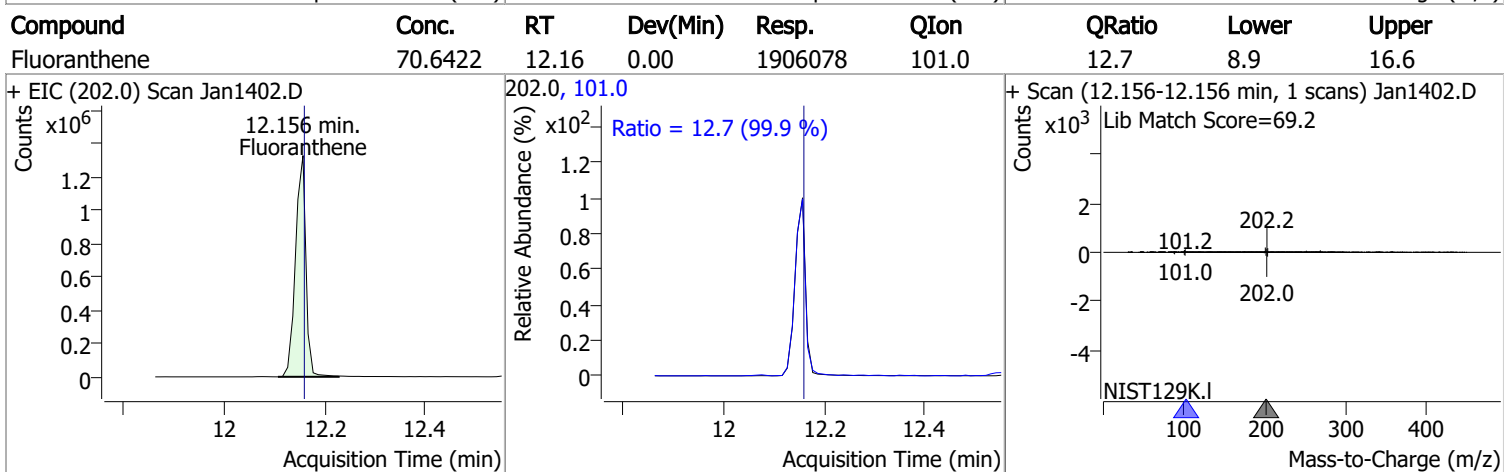
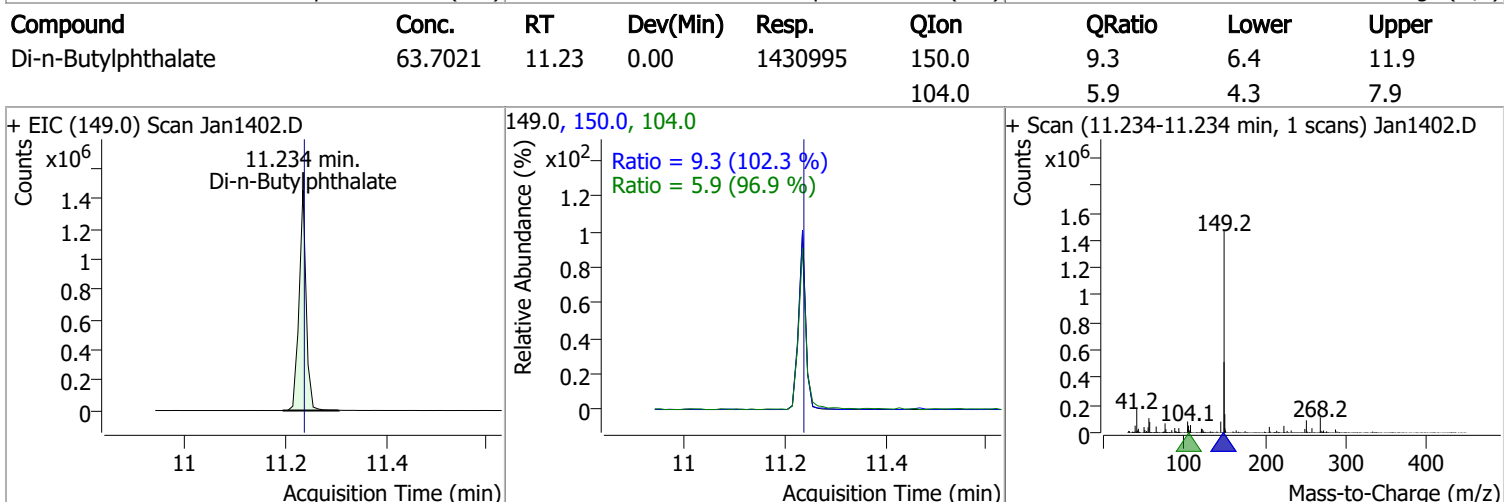
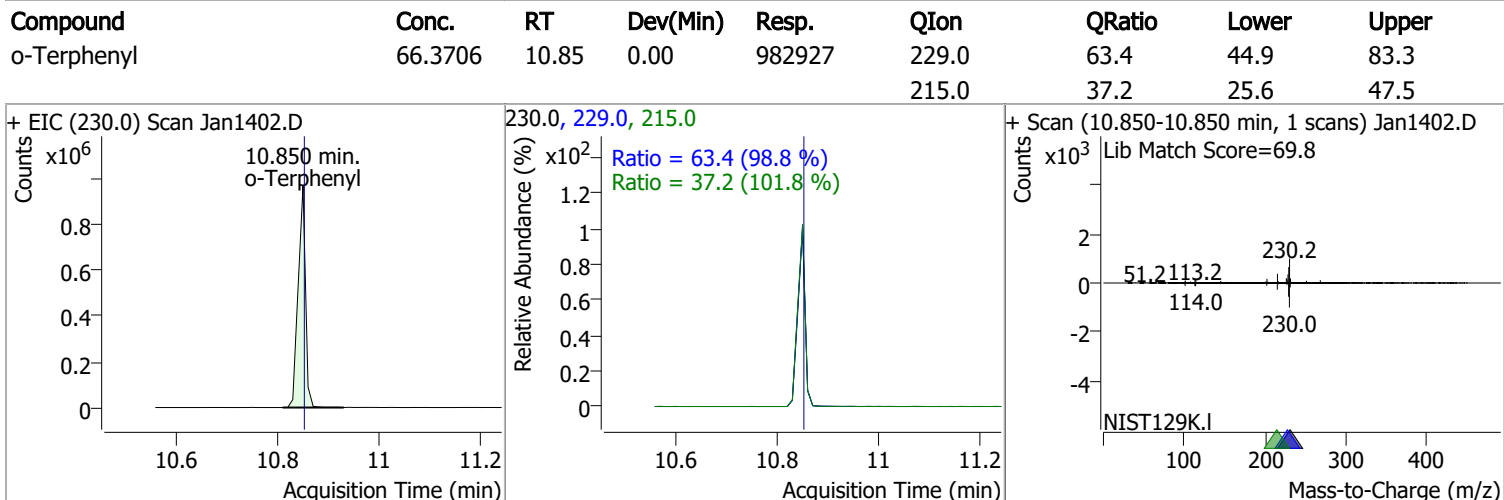
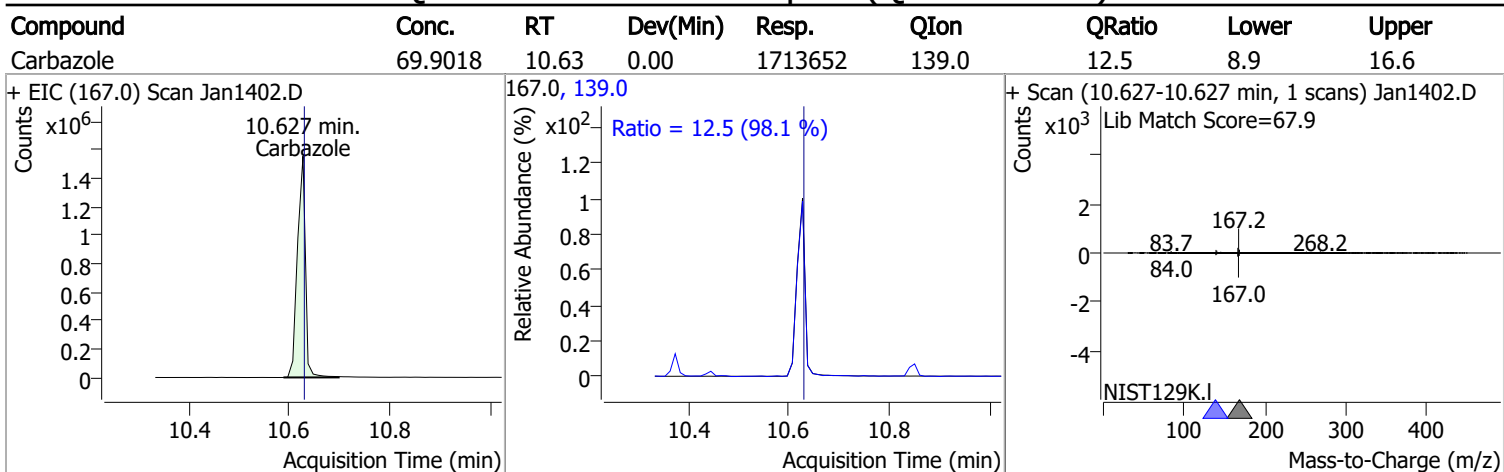
Compound	Conc.	RT	Dev(Min)	Resp.	QIon	QRatio	Lower	Upper
Anthracene	70.1810	10.37	0.00	1725713 (m)	176.0	18.5	12.9	23.9



Compound	Conc.	RT	Dev(Min)	Resp.	QIon	QRatio	Lower	Upper
Triallate	64.0117	10.44	0.00	336431	268.0	27.6	18.7	34.7
					143.0	24.2	17.4	32.3

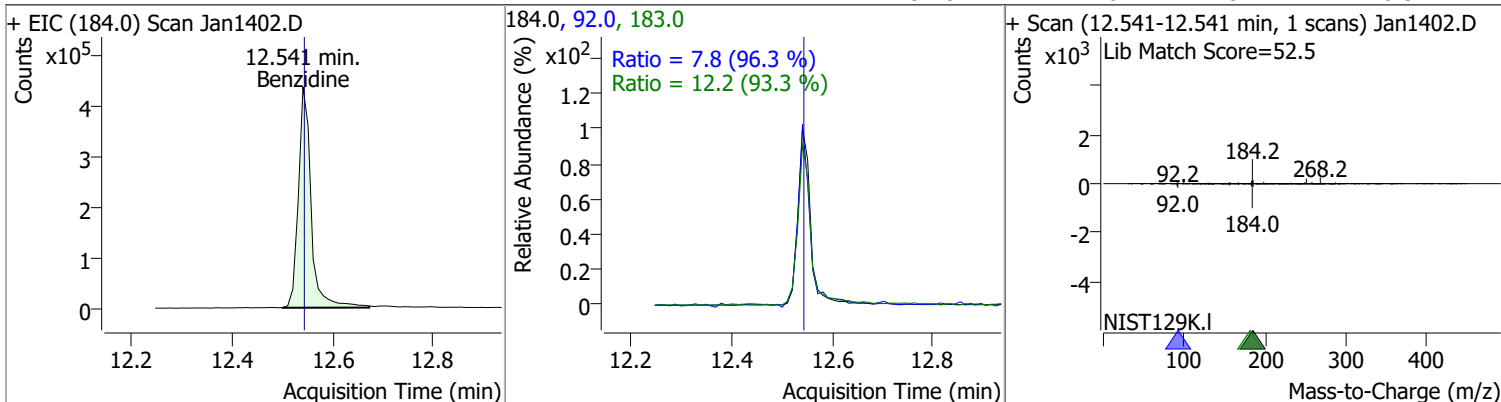


Quantitation Results Report (QT Reviewed)

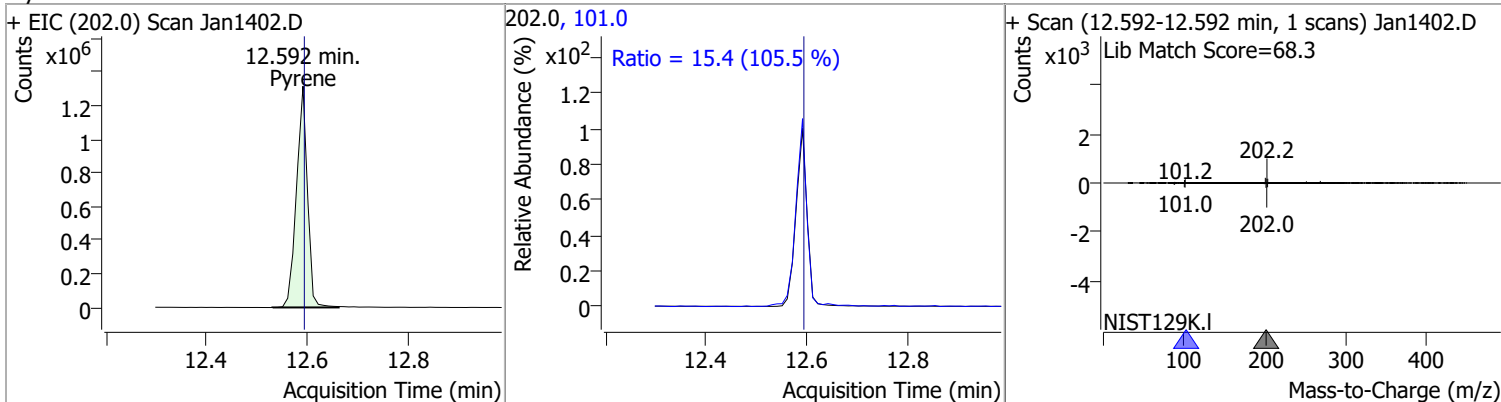


Quantitation Results Report (QT Reviewed)

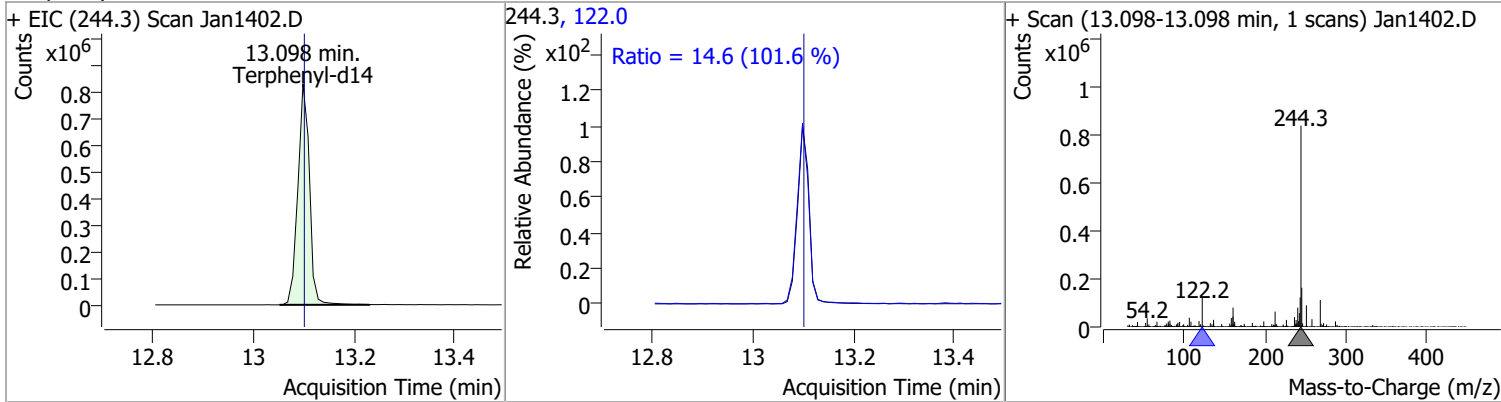
Compound	Conc.	RT	Dev(Min)	Resp.	QIon	QRatio	Lower	Upper
Benzidine	72.9975	12.54	0.00	770387	183.0	12.2	9.1	17.0
					92.0	7.8	5.7	10.5



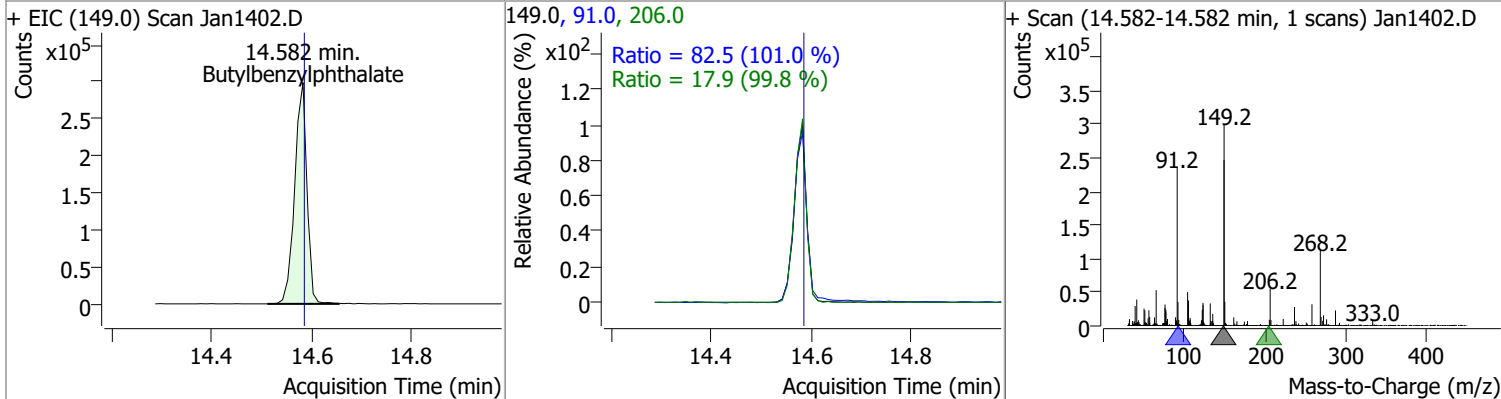
Compound	Conc.	RT	Dev(Min)	Resp.	QIon	QRatio	Lower	Upper
Pyrene	67.3610	12.59	0.00	1989955	101.0	15.4	10.2	19.0



Compound	Conc.	RT	Dev(Min)	Resp.	QIon	QRatio	Lower	Upper
Terphenyl-d14	68.2597	13.10	0.00	1334697	122.0	14.6	10.1	18.7

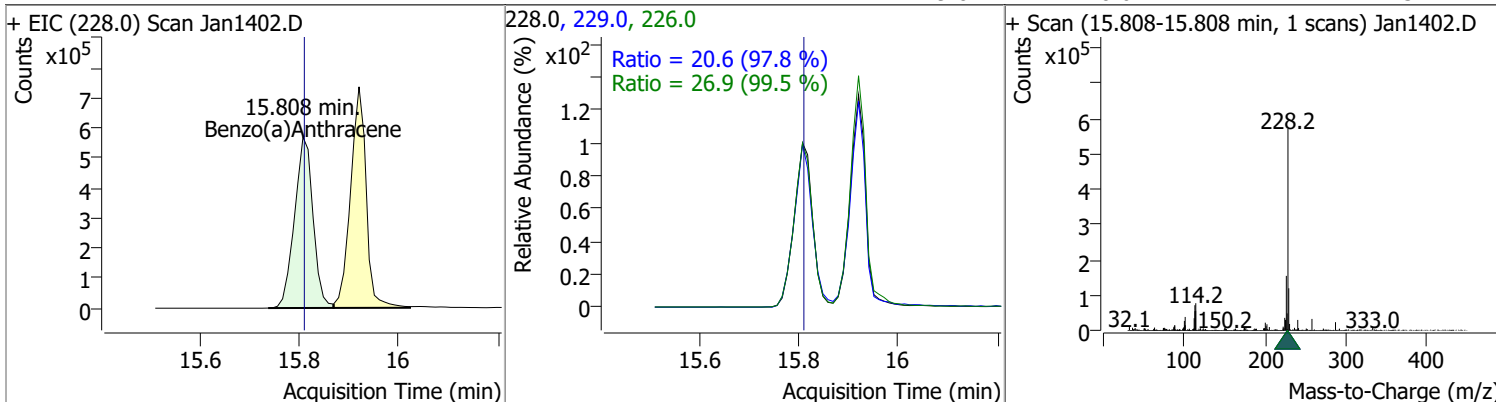


Compound	Conc.	RT	Dev(Min)	Resp.	QIon	QRatio	Lower	Upper
Butylbenzylphthalate	67.3334	14.58	0.00	509710	91.0	82.5	57.2	106.2
					206.0	17.9	12.6	23.3

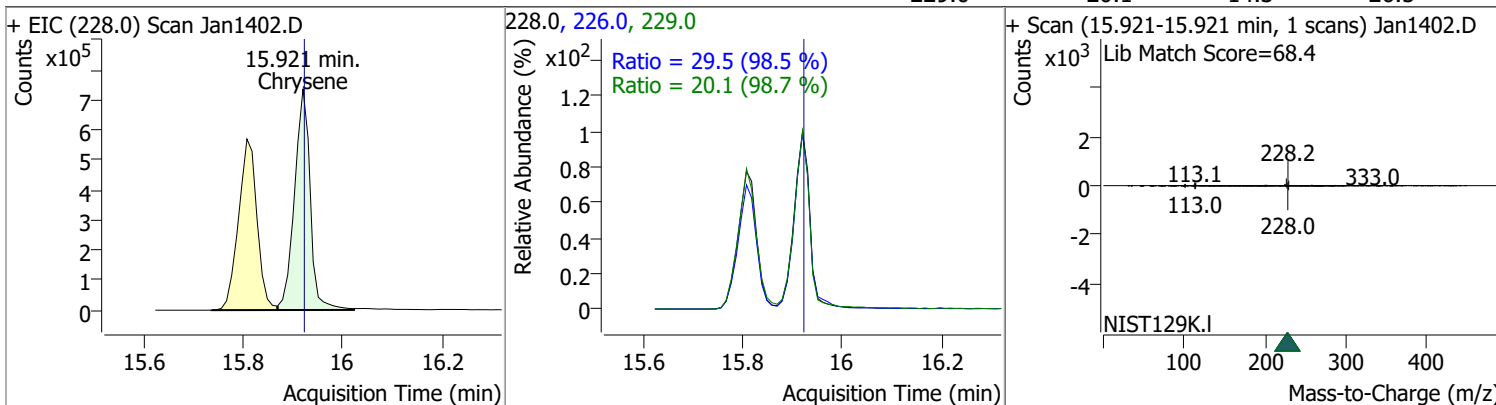


Quantitation Results Report (QT Reviewed)

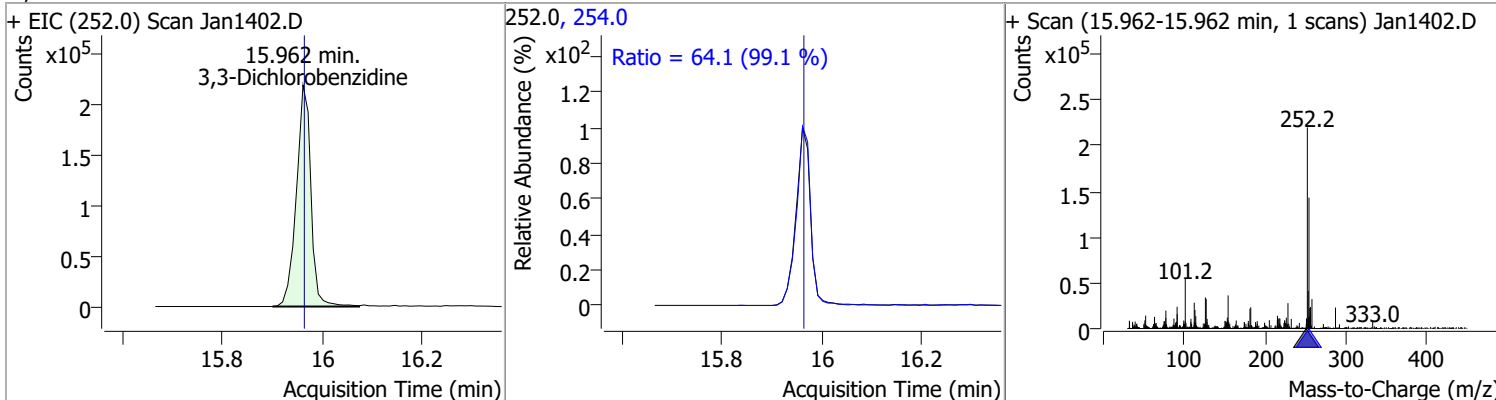
Compound	Conc.	RT	Dev(Min)	Resp.	QIon	QRatio	Lower	Upper
Benzo(a)Anthracene	69.8290	15.81	0.00	1467683	226.0	26.9	18.9	35.2
					229.0	20.6	14.7	27.3



Compound	Conc.	RT	Dev(Min)	Resp.	QIon	QRatio	Lower	Upper
Chrysene	69.5132	15.92	0.00	1608019	226.0	29.5	21.0	38.9
					229.0	20.1	14.3	26.5

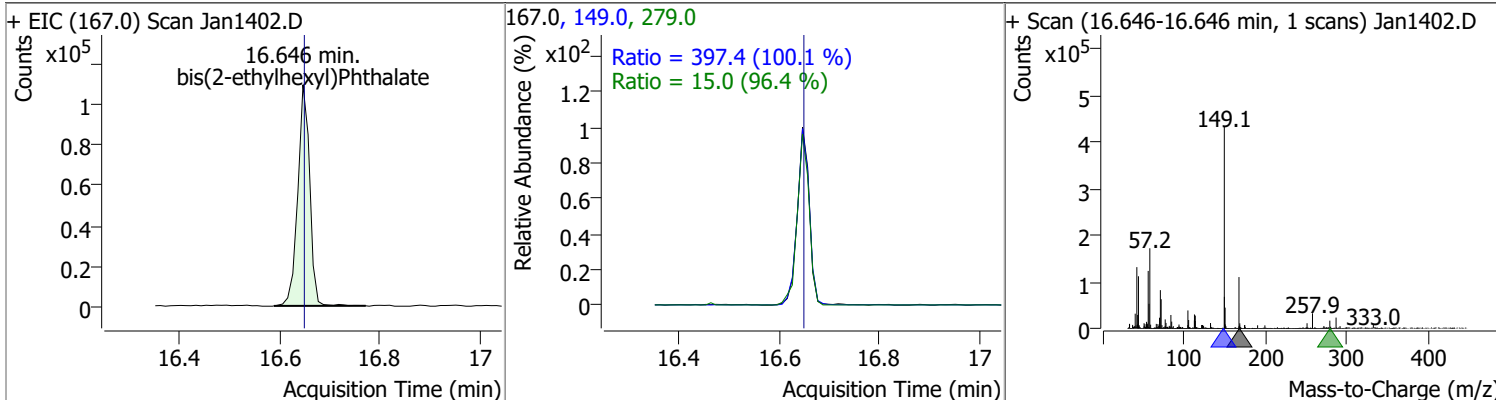


Compound	Conc.	RT	Dev(Min)	Resp.	QIon	QRatio	Lower	Upper
3,3-Dichlorobenzidine	63.0715	15.96	0.00	444399	254.0	64.1	45.3	84.1

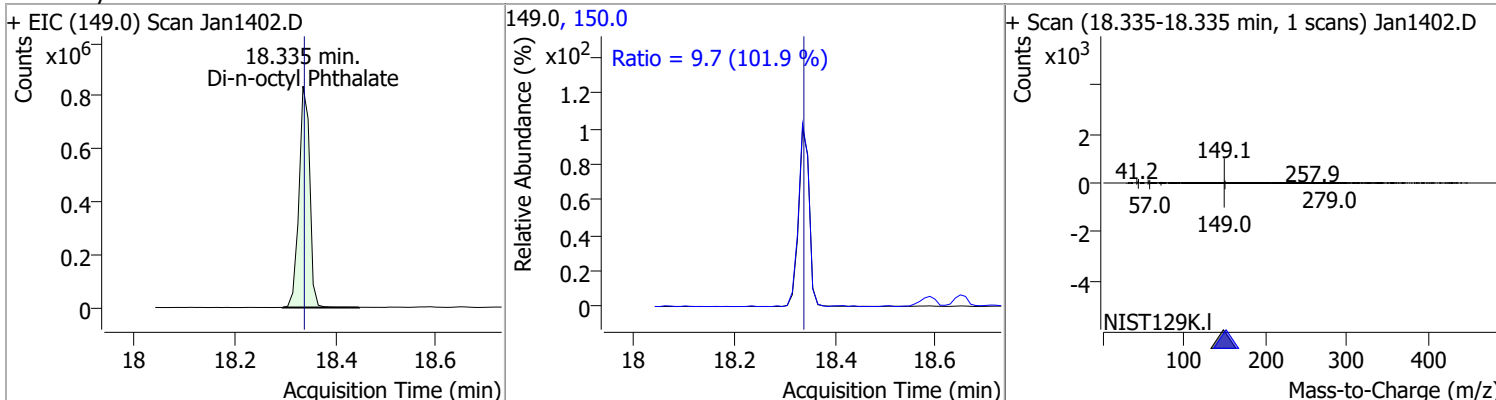


Quantitation Results Report (QT Reviewed)

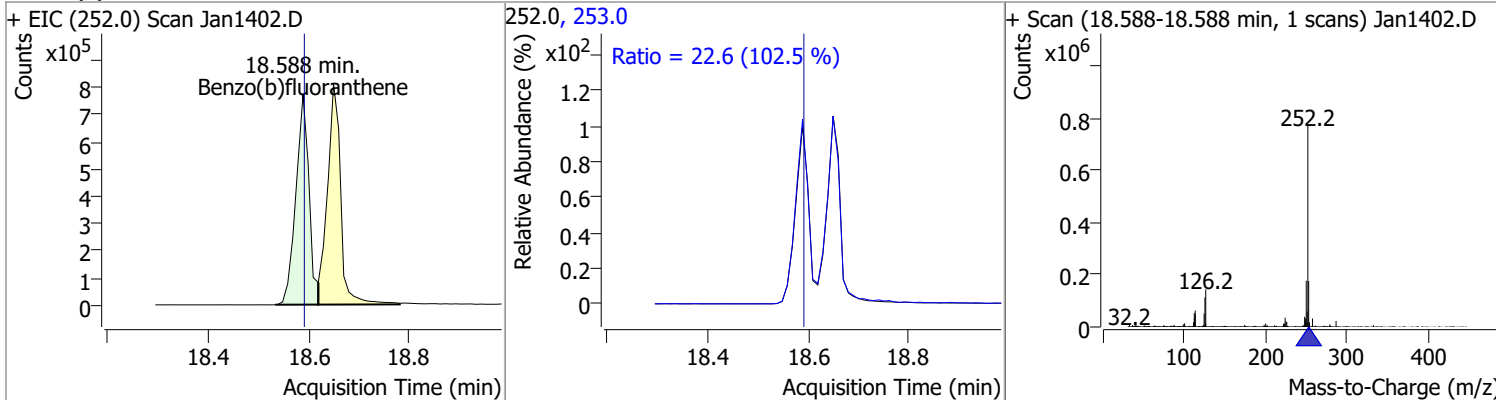
Compound	Conc.	RT	Dev(Min)	Resp.	QIon	QRatio	Lower	Upper
bis(2-ethylhexyl)Phthalate	67.9519	16.65	0.00	182706	149.0	397.4	278.0	516.2
					279.0	15.0	10.9	20.3



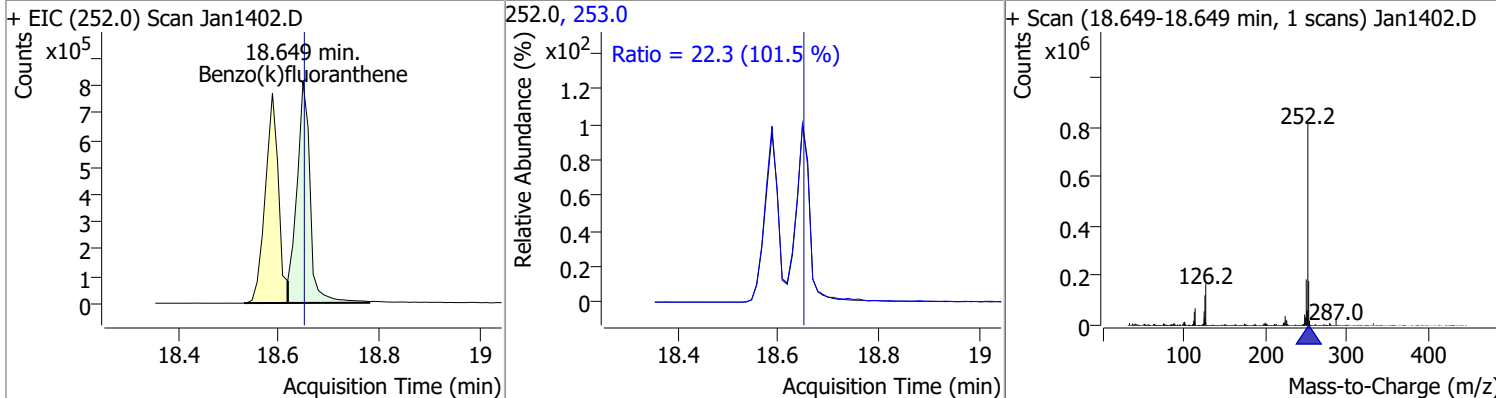
Compound	Conc.	RT	Dev(Min)	Resp.	QIon	QRatio	Lower	Upper
Di-n-octyl Phthalate	68.5298	18.34	0.00	1239542	150.0	9.7	6.7	12.4



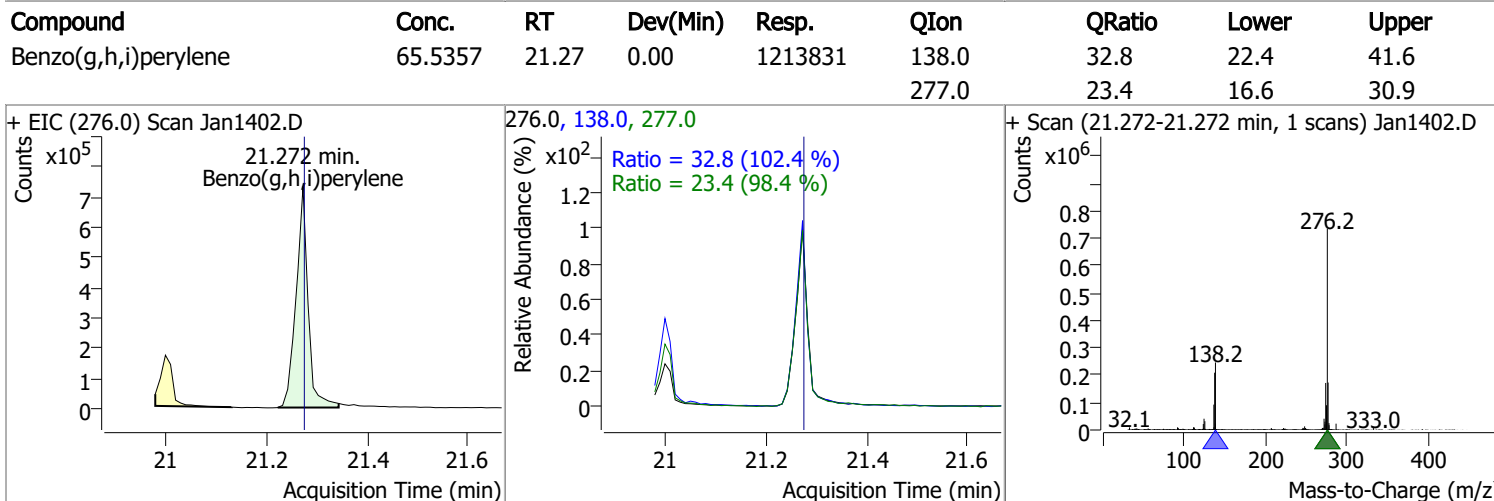
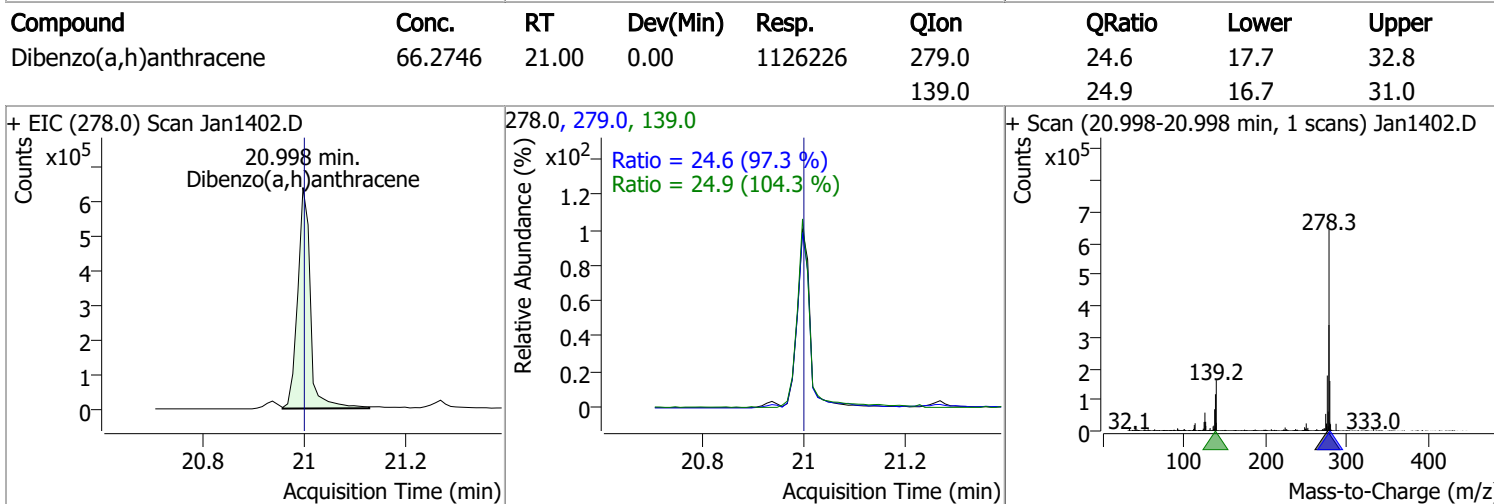
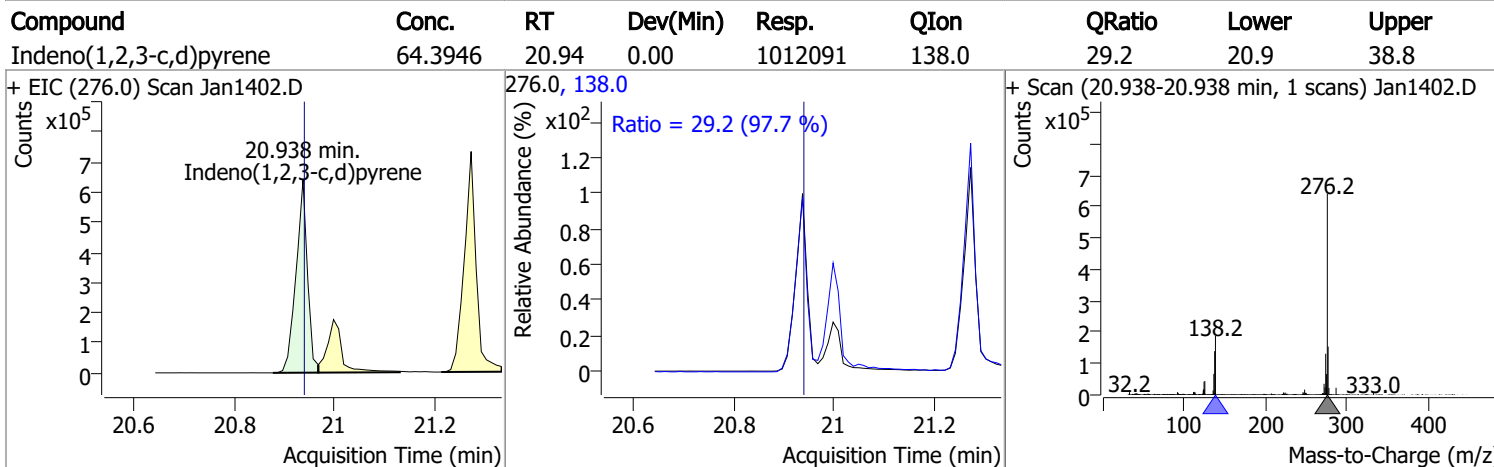
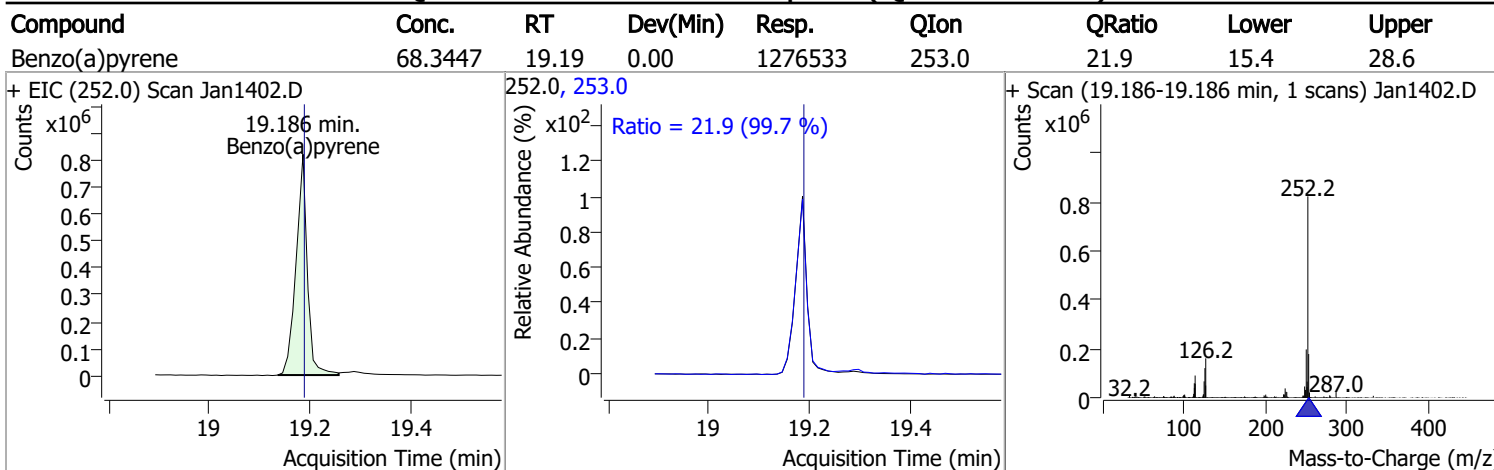
Compound	Conc.	RT	Dev(Min)	Resp.	QIon	QRatio	Lower	Upper
Benzo(b)fluoranthene	70.3384	18.59	0.00	1390116	253.0	22.6	15.4	28.6



Compound	Conc.	RT	Dev(Min)	Resp.	QIon	QRatio	Lower	Upper
Benzo(k)fluoranthene	72.8577	18.65	0.00	1492805	253.0	22.3	15.3	28.5

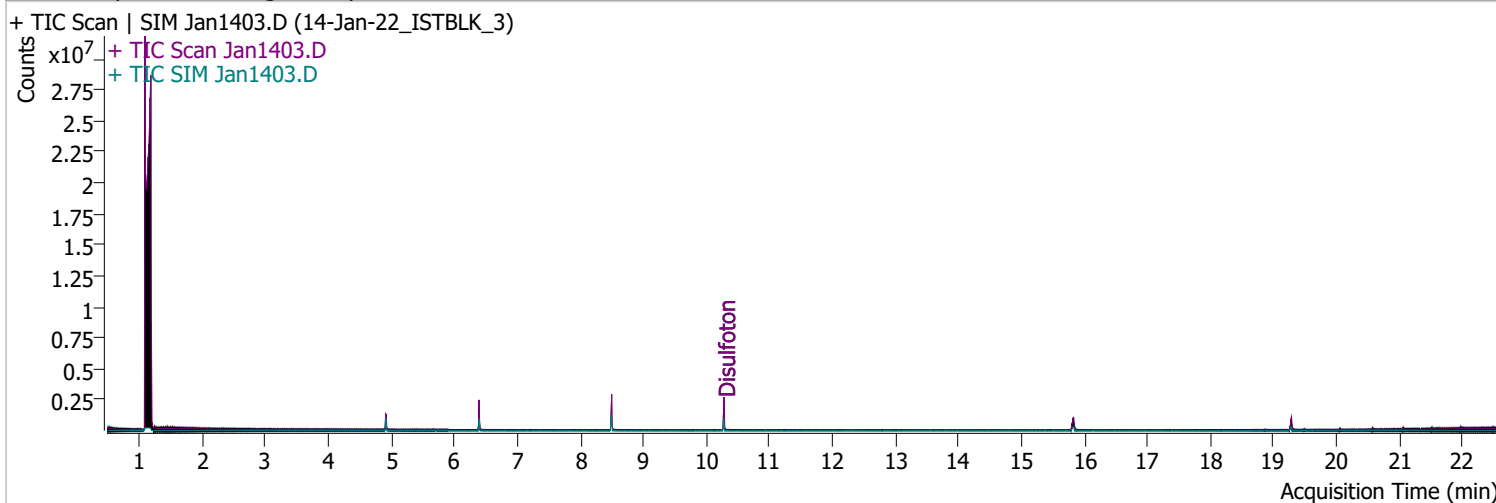


Quantitation Results Report (QT Reviewed)



Quantitation Results Report (QT Reviewed)

Data File	Jan1403.D	Operator	LIMS import
Acq. Method	BNA+SIM.M	Acq. Date-Time	1/14/2022 2:08:57 PM
Sample Name	14-Jan-22_ISTBLK_3	Instrument	Instrument #1
Vial	3	Multiplier	1.00
DA Method File		Comment	SVOC-8270-W-LARGO
Tune File	dftppdsm.u	Tune Date	1/7/2022 12:13:00 PM
Batch Name	011422 DoD BNA.batch.bin	Last Calib Update	1/18/2022 11:27:22 AM
Ref Library	D:\Org\Library\NIST129K.l		



Compound	RT	QIon	Resp.	Conc.	Units	Dev(Min)
----------	----	------	-------	-------	-------	----------

Internal Standards

System Monitoring Compounds

S 2-Fluorophenol	0.000		0	N.D.		
Spiked Amount: 200.000	Range: 10.0 - 75.0%			Recovery = NA%		
S Phenol-d5	0.000		0	N.D.		
Spiked Amount: 200.000	Range: 10.0 - 65.0%			Recovery = NA%		
S Nitrobenzene-d5	0.000		0	N.D.		
Spiked Amount: 100.000	Range: 32.0 - 94.0%			Recovery = NA%		
S 2-Fluorobiphenyl	0.000		0	N.D.		
Spiked Amount: 100.000	Range: 28.0 - 107.0%			Recovery = NA%		
S 2,4,6-Tribromophenol	0.000		0	N.D.		
Spiked Amount: 200.000	Range: 25.0 - 140.0%			Recovery = NA%		
S Terphenyl-d14	0.000		0	N.D.		
Spiked Amount: 100.000	Range: 32.0 - 122.0%			Recovery = NA%		

Target Compounds

Target Compounds	RT	QIon	Resp.	Conc.	Units	Dev(Min)	QValue
T N-Nitrosodimethylamine	0.000		0	N.D.			
T Pyridine	0.000		0	N.D.			
T Aniline	0.000		0	N.D.			
T Phenol	0.000		0	N.D.			
T bis(-2-Chloroethyl)Ether	0.000		0	N.D.			
T 2-Chlorophenol	0.000		0	N.D.			
T 1,3-Dichlorobenzene	0.000		0	N.D.			
T 1,4-Dichlorobenzene	0.000		0	N.D.			
T 1,2-Dichlorobenzene	0.000		0	N.D.			
T Benzyl Alcohol	0.000		0	N.D.			
T bis(2-chloroisopropyl)Ether	0.000		0	N.D.			
T 2-Methylphenol	0.000		0	N.D.			
T N-nitroso-Di-n-propylamine	0.000		0	N.D.			
T 4Methylphenol/3Methylphenol	0.000		0	N.D.			
T Hexachloroethane	0.000		0	N.D.			

Quantitation Results Report (QT Reviewed)

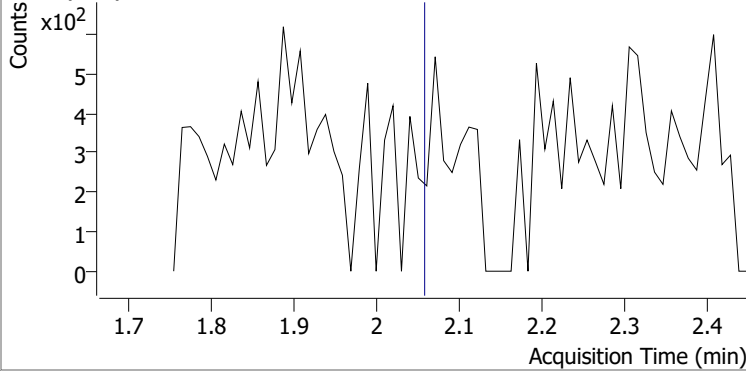
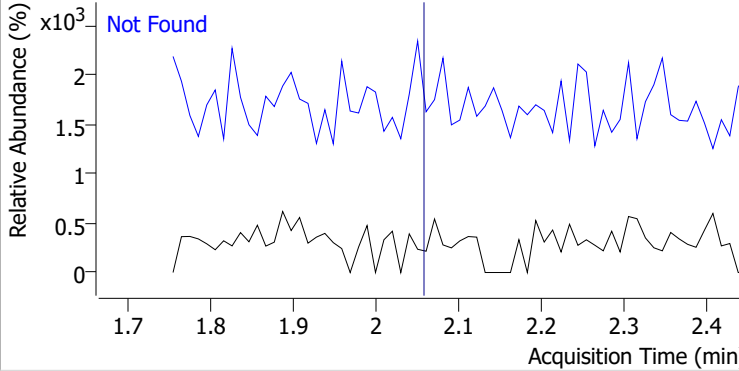
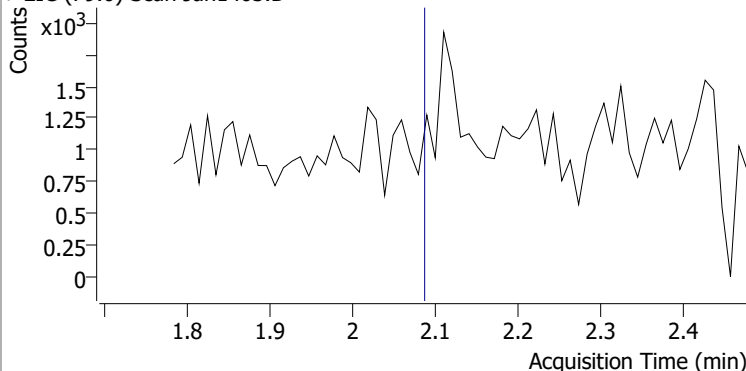
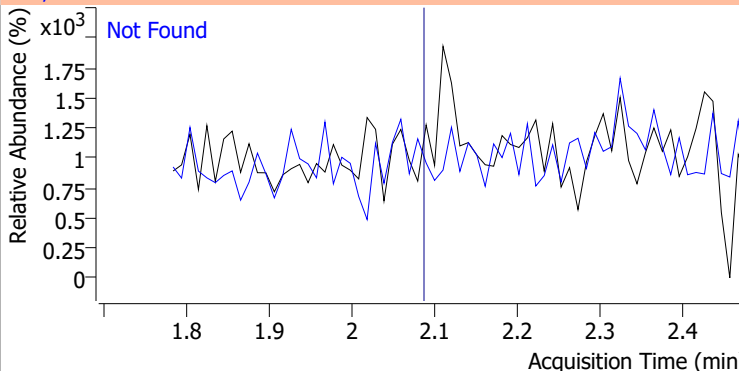
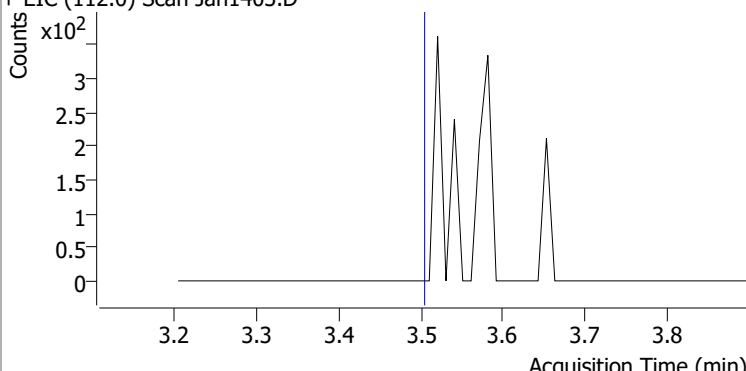
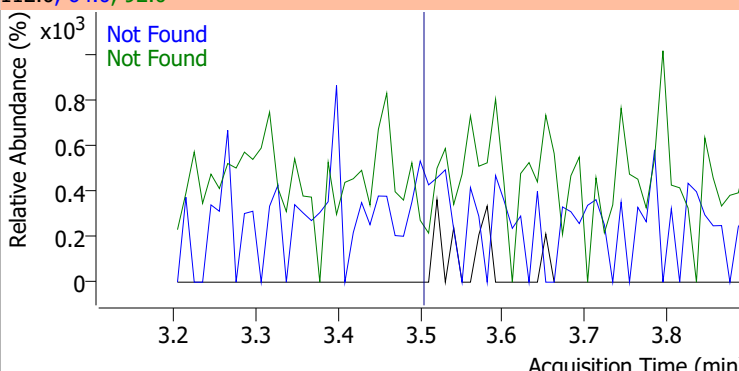
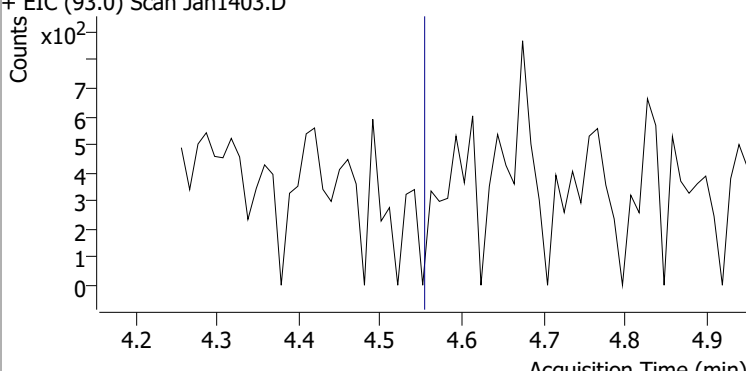
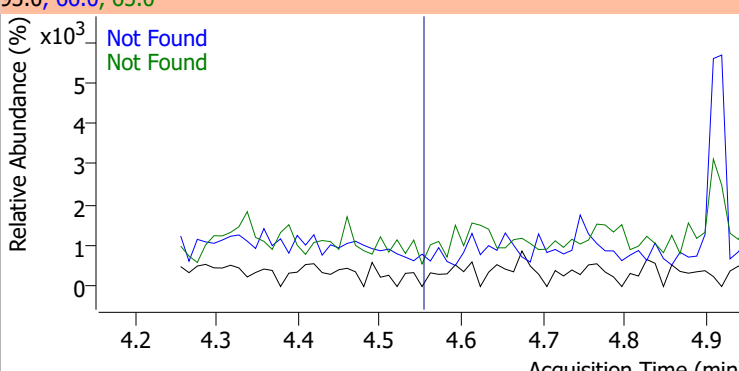
Compound	RT	QIon	Resp.	Conc.	Units	Dev(Min)
T Nitrobenzene	0.000		0	N.D.		
T Isophorone	0.000		0	N.D.		
T 2-Nitrophenol	0.000		0	N.D.		
T 2,4-Dimethylphenol	0.000		0	N.D.		
T bis(-2-Chloroethoxy)Methane	0.000		0	N.D.		
T 2,4-Dichlorophenol	0.000		0	N.D.		
T Benzoic Acid	0.000		0	N.D.		
T 1,2,4-Trichlorobenzene	0.000		0	N.D.		
T Naphthalene	0.000		0	N.D.		
T 4-Chlorophenol	0.000		0	N.D.		
T p-Chloroaniline	0.000		0	N.D.		
T Hexachlorobutadiene	0.000		0	N.D.		
T 4-Chloro-2-Methylphenol	0.000		0	N.D.		
T 4-Chloro-3-Methylphenol	0.000		0	N.D.		
T 2-Methylnaphthalene	0.000		0	N.D.		
T 1-Methylnaphthalene	0.000		0	N.D.		
T Hexachlorocyclopentadiene	0.000		0	N.D.		
T 2,4,6-Trichlorophenol	0.000		0	N.D.		
T 2,4,5-Trichlorophenol	0.000		0	N.D.		
T 2-Chloronaphthalene	0.000		0	N.D.		
T 2-Nitroaniline	0.000		0	N.D.		
T Dimethyl Phthalate	8.497	163.0	0		µg/L	md
T 2,6-Dinitrotoluene	8.497	165.0	0		µg/L	md
T Acenaphthylene	0.000		0	N.D.		
T 3-Nitroaniline	0.000		0	N.D.		
T Acenaphthene	0.000		0	N.D.		
T 2,4-Dinitrophenol	0.000		0	N.D.		
T Dibenzofuran	0.000		0	N.D.		
T 2,4-Dinitrotoluene	0.000		0	N.D.		
T 4-Nitrophenol	0.000		0	N.D.		
T Diethylphthalate	0.000		0	N.D.		
T Fluorene	0.000		0	N.D.		
T 4-Chlorophenyl-phenylether	0.000		0	N.D.		
T 4-Nitroaniline	0.000		0	N.D.		
T 4,6-Dinitro-2-methylphenol	0.000		0	N.D.		
T N-nitrosodiphenylamine	0.000		0	N.D.		
T Azobenzene	0.000		0	N.D.		
T 4-Bromophenyl-phenylether	0.000		0	N.D.		
T Hexachlorobenzene	0.000		0	N.D.		
T Pentachlorophenol	0.000		0	N.D.		
T Phenanthrene	0.000		0	N.D.		
T Anthracene	0.000		0	N.D.		
T Triallate	0.000		0	N.D.		
T Carbazole	0.000		0	N.D.		
T o-Terphenyl	0.000		0	N.D.		
T Di-n-Butylphthalate	0.000		0	N.D.		
T Fluoranthene	0.000		0	N.D.		
T Benzidine	0.000		0	N.D.		
T Pyrene	0.000		0	N.D.		
T Butylbenzylphthalate	0.000		0	N.D.		
T Benzo(a)Anthracene	0.000		0	N.D.		
T Chrysene	0.000		0	N.D.		
T 3,3-Dichlorobenzidine	0.000		0	N.D.		
T bis(2-ethylhexyl)Phthalate	0.000		0	N.D.		
T Di-n-octyl Phthalate	0.000		0	N.D.		

Quantitation Results Report (QT Reviewed)

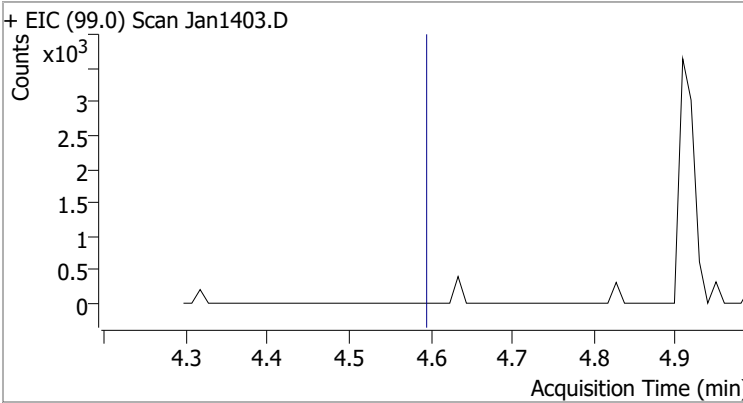
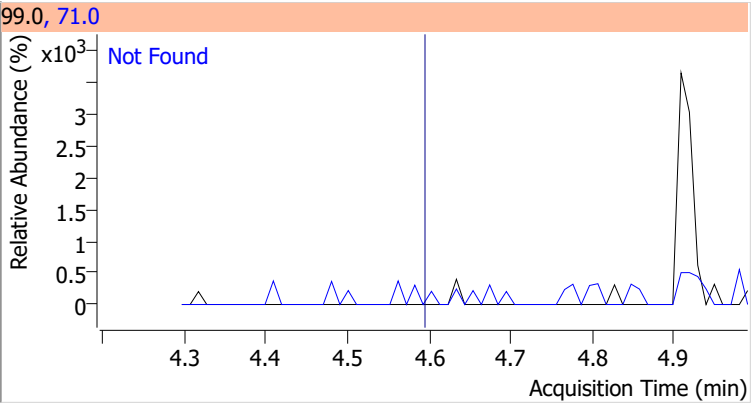
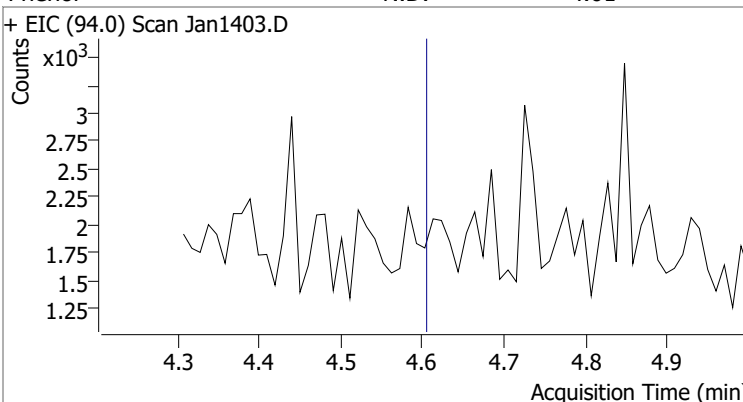
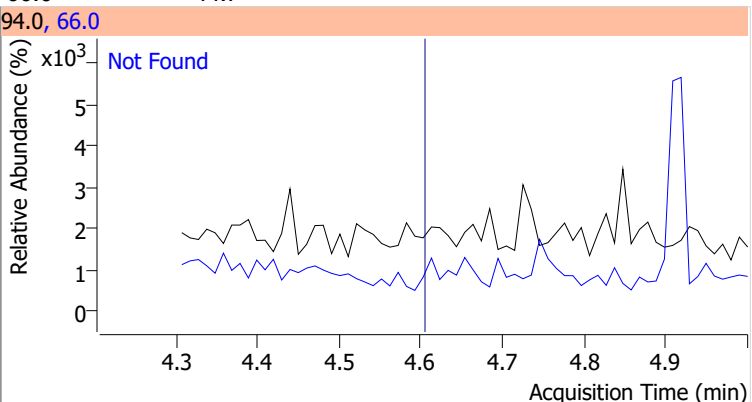
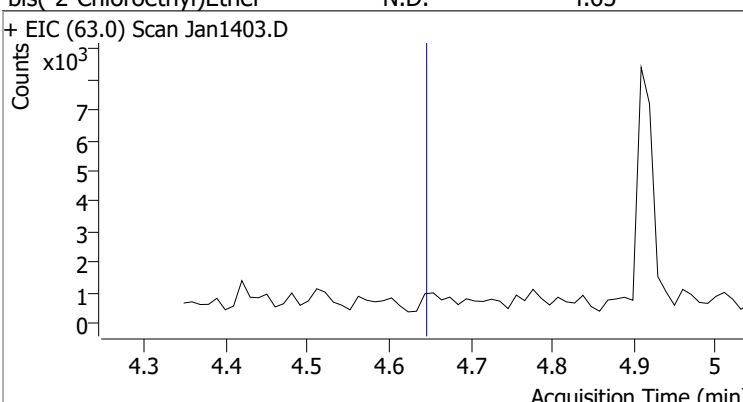
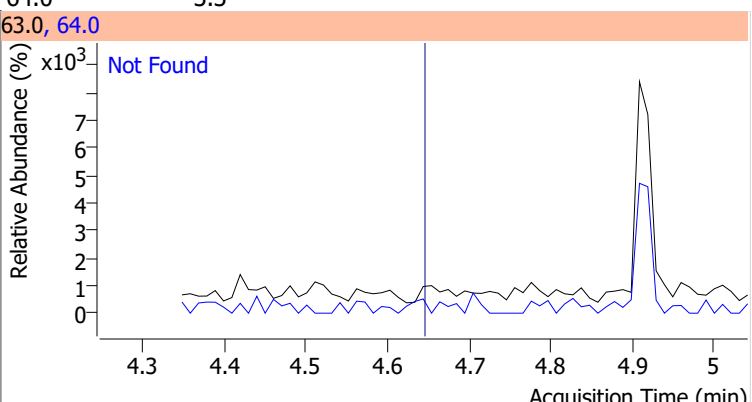
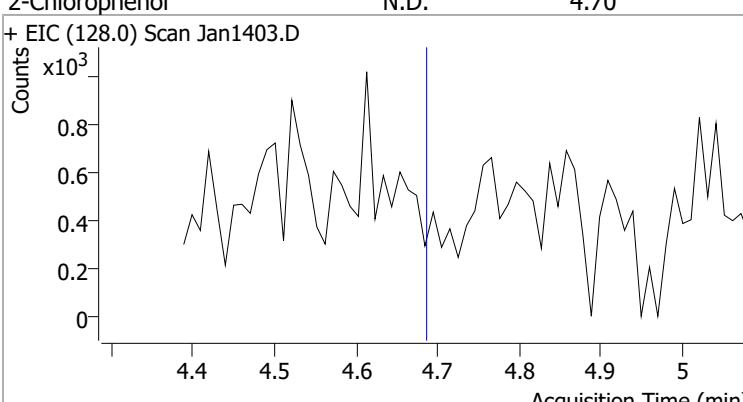
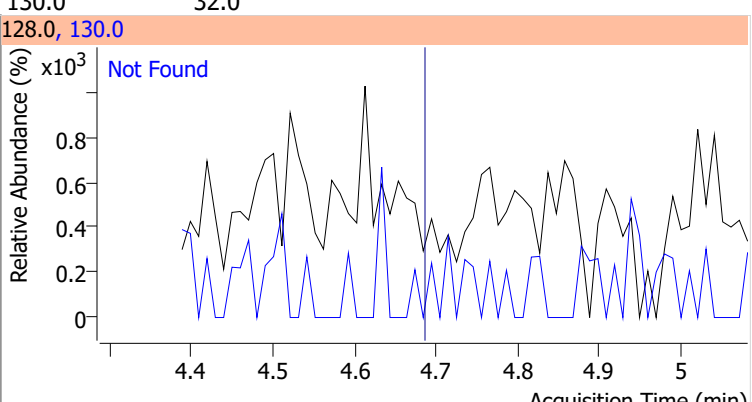
Compound	RT	QIon	Resp.	Conc.	Units	Dev(Min)
T Benzo(b)fluoranthene	0.000		0	N.D.		
T Benzo(k)fluoranthene	0.000		0	N.D.		
T Benzo(a)pyrene	0.000		0	N.D.		
T Indeno(1,2,3-c,d)pyrene	0.000		0	N.D.		
T Dibenzo(a,h)anthracene	0.000		0	N.D.		
T Benzo(g,h,i)perylene	0.000		0	N.D.		

(#) = Qualifier Out of Range; (m) = Manual Integration; (+) = Area Summed; (*) = Surrogate Percent Recovery Out of Range; (d): Zeroed Peak

Quantitation Results Report (QT Reviewed)

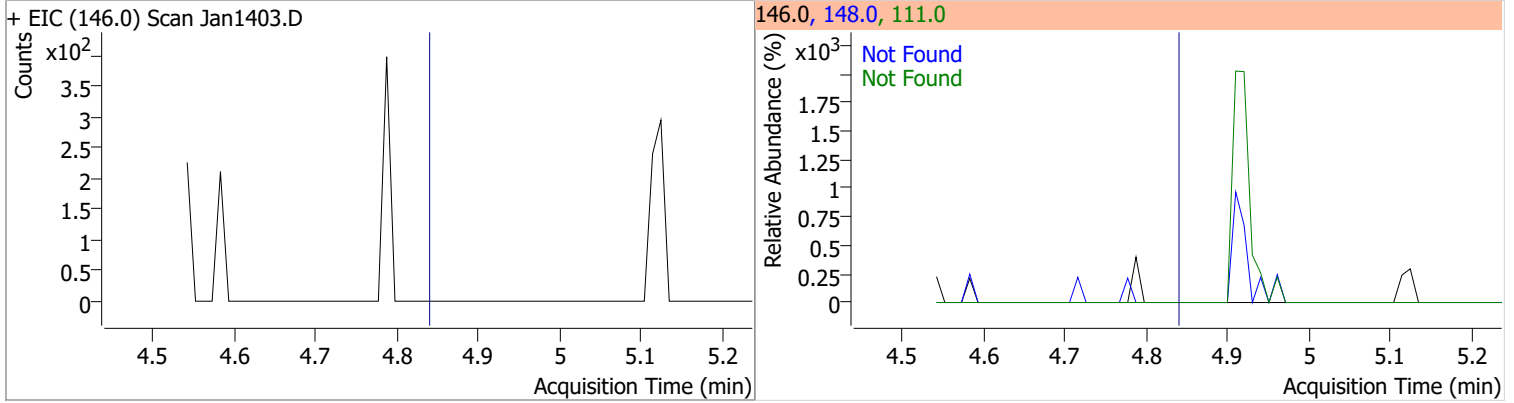
Compound	Conc.	Exp RT	QIon	Exp Ratio		
N-Nitrosodimethylamine	N.D.	2.06	42.0	177.0		
+ EIC (74.0) Scan Jan1403.D			74.0, 42.0			
						
Pyridine	N.D.	2.09	52.0	133.1		
+ EIC (79.0) Scan Jan1403.D			79.0, 52.0			
						
2-Fluorophenol	N.D.	3.51	64.0	65.0	92.0	20.1
+ EIC (112.0) Scan Jan1403.D			112.0, 64.0, 92.0			
						
Aniline	N.D.	4.56	66.0	40.4	65.0	22.2
+ EIC (93.0) Scan Jan1403.D			93.0, 66.0, 65.0			
						

Quantitation Results Report (QT Reviewed)

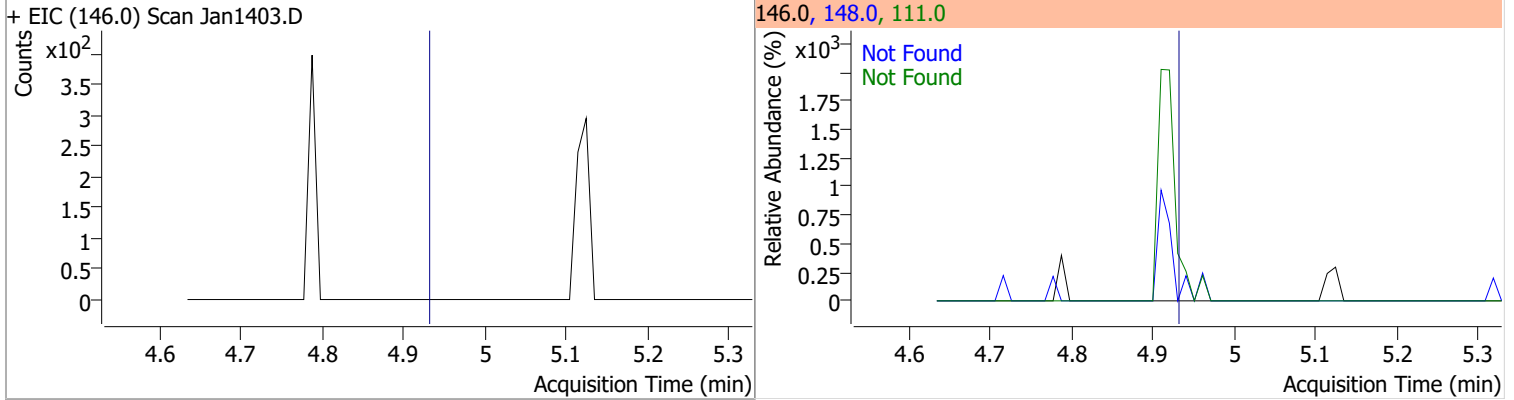
Compound	Conc.	Exp RT	QIon	Exp Ratio
Phenol-d5	N.D.	4.60	71.0	31.9
+ EIC (99.0) Scan Jan1403.D				
				
Phenol	N.D.	4.61	66.0	44.7
+ EIC (94.0) Scan Jan1403.D				
				
bis(-2-Chloroethyl)Ether	N.D.	4.65	64.0	3.3
+ EIC (63.0) Scan Jan1403.D				
				
2-Chlorophenol	N.D.	4.70	130.0	32.0
+ EIC (128.0) Scan Jan1403.D				
				

Quantitation Results Report (QT Reviewed)

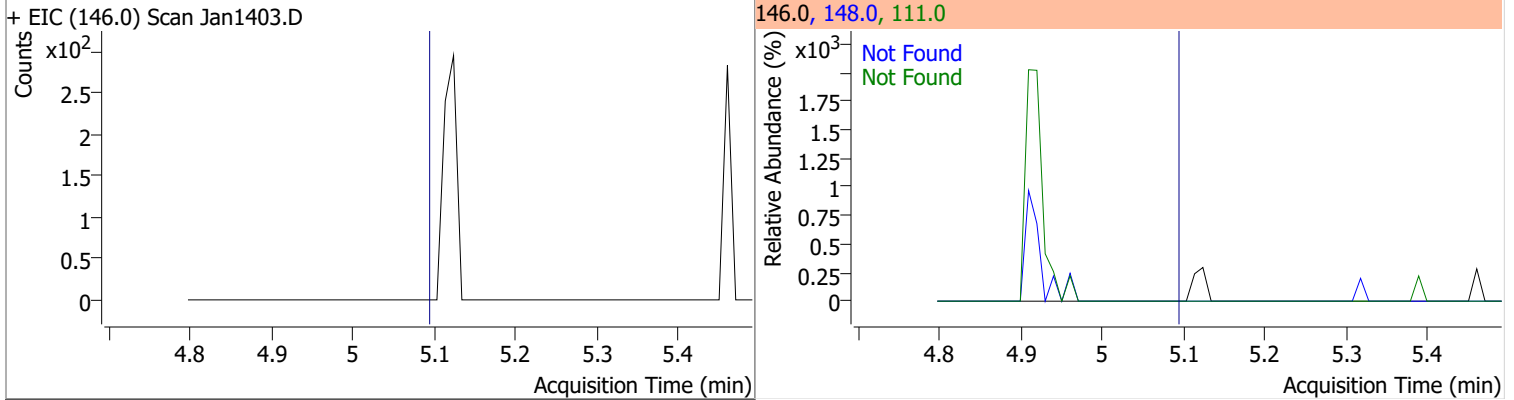
Compound	Conc.	Exp RT	QIon	Exp Ratio	QIon	Exp Ratio
1,3-Dichlorobenzene	N.D.	4.85	148.0	62.6	111.0	35.4



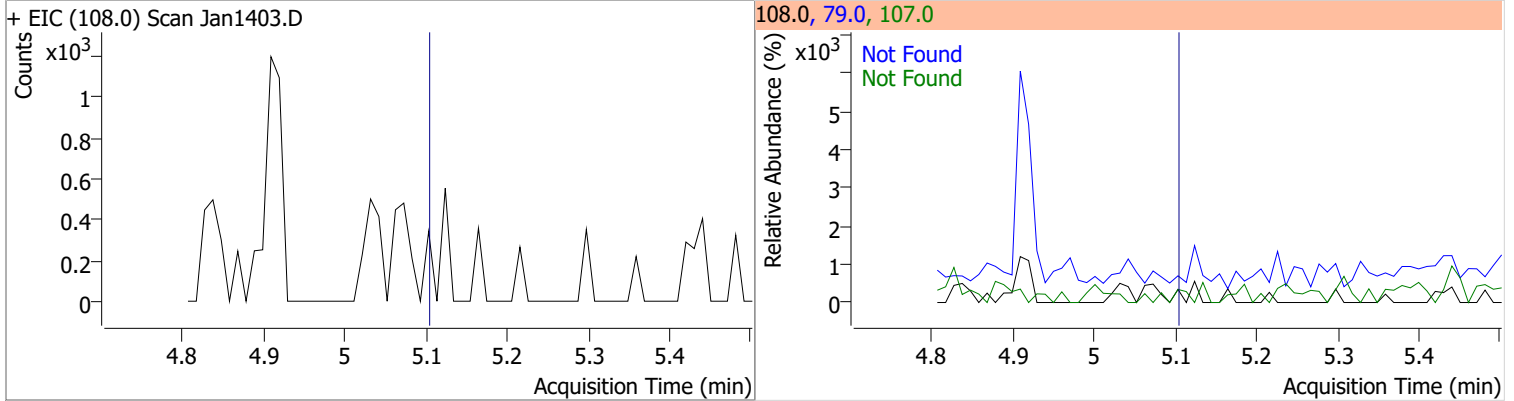
Compound	Conc.	Exp RT	QIon	Exp Ratio	QIon	Exp Ratio
1,4-Dichlorobenzene	N.D.	4.94	148.0	64.4	111.0	35.2



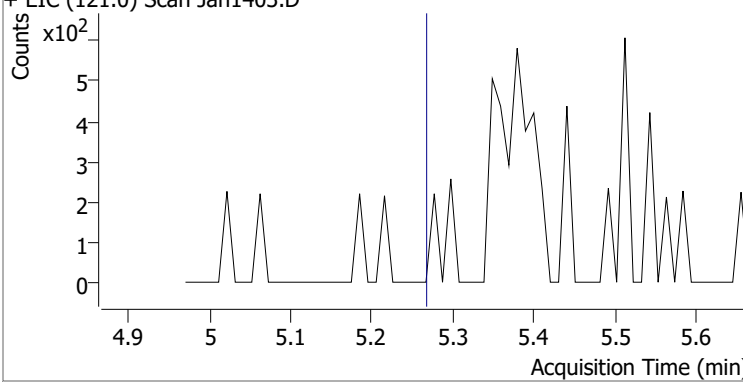
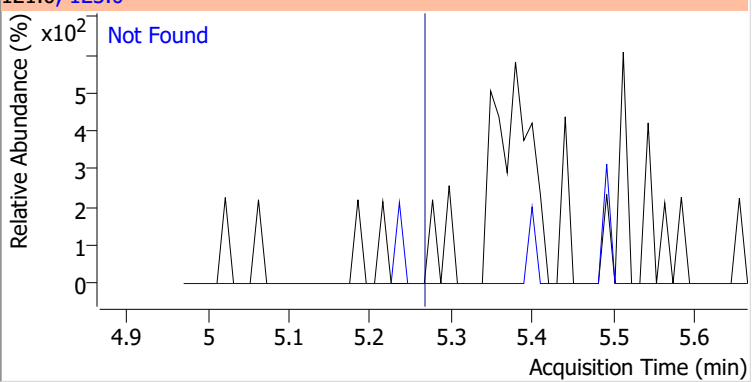
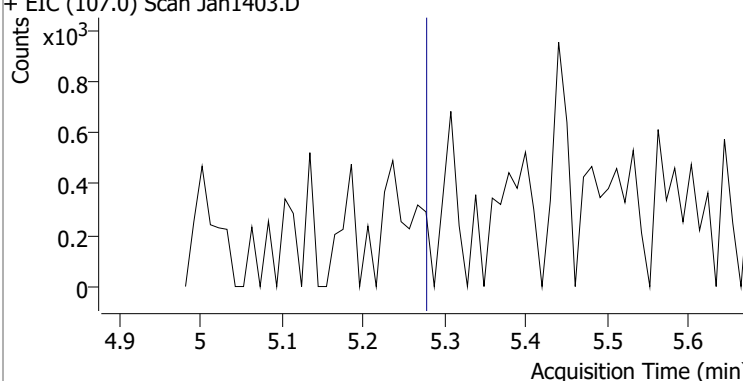
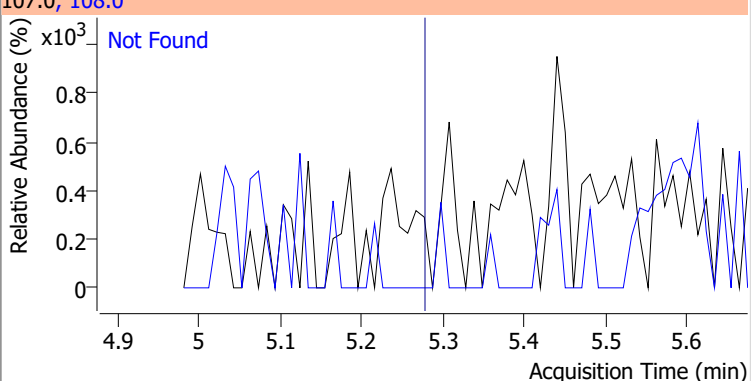
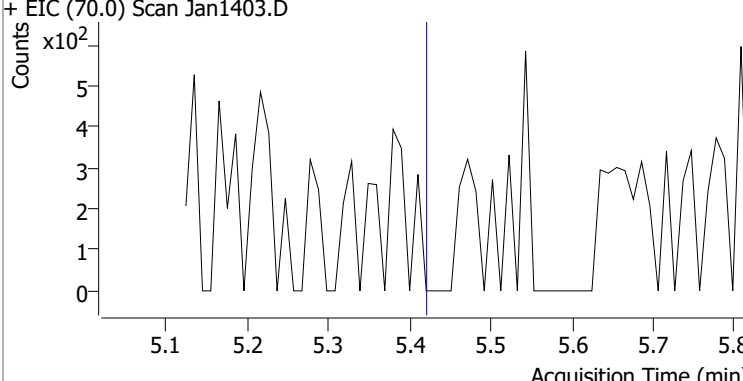
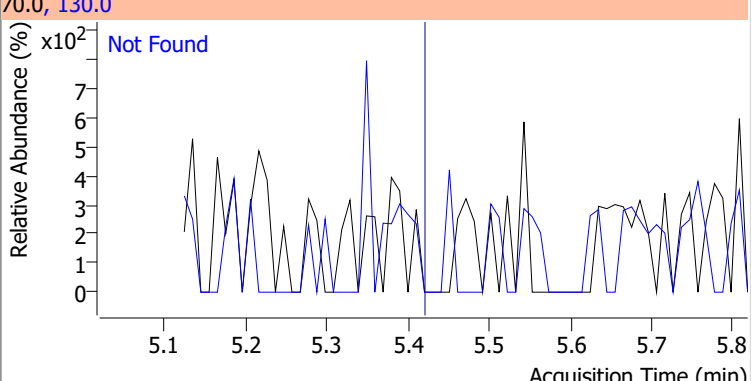
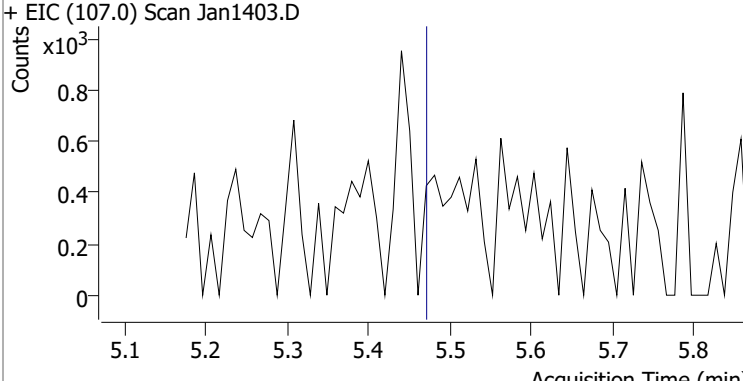
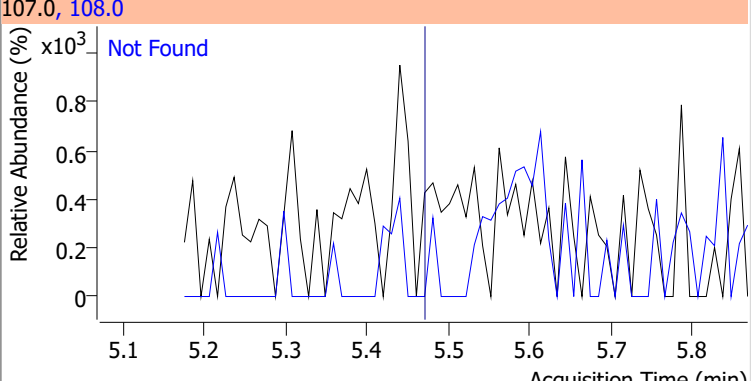
Compound	Conc.	Exp RT	QIon	Exp Ratio	QIon	Exp Ratio
1,2-Dichlorobenzene	N.D.	5.10	148.0	64.5	111.0	37.8



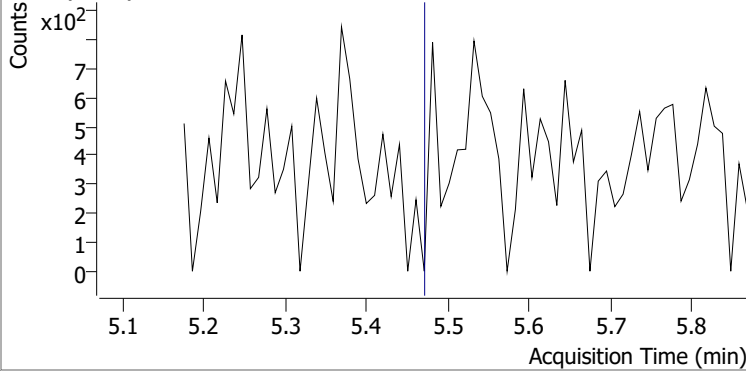
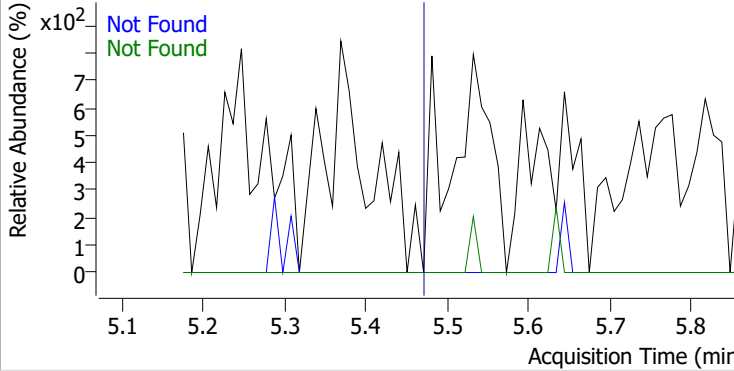
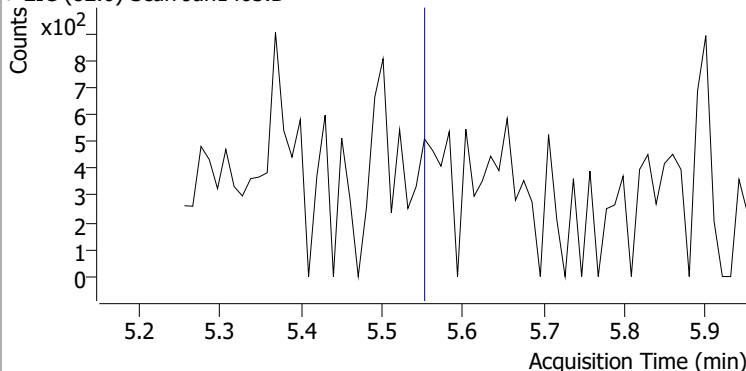
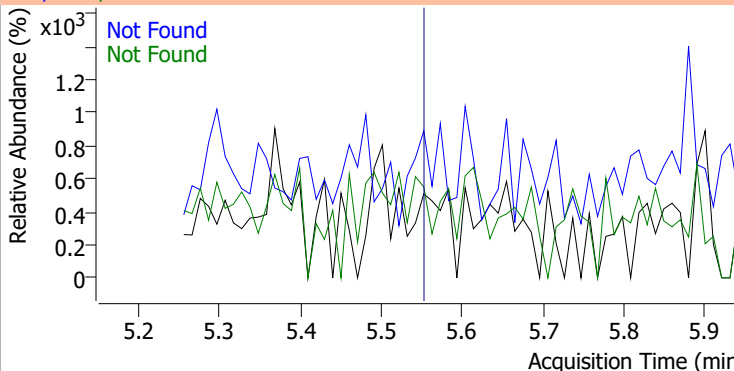
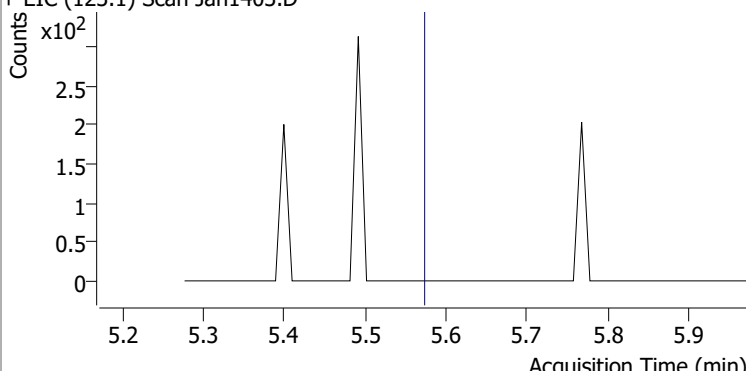
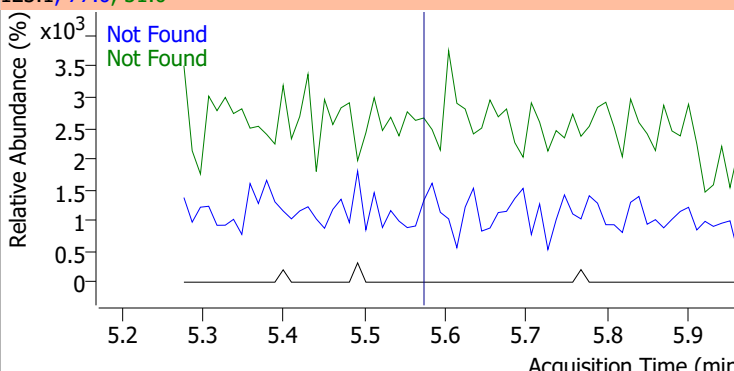
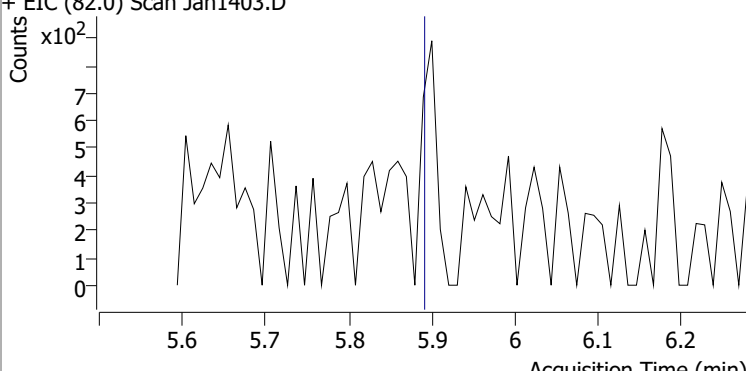
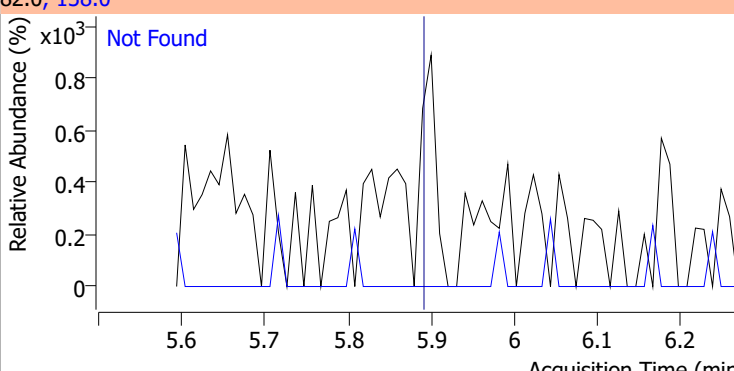
Compound	Conc.	Exp RT	QIon	Exp Ratio	QIon	Exp Ratio
Benzyl Alcohol	N.D.	5.11	79.0	115.5	107.0	71.0



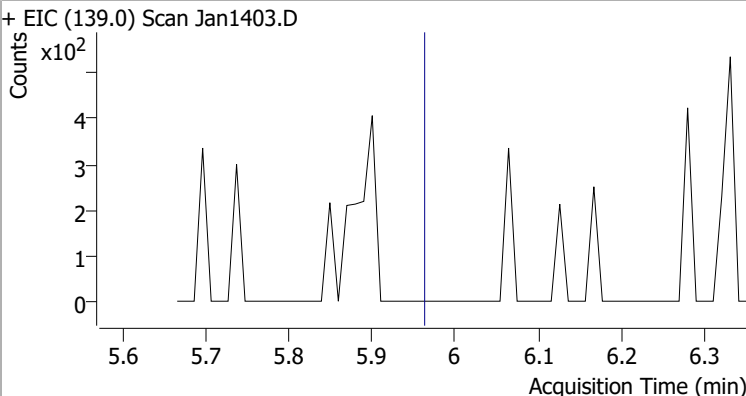
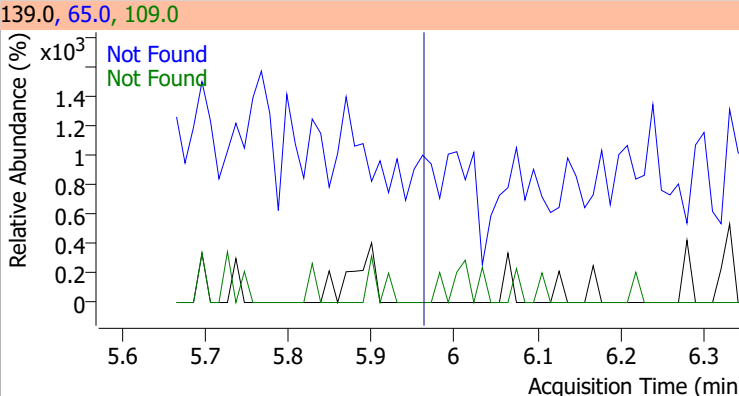
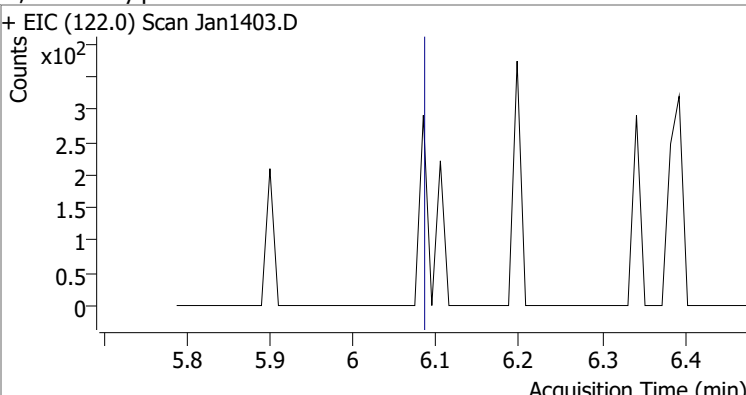
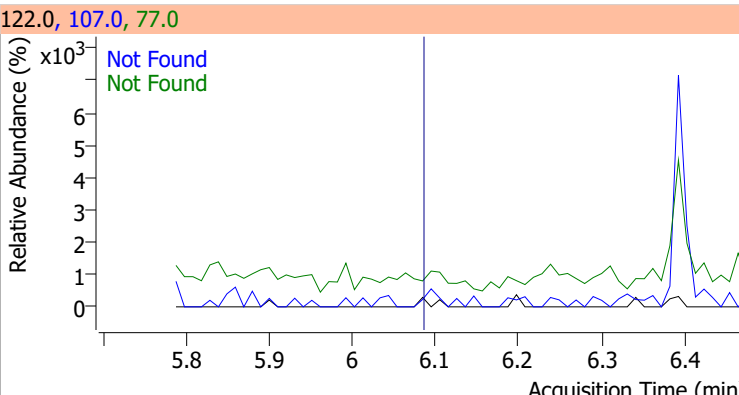
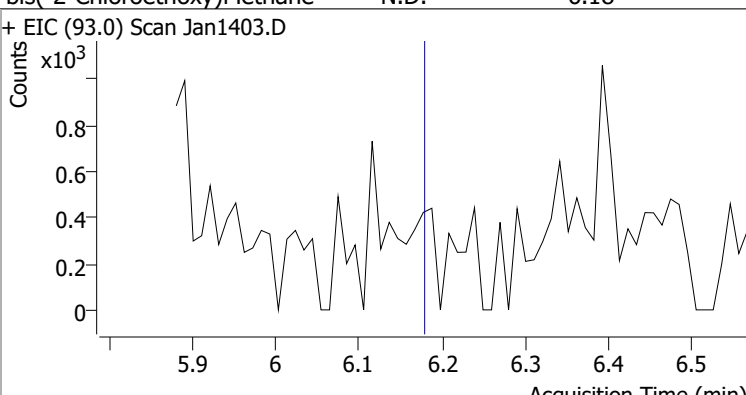
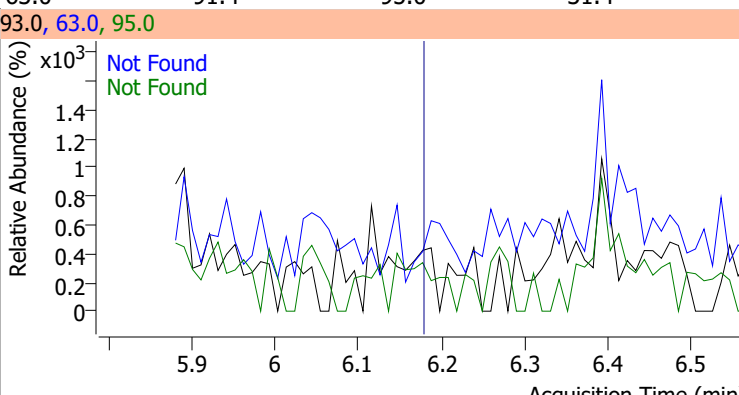
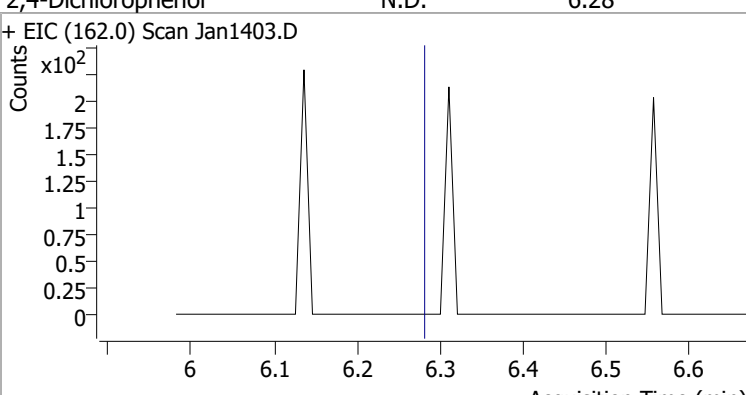
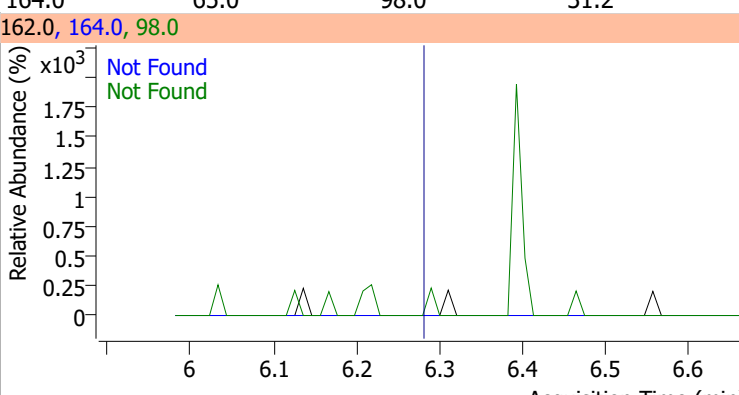
Quantitation Results Report (QT Reviewed)

Compound	Conc.	Exp RT	QIon	Exp Ratio
bis(2-chloroisopropyl)Ether	N.D.	5.28	123.0	32.2
+ EIC (121.0) Scan Jan1403.D			121.0, 123.0	
				
2-Methylphenol	N.D.	5.29	108.0	116.9
+ EIC (107.0) Scan Jan1403.D			107.0, 108.0	
				
N-nitroso-Di-n-propylamine	N.D.	5.43	130.0	20.7
+ EIC (70.0) Scan Jan1403.D			70.0, 130.0	
				
4Methylphenol/3Methylphenol	N.D.	5.48	108.0	84.5
+ EIC (107.0) Scan Jan1403.D			107.0, 108.0	
				

Quantitation Results Report (QT Reviewed)

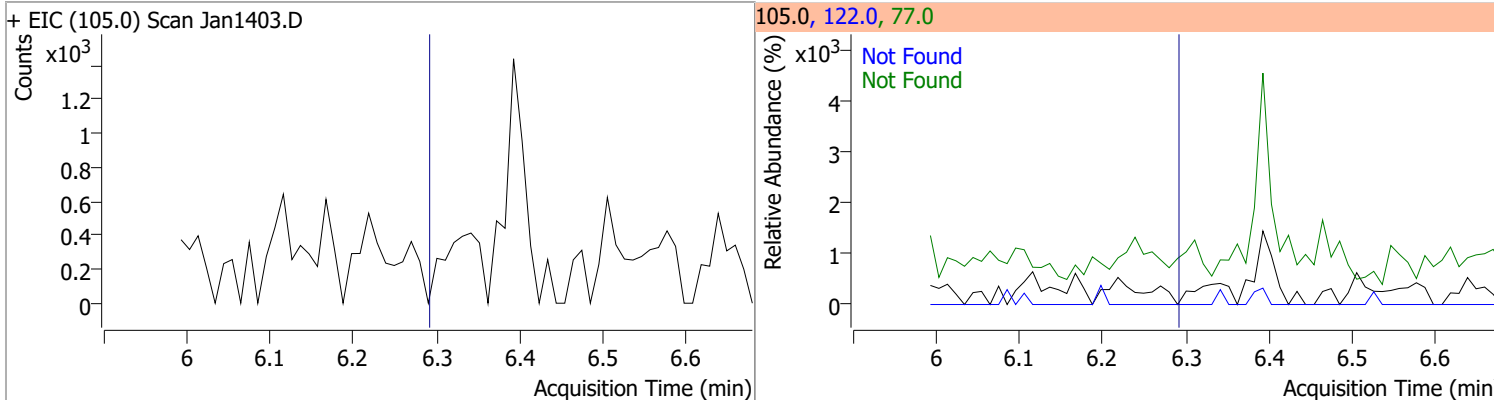
Compound	Conc.	Exp RT	QIon	Exp Ratio	QIon	Exp Ratio
Hexachloroethane	N.D.	5.48	201.0	93.2	199.0	57.2
+ EIC (117.0) Scan Jan1403.D			117.0, 201.0, 199.0			
						
Nitrobenzene-d5	N.D.	5.56	54.0	97.4	128.0	50.3
+ EIC (82.0) Scan Jan1403.D			82.0, 54.0, 128.0			
						
Nitrobenzene	N.D.	5.58	77.0	186.4	51.0	186.0
+ EIC (123.1) Scan Jan1403.D			123.1, 77.0, 51.0			
						
Isophorone	N.D.	5.89	138.0	20.3		
+ EIC (82.0) Scan Jan1403.D			82.0, 138.0			
						

Quantitation Results Report (QT Reviewed)

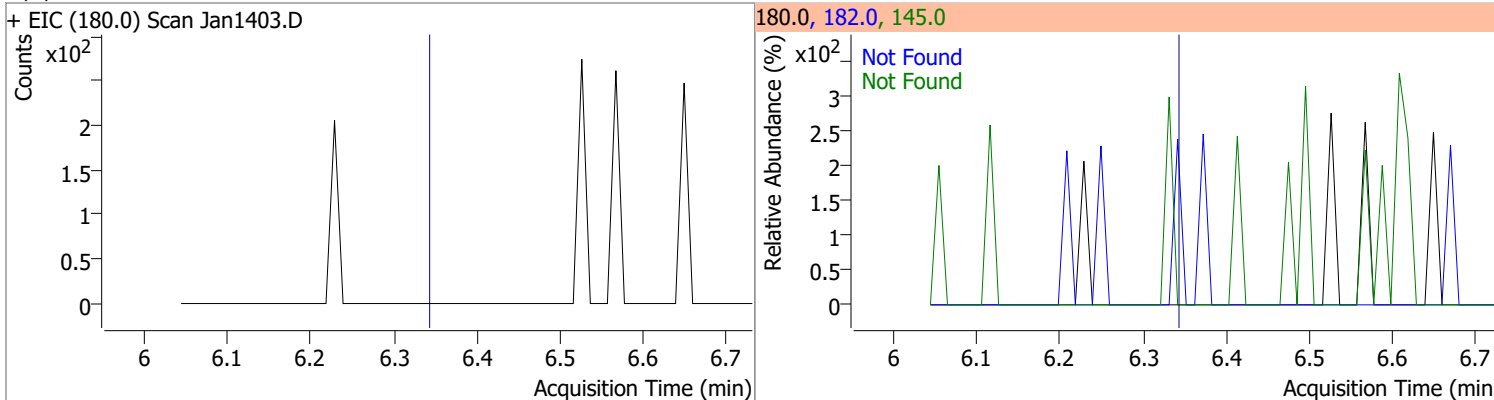
Compound	Conc.	Exp RT	QIon	Exp Ratio	QIon	Exp Ratio
2-Nitrophenol	N.D.	5.96	65.0	51.2	109.0	34.5
+ EIC (139.0) Scan Jan1403.D			139.0, 65.0, 109.0			
						
2,4-Dimethylphenol	N.D.	6.08	107.0	106.6	77.0	30.1
+ EIC (122.0) Scan Jan1403.D			122.0, 107.0, 77.0			
						
bis(-2-Chloroethoxy)Methane	N.D.	6.18	63.0	91.4	95.0	31.4
+ EIC (93.0) Scan Jan1403.D			93.0, 63.0, 95.0			
						
2,4-Dichlorophenol	N.D.	6.28	164.0	65.0	98.0	31.2
+ EIC (162.0) Scan Jan1403.D			162.0, 164.0, 98.0			
						

Quantitation Results Report (QT Reviewed)

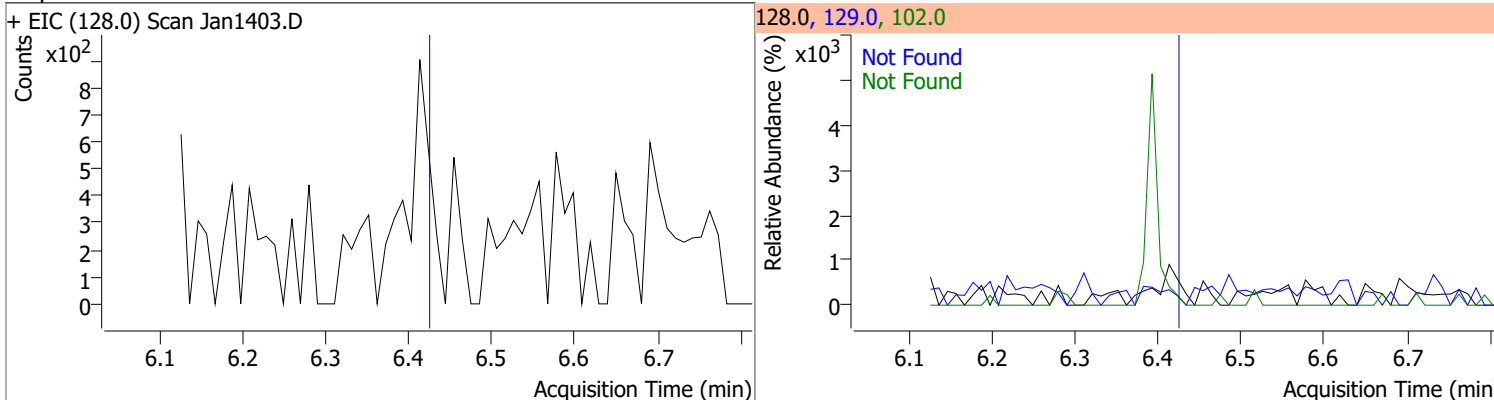
Compound	Conc.	Exp RT	QIon	Exp Ratio	QIon	Exp Ratio
Benzoic Acid	N.D.	6.29	122.0	88.1	77.0	74.0



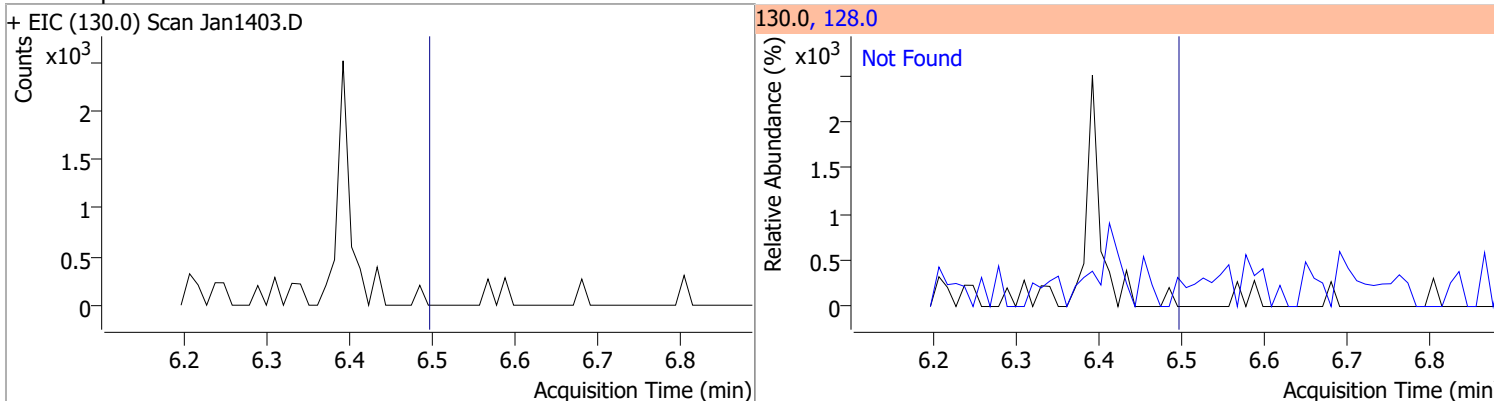
Compound	Conc.	Exp RT	QIon	Exp Ratio	QIon	Exp Ratio
1,2,4-Trichlorobenzene	N.D.	6.34	182.0	97.8	145.0	30.3



Compound	Conc.	Exp RT	QIon	Exp Ratio	QIon	Exp Ratio
Naphthalene	N.D.	6.42	129.0	10.6	102.0	9.0

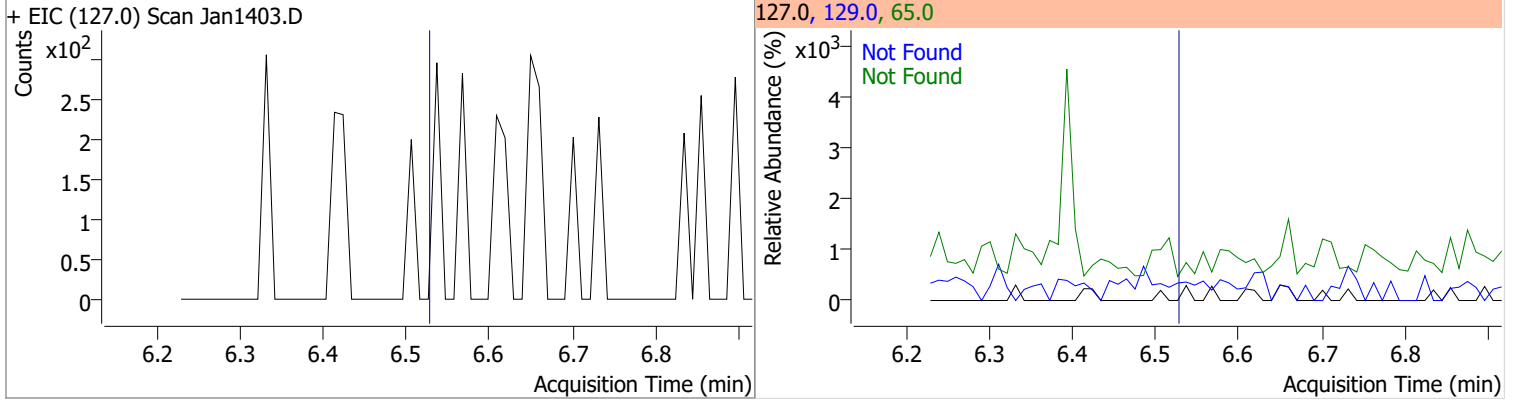


Compound	Conc.	Exp RT	QIon	Exp Ratio
4-Chlorophenol	N.D.	6.50	128.0	318.3

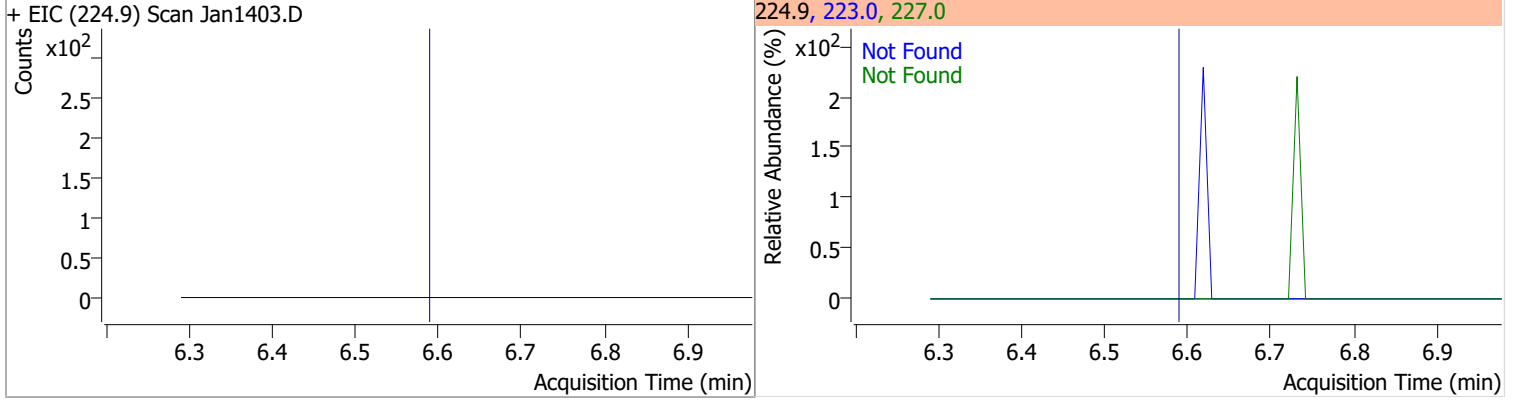


Quantitation Results Report (QT Reviewed)

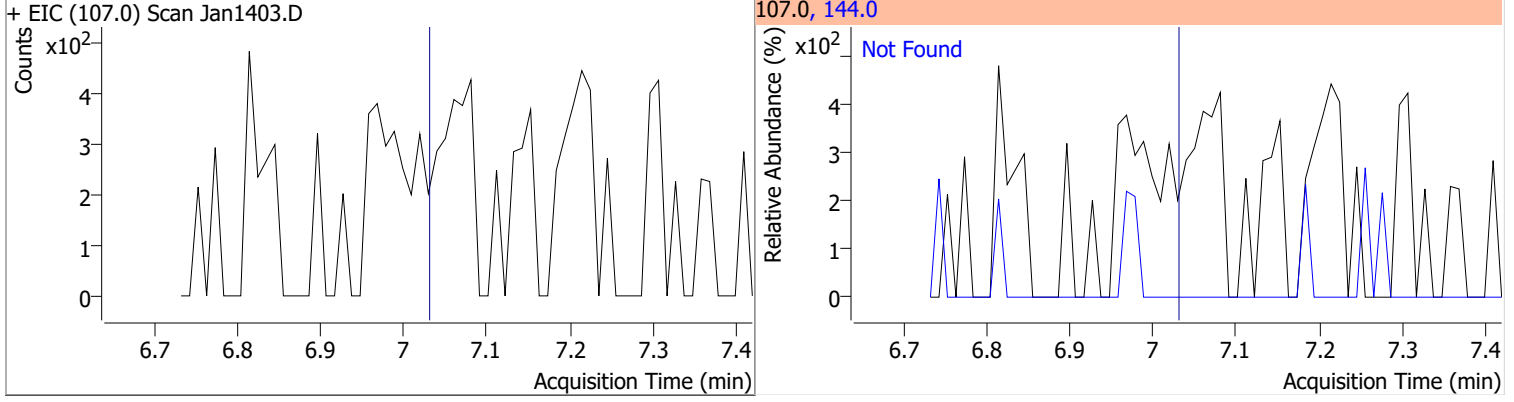
Compound	Conc.	Exp RT	QIon	Exp Ratio	QIon	Exp Ratio
p-Chloroaniline	N.D.	6.53	65.0	36.5	129.0	33.7



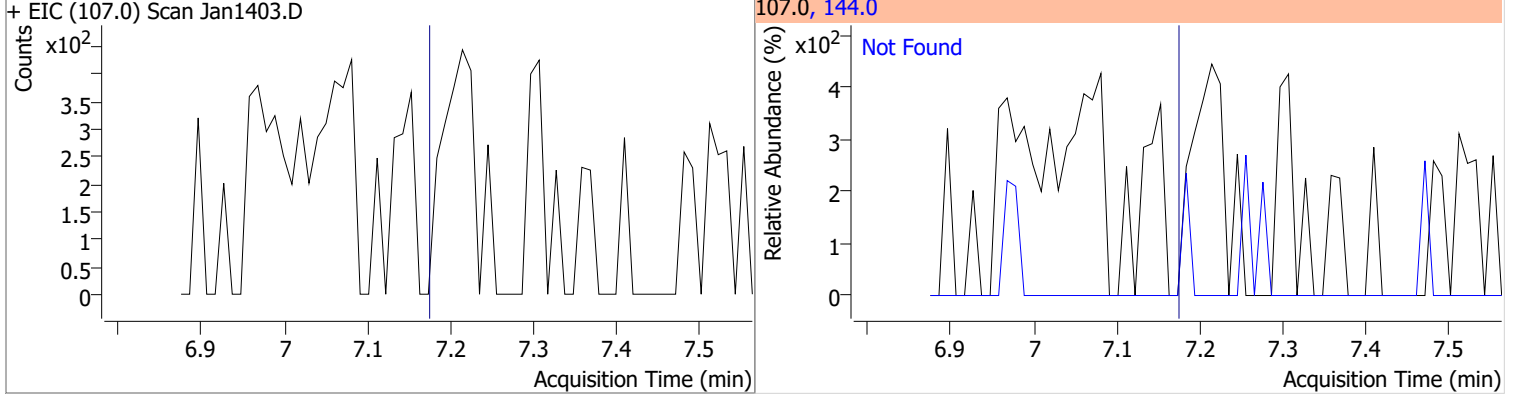
Compound	Conc.	Exp RT	QIon	Exp Ratio	QIon	Exp Ratio
Hexachlorobutadiene	N.D.	6.59	227.0	66.1	223.0	64.1



Compound	Conc.	Exp RT	QIon	Exp Ratio
4-Chloro-2-Methylphenol	N.D.	7.03	144.0	27.3

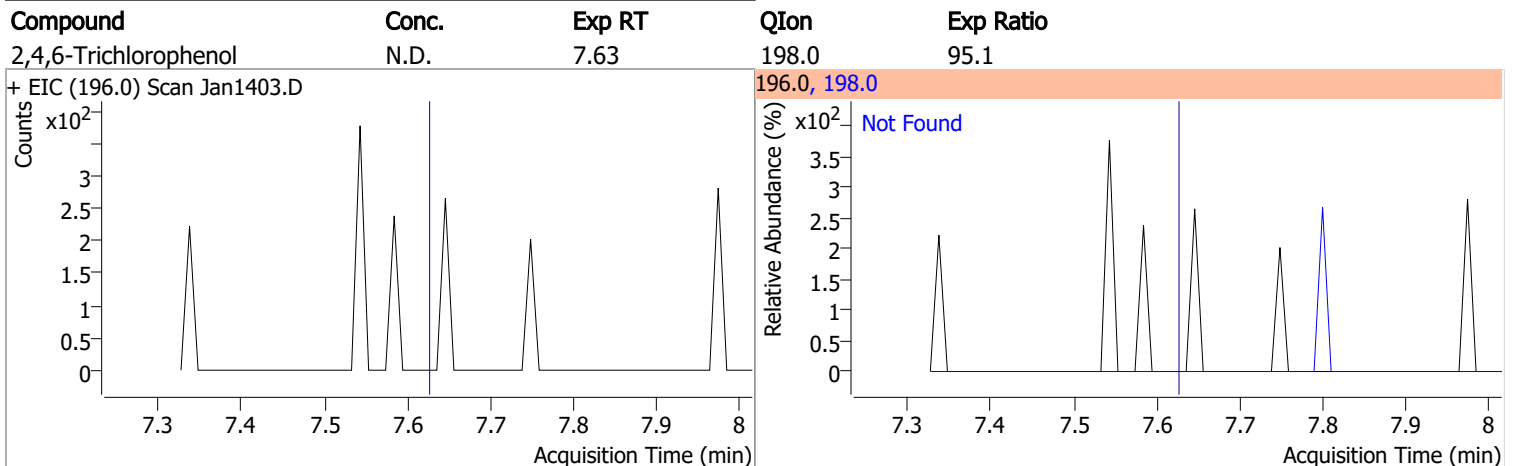
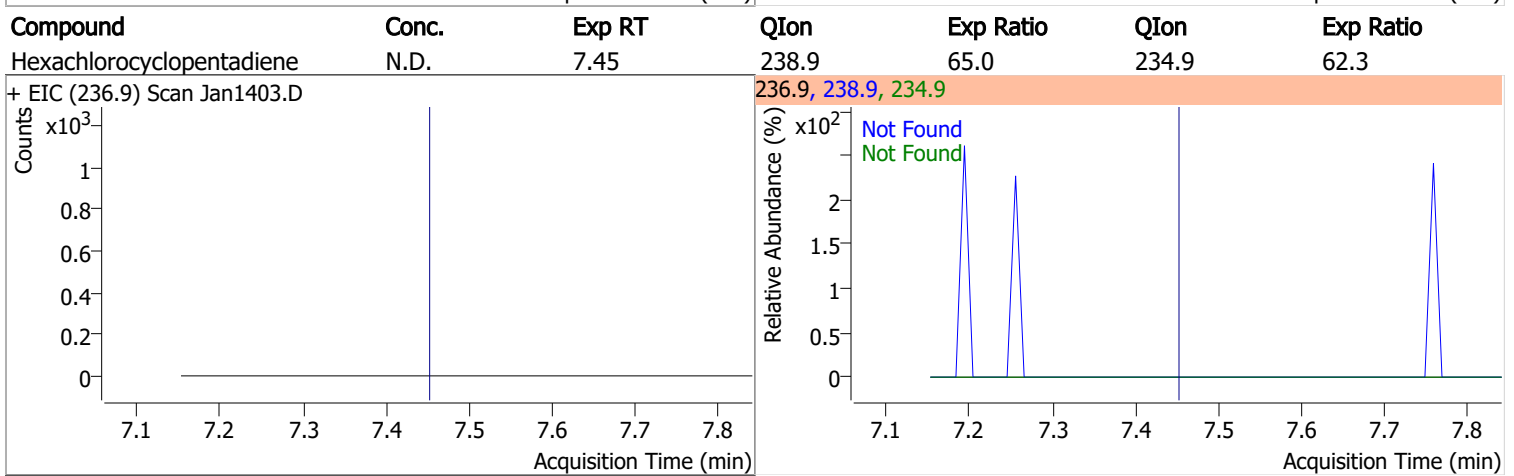
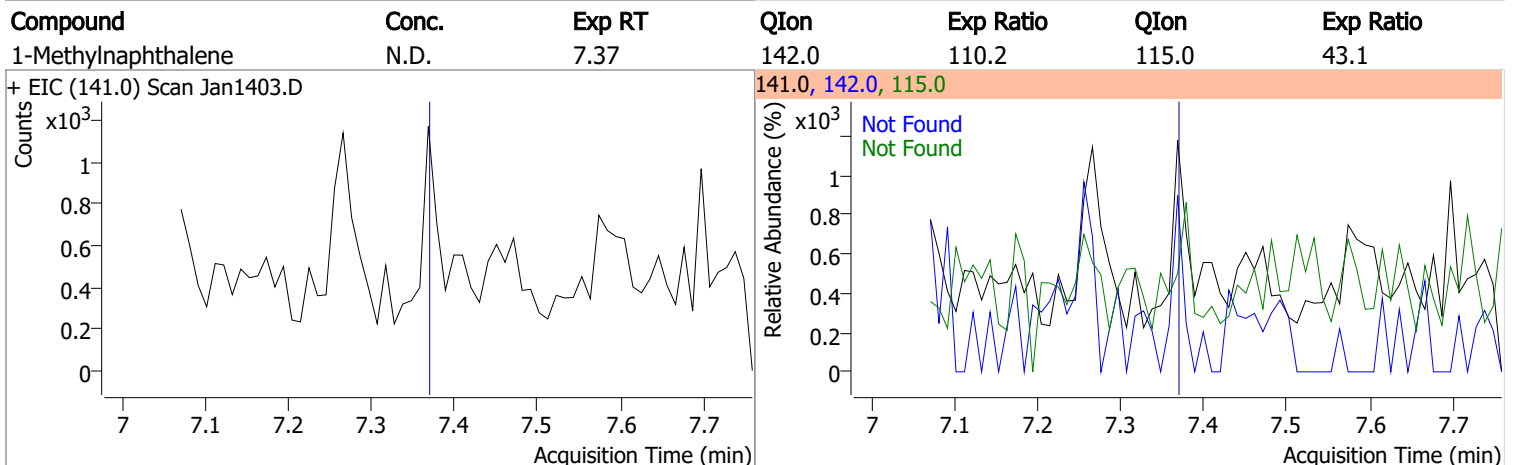
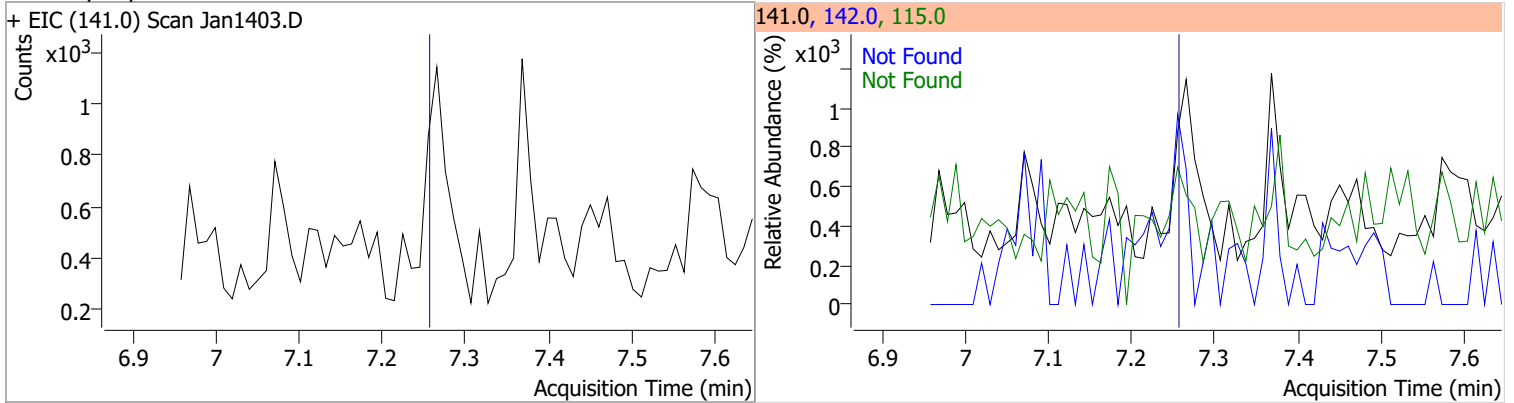


Compound	Conc.	Exp RT	QIon	Exp Ratio
4-Chloro-3-Methylphenol	N.D.	7.17	144.0	28.4

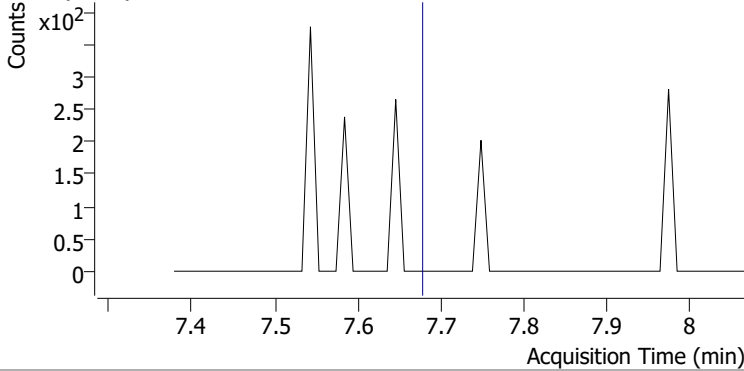
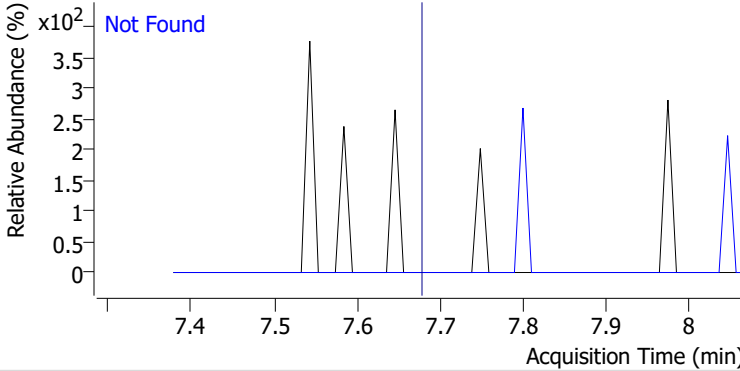
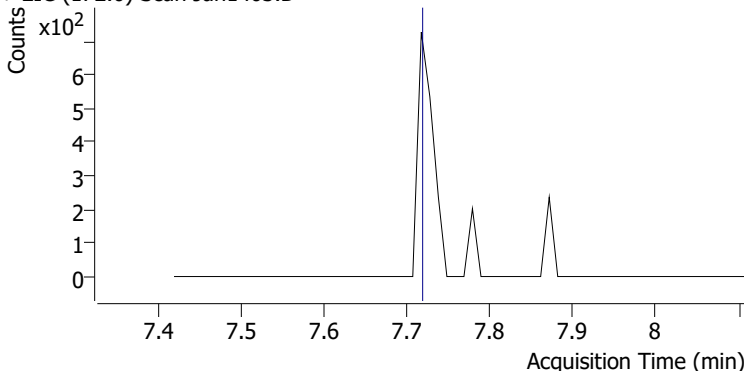
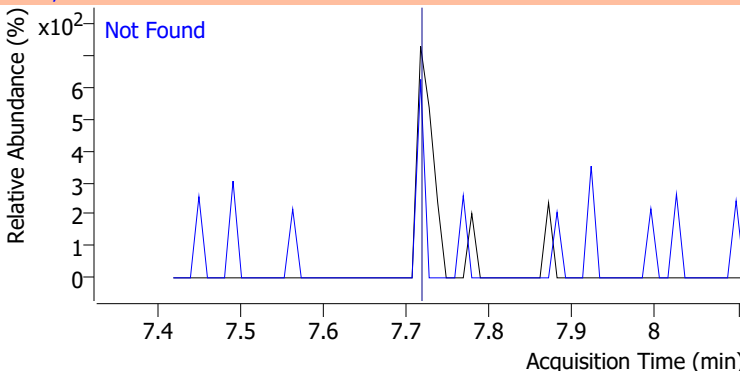
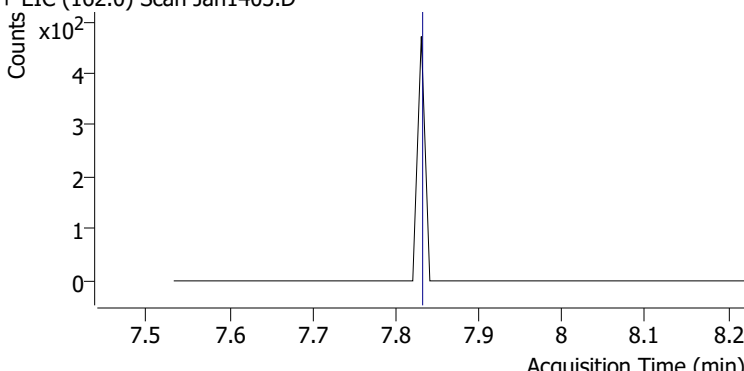
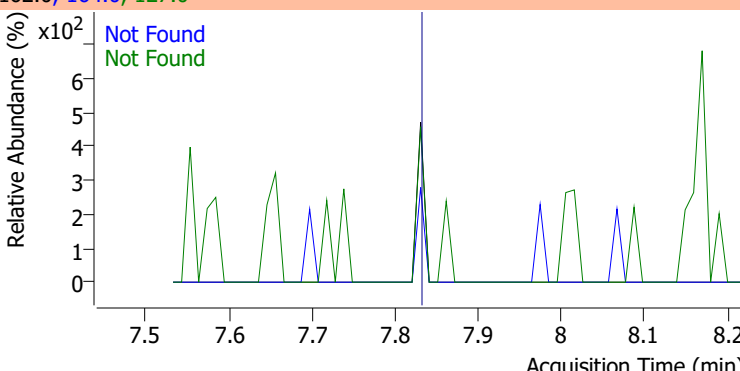
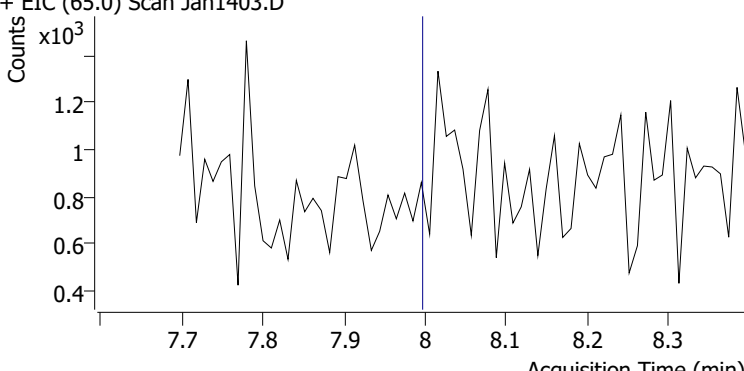
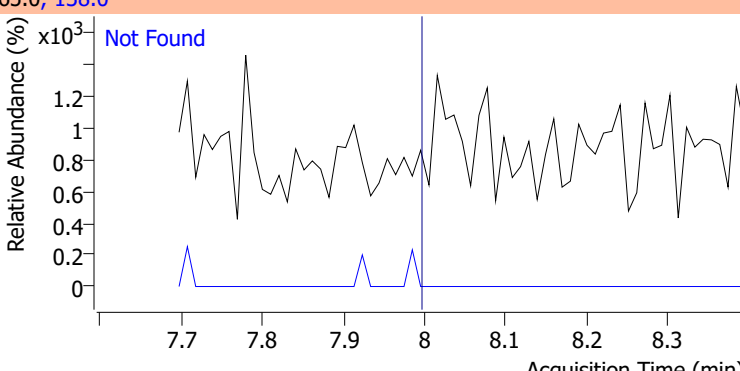


Quantitation Results Report (QT Reviewed)

Compound	Conc.	Exp RT	QIon	Exp Ratio	QIon	Exp Ratio
----------	-------	--------	------	-----------	------	-----------

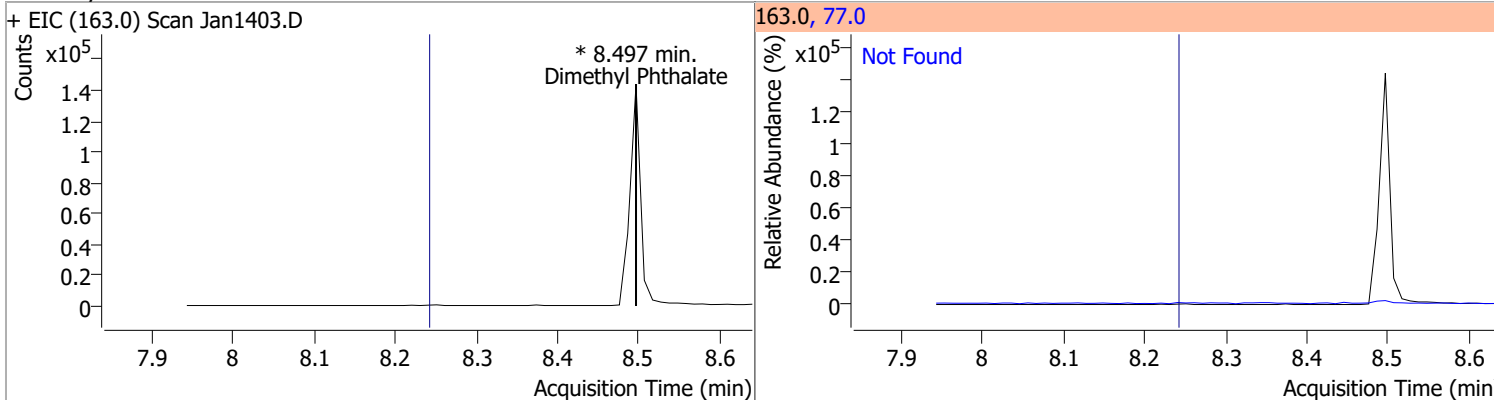


Quantitation Results Report (QT Reviewed)

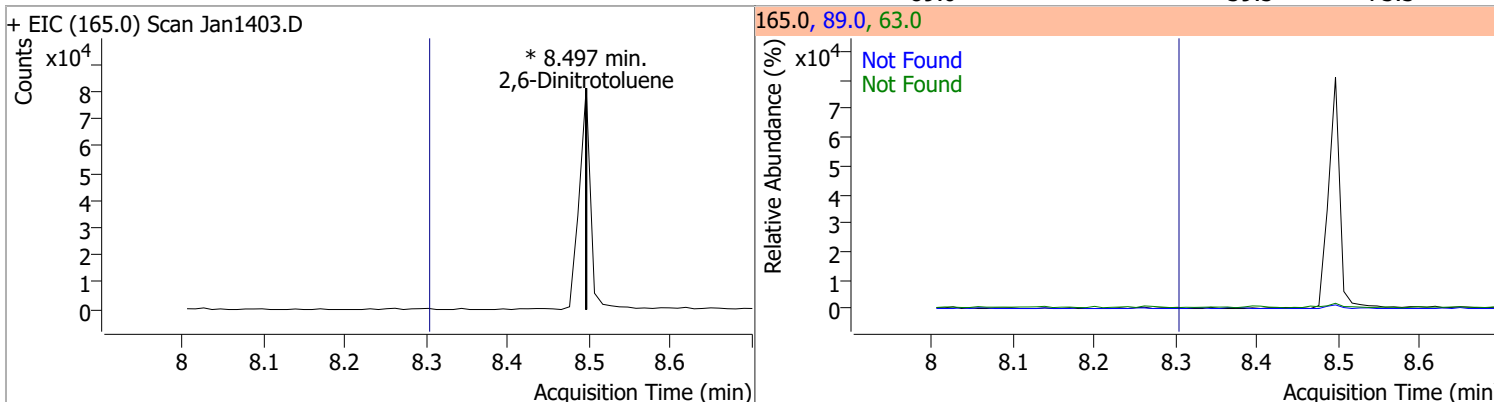
Compound	Conc.	Exp RT	QIon	Exp Ratio		
2,4,5-Trichlorophenol	N.D.	7.68	198.0	95.5		
+ EIC (196.0) Scan Jan1403.D			196.0, 198.0			
						
2-Fluorobiphenyl	N.D.	7.72	171.0	34.5		
+ EIC (172.0) Scan Jan1403.D			172.0, 171.0			
						
2-Chloronaphthalene	N.D.	7.83	127.0	37.9	QIon	Exp Ratio
+ EIC (162.0) Scan Jan1403.D			162.0, 164.0, 127.0			
						
2-Nitroaniline	N.D.	8.00	138.0	107.7		
+ EIC (65.0) Scan Jan1403.D			65.0, 138.0			
						

Quantitation Results Report (QT Reviewed)

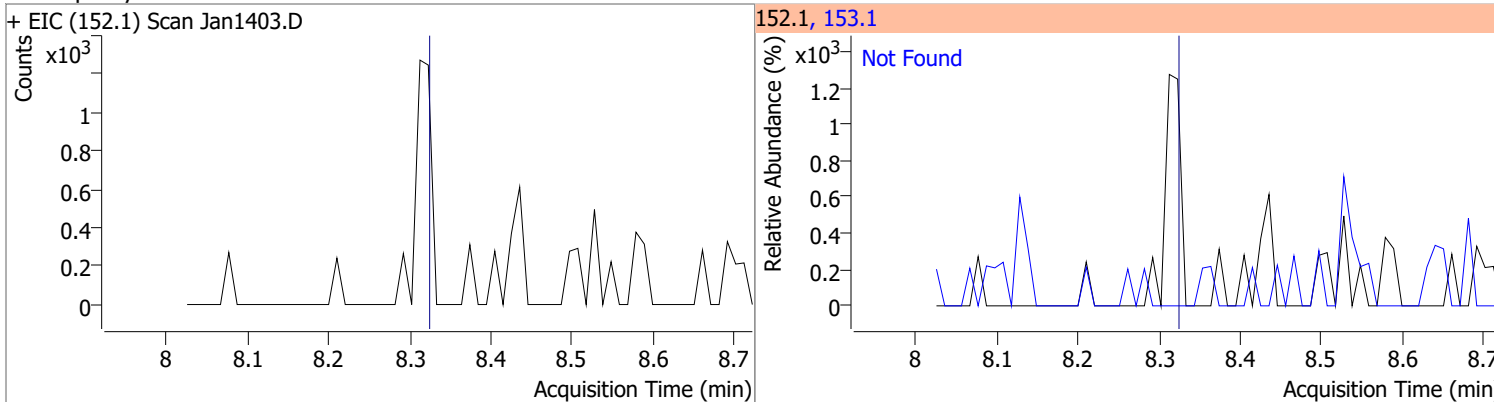
Compound	Conc.	RT	Dev(Min)	Resp.	QIon	QRatio	Lower	Upper
Dimethyl Phthalate	0	0		0	77.0		13.0	24.2



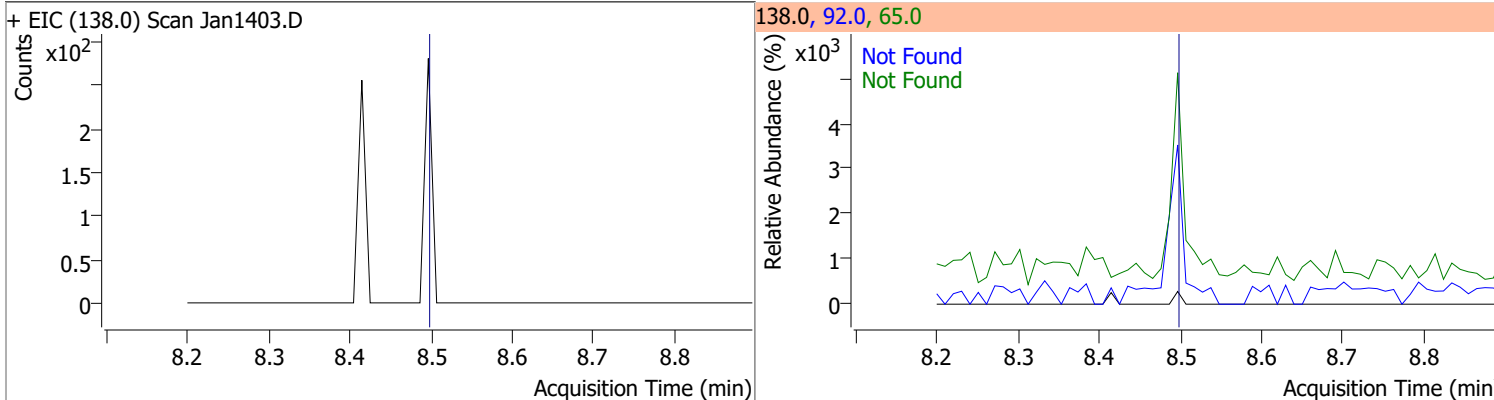
Compound	Conc.	RT	Dev(Min)	Resp.	QIon	QRatio	Lower	Upper
2,6-Dinitrotoluene	0	0		0	63.0		110.4	205.0
					89.0		39.5	73.3



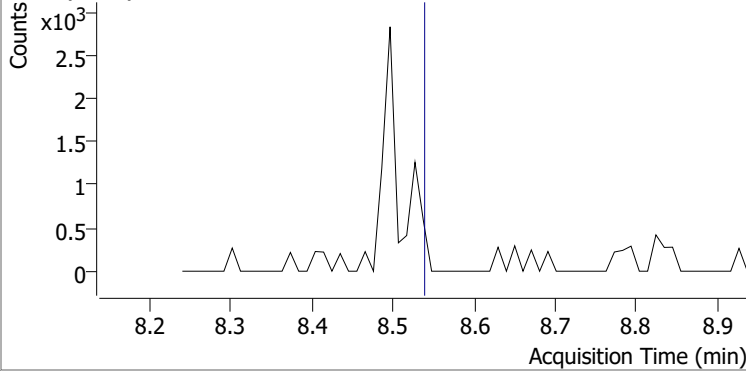
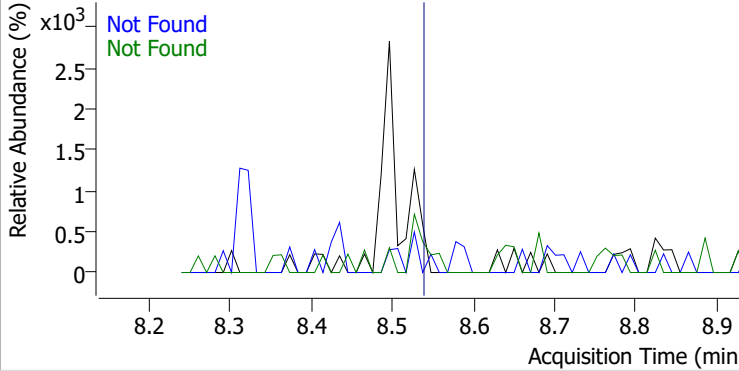
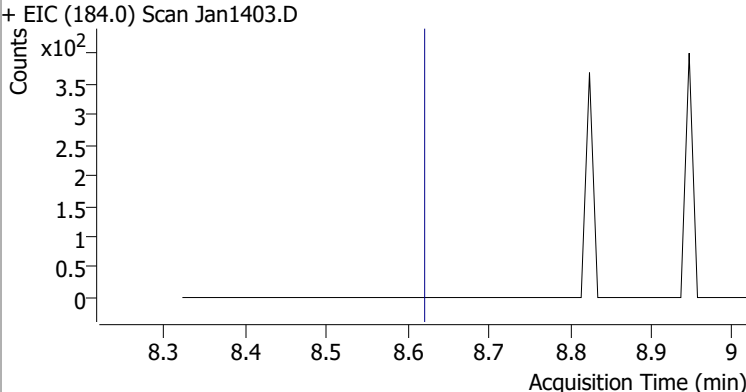
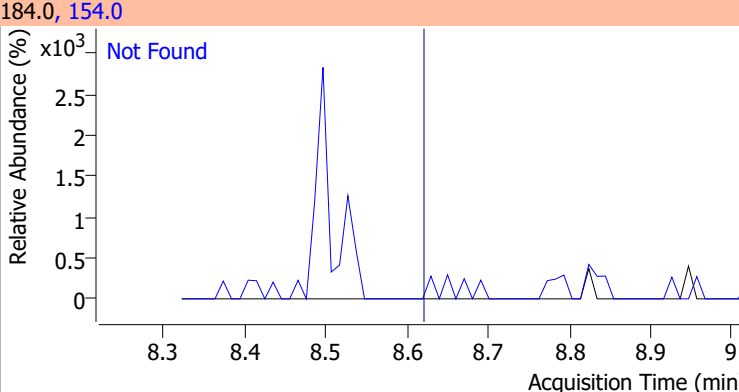
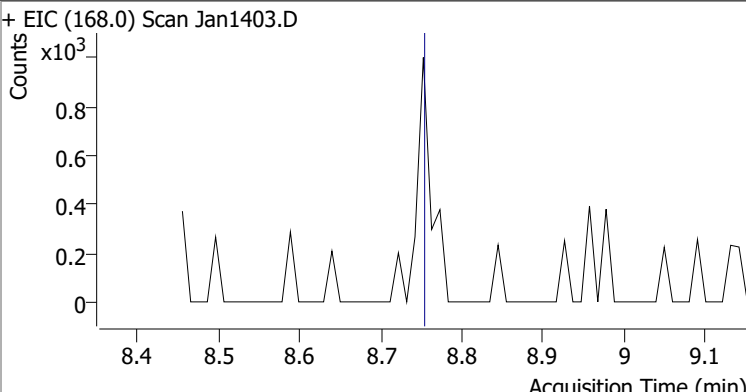
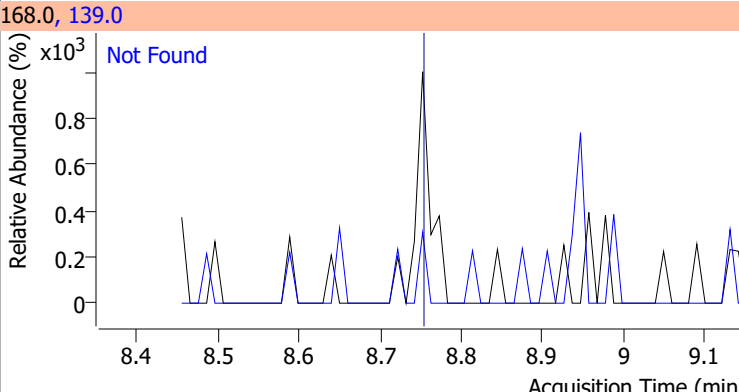
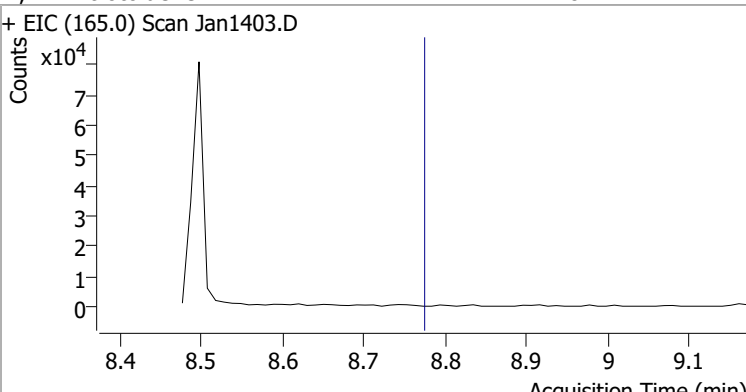
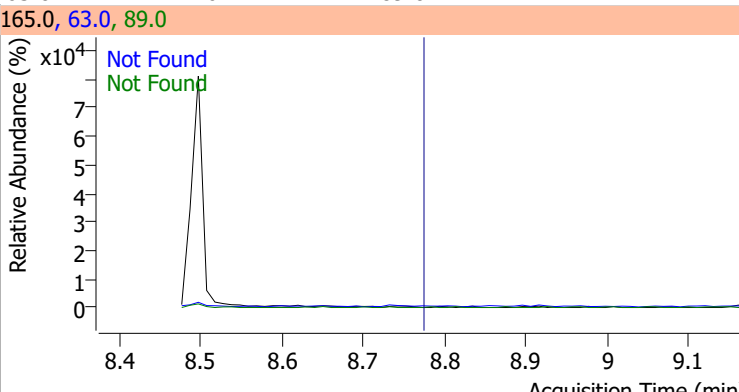
Compound	Conc.	Exp RT	QIon	Exp Ratio
Acenaphthylene	N.D.	8.32	153.1	13.8



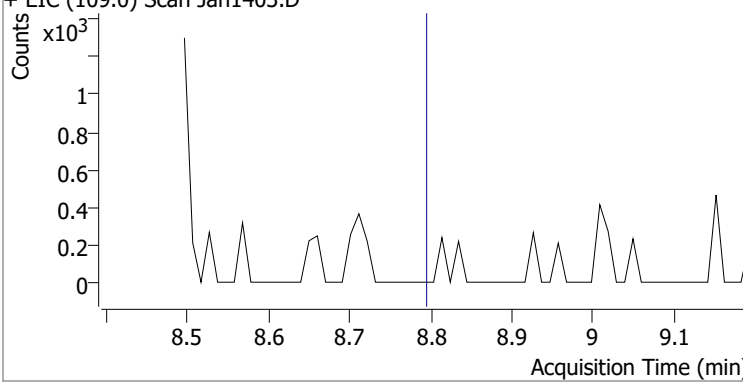
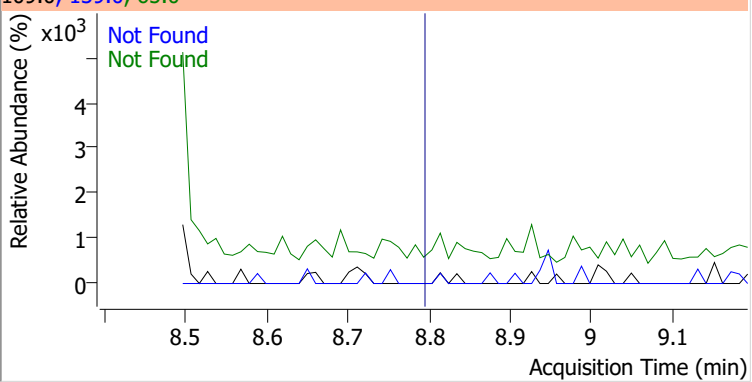
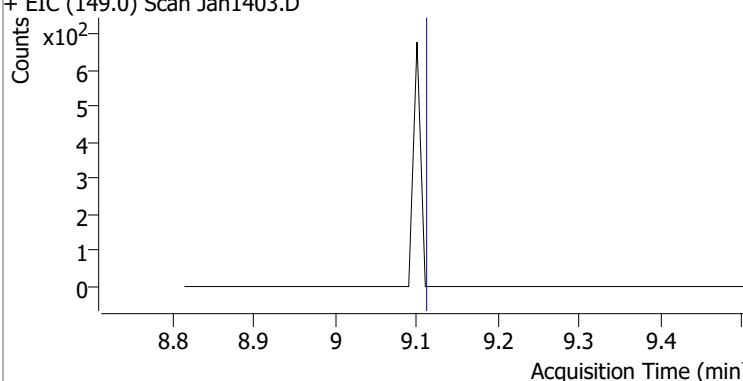
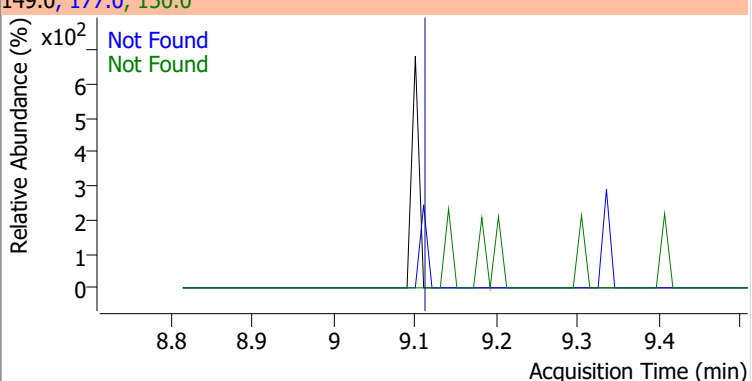
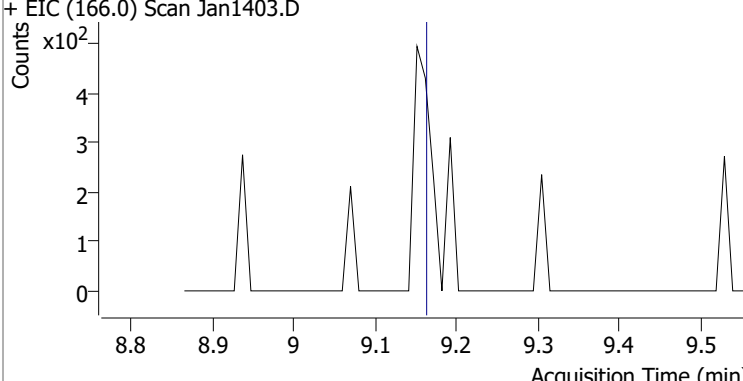
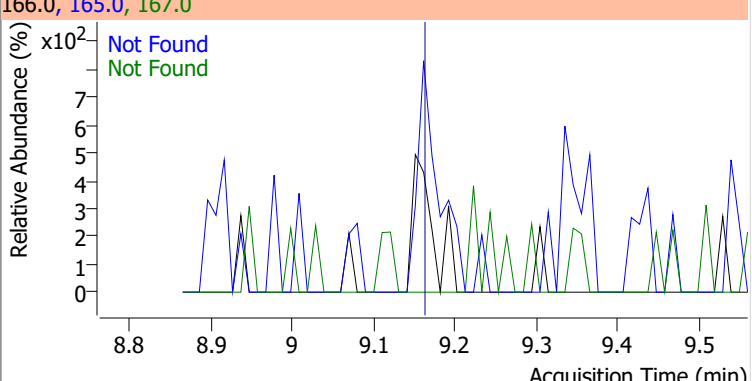
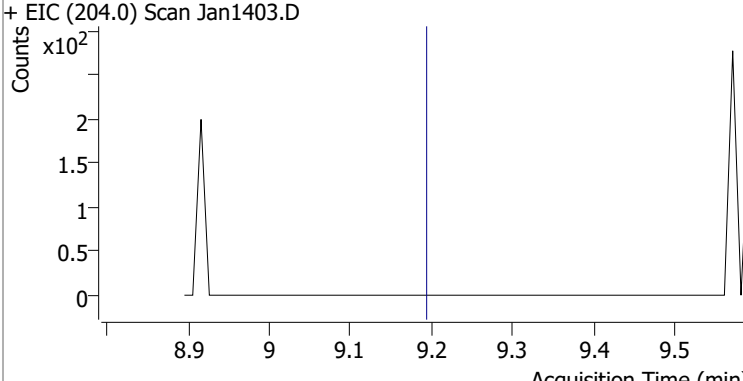
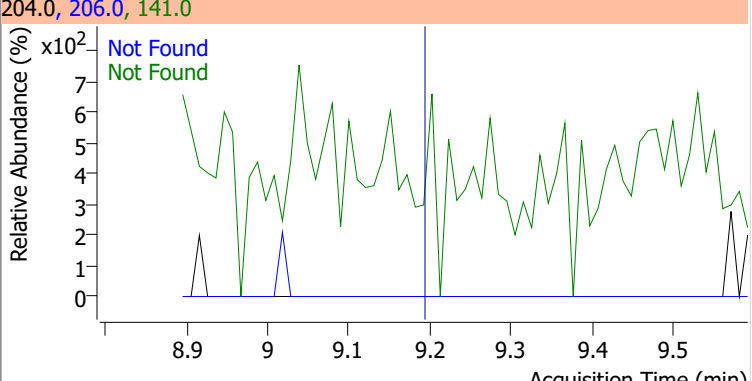
Compound	Conc.	Exp RT	QIon	Exp Ratio	QIon	Exp Ratio
3-Nitroaniline	N.D.	8.50	65.0	140.9	92.0	106.5



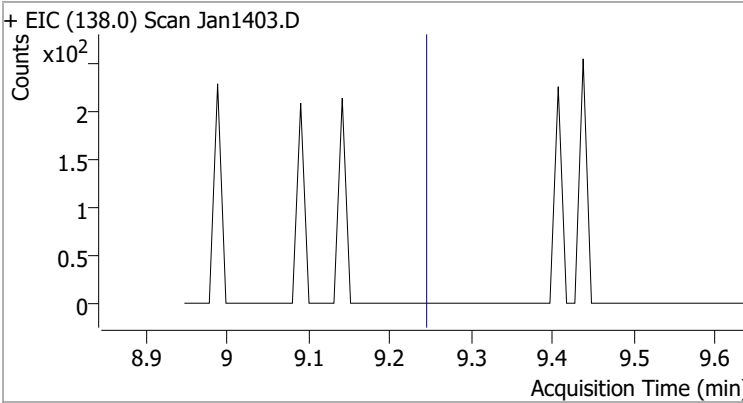
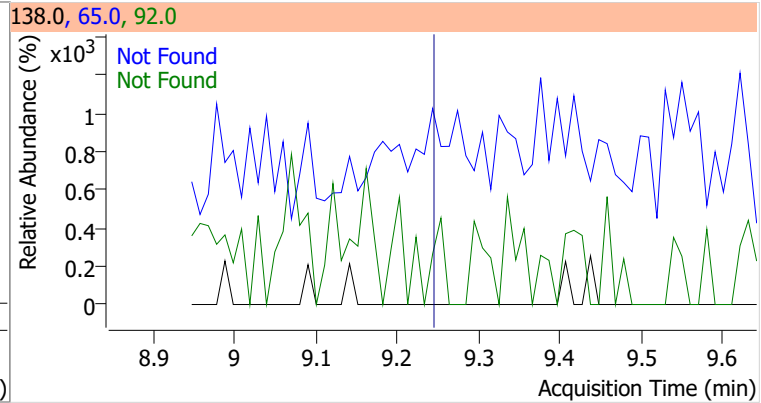
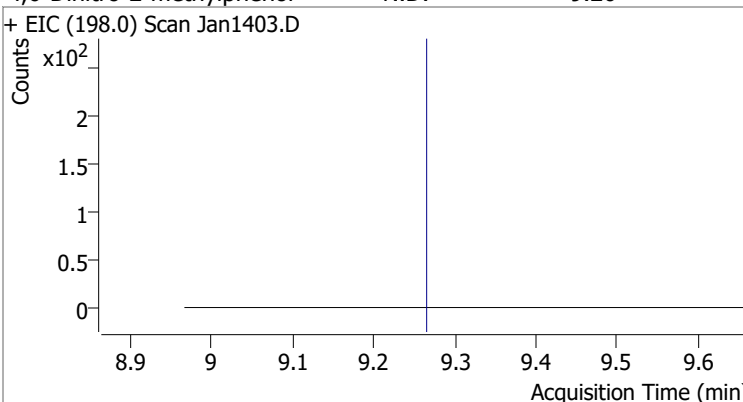
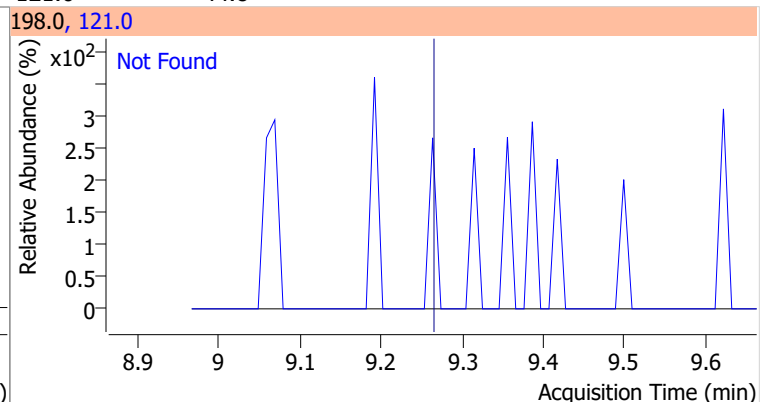
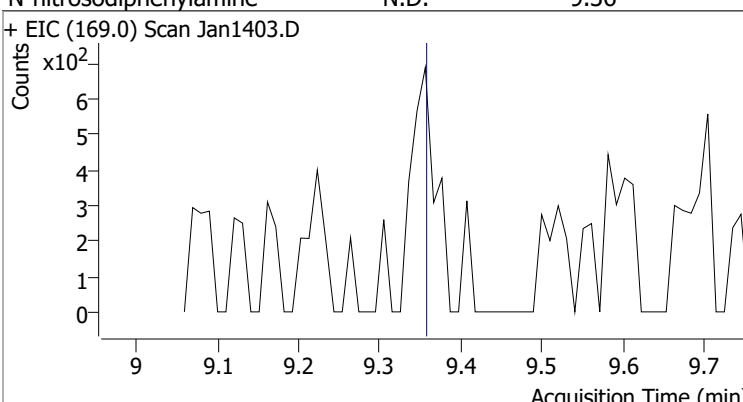
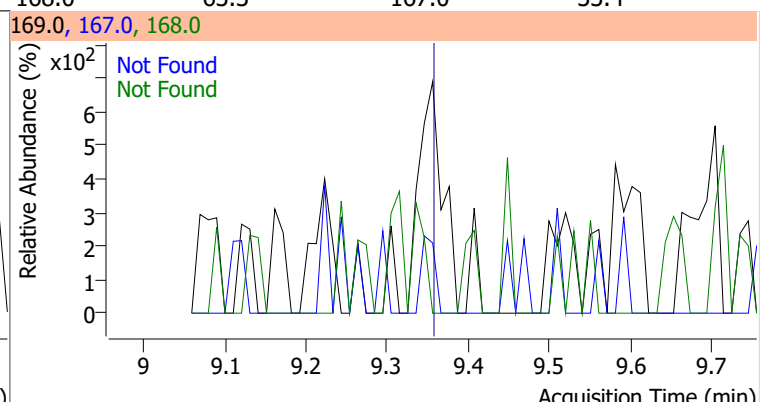
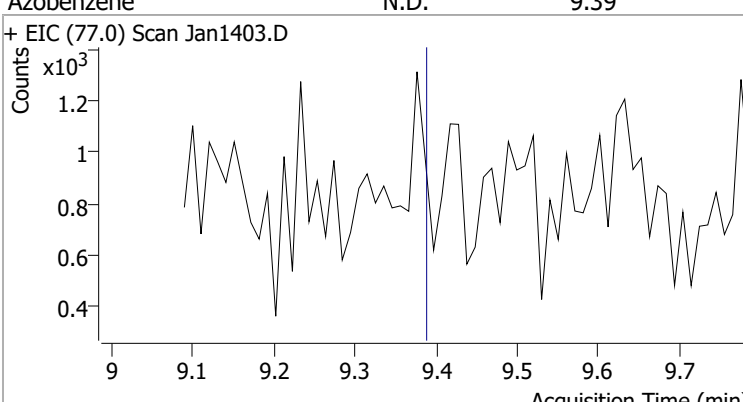
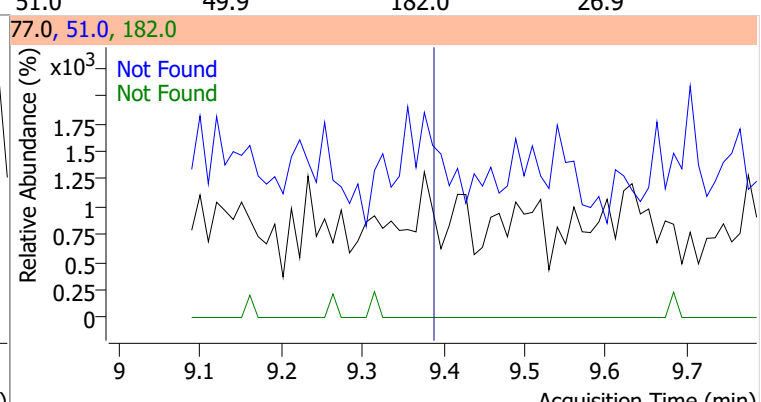
Quantitation Results Report (QT Reviewed)

Compound	Conc.	Exp RT	QIon	Exp Ratio	QIon	Exp Ratio
Acenaphthene	N.D.	8.54	153.0	109.5	152.0	52.9
+ EIC (154.0) Scan Jan1403.D			154.0, 152.0, 153.0			
						
2,4-Dinitrophenol	N.D.	8.62	154.0	60.0		
+ EIC (184.0) Scan Jan1403.D			184.0, 154.0			
						
Dibenzofuran	N.D.	8.75	139.0	38.6		
+ EIC (168.0) Scan Jan1403.D			168.0, 139.0			
						
2,4-Dinitrotoluene	N.D.	8.77	63.0	76.1	89.0	74.7
+ EIC (165.0) Scan Jan1403.D			165.0, 63.0, 89.0			
						

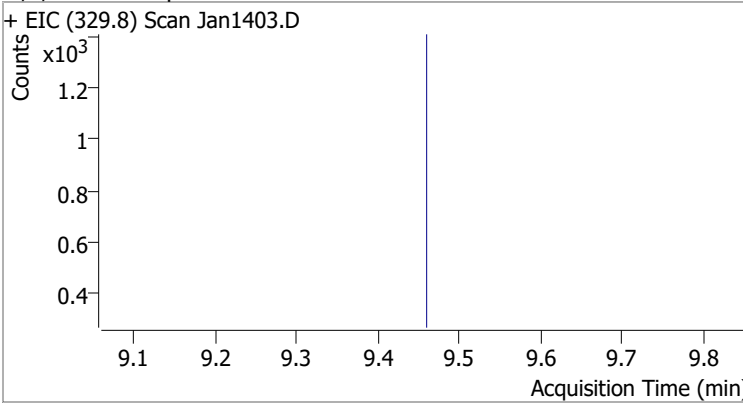
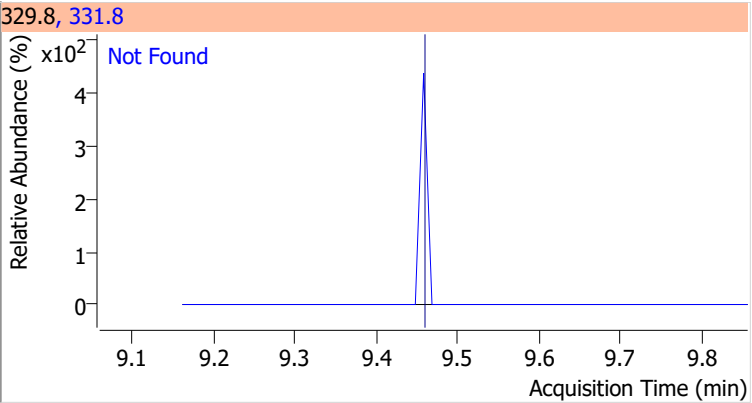
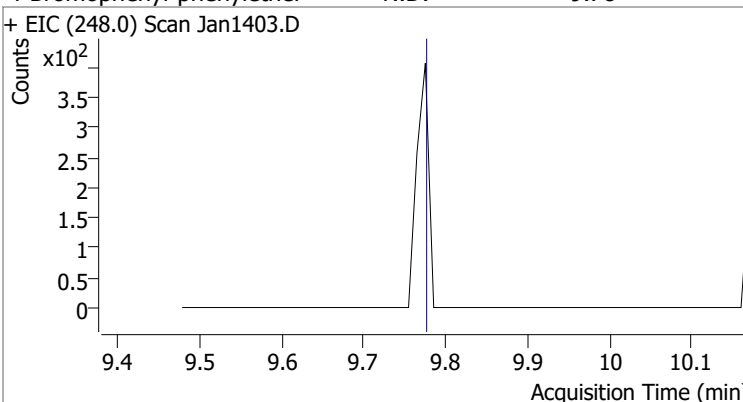
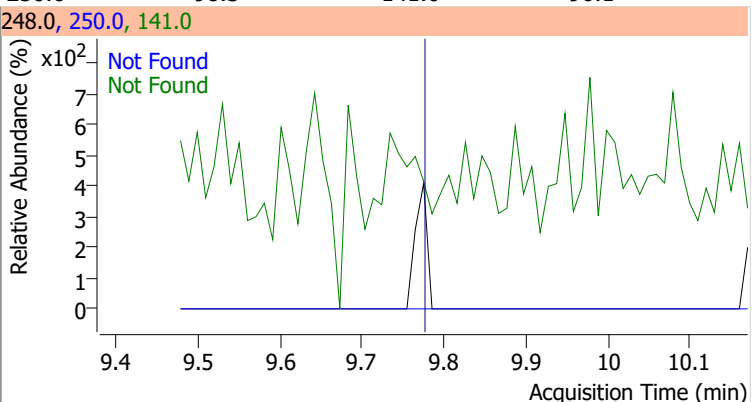
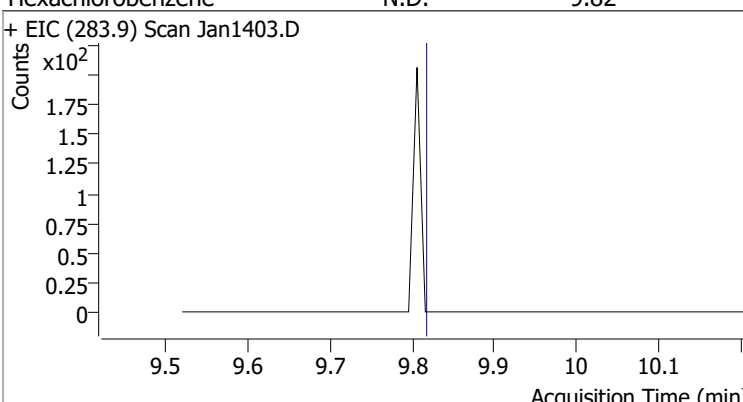
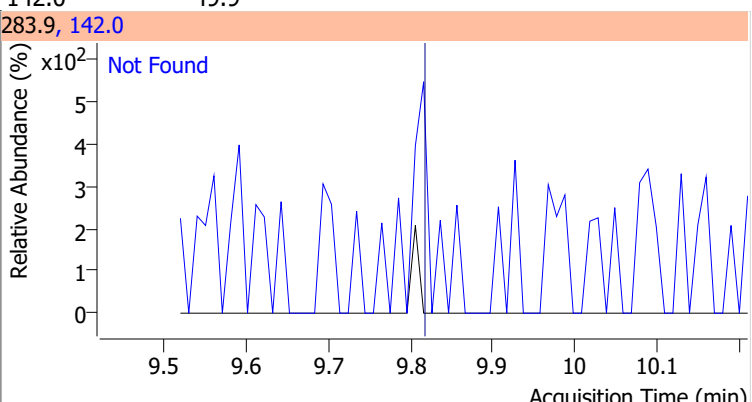
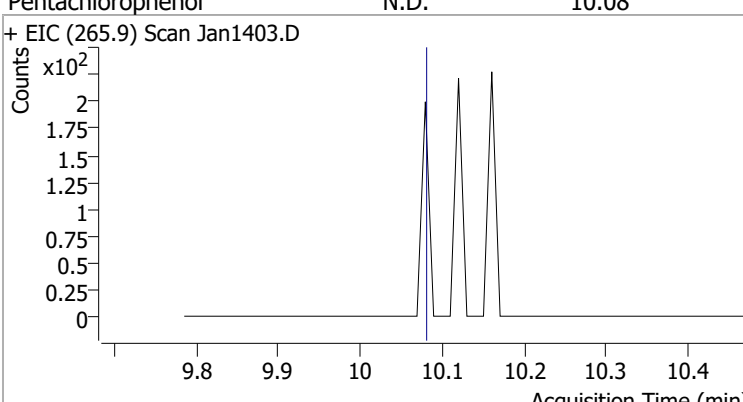
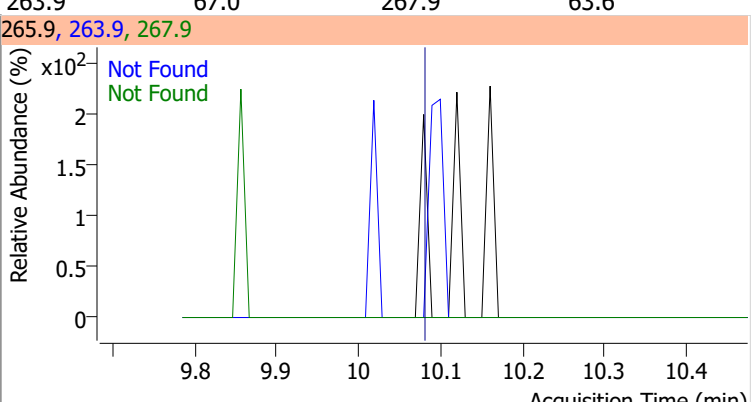
Quantitation Results Report (QT Reviewed)

Compound	Conc.	Exp RT	QIon	Exp Ratio	QIon	Exp Ratio
4-Nitrophenol	N.D.	8.79	65.0	88.5	139.0	80.4
+ EIC (109.0) Scan Jan1403.D			109.0, 139.0, 65.0			
						
Diethylphthalate	N.D.	9.11	177.0	20.7	150.0	12.6
+ EIC (149.0) Scan Jan1403.D			149.0, 177.0, 150.0			
						
Fluorene	N.D.	9.16	165.0	93.4	167.0	12.9
+ EIC (166.0) Scan Jan1403.D			166.0, 165.0, 167.0			
						
4-Chlorophenyl-phenylether	N.D.	9.19	141.0	62.3	206.0	33.9
+ EIC (204.0) Scan Jan1403.D			204.0, 206.0, 141.0			
						

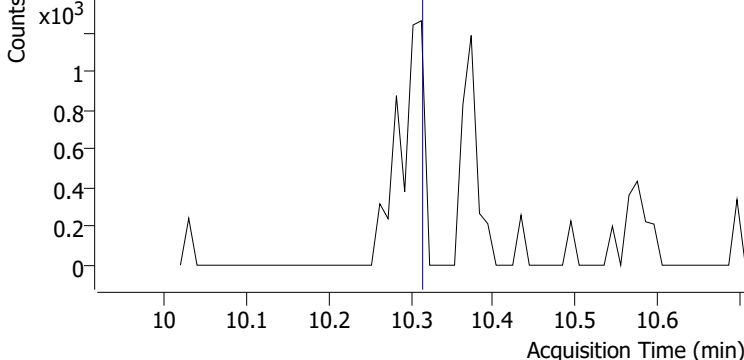
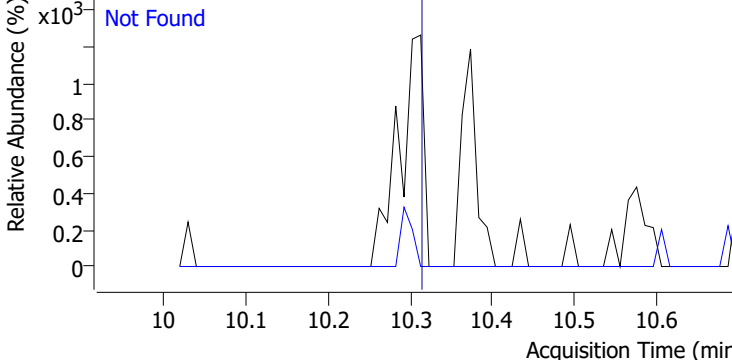
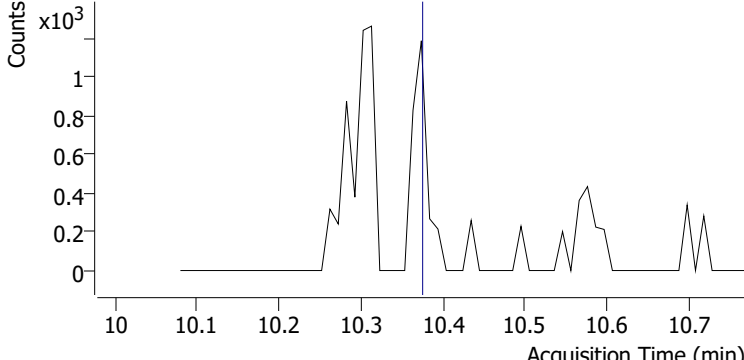
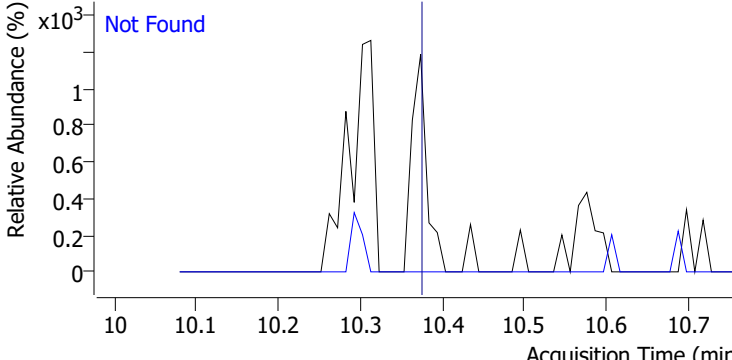
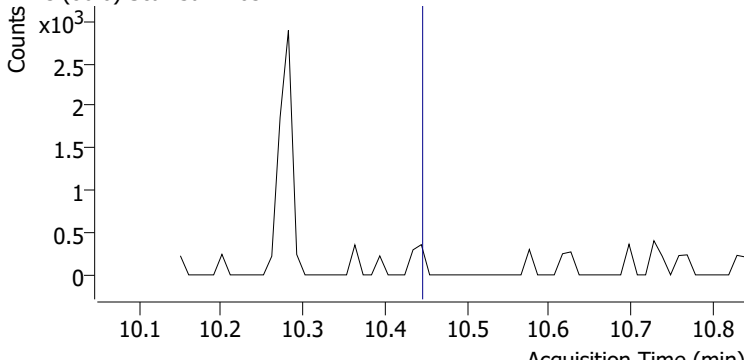
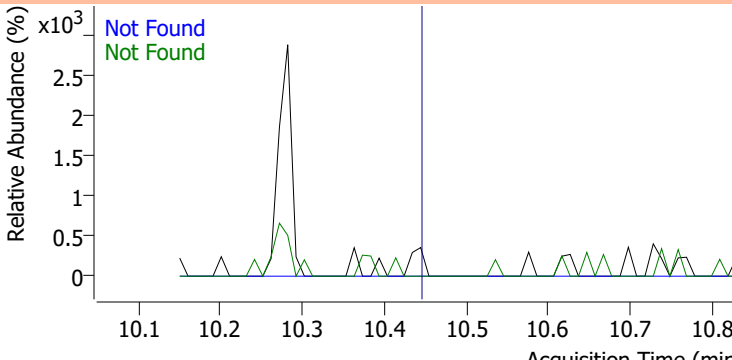
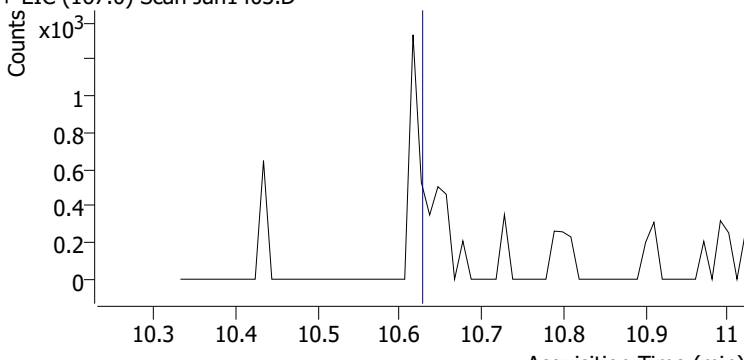
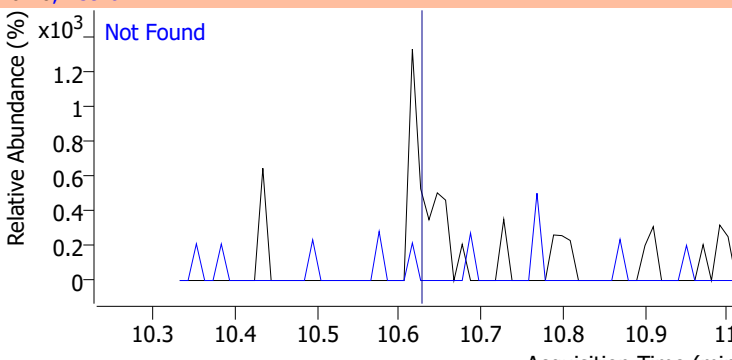
Quantitation Results Report (QT Reviewed)

Compound	Conc.	Exp RT	QIon	Exp Ratio	QIon	Exp Ratio
4-Nitroaniline	N.D.	9.24	65.0	114.6	92.0	45.3
+ EIC (138.0) Scan Jan1403.D			138.0, 65.0, 92.0			
						
4,6-Dinitro-2-methylphenol	N.D.	9.26	121.0	44.8		
+ EIC (198.0) Scan Jan1403.D			198.0, 121.0			
						
N-nitrosodiphenylamine	N.D.	9.36	168.0	63.3	167.0	33.4
+ EIC (169.0) Scan Jan1403.D			169.0, 167.0, 168.0			
						
Azobenzene	N.D.	9.39	51.0	49.9	182.0	26.9
+ EIC (77.0) Scan Jan1403.D			77.0, 51.0, 182.0			
						

Quantitation Results Report (QT Reviewed)

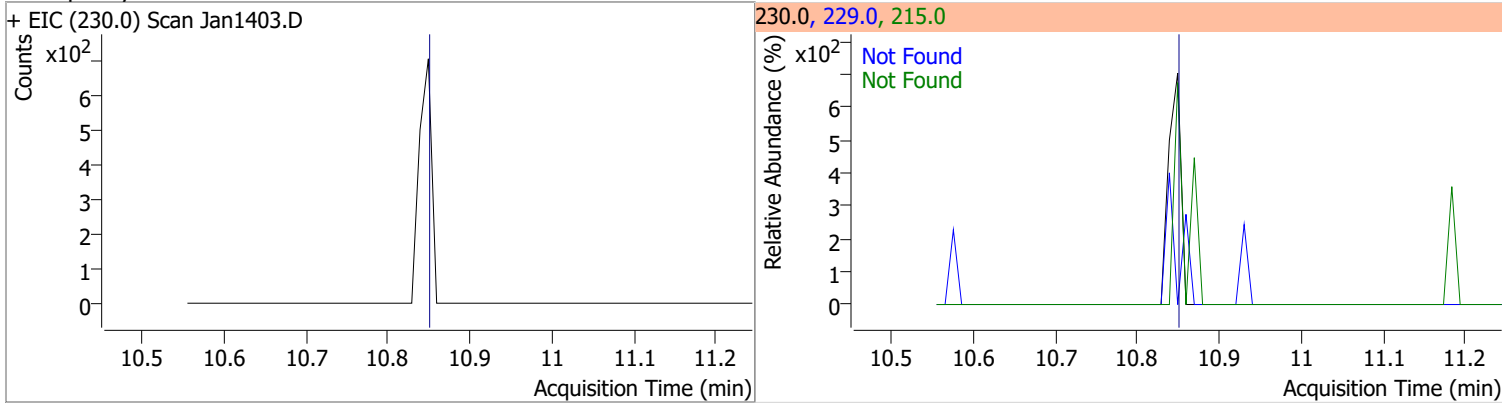
Compound	Conc.	Exp RT	QIon	Exp Ratio		
2,4,6-Tribromophenol	N.D.	9.46	331.8	89.5		
+ EIC (329.8) Scan Jan1403.D			329.8, 331.8			
						
4-Bromophenyl-phenylether	N.D.	9.78	250.0	98.3	QIon	Exp Ratio
+ EIC (248.0) Scan Jan1403.D			248.0, 250.0, 141.0			
						
Hexachlorobenzene	N.D.	9.82	142.0	49.9		
+ EIC (283.9) Scan Jan1403.D			283.9, 142.0			
						
Pentachlorophenol	N.D.	10.08	263.9	67.0	QIon	Exp Ratio
+ EIC (265.9) Scan Jan1403.D			265.9, 263.9, 267.9			
						

Quantitation Results Report (QT Reviewed)

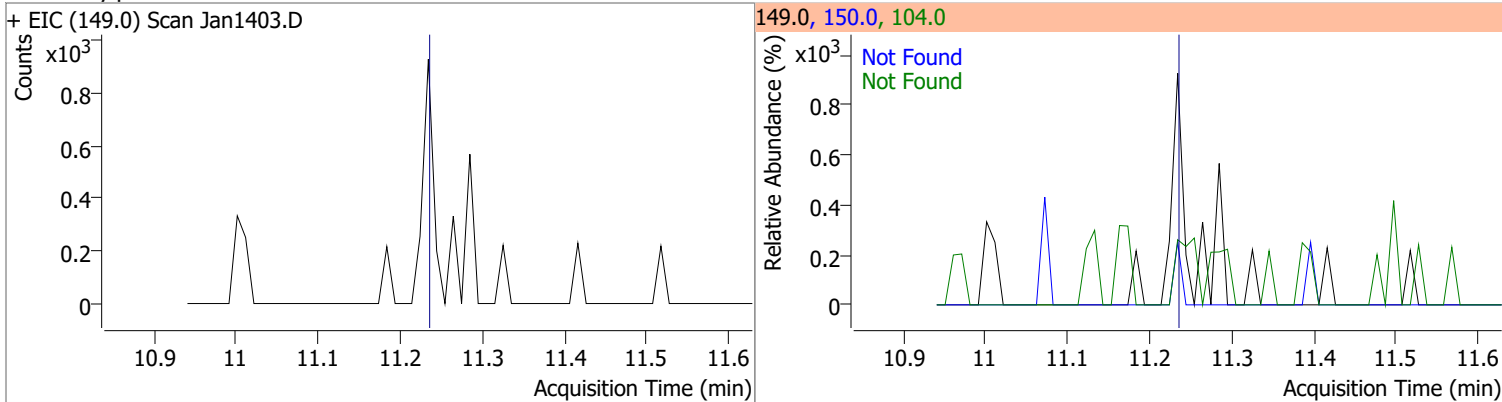
Compound	Conc.	Exp RT	QIon	Exp Ratio		
Phenanthrene	N.D.	10.31	176.0	19.3		
+ EIC (178.0) Scan Jan1403.D			178.0, 176.0			
						
Anthracene	N.D.	10.37	176.0	18.4		
+ EIC (178.0) Scan Jan1403.D			178.0, 176.0			
						
Triallate	N.D.	10.44	268.0	26.7	QIon	Exp Ratio
					143.0	24.9
+ EIC (86.0) Scan Jan1403.D			86.0, 268.0, 143.0			
						
Carbazole	N.D.	10.63	139.0	12.8		
+ EIC (167.0) Scan Jan1403.D			167.0, 139.0			
						

Quantitation Results Report (QT Reviewed)

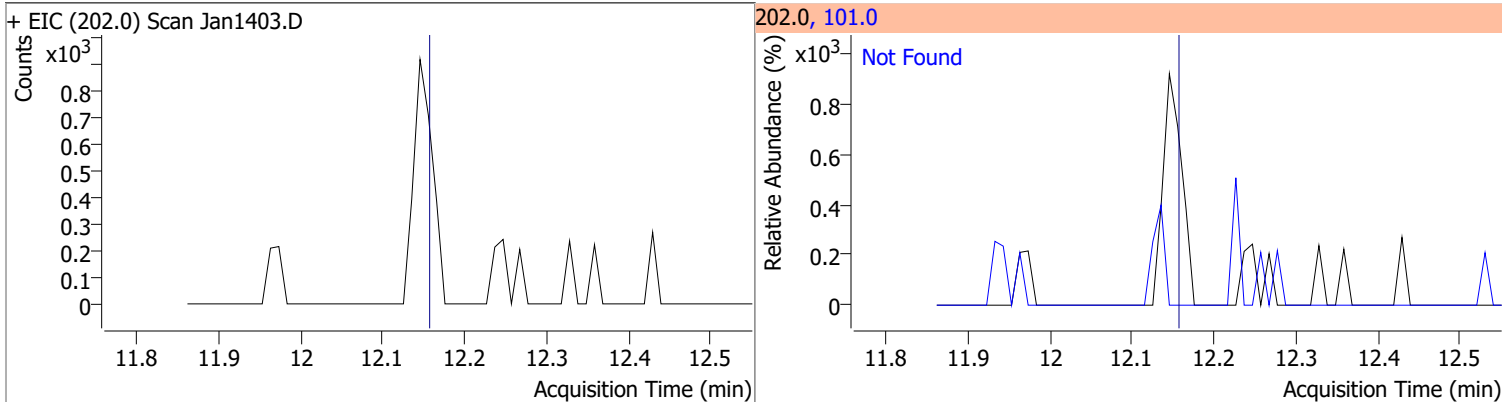
Compound	Conc.	Exp RT	QIon	Exp Ratio	QIon	Exp Ratio
o-Terphenyl	N.D.	10.85	229.0	64.1	215.0	36.5



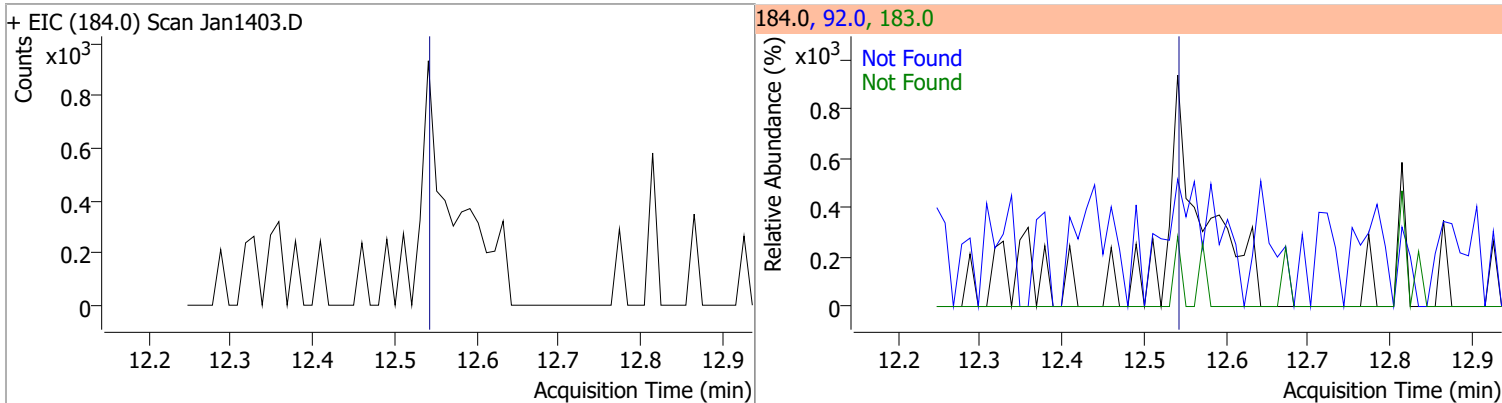
Compound	Conc.	Exp RT	QIon	Exp Ratio	QIon	Exp Ratio
Di-n-Butylphthalate	N.D.	11.23	150.0	9.1	104.0	6.1



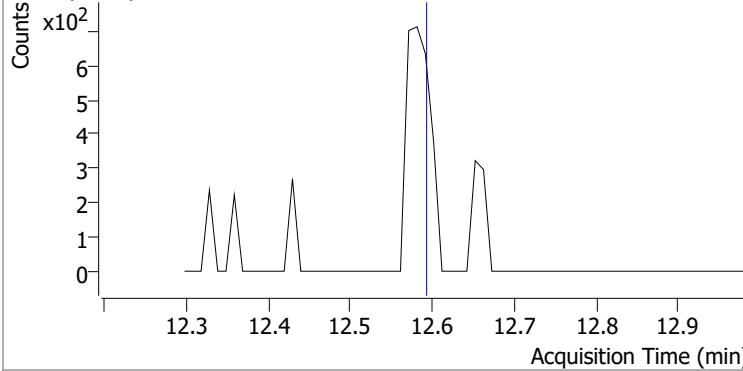
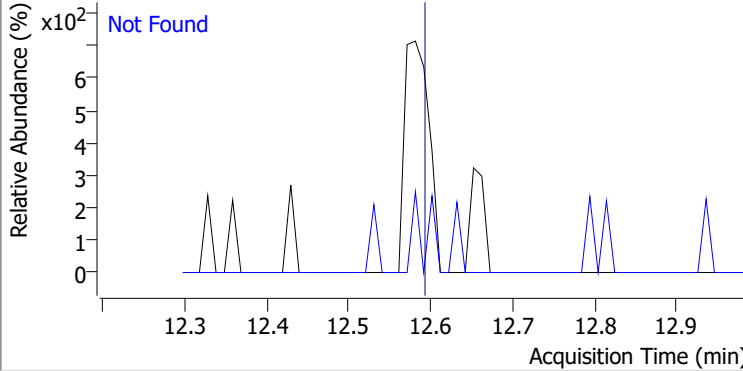
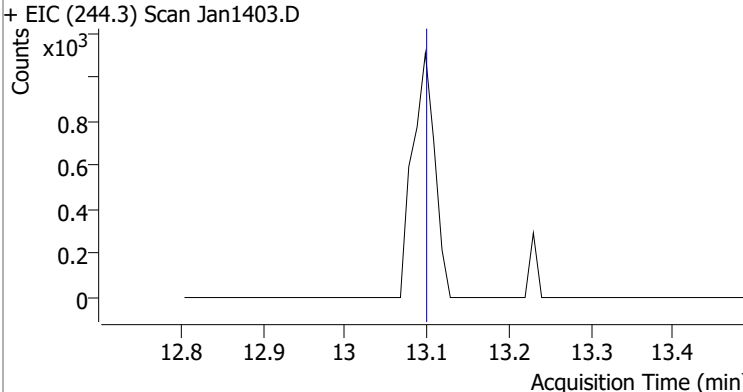
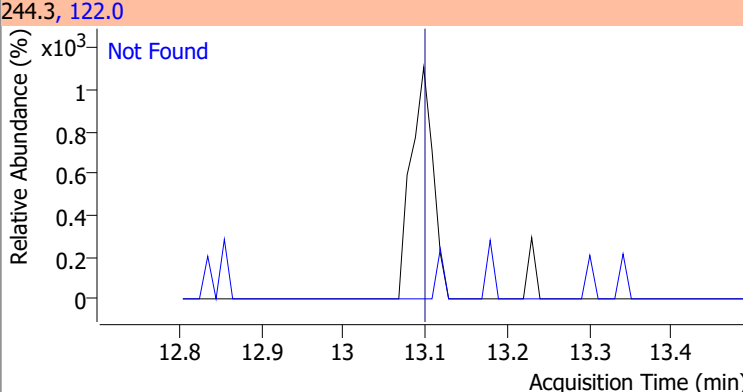
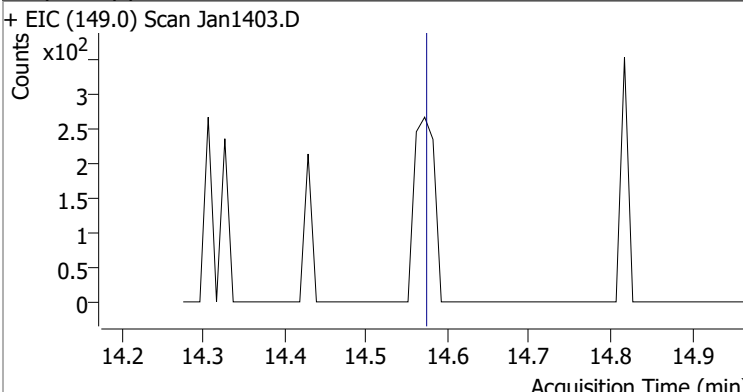
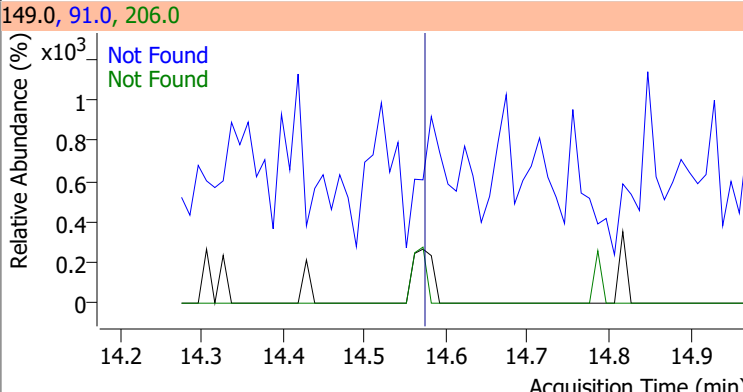
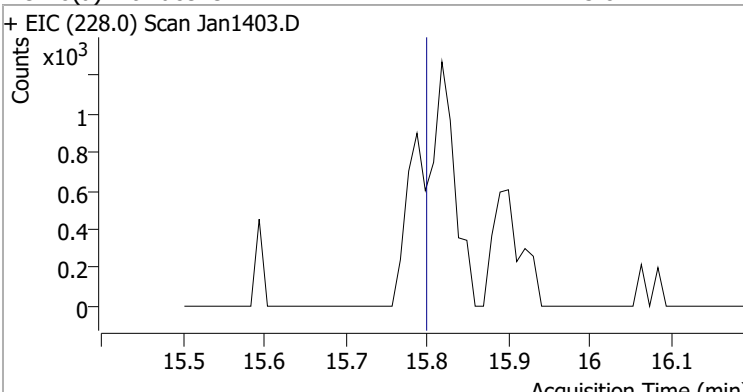
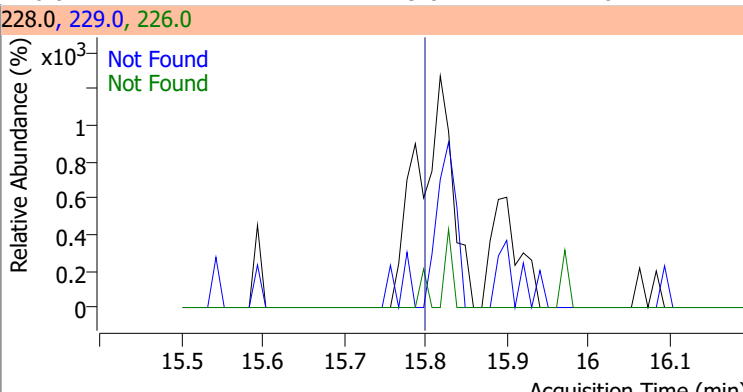
Compound	Conc.	Exp RT	QIon	Exp Ratio
Fluoranthene	N.D.	12.16	101.0	12.8



Compound	Conc.	Exp RT	QIon	Exp Ratio	QIon	Exp Ratio
Benzidine	N.D.	12.54	183.0	13.1	92.0	8.1



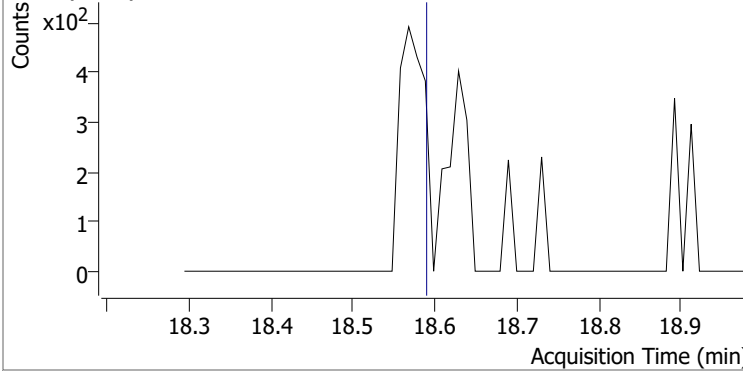
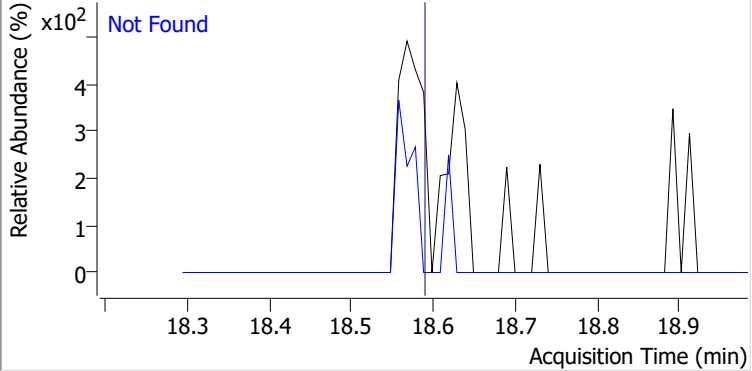
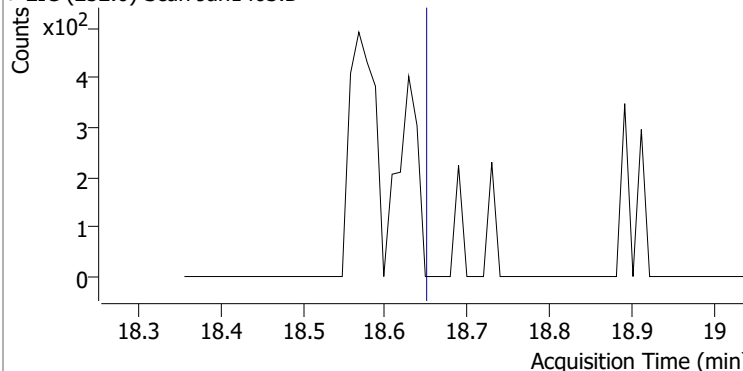
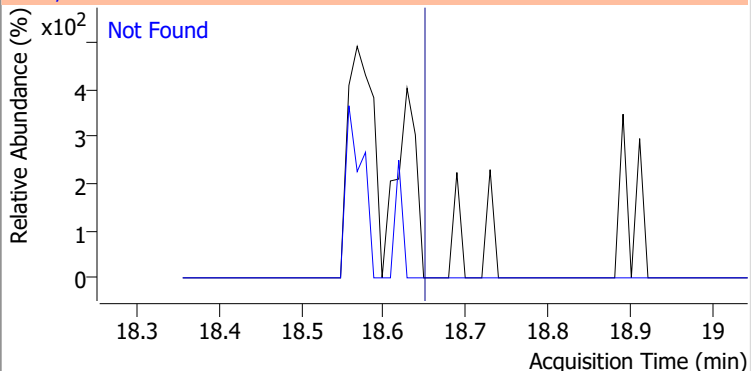
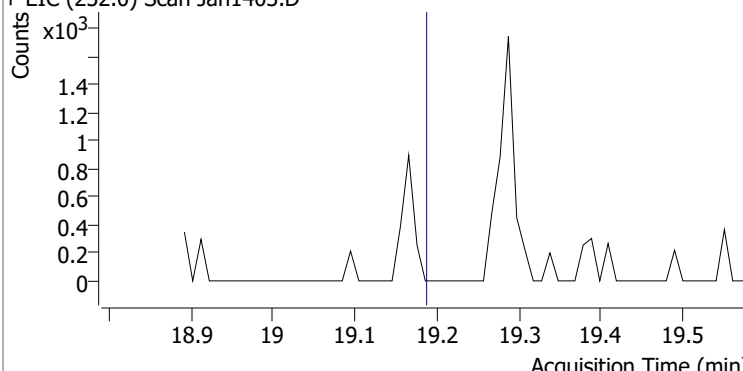
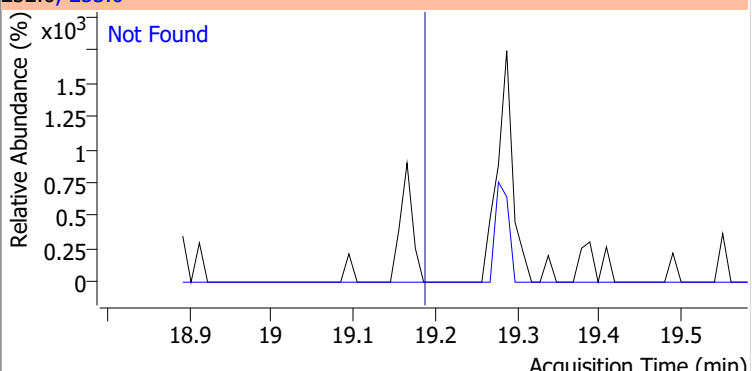
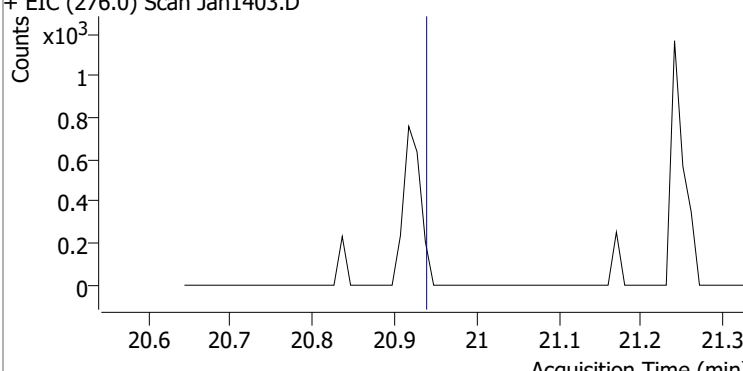
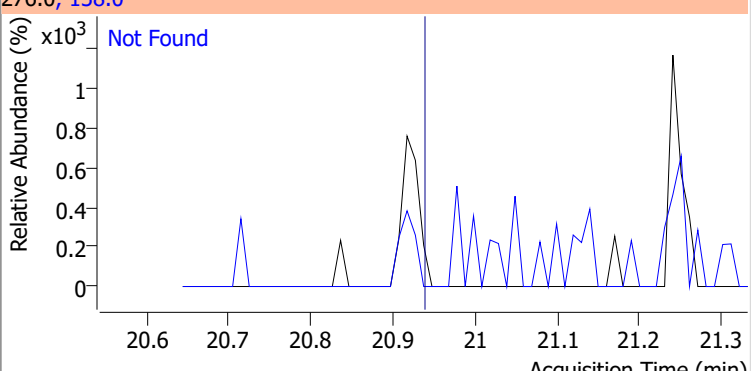
Quantitation Results Report (QT Reviewed)

Compound	Conc.	Exp RT	QIon	Exp Ratio		
Pyrene	N.D.	12.59	101.0	14.6		
+ EIC (202.0) Scan Jan1403.D			202.0, 101.0			
						
			Not Found			
Terphenyl-d14	N.D.	13.10	122.0	14.4		
+ EIC (244.3) Scan Jan1403.D			244.3, 122.0			
						
			Not Found			
Butylbenzylphthalate	N.D.	14.58	91.0	81.7	QIon	Exp Ratio
			206.0	17.9		
+ EIC (149.0) Scan Jan1403.D			149.0, 91.0, 206.0			
						
			Not Found			
			Not Found			
Benzo(a)Anthracene	N.D.	15.81	226.0	27.1	QIon	Exp Ratio
			229.0	21.0		
+ EIC (228.0) Scan Jan1403.D			228.0, 229.0, 226.0			
						
			Not Found			
			Not Found			

Quantitation Results Report (QT Reviewed)

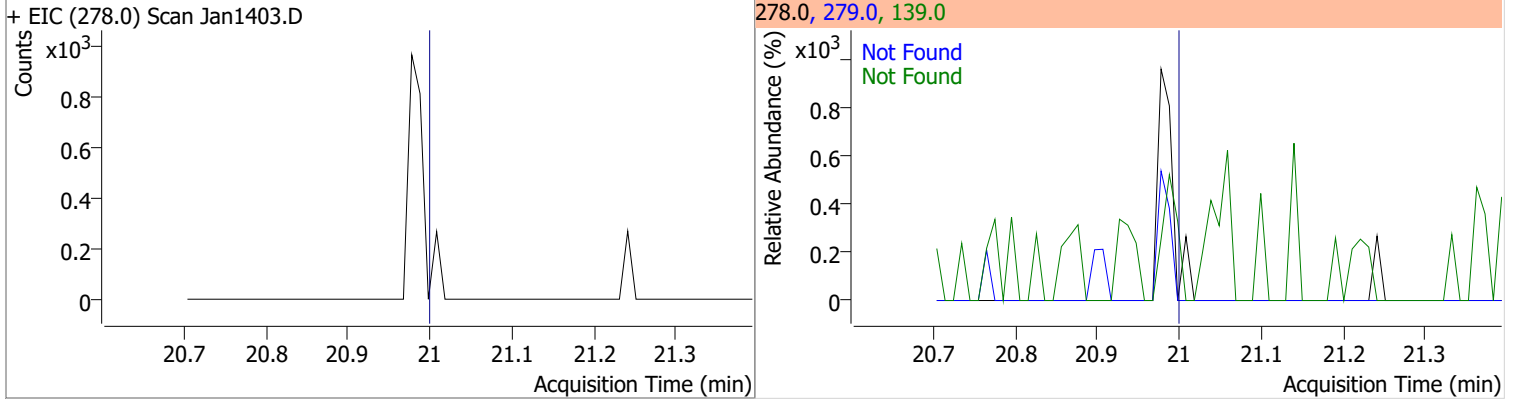
Compound	Conc.	Exp RT	QIon	Exp Ratio	QIon	Exp Ratio
Chrysene	N.D.	15.92	226.0	29.9	229.0	20.4
+ EIC (228.0) Scan Jan1403.D			228.0, 226.0, 229.0			
3,3-Dichlorobenzidine	N.D.	15.96	254.0	64.7		
+ EIC (252.0) Scan Jan1403.D			252.0, 254.0			
bis(2-ethylhexyl)Phthalate	N.D.	16.65	149.0	397.1	279.0	15.6
+ EIC (167.0) Scan Jan1403.D			167.0, 149.0, 279.0			
Di-n-octyl Phthalate	N.D.	18.34	150.0	9.5		
+ EIC (149.0) Scan Jan1403.D			149.0, 150.0			

Quantitation Results Report (QT Reviewed)

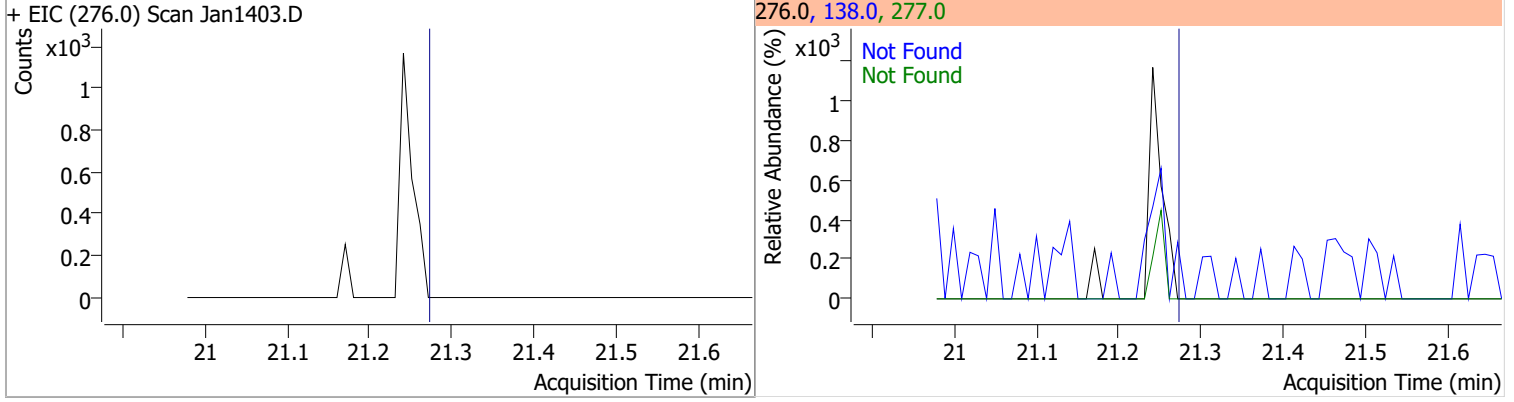
Compound	Conc.	Exp RT	QIon	Exp Ratio
Benzo(b)fluoranthene	N.D.	18.59	253.0	22.0
+ EIC (252.0) Scan Jan1403.D			252.0, 253.0	
				
Benzo(k)fluoranthene	N.D.	18.65	253.0	21.9
+ EIC (252.0) Scan Jan1403.D			252.0, 253.0	
				
Benzo(a)pyrene	N.D.	19.19	253.0	22.0
+ EIC (252.0) Scan Jan1403.D			252.0, 253.0	
				
Indeno(1,2,3-c,d)pyrene	N.D.	20.94	138.0	29.9
+ EIC (276.0) Scan Jan1403.D			276.0, 138.0	
				

Quantitation Results Report (QT Reviewed)

Compound	Conc.	Exp RT	QIon	Exp Ratio	QIon	Exp Ratio
Dibenzo(a,h)anthracene	N.D.	21.00	279.0	25.2	139.0	23.8

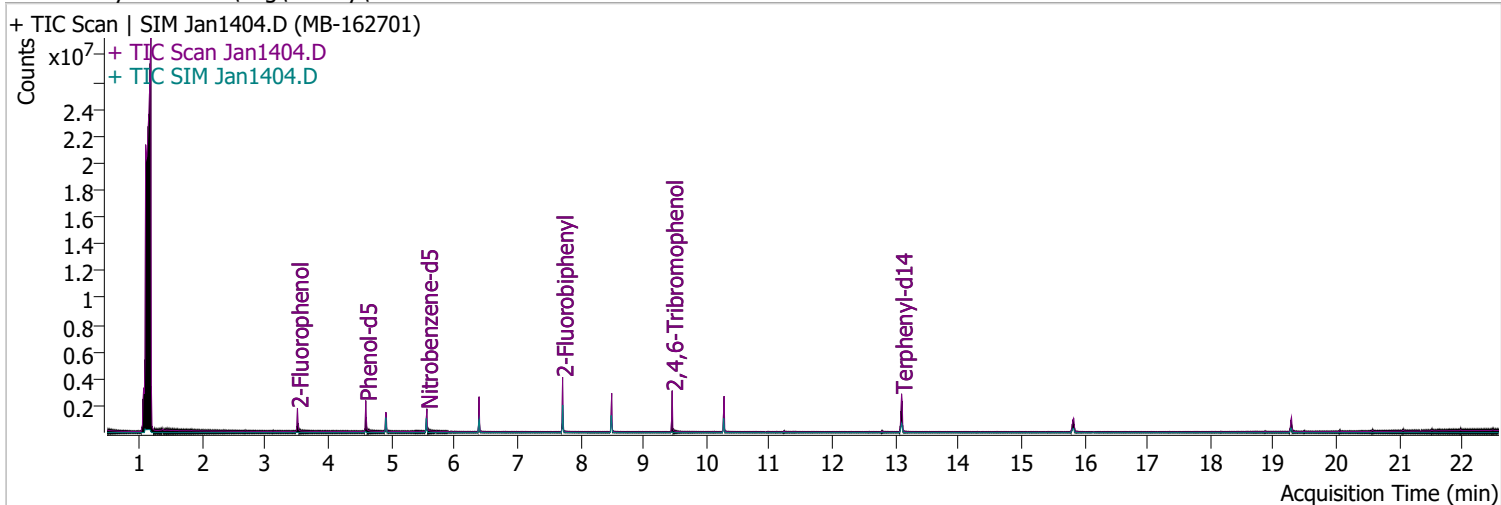


Compound	Conc.	Exp RT	QIon	Exp Ratio	QIon	Exp Ratio
Benzo(g,h,i)perylene	N.D.	21.27	138.0	32.0	277.0	23.8



Quantitation Results Report (QT Reviewed)

Data File	Jan1404.D	Operator	LIMS import
Acq. Method	BNA+SIM.M	Acq. Date-Time	1/14/2022 2:40:58 PM
Sample Name	MB-162701	Instrument	Instrument #1
Vial	4	Multiplier	1.00
DA Method File		Comment	SVOC-8270-W-LARGO
Tune File	dftppdsm.u	Tune Date	1/7/2022 12:13:00 PM
Batch Name	011422 DoD BNA.batch.bin	Last Calib Update	1/18/2022 11:27:22 AM
Ref Library	D:\Org\Library\NIST129K.l		



Compound	RT	QIon	Resp.	Conc.	Units	Dev(Min)
----------	----	------	-------	-------	-------	----------

Internal Standards

System Monitoring Compounds

S 2-Fluorophenol	3.510	112.0	456882	67.5744	µg/L	0.000
Spiked Amount: 200.000	Range: 10.0 - 75.0%			Recovery = 33.79%		
S Phenol-d5	4.593	99.0	692001	76.6473	µg/L	-0.010
Spiked Amount: 200.000	Range: 10.0 - 65.0%			Recovery = 38.32%		
S Nitrobenzene-d5	5.563	82.0	360516	73.4330	µg/L	0.000
Spiked Amount: 100.000	Range: 32.0 - 94.0%			Recovery = 73.43%		
S 2-Fluorobiphenyl	7.718	172.0	1109738	60.8756	µg/L	0.000
Spiked Amount: 100.000	Range: 28.0 - 107.0%			Recovery = 60.88%		
S 2,4,6-Tribromophenol	9.458	329.8	226268	148.6484	µg/L	0.000
Spiked Amount: 200.000	Range: 25.0 - 140.0%			Recovery = 74.32%		
S Terphenyl-d14	13.098	244.3	1603566	91.6301	µg/L	0.000
Spiked Amount: 100.000	Range: 32.0 - 122.0%			Recovery = 91.63%		

Target Compounds

Compound	RT	QIon	Resp.	Conc.	Units	Dev(Min)	QValue
T N-Nitrosodimethylamine	0.000		0	N.D.			
T Pyridine	0.000		0	N.D.			
T Aniline	0.000		0	N.D.			
T Phenol	0.000		0	N.D.			
T bis(-2-Chloroethyl)Ether	0.000		0	N.D.			
T 2-Chlorophenol	0.000		0	N.D.			
T 1,3-Dichlorobenzene	0.000		0	N.D.			
T 1,4-Dichlorobenzene	0.000		0	N.D.			
T 1,2-Dichlorobenzene	0.000		0	N.D.			
T Benzyl Alcohol	0.000		0	N.D.			
T bis(2-chloroisopropyl)Ether	5.522	121.0	0		µg/L	md	1
T 2-Methylphenol	0.000		0	N.D.			
T N-nitroso-Di-n-propylamine	5.563	70.0	0		µg/L	md	1
T 4Methylphenol/3Methylphenol	0.000		0	N.D.			
T Hexachloroethane	0.000		0	N.D.			

Quantitation Results Report (QT Reviewed)

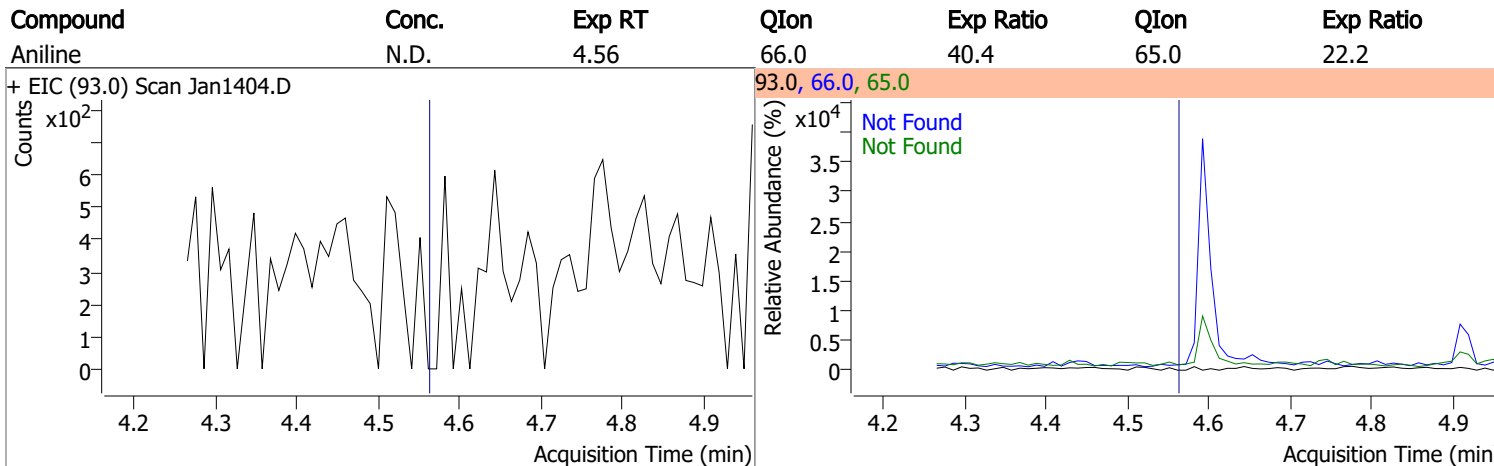
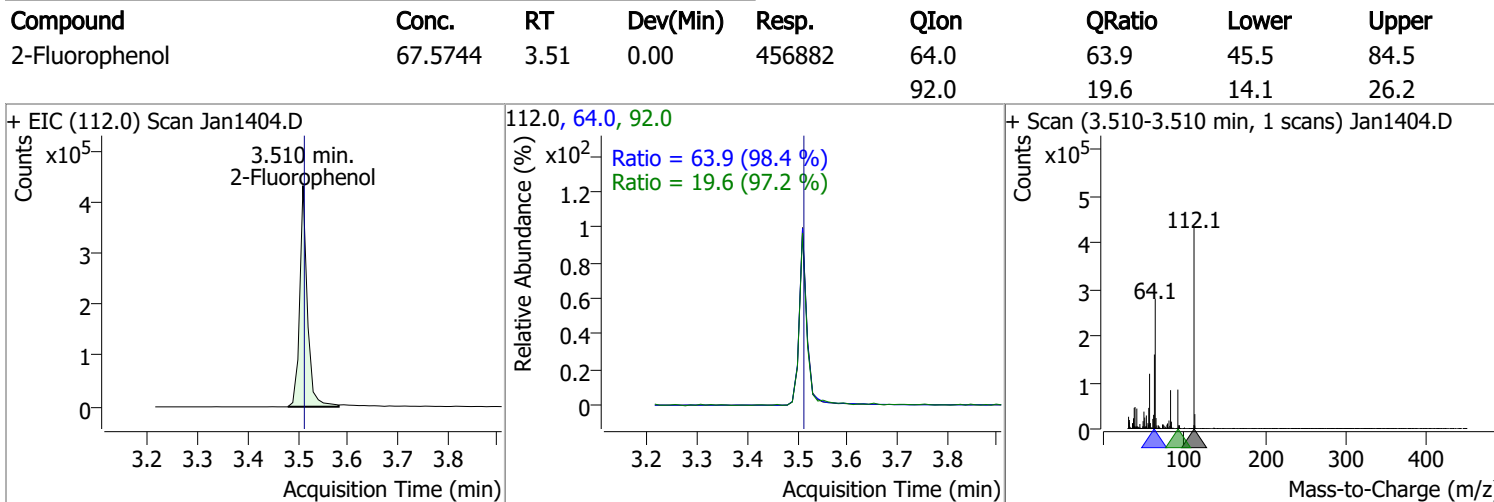
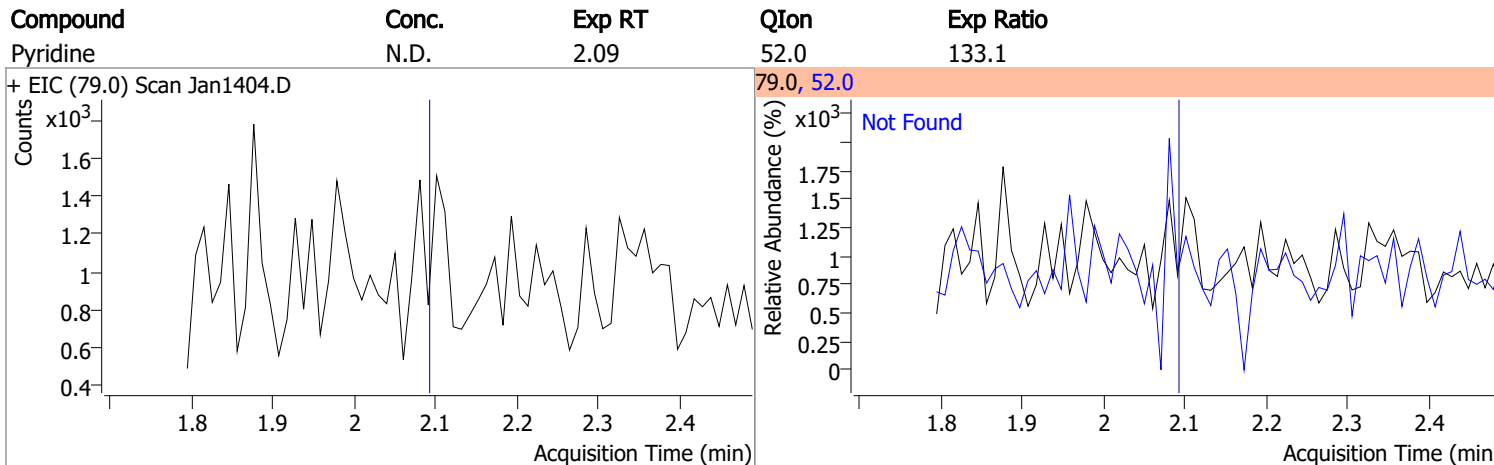
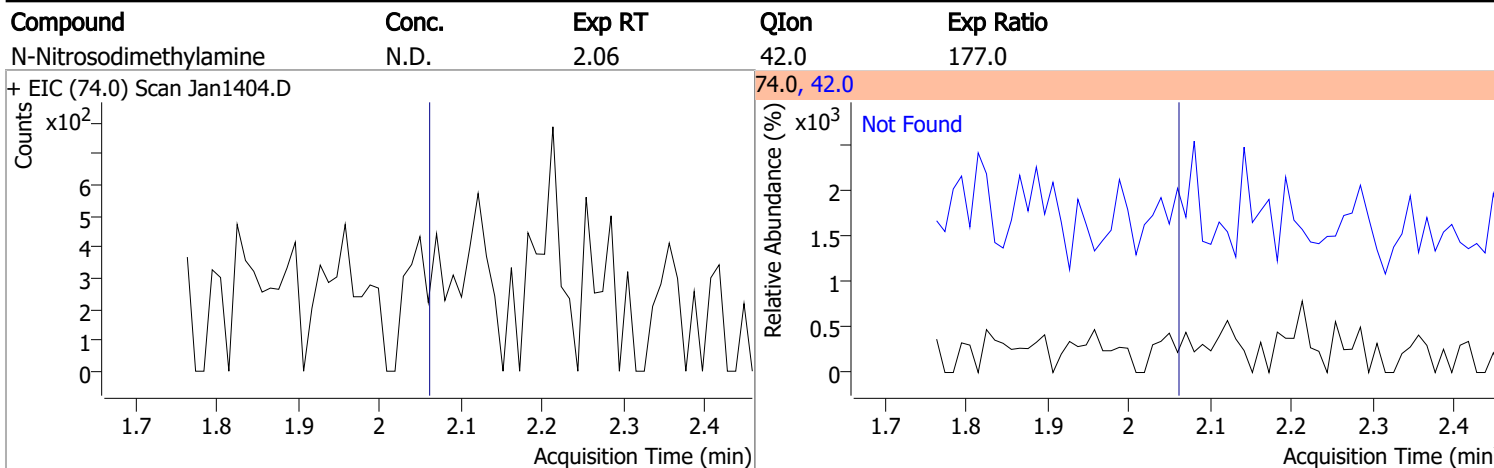
Compound	RT	QIon	Resp.	Conc.	Units	Dev(Min)
T Nitrobenzene	0.000		0	N.D.		
T Isophorone	0.000		0	N.D.		
T 2-Nitrophenol	0.000		0	N.D.		
T 2,4-Dimethylphenol	0.000		0	N.D.		
T bis(-2-Chloroethoxy)Methane	0.000		0	N.D.		
T 2,4-Dichlorophenol	0.000		0	N.D.		
T Benzoic Acid	0.000		0	N.D.		
T 1,2,4-Trichlorobenzene	0.000		0	N.D.		
T Naphthalene	0.000		0	N.D.		
T 4-Chlorophenol	0.000		0	N.D.		
T p-Chloroaniline	0.000		0	N.D.		
T Hexachlorobutadiene	0.000		0	N.D.		
T 4-Chloro-2-Methylphenol	0.000		0	N.D.		
T 4-Chloro-3-Methylphenol	0.000		0	N.D.		
T 2-Methylnaphthalene	0.000		0	N.D.		
T 1-Methylnaphthalene	0.000		0	N.D.		
T Hexachlorocyclopentadiene	0.000		0	N.D.		
T 2,4,6-Trichlorophenol	0.000		0	N.D.		
T 2,4,5-Trichlorophenol	0.000		0	N.D.		
T 2-Chloronaphthalene	0.000		0	N.D.		
T 2-Nitroaniline	0.000		0	N.D.		
T Dimethyl Phthalate	8.497	163.0	0		µg/L md	1
T 2,6-Dinitrotoluene	8.497	165.0	0		µg/L md	1
T Acenaphthylene	0.000		0	N.D.		
T 3-Nitroaniline	0.000		0	N.D.		
T Acenaphthene	0.000		0	N.D.		
T 2,4-Dinitrophenol	0.000		0	N.D.		
T Dibenzofuran	0.000		0	N.D.		
T 2,4-Dinitrotoluene	0.000		0	N.D.		
T 4-Nitrophenol	0.000		0	N.D.		
T Diethylphthalate	0.000		0	N.D.		
T Fluorene	0.000		0	N.D.		
T 4-Chlorophenyl-phenylether	0.000		0	N.D.		
T 4-Nitroaniline	0.000		0	N.D.		
T 4,6-Dinitro-2-methylphenol	0.000		0	N.D.		
T N-nitrosodiphenylamine	0.000		0	N.D.		
T Azobenzene	0.000		0	N.D.		
T 4-Bromophenyl-phenylether	0.000		0	N.D.		
T Hexachlorobenzene	0.000		0	N.D.		
T Pentachlorophenol	0.000		0	N.D.		
T Phenanthrene	0.000		0	N.D.		
T Anthracene	0.000		0	N.D.		
T Triallate	0.000		0	N.D.		
T Carbazole	0.000		0	N.D.		
T o-Terphenyl	0.000		0	N.D.		
T Di-n-Butylphthalate	0.000		0	N.D.		
T Fluoranthene	0.000		0	N.D.		
T Benzidine	0.000		0	N.D.		
T Pyrene	0.000		0	N.D.		
T Butylbenzylphthalate	0.000		0	N.D.		
T Benzo(a)Anthracene	0.000		0	N.D.		
T Chrysene	0.000		0	N.D.		
T 3,3-Dichlorobenzidine	0.000		0	N.D.		
T bis(2-ethylhexyl)Phthalate	0.000		0	N.D.		
T Di-n-octyl Phthalate	0.000		0	N.D.		

Quantitation Results Report (QT Reviewed)

Compound	RT	QIon	Resp.	Conc.	Units	Dev(Min)
T Benzo(b)fluoranthene	0.000		0	N.D.		
T Benzo(k)fluoranthene	0.000		0	N.D.		
T Benzo(a)pyrene	0.000		0	N.D.		
T Indeno(1,2,3-c,d)pyrene	0.000		0	N.D.		
T Dibenzo(a,h)anthracene	0.000		0	N.D.		
T Benzo(g,h,i)perylene	0.000		0	N.D.		

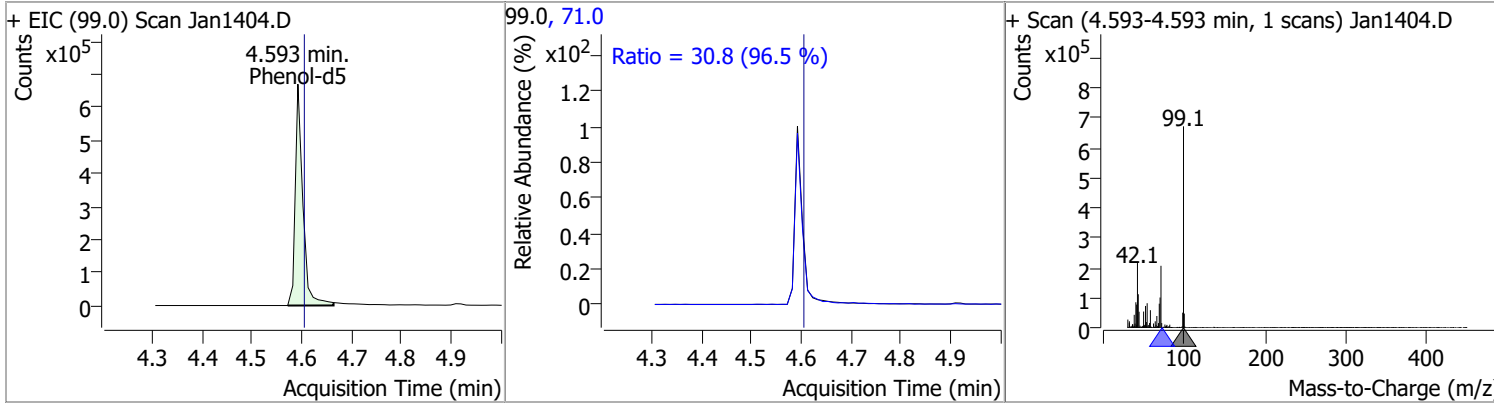
(#) = Qualifier Out of Range; (m) = Manual Integration; (+) = Area Summed; (*) = Surrogate Percent Recovery Out of Range; (d): Zeroed Peak

Quantitation Results Report (QT Reviewed)

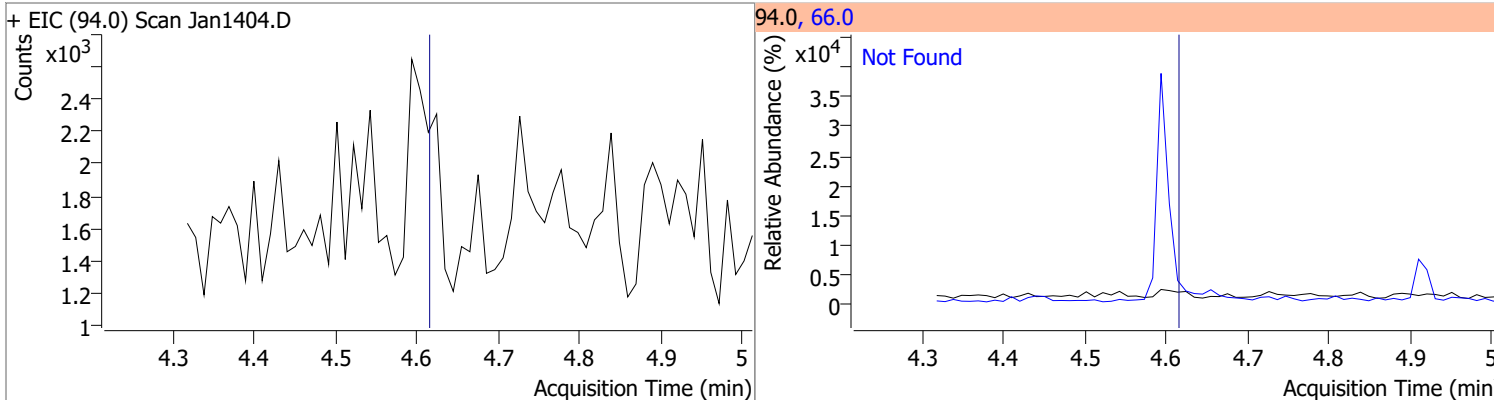


Quantitation Results Report (QT Reviewed)

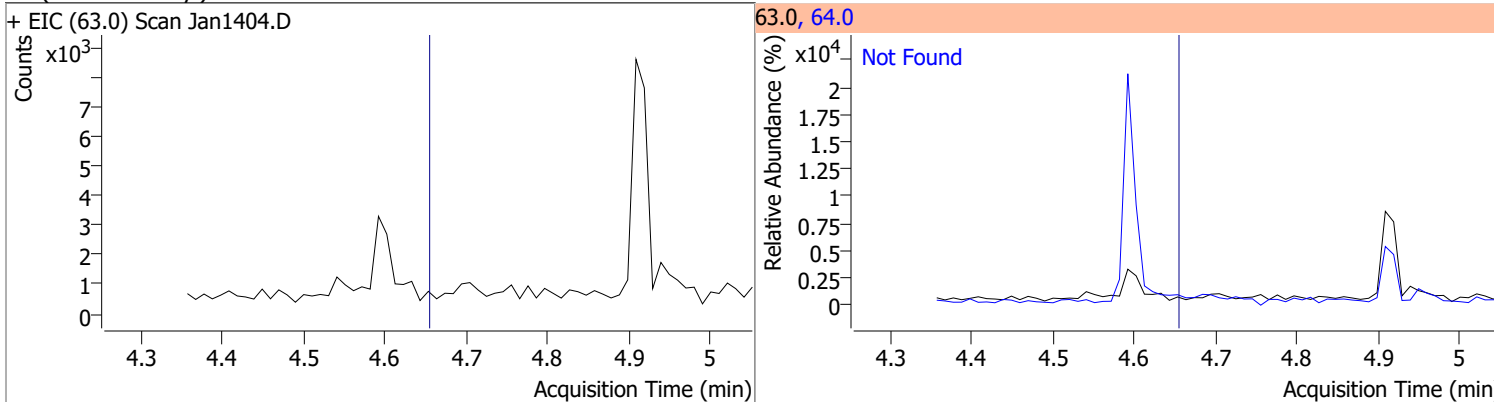
Compound	Conc.	RT	Dev(Min)	Resp.	QIon	QRatio	Lower	Upper
Phenol-d5	76.6473	4.59	-0.01	692001	71.0	30.8	22.3	41.5



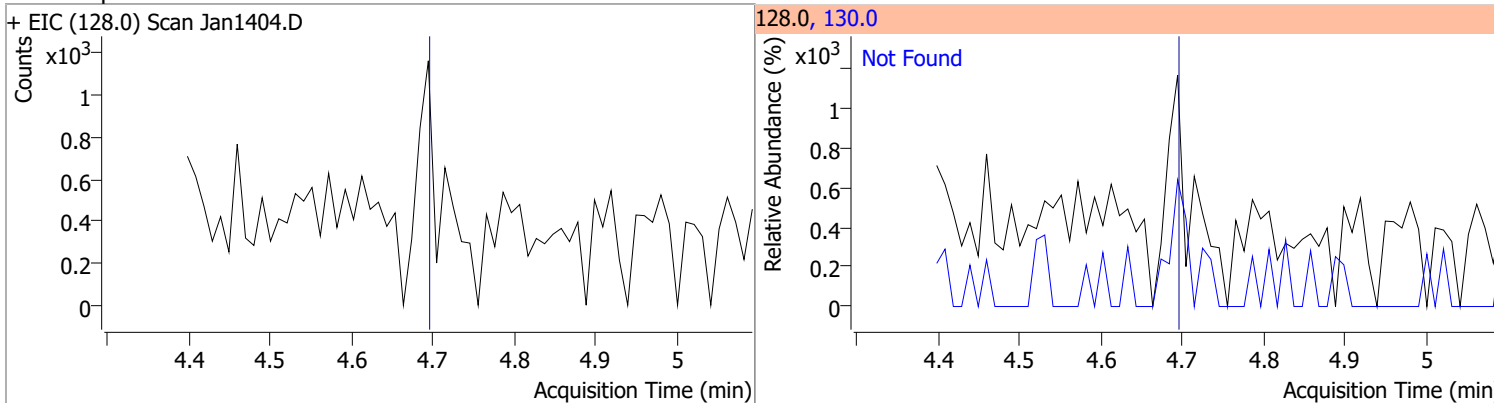
Compound	Conc.	Exp RT	QIon	Exp Ratio
Phenol	N.D.	4.61	66.0	44.7



Compound	Conc.	Exp RT	QIon	Exp Ratio
bis(-2-Chloroethyl)Ether	N.D.	4.65	64.0	3.3

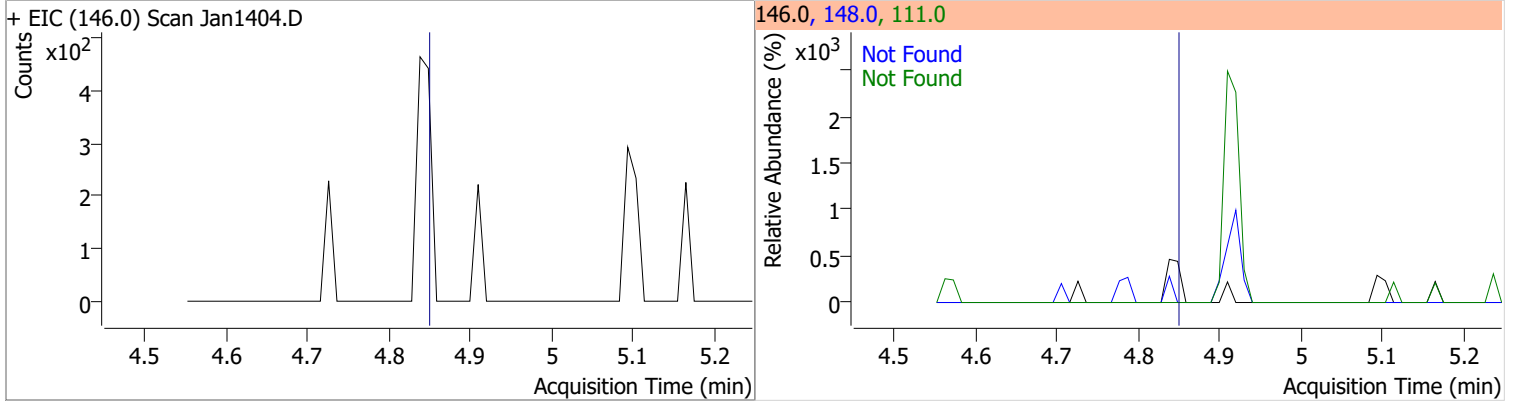


Compound	Conc.	Exp RT	QIon	Exp Ratio
2-Chlorophenol	N.D.	4.70	130.0	32.0

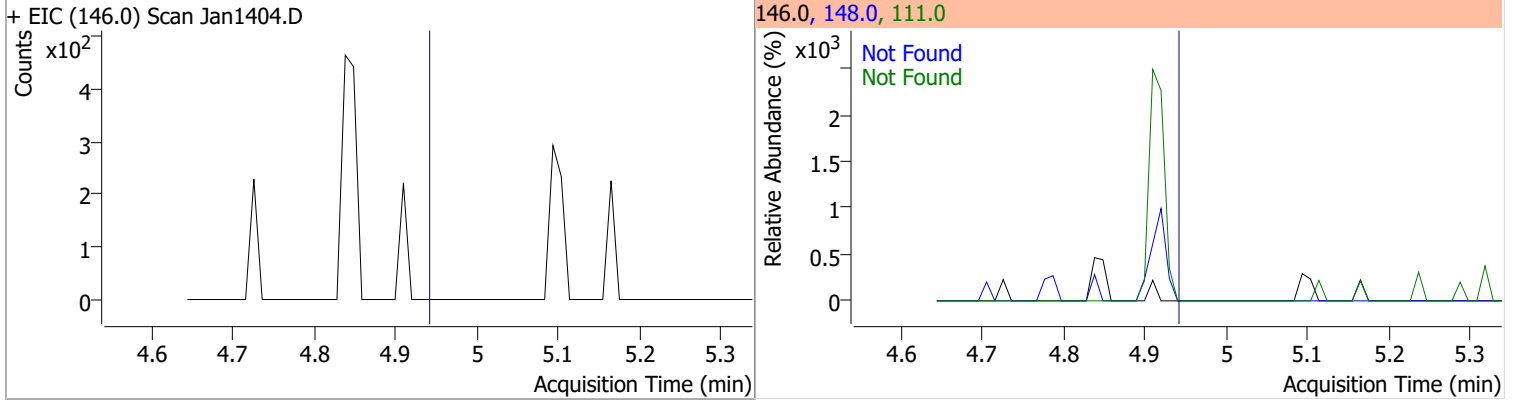


Quantitation Results Report (QT Reviewed)

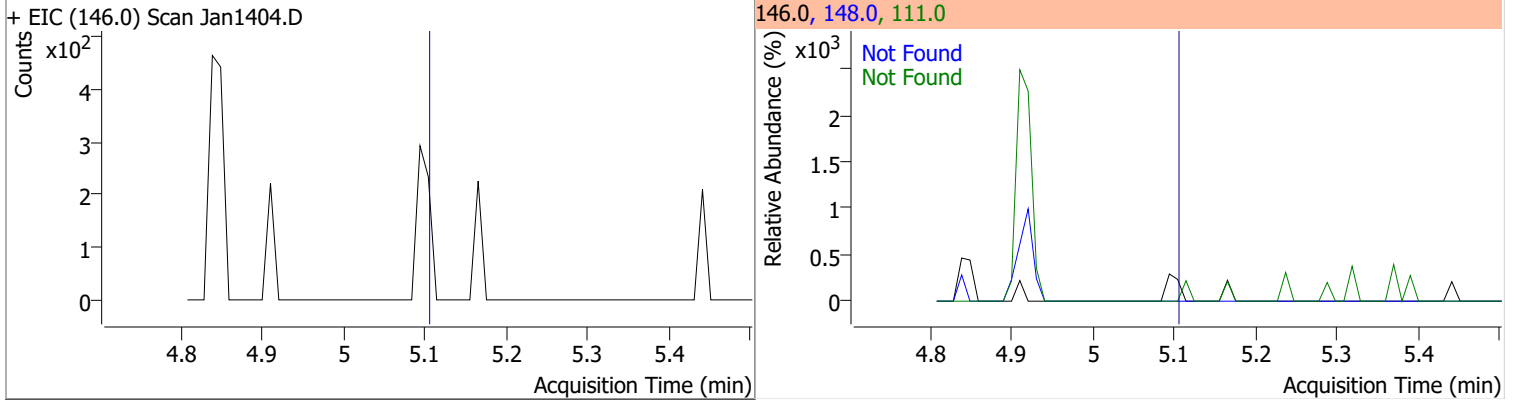
Compound	Conc.	Exp RT	QIon	Exp Ratio	QIon	Exp Ratio
1,3-Dichlorobenzene	N.D.	4.85	148.0	62.6	111.0	35.4



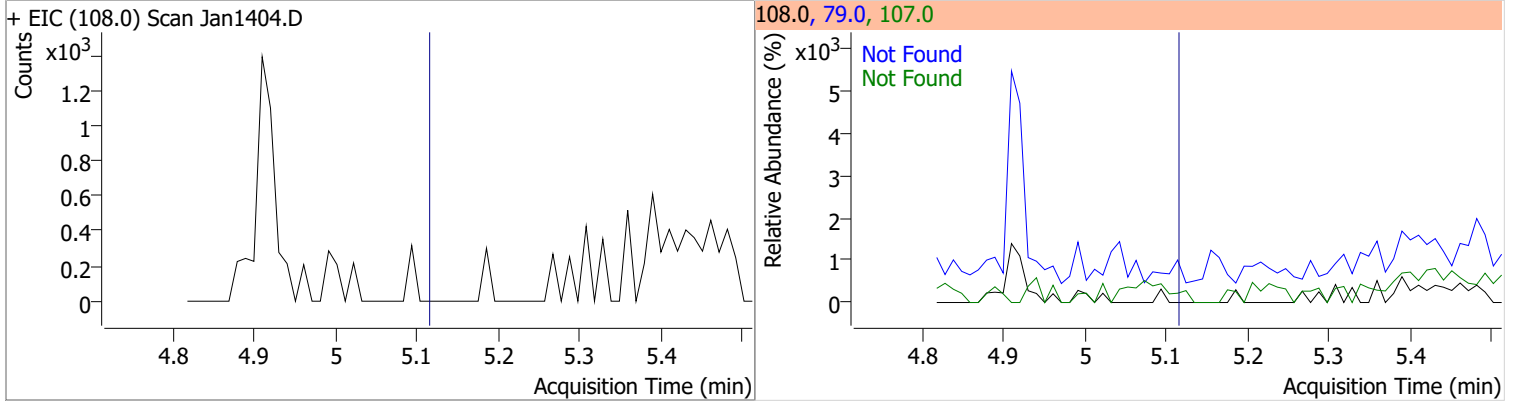
Compound	Conc.	Exp RT	QIon	Exp Ratio	QIon	Exp Ratio
1,4-Dichlorobenzene	N.D.	4.94	148.0	64.4	111.0	35.2



Compound	Conc.	Exp RT	QIon	Exp Ratio	QIon	Exp Ratio
1,2-Dichlorobenzene	N.D.	5.10	148.0	64.5	111.0	37.8

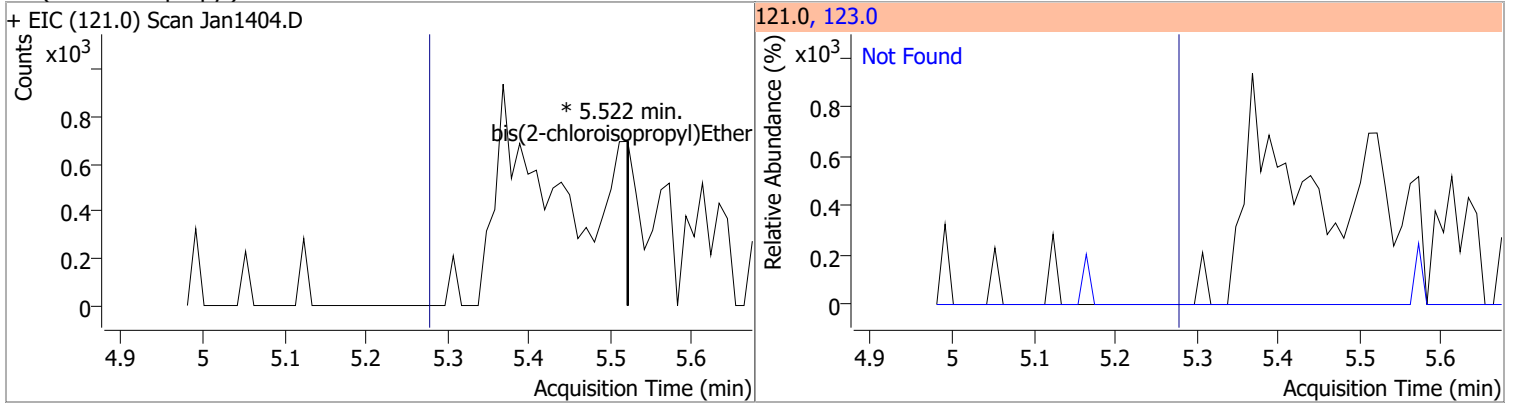


Compound	Conc.	Exp RT	QIon	Exp Ratio	QIon	Exp Ratio
Benzyl Alcohol	N.D.	5.11	79.0	115.5	107.0	71.0

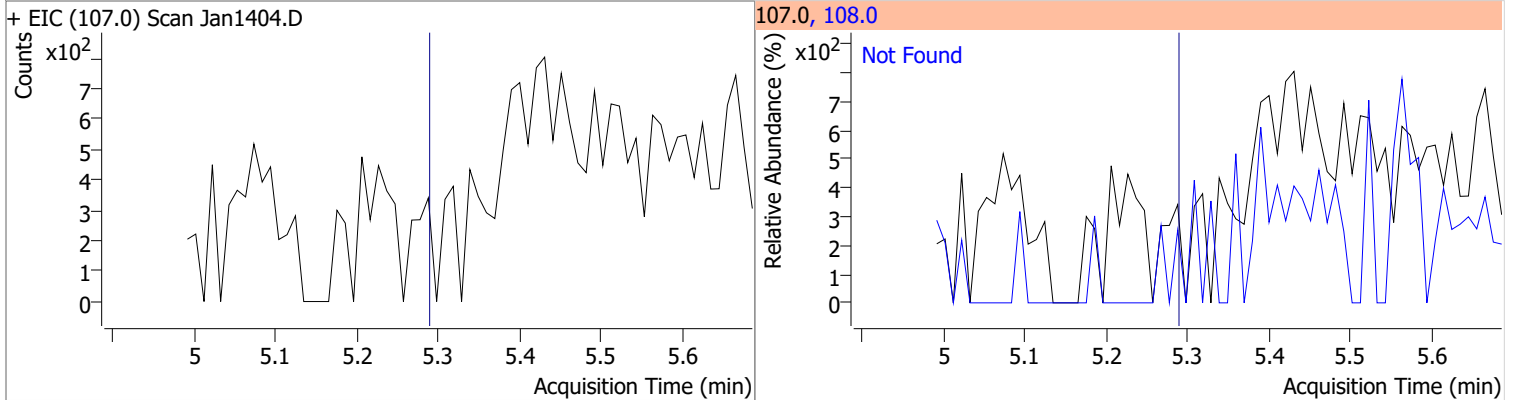


Quantitation Results Report (QT Reviewed)

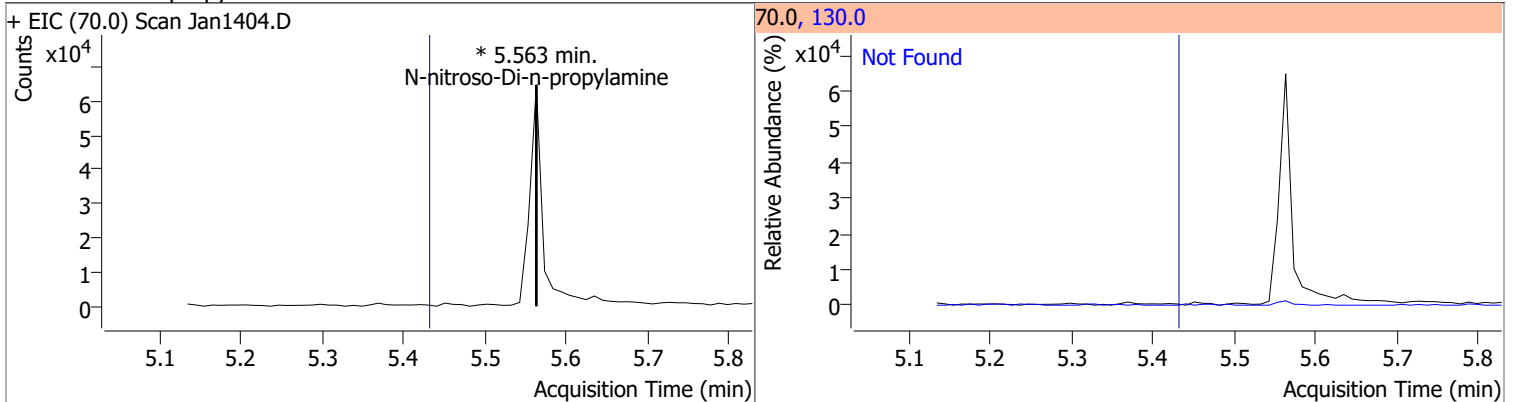
Compound	Conc.	RT	Dev(Min)	Resp.	QIon	QRatio	Lower	Upper
bis(2-chloroisopropyl)Ether	0	0		0	123.0		22.5	41.8



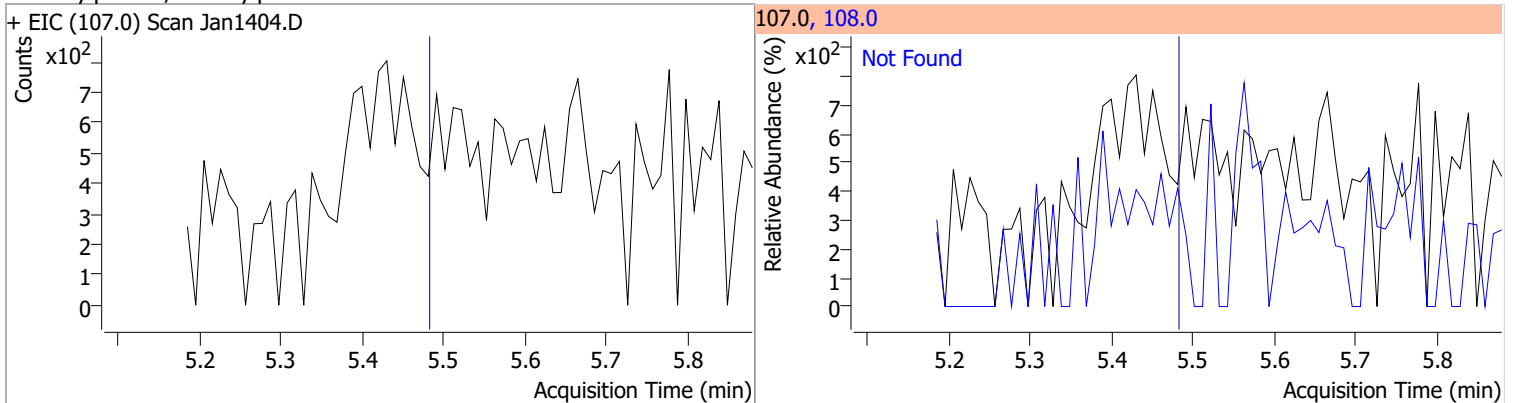
Compound	Conc.	Exp RT	QIon	Exp Ratio
2-Methylphenol	N.D.	5.29	108.0	116.9



Compound	Conc.	RT	Dev(Min)	Resp.	QIon	QRatio	Lower	Upper
N-nitroso-Di-n-propylamine	0	0		0	130.0		0.0	41.5

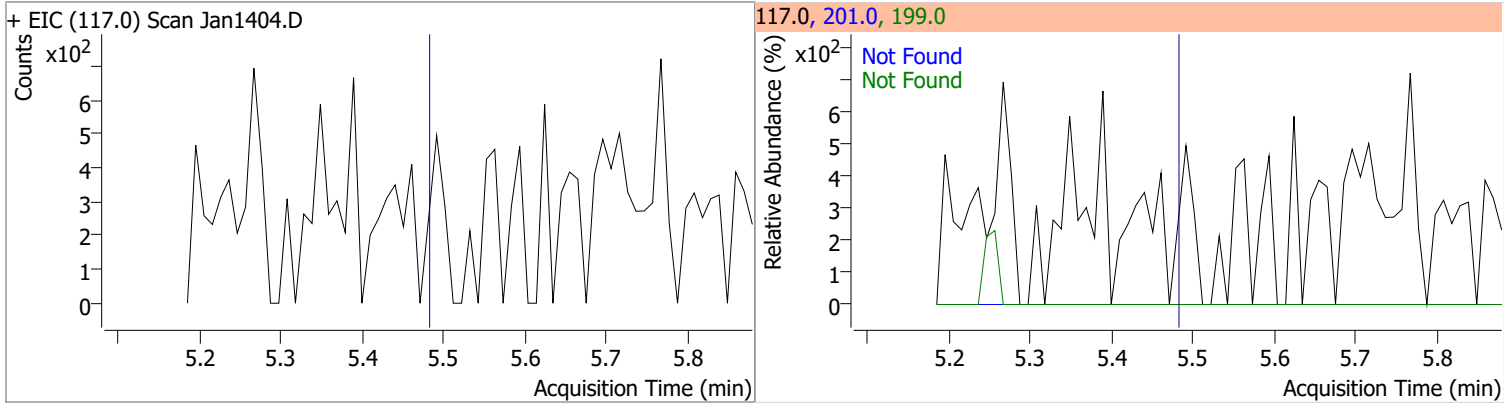


Compound	Conc.	Exp RT	QIon	Exp Ratio
4Methylphenol/3Methylphenol	N.D.	5.48	108.0	84.5

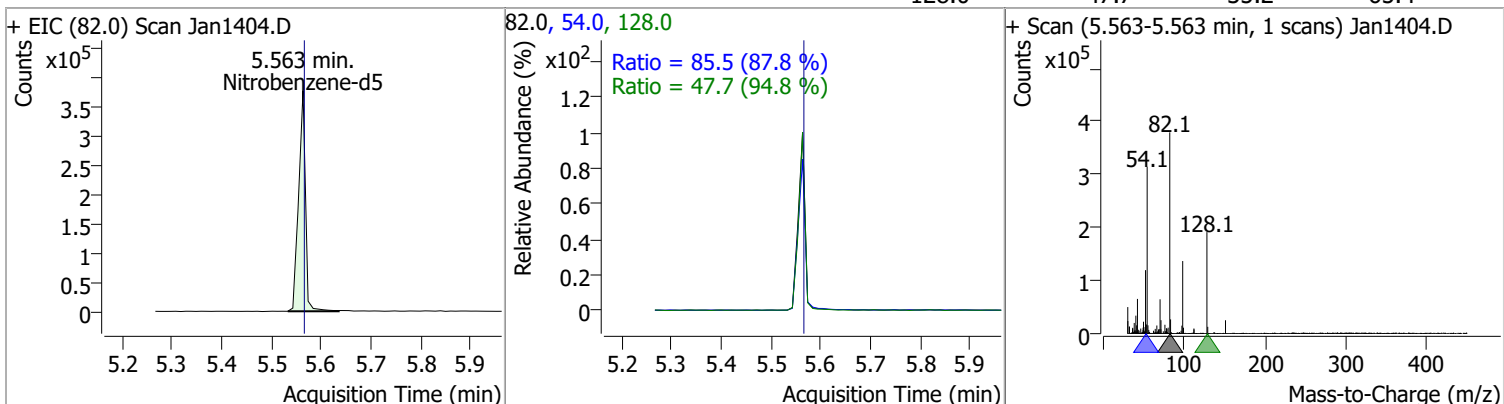


Quantitation Results Report (QT Reviewed)

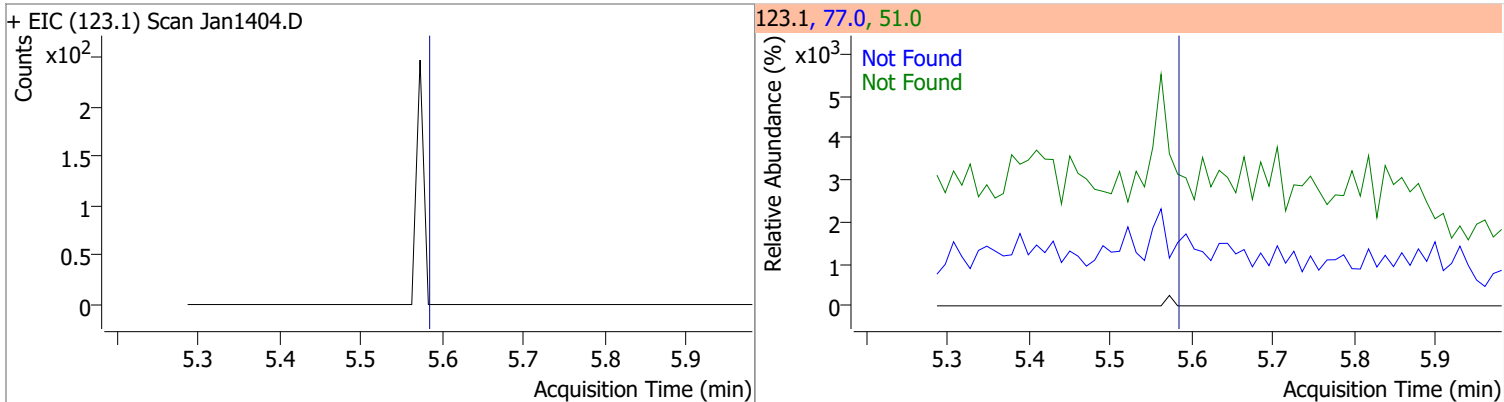
Compound	Conc.	Exp RT	QIon	Exp Ratio	QIon	Exp Ratio
Hexachloroethane	N.D.	5.48	201.0	93.2	199.0	57.2



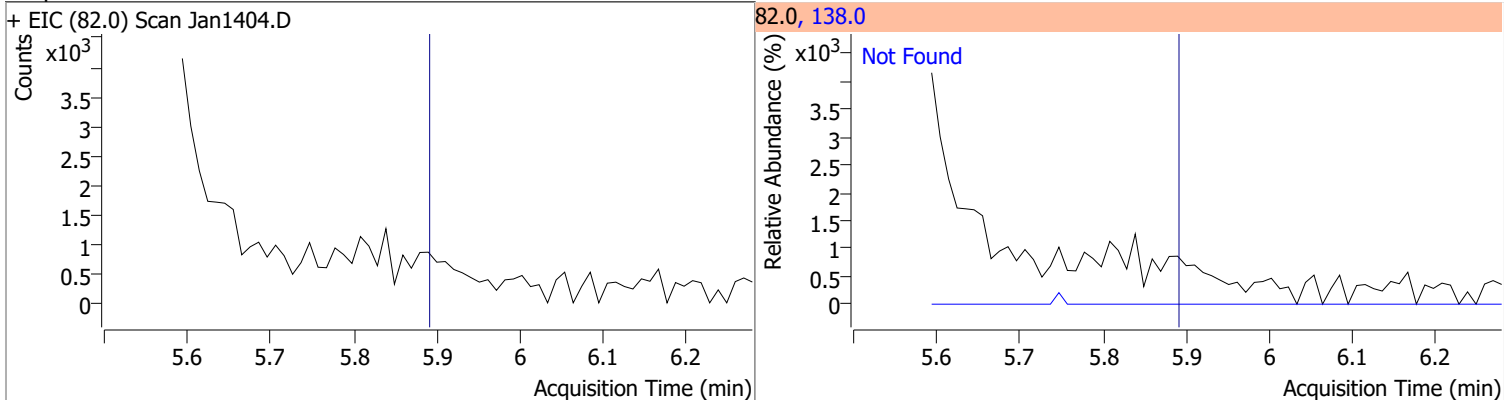
Compound	Conc.	RT	Dev(Min)	Resp.	QIon	QRatio	Lower	Upper
Nitrobenzene-d5	73.4330	5.56	0.00	360516	54.0	85.5	68.2	126.6
					128.0	47.7	35.2	65.4



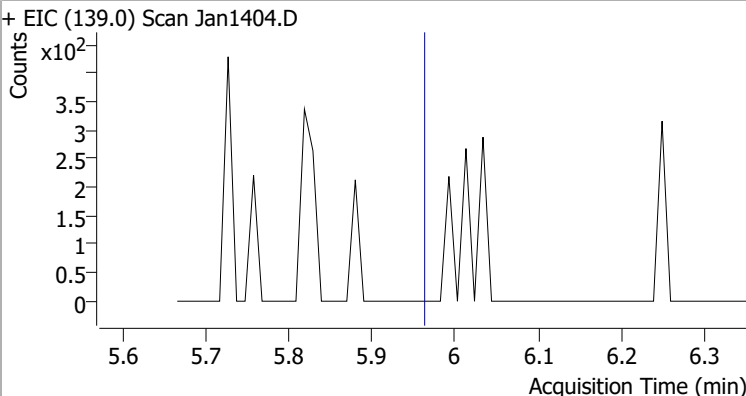
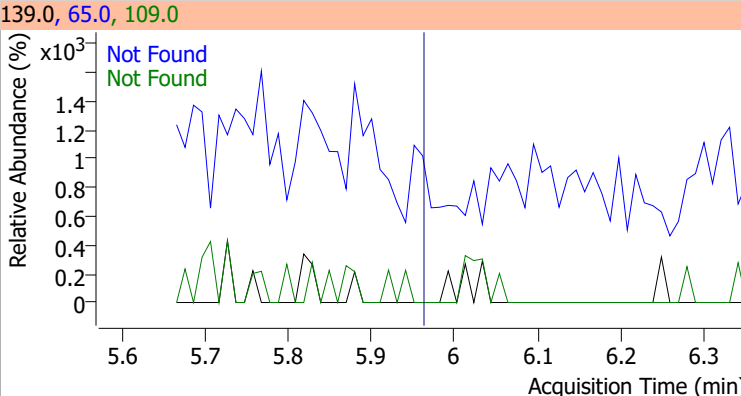
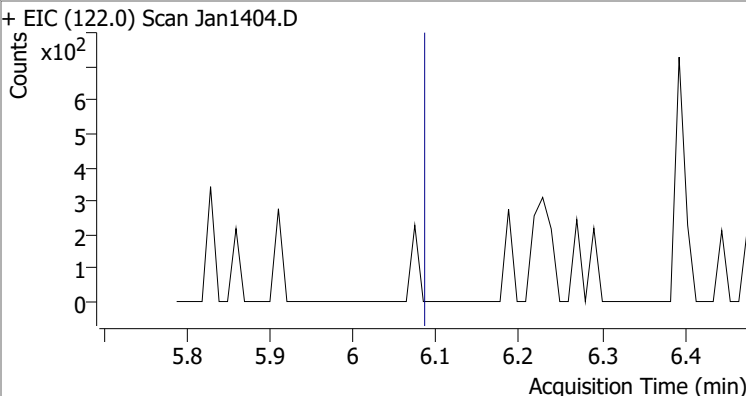
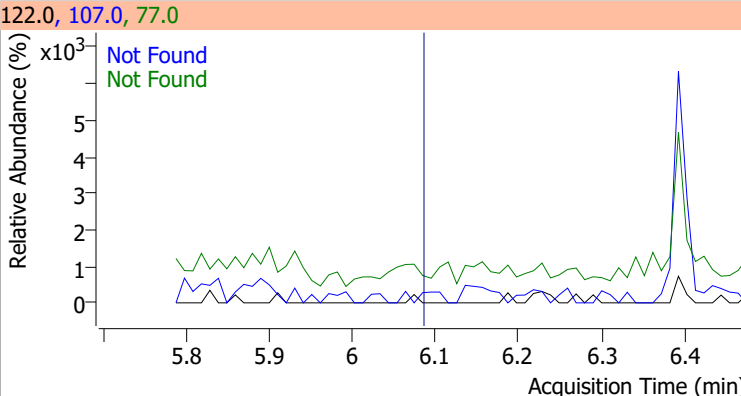
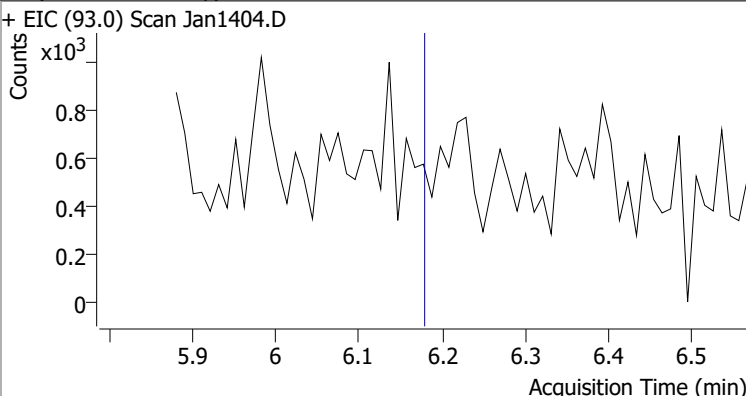
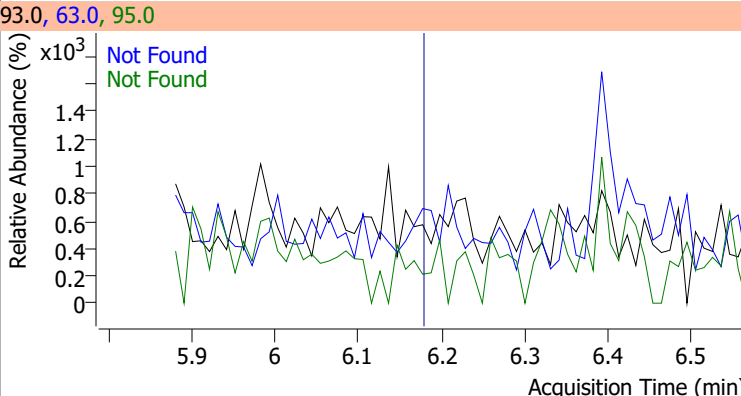
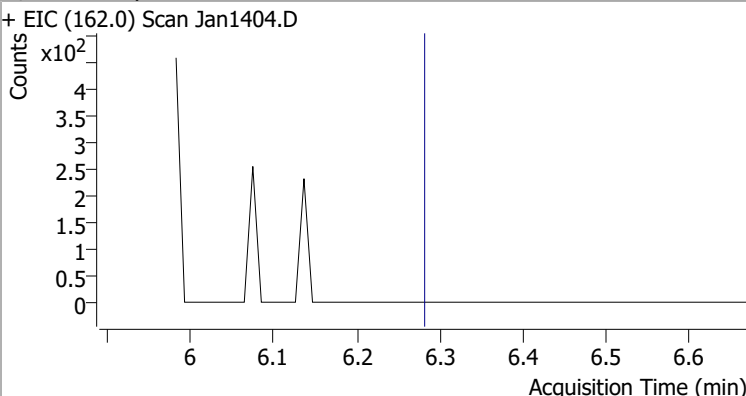
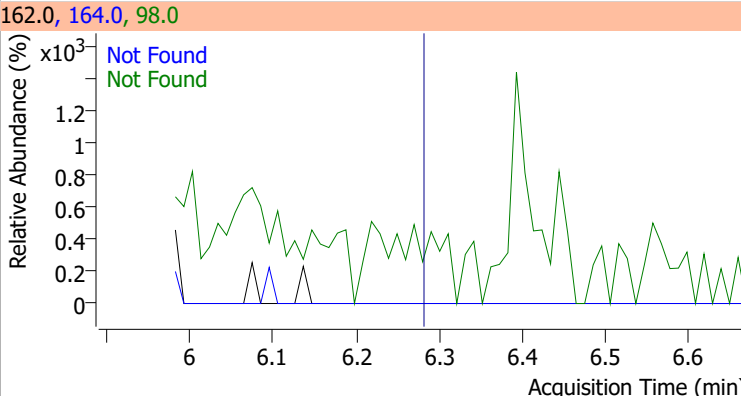
Compound	Conc.	Exp RT	QIon	Exp Ratio	QIon	Exp Ratio
Nitrobenzene	N.D.	5.58	77.0	186.4	51.0	186.0



Compound	Conc.	Exp RT	QIon	Exp Ratio
Isophorone	N.D.	5.89	138.0	20.3

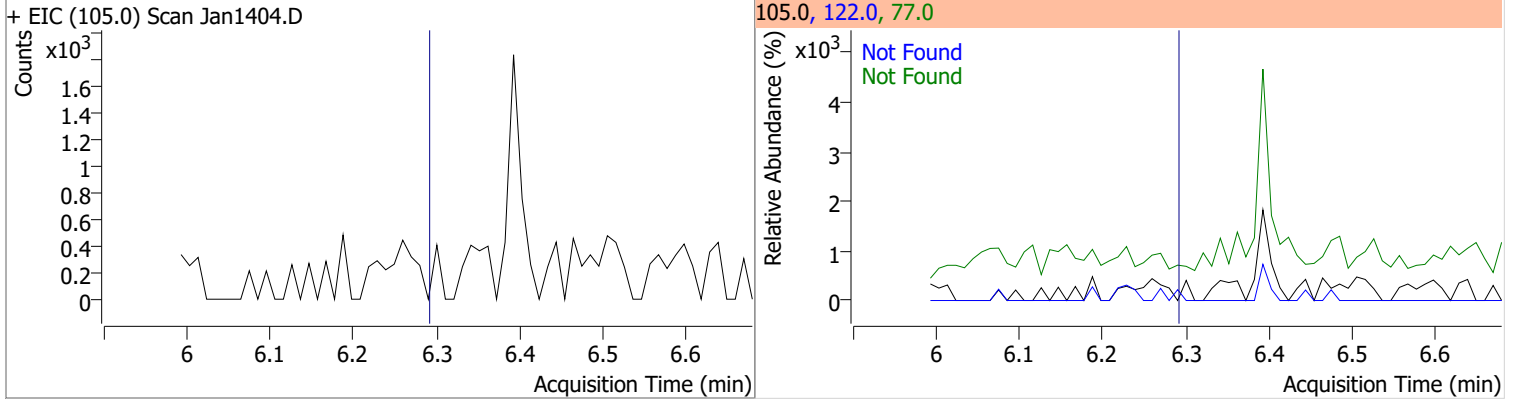


Quantitation Results Report (QT Reviewed)

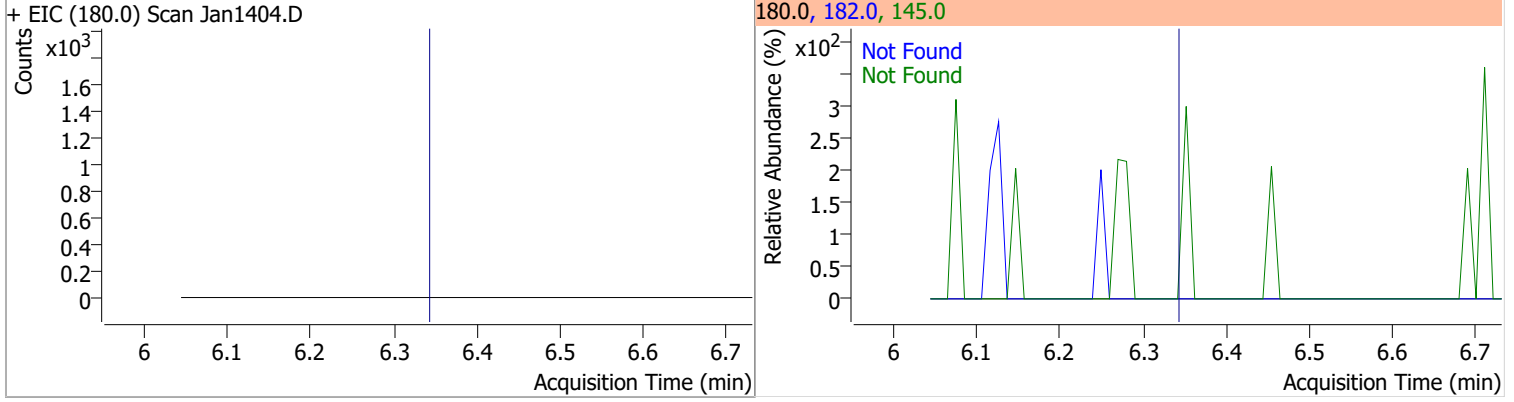
Compound	Conc.	Exp RT	QIon	Exp Ratio	QIon	Exp Ratio
2-Nitrophenol	N.D.	5.96	65.0	51.2	109.0	34.5
+ EIC (139.0) Scan Jan1404.D			139.0, 65.0, 109.0			
						
2,4-Dimethylphenol	N.D.	6.08	107.0	106.6	77.0	30.1
+ EIC (122.0) Scan Jan1404.D			122.0, 107.0, 77.0			
						
bis(-2-Chloroethoxy)Methane	N.D.	6.18	63.0	91.4	95.0	31.4
+ EIC (93.0) Scan Jan1404.D			93.0, 63.0, 95.0			
						
2,4-Dichlorophenol	N.D.	6.28	164.0	65.0	98.0	31.2
+ EIC (162.0) Scan Jan1404.D			162.0, 164.0, 98.0			
						

Quantitation Results Report (QT Reviewed)

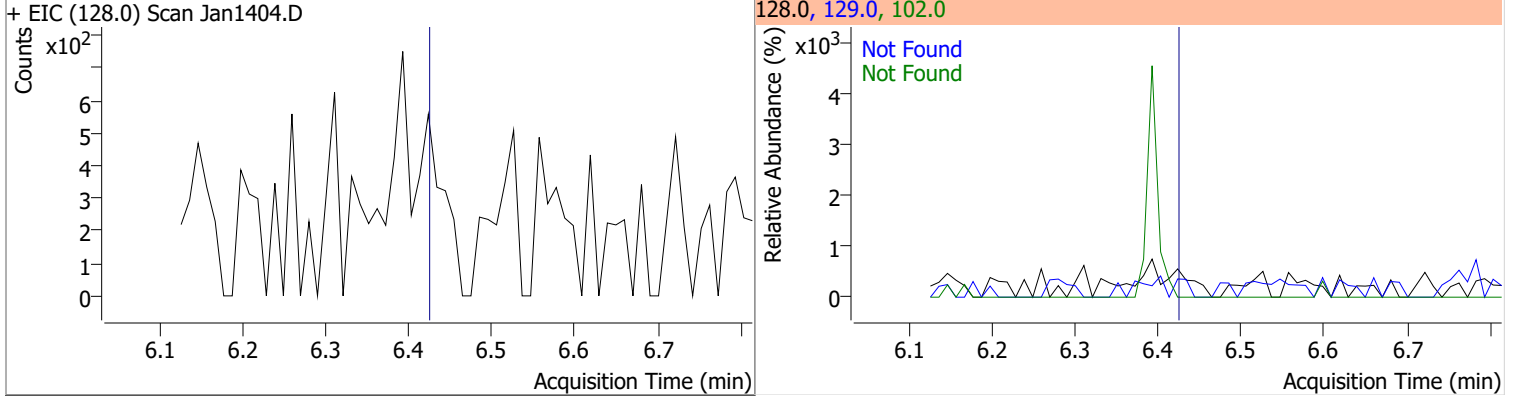
Compound	Conc.	Exp RT	QIon	Exp Ratio	QIon	Exp Ratio
Benzoic Acid	N.D.	6.29	122.0	88.1	77.0	74.0



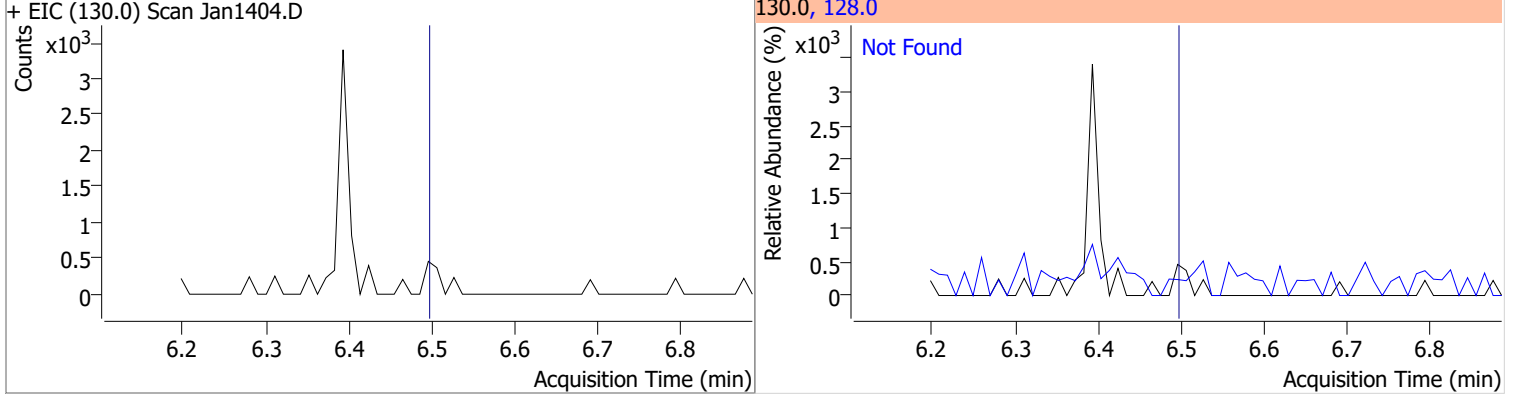
Compound	Conc.	Exp RT	QIon	Exp Ratio	QIon	Exp Ratio
1,2,4-Trichlorobenzene	N.D.	6.34	182.0	97.8	145.0	30.3



Compound	Conc.	Exp RT	QIon	Exp Ratio	QIon	Exp Ratio
Naphthalene	N.D.	6.42	129.0	10.6	102.0	9.0

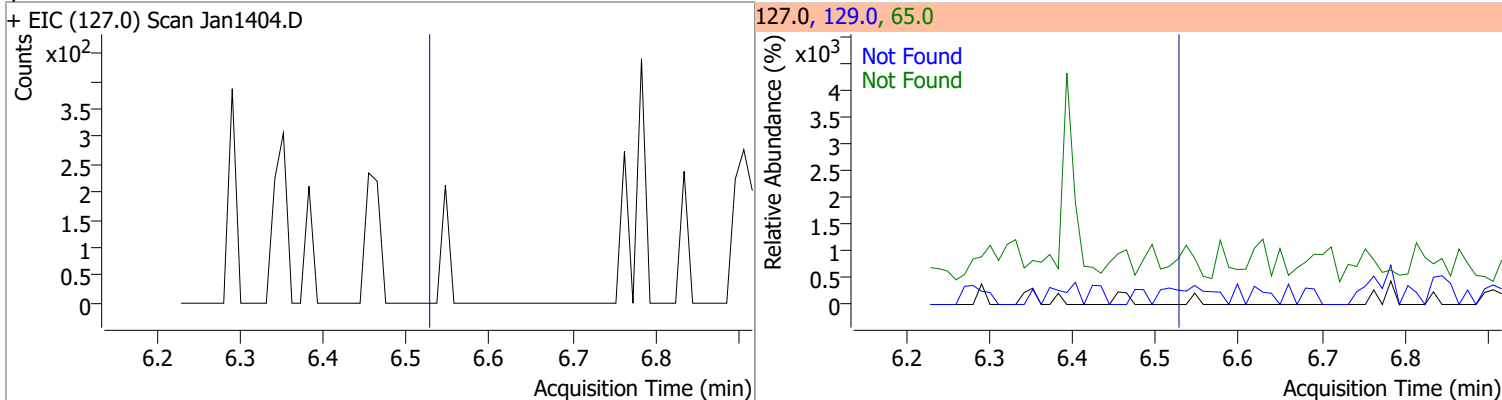


Compound	Conc.	Exp RT	QIon	Exp Ratio
4-Chlorophenol	N.D.	6.50	128.0	318.3

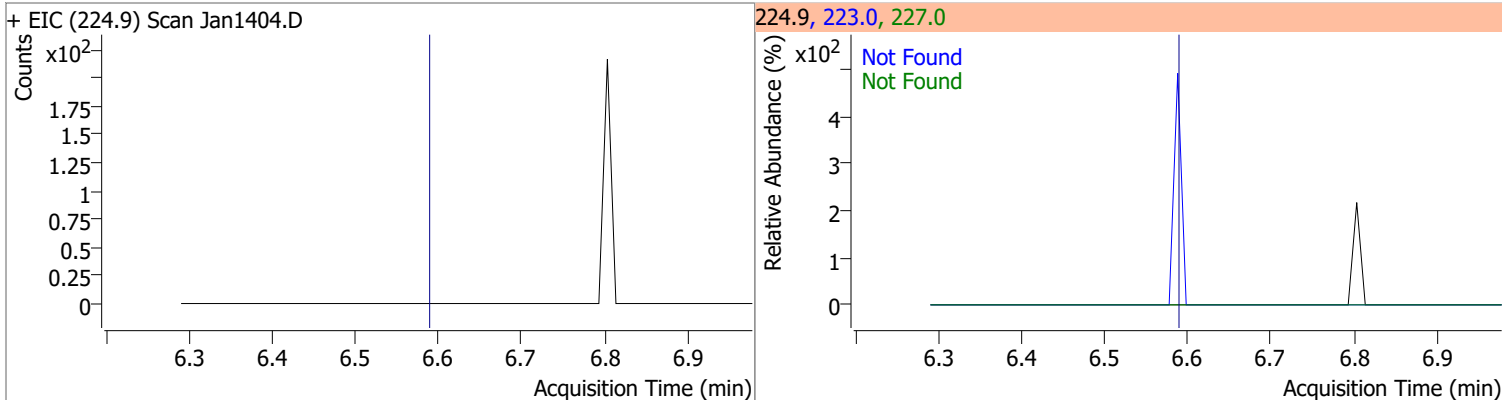


Quantitation Results Report (QT Reviewed)

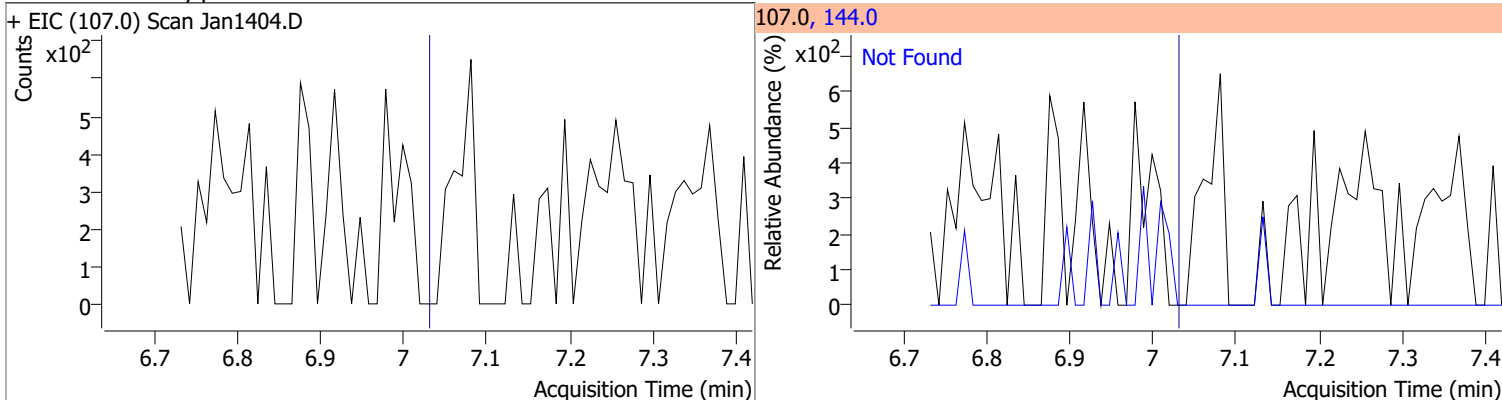
Compound	Conc.	Exp RT	QIon	Exp Ratio	QIon	Exp Ratio
p-Chloroaniline	N.D.	6.53	65.0	36.5	129.0	33.7



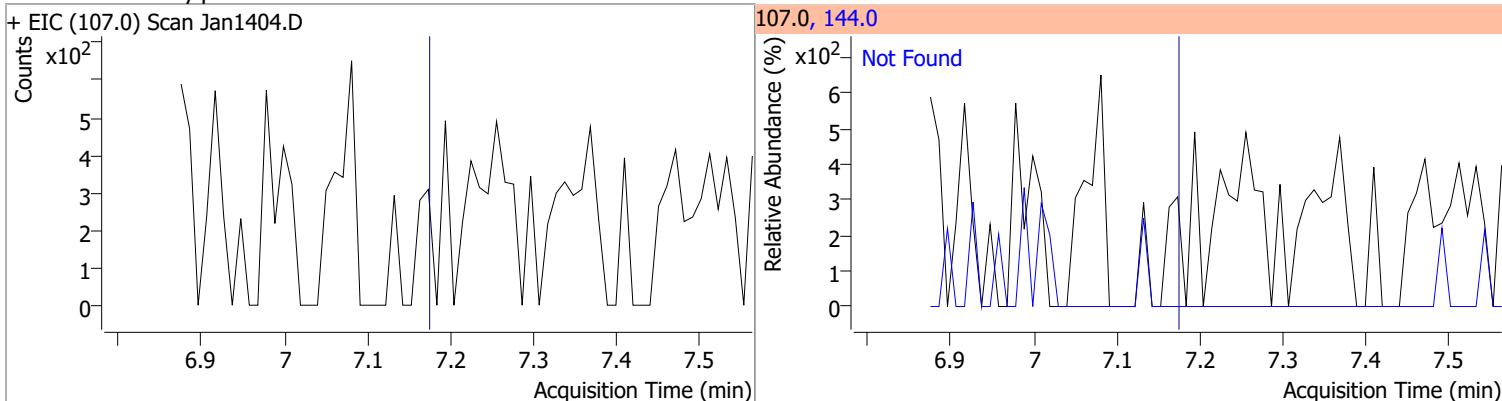
Compound	Conc.	Exp RT	QIon	Exp Ratio	QIon	Exp Ratio
Hexachlorobutadiene	N.D.	6.59	227.0	66.1	223.0	64.1



Compound	Conc.	Exp RT	QIon	Exp Ratio
4-Chloro-2-Methylphenol	N.D.	7.03	144.0	27.3

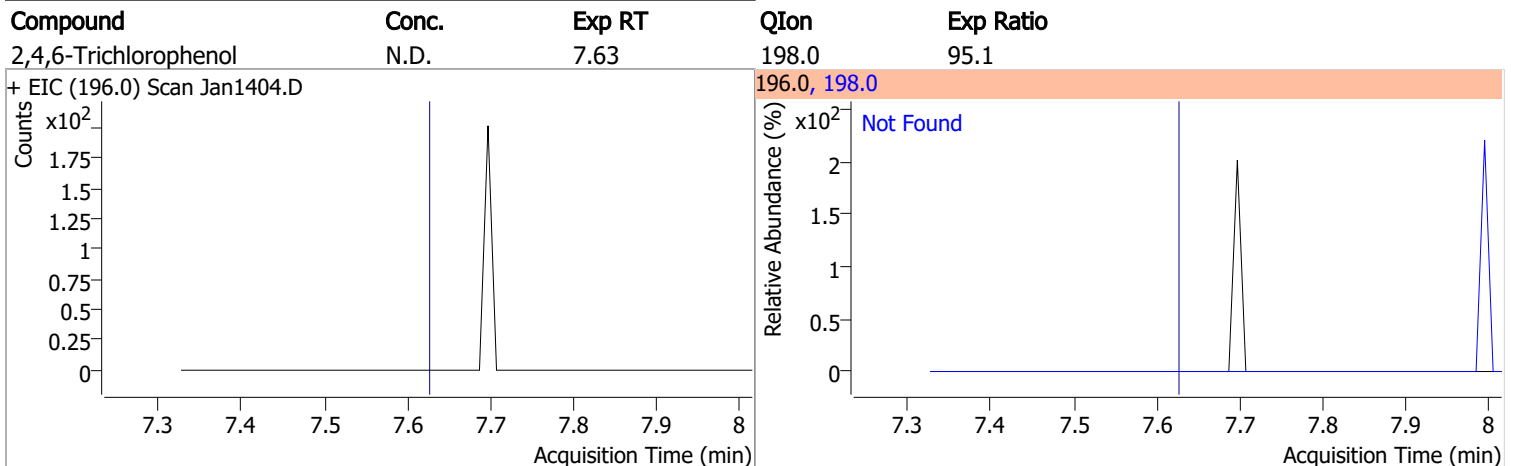
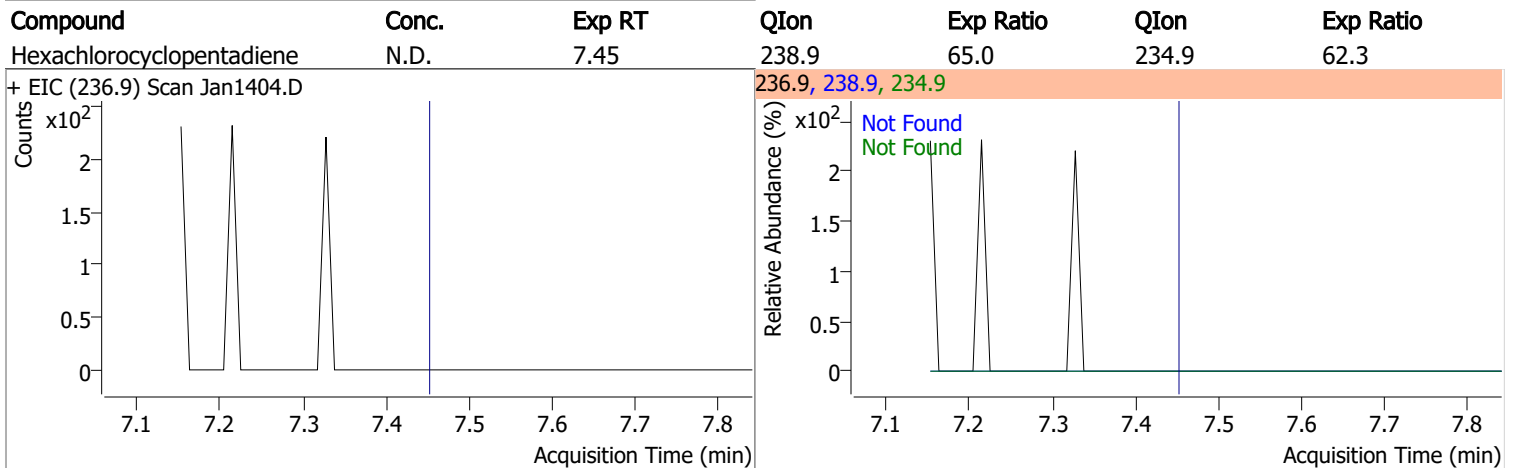
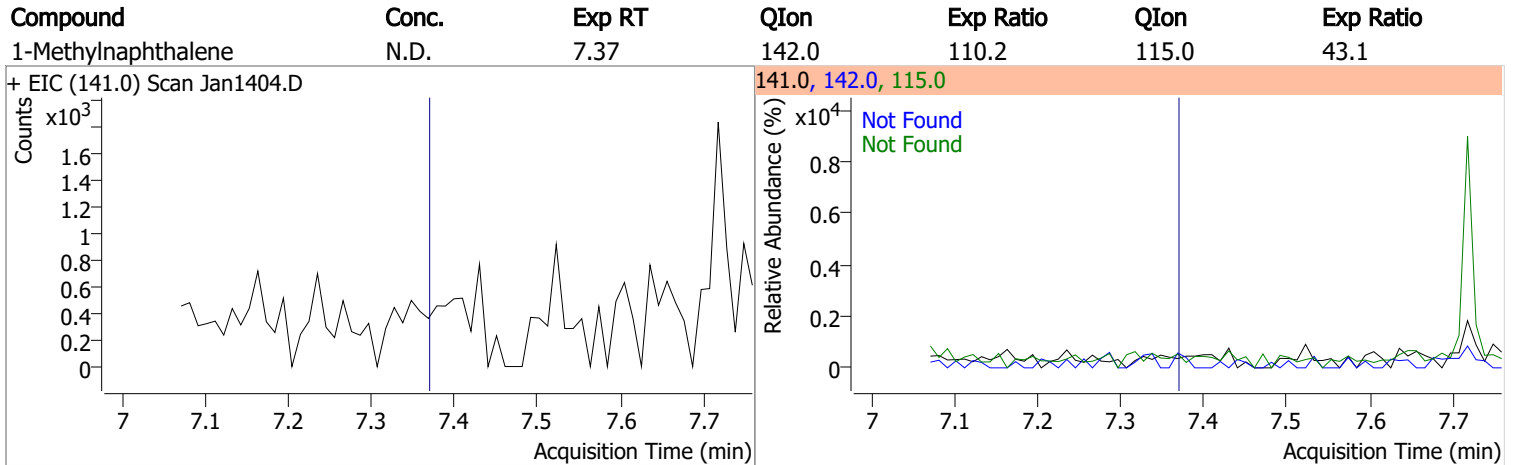
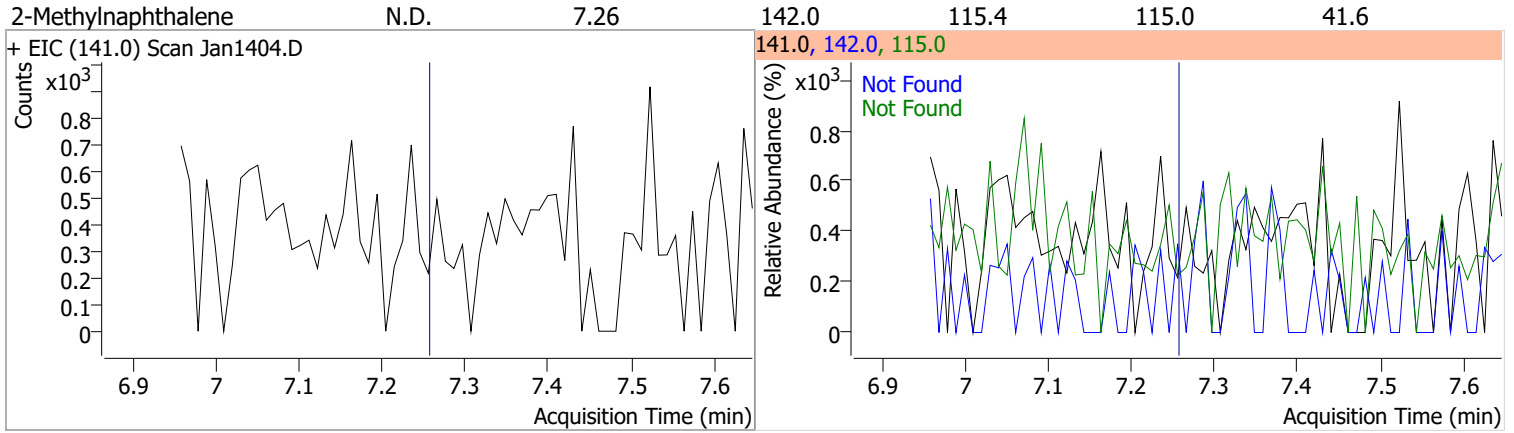


Compound	Conc.	Exp RT	QIon	Exp Ratio
4-Chloro-3-Methylphenol	N.D.	7.17	144.0	28.4



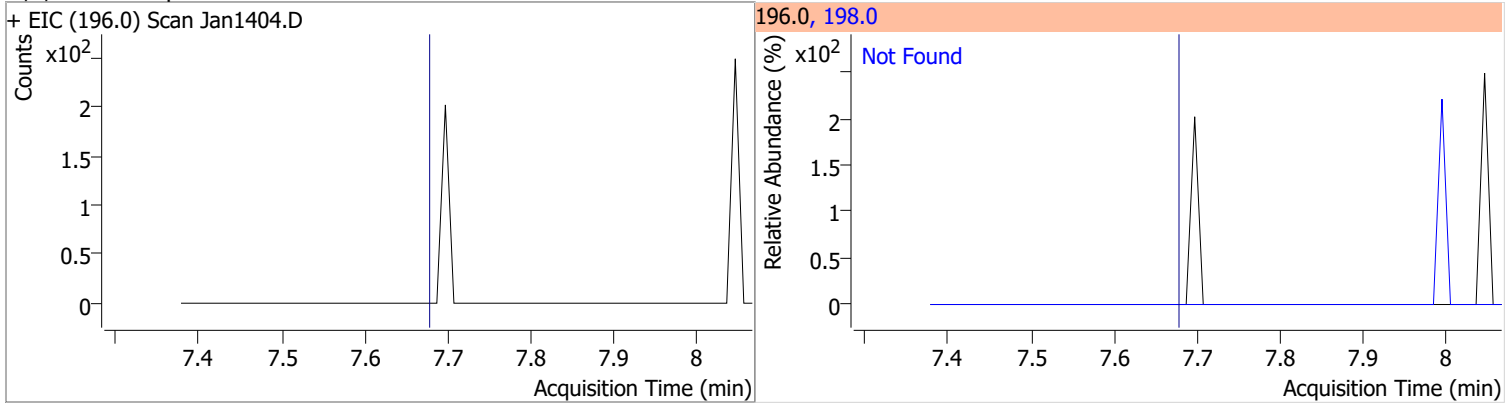
Quantitation Results Report (QT Reviewed)

Compound	Conc.	Exp RT	QIon	Exp Ratio	QIon	Exp Ratio
----------	-------	--------	------	-----------	------	-----------

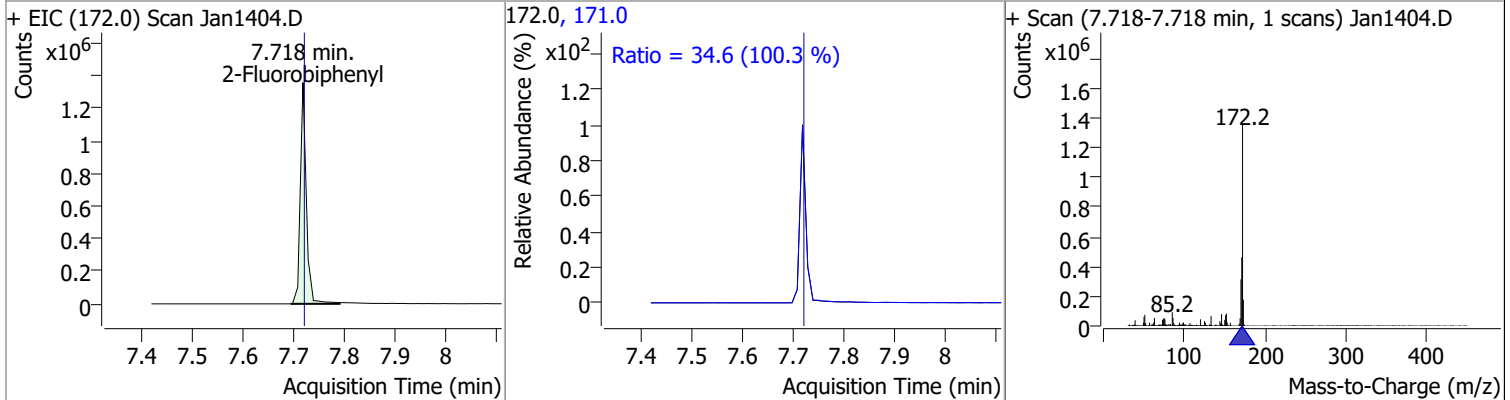


Quantitation Results Report (QT Reviewed)

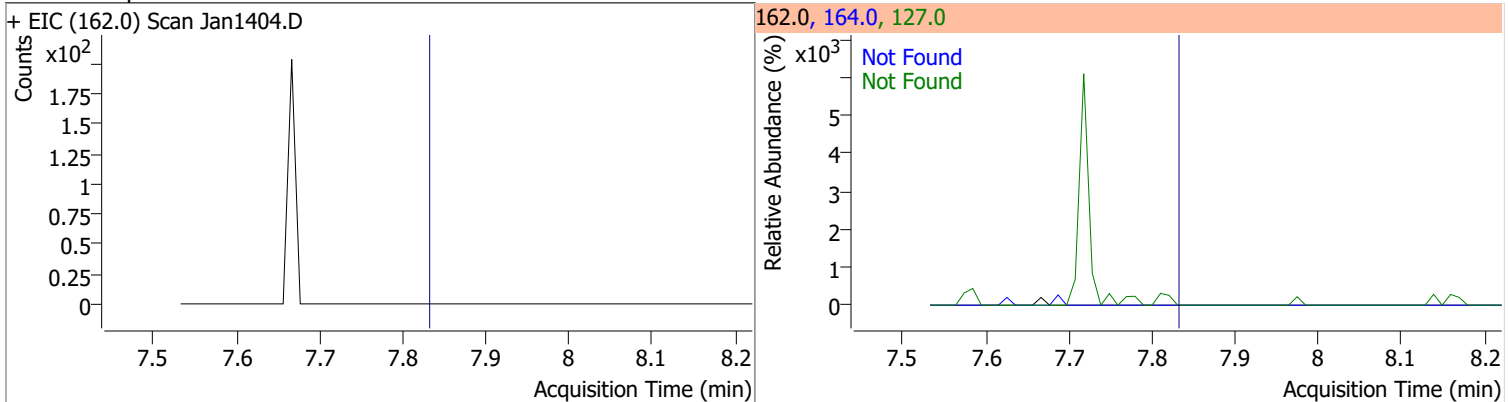
Compound	Conc.	Exp RT	QIon	Exp Ratio
2,4,5-Trichlorophenol	N.D.	7.68	198.0	95.5



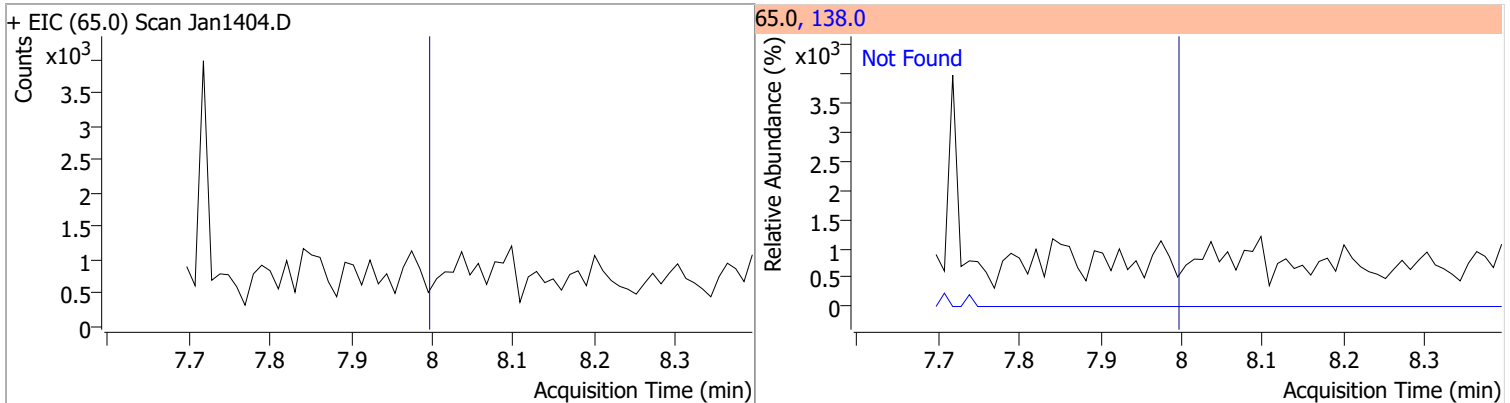
Compound	Conc.	RT	Dev(Min)	Resp.	QIon	QRatio	Lower	Upper
2-Fluorobiphenyl	60.8756	7.72	0.00	1109738	171.0	34.6	24.2	44.9



Compound	Conc.	Exp RT	QIon	Exp Ratio	QIon	Exp Ratio
2-Chloronaphthalene	N.D.	7.83	127.0	37.9	164.0	32.3

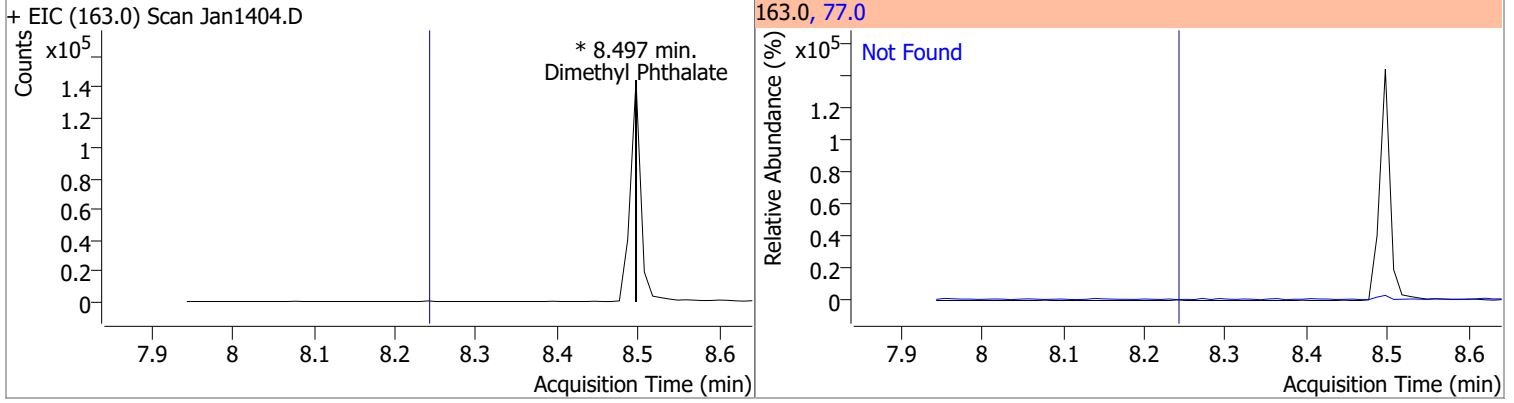


Compound	Conc.	Exp RT	QIon	Exp Ratio
2-Nitroaniline	N.D.	8.00	138.0	107.7

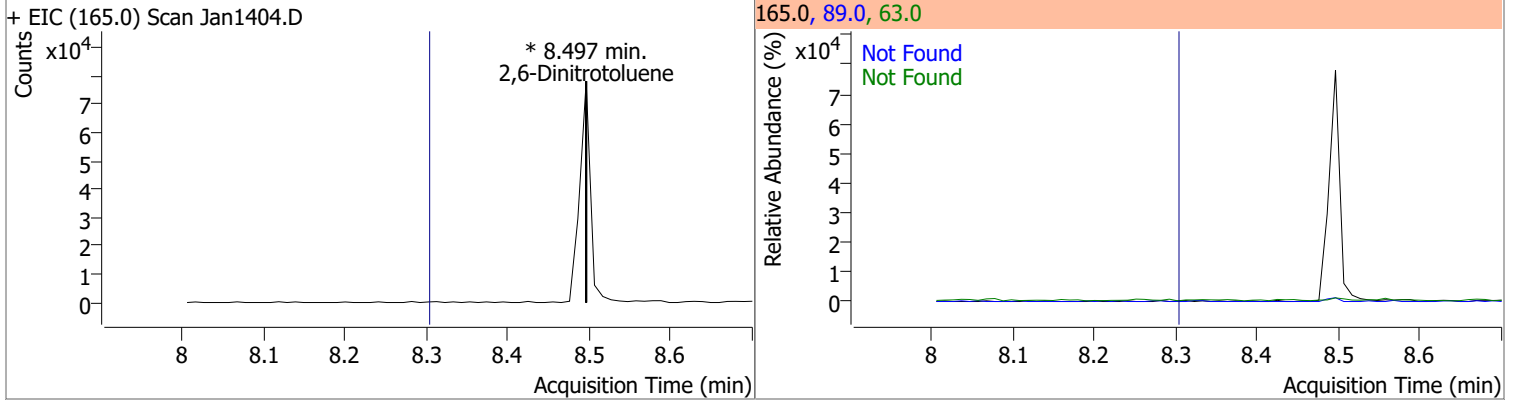


Quantitation Results Report (QT Reviewed)

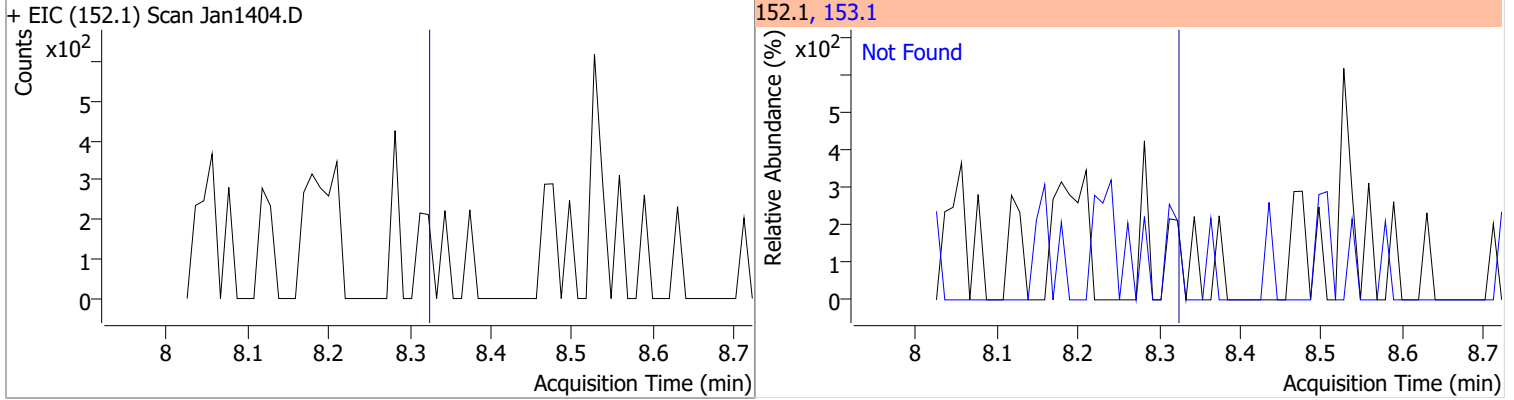
Compound	Conc.	RT	Dev(Min)	Resp.	QIon	QRatio	Lower	Upper
Dimethyl Phthalate	0	0		0	77.0		13.0	24.2



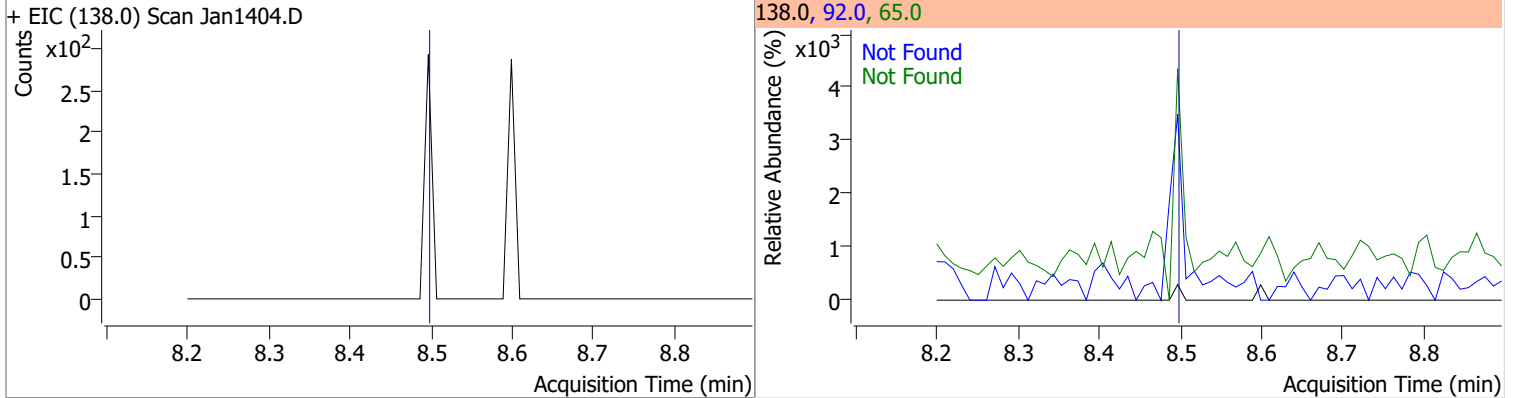
Compound	Conc.	RT	Dev(Min)	Resp.	QIon	QRatio	Lower	Upper
2,6-Dinitrotoluene	0	0		0	63.0		110.4	205.0
					89.0		39.5	73.3



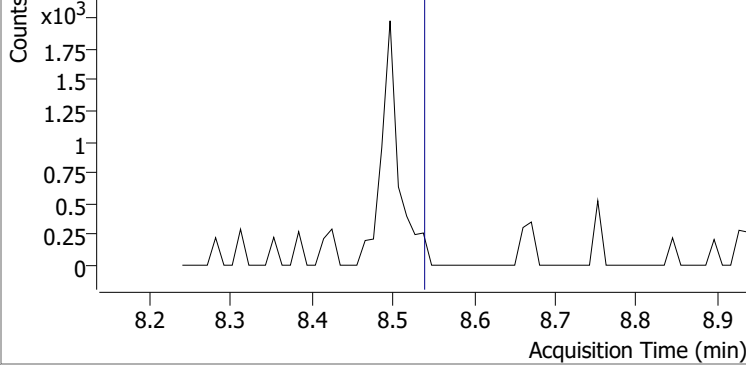
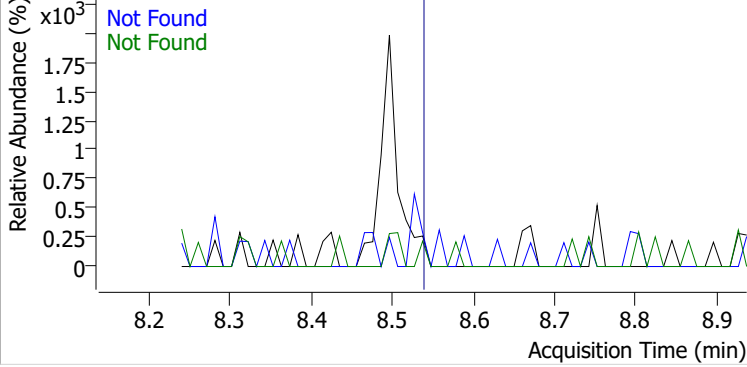
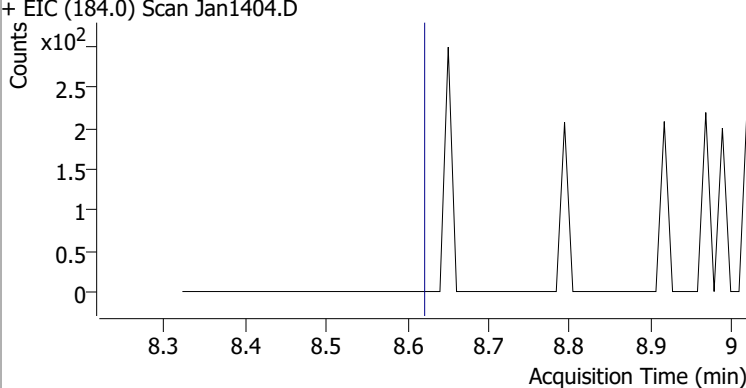
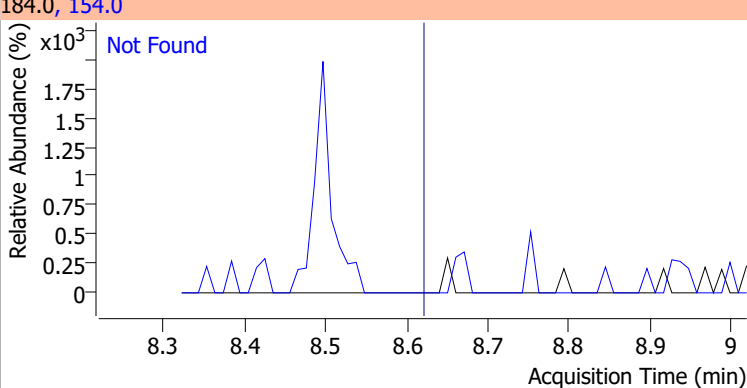
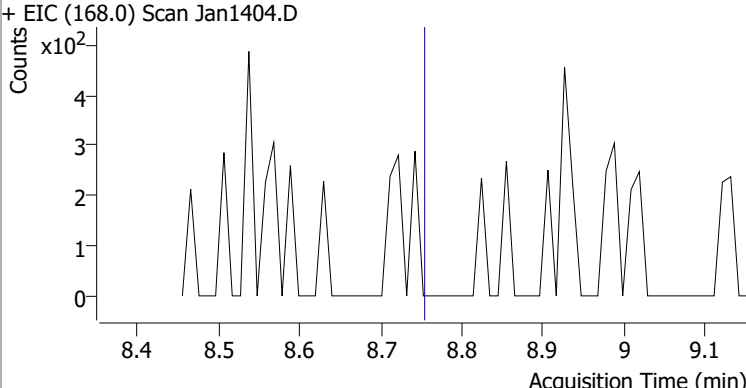
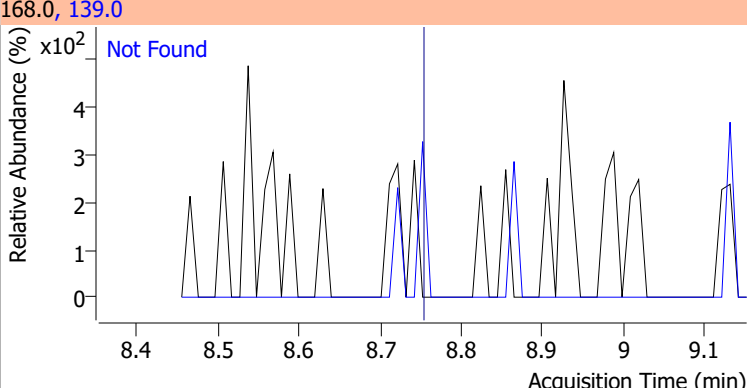
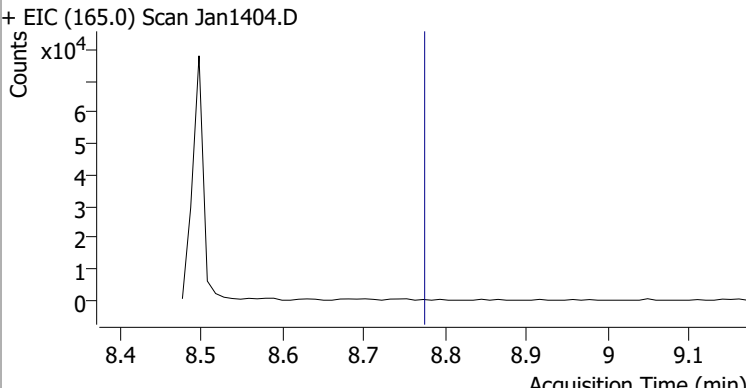
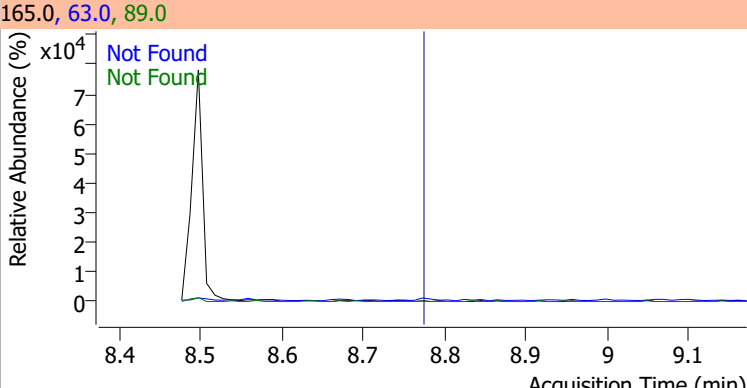
Compound	Conc.	Exp RT	QIon	Exp Ratio
Acenaphthylene	N.D.	8.32	153.1	13.8



Compound	Conc.	Exp RT	QIon	Exp Ratio	QIon	Exp Ratio
3-Nitroaniline	N.D.	8.50	65.0	140.9	92.0	106.5

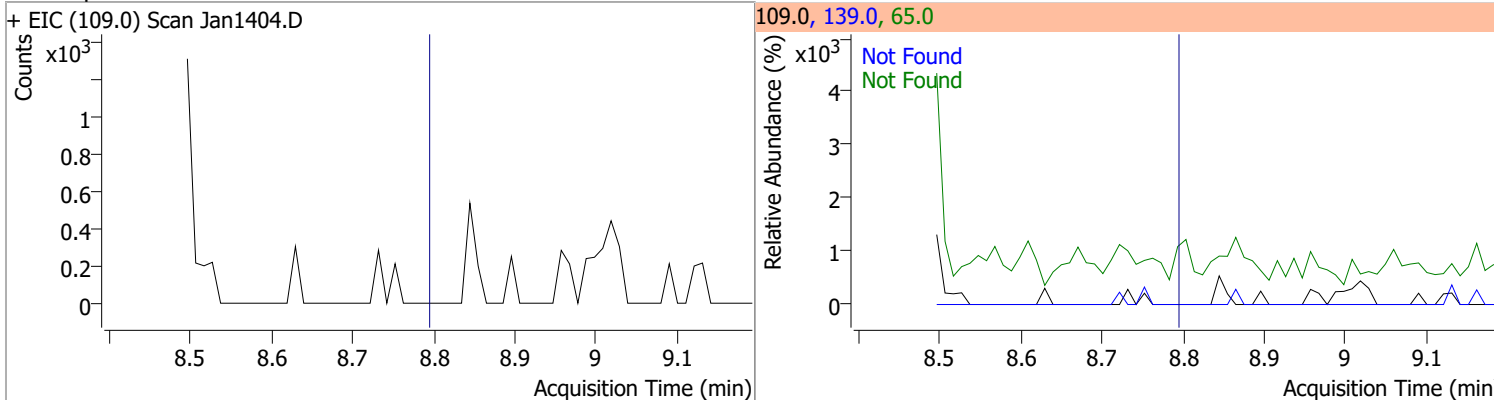


Quantitation Results Report (QT Reviewed)

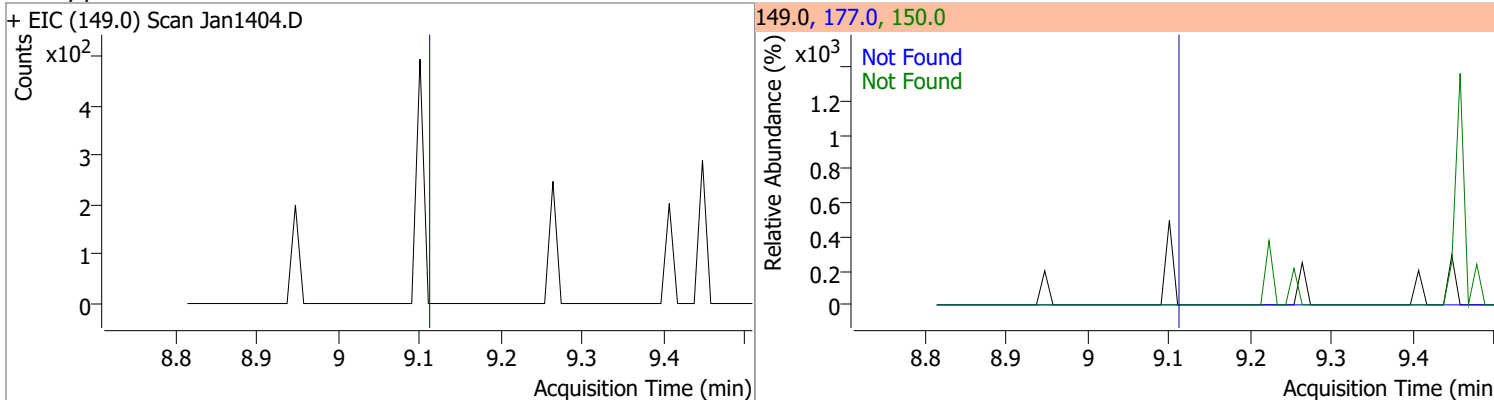
Compound	Conc.	Exp RT	QIon	Exp Ratio	QIon	Exp Ratio
Acenaphthene	N.D.	8.54	153.0	109.5	152.0	52.9
+ EIC (154.0) Scan Jan1404.D			154.0, 152.0, 153.0			
						
2,4-Dinitrophenol	N.D.	8.62	154.0	60.0		
+ EIC (184.0) Scan Jan1404.D			184.0, 154.0			
						
Dibenzofuran	N.D.	8.75	139.0	38.6		
+ EIC (168.0) Scan Jan1404.D			168.0, 139.0			
						
2,4-Dinitrotoluene	N.D.	8.77	63.0	76.1	89.0	74.7
+ EIC (165.0) Scan Jan1404.D			165.0, 63.0, 89.0			
						

Quantitation Results Report (QT Reviewed)

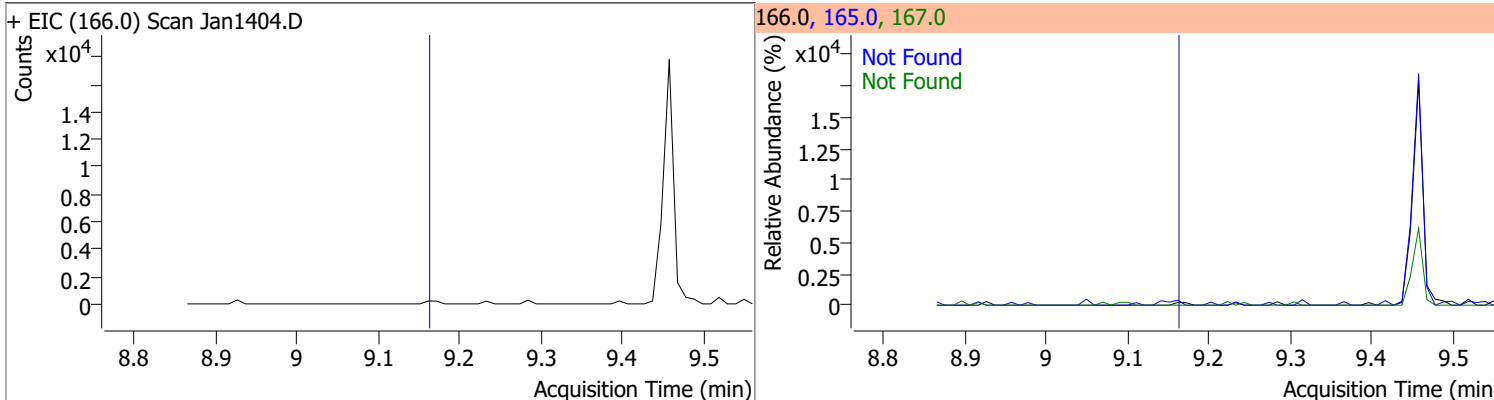
Compound	Conc.	Exp RT	QIon	Exp Ratio	QIon	Exp Ratio
4-Nitrophenol	N.D.	8.79	65.0	88.5	139.0	80.4



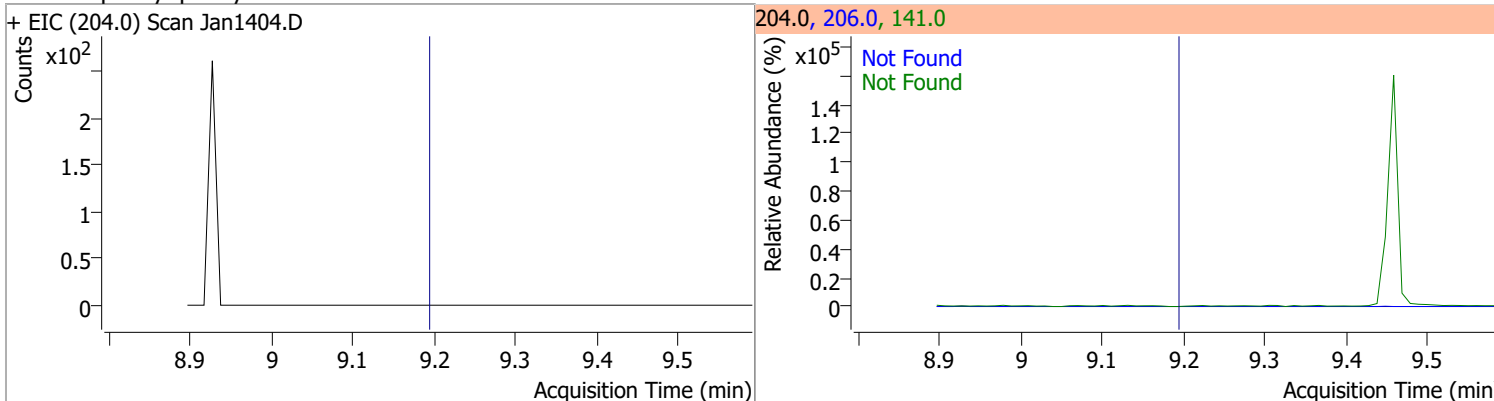
Compound	Conc.	Exp RT	QIon	Exp Ratio	QIon	Exp Ratio
Diethylphthalate	N.D.	9.11	177.0	20.7	150.0	12.6



Compound	Conc.	Exp RT	QIon	Exp Ratio	QIon	Exp Ratio
Fluorene	N.D.	9.16	165.0	93.4	167.0	12.9

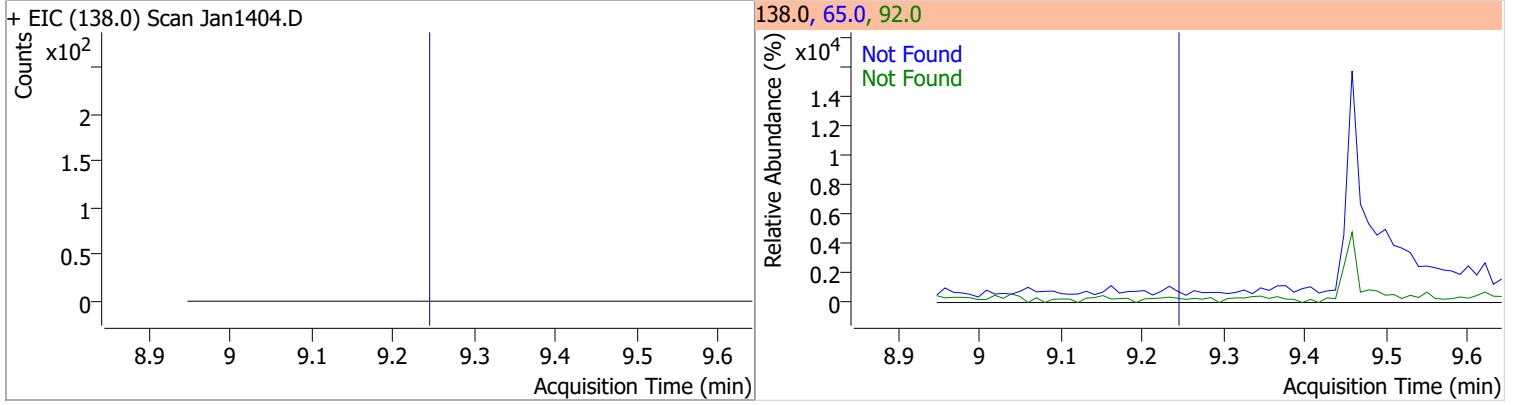


Compound	Conc.	Exp RT	QIon	Exp Ratio	QIon	Exp Ratio
4-Chlorophenyl-phenylether	N.D.	9.19	141.0	62.3	206.0	33.9

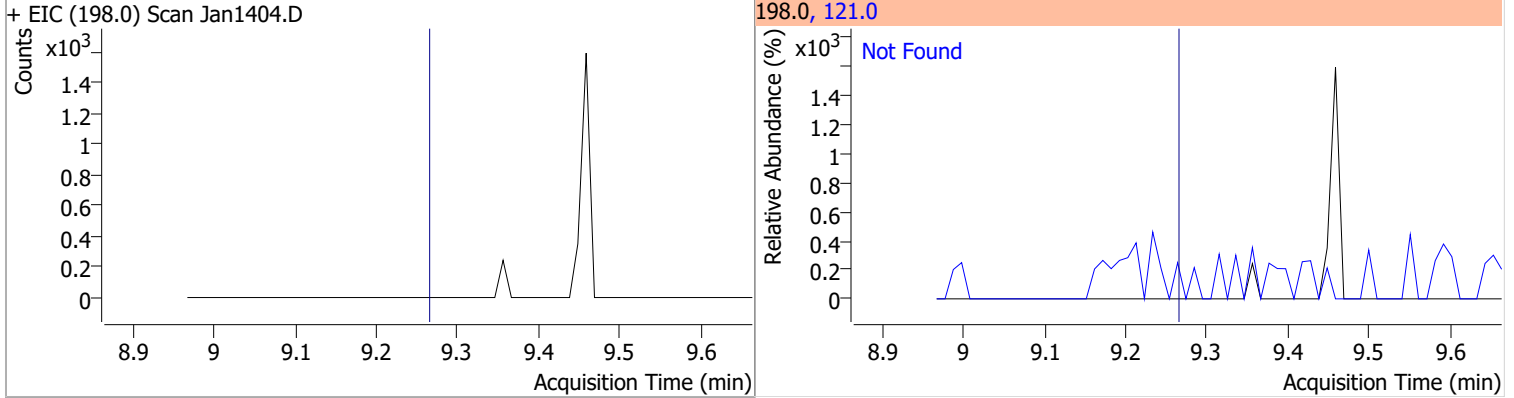


Quantitation Results Report (QT Reviewed)

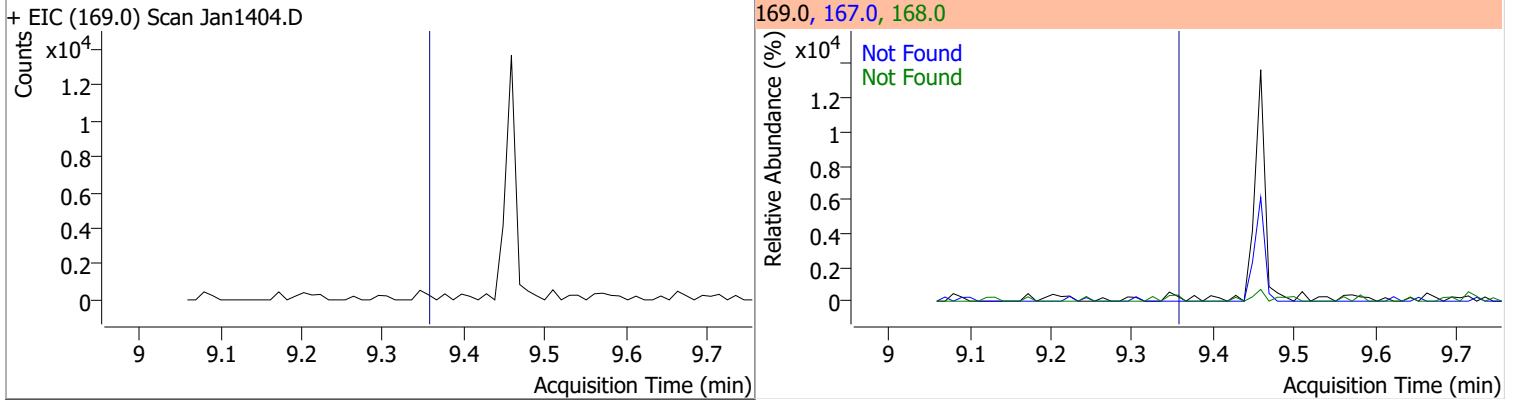
Compound	Conc.	Exp RT	QIon	Exp Ratio	QIon	Exp Ratio
4-Nitroaniline	N.D.	9.24	65.0	114.6	92.0	45.3



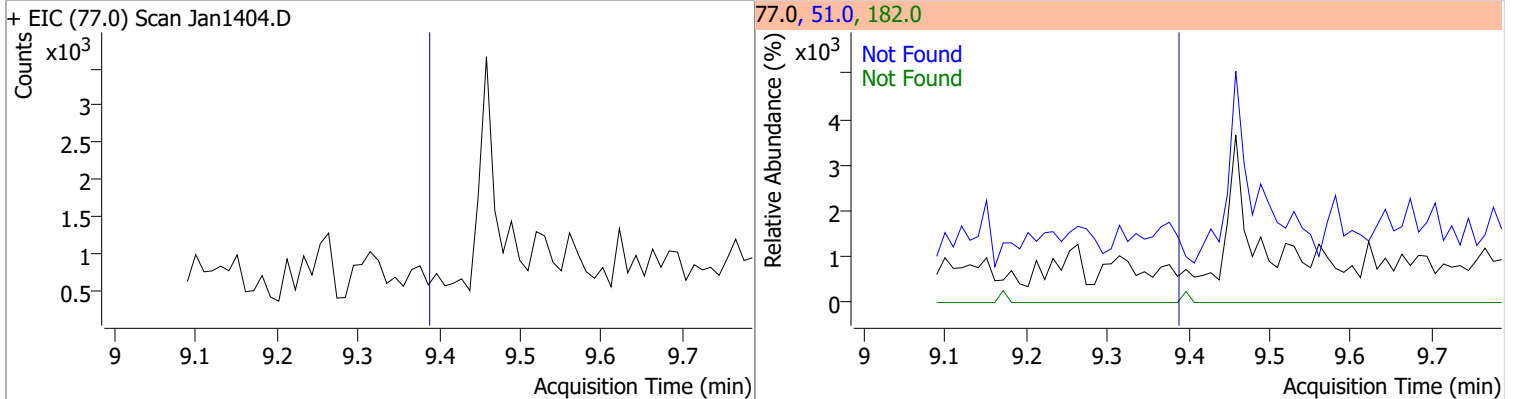
Compound	Conc.	Exp RT	QIon	Exp Ratio
4,6-Dinitro-2-methylphenol	N.D.	9.26	121.0	44.8



Compound	Conc.	Exp RT	QIon	Exp Ratio	QIon	Exp Ratio
N-nitrosodiphenylamine	N.D.	9.36	168.0	63.3	167.0	33.4

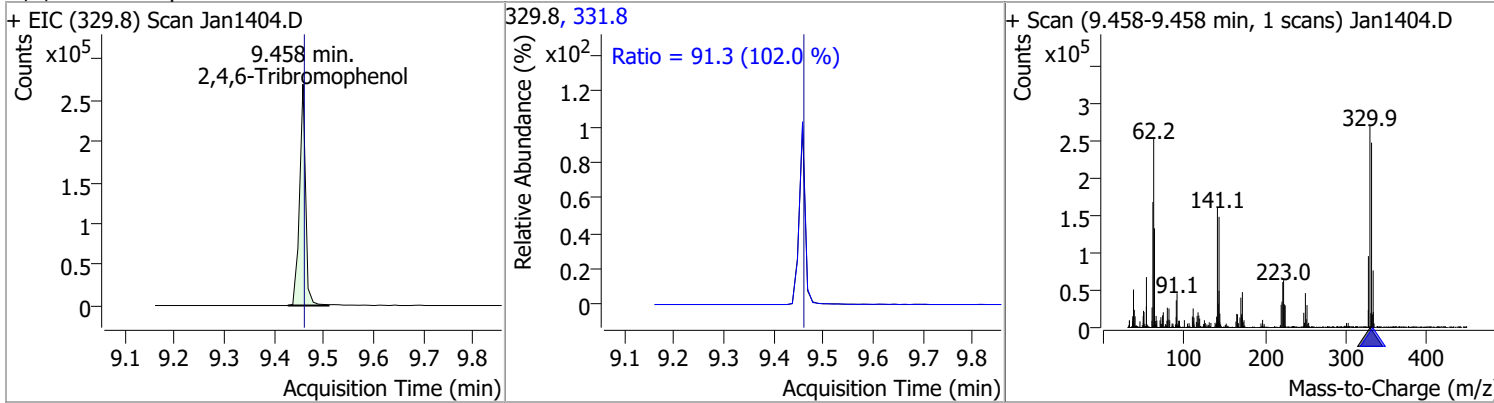


Compound	Conc.	Exp RT	QIon	Exp Ratio	QIon	Exp Ratio
Azobenzene	N.D.	9.39	51.0	49.9	182.0	26.9

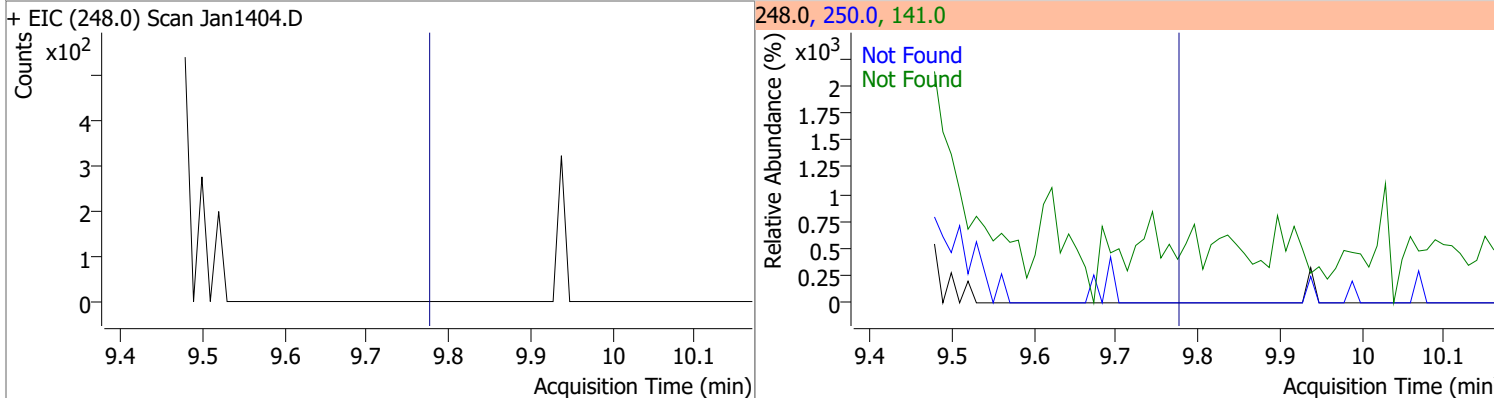


Quantitation Results Report (QT Reviewed)

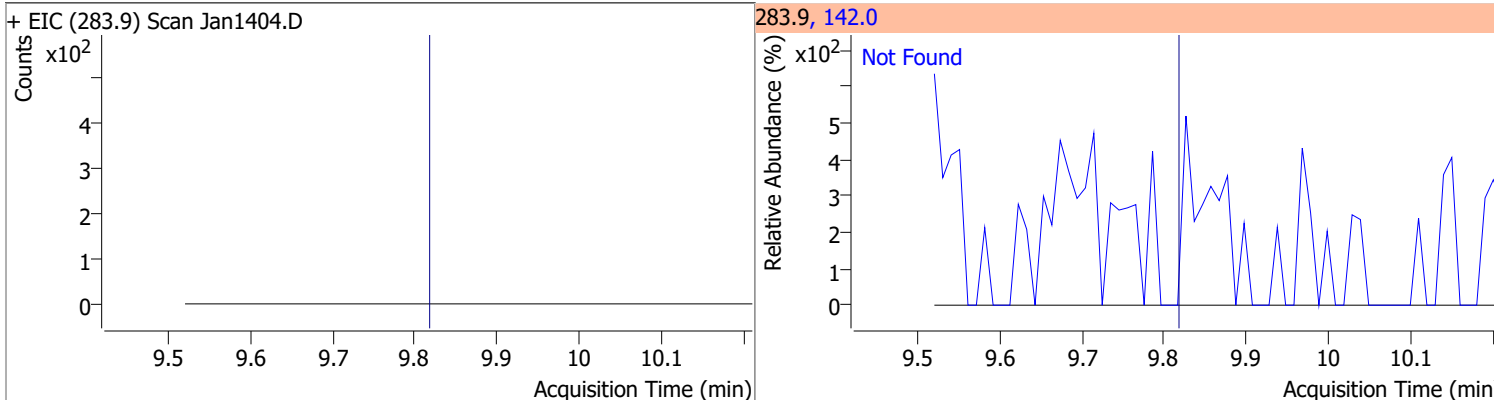
Compound	Conc.	RT	Dev(Min)	Resp.	QIon	QRatio	Lower	Upper
2,4,6-Tribromophenol	148.6484	9.46	0.00	226268	331.8	91.3	62.7	116.4



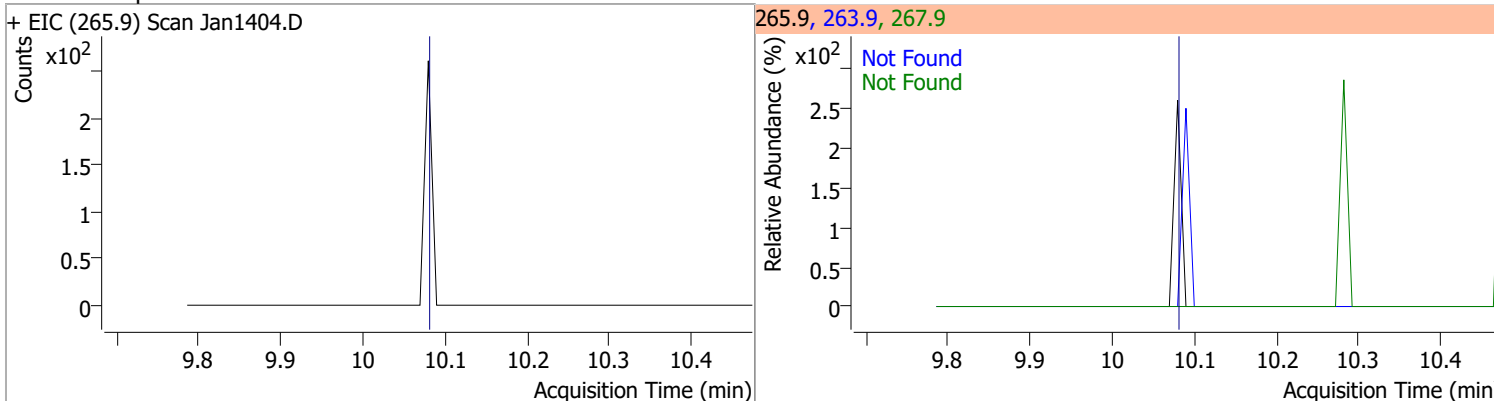
Compound	Conc.	Exp RT	QIon	Exp Ratio	QIon	Exp Ratio
4-Bromophenyl-phenylether	N.D.	9.78	250.0	98.3	141.0	96.1



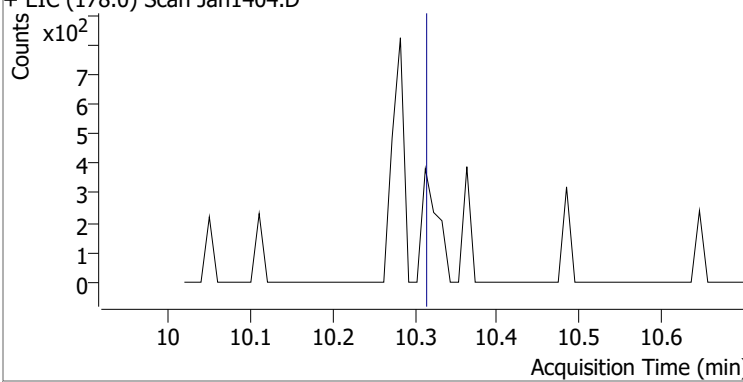
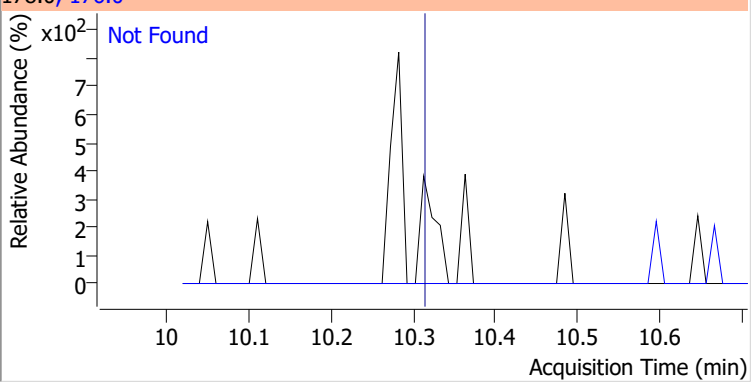
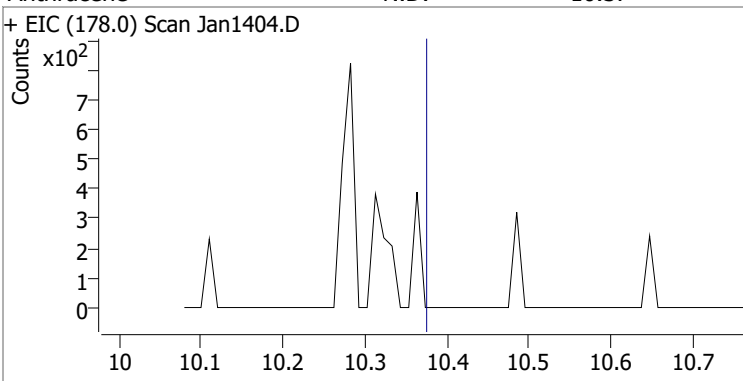
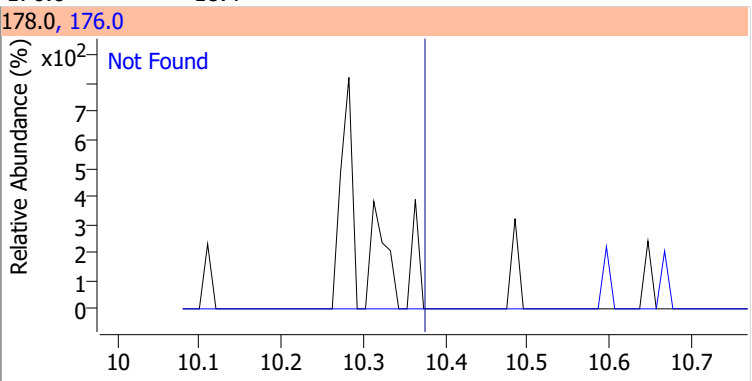
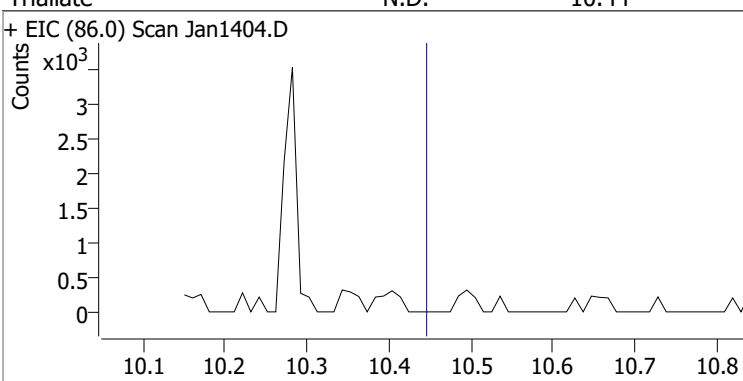
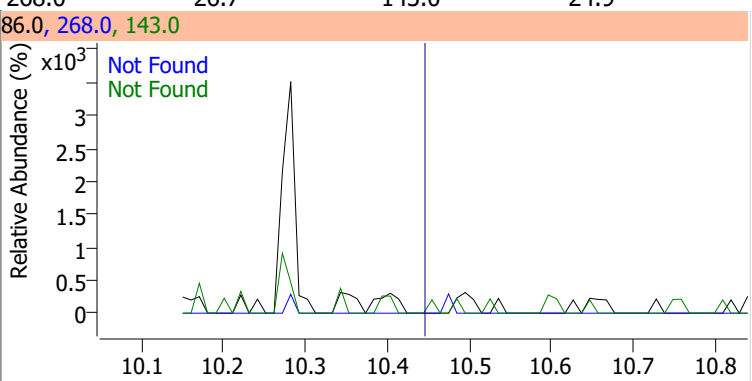
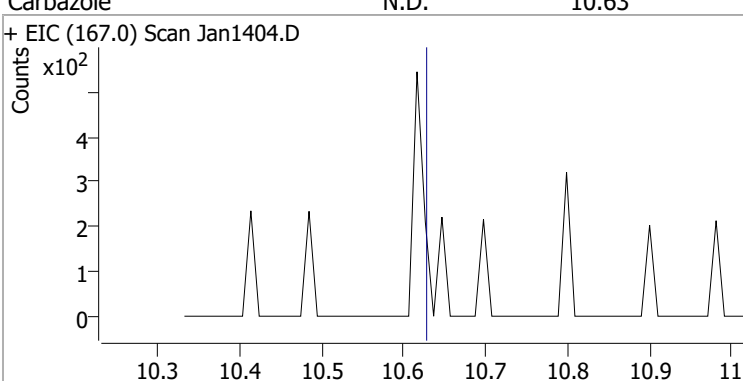
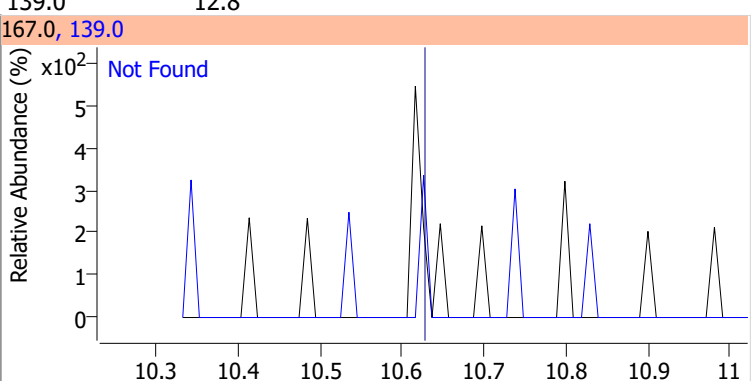
Compound	Conc.	Exp RT	QIon	Exp Ratio	QIon	Exp Ratio
Hexachlorobenzene	N.D.	9.82	142.0	49.9		



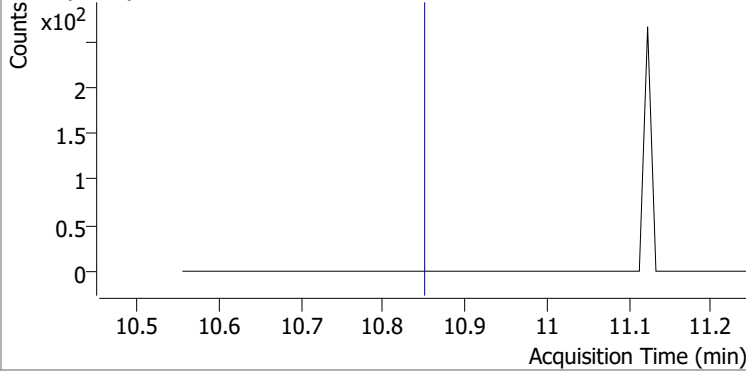
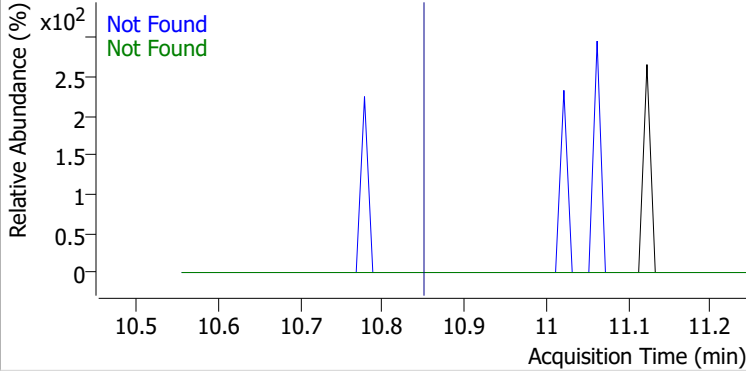
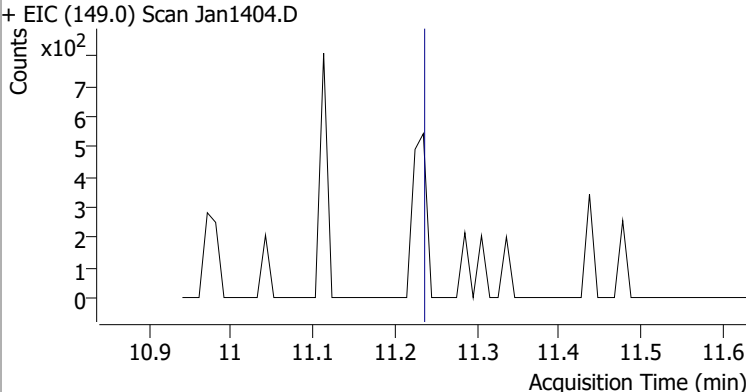
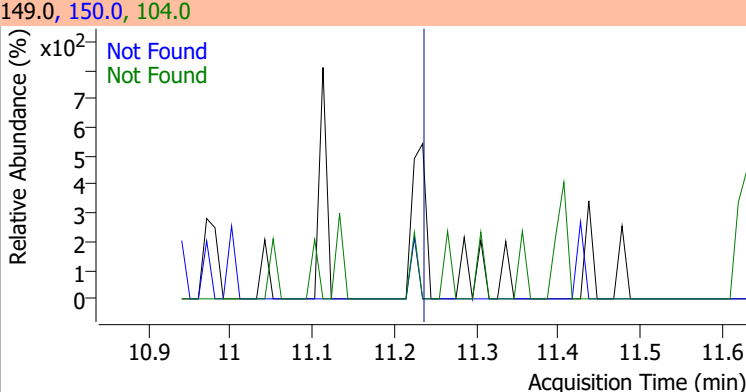
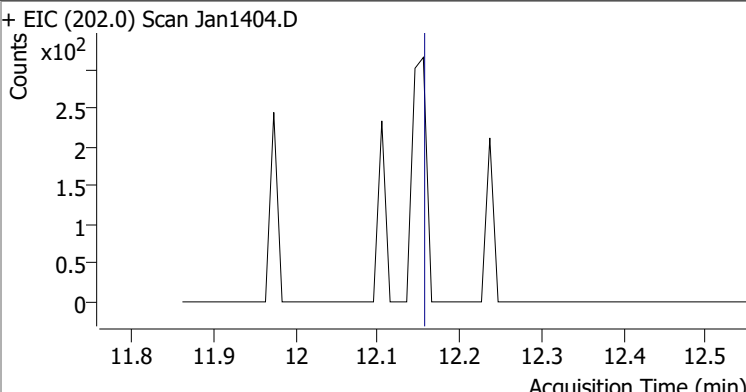
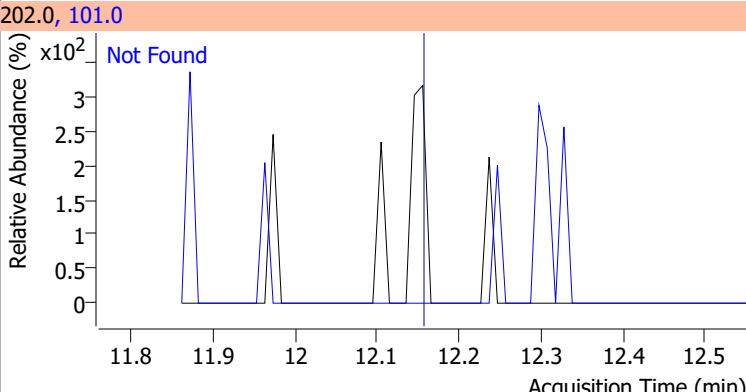
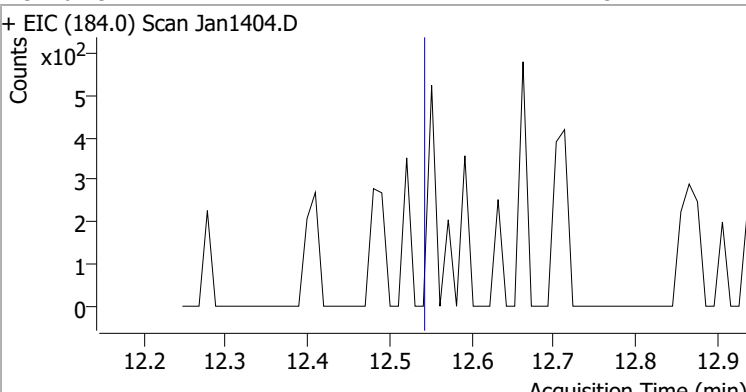
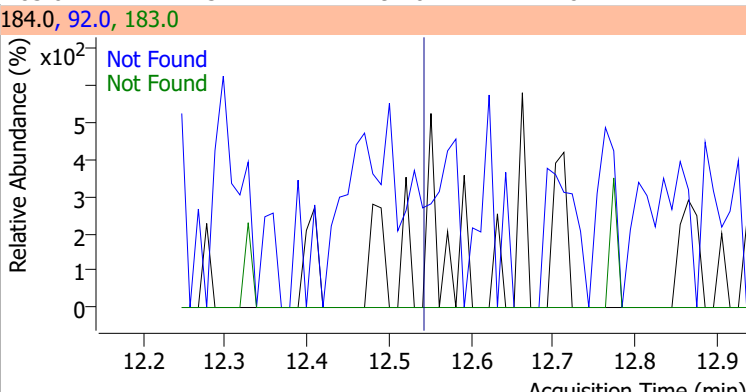
Compound	Conc.	Exp RT	QIon	Exp Ratio	QIon	Exp Ratio
Pentachlorophenol	N.D.	10.08	263.9	67.0	267.9	63.6



Quantitation Results Report (QT Reviewed)

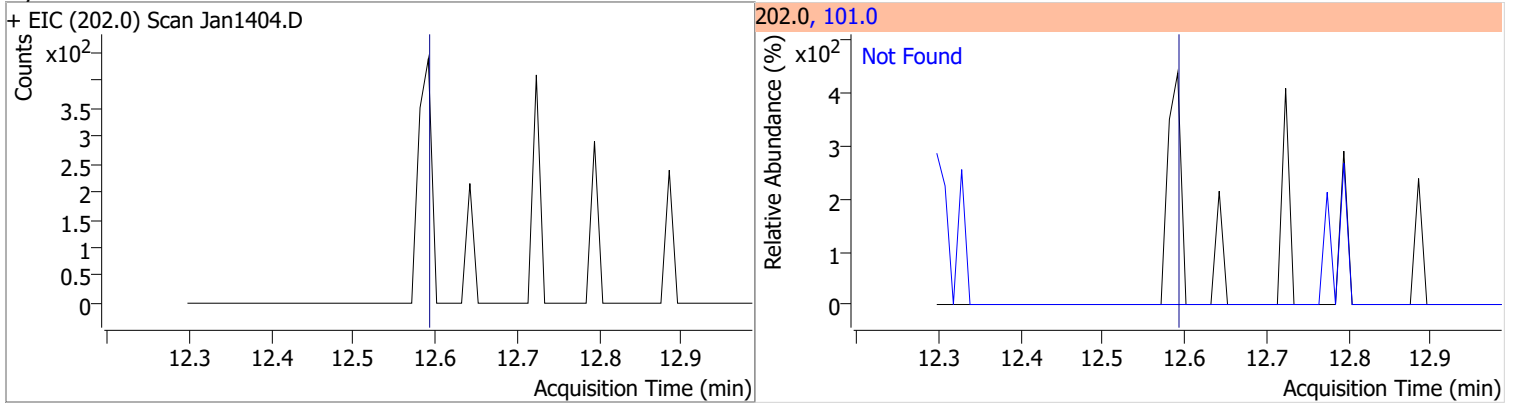
Compound	Conc.	Exp RT	QIon	Exp Ratio		
Phenanthrene	N.D.	10.31	176.0	19.3		
+ EIC (178.0) Scan Jan1404.D			178.0, 176.0			
						
Anthracene	N.D.	10.37	176.0	18.4		
+ EIC (178.0) Scan Jan1404.D			178.0, 176.0			
						
Triallate	N.D.	10.44	268.0	26.7	QIon	Exp Ratio
					143.0	24.9
+ EIC (86.0) Scan Jan1404.D			86.0, 268.0, 143.0			
						
Carbazole	N.D.	10.63	139.0	12.8		
+ EIC (167.0) Scan Jan1404.D			167.0, 139.0			
						

Quantitation Results Report (QT Reviewed)

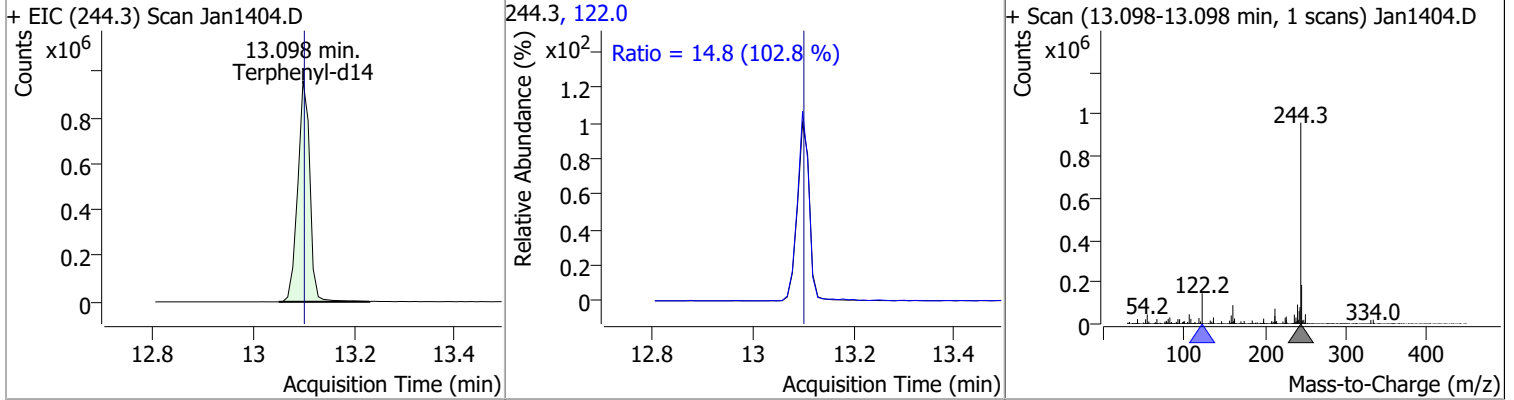
Compound	Conc.	Exp RT	QIon	Exp Ratio	QIon	Exp Ratio
o-Terphenyl	N.D.	10.85	229.0	64.1	215.0	36.5
+ EIC (230.0) Scan Jan1404.D			230.0, 229.0, 215.0			
						
Di-n-Butylphthalate	N.D.	11.23	150.0	9.1	104.0	6.1
+ EIC (149.0) Scan Jan1404.D			149.0, 150.0, 104.0			
						
Fluoranthene	N.D.	12.16	101.0	12.8		
+ EIC (202.0) Scan Jan1404.D			202.0, 101.0			
						
Benzidine	N.D.	12.54	183.0	13.1	92.0	8.1
+ EIC (184.0) Scan Jan1404.D			184.0, 92.0, 183.0			
						

Quantitation Results Report (QT Reviewed)

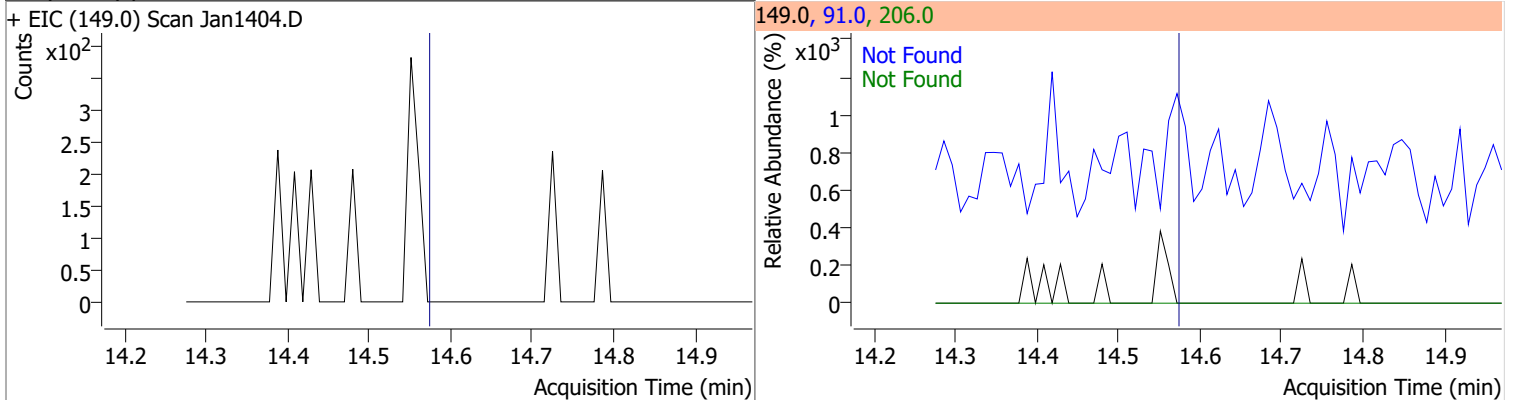
Compound	Conc.	Exp RT	QIon	Exp Ratio
Pyrene	N.D.	12.59	101.0	14.6



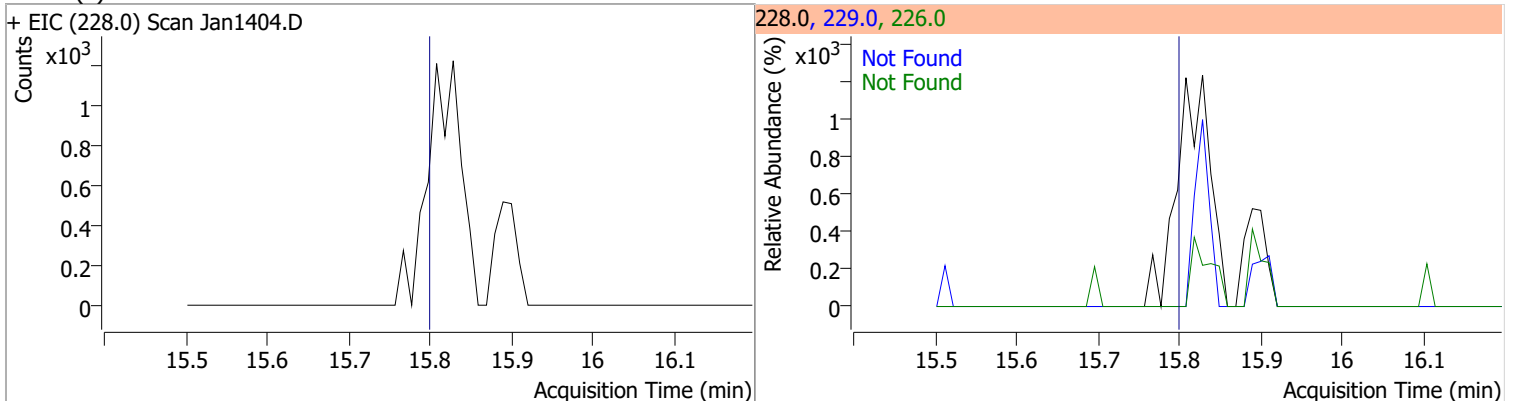
Compound	Conc.	RT	Dev(Min)	Resp.	QIon	QRatio	Lower	Upper
Terphenyl-d14	91.6301	13.10	0.00	1603566	122.0	14.8	10.1	18.7



Compound	Conc.	Exp RT	QIon	Exp Ratio	QIon	Exp Ratio
Butylbenzylphthalate	N.D.	14.58	91.0	81.7	206.0	17.9

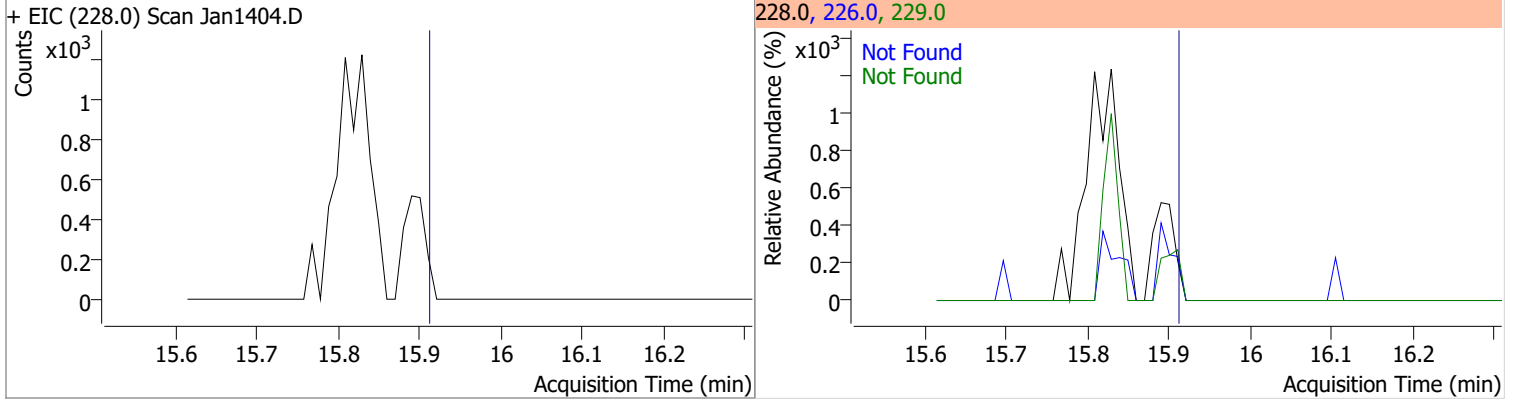


Compound	Conc.	Exp RT	QIon	Exp Ratio	QIon	Exp Ratio
Benzo(a)Anthracene	N.D.	15.81	226.0	27.1	229.0	21.0

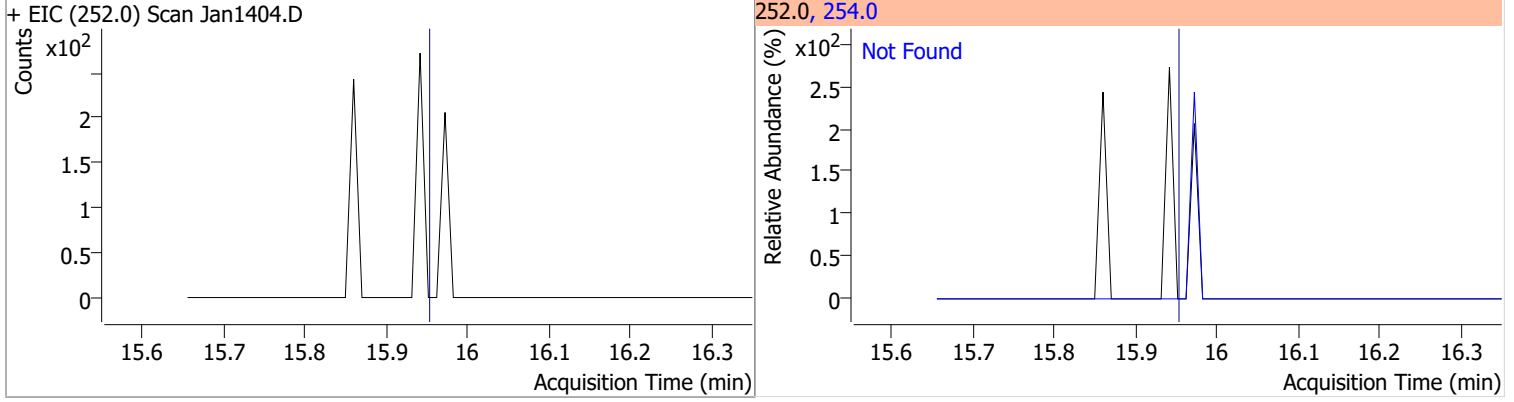


Quantitation Results Report (QT Reviewed)

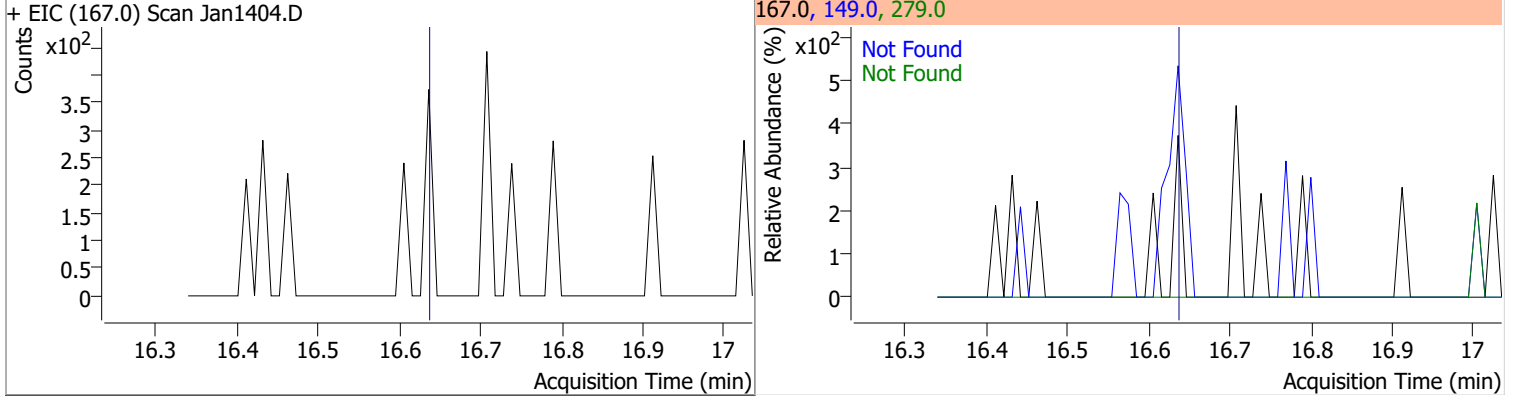
Compound	Conc.	Exp RT	QIon	Exp Ratio	QIon	Exp Ratio
Chrysene	N.D.	15.92	226.0	29.9	229.0	20.4



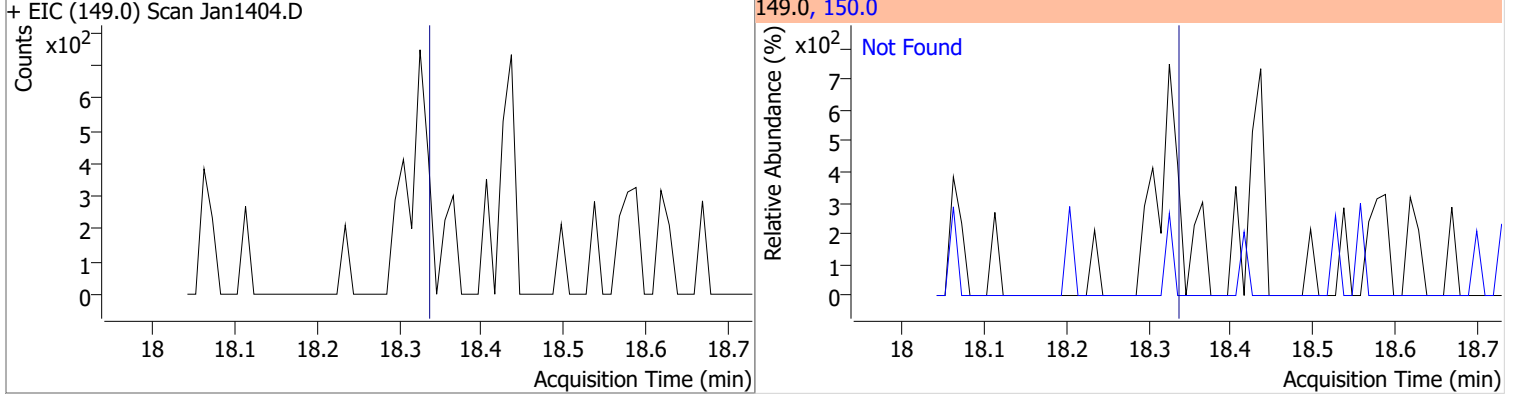
Compound	Conc.	Exp RT	QIon	Exp Ratio
3,3-Dichlorobenzidine	N.D.	15.96	254.0	64.7



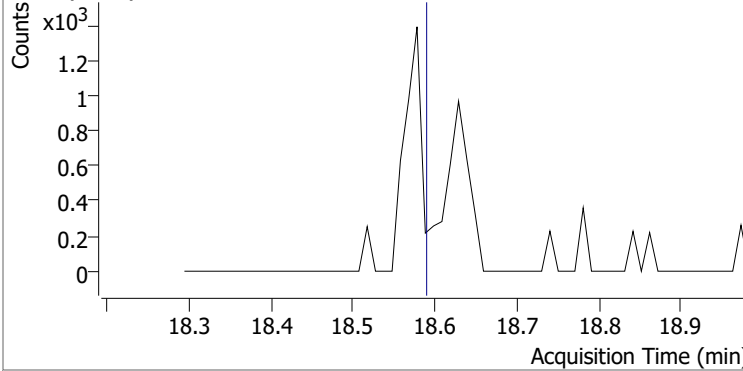
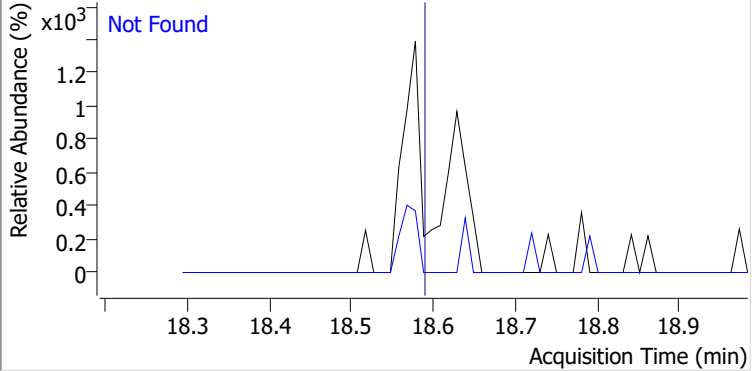
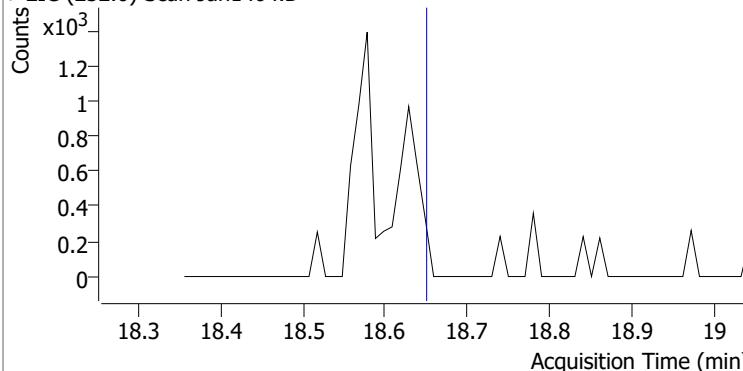
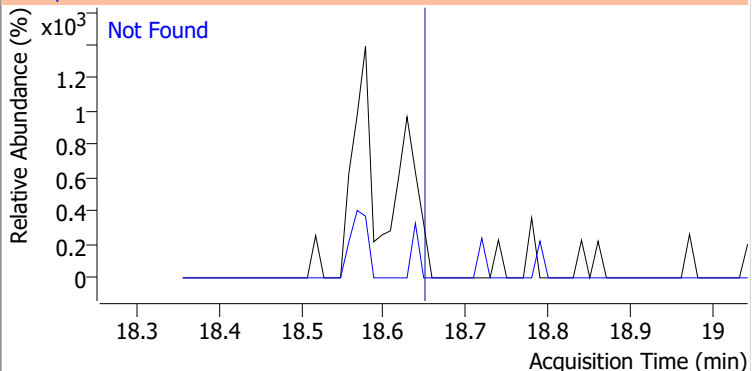
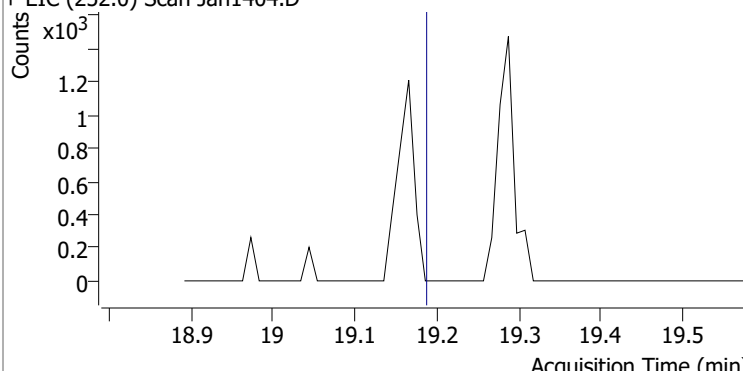
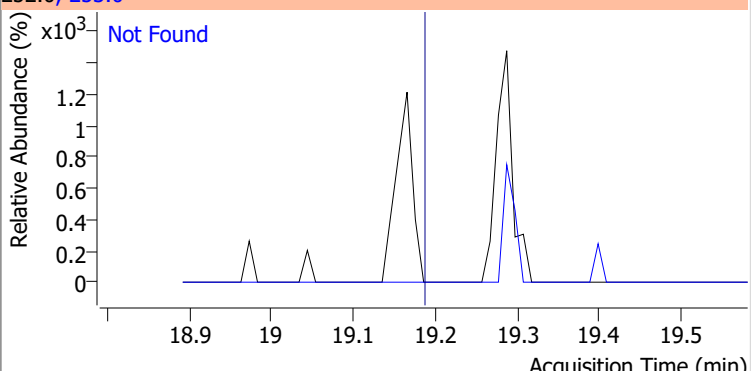
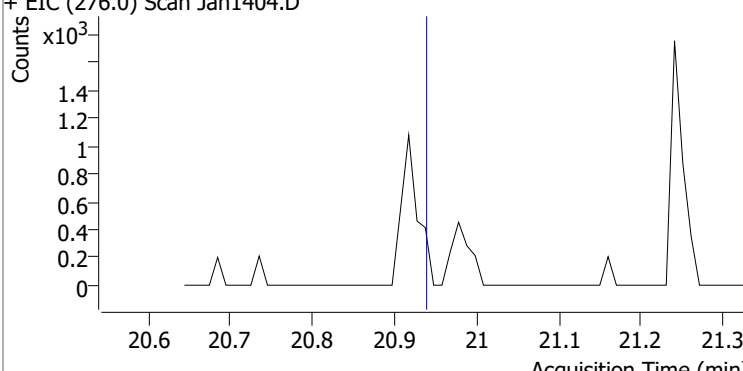
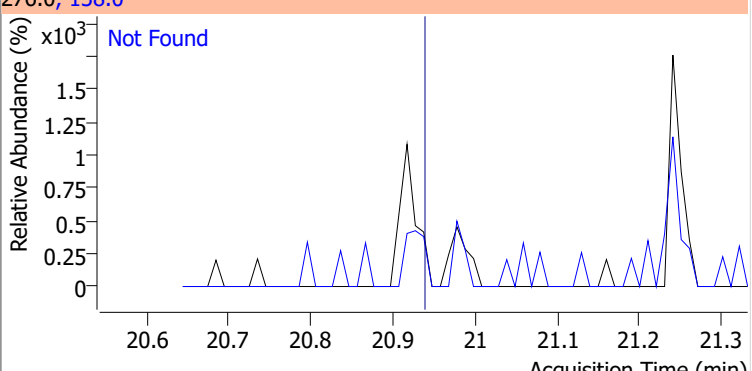
Compound	Conc.	Exp RT	QIon	Exp Ratio	QIon	Exp Ratio
bis(2-ethylhexyl)Phthalate	N.D.	16.65	149.0	397.1	279.0	15.6



Compound	Conc.	Exp RT	QIon	Exp Ratio
Di-n-octyl Phthalate	N.D.	18.34	150.0	9.5

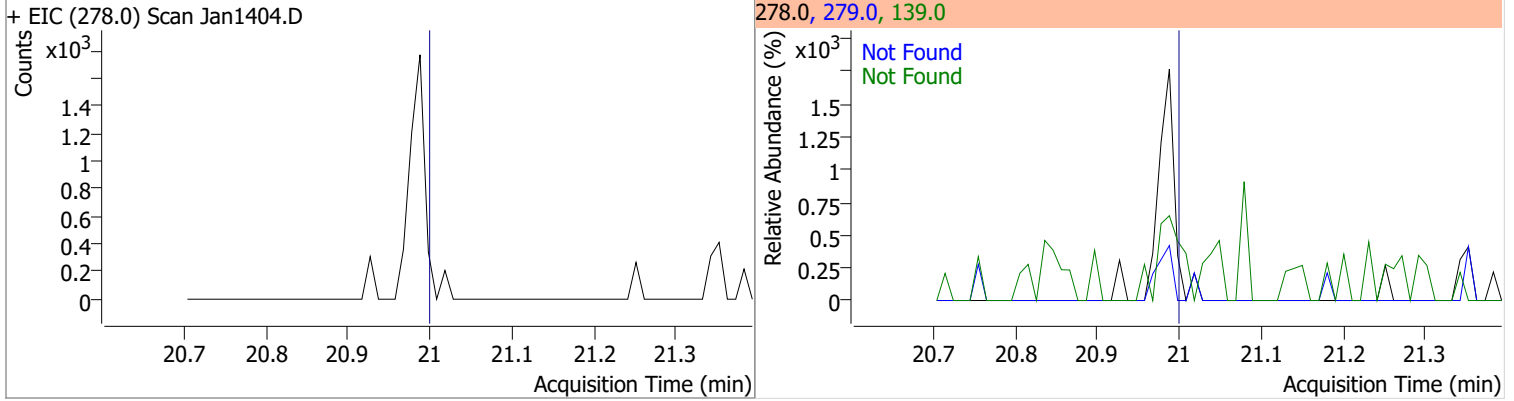


Quantitation Results Report (QT Reviewed)

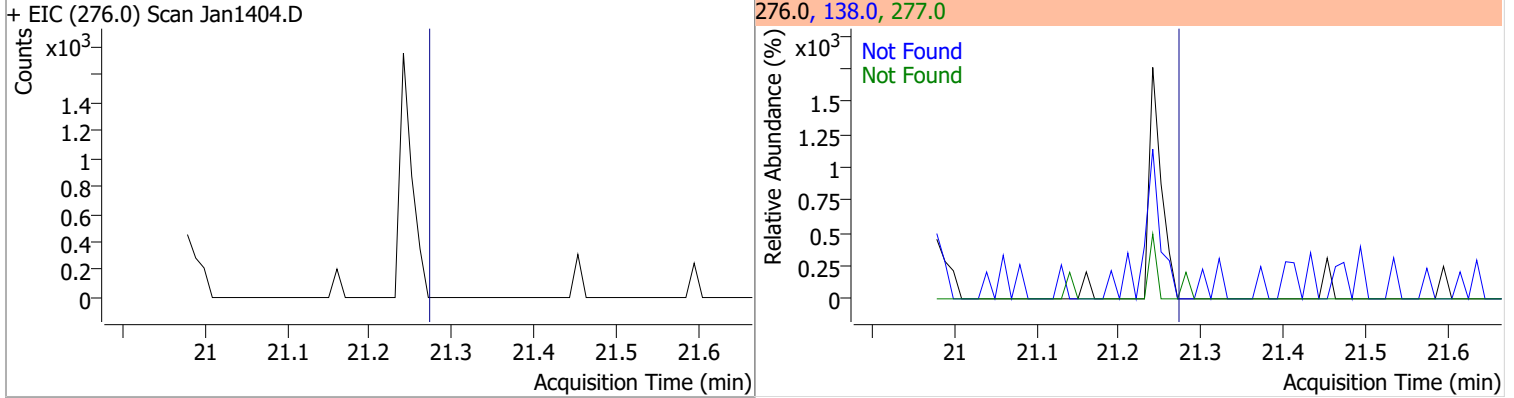
Compound	Conc.	Exp RT	QIon	Exp Ratio
Benzo(b)fluoranthene	N.D.	18.59	253.0	22.0
+ EIC (252.0) Scan Jan1404.D			252.0, 253.0	
				
Benzo(k)fluoranthene	N.D.	18.65	253.0	21.9
+ EIC (252.0) Scan Jan1404.D			252.0, 253.0	
				
Benzo(a)pyrene	N.D.	19.19	253.0	22.0
+ EIC (252.0) Scan Jan1404.D			252.0, 253.0	
				
Indeno(1,2,3-c,d)pyrene	N.D.	20.94	138.0	29.9
+ EIC (276.0) Scan Jan1404.D			276.0, 138.0	
				

Quantitation Results Report (QT Reviewed)

Compound	Conc.	Exp RT	QIon	Exp Ratio	QIon	Exp Ratio
Dibenzo(a,h)anthracene	N.D.	21.00	279.0	25.2	139.0	23.8

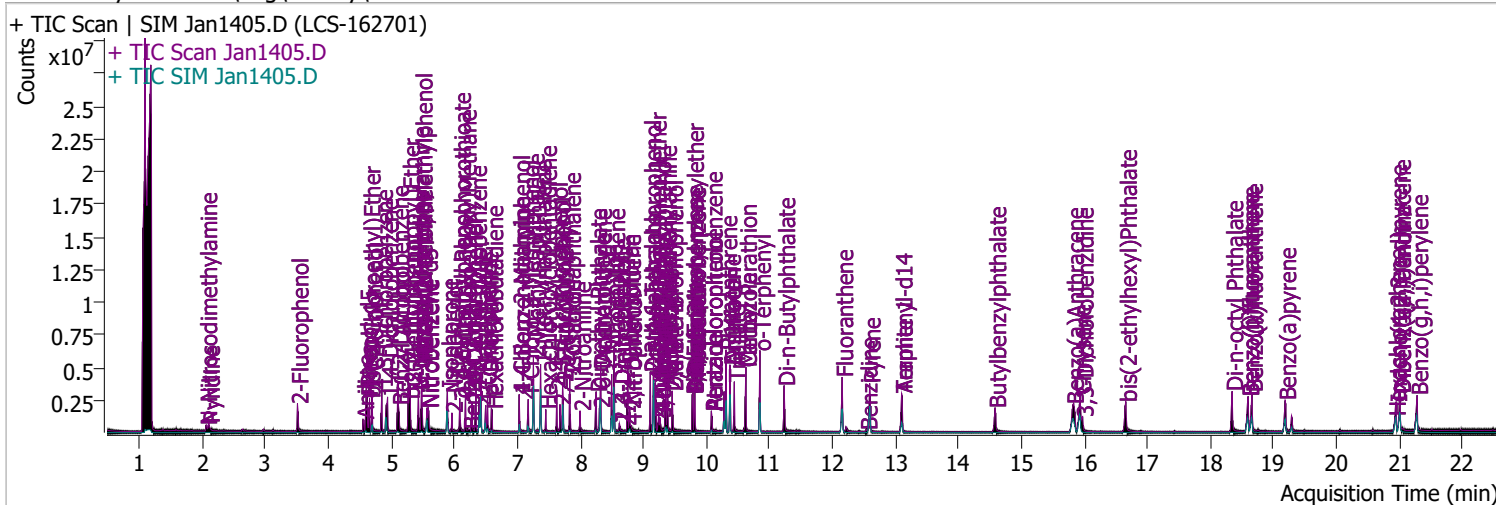


Compound	Conc.	Exp RT	QIon	Exp Ratio	QIon	Exp Ratio
Benzo(g,h,i)perylene	N.D.	21.27	138.0	32.0	277.0	23.8



Quantitation Results Report (QT Reviewed)

Data File	Jan1405.D	Operator	LIMS import
Acq. Method	BNA+SIM.M	Acq. Date-Time	1/14/2022 3:13:06 PM
Sample Name	LCS-162701	Instrument	Instrument #1
Vial	5	Multiplier	1.00
DA Method File		Comment	SVOC-8270-W-LARGO
Tune File	dftppdsm.u	Tune Date	1/7/2022 12:13:00 PM
Batch Name	011422 DoD BNA.batch.bin	Last Calib Update	1/18/2022 11:27:22 AM
Ref Library	D:\Org\Library\NIST129K.I		



Compound	RT	QIon	Resp.	Conc.	Units	Dev(Min)
----------	----	------	-------	-------	-------	----------

Internal Standards

System Monitoring Compounds

S 2-Fluorophenol	3.510	112.0	667096	83.3094	µg/L	0.000
Spiked Amount: 200.000	Range: 10.0 - 75.0%			Recovery = 41.65%		
S Phenol-d5	4.603	99.0	1012929	95.2984	µg/L	0.000
Spiked Amount: 200.000	Range: 10.0 - 65.0%			Recovery = 47.65%		
S Nitrobenzene-d5	5.563	82.0	401478	69.0487	µg/L	0.000
Spiked Amount: 100.000	Range: 32.0 - 94.0%			Recovery = 69.05%		
S 2-Fluorobiphenyl	7.718	172.0	1375748	68.8297	µg/L	0.000
Spiked Amount: 100.000	Range: 28.0 - 107.0%			Recovery = 68.83%		
S 2,4,6-Tribromophenol	9.458	329.8	250531	148.9624	µg/L	0.000
Spiked Amount: 200.000	Range: 25.0 - 140.0%			Recovery = 74.48%		
S Terphenyl-d14	13.098	244.3	1750289	90.5461	µg/L	0.000
Spiked Amount: 100.000	Range: 32.0 - 122.0%			Recovery = 90.55%		

Target Compounds

Compound	RT	QIon	Resp.	Conc.	Units	QValue
T N-Nitrosodimethylamine	2.060	74.0	142169	41.9398	µg/L	90
T Pyridine	2.101	79.0	262655	35.6920	µg/L	95
T Aniline	4.552	93.0	405251	28.5303	µg/L	96
T Phenol	4.613	94.0	616033	52.9571	µg/L	93
T bis(-2-Chloroethyl)Ether	4.654	63.0	717212	81.5190	µg/L m	99
T 2-Chlorophenol	4.695	128.0	654868	68.8538	µg/L	100
T 1,3-Dichlorobenzene	4.848	146.0	776355	61.9003	µg/L m	99
T 1,4-Dichlorobenzene	4.940	146.0	752050	59.6630	µg/L m	99
T 1,2-Dichlorobenzene	5.104	146.0	794586	63.9345	µg/L m	98
T Benzyl Alcohol	5.114	108.0	344226	64.6854	µg/L	95
T bis(2-chloroisopropyl)Ether	5.277	121.0	214988	63.6926	µg/L	98
T 2-Methylphenol	5.298	107.0	648206	77.0805	µg/L	93
T N-nitroso-Di-n-propylamine	5.430	70.0	498175	85.6403	µg/L	95
T 4Methylphenol/3Methylphenol	5.481	107.0	874570	76.9860	µg/L	99
T Hexachloroethane	5.481	117.0	180546	50.6370	µg/L	99

Quantitation Results Report (QT Reviewed)

Compound	RT	QIon	Resp.	Conc.	Units	Dev(Min)	
T Nitrobenzene	5.584	123.1	217703	69.7881	µg/L	96	
T Isophorone	5.890	82.0	1249656	90.0399	µg/L	97	
T 2-Nitrophenol	5.962	139.0	185128	75.9298	µg/L	97	
T 2,4-Dimethylphenol	6.085	122.0	461226	66.9101	µg/L	98	
T bis(-2-Chloroethoxy)Methane	6.177	93.0	754187	92.2020	µg/L	98	
T 2,4-Dichlorophenol	6.280	162.0	452257	71.2475	µg/L	98	
T Benzoic Acid	6.239	105.0	112159	33.0547	µg/L	98	
T 1,2,4-Trichlorobenzene	6.342	180.0	539249	66.5948	µg/L	99	
T Naphthalene	6.424	128.0	1910561	81.0400	µg/L	99	
T 4-Chlorophenol	6.496	130.0	159569	73.5756	µg/L	m	95
T p-Chloroaniline	6.527	127.0	648984	70.7889	µg/L		97
T Hexachlorobutadiene	6.598	224.9	252033	58.2825	µg/L		98
T 4-Chloro-2-Methylphenol	7.030	107.0	441971	74.6750	µg/L		96
T 4-Chloro-3-Methylphenol	7.174	107.0	524591	83.9185	µg/L		99
T 2-Methylnaphthalene	7.256	141.0	1199458	82.9677	µg/L	m	97
T 1-Methylnaphthalene	7.369	141.0	1078739	76.5326	µg/L	m	99
T Hexachlorocyclopentadiene	7.451	236.9	182346	61.4612	µg/L		98
T 2,4,6-Trichlorophenol	7.625	196.0	335682	77.1104	µg/L		99
T 2,4,5-Trichlorophenol	7.677	196.0	349393	70.3965	µg/L		100
T 2-Chloronaphthalene	7.831	162.0	1196748	72.3090	µg/L		100
T 2-Nitroaniline	7.995	65.0	221258	77.2634	µg/L		98
T Dimethyl Phthalate	8.251	163.0	1442758	87.1497	µg/L		99
T 2,6-Dinitrotoluene	8.302	165.0	166545	74.8096	µg/L		95
T Acenaphthylene	8.323	152.1	1972921	74.9242	µg/L		99
T 3-Nitroaniline	8.497	138.0	185454	77.1954	µg/L		98
T Acenaphthene	8.538	154.0	1290501	84.5525	µg/L		100
T 2,4-Dinitrophenol	8.620	184.0	87955	74.9659	µg/L		98
T Dibenzofuran	8.753	168.0	2077106	85.9883	µg/L		100
T 2,4-Dinitrotoluene	8.783	165.0	245086	83.7829	µg/L		91
T 4-Nitrophenol	8.804	109.0	76931	33.4654	µg/L		93
T Diethylphthalate	9.111	149.0	1471282	86.8464	µg/L		100
T Fluorene	9.162	166.0	1589715	81.4714	µg/L		99
T 4-Chlorophenyl-phenylether	9.192	204.0	700370	78.5139	µg/L		98
T 4-Nitroaniline	9.244	138.0	194931	81.9405	µg/L		95
T 4,6-Dinitro-2-methylphenol	9.264	198.0	123604	75.1582	µg/L		98
T N-nitrosodiphenylamine	9.356	169.0	1174263	94.5053	µg/L		98
T Azobenzene	9.387	77.0	1136382	76.9104	µg/L		95
T 4-Bromophenyl-phenylether	9.786	248.0	422076	83.7112	µg/L		100
T Hexachlorobenzene	9.816	283.9	412977	81.0278	µg/L		97
T Pentachlorophenol	10.080	265.9	201001	83.9822	µg/L		98
T Phenanthrene	10.313	178.0	2198249	86.3788	µg/L	m	99
T Anthracene	10.373	178.0	2135159	86.6169	µg/L	m	100
T Triallate	10.444	86.0	442349	82.2544	µg/L		97
T Carbazole	10.627	167.0	2229208	91.9802	µg/L		99
T o-Terphenyl	10.850	230.0	1214783	82.9720	µg/L		99
T Di-n-Butylphthalate	11.234	149.0	2020371	86.2392	µg/L		99
T Fluoranthene	12.156	202.0	2335681	87.5619	µg/L		99
T Benzidine	12.541	184.0	112832	12.3217	µg/L		100
T Pyrene	12.592	202.0	2510047	85.9459	µg/L		98
T Butylbenzylphthalate	14.582	149.0	709212	92.6877	µg/L		100
T Benzo(a)Anthracene	15.819	228.0	1978823	96.6810	µg/L		100
T Chrysene	15.931	228.0	2119297	95.1151	µg/L		99
T 3,3-Dichlorobenzidine	15.972	252.0	478314	69.2603	µg/L		99
T bis(2-ethylhexyl)Phthalate	16.657	167.0	242724	89.5505	µg/L		94
T Di-n-octyl Phthalate	18.345	149.0	1743930	93.9760	µg/L		100

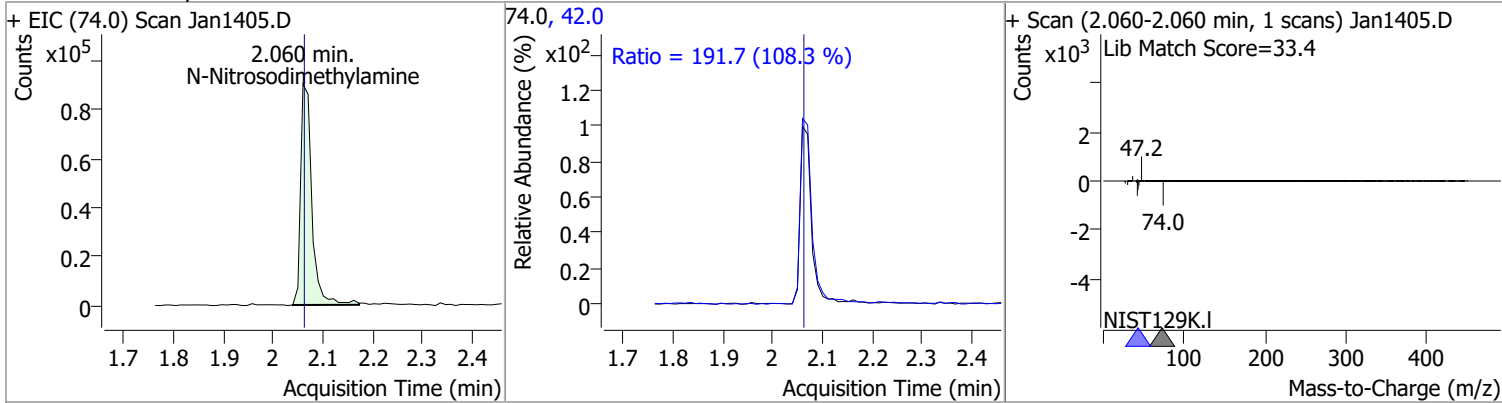
Quantitation Results Report (QT Reviewed)

Compound	RT	QIon	Resp.	Conc.	Units	Dev(Min)
T Benzo(b)fluoranthene	18.598	252.0	1789856	91.6009	µg/L	99
T Benzo(k)fluoranthene	18.659	252.0	1830006	90.3368	µg/L	99
T Benzo(a)pyrene	19.186	252.0	1696305	90.6714	µg/L	100
T Indeno(1,2,3-c,d)pyrene	20.948	276.0	1329752	84.5521	µg/L	97
T Dibenzo(a,h)anthracene	21.008	278.0	1470339	86.3489	µg/L	98
T Benzo(g,h,i)perylene	21.282	276.0	1645209	89.8424	µg/L	98

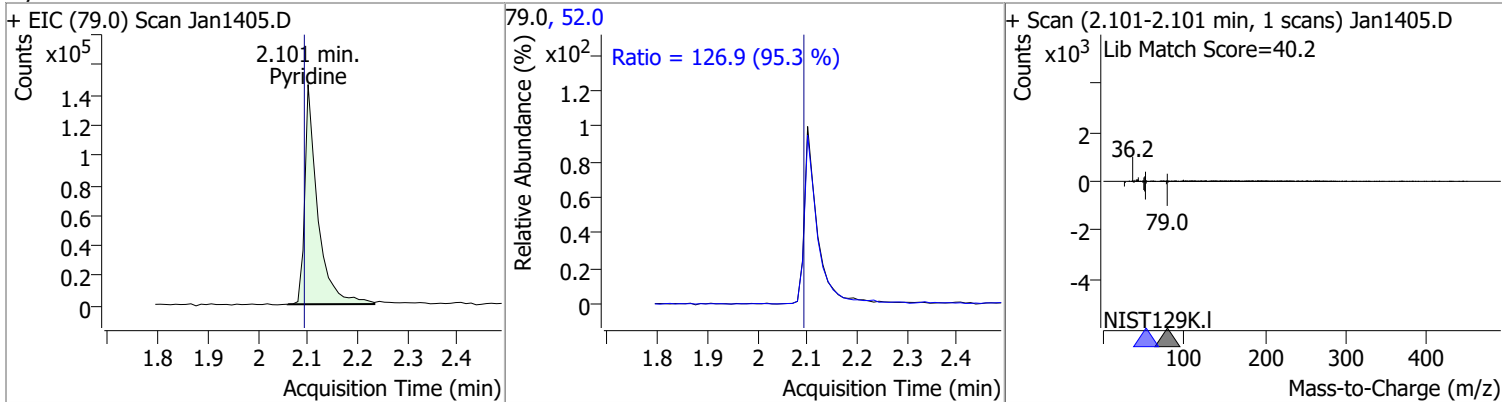
(#) = Qualifier Out of Range; (m) = Manual Integration; (+) = Area Summed; (*) = Surrogate Percent Recovery Out of Range; (d): Zeroed Peak

Quantitation Results Report (QT Reviewed)

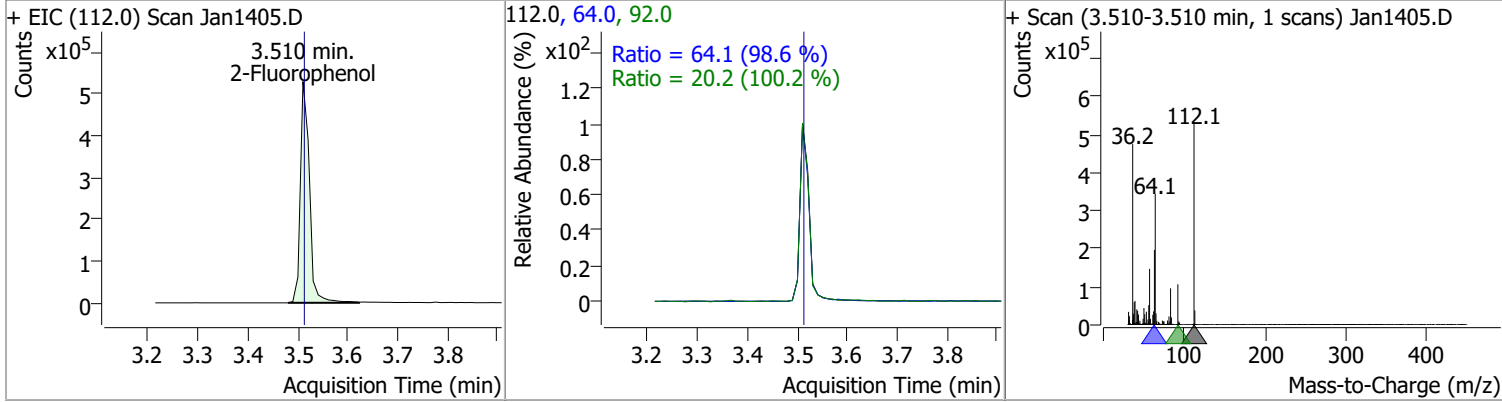
Compound	Conc.	RT	Dev(Min)	Resp.	QIon	QRatio	Lower	Upper
N-Nitrosodimethylamine	41.9398	2.06	0.00	142169	42.0	191.7	123.9	230.1



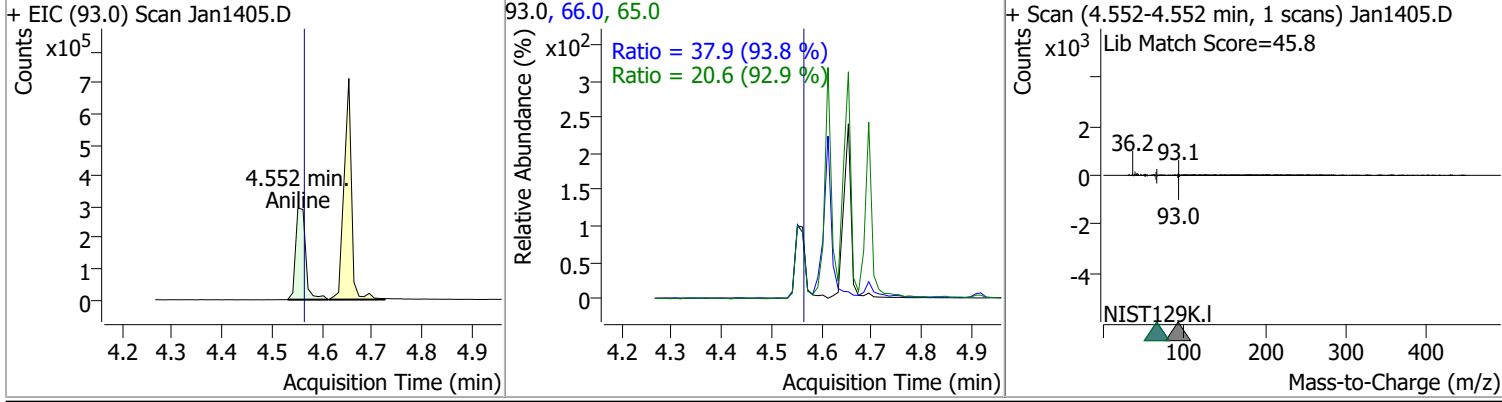
Compound	Conc.	RT	Dev(Min)	Resp.	QIon	QRatio	Lower	Upper
Pyridine	35.6920	2.10	0.01	262655	52.0	126.9	93.2	173.0



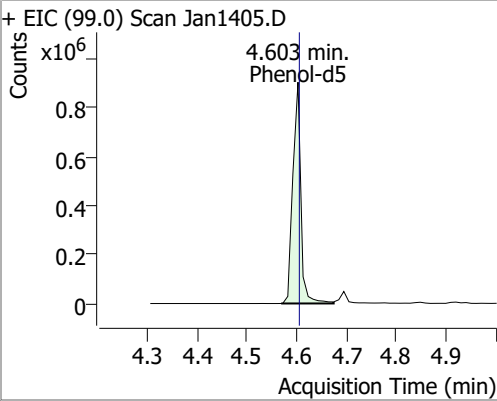
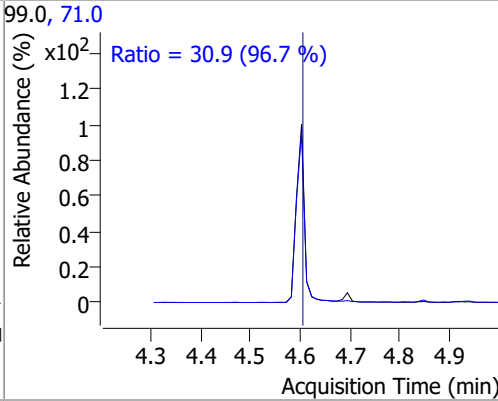
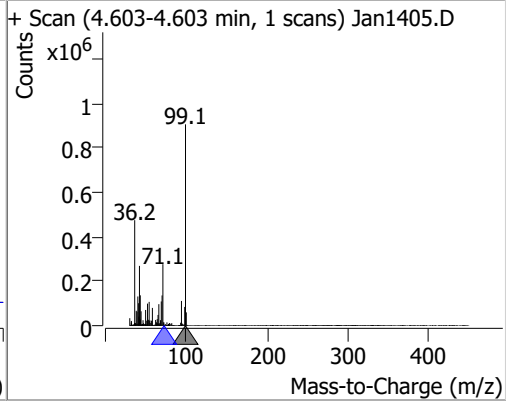
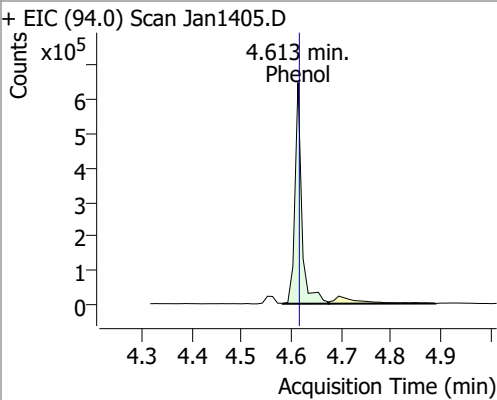
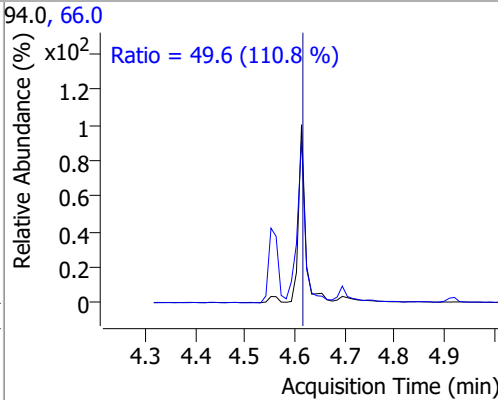
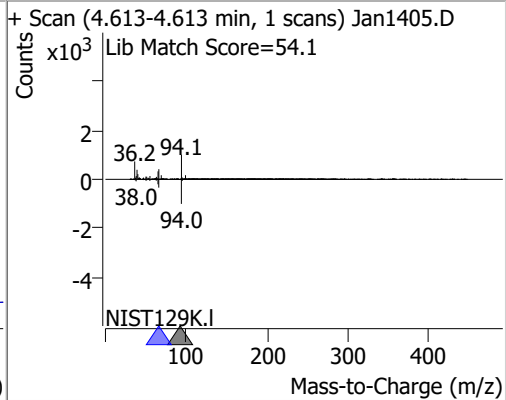
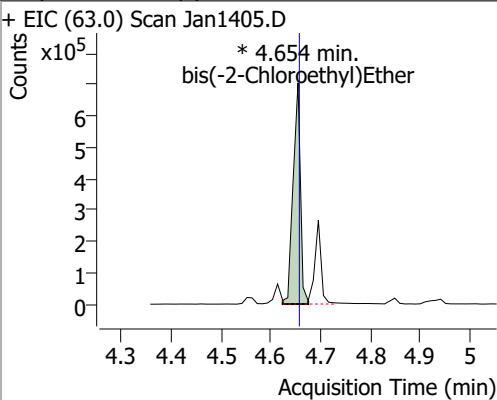
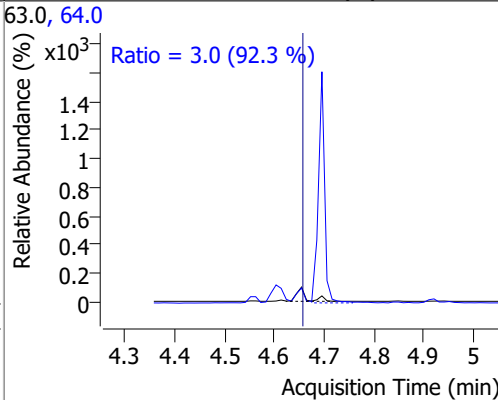
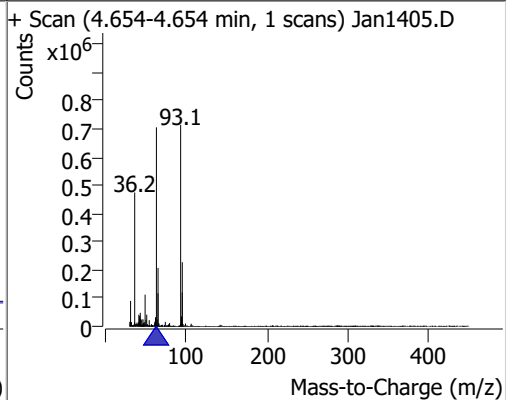
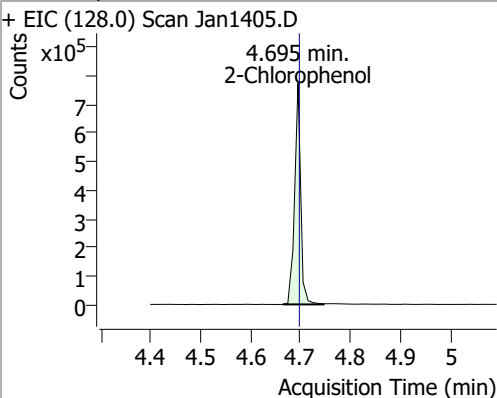
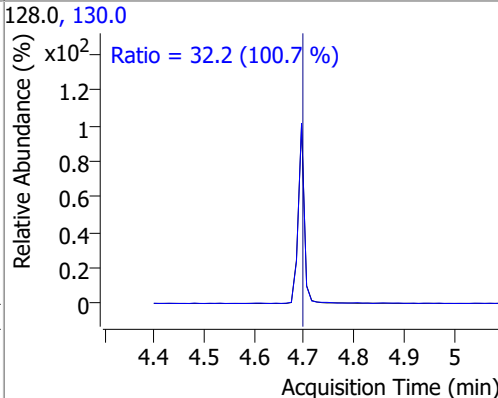
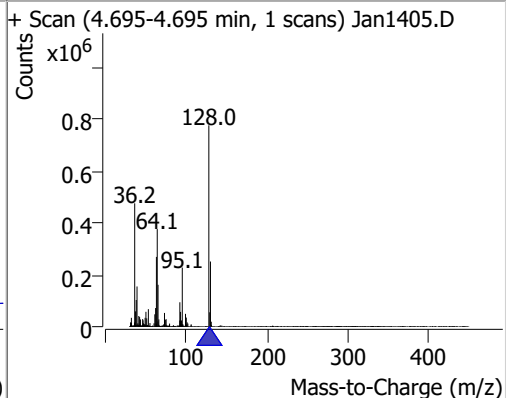
Compound	Conc.	RT	Dev(Min)	Resp.	QIon	QRatio	Lower	Upper
2-Fluorophenol	83.3094	3.51	0.00	667096	64.0	64.1	45.5	84.5
					92.0	20.2	14.1	26.2



Compound	Conc.	RT	Dev(Min)	Resp.	QIon	QRatio	Lower	Upper
Aniline	28.5303	4.55	-0.01	405251	66.0	37.9	28.3	52.5
					65.0	20.6	15.6	28.9

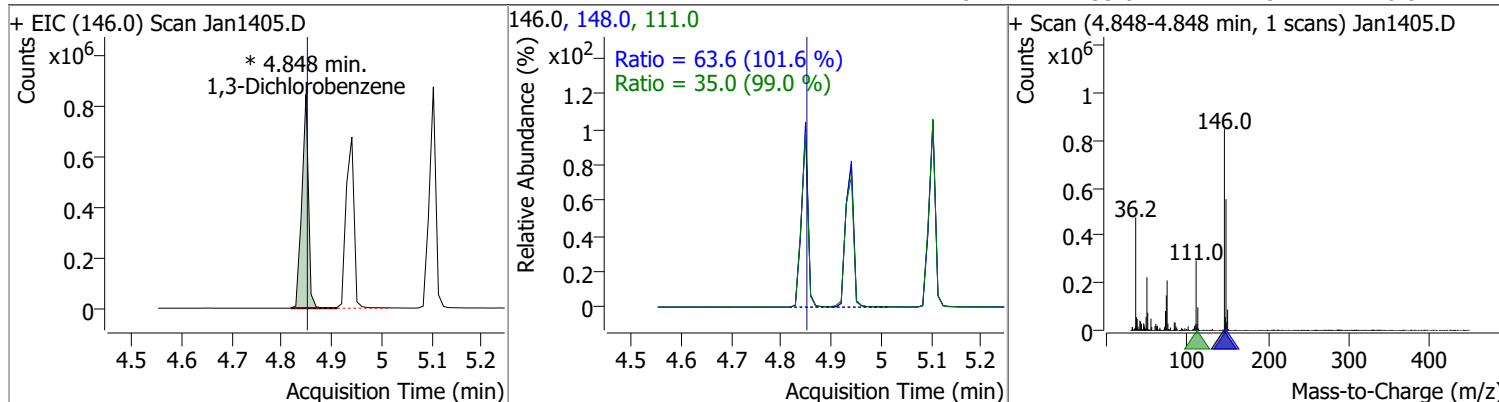


Quantitation Results Report (QT Reviewed)

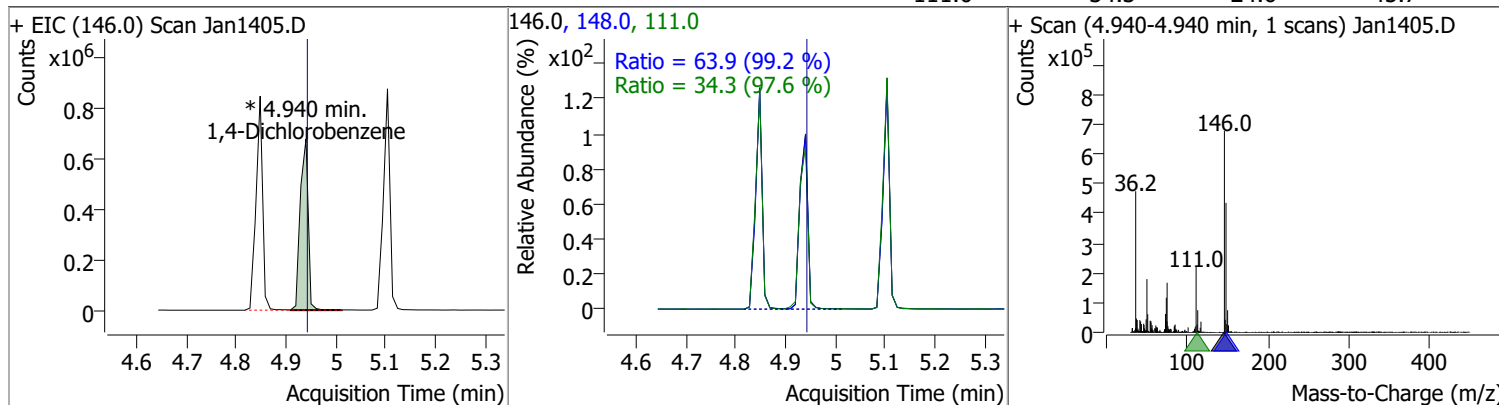
Compound	Conc.	RT	Dev(Min)	Resp.	QIon	QRatio	Lower	Upper
Phenol-d5	95.2984	4.60	0.00	1012929	71.0	30.9	22.3	41.5
+ EIC (99.0) Scan Jan1405.D 			99.0, 71.0 			+ Scan (4.603-4.603 min, 1 scans) Jan1405.D 		
Phenol	52.9571	4.61	0.00	616033	66.0	49.6	31.3	58.2
+ EIC (94.0) Scan Jan1405.D 			94.0, 66.0 			+ Scan (4.613-4.613 min, 1 scans) Jan1405.D Lib Match Score=54.1 		
bis(-2-Chloroethyl)Ether	81.5190	4.65	0.00	717212 (m)	64.0	3.0	2.3	4.3
+ EIC (63.0) Scan Jan1405.D * 4.654 min. bis(-2-Chloroethyl)Ether 			63.0, 64.0 			+ Scan (4.654-4.654 min, 1 scans) Jan1405.D 		
2-Chlorophenol	68.8538	4.70	0.00	654868	130.0	32.2	22.4	41.6
+ EIC (128.0) Scan Jan1405.D 			128.0, 130.0 			+ Scan (4.695-4.695 min, 1 scans) Jan1405.D 		

Quantitation Results Report (QT Reviewed)

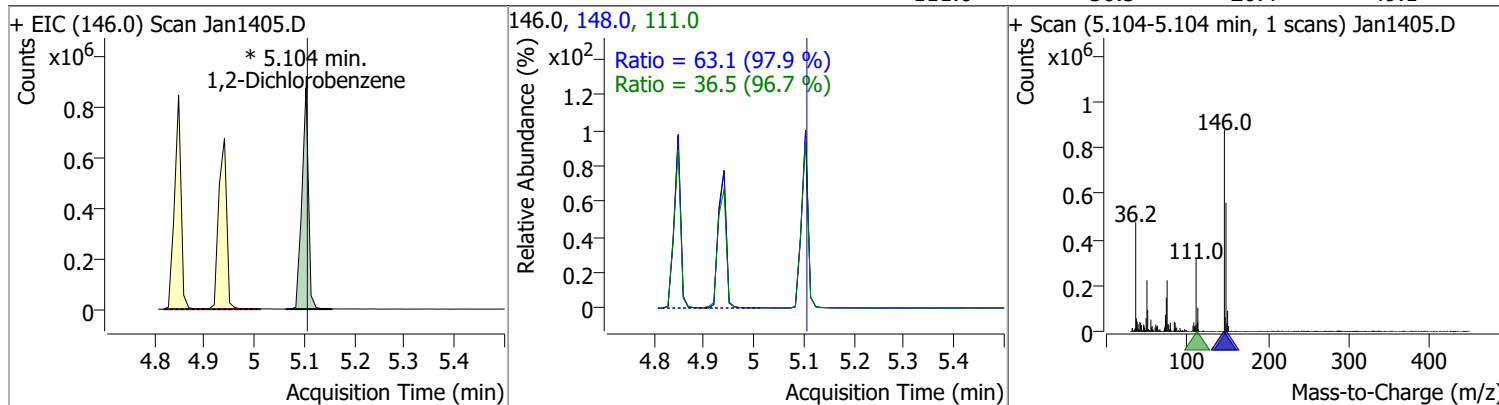
Compound	Conc.	RT	Dev(Min)	Resp.	QIon	QRatio	Lower	Upper
1,3-Dichlorobenzene	61.9003	4.85	0.00	776355 (m)	148.0	63.6	43.8	81.3
					111.0	35.0	24.8	46.0



Compound	Conc.	RT	Dev(Min)	Resp.	QIon	QRatio	Lower	Upper
1,4-Dichlorobenzene	59.6630	4.94	0.00	752050 (m)	148.0	63.9	45.1	83.8
					111.0	34.3	24.6	45.7

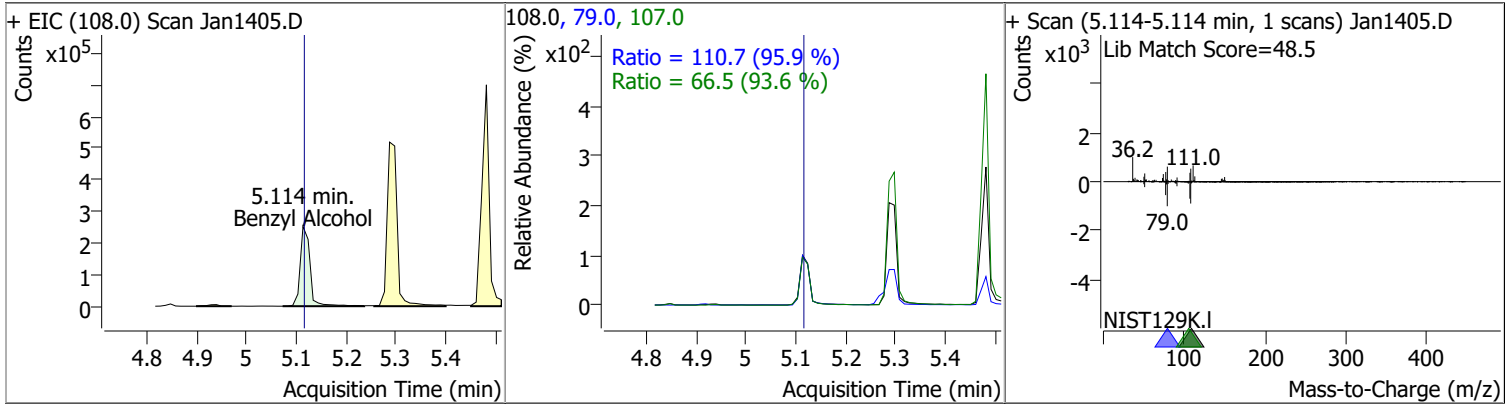


Compound	Conc.	RT	Dev(Min)	Resp.	QIon	QRatio	Lower	Upper
1,2-Dichlorobenzene	63.9345	5.10	0.00	794586 (m)	148.0	63.1	45.1	83.8
					111.0	36.5	26.4	49.1

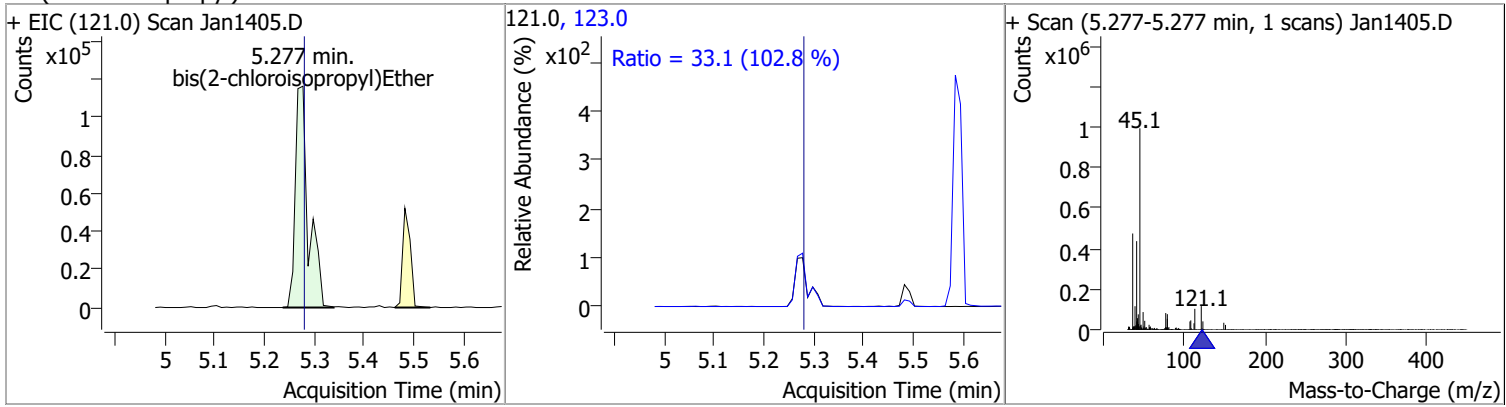


Quantitation Results Report (QT Reviewed)

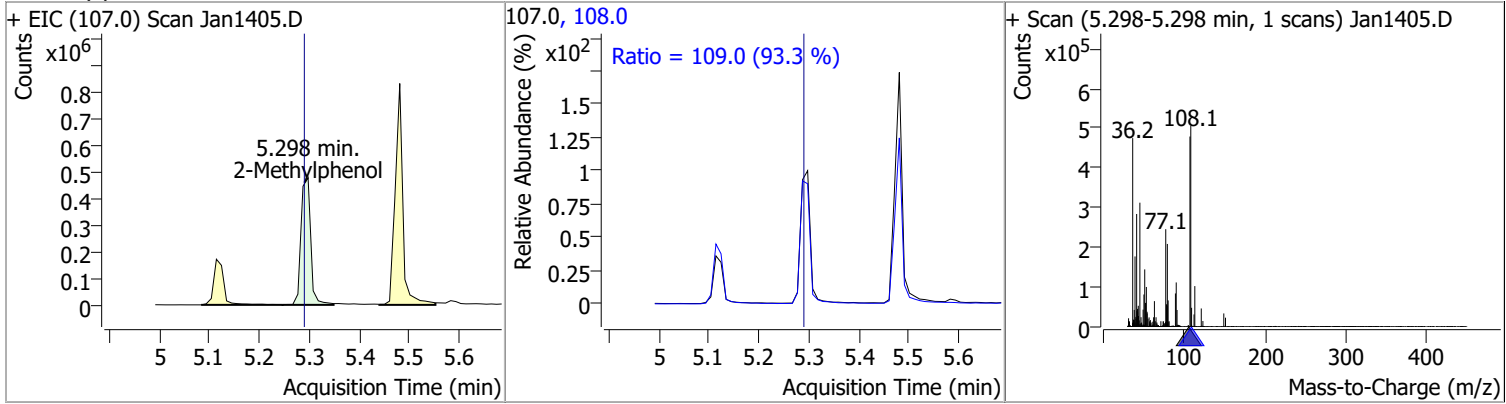
Compound	Conc.	RT	Dev(Min)	Resp.	QIon	QRatio	Lower	Upper
Benzyl Alcohol	64.6854	5.11	0.00	344226	79.0	110.7	80.8	150.1
					107.0	66.5	49.7	92.3



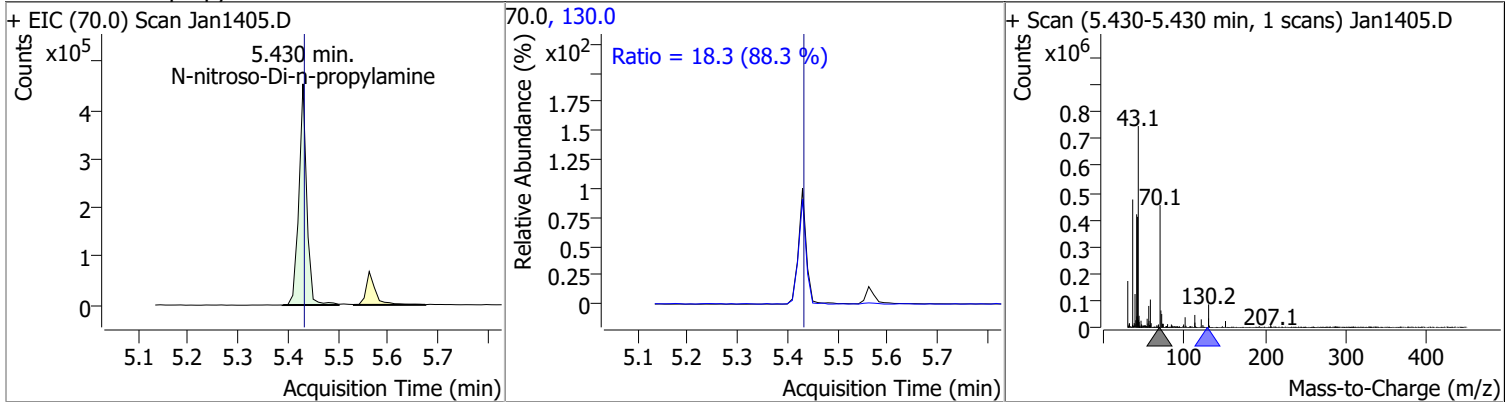
Compound	Conc.	RT	Dev(Min)	Resp.	QIon	QRatio	Lower	Upper
bis(2-chloroisopropyl)Ether	63.6926	5.28	0.00	214988	123.0	33.1	22.5	41.8



Compound	Conc.	RT	Dev(Min)	Resp.	QIon	QRatio	Lower	Upper
2-Methylphenol	77.0805	5.30	0.01	648206	108.0	109.0	81.8	152.0

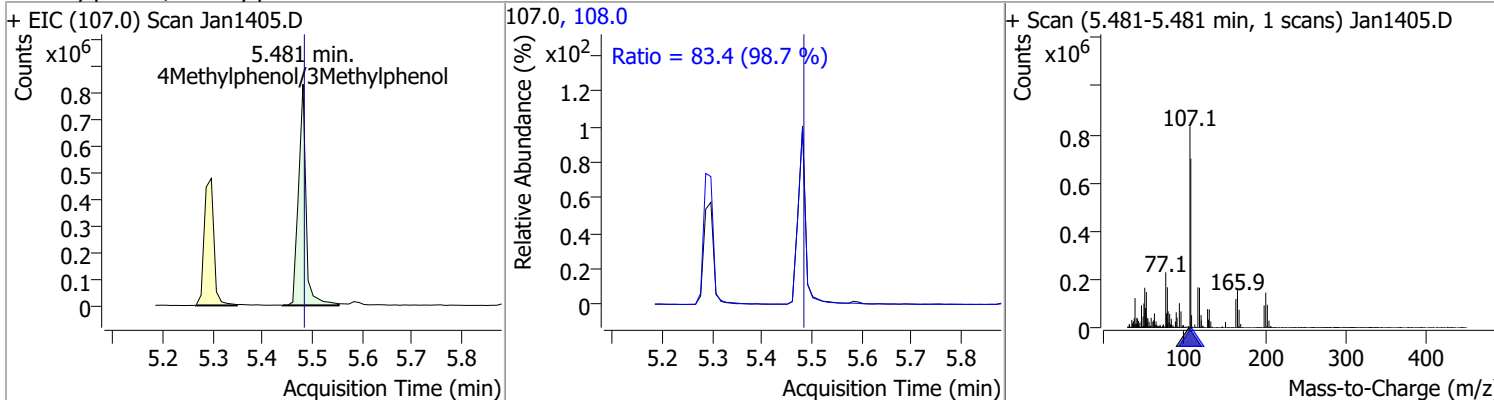


Compound	Conc.	RT	Dev(Min)	Resp.	QIon	QRatio	Lower	Upper
N-nitroso-Di-n-propylamine	85.6403	5.43	0.00	498175	130.0	18.3	0.0	41.5

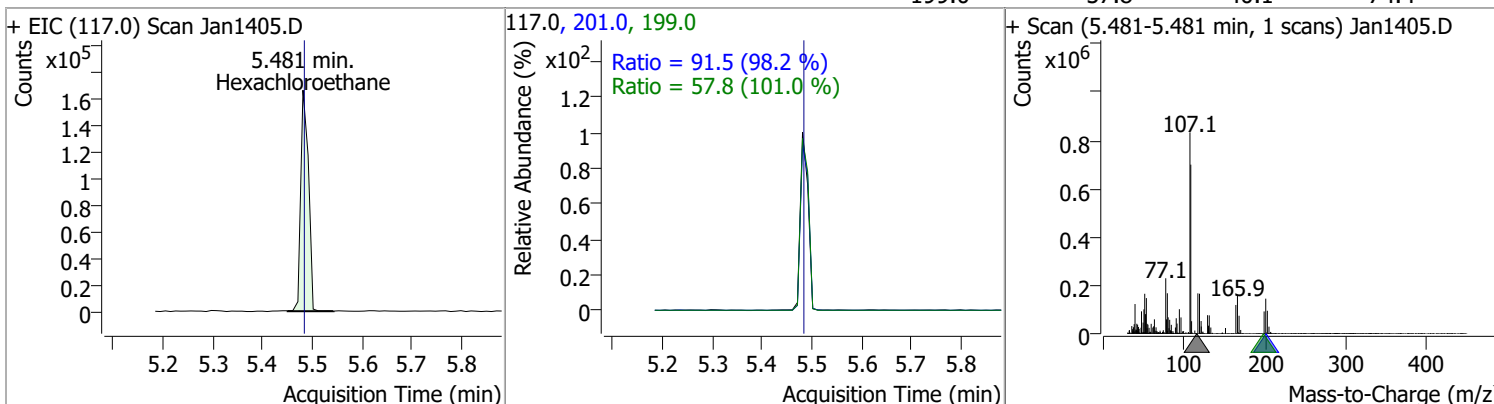


Quantitation Results Report (QT Reviewed)

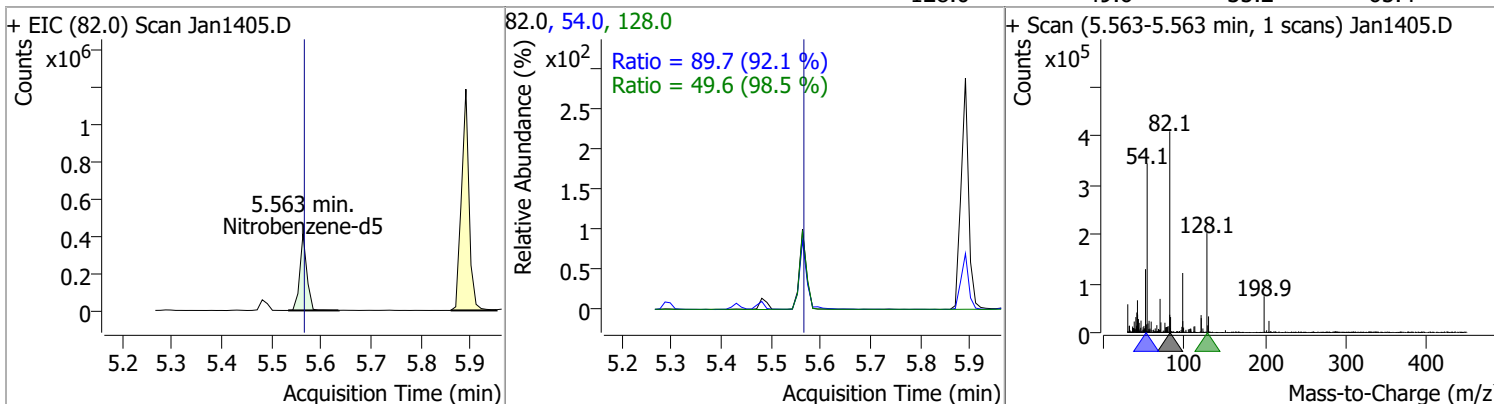
Compound	Conc.	RT	Dev(Min)	Resp.	QIon	QRatio	Lower	Upper
4Methylphenol/3Methylphenol	76.9860	5.48	0.00	874570	108.0	83.4	59.1	109.8



Compound	Conc.	RT	Dev(Min)	Resp.	QIon	QRatio	Lower	Upper
Hexachloroethane	50.6370	5.48	0.00	180546	201.0	91.5	65.2	121.2
					199.0	57.8	40.1	74.4

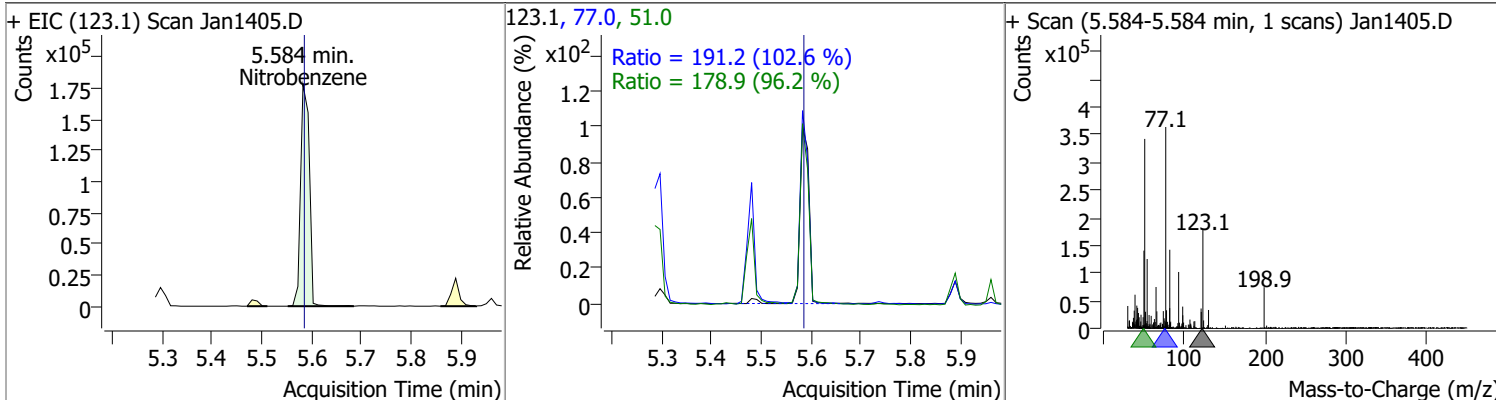


Compound	Conc.	RT	Dev(Min)	Resp.	QIon	QRatio	Lower	Upper
Nitrobenzene-d5	69.0487	5.56	0.00	401478	54.0	89.7	68.2	126.6
					128.0	49.6	35.2	65.4

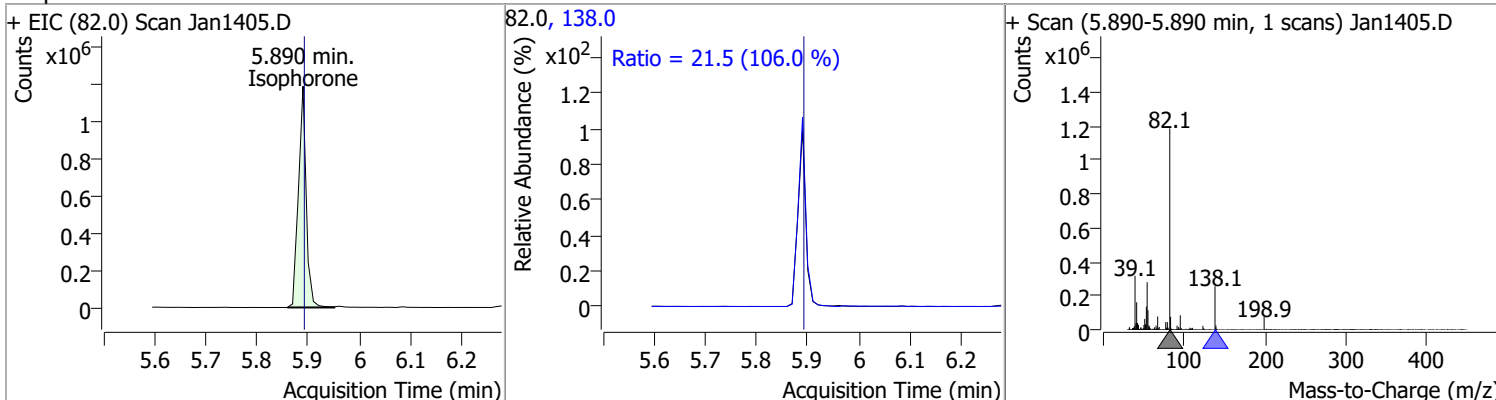


Quantitation Results Report (QT Reviewed)

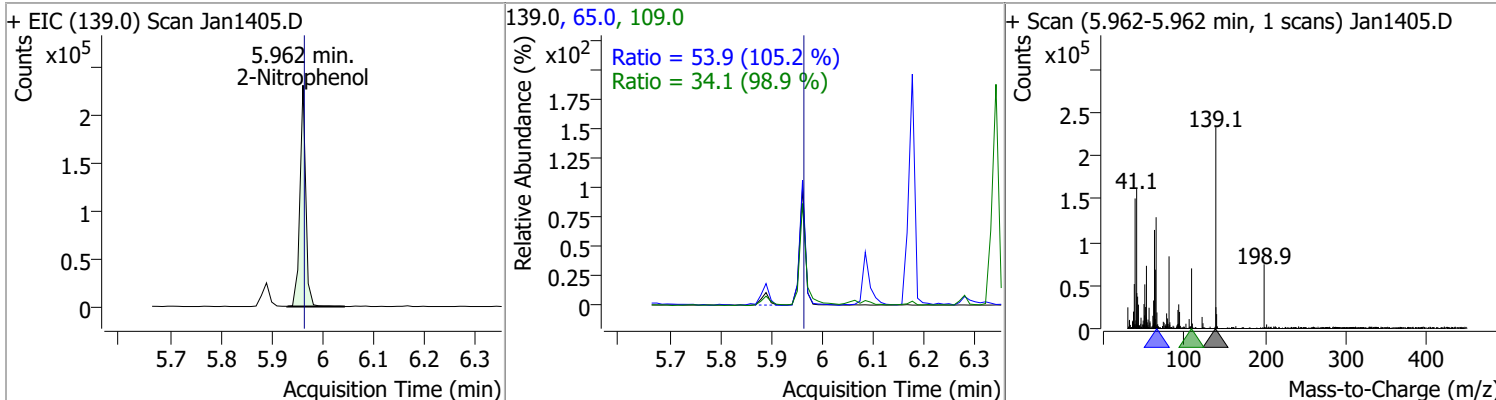
Compound	Conc.	RT	Dev(Min)	Resp.	QIon	QRatio	Lower	Upper
Nitrobenzene	69.7881	5.58	0.00	217703	77.0	191.2	130.5	242.3
					51.0	178.9	130.2	241.8



Compound	Conc.	RT	Dev(Min)	Resp.	QIon	QRatio	Lower	Upper
Isophorone	90.0399	5.89	0.00	1249656	138.0	21.5	14.2	26.4

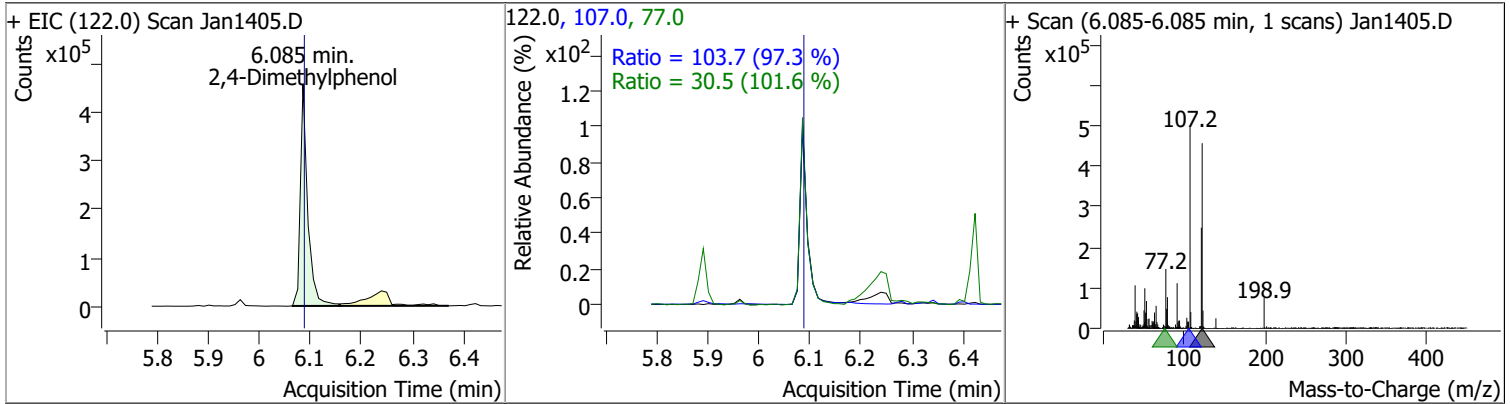


Compound	Conc.	RT	Dev(Min)	Resp.	QIon	QRatio	Lower	Upper
2-Nitrophenol	75.9298	5.96	0.00	185128	65.0	53.9	35.9	66.6
					109.0	34.1	24.1	44.8

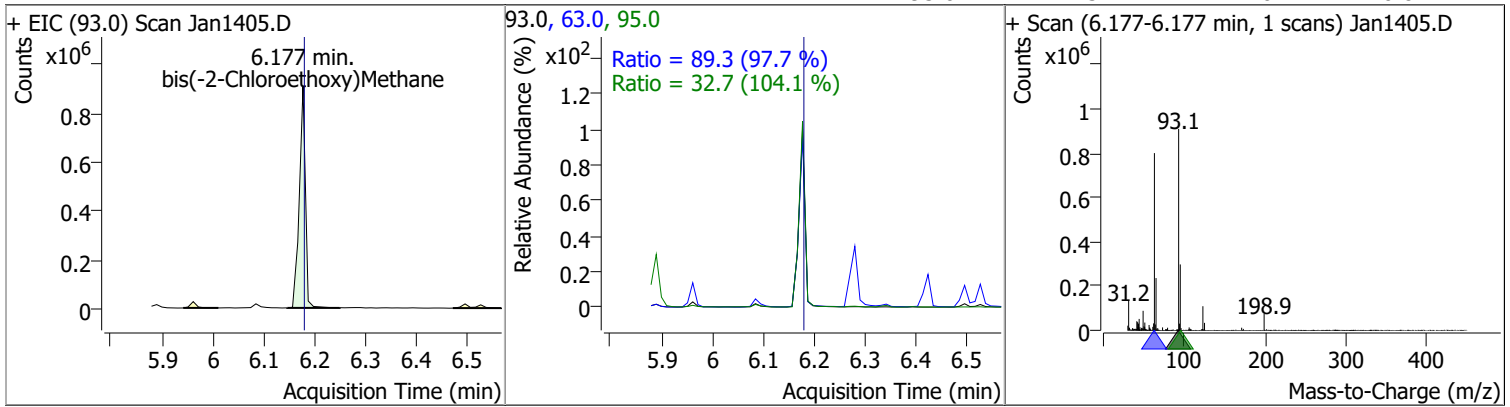


Quantitation Results Report (QT Reviewed)

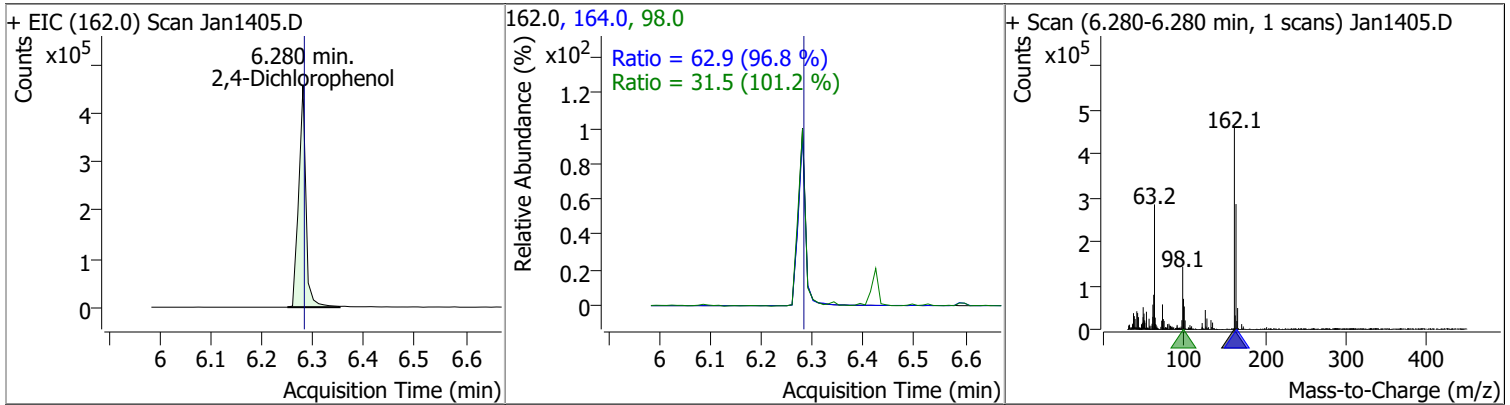
Compound	Conc.	RT	Dev(Min)	Resp.	QIon	QRatio	Lower	Upper
2,4-Dimethylphenol	66.9101	6.08	0.00	461226	107.0	103.7	74.6	138.5
					77.0	30.5	21.0	39.1



Compound	Conc.	RT	Dev(Min)	Resp.	QIon	QRatio	Lower	Upper
bis(-2-Chloroethoxy)Methane	92.2020	6.18	0.00	754187	63.0	89.3	64.0	118.8
					95.0	32.7	22.0	40.8

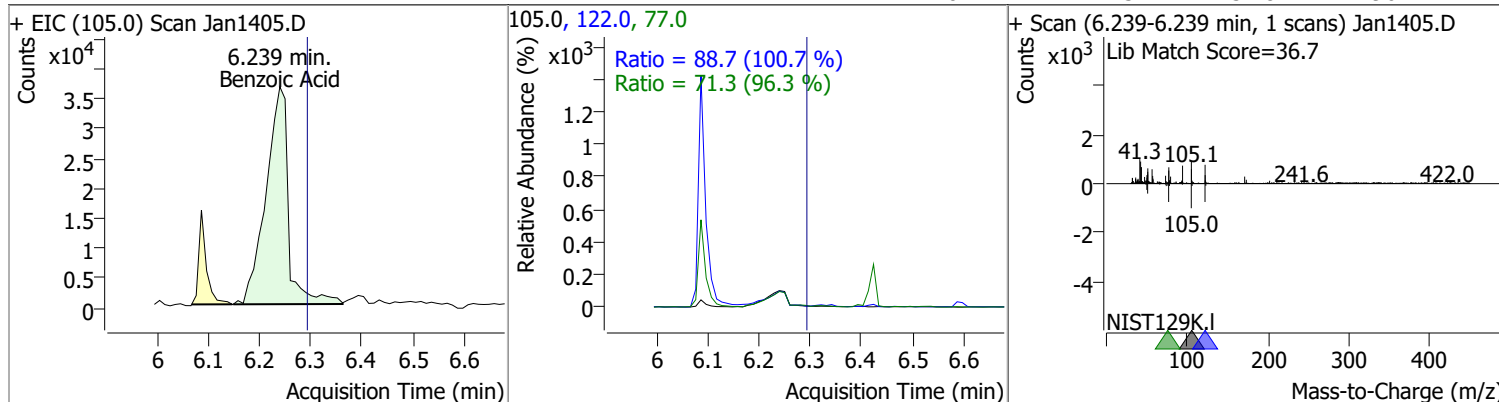


Compound	Conc.	RT	Dev(Min)	Resp.	QIon	QRatio	Lower	Upper
2,4-Dichlorophenol	71.2475	6.28	0.00	452257	164.0	62.9	45.5	84.6
					98.0	31.5	21.8	40.5

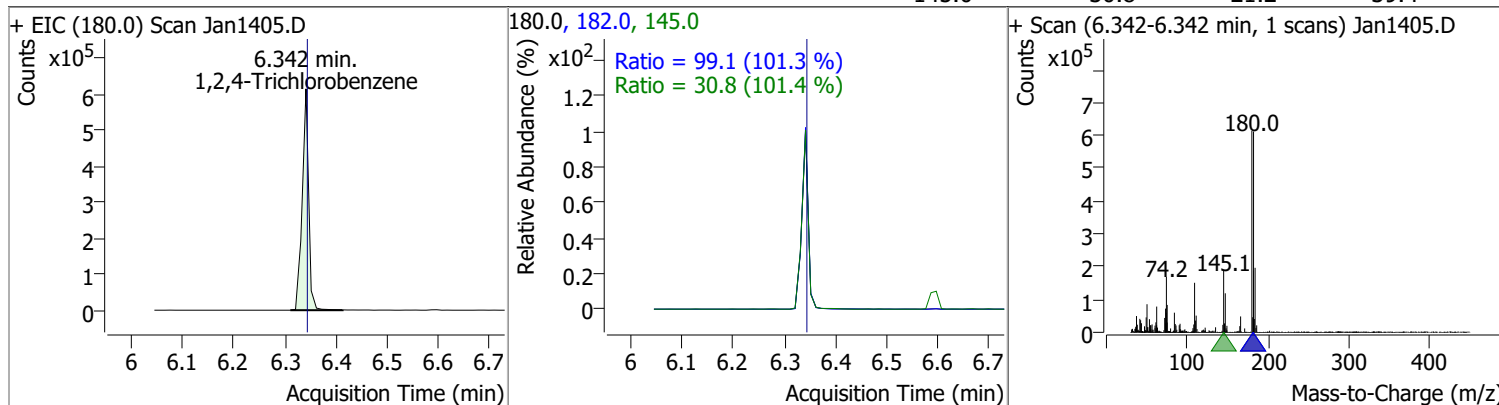


Quantitation Results Report (QT Reviewed)

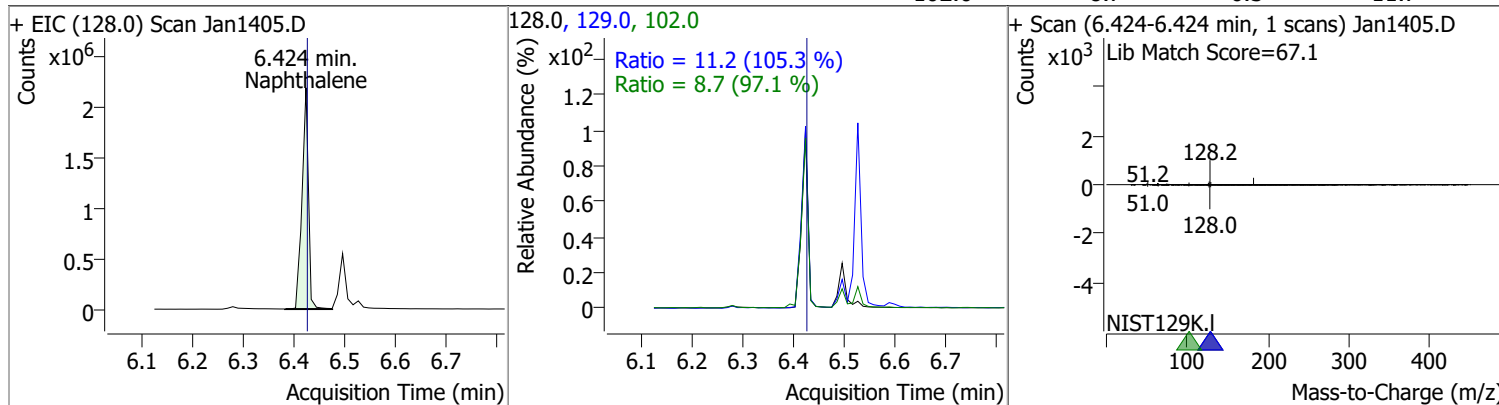
Compound	Conc.	RT	Dev(Min)	Resp.	QIon	QRatio	Lower	Upper
Benzoic Acid	33.0547	6.24	-0.05	112159	122.0	88.7	61.7	114.6
					77.0	71.3	51.8	96.2



Compound	Conc.	RT	Dev(Min)	Resp.	QIon	QRatio	Lower	Upper
1,2,4-Trichlorobenzene	66.5948	6.34	0.00	539249	182.0	99.1	68.4	127.1
					145.0	30.8	21.2	39.4

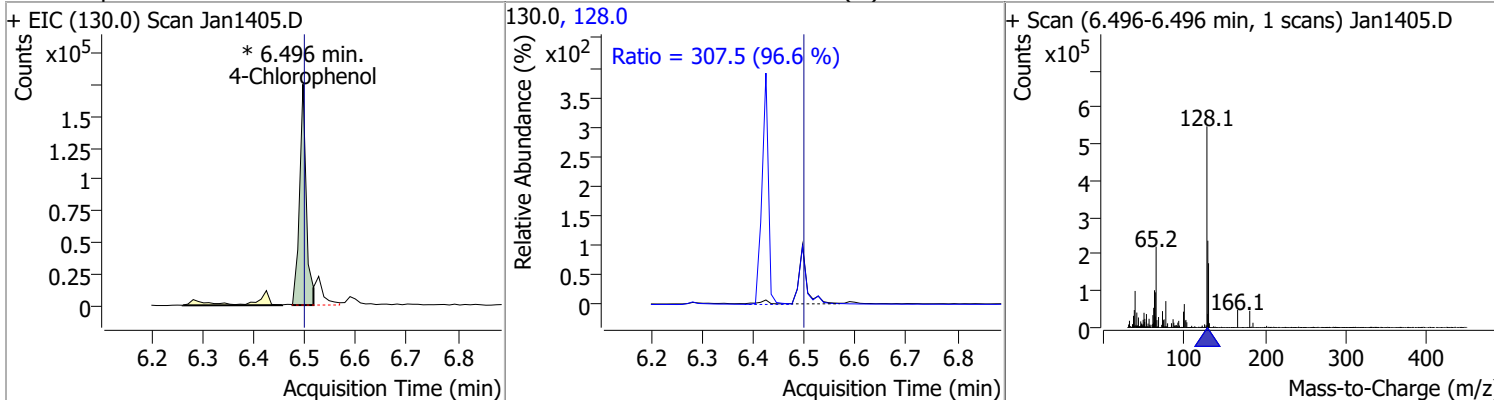


Compound	Conc.	RT	Dev(Min)	Resp.	QIon	QRatio	Lower	Upper
Naphthalene	81.0400	6.42	0.00	1910561	129.0	11.2	7.4	13.8
					102.0	8.7	6.3	11.7

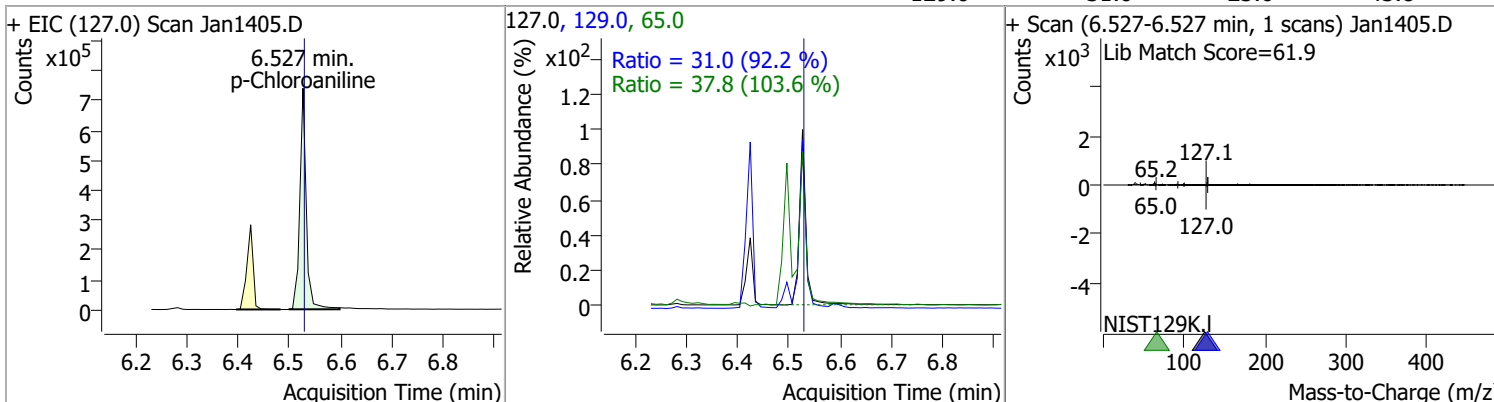


Quantitation Results Report (QT Reviewed)

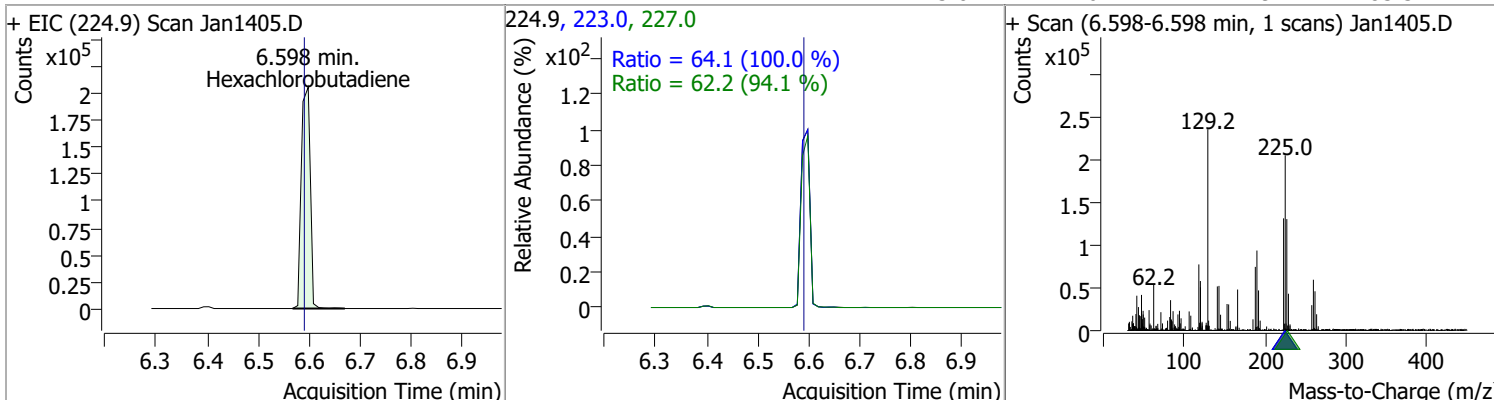
Compound	Conc.	RT	Dev(Min)	Resp.	QIon	QRatio	Lower	Upper
4-Chlorophenol	73.5756	6.50	0.00	159569 (m)	128.0	307.5	222.8	413.7



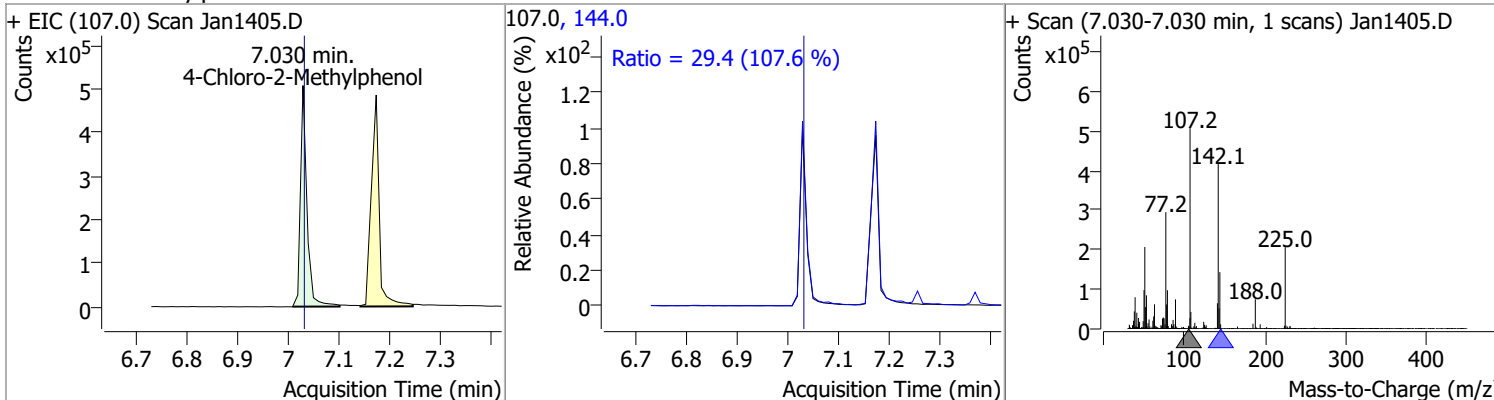
Compound	Conc.	RT	Dev(Min)	Resp.	QIon	QRatio	Lower	Upper
p-Chloroaniline	70.7889	6.53	0.00	648984	65.0	37.8	25.6	47.5
					129.0	31.0	23.6	43.8



Compound	Conc.	RT	Dev(Min)	Resp.	QIon	QRatio	Lower	Upper
Hexachlorobutadiene	58.2825	6.60	0.01	252033	227.0	62.2	46.3	85.9
					223.0	64.1	44.9	83.3

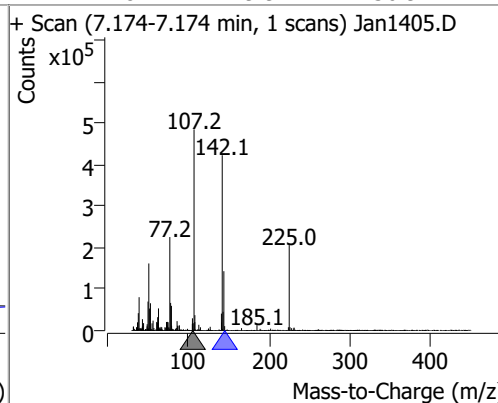
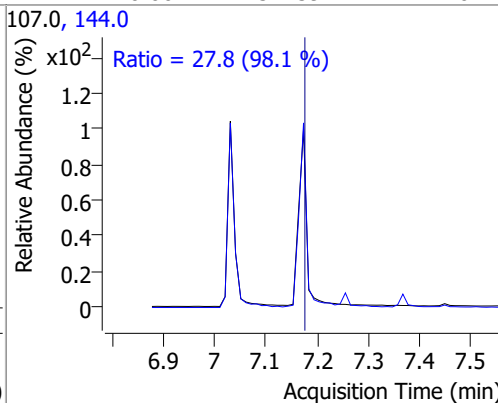
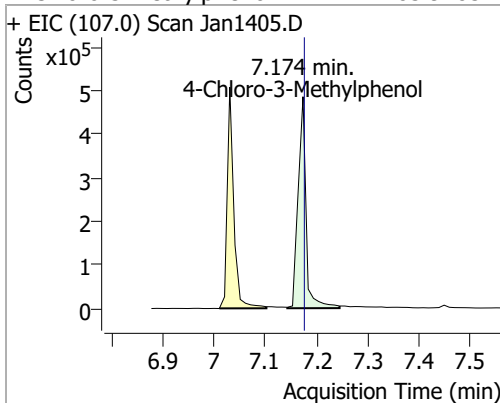


Compound	Conc.	RT	Dev(Min)	Resp.	QIon	QRatio	Lower	Upper
4-Chloro-2-Methylphenol	74.6750	7.03	0.00	441971	144.0	29.4	19.1	35.5

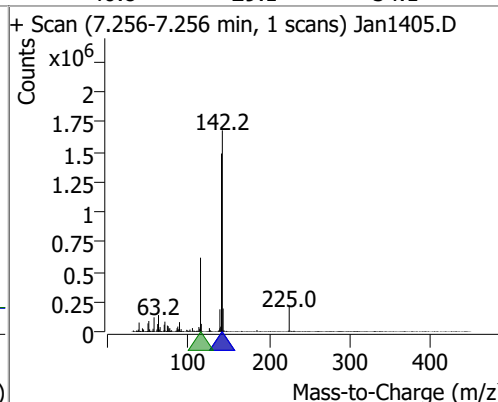
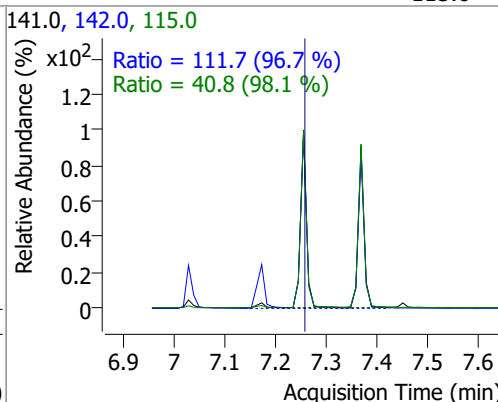
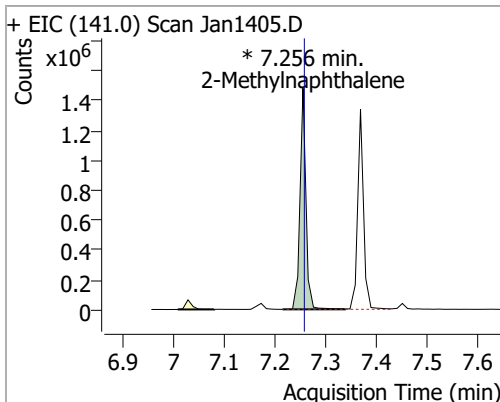


Quantitation Results Report (QT Reviewed)

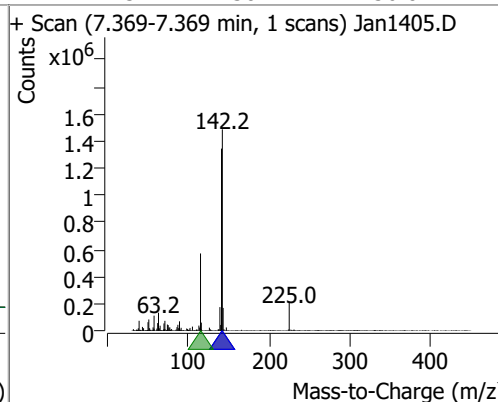
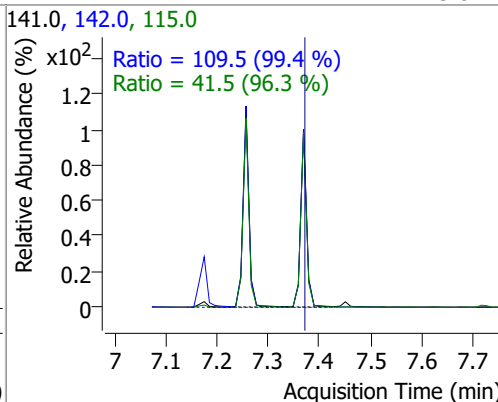
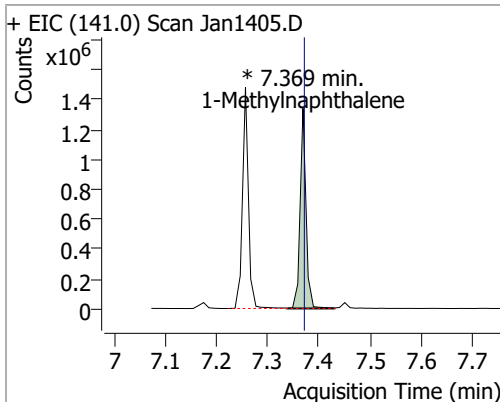
Compound	Conc.	RT	Dev(Min)	Resp.	QIon	QRatio	Lower	Upper
4-Chloro-3-Methylphenol	83.9185	7.17	0.00	524591	144.0	27.8	19.9	36.9



Compound	Conc.	RT	Dev(Min)	Resp.	QIon	QRatio	Lower	Upper
2-Methylnaphthalene	82.9677	7.26	0.00	1199458 (m)	142.0	111.7	80.8	150.1
					115.0	40.8	29.1	54.1

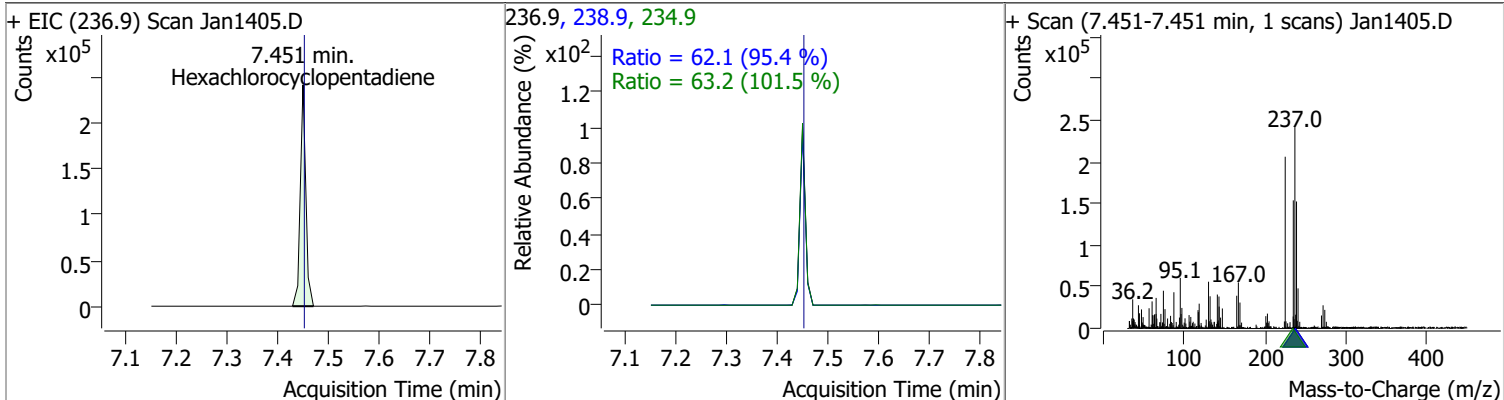


Compound	Conc.	RT	Dev(Min)	Resp.	QIon	QRatio	Lower	Upper
1-Methylnaphthalene	76.5326	7.37	0.00	1078739 (m)	142.0	109.5	77.1	143.2
					115.0	41.5	30.2	56.0

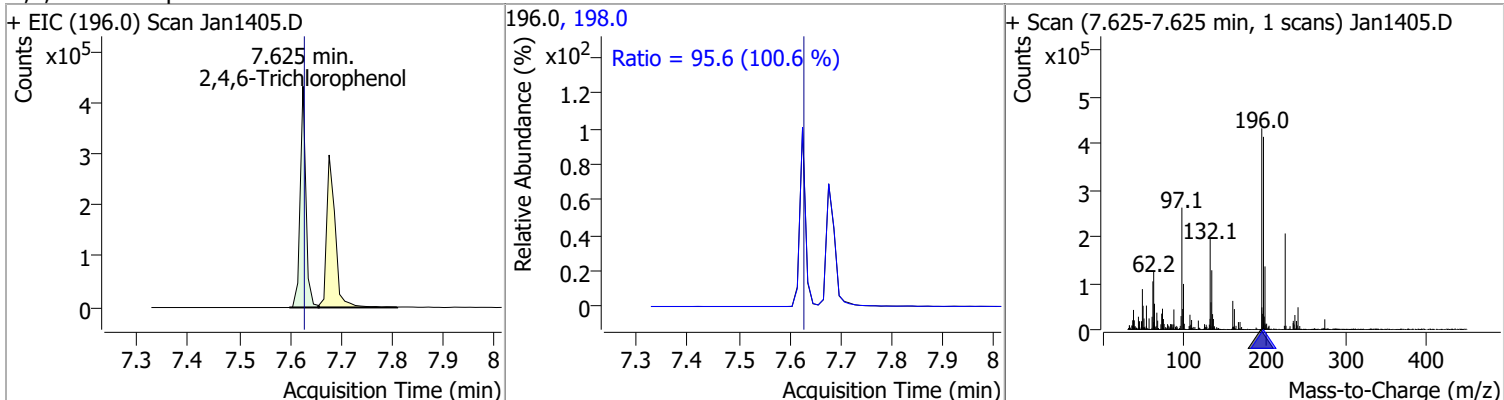


Quantitation Results Report (QT Reviewed)

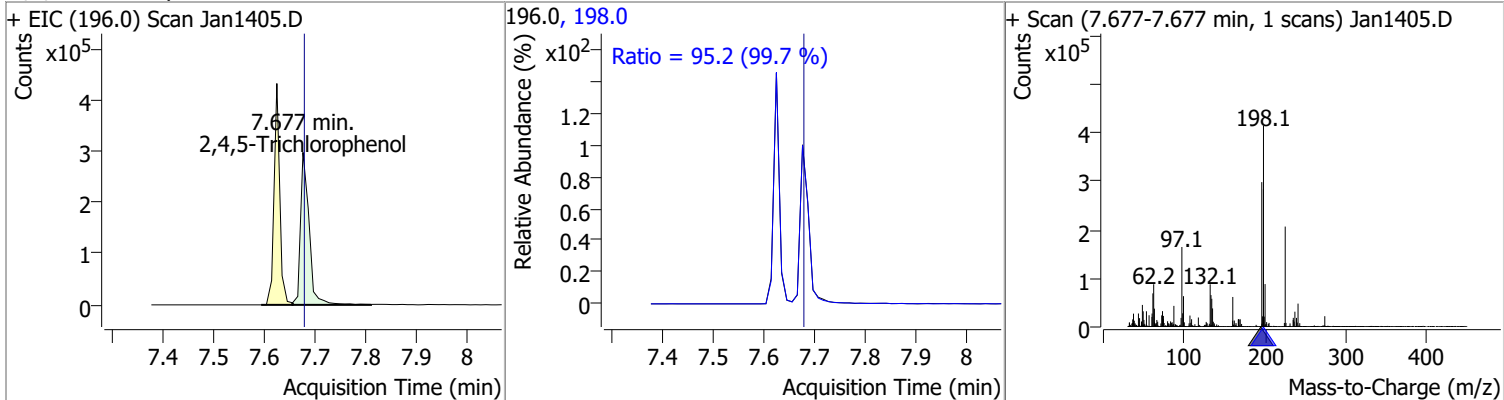
Compound	Conc.	RT	Dev(Min)	Resp.	QIon	QRatio	Lower	Upper
Hexachlorocyclopentadiene	61.4612	7.45	0.00	182346	238.9	62.1	45.5	84.6
					234.9	63.2	43.6	80.9



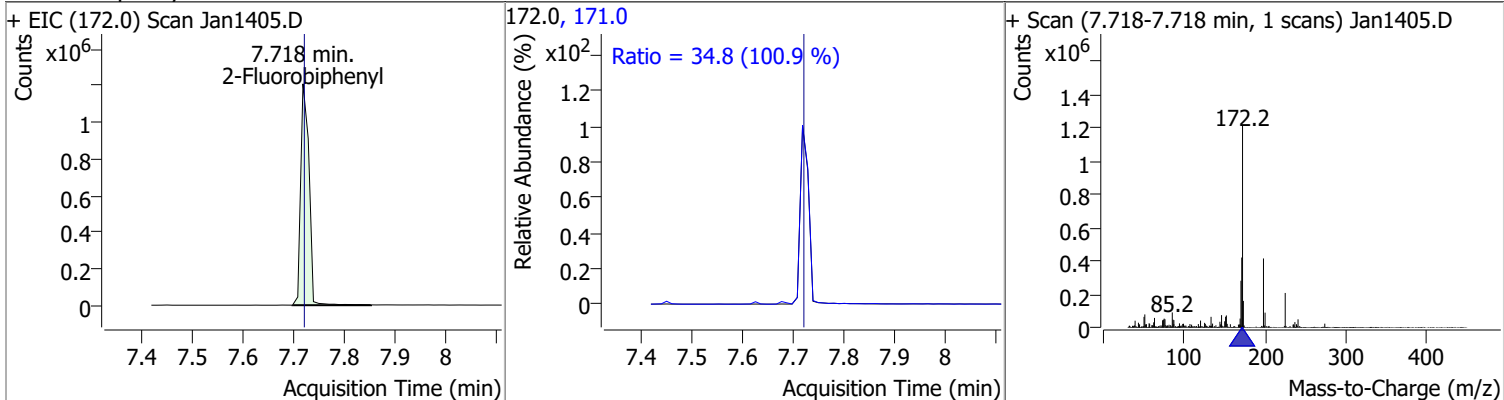
Compound	Conc.	RT	Dev(Min)	Resp.	QIon	QRatio	Lower	Upper
2,4,6-Trichlorophenol	77.1104	7.63	0.00	335682	198.0	95.6	66.6	123.6



Compound	Conc.	RT	Dev(Min)	Resp.	QIon	QRatio	Lower	Upper
2,4,5-Trichlorophenol	70.3965	7.68	0.00	349393	198.0	95.2	66.8	124.1

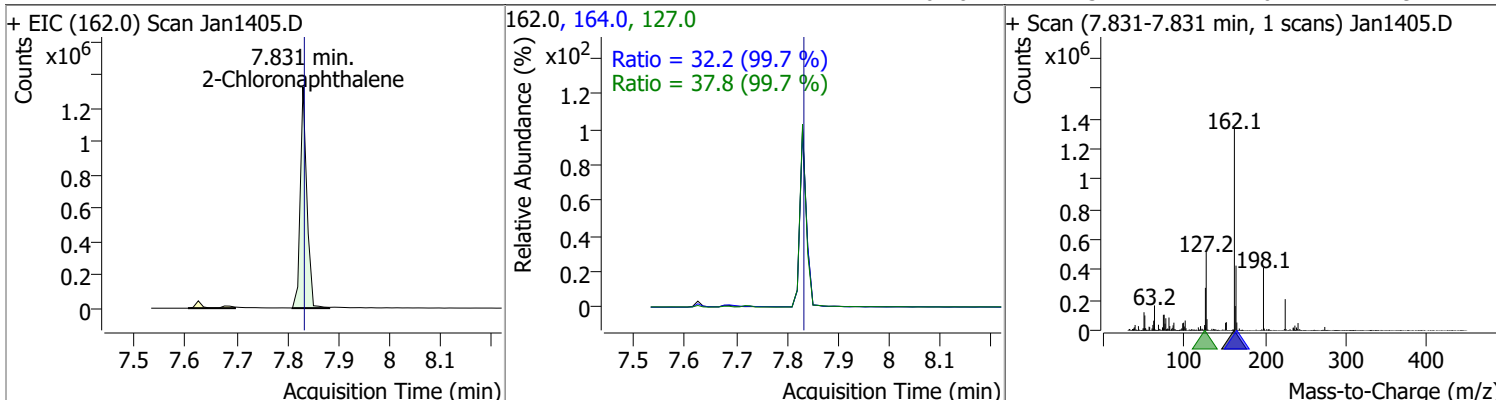


Compound	Conc.	RT	Dev(Min)	Resp.	QIon	QRatio	Lower	Upper
2-Fluorobiphenyl	68.8297	7.72	0.00	1375748	171.0	34.8	24.2	44.9

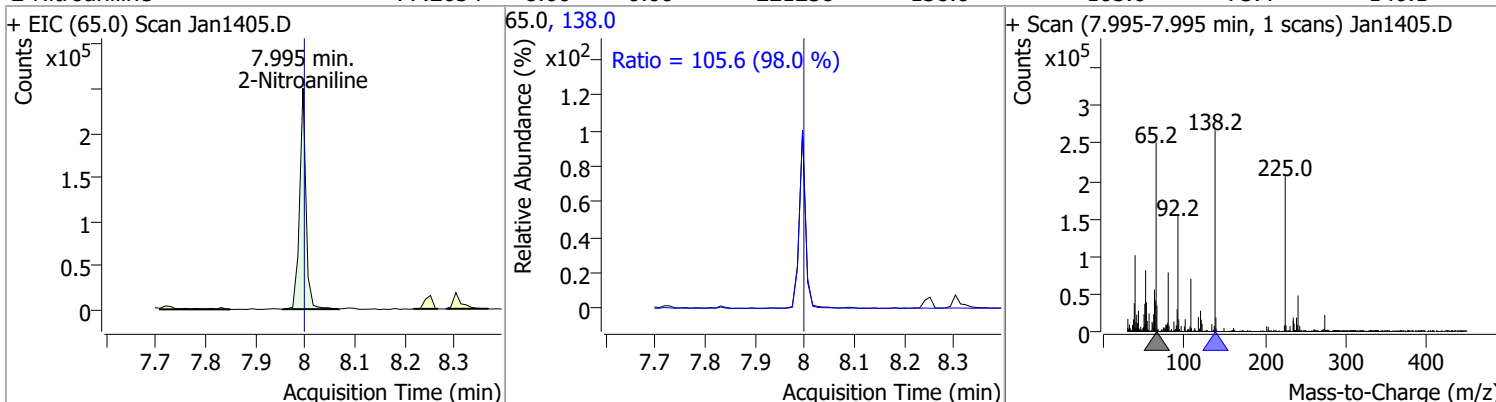


Quantitation Results Report (QT Reviewed)

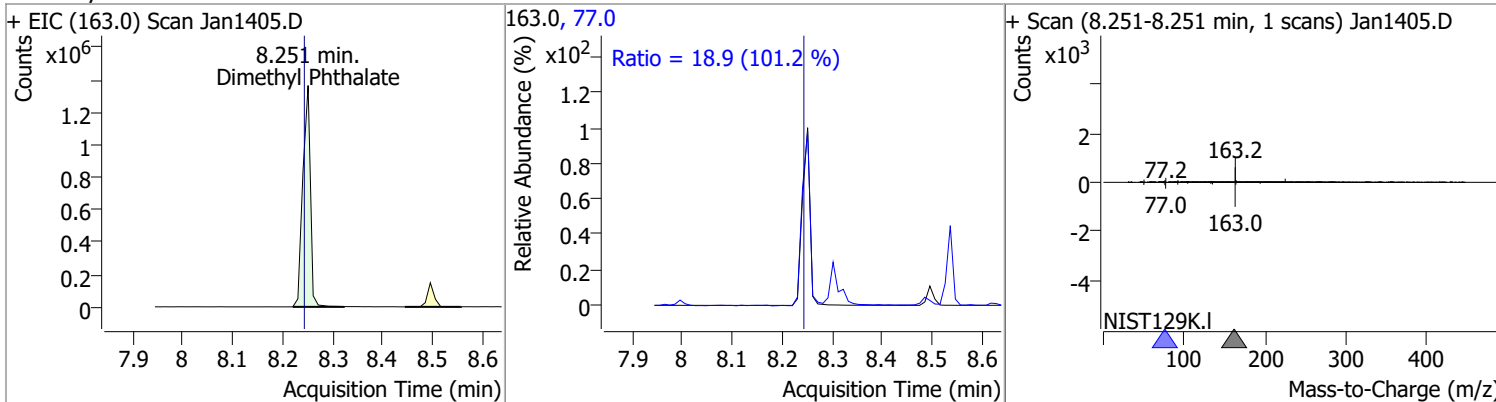
Compound	Conc.	RT	Dev(Min)	Resp.	QIon	QRatio	Lower	Upper
2-Chloronaphthalene	72.3090	7.83	0.00	1196748	127.0	37.8	26.5	49.3
					164.0	32.2	22.6	41.9



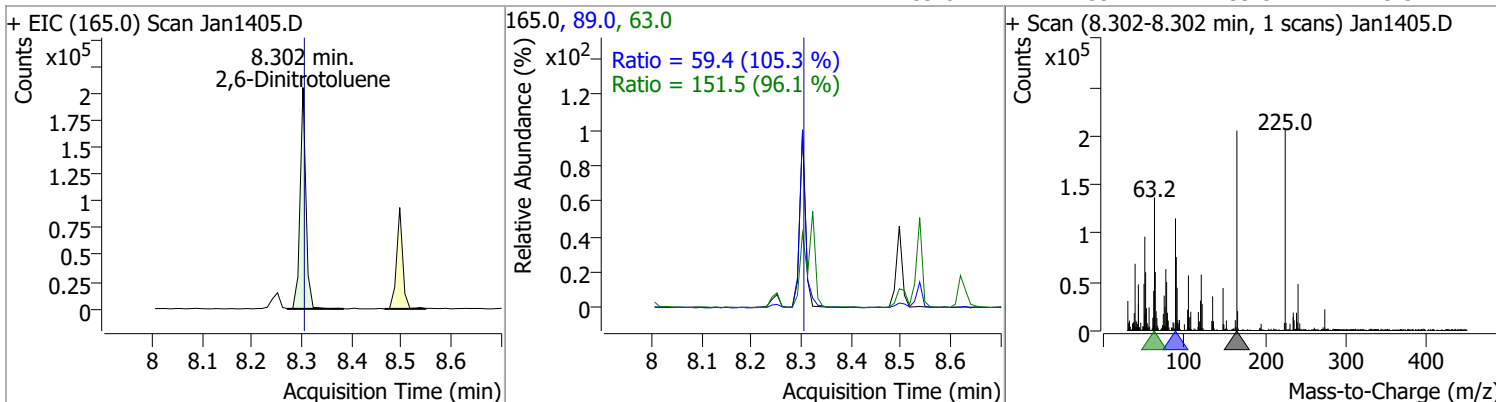
Compound	Conc.	RT	Dev(Min)	Resp.	QIon	QRatio	Lower	Upper
2-Nitroaniline	77.2634	8.00	0.00	221258	138.0	105.6	75.4	140.1



Compound	Conc.	RT	Dev(Min)	Resp.	QIon	QRatio	Lower	Upper
Dimethyl Phthalate	87.1497	8.25	0.01	1442758	77.0	18.9	13.0	24.2

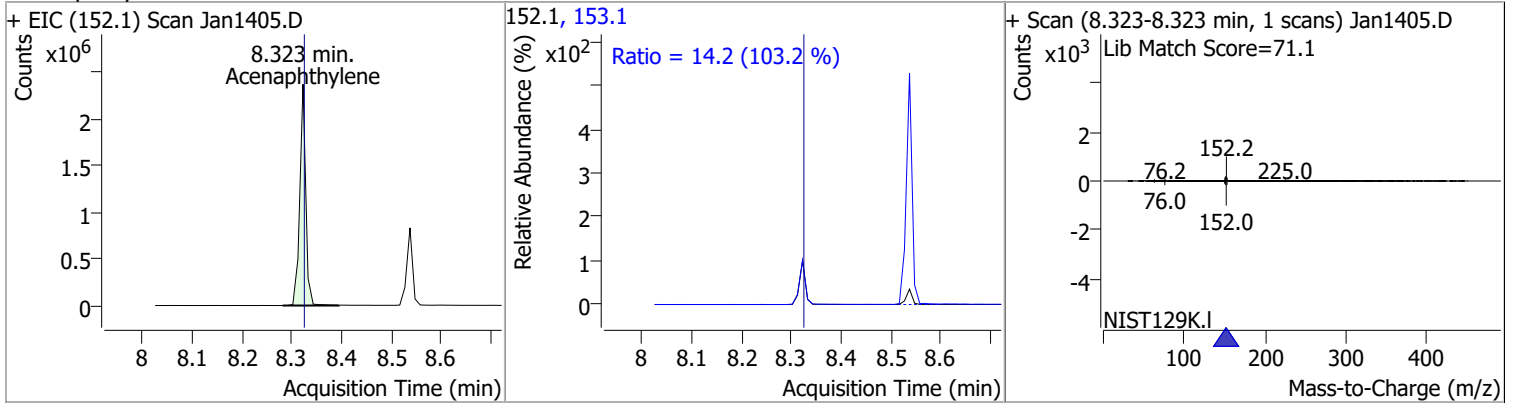


Compound	Conc.	RT	Dev(Min)	Resp.	QIon	QRatio	Lower	Upper
2,6-Dinitrotoluene	74.8096	8.30	0.00	166545	63.0	151.5	110.4	205.0
					89.0	59.4	39.5	73.3

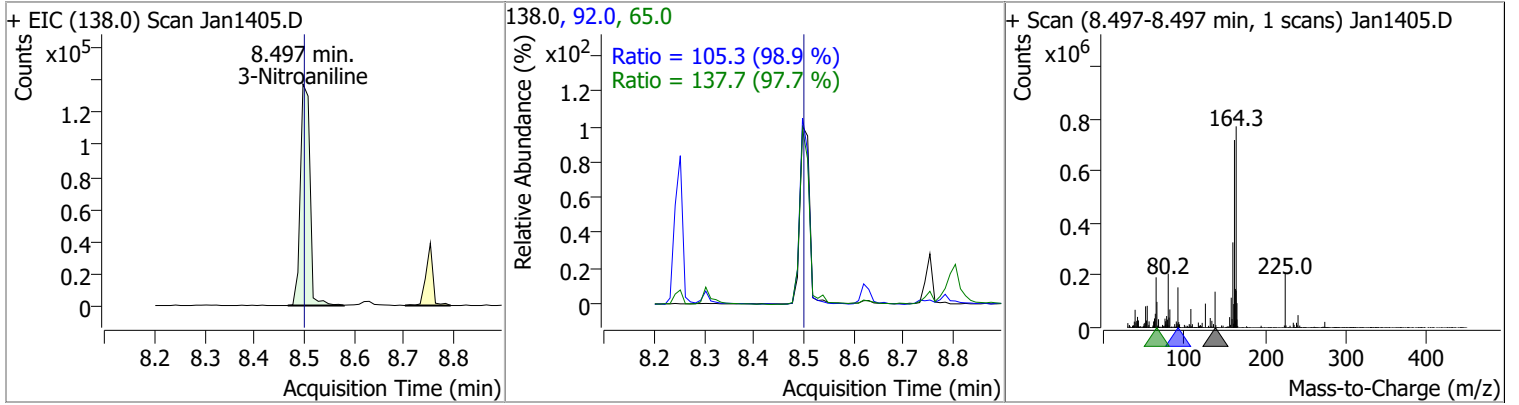


Quantitation Results Report (QT Reviewed)

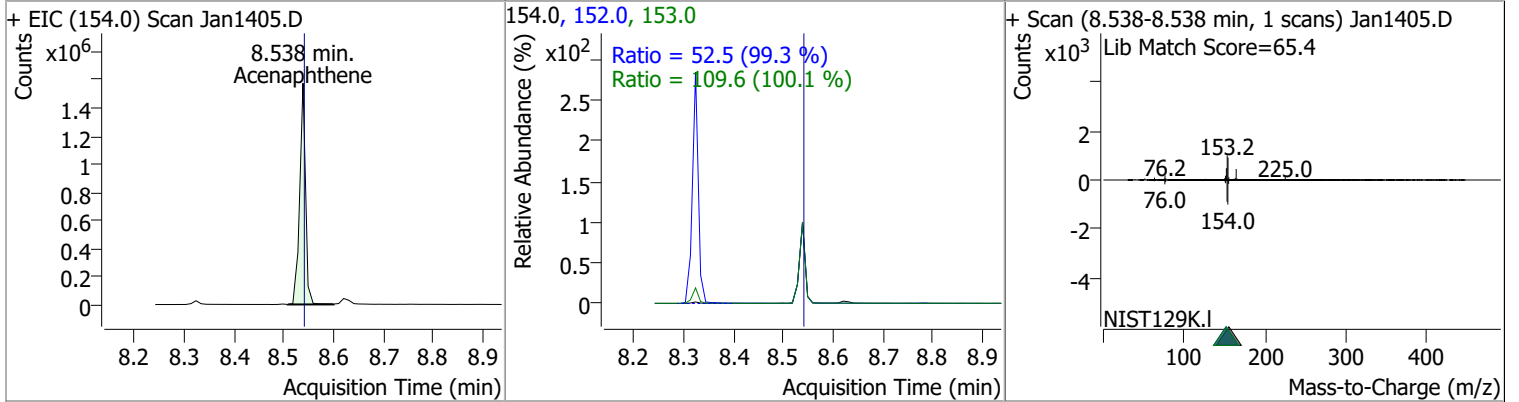
Compound	Conc.	RT	Dev(Min)	Resp.	QIon	QRatio	Lower	Upper
Acenaphthylene	74.9242	8.32	0.00	1972921	153.1	14.2	9.6	17.9



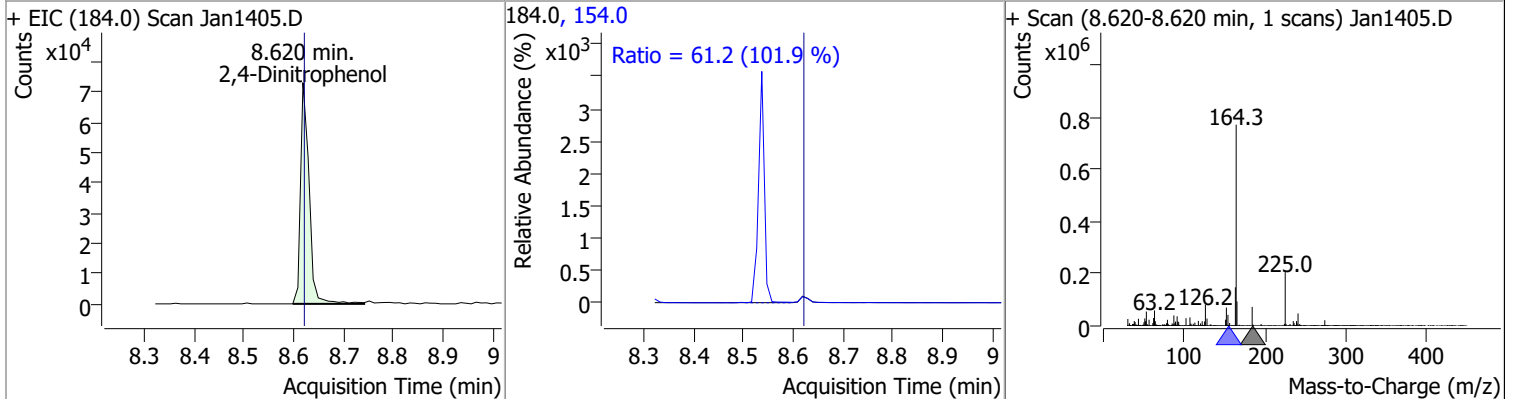
Compound	Conc.	RT	Dev(Min)	Resp.	QIon	QRatio	Lower	Upper
3-Nitroaniline	77.1954	8.50	0.00	185454	65.0	137.7	98.6	183.2
					92.0	105.3	74.5	138.4



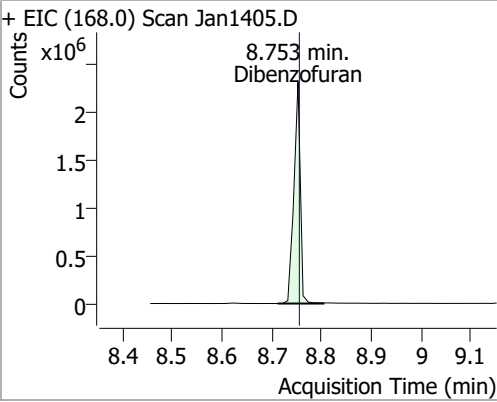
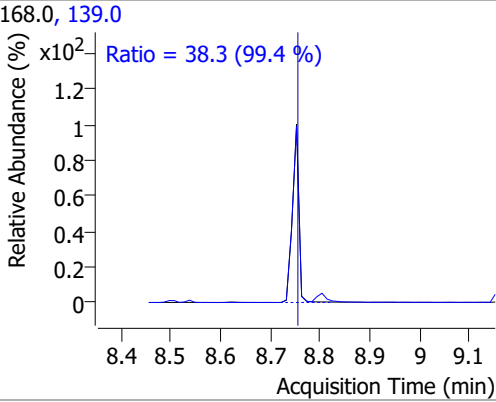
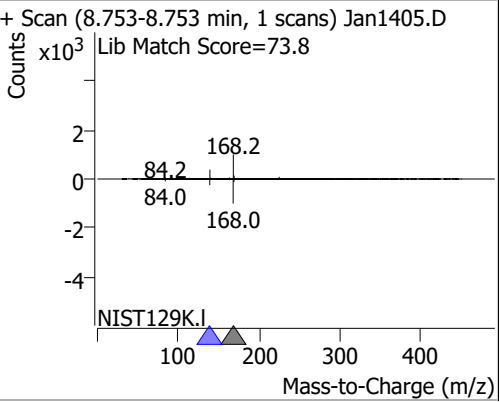
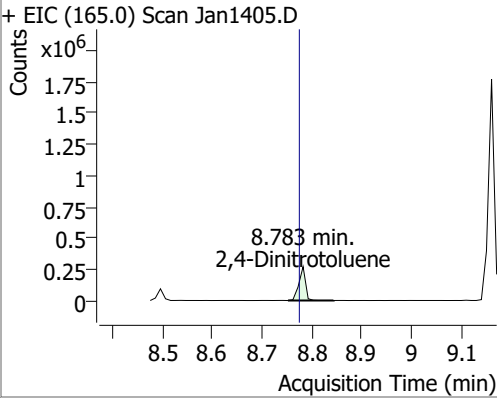
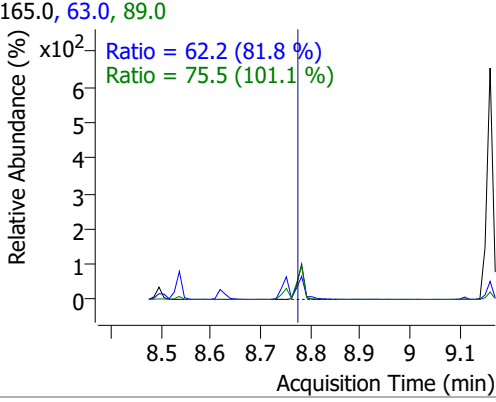
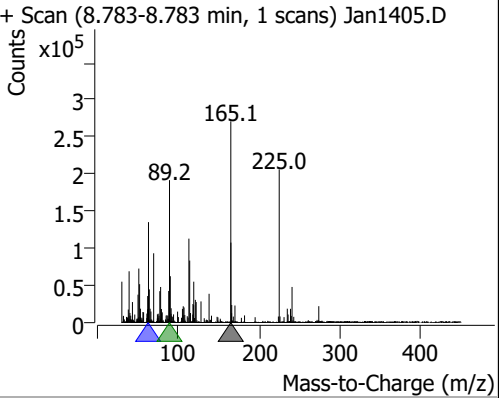
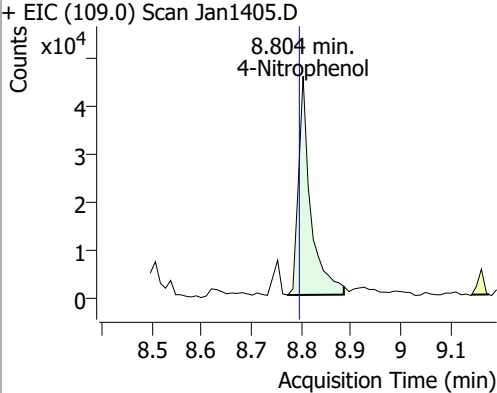
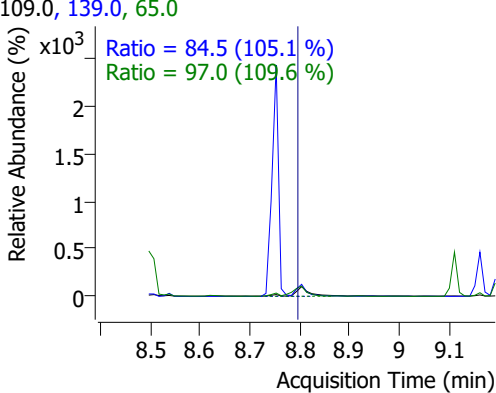
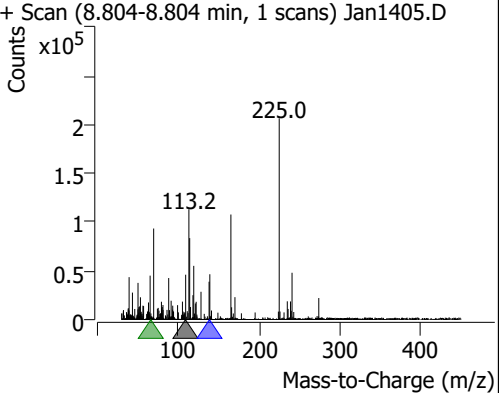
Compound	Conc.	RT	Dev(Min)	Resp.	QIon	QRatio	Lower	Upper
Acenaphthene	84.5525	8.54	0.00	1290501	153.0	109.6	76.6	142.3
					152.0	52.5	37.0	68.8



Compound	Conc.	RT	Dev(Min)	Resp.	QIon	QRatio	Lower	Upper
2,4-Dinitrophenol	74.9659	8.62	0.00	87955	154.0	61.2	42.0	78.1

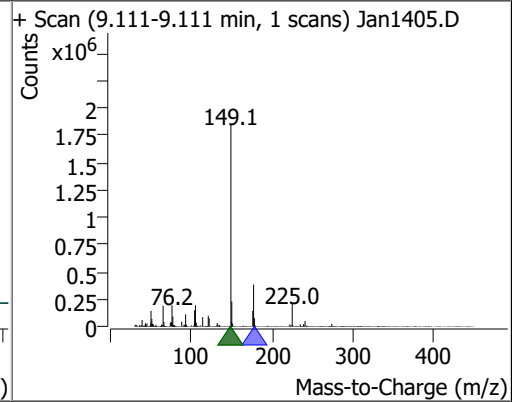
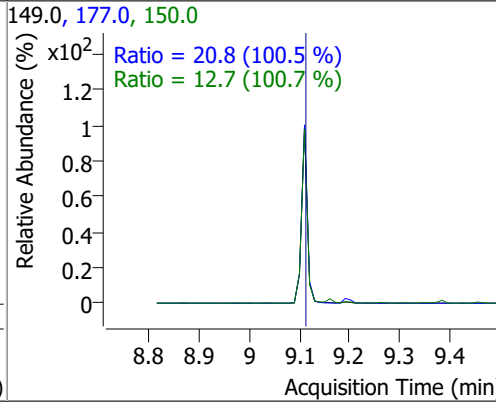
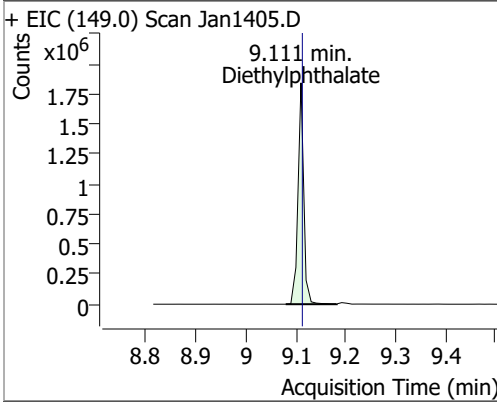


Quantitation Results Report (QT Reviewed)

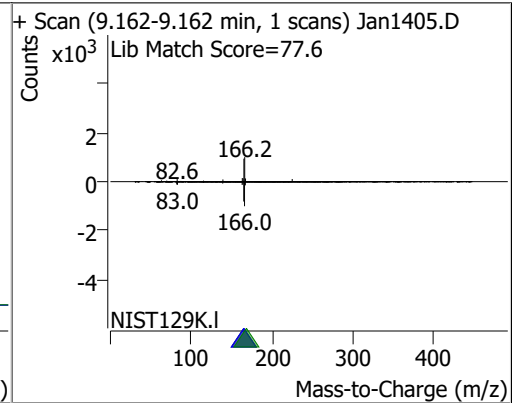
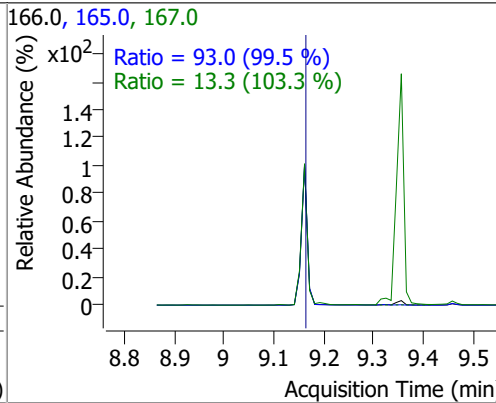
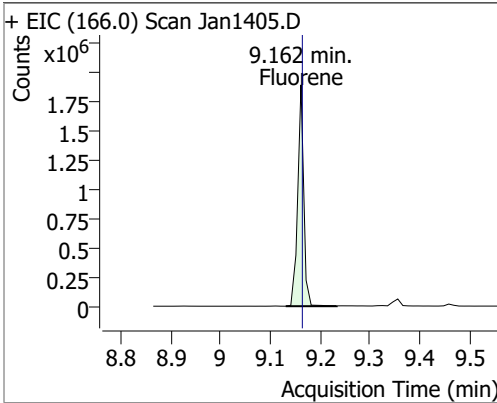
Compound	Conc.	RT	Dev(Min)	Resp.	QIon	QRatio	Lower	Upper
Dibenzofuran	85.9883	8.75	0.00	2077106	139.0	38.3	27.0	50.2
+ EIC (168.0) Scan Jan1405.D			168.0, 139.0			+ Scan (8.753-8.753 min, 1 scans) Jan1405.D		
								
2,4-Dinitrotoluene	83.7829	8.78	0.01	245086	63.0	62.2	53.2	98.9
+ EIC (165.0) Scan Jan1405.D			165.0, 63.0, 89.0			+ Scan (8.783-8.783 min, 1 scans) Jan1405.D		
								
4-Nitrophenol	33.4654	8.80	0.01	76931	65.0	97.0	62.0	115.1
+ EIC (109.0) Scan Jan1405.D			109.0, 139.0, 65.0			+ Scan (8.804-8.804 min, 1 scans) Jan1405.D		
								

Quantitation Results Report (QT Reviewed)

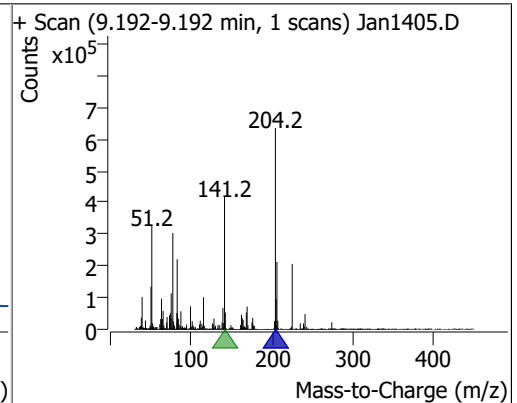
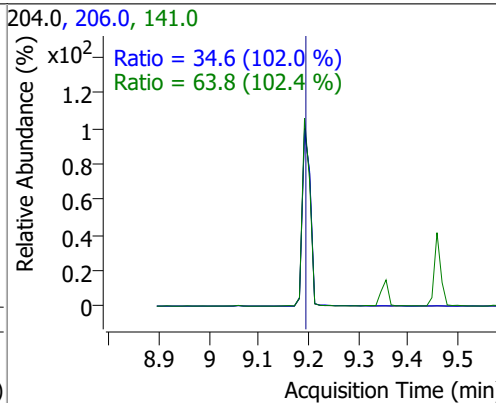
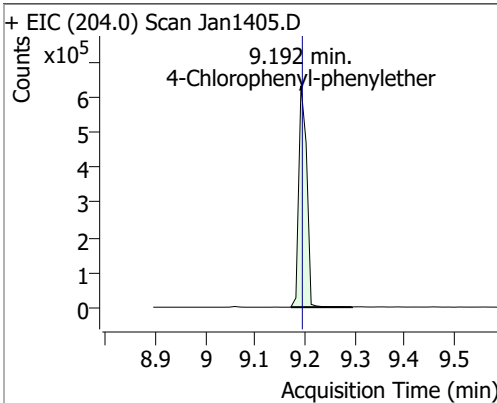
Compound	Conc.	RT	Dev(Min)	Resp.	QIon	QRatio	Lower	Upper
Diethylphthalate	86.8464	9.11	0.00	1471282	177.0	20.8	14.5	27.0
					150.0	12.7	8.8	16.4



Compound	Conc.	RT	Dev(Min)	Resp.	QIon	QRatio	Lower	Upper
Fluorene	81.4714	9.16	0.00	1589715	165.0	93.0	65.4	121.4
					167.0	13.3	9.0	16.7

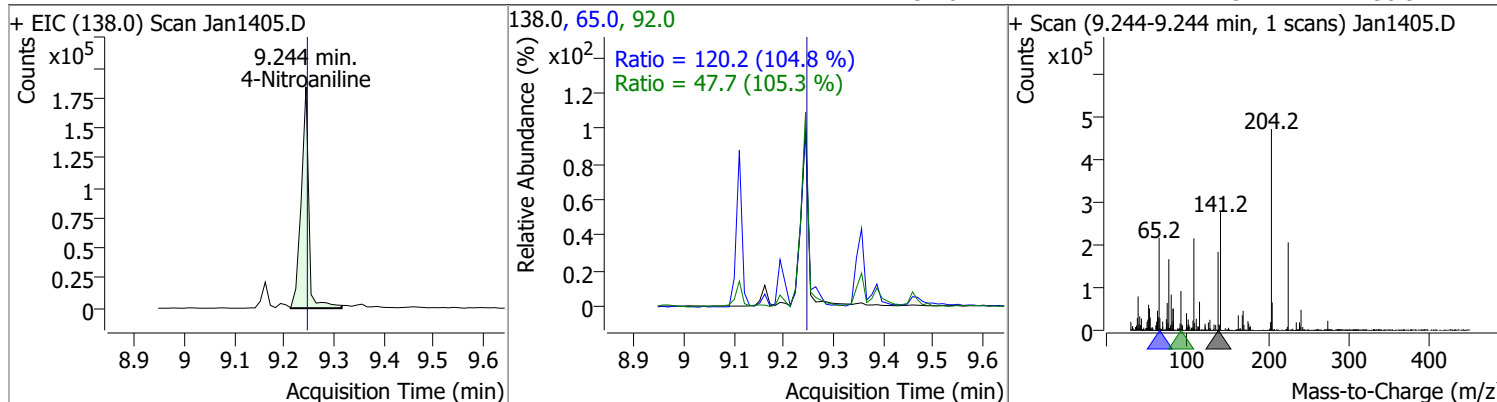


Compound	Conc.	RT	Dev(Min)	Resp.	QIon	QRatio	Lower	Upper
4-Chlorophenyl-phenylether	78.5139	9.19	0.00	700370	141.0	63.8	43.6	80.9
					206.0	34.6	23.7	44.1

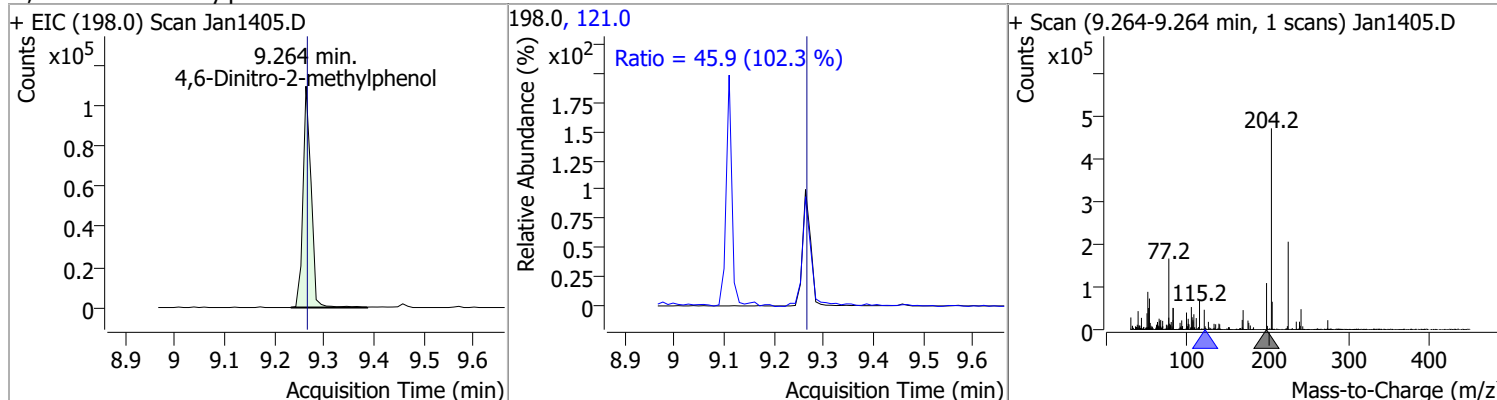


Quantitation Results Report (QT Reviewed)

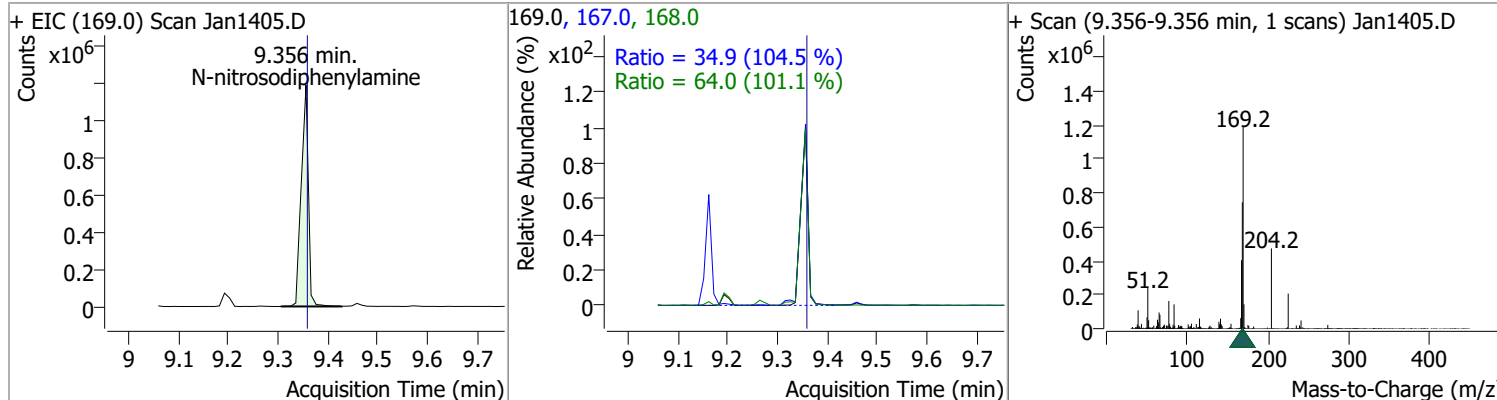
Compound	Conc.	RT	Dev(Min)	Resp.	QIon	QRatio	Lower	Upper
4-Nitroaniline	81.9405	9.24	0.00	194931	65.0	120.2	80.2	149.0
					92.0	47.7	31.7	58.9



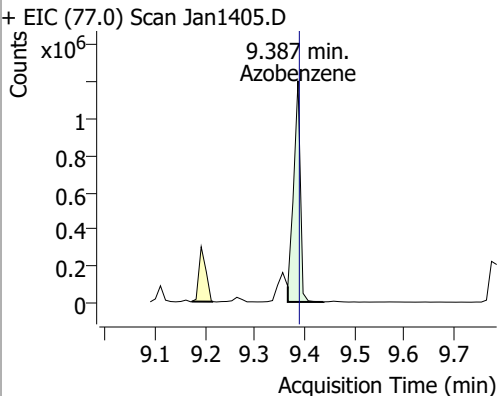
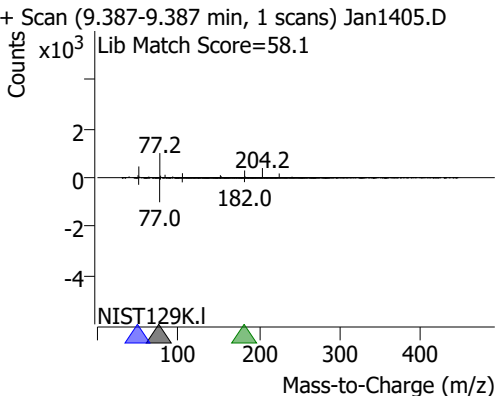
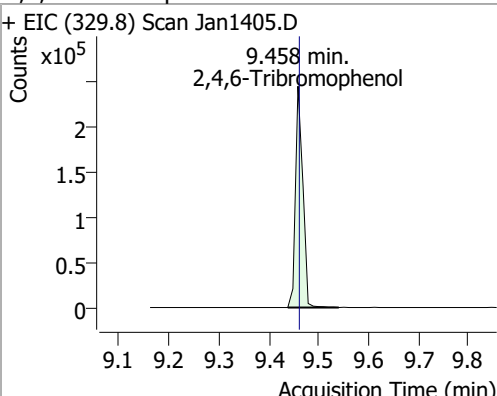
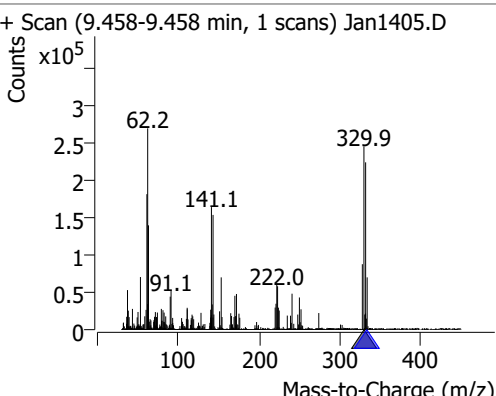
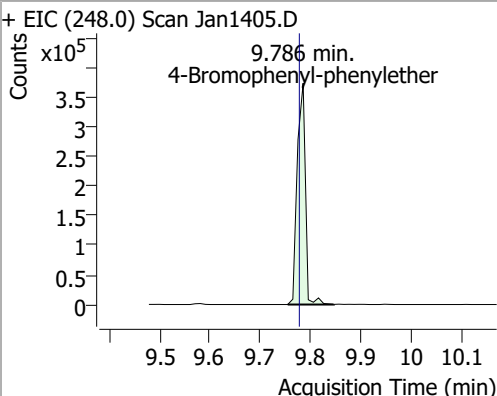
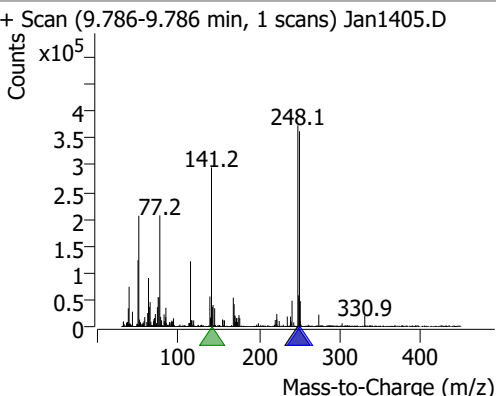
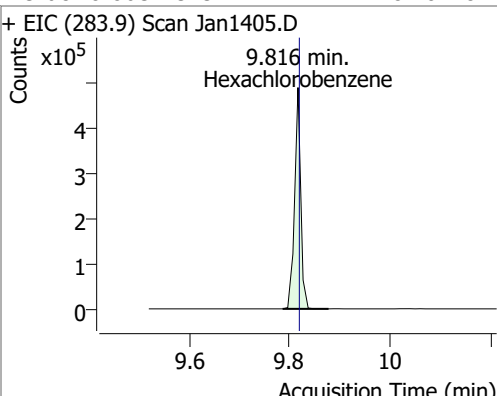
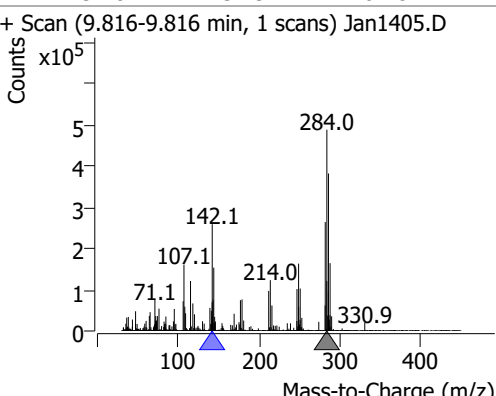
Compound	Conc.	RT	Dev(Min)	Resp.	QIon	QRatio	Lower	Upper
4,6-Dinitro-2-methylphenol	75.1582	9.26	0.00	123604	121.0	45.9	31.4	58.3



Compound	Conc.	RT	Dev(Min)	Resp.	QIon	QRatio	Lower	Upper
N-nitrosodiphenylamine	94.5053	9.36	0.00	1174263	168.0	64.0	44.3	82.3
					167.0	34.9	23.4	43.4

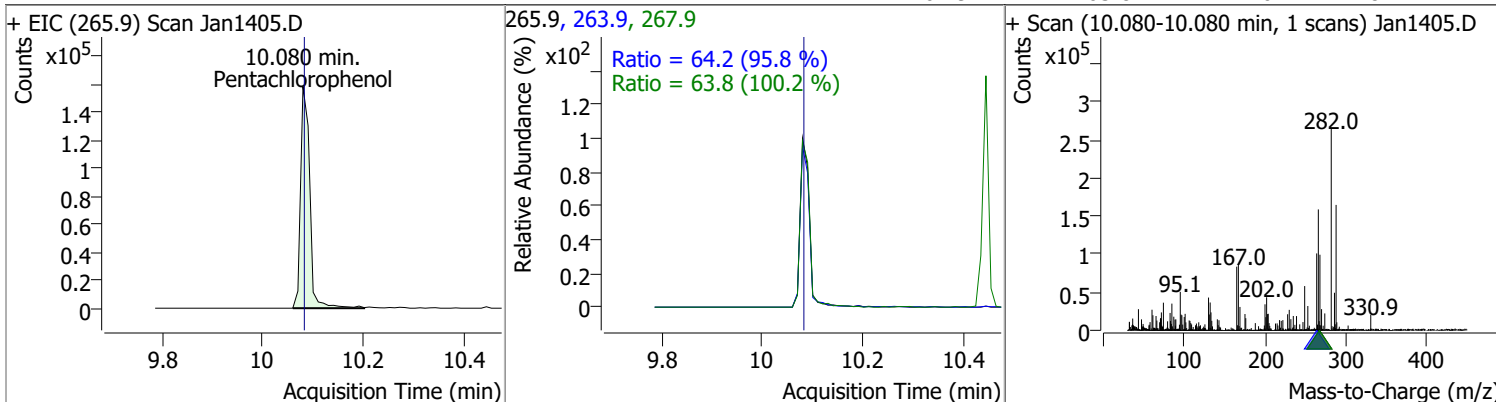


Quantitation Results Report (QT Reviewed)

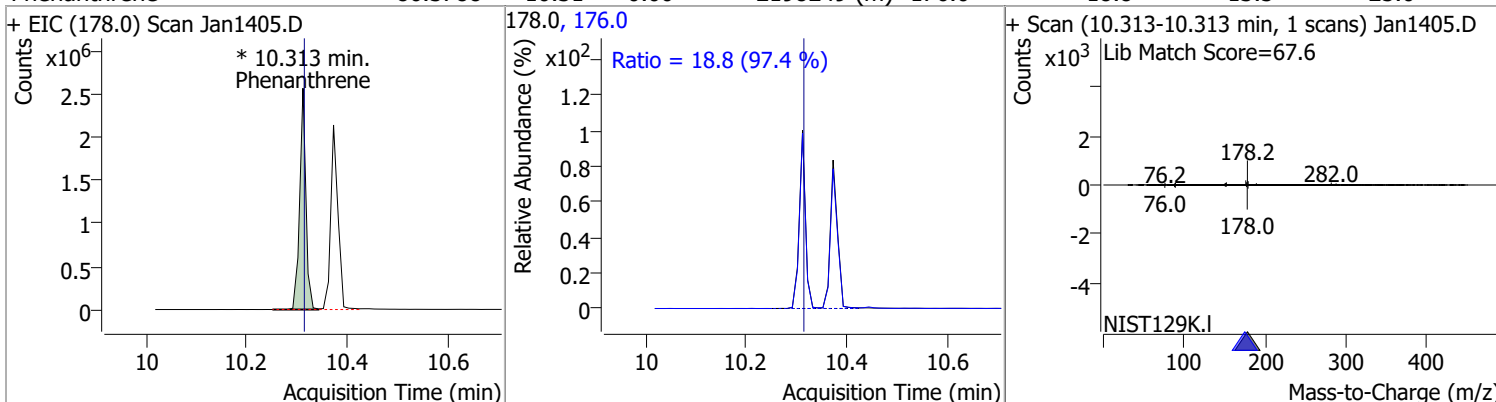
Compound	Conc.	RT	Dev(Min)	Resp.	QIon	QRatio	Lower	Upper
Azobenzene	76.9104	9.39	0.00	1136382	51.0 182.0	46.5 29.1	34.9 18.8	64.9 35.0
+ EIC (77.0) Scan Jan1405.D 			77.0, 51.0, 182.0 Ratio = 46.5 (93.2 %) Ratio = 29.1 (108.3 %)			+ Scan (9.387-9.387 min, 1 scans) Jan1405.D Lib Match Score=58.1 		
2,4,6-Tribromophenol	148.9624	9.46	0.00	250531	331.8	92.6	62.7	116.4
+ EIC (329.8) Scan Jan1405.D 			329.8, 331.8 Ratio = 92.6 (103.4 %)			+ Scan (9.458-9.458 min, 1 scans) Jan1405.D 		
4-Bromophenyl-phenylether	83.7112	9.79	0.01	422076	250.0 141.0	98.0 96.6	68.8 67.3	127.8 124.9
+ EIC (248.0) Scan Jan1405.D 			248.0, 250.0, 141.0 Ratio = 98.0 (99.8 %) Ratio = 96.6 (100.5 %)			+ Scan (9.786-9.786 min, 1 scans) Jan1405.D 		
Hexachlorobenzene	81.0278	9.82	0.00	412977	142.0	52.0	34.9	64.8
+ EIC (283.9) Scan Jan1405.D 			283.9, 142.0 Ratio = 52.0 (104.3 %)			+ Scan (9.816-9.816 min, 1 scans) Jan1405.D 		

Quantitation Results Report (QT Reviewed)

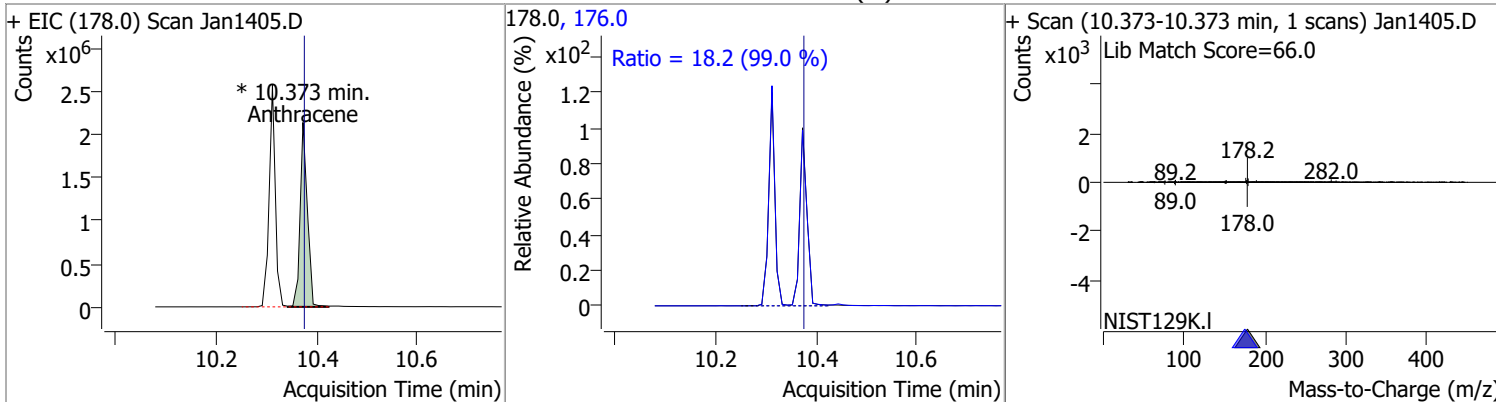
Compound	Conc.	RT	Dev(Min)	Resp.	QIon	QRatio	Lower	Upper
Pentachlorophenol	83.9822	10.08	0.00	201001	263.9	64.2	46.9	87.1
					267.9	63.8	44.6	82.7



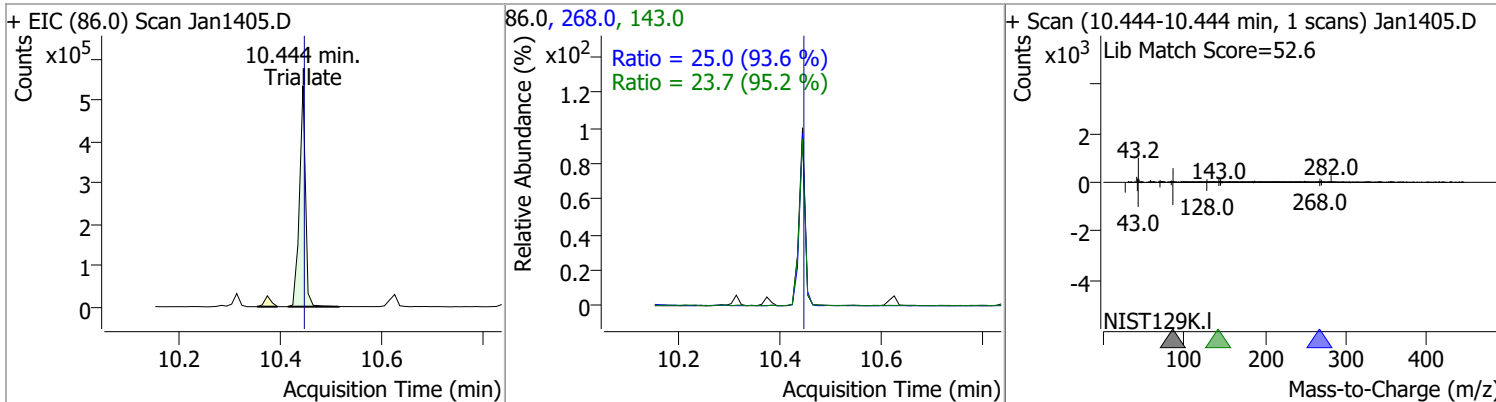
Compound	Conc.	RT	Dev(Min)	Resp.	QIon	QRatio	Lower	Upper
Phenanthrene	86.3788	10.31	0.00	2198249 (m)	176.0	18.8	13.5	25.0



Compound	Conc.	RT	Dev(Min)	Resp.	QIon	QRatio	Lower	Upper
Anthracene	86.6169	10.37	0.00	2135159 (m)	176.0	18.2	12.9	23.9

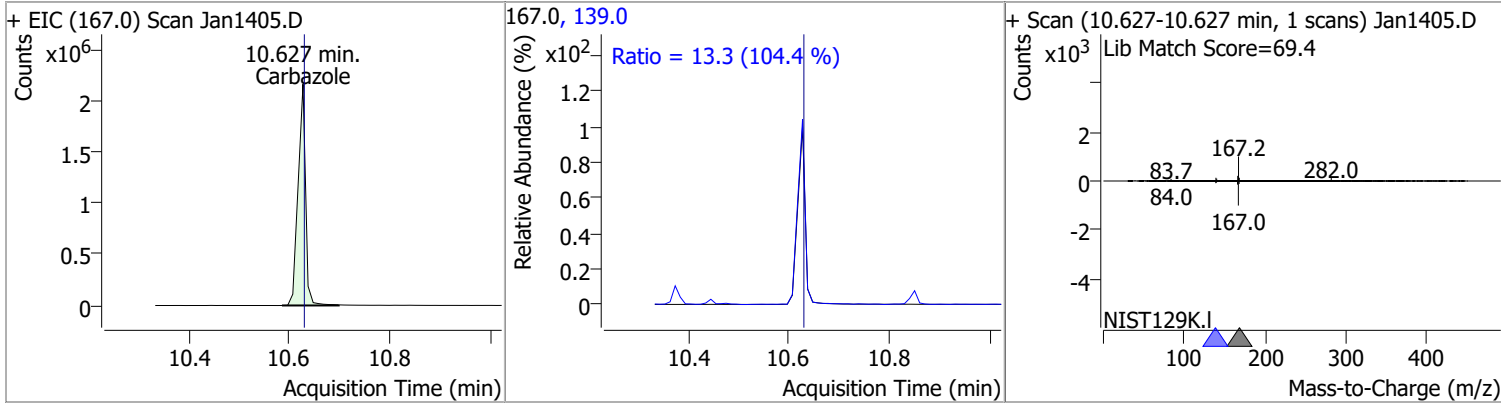


Compound	Conc.	RT	Dev(Min)	Resp.	QIon	QRatio	Lower	Upper
Triallate	82.2544	10.44	0.00	442349	268.0	25.0	18.7	34.7
					143.0	23.7	17.4	32.3

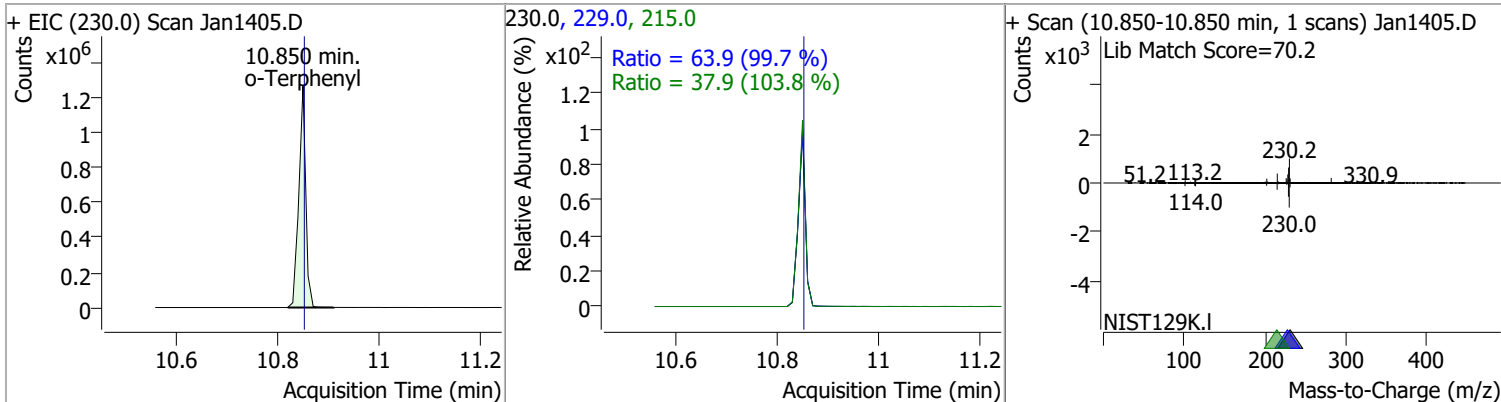


Quantitation Results Report (QT Reviewed)

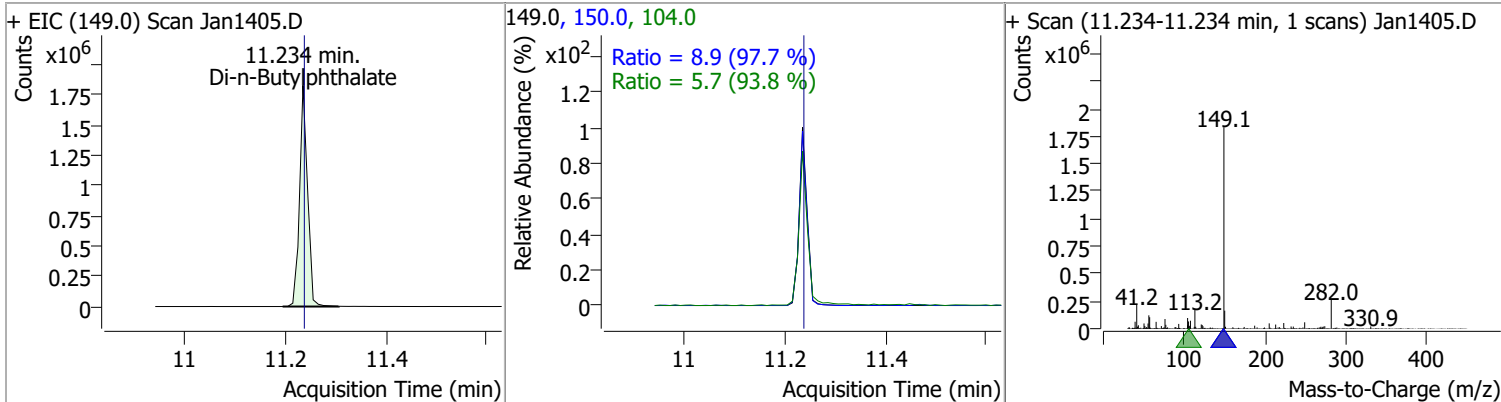
Compound	Conc.	RT	Dev(Min)	Resp.	QIon	QRatio	Lower	Upper
Carbazole	91.9802	10.63	0.00	2229208	139.0	13.3	8.9	16.6



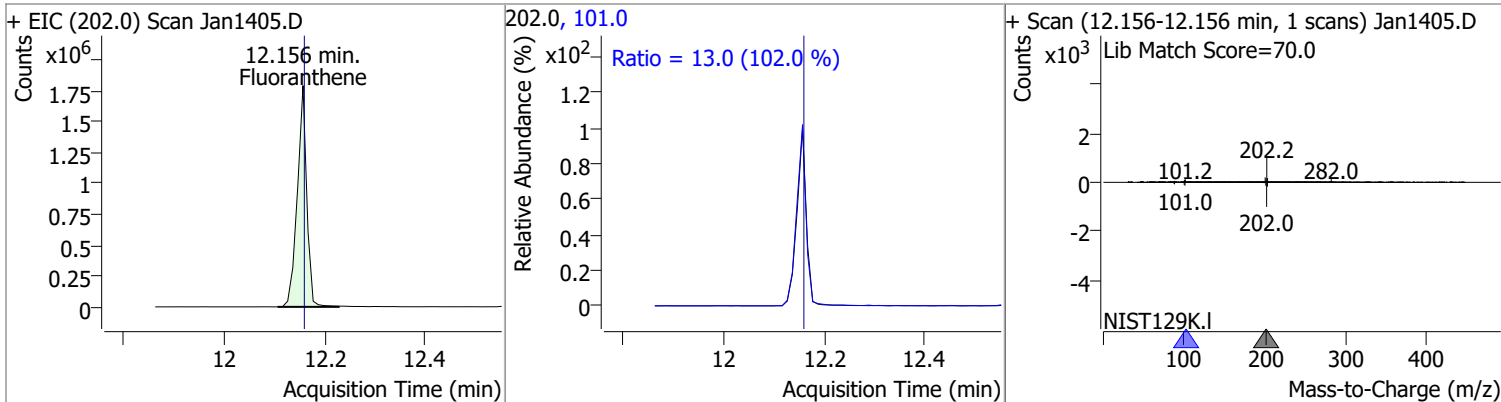
Compound	Conc.	RT	Dev(Min)	Resp.	QIon	QRatio	Lower	Upper
o-Terphenyl	82.9720	10.85	0.00	1214783	229.0	63.9	44.9	83.3
					215.0	37.9	25.6	47.5



Compound	Conc.	RT	Dev(Min)	Resp.	QIon	QRatio	Lower	Upper
Di-n-Butylphthalate	86.2392	11.23	0.00	2020371	150.0	8.9	6.4	11.9
					104.0	5.7	4.3	7.9

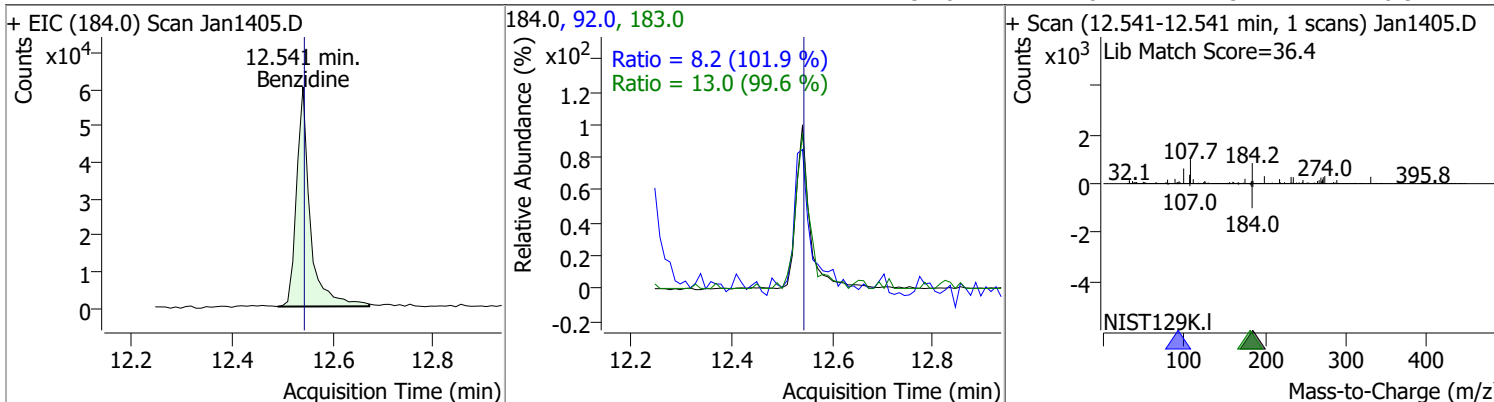


Compound	Conc.	RT	Dev(Min)	Resp.	QIon	QRatio	Lower	Upper
Fluoranthene	87.5619	12.16	0.00	2335681	101.0	13.0	8.9	16.6

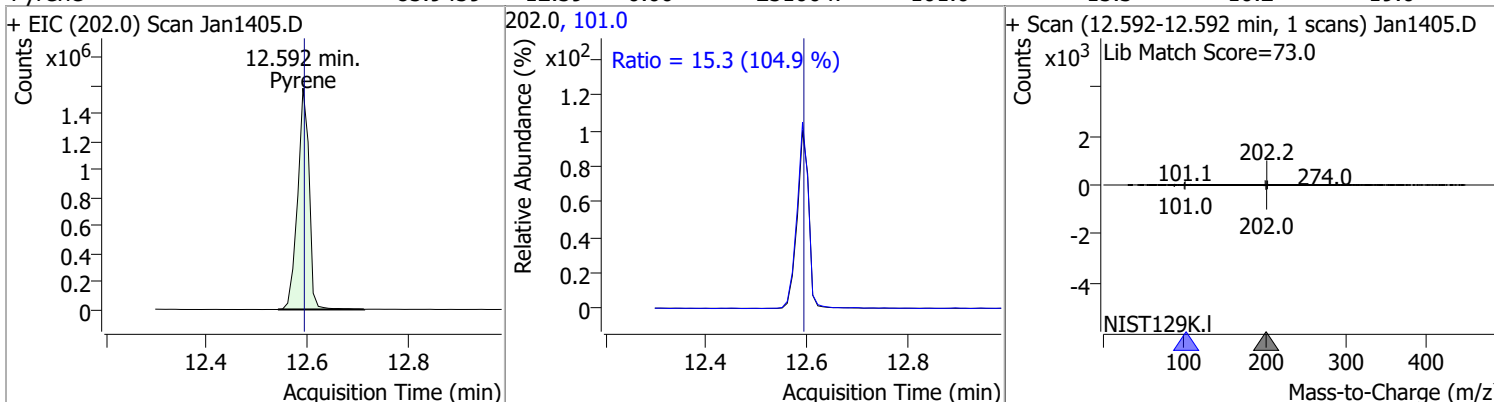


Quantitation Results Report (QT Reviewed)

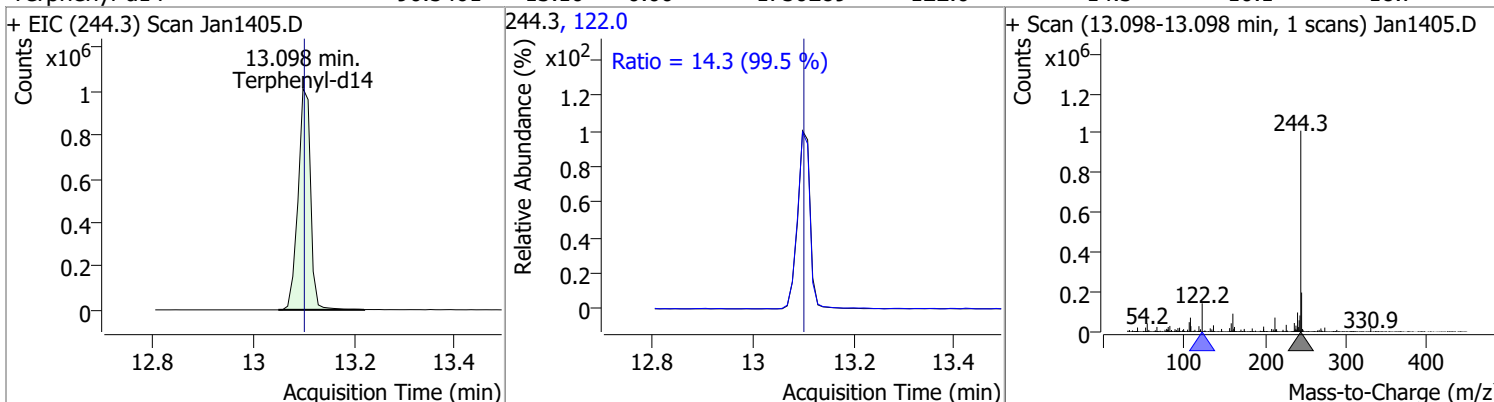
Compound	Conc.	RT	Dev(Min)	Resp.	QIon	QRatio	Lower	Upper
Benzidine	12.3217	12.54	0.00	112832	183.0	13.0	9.1	17.0
					92.0	8.2	5.7	10.5



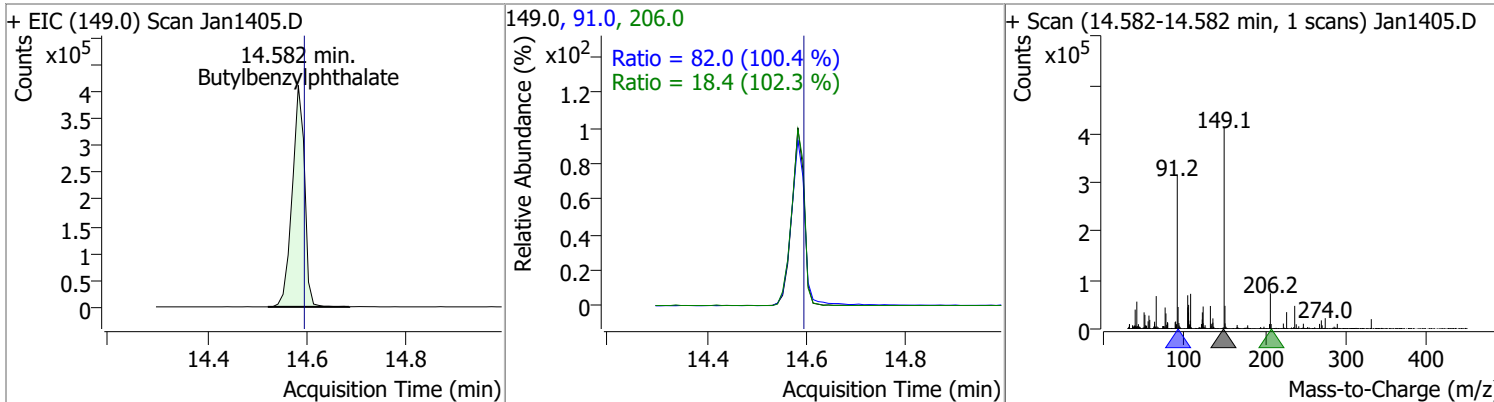
Compound	Conc.	RT	Dev(Min)	Resp.	QIon	QRatio	Lower	Upper
Pyrene	85.9459	12.59	0.00	2510047	101.0	15.3	10.2	19.0



Compound	Conc.	RT	Dev(Min)	Resp.	QIon	QRatio	Lower	Upper
Terphenyl-d14	90.5461	13.10	0.00	1750289	122.0	14.3	10.1	18.7

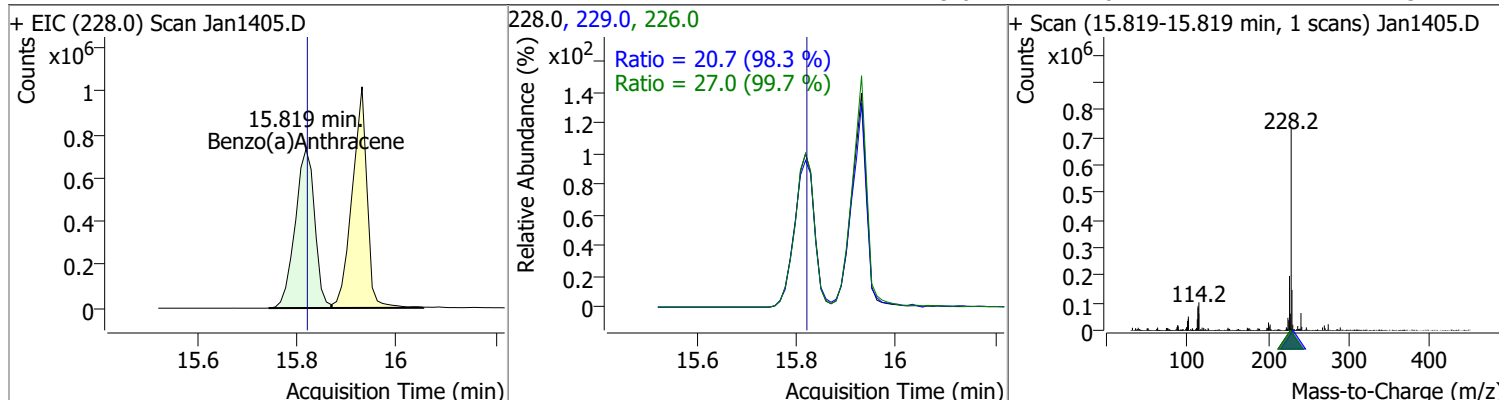


Compound	Conc.	RT	Dev(Min)	Resp.	QIon	QRatio	Lower	Upper
Butylbenzylphthalate	92.6877	14.58	0.00	709212	91.0	82.0	57.2	106.2
					206.0	18.4	12.6	23.3

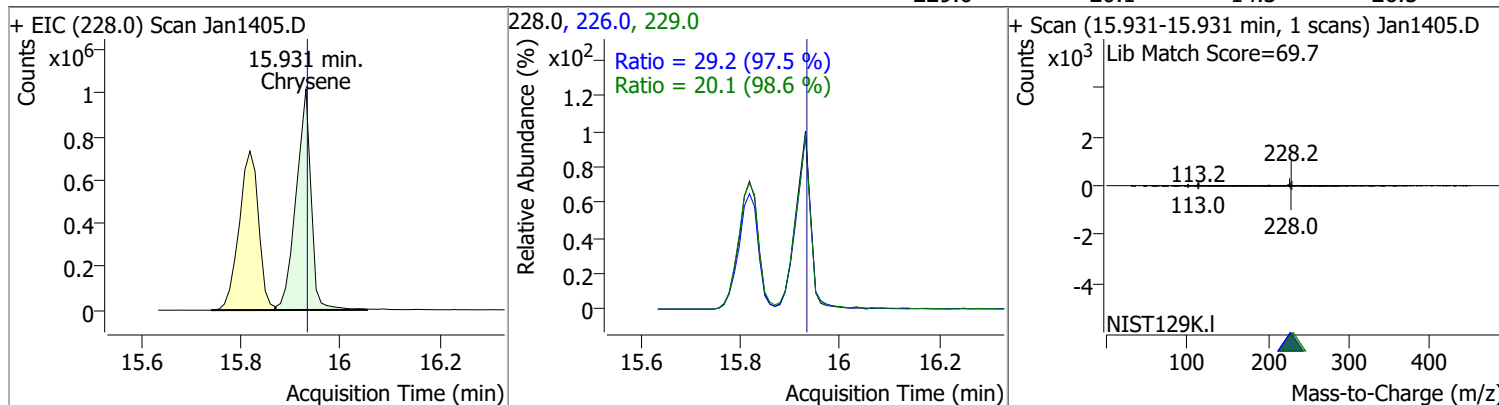


Quantitation Results Report (QT Reviewed)

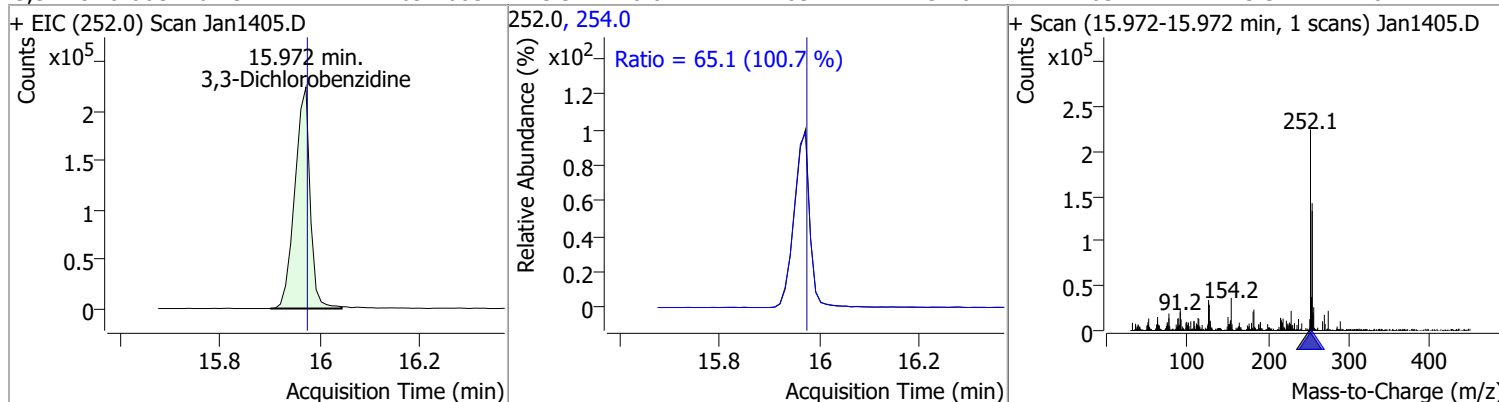
Compound	Conc.	RT	Dev(Min)	Resp.	QIon	QRatio	Lower	Upper
Benzo(a)Anthracene	96.6810	15.82	0.01	1978823	226.0	27.0	18.9	35.2
					229.0	20.7	14.7	27.3



Compound	Conc.	RT	Dev(Min)	Resp.	QIon	QRatio	Lower	Upper
Chrysene	95.1151	15.93	0.01	2119297	226.0	29.2	21.0	38.9
					229.0	20.1	14.3	26.5

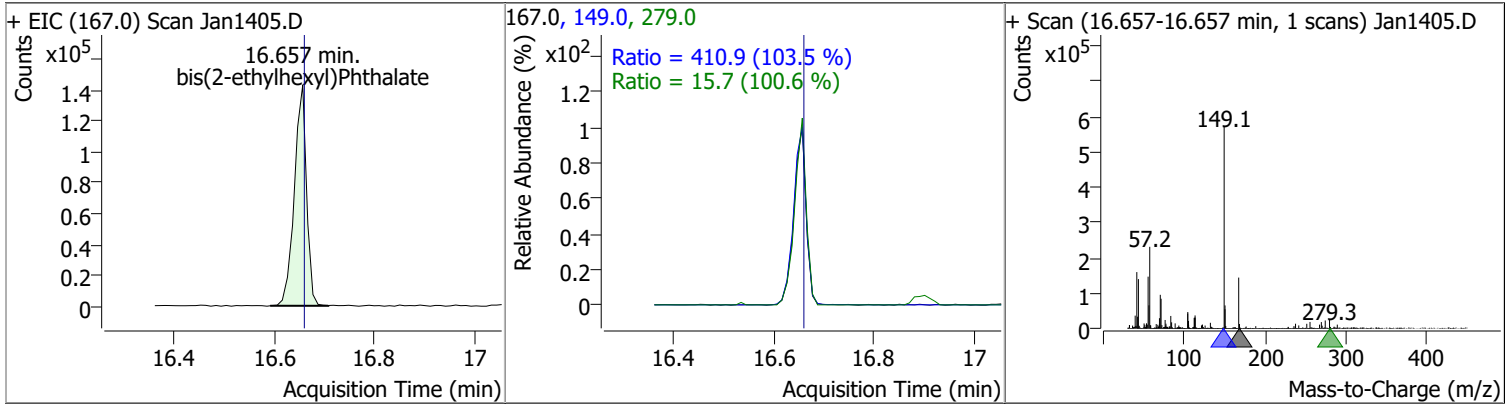


Compound	Conc.	RT	Dev(Min)	Resp.	QIon	QRatio	Lower	Upper
3,3-Dichlorobenzidine	69.2603	15.97	0.01	478314	254.0	65.1	45.3	84.1

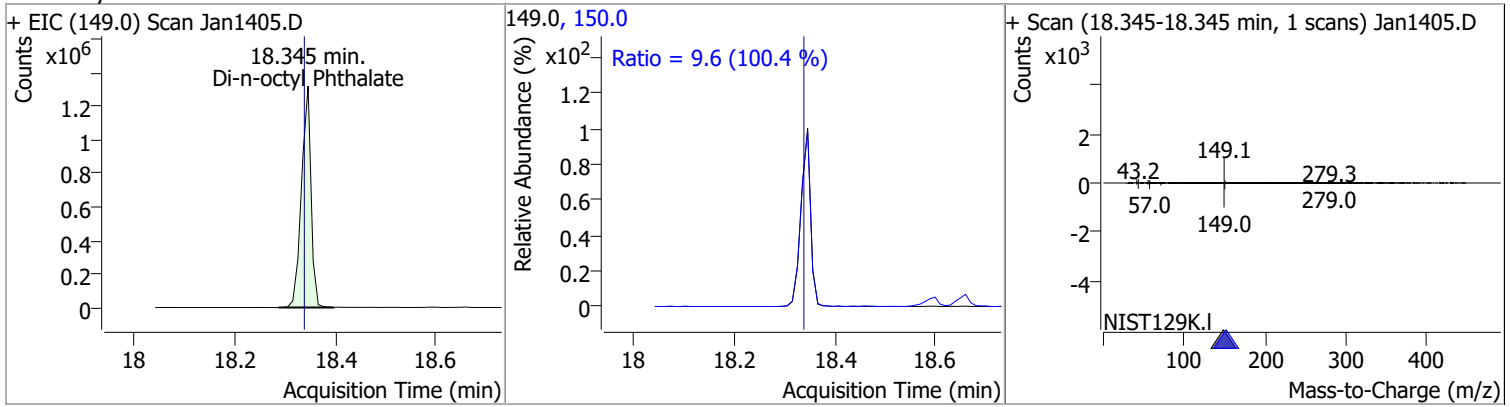


Quantitation Results Report (QT Reviewed)

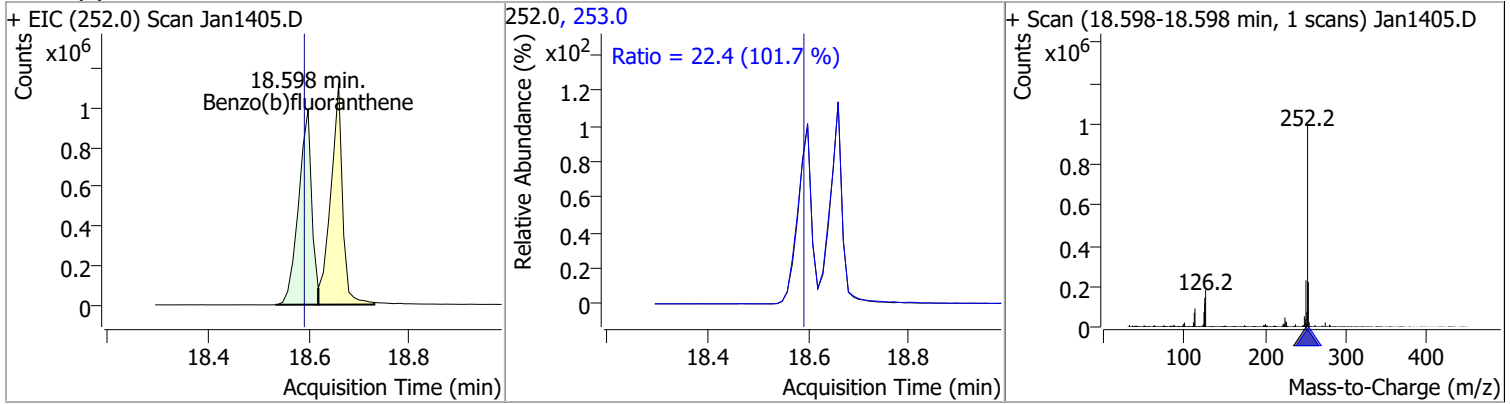
Compound	Conc.	RT	Dev(Min)	Resp.	QIon	QRatio	Lower	Upper
bis(2-ethylhexyl)Phthalate	89.5505	16.66	0.01	242724	149.0	410.9	278.0	516.2
					279.0	15.7	10.9	20.3



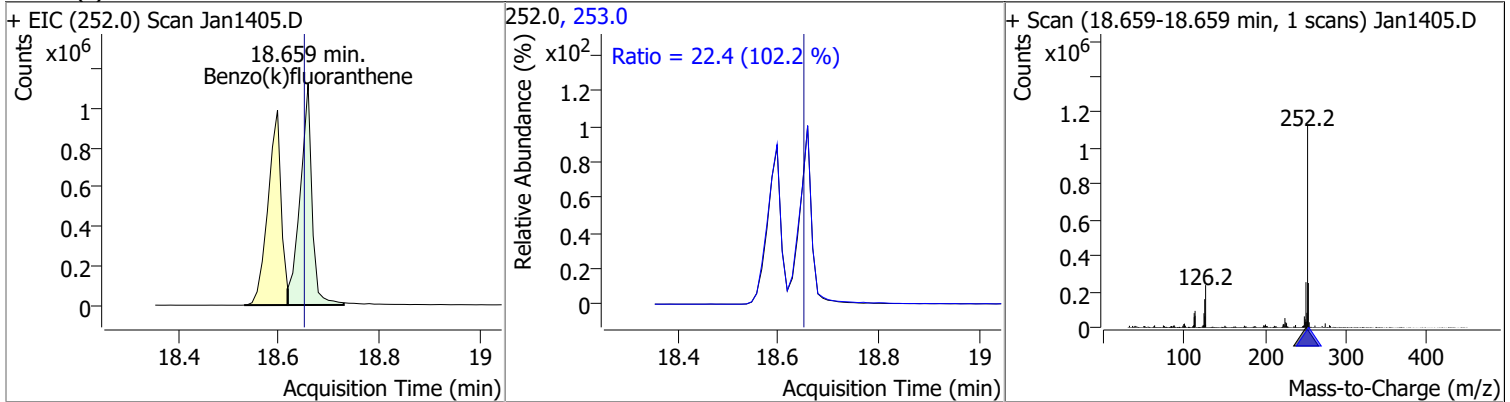
Compound	Conc.	RT	Dev(Min)	Resp.	QIon	QRatio	Lower	Upper
Di-n-octyl Phthalate	93.9760	18.35	0.01	1743930	150.0	9.6	6.7	12.4



Compound	Conc.	RT	Dev(Min)	Resp.	QIon	QRatio	Lower	Upper
Benzo(b)fluoranthene	91.6009	18.60	0.01	1789856	253.0	22.4	15.4	28.6

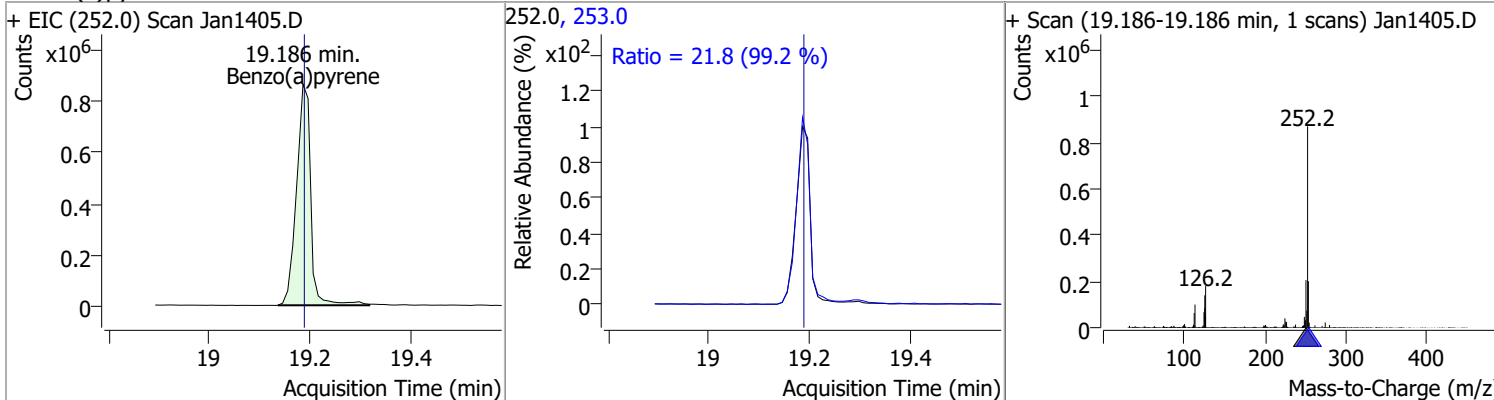


Compound	Conc.	RT	Dev(Min)	Resp.	QIon	QRatio	Lower	Upper
Benzo(k)fluoranthene	90.3368	18.66	0.01	1830006	253.0	22.4	15.3	28.5

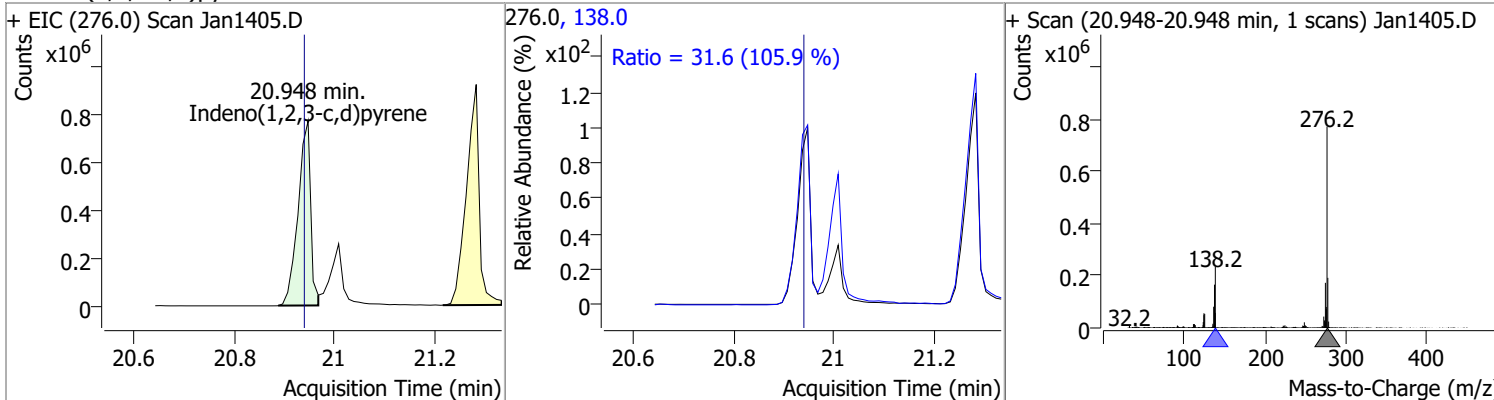


Quantitation Results Report (QT Reviewed)

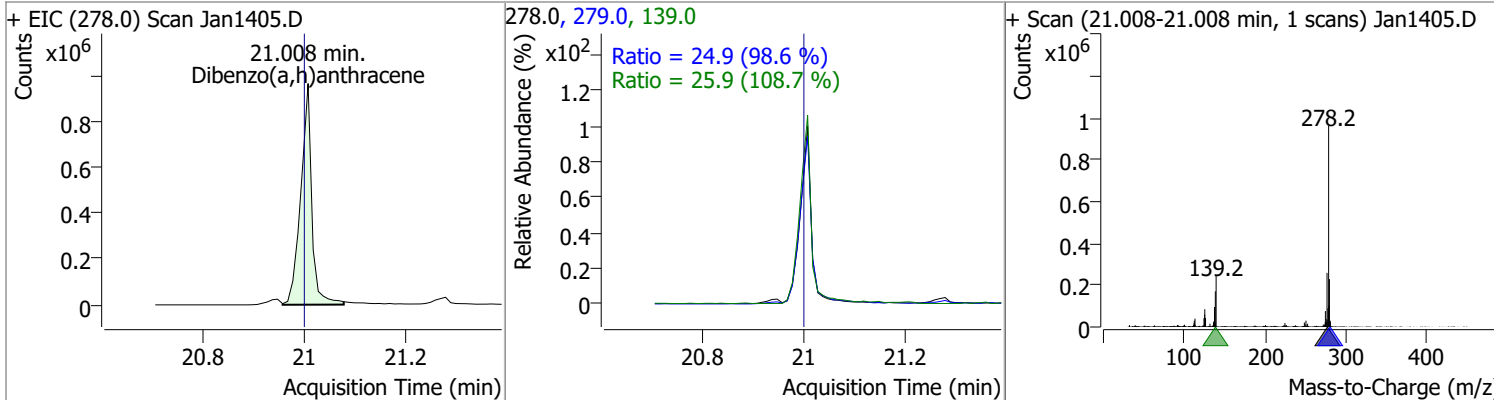
Compound	Conc.	RT	Dev(Min)	Resp.	QIon	QRatio	Lower	Upper
Benzo(a)pyrene	90.6714	19.19	0.00	1696305	253.0	21.8	15.4	28.6



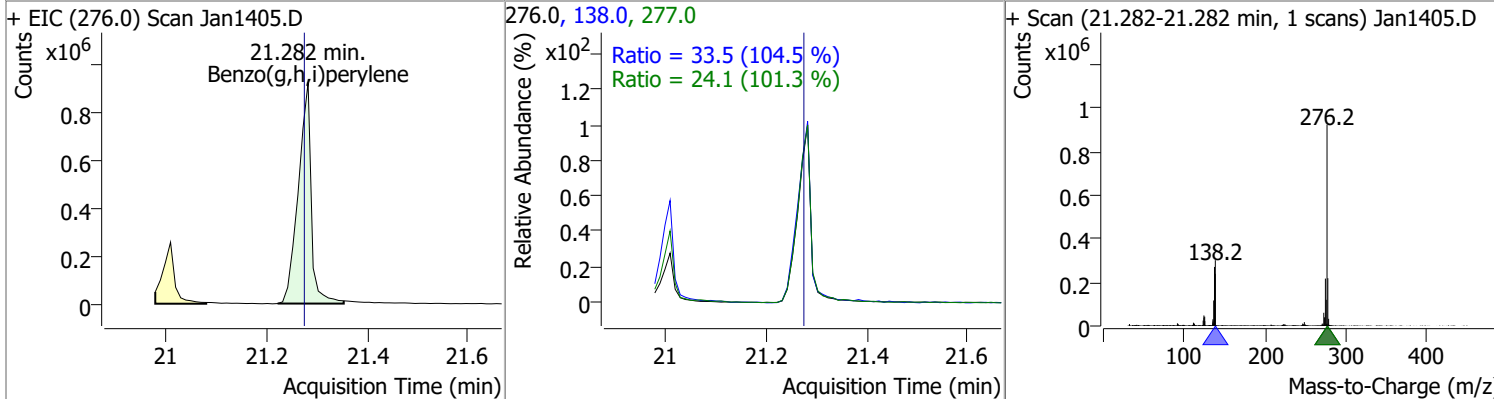
Compound	Conc.	RT	Dev(Min)	Resp.	QIon	QRatio	Lower	Upper
Indeno(1,2,3-c,d)pyrene	84.5521	20.95	0.01	1329752	138.0	31.6	20.9	38.8



Compound	Conc.	RT	Dev(Min)	Resp.	QIon	QRatio	Lower	Upper
Dibenzo(a,h)anthracene	86.3489	21.01	0.01	1470339	279.0	24.9	17.7	32.8
					139.0	25.9	16.7	31.0

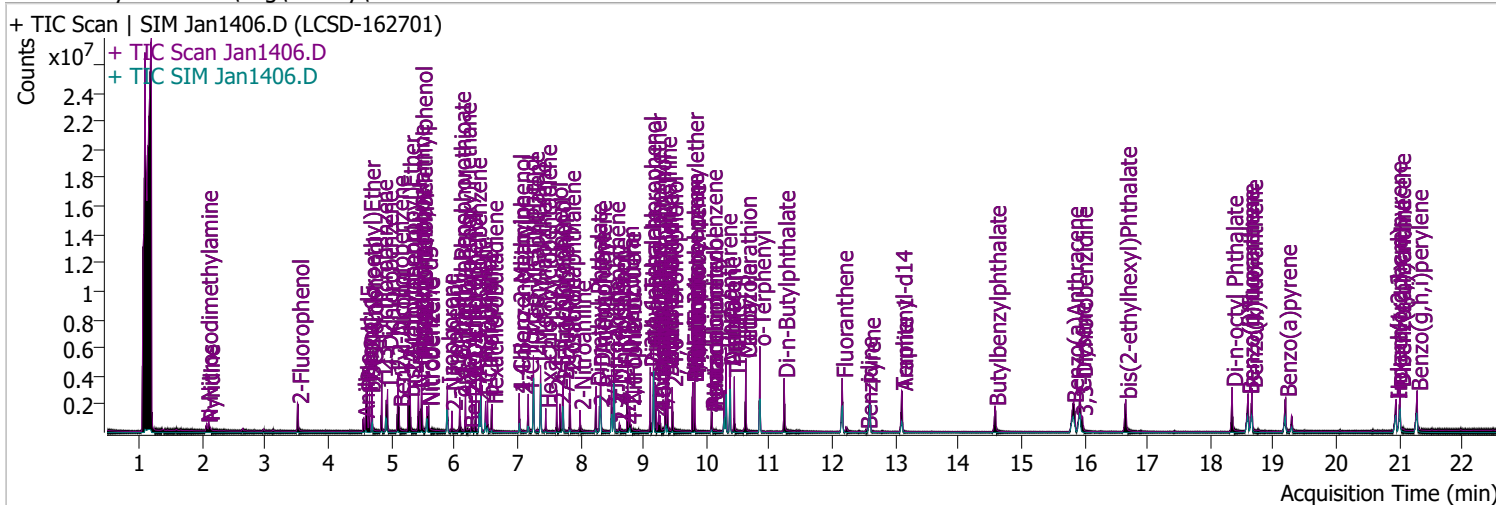


Compound	Conc.	RT	Dev(Min)	Resp.	QIon	QRatio	Lower	Upper
Benzo(g,h,i)perylene	89.8424	21.28	0.01	1645209	138.0	33.5	22.4	41.6
					277.0	24.1	16.6	30.9



Quantitation Results Report (QT Reviewed)

Data File	Jan1406.D	Operator	LIMS import
Acq. Method	BNA+SIM.M	Acq. Date-Time	1/14/2022 3:45:07 PM
Sample Name	LCSD-162701	Instrument	Instrument #1
Vial	6	Multiplier	1.00
DA Method File		Comment	SVOC-8270-W-LARGO
Tune File	dftppdsm.u	Tune Date	1/7/2022 12:13:00 PM
Batch Name	011422 DoD BNA.batch.bin	Last Calib Update	1/18/2022 11:27:22 AM
Ref Library	D:\Org\Library\NIST129K.I		



Compound	RT	QIon	Resp.	Conc.	Units	Dev(Min)
----------	----	------	-------	-------	-------	----------

Internal Standards

System Monitoring Compounds

S 2-Fluorophenol	3.520	112.0	696149	89.2351	µg/L	0.010
Spiked Amount: 200.000	Range: 10.0 - 75.0%			Recovery = 44.62%		
S Phenol-d5	4.603	99.0	1007113	97.3223	µg/L	0.000
Spiked Amount: 200.000	Range: 10.0 - 65.0%			Recovery = 48.66%		
S Nitrobenzene-d5	5.563	82.0	402174	70.9954	µg/L	0.000
Spiked Amount: 100.000	Range: 32.0 - 94.0%			Recovery = 71.00%		
S 2-Fluorobiphenyl	7.728	172.0	1412136	75.6467	µg/L	0.010
Spiked Amount: 100.000	Range: 28.0 - 107.0%			Recovery = 75.65%		
S 2,4,6-Tribromophenol	9.458	329.8	254105	158.5482	µg/L	0.000
Spiked Amount: 200.000	Range: 25.0 - 140.0%			Recovery = 79.27%		
S Terphenyl-d14	13.098	244.3	1727916	94.6709	µg/L	0.000
Spiked Amount: 100.000	Range: 32.0 - 122.0%			Recovery = 94.67%		

Target Compounds

Compound	RT	QIon	Resp.	Conc.	Units	QValue	
T N-Nitrosodimethylamine	2.070	74.0	150306	45.3611	µg/L	95	
T Pyridine	2.101	79.0	275233	38.2621	µg/L	94	
T Aniline	4.562	93.0	437448	31.6108	µg/L	93	
T Phenol	4.613	94.0	618273	54.6685	µg/L	91	
T bis(-2-Chloroethyl)Ether	4.654	63.0	711403	82.9957	µg/L	m	99
T 2-Chlorophenol	4.695	128.0	663983	71.7772	µg/L	100	
T 1,3-Dichlorobenzene	4.848	146.0	812130	66.4640	µg/L	m	99
T 1,4-Dichlorobenzene	4.940	146.0	762969	62.1289	µg/L	m	99
T 1,2-Dichlorobenzene	5.103	146.0	813606	67.1950	µg/L	m	99
T Benzyl Alcohol	5.124	108.0	357544	68.5784	µg/L	96	
T bis(2-chloroisopropyl)Ether	5.277	121.0	216769	65.9173	µg/L	96	
T 2-Methylphenol	5.297	107.0	664769	81.1392	µg/L	92	
T N-nitroso-Di-n-propylamine	5.430	70.0	516736	91.5735	µg/L	93	
T 4Methylphenol/3Methylphenol	5.481	107.0	885922	80.0316	µg/L	96	
T Hexachloroethane	5.481	117.0	187874	54.0386	µg/L	98	

Quantitation Results Report (QT Reviewed)

Compound	RT	QIon	Resp.	Conc.	Units	Dev(Min)
T Nitrobenzene	5.594	123.1	230893	76.6044	µg/L	97
T Isophorone	5.890	82.0	1231140	94.7057	µg/L	99
T 2-Nitrophenol	5.962	139.0	188985	81.9763	µg/L	99
T 2,4-Dimethylphenol	6.085	122.0	466035	71.3402	µg/L	99
T bis(-2-Chloroethoxy)Methane	6.177	93.0	770979	100.1193	µg/L	97
T 2,4-Dichlorophenol	6.280	162.0	465867	77.7045	µg/L	97
T Benzoic Acid	6.249	105.0	108183	33.7975	µg/L	95
T 1,2,4-Trichlorobenzene	6.342	180.0	559154	73.3495	µg/L	99
T Naphthalene	6.424	128.0	1979925	89.0298	µg/L	99
T 4-Chlorophenol	6.496	130.0	156271	76.3684	µg/L	m 99
T p-Chloroaniline	6.526	127.0	597360	69.2120	µg/L	95
T Hexachlorobutadiene	6.598	224.9	251807	61.5855	µg/L	99
T 4-Chloro-2-Methylphenol	7.030	107.0	439672	78.9087	µg/L	98
T 4-Chloro-3-Methylphenol	7.173	107.0	517788	87.9839	µg/L	m 100
T 2-Methylnaphthalene	7.256	141.0	1167398	86.0388	µg/L	99
T 1-Methylnaphthalene	7.369	141.0	1017346	76.6744	µg/L	98
T Hexachlorocyclopentadiene	7.451	236.9	179601	64.1110	µg/L	99
T 2,4,6-Trichlorophenol	7.625	196.0	324519	79.1310	µg/L	98
T 2,4,5-Trichlorophenol	7.677	196.0	356801	76.5355	µg/L	99
T 2-Chloronaphthalene	7.831	162.0	1233970	79.3771	µg/L	98
T 2-Nitroaniline	7.995	65.0	221000	81.8967	µg/L	96
T Dimethyl Phthalate	8.251	163.0	1421939	91.2717	µg/L	99
T 2,6-Dinitrotoluene	8.302	165.0	170412	81.5329	µg/L	95
T Acenaphthylene	8.323	152.1	2022543	81.1498	µg/L	100
T 3-Nitroaniline	8.507	138.0	175964	77.8869	µg/L	100
T Acenaphthene	8.538	154.0	1286895	89.7660	µg/L	99
T 2,4-Dinitrophenol	8.619	184.0	88253	79.0148	µg/L	97
T Dibenzofuran	8.752	168.0	2083856	91.8436	µg/L	99
T 2,4-Dinitrotoluene	8.783	165.0	244712	88.3161	µg/L	90
T 4-Nitrophenol	8.804	109.0	77046	35.5393	µg/L	86
T Diethylphthalate	9.110	149.0	1477447	91.5023	µg/L	99
T Fluorene	9.162	166.0	1575442	85.6268	µg/L	99
T 4-Chlorophenyl-phenylether	9.192	204.0	714626	84.8184	µg/L	99
T 4-Nitroaniline	9.243	138.0	185599	82.5408	µg/L	96
T 4,6-Dinitro-2-methylphenol	9.264	198.0	131788	82.9962	µg/L	98
T N-nitrosodiphenylamine	9.356	169.0	1149792	98.0040	µg/L	99
T Azobenzene	9.387	77.0	1165168	83.3348	µg/L	94
T 4-Bromophenyl-phenylether	9.786	248.0	442929	92.2389	µg/L	100
T Hexachlorobenzene	9.816	283.9	395889	82.1457	µg/L	97
T Pentachlorophenol	10.090	265.9	205345	89.9889	µg/L	98
T Phenanthrene	10.313	178.0	2114227	87.9213	µg/L	99
T Anthracene	10.373	178.0	2178913	93.1084	µg/L	100
T Triallate	10.444	86.0	435828	85.3500	µg/L	97
T Carbazole	10.627	167.0	2183534	95.4196	µg/L	99
T o-Terphenyl	10.849	230.0	1141362	82.5639	µg/L	98
T Di-n-Butylphthalate	11.234	149.0	2079700	92.6745	µg/L	99
T Fluoranthene	12.156	202.0	2330677	92.5374	µg/L	99
T Benzidine	12.541	184.0	132945	15.0319	µg/L	97
T Pyrene	12.592	202.0	2513215	91.1396	µg/L	98
T Butylbenzylphthalate	14.582	149.0	707724	97.4985	µg/L	100
T Benzo(a)Anthracene	15.818	228.0	1937563	100.4710	µg/L	99
T Chrysene	15.931	228.0	2082052	99.3465	µg/L	100
T 3,3-Dichlorobenzidine	15.962	252.0	457122	70.1847	µg/L	99
T bis(2-ethylhexyl)Phthalate	16.656	167.0	249598	96.6571	µg/L	99
T Di-n-octyl Phthalate	18.345	149.0	1729959	95.5751	µg/L	100

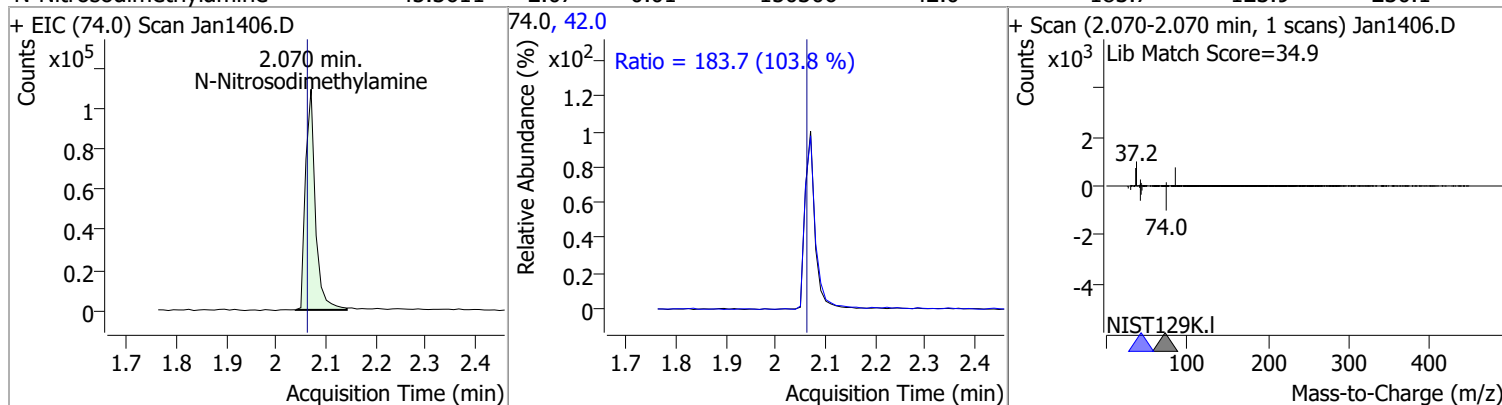
Quantitation Results Report (QT Reviewed)

Compound	RT	QIon	Resp.	Conc.	Units	Dev(Min)
T Benzo(b)fluoranthene	18.598	252.0	1812460	95.3123	µg/L	99
T Benzo(k)fluoranthene	18.659	252.0	1828043	92.7251	µg/L	99
T Benzo(a)pyrene	19.196	252.0	1628601	89.5070	µg/L	99
T Indeno(1,2,3-c,d)pyrene	20.948	276.0	1334832	87.0858	µg/L	99
T Dibenzo(a,h)anthracene	21.008	278.0	1441950	86.9778	µg/L	98
T Benzo(g,h,i)perylene	21.282	276.0	1635656	91.7806	µg/L	98

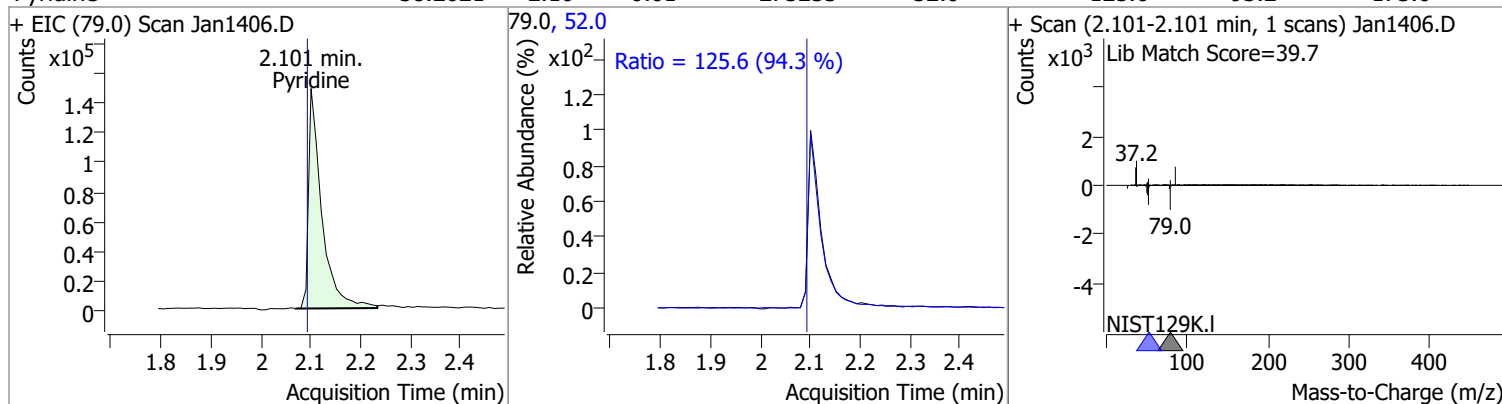
(#) = Qualifier Out of Range; (m) = Manual Integration; (+) = Area Summed; (*) = Surrogate Percent Recovery Out of Range; (d): Zeroed Peak

Quantitation Results Report (QT Reviewed)

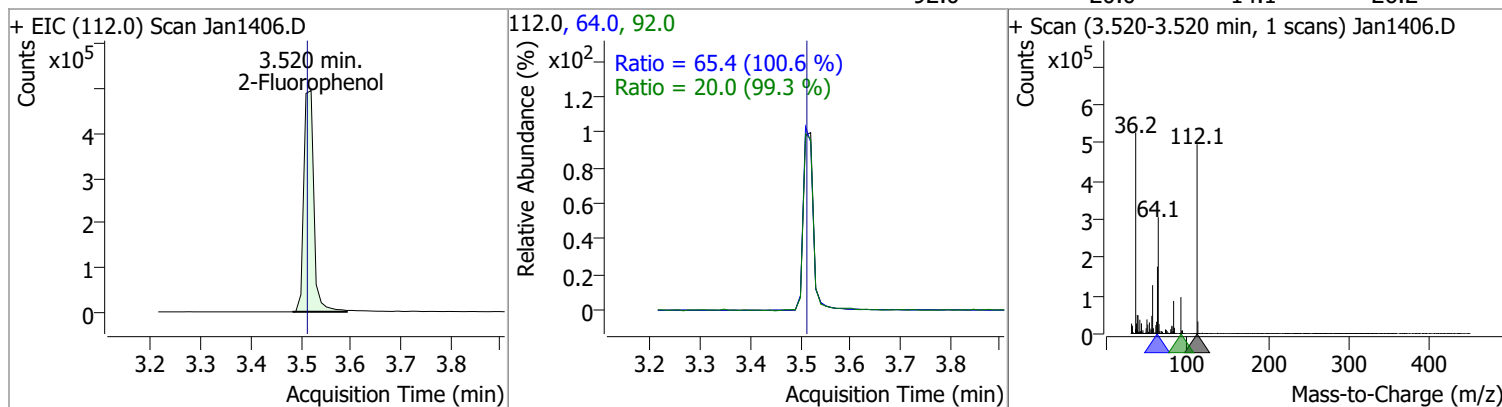
Compound	Conc.	RT	Dev(Min)	Resp.	QIon	QRatio	Lower	Upper
N-Nitrosodimethylamine	45.3611	2.07	0.01	150306	42.0	183.7	123.9	230.1



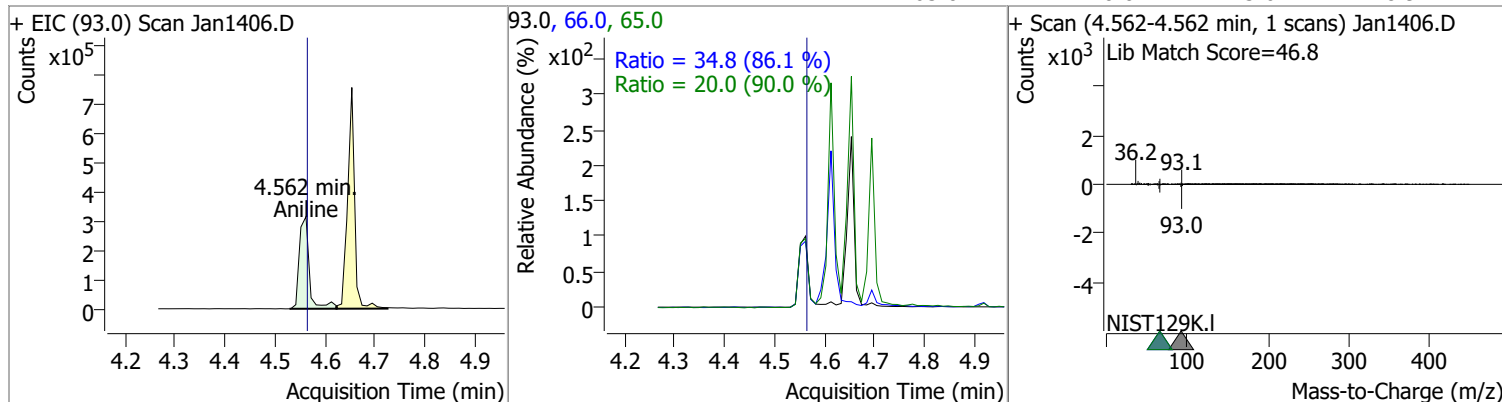
Compound	Conc.	RT	Dev(Min)	Resp.	QIon	QRatio	Lower	Upper
Pyridine	38.2621	2.10	0.01	275233	52.0	125.6	93.2	173.0



Compound	Conc.	RT	Dev(Min)	Resp.	QIon	QRatio	Lower	Upper
2-Fluorophenol	89.2351	3.52	0.01	696149	64.0	65.4	45.5	84.5
					92.0	20.0	14.1	26.2

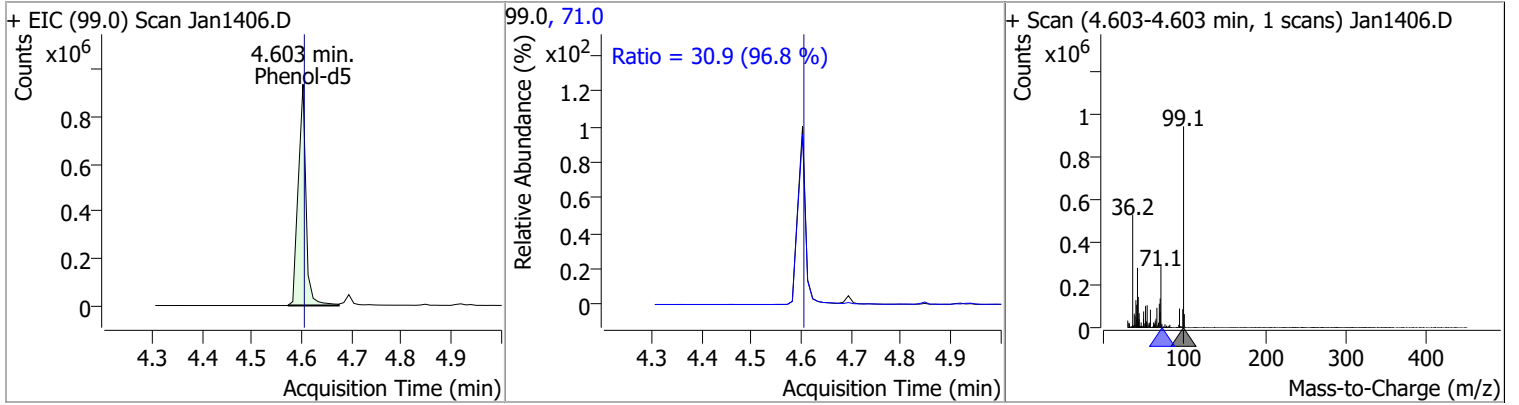


Compound	Conc.	RT	Dev(Min)	Resp.	QIon	QRatio	Lower	Upper
Aniline	31.6108	4.56	0.00	437448	66.0	34.8	28.3	52.5
					65.0	20.0	15.6	28.9

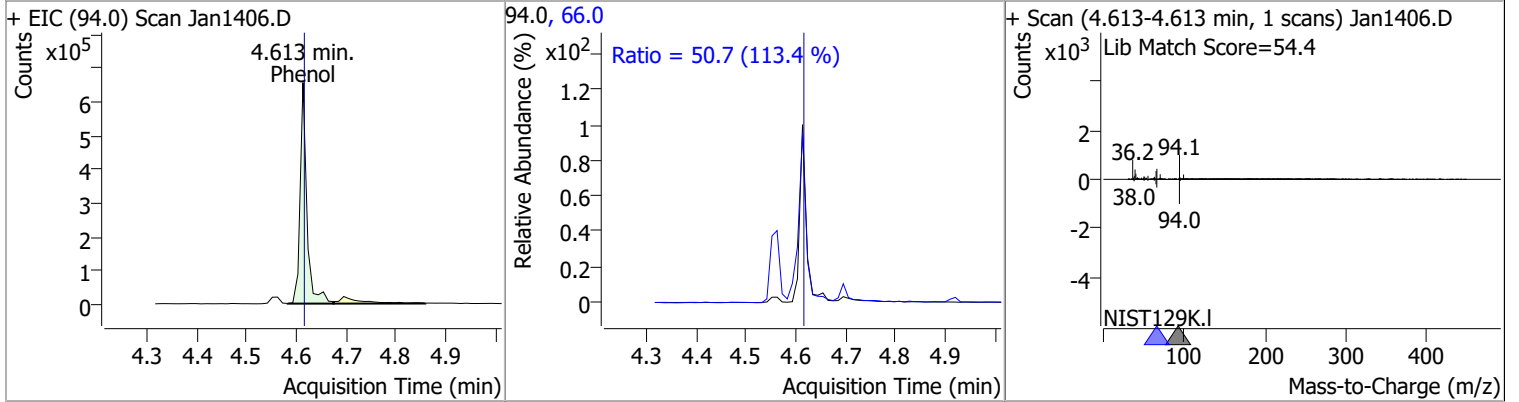


Quantitation Results Report (QT Reviewed)

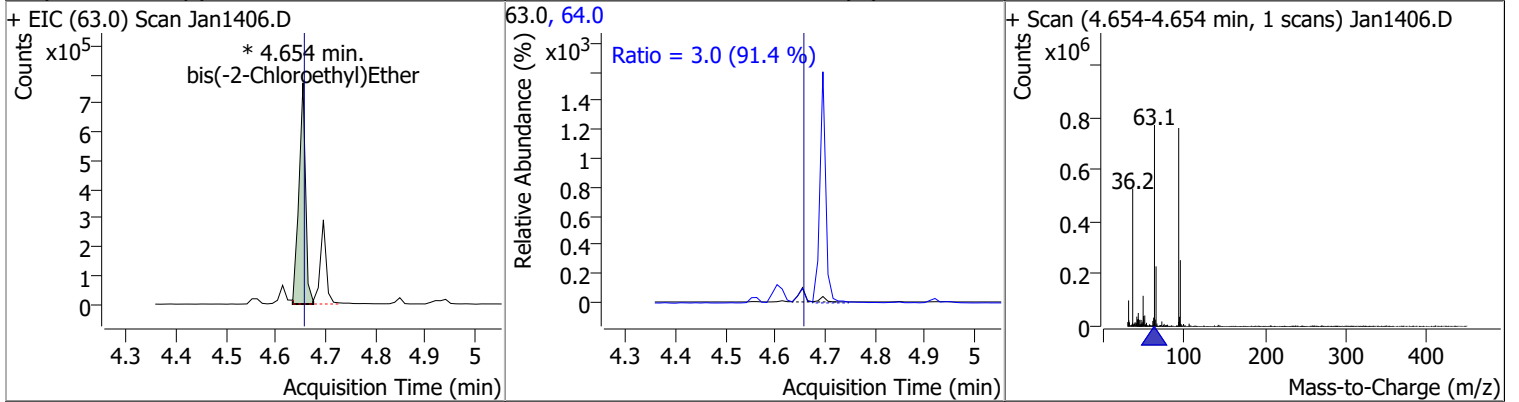
Compound	Conc.	RT	Dev(Min)	Resp.	QIon	QRatio	Lower	Upper
Phenol-d5	97.3223	4.60	0.00	1007113	71.0	30.9	22.3	41.5



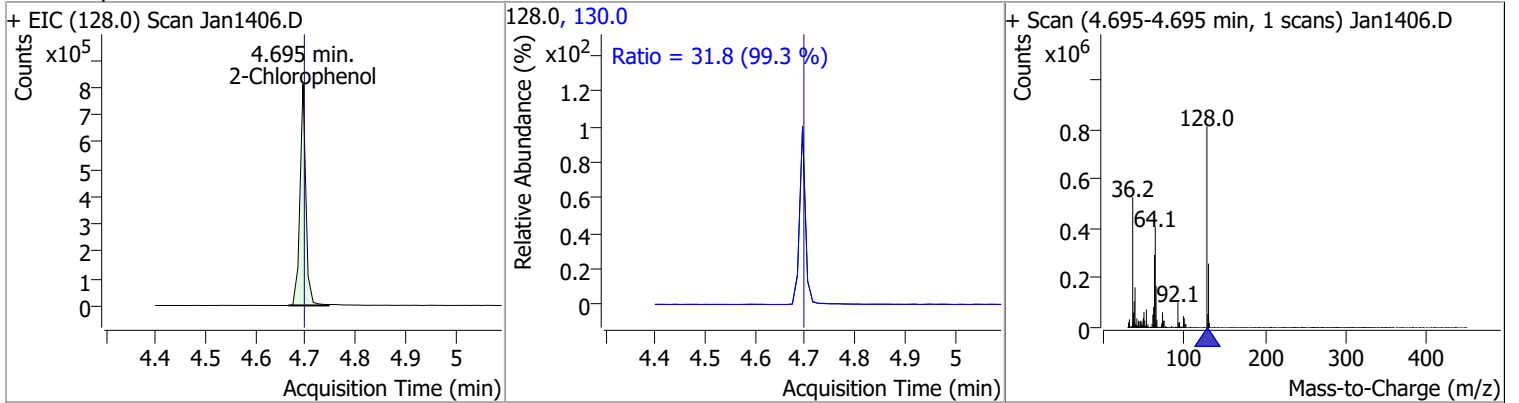
Compound	Conc.	RT	Dev(Min)	Resp.	QIon	QRatio	Lower	Upper
Phenol	54.6685	4.61	0.00	618273	66.0	50.7	31.3	58.2



Compound	Conc.	RT	Dev(Min)	Resp.	QIon	QRatio	Lower	Upper
bis(-2-Chloroethyl)Ether	82.9957	4.65	0.00	711403 (m)	64.0	3.0	2.3	4.3

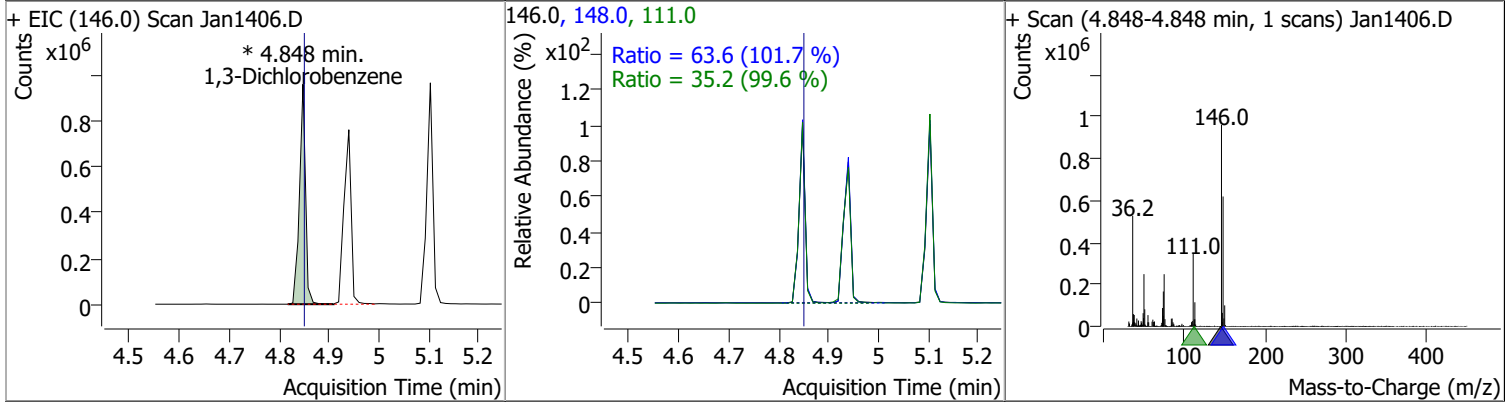


Compound	Conc.	RT	Dev(Min)	Resp.	QIon	QRatio	Lower	Upper
2-Chlorophenol	71.7772	4.69	0.00	663983	130.0	31.8	22.4	41.6

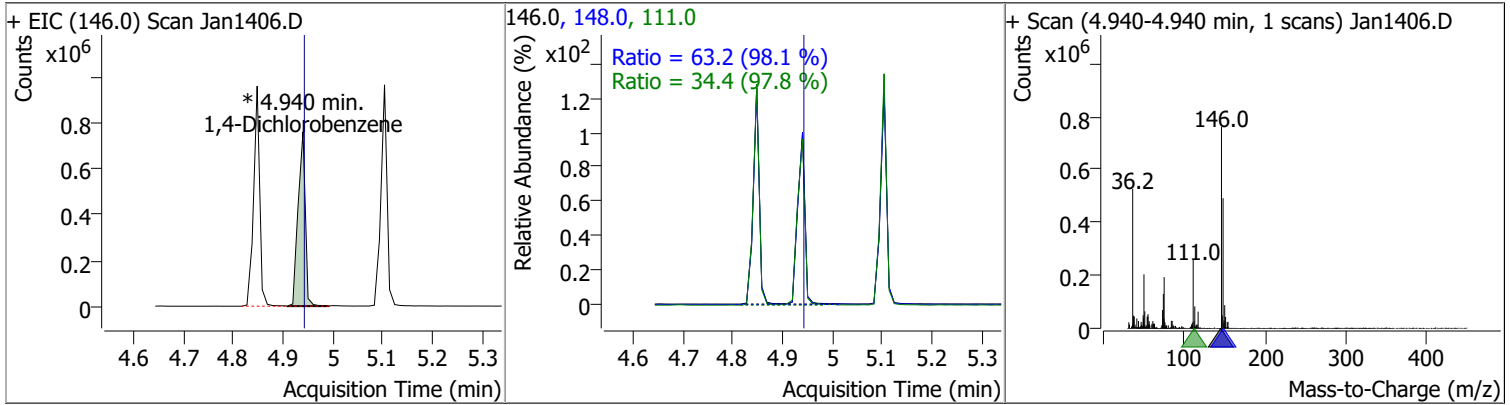


Quantitation Results Report (QT Reviewed)

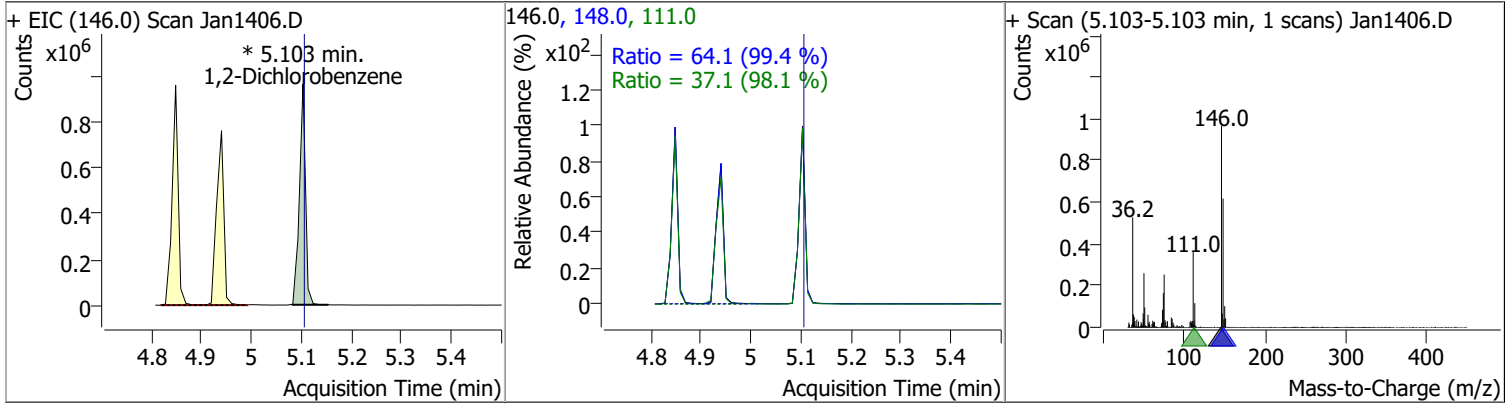
Compound	Conc.	RT	Dev(Min)	Resp.	QIon	QRatio	Lower	Upper
1,3-Dichlorobenzene	66.4640	4.85	0.00	812130 (m)	148.0	63.6	43.8	81.3
					111.0	35.2	24.8	46.0



Compound	Conc.	RT	Dev(Min)	Resp.	QIon	QRatio	Lower	Upper
1,4-Dichlorobenzene	62.1289	4.94	0.00	762969 (m)	148.0	63.2	45.1	83.8
					111.0	34.4	24.6	45.7

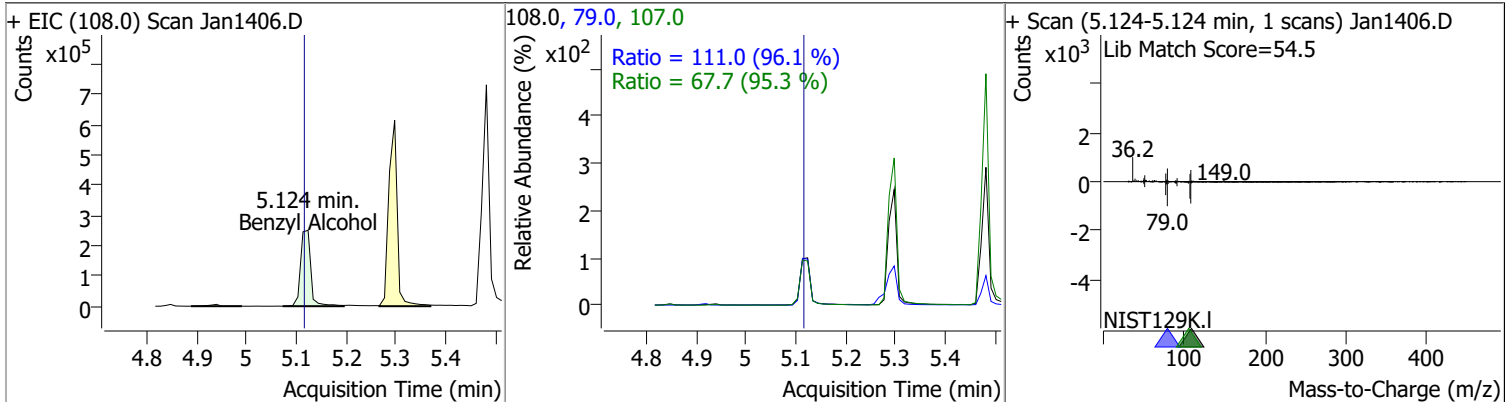


Compound	Conc.	RT	Dev(Min)	Resp.	QIon	QRatio	Lower	Upper
1,2-Dichlorobenzene	67.1950	5.10	0.00	813606 (m)	148.0	64.1	45.1	83.8
					111.0	37.1	26.4	49.1

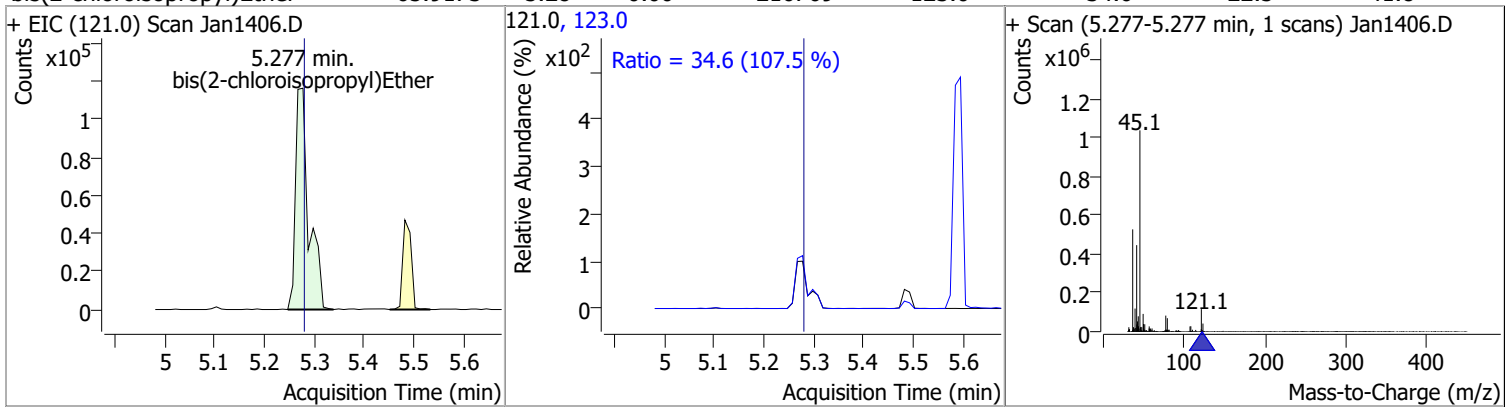


Quantitation Results Report (QT Reviewed)

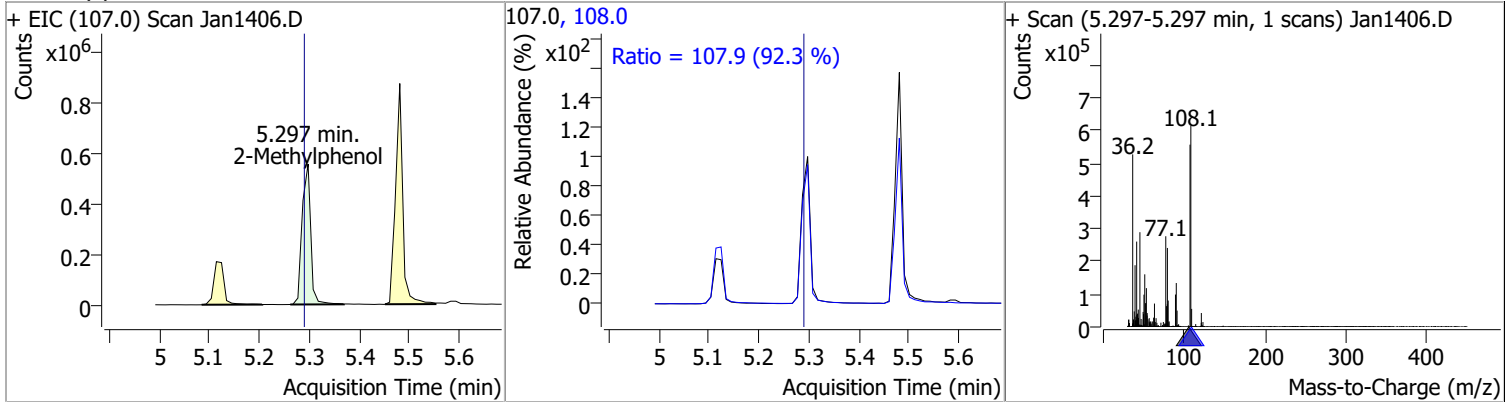
Compound	Conc.	RT	Dev(Min)	Resp.	QIon	QRatio	Lower	Upper
Benzyl Alcohol	68.5784	5.12	0.01	357544	79.0	111.0	80.8	150.1
					107.0	67.7	49.7	92.3



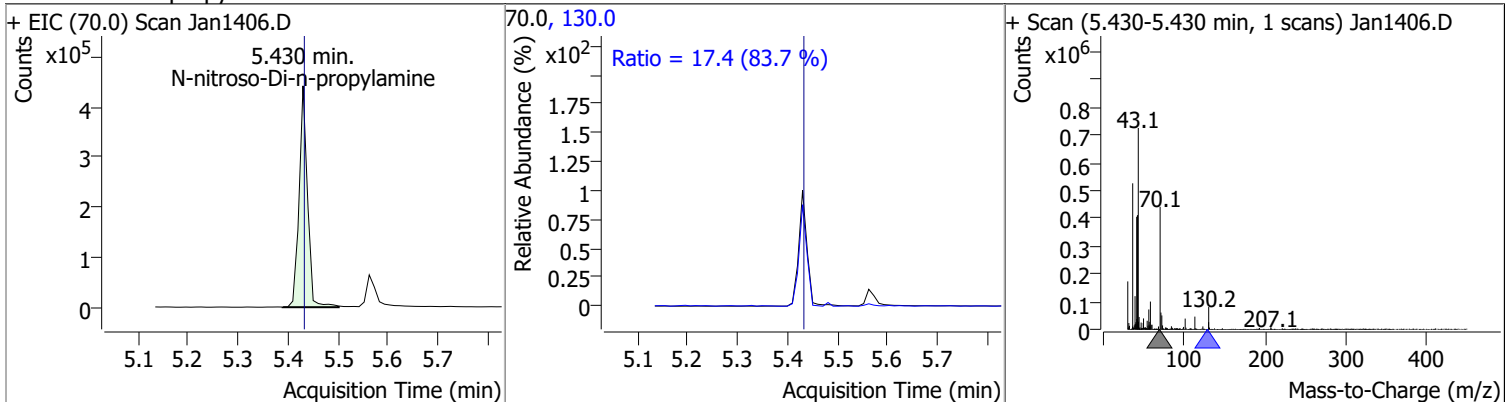
Compound	Conc.	RT	Dev(Min)	Resp.	QIon	QRatio	Lower	Upper
bis(2-chloroisopropyl)Ether	65.9173	5.28	0.00	216769	123.0	34.6	22.5	41.8



Compound	Conc.	RT	Dev(Min)	Resp.	QIon	QRatio	Lower	Upper
2-Methylphenol	81.1392	5.30	0.01	664769	108.0	107.9	81.8	152.0

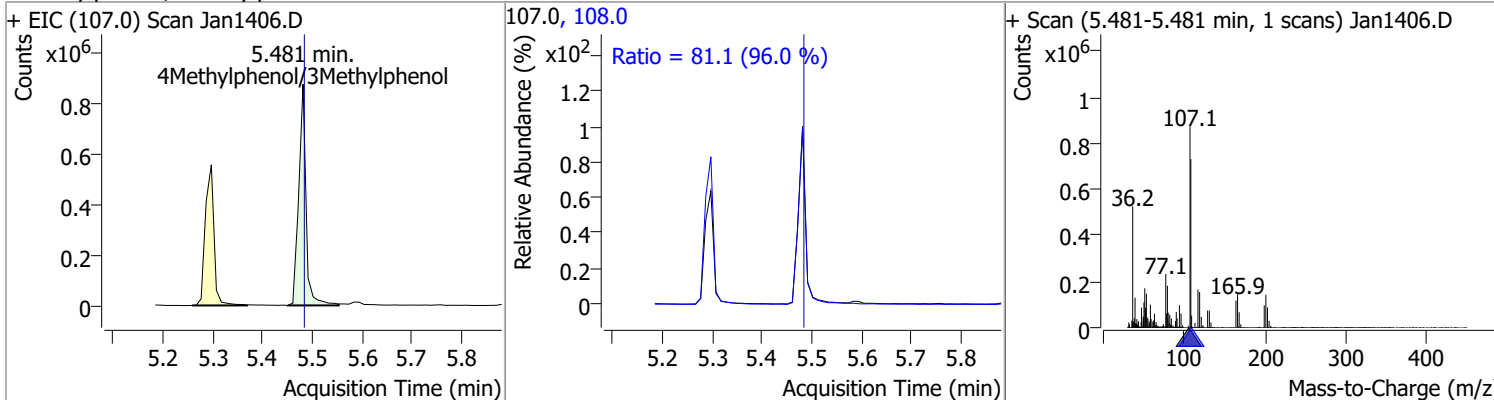


Compound	Conc.	RT	Dev(Min)	Resp.	QIon	QRatio	Lower	Upper
N-nitroso-Di-n-propylamine	91.5735	5.43	0.00	516736	130.0	17.4	0.0	41.5

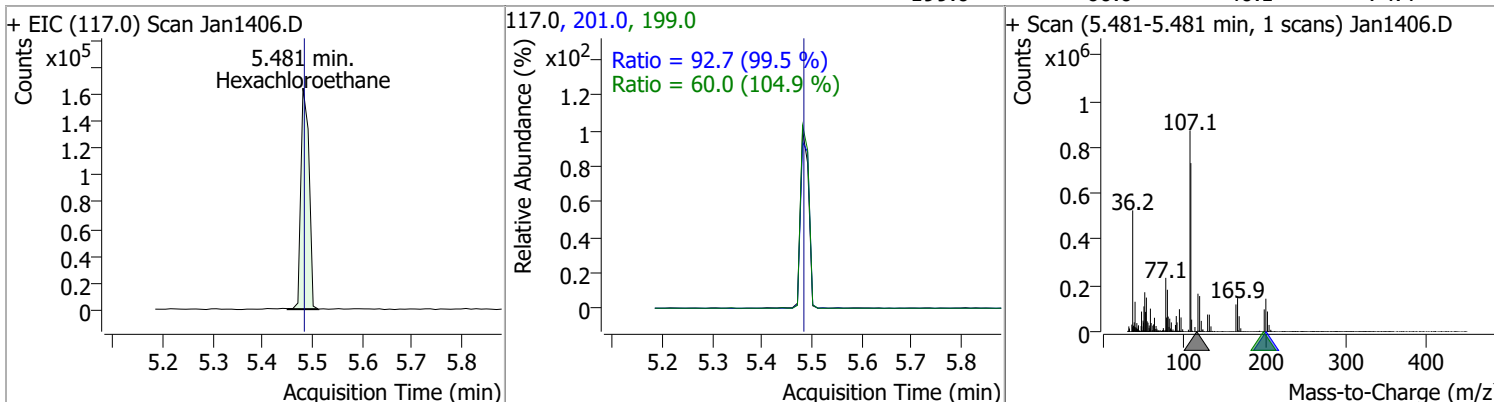


Quantitation Results Report (QT Reviewed)

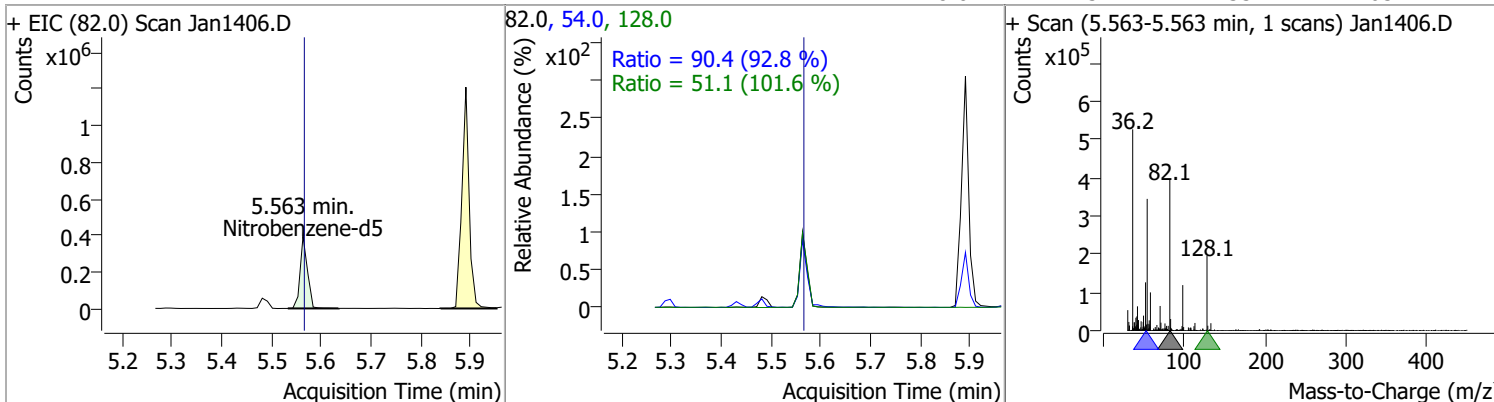
Compound	Conc.	RT	Dev(Min)	Resp.	QIon	QRatio	Lower	Upper
4Methylphenol/3Methylphenol	80.0316	5.48	0.00	885922	108.0	81.1	59.1	109.8



Compound	Conc.	RT	Dev(Min)	Resp.	QIon	QRatio	Lower	Upper
Hexachloroethane	54.0386	5.48	0.00	187874	201.0	92.7	65.2	121.2
					199.0	60.0	40.1	74.4

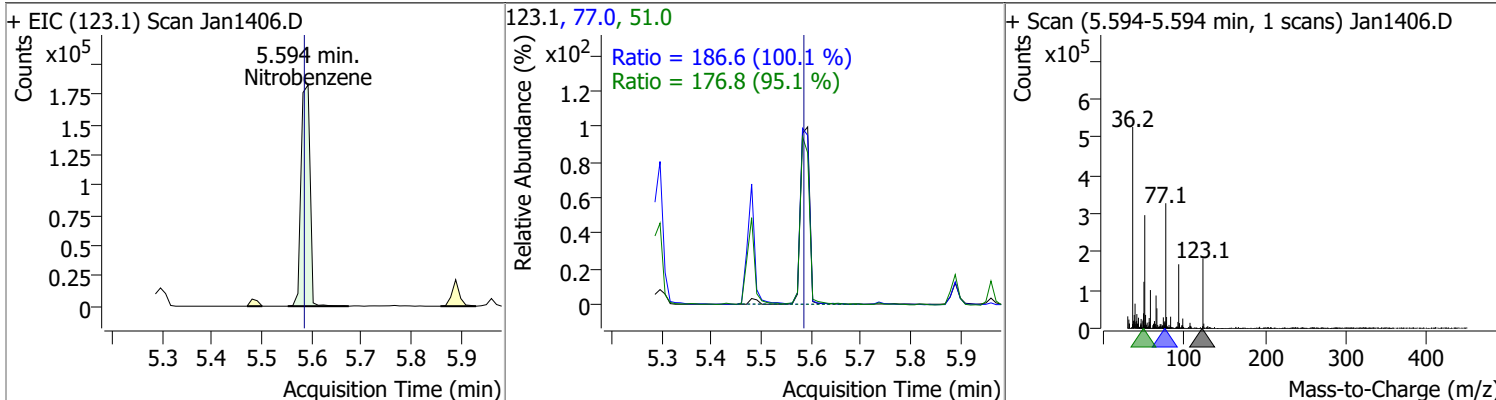


Compound	Conc.	RT	Dev(Min)	Resp.	QIon	QRatio	Lower	Upper
Nitrobenzene-d5	70.9954	5.56	0.00	402174	54.0	90.4	68.2	126.6
					128.0	51.1	35.2	65.4

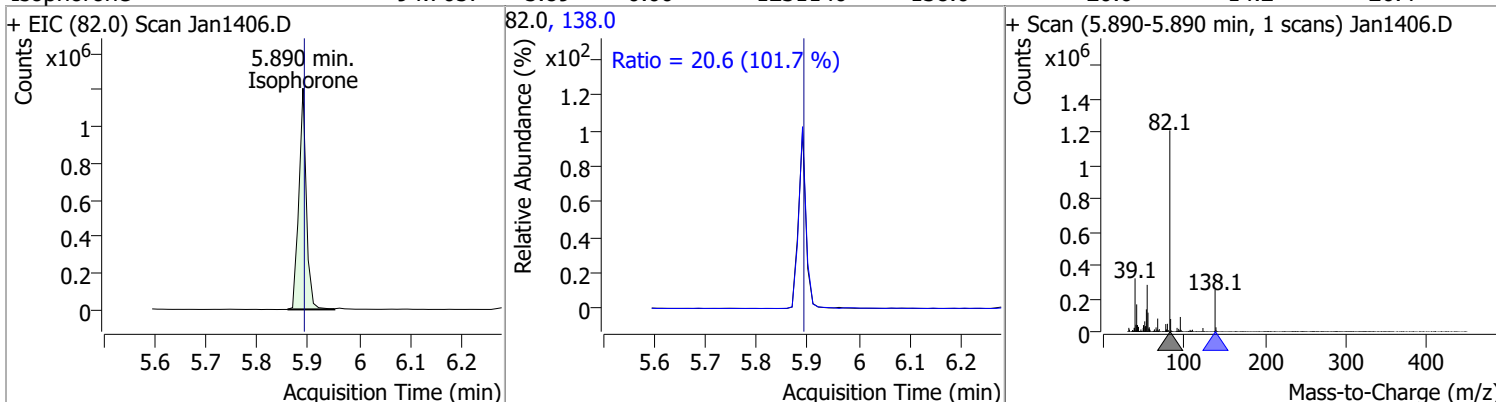


Quantitation Results Report (QT Reviewed)

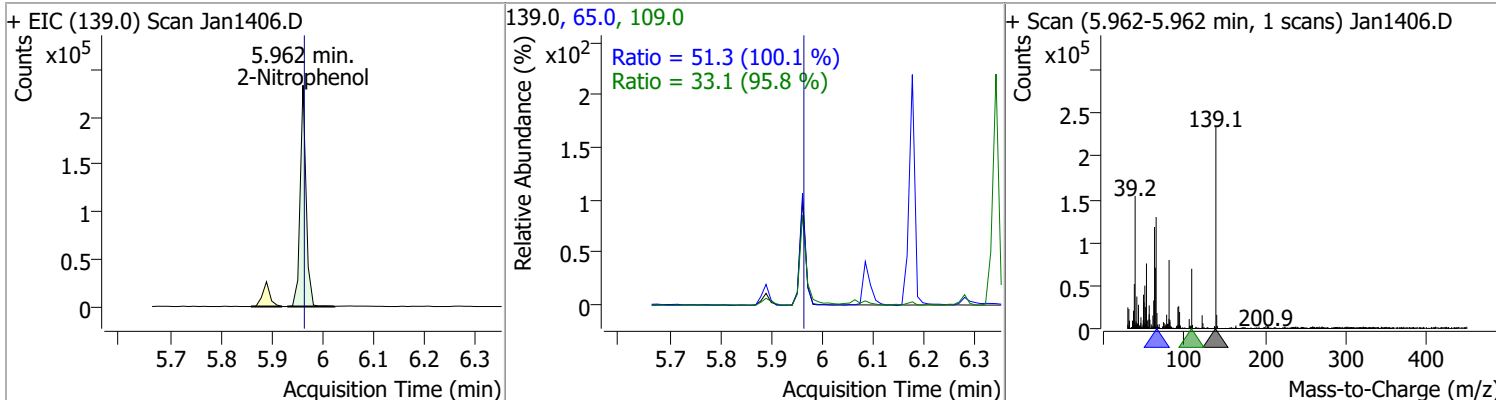
Compound	Conc.	RT	Dev(Min)	Resp.	QIon	QRatio	Lower	Upper
Nitrobenzene	76.6044	5.59	0.01	230893	77.0	186.6	130.5	242.3
					51.0	176.8	130.2	241.8



Compound	Conc.	RT	Dev(Min)	Resp.	QIon	QRatio	Lower	Upper
Isophorone	94.7057	5.89	0.00	1231140	138.0	20.6	14.2	26.4

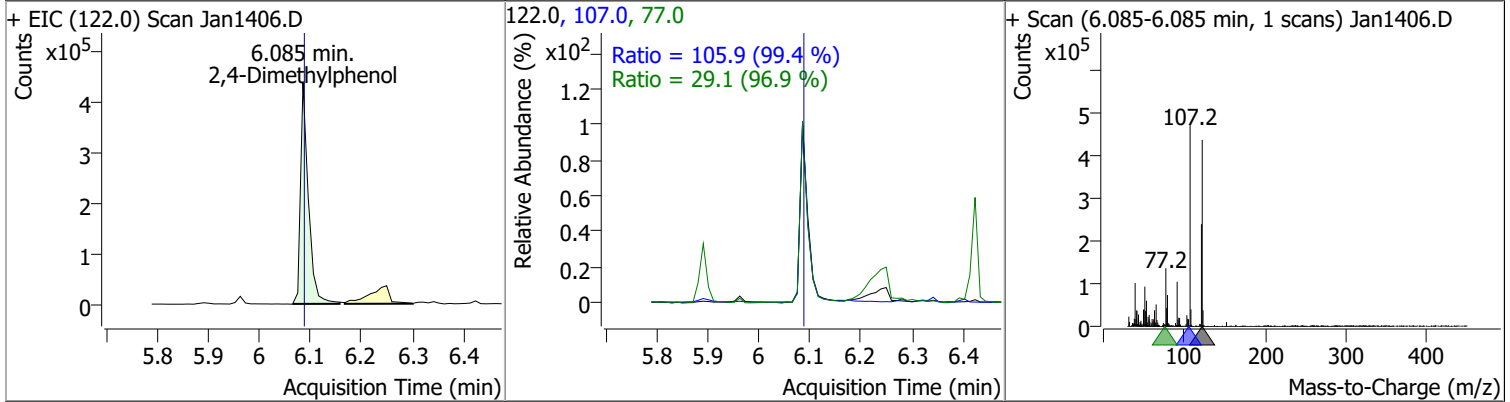


Compound	Conc.	RT	Dev(Min)	Resp.	QIon	QRatio	Lower	Upper
2-Nitrophenol	81.9763	5.96	0.00	188985	65.0	51.3	35.9	66.6
					109.0	33.1	24.1	44.8

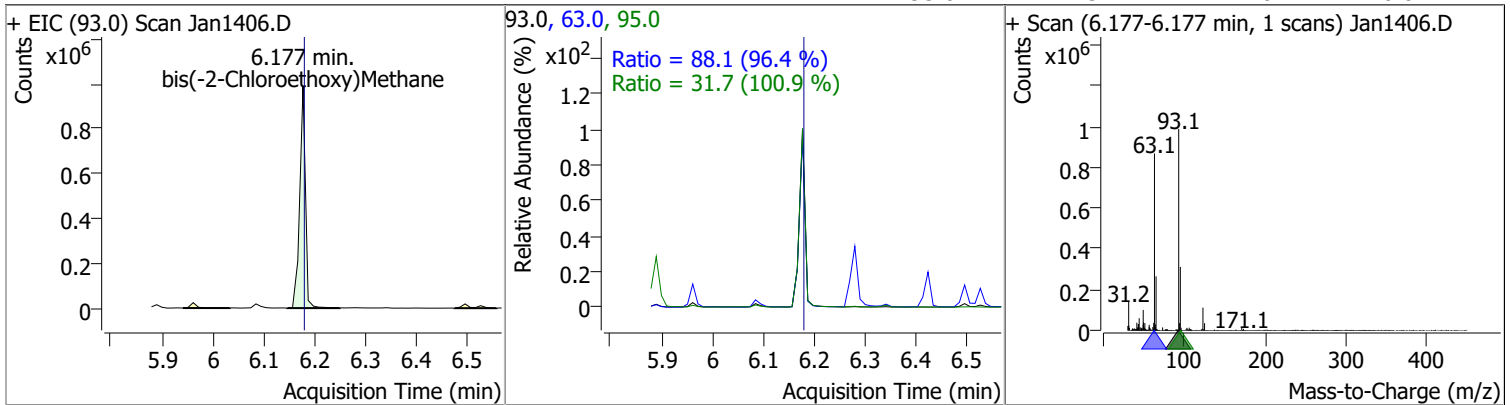


Quantitation Results Report (QT Reviewed)

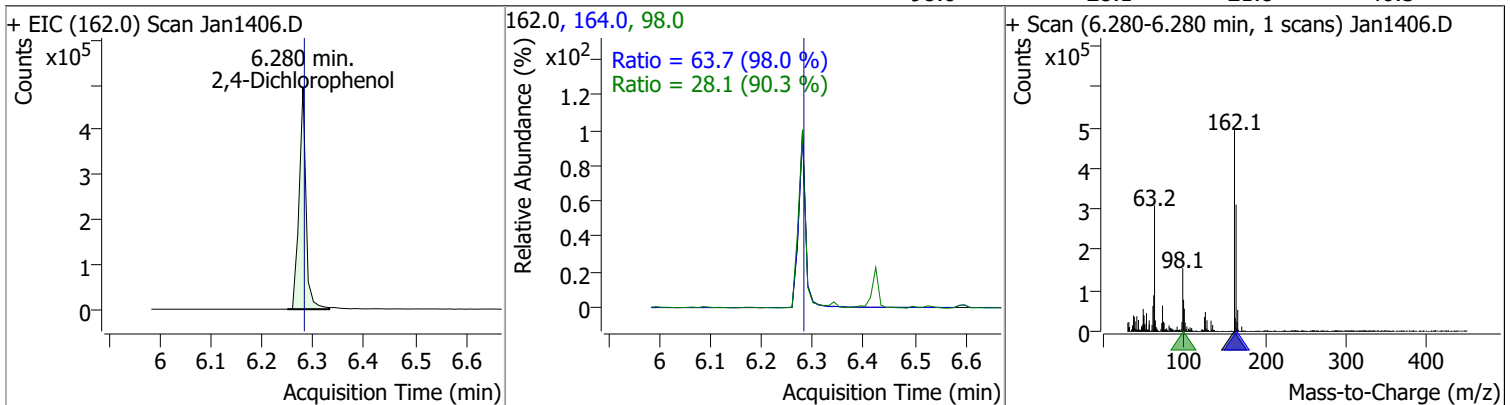
Compound	Conc.	RT	Dev(Min)	Resp.	QIon	QRatio	Lower	Upper
2,4-Dimethylphenol	71.3402	6.08	0.00	466035	107.0	105.9	74.6	138.5
					77.0	29.1	21.0	39.1



Compound	Conc.	RT	Dev(Min)	Resp.	QIon	QRatio	Lower	Upper
bis(-2-Chloroethoxy)Methane	100.1193	6.18	0.00	770979	63.0	88.1	64.0	118.8
					95.0	31.7	22.0	40.8

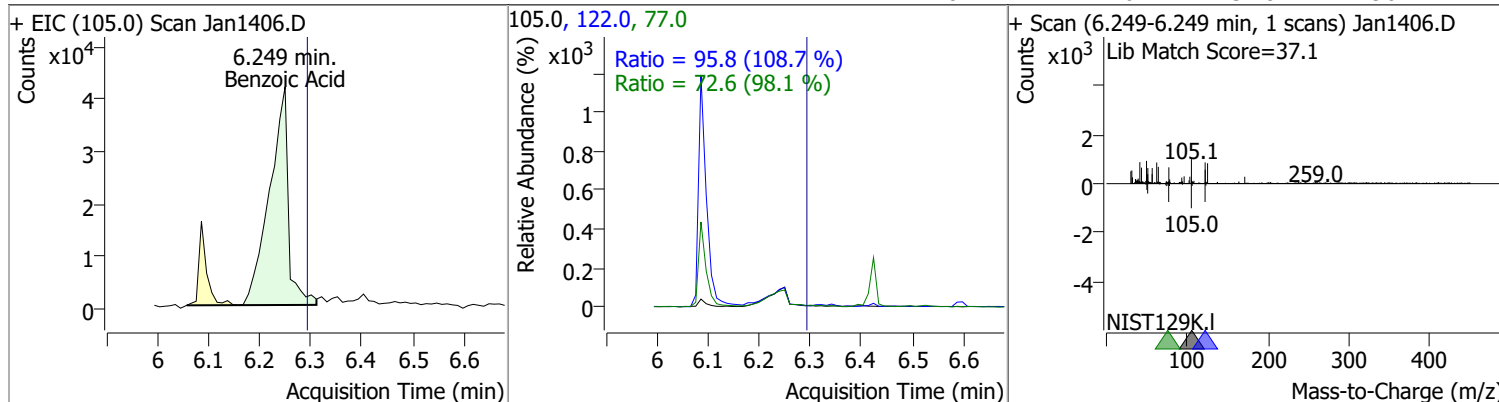


Compound	Conc.	RT	Dev(Min)	Resp.	QIon	QRatio	Lower	Upper
2,4-Dichlorophenol	77.7045	6.28	0.00	465867	164.0	63.7	45.5	84.6
					98.0	28.1	21.8	40.5

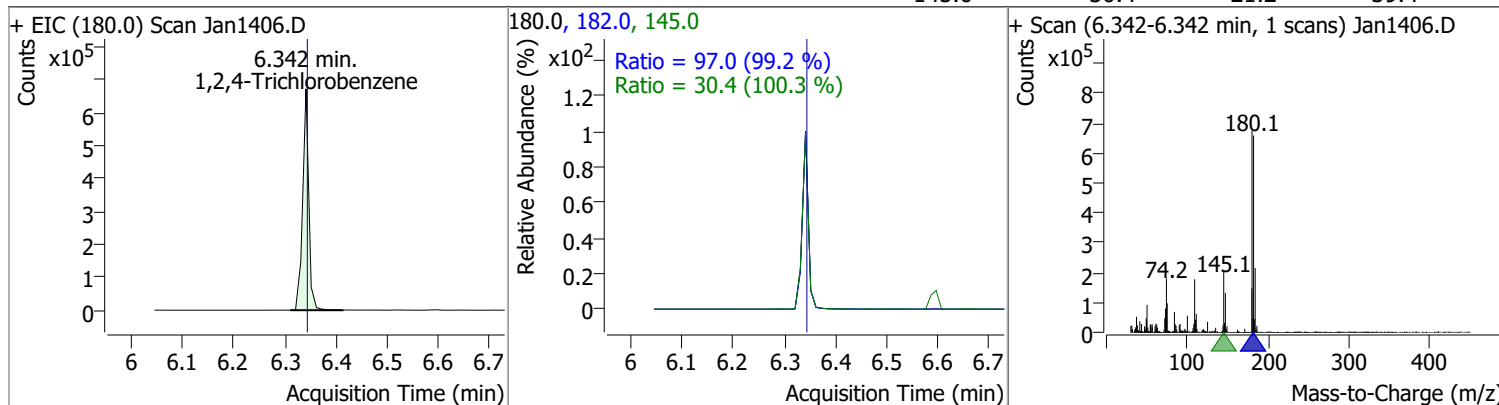


Quantitation Results Report (QT Reviewed)

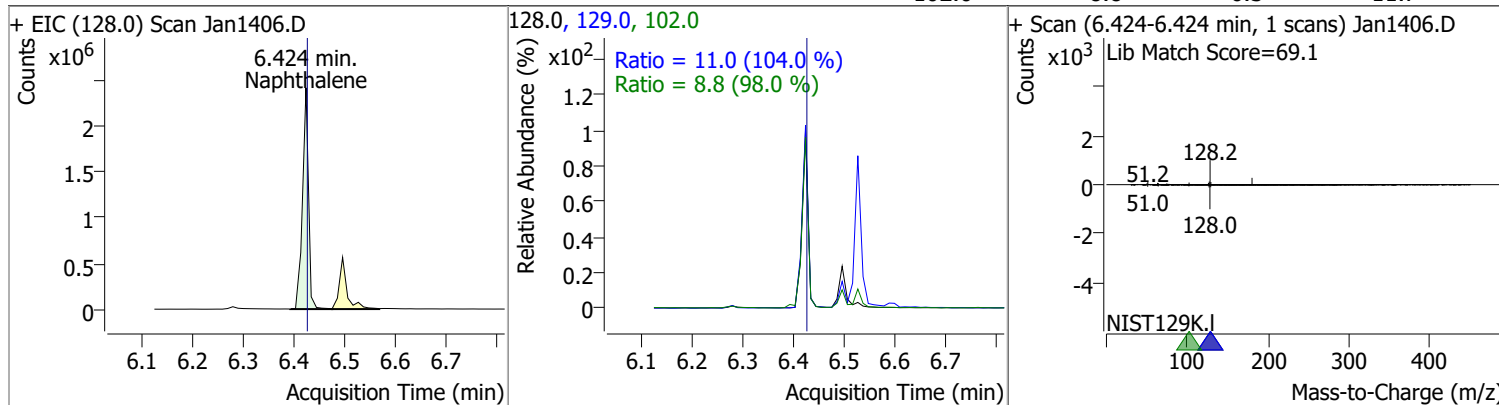
Compound	Conc.	RT	Dev(Min)	Resp.	QIon	QRatio	Lower	Upper
Benzoic Acid	33.7975	6.25	-0.04	108183	122.0	95.8	61.7	114.6
					77.0	72.6	51.8	96.2



Compound	Conc.	RT	Dev(Min)	Resp.	QIon	QRatio	Lower	Upper
1,2,4-Trichlorobenzene	73.3495	6.34	0.00	559154	182.0	97.0	68.4	127.1
					145.0	30.4	21.2	39.4

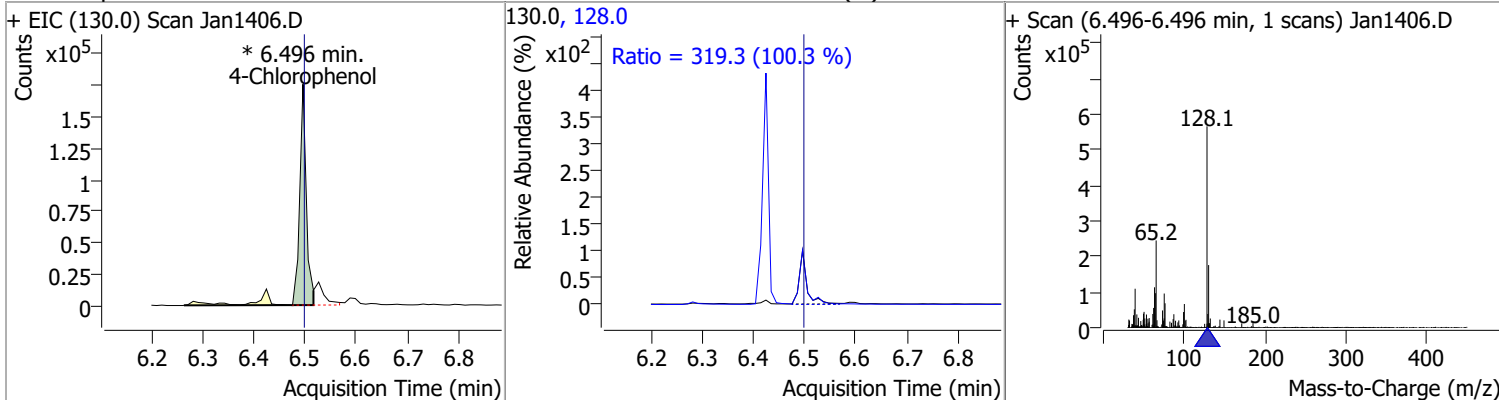


Compound	Conc.	RT	Dev(Min)	Resp.	QIon	QRatio	Lower	Upper
Naphthalene	89.0298	6.42	0.00	1979925	129.0	11.0	7.4	13.8
					102.0	8.8	6.3	11.7

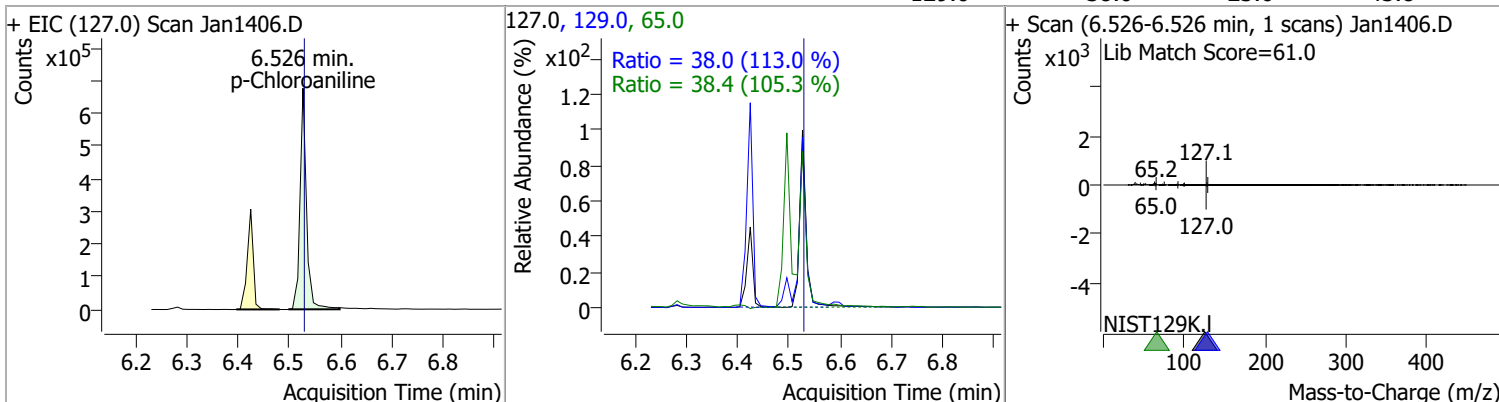


Quantitation Results Report (QT Reviewed)

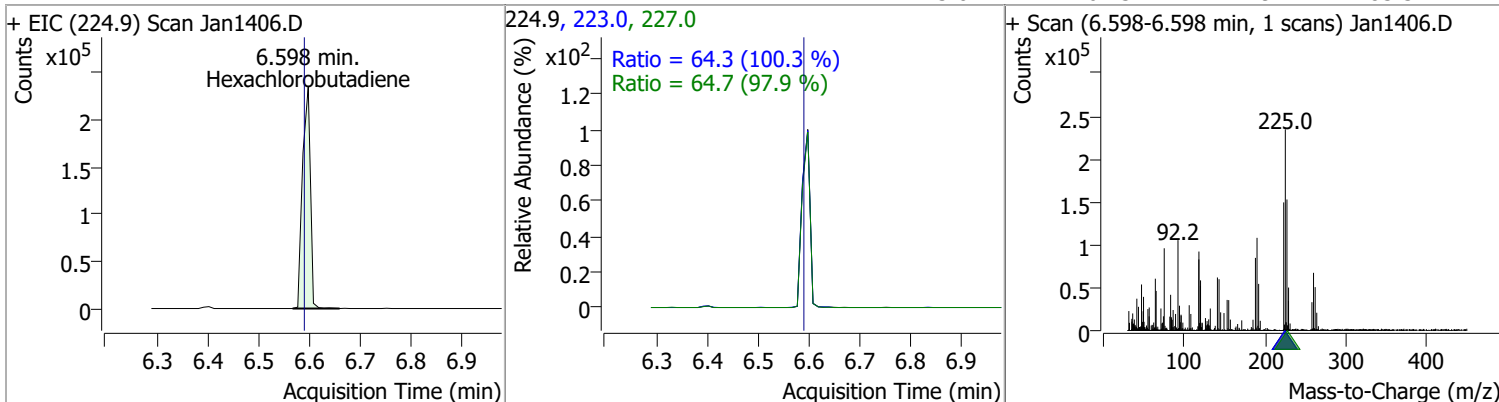
Compound	Conc.	RT	Dev(Min)	Resp.	QIon	QRatio	Lower	Upper
4-Chlorophenol	76.3684	6.50	0.00	156271 (m)	128.0	319.3	222.8	413.7



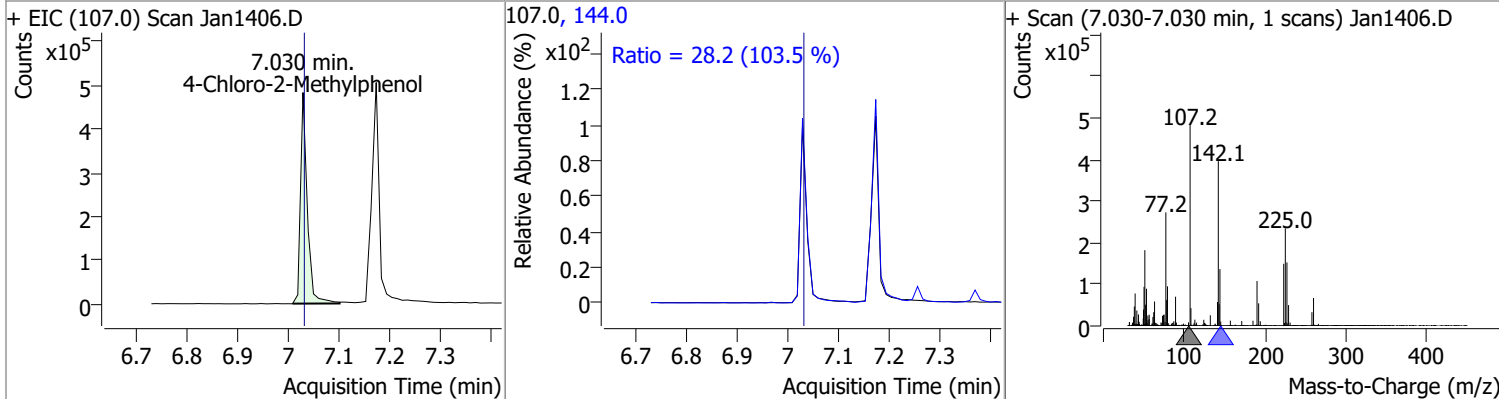
Compound	Conc.	RT	Dev(Min)	Resp.	QIon	QRatio	Lower	Upper
p-Chloroaniline	69.2120	6.53	0.00	597360	65.0	38.4	25.6	47.5
					129.0	38.0	23.6	43.8



Compound	Conc.	RT	Dev(Min)	Resp.	QIon	QRatio	Lower	Upper
Hexachlorobutadiene	61.5855	6.60	0.01	251807	227.0	64.7	46.3	85.9
					223.0	64.3	44.9	83.3

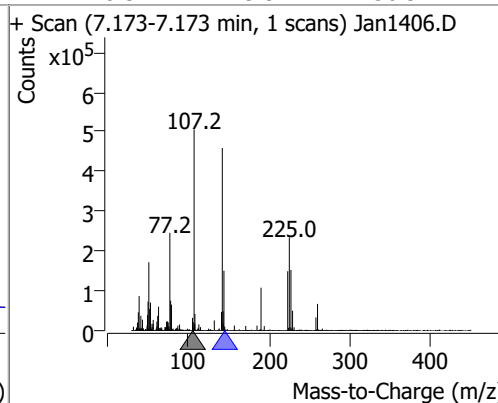
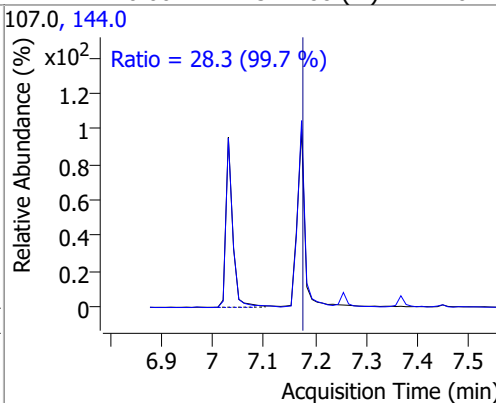
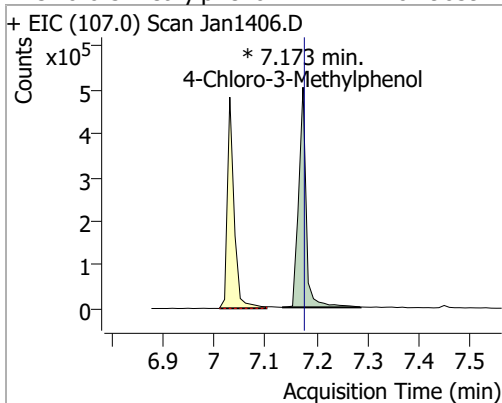


Compound	Conc.	RT	Dev(Min)	Resp.	QIon	QRatio	Lower	Upper
4-Chloro-2-Methylphenol	78.9087	7.03	0.00	439672	144.0	28.2	19.1	35.5

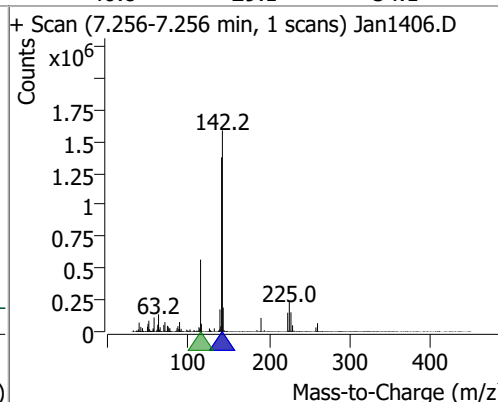
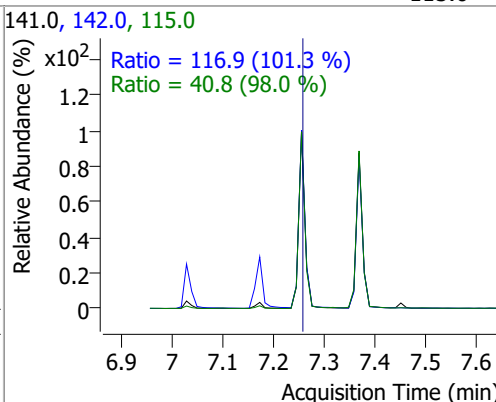
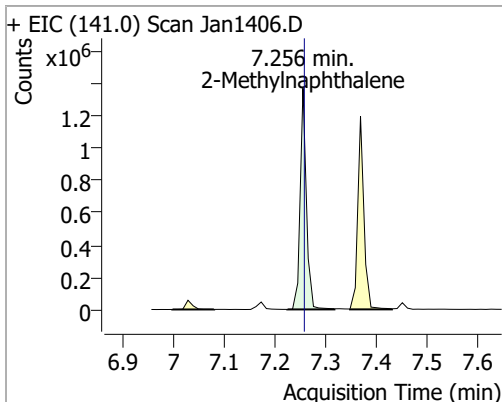


Quantitation Results Report (QT Reviewed)

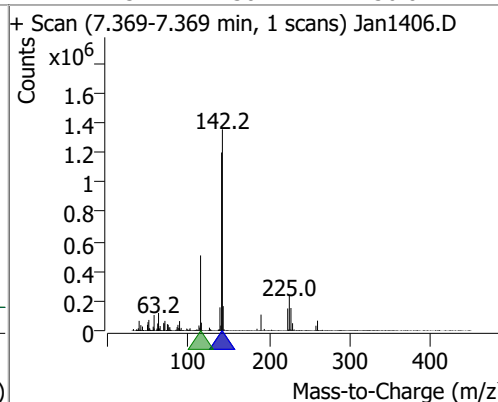
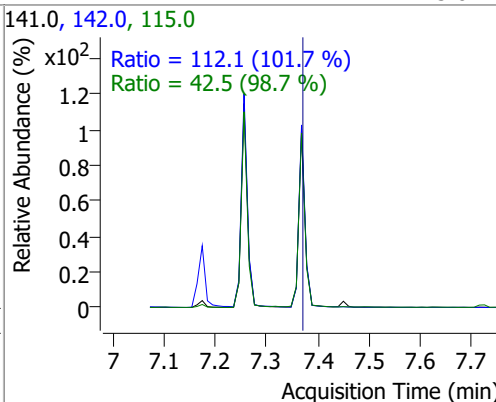
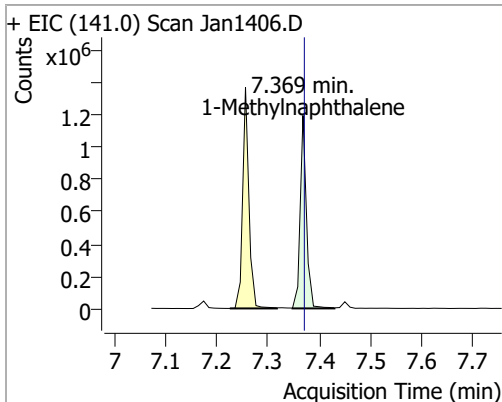
Compound	Conc.	RT	Dev(Min)	Resp.	QIon	QRatio	Lower	Upper
4-Chloro-3-Methylphenol	87.9839	7.17	0.00	517788 (m)	144.0	28.3	19.9	36.9



Compound	Conc.	RT	Dev(Min)	Resp.	QIon	QRatio	Lower	Upper
2-Methylnaphthalene	86.0388	7.26	0.00	1167398	142.0	116.9	80.8	150.1
					115.0	40.8	29.1	54.1

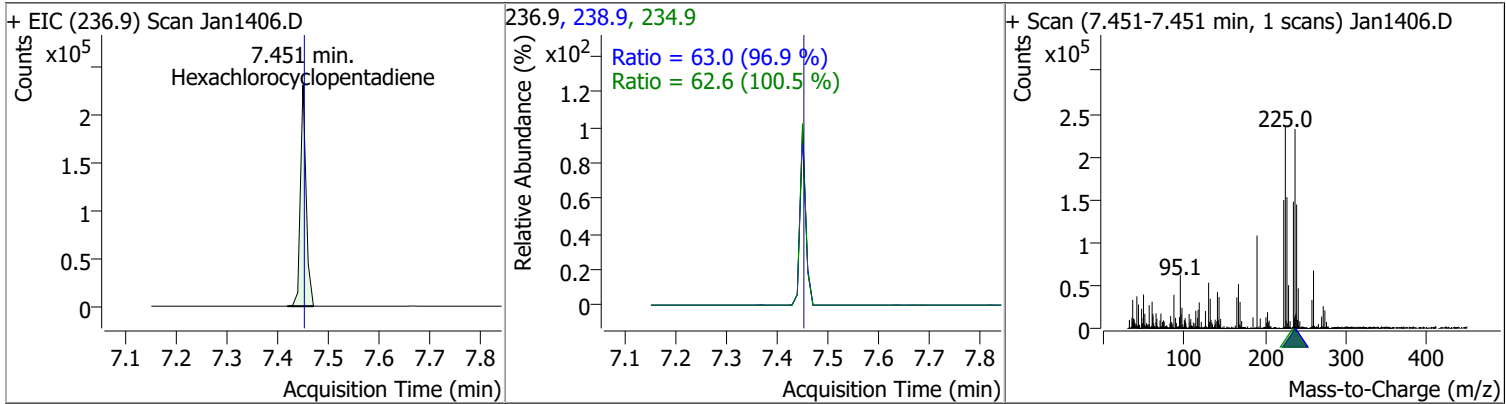


Compound	Conc.	RT	Dev(Min)	Resp.	QIon	QRatio	Lower	Upper
1-Methylnaphthalene	76.6744	7.37	0.00	1017346	142.0	112.1	77.1	143.2
					115.0	42.5	30.2	56.0

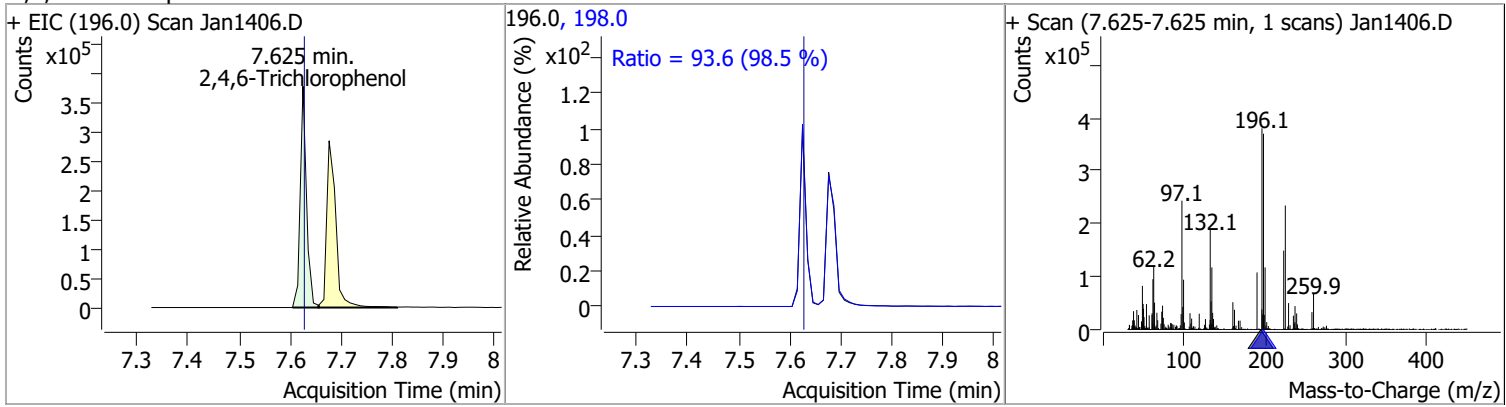


Quantitation Results Report (QT Reviewed)

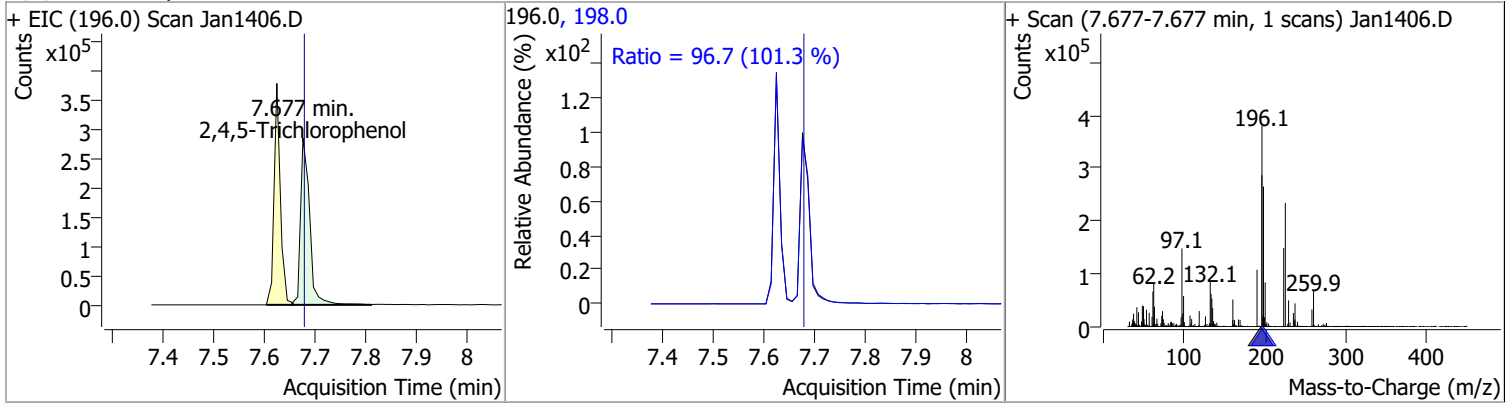
Compound	Conc.	RT	Dev(Min)	Resp.	QIon	QRatio	Lower	Upper
Hexachlorocyclopentadiene	64.1110	7.45	0.00	179601	238.9	63.0	45.5	84.6
					234.9	62.6	43.6	80.9



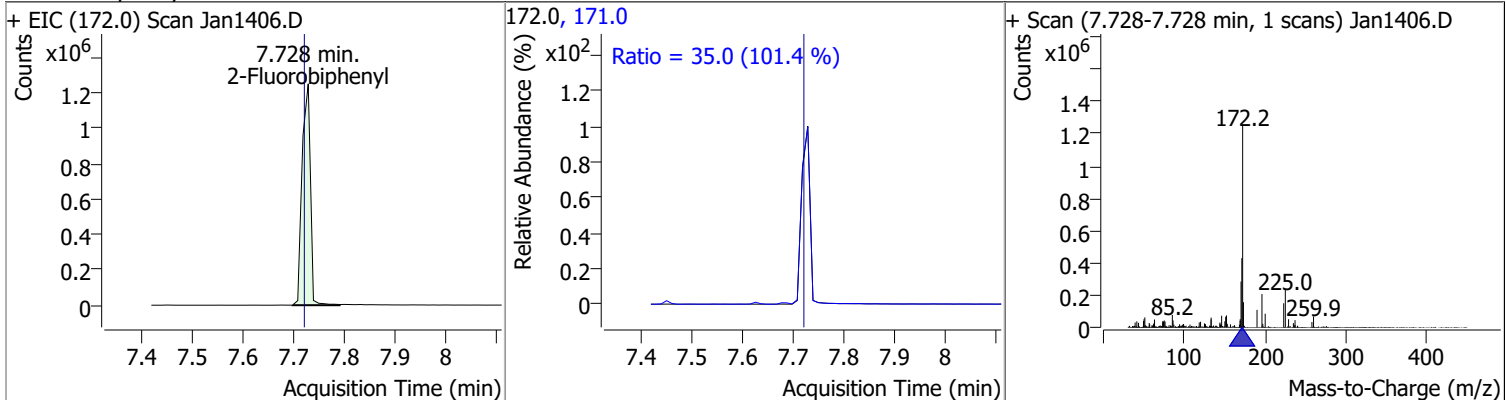
Compound	Conc.	RT	Dev(Min)	Resp.	QIon	QRatio	Lower	Upper
2,4,6-Trichlorophenol	79.1310	7.63	0.00	324519	198.0	93.6	66.6	123.6



Compound	Conc.	RT	Dev(Min)	Resp.	QIon	QRatio	Lower	Upper
2,4,5-Trichlorophenol	76.5355	7.68	0.00	356801	198.0	96.7	66.8	124.1

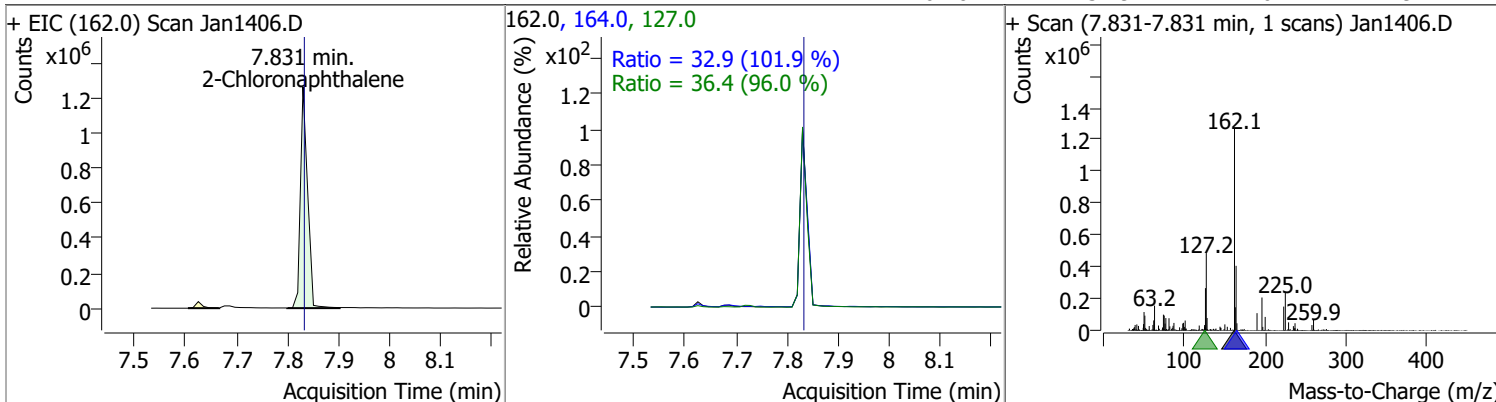


Compound	Conc.	RT	Dev(Min)	Resp.	QIon	QRatio	Lower	Upper
2-Fluorobiphenyl	75.6467	7.73	0.01	1412136	171.0	35.0	24.2	44.9

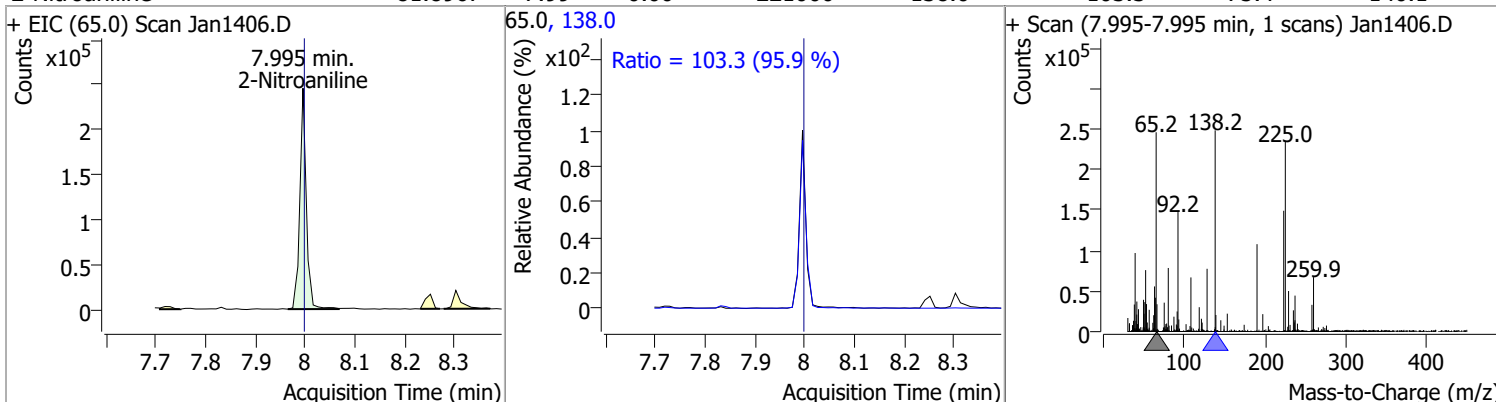


Quantitation Results Report (QT Reviewed)

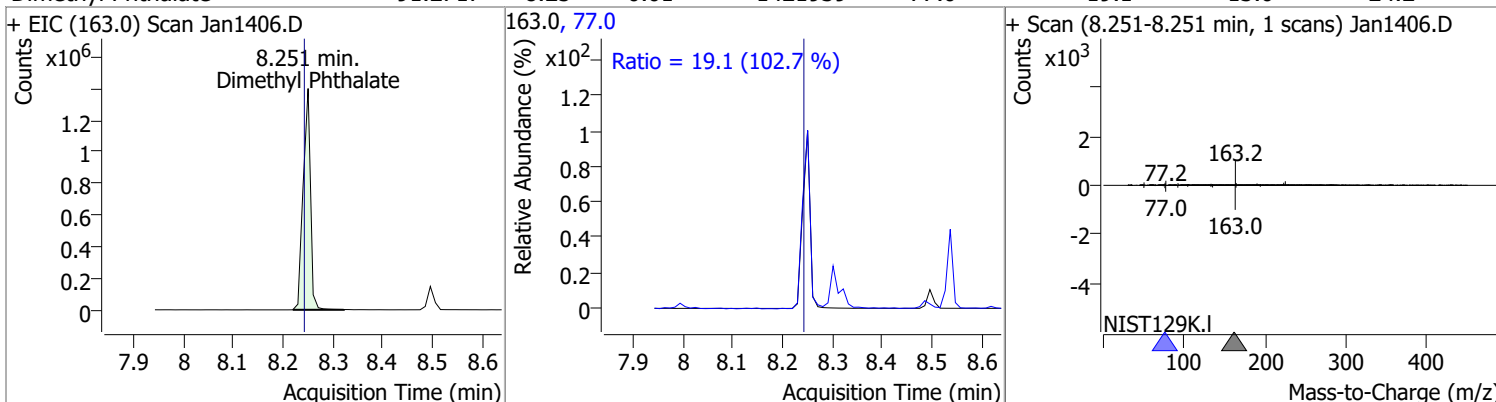
Compound	Conc.	RT	Dev(Min)	Resp.	QIon	QRatio	Lower	Upper
2-Chloronaphthalene	79.3771	7.83	0.00	1233970	127.0	36.4	26.5	49.3
					164.0	32.9	22.6	41.9



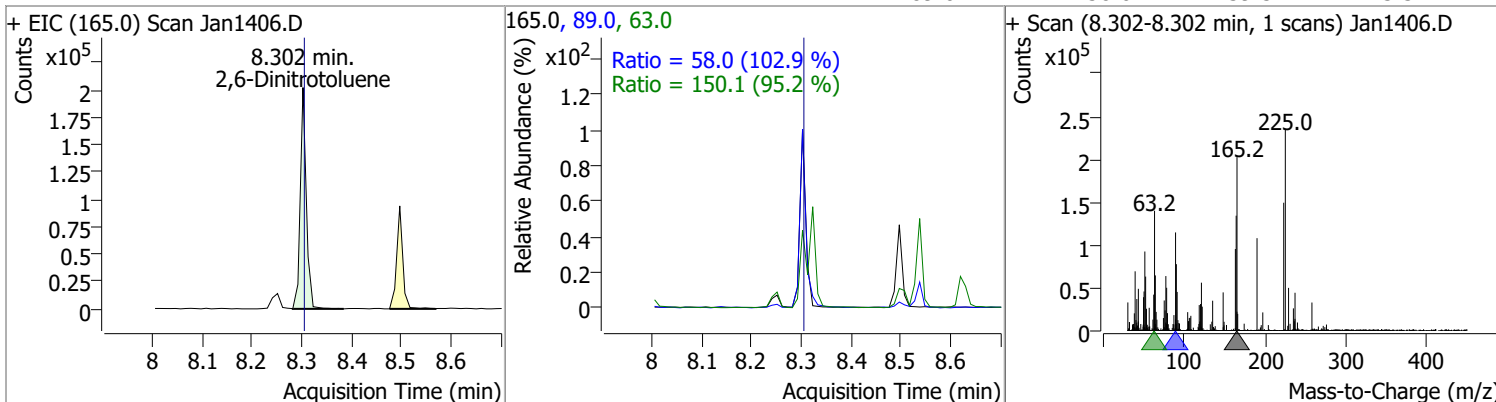
Compound	Conc.	RT	Dev(Min)	Resp.	QIon	QRatio	Lower	Upper
2-Nitroaniline	81.8967	7.99	0.00	221000	138.0	103.3	75.4	140.1



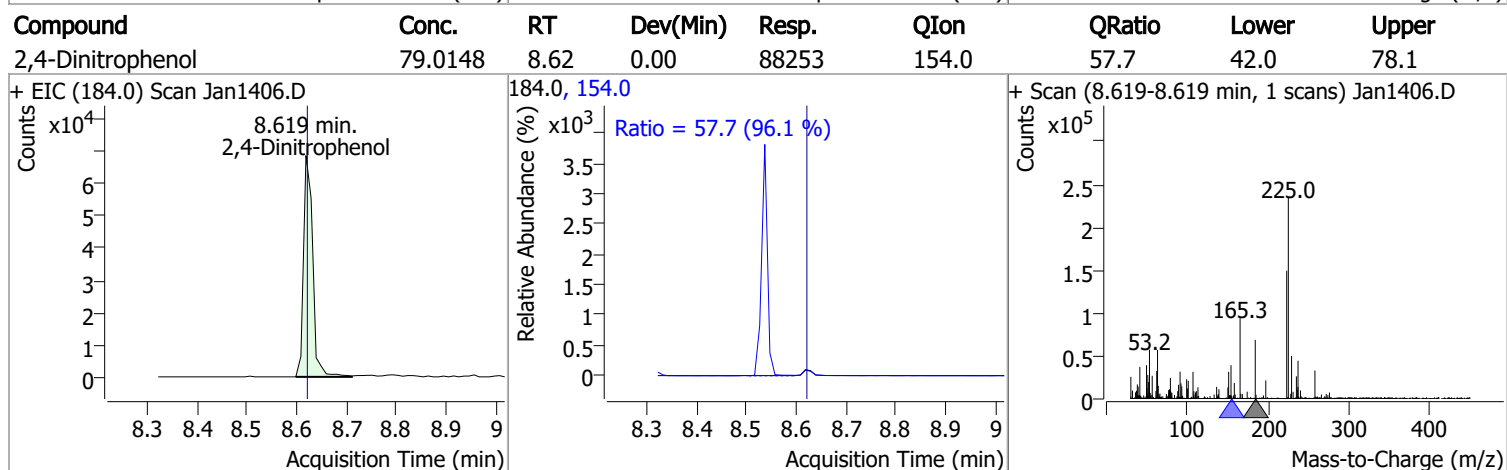
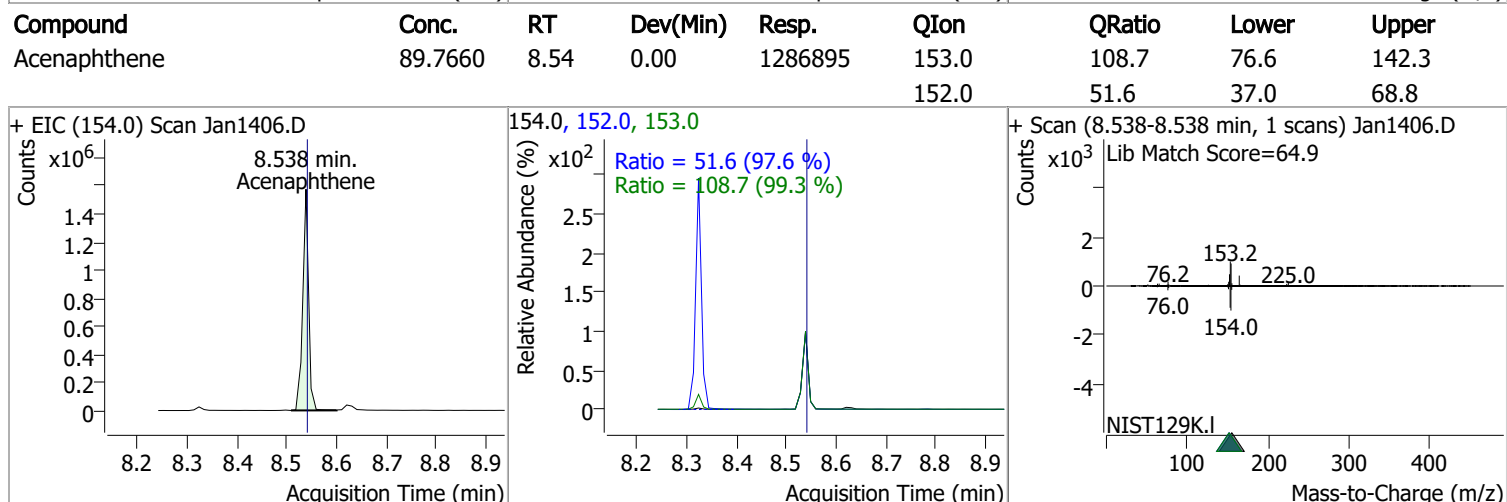
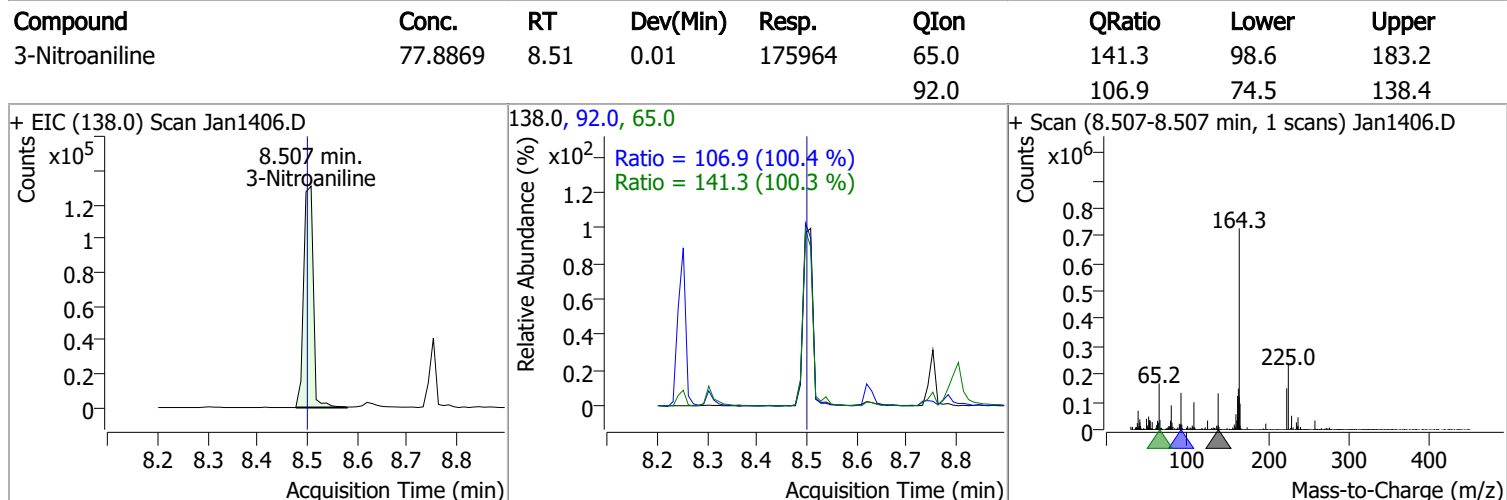
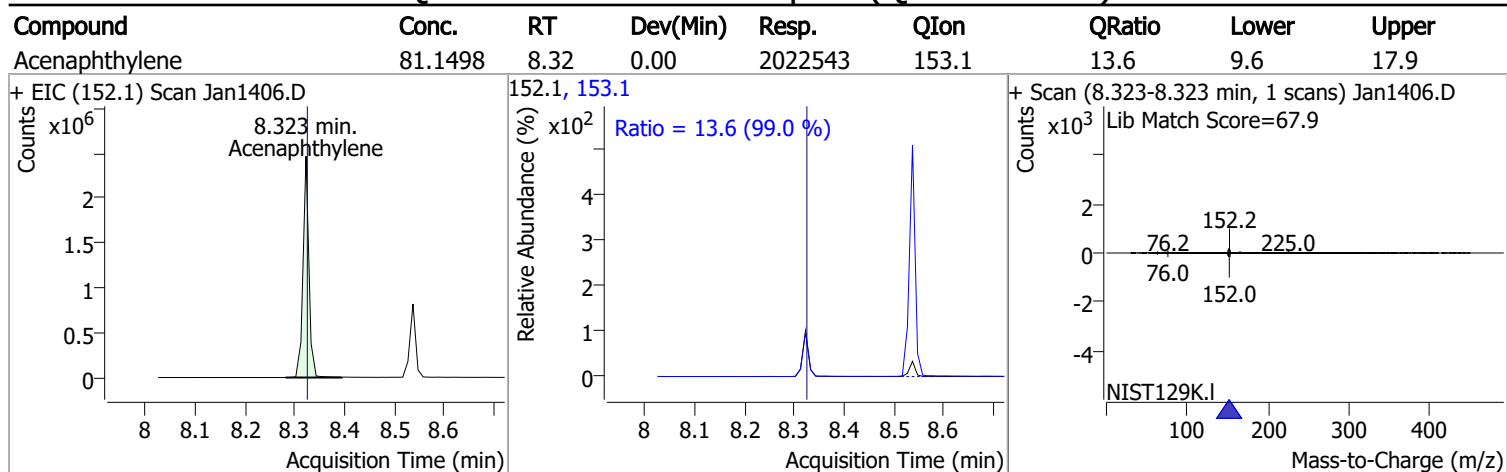
Compound	Conc.	RT	Dev(Min)	Resp.	QIon	QRatio	Lower	Upper
Dimethyl Phthalate	91.2717	8.25	0.01	1421939	77.0	19.1	13.0	24.2



Compound	Conc.	RT	Dev(Min)	Resp.	QIon	QRatio	Lower	Upper
2,6-Dinitrotoluene	81.5329	8.30	0.00	170412	63.0	150.1	110.4	205.0
					89.0	58.0	39.5	73.3

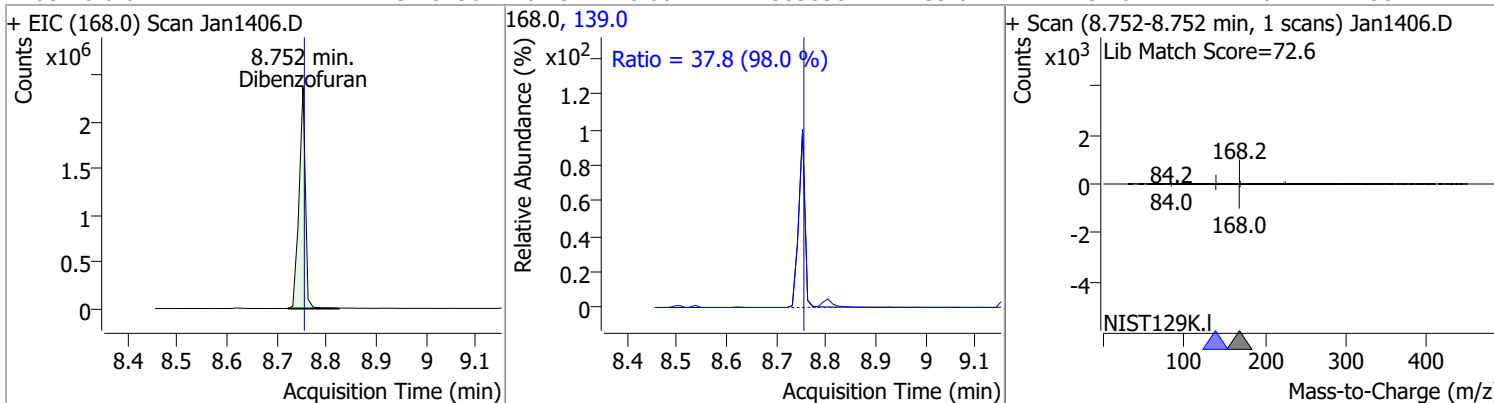


Quantitation Results Report (QT Reviewed)

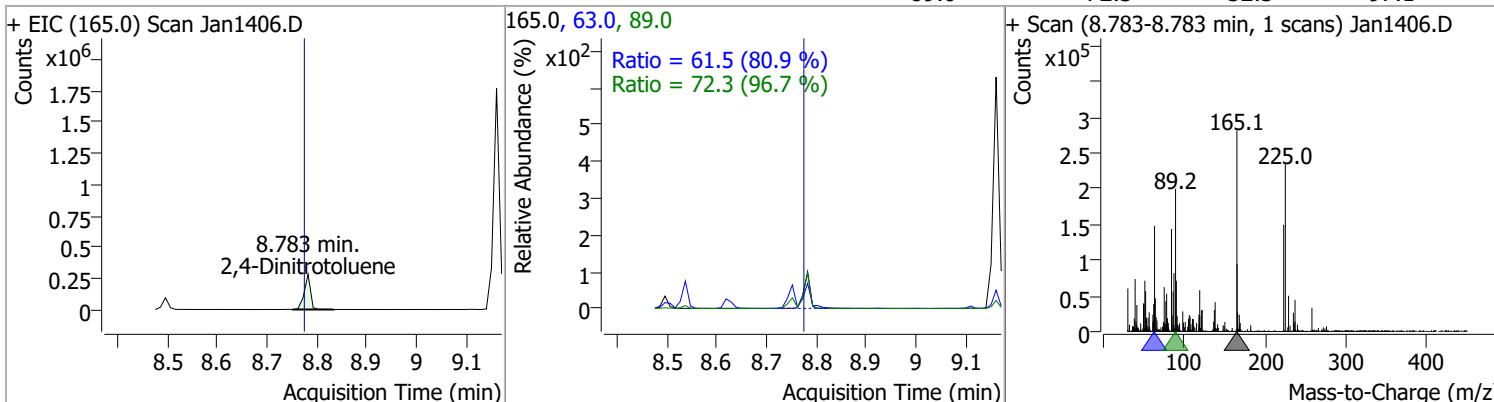


Quantitation Results Report (QT Reviewed)

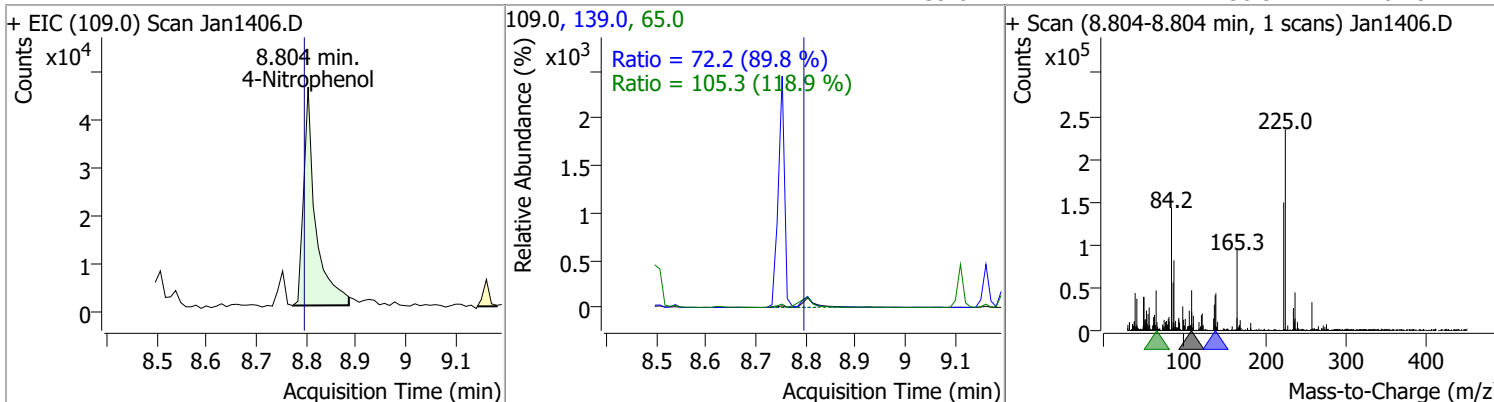
Compound	Conc.	RT	Dev(Min)	Resp.	QIon	QRatio	Lower	Upper
Dibenzofuran	91.8436	8.75	0.00	2083856	139.0	37.8	27.0	50.2



Compound	Conc.	RT	Dev(Min)	Resp.	QIon	QRatio	Lower	Upper
2,4-Dinitrotoluene	88.3161	8.78	0.01	244712	63.0	61.5	53.2	98.9
					89.0	72.3	52.3	97.1

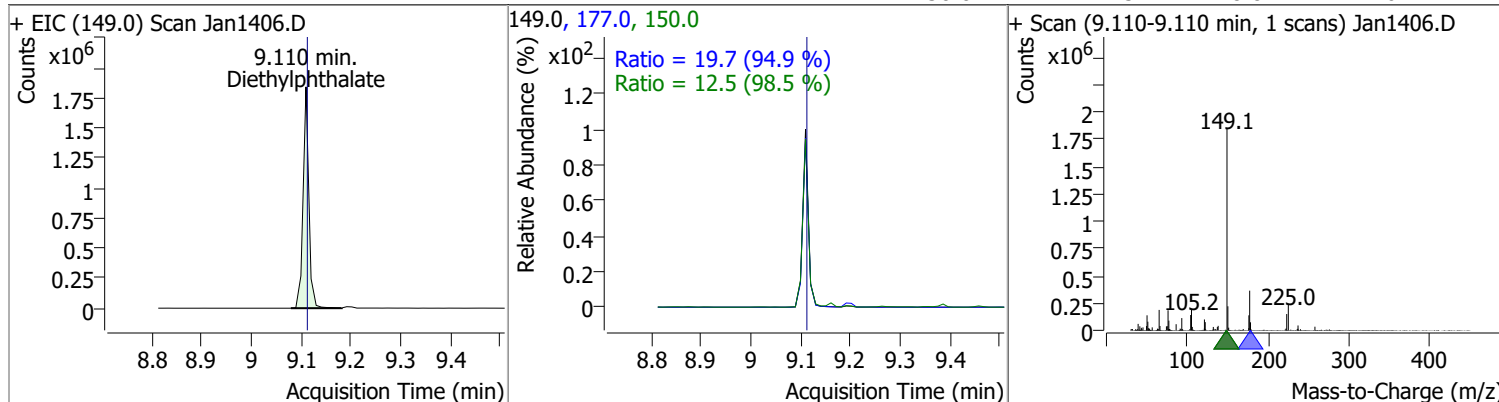


Compound	Conc.	RT	Dev(Min)	Resp.	QIon	QRatio	Lower	Upper
4-Nitrophenol	35.5393	8.80	0.01	77046	65.0	105.3	62.0	115.1
					139.0	72.2	56.3	104.5

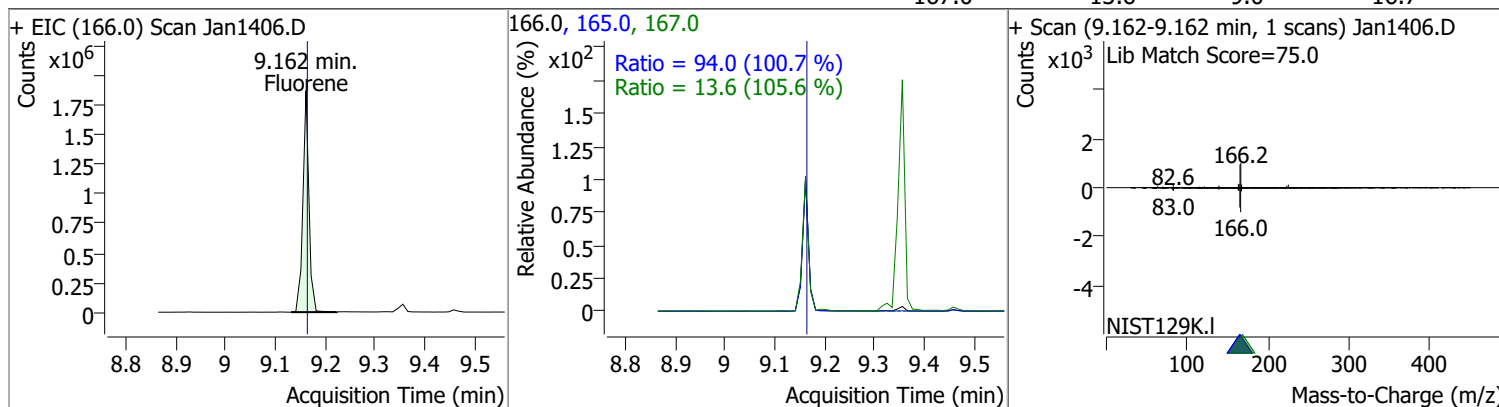


Quantitation Results Report (QT Reviewed)

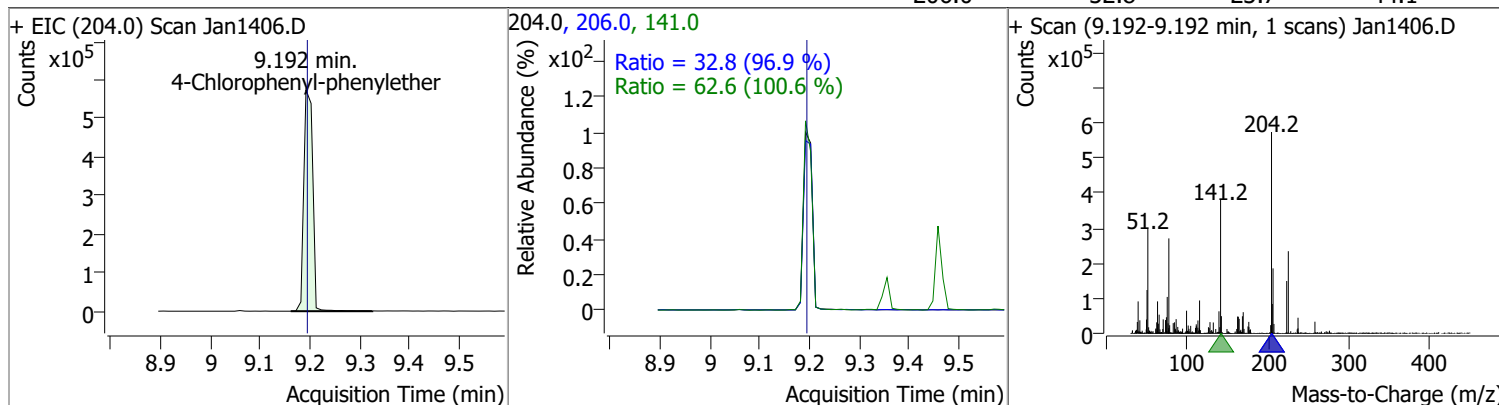
Compound	Conc.	RT	Dev(Min)	Resp.	QIon	QRatio	Lower	Upper
Diethylphthalate	91.5023	9.11	0.00	1477447	177.0	19.7	14.5	27.0
					150.0	12.5	8.8	16.4



Compound	Conc.	RT	Dev(Min)	Resp.	QIon	QRatio	Lower	Upper
Fluorene	85.6268	9.16	0.00	1575442	165.0	94.0	65.4	121.4
					167.0	13.6	9.0	16.7

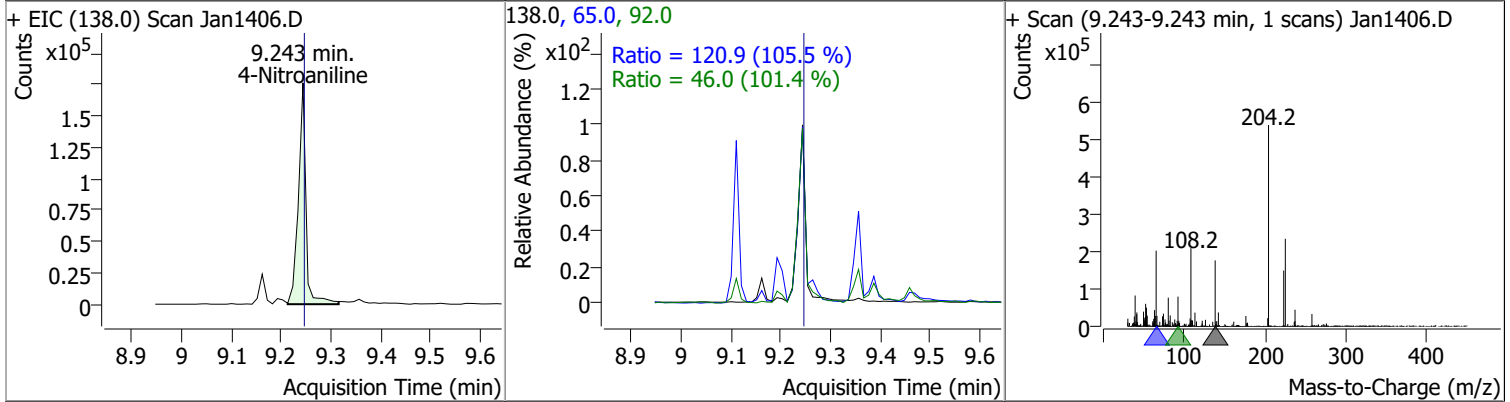


Compound	Conc.	RT	Dev(Min)	Resp.	QIon	QRatio	Lower	Upper
4-Chlorophenyl-phenylether	84.8184	9.19	0.00	714626	141.0	62.6	43.6	80.9
					206.0	32.8	23.7	44.1

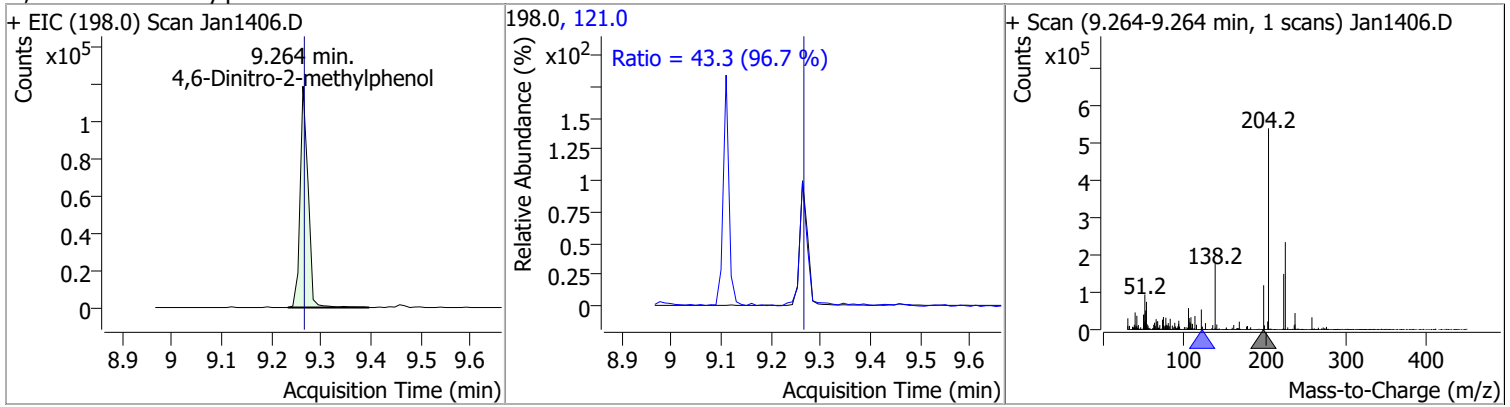


Quantitation Results Report (QT Reviewed)

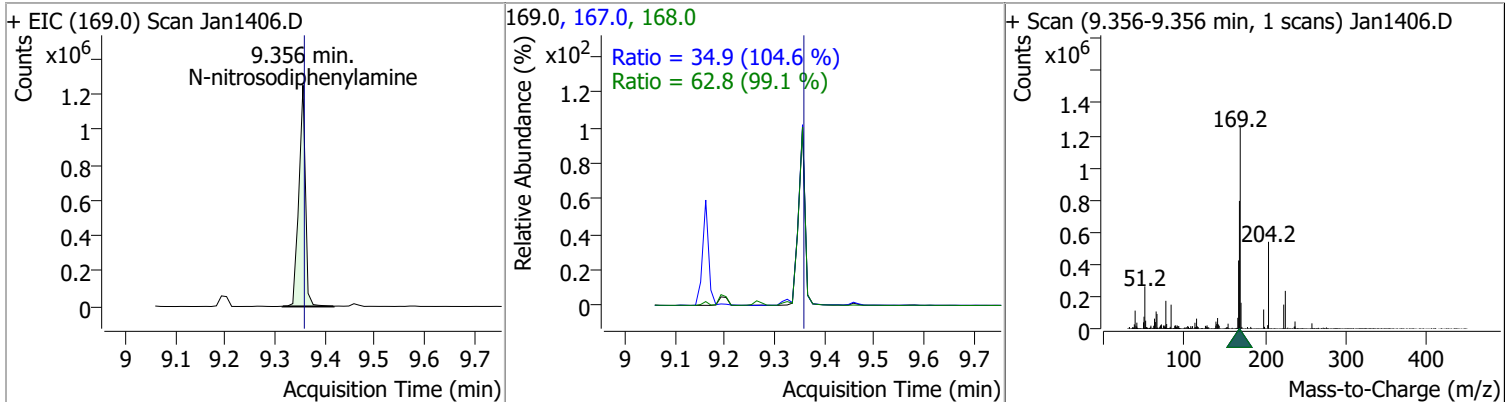
Compound	Conc.	RT	Dev(Min)	Resp.	QIon	QRatio	Lower	Upper
4-Nitroaniline	82.5408	9.24	0.00	185599	65.0	120.9	80.2	149.0
					92.0	46.0	31.7	58.9



Compound	Conc.	RT	Dev(Min)	Resp.	QIon	QRatio	Lower	Upper
4,6-Dinitro-2-methylphenol	82.9962	9.26	0.00	131788	121.0	43.3	31.4	58.3

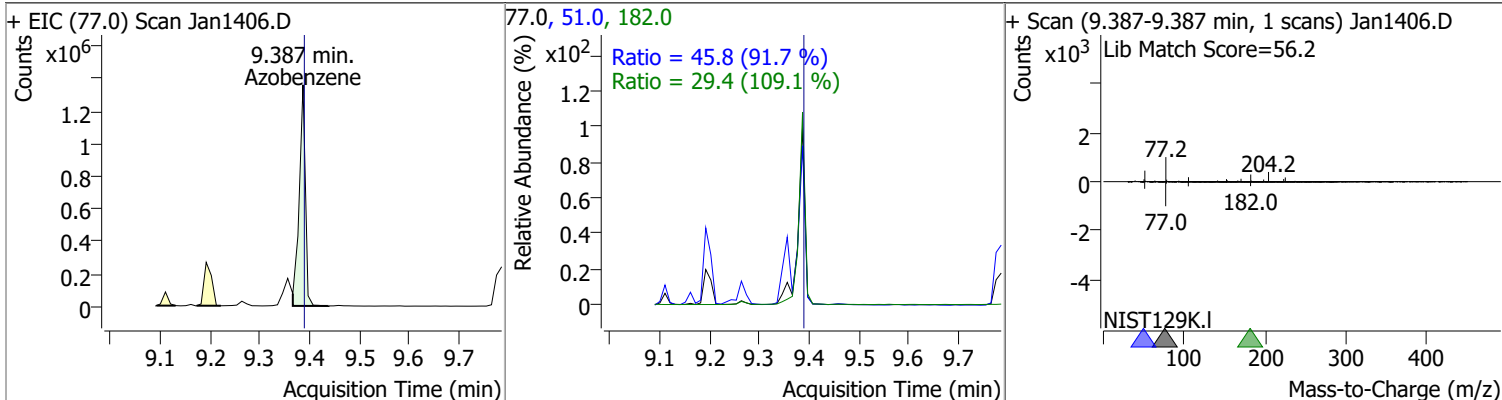


Compound	Conc.	RT	Dev(Min)	Resp.	QIon	QRatio	Lower	Upper
N-nitrosodiphenylamine	98.0040	9.36	0.00	1149792	168.0	62.8	44.3	82.3
					167.0	34.9	23.4	43.4

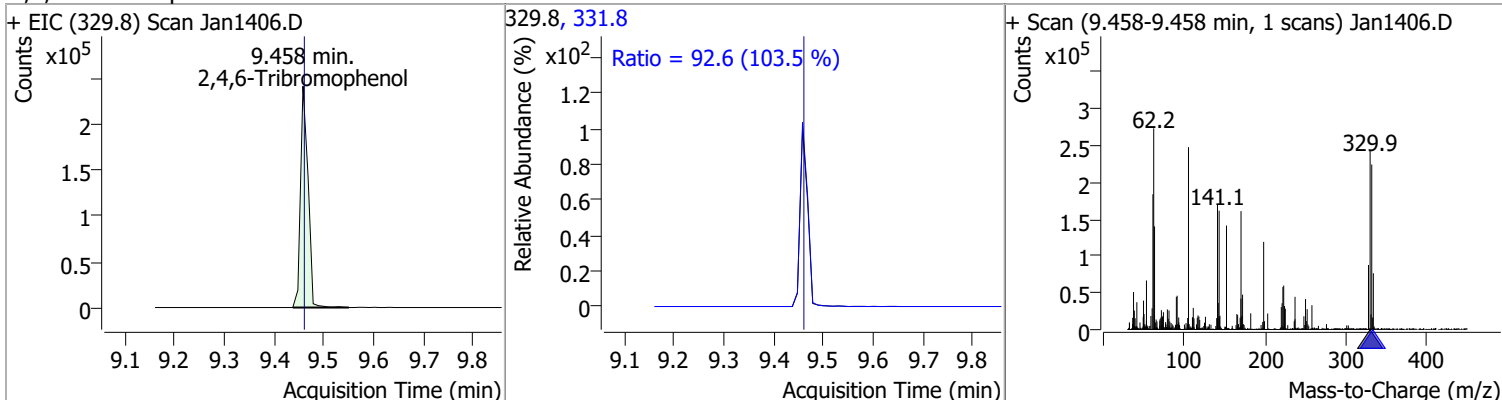


Quantitation Results Report (QT Reviewed)

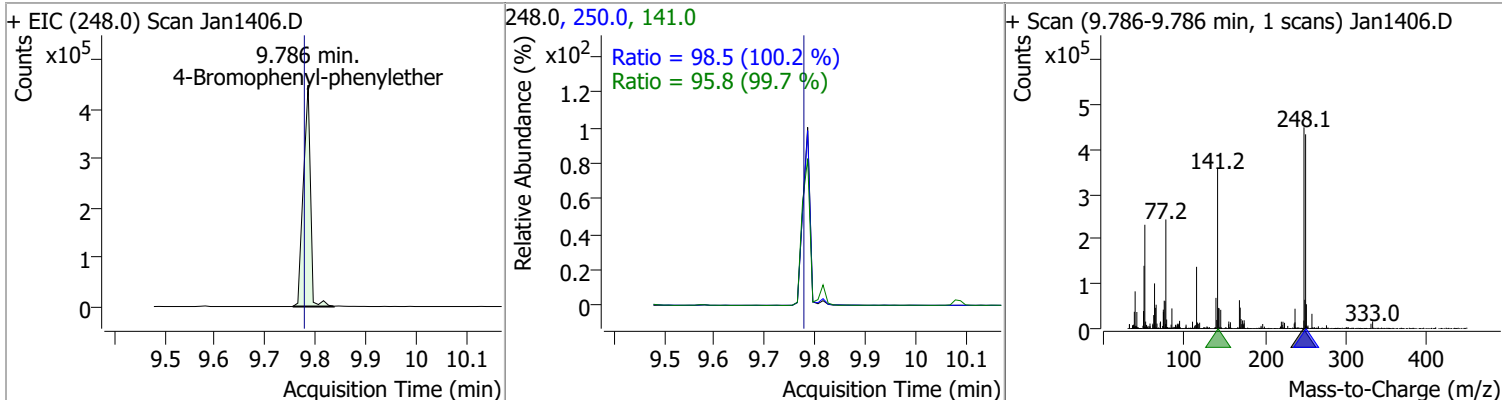
Compound	Conc.	RT	Dev(Min)	Resp.	QIon	QRatio	Lower	Upper
Azobenzene	83.3348	9.39	0.00	1165168	51.0	45.8	34.9	64.9
					182.0	29.4	18.8	35.0



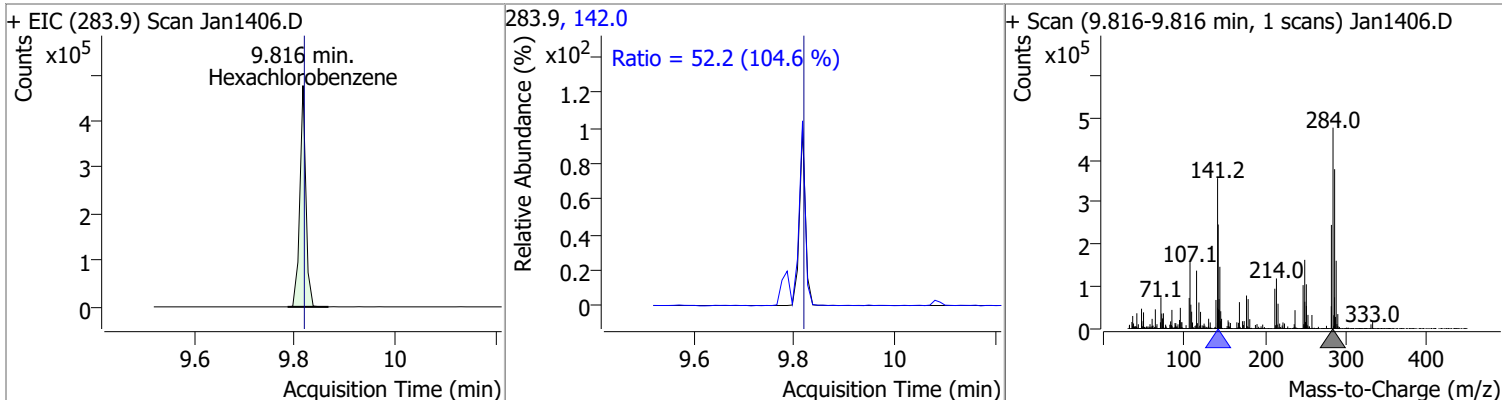
Compound	Conc.	RT	Dev(Min)	Resp.	QIon	QRatio	Lower	Upper
2,4,6-Tribromophenol	158.5482	9.46	0.00	254105	331.8	92.6	62.7	116.4



Compound	Conc.	RT	Dev(Min)	Resp.	QIon	QRatio	Lower	Upper
4-Bromophenyl-phenylether	92.2389	9.79	0.01	442929	250.0	98.5	68.8	127.8
					141.0	95.8	67.3	124.9

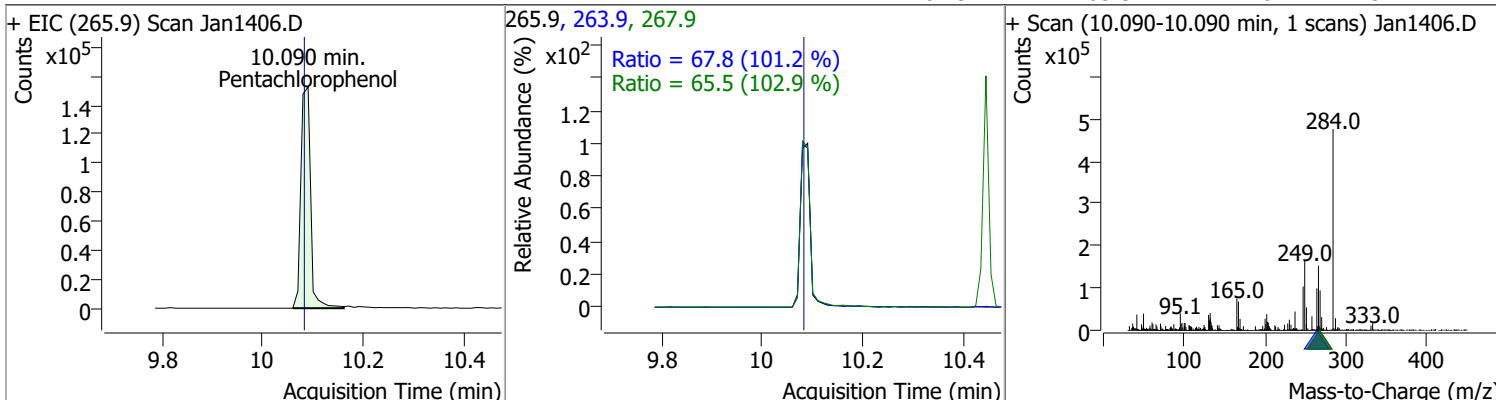


Compound	Conc.	RT	Dev(Min)	Resp.	QIon	QRatio	Lower	Upper
Hexachlorobenzene	82.1457	9.82	0.00	395889	142.0	52.2	34.9	64.8

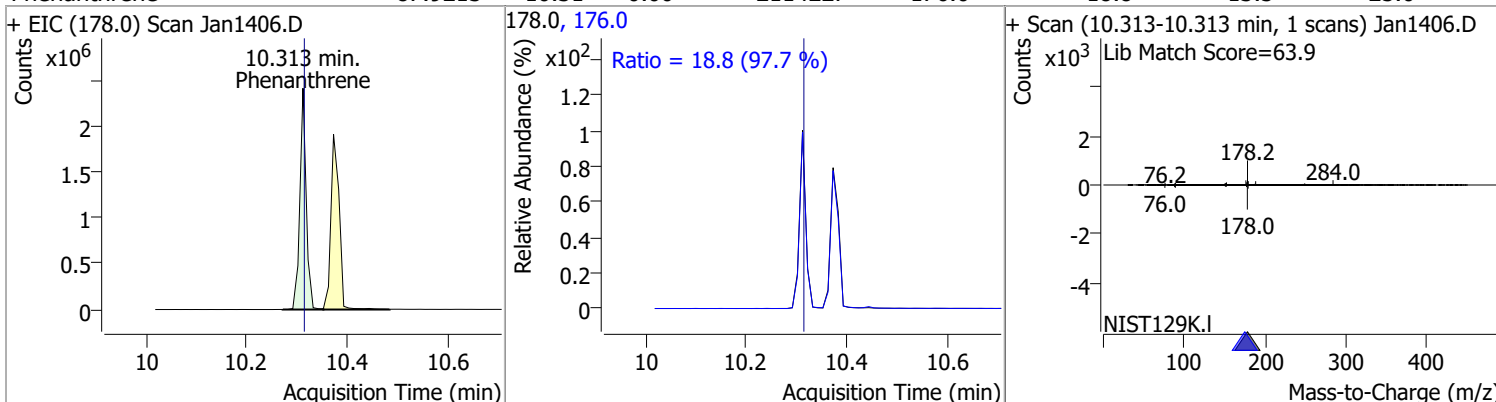


Quantitation Results Report (QT Reviewed)

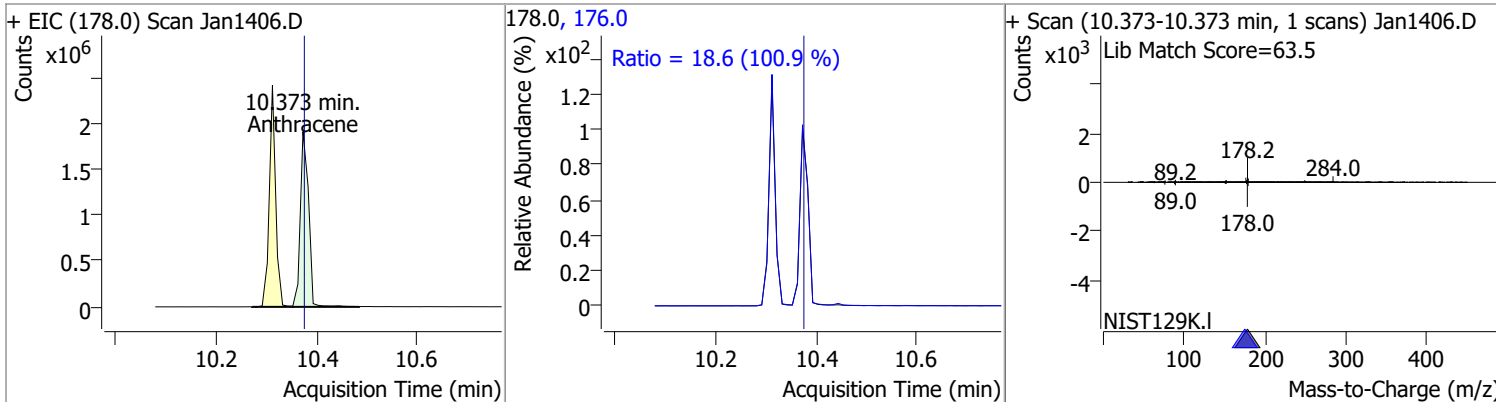
Compound	Conc.	RT	Dev(Min)	Resp.	QIon	QRatio	Lower	Upper
Pentachlorophenol	89.9889	10.09	0.01	205345	263.9	67.8	46.9	87.1
					267.9	65.5	44.6	82.7



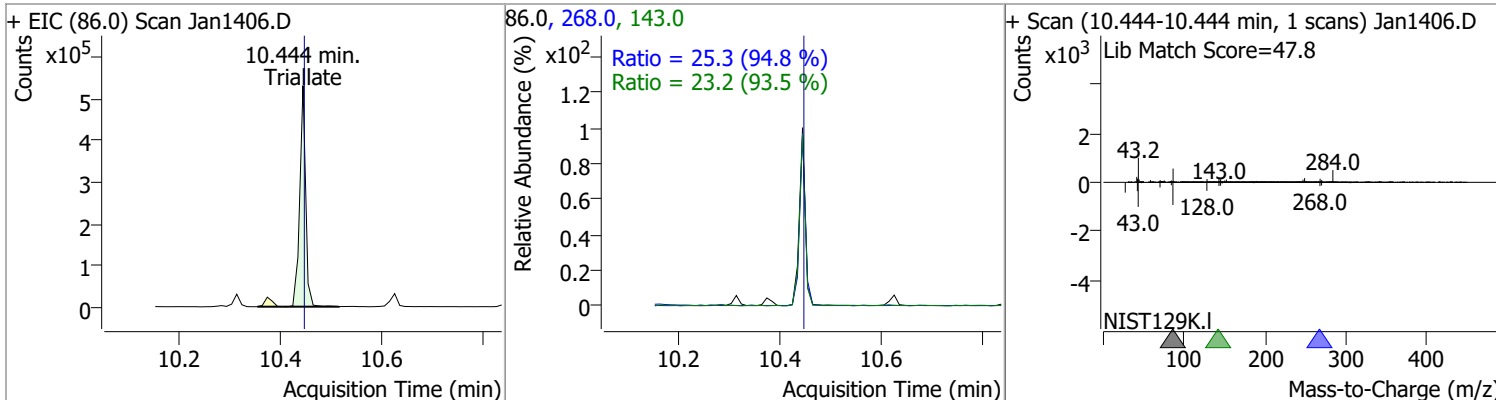
Compound	Conc.	RT	Dev(Min)	Resp.	QIon	QRatio	Lower	Upper
Phenanthrene	87.9213	10.31	0.00	2114227	176.0	18.8	13.5	25.0
					178.0	Ratio = 18.8 (97.7 %)		



Compound	Conc.	RT	Dev(Min)	Resp.	QIon	QRatio	Lower	Upper
Anthracene	93.1084	10.37	0.00	2178913	176.0	18.6	12.9	23.9
					178.0	Ratio = 18.6 (100.9 %)		

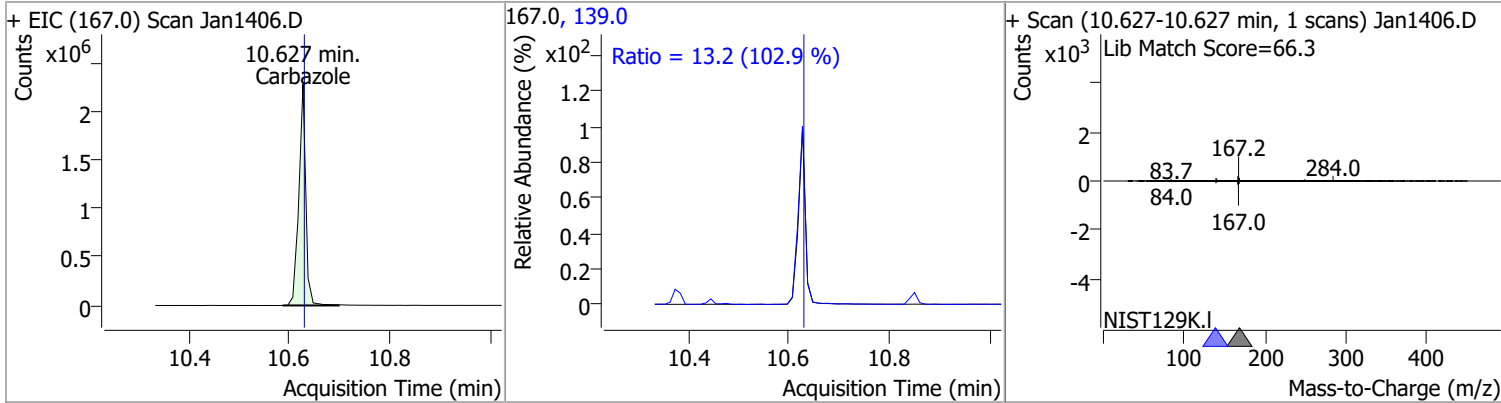


Compound	Conc.	RT	Dev(Min)	Resp.	QIon	QRatio	Lower	Upper
Triallate	85.3500	10.44	0.00	435828	268.0	25.3	18.7	34.7
					143.0	Ratio = 25.3 (94.8 %)		
					23.2	Ratio = 23.2 (93.5 %)	17.4	32.3

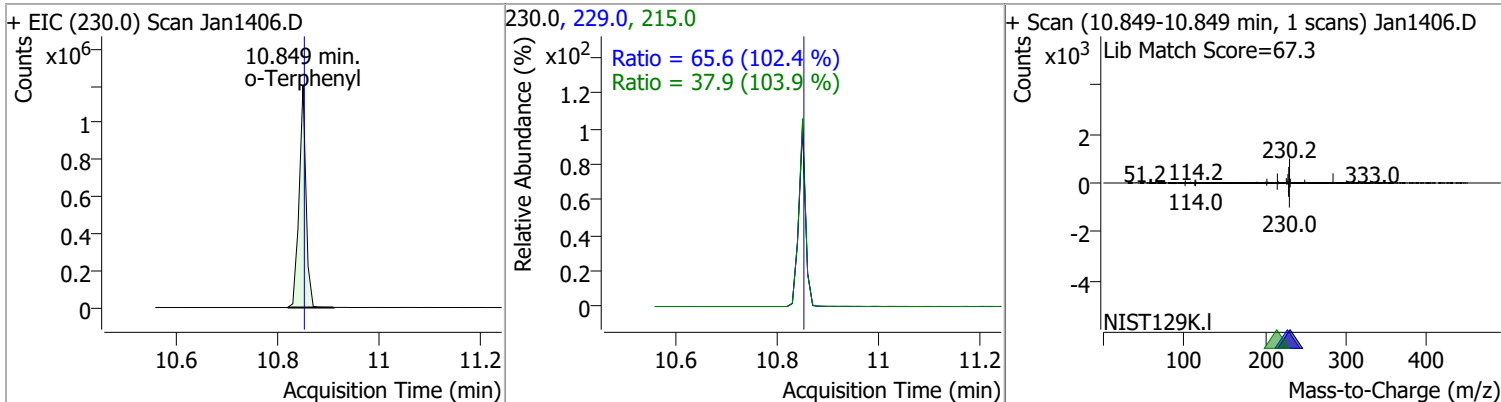


Quantitation Results Report (QT Reviewed)

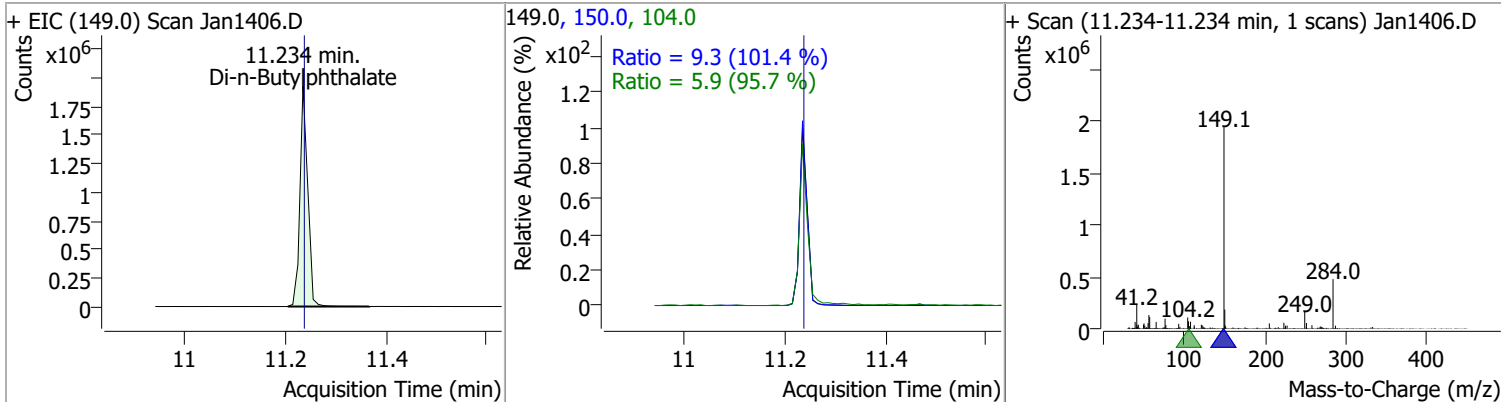
Compound	Conc.	RT	Dev(Min)	Resp.	QIon	QRatio	Lower	Upper
Carbazole	95.4196	10.63	0.00	2183534	139.0	13.2	8.9	16.6



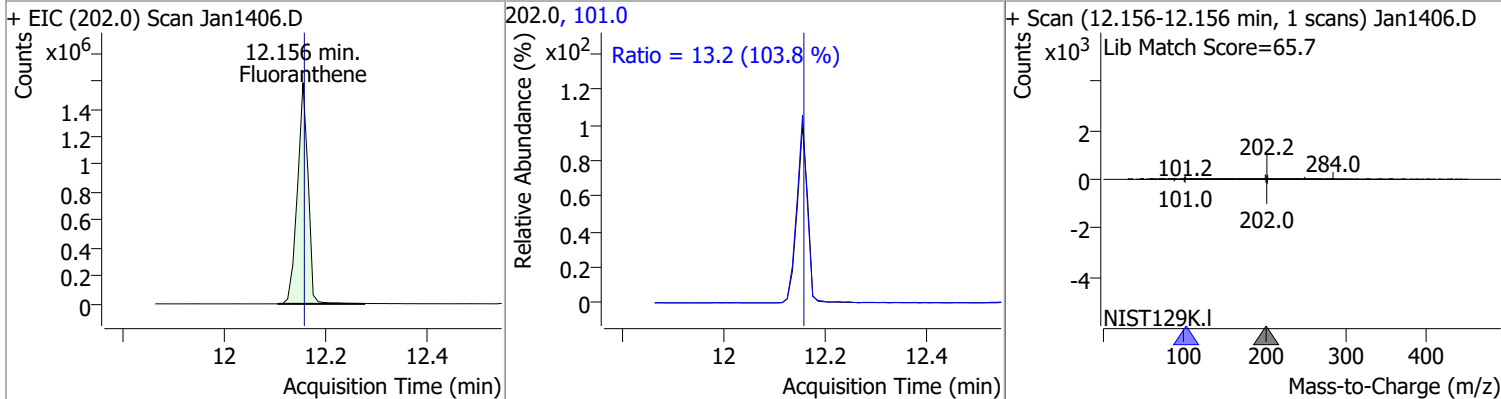
o-Terphenyl	82.5639	10.85	0.00	1141362	229.0	65.6	44.9	83.3
					215.0	37.9	25.6	47.5



Di-n-Butylphthalate	92.6745	11.23	0.00	2079700	150.0	9.3	6.4	11.9
					104.0	5.9	4.3	7.9

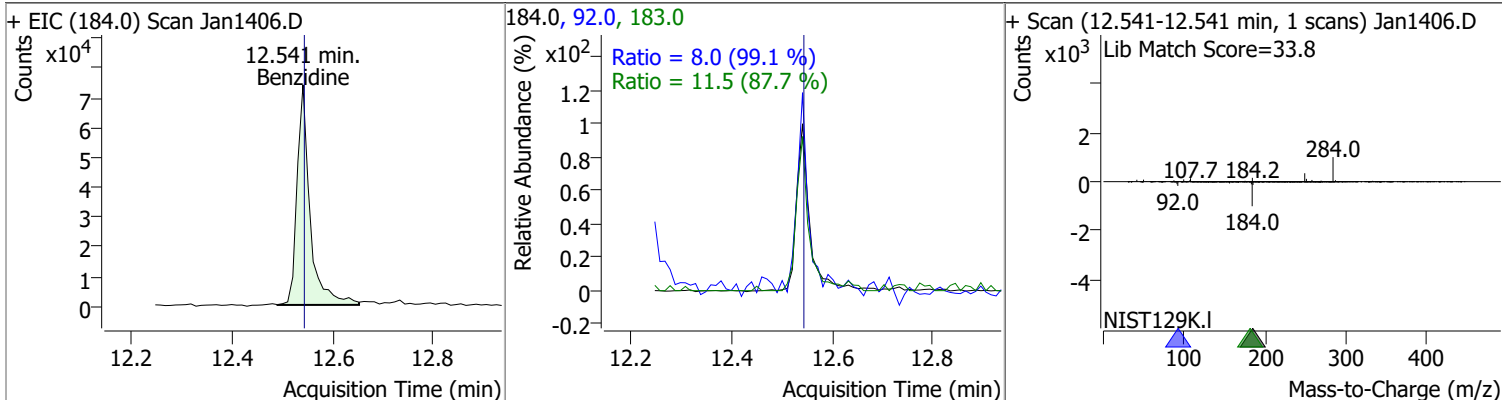


Fluoranthene	92.5374	12.16	0.00	2330677	101.0	13.2	8.9	16.6
--------------	---------	-------	------	---------	-------	------	-----	------

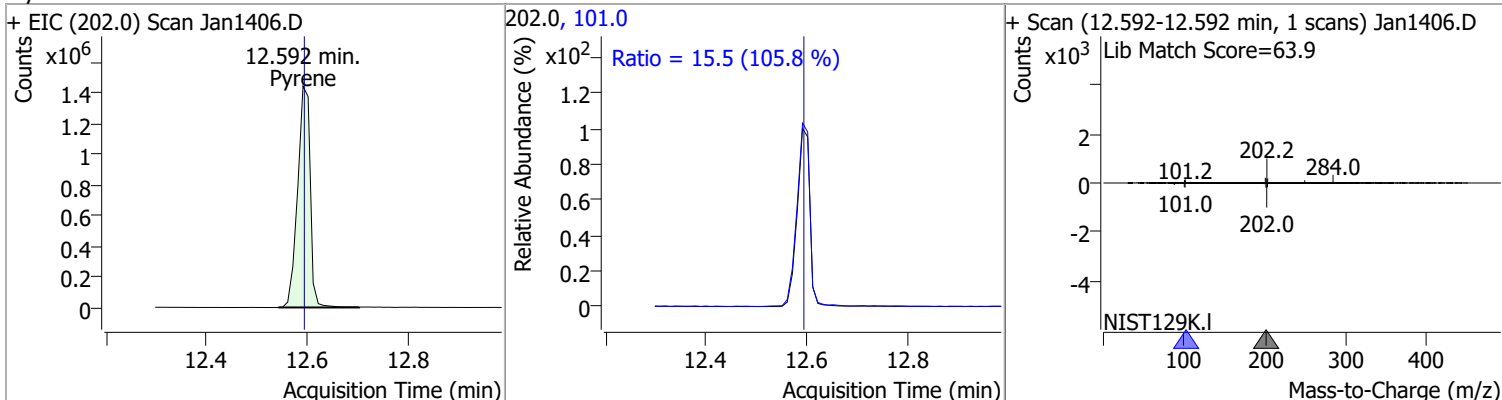


Quantitation Results Report (QT Reviewed)

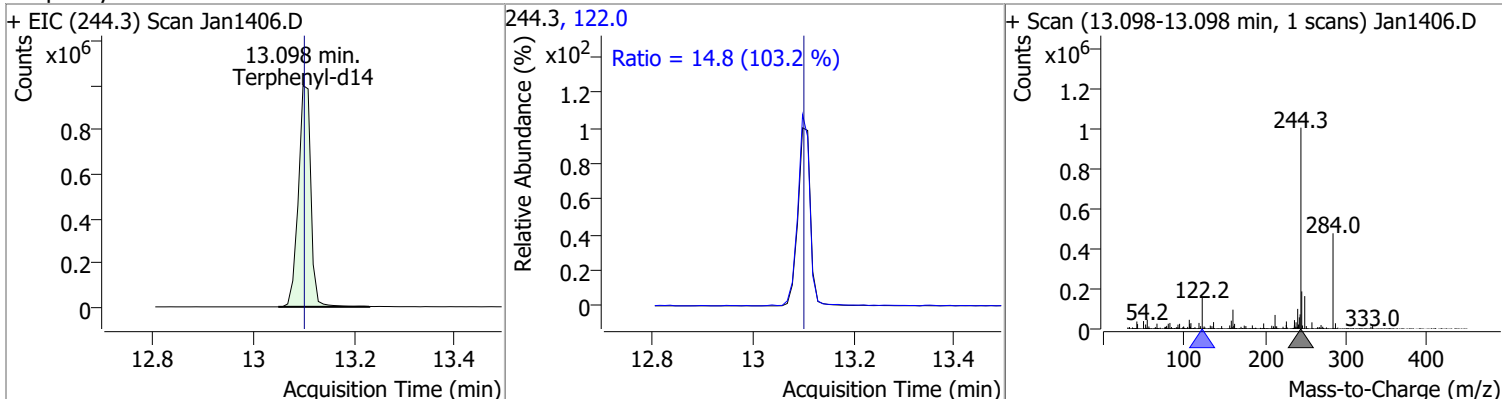
Compound	Conc.	RT	Dev(Min)	Resp.	QIon	QRatio	Lower	Upper
Benzidine	15.0319	12.54	0.00	132945	183.0	11.5	9.1	17.0
					92.0	8.0	5.7	10.5



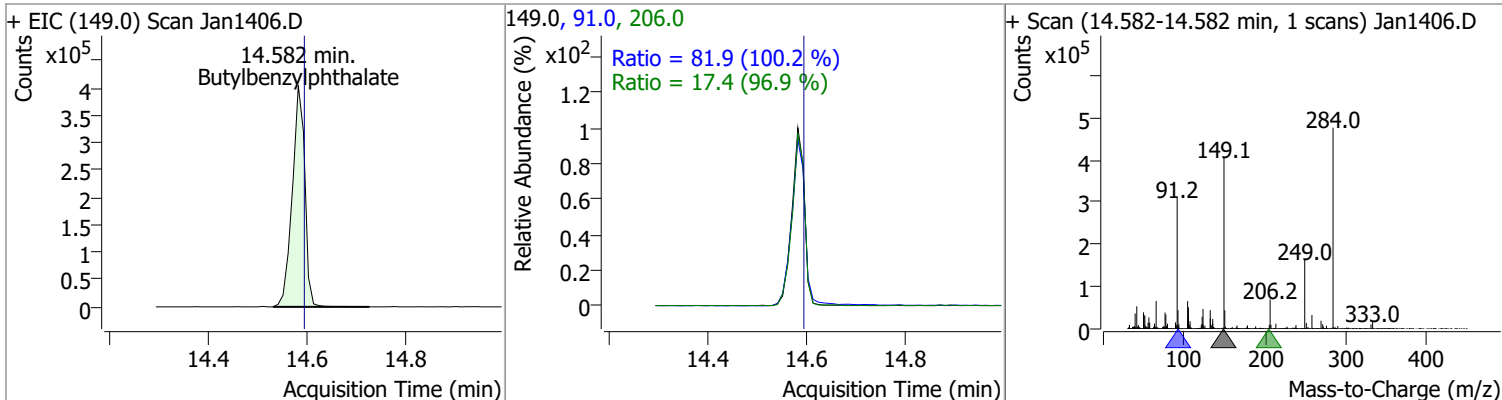
Compound	Conc.	RT	Dev(Min)	Resp.	QIon	QRatio	Lower	Upper
Pyrene	91.1396	12.59	0.00	2513215	101.0	15.5	10.2	19.0



Compound	Conc.	RT	Dev(Min)	Resp.	QIon	QRatio	Lower	Upper
Terphenyl-d14	94.6709	13.10	0.00	1727916	122.0	14.8	10.1	18.7

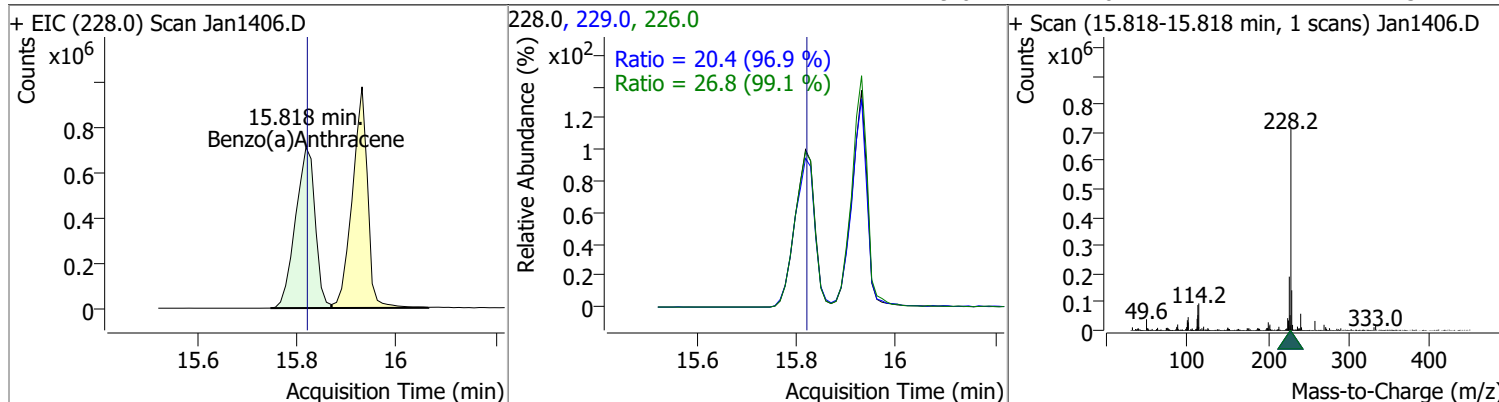


Compound	Conc.	RT	Dev(Min)	Resp.	QIon	QRatio	Lower	Upper
Butylbenzylphthalate	97.4985	14.58	0.00	707724	91.0	81.9	57.2	106.2
					206.0	17.4	12.6	23.3

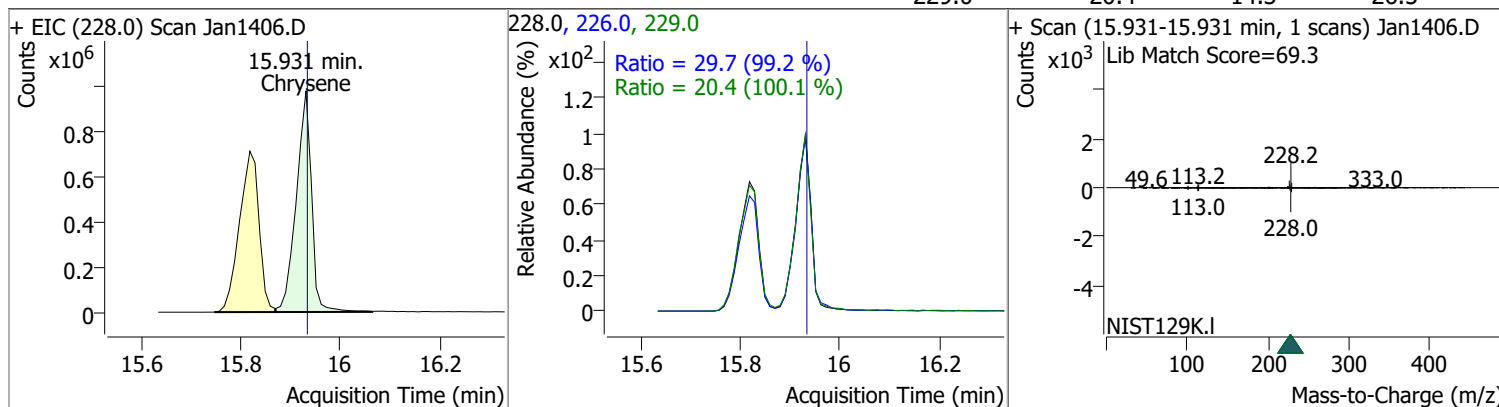


Quantitation Results Report (QT Reviewed)

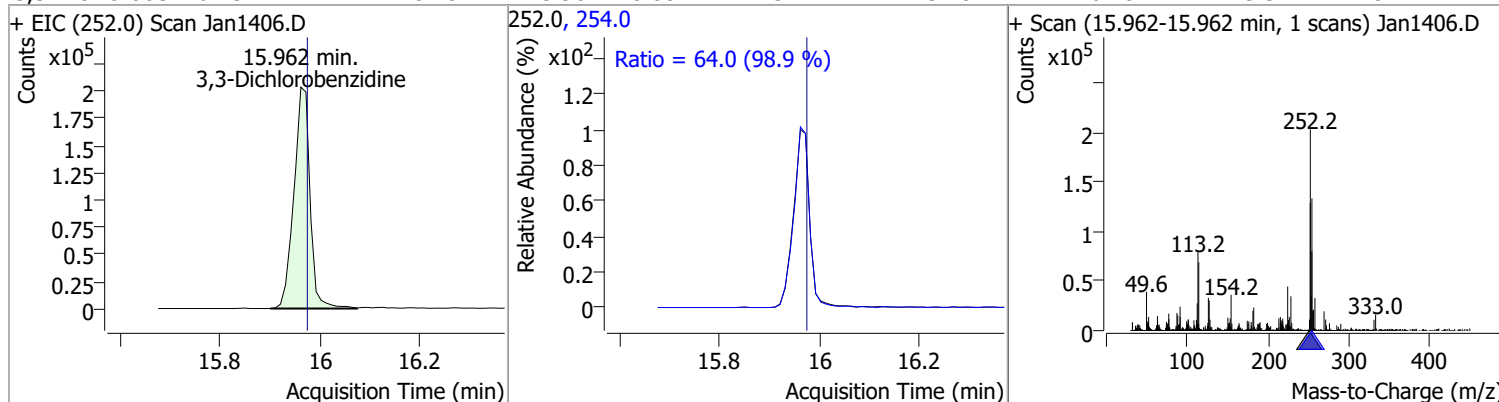
Compound	Conc.	RT	Dev(Min)	Resp.	QIon	QRatio	Lower	Upper
Benzo(a)Anthracene	100.4710	15.82	0.01	1937563	226.0	26.8	18.9	35.2
					229.0	20.4	14.7	27.3



Compound	Conc.	RT	Dev(Min)	Resp.	QIon	QRatio	Lower	Upper
Chrysene	99.3465	15.93	0.01	2082052	226.0	29.7	21.0	38.9
					229.0	20.4	14.3	26.5

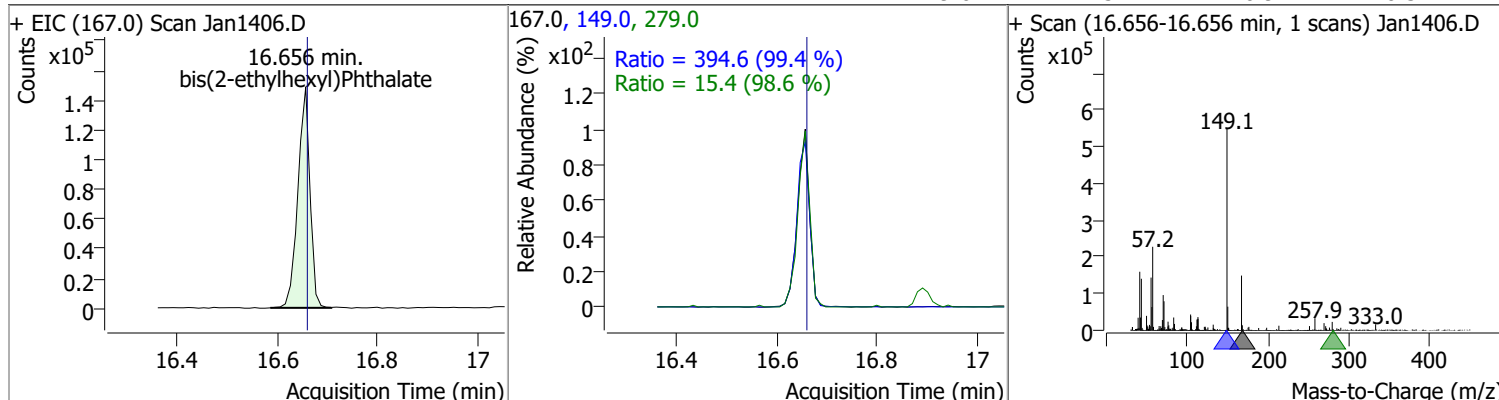


Compound	Conc.	RT	Dev(Min)	Resp.	QIon	QRatio	Lower	Upper
3,3-Dichlorobenzidine	70.1847	15.96	0.00	457122	254.0	64.0	45.3	84.1

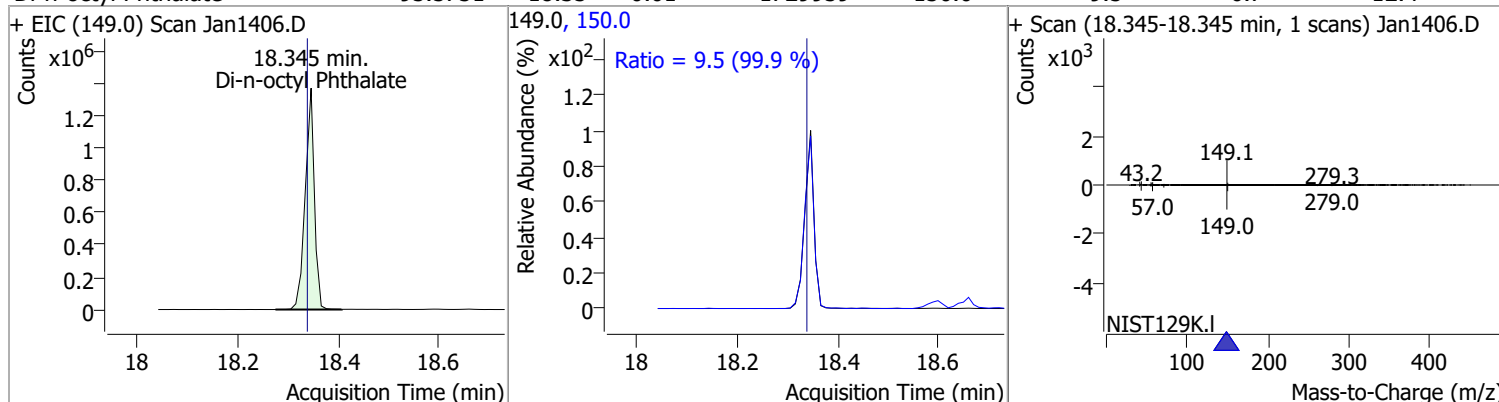


Quantitation Results Report (QT Reviewed)

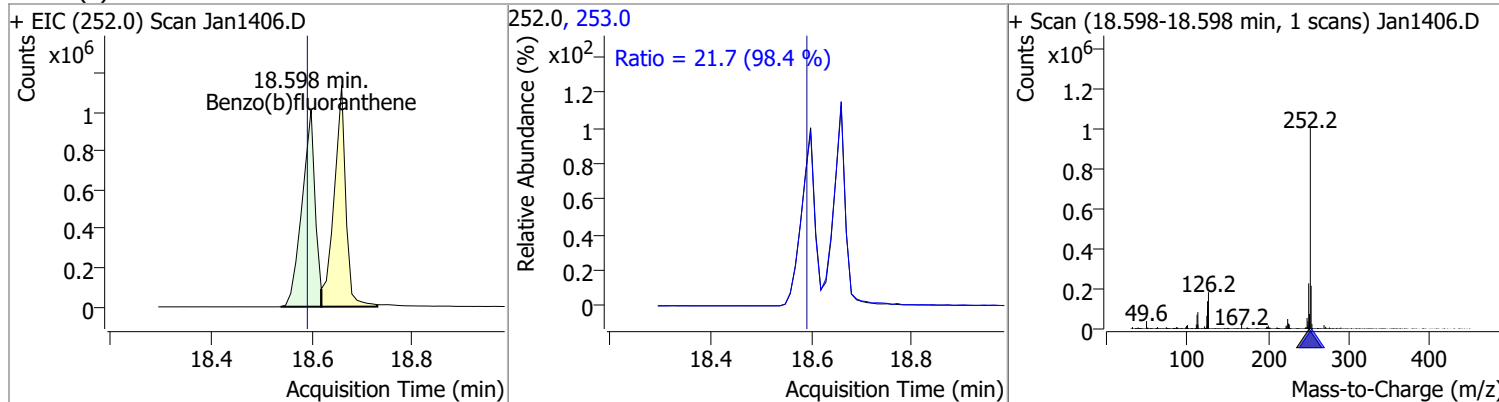
Compound	Conc.	RT	Dev(Min)	Resp.	QIon	QRatio	Lower	Upper
bis(2-ethylhexyl)Phthalate	96.6571	16.66	0.01	249598	149.0	394.6	278.0	516.2
					279.0	15.4	10.9	20.3



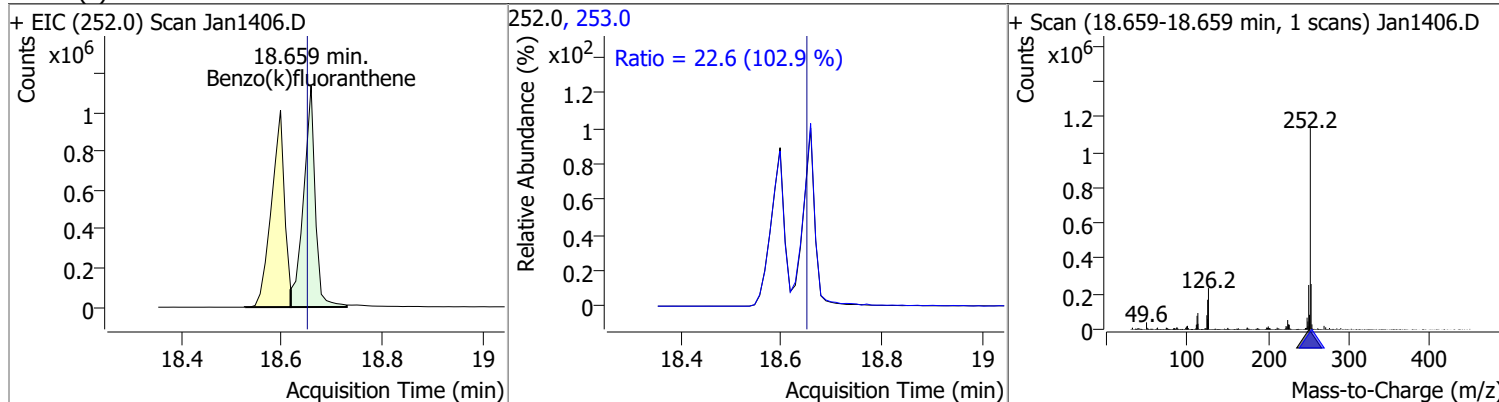
Compound	Conc.	RT	Dev(Min)	Resp.	QIon	QRatio	Lower	Upper
Di-n-octyl Phthalate	95.5751	18.35	0.01	1729959	150.0	9.5	6.7	12.4



Compound	Conc.	RT	Dev(Min)	Resp.	QIon	QRatio	Lower	Upper
Benzo(b)fluoranthene	95.3123	18.60	0.01	1812460	253.0	21.7	15.4	28.6

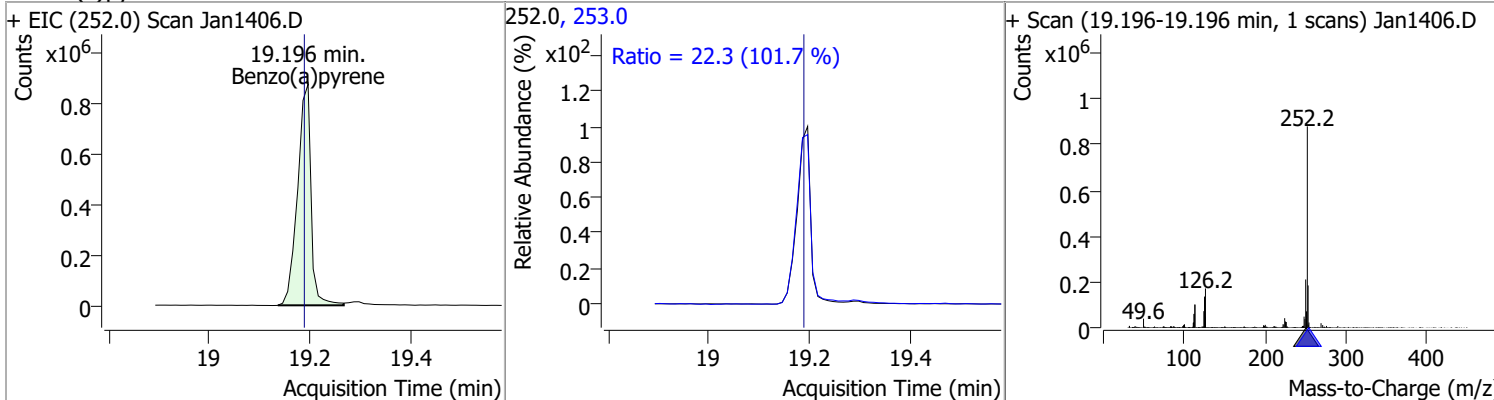


Compound	Conc.	RT	Dev(Min)	Resp.	QIon	QRatio	Lower	Upper
Benzo(k)fluoranthene	92.7251	18.66	0.01	1828043	253.0	22.6	15.3	28.5

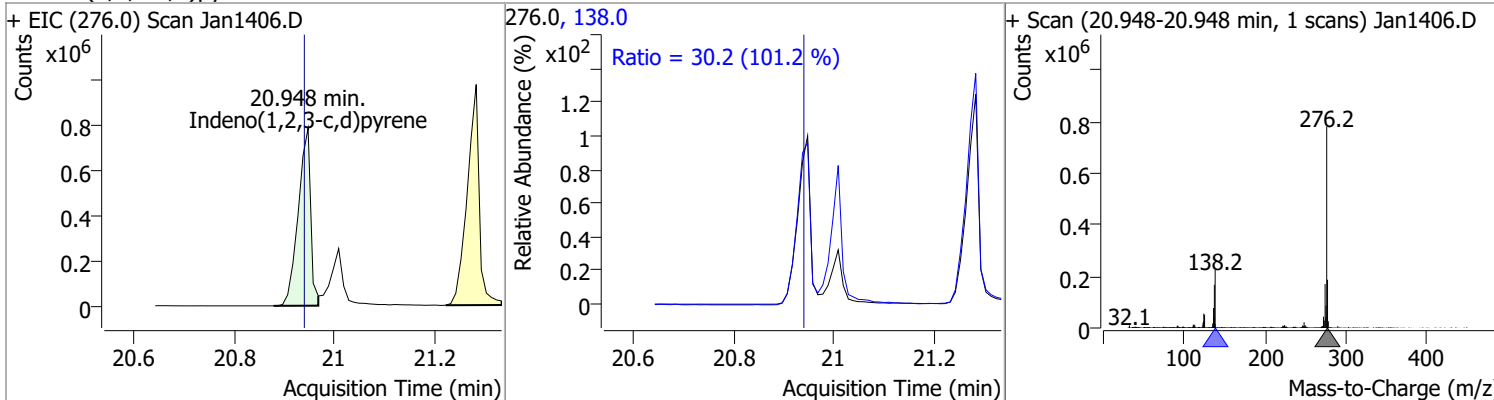


Quantitation Results Report (QT Reviewed)

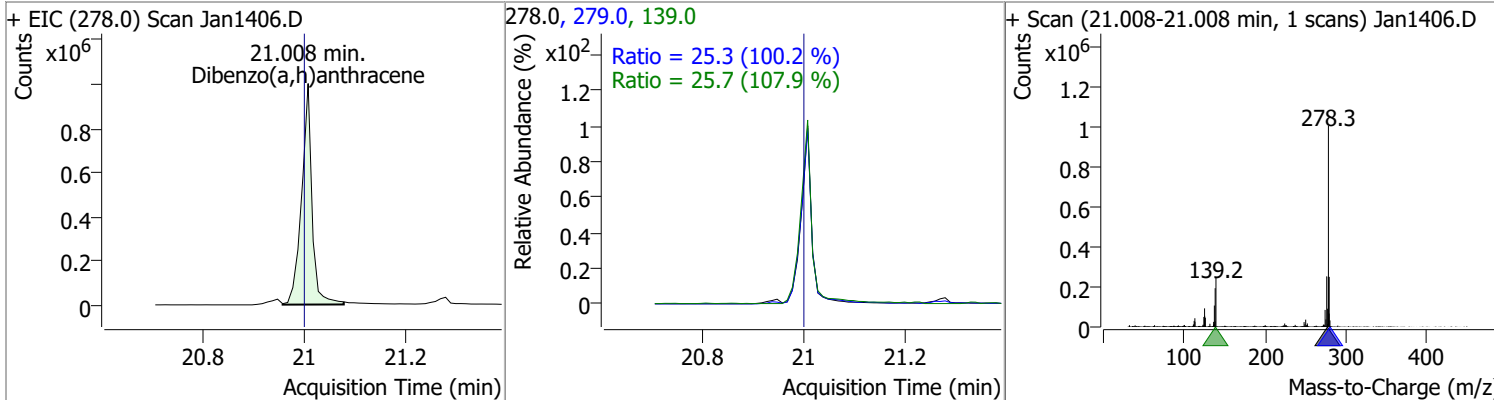
Compound	Conc.	RT	Dev(Min)	Resp.	QIon	QRatio	Lower	Upper
Benzo(a)pyrene	89.5070	19.20	0.01	1628601	253.0	22.3	15.4	28.6



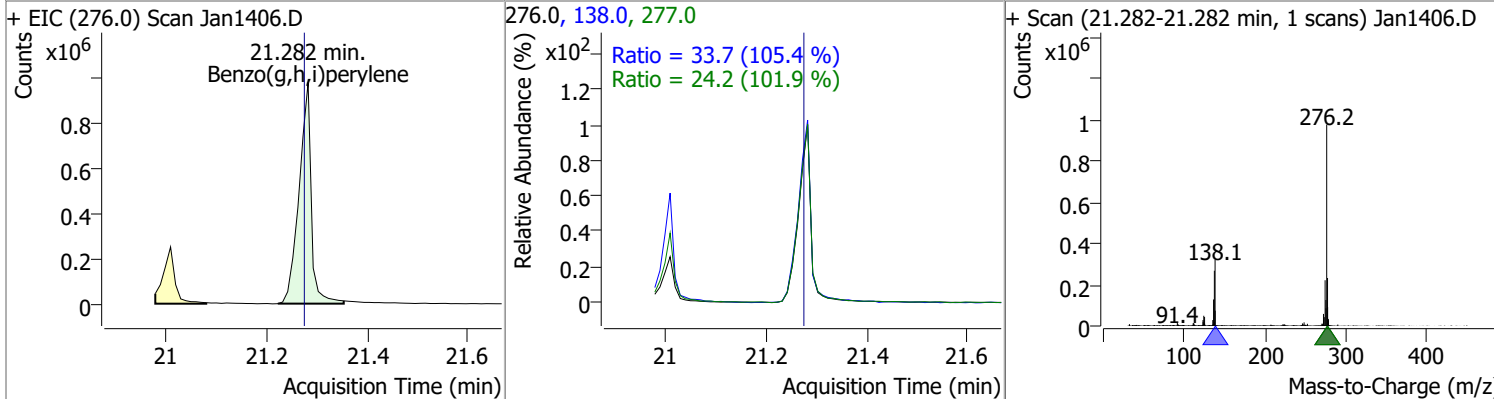
Compound	Conc.	RT	Dev(Min)	Resp.	QIon	QRatio	Lower	Upper
Indeno(1,2,3-c,d)pyrene	87.0858	20.95	0.01	1334832	138.0	30.2	20.9	38.8



Compound	Conc.	RT	Dev(Min)	Resp.	QIon	QRatio	Lower	Upper
Dibenzo(a,h)anthracene	86.9778	21.01	0.01	1441950	279.0	25.3	17.7	32.8
					139.0	25.7	16.7	31.0



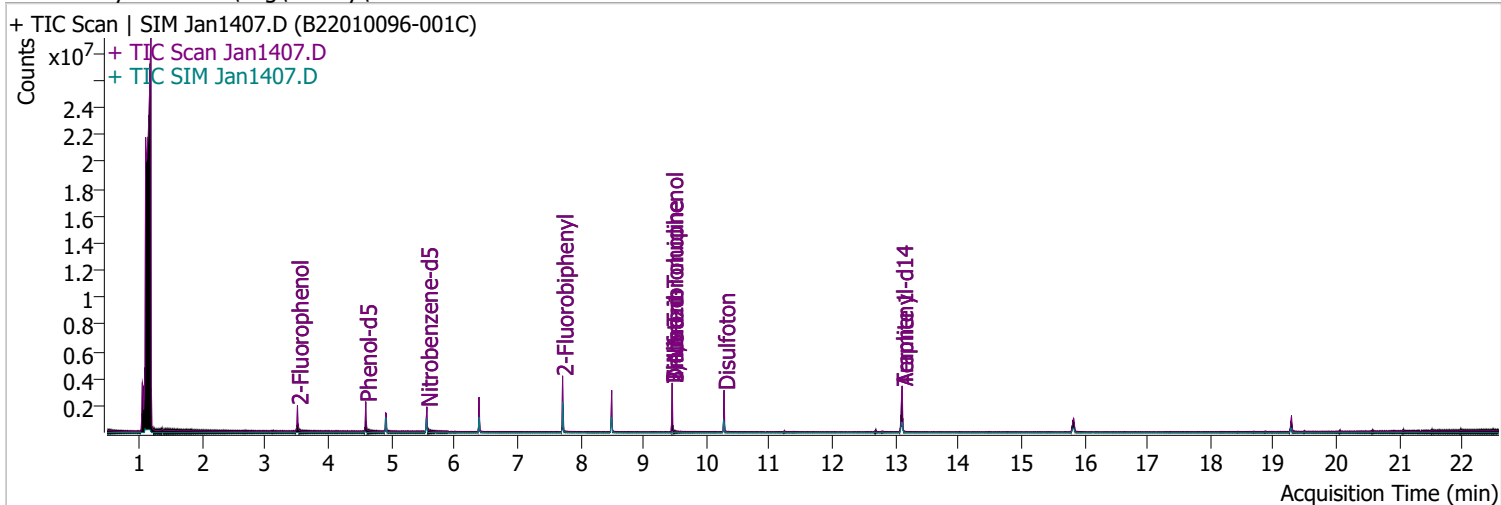
Compound	Conc.	RT	Dev(Min)	Resp.	QIon	QRatio	Lower	Upper
Benzo(g,h,i)perylene	91.7806	21.28	0.01	1635656	138.0	33.7	22.4	41.6
					277.0	24.2	16.6	30.9



Quantitation Results Report (QT Reviewed)

Data File Jan1407.D
 Acq. Method BNA+SIM.M
 Sample Name B22010096-001C
 Vial 7
 DA Method File
 Tune File dftppdsm.u
 Batch Name 011422 DoD BNA.batch.bin
 Ref Library D:\Org\Library\NIST129K.I

Operator LIMS import
 Acq. Date-Time 1/14/2022 4:17:16 PM
 Instrument Instrument #1
 Multiplier 1.00
 Comment SVOC-8270-W-LARGO
 Tune Date 1/7/2022 12:13:00 PM
 Last Calib Update 1/18/2022 11:27:22 AM



Compound	RT	QIon	Resp.	Conc.	Units	Dev(Min)
----------	----	------	-------	-------	-------	----------

Internal Standards

System Monitoring Compounds

S 2-Fluorophenol	3.510	112.0	510118	75.5286	µg/L	0.000
Spiked Amount: 200.000	Range: 10.0 - 75.0%			Recovery = 37.76%		
S Phenol-d5	4.593	99.0	653957	72.4220	µg/L	-0.010
Spiked Amount: 200.000	Range: 10.0 - 65.0%			Recovery = 36.21%		
S Nitrobenzene-d5	5.563	82.0	386810	78.8829	µg/L	0.000
Spiked Amount: 100.000	Range: 32.0 - 94.0%			Recovery = 78.88%		
S 2-Fluorobiphenyl	7.718	172.0	1306960	70.4262	µg/L	0.000
Spiked Amount: 100.000	Range: 28.0 - 107.0%			Recovery = 70.43%		
S 2,4,6-Tribromophenol	9.458	329.8	250612	160.0109	µg/L	0.000
Spiked Amount: 200.000	Range: 25.0 - 140.0%			Recovery = 80.01%		
S Terphenyl-d14	13.108	244.3	1814684	101.8829	µg/L	0.010
Spiked Amount: 100.000	Range: 32.0 - 122.0%			Recovery = 101.88%		

Target Compounds

Target Compounds	RT	QIon	Resp.	Conc.	Units	Dev(Min)	QValue
T N-Nitrosodimethylamine	0.000		0	N.D.			
T Pyridine	0.000		0	N.D.			
T Aniline	0.000		0	N.D.			
T Phenol	0.000		0	N.D.			
T bis(-2-Chloroethyl)Ether	0.000		0	N.D.			
T 2-Chlorophenol	0.000		0	N.D.			
T 1,3-Dichlorobenzene	0.000		0	N.D.			
T 1,4-Dichlorobenzene	0.000		0	N.D.			
T 1,2-Dichlorobenzene	0.000		0	N.D.			
T Benzyl Alcohol	0.000		0	N.D.			
T bis(2-chloroisopropyl)Ether	0.000		0	N.D.			
T 2-Methylphenol	0.000		0	N.D.			
T N-nitroso-Di-n-propylamine	5.563	70.0	0		µg/L	md	1
T 4Methylphenol/3Methylphenol	0.000		0	N.D.			
T Hexachloroethane	0.000		0	N.D.			

Quantitation Results Report (QT Reviewed)

Compound	RT	QIon	Resp.	Conc.	Units	Dev(Min)
T Nitrobenzene	0.000		0	N.D.		
T Isophorone	0.000		0	N.D.		
T 2-Nitrophenol	0.000		0	N.D.		
T 2,4-Dimethylphenol	0.000		0	N.D.		
T bis(-2-Chloroethoxy)Methane	0.000		0	N.D.		
T 2,4-Dichlorophenol	0.000		0	N.D.		
T Benzoic Acid	0.000		0	N.D.		
T 1,2,4-Trichlorobenzene	0.000		0	N.D.		
T Naphthalene	0.000		0	N.D.		
T 4-Chlorophenol	0.000		0	N.D.		
T p-Chloroaniline	0.000		0	N.D.		
T Hexachlorobutadiene	0.000		0	N.D.		
T 4-Chloro-2-Methylphenol	0.000		0	N.D.		
T 4-Chloro-3-Methylphenol	0.000		0	N.D.		
T 2-Methylnaphthalene	0.000		0	N.D.		
T 1-Methylnaphthalene	0.000		0	N.D.		
T Hexachlorocyclopentadiene	0.000		0	N.D.		
T 2,4,6-Trichlorophenol	0.000		0	N.D.		
T 2,4,5-Trichlorophenol	0.000		0	N.D.		
T 2-Chloronaphthalene	0.000		0	N.D.		
T 2-Nitroaniline	7.718	65.0	0		µg/L md	1
T Dimethyl Phthalate	8.497	163.0	0		µg/L md	1
T 2,6-Dinitrotoluene	8.497	165.0	0		µg/L md	1
T Acenaphthylene	0.000		0	N.D.		
T 3-Nitroaniline	0.000		0	N.D.		
T Acenaphthene	0.000		0	N.D.		
T 2,4-Dinitrophenol	0.000		0	N.D.		
T Dibenzofuran	0.000		0	N.D.		
T 2,4-Dinitrotoluene	0.000		0	N.D.		
T 4-Nitrophenol	0.000		0	N.D.		
T Diethylphthalate	0.000		0	N.D.		
T Fluorene	0.000		0	N.D.		
T 4-Chlorophenyl-phenylether	0.000		0	N.D.		
T 4-Nitroaniline	0.000		0	N.D.		
T 4,6-Dinitro-2-methylphenol	0.000		0	N.D.		
T N-nitrosodiphenylamine	0.000		0	N.D.		
T Azobenzene	0.000		0	N.D.		
T 4-Bromophenyl-phenylether	0.000		0	N.D.		
T Hexachlorobenzene	0.000		0	N.D.		
T Pentachlorophenol	0.000		0	N.D.		
T Phenanthrene	0.000		0	N.D.		
T Anthracene	0.000		0	N.D.		
T Triallate	0.000		0	N.D.		
T Carbazole	0.000		0	N.D.		
T o-Terphenyl	0.000		0	N.D.		
T Di-n-Butylphthalate	0.000		0	N.D.		
T Fluoranthene	0.000		0	N.D.		
T Benzidine	0.000		0	N.D.		
T Pyrene	0.000		0	N.D.		
T Butylbenzylphthalate	0.000		0	N.D.		
T Benzo(a)Anthracene	0.000		0	N.D.		
T Chrysene	0.000		0	N.D.		
T 3,3-Dichlorobenzidine	0.000		0	N.D.		
T bis(2-ethylhexyl)Phthalate	0.000		0	N.D.		
T Di-n-octyl Phthalate	0.000		0	N.D.		

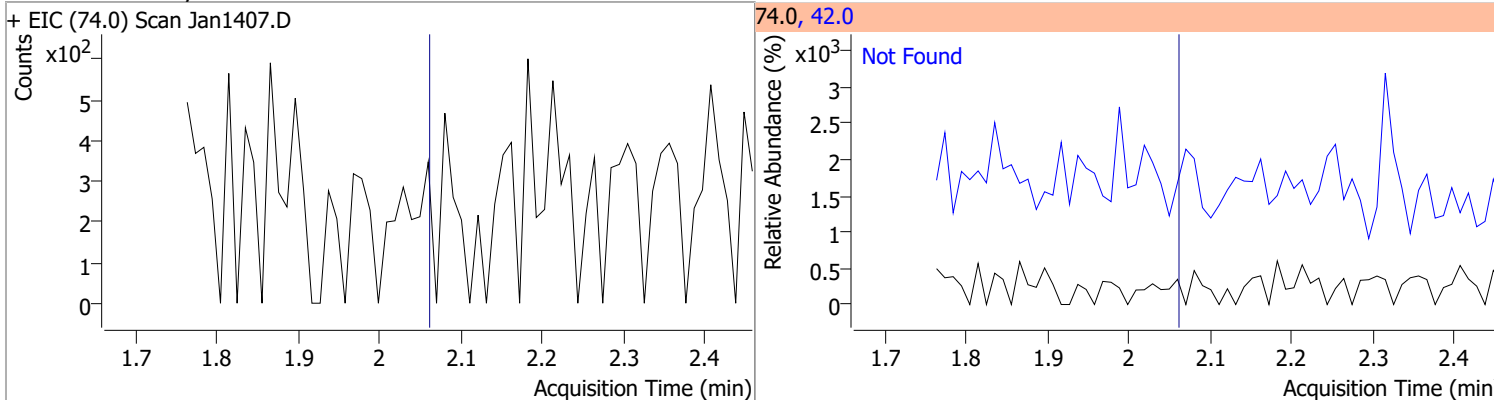
Quantitation Results Report (QT Reviewed)

Compound	RT	QIon	Resp.	Conc.	Units	Dev(Min)
T Benzo(b)fluoranthene	0.000		0	N.D.		
T Benzo(k)fluoranthene	0.000		0	N.D.		
T Benzo(a)pyrene	0.000		0	N.D.		
T Indeno(1,2,3-c,d)pyrene	0.000		0	N.D.		
T Dibenzo(a,h)anthracene	0.000		0	N.D.		
T Benzo(g,h,i)perylene	0.000		0	N.D.		

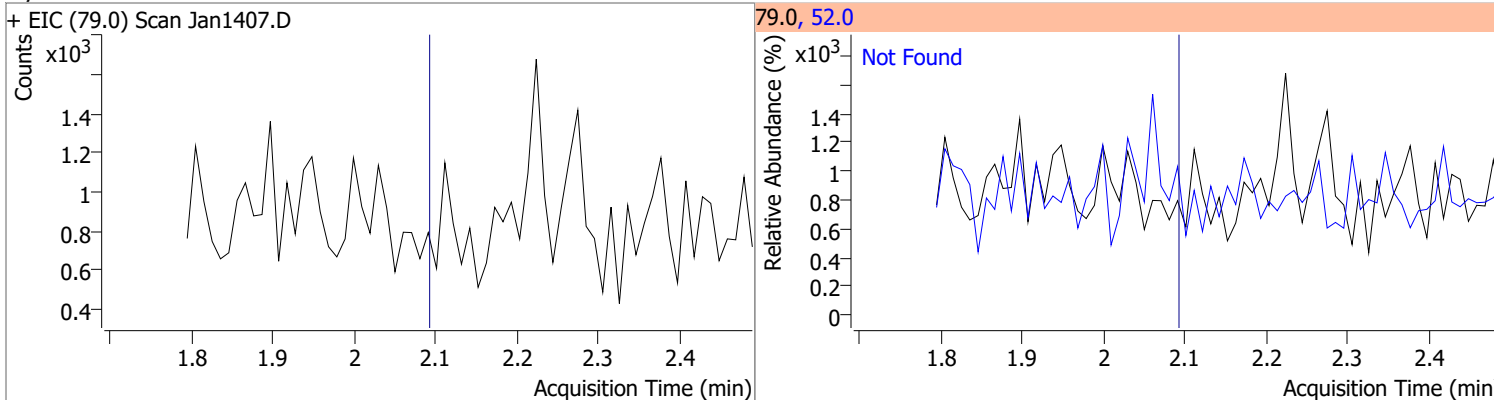
(#) = Qualifier Out of Range; (m) = Manual Integration; (+) = Area Summed; (*) = Surrogate Percent Recovery Out of Range; (d): Zeroed Peak

Quantitation Results Report (QT Reviewed)

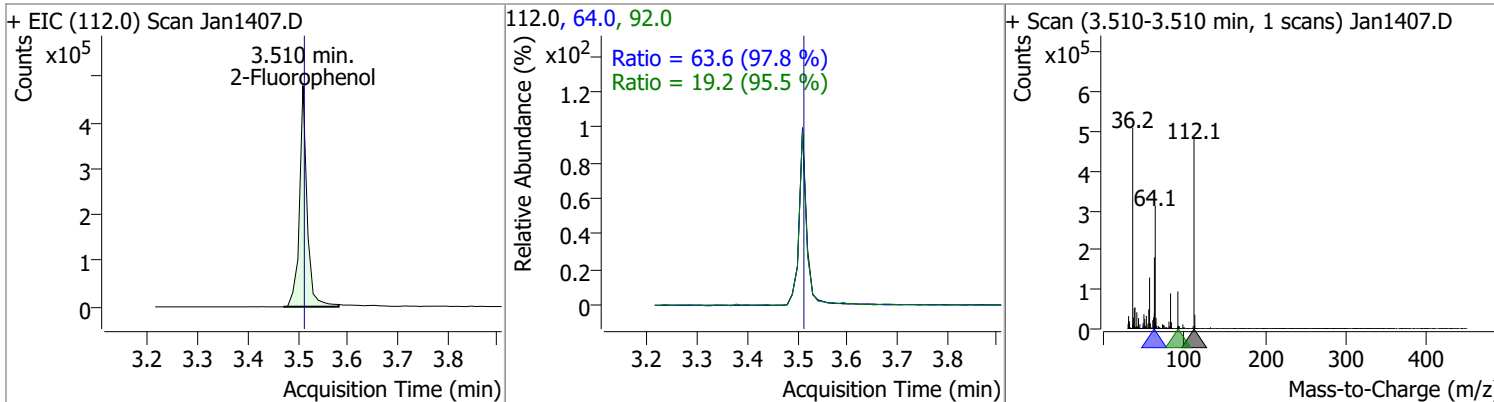
Compound	Conc.	Exp RT	QIon	Exp Ratio
N-Nitrosodimethylamine	N.D.	2.06	42.0	177.0



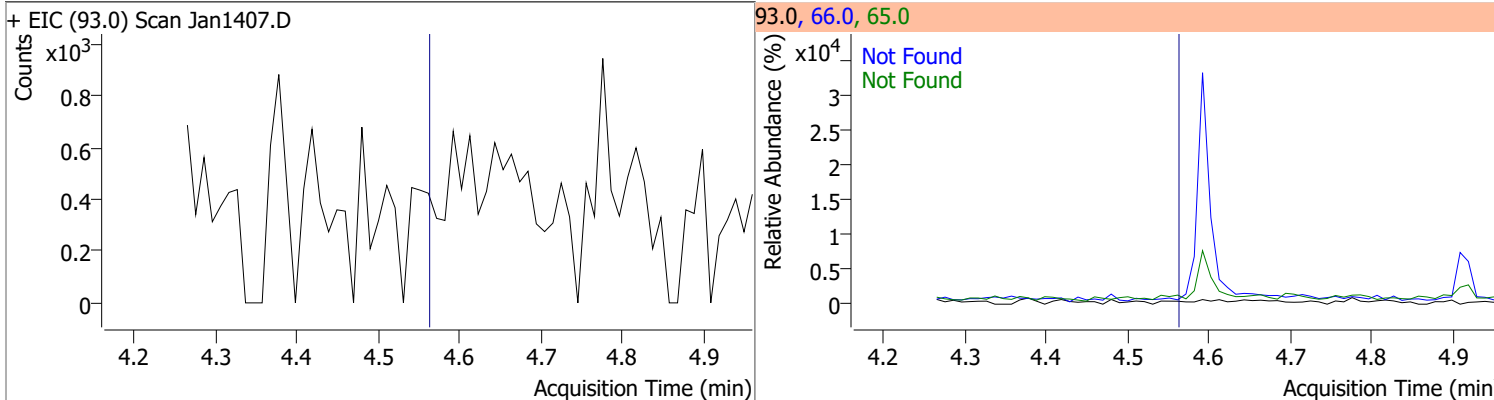
Compound	Conc.	Exp RT	QIon	Exp Ratio
Pyridine	N.D.	2.09	52.0	133.1



Compound	Conc.	RT	Dev(Min)	Resp.	QIon	QRatio	Lower	Upper
2-Fluorophenol	75.5286	3.51	0.00	510118	64.0	63.6	45.5	84.5
					92.0	19.2	14.1	26.2

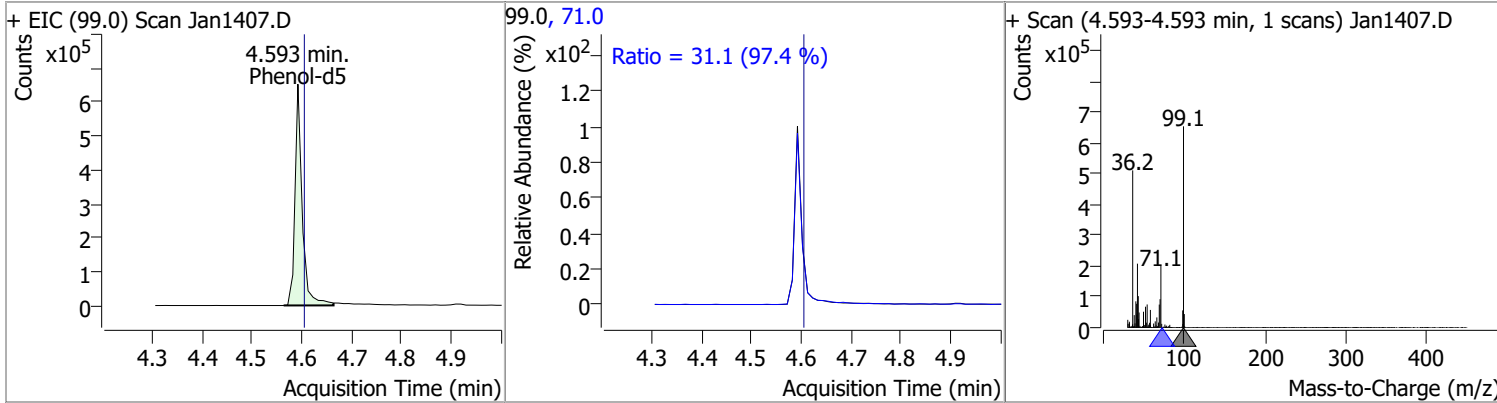


Compound	Conc.	Exp RT	QIon	Exp Ratio	QIon	Exp Ratio
Aniline	N.D.	4.56	66.0	40.4	65.0	22.2

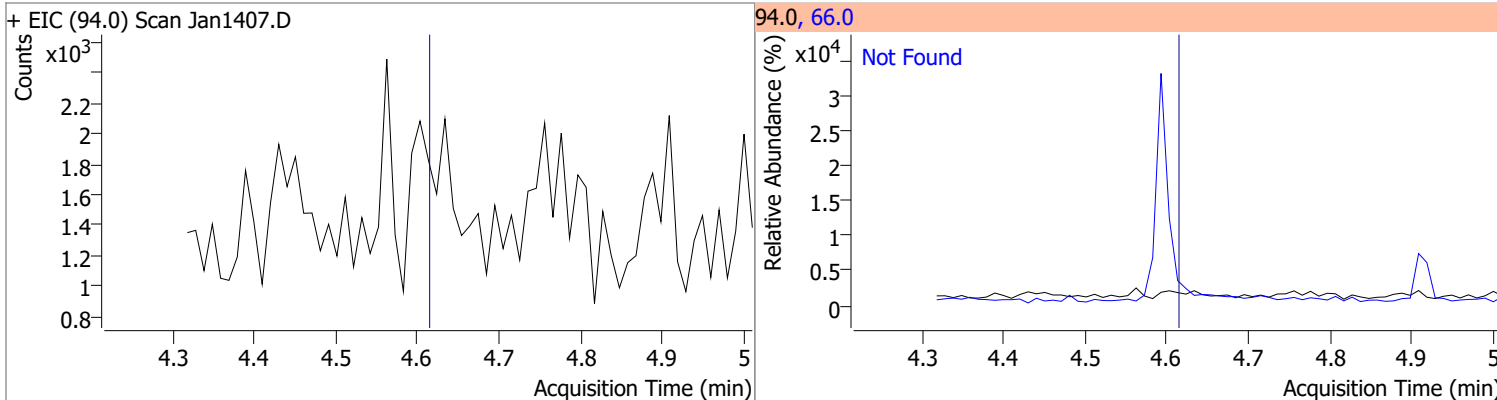


Quantitation Results Report (QT Reviewed)

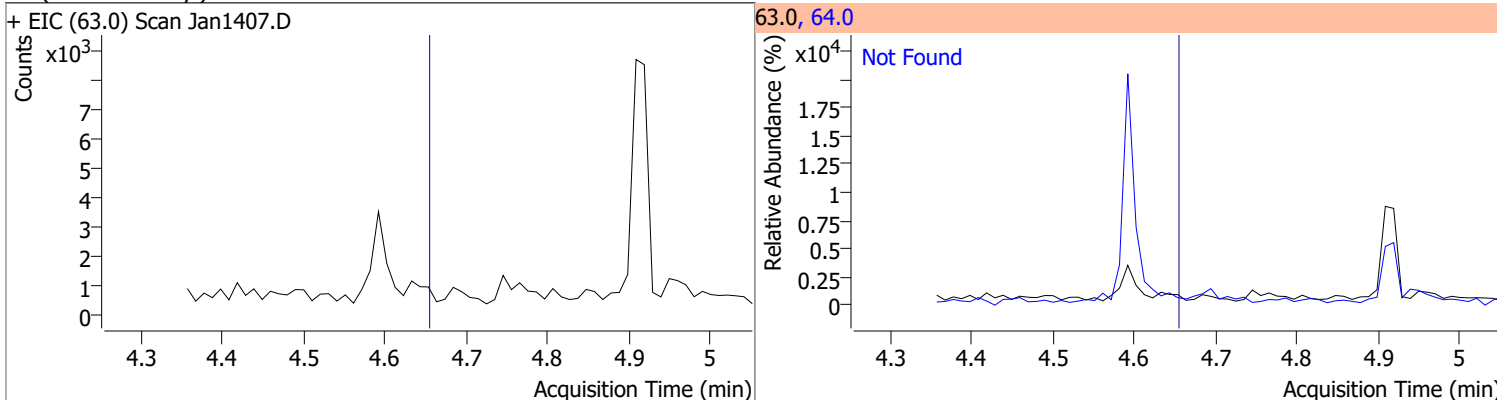
Compound	Conc.	RT	Dev(Min)	Resp.	QIon	QRatio	Lower	Upper
Phenol-d5	72.4220	4.59	-0.01	653957	71.0	31.1	22.3	41.5



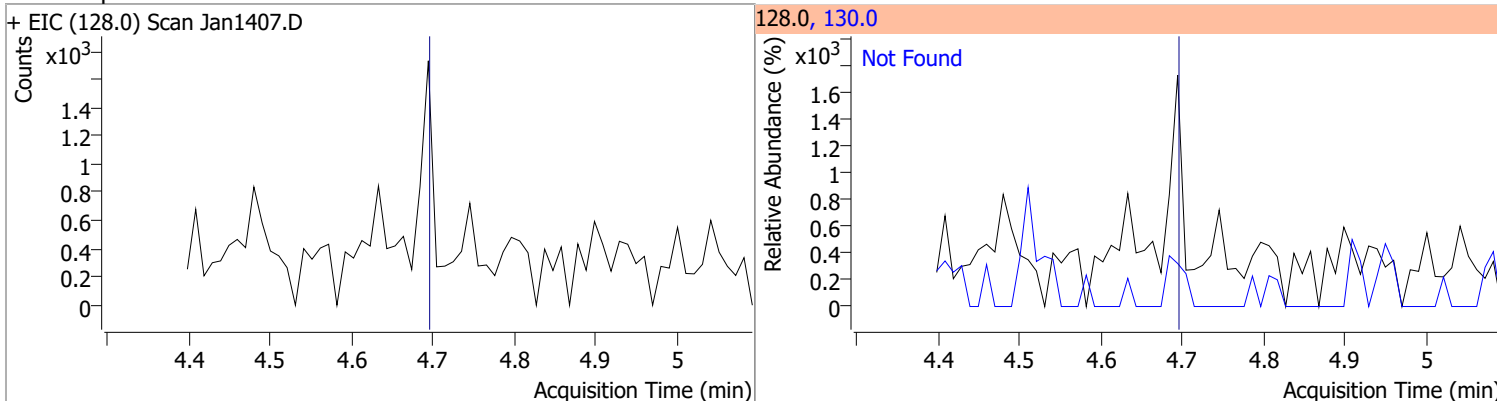
Compound	Conc.	Exp RT	QIon	Exp Ratio
Phenol	N.D.	4.61	66.0	44.7



Compound	Conc.	Exp RT	QIon	Exp Ratio
bis(-2-Chloroethyl)Ether	N.D.	4.65	64.0	3.3



Compound	Conc.	Exp RT	QIon	Exp Ratio
2-Chlorophenol	N.D.	4.70	130.0	32.0

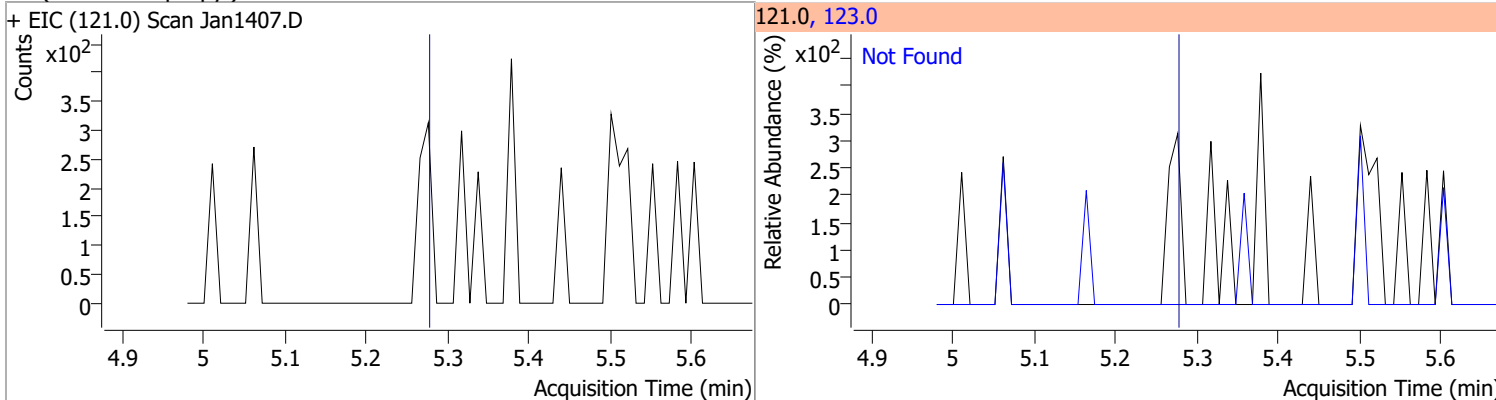


Quantitation Results Report (QT Reviewed)

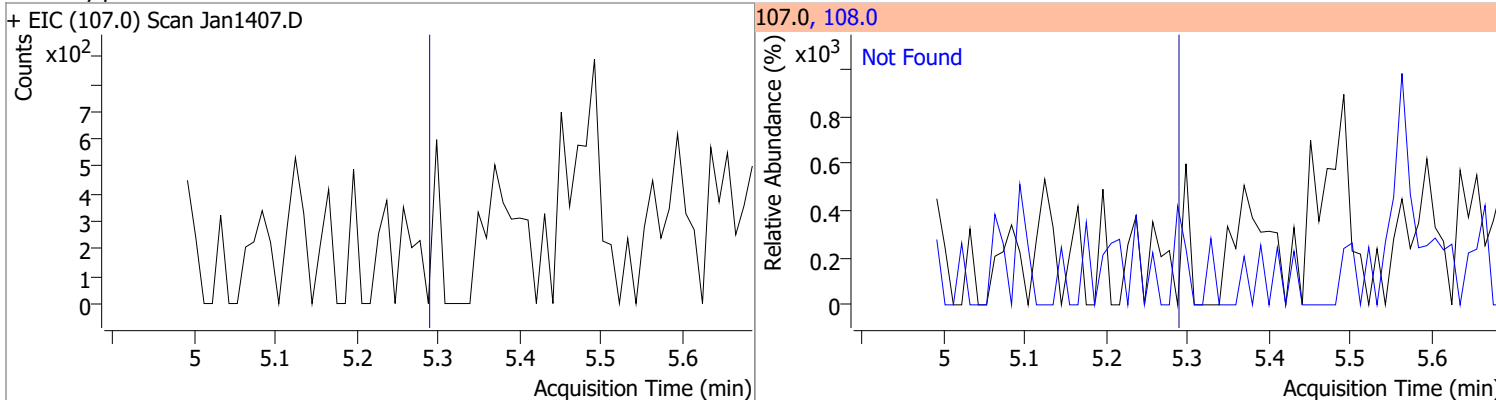
Compound	Conc.	Exp RT	QIon	Exp Ratio	QIon	Exp Ratio
1,3-Dichlorobenzene	N.D.	4.85	148.0	62.6	111.0	35.4
+ EIC (146.0) Scan Jan1407.D			146.0, 148.0, 111.0			
1,4-Dichlorobenzene	N.D.	4.94	148.0	64.4	111.0	35.2
+ EIC (146.0) Scan Jan1407.D			146.0, 148.0, 111.0			
1,2-Dichlorobenzene	N.D.	5.10	148.0	64.5	111.0	37.8
+ EIC (146.0) Scan Jan1407.D			146.0, 148.0, 111.0			
Benzyl Alcohol	N.D.	5.11	79.0	115.5	107.0	71.0
+ EIC (108.0) Scan Jan1407.D			108.0, 79.0, 107.0			

Quantitation Results Report (QT Reviewed)

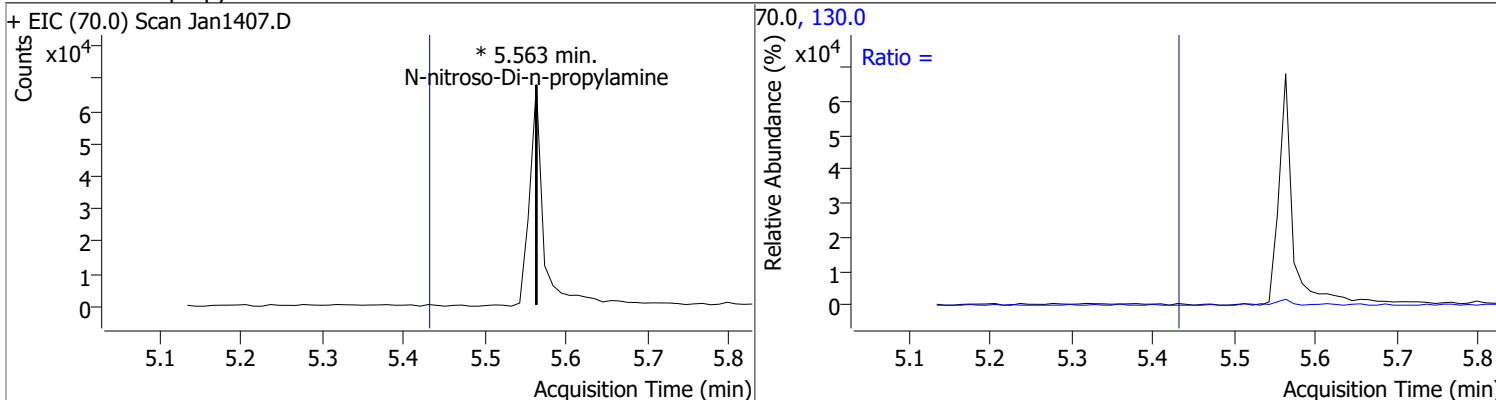
Compound	Conc.	Exp RT	QIon	Exp Ratio
bis(2-chloroisopropyl)Ether	N.D.	5.28	123.0	32.2



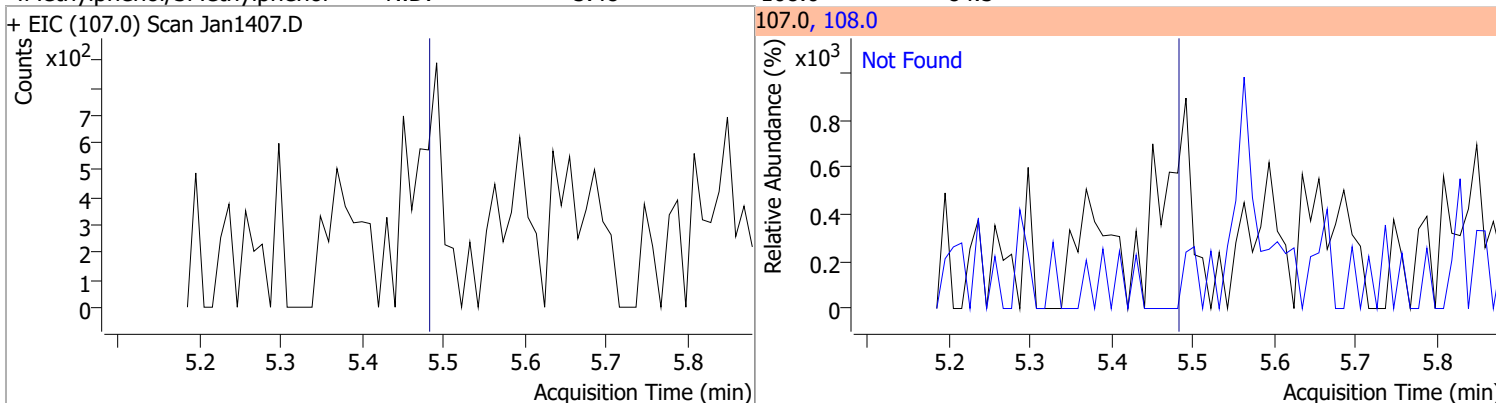
Compound	Conc.	Exp RT	QIon	Exp Ratio
2-Methylphenol	N.D.	5.29	108.0	116.9



Compound	Conc.	RT	Dev(Min)	Resp.	QIon	QRatio	Lower	Upper
N-nitroso-Di-n-propylamine		0		0	130.0		0.0	41.5

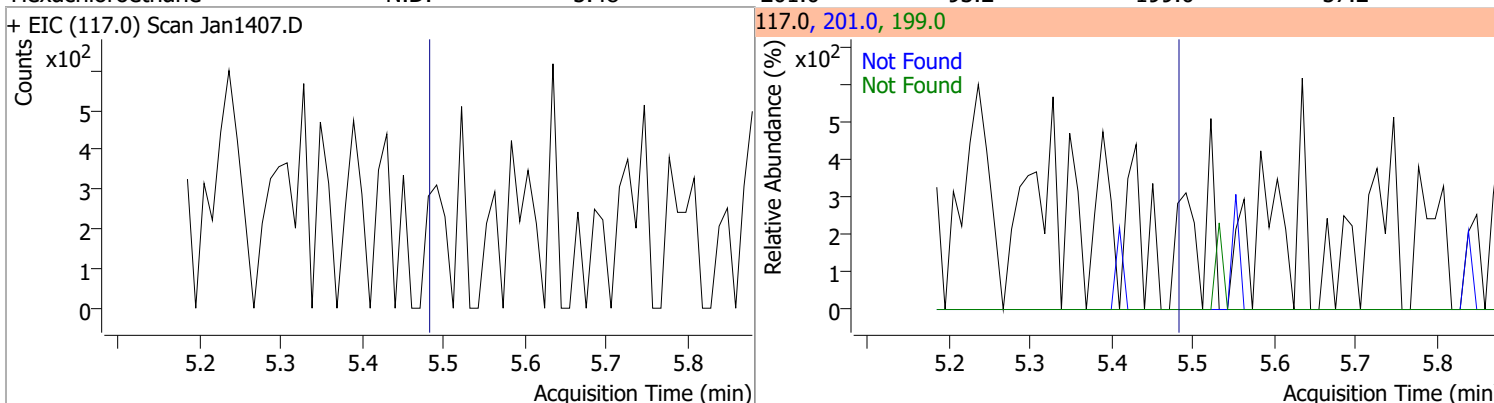


Compound	Conc.	Exp RT	QIon	Exp Ratio
4Methylphenol/3Methylphenol	N.D.	5.48	108.0	84.5

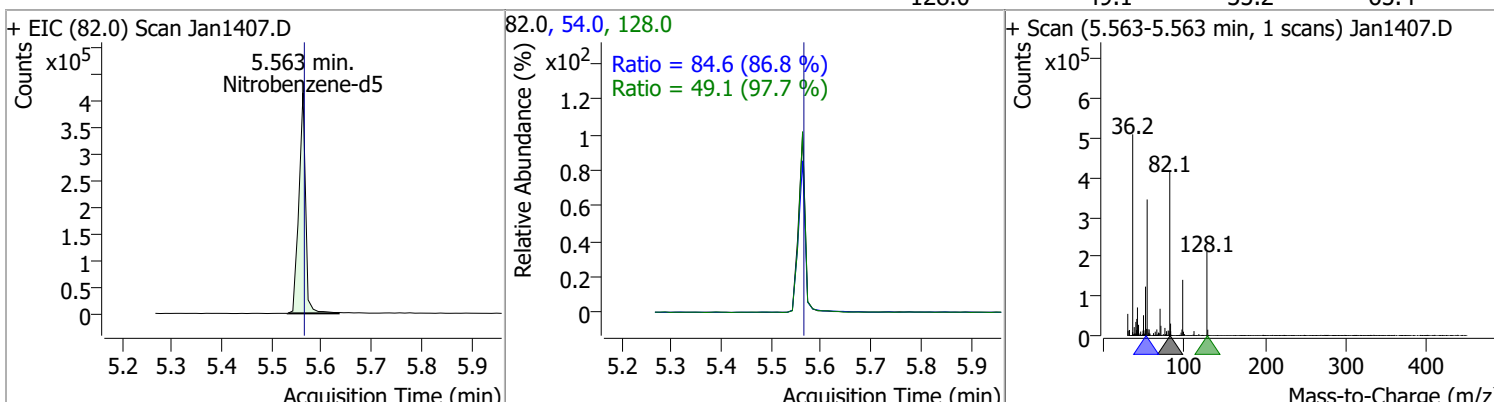


Quantitation Results Report (QT Reviewed)

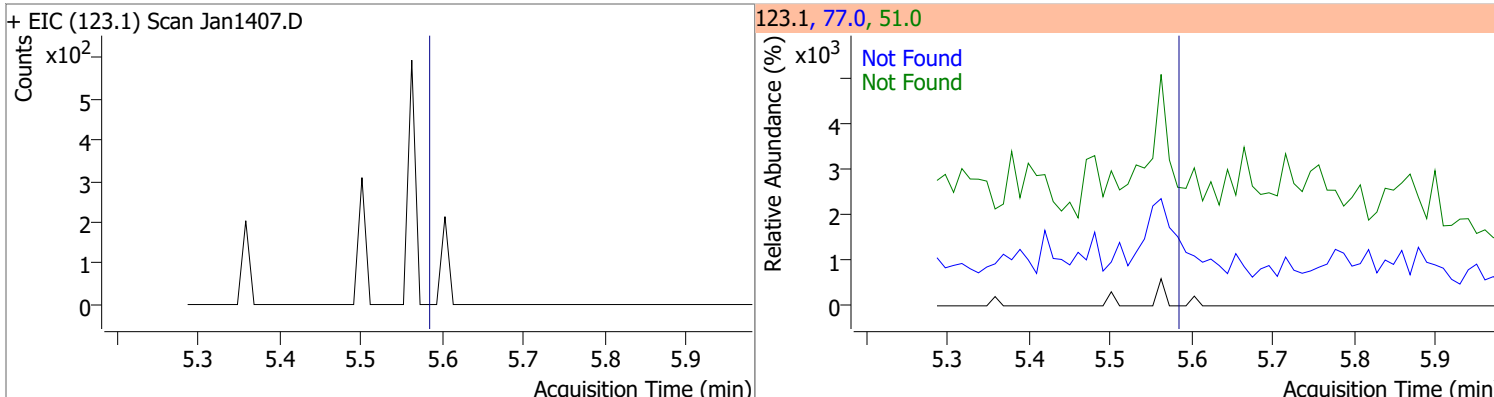
Compound	Conc.	Exp RT	QIon	Exp Ratio	QIon	Exp Ratio
Hexachloroethane	N.D.	5.48	201.0	93.2	199.0	57.2



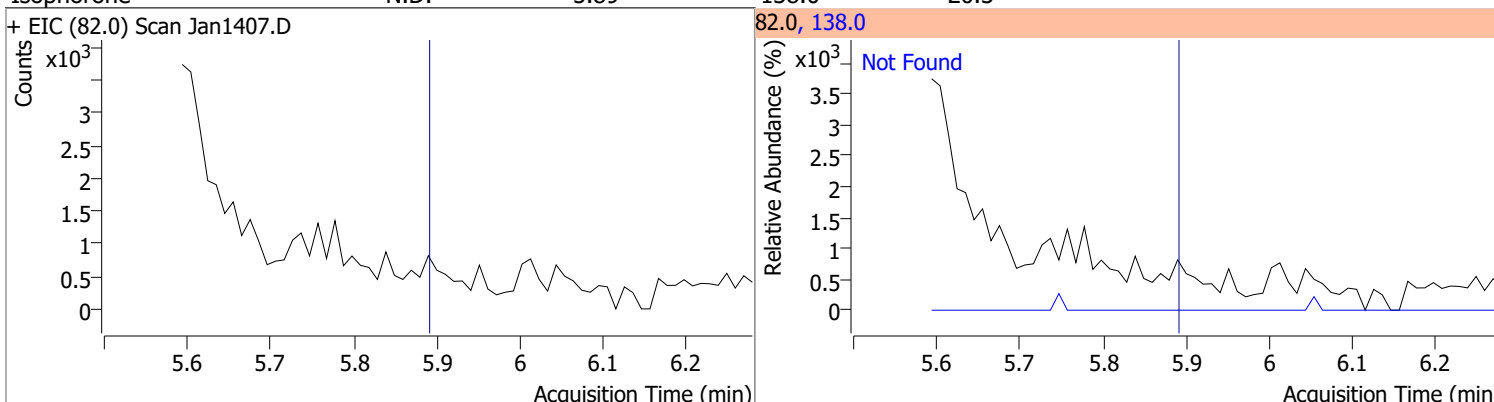
Compound	Conc.	RT	Dev(Min)	Resp.	QIon	QRatio	Lower	Upper
Nitrobenzene-d5	78.8829	5.56	0.00	386810	54.0	84.6	68.2	126.6
					128.0	49.1	35.2	65.4



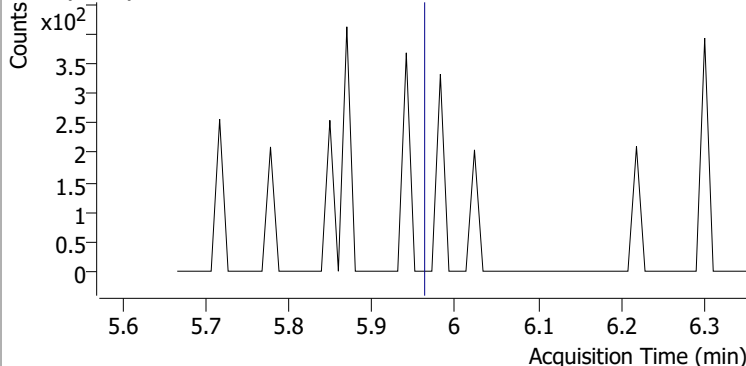
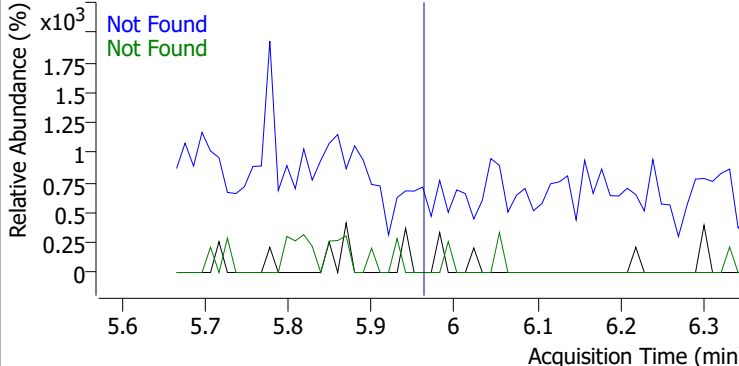
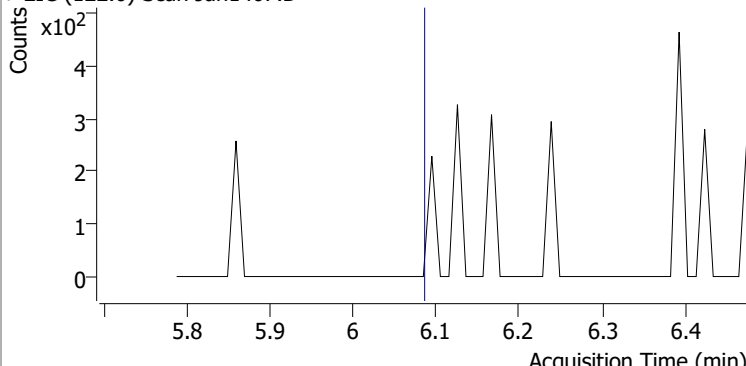
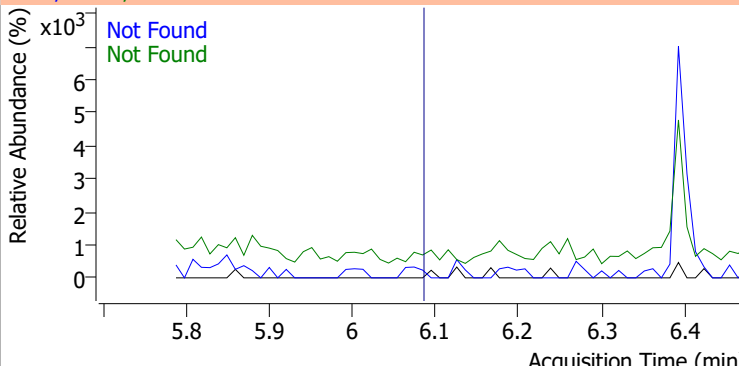
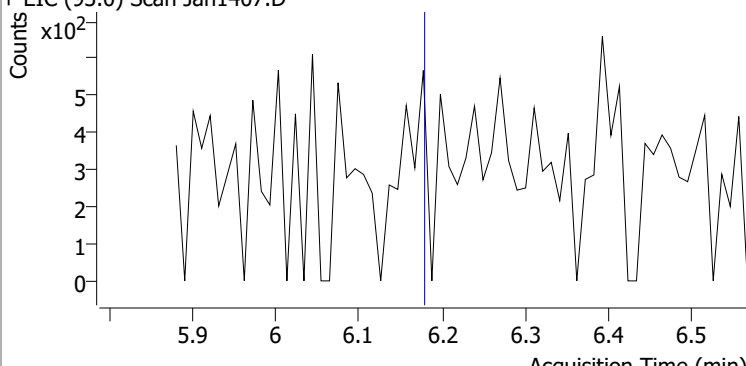
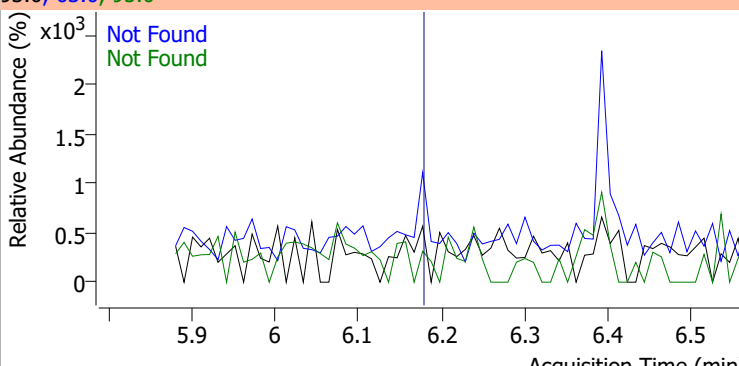
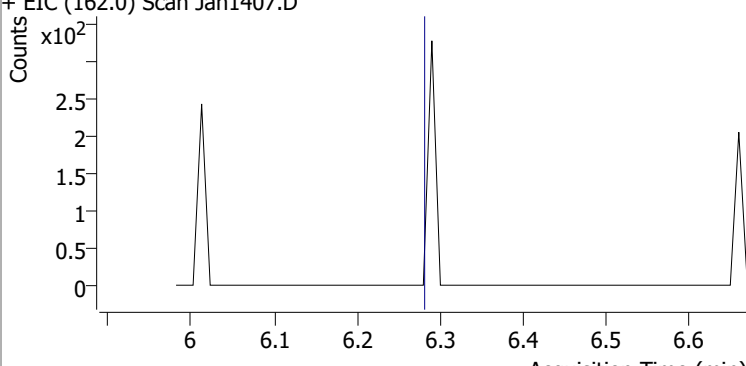
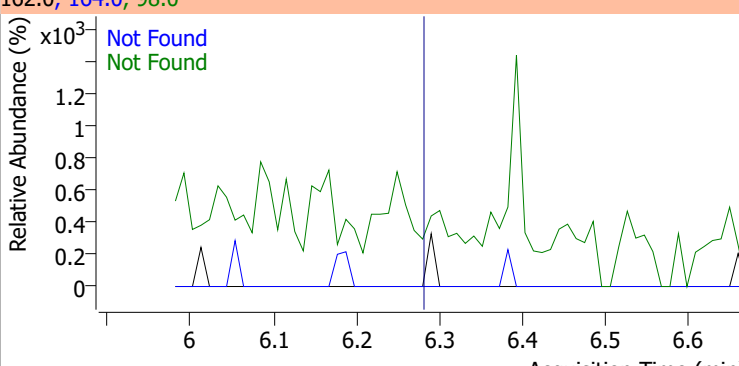
Compound	Conc.	Exp RT	QIon	Exp Ratio	QIon	Exp Ratio
Nitrobenzene	N.D.	5.58	77.0	186.4	51.0	186.0



Compound	Conc.	Exp RT	QIon	Exp Ratio
Isophorone	N.D.	5.89	138.0	20.3

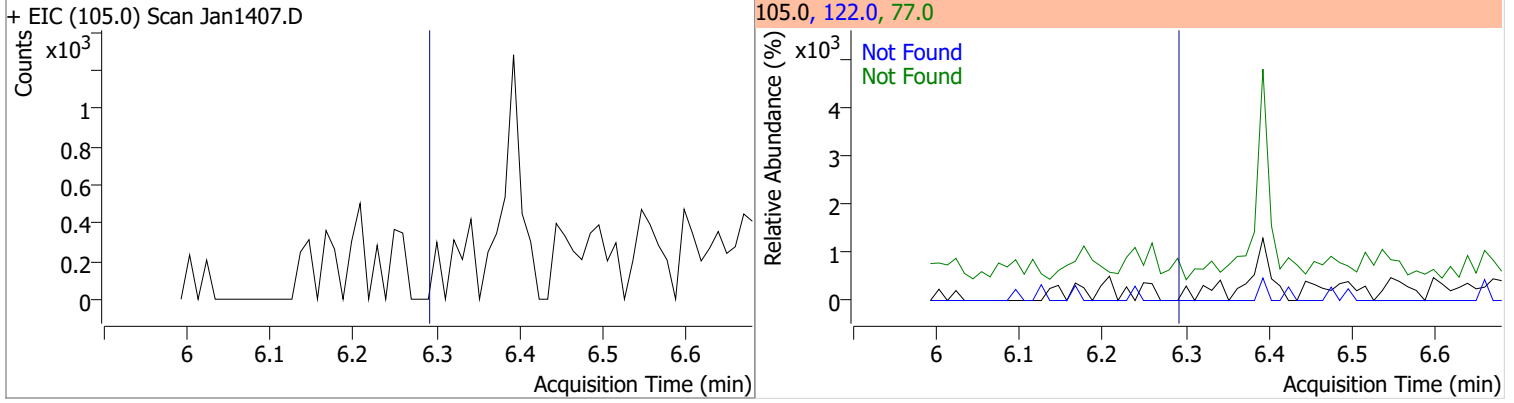


Quantitation Results Report (QT Reviewed)

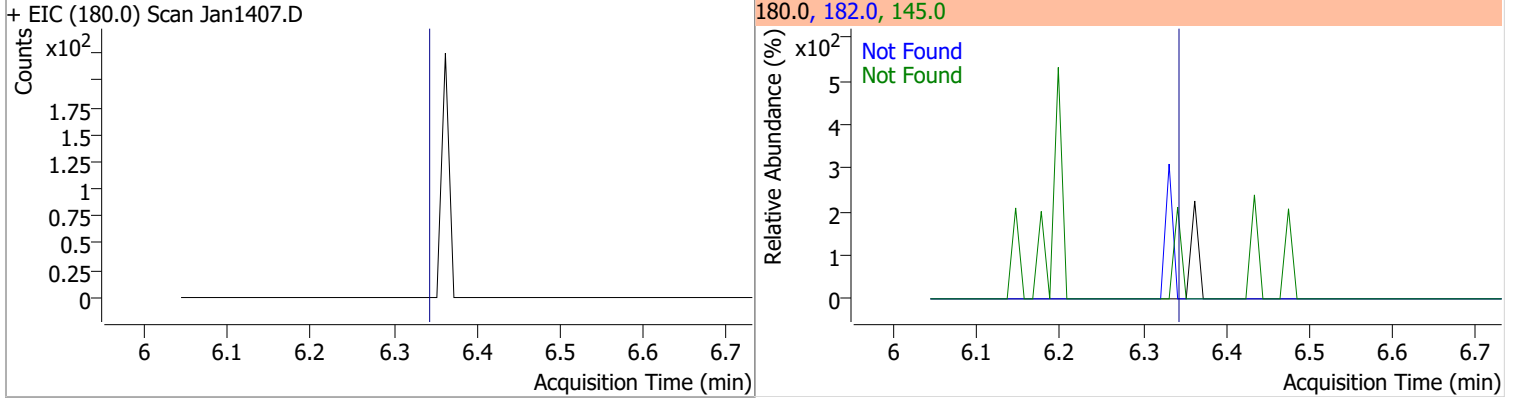
Compound	Conc.	Exp RT	QIon	Exp Ratio	QIon	Exp Ratio
2-Nitrophenol	N.D.	5.96	65.0	51.2	109.0	34.5
+ EIC (139.0) Scan Jan1407.D			139.0, 65.0, 109.0			
						
2,4-Dimethylphenol	N.D.	6.08	107.0	106.6	77.0	30.1
+ EIC (122.0) Scan Jan1407.D			122.0, 107.0, 77.0			
						
bis(-2-Chloroethoxy)Methane	N.D.	6.18	63.0	91.4	95.0	31.4
+ EIC (93.0) Scan Jan1407.D			93.0, 63.0, 95.0			
						
2,4-Dichlorophenol	N.D.	6.28	164.0	65.0	98.0	31.2
+ EIC (162.0) Scan Jan1407.D			162.0, 164.0, 98.0			
						

Quantitation Results Report (QT Reviewed)

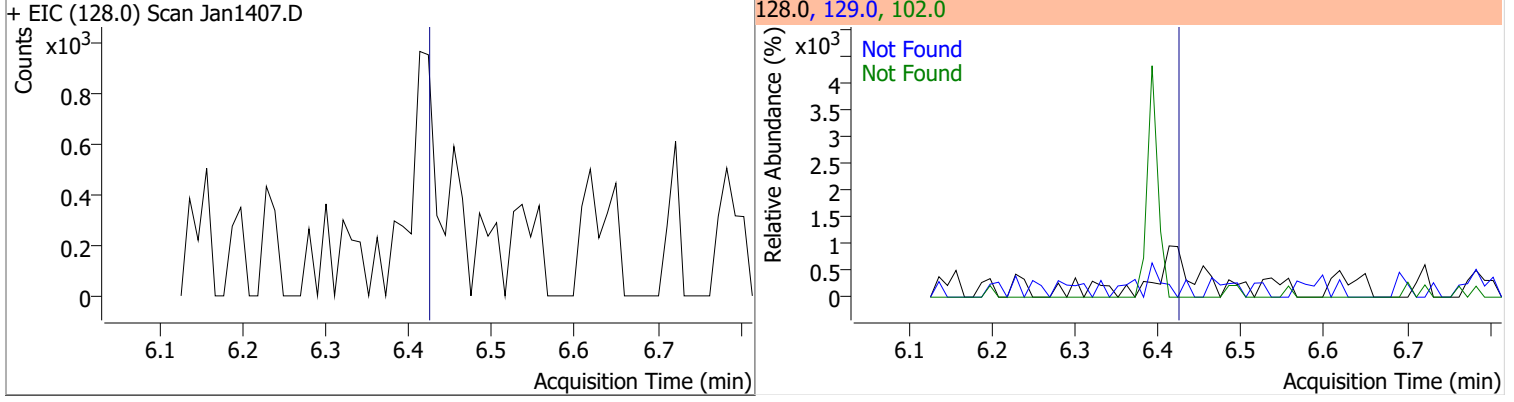
Compound	Conc.	Exp RT	QIon	Exp Ratio	QIon	Exp Ratio
Benzoic Acid	N.D.	6.29	122.0	88.1	77.0	74.0



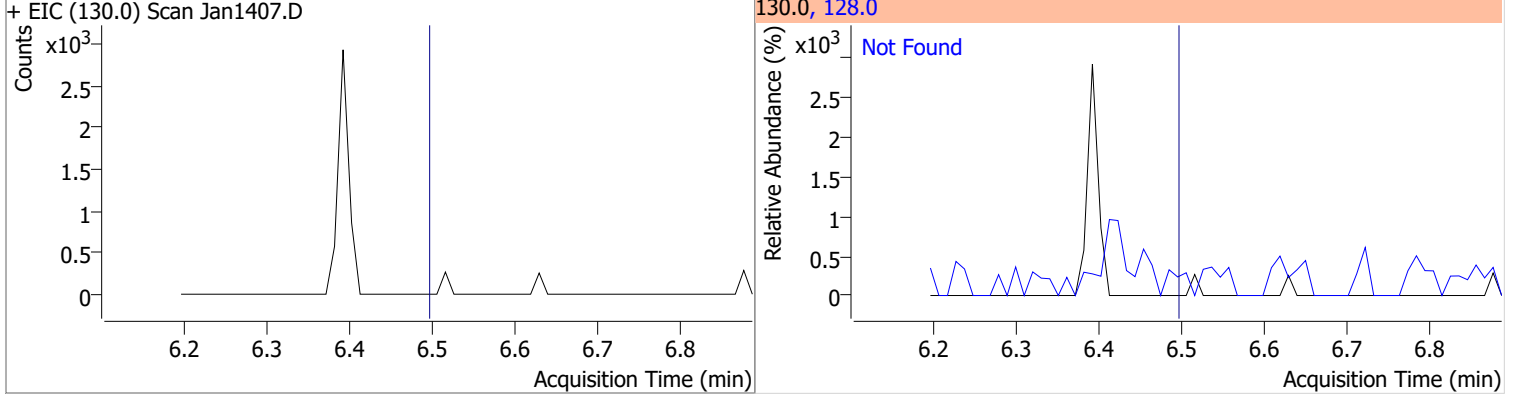
Compound	Conc.	Exp RT	QIon	Exp Ratio	QIon	Exp Ratio
1,2,4-Trichlorobenzene	N.D.	6.34	182.0	97.8	145.0	30.3



Compound	Conc.	Exp RT	QIon	Exp Ratio	QIon	Exp Ratio
Naphthalene	N.D.	6.42	129.0	10.6	102.0	9.0

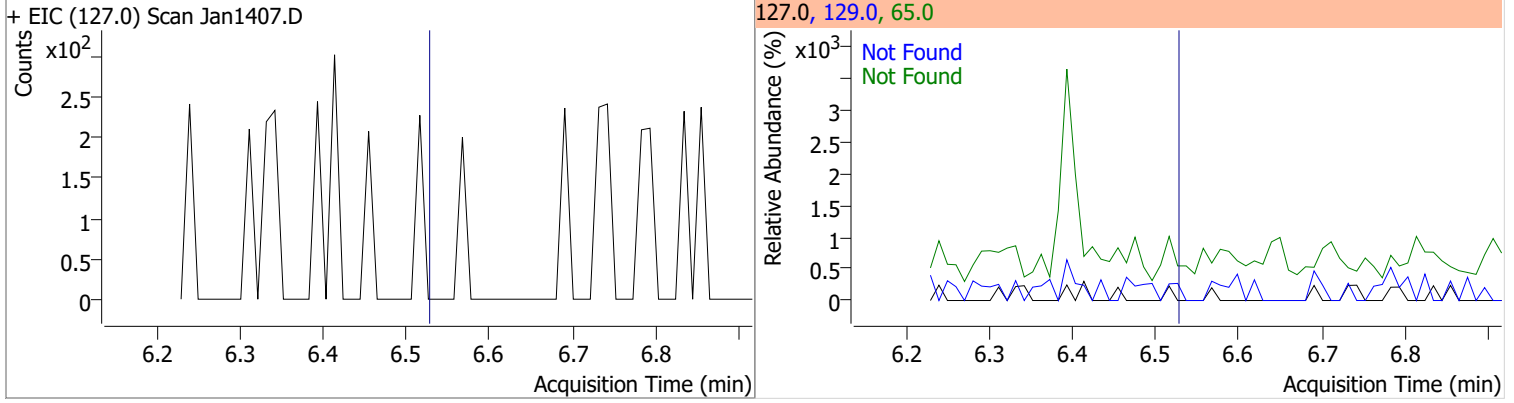


Compound	Conc.	Exp RT	QIon	Exp Ratio
4-Chlorophenol	N.D.	6.50	128.0	318.3

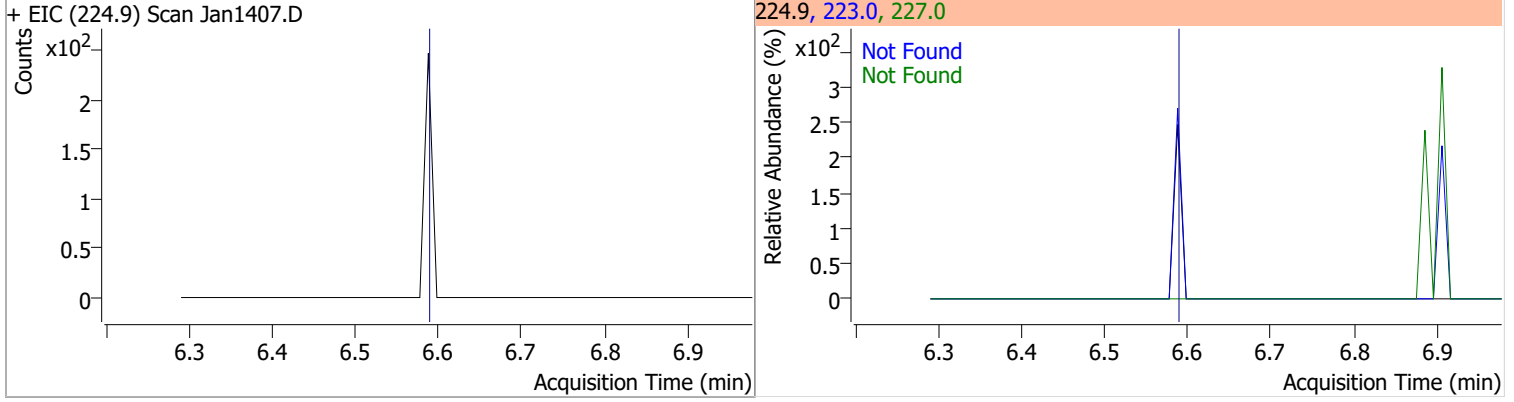


Quantitation Results Report (QT Reviewed)

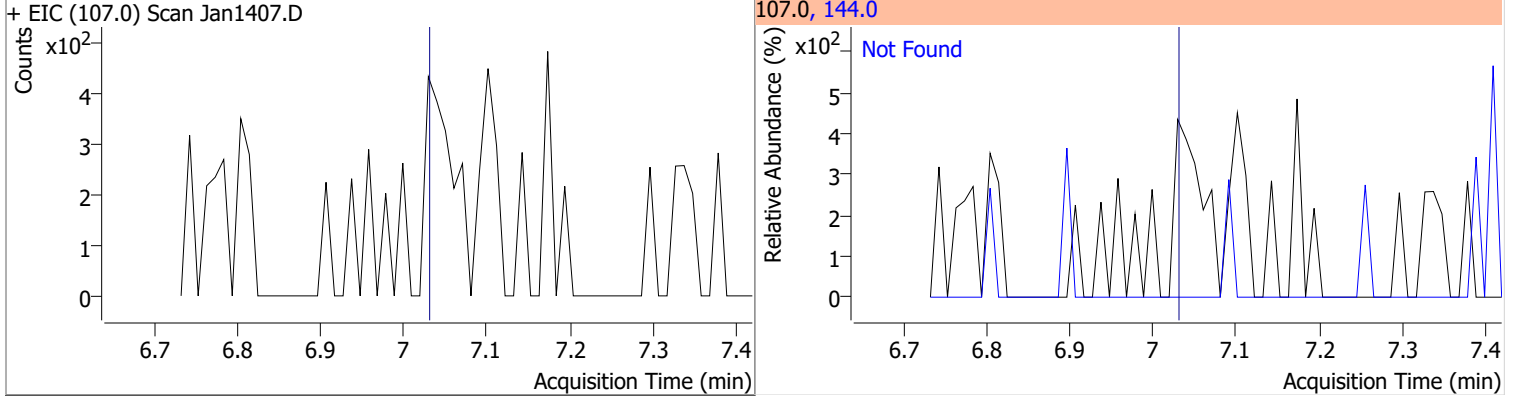
Compound	Conc.	Exp RT	QIon	Exp Ratio	QIon	Exp Ratio
p-Chloroaniline	N.D.	6.53	65.0	36.5	129.0	33.7



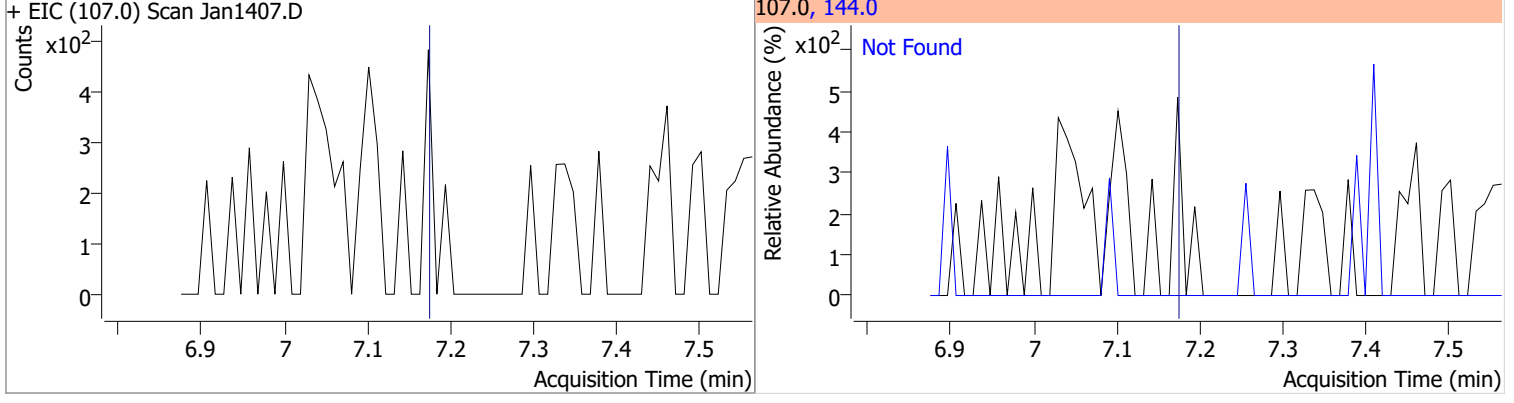
Compound	Conc.	Exp RT	QIon	Exp Ratio	QIon	Exp Ratio
Hexachlorobutadiene	N.D.	6.59	227.0	66.1	223.0	64.1



Compound	Conc.	Exp RT	QIon	Exp Ratio
4-Chloro-2-Methylphenol	N.D.	7.03	144.0	27.3

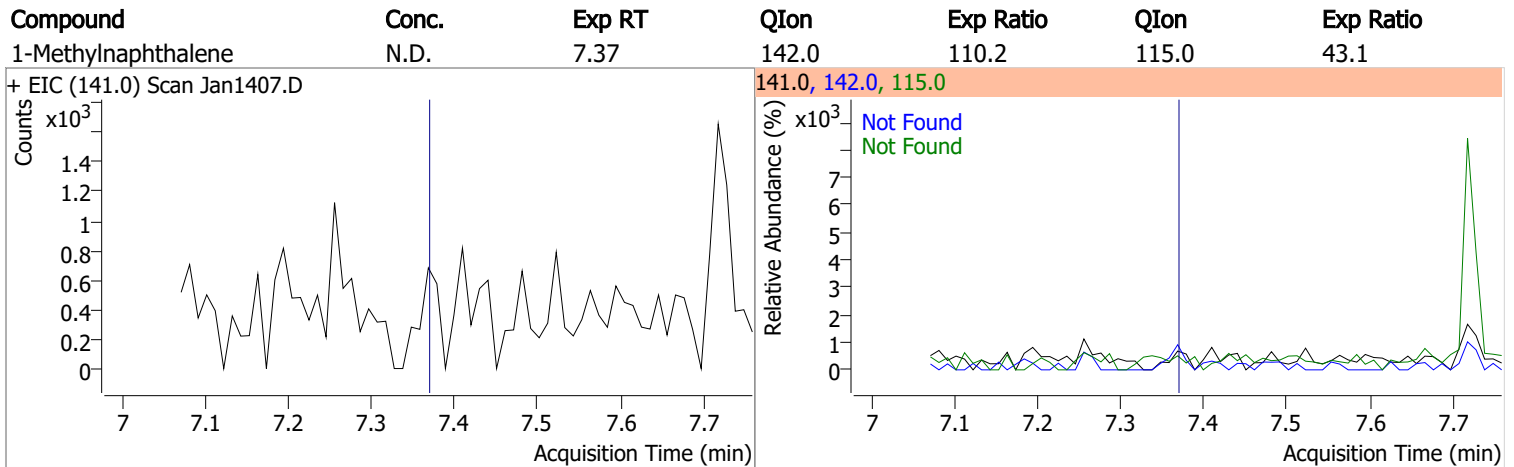
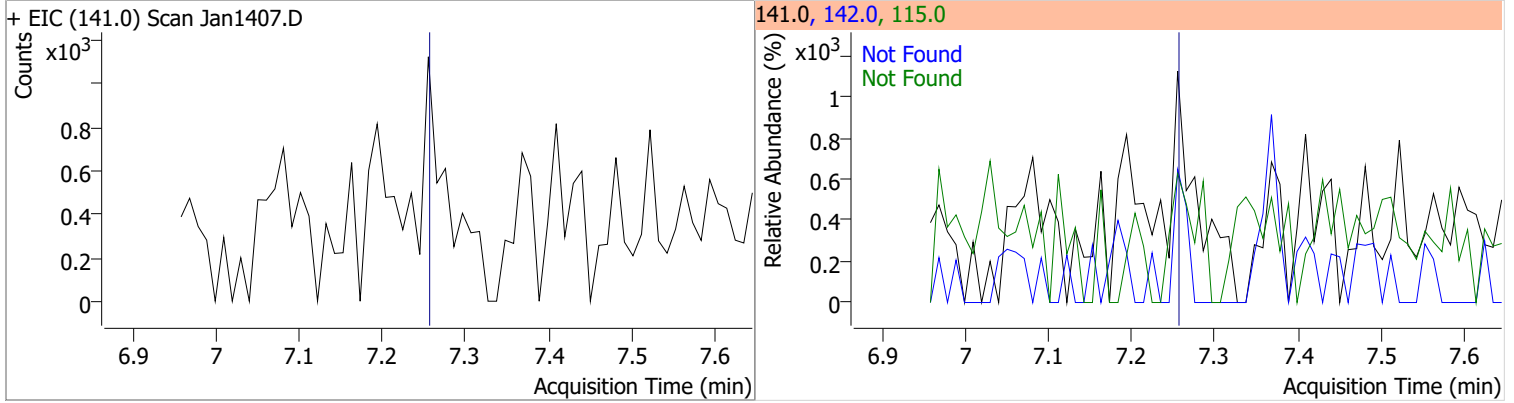


Compound	Conc.	Exp RT	QIon	Exp Ratio
4-Chloro-3-Methylphenol	N.D.	7.17	144.0	28.4

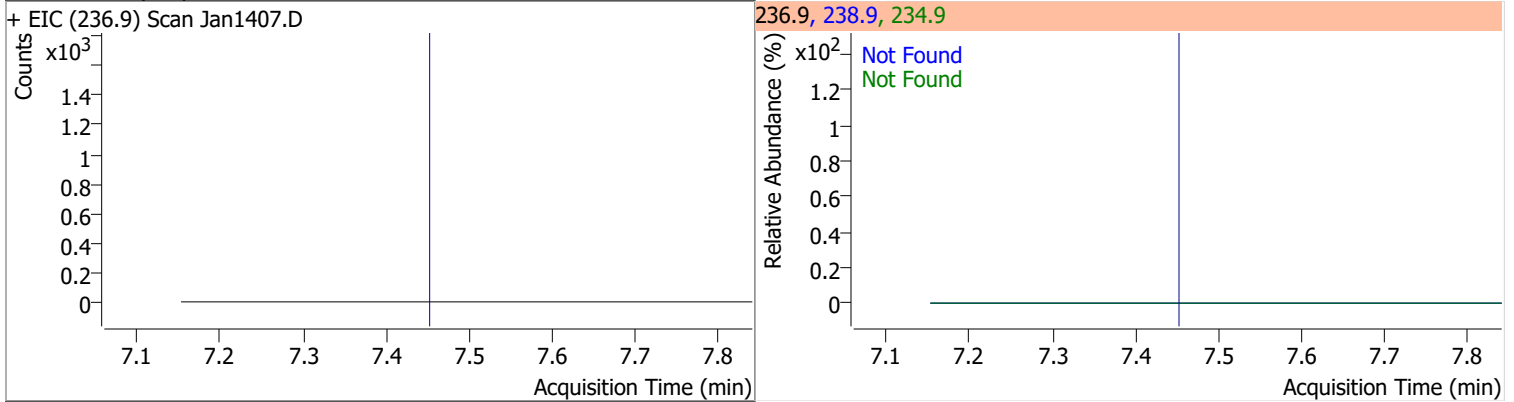


Quantitation Results Report (QT Reviewed)

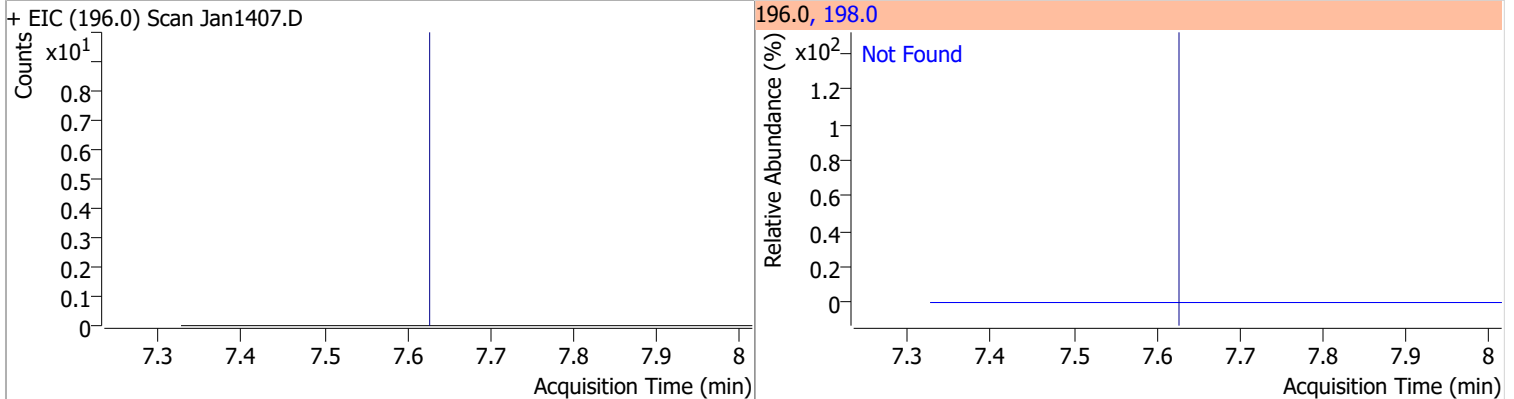
Compound	Conc.	Exp RT	QIon	Exp Ratio	QIon	Exp Ratio
2-Methylnaphthalene	N.D.	7.26	142.0	115.4	115.0	41.6



Compound	Conc.	Exp RT	QIon	Exp Ratio	QIon	Exp Ratio
Hexachlorocyclopentadiene	N.D.	7.45	238.9	65.0	234.9	62.3

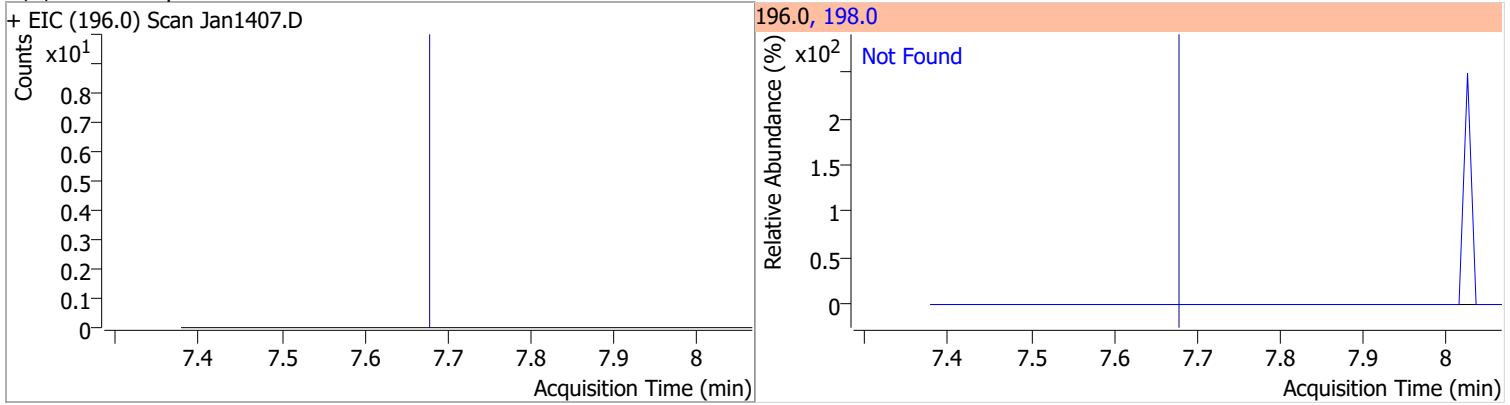


Compound	Conc.	Exp RT	QIon	Exp Ratio
2,4,6-Trichlorophenol	N.D.	7.63	198.0	95.1

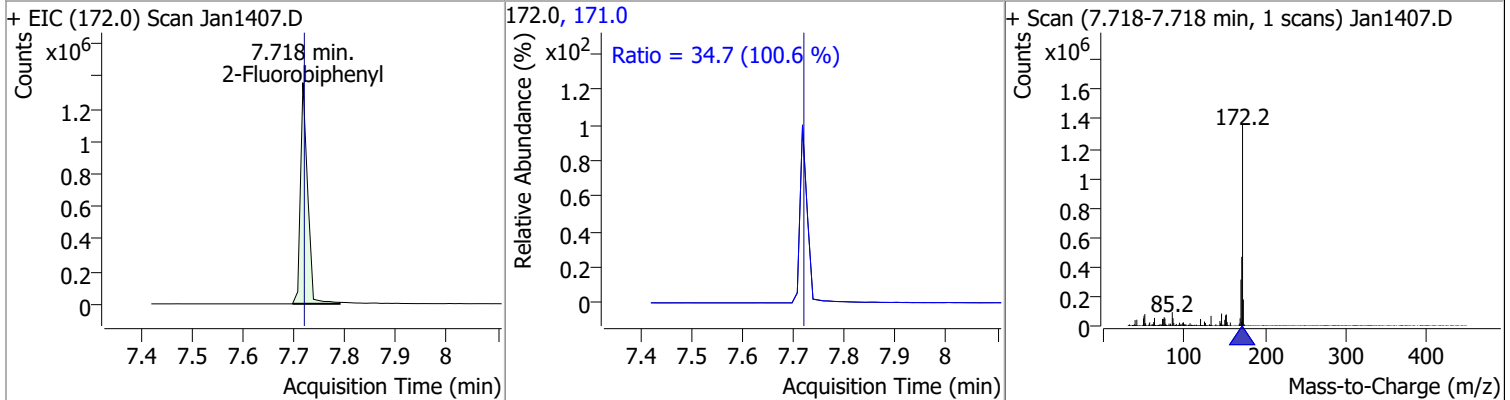


Quantitation Results Report (QT Reviewed)

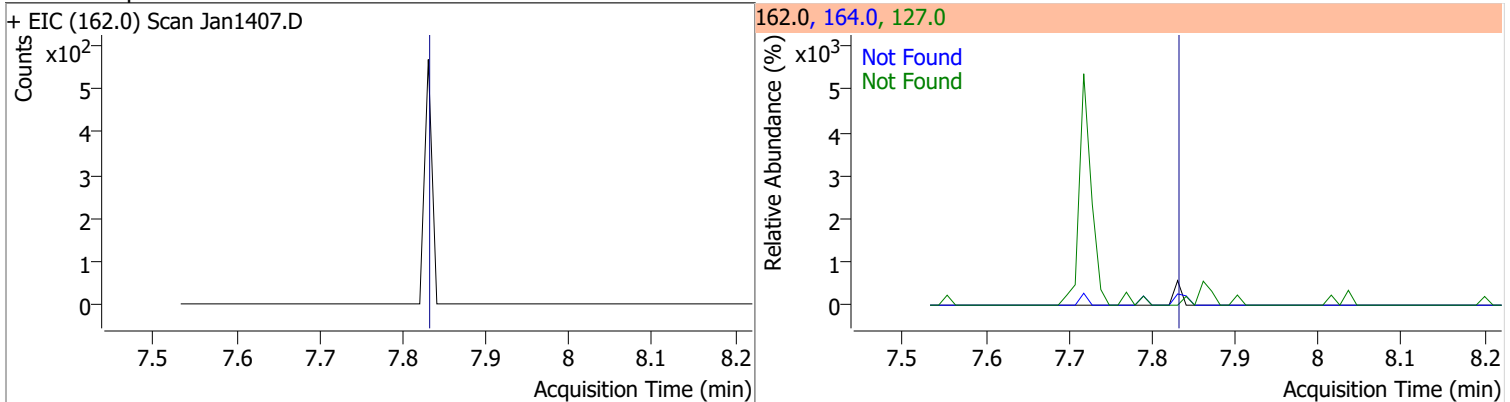
Compound	Conc.	Exp RT	QIon	Exp Ratio
2,4,5-Trichlorophenol	N.D.	7.68	198.0	95.5



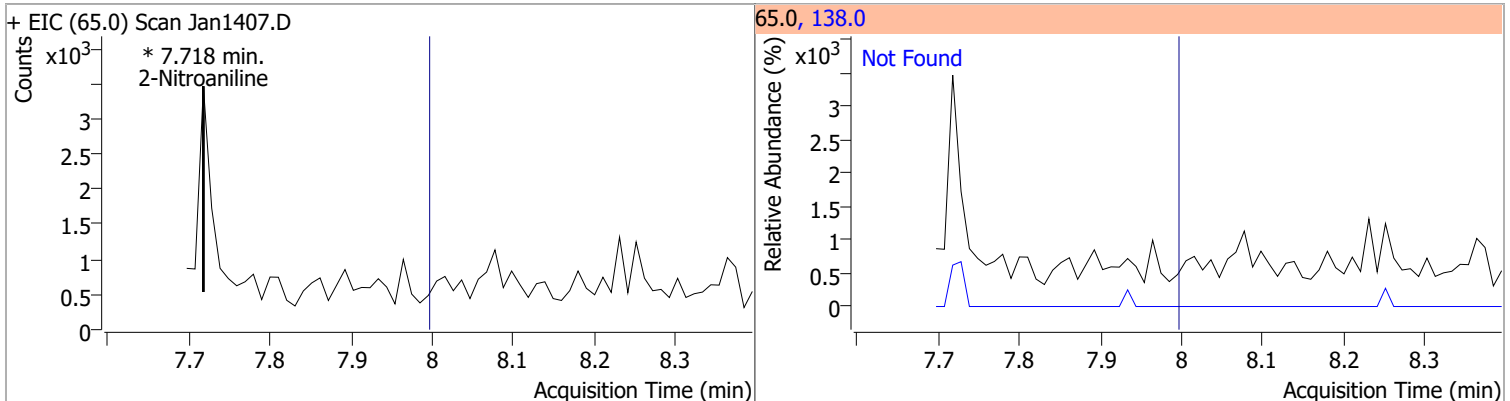
Compound	Conc.	RT	Dev(Min)	Resp.	QIon	QRatio	Lower	Upper
2-Fluorobiphenyl	70.4262	7.72	0.00	1306960	171.0	34.7	24.2	44.9



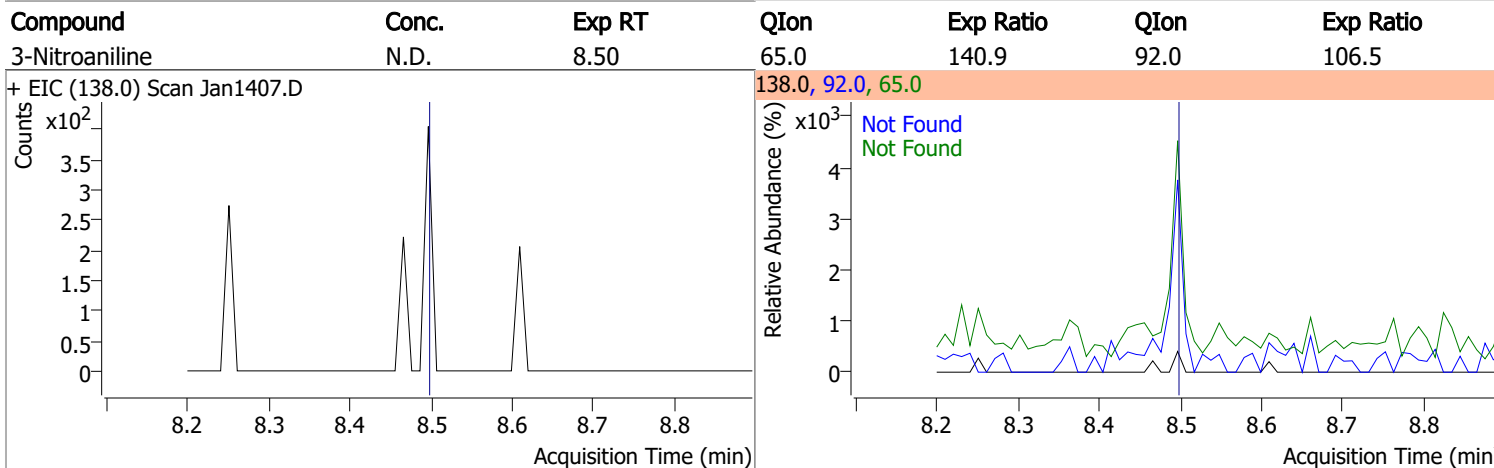
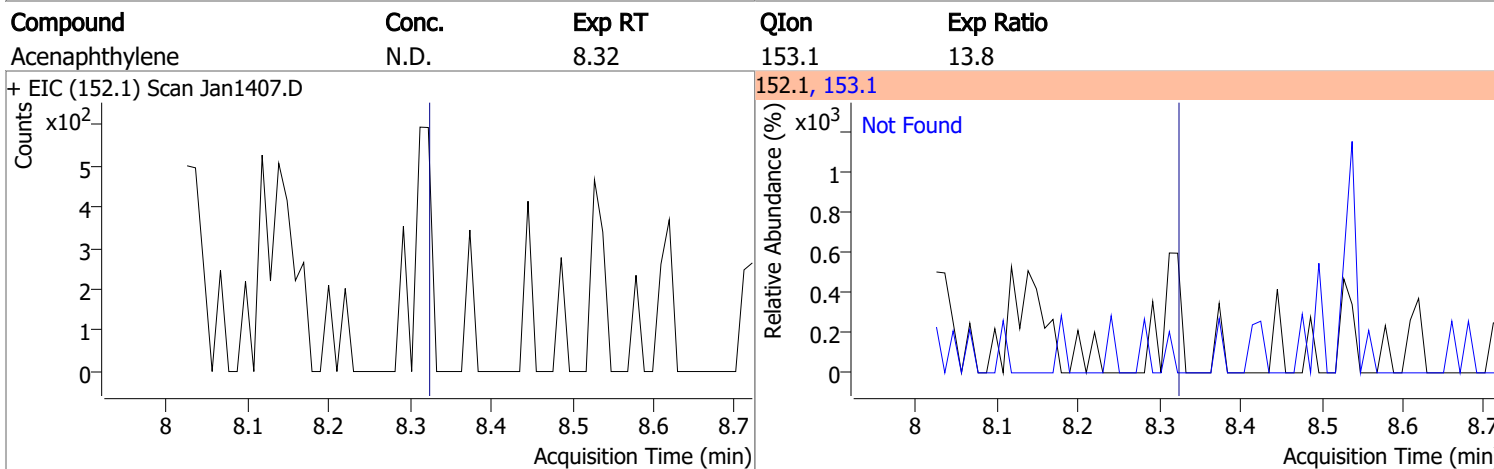
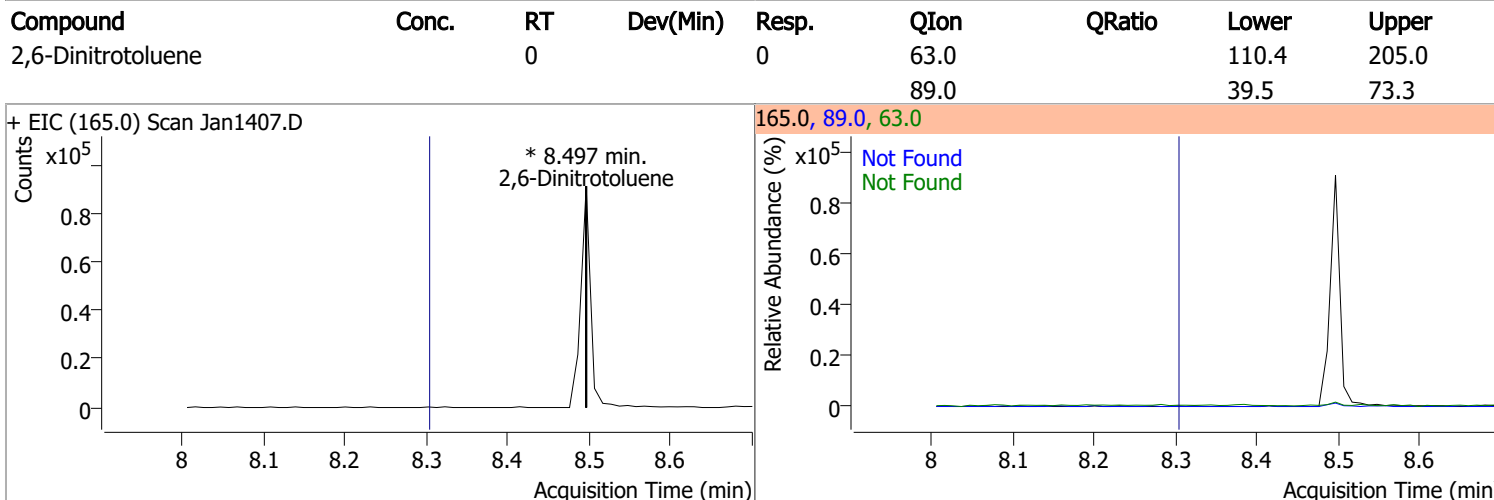
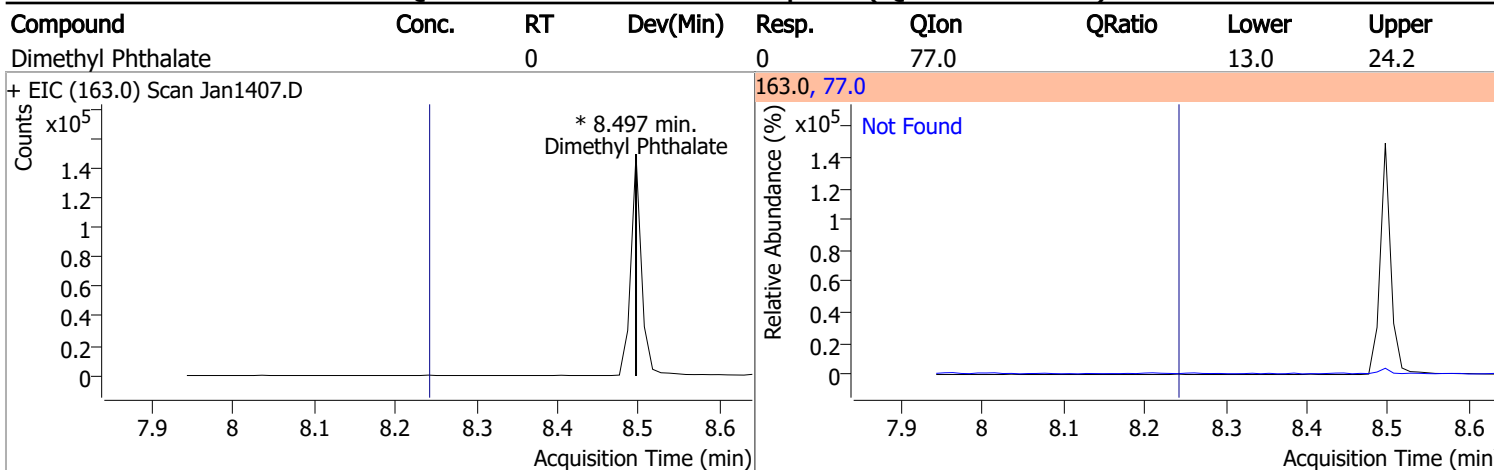
Compound	Conc.	Exp RT	QIon	Exp Ratio	QIon	Exp Ratio
2-Chloronaphthalene	N.D.	7.83	127.0	37.9	164.0	32.3



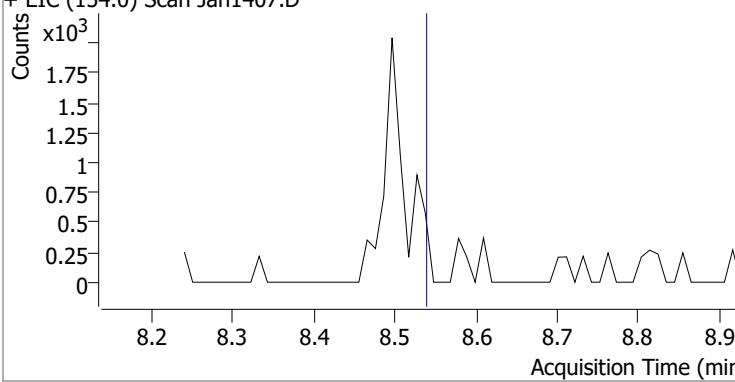
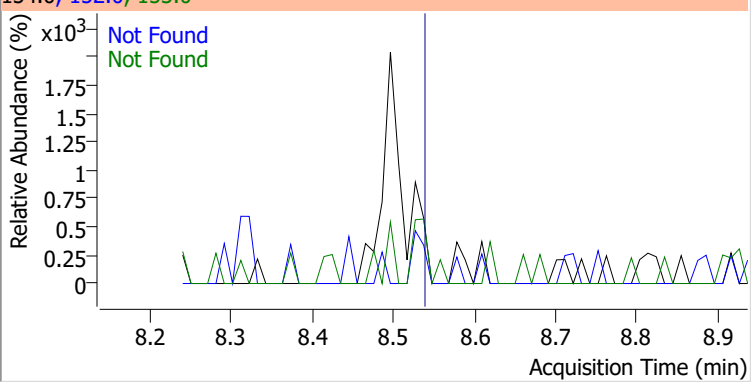
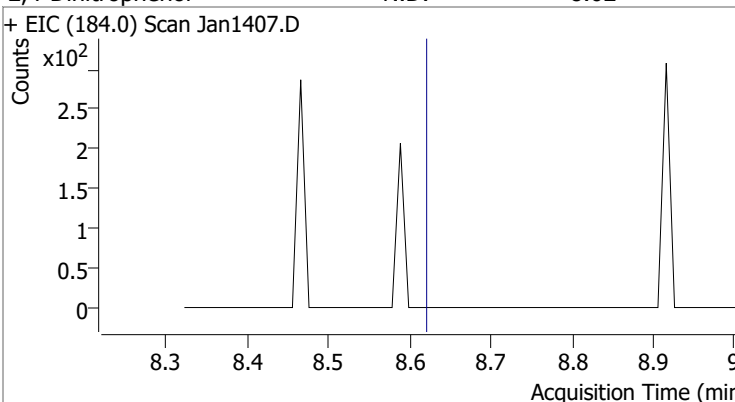
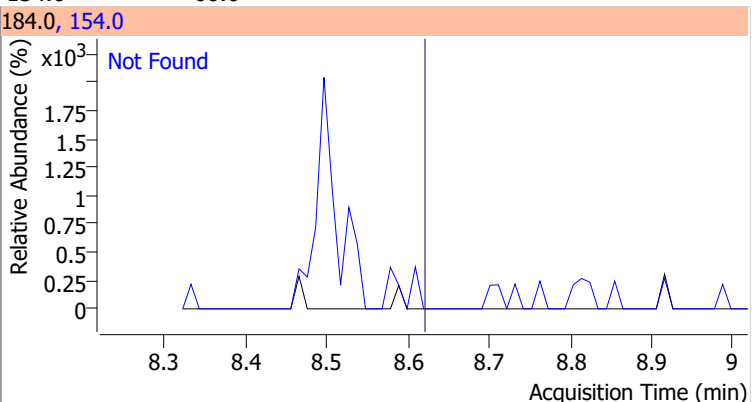
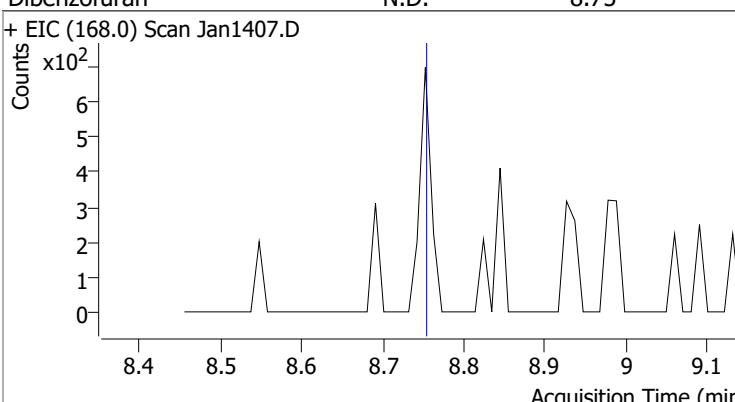
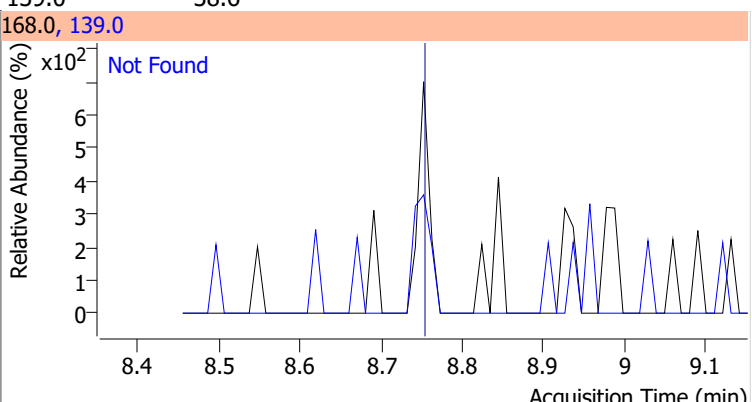
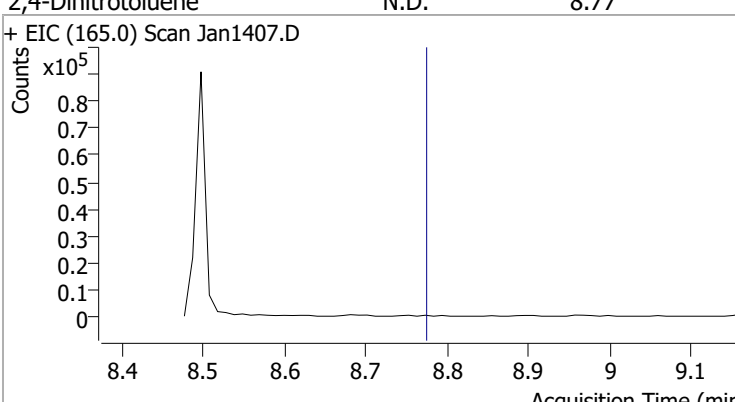
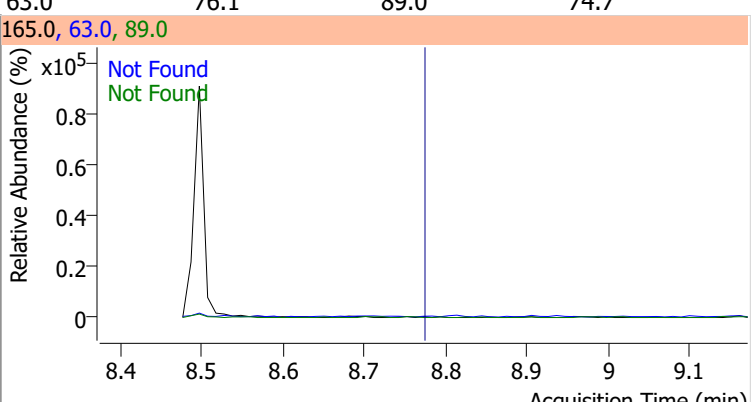
Compound	Conc.	RT	Dev(Min)	Resp.	QIon	QRatio	Lower	Upper
2-Nitroaniline	0	0	0	0	138.0	75.4	75.4	140.1



Quantitation Results Report (QT Reviewed)

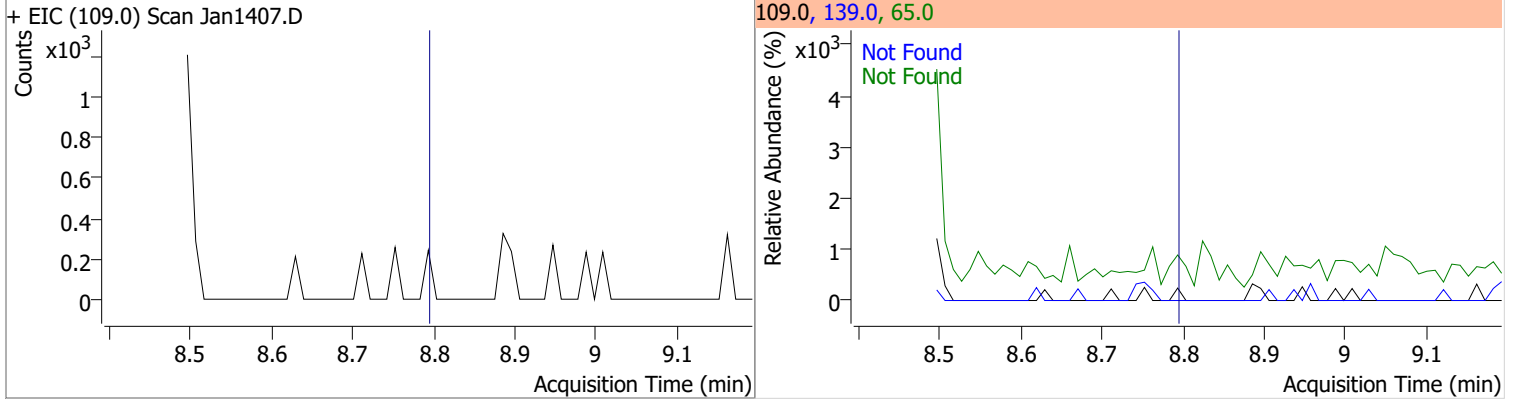


Quantitation Results Report (QT Reviewed)

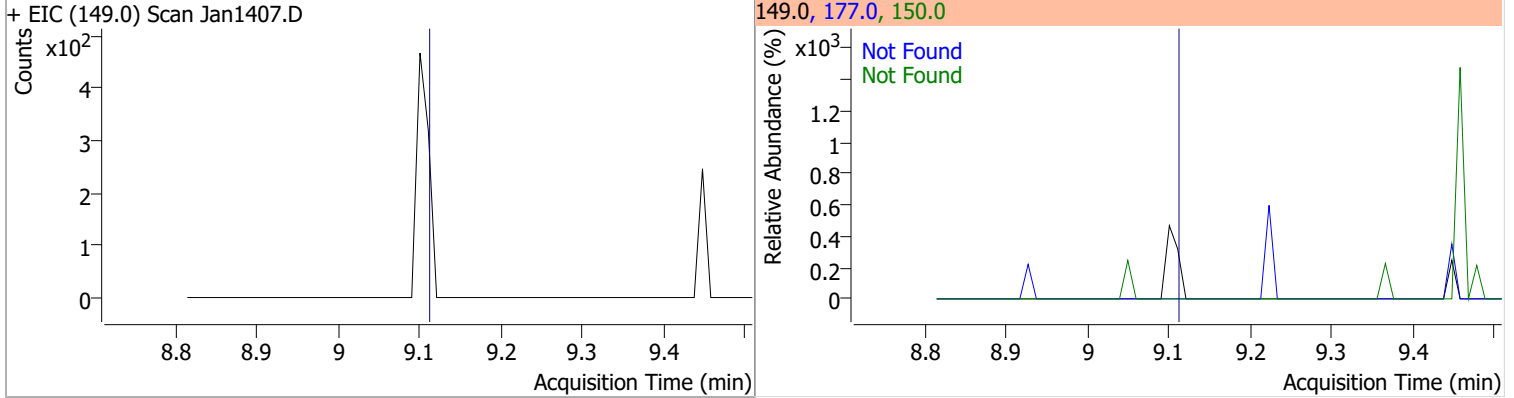
Compound	Conc.	Exp RT	QIon	Exp Ratio	QIon	Exp Ratio
Acenaphthene	N.D.	8.54	153.0	109.5	152.0	52.9
+ EIC (154.0) Scan Jan1407.D			154.0, 152.0, 153.0			
						
2,4-Dinitrophenol	N.D.	8.62	154.0	60.0		
+ EIC (184.0) Scan Jan1407.D			184.0, 154.0			
						
Dibenzofuran	N.D.	8.75	139.0	38.6		
+ EIC (168.0) Scan Jan1407.D			168.0, 139.0			
						
2,4-Dinitrotoluene	N.D.	8.77	63.0	76.1	89.0	74.7
+ EIC (165.0) Scan Jan1407.D			165.0, 63.0, 89.0			
						

Quantitation Results Report (QT Reviewed)

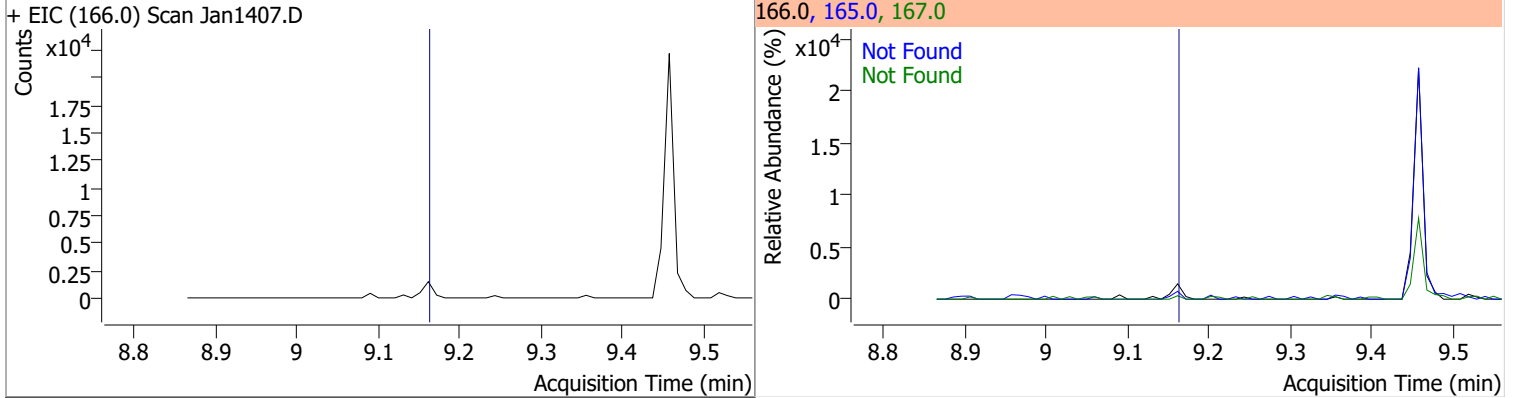
Compound	Conc.	Exp RT	QIon	Exp Ratio	QIon	Exp Ratio
4-Nitrophenol	N.D.	8.79	65.0	88.5	139.0	80.4



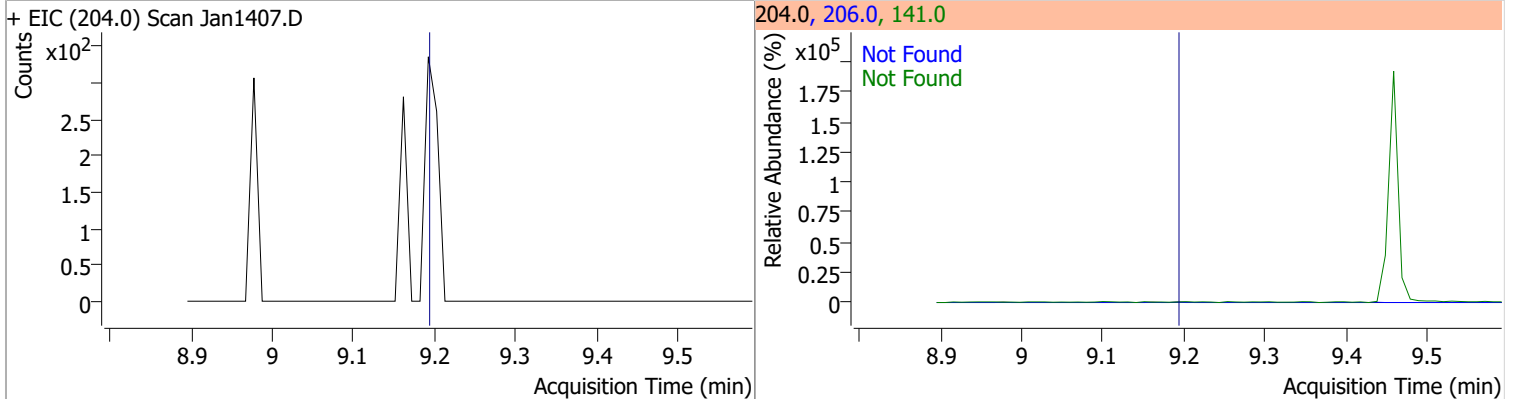
Compound	Conc.	Exp RT	QIon	Exp Ratio	QIon	Exp Ratio
Diethylphthalate	N.D.	9.11	177.0	20.7	150.0	12.6



Compound	Conc.	Exp RT	QIon	Exp Ratio	QIon	Exp Ratio
Fluorene	N.D.	9.16	165.0	93.4	167.0	12.9

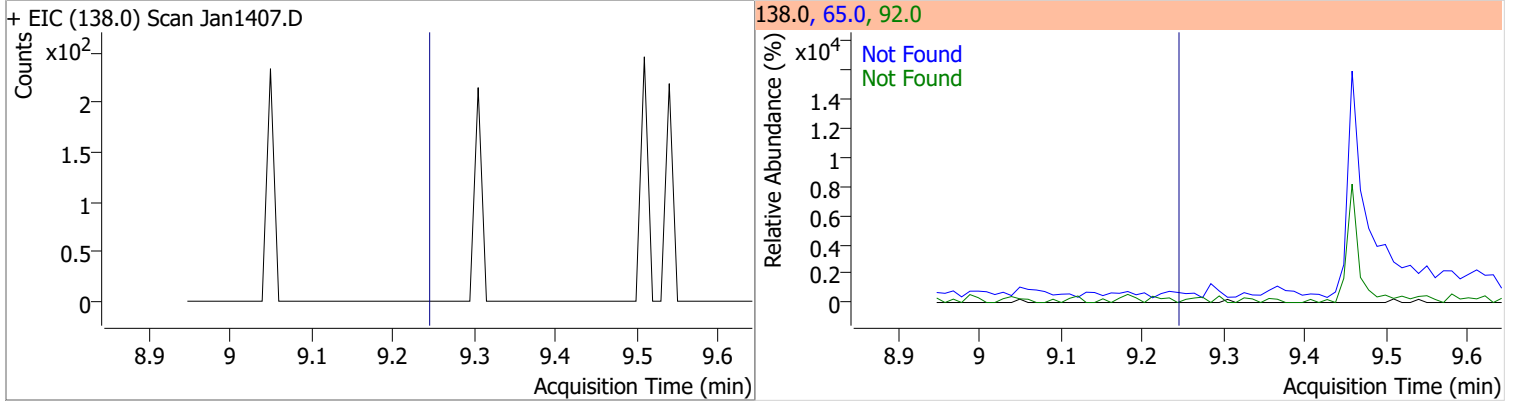


Compound	Conc.	Exp RT	QIon	Exp Ratio	QIon	Exp Ratio
4-Chlorophenyl-phenylether	N.D.	9.19	141.0	62.3	206.0	33.9

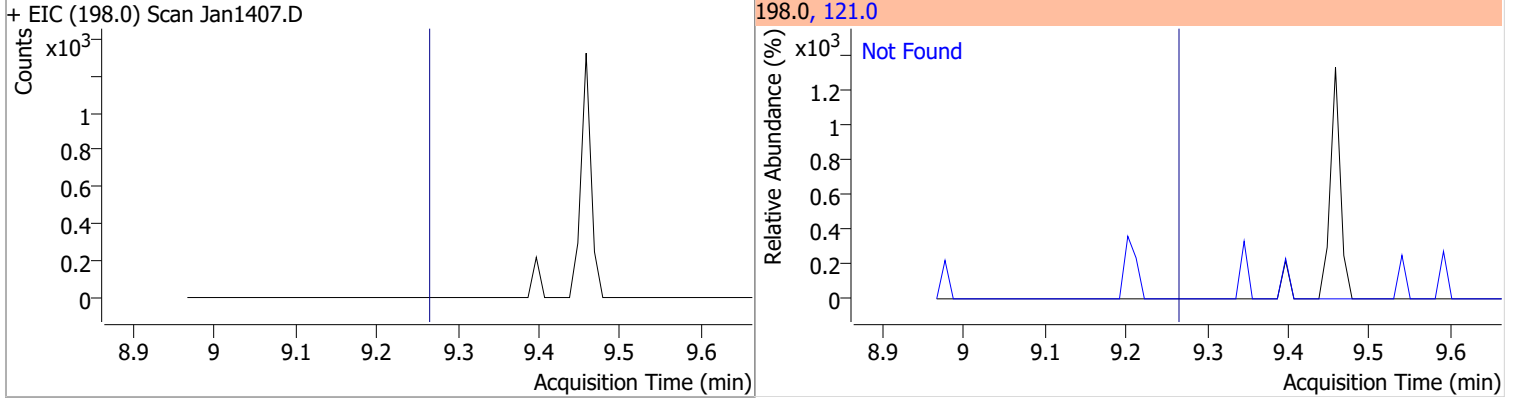


Quantitation Results Report (QT Reviewed)

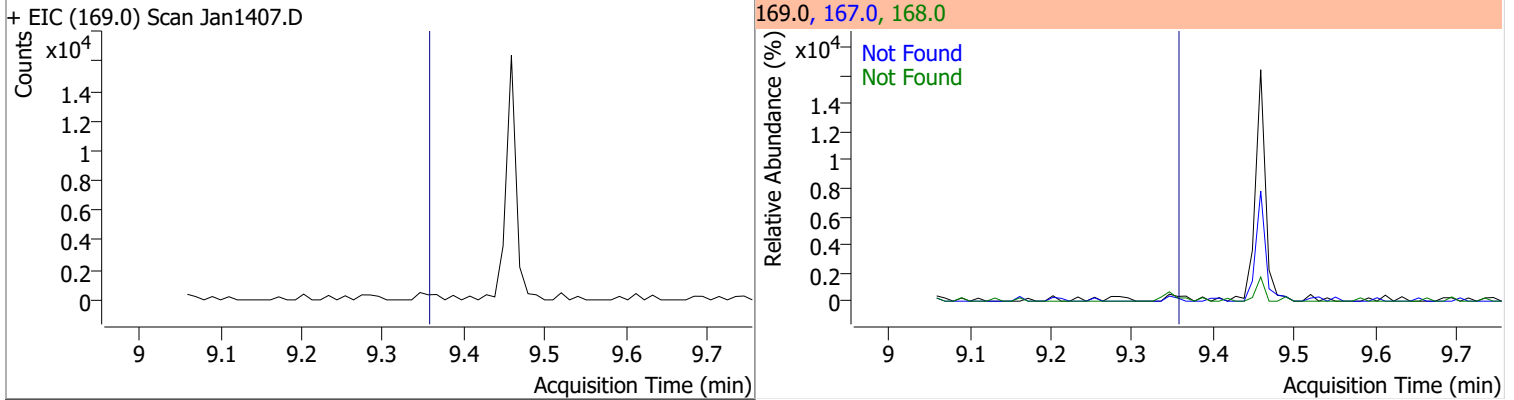
Compound	Conc.	Exp RT	QIon	Exp Ratio	QIon	Exp Ratio
4-Nitroaniline	N.D.	9.24	65.0	114.6	92.0	45.3



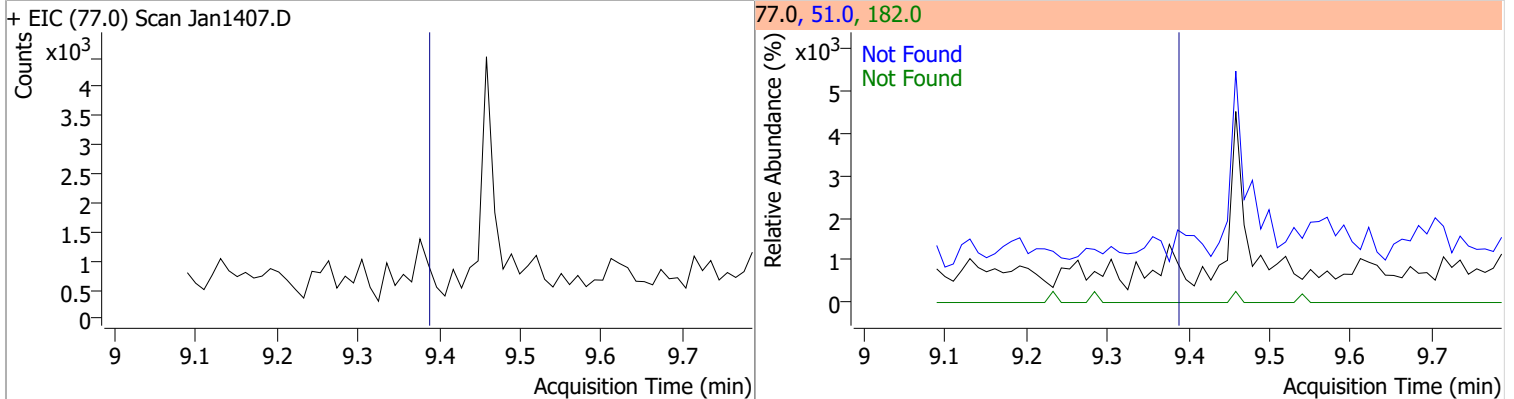
Compound	Conc.	Exp RT	QIon	Exp Ratio
4,6-Dinitro-2-methylphenol	N.D.	9.26	121.0	44.8



Compound	Conc.	Exp RT	QIon	Exp Ratio	QIon	Exp Ratio
N-nitrosodiphenylamine	N.D.	9.36	168.0	63.3	167.0	33.4

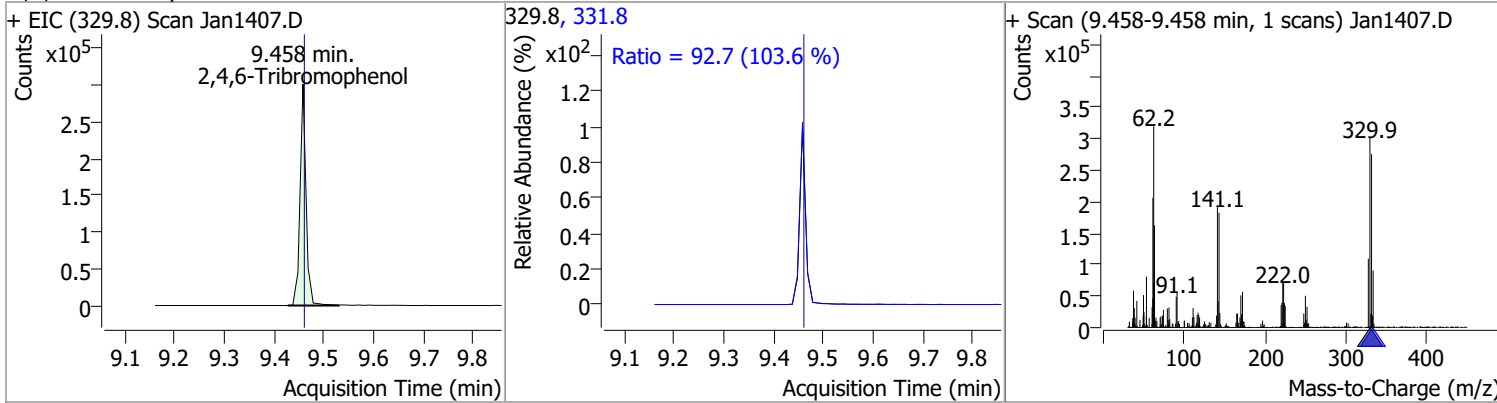


Compound	Conc.	Exp RT	QIon	Exp Ratio	QIon	Exp Ratio
Azobenzene	N.D.	9.39	51.0	49.9	182.0	26.9

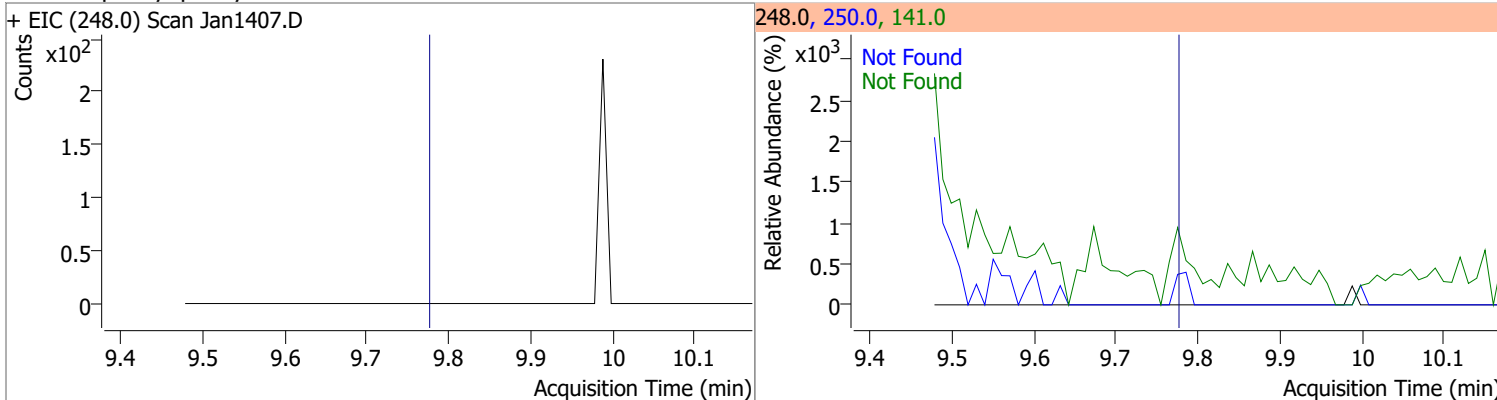


Quantitation Results Report (QT Reviewed)

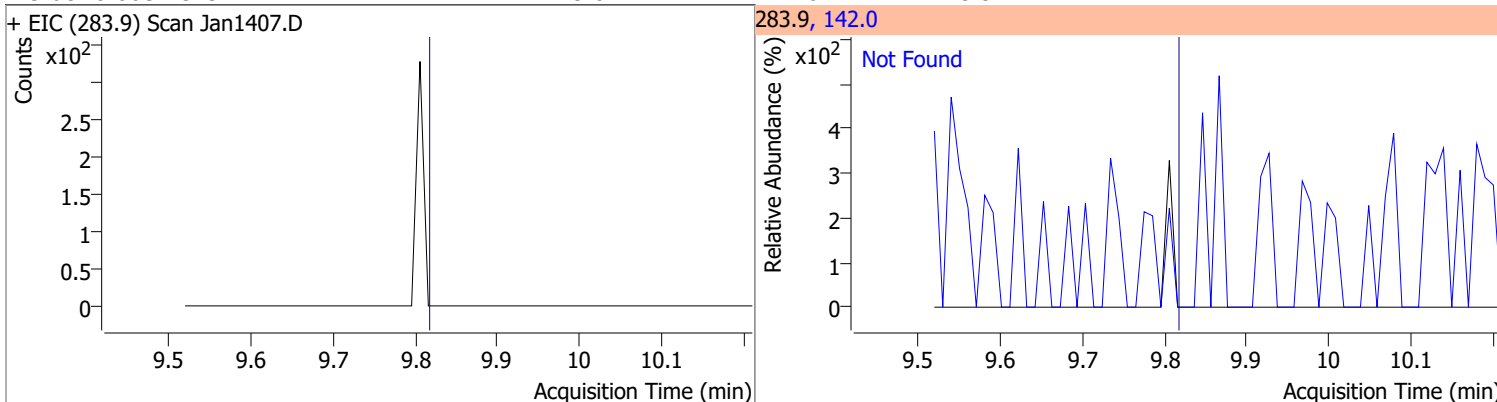
Compound	Conc.	RT	Dev(Min)	Resp.	QIon	QRatio	Lower	Upper
2,4,6-Tribromophenol	160.0109	9.46	0.00	250612	331.8	92.7	62.7	116.4



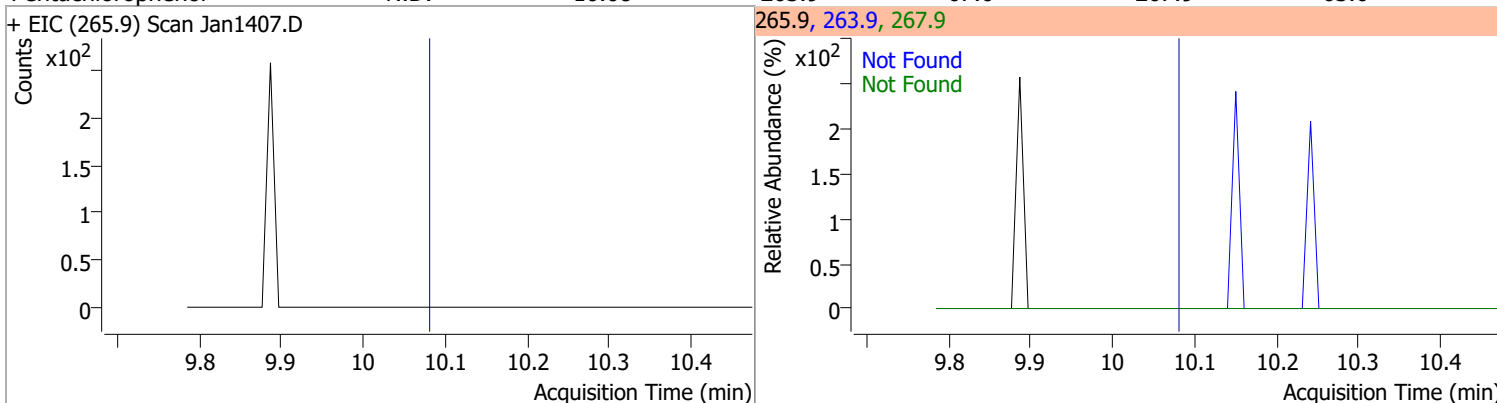
Compound	Conc.	Exp RT	QIon	Exp Ratio	QIon	Exp Ratio
4-Bromophenyl-phenylether	N.D.	9.78	250.0	98.3	141.0	96.1



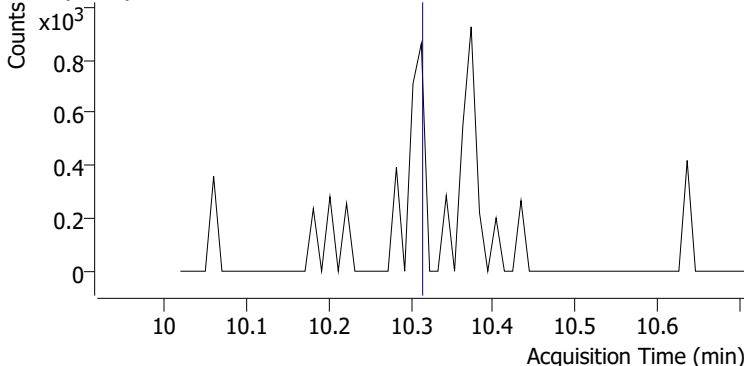
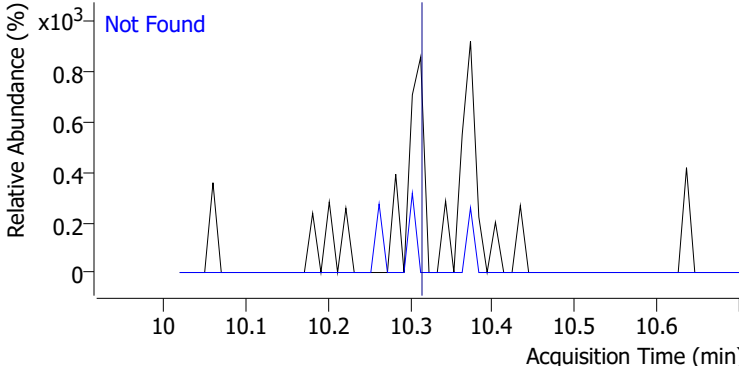
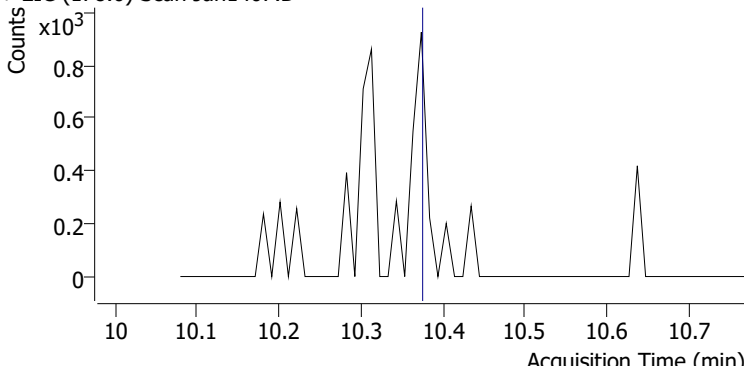
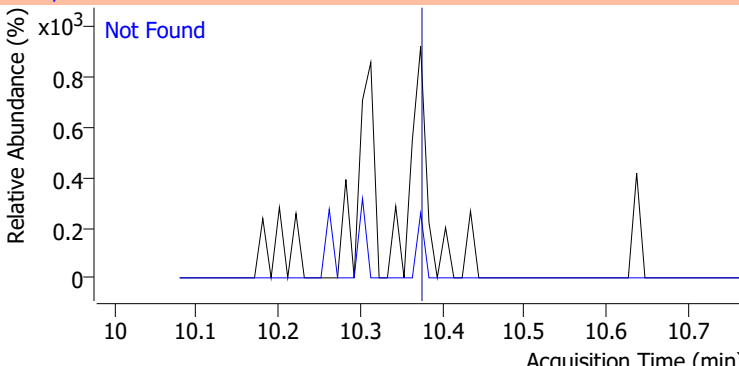
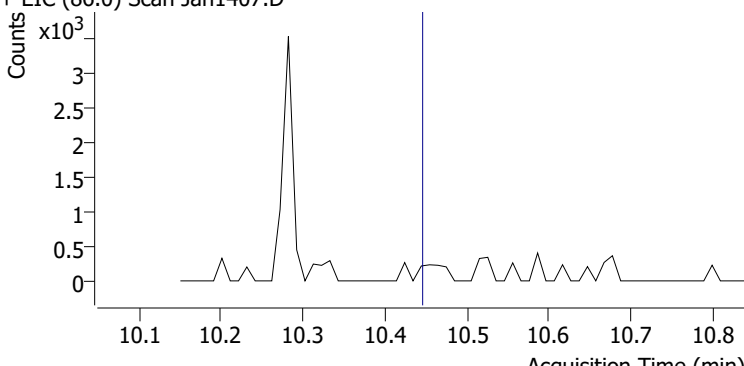
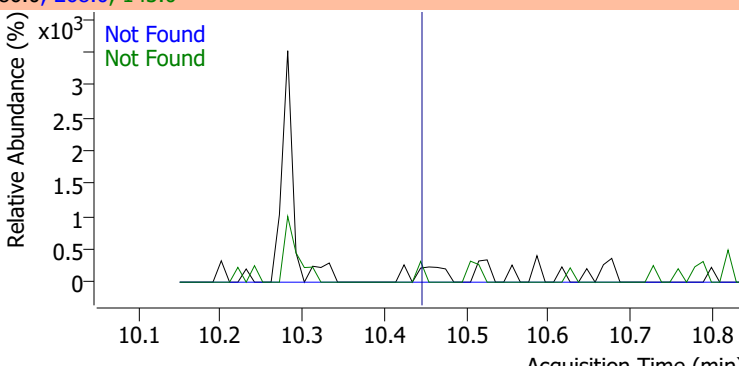
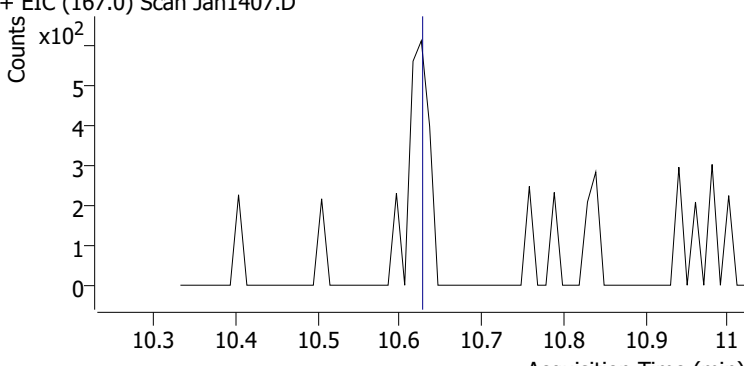
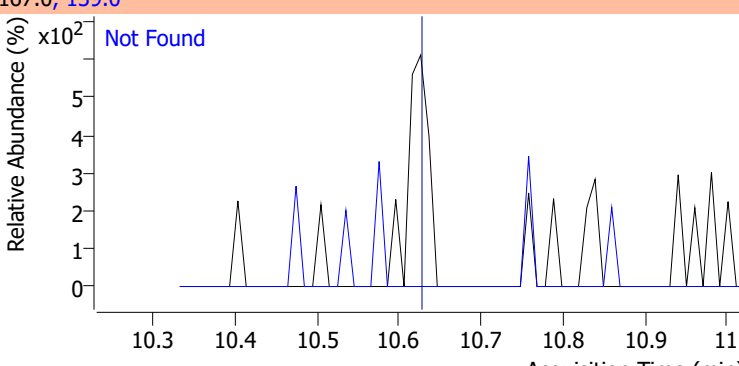
Compound	Conc.	Exp RT	QIon	Exp Ratio	QIon	Exp Ratio
Hexachlorobenzene	N.D.	9.82	142.0	49.9		



Compound	Conc.	Exp RT	QIon	Exp Ratio	QIon	Exp Ratio
Pentachlorophenol	N.D.	10.08	263.9	67.0	267.9	63.6

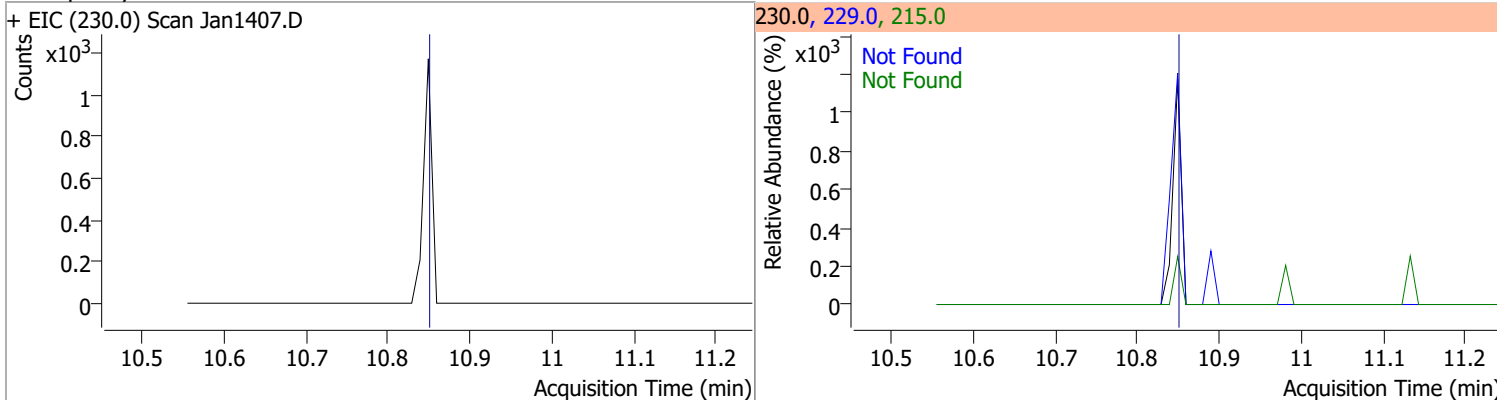


Quantitation Results Report (QT Reviewed)

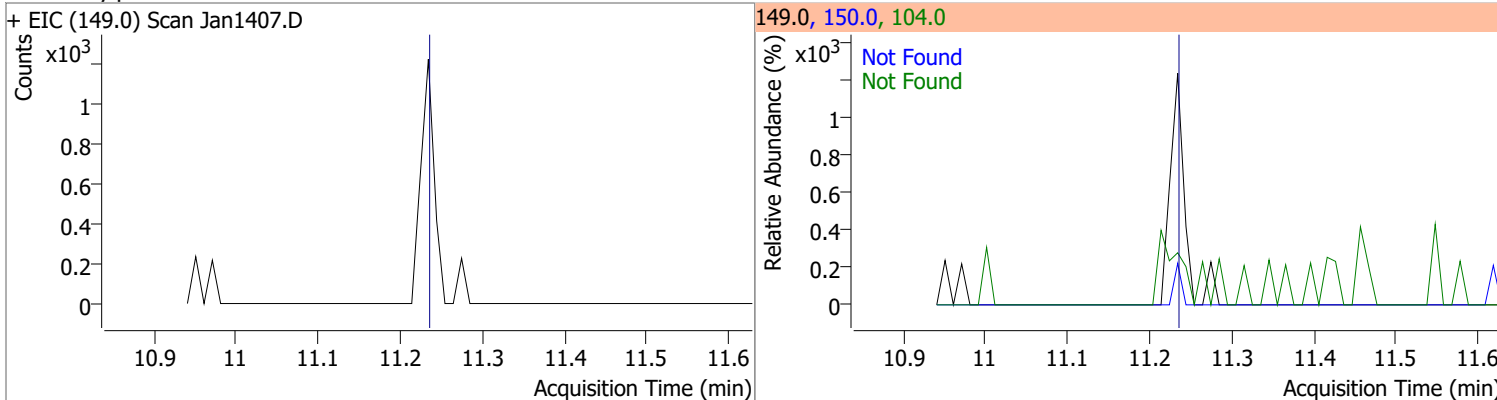
Compound	Conc.	Exp RT	QIon	Exp Ratio		
Phenanthrene	N.D.	10.31	176.0	19.3		
+ EIC (178.0) Scan Jan1407.D			178.0, 176.0			
						
Anthracene	N.D.	10.37	176.0	18.4		
+ EIC (178.0) Scan Jan1407.D			178.0, 176.0			
						
Triallate	N.D.	10.44	268.0	26.7	QIon	Exp Ratio
			143.0	24.9		
+ EIC (86.0) Scan Jan1407.D			86.0, 268.0, 143.0			
						
Carbazole	N.D.	10.63	139.0	12.8		
+ EIC (167.0) Scan Jan1407.D			167.0, 139.0			
						

Quantitation Results Report (QT Reviewed)

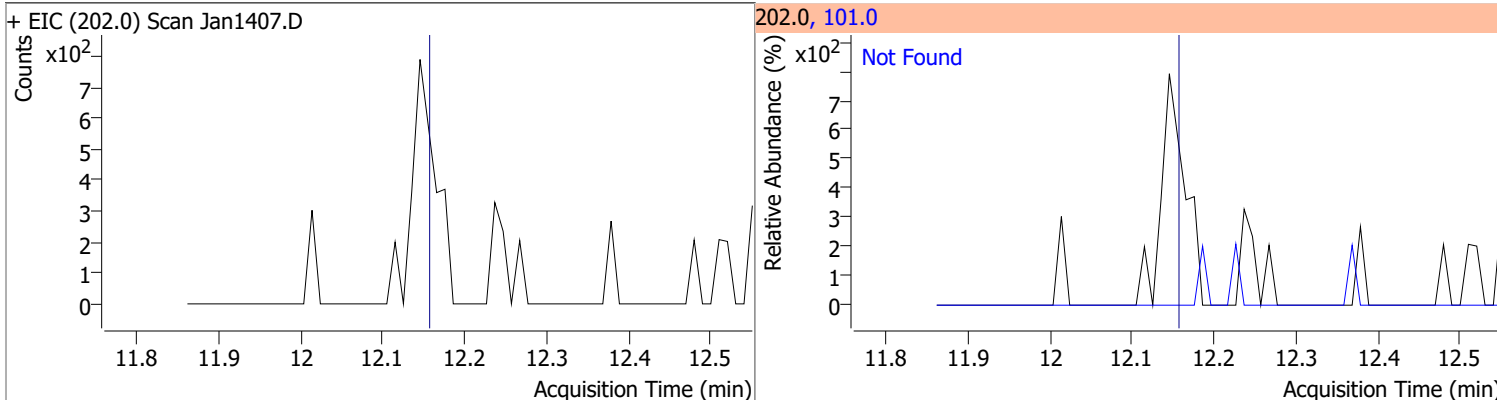
Compound	Conc.	Exp RT	QIon	Exp Ratio	QIon	Exp Ratio
o-Terphenyl	N.D.	10.85	229.0	64.1	215.0	36.5



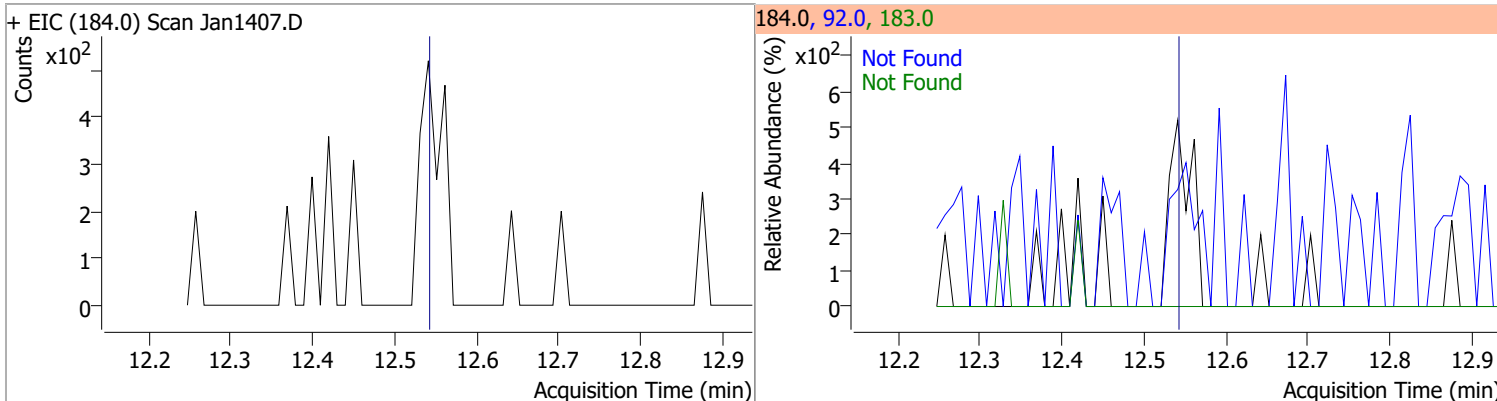
Compound	Conc.	Exp RT	QIon	Exp Ratio	QIon	Exp Ratio
Di-n-Butylphthalate	N.D.	11.23	150.0	9.1	104.0	6.1



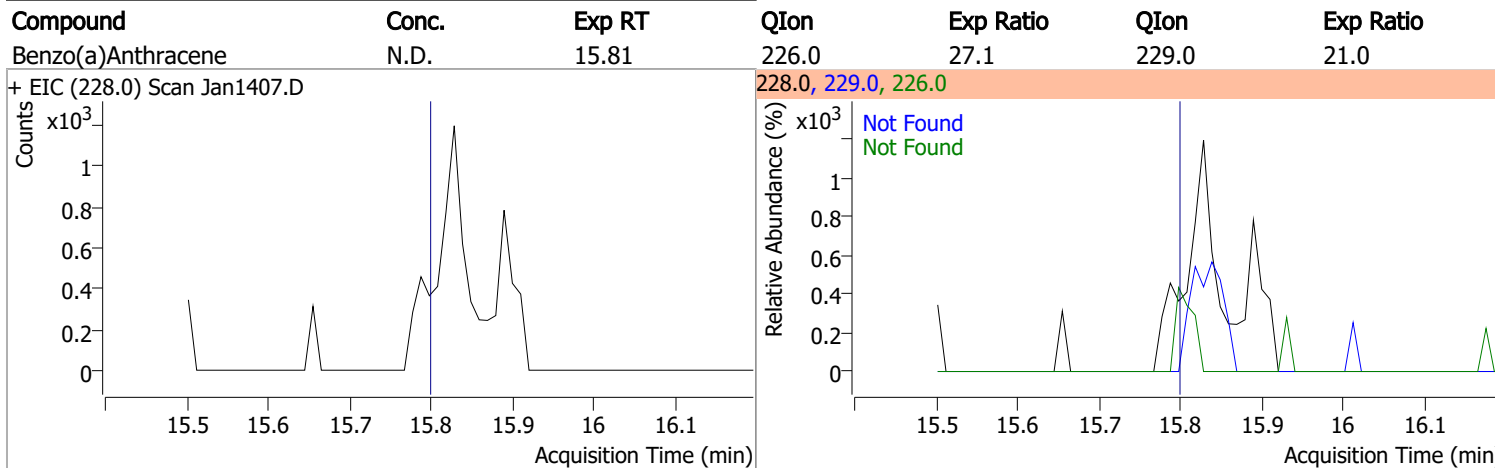
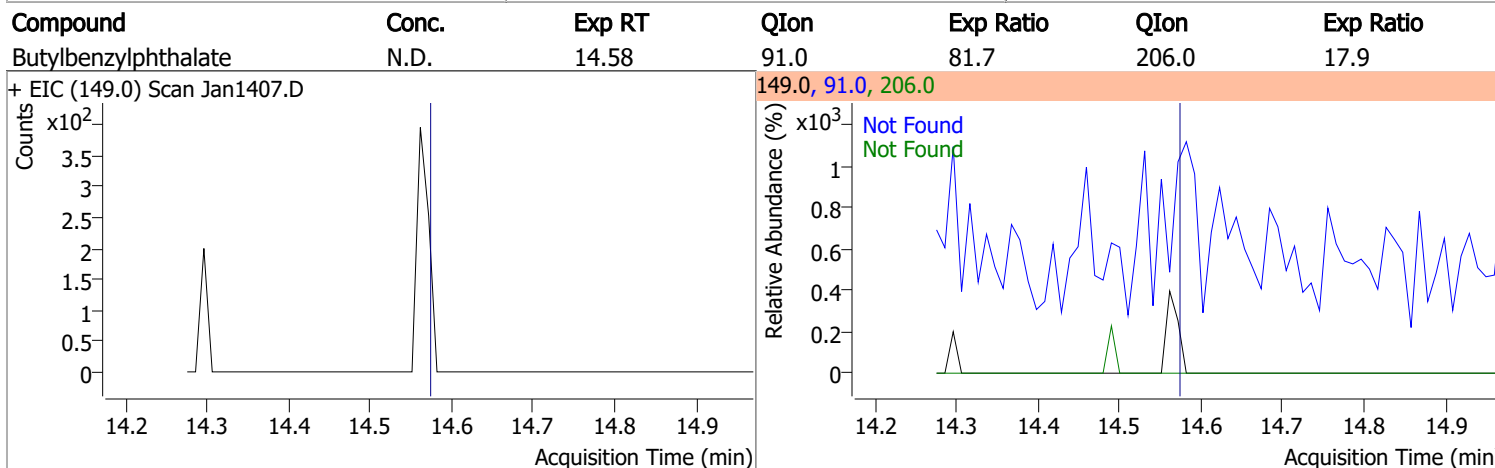
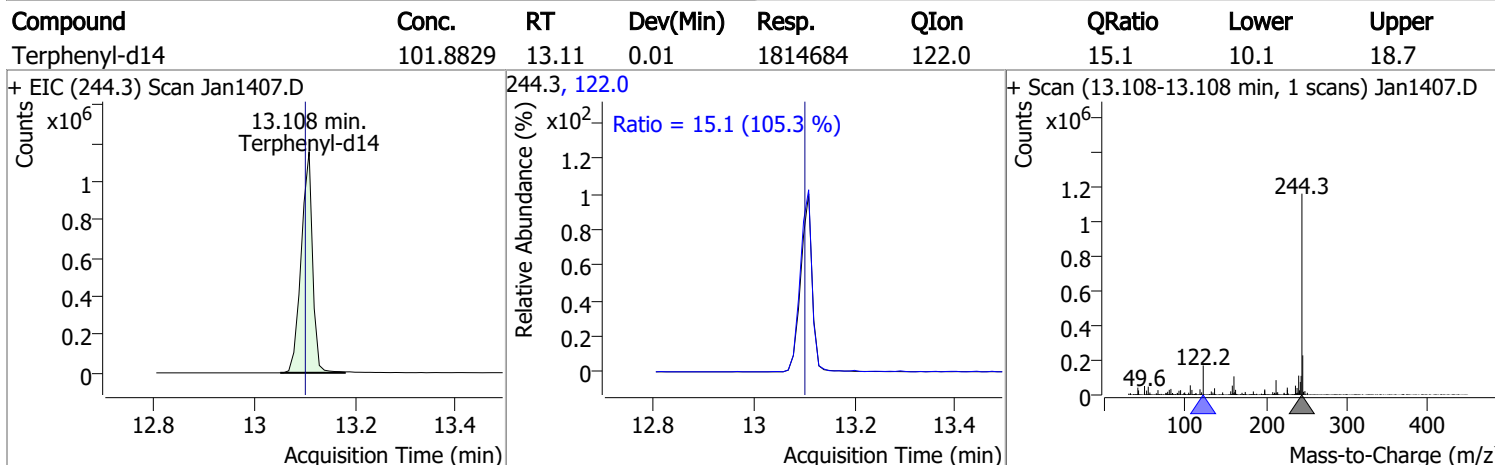
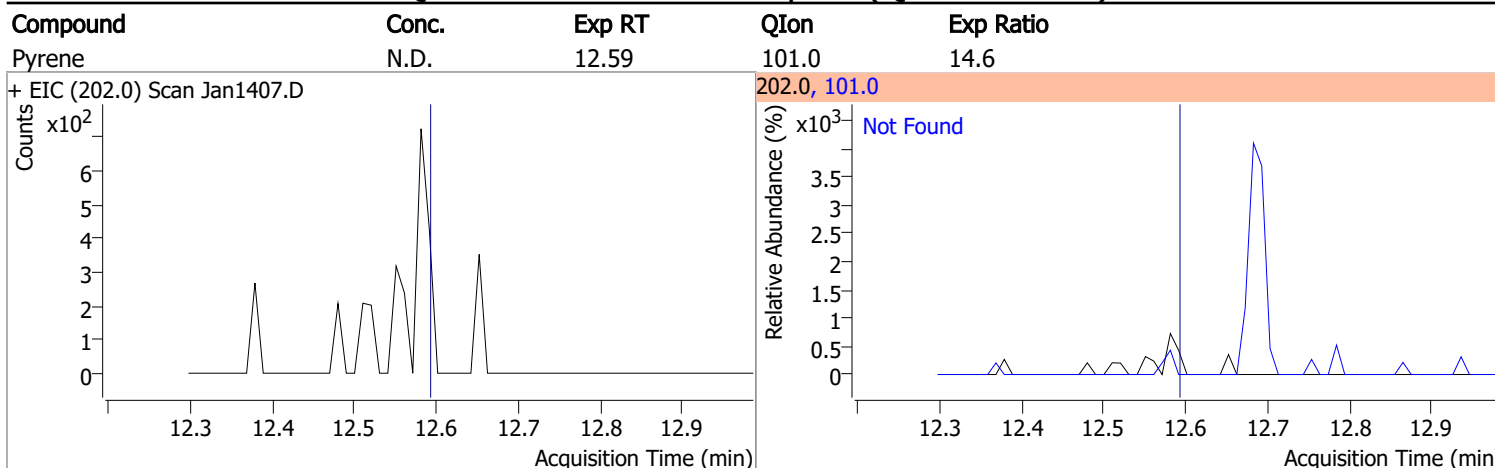
Compound	Conc.	Exp RT	QIon	Exp Ratio
Fluoranthene	N.D.	12.16	101.0	12.8



Compound	Conc.	Exp RT	QIon	Exp Ratio	QIon	Exp Ratio
Benzidine	N.D.	12.54	183.0	13.1	92.0	8.1

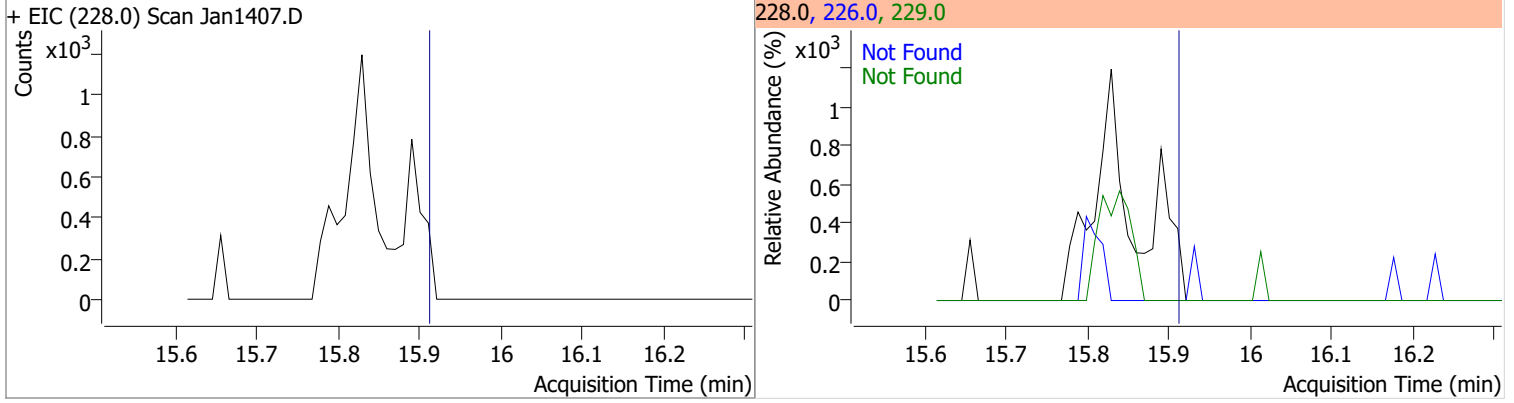


Quantitation Results Report (QT Reviewed)

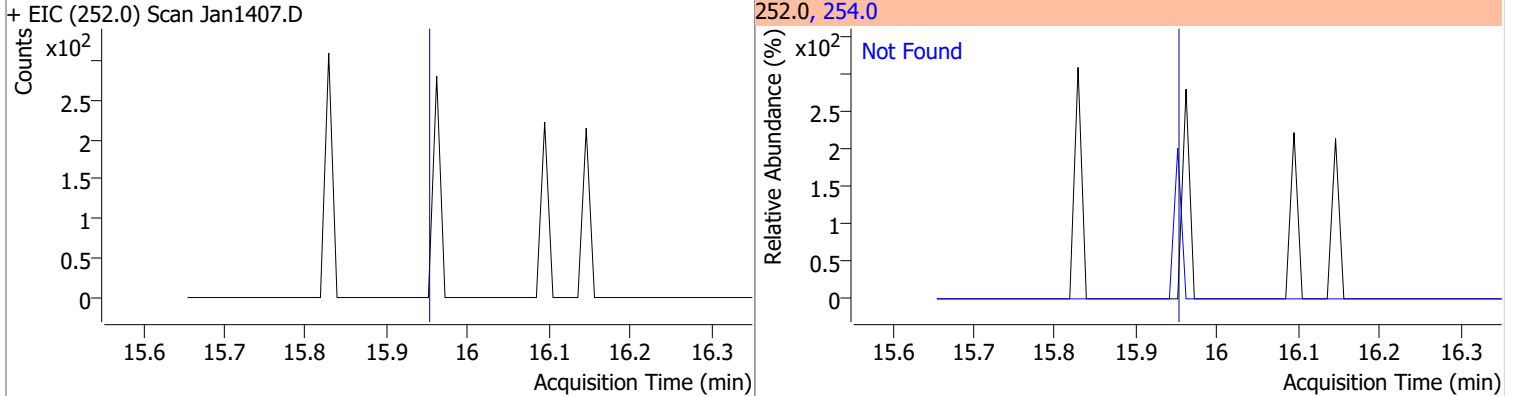


Quantitation Results Report (QT Reviewed)

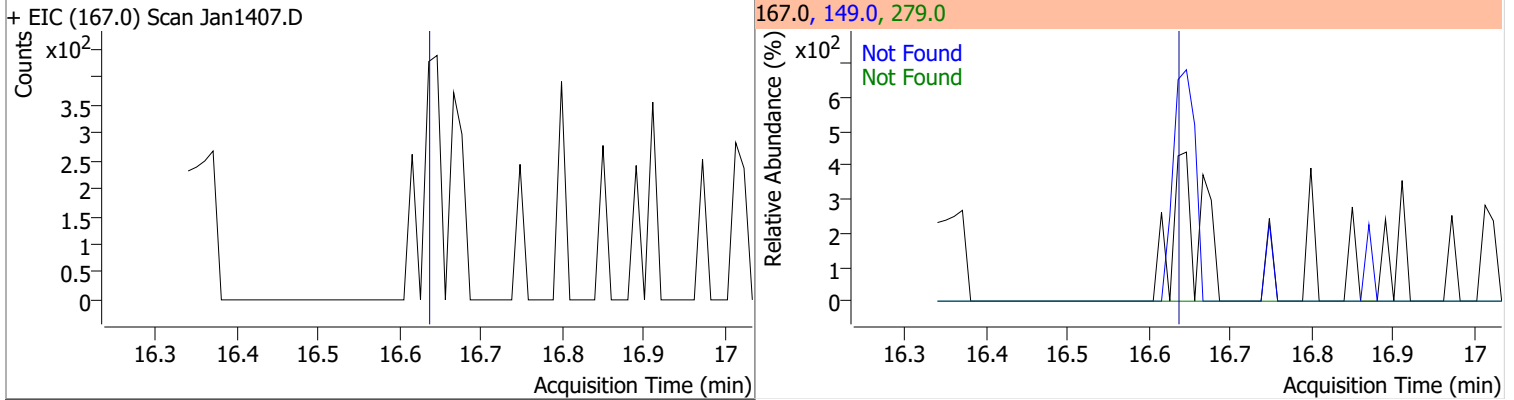
Compound	Conc.	Exp RT	QIon	Exp Ratio	QIon	Exp Ratio
Chrysene	N.D.	15.92	226.0	29.9	229.0	20.4



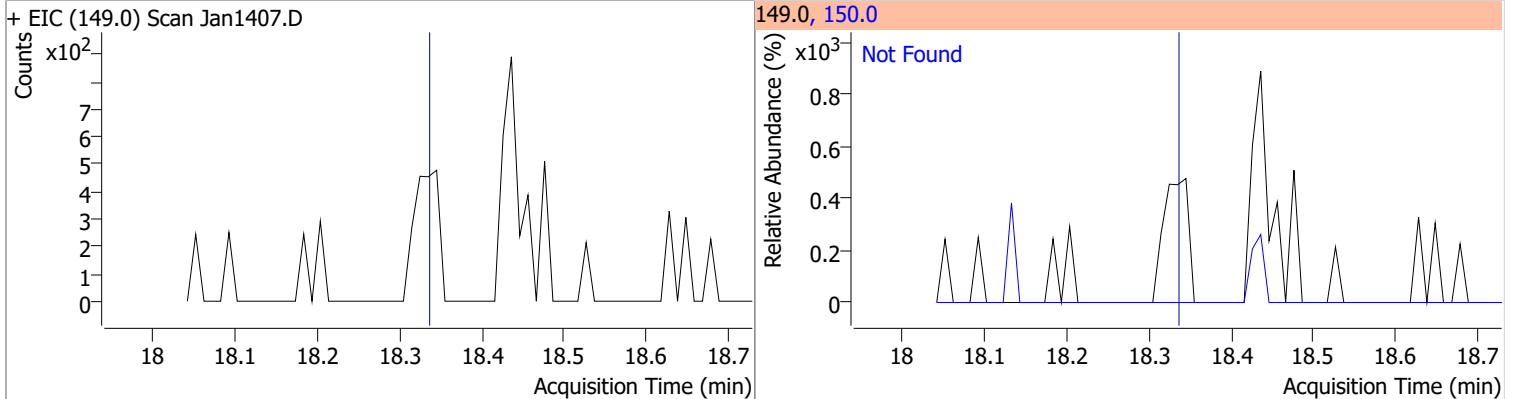
Compound	Conc.	Exp RT	QIon	Exp Ratio
3,3-Dichlorobenzidine	N.D.	15.96	254.0	64.7



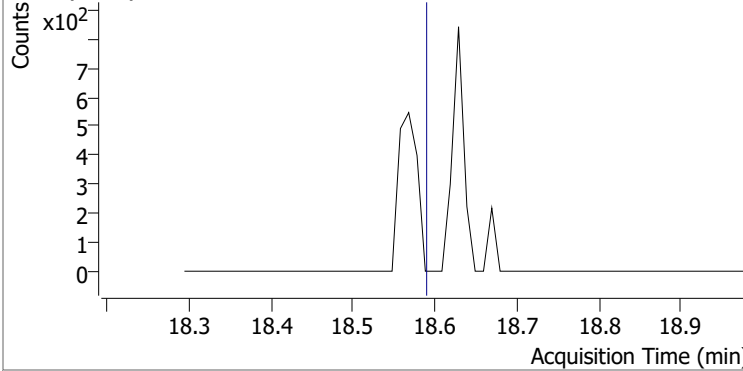
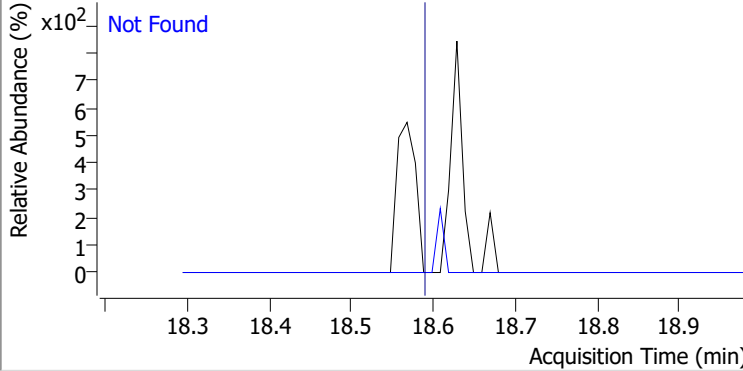
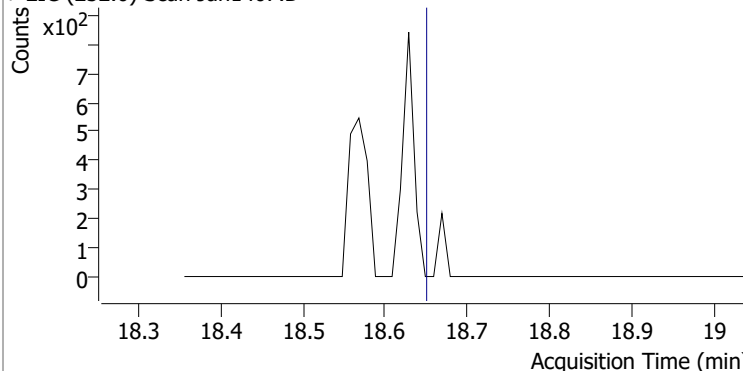
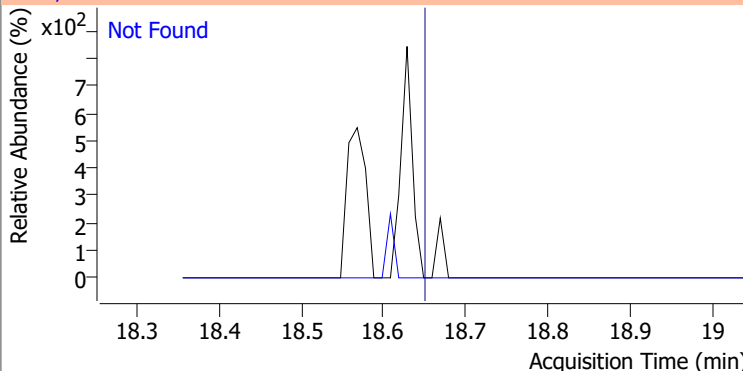
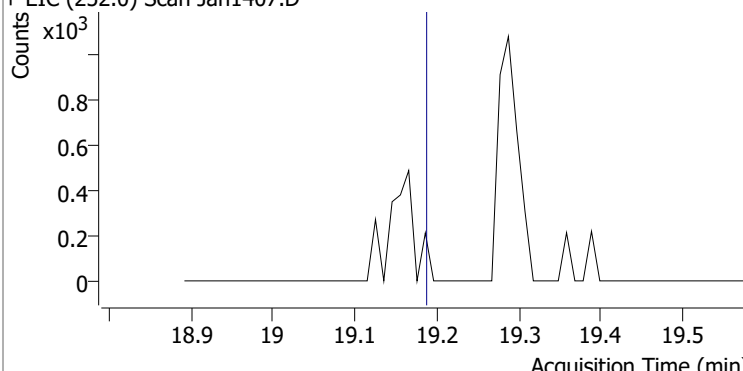
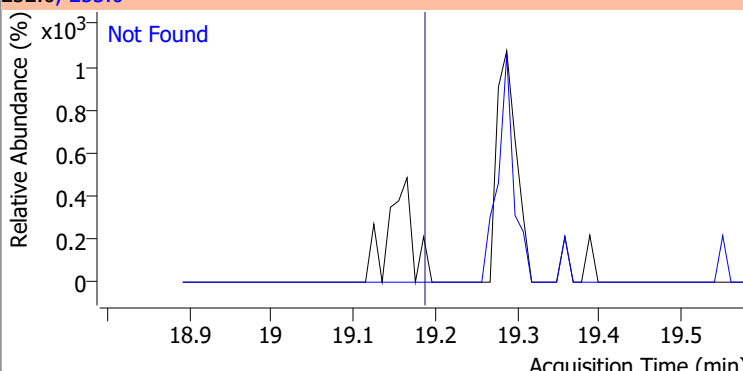
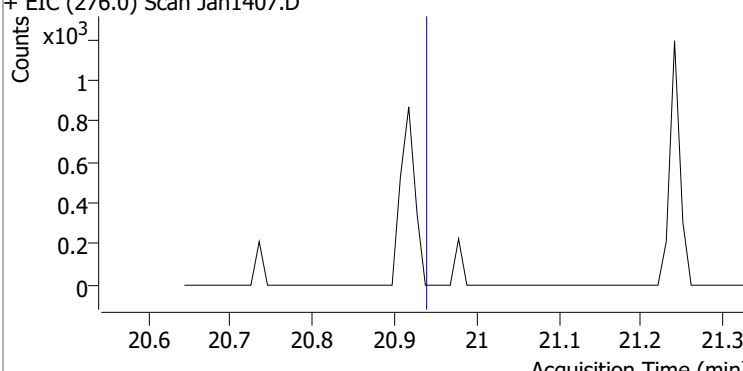
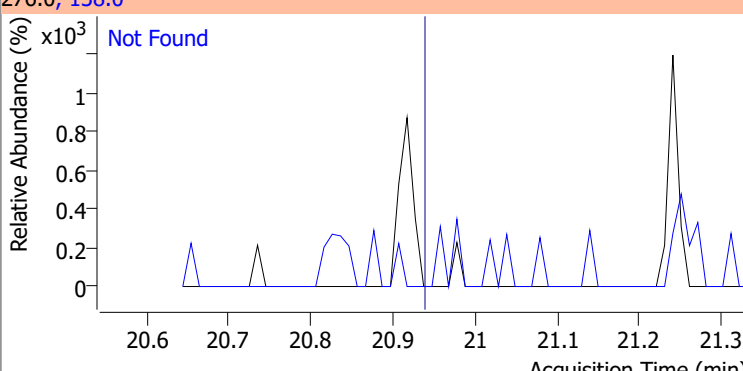
Compound	Conc.	Exp RT	QIon	Exp Ratio	QIon	Exp Ratio
bis(2-ethylhexyl)Phthalate	N.D.	16.65	149.0	397.1	279.0	15.6



Compound	Conc.	Exp RT	QIon	Exp Ratio
Di-n-octyl Phthalate	N.D.	18.34	150.0	9.5

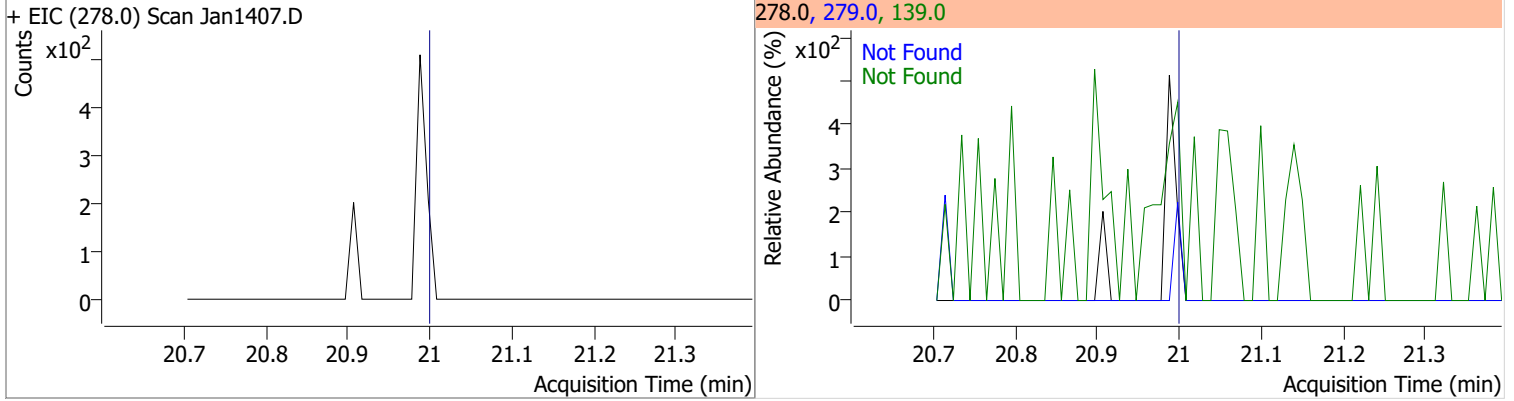


Quantitation Results Report (QT Reviewed)

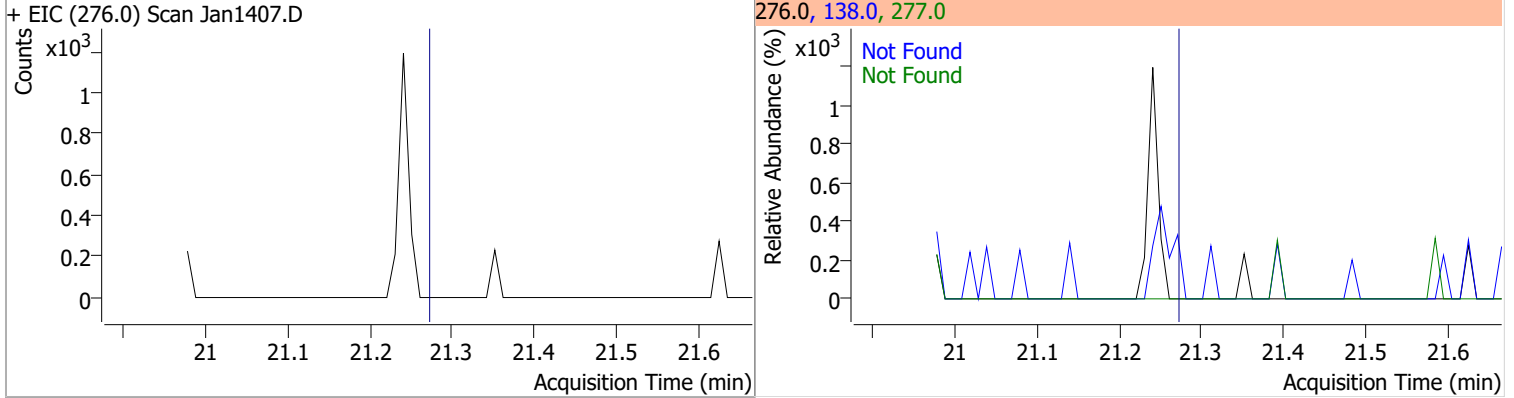
Compound	Conc.	Exp RT	QIon	Exp Ratio
Benzo(b)fluoranthene	N.D.	18.59	253.0	22.0
+ EIC (252.0) Scan Jan1407.D			252.0, 253.0	
				
Benzo(k)fluoranthene	N.D.	18.65	253.0	21.9
+ EIC (252.0) Scan Jan1407.D			252.0, 253.0	
				
Benzo(a)pyrene	N.D.	19.19	253.0	22.0
+ EIC (252.0) Scan Jan1407.D			252.0, 253.0	
				
Indeno(1,2,3-c,d)pyrene	N.D.	20.94	138.0	29.9
+ EIC (276.0) Scan Jan1407.D			276.0, 138.0	
				

Quantitation Results Report (QT Reviewed)

Compound	Conc.	Exp RT	QIon	Exp Ratio	QIon	Exp Ratio
Dibenzo(a,h)anthracene	N.D.	21.00	279.0	25.2	139.0	23.8

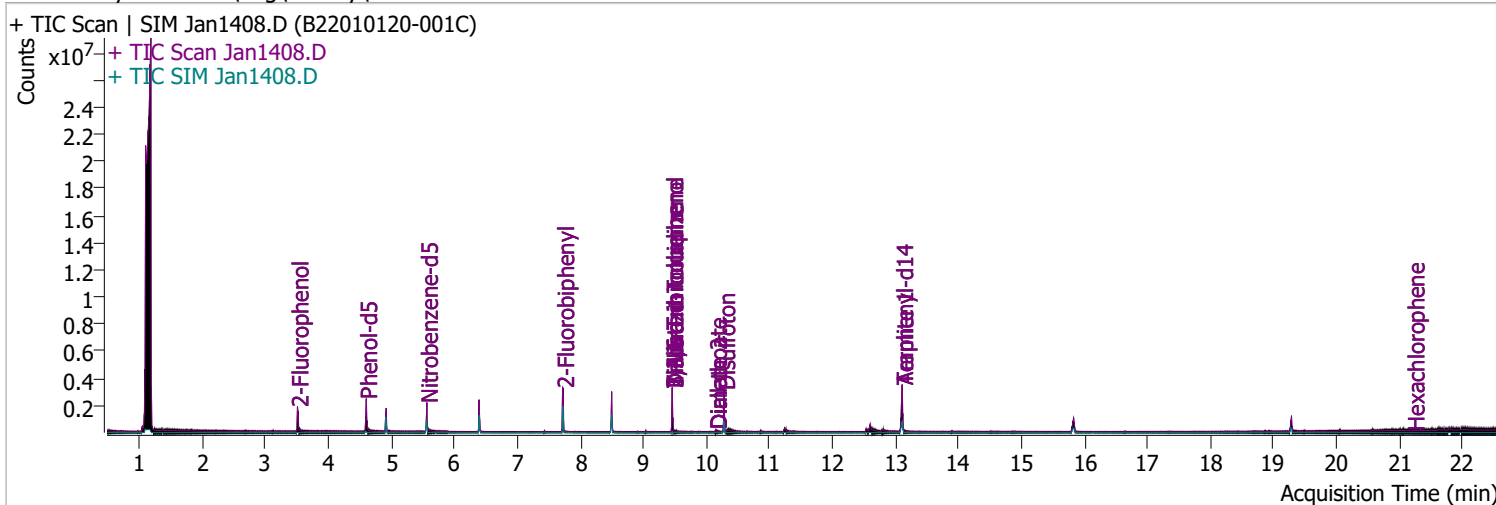


Compound	Conc.	Exp RT	QIon	Exp Ratio	QIon	Exp Ratio
Benzo(g,h,i)perylene	N.D.	21.27	138.0	32.0	277.0	23.8



Quantitation Results Report (QT Reviewed)

Data File	Jan1408.D	Operator	LIMS import
Acq. Method	BNA+SIM.M	Acq. Date-Time	1/14/2022 4:49:24 PM
Sample Name	B22010120-001C	Instrument	Instrument #1
Vial	8	Multiplier	1.00
DA Method File		Comment	SVOC-8270-W-LARGO
Tune File	dftppdsm.u	Tune Date	1/7/2022 12:13:00 PM
Batch Name	011422 DoD BNA.batch.bin	Last Calib Update	1/18/2022 11:27:22 AM
Ref Library	D:\Org\Library\NIST129K.I		



Compound	RT	QIon	Resp.	Conc.	Units	Dev(Min)
----------	----	------	-------	-------	-------	----------

Internal Standards

System Monitoring Compounds

S 2-Fluorophenol	3.510	112.0	643580	87.0211	µg/L	0.000
Spiked Amount: 200.000	Range: 10.0 - 75.0%			Recovery = 43.51%		
S Phenol-d5	4.603	99.0	849541	86.2806	µg/L	0.000
Spiked Amount: 200.000	Range: 10.0 - 65.0%			Recovery = 43.14%		
S Nitrobenzene-d5	5.563	82.0	404114	75.2536	µg/L	0.000
Spiked Amount: 100.000	Range: 32.0 - 94.0%			Recovery = 75.25%		
S 2-Fluorobiphenyl	7.728	172.0	1427132	82.7642	µg/L	0.010
Spiked Amount: 100.000	Range: 28.0 - 107.0%			Recovery = 82.76%		
S 2,4,6-Tribromophenol	9.458	329.8	253122	165.2432	µg/L	0.000
Spiked Amount: 200.000	Range: 25.0 - 140.0%			Recovery = 82.62%		
S Terphenyl-d14	13.108	244.3	1764664	101.8062	µg/L	0.010
Spiked Amount: 100.000	Range: 32.0 - 122.0%			Recovery = 101.81%		

Target Compounds

Target Compounds	RT	QIon	Resp.	Conc.	Units	Dev(Min)	QValue
T N-Nitrosodimethylamine	0.000		0	N.D.			
T Pyridine	0.000		0	N.D.			
T Aniline	0.000		0	N.D.			
T Phenol	0.000		0	N.D.			
T bis(-2-Chloroethyl)Ether	0.000		0	N.D.			
T 2-Chlorophenol	0.000		0	N.D.			
T 1,3-Dichlorobenzene	0.000		0	N.D.			
T 1,4-Dichlorobenzene	0.000		0	N.D.			
T 1,2-Dichlorobenzene	0.000		0	N.D.			
T Benzyl Alcohol	0.000		0	N.D.			
T bis(2-chloroisopropyl)Ether	0.000		0	N.D.			
T 2-Methylphenol	0.000		0	N.D.			
T N-nitroso-Di-n-propylamine	5.563	70.0	0		µg/L	md	1
T 4Methylphenol/3Methylphenol	0.000		0	N.D.			
T Hexachloroethane	0.000		0	N.D.			

Quantitation Results Report (QT Reviewed)

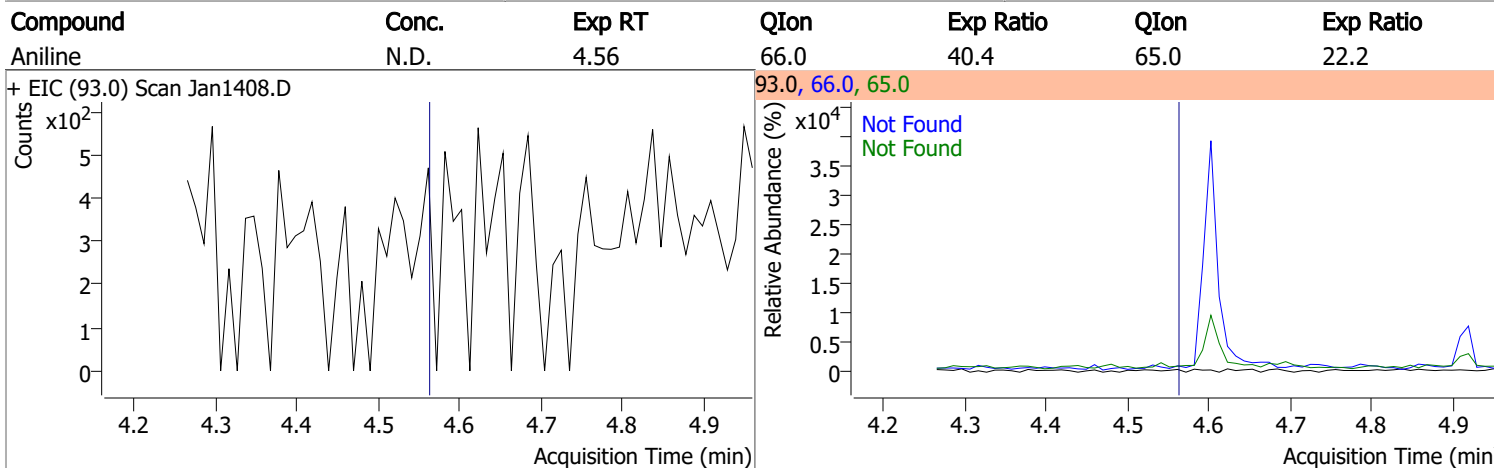
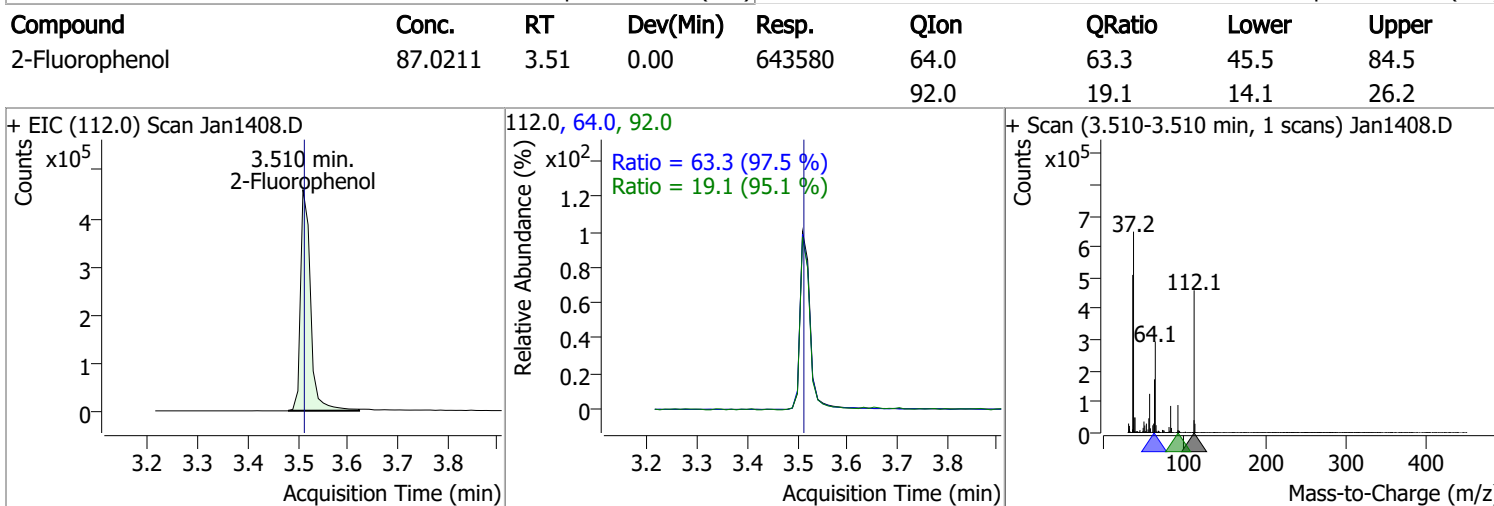
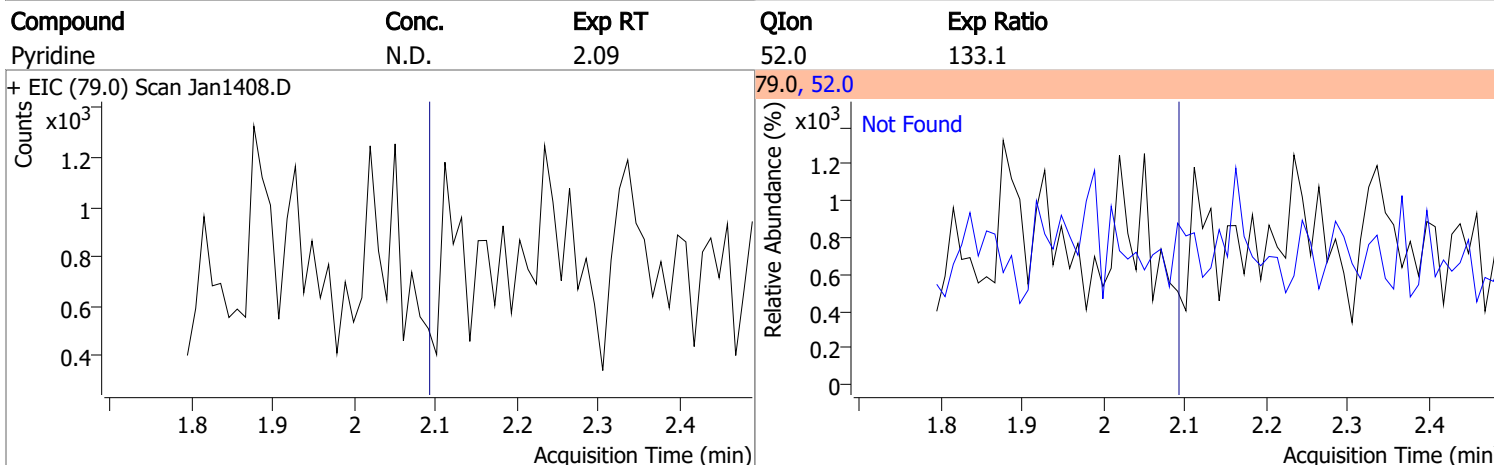
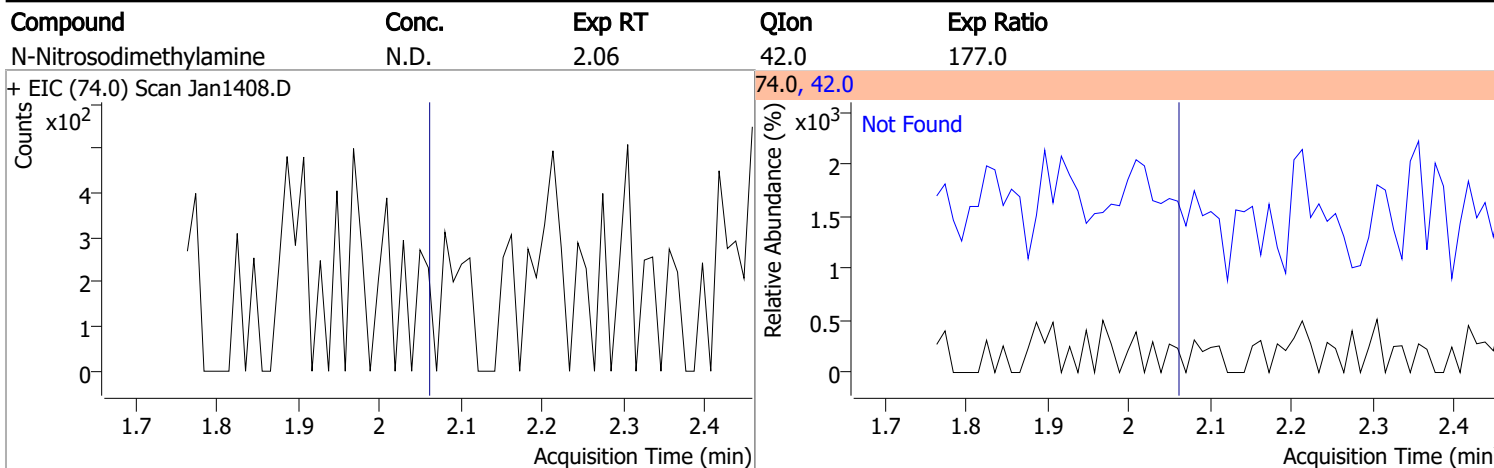
Compound	RT	QIon	Resp.	Conc.	Units	Dev(Min)
T Nitrobenzene	0.000		0	N.D.		
T Isophorone	0.000		0	N.D.		
T 2-Nitrophenol	0.000		0	N.D.		
T 2,4-Dimethylphenol	0.000		0	N.D.		
T bis(-2-Chloroethoxy)Methane	0.000		0	N.D.		
T 2,4-Dichlorophenol	0.000		0	N.D.		
T Benzoic Acid	0.000		0	N.D.		
T 1,2,4-Trichlorobenzene	0.000		0	N.D.		
T Naphthalene	0.000		0	N.D.		
T 4-Chlorophenol	0.000		0	N.D.		
T p-Chloroaniline	0.000		0	N.D.		
T Hexachlorobutadiene	0.000		0	N.D.		
T 4-Chloro-2-Methylphenol	0.000		0	N.D.		
T 4-Chloro-3-Methylphenol	0.000		0	N.D.		
T 2-Methylnaphthalene	0.000		0	N.D.		
T 1-Methylnaphthalene	0.000		0	N.D.		
T Hexachlorocyclopentadiene	0.000		0	N.D.		
T 2,4,6-Trichlorophenol	0.000		0	N.D.		
T 2,4,5-Trichlorophenol	0.000		0	N.D.		
T 2-Chloronaphthalene	0.000		0	N.D.		
T 2-Nitroaniline	0.000		0	N.D.		
T Dimethyl Phthalate	8.497	163.0	0		µg/L md	1
T 2,6-Dinitrotoluene	8.497	165.0	0		µg/L md	1
T Acenaphthylene	0.000		0	N.D.		
T 3-Nitroaniline	0.000		0	N.D.		
T Acenaphthene	0.000		0	N.D.		
T 2,4-Dinitrophenol	0.000		0	N.D.		
T Dibenzofuran	0.000		0	N.D.		
T 2,4-Dinitrotoluene	0.000		0	N.D.		
T 4-Nitrophenol	0.000		0	N.D.		
T Diethylphthalate	0.000		0	N.D.		
T Fluorene	0.000		0	N.D.		
T 4-Chlorophenyl-phenylether	0.000		0	N.D.		
T 4-Nitroaniline	0.000		0	N.D.		
T 4,6-Dinitro-2-methylphenol	0.000		0	N.D.		
T N-nitrosodiphenylamine	0.000		0	N.D.		
T Azobenzene	0.000		0	N.D.		
T 4-Bromophenyl-phenylether	0.000		0	N.D.		
T Hexachlorobenzene	0.000		0	N.D.		
T Pentachlorophenol	0.000		0	N.D.		
T Phenanthrene	0.000		0	N.D.		
T Anthracene	0.000		0	N.D.		
T Triallate	0.000		0	N.D.		
T Carbazole	0.000		0	N.D.		
T o-Terphenyl	0.000		0	N.D.		
T Di-n-Butylphthalate	0.000		0	N.D.		
T Fluoranthene	0.000		0	N.D.		
T Benzidine	0.000		0	N.D.		
T Pyrene	0.000		0	N.D.		
T Butylbenzylphthalate	0.000		0	N.D.		
T Benzo(a)Anthracene	0.000		0	N.D.		
T Chrysene	0.000		0	N.D.		
T 3,3-Dichlorobenzidine	0.000		0	N.D.		
T bis(2-ethylhexyl)Phthalate	0.000		0	N.D.		
T Di-n-octyl Phthalate	0.000		0	N.D.		

Quantitation Results Report (QT Reviewed)

Compound	RT	QIon	Resp.	Conc.	Units	Dev(Min)
T Benzo(b)fluoranthene	0.000		0	N.D.		
T Benzo(k)fluoranthene	0.000		0	N.D.		
T Benzo(a)pyrene	0.000		0	N.D.		
T Indeno(1,2,3-c,d)pyrene	0.000		0	N.D.		
T Dibenzo(a,h)anthracene	0.000		0	N.D.		
T Benzo(g,h,i)perylene	0.000		0	N.D.		

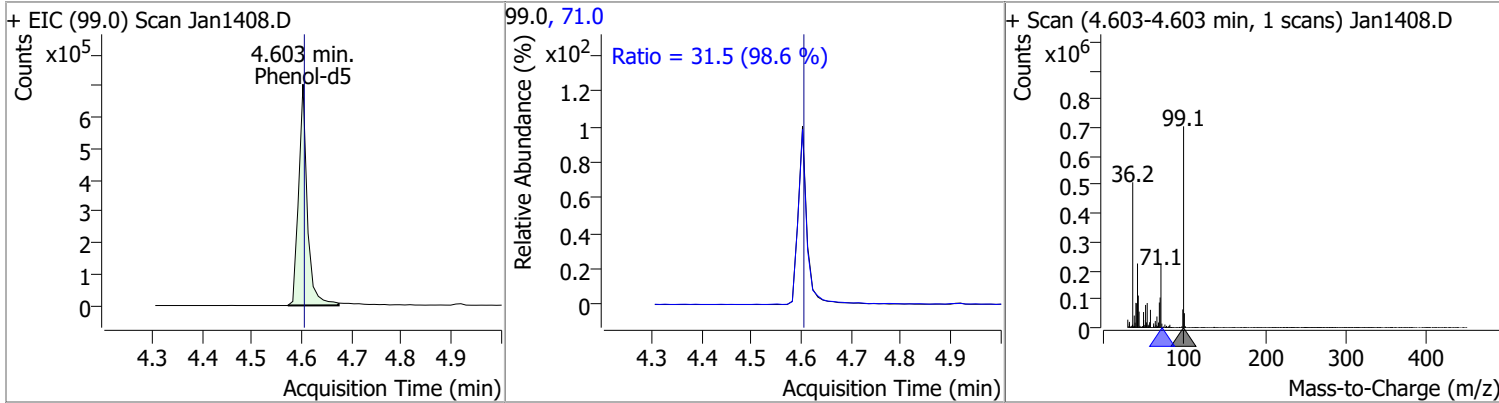
(#) = Qualifier Out of Range; (m) = Manual Integration; (+) = Area Summed; (*) = Surrogate Percent Recovery Out of Range; (d): Zeroed Peak

Quantitation Results Report (QT Reviewed)

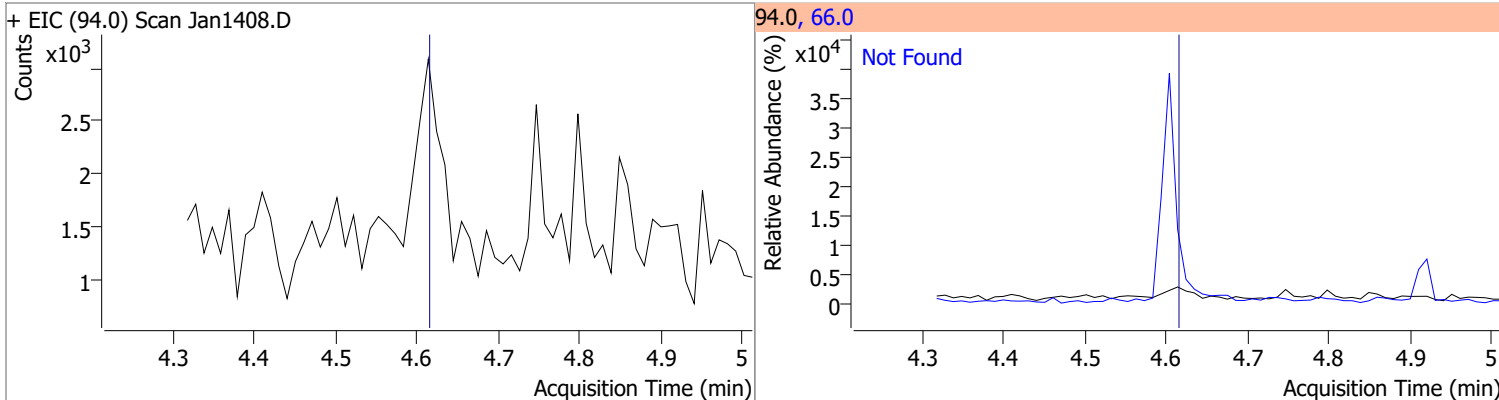


Quantitation Results Report (QT Reviewed)

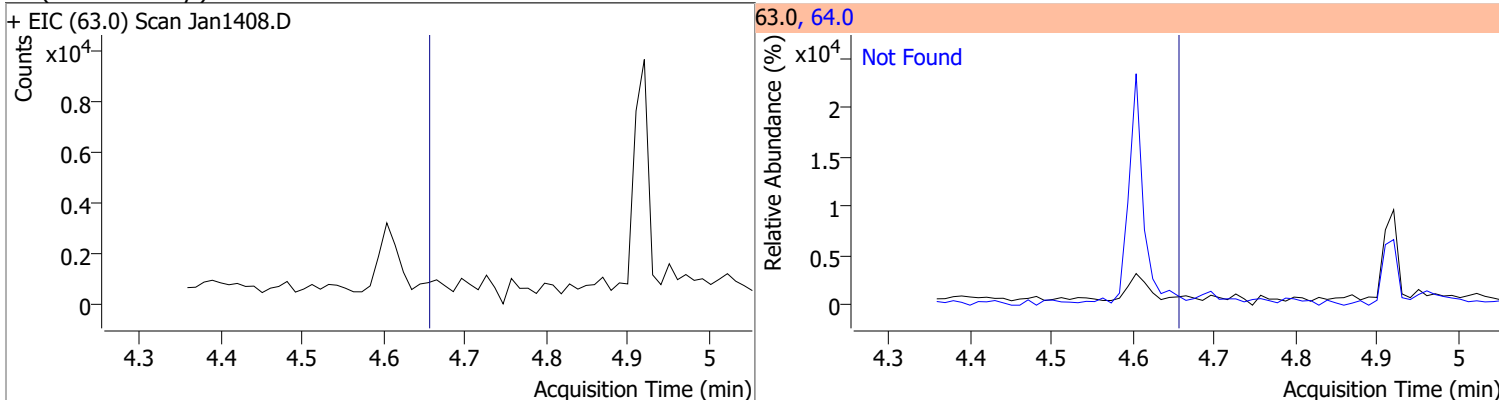
Compound	Conc.	RT	Dev(Min)	Resp.	QIon	QRatio	Lower	Upper
Phenol-d5	86.2806	4.60	0.00	849541	71.0	31.5	22.3	41.5



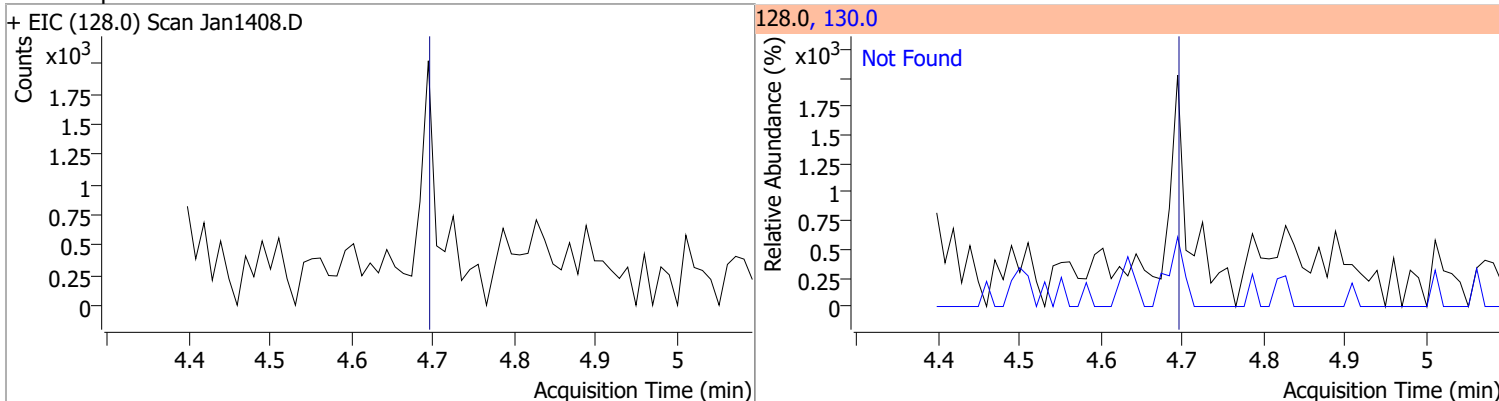
Compound	Conc.	Exp RT	QIon	Exp Ratio
Phenol	N.D.	4.61	66.0	44.7



Compound	Conc.	Exp RT	QIon	Exp Ratio
bis(-2-Chloroethyl)Ether	N.D.	4.65	64.0	3.3

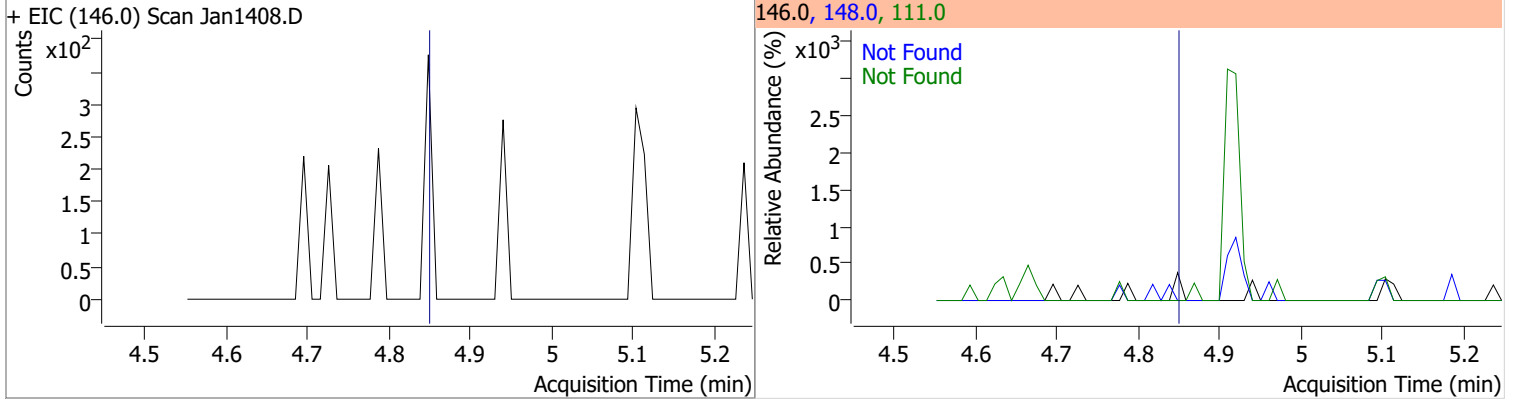


Compound	Conc.	Exp RT	QIon	Exp Ratio
2-Chlorophenol	N.D.	4.70	130.0	32.0

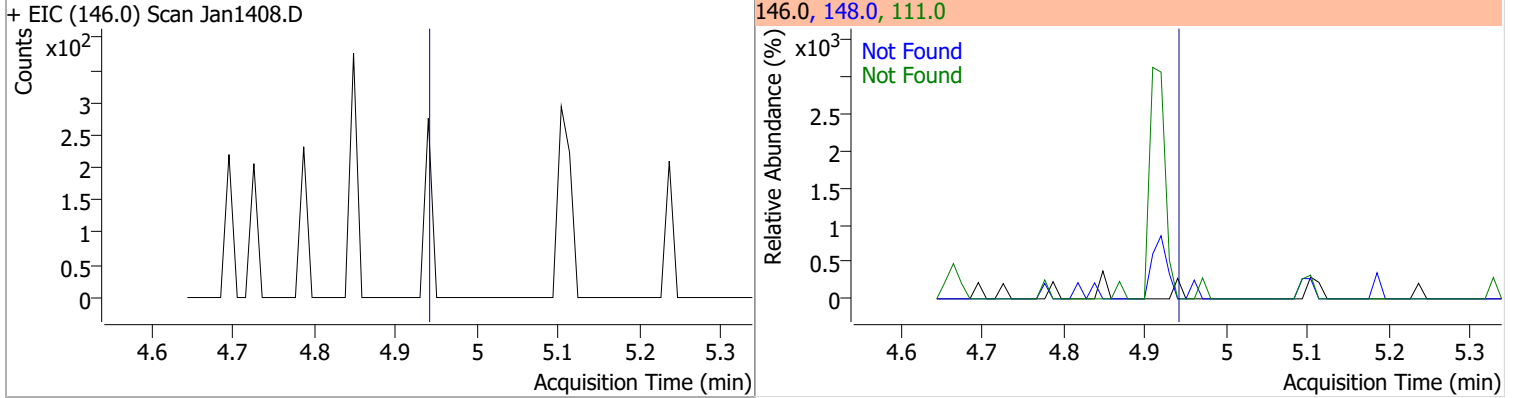


Quantitation Results Report (QT Reviewed)

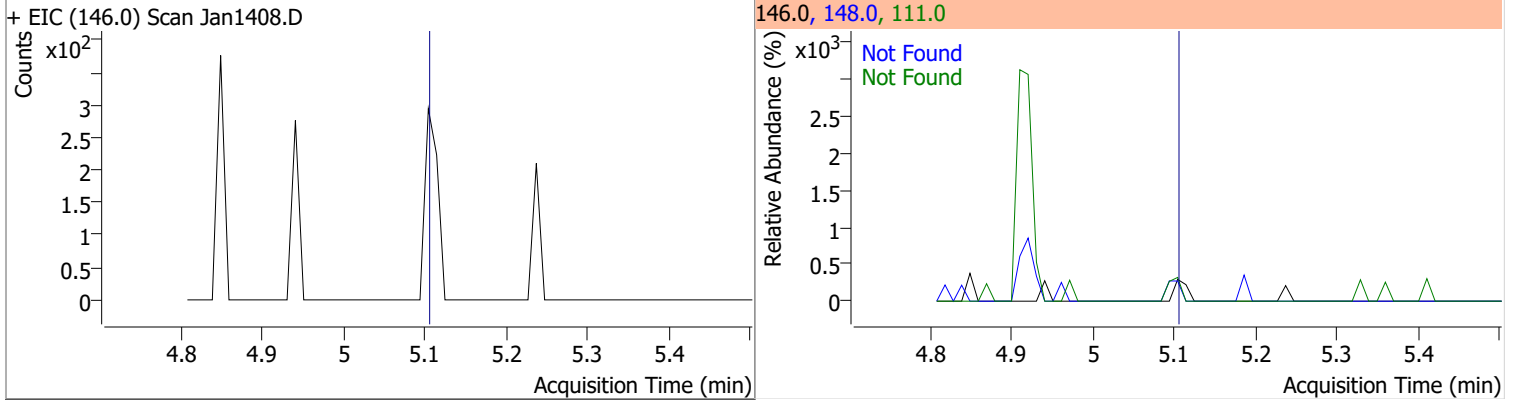
Compound	Conc.	Exp RT	QIon	Exp Ratio	QIon	Exp Ratio
1,3-Dichlorobenzene	N.D.	4.85	148.0	62.6	111.0	35.4



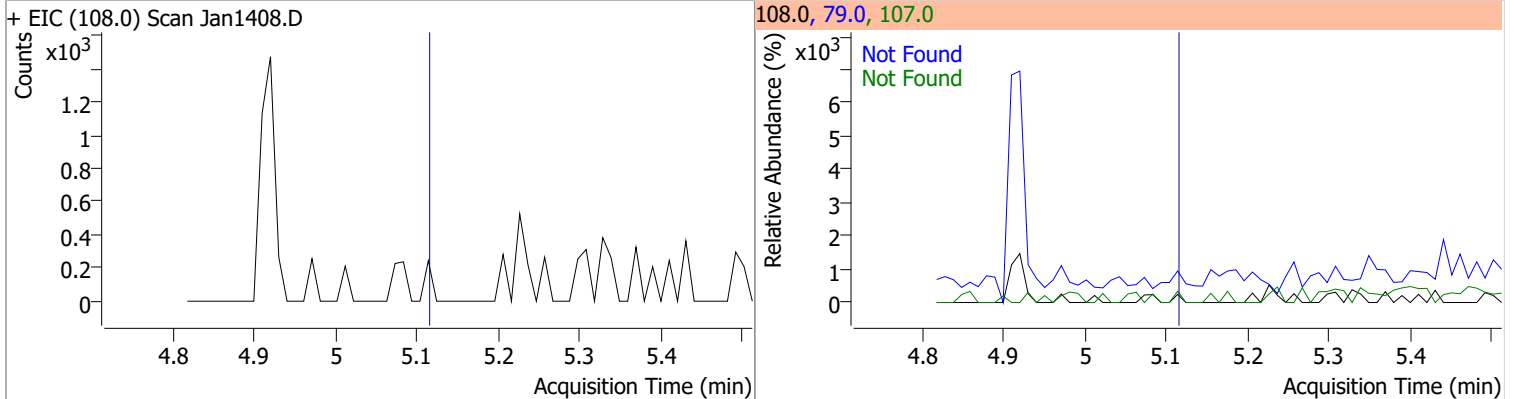
Compound	Conc.	Exp RT	QIon	Exp Ratio	QIon	Exp Ratio
1,4-Dichlorobenzene	N.D.	4.94	148.0	64.4	111.0	35.2



Compound	Conc.	Exp RT	QIon	Exp Ratio	QIon	Exp Ratio
1,2-Dichlorobenzene	N.D.	5.10	148.0	64.5	111.0	37.8

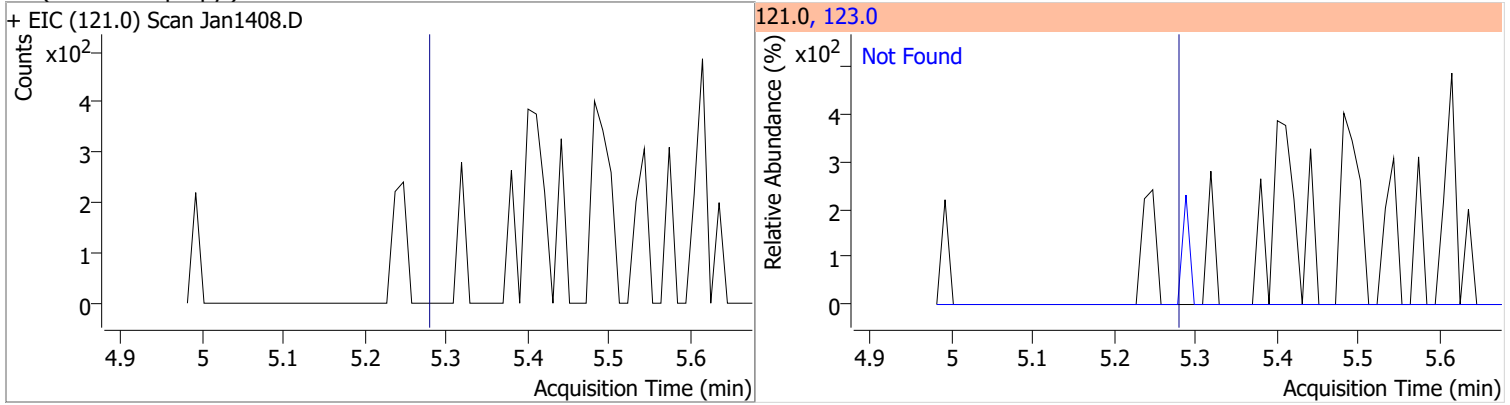


Compound	Conc.	Exp RT	QIon	Exp Ratio	QIon	Exp Ratio
Benzyl Alcohol	N.D.	5.11	79.0	115.5	107.0	71.0

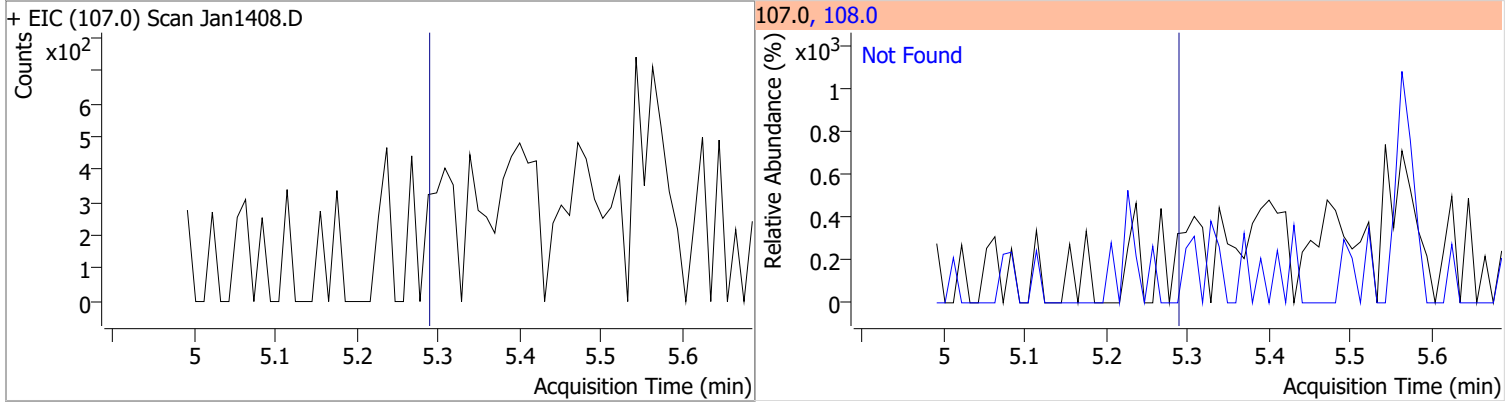


Quantitation Results Report (QT Reviewed)

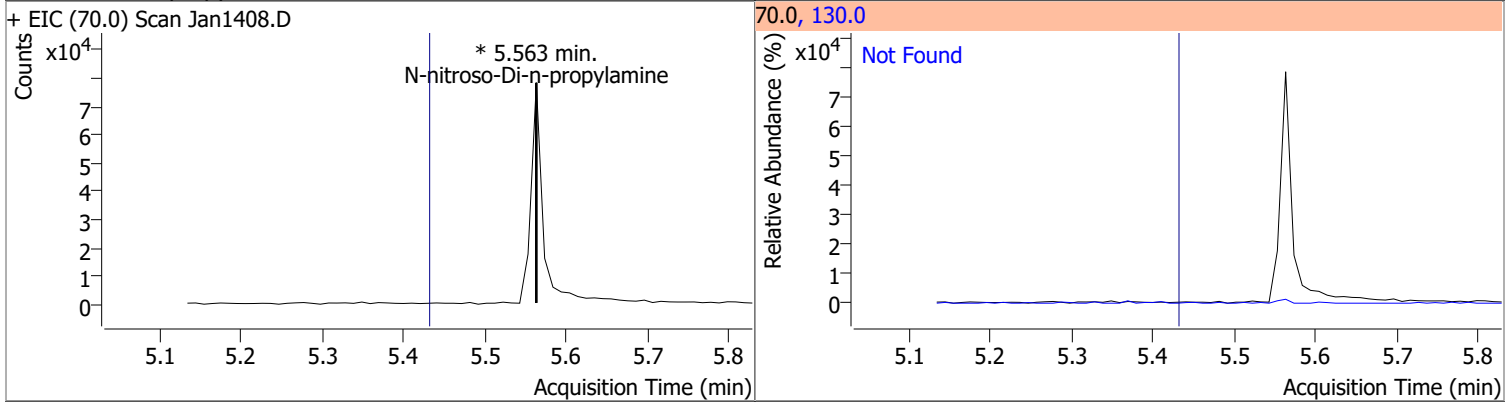
Compound	Conc.	Exp RT	QIon	Exp Ratio
bis(2-chloroisopropyl)Ether	N.D.	5.28	123.0	32.2



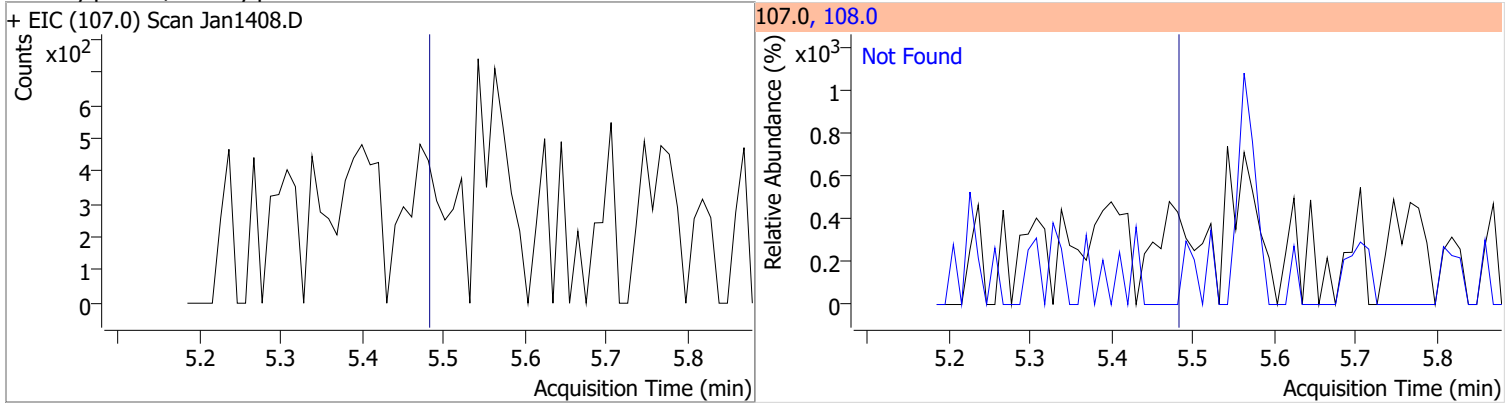
Compound	Conc.	Exp RT	QIon	Exp Ratio
2-Methylphenol	N.D.	5.29	108.0	116.9



Compound	Conc.	RT	Dev(Min)	Resp.	QIon	QRatio	Lower	Upper
N-nitroso-Di-n-propylamine		0		0	130.0		0.0	41.5

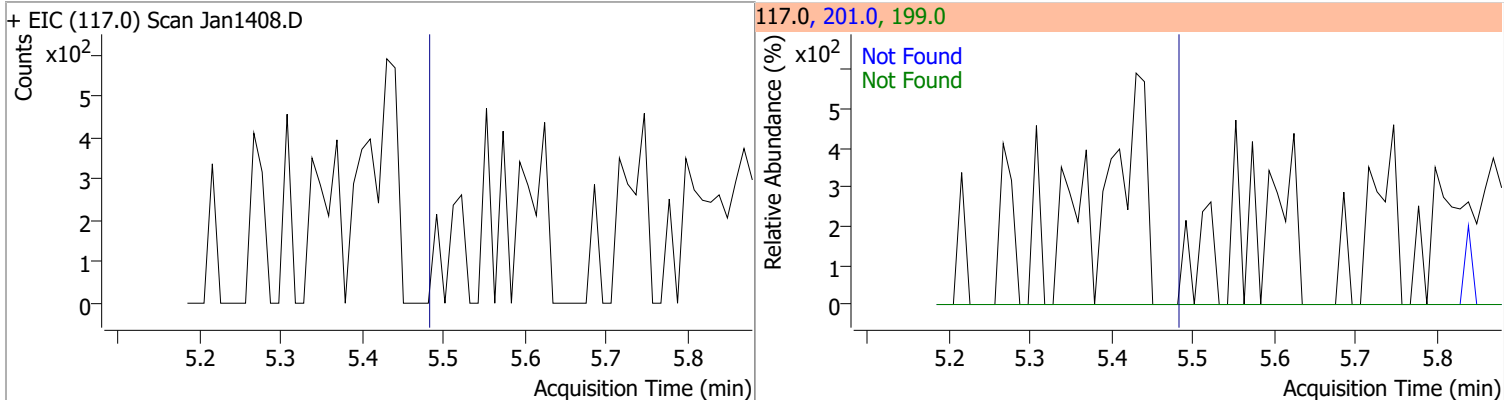


Compound	Conc.	Exp RT	QIon	Exp Ratio
4Methylphenol/3Methylphenol	N.D.	5.48	108.0	84.5

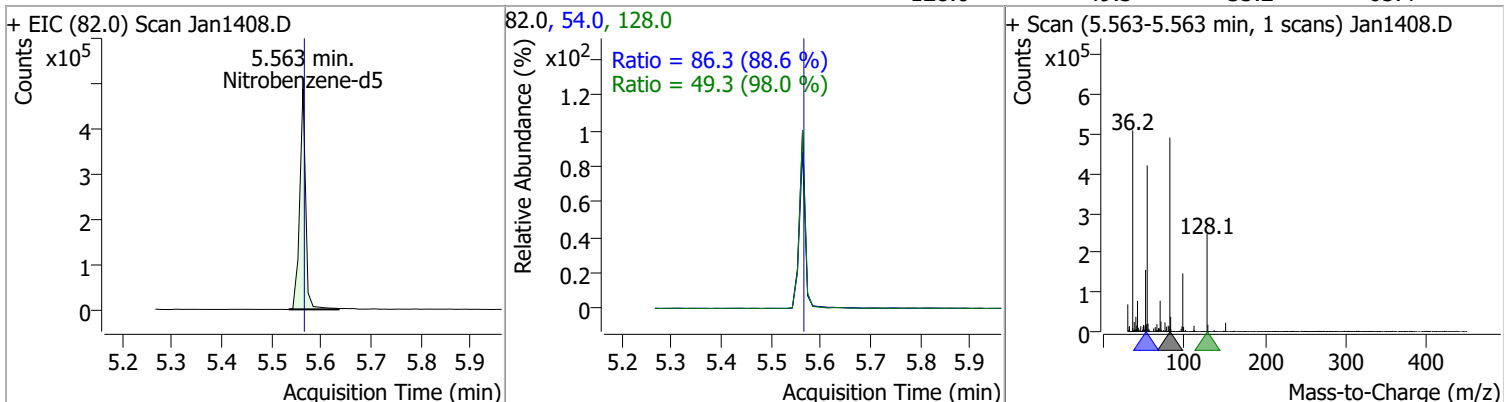


Quantitation Results Report (QT Reviewed)

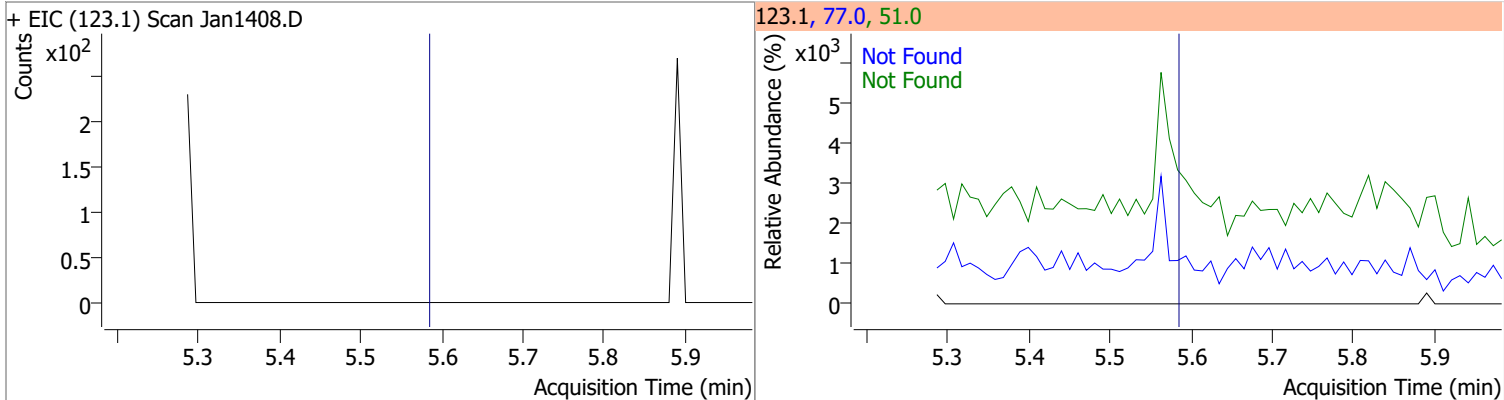
Compound	Conc.	Exp RT	QIon	Exp Ratio	QIon	Exp Ratio
Hexachloroethane	N.D.	5.48	201.0	93.2	199.0	57.2



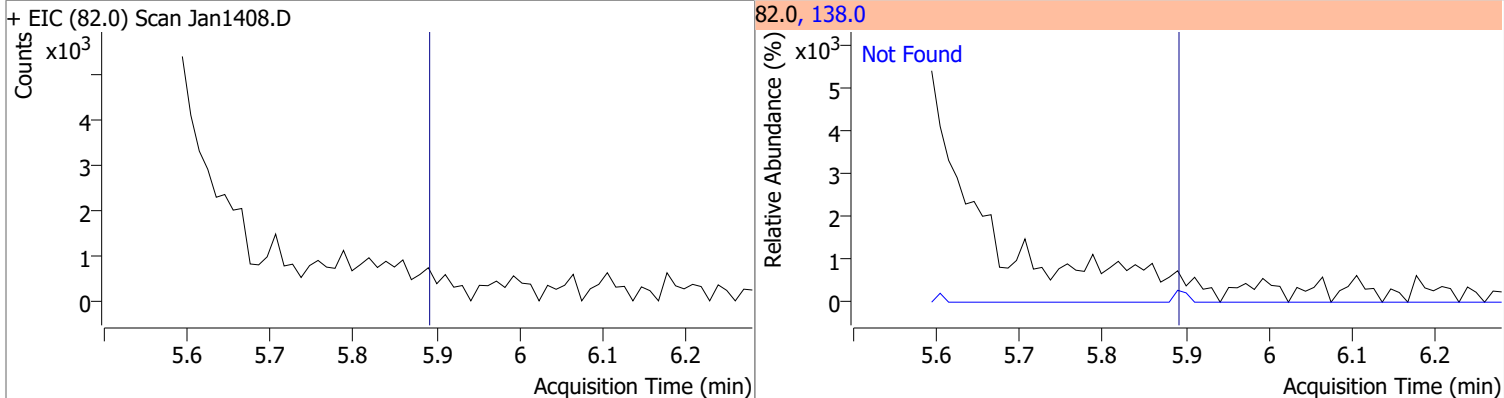
Compound	Conc.	RT	Dev(Min)	Resp.	QIon	QRatio	Lower	Upper
Nitrobenzene-d5	75.2536	5.56	0.00	404114	54.0	86.3	68.2	126.6
					128.0	49.3	35.2	65.4



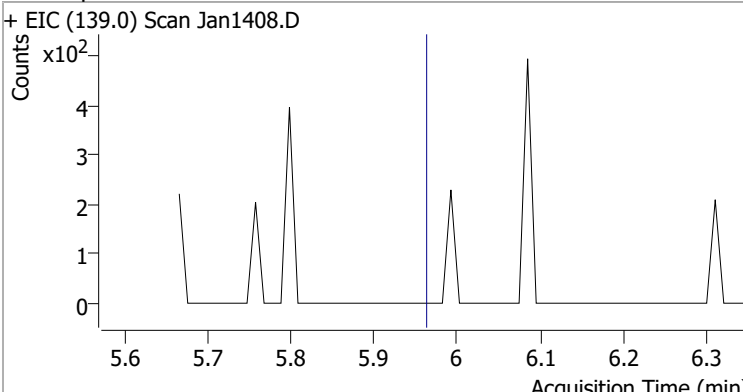
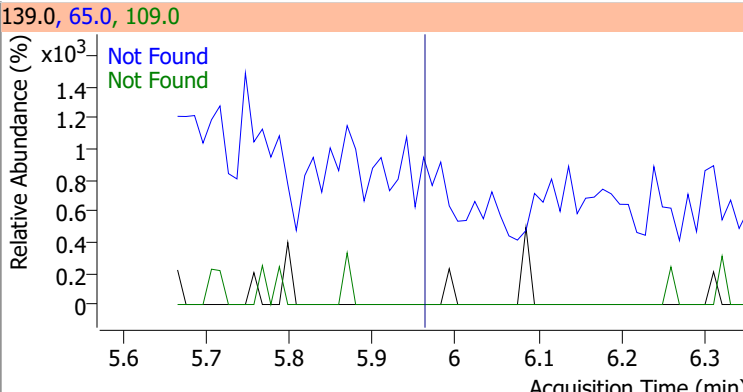
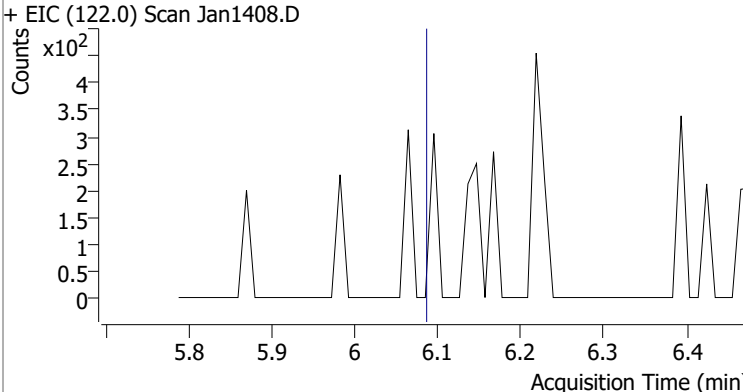
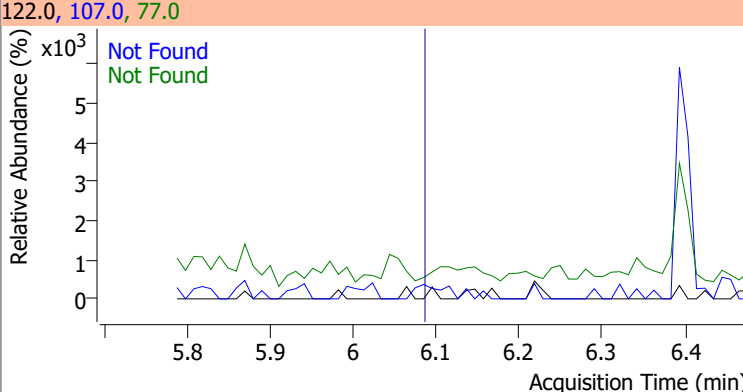
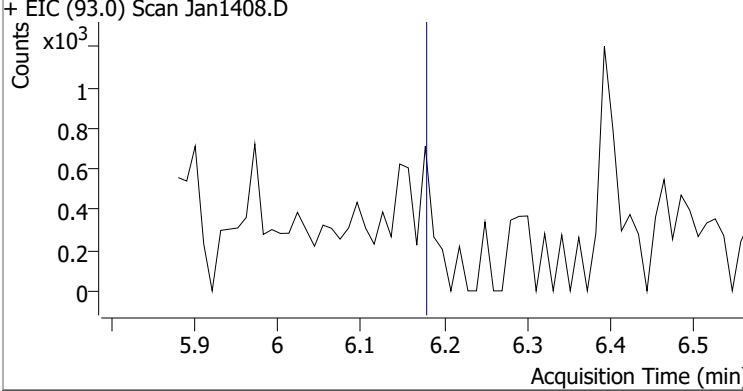
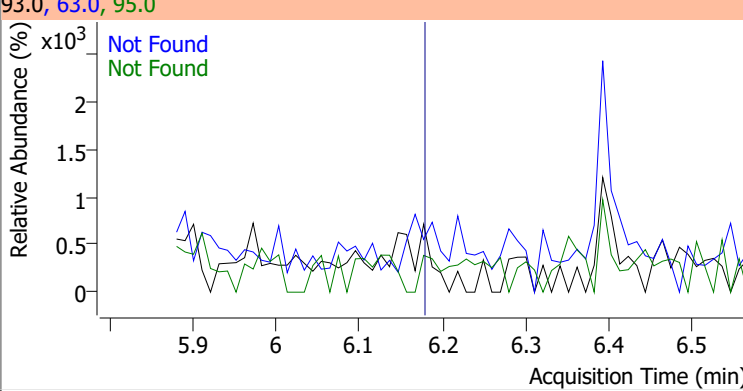
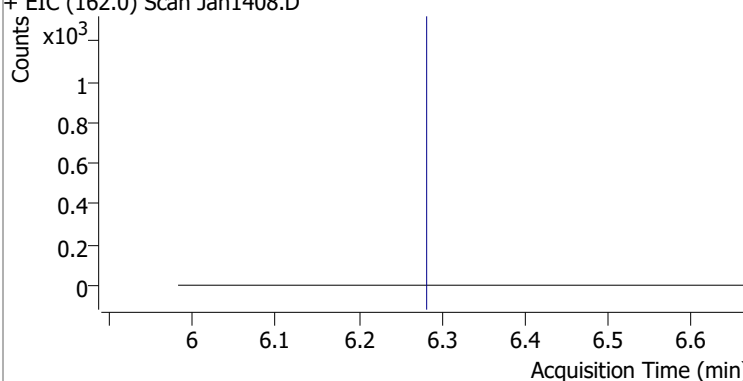
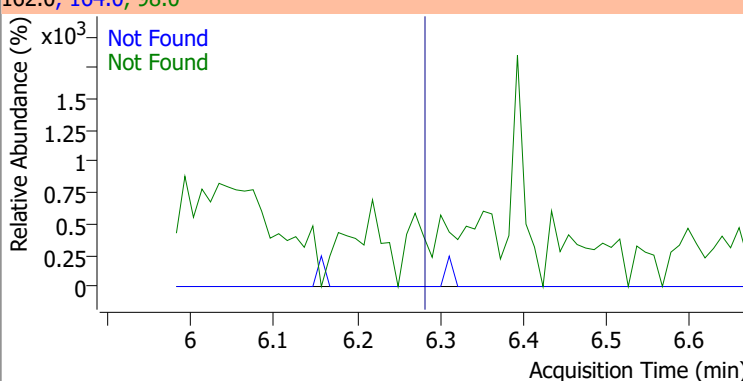
Compound	Conc.	Exp RT	QIon	Exp Ratio	QIon	Exp Ratio
Nitrobenzene	N.D.	5.58	77.0	186.4	51.0	186.0



Compound	Conc.	Exp RT	QIon	Exp Ratio
Isophorone	N.D.	5.89	138.0	20.3



Quantitation Results Report (QT Reviewed)

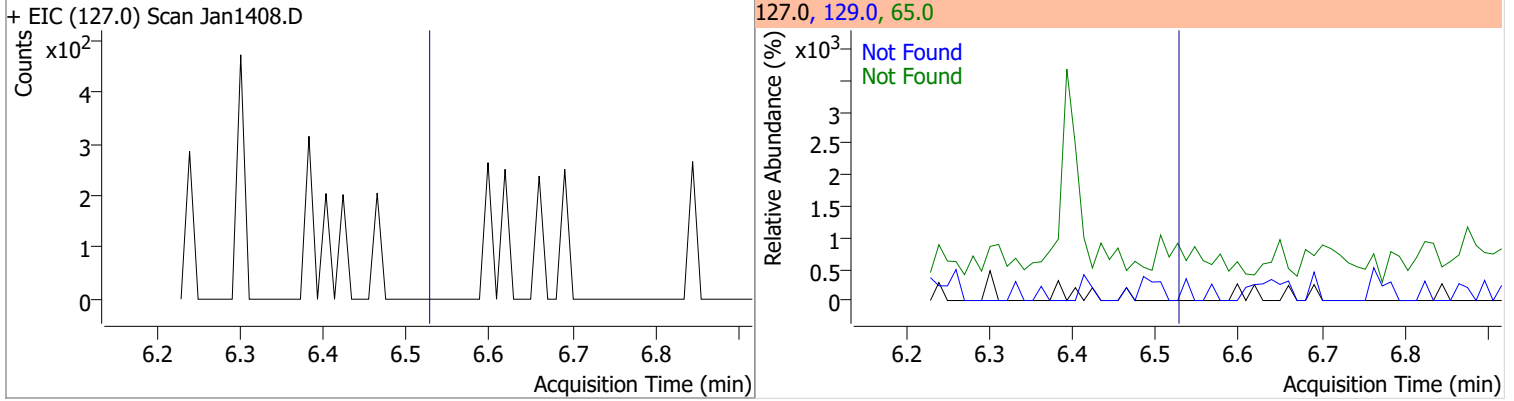
Compound	Conc.	Exp RT	QIon	Exp Ratio	QIon	Exp Ratio
2-Nitrophenol	N.D.	5.96	65.0	51.2	109.0	34.5
+ EIC (139.0) Scan Jan1408.D			139.0, 65.0, 109.0			
						
2,4-Dimethylphenol	N.D.	6.08	107.0	106.6	77.0	30.1
+ EIC (122.0) Scan Jan1408.D			122.0, 107.0, 77.0			
						
bis(-2-Chloroethoxy)Methane	N.D.	6.18	63.0	91.4	95.0	31.4
+ EIC (93.0) Scan Jan1408.D			93.0, 63.0, 95.0			
						
2,4-Dichlorophenol	N.D.	6.28	164.0	65.0	98.0	31.2
+ EIC (162.0) Scan Jan1408.D			162.0, 164.0, 98.0			
						

Quantitation Results Report (QT Reviewed)

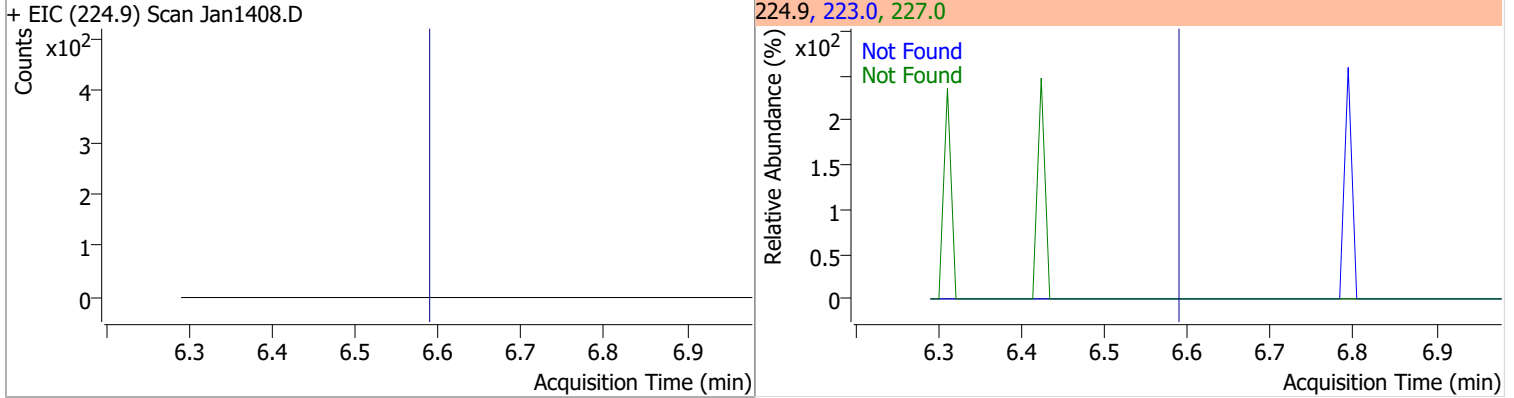
Compound	Conc.	Exp RT	QIon	Exp Ratio	QIon	Exp Ratio
Benzoic Acid	N.D.	6.29	122.0	88.1	77.0	74.0
+ EIC (105.0) Scan Jan1408.D			105.0, 122.0, 77.0			
1,2,4-Trichlorobenzene	N.D.	6.34	182.0	97.8	145.0	30.3
+ EIC (180.0) Scan Jan1408.D			180.0, 182.0, 145.0			
Naphthalene	N.D.	6.42	129.0	10.6	102.0	9.0
+ EIC (128.0) Scan Jan1408.D			128.0, 129.0, 102.0			
4-Chlorophenol	N.D.	6.50	128.0	318.3		
+ EIC (130.0) Scan Jan1408.D			130.0, 128.0			

Quantitation Results Report (QT Reviewed)

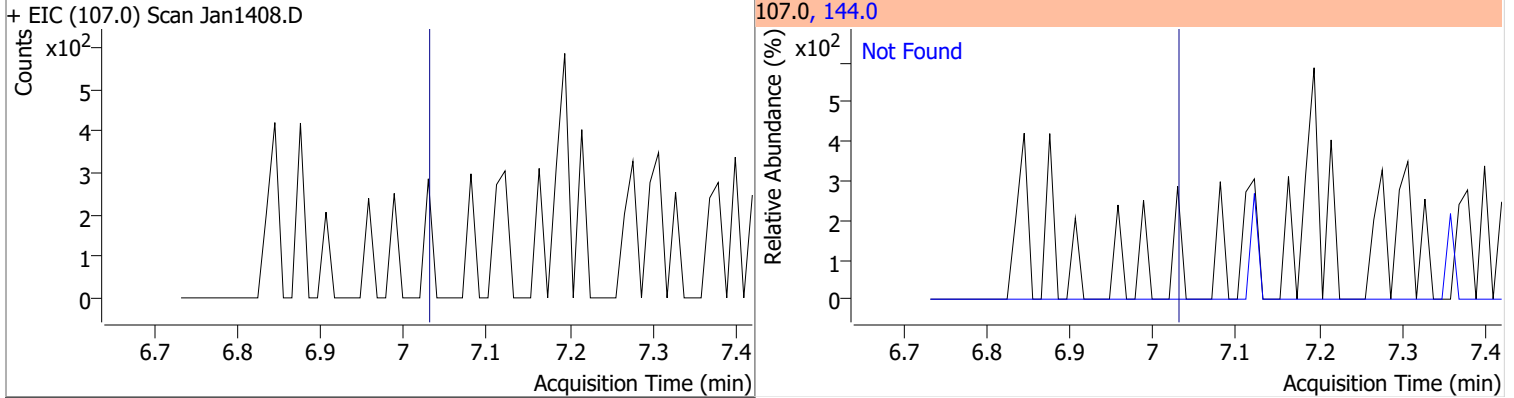
Compound	Conc.	Exp RT	QIon	Exp Ratio	QIon	Exp Ratio
p-Chloroaniline	N.D.	6.53	65.0	36.5	129.0	33.7



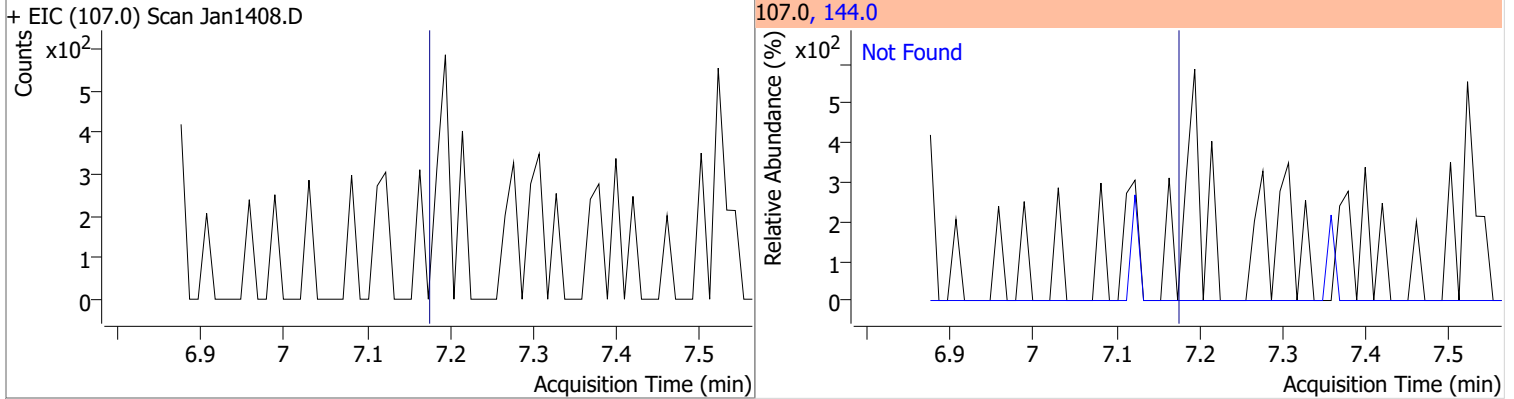
Compound	Conc.	Exp RT	QIon	Exp Ratio	QIon	Exp Ratio
Hexachlorobutadiene	N.D.	6.59	227.0	66.1	223.0	64.1



Compound	Conc.	Exp RT	QIon	Exp Ratio
4-Chloro-2-Methylphenol	N.D.	7.03	144.0	27.3



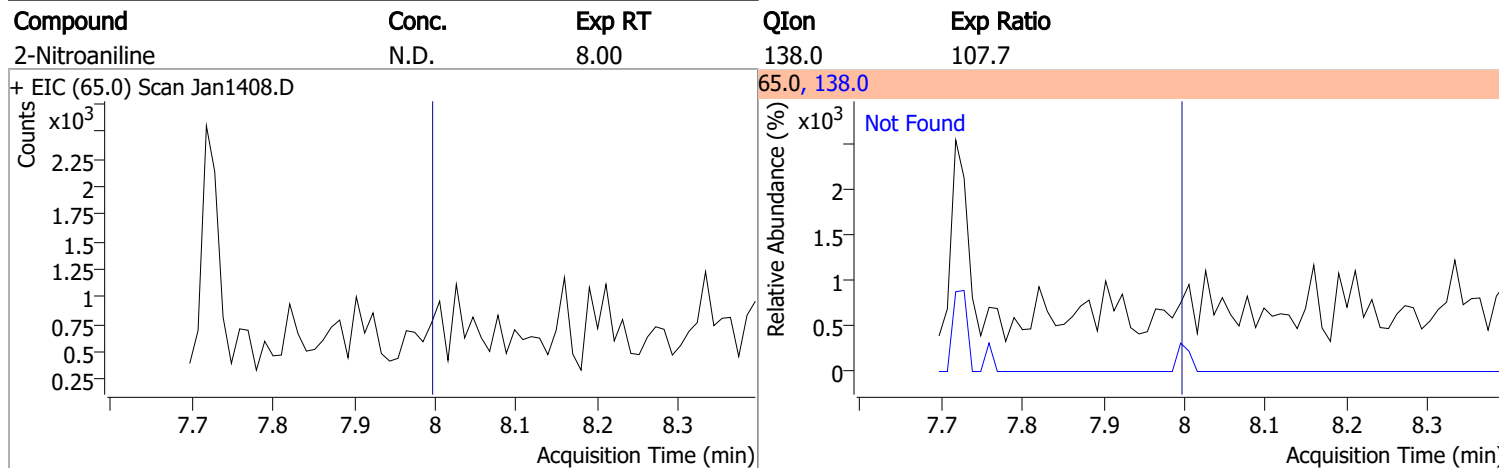
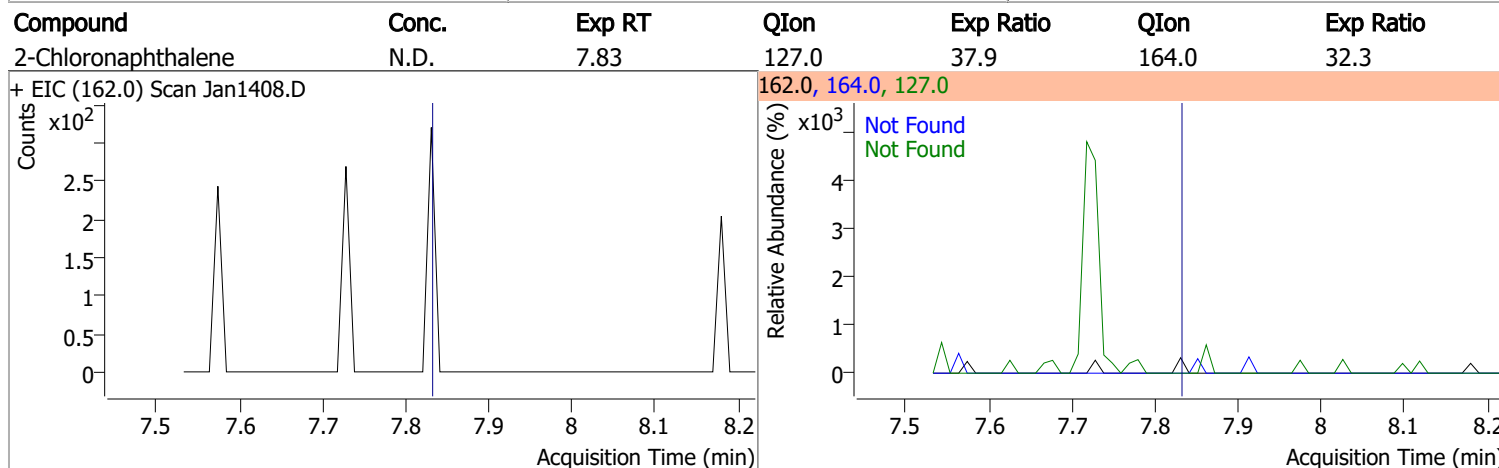
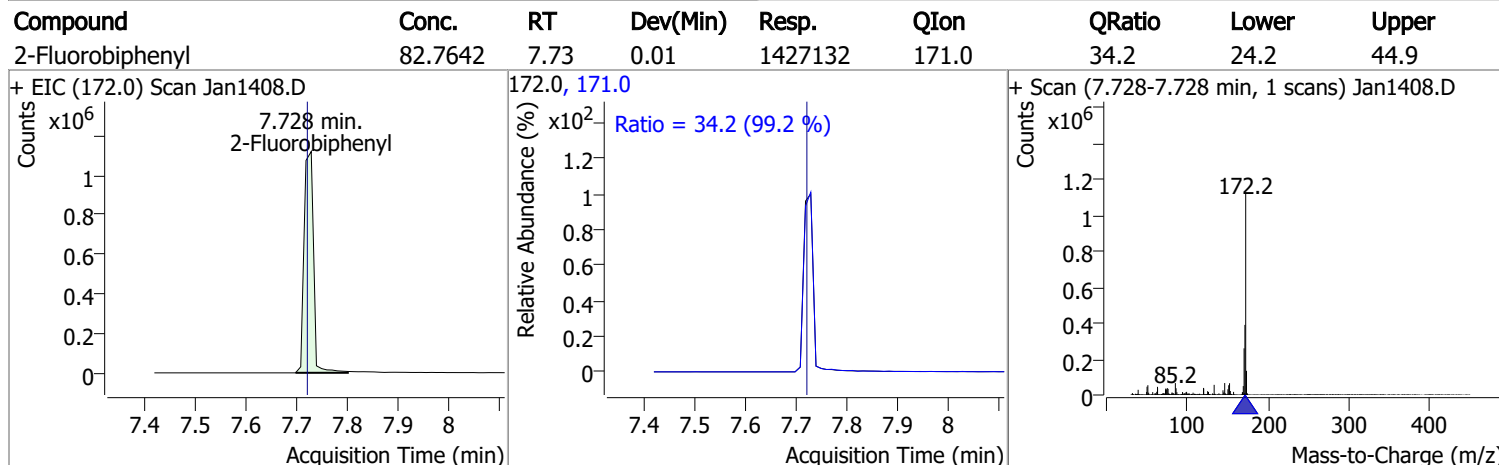
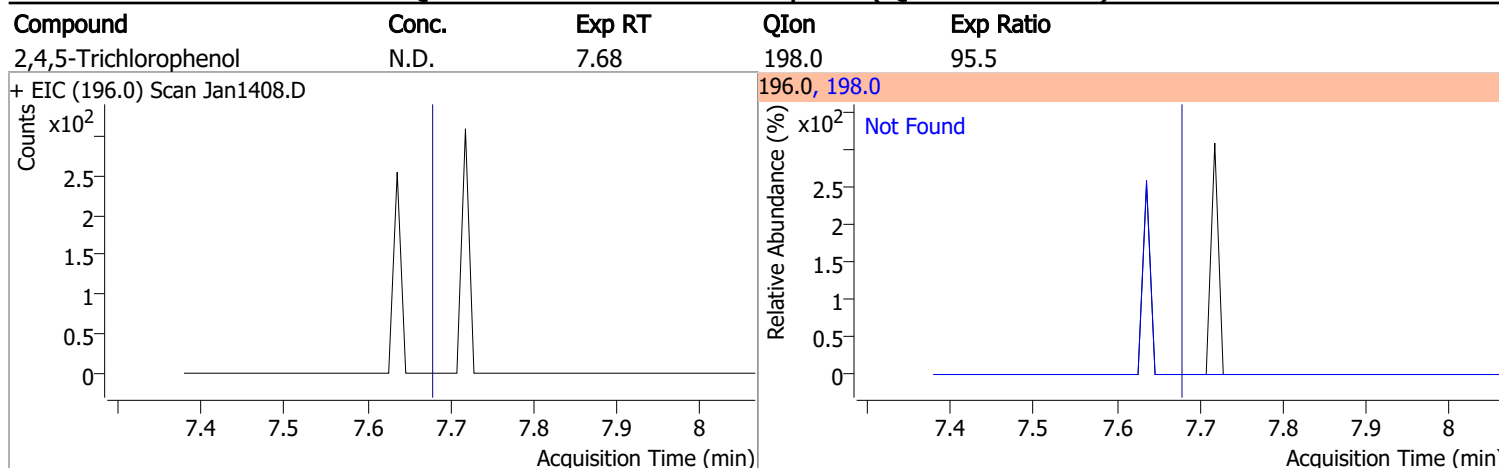
Compound	Conc.	Exp RT	QIon	Exp Ratio
4-Chloro-3-Methylphenol	N.D.	7.17	144.0	28.4



Quantitation Results Report (QT Reviewed)

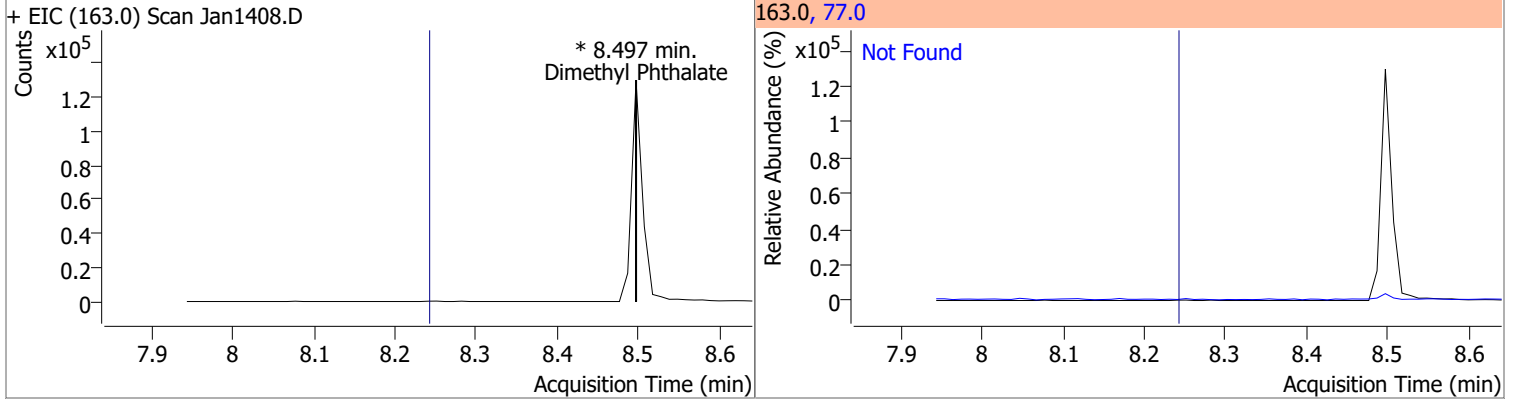
Compound	Conc.	Exp RT	QIon	Exp Ratio	QIon	Exp Ratio
2-Methylnaphthalene	N.D.	7.26	142.0	115.4	115.0	41.6
+ EIC (141.0) Scan Jan1408.D			141.0, 142.0, 115.0			
1-Methylnaphthalene	N.D.	7.37	142.0	110.2	115.0	43.1
+ EIC (141.0) Scan Jan1408.D			141.0, 142.0, 115.0			
Hexachlorocyclopentadiene	N.D.	7.45	238.9	65.0	234.9	62.3
+ EIC (236.9) Scan Jan1408.D			236.9, 238.9, 234.9			
2,4,6-Trichlorophenol	N.D.	7.63	198.0	95.1		
+ EIC (196.0) Scan Jan1408.D			196.0, 198.0			

Quantitation Results Report (QT Reviewed)

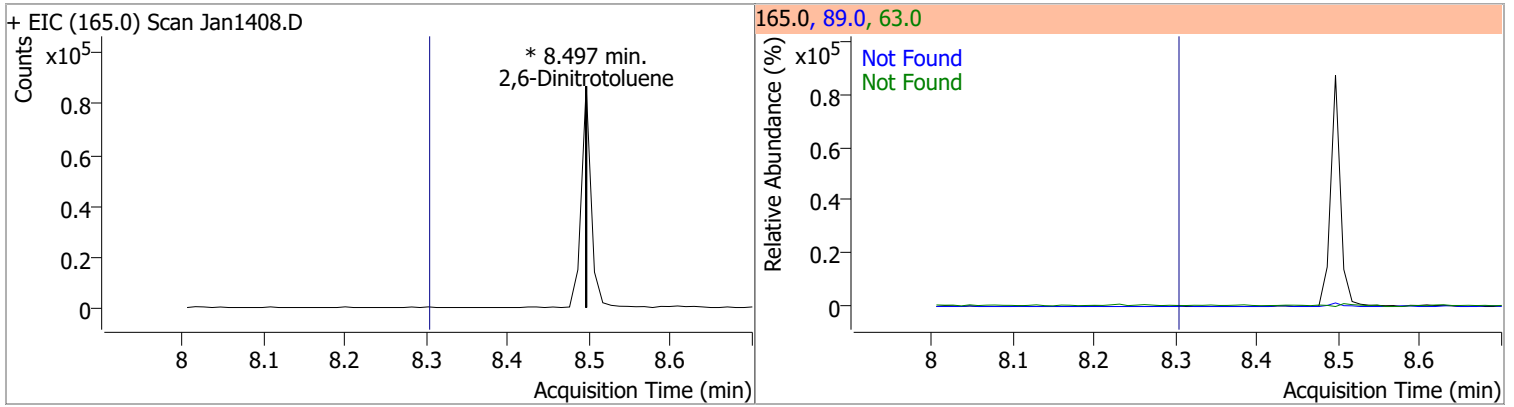


Quantitation Results Report (QT Reviewed)

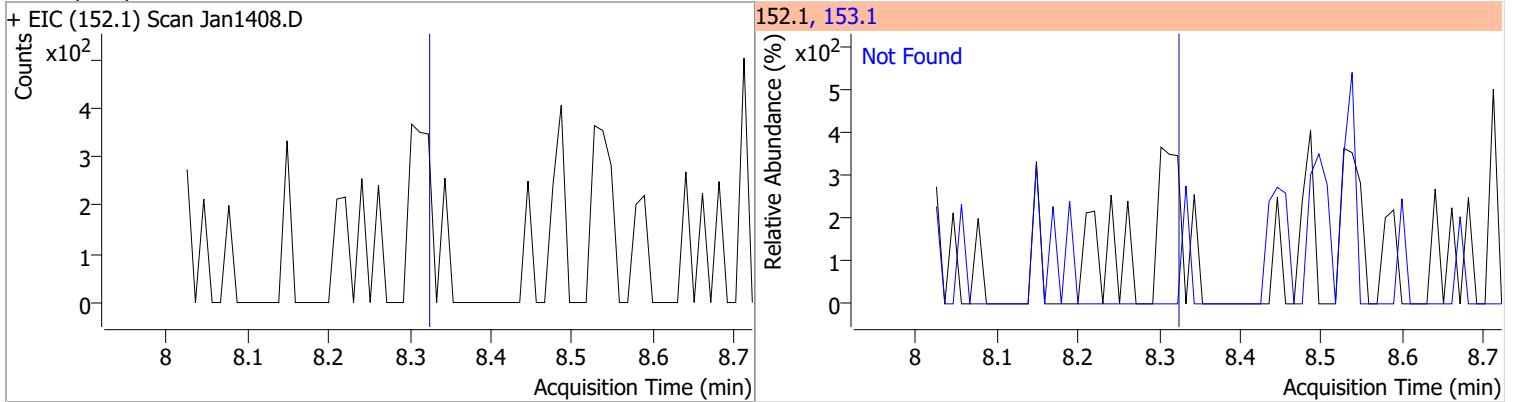
Compound	Conc.	RT	Dev(Min)	Resp.	QIon	QRatio	Lower	Upper
Dimethyl Phthalate	0	0		0	77.0		13.0	24.2



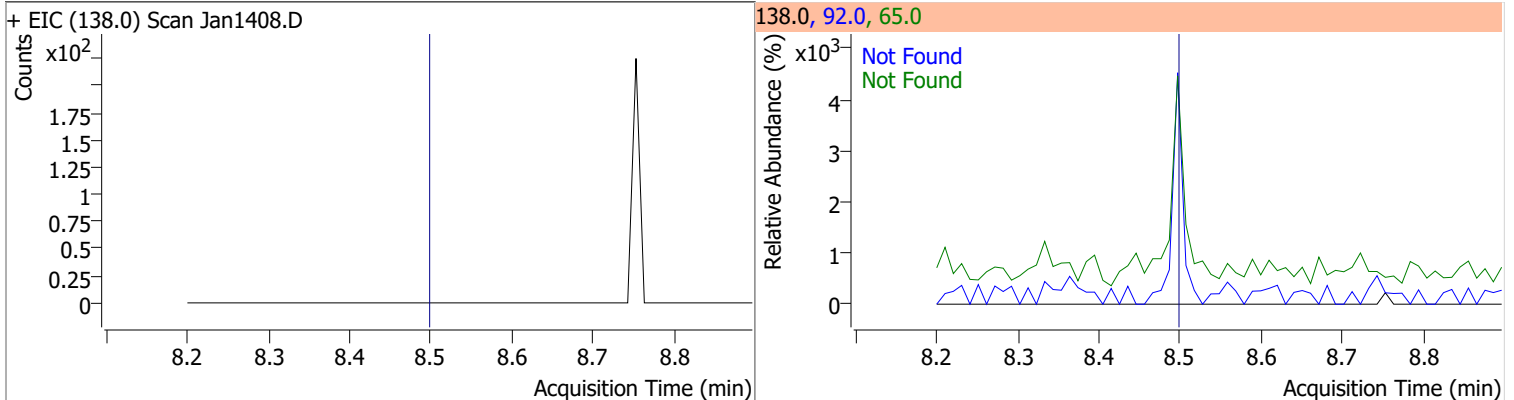
Compound	Conc.	RT	Dev(Min)	Resp.	QIon	QRatio	Lower	Upper
2,6-Dinitrotoluene	0	0		0	63.0 89.0		110.4 39.5	205.0 73.3



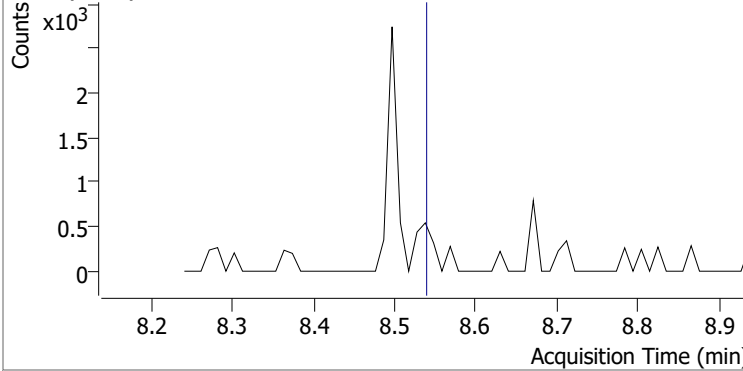
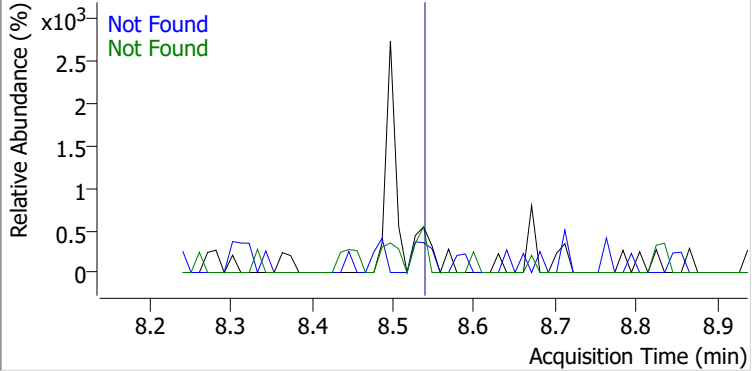
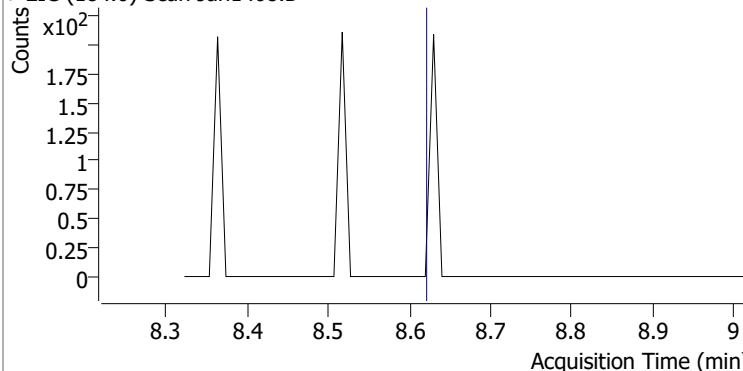
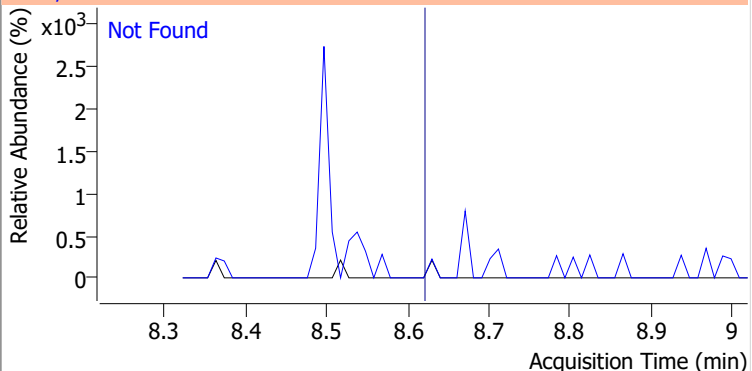
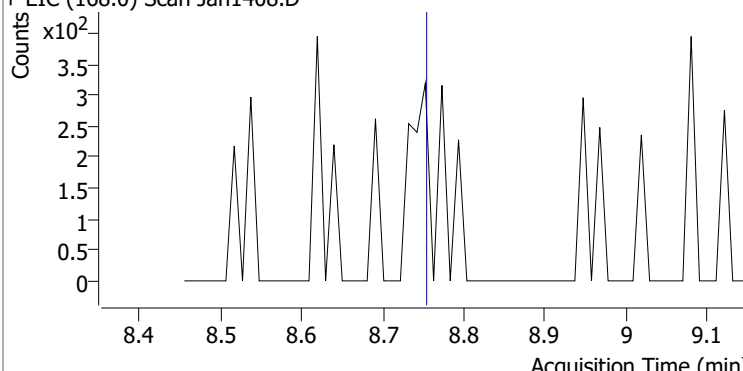
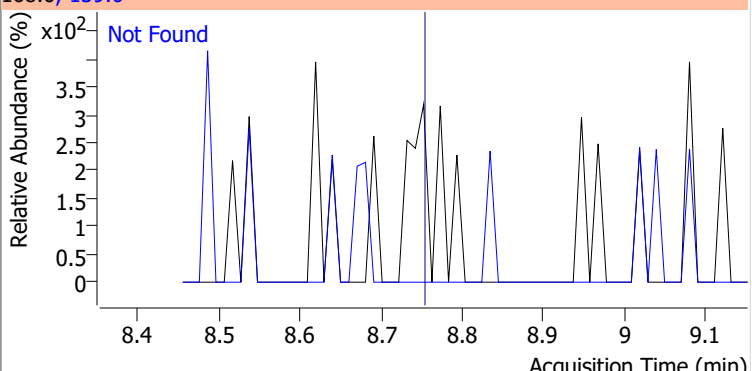
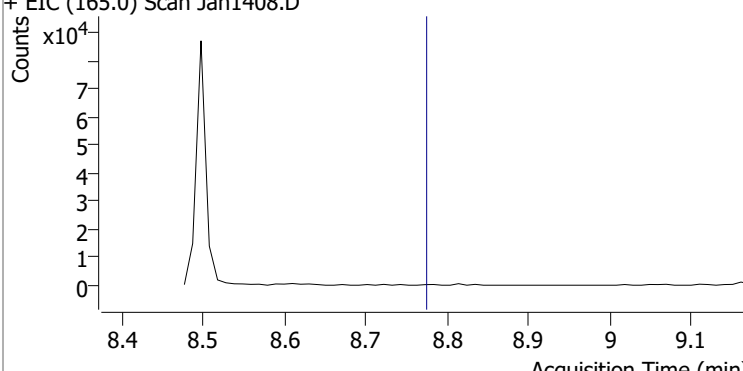
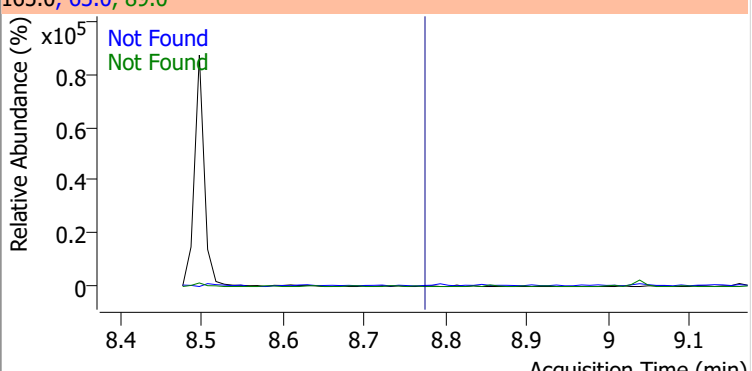
Compound	Conc.	Exp RT	QIon	Exp Ratio
Acenaphthylene	N.D.	8.32	153.1	13.8



Compound	Conc.	Exp RT	QIon	Exp Ratio	QIon	Exp Ratio
3-Nitroaniline	N.D.	8.50	65.0	140.9	92.0	106.5

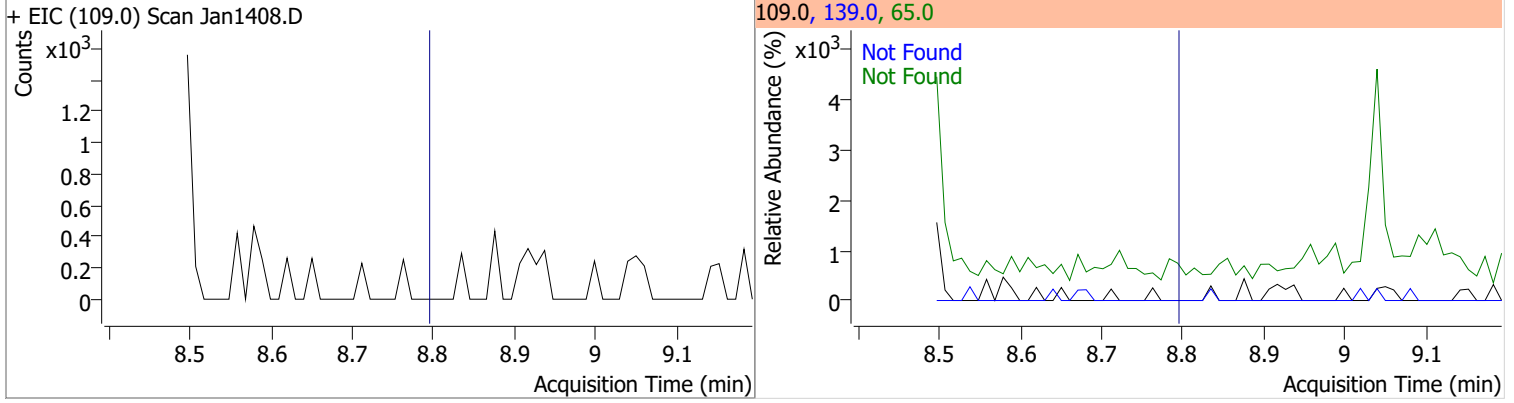


Quantitation Results Report (QT Reviewed)

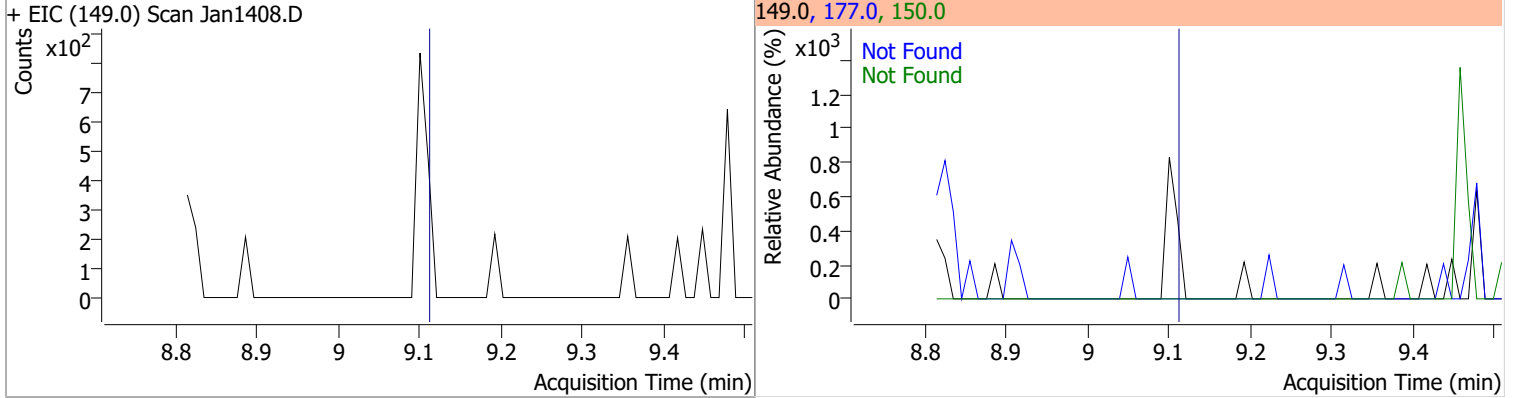
Compound	Conc.	Exp RT	QIon	Exp Ratio	QIon	Exp Ratio
Acenaphthene	N.D.	8.54	153.0	109.5	152.0	52.9
+ EIC (154.0) Scan Jan1408.D			154.0, 152.0, 153.0			
						
2,4-Dinitrophenol	N.D.	8.62	154.0	60.0		
+ EIC (184.0) Scan Jan1408.D			184.0, 154.0			
						
Dibenzofuran	N.D.	8.75	139.0	38.6		
+ EIC (168.0) Scan Jan1408.D			168.0, 139.0			
						
2,4-Dinitrotoluene	N.D.	8.77	63.0	76.1	89.0	74.7
+ EIC (165.0) Scan Jan1408.D			165.0, 63.0, 89.0			
						

Quantitation Results Report (QT Reviewed)

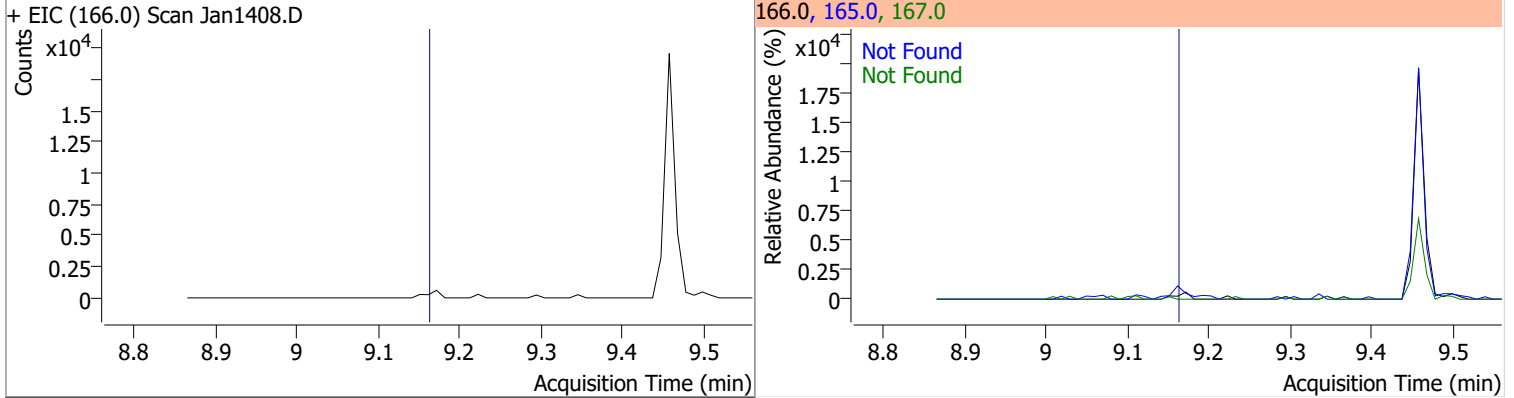
Compound	Conc.	Exp RT	QIon	Exp Ratio	QIon	Exp Ratio
4-Nitrophenol	N.D.	8.79	65.0	88.5	139.0	80.4



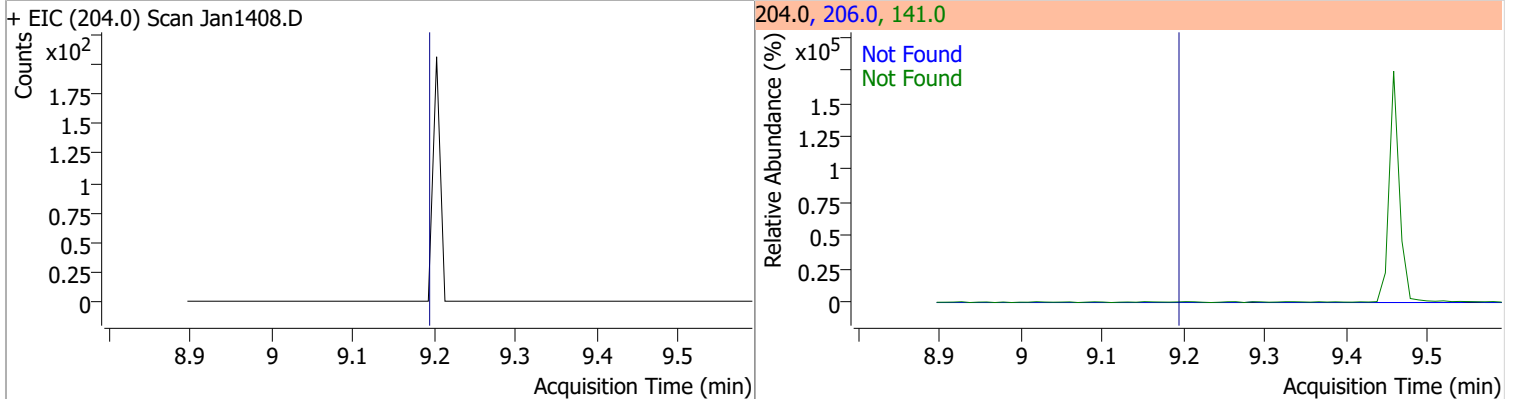
Compound	Conc.	Exp RT	QIon	Exp Ratio	QIon	Exp Ratio
Diethylphthalate	N.D.	9.11	177.0	20.7	150.0	12.6



Compound	Conc.	Exp RT	QIon	Exp Ratio	QIon	Exp Ratio
Fluorene	N.D.	9.16	165.0	93.4	167.0	12.9

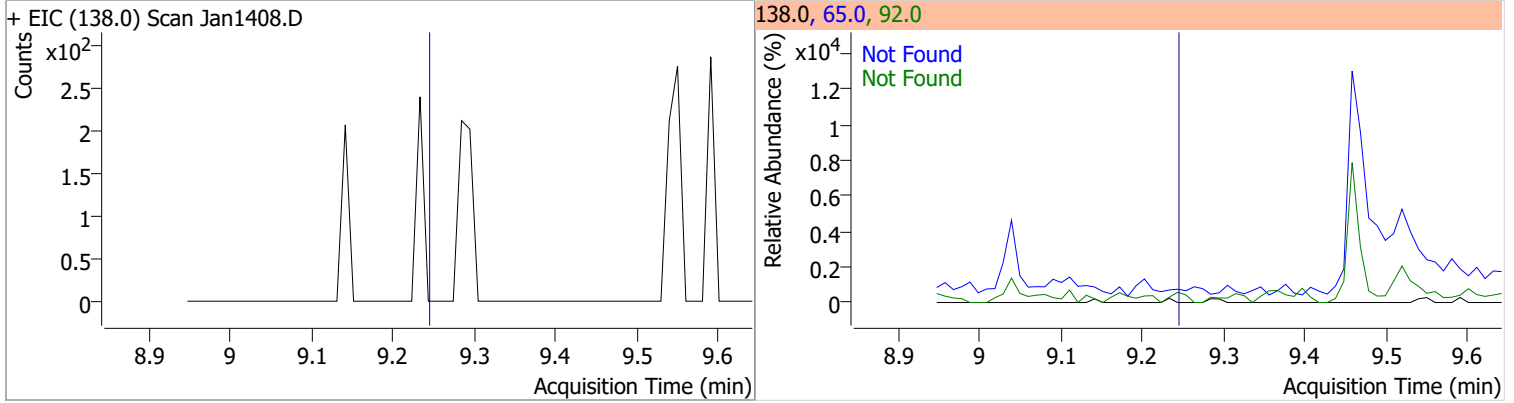


Compound	Conc.	Exp RT	QIon	Exp Ratio	QIon	Exp Ratio
4-Chlorophenyl-phenylether	N.D.	9.19	141.0	62.3	206.0	33.9

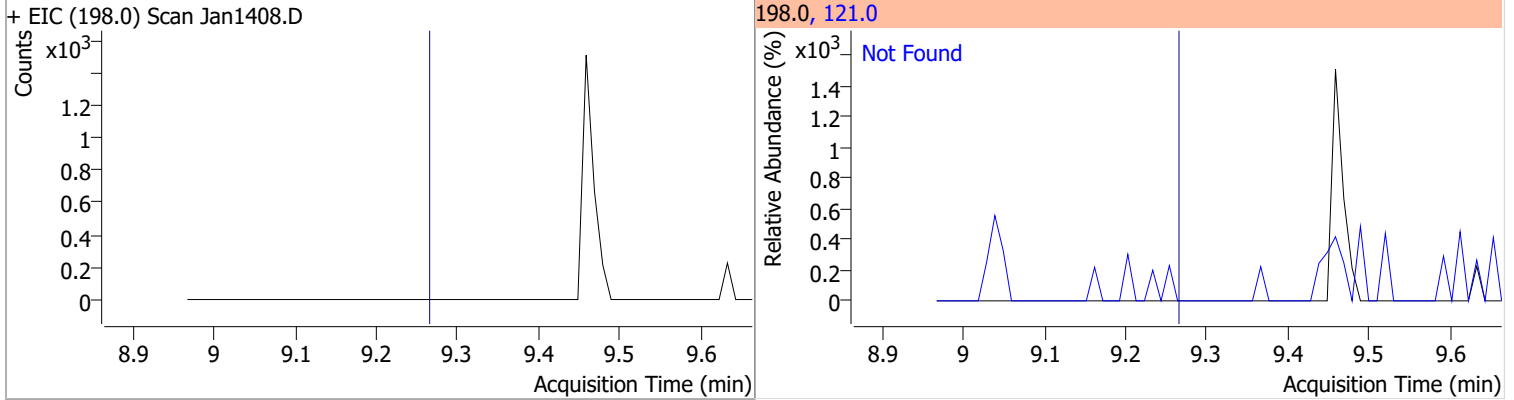


Quantitation Results Report (QT Reviewed)

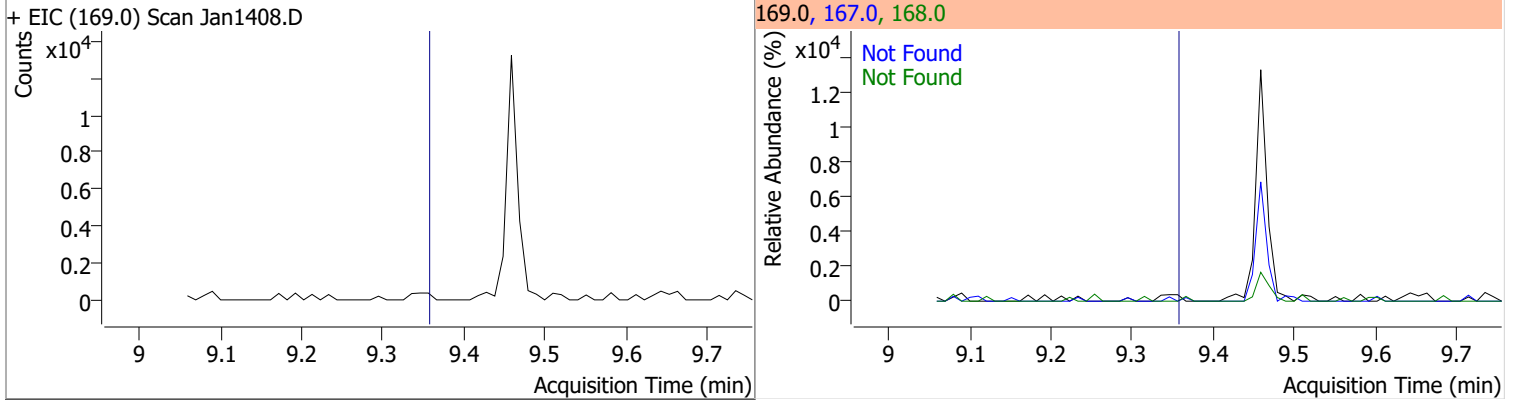
Compound	Conc.	Exp RT	QIon	Exp Ratio	QIon	Exp Ratio
4-Nitroaniline	N.D.	9.24	65.0	114.6	92.0	45.3



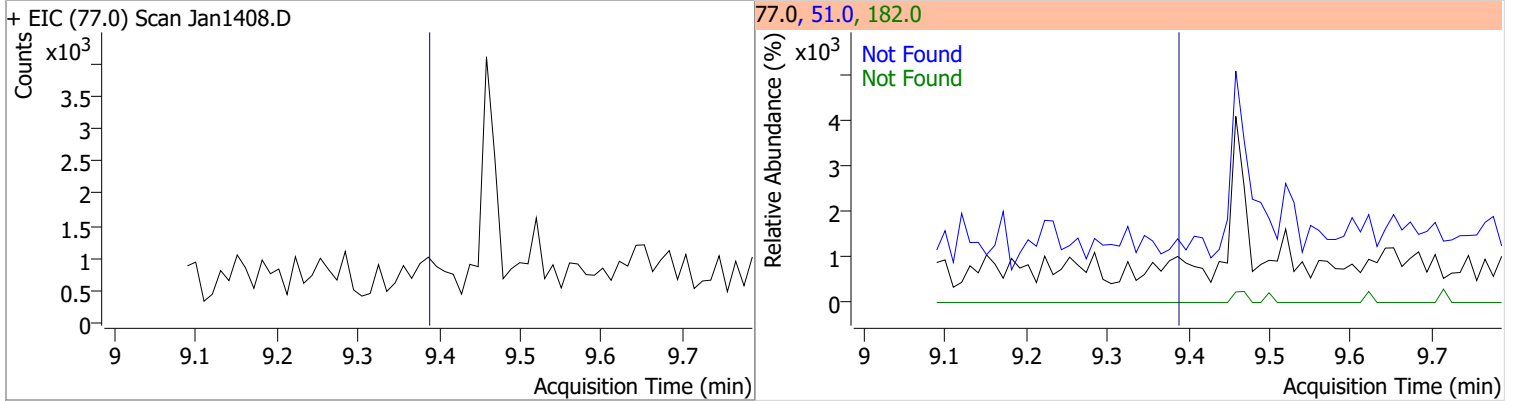
Compound	Conc.	Exp RT	QIon	Exp Ratio
4,6-Dinitro-2-methylphenol	N.D.	9.26	121.0	44.8



Compound	Conc.	Exp RT	QIon	Exp Ratio	QIon	Exp Ratio
N-nitrosodiphenylamine	N.D.	9.36	168.0	63.3	167.0	33.4

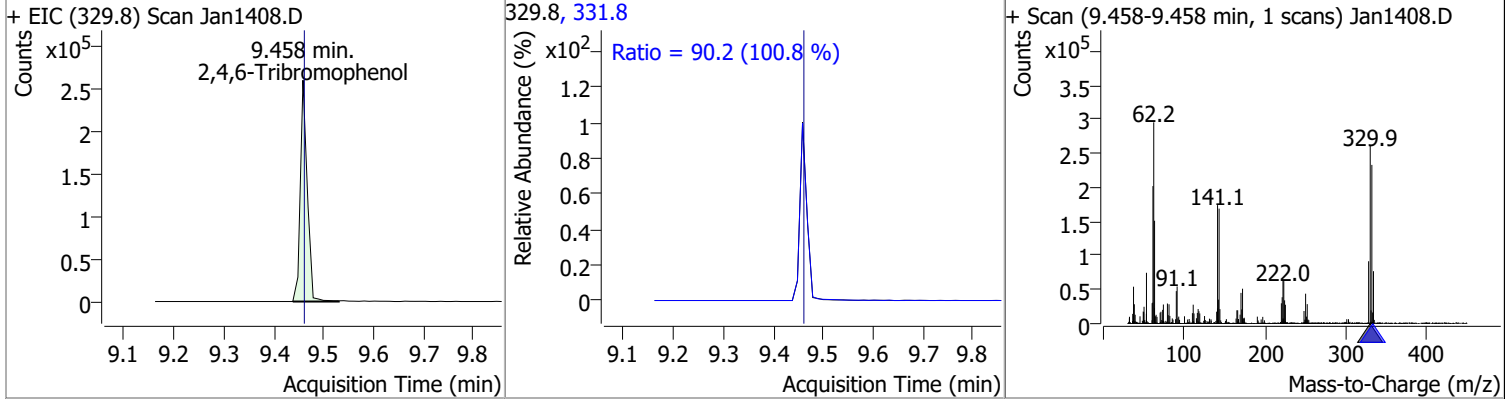


Compound	Conc.	Exp RT	QIon	Exp Ratio	QIon	Exp Ratio
Azobenzene	N.D.	9.39	51.0	49.9	182.0	26.9

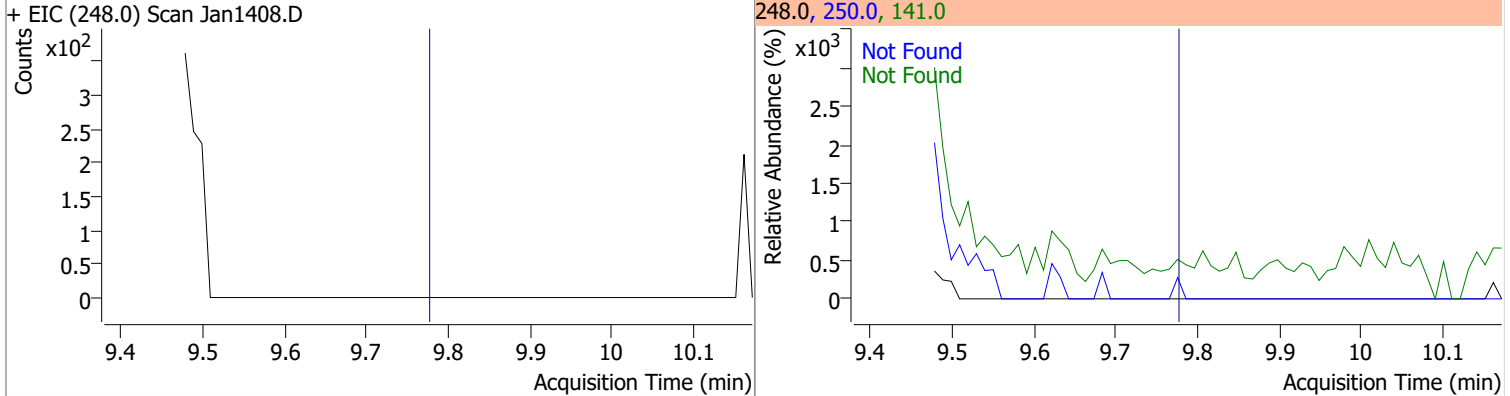


Quantitation Results Report (QT Reviewed)

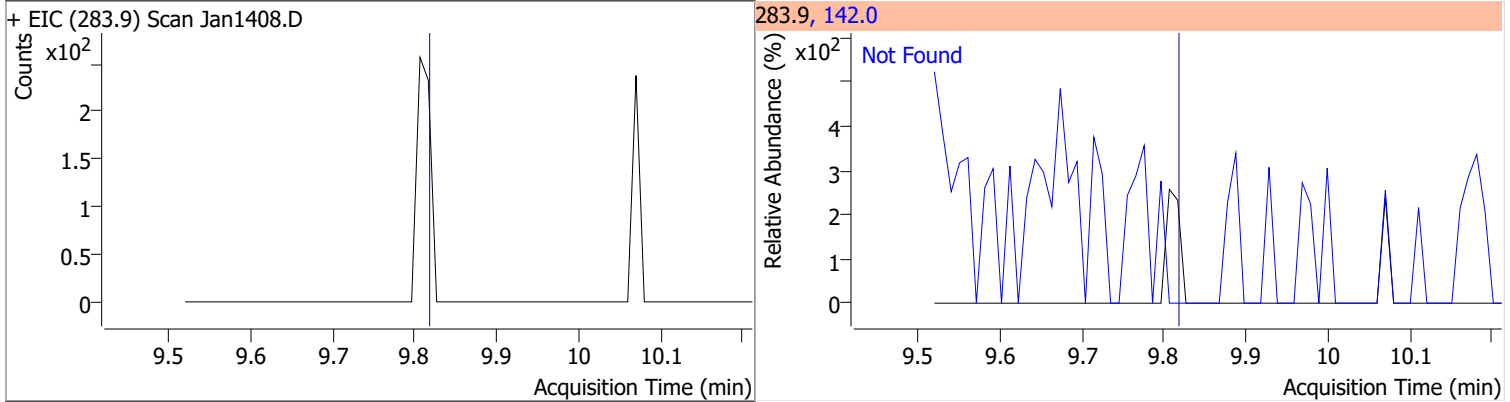
Compound	Conc.	RT	Dev(Min)	Resp.	QIon	QRatio	Lower	Upper
2,4,6-Tribromophenol	165.2432	9.46	0.00	253122	331.8	90.2	62.7	116.4



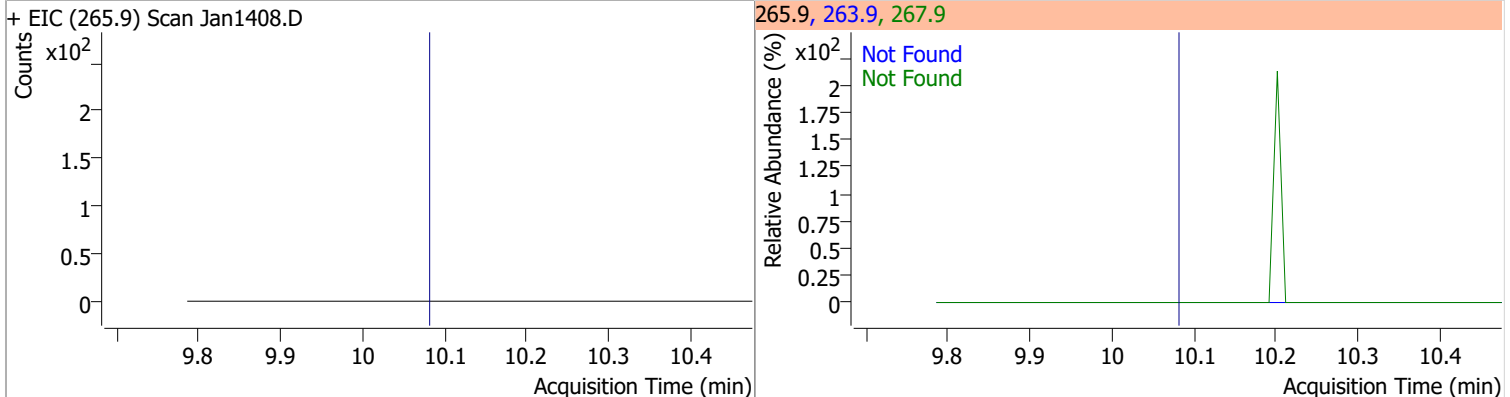
Compound	Conc.	Exp RT	QIon	Exp Ratio	QIon	Exp Ratio
4-Bromophenyl-phenylether	N.D.	9.78	250.0	98.3	141.0	96.1



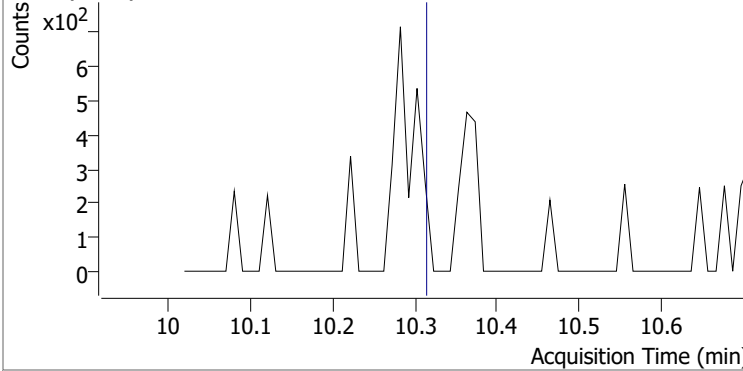
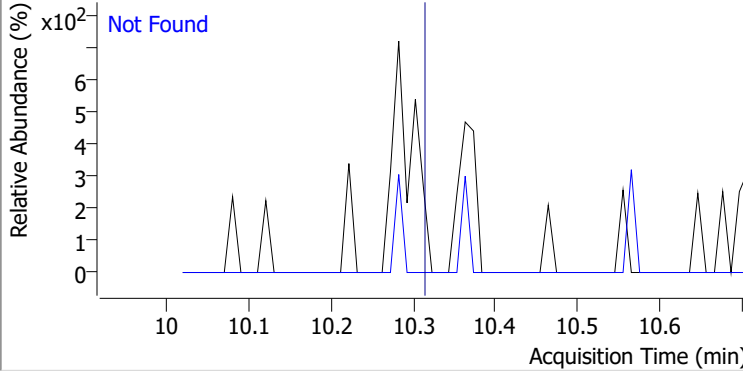
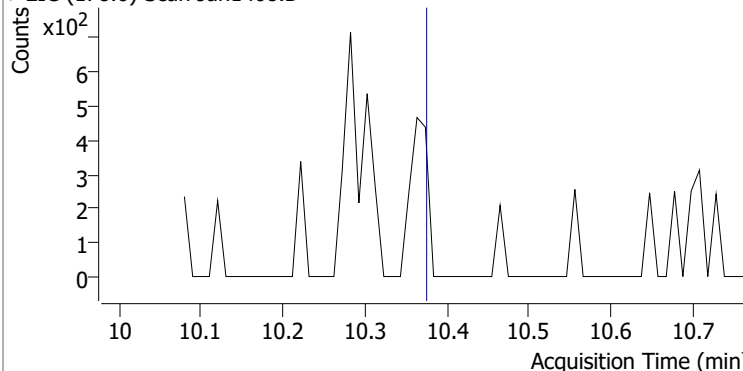
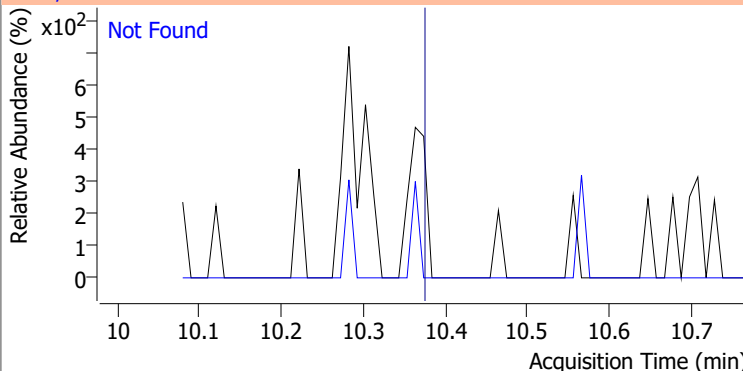
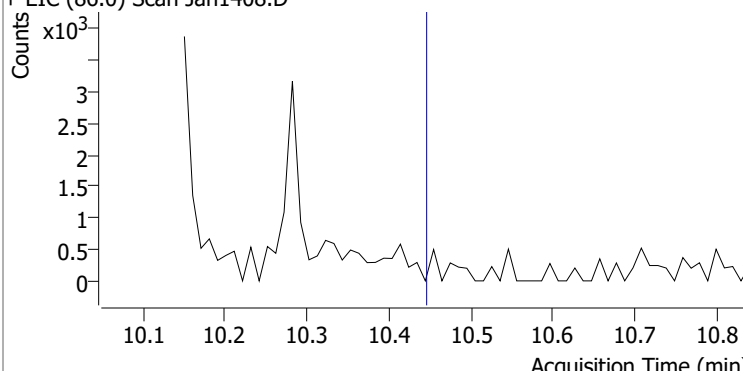
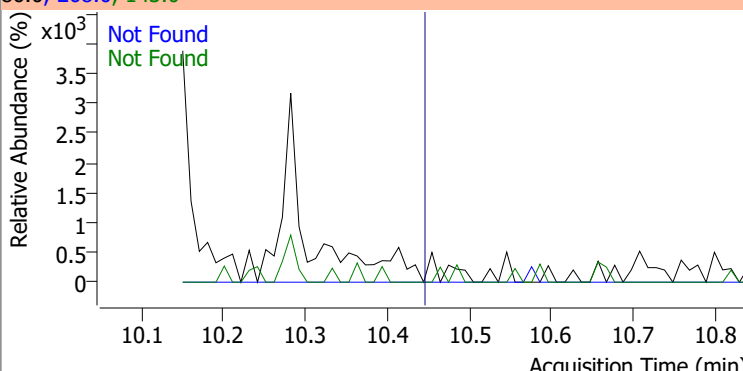
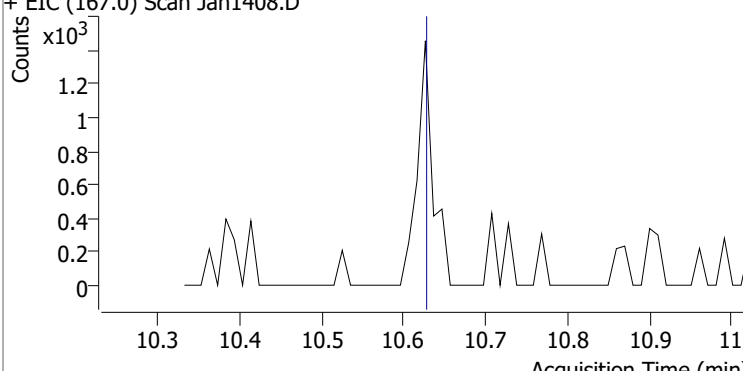
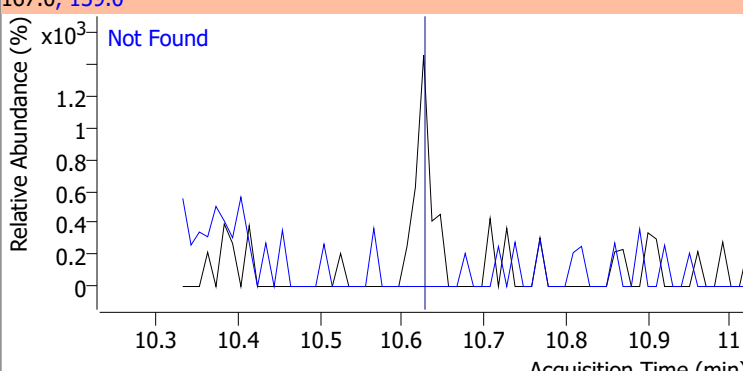
Compound	Conc.	Exp RT	QIon	Exp Ratio	QIon	Exp Ratio
Hexachlorobenzene	N.D.	9.82	142.0	49.9		



Compound	Conc.	Exp RT	QIon	Exp Ratio	QIon	Exp Ratio
Pentachlorophenol	N.D.	10.08	263.9	67.0	267.9	63.6

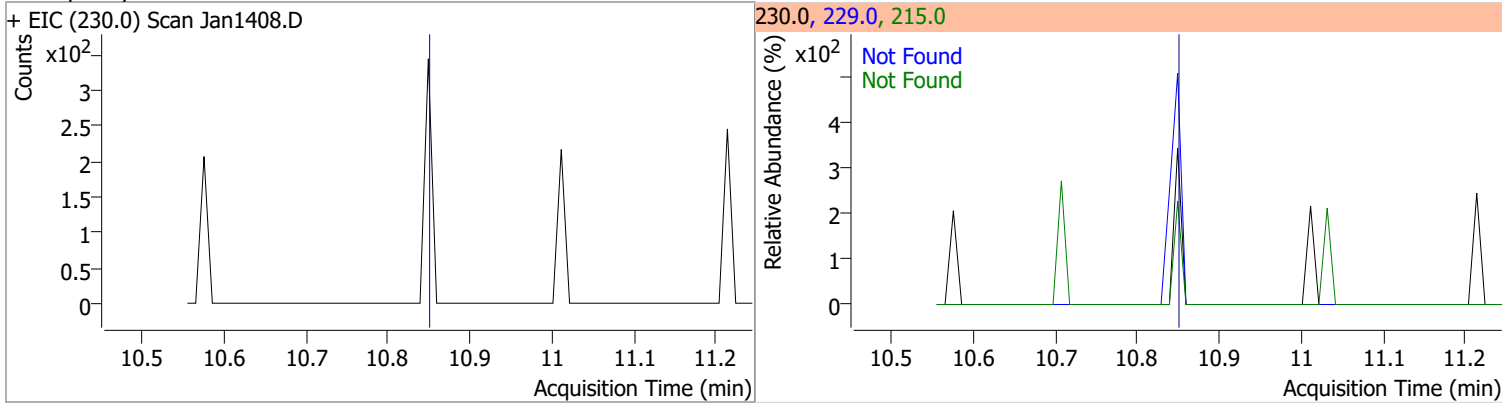


Quantitation Results Report (QT Reviewed)

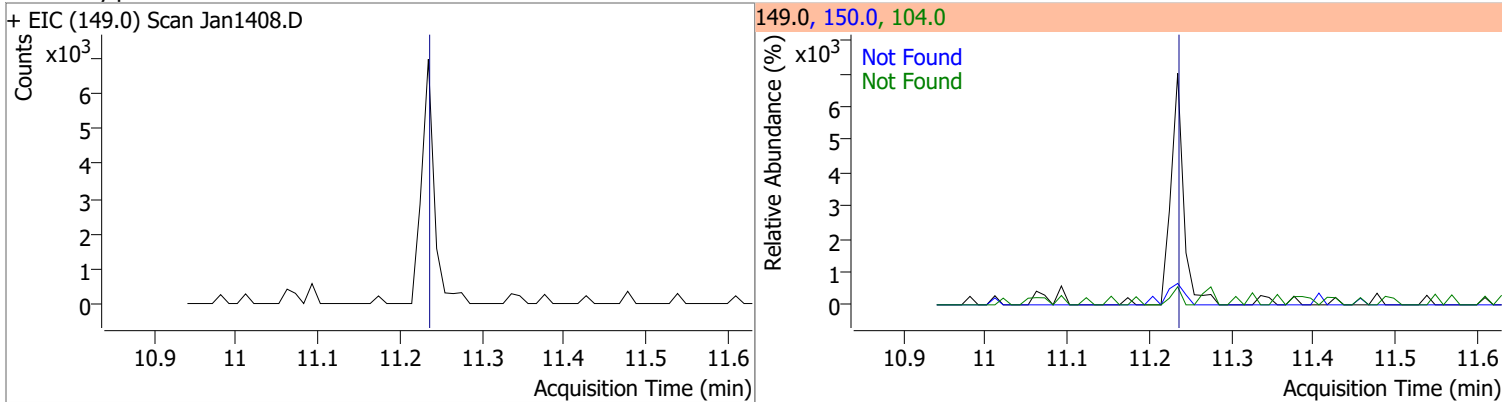
Compound	Conc.	Exp RT	QIon	Exp Ratio		
Phenanthrene	N.D.	10.31	176.0	19.3		
+ EIC (178.0) Scan Jan1408.D			178.0, 176.0			
						
Anthracene	N.D.	10.37	176.0	18.4		
+ EIC (178.0) Scan Jan1408.D			178.0, 176.0			
						
Triallate	N.D.	10.44	268.0	26.7	QIon	Exp Ratio
					143.0	24.9
+ EIC (86.0) Scan Jan1408.D			86.0, 268.0, 143.0			
						
Carbazole	N.D.	10.63	139.0	12.8		
+ EIC (167.0) Scan Jan1408.D			167.0, 139.0			
						

Quantitation Results Report (QT Reviewed)

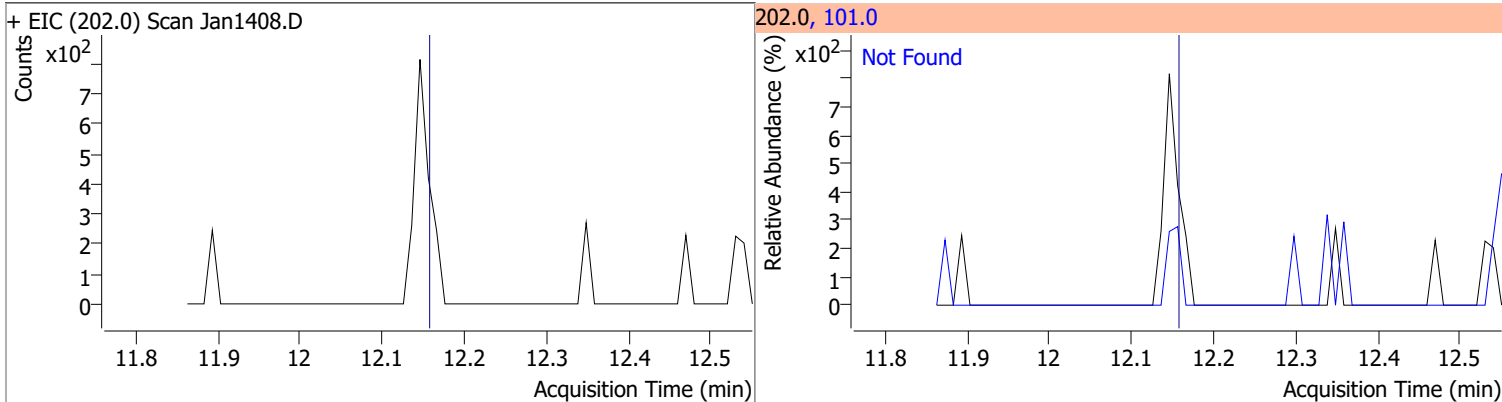
Compound	Conc.	Exp RT	QIon	Exp Ratio	QIon	Exp Ratio
o-Terphenyl	N.D.	10.85	229.0	64.1	215.0	36.5



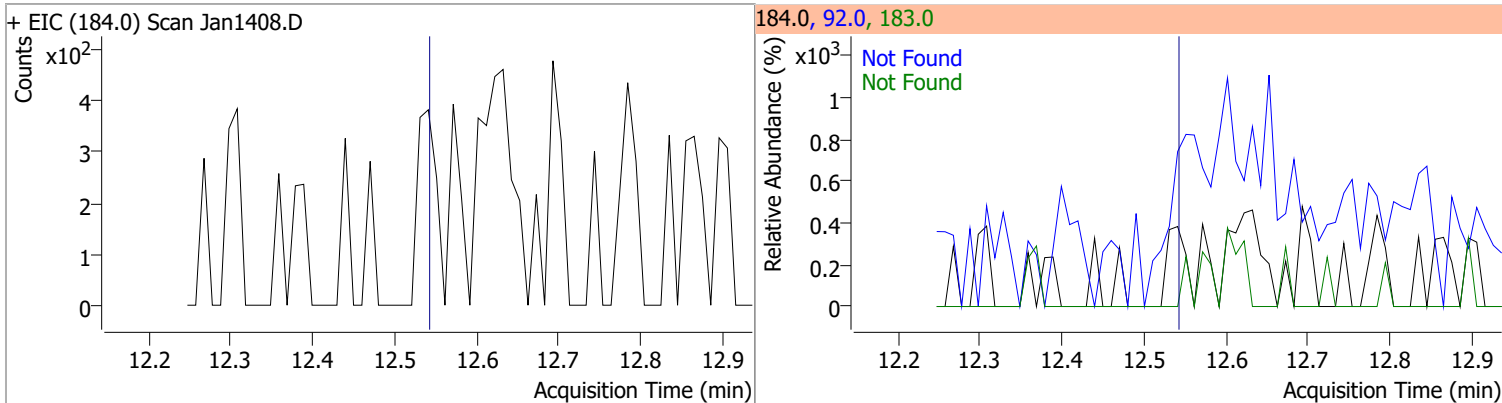
Compound	Conc.	Exp RT	QIon	Exp Ratio	QIon	Exp Ratio
Di-n-Butylphthalate	N.D.	11.23	150.0	9.1	104.0	6.1



Compound	Conc.	Exp RT	QIon	Exp Ratio
Fluoranthene	N.D.	12.16	101.0	12.8

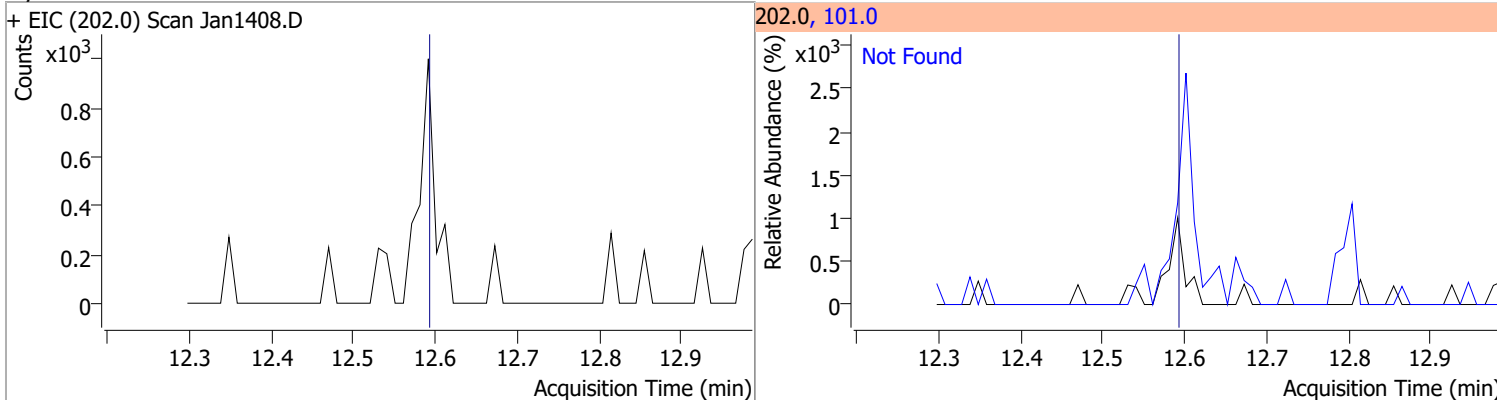


Compound	Conc.	Exp RT	QIon	Exp Ratio	QIon	Exp Ratio
Benzidine	N.D.	12.54	183.0	13.1	92.0	8.1

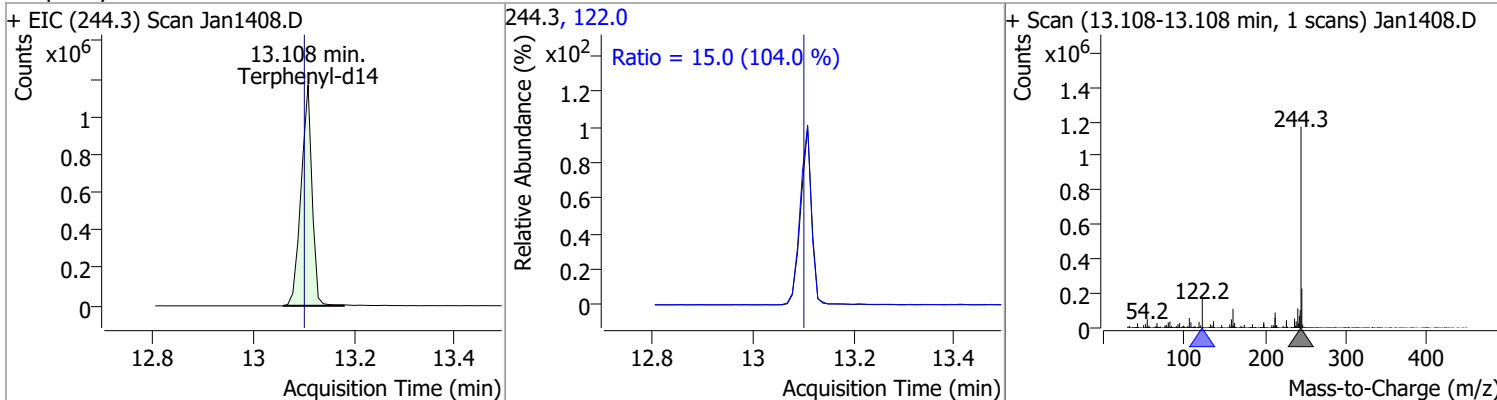


Quantitation Results Report (QT Reviewed)

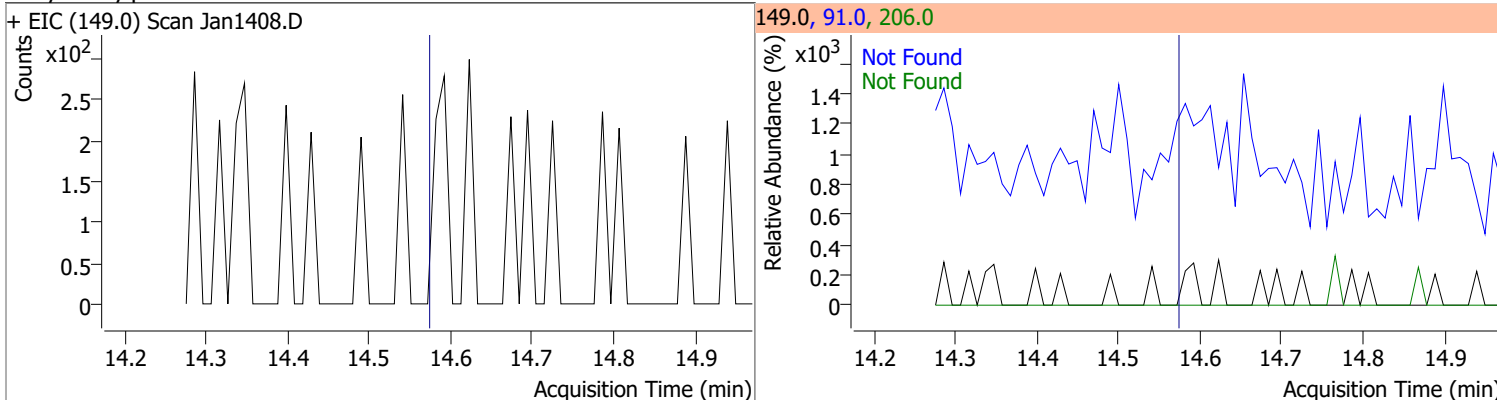
Compound	Conc.	Exp RT	QIon	Exp Ratio
Pyrene	N.D.	12.59	101.0	14.6



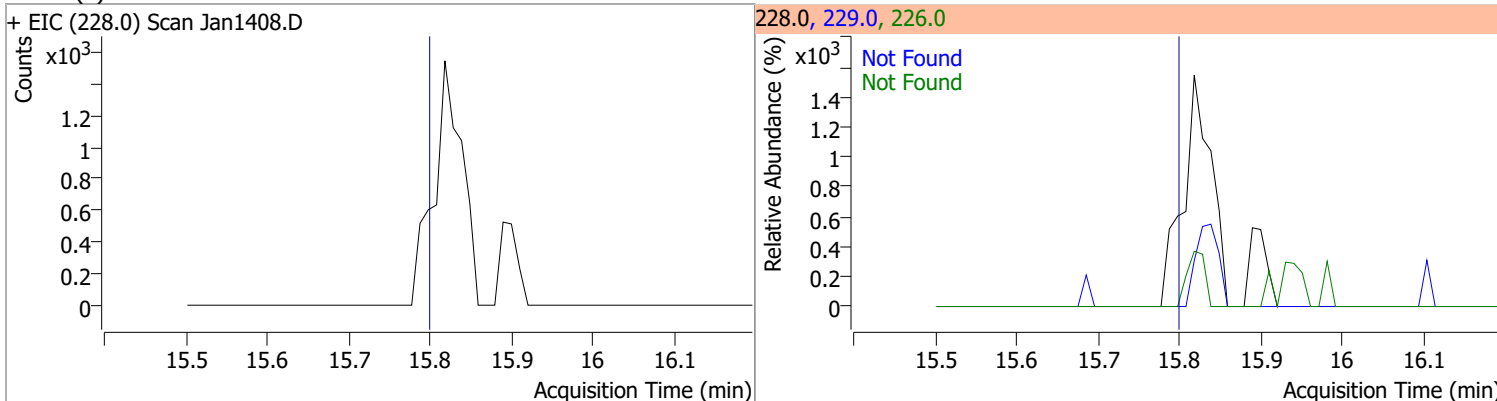
Compound	Conc.	RT	Dev(Min)	Resp.	QIon	QRatio	Lower	Upper
Terphenyl-d14	101.8062	13.11	0.01	1764664	122.0	15.0	10.1	18.7



Compound	Conc.	Exp RT	QIon	Exp Ratio	QIon	Exp Ratio
Butylbenzylphthalate	N.D.	14.58	91.0	81.7	206.0	17.9

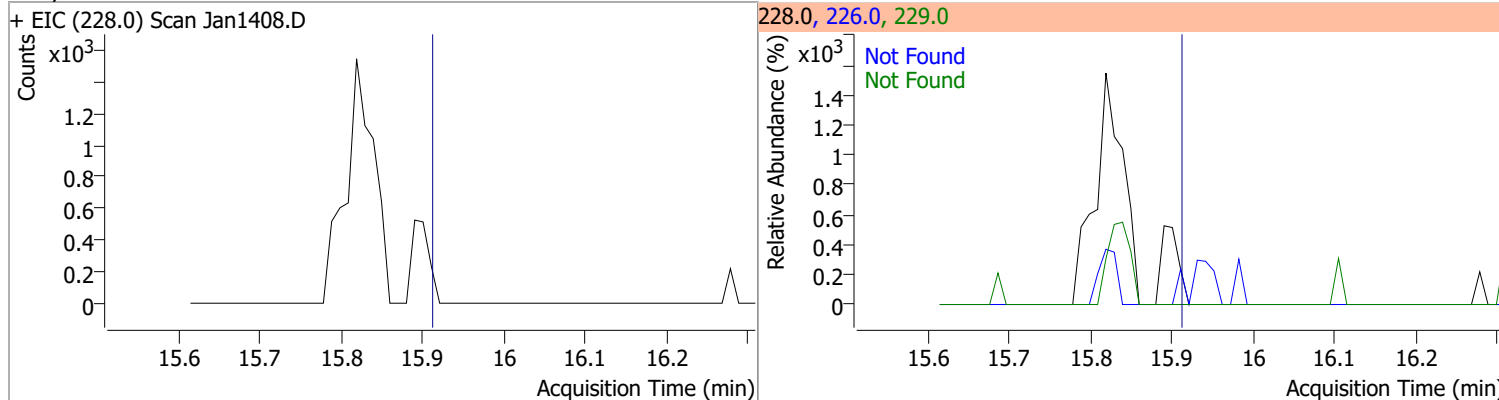


Compound	Conc.	Exp RT	QIon	Exp Ratio	QIon	Exp Ratio
Benzo(a)Anthracene	N.D.	15.81	226.0	27.1	229.0	21.0

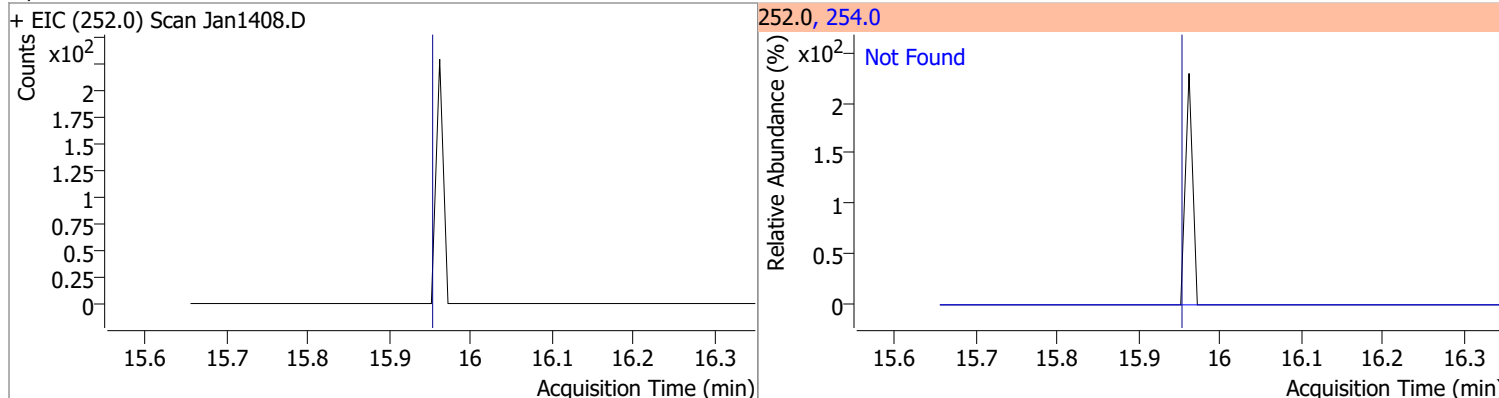


Quantitation Results Report (QT Reviewed)

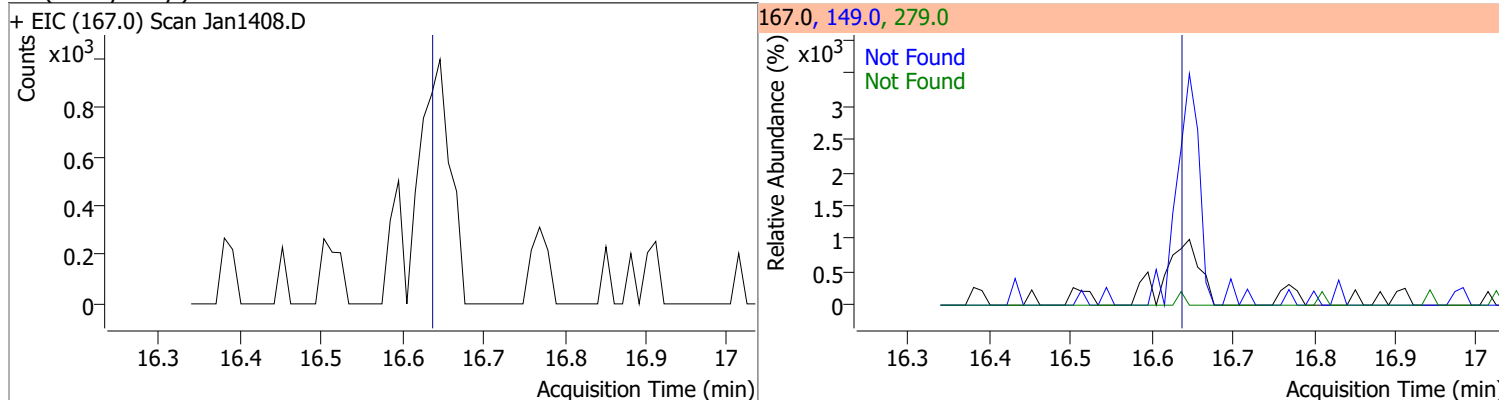
Compound	Conc.	Exp RT	QIon	Exp Ratio	QIon	Exp Ratio
Chrysene	N.D.	15.92	226.0	29.9	229.0	20.4



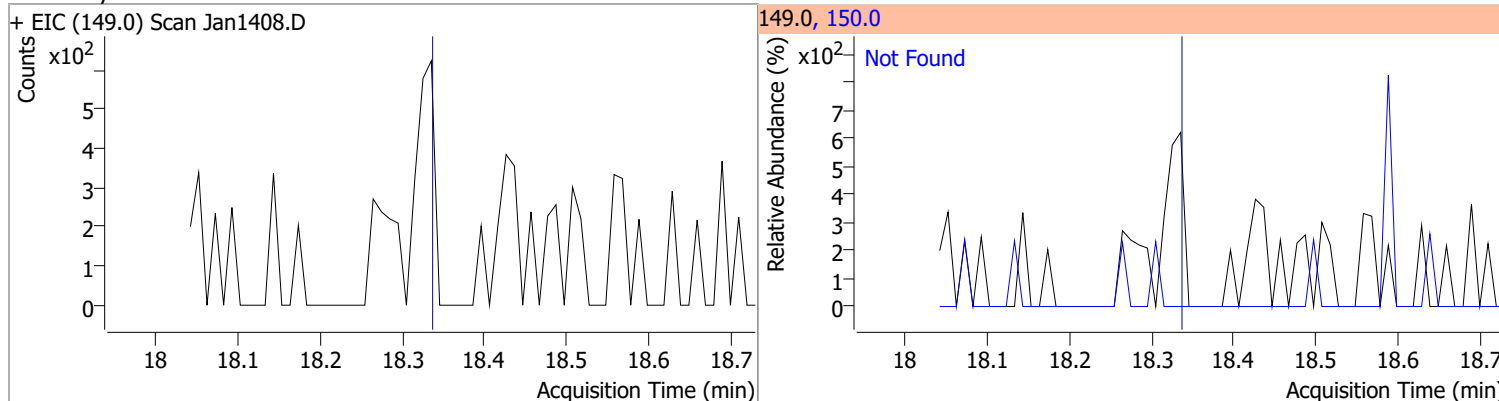
Compound	Conc.	Exp RT	QIon	Exp Ratio
3,3-Dichlorobenzidine	N.D.	15.96	254.0	64.7



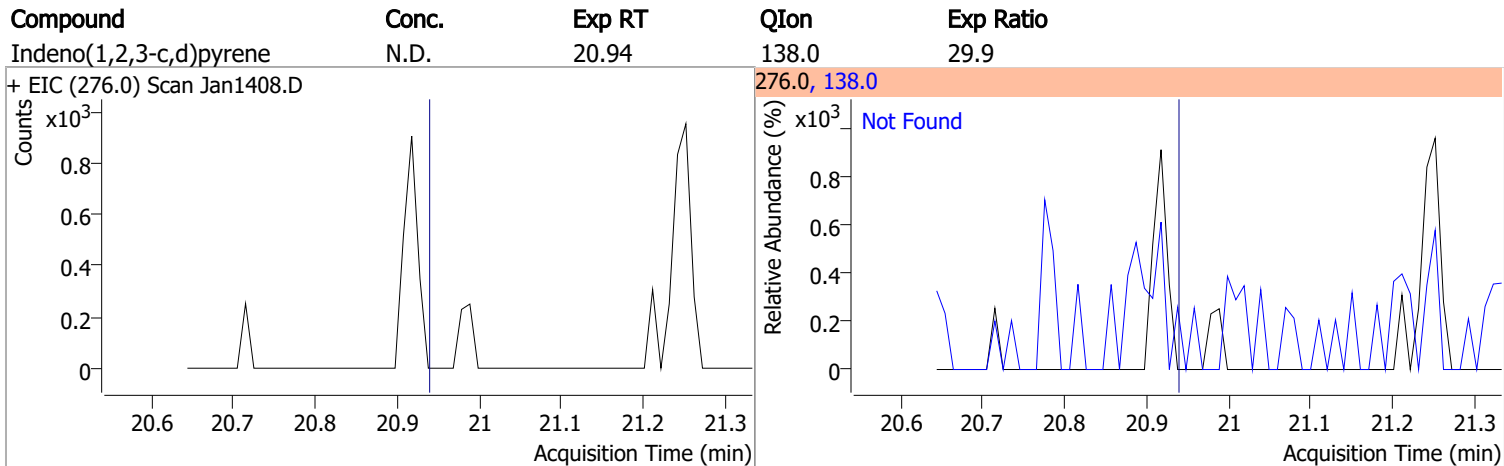
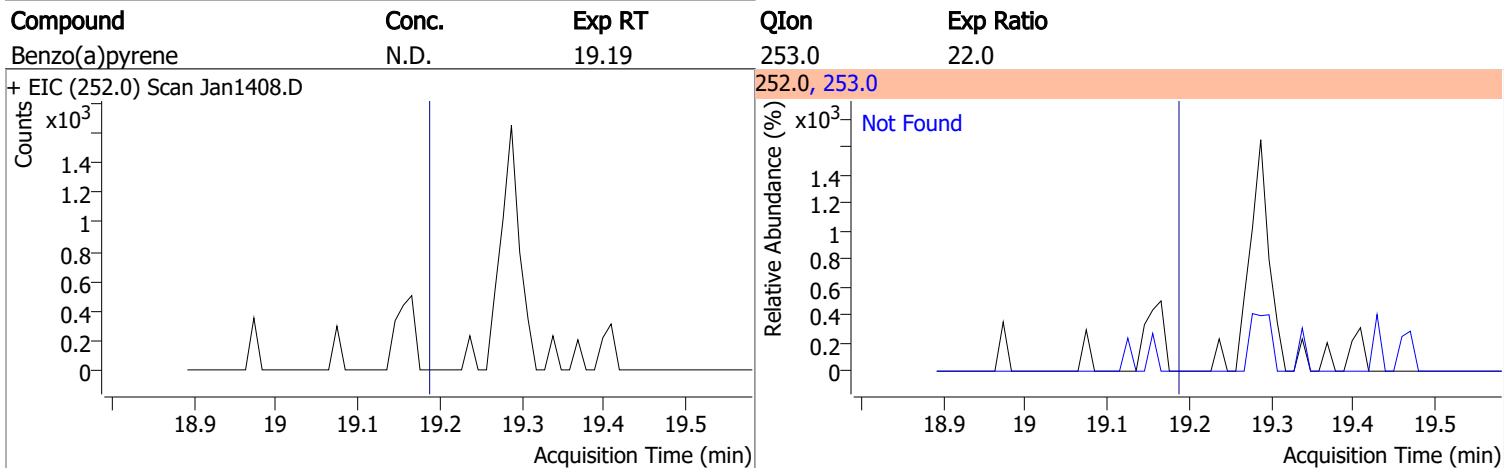
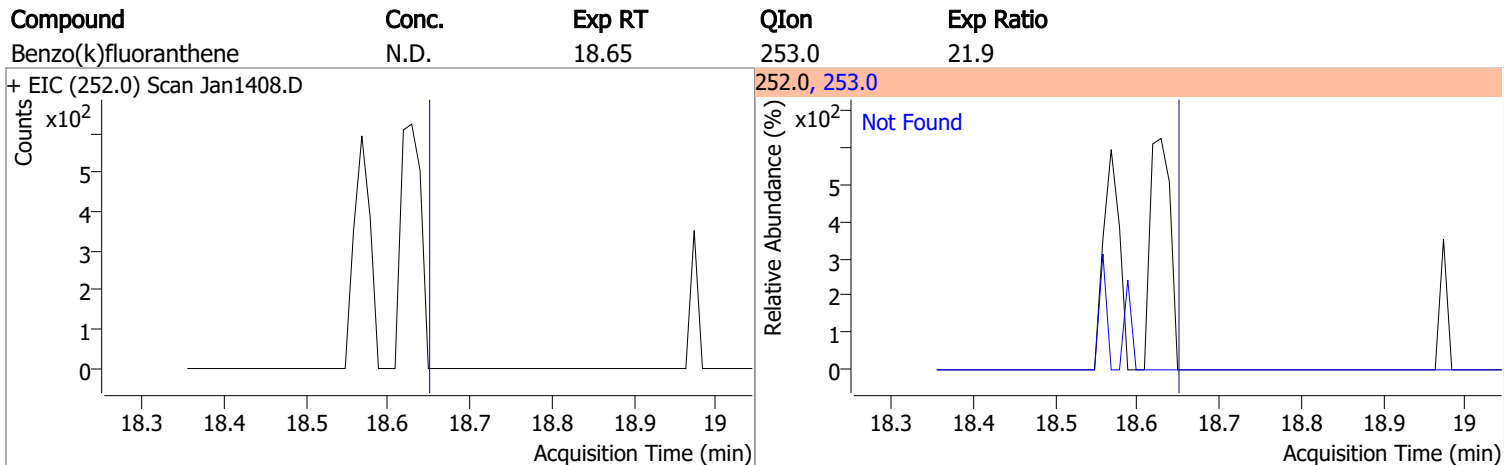
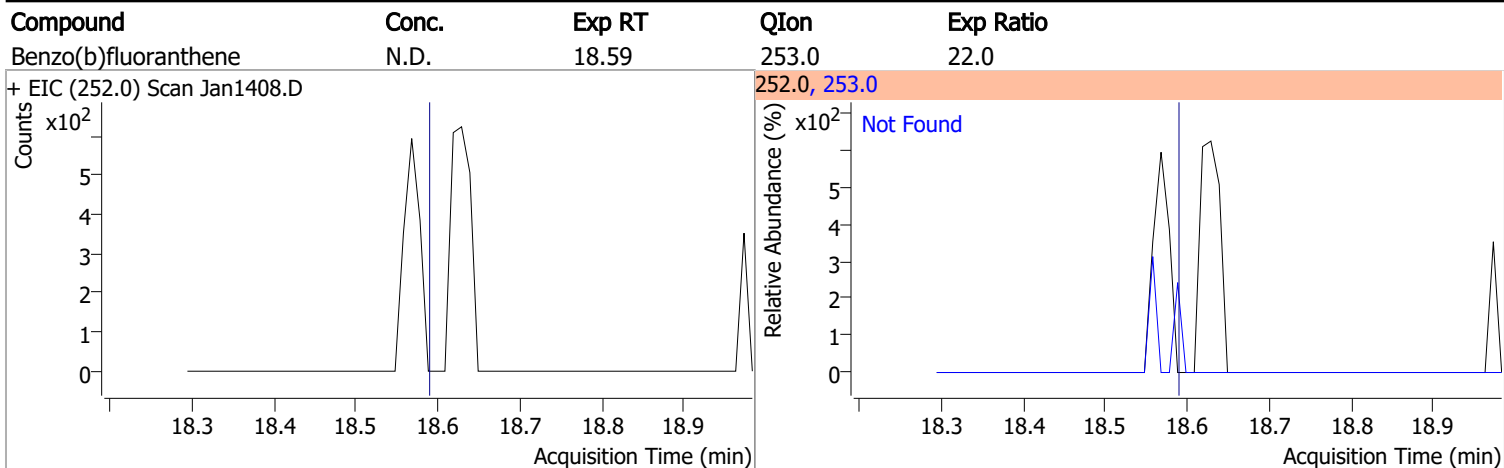
Compound	Conc.	Exp RT	QIon	Exp Ratio	QIon	Exp Ratio
bis(2-ethylhexyl)Phthalate	N.D.	16.65	149.0	397.1	279.0	15.6



Compound	Conc.	Exp RT	QIon	Exp Ratio
Di-n-octyl Phthalate	N.D.	18.34	150.0	9.5

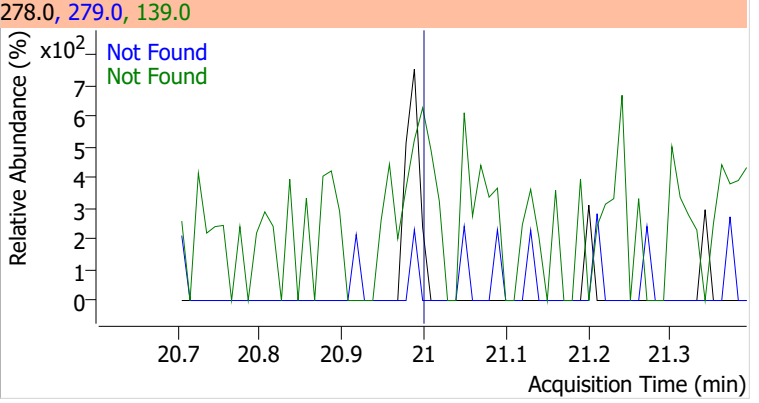
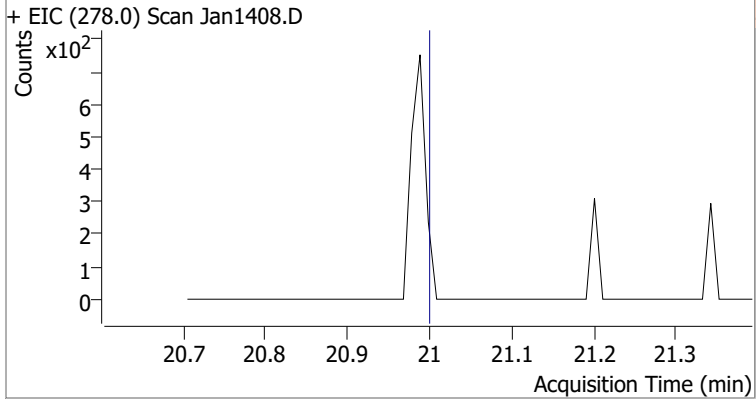


Quantitation Results Report (QT Reviewed)

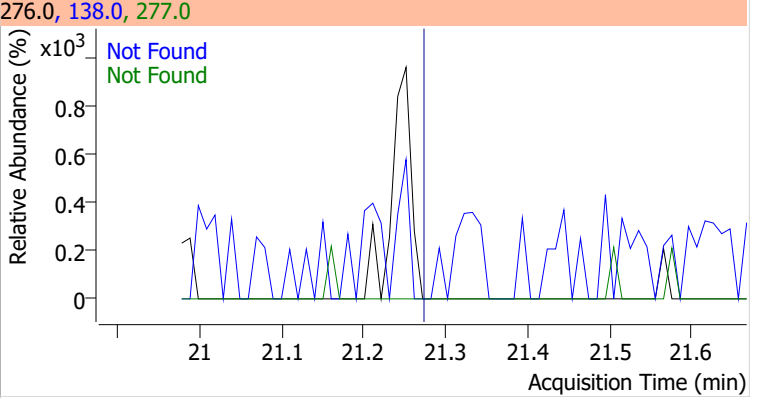
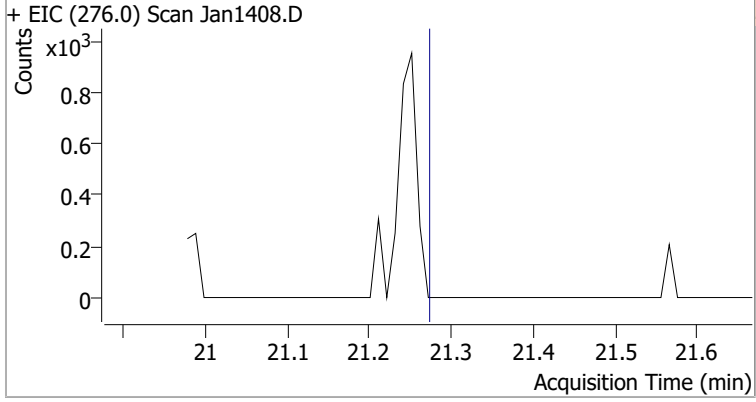


Quantitation Results Report (QT Reviewed)

Compound	Conc.	Exp RT	QIon	Exp Ratio	QIon	Exp Ratio
Dibenzo(a,h)anthracene	N.D.	21.00	279.0	25.2	139.0	23.8

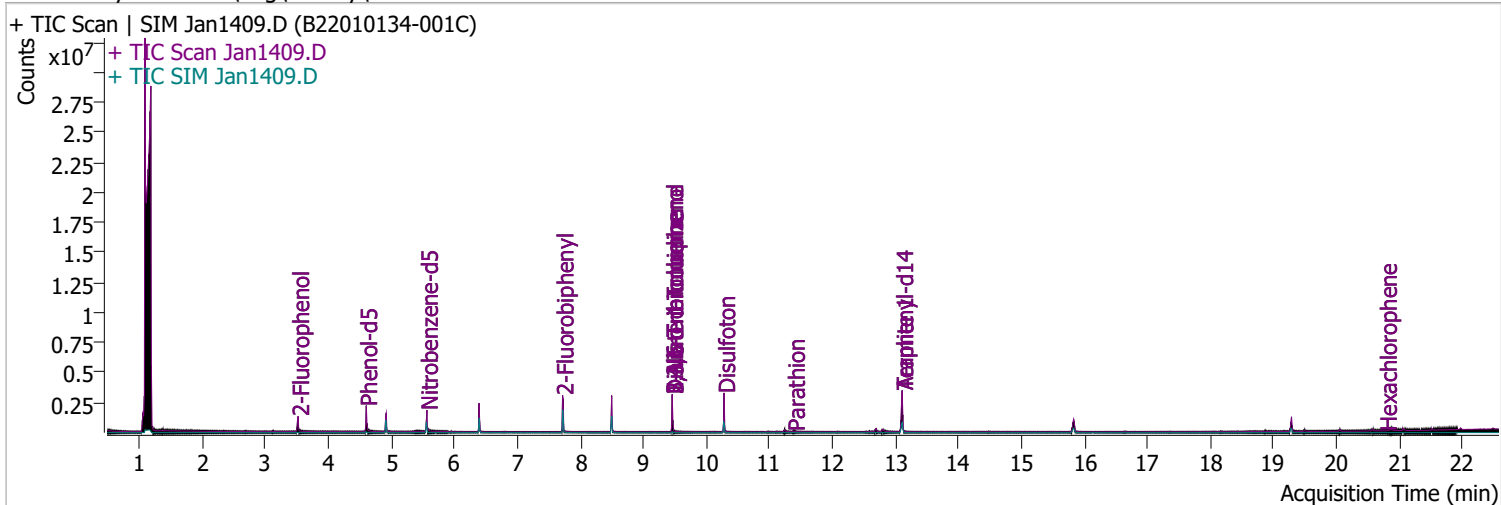


Compound	Conc.	Exp RT	QIon	Exp Ratio	QIon	Exp Ratio
Benzo(g,h,i)perylene	N.D.	21.27	138.0	32.0	277.0	23.8



Quantitation Results Report (QT Reviewed)

Data File	Jan1409.D	Operator	LIMS import
Acq. Method	BNA+SIM.M	Acq. Date-Time	1/14/2022 5:21:41 PM
Sample Name	B22010134-001C	Instrument	Instrument #1
Vial	9	Multiplier	1.00
DA Method File		Comment	SVOC-8270-W-LARGO
Tune File	dftppdsm.u	Tune Date	1/7/2022 12:13:00 PM
Batch Name	011422 DoD BNA.batch.bin	Last Calib Update	1/18/2022 11:27:22 AM
Ref Library	D:\Org\Library\NIST129K.l		



Compound	RT	QIon	Resp.	Conc.	Units	Dev(Min)
----------	----	------	-------	-------	-------	----------

Internal Standards

System Monitoring Compounds

S 2-Fluorophenol	3.520	112.0	421749	61.8353	µg/L	0.010
Spiked Amount: 200.000	Range: 10.0 - 75.0%			Recovery = 30.92%		
S Phenol-d5	4.603	99.0	663387	72.7562	µg/L	0.000
Spiked Amount: 200.000	Range: 10.0 - 65.0%			Recovery = 36.38%		
S Nitrobenzene-d5	5.563	82.0	358921	72.4713	µg/L	0.000
Spiked Amount: 100.000	Range: 32.0 - 94.0%			Recovery = 72.47%		
S 2-Fluorobiphenyl	7.718	172.0	1264104	70.9482	µg/L	0.000
Spiked Amount: 100.000	Range: 28.0 - 107.0%			Recovery = 70.95%		
S 2,4,6-Tribromophenol	9.458	329.8	233306	148.1314	µg/L	0.000
Spiked Amount: 200.000	Range: 25.0 - 140.0%			Recovery = 74.07%		
S Terphenyl-d14	13.108	244.3	1782132	98.3691	µg/L	0.010
Spiked Amount: 100.000	Range: 32.0 - 122.0%			Recovery = 98.37%		

Target Compounds

Target Compound	RT	QIon	Resp.	Conc.	Units	Dev(Min)	QValue
T N-Nitrosodimethylamine	0.000		0	N.D.			
T Pyridine	0.000		0	N.D.			
T Aniline	0.000		0	N.D.			
T Phenol	0.000		0	N.D.			
T bis(-2-Chloroethyl)Ether	0.000		0	N.D.			
T 2-Chlorophenol	0.000		0	N.D.			
T 1,3-Dichlorobenzene	0.000		0	N.D.			
T 1,4-Dichlorobenzene	0.000		0	N.D.			
T 1,2-Dichlorobenzene	0.000		0	N.D.			
T Benzyl Alcohol	0.000		0	N.D.			
T bis(2-chloroisopropyl)Ether	5.410	121.0	0		µg/L	md	1
T 2-Methylphenol	0.000		0	N.D.			
T N-nitroso-Di-n-propylamine	5.563	70.0	0		µg/L	md	1
T 4Methylphenol/3Methylphenol	0.000		0	N.D.			
T Hexachloroethane	0.000		0	N.D.			

Quantitation Results Report (QT Reviewed)

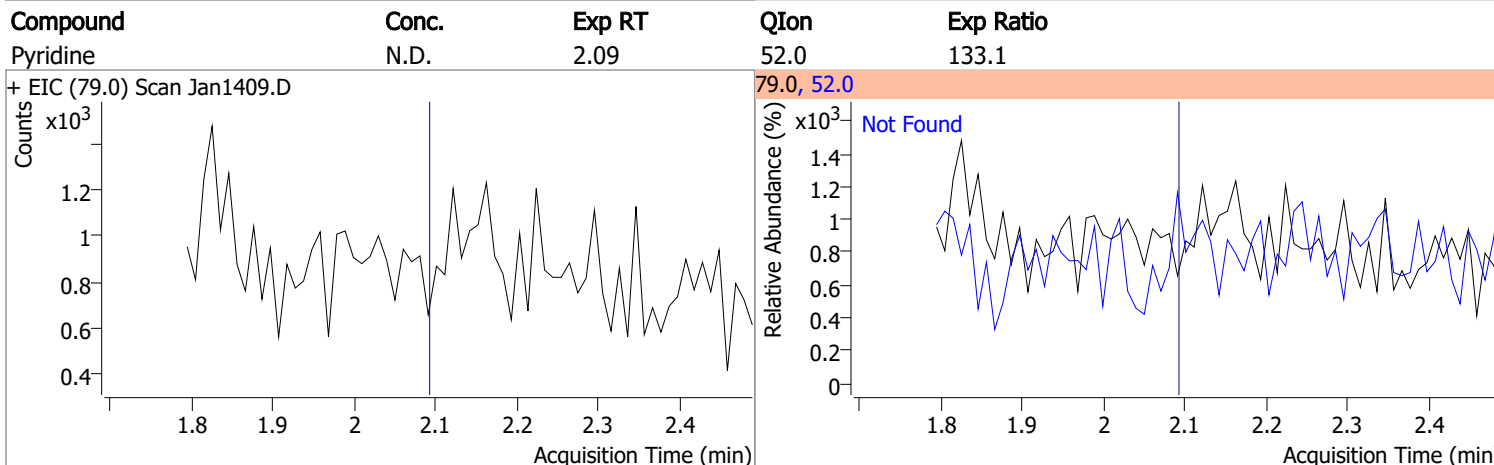
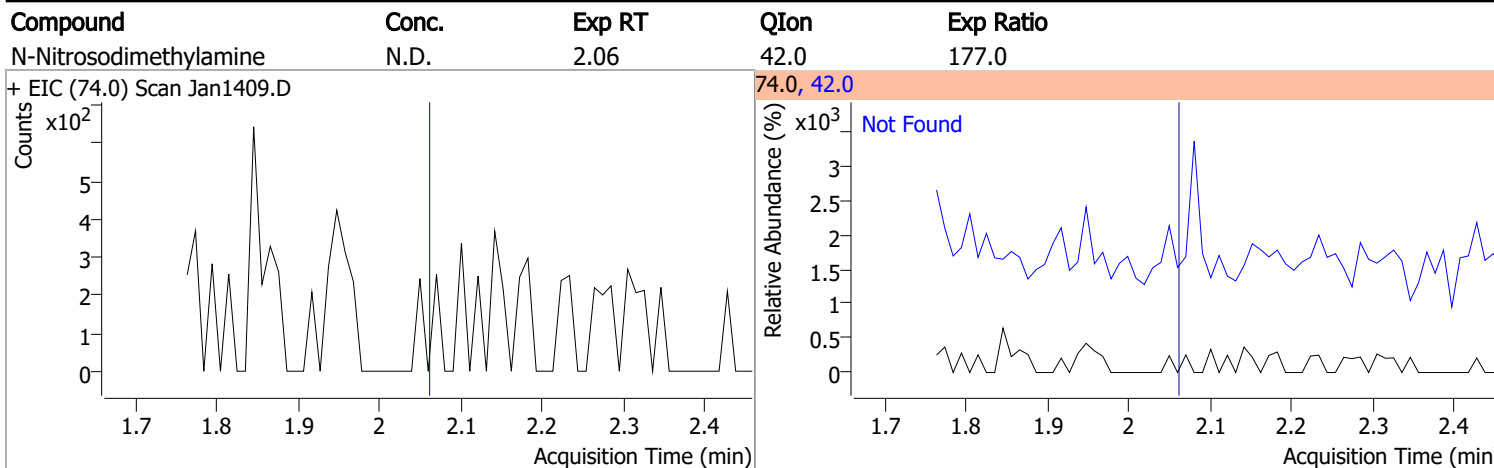
Compound	RT	QIon	Resp.	Conc.	Units	Dev(Min)
T Nitrobenzene	0.000		0	N.D.		
T Isophorone	0.000		0	N.D.		
T 2-Nitrophenol	0.000		0	N.D.		
T 2,4-Dimethylphenol	0.000		0	N.D.		
T bis(-2-Chloroethoxy)Methane	0.000		0	N.D.		
T 2,4-Dichlorophenol	0.000		0	N.D.		
T Benzoic Acid	0.000		0	N.D.		
T 1,2,4-Trichlorobenzene	0.000		0	N.D.		
T Naphthalene	0.000		0	N.D.		
T 4-Chlorophenol	0.000		0	N.D.		
T p-Chloroaniline	0.000		0	N.D.		
T Hexachlorobutadiene	0.000		0	N.D.		
T 4-Chloro-2-Methylphenol	0.000		0	N.D.		
T 4-Chloro-3-Methylphenol	0.000		0	N.D.		
T 2-Methylnaphthalene	0.000		0	N.D.		
T 1-Methylnaphthalene	0.000		0	N.D.		
T Hexachlorocyclopentadiene	0.000		0	N.D.		
T 2,4,6-Trichlorophenol	0.000		0	N.D.		
T 2,4,5-Trichlorophenol	0.000		0	N.D.		
T 2-Chloronaphthalene	0.000		0	N.D.		
T 2-Nitroaniline	7.718	65.0	0		µg/L md	1
T Dimethyl Phthalate	8.497	163.0	0		µg/L md	1
T 2,6-Dinitrotoluene	8.497	165.0	0		µg/L md	1
T Acenaphthylene	0.000		0	N.D.		
T 3-Nitroaniline	0.000		0	N.D.		
T Acenaphthene	0.000		0	N.D.		
T 2,4-Dinitrophenol	0.000		0	N.D.		
T Dibenzofuran	0.000		0	N.D.		
T 2,4-Dinitrotoluene	8.609	165.0	0		µg/L md	1
T 4-Nitrophenol	0.000		0	N.D.		
T Diethylphthalate	0.000		0	N.D.		
T Fluorene	0.000		0	N.D.		
T 4-Chlorophenyl-phenylether	0.000		0	N.D.		
T 4-Nitroaniline	0.000		0	N.D.		
T 4,6-Dinitro-2-methylphenol	0.000		0	N.D.		
T N-nitrosodiphenylamine	0.000		0	N.D.		
T Azobenzene	0.000		0	N.D.		
T 4-Bromophenyl-phenylether	0.000		0	N.D.		
T Hexachlorobenzene	0.000		0	N.D.		
T Pentachlorophenol	0.000		0	N.D.		
T Phenanthrene	0.000		0	N.D.		
T Anthracene	0.000		0	N.D.		
T Triallate	0.000		0	N.D.		
T Carbazole	0.000		0	N.D.		
T o-Terphenyl	0.000		0	N.D.		
T Di-n-Butylphthalate	0.000		0	N.D.		
T Fluoranthene	0.000		0	N.D.		
T Benzidine	0.000		0	N.D.		
T Pyrene	0.000		0	N.D.		
T Butylbenzylphthalate	0.000		0	N.D.		
T Benzo(a)Anthracene	0.000		0	N.D.		
T Chrysene	0.000		0	N.D.		
T 3,3-Dichlorobenzidine	0.000		0	N.D.		
T bis(2-ethylhexyl)Phthalate	0.000		0	N.D.		
T Di-n-octyl Phthalate	0.000		0	N.D.		

Quantitation Results Report (QT Reviewed)

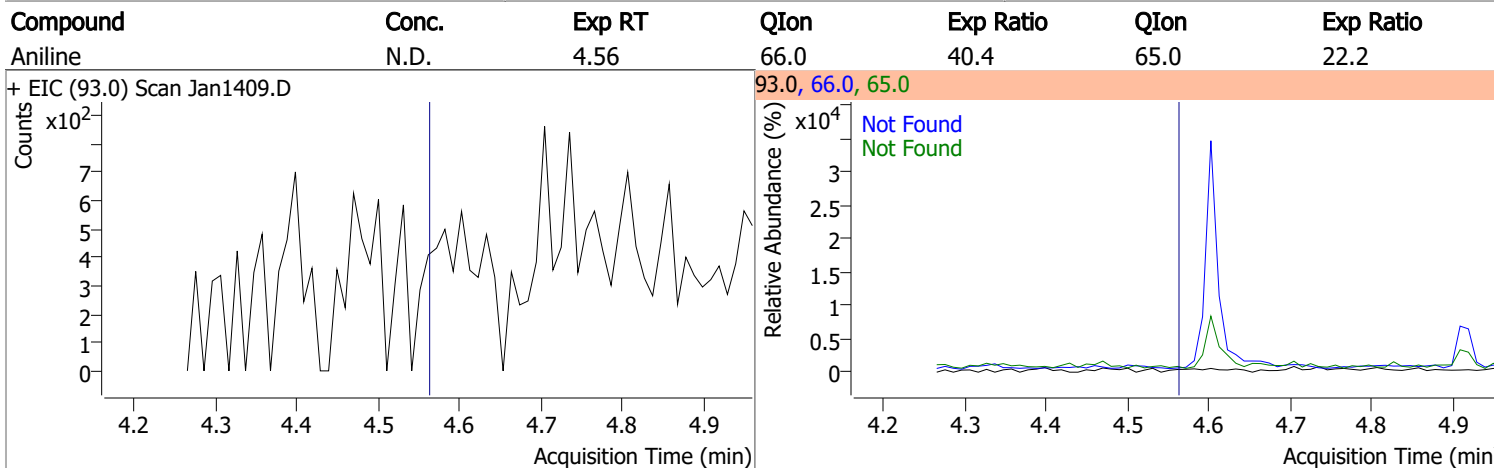
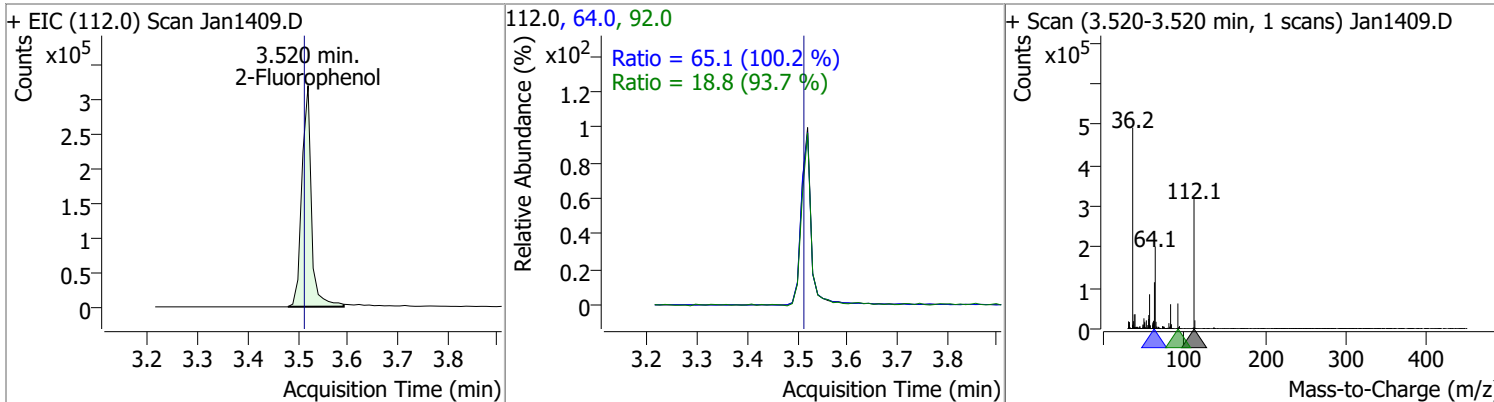
Compound	RT	QIon	Resp.	Conc.	Units	Dev(Min)
T Benzo(b)fluoranthene	0.000		0	N.D.		
T Benzo(k)fluoranthene	0.000		0	N.D.		
T Benzo(a)pyrene	0.000		0	N.D.		
T Indeno(1,2,3-c,d)pyrene	0.000		0	N.D.		
T Dibenzo(a,h)anthracene	0.000		0	N.D.		
T Benzo(g,h,i)perylene	0.000		0	N.D.		

(#) = Qualifier Out of Range; (m) = Manual Integration; (+) = Area Summed; (*) = Surrogate Percent Recovery Out of Range; (d): Zeroed Peak

Quantitation Results Report (QT Reviewed)

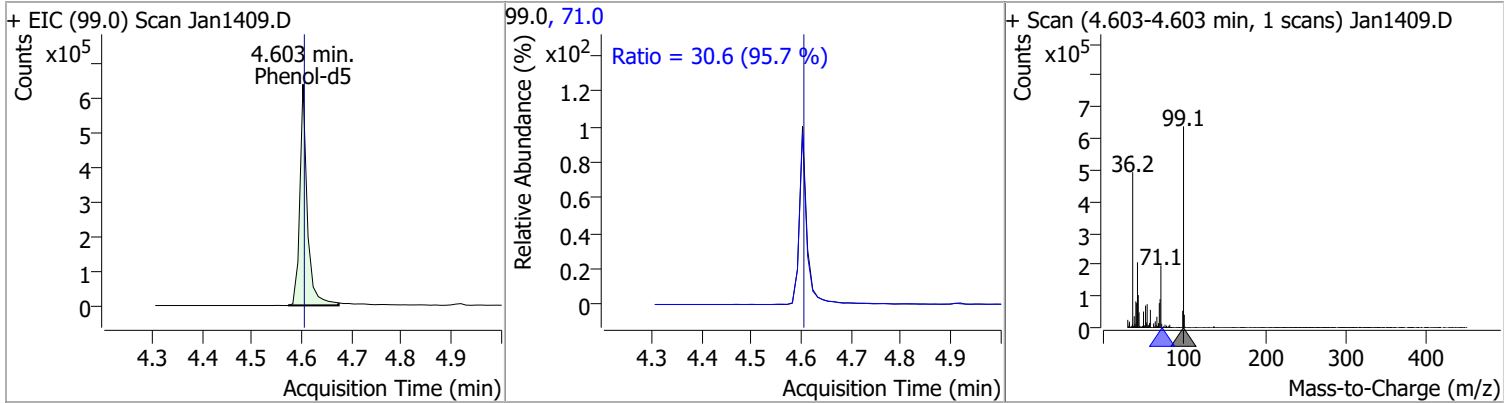


Compound	Conc.	RT	Dev(Min)	Resp.	QIon	QRatio	Lower	Upper
2-Fluorophenol	61.8353	3.52	0.01	421749	64.0	65.1	45.5	84.5
					92.0	18.8	14.1	26.2

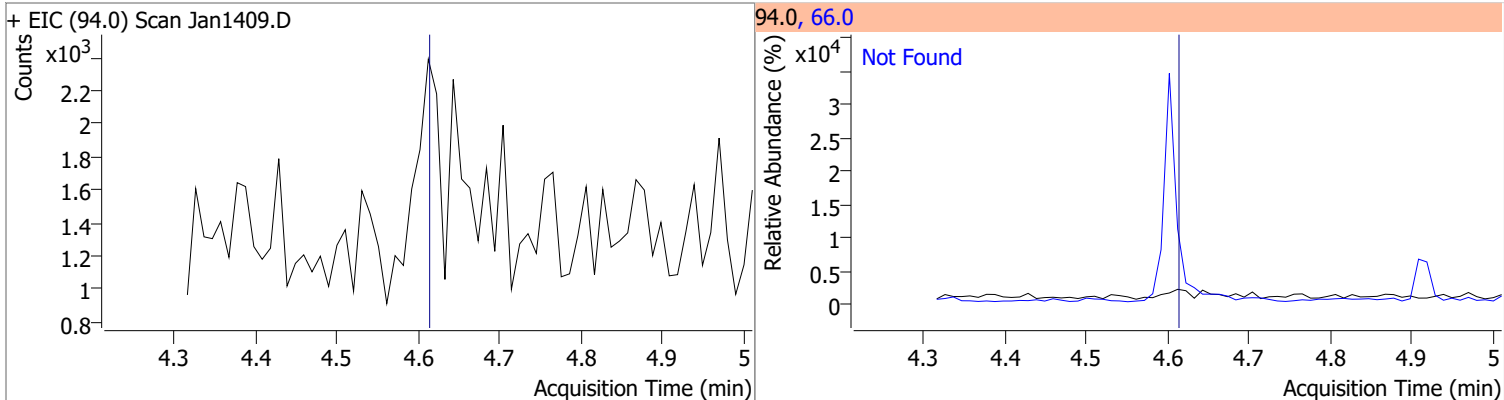


Quantitation Results Report (QT Reviewed)

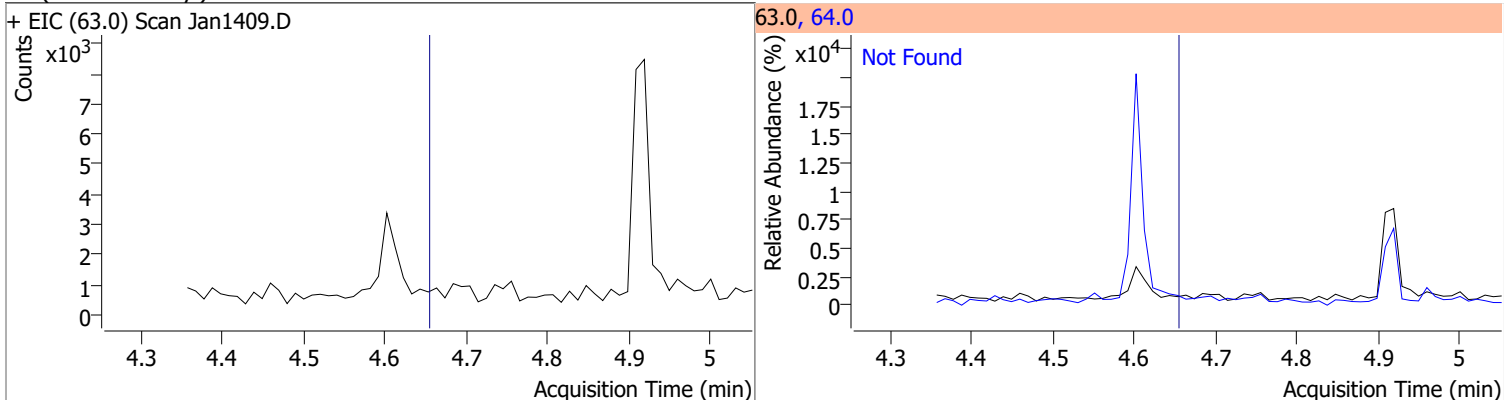
Compound	Conc.	RT	Dev(Min)	Resp.	QIon	QRatio	Lower	Upper
Phenol-d5	72.7562	4.60	0.00	663387	71.0	30.6	22.3	41.5



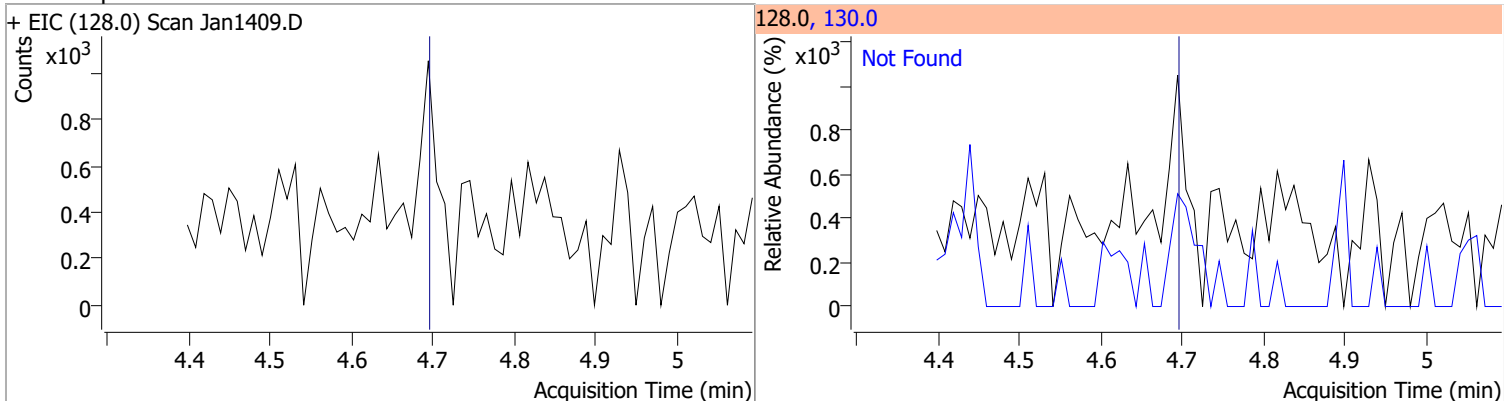
Compound	Conc.	Exp RT	QIon	Exp Ratio
Phenol	N.D.	4.61	66.0	44.7



Compound	Conc.	Exp RT	QIon	Exp Ratio
bis(-2-Chloroethyl)Ether	N.D.	4.65	64.0	3.3

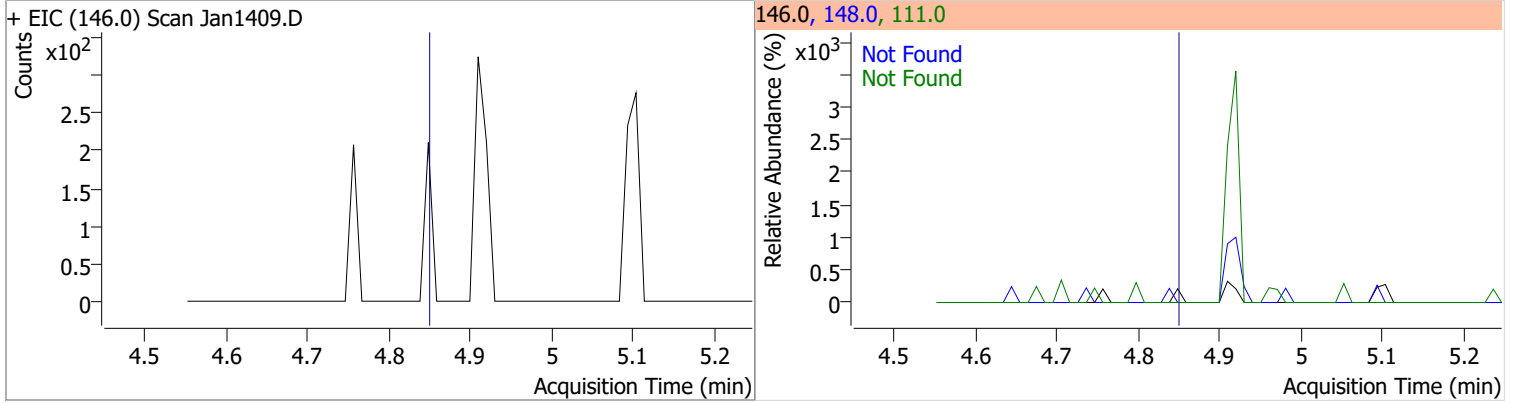


Compound	Conc.	Exp RT	QIon	Exp Ratio
2-Chlorophenol	N.D.	4.70	130.0	32.0

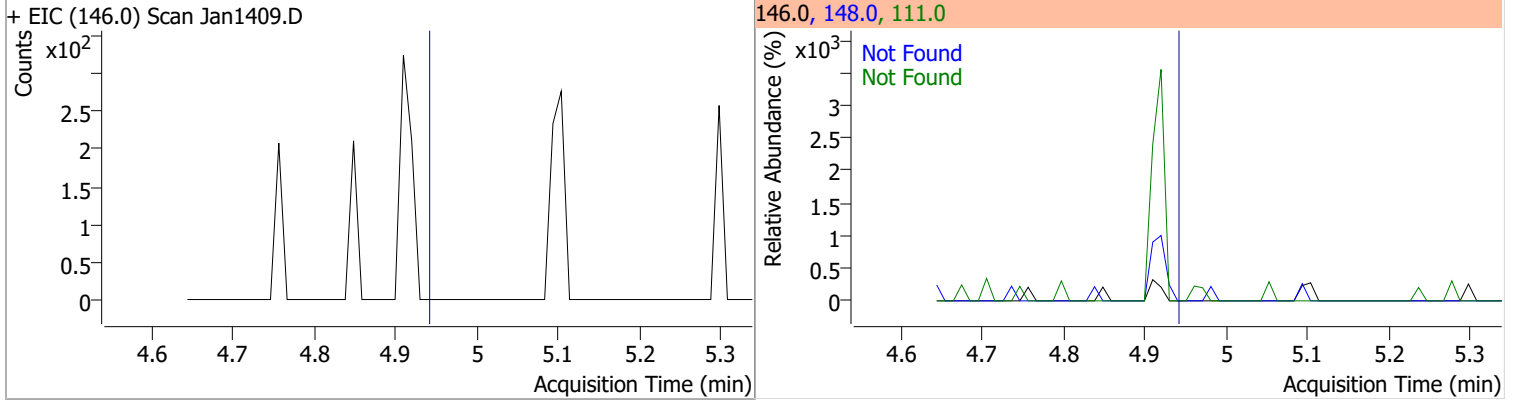


Quantitation Results Report (QT Reviewed)

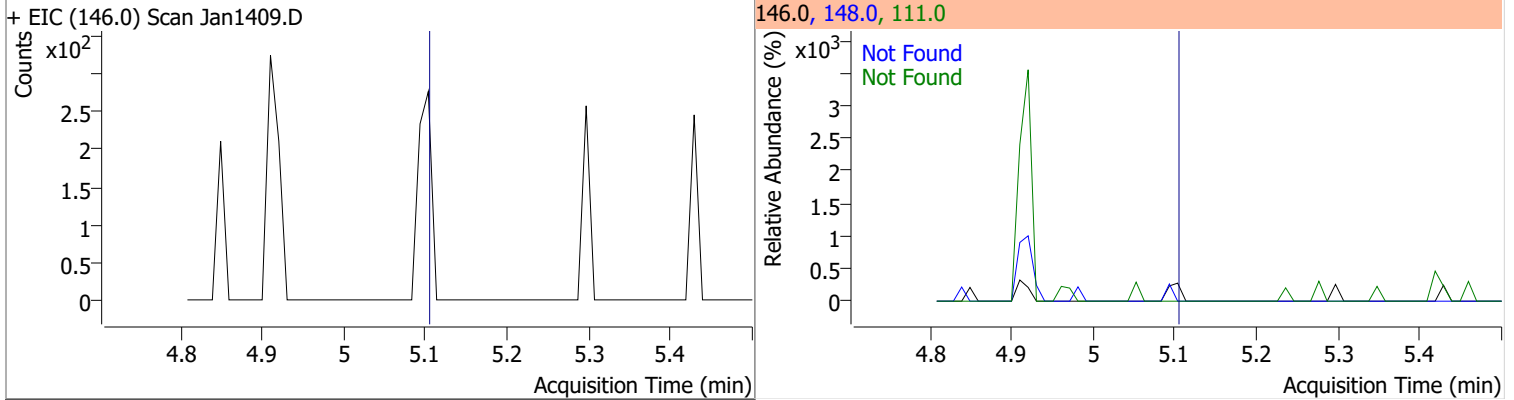
Compound	Conc.	Exp RT	QIon	Exp Ratio	QIon	Exp Ratio
1,3-Dichlorobenzene	N.D.	4.85	148.0	62.6	111.0	35.4



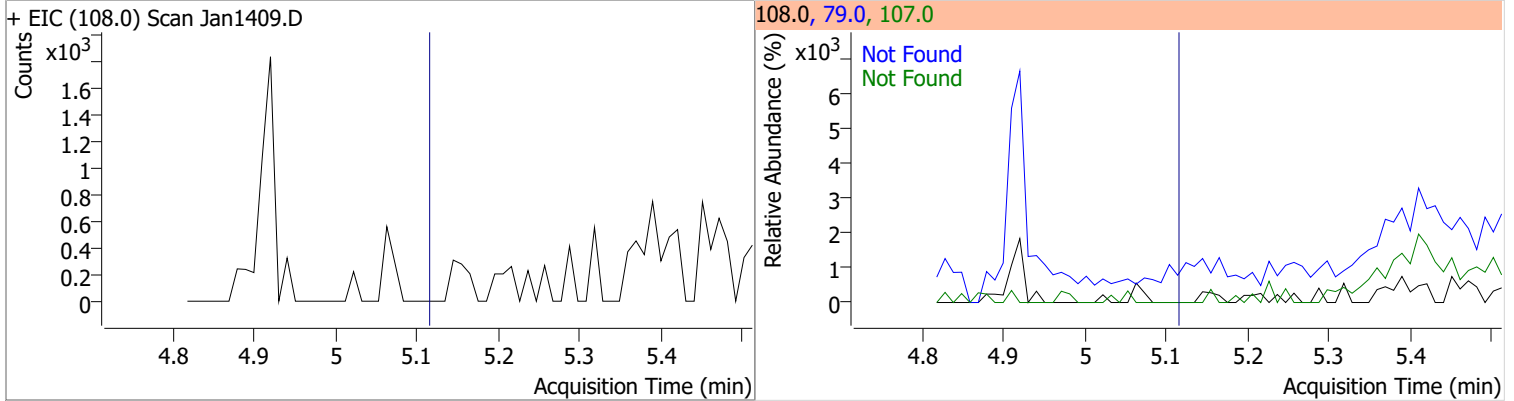
Compound	Conc.	Exp RT	QIon	Exp Ratio	QIon	Exp Ratio
1,4-Dichlorobenzene	N.D.	4.94	148.0	64.4	111.0	35.2



Compound	Conc.	Exp RT	QIon	Exp Ratio	QIon	Exp Ratio
1,2-Dichlorobenzene	N.D.	5.10	148.0	64.5	111.0	37.8

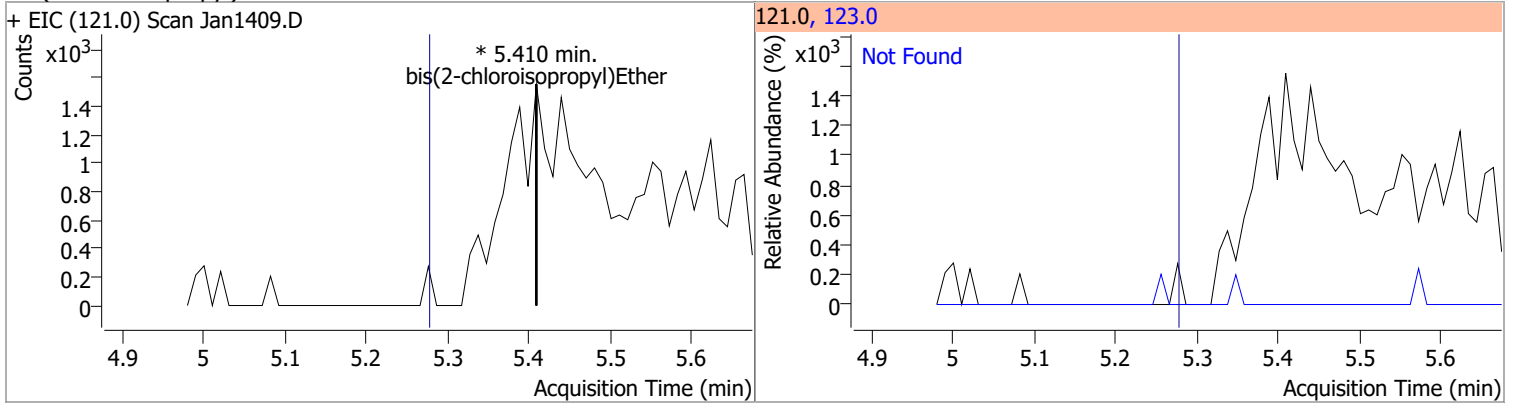


Compound	Conc.	Exp RT	QIon	Exp Ratio	QIon	Exp Ratio
Benzyl Alcohol	N.D.	5.11	79.0	115.5	107.0	71.0

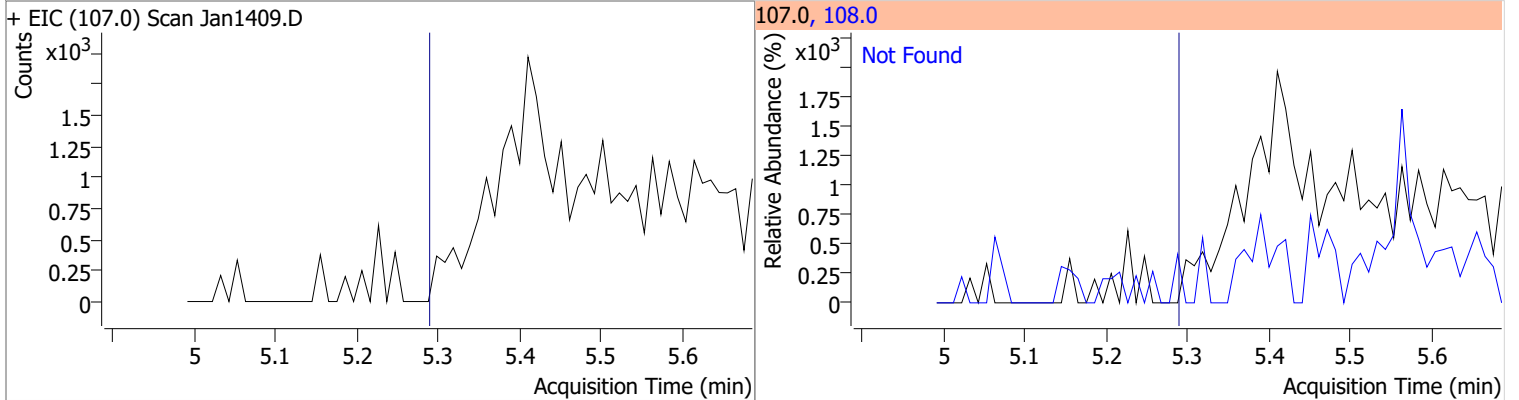


Quantitation Results Report (QT Reviewed)

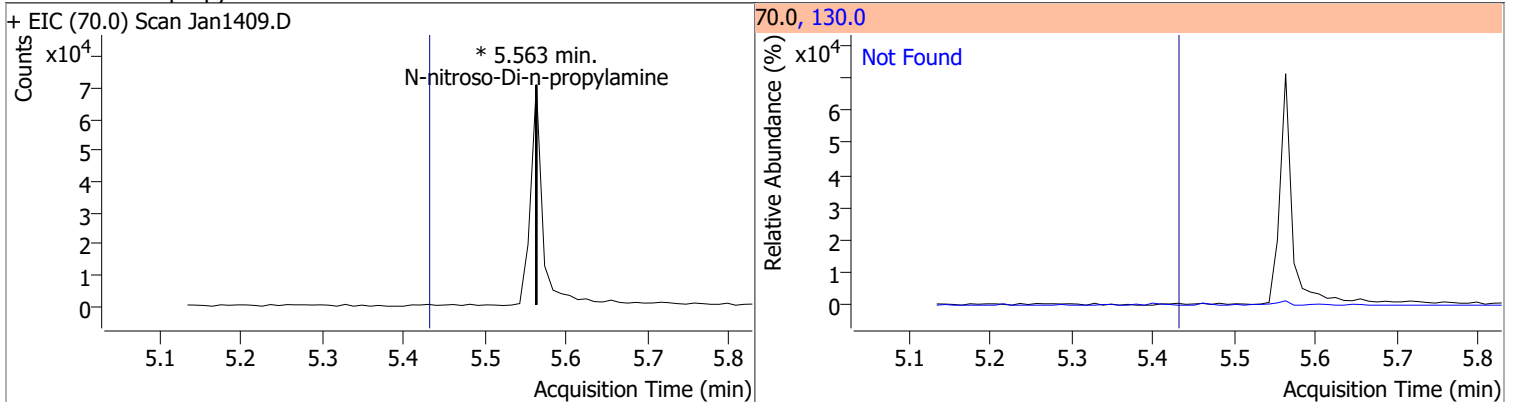
Compound	Conc.	RT	Dev(Min)	Resp.	QIon	QRatio	Lower	Upper
bis(2-chloroisopropyl)Ether	0	0		0	123.0		22.5	41.8



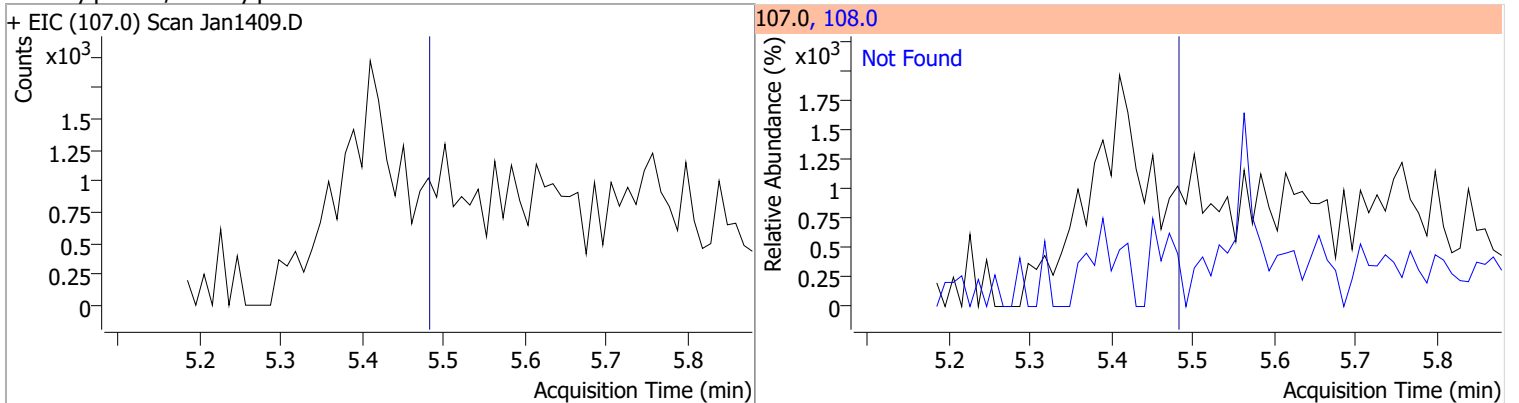
Compound	Conc.	Exp RT	QIon	Exp Ratio
2-Methylphenol	N.D.	5.29	108.0	116.9



Compound	Conc.	RT	Dev(Min)	Resp.	QIon	QRatio	Lower	Upper
N-nitroso-Di-n-propylamine	0	0		0	130.0		0.0	41.5

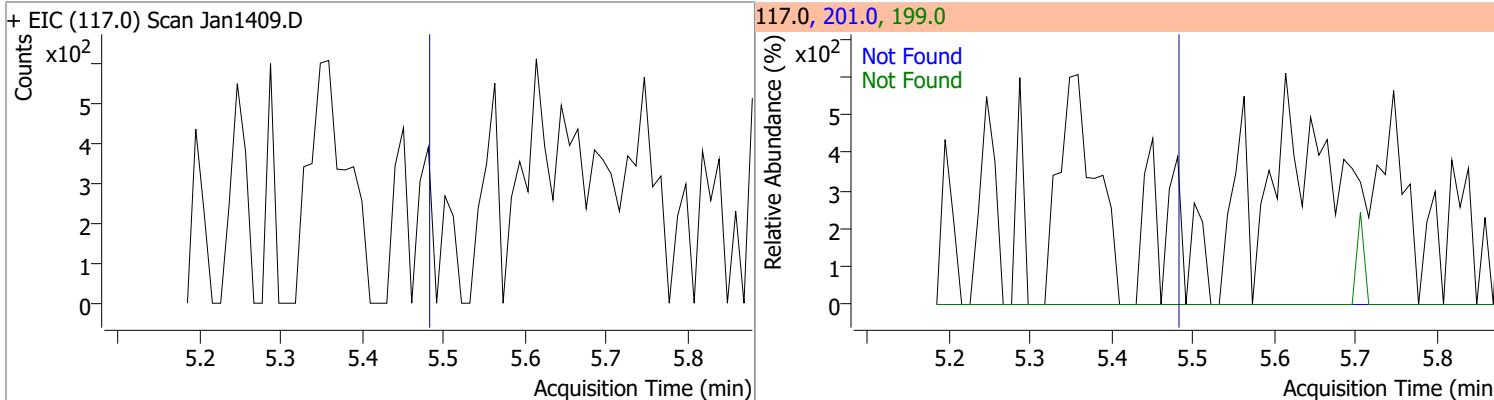


Compound	Conc.	Exp RT	QIon	Exp Ratio
4Methylphenol/3Methylphenol	N.D.	5.48	108.0	84.5

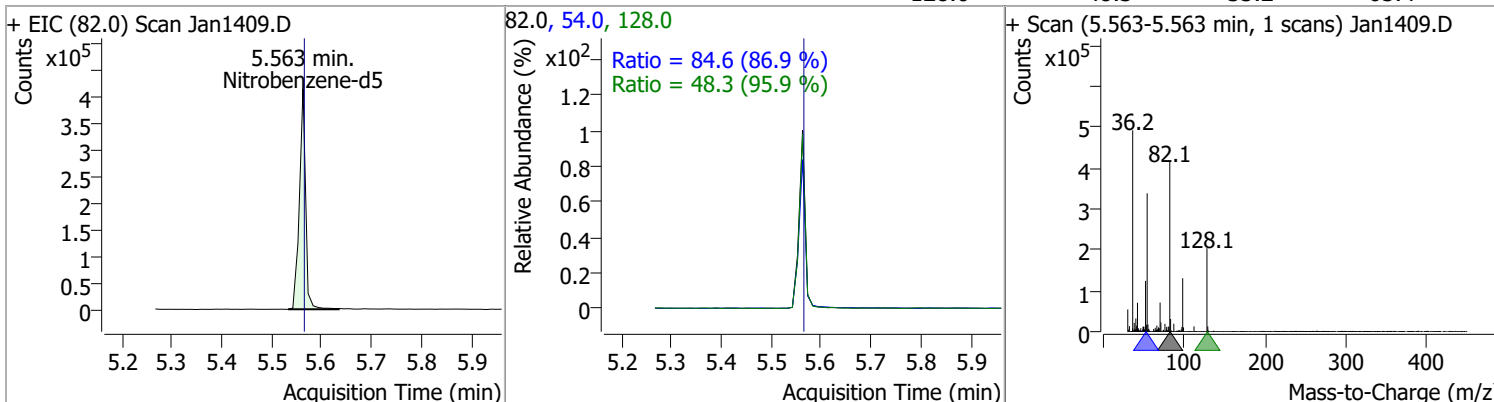


Quantitation Results Report (QT Reviewed)

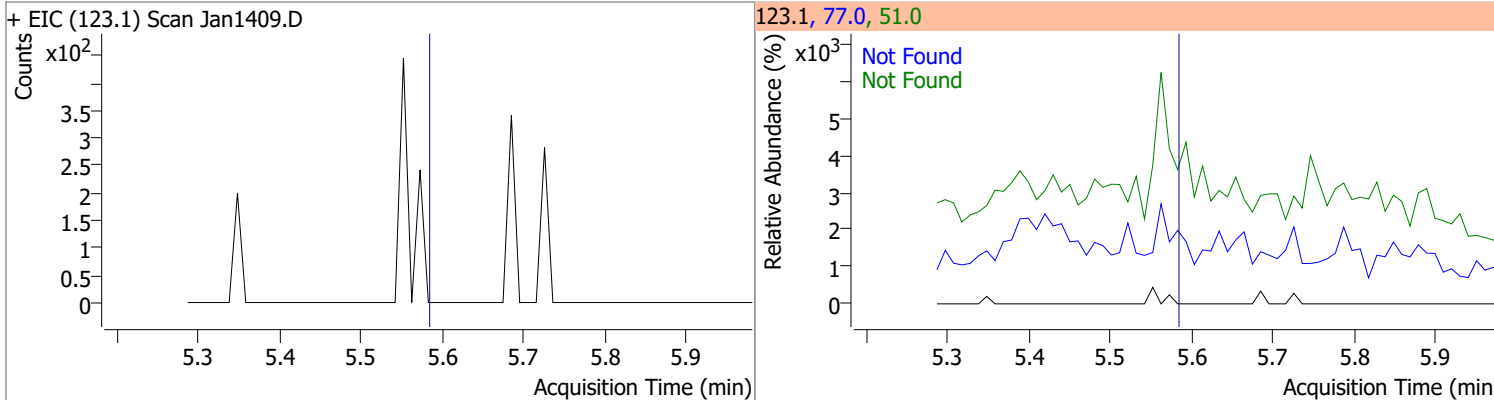
Compound	Conc.	Exp RT	QIon	Exp Ratio	QIon	Exp Ratio
Hexachloroethane	N.D.	5.48	201.0	93.2	199.0	57.2



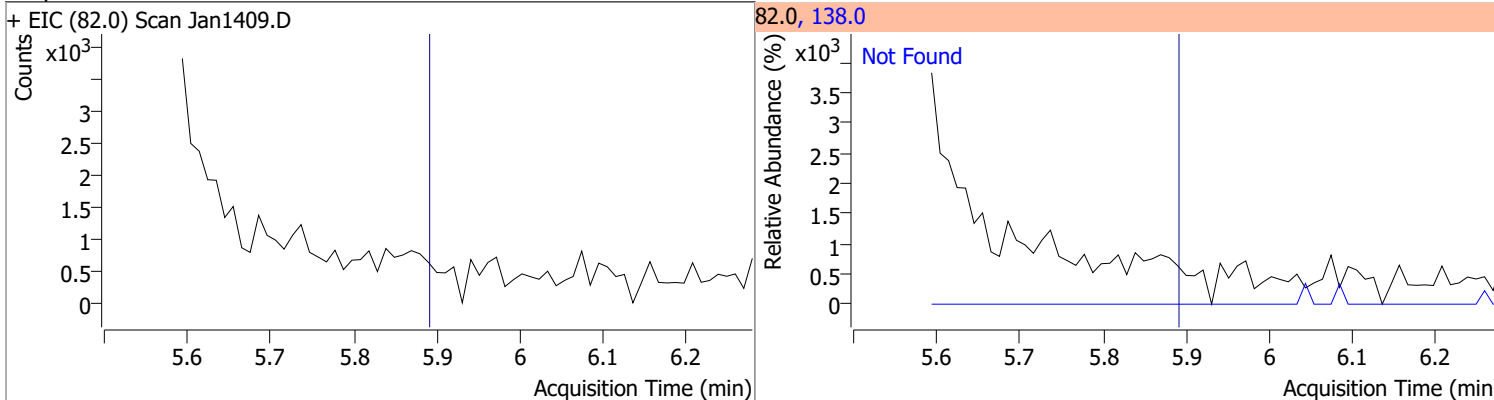
Compound	Conc.	RT	Dev(Min)	Resp.	QIon	QRatio	Lower	Upper
Nitrobenzene-d5	72.4713	5.56	0.00	358921	54.0	84.6	68.2	126.6
					128.0	48.3	35.2	65.4



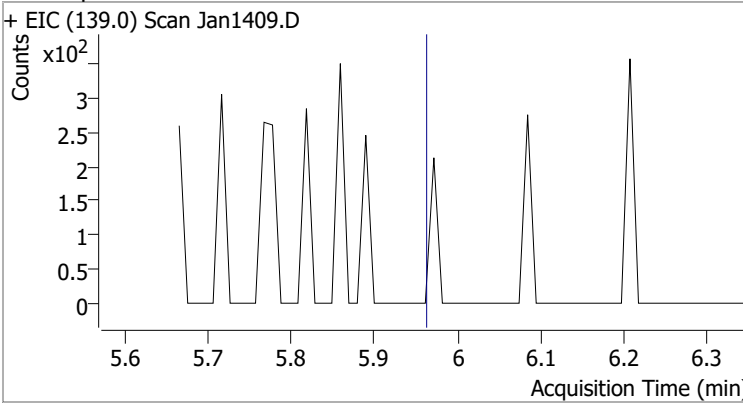
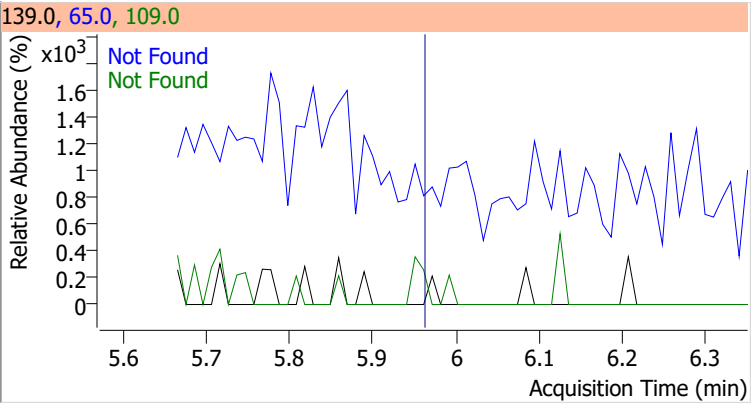
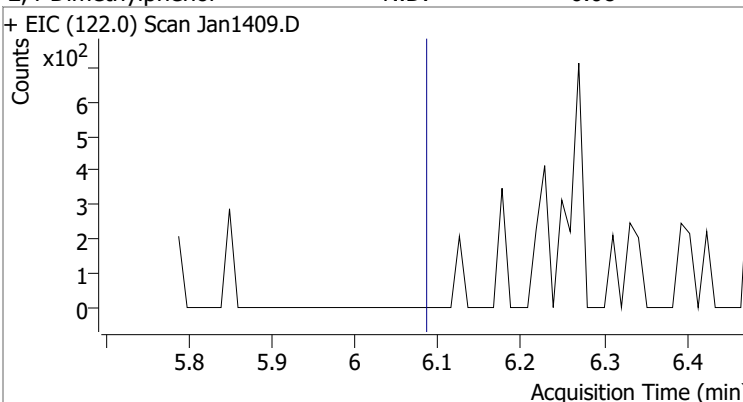
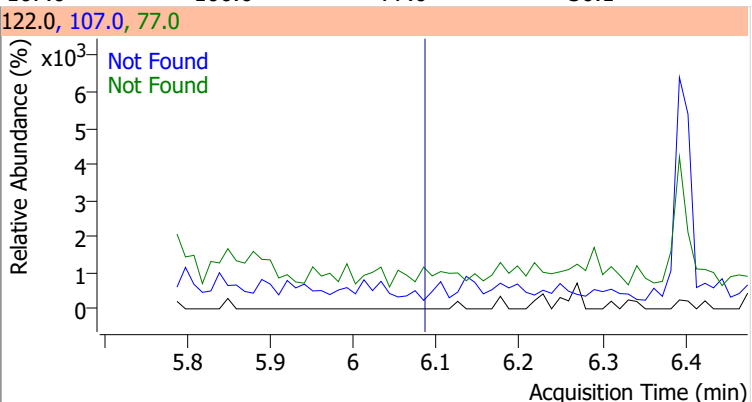
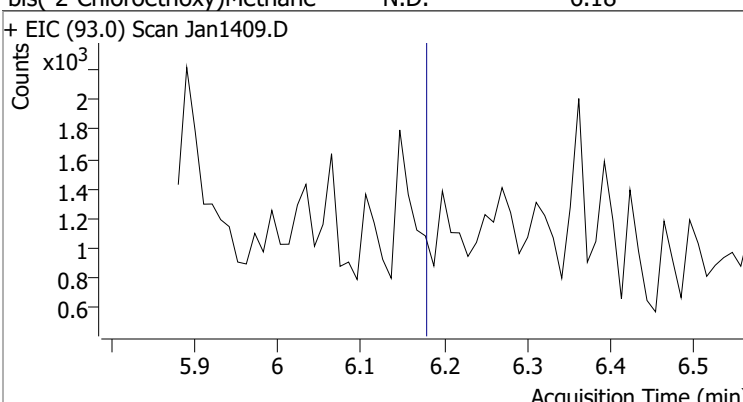
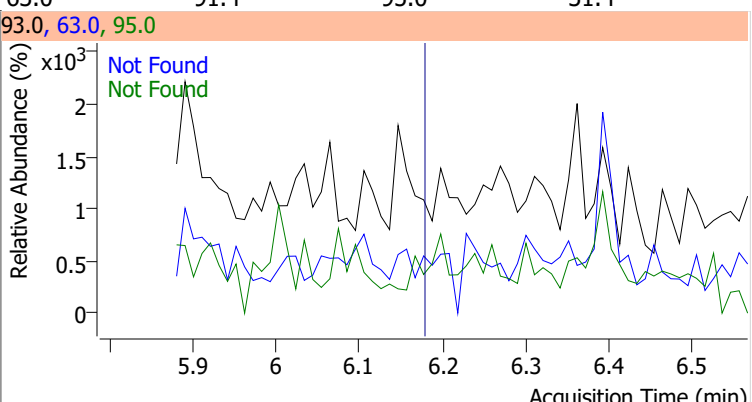
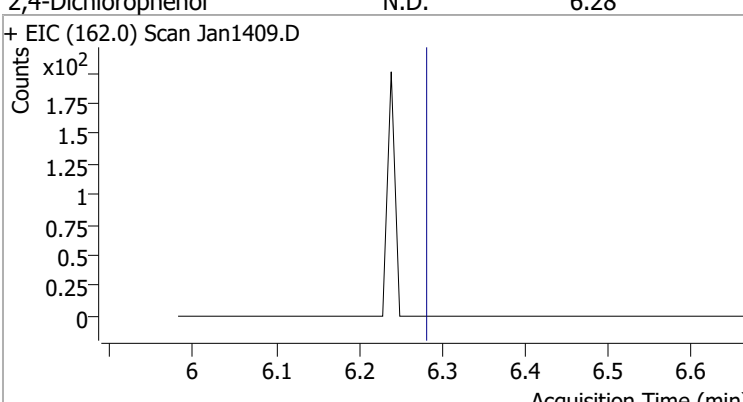
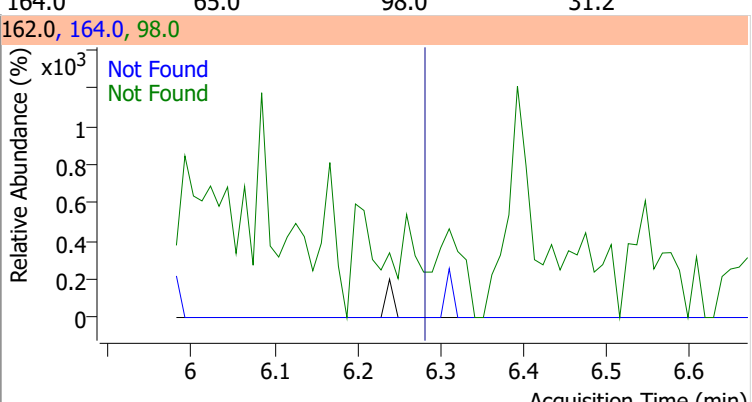
Compound	Conc.	Exp RT	QIon	Exp Ratio	QIon	Exp Ratio
Nitrobenzene	N.D.	5.58	77.0	186.4	51.0	186.0



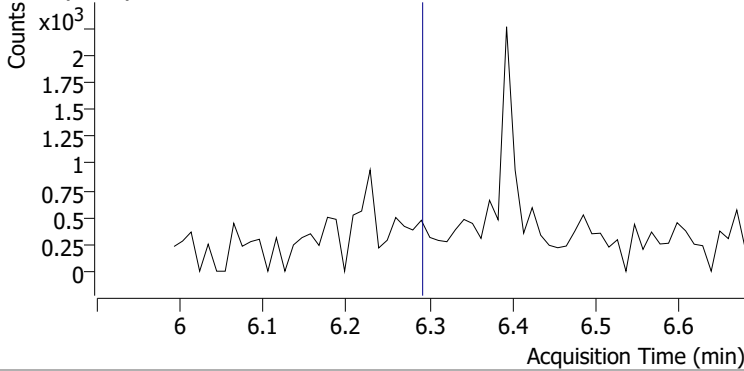
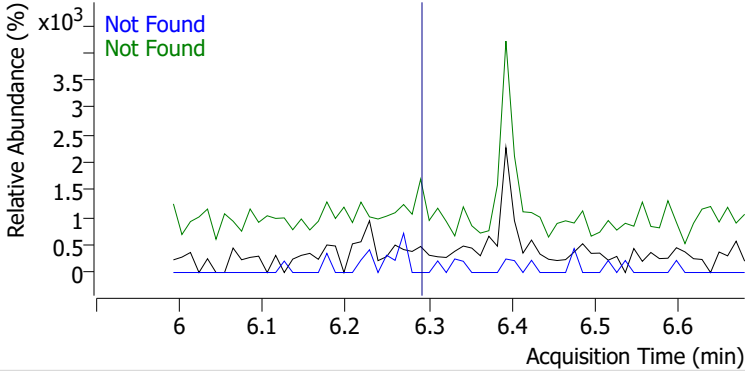
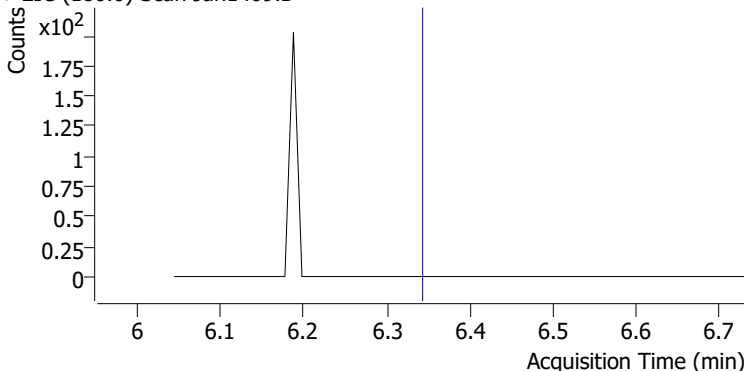
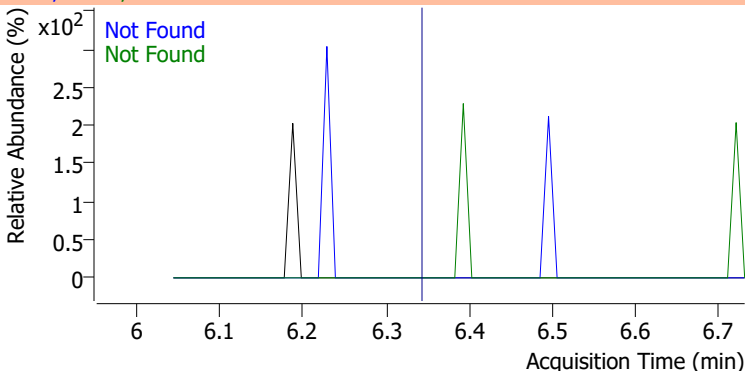
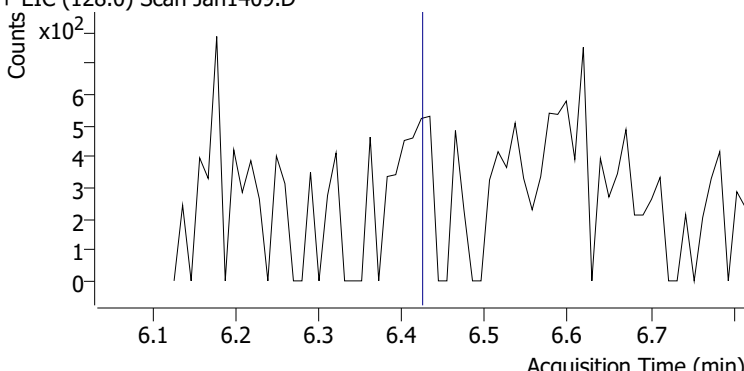
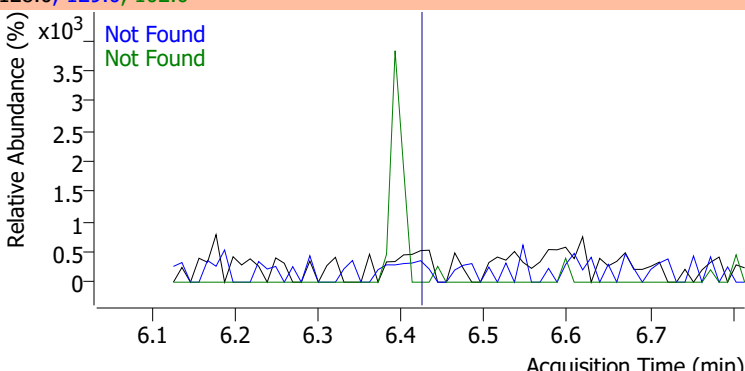
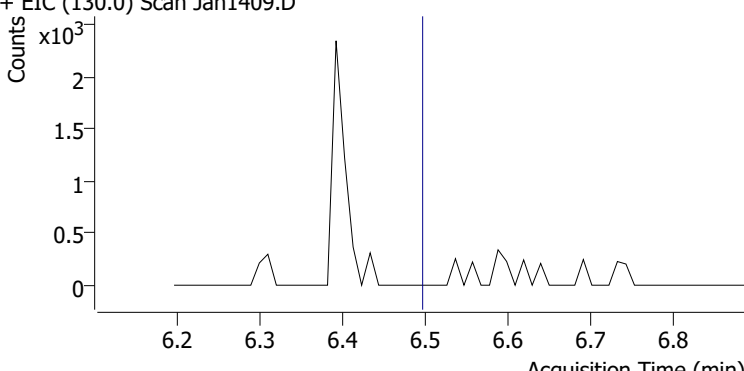
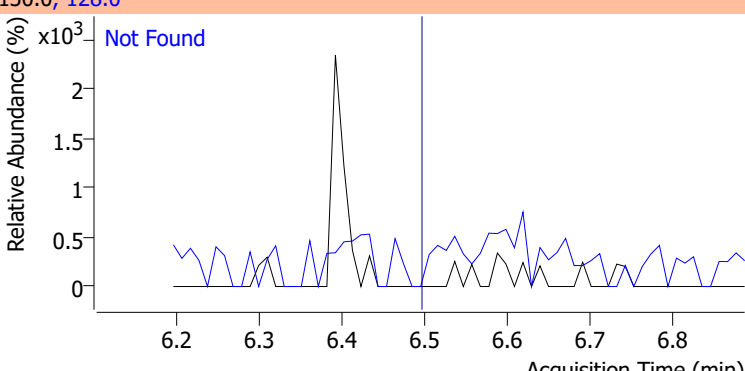
Compound	Conc.	Exp RT	QIon	Exp Ratio
Isophorone	N.D.	5.89	138.0	20.3



Quantitation Results Report (QT Reviewed)

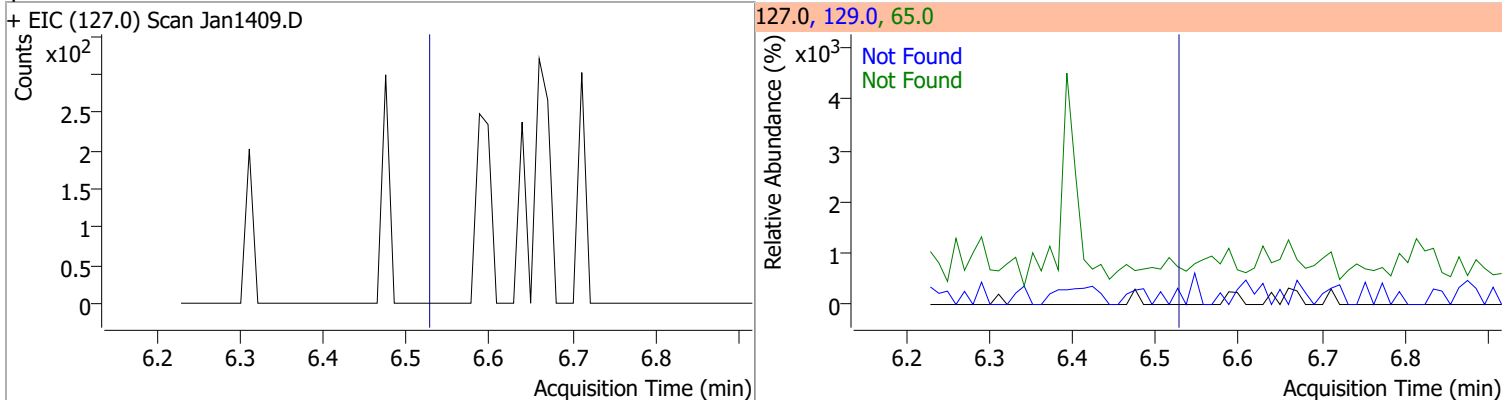
Compound	Conc.	Exp RT	QIon	Exp Ratio	QIon	Exp Ratio
2-Nitrophenol	N.D.	5.96	65.0	51.2	109.0	34.5
+ EIC (139.0) Scan Jan1409.D			139.0, 65.0, 109.0			
						
2,4-Dimethylphenol	N.D.	6.08	107.0	106.6	77.0	30.1
+ EIC (122.0) Scan Jan1409.D			122.0, 107.0, 77.0			
						
bis(-2-Chloroethoxy)Methane	N.D.	6.18	63.0	91.4	95.0	31.4
+ EIC (93.0) Scan Jan1409.D			93.0, 63.0, 95.0			
						
2,4-Dichlorophenol	N.D.	6.28	164.0	65.0	98.0	31.2
+ EIC (162.0) Scan Jan1409.D			162.0, 164.0, 98.0			
						

Quantitation Results Report (QT Reviewed)

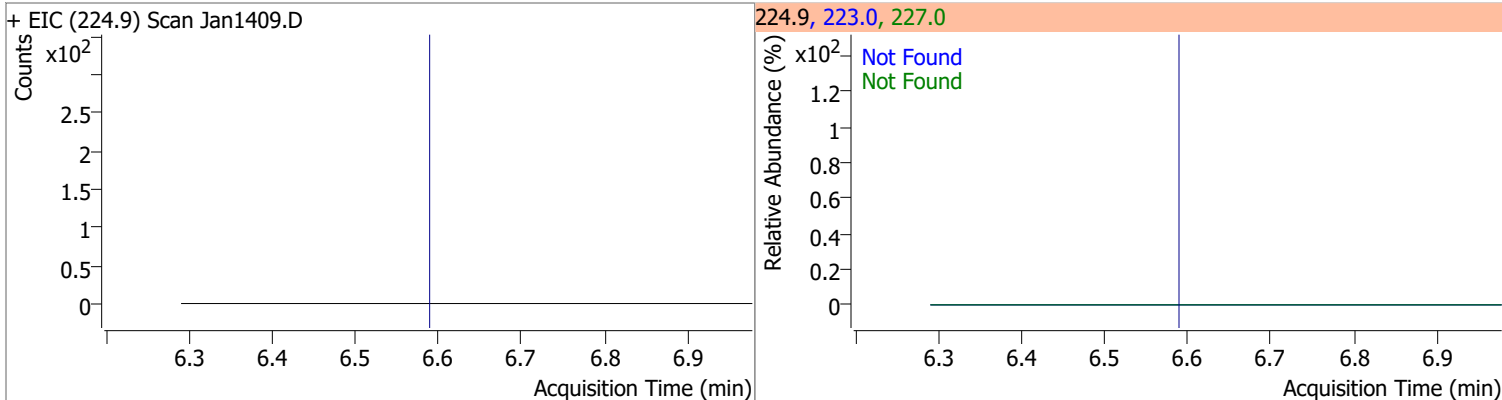
Compound	Conc.	Exp RT	QIon	Exp Ratio	QIon	Exp Ratio
Benzoic Acid	N.D.	6.29	122.0	88.1	77.0	74.0
+ EIC (105.0) Scan Jan1409.D			105.0, 122.0, 77.0			
						
1,2,4-Trichlorobenzene	N.D.	6.34	182.0	97.8	145.0	30.3
+ EIC (180.0) Scan Jan1409.D			180.0, 182.0, 145.0			
						
Naphthalene	N.D.	6.42	129.0	10.6	102.0	9.0
+ EIC (128.0) Scan Jan1409.D			128.0, 129.0, 102.0			
						
4-Chlorophenol	N.D.	6.50	128.0	318.3		
+ EIC (130.0) Scan Jan1409.D			130.0, 128.0			
						

Quantitation Results Report (QT Reviewed)

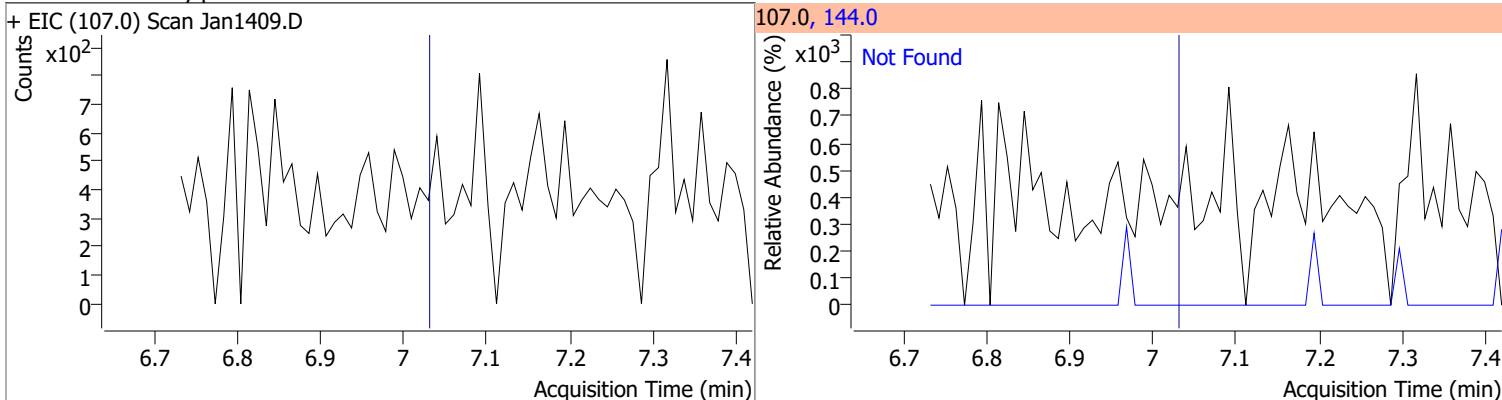
Compound	Conc.	Exp RT	QIon	Exp Ratio	QIon	Exp Ratio
p-Chloroaniline	N.D.	6.53	65.0	36.5	129.0	33.7



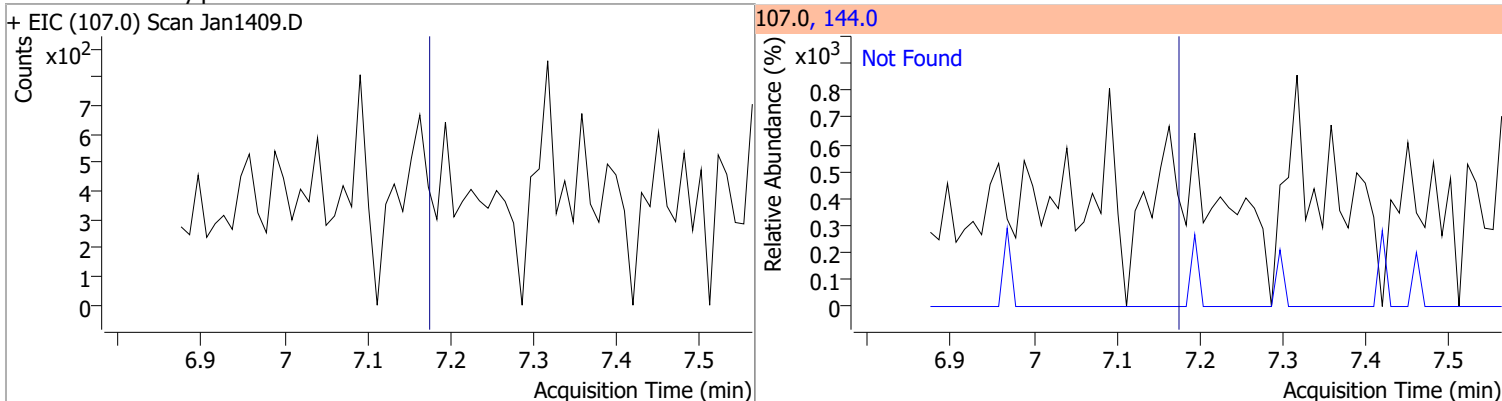
Compound	Conc.	Exp RT	QIon	Exp Ratio	QIon	Exp Ratio
Hexachlorobutadiene	N.D.	6.59	227.0	66.1	223.0	64.1



Compound	Conc.	Exp RT	QIon	Exp Ratio
4-Chloro-2-Methylphenol	N.D.	7.03	144.0	27.3

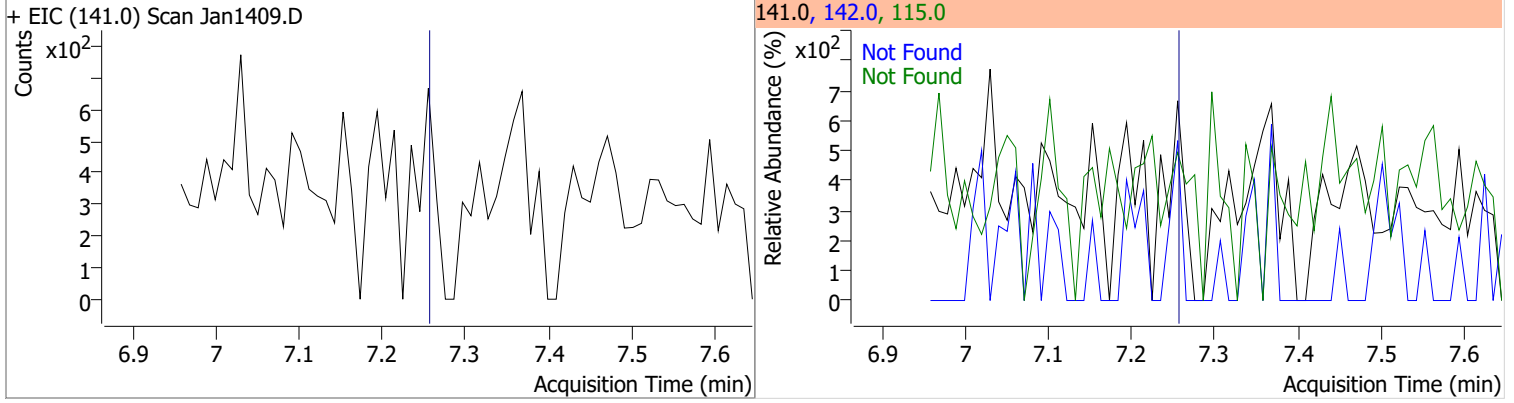


Compound	Conc.	Exp RT	QIon	Exp Ratio
4-Chloro-3-Methylphenol	N.D.	7.17	144.0	28.4

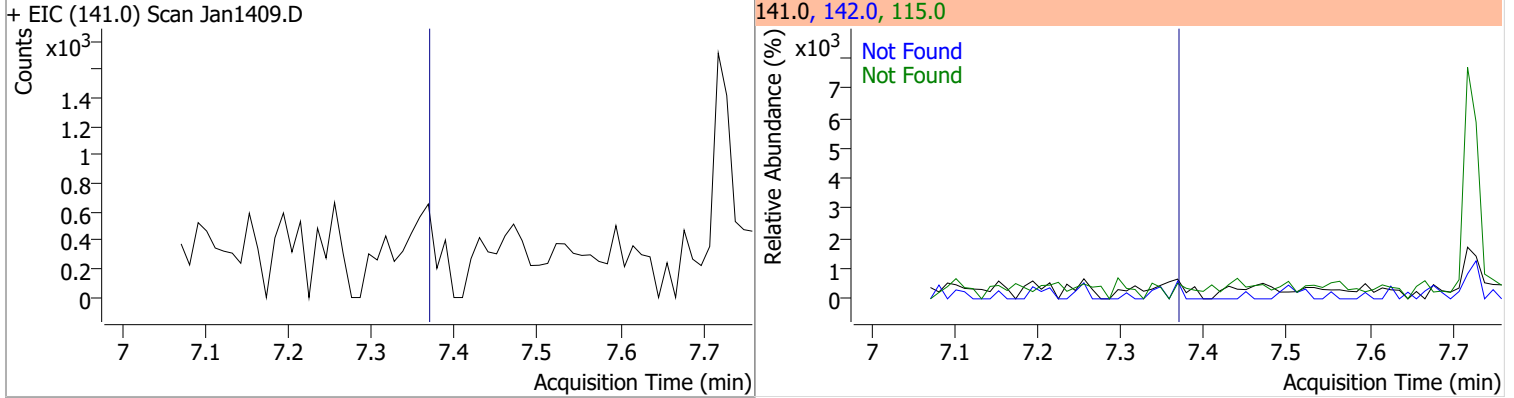


Quantitation Results Report (QT Reviewed)

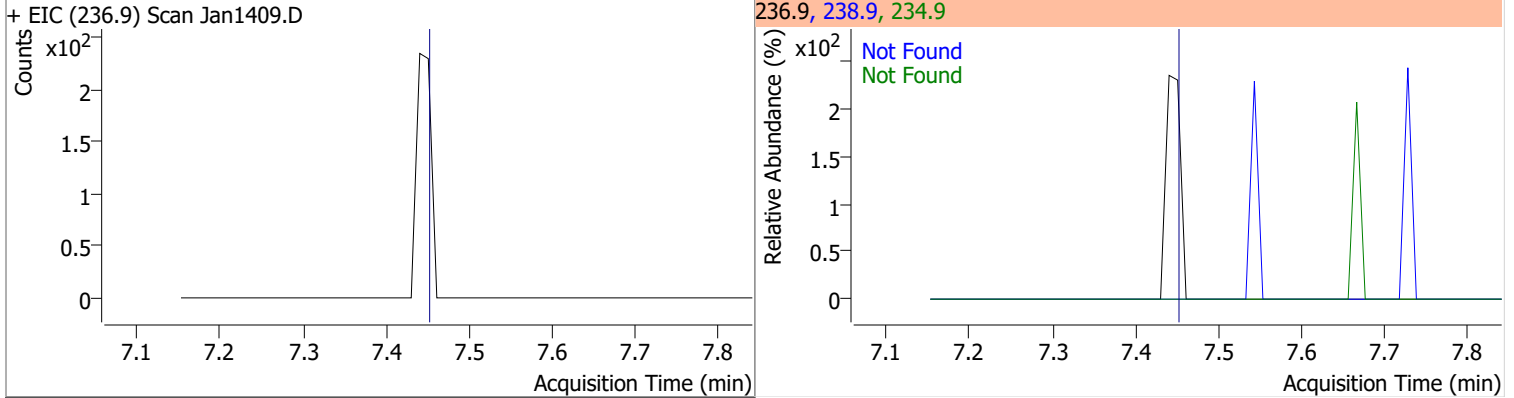
Compound	Conc.	Exp RT	QIon	Exp Ratio	QIon	Exp Ratio
2-Methylnaphthalene	N.D.	7.26	142.0	115.4	115.0	41.6



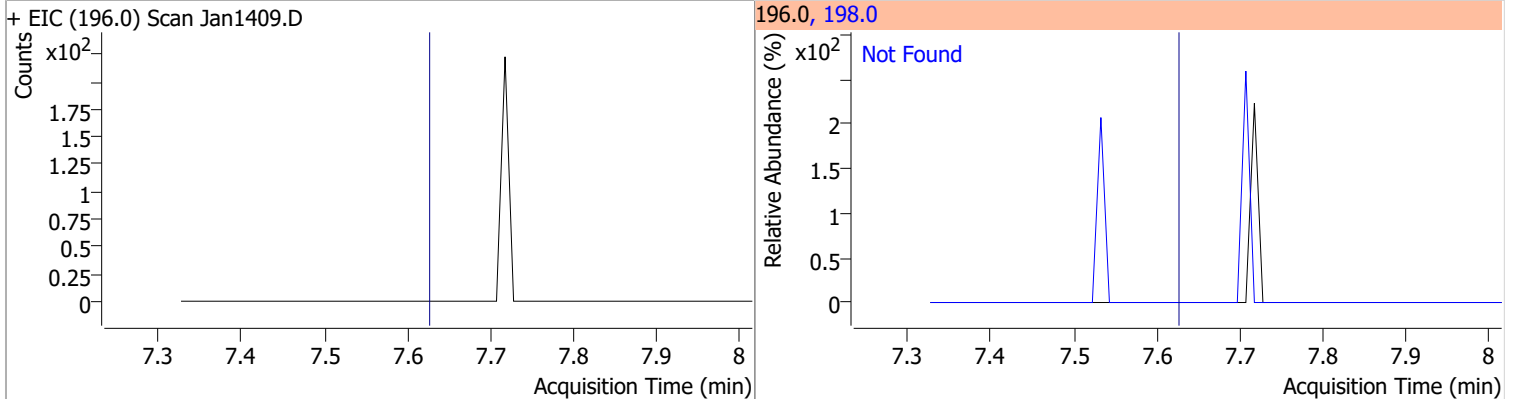
Compound	Conc.	Exp RT	QIon	Exp Ratio	QIon	Exp Ratio
1-Methylnaphthalene	N.D.	7.37	142.0	110.2	115.0	43.1



Compound	Conc.	Exp RT	QIon	Exp Ratio	QIon	Exp Ratio
Hexachlorocyclopentadiene	N.D.	7.45	238.9	65.0	234.9	62.3

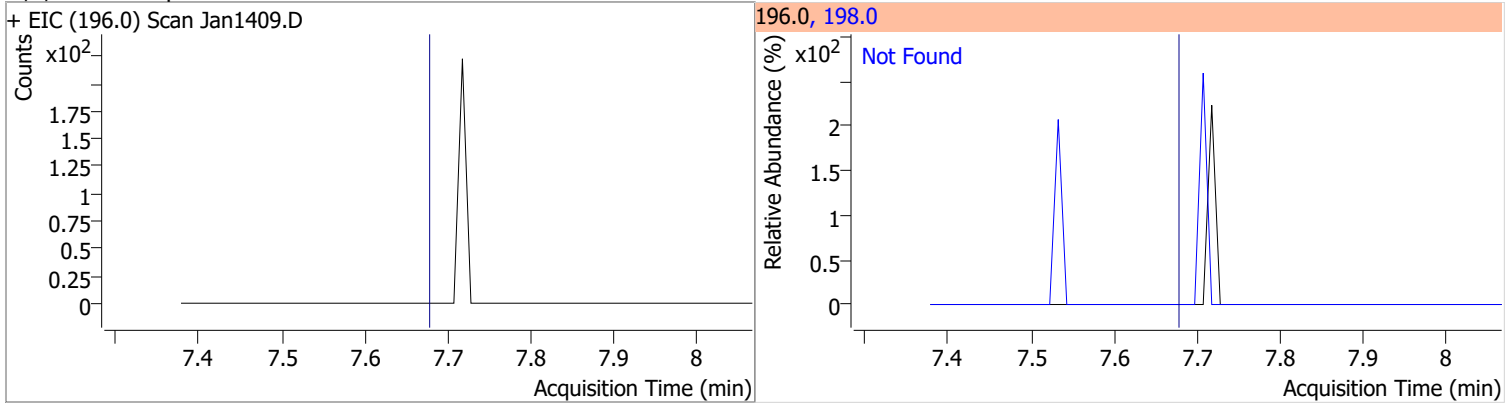


Compound	Conc.	Exp RT	QIon	Exp Ratio
2,4,6-Trichlorophenol	N.D.	7.63	198.0	95.1

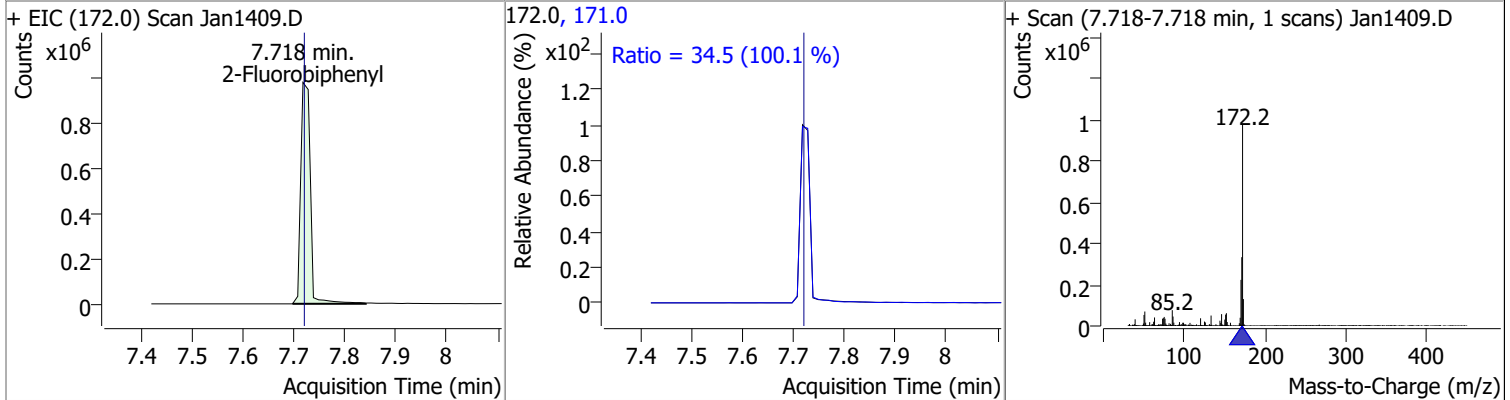


Quantitation Results Report (QT Reviewed)

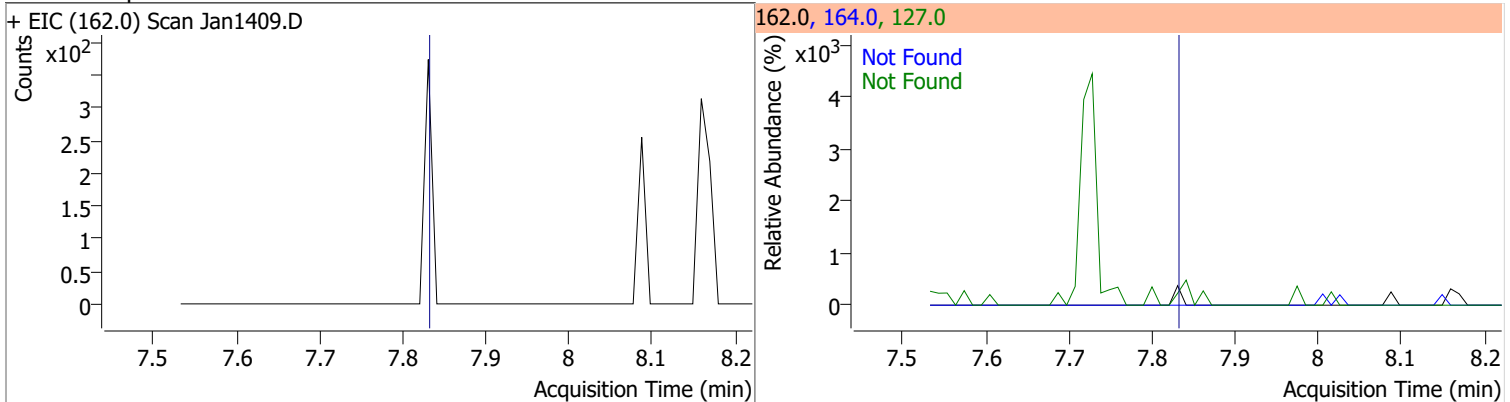
Compound	Conc.	Exp RT	QIon	Exp Ratio
2,4,5-Trichlorophenol	N.D.	7.68	198.0	95.5



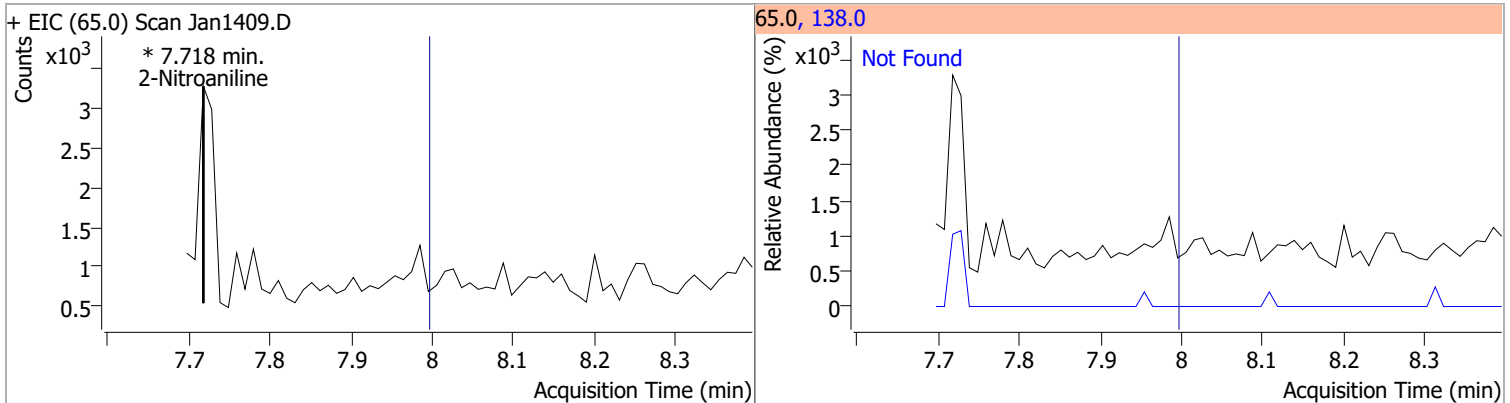
Compound	Conc.	RT	Dev(Min)	Resp.	QIon	QRatio	Lower	Upper
2-Fluorobiphenyl	70.9482	7.72	0.00	1264104	171.0	34.5	24.2	44.9



Compound	Conc.	Exp RT	QIon	Exp Ratio	QIon	Exp Ratio
2-Chloronaphthalene	N.D.	7.83	127.0	37.9	164.0	32.3

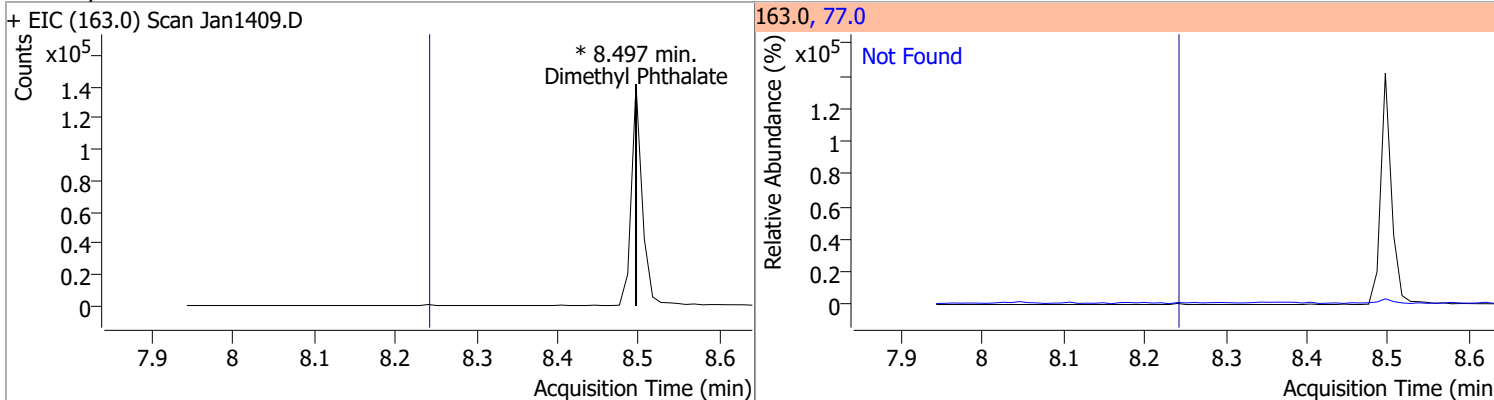


Compound	Conc.	RT	Dev(Min)	Resp.	QIon	QRatio	Lower	Upper
2-Nitroaniline	0	0		0	138.0		75.4	140.1

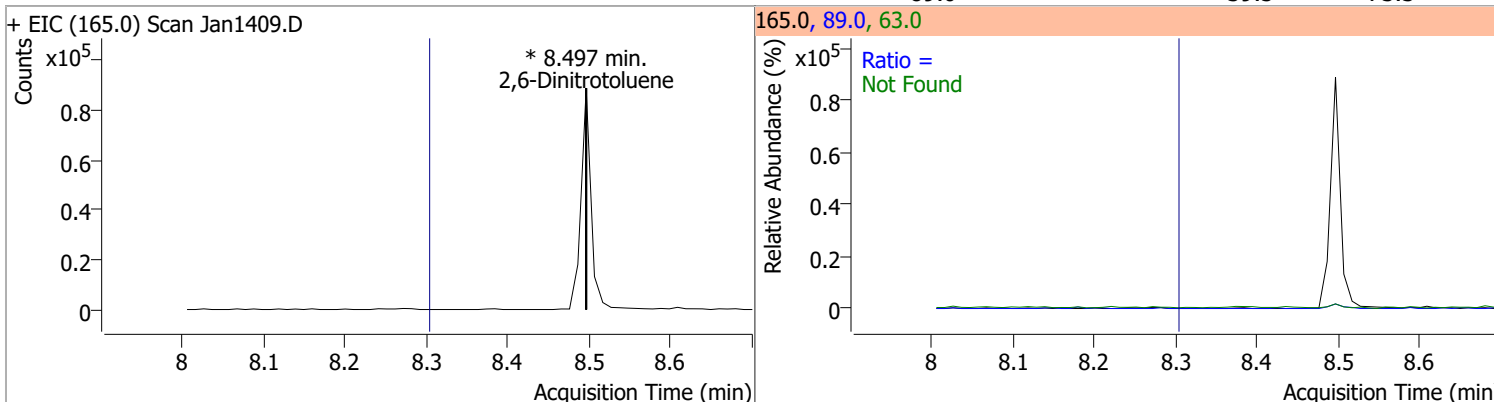


Quantitation Results Report (QT Reviewed)

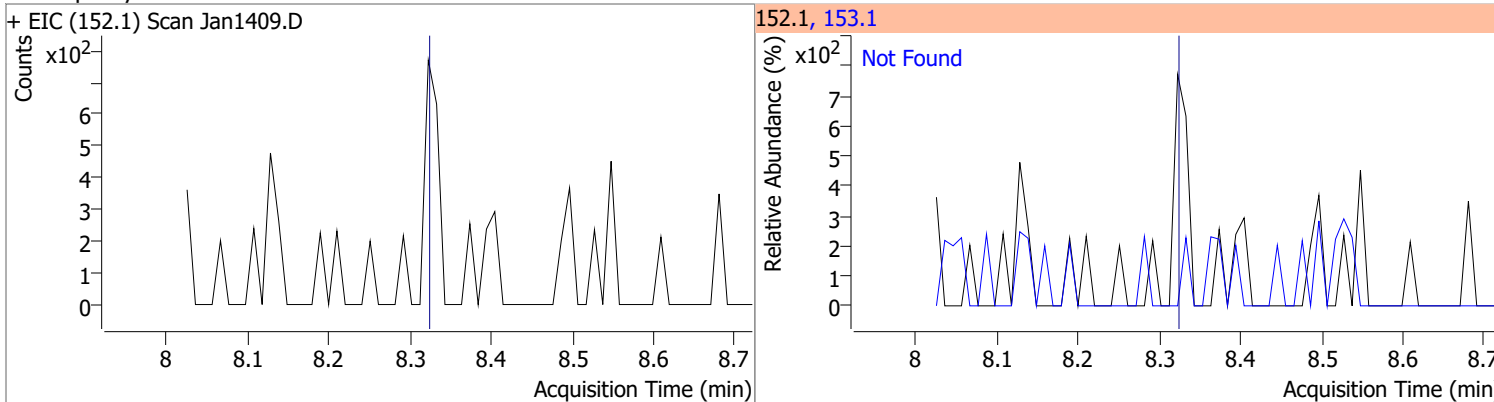
Compound	Conc.	RT	Dev(Min)	Resp.	QIon	QRatio	Lower	Upper
Dimethyl Phthalate	0	0		0	77.0		13.0	24.2



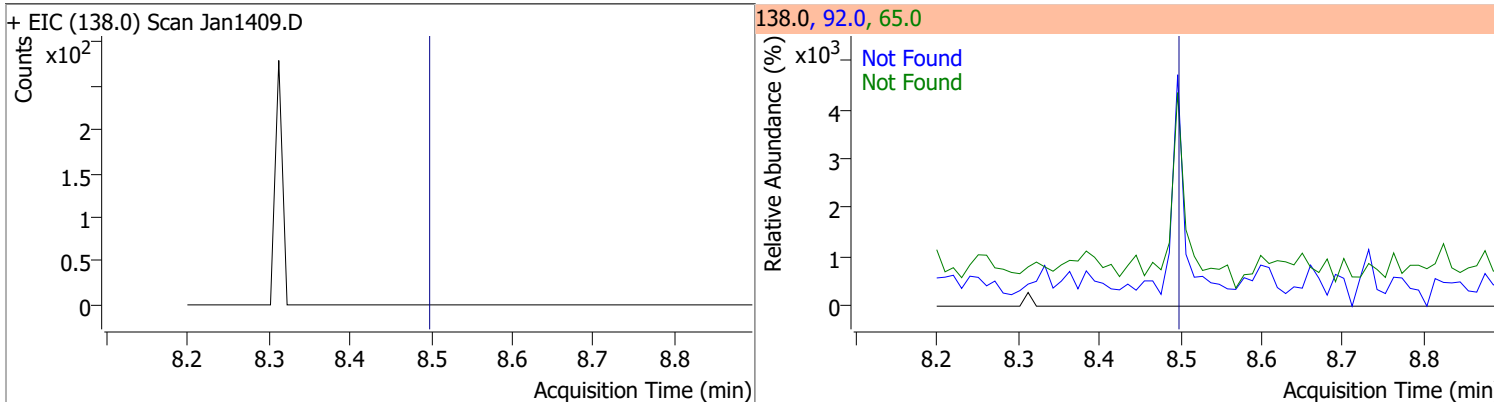
Compound	Conc.	RT	Dev(Min)	Resp.	QIon	QRatio	Lower	Upper
2,6-Dinitrotoluene	0	0		0	63.0		110.4	205.0
					89.0		39.5	73.3



Compound	Conc.	Exp RT	QIon	Exp Ratio
Acenaphthylene	N.D.	8.32	153.1	13.8

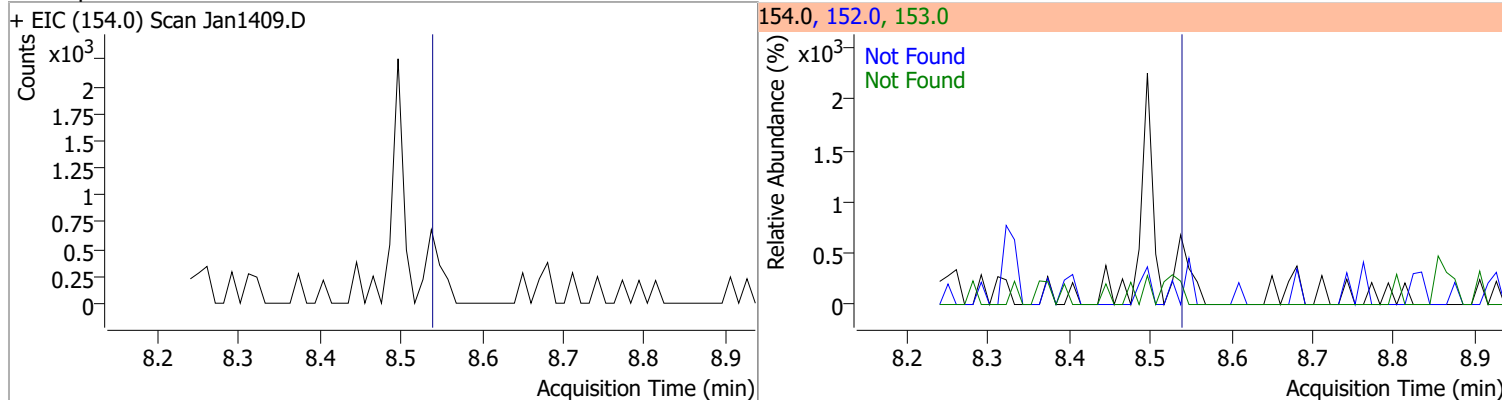


Compound	Conc.	Exp RT	QIon	Exp Ratio	QIon	Exp Ratio
3-Nitroaniline	N.D.	8.50	65.0	140.9	92.0	106.5

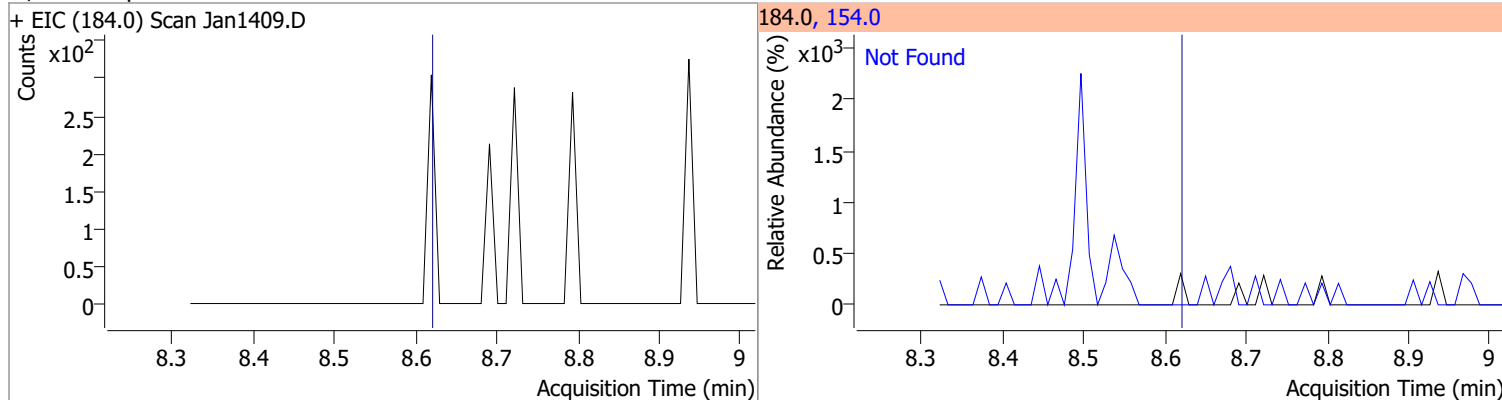


Quantitation Results Report (QT Reviewed)

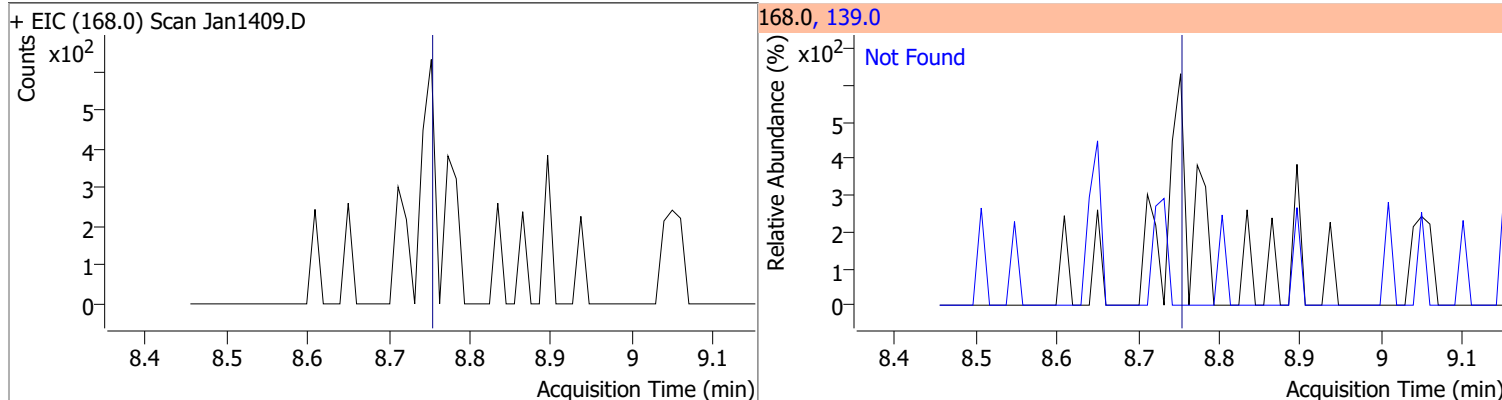
Compound	Conc.	Exp RT	QIon	Exp Ratio	QIon	Exp Ratio
Acenaphthene	N.D.	8.54	153.0	109.5	152.0	52.9



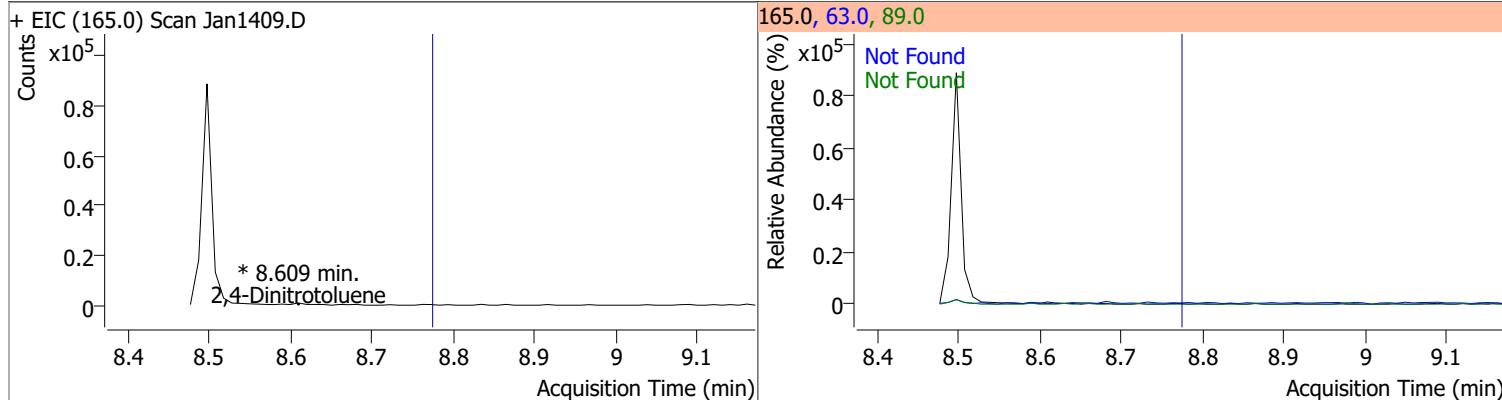
Compound	Conc.	Exp RT	QIon	Exp Ratio
2,4-Dinitrophenol	N.D.	8.62	154.0	60.0



Compound	Conc.	Exp RT	QIon	Exp Ratio
Dibenzofuran	N.D.	8.75	139.0	38.6

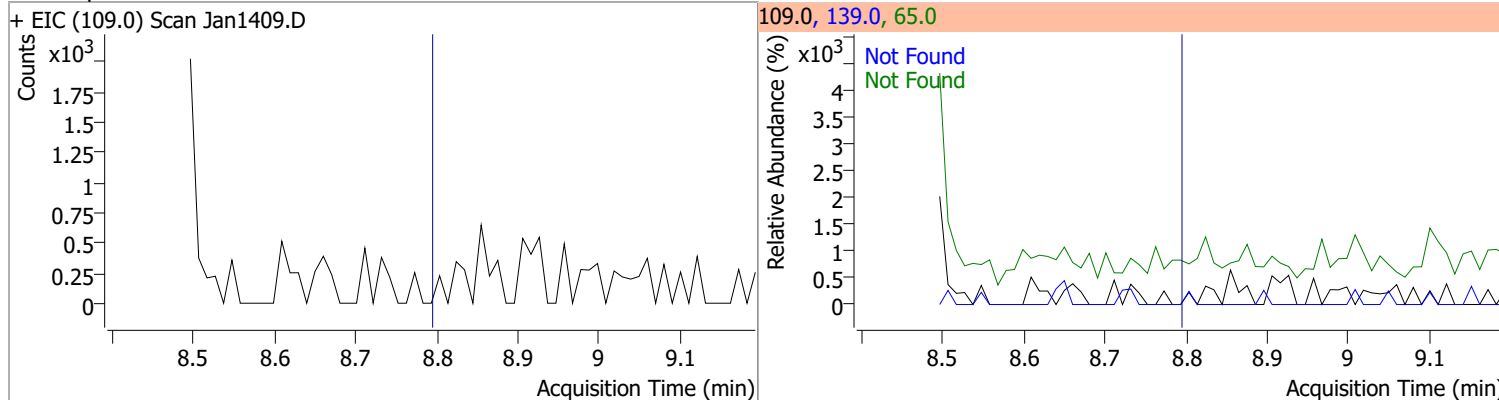


Compound	Conc.	RT	Dev(Min)	Resp.	QIon	QRatio	Lower	Upper
2,4-Dinitrotoluene		0		0	63.0		53.2	98.9
					89.0		52.3	97.1

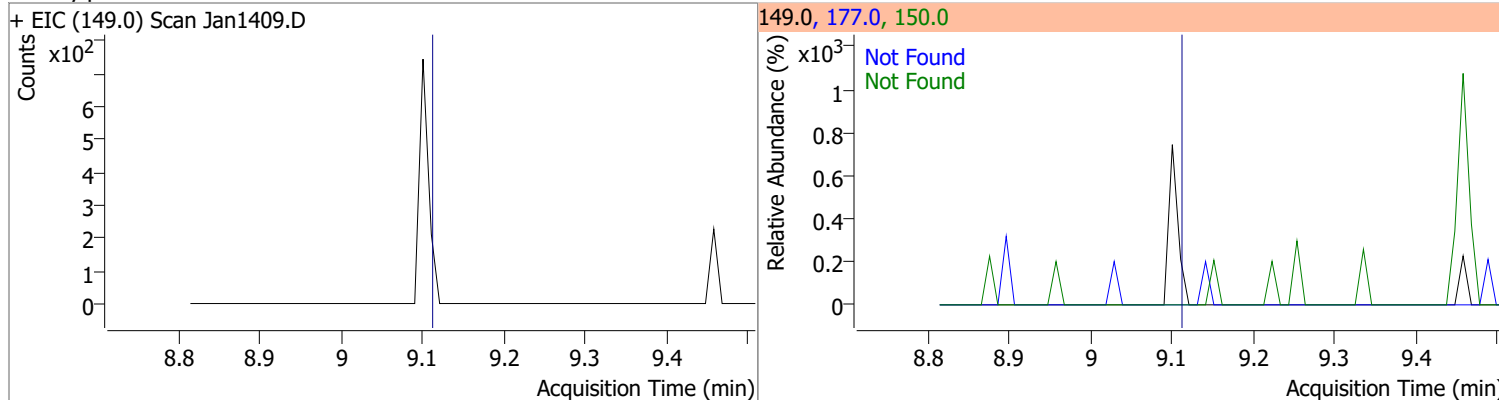


Quantitation Results Report (QT Reviewed)

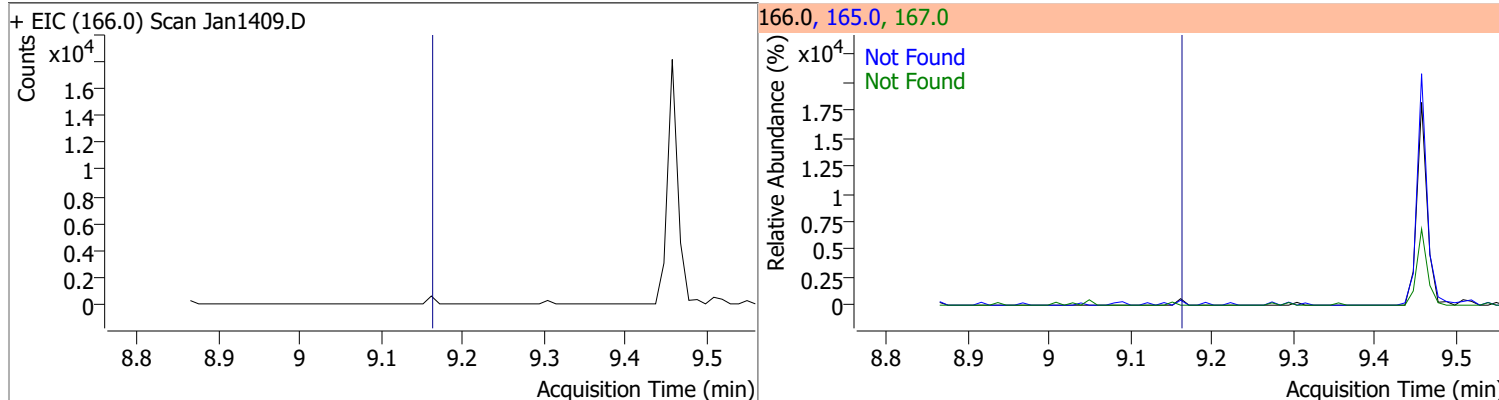
Compound	Conc.	Exp RT	QIon	Exp Ratio	QIon	Exp Ratio
4-Nitrophenol	N.D.	8.79	65.0	88.5	139.0	80.4



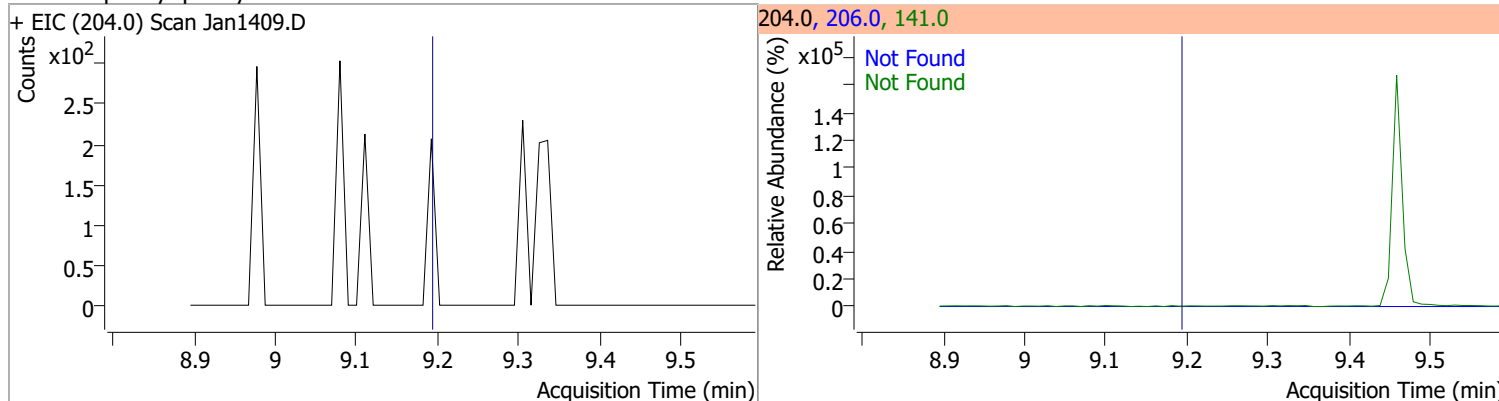
Compound	Conc.	Exp RT	QIon	Exp Ratio	QIon	Exp Ratio
Diethylphthalate	N.D.	9.11	177.0	20.7	150.0	12.6



Compound	Conc.	Exp RT	QIon	Exp Ratio	QIon	Exp Ratio
Fluorene	N.D.	9.16	165.0	93.4	167.0	12.9

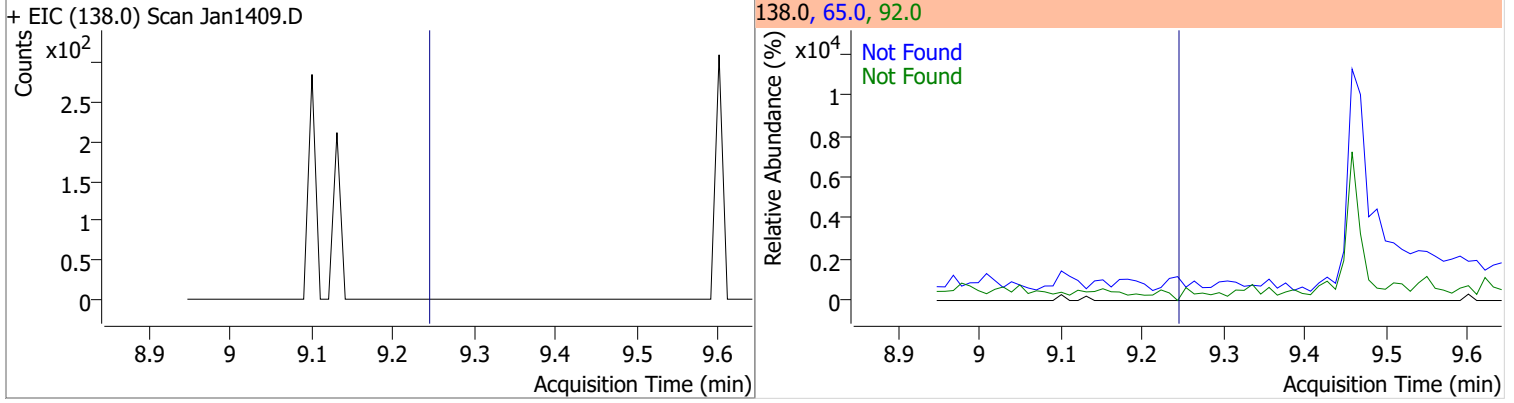


Compound	Conc.	Exp RT	QIon	Exp Ratio	QIon	Exp Ratio
4-Chlorophenyl-phenylether	N.D.	9.19	141.0	62.3	206.0	33.9

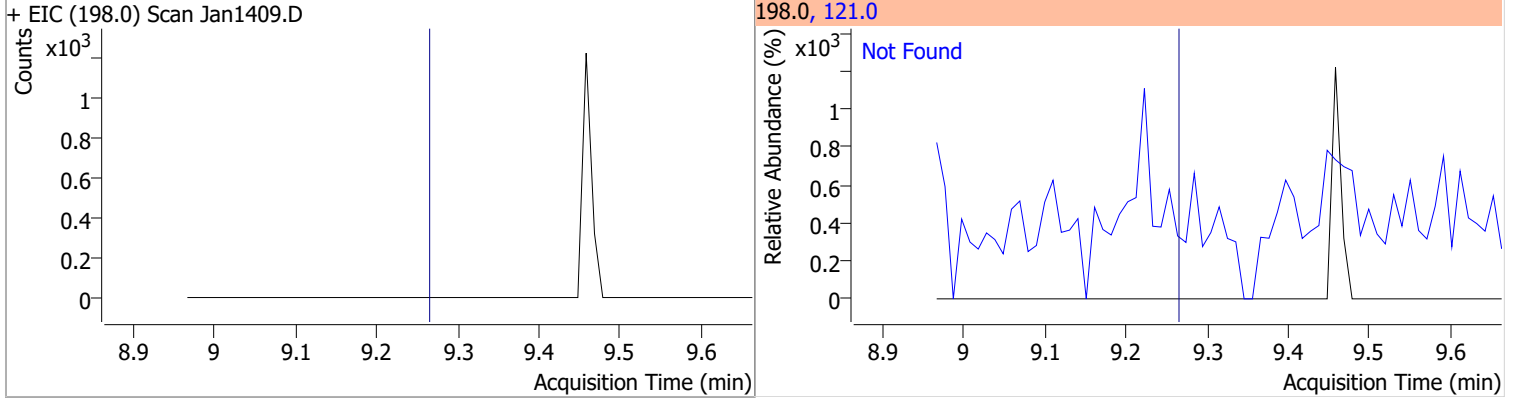


Quantitation Results Report (QT Reviewed)

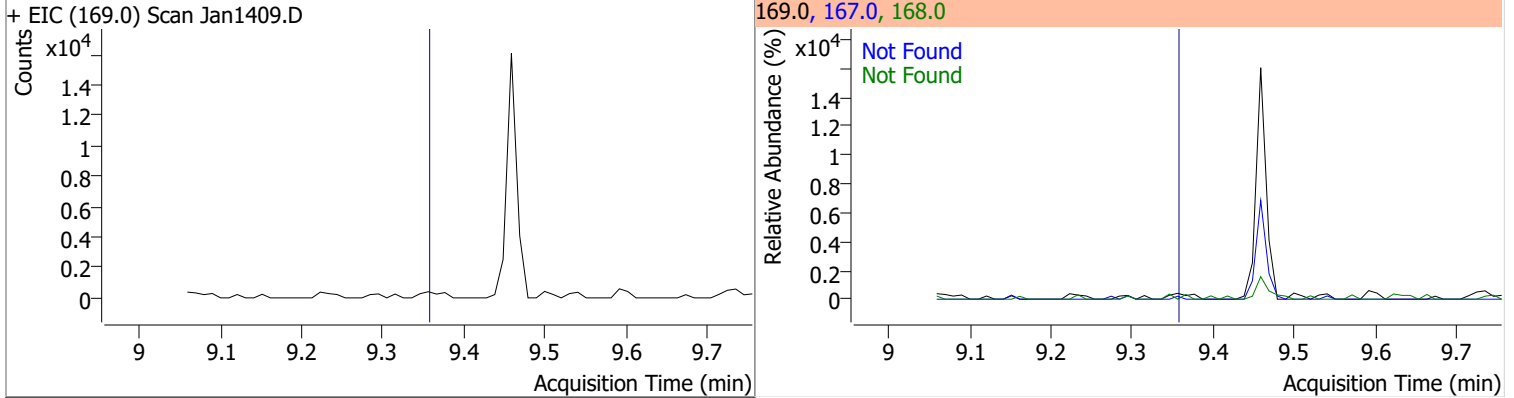
Compound	Conc.	Exp RT	QIon	Exp Ratio	QIon	Exp Ratio
4-Nitroaniline	N.D.	9.24	65.0	114.6	92.0	45.3



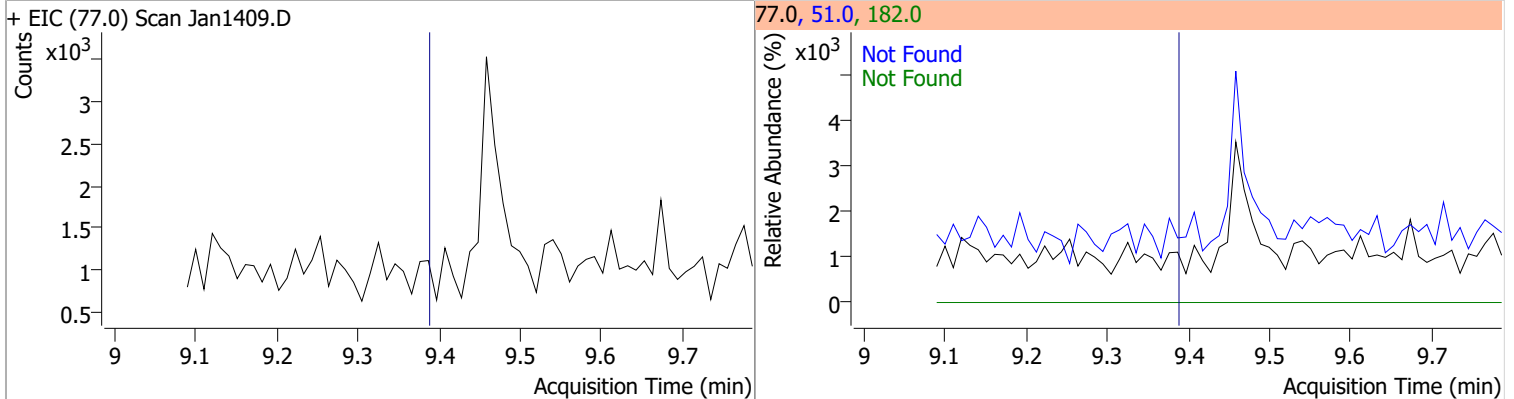
Compound	Conc.	Exp RT	QIon	Exp Ratio
4,6-Dinitro-2-methylphenol	N.D.	9.26	121.0	44.8



Compound	Conc.	Exp RT	QIon	Exp Ratio	QIon	Exp Ratio
N-nitrosodiphenylamine	N.D.	9.36	168.0	63.3	167.0	33.4

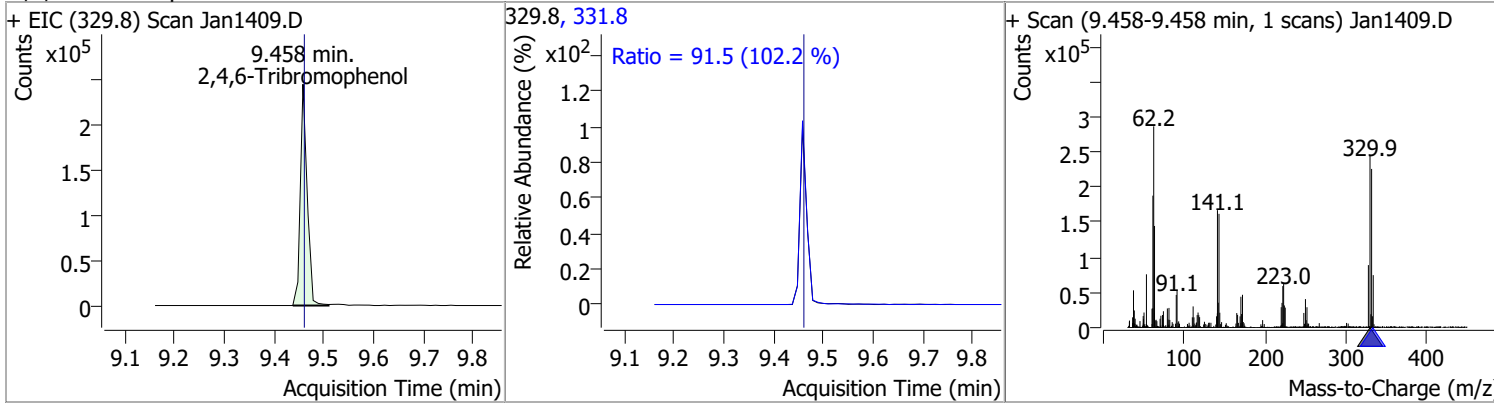


Compound	Conc.	Exp RT	QIon	Exp Ratio	QIon	Exp Ratio
Azobenzene	N.D.	9.39	51.0	49.9	182.0	26.9

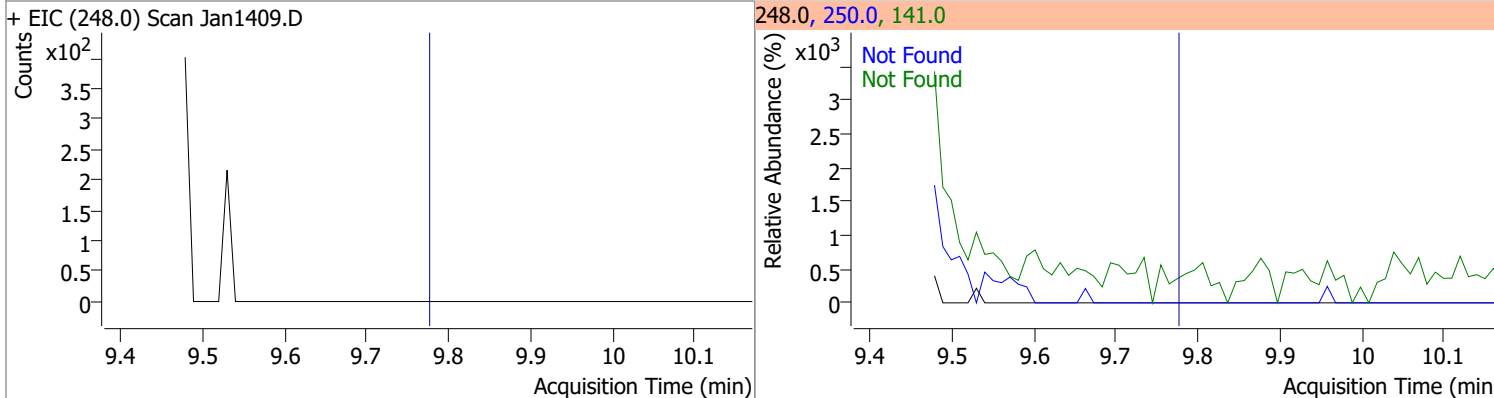


Quantitation Results Report (QT Reviewed)

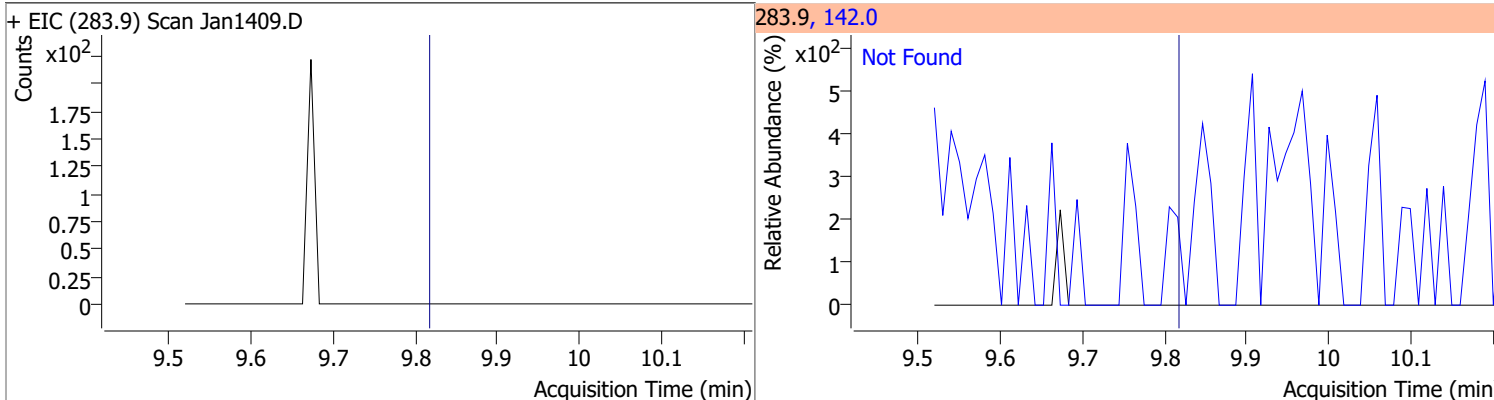
Compound	Conc.	RT	Dev(Min)	Resp.	QIon	QRatio	Lower	Upper
2,4,6-Tribromophenol	148.1314	9.46	0.00	233306	331.8	91.5	62.7	116.4



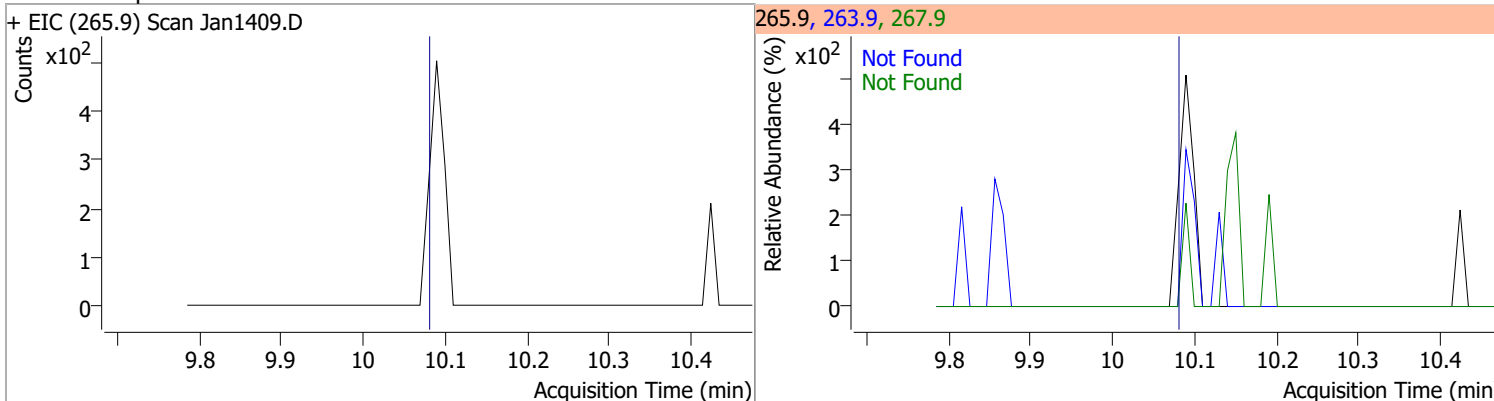
Compound	Conc.	Exp RT	QIon	Exp Ratio	QIon	Exp Ratio
4-Bromophenyl-phenylether	N.D.	9.78	250.0	98.3	141.0	96.1



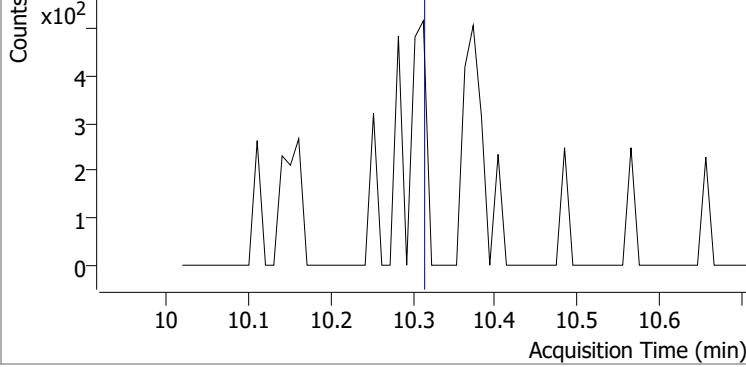
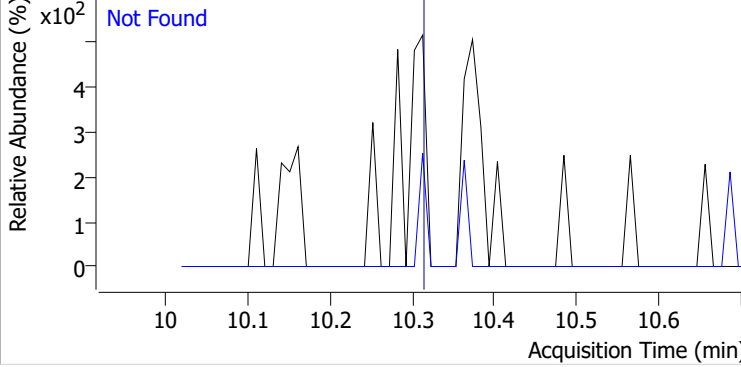
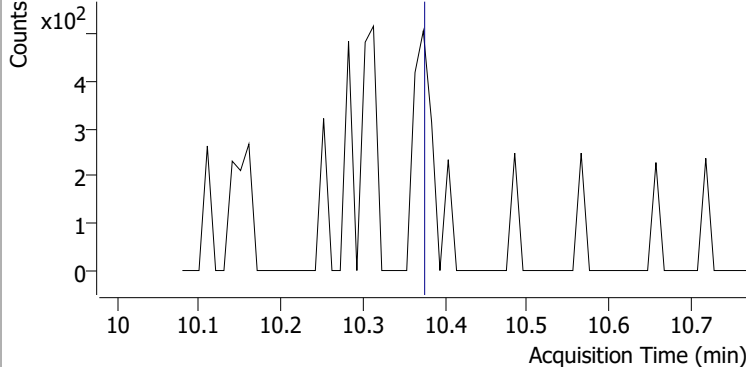
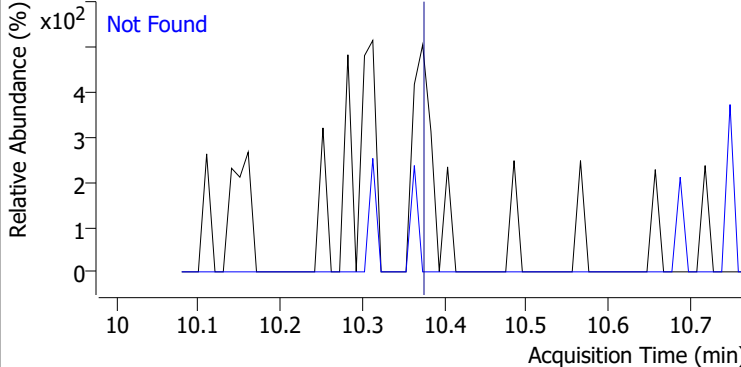
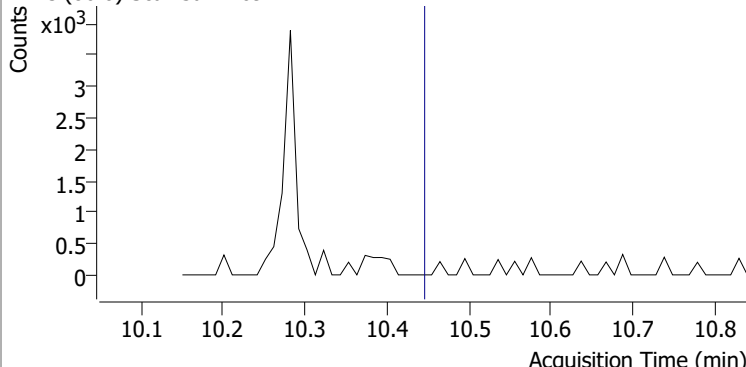
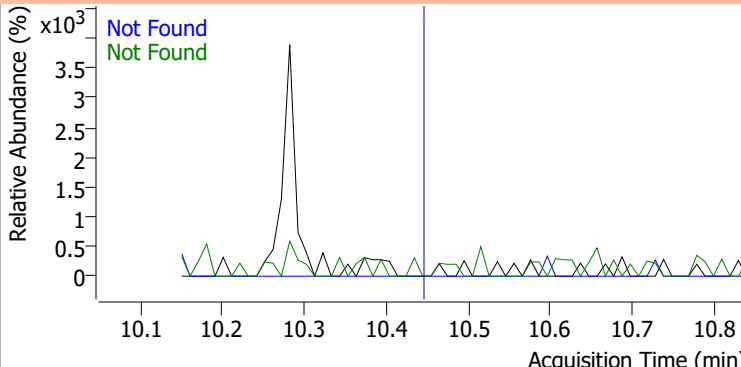
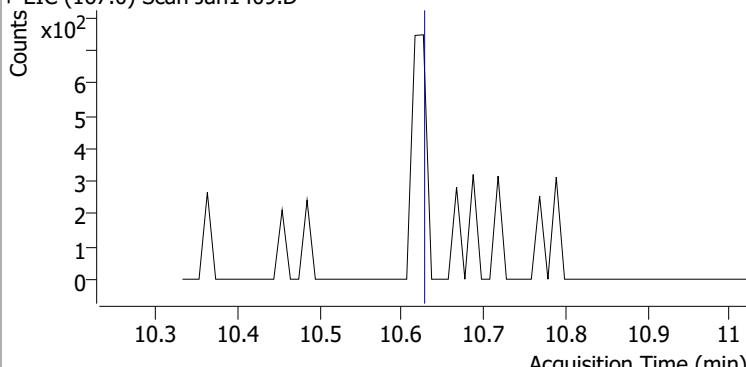
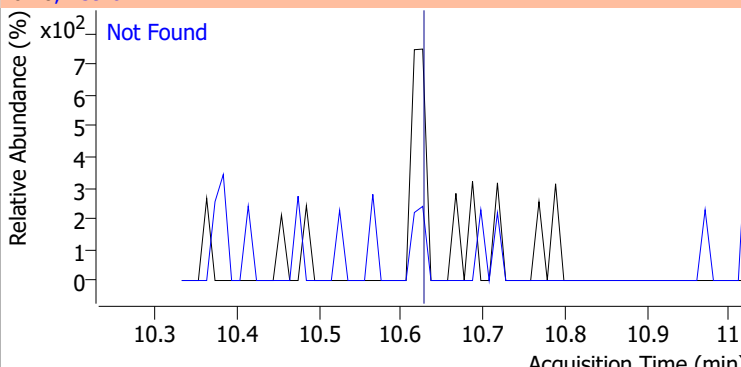
Compound	Conc.	Exp RT	QIon	Exp Ratio
Hexachlorobenzene	N.D.	9.82	142.0	49.9



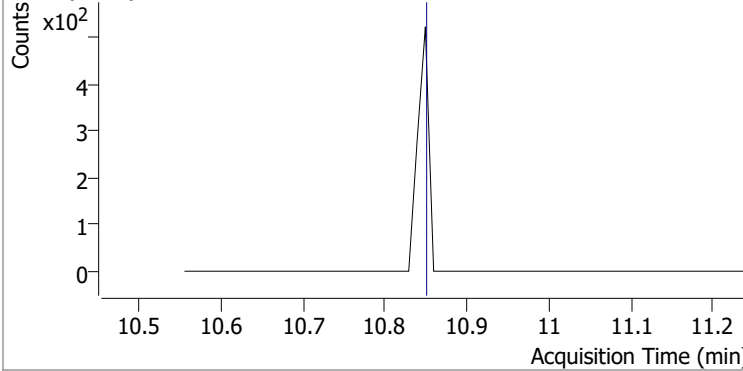
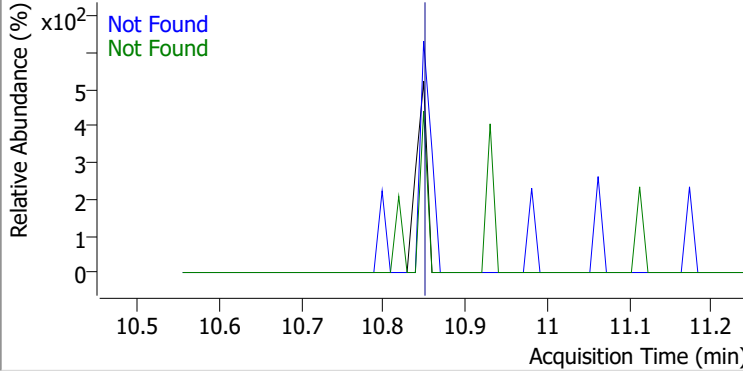
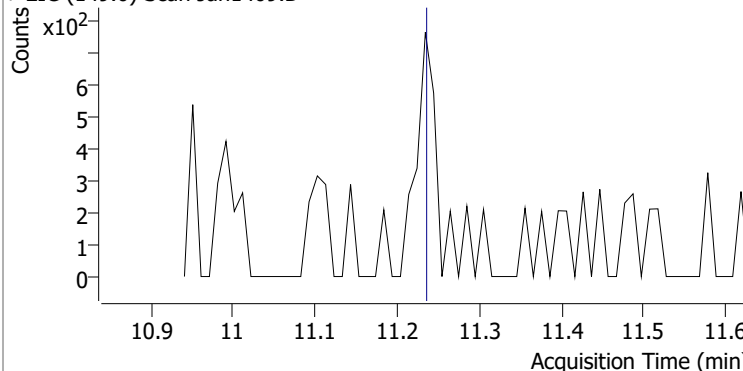
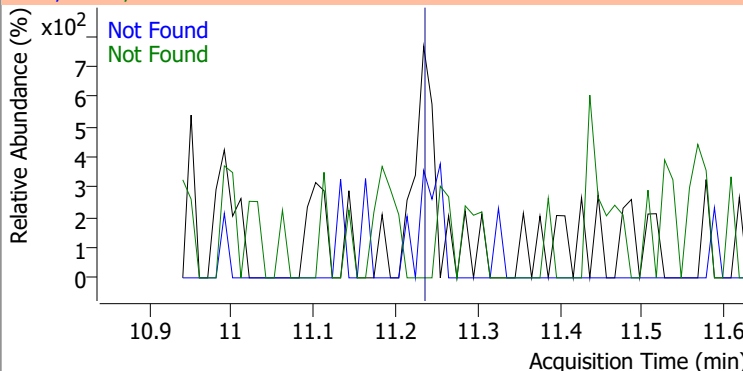
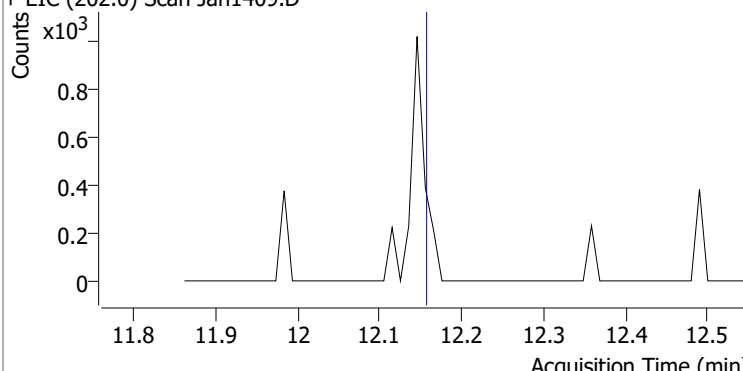
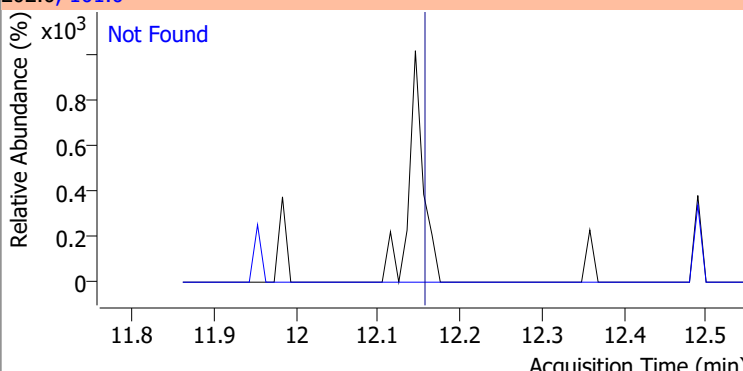
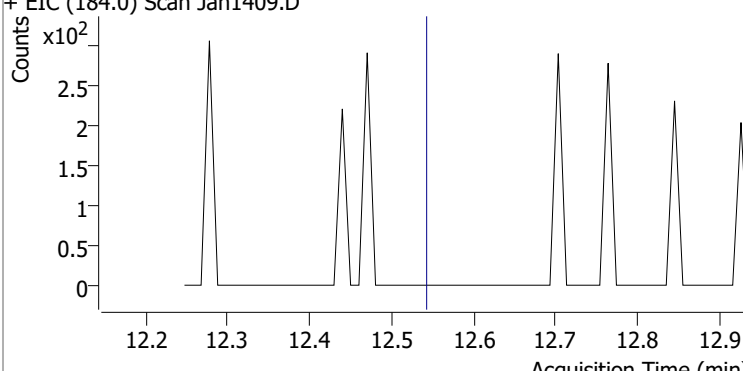
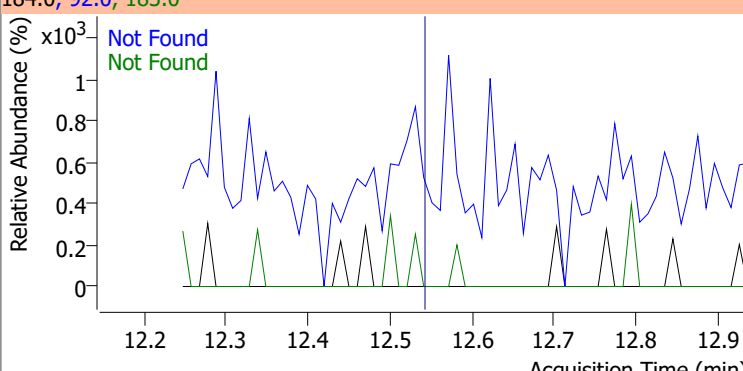
Compound	Conc.	Exp RT	QIon	Exp Ratio	QIon	Exp Ratio
Pentachlorophenol	N.D.	10.08	263.9	67.0	267.9	63.6



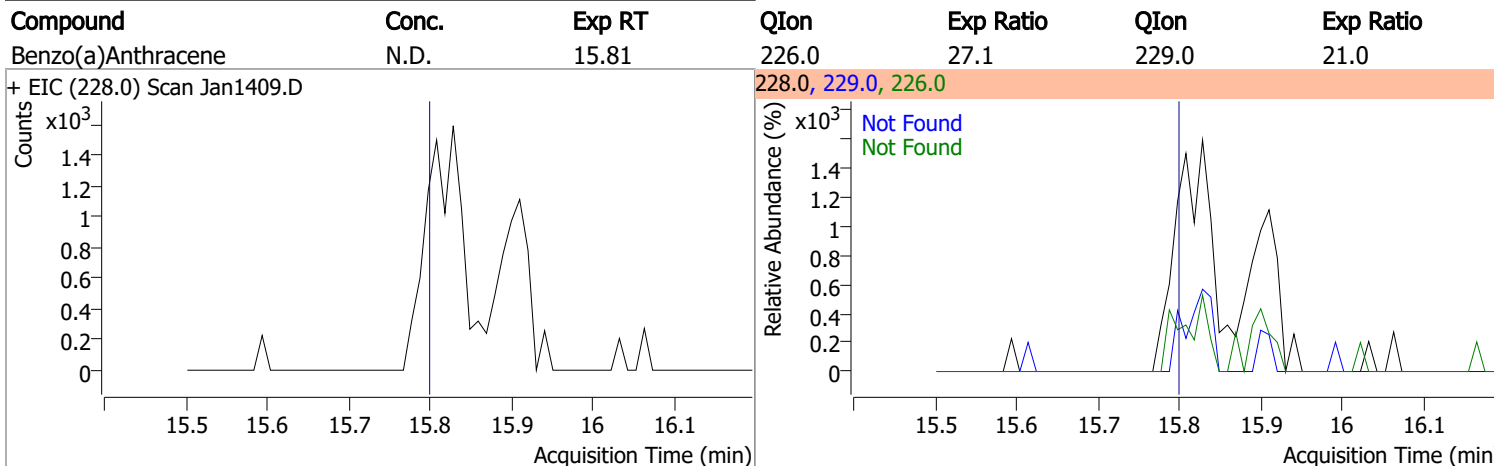
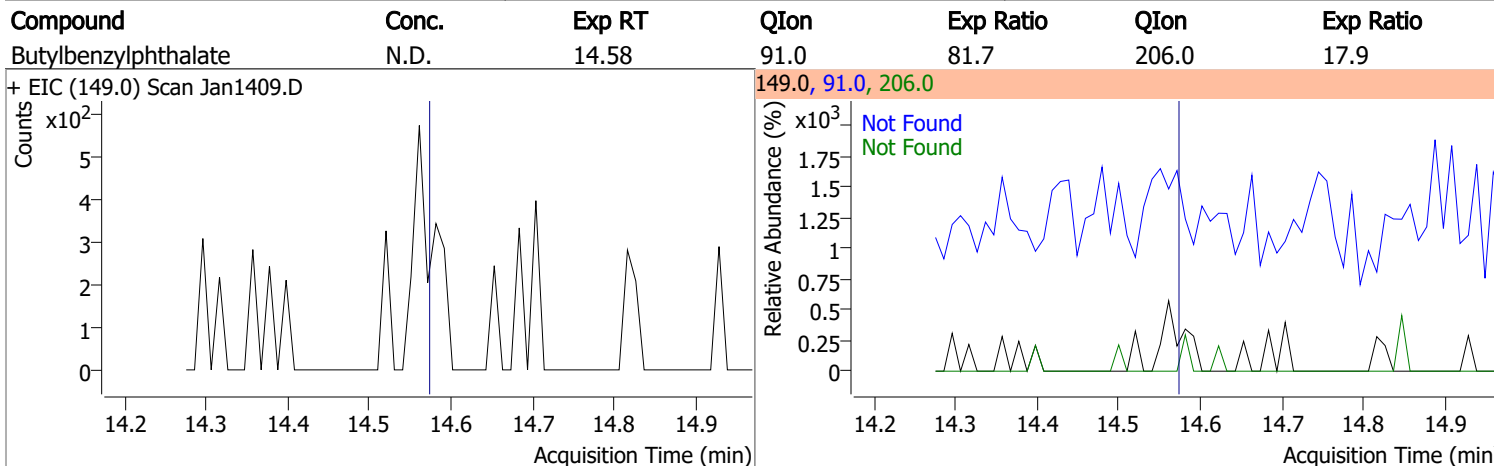
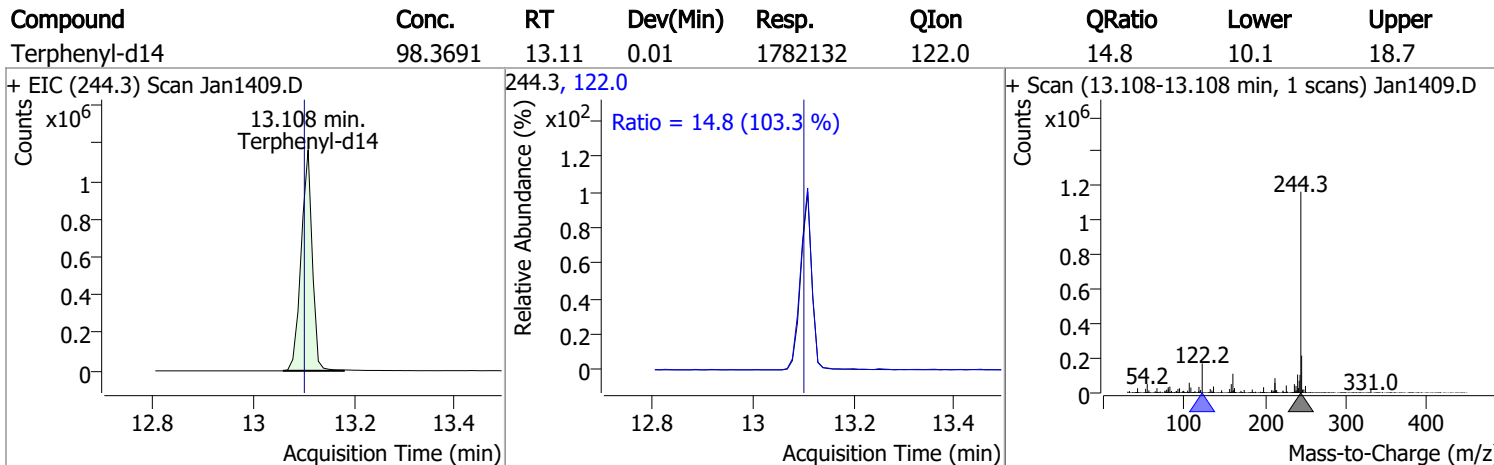
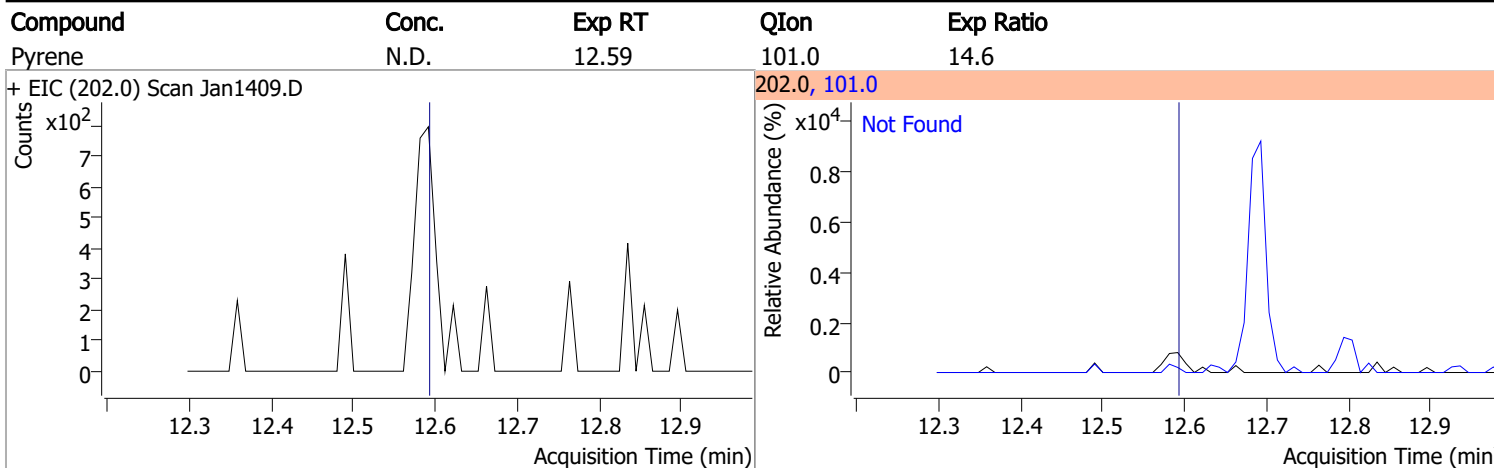
Quantitation Results Report (QT Reviewed)

Compound	Conc.	Exp RT	QIon	Exp Ratio		
Phenanthrene	N.D.	10.31	176.0	19.3		
+ EIC (178.0) Scan Jan1409.D			178.0, 176.0			
						
Anthracene	N.D.	10.37	176.0	18.4		
+ EIC (178.0) Scan Jan1409.D			178.0, 176.0			
						
Triallate	N.D.	10.44	268.0	26.7	QIon	Exp Ratio
+ EIC (86.0) Scan Jan1409.D			86.0, 268.0, 143.0			
						
Carbazole	N.D.	10.63	139.0	12.8		
+ EIC (167.0) Scan Jan1409.D			167.0, 139.0			
						

Quantitation Results Report (QT Reviewed)

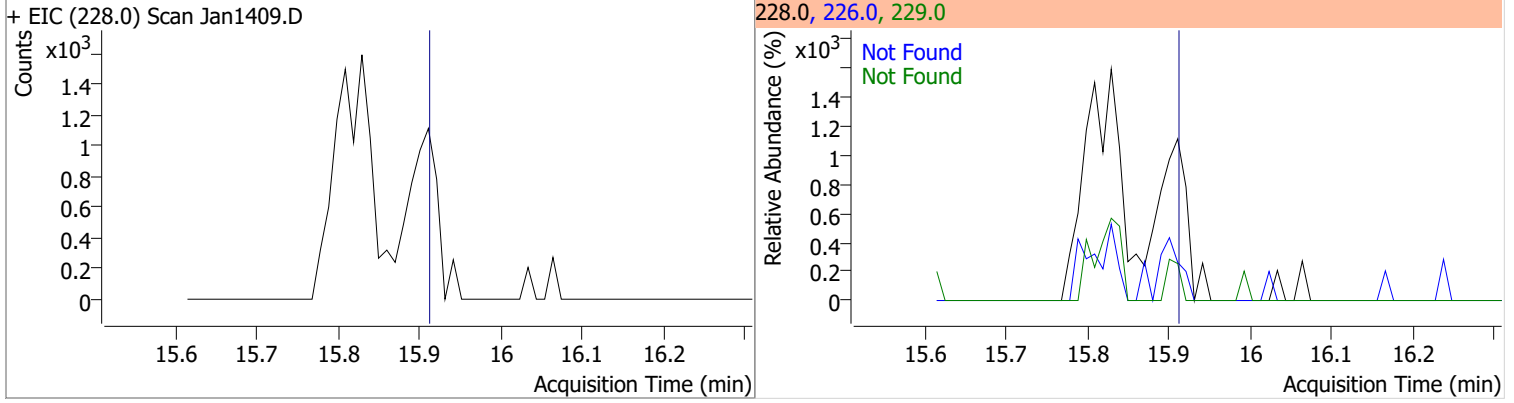
Compound	Conc.	Exp RT	QIon	Exp Ratio	QIon	Exp Ratio
o-Terphenyl	N.D.	10.85	229.0	64.1	215.0	36.5
+ EIC (230.0) Scan Jan1409.D			230.0, 229.0, 215.0			
						
Di-n-Butylphthalate	N.D.	11.23	150.0	9.1	104.0	6.1
+ EIC (149.0) Scan Jan1409.D			149.0, 150.0, 104.0			
						
Fluoranthene	N.D.	12.16	101.0	12.8		
+ EIC (202.0) Scan Jan1409.D			202.0, 101.0			
						
Benzidine	N.D.	12.54	183.0	13.1	92.0	8.1
+ EIC (184.0) Scan Jan1409.D			184.0, 92.0, 183.0			
						

Quantitation Results Report (QT Reviewed)

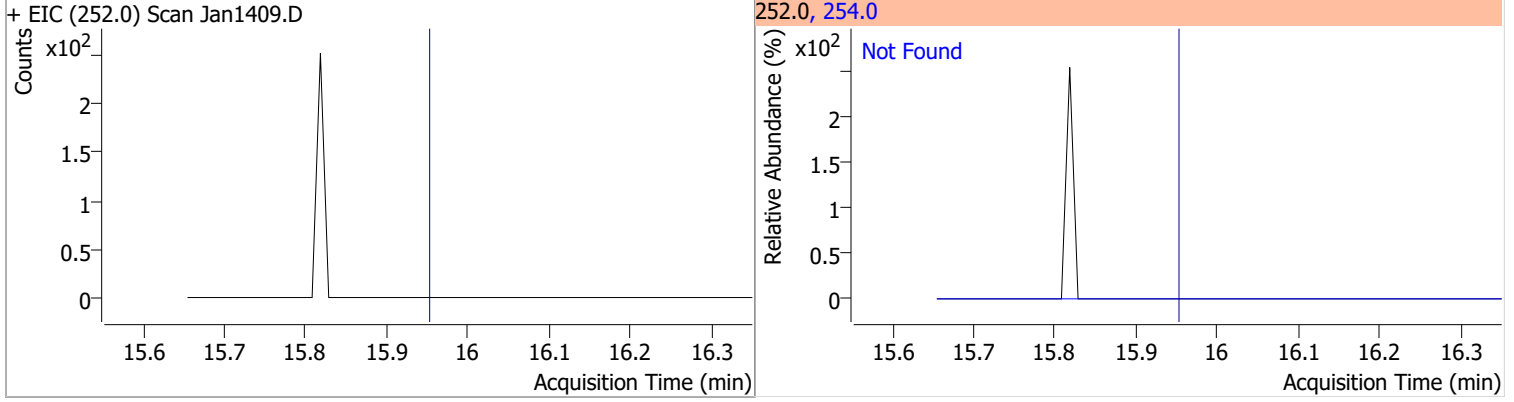


Quantitation Results Report (QT Reviewed)

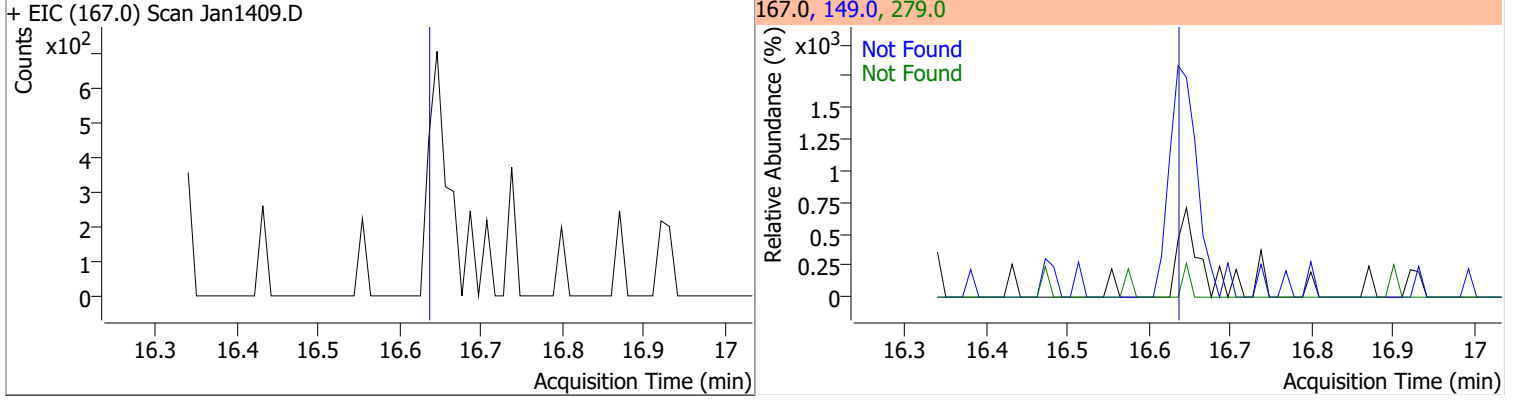
Compound	Conc.	Exp RT	QIon	Exp Ratio	QIon	Exp Ratio
Chrysene	N.D.	15.92	226.0	29.9	229.0	20.4



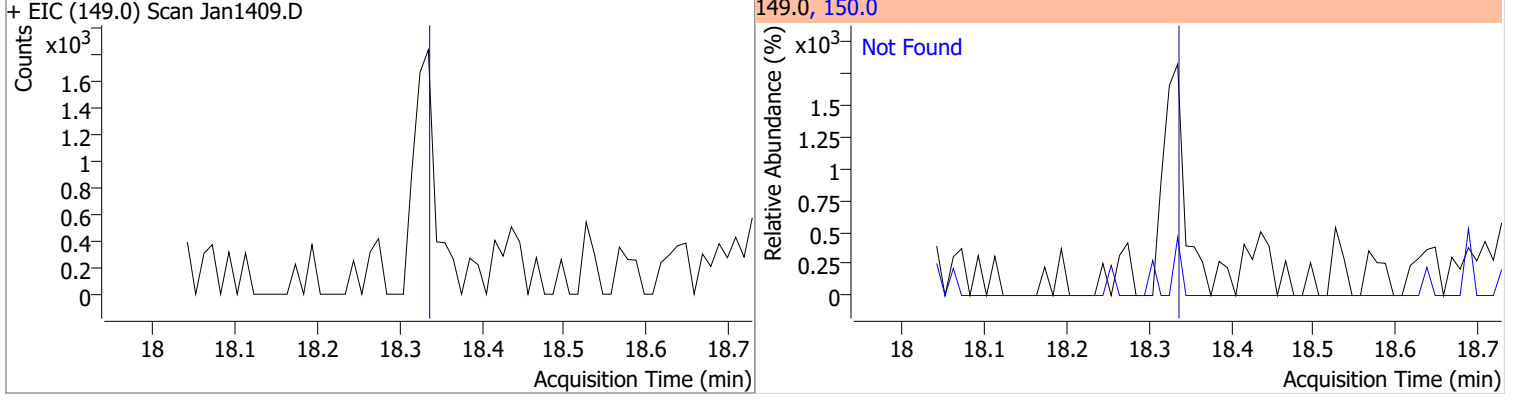
Compound	Conc.	Exp RT	QIon	Exp Ratio
3,3-Dichlorobenzidine	N.D.	15.96	254.0	64.7



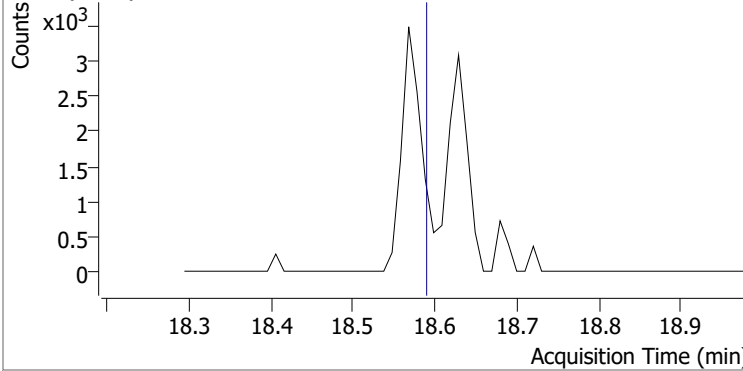
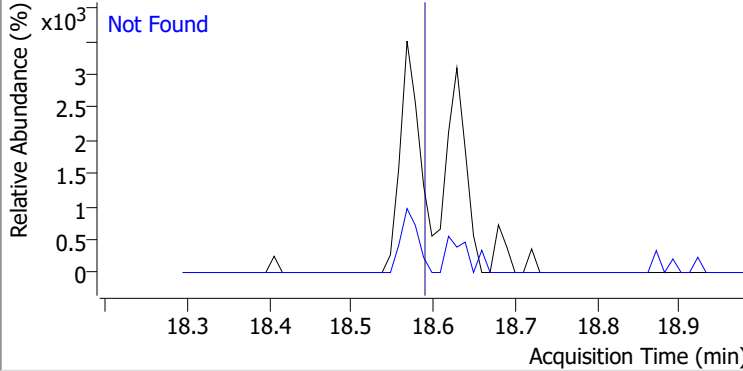
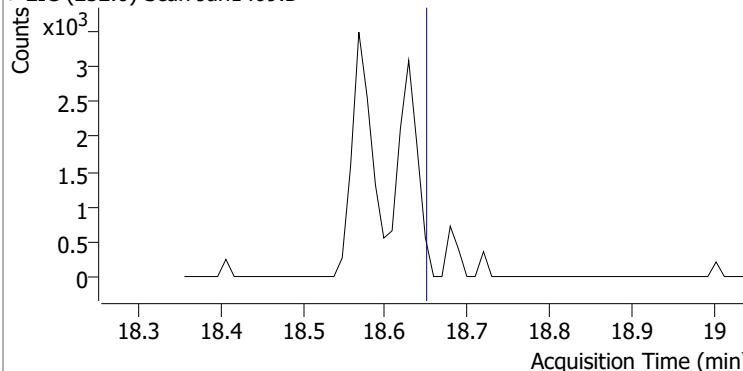
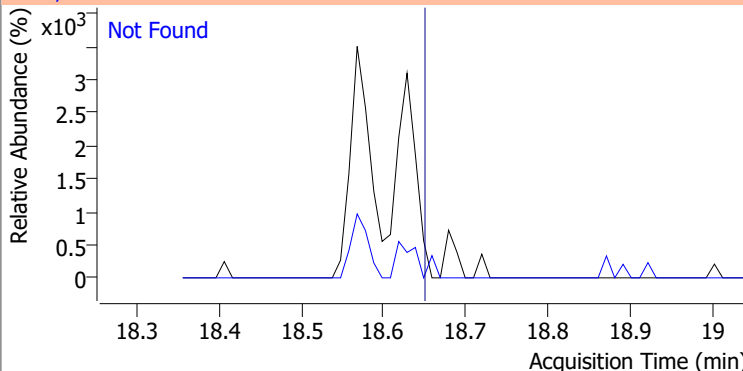
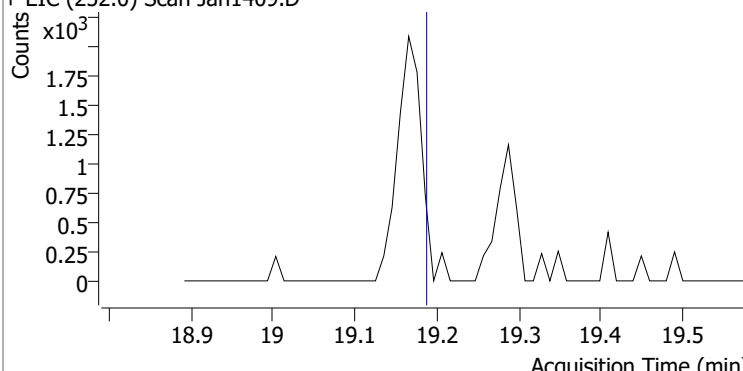
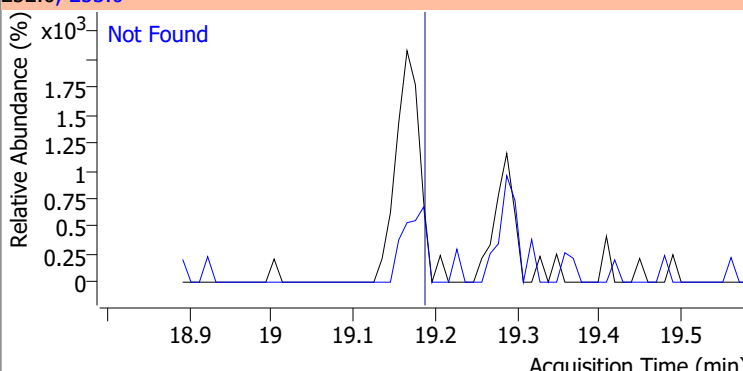
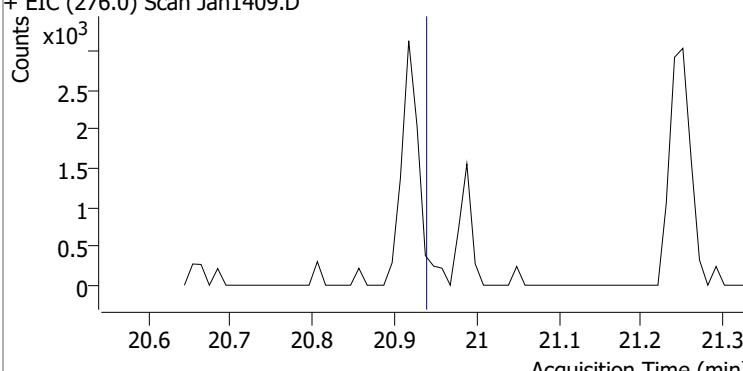
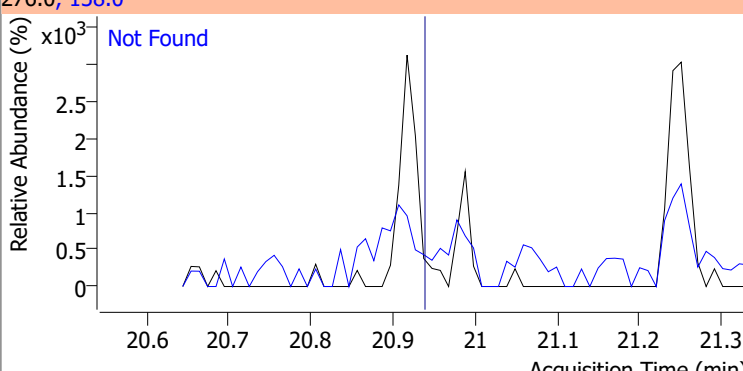
Compound	Conc.	Exp RT	QIon	Exp Ratio	QIon	Exp Ratio
bis(2-ethylhexyl)Phthalate	N.D.	16.65	149.0	397.1	279.0	15.6



Compound	Conc.	Exp RT	QIon	Exp Ratio
Di-n-octyl Phthalate	N.D.	18.34	150.0	9.5

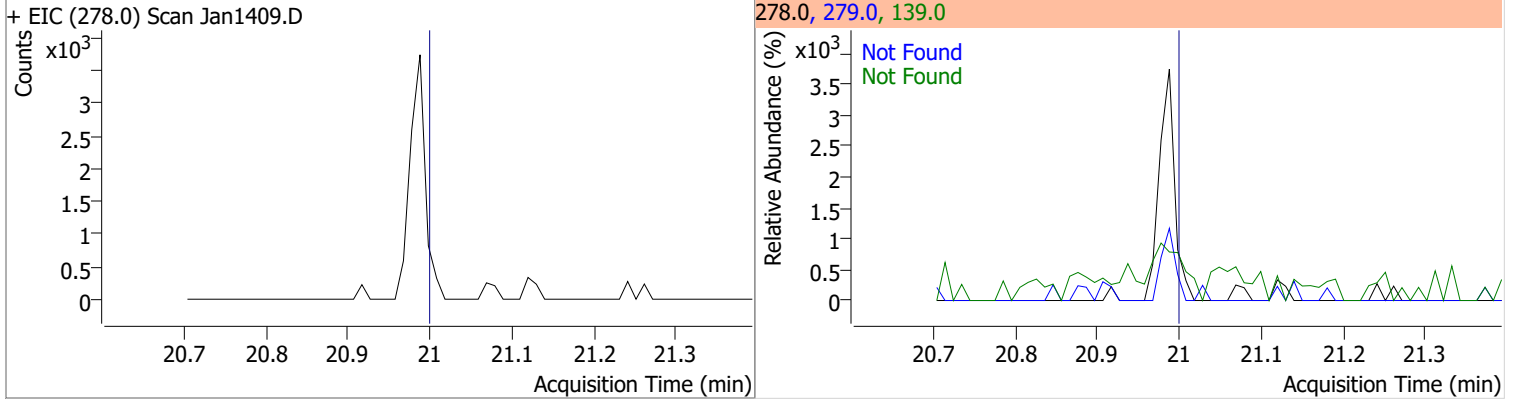


Quantitation Results Report (QT Reviewed)

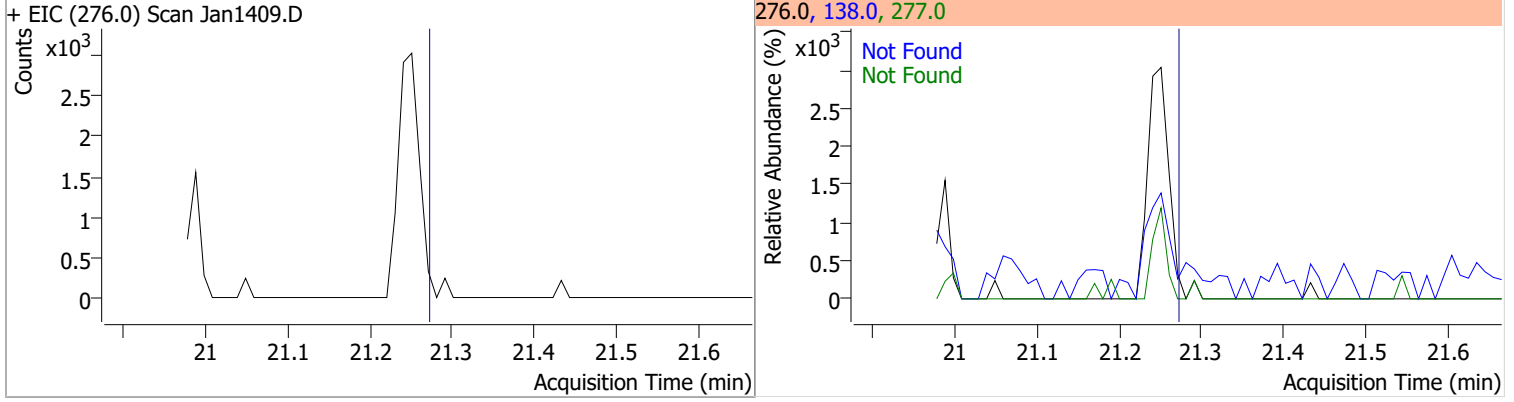
Compound	Conc.	Exp RT	QIon	Exp Ratio
Benzo(b)fluoranthene	N.D.	18.59	253.0	22.0
+ EIC (252.0) Scan Jan1409.D			252.0, 253.0	
				
Benzo(k)fluoranthene	N.D.	18.65	253.0	21.9
+ EIC (252.0) Scan Jan1409.D			252.0, 253.0	
				
Benzo(a)pyrene	N.D.	19.19	253.0	22.0
+ EIC (252.0) Scan Jan1409.D			252.0, 253.0	
				
Indeno(1,2,3-c,d)pyrene	N.D.	20.94	138.0	29.9
+ EIC (276.0) Scan Jan1409.D			276.0, 138.0	
				

Quantitation Results Report (QT Reviewed)

Compound	Conc.	Exp RT	QIon	Exp Ratio	QIon	Exp Ratio
Dibenzo(a,h)anthracene	N.D.	21.00	279.0	25.2	139.0	23.8

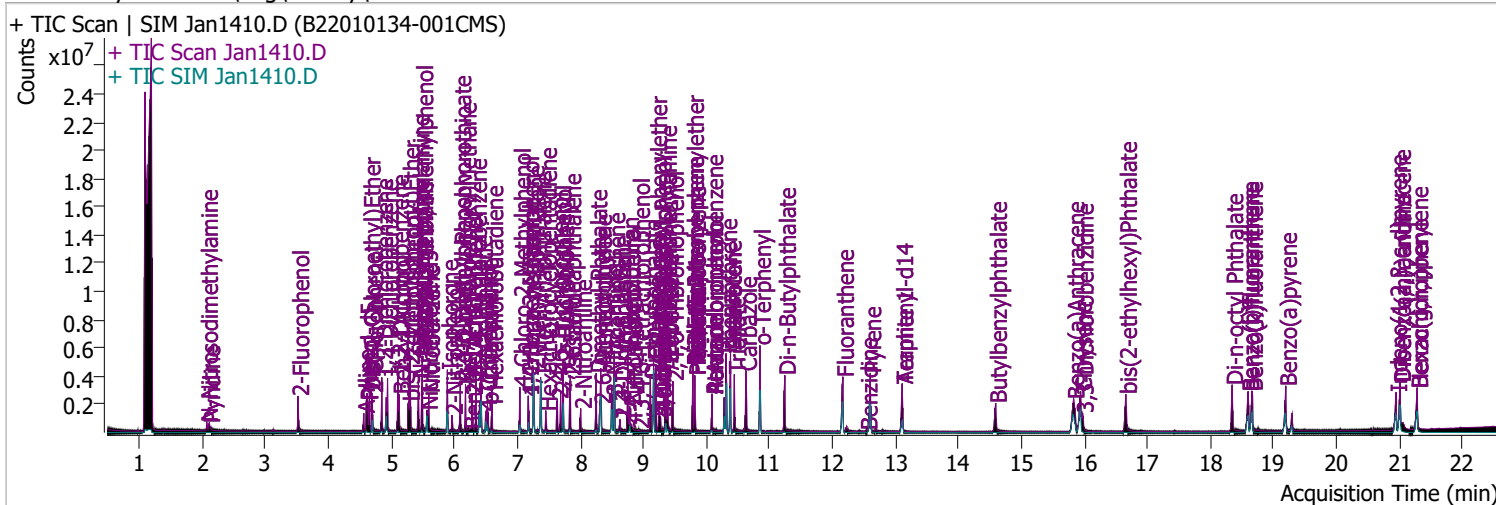


Compound	Conc.	Exp RT	QIon	Exp Ratio	QIon	Exp Ratio
Benzo(g,h,i)perylene	N.D.	21.27	138.0	32.0	277.0	23.8



Quantitation Results Report (QT Reviewed)

Data File	Jan1410.D	Operator	LIMS import
Acq. Method	BNA+SIM.M	Acq. Date-Time	1/14/2022 5:53:52 PM
Sample Name	B22010134-001CMS	Instrument	Instrument #1
Vial	10	Multiplier	1.00
DA Method File		Comment	SVOC-8270-W-LARGO
Tune File	dftppdsm.u	Tune Date	1/7/2022 12:13:00 PM
Batch Name	011422 DoD BNA.batch.bin	Last Calib Update	1/18/2022 11:27:22 AM
Ref Library	D:\Org\Library\NIST129K.l		



Compound	RT	QIon	Resp.	Conc.	Units	Dev(Min)
----------	----	------	-------	-------	-------	----------

Internal Standards

System Monitoring Compounds

S 2-Fluorophenol	3.520	112.0	608135	80.2217	µg/L	0.010
Spiked Amount: 200.000	Range: 10.0 - 75.0%			Recovery = 40.11%		
S Phenol-d5	4.603	99.0	897951	89.0517	µg/L	0.000
Spiked Amount: 200.000	Range: 10.0 - 65.0%			Recovery = 44.53%		
S Nitrobenzene-d5	5.563	82.0	427204	77.6165	µg/L	0.000
Spiked Amount: 100.000	Range: 32.0 - 94.0%			Recovery = 77.62%		
S 2-Fluorobiphenyl	7.728	172.0	1507906	85.3981	µg/L	0.010
Spiked Amount: 100.000	Range: 28.0 - 107.0%			Recovery = 85.40%		
S 2,4,6-Tribromophenol	9.469	329.8	313660	195.8126	µg/L	0.010
Spiked Amount: 200.000	Range: 25.0 - 140.0%			Recovery = 97.91%		
S Terphenyl-d14	13.108	244.3	1800326	102.2108	µg/L	0.010
Spiked Amount: 100.000	Range: 32.0 - 122.0%			Recovery = 102.21%		

Target Compounds

Compound	RT	QIon	Resp.	Conc.	Units	QValue
T N-Nitrosodimethylamine	2.070	74.0	146659	45.5404	µg/L	99
T Pyridine	2.111	79.0	227472	32.7670	µg/L	94
T Aniline	4.562	93.0	403334	29.9939	µg/L	m 98
T Phenol	4.623	94.0	547632	49.5285	µg/L	90
T bis(-2-Chloroethyl)Ether	4.654	63.0	711869	85.4669	µg/L	100
T 2-Chlorophenol	4.695	128.0	616702	68.4771	µg/L	99
T 1,3-Dichlorobenzene	4.848	146.0	777765	65.5040	µg/L	m 99
T 1,4-Dichlorobenzene	4.940	146.0	800617	67.0918	µg/L	m 99
T 1,2-Dichlorobenzene	5.103	146.0	821417	69.8144	µg/L	m 98
T Benzyl Alcohol	5.124	108.0	363350	71.4328	µg/L	m 98
T bis(2-chloroisopropyl)Ether	5.277	121.0	211773	66.2722	µg/L	97
T 2-Methylphenol	5.298	107.0	657986	82.6484	µg/L	94
T N-nitroso-Di-n-propylamine	5.430	70.0	535415	98.1287	µg/L	95
T 4Methylphenol/3Methylphenol	5.492	107.0	864882	80.4028	µg/L	98
T Hexachloroethane	5.492	117.0	201456	59.5395	µg/L	98

Quantitation Results Report (QT Reviewed)

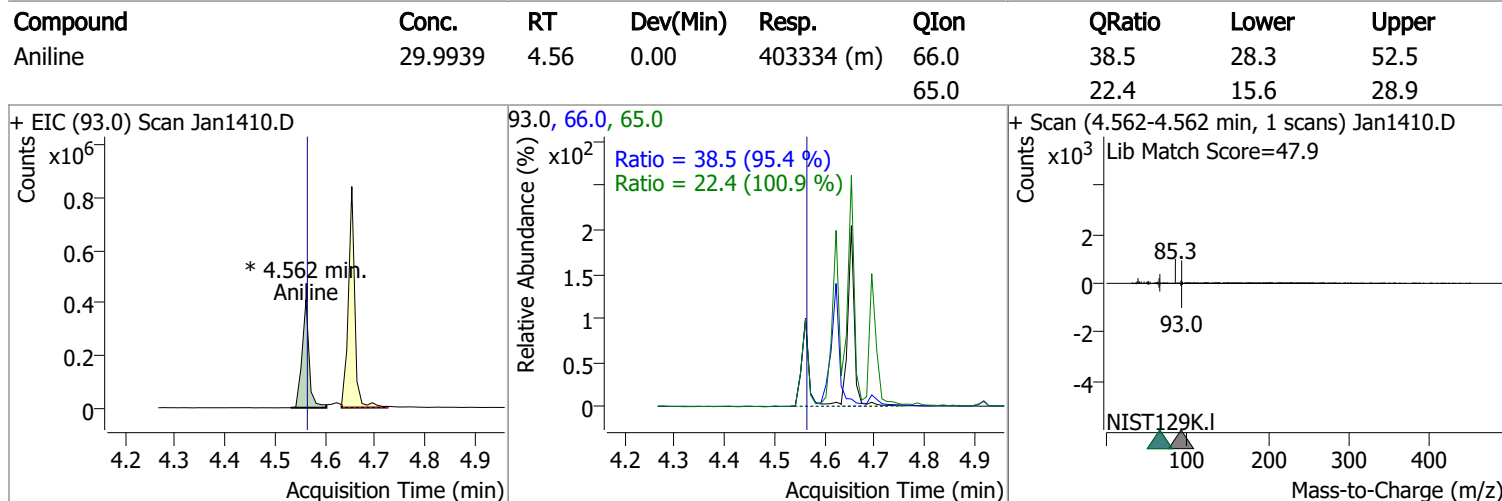
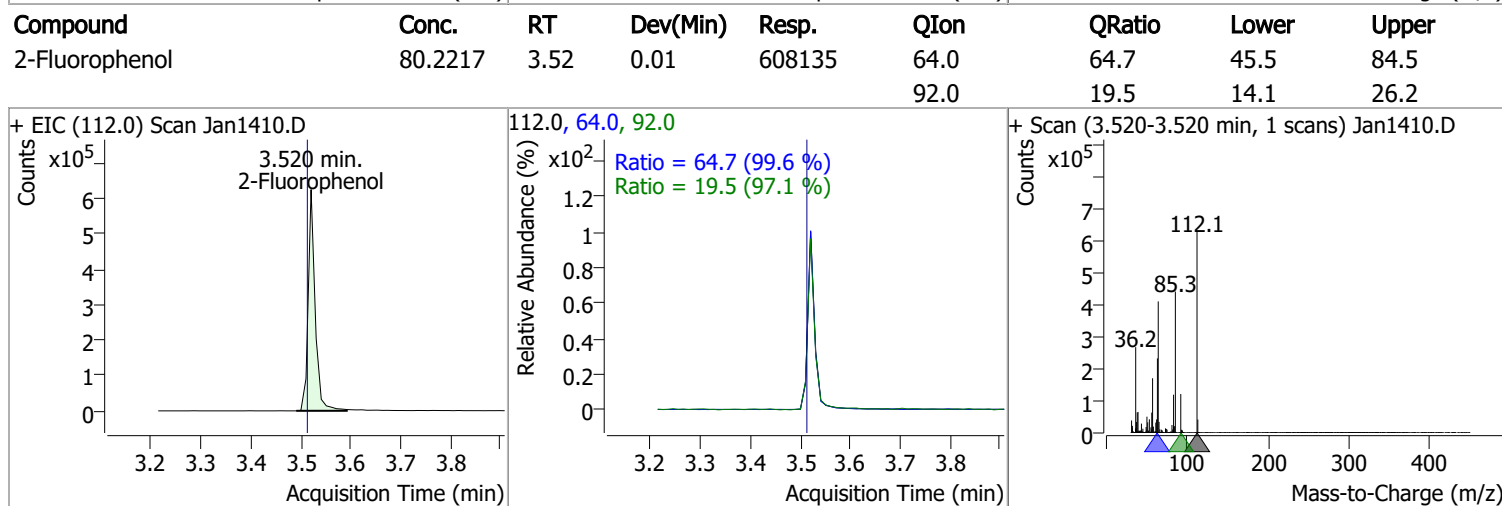
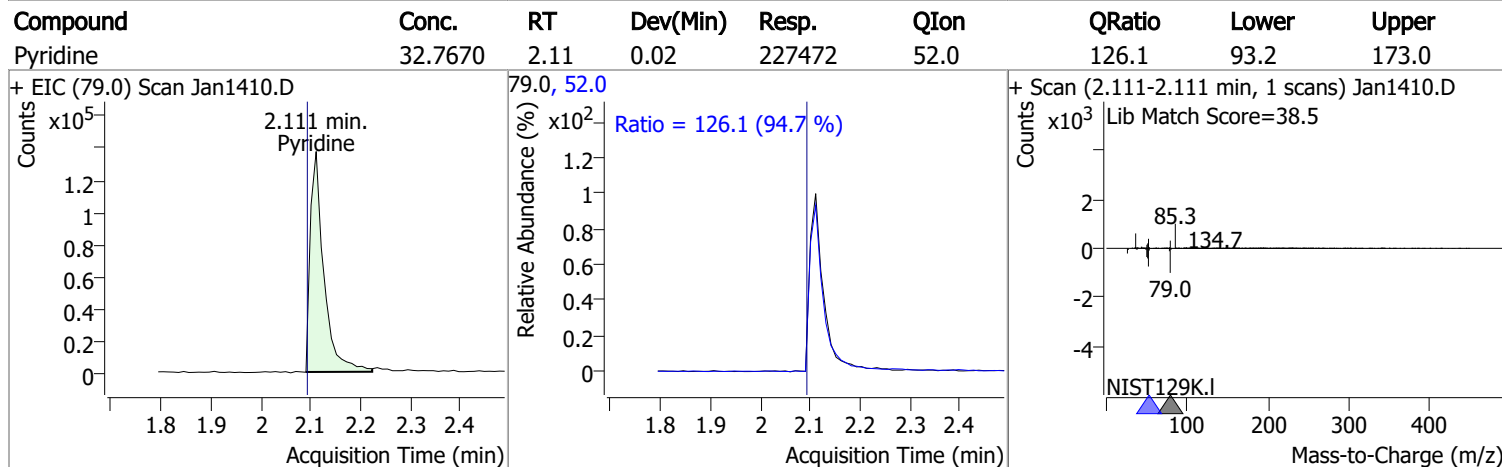
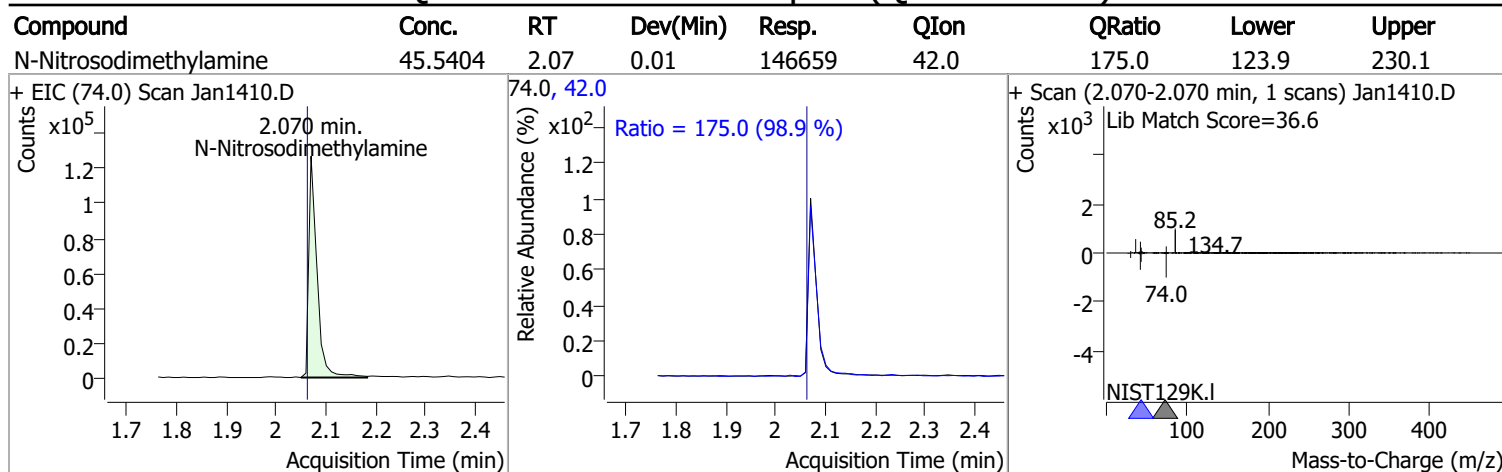
Compound	RT	QIon	Resp.	Conc.	Units	Dev(Min)
T Nitrobenzene	5.594	123.1	261209	90.8596	µg/L	96
T Isophorone	5.890	82.0	1306139	103.0382	µg/L	99
T 2-Nitrophenol	5.962	139.0	193562	85.1149	µg/L	97
T 2,4-Dimethylphenol	6.095	122.0	621479	93.4060	µg/L	99
T bis(-2-Chloroethoxy)Methane	6.177	93.0	741136	97.7846	µg/L	100
T 2,4-Dichlorophenol	6.280	162.0	481854	81.5057	µg/L	97
T Benzoic Acid	6.249	105.0	113318	35.7748	µg/L	93
T 1,2,4-Trichlorobenzene	6.342	180.0	568722	75.7989	µg/L	99
T Naphthalene	6.424	128.0	1917735	87.6454	µg/L	99
T 4-Chlorophenol	6.506	130.0	140931	70.3074	µg/L	m 98
T p-Chloroaniline	6.526	127.0	625584	73.6424	µg/L	96
T Hexachlorobutadiene	6.598	224.9	290979	71.3794	µg/L	99
T 4-Chloro-2-Methylphenol	7.040	107.0	502314	91.5943	µg/L	m 100
T 4-Chloro-3-Methylphenol	7.173	107.0	546516	94.3520	µg/L	m 99
T 2-Methylnaphthalene	7.256	141.0	1199903	90.2281	µg/L	99
T 1-Methylnaphthalene	7.369	141.0	1111842	85.5903	µg/L	m 98
T Hexachlorocyclopentadiene	7.451	236.9	195774	72.1648	µg/L	98
T 2,4,6-Trichlorophenol	7.636	196.0	397068	98.7129	µg/L	98
T 2,4,5-Trichlorophenol	7.687	196.0	397586	89.4331	µg/L	97
T 2-Chloronaphthalene	7.841	162.0	1404657	94.7525	µg/L	99
T 2-Nitroaniline	8.005	65.0	258704	99.4530	µg/L	96
T Dimethyl Phthalate	8.251	163.0	1549145	103.7137	µg/L	99
T 2,6-Dinitrotoluene	8.313	165.0	196835	98.9378	µg/L	88
T Acenaphthylene	8.323	152.1	2030588	85.0287	µg/L	100
T 3-Nitroaniline	8.507	138.0	166366	77.2991	µg/L	98
T Acenaphthene	8.538	154.0	1305752	95.5123	µg/L	100
T 2,4-Dinitrophenol	8.630	184.0	99788	90.3793	µg/L	98
T Dibenzofuran	8.752	168.0	2125739	98.2475	µg/L	99
T 2,4-Dinitrotoluene	8.783	165.0	237051	89.5155	µg/L	86
T 4-Nitrophenol	8.814	109.0	89909	42.9010	µg/L	93
T Diethylphthalate	9.111	149.0	1554886	98.7561	µg/L	99
T Fluorene	9.162	166.0	1643719	93.0312	µg/L	97
T 4-Chlorophenyl-phenylether	9.203	204.0	795706	97.9095	µg/L	99
T 4-Nitroaniline	9.254	138.0	221185	99.0941	µg/L	96
T 4,6-Dinitro-2-methylphenol	9.274	198.0	154770	97.1545	µg/L	91
T N-nitrosodiphenylamine	9.356	169.0	1169492	103.2936	µg/L	99
T Azobenzene	9.387	77.0	1239552	91.6345	µg/L	97
T 4-Bromophenyl-phenylether	9.786	248.0	479922	102.5077	µg/L	99
T Hexachlorobenzene	9.816	283.9	414508	88.4019	µg/L	100
T Pentachlorophenol	10.090	265.9	245959	108.5254	µg/L	97
T Phenanthrene	10.313	178.0	2455748	104.9453	µg/L	98
T Anthracene	10.384	178.0	2442227	106.9127	µg/L	99
T Triallate	10.444	86.0	461998	92.5534	µg/L	97
T Carbazole	10.627	167.0	2349984	106.4129	µg/L	99
T o-Terphenyl	10.849	230.0	1250659	93.7469	µg/L	98
T Di-n-Butylphthalate	11.244	149.0	2413039	107.8357	µg/L	99
T Fluoranthene	12.166	202.0	2516584	103.5377	µg/L	100
T Benzidine	12.541	184.0	102331	12.2705	µg/L	99
T Pyrene	12.602	202.0	2643856	99.3497	µg/L	98
T Butylbenzylphthalate	14.592	149.0	789735	109.1114	µg/L	99
T Benzo(a)Anthracene	15.829	228.0	2127307	112.4364	µg/L	99
T Chrysene	15.941	228.0	2205557	107.6286	µg/L	100
T 3,3-Dichlorobenzidine	15.972	252.0	509410	79.0214	µg/L	99
T bis(2-ethylhexyl)Phthalate	16.656	167.0	272471	106.0127	µg/L	98
T Di-n-octyl Phthalate	18.345	149.0	1892291	104.4665	µg/L	99

Quantitation Results Report (QT Reviewed)

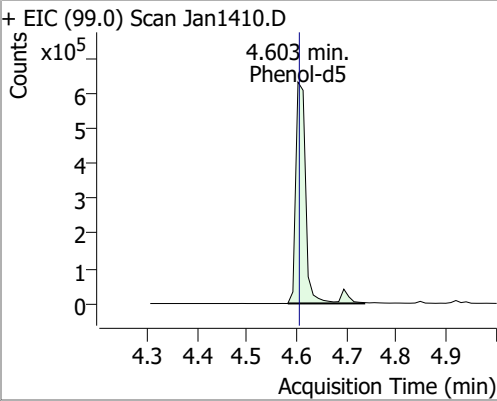
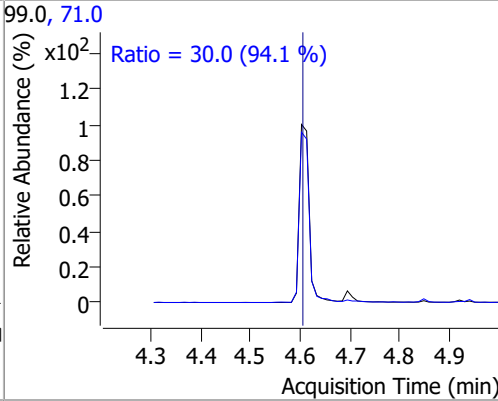
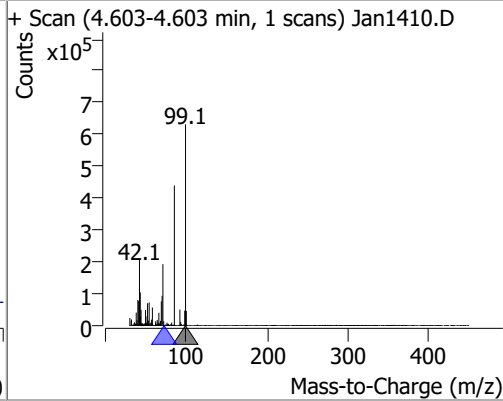
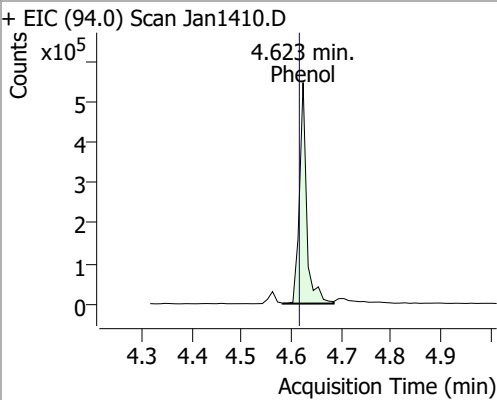
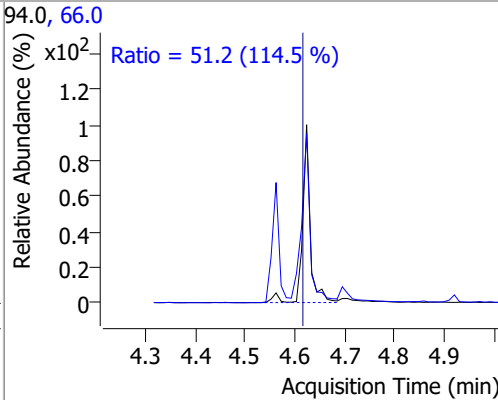
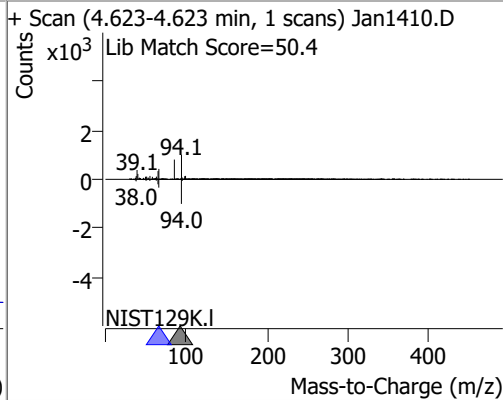
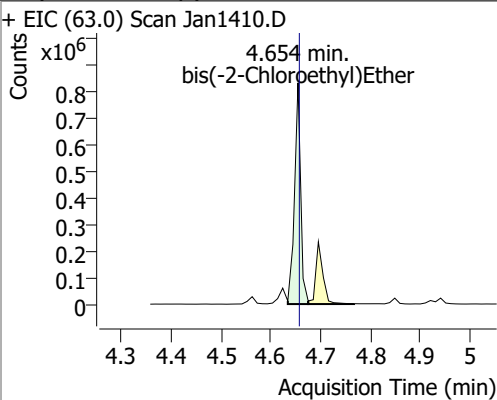
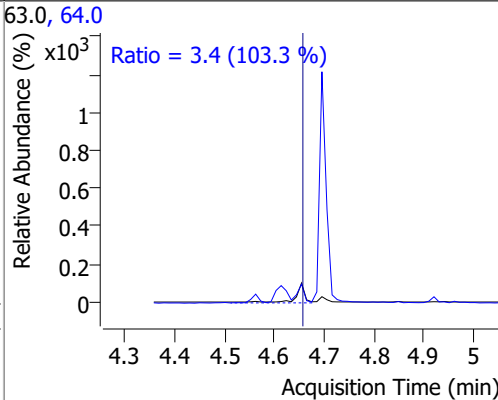
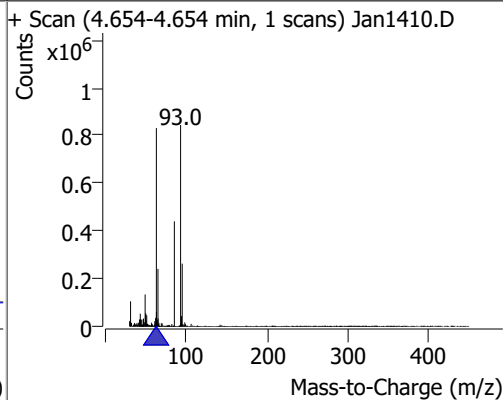
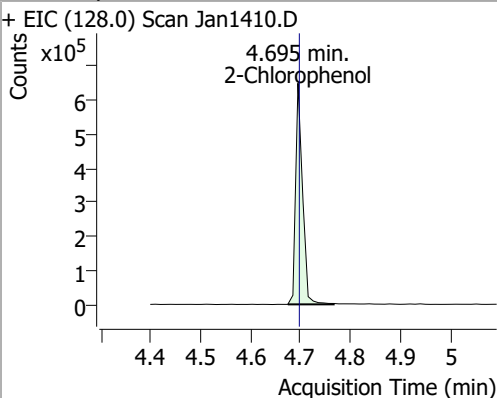
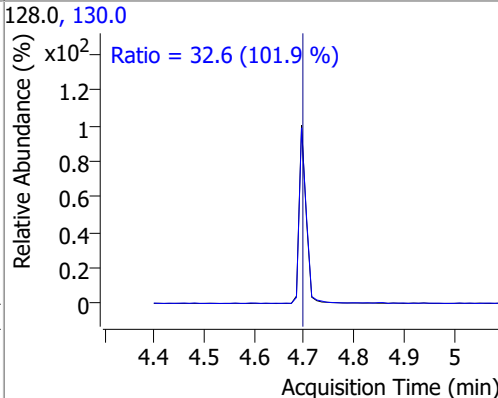
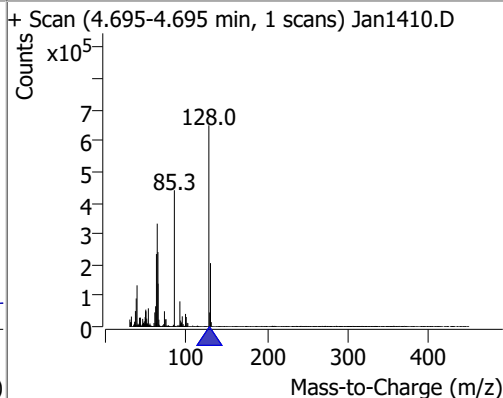
Compound	RT	QIon	Resp.	Conc.	Units	Dev(Min)
T Benzo(b)fluoranthene	18.598	252.0	2014265	107.1657	µg/L	99
T Benzo(k)fluoranthene	18.659	252.0	2004031	102.8429	µg/L	98
T Benzo(a)pyrene	19.196	252.0	1835061	101.3882	µg/L	99
T Indeno(1,2,3-c,d)pyrene	20.948	276.0	1508768	98.9228	µg/L	97
T Dibenzo(a,h)anthracene	21.008	278.0	1663995	100.6461	µg/L	97
T Benzo(g,h,i)perylene	21.282	276.0	1770087	100.4876	µg/L	98

(#) = Qualifier Out of Range; (m) = Manual Integration; (+) = Area Summed; (*) = Surrogate Percent Recovery Out of Range; (d): Zeroed Peak

Quantitation Results Report (QT Reviewed)

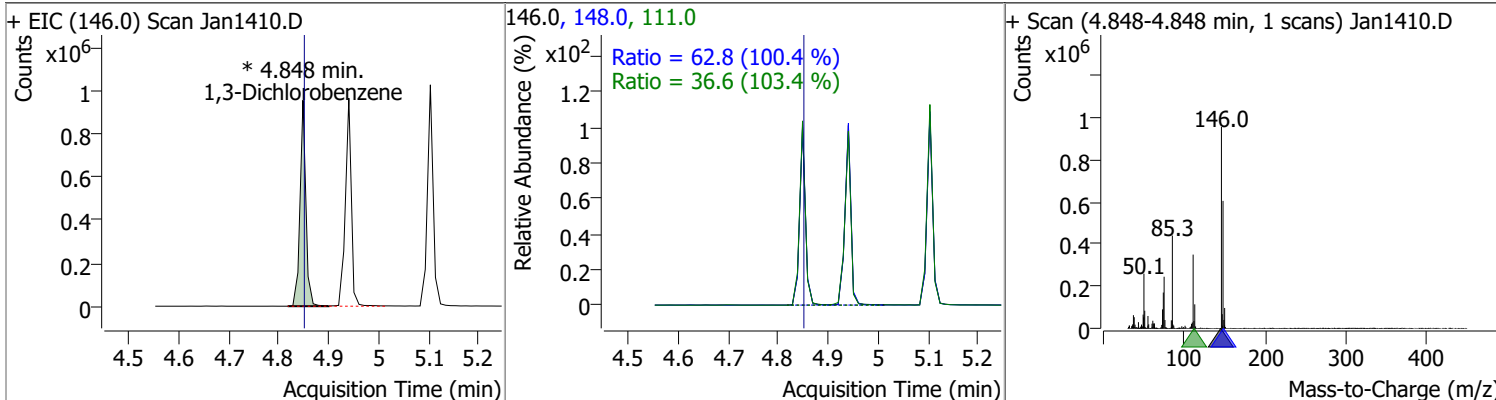


Quantitation Results Report (QT Reviewed)

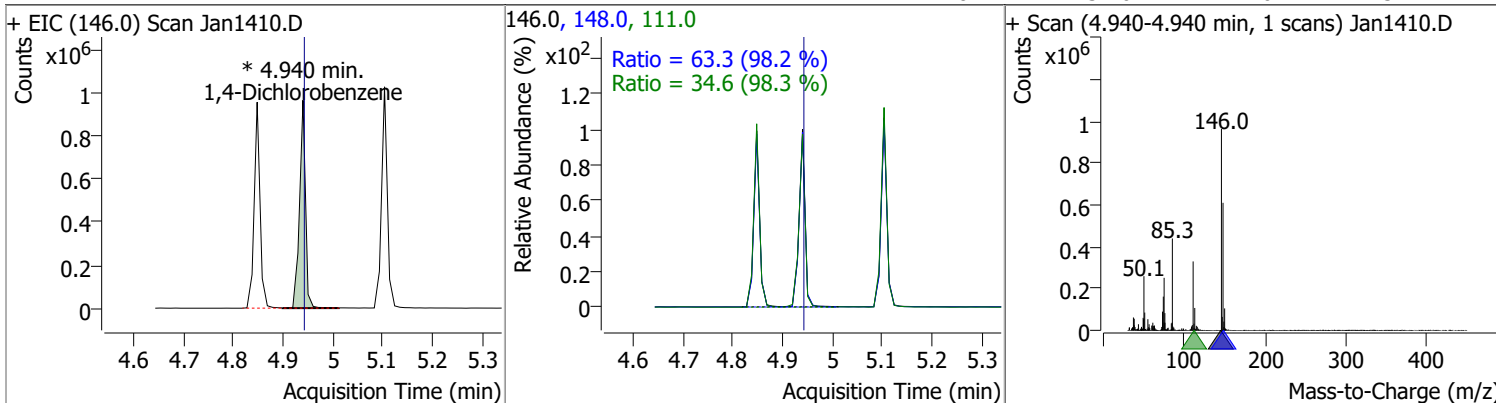
Compound	Conc.	RT	Dev(Min)	Resp.	QIon	QRatio	Lower	Upper
Phenol-d5	89.0517	4.60	0.00	897951	71.0	30.0	22.3	41.5
								
Phenol	49.5285	4.62	0.01	547632	66.0	51.2	31.3	58.2
								
bis(-2-Chloroethyl)Ether	85.4669	4.65	0.00	711869	64.0	3.4	2.3	4.3
								
2-Chlorophenol	68.4771	4.69	0.00	616702	130.0	32.6	22.4	41.6
								

Quantitation Results Report (QT Reviewed)

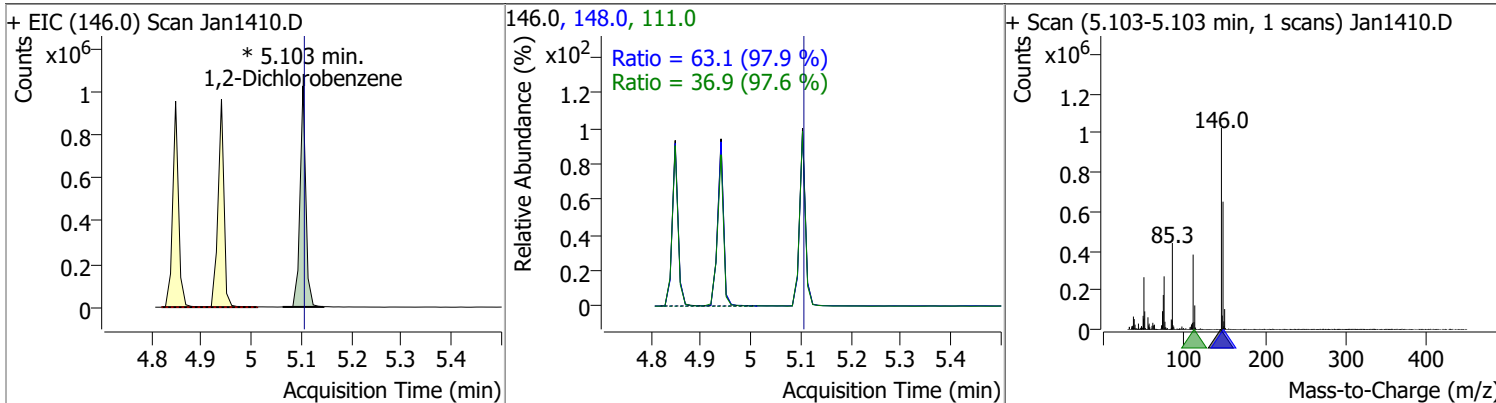
Compound	Conc.	RT	Dev(Min)	Resp.	QIon	QRatio	Lower	Upper
1,3-Dichlorobenzene	65.5040	4.85	0.00	777765 (m)	148.0	62.8	43.8	81.3
					111.0	36.6	24.8	46.0



Compound	Conc.	RT	Dev(Min)	Resp.	QIon	QRatio	Lower	Upper
1,4-Dichlorobenzene	67.0918	4.94	0.00	800617 (m)	148.0	63.3	45.1	83.8
					111.0	34.6	24.6	45.7

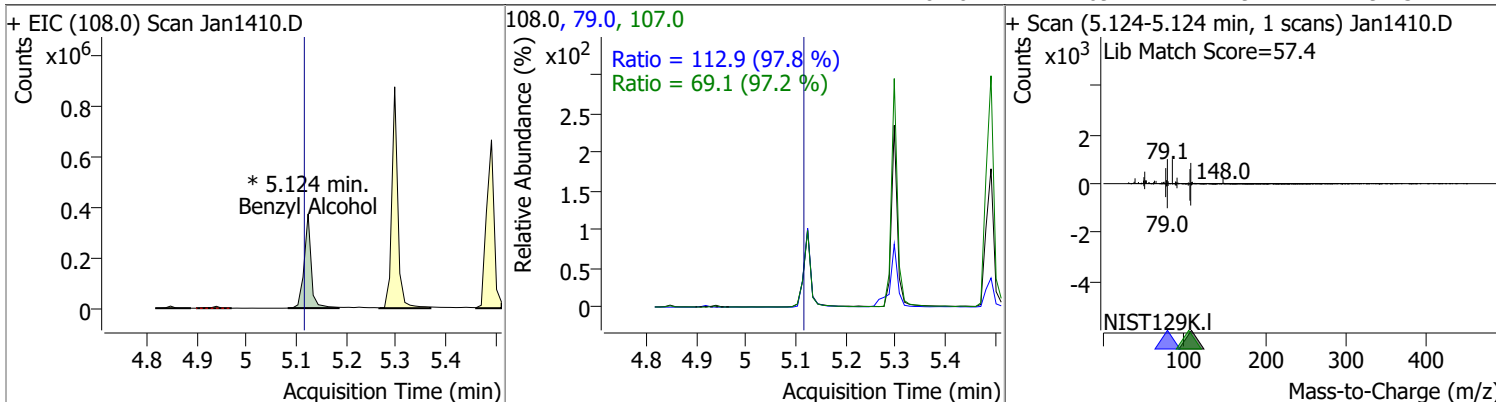


Compound	Conc.	RT	Dev(Min)	Resp.	QIon	QRatio	Lower	Upper
1,2-Dichlorobenzene	69.8144	5.10	0.00	821417 (m)	148.0	63.1	45.1	83.8
					111.0	36.9	26.4	49.1

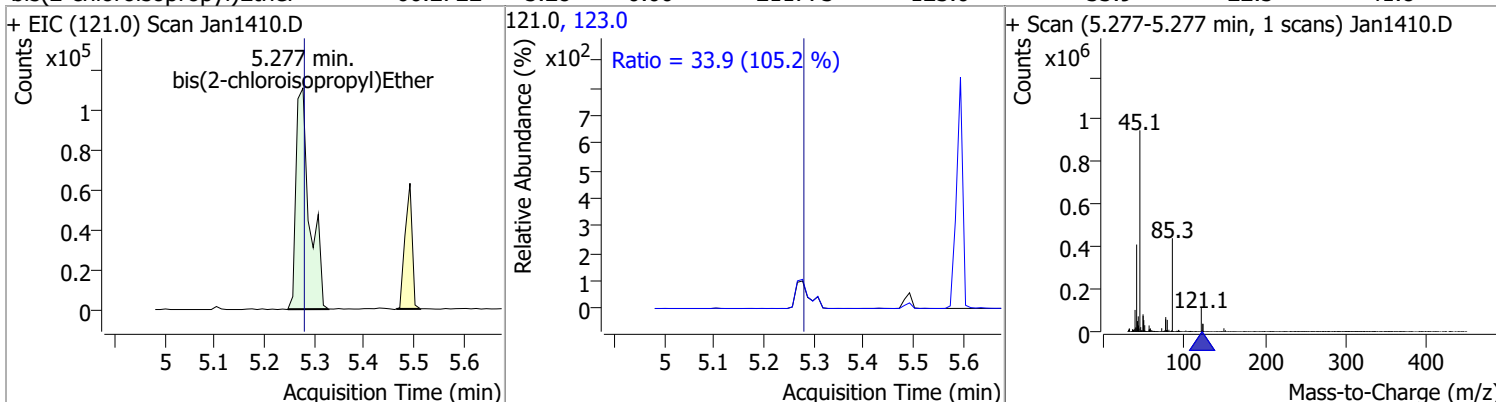


Quantitation Results Report (QT Reviewed)

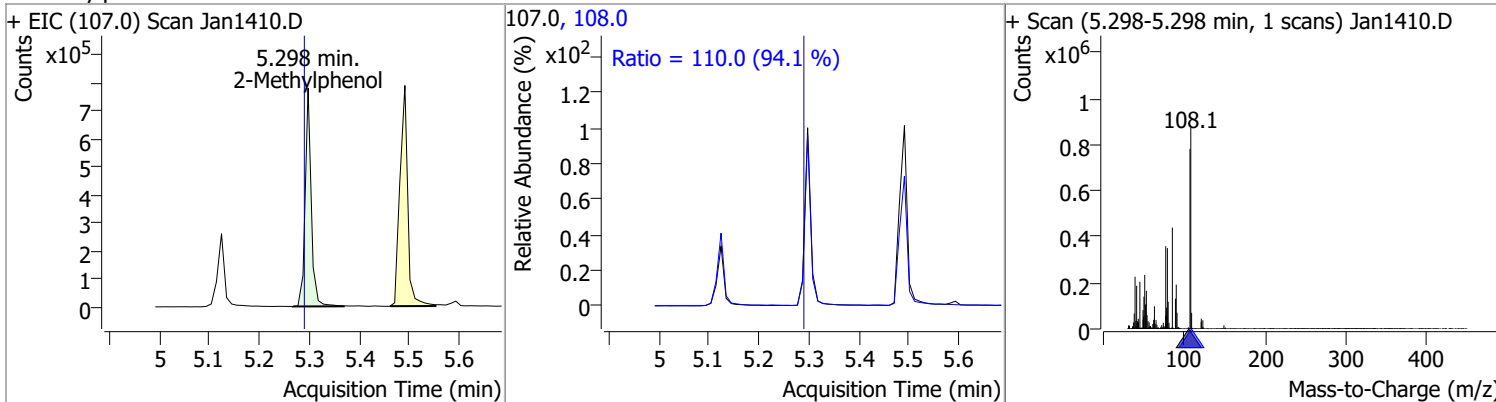
Compound	Conc.	RT	Dev(Min)	Resp.	QIon	QRatio	Lower	Upper
Benzyl Alcohol	71.4328	5.12	0.01	363350 (m)	79.0	112.9	80.8	150.1
					107.0	69.1	49.7	92.3



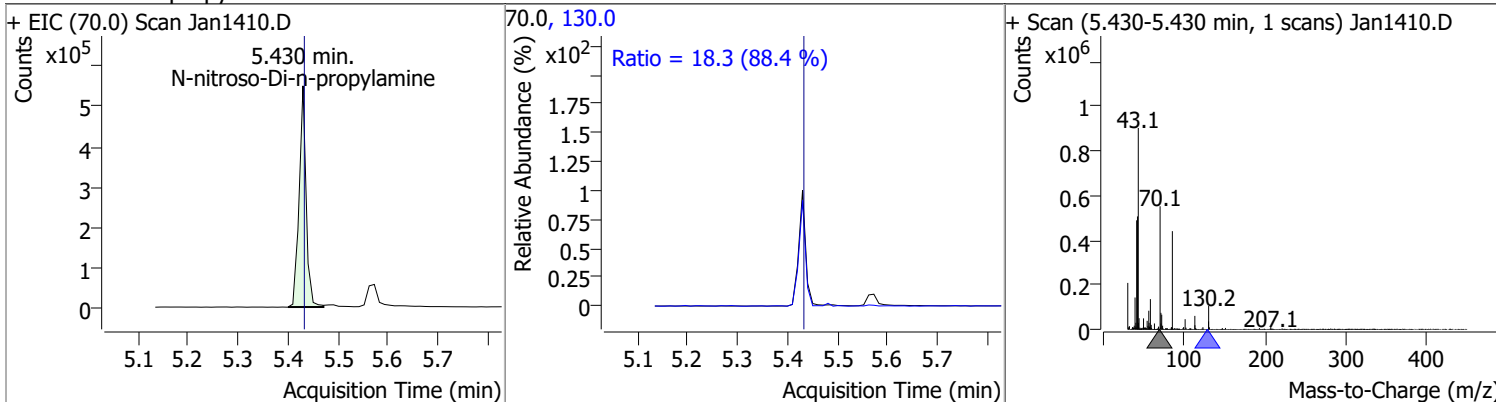
Compound	Conc.	RT	Dev(Min)	Resp.	QIon	QRatio	Lower	Upper
bis(2-chloroisopropyl)Ether	66.2722	5.28	0.00	211773	123.0	33.9	22.5	41.8



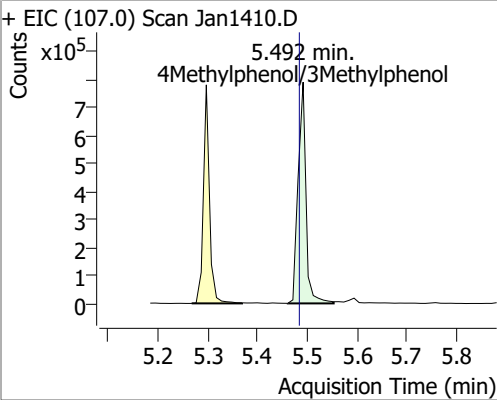
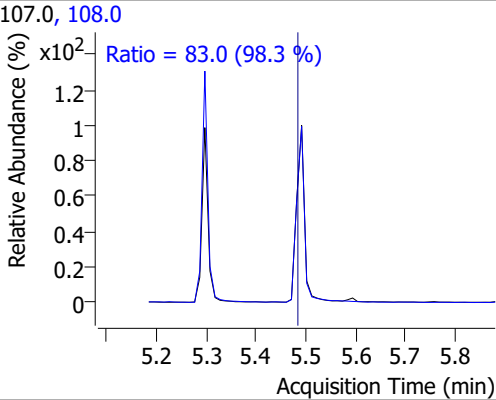
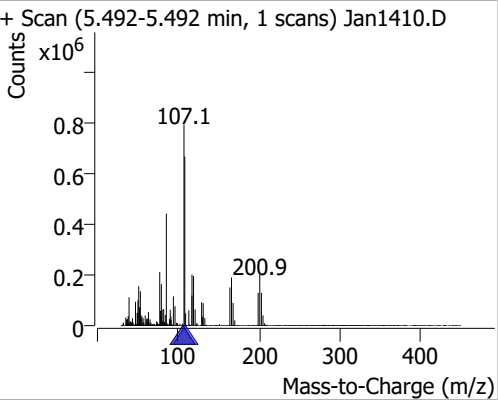
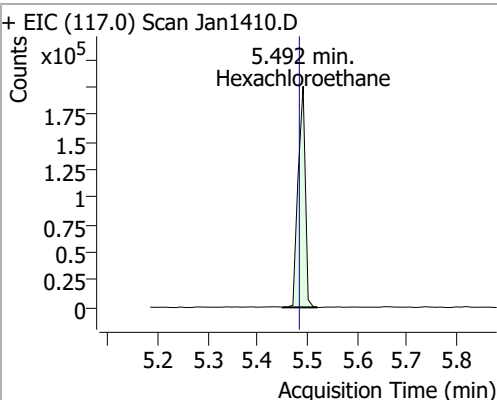
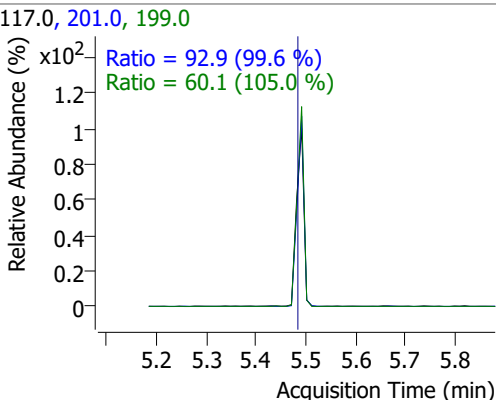
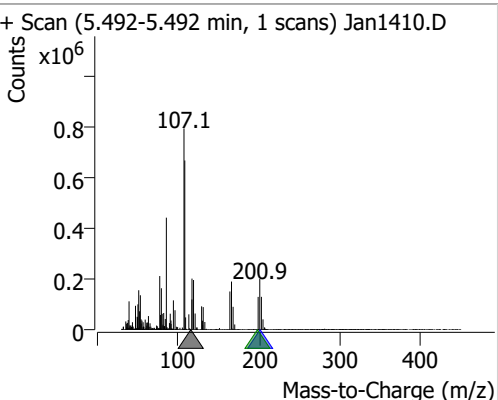
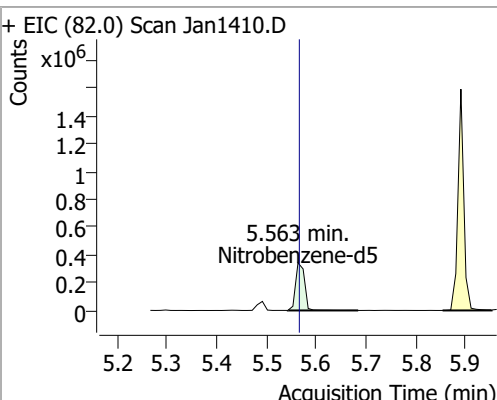
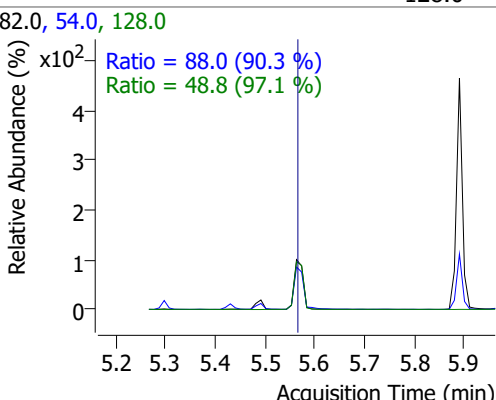
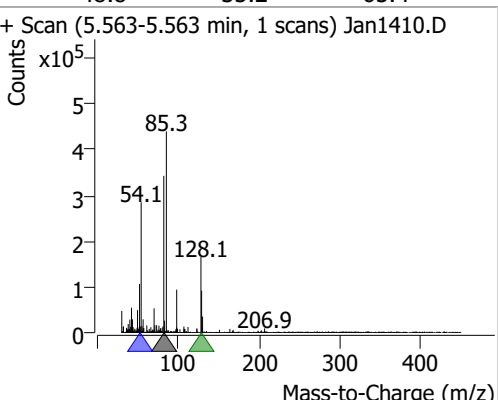
Compound	Conc.	RT	Dev(Min)	Resp.	QIon	QRatio	Lower	Upper
2-Methylphenol	82.6484	5.30	0.01	657986	108.0	110.0	81.8	152.0



Compound	Conc.	RT	Dev(Min)	Resp.	QIon	QRatio	Lower	Upper
N-nitroso-Di-n-propylamine	98.1287	5.43	0.00	535415	130.0	18.3	0.0	41.5

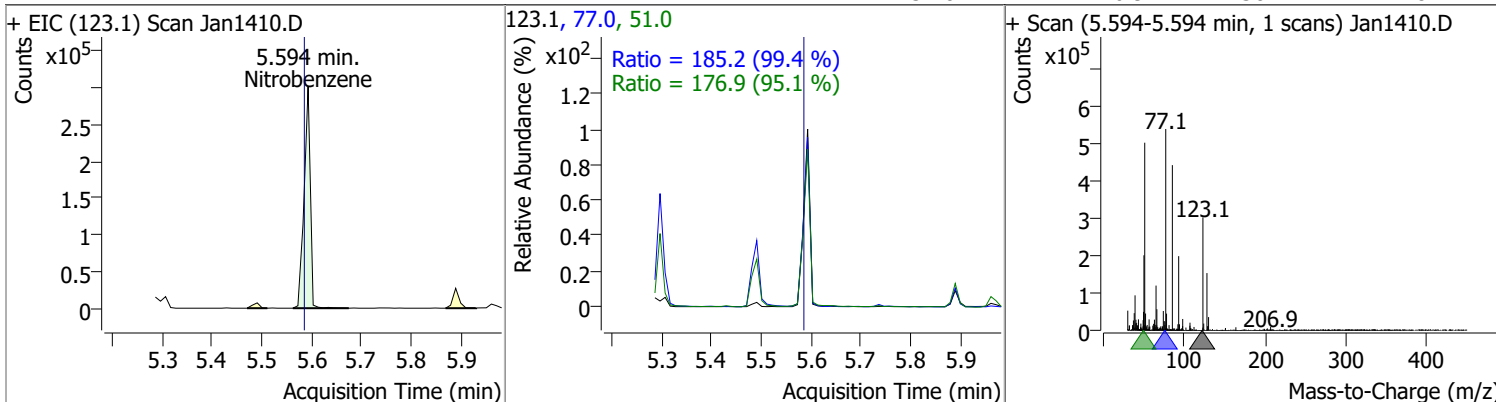


Quantitation Results Report (QT Reviewed)

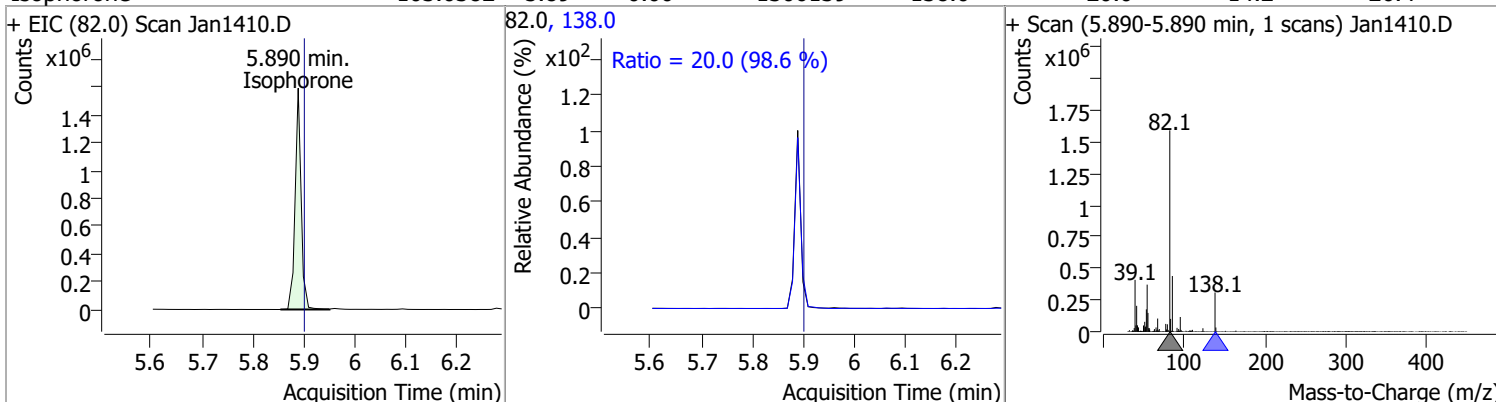
Compound	Conc.	RT	Dev(Min)	Resp.	QIon	QRatio	Lower	Upper
4Methylphenol/3Methylphenol	80.4028	5.49	0.01	864882	108.0	83.0	59.1	109.8
<div style="display: flex; justify-content: space-between;"> <div style="width: 30%;"> <p>+ EIC (107.0) Scan Jan1410.D</p>  </div> <div style="width: 30%;"> <p>107.0, 108.0</p>  <p>Ratio = 83.0 (98.3 %)</p> </div> <div style="width: 30%;"> <p>+ Scan (5.492-5.492 min, 1 scans) Jan1410.D</p>  </div> </div>								
Hexachloroethane	59.5395	5.49	0.01	201456	201.0	92.9	65.2	121.2
<div style="display: flex; justify-content: space-between;"> <div style="width: 30%;"> <p>+ EIC (117.0) Scan Jan1410.D</p>  </div> <div style="width: 30%;"> <p>117.0, 201.0, 199.0</p>  <p>Ratio = 92.9 (99.6 %) Ratio = 60.1 (105.0 %)</p> </div> <div style="width: 30%;"> <p>+ Scan (5.492-5.492 min, 1 scans) Jan1410.D</p>  </div> </div>								
Nitrobenzene-d5	77.6165	5.56	0.00	427204	54.0	88.0	68.2	126.6
<div style="display: flex; justify-content: space-between;"> <div style="width: 30%;"> <p>+ EIC (82.0) Scan Jan1410.D</p>  </div> <div style="width: 30%;"> <p>82.0, 54.0, 128.0</p>  <p>Ratio = 88.0 (90.3 %) Ratio = 48.8 (97.1 %)</p> </div> <div style="width: 30%;"> <p>+ Scan (5.563-5.563 min, 1 scans) Jan1410.D</p>  </div> </div>								

Quantitation Results Report (QT Reviewed)

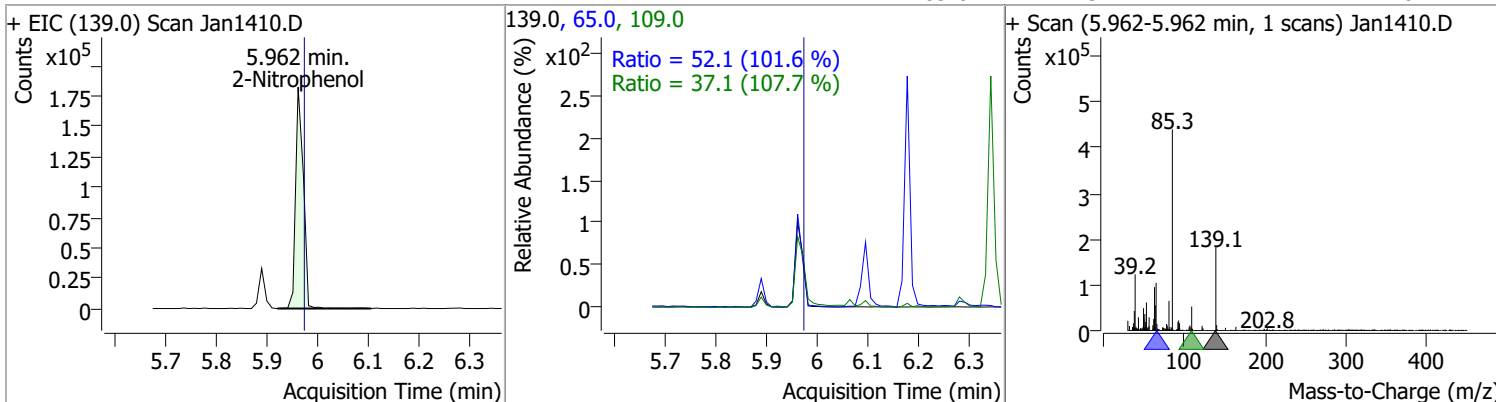
Compound	Conc.	RT	Dev(Min)	Resp.	QIon	QRatio	Lower	Upper
Nitrobenzene	90.8596	5.59	0.01	261209	77.0	185.2	130.5	242.3
					51.0	176.9	130.2	241.8



Compound	Conc.	RT	Dev(Min)	Resp.	QIon	QRatio	Lower	Upper
Isophorone	103.0382	5.89	0.00	1306139	138.0	20.0	14.2	26.4

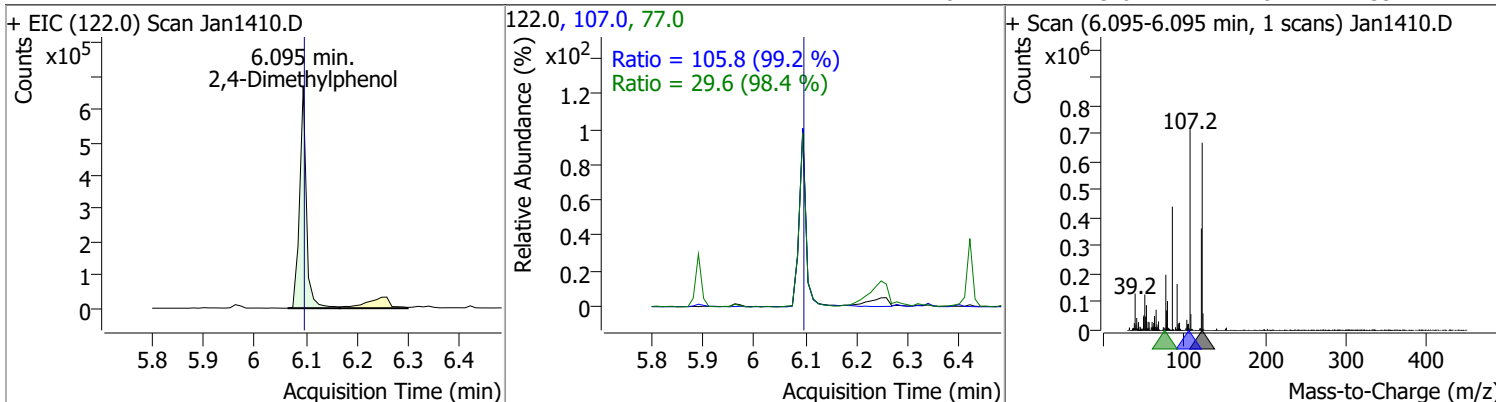


Compound	Conc.	RT	Dev(Min)	Resp.	QIon	QRatio	Lower	Upper
2-Nitrophenol	85.1149	5.96	0.00	193562	65.0	52.1	35.9	66.6
					109.0	37.1	24.1	44.8

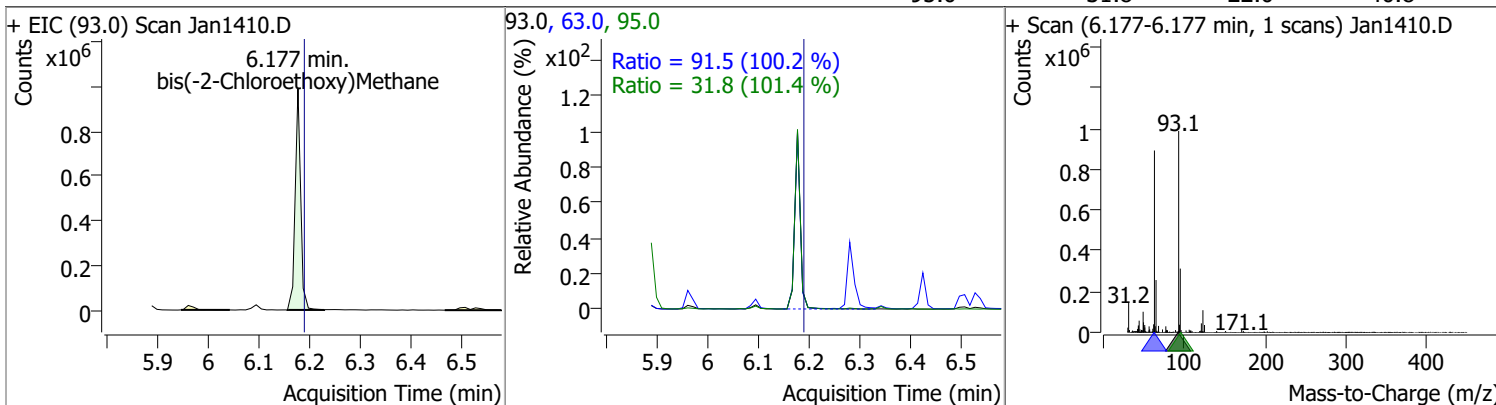


Quantitation Results Report (QT Reviewed)

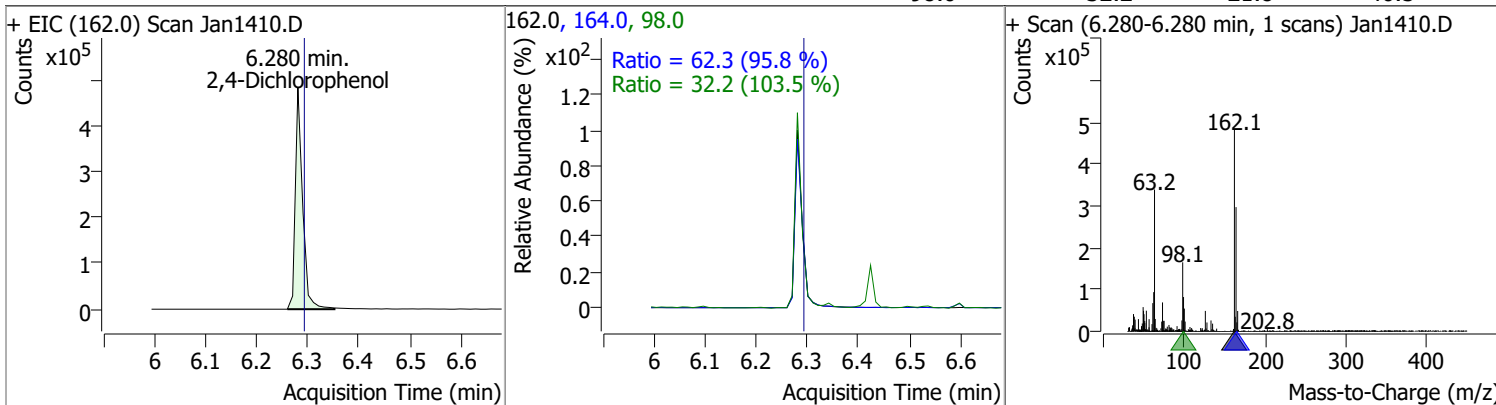
Compound	Conc.	RT	Dev(Min)	Resp.	QIon	QRatio	Lower	Upper
2,4-Dimethylphenol	93.4060	6.10	0.01	621479	107.0	105.8	74.6	138.5
					77.0	29.6	21.0	39.1



Compound	Conc.	RT	Dev(Min)	Resp.	QIon	QRatio	Lower	Upper
bis(-2-Chloroethoxy)Methane	97.7846	6.18	0.00	741136	63.0	91.5	64.0	118.8
					95.0	31.8	22.0	40.8

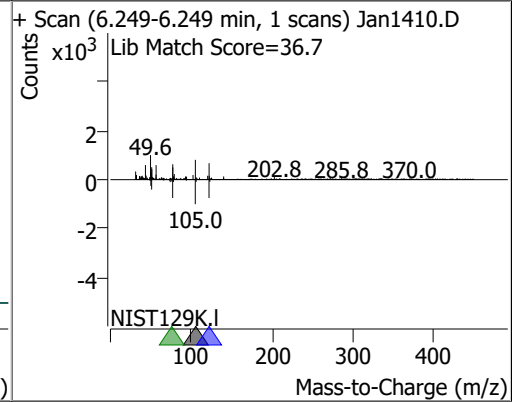
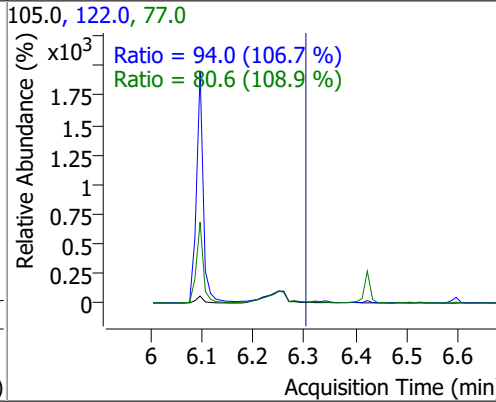
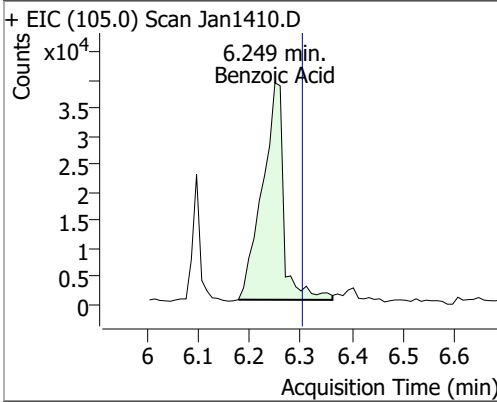


Compound	Conc.	RT	Dev(Min)	Resp.	QIon	QRatio	Lower	Upper
2,4-Dichlorophenol	81.5057	6.28	0.00	481854	164.0	62.3	45.5	84.6
					98.0	32.2	21.8	40.5

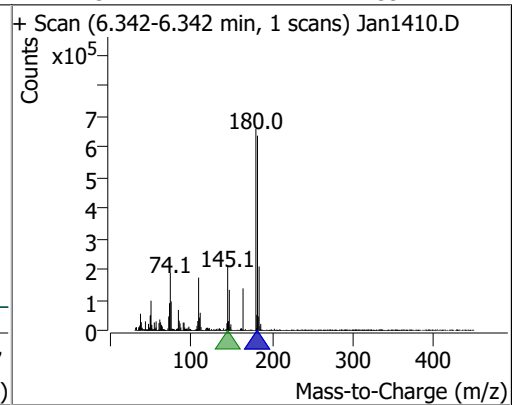
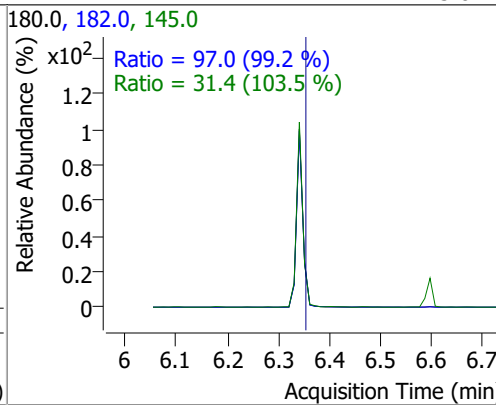
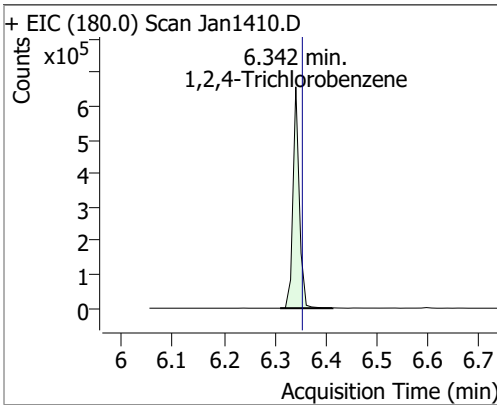


Quantitation Results Report (QT Reviewed)

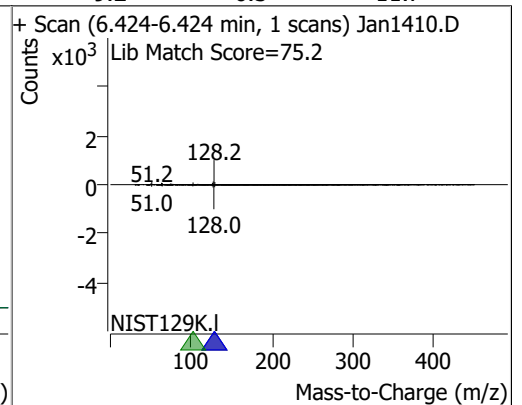
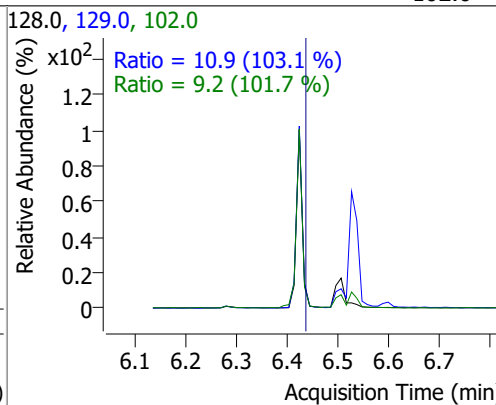
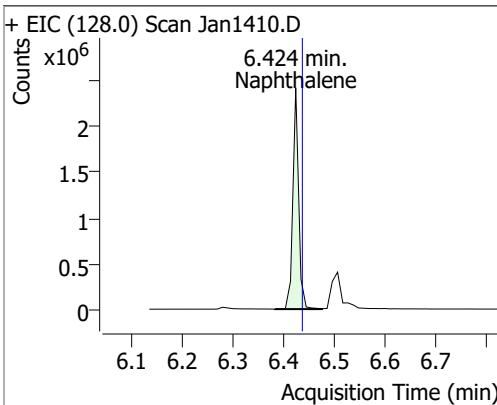
Compound	Conc.	RT	Dev(Min)	Resp.	QIon	QRatio	Lower	Upper
Benzoic Acid	35.7748	6.25	-0.04	113318	122.0	94.0	61.7	114.6
					77.0	80.6	51.8	96.2



Compound	Conc.	RT	Dev(Min)	Resp.	QIon	QRatio	Lower	Upper
1,2,4-Trichlorobenzene	75.7989	6.34	0.00	568722	182.0	97.0	68.4	127.1
					145.0	31.4	21.2	39.4

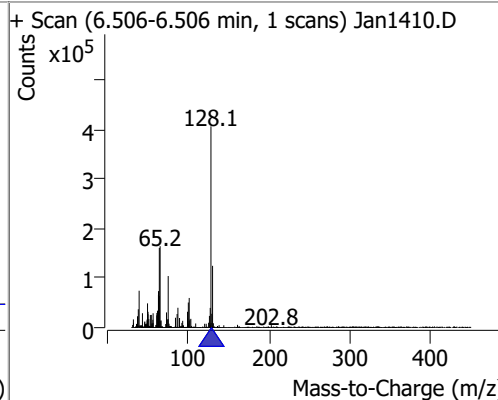
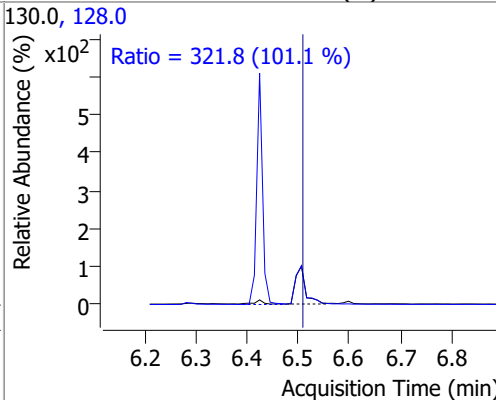
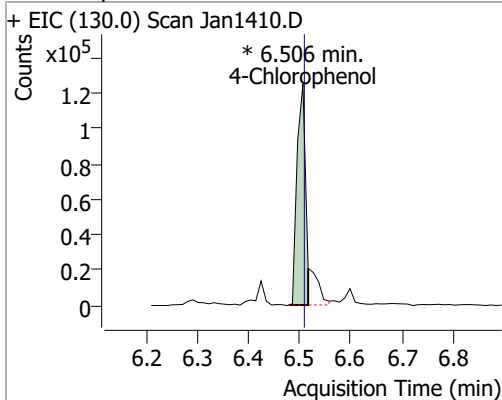


Compound	Conc.	RT	Dev(Min)	Resp.	QIon	QRatio	Lower	Upper
Naphthalene	87.6454	6.42	0.00	1917735	129.0	10.9	7.4	13.8
					102.0	9.2	6.3	11.7

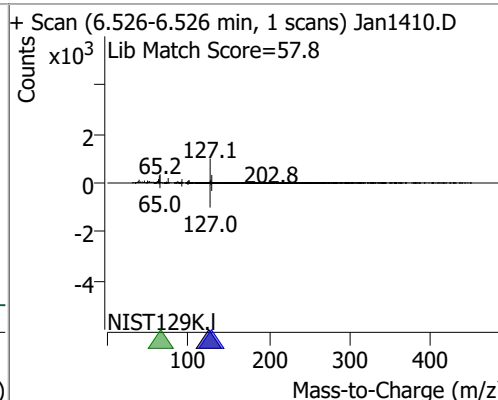
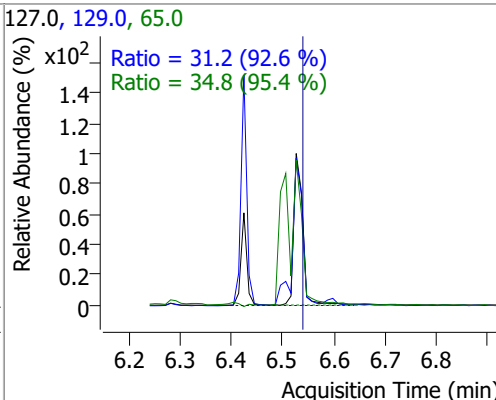
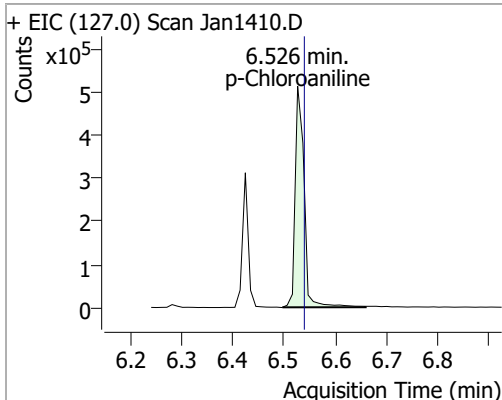


Quantitation Results Report (QT Reviewed)

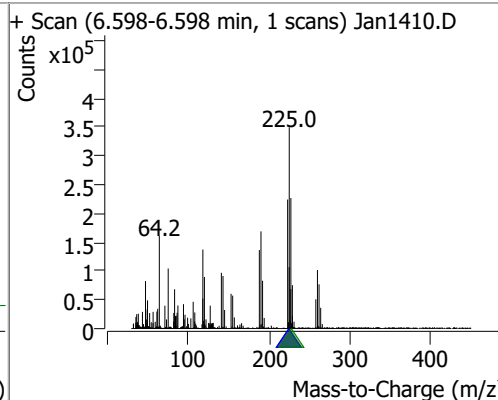
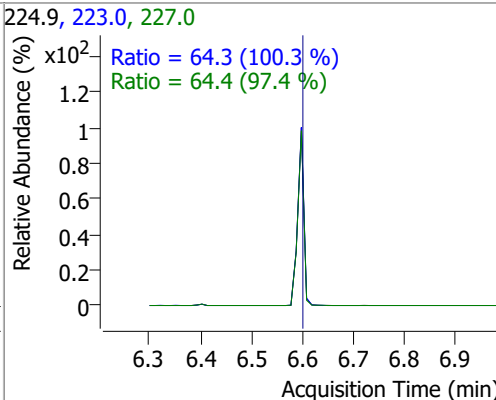
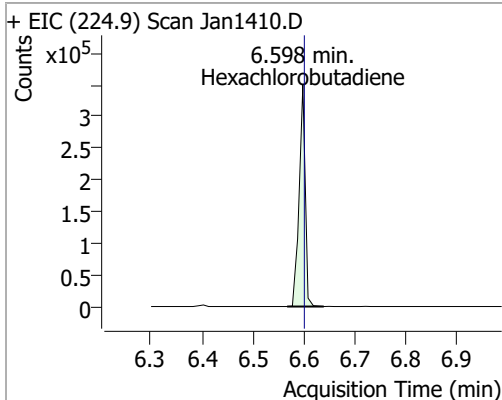
Compound	Conc.	RT	Dev(Min)	Resp.	QIon	QRatio	Lower	Upper
4-Chlorophenol	70.3074	6.51	0.01	140931 (m)	128.0	321.8	222.8	413.7



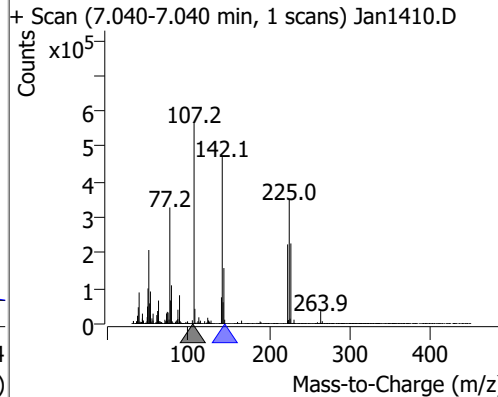
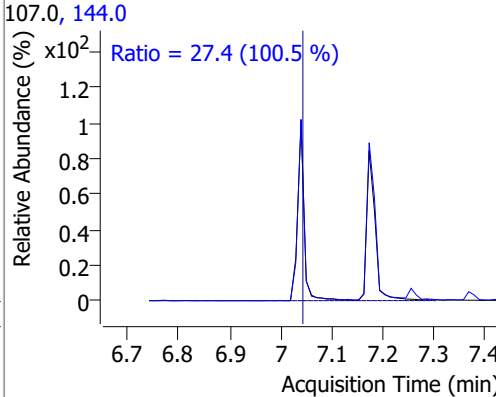
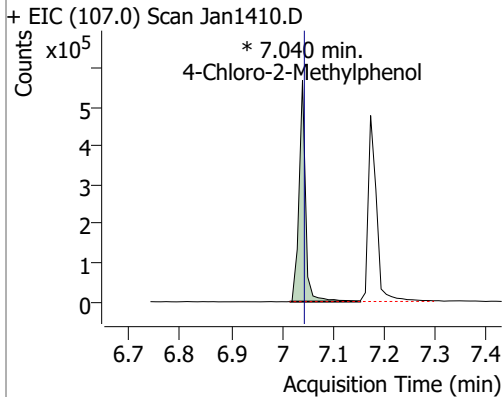
Compound	Conc.	RT	Dev(Min)	Resp.	QIon	QRatio	Lower	Upper
p-Chloroaniline	73.6424	6.53	0.00	625584	65.0	34.8	25.6	47.5
					129.0	31.2	23.6	43.8



Compound	Conc.	RT	Dev(Min)	Resp.	QIon	QRatio	Lower	Upper
Hexachlorobutadiene	71.3794	6.60	0.01	290979	227.0	64.4	46.3	85.9
					223.0	64.3	44.9	83.3

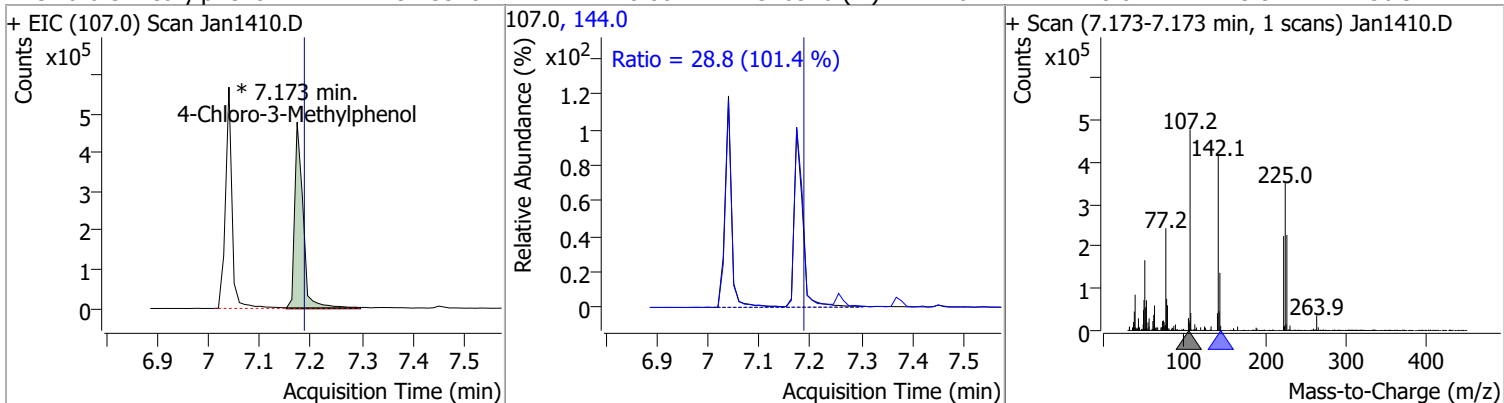


Compound	Conc.	RT	Dev(Min)	Resp.	QIon	QRatio	Lower	Upper
4-Chloro-2-Methylphenol	91.5943	7.04	0.01	502314 (m)	144.0	27.4	19.1	35.5

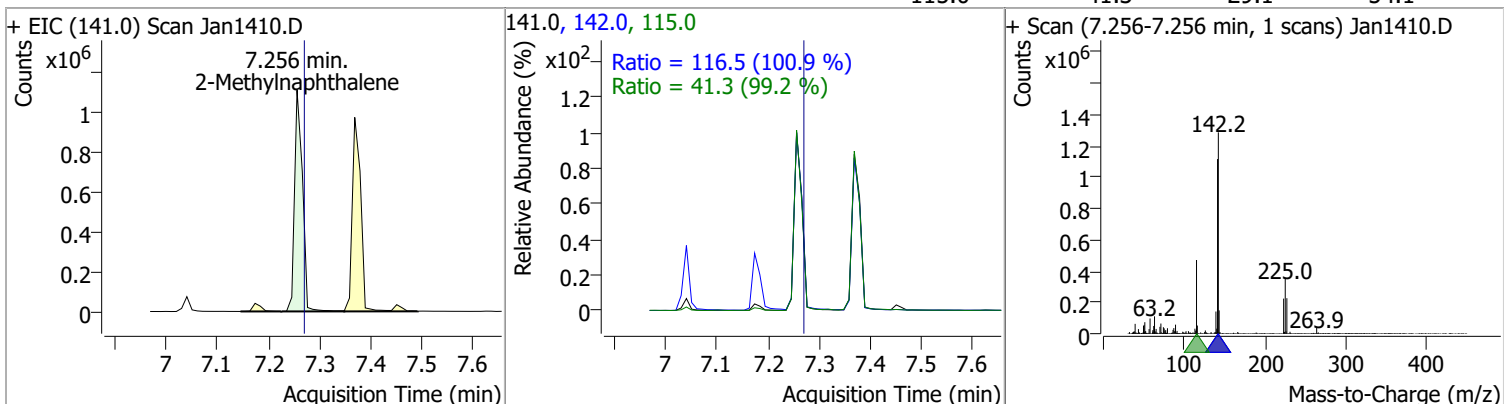


Quantitation Results Report (QT Reviewed)

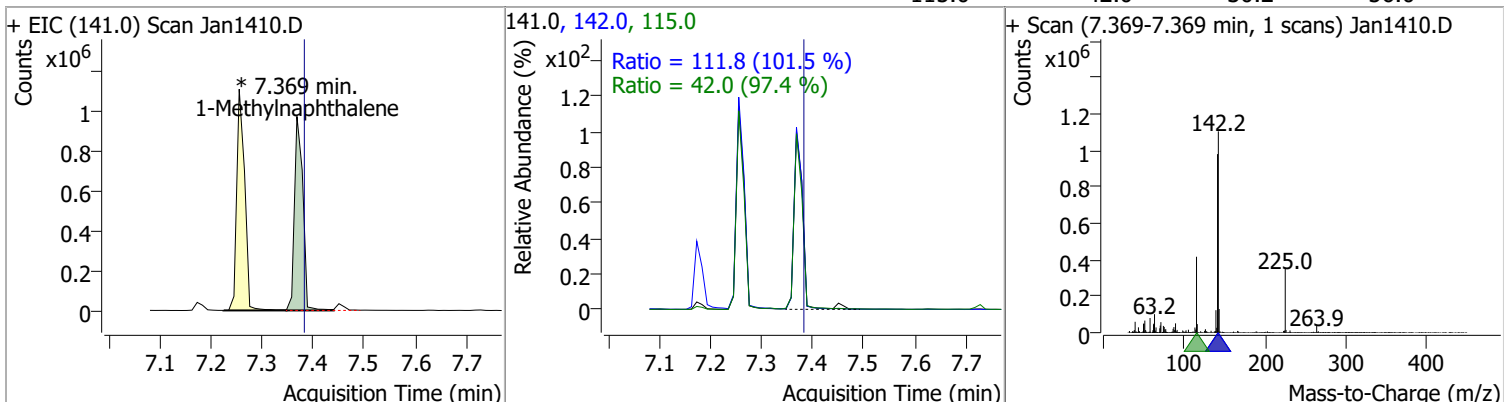
Compound	Conc.	RT	Dev(Min)	Resp.	QIon	QRatio	Lower	Upper
4-Chloro-3-Methylphenol	94.3520	7.17	0.00	546516 (m)	144.0	28.8	19.9	36.9



Compound	Conc.	RT	Dev(Min)	Resp.	QIon	QRatio	Lower	Upper
2-Methylnaphthalene	90.2281	7.26	0.00	1199903	142.0	116.5	80.8	150.1
					115.0	41.3	29.1	54.1

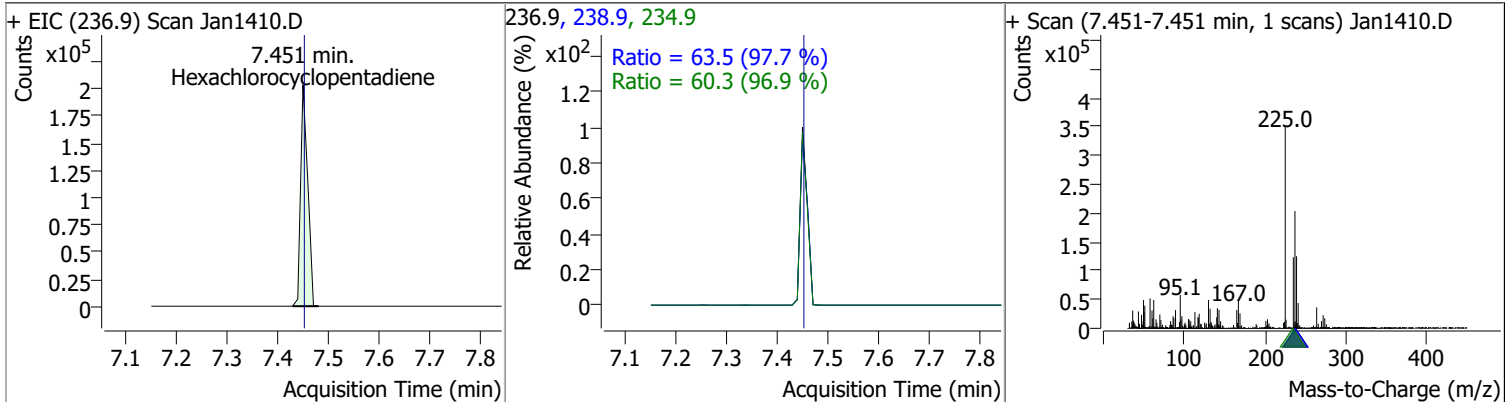


Compound	Conc.	RT	Dev(Min)	Resp.	QIon	QRatio	Lower	Upper
1-Methylnaphthalene	85.5903	7.37	0.00	1111842 (m)	142.0	111.8	77.1	143.2
					115.0	42.0	30.2	56.0

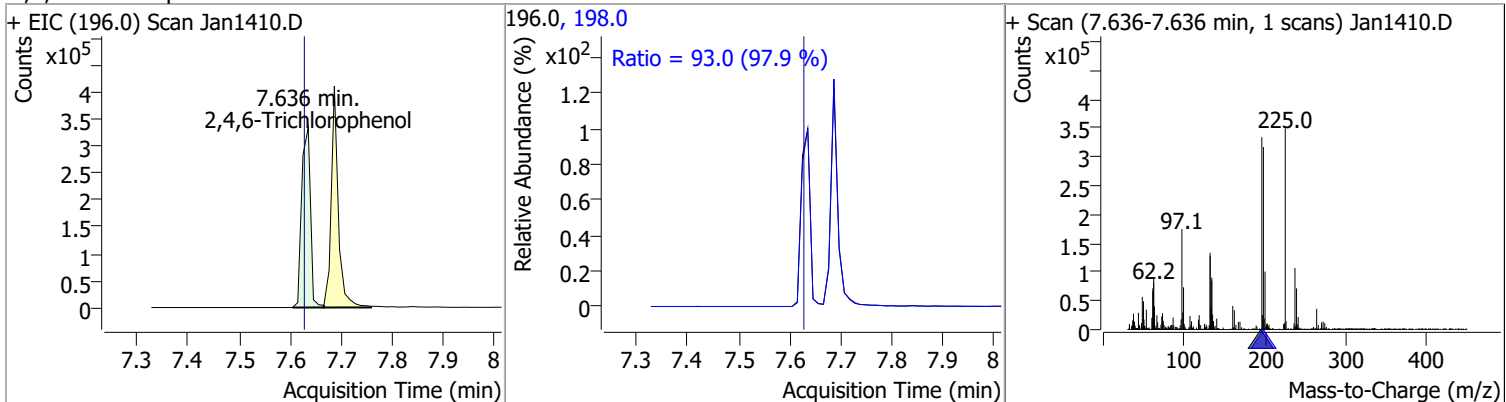


Quantitation Results Report (QT Reviewed)

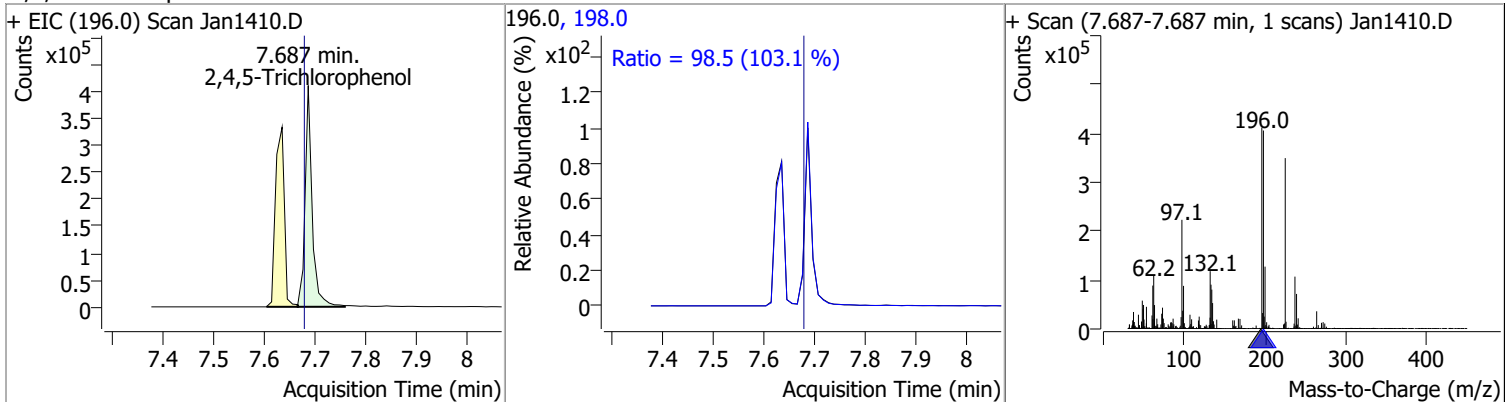
Compound	Conc.	RT	Dev(Min)	Resp.	QIon	QRatio	Lower	Upper
Hexachlorocyclopentadiene	72.1648	7.45	0.00	195774	238.9	63.5	45.5	84.6
					234.9	60.3	43.6	80.9



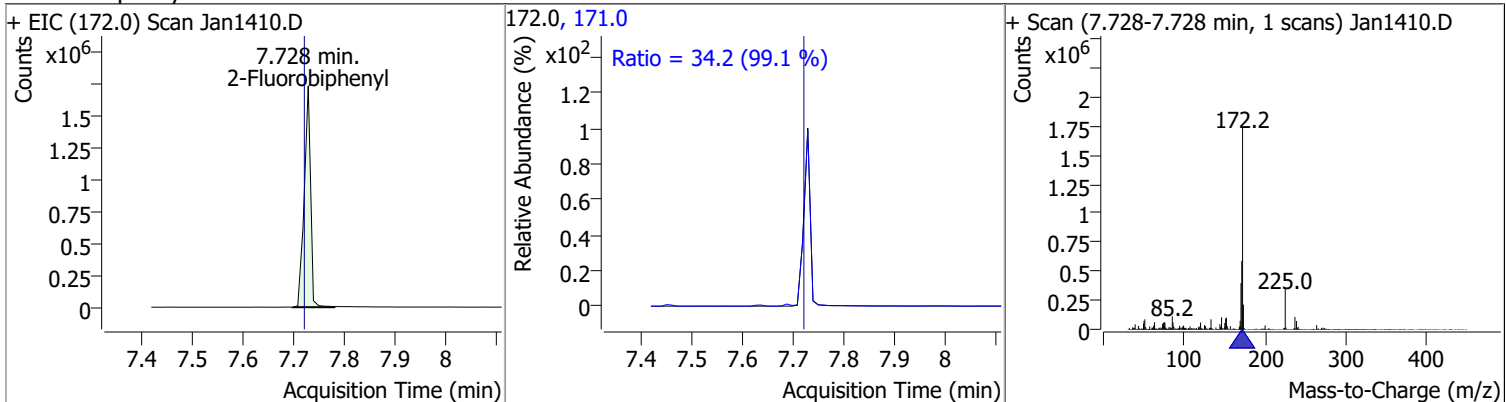
Compound	Conc.	RT	Dev(Min)	Resp.	QIon	QRatio	Lower	Upper
2,4,6-Trichlorophenol	98.7129	7.64	0.01	397068	198.0	93.0	66.6	123.6



Compound	Conc.	RT	Dev(Min)	Resp.	QIon	QRatio	Lower	Upper
2,4,5-Trichlorophenol	89.4331	7.69	0.01	397586	198.0	98.5	66.8	124.1

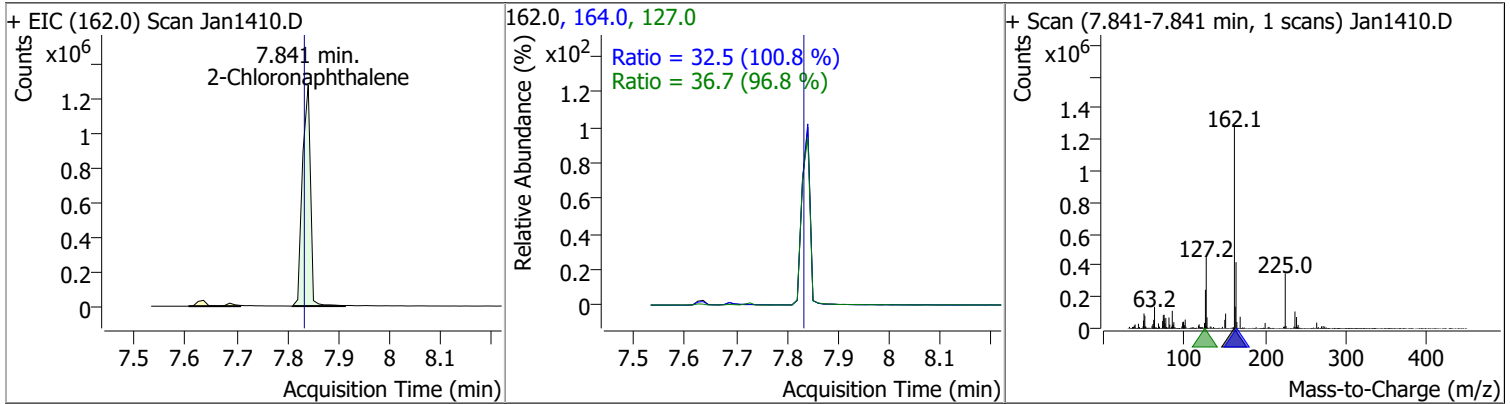


Compound	Conc.	RT	Dev(Min)	Resp.	QIon	QRatio	Lower	Upper
2-Fluorobiphenyl	85.3981	7.73	0.01	1507906	171.0	34.2	24.2	44.9

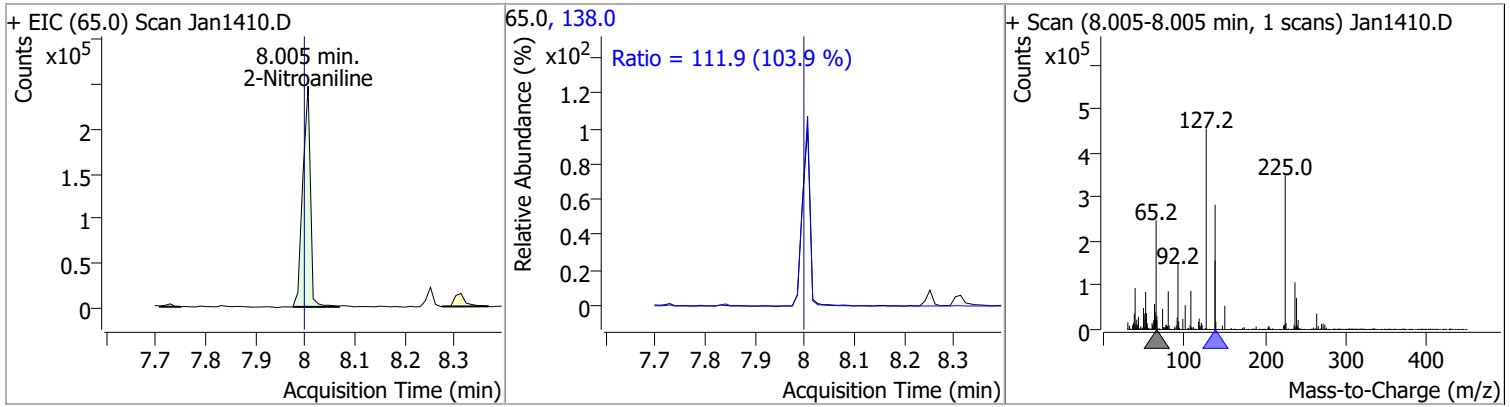


Quantitation Results Report (QT Reviewed)

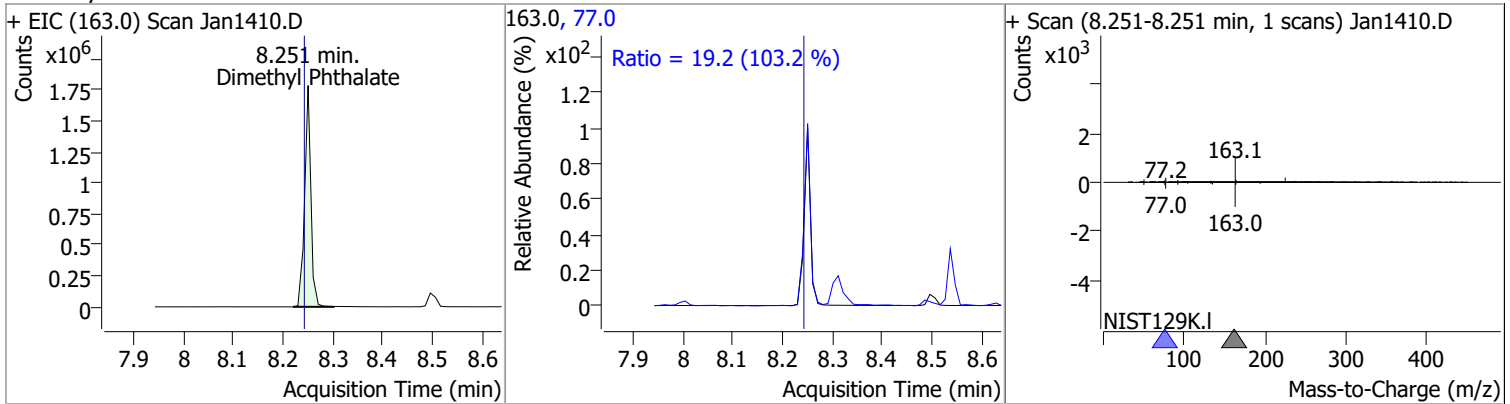
Compound	Conc.	RT	Dev(Min)	Resp.	QIon	QRatio	Lower	Upper
2-Chloronaphthalene	94.7525	7.84	0.01	1404657	127.0	36.7	26.5	49.3
					164.0	32.5	22.6	41.9



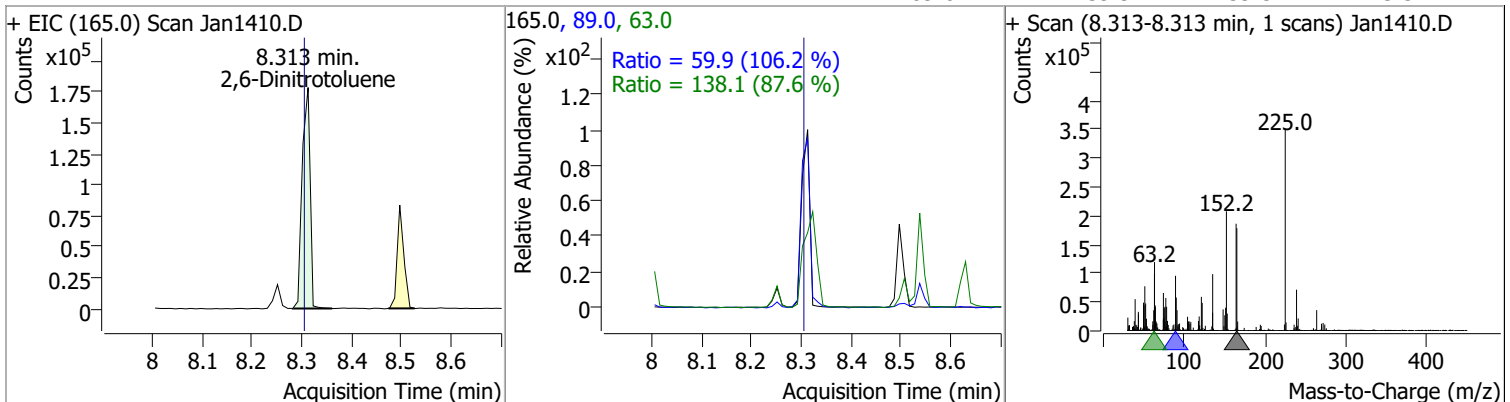
Compound	Conc.	RT	Dev(Min)	Resp.	QIon	QRatio	Lower	Upper
2-Nitroaniline	99.4530	8.01	0.01	258704	138.0	111.9	75.4	140.1



Compound	Conc.	RT	Dev(Min)	Resp.	QIon	QRatio	Lower	Upper
Dimethyl Phthalate	103.7137	8.25	0.01	1549145	77.0	19.2	13.0	24.2

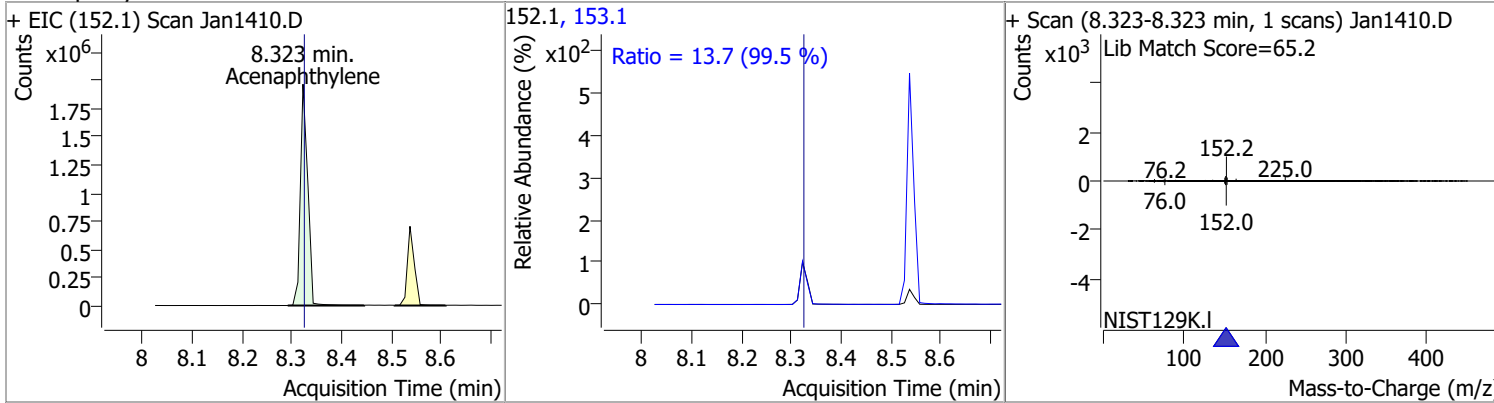


Compound	Conc.	RT	Dev(Min)	Resp.	QIon	QRatio	Lower	Upper
2,6-Dinitrotoluene	98.9378	8.31	0.01	196835	63.0	138.1	110.4	205.0
					89.0	59.9	39.5	73.3

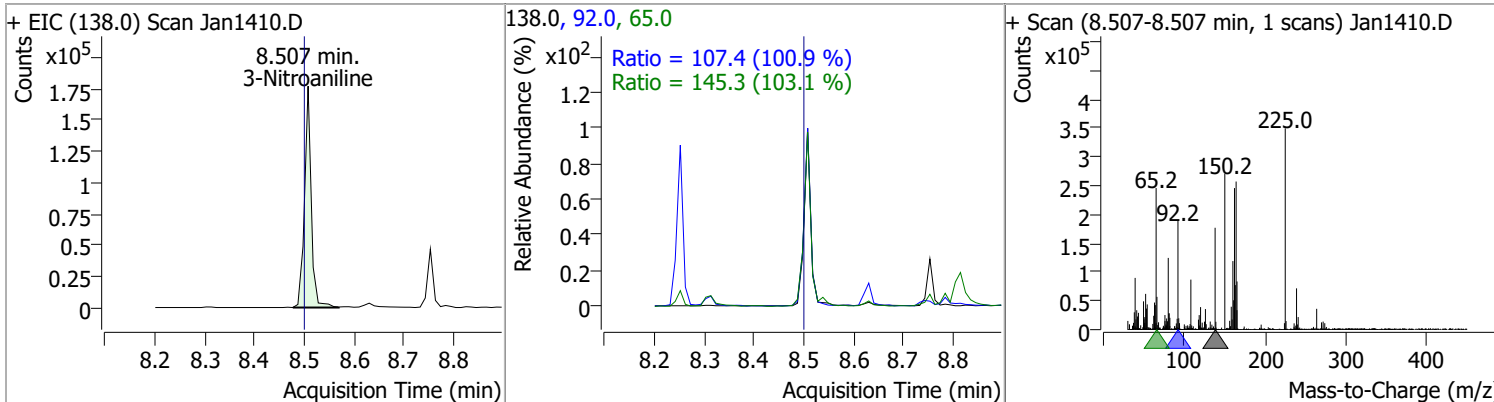


Quantitation Results Report (QT Reviewed)

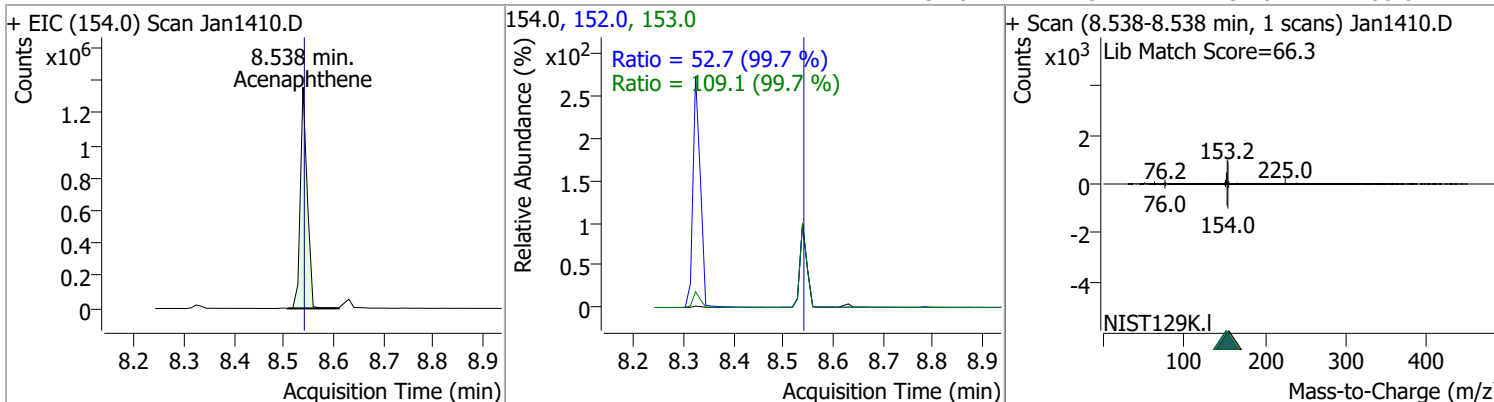
Compound	Conc.	RT	Dev(Min)	Resp.	QIon	QRatio	Lower	Upper
Acenaphthylene	85.0287	8.32	0.00	2030588	153.1	13.7	9.6	17.9



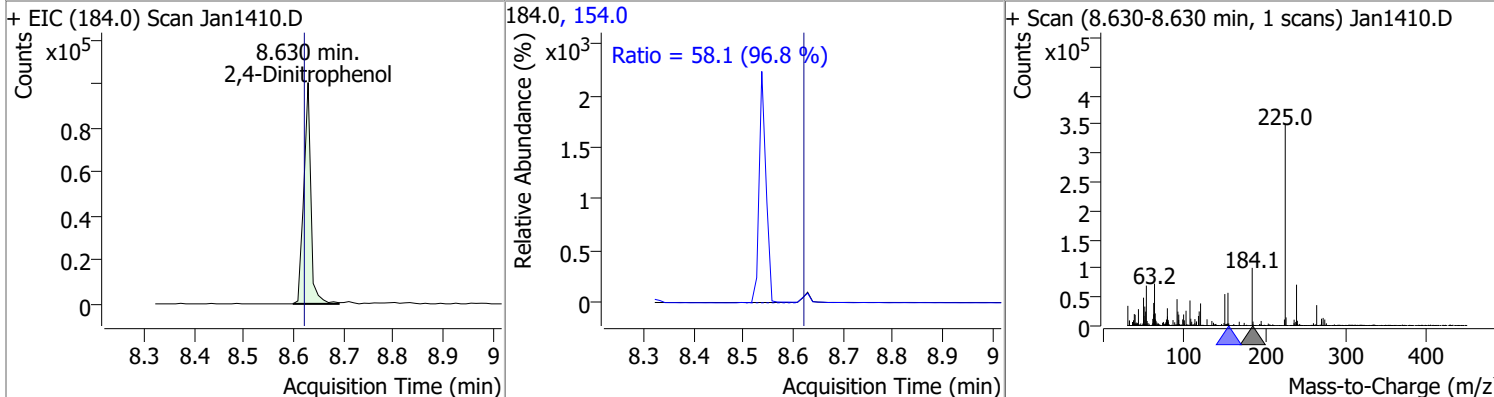
Compound	Conc.	RT	Dev(Min)	Resp.	QIon	QRatio	Lower	Upper
3-Nitroaniline	77.2991	8.51	0.01	166366	65.0	145.3	98.6	183.2
					92.0	107.4	74.5	138.4



Compound	Conc.	RT	Dev(Min)	Resp.	QIon	QRatio	Lower	Upper
Acenaphthene	95.5123	8.54	0.00	1305752	153.0	109.1	76.6	142.3
					152.0	52.7	37.0	68.8

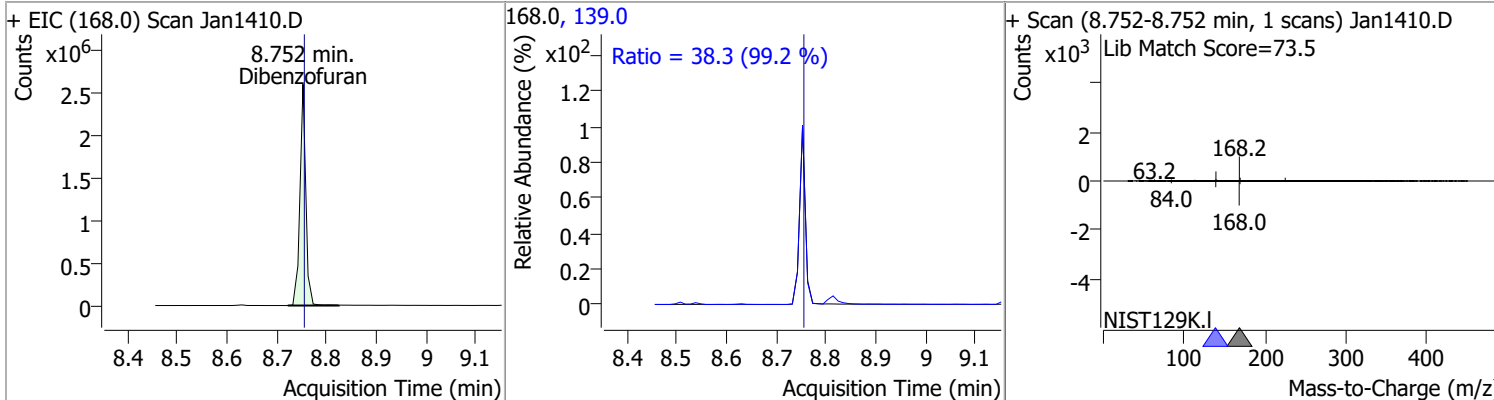


Compound	Conc.	RT	Dev(Min)	Resp.	QIon	QRatio	Lower	Upper
2,4-Dinitrophenol	90.3793	8.63	0.01	99788	154.0	58.1	42.0	78.1

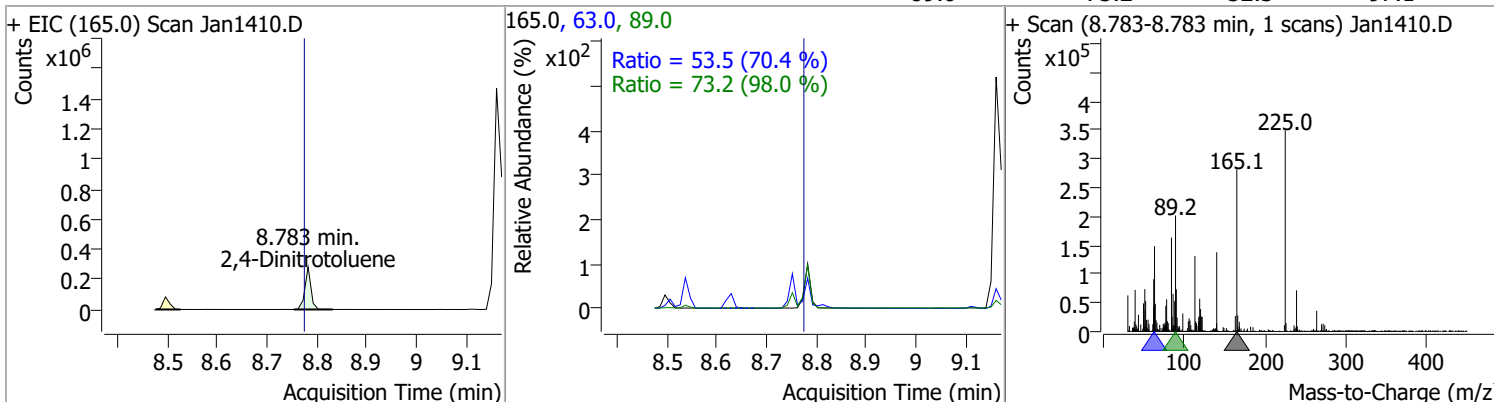


Quantitation Results Report (QT Reviewed)

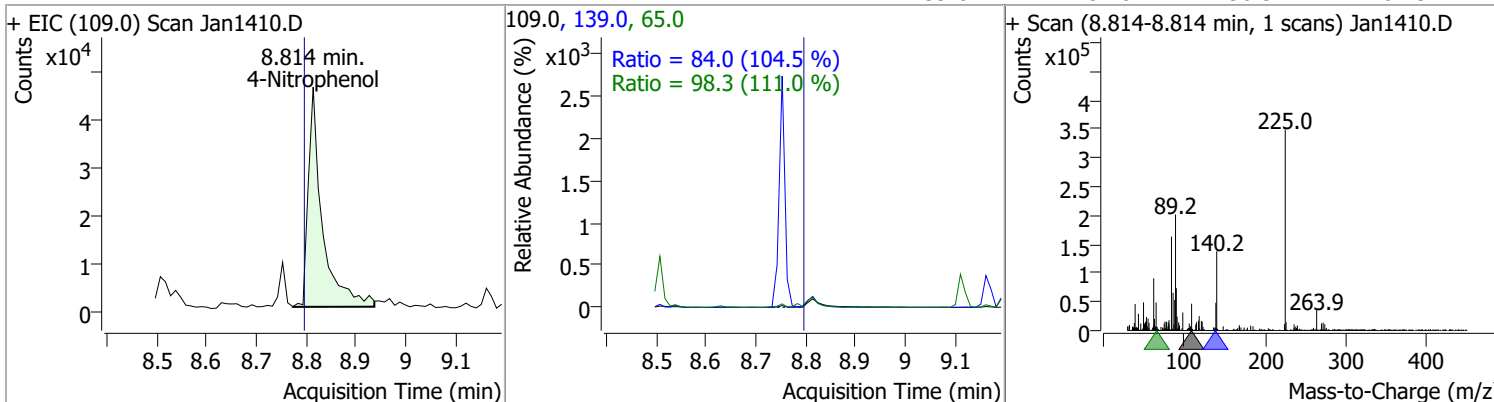
Compound	Conc.	RT	Dev(Min)	Resp.	QIon	QRatio	Lower	Upper
Dibenzofuran	98.2475	8.75	0.00	2125739	139.0	38.3	27.0	50.2



Compound	Conc.	RT	Dev(Min)	Resp.	QIon	QRatio	Lower	Upper
2,4-Dinitrotoluene	89.5155	8.78	0.01	237051	63.0	53.5	53.2	98.9
					89.0	73.2	52.3	97.1

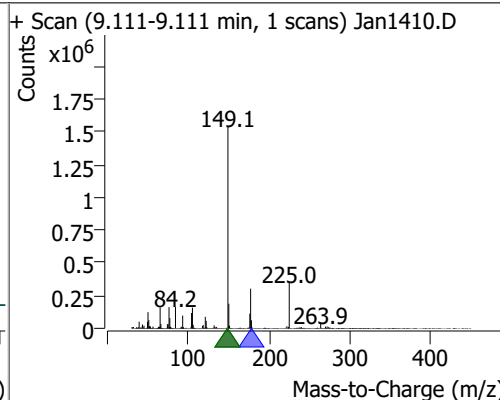
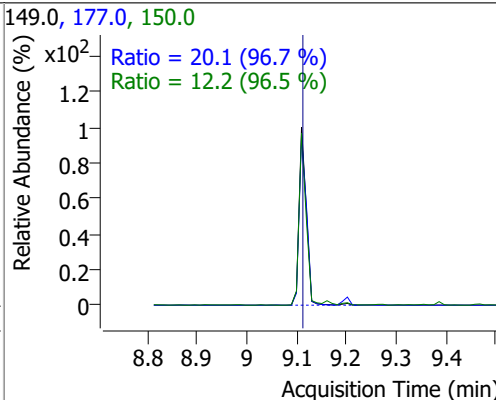
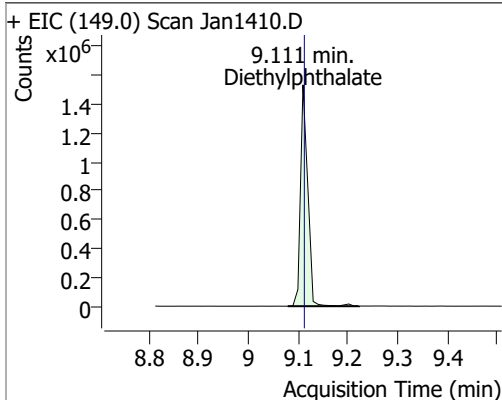


Compound	Conc.	RT	Dev(Min)	Resp.	QIon	QRatio	Lower	Upper
4-Nitrophenol	42.9010	8.81	0.02	89909	65.0	98.3	62.0	115.1
					139.0	84.0	56.3	104.5

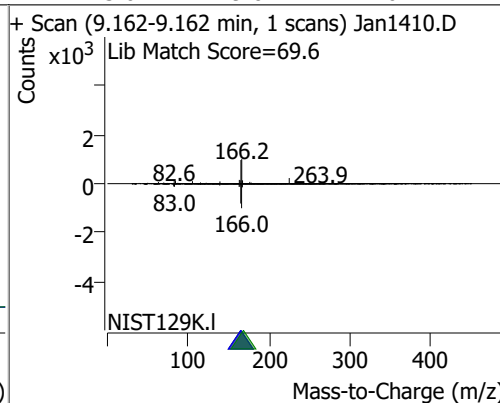
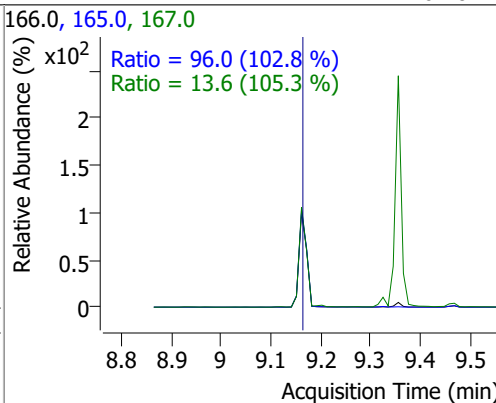
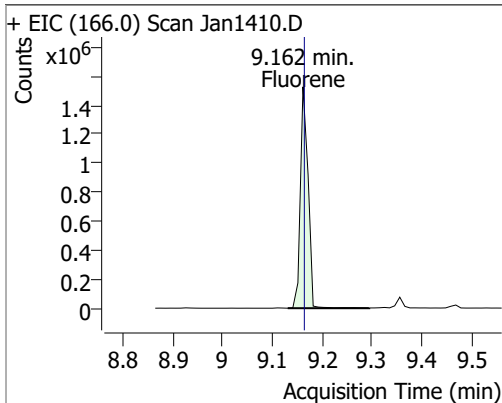


Quantitation Results Report (QT Reviewed)

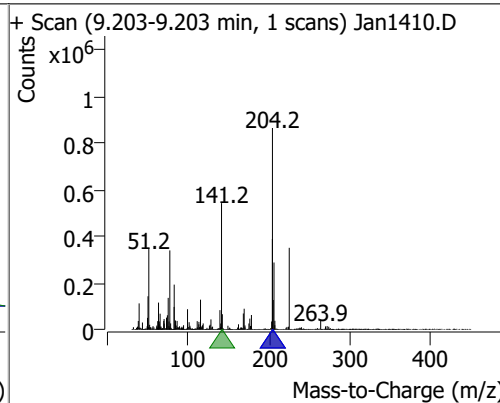
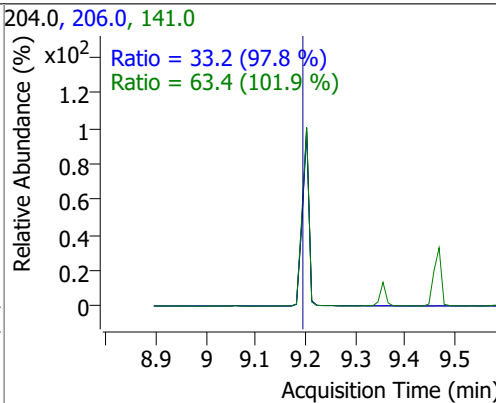
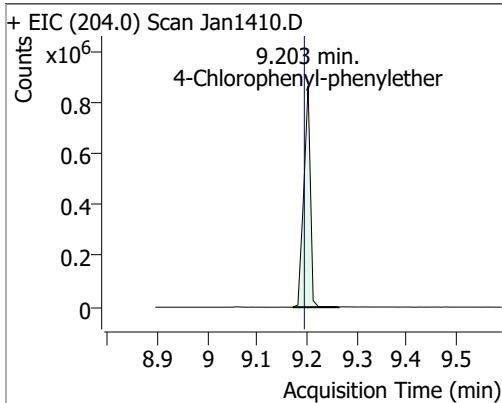
Compound	Conc.	RT	Dev(Min)	Resp.	QIon	QRatio	Lower	Upper
Diethylphthalate	98.7561	9.11	0.00	1554886	177.0	20.1	14.5	27.0
					150.0	12.2	8.8	16.4



Compound	Conc.	RT	Dev(Min)	Resp.	QIon	QRatio	Lower	Upper
Fluorene	93.0312	9.16	0.00	1643719	165.0	96.0	65.4	121.4
					167.0	13.6	9.0	16.7

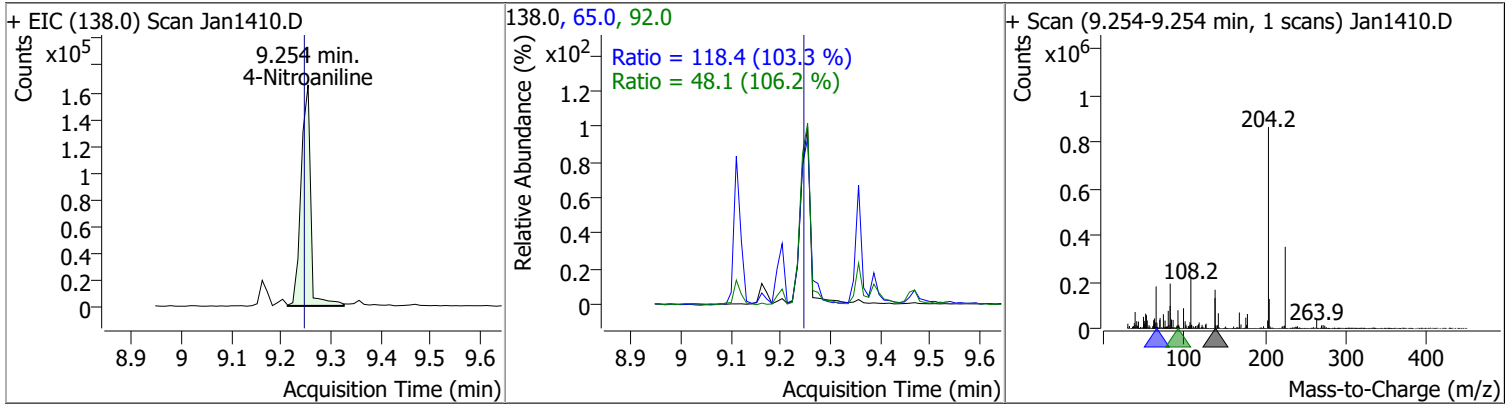


Compound	Conc.	RT	Dev(Min)	Resp.	QIon	QRatio	Lower	Upper
4-Chlorophenyl-phenylether	97.9095	9.20	0.01	795706	141.0	63.4	43.6	80.9
					206.0	33.2	23.7	44.1

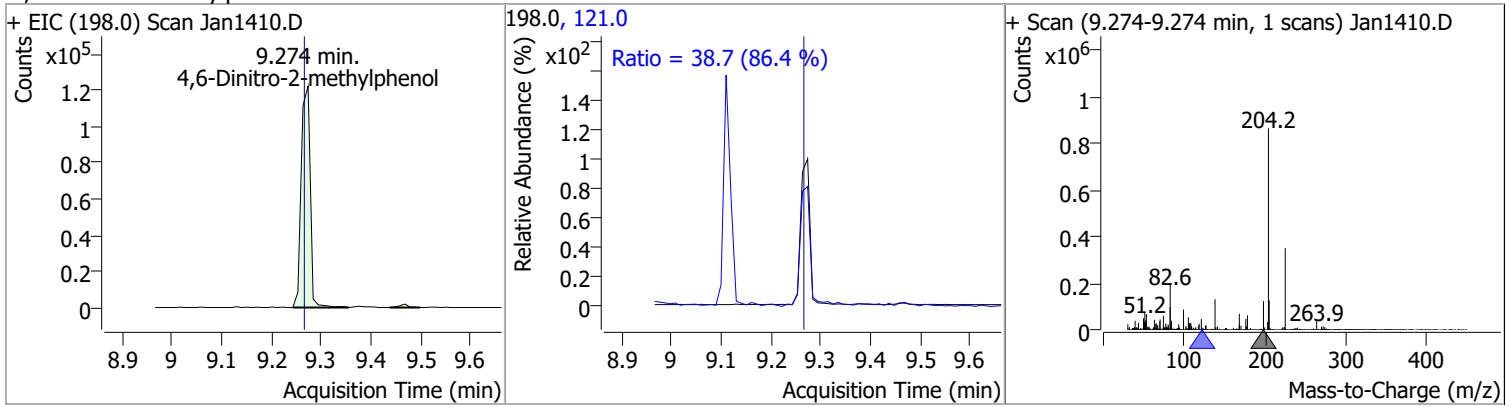


Quantitation Results Report (QT Reviewed)

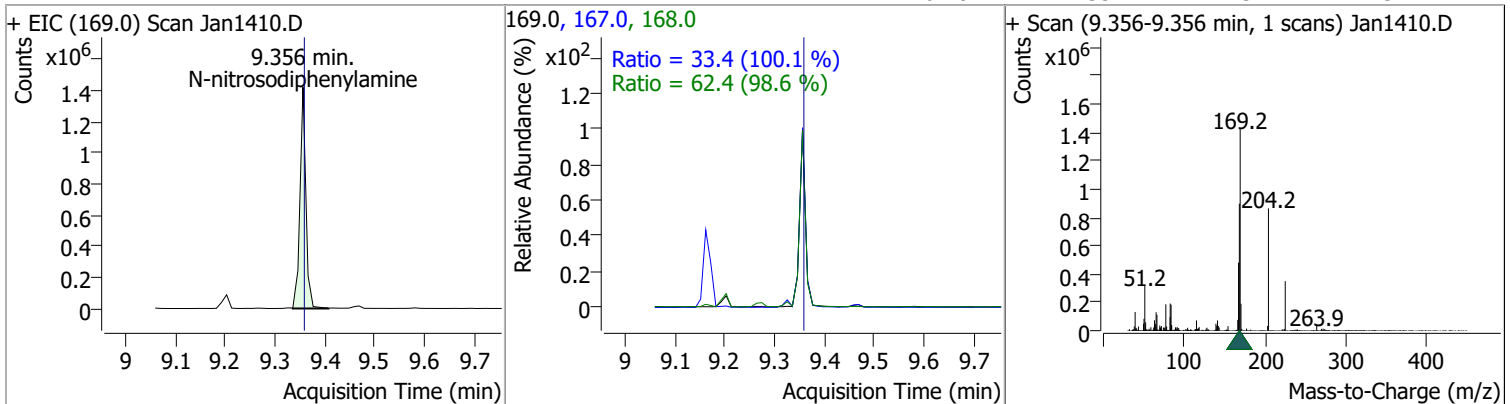
Compound	Conc.	RT	Dev(Min)	Resp.	QIon	QRatio	Lower	Upper
4-Nitroaniline	99.0941	9.25	0.01	221185	65.0	118.4	80.2	149.0
					92.0	48.1	31.7	58.9



Compound	Conc.	RT	Dev(Min)	Resp.	QIon	QRatio	Lower	Upper
4,6-Dinitro-2-methylphenol	97.1545	9.27	0.01	154770	121.0	38.7	31.4	58.3

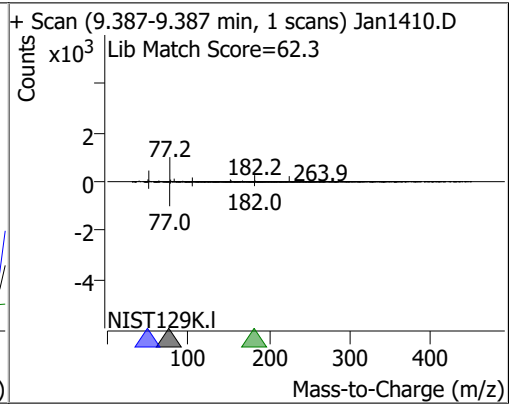
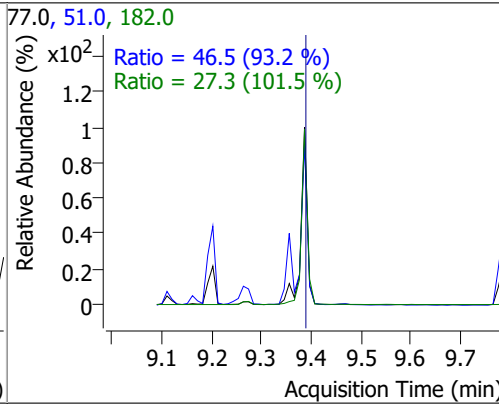
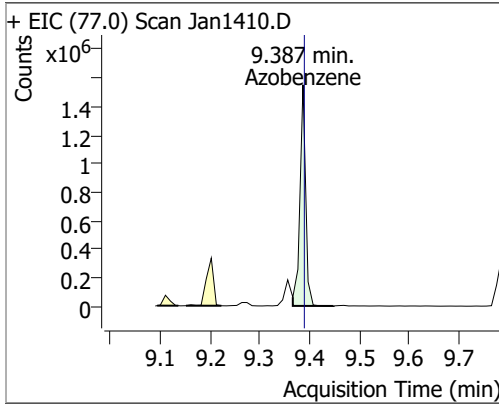


Compound	Conc.	RT	Dev(Min)	Resp.	QIon	QRatio	Lower	Upper
N-nitrosodiphenylamine	103.2936	9.36	0.00	1169492	168.0	62.4	44.3	82.3
					167.0	33.4	23.4	43.4

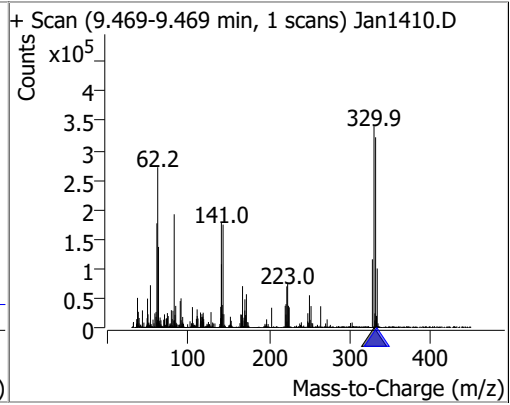
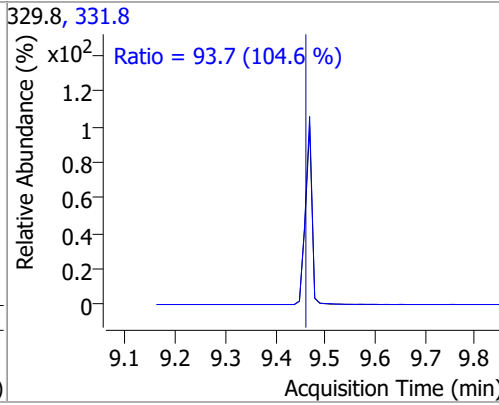
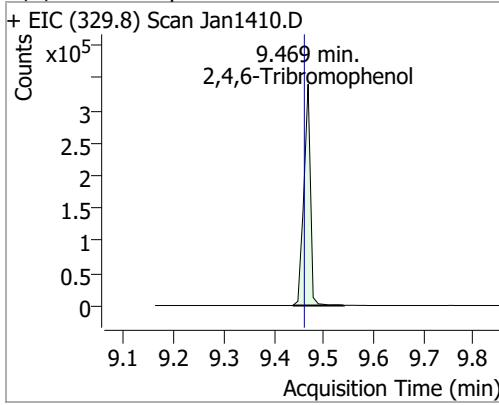


Quantitation Results Report (QT Reviewed)

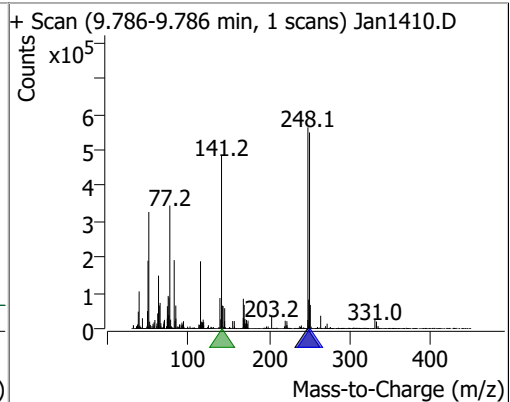
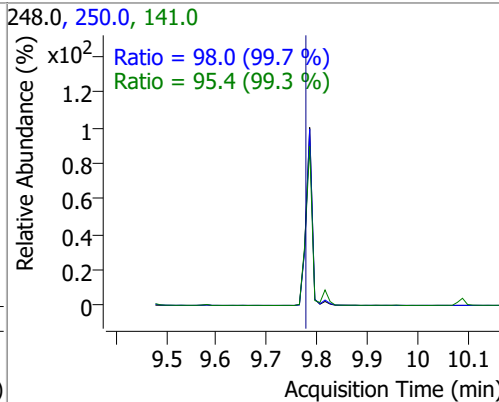
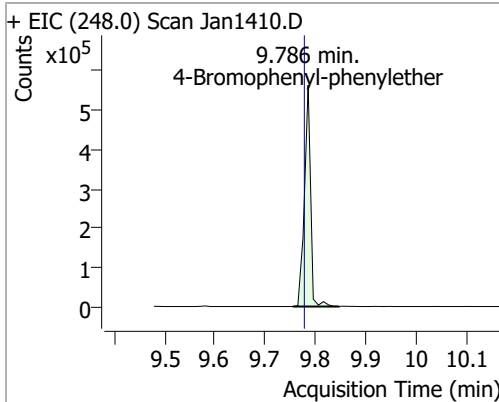
Compound	Conc.	RT	Dev(Min)	Resp.	QIon	QRatio	Lower	Upper
Azobenzene	91.6345	9.39	0.00	1239552	51.0	46.5	34.9	64.9
					182.0	27.3	18.8	35.0



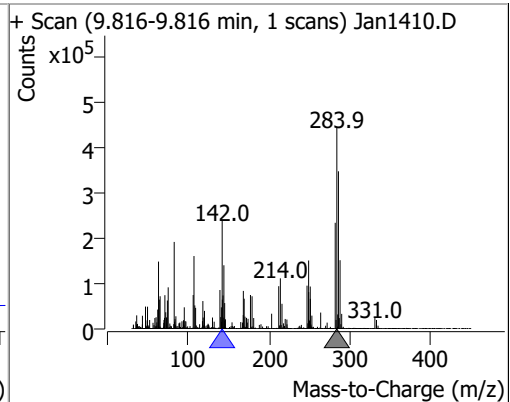
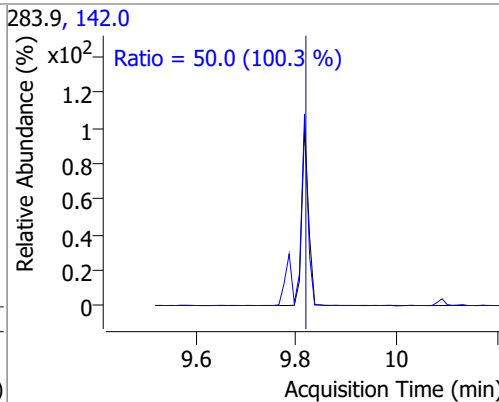
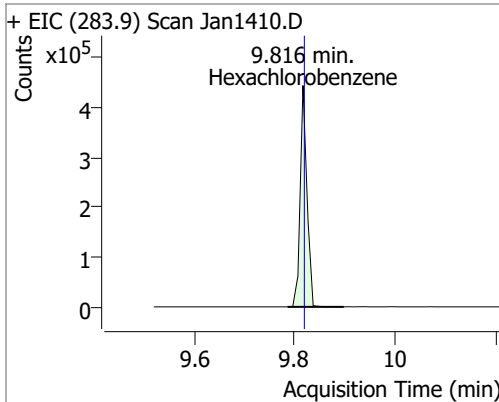
Compound	Conc.	RT	Dev(Min)	Resp.	QIon	QRatio	Lower	Upper
2,4,6-Tribromophenol	195.8126	9.47	0.01	313660	331.8	93.7	62.7	116.4



Compound	Conc.	RT	Dev(Min)	Resp.	QIon	QRatio	Lower	Upper
4-Bromophenyl-phenylether	102.5077	9.79	0.01	479922	250.0	98.0	68.8	127.8
					141.0	95.4	67.3	124.9

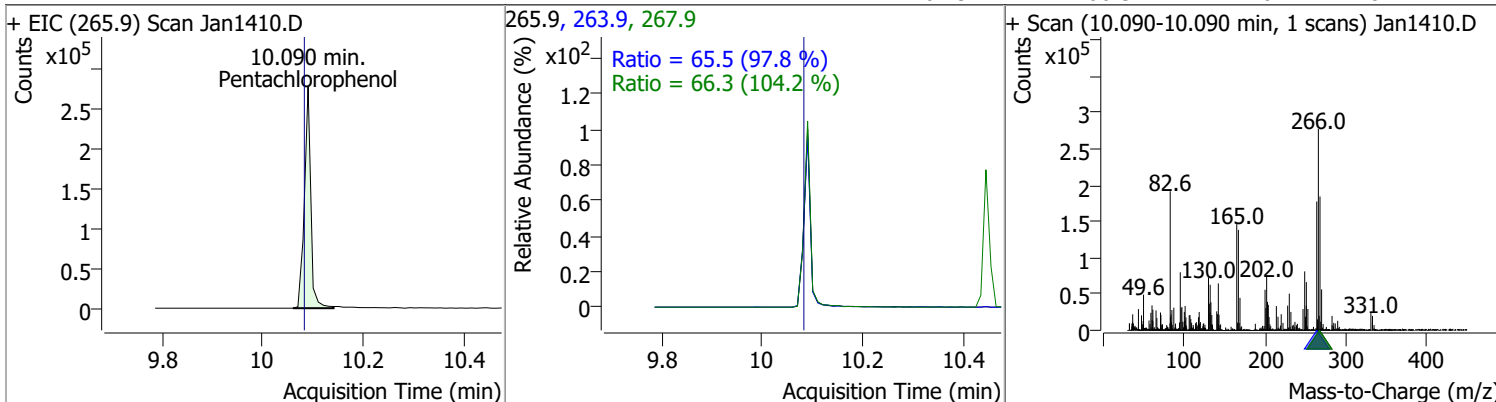


Compound	Conc.	RT	Dev(Min)	Resp.	QIon	QRatio	Lower	Upper
Hexachlorobenzene	88.4019	9.82	0.00	414508	142.0	50.0	34.9	64.8

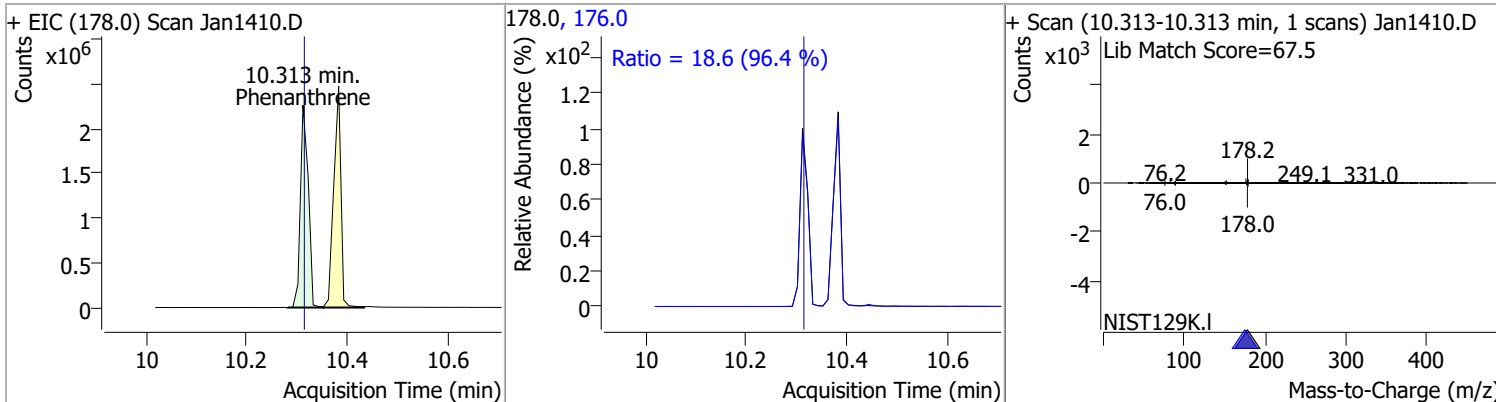


Quantitation Results Report (QT Reviewed)

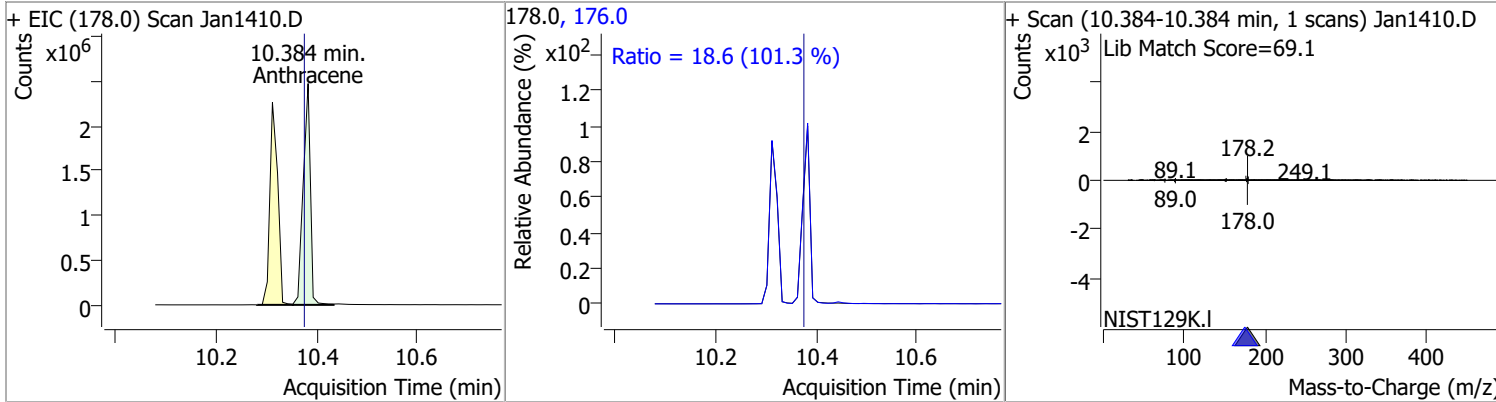
Compound	Conc.	RT	Dev(Min)	Resp.	QIon	QRatio	Lower	Upper
Pentachlorophenol	108.5254	10.09	0.01	245959	263.9	65.5	46.9	87.1
					267.9	66.3	44.6	82.7



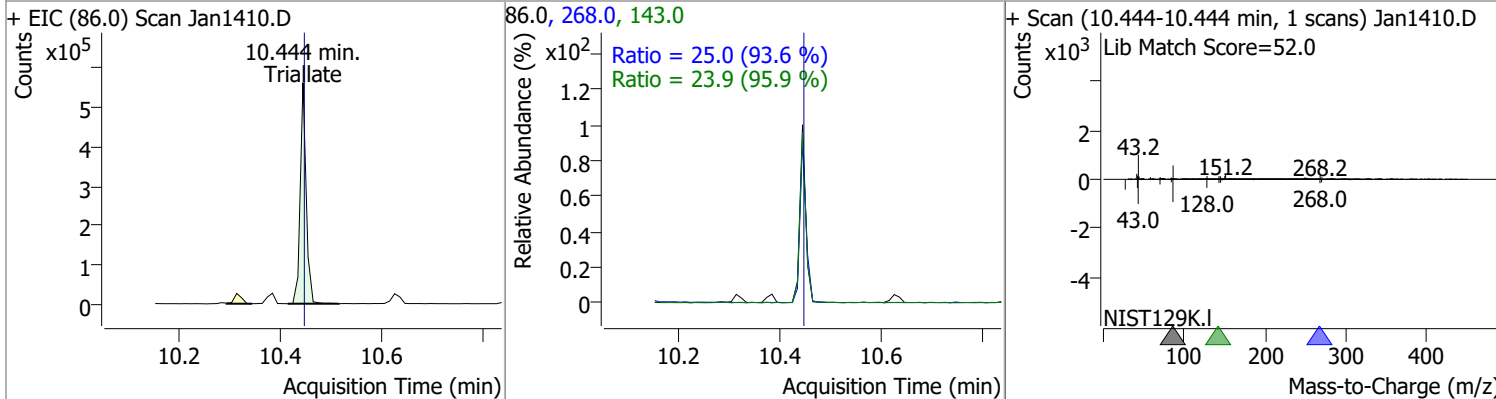
Compound	Conc.	RT	Dev(Min)	Resp.	QIon	QRatio	Lower	Upper
Phenanthrene	104.9453	10.31	0.00	2455748	176.0	18.6	13.5	25.0



Compound	Conc.	RT	Dev(Min)	Resp.	QIon	QRatio	Lower	Upper
Anthracene	106.9127	10.38	0.01	2442227	176.0	18.6	12.9	23.9

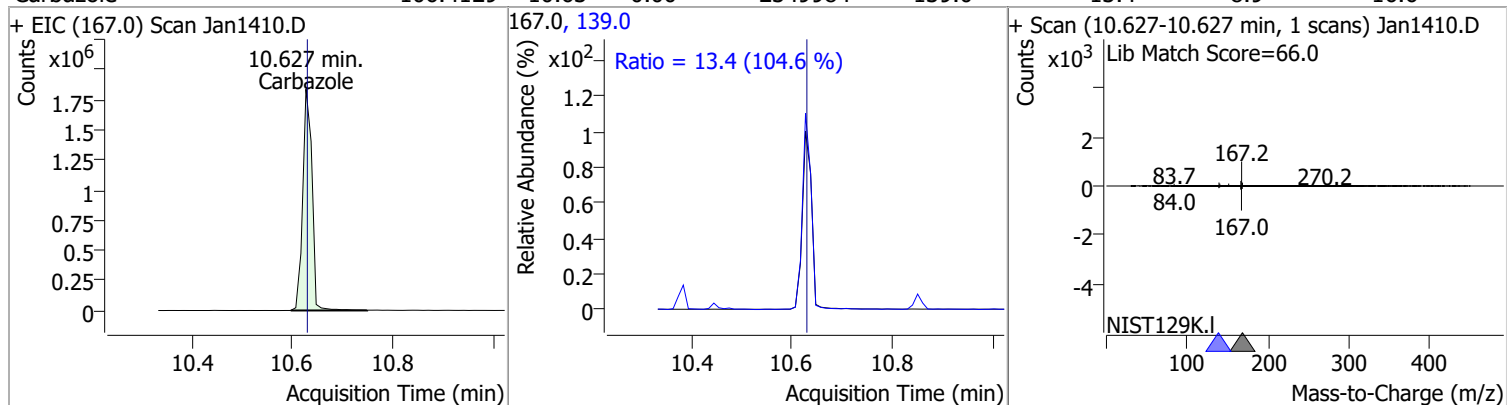


Compound	Conc.	RT	Dev(Min)	Resp.	QIon	QRatio	Lower	Upper
Triallate	92.5534	10.44	0.00	461998	268.0	25.0	18.7	34.7
					143.0	23.9	17.4	32.3

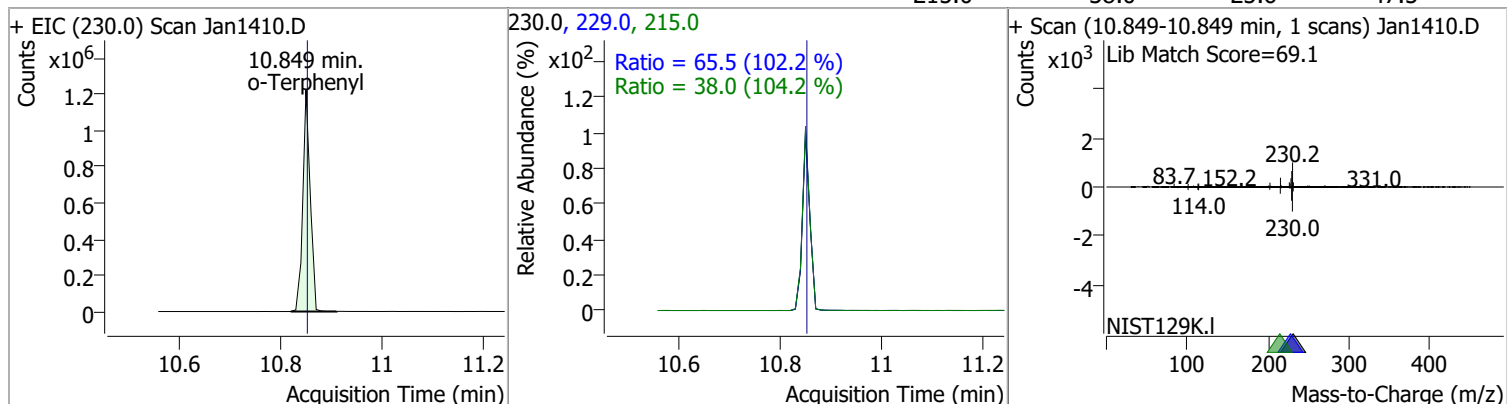


Quantitation Results Report (QT Reviewed)

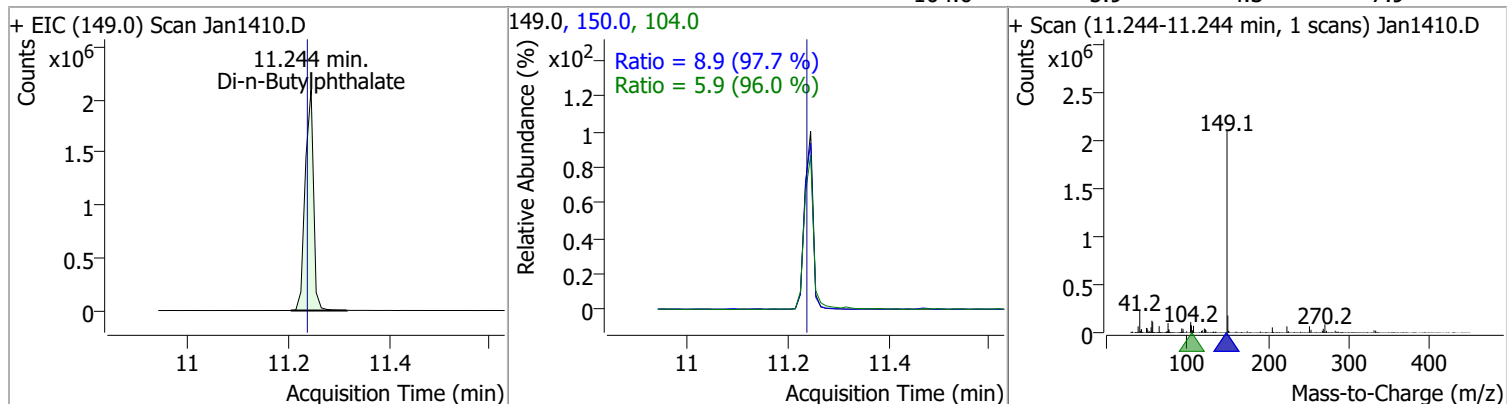
Compound	Conc.	RT	Dev(Min)	Resp.	QIon	QRatio	Lower	Upper
Carbazole	106.4129	10.63	0.00	2349984	139.0	13.4	8.9	16.6



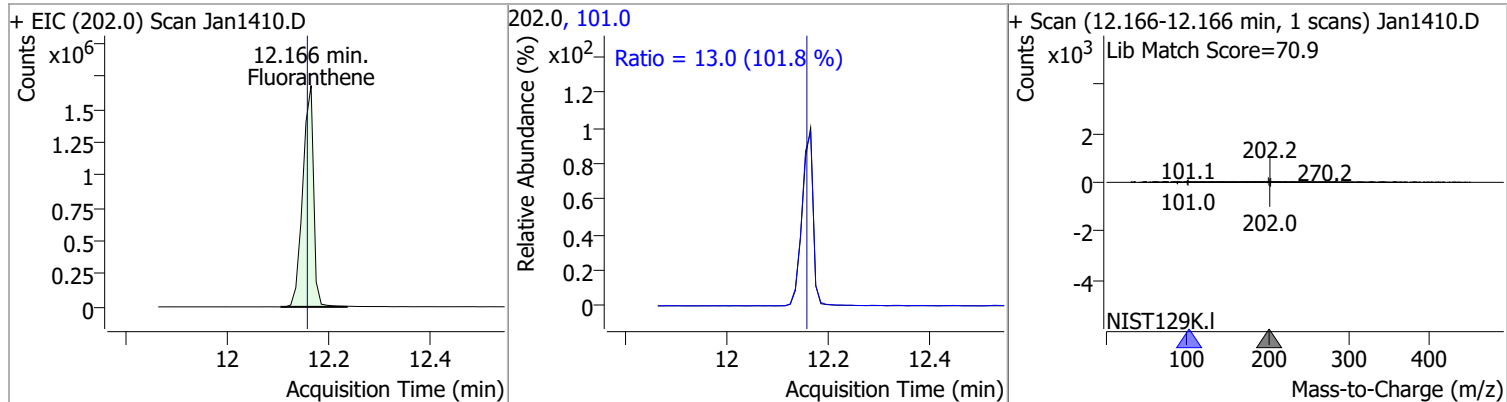
o-Terphenyl	93.7469	10.85	0.00	1250659	229.0 215.0	65.5 38.0	44.9 25.6	83.3 47.5
-------------	---------	-------	------	---------	----------------	--------------	--------------	--------------



Di-n-Butylphthalate	107.8357	11.24	0.01	2413039	150.0 104.0	8.9 5.9	6.4 4.3	11.9 7.9
---------------------	----------	-------	------	---------	----------------	------------	------------	-------------

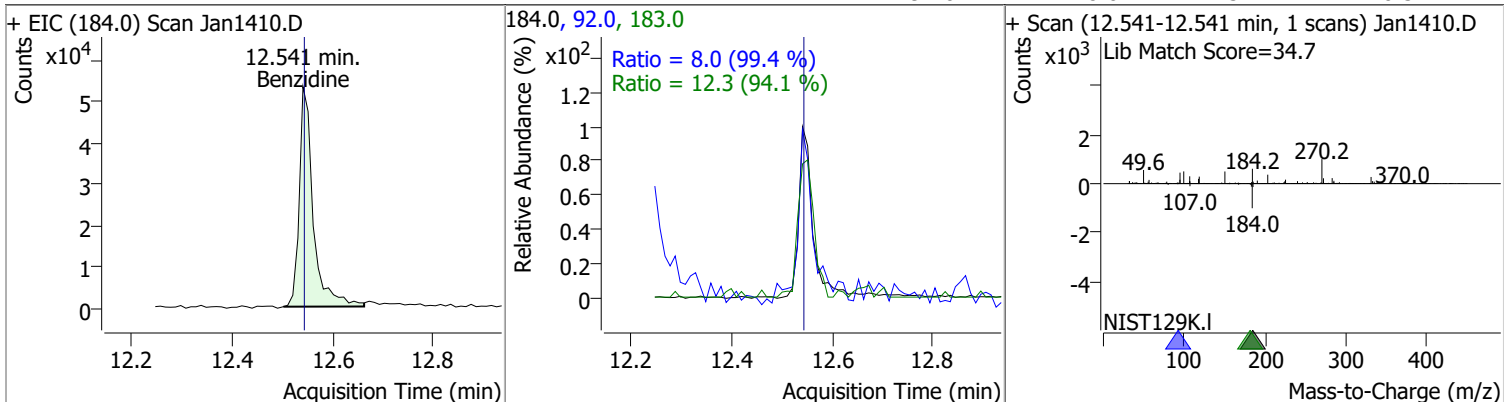


Fluoranthene	103.5377	12.17	0.01	2516584	101.0	13.0	8.9	16.6
--------------	----------	-------	------	---------	-------	------	-----	------

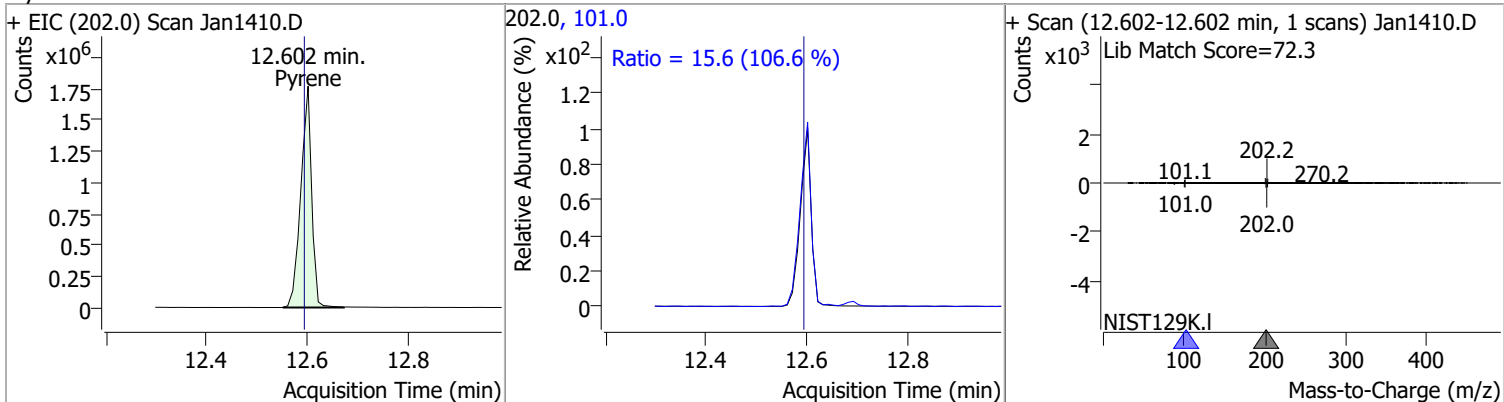


Quantitation Results Report (QT Reviewed)

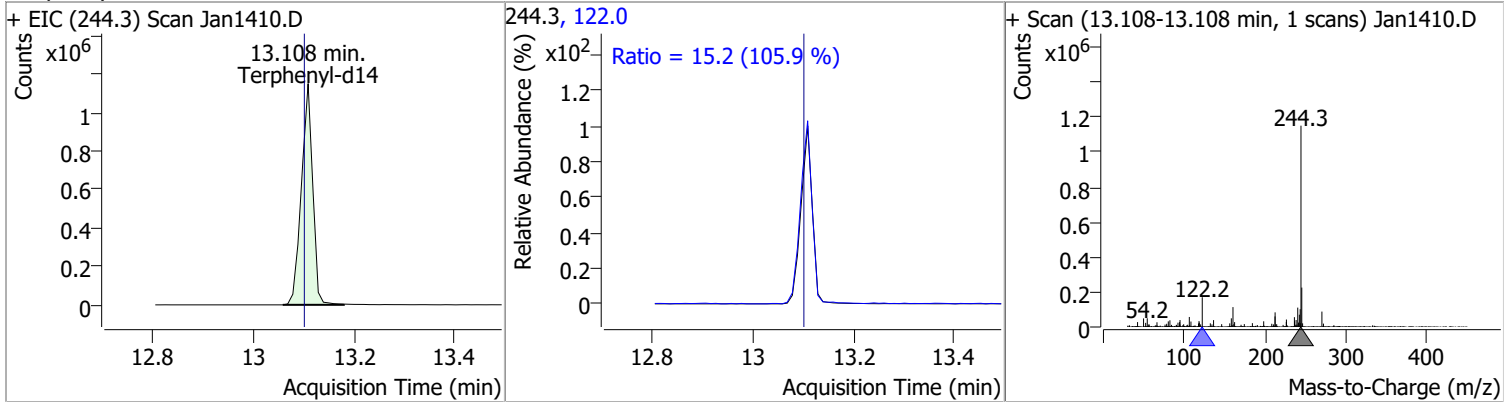
Compound	Conc.	RT	Dev(Min)	Resp.	QIon	QRatio	Lower	Upper
Benzidine	12.2705	12.54	0.00	102331	183.0	12.3	9.1	17.0
					92.0	8.0	5.7	10.5



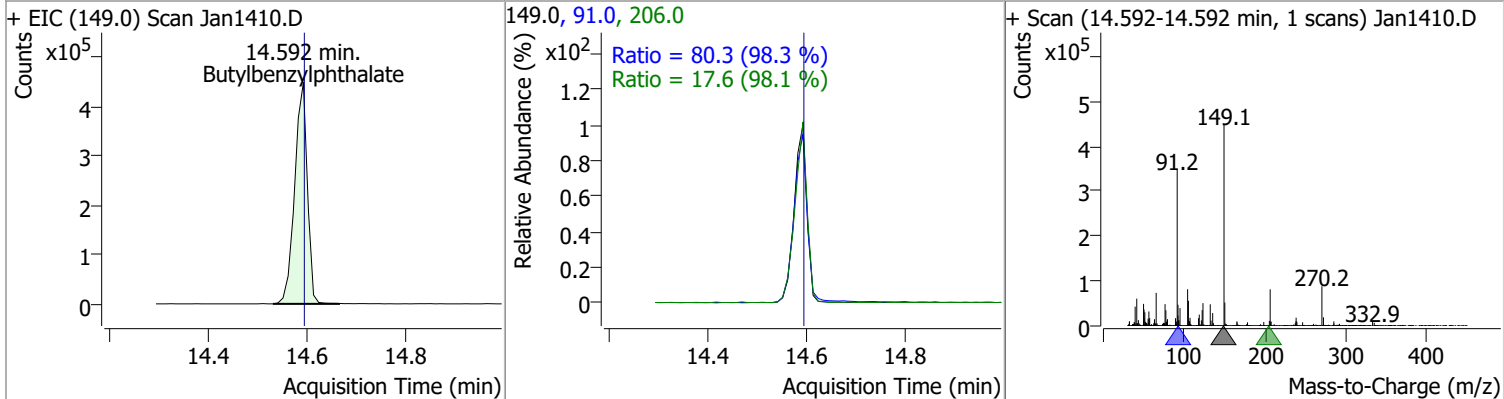
Compound	Conc.	RT	Dev(Min)	Resp.	QIon	QRatio	Lower	Upper
Pyrene	99.3497	12.60	0.01	2643856	101.0	15.6	10.2	19.0



Compound	Conc.	RT	Dev(Min)	Resp.	QIon	QRatio	Lower	Upper
Terphenyl-d14	102.2108	13.11	0.01	1800326	122.0	15.2	10.1	18.7

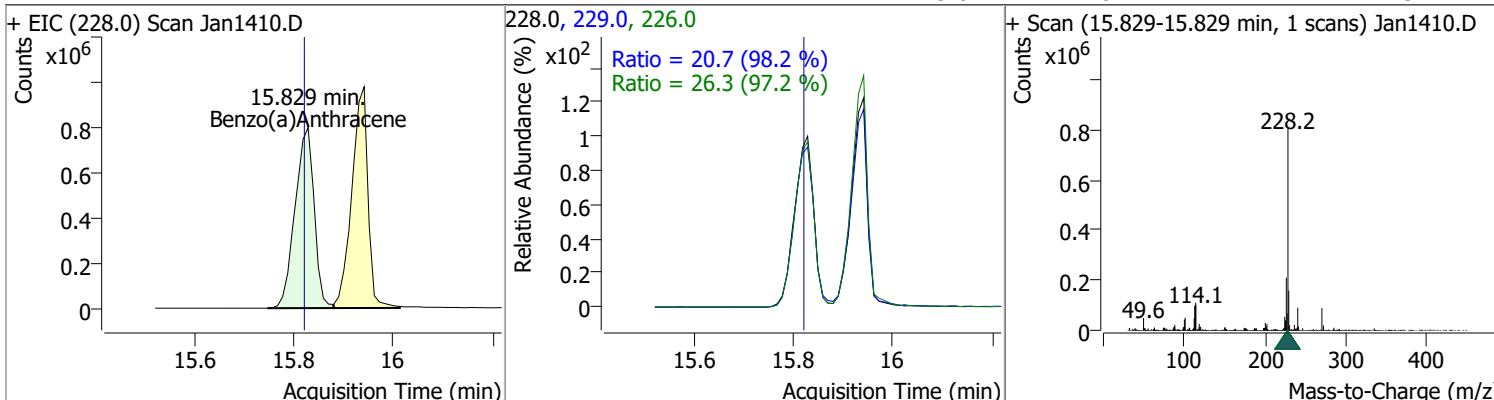


Compound	Conc.	RT	Dev(Min)	Resp.	QIon	QRatio	Lower	Upper
Butylbenzylphthalate	109.1114	14.59	0.01	789735	91.0	80.3	57.2	106.2
					206.0	17.6	12.6	23.3

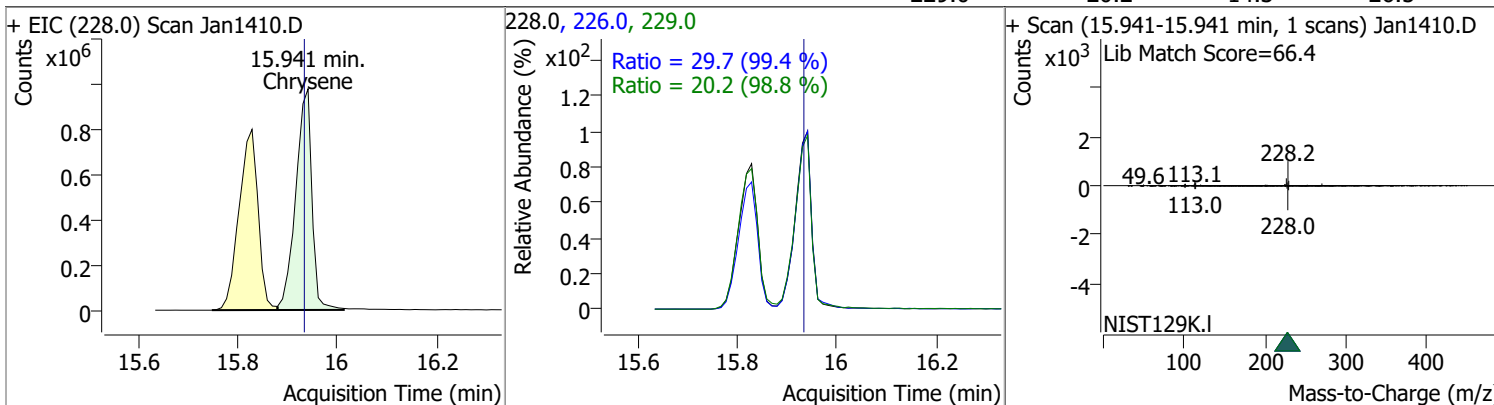


Quantitation Results Report (QT Reviewed)

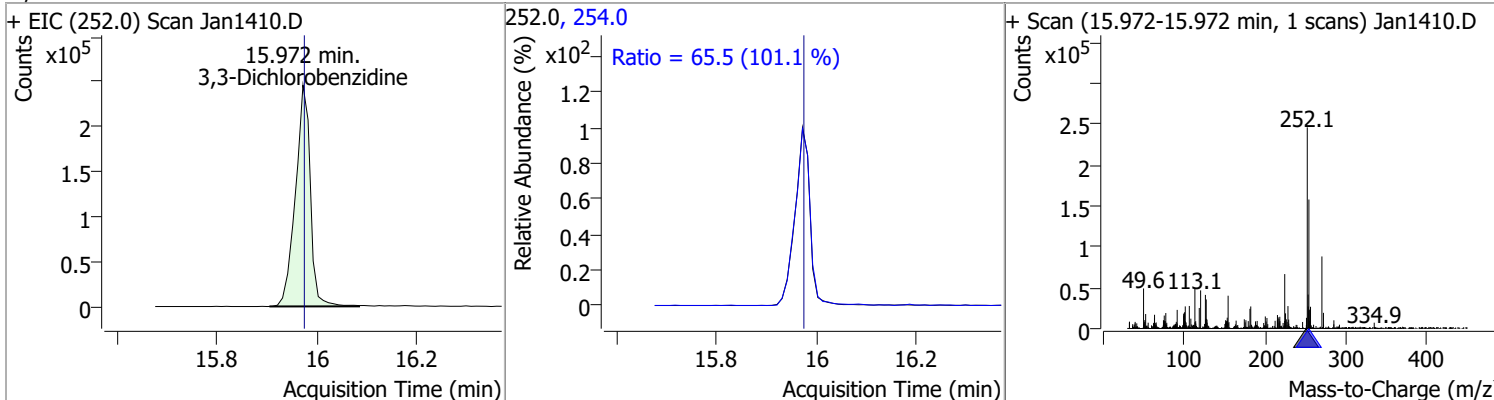
Compound	Conc.	RT	Dev(Min)	Resp.	QIon	QRatio	Lower	Upper
Benzo(a)Anthracene	112.4364	15.83	0.02	2127307	226.0	26.3	18.9	35.2
					229.0	20.7	14.7	27.3



Compound	Conc.	RT	Dev(Min)	Resp.	QIon	QRatio	Lower	Upper
Chrysene	107.6286	15.94	0.02	2205557	226.0	29.7	21.0	38.9
					229.0	20.2	14.3	26.5

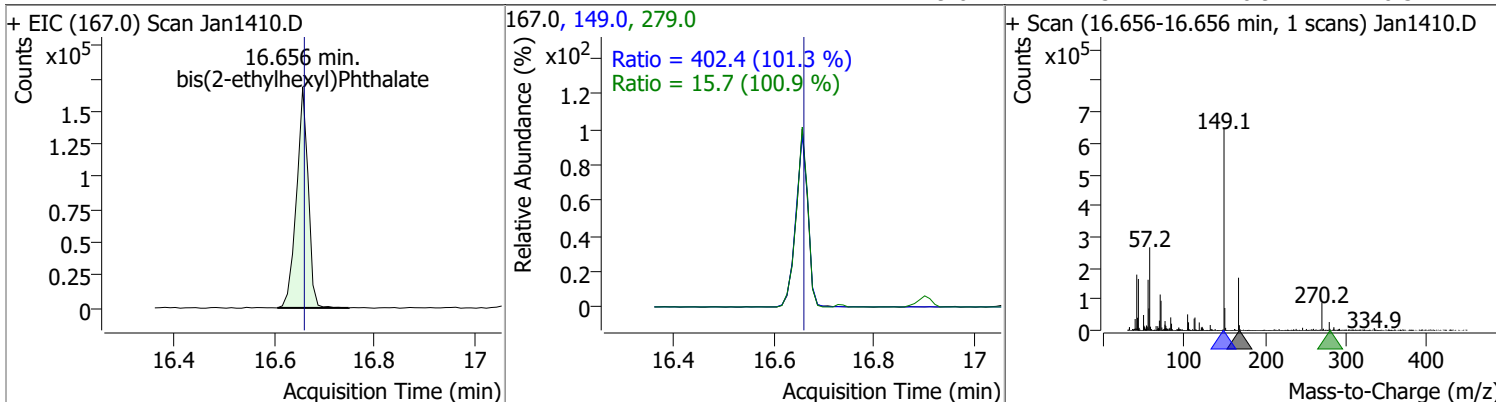


Compound	Conc.	RT	Dev(Min)	Resp.	QIon	QRatio	Lower	Upper
3,3-Dichlorobenzidine	79.0214	15.97	0.01	509410	254.0	65.5	45.3	84.1

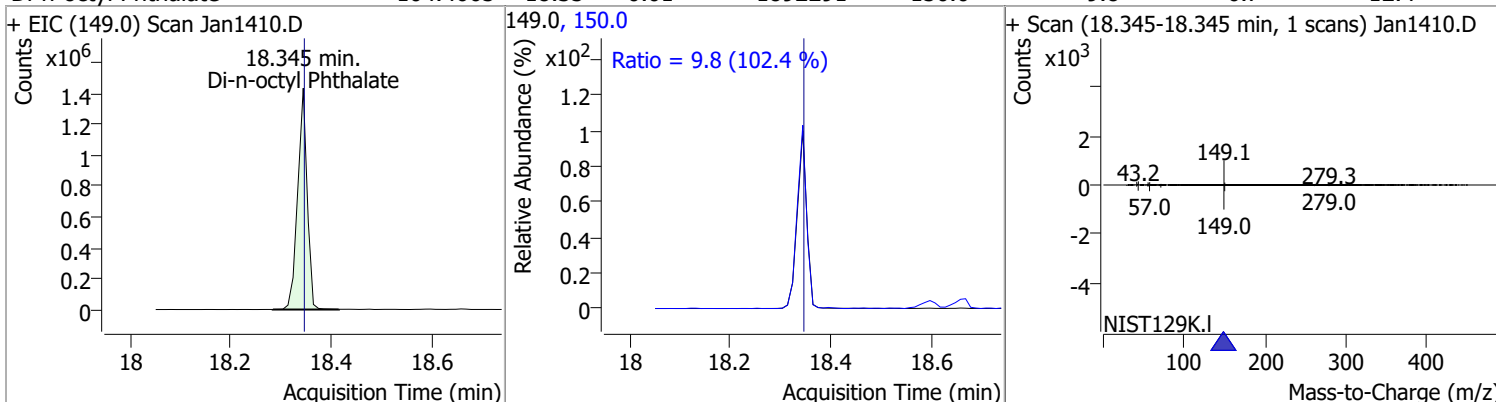


Quantitation Results Report (QT Reviewed)

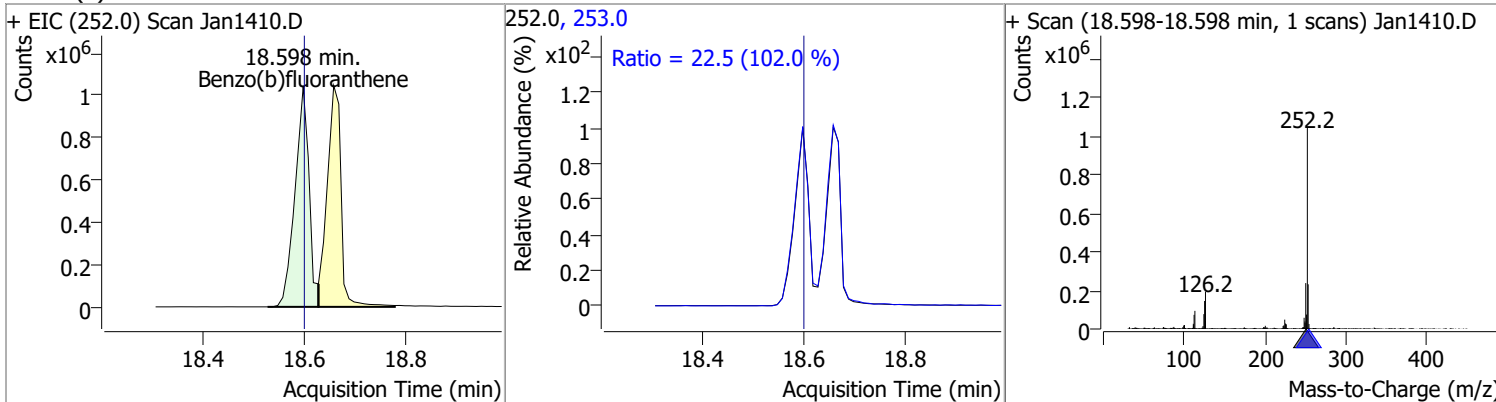
Compound	Conc.	RT	Dev(Min)	Resp.	QIon	QRatio	Lower	Upper
bis(2-ethylhexyl)Phthalate	106.0127	16.66	0.01	272471	149.0	402.4	278.0	516.2
					279.0	15.7	10.9	20.3



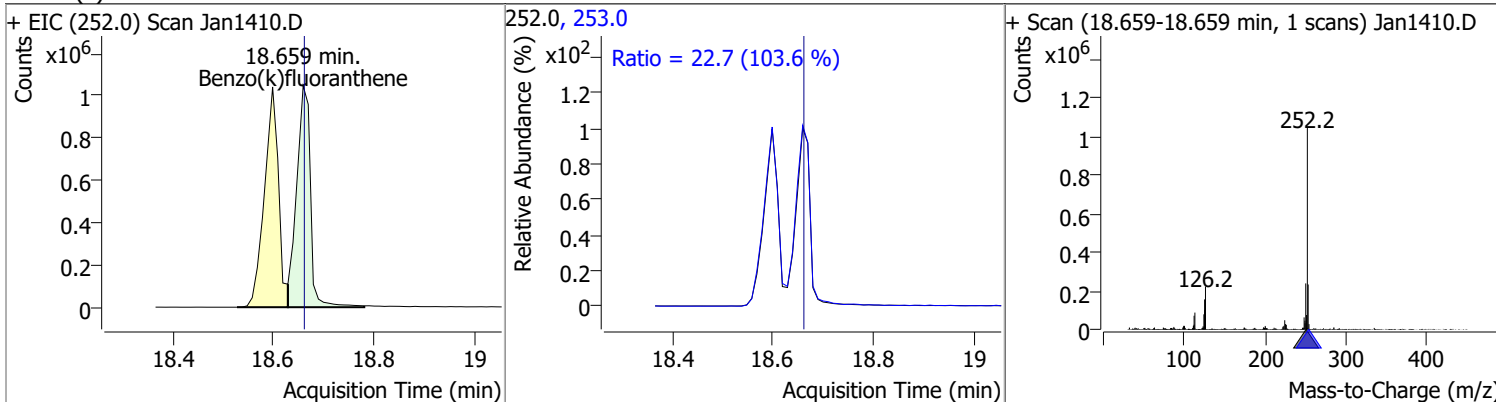
Compound	Conc.	RT	Dev(Min)	Resp.	QIon	QRatio	Lower	Upper
Di-n-octyl Phthalate	104.4665	18.35	0.01	1892291	150.0	9.8	6.7	12.4



Compound	Conc.	RT	Dev(Min)	Resp.	QIon	QRatio	Lower	Upper
Benzo(b)fluoranthene	107.1657	18.60	0.01	2014265	253.0	22.5	15.4	28.6

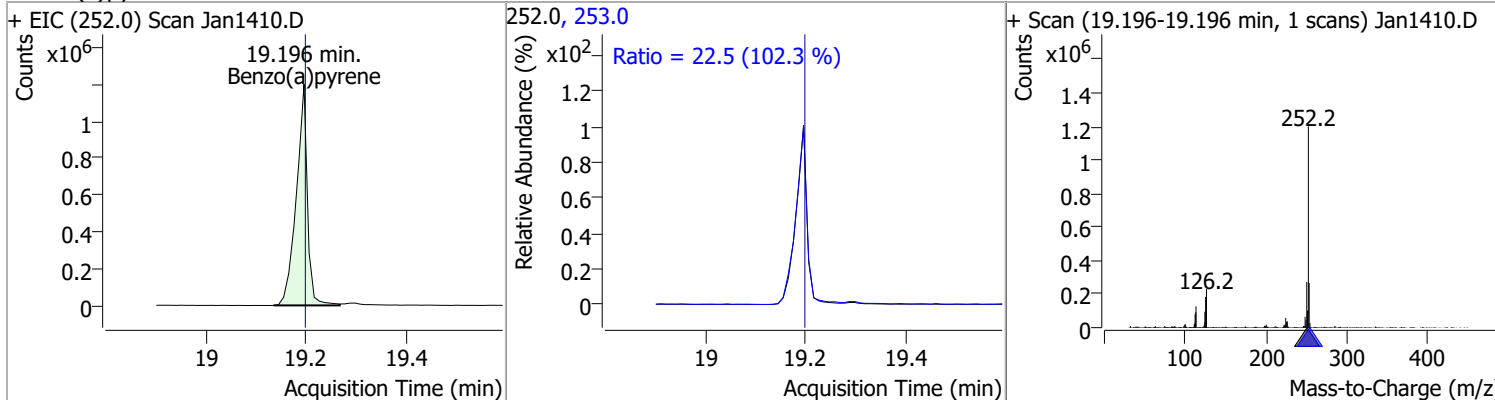


Compound	Conc.	RT	Dev(Min)	Resp.	QIon	QRatio	Lower	Upper
Benzo(k)fluoranthene	102.8429	18.66	0.01	2004031	253.0	22.7	15.3	28.5

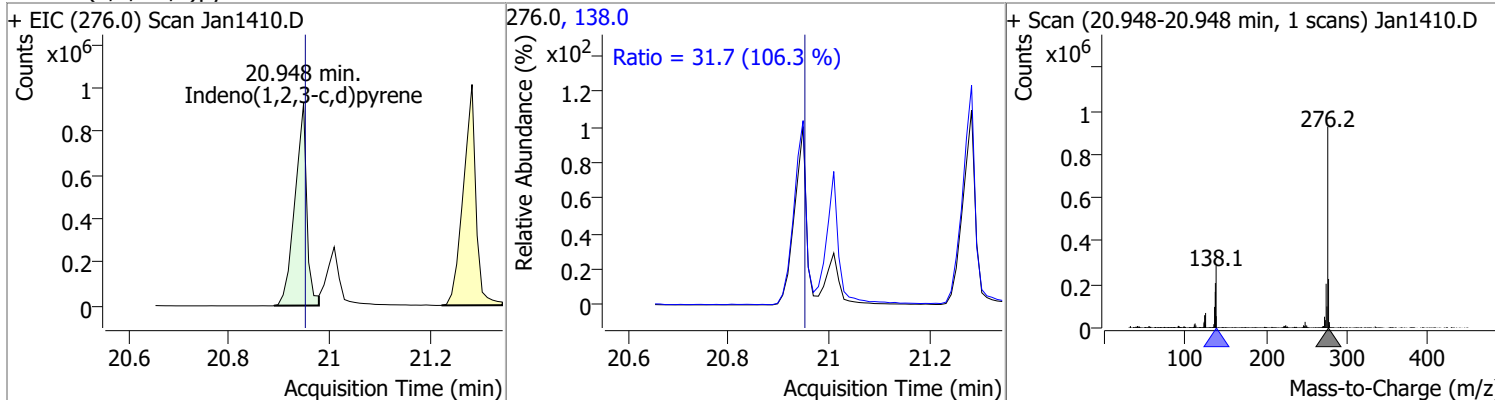


Quantitation Results Report (QT Reviewed)

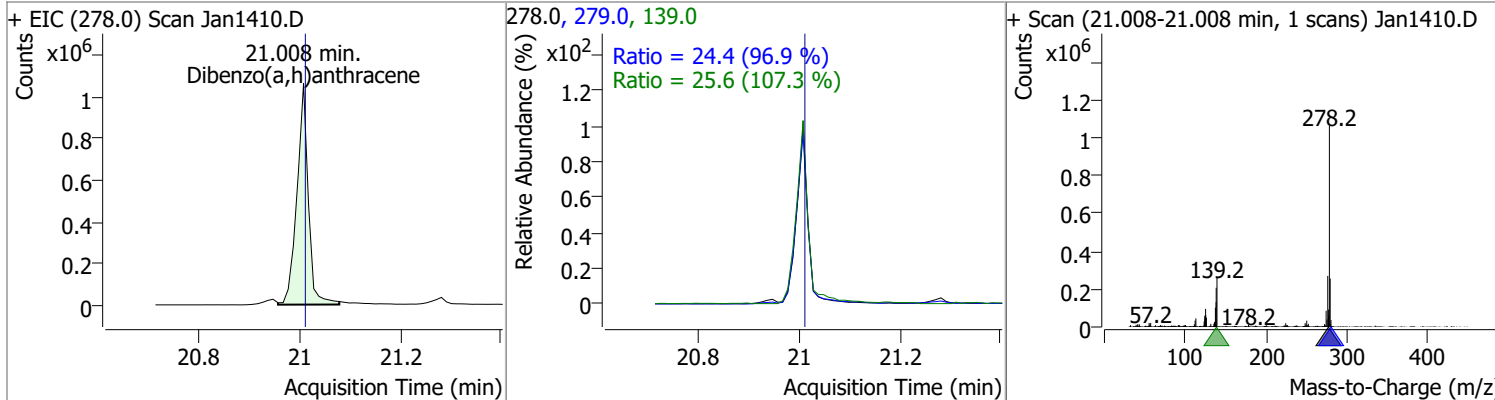
Compound	Conc.	RT	Dev(Min)	Resp.	QIon	QRatio	Lower	Upper
Benzo(a)pyrene	101.3882	19.20	0.01	1835061	253.0	22.5	15.4	28.6



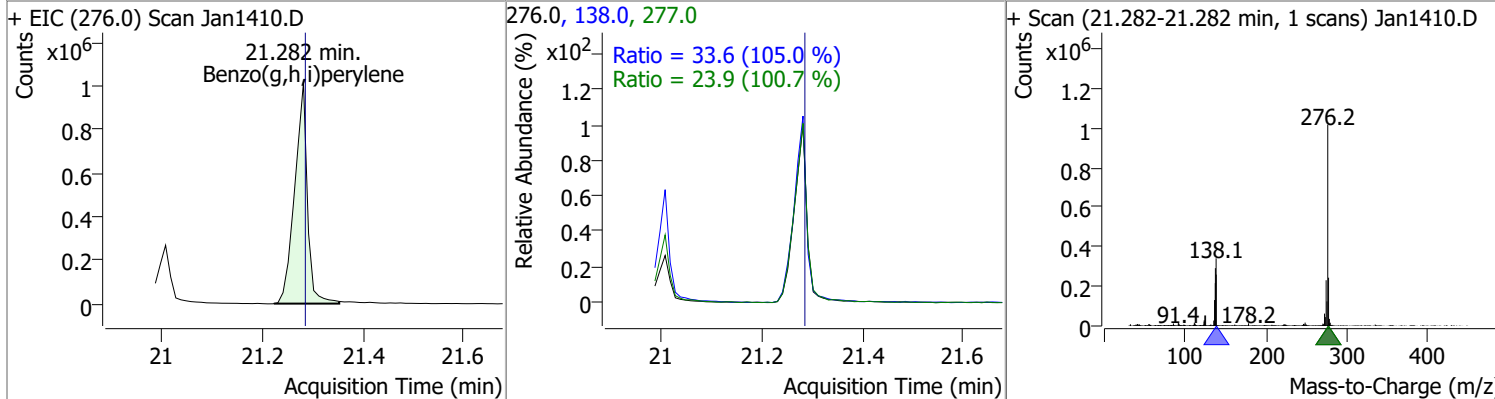
Compound	Conc.	RT	Dev(Min)	Resp.	QIon	QRatio	Lower	Upper
Indeno(1,2,3-c,d)pyrene	98.9228	20.95	0.01	1508768	138.0	31.7	20.9	38.8



Compound	Conc.	RT	Dev(Min)	Resp.	QIon	QRatio	Lower	Upper
Dibenzo(a,h)anthracene	100.6461	21.01	0.01	1663995	279.0	24.4	17.7	32.8
					139.0	25.6	16.7	31.0

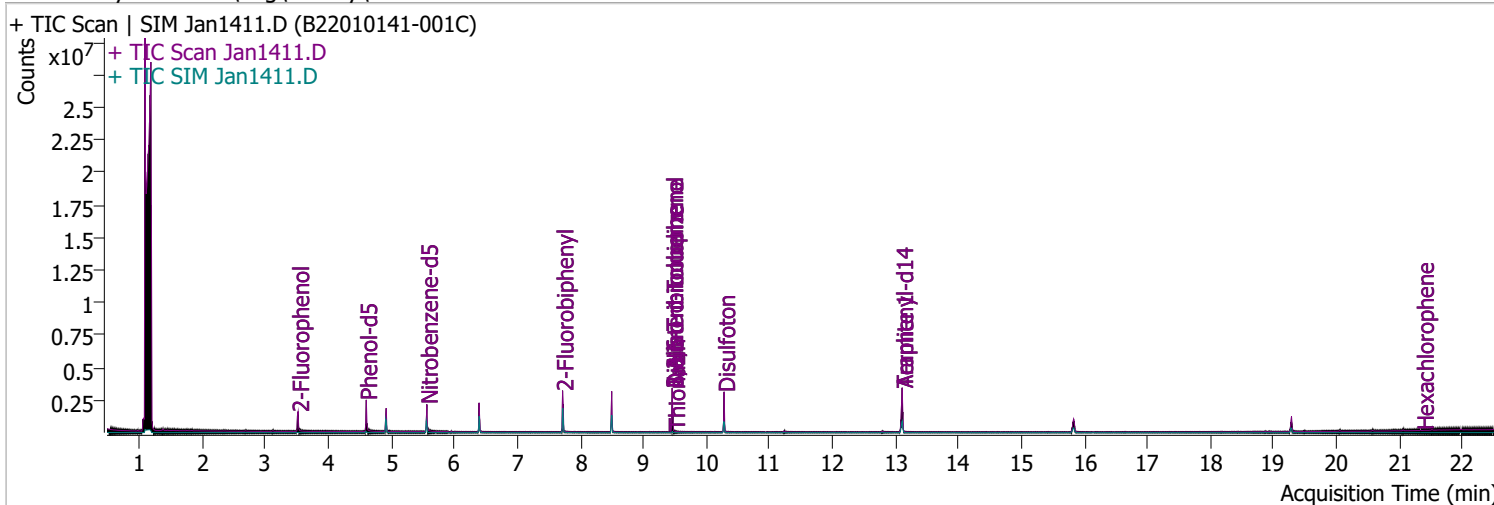


Compound	Conc.	RT	Dev(Min)	Resp.	QIon	QRatio	Lower	Upper
Benzo(g,h,i)perylene	100.4876	21.28	0.01	1770087	138.0	33.6	22.4	41.6
					277.0	23.9	16.6	30.9



Quantitation Results Report (QT Reviewed)

Data File	Jan1411.D	Operator	LIMS import
Acq. Method	BNA+SIM.M	Acq. Date-Time	1/14/2022 6:26:07 PM
Sample Name	B22010141-001C	Instrument	Instrument #1
Vial	11	Multiplier	1.00
DA Method File		Comment	SVOC-8270-W-LARGO
Tune File	dftppdsm.u	Tune Date	1/7/2022 12:13:00 PM
Batch Name	011422 DoD BNA.batch.bin	Last Calib Update	1/18/2022 11:27:22 AM
Ref Library	D:\Org\Library\NIST129K.l		



Compound	RT	QIon	Resp.	Conc.	Units	Dev(Min)
----------	----	------	-------	-------	-------	----------

Internal Standards

System Monitoring Compounds

S 2-Fluorophenol	3.520	112.0	507226	71.8432	µg/L	0.010
Spiked Amount: 200.000	Range: 10.0 - 75.0%			Recovery = 35.92%		
S Phenol-d5	4.603	99.0	710887	75.3761	µg/L	0.000
Spiked Amount: 200.000	Range: 10.0 - 65.0%			Recovery = 37.69%		
S Nitrobenzene-d5	5.563	82.0	396467	77.3418	µg/L	0.000
Spiked Amount: 100.000	Range: 32.0 - 94.0%			Recovery = 77.34%		
S 2-Fluorobiphenyl	7.718	172.0	1177310	64.5427	µg/L	0.000
Spiked Amount: 100.000	Range: 28.0 - 107.0%			Recovery = 64.54%		
S 2,4,6-Tribromophenol	9.458	329.8	258606	167.9616	µg/L	0.000
Spiked Amount: 200.000	Range: 25.0 - 140.0%			Recovery = 83.98%		
S Terphenyl-d14	13.108	244.3	1746639	100.5113	µg/L	0.010
Spiked Amount: 100.000	Range: 32.0 - 122.0%			Recovery = 100.51%		

Target Compounds

Compound	RT	QIon	Resp.	Conc.	Units	Dev(Min)	QValue
T N-Nitrosodimethylamine	0.000		0	N.D.			
T Pyridine	0.000		0	N.D.			
T Aniline	0.000		0	N.D.			
T Phenol	0.000		0	N.D.			
T bis(-2-Chloroethyl)Ether	0.000		0	N.D.			
T 2-Chlorophenol	0.000		0	N.D.			
T 1,3-Dichlorobenzene	0.000		0	N.D.			
T 1,4-Dichlorobenzene	0.000		0	N.D.			
T 1,2-Dichlorobenzene	0.000		0	N.D.			
T Benzyl Alcohol	0.000		0	N.D.			
T bis(2-chloroisopropyl)Ether	0.000		0	N.D.			
T 2-Methylphenol	0.000		0	N.D.			
T N-nitroso-Di-n-propylamine	5.563	70.0	0		µg/L	md	1
T 4Methylphenol/3Methylphenol	0.000		0	N.D.			
T Hexachloroethane	0.000		0	N.D.			

Quantitation Results Report (QT Reviewed)

Compound	RT	QIon	Resp.	Conc.	Units	Dev(Min)
T Nitrobenzene	0.000		0	N.D.		
T Isophorone	0.000		0	N.D.		
T 2-Nitrophenol	0.000		0	N.D.		
T 2,4-Dimethylphenol	0.000		0	N.D.		
T bis(-2-Chloroethoxy)Methane	0.000		0	N.D.		
T 2,4-Dichlorophenol	0.000		0	N.D.		
T Benzoic Acid	0.000		0	N.D.		
T 1,2,4-Trichlorobenzene	0.000		0	N.D.		
T Naphthalene	0.000		0	N.D.		
T 4-Chlorophenol	0.000		0	N.D.		
T p-Chloroaniline	0.000		0	N.D.		
T Hexachlorobutadiene	0.000		0	N.D.		
T 4-Chloro-2-Methylphenol	0.000		0	N.D.		
T 4-Chloro-3-Methylphenol	0.000		0	N.D.		
T 2-Methylnaphthalene	0.000		0	N.D.		
T 1-Methylnaphthalene	0.000		0	N.D.		
T Hexachlorocyclopentadiene	0.000		0	N.D.		
T 2,4,6-Trichlorophenol	0.000		0	N.D.		
T 2,4,5-Trichlorophenol	0.000		0	N.D.		
T 2-Chloronaphthalene	0.000		0	N.D.		
T 2-Nitroaniline	0.000		0	N.D.		
T Dimethyl Phthalate	8.497	163.0	0		µg/L md	1
T 2,6-Dinitrotoluene	8.497	165.0	0		µg/L md	1
T Acenaphthylene	0.000		0	N.D.		
T 3-Nitroaniline	0.000		0	N.D.		
T Acenaphthene	0.000		0	N.D.		
T 2,4-Dinitrophenol	0.000		0	N.D.		
T Dibenzofuran	0.000		0	N.D.		
T 2,4-Dinitrotoluene	0.000		0	N.D.		
T 4-Nitrophenol	0.000		0	N.D.		
T Diethylphthalate	0.000		0	N.D.		
T Fluorene	0.000		0	N.D.		
T 4-Chlorophenyl-phenylether	0.000		0	N.D.		
T 4-Nitroaniline	0.000		0	N.D.		
T 4,6-Dinitro-2-methylphenol	0.000		0	N.D.		
T N-nitrosodiphenylamine	0.000		0	N.D.		
T Azobenzene	0.000		0	N.D.		
T 4-Bromophenyl-phenylether	0.000		0	N.D.		
T Hexachlorobenzene	0.000		0	N.D.		
T Pentachlorophenol	0.000		0	N.D.		
T Phenanthrene	0.000		0	N.D.		
T Anthracene	0.000		0	N.D.		
T Triallate	0.000		0	N.D.		
T Carbazole	0.000		0	N.D.		
T o-Terphenyl	0.000		0	N.D.		
T Di-n-Butylphthalate	0.000		0	N.D.		
T Fluoranthene	0.000		0	N.D.		
T Benzidine	0.000		0	N.D.		
T Pyrene	0.000		0	N.D.		
T Butylbenzylphthalate	0.000		0	N.D.		
T Benzo(a)Anthracene	0.000		0	N.D.		
T Chrysene	0.000		0	N.D.		
T 3,3-Dichlorobenzidine	0.000		0	N.D.		
T bis(2-ethylhexyl)Phthalate	0.000		0	N.D.		
T Di-n-octyl Phthalate	0.000		0	N.D.		

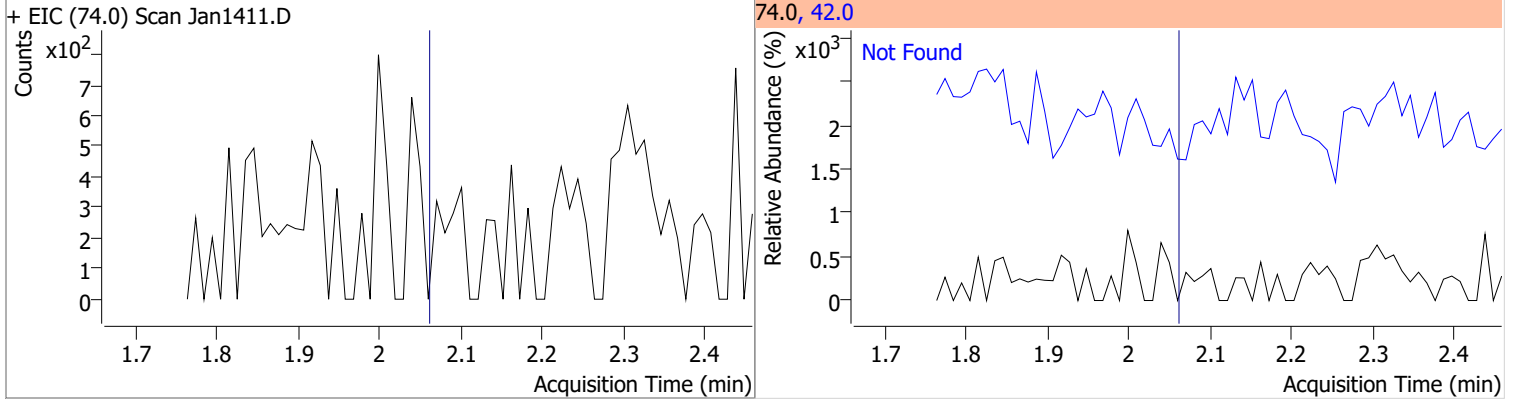
Quantitation Results Report (QT Reviewed)

Compound	RT	QIon	Resp.	Conc.	Units	Dev(Min)
T Benzo(b)fluoranthene	0.000		0	N.D.		
T Benzo(k)fluoranthene	0.000		0	N.D.		
T Benzo(a)pyrene	0.000		0	N.D.		
T Indeno(1,2,3-c,d)pyrene	0.000		0	N.D.		
T Dibenzo(a,h)anthracene	0.000		0	N.D.		
T Benzo(g,h,i)perylene	0.000		0	N.D.		

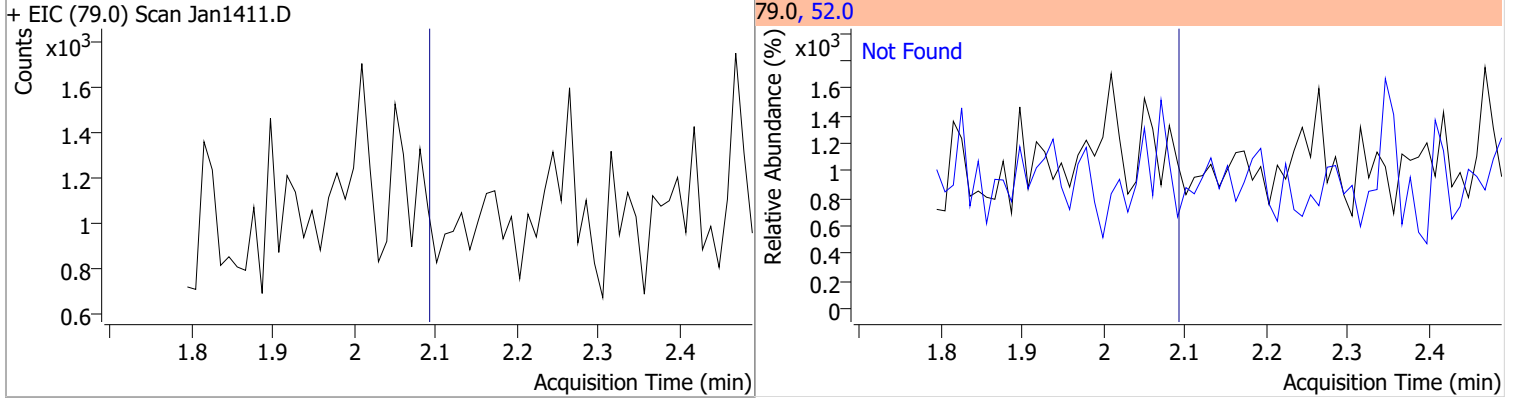
(#) = Qualifier Out of Range; (m) = Manual Integration; (+) = Area Summed; (*) = Surrogate Percent Recovery Out of Range; (d): Zeroed Peak

Quantitation Results Report (QT Reviewed)

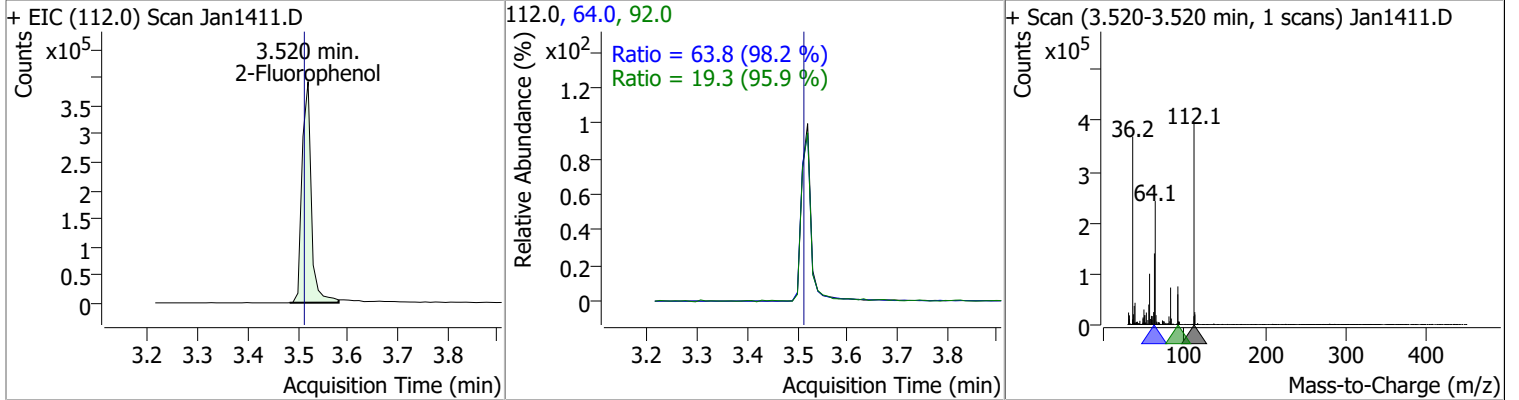
Compound	Conc.	Exp RT	QIon	Exp Ratio
N-Nitrosodimethylamine	N.D.	2.06	42.0	177.0



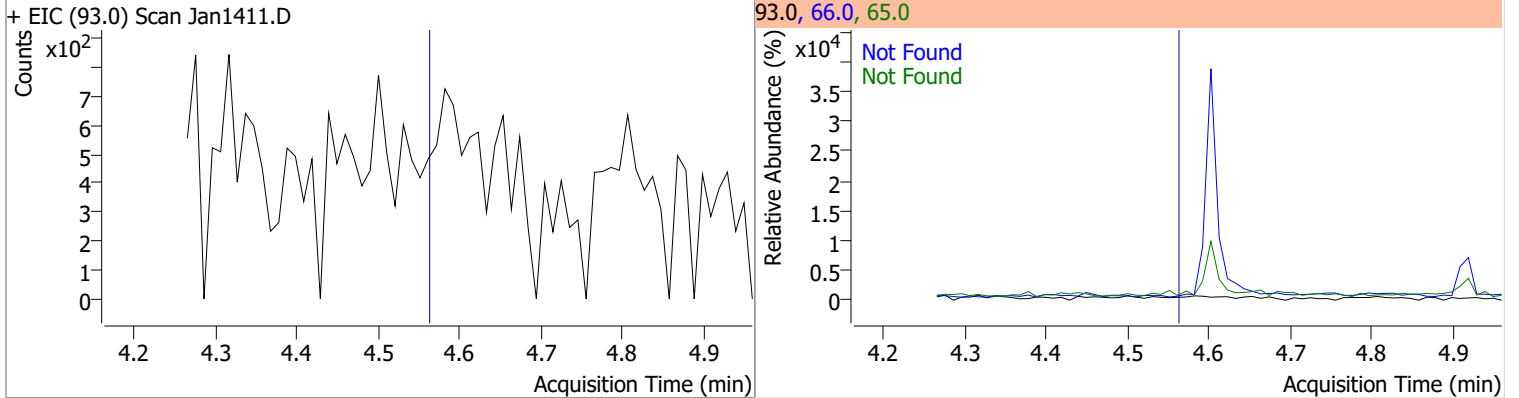
Compound	Conc.	Exp RT	QIon	Exp Ratio
Pyridine	N.D.	2.09	52.0	133.1



Compound	Conc.	RT	Dev(Min)	Resp.	QIon	QRatio	Lower	Upper
2-Fluorophenol	71.8432	3.52	0.01	507226	64.0	63.8	45.5	84.5
					92.0	19.3	14.1	26.2

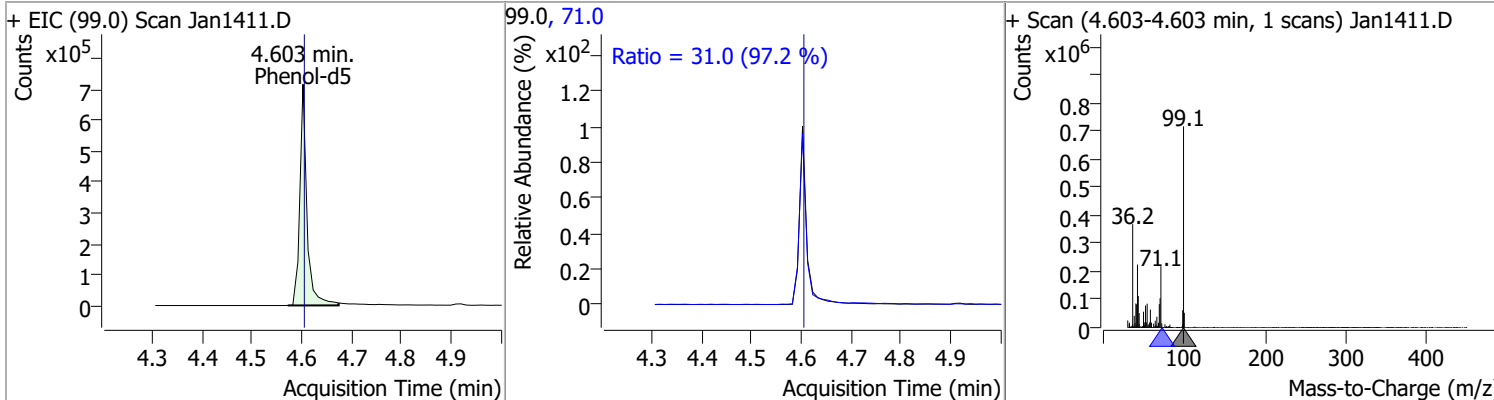


Compound	Conc.	Exp RT	QIon	Exp Ratio	QIon	Exp Ratio
Aniline	N.D.	4.56	66.0	40.4	65.0	22.2

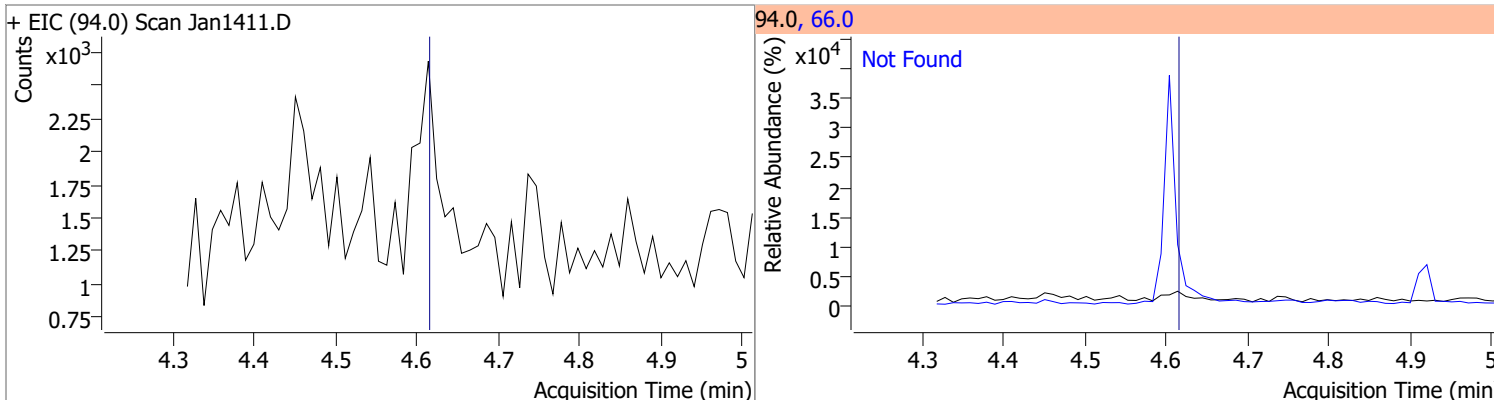


Quantitation Results Report (QT Reviewed)

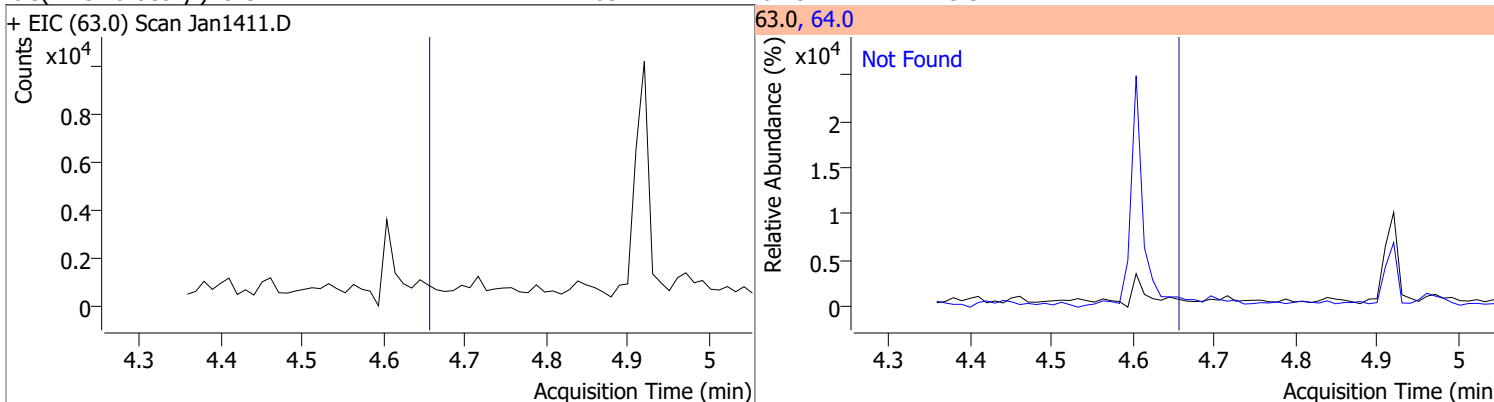
Compound	Conc.	RT	Dev(Min)	Resp.	QIon	QRatio	Lower	Upper
Phenol-d5	75.3761	4.60	0.00	710887	71.0	31.0	22.3	41.5



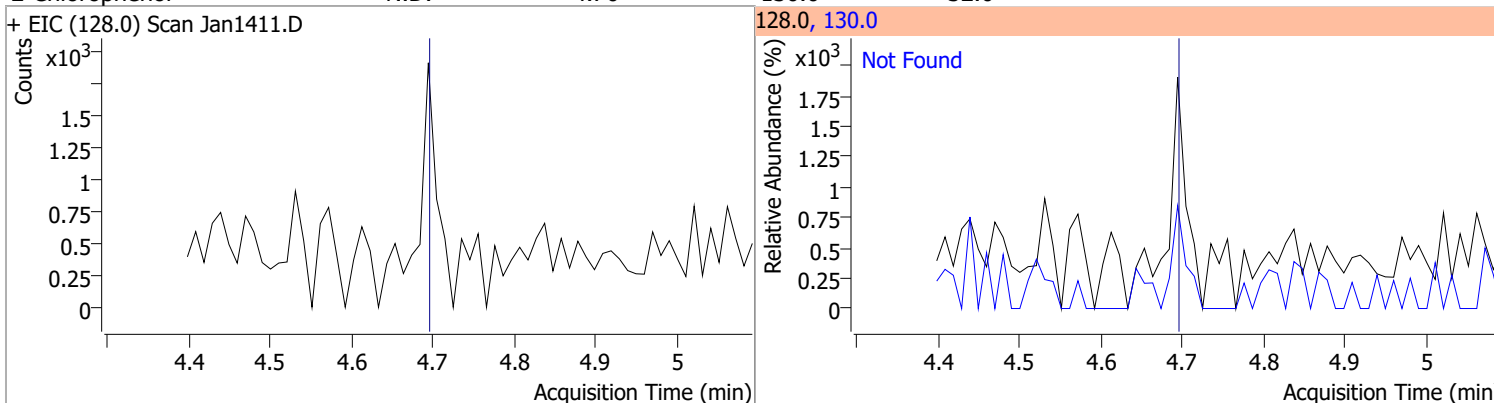
Compound	Conc.	Exp RT	QIon	Exp Ratio
Phenol	N.D.	4.61	66.0	44.7



Compound	Conc.	Exp RT	QIon	Exp Ratio
bis(-2-Chloroethyl)Ether	N.D.	4.65	64.0	3.3

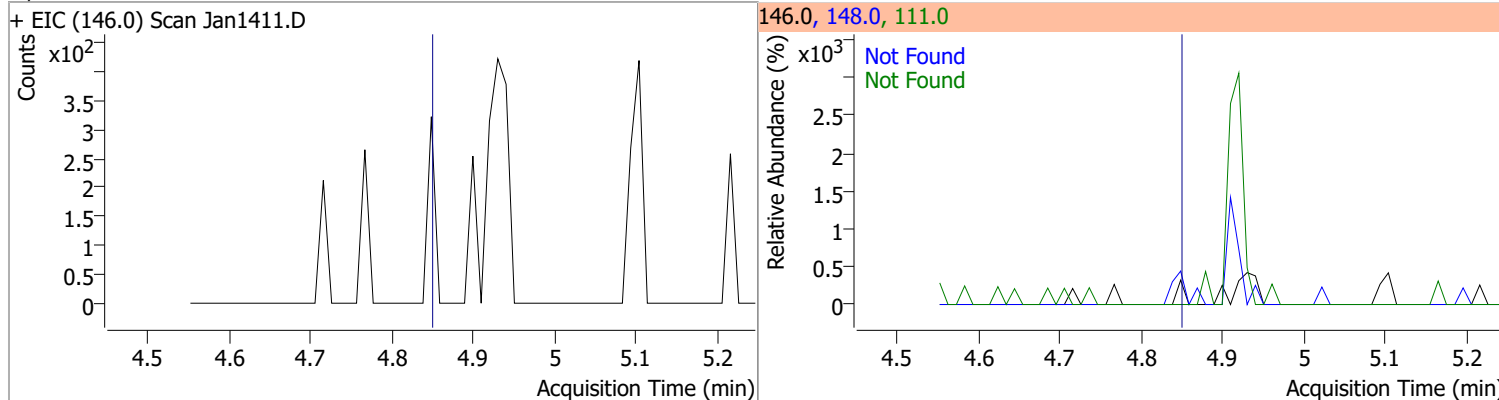


Compound	Conc.	Exp RT	QIon	Exp Ratio
2-Chlorophenol	N.D.	4.70	130.0	32.0

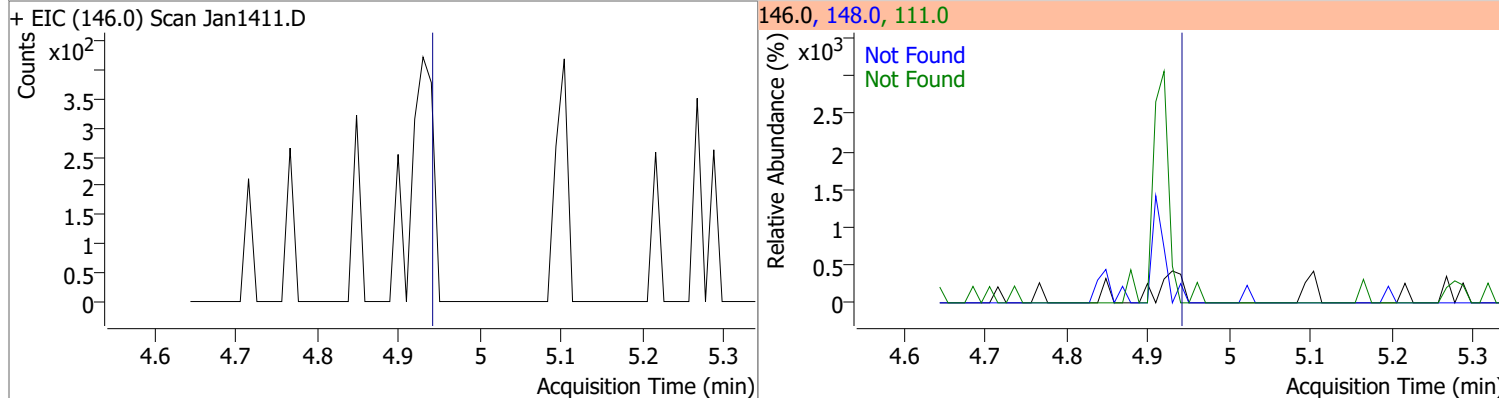


Quantitation Results Report (QT Reviewed)

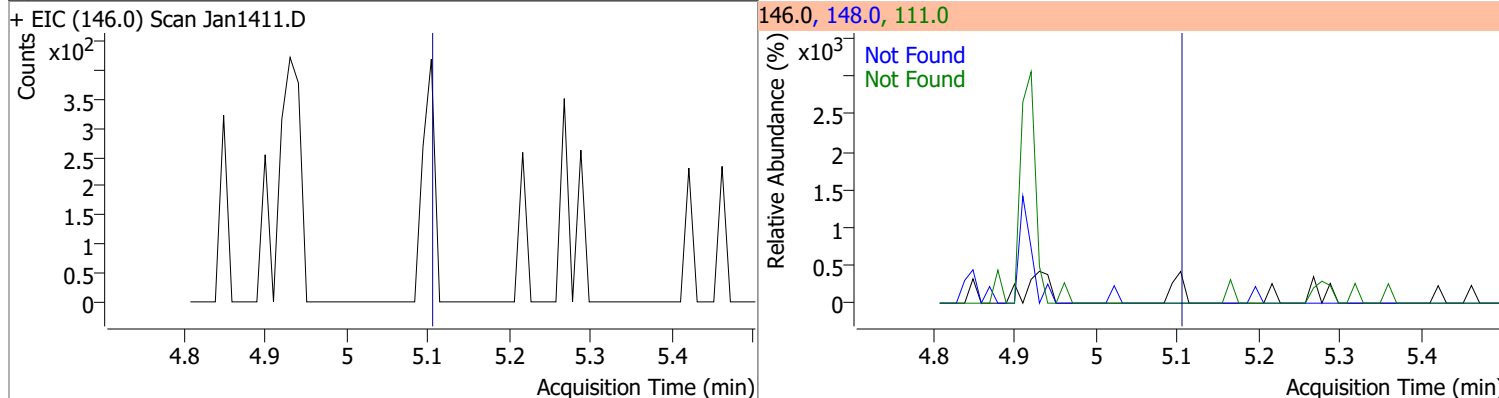
Compound	Conc.	Exp RT	QIon	Exp Ratio	QIon	Exp Ratio
1,3-Dichlorobenzene	N.D.	4.85	148.0	62.6	111.0	35.4



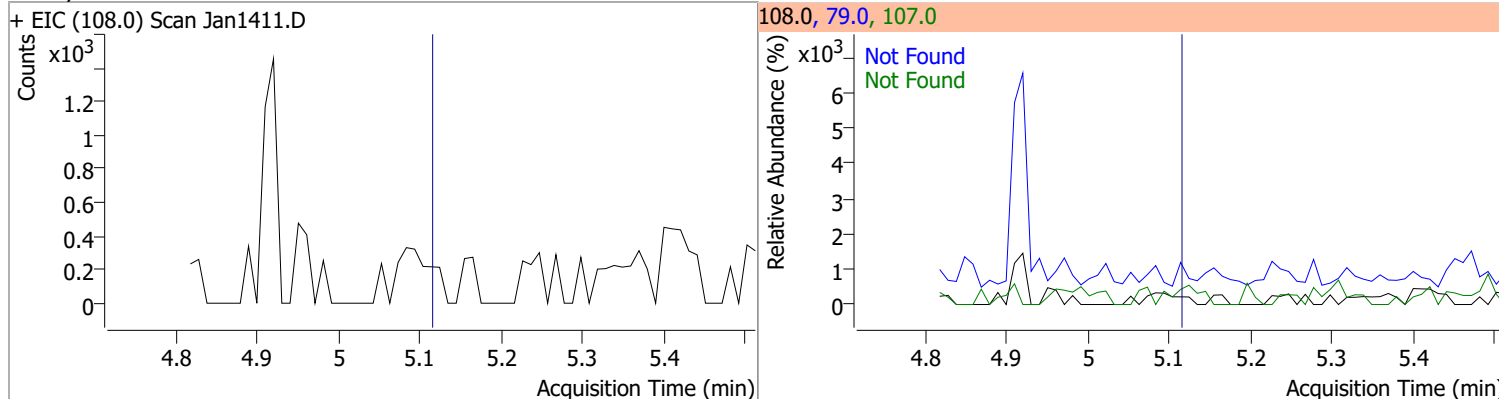
Compound	Conc.	Exp RT	QIon	Exp Ratio	QIon	Exp Ratio
1,4-Dichlorobenzene	N.D.	4.94	148.0	64.4	111.0	35.2



Compound	Conc.	Exp RT	QIon	Exp Ratio	QIon	Exp Ratio
1,2-Dichlorobenzene	N.D.	5.10	148.0	64.5	111.0	37.8

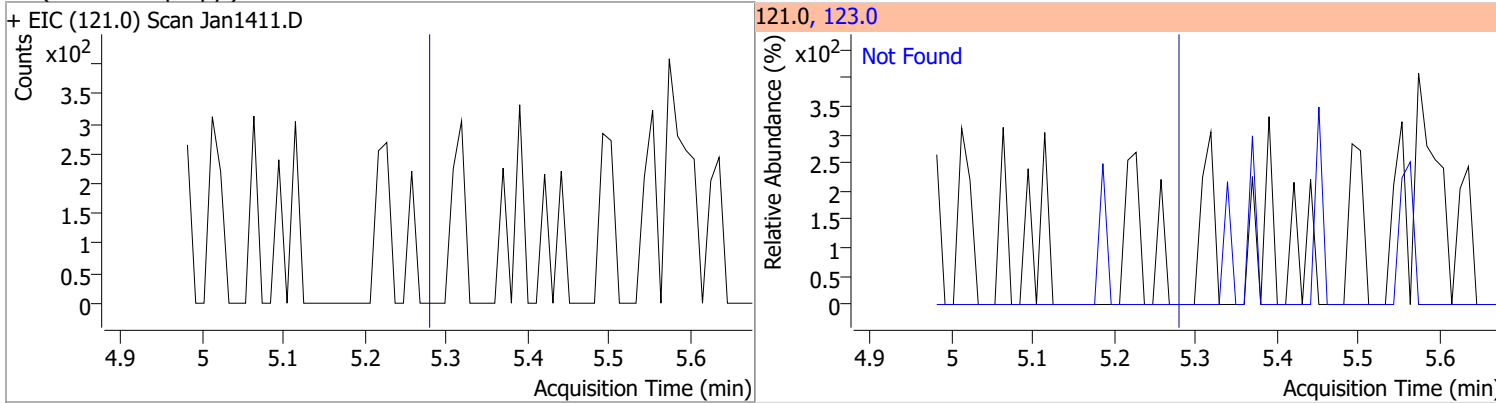


Compound	Conc.	Exp RT	QIon	Exp Ratio	QIon	Exp Ratio
Benzyl Alcohol	N.D.	5.11	79.0	115.5	107.0	71.0

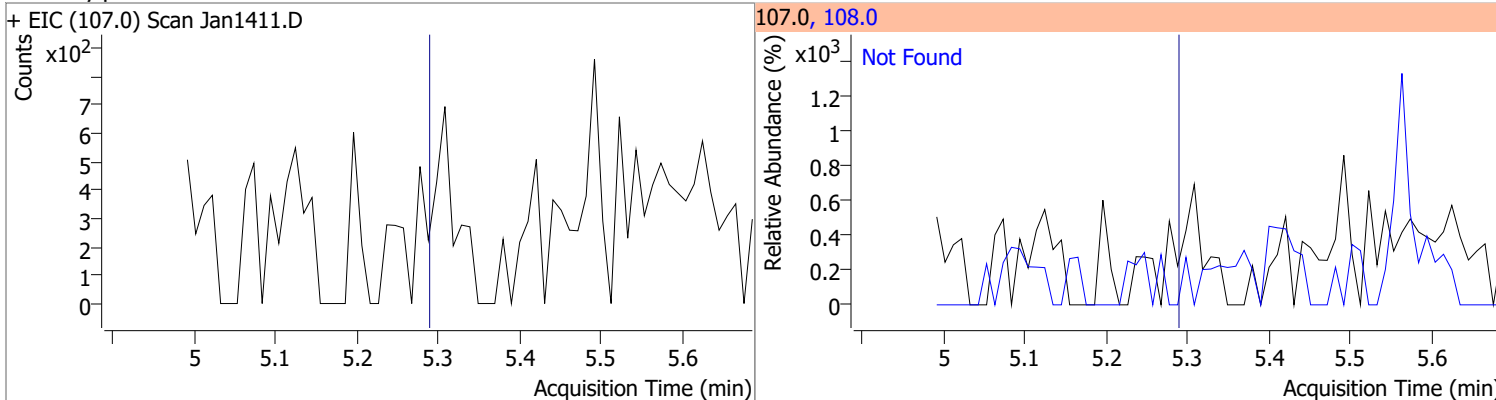


Quantitation Results Report (QT Reviewed)

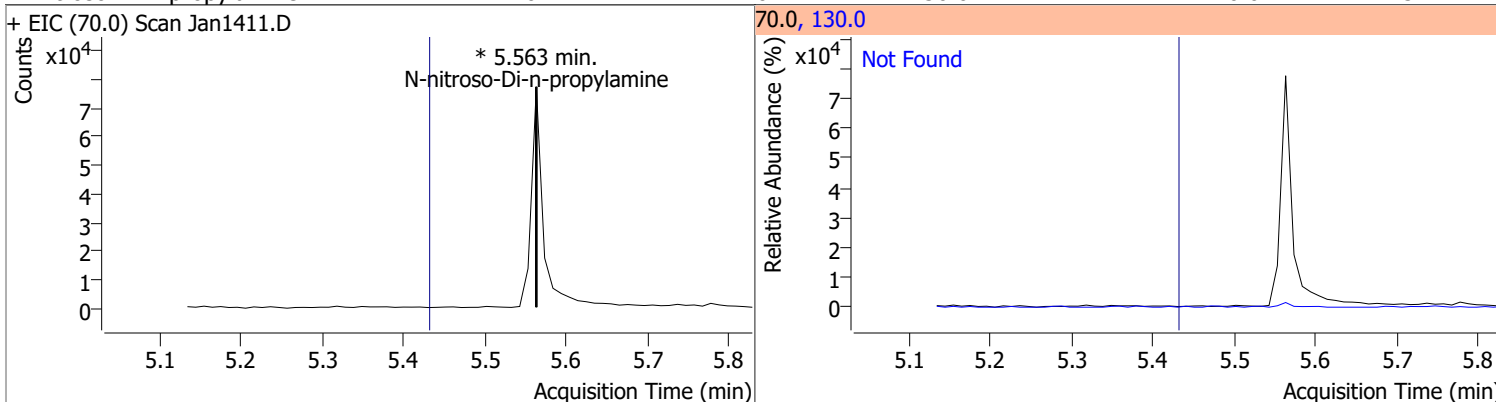
Compound	Conc.	Exp RT	QIon	Exp Ratio
bis(2-chloroisopropyl)Ether	N.D.	5.28	123.0	32.2



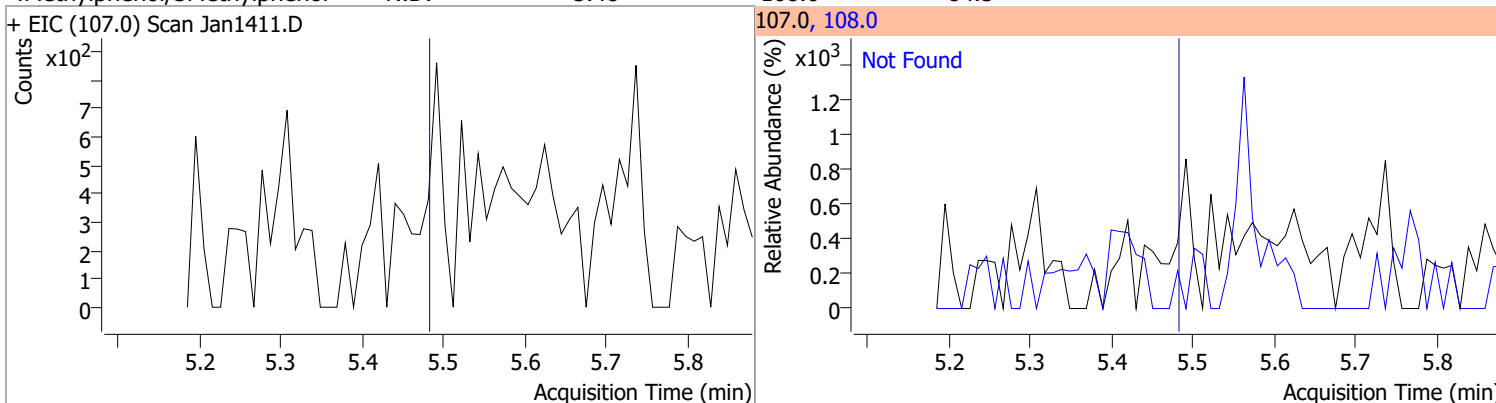
Compound	Conc.	Exp RT	QIon	Exp Ratio
2-Methylphenol	N.D.	5.29	108.0	116.9



Compound	Conc.	RT	Dev(Min)	Resp.	QIon	QRatio	Lower	Upper
N-nitroso-Di-n-propylamine		0		0	130.0		0.0	41.5

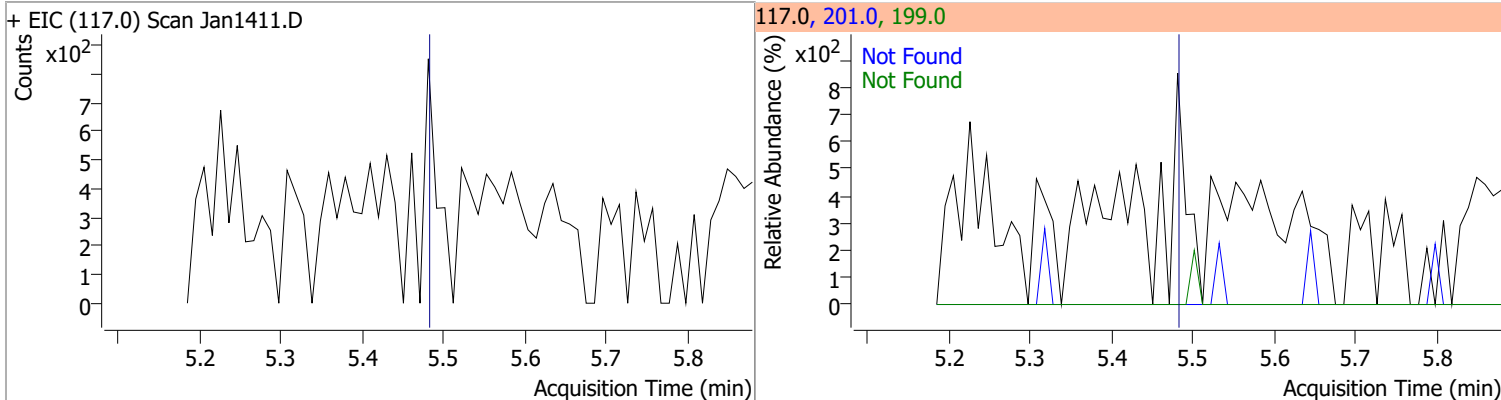


Compound	Conc.	Exp RT	QIon	Exp Ratio
4Methylphenol/3Methylphenol	N.D.	5.48	108.0	84.5

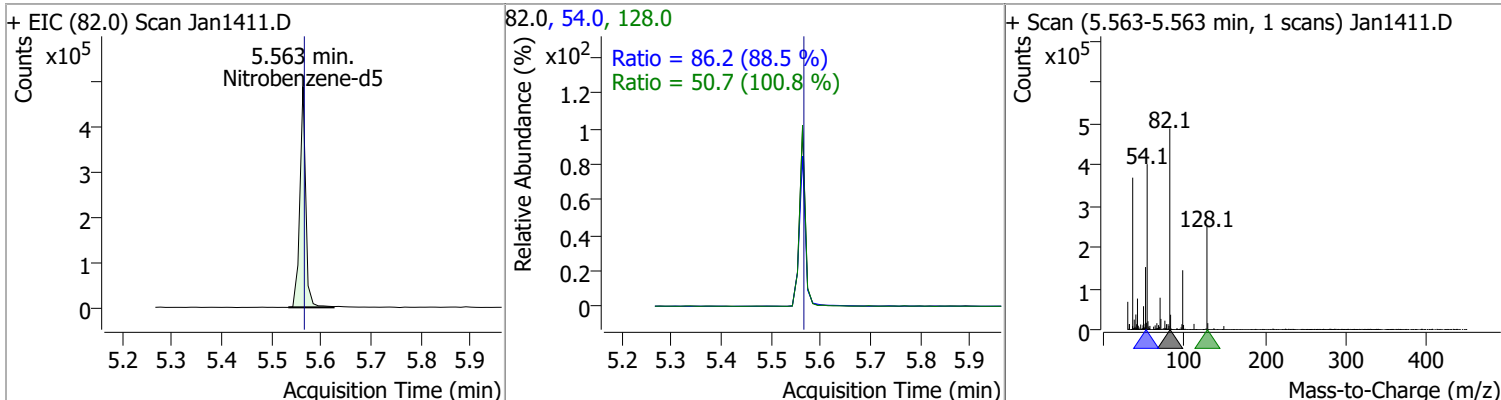


Quantitation Results Report (QT Reviewed)

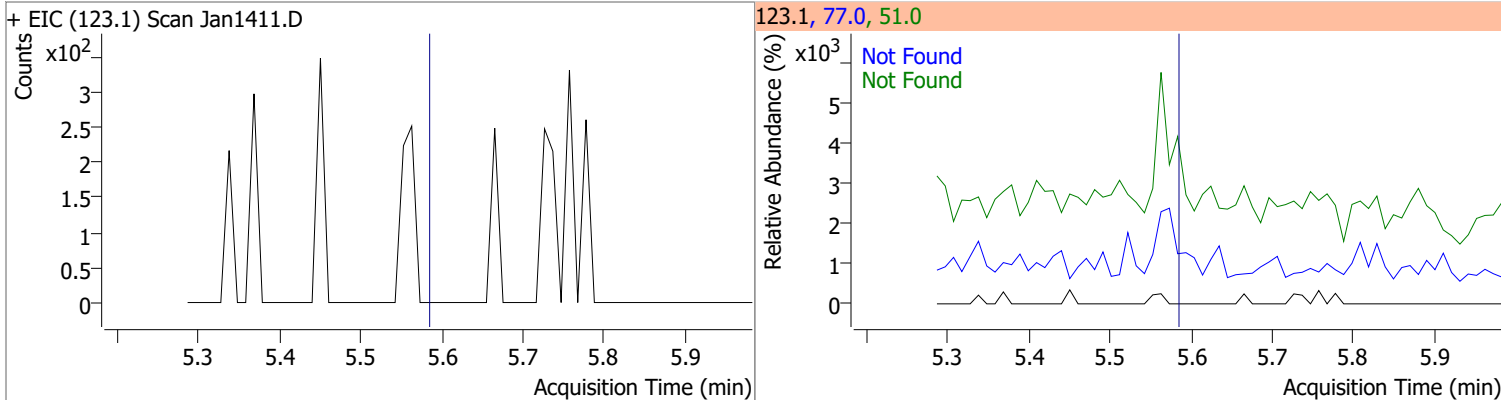
Compound	Conc.	Exp RT	QIon	Exp Ratio	QIon	Exp Ratio
Hexachloroethane	N.D.	5.48	201.0	93.2	199.0	57.2



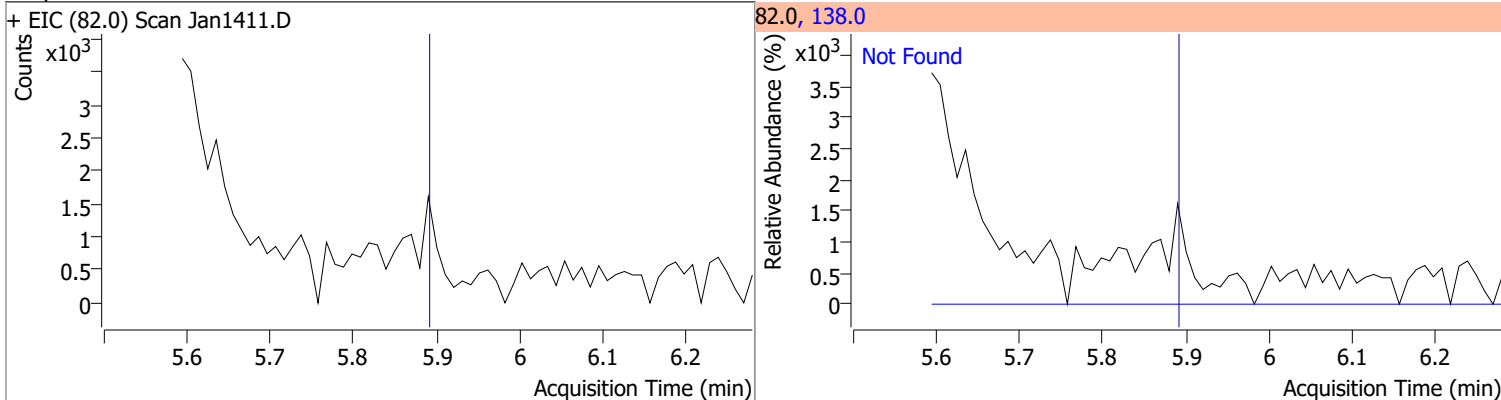
Compound	Conc.	RT	Dev(Min)	Resp.	QIon	QRatio	Lower	Upper
Nitrobenzene-d5	77.3418	5.56	0.00	396467	54.0	86.2	68.2	126.6
					128.0	50.7	35.2	65.4



Compound	Conc.	Exp RT	QIon	Exp Ratio	QIon	Exp Ratio
Nitrobenzene	N.D.	5.58	77.0	186.4	51.0	186.0



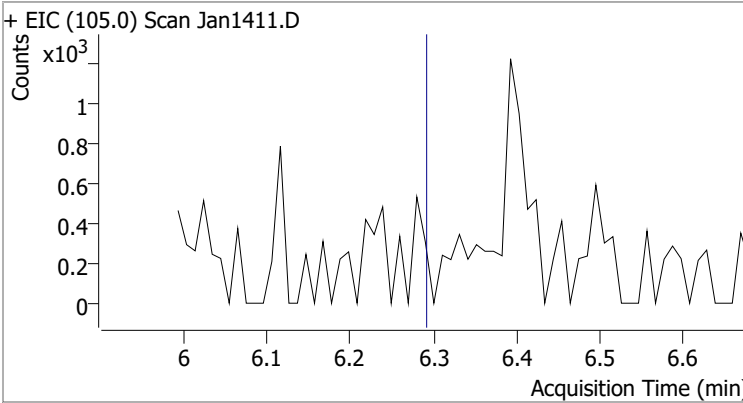
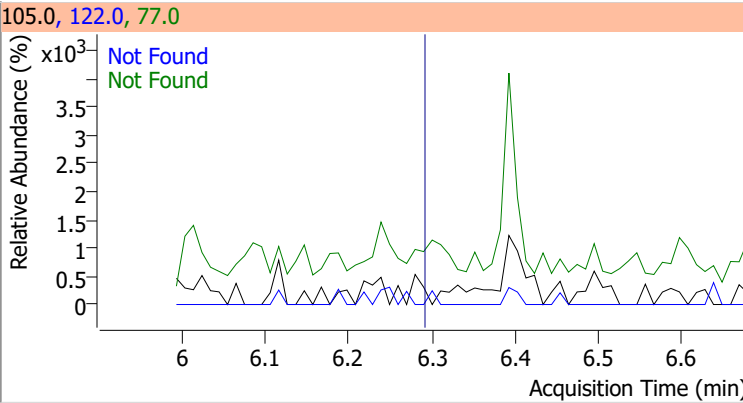
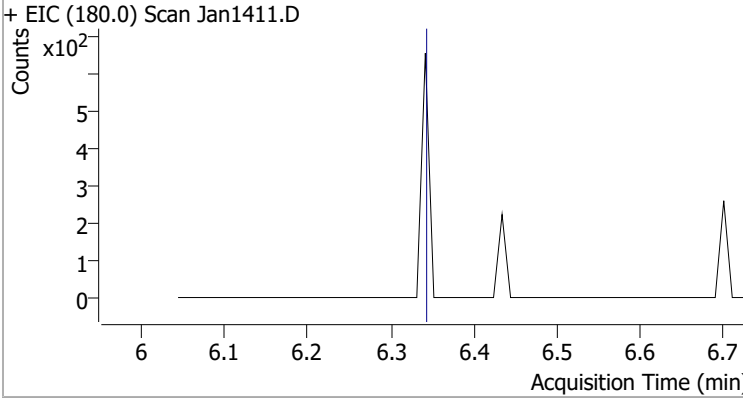
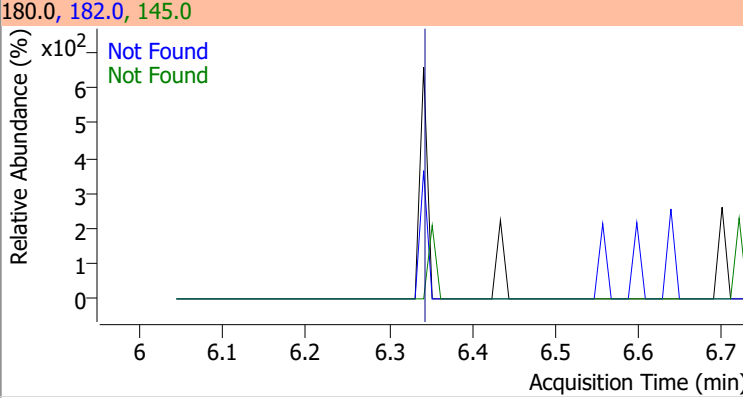
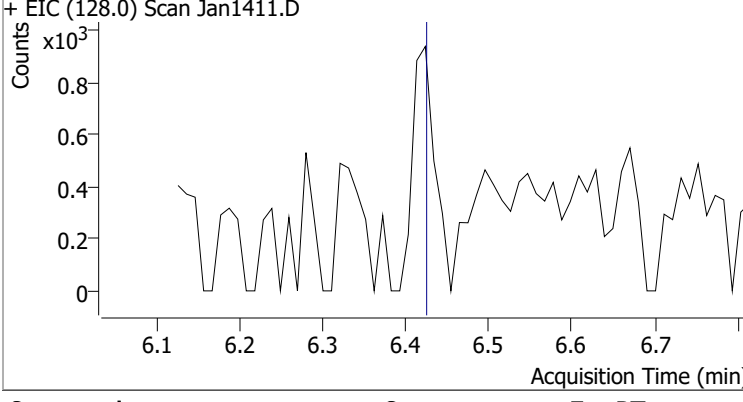
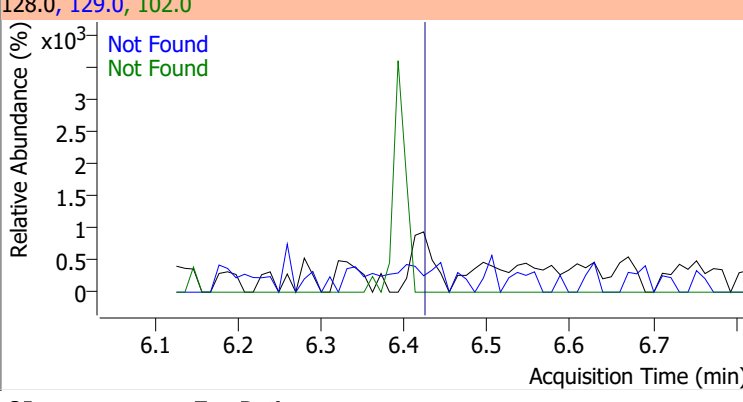
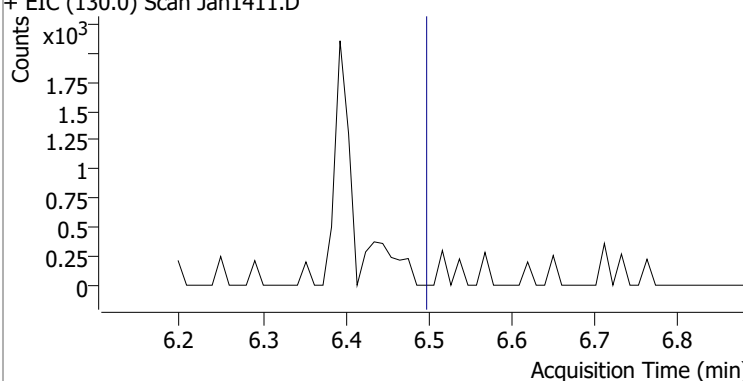
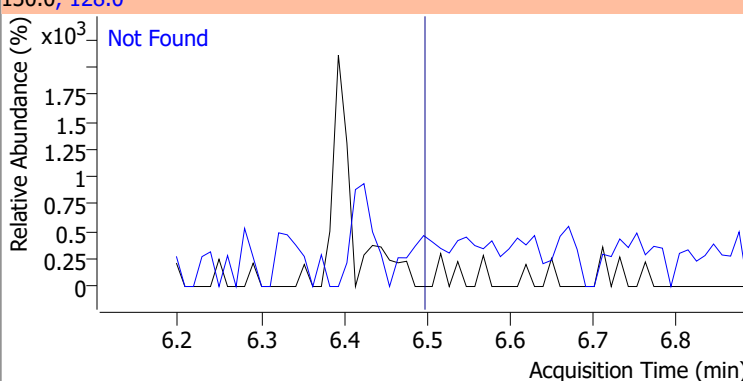
Compound	Conc.	Exp RT	QIon	Exp Ratio
Isophorone	N.D.	5.89	138.0	20.3



Quantitation Results Report (QT Reviewed)

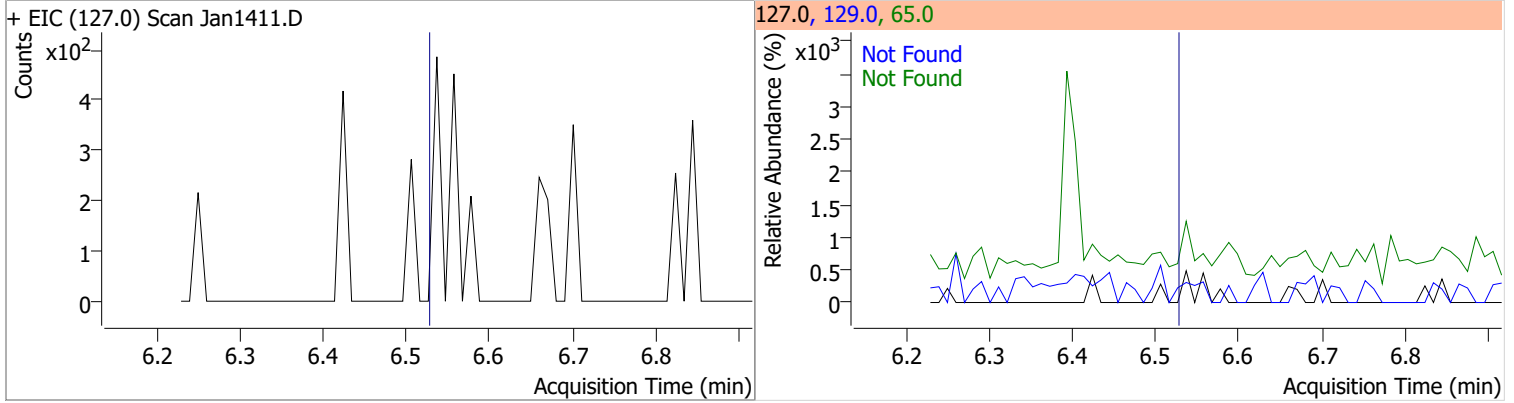
Compound	Conc.	Exp RT	QIon	Exp Ratio	QIon	Exp Ratio
2-Nitrophenol	N.D.	5.96	65.0	51.2	109.0	34.5
+ EIC (139.0) Scan Jan1411.D			139.0, 65.0, 109.0			
2,4-Dimethylphenol	N.D.	6.08	107.0	106.6	77.0	30.1
+ EIC (122.0) Scan Jan1411.D			122.0, 107.0, 77.0			
bis(-2-Chloroethoxy)Methane	N.D.	6.18	63.0	91.4	95.0	31.4
+ EIC (93.0) Scan Jan1411.D			93.0, 63.0, 95.0			
2,4-Dichlorophenol	N.D.	6.28	164.0	65.0	98.0	31.2
+ EIC (162.0) Scan Jan1411.D			162.0, 164.0, 98.0			

Quantitation Results Report (QT Reviewed)

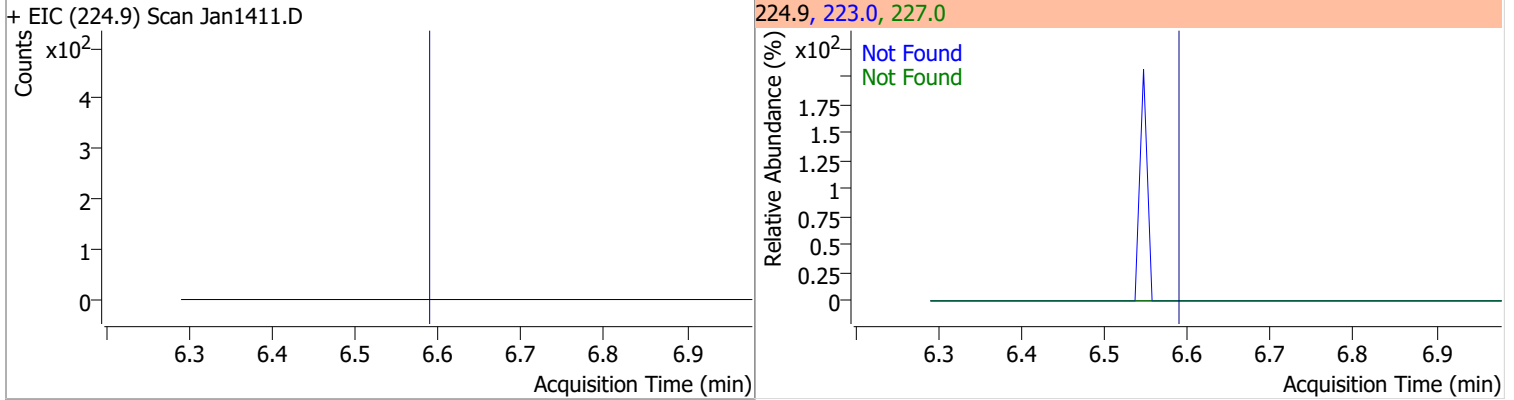
Compound	Conc.	Exp RT	QIon	Exp Ratio	QIon	Exp Ratio
Benzoic Acid	N.D.	6.29	122.0	88.1	77.0	74.0
+ EIC (105.0) Scan Jan1411.D			105.0, 122.0, 77.0			
						
1,2,4-Trichlorobenzene	N.D.	6.34	182.0	97.8	145.0	30.3
+ EIC (180.0) Scan Jan1411.D			180.0, 182.0, 145.0			
						
Naphthalene	N.D.	6.42	129.0	10.6	102.0	9.0
+ EIC (128.0) Scan Jan1411.D			128.0, 129.0, 102.0			
						
4-Chlorophenol	N.D.	6.50	128.0	318.3		
+ EIC (130.0) Scan Jan1411.D			130.0, 128.0			
						

Quantitation Results Report (QT Reviewed)

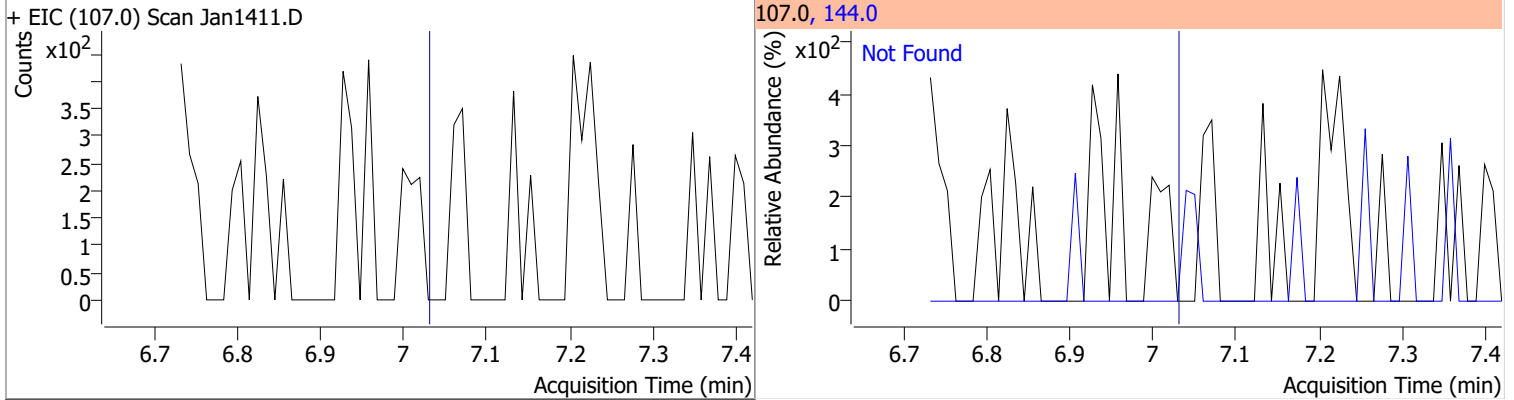
Compound	Conc.	Exp RT	QIon	Exp Ratio	QIon	Exp Ratio
p-Chloroaniline	N.D.	6.53	65.0	36.5	129.0	33.7



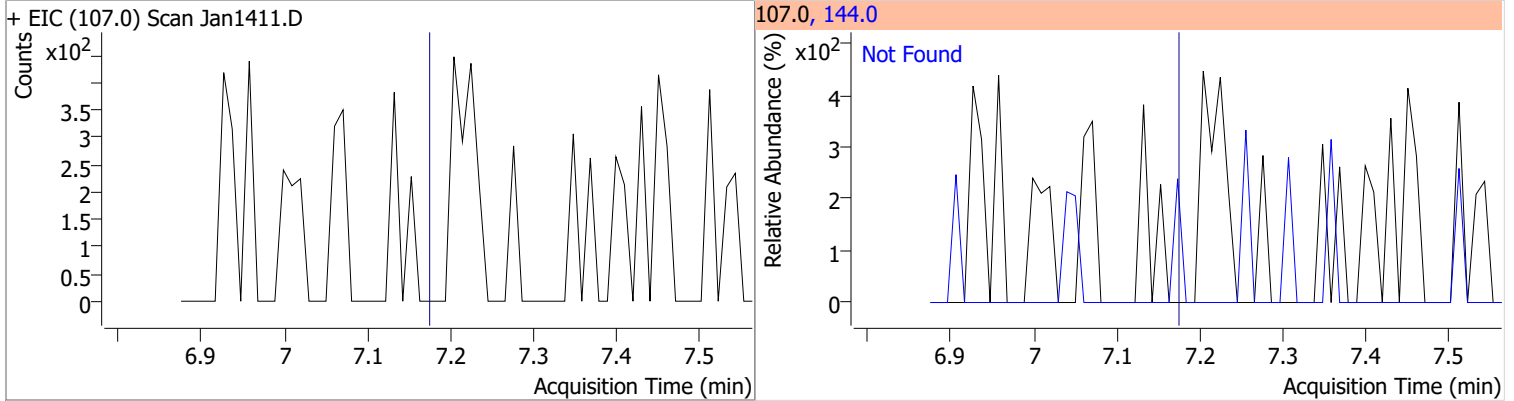
Compound	Conc.	Exp RT	QIon	Exp Ratio	QIon	Exp Ratio
Hexachlorobutadiene	N.D.	6.59	227.0	66.1	223.0	64.1



Compound	Conc.	Exp RT	QIon	Exp Ratio
4-Chloro-2-Methylphenol	N.D.	7.03	144.0	27.3



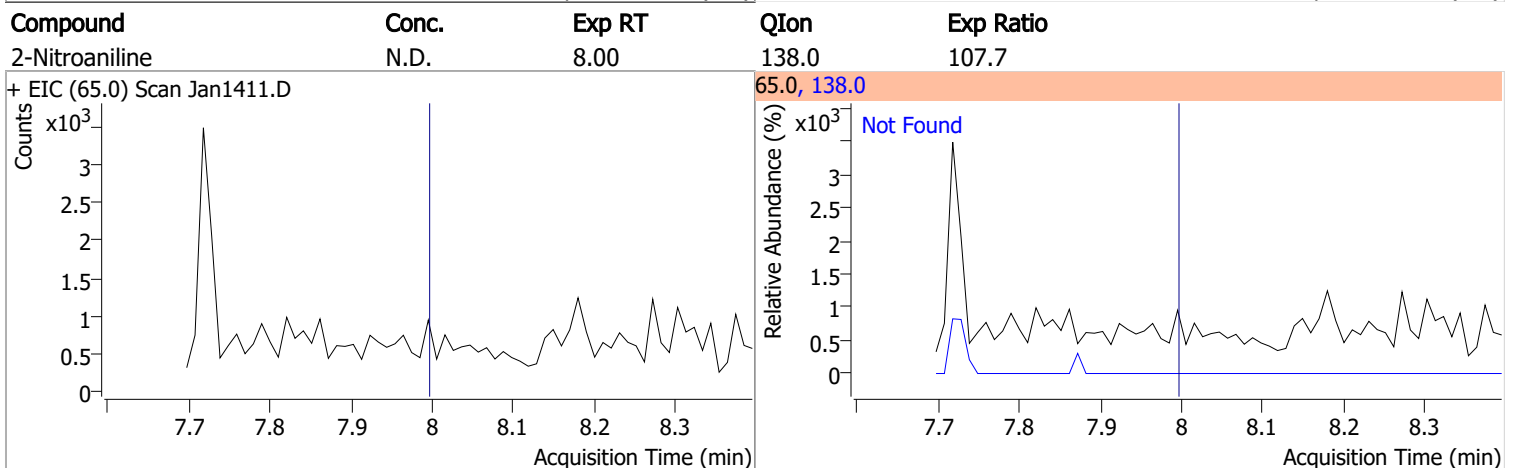
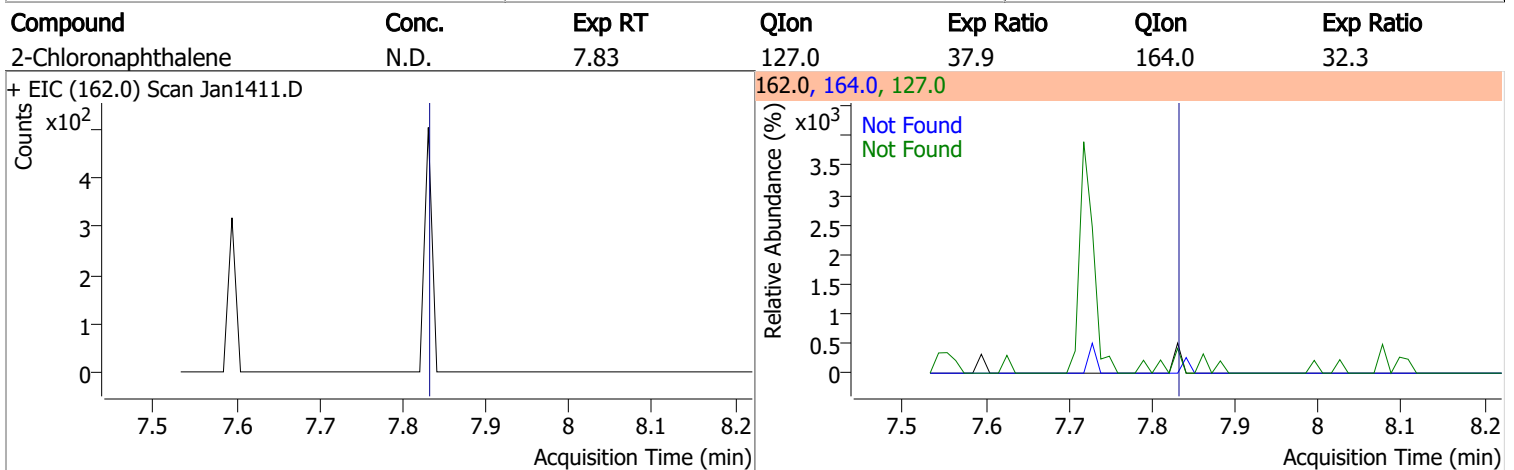
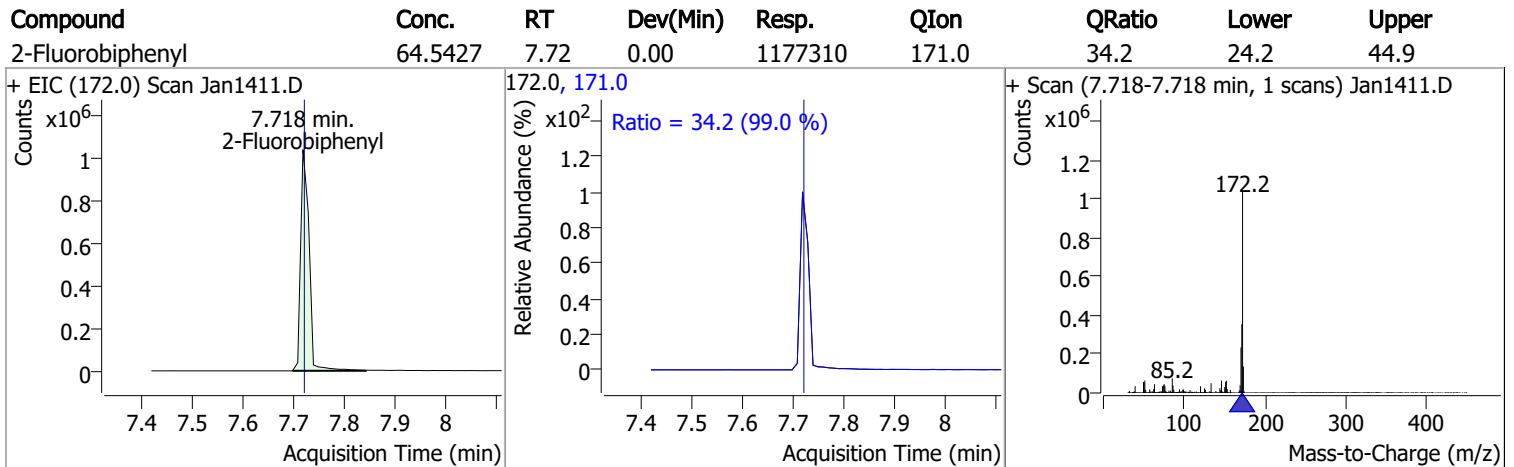
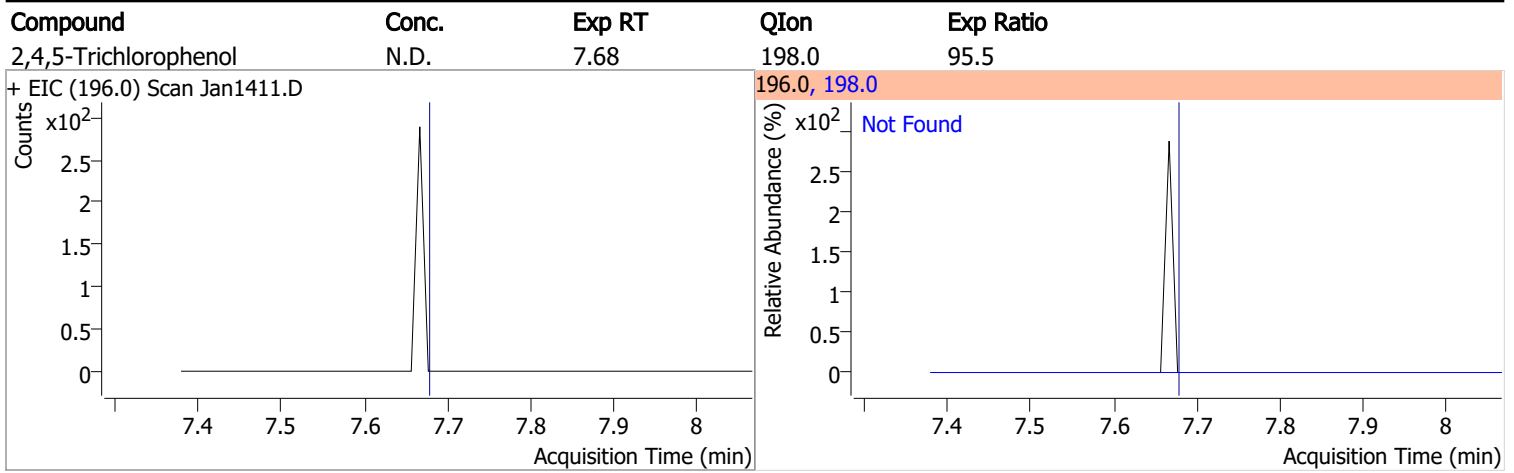
Compound	Conc.	Exp RT	QIon	Exp Ratio
4-Chloro-3-Methylphenol	N.D.	7.17	144.0	28.4



Quantitation Results Report (QT Reviewed)

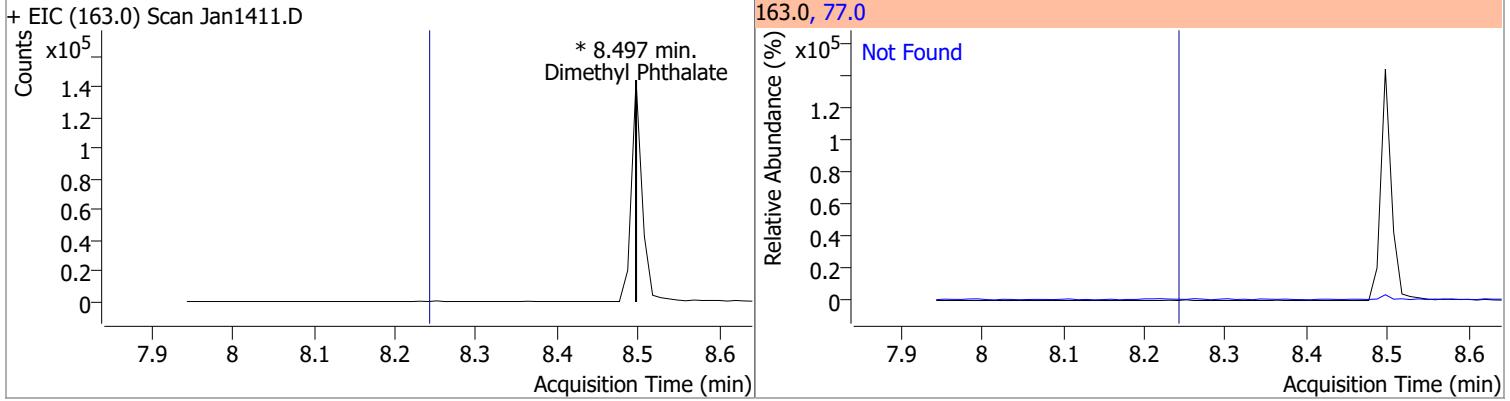
Compound	Conc.	Exp RT	QIon	Exp Ratio	QIon	Exp Ratio
2-Methylnaphthalene	N.D.	7.26	142.0	115.4	115.0	41.6
+ EIC (141.0) Scan Jan1411.D			141.0, 142.0, 115.0			
1-Methylnaphthalene	N.D.	7.37	142.0	110.2	115.0	43.1
+ EIC (141.0) Scan Jan1411.D			141.0, 142.0, 115.0			
Hexachlorocyclopentadiene	N.D.	7.45	238.9	65.0	234.9	62.3
+ EIC (236.9) Scan Jan1411.D			236.9, 238.9, 234.9			
2,4,6-Trichlorophenol	N.D.	7.63	198.0	95.1		
+ EIC (196.0) Scan Jan1411.D			196.0, 198.0			

Quantitation Results Report (QT Reviewed)

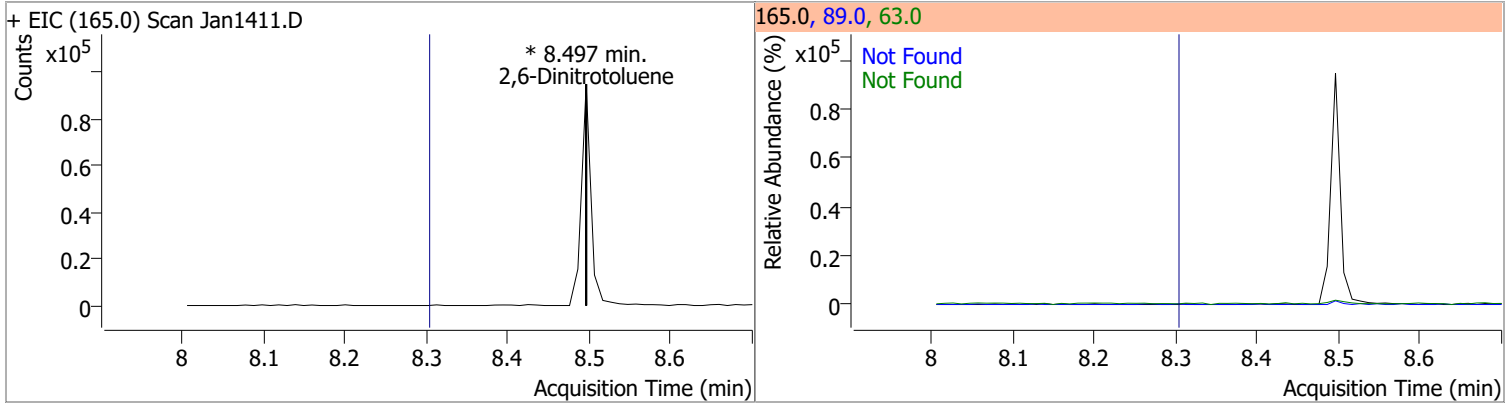


Quantitation Results Report (QT Reviewed)

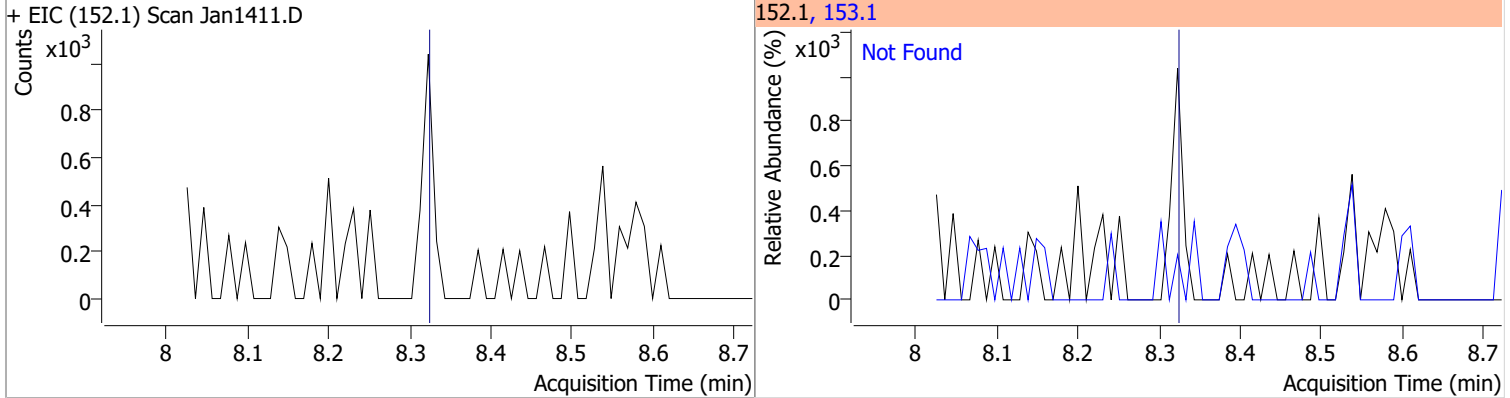
Compound	Conc.	RT	Dev(Min)	Resp.	QIon	QRatio	Lower	Upper
Dimethyl Phthalate	0	0		0	77.0		13.0	24.2



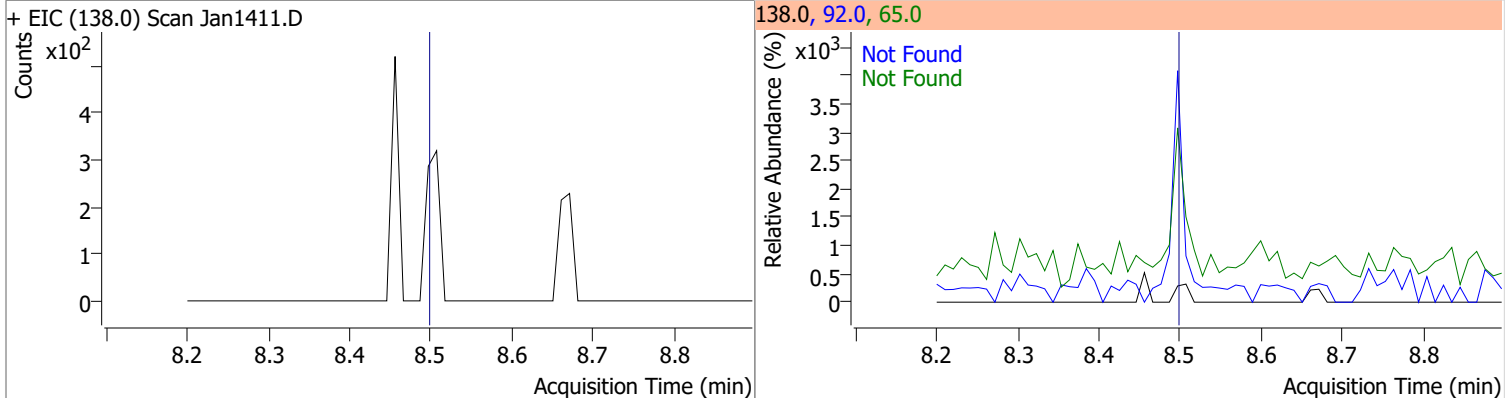
Compound	Conc.	RT	Dev(Min)	Resp.	QIon	QRatio	Lower	Upper
2,6-Dinitrotoluene	0	0		0	63.0		110.4	205.0
					89.0		39.5	73.3



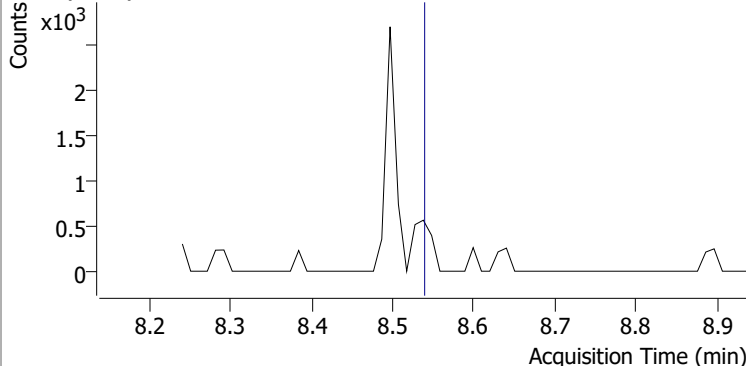
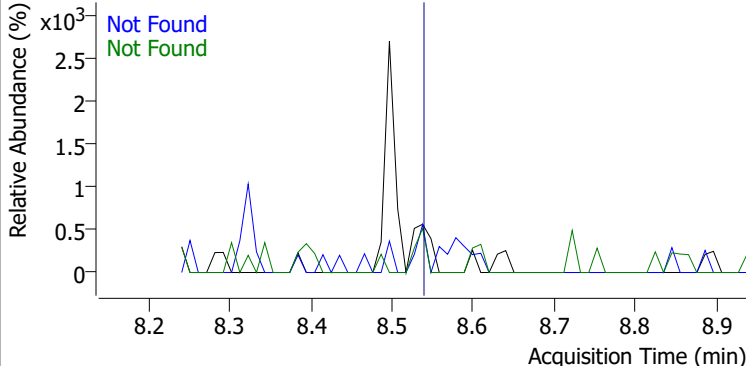
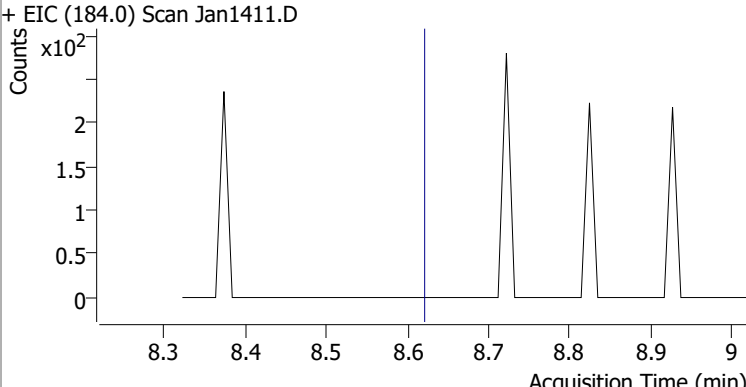
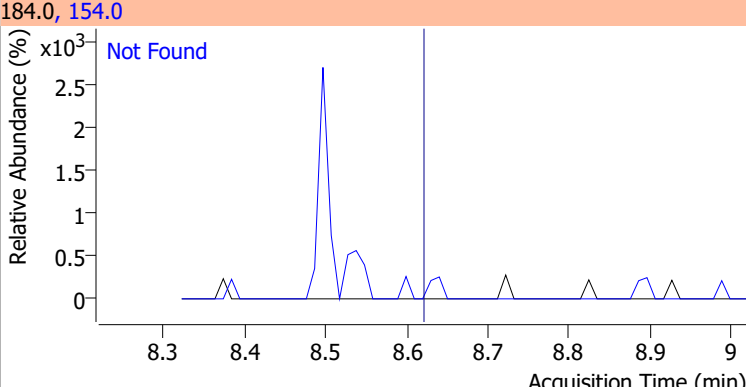
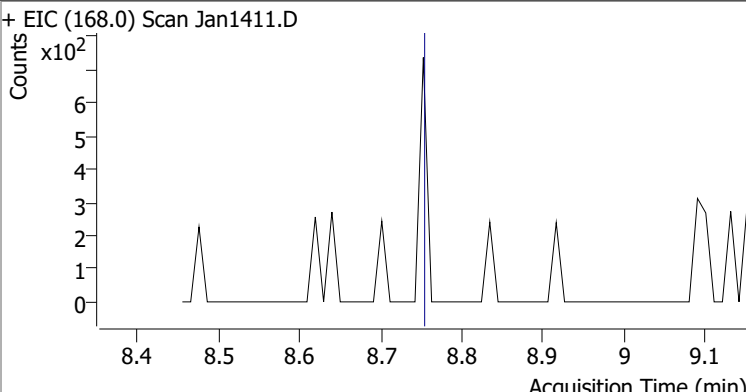
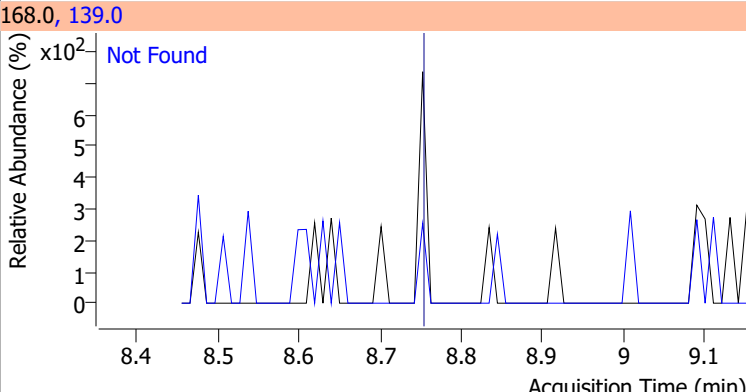
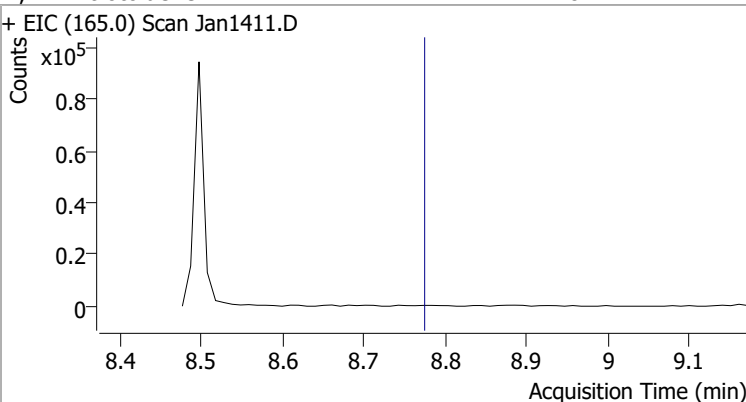
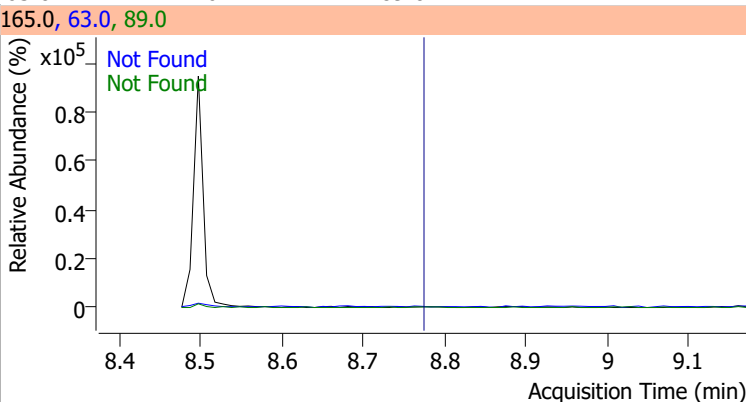
Compound	Conc.	Exp RT	QIon	Exp Ratio
Acenaphthylene	N.D.	8.32	153.1	13.8



Compound	Conc.	Exp RT	QIon	Exp Ratio	QIon	Exp Ratio
3-Nitroaniline	N.D.	8.50	65.0	140.9	92.0	106.5

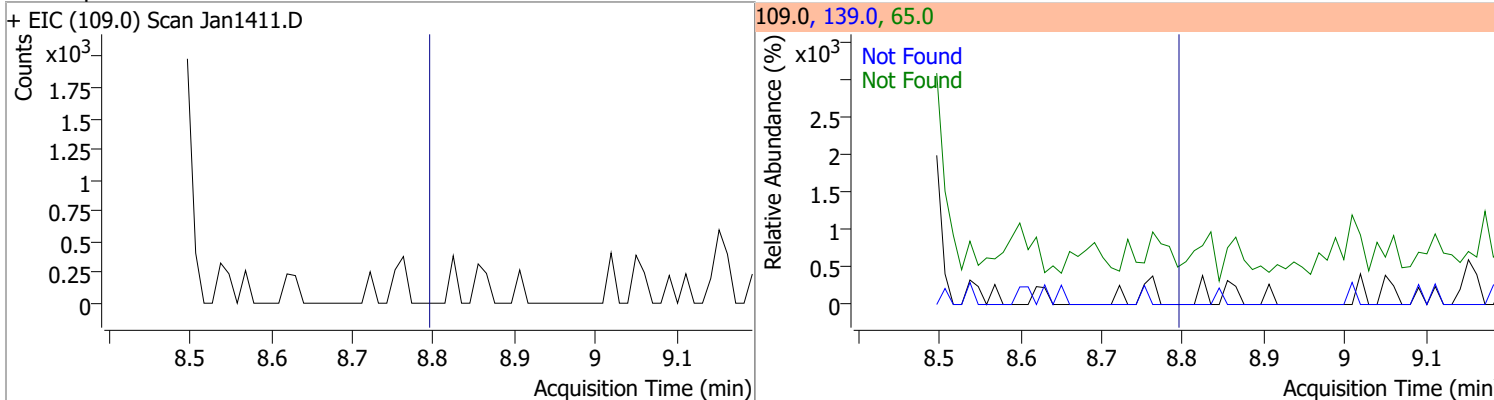


Quantitation Results Report (QT Reviewed)

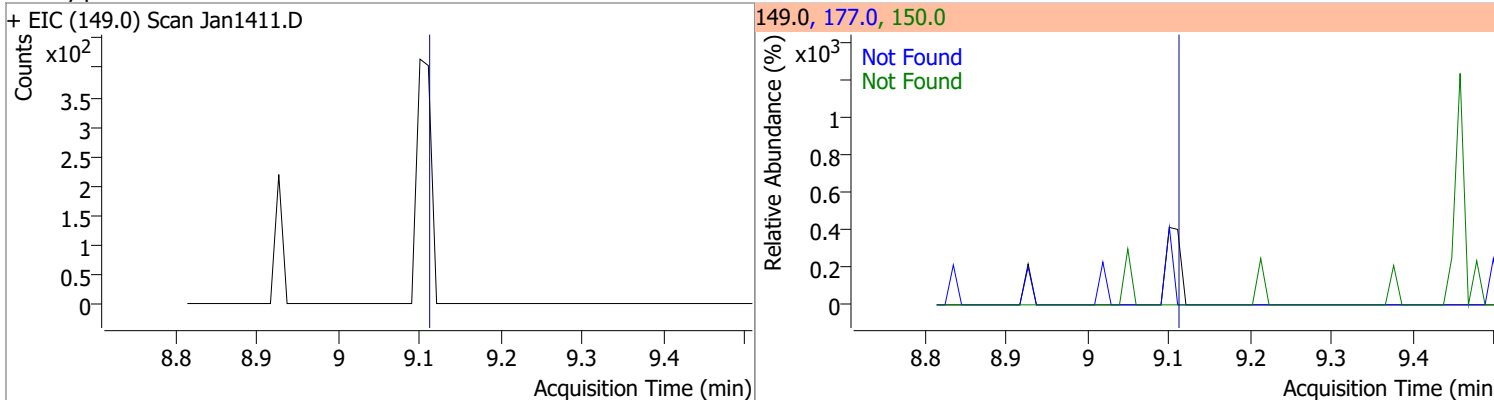
Compound	Conc.	Exp RT	QIon	Exp Ratio	QIon	Exp Ratio
Acenaphthene	N.D.	8.54	153.0	109.5	152.0	52.9
+ EIC (154.0) Scan Jan1411.D			154.0, 152.0, 153.0			
						
2,4-Dinitrophenol	N.D.	8.62	154.0	60.0		
+ EIC (184.0) Scan Jan1411.D			184.0, 154.0			
						
Dibenzofuran	N.D.	8.75	139.0	38.6		
+ EIC (168.0) Scan Jan1411.D			168.0, 139.0			
						
2,4-Dinitrotoluene	N.D.	8.77	63.0	76.1	89.0	74.7
+ EIC (165.0) Scan Jan1411.D			165.0, 63.0, 89.0			
						

Quantitation Results Report (QT Reviewed)

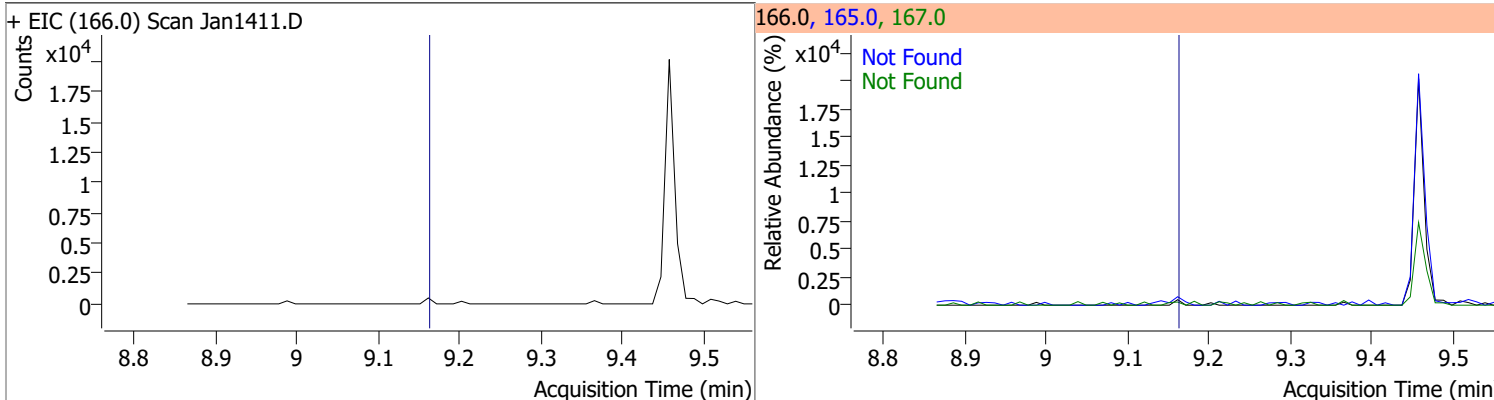
Compound	Conc.	Exp RT	QIon	Exp Ratio	QIon	Exp Ratio
4-Nitrophenol	N.D.	8.79	65.0	88.5	139.0	80.4



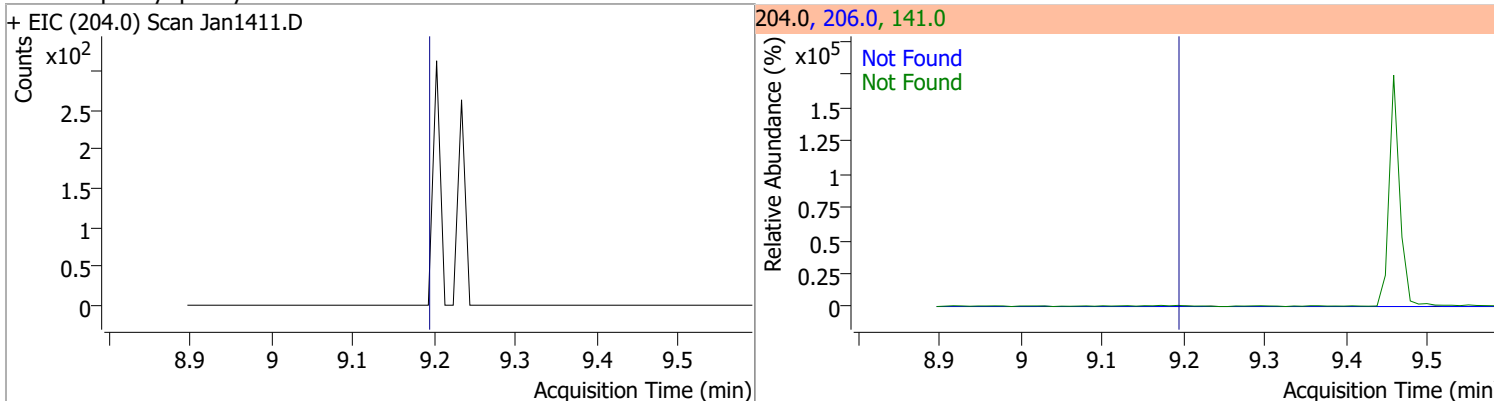
Compound	Conc.	Exp RT	QIon	Exp Ratio	QIon	Exp Ratio
Diethylphthalate	N.D.	9.11	177.0	20.7	150.0	12.6



Compound	Conc.	Exp RT	QIon	Exp Ratio	QIon	Exp Ratio
Fluorene	N.D.	9.16	165.0	93.4	167.0	12.9

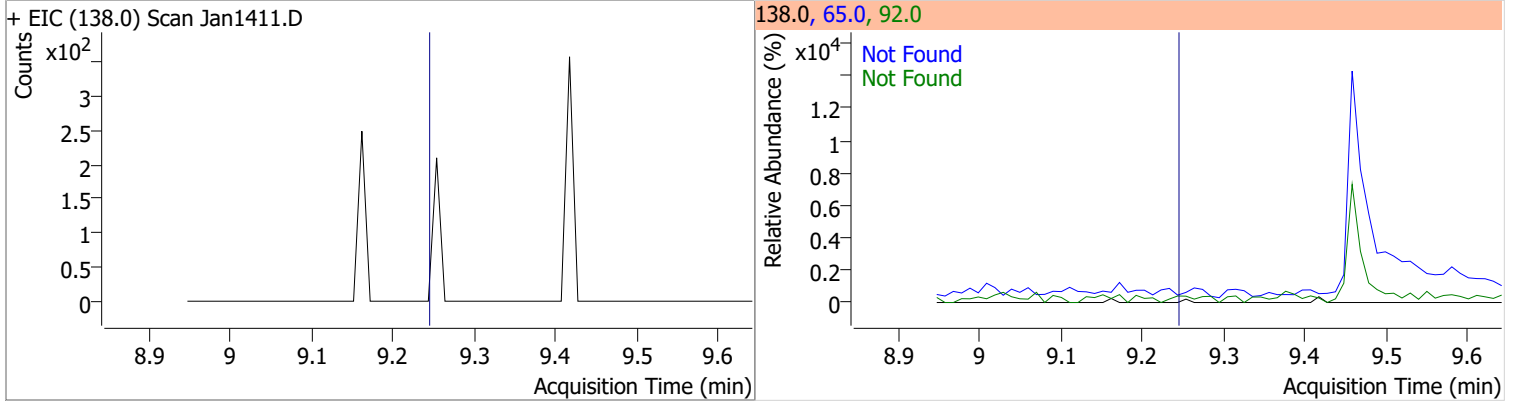


Compound	Conc.	Exp RT	QIon	Exp Ratio	QIon	Exp Ratio
4-Chlorophenyl-phenylether	N.D.	9.19	141.0	62.3	206.0	33.9

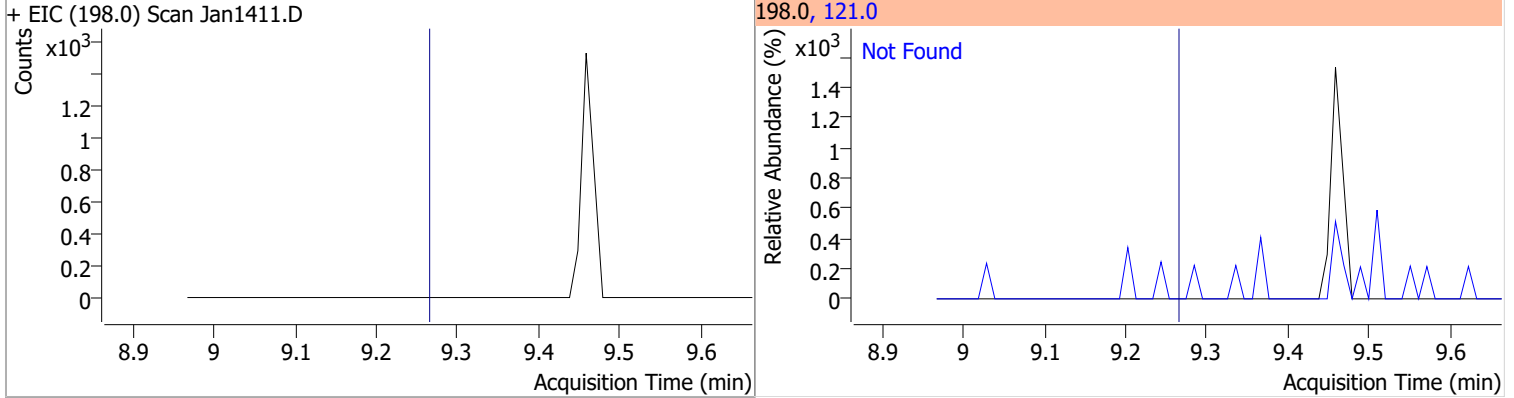


Quantitation Results Report (QT Reviewed)

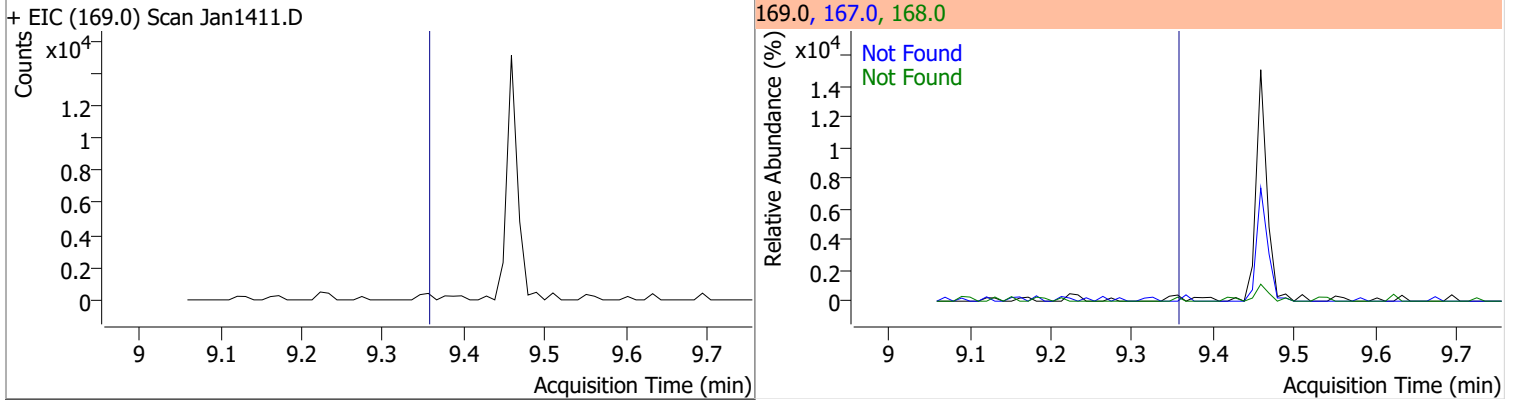
Compound	Conc.	Exp RT	QIon	Exp Ratio	QIon	Exp Ratio
4-Nitroaniline	N.D.	9.24	65.0	114.6	92.0	45.3



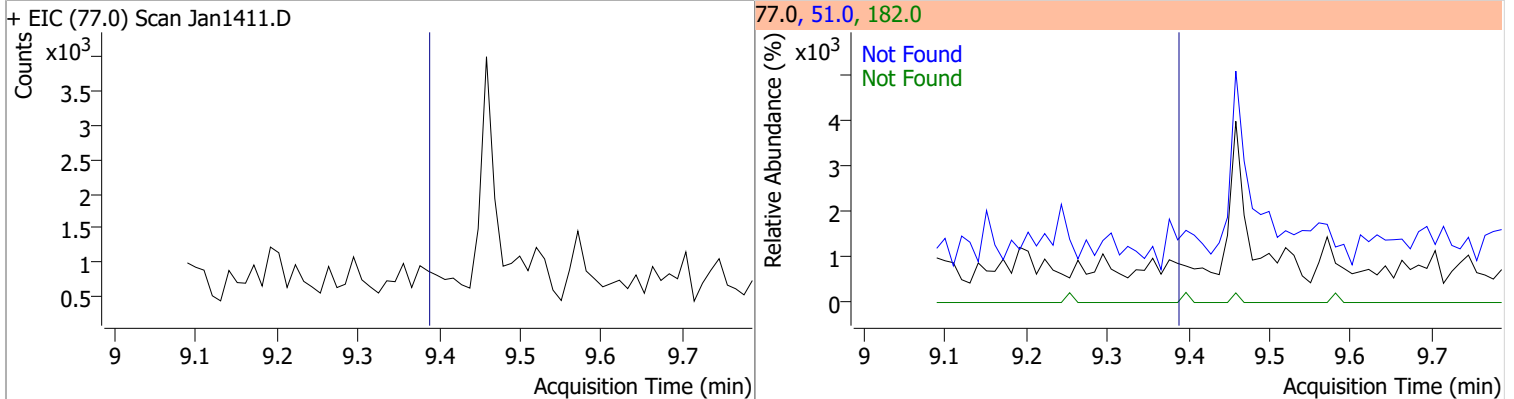
Compound	Conc.	Exp RT	QIon	Exp Ratio
4,6-Dinitro-2-methylphenol	N.D.	9.26	121.0	44.8



Compound	Conc.	Exp RT	QIon	Exp Ratio	QIon	Exp Ratio
N-nitrosodiphenylamine	N.D.	9.36	168.0	63.3	167.0	33.4

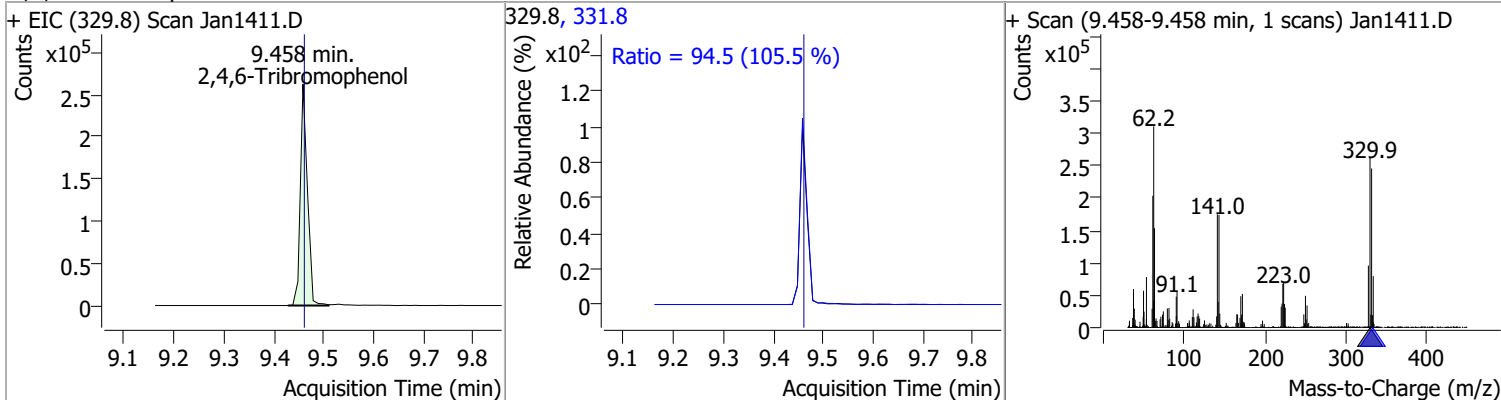


Compound	Conc.	Exp RT	QIon	Exp Ratio	QIon	Exp Ratio
Azobenzene	N.D.	9.39	51.0	49.9	182.0	26.9

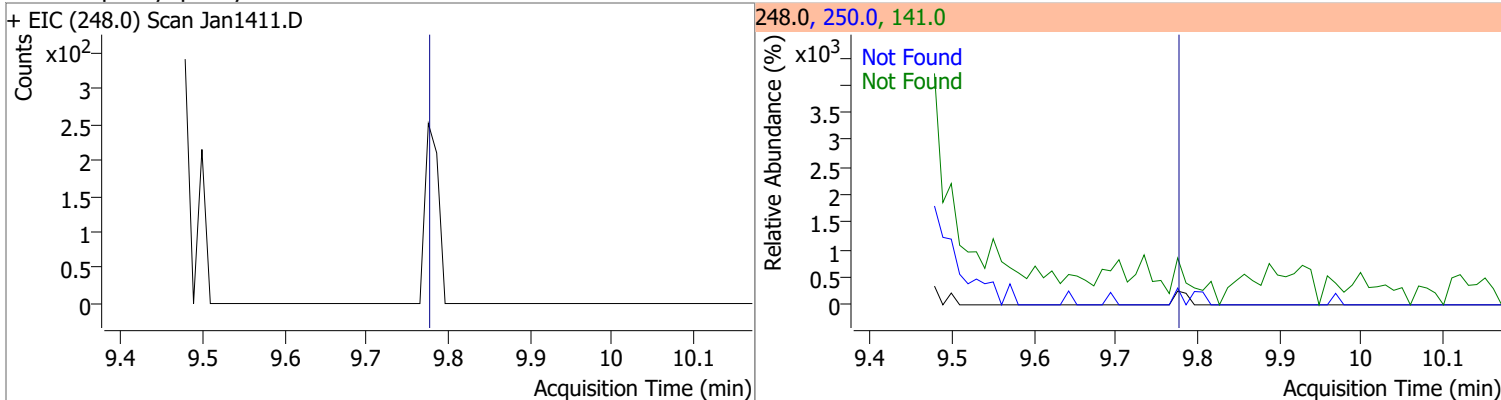


Quantitation Results Report (QT Reviewed)

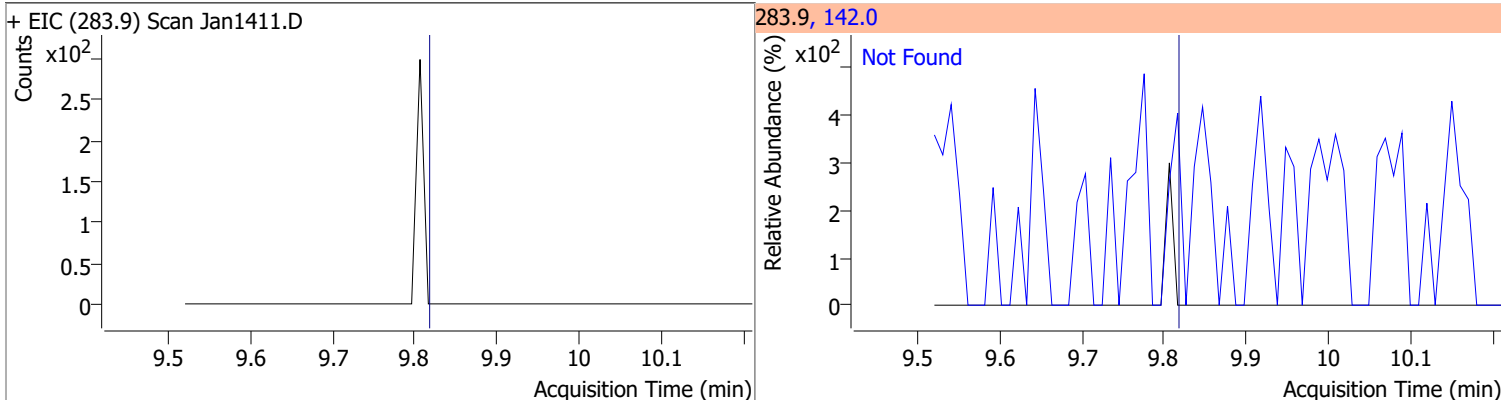
Compound	Conc.	RT	Dev(Min)	Resp.	QIon	QRatio	Lower	Upper
2,4,6-Tribromophenol	167.9616	9.46	0.00	258606	331.8	94.5	62.7	116.4



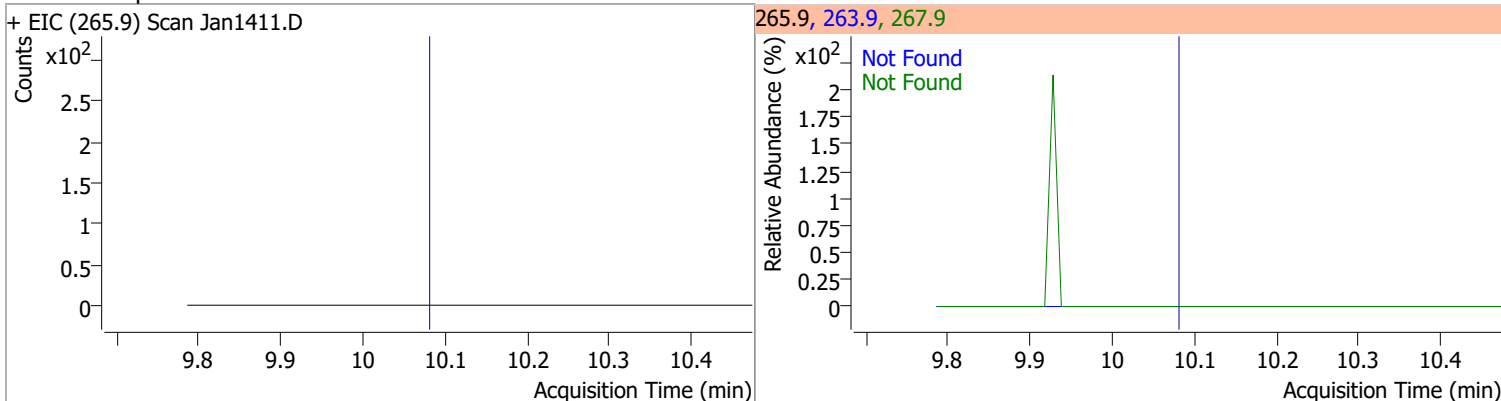
Compound	Conc.	Exp RT	QIon	Exp Ratio	QIon	Exp Ratio
4-Bromophenyl-phenylether	N.D.	9.78	250.0	98.3	141.0	96.1



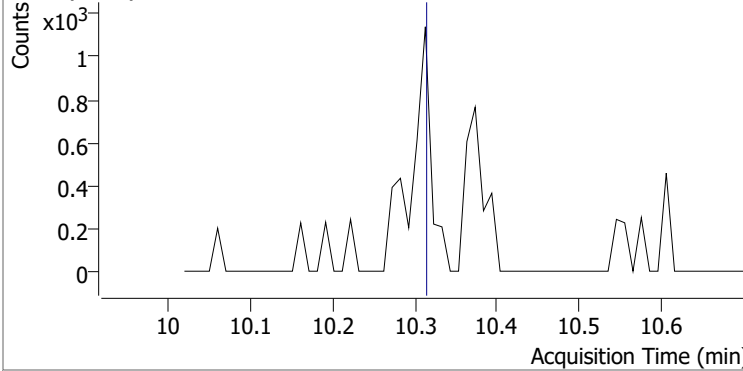
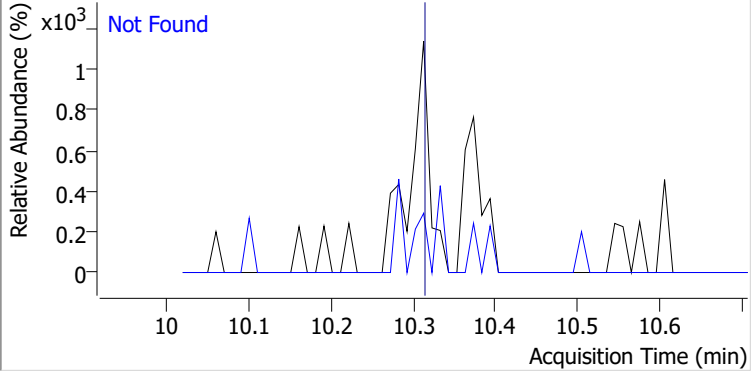
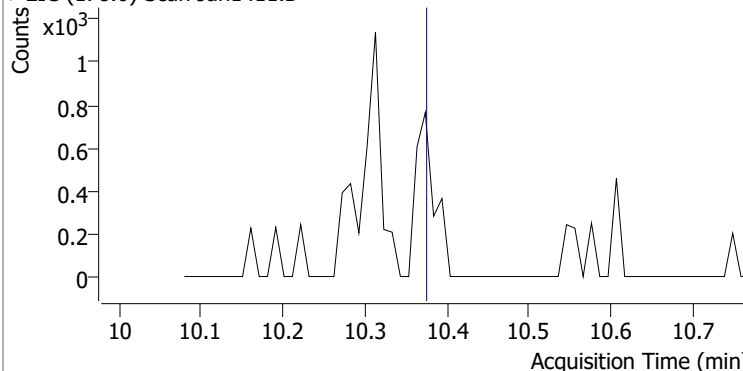
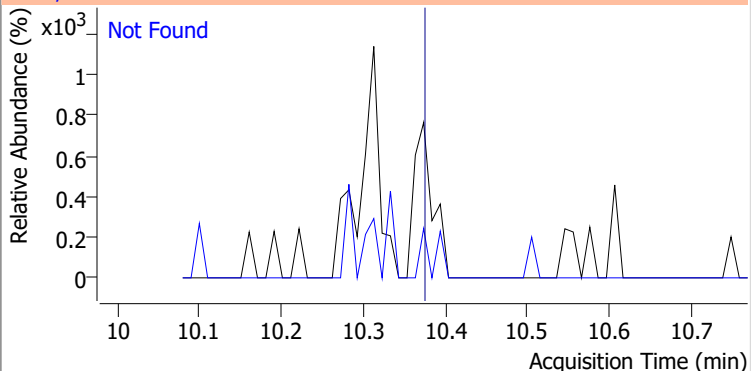
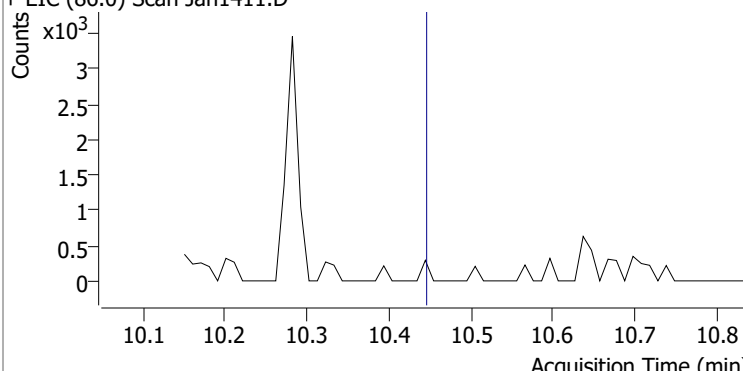
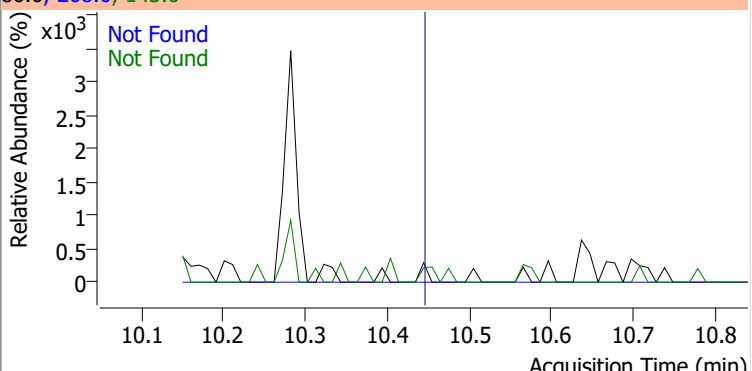
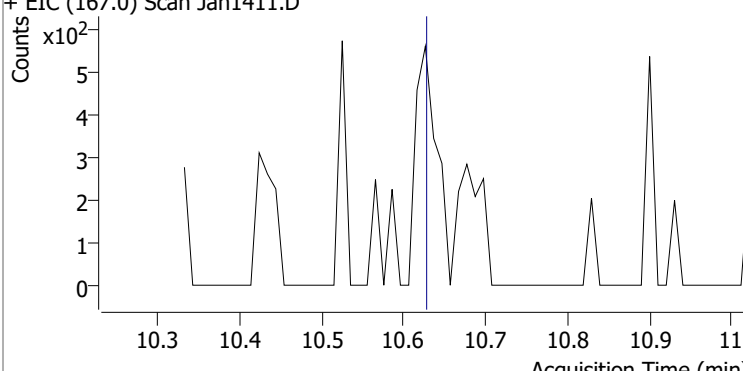
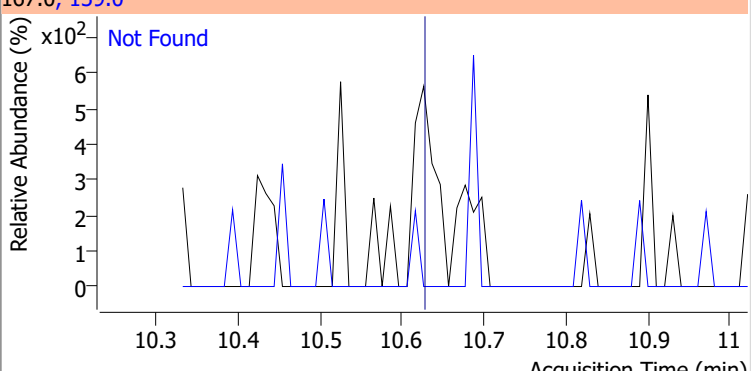
Compound	Conc.	Exp RT	QIon	Exp Ratio	QIon	Exp Ratio
Hexachlorobenzene	N.D.	9.82	142.0	49.9	142.0	49.9



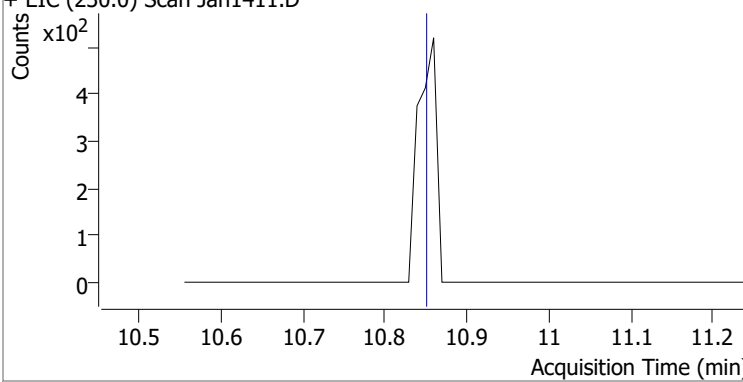
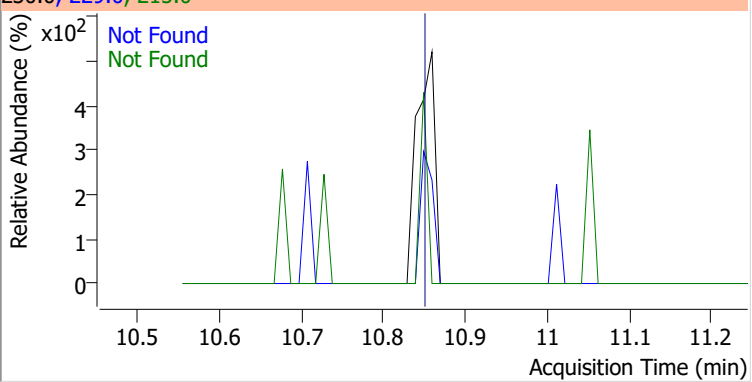
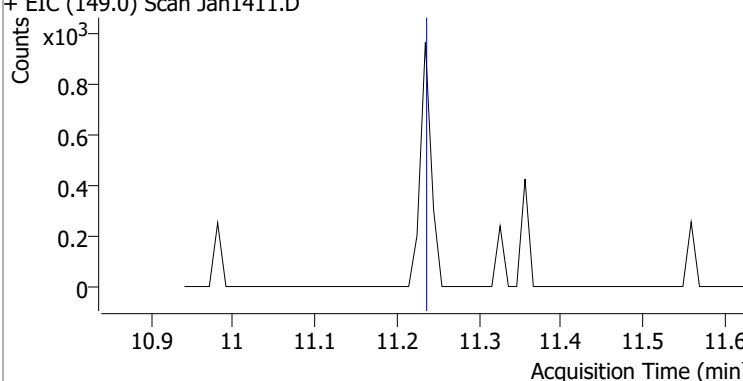
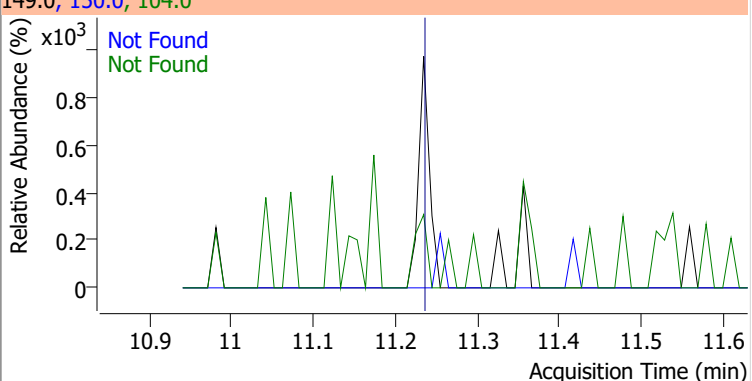
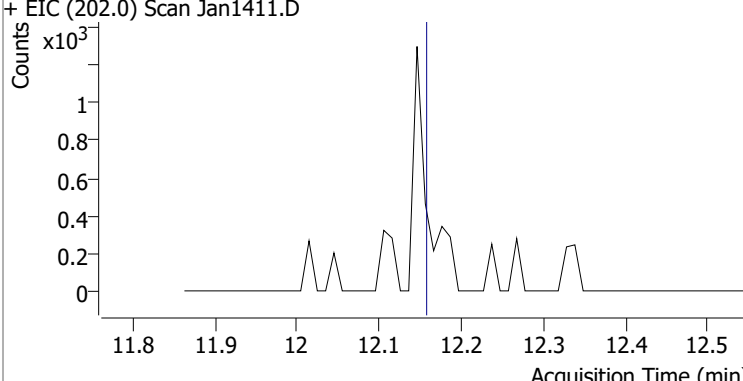
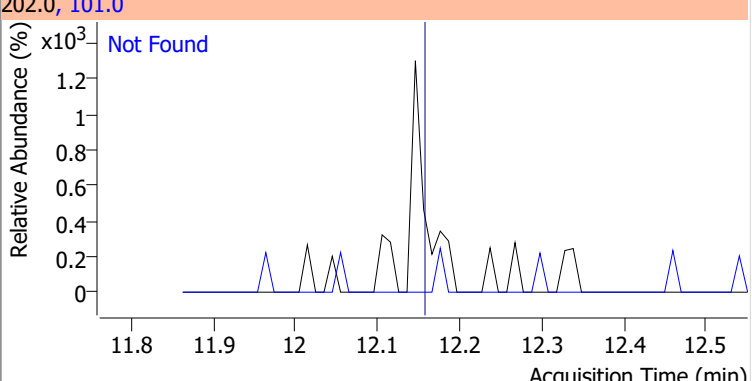
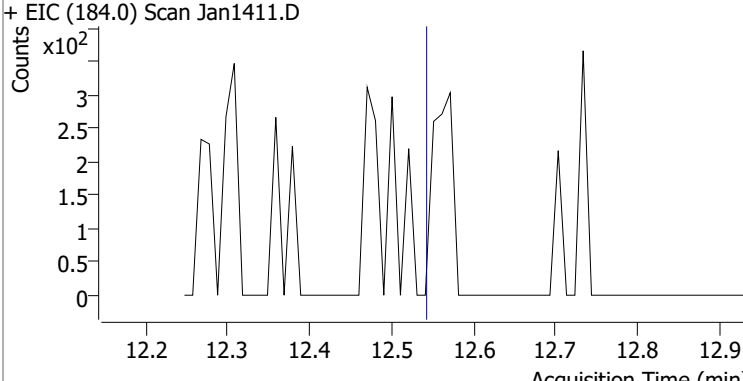
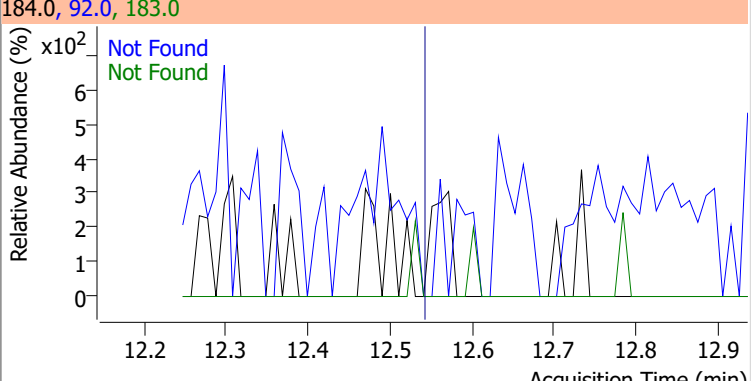
Compound	Conc.	Exp RT	QIon	Exp Ratio	QIon	Exp Ratio
Pentachlorophenol	N.D.	10.08	263.9	67.0	267.9	63.6



Quantitation Results Report (QT Reviewed)

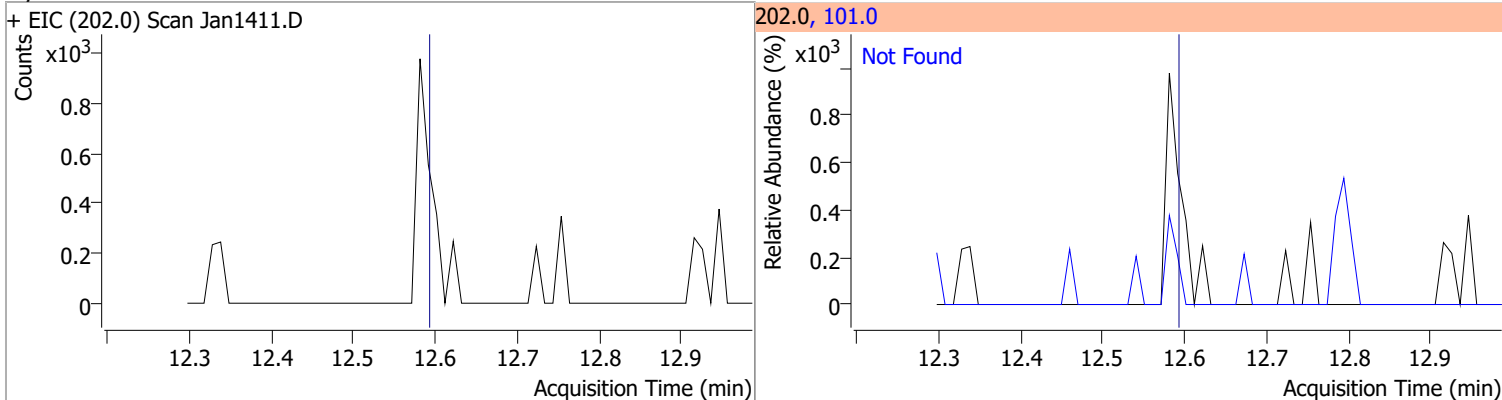
Compound	Conc.	Exp RT	QIon	Exp Ratio		
Phenanthrene	N.D.	10.31	176.0	19.3		
+ EIC (178.0) Scan Jan1411.D			178.0, 176.0			
						
Anthracene	N.D.	10.37	176.0	18.4		
+ EIC (178.0) Scan Jan1411.D			178.0, 176.0			
						
Triallate	N.D.	10.44	268.0	26.7	QIon	Exp Ratio
+ EIC (86.0) Scan Jan1411.D			86.0, 268.0, 143.0			
						
Carbazole	N.D.	10.63	139.0	12.8		
+ EIC (167.0) Scan Jan1411.D			167.0, 139.0			
						

Quantitation Results Report (QT Reviewed)

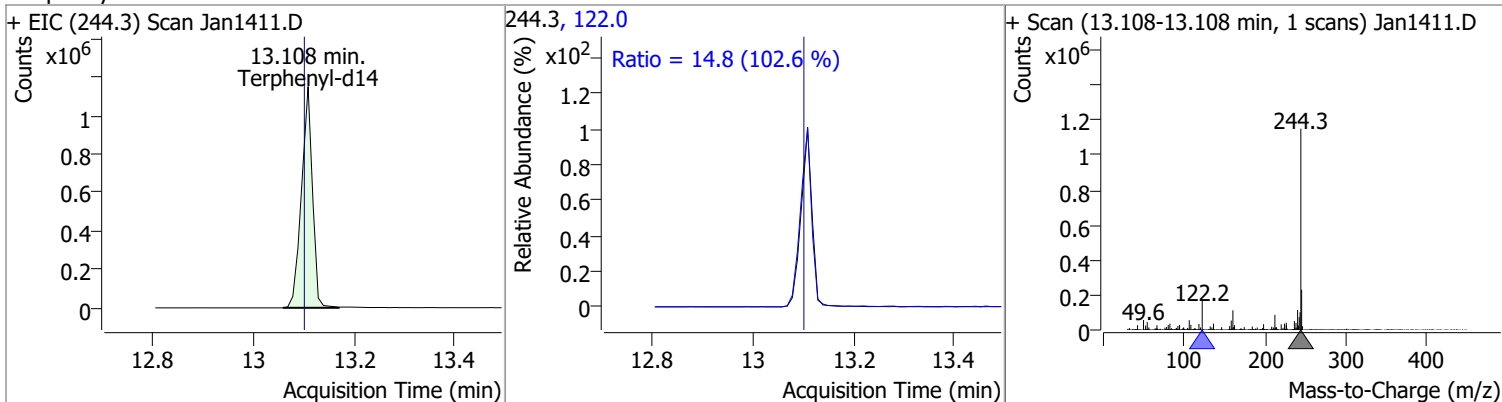
Compound	Conc.	Exp RT	QIon	Exp Ratio	QIon	Exp Ratio
o-Terphenyl	N.D.	10.85	229.0	64.1	215.0	36.5
+ EIC (230.0) Scan Jan1411.D			230.0, 229.0, 215.0			
						
Di-n-Butylphthalate	N.D.	11.23	150.0	9.1	104.0	6.1
+ EIC (149.0) Scan Jan1411.D			149.0, 150.0, 104.0			
						
Fluoranthene	N.D.	12.16	101.0	12.8		
+ EIC (202.0) Scan Jan1411.D			202.0, 101.0			
						
Benzidine	N.D.	12.54	183.0	13.1	92.0	8.1
+ EIC (184.0) Scan Jan1411.D			184.0, 92.0, 183.0			
						

Quantitation Results Report (QT Reviewed)

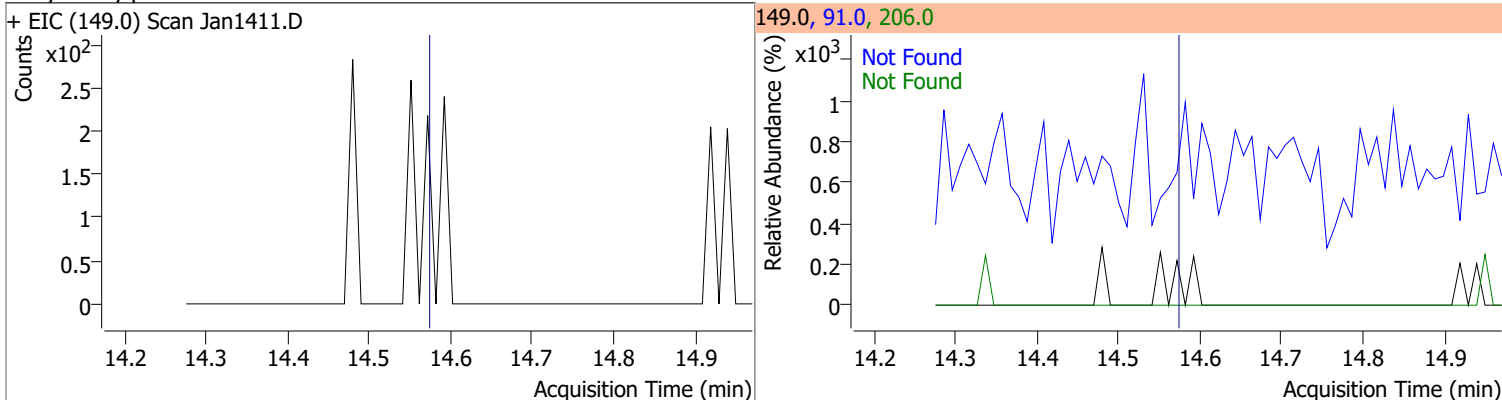
Compound	Conc.	Exp RT	QIon	Exp Ratio
Pyrene	N.D.	12.59	101.0	14.6



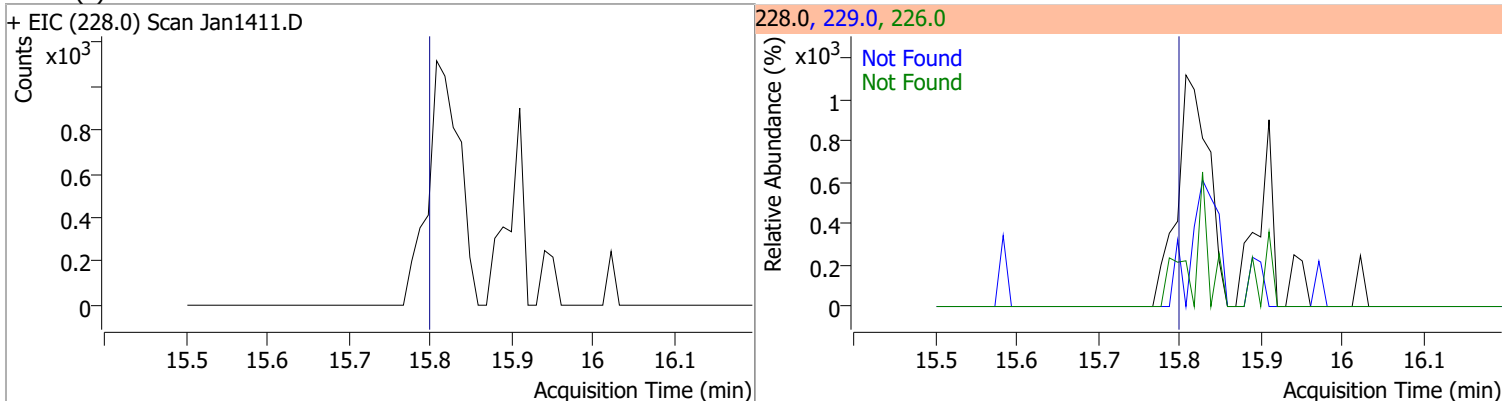
Compound	Conc.	RT	Dev(Min)	Resp.	QIon	QRatio	Lower	Upper
Terphenyl-d14	100.5113	13.11	0.01	1746639	122.0	14.8	10.1	18.7



Compound	Conc.	Exp RT	QIon	Exp Ratio	QIon	Exp Ratio
Butylbenzylphthalate	N.D.	14.58	91.0	81.7	206.0	17.9

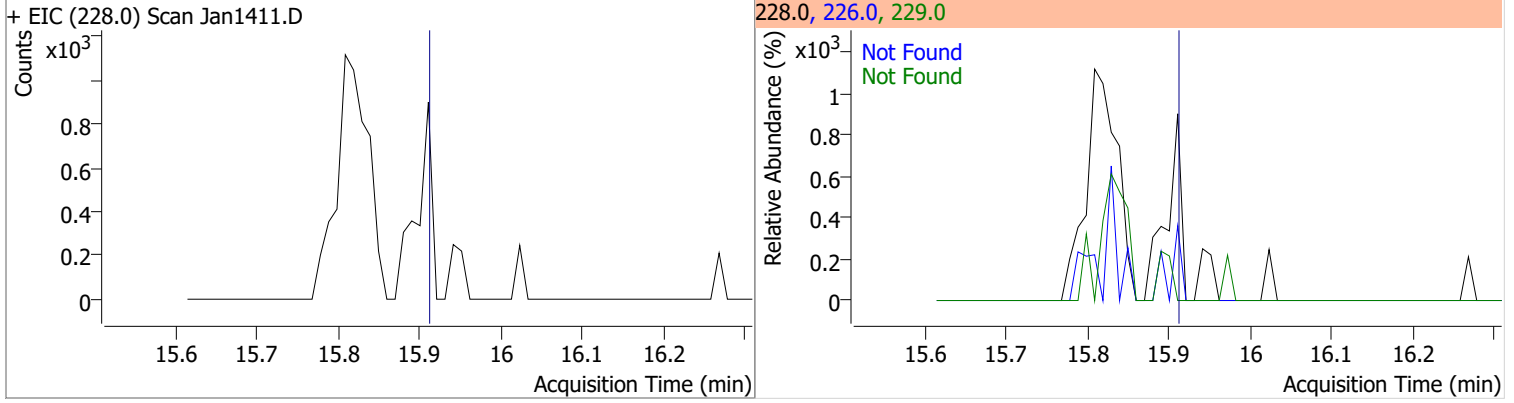


Compound	Conc.	Exp RT	QIon	Exp Ratio	QIon	Exp Ratio
Benzo(a)Anthracene	N.D.	15.81	226.0	27.1	229.0	21.0

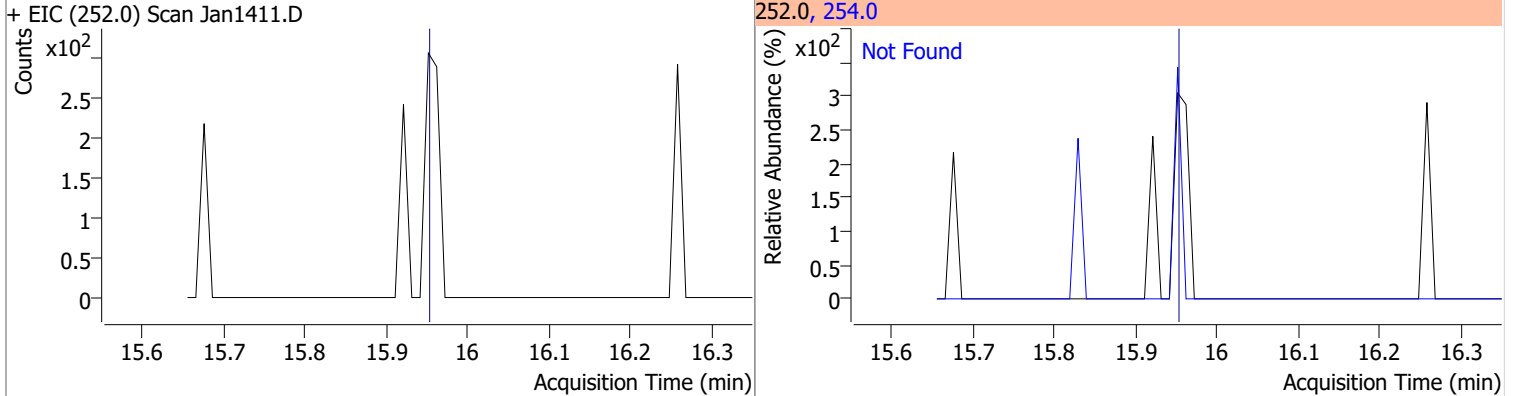


Quantitation Results Report (QT Reviewed)

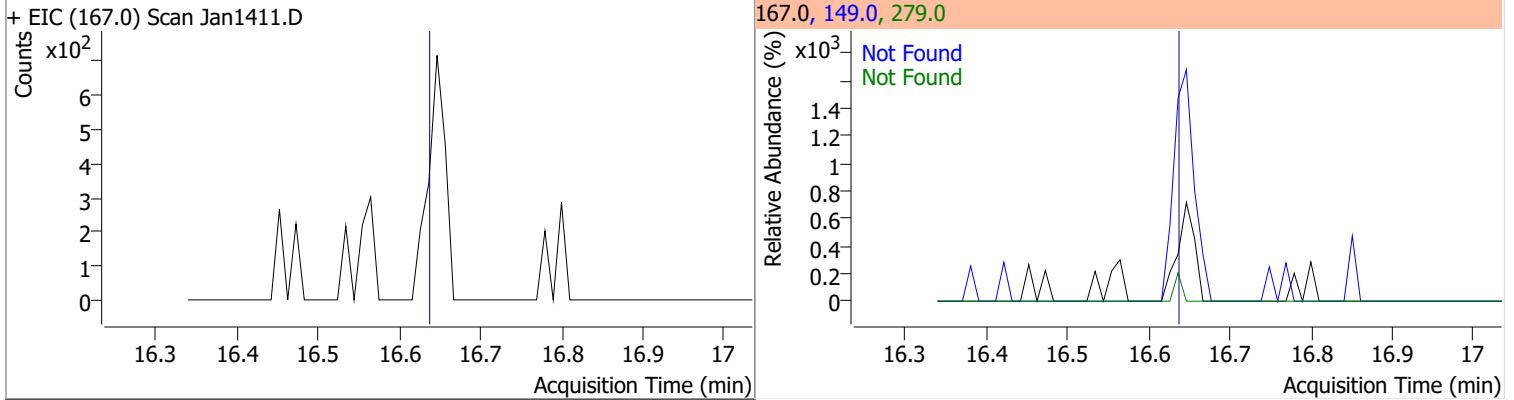
Compound	Conc.	Exp RT	QIon	Exp Ratio	QIon	Exp Ratio
Chrysene	N.D.	15.92	226.0	29.9	229.0	20.4



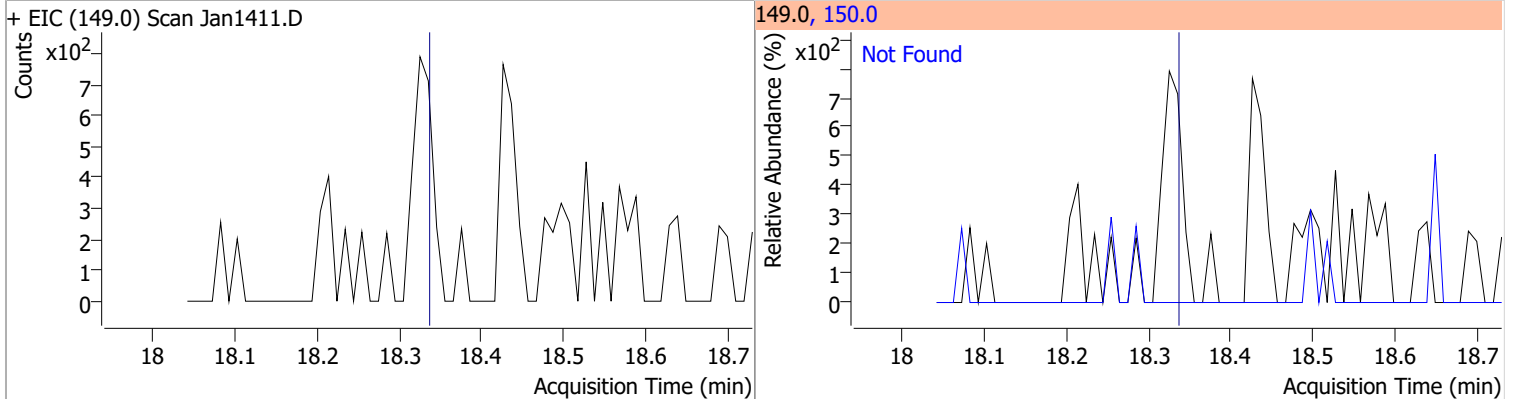
Compound	Conc.	Exp RT	QIon	Exp Ratio
3,3-Dichlorobenzidine	N.D.	15.96	254.0	64.7



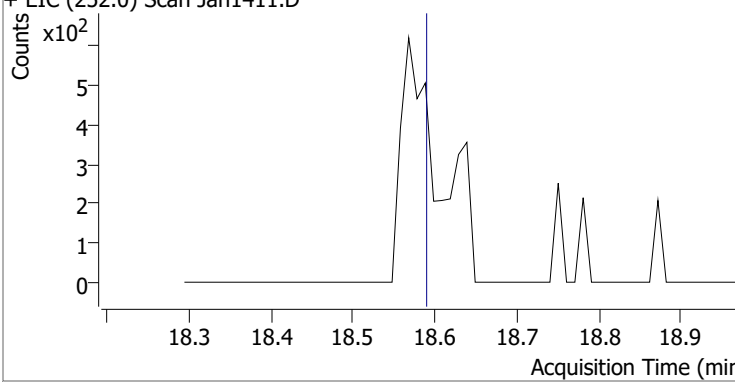
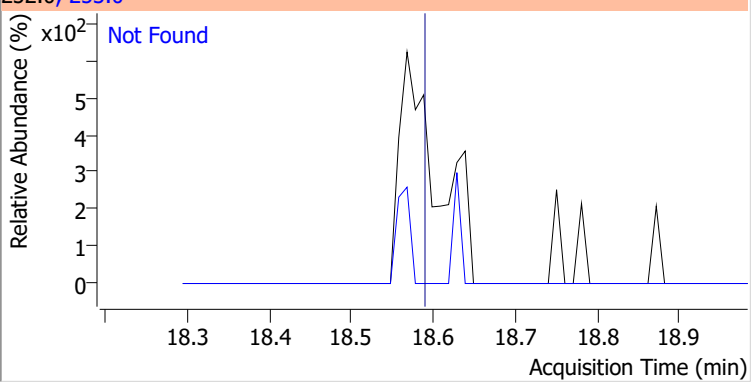
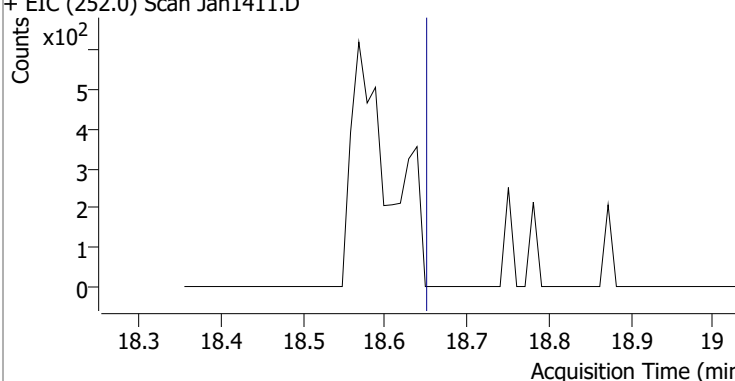
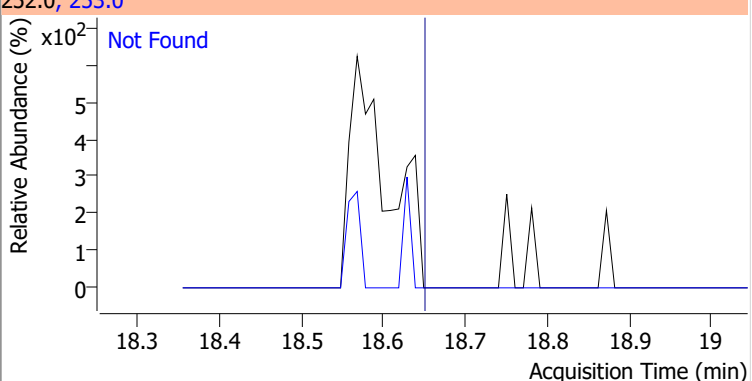
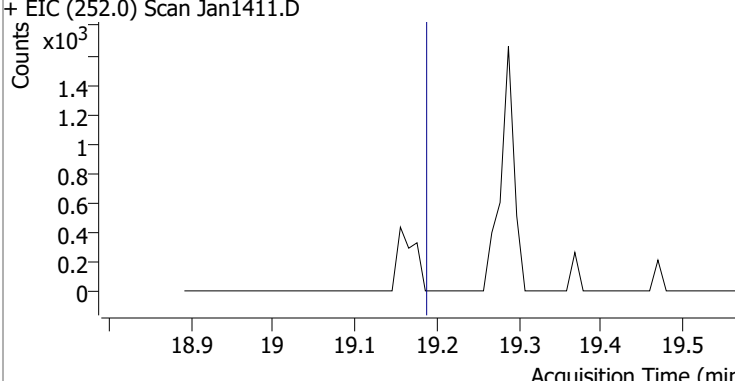
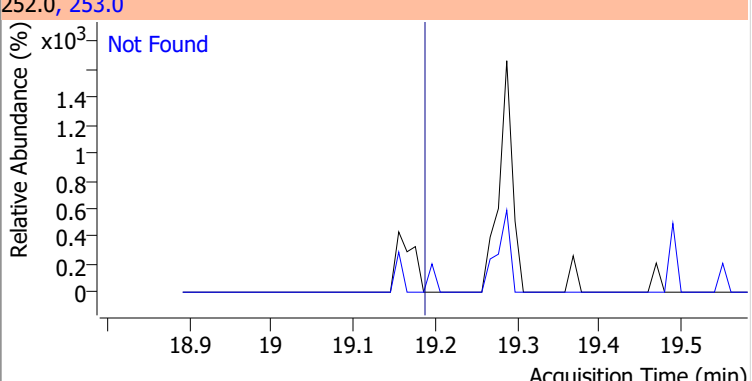
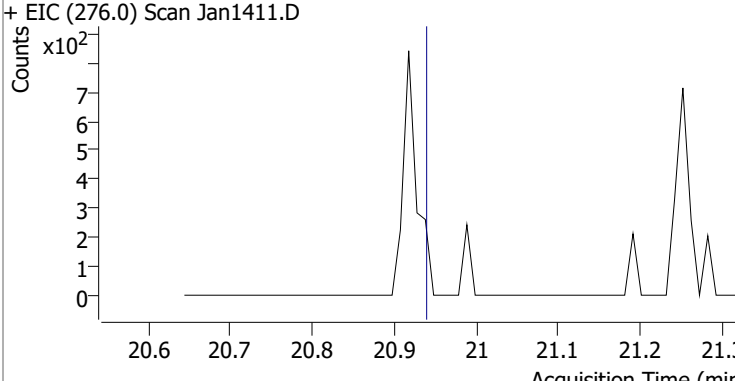
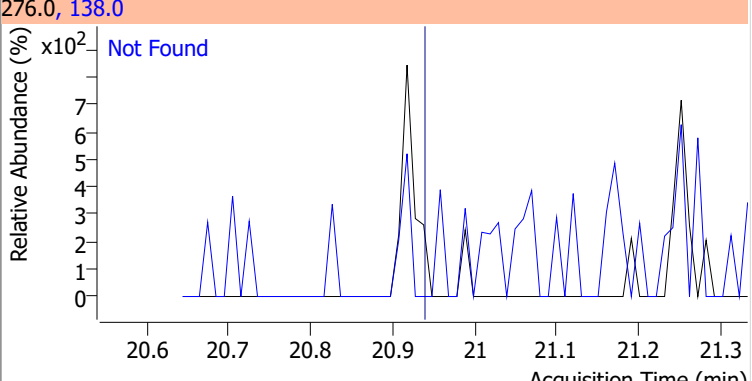
Compound	Conc.	Exp RT	QIon	Exp Ratio	QIon	Exp Ratio
bis(2-ethylhexyl)Phthalate	N.D.	16.65	149.0	397.1	279.0	15.6



Compound	Conc.	Exp RT	QIon	Exp Ratio
Di-n-octyl Phthalate	N.D.	18.34	150.0	9.5

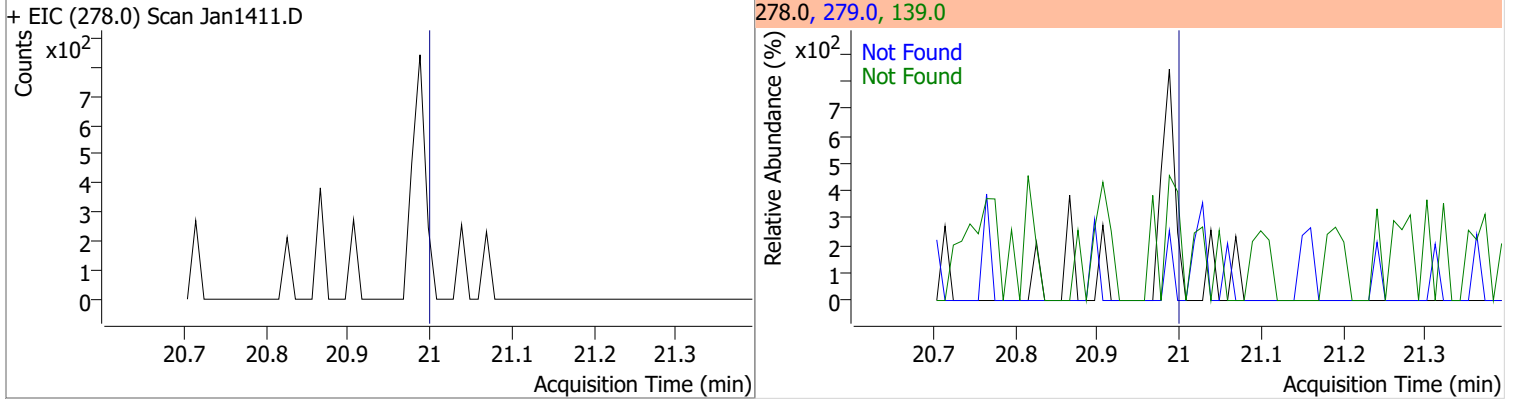


Quantitation Results Report (QT Reviewed)

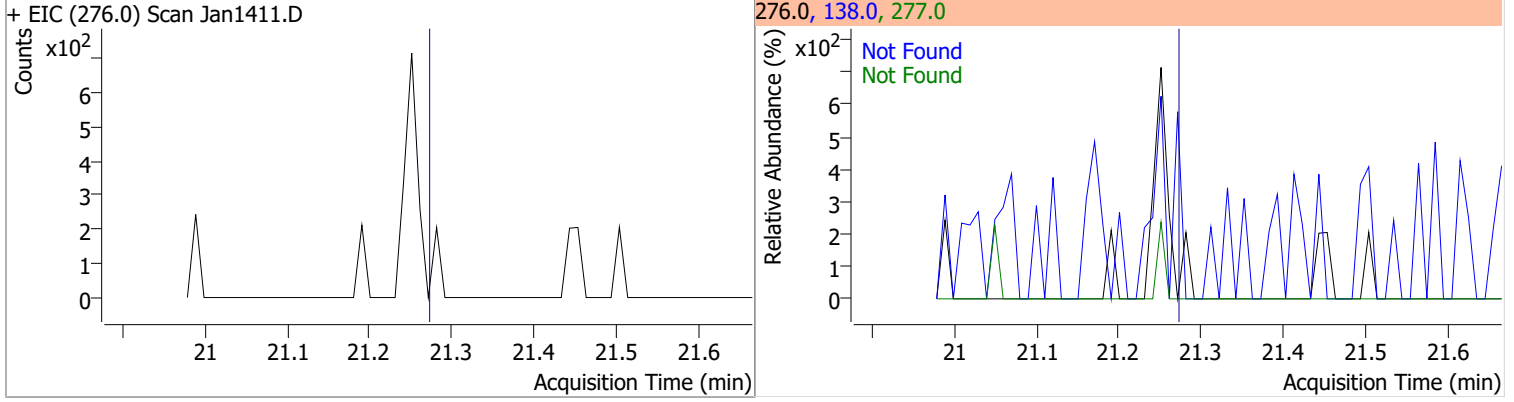
Compound	Conc.	Exp RT	QIon	Exp Ratio
Benzo(b)fluoranthene	N.D.	18.59	253.0	22.0
+ EIC (252.0) Scan Jan1411.D			252.0, 253.0	
				
Benzo(k)fluoranthene	N.D.	18.65	253.0	21.9
+ EIC (252.0) Scan Jan1411.D			252.0, 253.0	
				
Benzo(a)pyrene	N.D.	19.19	253.0	22.0
+ EIC (252.0) Scan Jan1411.D			252.0, 253.0	
				
Indeno(1,2,3-c,d)pyrene	N.D.	20.94	138.0	29.9
+ EIC (276.0) Scan Jan1411.D			276.0, 138.0	
				

Quantitation Results Report (QT Reviewed)

Compound	Conc.	Exp RT	QIon	Exp Ratio	QIon	Exp Ratio
Dibenzo(a,h)anthracene	N.D.	21.00	279.0	25.2	139.0	23.8

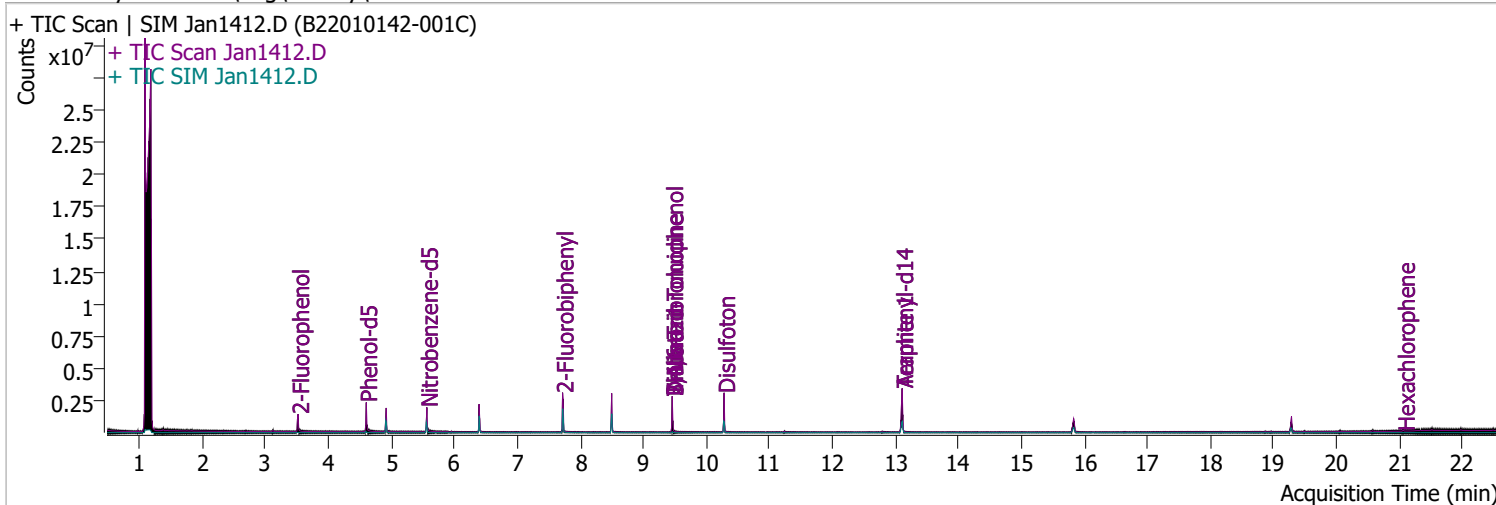


Compound	Conc.	Exp RT	QIon	Exp Ratio	QIon	Exp Ratio
Benzo(g,h,i)perylene	N.D.	21.27	138.0	32.0	277.0	23.8



Quantitation Results Report (QT Reviewed)

Data File	Jan1412.D	Operator	LIMS import
Acq. Method	BNA+SIM.M	Acq. Date-Time	1/14/2022 6:58:15 PM
Sample Name	B22010142-001C	Instrument	Instrument #1
Vial	12	Multiplier	1.00
DA Method File		Comment	SVOC-8270-W-LARGO
Tune File	dftppdsm.u	Tune Date	1/7/2022 12:13:00 PM
Batch Name	011422 DoD BNA.batch.bin	Last Calib Update	1/18/2022 11:27:22 AM
Ref Library	D:\Org\Library\NIST129K.l		



Compound	RT	QIon	Resp.	Conc.	Units	Dev(Min)
----------	----	------	-------	-------	-------	----------

Internal Standards

System Monitoring Compounds

S 2-Fluorophenol	3.520	112.0	419969	61.5216	µg/L	0.010
Spiked Amount: 200.000	Range: 10.0 - 75.0%			Recovery = 30.76%		
S Phenol-d5	4.603	99.0	660972	72.4226	µg/L	0.000
Spiked Amount: 200.000	Range: 10.0 - 65.0%			Recovery = 36.21%		
S Nitrobenzene-d5	5.563	82.0	368439	74.3310	µg/L	0.000
Spiked Amount: 100.000	Range: 32.0 - 94.0%			Recovery = 74.33%		
S 2-Fluorobiphenyl	7.718	172.0	1231927	69.0777	µg/L	0.000
Spiked Amount: 100.000	Range: 28.0 - 107.0%			Recovery = 69.08%		
S 2,4,6-Tribromophenol	9.458	329.8	212051	140.6614	µg/L	0.000
Spiked Amount: 200.000	Range: 25.0 - 140.0%			Recovery = 70.33%		
S Terphenyl-d14	13.108	244.3	1721005	98.5302	µg/L	0.010
Spiked Amount: 100.000	Range: 32.0 - 122.0%			Recovery = 98.53%		

Target Compounds

Compound	RT	QIon	Resp.	Conc.	Units	Dev(Min)	QValue
T N-Nitrosodimethylamine	0.000		0	N.D.			
T Pyridine	0.000		0	N.D.			
T Aniline	0.000		0	N.D.			
T Phenol	0.000		0	N.D.			
T bis(-2-Chloroethyl)Ether	0.000		0	N.D.			
T 2-Chlorophenol	0.000		0	N.D.			
T 1,3-Dichlorobenzene	0.000		0	N.D.			
T 1,4-Dichlorobenzene	0.000		0	N.D.			
T 1,2-Dichlorobenzene	0.000		0	N.D.			
T Benzyl Alcohol	0.000		0	N.D.			
T bis(2-chloroisopropyl)Ether	0.000		0	N.D.			
T 2-Methylphenol	0.000		0	N.D.			
T N-nitroso-Di-n-propylamine	5.563	70.0	0		µg/L	md	1
T 4Methylphenol/3Methylphenol	0.000		0	N.D.			
T Hexachloroethane	0.000		0	N.D.			

Quantitation Results Report (QT Reviewed)

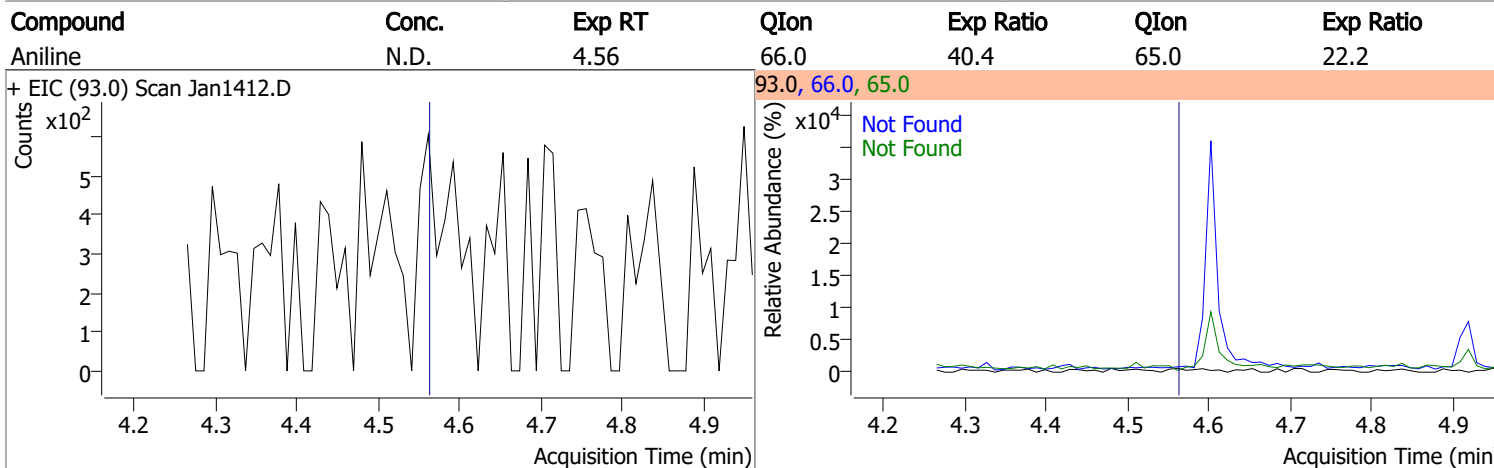
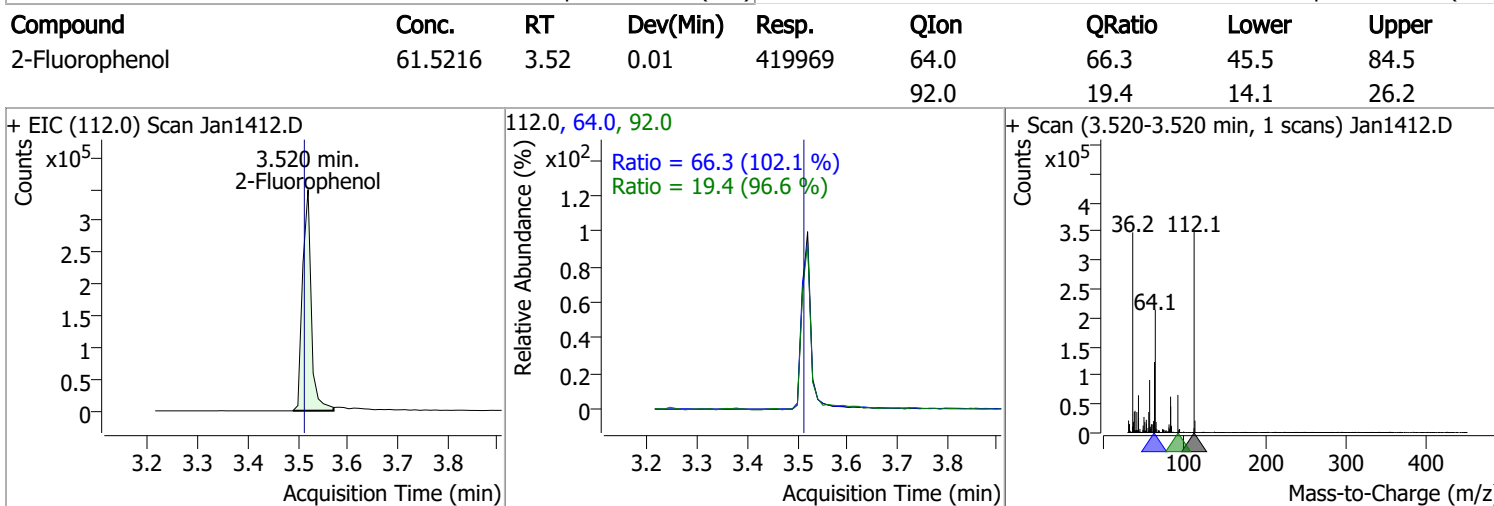
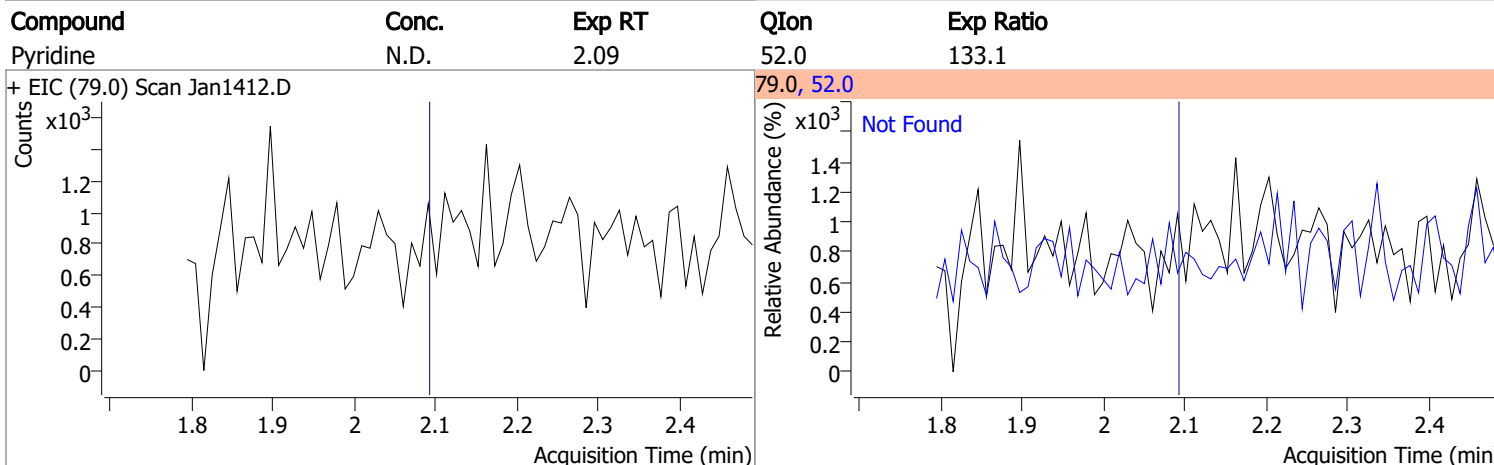
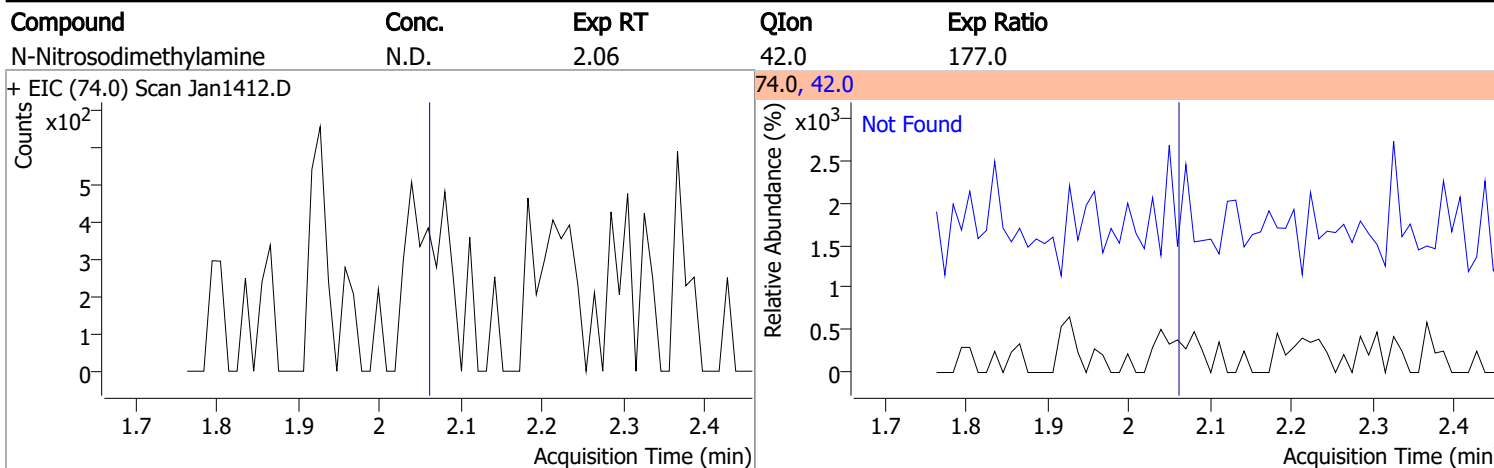
Compound	RT	QIon	Resp.	Conc.	Units	Dev(Min)
T Nitrobenzene	0.000		0	N.D.		
T Isophorone	0.000		0	N.D.		
T 2-Nitrophenol	0.000		0	N.D.		
T 2,4-Dimethylphenol	0.000		0	N.D.		
T bis(-2-Chloroethoxy)Methane	0.000		0	N.D.		
T 2,4-Dichlorophenol	0.000		0	N.D.		
T Benzoic Acid	0.000		0	N.D.		
T 1,2,4-Trichlorobenzene	0.000		0	N.D.		
T Naphthalene	0.000		0	N.D.		
T 4-Chlorophenol	0.000		0	N.D.		
T p-Chloroaniline	0.000		0	N.D.		
T Hexachlorobutadiene	0.000		0	N.D.		
T 4-Chloro-2-Methylphenol	0.000		0	N.D.		
T 4-Chloro-3-Methylphenol	0.000		0	N.D.		
T 2-Methylnaphthalene	0.000		0	N.D.		
T 1-Methylnaphthalene	0.000		0	N.D.		
T Hexachlorocyclopentadiene	0.000		0	N.D.		
T 2,4,6-Trichlorophenol	0.000		0	N.D.		
T 2,4,5-Trichlorophenol	0.000		0	N.D.		
T 2-Chloronaphthalene	0.000		0	N.D.		
T 2-Nitroaniline	7.718	65.0	0		µg/L md	1
T Dimethyl Phthalate	8.497	163.0	0		µg/L md	1
T 2,6-Dinitrotoluene	8.497	165.0	0		µg/L md	1
T Acenaphthylene	0.000		0	N.D.		
T 3-Nitroaniline	0.000		0	N.D.		
T Acenaphthene	0.000		0	N.D.		
T 2,4-Dinitrophenol	0.000		0	N.D.		
T Dibenzofuran	0.000		0	N.D.		
T 2,4-Dinitrotoluene	0.000		0	N.D.		
T 4-Nitrophenol	0.000		0	N.D.		
T Diethylphthalate	0.000		0	N.D.		
T Fluorene	0.000		0	N.D.		
T 4-Chlorophenyl-phenylether	0.000		0	N.D.		
T 4-Nitroaniline	0.000		0	N.D.		
T 4,6-Dinitro-2-methylphenol	0.000		0	N.D.		
T N-nitrosodiphenylamine	0.000		0	N.D.		
T Azobenzene	0.000		0	N.D.		
T 4-Bromophenyl-phenylether	0.000		0	N.D.		
T Hexachlorobenzene	0.000		0	N.D.		
T Pentachlorophenol	0.000		0	N.D.		
T Phenanthrene	0.000		0	N.D.		
T Anthracene	0.000		0	N.D.		
T Triallate	0.000		0	N.D.		
T Carbazole	0.000		0	N.D.		
T o-Terphenyl	0.000		0	N.D.		
T Di-n-Butylphthalate	0.000		0	N.D.		
T Fluoranthene	0.000		0	N.D.		
T Benzidine	0.000		0	N.D.		
T Pyrene	0.000		0	N.D.		
T Butylbenzylphthalate	0.000		0	N.D.		
T Benzo(a)Anthracene	0.000		0	N.D.		
T Chrysene	0.000		0	N.D.		
T 3,3-Dichlorobenzidine	0.000		0	N.D.		
T bis(2-ethylhexyl)Phthalate	0.000		0	N.D.		
T Di-n-octyl Phthalate	0.000		0	N.D.		

Quantitation Results Report (QT Reviewed)

Compound	RT	QIon	Resp.	Conc.	Units	Dev(Min)
T Benzo(b)fluoranthene	0.000		0	N.D.		
T Benzo(k)fluoranthene	0.000		0	N.D.		
T Benzo(a)pyrene	0.000		0	N.D.		
T Indeno(1,2,3-c,d)pyrene	0.000		0	N.D.		
T Dibenzo(a,h)anthracene	0.000		0	N.D.		
T Benzo(g,h,i)perylene	0.000		0	N.D.		

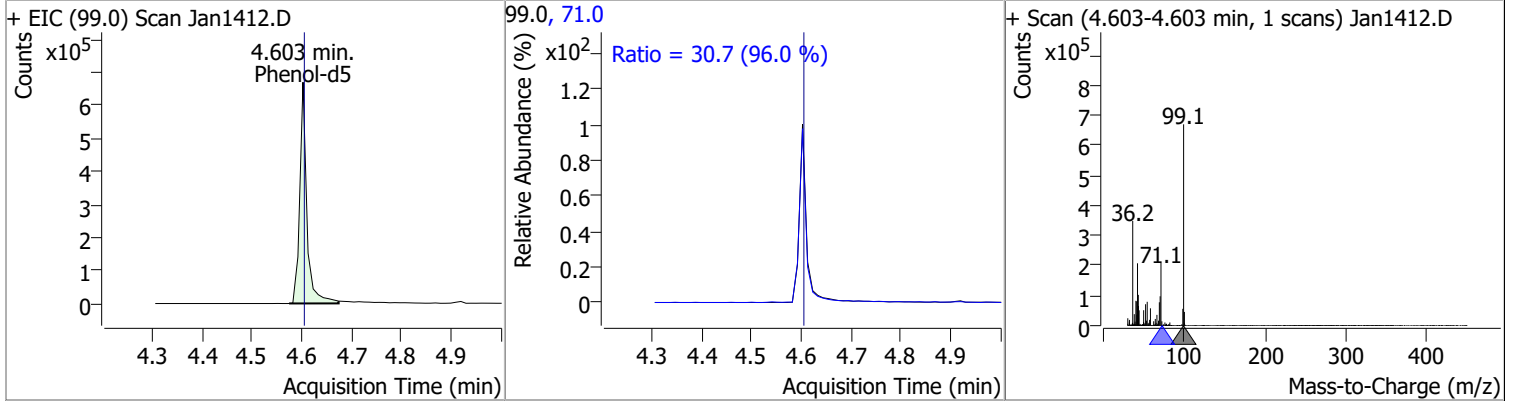
(#) = Qualifier Out of Range; (m) = Manual Integration; (+) = Area Summed; (*) = Surrogate Percent Recovery Out of Range; (d): Zeroed Peak

Quantitation Results Report (QT Reviewed)

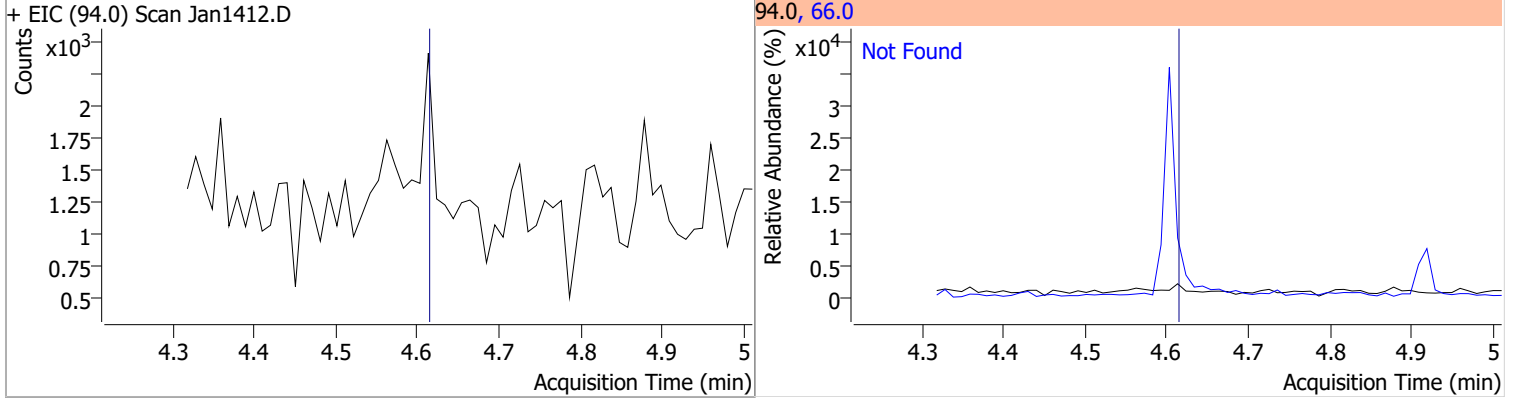


Quantitation Results Report (QT Reviewed)

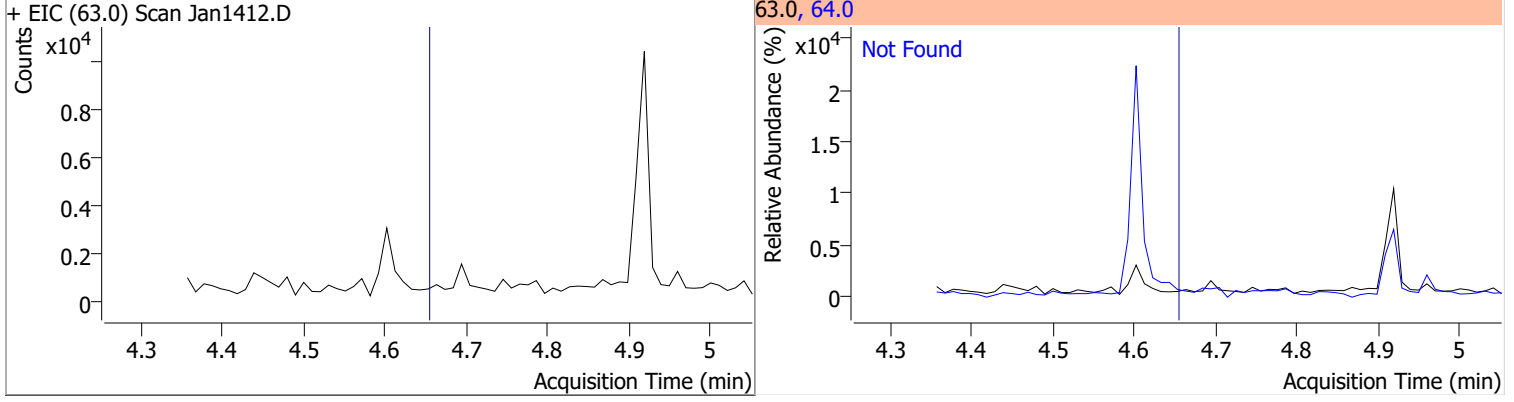
Compound	Conc.	RT	Dev(Min)	Resp.	QIon	QRatio	Lower	Upper
Phenol-d5	72.4226	4.60	0.00	660972	71.0	30.7	22.3	41.5



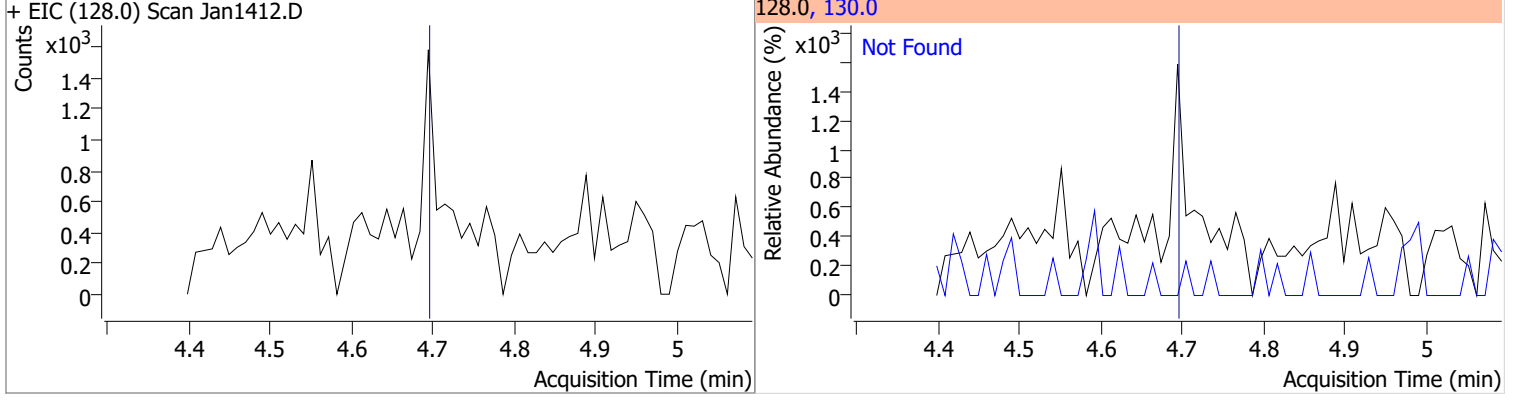
Compound	Conc.	Exp RT	QIon	Exp Ratio
Phenol	N.D.	4.61	66.0	44.7



Compound	Conc.	Exp RT	QIon	Exp Ratio
bis(-2-Chloroethyl)Ether	N.D.	4.65	64.0	3.3



Compound	Conc.	Exp RT	QIon	Exp Ratio
2-Chlorophenol	N.D.	4.70	130.0	32.0

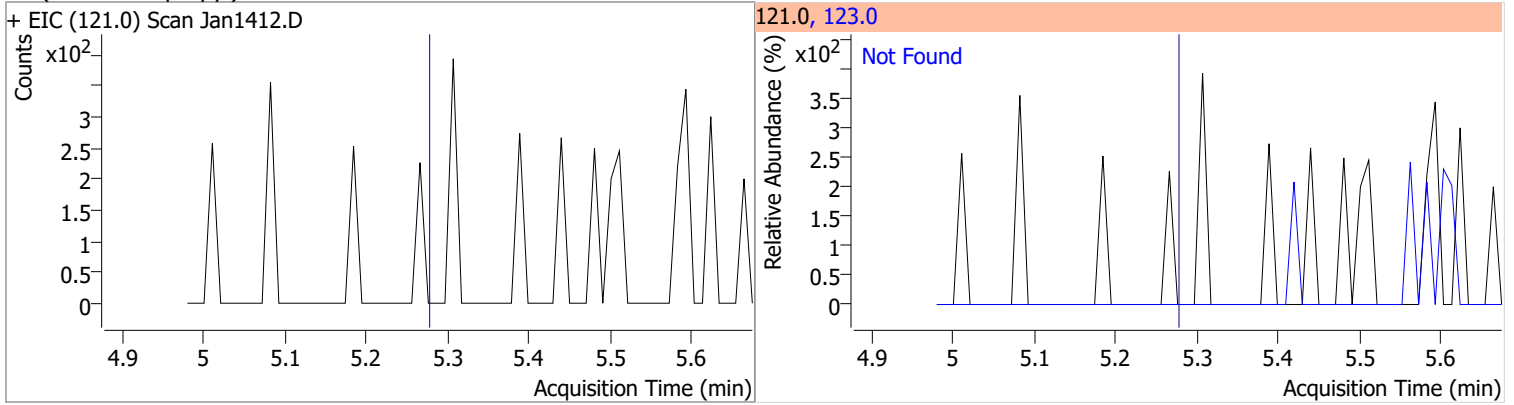


Quantitation Results Report (QT Reviewed)

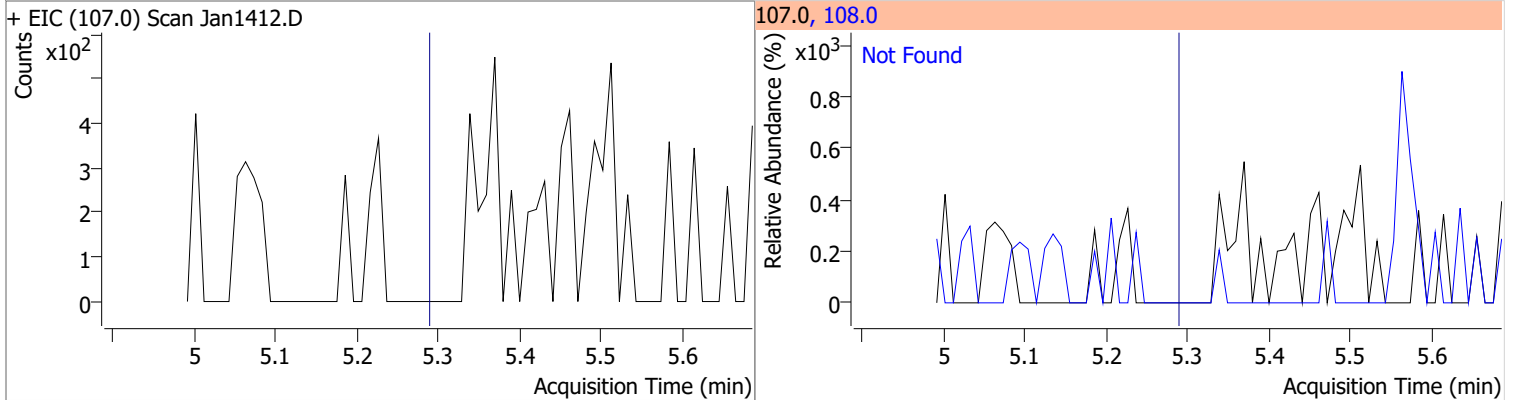
Compound	Conc.	Exp RT	QIon	Exp Ratio	QIon	Exp Ratio
1,3-Dichlorobenzene	N.D.	4.85	148.0	62.6	111.0	35.4
+ EIC (146.0) Scan Jan1412.D			146.0, 148.0, 111.0			
1,4-Dichlorobenzene	N.D.	4.94	148.0	64.4	111.0	35.2
+ EIC (146.0) Scan Jan1412.D			146.0, 148.0, 111.0			
1,2-Dichlorobenzene	N.D.	5.10	148.0	64.5	111.0	37.8
+ EIC (146.0) Scan Jan1412.D			146.0, 148.0, 111.0			
Benzyl Alcohol	N.D.	5.11	79.0	115.5	107.0	71.0
+ EIC (108.0) Scan Jan1412.D			108.0, 79.0, 107.0			

Quantitation Results Report (QT Reviewed)

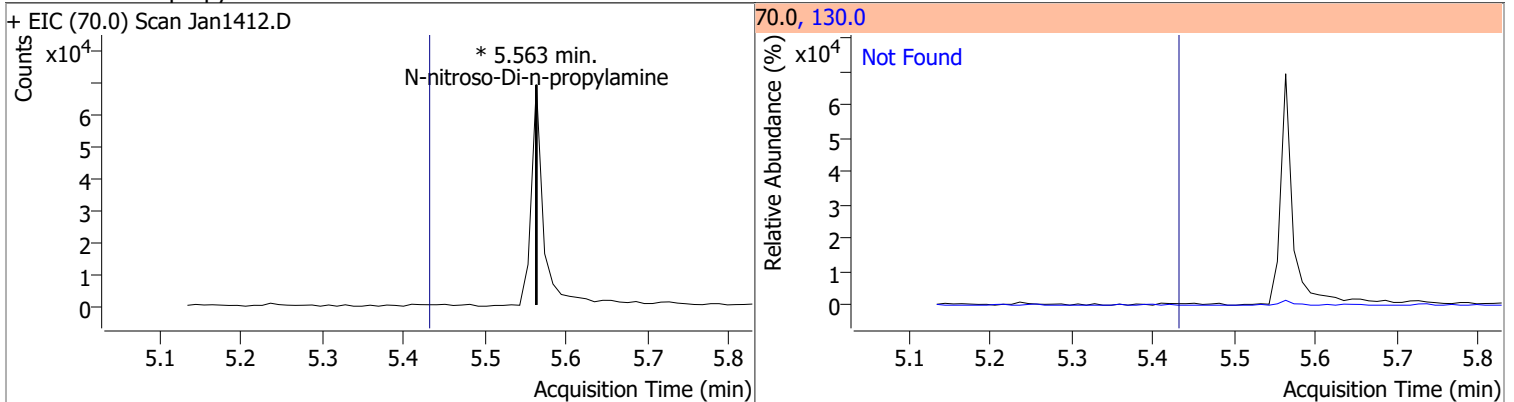
Compound	Conc.	Exp RT	QIon	Exp Ratio
bis(2-chloroisopropyl)Ether	N.D.	5.28	123.0	32.2



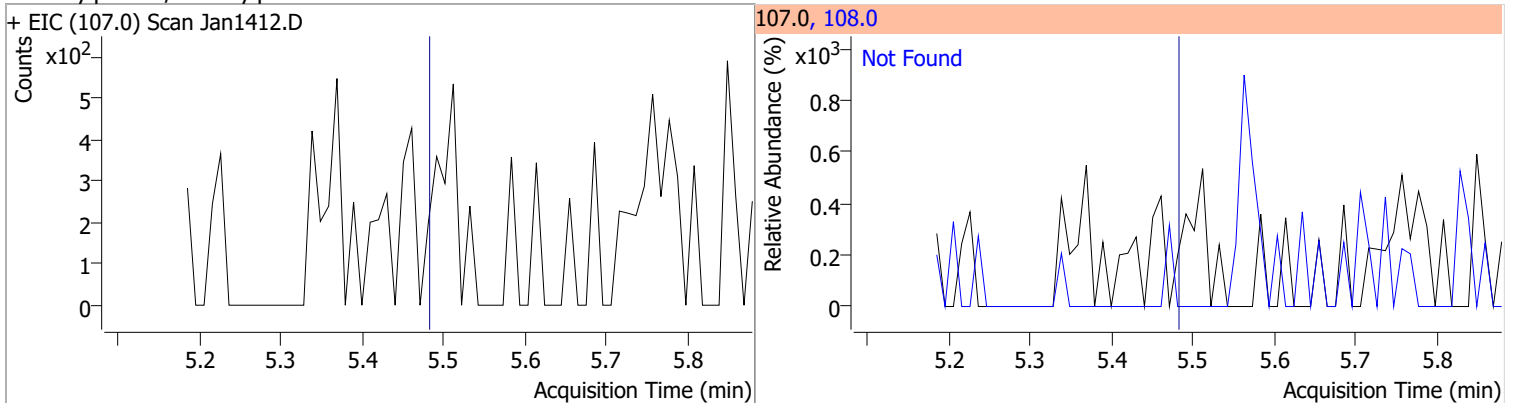
Compound	Conc.	Exp RT	QIon	Exp Ratio
2-Methylphenol	N.D.	5.29	108.0	116.9



Compound	Conc.	RT	Dev(Min)	Resp.	QIon	QRatio	Lower	Upper
N-nitroso-Di-n-propylamine		0		0	130.0		0.0	41.5

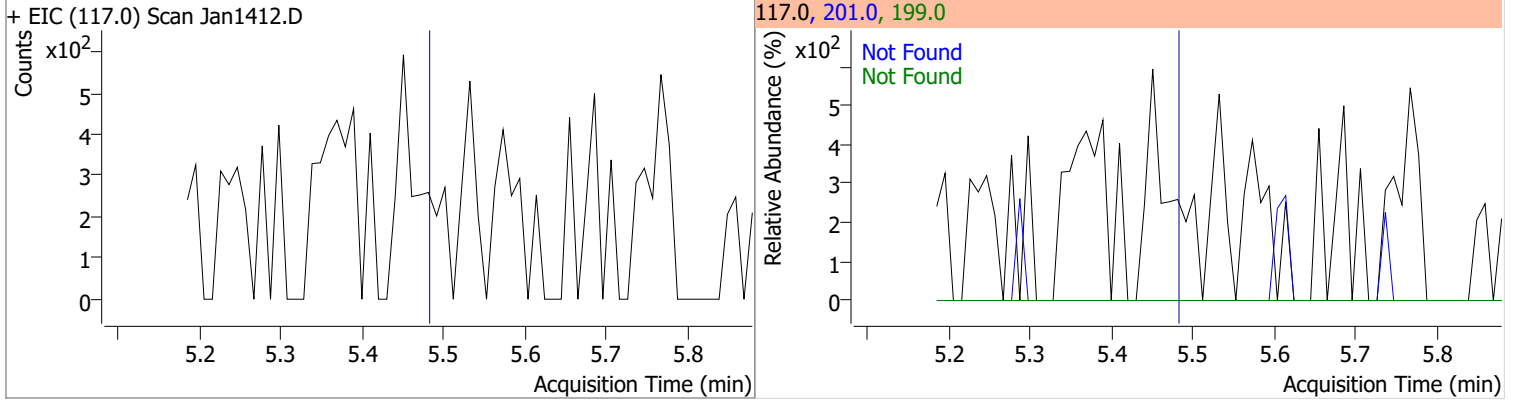


Compound	Conc.	Exp RT	QIon	Exp Ratio
4Methylphenol/3Methylphenol	N.D.	5.48	108.0	84.5

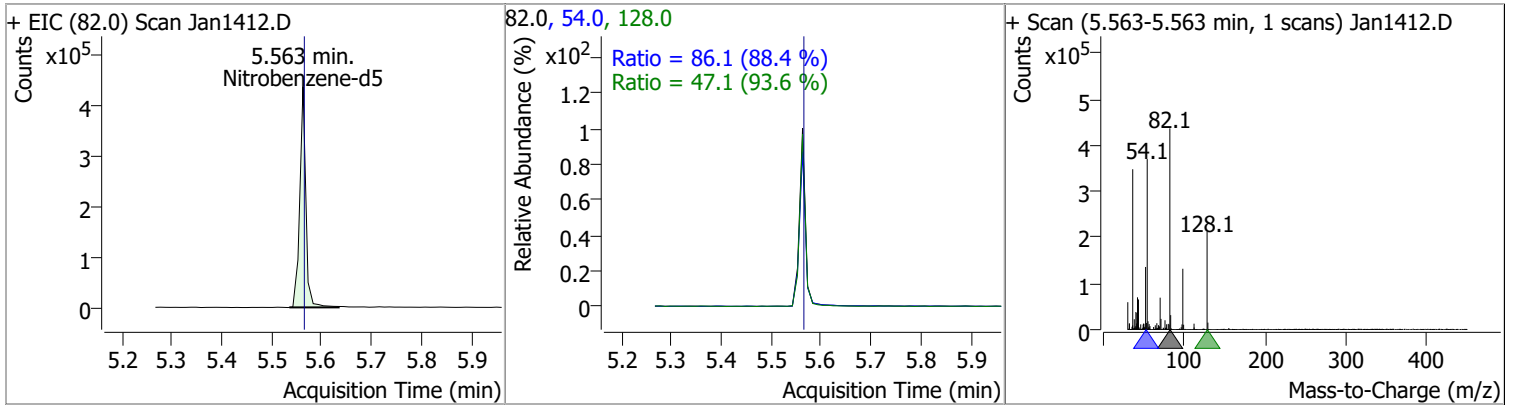


Quantitation Results Report (QT Reviewed)

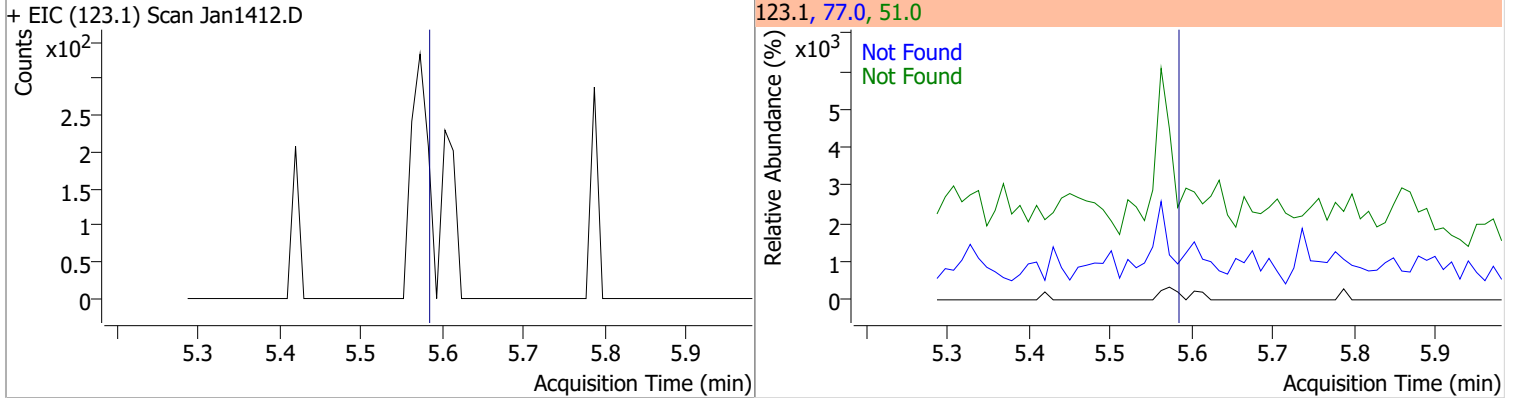
Compound	Conc.	Exp RT	QIon	Exp Ratio	QIon	Exp Ratio
Hexachloroethane	N.D.	5.48	201.0	93.2	199.0	57.2



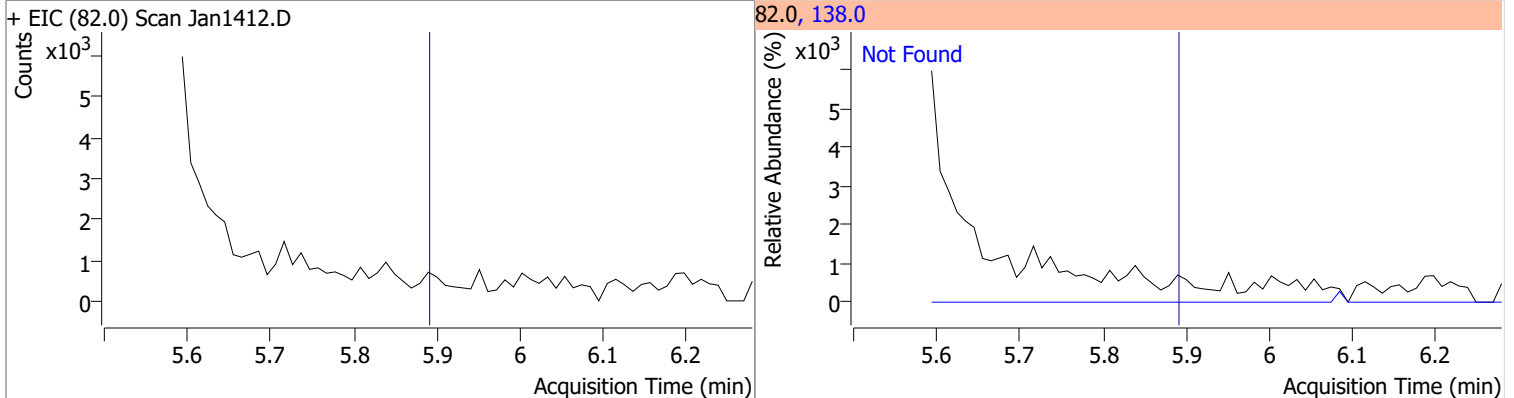
Compound	Conc.	RT	Dev(Min)	Resp.	QIon	QRatio	Lower	Upper
Nitrobenzene-d5	74.3310	5.56	0.00	368439	54.0	86.1	68.2	126.6
					128.0	47.1	35.2	65.4



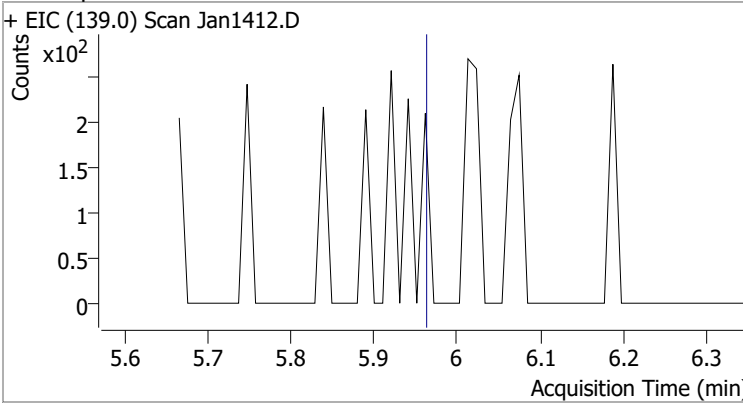
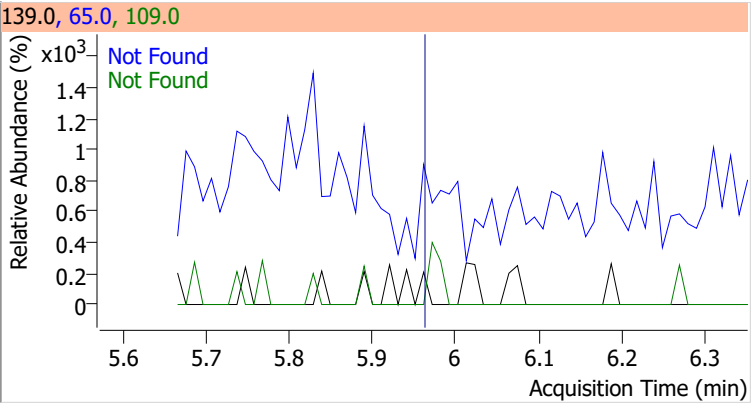
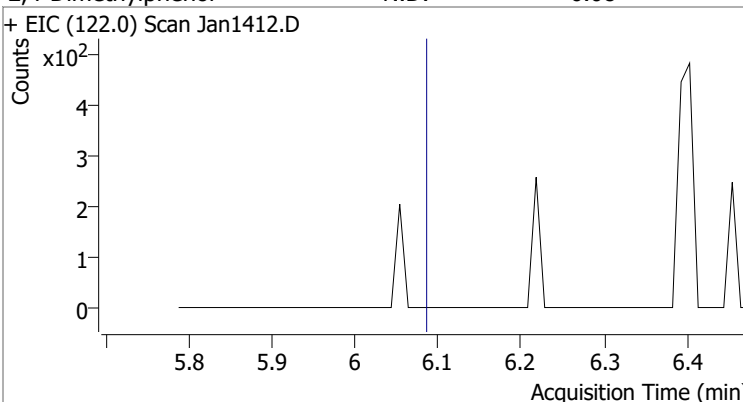
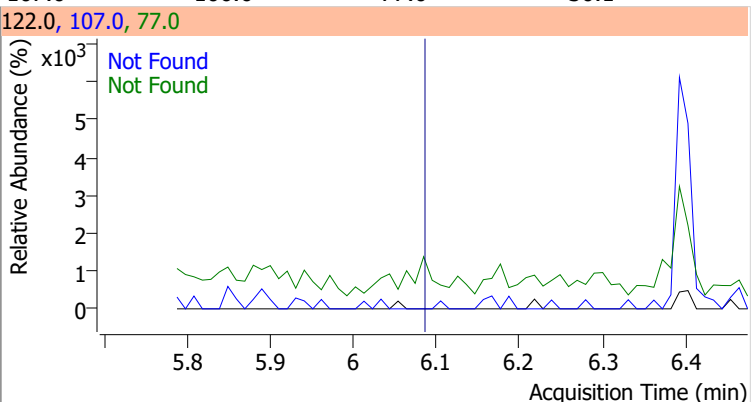
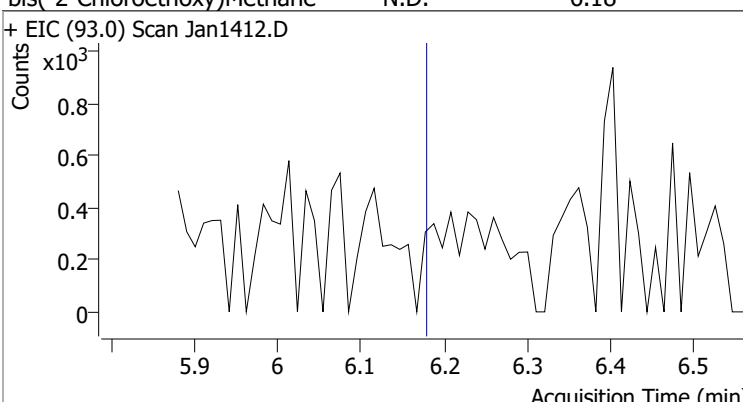
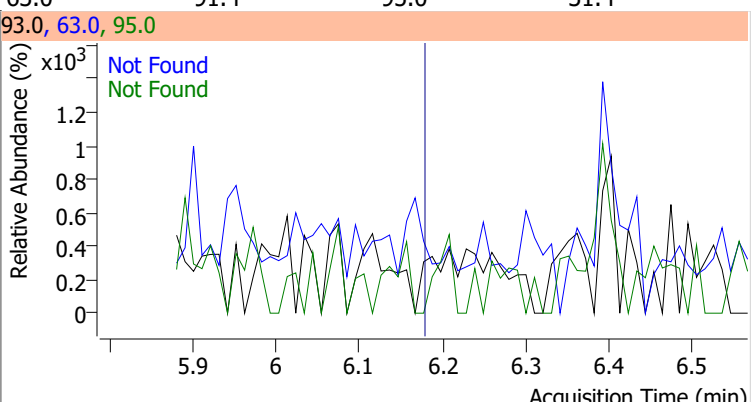
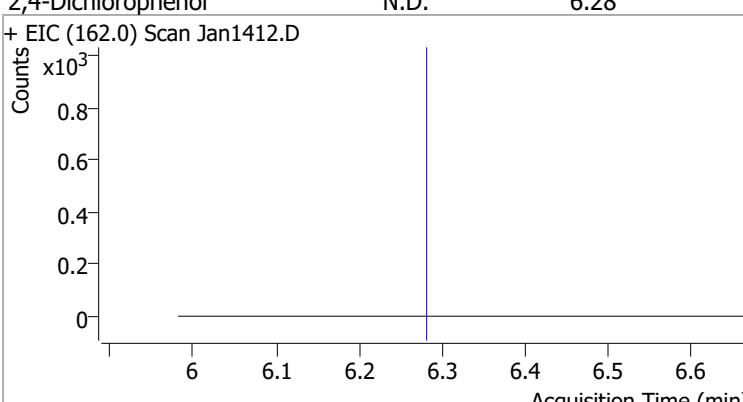
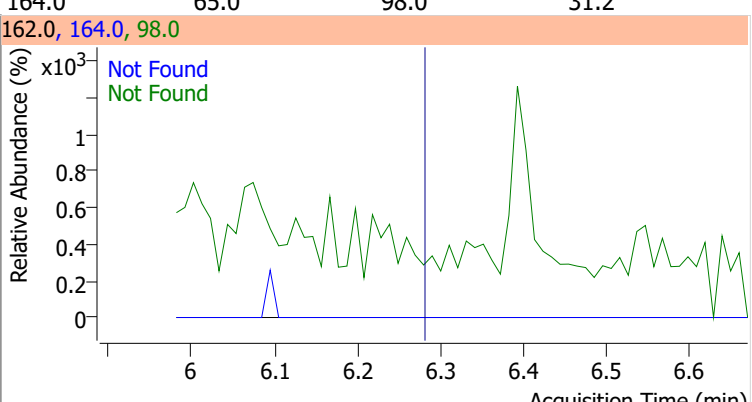
Compound	Conc.	Exp RT	QIon	Exp Ratio	QIon	Exp Ratio
Nitrobenzene	N.D.	5.58	77.0	186.4	51.0	186.0



Compound	Conc.	Exp RT	QIon	Exp Ratio
Isophorone	N.D.	5.89	138.0	20.3



Quantitation Results Report (QT Reviewed)

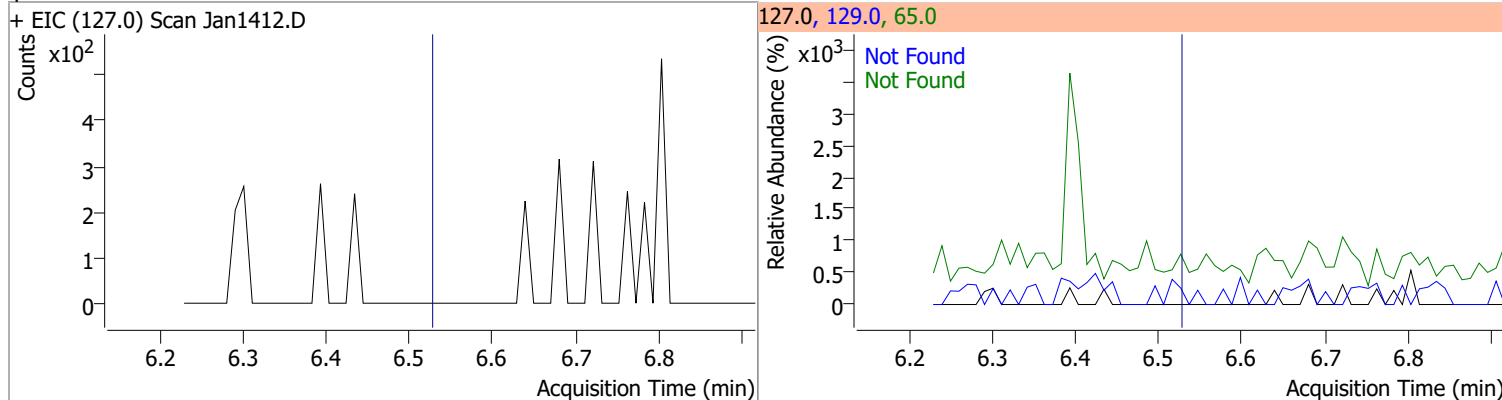
Compound	Conc.	Exp RT	QIon	Exp Ratio	QIon	Exp Ratio
2-Nitrophenol	N.D.	5.96	65.0	51.2	109.0	34.5
+ EIC (139.0) Scan Jan1412.D			139.0, 65.0, 109.0			
						
2,4-Dimethylphenol	N.D.	6.08	107.0	106.6	77.0	30.1
+ EIC (122.0) Scan Jan1412.D			122.0, 107.0, 77.0			
						
bis(-2-Chloroethoxy)Methane	N.D.	6.18	63.0	91.4	95.0	31.4
+ EIC (93.0) Scan Jan1412.D			93.0, 63.0, 95.0			
						
2,4-Dichlorophenol	N.D.	6.28	164.0	65.0	98.0	31.2
+ EIC (162.0) Scan Jan1412.D			162.0, 164.0, 98.0			
						

Quantitation Results Report (QT Reviewed)

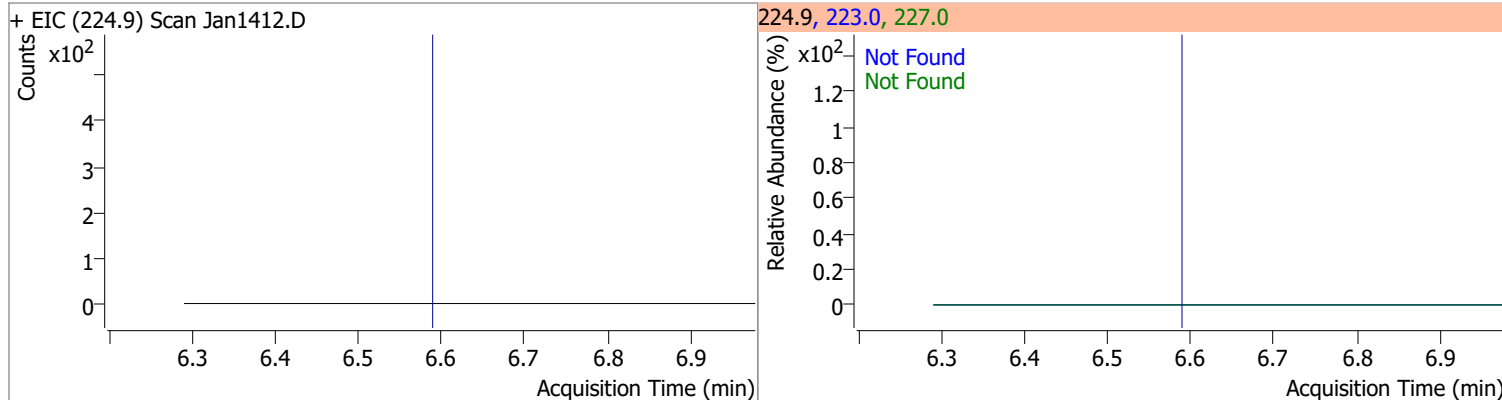
Compound	Conc.	Exp RT	QIon	Exp Ratio	QIon	Exp Ratio
Benzoic Acid	N.D.	6.29	122.0	88.1	77.0	74.0
+ EIC (105.0) Scan Jan1412.D			105.0, 122.0, 77.0			
1,2,4-Trichlorobenzene	N.D.	6.34	182.0	97.8	145.0	30.3
+ EIC (180.0) Scan Jan1412.D			180.0, 182.0, 145.0			
Naphthalene	N.D.	6.42	129.0	10.6	102.0	9.0
+ EIC (128.0) Scan Jan1412.D			128.0, 129.0, 102.0			
4-Chlorophenol	N.D.	6.50	128.0	318.3		
+ EIC (130.0) Scan Jan1412.D			130.0, 128.0			

Quantitation Results Report (QT Reviewed)

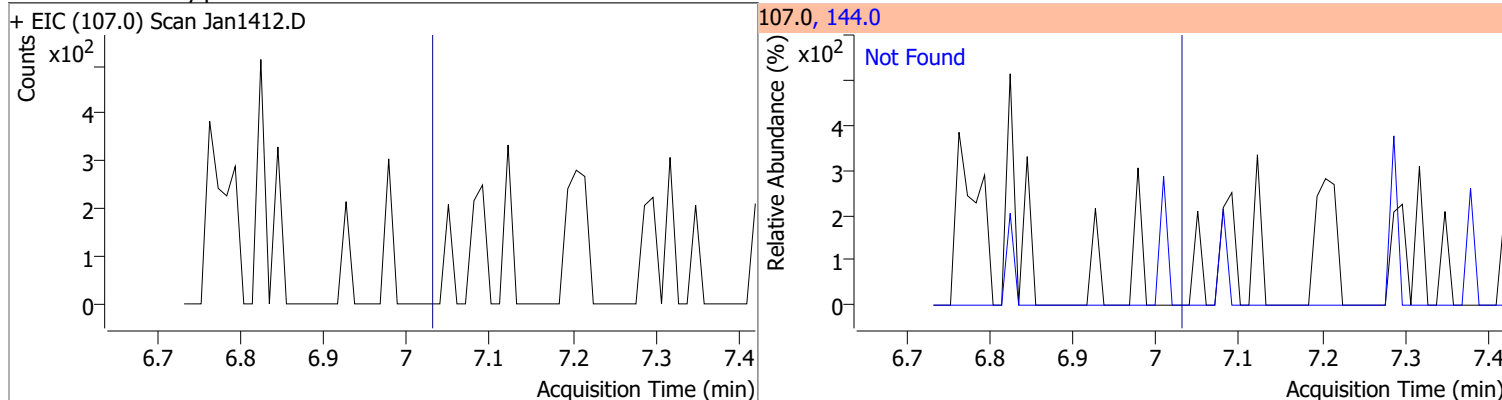
Compound	Conc.	Exp RT	QIon	Exp Ratio	QIon	Exp Ratio
p-Chloroaniline	N.D.	6.53	65.0	36.5	129.0	33.7



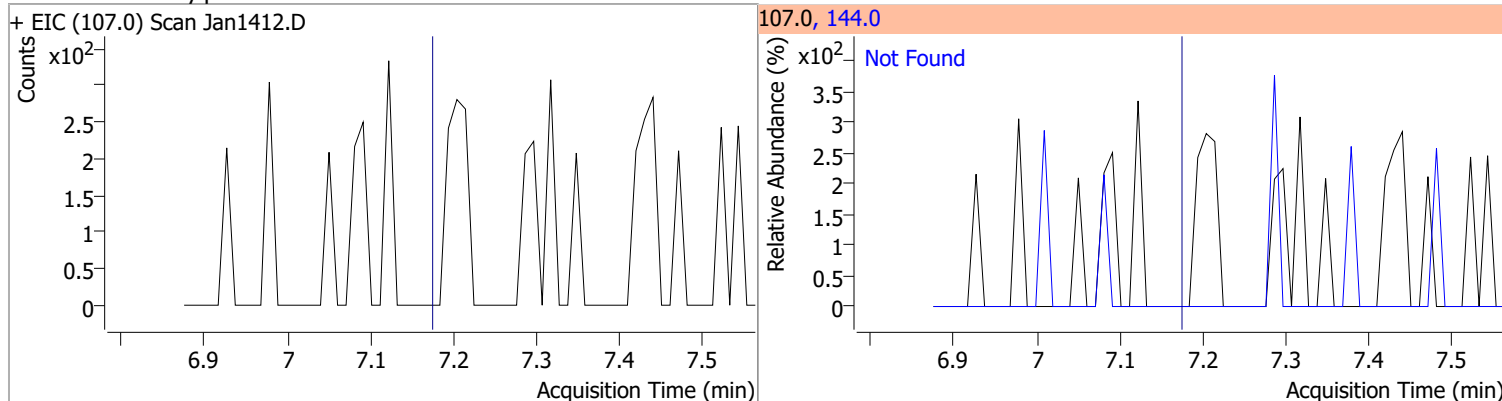
Compound	Conc.	Exp RT	QIon	Exp Ratio	QIon	Exp Ratio
Hexachlorobutadiene	N.D.	6.59	227.0	66.1	223.0	64.1



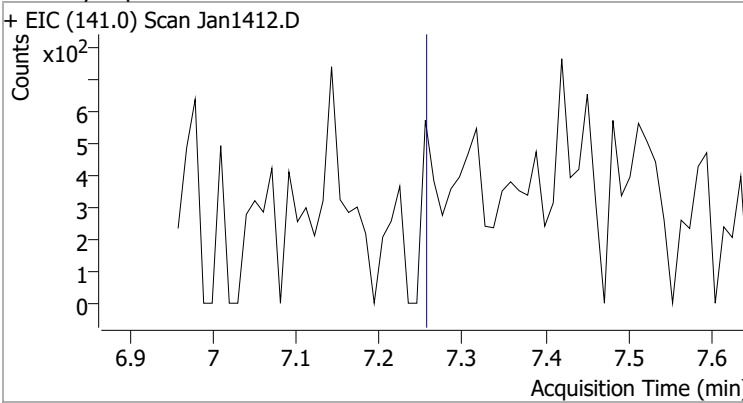
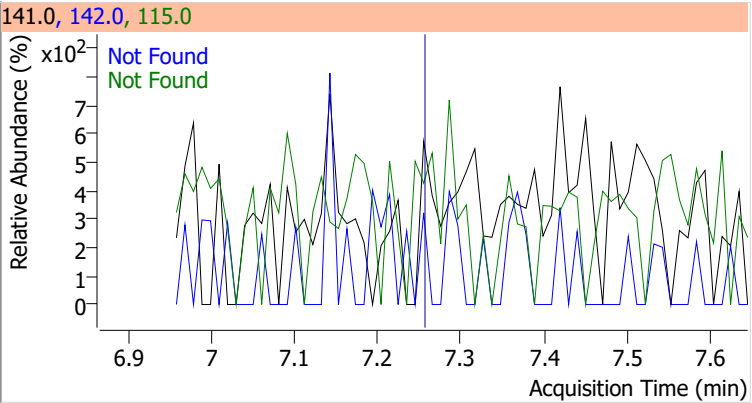
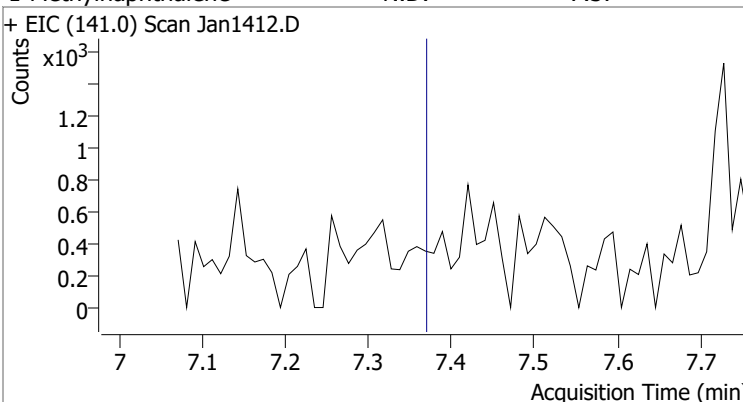
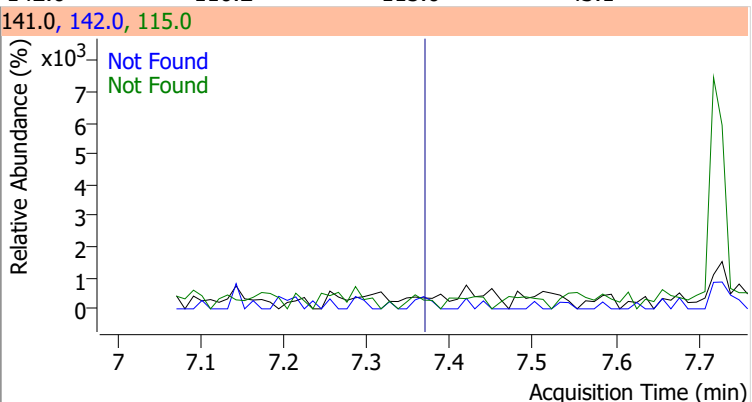
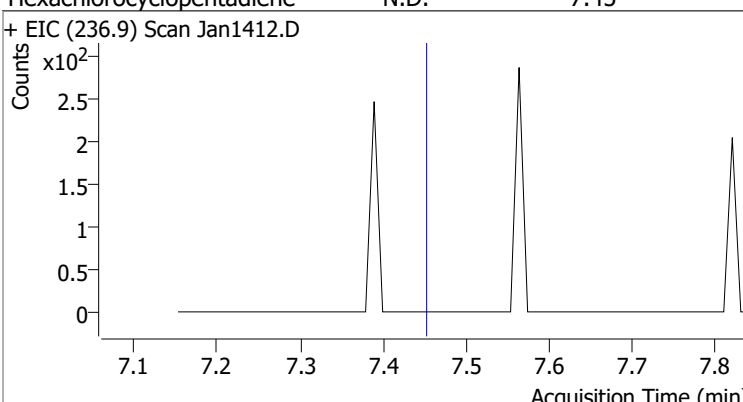
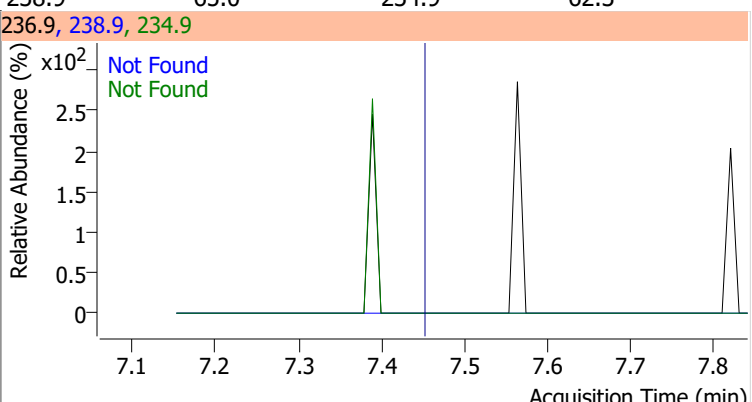
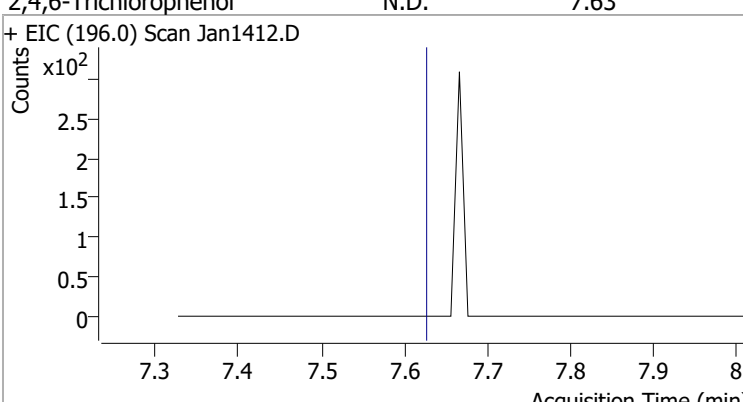
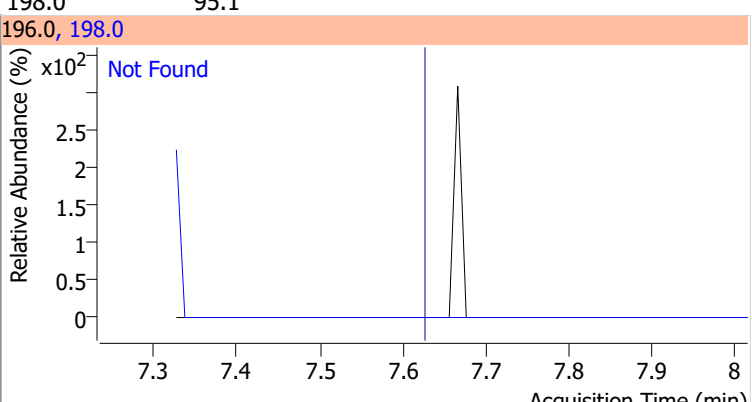
Compound	Conc.	Exp RT	QIon	Exp Ratio
4-Chloro-2-Methylphenol	N.D.	7.03	144.0	27.3



Compound	Conc.	Exp RT	QIon	Exp Ratio
4-Chloro-3-Methylphenol	N.D.	7.17	144.0	28.4

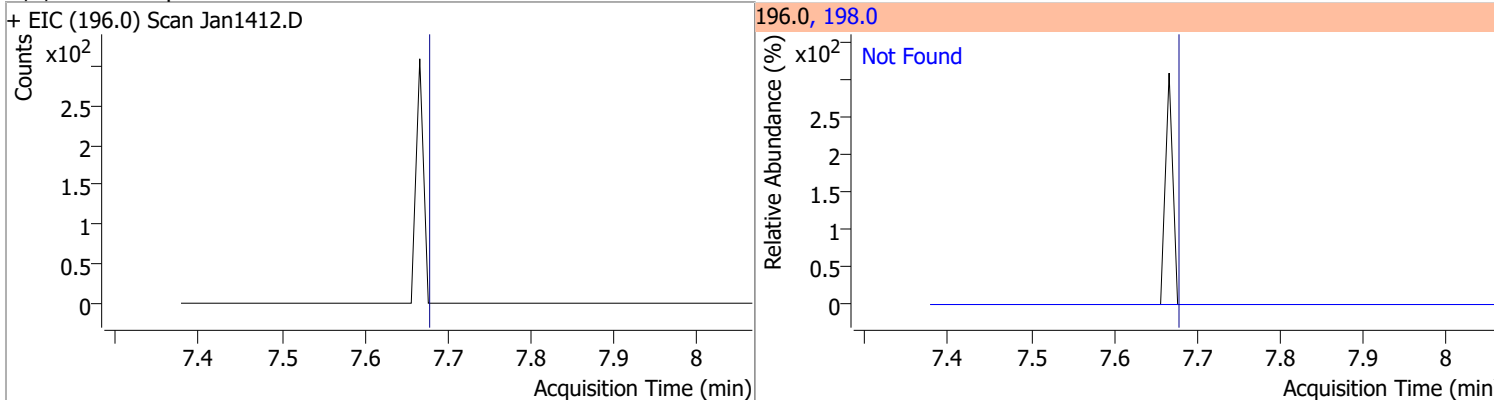


Quantitation Results Report (QT Reviewed)

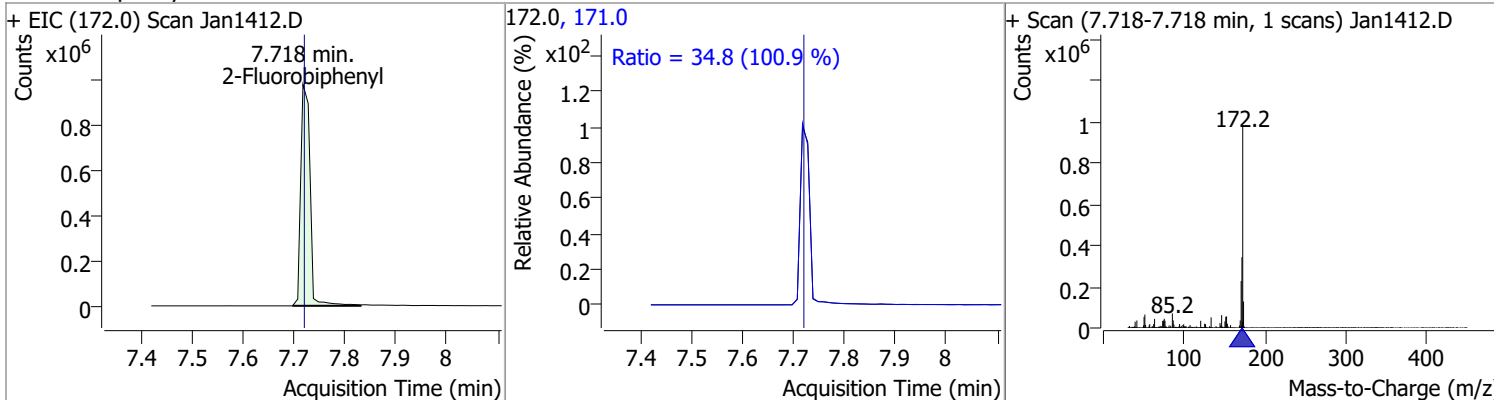
Compound	Conc.	Exp RT	QIon	Exp Ratio	QIon	Exp Ratio
2-Methylnaphthalene	N.D.	7.26	142.0	115.4	115.0	41.6
+ EIC (141.0) Scan Jan1412.D			141.0, 142.0, 115.0			
						
1-Methylnaphthalene	N.D.	7.37	142.0	110.2	115.0	43.1
+ EIC (141.0) Scan Jan1412.D			141.0, 142.0, 115.0			
						
Hexachlorocyclopentadiene	N.D.	7.45	238.9	65.0	234.9	62.3
+ EIC (236.9) Scan Jan1412.D			236.9, 238.9, 234.9			
						
2,4,6-Trichlorophenol	N.D.	7.63	198.0	95.1		
+ EIC (196.0) Scan Jan1412.D			196.0, 198.0			
						

Quantitation Results Report (QT Reviewed)

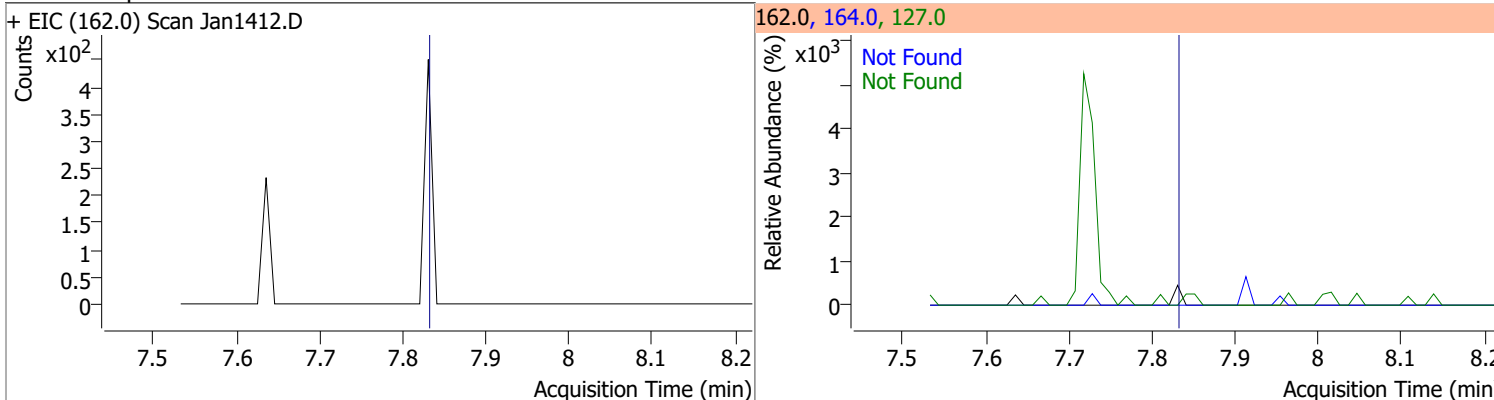
Compound	Conc.	Exp RT	QIon	Exp Ratio
2,4,5-Trichlorophenol	N.D.	7.68	198.0	95.5



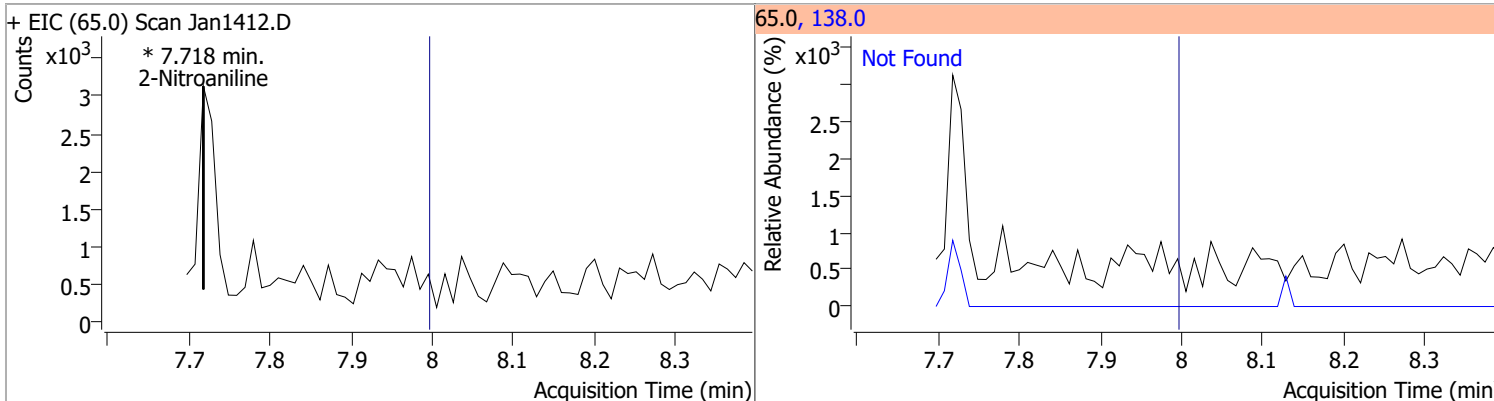
Compound	Conc.	RT	Dev(Min)	Resp.	QIon	QRatio	Lower	Upper
2-Fluorobiphenyl	69.0777	7.72	0.00	1231927	171.0	34.8	24.2	44.9



Compound	Conc.	Exp RT	QIon	Exp Ratio	QIon	Exp Ratio
2-Chloronaphthalene	N.D.	7.83	127.0	37.9	164.0	32.3

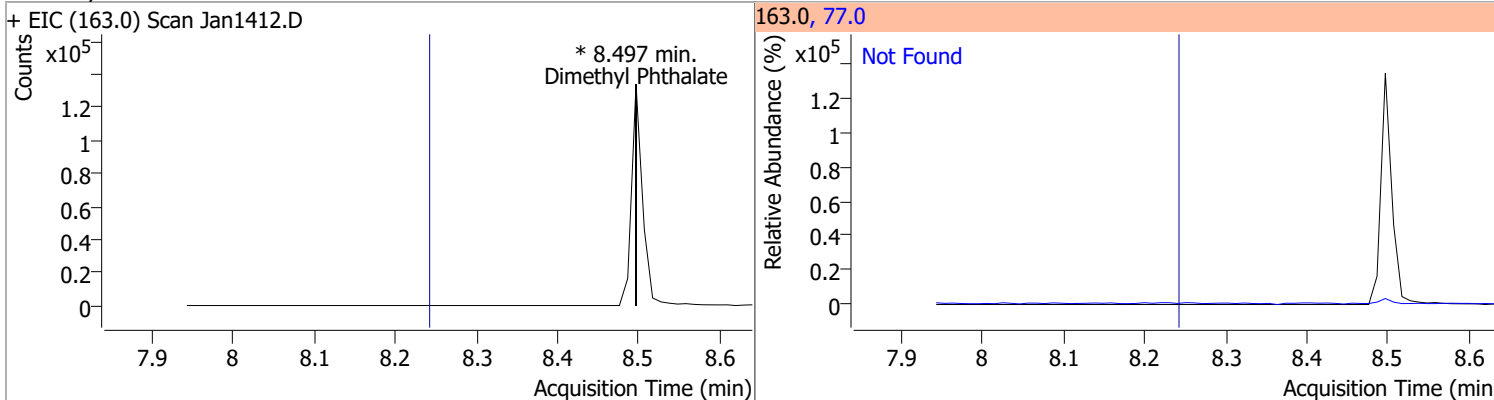


Compound	Conc.	RT	Dev(Min)	Resp.	QIon	QRatio	Lower	Upper
2-Nitroaniline	0	0	0	0	138.0	75.4	75.4	140.1

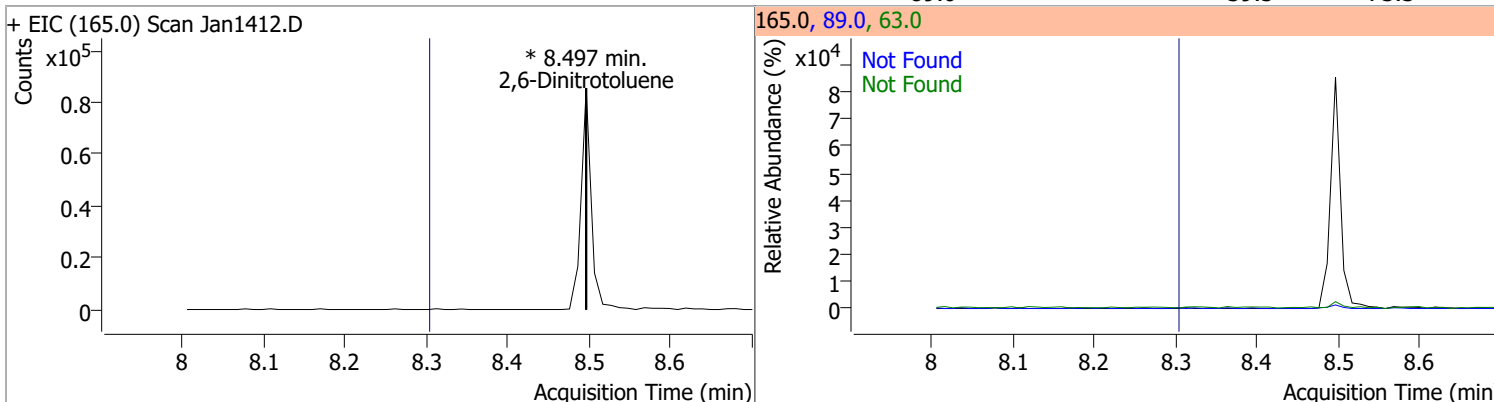


Quantitation Results Report (QT Reviewed)

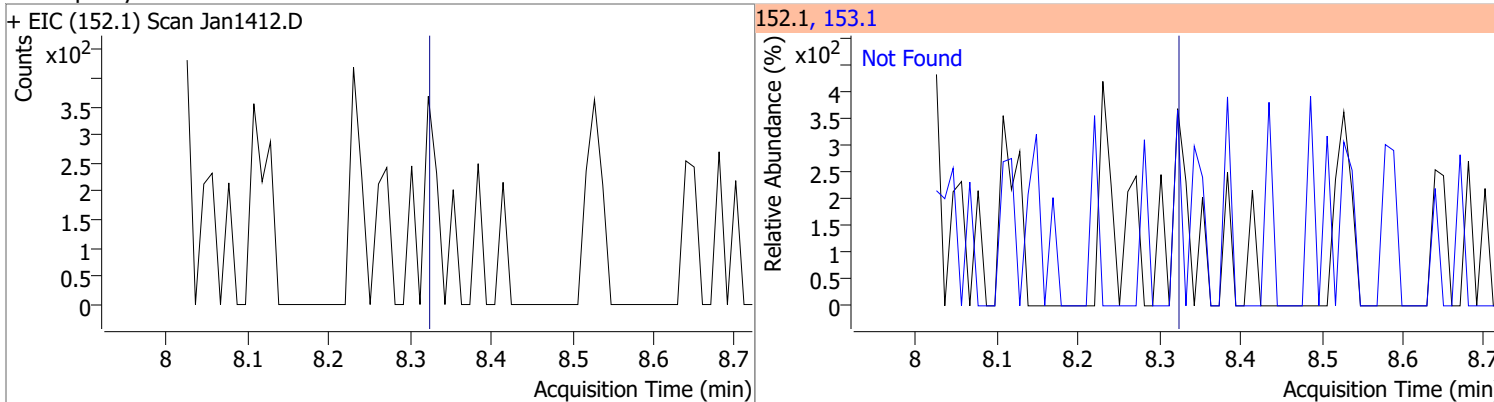
Compound	Conc.	RT	Dev(Min)	Resp.	QIon	QRatio	Lower	Upper
Dimethyl Phthalate	0	0		0	77.0		13.0	24.2



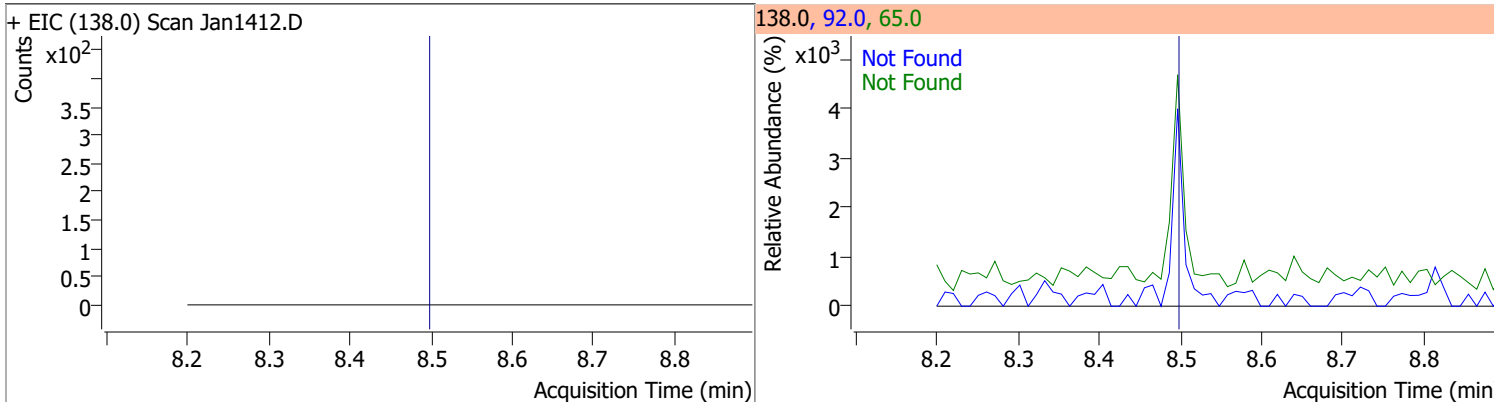
Compound	Conc.	RT	Dev(Min)	Resp.	QIon	QRatio	Lower	Upper
2,6-Dinitrotoluene	0	0		0	63.0 89.0		110.4 39.5	205.0 73.3



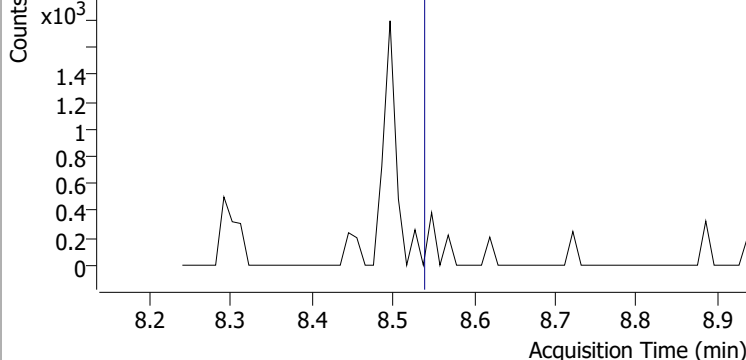
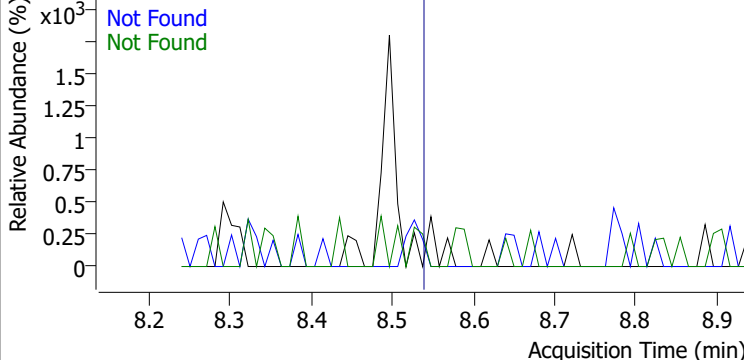
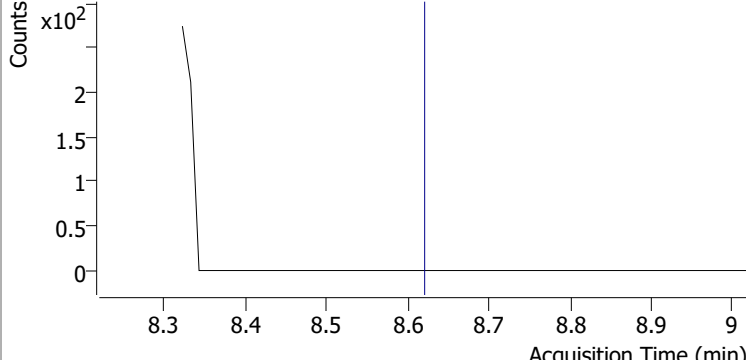
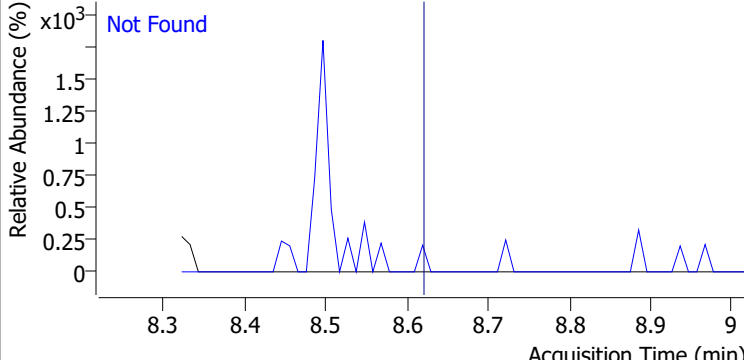
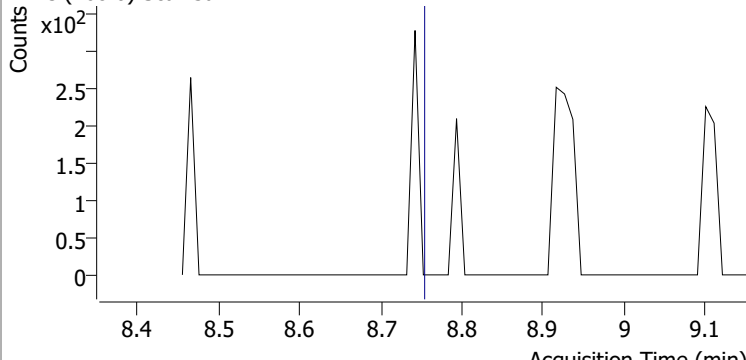
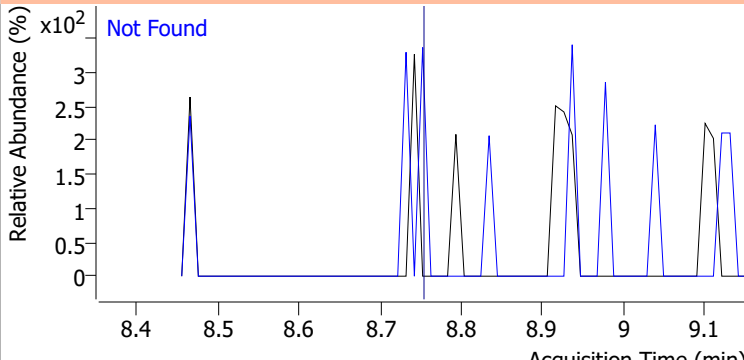
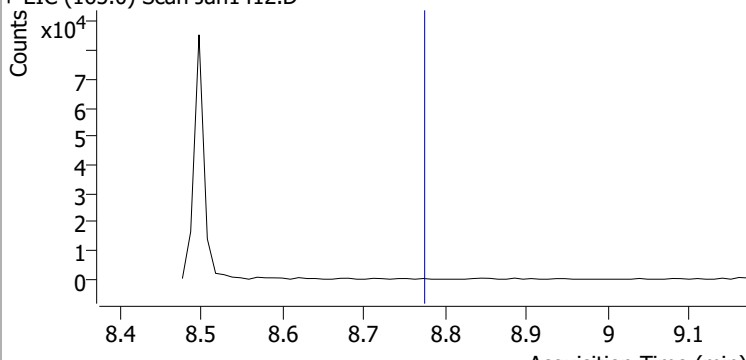
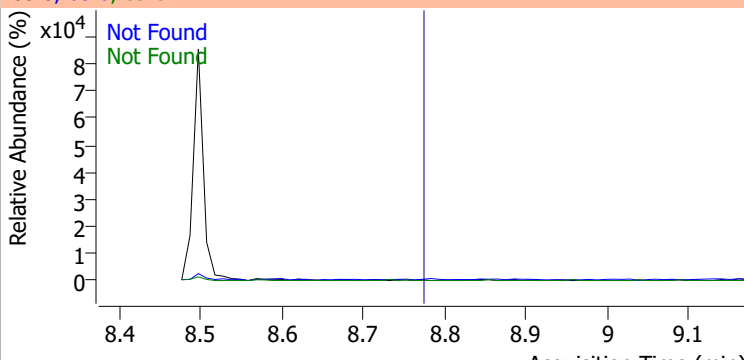
Compound	Conc.	Exp RT	QIon	Exp Ratio
Acenaphthylene	N.D.	8.32	153.1	13.8



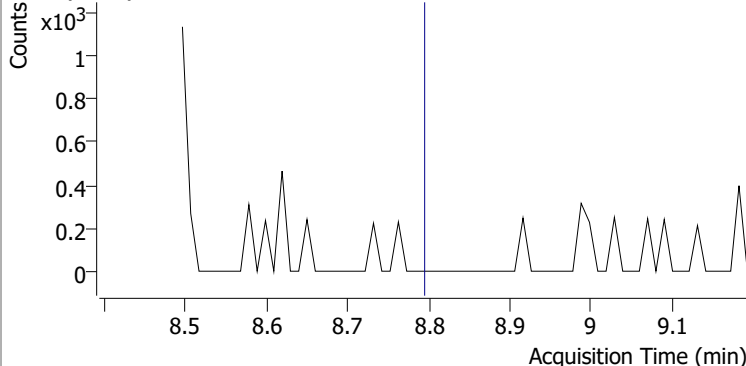
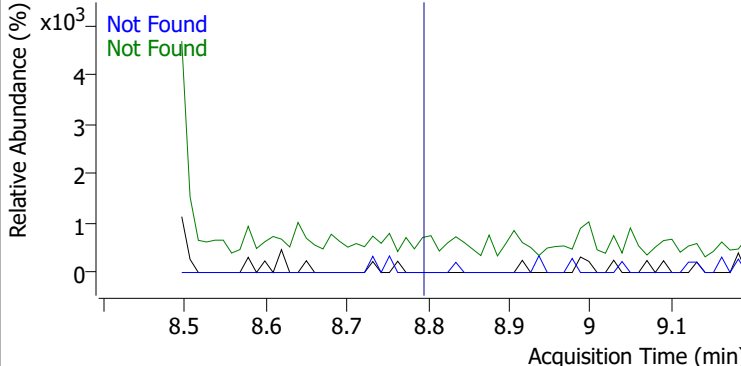
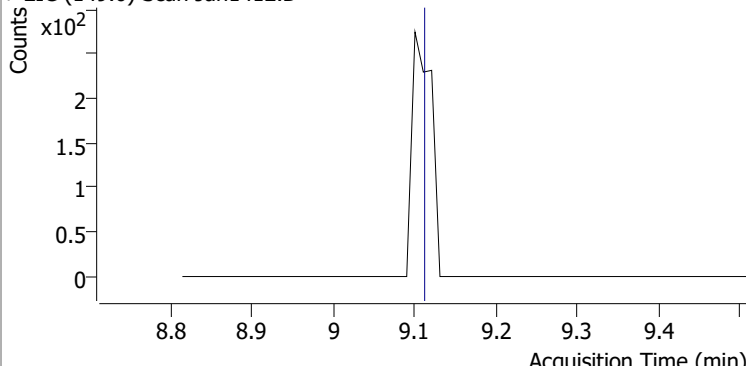
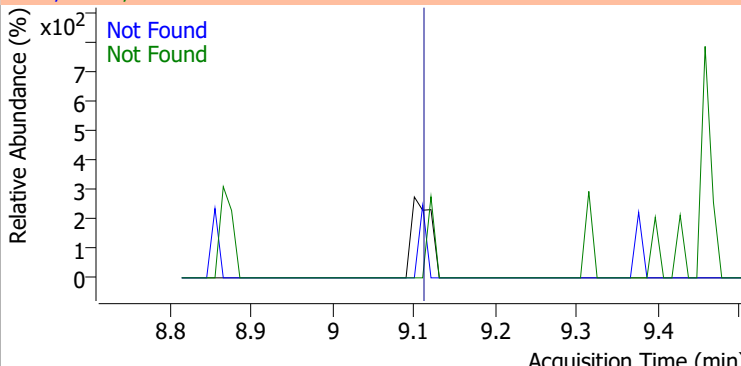
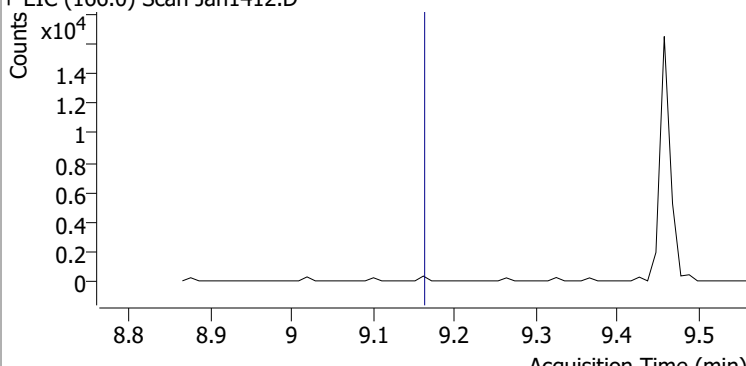
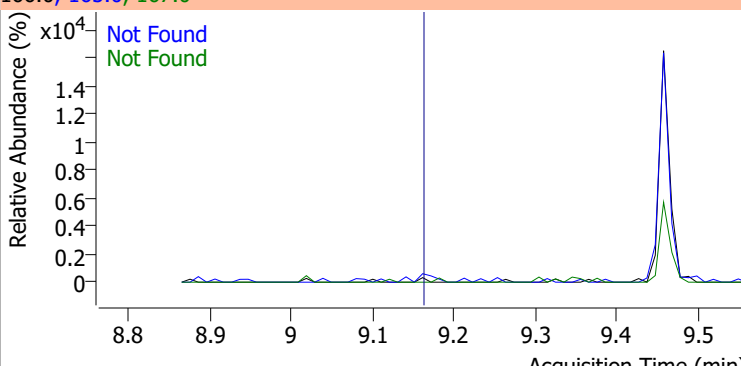
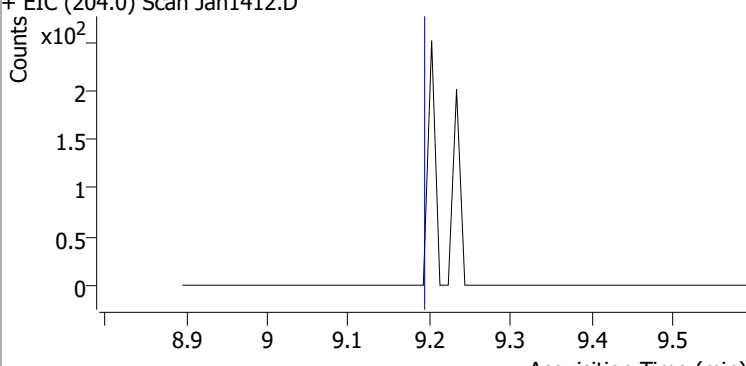
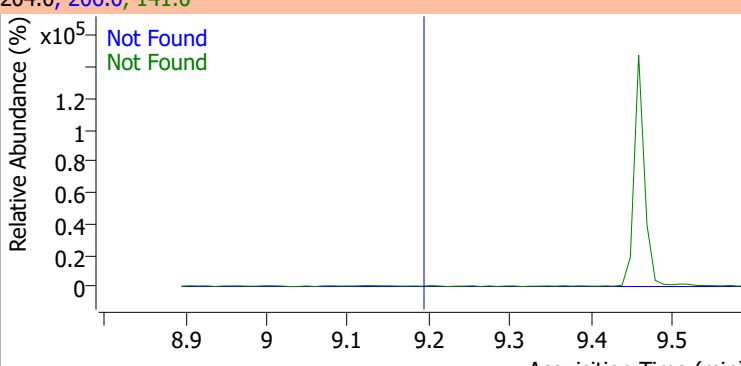
Compound	Conc.	Exp RT	QIon	Exp Ratio	QIon	Exp Ratio
3-Nitroaniline	N.D.	8.50	65.0	140.9	92.0	106.5



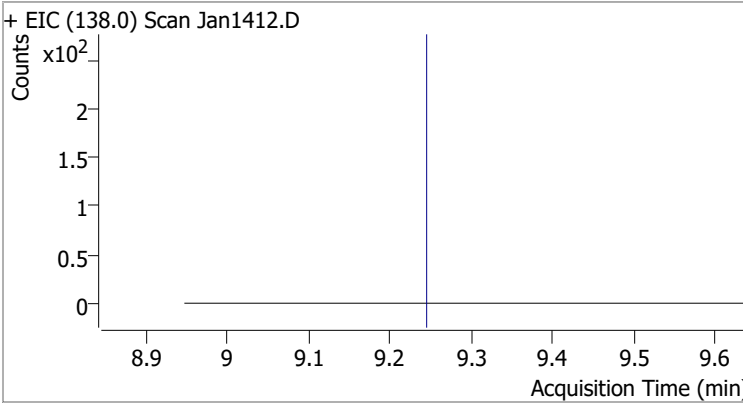
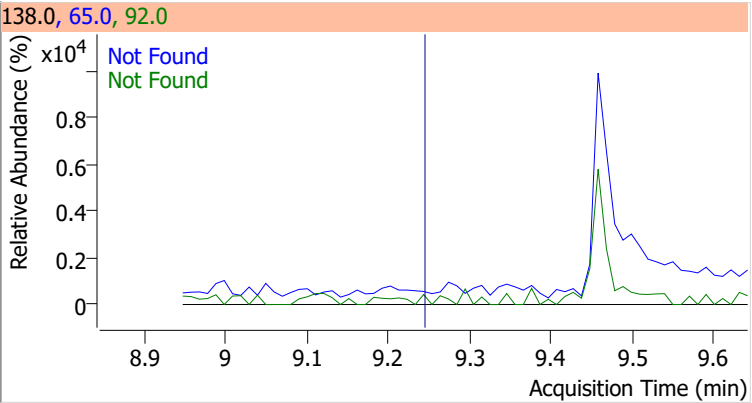
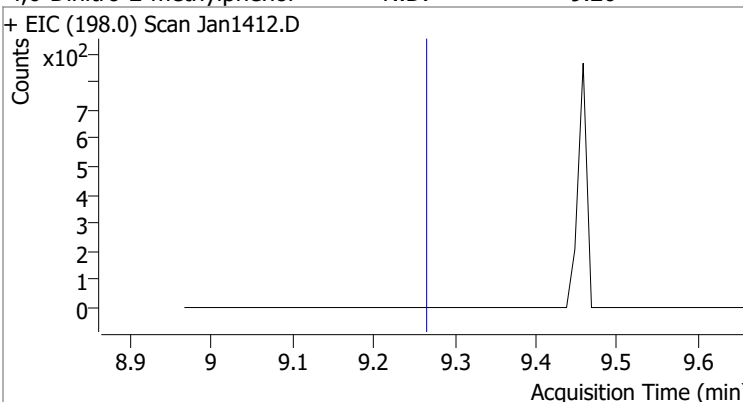
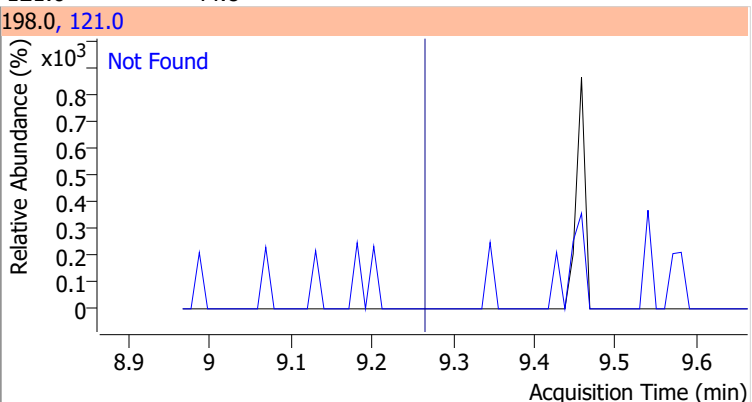
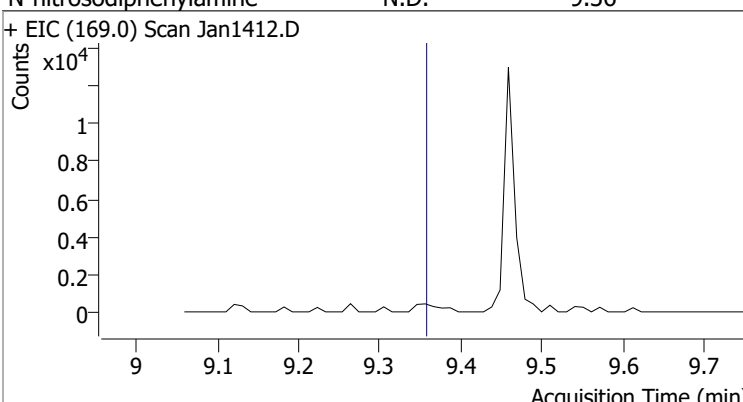
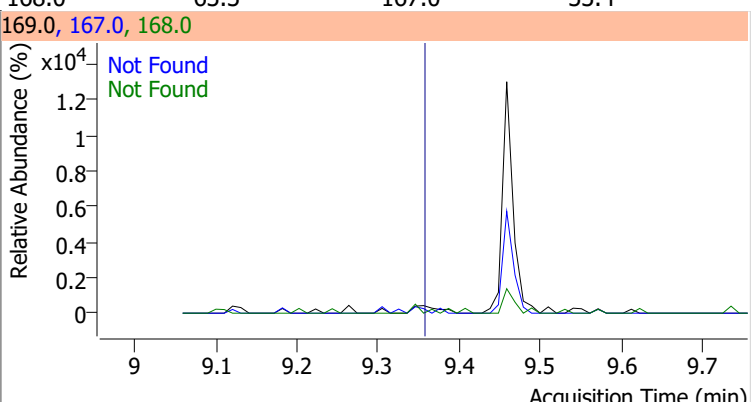
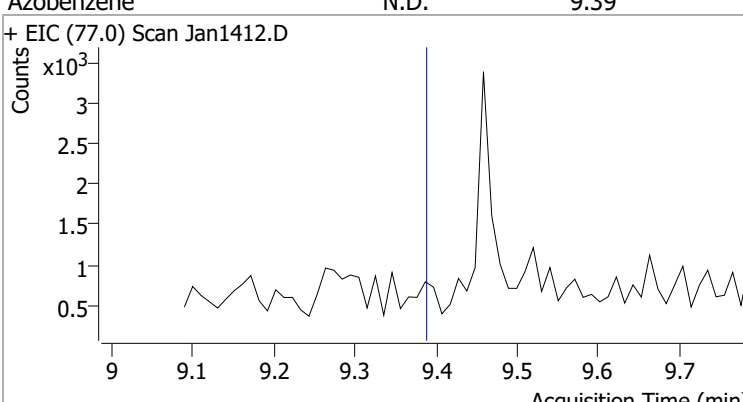
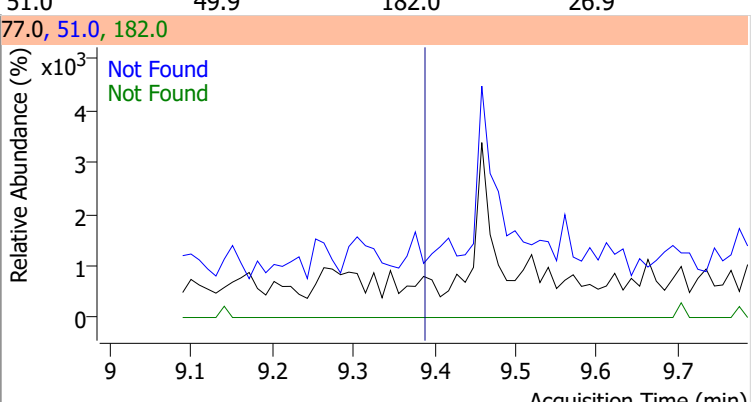
Quantitation Results Report (QT Reviewed)

Compound	Conc.	Exp RT	QIon	Exp Ratio	QIon	Exp Ratio
Acenaphthene	N.D.	8.54	153.0	109.5	152.0	52.9
+ EIC (154.0) Scan Jan1412.D			154.0, 152.0, 153.0			
						
2,4-Dinitrophenol	N.D.	8.62	154.0	60.0		
+ EIC (184.0) Scan Jan1412.D			184.0, 154.0			
						
Dibenzofuran	N.D.	8.75	139.0	38.6		
+ EIC (168.0) Scan Jan1412.D			168.0, 139.0			
						
2,4-Dinitrotoluene	N.D.	8.77	63.0	76.1	89.0	74.7
+ EIC (165.0) Scan Jan1412.D			165.0, 63.0, 89.0			
						

Quantitation Results Report (QT Reviewed)

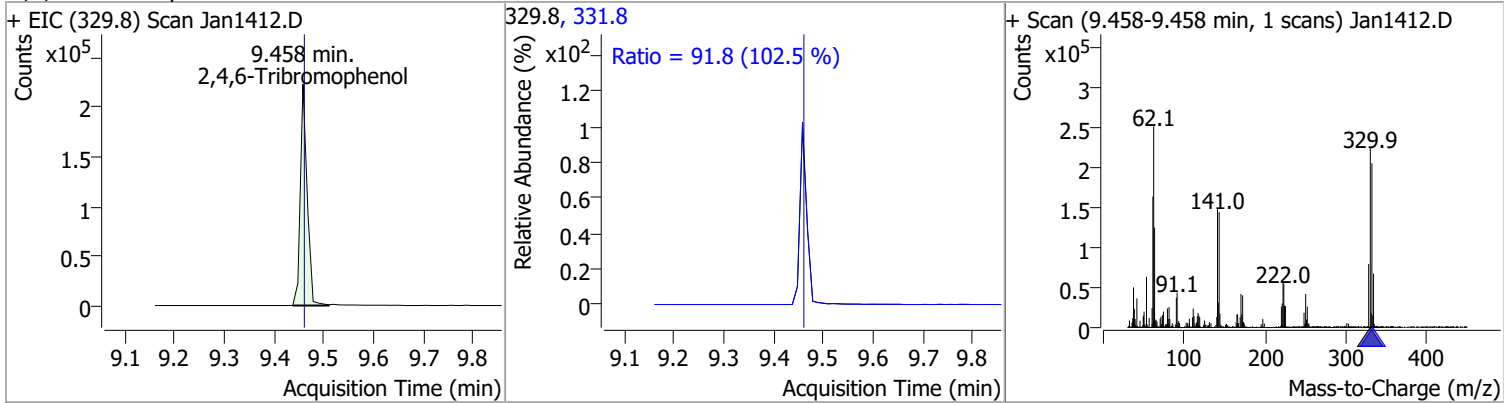
Compound	Conc.	Exp RT	QIon	Exp Ratio	QIon	Exp Ratio
4-Nitrophenol	N.D.	8.79	65.0	88.5	139.0	80.4
+ EIC (109.0) Scan Jan1412.D			109.0, 139.0, 65.0			
						
Diethylphthalate	N.D.	9.11	177.0	20.7	150.0	12.6
+ EIC (149.0) Scan Jan1412.D			149.0, 177.0, 150.0			
						
Fluorene	N.D.	9.16	165.0	93.4	167.0	12.9
+ EIC (166.0) Scan Jan1412.D			166.0, 165.0, 167.0			
						
4-Chlorophenyl-phenylether	N.D.	9.19	141.0	62.3	206.0	33.9
+ EIC (204.0) Scan Jan1412.D			204.0, 206.0, 141.0			
						

Quantitation Results Report (QT Reviewed)

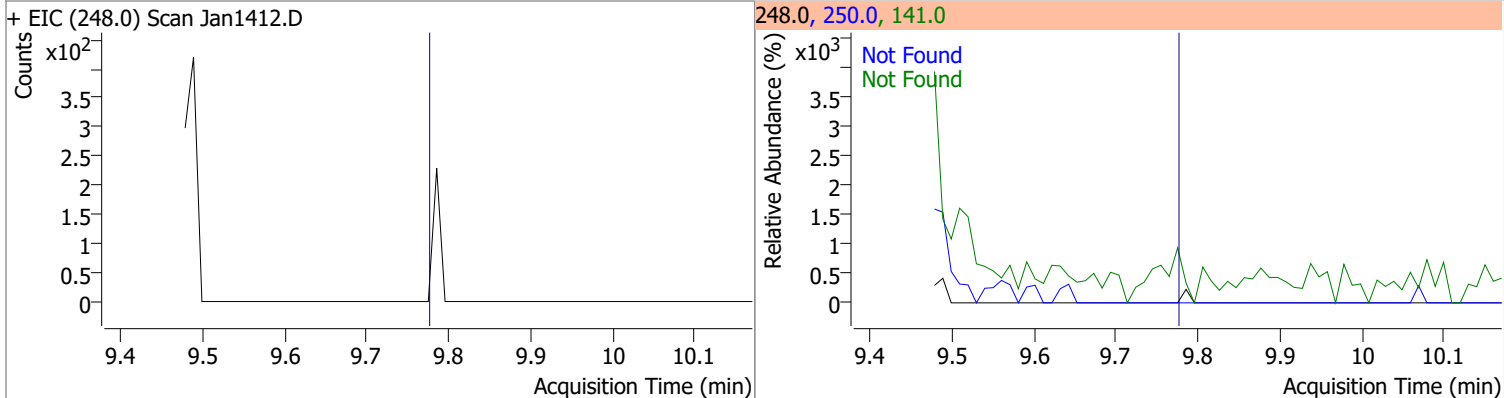
Compound	Conc.	Exp RT	QIon	Exp Ratio	QIon	Exp Ratio
4-Nitroaniline	N.D.	9.24	65.0	114.6	92.0	45.3
+ EIC (138.0) Scan Jan1412.D			138.0, 65.0, 92.0			
						
4,6-Dinitro-2-methylphenol	N.D.	9.26	121.0	44.8		
+ EIC (198.0) Scan Jan1412.D			198.0, 121.0			
						
N-nitrosodiphenylamine	N.D.	9.36	168.0	63.3	167.0	33.4
+ EIC (169.0) Scan Jan1412.D			169.0, 167.0, 168.0			
						
Azobenzene	N.D.	9.39	51.0	49.9	182.0	26.9
+ EIC (77.0) Scan Jan1412.D			77.0, 51.0, 182.0			
						

Quantitation Results Report (QT Reviewed)

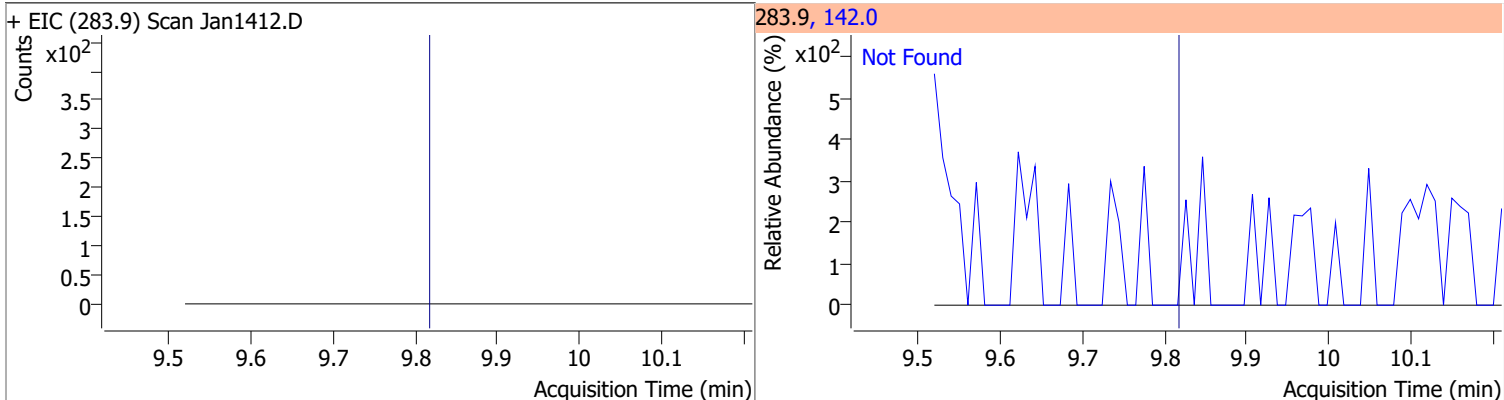
Compound	Conc.	RT	Dev(Min)	Resp.	QIon	QRatio	Lower	Upper
2,4,6-Tribromophenol	140.6614	9.46	0.00	212051	331.8	91.8	62.7	116.4



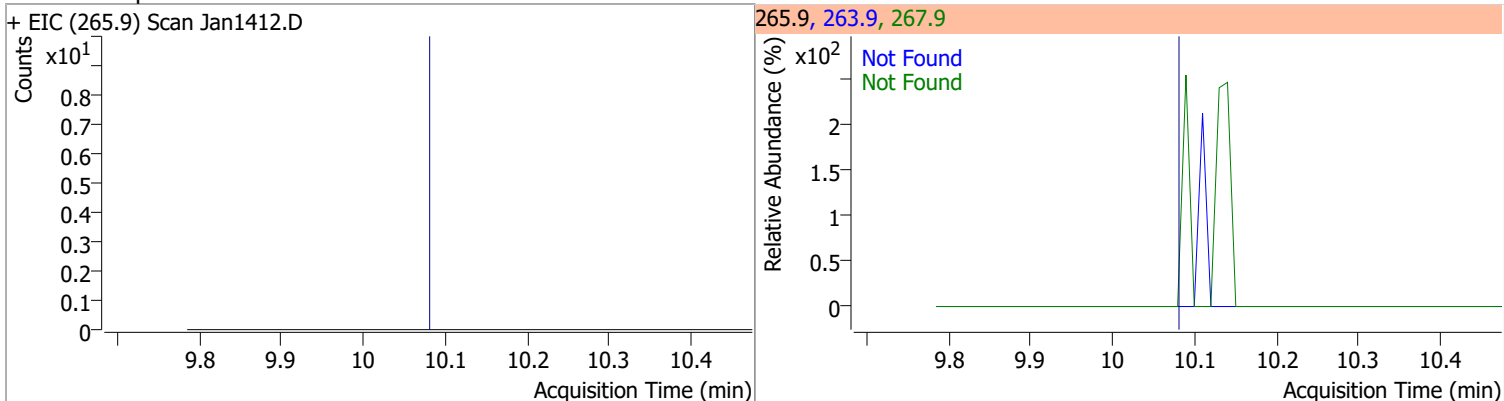
Compound	Conc.	Exp RT	QIon	Exp Ratio	QIon	Exp Ratio
4-Bromophenyl-phenylether	N.D.	9.78	250.0	98.3	141.0	96.1



Compound	Conc.	Exp RT	QIon	Exp Ratio	QIon	Exp Ratio
Hexachlorobenzene	N.D.	9.82	142.0	49.9	141.0	96.1

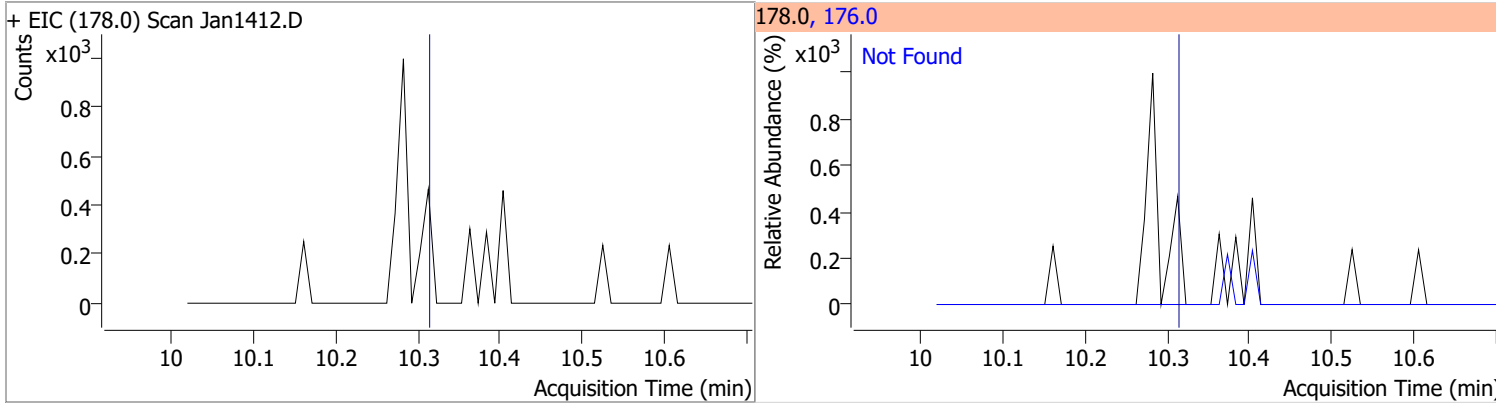


Compound	Conc.	Exp RT	QIon	Exp Ratio	QIon	Exp Ratio
Pentachlorophenol	N.D.	10.08	263.9	67.0	267.9	63.6

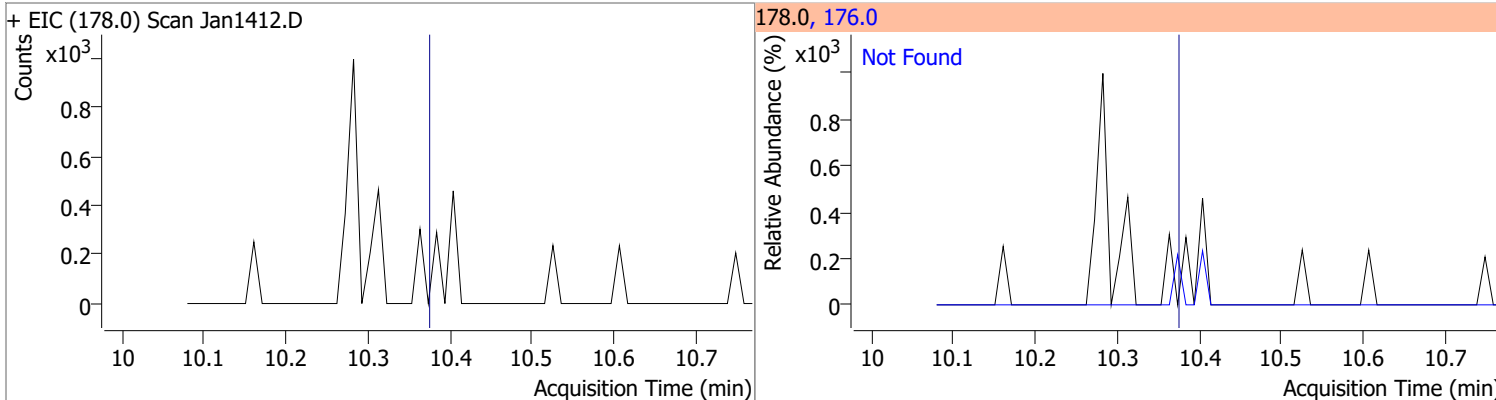


Quantitation Results Report (QT Reviewed)

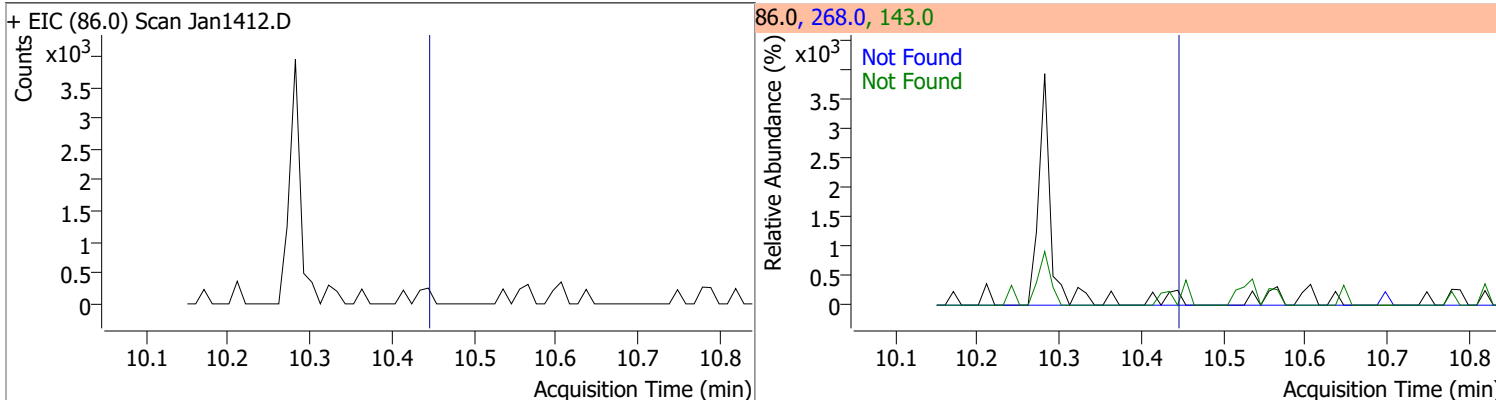
Compound	Conc.	Exp RT	QIon	Exp Ratio
Phenanthrene	N.D.	10.31	176.0	19.3



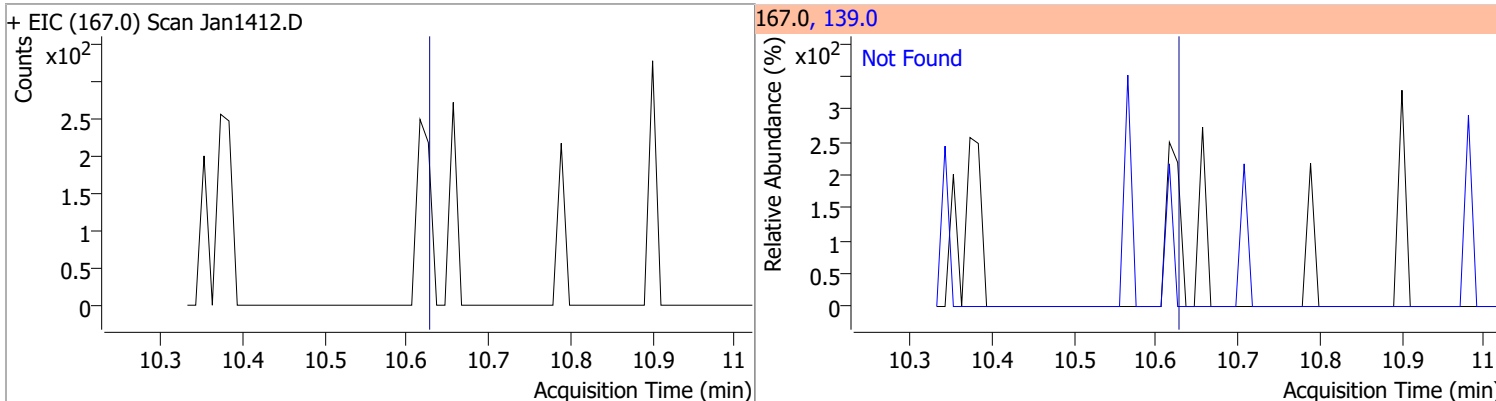
Compound	Conc.	Exp RT	QIon	Exp Ratio
Anthracene	N.D.	10.37	176.0	18.4



Compound	Conc.	Exp RT	QIon	Exp Ratio	QIon	Exp Ratio
Triallate	N.D.	10.44	268.0	26.7	143.0	24.9

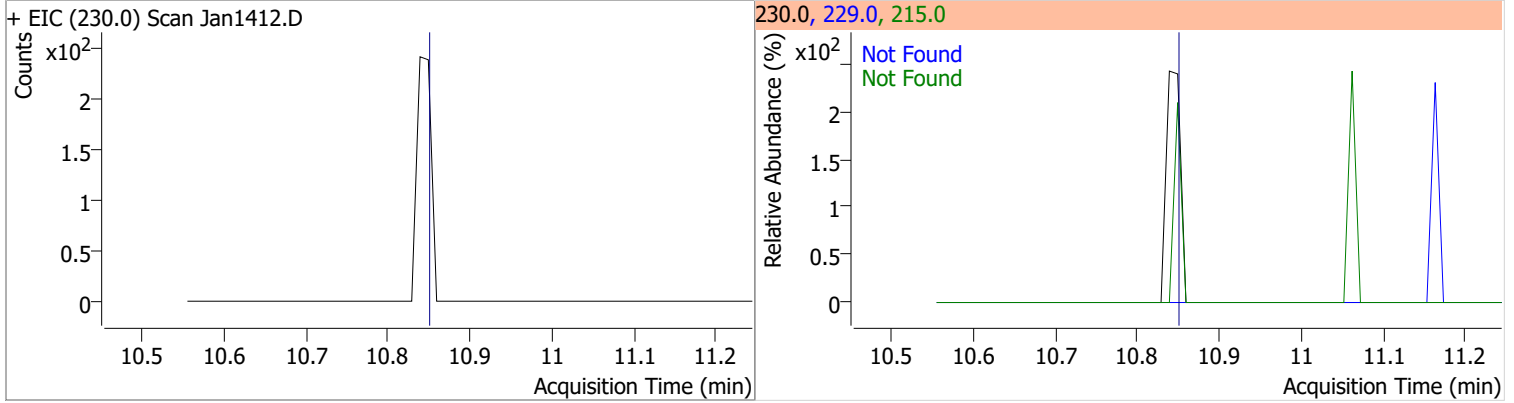


Compound	Conc.	Exp RT	QIon	Exp Ratio
Carbazole	N.D.	10.63	139.0	12.8

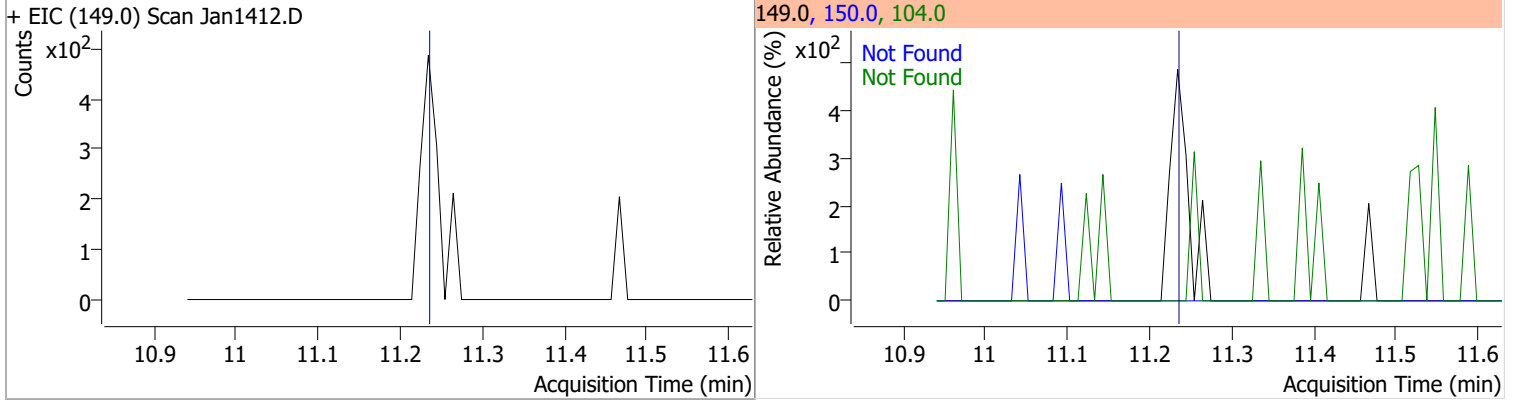


Quantitation Results Report (QT Reviewed)

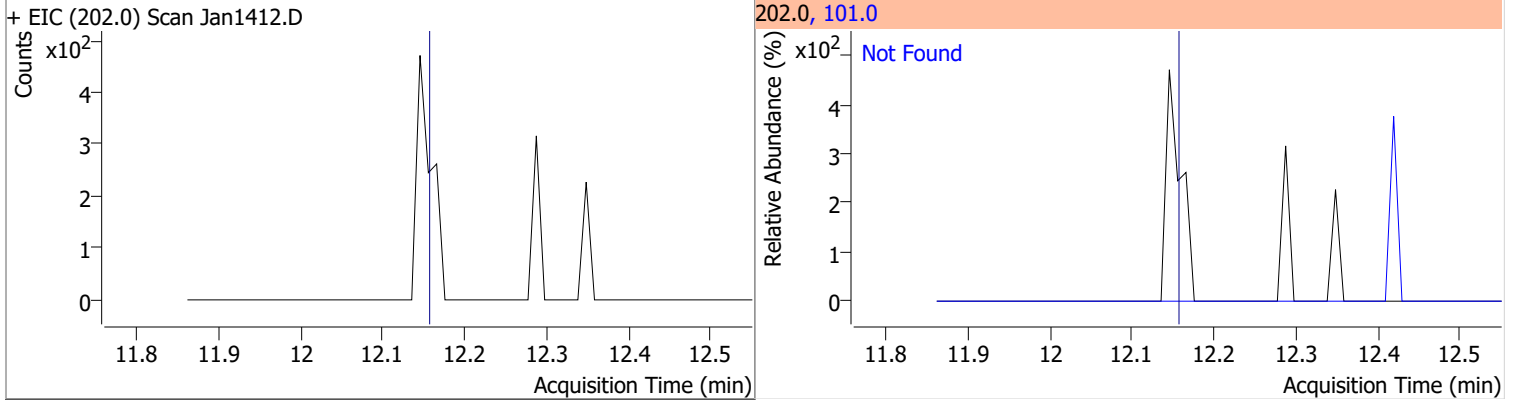
Compound	Conc.	Exp RT	QIon	Exp Ratio	QIon	Exp Ratio
o-Terphenyl	N.D.	10.85	229.0	64.1	215.0	36.5



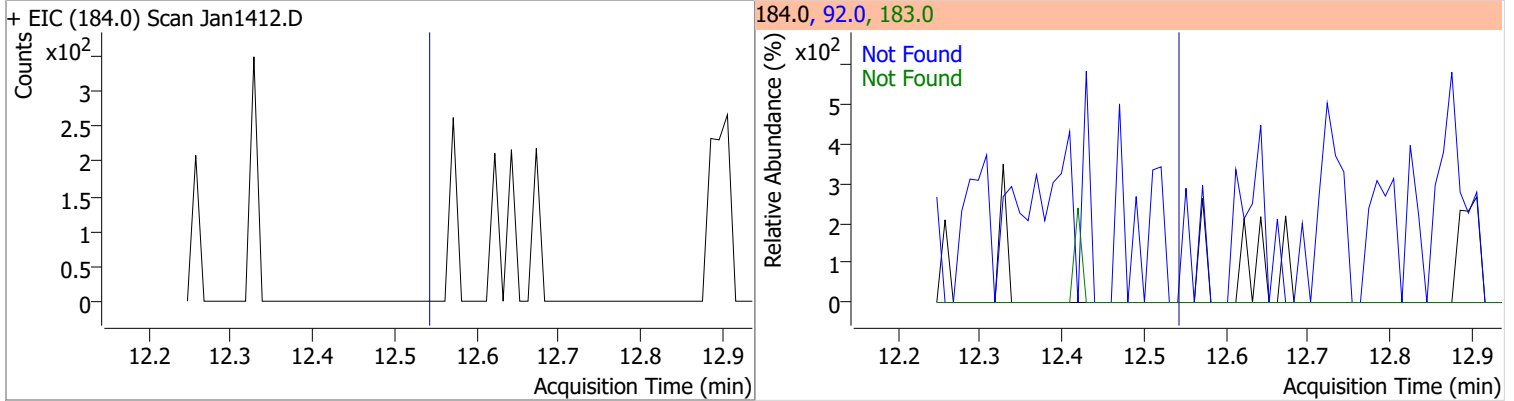
Compound	Conc.	Exp RT	QIon	Exp Ratio	QIon	Exp Ratio
Di-n-Butylphthalate	N.D.	11.23	150.0	9.1	104.0	6.1



Compound	Conc.	Exp RT	QIon	Exp Ratio
Fluoranthene	N.D.	12.16	101.0	12.8

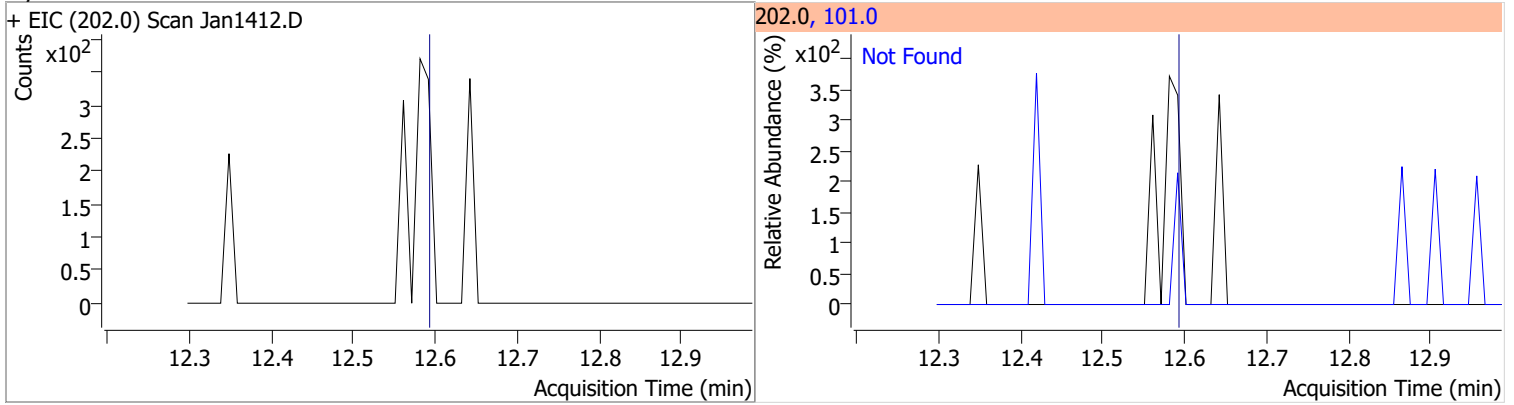


Compound	Conc.	Exp RT	QIon	Exp Ratio	QIon	Exp Ratio
Benzidine	N.D.	12.54	183.0	13.1	92.0	8.1

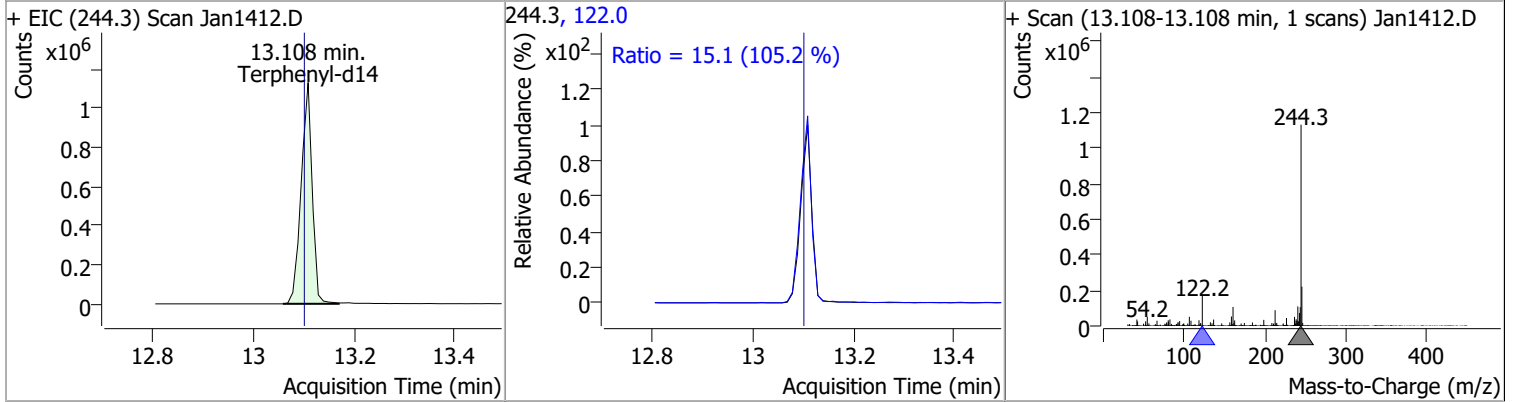


Quantitation Results Report (QT Reviewed)

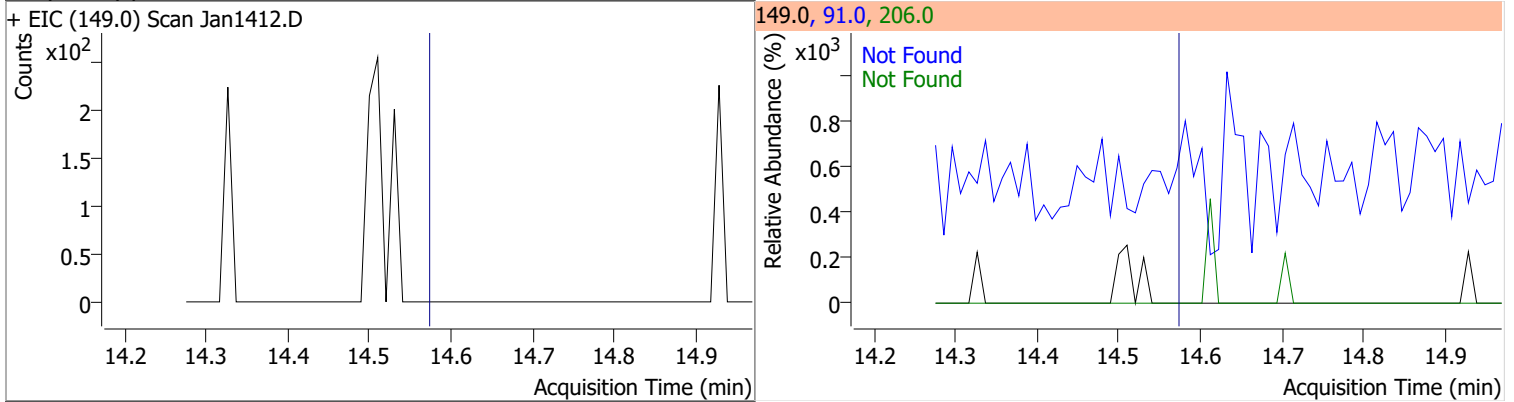
Compound	Conc.	Exp RT	QIon	Exp Ratio
Pyrene	N.D.	12.59	101.0	14.6



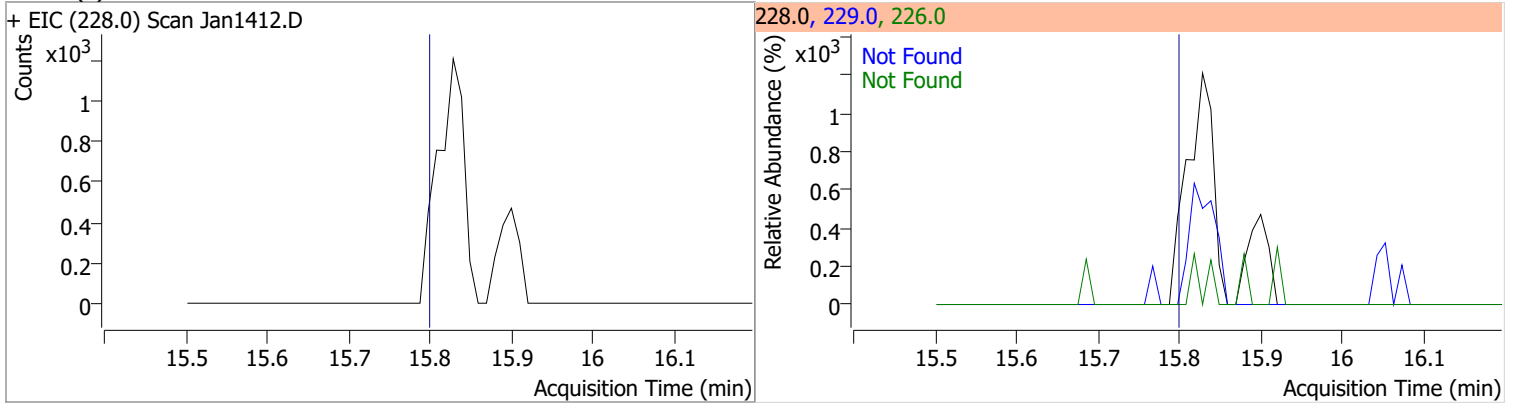
Compound	Conc.	RT	Dev(Min)	Resp.	QIon	QRatio	Lower	Upper
Terphenyl-d14	98.5302	13.11	0.01	1721005	122.0	15.1	10.1	18.7



Compound	Conc.	Exp RT	QIon	Exp Ratio	QIon	Exp Ratio
Butylbenzylphthalate	N.D.	14.58	91.0	81.7	206.0	17.9

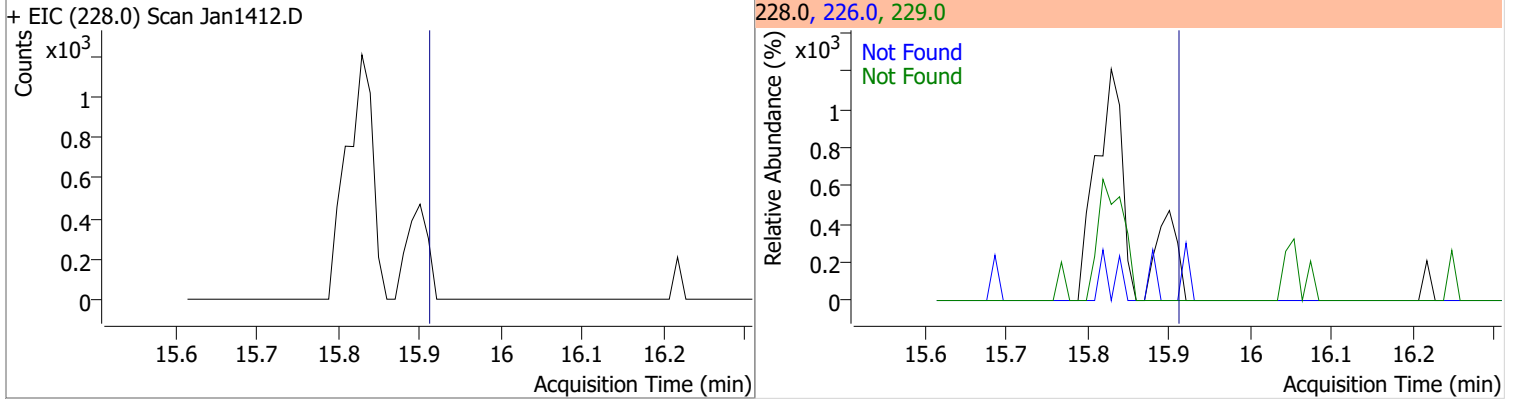


Compound	Conc.	Exp RT	QIon	Exp Ratio	QIon	Exp Ratio
Benzo(a)Anthracene	N.D.	15.81	226.0	27.1	229.0	21.0

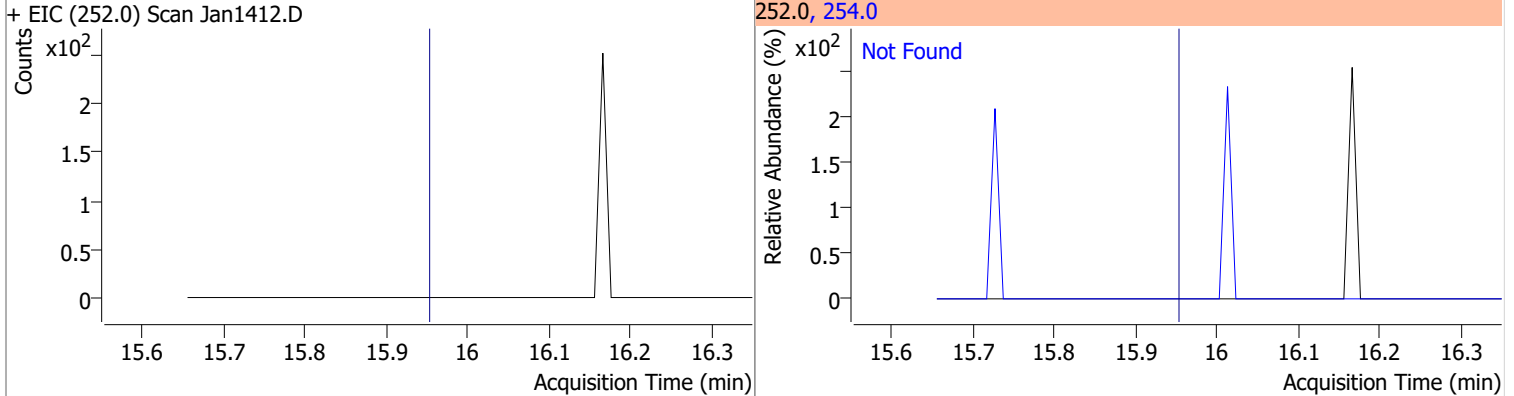


Quantitation Results Report (QT Reviewed)

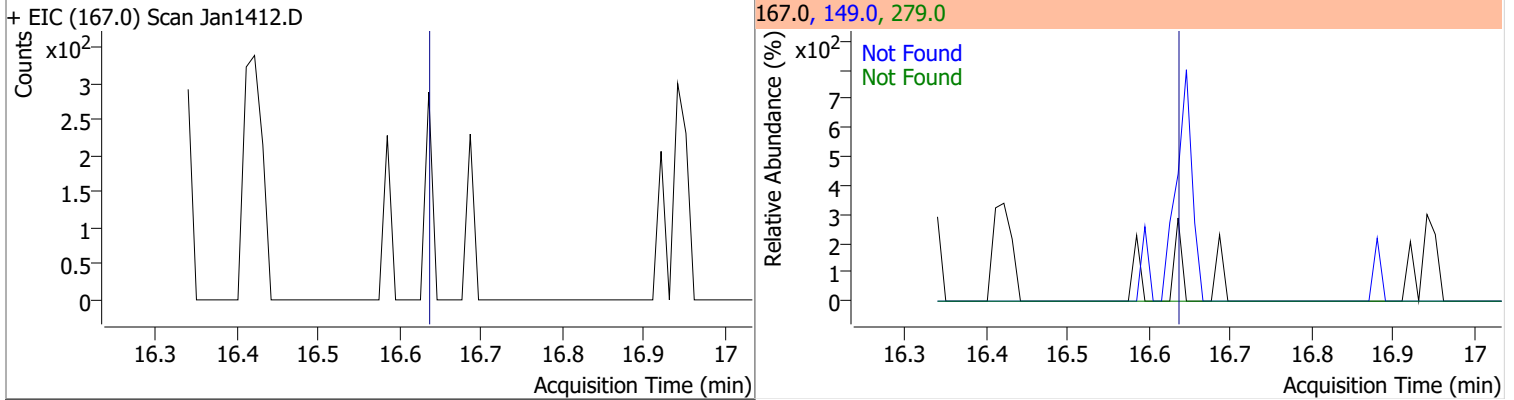
Compound	Conc.	Exp RT	QIon	Exp Ratio	QIon	Exp Ratio
Chrysene	N.D.	15.92	226.0	29.9	229.0	20.4



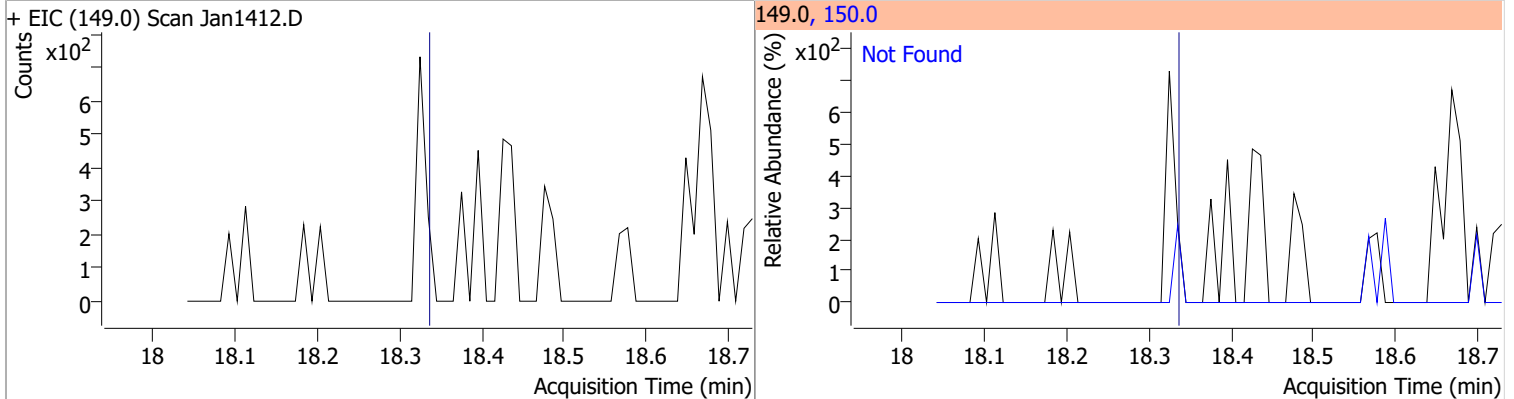
Compound	Conc.	Exp RT	QIon	Exp Ratio
3,3-Dichlorobenzidine	N.D.	15.96	254.0	64.7



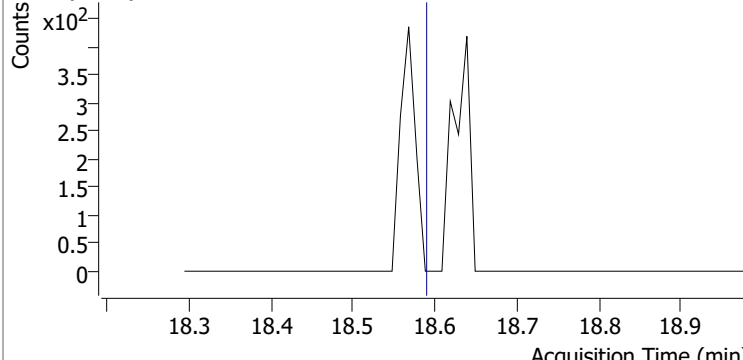
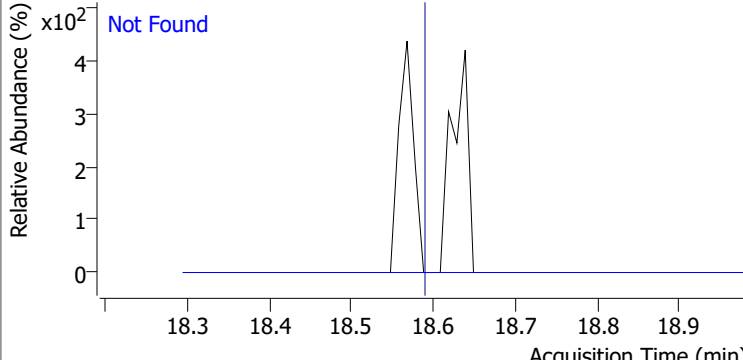
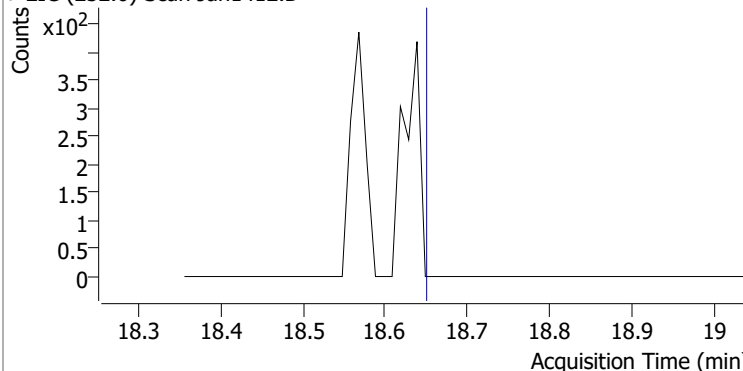
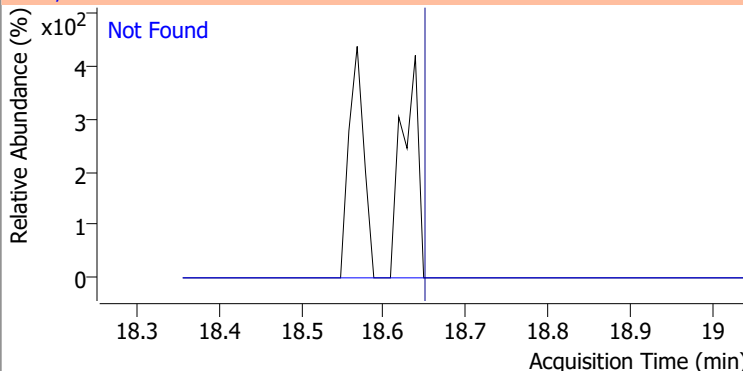
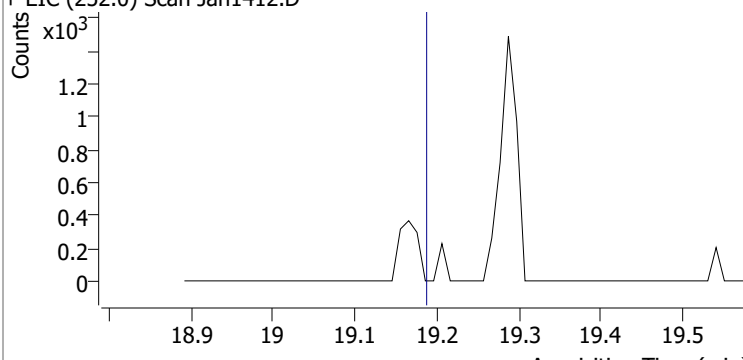
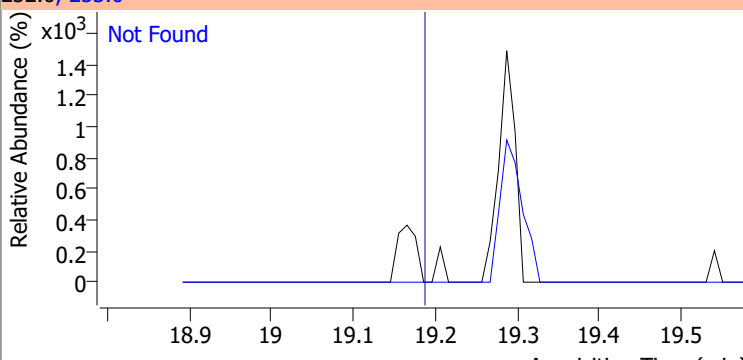
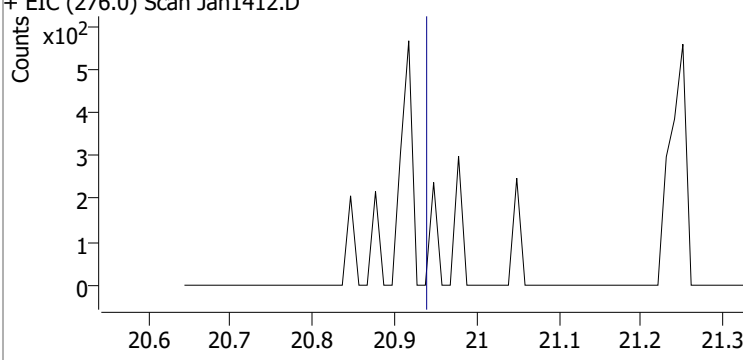
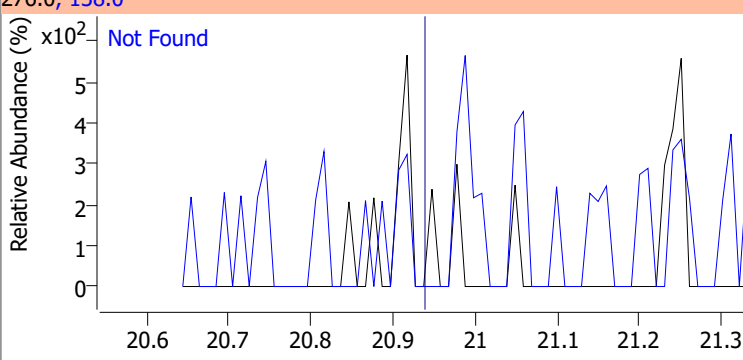
Compound	Conc.	Exp RT	QIon	Exp Ratio	QIon	Exp Ratio
bis(2-ethylhexyl)Phthalate	N.D.	16.65	149.0	397.1	279.0	15.6



Compound	Conc.	Exp RT	QIon	Exp Ratio
Di-n-octyl Phthalate	N.D.	18.34	150.0	9.5

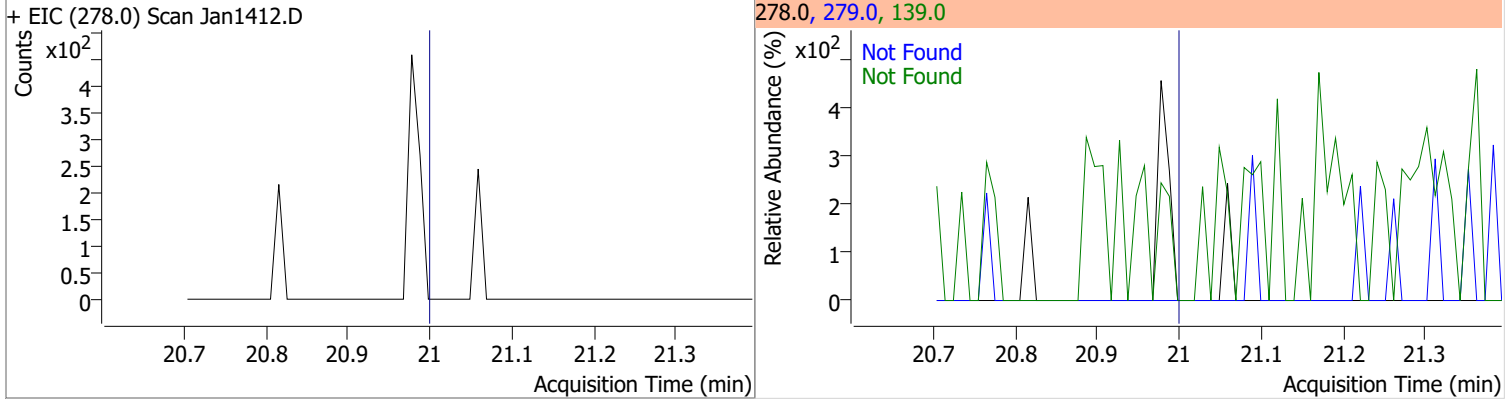


Quantitation Results Report (QT Reviewed)

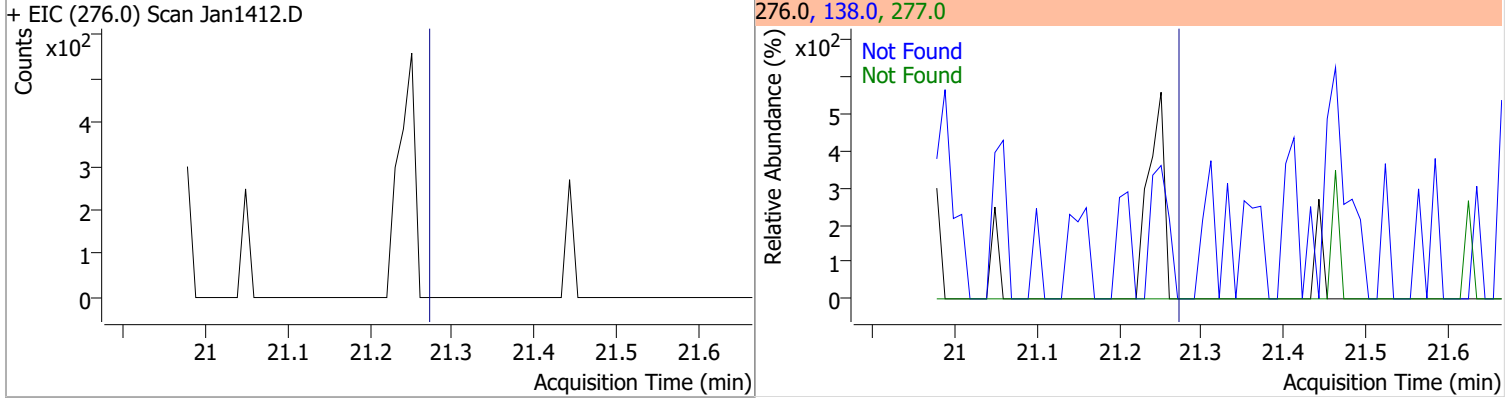
Compound	Conc.	Exp RT	QIon	Exp Ratio
Benzo(b)fluoranthene	N.D.	18.59	253.0	22.0
+ EIC (252.0) Scan Jan1412.D			252.0, 253.0	
				
Benzo(k)fluoranthene	N.D.	18.65	253.0	21.9
+ EIC (252.0) Scan Jan1412.D			252.0, 253.0	
				
Benzo(a)pyrene	N.D.	19.19	253.0	22.0
+ EIC (252.0) Scan Jan1412.D			252.0, 253.0	
				
Indeno(1,2,3-c,d)pyrene	N.D.	20.94	138.0	29.9
+ EIC (276.0) Scan Jan1412.D			276.0, 138.0	
				

Quantitation Results Report (QT Reviewed)

Compound	Conc.	Exp RT	QIon	Exp Ratio	QIon	Exp Ratio
Dibenzo(a,h)anthracene	N.D.	21.00	279.0	25.2	139.0	23.8

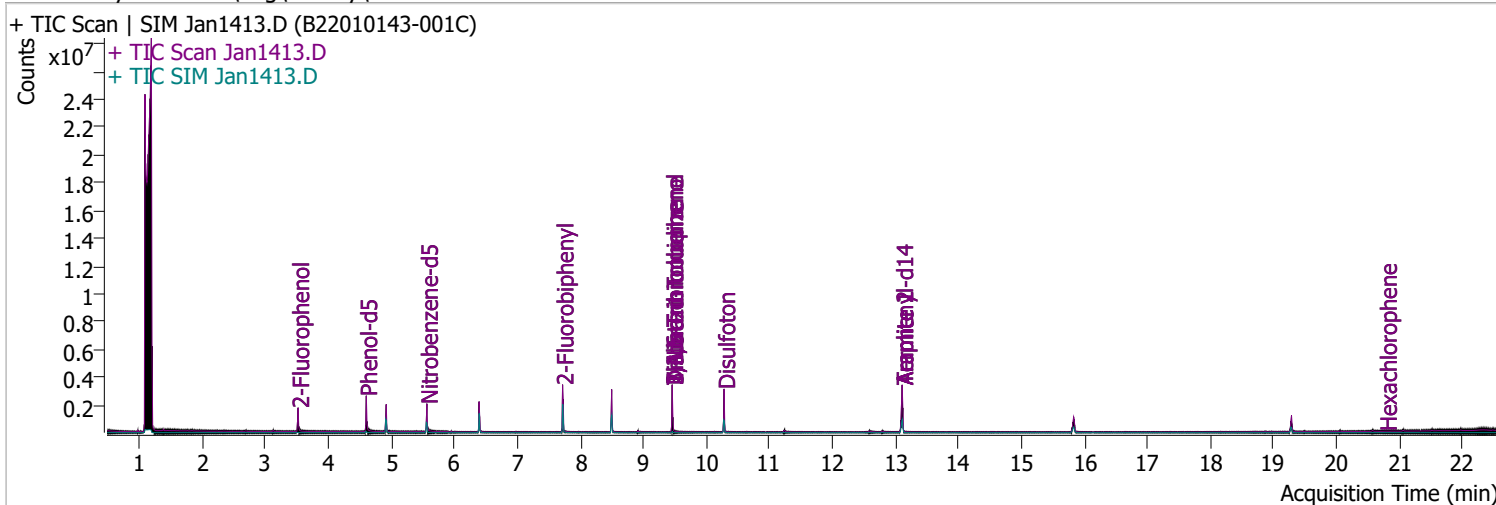


Compound	Conc.	Exp RT	QIon	Exp Ratio	QIon	Exp Ratio
Benzo(g,h,i)perylene	N.D.	21.27	138.0	32.0	277.0	23.8



Quantitation Results Report (QT Reviewed)

Data File	Jan1413.D	Operator	LIMS import
Acq. Method	BNA+SIM.M	Acq. Date-Time	1/14/2022 7:30:33 PM
Sample Name	B22010143-001C	Instrument	Instrument #1
Vial	13	Multiplier	1.00
DA Method File		Comment	SVOC-8270-W-LARGO
Tune File	dftppdsm.u	Tune Date	1/7/2022 12:13:00 PM
Batch Name	011422 DoD BNA.batch.bin	Last Calib Update	1/18/2022 11:27:22 AM
Ref Library	D:\Org\Library\NIST129K.l		



Compound	RT	QIon	Resp.	Conc.	Units	Dev(Min)
----------	----	------	-------	-------	-------	----------

Internal Standards

System Monitoring Compounds

S 2-Fluorophenol	3.520	112.0	460232	64.5414	µg/L	0.010
Spiked Amount: 200.000	Range: 10.0 - 75.0%			Recovery = 32.27%		
S Phenol-d5	4.603	99.0	738273	77.5546	µg/L	0.000
Spiked Amount: 200.000	Range: 10.0 - 65.0%			Recovery = 38.78%		
S Nitrobenzene-d5	5.563	82.0	386554	74.6566	µg/L	0.000
Spiked Amount: 100.000	Range: 32.0 - 94.0%			Recovery = 74.66%		
S 2-Fluorobiphenyl	7.718	172.0	1267743	69.6290	µg/L	0.000
Spiked Amount: 100.000	Range: 28.0 - 107.0%			Recovery = 69.63%		
S 2,4,6-Tribromophenol	9.458	329.8	259932	167.5463	µg/L	0.000
Spiked Amount: 200.000	Range: 25.0 - 140.0%			Recovery = 83.77%		
S Terphenyl-d14	13.108	244.3	1765267	100.7753	µg/L	0.010
Spiked Amount: 100.000	Range: 32.0 - 122.0%			Recovery = 100.78%		

Target Compounds

Target Compounds	RT	QIon	Resp.	Conc.	Units	Dev(Min)	QValue
T N-Nitrosodimethylamine	0.000		0	N.D.			
T Pyridine	0.000		0	N.D.			
T Aniline	0.000		0	N.D.			
T Phenol	0.000		0	N.D.			
T bis(-2-Chloroethyl)Ether	0.000		0	N.D.			
T 2-Chlorophenol	0.000		0	N.D.			
T 1,3-Dichlorobenzene	0.000		0	N.D.			
T 1,4-Dichlorobenzene	0.000		0	N.D.			
T 1,2-Dichlorobenzene	0.000		0	N.D.			
T Benzyl Alcohol	0.000		0	N.D.			
T bis(2-chloroisopropyl)Ether	0.000		0	N.D.			
T 2-Methylphenol	0.000		0	N.D.			
T N-nitroso-Di-n-propylamine	5.563	70.0	0		µg/L	md	1
T 4Methylphenol/3Methylphenol	0.000		0	N.D.			
T Hexachloroethane	0.000		0	N.D.			

Quantitation Results Report (QT Reviewed)

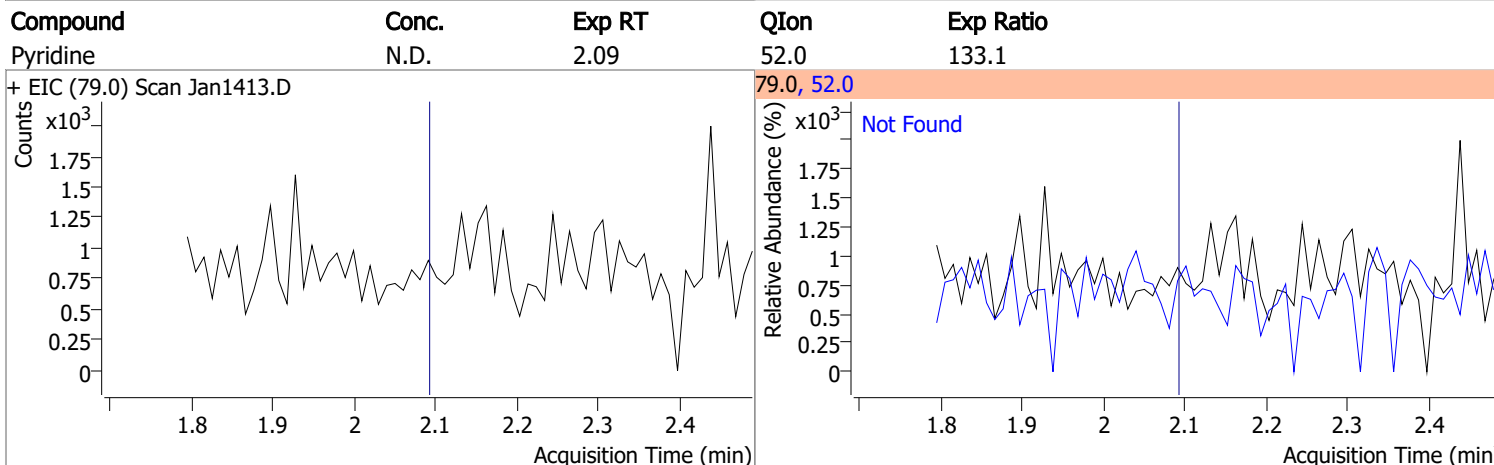
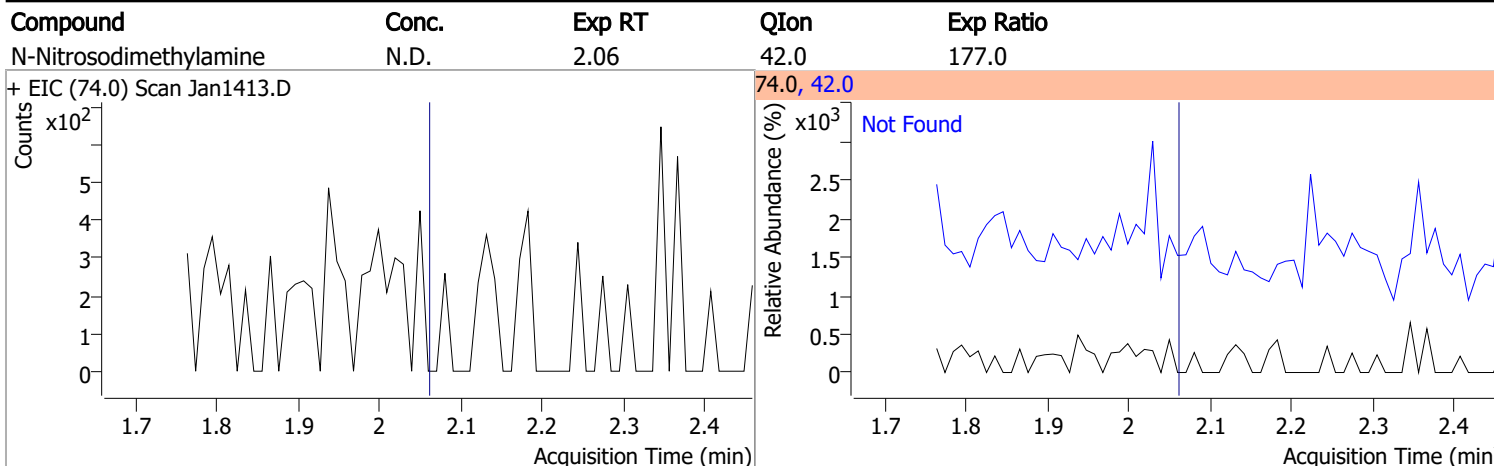
Compound	RT	QIon	Resp.	Conc.	Units	Dev(Min)
T Nitrobenzene	0.000		0	N.D.		
T Isophorone	0.000		0	N.D.		
T 2-Nitrophenol	0.000		0	N.D.		
T 2,4-Dimethylphenol	0.000		0	N.D.		
T bis(-2-Chloroethoxy)Methane	0.000		0	N.D.		
T 2,4-Dichlorophenol	0.000		0	N.D.		
T Benzoic Acid	0.000		0	N.D.		
T 1,2,4-Trichlorobenzene	0.000		0	N.D.		
T Naphthalene	0.000		0	N.D.		
T 4-Chlorophenol	0.000		0	N.D.		
T p-Chloroaniline	0.000		0	N.D.		
T Hexachlorobutadiene	0.000		0	N.D.		
T 4-Chloro-2-Methylphenol	0.000		0	N.D.		
T 4-Chloro-3-Methylphenol	0.000		0	N.D.		
T 2-Methylnaphthalene	0.000		0	N.D.		
T 1-Methylnaphthalene	0.000		0	N.D.		
T Hexachlorocyclopentadiene	0.000		0	N.D.		
T 2,4,6-Trichlorophenol	0.000		0	N.D.		
T 2,4,5-Trichlorophenol	0.000		0	N.D.		
T 2-Chloronaphthalene	0.000		0	N.D.		
T 2-Nitroaniline	7.718	65.0	0		µg/L md	1
T Dimethyl Phthalate	8.497	163.0	0		µg/L md	1
T 2,6-Dinitrotoluene	8.497	165.0	0		µg/L md	1
T Acenaphthylene	0.000		0	N.D.		
T 3-Nitroaniline	0.000		0	N.D.		
T Acenaphthene	0.000		0	N.D.		
T 2,4-Dinitrophenol	0.000		0	N.D.		
T Dibenzofuran	0.000		0	N.D.		
T 2,4-Dinitrotoluene	8.558	165.0	0		µg/L md	1
T 4-Nitrophenol	0.000		0	N.D.		
T Diethylphthalate	0.000		0	N.D.		
T Fluorene	0.000		0	N.D.		
T 4-Chlorophenyl-phenylether	0.000		0	N.D.		
T 4-Nitroaniline	0.000		0	N.D.		
T 4,6-Dinitro-2-methylphenol	0.000		0	N.D.		
T N-nitrosodiphenylamine	0.000		0	N.D.		
T Azobenzene	0.000		0	N.D.		
T 4-Bromophenyl-phenylether	0.000		0	N.D.		
T Hexachlorobenzene	0.000		0	N.D.		
T Pentachlorophenol	0.000		0	N.D.		
T Phenanthrene	0.000		0	N.D.		
T Anthracene	0.000		0	N.D.		
T Triallate	0.000		0	N.D.		
T Carbazole	0.000		0	N.D.		
T o-Terphenyl	0.000		0	N.D.		
T Di-n-Butylphthalate	0.000		0	N.D.		
T Fluoranthene	0.000		0	N.D.		
T Benzidine	0.000		0	N.D.		
T Pyrene	0.000		0	N.D.		
T Butylbenzylphthalate	0.000		0	N.D.		
T Benzo(a)Anthracene	0.000		0	N.D.		
T Chrysene	0.000		0	N.D.		
T 3,3-Dichlorobenzidine	0.000		0	N.D.		
T bis(2-ethylhexyl)Phthalate	0.000		0	N.D.		
T Di-n-octyl Phthalate	0.000		0	N.D.		

Quantitation Results Report (QT Reviewed)

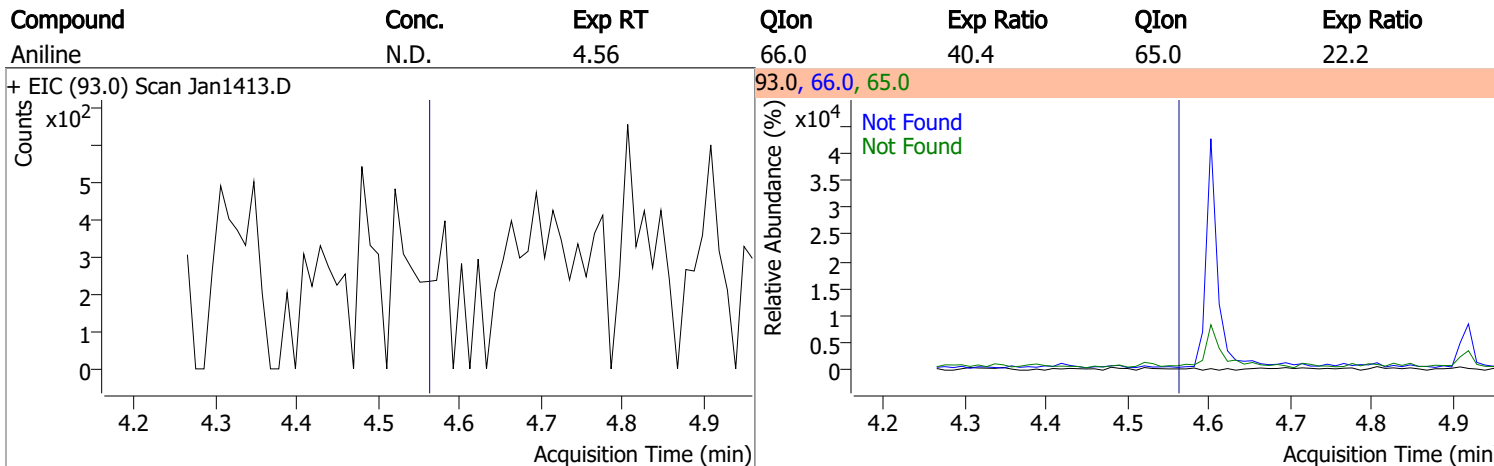
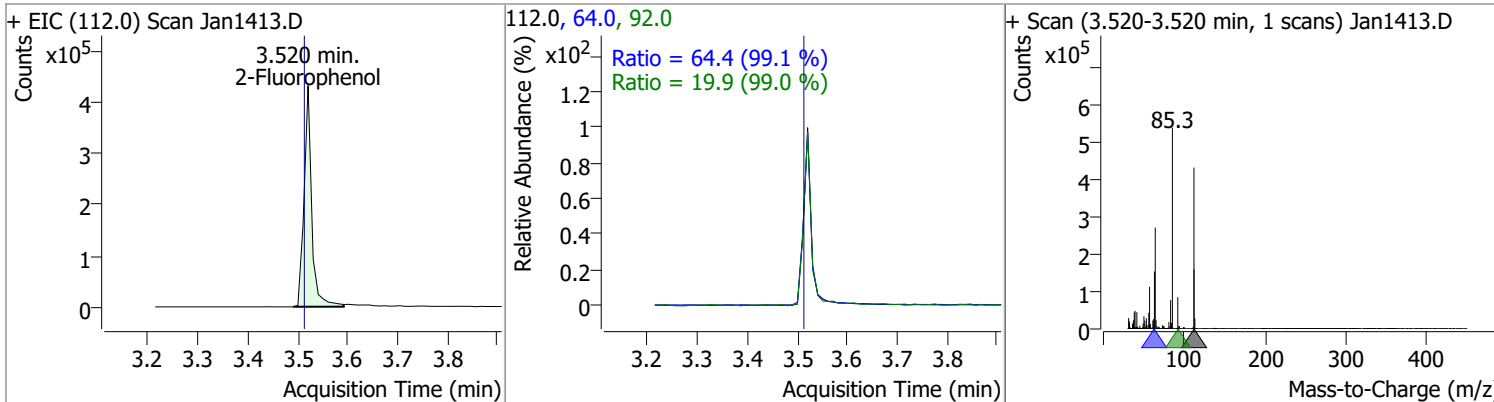
Compound	RT	QIon	Resp.	Conc.	Units	Dev(Min)
T Benzo(b)fluoranthene	0.000		0	N.D.		
T Benzo(k)fluoranthene	0.000		0	N.D.		
T Benzo(a)pyrene	0.000		0	N.D.		
T Indeno(1,2,3-c,d)pyrene	0.000		0	N.D.		
T Dibenzo(a,h)anthracene	0.000		0	N.D.		
T Benzo(g,h,i)perylene	0.000		0	N.D.		

(#) = Qualifier Out of Range; (m) = Manual Integration; (+) = Area Summed; (*) = Surrogate Percent Recovery Out of Range; (d): Zeroed Peak

Quantitation Results Report (QT Reviewed)

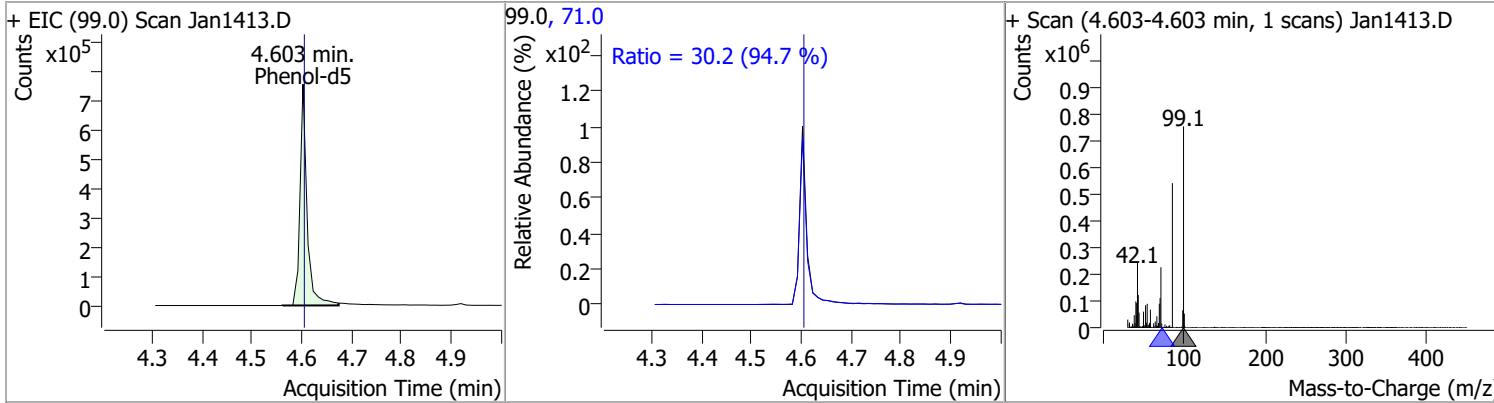


Compound	Conc.	RT	Dev(Min)	Resp.	QIon	QRatio	Lower	Upper
2-Fluorophenol	64.5414	3.52	0.01	460232	64.0	64.4	45.5	84.5
					92.0	19.9	14.1	26.2

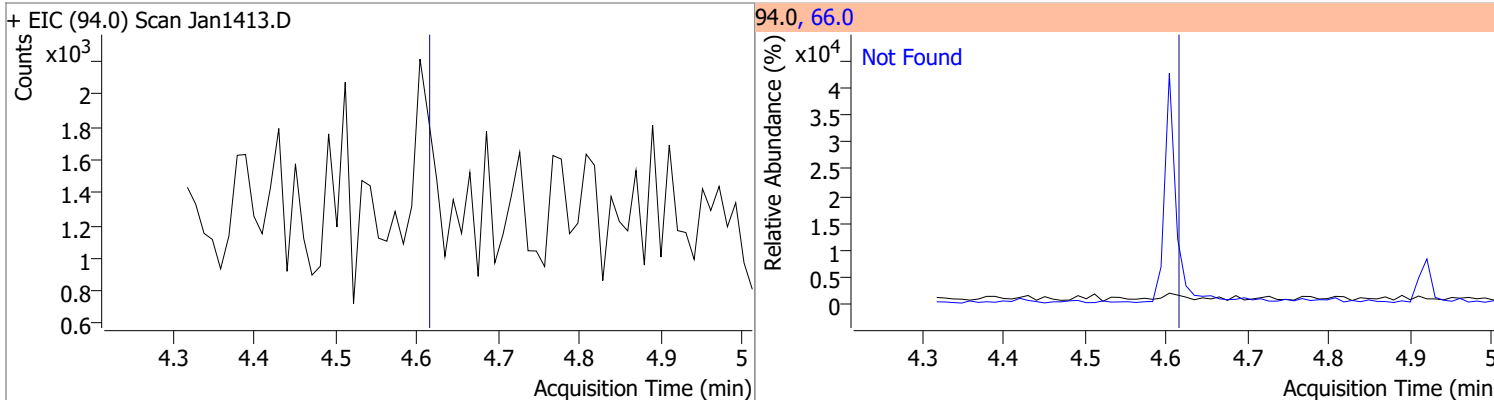


Quantitation Results Report (QT Reviewed)

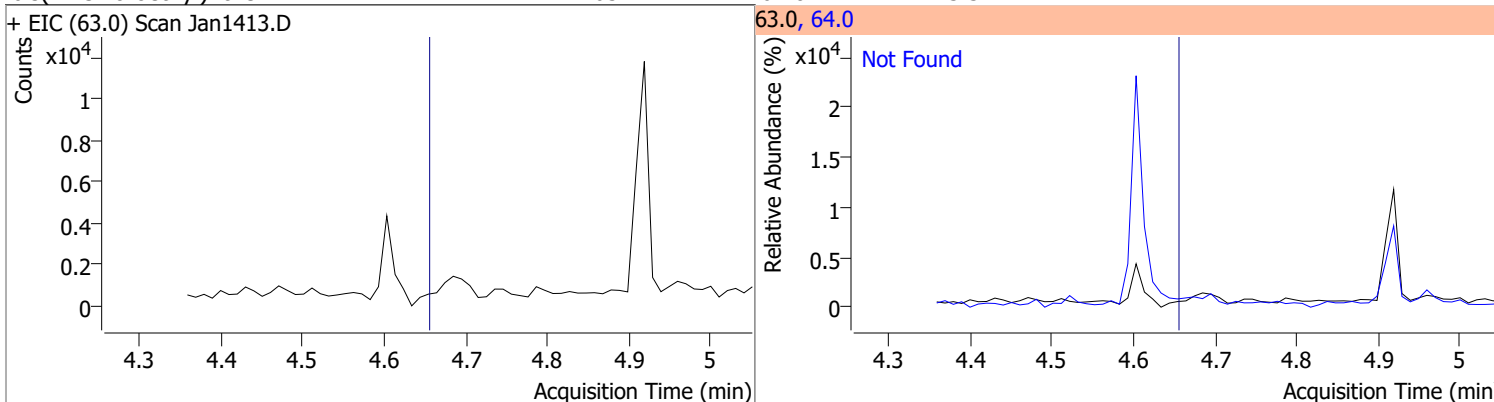
Compound	Conc.	RT	Dev(Min)	Resp.	QIon	QRatio	Lower	Upper
Phenol-d5	77.5546	4.60	0.00	738273	71.0	30.2	22.3	41.5



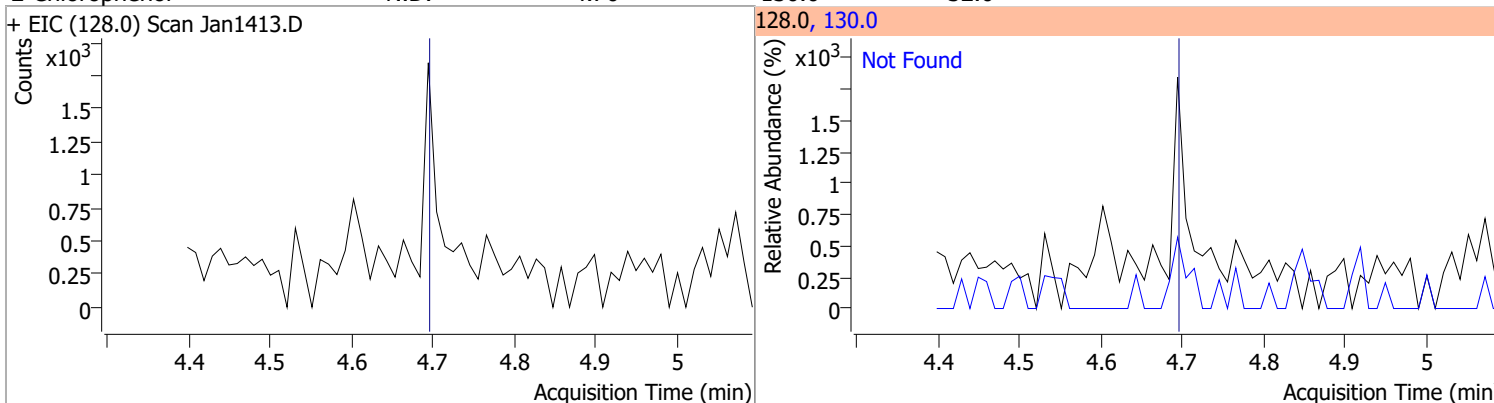
Compound	Conc.	Exp RT	QIon	Exp Ratio
Phenol	N.D.	4.61	66.0	44.7



Compound	Conc.	Exp RT	QIon	Exp Ratio
bis(-2-Chloroethyl)Ether	N.D.	4.65	64.0	3.3

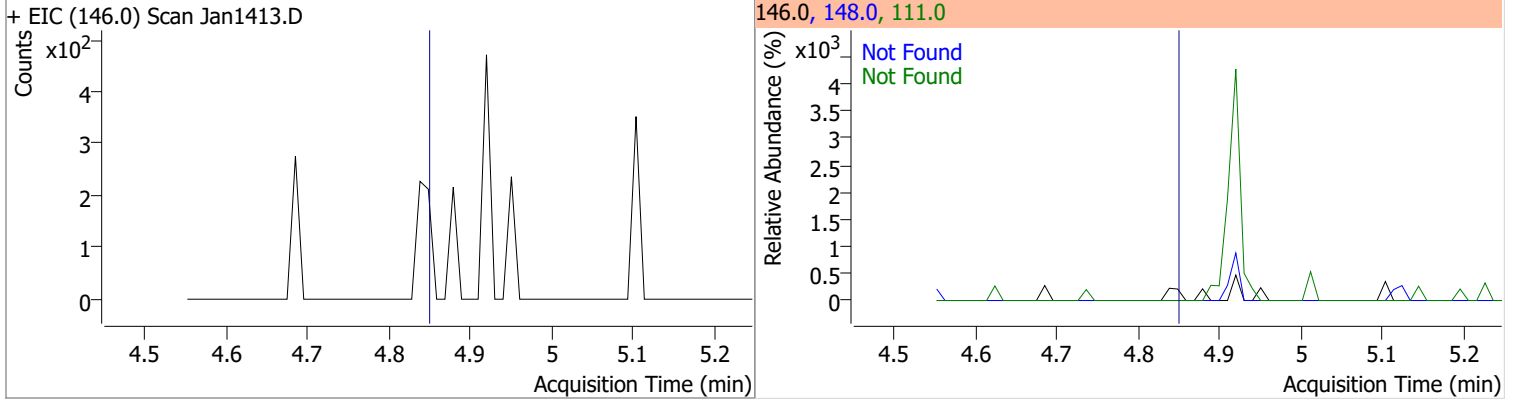


Compound	Conc.	Exp RT	QIon	Exp Ratio
2-Chlorophenol	N.D.	4.70	130.0	32.0

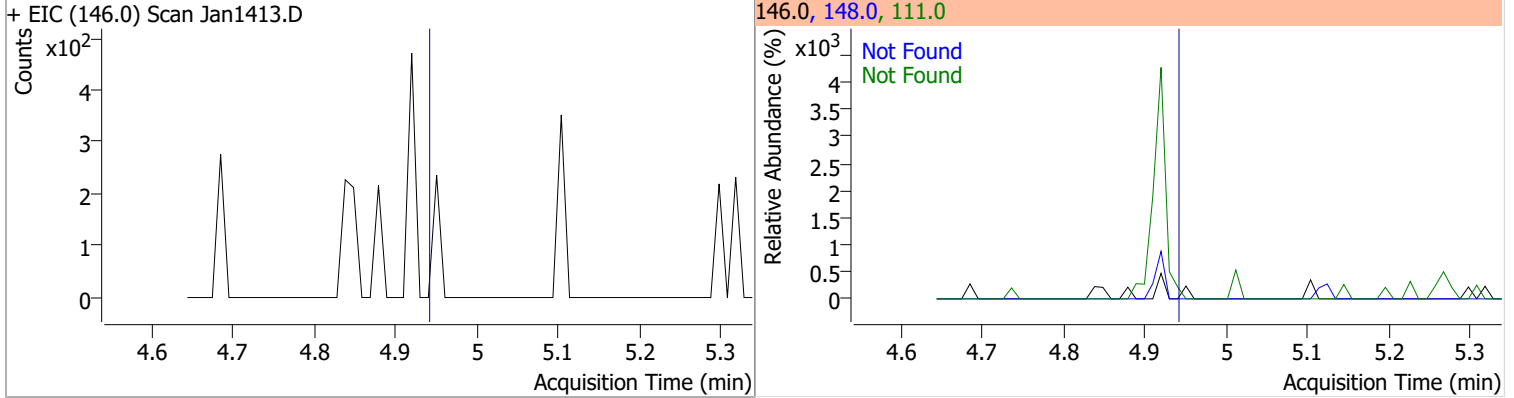


Quantitation Results Report (QT Reviewed)

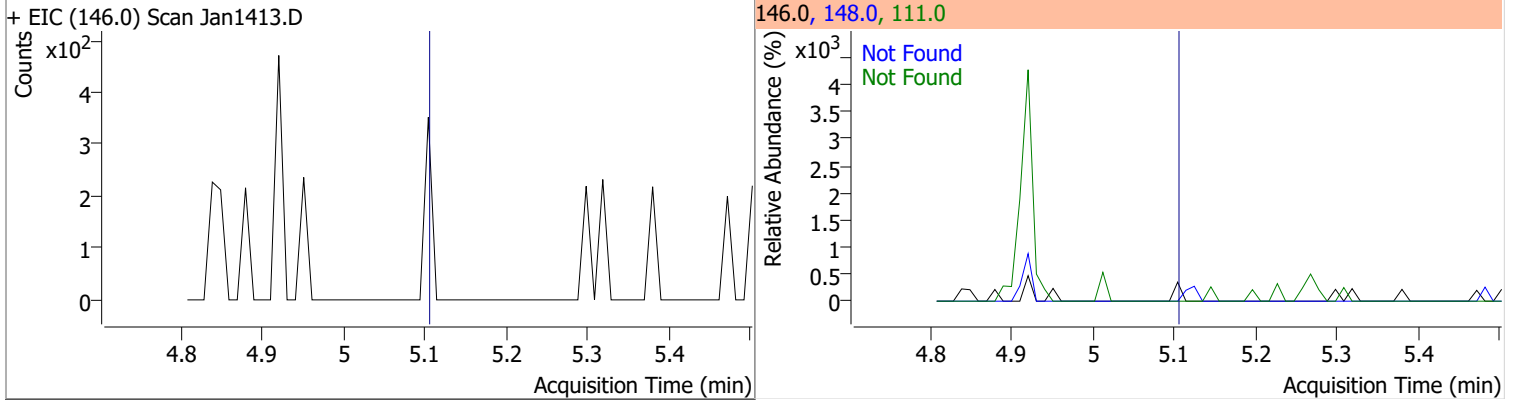
Compound	Conc.	Exp RT	QIon	Exp Ratio	QIon	Exp Ratio
1,3-Dichlorobenzene	N.D.	4.85	148.0	62.6	111.0	35.4



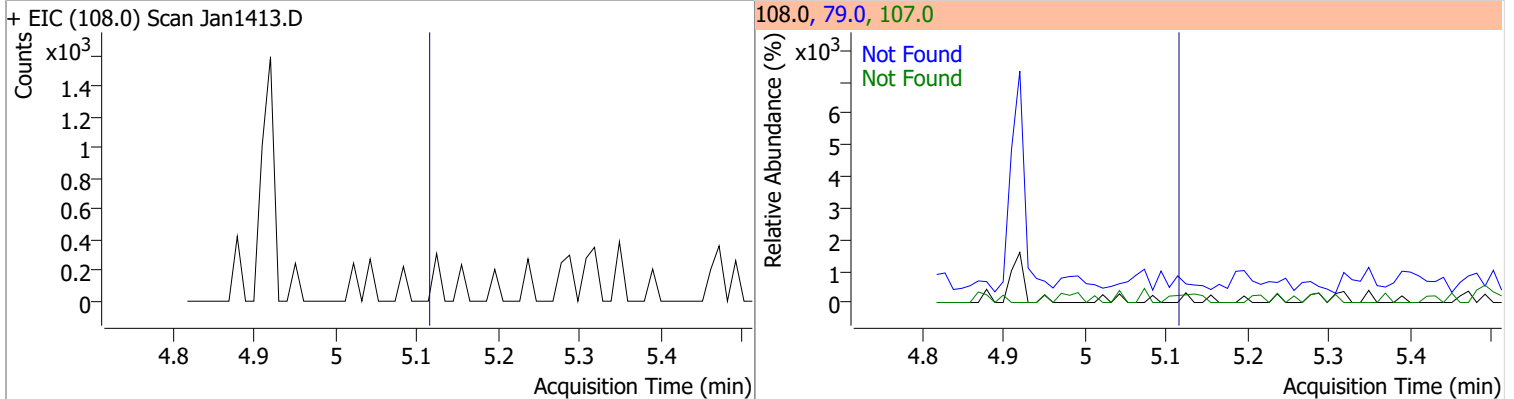
Compound	Conc.	Exp RT	QIon	Exp Ratio	QIon	Exp Ratio
1,4-Dichlorobenzene	N.D.	4.94	148.0	64.4	111.0	35.2



Compound	Conc.	Exp RT	QIon	Exp Ratio	QIon	Exp Ratio
1,2-Dichlorobenzene	N.D.	5.10	148.0	64.5	111.0	37.8

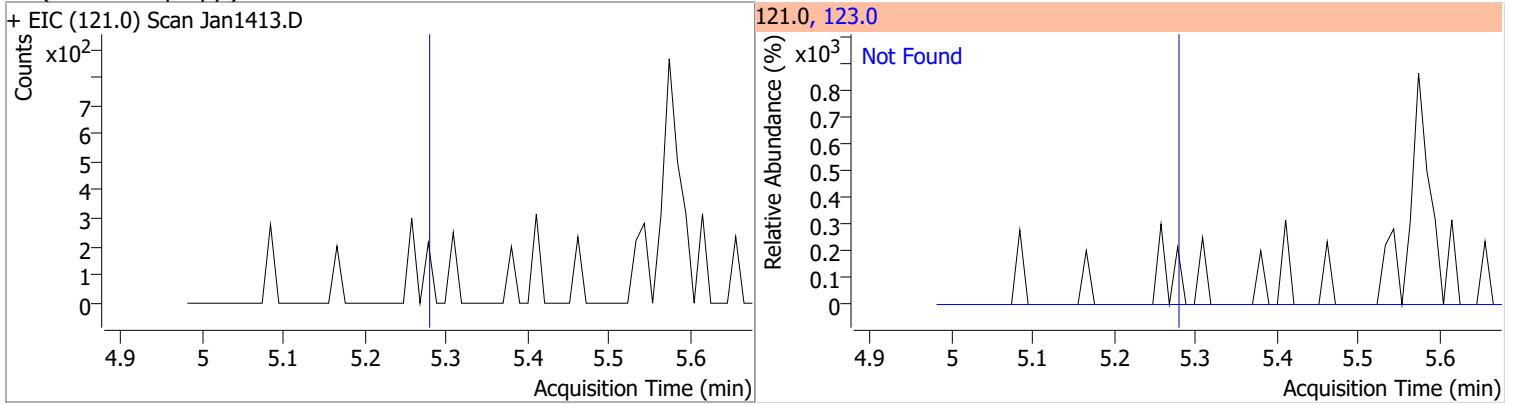


Compound	Conc.	Exp RT	QIon	Exp Ratio	QIon	Exp Ratio
Benzyl Alcohol	N.D.	5.11	79.0	115.5	107.0	71.0

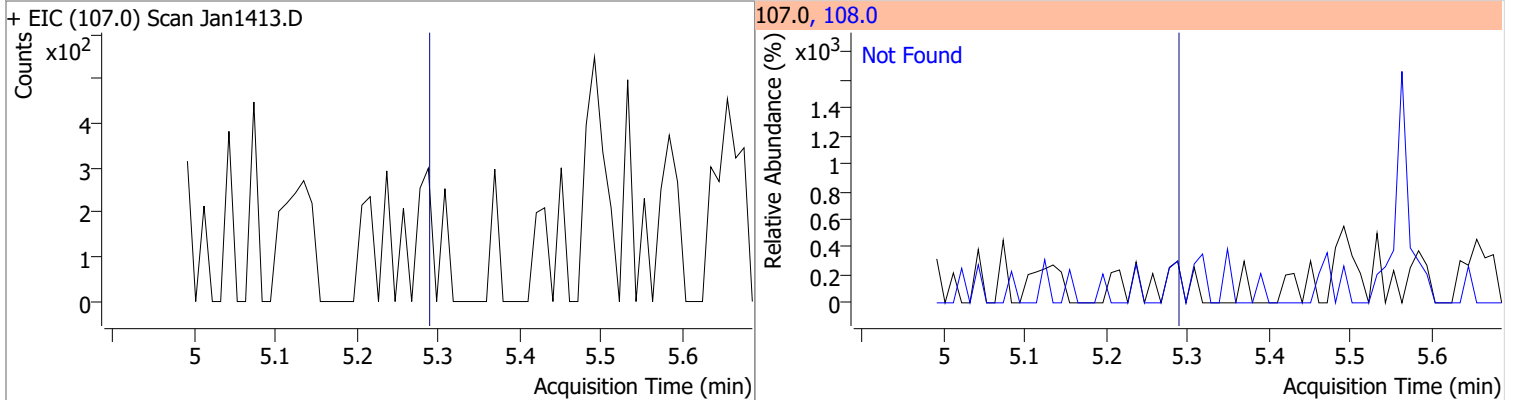


Quantitation Results Report (QT Reviewed)

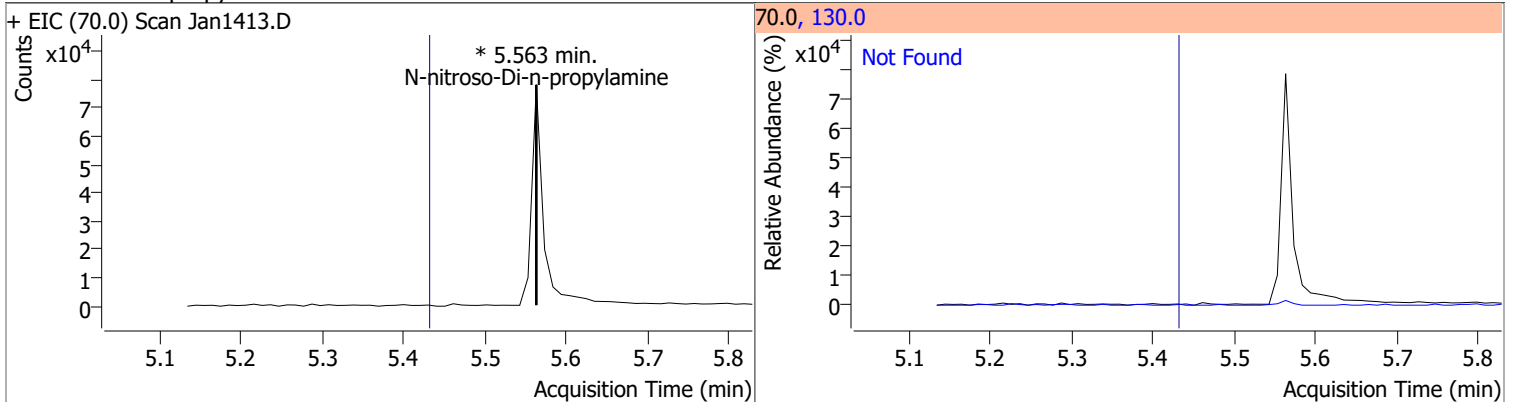
Compound	Conc.	Exp RT	QIon	Exp Ratio
bis(2-chloroisopropyl)Ether	N.D.	5.28	123.0	32.2



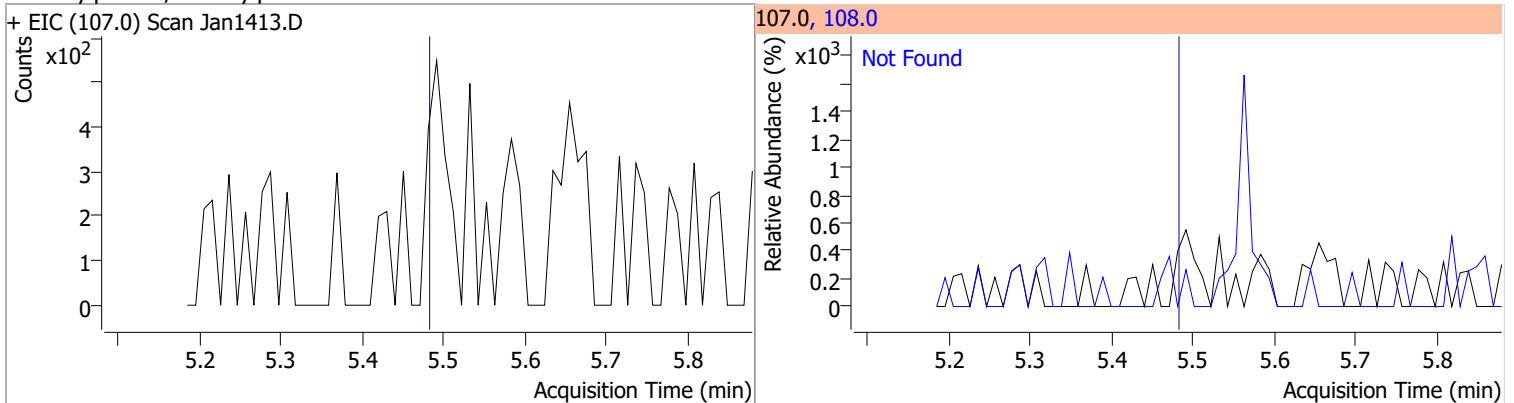
Compound	Conc.	Exp RT	QIon	Exp Ratio
2-Methylphenol	N.D.	5.29	108.0	116.9



Compound	Conc.	RT	Dev(Min)	Resp.	QIon	QRatio	Lower	Upper
N-nitroso-Di-n-propylamine		0		0	130.0		0.0	41.5

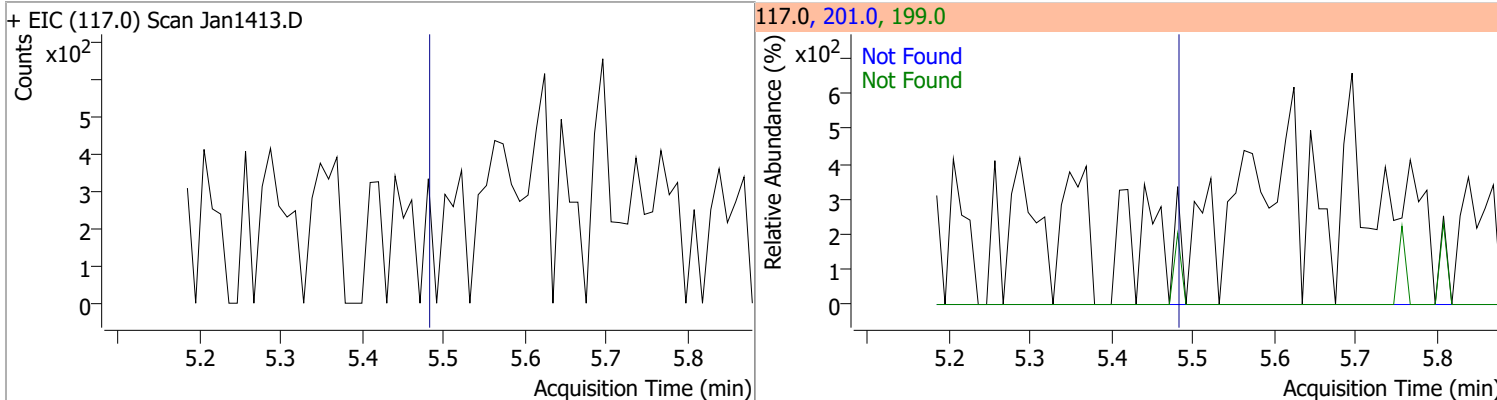


Compound	Conc.	Exp RT	QIon	Exp Ratio
4Methylphenol/3Methylphenol	N.D.	5.48	108.0	84.5

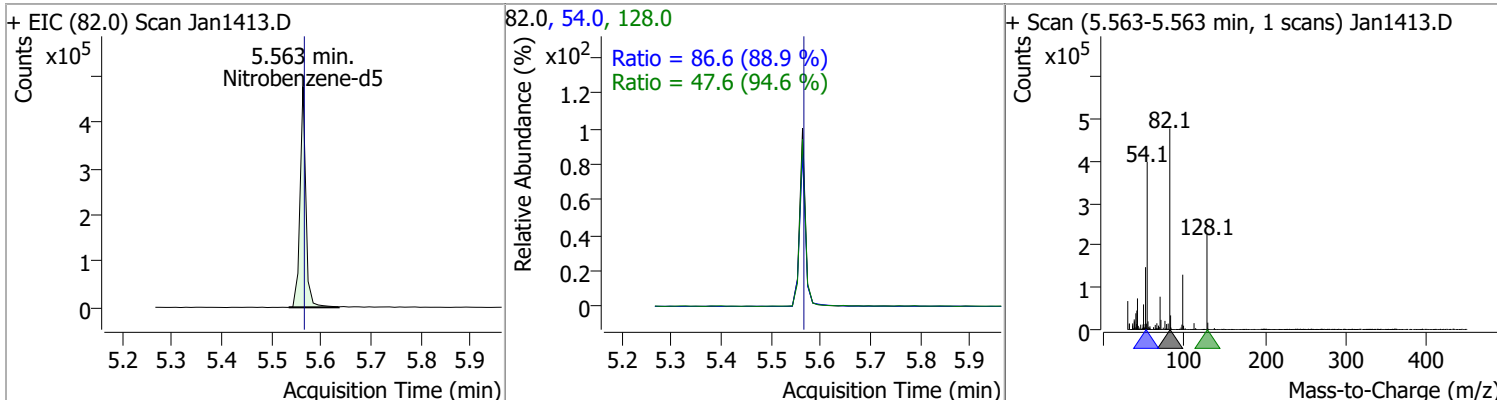


Quantitation Results Report (QT Reviewed)

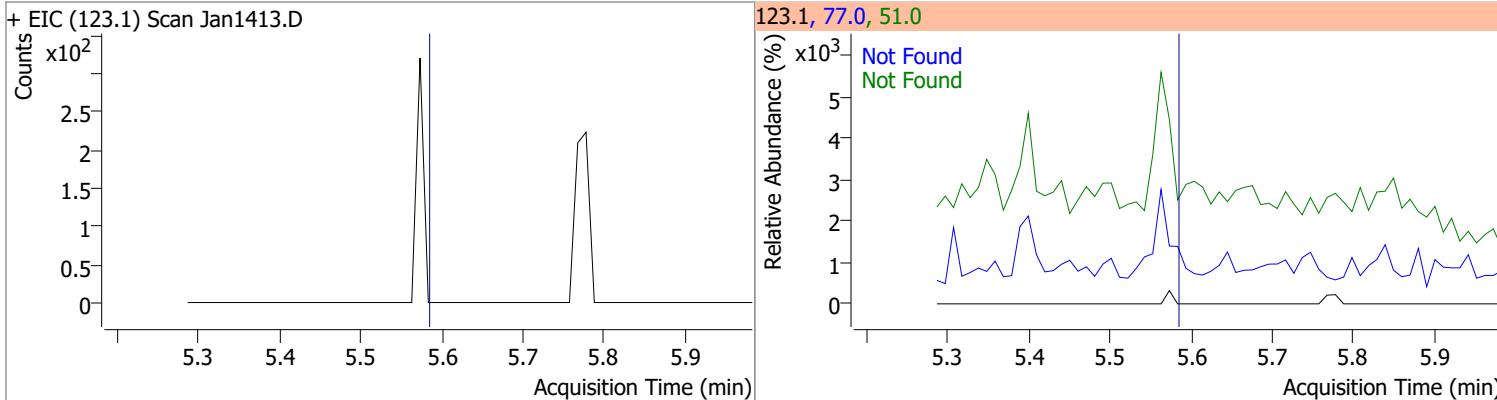
Compound	Conc.	Exp RT	QIon	Exp Ratio	QIon	Exp Ratio
Hexachloroethane	N.D.	5.48	201.0	93.2	199.0	57.2



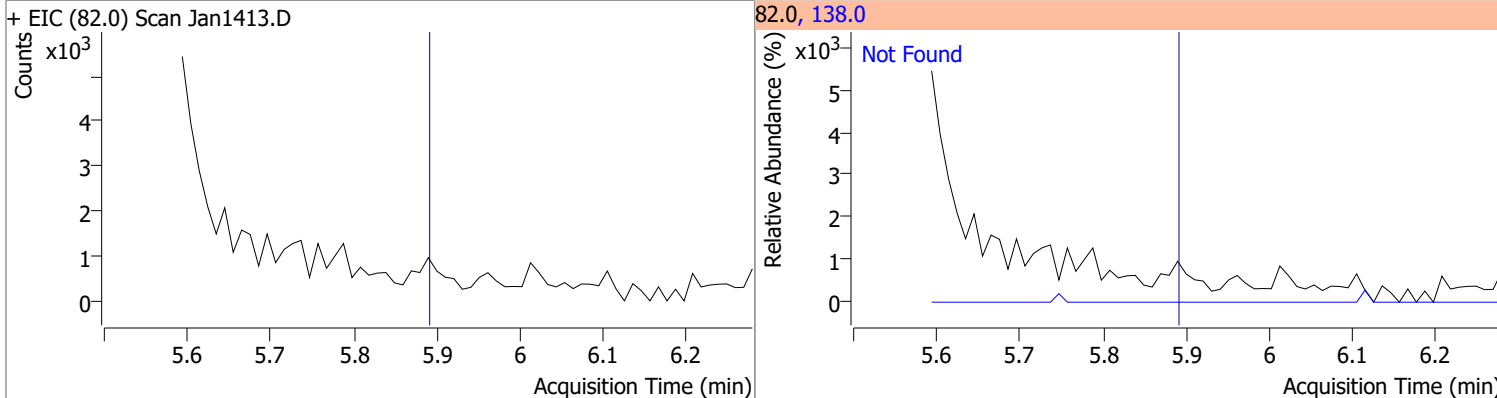
Compound	Conc.	RT	Dev(Min)	Resp.	QIon	QRatio	Lower	Upper
Nitrobenzene-d5	74.6566	5.56	0.00	386554	54.0	86.6	68.2	126.6
					128.0	47.6	35.2	65.4



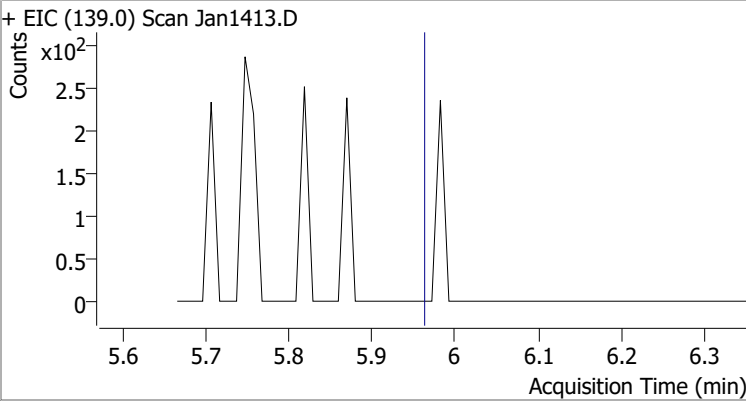
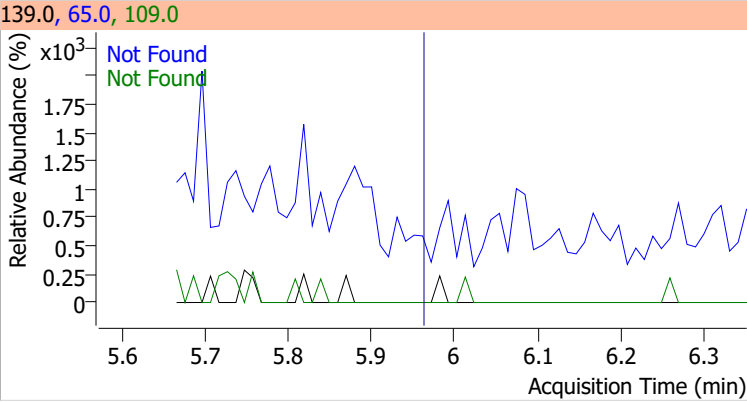
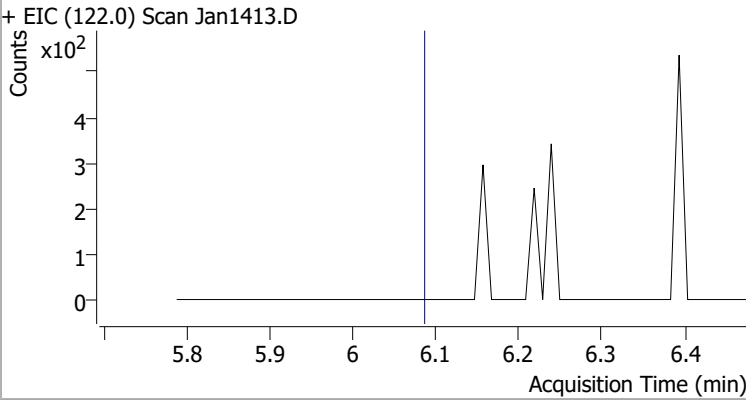
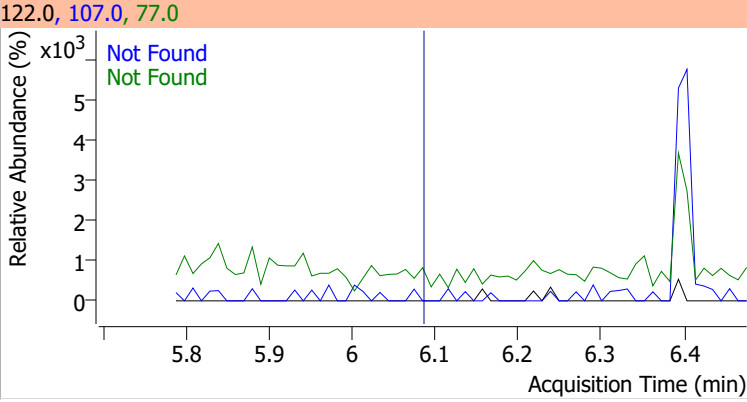
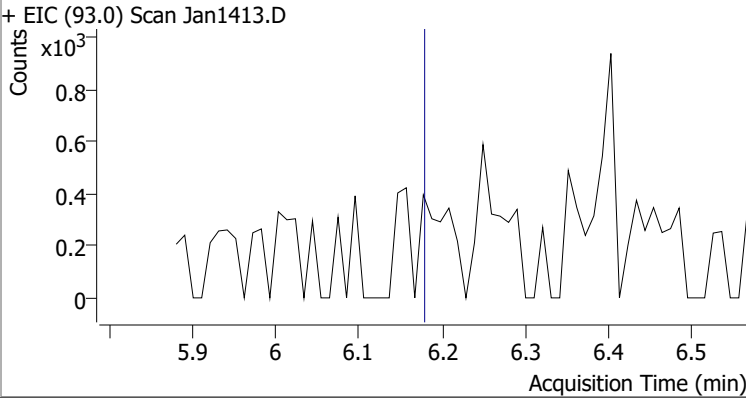
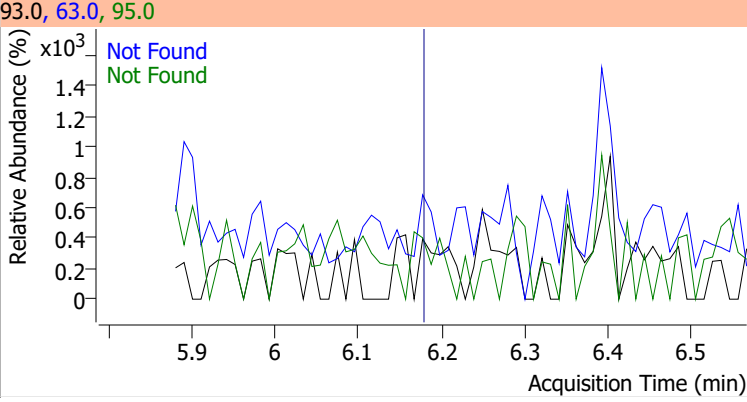
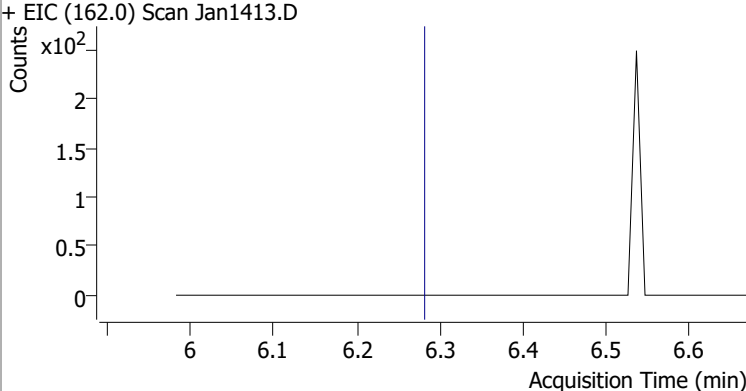
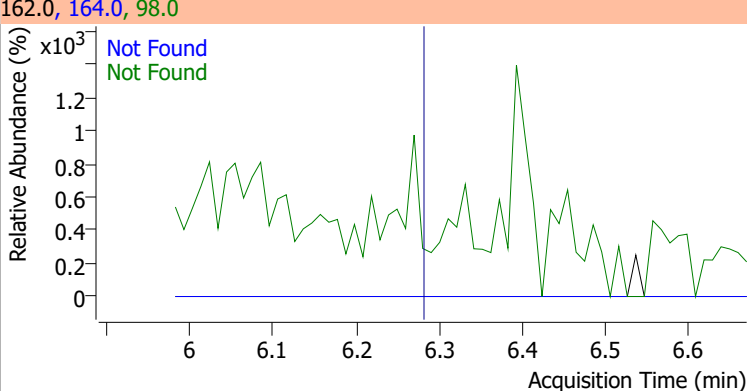
Compound	Conc.	Exp RT	QIon	Exp Ratio	QIon	Exp Ratio
Nitrobenzene	N.D.	5.58	77.0	186.4	51.0	186.0



Compound	Conc.	Exp RT	QIon	Exp Ratio
Isophorone	N.D.	5.89	138.0	20.3



Quantitation Results Report (QT Reviewed)

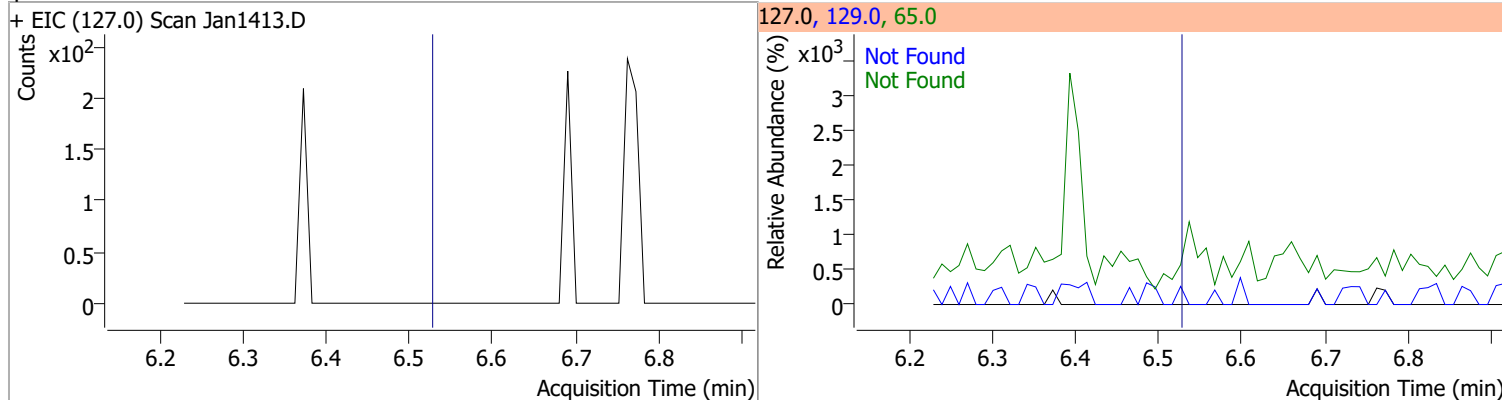
Compound	Conc.	Exp RT	QIon	Exp Ratio	QIon	Exp Ratio
2-Nitrophenol	N.D.	5.96	65.0	51.2	109.0	34.5
+ EIC (139.0) Scan Jan1413.D			139.0, 65.0, 109.0			
						
2,4-Dimethylphenol	N.D.	6.08	107.0	106.6	77.0	30.1
+ EIC (122.0) Scan Jan1413.D			122.0, 107.0, 77.0			
						
bis(-2-Chloroethoxy)Methane	N.D.	6.18	63.0	91.4	95.0	31.4
+ EIC (93.0) Scan Jan1413.D			93.0, 63.0, 95.0			
						
2,4-Dichlorophenol	N.D.	6.28	164.0	65.0	98.0	31.2
+ EIC (162.0) Scan Jan1413.D			162.0, 164.0, 98.0			
						

Quantitation Results Report (QT Reviewed)

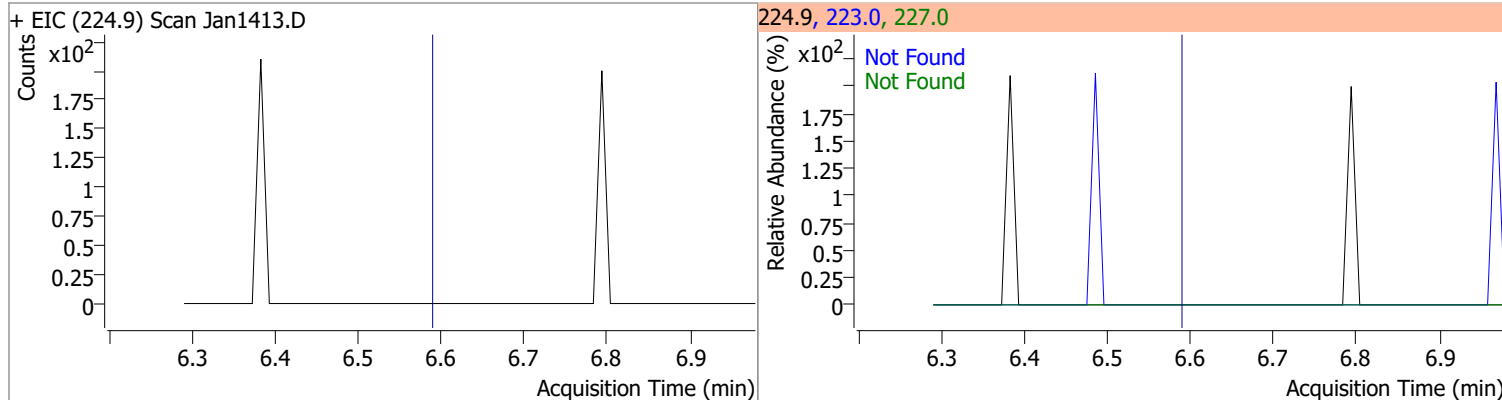
Compound	Conc.	Exp RT	QIon	Exp Ratio	QIon	Exp Ratio
Benzoic Acid	N.D.	6.29	122.0	88.1	77.0	74.0
+ EIC (105.0) Scan Jan1413.D			105.0, 122.0, 77.0			
1,2,4-Trichlorobenzene	N.D.	6.34	182.0	97.8	145.0	30.3
+ EIC (180.0) Scan Jan1413.D			180.0, 182.0, 145.0			
Naphthalene	N.D.	6.42	129.0	10.6	102.0	9.0
+ EIC (128.0) Scan Jan1413.D			128.0, 129.0, 102.0			
4-Chlorophenol	N.D.	6.50	128.0	318.3		
+ EIC (130.0) Scan Jan1413.D			130.0, 128.0			

Quantitation Results Report (QT Reviewed)

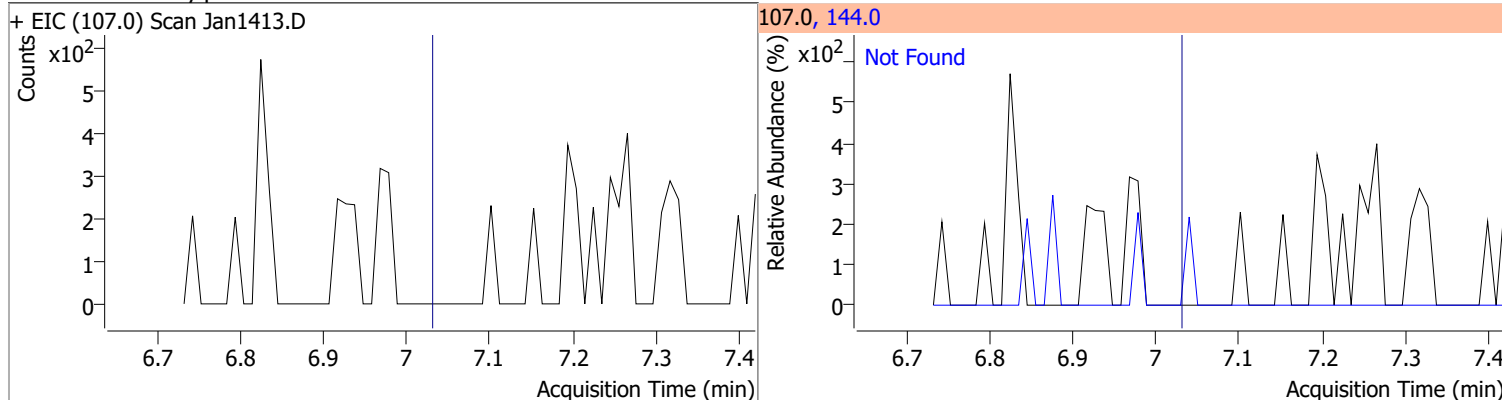
Compound	Conc.	Exp RT	QIon	Exp Ratio	QIon	Exp Ratio
p-Chloroaniline	N.D.	6.53	65.0	36.5	129.0	33.7



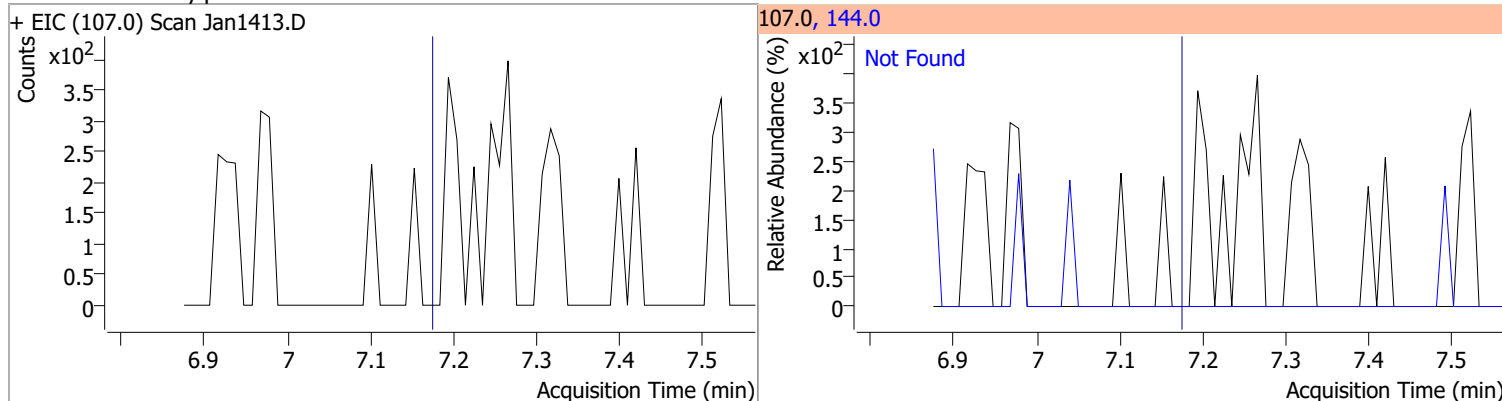
Compound	Conc.	Exp RT	QIon	Exp Ratio	QIon	Exp Ratio
Hexachlorobutadiene	N.D.	6.59	227.0	66.1	223.0	64.1



Compound	Conc.	Exp RT	QIon	Exp Ratio
4-Chloro-2-Methylphenol	N.D.	7.03	144.0	27.3

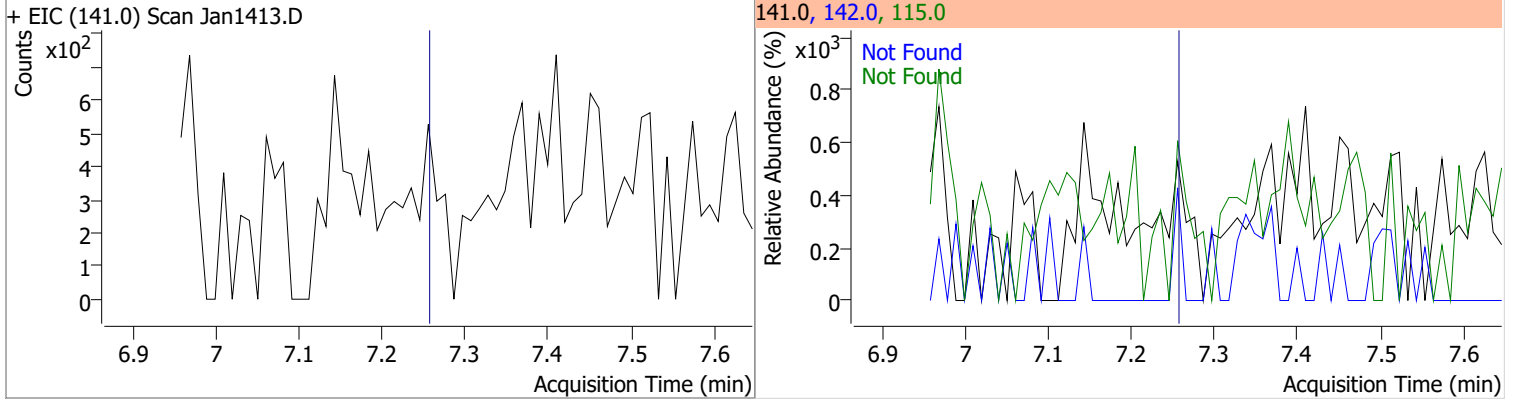


Compound	Conc.	Exp RT	QIon	Exp Ratio
4-Chloro-3-Methylphenol	N.D.	7.17	144.0	28.4

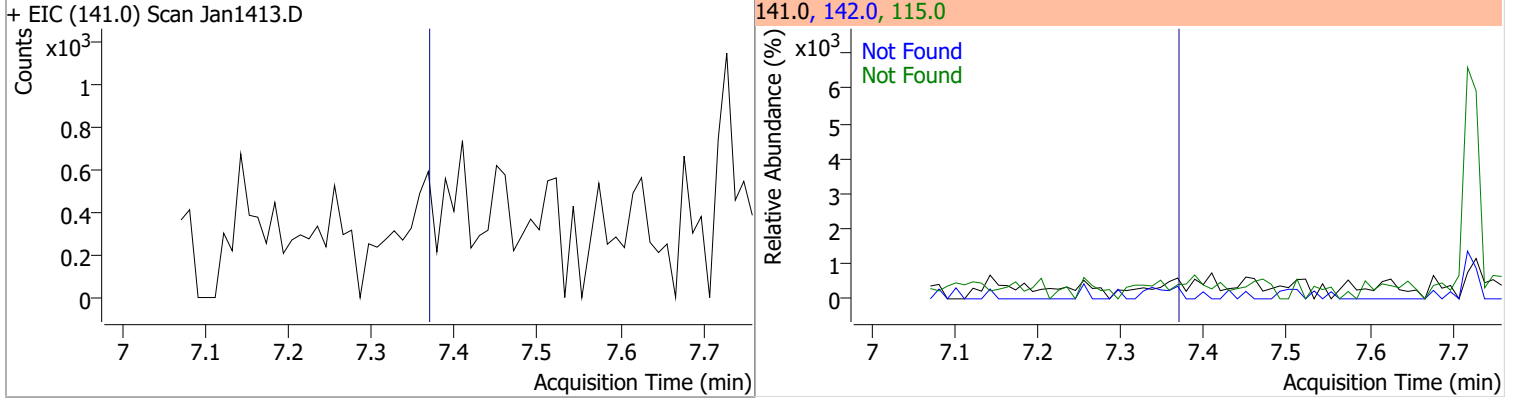


Quantitation Results Report (QT Reviewed)

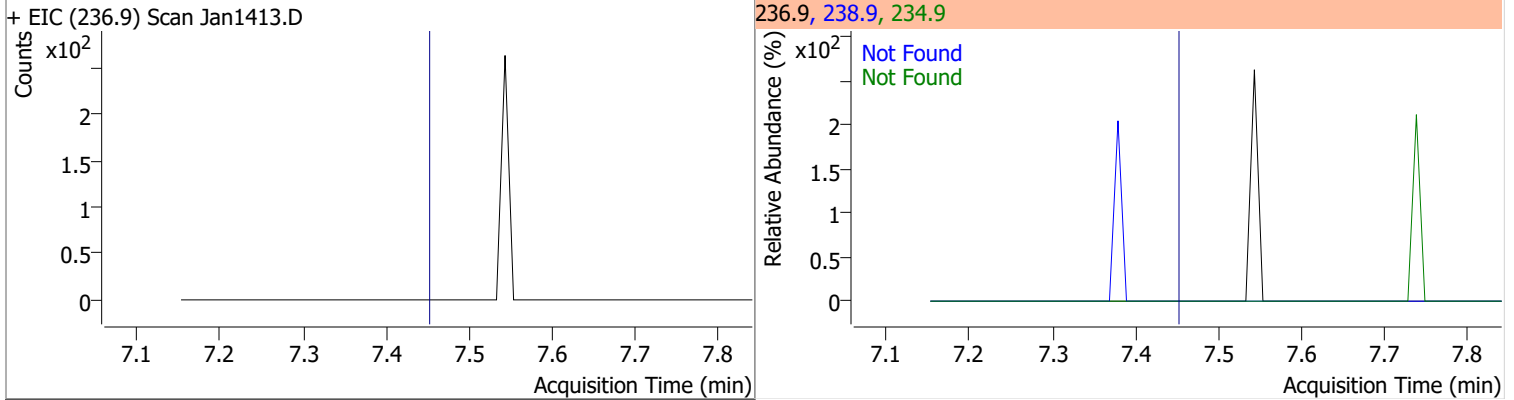
Compound	Conc.	Exp RT	QIon	Exp Ratio	QIon	Exp Ratio
2-Methylnaphthalene	N.D.	7.26	142.0	115.4	115.0	41.6



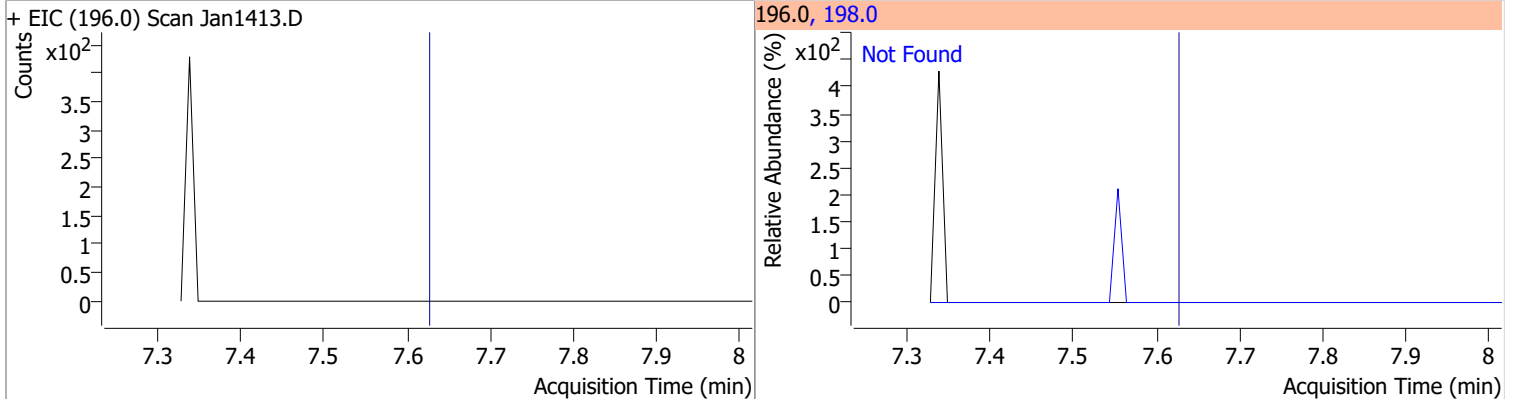
Compound	Conc.	Exp RT	QIon	Exp Ratio	QIon	Exp Ratio
1-Methylnaphthalene	N.D.	7.37	142.0	110.2	115.0	43.1



Compound	Conc.	Exp RT	QIon	Exp Ratio	QIon	Exp Ratio
Hexachlorocyclopentadiene	N.D.	7.45	238.9	65.0	234.9	62.3

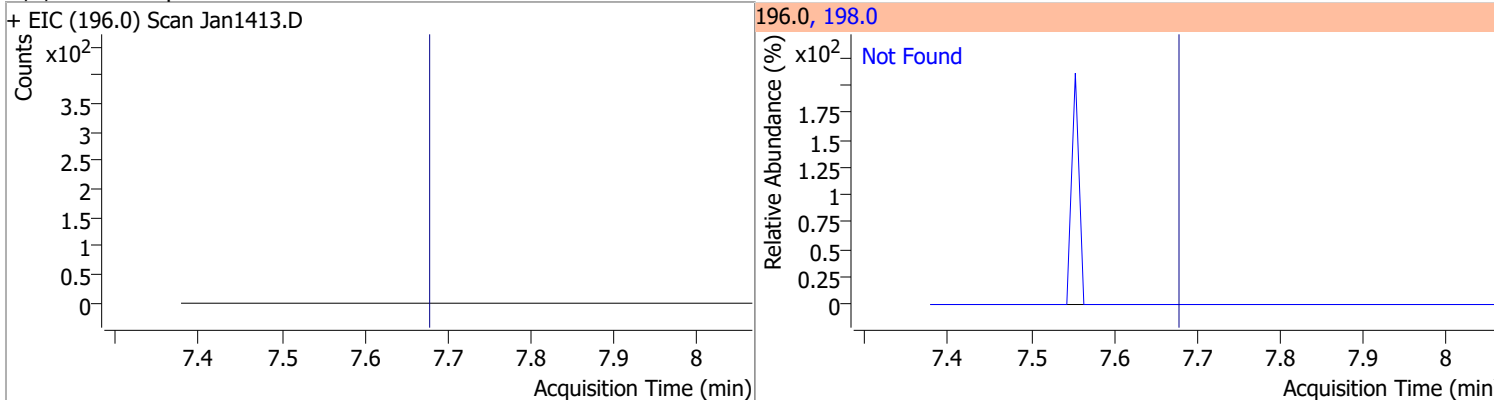


Compound	Conc.	Exp RT	QIon	Exp Ratio
2,4,6-Trichlorophenol	N.D.	7.63	198.0	95.1

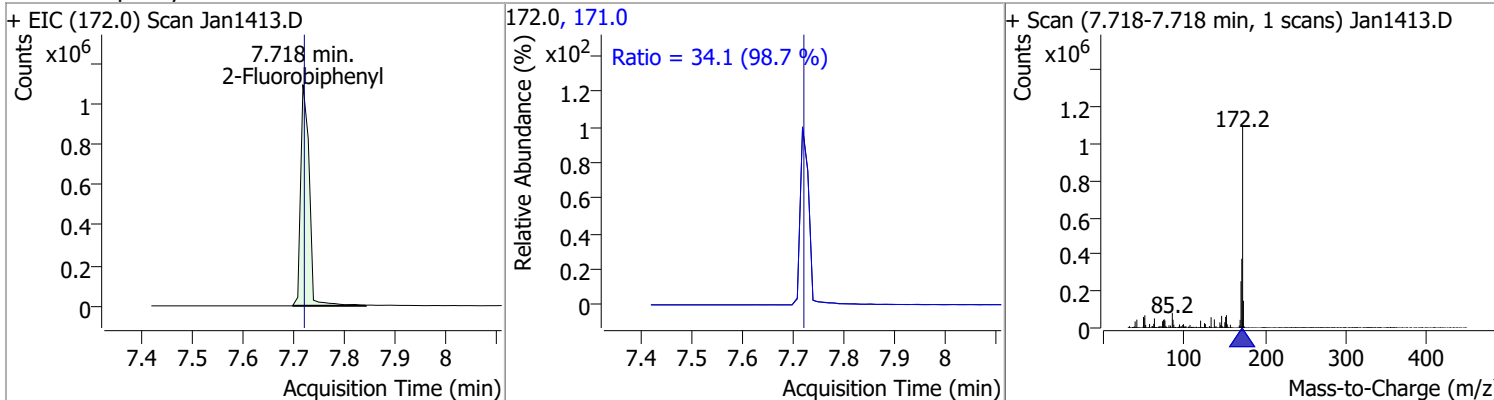


Quantitation Results Report (QT Reviewed)

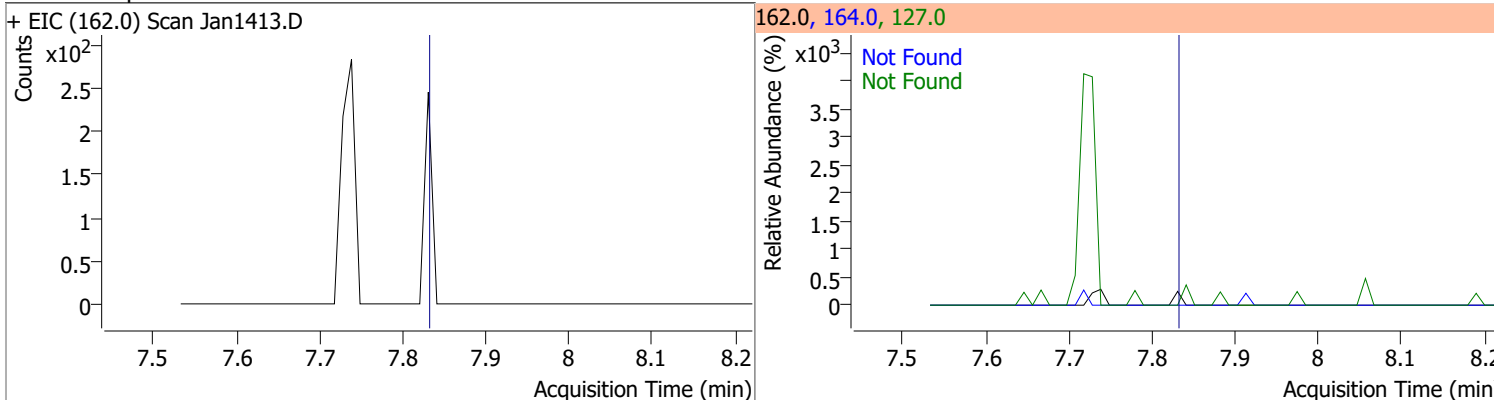
Compound	Conc.	Exp RT	QIon	Exp Ratio
2,4,5-Trichlorophenol	N.D.	7.68	198.0	95.5



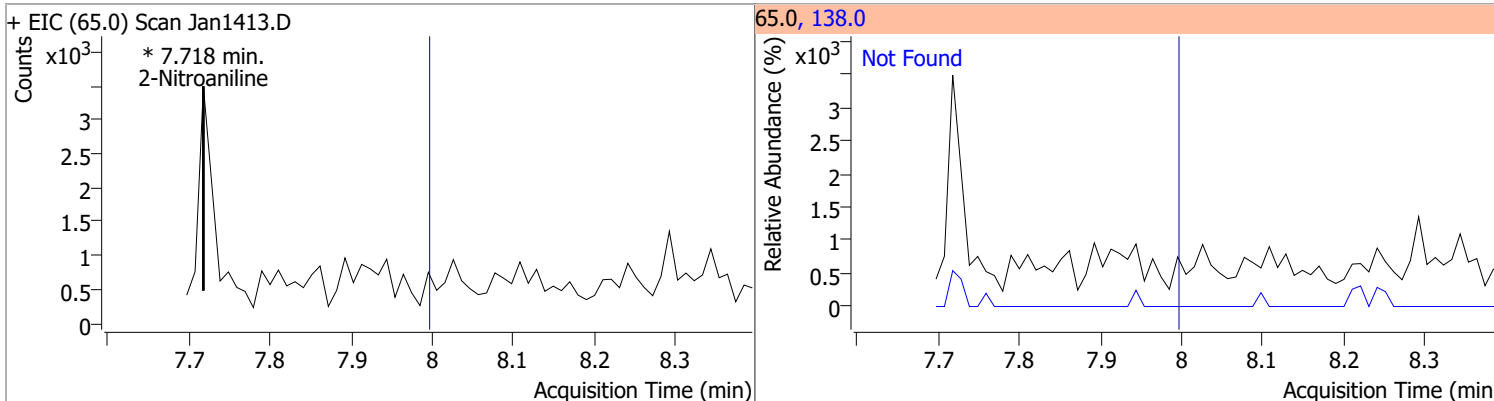
Compound	Conc.	RT	Dev(Min)	Resp.	QIon	QRatio	Lower	Upper
2-Fluorobiphenyl	69.6290	7.72	0.00	1267743	171.0	34.1	24.2	44.9



Compound	Conc.	Exp RT	QIon	Exp Ratio	QIon	Exp Ratio
2-Chloronaphthalene	N.D.	7.83	127.0	37.9	164.0	32.3

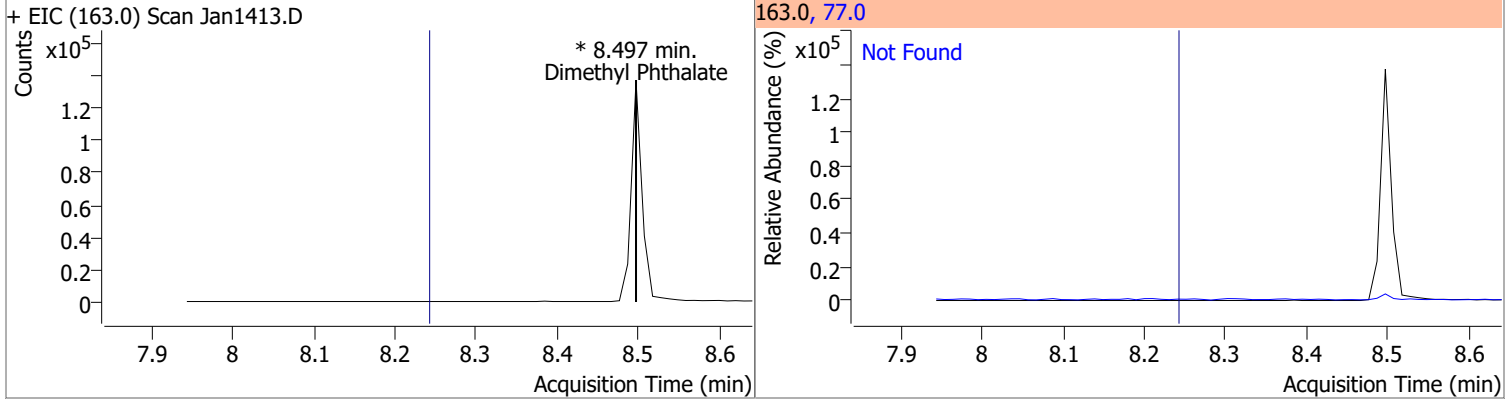


Compound	Conc.	RT	Dev(Min)	Resp.	QIon	QRatio	Lower	Upper
2-Nitroaniline	0	0		0	138.0		75.4	140.1

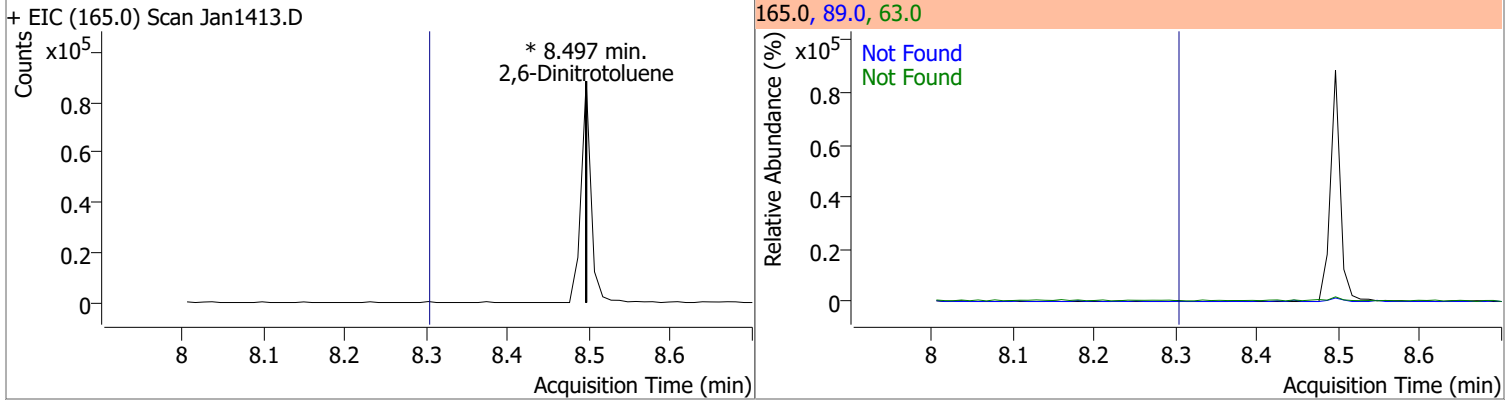


Quantitation Results Report (QT Reviewed)

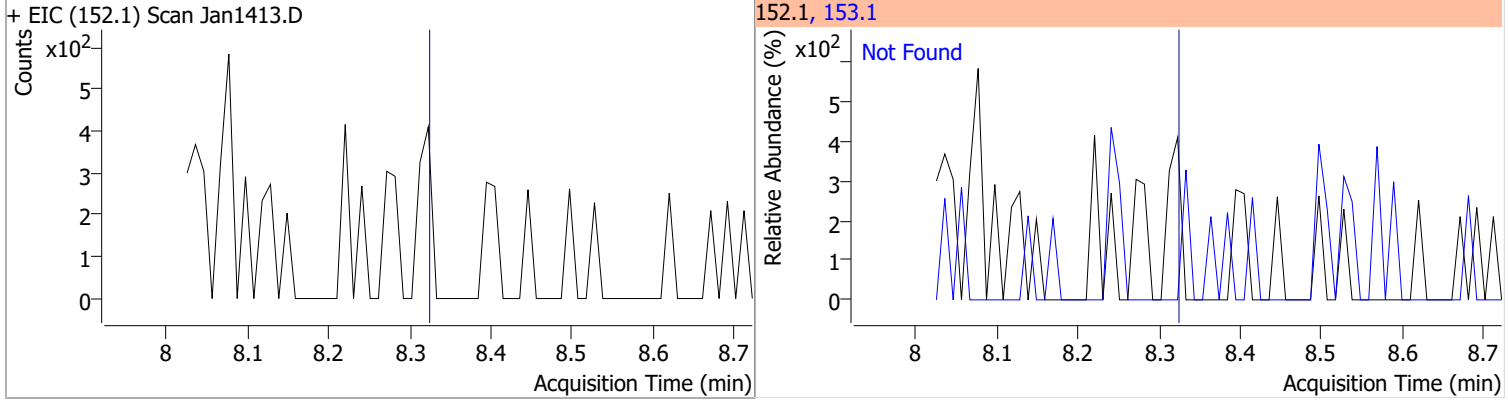
Compound	Conc.	RT	Dev(Min)	Resp.	QIon	QRatio	Lower	Upper
Dimethyl Phthalate	0	0		0	77.0		13.0	24.2



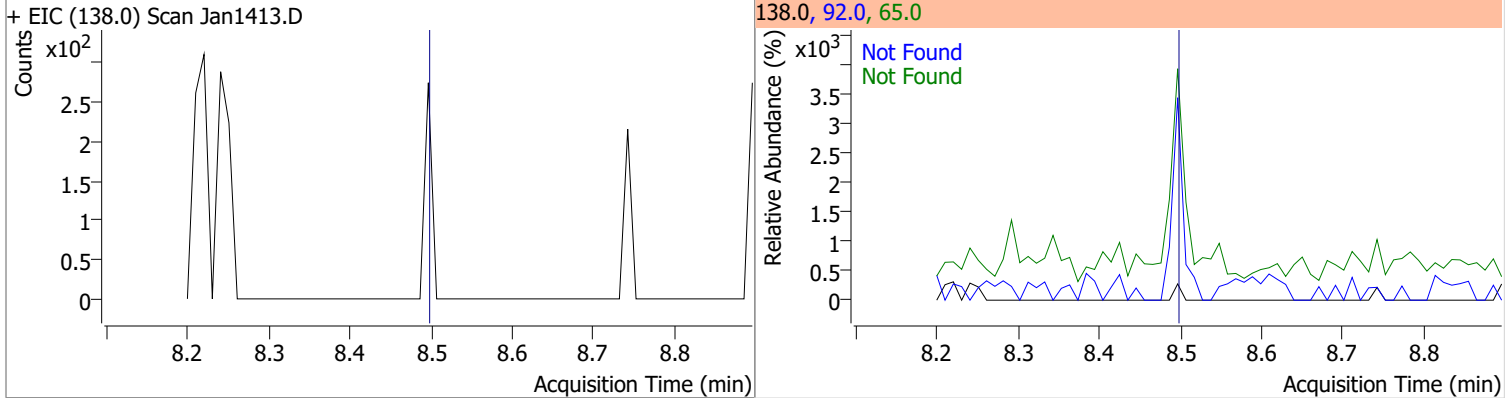
Compound	Conc.	RT	Dev(Min)	Resp.	QIon	QRatio	Lower	Upper
2,6-Dinitrotoluene	0	0		0	63.0 89.0		110.4 39.5	205.0 73.3



Compound	Conc.	Exp RT	QIon	Exp Ratio
Acenaphthylene	N.D.	8.32	153.1	13.8

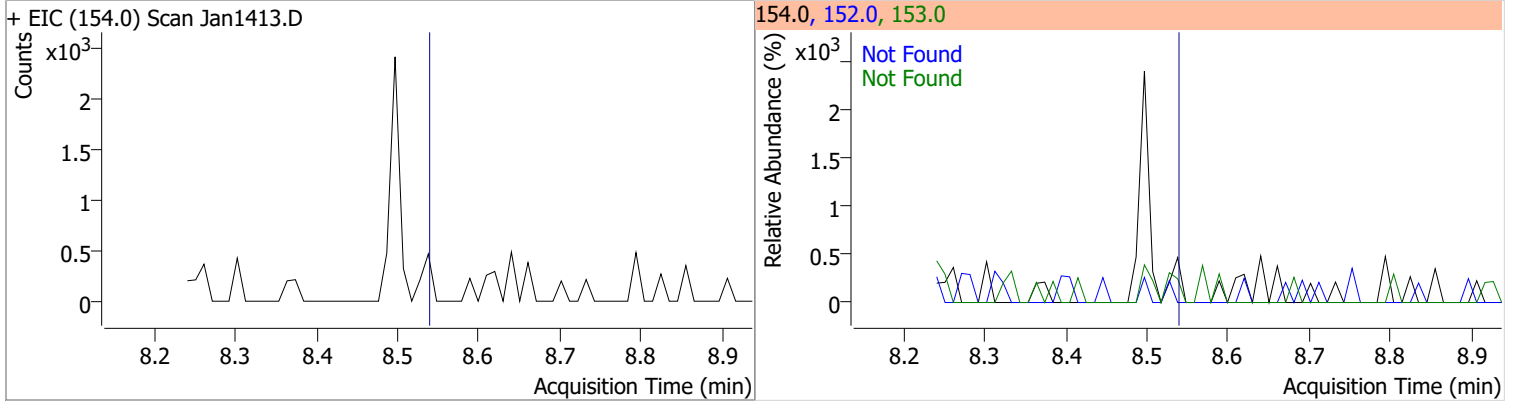


Compound	Conc.	Exp RT	QIon	Exp Ratio	QIon	Exp Ratio
3-Nitroaniline	N.D.	8.50	65.0	140.9	92.0	106.5

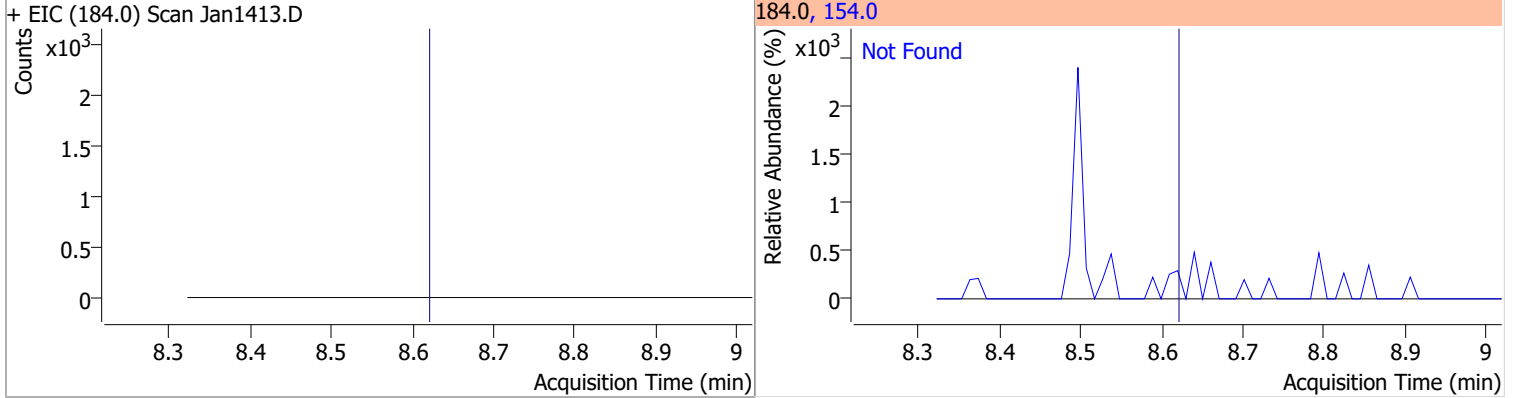


Quantitation Results Report (QT Reviewed)

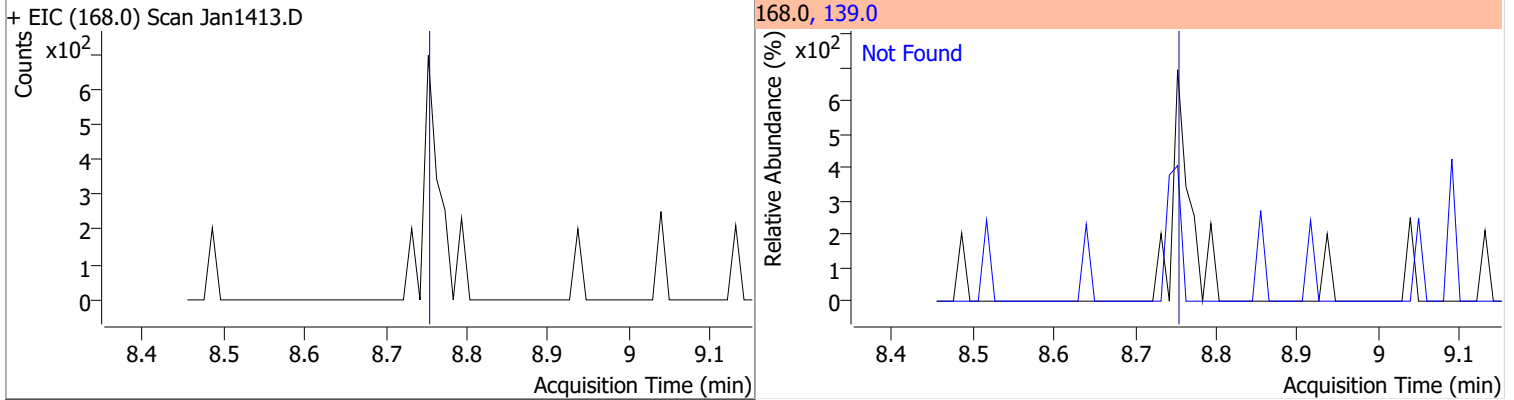
Compound	Conc.	Exp RT	QIon	Exp Ratio	QIon	Exp Ratio
Acenaphthene	N.D.	8.54	153.0	109.5	152.0	52.9



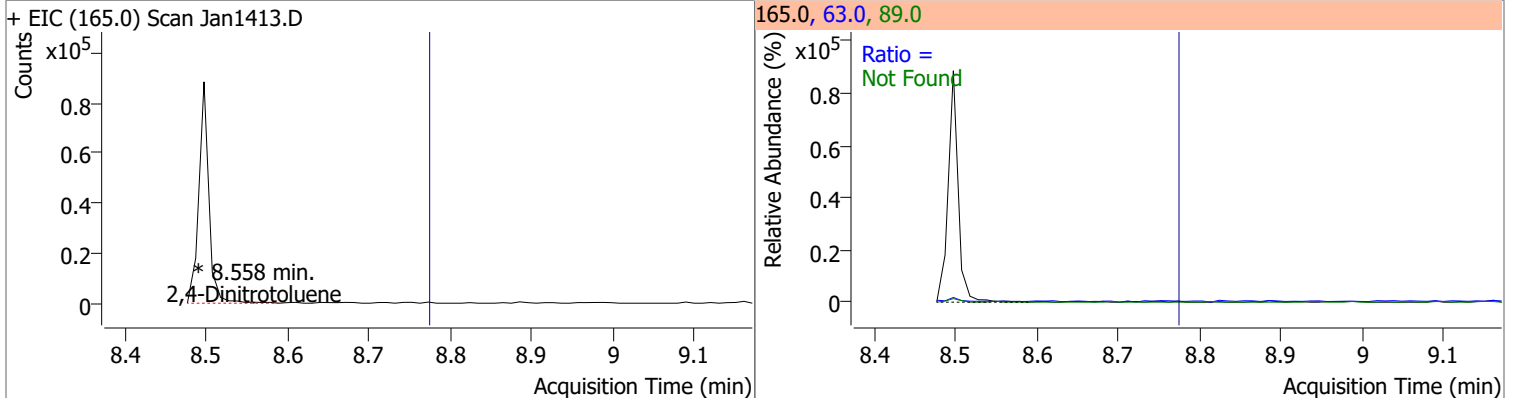
Compound	Conc.	Exp RT	QIon	Exp Ratio
2,4-Dinitrophenol	N.D.	8.62	154.0	60.0



Compound	Conc.	Exp RT	QIon	Exp Ratio
Dibenzofuran	N.D.	8.75	139.0	38.6

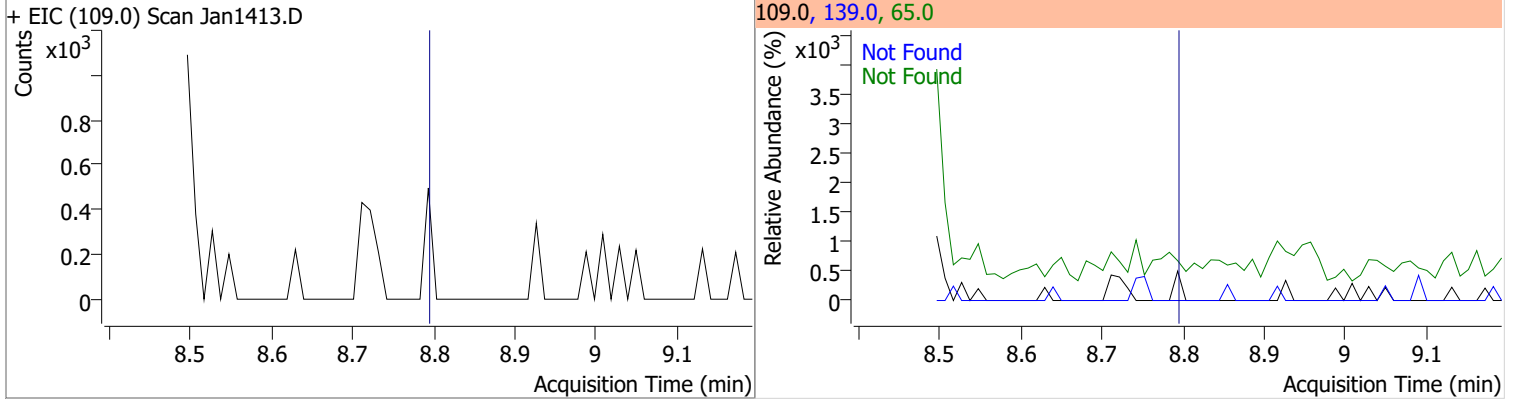


Compound	Conc.	RT	Dev(Min)	Resp.	QIon	QRatio	Lower	Upper
2,4-Dinitrotoluene		0		0	63.0		53.2	98.9
					89.0		52.3	97.1

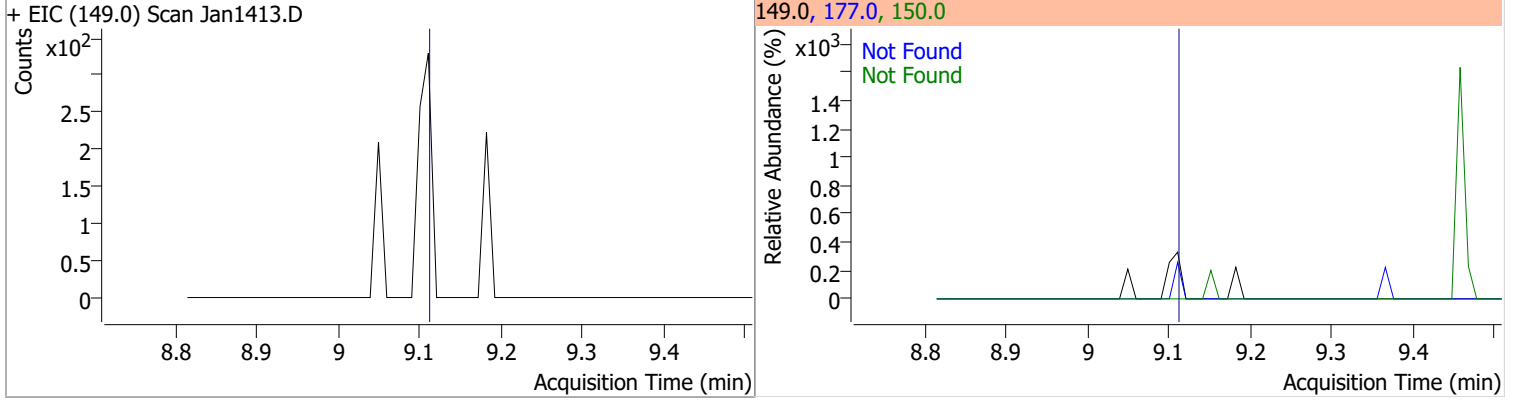


Quantitation Results Report (QT Reviewed)

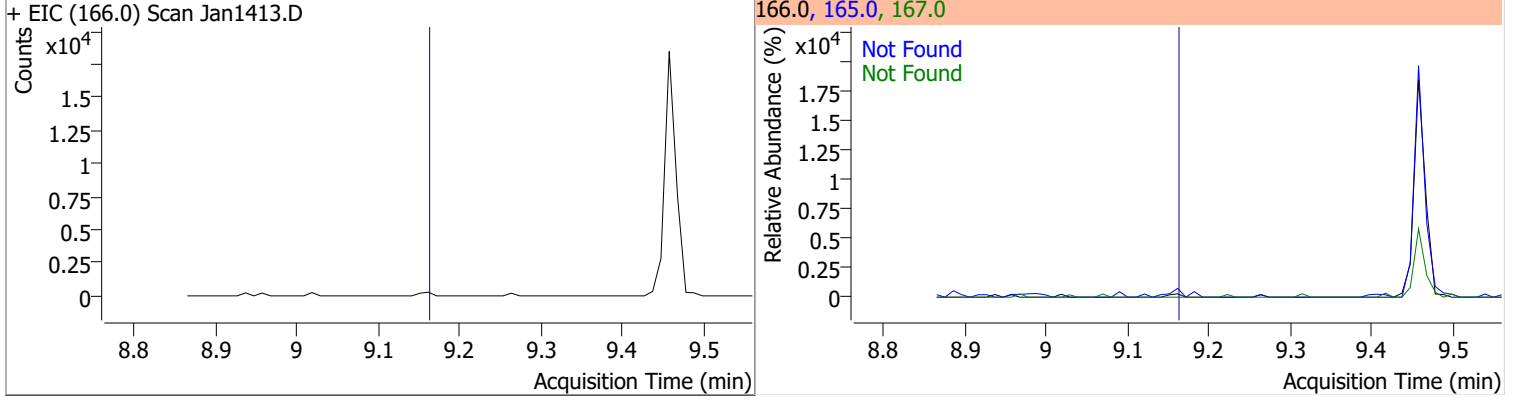
Compound	Conc.	Exp RT	QIon	Exp Ratio	QIon	Exp Ratio
4-Nitrophenol	N.D.	8.79	65.0	88.5	139.0	80.4



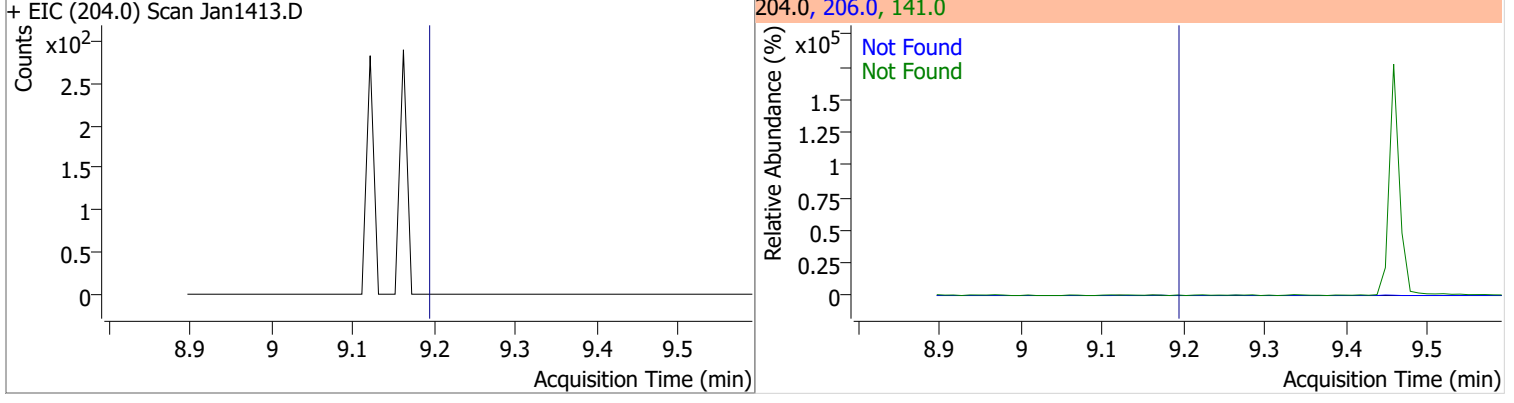
Compound	Conc.	Exp RT	QIon	Exp Ratio	QIon	Exp Ratio
Diethylphthalate	N.D.	9.11	177.0	20.7	150.0	12.6



Compound	Conc.	Exp RT	QIon	Exp Ratio	QIon	Exp Ratio
Fluorene	N.D.	9.16	165.0	93.4	167.0	12.9

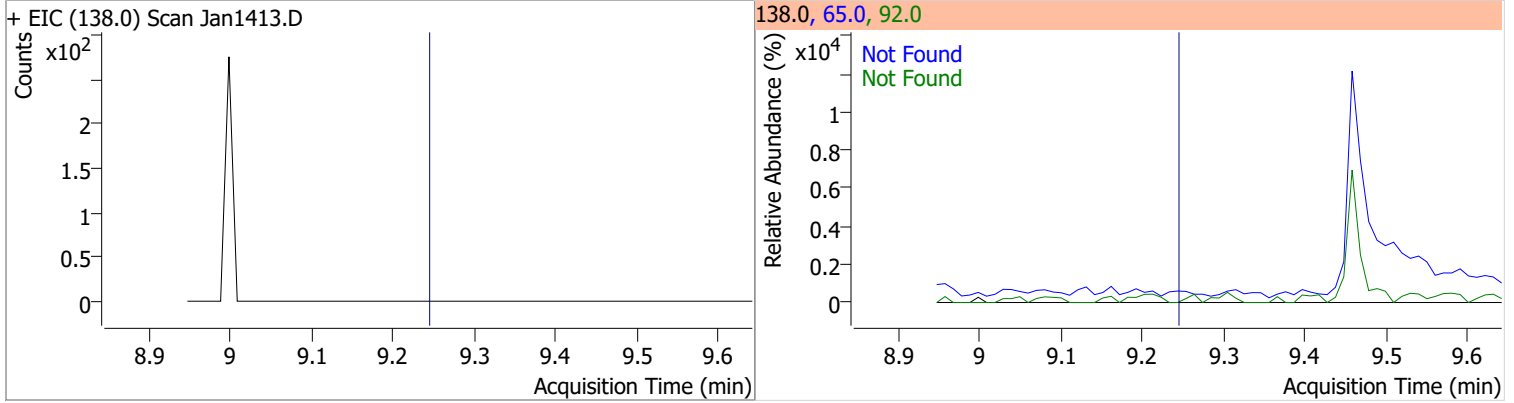


Compound	Conc.	Exp RT	QIon	Exp Ratio	QIon	Exp Ratio
4-Chlorophenyl-phenylether	N.D.	9.19	141.0	62.3	206.0	33.9

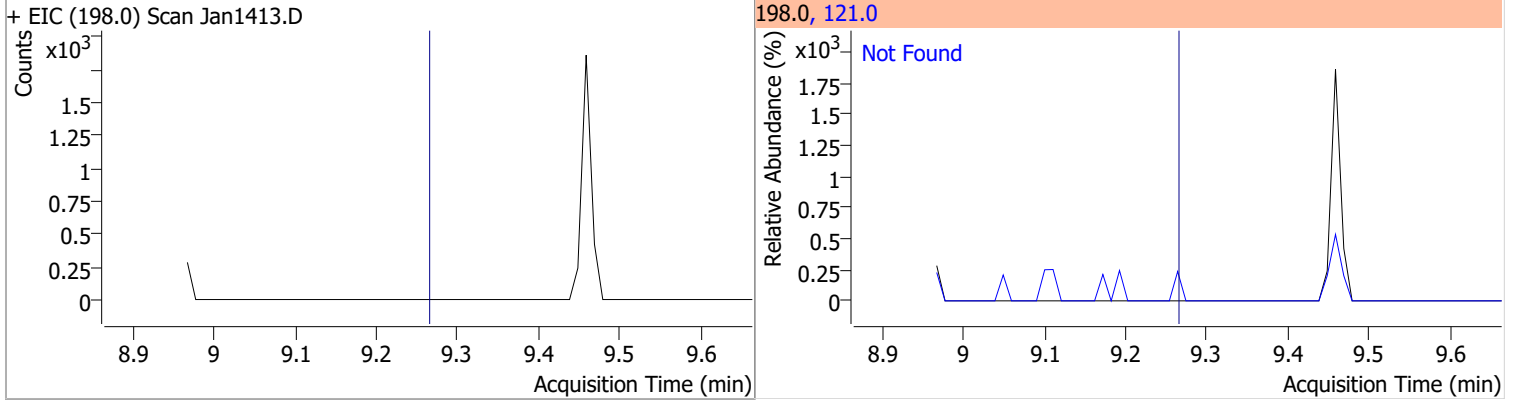


Quantitation Results Report (QT Reviewed)

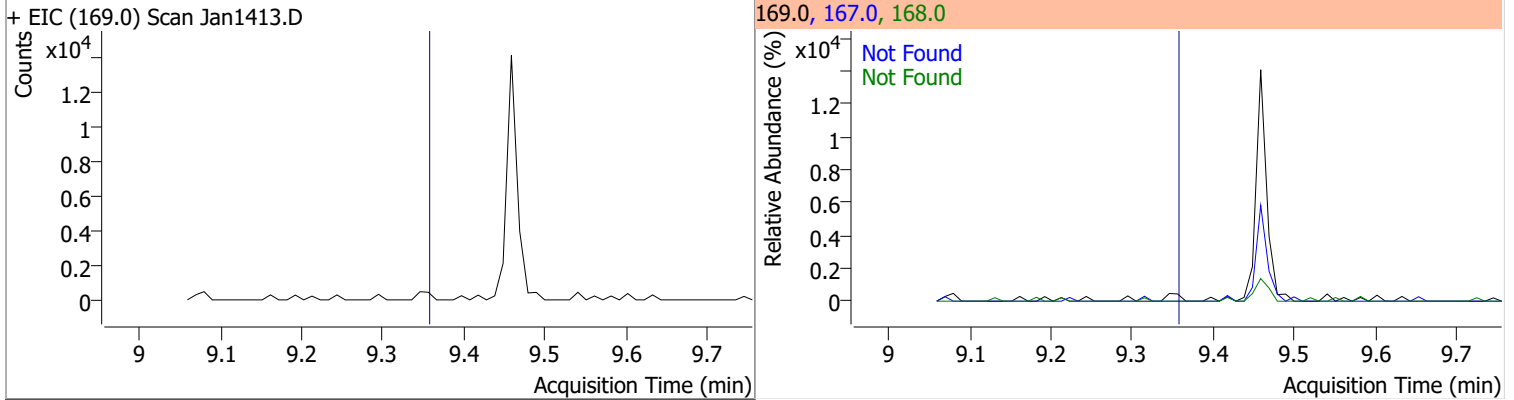
Compound	Conc.	Exp RT	QIon	Exp Ratio	QIon	Exp Ratio
4-Nitroaniline	N.D.	9.24	65.0	114.6	92.0	45.3



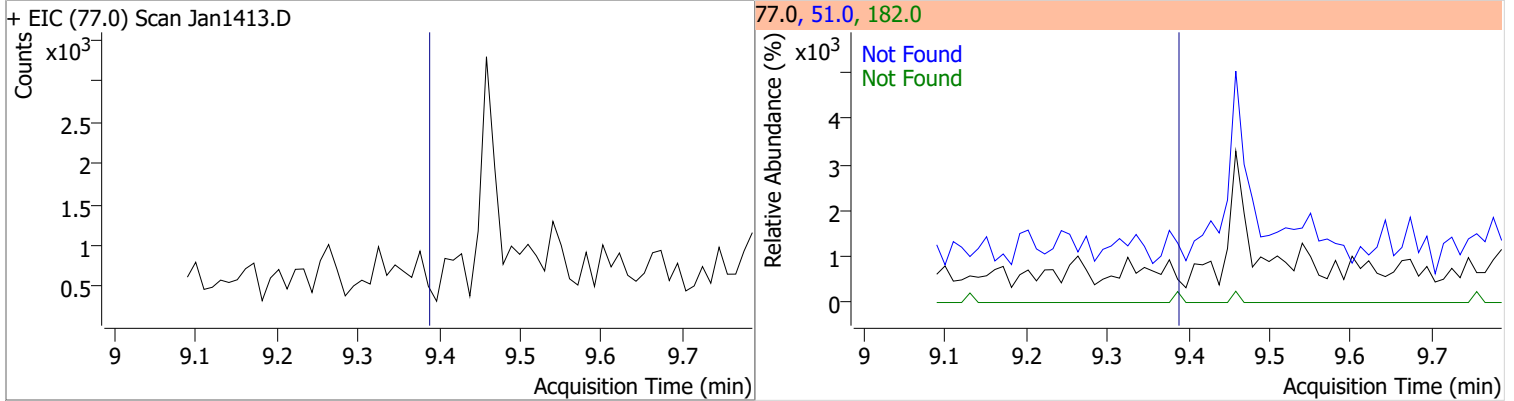
Compound	Conc.	Exp RT	QIon	Exp Ratio
4,6-Dinitro-2-methylphenol	N.D.	9.26	121.0	44.8



Compound	Conc.	Exp RT	QIon	Exp Ratio	QIon	Exp Ratio
N-nitrosodiphenylamine	N.D.	9.36	168.0	63.3	167.0	33.4

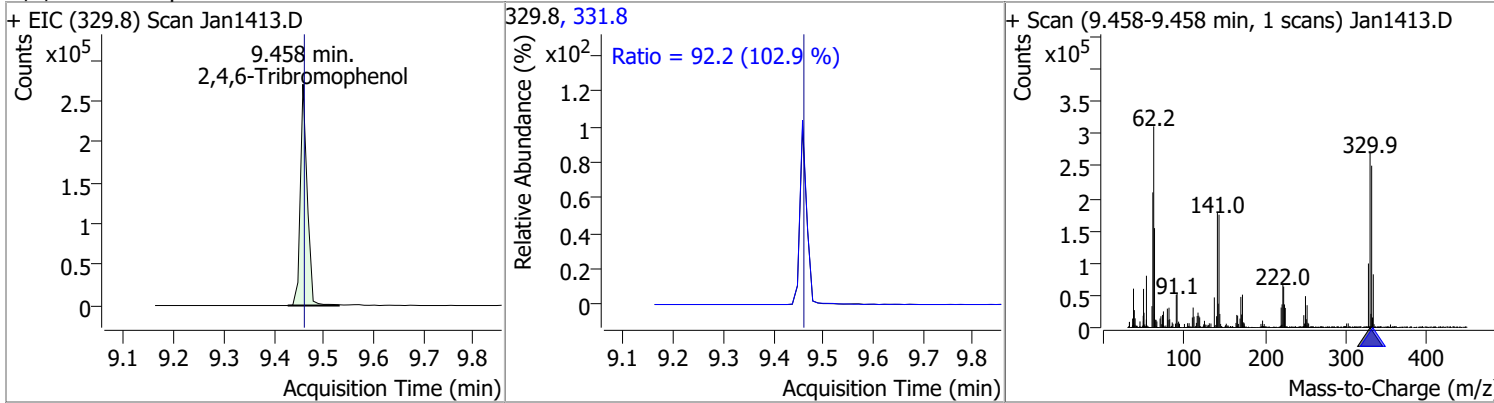


Compound	Conc.	Exp RT	QIon	Exp Ratio	QIon	Exp Ratio
Azobenzene	N.D.	9.39	51.0	49.9	182.0	26.9

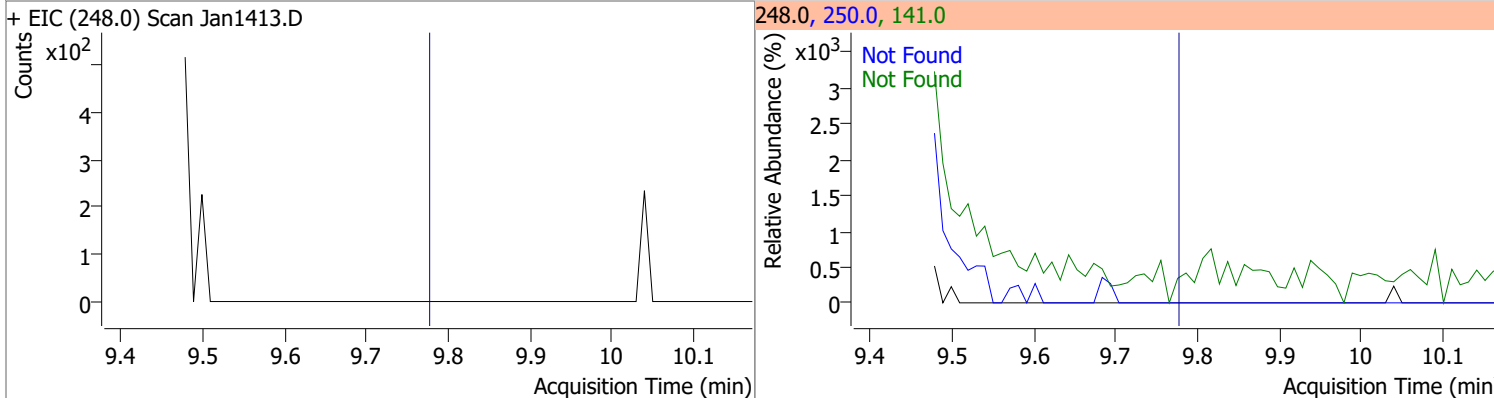


Quantitation Results Report (QT Reviewed)

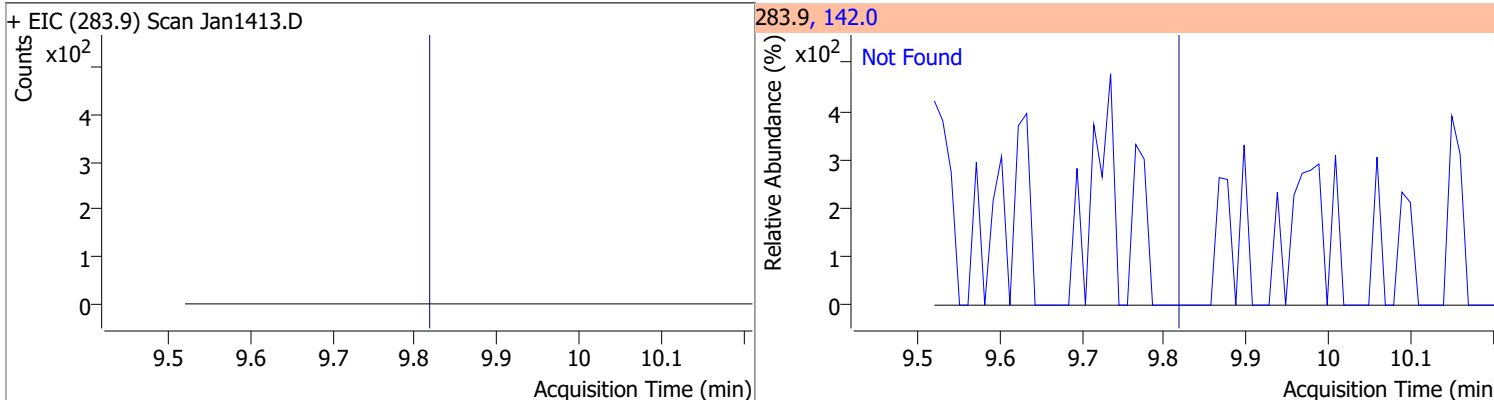
Compound	Conc.	RT	Dev(Min)	Resp.	QIon	QRatio	Lower	Upper
2,4,6-Tribromophenol	167.5463	9.46	0.00	259932	331.8	92.2	62.7	116.4



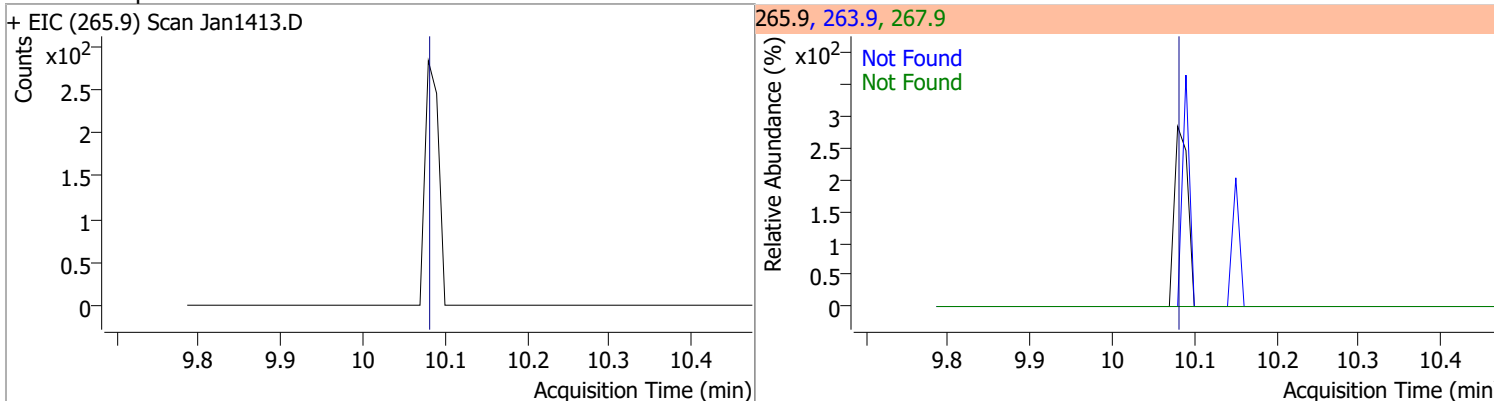
Compound	Conc.	Exp RT	QIon	Exp Ratio	QIon	Exp Ratio
4-Bromophenyl-phenylether	N.D.	9.78	250.0	98.3	141.0	96.1



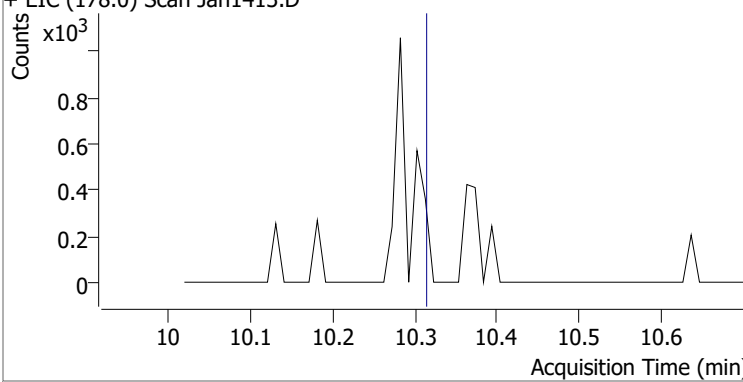
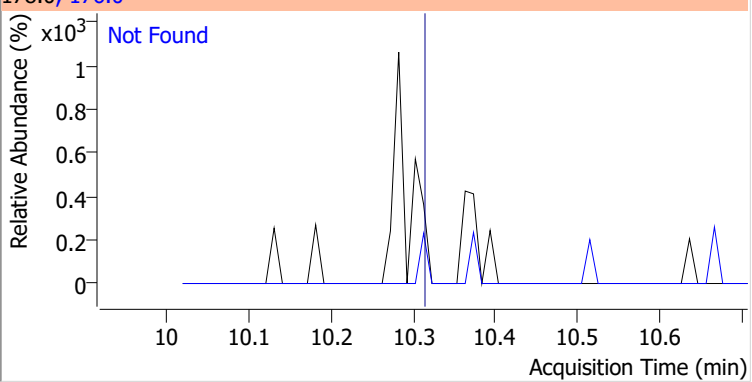
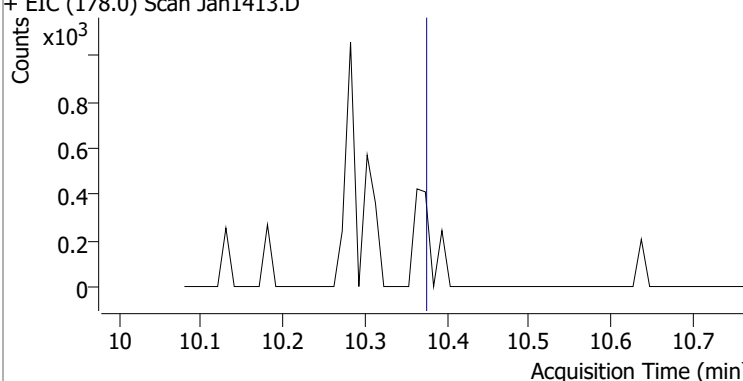
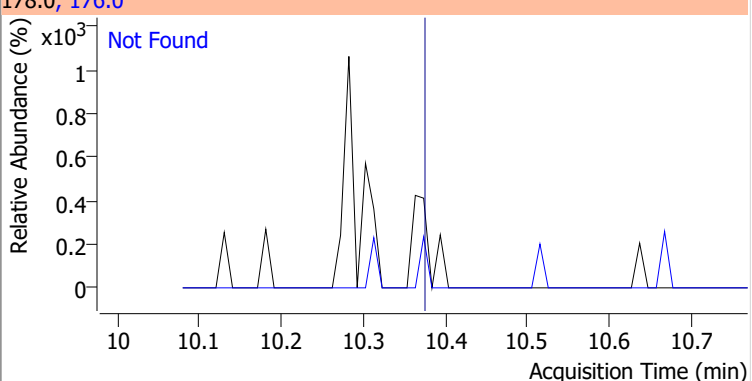
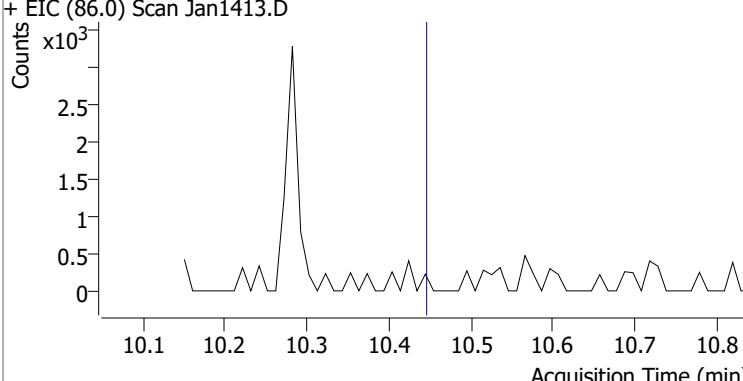
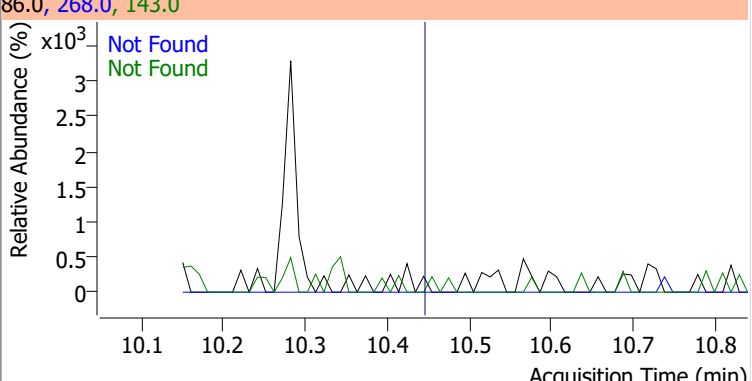
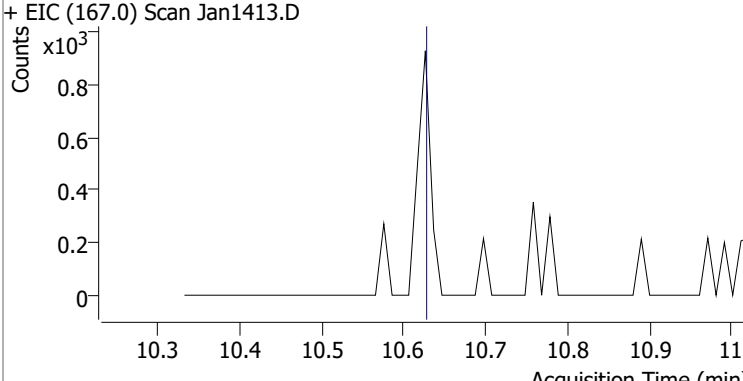
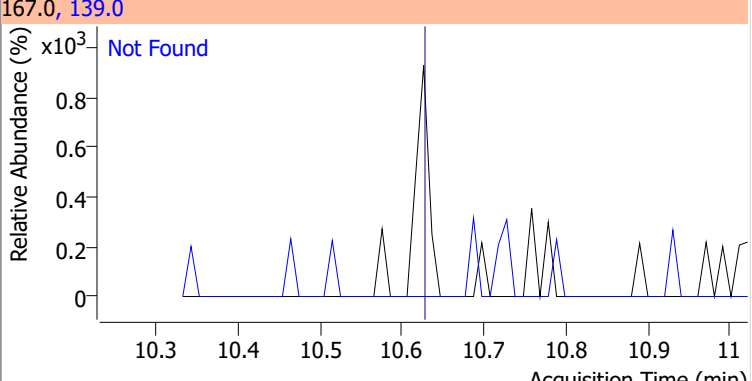
Compound	Conc.	Exp RT	QIon	Exp Ratio	QIon	Exp Ratio
Hexachlorobenzene	N.D.	9.82	142.0	49.9		



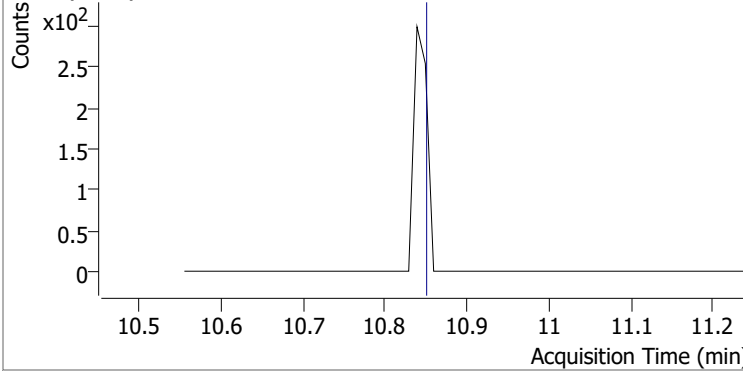
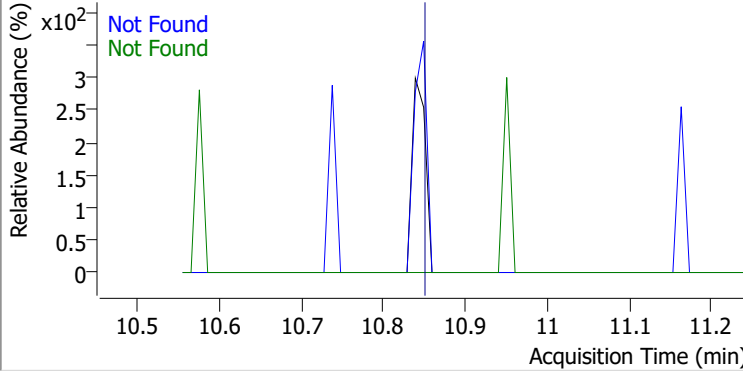
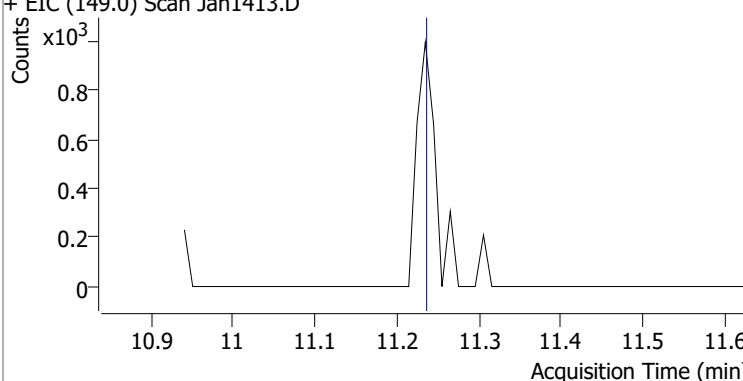
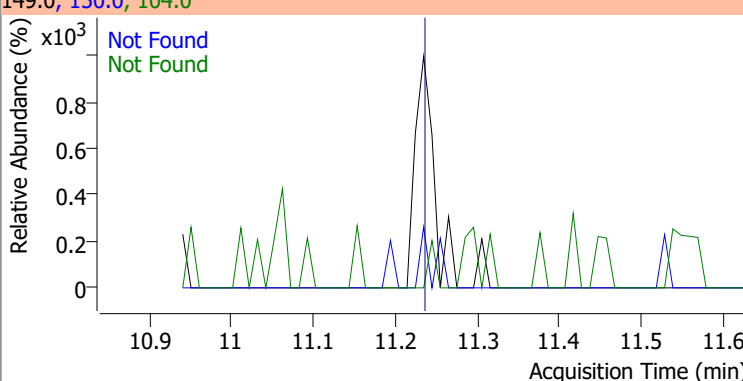
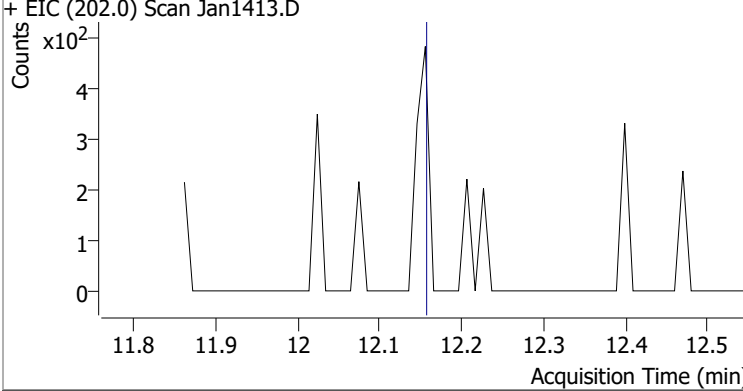
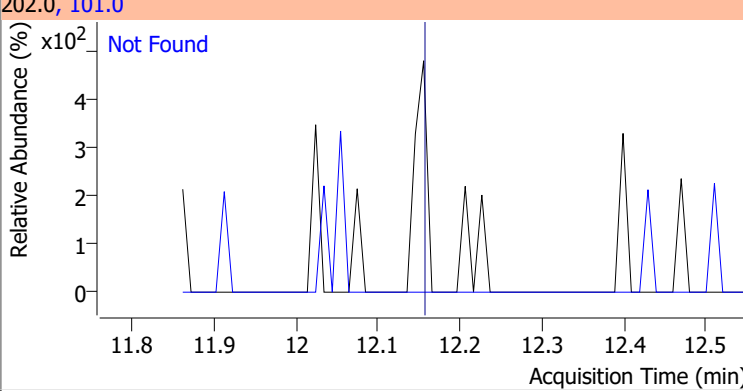
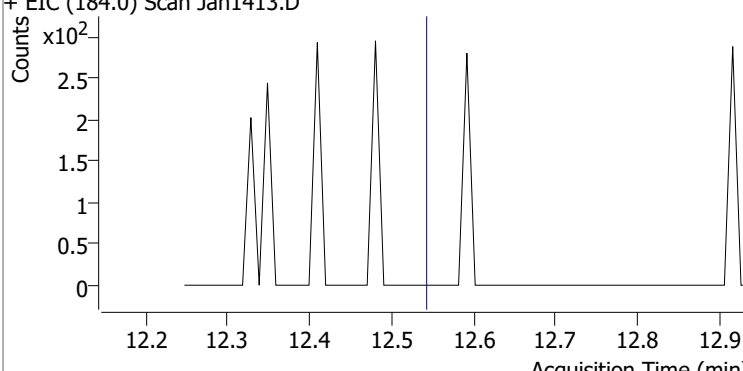
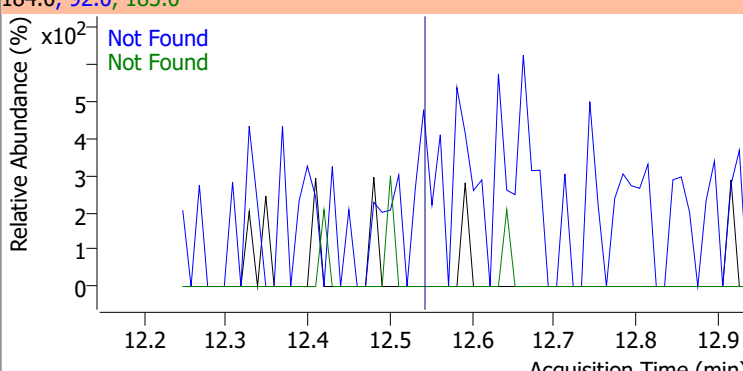
Compound	Conc.	Exp RT	QIon	Exp Ratio	QIon	Exp Ratio
Pentachlorophenol	N.D.	10.08	263.9	67.0	267.9	63.6



Quantitation Results Report (QT Reviewed)

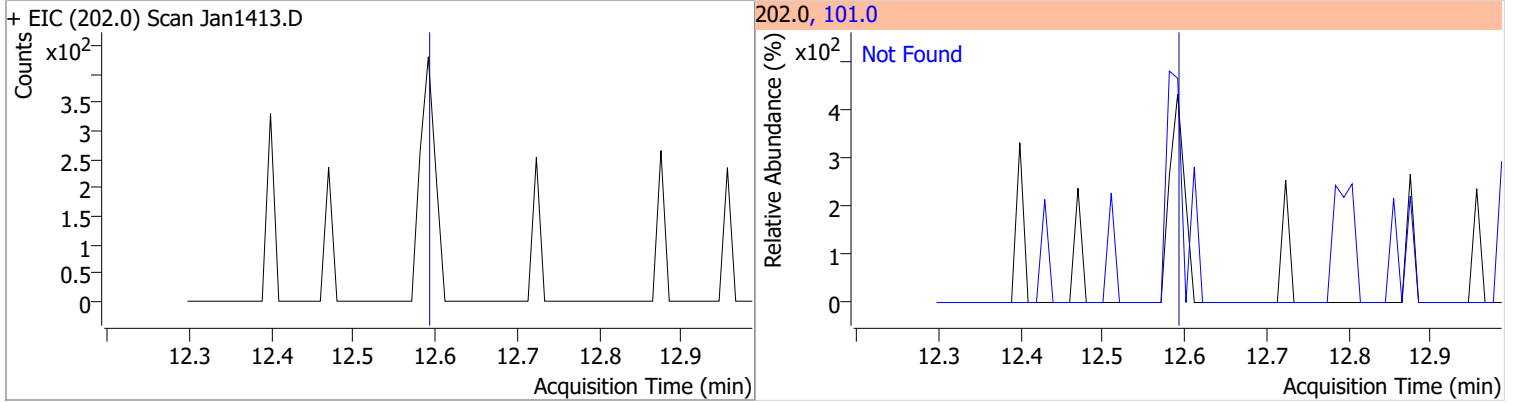
Compound	Conc.	Exp RT	QIon	Exp Ratio		
Phenanthrene	N.D.	10.31	176.0	19.3		
+ EIC (178.0) Scan Jan1413.D			178.0, 176.0			
						
Anthracene	N.D.	10.37	176.0	18.4		
+ EIC (178.0) Scan Jan1413.D			178.0, 176.0			
						
Triallate	N.D.	10.44	268.0	26.7	QIon	Exp Ratio
+ EIC (86.0) Scan Jan1413.D			86.0, 268.0, 143.0			
						
Carbazole	N.D.	10.63	139.0	12.8		
+ EIC (167.0) Scan Jan1413.D			167.0, 139.0			
						

Quantitation Results Report (QT Reviewed)

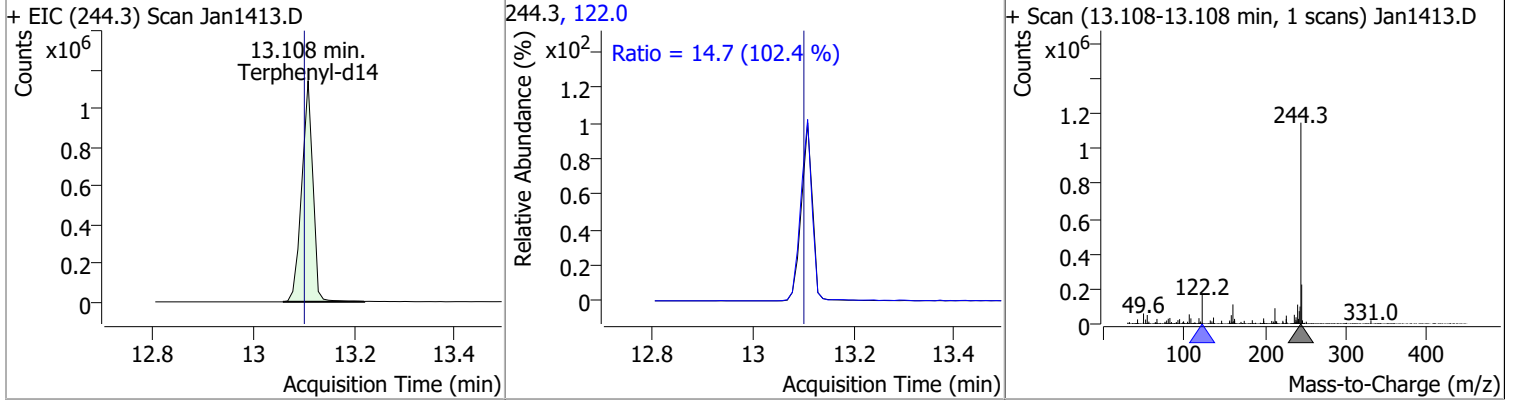
Compound	Conc.	Exp RT	QIon	Exp Ratio	QIon	Exp Ratio
o-Terphenyl	N.D.	10.85	229.0	64.1	215.0	36.5
+ EIC (230.0) Scan Jan1413.D			230.0, 229.0, 215.0			
						
Di-n-Butylphthalate	N.D.	11.23	150.0	9.1	104.0	6.1
+ EIC (149.0) Scan Jan1413.D			149.0, 150.0, 104.0			
						
Fluoranthene	N.D.	12.16	101.0	12.8		
+ EIC (202.0) Scan Jan1413.D			202.0, 101.0			
						
Benzidine	N.D.	12.54	183.0	13.1	92.0	8.1
+ EIC (184.0) Scan Jan1413.D			184.0, 92.0, 183.0			
						

Quantitation Results Report (QT Reviewed)

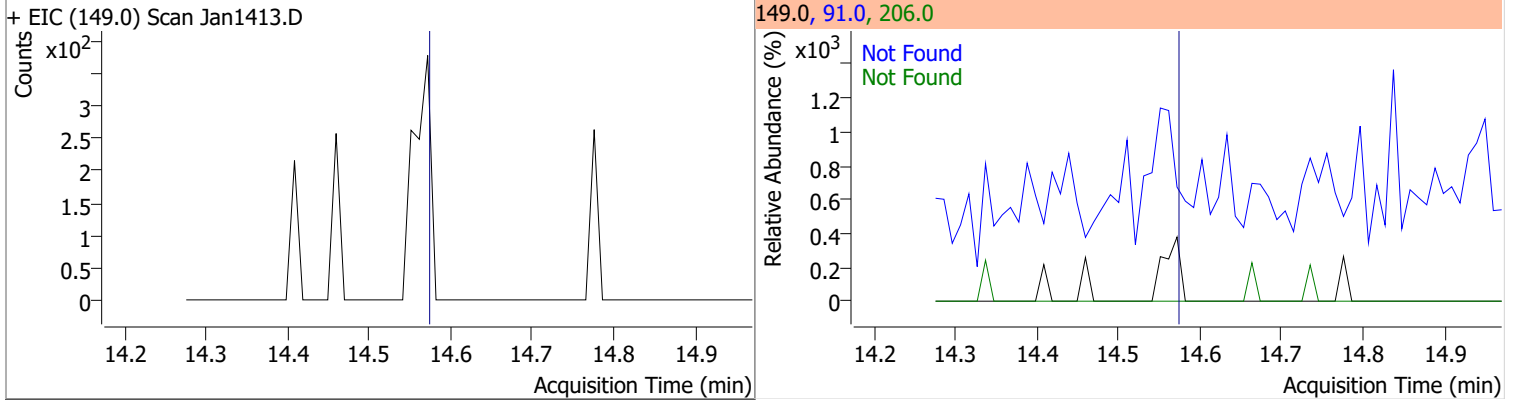
Compound	Conc.	Exp RT	QIon	Exp Ratio
Pyrene	N.D.	12.59	101.0	14.6



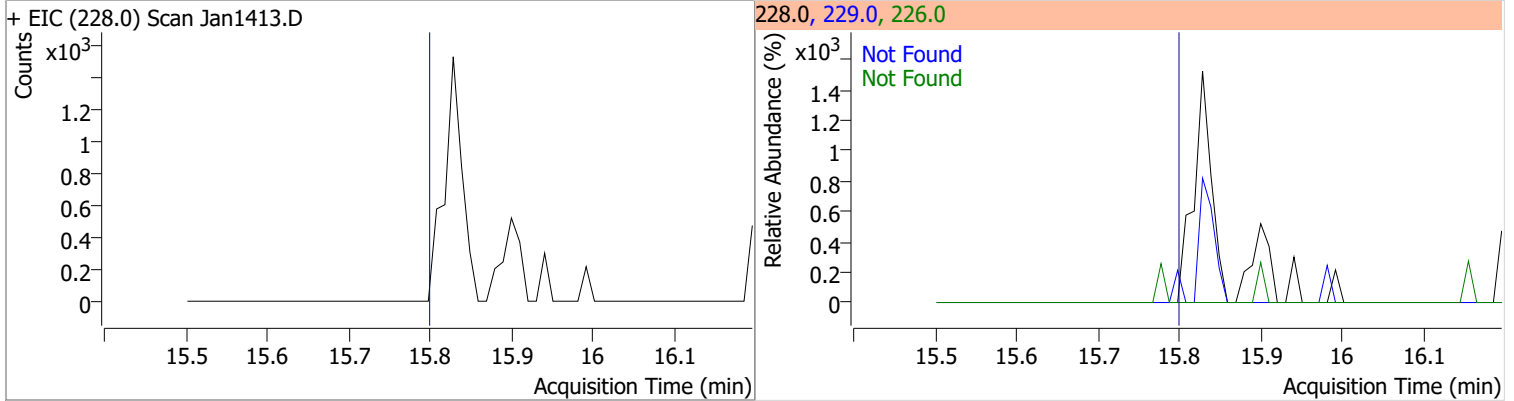
Compound	Conc.	RT	Dev(Min)	Resp.	QIon	QRatio	Lower	Upper
Terphenyl-d14	100.7753	13.11	0.01	1765267	122.0	14.7	10.1	18.7



Compound	Conc.	Exp RT	QIon	Exp Ratio	QIon	Exp Ratio
Butylbenzylphthalate	N.D.	14.58	91.0	81.7	206.0	17.9

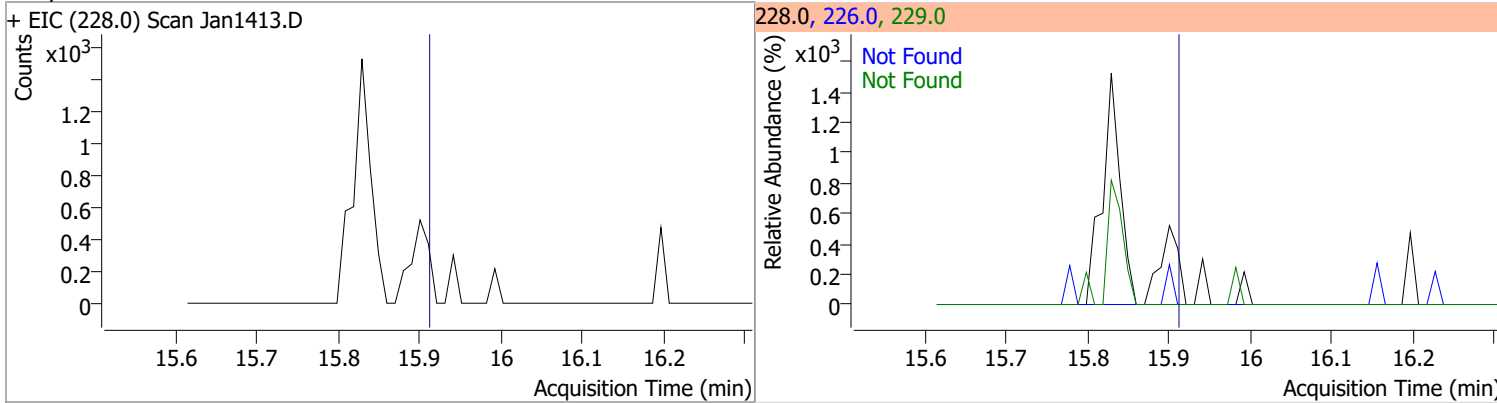


Compound	Conc.	Exp RT	QIon	Exp Ratio	QIon	Exp Ratio
Benzo(a)Anthracene	N.D.	15.81	226.0	27.1	229.0	21.0

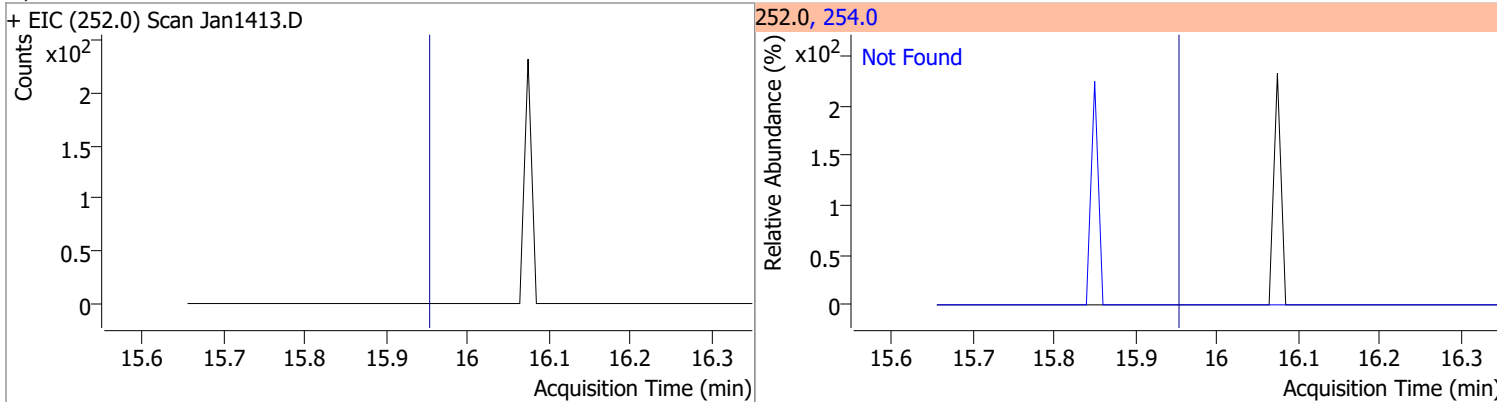


Quantitation Results Report (QT Reviewed)

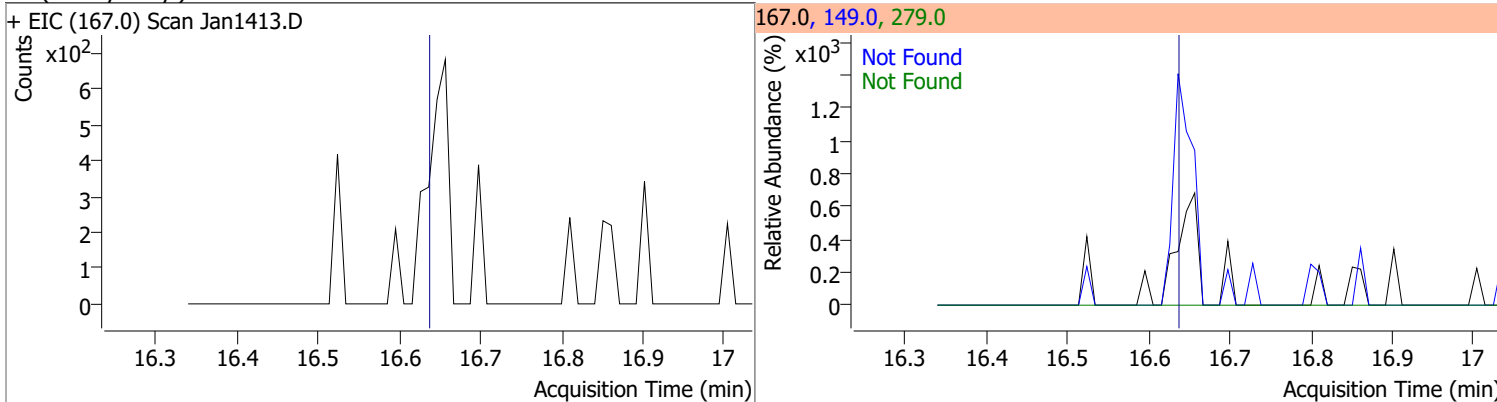
Compound	Conc.	Exp RT	QIon	Exp Ratio	QIon	Exp Ratio
Chrysene	N.D.	15.92	226.0	29.9	229.0	20.4



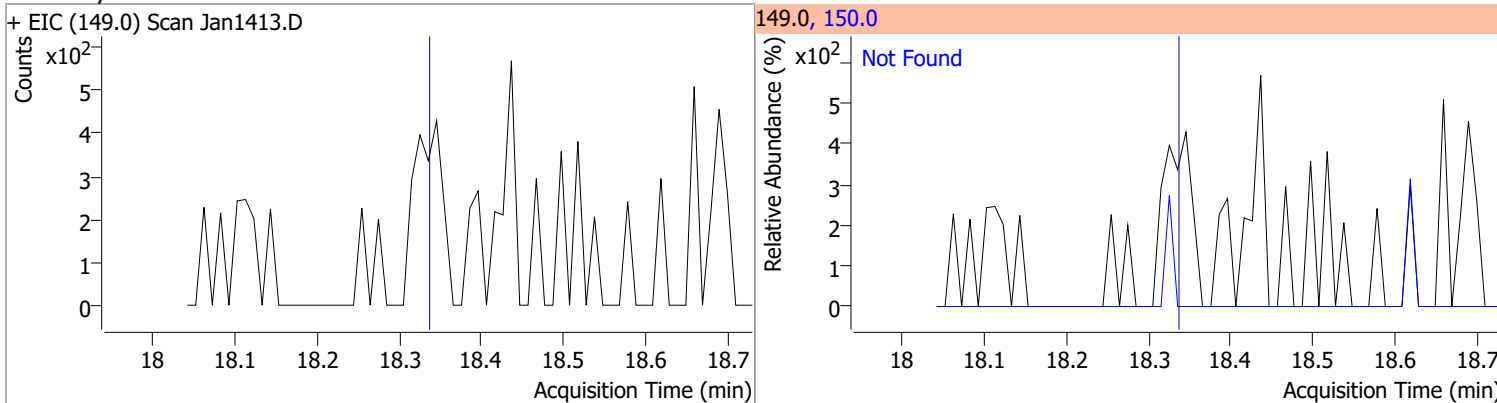
Compound	Conc.	Exp RT	QIon	Exp Ratio
3,3-Dichlorobenzidine	N.D.	15.96	254.0	64.7



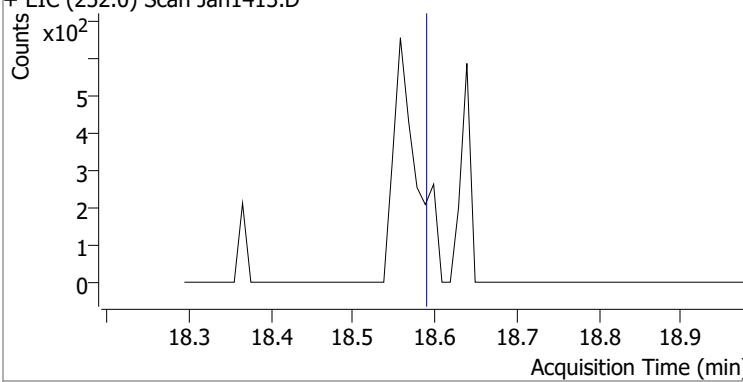
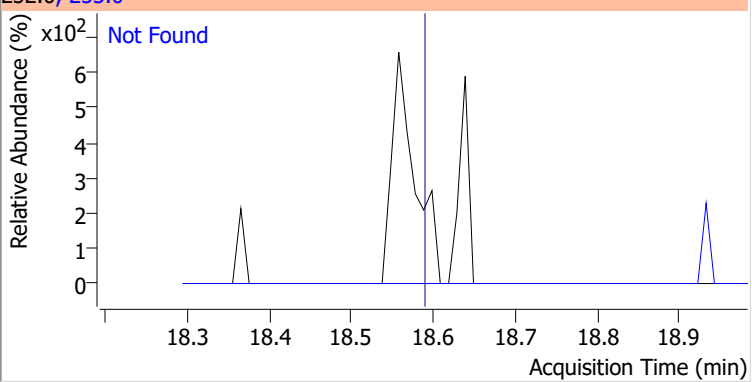
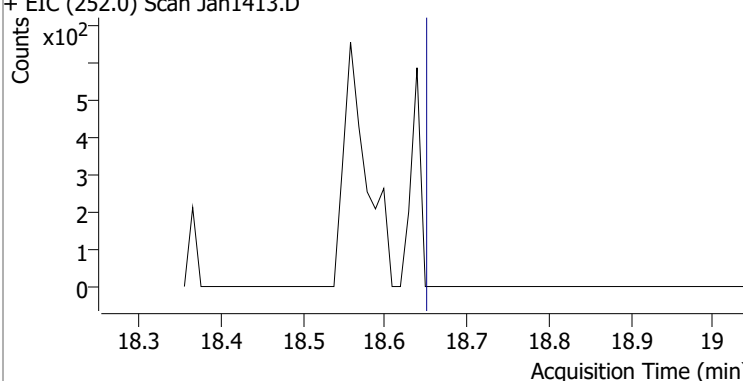
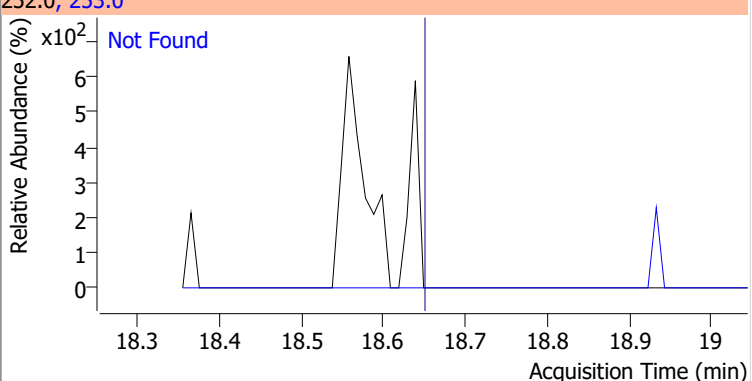
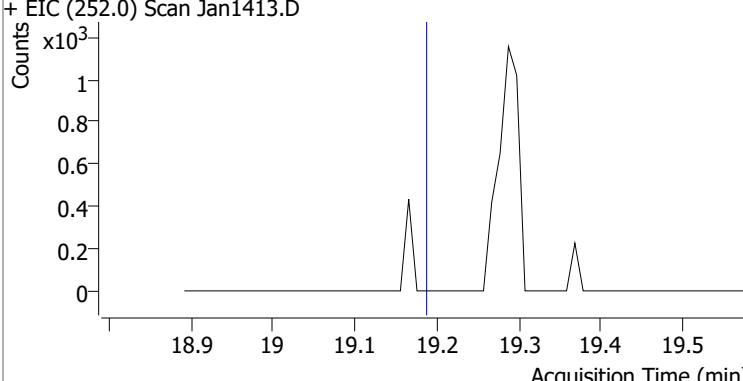
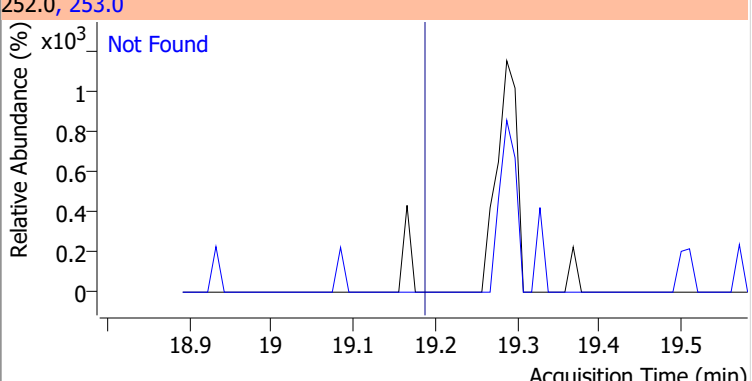
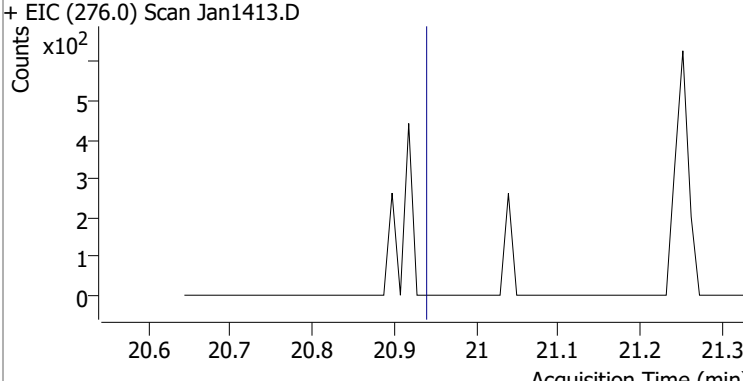
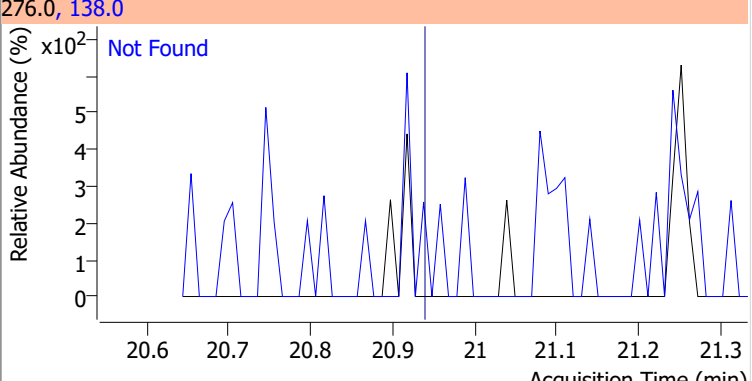
Compound	Conc.	Exp RT	QIon	Exp Ratio	QIon	Exp Ratio
bis(2-ethylhexyl)Phthalate	N.D.	16.65	149.0	397.1	279.0	15.6



Compound	Conc.	Exp RT	QIon	Exp Ratio
Di-n-octyl Phthalate	N.D.	18.34	150.0	9.5

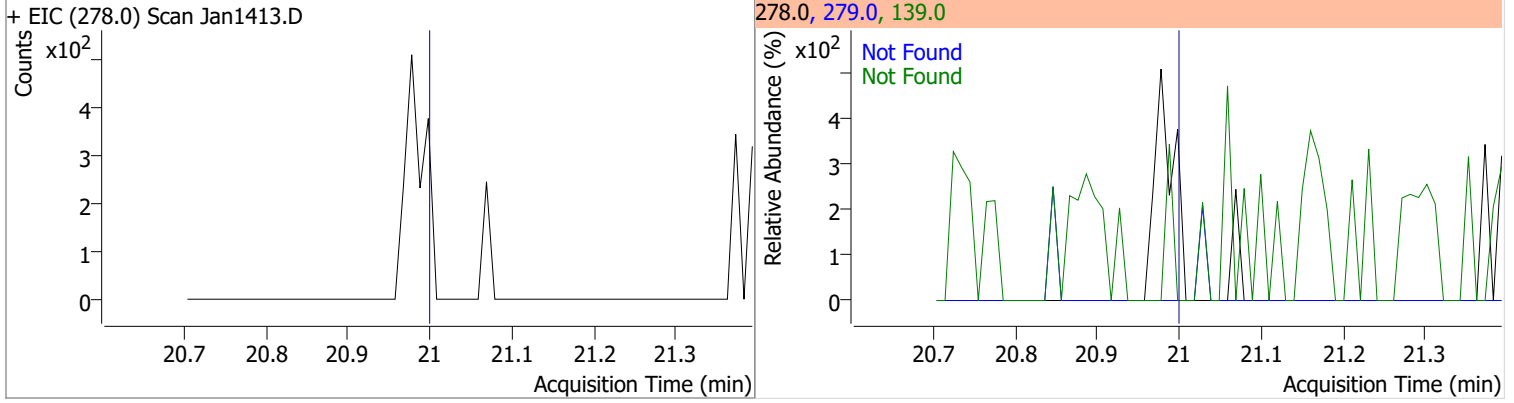


Quantitation Results Report (QT Reviewed)

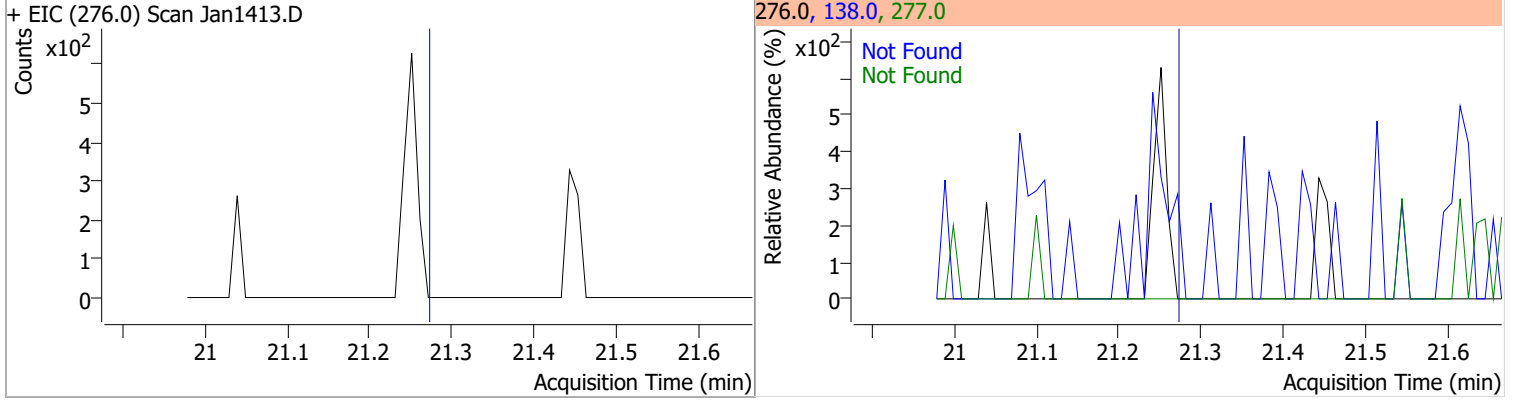
Compound	Conc.	Exp RT	QIon	Exp Ratio
Benzo(b)fluoranthene	N.D.	18.59	253.0	22.0
+ EIC (252.0) Scan Jan1413.D			252.0, 253.0	
				
Benzo(k)fluoranthene	N.D.	18.65	253.0	21.9
+ EIC (252.0) Scan Jan1413.D			252.0, 253.0	
				
Benzo(a)pyrene	N.D.	19.19	253.0	22.0
+ EIC (252.0) Scan Jan1413.D			252.0, 253.0	
				
Indeno(1,2,3-c,d)pyrene	N.D.	20.94	138.0	29.9
+ EIC (276.0) Scan Jan1413.D			276.0, 138.0	
				

Quantitation Results Report (QT Reviewed)

Compound	Conc.	Exp RT	QIon	Exp Ratio	QIon	Exp Ratio
Dibenzo(a,h)anthracene	N.D.	21.00	279.0	25.2	139.0	23.8

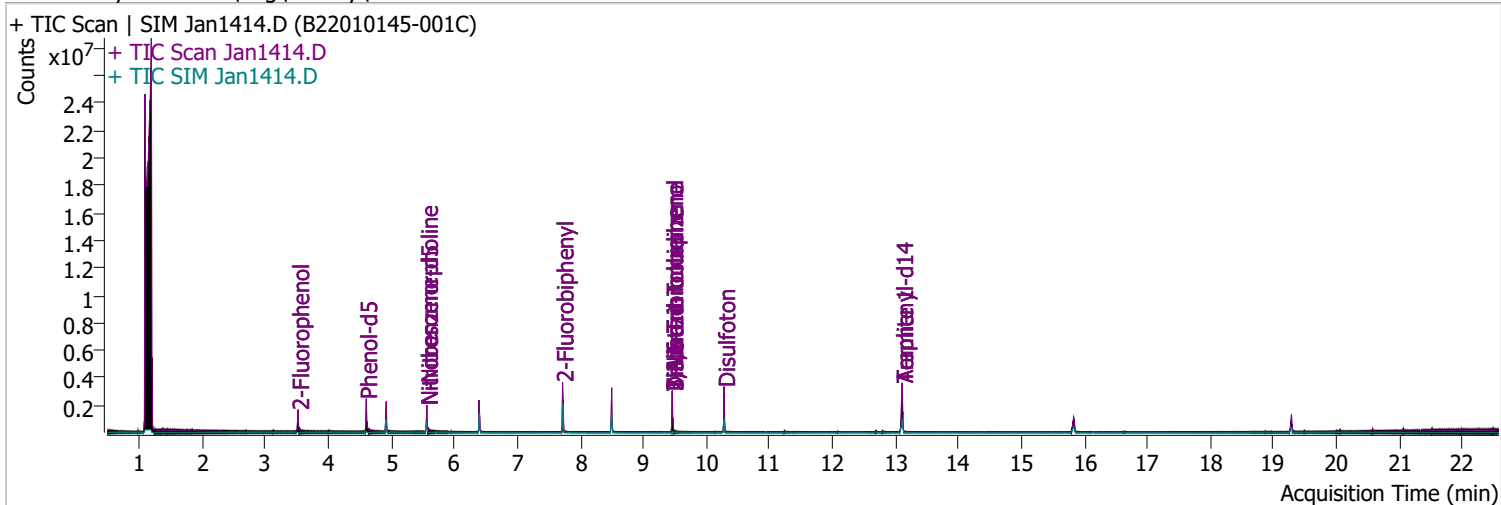


Compound	Conc.	Exp RT	QIon	Exp Ratio	QIon	Exp Ratio
Benzo(g,h,i)perylene	N.D.	21.27	138.0	32.0	277.0	23.8



Quantitation Results Report (QT Reviewed)

Data File	Jan1414.D	Operator	LIMS import
Acq. Method	BNA+SIM.M	Acq. Date-Time	1/14/2022 8:02:42 PM
Sample Name	B22010145-001C	Instrument	Instrument #1
Vial	14	Multiplier	1.00
DA Method File		Comment	SVOC-8270-W-LARGO
Tune File	dftppdsm.u	Tune Date	1/7/2022 12:13:00 PM
Batch Name	011422 DoD BNA.batch.bin	Last Calib Update	1/18/2022 11:27:22 AM
Ref Library	D:\Org\Library\NIST129K.I		



Compound	RT	QIon	Resp.	Conc.	Units	Dev(Min)
----------	----	------	-------	-------	-------	----------

Internal Standards

System Monitoring Compounds

S 2-Fluorophenol	3.520	112.0	440378	58.7318	µg/L	0.010
Spiked Amount: 200.000	Range: 10.0 - 75.0%			Recovery = 29.37%		
S Phenol-d5	4.603	99.0	705591	70.3446	µg/L	0.000
Spiked Amount: 200.000	Range: 10.0 - 65.0%			Recovery = 35.17%		
S Nitrobenzene-d5	5.563	82.0	373724	68.6419	µg/L	0.000
Spiked Amount: 100.000	Range: 32.0 - 94.0%			Recovery = 68.64%		
S 2-Fluorobiphenyl	7.718	172.0	1299458	67.9491	µg/L	0.000
Spiked Amount: 100.000	Range: 28.0 - 107.0%			Recovery = 67.95%		
S 2,4,6-Tribromophenol	9.458	329.8	230471	143.7239	µg/L	0.000
Spiked Amount: 200.000	Range: 25.0 - 140.0%			Recovery = 71.86%		
S Terphenyl-d14	13.108	244.3	1818418	98.1635	µg/L	0.010
Spiked Amount: 100.000	Range: 32.0 - 122.0%			Recovery = 98.16%		

Target Compounds

Compound	RT	QIon	Resp.	Conc.	Units	Dev(Min)	QValue
T N-Nitrosodimethylamine	0.000		0	N.D.			
T Pyridine	0.000		0	N.D.			
T Aniline	0.000		0	N.D.			
T Phenol	0.000		0	N.D.			
T bis(-2-Chloroethyl)Ether	0.000		0	N.D.			
T 2-Chlorophenol	0.000		0	N.D.			
T 1,3-Dichlorobenzene	0.000		0	N.D.			
T 1,4-Dichlorobenzene	0.000		0	N.D.			
T 1,2-Dichlorobenzene	0.000		0	N.D.			
T Benzyl Alcohol	0.000		0	N.D.			
T bis(2-chloroisopropyl)Ether	0.000		0	N.D.			
T 2-Methylphenol	0.000		0	N.D.			
T N-nitroso-Di-n-propylamine	5.563	70.0	0		µg/L	md	1
T 4Methylphenol/3Methylphenol	0.000		0	N.D.			
T Hexachloroethane	0.000		0	N.D.			

Quantitation Results Report (QT Reviewed)

Compound	RT	QIon	Resp.	Conc.	Units	Dev(Min)
T Nitrobenzene	0.000		0	N.D.		
T Isophorone	0.000		0	N.D.		
T 2-Nitrophenol	0.000		0	N.D.		
T 2,4-Dimethylphenol	0.000		0	N.D.		
T bis(-2-Chloroethoxy)Methane	0.000		0	N.D.		
T 2,4-Dichlorophenol	0.000		0	N.D.		
T Benzoic Acid	0.000		0	N.D.		
T 1,2,4-Trichlorobenzene	0.000		0	N.D.		
T Naphthalene	0.000		0	N.D.		
T 4-Chlorophenol	0.000		0	N.D.		
T p-Chloroaniline	0.000		0	N.D.		
T Hexachlorobutadiene	0.000		0	N.D.		
T 4-Chloro-2-Methylphenol	0.000		0	N.D.		
T 4-Chloro-3-Methylphenol	0.000		0	N.D.		
T 2-Methylnaphthalene	0.000		0	N.D.		
T 1-Methylnaphthalene	0.000		0	N.D.		
T Hexachlorocyclopentadiene	0.000		0	N.D.		
T 2,4,6-Trichlorophenol	0.000		0	N.D.		
T 2,4,5-Trichlorophenol	0.000		0	N.D.		
T 2-Chloronaphthalene	0.000		0	N.D.		
T 2-Nitroaniline	7.718	65.0	0		µg/L md	1
T Dimethyl Phthalate	8.497	163.0	0		µg/L md	1
T 2,6-Dinitrotoluene	8.497	165.0	0		µg/L md	1
T Acenaphthylene	0.000		0	N.D.		
T 3-Nitroaniline	0.000		0	N.D.		
T Acenaphthene	0.000		0	N.D.		
T 2,4-Dinitrophenol	0.000		0	N.D.		
T Dibenzofuran	0.000		0	N.D.		
T 2,4-Dinitrotoluene	0.000		0	N.D.		
T 4-Nitrophenol	0.000		0	N.D.		
T Diethylphthalate	0.000		0	N.D.		
T Fluorene	0.000		0	N.D.		
T 4-Chlorophenyl-phenylether	0.000		0	N.D.		
T 4-Nitroaniline	0.000		0	N.D.		
T 4,6-Dinitro-2-methylphenol	0.000		0	N.D.		
T N-nitrosodiphenylamine	0.000		0	N.D.		
T Azobenzene	0.000		0	N.D.		
T 4-Bromophenyl-phenylether	0.000		0	N.D.		
T Hexachlorobenzene	0.000		0	N.D.		
T Pentachlorophenol	0.000		0	N.D.		
T Phenanthrene	0.000		0	N.D.		
T Anthracene	0.000		0	N.D.		
T Triallate	0.000		0	N.D.		
T Carbazole	0.000		0	N.D.		
T o-Terphenyl	0.000		0	N.D.		
T Di-n-Butylphthalate	0.000		0	N.D.		
T Fluoranthene	0.000		0	N.D.		
T Benzidine	0.000		0	N.D.		
T Pyrene	0.000		0	N.D.		
T Butylbenzylphthalate	0.000		0	N.D.		
T Benzo(a)Anthracene	0.000		0	N.D.		
T Chrysene	0.000		0	N.D.		
T 3,3-Dichlorobenzidine	0.000		0	N.D.		
T bis(2-ethylhexyl)Phthalate	0.000		0	N.D.		
T Di-n-octyl Phthalate	0.000		0	N.D.		

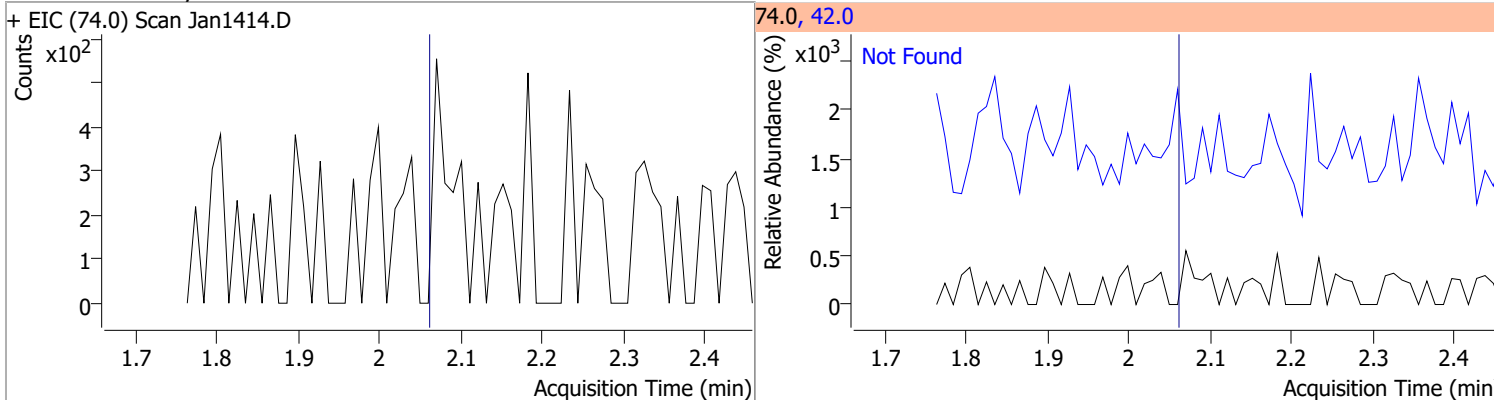
Quantitation Results Report (QT Reviewed)

Compound	RT	QIon	Resp.	Conc.	Units	Dev(Min)
T Benzo(b)fluoranthene	0.000		0	N.D.		
T Benzo(k)fluoranthene	0.000		0	N.D.		
T Benzo(a)pyrene	0.000		0	N.D.		
T Indeno(1,2,3-c,d)pyrene	0.000		0	N.D.		
T Dibenzo(a,h)anthracene	0.000		0	N.D.		
T Benzo(g,h,i)perylene	0.000		0	N.D.		

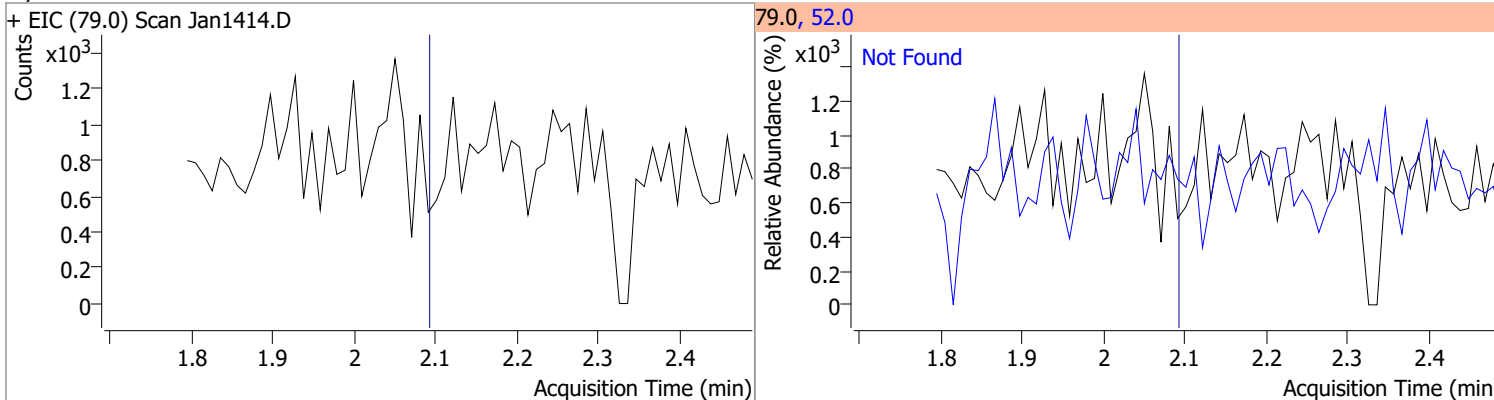
(#) = Qualifier Out of Range; (m) = Manual Integration; (+) = Area Summed; (*) = Surrogate Percent Recovery Out of Range; (d): Zeroed Peak

Quantitation Results Report (QT Reviewed)

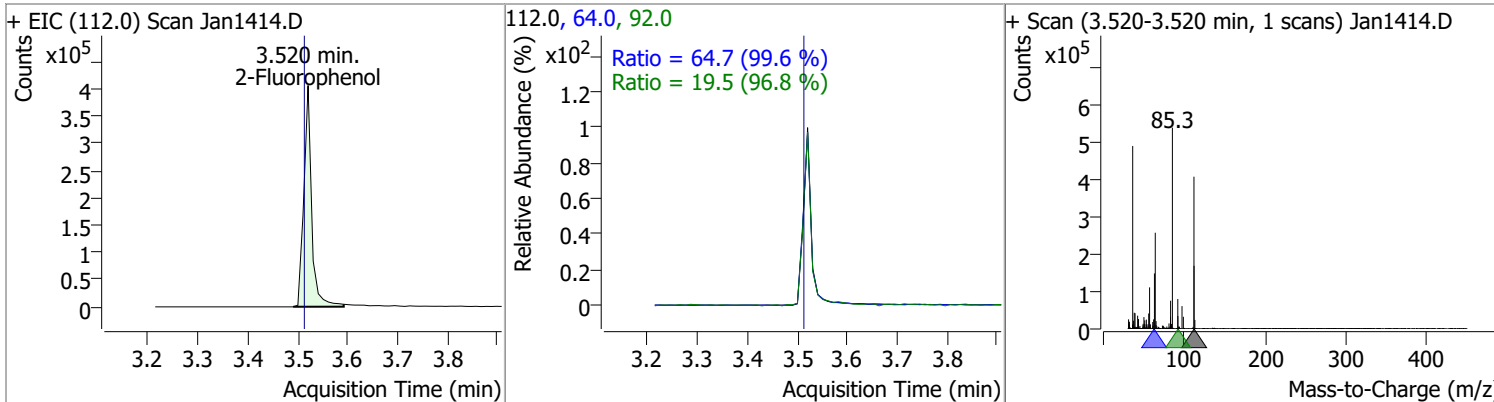
Compound	Conc.	Exp RT	QIon	Exp Ratio
N-Nitrosodimethylamine	N.D.	2.06	42.0	177.0



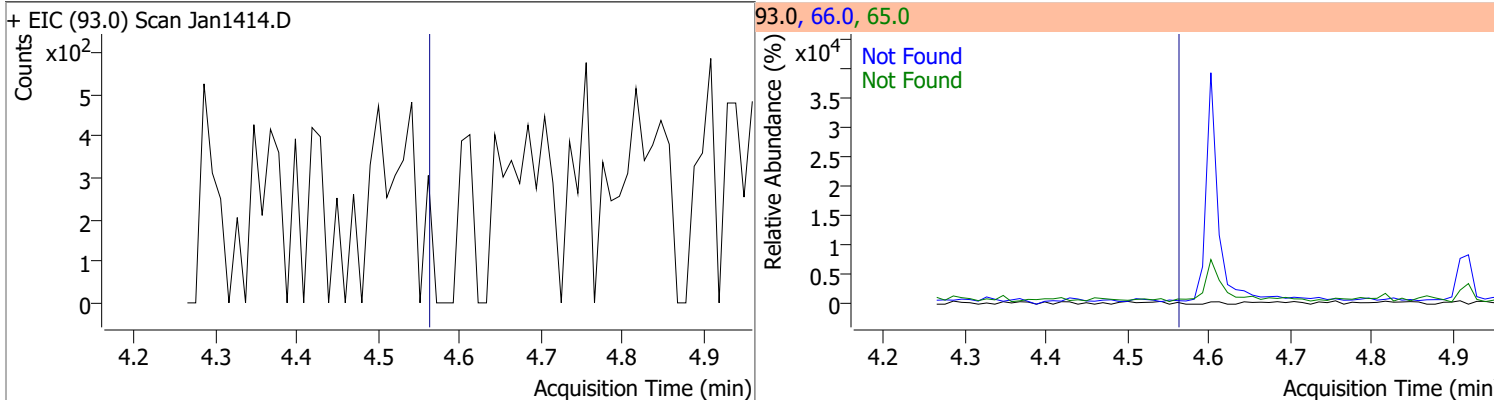
Compound	Conc.	Exp RT	QIon	Exp Ratio
Pyridine	N.D.	2.09	52.0	133.1



Compound	Conc.	RT	Dev(Min)	Resp.	QIon	QRatio	Lower	Upper
2-Fluorophenol	58.7318	3.52	0.01	440378	64.0 92.0	64.7 19.5	45.5 14.1	84.5 26.2

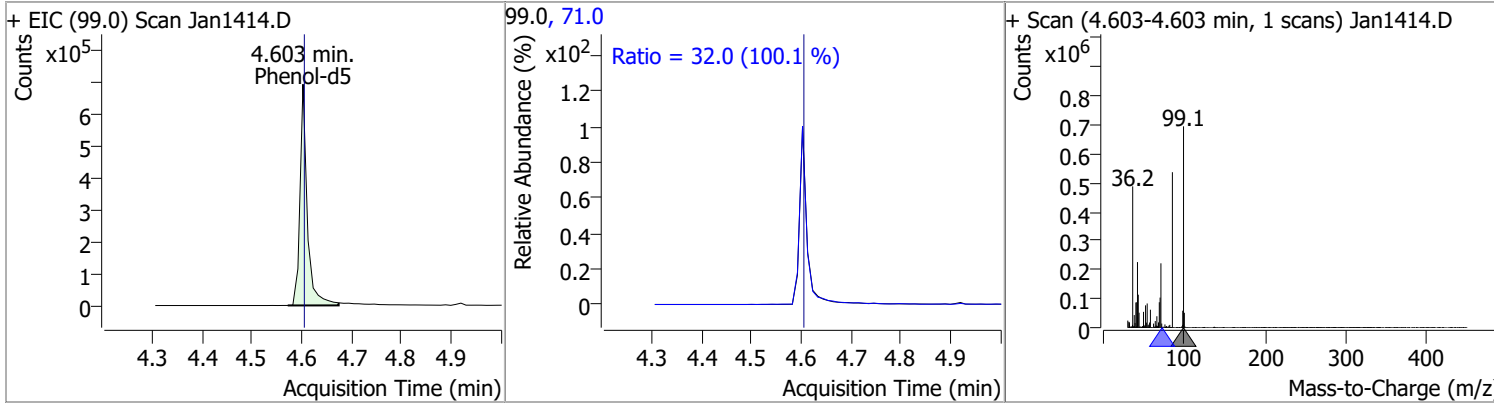


Compound	Conc.	Exp RT	QIon	Exp Ratio	QIon	Exp Ratio
Aniline	N.D.	4.56	66.0	40.4	65.0	22.2

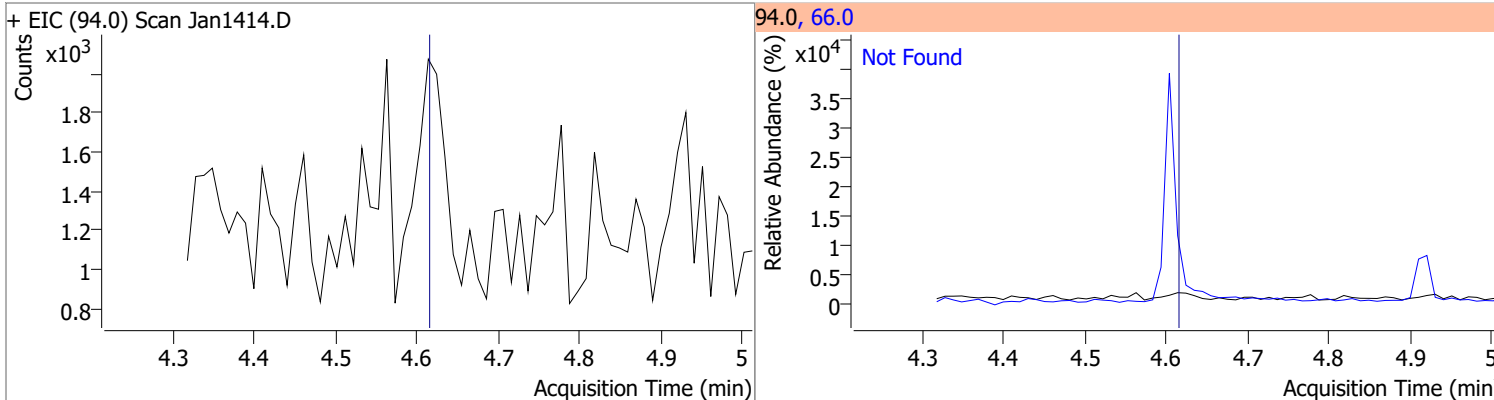


Quantitation Results Report (QT Reviewed)

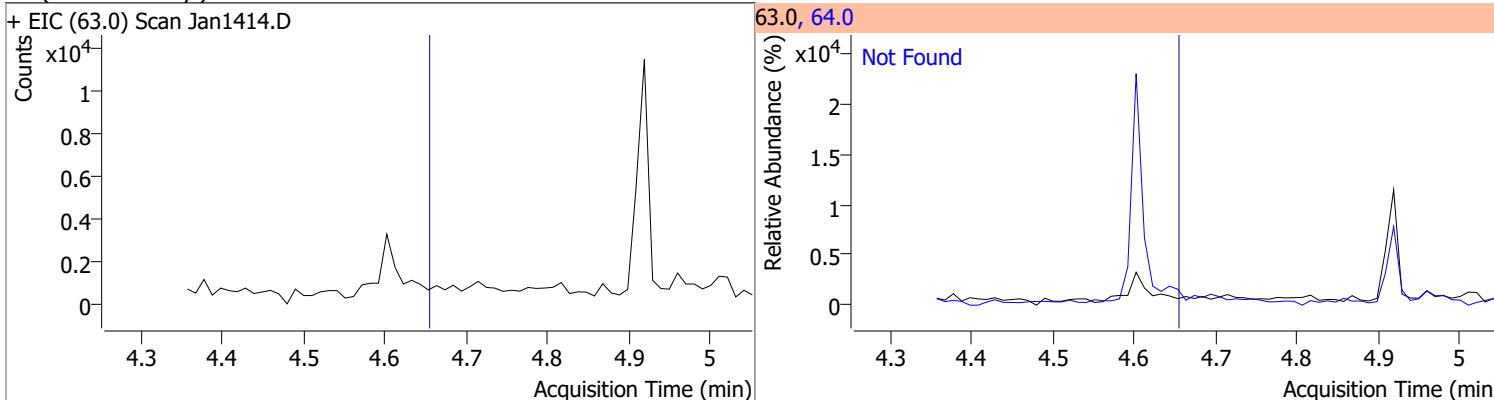
Compound	Conc.	RT	Dev(Min)	Resp.	QIon	QRatio	Lower	Upper
Phenol-d5	70.3446	4.60	0.00	705591	71.0	32.0	22.3	41.5



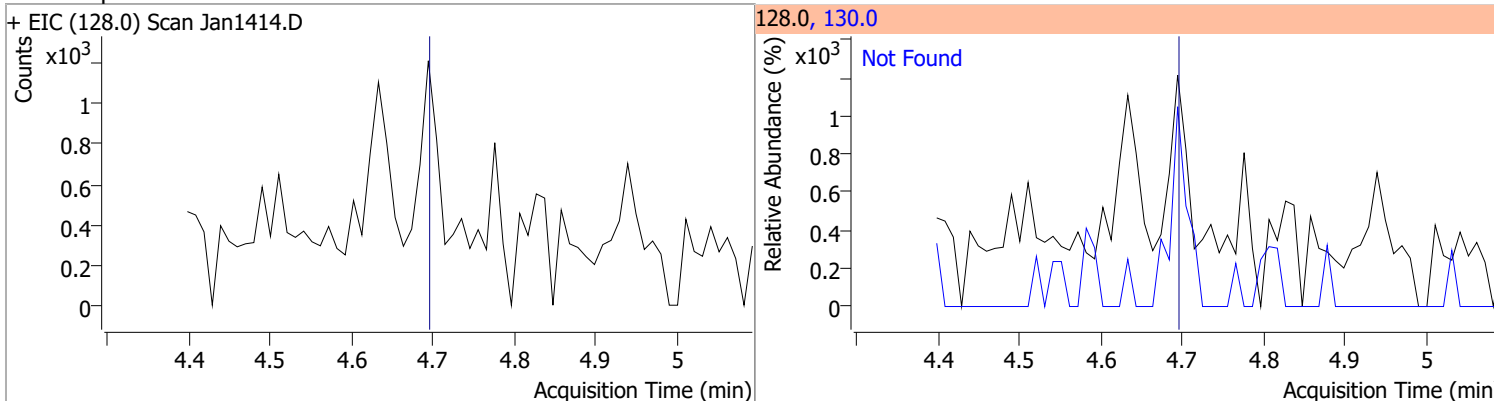
Compound	Conc.	Exp RT	QIon	Exp Ratio
Phenol	N.D.	4.61	66.0	44.7



Compound	Conc.	Exp RT	QIon	Exp Ratio
bis(-2-Chloroethyl)Ether	N.D.	4.65	64.0	3.3



Compound	Conc.	Exp RT	QIon	Exp Ratio
2-Chlorophenol	N.D.	4.70	130.0	32.0

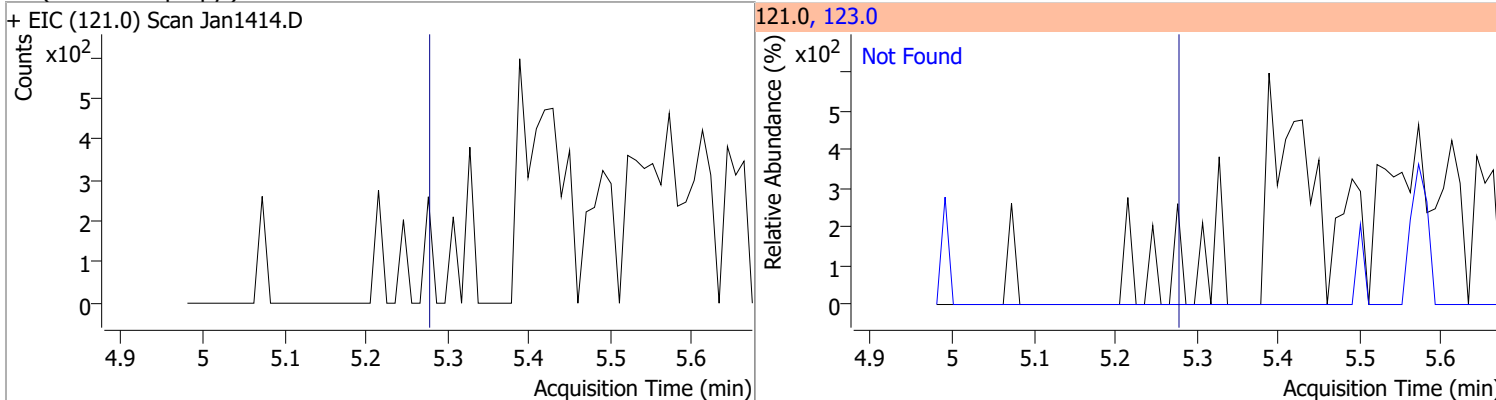


Quantitation Results Report (QT Reviewed)

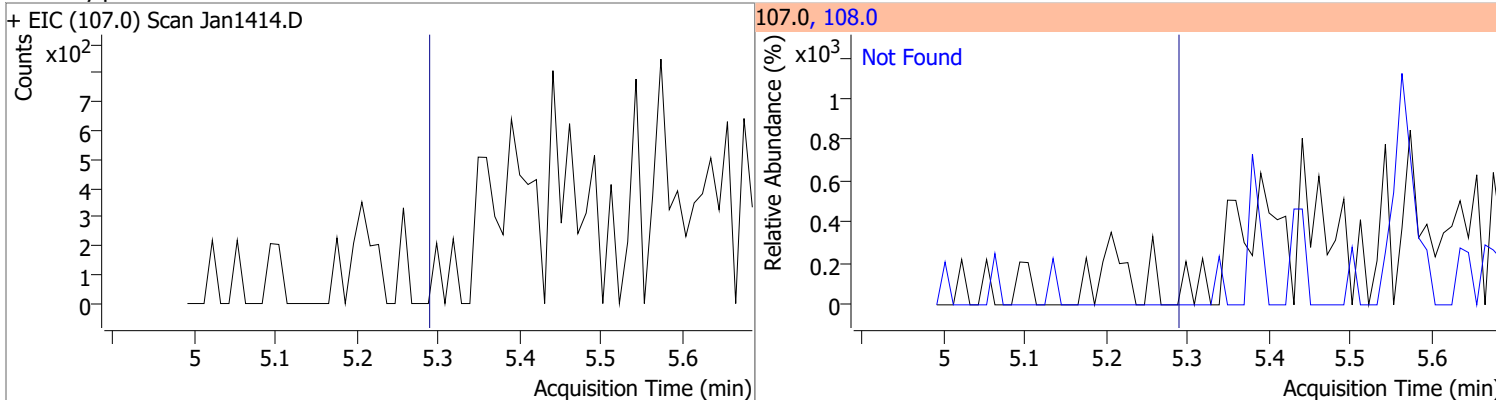
Compound	Conc.	Exp RT	QIon	Exp Ratio	QIon	Exp Ratio
1,3-Dichlorobenzene	N.D.	4.85	148.0	62.6	111.0	35.4
+ EIC (146.0) Scan Jan1414.D			146.0, 148.0, 111.0			
1,4-Dichlorobenzene	N.D.	4.94	148.0	64.4	111.0	35.2
+ EIC (146.0) Scan Jan1414.D			146.0, 148.0, 111.0			
1,2-Dichlorobenzene	N.D.	5.10	148.0	64.5	111.0	37.8
+ EIC (146.0) Scan Jan1414.D			146.0, 148.0, 111.0			
Benzyl Alcohol	N.D.	5.11	79.0	115.5	107.0	71.0
+ EIC (108.0) Scan Jan1414.D			108.0, 79.0, 107.0			

Quantitation Results Report (QT Reviewed)

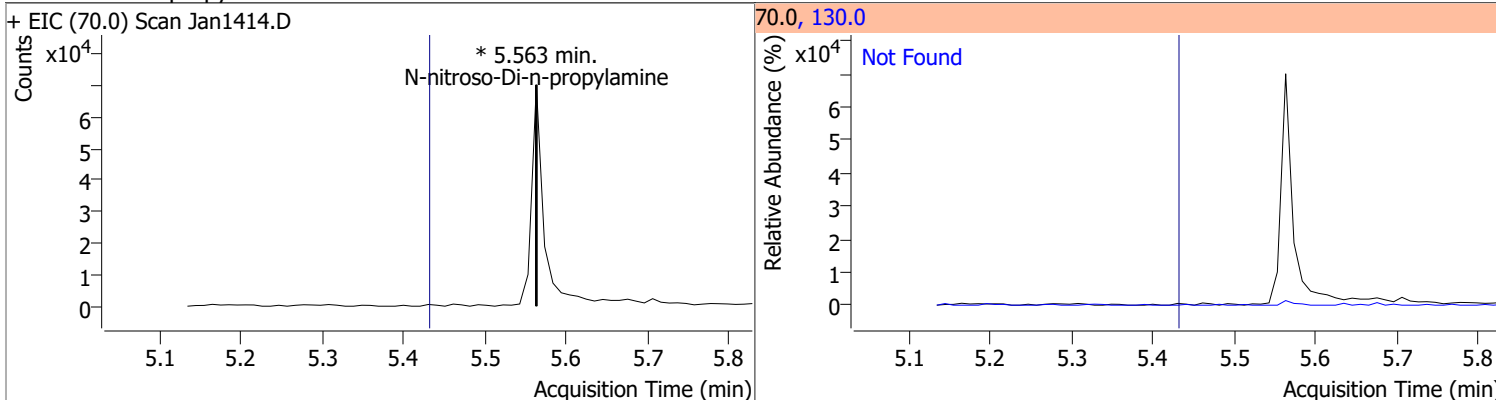
Compound	Conc.	Exp RT	QIon	Exp Ratio
bis(2-chloroisopropyl)Ether	N.D.	5.28	123.0	32.2



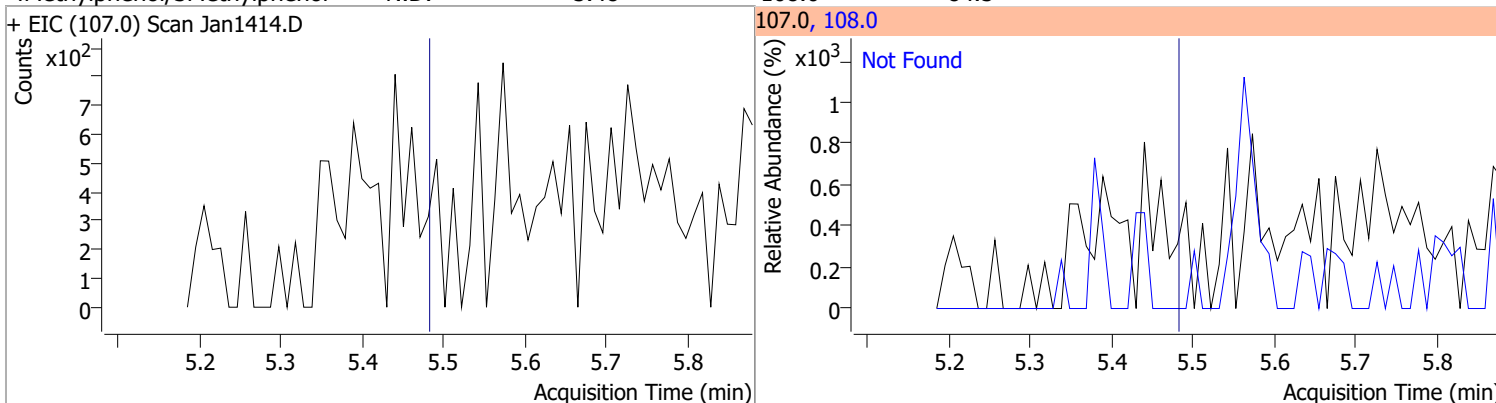
Compound	Conc.	Exp RT	QIon	Exp Ratio
2-Methylphenol	N.D.	5.29	108.0	116.9



Compound	Conc.	RT	Dev(Min)	Resp.	QIon	QRatio	Lower	Upper
N-nitroso-Di-n-propylamine		0		0	130.0		0.0	41.5

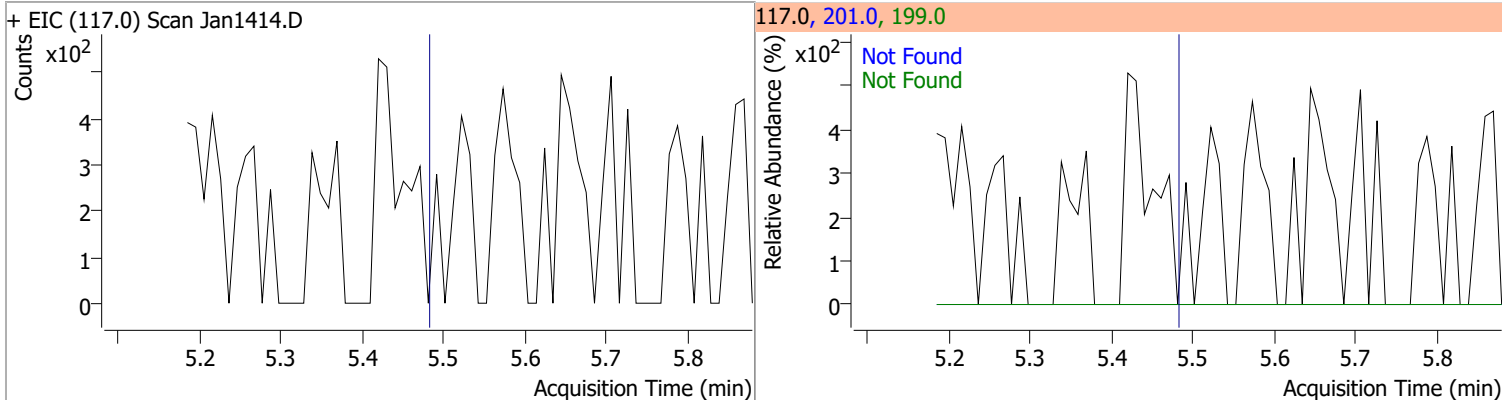


Compound	Conc.	Exp RT	QIon	Exp Ratio
4Methylphenol/3Methylphenol	N.D.	5.48	108.0	84.5

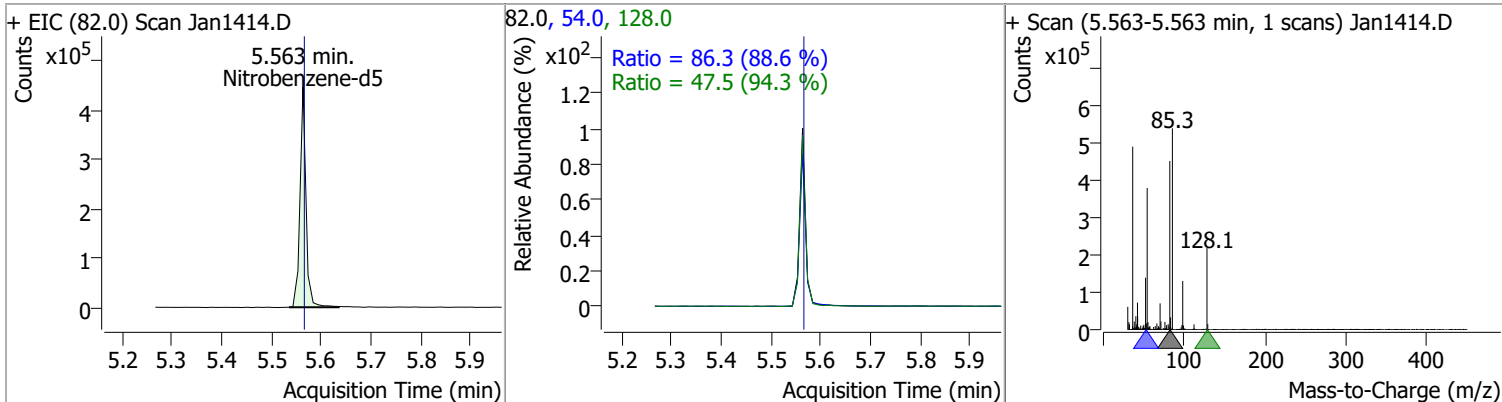


Quantitation Results Report (QT Reviewed)

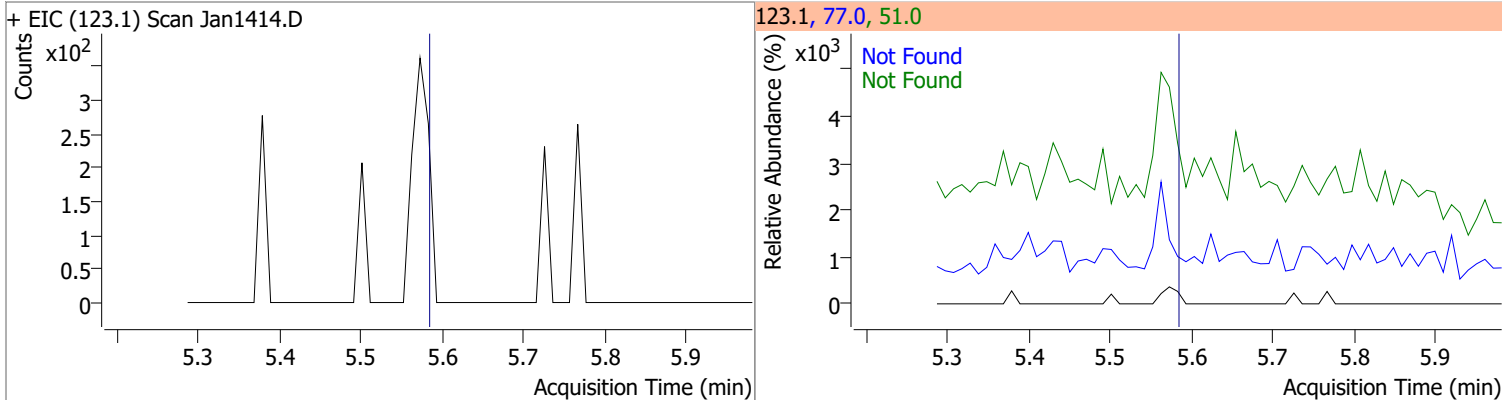
Compound	Conc.	Exp RT	QIon	Exp Ratio	QIon	Exp Ratio
Hexachloroethane	N.D.	5.48	201.0	93.2	199.0	57.2



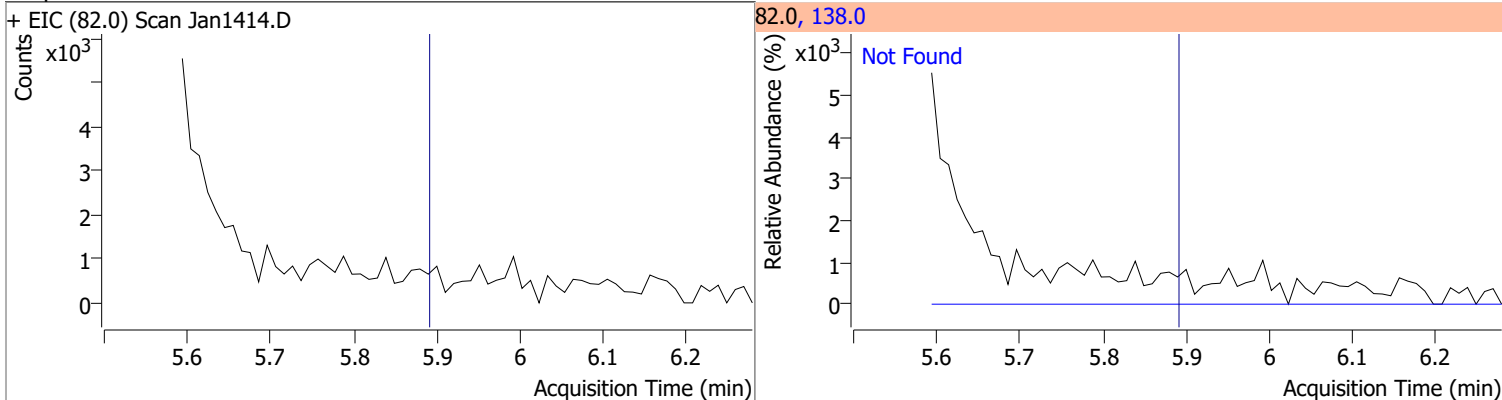
Compound	Conc.	RT	Dev(Min)	Resp.	QIon	QRatio	Lower	Upper
Nitrobenzene-d5	68.6419	5.56	0.00	373724	54.0	86.3	68.2	126.6
					128.0	47.5	35.2	65.4



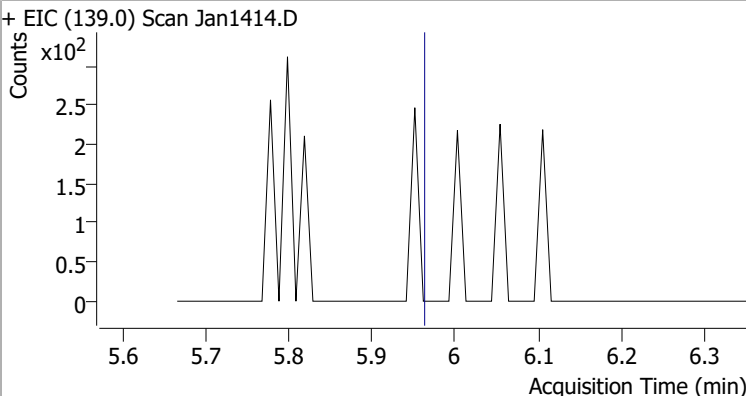
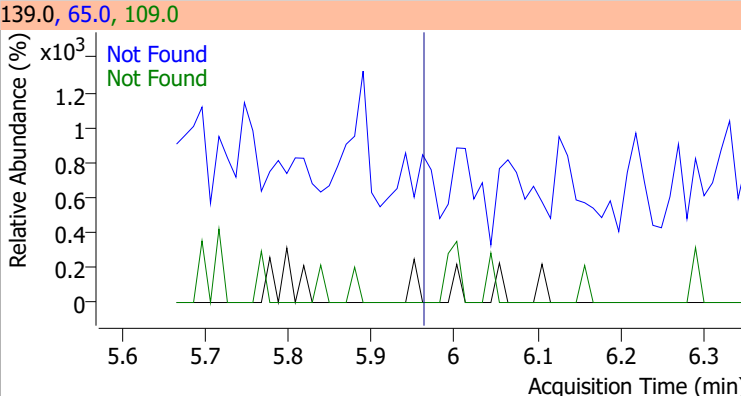
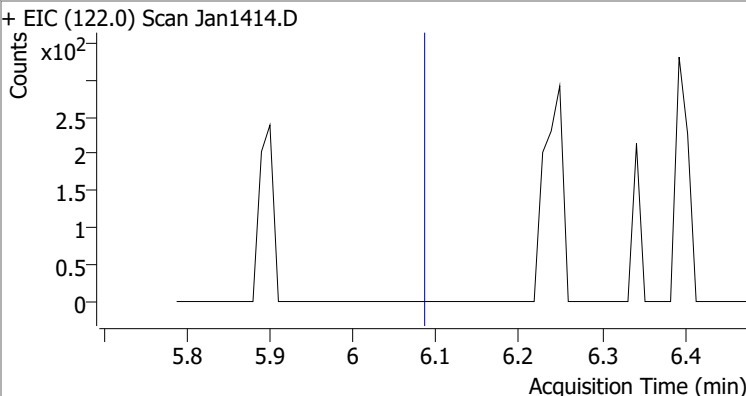
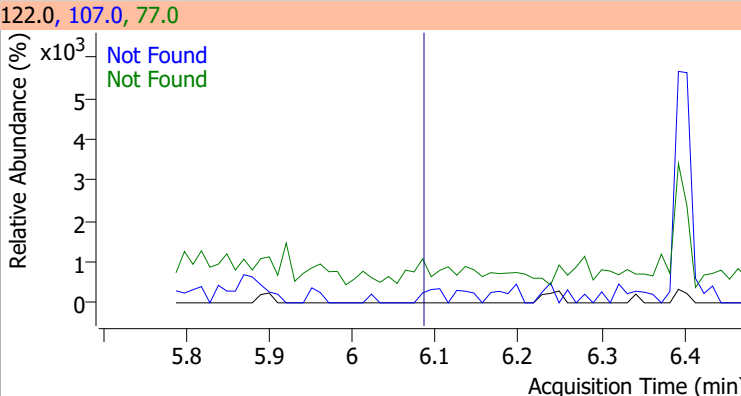
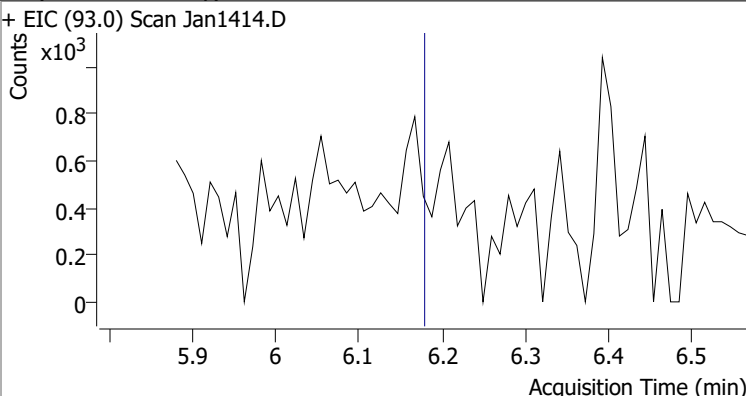
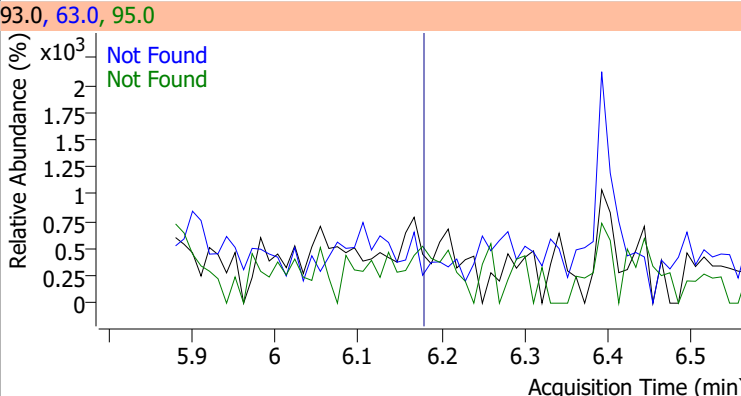
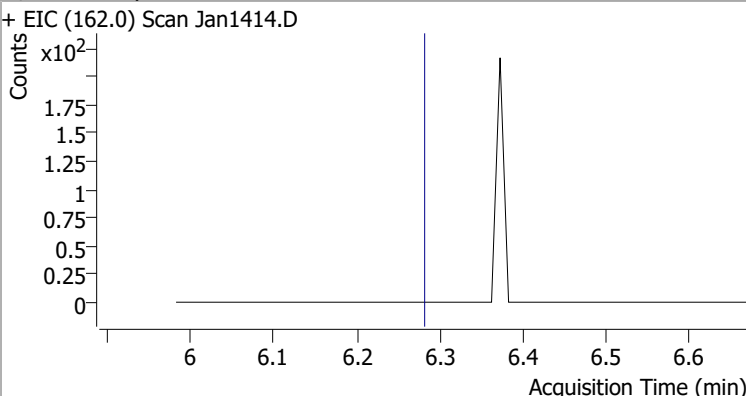
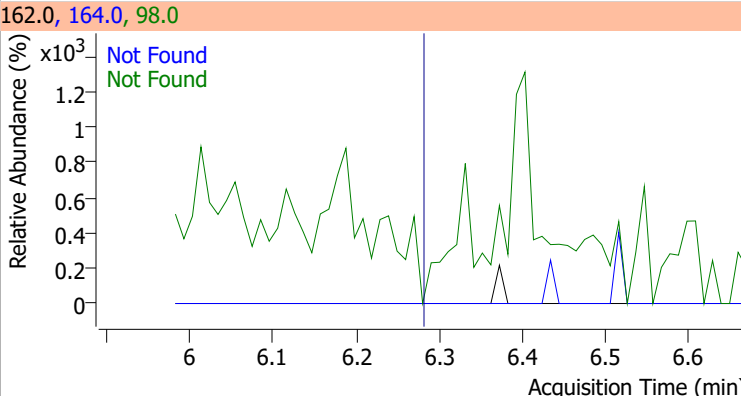
Compound	Conc.	Exp RT	QIon	Exp Ratio	QIon	Exp Ratio
Nitrobenzene	N.D.	5.58	77.0	186.4	51.0	186.0



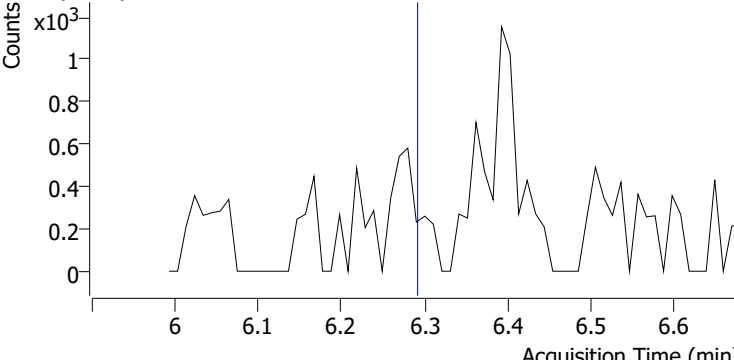
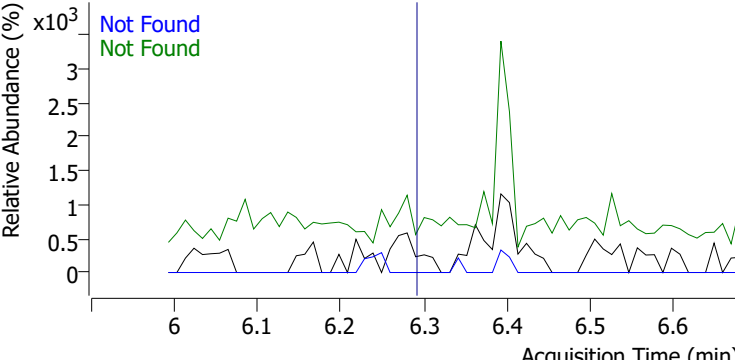
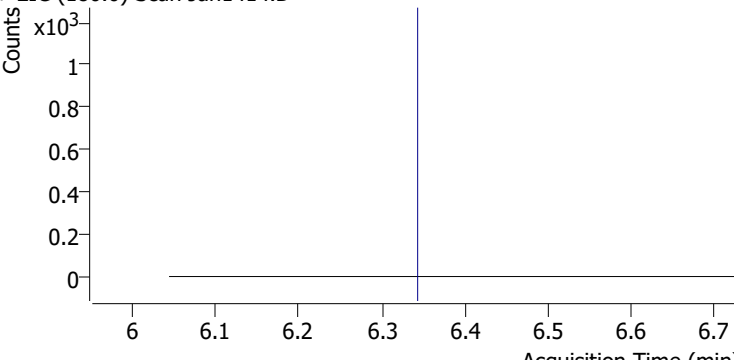
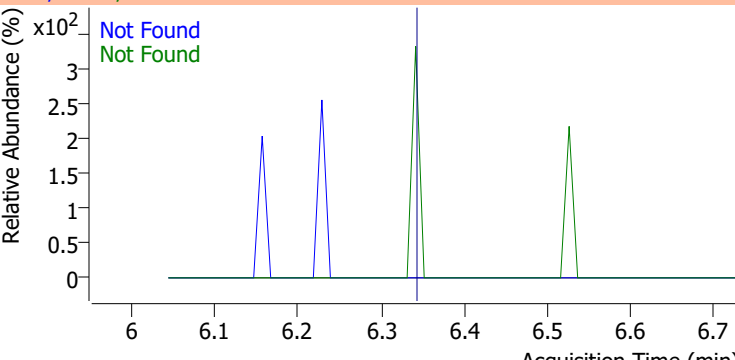
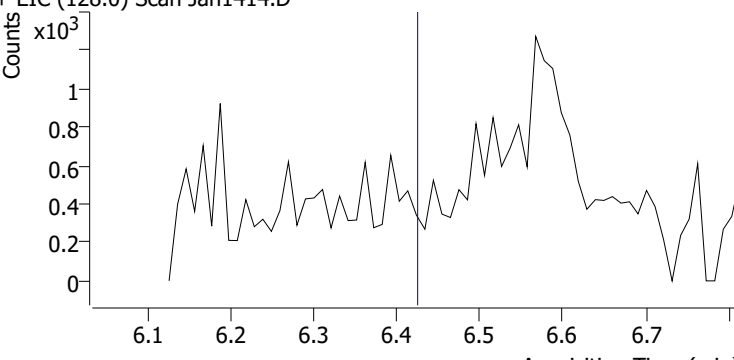
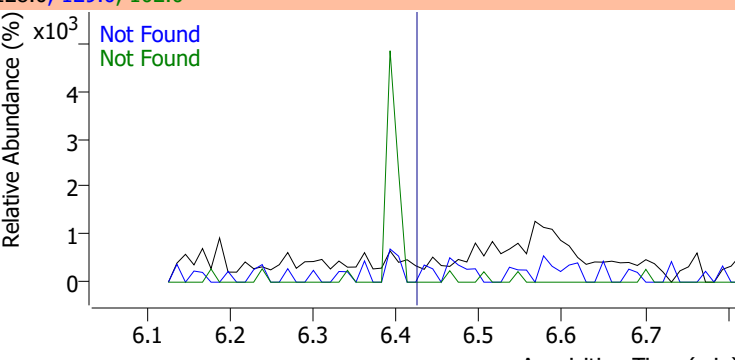
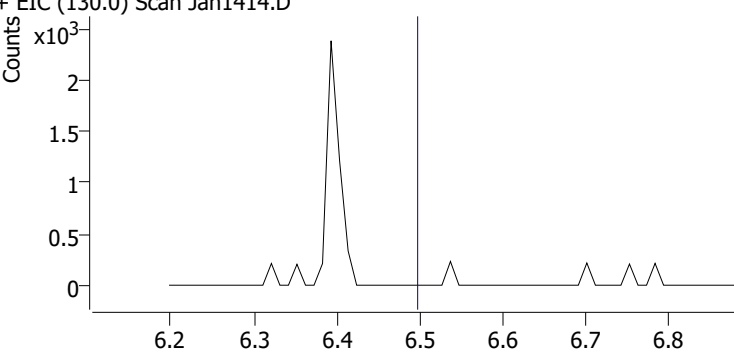
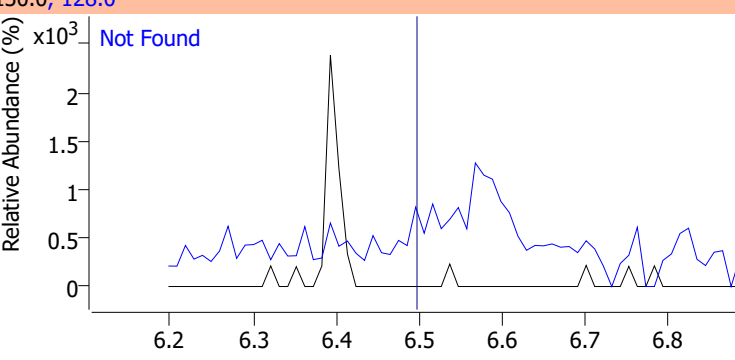
Compound	Conc.	Exp RT	QIon	Exp Ratio
Isophorone	N.D.	5.89	138.0	20.3



Quantitation Results Report (QT Reviewed)

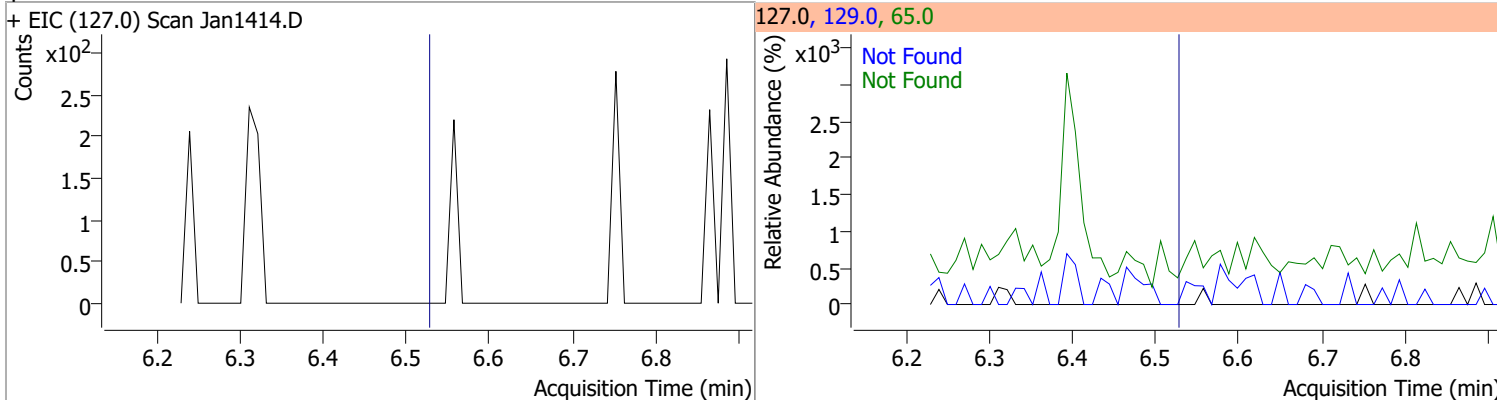
Compound	Conc.	Exp RT	QIon	Exp Ratio	QIon	Exp Ratio
2-Nitrophenol	N.D.	5.96	65.0	51.2	109.0	34.5
+ EIC (139.0) Scan Jan1414.D			139.0, 65.0, 109.0			
						
2,4-Dimethylphenol	N.D.	6.08	107.0	106.6	77.0	30.1
+ EIC (122.0) Scan Jan1414.D			122.0, 107.0, 77.0			
						
bis(-2-Chloroethoxy)Methane	N.D.	6.18	63.0	91.4	95.0	31.4
+ EIC (93.0) Scan Jan1414.D			93.0, 63.0, 95.0			
						
2,4-Dichlorophenol	N.D.	6.28	164.0	65.0	98.0	31.2
+ EIC (162.0) Scan Jan1414.D			162.0, 164.0, 98.0			
						

Quantitation Results Report (QT Reviewed)

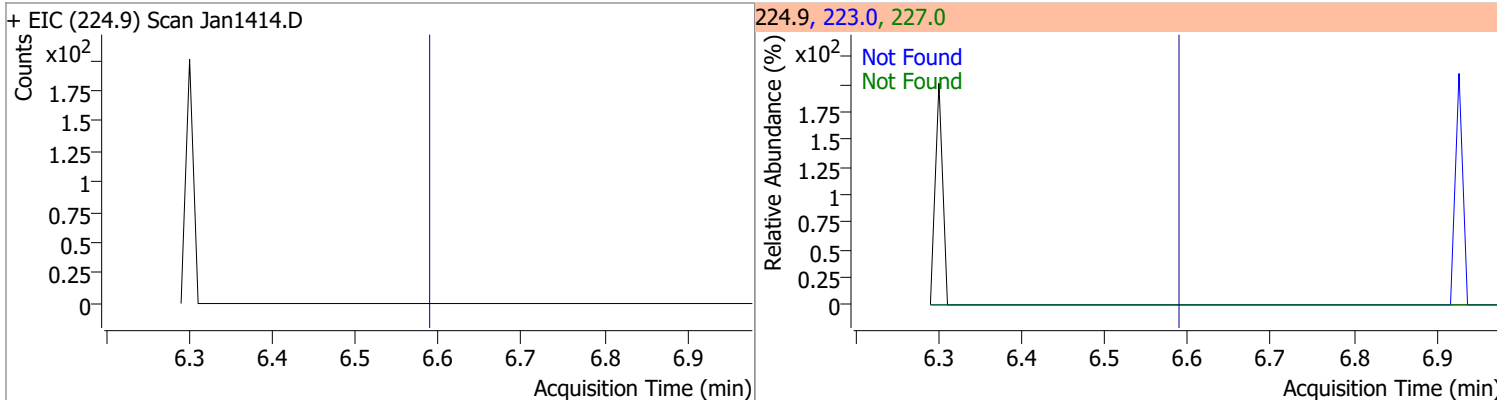
Compound	Conc.	Exp RT	QIon	Exp Ratio	QIon	Exp Ratio
Benzoic Acid	N.D.	6.29	122.0	88.1	77.0	74.0
+ EIC (105.0) Scan Jan1414.D			105.0, 122.0, 77.0			
						
1,2,4-Trichlorobenzene	N.D.	6.34	182.0	97.8	145.0	30.3
+ EIC (180.0) Scan Jan1414.D			180.0, 182.0, 145.0			
						
Naphthalene	N.D.	6.42	129.0	10.6	102.0	9.0
+ EIC (128.0) Scan Jan1414.D			128.0, 129.0, 102.0			
						
4-Chlorophenol	N.D.	6.50	128.0	318.3		
+ EIC (130.0) Scan Jan1414.D			130.0, 128.0			
						

Quantitation Results Report (QT Reviewed)

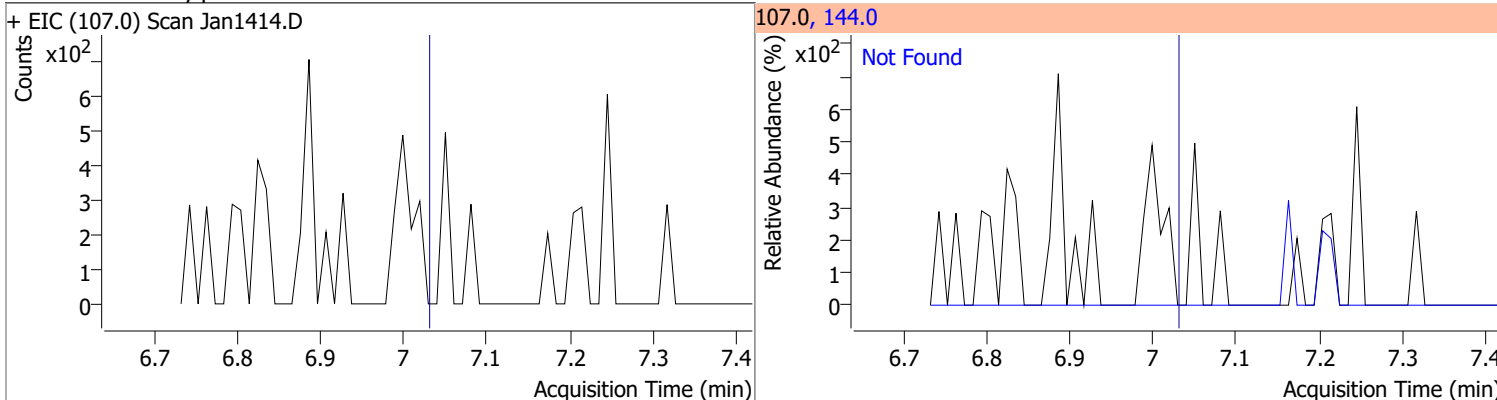
Compound	Conc.	Exp RT	QIon	Exp Ratio	QIon	Exp Ratio
p-Chloroaniline	N.D.	6.53	65.0	36.5	129.0	33.7



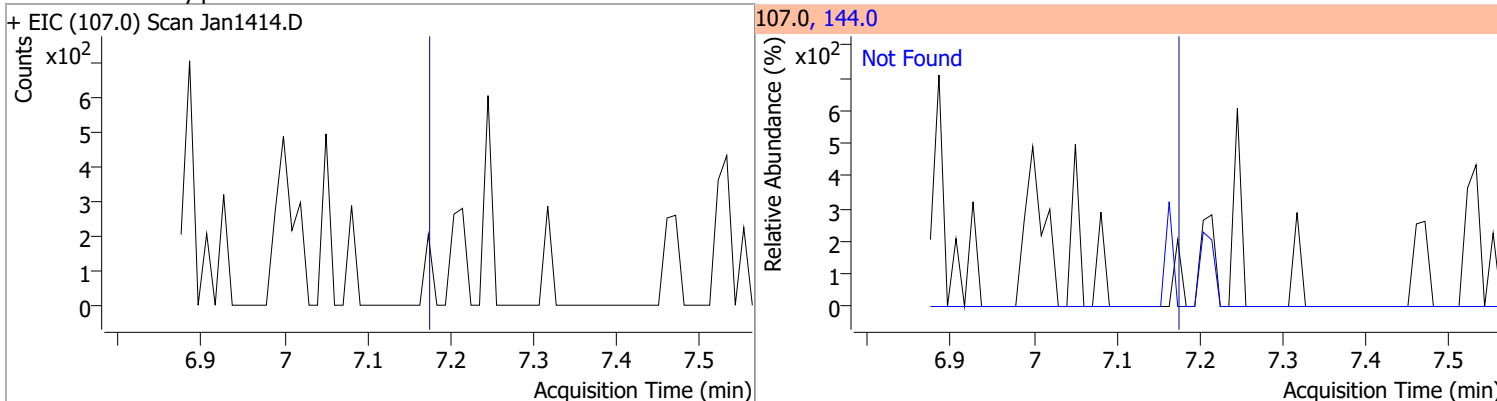
Compound	Conc.	Exp RT	QIon	Exp Ratio	QIon	Exp Ratio
Hexachlorobutadiene	N.D.	6.59	227.0	66.1	223.0	64.1



Compound	Conc.	Exp RT	QIon	Exp Ratio
4-Chloro-2-Methylphenol	N.D.	7.03	144.0	27.3



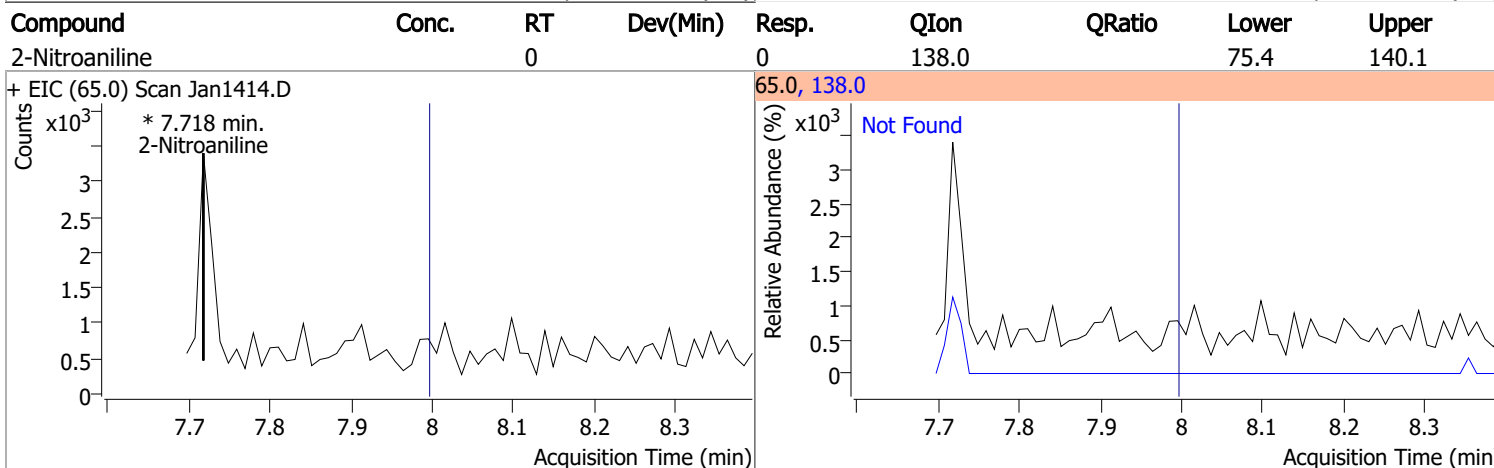
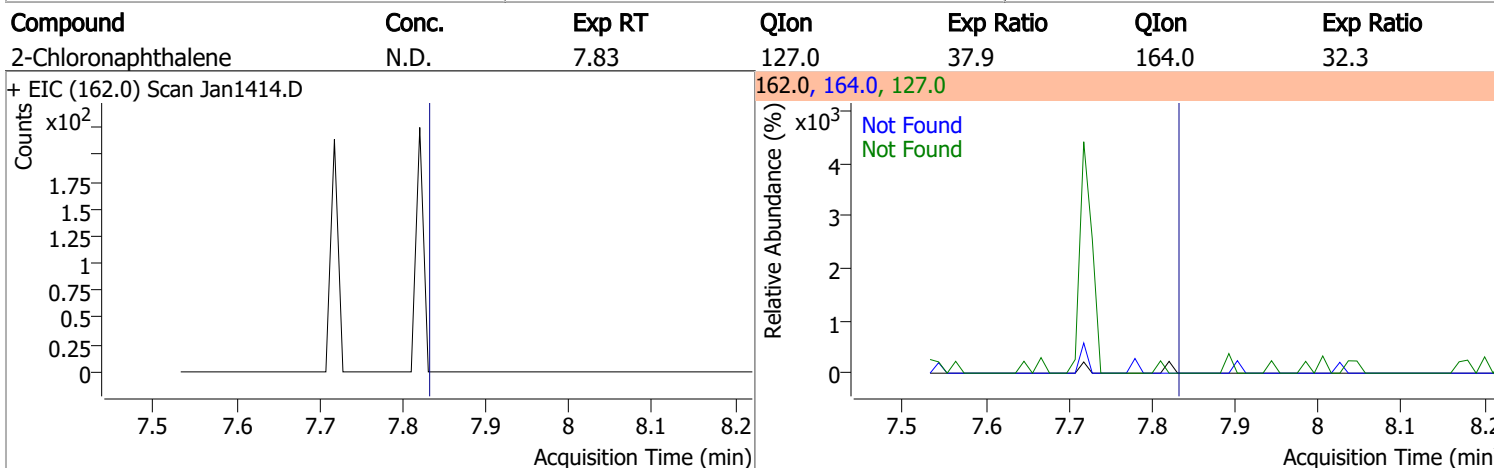
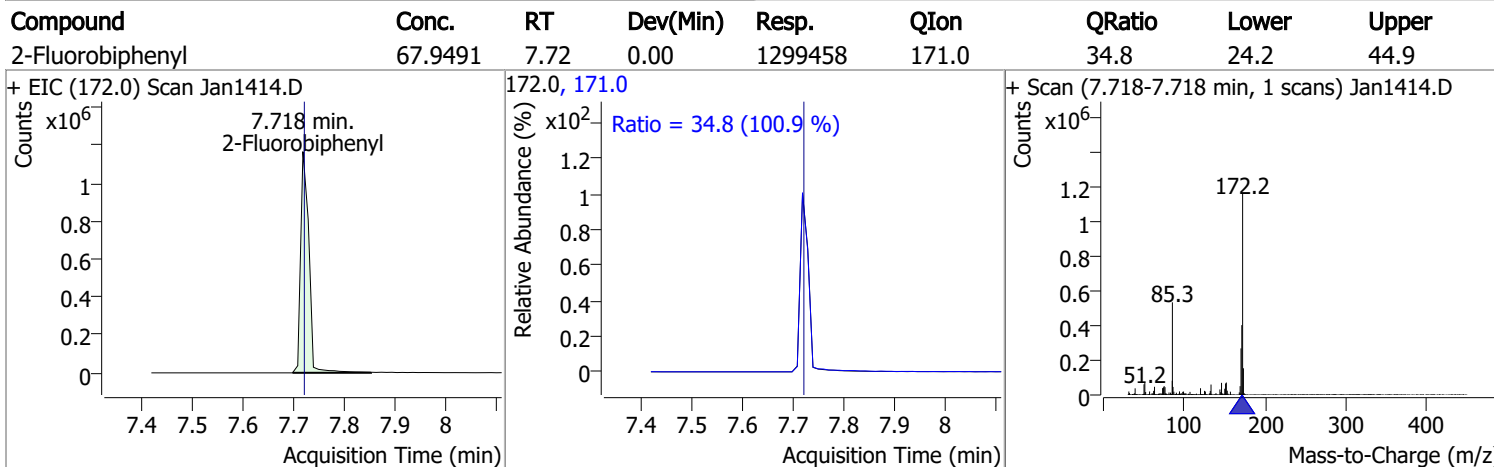
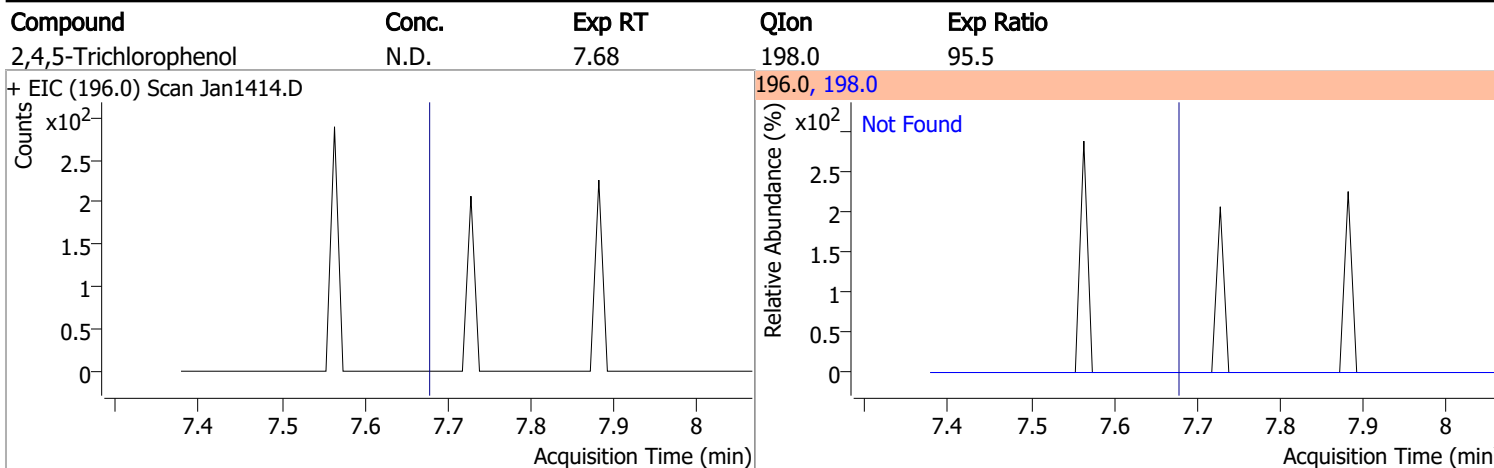
Compound	Conc.	Exp RT	QIon	Exp Ratio
4-Chloro-3-Methylphenol	N.D.	7.17	144.0	28.4



Quantitation Results Report (QT Reviewed)

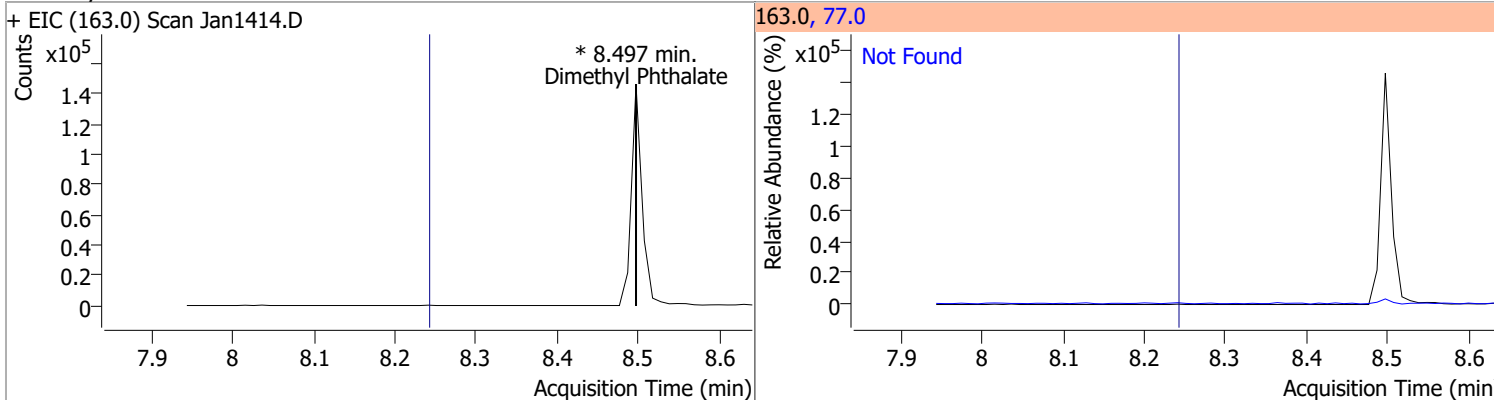
Compound	Conc.	Exp RT	QIon	Exp Ratio	QIon	Exp Ratio
2-Methylnaphthalene	N.D.	7.26	142.0	115.4	115.0	41.6
+ EIC (141.0) Scan Jan1414.D			141.0, 142.0, 115.0			
1-Methylnaphthalene	N.D.	7.37	142.0	110.2	115.0	43.1
+ EIC (141.0) Scan Jan1414.D			141.0, 142.0, 115.0			
Hexachlorocyclopentadiene	N.D.	7.45	238.9	65.0	234.9	62.3
+ EIC (236.9) Scan Jan1414.D			236.9, 238.9, 234.9			
2,4,6-Trichlorophenol	N.D.	7.63	198.0	95.1		
+ EIC (196.0) Scan Jan1414.D			196.0, 198.0			

Quantitation Results Report (QT Reviewed)

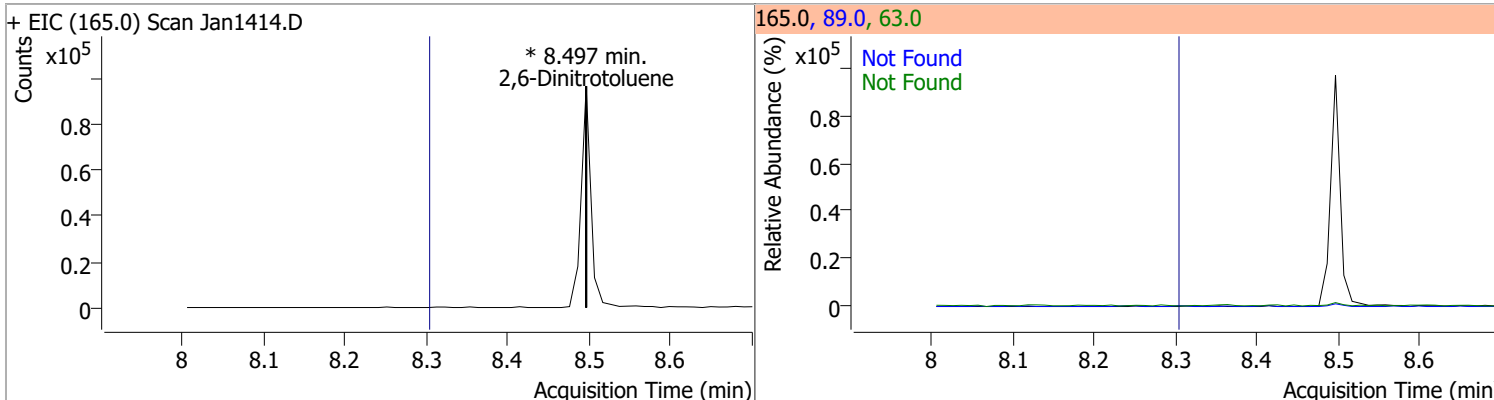


Quantitation Results Report (QT Reviewed)

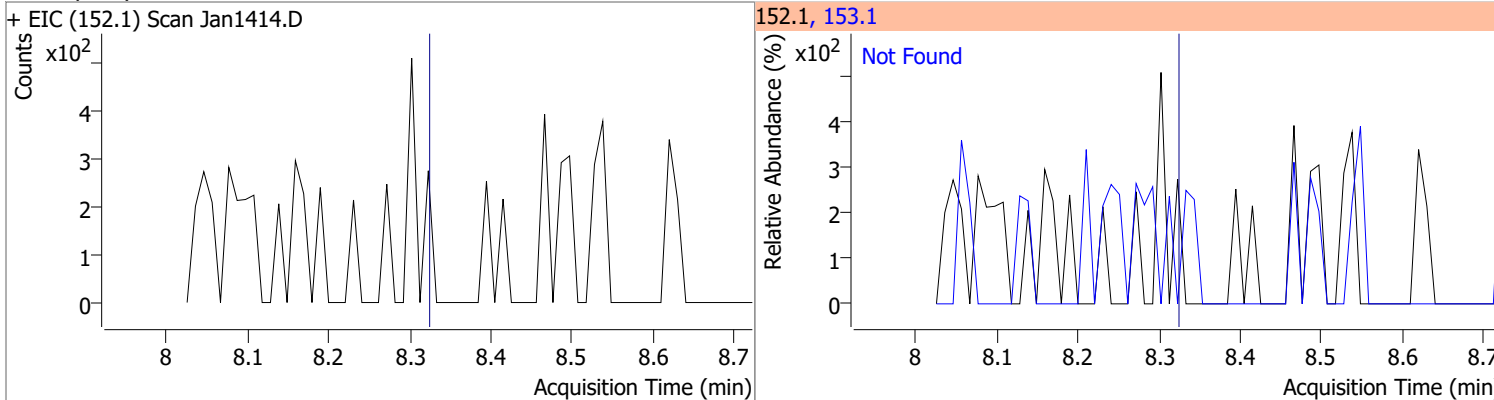
Compound	Conc.	RT	Dev(Min)	Resp.	QIon	QRatio	Lower	Upper
Dimethyl Phthalate	0	0		0	77.0		13.0	24.2



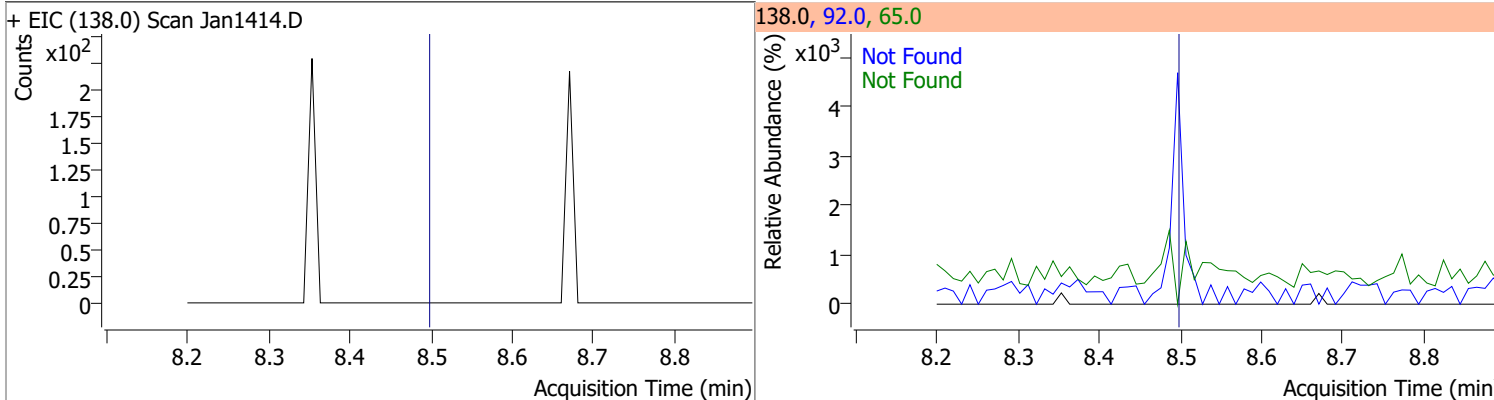
Compound	Conc.	RT	Dev(Min)	Resp.	QIon	QRatio	Lower	Upper
2,6-Dinitrotoluene	0	0		0	63.0 89.0		110.4 39.5	205.0 73.3



Compound	Conc.	Exp RT	QIon	Exp Ratio
Acenaphthylene	N.D.	8.32	153.1	13.8

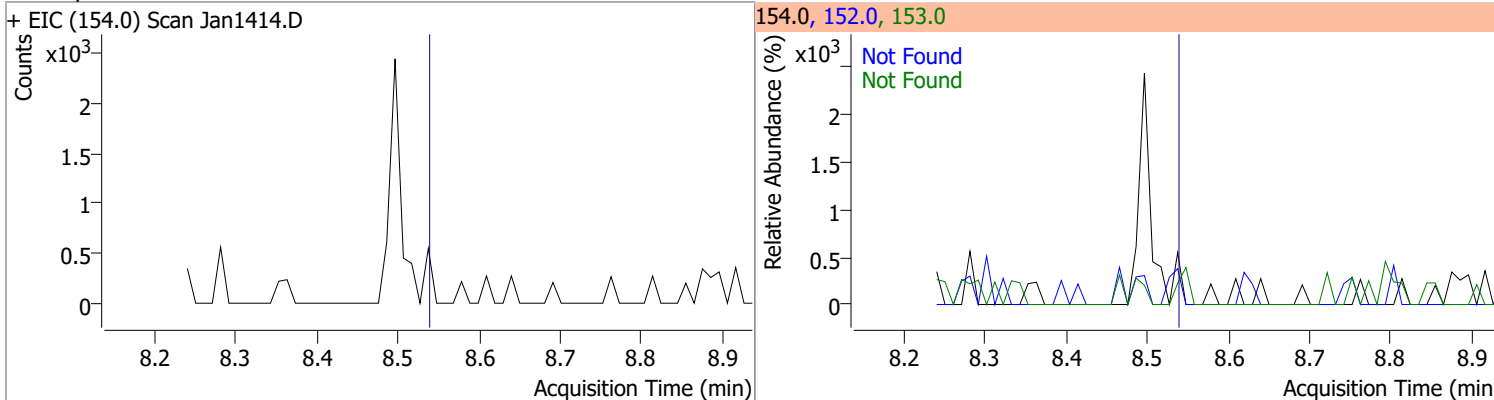


Compound	Conc.	Exp RT	QIon	Exp Ratio	QIon	Exp Ratio
3-Nitroaniline	N.D.	8.50	65.0	140.9	92.0	106.5

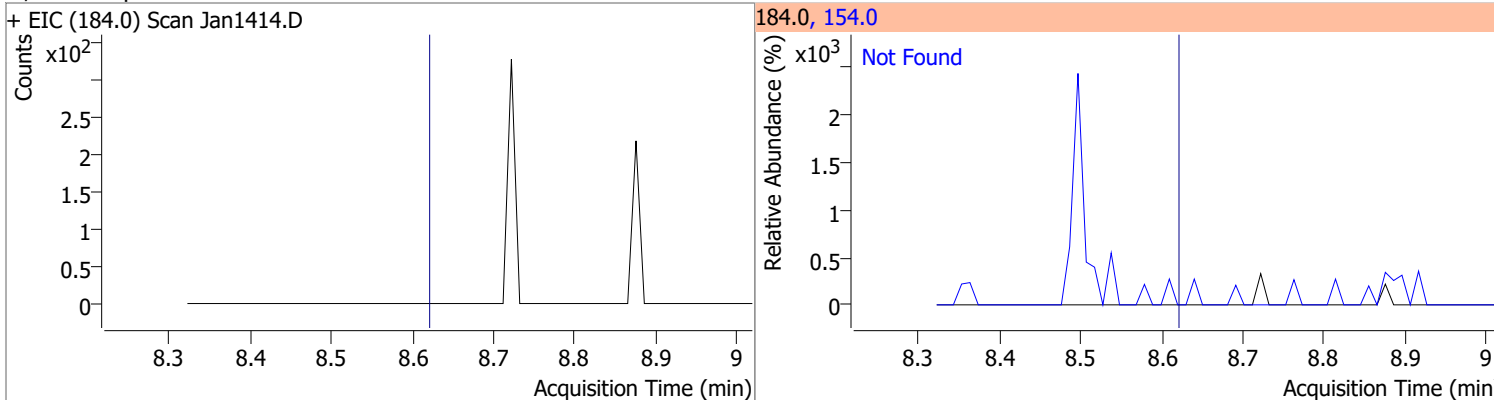


Quantitation Results Report (QT Reviewed)

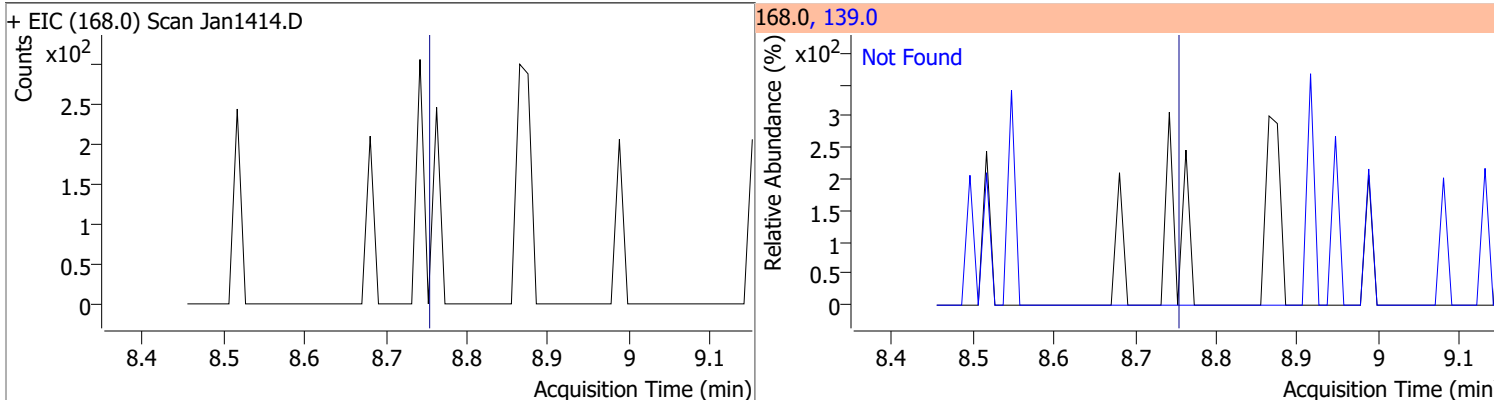
Compound	Conc.	Exp RT	QIon	Exp Ratio	QIon	Exp Ratio
Acenaphthene	N.D.	8.54	153.0	109.5	152.0	52.9



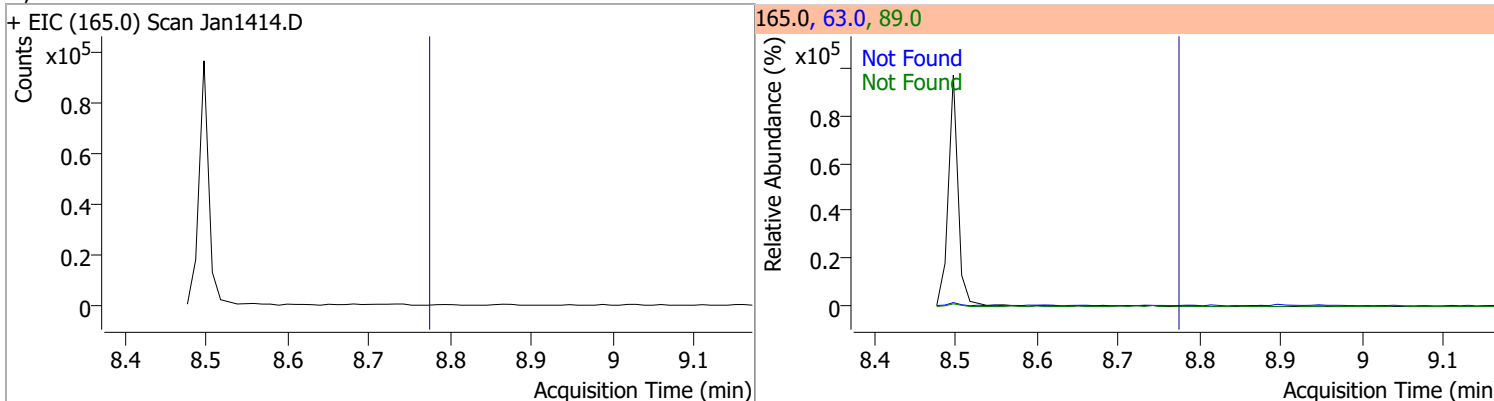
Compound	Conc.	Exp RT	QIon	Exp Ratio
2,4-Dinitrophenol	N.D.	8.62	154.0	60.0



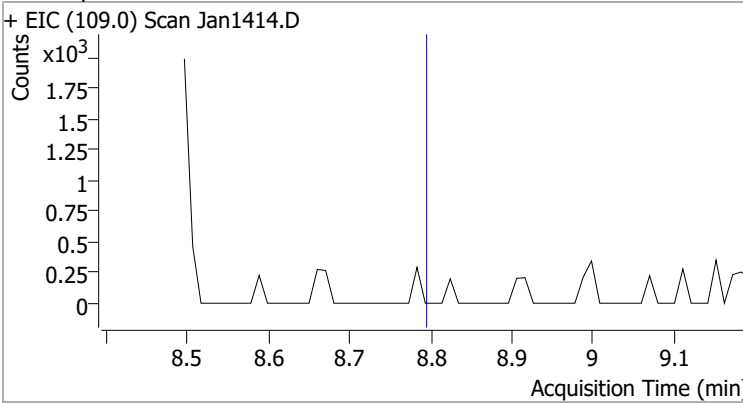
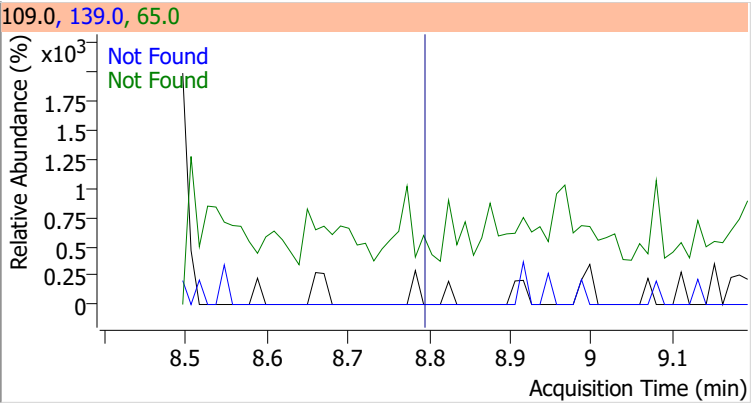
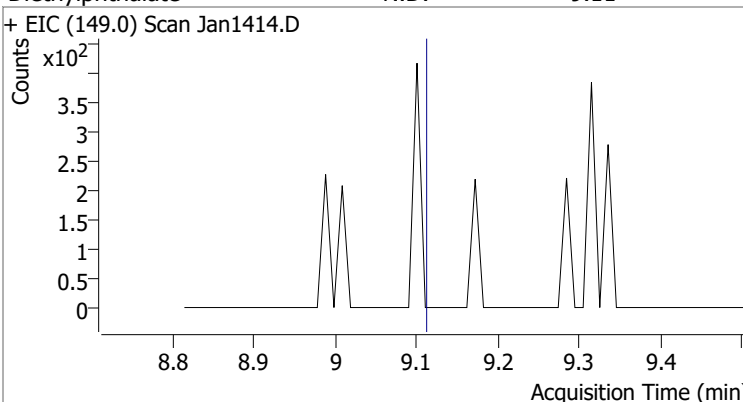
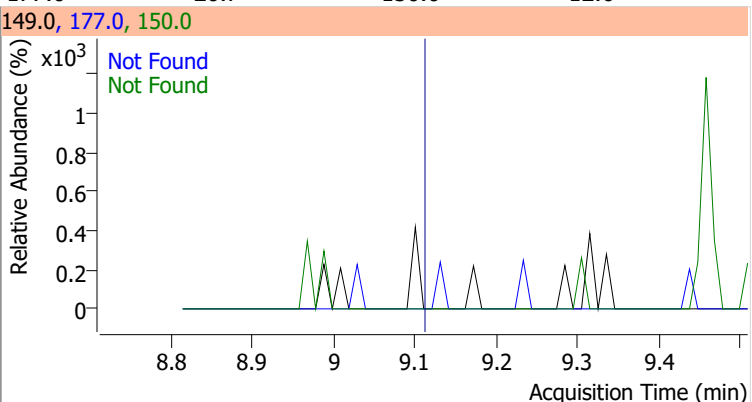
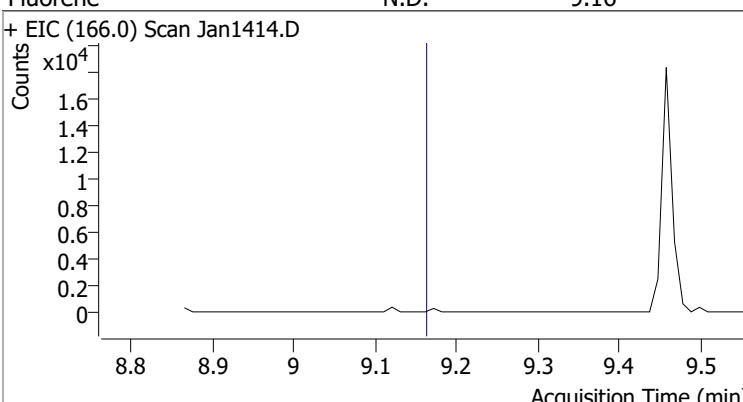
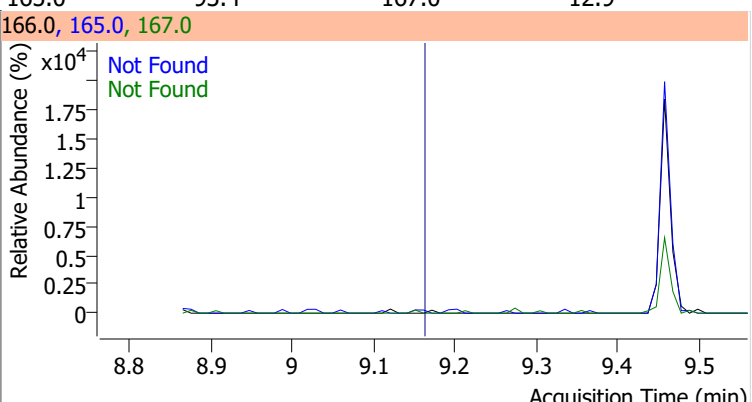
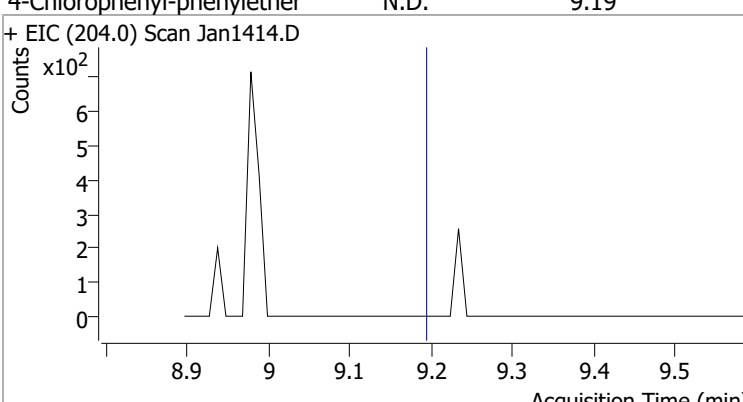
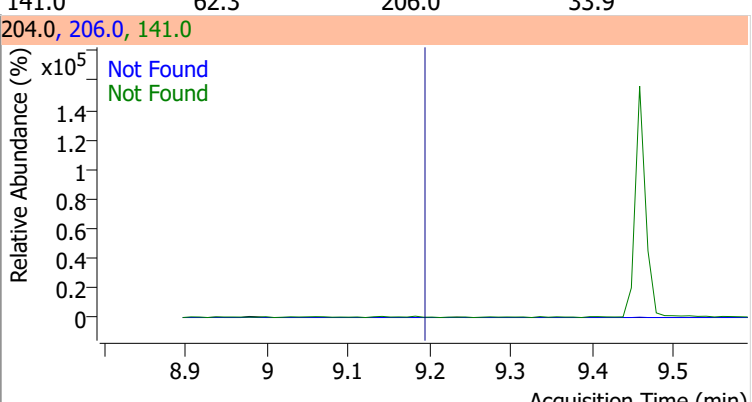
Compound	Conc.	Exp RT	QIon	Exp Ratio
Dibenzofuran	N.D.	8.75	139.0	38.6



Compound	Conc.	Exp RT	QIon	Exp Ratio	QIon	Exp Ratio
2,4-Dinitrotoluene	N.D.	8.77	63.0	76.1	89.0	74.7

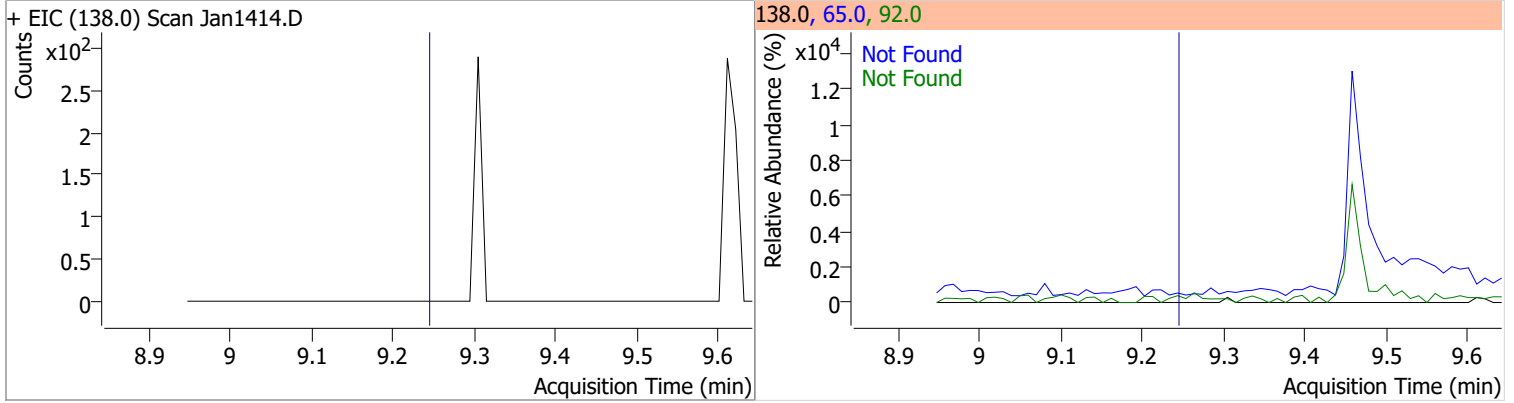


Quantitation Results Report (QT Reviewed)

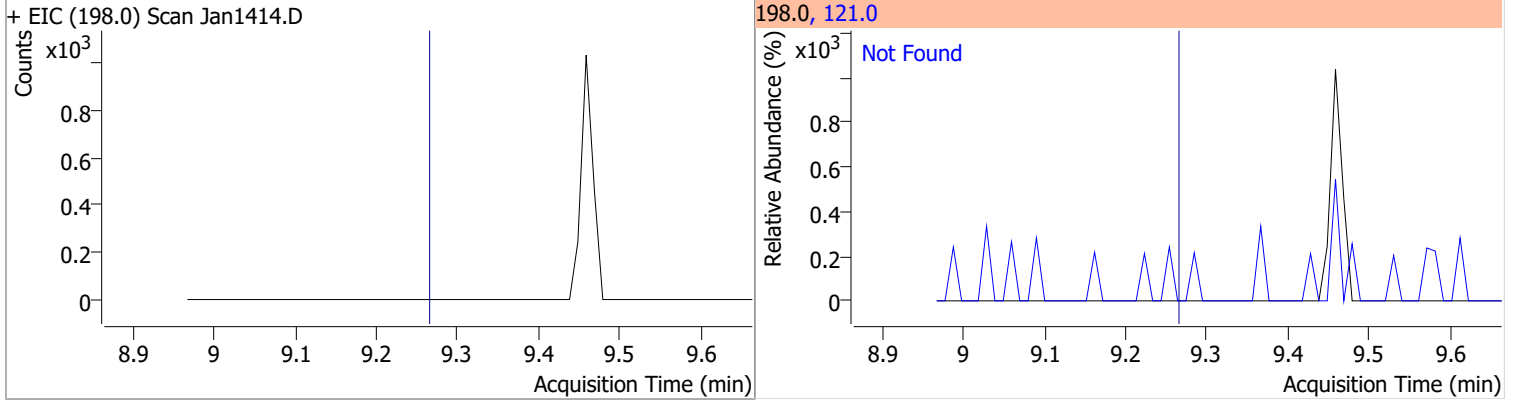
Compound	Conc.	Exp RT	QIon	Exp Ratio	QIon	Exp Ratio
4-Nitrophenol	N.D.	8.79	65.0	88.5	139.0	80.4
+ EIC (109.0) Scan Jan1414.D			109.0, 139.0, 65.0			
						
Diethylphthalate	N.D.	9.11	177.0	20.7	150.0	12.6
+ EIC (149.0) Scan Jan1414.D			149.0, 177.0, 150.0			
						
Fluorene	N.D.	9.16	165.0	93.4	167.0	12.9
+ EIC (166.0) Scan Jan1414.D			166.0, 165.0, 167.0			
						
4-Chlorophenyl-phenylether	N.D.	9.19	141.0	62.3	206.0	33.9
+ EIC (204.0) Scan Jan1414.D			204.0, 206.0, 141.0			
						

Quantitation Results Report (QT Reviewed)

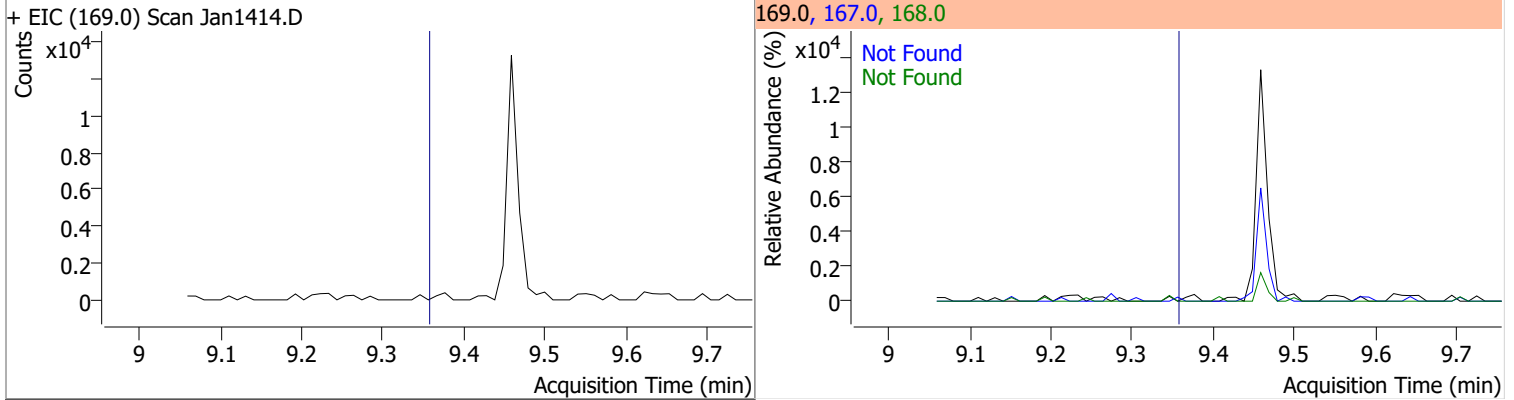
Compound	Conc.	Exp RT	QIon	Exp Ratio	QIon	Exp Ratio
4-Nitroaniline	N.D.	9.24	65.0	114.6	92.0	45.3



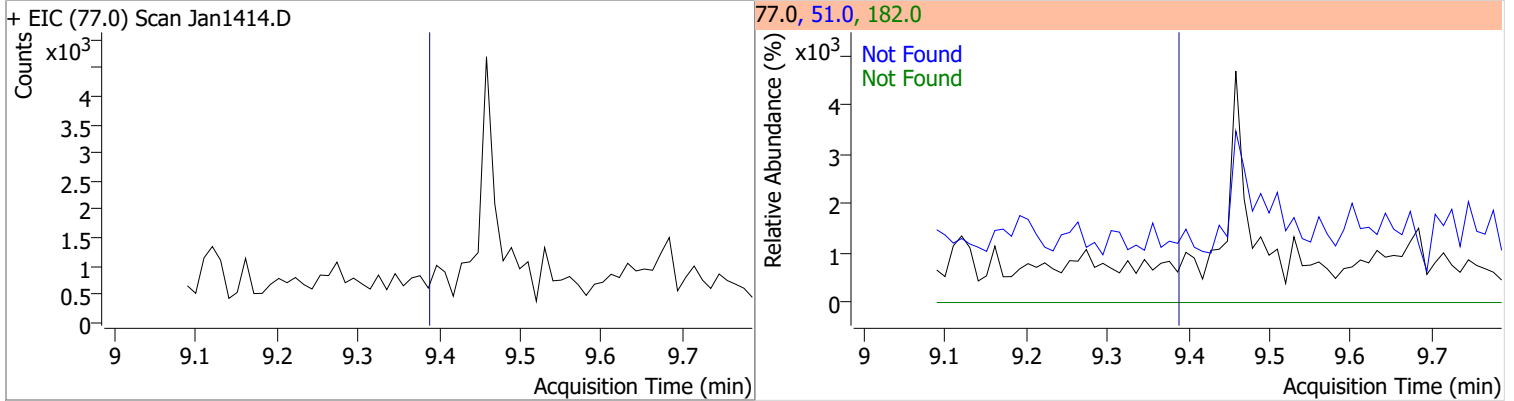
Compound	Conc.	Exp RT	QIon	Exp Ratio
4,6-Dinitro-2-methylphenol	N.D.	9.26	121.0	44.8



Compound	Conc.	Exp RT	QIon	Exp Ratio	QIon	Exp Ratio
N-nitrosodiphenylamine	N.D.	9.36	168.0	63.3	167.0	33.4

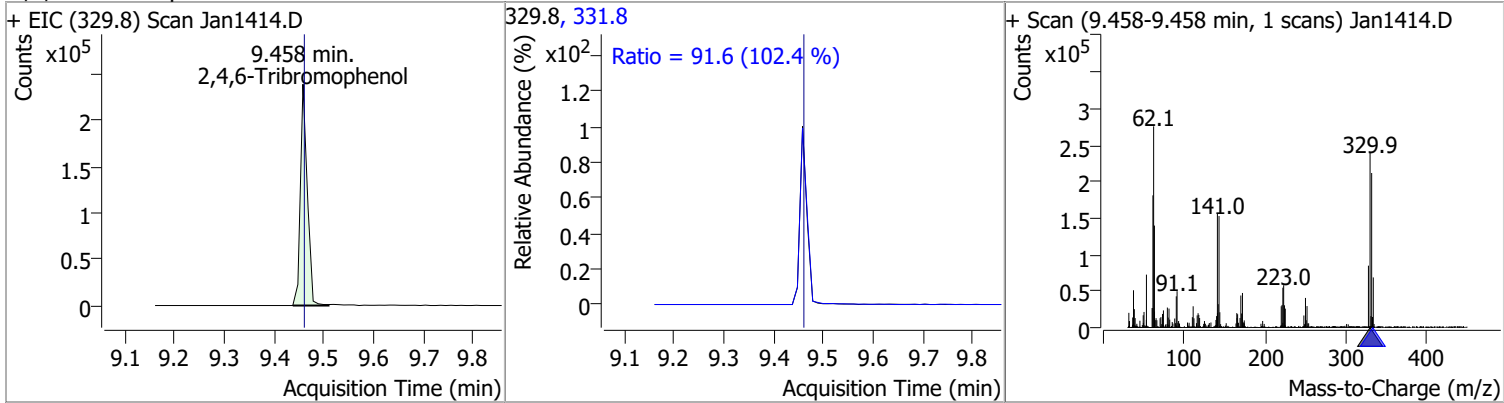


Compound	Conc.	Exp RT	QIon	Exp Ratio	QIon	Exp Ratio
Azobenzene	N.D.	9.39	51.0	49.9	182.0	26.9

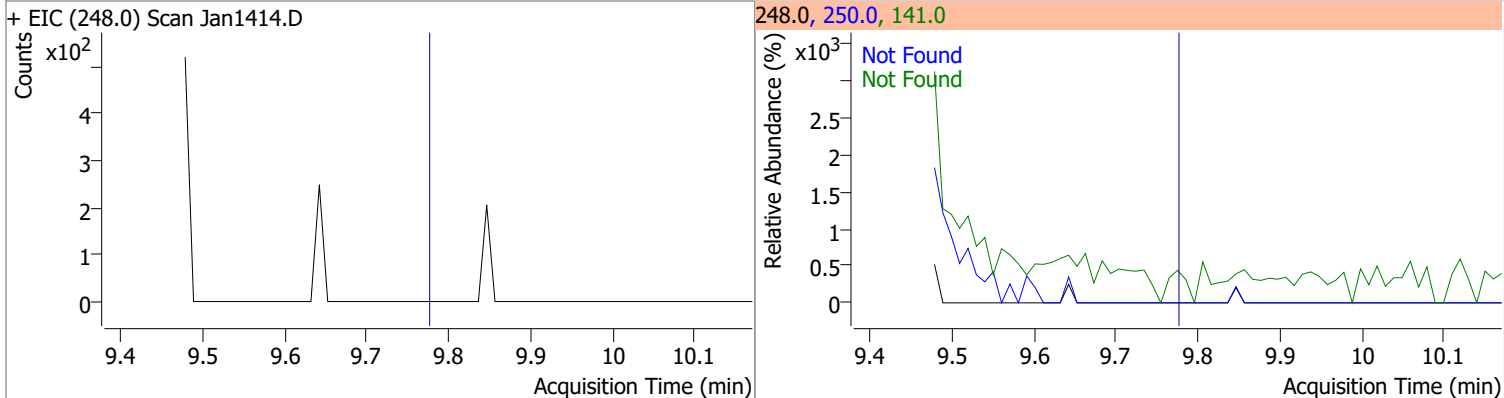


Quantitation Results Report (QT Reviewed)

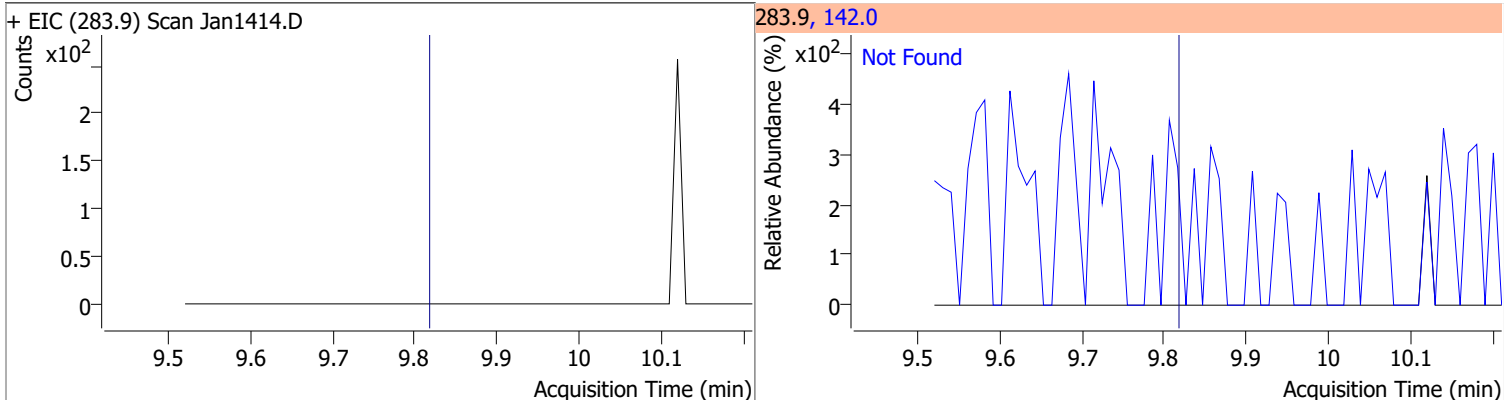
Compound	Conc.	RT	Dev(Min)	Resp.	QIon	QRatio	Lower	Upper
2,4,6-Tribromophenol	143.7239	9.46	0.00	230471	331.8	91.6	62.7	116.4



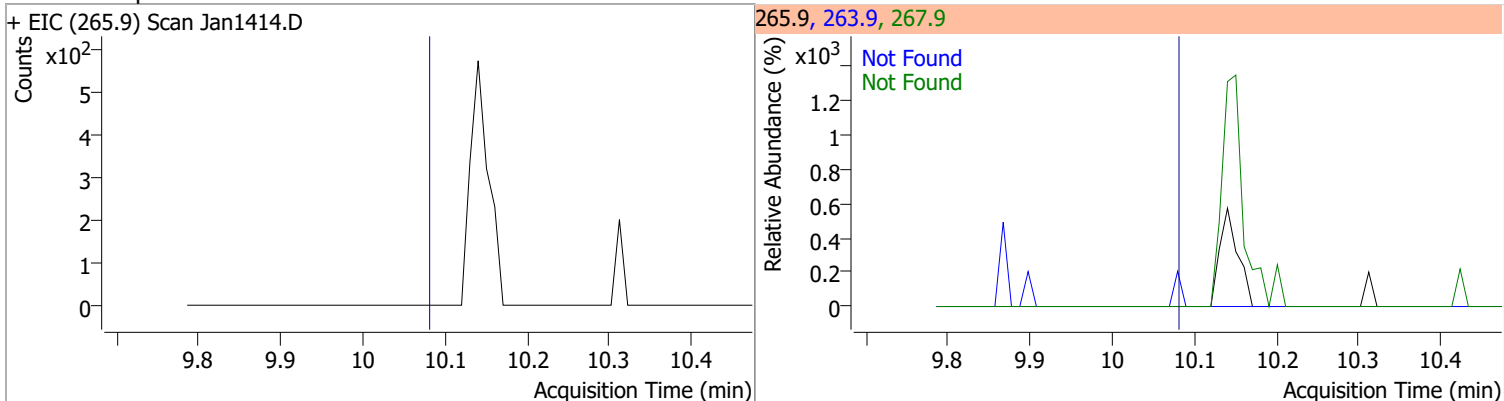
Compound	Conc.	Exp RT	QIon	Exp Ratio	QIon	Exp Ratio
4-Bromophenyl-phenylether	N.D.	9.78	250.0	98.3	141.0	96.1



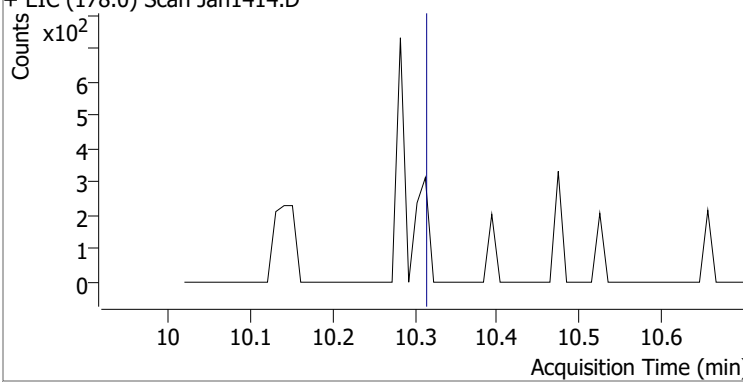
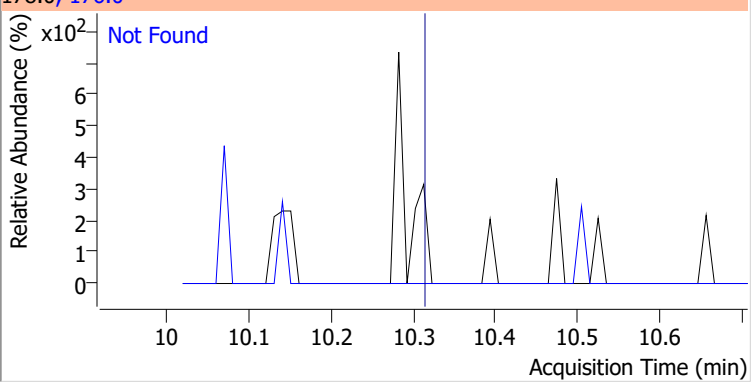
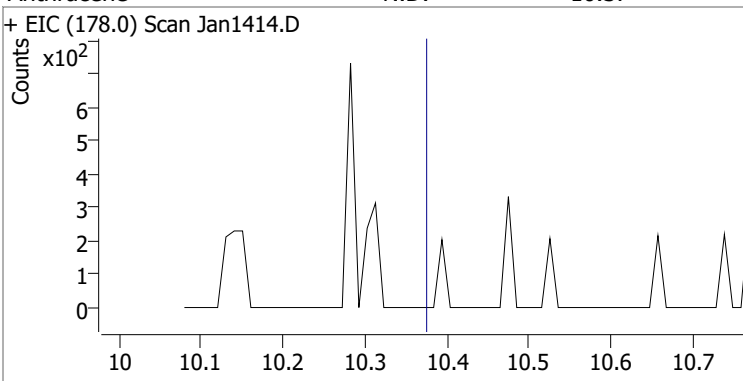
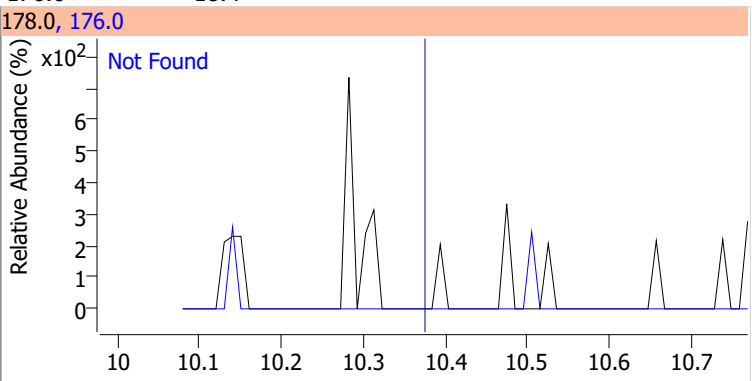
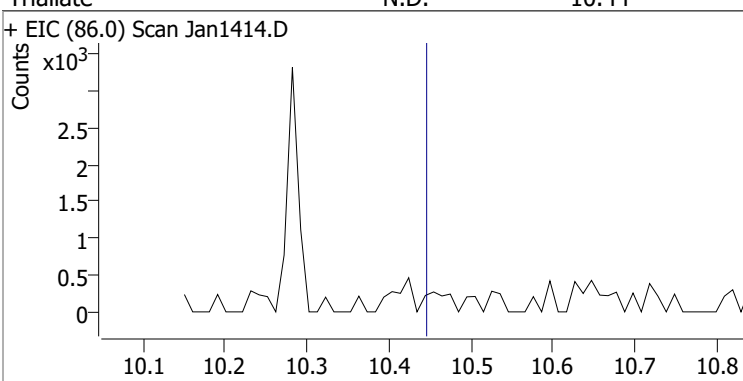
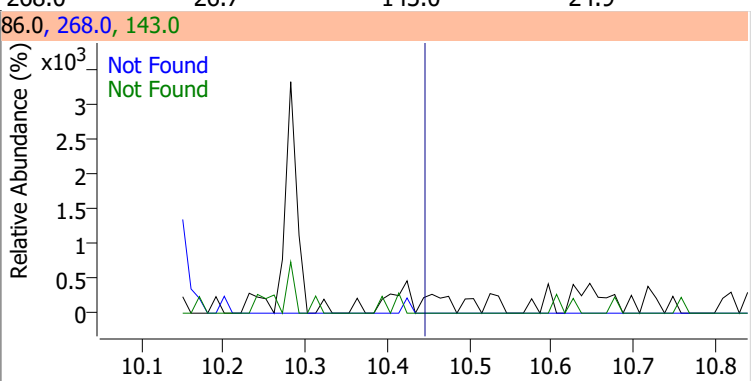
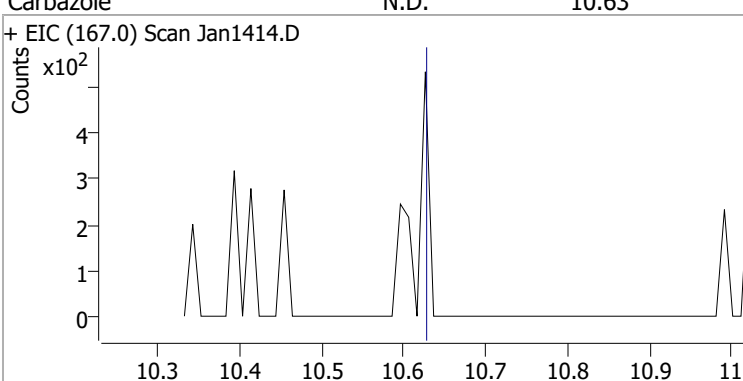
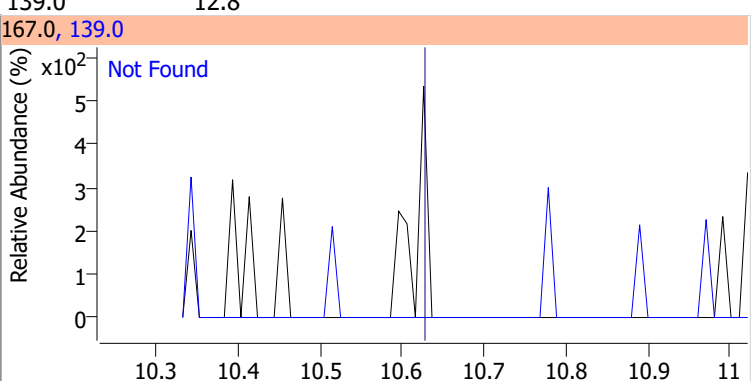
Compound	Conc.	Exp RT	QIon	Exp Ratio
Hexachlorobenzene	N.D.	9.82	142.0	49.9



Compound	Conc.	Exp RT	QIon	Exp Ratio	QIon	Exp Ratio
Pentachlorophenol	N.D.	10.08	263.9	67.0	267.9	63.6

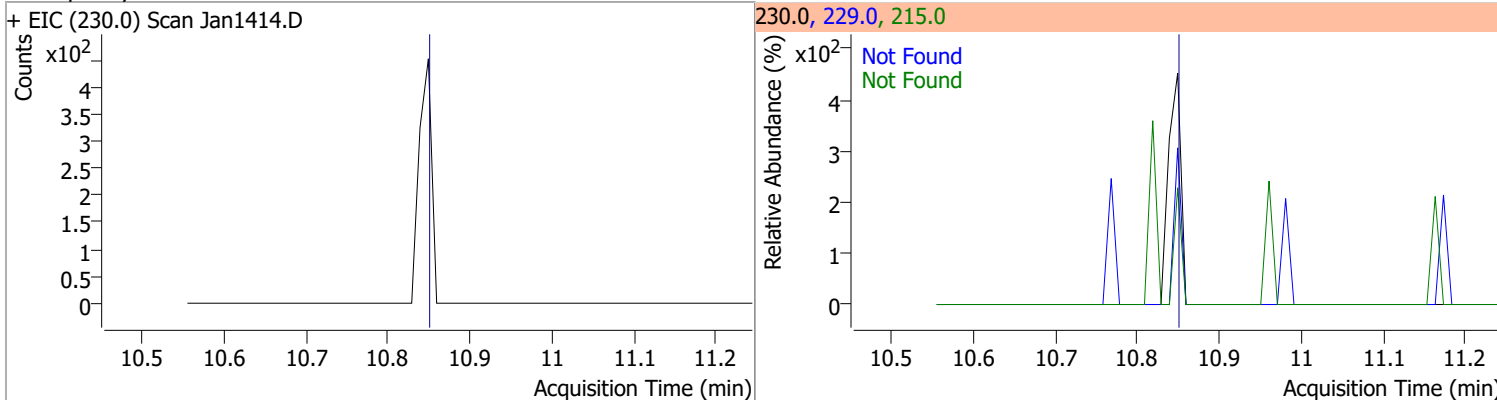


Quantitation Results Report (QT Reviewed)

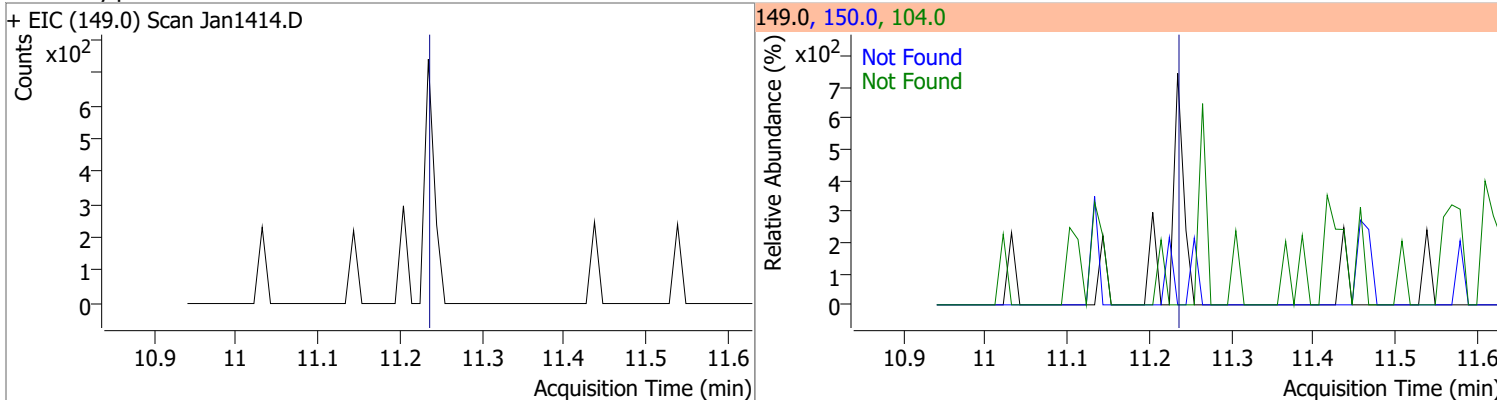
Compound	Conc.	Exp RT	QIon	Exp Ratio		
Phenanthrene	N.D.	10.31	176.0	19.3		
+ EIC (178.0) Scan Jan1414.D			178.0, 176.0			
						
Anthracene	N.D.	10.37	176.0	18.4		
+ EIC (178.0) Scan Jan1414.D			178.0, 176.0			
						
Triallate	N.D.	10.44	268.0	26.7	QIon	Exp Ratio
			143.0	24.9		
+ EIC (86.0) Scan Jan1414.D			86.0, 268.0, 143.0			
						
Carbazole	N.D.	10.63	139.0	12.8		
+ EIC (167.0) Scan Jan1414.D			167.0, 139.0			
						

Quantitation Results Report (QT Reviewed)

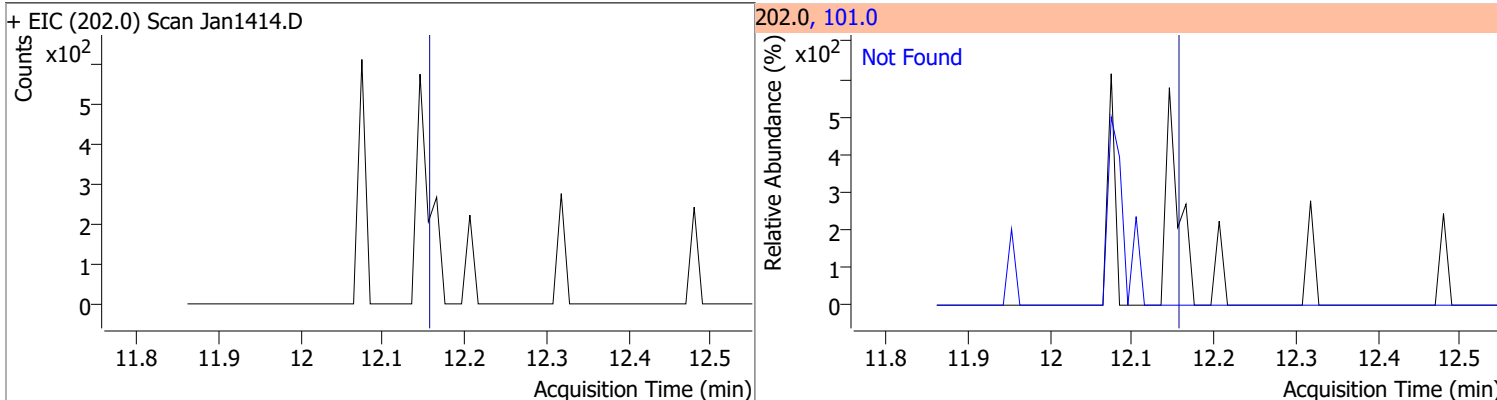
Compound	Conc.	Exp RT	QIon	Exp Ratio	QIon	Exp Ratio
o-Terphenyl	N.D.	10.85	229.0	64.1	215.0	36.5



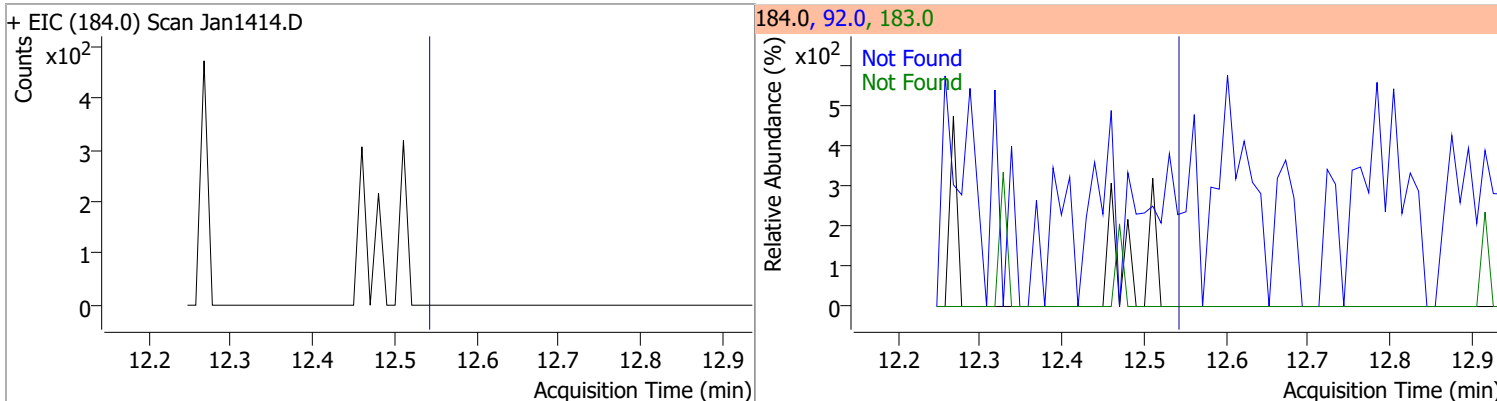
Compound	Conc.	Exp RT	QIon	Exp Ratio	QIon	Exp Ratio
Di-n-Butylphthalate	N.D.	11.23	150.0	9.1	104.0	6.1



Compound	Conc.	Exp RT	QIon	Exp Ratio
Fluoranthene	N.D.	12.16	101.0	12.8

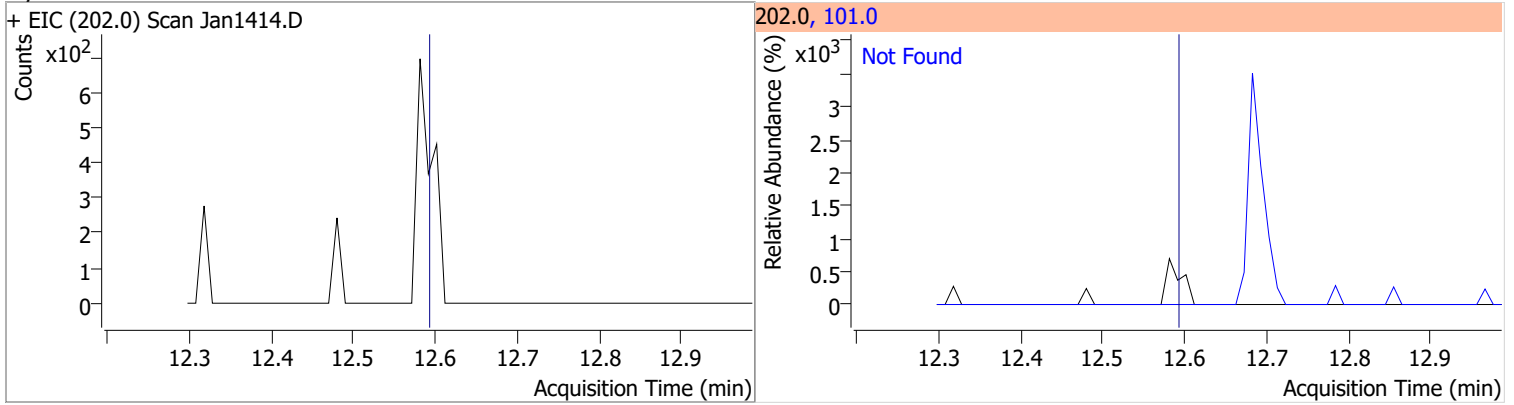


Compound	Conc.	Exp RT	QIon	Exp Ratio	QIon	Exp Ratio
Benzidine	N.D.	12.54	183.0	13.1	92.0	8.1

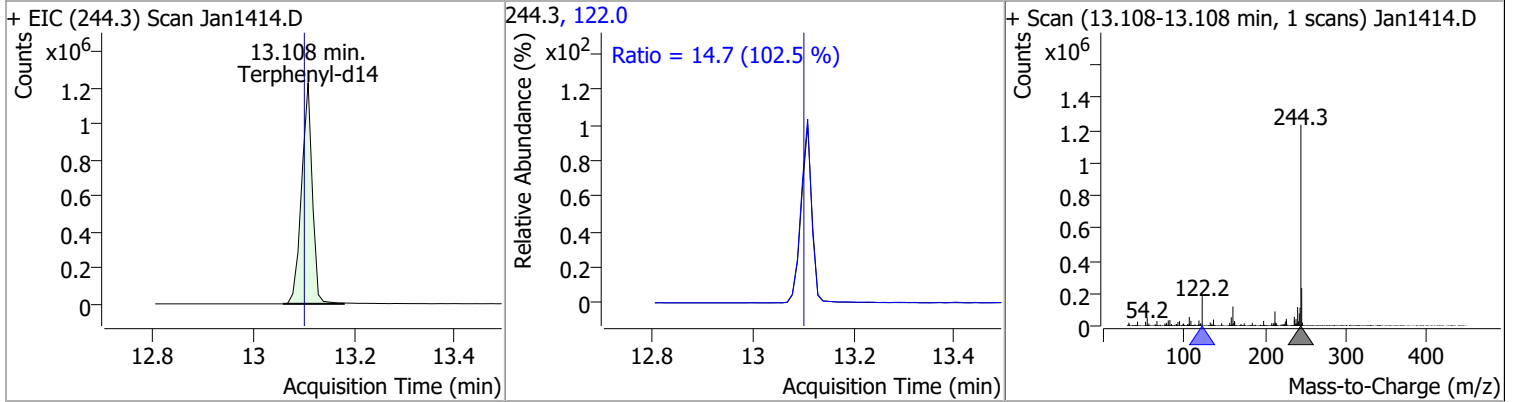


Quantitation Results Report (QT Reviewed)

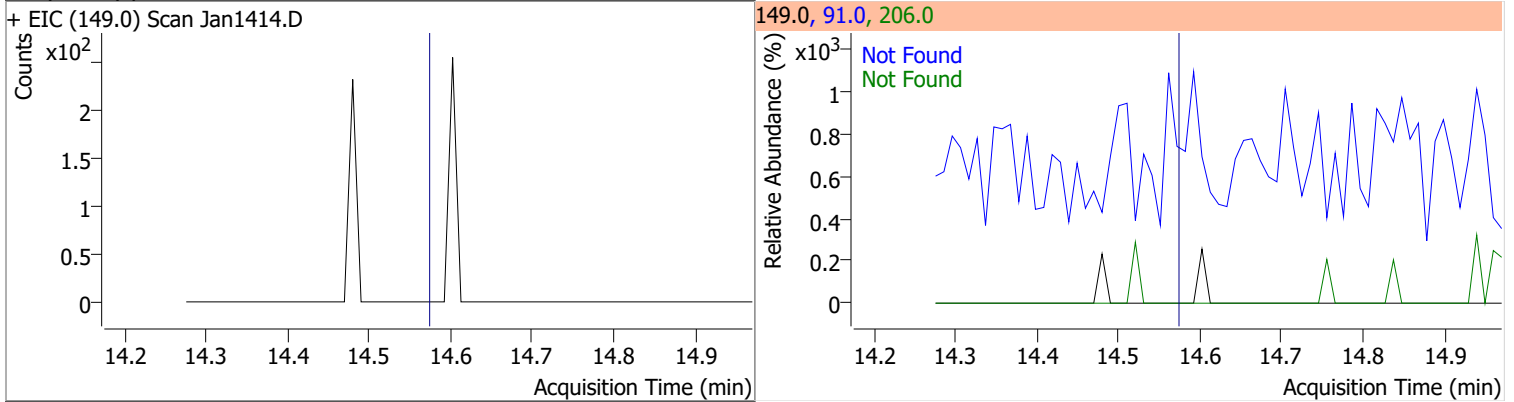
Compound	Conc.	Exp RT	QIon	Exp Ratio
Pyrene	N.D.	12.59	101.0	14.6



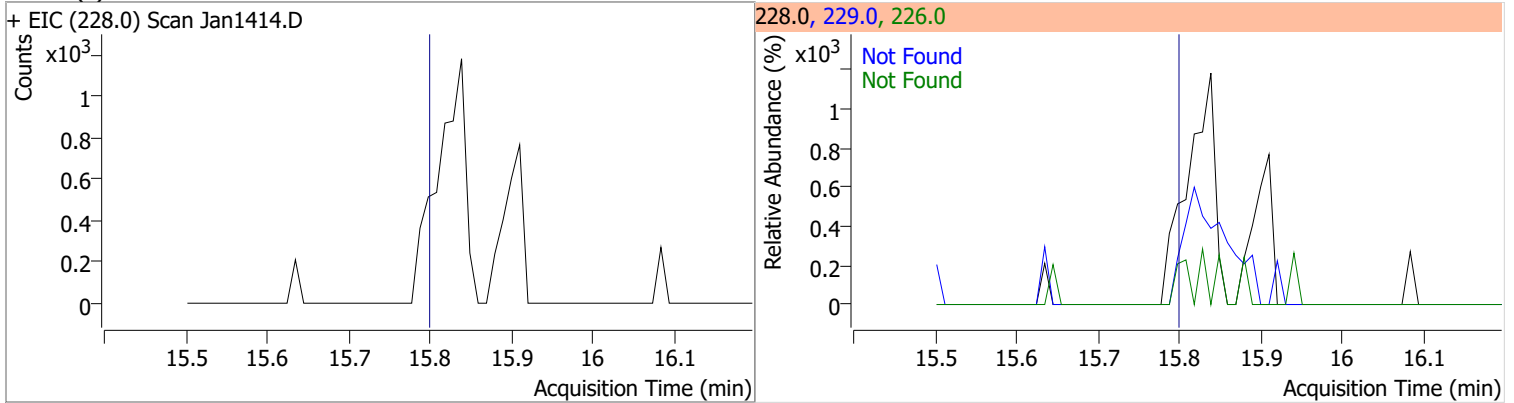
Compound	Conc.	RT	Dev(Min)	Resp.	QIon	QRatio	Lower	Upper
Terphenyl-d14	98.1635	13.11	0.01	1818418	122.0	14.7	10.1	18.7



Compound	Conc.	Exp RT	QIon	Exp Ratio	QIon	Exp Ratio
Butylbenzylphthalate	N.D.	14.58	91.0	81.7	206.0	17.9

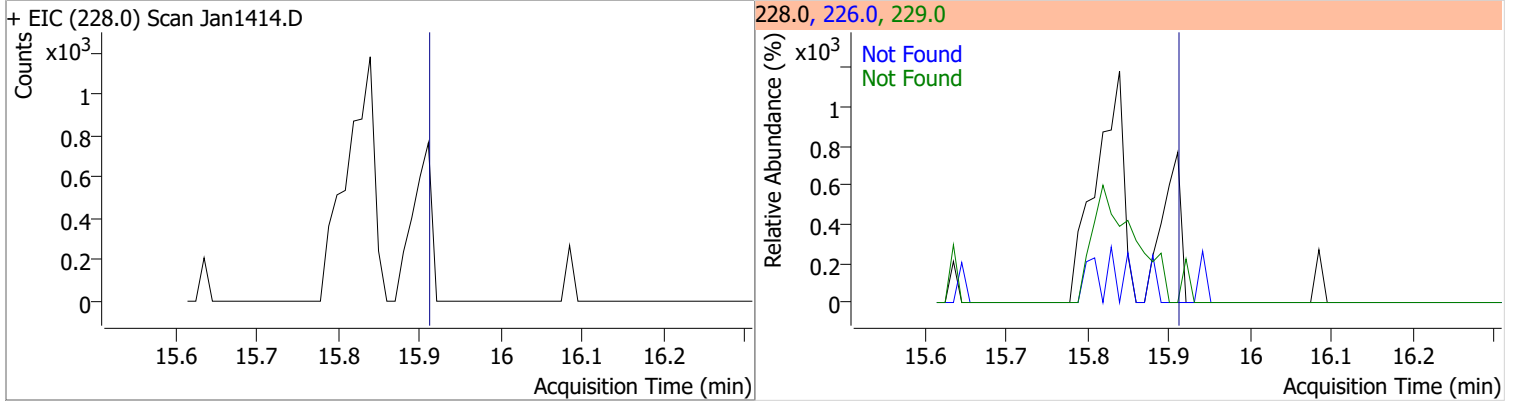


Compound	Conc.	Exp RT	QIon	Exp Ratio	QIon	Exp Ratio
Benzo(a)Anthracene	N.D.	15.81	226.0	27.1	229.0	21.0

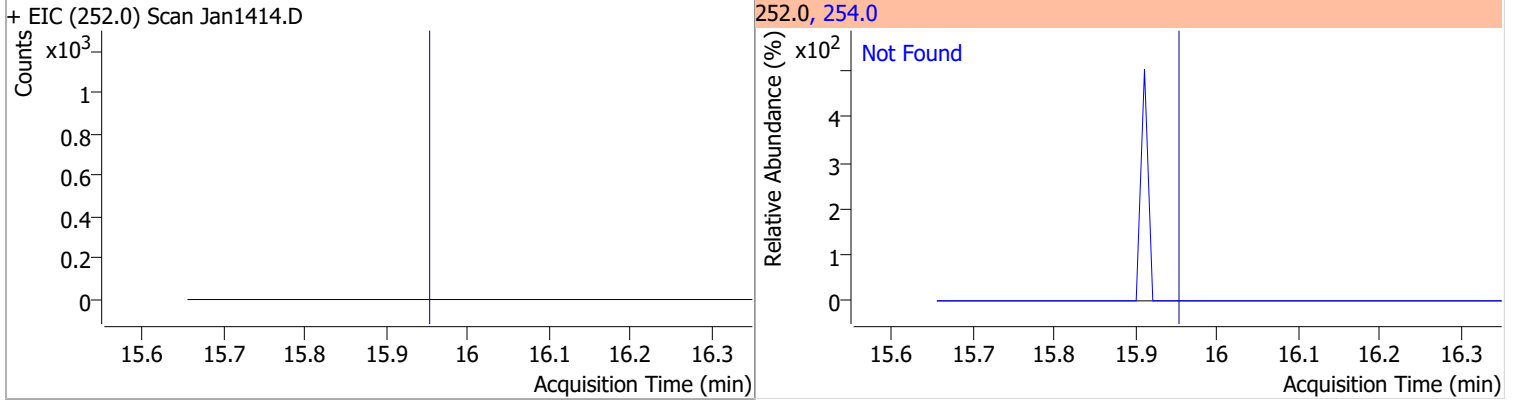


Quantitation Results Report (QT Reviewed)

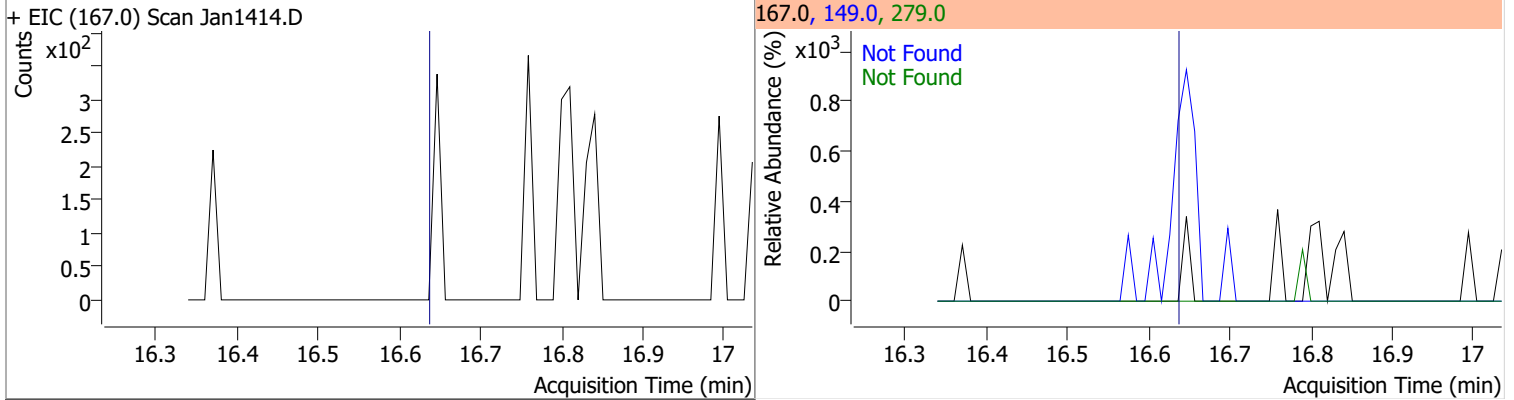
Compound	Conc.	Exp RT	QIon	Exp Ratio	QIon	Exp Ratio
Chrysene	N.D.	15.92	226.0	29.9	229.0	20.4



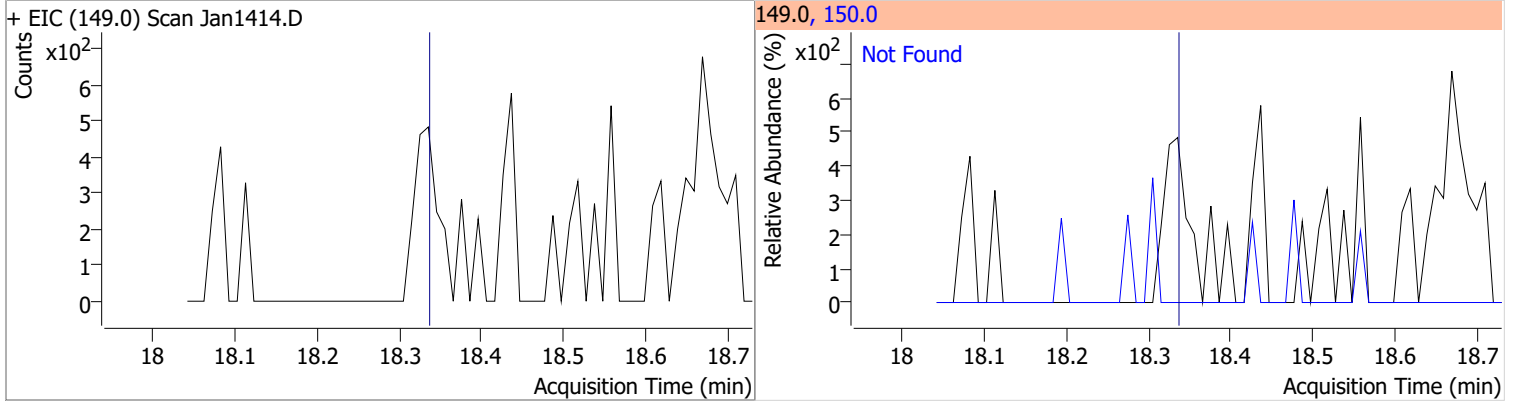
Compound	Conc.	Exp RT	QIon	Exp Ratio
3,3-Dichlorobenzidine	N.D.	15.96	254.0	64.7



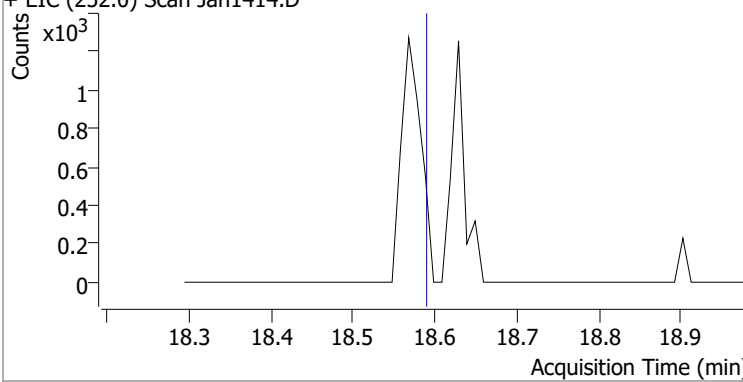
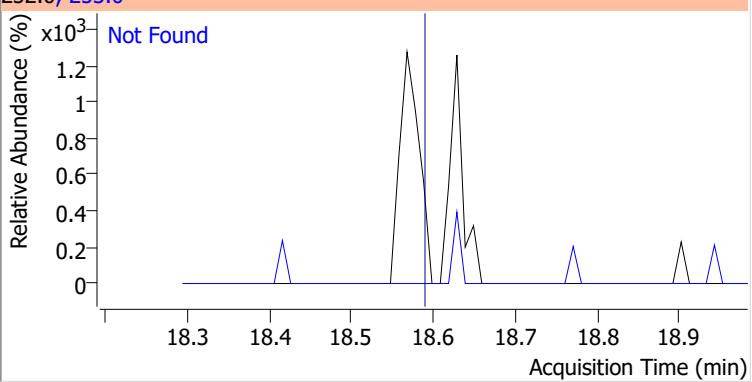
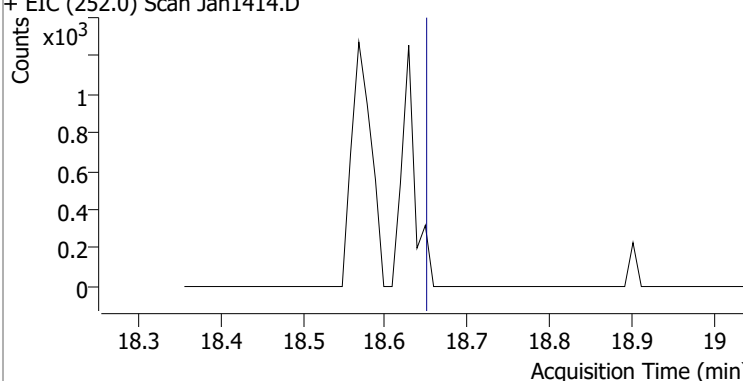
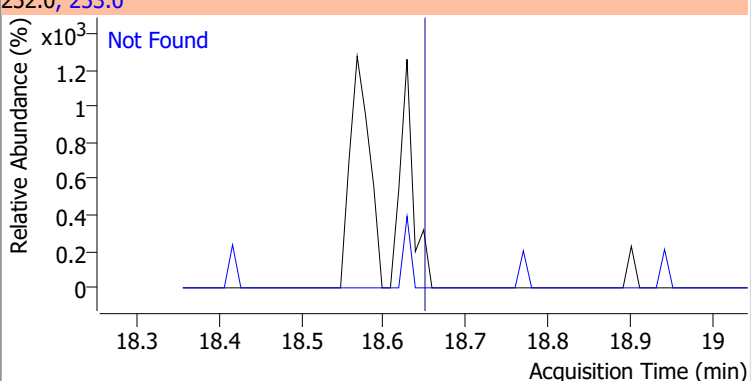
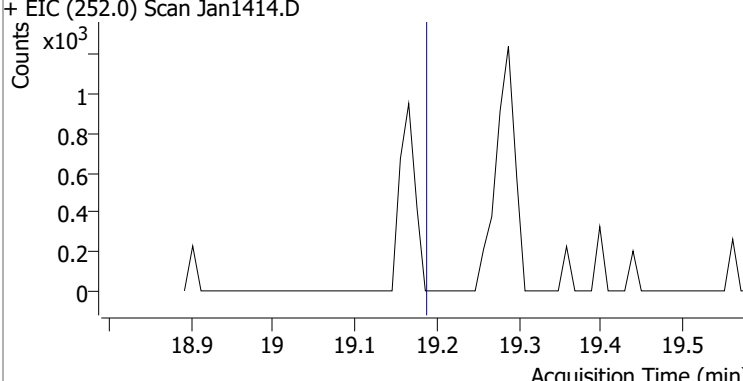
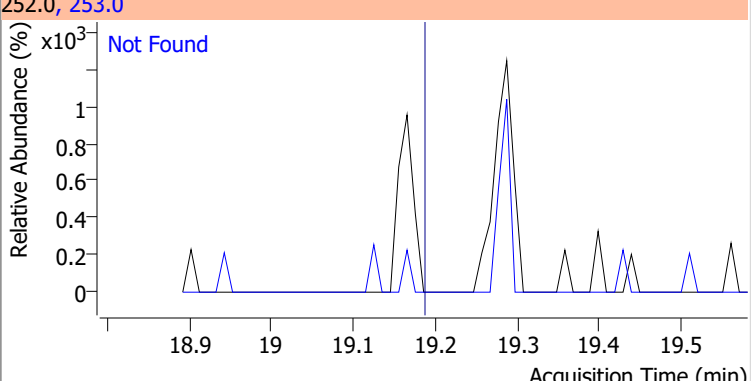
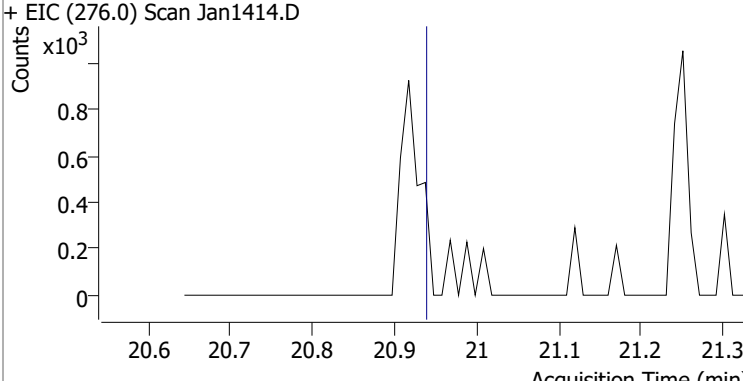
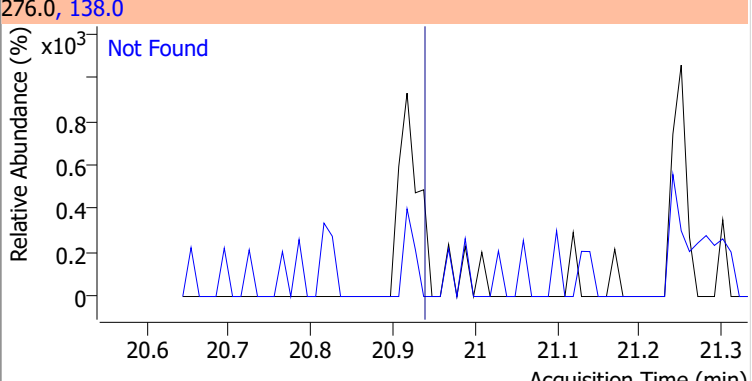
Compound	Conc.	Exp RT	QIon	Exp Ratio	QIon	Exp Ratio
bis(2-ethylhexyl)Phthalate	N.D.	16.65	149.0	397.1	279.0	15.6



Compound	Conc.	Exp RT	QIon	Exp Ratio
Di-n-octyl Phthalate	N.D.	18.34	150.0	9.5

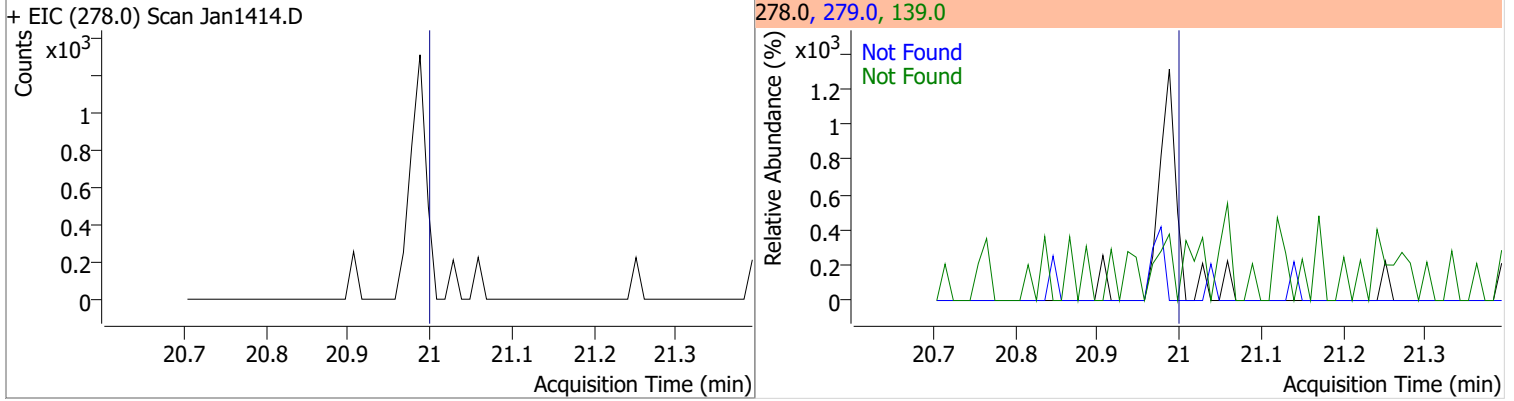


Quantitation Results Report (QT Reviewed)

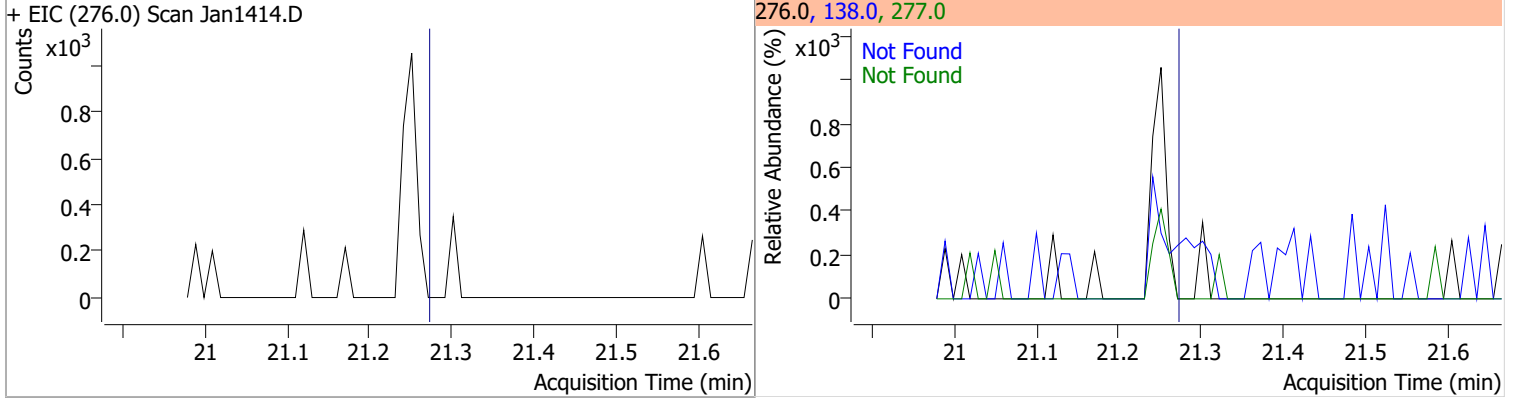
Compound	Conc.	Exp RT	QIon	Exp Ratio
Benzo(b)fluoranthene	N.D.	18.59	253.0	22.0
+ EIC (252.0) Scan Jan1414.D			252.0, 253.0	
				
Benzo(k)fluoranthene	N.D.	18.65	253.0	21.9
+ EIC (252.0) Scan Jan1414.D			252.0, 253.0	
				
Benzo(a)pyrene	N.D.	19.19	253.0	22.0
+ EIC (252.0) Scan Jan1414.D			252.0, 253.0	
				
Indeno(1,2,3-c,d)pyrene	N.D.	20.94	138.0	29.9
+ EIC (276.0) Scan Jan1414.D			276.0, 138.0	
				

Quantitation Results Report (QT Reviewed)

Compound	Conc.	Exp RT	QIon	Exp Ratio	QIon	Exp Ratio
Dibenzo(a,h)anthracene	N.D.	21.00	279.0	25.2	139.0	23.8

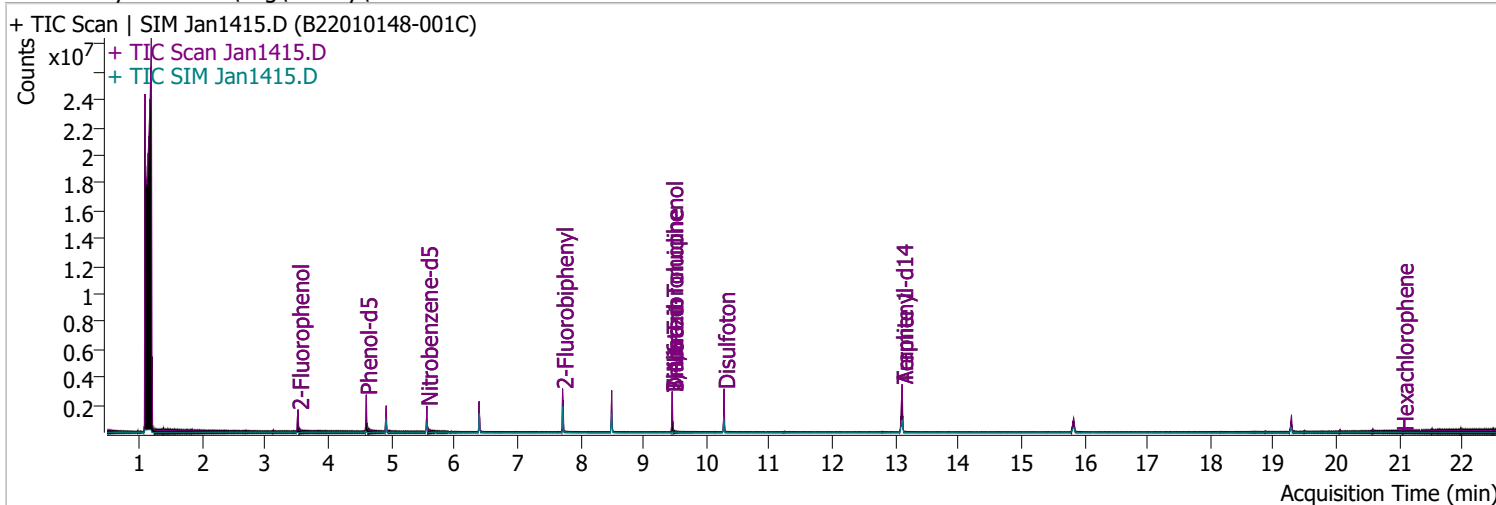


Compound	Conc.	Exp RT	QIon	Exp Ratio	QIon	Exp Ratio
Benzo(g,h,i)perylene	N.D.	21.27	138.0	32.0	277.0	23.8



Quantitation Results Report (QT Reviewed)

Data File	Jan1415.D	Operator	LIMS import
Acq. Method	BNA+SIM.M	Acq. Date-Time	1/14/2022 8:34:57 PM
Sample Name	B22010148-001C	Instrument	Instrument #1
Vial	15	Multiplier	1.00
DA Method File		Comment	SVOC-8270-W-LARGO
Tune File	dftppdsm.u	Tune Date	1/7/2022 12:13:00 PM
Batch Name	011422 DoD BNA.batch.bin	Last Calib Update	1/18/2022 11:27:22 AM
Ref Library	D:\Org\Library\NIST129K.l		



Compound	RT	QIon	Resp.	Conc.	Units	Dev(Min)
----------	----	------	-------	-------	-------	----------

Internal Standards

System Monitoring Compounds

S 2-Fluorophenol	3.521	112.0	496947	71.0080	µg/L	0.010
Spiked Amount: 200.000	Range: 10.0 - 75.0%			Recovery = 35.50%		
S Phenol-d5	4.603	99.0	766697	82.1796	µg/L	0.000
Spiked Amount: 200.000	Range: 10.0 - 65.0%			Recovery = 41.09%		
S Nitrobenzene-d5	5.563	82.0	359543	70.7508	µg/L	0.000
Spiked Amount: 100.000	Range: 32.0 - 94.0%			Recovery = 70.75%		
S 2-Fluorobiphenyl	7.718	172.0	1192277	66.9281	µg/L	0.000
Spiked Amount: 100.000	Range: 28.0 - 107.0%			Recovery = 66.93%		
S 2,4,6-Tribromophenol	9.458	329.8	216107	141.0645	µg/L	0.000
Spiked Amount: 200.000	Range: 25.0 - 140.0%			Recovery = 70.53%		
S Terphenyl-d14	13.108	244.3	1790176	100.8946	µg/L	0.010
Spiked Amount: 100.000	Range: 32.0 - 122.0%			Recovery = 100.89%		

Target Compounds

Compound	RT	QIon	Resp.	Conc.	Units	Dev(Min)	QValue
T N-Nitrosodimethylamine	0.000		0	N.D.			
T Pyridine	0.000		0	N.D.			
T Aniline	0.000		0	N.D.			
T Phenol	0.000		0	N.D.			
T bis(-2-Chloroethyl)Ether	0.000		0	N.D.			
T 2-Chlorophenol	0.000		0	N.D.			
T 1,3-Dichlorobenzene	0.000		0	N.D.			
T 1,4-Dichlorobenzene	0.000		0	N.D.			
T 1,2-Dichlorobenzene	0.000		0	N.D.			
T Benzyl Alcohol	0.000		0	N.D.			
T bis(2-chloroisopropyl)Ether	0.000		0	N.D.			
T 2-Methylphenol	0.000		0	N.D.			
T N-nitroso-Di-n-propylamine	5.563	70.0	0		µg/L	md	1
T 4Methylphenol/3Methylphenol	0.000		0	N.D.			
T Hexachloroethane	0.000		0	N.D.			

Quantitation Results Report (QT Reviewed)

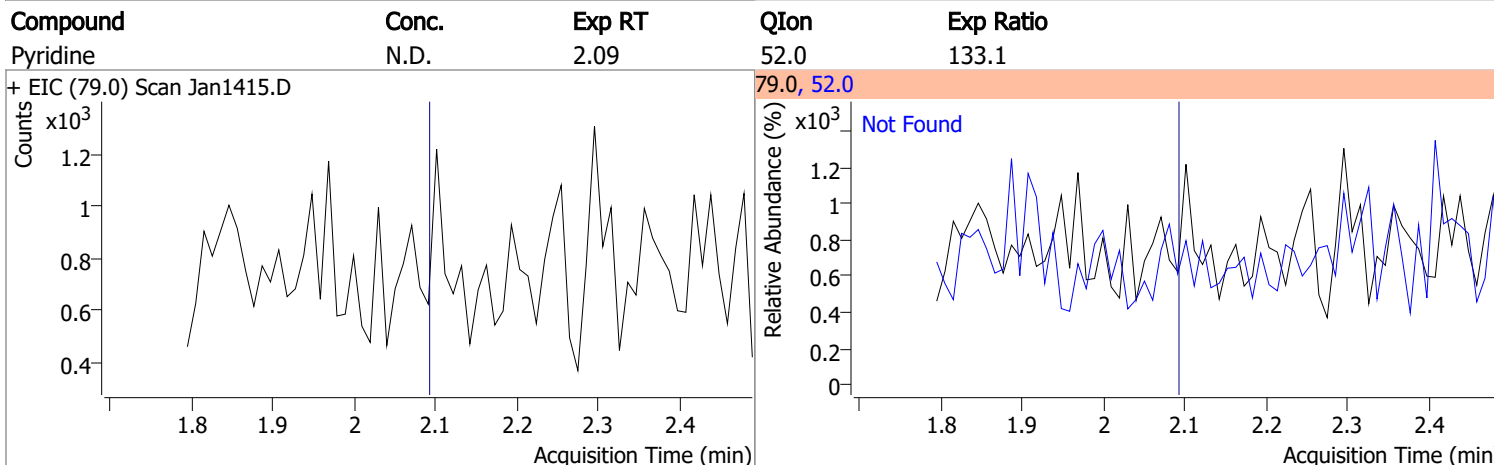
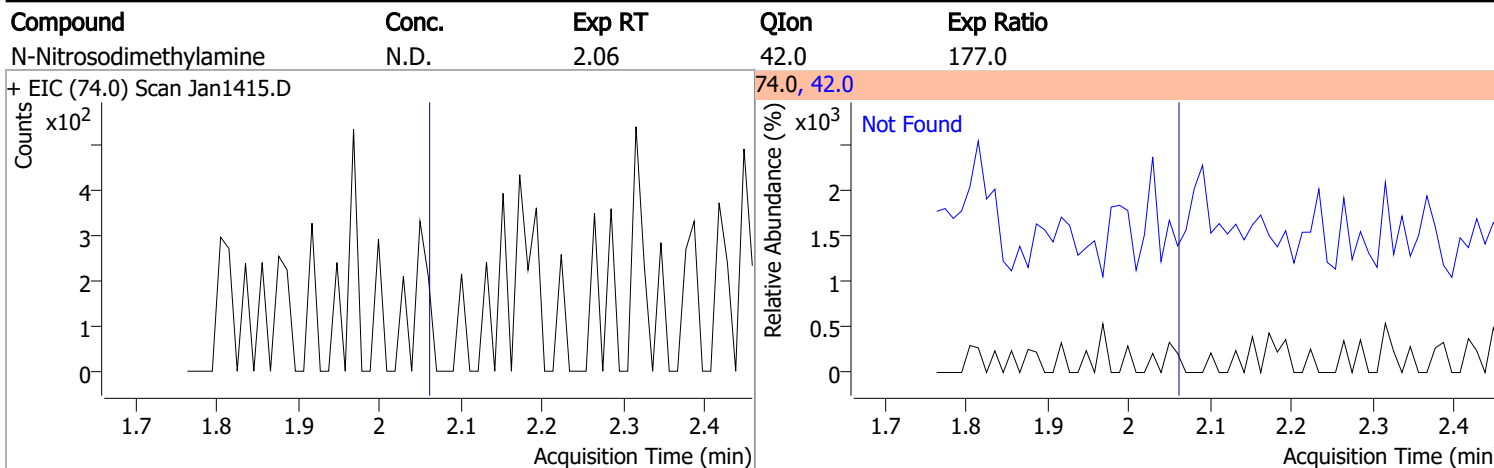
Compound	RT	QIon	Resp.	Conc.	Units	Dev(Min)
T Nitrobenzene	0.000		0	N.D.		
T Isophorone	0.000		0	N.D.		
T 2-Nitrophenol	0.000		0	N.D.		
T 2,4-Dimethylphenol	0.000		0	N.D.		
T bis(-2-Chloroethoxy)Methane	0.000		0	N.D.		
T 2,4-Dichlorophenol	0.000		0	N.D.		
T Benzoic Acid	0.000		0	N.D.		
T 1,2,4-Trichlorobenzene	0.000		0	N.D.		
T Naphthalene	0.000		0	N.D.		
T 4-Chlorophenol	0.000		0	N.D.		
T p-Chloroaniline	0.000		0	N.D.		
T Hexachlorobutadiene	0.000		0	N.D.		
T 4-Chloro-2-Methylphenol	0.000		0	N.D.		
T 4-Chloro-3-Methylphenol	0.000		0	N.D.		
T 2-Methylnaphthalene	0.000		0	N.D.		
T 1-Methylnaphthalene	0.000		0	N.D.		
T Hexachlorocyclopentadiene	0.000		0	N.D.		
T 2,4,6-Trichlorophenol	0.000		0	N.D.		
T 2,4,5-Trichlorophenol	0.000		0	N.D.		
T 2-Chloronaphthalene	0.000		0	N.D.		
T 2-Nitroaniline	0.000		0	N.D.		
T Dimethyl Phthalate	8.497	163.0	0		µg/L	md
T 2,6-Dinitrotoluene	8.497	165.0	0		µg/L	md
T Acenaphthylene	0.000		0	N.D.		
T 3-Nitroaniline	0.000		0	N.D.		
T Acenaphthene	0.000		0	N.D.		
T 2,4-Dinitrophenol	0.000		0	N.D.		
T Dibenzofuran	0.000		0	N.D.		
T 2,4-Dinitrotoluene	8.497	165.0	0		µg/L	md
T 4-Nitrophenol	0.000		0	N.D.		
T Diethylphthalate	0.000		0	N.D.		
T Fluorene	0.000		0	N.D.		
T 4-Chlorophenyl-phenylether	0.000		0	N.D.		
T 4-Nitroaniline	0.000		0	N.D.		
T 4,6-Dinitro-2-methylphenol	0.000		0	N.D.		
T N-nitrosodiphenylamine	0.000		0	N.D.		
T Azobenzene	0.000		0	N.D.		
T 4-Bromophenyl-phenylether	0.000		0	N.D.		
T Hexachlorobenzene	0.000		0	N.D.		
T Pentachlorophenol	0.000		0	N.D.		
T Phenanthrene	0.000		0	N.D.		
T Anthracene	0.000		0	N.D.		
T Triallate	0.000		0	N.D.		
T Carbazole	0.000		0	N.D.		
T o-Terphenyl	0.000		0	N.D.		
T Di-n-Butylphthalate	0.000		0	N.D.		
T Fluoranthene	0.000		0	N.D.		
T Benzidine	0.000		0	N.D.		
T Pyrene	0.000		0	N.D.		
T Butylbenzylphthalate	0.000		0	N.D.		
T Benzo(a)Anthracene	0.000		0	N.D.		
T Chrysene	0.000		0	N.D.		
T 3,3-Dichlorobenzidine	0.000		0	N.D.		
T bis(2-ethylhexyl)Phthalate	0.000		0	N.D.		
T Di-n-octyl Phthalate	0.000		0	N.D.		

Quantitation Results Report (QT Reviewed)

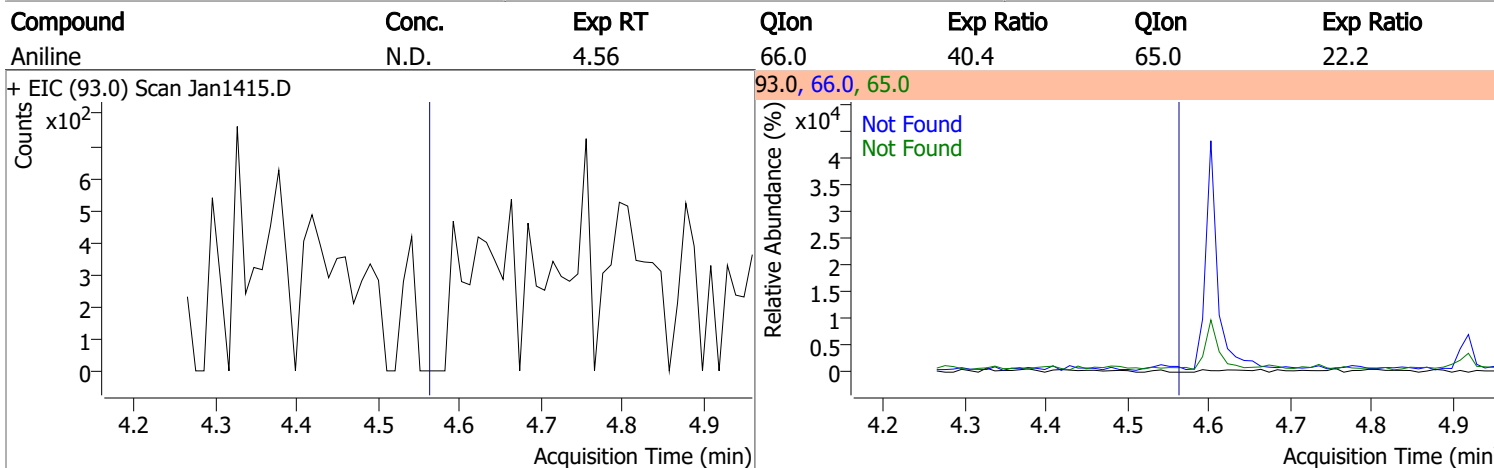
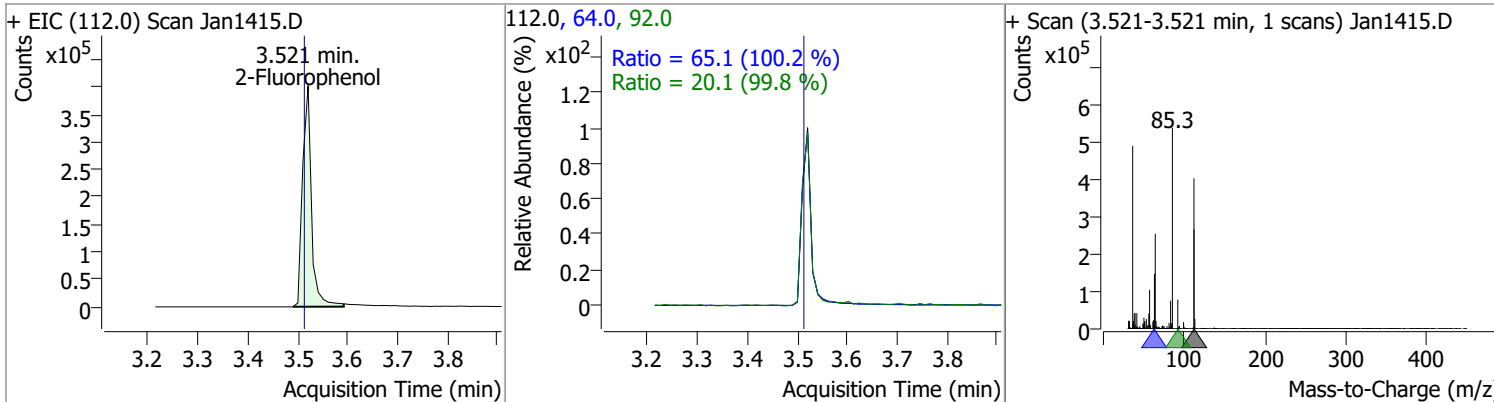
Compound	RT	QIon	Resp.	Conc.	Units	Dev(Min)
T Benzo(b)fluoranthene	0.000		0	N.D.		
T Benzo(k)fluoranthene	0.000		0	N.D.		
T Benzo(a)pyrene	0.000		0	N.D.		
T Indeno(1,2,3-c,d)pyrene	0.000		0	N.D.		
T Dibenzo(a,h)anthracene	0.000		0	N.D.		
T Benzo(g,h,i)perylene	0.000		0	N.D.		

(#) = Qualifier Out of Range; (m) = Manual Integration; (+) = Area Summed; (*) = Surrogate Percent Recovery Out of Range; (d): Zeroed Peak

Quantitation Results Report (QT Reviewed)

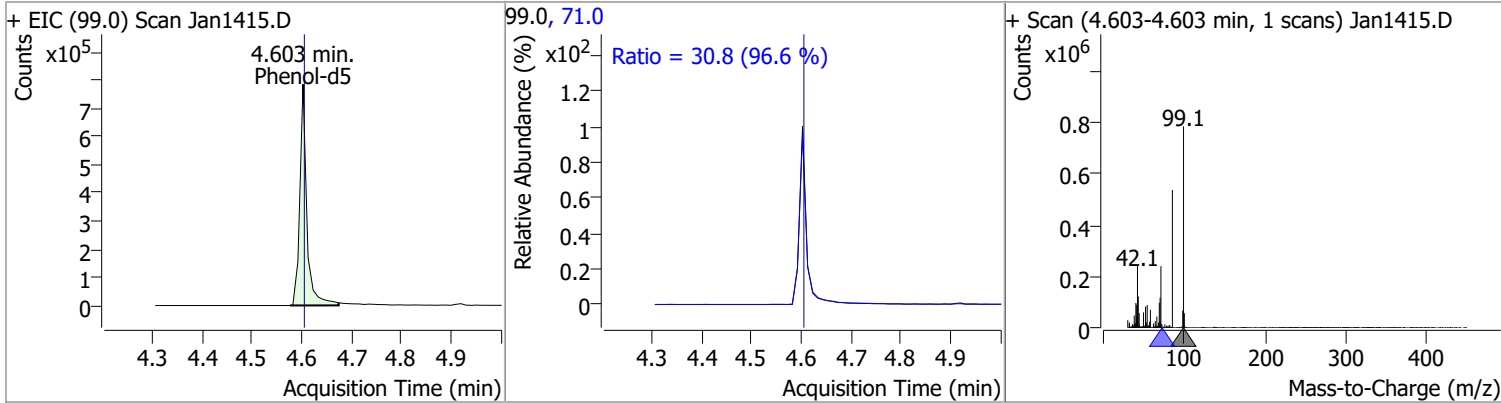


Compound	Conc.	RT	Dev(Min)	Resp.	QIon	QRatio	Lower	Upper
2-Fluorophenol	71.0080	3.52	0.01	496947	64.0	65.1	45.5	84.5
					92.0	20.1	14.1	26.2

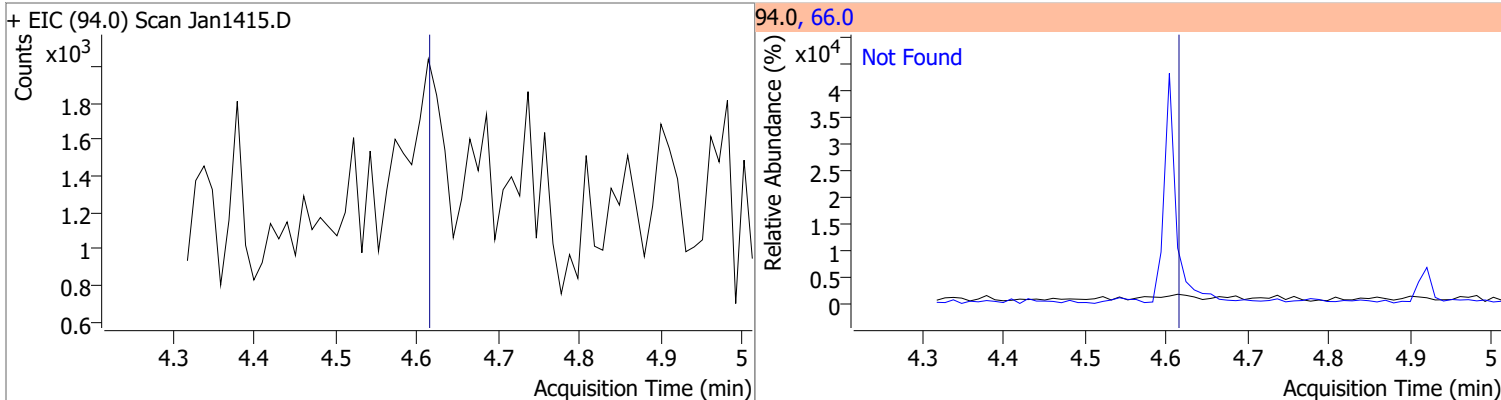


Quantitation Results Report (QT Reviewed)

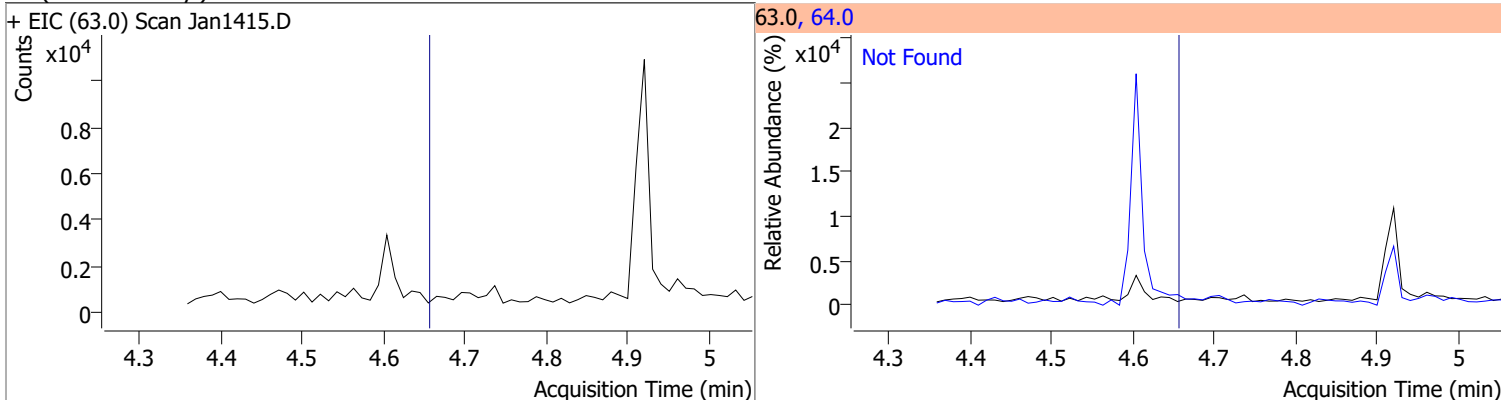
Compound	Conc.	RT	Dev(Min)	Resp.	QIon	QRatio	Lower	Upper
Phenol-d5	82.1796	4.60	0.00	766697	71.0	30.8	22.3	41.5



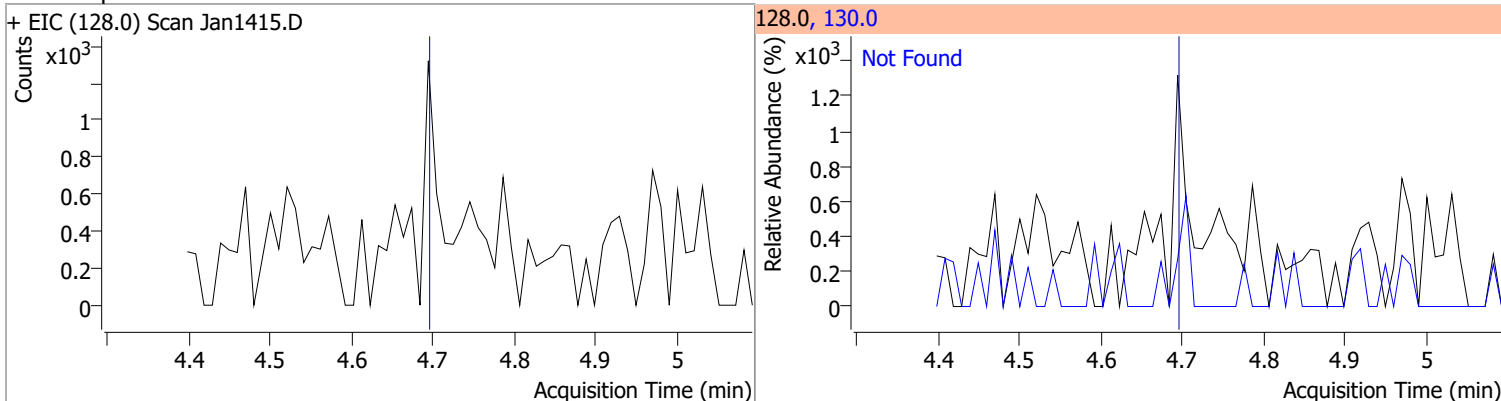
Compound	Conc.	Exp RT	QIon	Exp Ratio
Phenol	N.D.	4.61	66.0	44.7



Compound	Conc.	Exp RT	QIon	Exp Ratio
bis(-2-Chloroethyl)Ether	N.D.	4.65	64.0	3.3

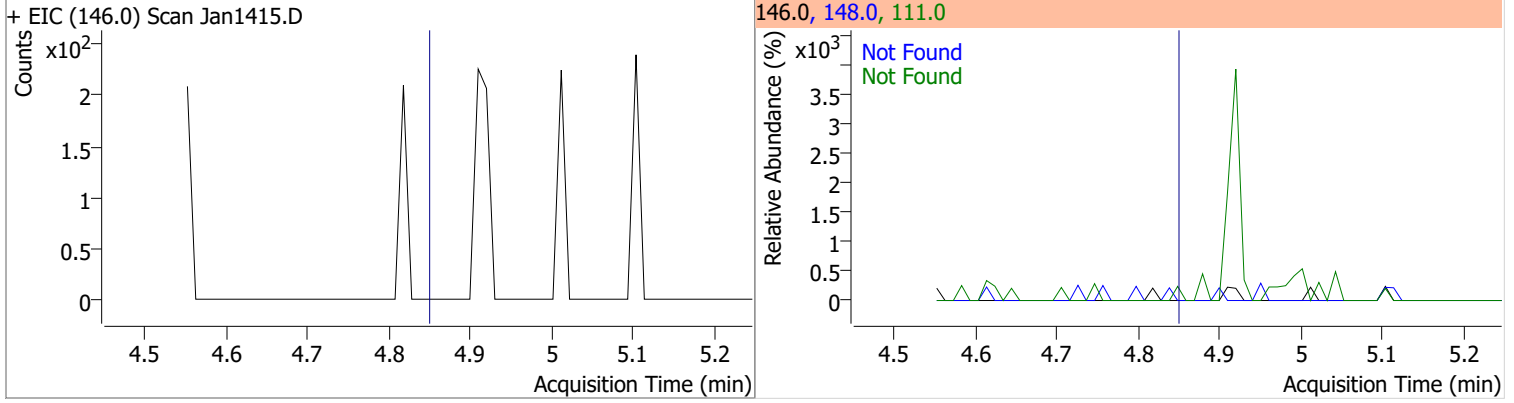


Compound	Conc.	Exp RT	QIon	Exp Ratio
2-Chlorophenol	N.D.	4.70	130.0	32.0

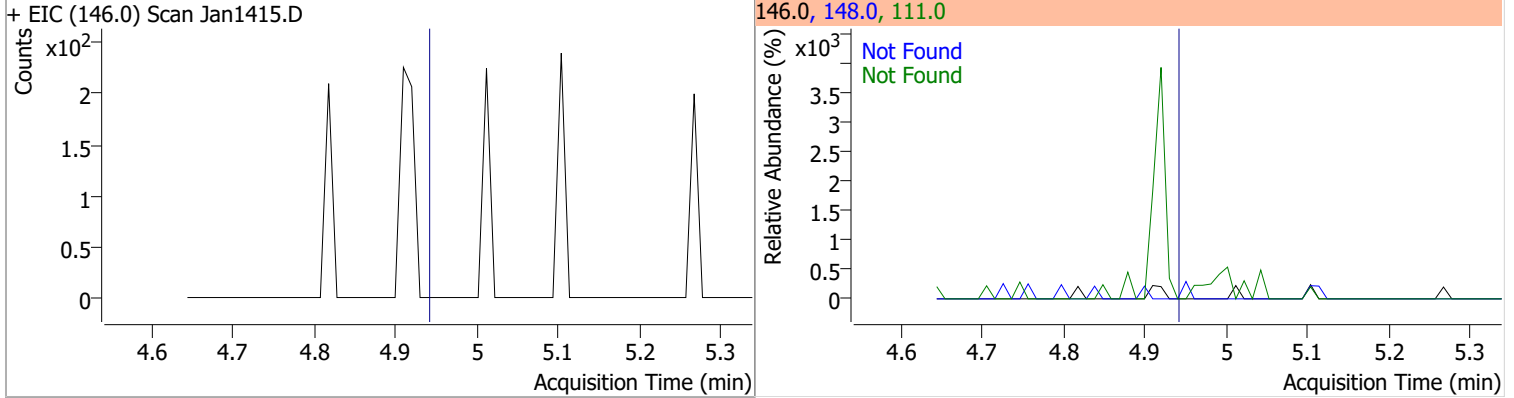


Quantitation Results Report (QT Reviewed)

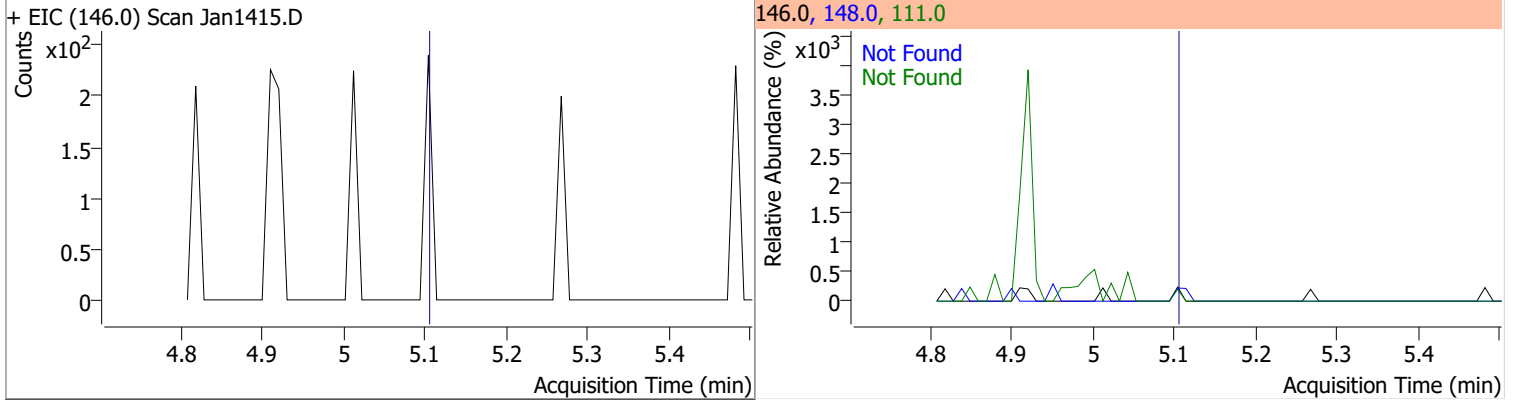
Compound	Conc.	Exp RT	QIon	Exp Ratio	QIon	Exp Ratio
1,3-Dichlorobenzene	N.D.	4.85	148.0	62.6	111.0	35.4



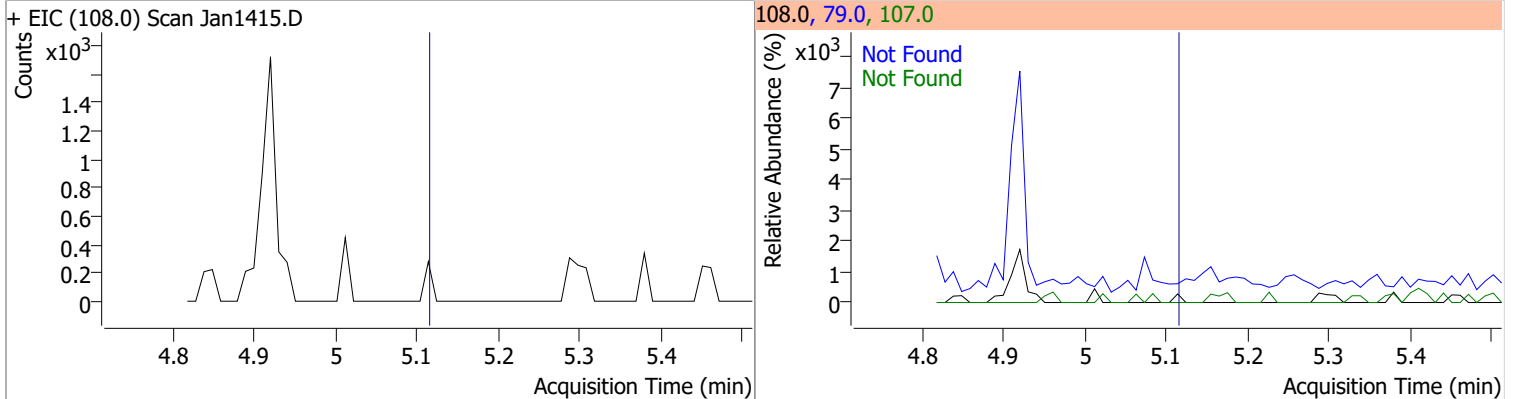
Compound	Conc.	Exp RT	QIon	Exp Ratio	QIon	Exp Ratio
1,4-Dichlorobenzene	N.D.	4.94	148.0	64.4	111.0	35.2



Compound	Conc.	Exp RT	QIon	Exp Ratio	QIon	Exp Ratio
1,2-Dichlorobenzene	N.D.	5.10	148.0	64.5	111.0	37.8

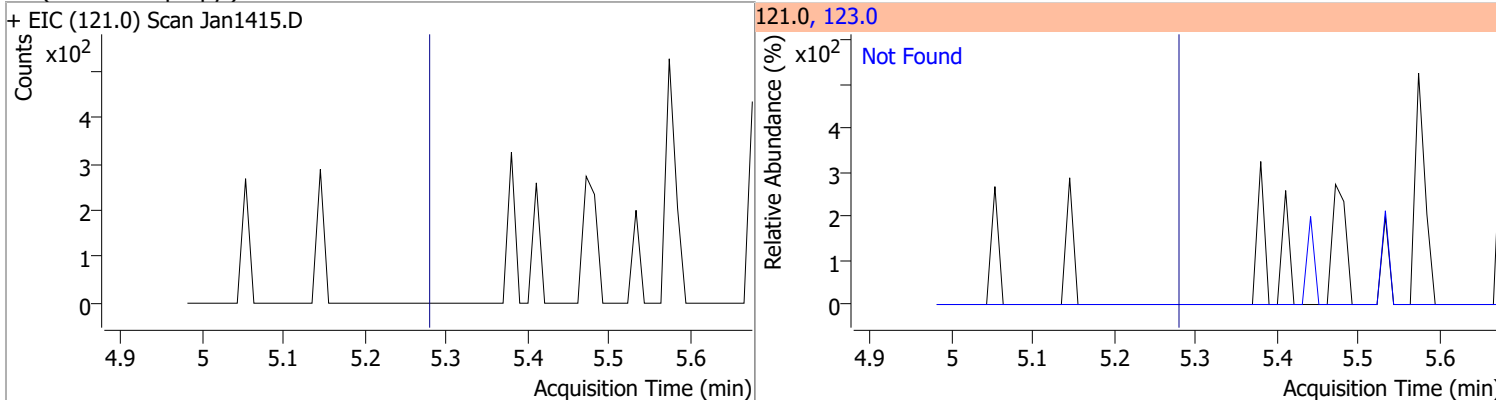


Compound	Conc.	Exp RT	QIon	Exp Ratio	QIon	Exp Ratio
Benzyl Alcohol	N.D.	5.11	79.0	115.5	107.0	71.0

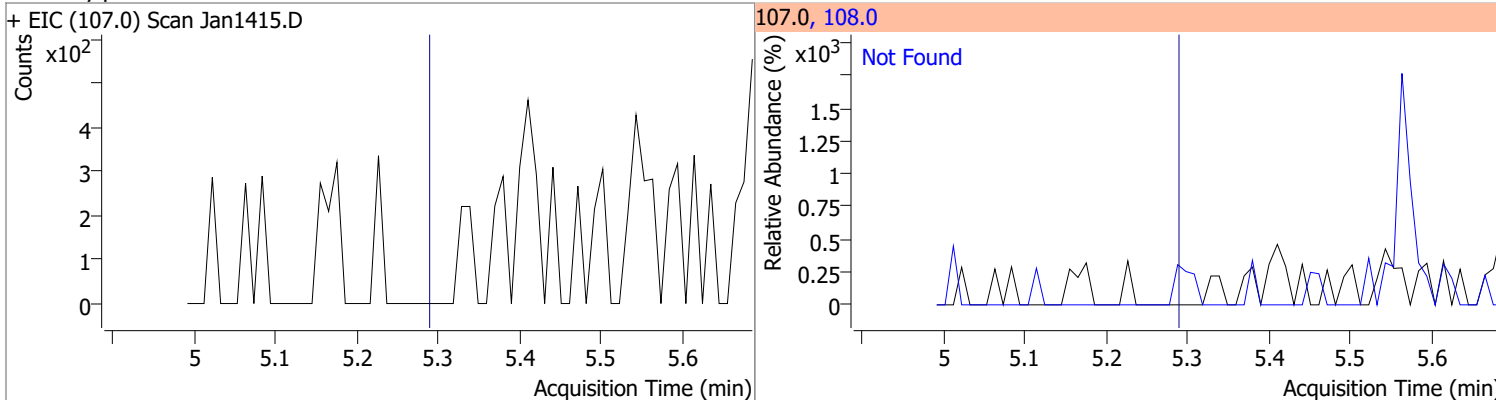


Quantitation Results Report (QT Reviewed)

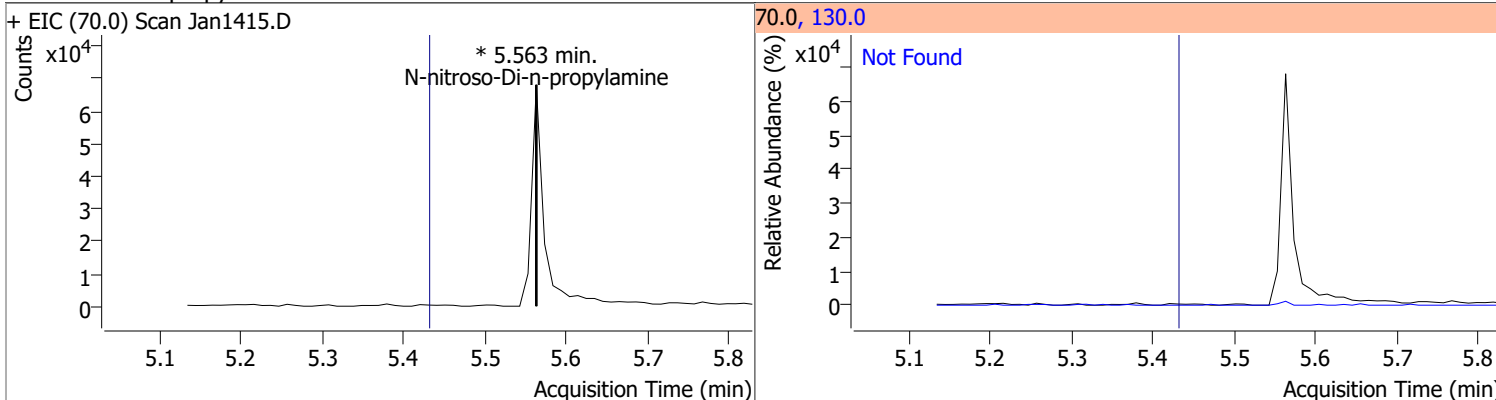
Compound	Conc.	Exp RT	QIon	Exp Ratio
bis(2-chloroisopropyl)Ether	N.D.	5.28	123.0	32.2



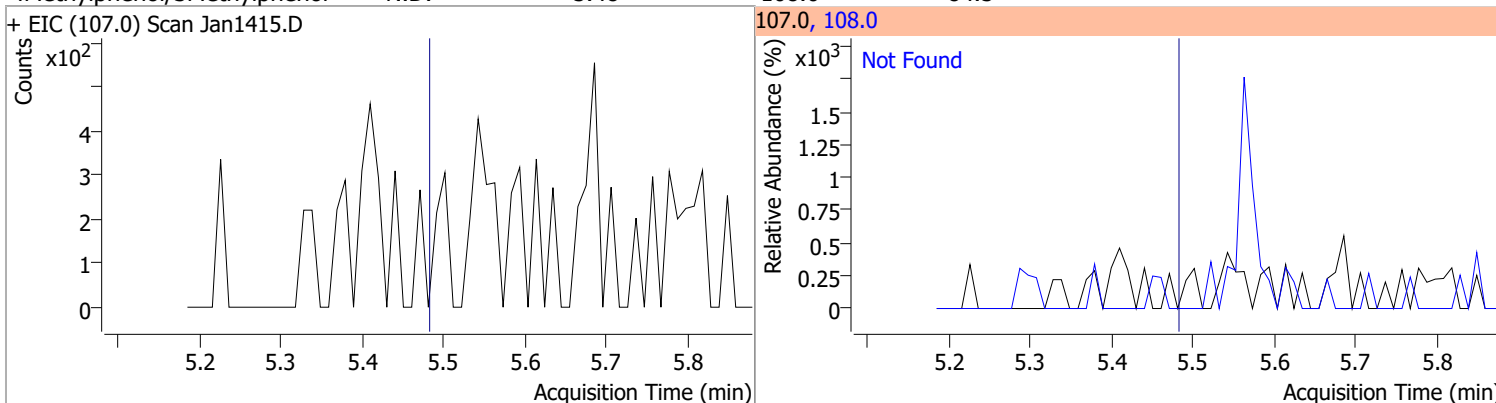
Compound	Conc.	Exp RT	QIon	Exp Ratio
2-Methylphenol	N.D.	5.29	108.0	116.9



Compound	Conc.	RT	Dev(Min)	Resp.	QIon	QRatio	Lower	Upper
N-nitroso-Di-n-propylamine		0		0	130.0		0.0	41.5

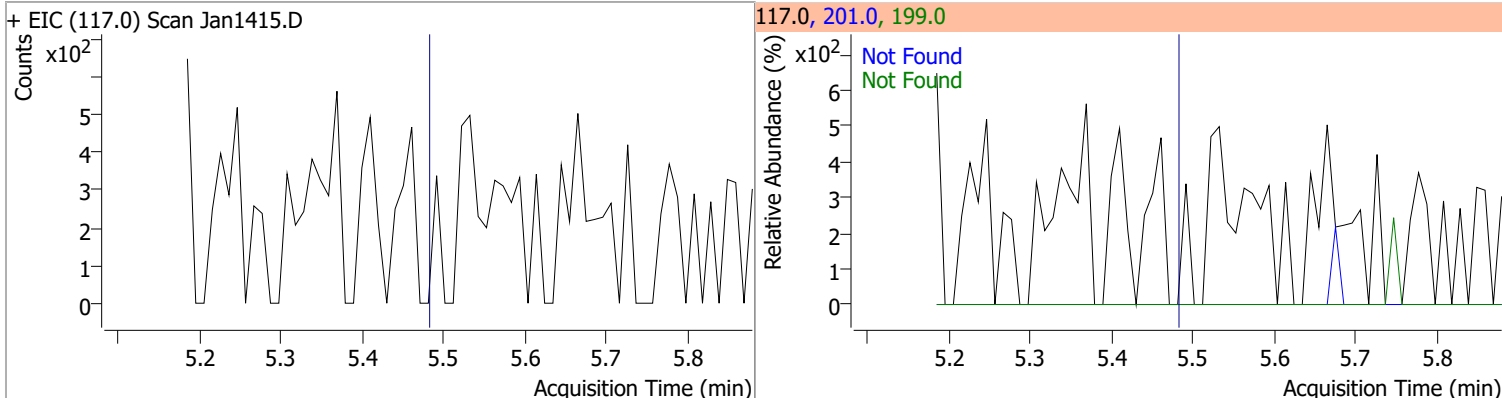


Compound	Conc.	Exp RT	QIon	Exp Ratio
4Methylphenol/3Methylphenol	N.D.	5.48	108.0	84.5

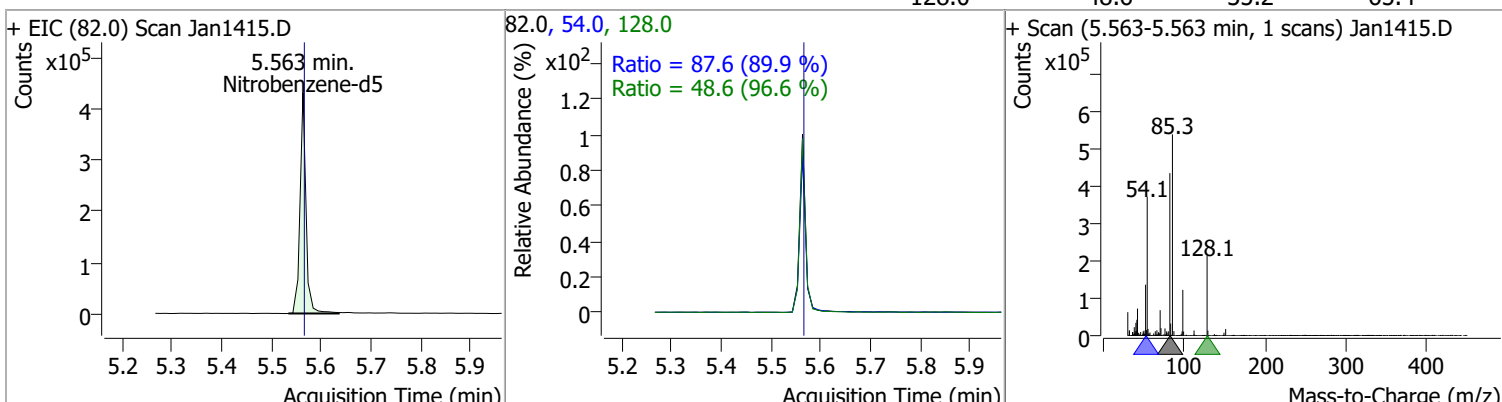


Quantitation Results Report (QT Reviewed)

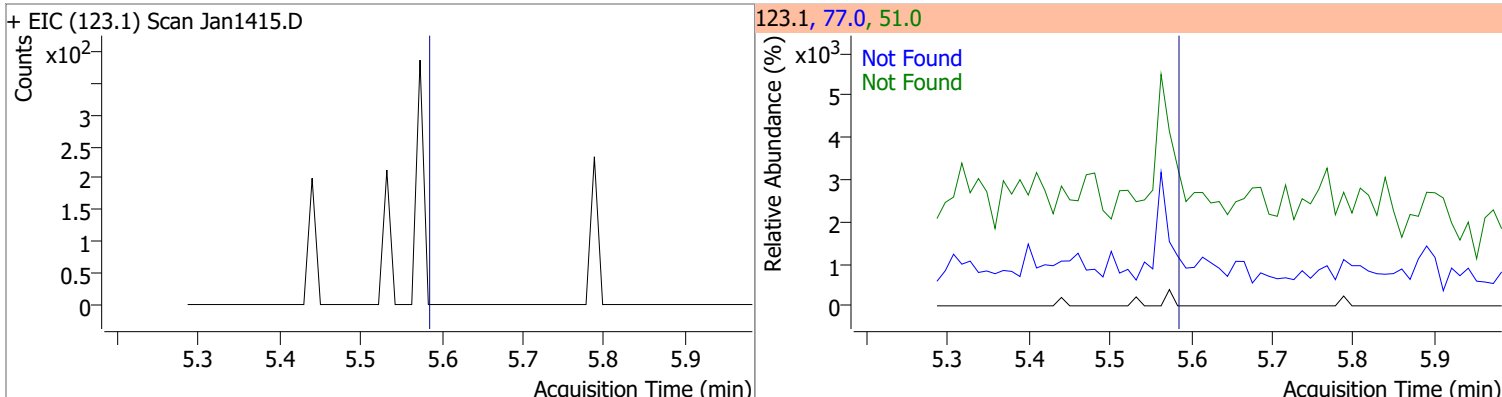
Compound	Conc.	Exp RT	QIon	Exp Ratio	QIon	Exp Ratio
Hexachloroethane	N.D.	5.48	201.0	93.2	199.0	57.2



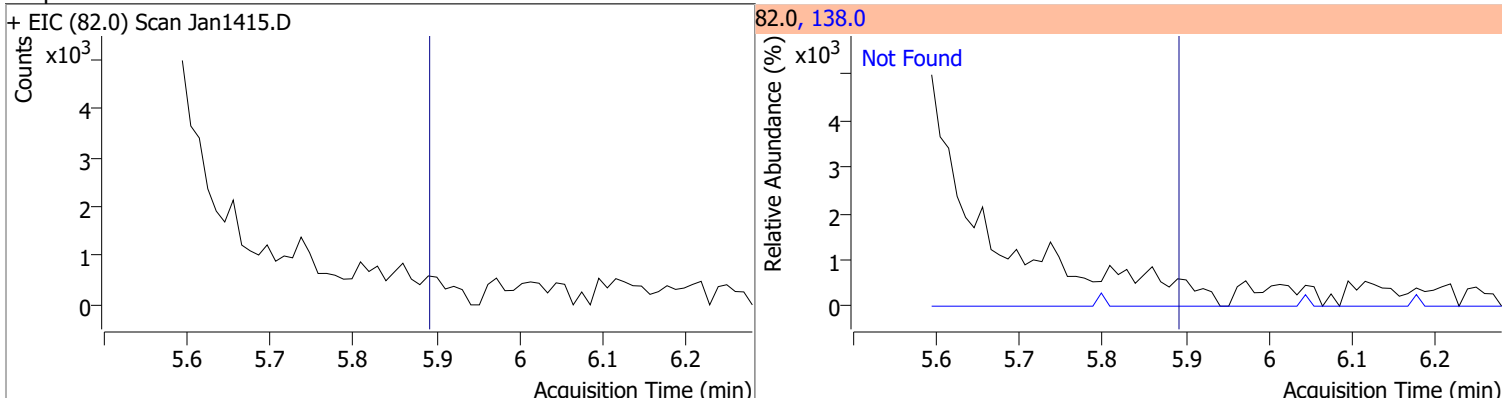
Compound	Conc.	RT	Dev(Min)	Resp.	QIon	QRatio	Lower	Upper
Nitrobenzene-d5	70.7508	5.56	0.00	359543	54.0	87.6	68.2	126.6
					128.0	48.6	35.2	65.4



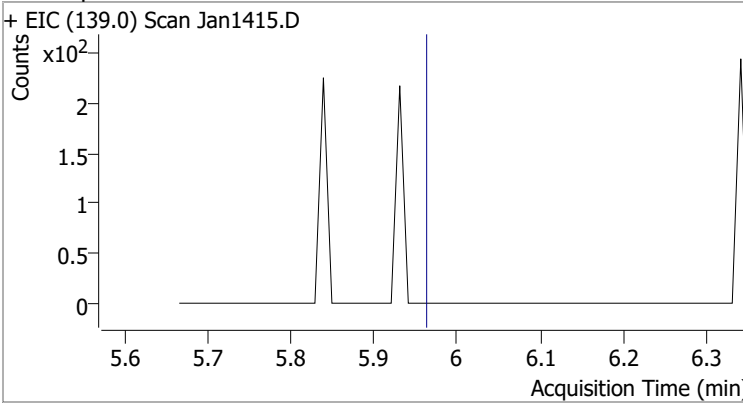
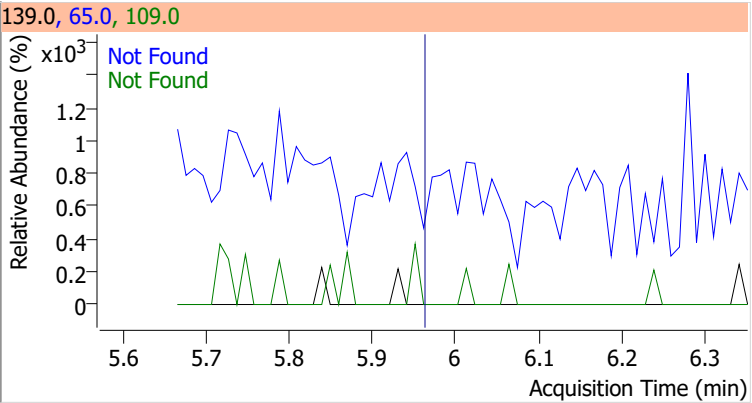
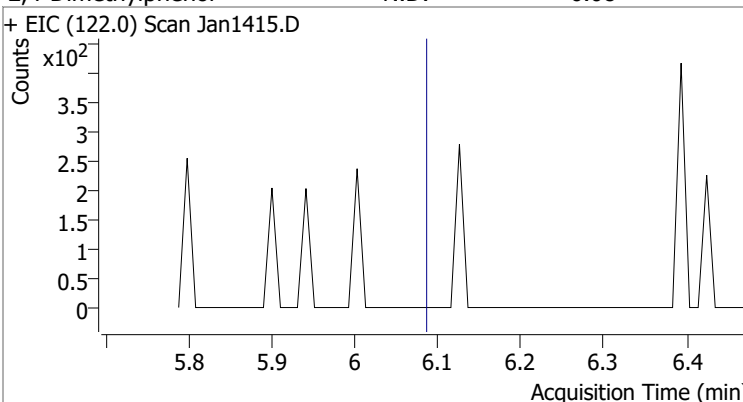
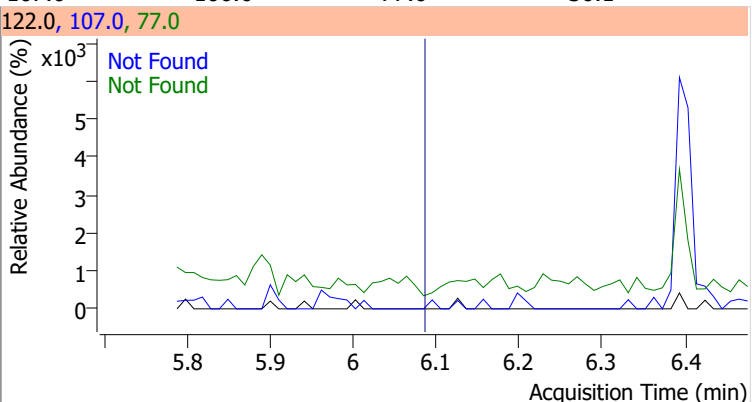
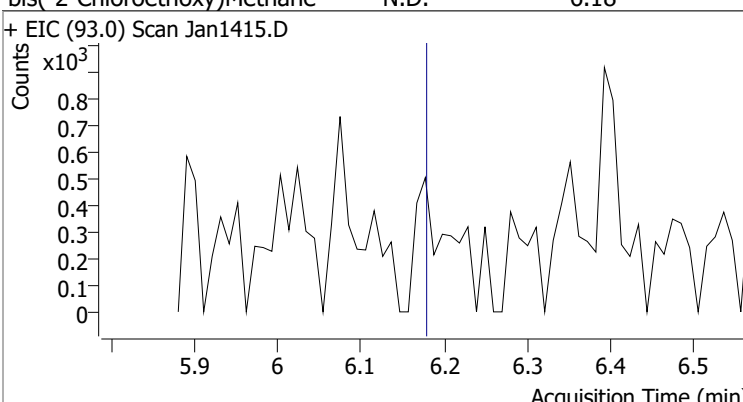
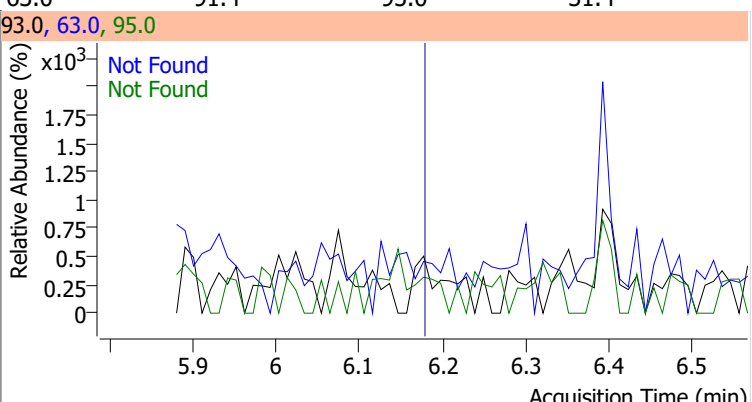
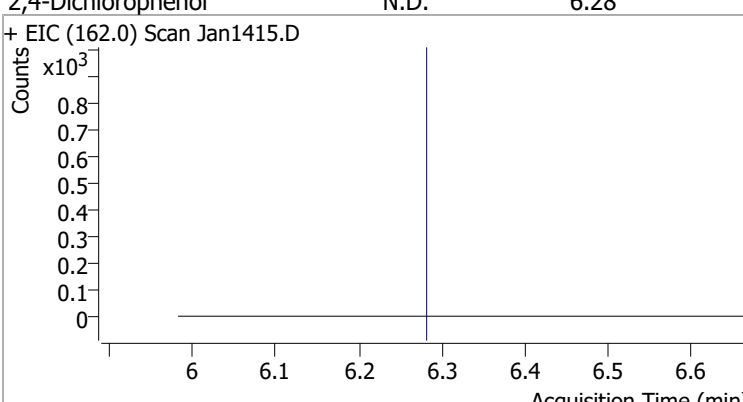
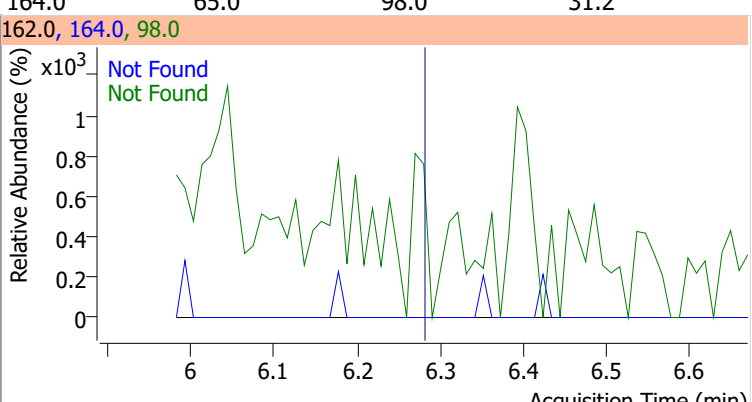
Compound	Conc.	Exp RT	QIon	Exp Ratio	QIon	Exp Ratio
Nitrobenzene	N.D.	5.58	77.0	186.4	51.0	186.0



Compound	Conc.	Exp RT	QIon	Exp Ratio
Isophorone	N.D.	5.89	138.0	20.3



Quantitation Results Report (QT Reviewed)

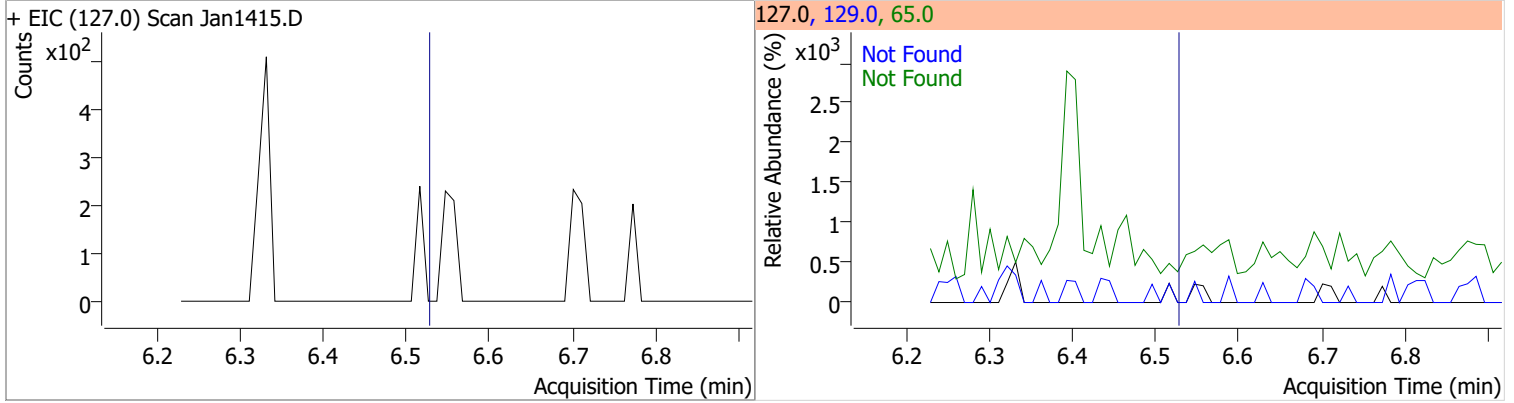
Compound	Conc.	Exp RT	QIon	Exp Ratio	QIon	Exp Ratio
2-Nitrophenol	N.D.	5.96	65.0	51.2	109.0	34.5
+ EIC (139.0) Scan Jan1415.D			139.0, 65.0, 109.0			
						
2,4-Dimethylphenol	N.D.	6.08	107.0	106.6	77.0	30.1
+ EIC (122.0) Scan Jan1415.D			122.0, 107.0, 77.0			
						
bis(-2-Chloroethoxy)Methane	N.D.	6.18	63.0	91.4	95.0	31.4
+ EIC (93.0) Scan Jan1415.D			93.0, 63.0, 95.0			
						
2,4-Dichlorophenol	N.D.	6.28	164.0	65.0	98.0	31.2
+ EIC (162.0) Scan Jan1415.D			162.0, 164.0, 98.0			
						

Quantitation Results Report (QT Reviewed)

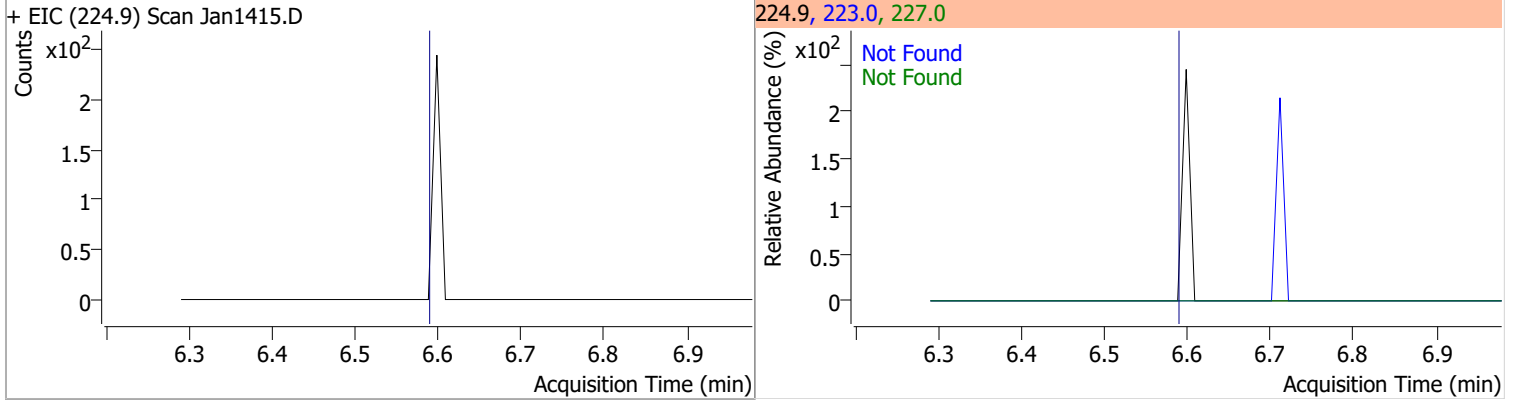
Compound	Conc.	Exp RT	QIon	Exp Ratio	QIon	Exp Ratio
Benzoic Acid	N.D.	6.29	122.0	88.1	77.0	74.0
+ EIC (105.0) Scan Jan1415.D			105.0, 122.0, 77.0			
1,2,4-Trichlorobenzene	N.D.	6.34	182.0	97.8	145.0	30.3
+ EIC (180.0) Scan Jan1415.D			180.0, 182.0, 145.0			
Naphthalene	N.D.	6.42	129.0	10.6	102.0	9.0
+ EIC (128.0) Scan Jan1415.D			128.0, 129.0, 102.0			
4-Chlorophenol	N.D.	6.50	128.0	318.3		
+ EIC (130.0) Scan Jan1415.D			130.0, 128.0			

Quantitation Results Report (QT Reviewed)

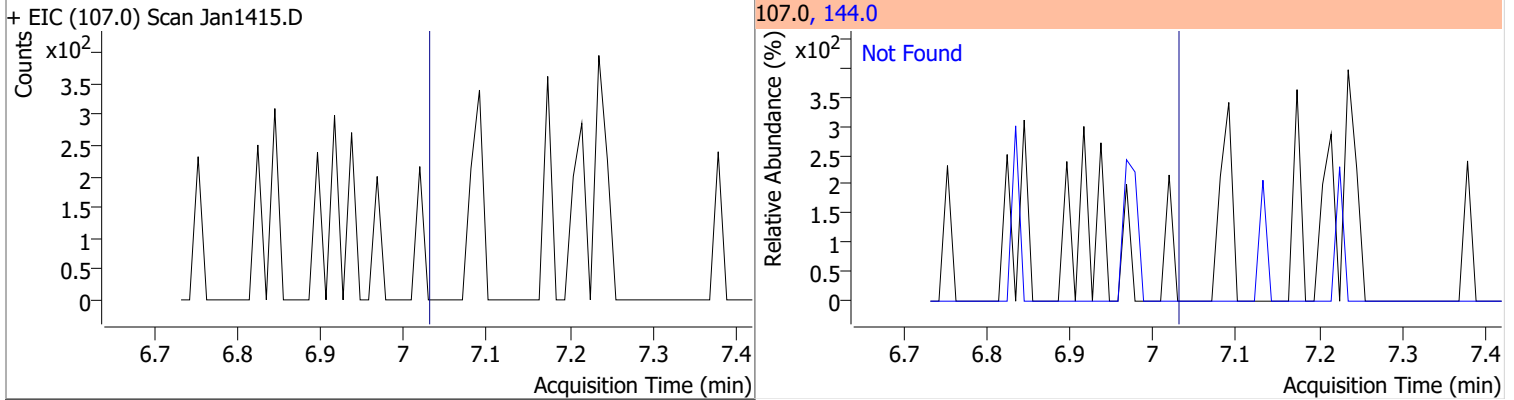
Compound	Conc.	Exp RT	QIon	Exp Ratio	QIon	Exp Ratio
p-Chloroaniline	N.D.	6.53	65.0	36.5	129.0	33.7



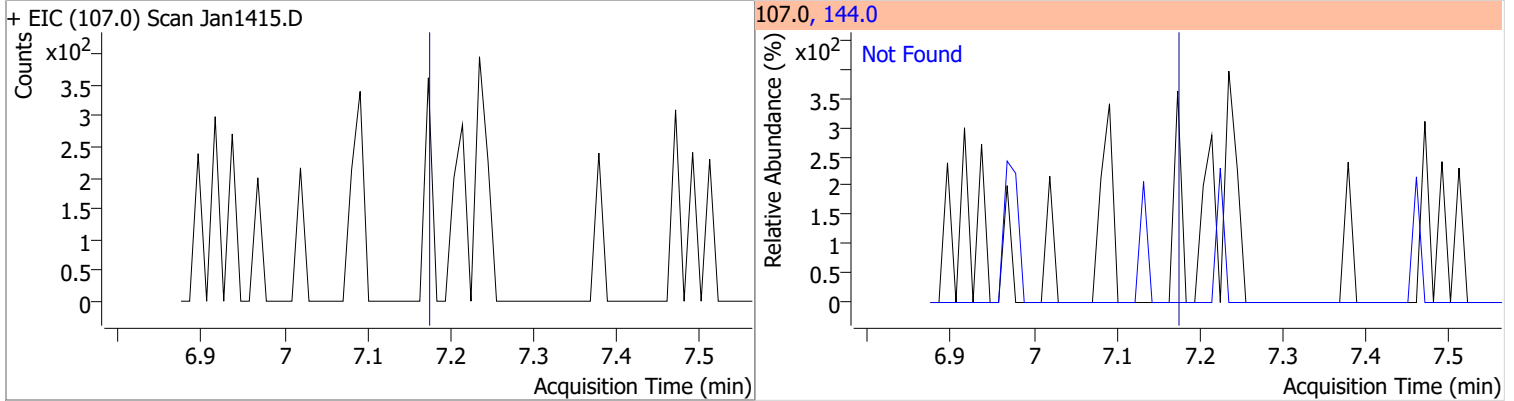
Compound	Conc.	Exp RT	QIon	Exp Ratio	QIon	Exp Ratio
Hexachlorobutadiene	N.D.	6.59	227.0	66.1	223.0	64.1



Compound	Conc.	Exp RT	QIon	Exp Ratio
4-Chloro-2-Methylphenol	N.D.	7.03	144.0	27.3



Compound	Conc.	Exp RT	QIon	Exp Ratio
4-Chloro-3-Methylphenol	N.D.	7.17	144.0	28.4

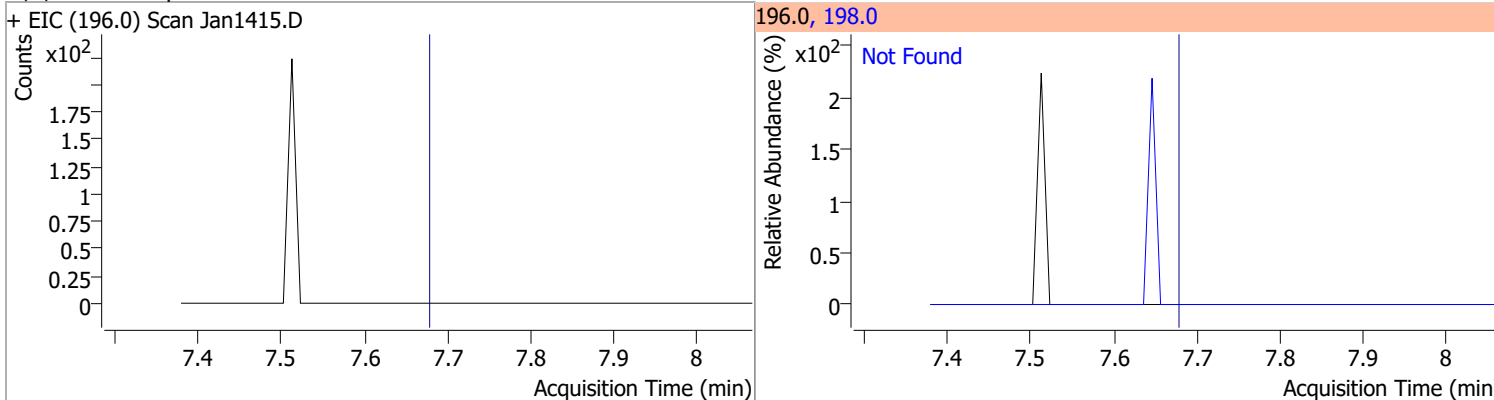


Quantitation Results Report (QT Reviewed)

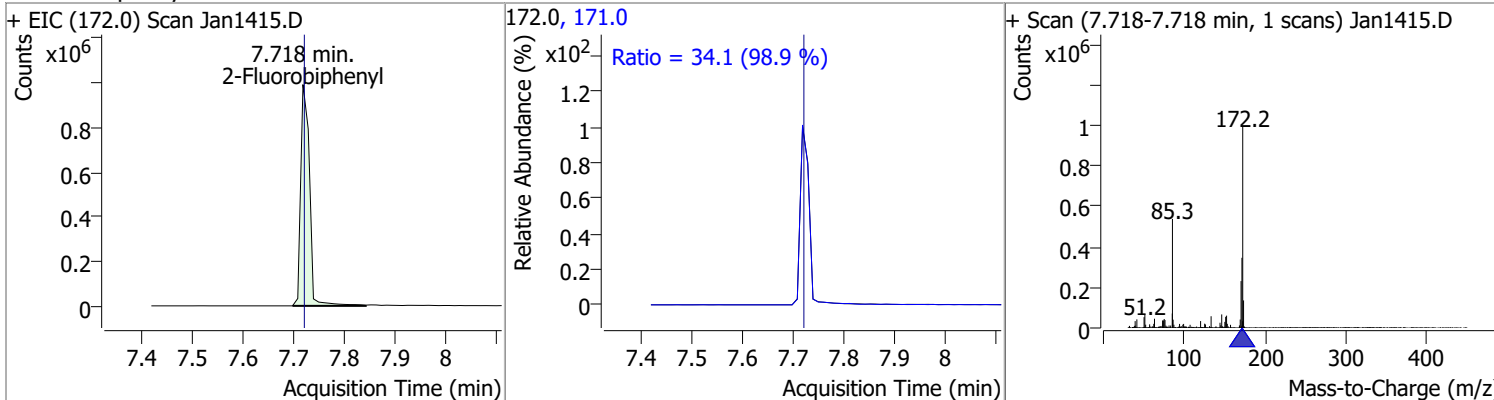
Compound	Conc.	Exp RT	QIon	Exp Ratio	QIon	Exp Ratio
2-Methylnaphthalene	N.D.	7.26	142.0	115.4	115.0	41.6
+ EIC (141.0) Scan Jan1415.D			141.0, 142.0, 115.0			
1-Methylnaphthalene	N.D.	7.37	142.0	110.2	115.0	43.1
+ EIC (141.0) Scan Jan1415.D			141.0, 142.0, 115.0			
Hexachlorocyclopentadiene	N.D.	7.45	238.9	65.0	234.9	62.3
+ EIC (236.9) Scan Jan1415.D			236.9, 238.9, 234.9			
2,4,6-Trichlorophenol	N.D.	7.63	198.0	95.1		
+ EIC (196.0) Scan Jan1415.D			196.0, 198.0			

Quantitation Results Report (QT Reviewed)

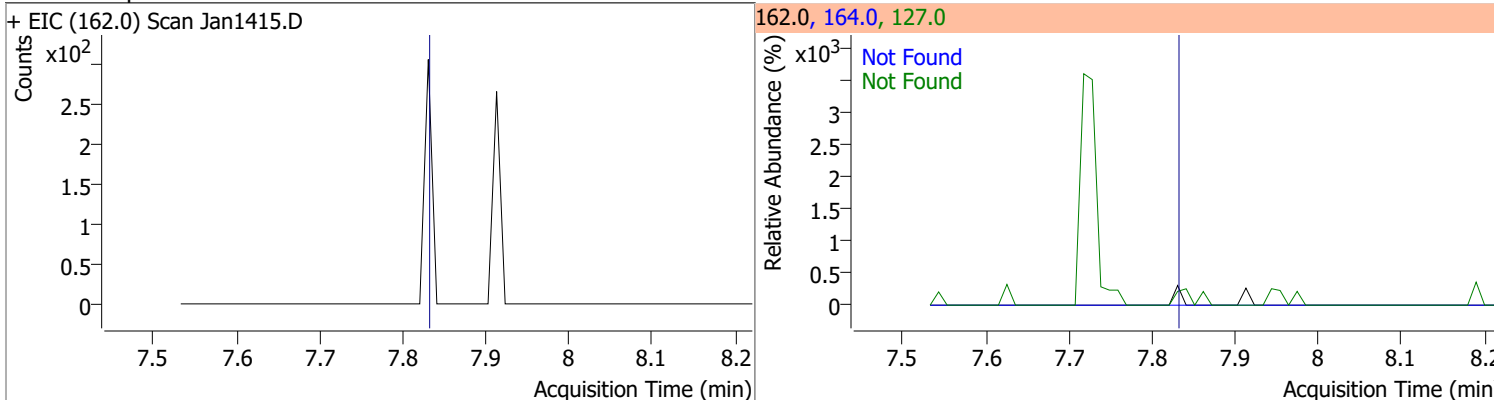
Compound	Conc.	Exp RT	QIon	Exp Ratio
2,4,5-Trichlorophenol	N.D.	7.68	198.0	95.5



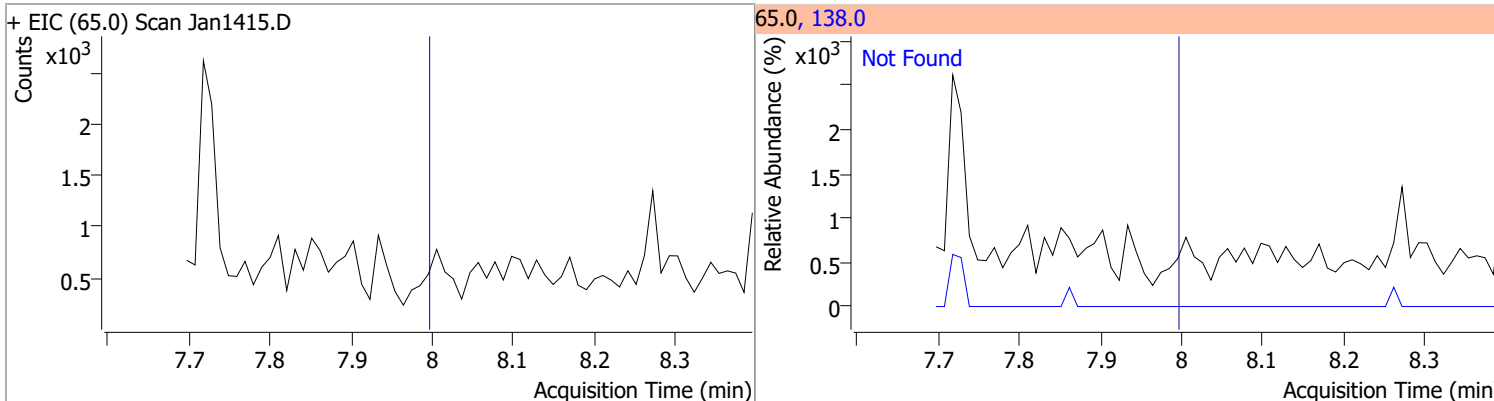
Compound	Conc.	RT	Dev(Min)	Resp.	QIon	QRatio	Lower	Upper
2-Fluorobiphenyl	66.9281	7.72	0.00	1192277	171.0	34.1	24.2	44.9



Compound	Conc.	Exp RT	QIon	Exp Ratio	QIon	Exp Ratio
2-Chloronaphthalene	N.D.	7.83	127.0	37.9	164.0	32.3

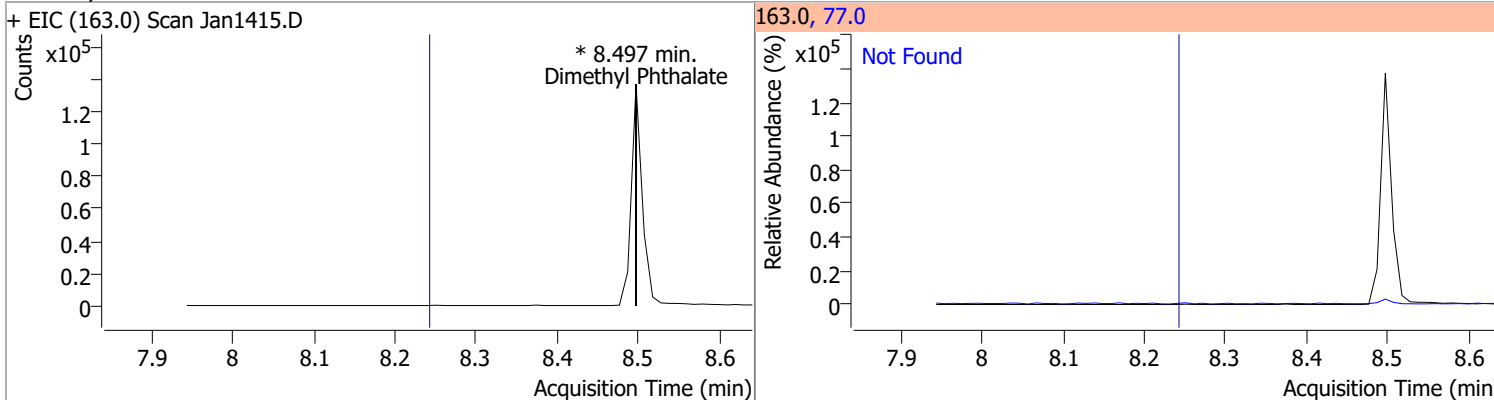


Compound	Conc.	Exp RT	QIon	Exp Ratio
2-Nitroaniline	N.D.	8.00	138.0	107.7

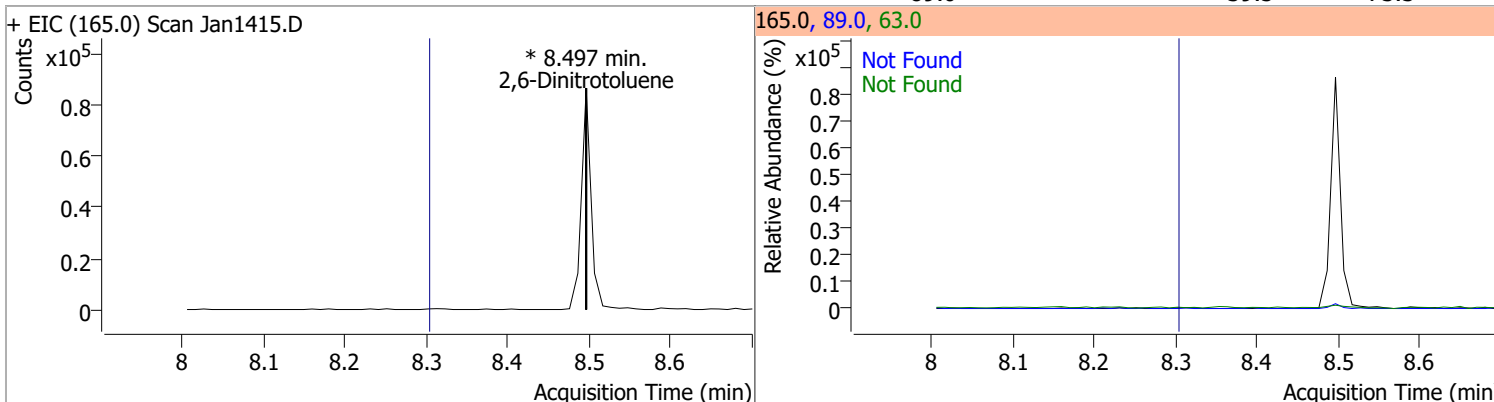


Quantitation Results Report (QT Reviewed)

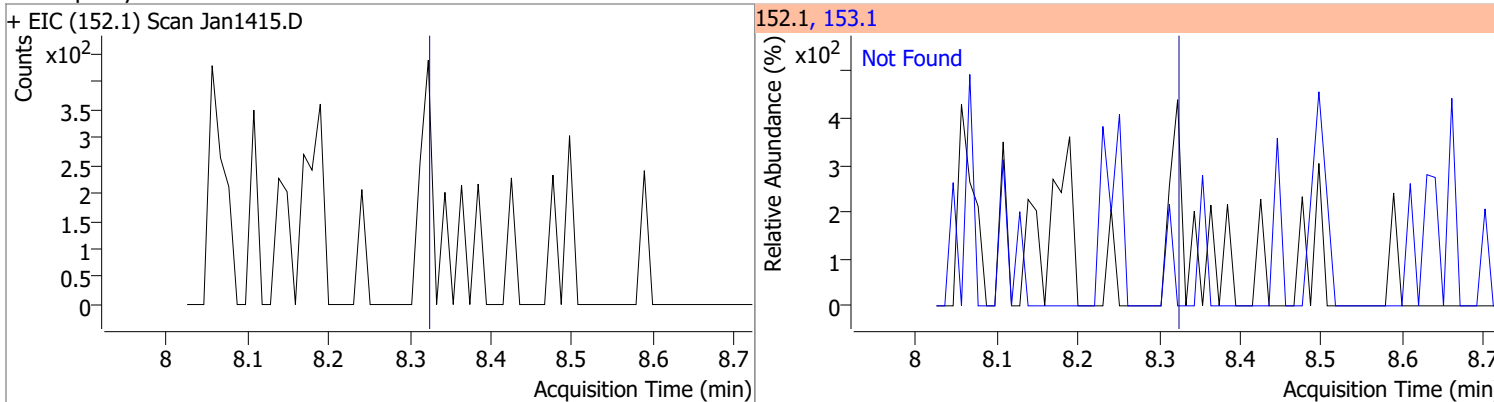
Compound	Conc.	RT	Dev(Min)	Resp.	QIon	QRatio	Lower	Upper
Dimethyl Phthalate	0	0		0	77.0		13.0	24.2



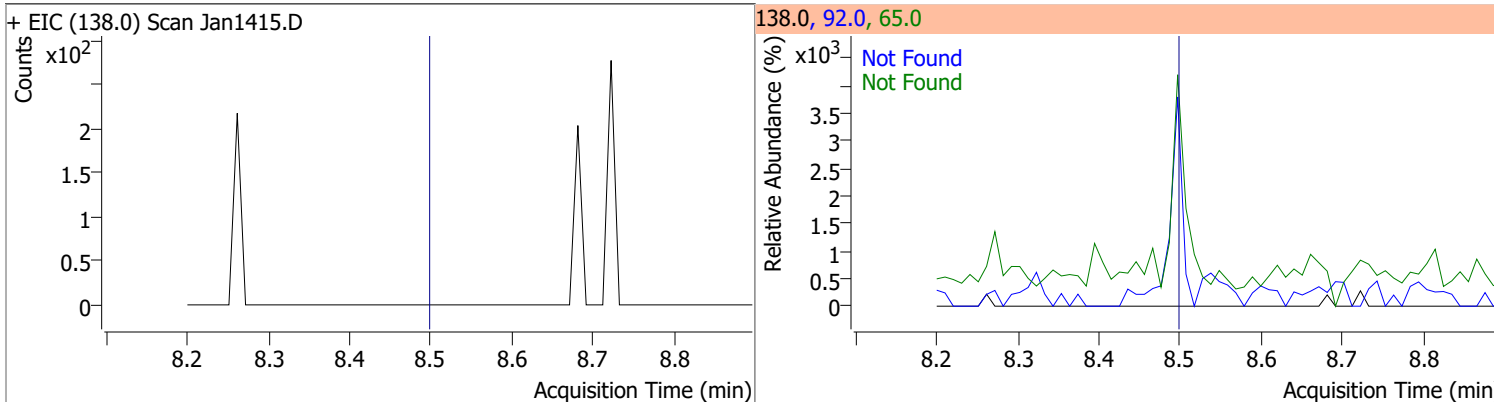
Compound	Conc.	RT	Dev(Min)	Resp.	QIon	QRatio	Lower	Upper
2,6-Dinitrotoluene	0	0		0	63.0 89.0		110.4 39.5	205.0 73.3



Compound	Conc.	Exp RT	QIon	Exp Ratio
Acenaphthylene	N.D.	8.32	153.1	13.8

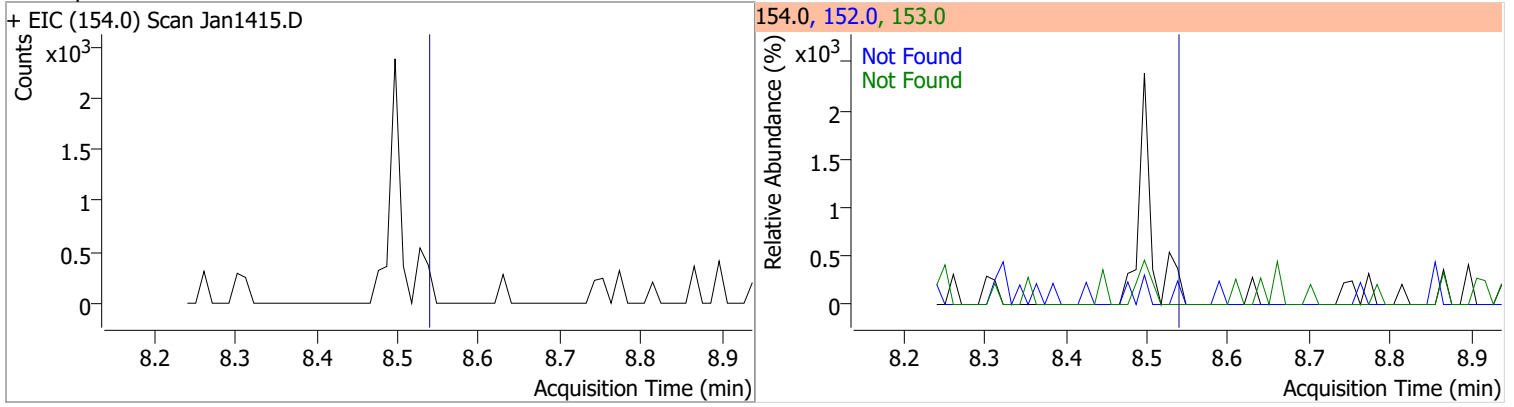


Compound	Conc.	Exp RT	QIon	Exp Ratio	QIon	Exp Ratio
3-Nitroaniline	N.D.	8.50	65.0	140.9	92.0	106.5

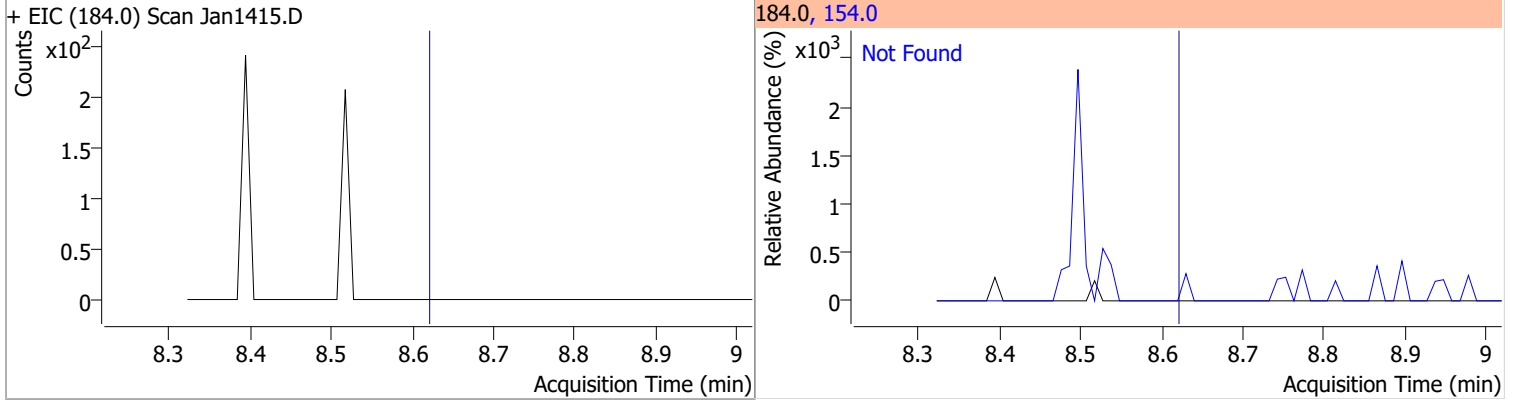


Quantitation Results Report (QT Reviewed)

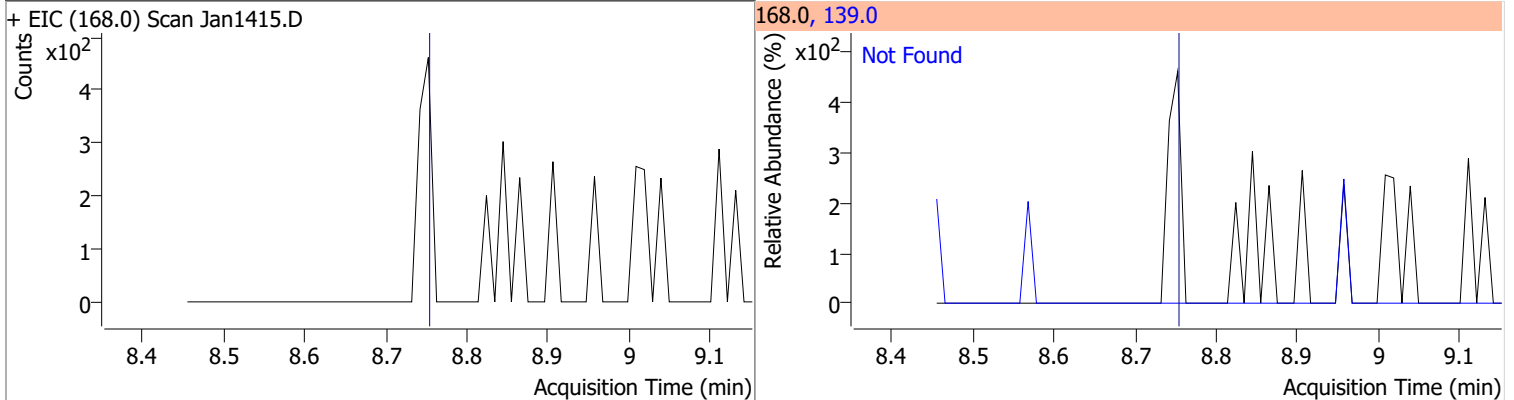
Compound	Conc.	Exp RT	QIon	Exp Ratio	QIon	Exp Ratio
Acenaphthene	N.D.	8.54	153.0	109.5	152.0	52.9



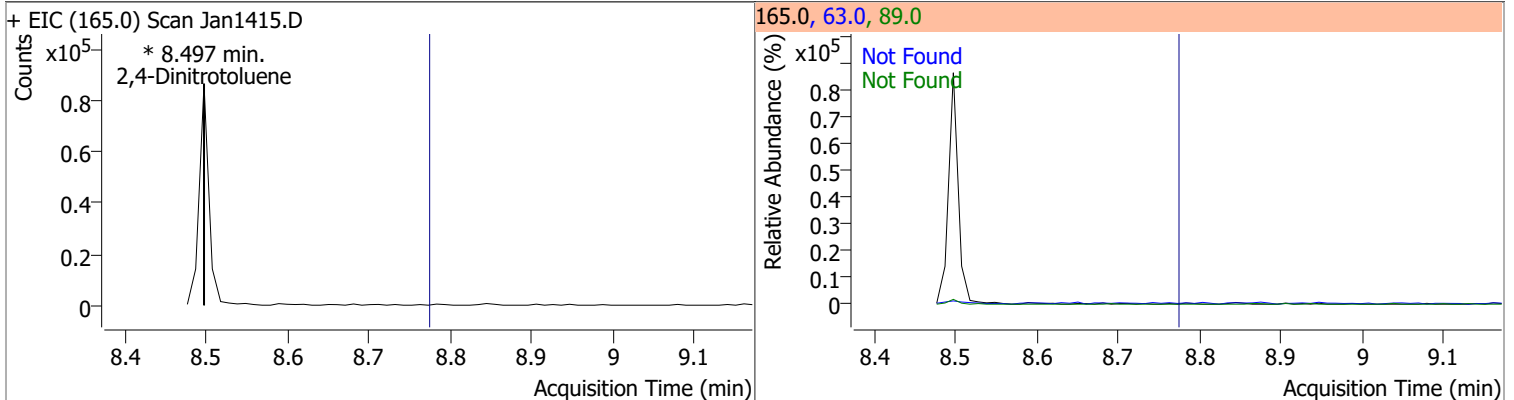
Compound	Conc.	Exp RT	QIon	Exp Ratio
2,4-Dinitrophenol	N.D.	8.62	154.0	60.0



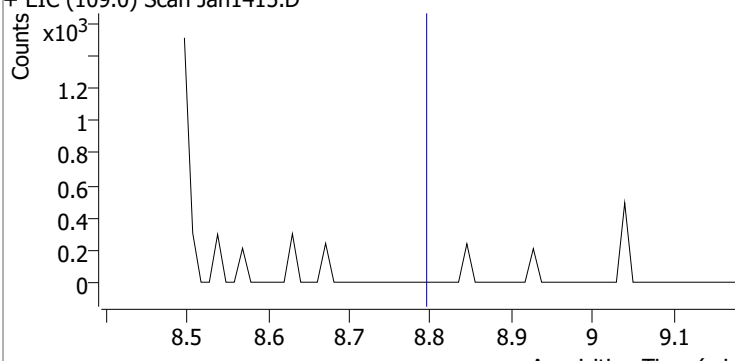
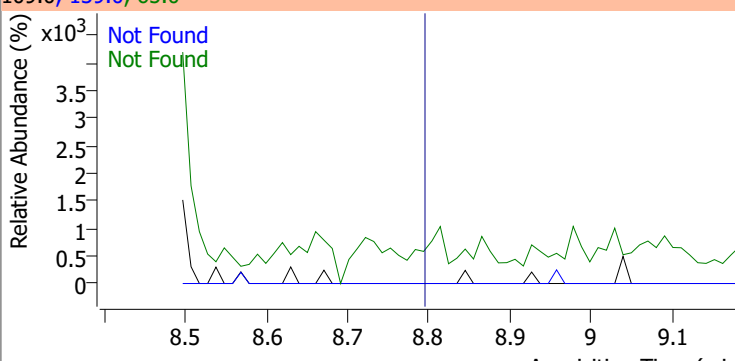
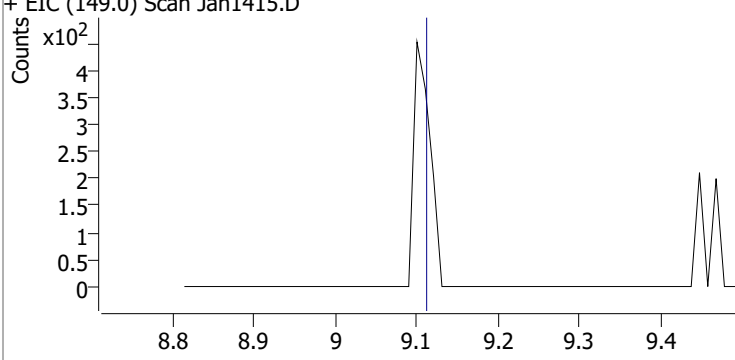
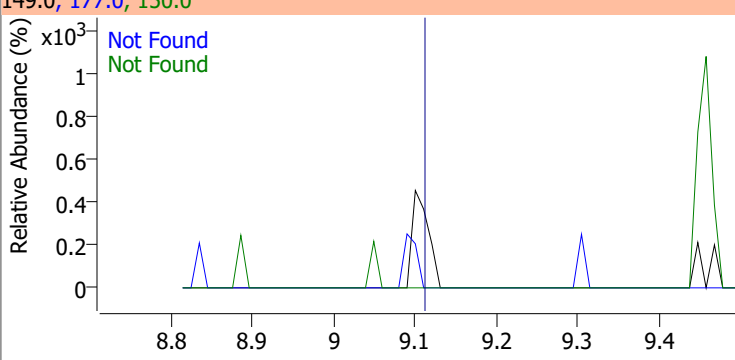
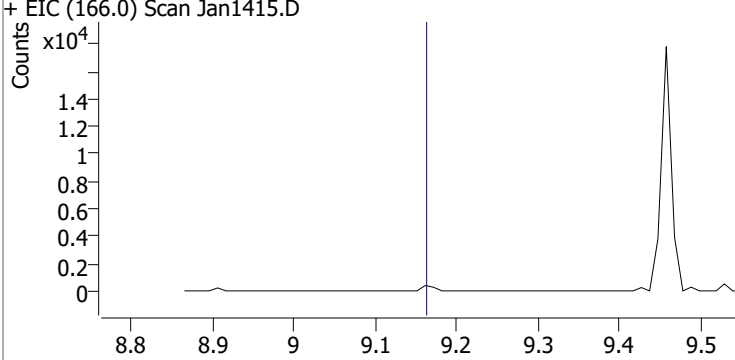
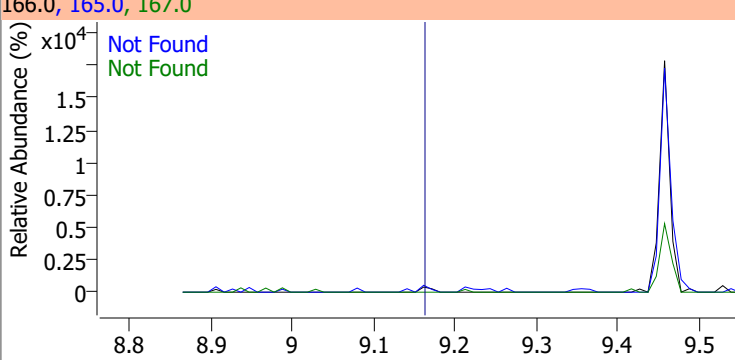
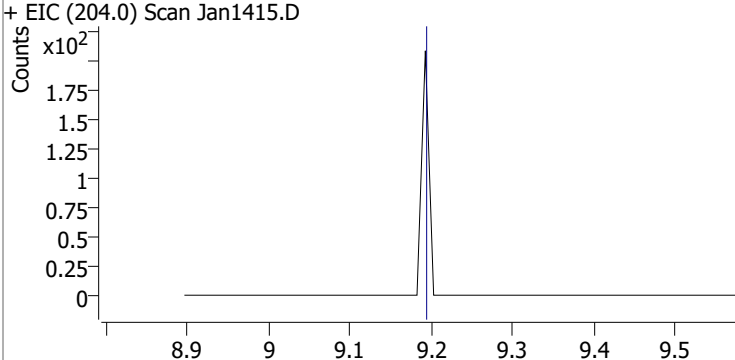
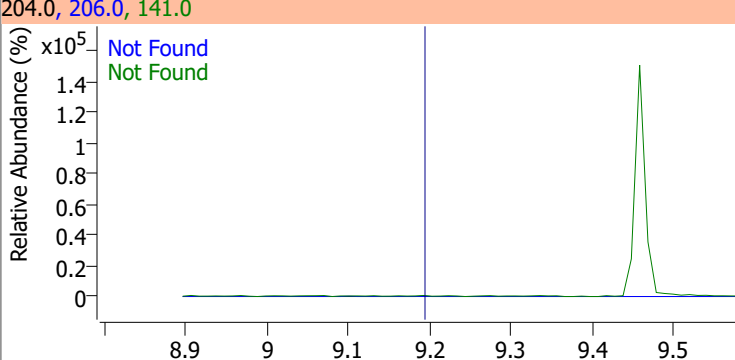
Compound	Conc.	Exp RT	QIon	Exp Ratio
Dibenzofuran	N.D.	8.75	139.0	38.6



Compound	Conc.	RT	Dev(Min)	Resp.	QIon	QRatio	Lower	Upper
2,4-Dinitrotoluene		0		0	63.0		53.2	98.9
					89.0		52.3	97.1

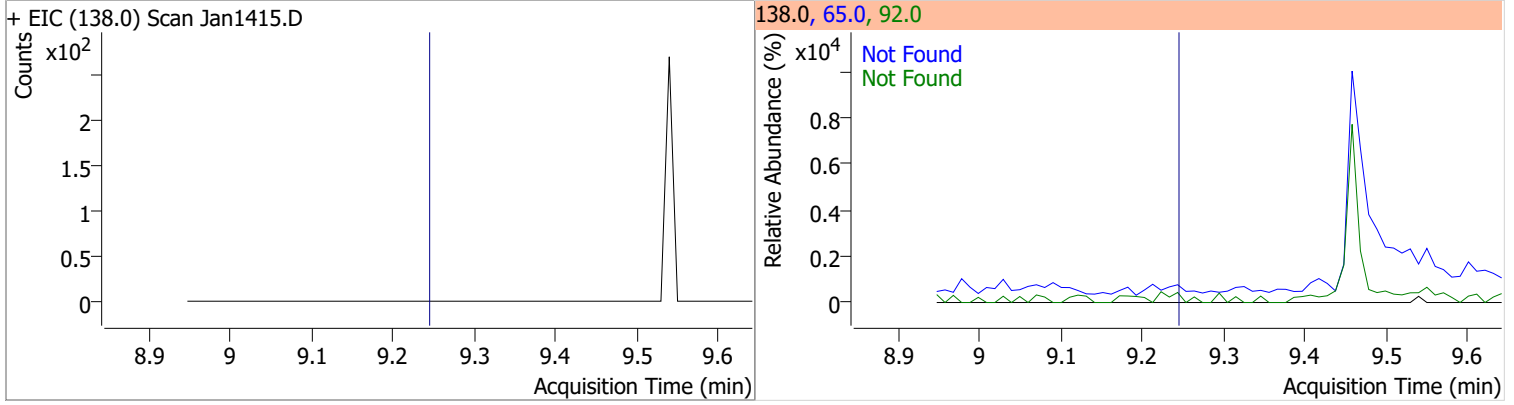


Quantitation Results Report (QT Reviewed)

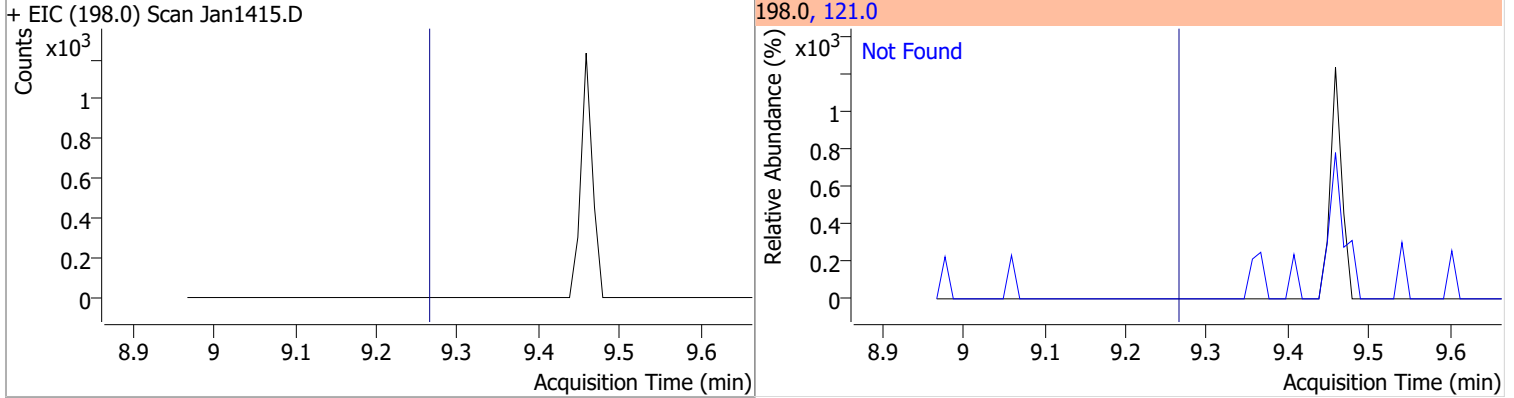
Compound	Conc.	Exp RT	QIon	Exp Ratio	QIon	Exp Ratio
4-Nitrophenol	N.D.	8.79	65.0	88.5	139.0	80.4
+ EIC (109.0) Scan Jan1415.D			109.0, 139.0, 65.0			
						
Diethylphthalate	N.D.	9.11	177.0	20.7	150.0	12.6
+ EIC (149.0) Scan Jan1415.D			149.0, 177.0, 150.0			
						
Fluorene	N.D.	9.16	165.0	93.4	167.0	12.9
+ EIC (166.0) Scan Jan1415.D			166.0, 165.0, 167.0			
						
4-Chlorophenyl-phenylether	N.D.	9.19	141.0	62.3	206.0	33.9
+ EIC (204.0) Scan Jan1415.D			204.0, 206.0, 141.0			
						

Quantitation Results Report (QT Reviewed)

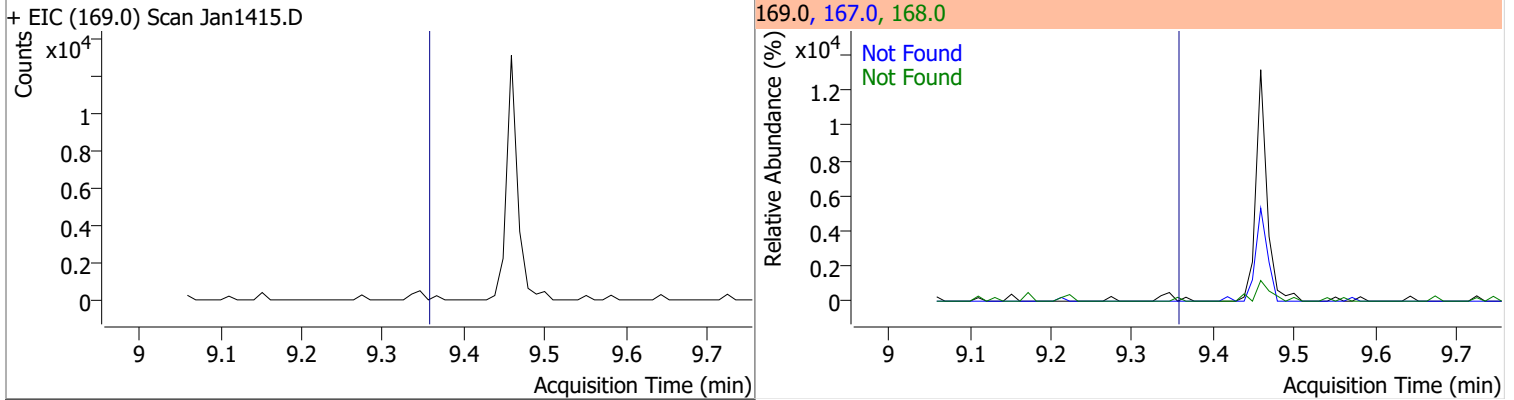
Compound	Conc.	Exp RT	QIon	Exp Ratio	QIon	Exp Ratio
4-Nitroaniline	N.D.	9.24	65.0	114.6	92.0	45.3



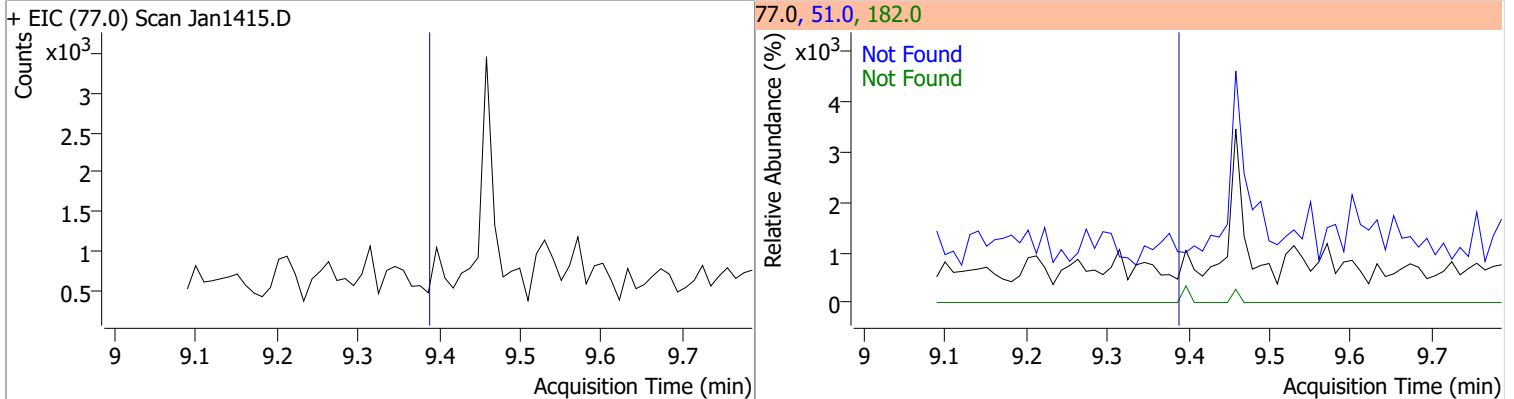
Compound	Conc.	Exp RT	QIon	Exp Ratio
4,6-Dinitro-2-methylphenol	N.D.	9.26	121.0	44.8



Compound	Conc.	Exp RT	QIon	Exp Ratio	QIon	Exp Ratio
N-nitrosodiphenylamine	N.D.	9.36	168.0	63.3	167.0	33.4

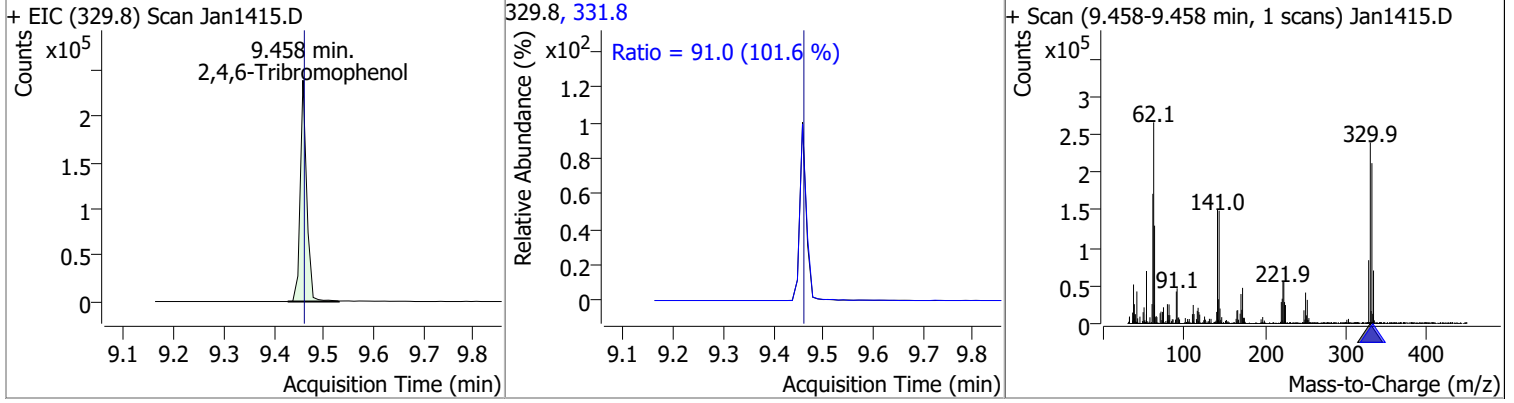


Compound	Conc.	Exp RT	QIon	Exp Ratio	QIon	Exp Ratio
Azobenzene	N.D.	9.39	51.0	49.9	182.0	26.9

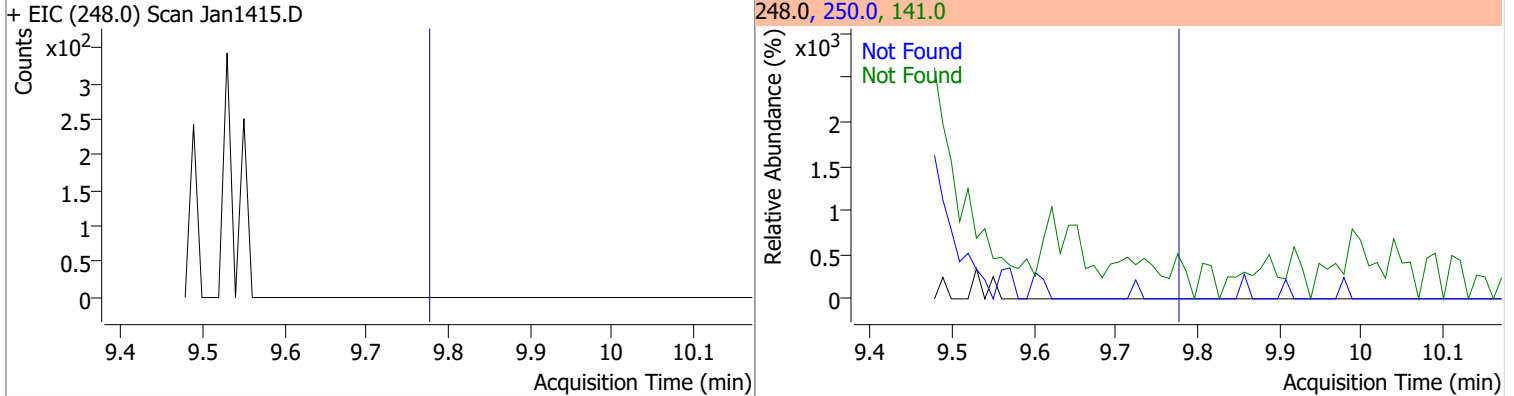


Quantitation Results Report (QT Reviewed)

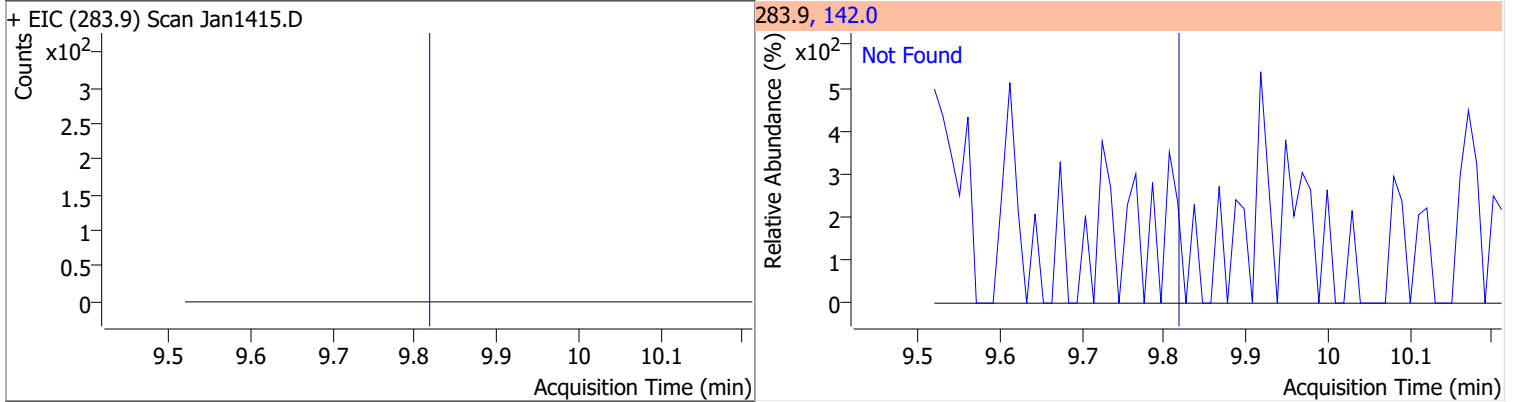
Compound	Conc.	RT	Dev(Min)	Resp.	QIon	QRatio	Lower	Upper
2,4,6-Tribromophenol	141.0645	9.46	0.00	216107	331.8	91.0	62.7	116.4



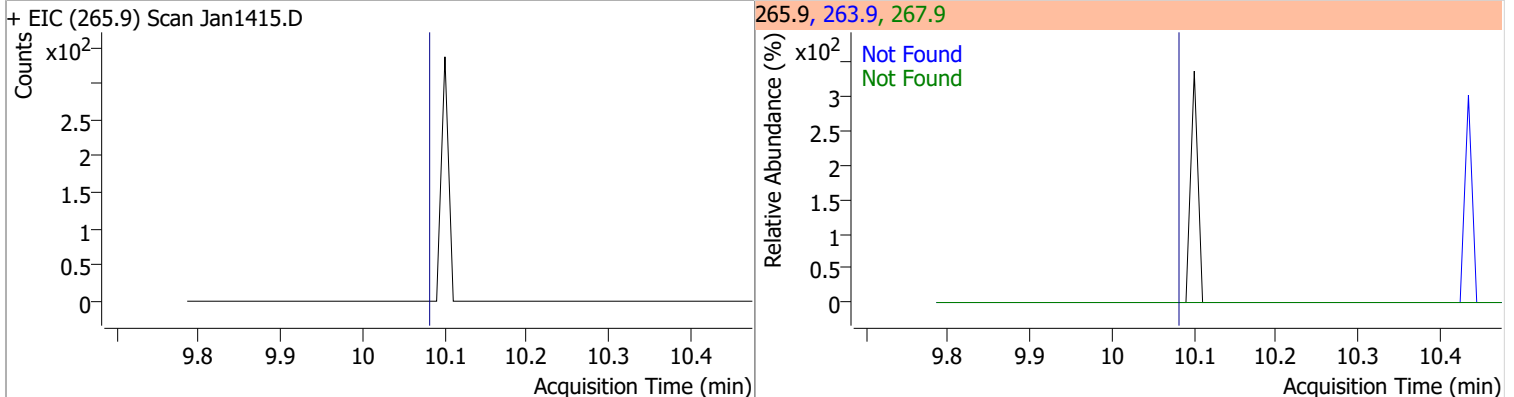
Compound	Conc.	Exp RT	QIon	Exp Ratio	QIon	Exp Ratio
4-Bromophenyl-phenylether	N.D.	9.78	250.0	98.3	141.0	96.1



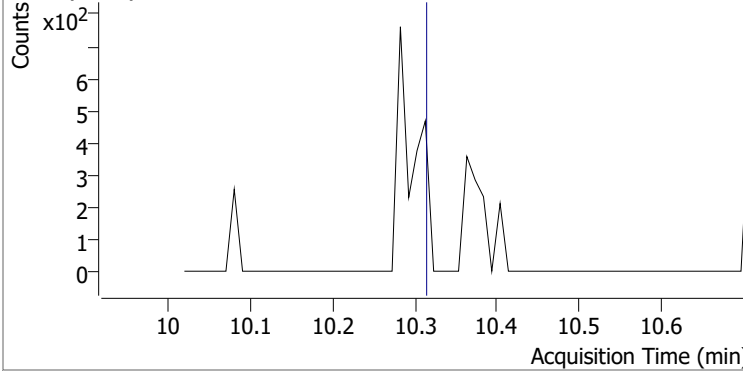
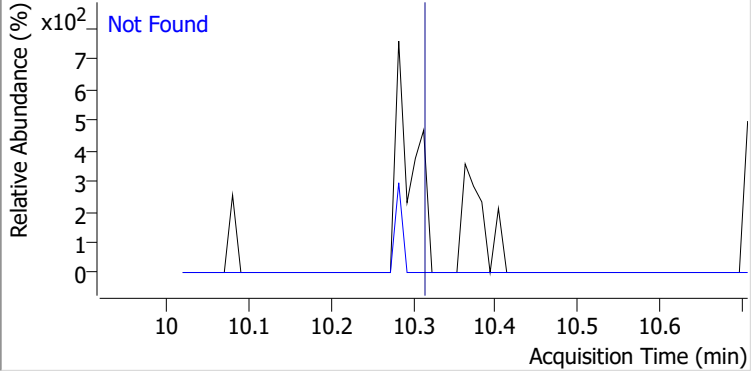
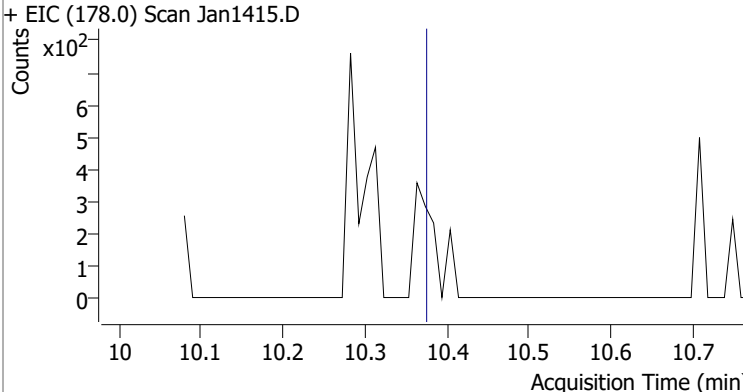
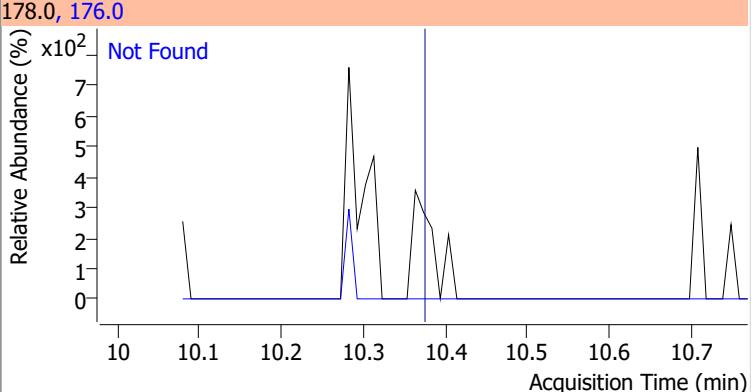
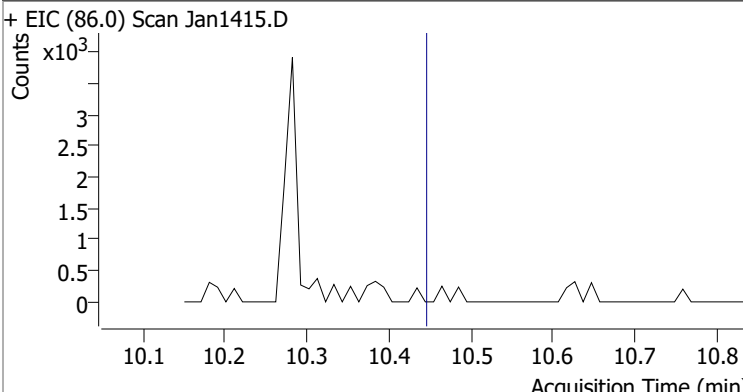
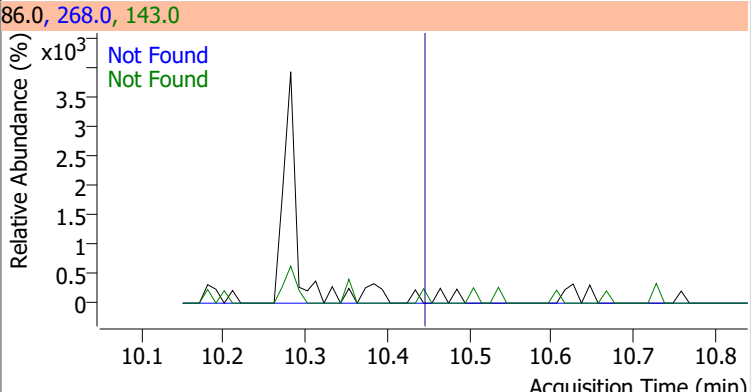
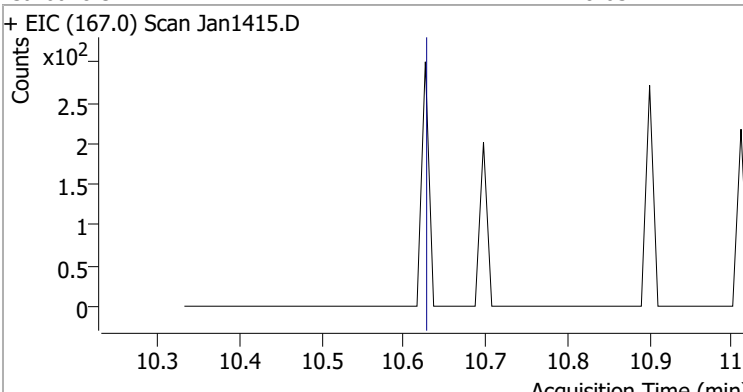
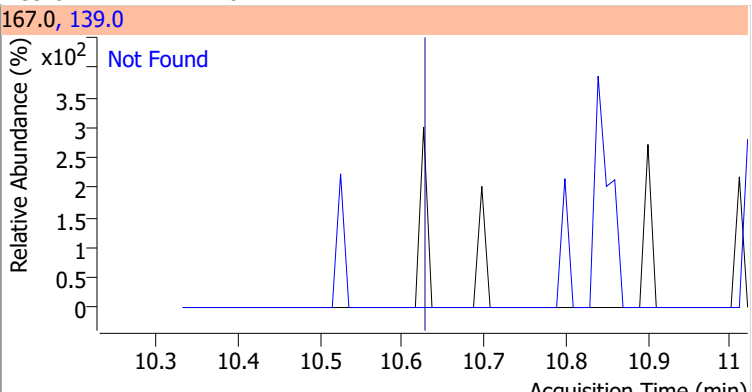
Compound	Conc.	Exp RT	QIon	Exp Ratio	QIon	Exp Ratio
Hexachlorobenzene	N.D.	9.82	142.0	49.9	142.0	49.9



Compound	Conc.	Exp RT	QIon	Exp Ratio	QIon	Exp Ratio
Pentachlorophenol	N.D.	10.08	263.9	67.0	267.9	63.6

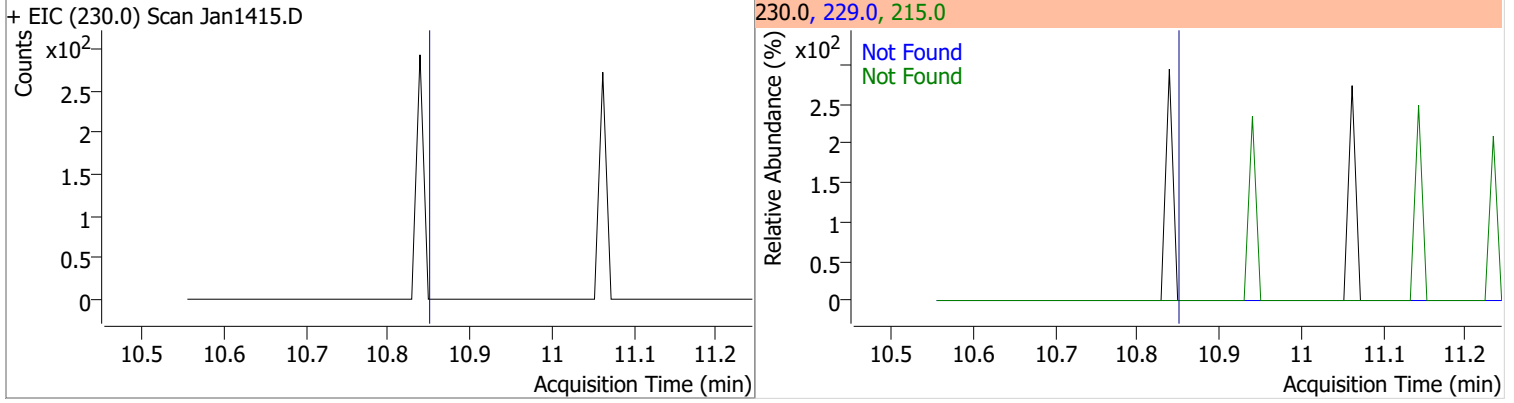


Quantitation Results Report (QT Reviewed)

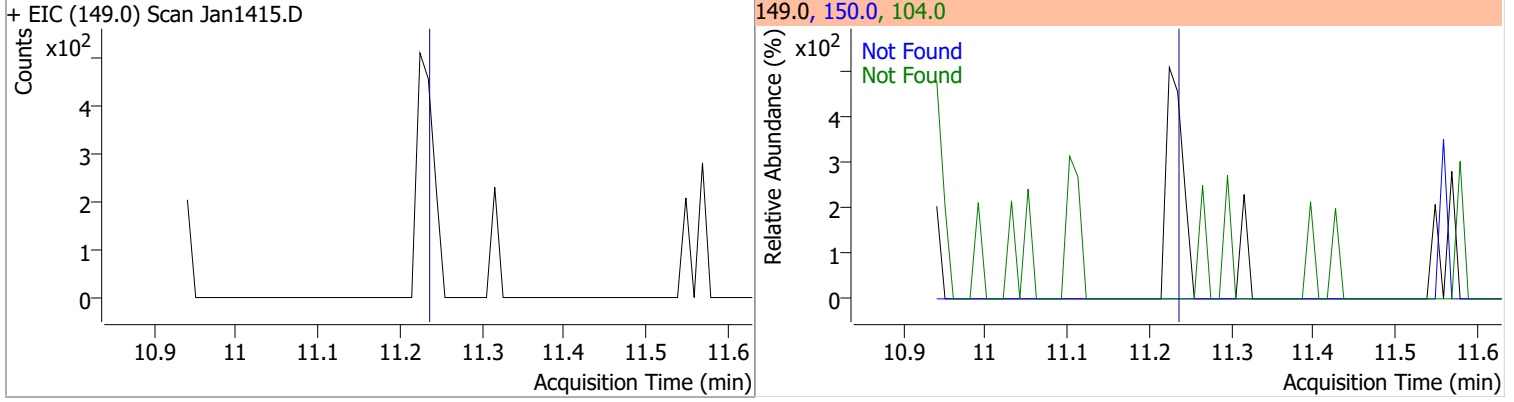
Compound	Conc.	Exp RT	QIon	Exp Ratio		
Phenanthrene	N.D.	10.31	176.0	19.3		
+ EIC (178.0) Scan Jan1415.D			178.0, 176.0			
						
Anthracene	N.D.	10.37	176.0	18.4		
+ EIC (178.0) Scan Jan1415.D			178.0, 176.0			
						
Triallate	N.D.	10.44	268.0	26.7	QIon	Exp Ratio
+ EIC (86.0) Scan Jan1415.D			86.0, 268.0, 143.0			
						
Carbazole	N.D.	10.63	139.0	12.8		
+ EIC (167.0) Scan Jan1415.D			167.0, 139.0			
						

Quantitation Results Report (QT Reviewed)

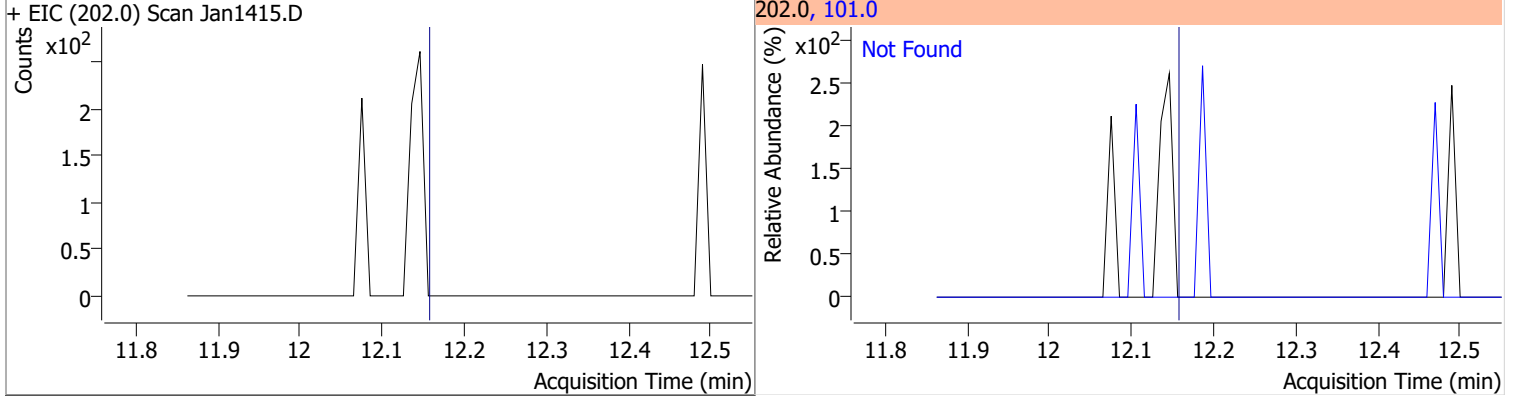
Compound	Conc.	Exp RT	QIon	Exp Ratio	QIon	Exp Ratio
o-Terphenyl	N.D.	10.85	229.0	64.1	215.0	36.5



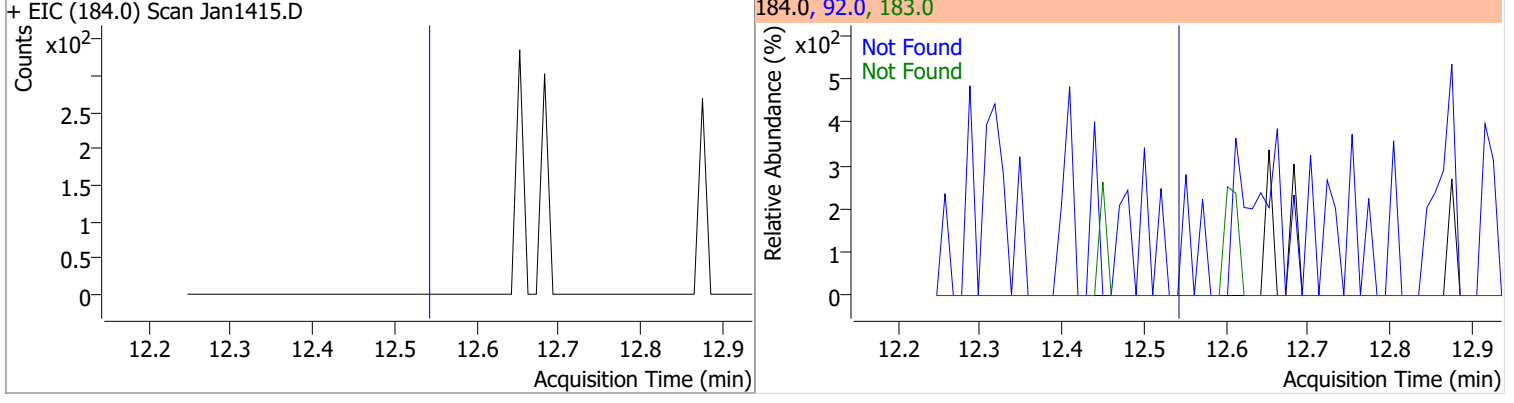
Compound	Conc.	Exp RT	QIon	Exp Ratio	QIon	Exp Ratio
Di-n-Butylphthalate	N.D.	11.23	150.0	9.1	104.0	6.1



Compound	Conc.	Exp RT	QIon	Exp Ratio
Fluoranthene	N.D.	12.16	101.0	12.8

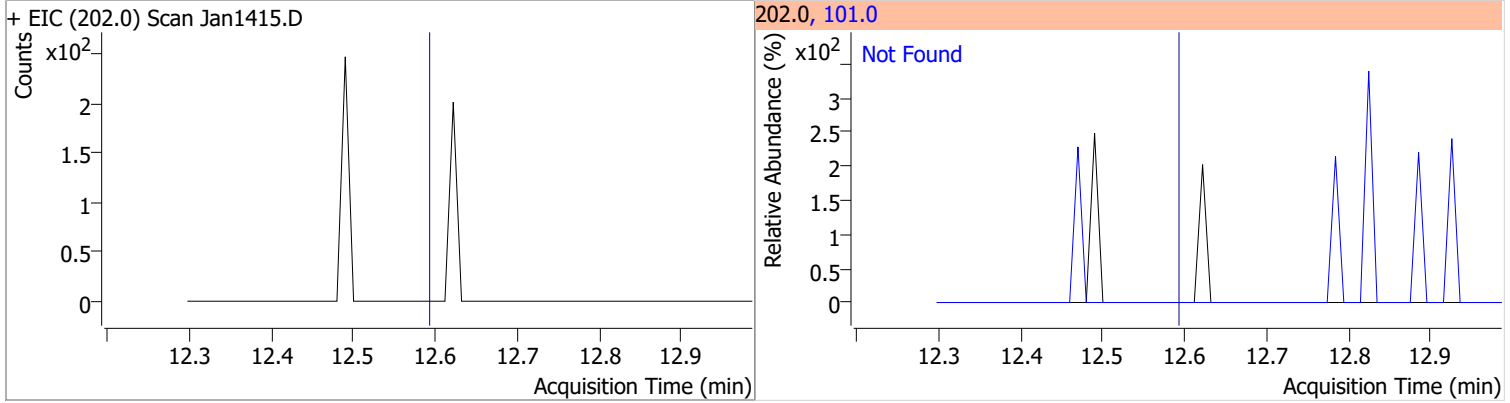


Compound	Conc.	Exp RT	QIon	Exp Ratio	QIon	Exp Ratio
Benzidine	N.D.	12.54	183.0	13.1	92.0	8.1

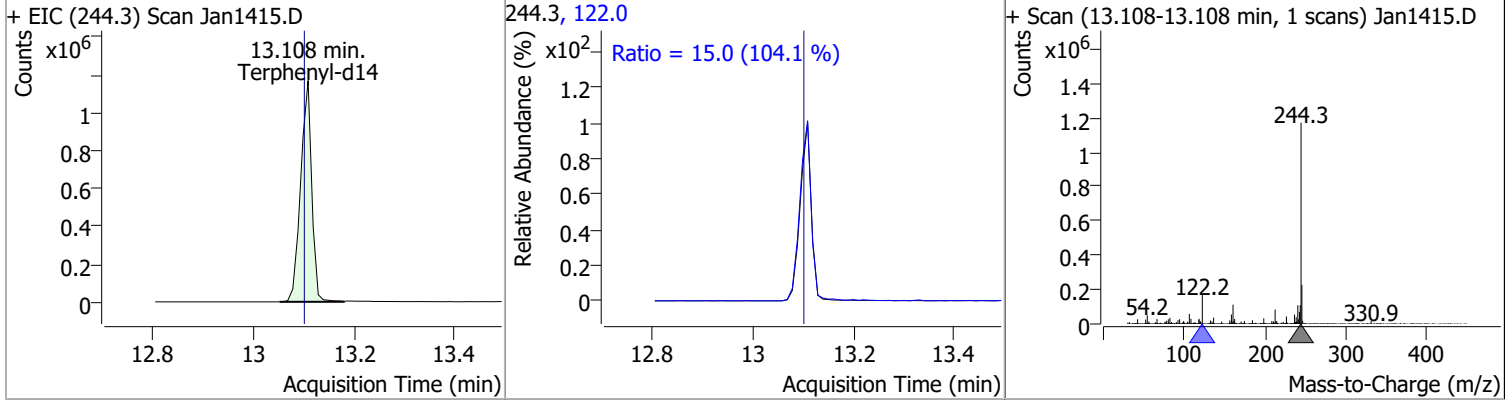


Quantitation Results Report (QT Reviewed)

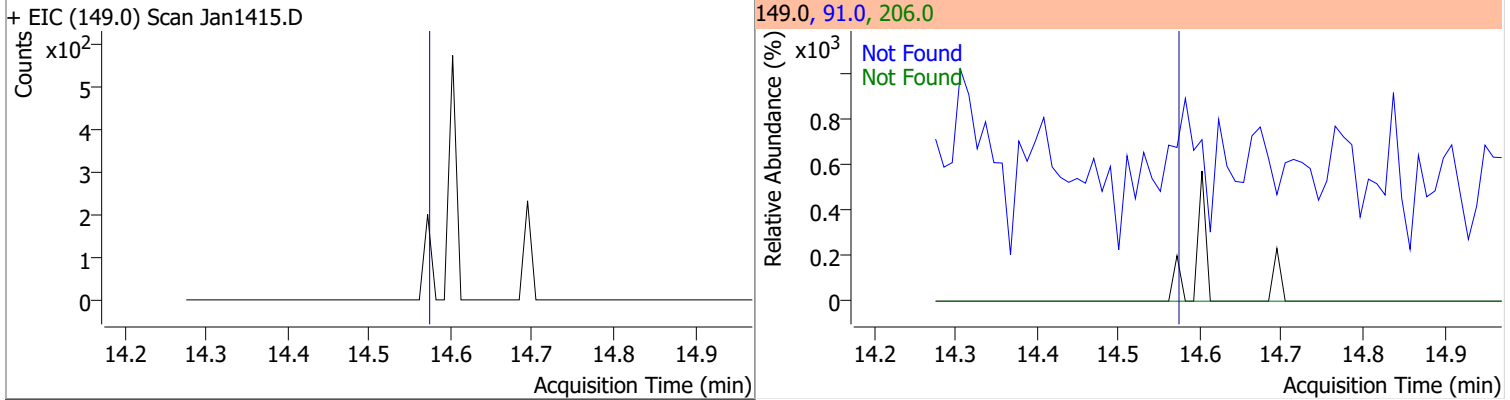
Compound	Conc.	Exp RT	QIon	Exp Ratio
Pyrene	N.D.	12.59	101.0	14.6



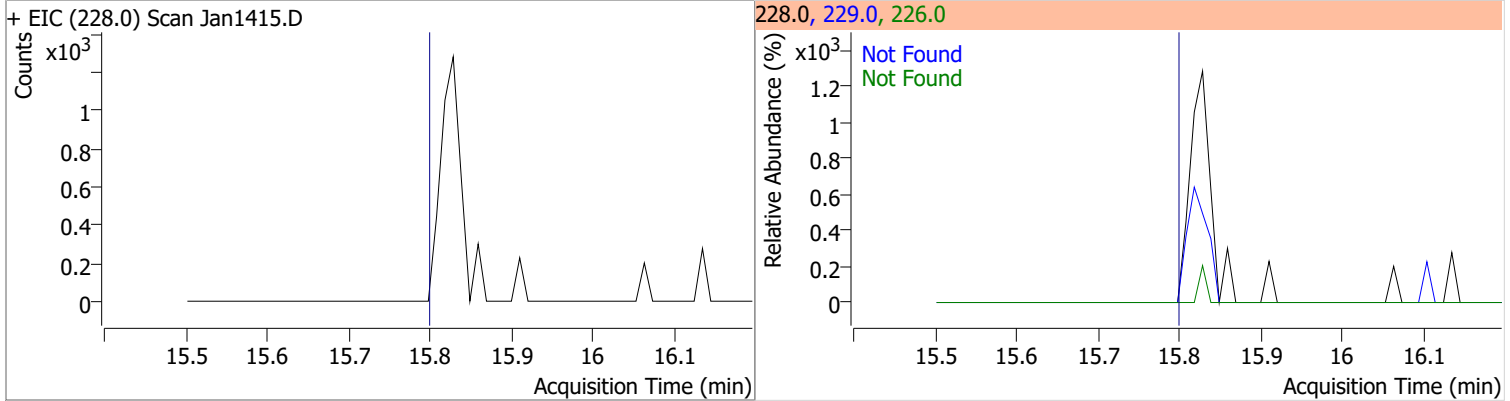
Compound	Conc.	RT	Dev(Min)	Resp.	QIon	QRatio	Lower	Upper
Terphenyl-d14	100.8946	13.11	0.01	1790176	122.0	15.0	10.1	18.7



Compound	Conc.	Exp RT	QIon	Exp Ratio	QIon	Exp Ratio
Butylbenzylphthalate	N.D.	14.58	91.0	81.7	206.0	17.9

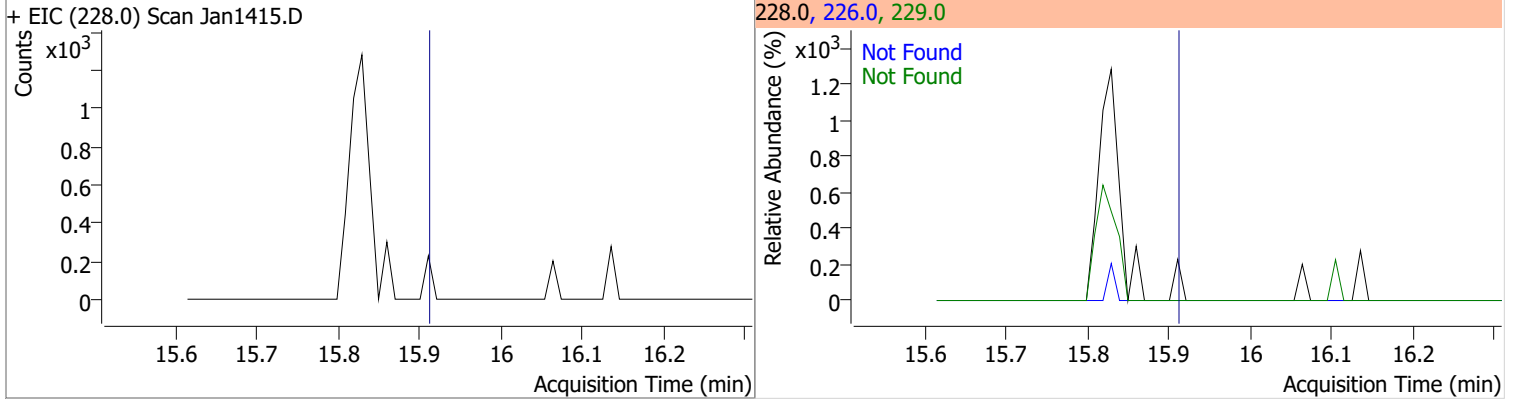


Compound	Conc.	Exp RT	QIon	Exp Ratio	QIon	Exp Ratio
Benzo(a)Anthracene	N.D.	15.81	226.0	27.1	229.0	21.0

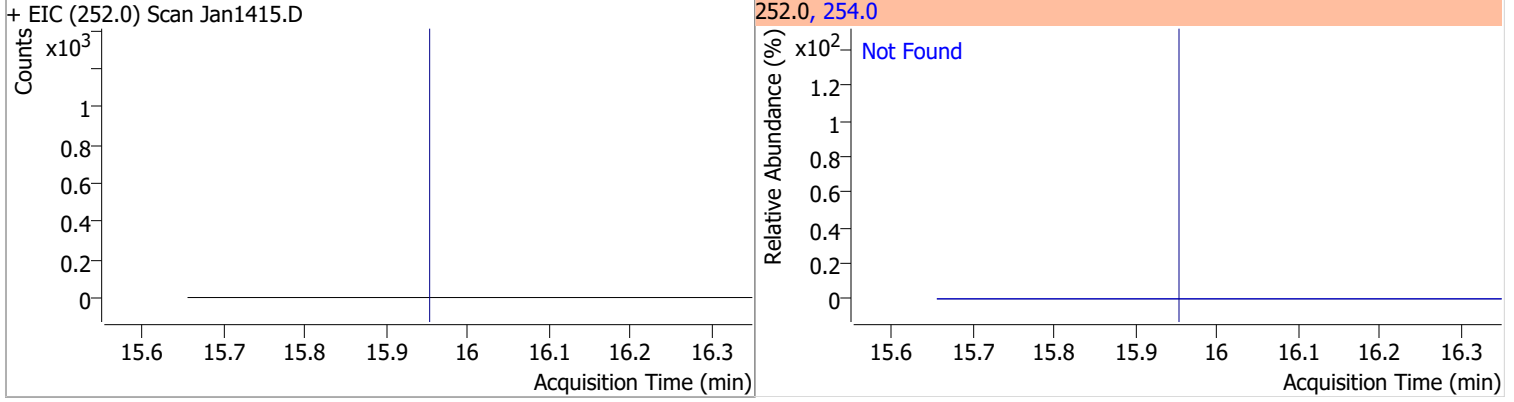


Quantitation Results Report (QT Reviewed)

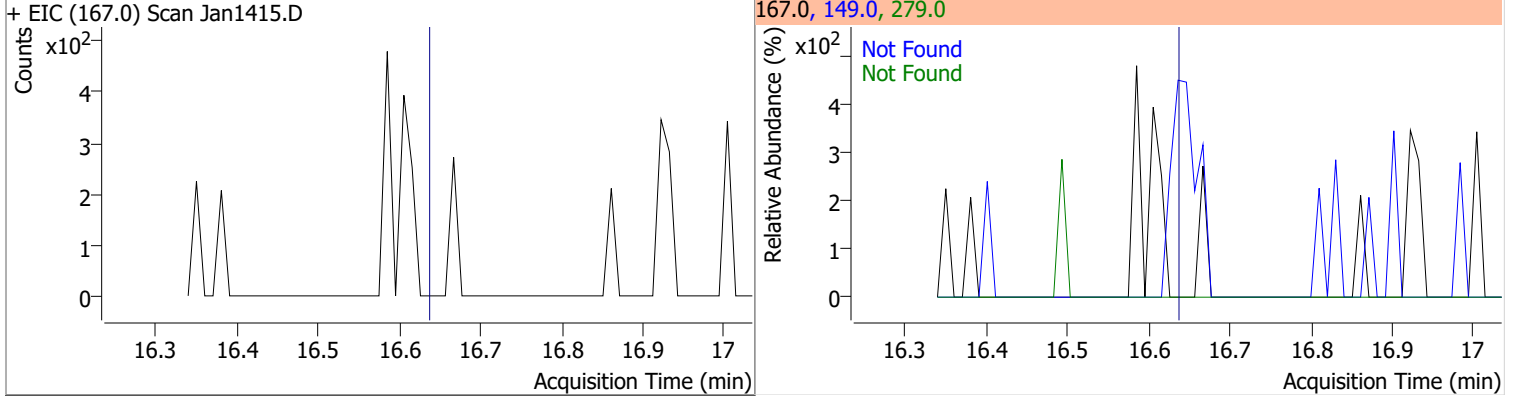
Compound	Conc.	Exp RT	QIon	Exp Ratio	QIon	Exp Ratio
Chrysene	N.D.	15.92	226.0	29.9	229.0	20.4



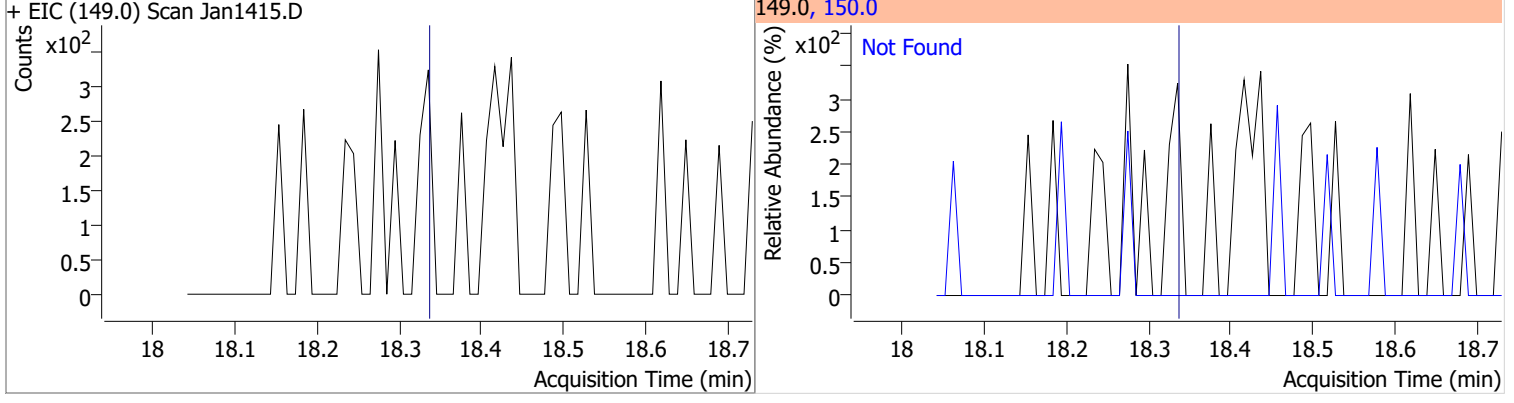
Compound	Conc.	Exp RT	QIon	Exp Ratio
3,3-Dichlorobenzidine	N.D.	15.96	254.0	64.7



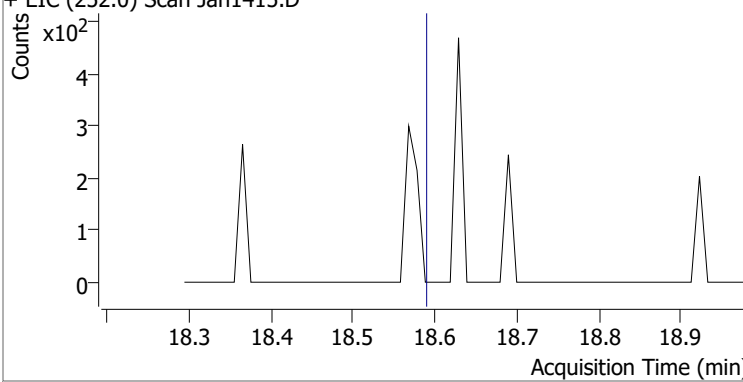
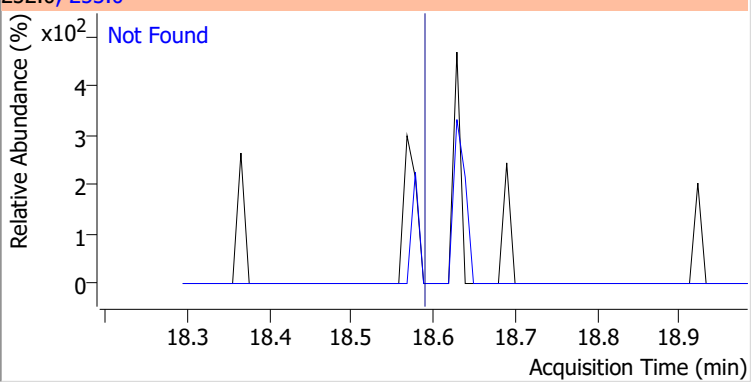
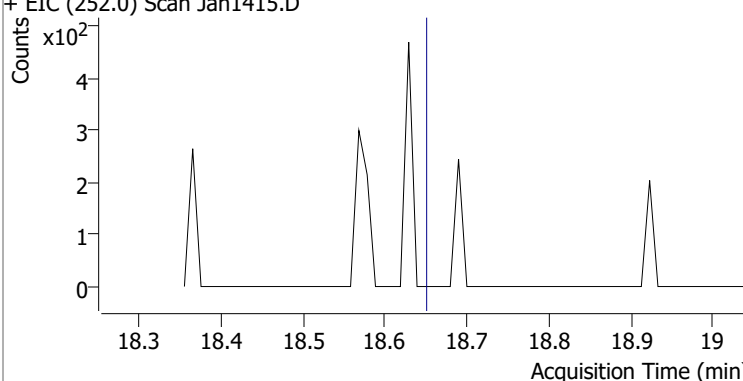
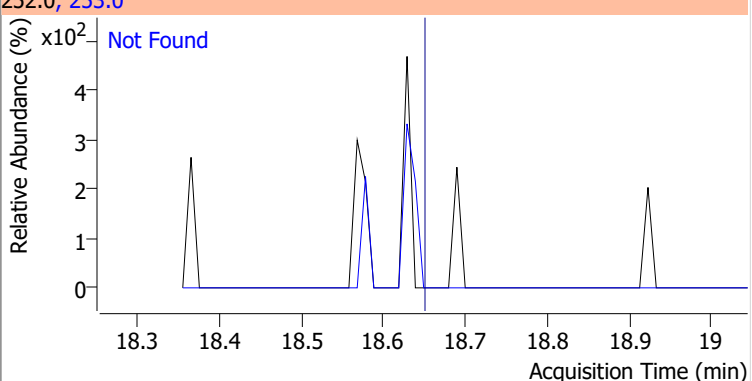
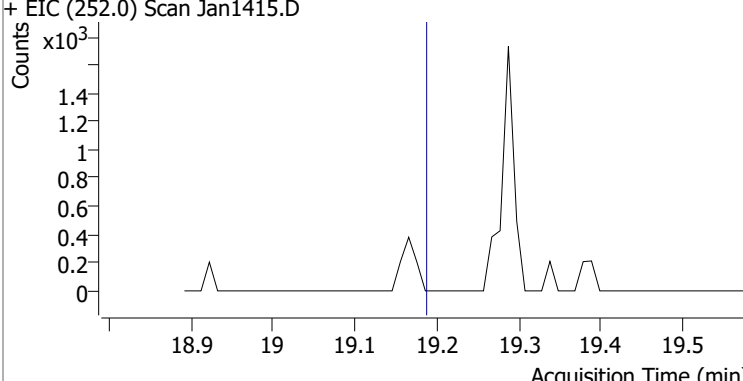
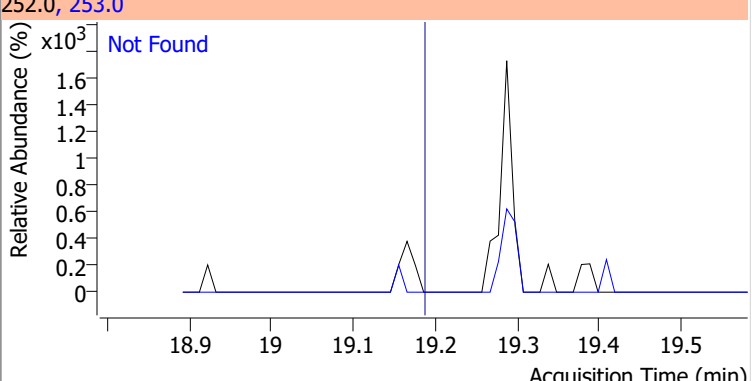
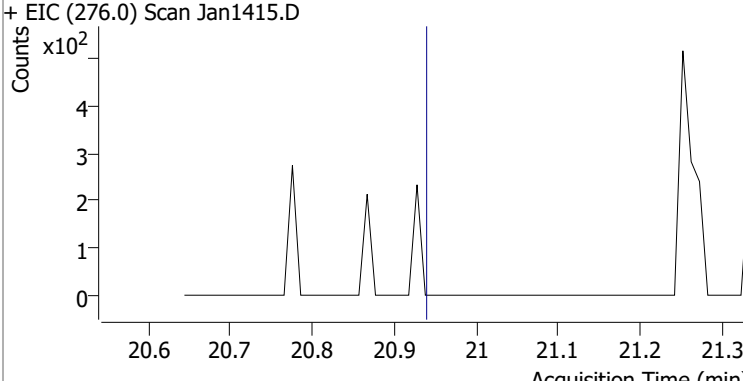
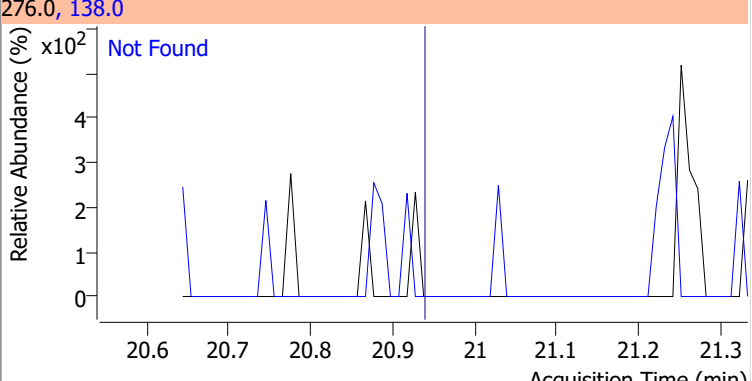
Compound	Conc.	Exp RT	QIon	Exp Ratio	QIon	Exp Ratio
bis(2-ethylhexyl)Phthalate	N.D.	16.65	149.0	397.1	279.0	15.6



Compound	Conc.	Exp RT	QIon	Exp Ratio
Di-n-octyl Phthalate	N.D.	18.34	150.0	9.5

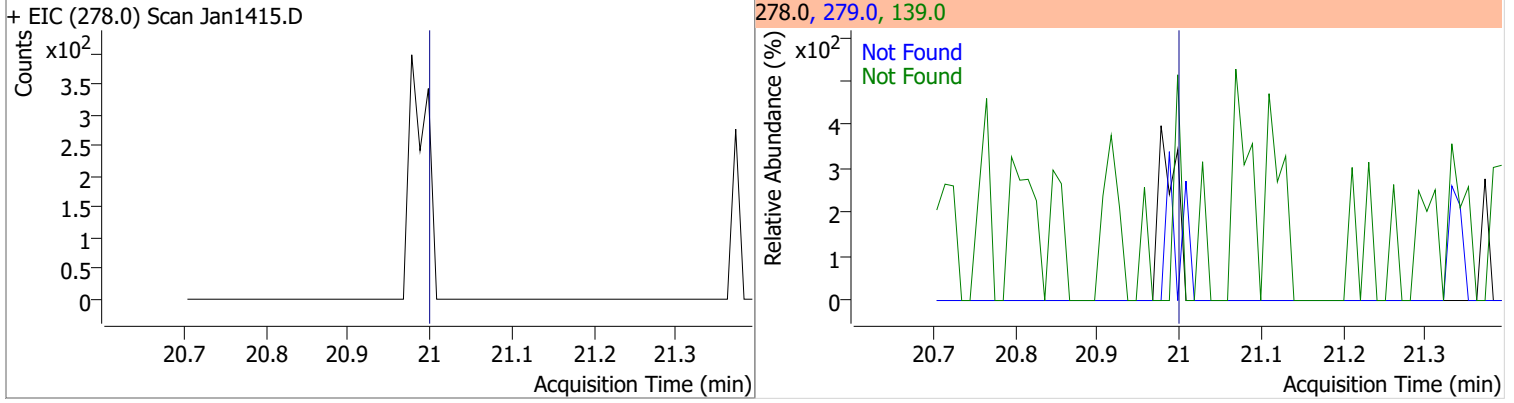


Quantitation Results Report (QT Reviewed)

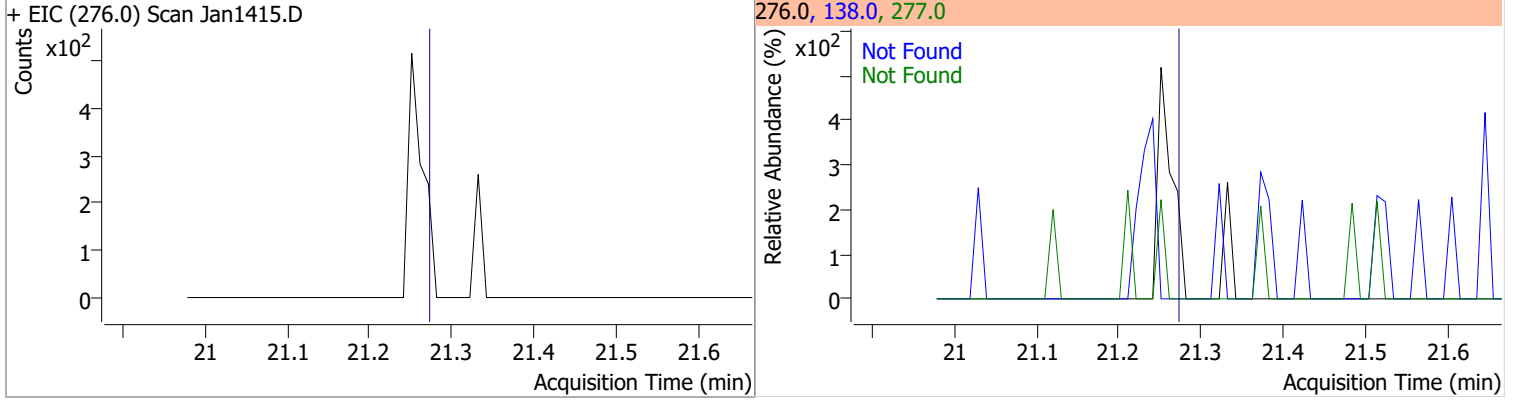
Compound	Conc.	Exp RT	QIon	Exp Ratio
Benzo(b)fluoranthene	N.D.	18.59	253.0	22.0
+ EIC (252.0) Scan Jan1415.D			252.0, 253.0	
				
Benzo(k)fluoranthene	N.D.	18.65	253.0	21.9
+ EIC (252.0) Scan Jan1415.D			252.0, 253.0	
				
Benzo(a)pyrene	N.D.	19.19	253.0	22.0
+ EIC (252.0) Scan Jan1415.D			252.0, 253.0	
				
Indeno(1,2,3-c,d)pyrene	N.D.	20.94	138.0	29.9
+ EIC (276.0) Scan Jan1415.D			276.0, 138.0	
				

Quantitation Results Report (QT Reviewed)

Compound	Conc.	Exp RT	QIon	Exp Ratio	QIon	Exp Ratio
Dibenzo(a,h)anthracene	N.D.	21.00	279.0	25.2	139.0	23.8

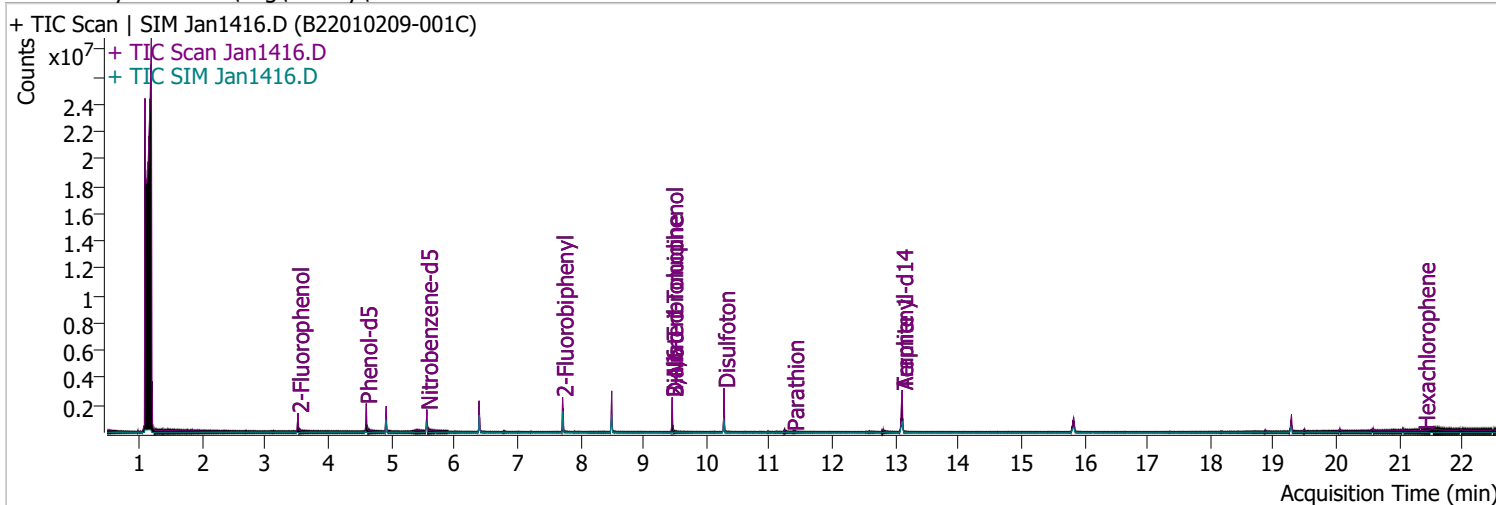


Compound	Conc.	Exp RT	QIon	Exp Ratio	QIon	Exp Ratio
Benzo(g,h,i)perylene	N.D.	21.27	138.0	32.0	277.0	23.8



Quantitation Results Report (QT Reviewed)

Data File	Jan1416.D	Operator	LIMS import
Acq. Method	BNA+SIM.M	Acq. Date-Time	1/14/2022 9:07:04 PM
Sample Name	B22010209-001C	Instrument	Instrument #1
Vial	16	Multiplier	1.00
DA Method File		Comment	SVOC-8270-W-LARGO
Tune File	dftppdsm.u	Tune Date	1/7/2022 12:13:00 PM
Batch Name	011422 DoD BNA.batch.bin	Last Calib Update	1/18/2022 11:27:22 AM
Ref Library	D:\Org\Library\NIST129K.l		



Compound	RT	QIon	Resp.	Conc.	Units	Dev(Min)
----------	----	------	-------	-------	-------	----------

Internal Standards

System Monitoring Compounds

S 2-Fluorophenol	3.521	112.0	395878	58.5933	µg/L	0.010
Spiked Amount: 200.000	Range: 10.0 - 75.0%			Recovery = 29.30%		
S Phenol-d5	4.603	99.0	617808	68.3174	µg/L	0.000
Spiked Amount: 200.000	Range: 10.0 - 65.0%			Recovery = 34.16%		
S Nitrobenzene-d5	5.563	82.0	316487	64.5180	µg/L	0.000
Spiked Amount: 100.000	Range: 32.0 - 94.0%			Recovery = 64.52%		
S 2-Fluorobiphenyl	7.718	172.0	937038	51.3986	µg/L	0.000
Spiked Amount: 100.000	Range: 28.0 - 107.0%			Recovery = 51.40%		
S 2,4,6-Tribromophenol	9.458	329.8	177376	116.1710	µg/L	0.000
Spiked Amount: 200.000	Range: 25.0 - 140.0%			Recovery = 58.09%		
S Terphenyl-d14	13.108	244.3	1591904	87.8432	µg/L	0.010
Spiked Amount: 100.000	Range: 32.0 - 122.0%			Recovery = 87.84%		

Target Compounds

Compound	RT	QIon	Resp.	Conc.	Units	Dev(Min)	QValue
T N-Nitrosodimethylamine	0.000		0	N.D.			
T Pyridine	0.000		0	N.D.			
T Aniline	0.000		0	N.D.			
T Phenol	0.000		0	N.D.			
T bis(-2-Chloroethyl)Ether	0.000		0	N.D.			
T 2-Chlorophenol	0.000		0	N.D.			
T 1,3-Dichlorobenzene	0.000		0	N.D.			
T 1,4-Dichlorobenzene	0.000		0	N.D.			
T 1,2-Dichlorobenzene	0.000		0	N.D.			
T Benzyl Alcohol	0.000		0	N.D.			
T bis(2-chloroisopropyl)Ether	5.400	121.0	0		µg/L	md	1
T 2-Methylphenol	0.000		0	N.D.			
T N-nitroso-Di-n-propylamine	5.563	70.0	0		µg/L	md	1
T 4Methylphenol/3Methylphenol	0.000		0	N.D.			
T Hexachloroethane	0.000		0	N.D.			

Quantitation Results Report (QT Reviewed)

Compound	RT	QIon	Resp.	Conc.	Units	Dev(Min)
T Nitrobenzene	0.000		0	N.D.		
T Isophorone	0.000		0	N.D.		
T 2-Nitrophenol	0.000		0	N.D.		
T 2,4-Dimethylphenol	0.000		0	N.D.		
T bis(-2-Chloroethoxy)Methane	0.000		0	N.D.		
T 2,4-Dichlorophenol	0.000		0	N.D.		
T Benzoic Acid	0.000		0	N.D.		
T 1,2,4-Trichlorobenzene	0.000		0	N.D.		
T Naphthalene	0.000		0	N.D.		
T 4-Chlorophenol	0.000		0	N.D.		
T p-Chloroaniline	0.000		0	N.D.		
T Hexachlorobutadiene	0.000		0	N.D.		
T 4-Chloro-2-Methylphenol	0.000		0	N.D.		
T 4-Chloro-3-Methylphenol	0.000		0	N.D.		
T 2-Methylnaphthalene	0.000		0	N.D.		
T 1-Methylnaphthalene	0.000		0	N.D.		
T Hexachlorocyclopentadiene	0.000		0	N.D.		
T 2,4,6-Trichlorophenol	0.000		0	N.D.		
T 2,4,5-Trichlorophenol	0.000		0	N.D.		
T 2-Chloronaphthalene	0.000		0	N.D.		
T 2-Nitroaniline	0.000		0	N.D.		
T Dimethyl Phthalate	8.497	163.0	0		µg/L md	1
T 2,6-Dinitrotoluene	8.497	165.0	0		µg/L md	1
T Acenaphthylene	0.000		0	N.D.		
T 3-Nitroaniline	0.000		0	N.D.		
T Acenaphthene	0.000		0	N.D.		
T 2,4-Dinitrophenol	0.000		0	N.D.		
T Dibenzofuran	0.000		0	N.D.		
T 2,4-Dinitrotoluene	0.000		0	N.D.		
T 4-Nitrophenol	0.000		0	N.D.		
T Diethylphthalate	0.000		0	N.D.		
T Fluorene	0.000		0	N.D.		
T 4-Chlorophenyl-phenylether	0.000		0	N.D.		
T 4-Nitroaniline	0.000		0	N.D.		
T 4,6-Dinitro-2-methylphenol	0.000		0	N.D.		
T N-nitrosodiphenylamine	0.000		0	N.D.		
T Azobenzene	0.000		0	N.D.		
T 4-Bromophenyl-phenylether	0.000		0	N.D.		
T Hexachlorobenzene	0.000		0	N.D.		
T Pentachlorophenol	0.000		0	N.D.		
T Phenanthrene	0.000		0	N.D.		
T Anthracene	0.000		0	N.D.		
T Triallate	0.000		0	N.D.		
T Carbazole	0.000		0	N.D.		
T o-Terphenyl	0.000		0	N.D.		
T Di-n-Butylphthalate	0.000		0	N.D.		
T Fluoranthene	0.000		0	N.D.		
T Benzidine	0.000		0	N.D.		
T Pyrene	0.000		0	N.D.		
T Butylbenzylphthalate	0.000		0	N.D.		
T Benzo(a)Anthracene	0.000		0	N.D.		
T Chrysene	0.000		0	N.D.		
T 3,3-Dichlorobenzidine	0.000		0	N.D.		
T bis(2-ethylhexyl)Phthalate	0.000		0	N.D.		
T Di-n-octyl Phthalate	0.000		0	N.D.		

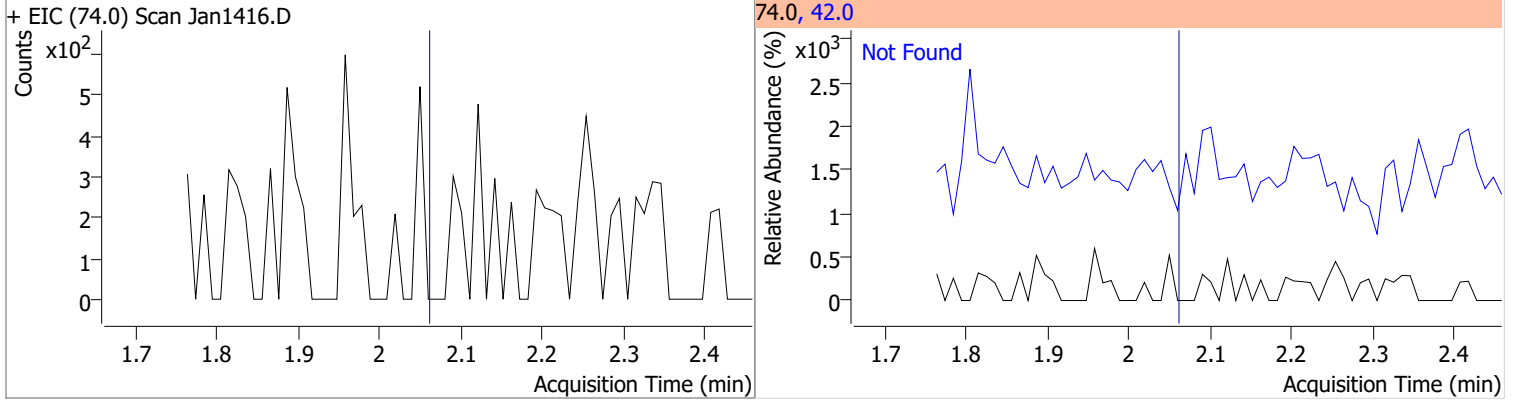
Quantitation Results Report (QT Reviewed)

Compound	RT	QIon	Resp.	Conc.	Units	Dev(Min)
T Benzo(b)fluoranthene	0.000		0	N.D.		
T Benzo(k)fluoranthene	0.000		0	N.D.		
T Benzo(a)pyrene	0.000		0	N.D.		
T Indeno(1,2,3-c,d)pyrene	0.000		0	N.D.		
T Dibenzo(a,h)anthracene	0.000		0	N.D.		
T Benzo(g,h,i)perylene	0.000		0	N.D.		

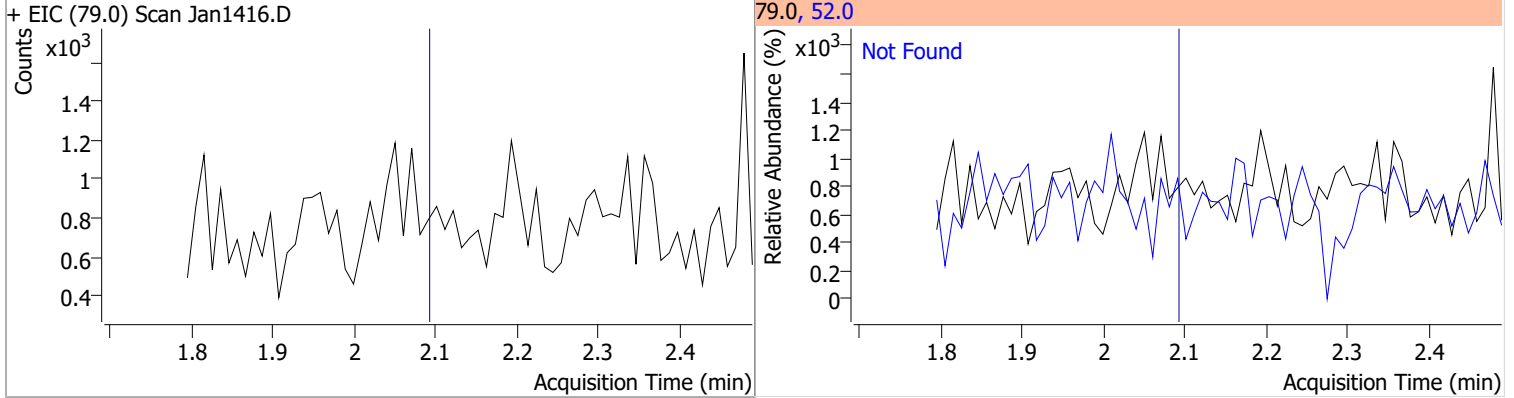
(#) = Qualifier Out of Range; (m) = Manual Integration; (+) = Area Summed; (*) = Surrogate Percent Recovery Out of Range; (d): Zeroed Peak

Quantitation Results Report (QT Reviewed)

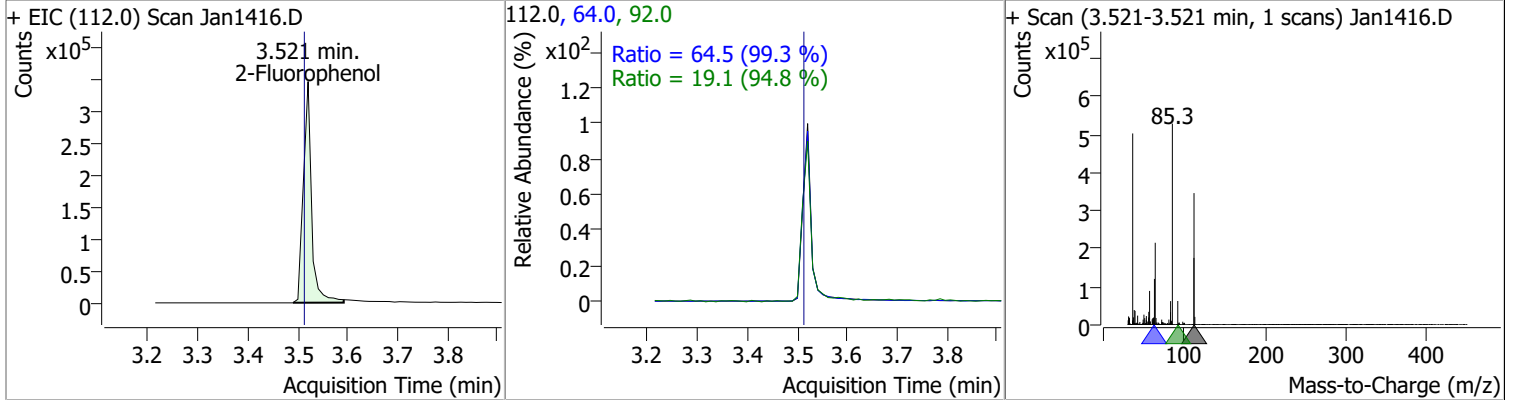
Compound	Conc.	Exp RT	QIon	Exp Ratio
N-Nitrosodimethylamine	N.D.	2.06	42.0	177.0



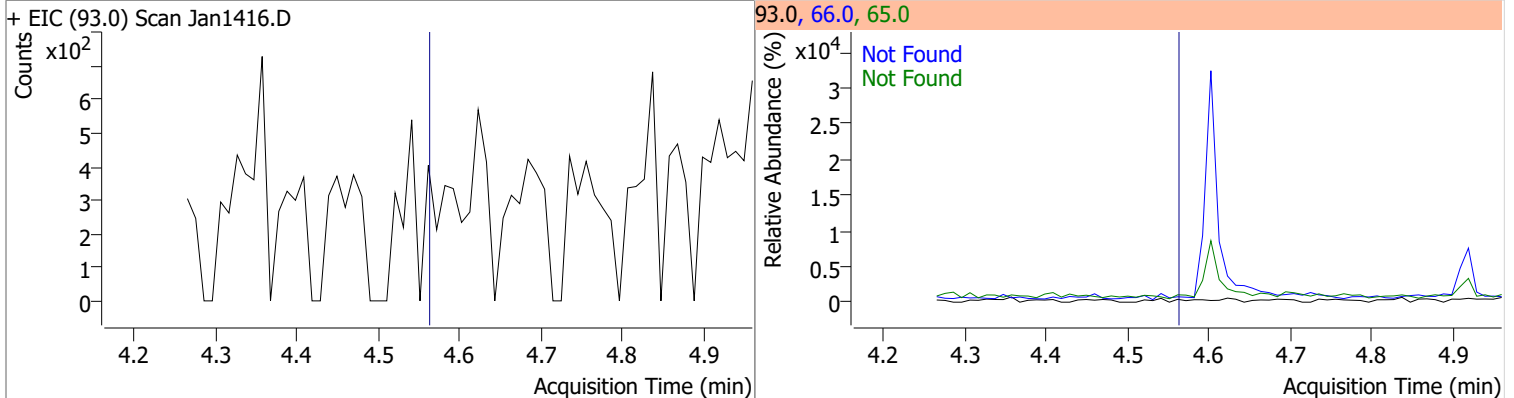
Compound	Conc.	Exp RT	QIon	Exp Ratio
Pyridine	N.D.	2.09	52.0	133.1



Compound	Conc.	RT	Dev(Min)	Resp.	QIon	QRatio	Lower	Upper
2-Fluorophenol	58.5933	3.52	0.01	395878	64.0 92.0	64.5 19.1	45.5 14.1	84.5 26.2

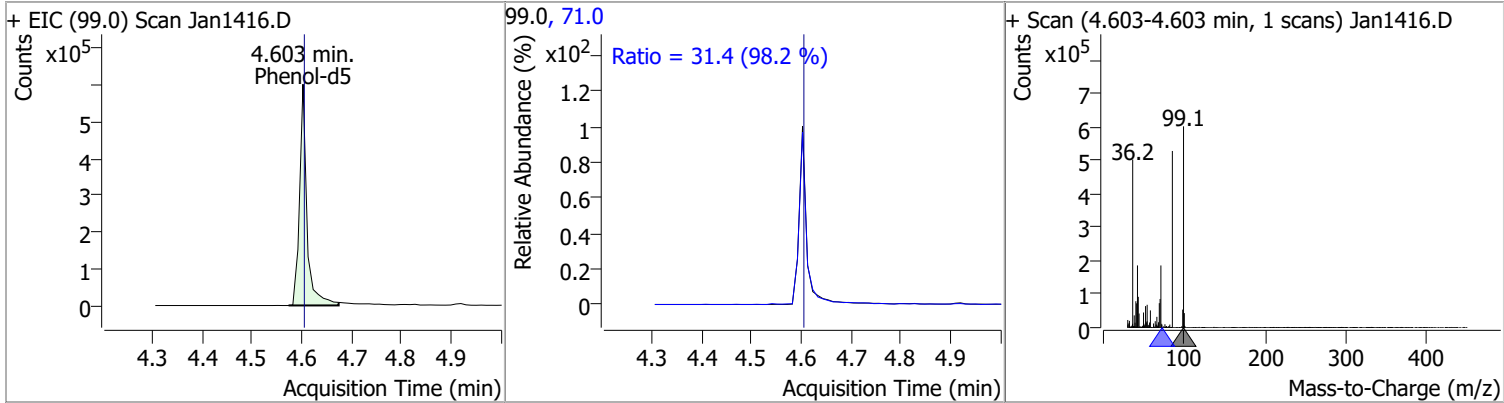


Compound	Conc.	Exp RT	QIon	Exp Ratio	QIon	Exp Ratio
Aniline	N.D.	4.56	66.0	40.4	65.0	22.2

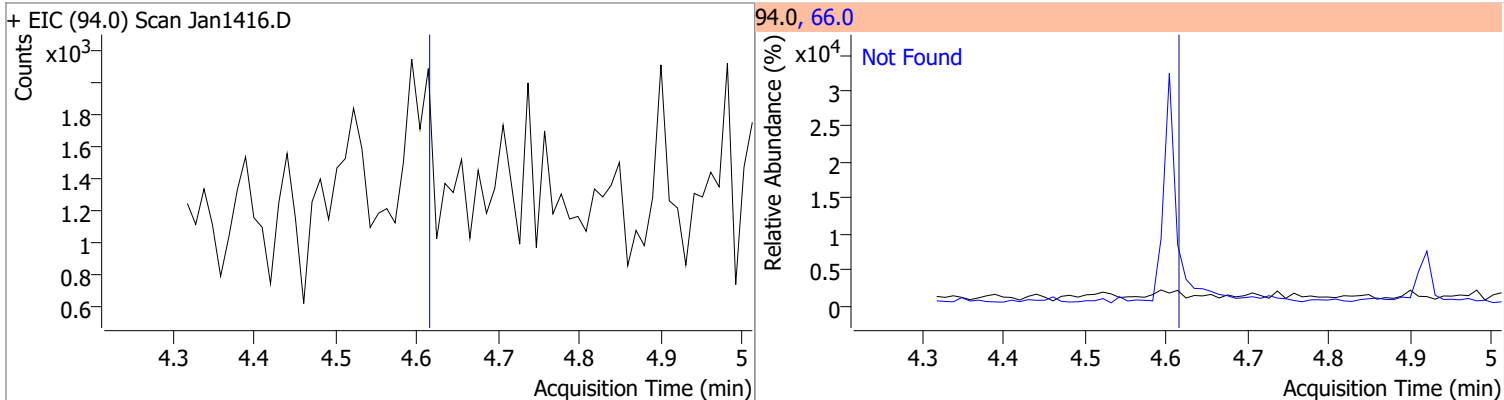


Quantitation Results Report (QT Reviewed)

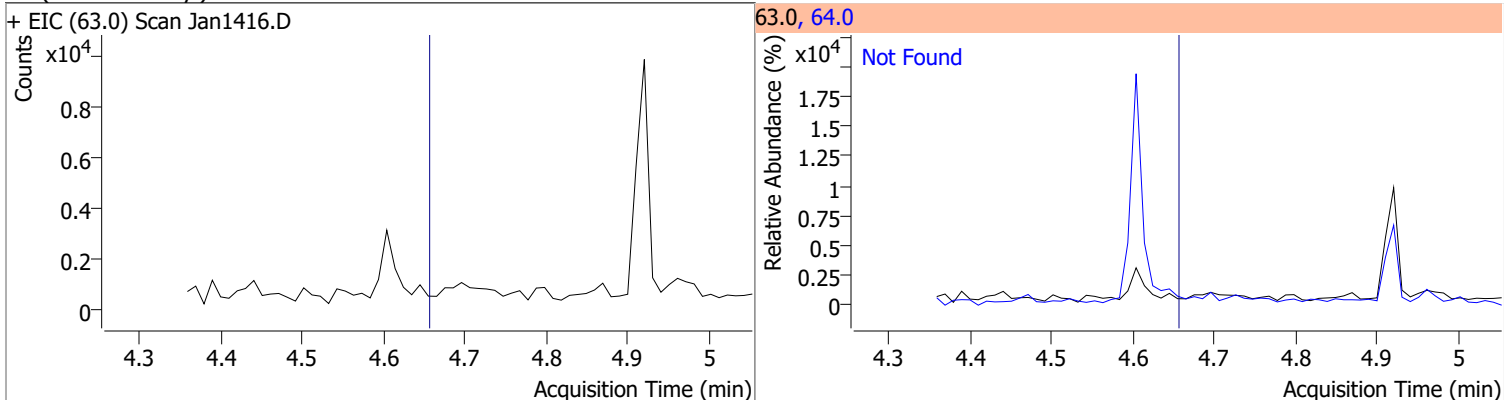
Compound	Conc.	RT	Dev(Min)	Resp.	QIon	QRatio	Lower	Upper
Phenol-d5	68.3174	4.60	0.00	617808	71.0	31.4	22.3	41.5



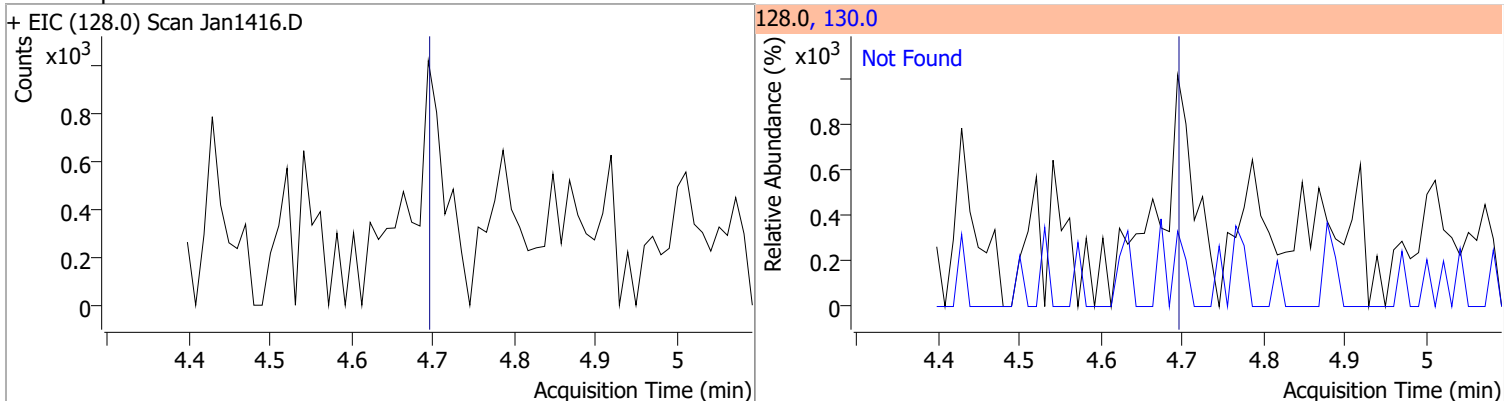
Compound	Conc.	Exp RT	QIon	Exp Ratio
Phenol	N.D.	4.61	66.0	44.7



Compound	Conc.	Exp RT	QIon	Exp Ratio
bis(-2-Chloroethyl)Ether	N.D.	4.65	64.0	3.3

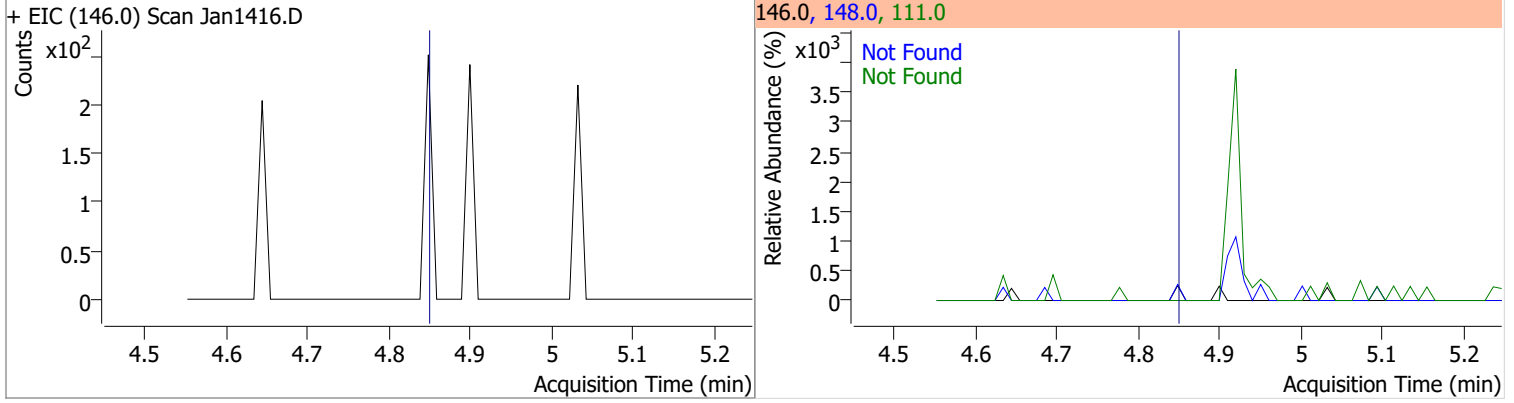


Compound	Conc.	Exp RT	QIon	Exp Ratio
2-Chlorophenol	N.D.	4.70	130.0	32.0

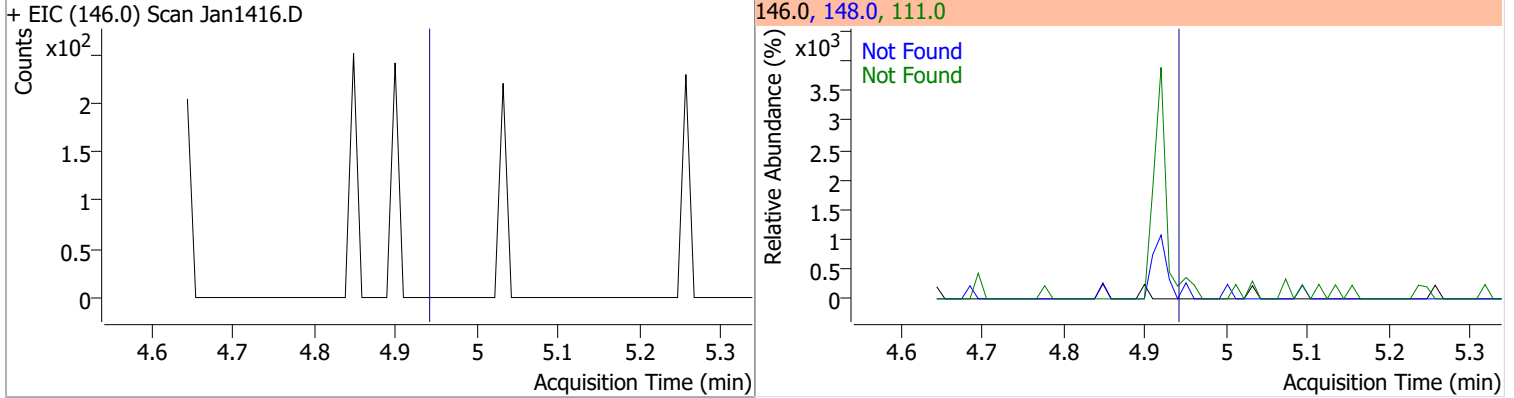


Quantitation Results Report (QT Reviewed)

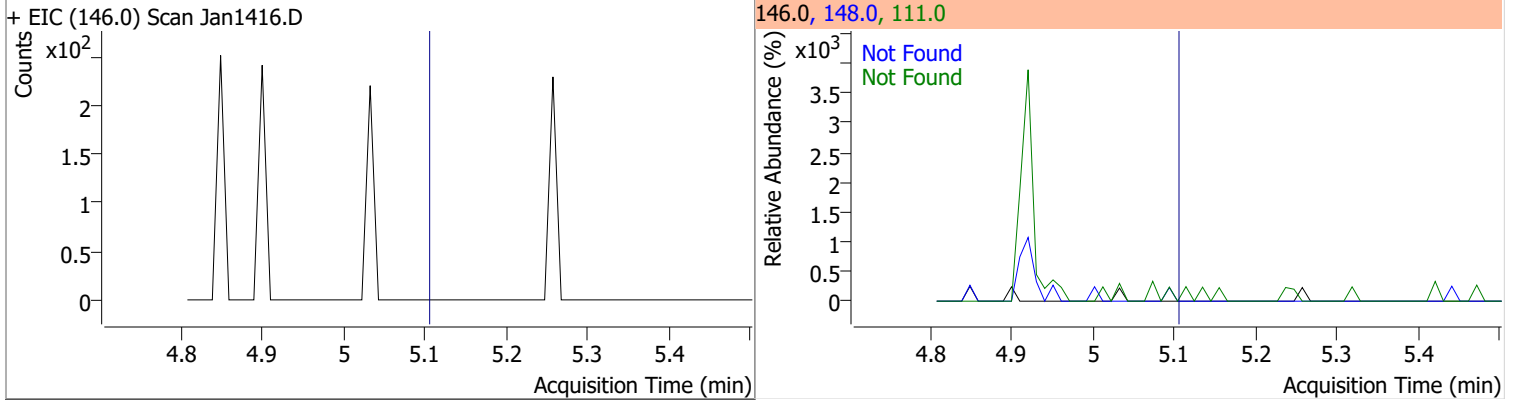
Compound	Conc.	Exp RT	QIon	Exp Ratio	QIon	Exp Ratio
1,3-Dichlorobenzene	N.D.	4.85	148.0	62.6	111.0	35.4



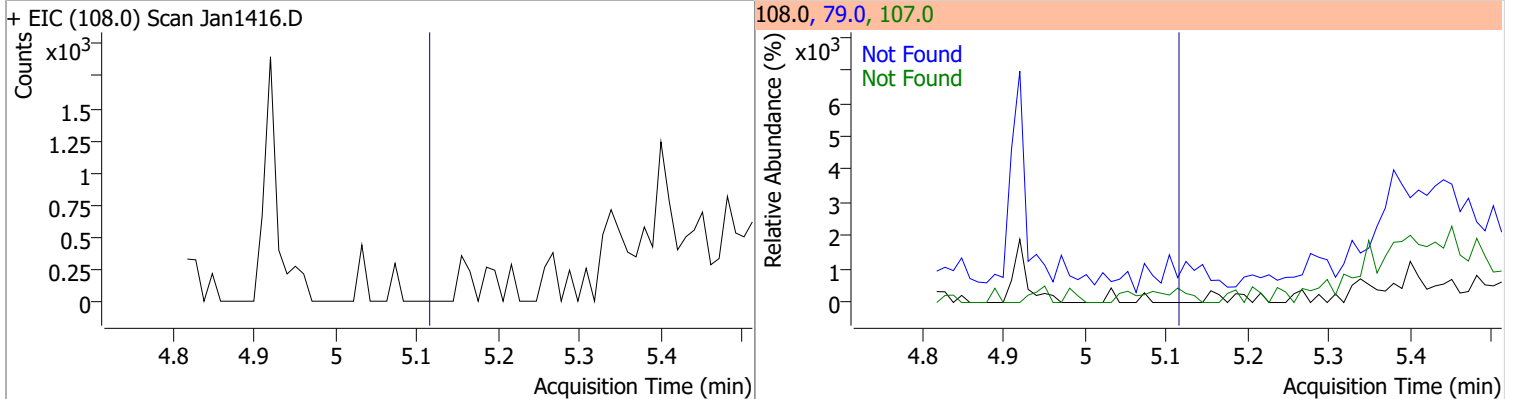
Compound	Conc.	Exp RT	QIon	Exp Ratio	QIon	Exp Ratio
1,4-Dichlorobenzene	N.D.	4.94	148.0	64.4	111.0	35.2



Compound	Conc.	Exp RT	QIon	Exp Ratio	QIon	Exp Ratio
1,2-Dichlorobenzene	N.D.	5.10	148.0	64.5	111.0	37.8

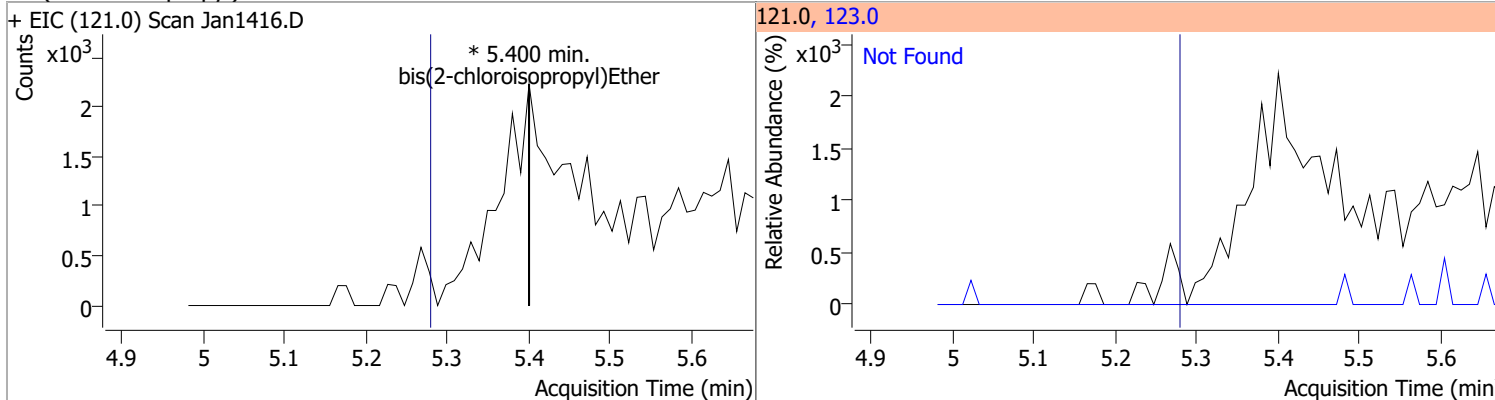


Compound	Conc.	Exp RT	QIon	Exp Ratio	QIon	Exp Ratio
Benzyl Alcohol	N.D.	5.11	79.0	115.5	107.0	71.0

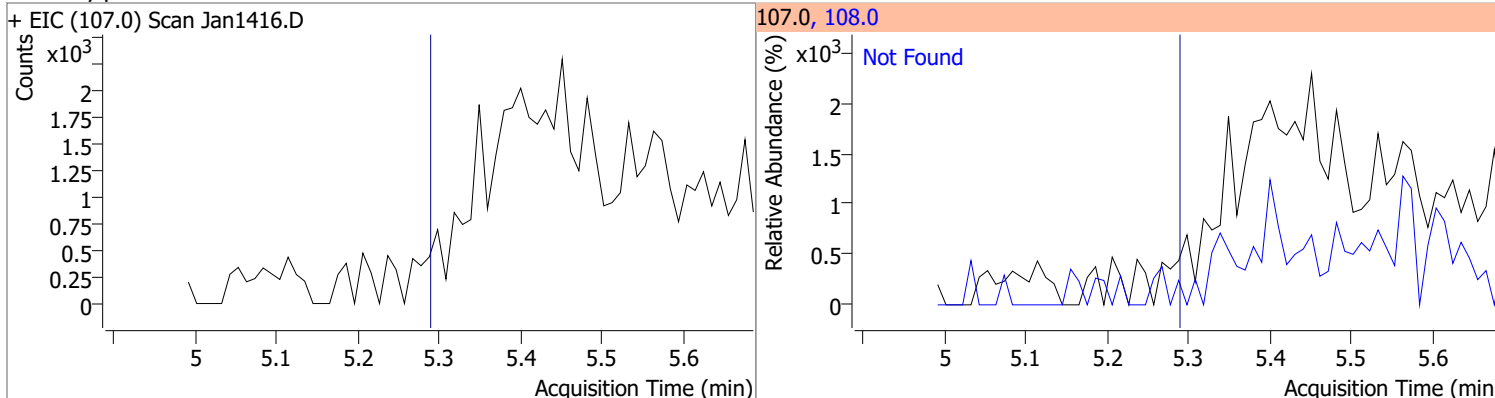


Quantitation Results Report (QT Reviewed)

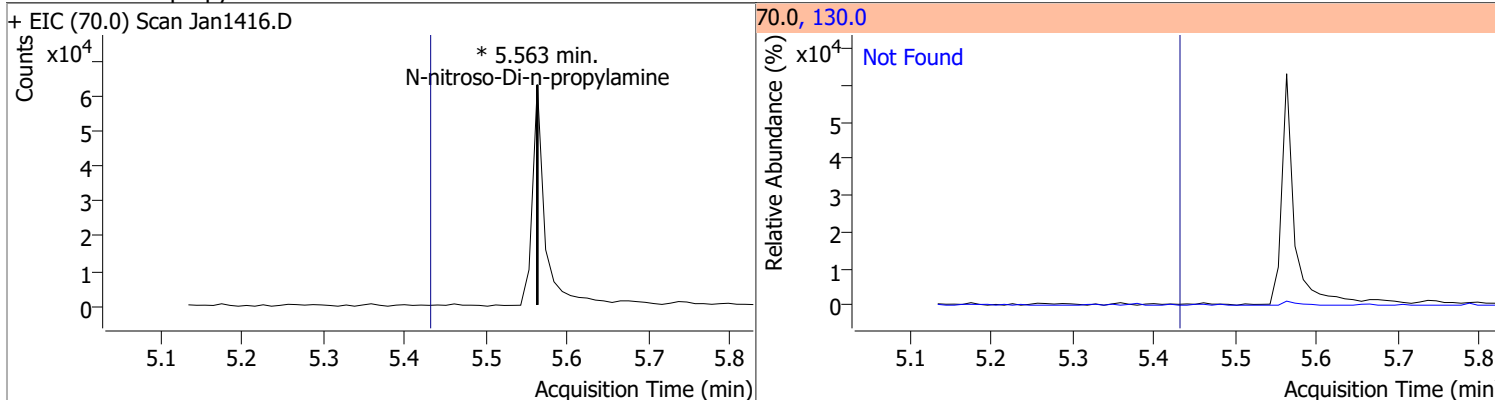
Compound	Conc.	RT	Dev(Min)	Resp.	QIon	QRatio	Lower	Upper
bis(2-chloroisopropyl)Ether		0		0	123.0		22.5	41.8



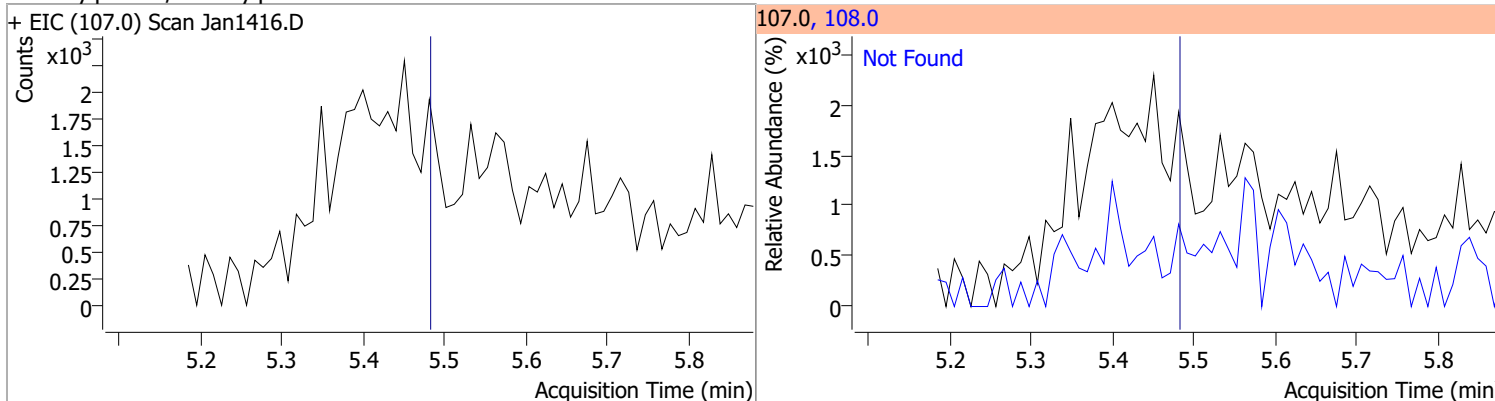
Compound	Conc.	Exp RT	QIon	Exp Ratio
2-Methylphenol	N.D.	5.29	108.0	116.9



Compound	Conc.	RT	Dev(Min)	Resp.	QIon	QRatio	Lower	Upper
N-nitroso-Di-n-propylamine		0		0	130.0		0.0	41.5

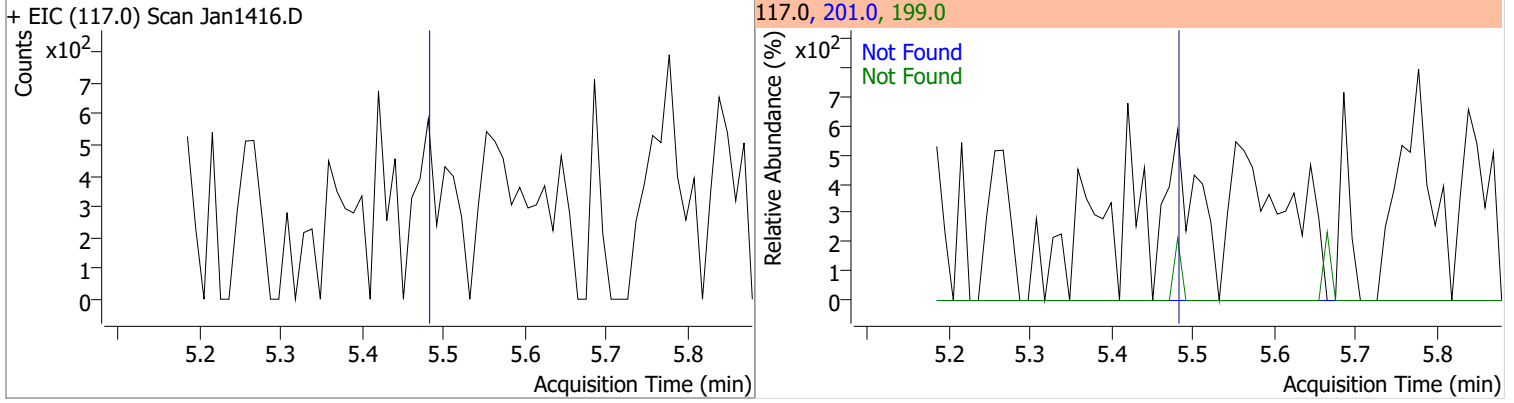


Compound	Conc.	Exp RT	QIon	Exp Ratio
4Methylphenol/3Methylphenol	N.D.	5.48	108.0	84.5

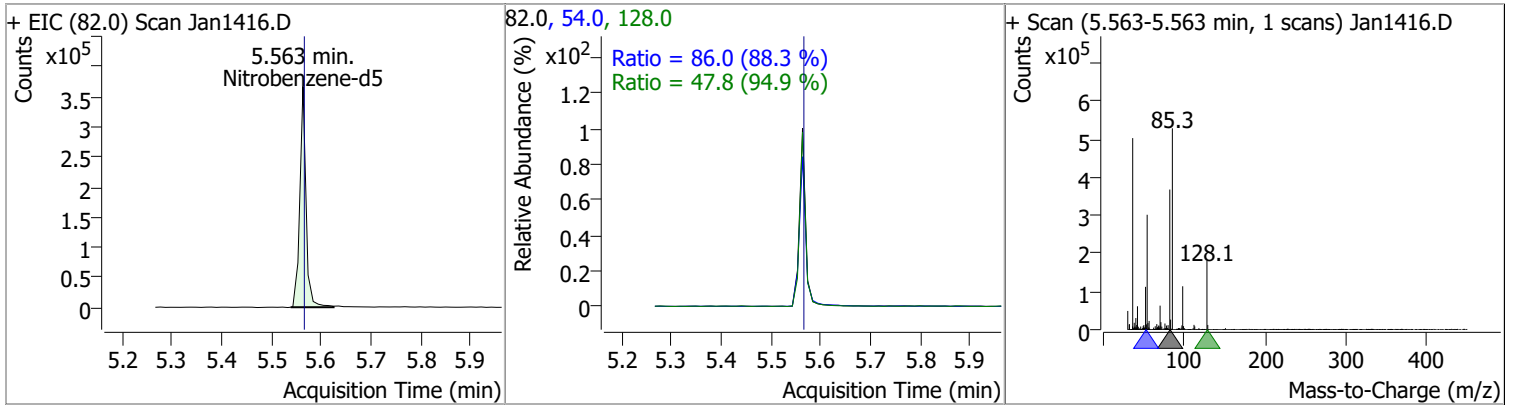


Quantitation Results Report (QT Reviewed)

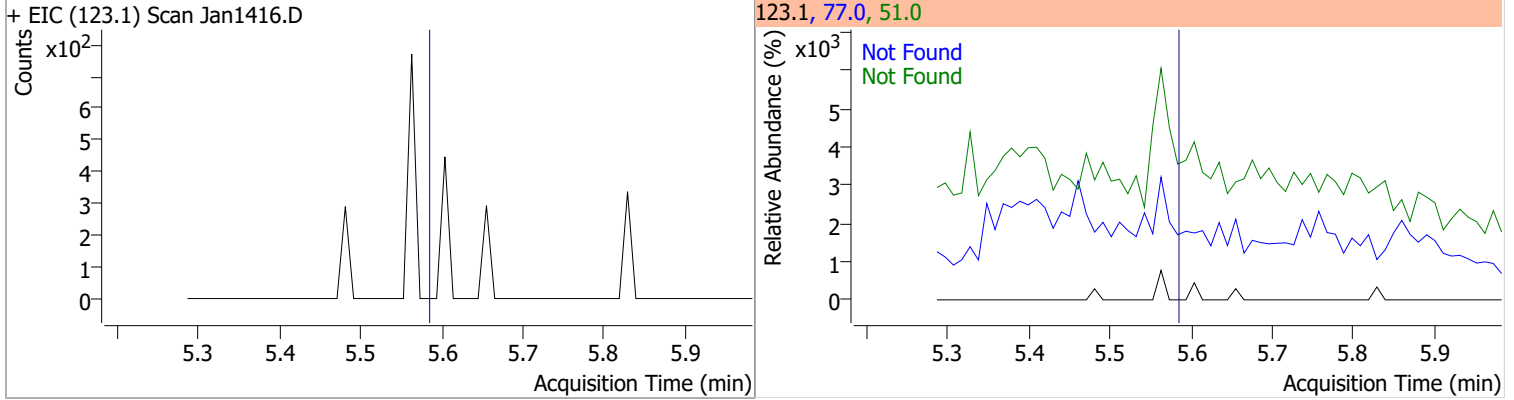
Compound	Conc.	Exp RT	QIon	Exp Ratio	QIon	Exp Ratio
Hexachloroethane	N.D.	5.48	201.0	93.2	199.0	57.2



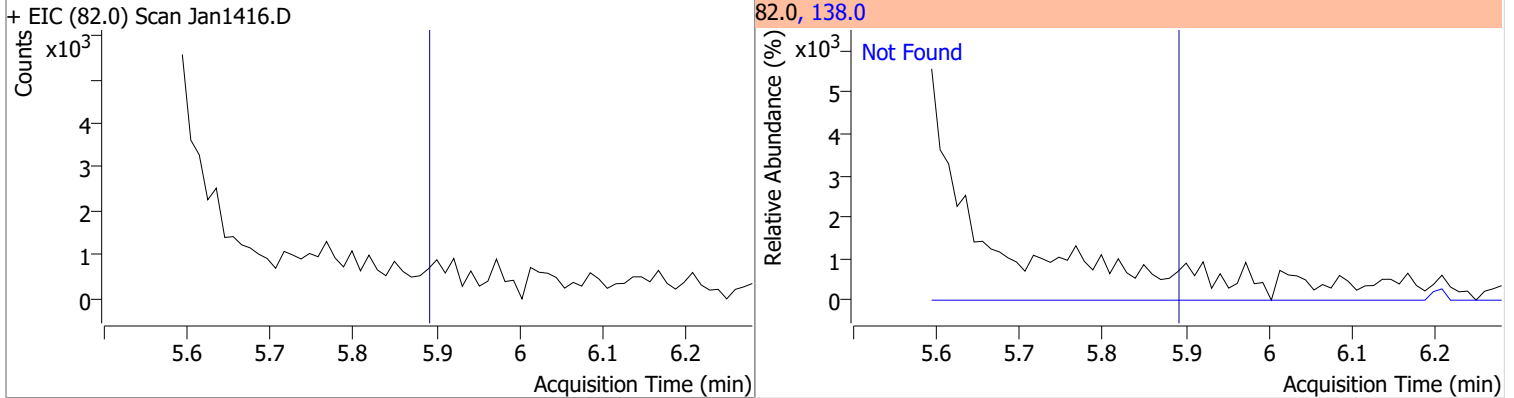
Compound	Conc.	RT	Dev(Min)	Resp.	QIon	QRatio	Lower	Upper
Nitrobenzene-d5	64.5180	5.56	0.00	316487	54.0	86.0	68.2	126.6
					128.0	47.8	35.2	65.4



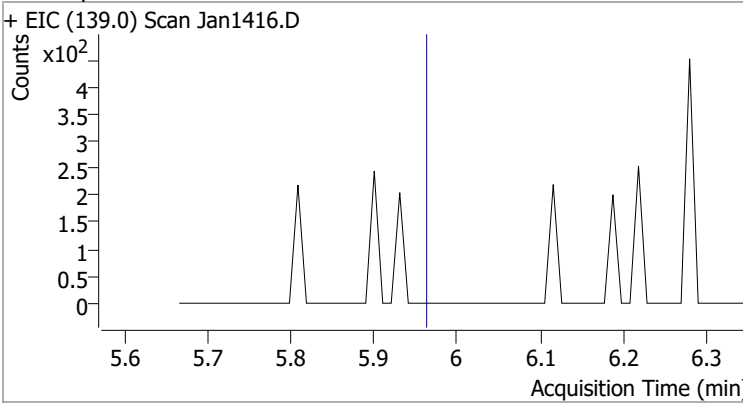
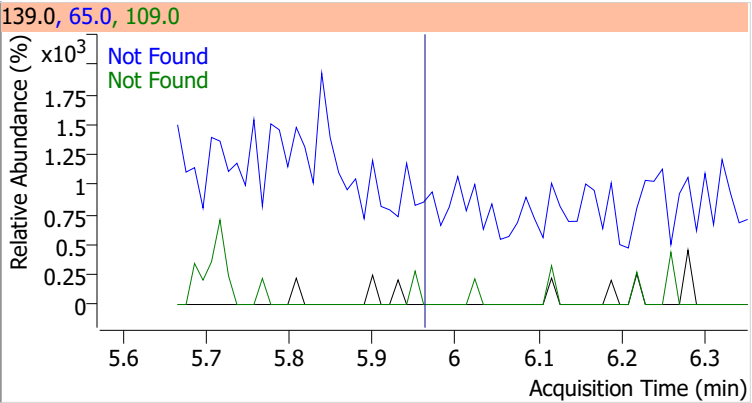
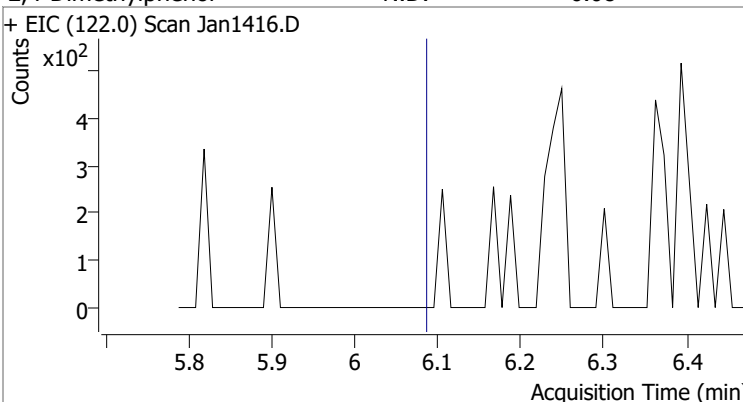
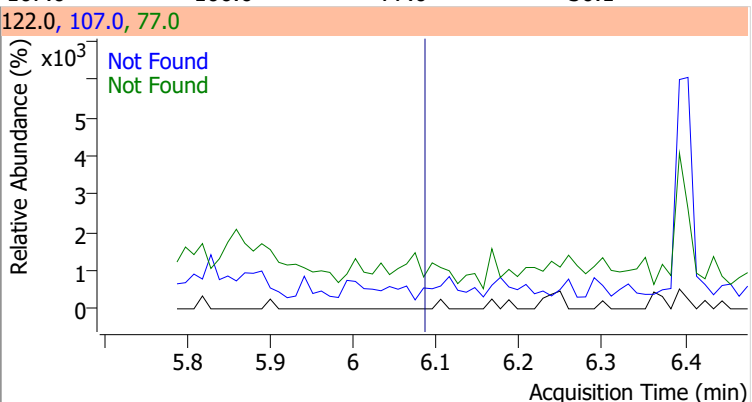
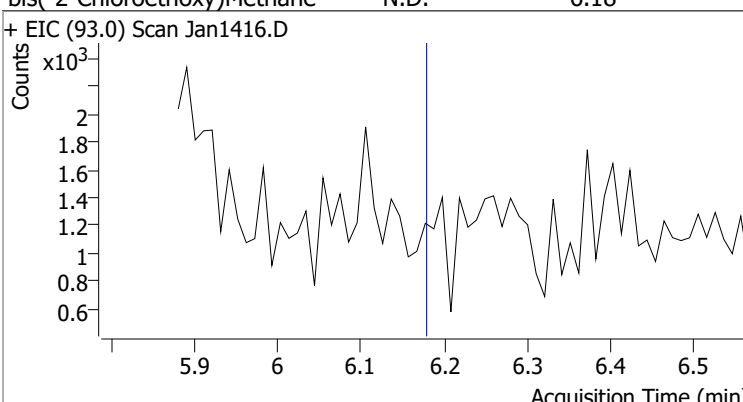
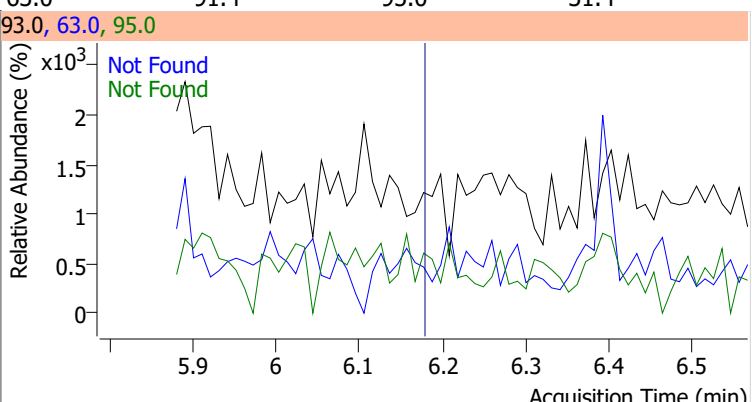
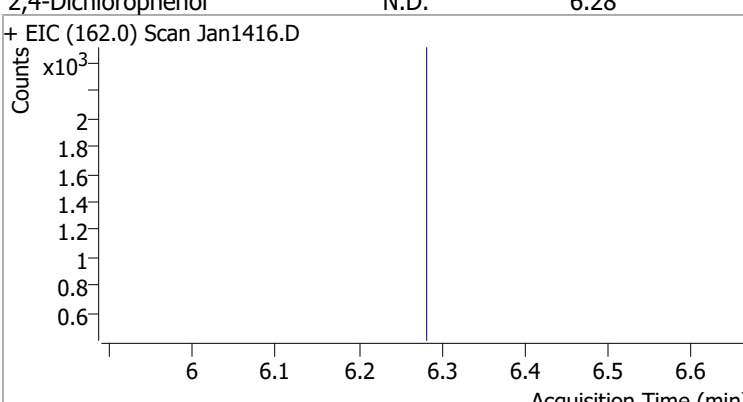
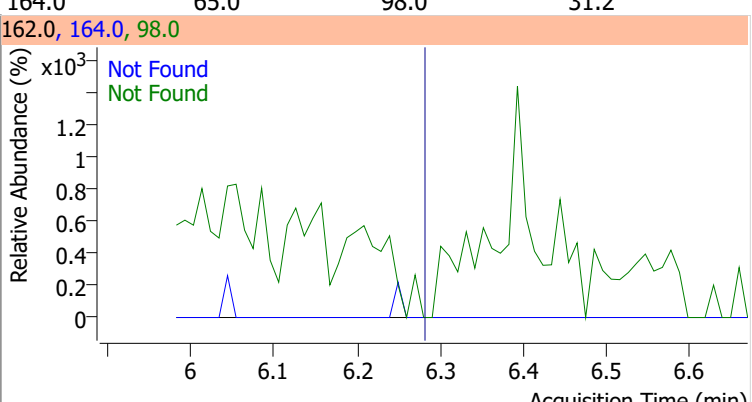
Compound	Conc.	Exp RT	QIon	Exp Ratio	QIon	Exp Ratio
Nitrobenzene	N.D.	5.58	77.0	186.4	51.0	186.0



Compound	Conc.	Exp RT	QIon	Exp Ratio
Isophorone	N.D.	5.89	138.0	20.3



Quantitation Results Report (QT Reviewed)

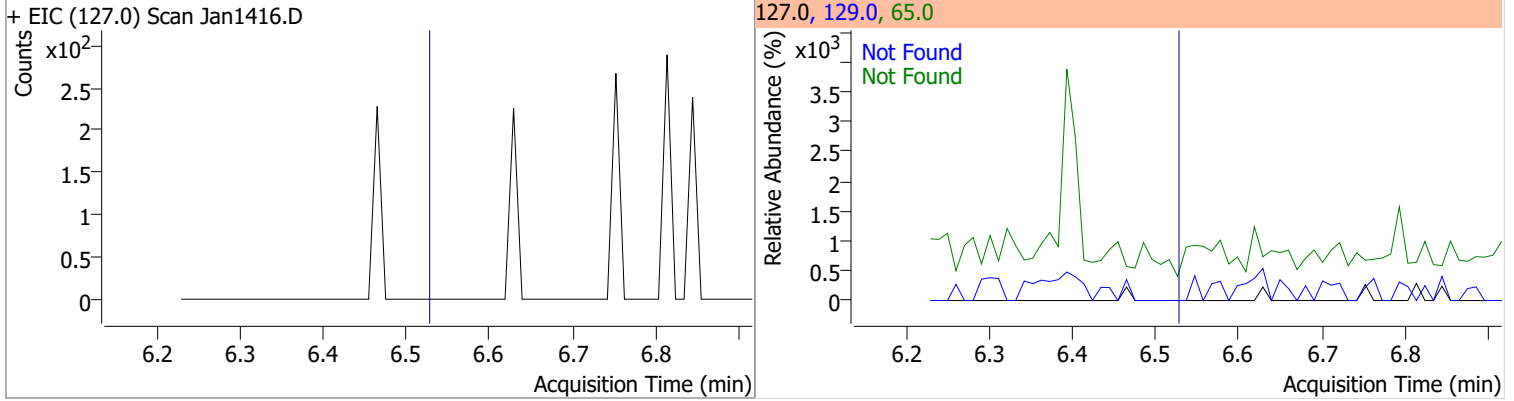
Compound	Conc.	Exp RT	QIon	Exp Ratio	QIon	Exp Ratio
2-Nitrophenol	N.D.	5.96	65.0	51.2	109.0	34.5
+ EIC (139.0) Scan Jan1416.D			139.0, 65.0, 109.0			
						
2,4-Dimethylphenol	N.D.	6.08	107.0	106.6	77.0	30.1
+ EIC (122.0) Scan Jan1416.D			122.0, 107.0, 77.0			
						
bis(-2-Chloroethoxy)Methane	N.D.	6.18	63.0	91.4	95.0	31.4
+ EIC (93.0) Scan Jan1416.D			93.0, 63.0, 95.0			
						
2,4-Dichlorophenol	N.D.	6.28	164.0	65.0	98.0	31.2
+ EIC (162.0) Scan Jan1416.D			162.0, 164.0, 98.0			
						

Quantitation Results Report (QT Reviewed)

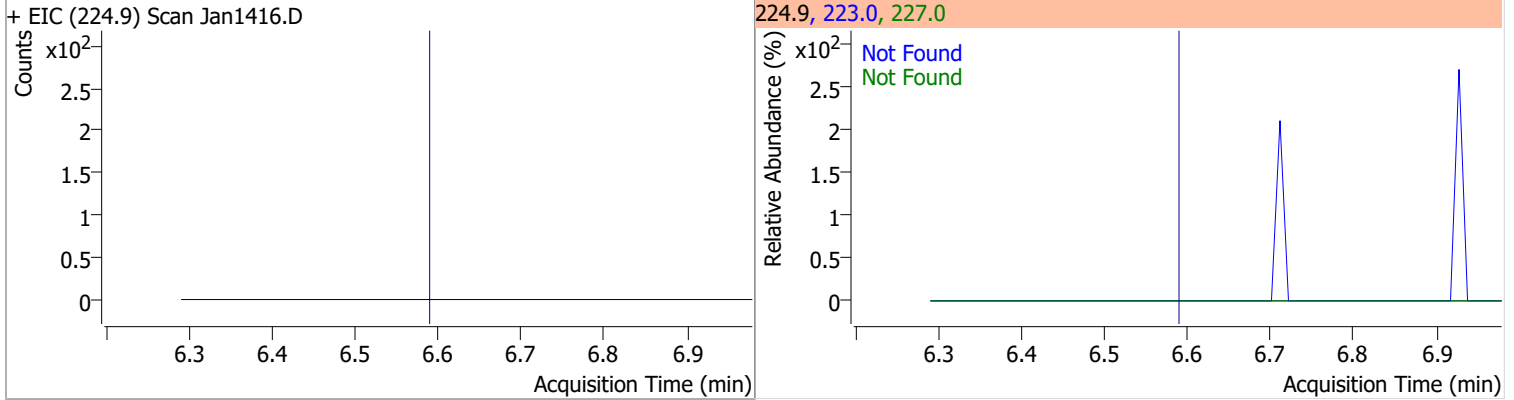
Compound	Conc.	Exp RT	QIon	Exp Ratio	QIon	Exp Ratio
Benzoic Acid	N.D.	6.29	122.0	88.1	77.0	74.0
+ EIC (105.0) Scan Jan1416.D			105.0, 122.0, 77.0			
1,2,4-Trichlorobenzene	N.D.	6.34	182.0	97.8	145.0	30.3
+ EIC (180.0) Scan Jan1416.D			180.0, 182.0, 145.0			
Naphthalene	N.D.	6.42	129.0	10.6	102.0	9.0
+ EIC (128.0) Scan Jan1416.D			128.0, 129.0, 102.0			
4-Chlorophenol	N.D.	6.50	128.0	318.3		
+ EIC (130.0) Scan Jan1416.D			130.0, 128.0			

Quantitation Results Report (QT Reviewed)

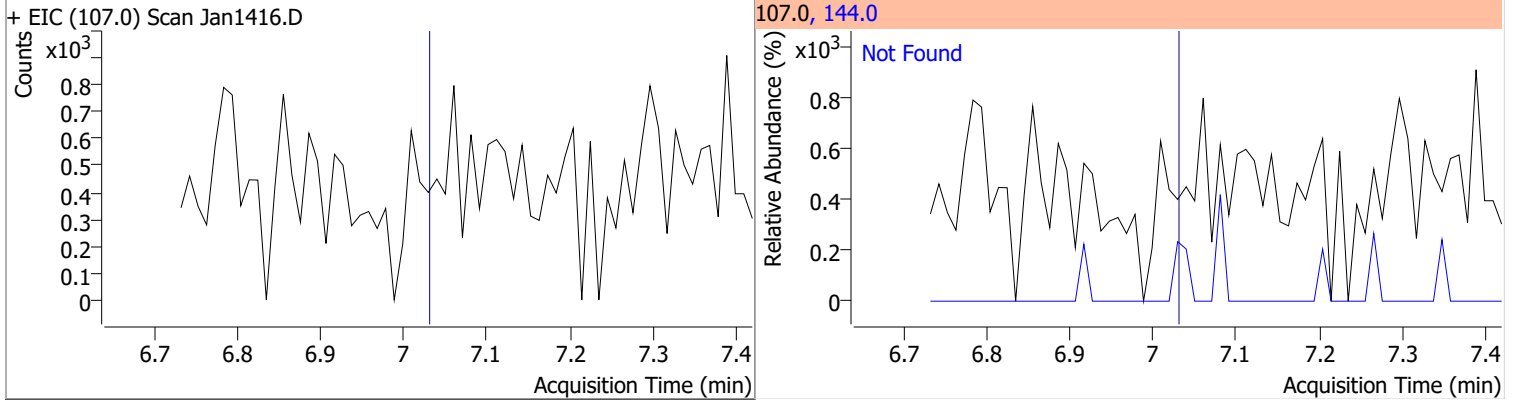
Compound	Conc.	Exp RT	QIon	Exp Ratio	QIon	Exp Ratio
p-Chloroaniline	N.D.	6.53	65.0	36.5	129.0	33.7



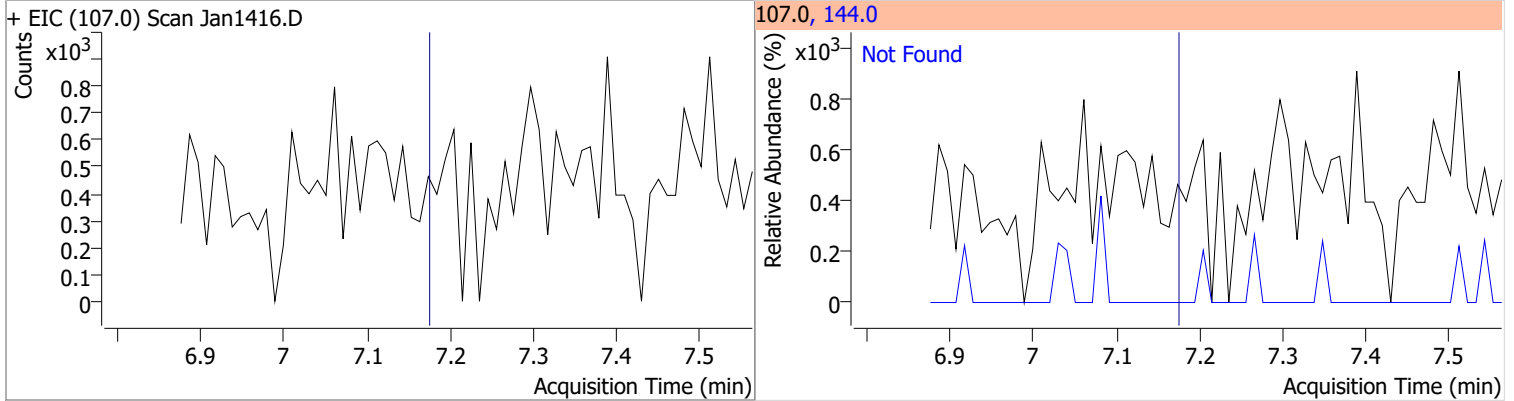
Compound	Conc.	Exp RT	QIon	Exp Ratio	QIon	Exp Ratio
Hexachlorobutadiene	N.D.	6.59	227.0	66.1	223.0	64.1



Compound	Conc.	Exp RT	QIon	Exp Ratio
4-Chloro-2-Methylphenol	N.D.	7.03	144.0	27.3



Compound	Conc.	Exp RT	QIon	Exp Ratio
4-Chloro-3-Methylphenol	N.D.	7.17	144.0	28.4

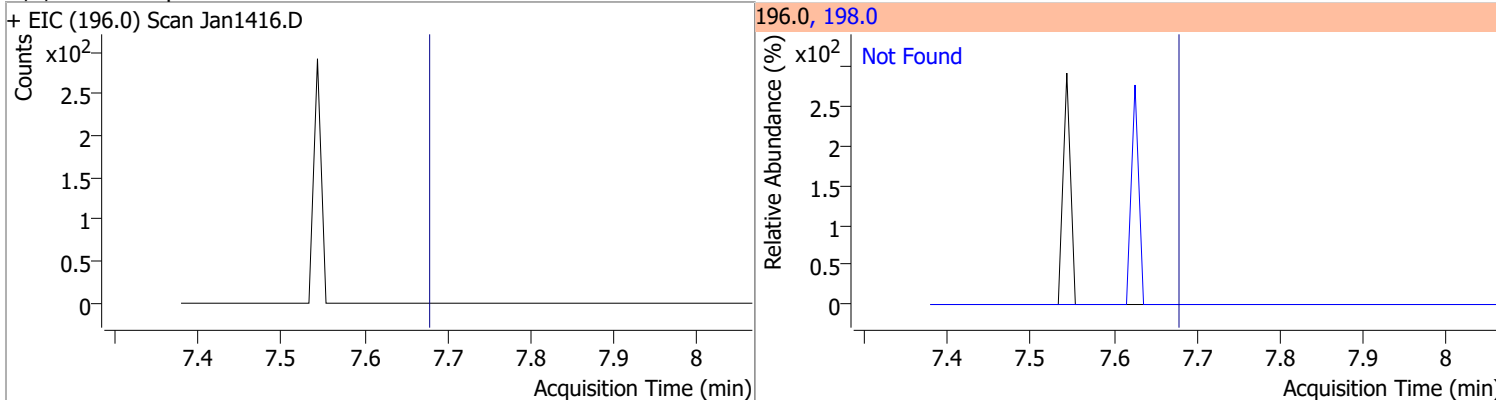


Quantitation Results Report (QT Reviewed)

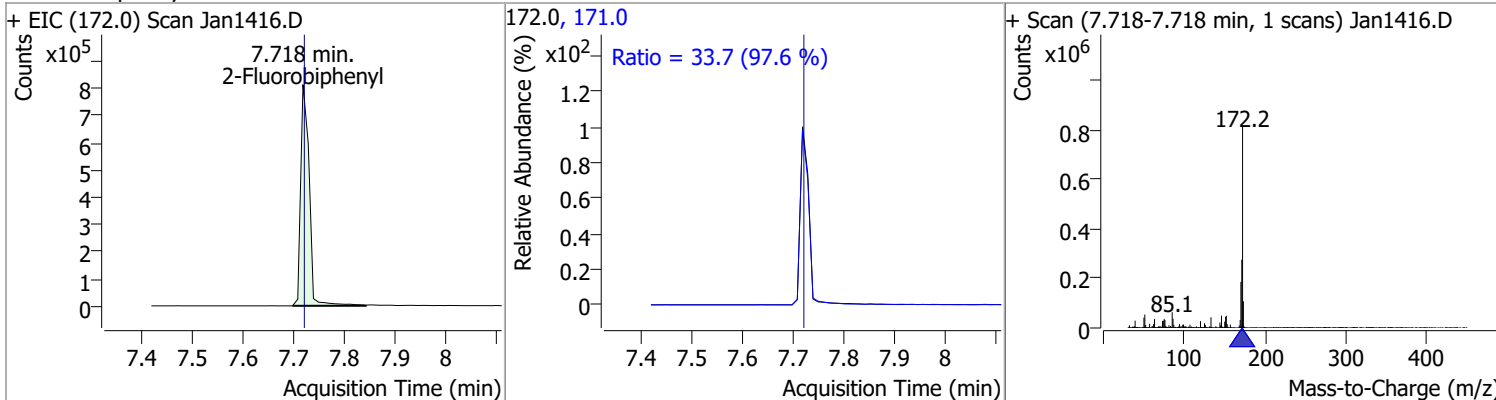
Compound	Conc.	Exp RT	QIon	Exp Ratio	QIon	Exp Ratio
2-Methylnaphthalene	N.D.	7.26	142.0	115.4	115.0	41.6
+ EIC (141.0) Scan Jan1416.D			141.0, 142.0, 115.0			
1-Methylnaphthalene	N.D.	7.37	142.0	110.2	115.0	43.1
+ EIC (141.0) Scan Jan1416.D			141.0, 142.0, 115.0			
Hexachlorocyclopentadiene	N.D.	7.45	238.9	65.0	234.9	62.3
+ EIC (236.9) Scan Jan1416.D			236.9, 238.9, 234.9			
2,4,6-Trichlorophenol	N.D.	7.63	198.0	95.1		
+ EIC (196.0) Scan Jan1416.D			196.0, 198.0			

Quantitation Results Report (QT Reviewed)

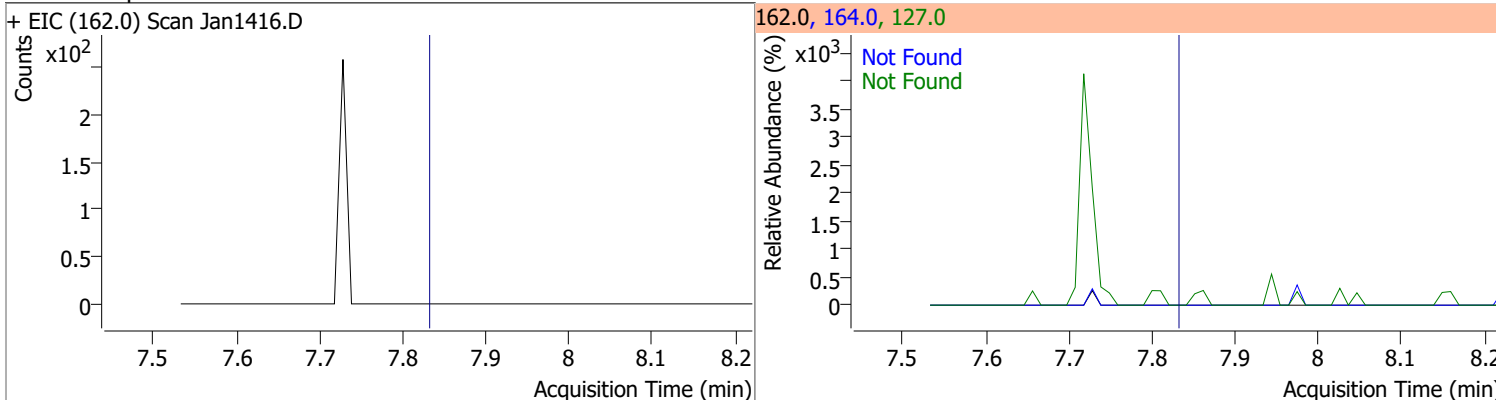
Compound	Conc.	Exp RT	QIon	Exp Ratio
2,4,5-Trichlorophenol	N.D.	7.68	198.0	95.5



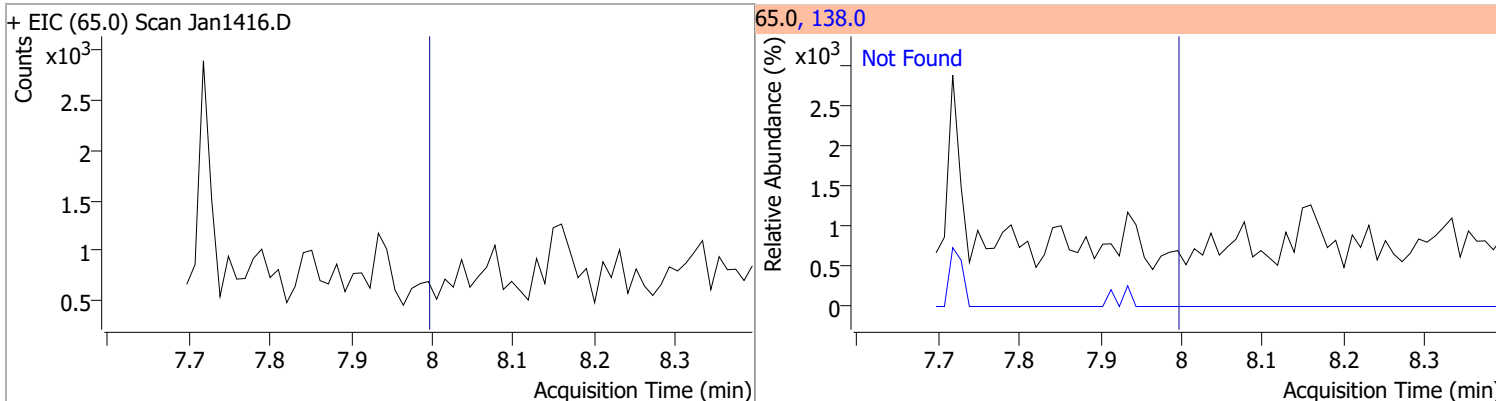
Compound	Conc.	RT	Dev(Min)	Resp.	QIon	QRatio	Lower	Upper
2-Fluorobiphenyl	51.3986	7.72	0.00	937038	171.0	33.7	24.2	44.9



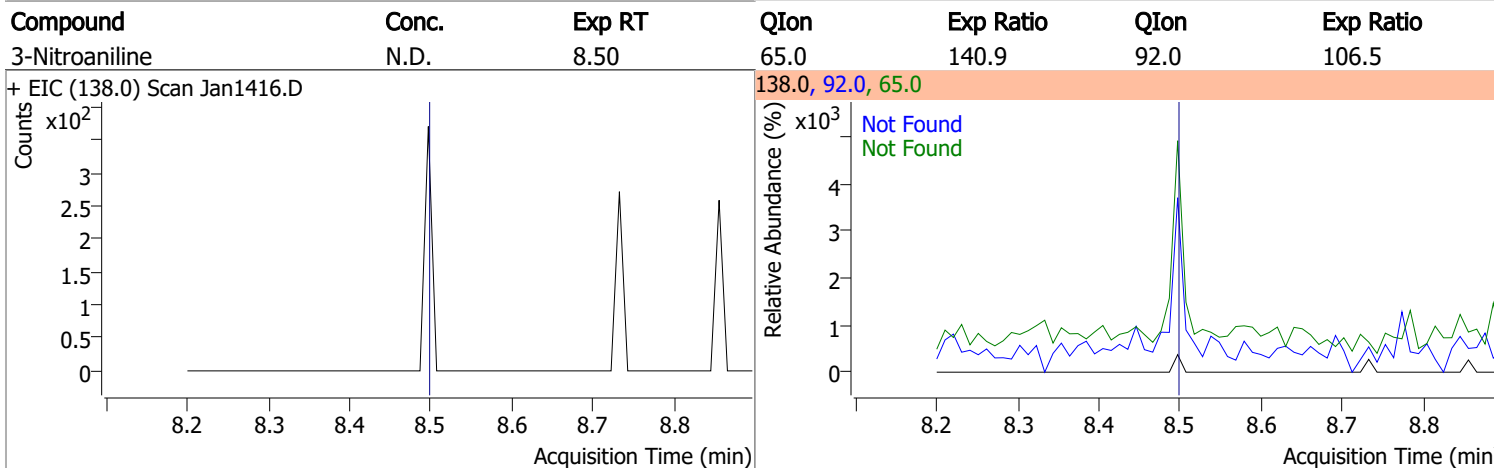
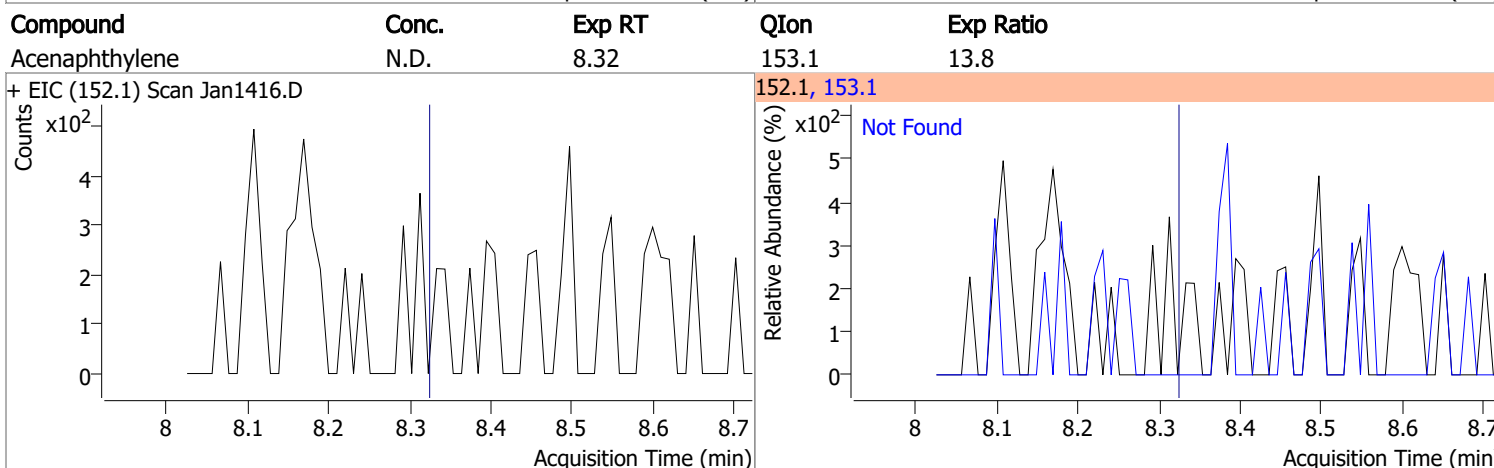
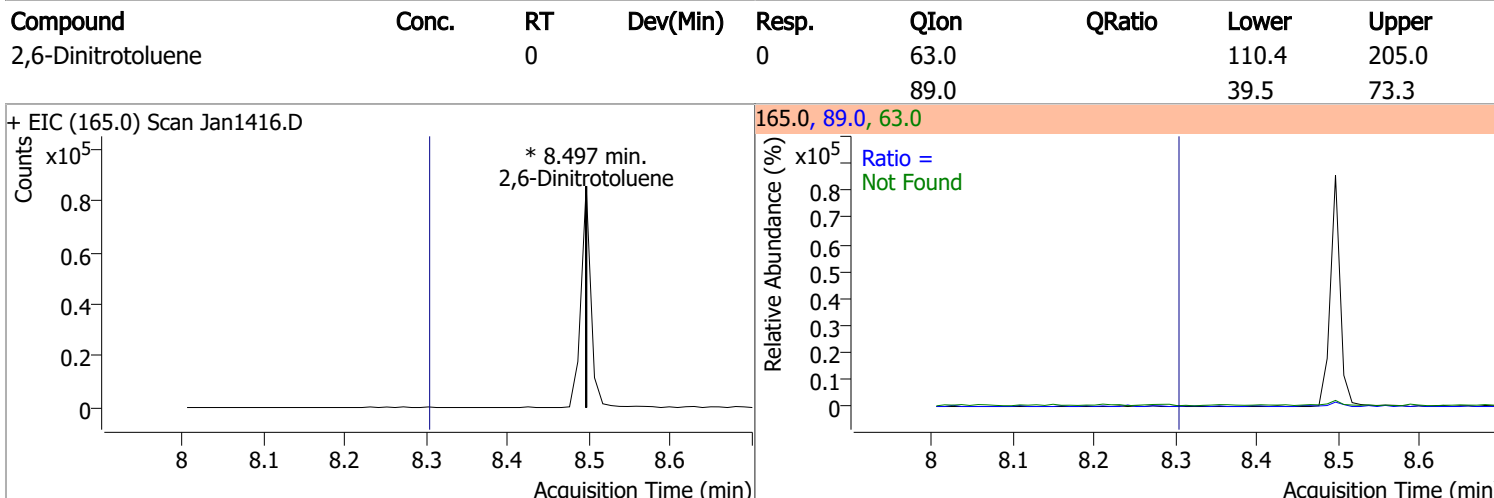
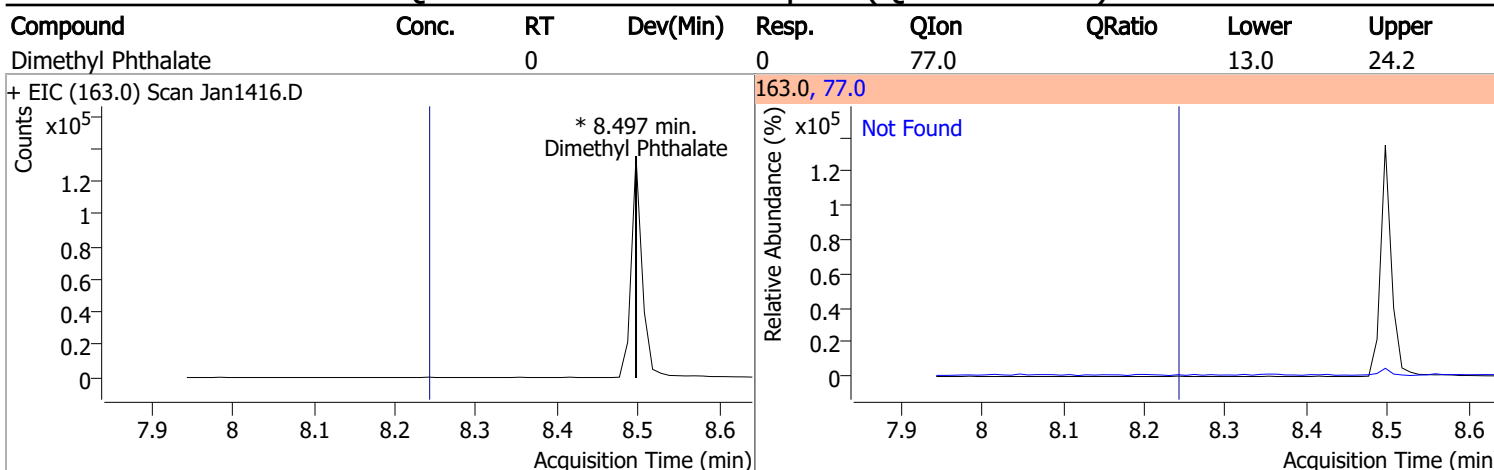
Compound	Conc.	Exp RT	QIon	Exp Ratio	QIon	Exp Ratio
2-Chloronaphthalene	N.D.	7.83	127.0	37.9	164.0	32.3



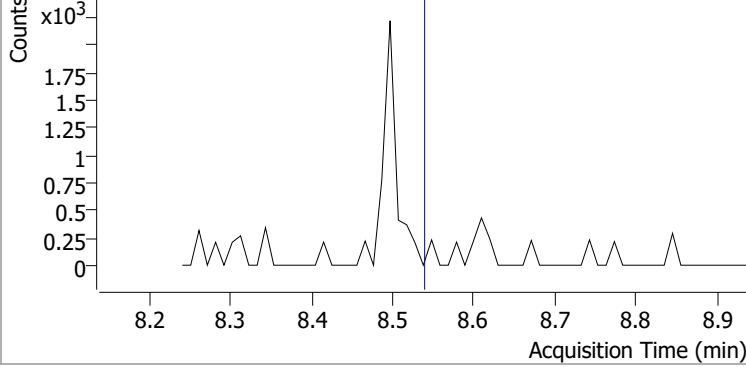
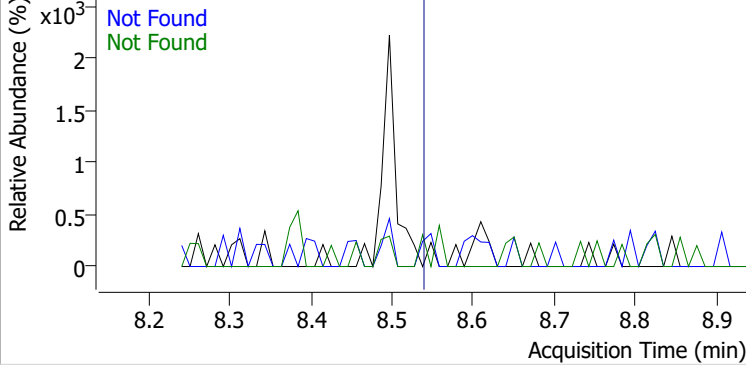
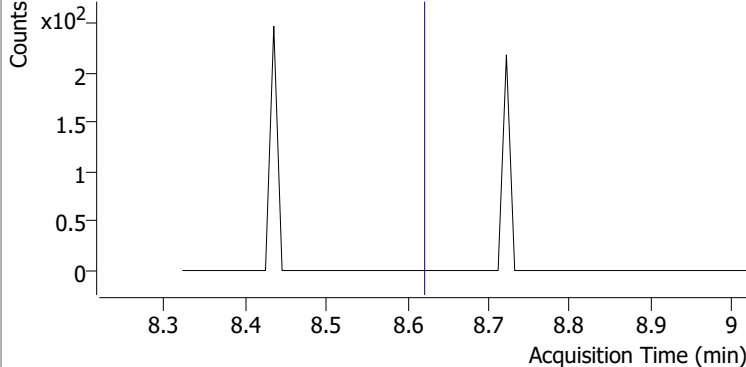
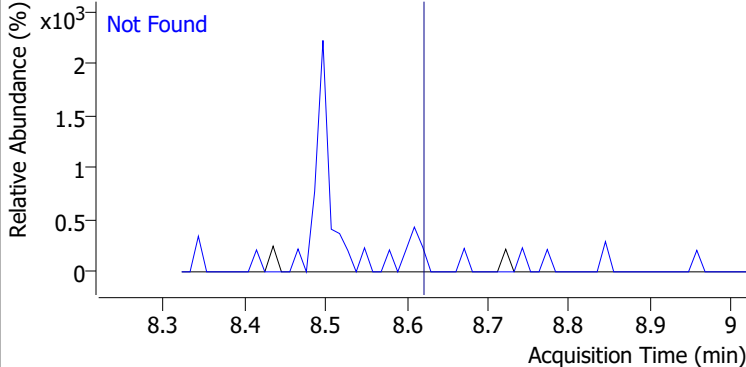
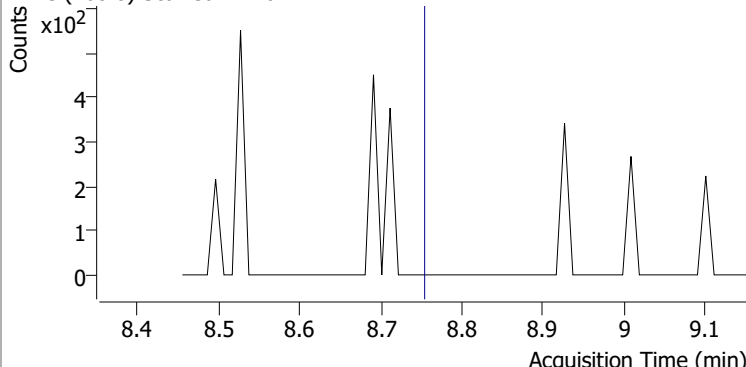
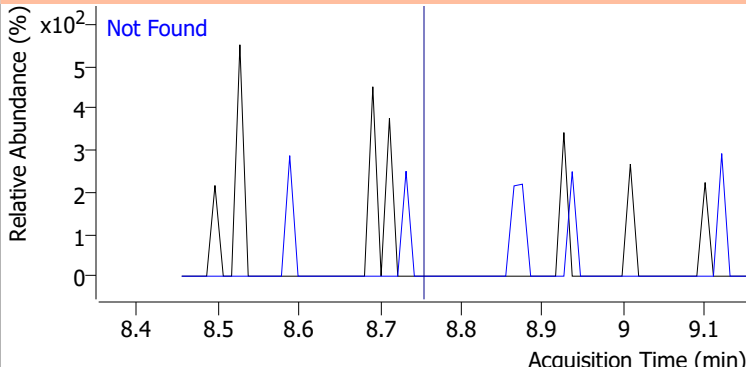
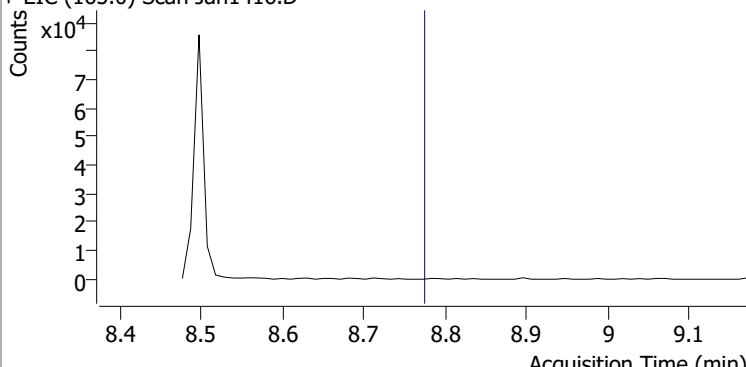
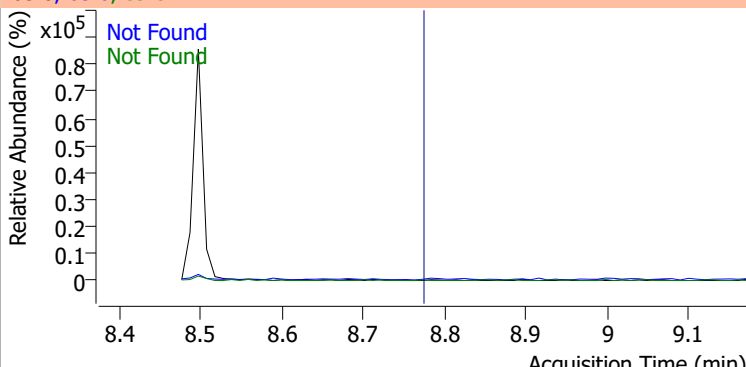
Compound	Conc.	Exp RT	QIon	Exp Ratio
2-Nitroaniline	N.D.	8.00	138.0	107.7



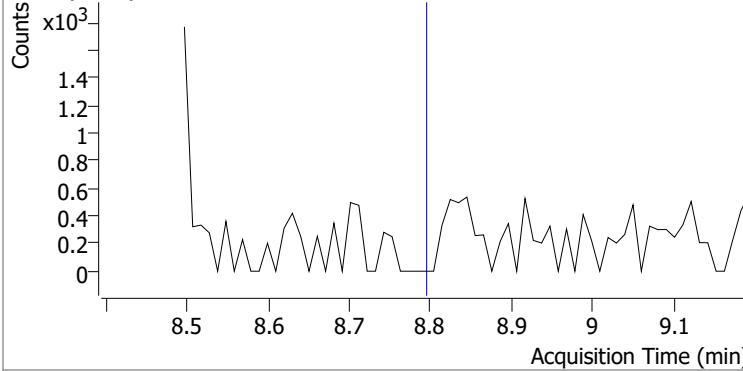
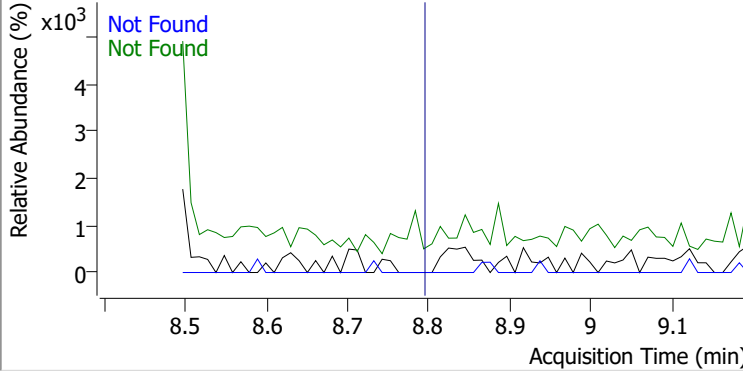
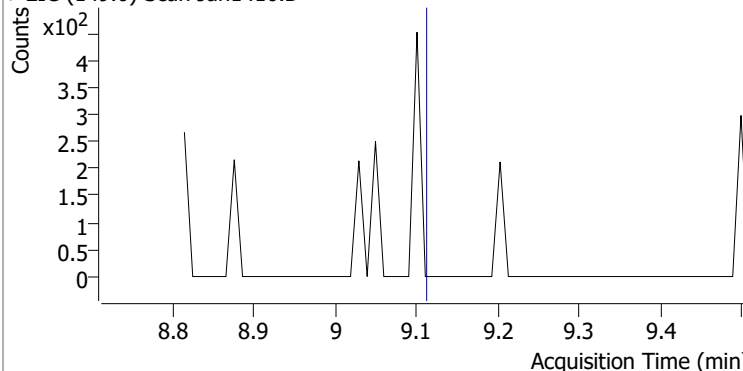
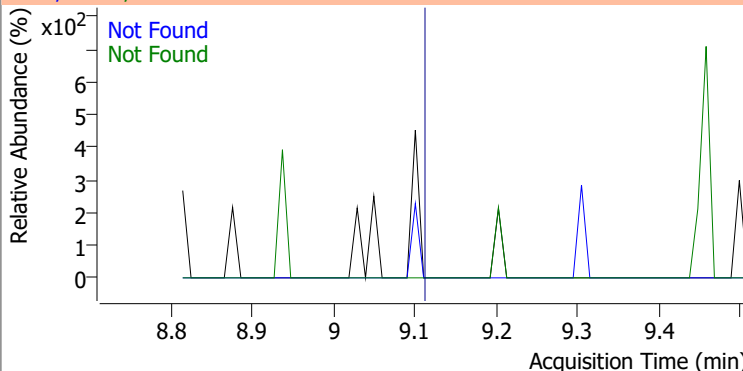
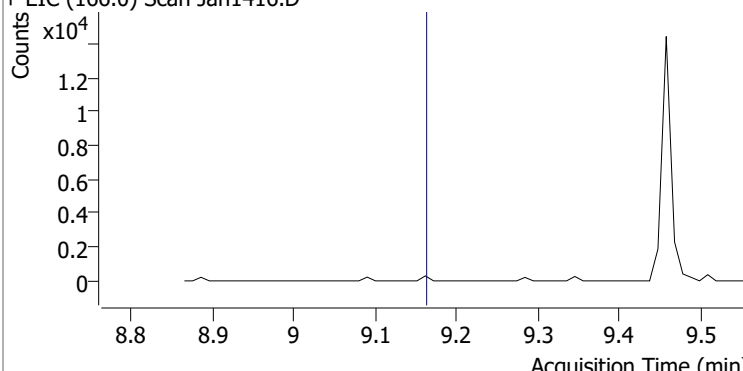
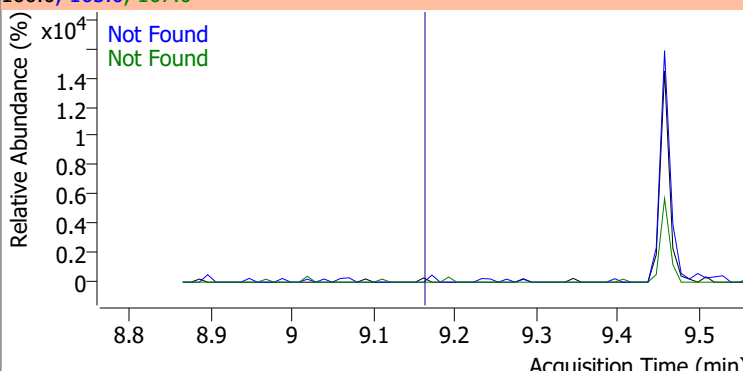
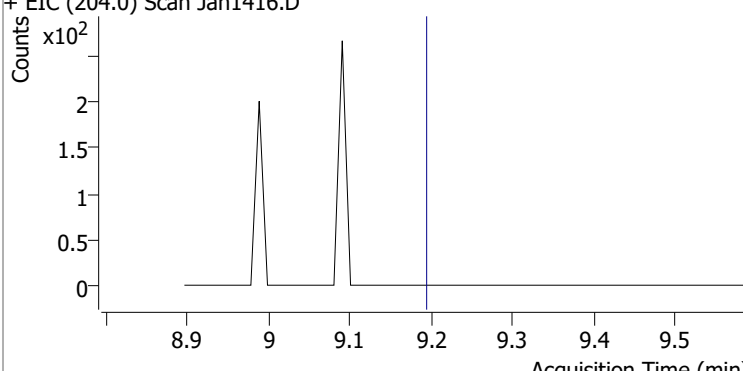
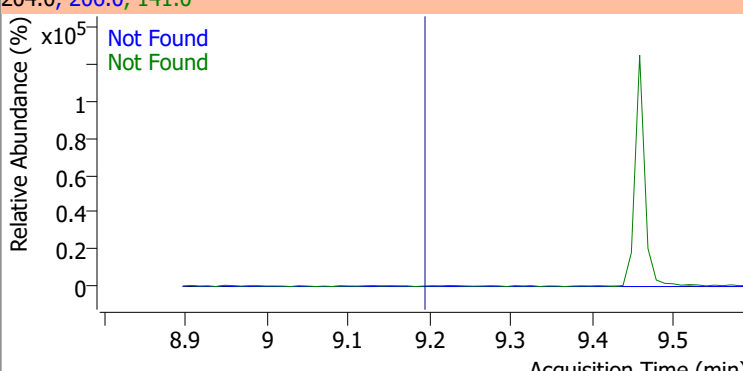
Quantitation Results Report (QT Reviewed)



Quantitation Results Report (QT Reviewed)

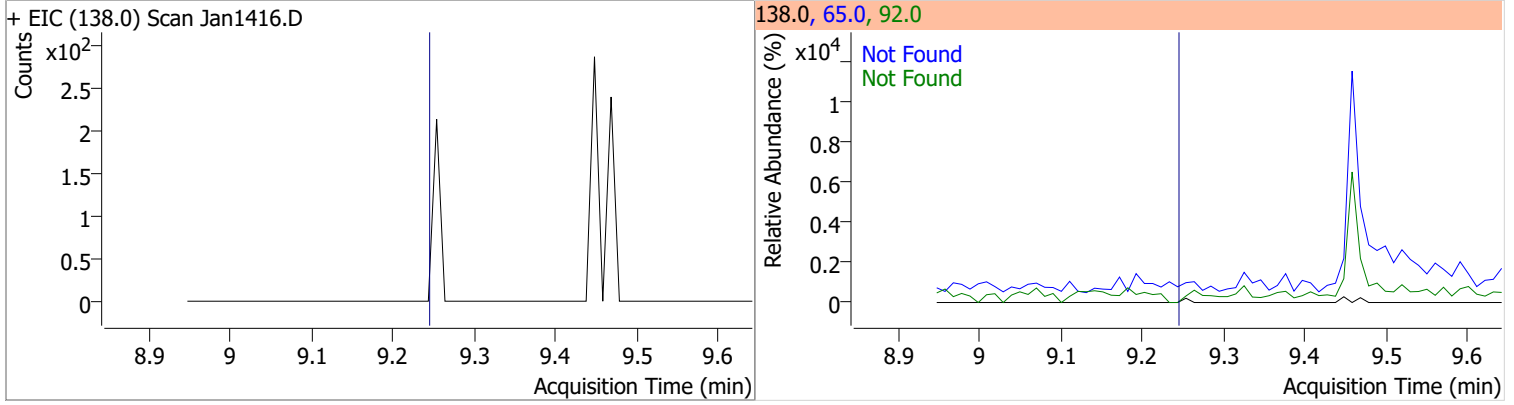
Compound	Conc.	Exp RT	QIon	Exp Ratio	QIon	Exp Ratio
Acenaphthene	N.D.	8.54	153.0	109.5	152.0	52.9
+ EIC (154.0) Scan Jan1416.D			154.0, 152.0, 153.0			
						
2,4-Dinitrophenol	N.D.	8.62	154.0	60.0		
+ EIC (184.0) Scan Jan1416.D			184.0, 154.0			
						
Dibenzofuran	N.D.	8.75	139.0	38.6		
+ EIC (168.0) Scan Jan1416.D			168.0, 139.0			
						
2,4-Dinitrotoluene	N.D.	8.77	63.0	76.1	89.0	74.7
+ EIC (165.0) Scan Jan1416.D			165.0, 63.0, 89.0			
						

Quantitation Results Report (QT Reviewed)

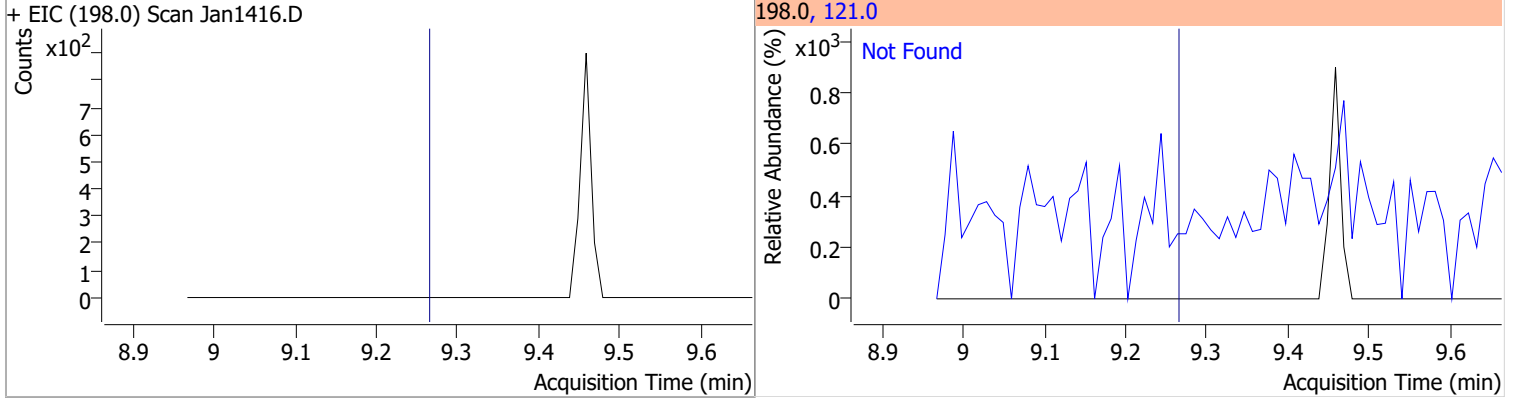
Compound	Conc.	Exp RT	QIon	Exp Ratio	QIon	Exp Ratio
4-Nitrophenol	N.D.	8.79	65.0	88.5	139.0	80.4
+ EIC (109.0) Scan Jan1416.D			109.0, 139.0, 65.0			
						
Diethylphthalate	N.D.	9.11	177.0	20.7	150.0	12.6
+ EIC (149.0) Scan Jan1416.D			149.0, 177.0, 150.0			
						
Fluorene	N.D.	9.16	165.0	93.4	167.0	12.9
+ EIC (166.0) Scan Jan1416.D			166.0, 165.0, 167.0			
						
4-Chlorophenyl-phenylether	N.D.	9.19	141.0	62.3	206.0	33.9
+ EIC (204.0) Scan Jan1416.D			204.0, 206.0, 141.0			
						

Quantitation Results Report (QT Reviewed)

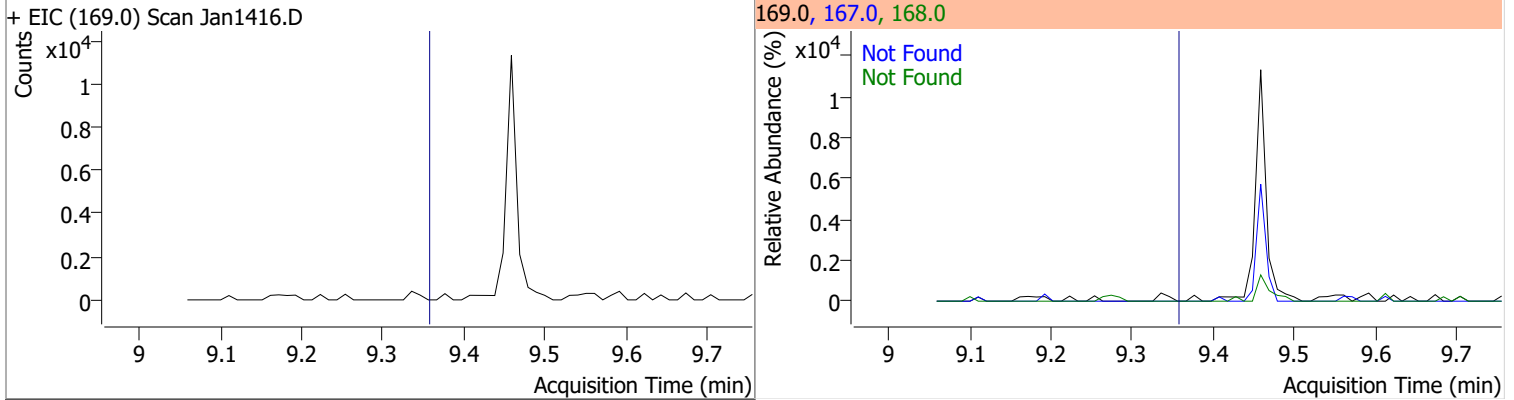
Compound	Conc.	Exp RT	QIon	Exp Ratio	QIon	Exp Ratio
4-Nitroaniline	N.D.	9.24	65.0	114.6	92.0	45.3



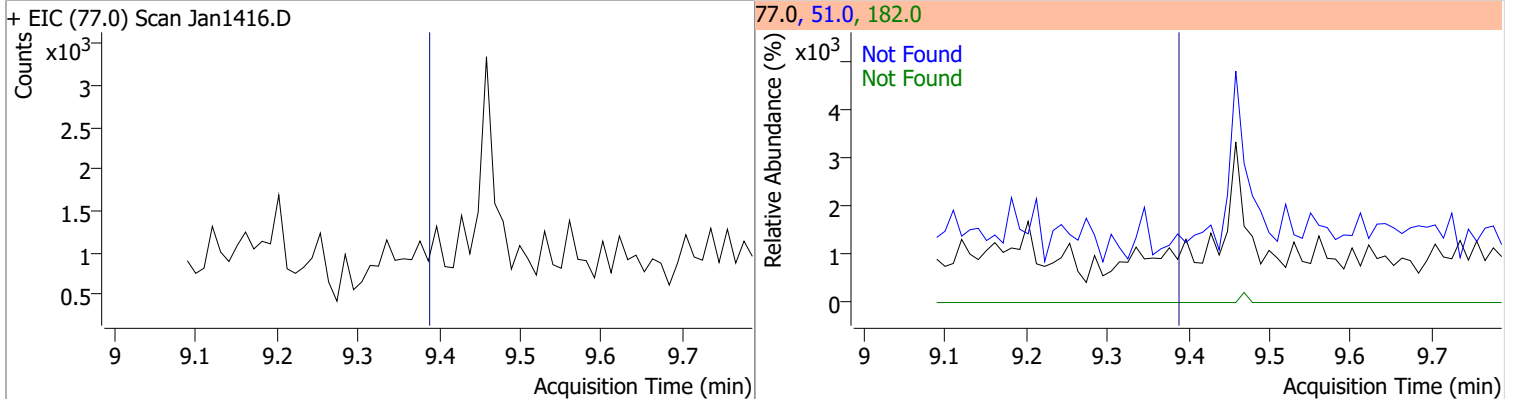
Compound	Conc.	Exp RT	QIon	Exp Ratio
4,6-Dinitro-2-methylphenol	N.D.	9.26	121.0	44.8



Compound	Conc.	Exp RT	QIon	Exp Ratio	QIon	Exp Ratio
N-nitrosodiphenylamine	N.D.	9.36	168.0	63.3	167.0	33.4

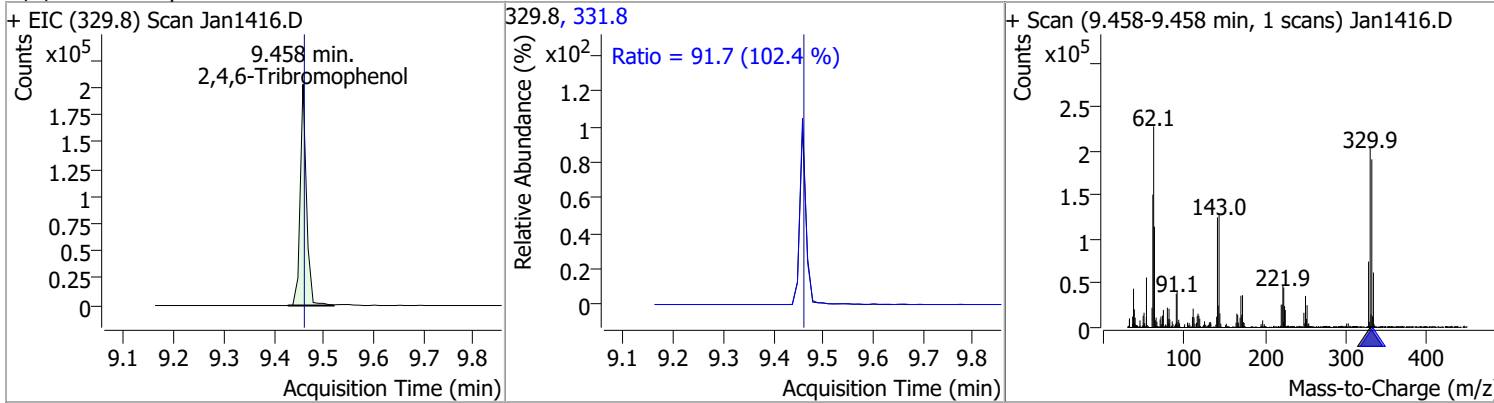


Compound	Conc.	Exp RT	QIon	Exp Ratio	QIon	Exp Ratio
Azobenzene	N.D.	9.39	51.0	49.9	182.0	26.9

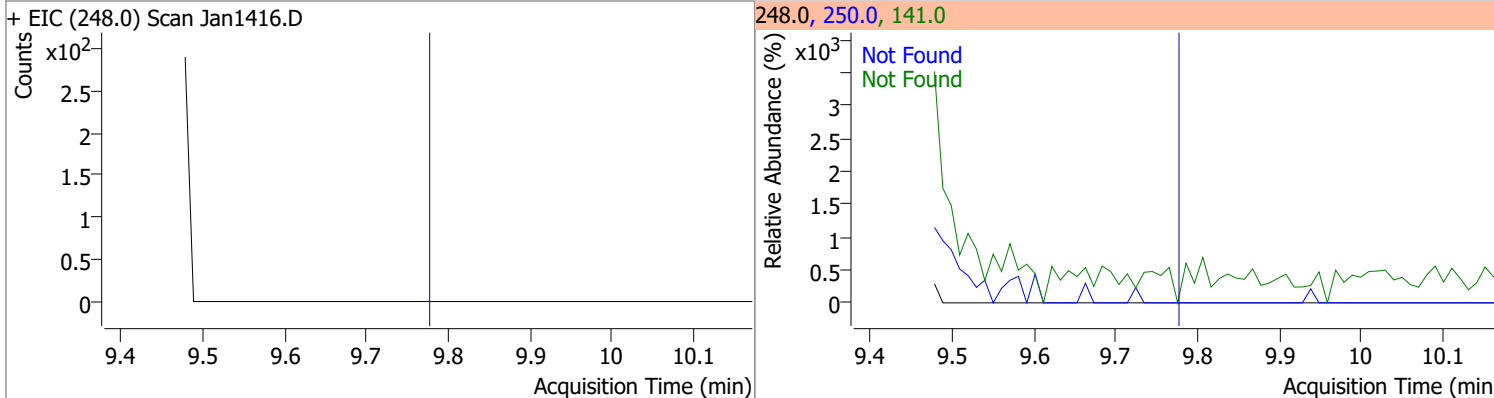


Quantitation Results Report (QT Reviewed)

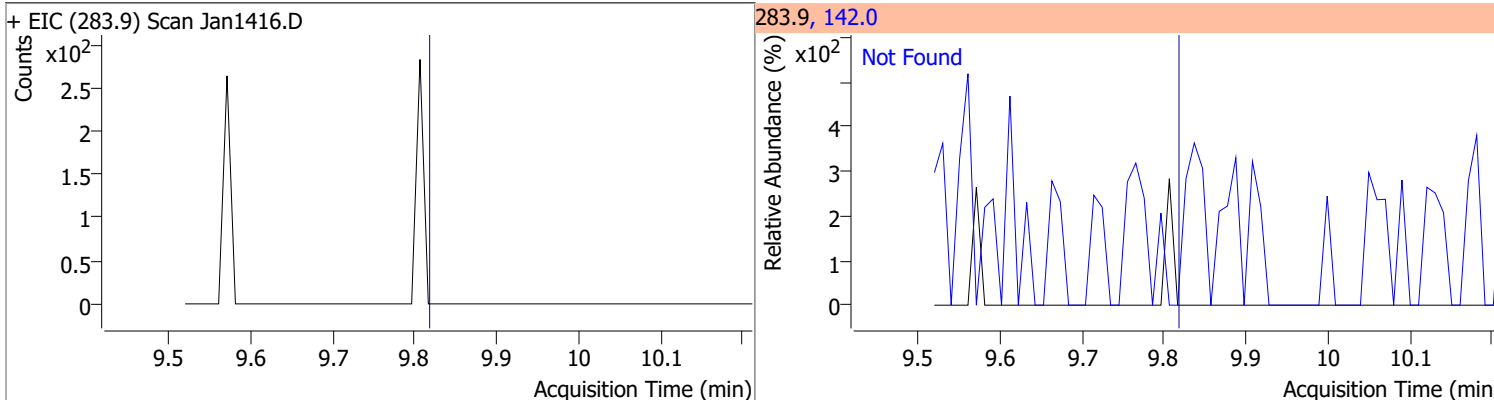
Compound	Conc.	RT	Dev(Min)	Resp.	QIon	QRatio	Lower	Upper
2,4,6-Tribromophenol	116.1710	9.46	0.00	177376	331.8	91.7	62.7	116.4



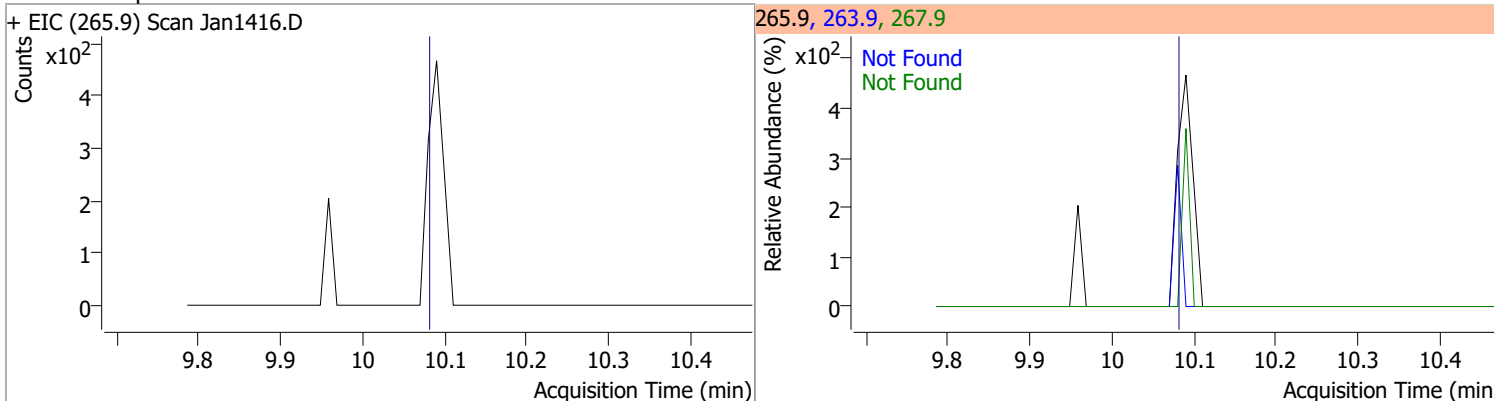
Compound	Conc.	Exp RT	QIon	Exp Ratio	QIon	Exp Ratio
4-Bromophenyl-phenylether	N.D.	9.78	250.0	98.3	141.0	96.1



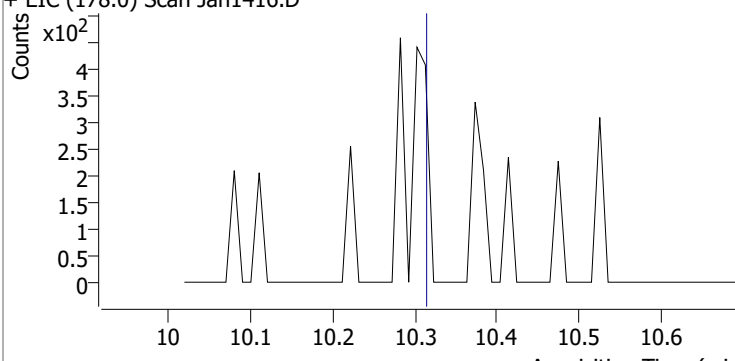
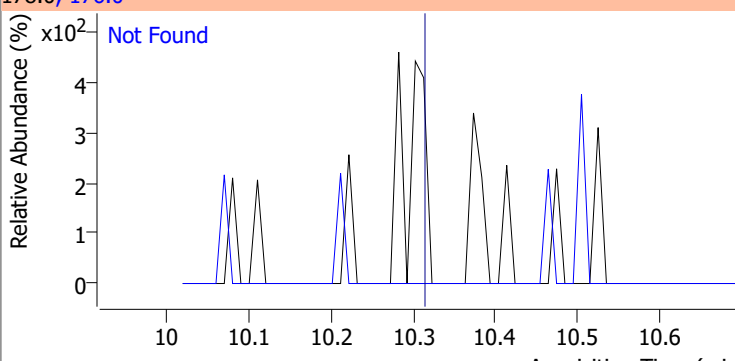
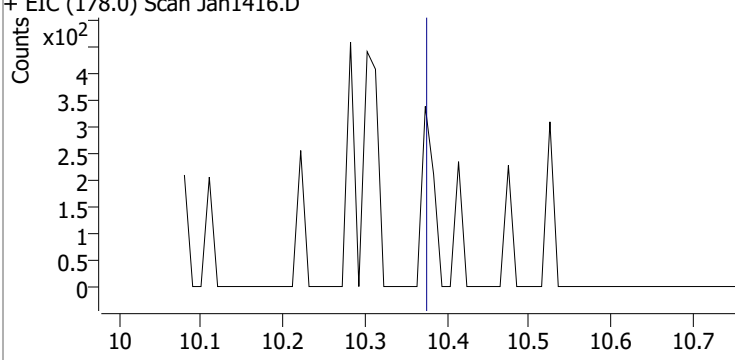
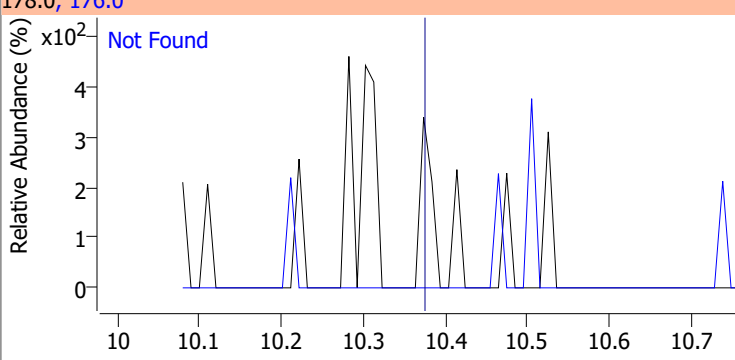
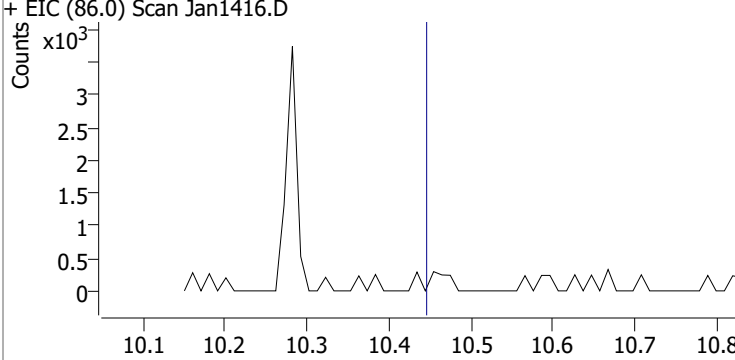
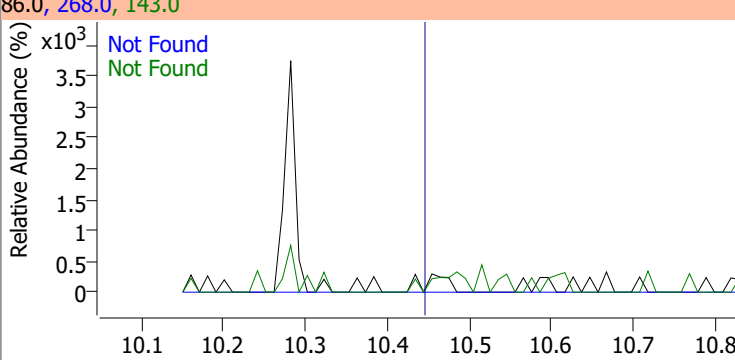
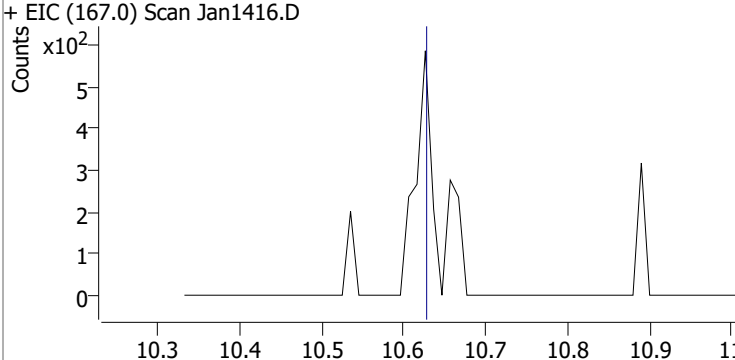
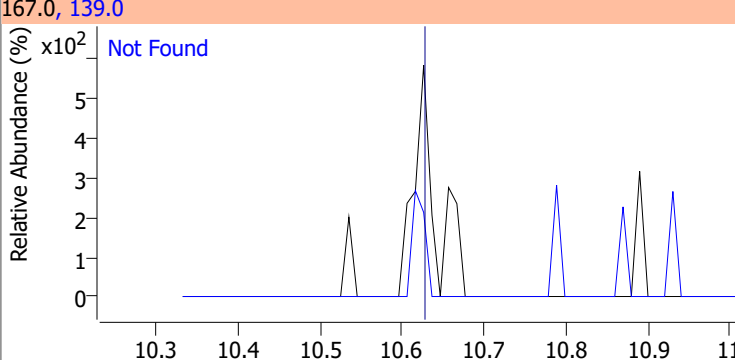
Compound	Conc.	Exp RT	QIon	Exp Ratio	QIon	Exp Ratio
Hexachlorobenzene	N.D.	9.82	142.0	49.9		



Compound	Conc.	Exp RT	QIon	Exp Ratio	QIon	Exp Ratio
Pentachlorophenol	N.D.	10.08	263.9	67.0	267.9	63.6

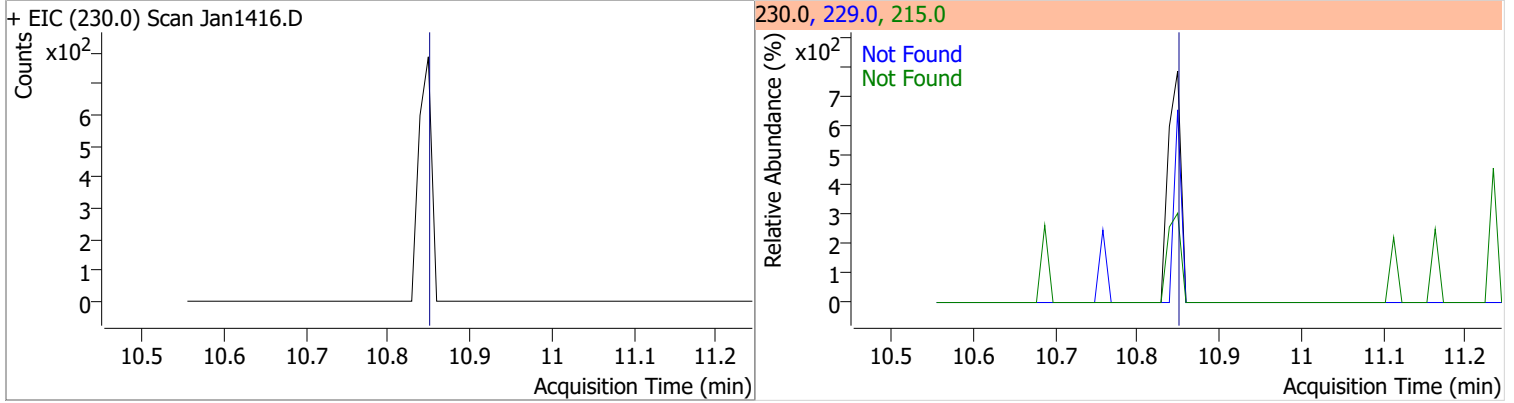


Quantitation Results Report (QT Reviewed)

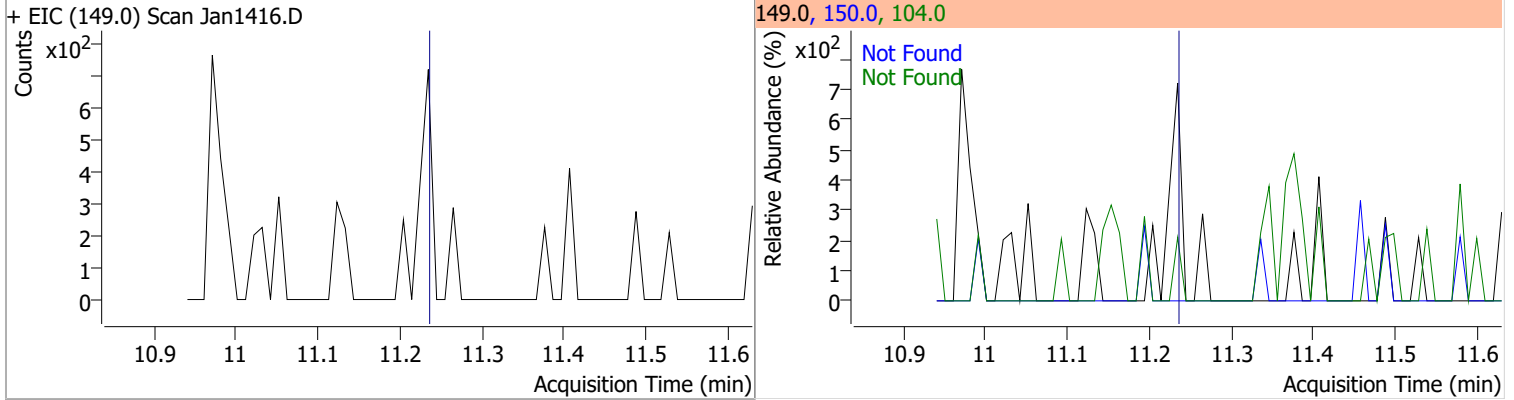
Compound	Conc.	Exp RT	QIon	Exp Ratio		
Phenanthrene	N.D.	10.31	176.0	19.3		
+ EIC (178.0) Scan Jan1416.D			178.0, 176.0			
						
Anthracene	N.D.	10.37	176.0	18.4		
+ EIC (178.0) Scan Jan1416.D			178.0, 176.0			
						
Triallate	N.D.	10.44	268.0	26.7	QIon	Exp Ratio
			143.0	24.9		
+ EIC (86.0) Scan Jan1416.D			86.0, 268.0, 143.0			
						
Carbazole	N.D.	10.63	139.0	12.8		
+ EIC (167.0) Scan Jan1416.D			167.0, 139.0			
						

Quantitation Results Report (QT Reviewed)

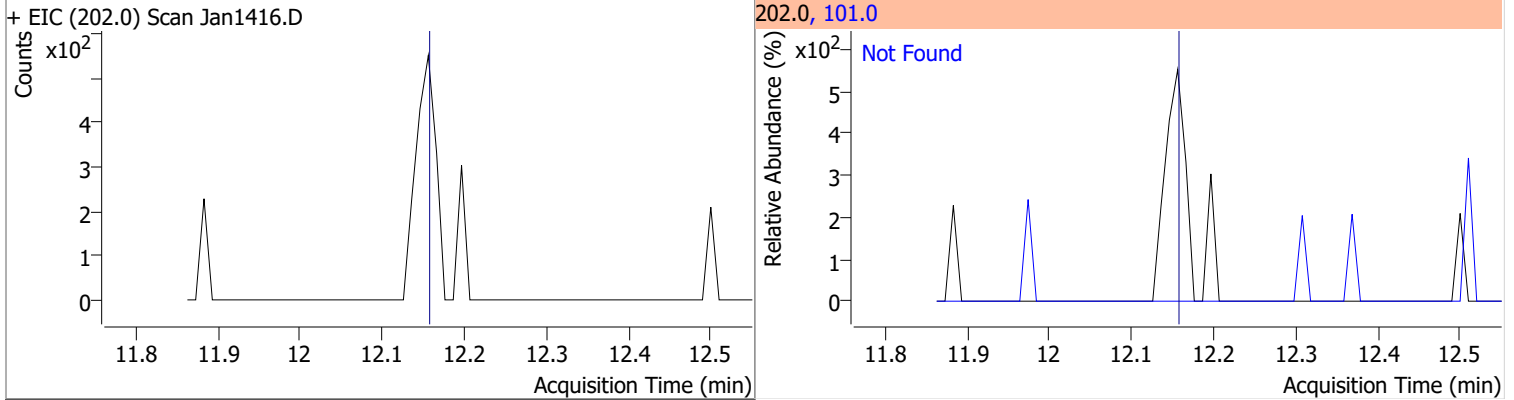
Compound	Conc.	Exp RT	QIon	Exp Ratio	QIon	Exp Ratio
o-Terphenyl	N.D.	10.85	229.0	64.1	215.0	36.5



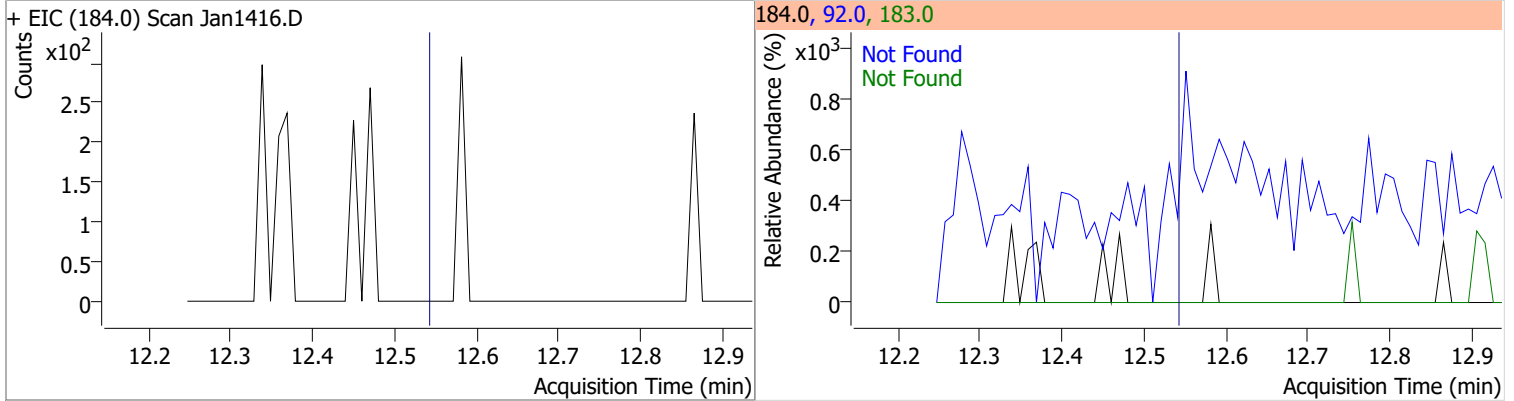
Compound	Conc.	Exp RT	QIon	Exp Ratio	QIon	Exp Ratio
Di-n-Butylphthalate	N.D.	11.23	150.0	9.1	104.0	6.1



Compound	Conc.	Exp RT	QIon	Exp Ratio
Fluoranthene	N.D.	12.16	101.0	12.8

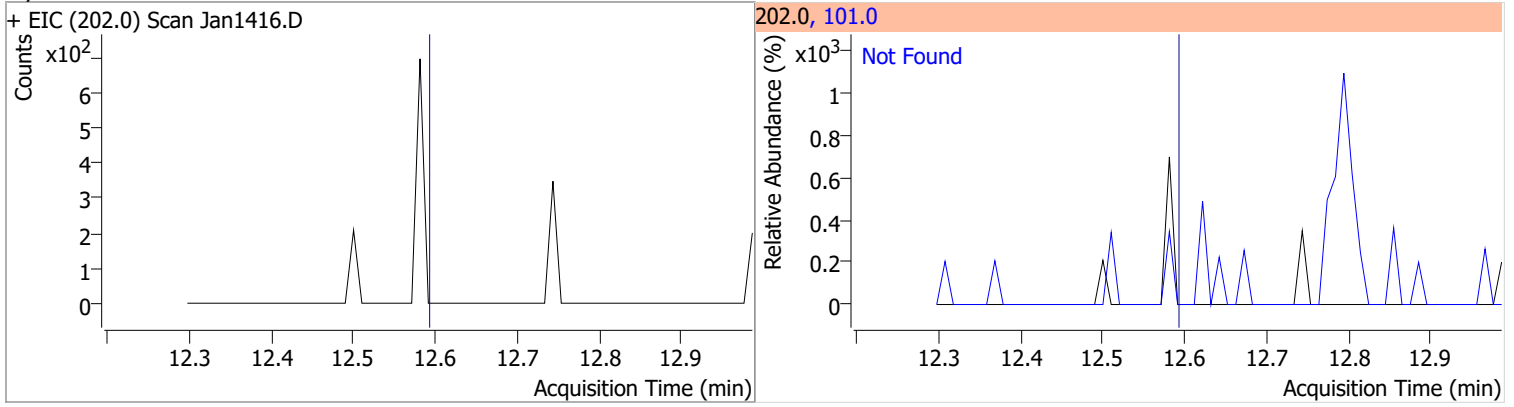


Compound	Conc.	Exp RT	QIon	Exp Ratio	QIon	Exp Ratio
Benzidine	N.D.	12.54	183.0	13.1	92.0	8.1

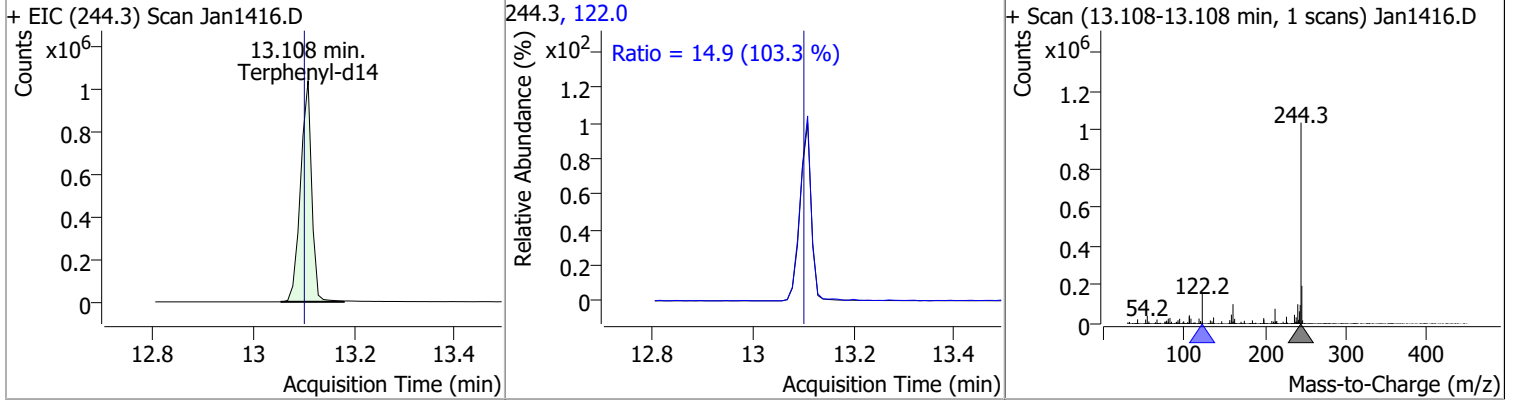


Quantitation Results Report (QT Reviewed)

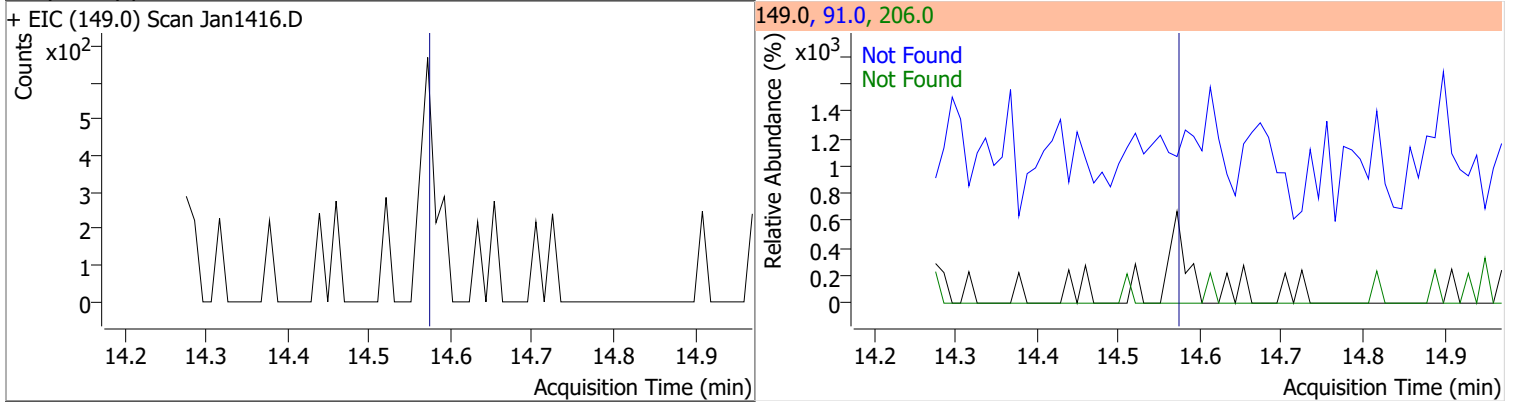
Compound	Conc.	Exp RT	QIon	Exp Ratio
Pyrene	N.D.	12.59	101.0	14.6



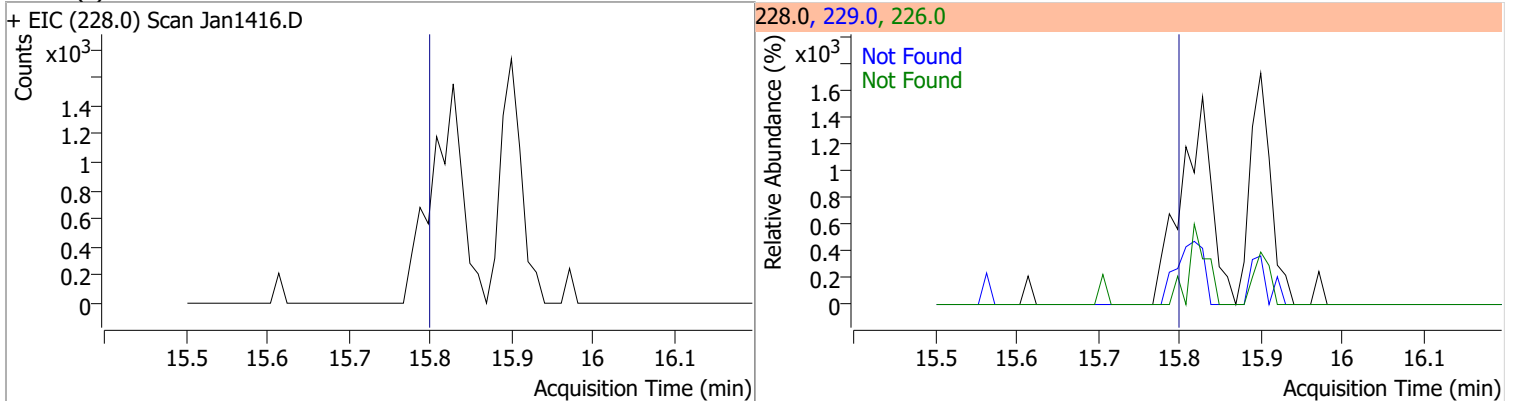
Compound	Conc.	RT	Dev(Min)	Resp.	QIon	QRatio	Lower	Upper
Terphenyl-d14	87.8432	13.11	0.01	1591904	122.0	14.9	10.1	18.7



Compound	Conc.	Exp RT	QIon	Exp Ratio	QIon	Exp Ratio
Butylbenzylphthalate	N.D.	14.58	91.0	81.7	206.0	17.9

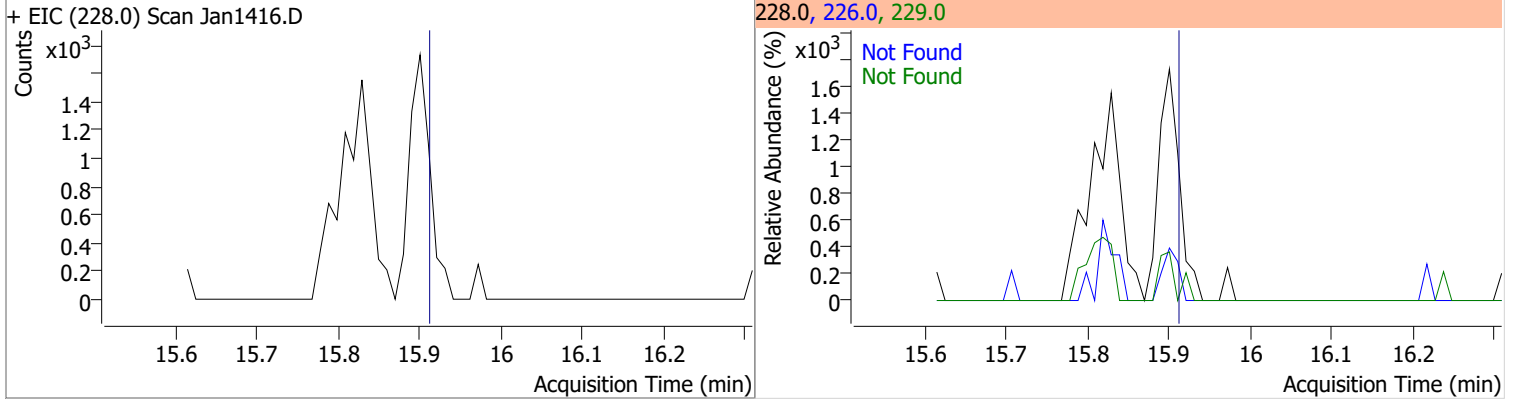


Compound	Conc.	Exp RT	QIon	Exp Ratio	QIon	Exp Ratio
Benzo(a)Anthracene	N.D.	15.81	226.0	27.1	229.0	21.0

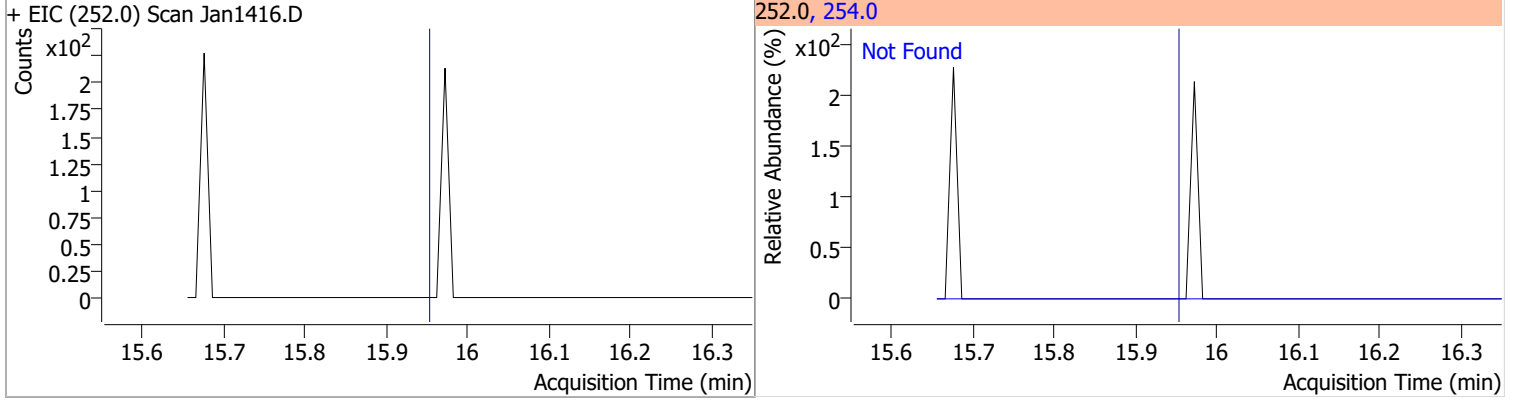


Quantitation Results Report (QT Reviewed)

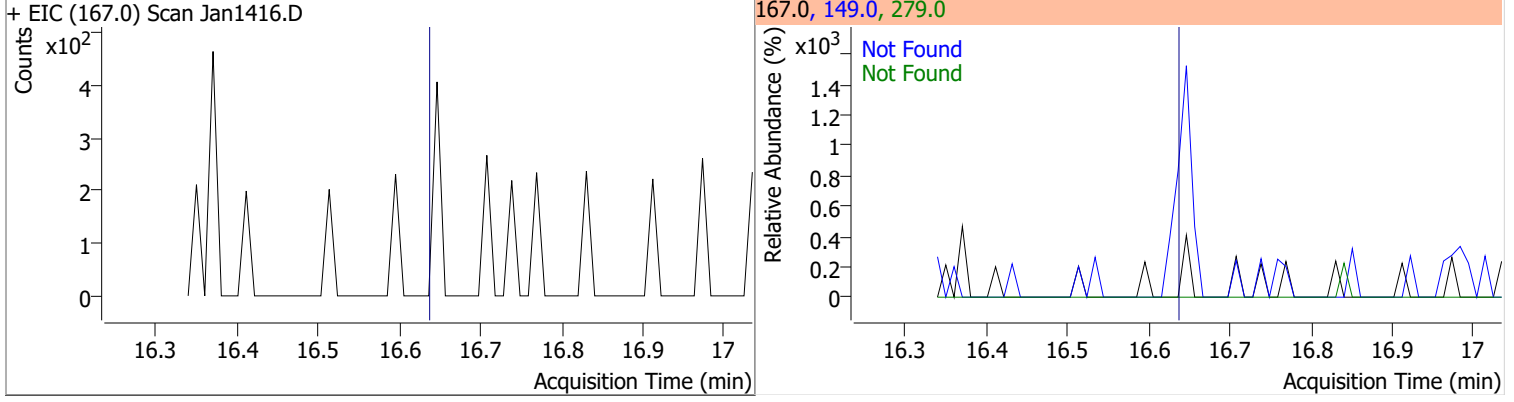
Compound	Conc.	Exp RT	QIon	Exp Ratio	QIon	Exp Ratio
Chrysene	N.D.	15.92	226.0	29.9	229.0	20.4



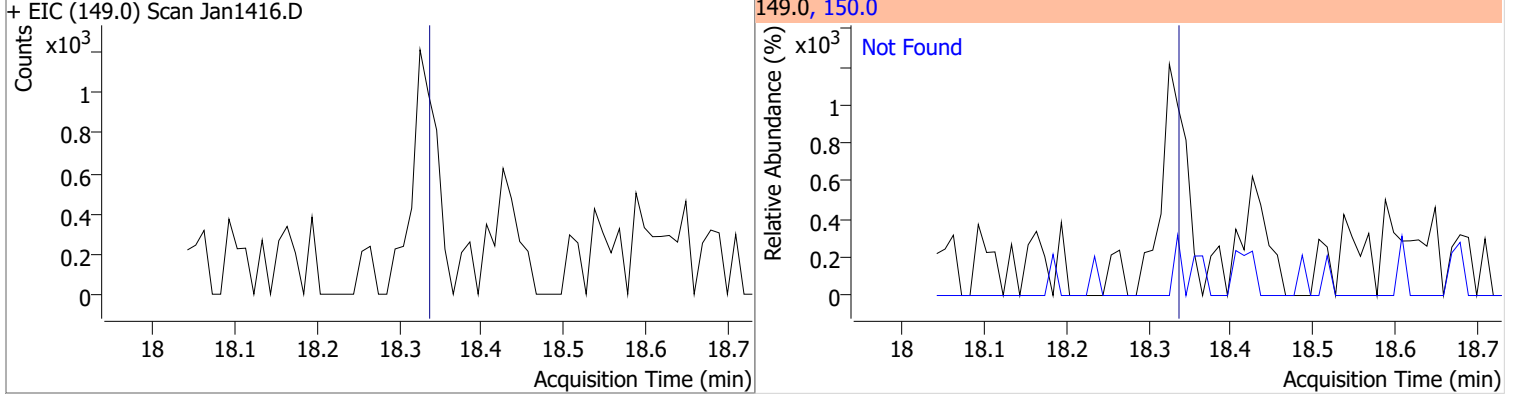
Compound	Conc.	Exp RT	QIon	Exp Ratio
3,3-Dichlorobenzidine	N.D.	15.96	254.0	64.7



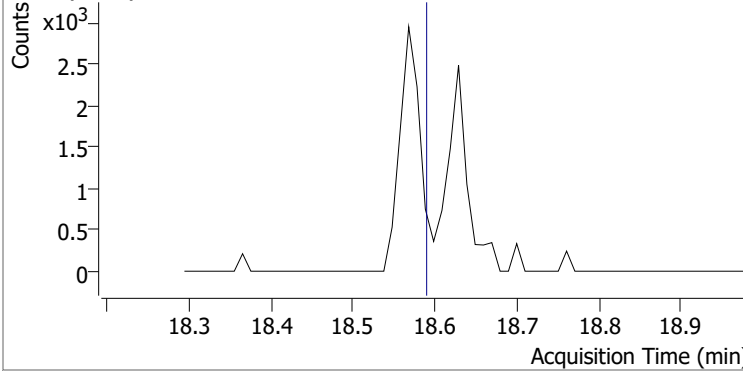
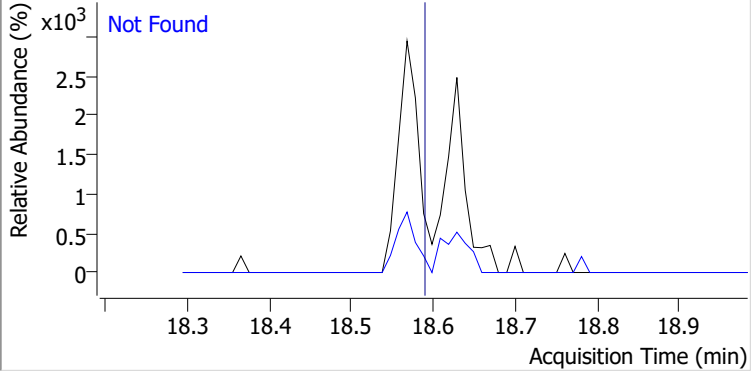
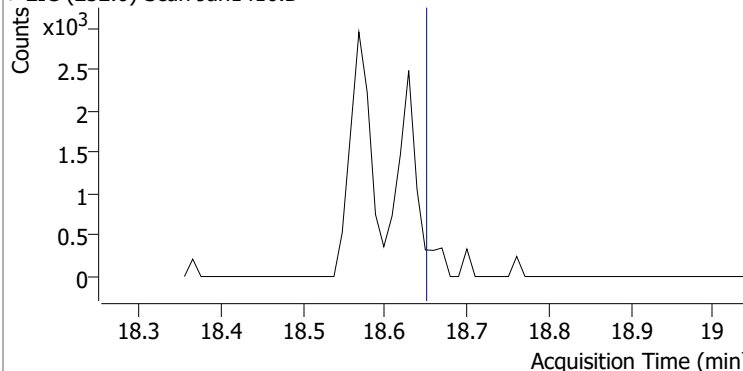
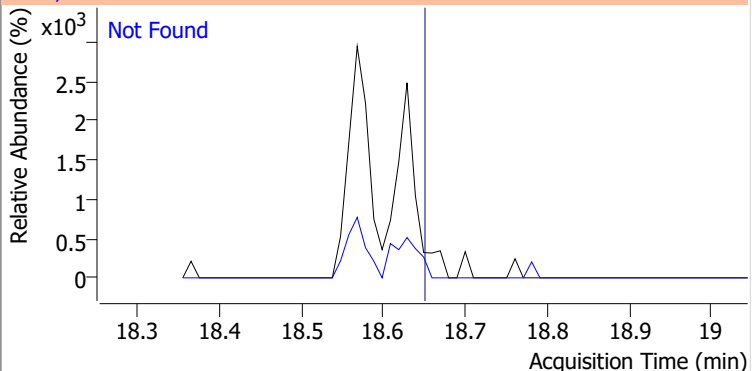
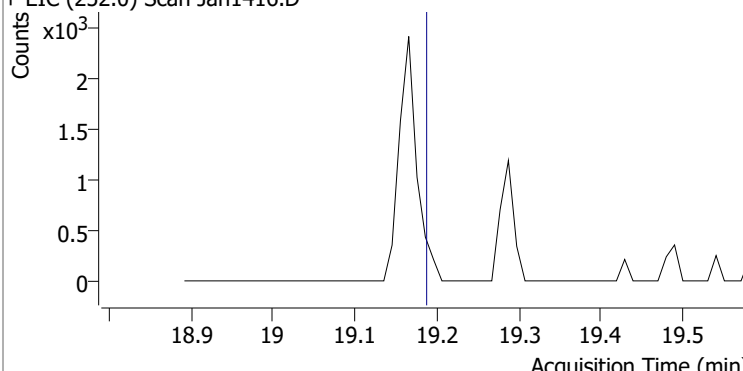
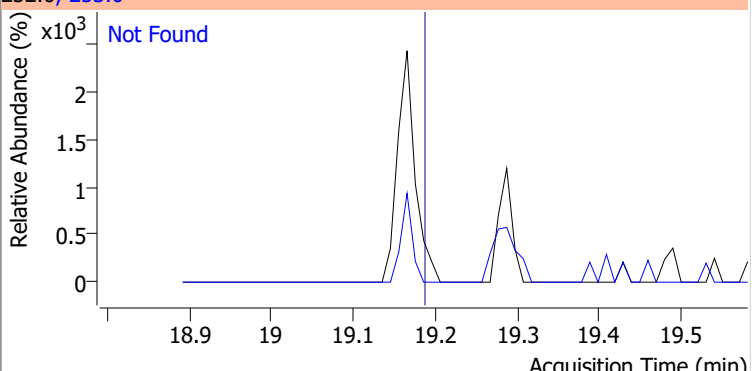
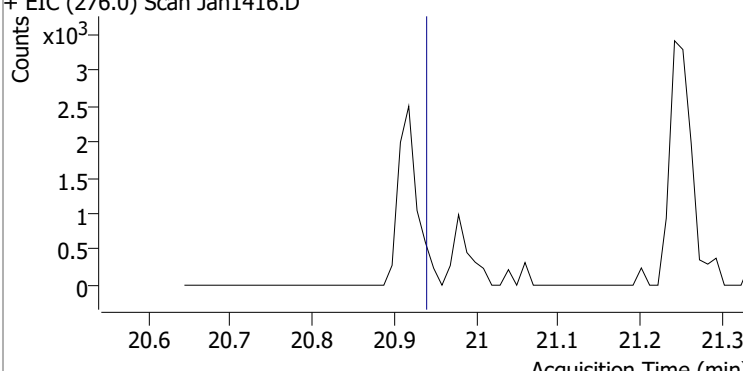
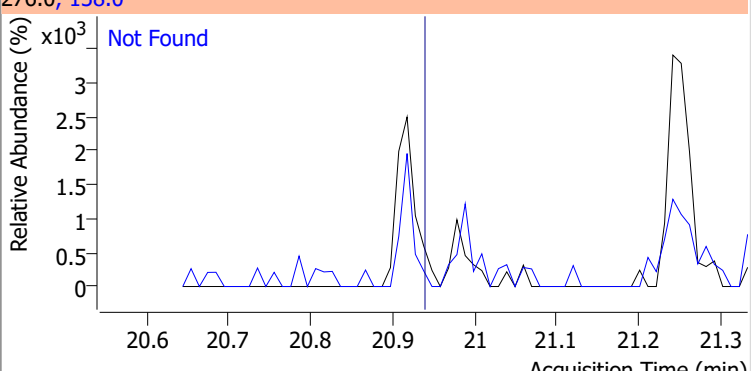
Compound	Conc.	Exp RT	QIon	Exp Ratio	QIon	Exp Ratio
bis(2-ethylhexyl)Phthalate	N.D.	16.65	149.0	397.1	279.0	15.6



Compound	Conc.	Exp RT	QIon	Exp Ratio
Di-n-octyl Phthalate	N.D.	18.34	150.0	9.5

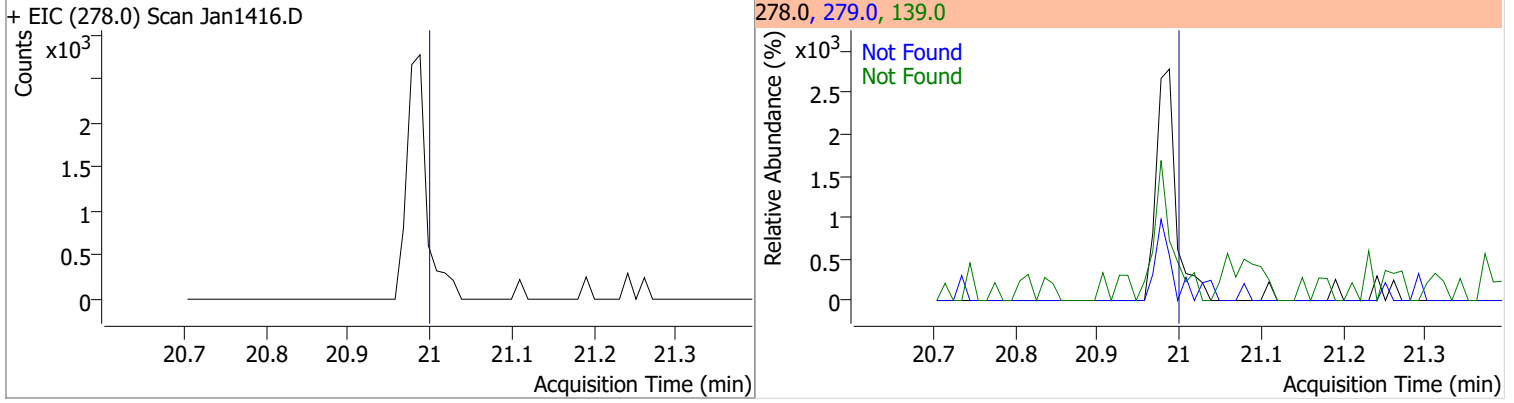


Quantitation Results Report (QT Reviewed)

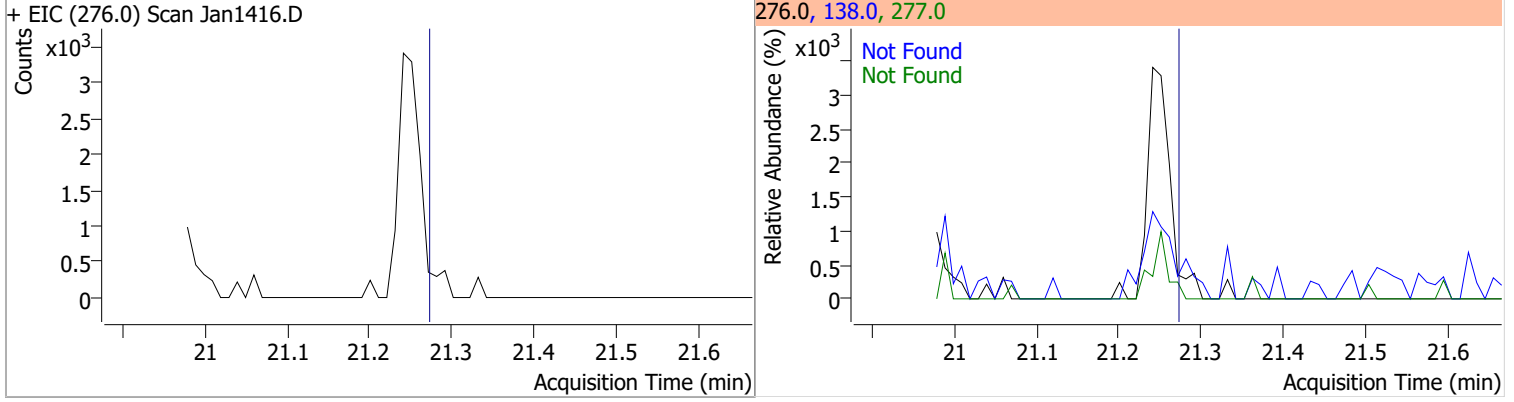
Compound	Conc.	Exp RT	QIon	Exp Ratio
Benzo(b)fluoranthene	N.D.	18.59	253.0	22.0
+ EIC (252.0) Scan Jan1416.D			252.0, 253.0	
				
Benzo(k)fluoranthene	N.D.	18.65	253.0	21.9
+ EIC (252.0) Scan Jan1416.D			252.0, 253.0	
				
Benzo(a)pyrene	N.D.	19.19	253.0	22.0
+ EIC (252.0) Scan Jan1416.D			252.0, 253.0	
				
Indeno(1,2,3-c,d)pyrene	N.D.	20.94	138.0	29.9
+ EIC (276.0) Scan Jan1416.D			276.0, 138.0	
				

Quantitation Results Report (QT Reviewed)

Compound	Conc.	Exp RT	QIon	Exp Ratio	QIon	Exp Ratio
Dibenzo(a,h)anthracene	N.D.	21.00	279.0	25.2	139.0	23.8

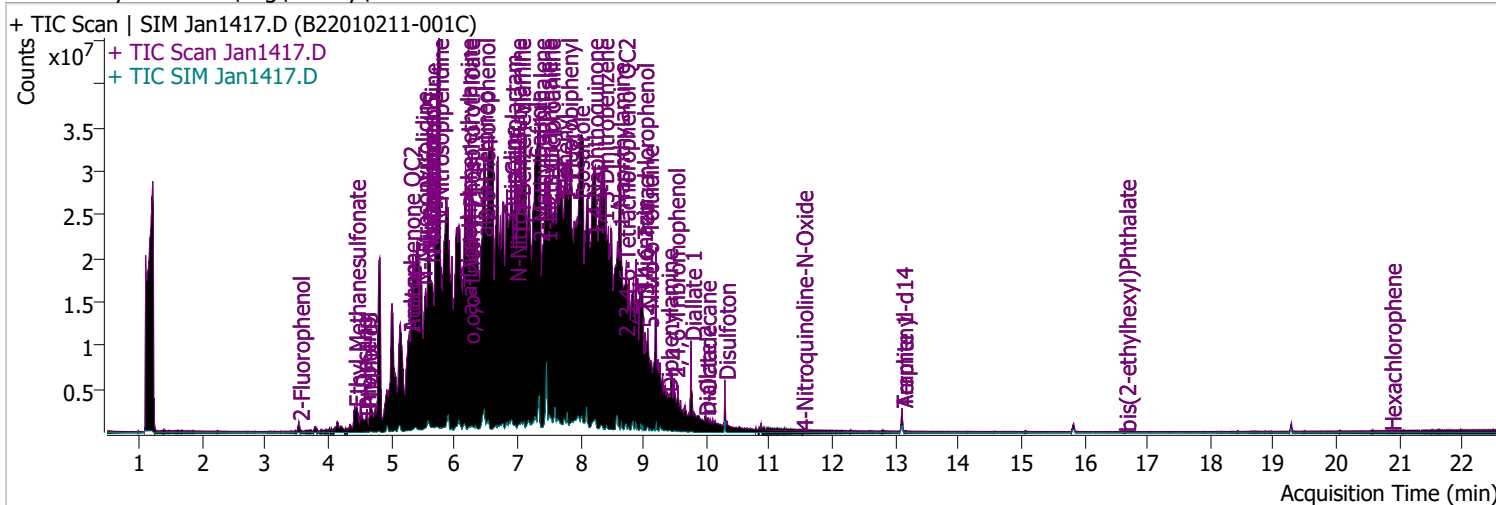


Compound	Conc.	Exp RT	QIon	Exp Ratio	QIon	Exp Ratio
Benzo(g,h,i)perylene	N.D.	21.27	138.0	32.0	277.0	23.8



Quantitation Results Report (QT Reviewed)

Data File	Jan1417.D	Operator	LIMS import
Acq. Method	BNA+SIM.M	Acq. Date-Time	1/14/2022 9:39:19 PM
Sample Name	B22010211-001C	Instrument	Instrument #1
Vial	17	Multiplier	1.00
DA Method File		Comment	SVOC-8270-W-LARGO
Tune File	dftppdsm.u	Tune Date	1/7/2022 12:13:00 PM
Batch Name	011422 DoD BNA.batch.bin	Last Calib Update	1/18/2022 11:27:22 AM
Ref Library	D:\Org\Library\NIST129K.I		



Compound	RT	QIon	Resp.	Conc.	Units	Dev(Min)
----------	----	------	-------	-------	-------	----------

Internal Standards

System Monitoring Compounds

S 2-Fluorophenol	3.531	112.0	481831	61.4589	µg/L	0.020
Spiked Amount: 200.000	Range: 10.0 - 75.0%			Recovery = 30.73%		
S Phenol-d5	4.613	99.0	626831	59.6081	µg/L	0.010
Spiked Amount: 200.000	Range: 10.0 - 65.0%			Recovery = 29.80%		
S Nitrobenzene-d5	5.583	82.0	540825	95.1080	µg/L	m 0.020
Spiked Amount: 100.000	Range: 32.0 - 94.0%			Recovery = 95.11%		*
S 2-Fluorobiphenyl	7.789	172.0	950028	52.6045	µg/L	0.072
Spiked Amount: 100.000	Range: 28.0 - 107.0%			Recovery = 52.60%		
S 2,4,6-Tribromophenol	9.489	329.8	226421	140.2686	µg/L	0.030
Spiked Amount: 200.000	Range: 25.0 - 140.0%			Recovery = 70.13%		
S Terphenyl-d14	13.108	244.3	1460296	78.0498	µg/L	0.010
Spiked Amount: 100.000	Range: 32.0 - 122.0%			Recovery = 78.05%		

Target Compounds

Compound	RT	QIon	Resp.	Conc.	Units	Dev(Min)	QValue
T N-Nitrosodimethylamine	0.000		0	N.D.			
T Pyridine	0.000		0	N.D.			
T Aniline	0.000		0	N.D.			
T Phenol	0.000		0	N.D.			
T bis(-2-Chloroethyl)Ether	4.593	63.0	0		µg/L	md	1
T 2-Chlorophenol	5.052	128.0	0		µg/L	md	1
T 1,3-Dichlorobenzene	0.000		0	N.D.			
T 1,4-Dichlorobenzene	0.000		0	N.D.			
T 1,2-Dichlorobenzene	0.000		0	N.D.			
T Benzyl Alcohol	5.491	108.0	0		µg/L	md	1
T bis(2-chloroisopropyl)Ether	5.338	121.0	0		µg/L	md	1
T 2-Methylphenol	5.287	107.0	0		µg/L	md	1
T N-nitroso-Di-n-propylamine	5.379	70.0	0		µg/L	md	1
T 4Methylphenol/3Methylphenol	5.583	107.0	0		µg/L	md	1
T Hexachloroethane	5.604	117.0	0		µg/L	md	1

Quantitation Results Report (QT Reviewed)

Compound	RT	QIon	Resp.	Conc.	Units	Dev(Min)
T Nitrobenzene	5.553	123.1	0		µg/L md	1
T Isophorone	5.900	82.0	0		µg/L md	1
T 2-Nitrophenol	6.126	139.0	0		µg/L md	1
T 2,4-Dimethylphenol	6.033	122.0	0		µg/L md	1
T bis(-2-Chloroethoxy)Methane	6.218	93.0	0		µg/L md	1
T 2,4-Dichlorophenol	6.321	162.0	0		µg/L md	1
T Benzoic Acid	6.290	105.0	0		µg/L md	1
T 1,2,4-Trichlorobenzene	6.403	180.0	0		µg/L md	1
T Naphthalene	6.475	128.0	0		µg/L md	1
T 4-Chlorophenol	6.485	130.0	0		µg/L md	1
T p-Chloroaniline	6.608	127.0	0		µg/L md	1
T Hexachlorobutadiene	0.000		0	N.D.		
T 4-Chloro-2-Methylphenol	7.030	107.0	0		µg/L md	1
T 4-Chloro-3-Methylphenol	7.266	107.0	0		µg/L md	1
T 2-Methylnaphthalene	7.348	141.0	2955426	290.0424	µg/L #	84
T 1-Methylnaphthalene	7.461	141.0	4358870	430.4022	µg/L	97
T Hexachlorocyclopentadiene	0.000		0	N.D.		
T 2,4,6-Trichlorophenol	7.759	196.0	0		µg/L md	1
T 2,4,5-Trichlorophenol	7.974	196.0	0		µg/L md	1
T 2-Chloronaphthalene	7.974	162.0	0		µg/L md	1
T 2-Nitroaniline	7.974	65.0	0		µg/L md	1
T Dimethyl Phthalate	8.353	163.0	0		µg/L md	1
T 2,6-Dinitrotoluene	8.251	165.0	0		µg/L md	1
T Acenaphthylene	8.425	152.1	0		µg/L md	1
T 3-Nitroaniline	8.558	138.0	0		µg/L md	1
T Acenaphthene	8.640	154.0	0		µg/L md	1
T 2,4-Dinitrophenol	8.640	184.0	0		µg/L md	1
T Dibenzofuran	8.814	168.0	0		µg/L md	1
T 2,4-Dinitrotoluene	8.824	165.0	0		µg/L md	1
T 4-Nitrophenol	8.742	109.0	0		µg/L md	1
T Diethylphthalate	8.916	149.0	0		µg/L md	1
T Fluorene	9.202	166.0	0		µg/L md	1
T 4-Chlorophenyl-phenylether	9.069	204.0	0		µg/L md	1
T 4-Nitroaniline	9.233	138.0	0		µg/L md	1
T 4,6-Dinitro-2-methylphenol	9.233	198.0	0		µg/L md	1
T N-nitrosodiphenylamine	9.376	169.0	0		µg/L md	1
T Azobenzene	9.213	77.0	0		µg/L md	1
T 4-Bromophenyl-phenylether	0.000		0	N.D.		
T Hexachlorobenzene	0.000		0	N.D.		
T Pentachlorophenol	9.958	265.9	0		µg/L md	1
T Phenanthrene	0.000		0	N.D.		
T Anthracene	0.000		0	N.D.		
T Triallate	10.292	86.0	0		µg/L md	1
T Carbazole	0.000		0	N.D.		
T o-Terphenyl	0.000		0	N.D.		
T Di-n-Butylphthalate	0.000		0	N.D.		
T Fluoranthene	0.000		0	N.D.		
T Benzidine	0.000		0	N.D.		
T Pyrene	0.000		0	N.D.		
T Butylbenzylphthalate	0.000		0	N.D.		
T Benzo(a)Anthracene	0.000		0	N.D.		
T Chrysene	0.000		0	N.D.		
T 3,3-Dichlorobenzidine	0.000		0	N.D.		
T bis(2-ethylhexyl)Phthalate	16.646	167.0	5853	3.1332	µg/L #	67
T Di-n-octyl Phthalate	0.000		0	N.D.		

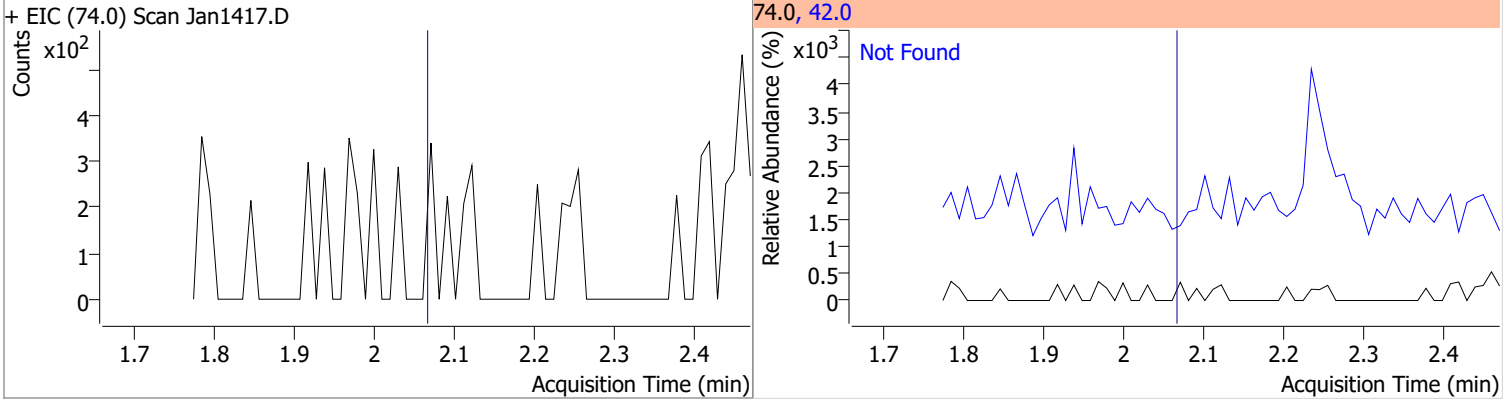
Quantitation Results Report (QT Reviewed)

Compound	RT	QIon	Resp.	Conc.	Units	Dev(Min)
T Benzo(b)fluoranthene	0.000		0	N.D.		
T Benzo(k)fluoranthene	0.000		0	N.D.		
T Benzo(a)pyrene	0.000		0	N.D.		
T Indeno(1,2,3-c,d)pyrene	0.000		0	N.D.		
T Dibenzo(a,h)anthracene	0.000		0	N.D.		
T Benzo(g,h,i)perylene	0.000		0	N.D.		

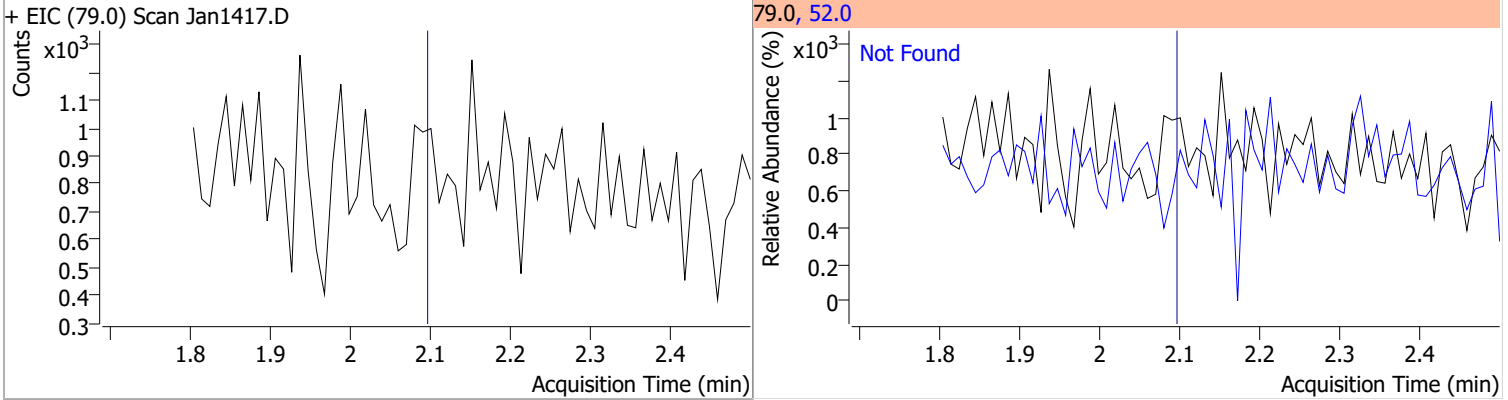
(#) = Qualifier Out of Range; (m) = Manual Integration; (+) = Area Summed; (*) = Surrogate Percent Recovery Out of Range; (d): Zeroed Peak

Quantitation Results Report (QT Reviewed)

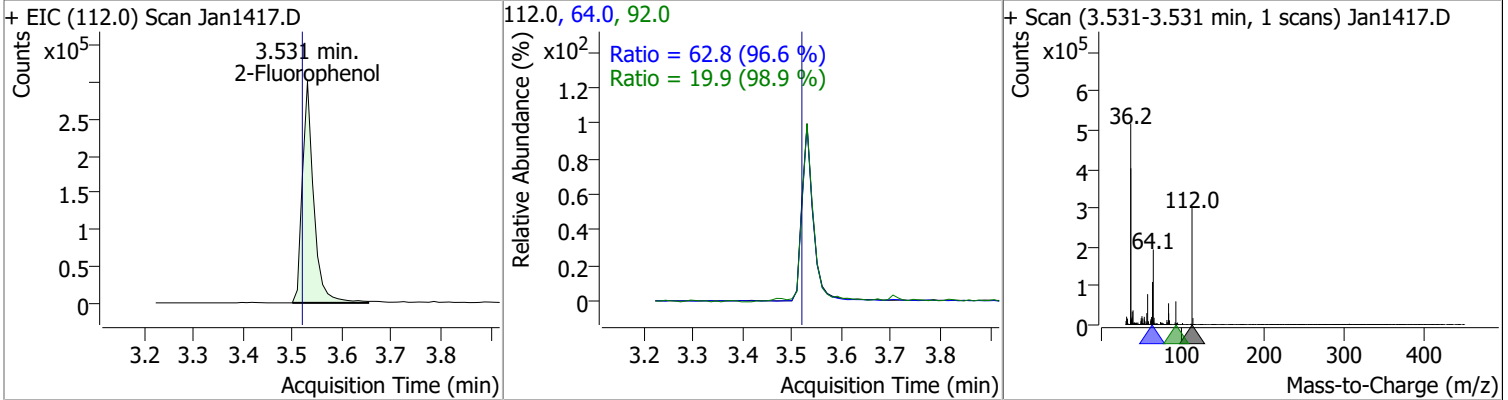
Compound	Conc.	Exp RT	QIon	Exp Ratio
N-Nitrosodimethylamine	N.D.	2.06	42.0	177.0



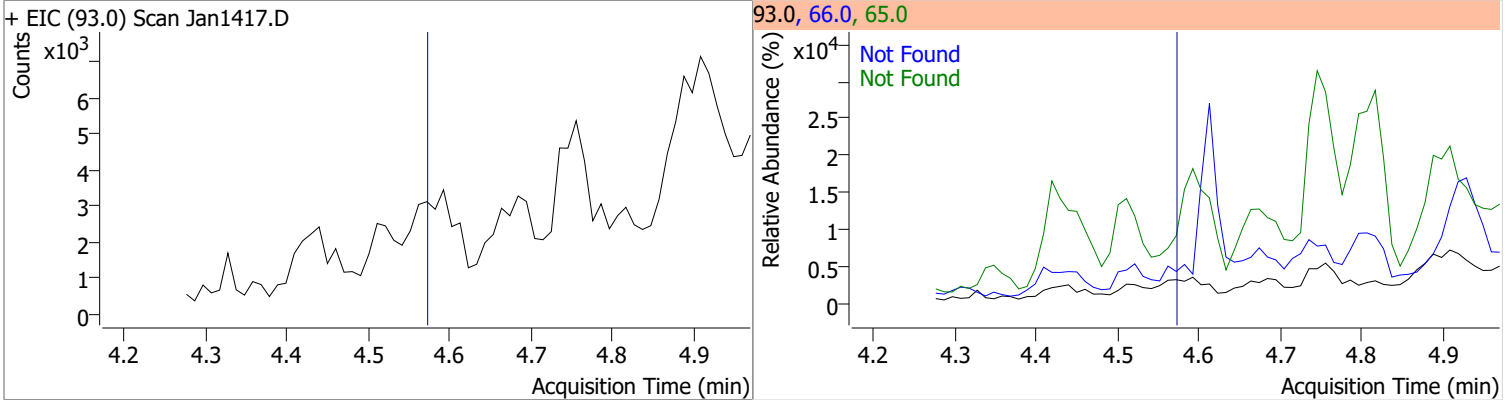
Compound	Conc.	Exp RT	QIon	Exp Ratio
Pyridine	N.D.	2.09	52.0	133.1



Compound	Conc.	RT	Dev(Min)	Resp.	QIon	QRatio	Lower	Upper
2-Fluorophenol	61.4589	3.53	0.02	481831	64.0	62.8	45.5	84.5
					92.0	19.9	14.1	26.2

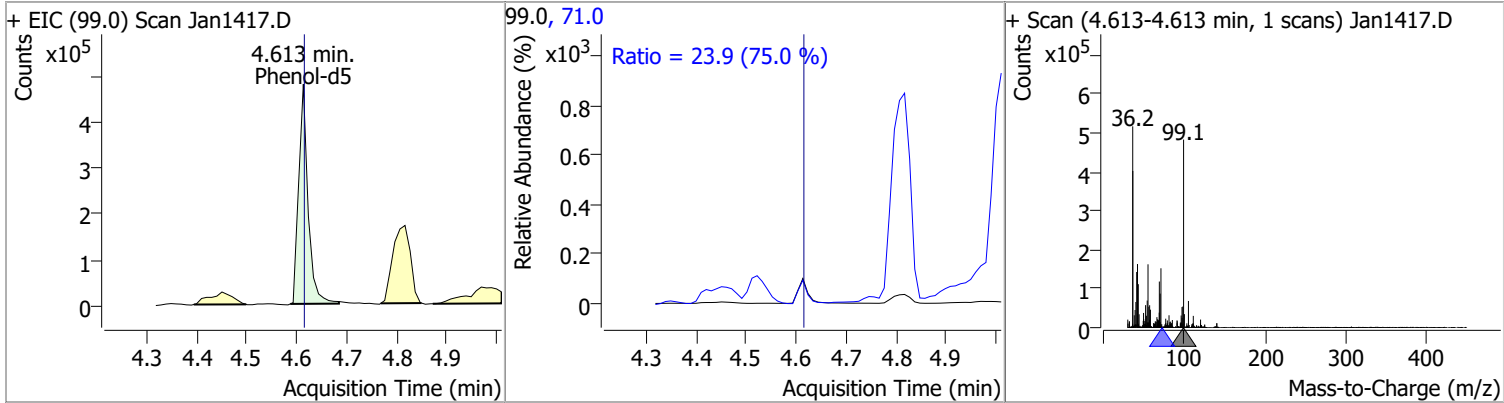


Compound	Conc.	Exp RT	QIon	Exp Ratio	QIon	Exp Ratio
Aniline	N.D.	4.56	66.0	40.4	65.0	22.2

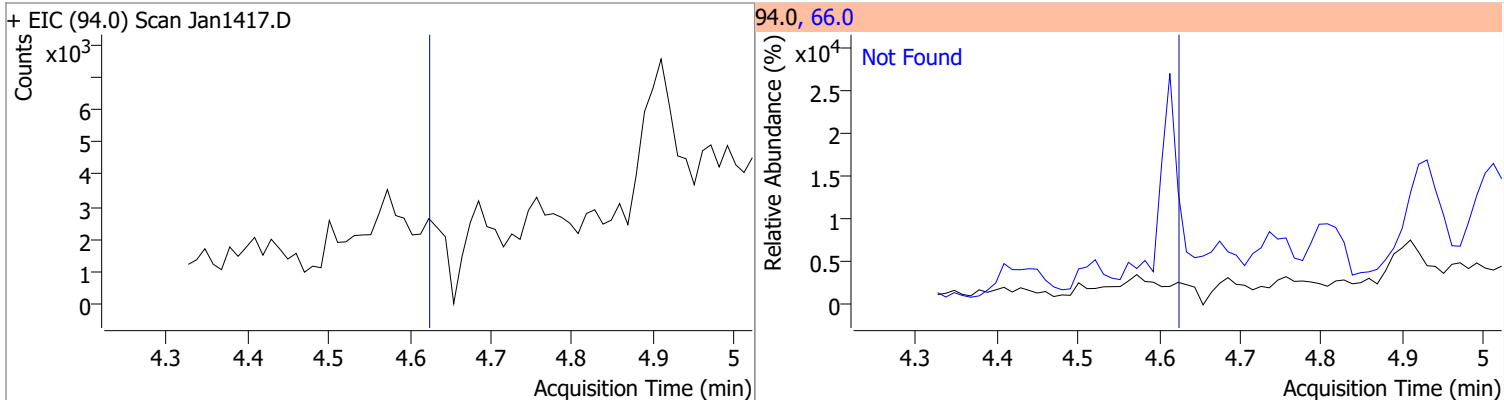


Quantitation Results Report (QT Reviewed)

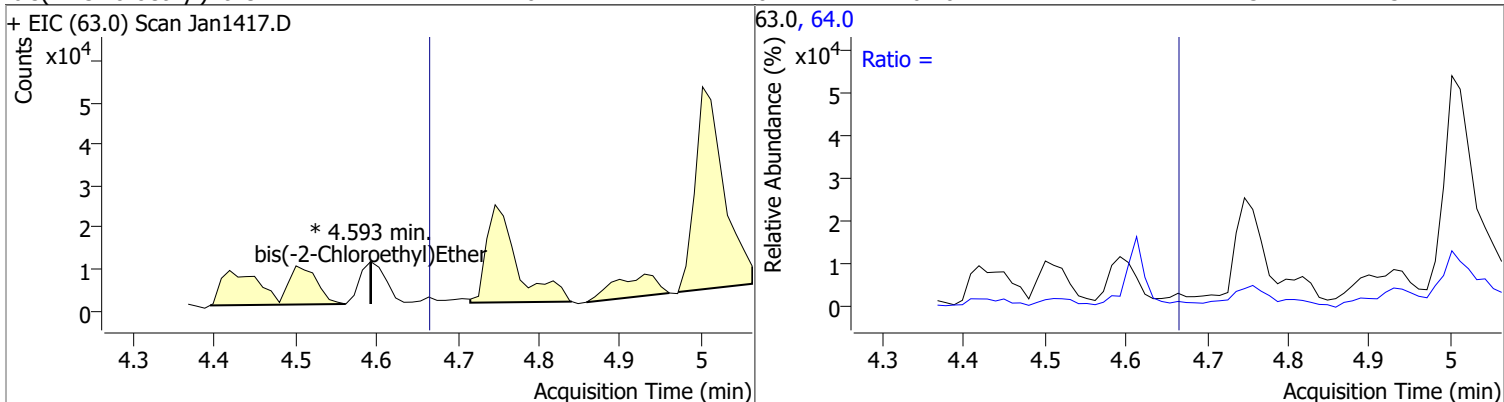
Compound	Conc.	RT	Dev(Min)	Resp.	QIon	QRatio	Lower	Upper
Phenol-d5	59.6081	4.61	0.01	626831	71.0	23.9	22.3	41.5



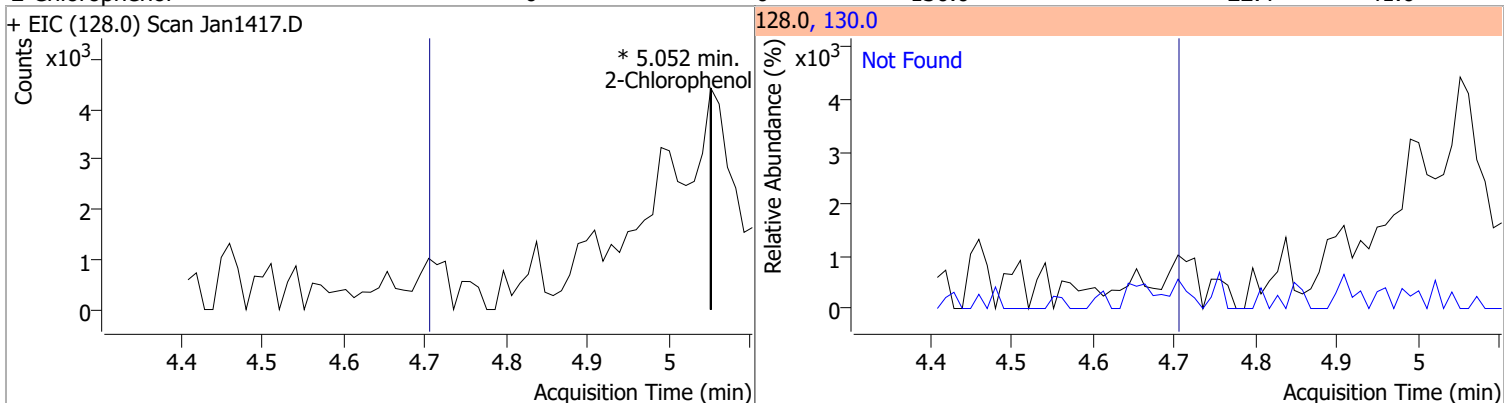
Compound	Conc.	Exp RT	QIon	Exp Ratio
Phenol	N.D.	4.61	66.0	44.7



Compound	Conc.	RT	Dev(Min)	Resp.	QIon	QRatio	Lower	Upper
bis(-2-Chloroethyl)Ether	0	0	0	0	64.0		2.3	4.3

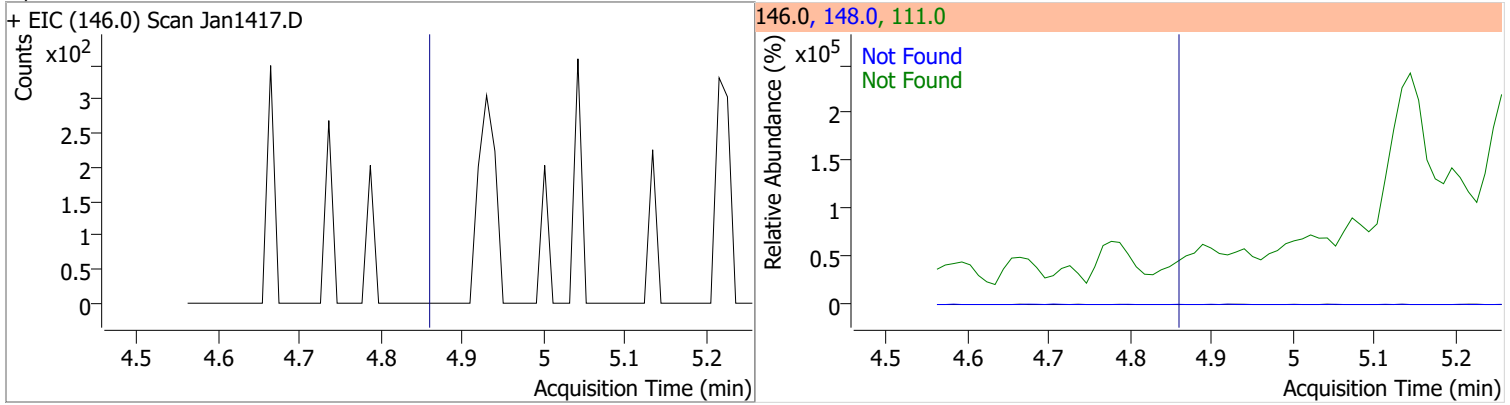


Compound	Conc.	RT	Dev(Min)	Resp.	QIon	QRatio	Lower	Upper
2-Chlorophenol	0	0	0	0	130.0		22.4	41.6

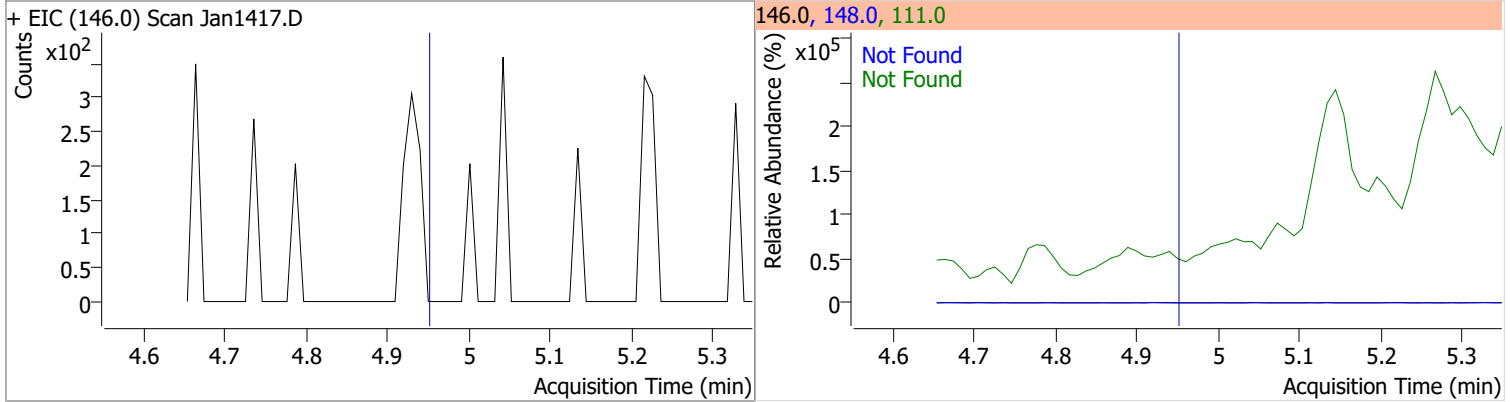


Quantitation Results Report (QT Reviewed)

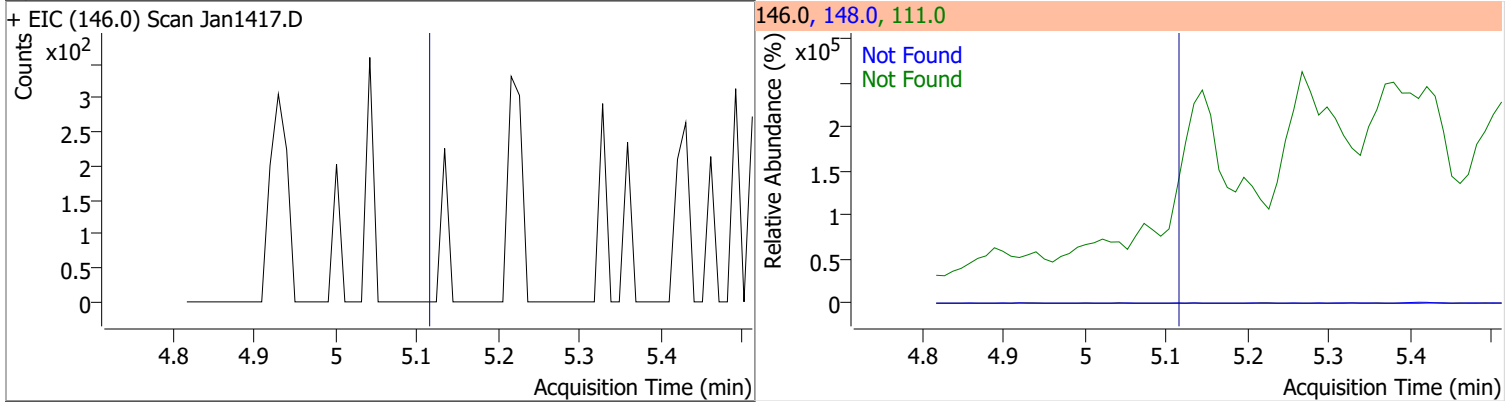
Compound	Conc.	Exp RT	QIon	Exp Ratio	QIon	Exp Ratio
1,3-Dichlorobenzene	N.D.	4.85	148.0	62.6	111.0	35.4



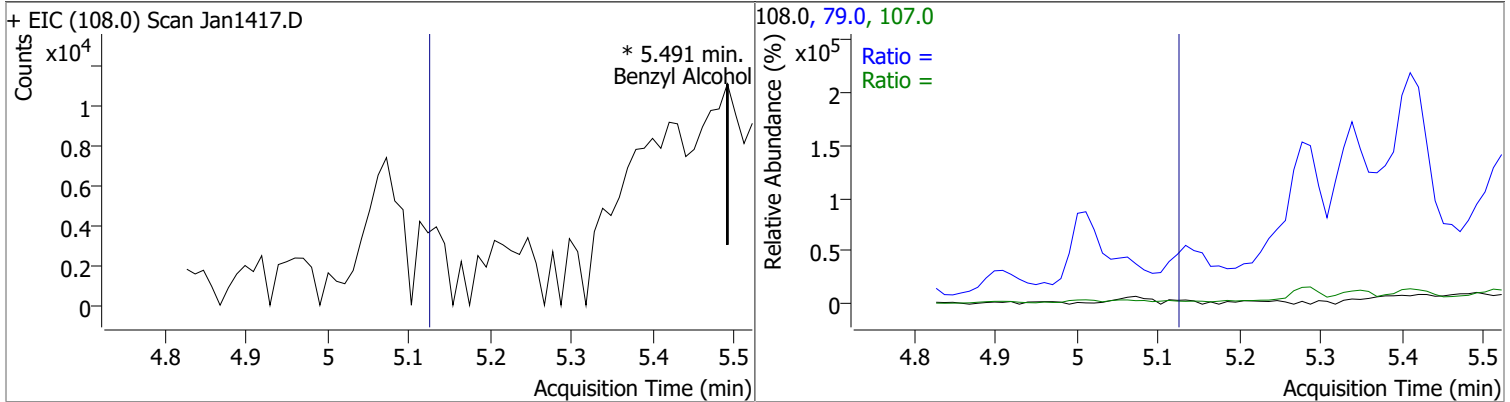
Compound	Conc.	Exp RT	QIon	Exp Ratio	QIon	Exp Ratio
1,4-Dichlorobenzene	N.D.	4.94	148.0	64.4	111.0	35.2



Compound	Conc.	Exp RT	QIon	Exp Ratio	QIon	Exp Ratio
1,2-Dichlorobenzene	N.D.	5.10	148.0	64.5	111.0	37.8

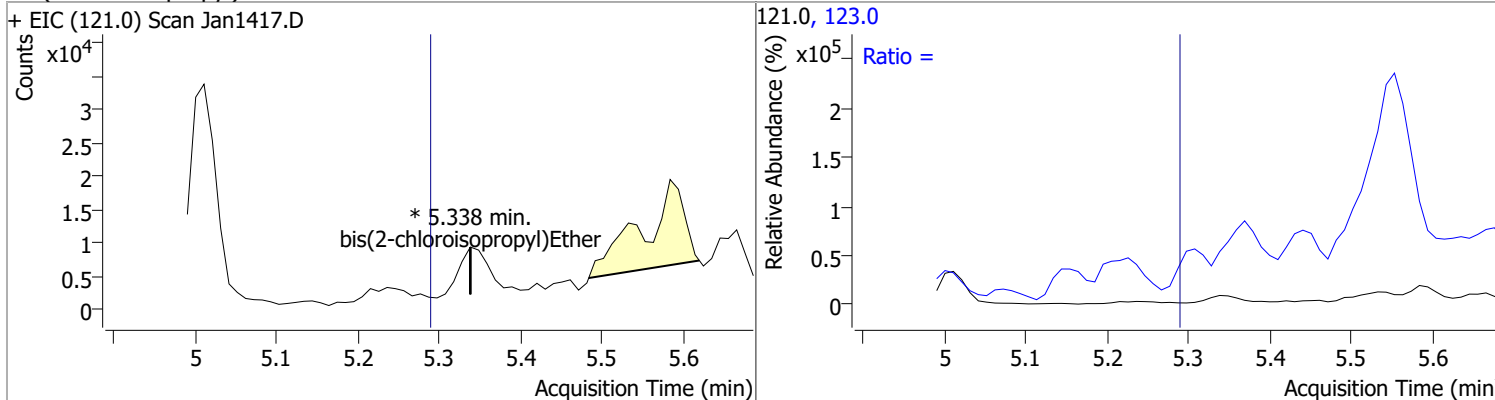


Compound	Conc.	RT	Dev(Min)	Resp.	QIon	QRatio	Lower	Upper
Benzyl Alcohol		0		0	79.0		80.8	150.1
					107.0		49.7	92.3

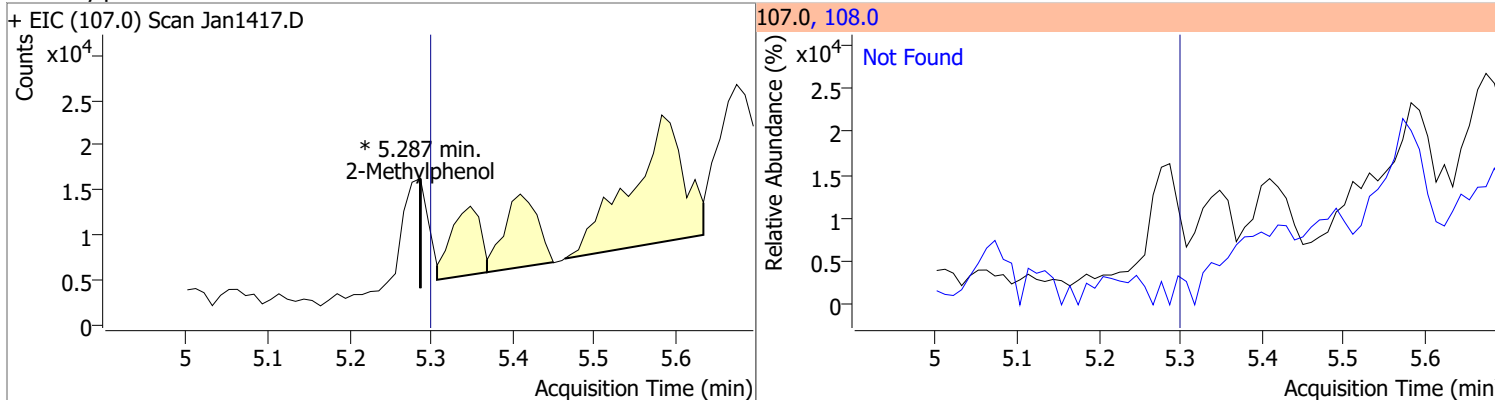


Quantitation Results Report (QT Reviewed)

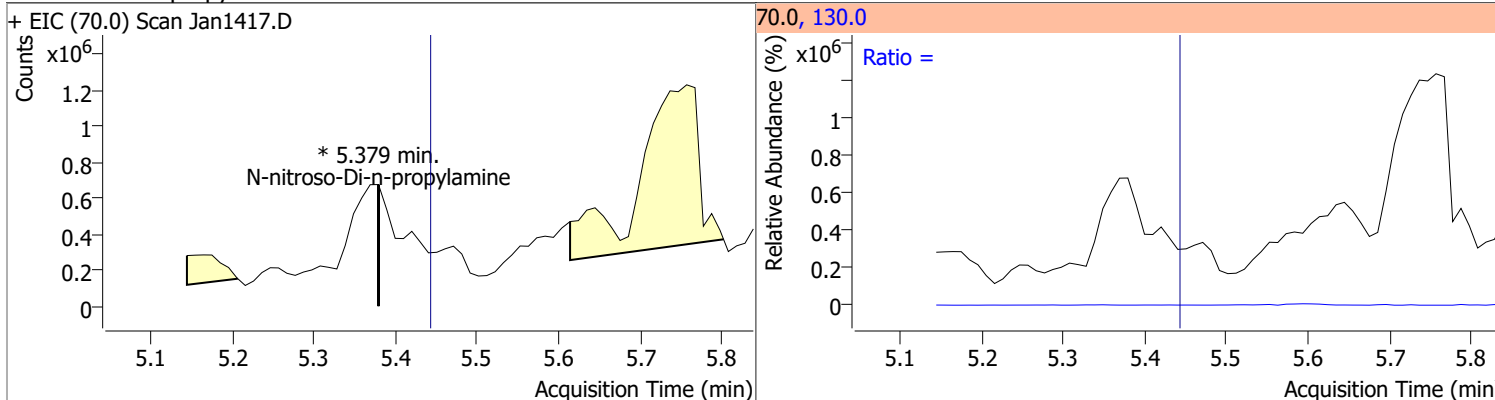
Compound	Conc.	RT	Dev(Min)	Resp.	QIon	QRatio	Lower	Upper
bis(2-chloroisopropyl)Ether	0	0		0	123.0		22.5	41.8



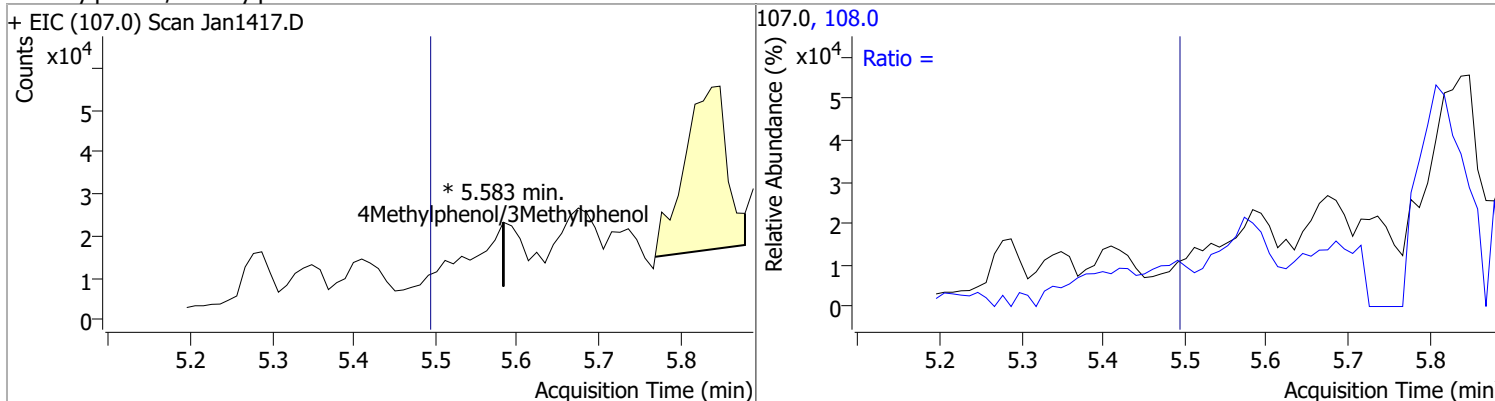
Compound	Conc.	RT	Dev(Min)	Resp.	QIon	QRatio	Lower	Upper
2-Methylphenol	0	0		0	108.0		81.8	152.0



Compound	Conc.	RT	Dev(Min)	Resp.	QIon	QRatio	Lower	Upper
N-nitroso-Di-n-propylamine	0	0		0	130.0		0.0	41.5

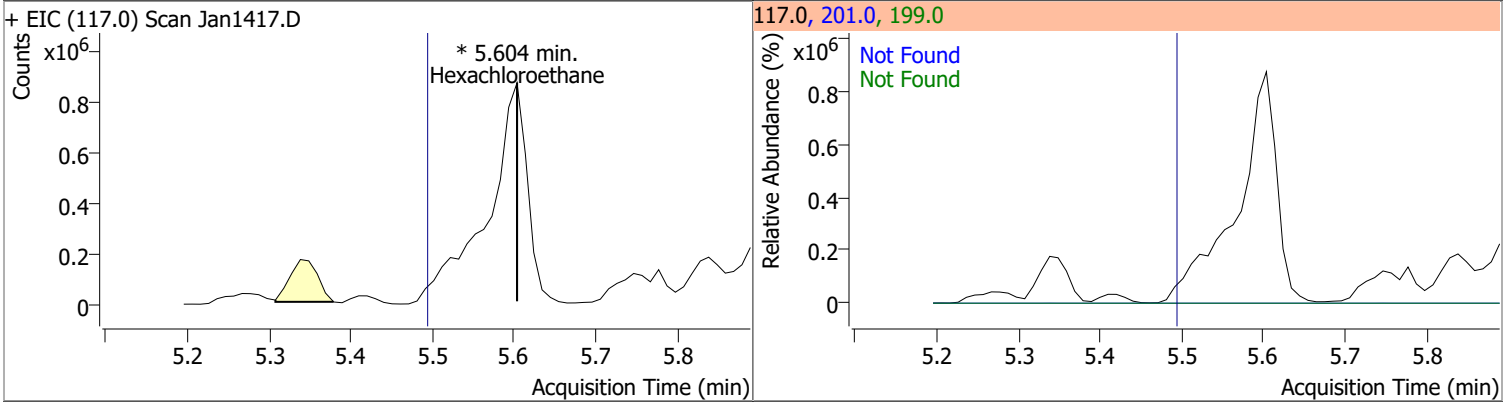


Compound	Conc.	RT	Dev(Min)	Resp.	QIon	QRatio	Lower	Upper
4Methylphenol/3Methylphenol	0	0		0	108.0		59.1	109.8

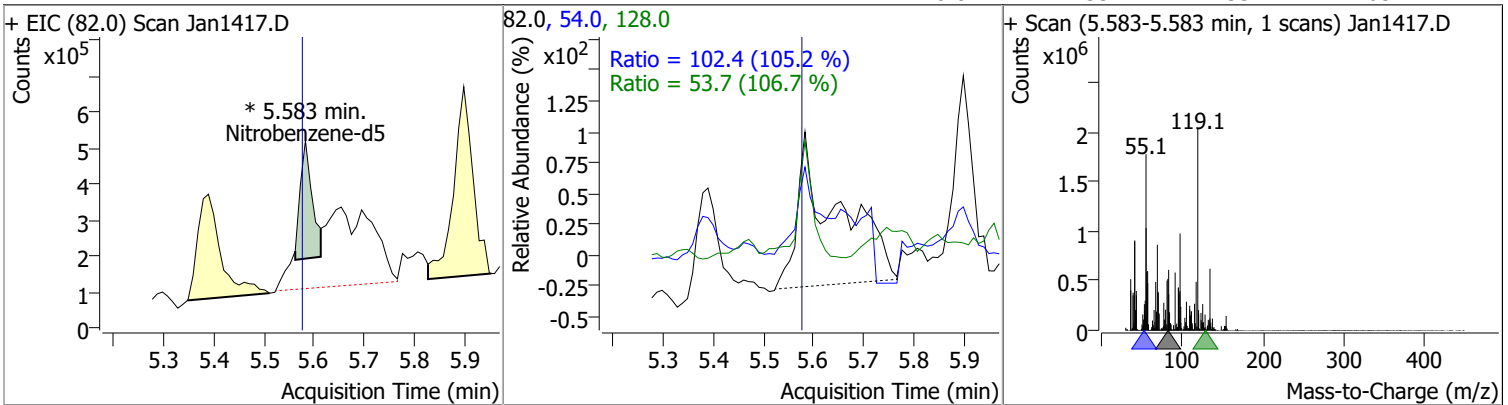


Quantitation Results Report (QT Reviewed)

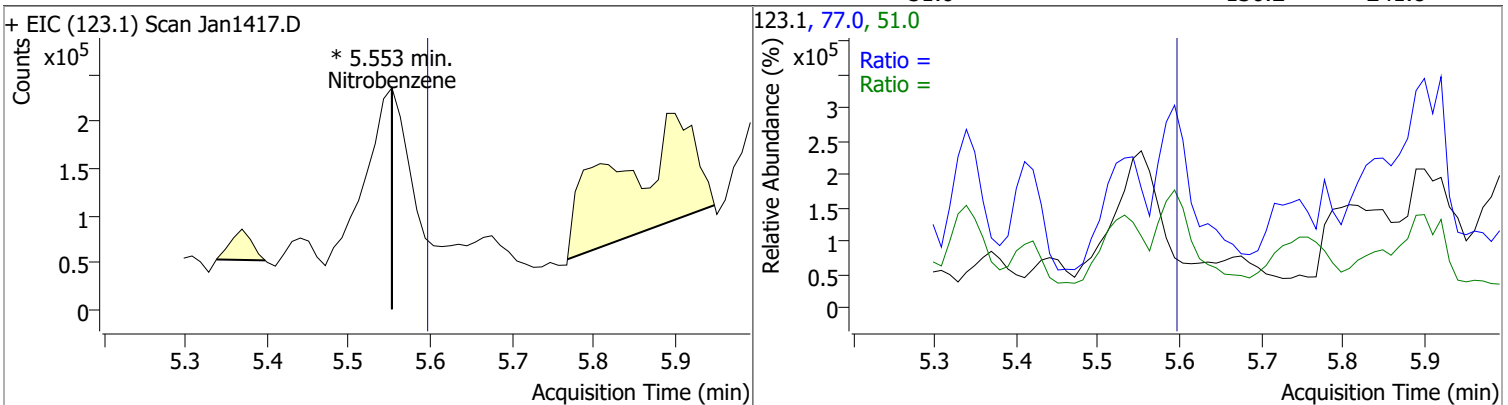
Compound	Conc.	RT	Dev(Min)	Resp.	QIon	QRatio	Lower	Upper
Hexachloroethane		0		0	201.0		65.2	121.2
					199.0		40.1	74.4



Compound	Conc.	RT	Dev(Min)	Resp.	QIon	QRatio	Lower	Upper
Nitrobenzene-d5	95.1080	5.58	0.02	540825 (m)	54.0	102.4	68.2	126.6
					128.0	53.7	35.2	65.4

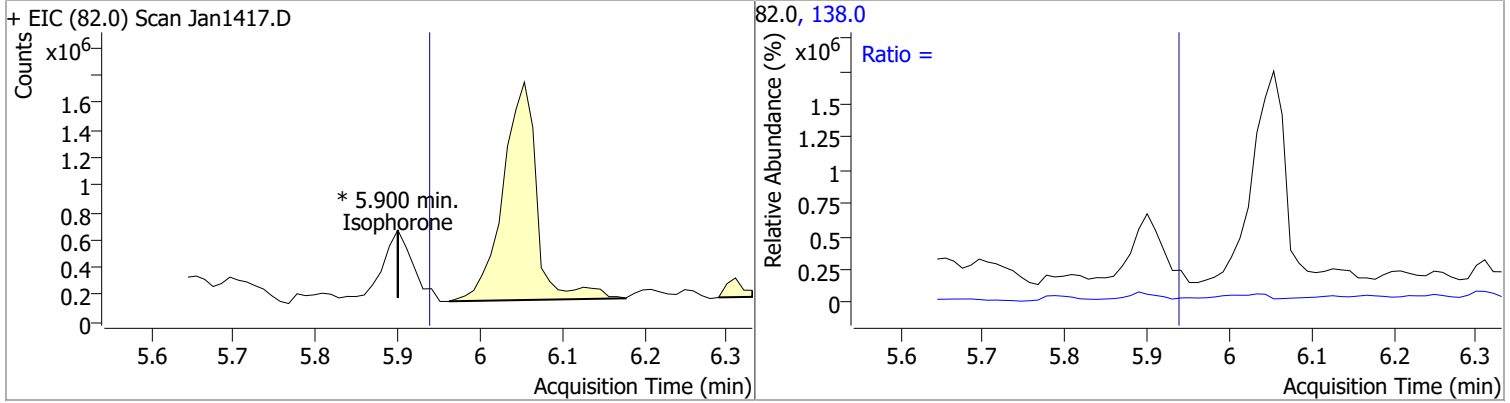


Compound	Conc.	RT	Dev(Min)	Resp.	QIon	QRatio	Lower	Upper
Nitrobenzene		0		0	77.0		130.5	242.3
					51.0		130.2	241.8

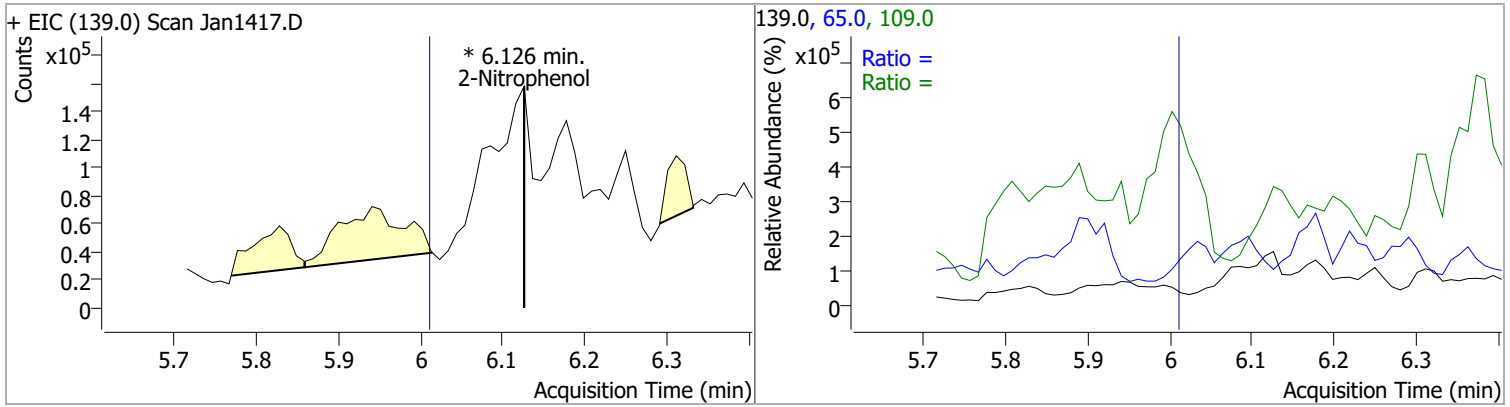


Quantitation Results Report (QT Reviewed)

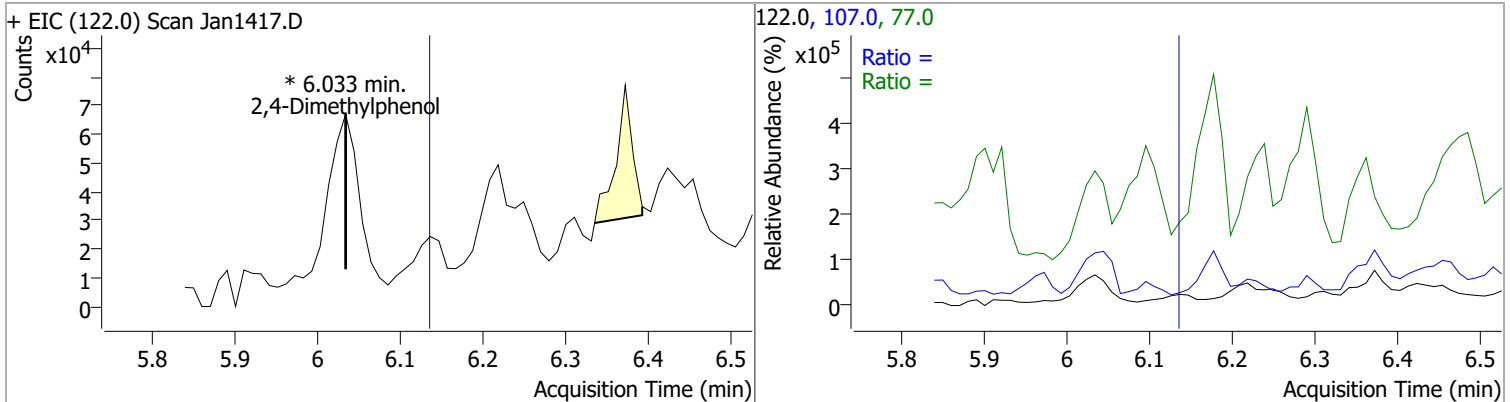
Compound	Conc.	RT	Dev(Min)	Resp.	QIon	QRatio	Lower	Upper
Isophorone	0	0		0	138.0		14.2	26.4



Compound	Conc.	RT	Dev(Min)	Resp.	QIon	QRatio	Lower	Upper
2-Nitrophenol	0	0		0	65.0 109.0		35.9 24.1	66.6 44.8

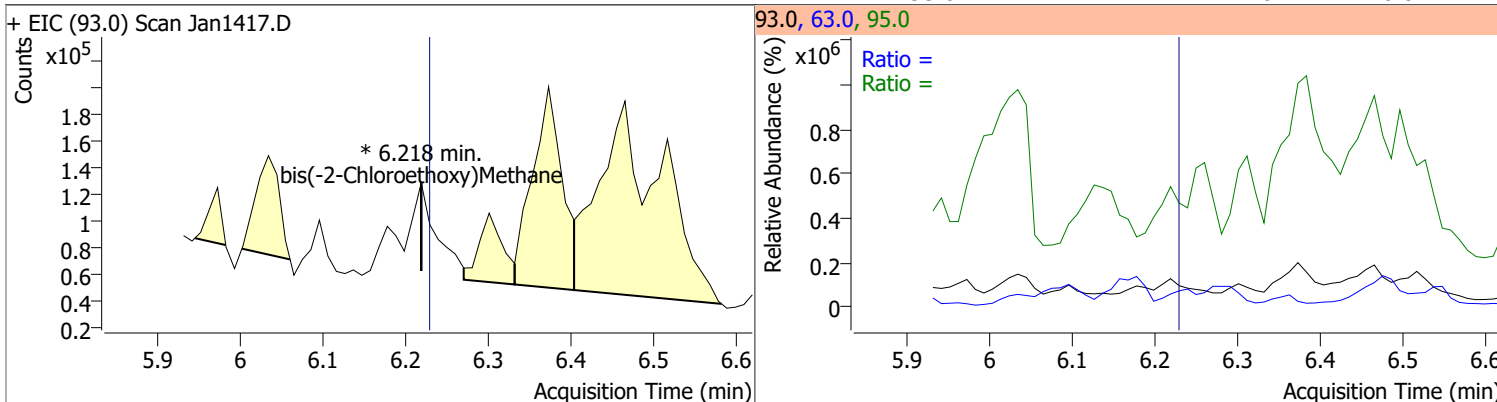


Compound	Conc.	RT	Dev(Min)	Resp.	QIon	QRatio	Lower	Upper
2,4-Dimethylphenol	0	0		0	107.0 77.0		74.6 21.0	138.5 39.1

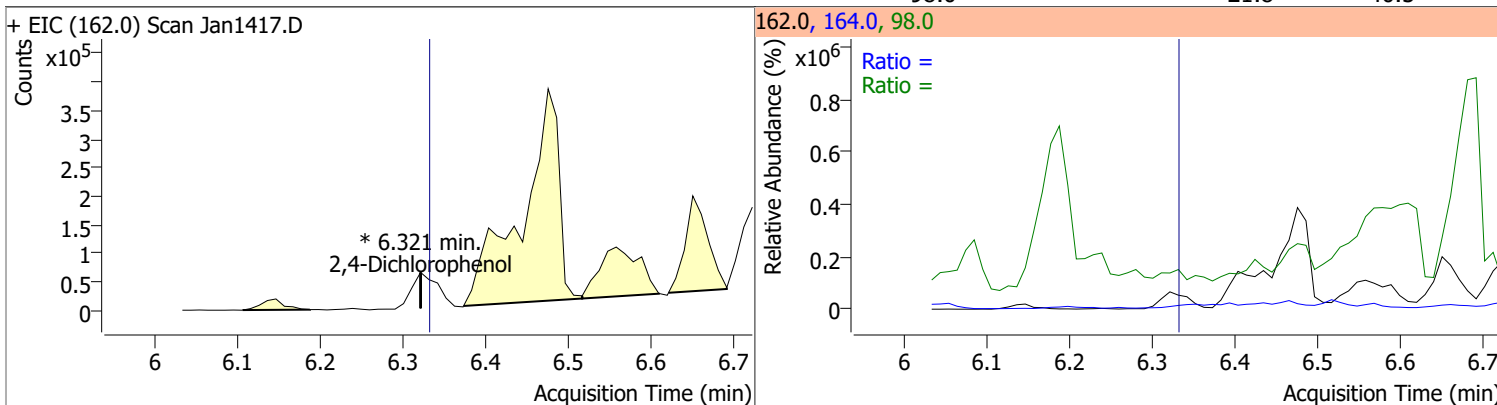


Quantitation Results Report (QT Reviewed)

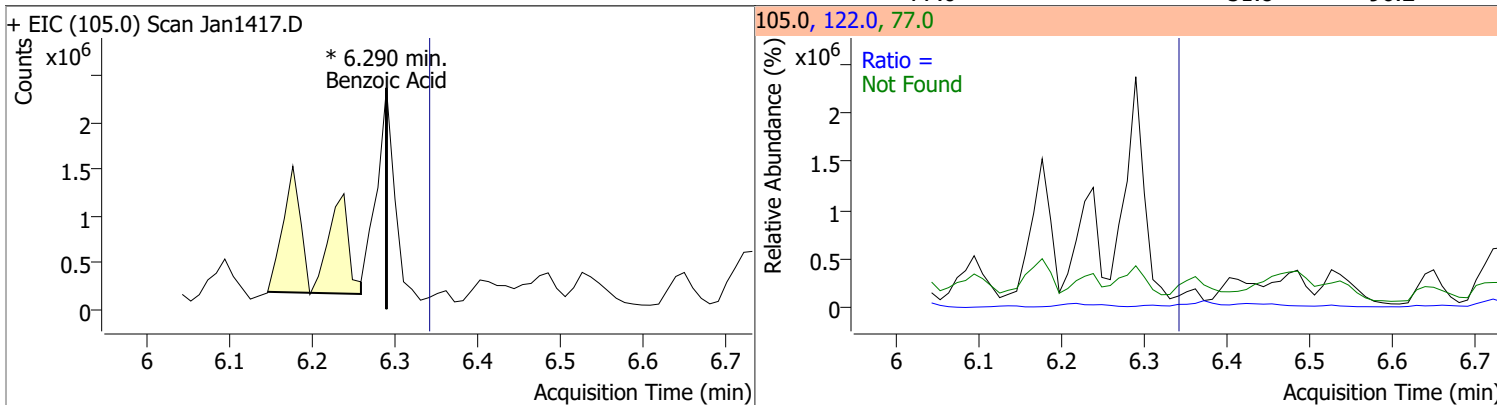
Compound	Conc.	RT	Dev(Min)	Resp.	QIon	QRatio	Lower	Upper
bis(-2-Chloroethoxy)Methane		0		0	63.0		64.0	118.8
					95.0		22.0	40.8



Compound	Conc.	RT	Dev(Min)	Resp.	QIon	QRatio	Lower	Upper
2,4-Dichlorophenol		0		0	164.0		45.5	84.6
					98.0		21.8	40.5

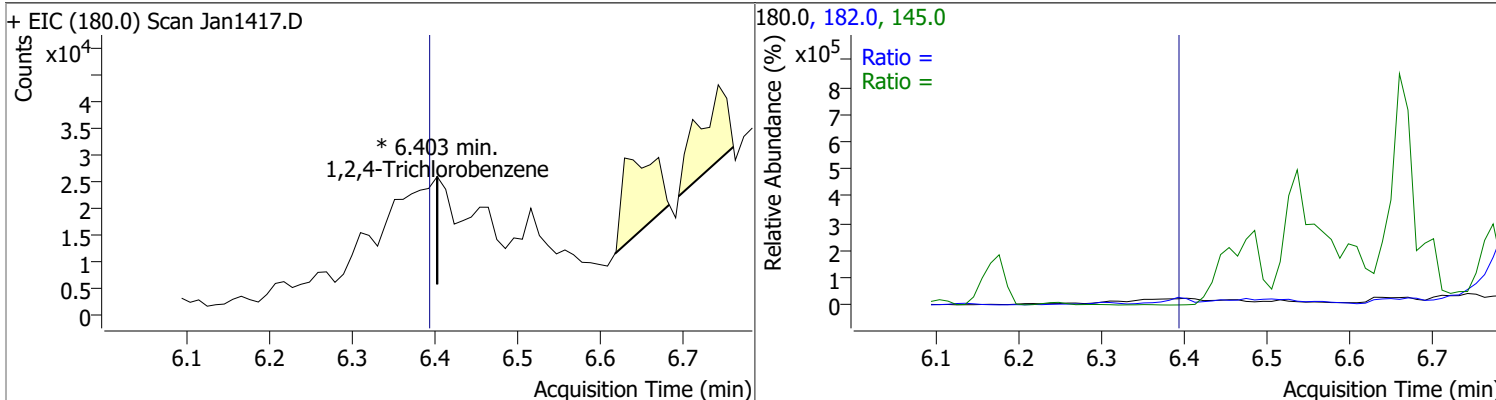


Compound	Conc.	RT	Dev(Min)	Resp.	QIon	QRatio	Lower	Upper
Benzoic Acid		0		0	122.0		61.7	114.6
					77.0		51.8	96.2

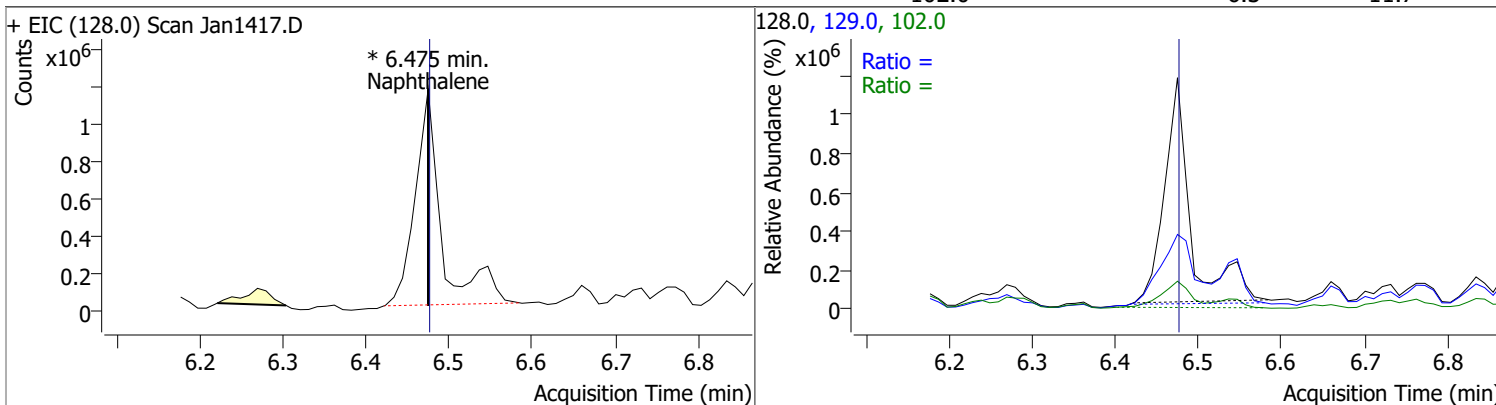


Quantitation Results Report (QT Reviewed)

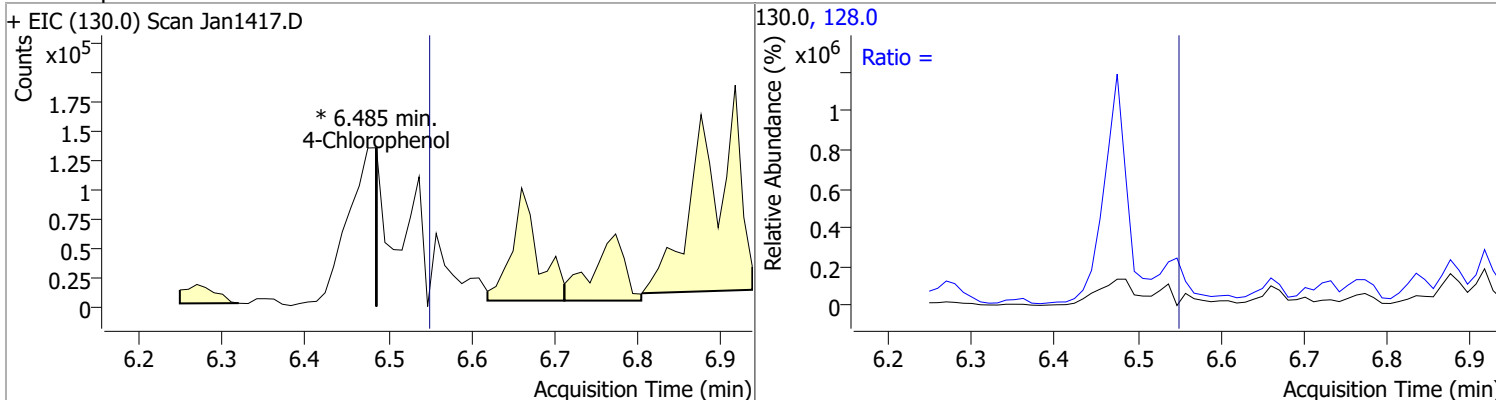
Compound	Conc.	RT	Dev(Min)	Resp.	QIon	QRatio	Lower	Upper
1,2,4-Trichlorobenzene		0		0	182.0		68.4	127.1
					145.0		21.2	39.4



Compound	Conc.	RT	Dev(Min)	Resp.	QIon	QRatio	Lower	Upper
Naphthalene		0		0	129.0		7.4	13.8
					102.0		6.3	11.7

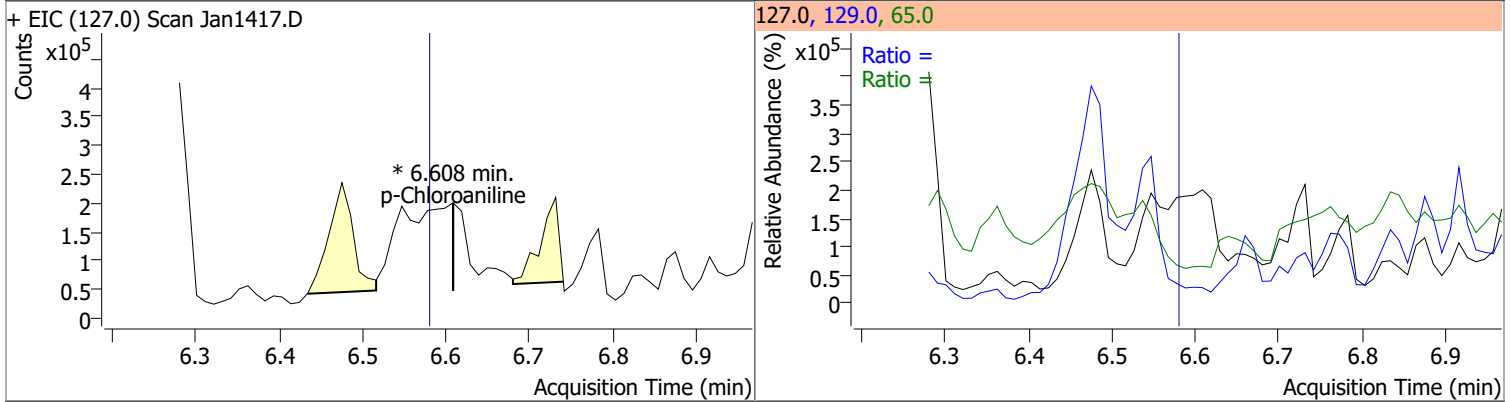


Compound	Conc.	RT	Dev(Min)	Resp.	QIon	QRatio	Lower	Upper
4-Chlorophenol		0		0	128.0		222.8	413.7

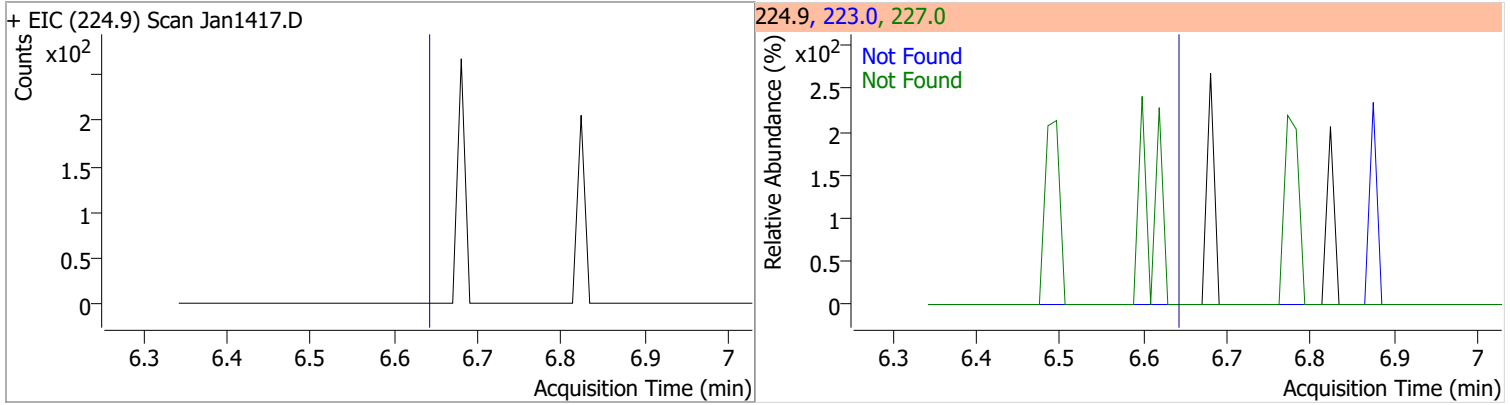


Quantitation Results Report (QT Reviewed)

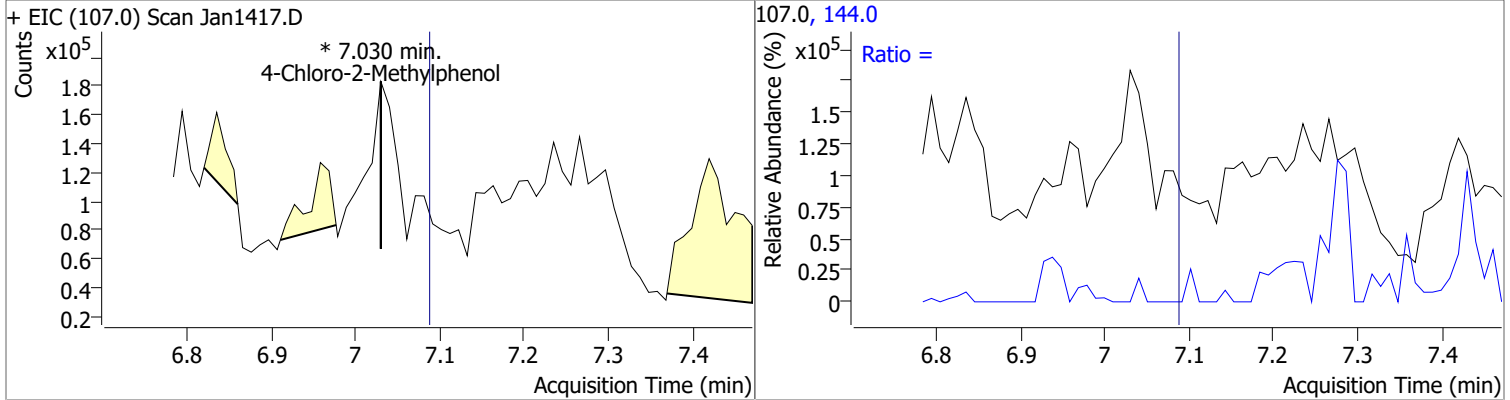
Compound	Conc.	RT	Dev(Min)	Resp.	QIon	QRatio	Lower	Upper
p-Chloroaniline		0		0	65.0		25.6	47.5
					129.0		23.6	43.8



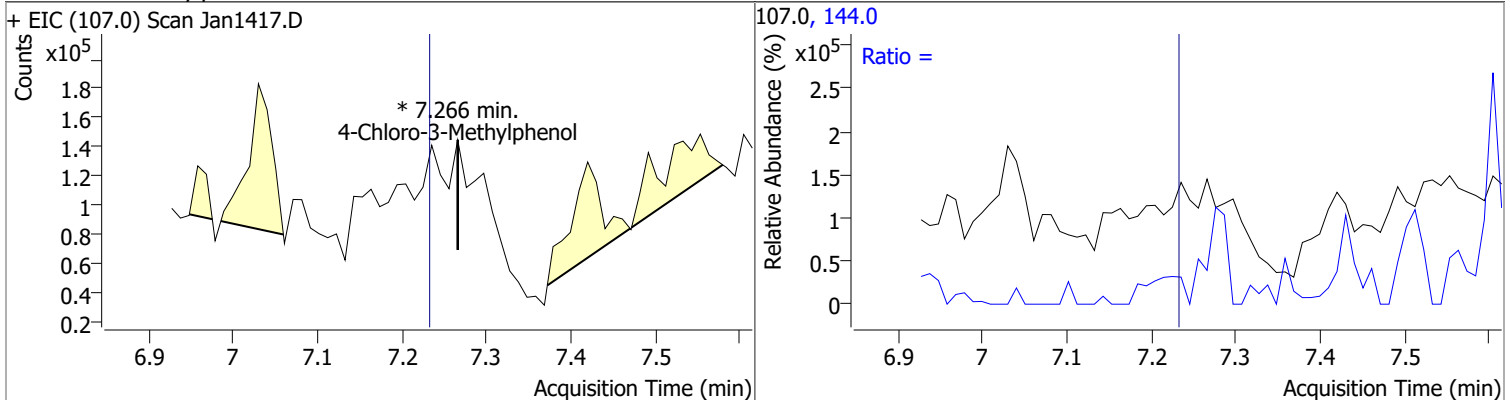
Compound	Conc.	Exp RT	QIon	Exp Ratio	QIon	Exp Ratio
Hexachlorobutadiene	N.D.	6.59	227.0	66.1	223.0	64.1



Compound	Conc.	RT	Dev(Min)	Resp.	QIon	QRatio	Lower	Upper
4-Chloro-2-Methylphenol		0		0	144.0		19.1	35.5

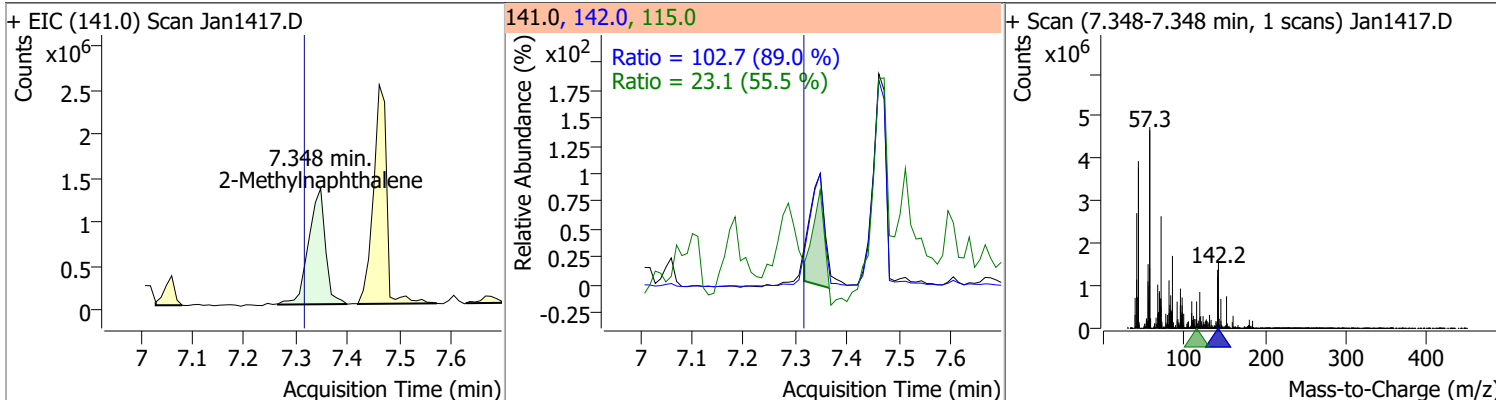


Compound	Conc.	RT	Dev(Min)	Resp.	QIon	QRatio	Lower	Upper
4-Chloro-3-Methylphenol		0		0	144.0		19.9	36.9

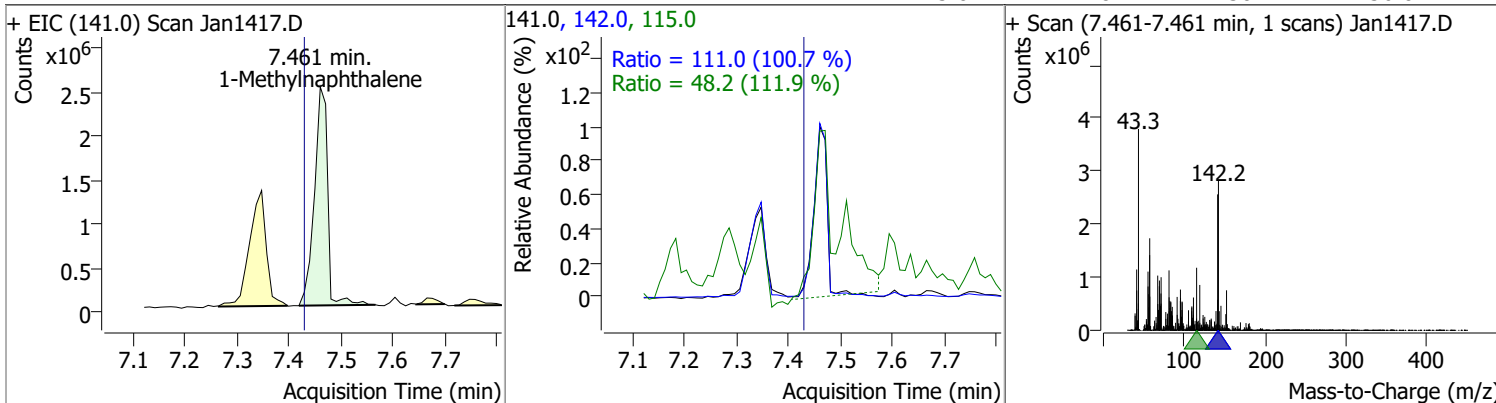


Quantitation Results Report (QT Reviewed)

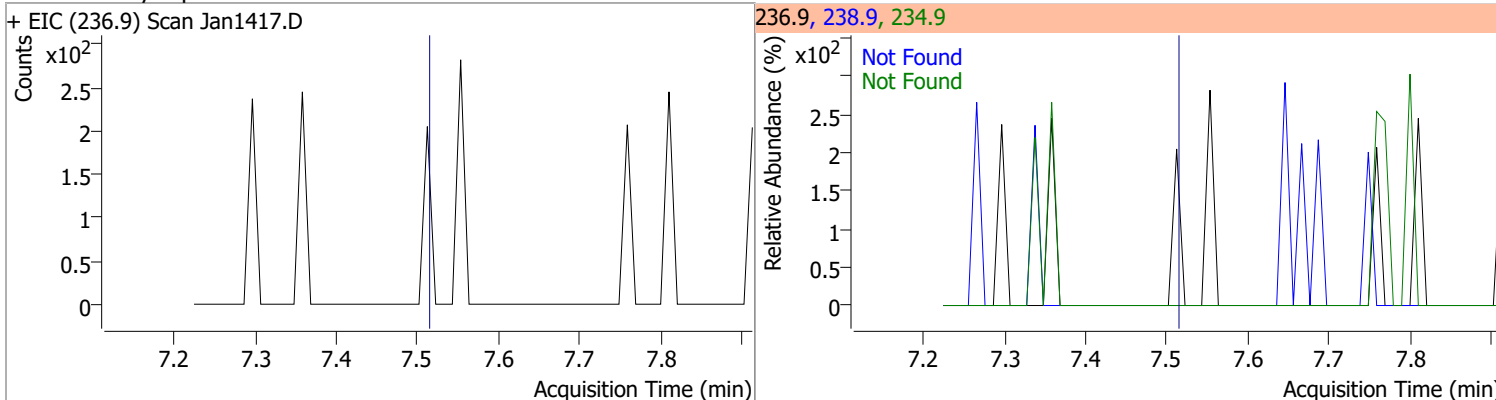
Compound	Conc.	RT	Dev(Min)	Resp.	QIon	QRatio	Lower	Upper
2-Methylnaphthalene	290.0424	7.35	0.09	2955426	142.0	102.7	80.8	150.1
					115.0	23.1	29.1	54.1



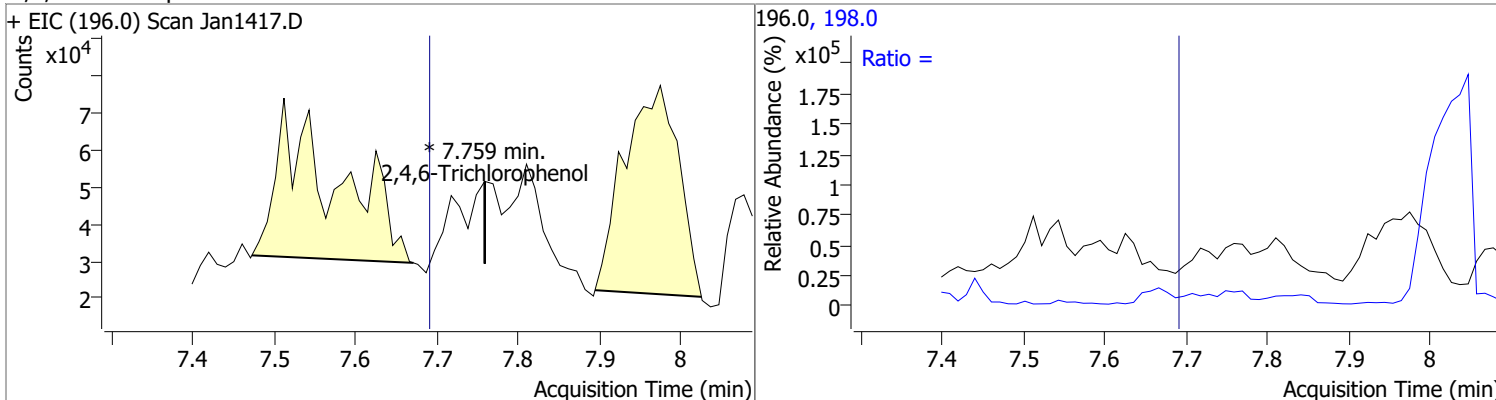
Compound	Conc.	RT	Dev(Min)	Resp.	QIon	QRatio	Lower	Upper
1-Methylnaphthalene	430.4022	7.46	0.09	4358870	142.0	111.0	77.1	143.2
					115.0	48.2	30.2	56.0



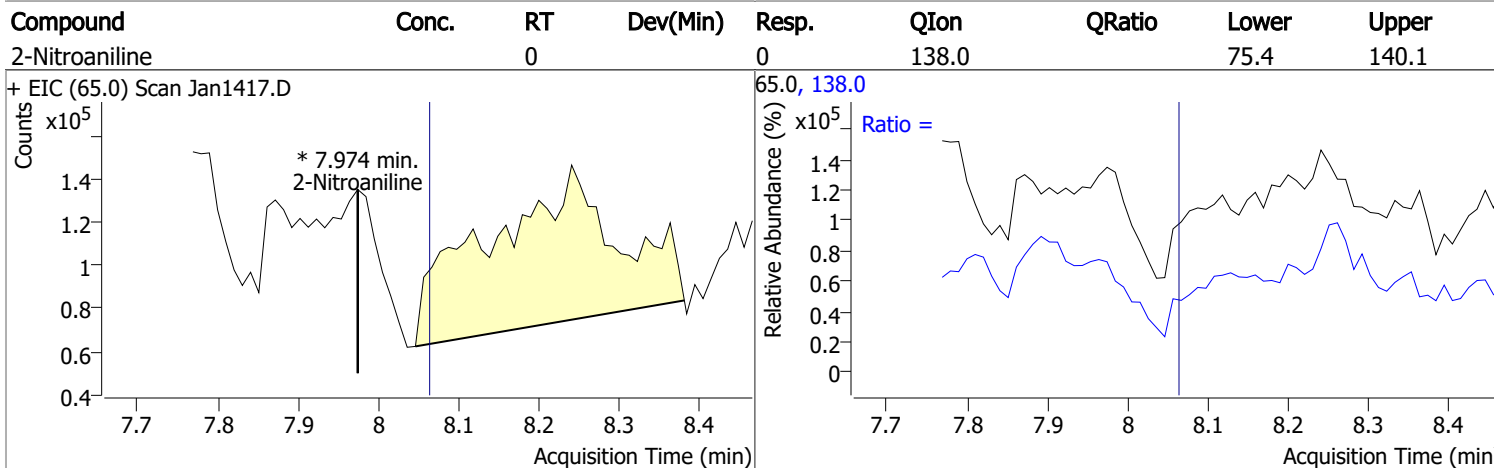
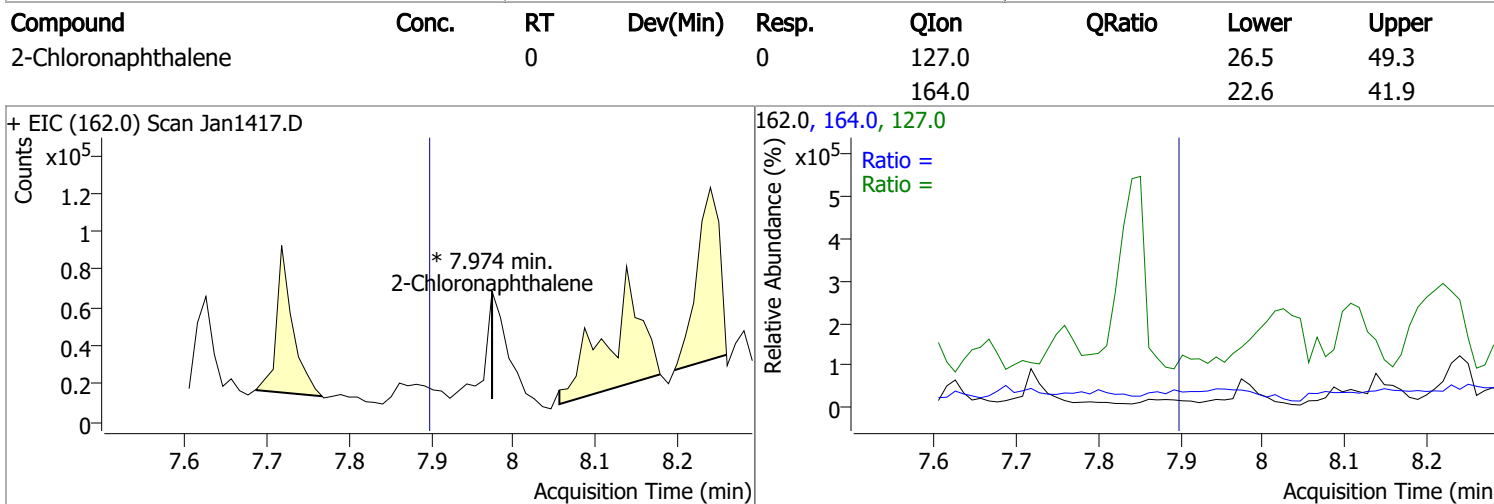
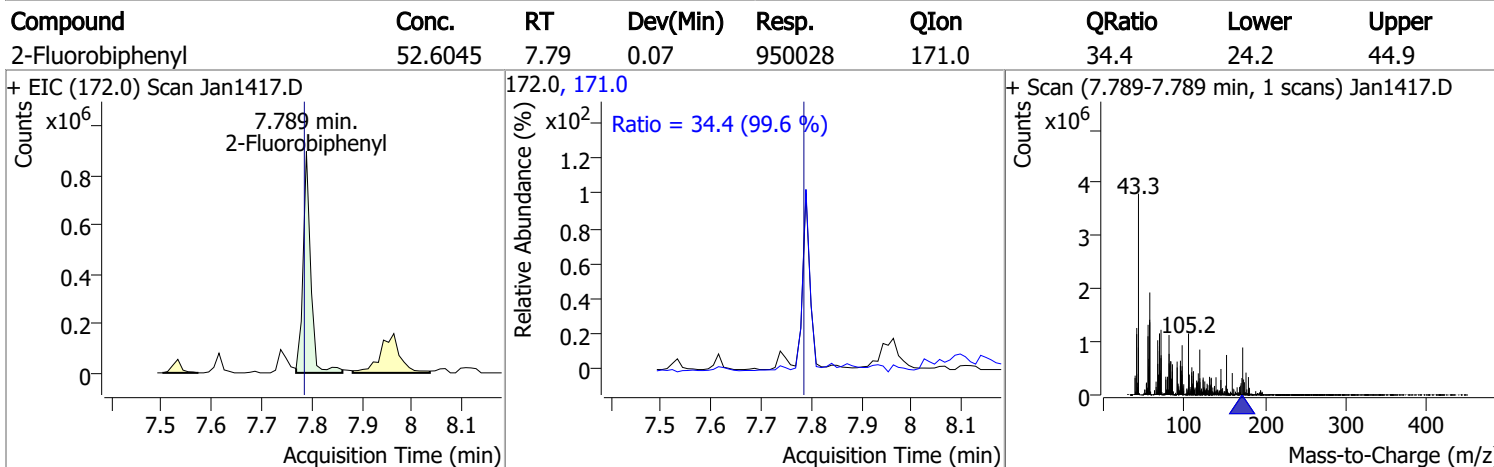
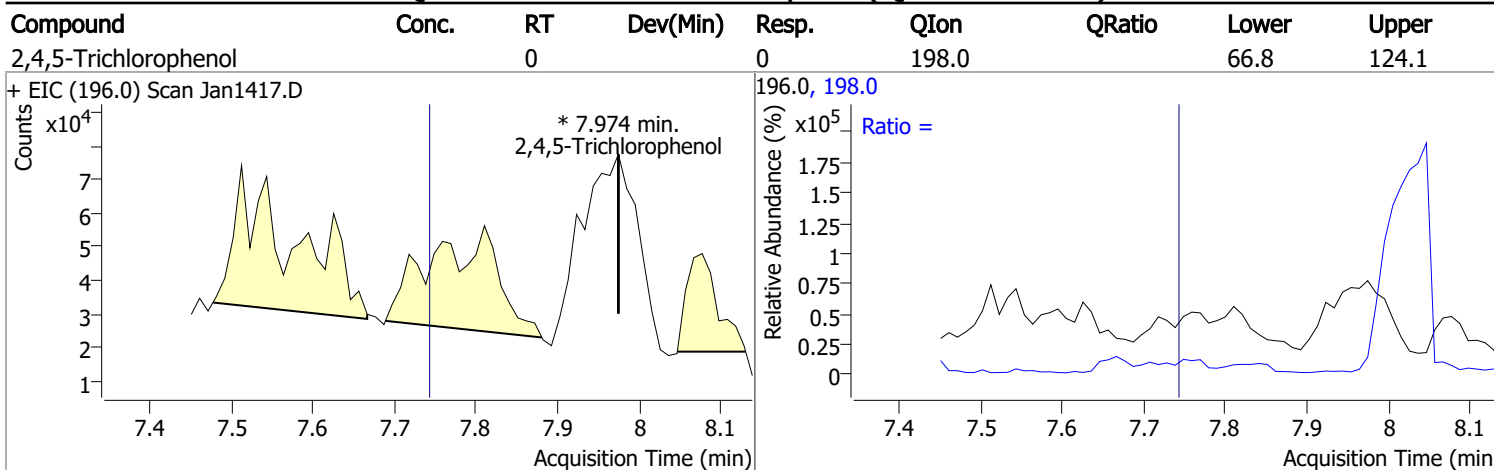
Compound	Conc.	Exp RT	QIon	Exp Ratio	QIon	Exp Ratio
Hexachlorocyclopentadiene	N.D.	7.45	238.9	65.0	234.9	62.3



Compound	Conc.	RT	Dev(Min)	Resp.	QIon	QRatio	Lower	Upper
2,4,6-Trichlorophenol	0	0	0	0	198.0		66.6	123.6

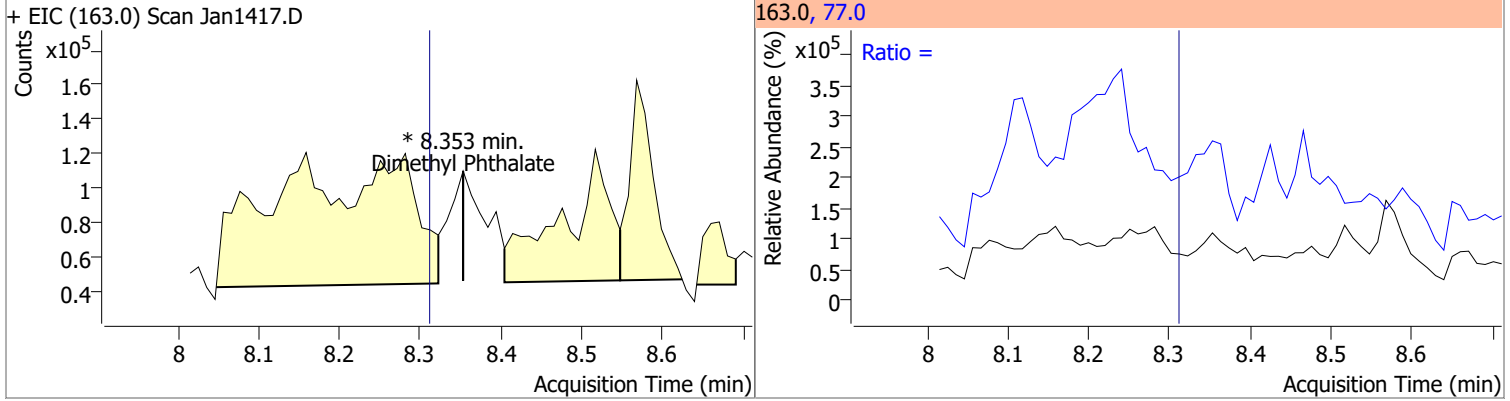


Quantitation Results Report (QT Reviewed)

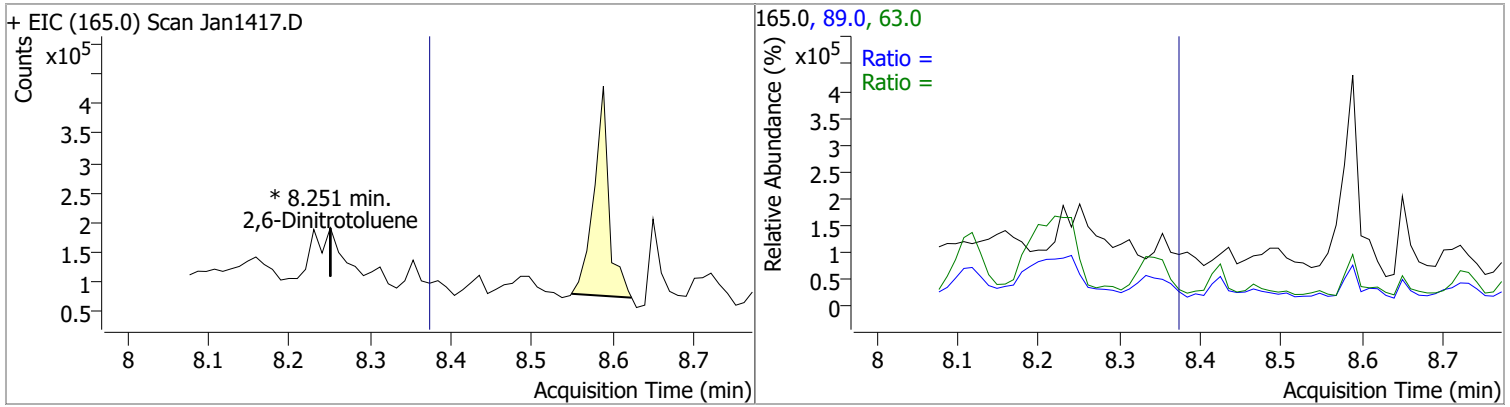


Quantitation Results Report (QT Reviewed)

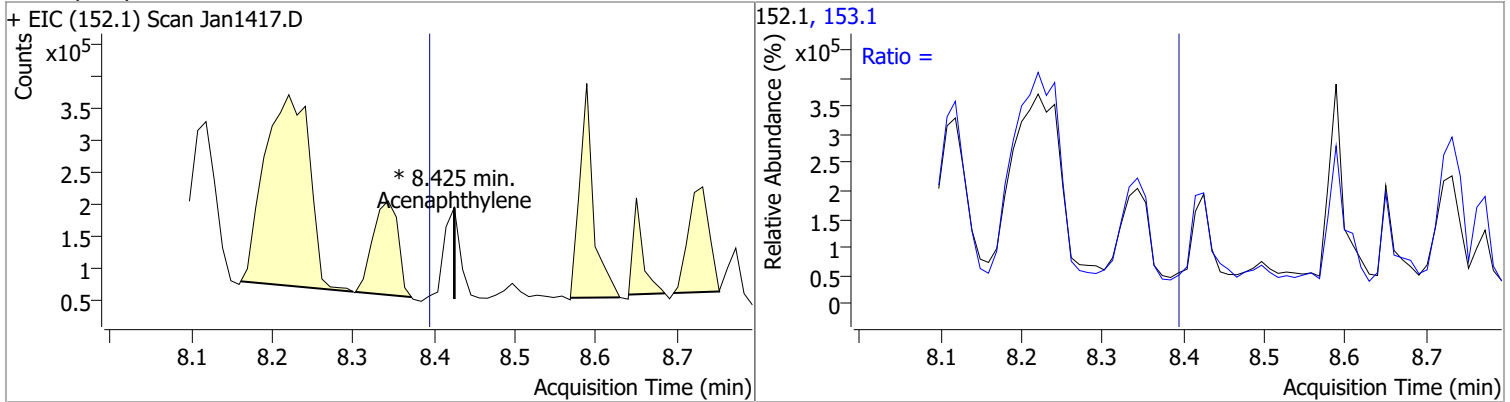
Compound	Conc.	RT	Dev(Min)	Resp.	QIon	QRatio	Lower	Upper
Dimethyl Phthalate	0	0		0	77.0		13.0	24.2



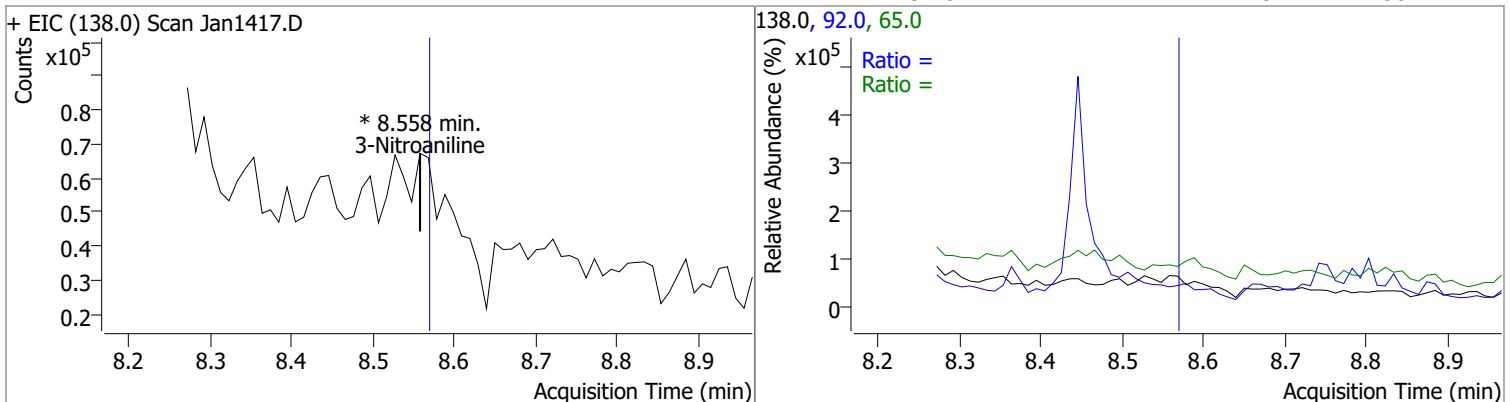
Compound	Conc.	RT	Dev(Min)	Resp.	QIon	QRatio	Lower	Upper
2,6-Dinitrotoluene	0	0		0	63.0 89.0		110.4 39.5	205.0 73.3



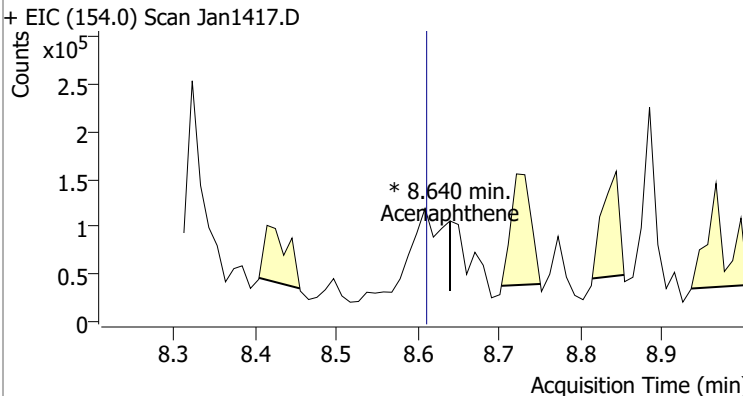
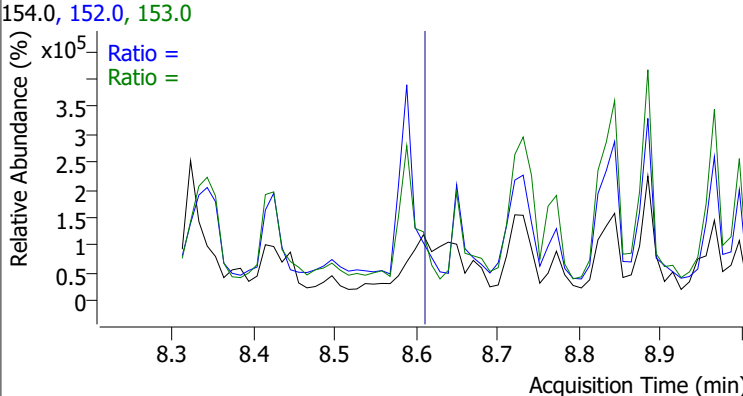
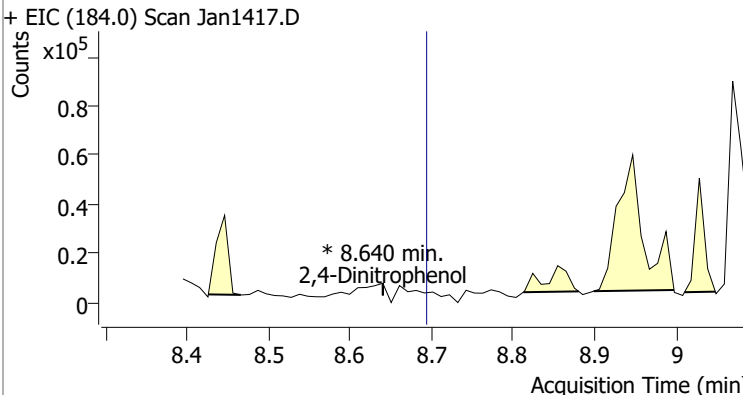
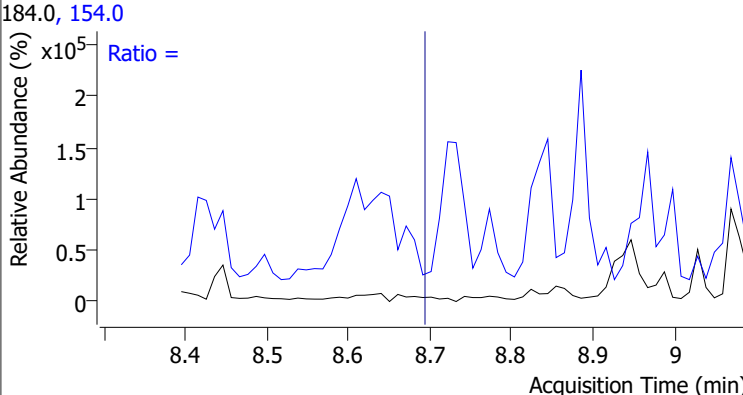
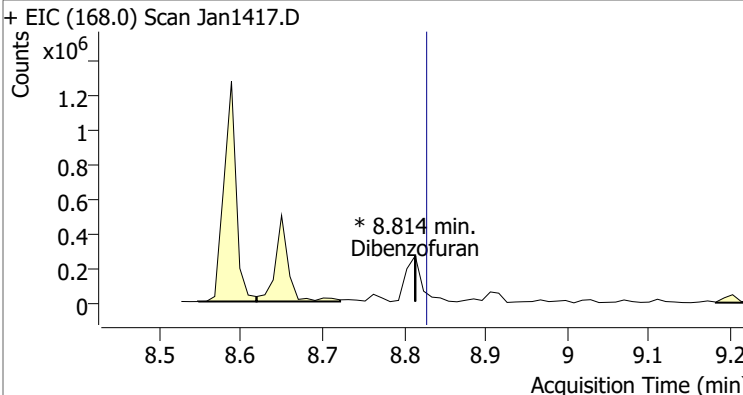
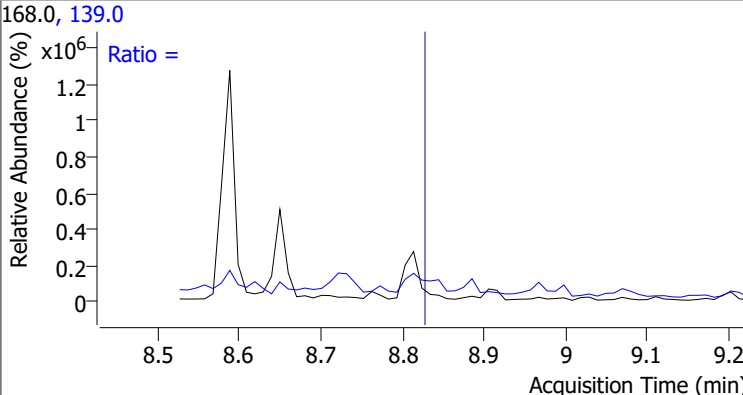
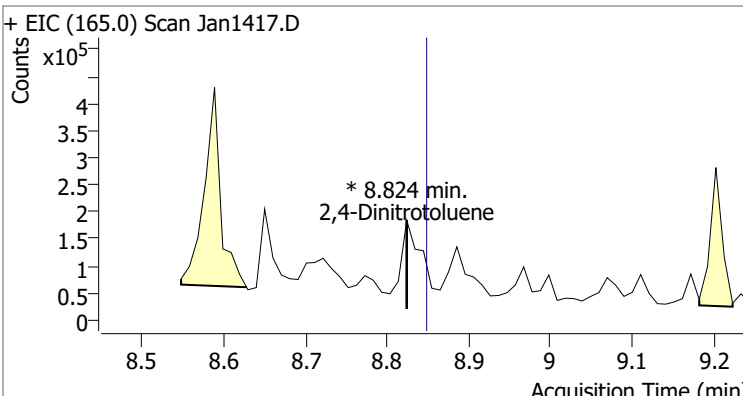
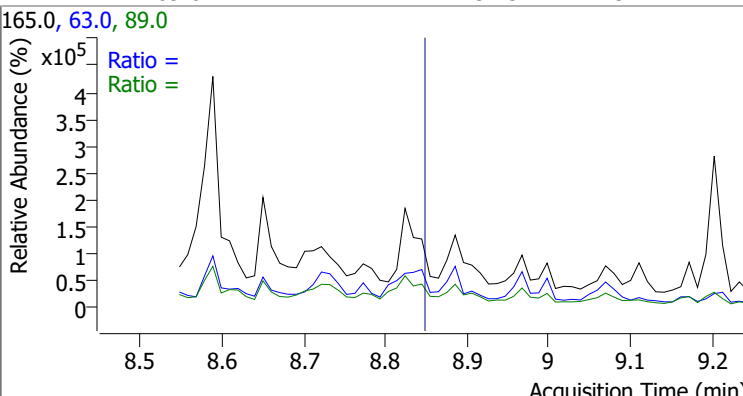
Compound	Conc.	RT	Dev(Min)	Resp.	QIon	QRatio	Lower	Upper
Acenaphthylene	0	0		0	153.1		9.6	17.9



Compound	Conc.	RT	Dev(Min)	Resp.	QIon	QRatio	Lower	Upper
3-Nitroaniline	0	0		0	65.0 92.0		98.6 74.5	183.2 138.4

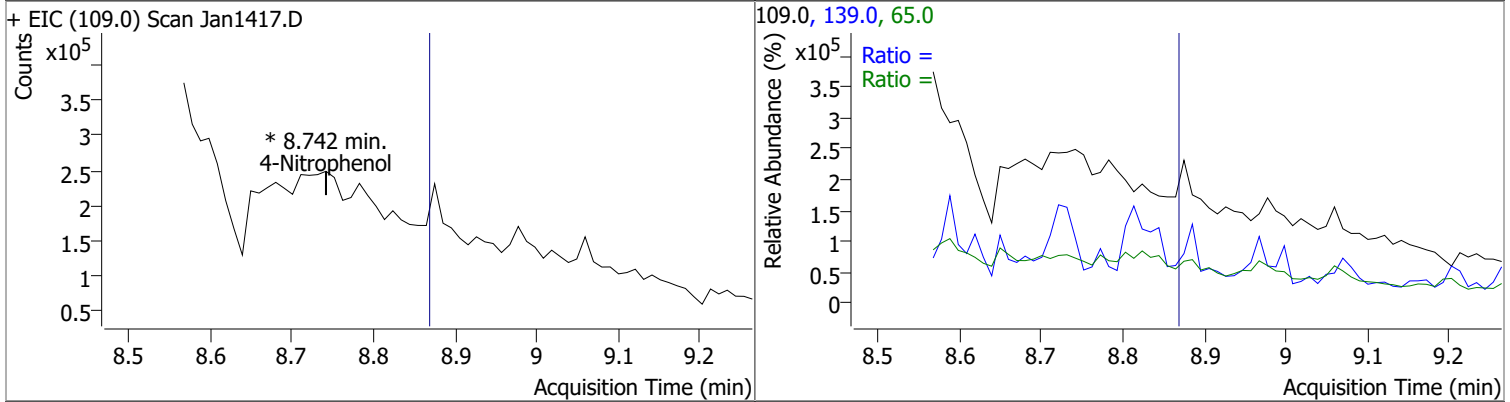


Quantitation Results Report (QT Reviewed)

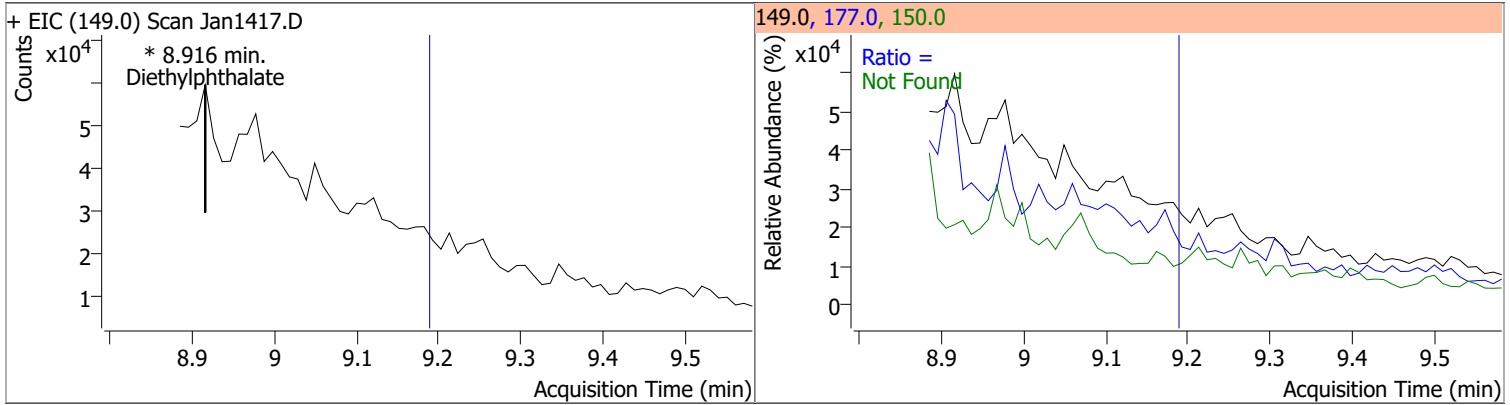
Compound	Conc.	RT	Dev(Min)	Resp.	QIon	QRatio	Lower	Upper
Acenaphthene	0	8.640		0	153.0 152.0		76.6 37.0	142.3 68.8
+ EIC (154.0) Scan Jan1417.D 								
2,4-Dinitrophenol	0	8.640		0	154.0		42.0	78.1
+ EIC (184.0) Scan Jan1417.D 								
Dibenzofuran	0	8.814		0	139.0		27.0	50.2
+ EIC (168.0) Scan Jan1417.D 								
2,4-Dinitrotoluene	0	8.824		0	63.0 89.0		53.2 52.3	98.9 97.1
+ EIC (165.0) Scan Jan1417.D 								

Quantitation Results Report (QT Reviewed)

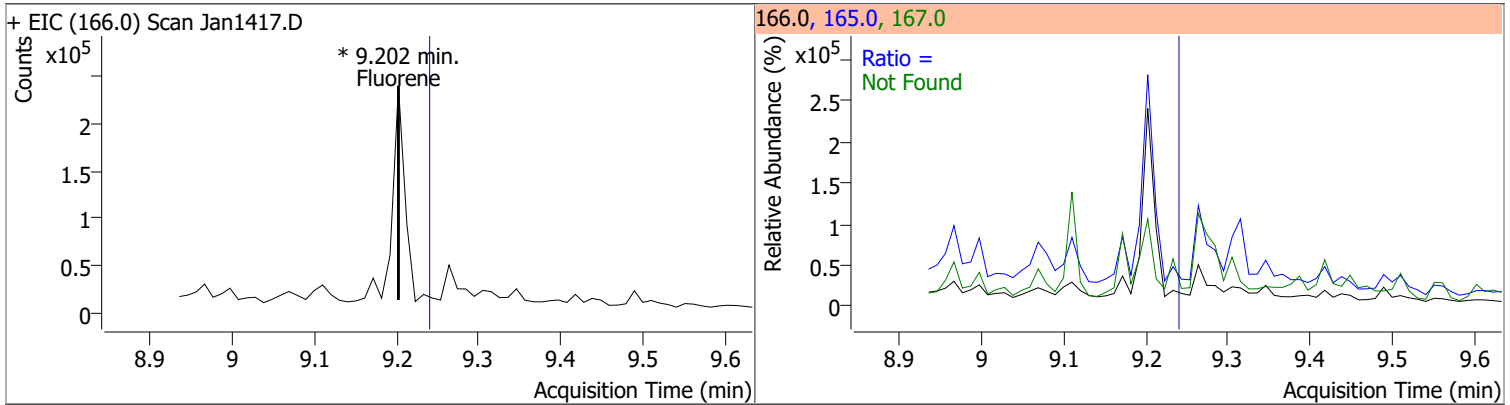
Compound	Conc.	RT	Dev(Min)	Resp.	QIon	QRatio	Lower	Upper
4-Nitrophenol	0	0	0	0	65.0		62.0	115.1
					139.0		56.3	104.5



Compound	Conc.	RT	Dev(Min)	Resp.	QIon	QRatio	Lower	Upper
Diethylphthalate	0	0	0	0	177.0		14.5	27.0
					150.0		8.8	16.4

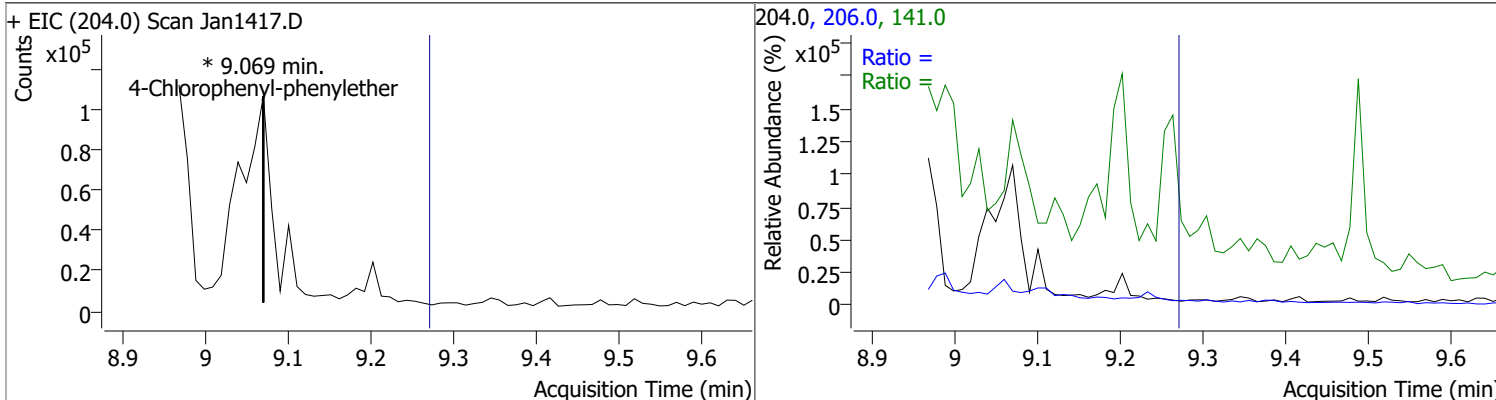


Compound	Conc.	RT	Dev(Min)	Resp.	QIon	QRatio	Lower	Upper
Fluorene	0	0	0	0	165.0		65.4	121.4
					167.0		9.0	16.7

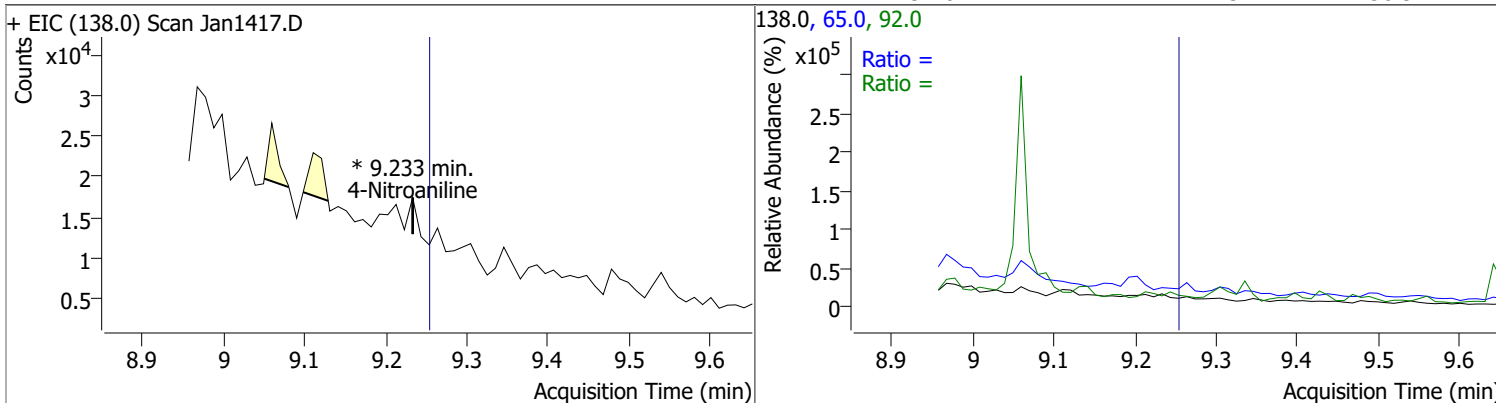


Quantitation Results Report (QT Reviewed)

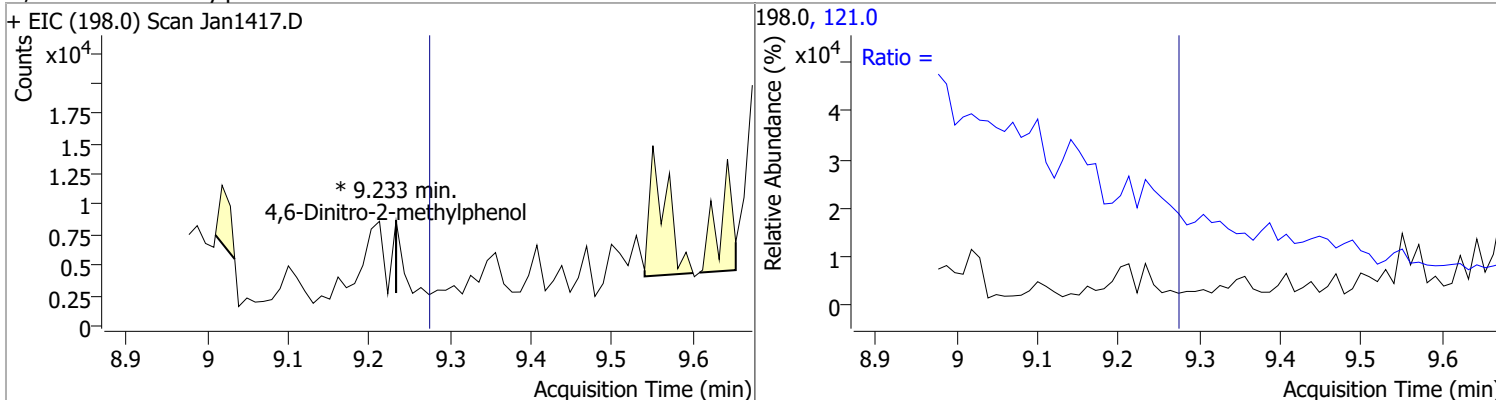
Compound	Conc.	RT	Dev(Min)	Resp.	QIon	QRatio	Lower	Upper
4-Chlorophenyl-phenylether		0		0	141.0		43.6	80.9
					206.0		23.7	44.1



Compound	Conc.	RT	Dev(Min)	Resp.	QIon	QRatio	Lower	Upper
4-Nitroaniline		0		0	65.0		80.2	149.0
					92.0		31.7	58.9

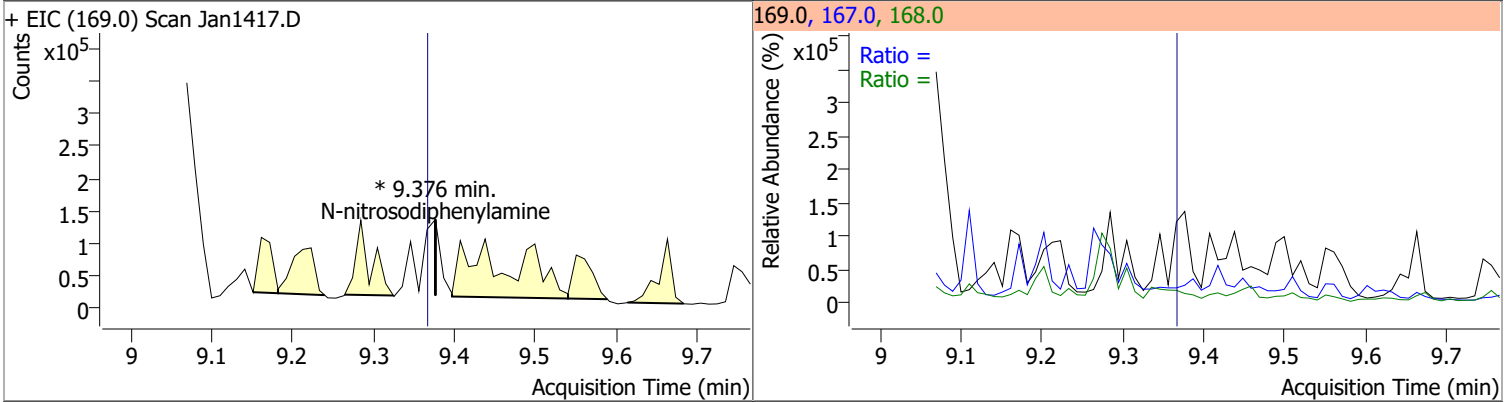


Compound	Conc.	RT	Dev(Min)	Resp.	QIon	QRatio	Lower	Upper
4,6-Dinitro-2-methylphenol		0		0	121.0		31.4	58.3

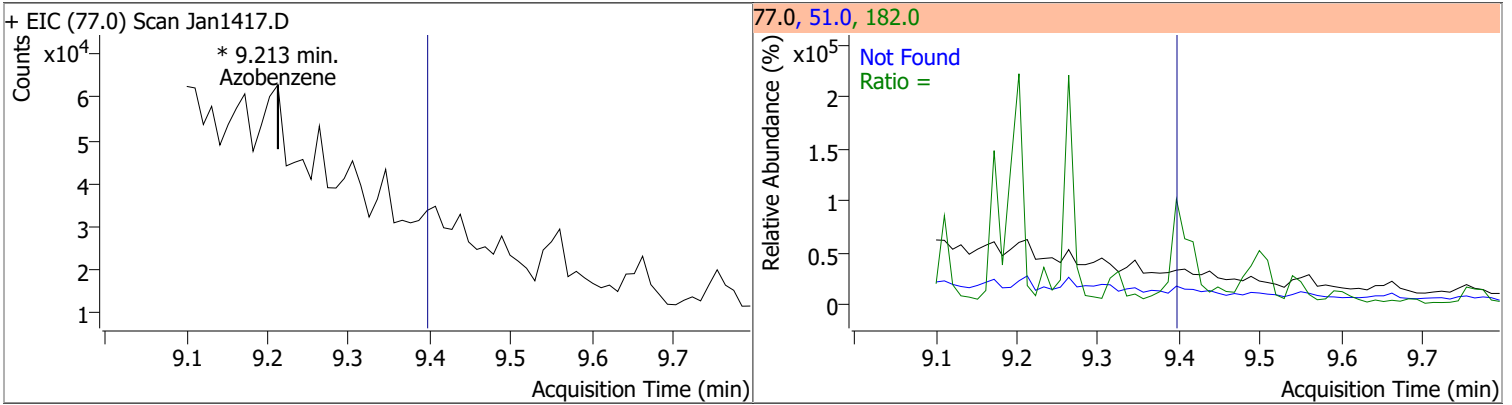


Quantitation Results Report (QT Reviewed)

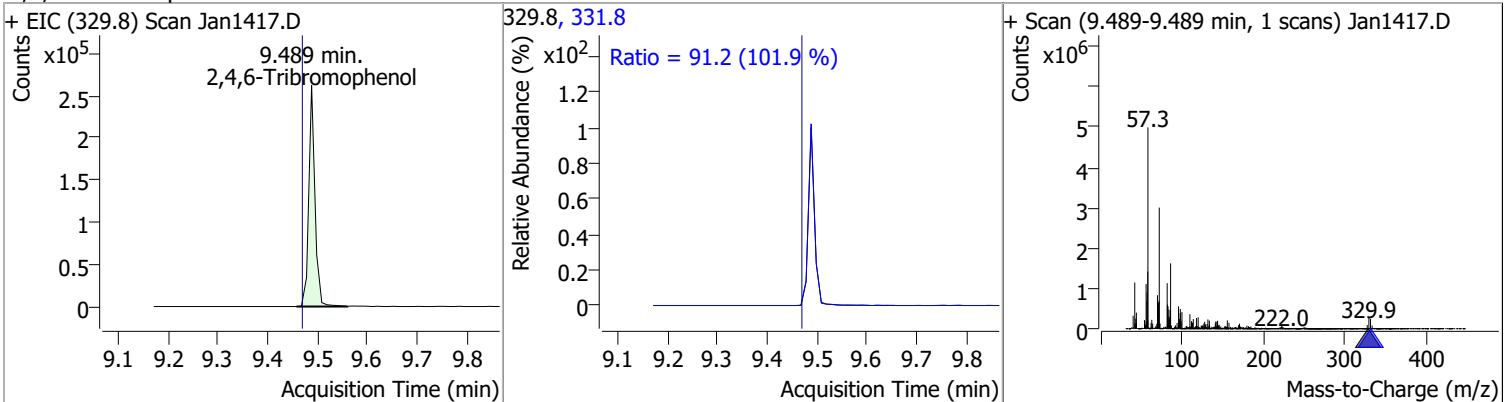
Compound	Conc.	RT	Dev(Min)	Resp.	QIon	QRatio	Lower	Upper
N-nitrosodiphenylamine		0		0	168.0		44.3	82.3
					167.0		23.4	43.4



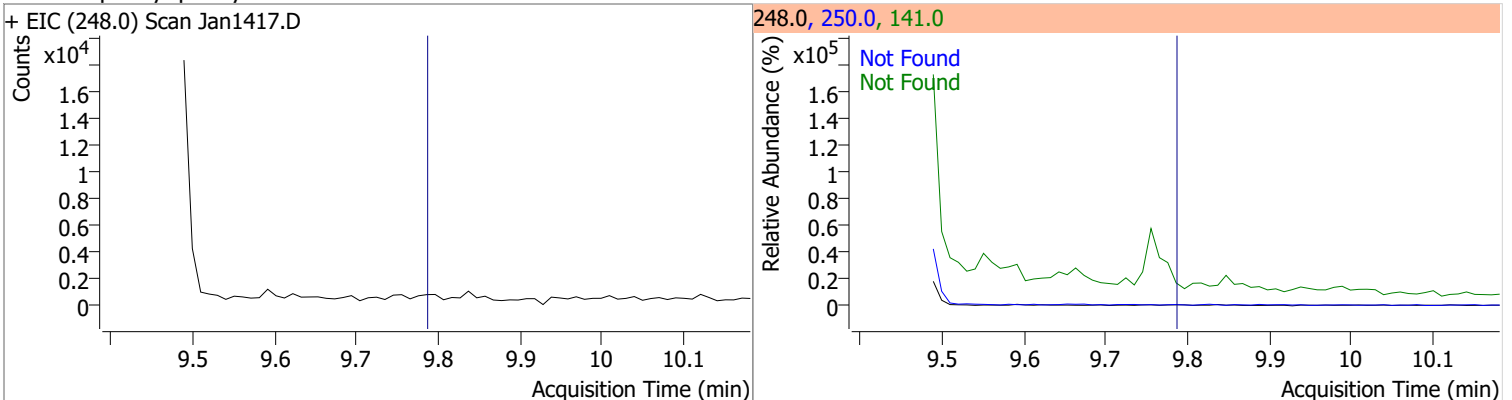
Compound	Conc.	RT	Dev(Min)	Resp.	QIon	QRatio	Lower	Upper
Azobenzene		0		0	51.0		34.9	64.9
					182.0		18.8	35.0



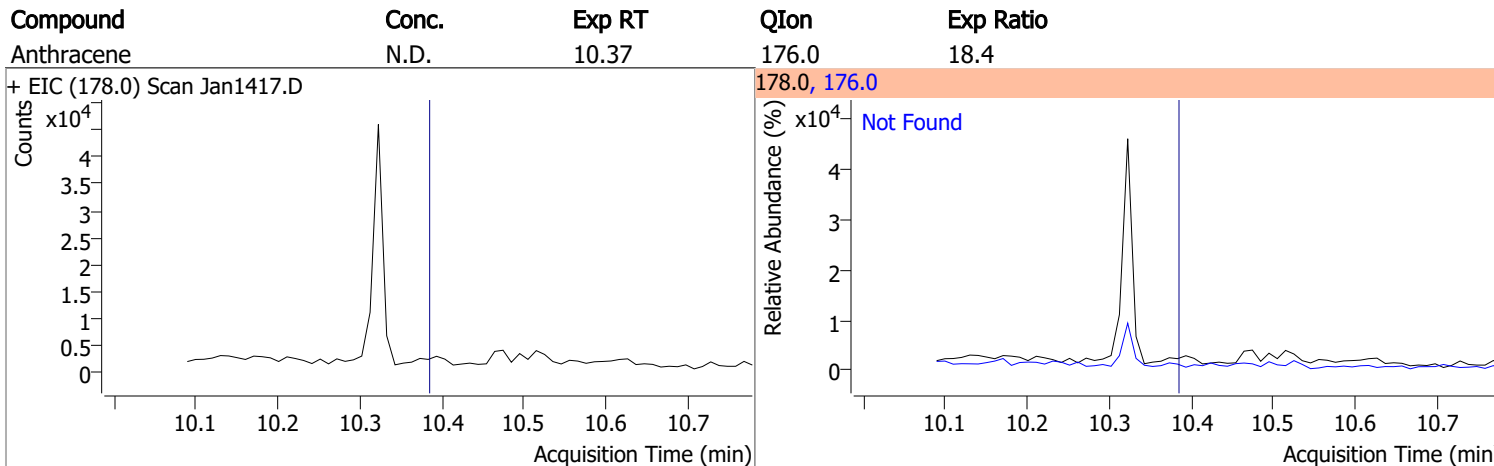
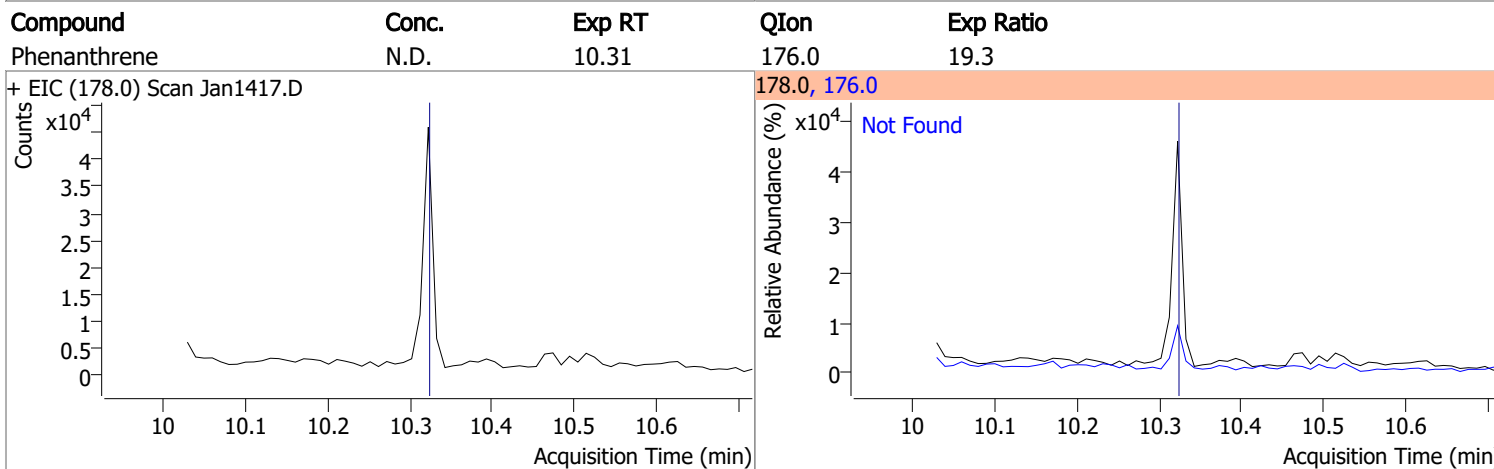
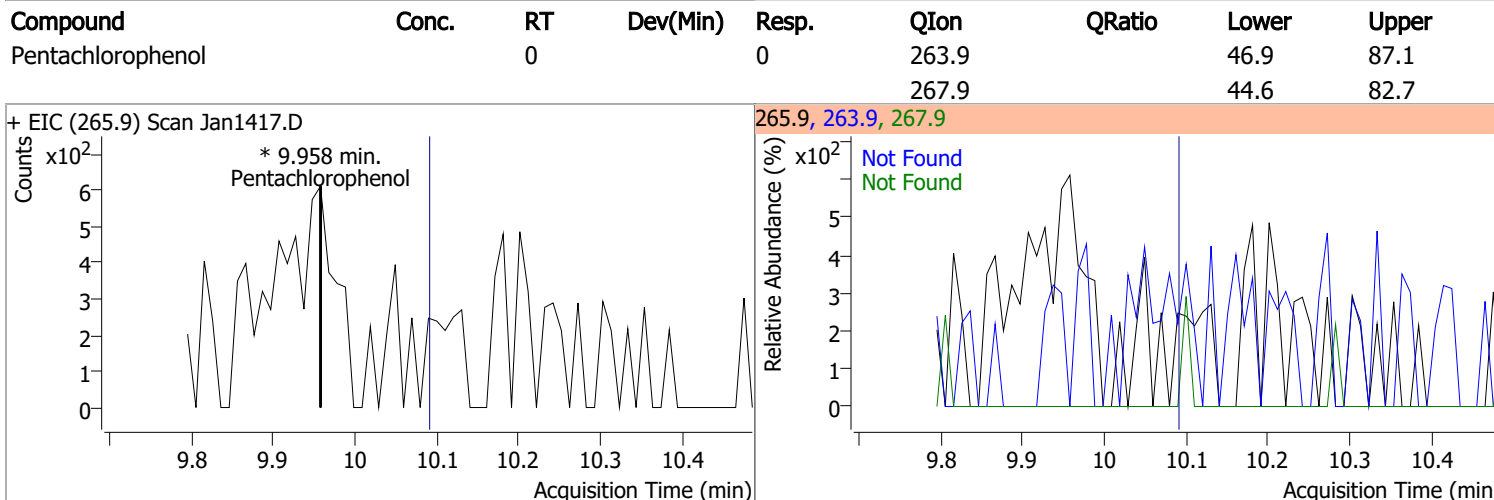
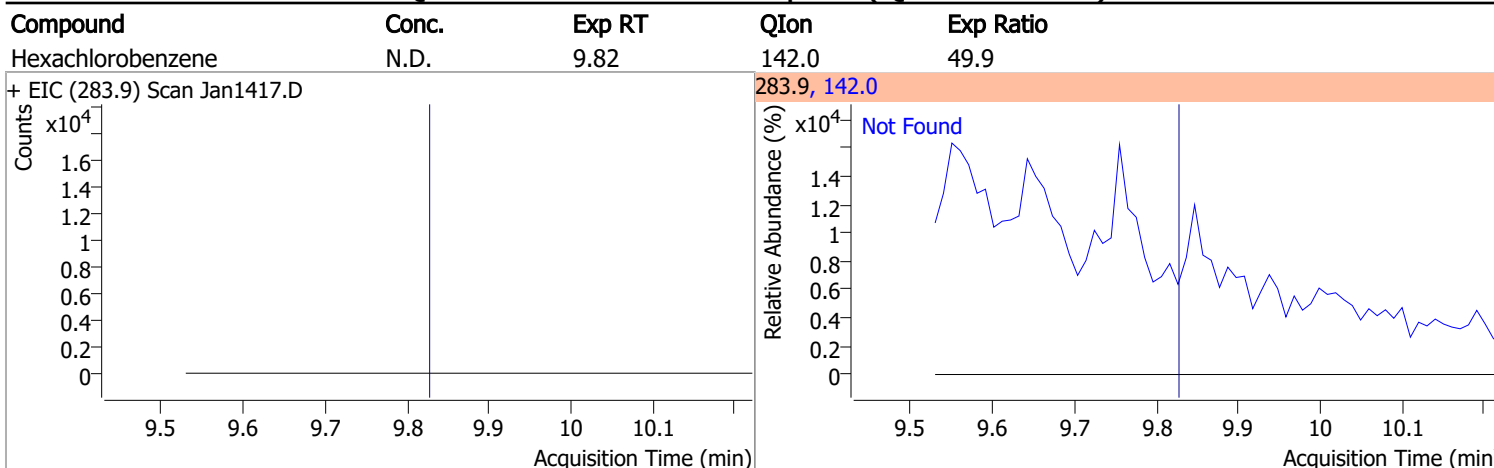
Compound	Conc.	RT	Dev(Min)	Resp.	QIon	QRatio	Lower	Upper
2,4,6-Tribromophenol	140.2686	9.49	0.03	226421	331.8	91.2	62.7	116.4



Compound	Conc.	Exp RT	QIon	Exp Ratio	QIon	Exp Ratio
4-Bromophenyl-phenylether	N.D.	9.78	250.0	98.3	141.0	96.1

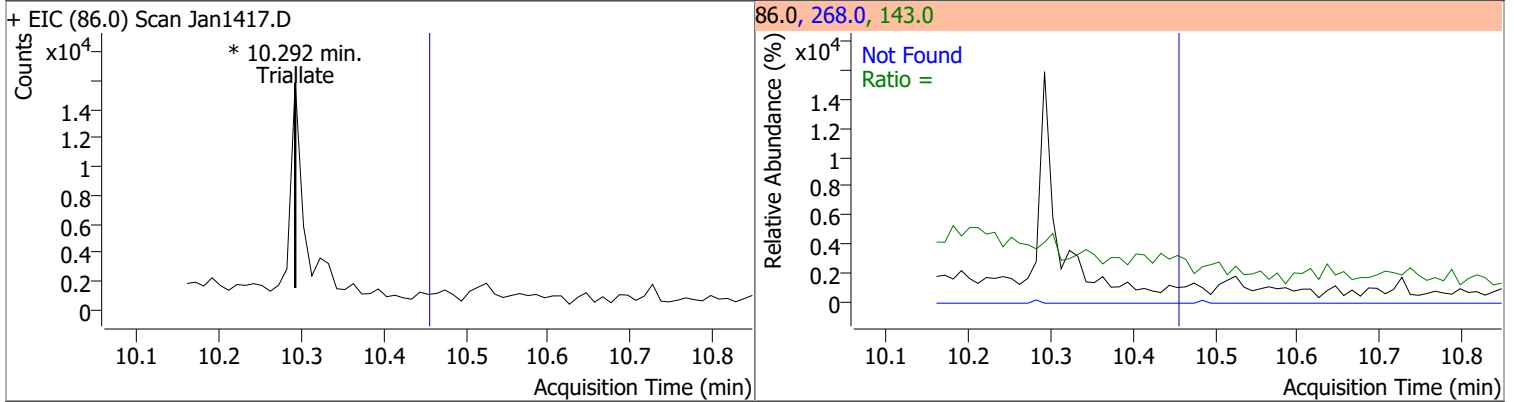


Quantitation Results Report (QT Reviewed)

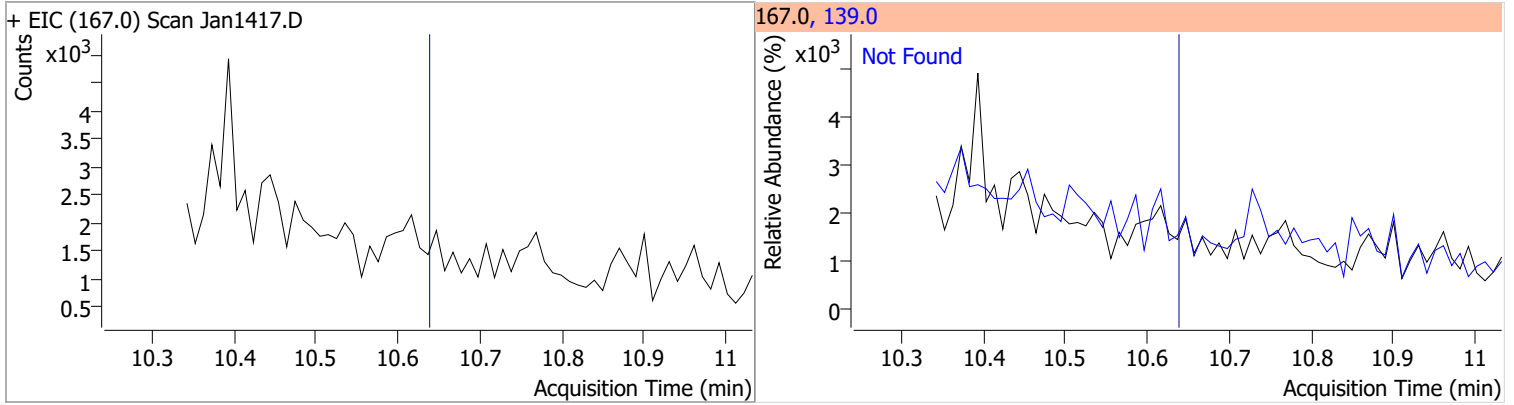


Quantitation Results Report (QT Reviewed)

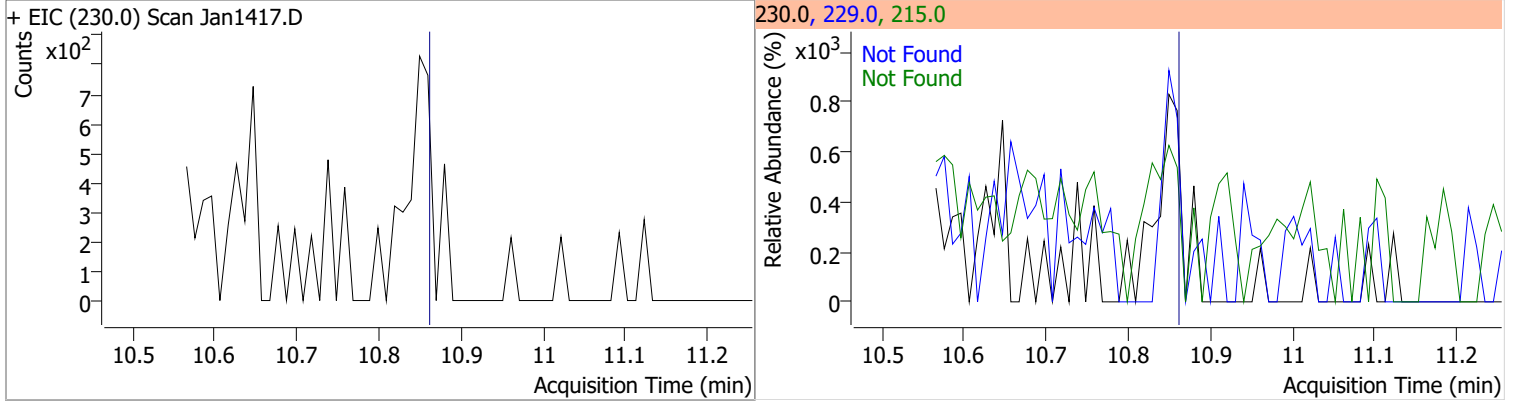
Compound	Conc.	RT	Dev(Min)	Resp.	QIon	QRatio	Lower	Upper
Triallate	0	0		0	268.0		18.7	34.7
					143.0		17.4	32.3



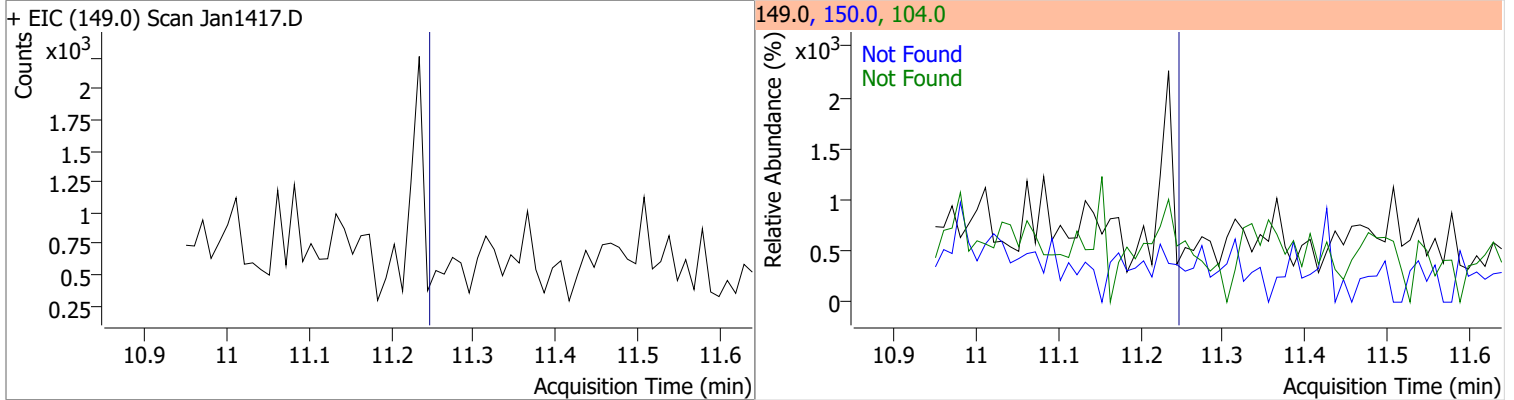
Compound	Conc.	Exp RT	QIon	Exp Ratio
Carbazole	N.D.	10.63	139.0	12.8



Compound	Conc.	Exp RT	QIon	Exp Ratio	QIon	Exp Ratio
o-Terphenyl	N.D.	10.85	229.0	64.1	215.0	36.5

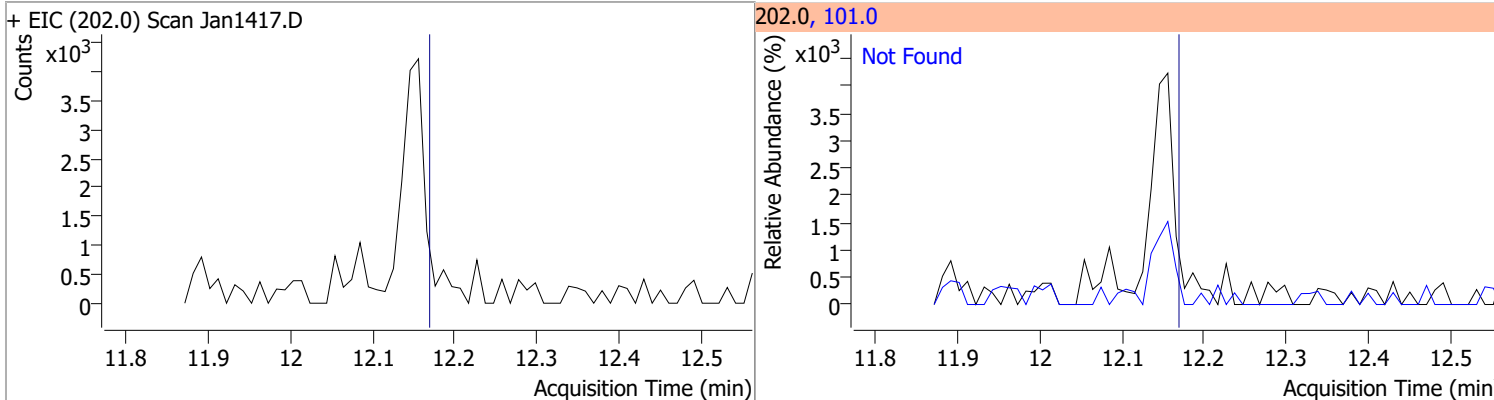


Compound	Conc.	Exp RT	QIon	Exp Ratio	QIon	Exp Ratio
Di-n-Butylphthalate	N.D.	11.23	150.0	9.1	104.0	6.1

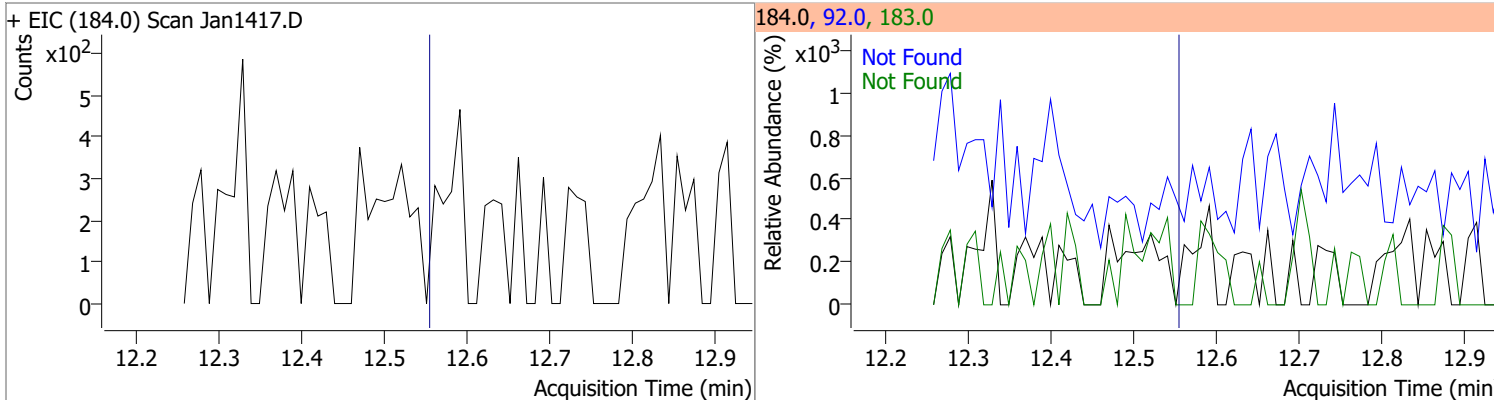


Quantitation Results Report (QT Reviewed)

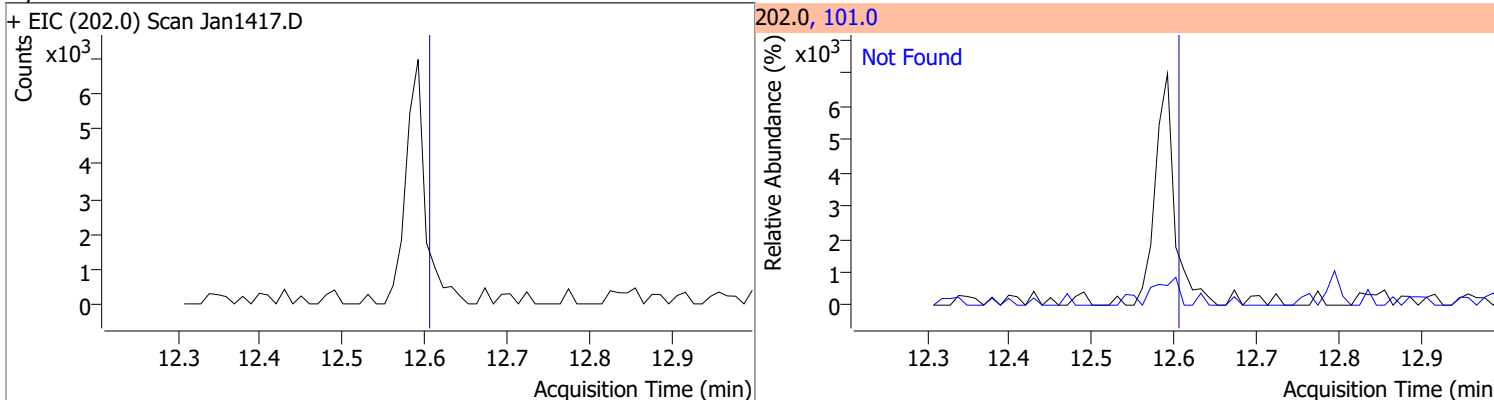
Compound	Conc.	Exp RT	QIon	Exp Ratio
Fluoranthene	N.D.	12.16	101.0	12.8



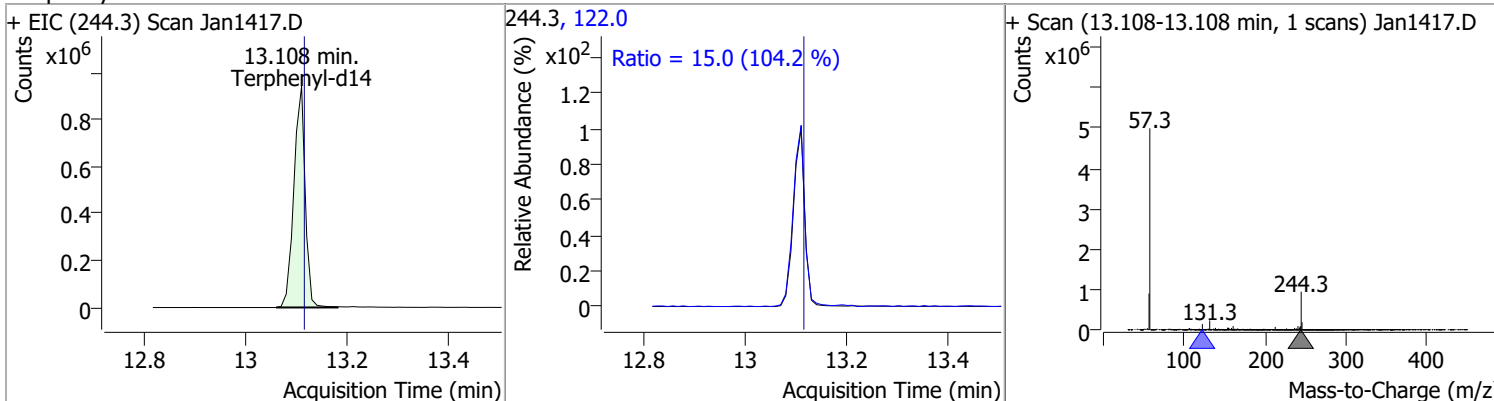
Compound	Conc.	Exp RT	QIon	Exp Ratio	QIon	Exp Ratio
Benzidine	N.D.	12.54	183.0	13.1	92.0	8.1



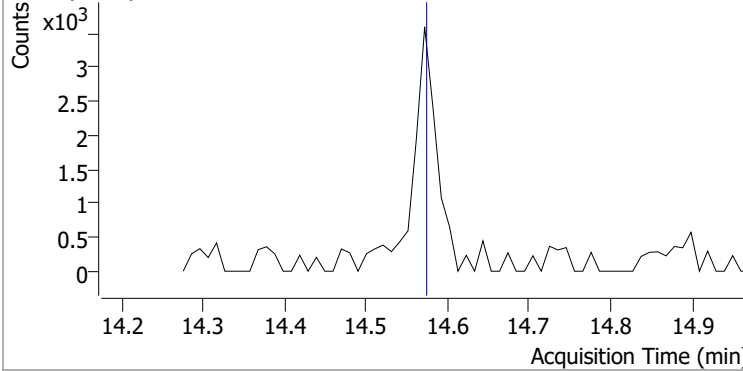
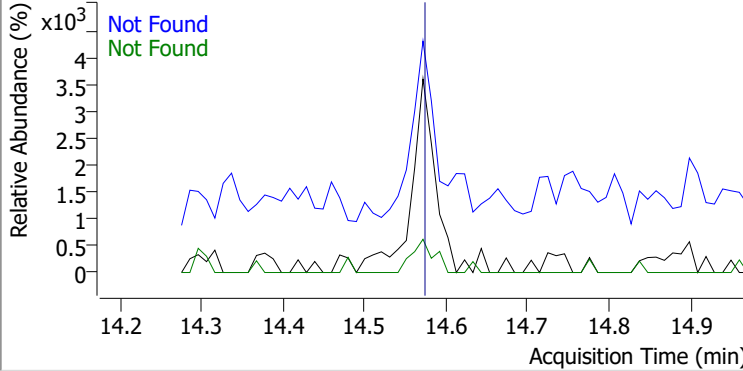
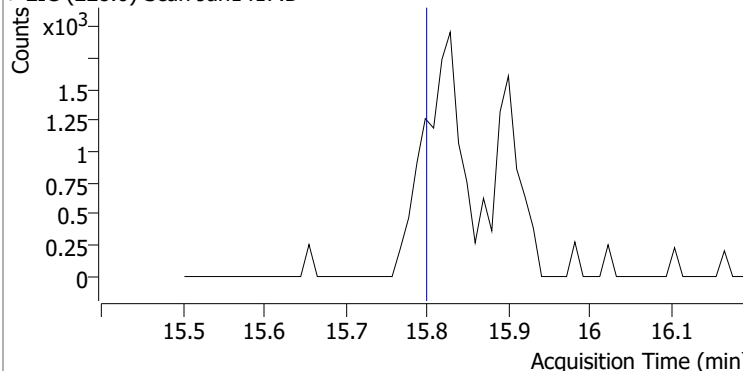
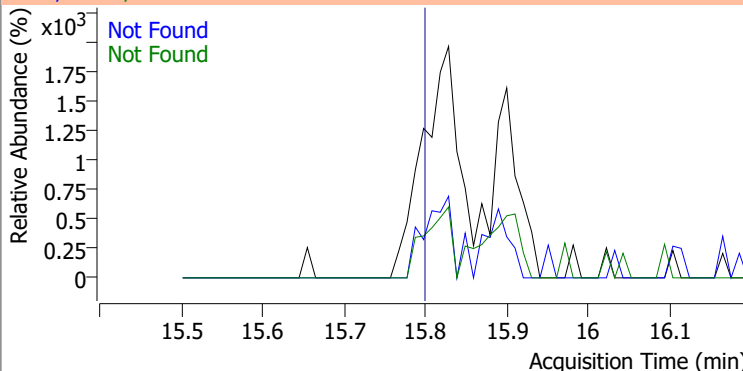
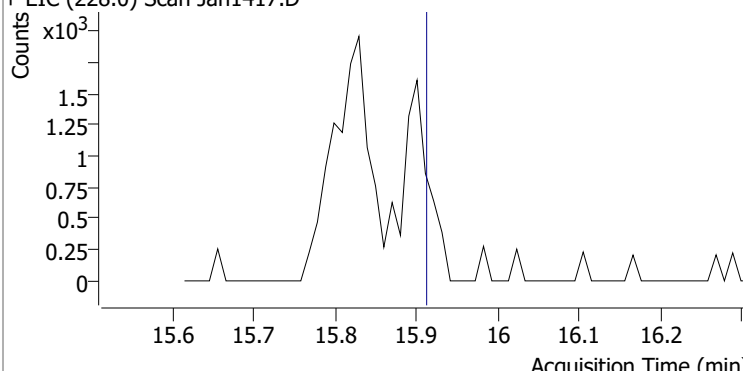
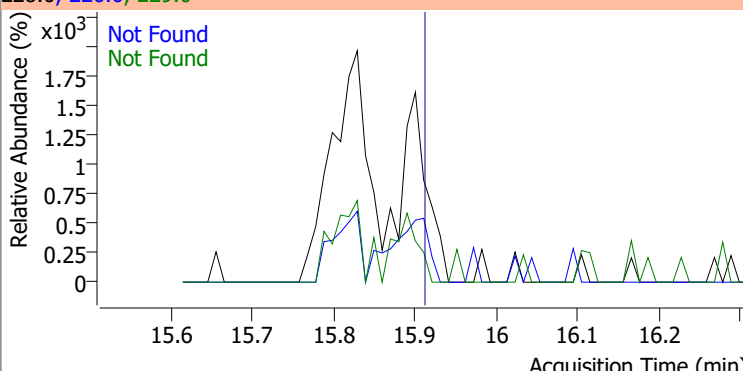
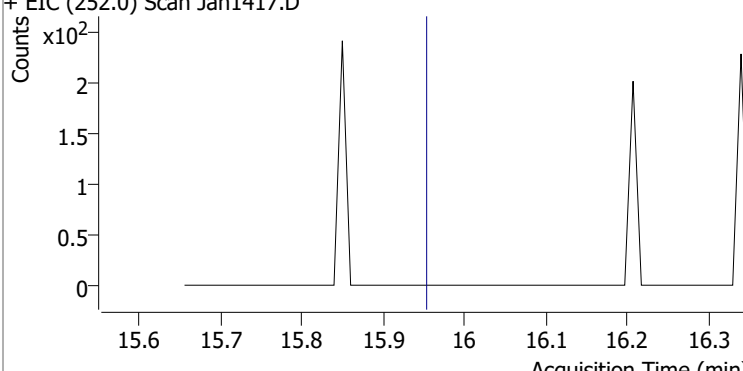
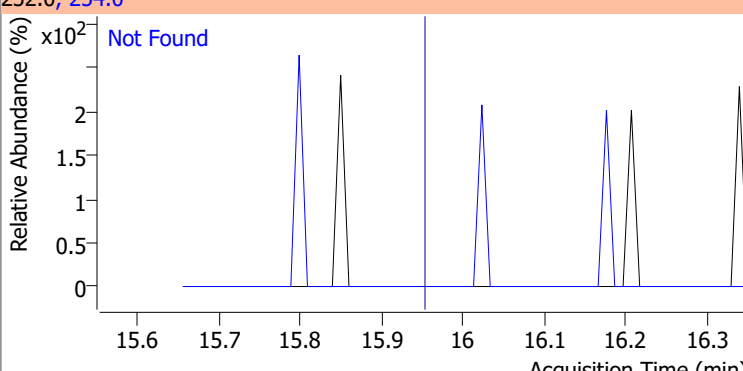
Compound	Conc.	Exp RT	QIon	Exp Ratio
Pyrene	N.D.	12.59	101.0	14.6



Compound	Conc.	RT	Dev(Min)	Resp.	QIon	QRatio	Lower	Upper
Terphenyl-d14	78.0498	13.11	0.01	1460296	122.0	15.0	10.1	18.7

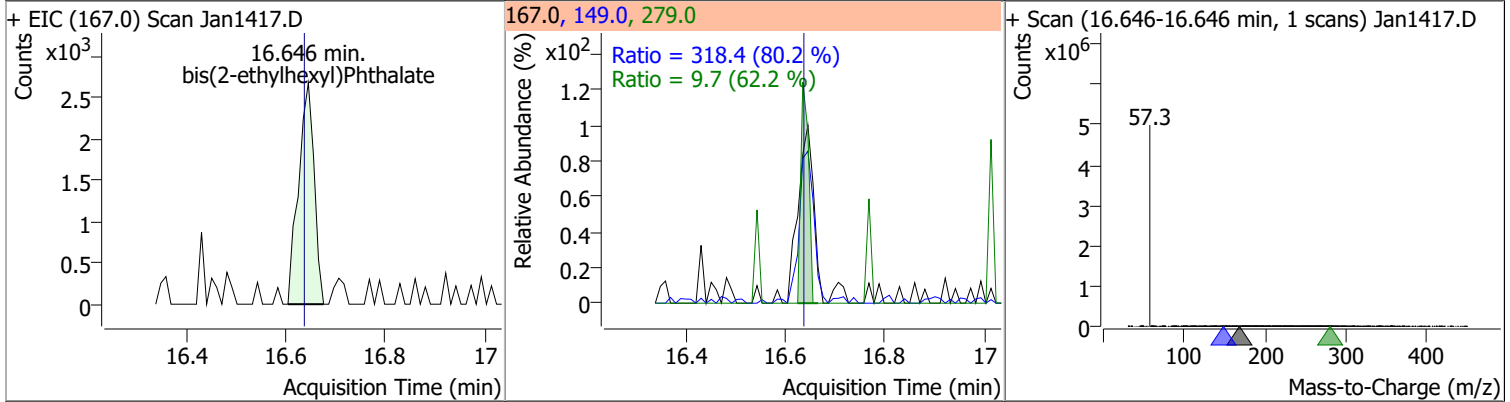


Quantitation Results Report (QT Reviewed)

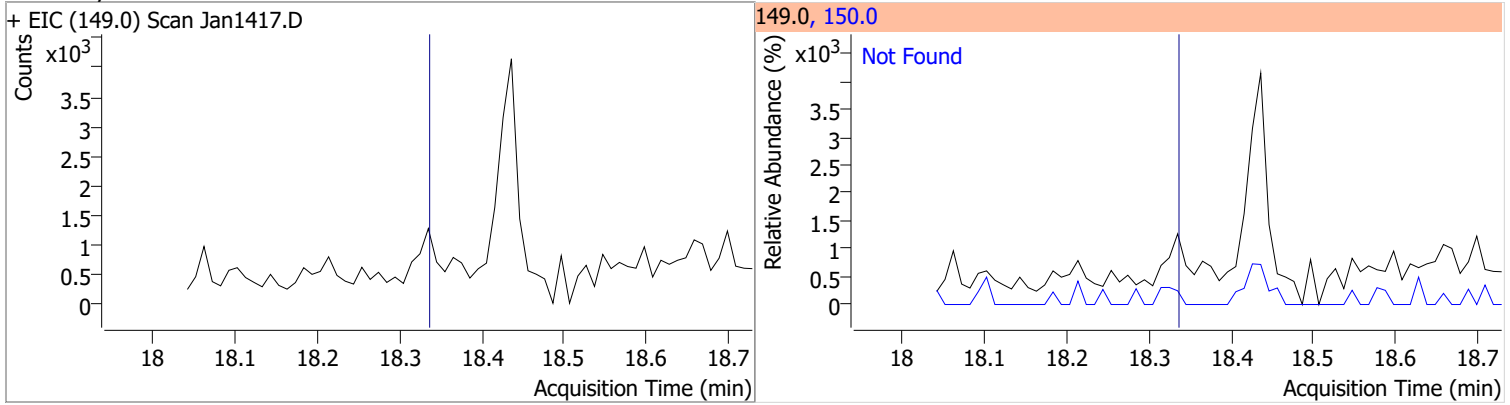
Compound	Conc.	Exp RT	QIon	Exp Ratio	QIon	Exp Ratio
Butylbenzylphthalate	N.D.	14.58	91.0	81.7	206.0	17.9
+ EIC (149.0) Scan Jan1417.D			149.0, 91.0, 206.0			
						
Benzo(a)Anthracene	N.D.	15.81	226.0	27.1	229.0	21.0
+ EIC (228.0) Scan Jan1417.D			228.0, 229.0, 226.0			
						
Chrysene	N.D.	15.92	226.0	29.9	229.0	20.4
+ EIC (228.0) Scan Jan1417.D			228.0, 226.0, 229.0			
						
3,3-Dichlorobenzidine	N.D.	15.96	254.0	64.7		
+ EIC (252.0) Scan Jan1417.D			252.0, 254.0			
						

Quantitation Results Report (QT Reviewed)

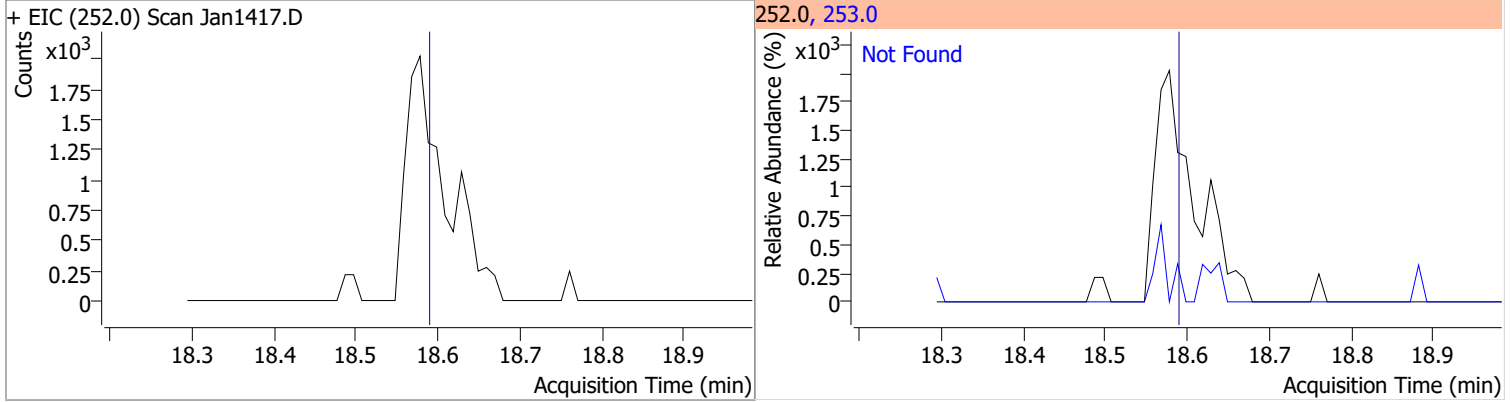
Compound	Conc.	RT	Dev(Min)	Resp.	QIon	QRatio	Lower	Upper
bis(2-ethylhexyl)Phthalate	3.1332	16.65	0.00	5853	149.0	318.4	278.0	516.2
					279.0	9.7	10.9	20.3



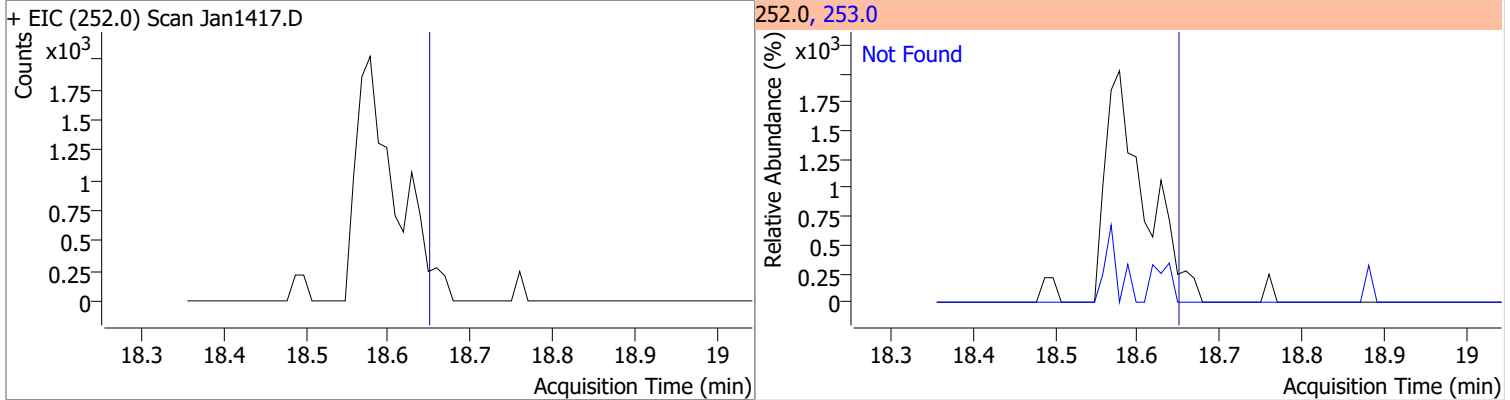
Compound	Conc.	Exp RT	QIon	Exp Ratio
Di-n-octyl Phthalate	N.D.	18.34	150.0	9.5



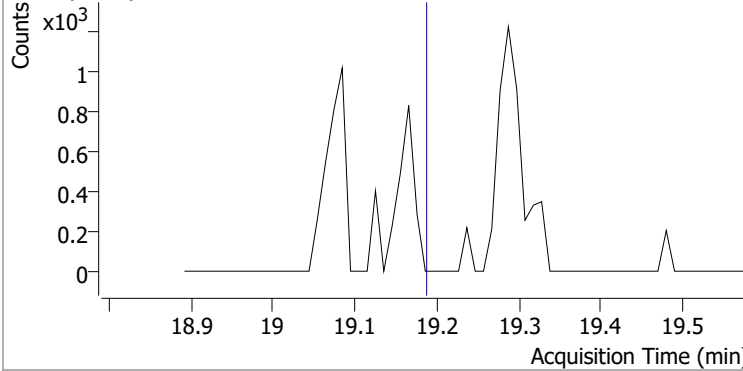
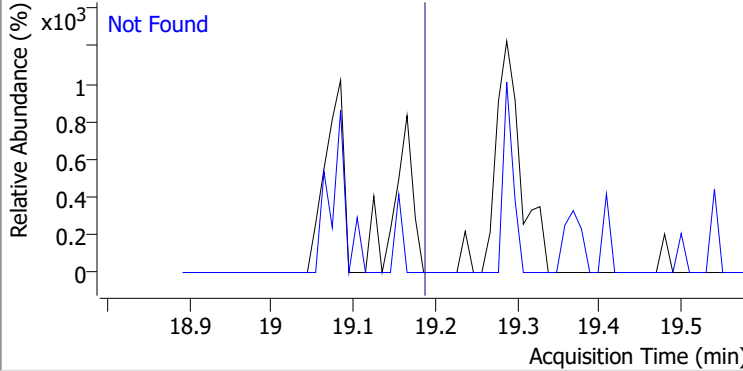
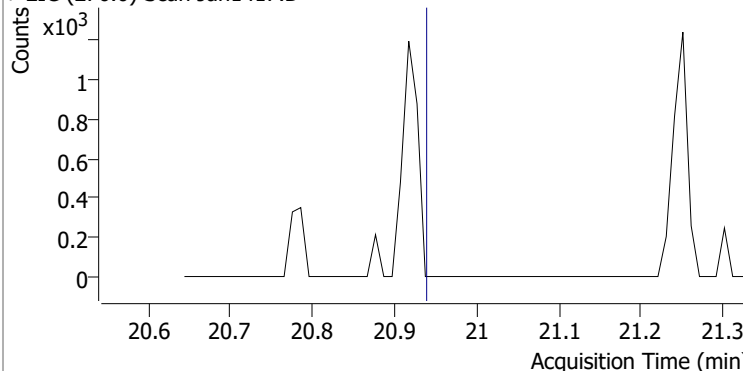
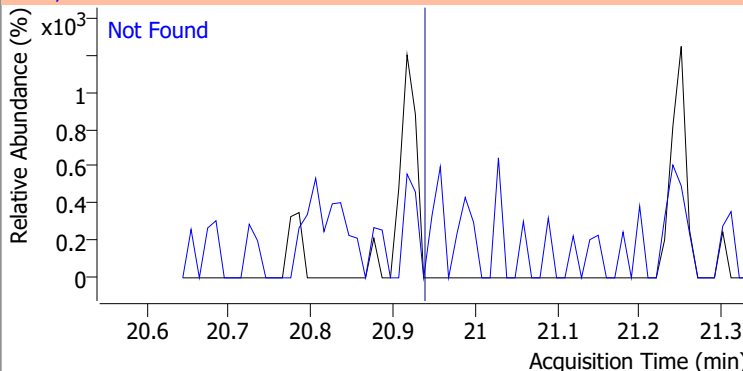
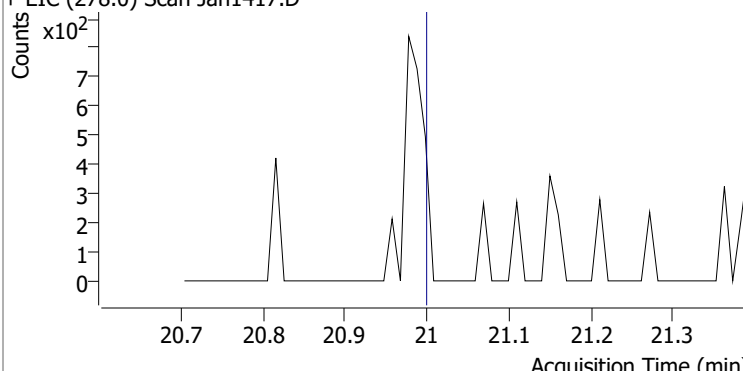
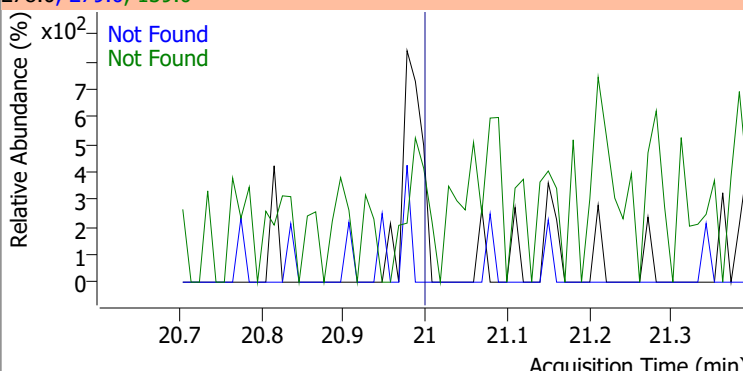
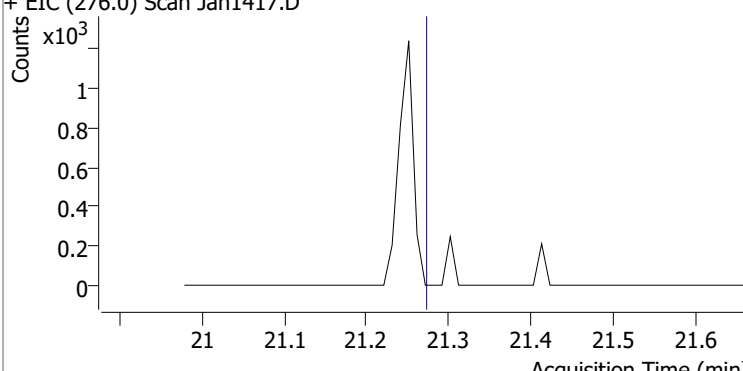
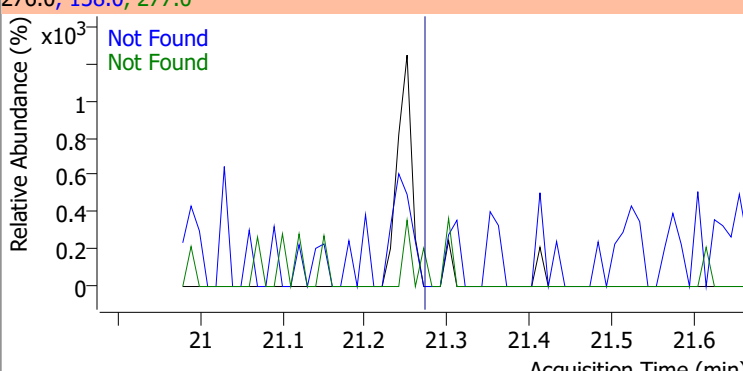
Compound	Conc.	Exp RT	QIon	Exp Ratio
Benzo(b)fluoranthene	N.D.	18.59	253.0	22.0



Compound	Conc.	Exp RT	QIon	Exp Ratio
Benzo(k)fluoranthene	N.D.	18.65	253.0	21.9

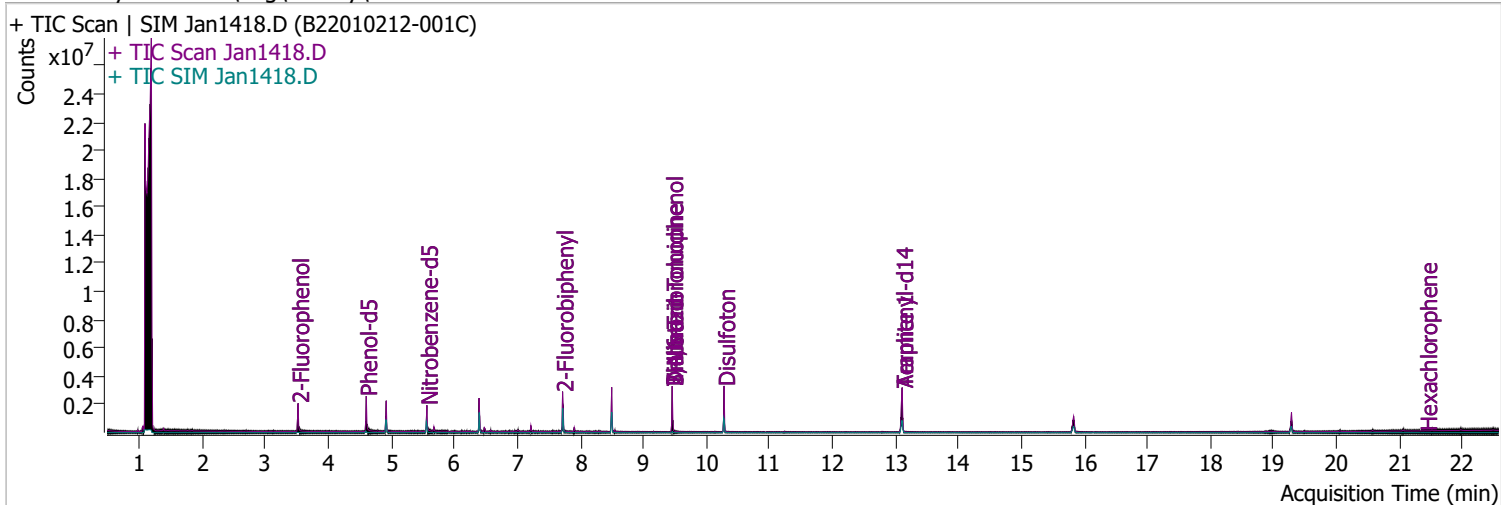


Quantitation Results Report (QT Reviewed)

Compound	Conc.	Exp RT	QIon	Exp Ratio		
Benzo(a)pyrene	N.D.	19.19	253.0	22.0		
+ EIC (252.0) Scan Jan1417.D			252.0, 253.0			
						
Indeno(1,2,3-c,d)pyrene	N.D.	20.94	138.0	29.9		
+ EIC (276.0) Scan Jan1417.D			276.0, 138.0			
						
Dibenzo(a,h)anthracene	N.D.	21.00	279.0	25.2	QIon	Exp Ratio
+ EIC (278.0) Scan Jan1417.D			278.0, 279.0, 139.0			
						
Benzo(g,h,i)perylene	N.D.	21.27	138.0	32.0	QIon	Exp Ratio
+ EIC (276.0) Scan Jan1417.D			276.0, 138.0, 277.0			
						

Quantitation Results Report (QT Reviewed)

Data File	Jan1418.D	Operator	LIMS import
Acq. Method	BNA+SIM.M	Acq. Date-Time	1/14/2022 10:11:29 PM
Sample Name	B22010212-001C	Instrument	Instrument #1
Vial	18	Multiplier	1.00
DA Method File		Comment	SVOC-8270-W-LARGO
Tune File	dftppdsm.u	Tune Date	1/7/2022 12:13:00 PM
Batch Name	011422 DoD BNA.batch.bin	Last Calib Update	1/18/2022 11:27:22 AM
Ref Library	D:\Org\Library\NIST129K.l		



Compound	RT	QIon	Resp.	Conc.	Units	Dev(Min)
----------	----	------	-------	-------	-------	----------

Internal Standards

System Monitoring Compounds

S 2-Fluorophenol	3.521	112.0	543255	71.7810	µg/L	0.010
Spiked Amount: 200.000	Range: 10.0 - 75.0%			Recovery = 35.89%		
S Phenol-d5	4.603	99.0	770685	76.2507	µg/L	0.000
Spiked Amount: 200.000	Range: 10.0 - 65.0%			Recovery = 38.13%		
S Nitrobenzene-d5	5.563	82.0	362769	66.0163	µg/L	0.000
Spiked Amount: 100.000	Range: 32.0 - 94.0%			Recovery = 66.02%		
S 2-Fluorobiphenyl	7.718	172.0	1027052	54.4963	µg/L	0.000
Spiked Amount: 100.000	Range: 28.0 - 107.0%			Recovery = 54.50%		
S 2,4,6-Tribromophenol	9.458	329.8	250963	153.7116	µg/L	0.000
Spiked Amount: 200.000	Range: 25.0 - 140.0%			Recovery = 76.86%		
S Terphenyl-d14	13.108	244.3	1670302	89.4177	µg/L	0.010
Spiked Amount: 100.000	Range: 32.0 - 122.0%			Recovery = 89.42%		

Target Compounds

Compound	RT	QIon	Resp.	Conc.	Units	Dev(Min)	QValue
T N-Nitrosodimethylamine	0.000		0	N.D.			
T Pyridine	0.000		0	N.D.			
T Aniline	0.000		0	N.D.			
T Phenol	0.000		0	N.D.			
T bis(-2-Chloroethyl)Ether	0.000		0	N.D.			
T 2-Chlorophenol	0.000		0	N.D.			
T 1,3-Dichlorobenzene	0.000		0	N.D.			
T 1,4-Dichlorobenzene	0.000		0	N.D.			
T 1,2-Dichlorobenzene	0.000		0	N.D.			
T Benzyl Alcohol	0.000		0	N.D.			
T bis(2-chloroisopropyl)Ether	0.000		0	N.D.			
T 2-Methylphenol	0.000		0	N.D.			
T N-nitroso-Di-n-propylamine	5.563	70.0	0		µg/L	md	1
T 4Methylphenol/3Methylphenol	0.000		0	N.D.			
T Hexachloroethane	0.000		0	N.D.			

Quantitation Results Report (QT Reviewed)

Compound	RT	QIon	Resp.	Conc.	Units	Dev(Min)
T Nitrobenzene	0.000		0	N.D.		
T Isophorone	0.000		0	N.D.		
T 2-Nitrophenol	0.000		0	N.D.		
T 2,4-Dimethylphenol	0.000		0	N.D.		
T bis(-2-Chloroethoxy)Methane	0.000		0	N.D.		
T 2,4-Dichlorophenol	0.000		0	N.D.		
T Benzoic Acid	0.000		0	N.D.		
T 1,2,4-Trichlorobenzene	0.000		0	N.D.		
T Naphthalene	0.000		0	N.D.		
T 4-Chlorophenol	0.000		0	N.D.		
T p-Chloroaniline	0.000		0	N.D.		
T Hexachlorobutadiene	0.000		0	N.D.		
T 4-Chloro-2-Methylphenol	0.000		0	N.D.		
T 4-Chloro-3-Methylphenol	0.000		0	N.D.		
T 2-Methylnaphthalene	0.000		0	N.D.		
T 1-Methylnaphthalene	0.000		0	N.D.		
T Hexachlorocyclopentadiene	0.000		0	N.D.		
T 2,4,6-Trichlorophenol	0.000		0	N.D.		
T 2,4,5-Trichlorophenol	0.000		0	N.D.		
T 2-Chloronaphthalene	0.000		0	N.D.		
T 2-Nitroaniline	7.718	65.0	0		µg/L md	1
T Dimethyl Phthalate	8.497	163.0	0		µg/L md	1
T 2,6-Dinitrotoluene	8.497	165.0	0		µg/L md	1
T Acenaphthylene	0.000		0	N.D.		
T 3-Nitroaniline	0.000		0	N.D.		
T Acenaphthene	0.000		0	N.D.		
T 2,4-Dinitrophenol	0.000		0	N.D.		
T Dibenzofuran	0.000		0	N.D.		
T 2,4-Dinitrotoluene	0.000		0	N.D.		
T 4-Nitrophenol	0.000		0	N.D.		
T Diethylphthalate	0.000		0	N.D.		
T Fluorene	0.000		0	N.D.		
T 4-Chlorophenyl-phenylether	0.000		0	N.D.		
T 4-Nitroaniline	0.000		0	N.D.		
T 4,6-Dinitro-2-methylphenol	0.000		0	N.D.		
T N-nitrosodiphenylamine	0.000		0	N.D.		
T Azobenzene	0.000		0	N.D.		
T 4-Bromophenyl-phenylether	0.000		0	N.D.		
T Hexachlorobenzene	0.000		0	N.D.		
T Pentachlorophenol	0.000		0	N.D.		
T Phenanthrene	0.000		0	N.D.		
T Anthracene	0.000		0	N.D.		
T Triallate	0.000		0	N.D.		
T Carbazole	0.000		0	N.D.		
T o-Terphenyl	0.000		0	N.D.		
T Di-n-Butylphthalate	0.000		0	N.D.		
T Fluoranthene	0.000		0	N.D.		
T Benzidine	0.000		0	N.D.		
T Pyrene	0.000		0	N.D.		
T Butylbenzylphthalate	0.000		0	N.D.		
T Benzo(a)Anthracene	0.000		0	N.D.		
T Chrysene	0.000		0	N.D.		
T 3,3-Dichlorobenzidine	0.000		0	N.D.		
T bis(2-ethylhexyl)Phthalate	0.000		0	N.D.		
T Di-n-octyl Phthalate	0.000		0	N.D.		

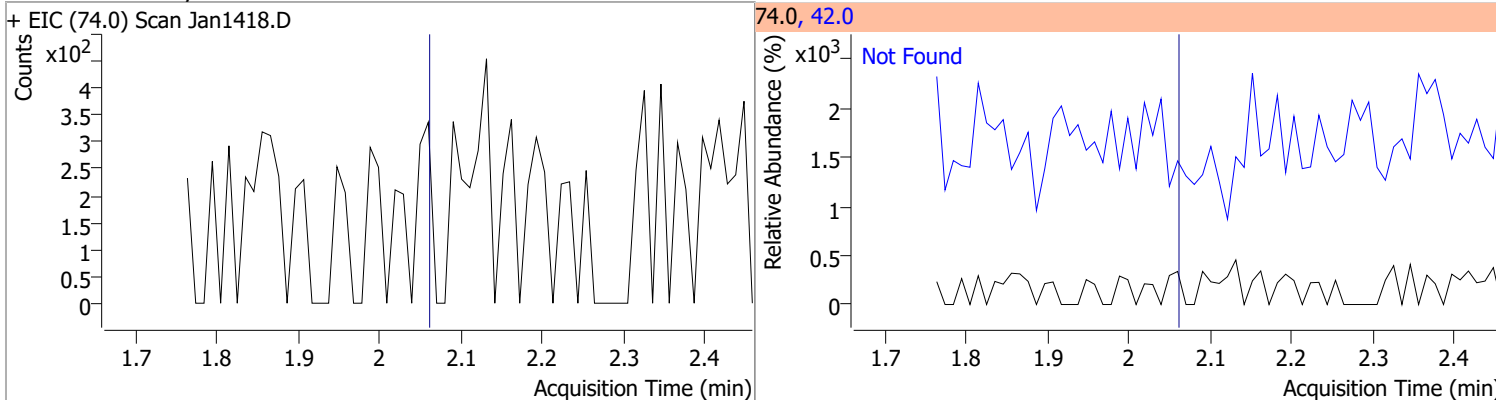
Quantitation Results Report (QT Reviewed)

Compound	RT	QIon	Resp.	Conc.	Units	Dev(Min)
T Benzo(b)fluoranthene	0.000		0	N.D.		
T Benzo(k)fluoranthene	0.000		0	N.D.		
T Benzo(a)pyrene	0.000		0	N.D.		
T Indeno(1,2,3-c,d)pyrene	0.000		0	N.D.		
T Dibenzo(a,h)anthracene	0.000		0	N.D.		
T Benzo(g,h,i)perylene	0.000		0	N.D.		

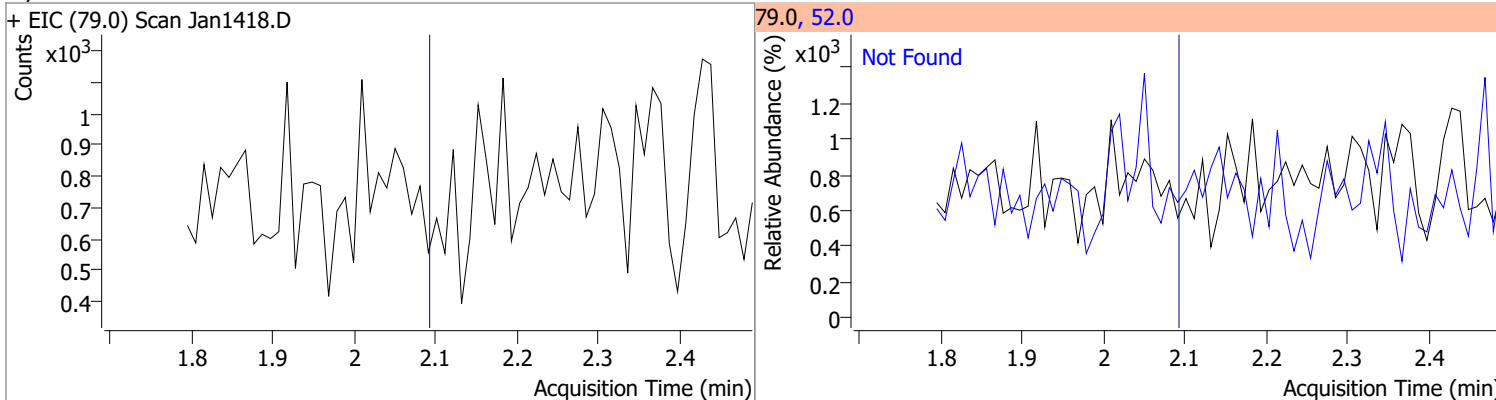
(#) = Qualifier Out of Range; (m) = Manual Integration; (+) = Area Summed; (*) = Surrogate Percent Recovery Out of Range; (d): Zeroed Peak

Quantitation Results Report (QT Reviewed)

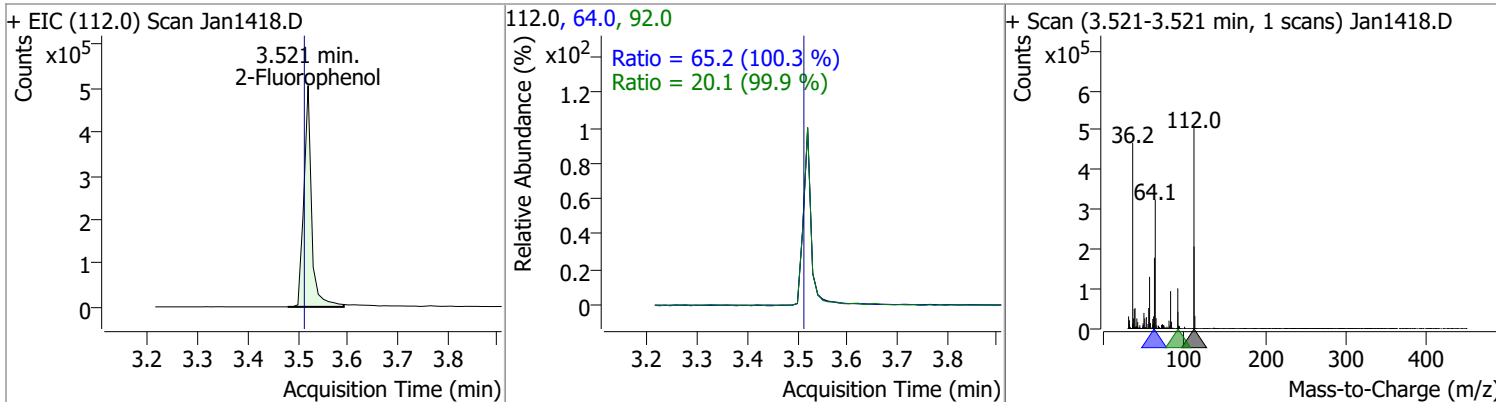
Compound	Conc.	Exp RT	QIon	Exp Ratio
N-Nitrosodimethylamine	N.D.	2.06	42.0	177.0



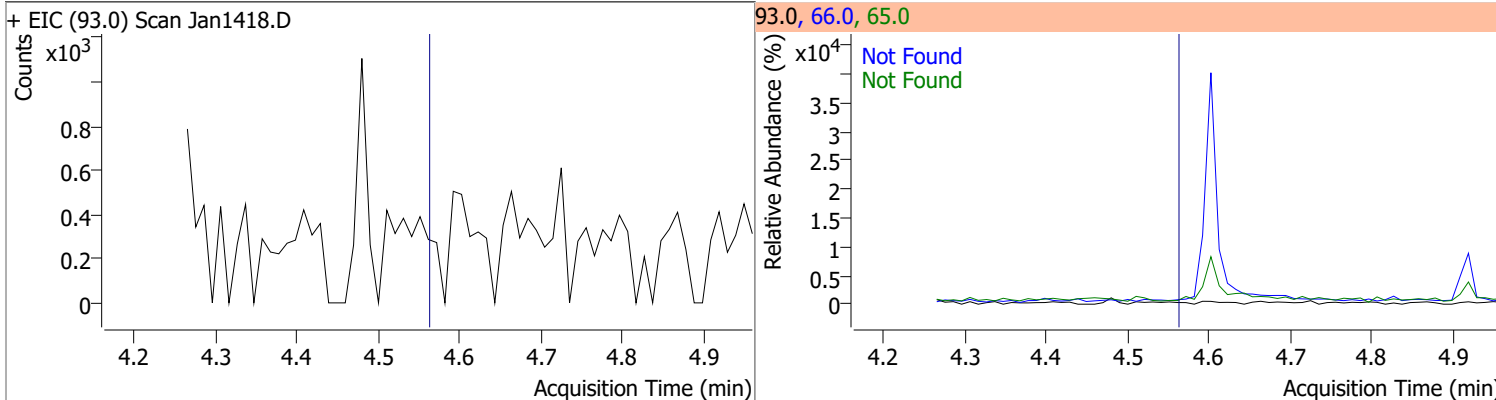
Compound	Conc.	Exp RT	QIon	Exp Ratio
Pyridine	N.D.	2.09	52.0	133.1



Compound	Conc.	RT	Dev(Min)	Resp.	QIon	QRatio	Lower	Upper
2-Fluorophenol	71.7810	3.52	0.01	543255	64.0	65.2	45.5	84.5
					92.0	20.1	14.1	26.2

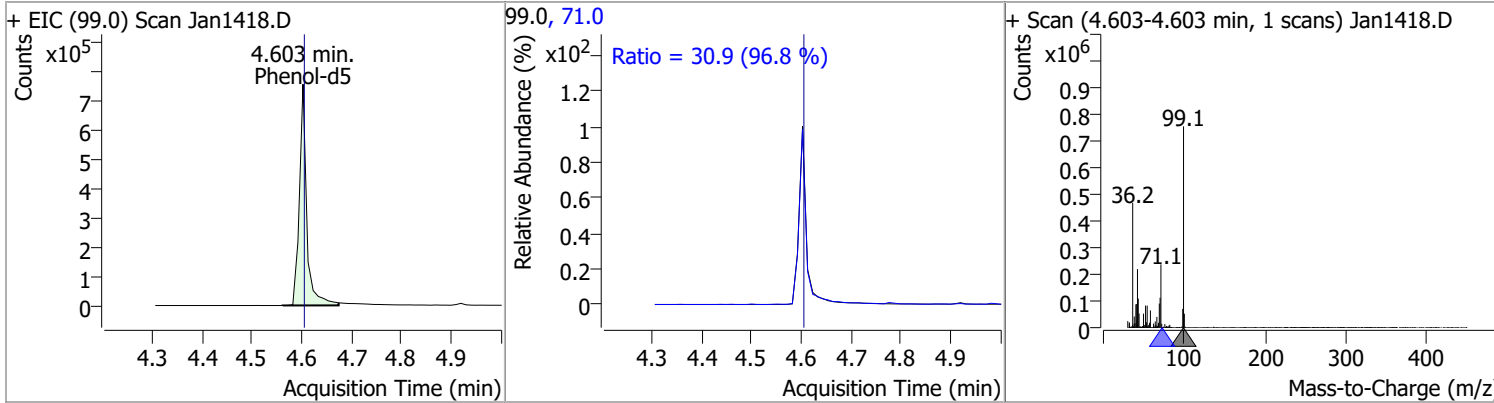


Compound	Conc.	Exp RT	QIon	Exp Ratio	QIon	Exp Ratio
Aniline	N.D.	4.56	66.0	40.4	65.0	22.2

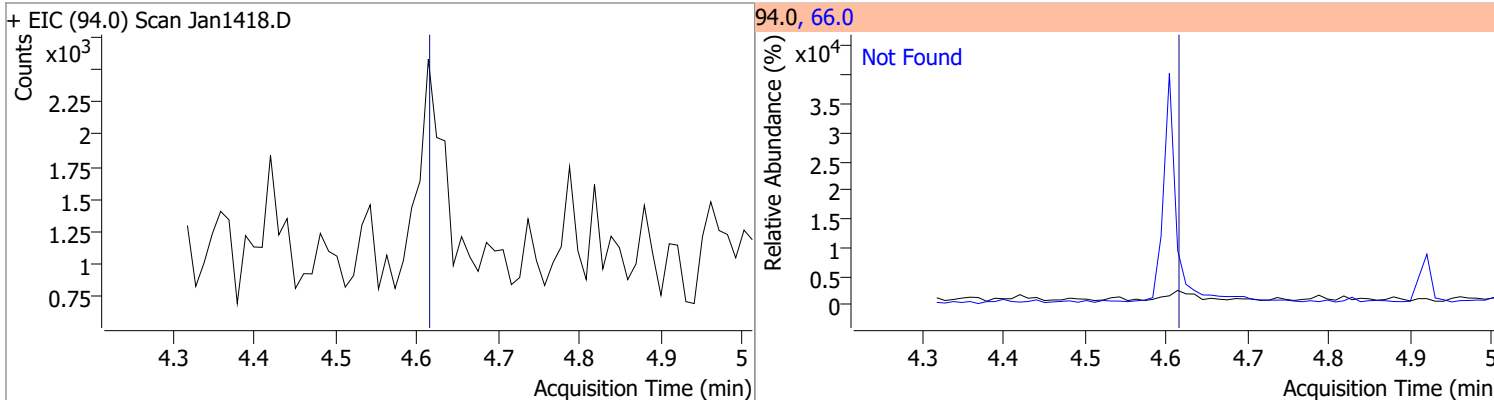


Quantitation Results Report (QT Reviewed)

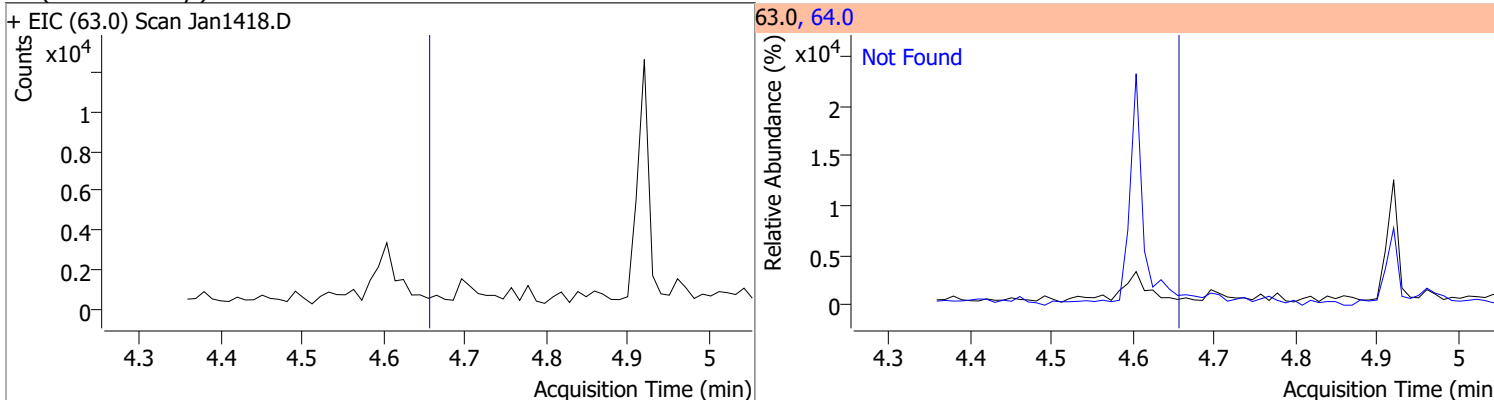
Compound	Conc.	RT	Dev(Min)	Resp.	QIon	QRatio	Lower	Upper
Phenol-d5	76.2507	4.60	0.00	770685	71.0	30.9	22.3	41.5



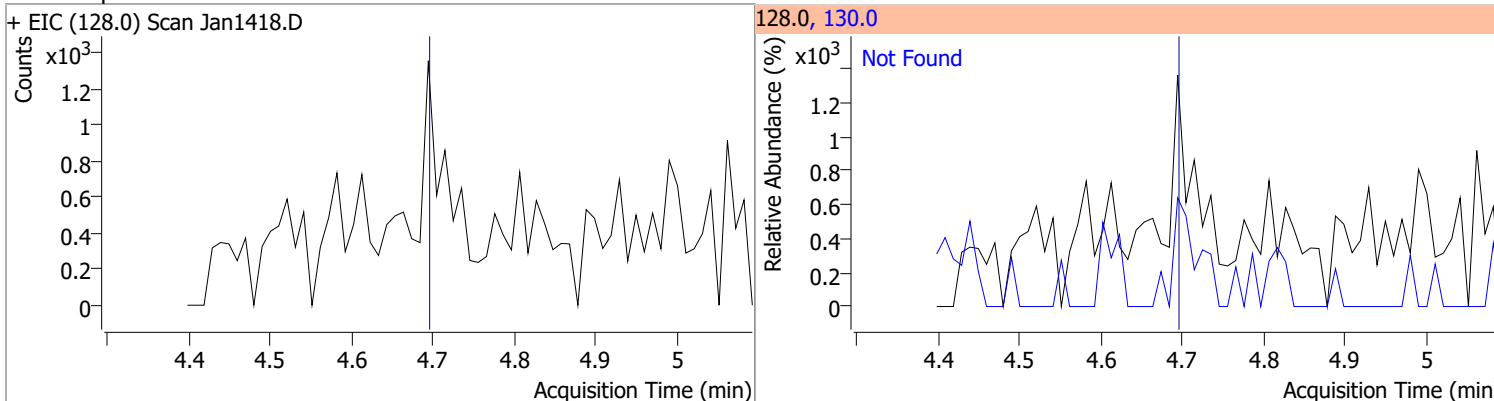
Compound	Conc.	Exp RT	QIon	Exp Ratio
Phenol	N.D.	4.61	66.0	44.7



Compound	Conc.	Exp RT	QIon	Exp Ratio
bis(-2-Chloroethyl)Ether	N.D.	4.65	64.0	3.3

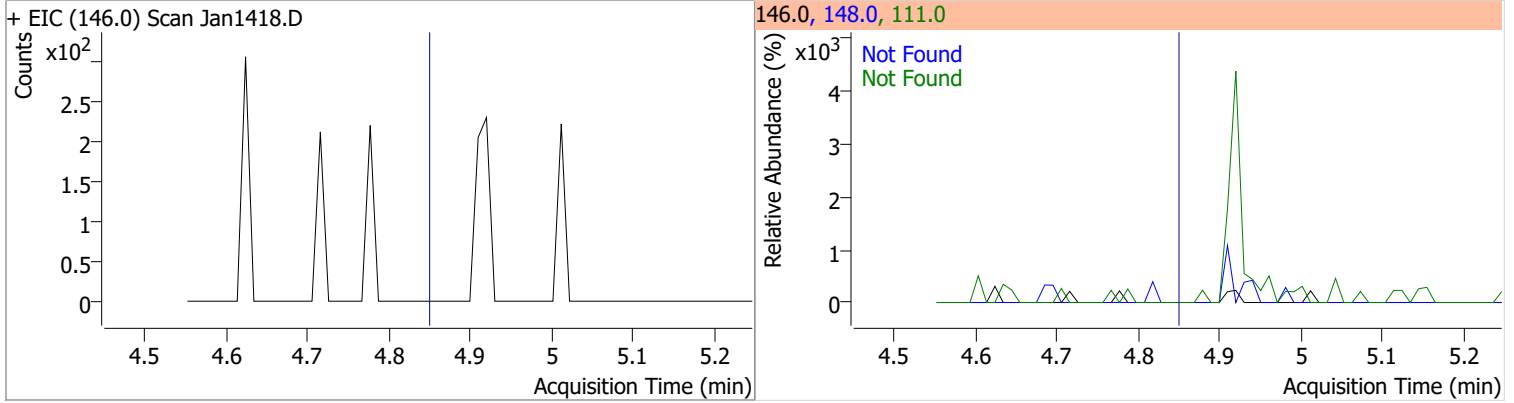


Compound	Conc.	Exp RT	QIon	Exp Ratio
2-Chlorophenol	N.D.	4.70	130.0	32.0

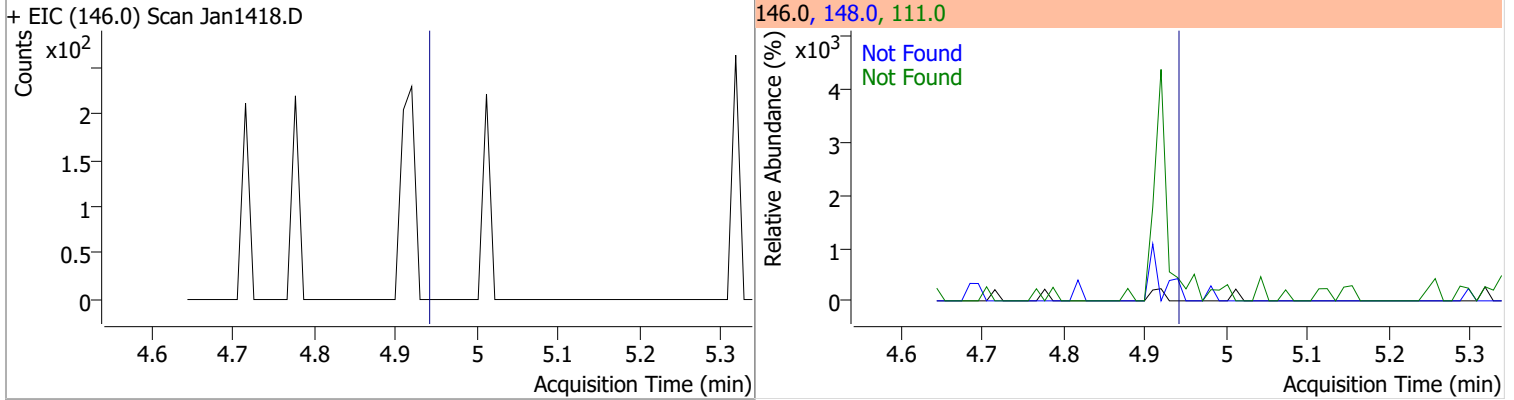


Quantitation Results Report (QT Reviewed)

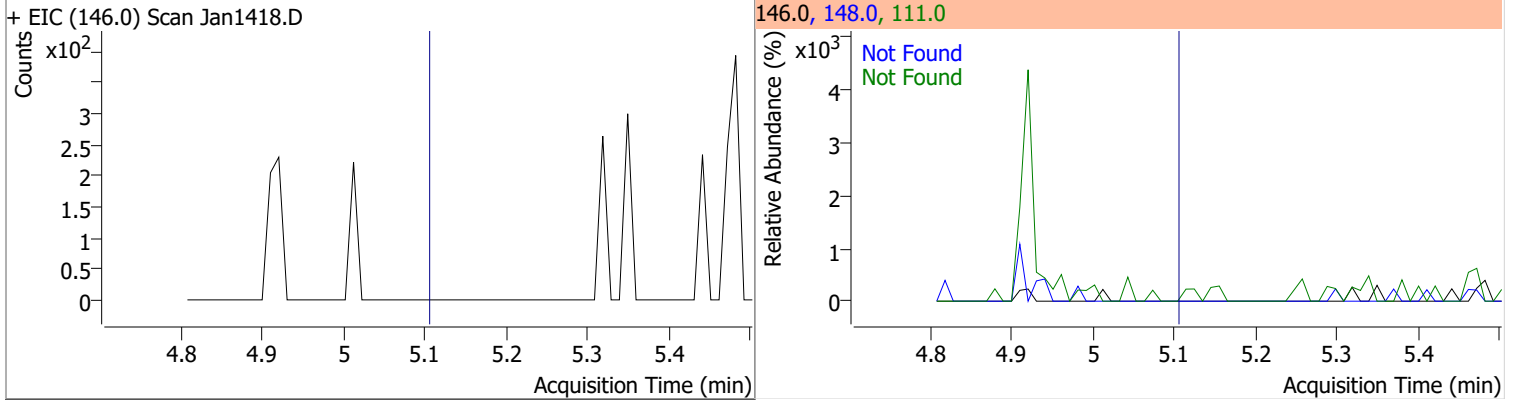
Compound	Conc.	Exp RT	QIon	Exp Ratio	QIon	Exp Ratio
1,3-Dichlorobenzene	N.D.	4.85	148.0	62.6	111.0	35.4



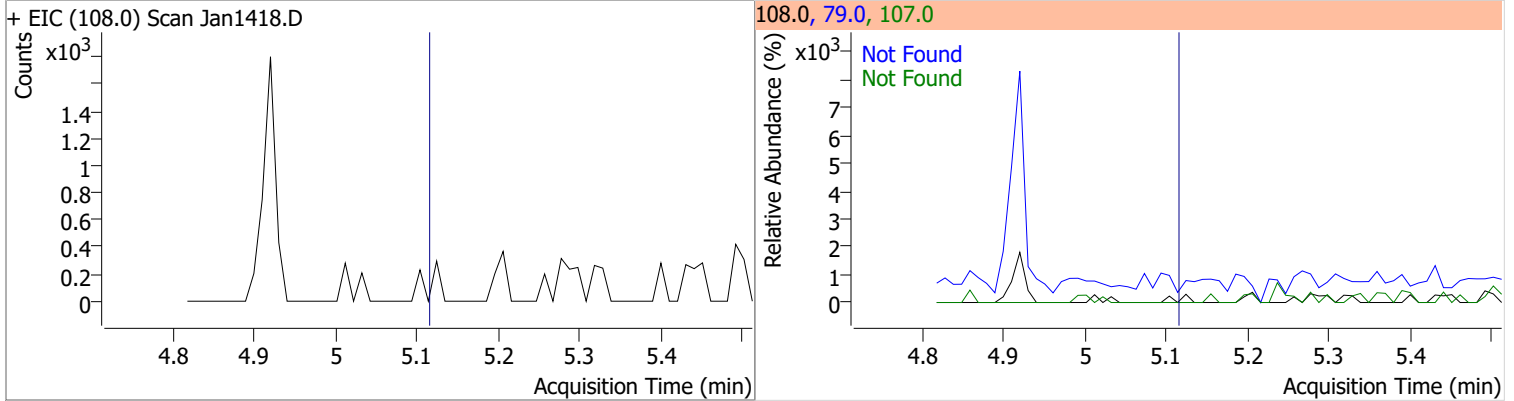
Compound	Conc.	Exp RT	QIon	Exp Ratio	QIon	Exp Ratio
1,4-Dichlorobenzene	N.D.	4.94	148.0	64.4	111.0	35.2



Compound	Conc.	Exp RT	QIon	Exp Ratio	QIon	Exp Ratio
1,2-Dichlorobenzene	N.D.	5.10	148.0	64.5	111.0	37.8

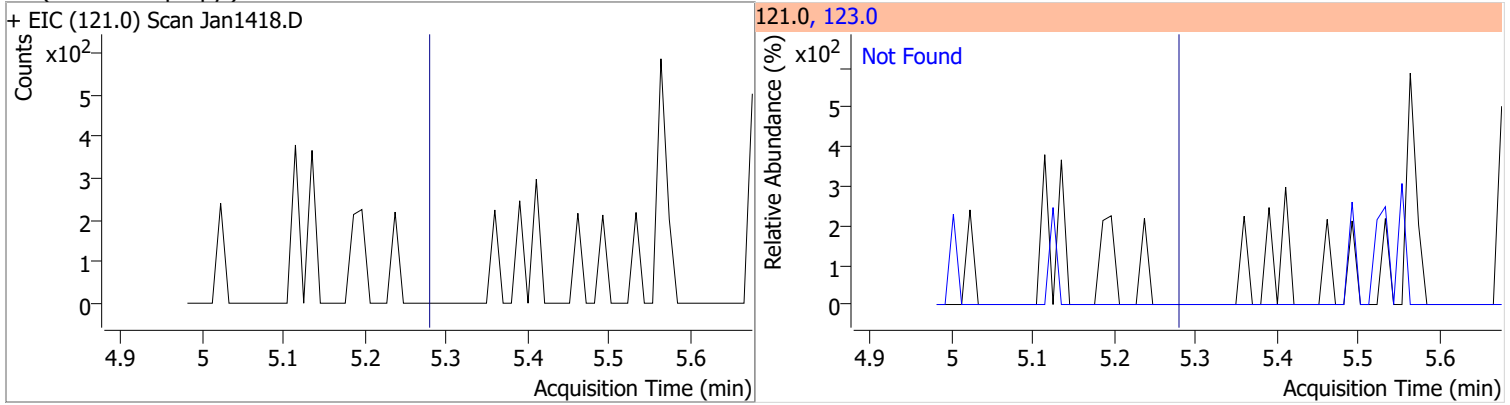


Compound	Conc.	Exp RT	QIon	Exp Ratio	QIon	Exp Ratio
Benzyl Alcohol	N.D.	5.11	79.0	115.5	107.0	71.0

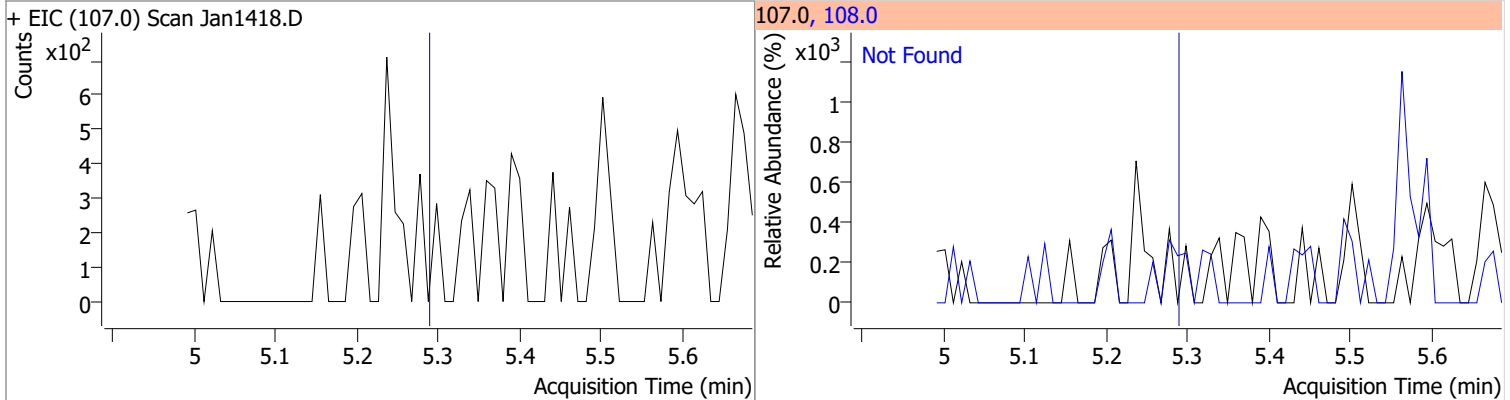


Quantitation Results Report (QT Reviewed)

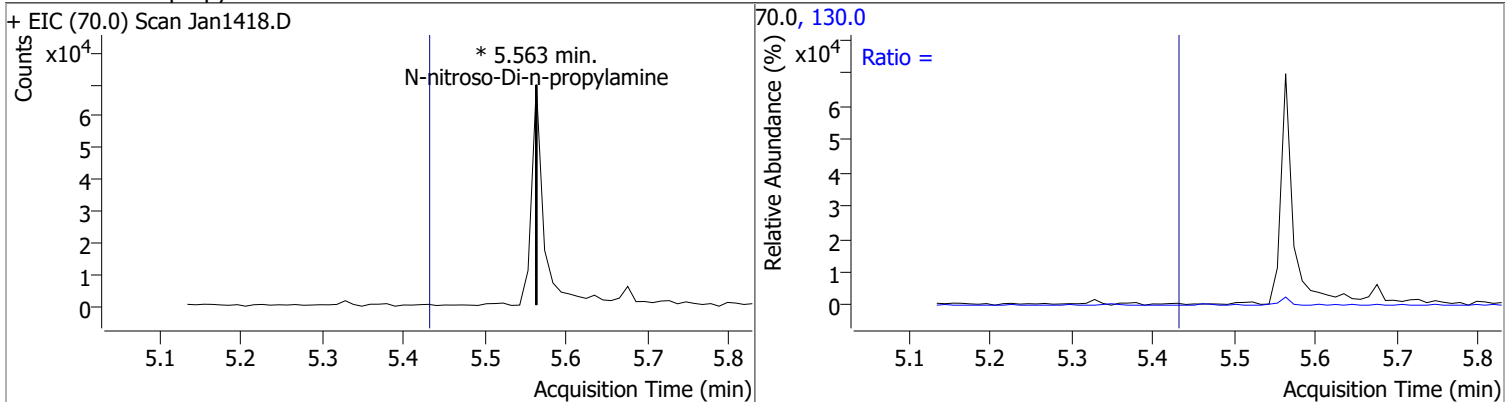
Compound	Conc.	Exp RT	QIon	Exp Ratio
bis(2-chloroisopropyl)Ether	N.D.	5.28	123.0	32.2



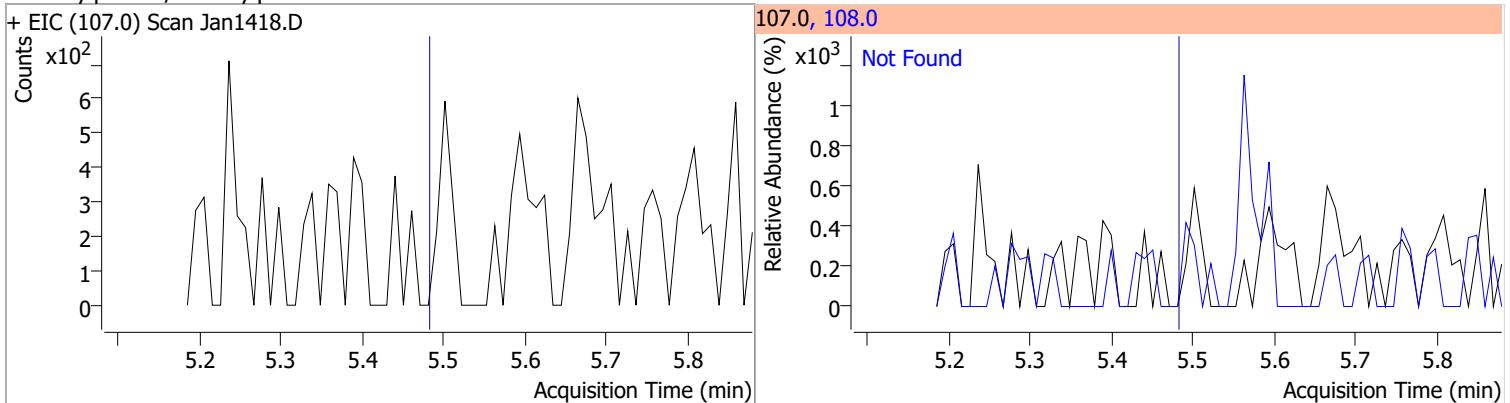
Compound	Conc.	Exp RT	QIon	Exp Ratio
2-Methylphenol	N.D.	5.29	108.0	116.9



Compound	Conc.	RT	Dev(Min)	Resp.	QIon	QRatio	Lower	Upper
N-nitroso-Di-n-propylamine		0		0	130.0		0.0	41.5

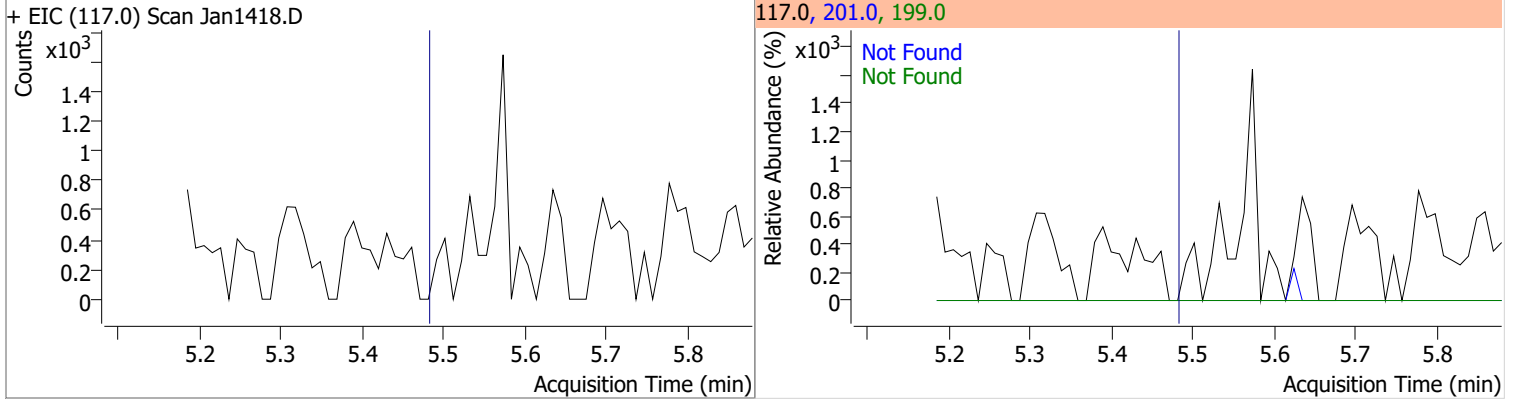


Compound	Conc.	Exp RT	QIon	Exp Ratio
4Methylphenol/3Methylphenol	N.D.	5.48	108.0	84.5

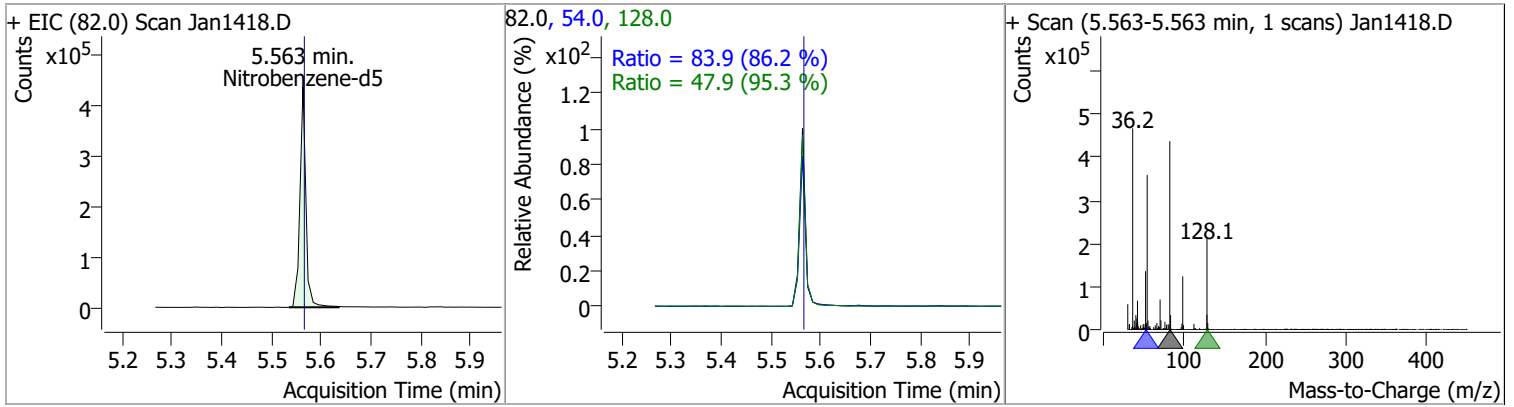


Quantitation Results Report (QT Reviewed)

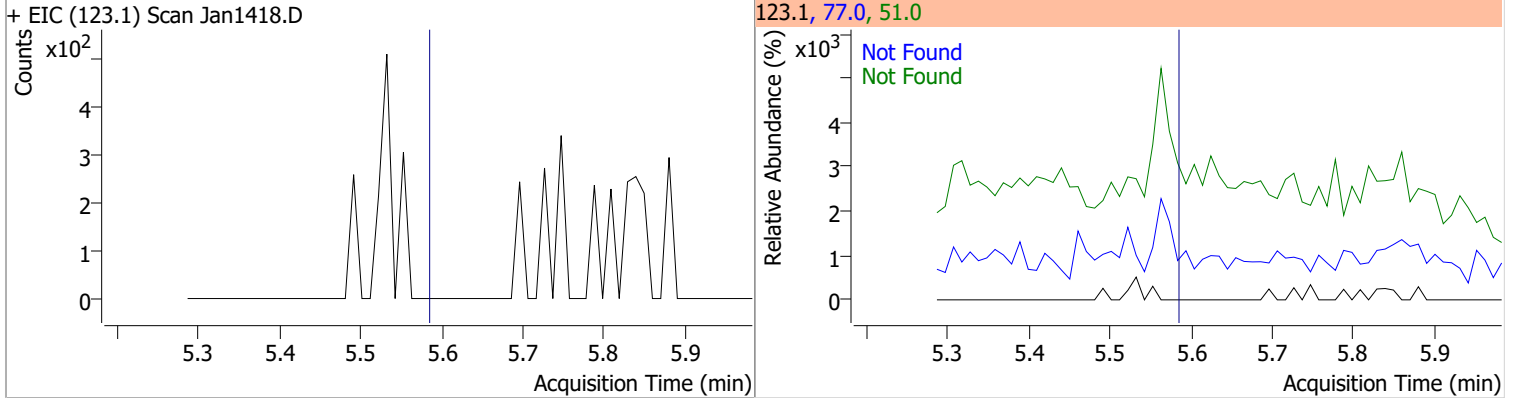
Compound	Conc.	Exp RT	QIon	Exp Ratio	QIon	Exp Ratio
Hexachloroethane	N.D.	5.48	201.0	93.2	199.0	57.2



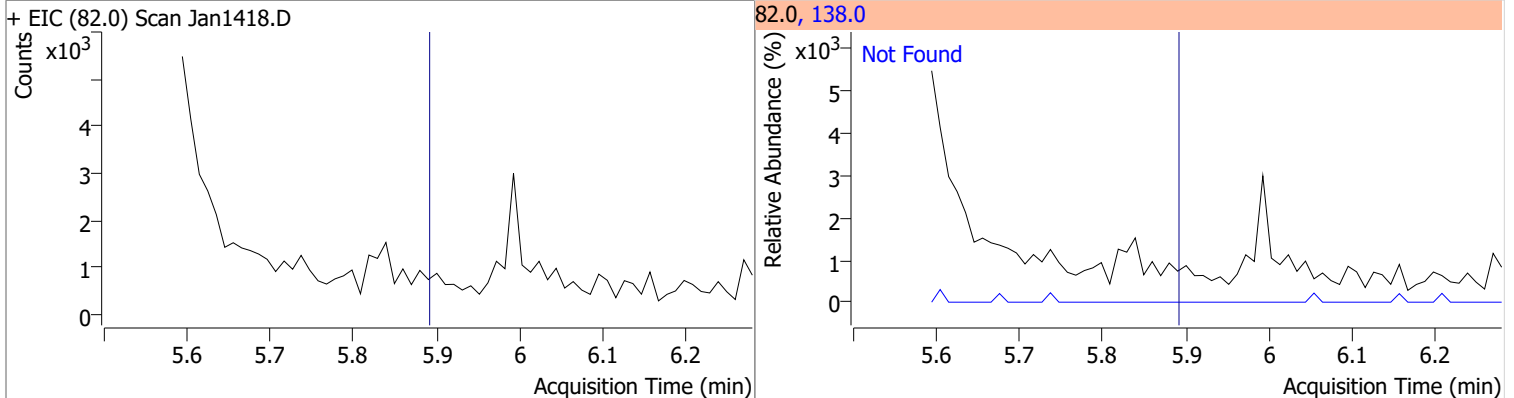
Compound	Conc.	RT	Dev(Min)	Resp.	QIon	QRatio	Lower	Upper
Nitrobenzene-d5	66.0163	5.56	0.00	362769	54.0	83.9	68.2	126.6
					128.0	47.9	35.2	65.4



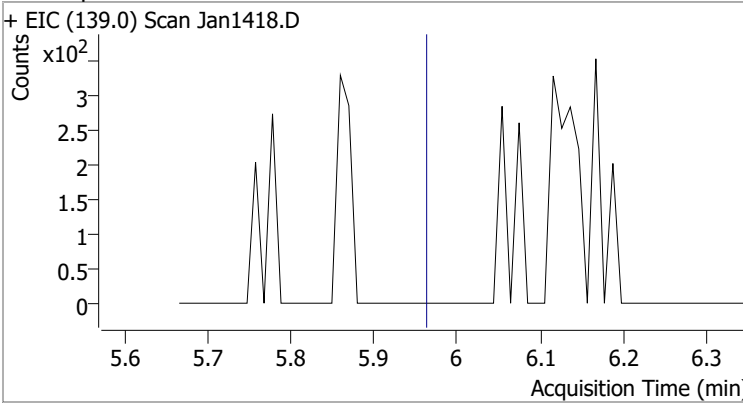
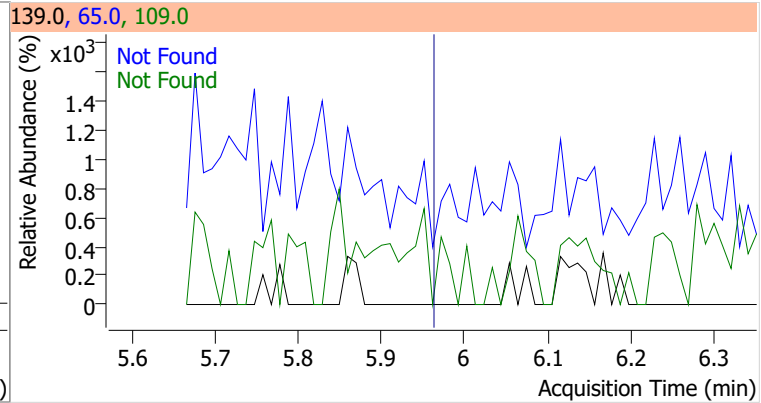
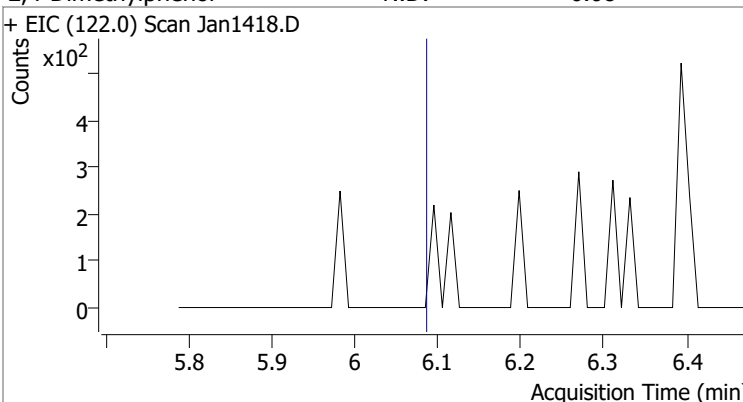
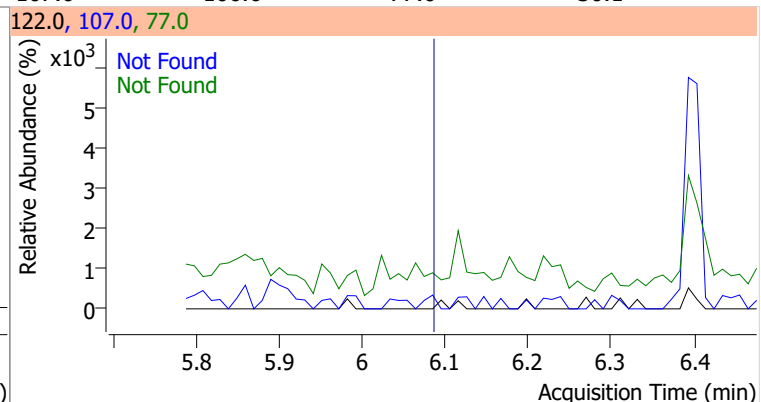
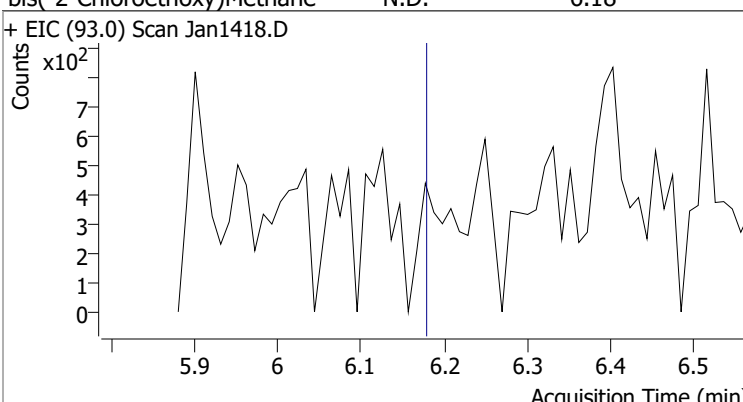
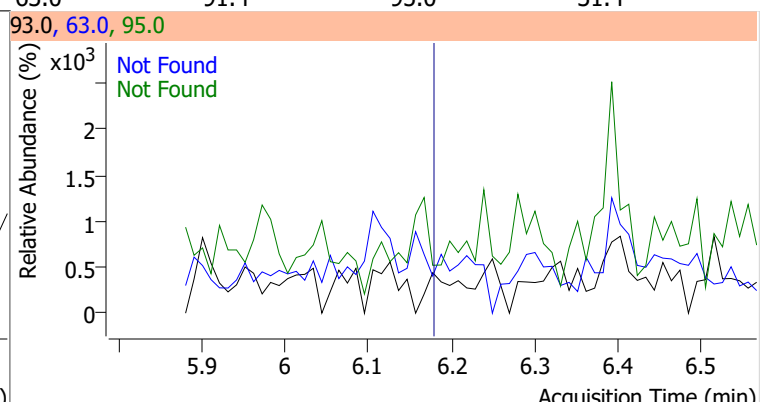
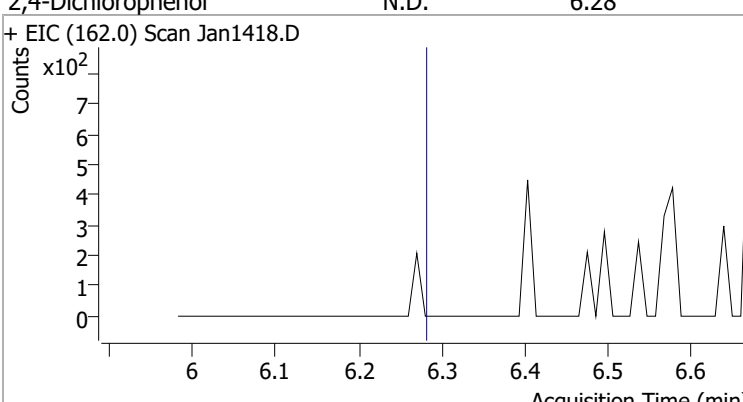
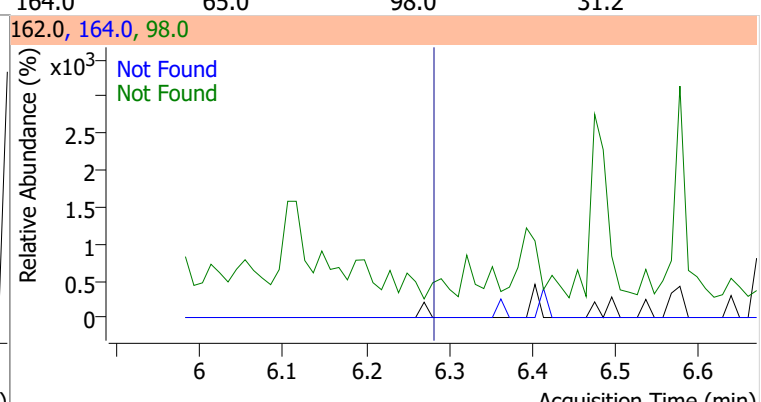
Compound	Conc.	Exp RT	QIon	Exp Ratio	QIon	Exp Ratio
Nitrobenzene	N.D.	5.58	77.0	186.4	51.0	186.0



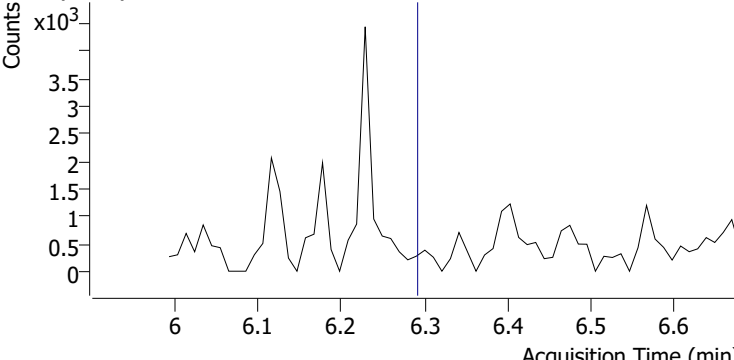
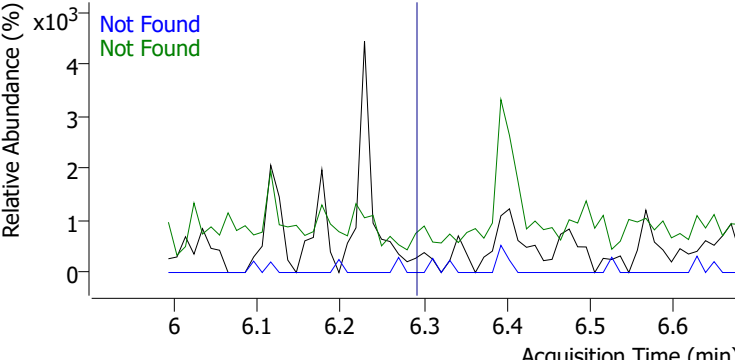
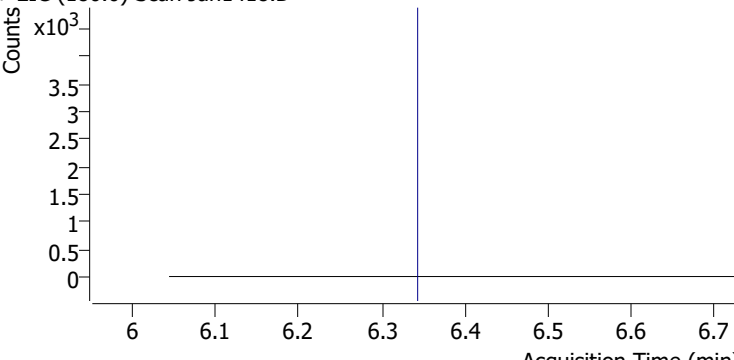
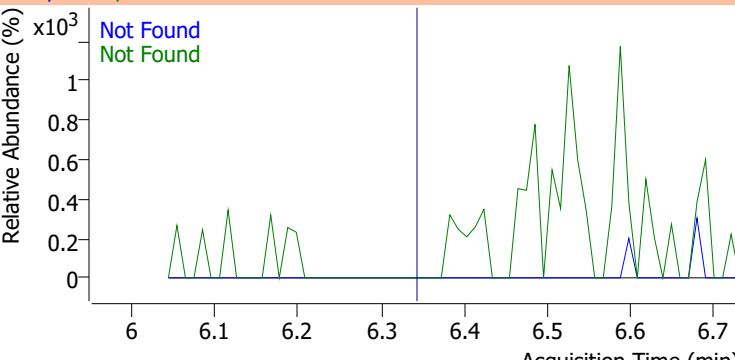
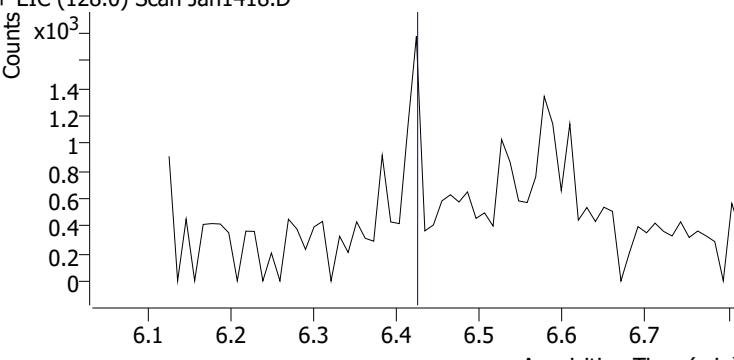
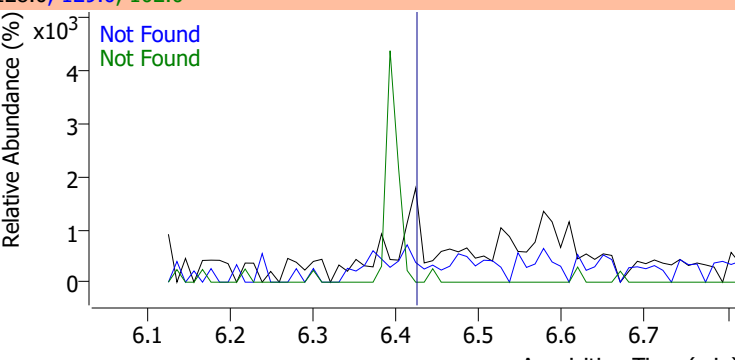
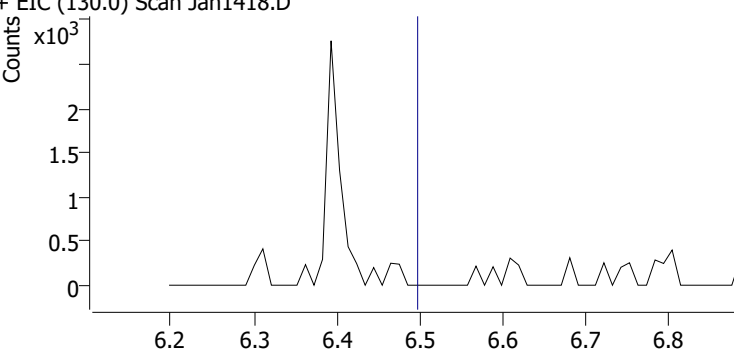
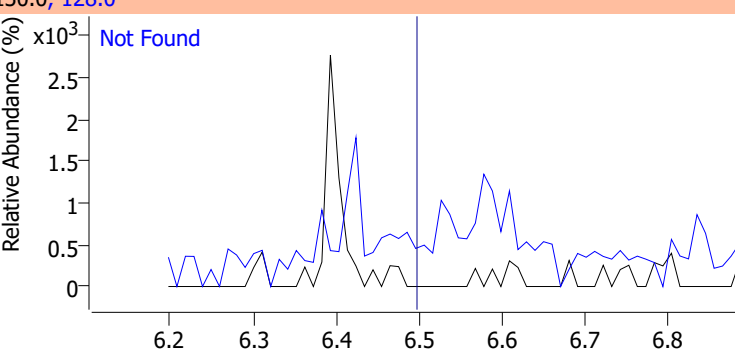
Compound	Conc.	Exp RT	QIon	Exp Ratio
Isophorone	N.D.	5.89	138.0	20.3



Quantitation Results Report (QT Reviewed)

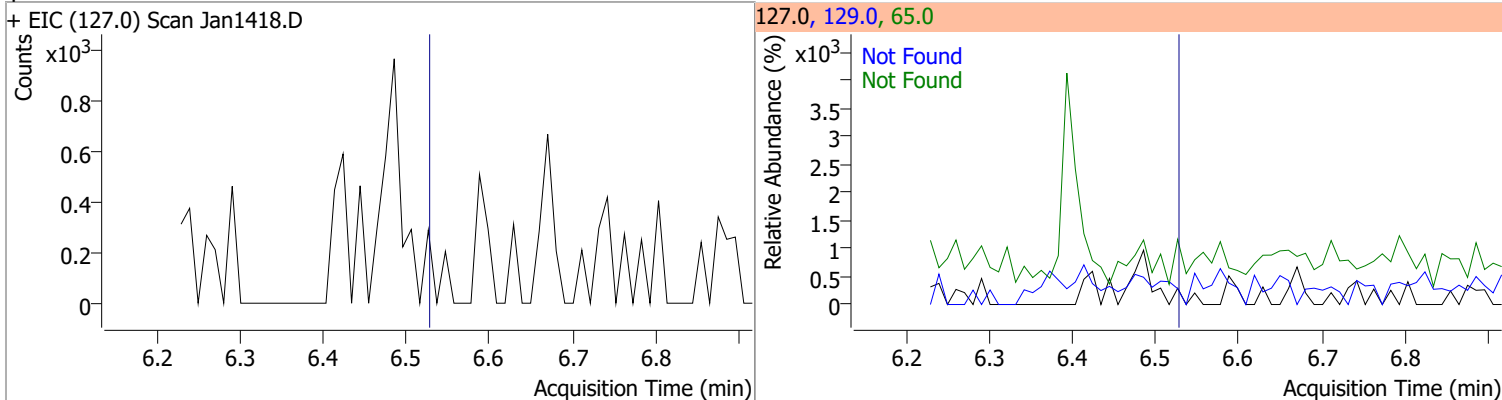
Compound	Conc.	Exp RT	QIon	Exp Ratio	QIon	Exp Ratio
2-Nitrophenol	N.D.	5.96	65.0	51.2	109.0	34.5
+ EIC (139.0) Scan Jan1418.D			139.0, 65.0, 109.0			
						
2,4-Dimethylphenol	N.D.	6.08	107.0	106.6	77.0	30.1
+ EIC (122.0) Scan Jan1418.D			122.0, 107.0, 77.0			
						
bis(-2-Chloroethoxy)Methane	N.D.	6.18	63.0	91.4	95.0	31.4
+ EIC (93.0) Scan Jan1418.D			93.0, 63.0, 95.0			
						
2,4-Dichlorophenol	N.D.	6.28	164.0	65.0	98.0	31.2
+ EIC (162.0) Scan Jan1418.D			162.0, 164.0, 98.0			
						

Quantitation Results Report (QT Reviewed)

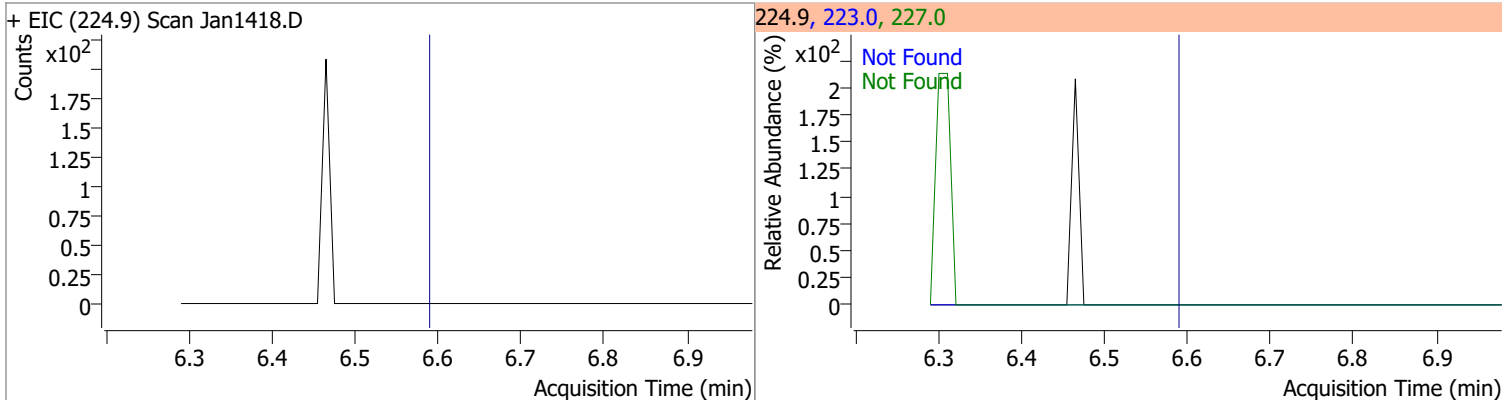
Compound	Conc.	Exp RT	QIon	Exp Ratio	QIon	Exp Ratio
Benzoic Acid	N.D.	6.29	122.0	88.1	77.0	74.0
+ EIC (105.0) Scan Jan1418.D			105.0, 122.0, 77.0			
						
1,2,4-Trichlorobenzene	N.D.	6.34	182.0	97.8	145.0	30.3
+ EIC (180.0) Scan Jan1418.D			180.0, 182.0, 145.0			
						
Naphthalene	N.D.	6.42	129.0	10.6	102.0	9.0
+ EIC (128.0) Scan Jan1418.D			128.0, 129.0, 102.0			
						
4-Chlorophenol	N.D.	6.50	128.0	318.3		
+ EIC (130.0) Scan Jan1418.D			130.0, 128.0			
						

Quantitation Results Report (QT Reviewed)

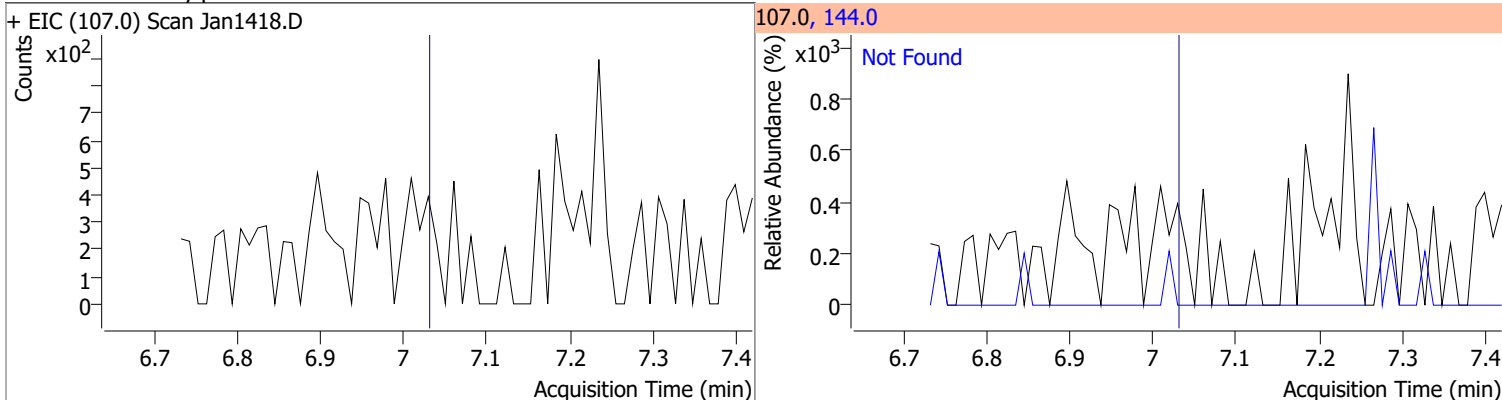
Compound	Conc.	Exp RT	QIon	Exp Ratio	QIon	Exp Ratio
p-Chloroaniline	N.D.	6.53	65.0	36.5	129.0	33.7



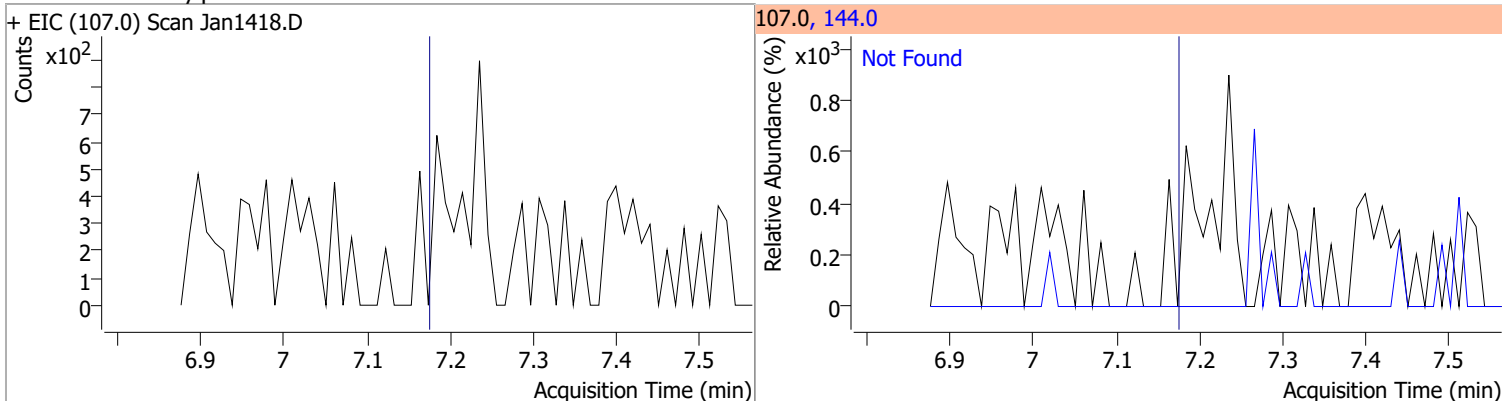
Compound	Conc.	Exp RT	QIon	Exp Ratio	QIon	Exp Ratio
Hexachlorobutadiene	N.D.	6.59	227.0	66.1	223.0	64.1



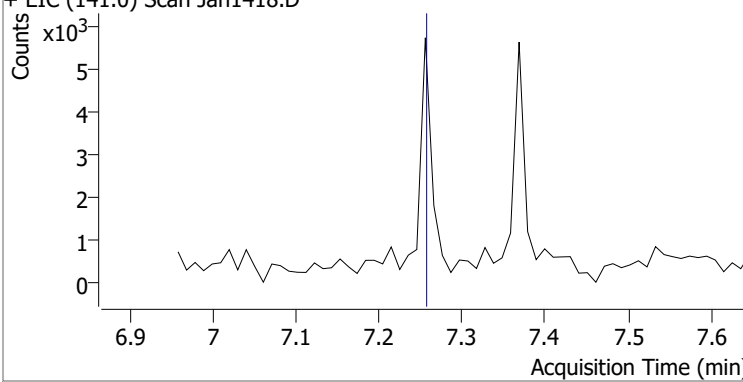
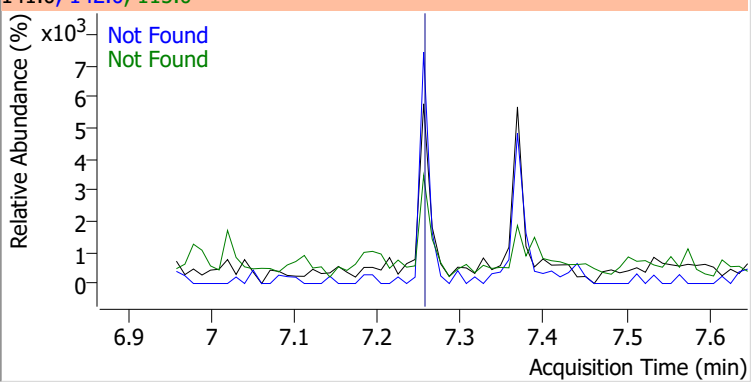
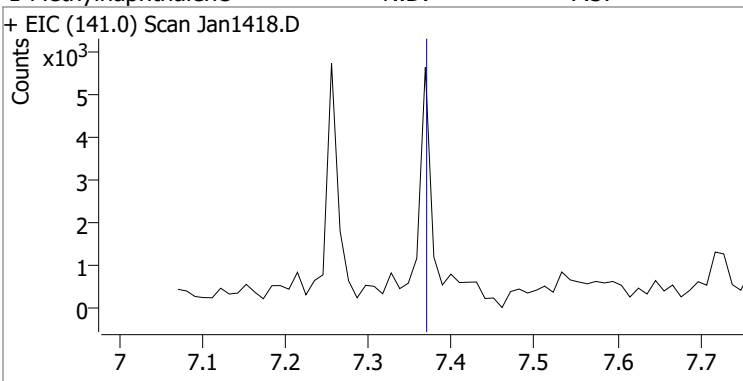
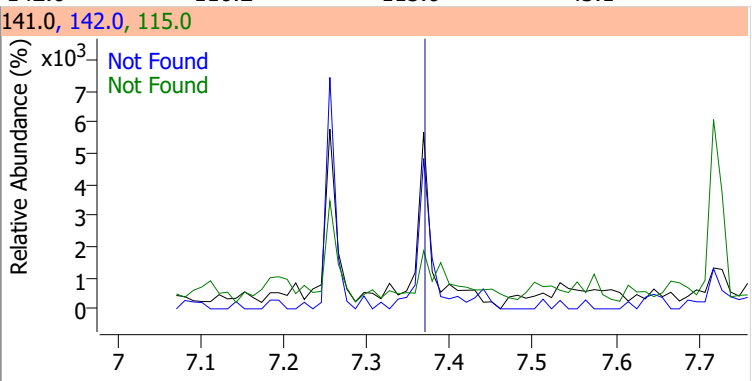
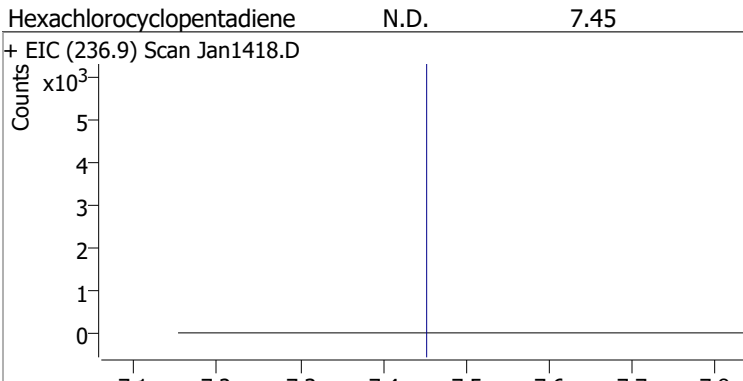
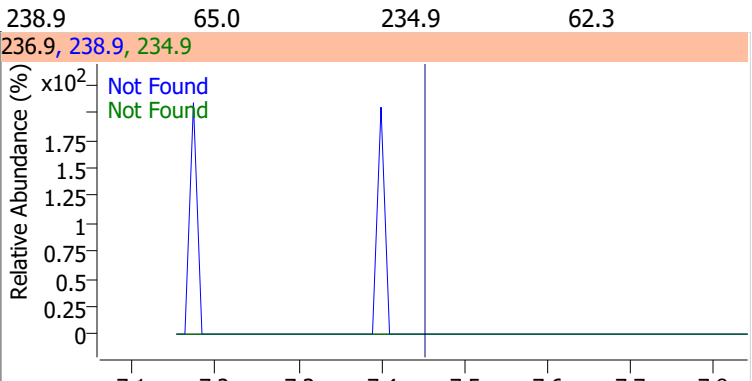
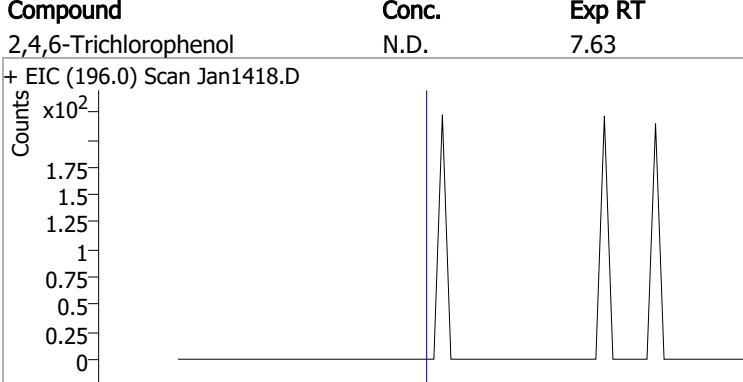
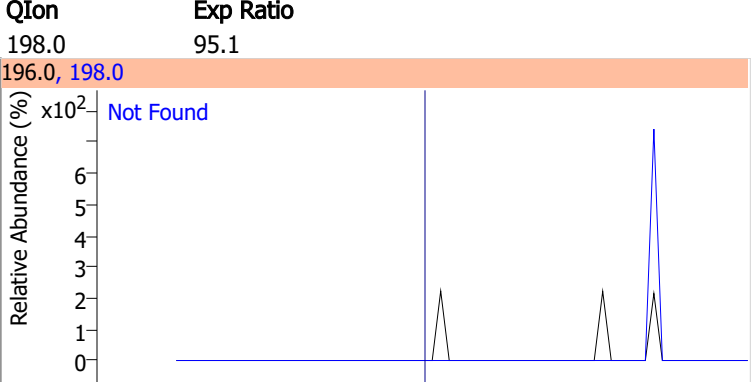
Compound	Conc.	Exp RT	QIon	Exp Ratio
4-Chloro-2-Methylphenol	N.D.	7.03	144.0	27.3



Compound	Conc.	Exp RT	QIon	Exp Ratio
4-Chloro-3-Methylphenol	N.D.	7.17	144.0	28.4

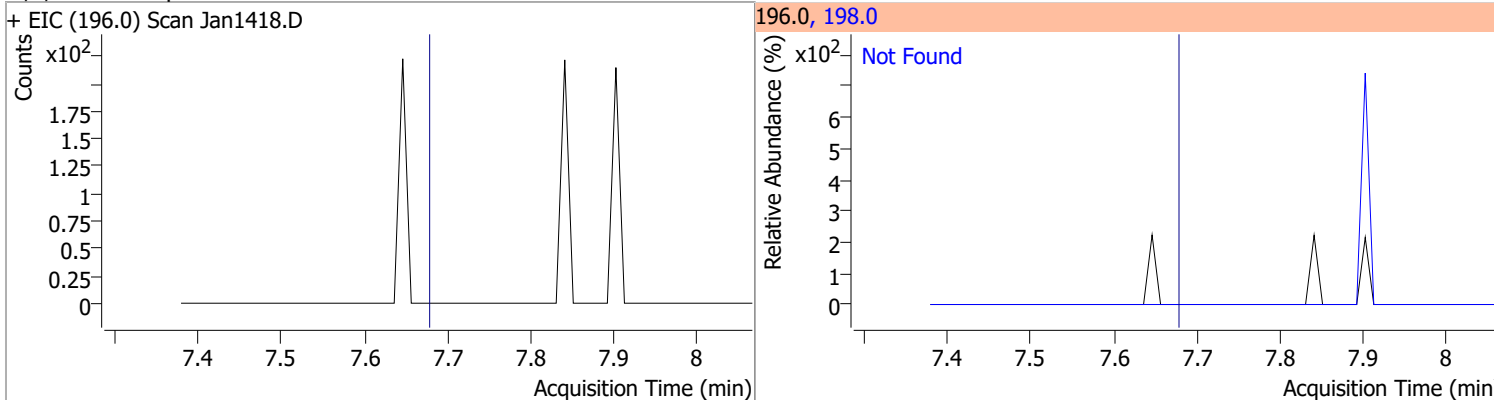


Quantitation Results Report (QT Reviewed)

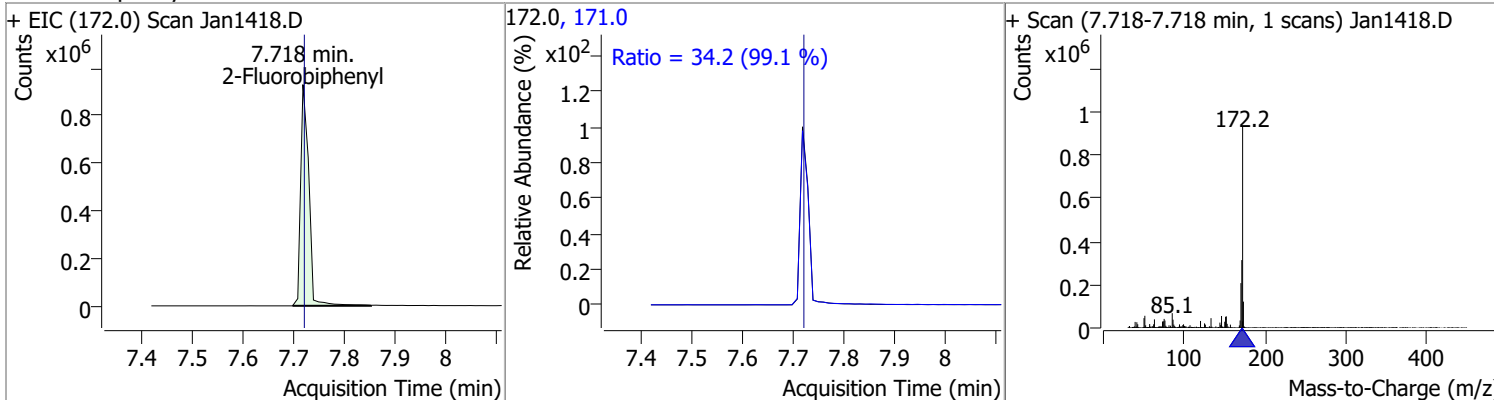
Compound	Conc.	Exp RT	QIon	Exp Ratio	QIon	Exp Ratio
2-Methylnaphthalene	N.D.	7.26	142.0	115.4	115.0	41.6
+ EIC (141.0) Scan Jan1418.D			141.0, 142.0, 115.0			
						
1-Methylnaphthalene	N.D.	7.37	142.0	110.2	115.0	43.1
+ EIC (141.0) Scan Jan1418.D			141.0, 142.0, 115.0			
						
Hexachlorocyclopentadiene	N.D.	7.45	238.9	65.0	234.9	62.3
+ EIC (236.9) Scan Jan1418.D			236.9, 238.9, 234.9			
						
2,4,6-Trichlorophenol	N.D.	7.63	198.0	95.1		
+ EIC (196.0) Scan Jan1418.D			196.0, 198.0			
						

Quantitation Results Report (QT Reviewed)

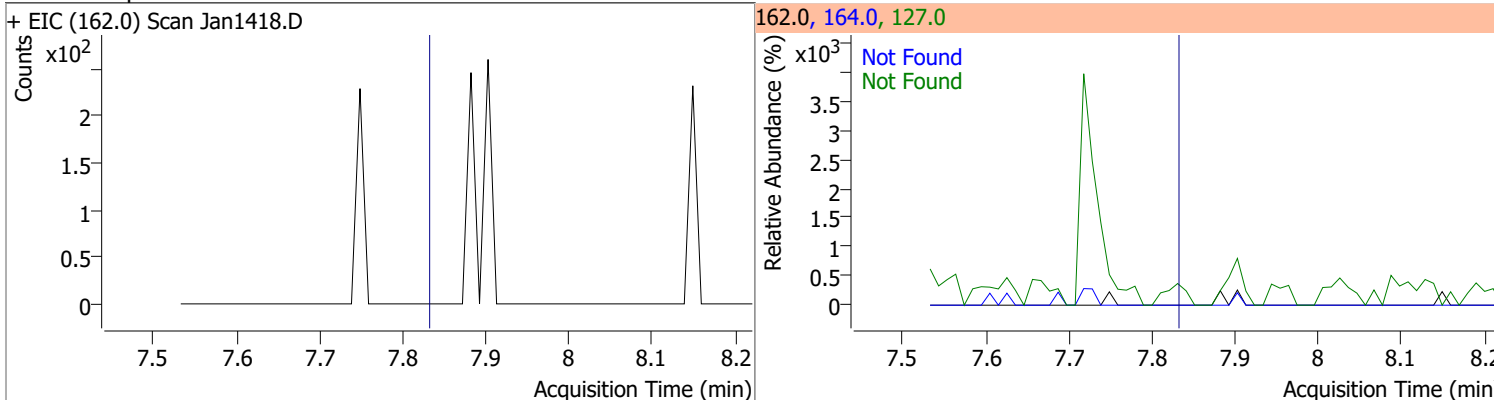
Compound	Conc.	Exp RT	QIon	Exp Ratio
2,4,5-Trichlorophenol	N.D.	7.68	198.0	95.5



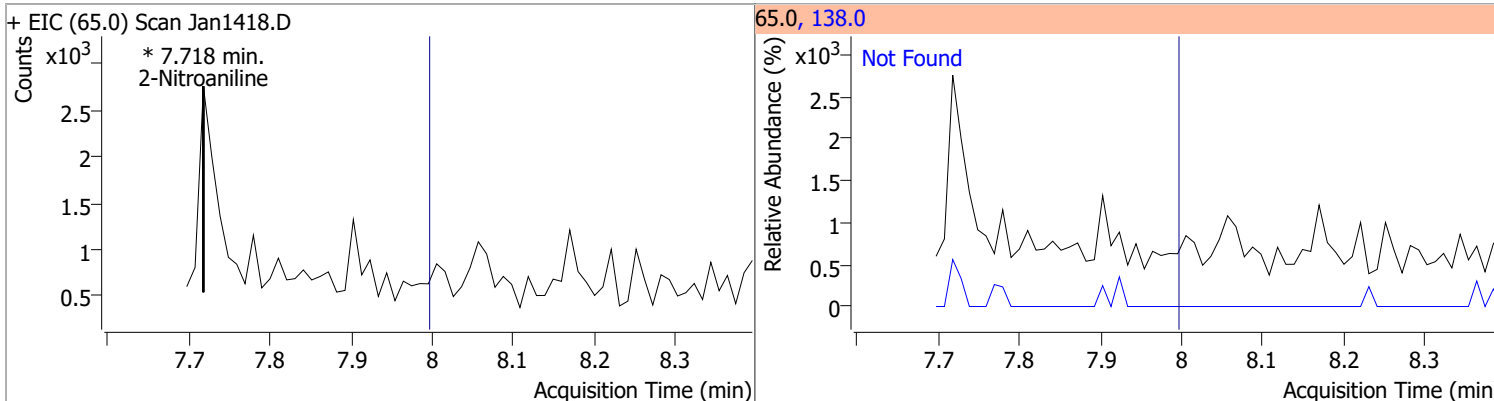
Compound	Conc.	RT	Dev(Min)	Resp.	QIon	QRatio	Lower	Upper
2-Fluorobiphenyl	54.4963	7.72	0.00	1027052	171.0	34.2	24.2	44.9



Compound	Conc.	Exp RT	QIon	Exp Ratio	QIon	Exp Ratio
2-Chloronaphthalene	N.D.	7.83	127.0	37.9	164.0	32.3

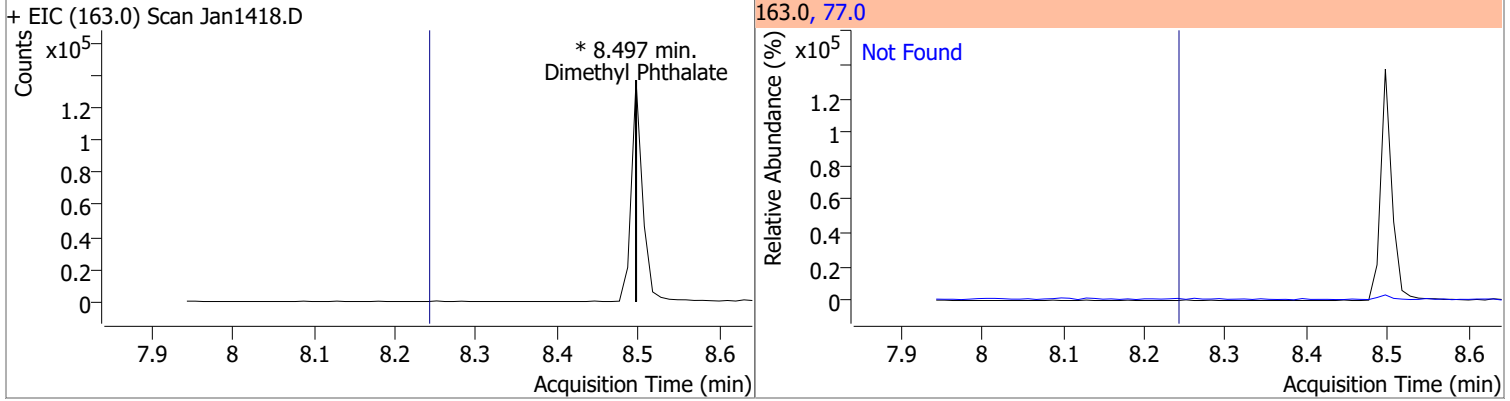


Compound	Conc.	RT	Dev(Min)	Resp.	QIon	QRatio	Lower	Upper
2-Nitroaniline	0	0	0	0	138.0	75.4	75.4	140.1

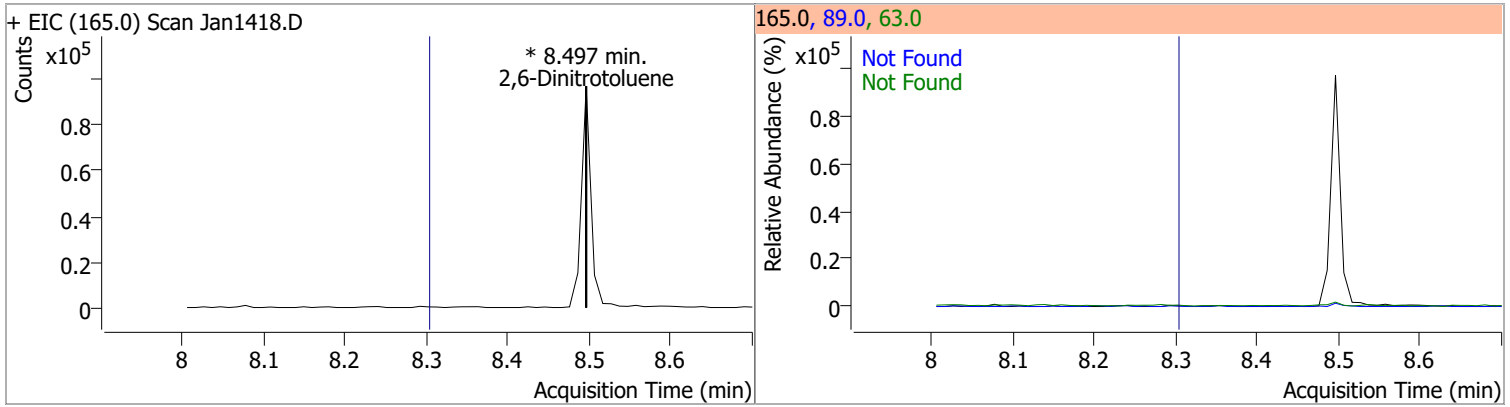


Quantitation Results Report (QT Reviewed)

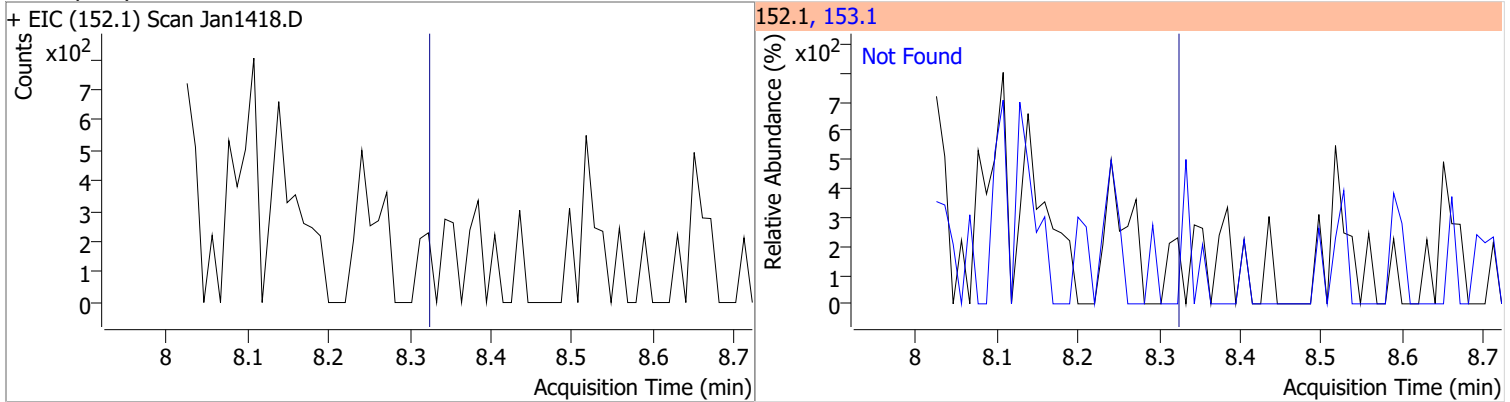
Compound	Conc.	RT	Dev(Min)	Resp.	QIon	QRatio	Lower	Upper
Dimethyl Phthalate	0	0		0	77.0		13.0	24.2



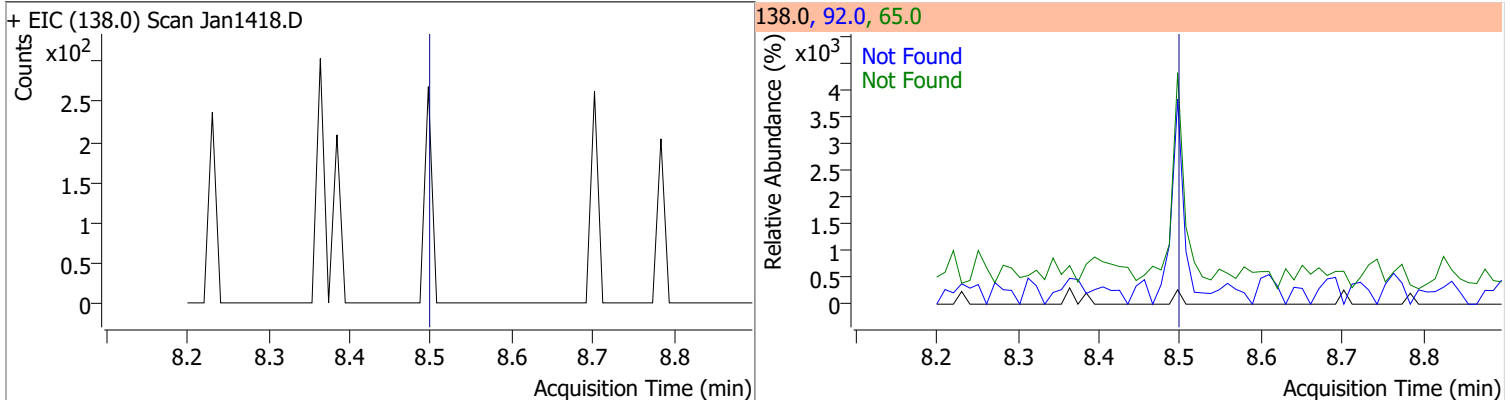
Compound	Conc.	RT	Dev(Min)	Resp.	QIon	QRatio	Lower	Upper
2,6-Dinitrotoluene	0	0		0	63.0 89.0		110.4 39.5	205.0 73.3



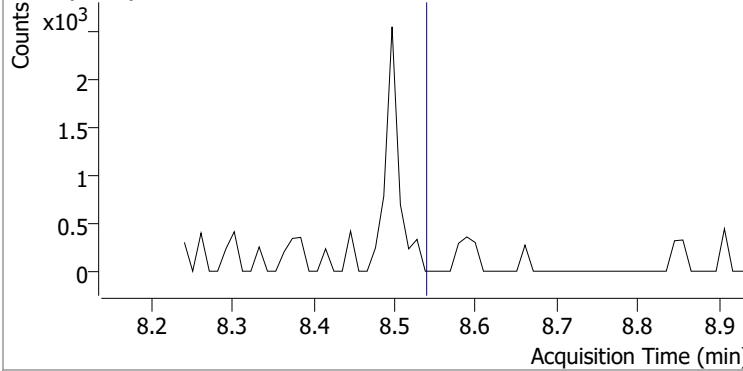
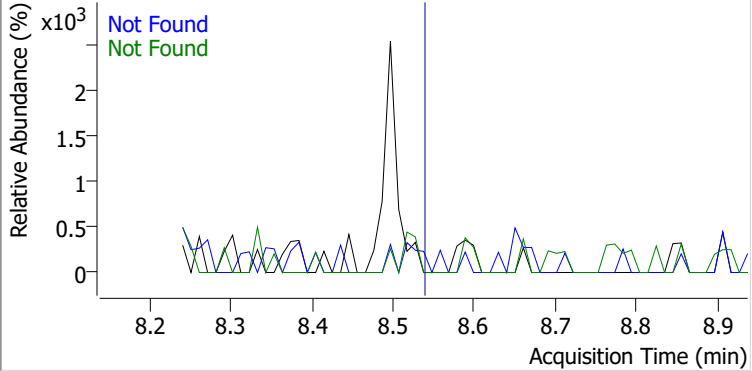
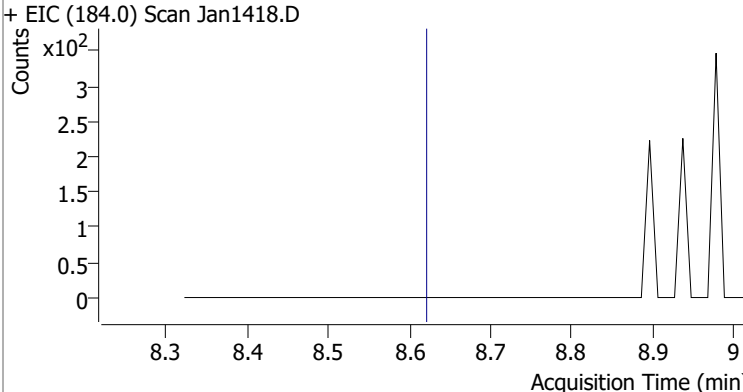
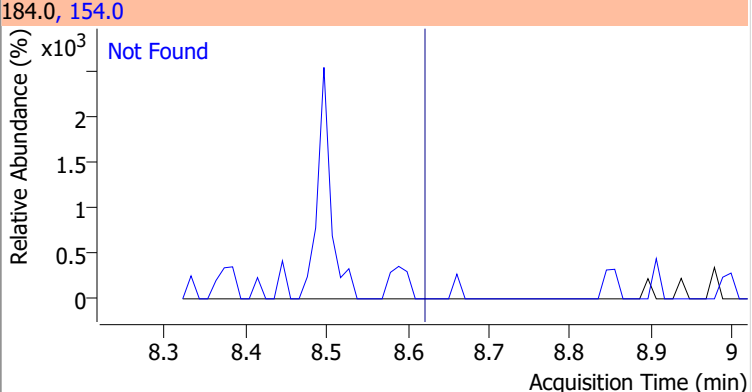
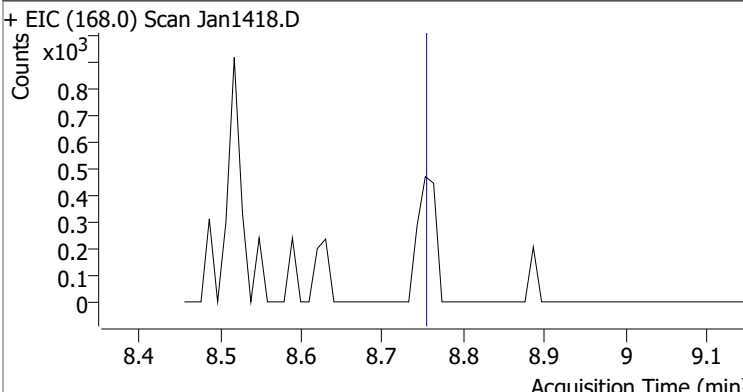
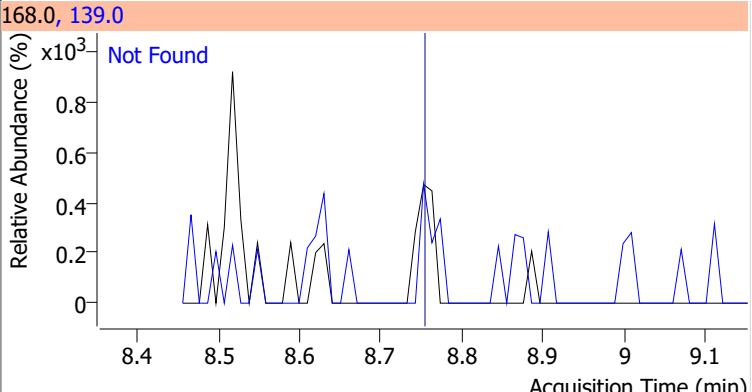
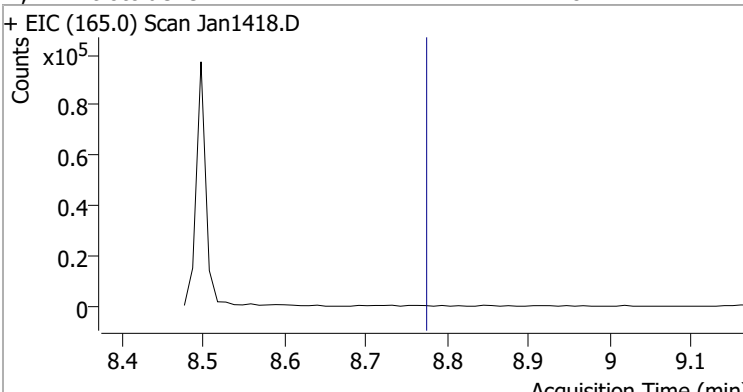
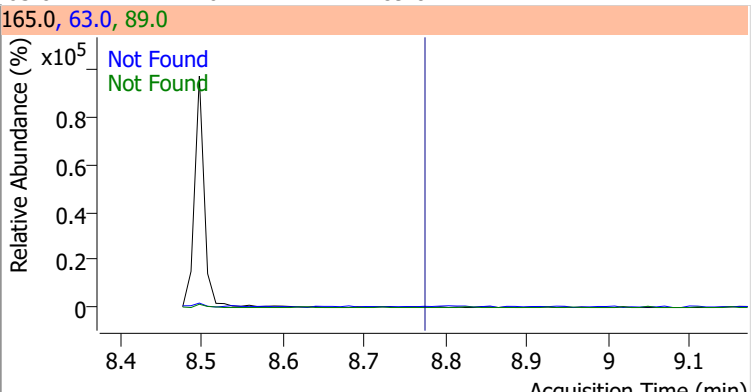
Compound	Conc.	Exp RT	QIon	Exp Ratio
Acenaphthylene	N.D.	8.32	153.1	13.8



Compound	Conc.	Exp RT	QIon	Exp Ratio	QIon	Exp Ratio
3-Nitroaniline	N.D.	8.50	65.0	140.9	92.0	106.5

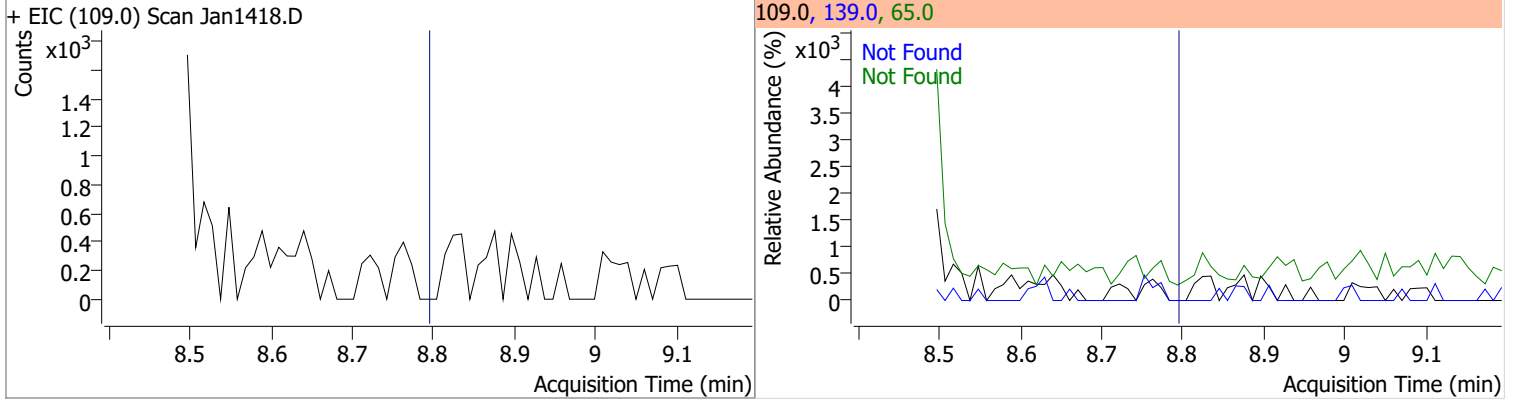


Quantitation Results Report (QT Reviewed)

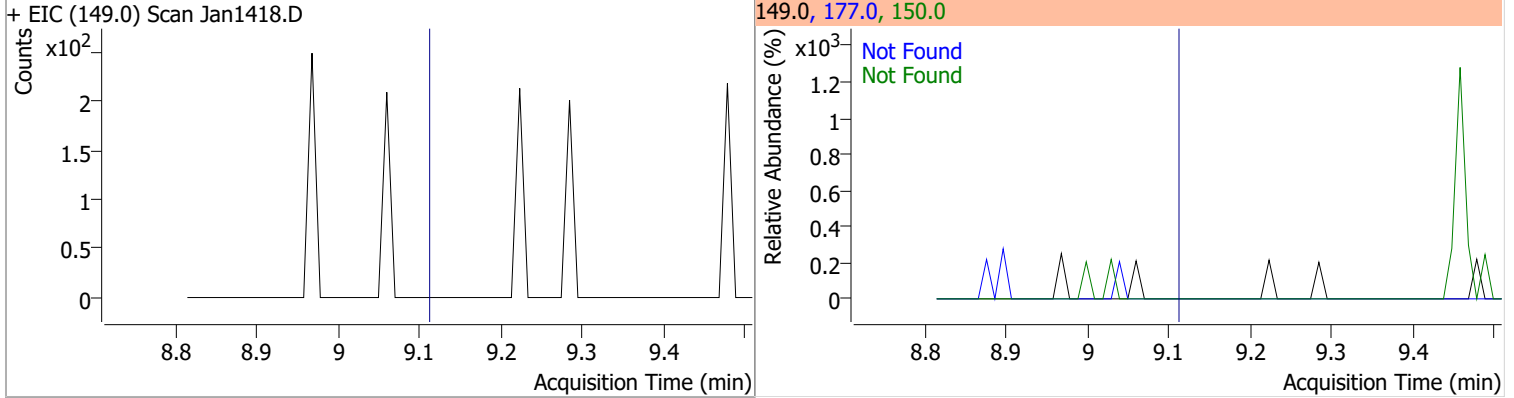
Compound	Conc.	Exp RT	QIon	Exp Ratio	QIon	Exp Ratio
Acenaphthene	N.D.	8.54	153.0	109.5	152.0	52.9
+ EIC (154.0) Scan Jan1418.D			154.0, 152.0, 153.0			
						
2,4-Dinitrophenol	N.D.	8.62	154.0	60.0		
+ EIC (184.0) Scan Jan1418.D			184.0, 154.0			
						
Dibenzofuran	N.D.	8.75	139.0	38.6		
+ EIC (168.0) Scan Jan1418.D			168.0, 139.0			
						
2,4-Dinitrotoluene	N.D.	8.77	63.0	76.1	89.0	74.7
+ EIC (165.0) Scan Jan1418.D			165.0, 63.0, 89.0			
						

Quantitation Results Report (QT Reviewed)

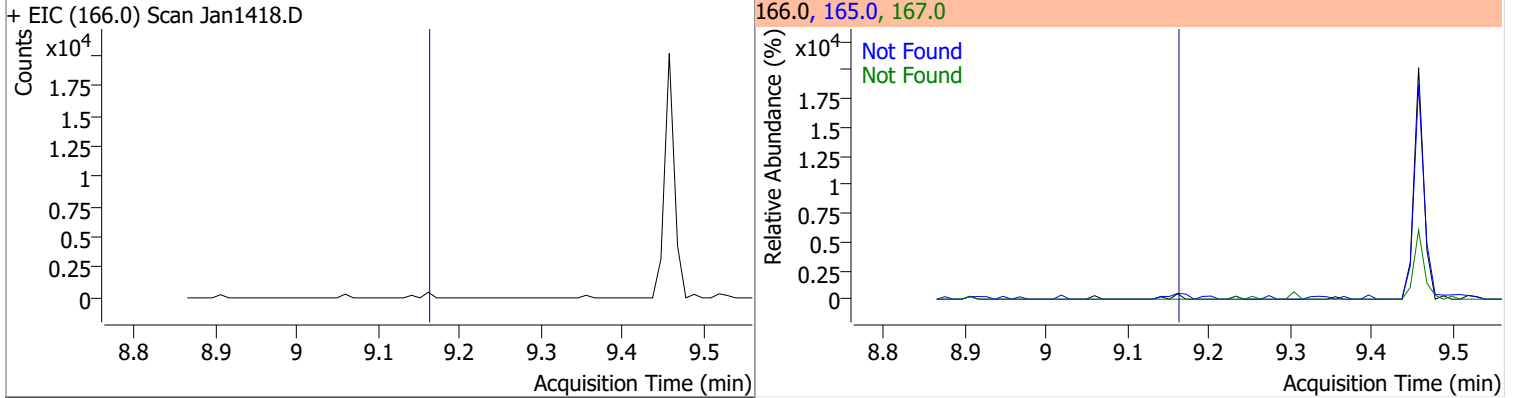
Compound	Conc.	Exp RT	QIon	Exp Ratio	QIon	Exp Ratio
4-Nitrophenol	N.D.	8.79	65.0	88.5	139.0	80.4



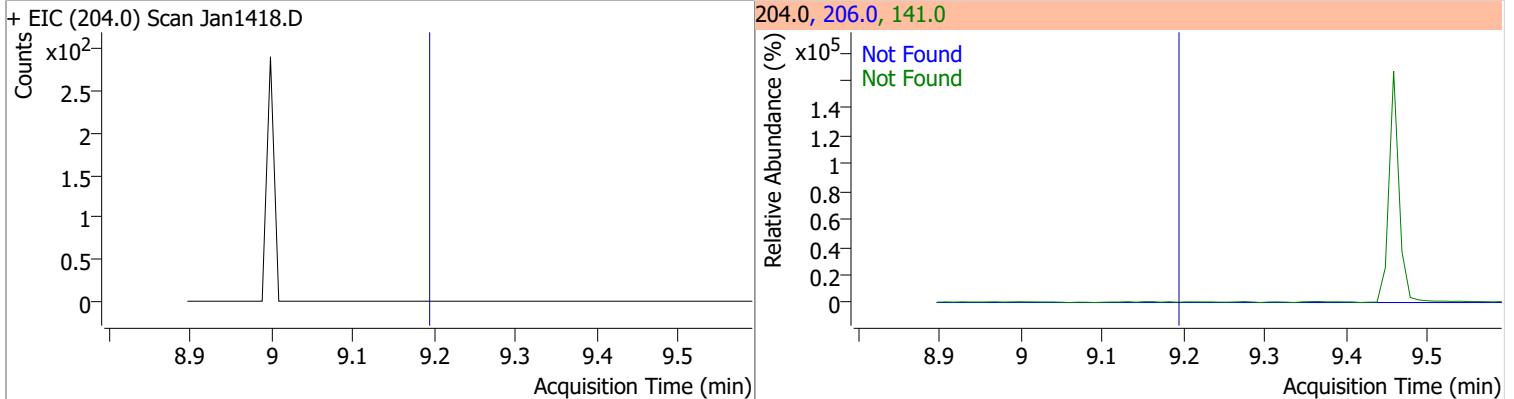
Compound	Conc.	Exp RT	QIon	Exp Ratio	QIon	Exp Ratio
Diethylphthalate	N.D.	9.11	177.0	20.7	150.0	12.6



Compound	Conc.	Exp RT	QIon	Exp Ratio	QIon	Exp Ratio
Fluorene	N.D.	9.16	165.0	93.4	167.0	12.9

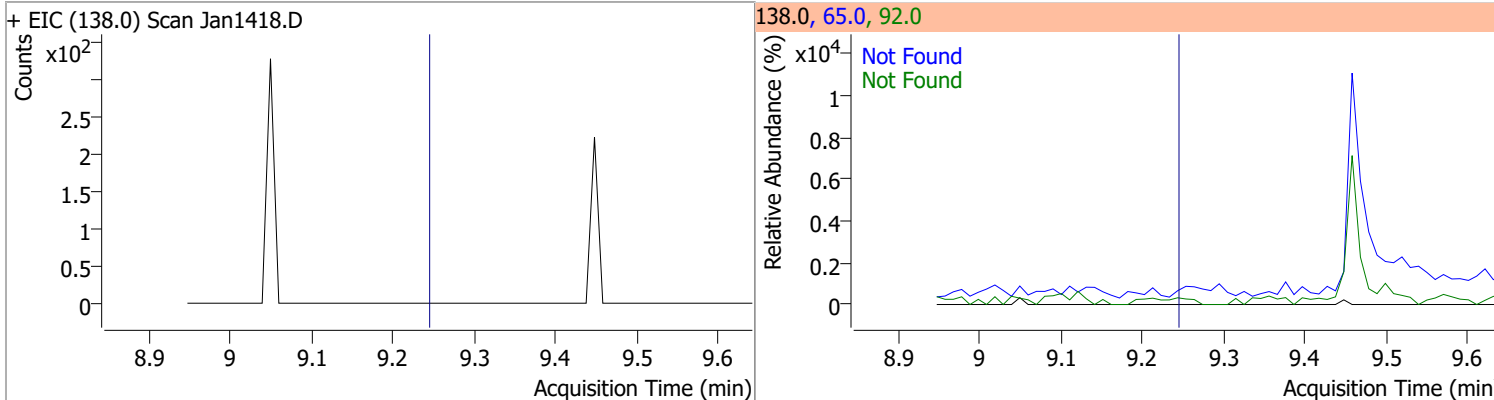


Compound	Conc.	Exp RT	QIon	Exp Ratio	QIon	Exp Ratio
4-Chlorophenyl-phenylether	N.D.	9.19	141.0	62.3	206.0	33.9

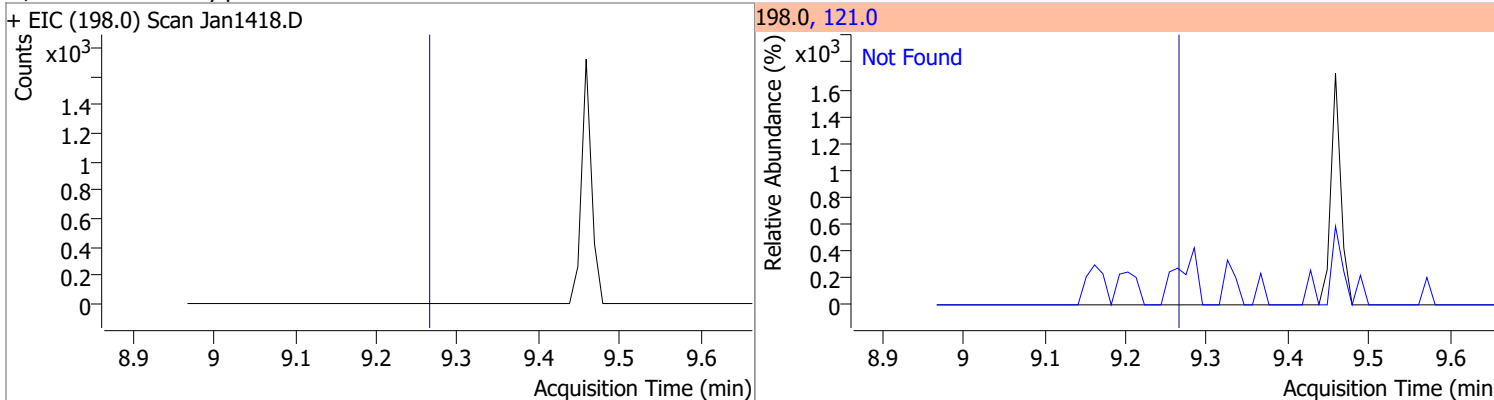


Quantitation Results Report (QT Reviewed)

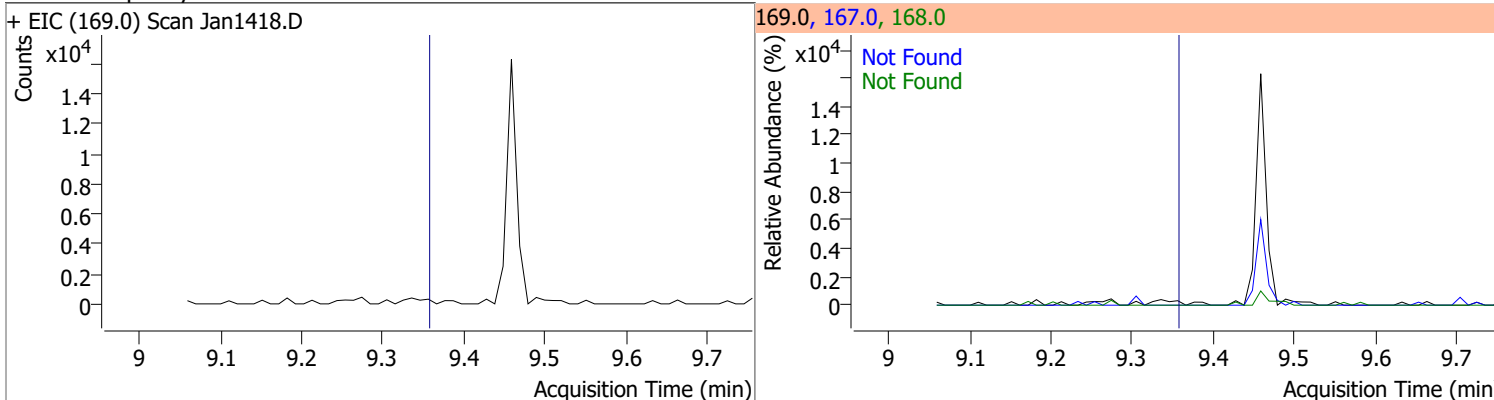
Compound	Conc.	Exp RT	QIon	Exp Ratio	QIon	Exp Ratio
4-Nitroaniline	N.D.	9.24	65.0	114.6	92.0	45.3



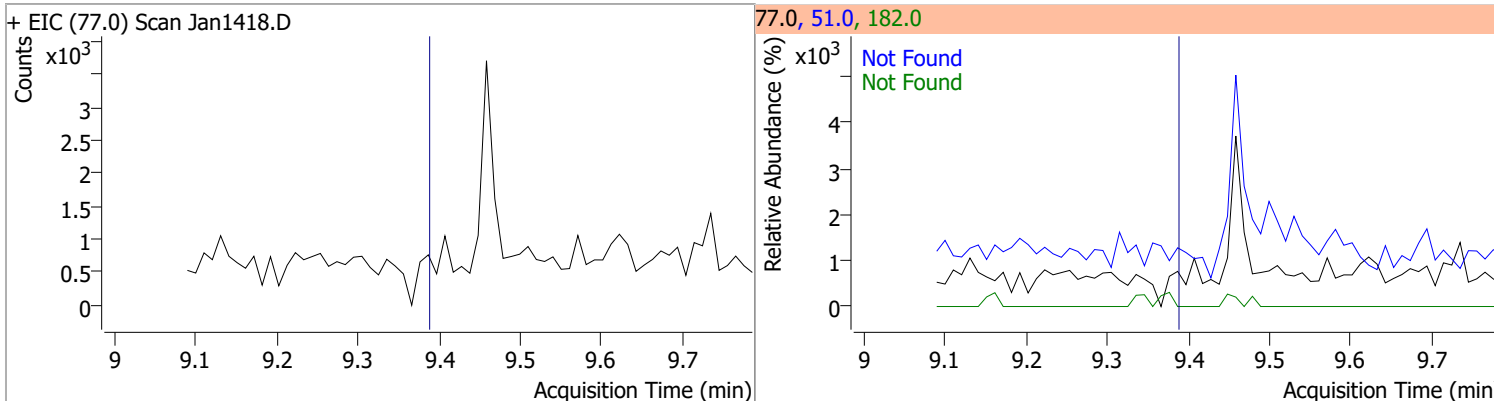
Compound	Conc.	Exp RT	QIon	Exp Ratio
4,6-Dinitro-2-methylphenol	N.D.	9.26	121.0	44.8



Compound	Conc.	Exp RT	QIon	Exp Ratio	QIon	Exp Ratio
N-nitrosodiphenylamine	N.D.	9.36	168.0	63.3	167.0	33.4

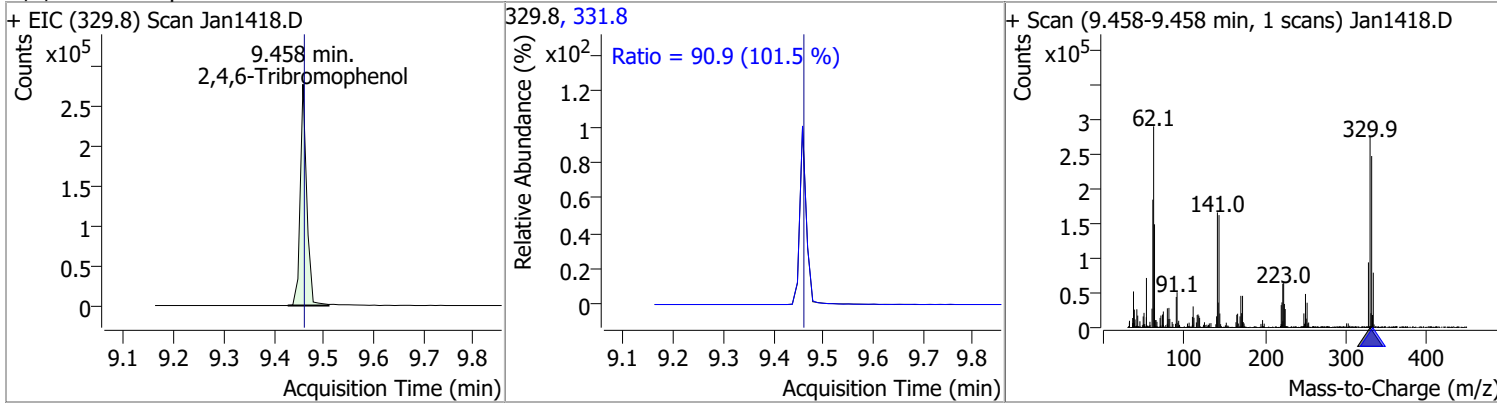


Compound	Conc.	Exp RT	QIon	Exp Ratio	QIon	Exp Ratio
Azobenzene	N.D.	9.39	51.0	49.9	182.0	26.9

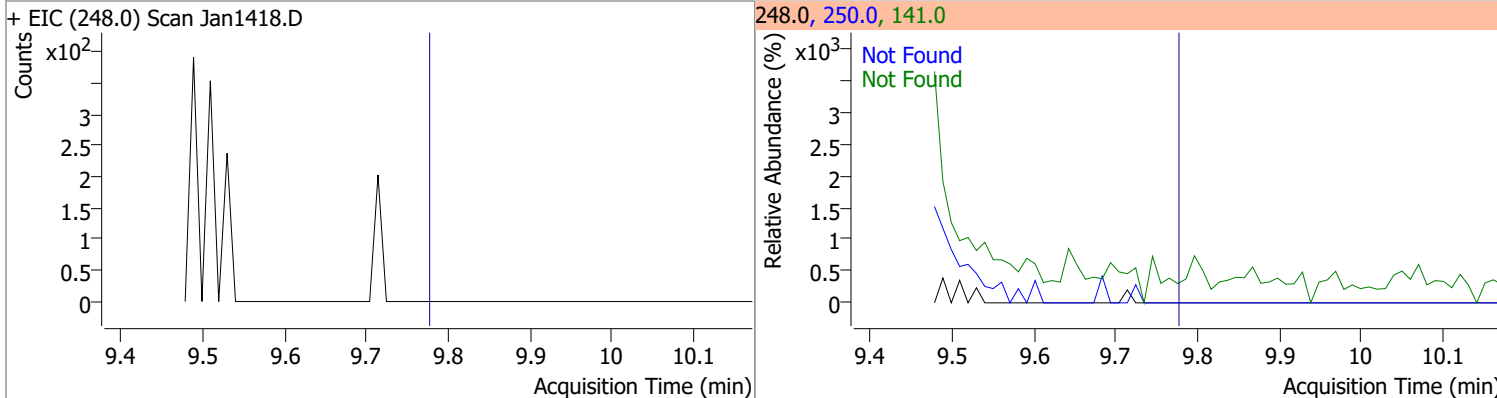


Quantitation Results Report (QT Reviewed)

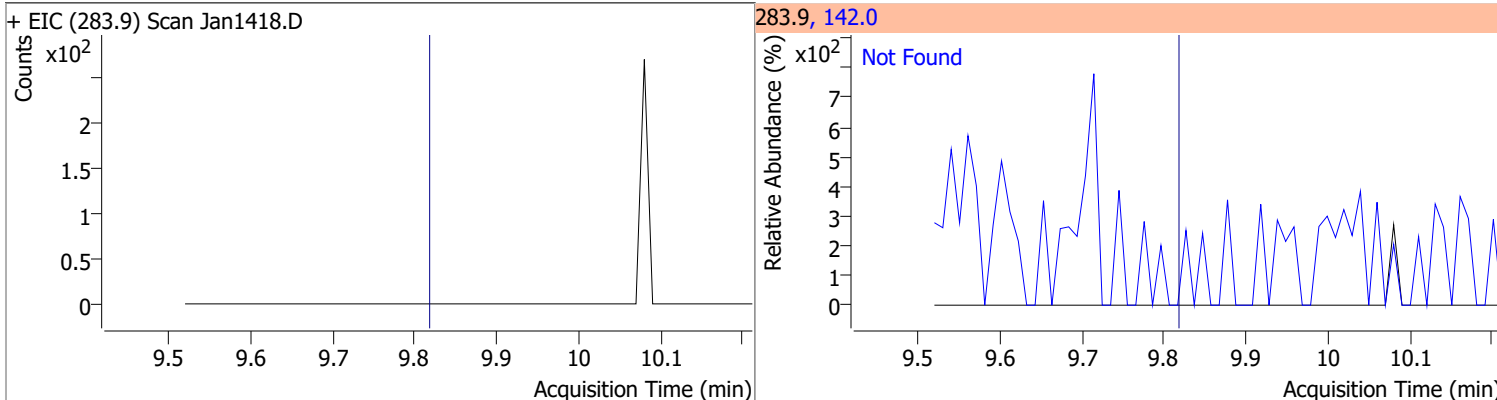
Compound	Conc.	RT	Dev(Min)	Resp.	QIon	QRatio	Lower	Upper
2,4,6-Tribromophenol	153.7116	9.46	0.00	250963	331.8	90.9	62.7	116.4



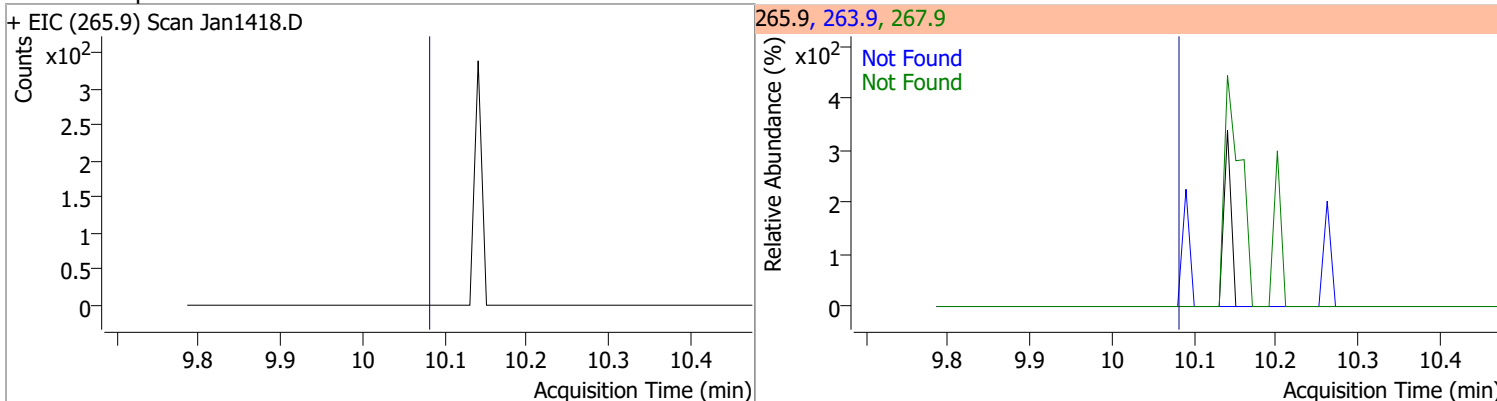
Compound	Conc.	Exp RT	QIon	Exp Ratio	QIon	Exp Ratio
4-Bromophenyl-phenylether	N.D.	9.78	250.0	98.3	141.0	96.1



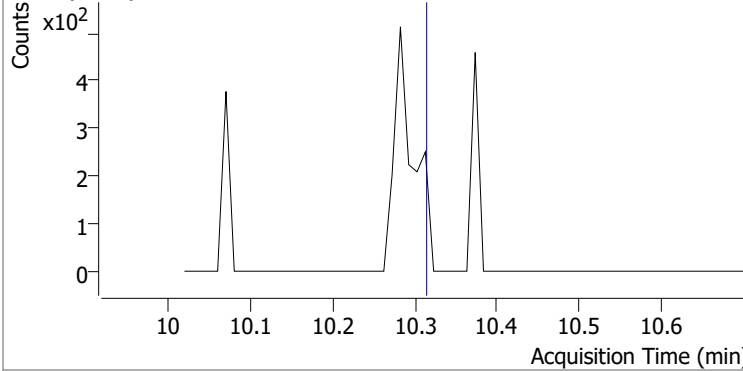
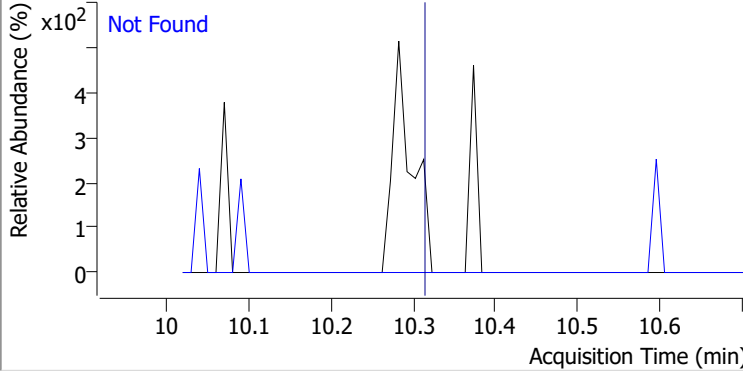
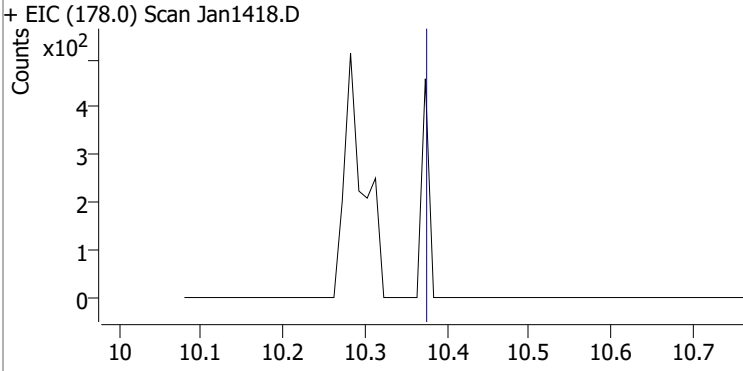
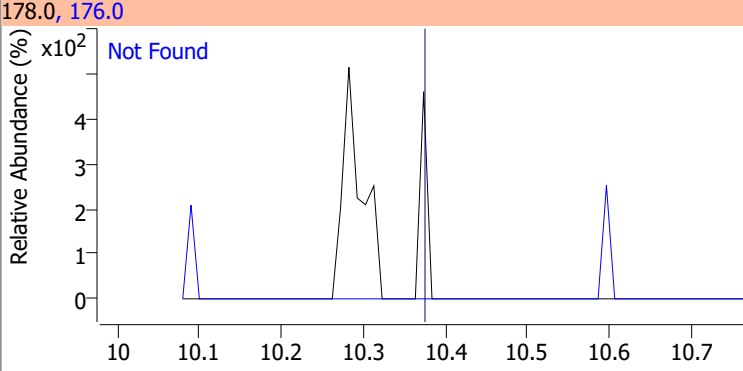
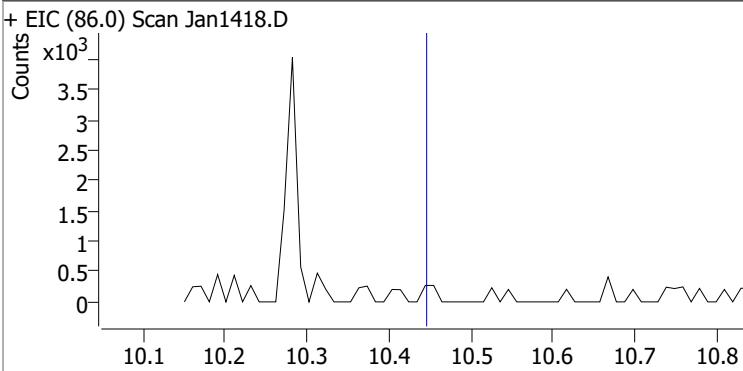
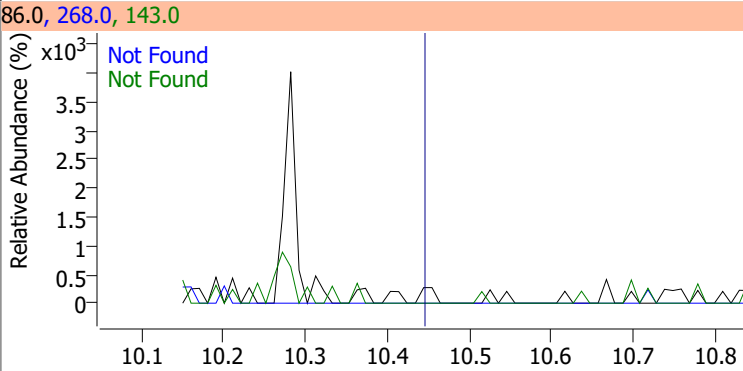
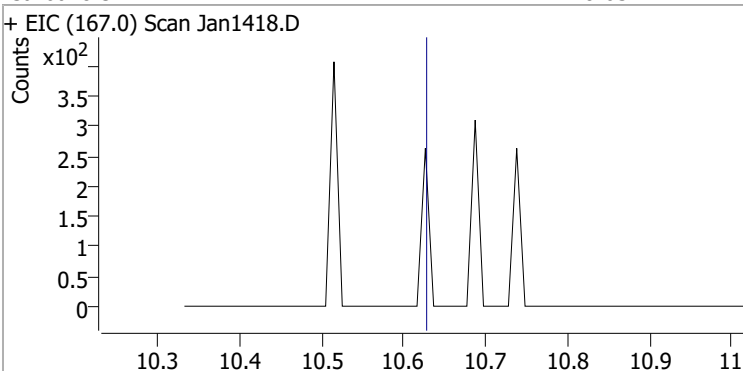
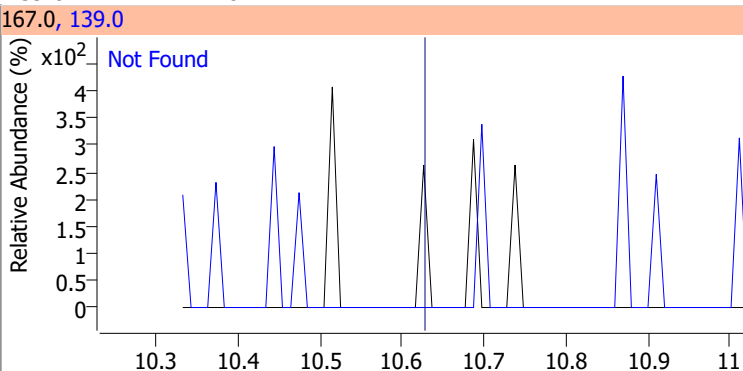
Compound	Conc.	Exp RT	QIon	Exp Ratio
Hexachlorobenzene	N.D.	9.82	142.0	49.9



Compound	Conc.	Exp RT	QIon	Exp Ratio	QIon	Exp Ratio
Pentachlorophenol	N.D.	10.08	263.9	67.0	267.9	63.6

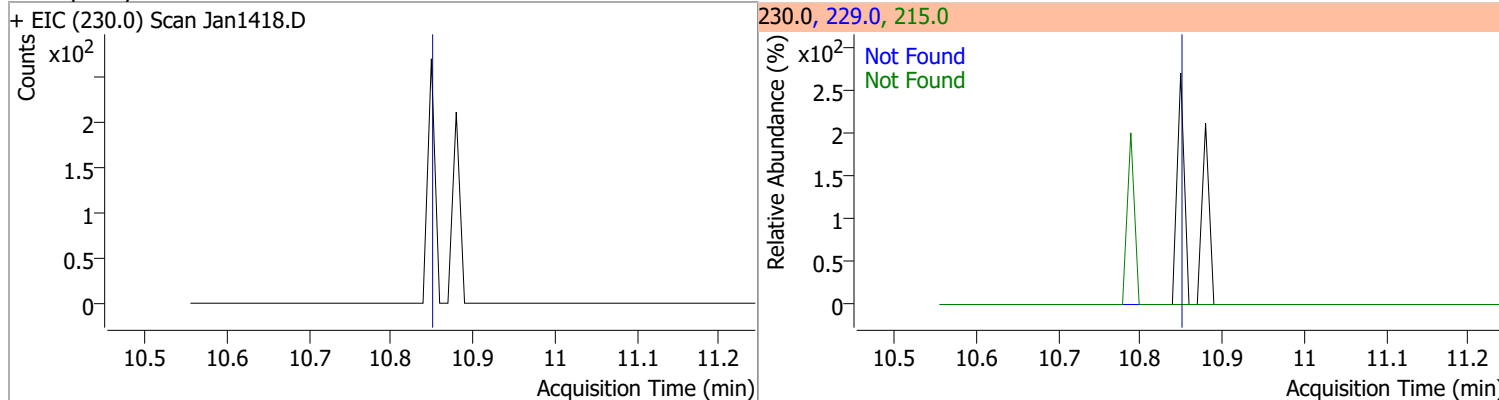


Quantitation Results Report (QT Reviewed)

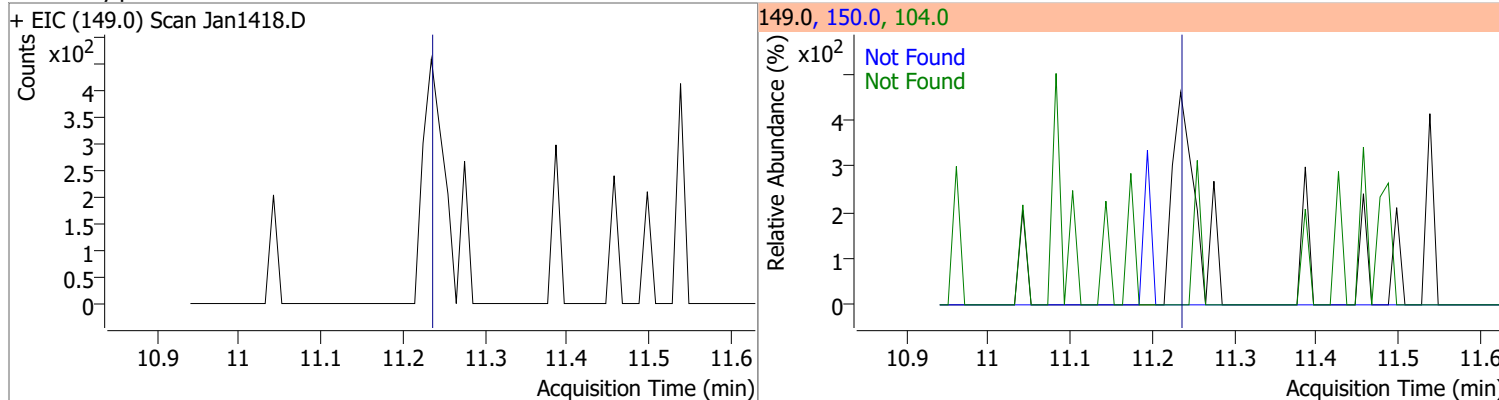
Compound	Conc.	Exp RT	QIon	Exp Ratio		
Phenanthrene	N.D.	10.31	176.0	19.3		
+ EIC (178.0) Scan Jan1418.D			178.0, 176.0			
						
Anthracene	N.D.	10.37	176.0	18.4		
+ EIC (178.0) Scan Jan1418.D			178.0, 176.0			
						
Triallate	N.D.	10.44	268.0	26.7	QIon	Exp Ratio
			143.0	24.9		
+ EIC (86.0) Scan Jan1418.D			86.0, 268.0, 143.0			
						
Carbazole	N.D.	10.63	139.0	12.8		
+ EIC (167.0) Scan Jan1418.D			167.0, 139.0			
						

Quantitation Results Report (QT Reviewed)

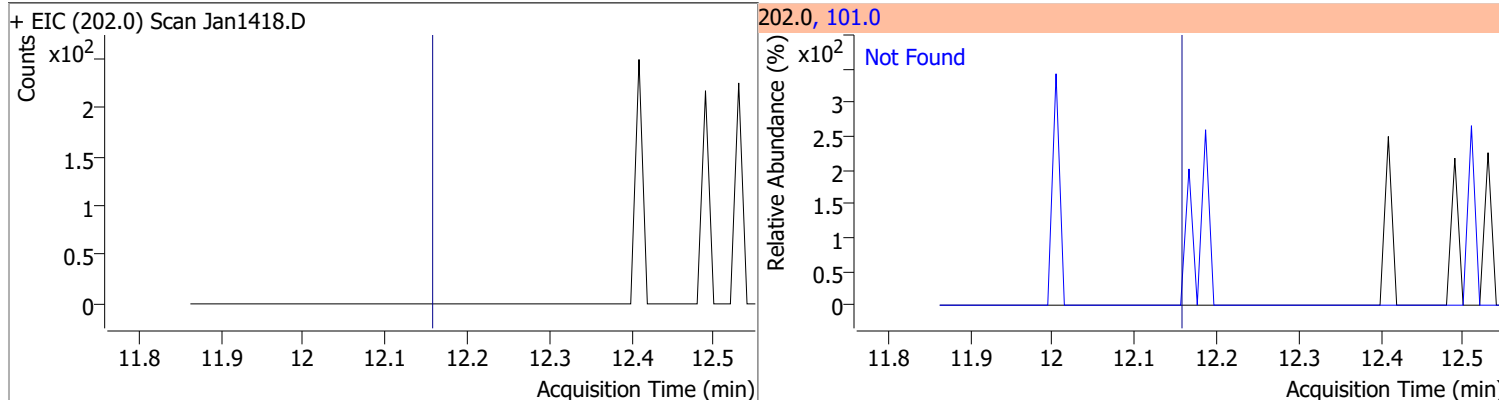
Compound	Conc.	Exp RT	QIon	Exp Ratio	QIon	Exp Ratio
o-Terphenyl	N.D.	10.85	229.0	64.1	215.0	36.5



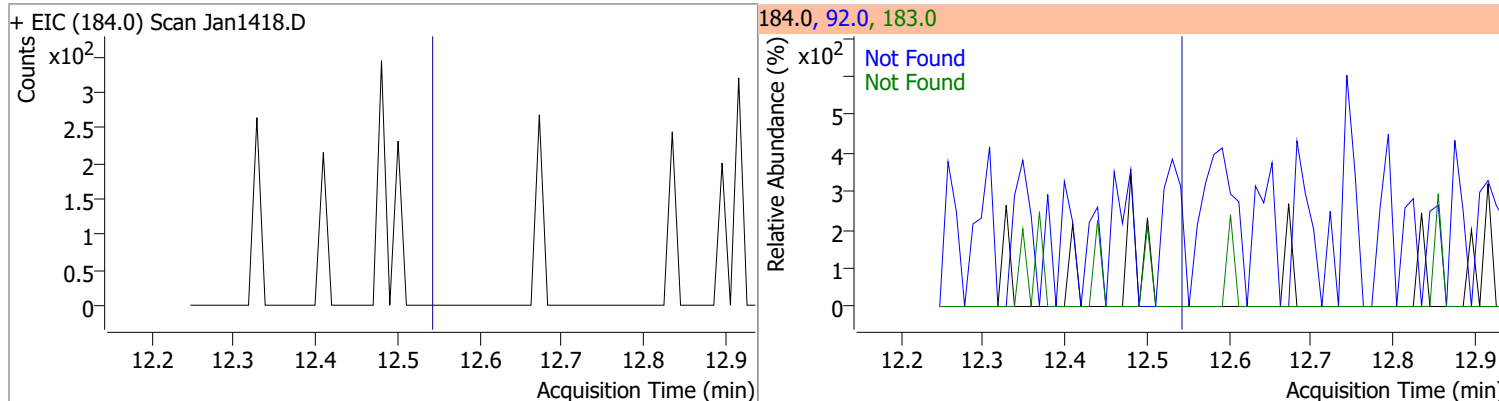
Compound	Conc.	Exp RT	QIon	Exp Ratio	QIon	Exp Ratio
Di-n-Butylphthalate	N.D.	11.23	150.0	9.1	104.0	6.1



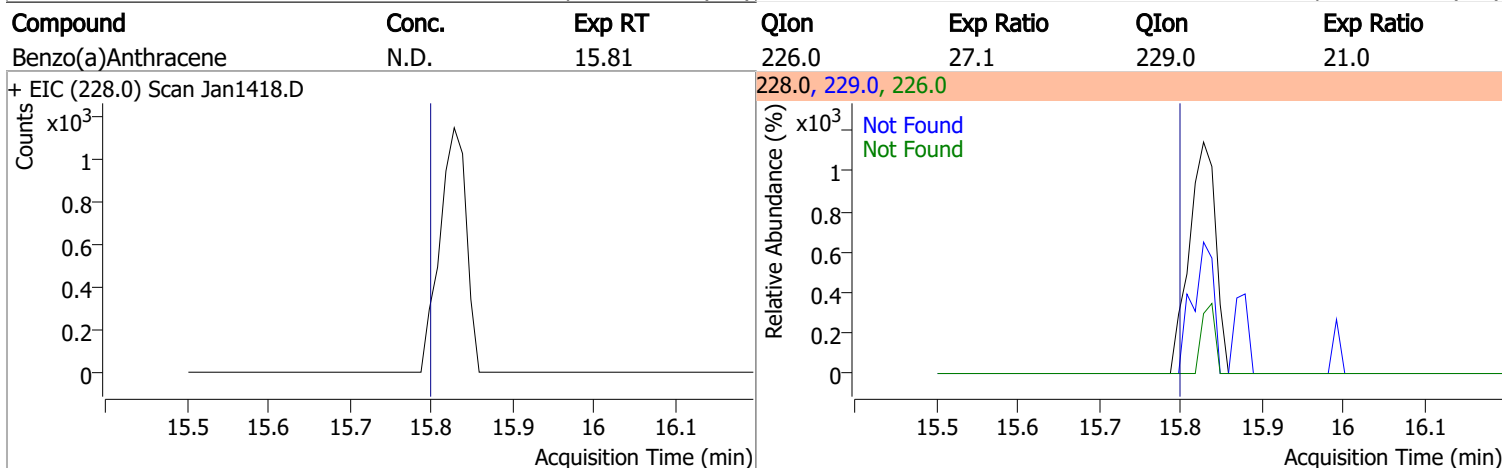
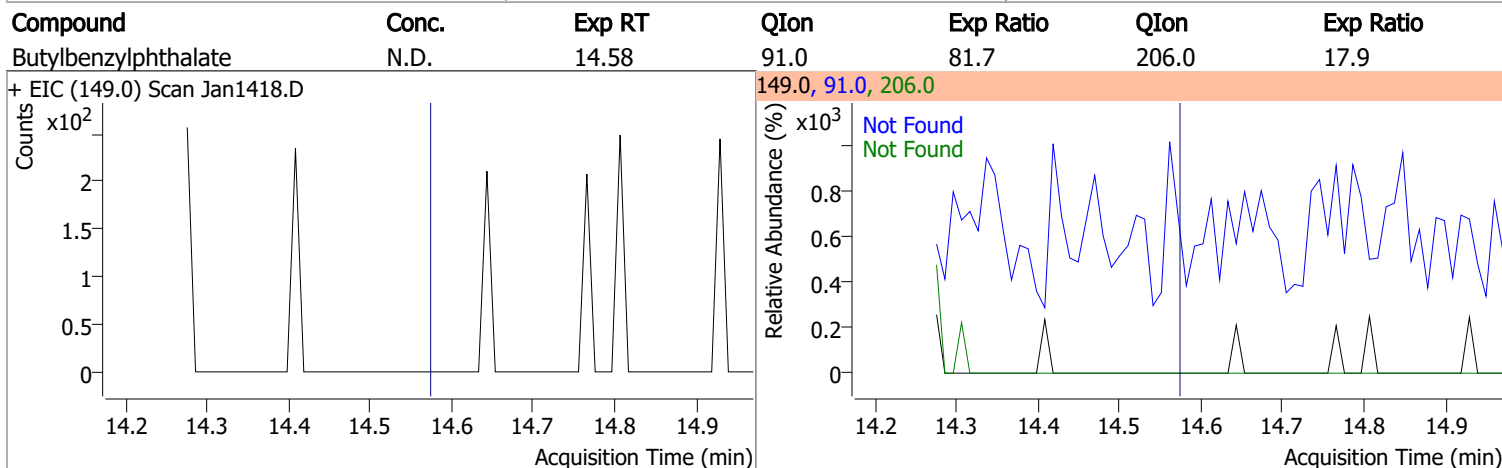
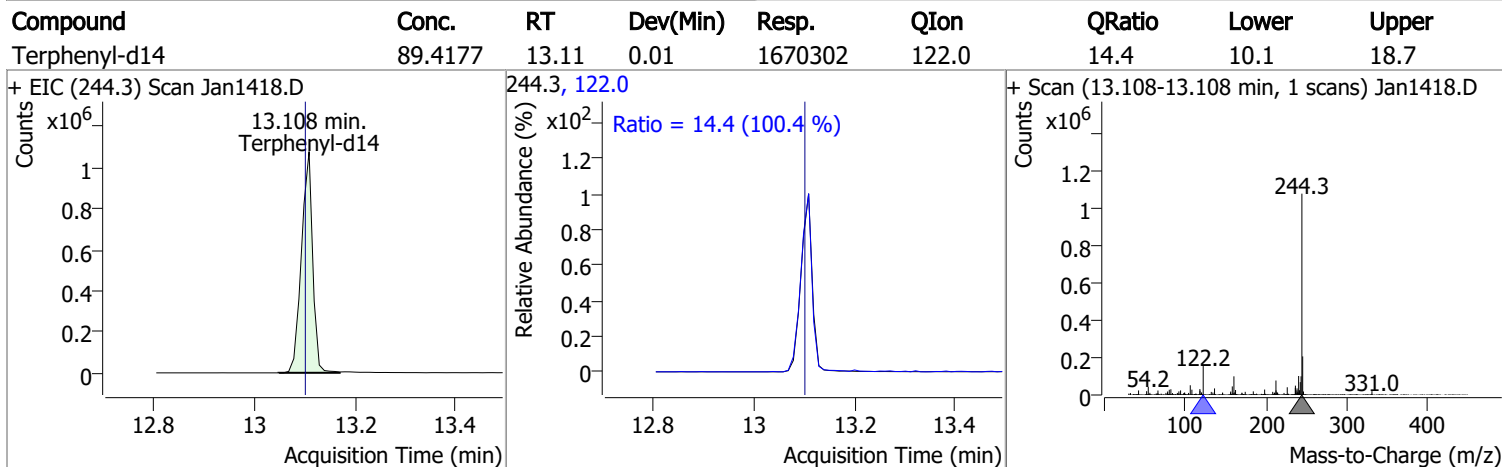
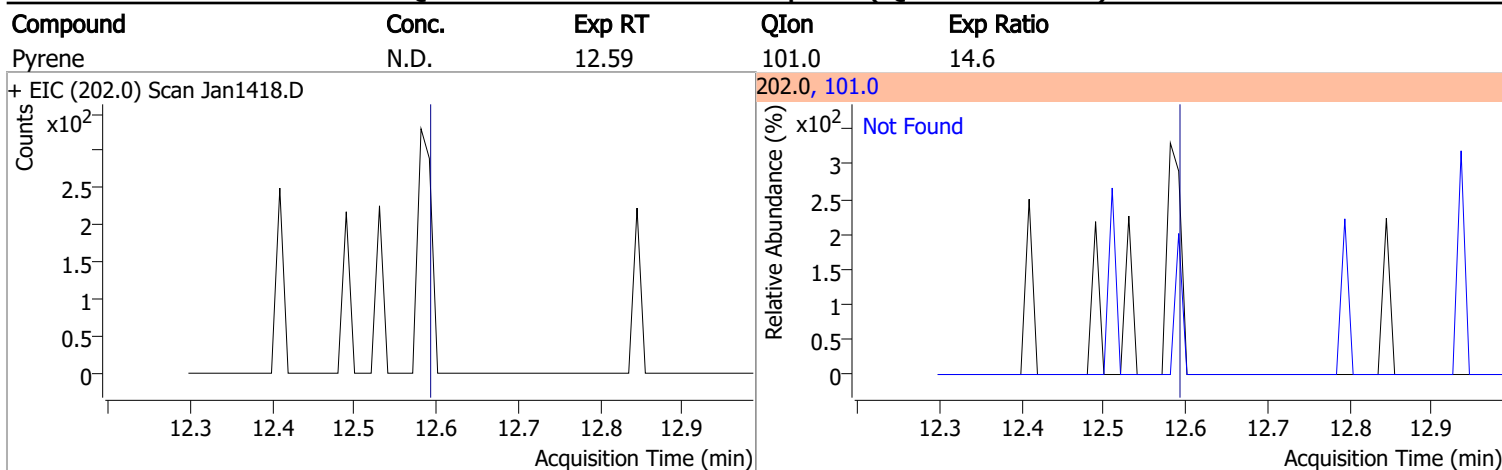
Compound	Conc.	Exp RT	QIon	Exp Ratio
Fluoranthene	N.D.	12.16	101.0	12.8



Compound	Conc.	Exp RT	QIon	Exp Ratio	QIon	Exp Ratio
Benzidine	N.D.	12.54	183.0	13.1	92.0	8.1

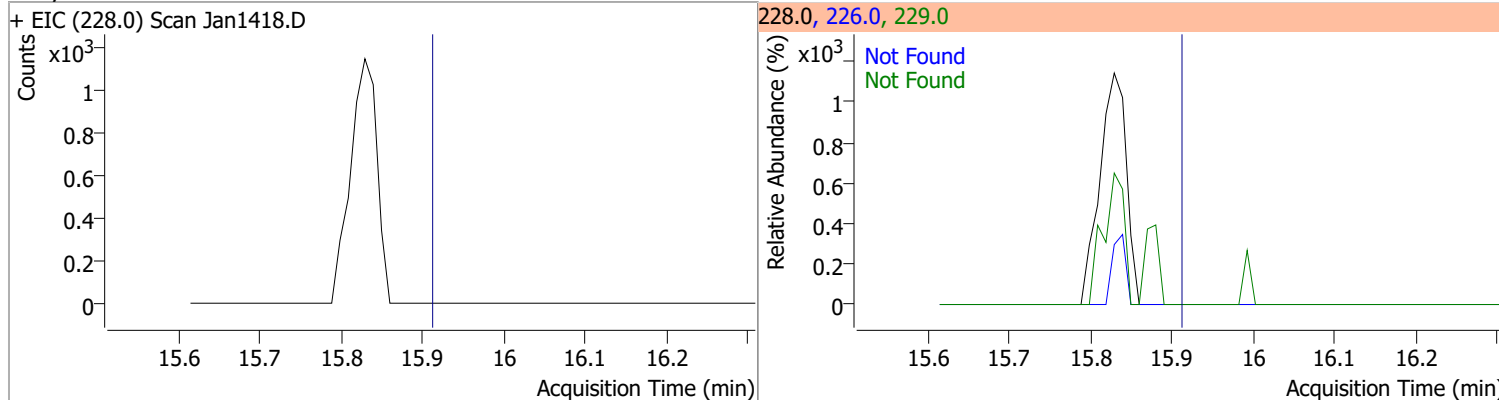


Quantitation Results Report (QT Reviewed)

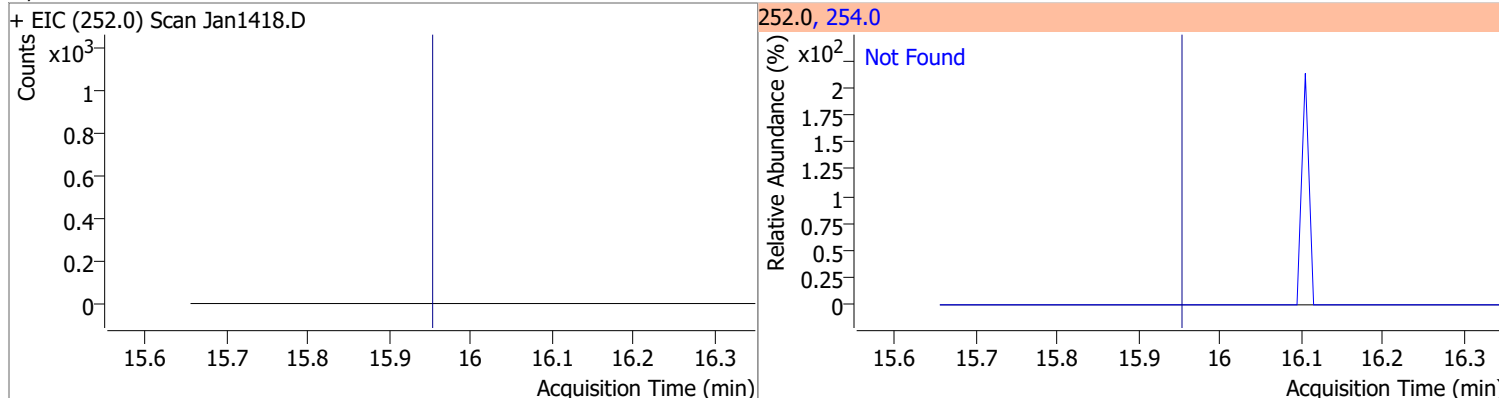


Quantitation Results Report (QT Reviewed)

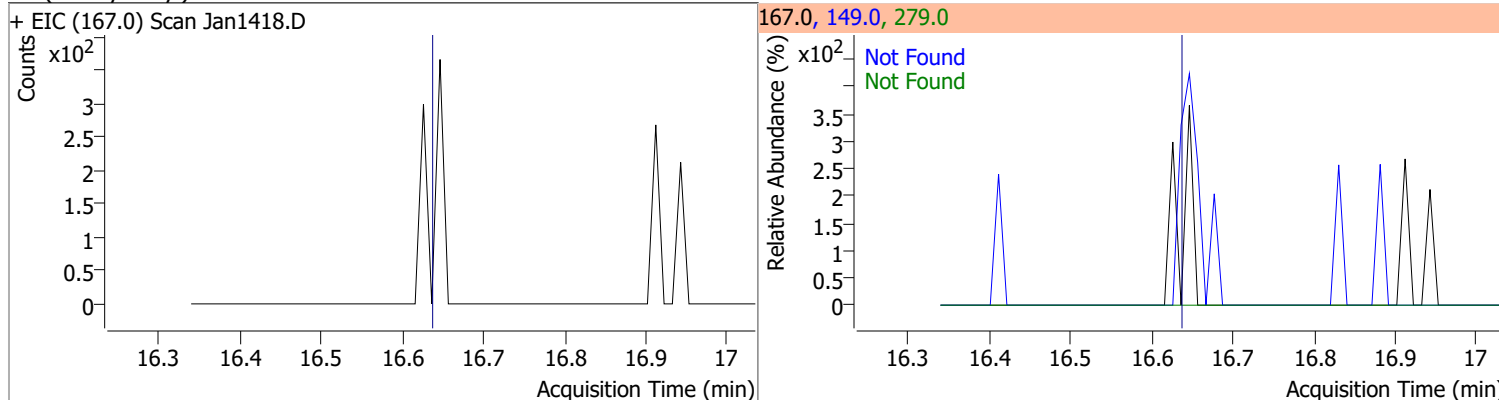
Compound	Conc.	Exp RT	QIon	Exp Ratio	QIon	Exp Ratio
Chrysene	N.D.	15.92	226.0	29.9	229.0	20.4



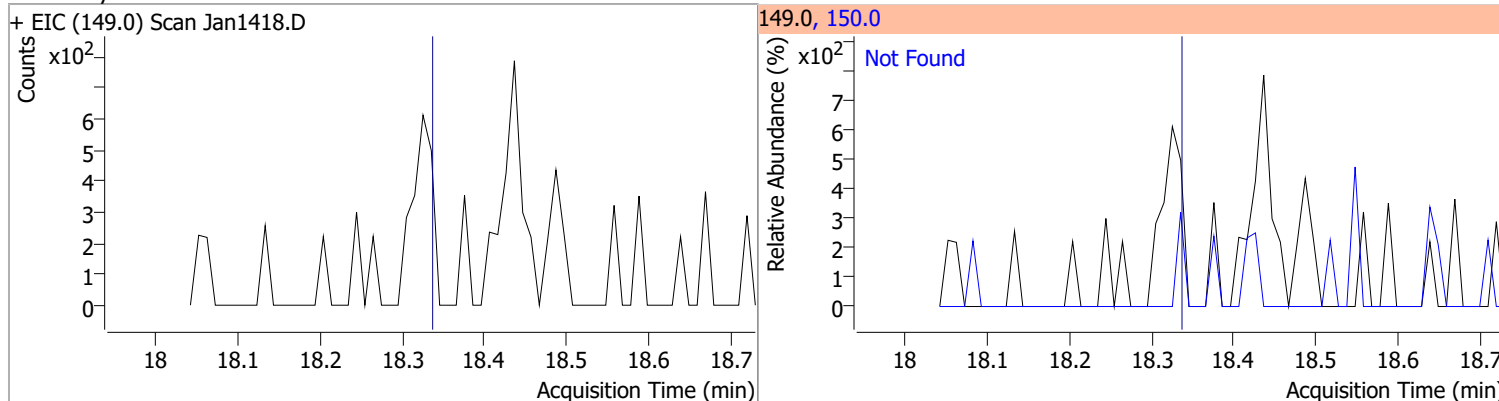
Compound	Conc.	Exp RT	QIon	Exp Ratio
3,3-Dichlorobenzidine	N.D.	15.96	254.0	64.7



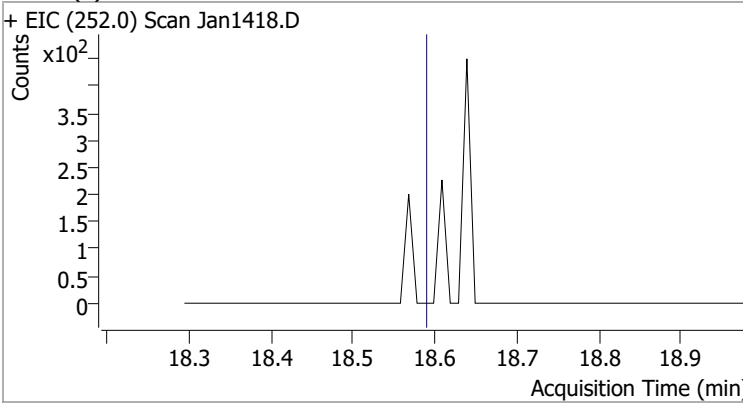
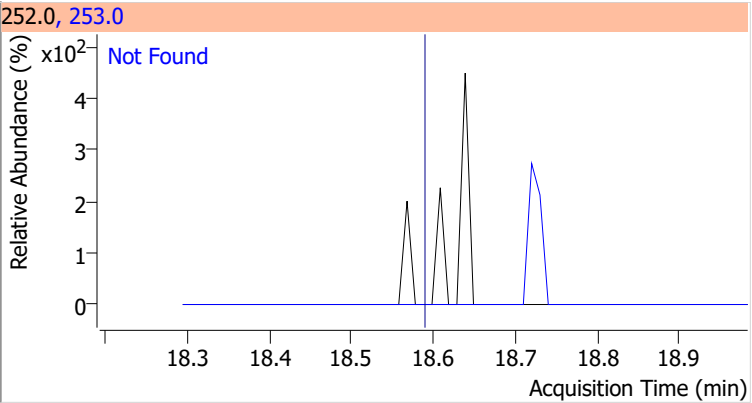
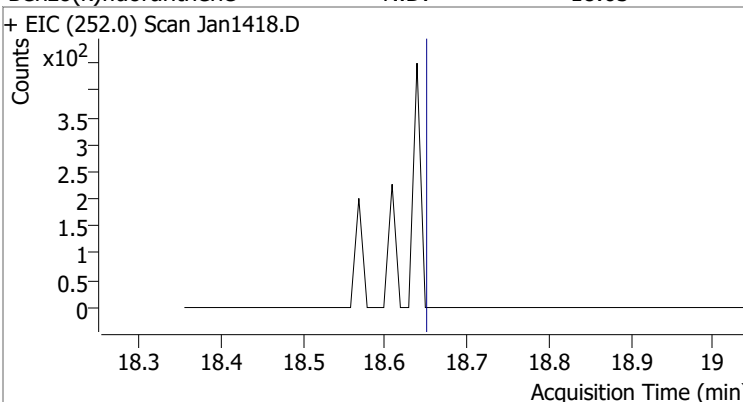
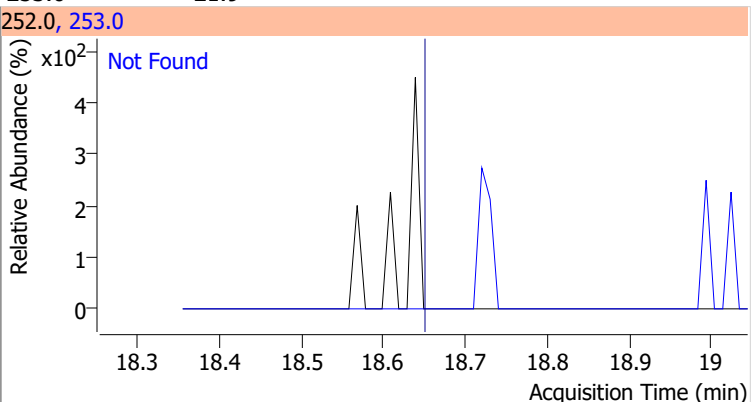
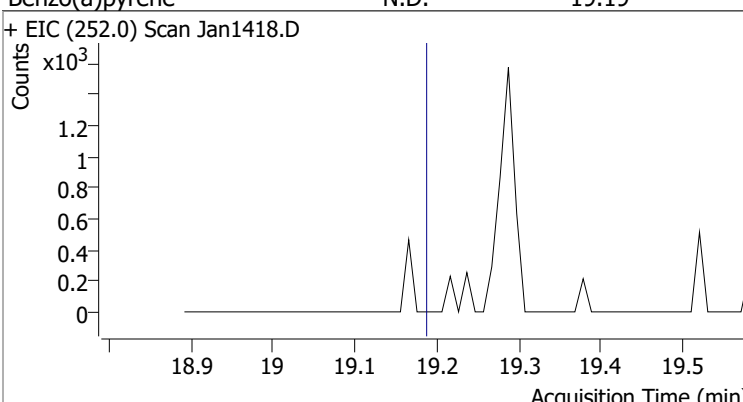
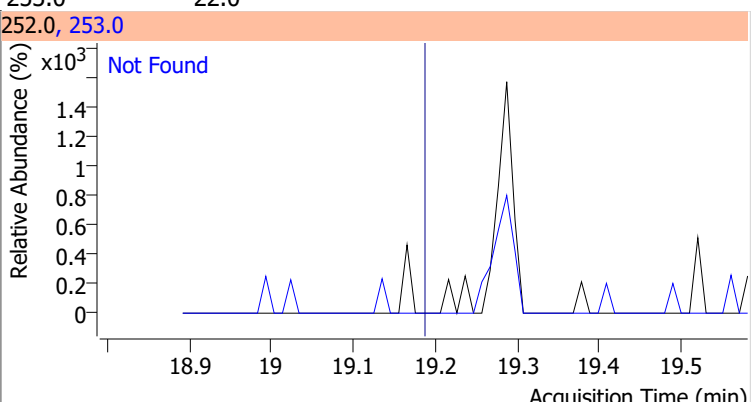
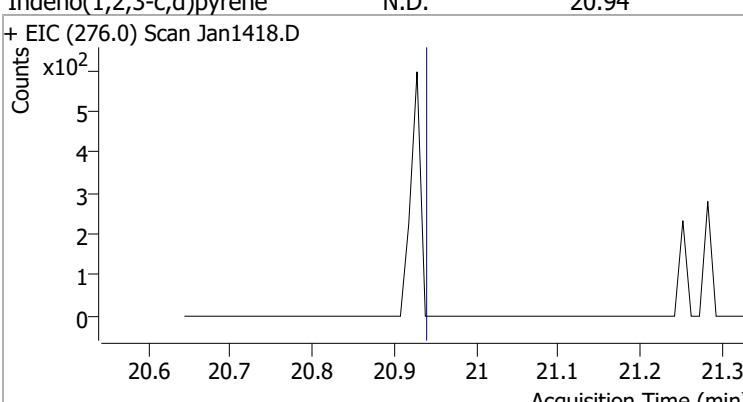
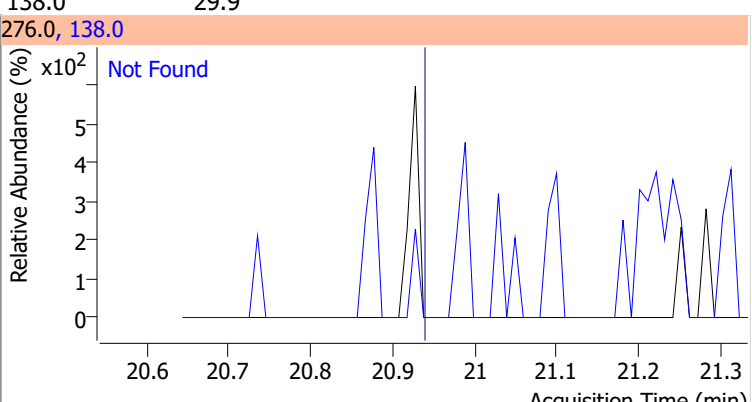
Compound	Conc.	Exp RT	QIon	Exp Ratio	QIon	Exp Ratio
bis(2-ethylhexyl)Phthalate	N.D.	16.65	149.0	397.1	279.0	15.6



Compound	Conc.	Exp RT	QIon	Exp Ratio
Di-n-octyl Phthalate	N.D.	18.34	150.0	9.5

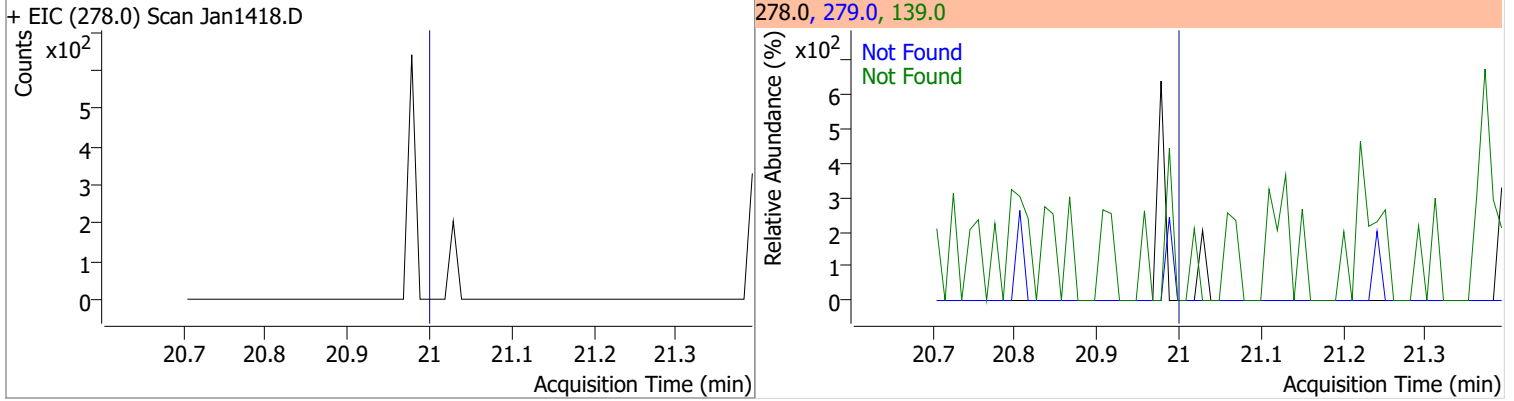


Quantitation Results Report (QT Reviewed)

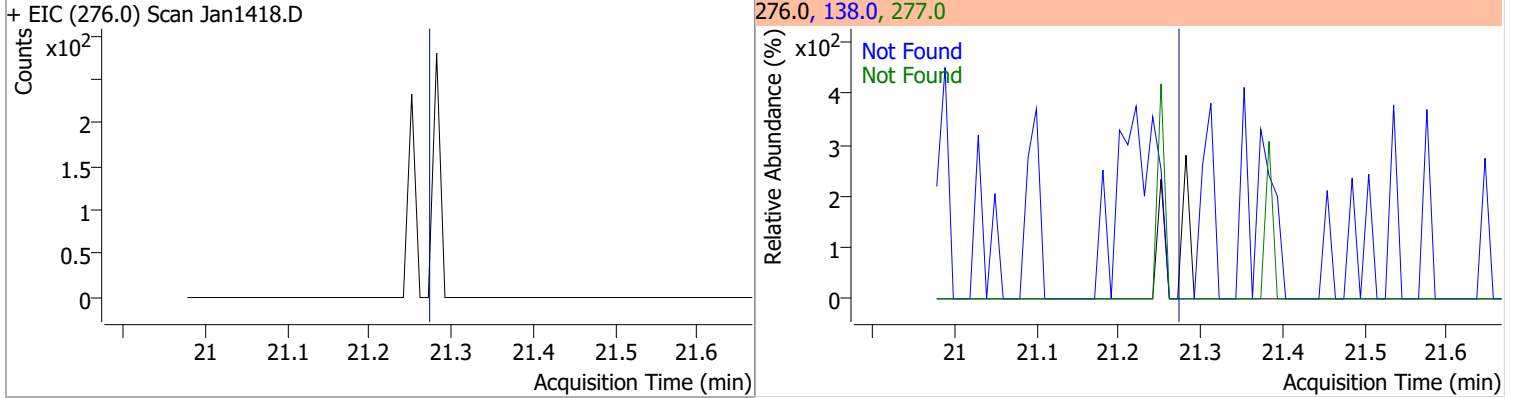
Compound	Conc.	Exp RT	QIon	Exp Ratio
Benzo(b)fluoranthene	N.D.	18.59	253.0	22.0
+ EIC (252.0) Scan Jan1418.D			252.0, 253.0	
				
Benzo(k)fluoranthene	N.D.	18.65	253.0	21.9
+ EIC (252.0) Scan Jan1418.D			252.0, 253.0	
				
Benzo(a)pyrene	N.D.	19.19	253.0	22.0
+ EIC (252.0) Scan Jan1418.D			252.0, 253.0	
				
Indeno(1,2,3-c,d)pyrene	N.D.	20.94	138.0	29.9
+ EIC (276.0) Scan Jan1418.D			276.0, 138.0	
				

Quantitation Results Report (QT Reviewed)

Compound	Conc.	Exp RT	QIon	Exp Ratio	QIon	Exp Ratio
Dibenzo(a,h)anthracene	N.D.	21.00	279.0	25.2	139.0	23.8

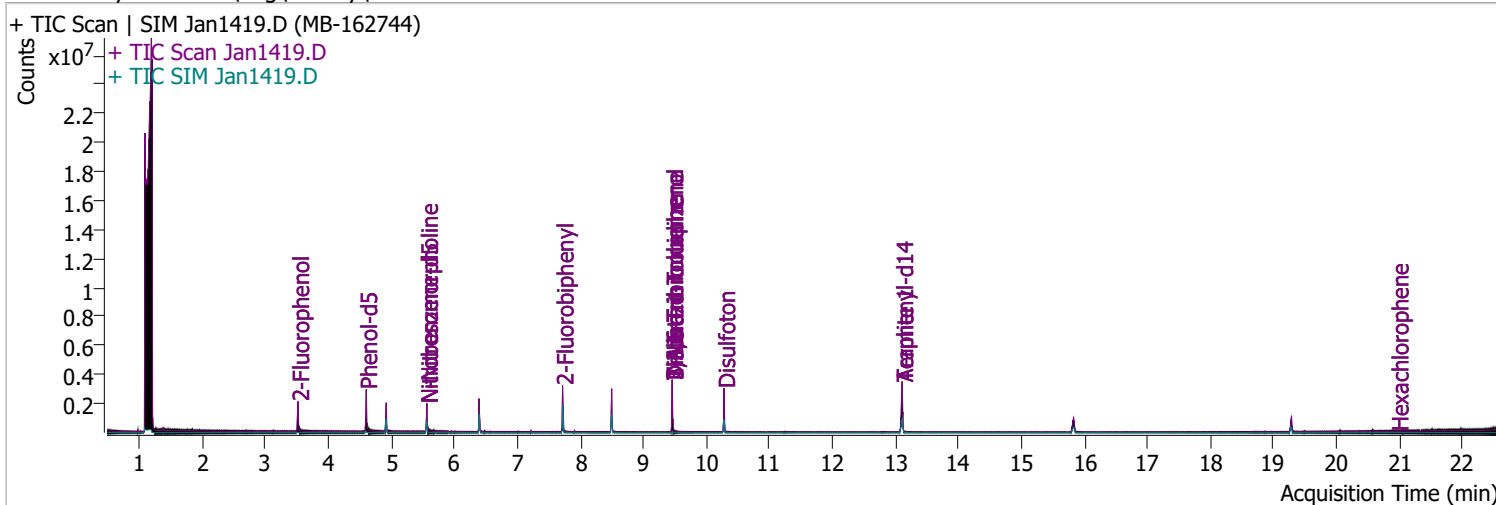


Compound	Conc.	Exp RT	QIon	Exp Ratio	QIon	Exp Ratio
Benzo(g,h,i)perylene	N.D.	21.27	138.0	32.0	277.0	23.8



Quantitation Results Report (QT Reviewed)

Data File	Jan1419.D	Operator	LIMS import
Acq. Method	BNA+SIM.M	Acq. Date-Time	1/14/2022 10:43:45 PM
Sample Name	MB-162744	Instrument	Instrument #1
Vial	19	Multiplier	1.00
DA Method File		Comment	SVOC-8270-W-LARGO
Tune File	dftppdsm.u	Tune Date	1/7/2022 12:13:00 PM
Batch Name	011422 DoD BNA.batch.bin	Last Calib Update	1/18/2022 11:27:22 AM
Ref Library	D:\Org\Library\NIST129K.l		



Compound	RT	QIon	Resp.	Conc.	Units	Dev(Min)
----------	----	------	-------	-------	-------	----------

Internal Standards

System Monitoring Compounds

S 2-Fluorophenol	3.521	112.0	611277	86.4787	µg/L	0.010
Spiked Amount: 200.000	Range: 10.0 - 75.0%			Recovery = 43.24%		
S Phenol-d5	4.603	99.0	879172	93.6492	µg/L	0.000
Spiked Amount: 200.000	Range: 10.0 - 65.0%			Recovery = 46.82%		
S Nitrobenzene-d5	5.563	82.0	388024	75.6021	µg/L	0.000
Spiked Amount: 100.000	Range: 32.0 - 94.0%			Recovery = 75.60%		
S 2-Fluorobiphenyl	7.718	172.0	1110188	61.7823	µg/L	0.000
Spiked Amount: 100.000	Range: 28.0 - 107.0%			Recovery = 61.78%		
S 2,4,6-Tribromophenol	9.458	329.8	270057	176.0095	µg/L	0.000
Spiked Amount: 200.000	Range: 25.0 - 140.0%			Recovery = 88.00%		
S Terphenyl-d14	13.108	244.3	1794339	104.4065	µg/L	0.010
Spiked Amount: 100.000	Range: 32.0 - 122.0%			Recovery = 104.41%		

Target Compounds

Compound	RT	QIon	Resp.	Conc.	Units	Dev(Min)	QValue
T N-Nitrosodimethylamine	0.000		0	N.D.			
T Pyridine	0.000		0	N.D.			
T Aniline	0.000		0	N.D.			
T Phenol	0.000		0	N.D.			
T bis(-2-Chloroethyl)Ether	0.000		0	N.D.			
T 2-Chlorophenol	0.000		0	N.D.			
T 1,3-Dichlorobenzene	0.000		0	N.D.			
T 1,4-Dichlorobenzene	0.000		0	N.D.			
T 1,2-Dichlorobenzene	0.000		0	N.D.			
T Benzyl Alcohol	0.000		0	N.D.			
T bis(2-chloroisopropyl)Ether	0.000		0	N.D.			
T 2-Methylphenol	0.000		0	N.D.			
T N-nitroso-Di-n-propylamine	5.563	70.0	0		µg/L	md	1
T 4Methylphenol/3Methylphenol	0.000		0	N.D.			
T Hexachloroethane	0.000		0	N.D.			

Quantitation Results Report (QT Reviewed)

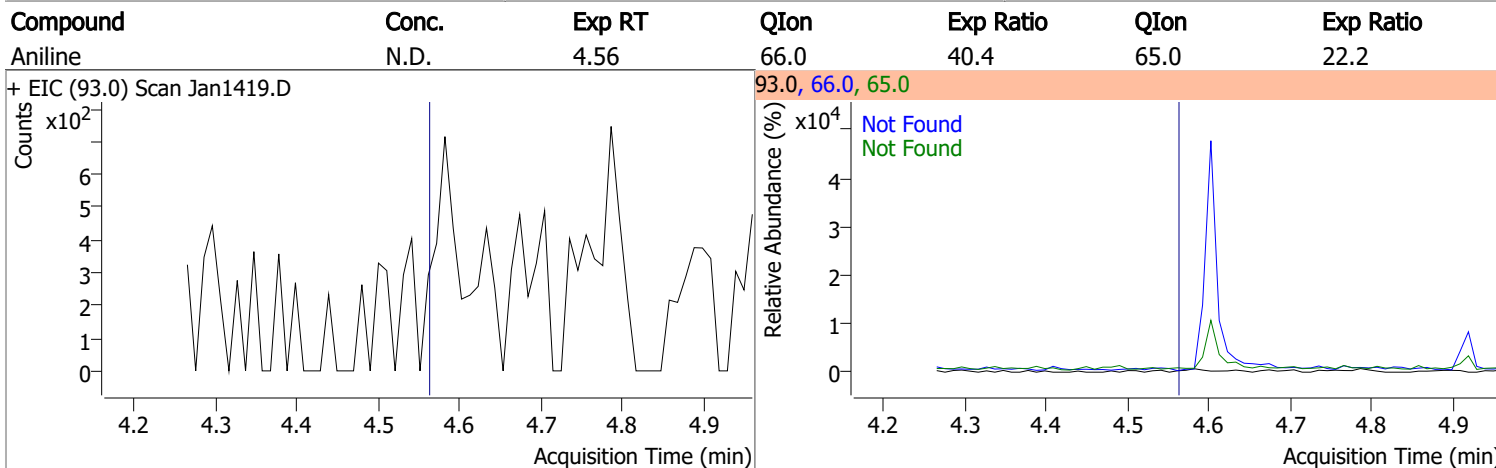
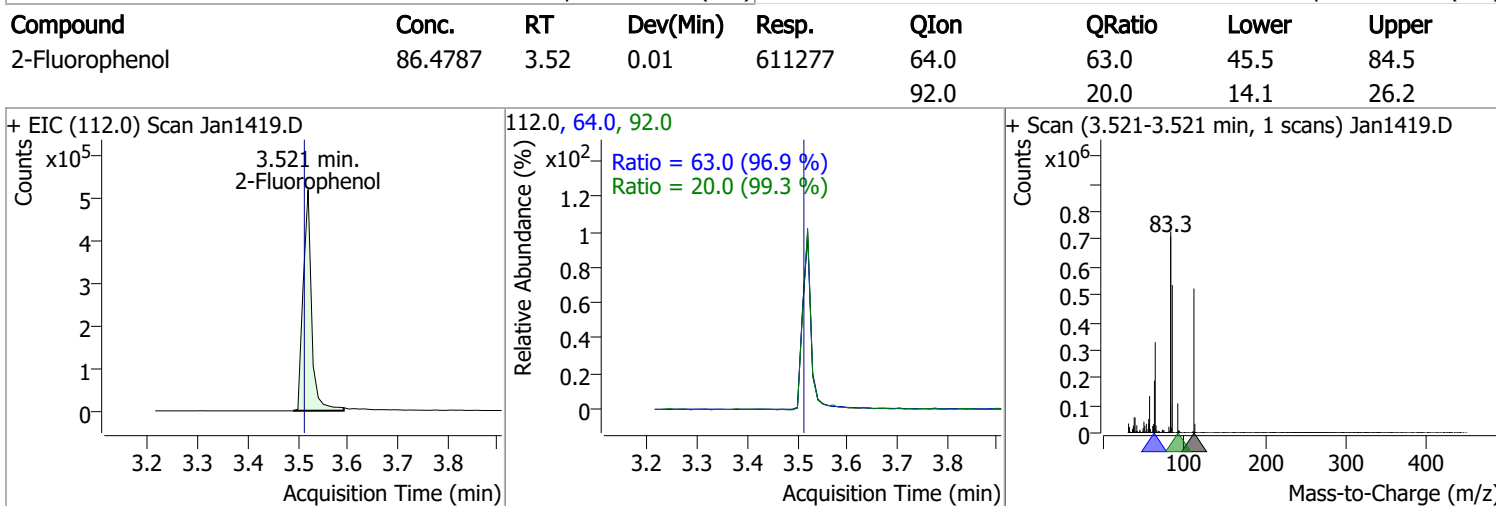
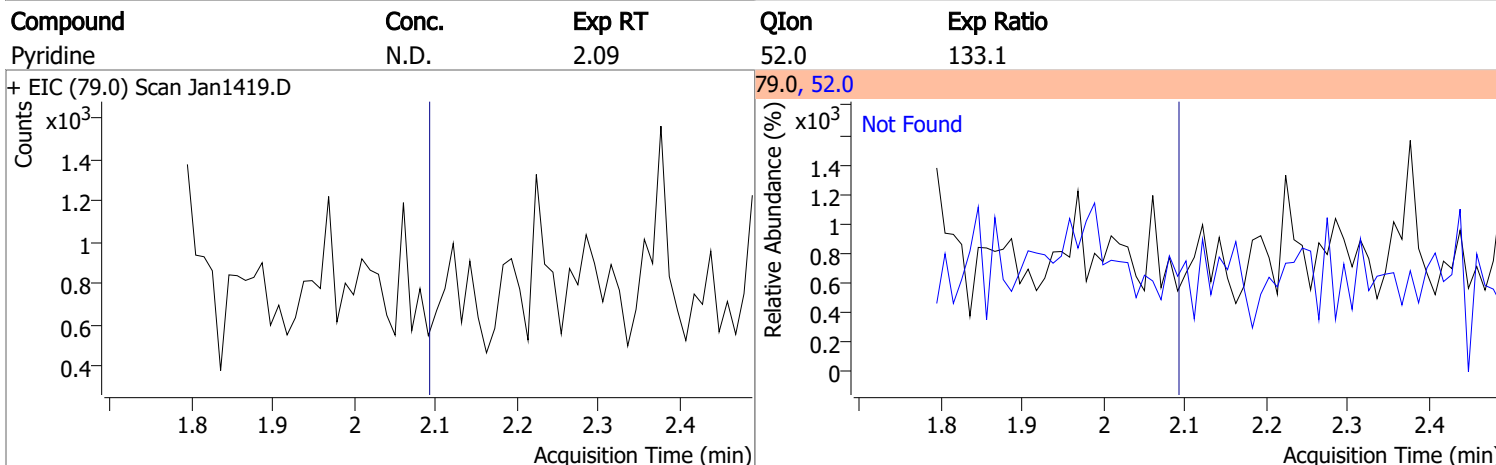
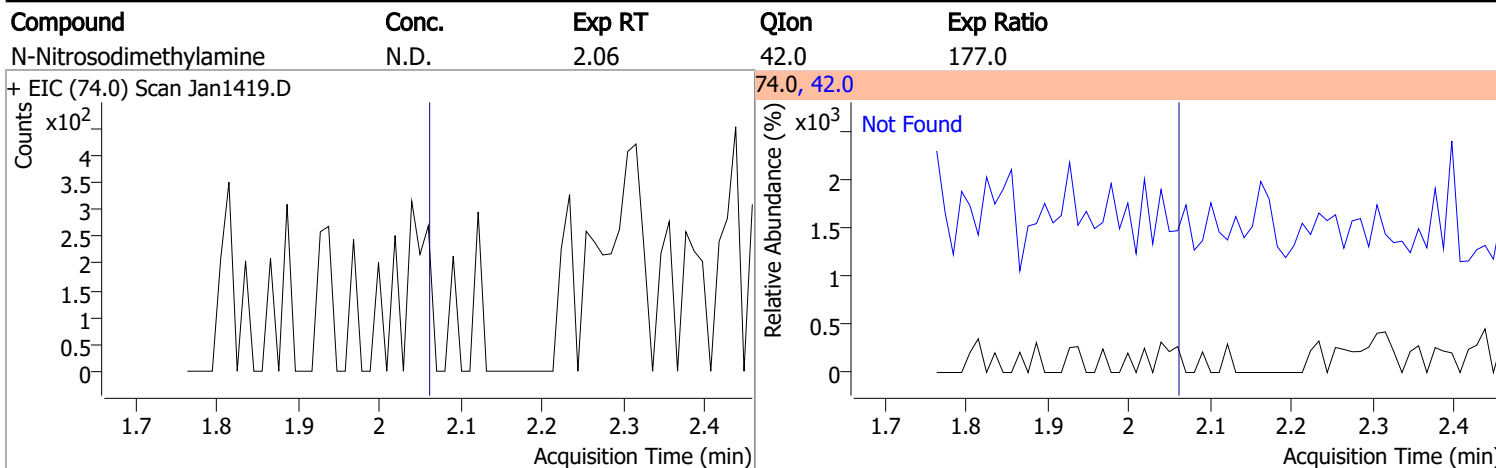
Compound	RT	QIon	Resp.	Conc.	Units	Dev(Min)
T Nitrobenzene	0.000		0	N.D.		
T Isophorone	0.000		0	N.D.		
T 2-Nitrophenol	0.000		0	N.D.		
T 2,4-Dimethylphenol	0.000		0	N.D.		
T bis(-2-Chloroethoxy)Methane	0.000		0	N.D.		
T 2,4-Dichlorophenol	0.000		0	N.D.		
T Benzoic Acid	0.000		0	N.D.		
T 1,2,4-Trichlorobenzene	0.000		0	N.D.		
T Naphthalene	0.000		0	N.D.		
T 4-Chlorophenol	0.000		0	N.D.		
T p-Chloroaniline	0.000		0	N.D.		
T Hexachlorobutadiene	0.000		0	N.D.		
T 4-Chloro-2-Methylphenol	0.000		0	N.D.		
T 4-Chloro-3-Methylphenol	0.000		0	N.D.		
T 2-Methylnaphthalene	0.000		0	N.D.		
T 1-Methylnaphthalene	0.000		0	N.D.		
T Hexachlorocyclopentadiene	0.000		0	N.D.		
T 2,4,6-Trichlorophenol	0.000		0	N.D.		
T 2,4,5-Trichlorophenol	0.000		0	N.D.		
T 2-Chloronaphthalene	0.000		0	N.D.		
T 2-Nitroaniline	0.000		0	N.D.		
T Dimethyl Phthalate	8.497	163.0	0		µg/L md	1
T 2,6-Dinitrotoluene	8.497	165.0	0		µg/L md	1
T Acenaphthylene	0.000		0	N.D.		
T 3-Nitroaniline	0.000		0	N.D.		
T Acenaphthene	0.000		0	N.D.		
T 2,4-Dinitrophenol	0.000		0	N.D.		
T Dibenzofuran	0.000		0	N.D.		
T 2,4-Dinitrotoluene	0.000		0	N.D.		
T 4-Nitrophenol	0.000		0	N.D.		
T Diethylphthalate	0.000		0	N.D.		
T Fluorene	0.000		0	N.D.		
T 4-Chlorophenyl-phenylether	0.000		0	N.D.		
T 4-Nitroaniline	0.000		0	N.D.		
T 4,6-Dinitro-2-methylphenol	0.000		0	N.D.		
T N-nitrosodiphenylamine	0.000		0	N.D.		
T Azobenzene	0.000		0	N.D.		
T 4-Bromophenyl-phenylether	0.000		0	N.D.		
T Hexachlorobenzene	0.000		0	N.D.		
T Pentachlorophenol	0.000		0	N.D.		
T Phenanthrene	0.000		0	N.D.		
T Anthracene	0.000		0	N.D.		
T Triallate	0.000		0	N.D.		
T Carbazole	0.000		0	N.D.		
T o-Terphenyl	0.000		0	N.D.		
T Di-n-Butylphthalate	0.000		0	N.D.		
T Fluoranthene	0.000		0	N.D.		
T Benzidine	0.000		0	N.D.		
T Pyrene	0.000		0	N.D.		
T Butylbenzylphthalate	0.000		0	N.D.		
T Benzo(a)Anthracene	0.000		0	N.D.		
T Chrysene	0.000		0	N.D.		
T 3,3-Dichlorobenzidine	0.000		0	N.D.		
T bis(2-ethylhexyl)Phthalate	0.000		0	N.D.		
T Di-n-octyl Phthalate	0.000		0	N.D.		

Quantitation Results Report (QT Reviewed)

Compound	RT	QIon	Resp.	Conc.	Units	Dev(Min)
T Benzo(b)fluoranthene	0.000		0	N.D.		
T Benzo(k)fluoranthene	0.000		0	N.D.		
T Benzo(a)pyrene	0.000		0	N.D.		
T Indeno(1,2,3-c,d)pyrene	0.000		0	N.D.		
T Dibenzo(a,h)anthracene	0.000		0	N.D.		
T Benzo(g,h,i)perylene	0.000		0	N.D.		

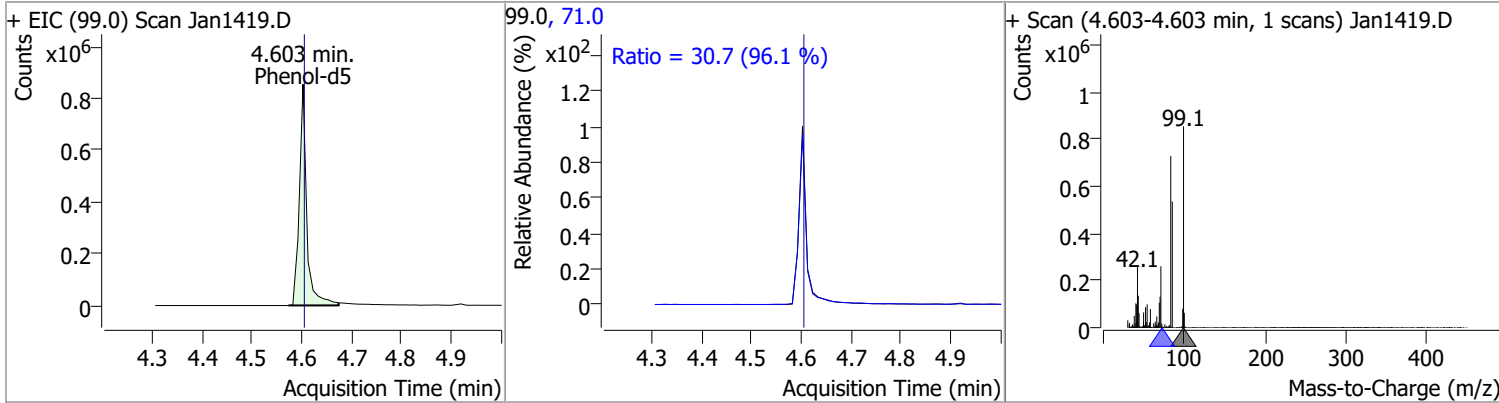
(#) = Qualifier Out of Range; (m) = Manual Integration; (+) = Area Summed; (*) = Surrogate Percent Recovery Out of Range; (d): Zeroed Peak

Quantitation Results Report (QT Reviewed)

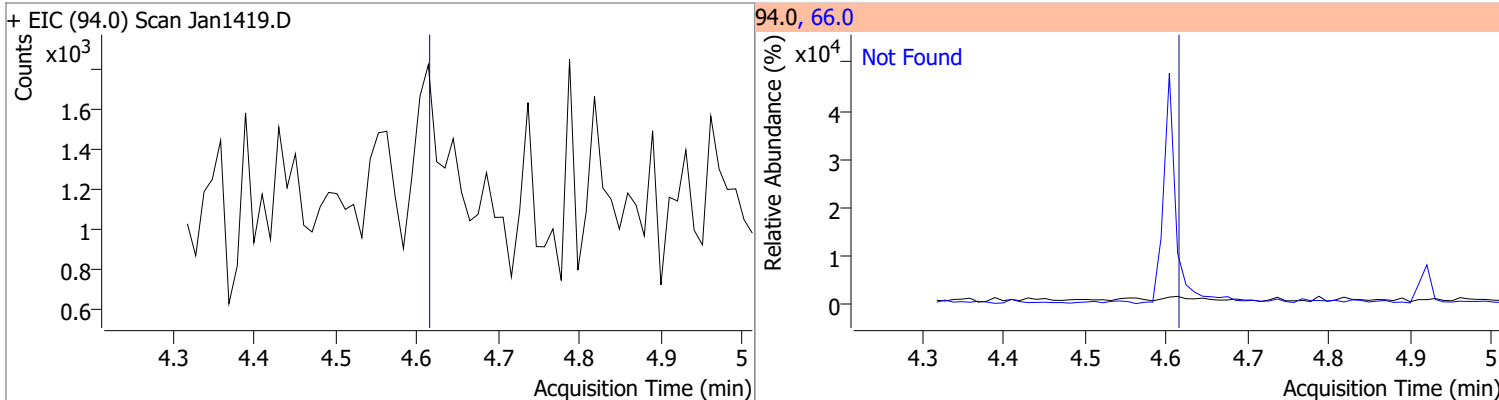


Quantitation Results Report (QT Reviewed)

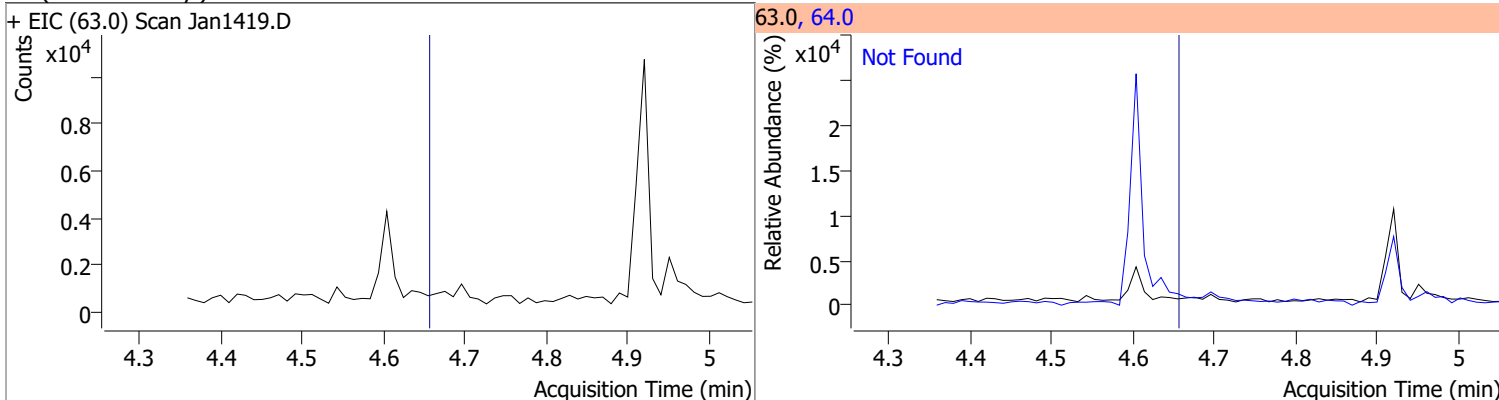
Compound	Conc.	RT	Dev(Min)	Resp.	QIon	QRatio	Lower	Upper
Phenol-d5	93.6492	4.60	0.00	879172	71.0	30.7	22.3	41.5



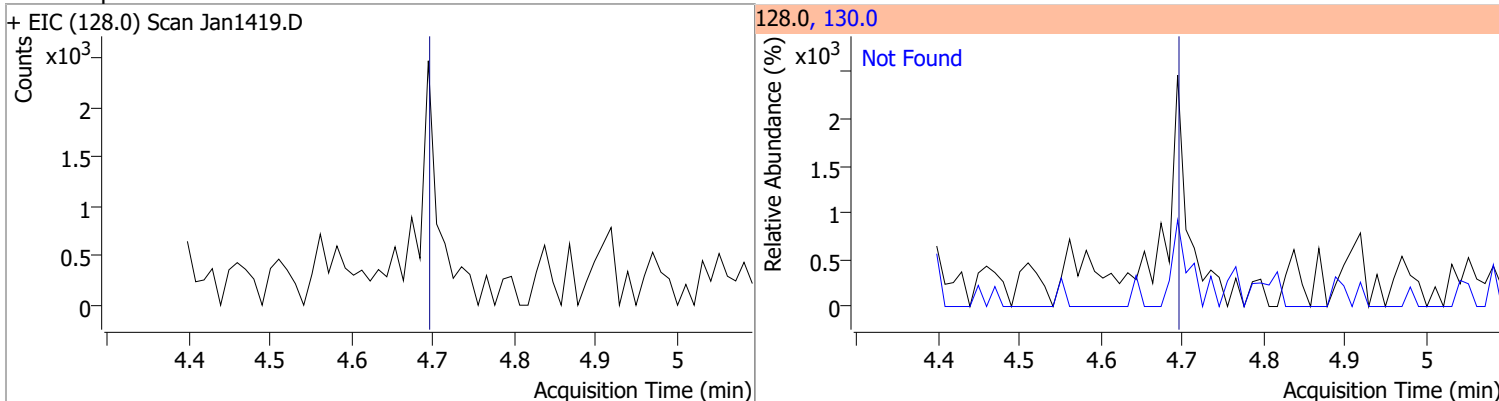
Compound	Conc.	Exp RT	QIon	Exp Ratio
Phenol	N.D.	4.61	66.0	44.7



Compound	Conc.	Exp RT	QIon	Exp Ratio
bis(-2-Chloroethyl)Ether	N.D.	4.65	64.0	3.3

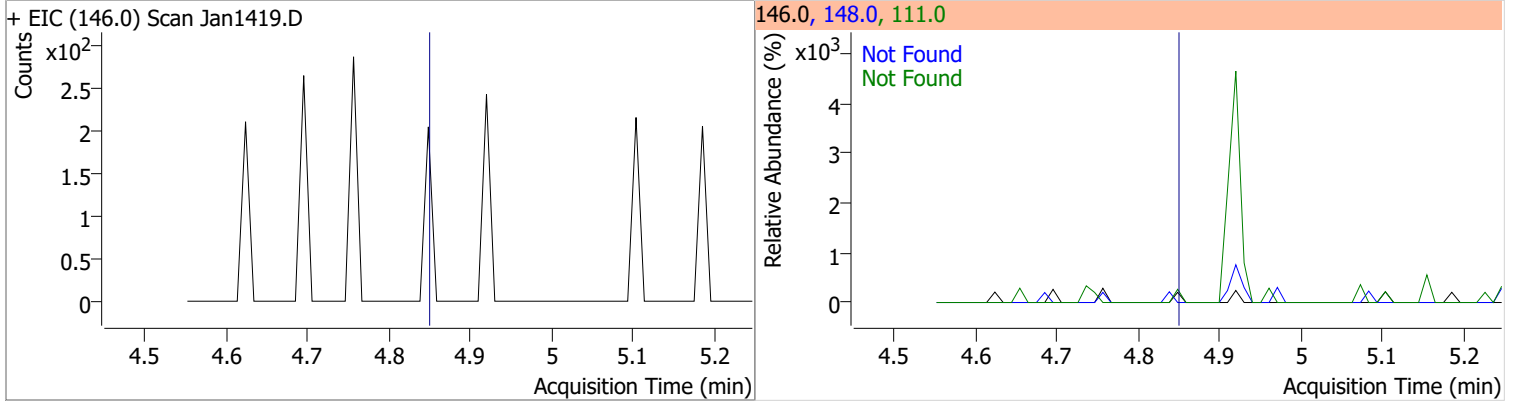


Compound	Conc.	Exp RT	QIon	Exp Ratio
2-Chlorophenol	N.D.	4.70	130.0	32.0

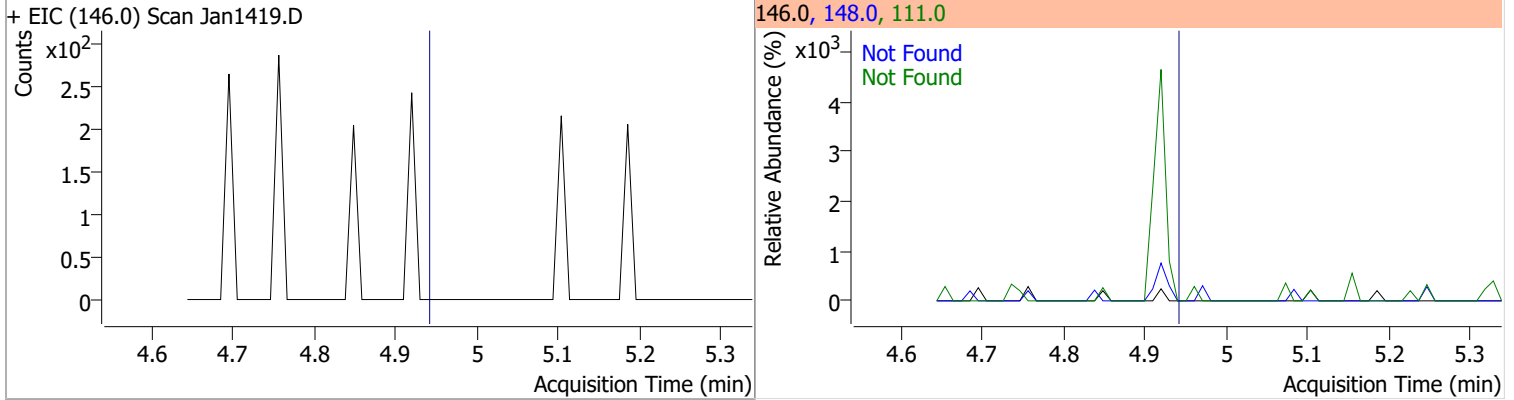


Quantitation Results Report (QT Reviewed)

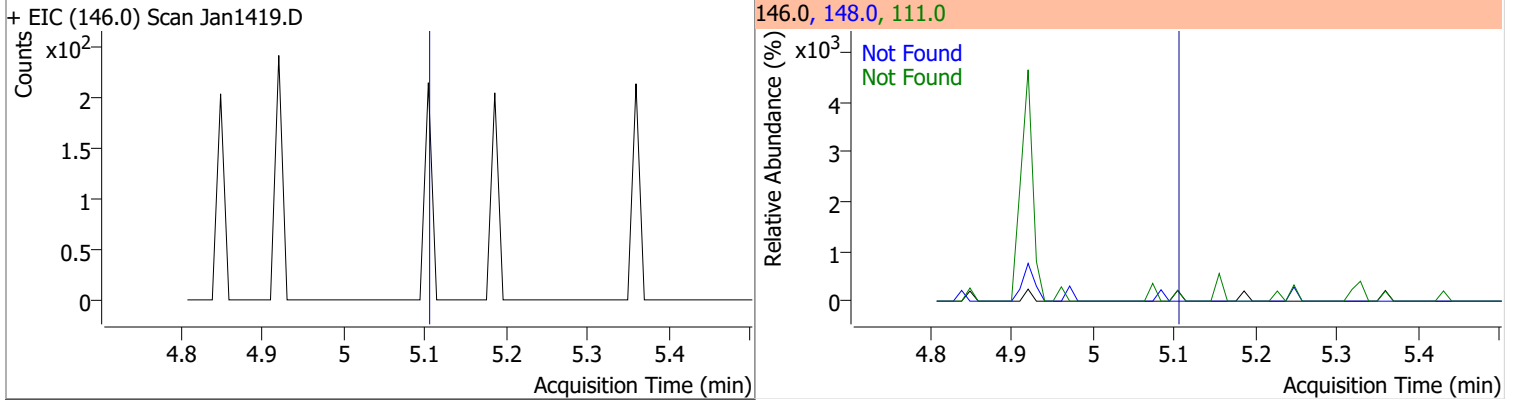
Compound	Conc.	Exp RT	QIon	Exp Ratio	QIon	Exp Ratio
1,3-Dichlorobenzene	N.D.	4.85	148.0	62.6	111.0	35.4



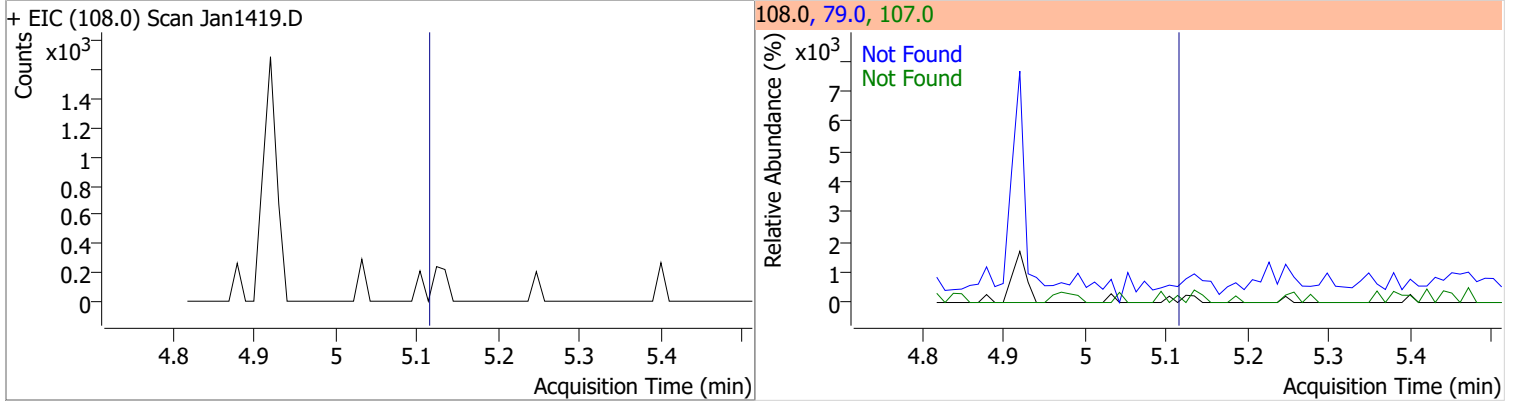
Compound	Conc.	Exp RT	QIon	Exp Ratio	QIon	Exp Ratio
1,4-Dichlorobenzene	N.D.	4.94	148.0	64.4	111.0	35.2



Compound	Conc.	Exp RT	QIon	Exp Ratio	QIon	Exp Ratio
1,2-Dichlorobenzene	N.D.	5.10	148.0	64.5	111.0	37.8

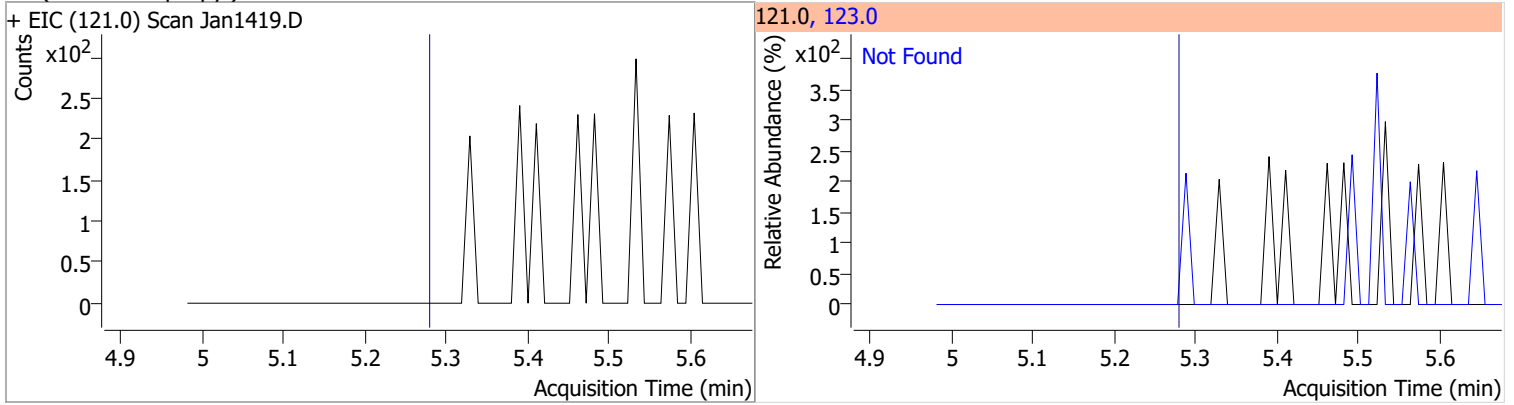


Compound	Conc.	Exp RT	QIon	Exp Ratio	QIon	Exp Ratio
Benzyl Alcohol	N.D.	5.11	79.0	115.5	107.0	71.0

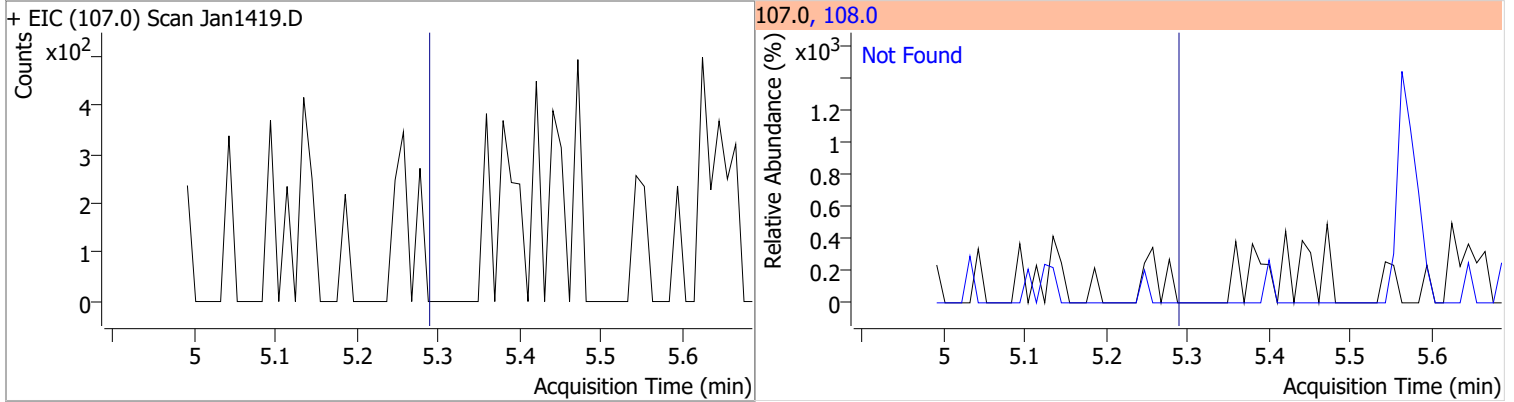


Quantitation Results Report (QT Reviewed)

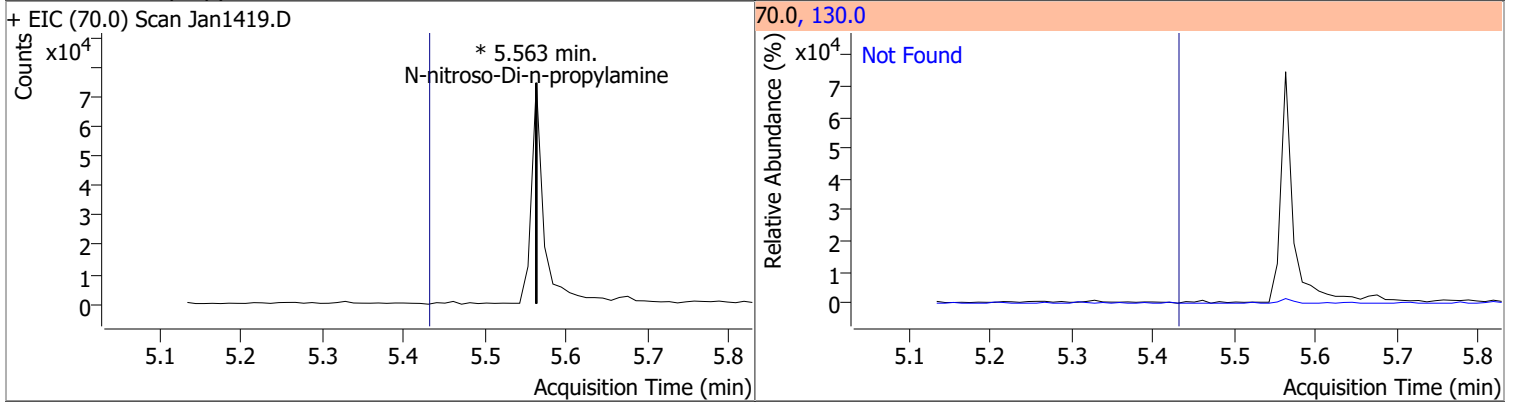
Compound	Conc.	Exp RT	QIon	Exp Ratio
bis(2-chloroisopropyl)Ether	N.D.	5.28	123.0	32.2



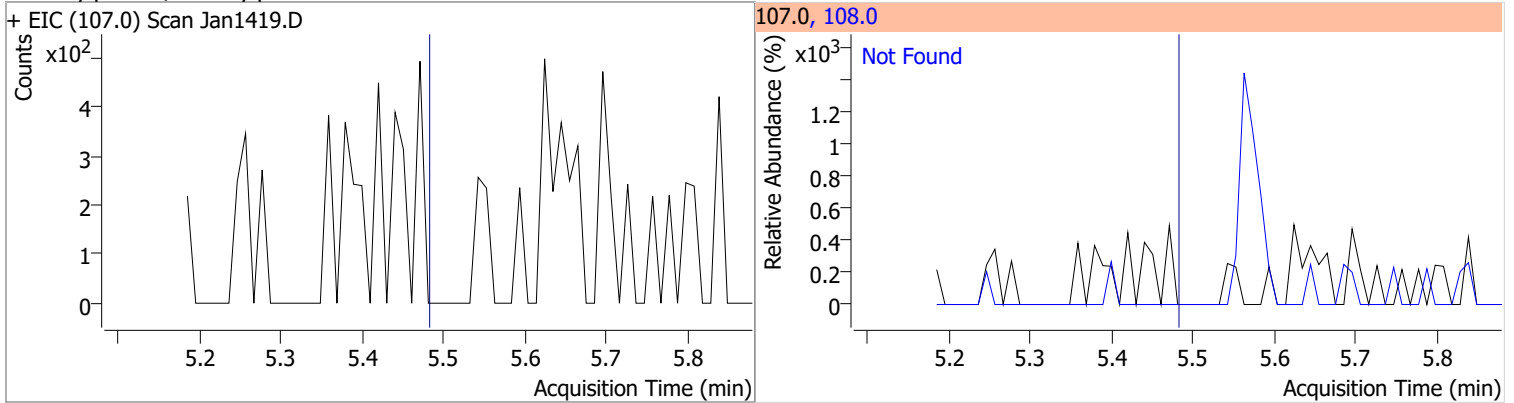
Compound	Conc.	Exp RT	QIon	Exp Ratio
2-Methylphenol	N.D.	5.29	108.0	116.9



Compound	Conc.	RT	Dev(Min)	Resp.	QIon	QRatio	Lower	Upper
N-nitroso-Di-n-propylamine		0		0	130.0		0.0	41.5

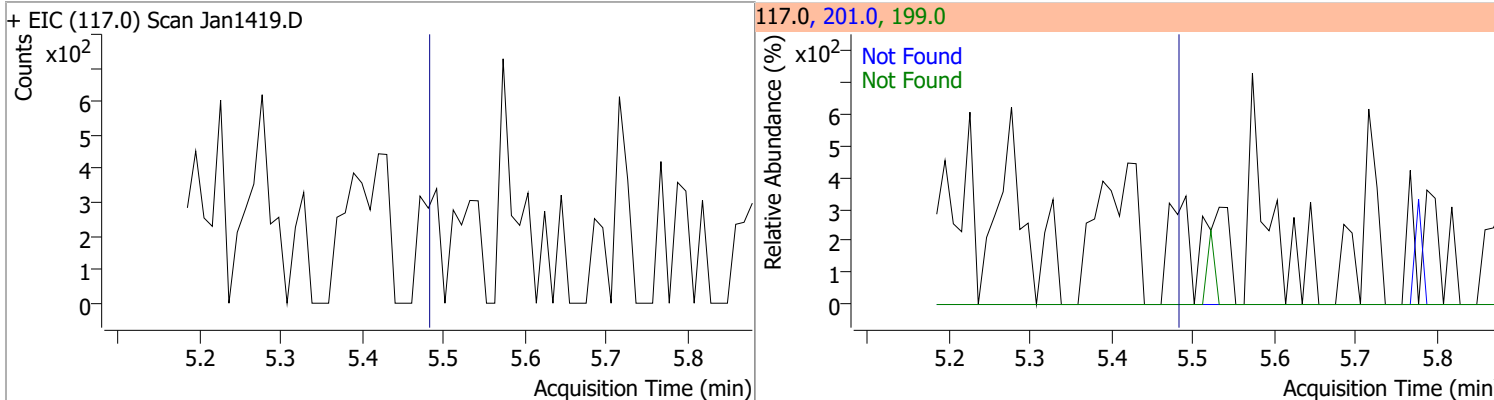


Compound	Conc.	Exp RT	QIon	Exp Ratio
4Methylphenol/3Methylphenol	N.D.	5.48	108.0	84.5

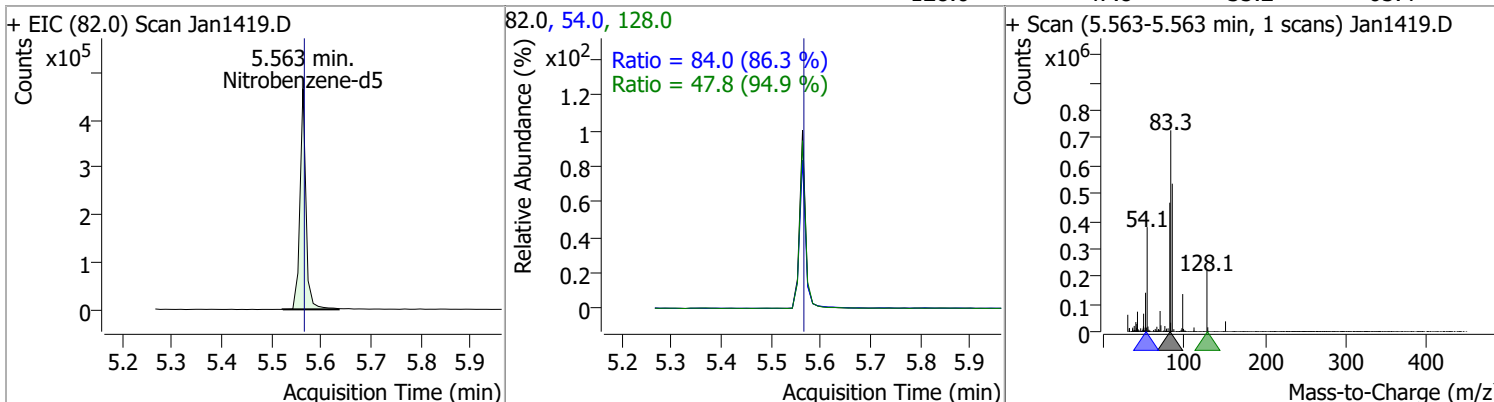


Quantitation Results Report (QT Reviewed)

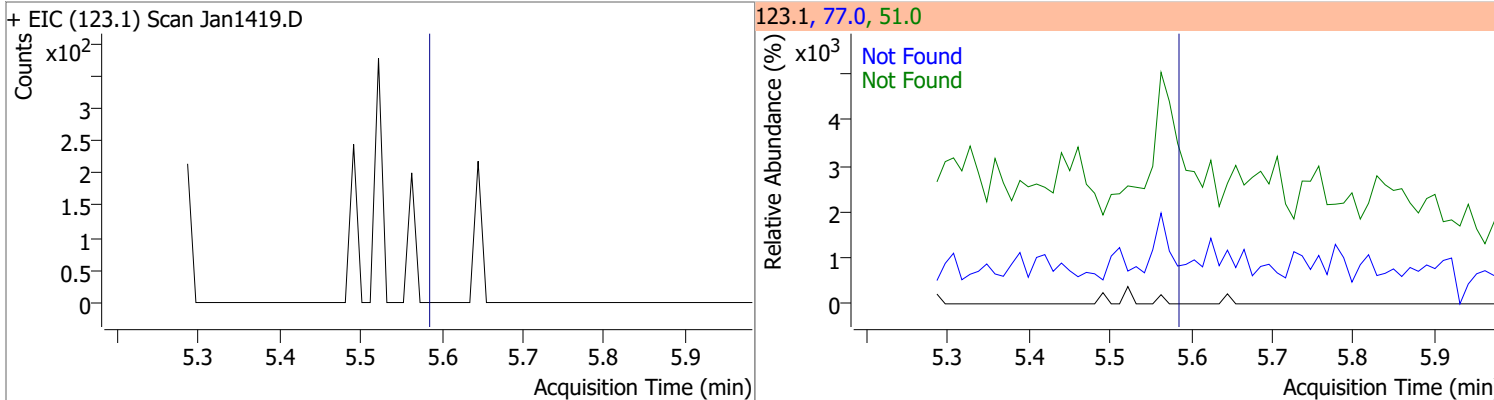
Compound	Conc.	Exp RT	QIon	Exp Ratio	QIon	Exp Ratio
Hexachloroethane	N.D.	5.48	201.0	93.2	199.0	57.2



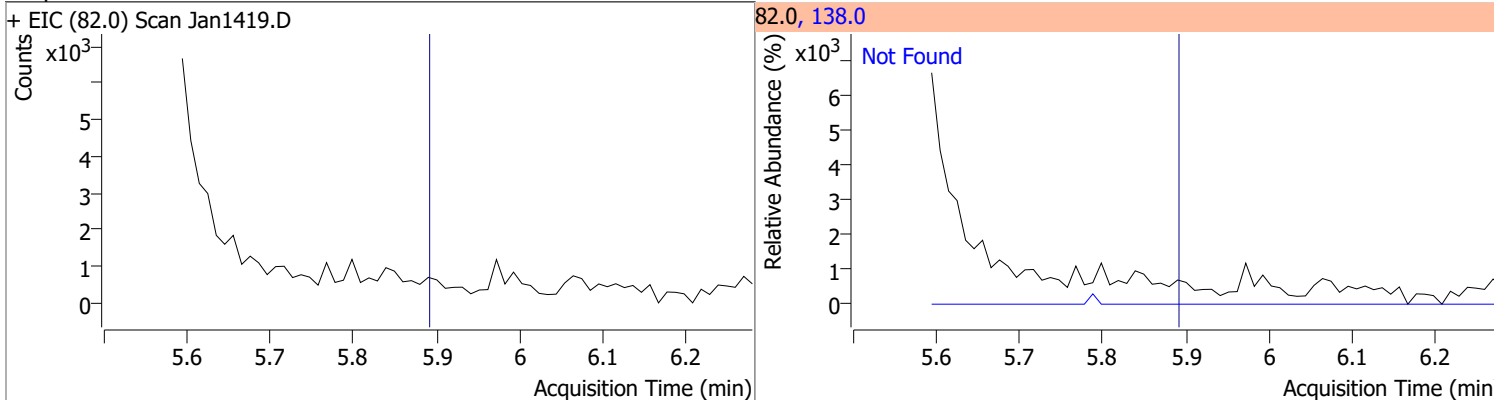
Compound	Conc.	RT	Dev(Min)	Resp.	QIon	QRatio	Lower	Upper
Nitrobenzene-d5	75.6021	5.56	0.00	388024	54.0	84.0	68.2	126.6
					128.0	47.8	35.2	65.4



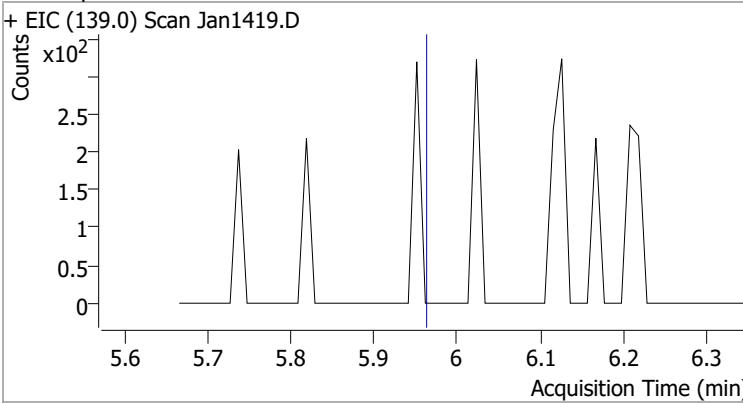
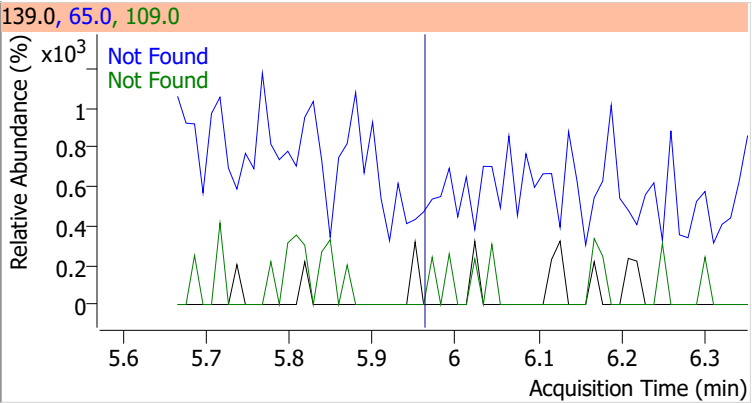
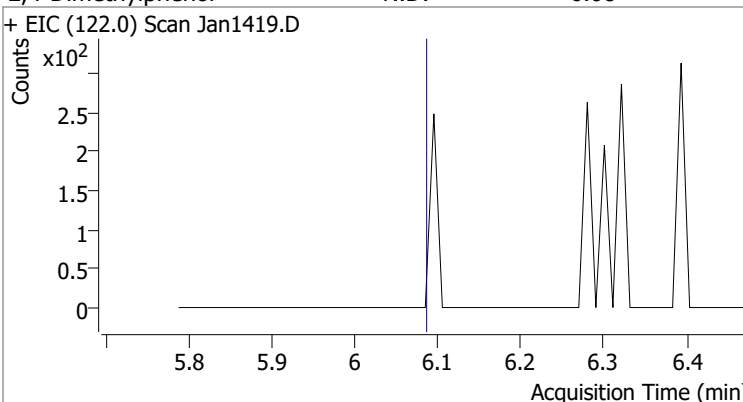
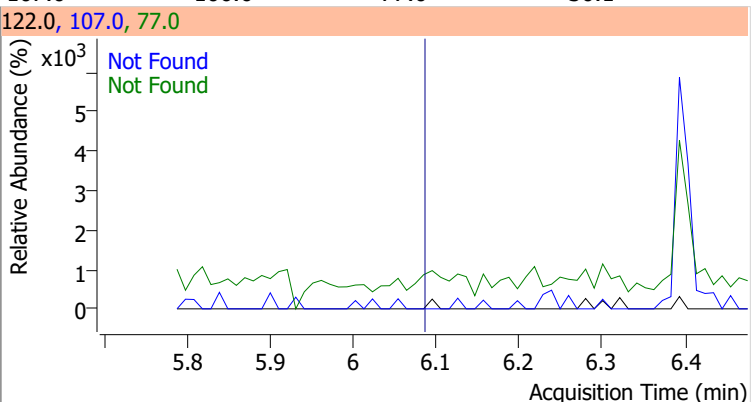
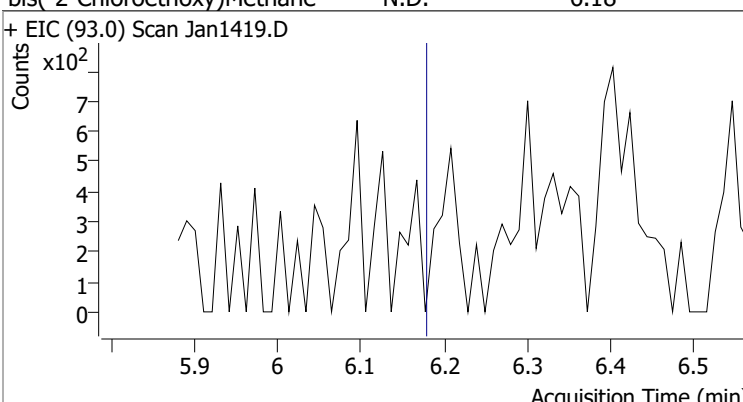
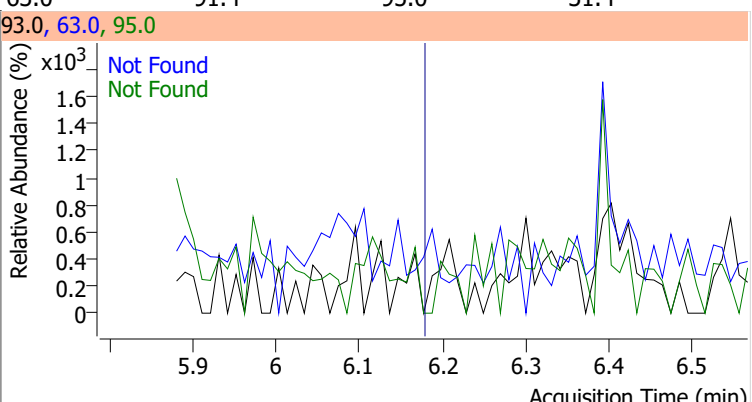
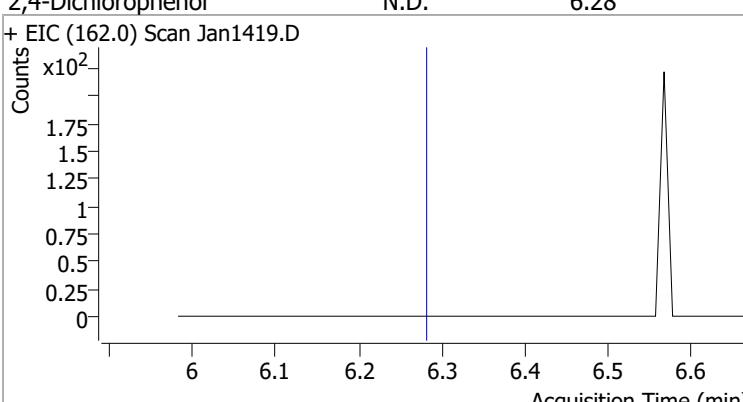
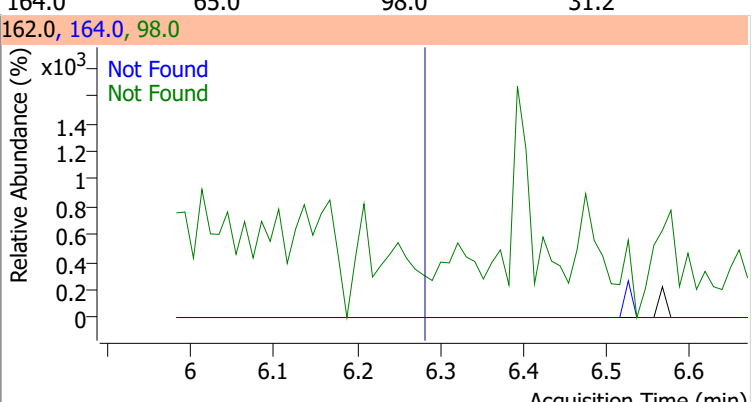
Compound	Conc.	Exp RT	QIon	Exp Ratio	QIon	Exp Ratio
Nitrobenzene	N.D.	5.58	77.0	186.4	51.0	186.0



Compound	Conc.	Exp RT	QIon	Exp Ratio
Isophorone	N.D.	5.89	138.0	20.3

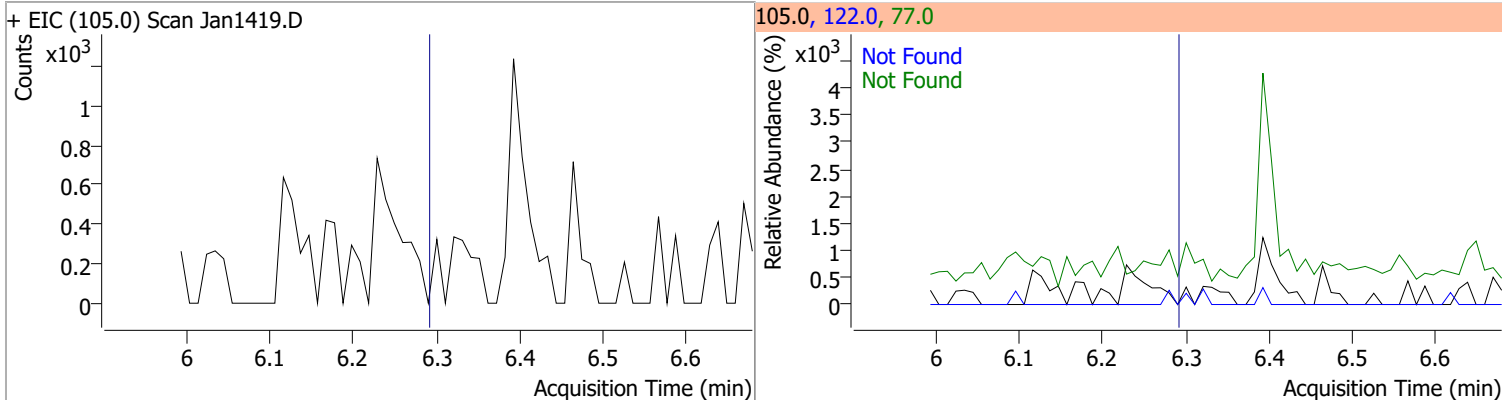


Quantitation Results Report (QT Reviewed)

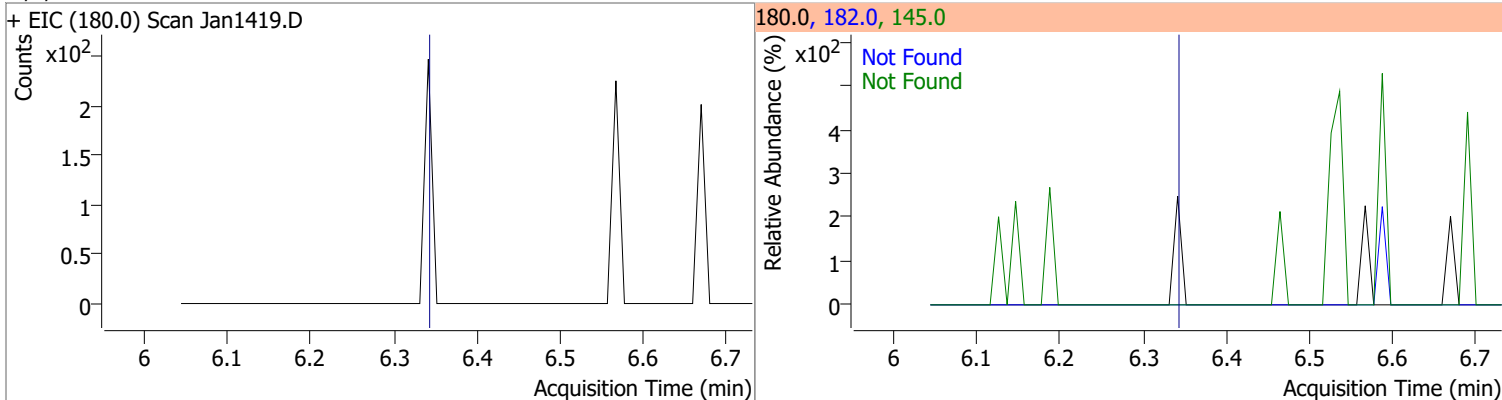
Compound	Conc.	Exp RT	QIon	Exp Ratio	QIon	Exp Ratio
2-Nitrophenol	N.D.	5.96	65.0	51.2	109.0	34.5
+ EIC (139.0) Scan Jan1419.D			139.0, 65.0, 109.0			
						
2,4-Dimethylphenol	N.D.	6.08	107.0	106.6	77.0	30.1
+ EIC (122.0) Scan Jan1419.D			122.0, 107.0, 77.0			
						
bis(-2-Chloroethoxy)Methane	N.D.	6.18	63.0	91.4	95.0	31.4
+ EIC (93.0) Scan Jan1419.D			93.0, 63.0, 95.0			
						
2,4-Dichlorophenol	N.D.	6.28	164.0	65.0	98.0	31.2
+ EIC (162.0) Scan Jan1419.D			162.0, 164.0, 98.0			
						

Quantitation Results Report (QT Reviewed)

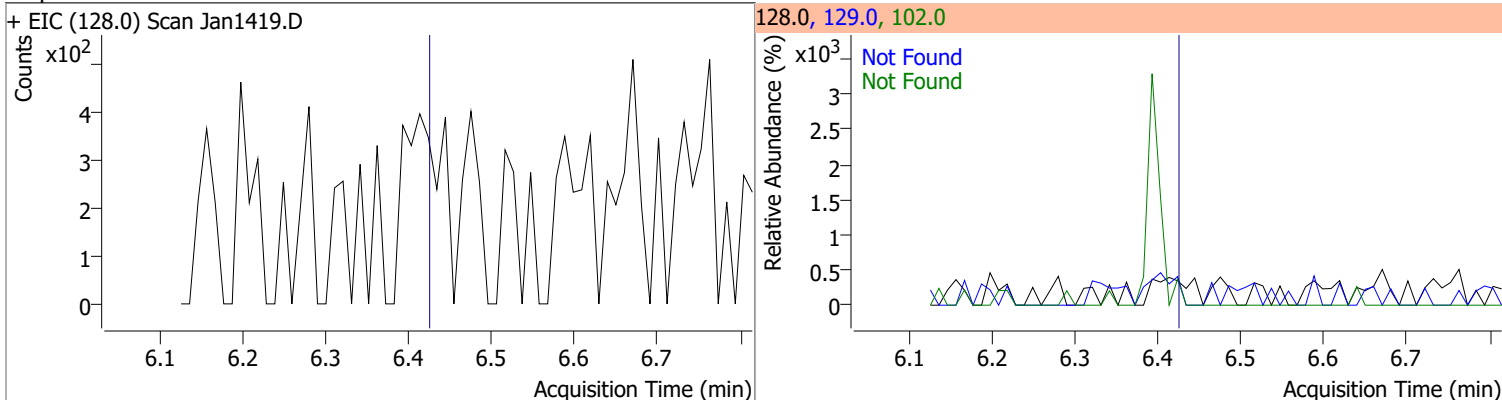
Compound	Conc.	Exp RT	QIon	Exp Ratio	QIon	Exp Ratio
Benzoic Acid	N.D.	6.29	122.0	88.1	77.0	74.0



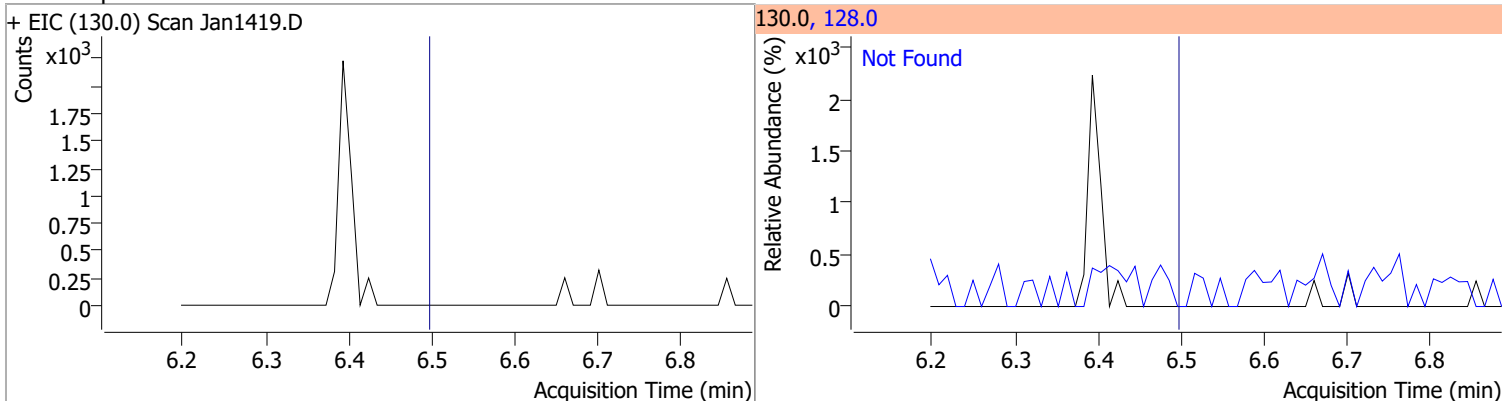
Compound	Conc.	Exp RT	QIon	Exp Ratio	QIon	Exp Ratio
1,2,4-Trichlorobenzene	N.D.	6.34	182.0	97.8	145.0	30.3



Compound	Conc.	Exp RT	QIon	Exp Ratio	QIon	Exp Ratio
Naphthalene	N.D.	6.42	129.0	10.6	102.0	9.0

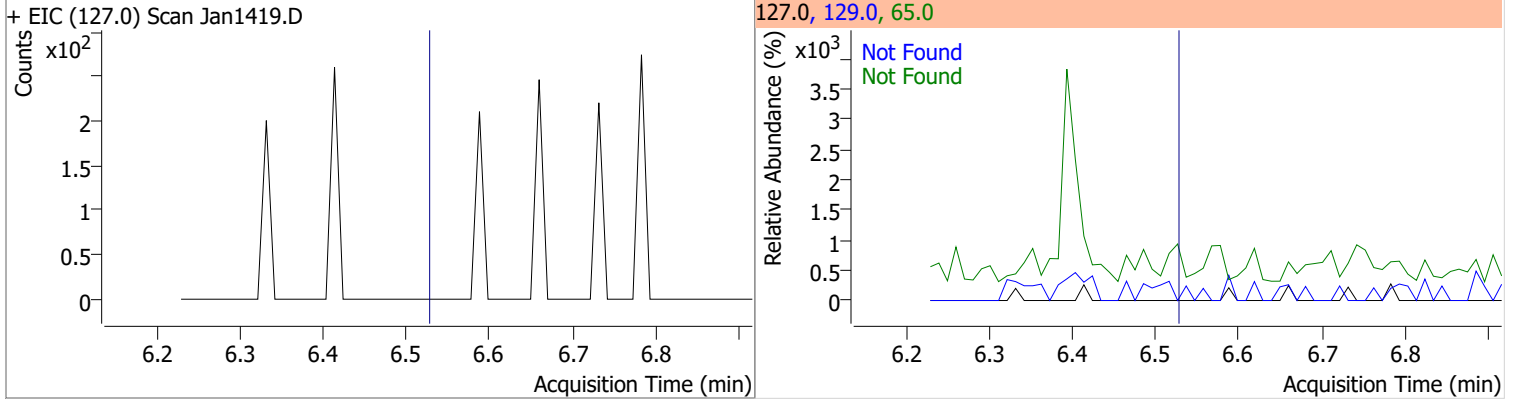


Compound	Conc.	Exp RT	QIon	Exp Ratio
4-Chlorophenol	N.D.	6.50	128.0	318.3

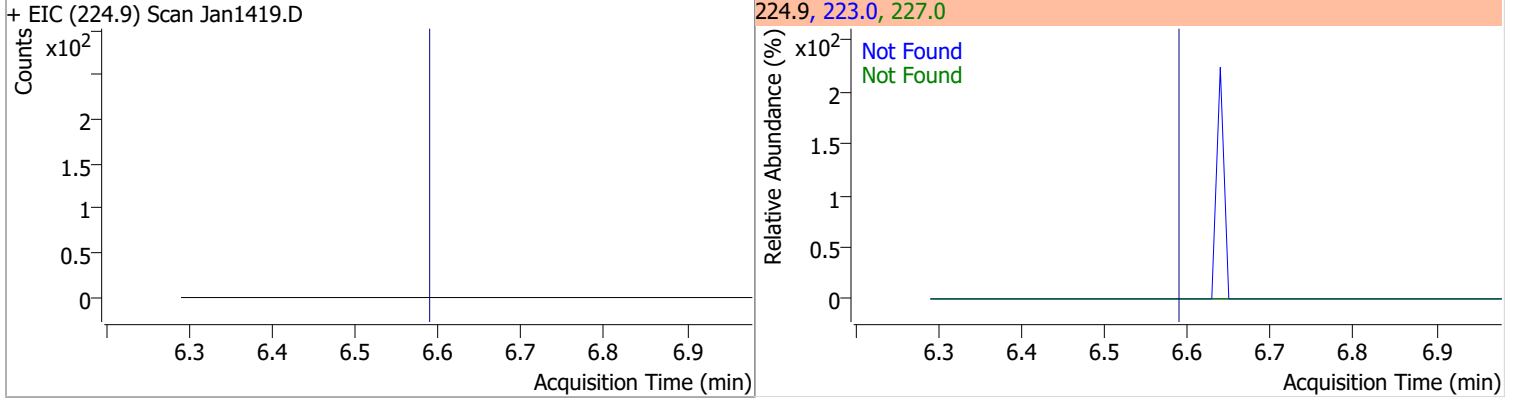


Quantitation Results Report (QT Reviewed)

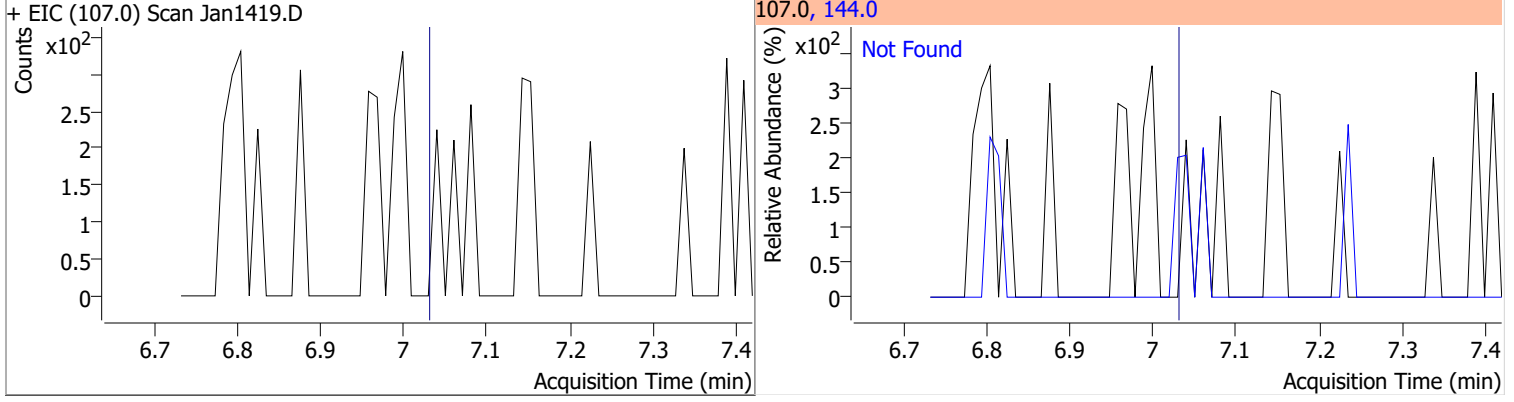
Compound	Conc.	Exp RT	QIon	Exp Ratio	QIon	Exp Ratio
p-Chloroaniline	N.D.	6.53	65.0	36.5	129.0	33.7



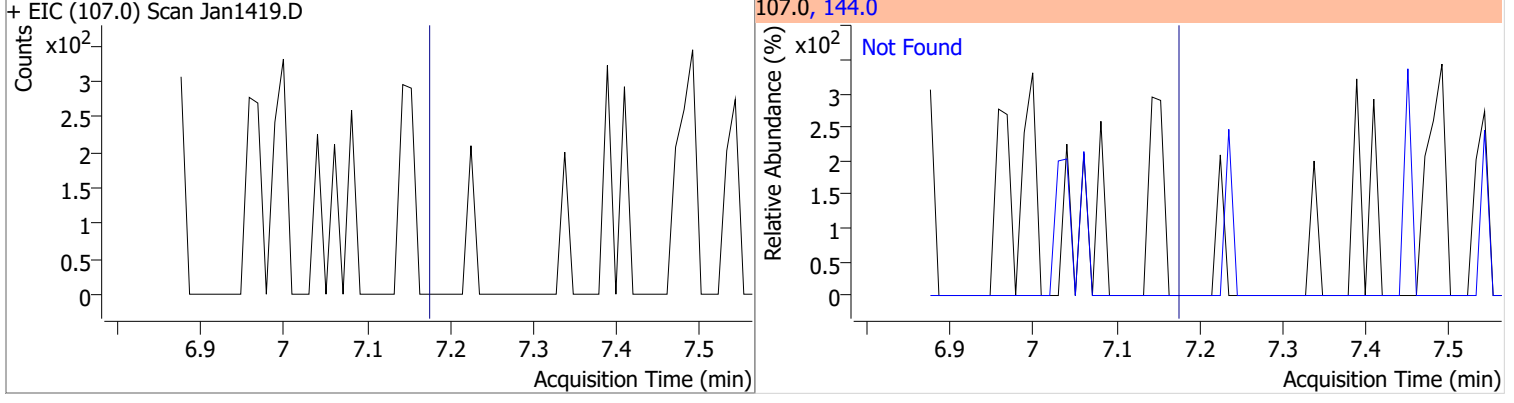
Compound	Conc.	Exp RT	QIon	Exp Ratio	QIon	Exp Ratio
Hexachlorobutadiene	N.D.	6.59	227.0	66.1	223.0	64.1



Compound	Conc.	Exp RT	QIon	Exp Ratio
4-Chloro-2-Methylphenol	N.D.	7.03	144.0	27.3

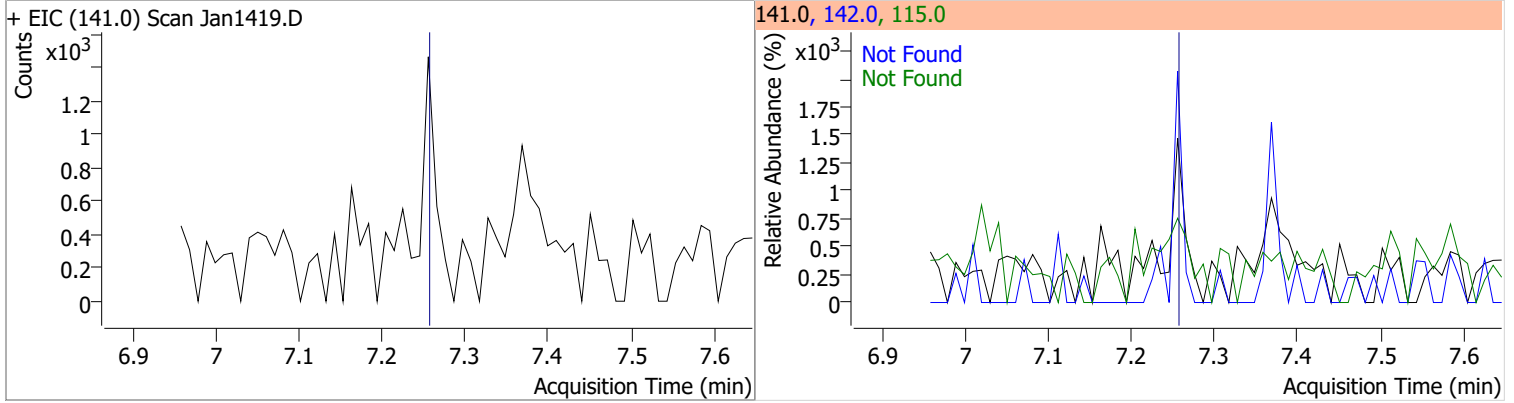


Compound	Conc.	Exp RT	QIon	Exp Ratio
4-Chloro-3-Methylphenol	N.D.	7.17	144.0	28.4

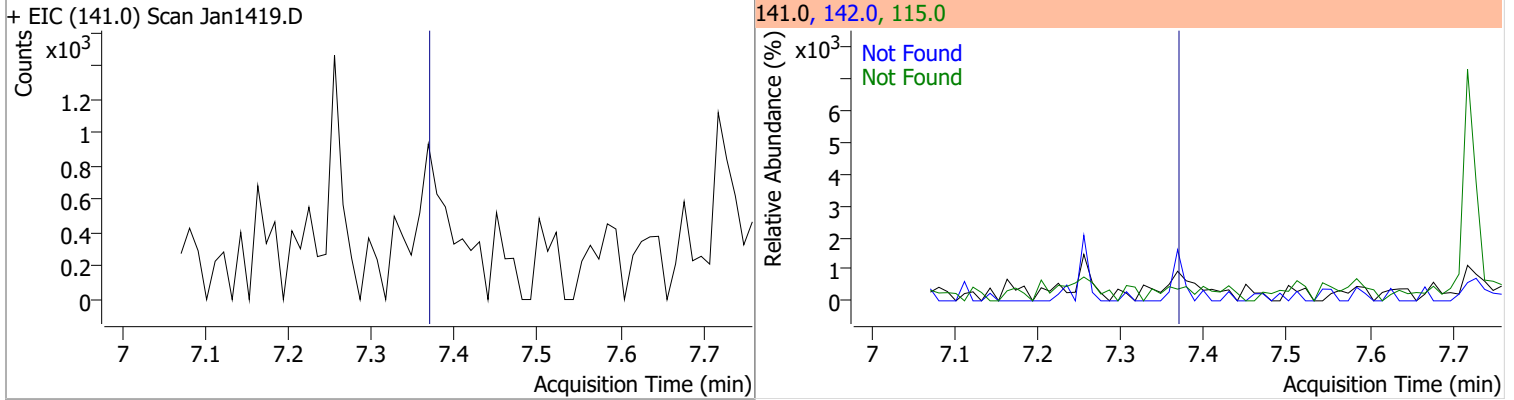


Quantitation Results Report (QT Reviewed)

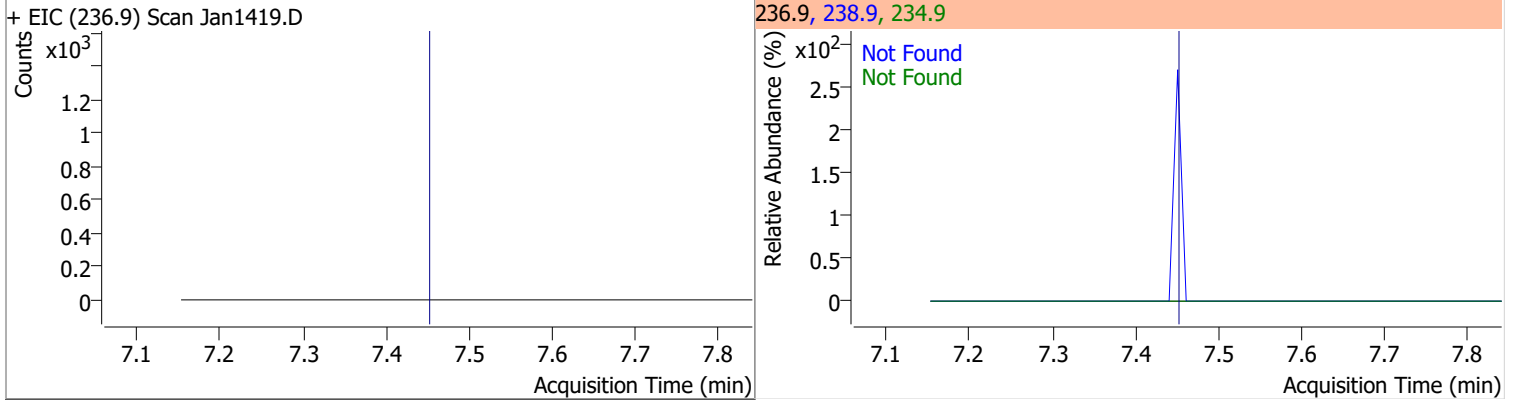
Compound	Conc.	Exp RT	QIon	Exp Ratio	QIon	Exp Ratio
2-Methylnaphthalene	N.D.	7.26	142.0	115.4	115.0	41.6



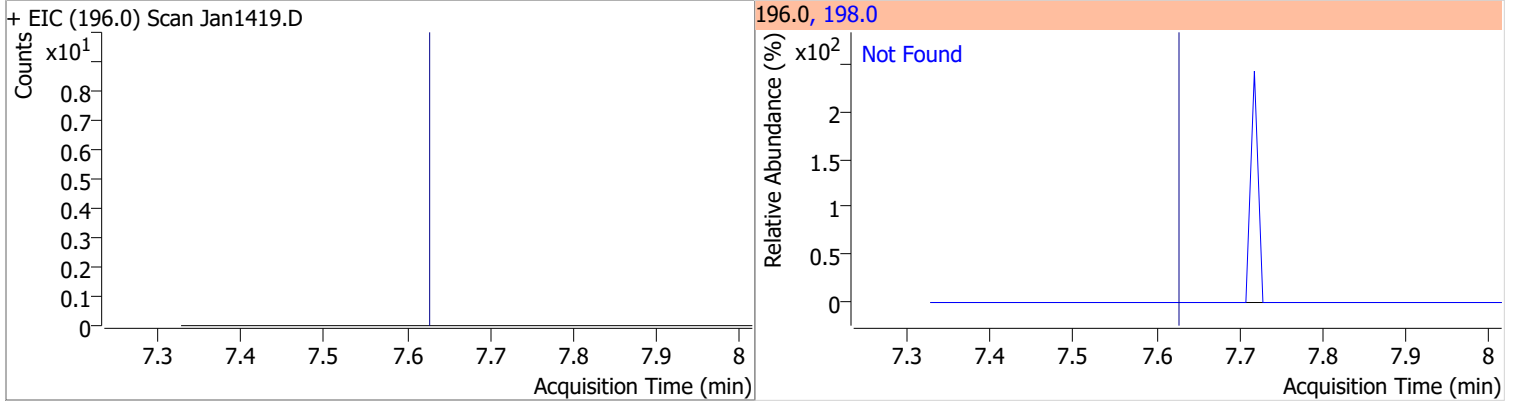
Compound	Conc.	Exp RT	QIon	Exp Ratio	QIon	Exp Ratio
1-Methylnaphthalene	N.D.	7.37	142.0	110.2	115.0	43.1



Compound	Conc.	Exp RT	QIon	Exp Ratio	QIon	Exp Ratio
Hexachlorocyclopentadiene	N.D.	7.45	238.9	65.0	234.9	62.3

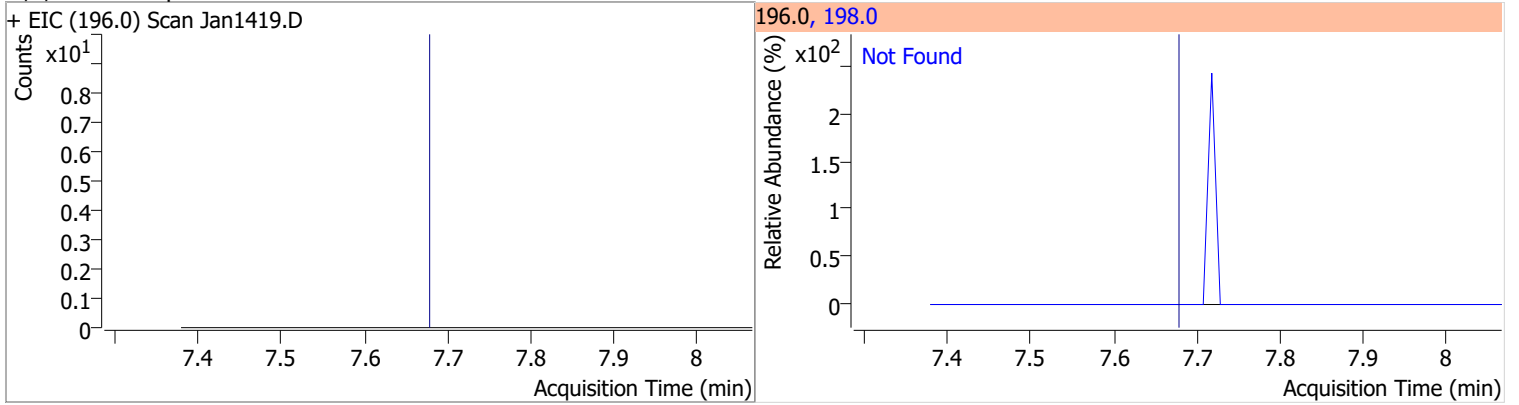


Compound	Conc.	Exp RT	QIon	Exp Ratio
2,4,6-Trichlorophenol	N.D.	7.63	198.0	95.1

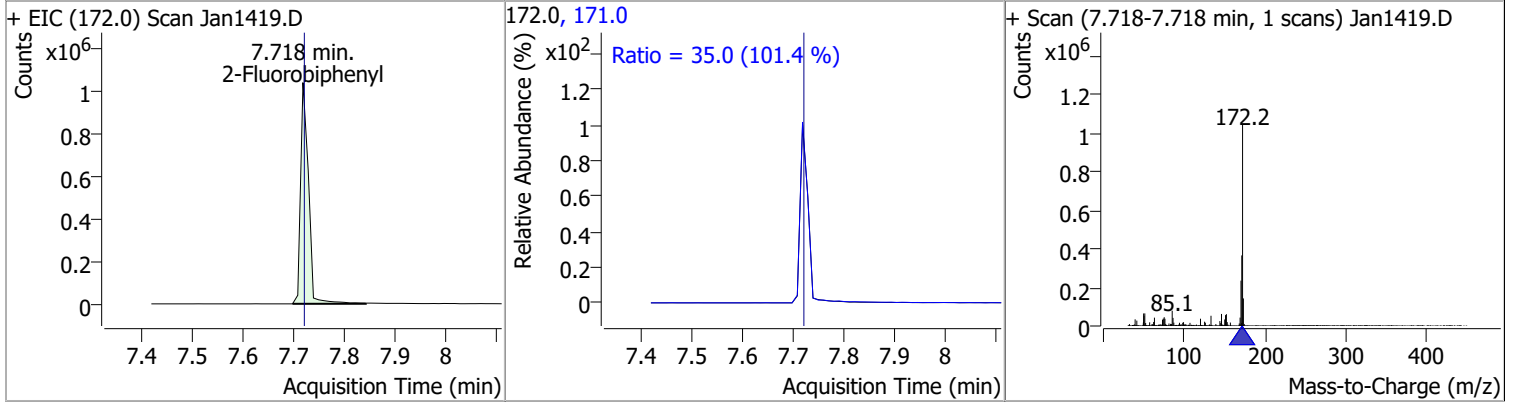


Quantitation Results Report (QT Reviewed)

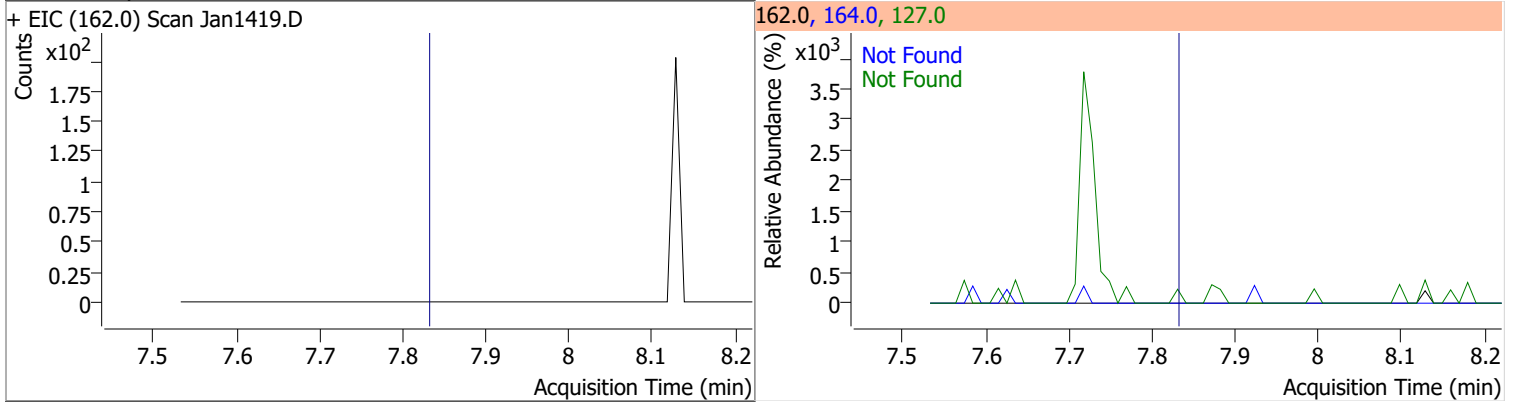
Compound	Conc.	Exp RT	QIon	Exp Ratio
2,4,5-Trichlorophenol	N.D.	7.68	198.0	95.5



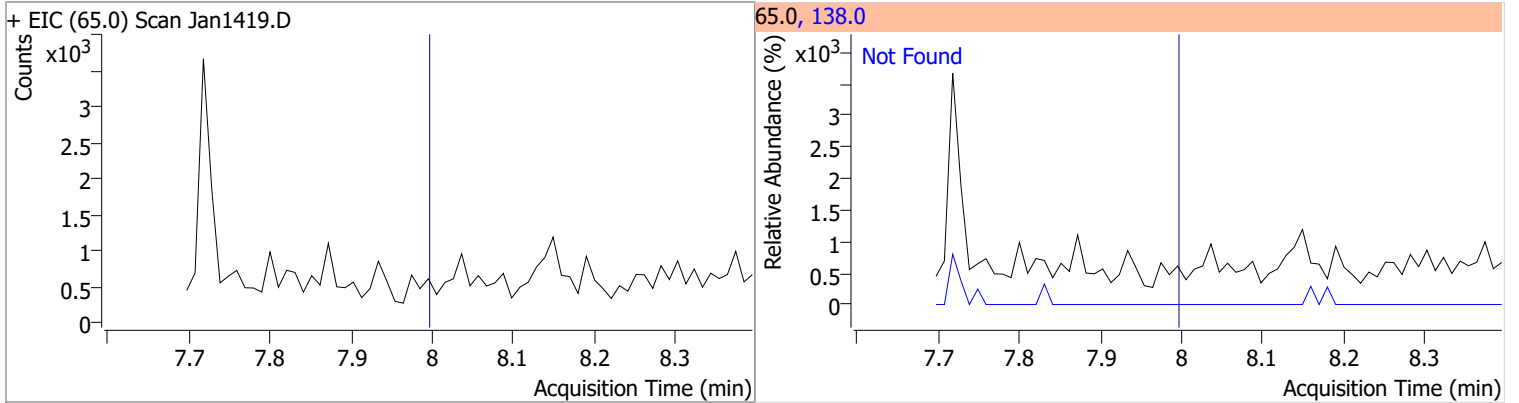
Compound	Conc.	RT	Dev(Min)	Resp.	QIon	QRatio	Lower	Upper
2-Fluorobiphenyl	61.7823	7.72	0.00	1110188	171.0	35.0	24.2	44.9



Compound	Conc.	Exp RT	QIon	Exp Ratio	QIon	Exp Ratio
2-Chloronaphthalene	N.D.	7.83	127.0	37.9	164.0	32.3

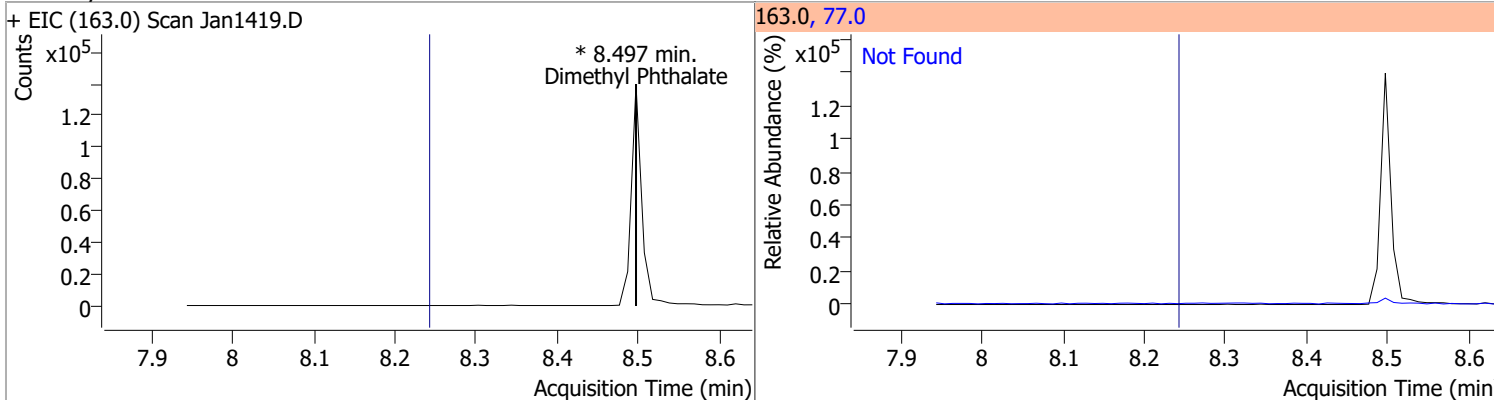


Compound	Conc.	Exp RT	QIon	Exp Ratio
2-Nitroaniline	N.D.	8.00	138.0	107.7

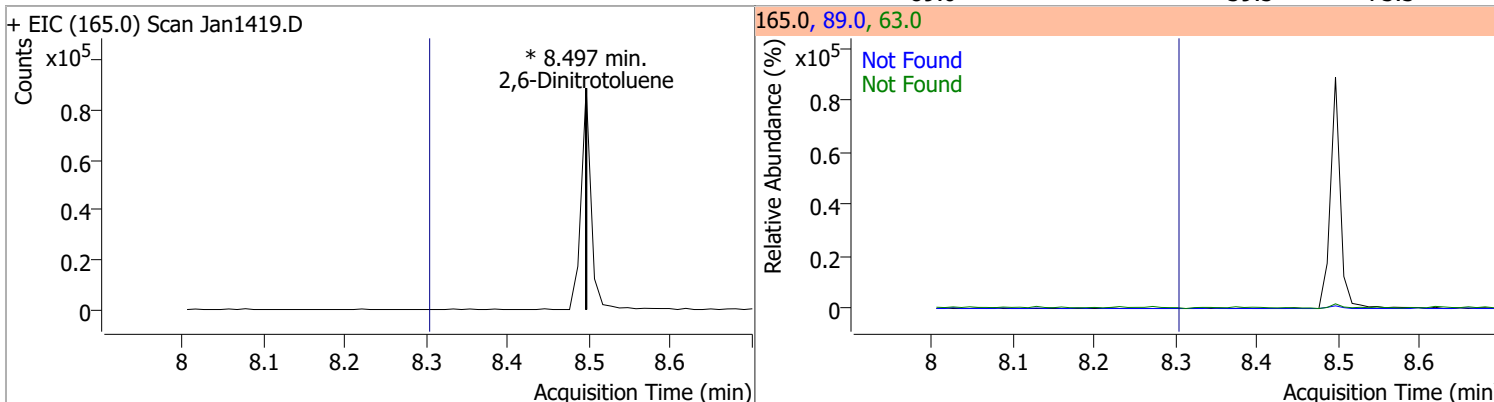


Quantitation Results Report (QT Reviewed)

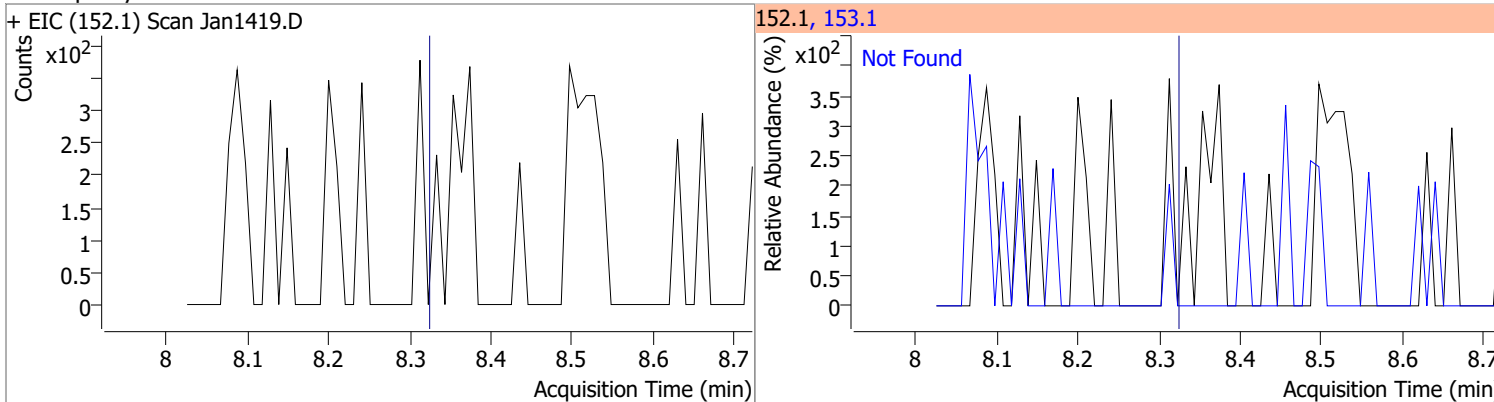
Compound	Conc.	RT	Dev(Min)	Resp.	QIon	QRatio	Lower	Upper
Dimethyl Phthalate	0	0		0	77.0		13.0	24.2



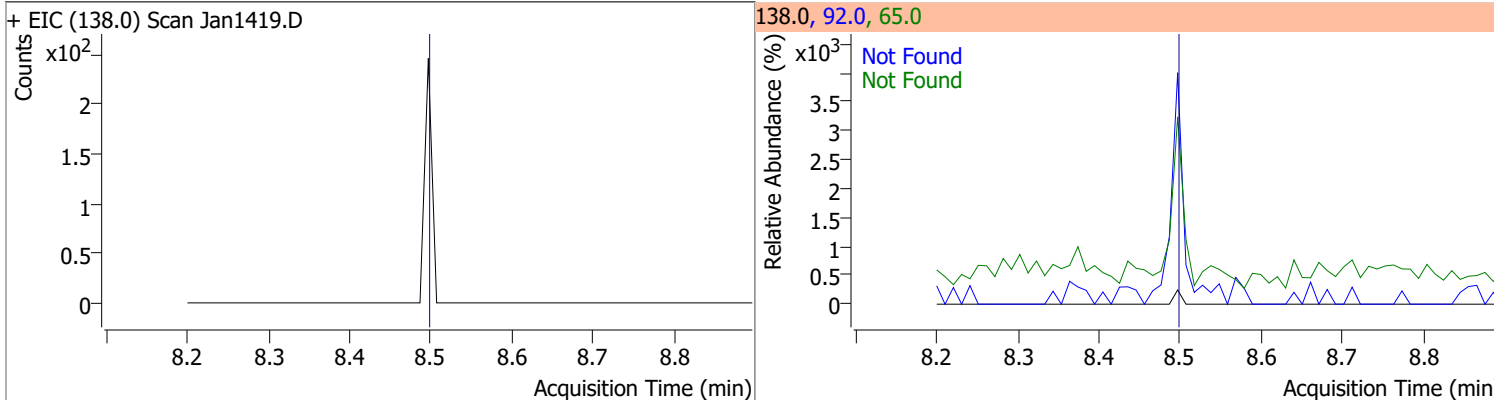
Compound	Conc.	RT	Dev(Min)	Resp.	QIon	QRatio	Lower	Upper
2,6-Dinitrotoluene	0	0		0	63.0		110.4	205.0
					89.0		39.5	73.3



Compound	Conc.	Exp RT	QIon	Exp Ratio
Acenaphthylene	N.D.	8.32	153.1	13.8

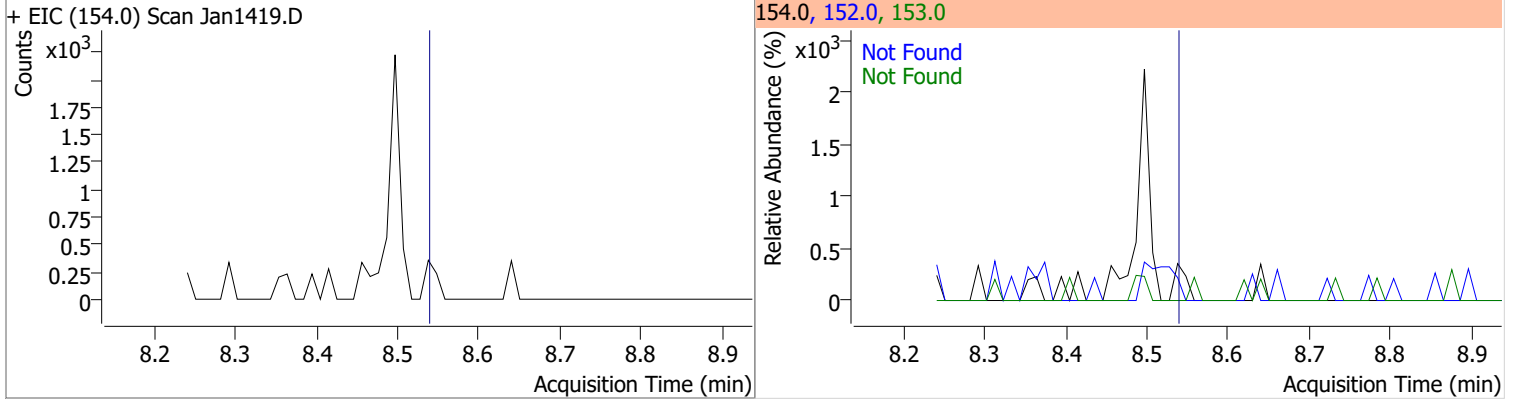


Compound	Conc.	Exp RT	QIon	Exp Ratio	QIon	Exp Ratio
3-Nitroaniline	N.D.	8.50	65.0	140.9	92.0	106.5

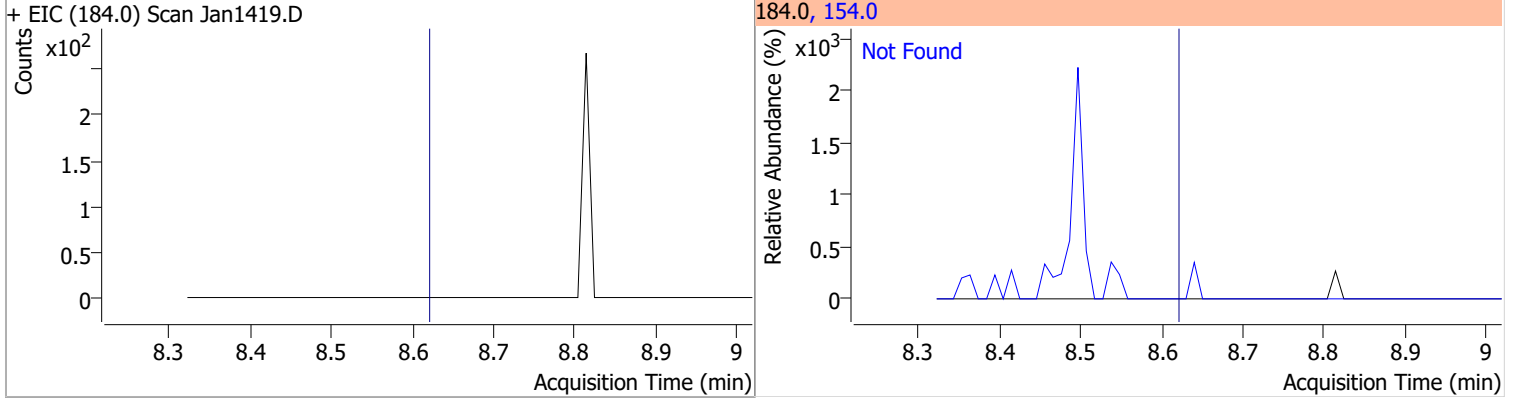


Quantitation Results Report (QT Reviewed)

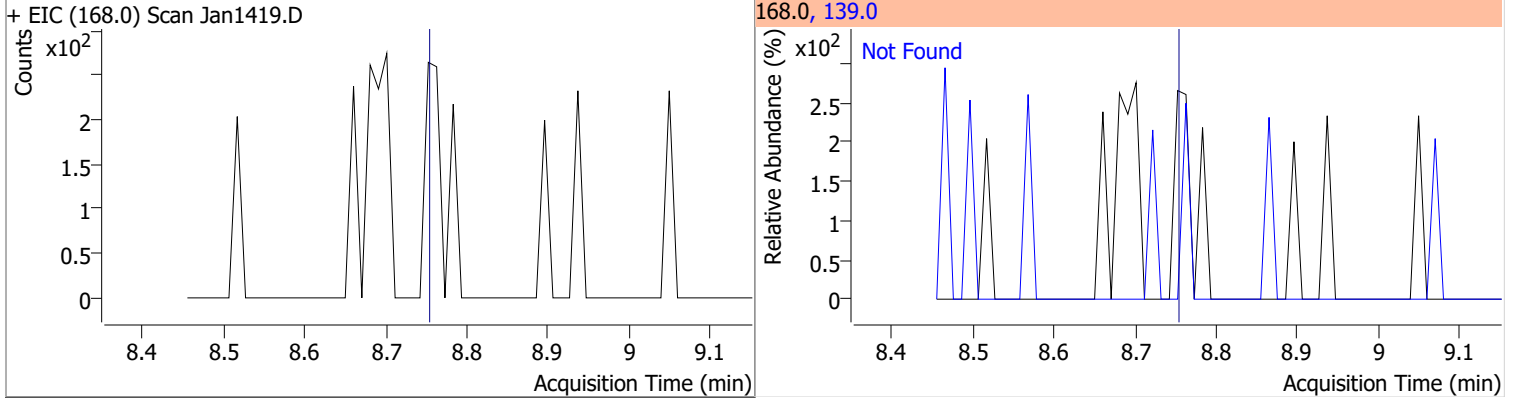
Compound	Conc.	Exp RT	QIon	Exp Ratio	QIon	Exp Ratio
Acenaphthene	N.D.	8.54	153.0	109.5	152.0	52.9



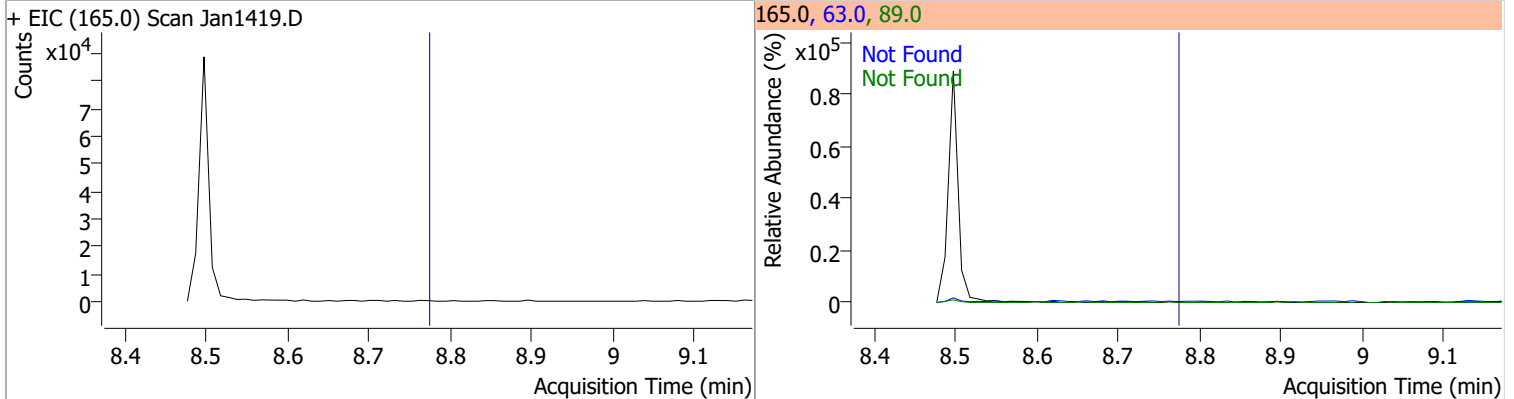
Compound	Conc.	Exp RT	QIon	Exp Ratio
2,4-Dinitrophenol	N.D.	8.62	154.0	60.0



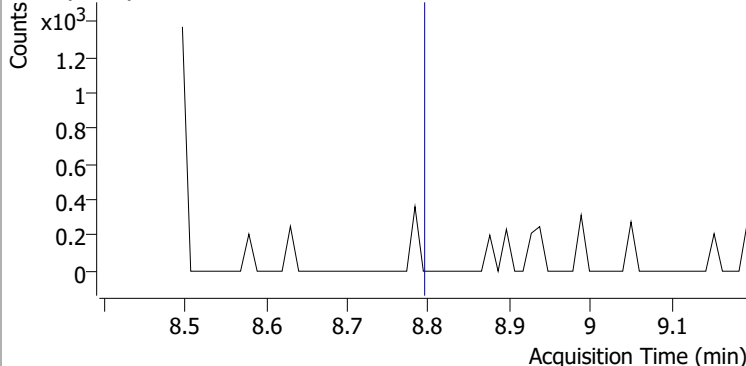
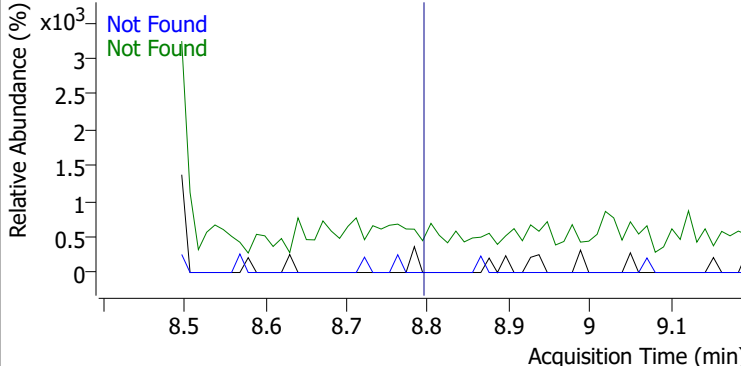
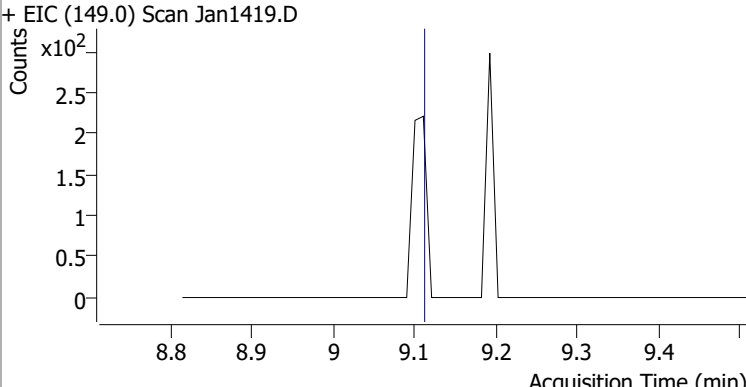
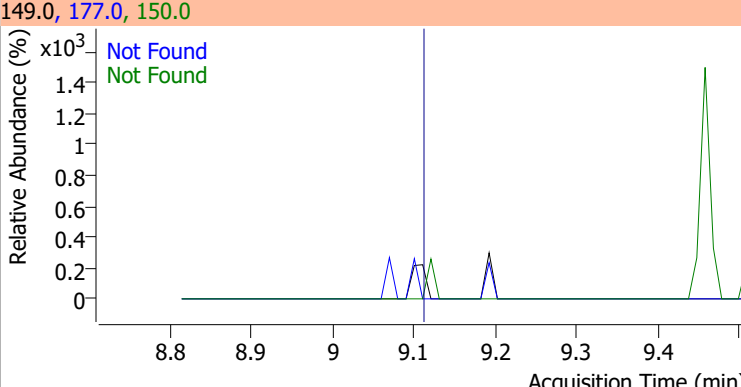
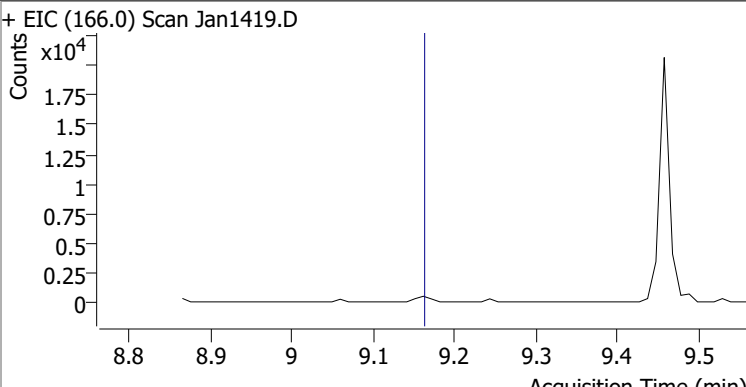
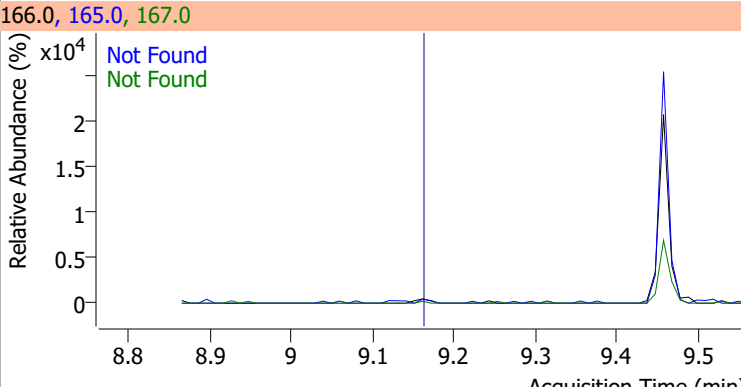
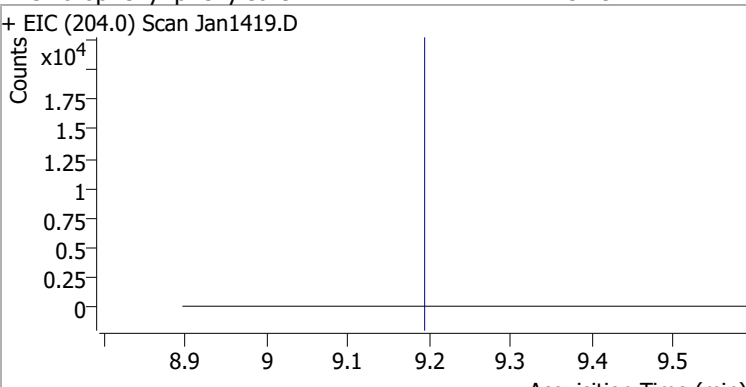
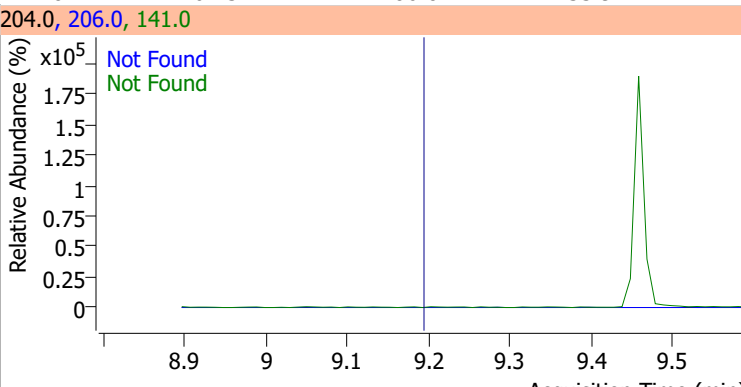
Compound	Conc.	Exp RT	QIon	Exp Ratio
Dibenzofuran	N.D.	8.75	139.0	38.6



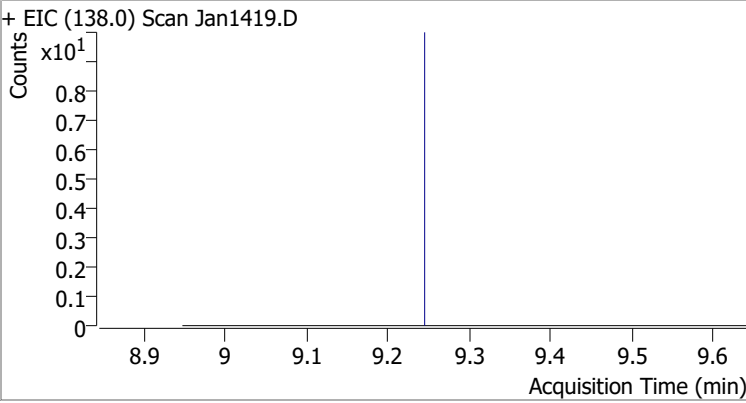
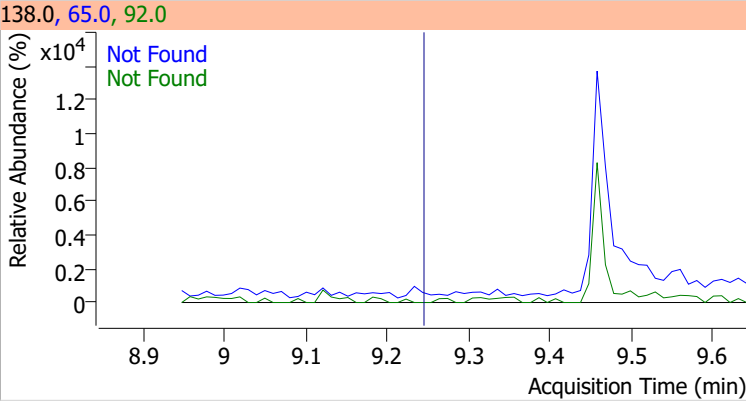
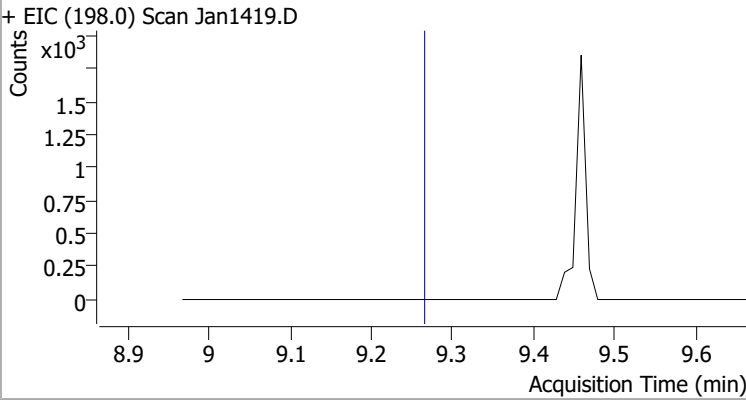
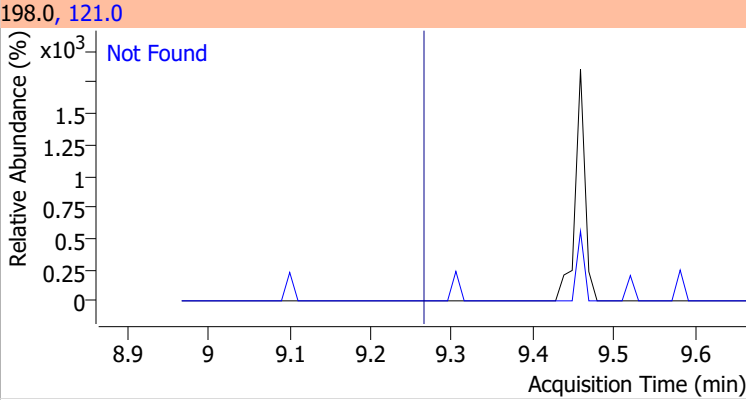
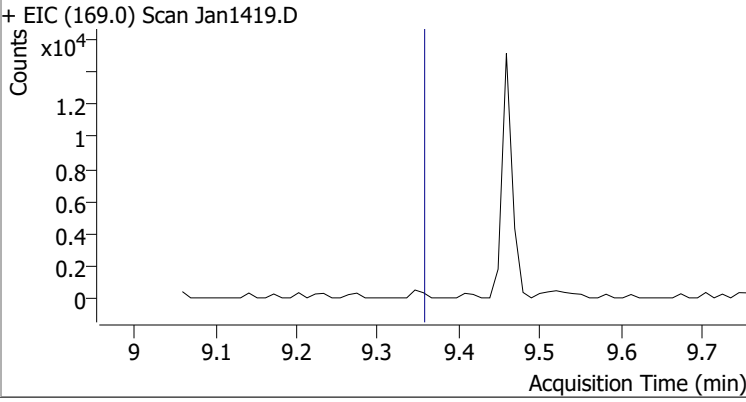
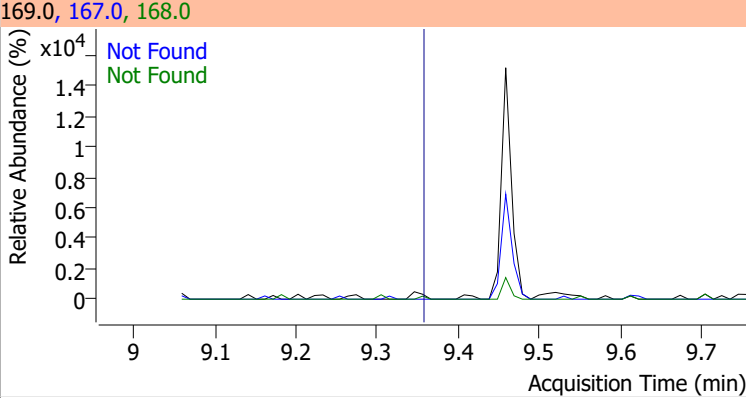
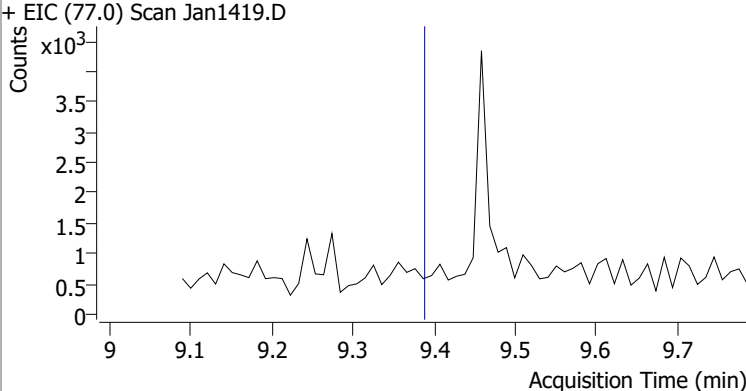
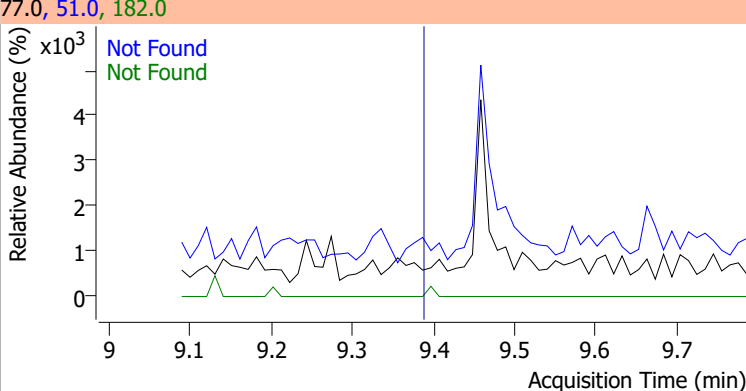
Compound	Conc.	Exp RT	QIon	Exp Ratio	QIon	Exp Ratio
2,4-Dinitrotoluene	N.D.	8.77	63.0	76.1	89.0	74.7



Quantitation Results Report (QT Reviewed)

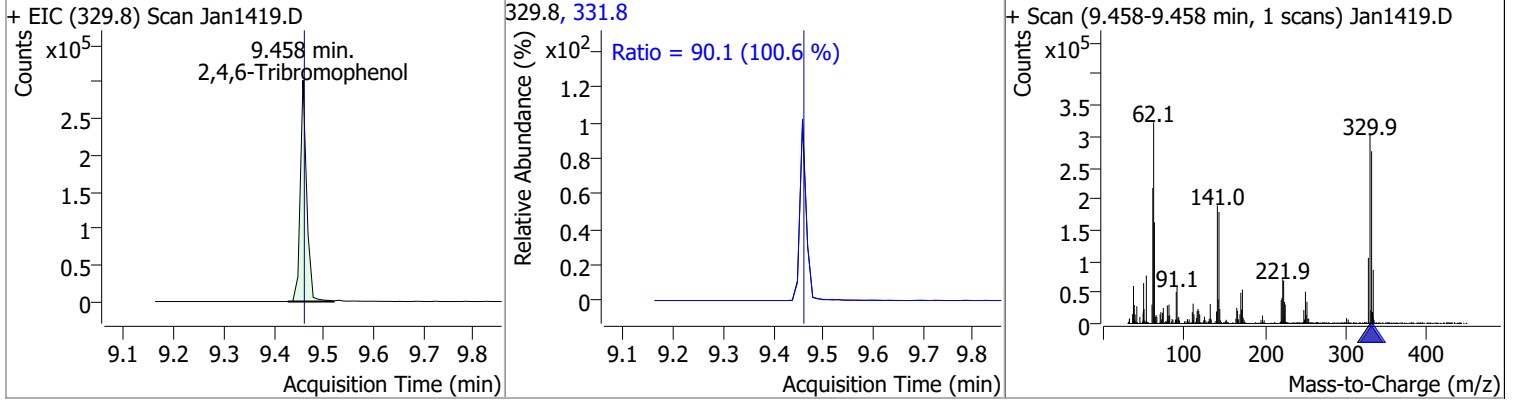
Compound	Conc.	Exp RT	QIon	Exp Ratio	QIon	Exp Ratio
4-Nitrophenol	N.D.	8.79	65.0	88.5	139.0	80.4
+ EIC (109.0) Scan Jan1419.D			109.0, 139.0, 65.0			
						
Diethylphthalate	N.D.	9.11	177.0	20.7	150.0	12.6
+ EIC (149.0) Scan Jan1419.D			149.0, 177.0, 150.0			
						
Fluorene	N.D.	9.16	165.0	93.4	167.0	12.9
+ EIC (166.0) Scan Jan1419.D			166.0, 165.0, 167.0			
						
4-Chlorophenyl-phenylether	N.D.	9.19	141.0	62.3	206.0	33.9
+ EIC (204.0) Scan Jan1419.D			204.0, 206.0, 141.0			
						

Quantitation Results Report (QT Reviewed)

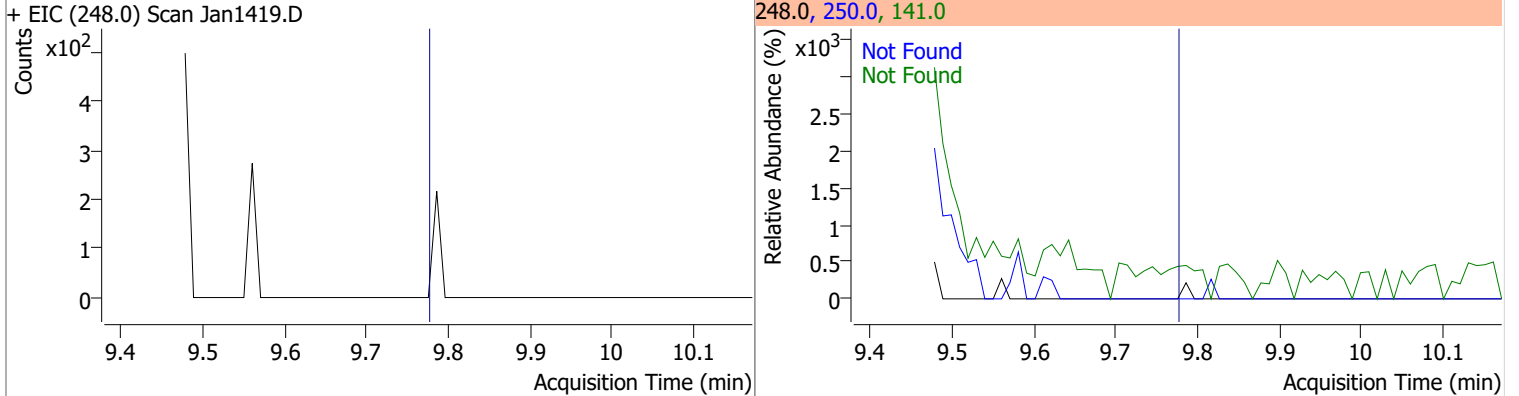
Compound	Conc.	Exp RT	QIon	Exp Ratio	QIon	Exp Ratio
4-Nitroaniline	N.D.	9.24	65.0	114.6	92.0	45.3
+ EIC (138.0) Scan Jan1419.D			138.0, 65.0, 92.0			
						
4,6-Dinitro-2-methylphenol	N.D.	9.26	121.0	44.8		
+ EIC (198.0) Scan Jan1419.D			198.0, 121.0			
						
N-nitrosodiphenylamine	N.D.	9.36	168.0	63.3	167.0	33.4
+ EIC (169.0) Scan Jan1419.D			169.0, 167.0, 168.0			
						
Azobenzene	N.D.	9.39	51.0	49.9	182.0	26.9
+ EIC (77.0) Scan Jan1419.D			77.0, 51.0, 182.0			
						

Quantitation Results Report (QT Reviewed)

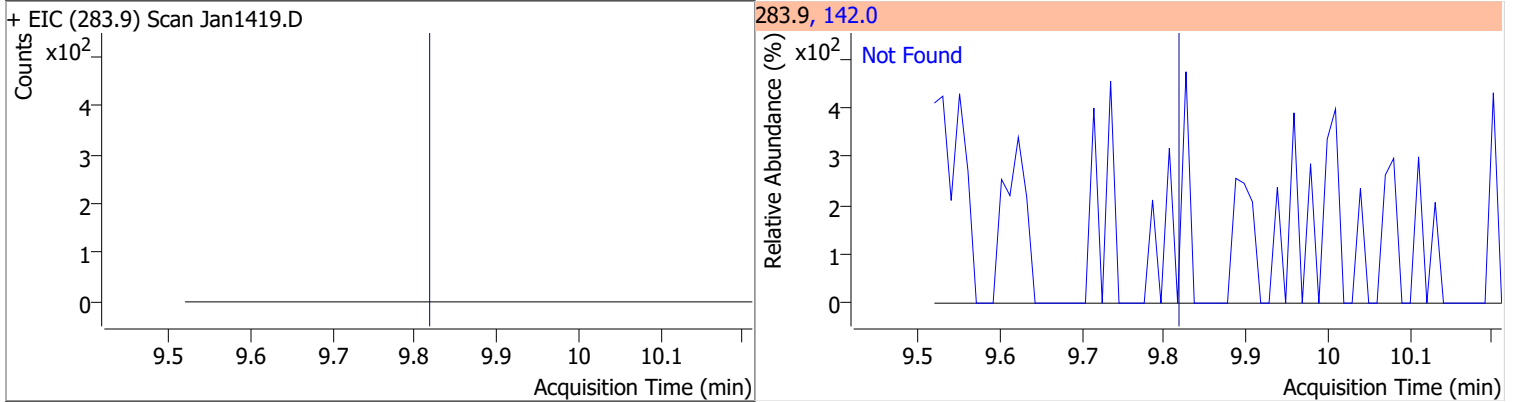
Compound	Conc.	RT	Dev(Min)	Resp.	QIon	QRatio	Lower	Upper
2,4,6-Tribromophenol	176.0095	9.46	0.00	270057	331.8	90.1	62.7	116.4



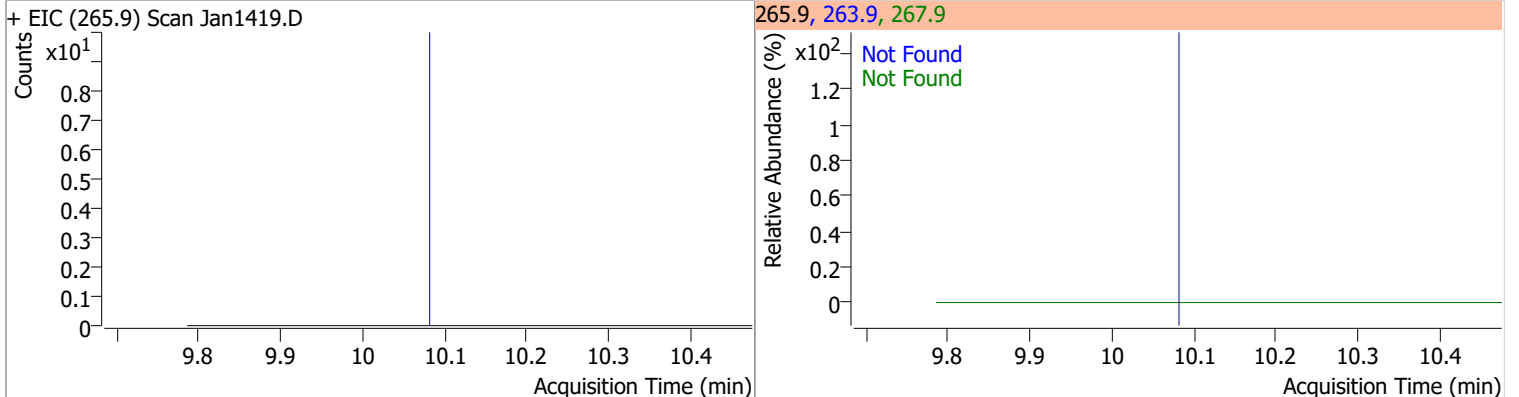
Compound	Conc.	Exp RT	QIon	Exp Ratio	QIon	Exp Ratio
4-Bromophenyl-phenylether	N.D.	9.78	250.0	98.3	141.0	96.1



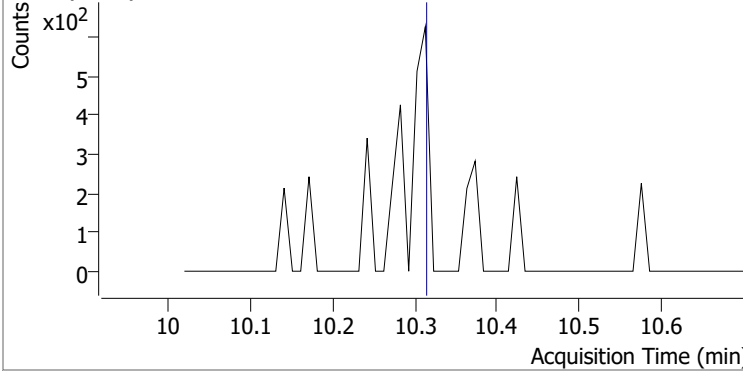
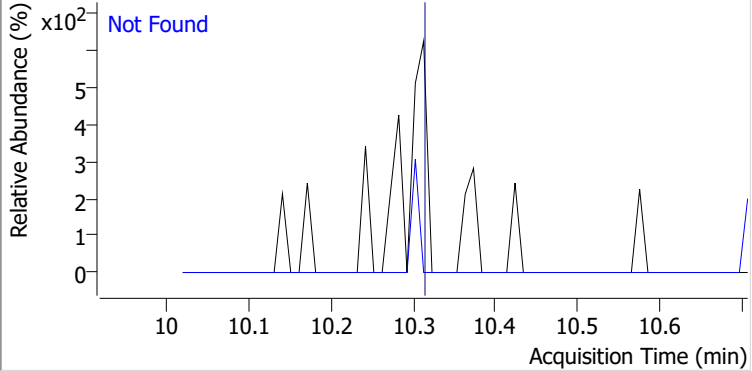
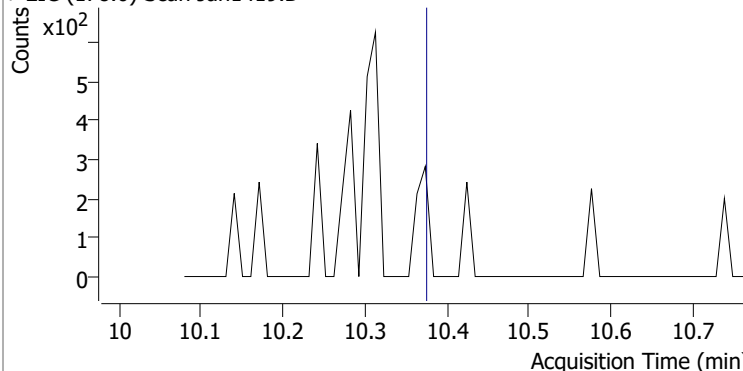
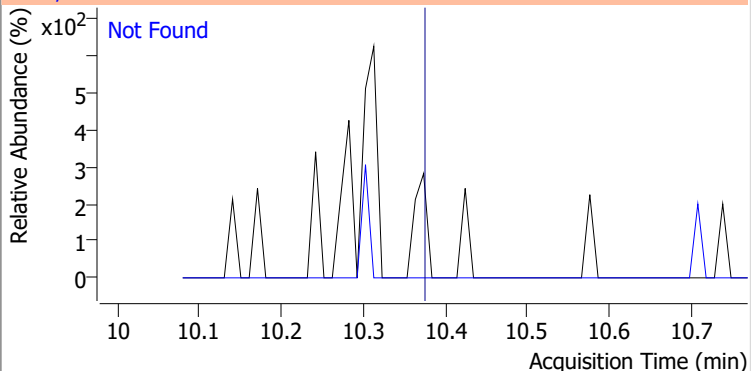
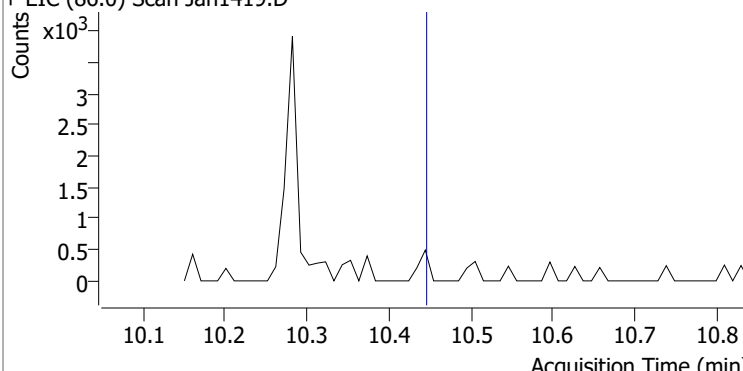
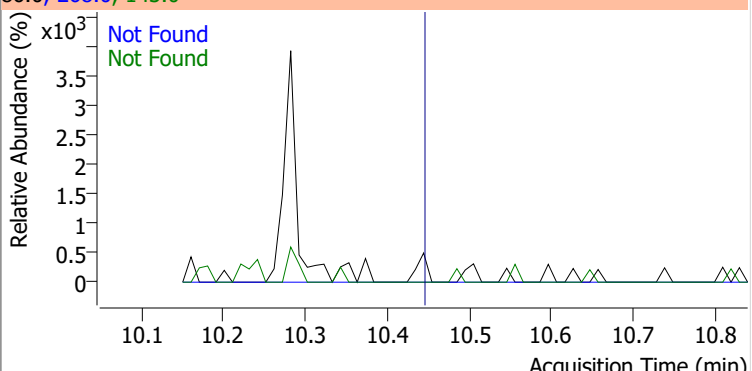
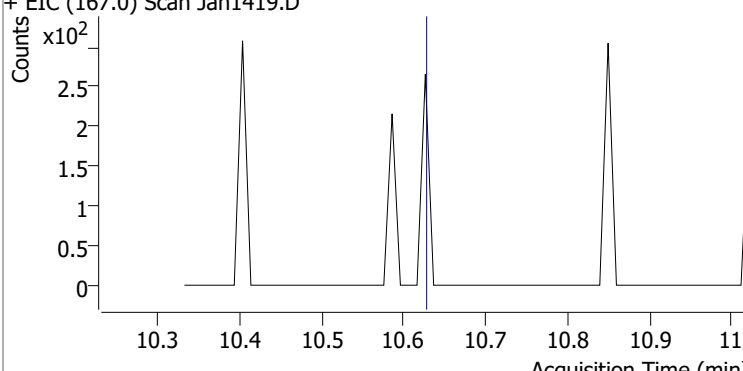
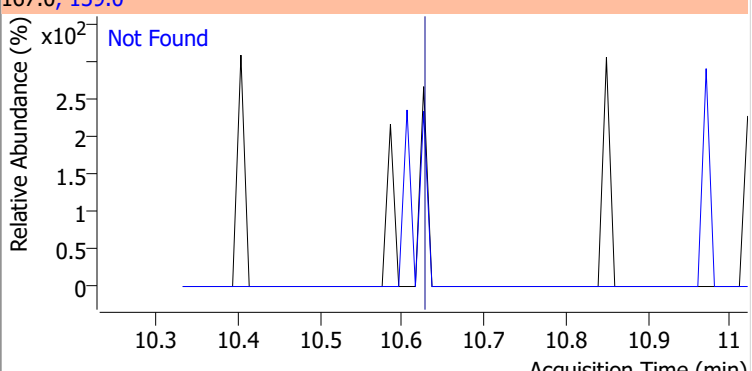
Compound	Conc.	Exp RT	QIon	Exp Ratio
Hexachlorobenzene	N.D.	9.82	142.0	49.9



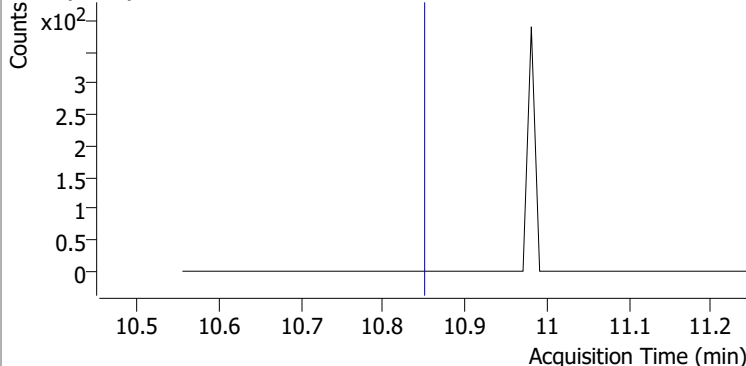
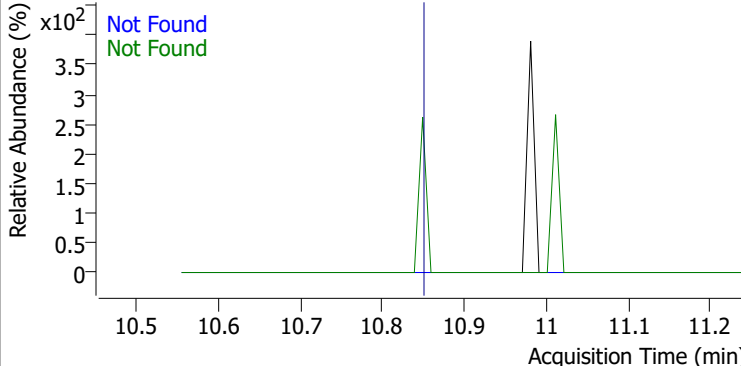
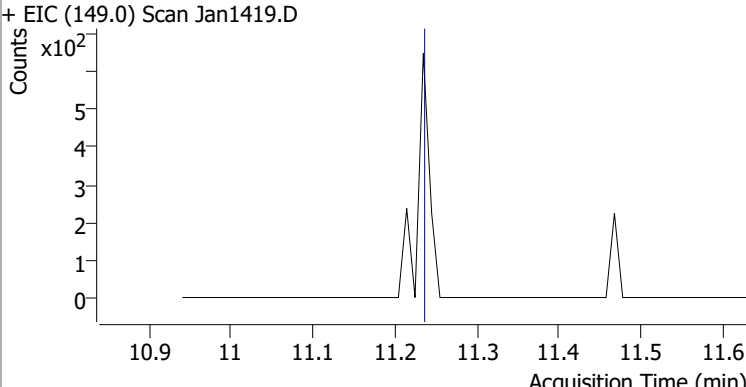
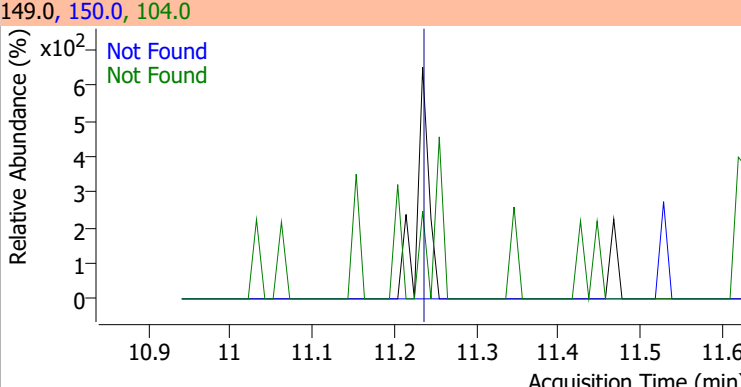
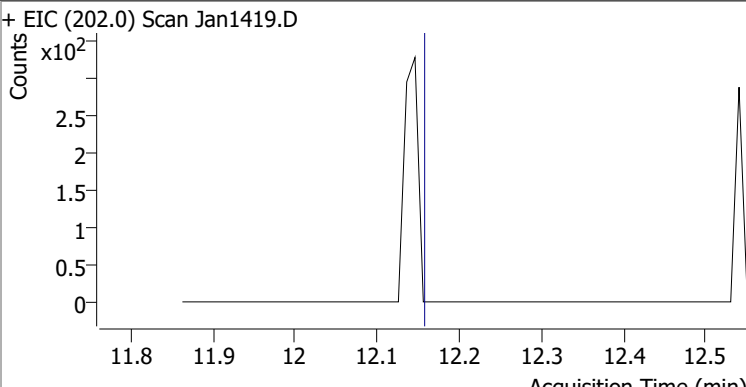
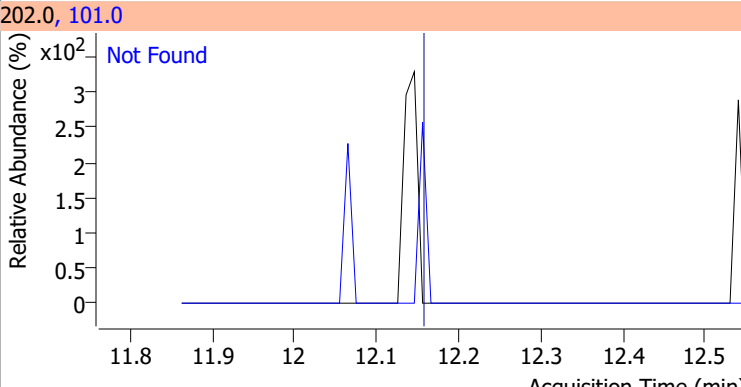
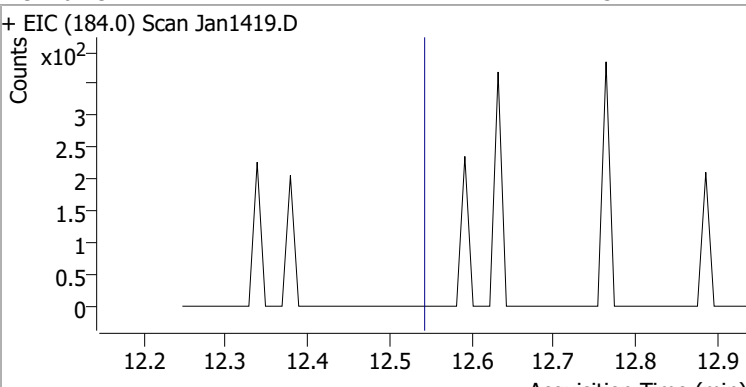
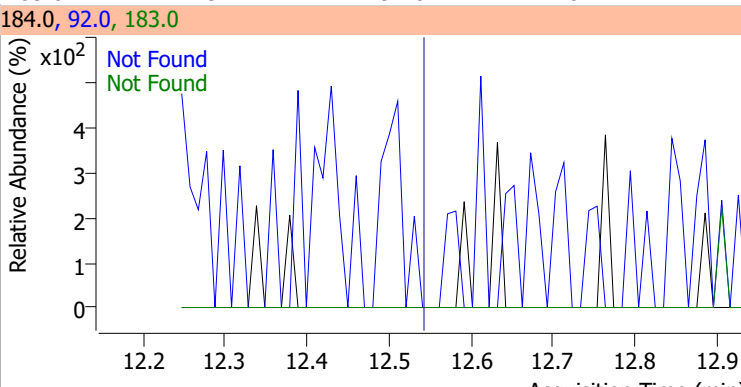
Compound	Conc.	Exp RT	QIon	Exp Ratio	QIon	Exp Ratio
Pentachlorophenol	N.D.	10.08	263.9	67.0	267.9	63.6



Quantitation Results Report (QT Reviewed)

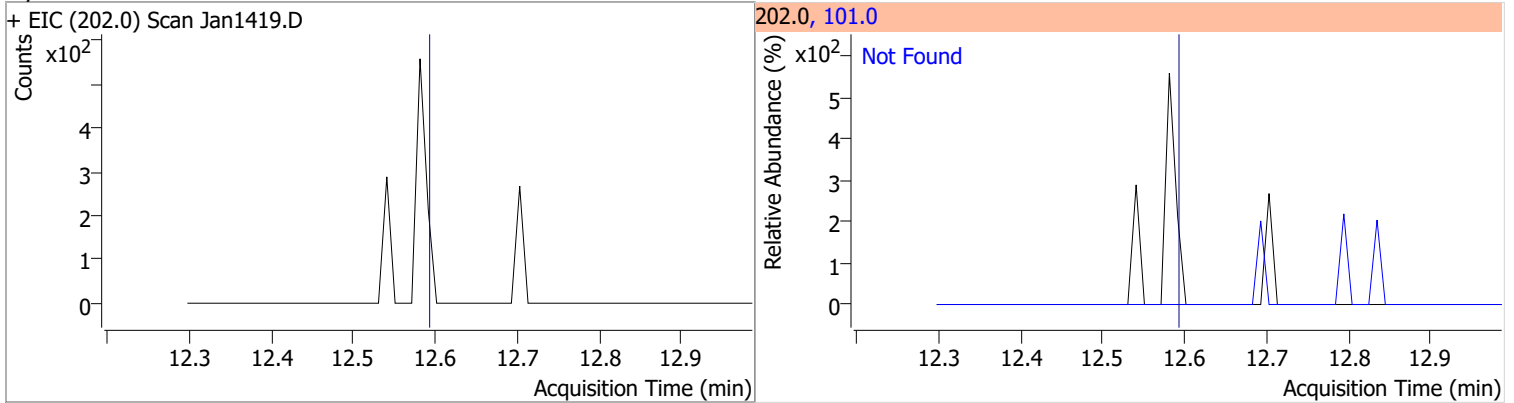
Compound	Conc.	Exp RT	QIon	Exp Ratio		
Phenanthrene	N.D.	10.31	176.0	19.3		
+ EIC (178.0) Scan Jan1419.D			178.0, 176.0			
						
Anthracene	N.D.	10.37	176.0	18.4		
+ EIC (178.0) Scan Jan1419.D			178.0, 176.0			
						
Triallate	N.D.	10.44	268.0	26.7	QIon	Exp Ratio
+ EIC (86.0) Scan Jan1419.D			86.0, 268.0, 143.0			
						
Carbazole	N.D.	10.63	139.0	12.8		
+ EIC (167.0) Scan Jan1419.D			167.0, 139.0			
						

Quantitation Results Report (QT Reviewed)

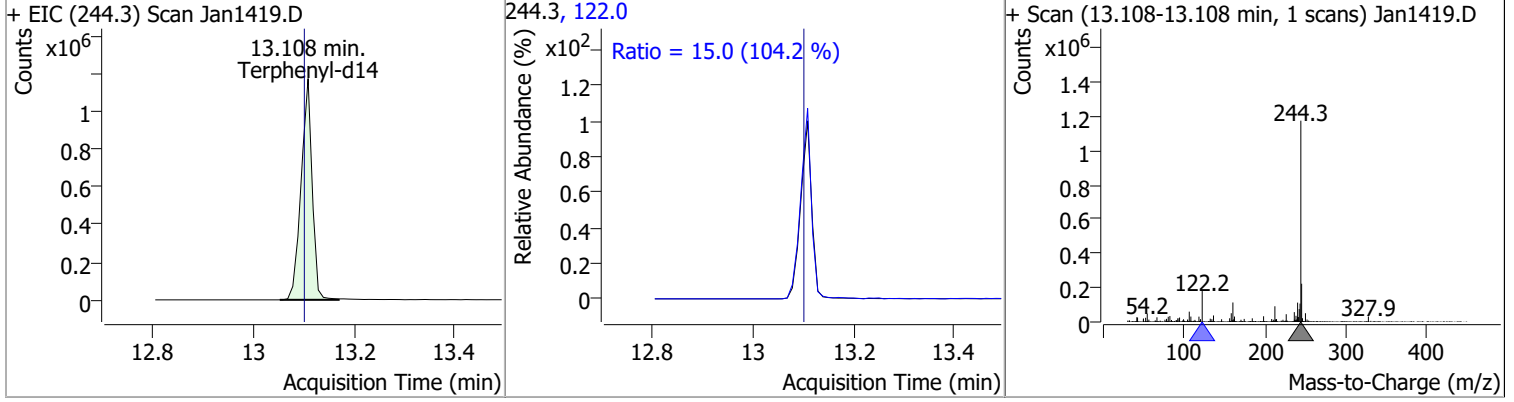
Compound	Conc.	Exp RT	QIon	Exp Ratio	QIon	Exp Ratio
o-Terphenyl	N.D.	10.85	229.0	64.1	215.0	36.5
+ EIC (230.0) Scan Jan1419.D			230.0, 229.0, 215.0			
						
Di-n-Butylphthalate	N.D.	11.23	150.0	9.1	104.0	6.1
+ EIC (149.0) Scan Jan1419.D			149.0, 150.0, 104.0			
						
Fluoranthene	N.D.	12.16	101.0	12.8		
+ EIC (202.0) Scan Jan1419.D			202.0, 101.0			
						
Benzidine	N.D.	12.54	183.0	13.1	92.0	8.1
+ EIC (184.0) Scan Jan1419.D			184.0, 92.0, 183.0			
						

Quantitation Results Report (QT Reviewed)

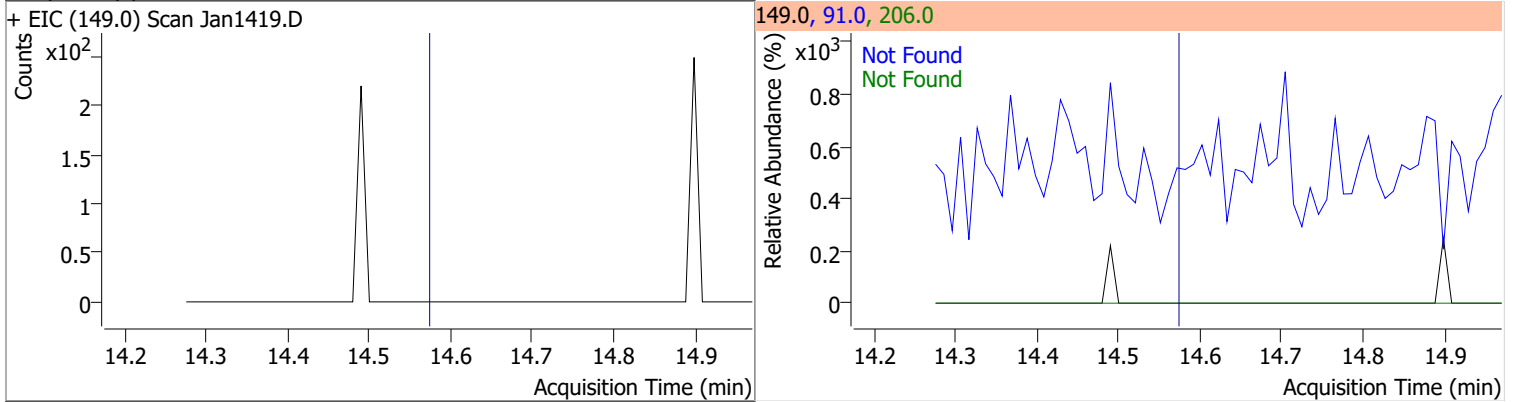
Compound	Conc.	Exp RT	QIon	Exp Ratio
Pyrene	N.D.	12.59	101.0	14.6



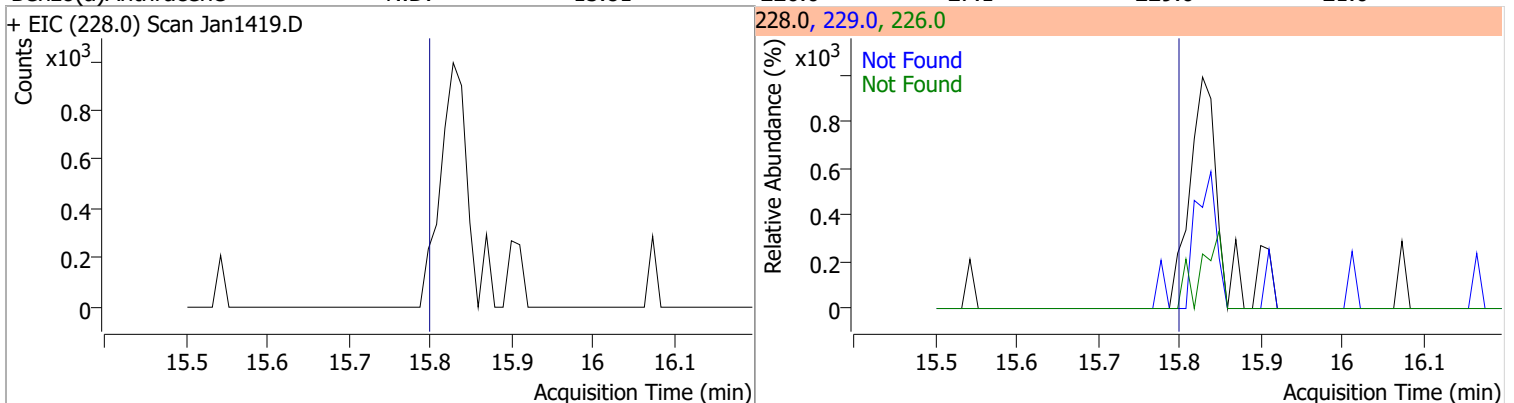
Compound	Conc.	RT	Dev(Min)	Resp.	QIon	QRatio	Lower	Upper
Terphenyl-d14	104.4065	13.11	0.01	1794339	122.0	15.0	10.1	18.7



Compound	Conc.	Exp RT	QIon	Exp Ratio	QIon	Exp Ratio
Butylbenzylphthalate	N.D.	14.58	91.0	81.7	206.0	17.9

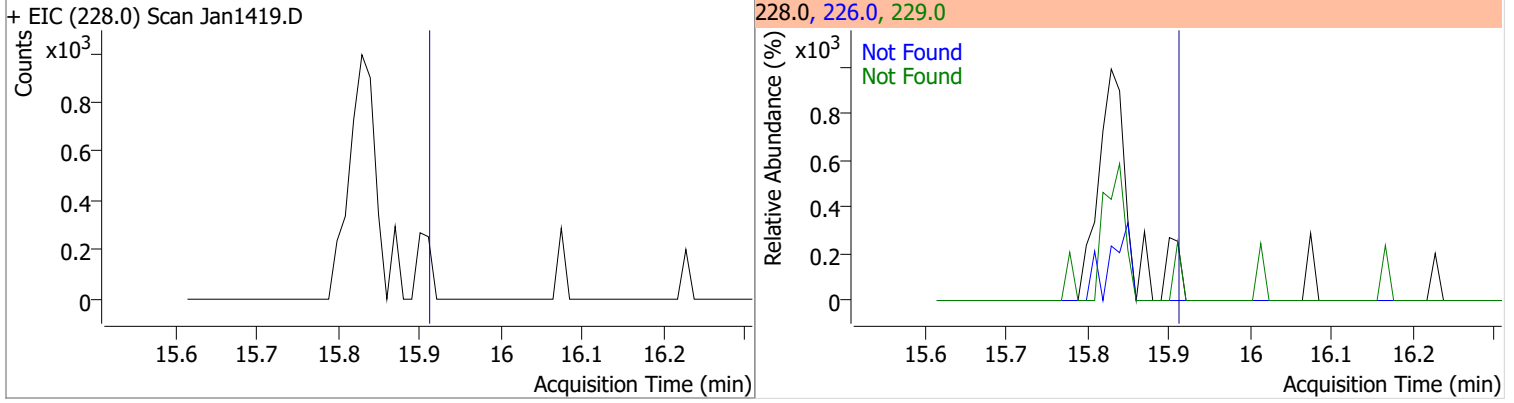


Compound	Conc.	Exp RT	QIon	Exp Ratio	QIon	Exp Ratio
Benzo(a)Anthracene	N.D.	15.81	226.0	27.1	229.0	21.0

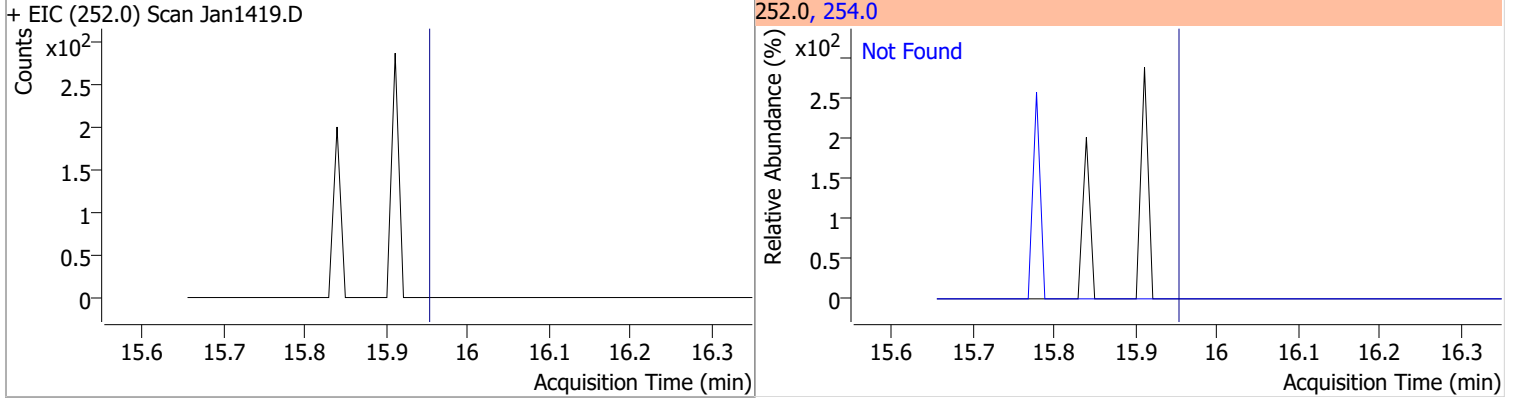


Quantitation Results Report (QT Reviewed)

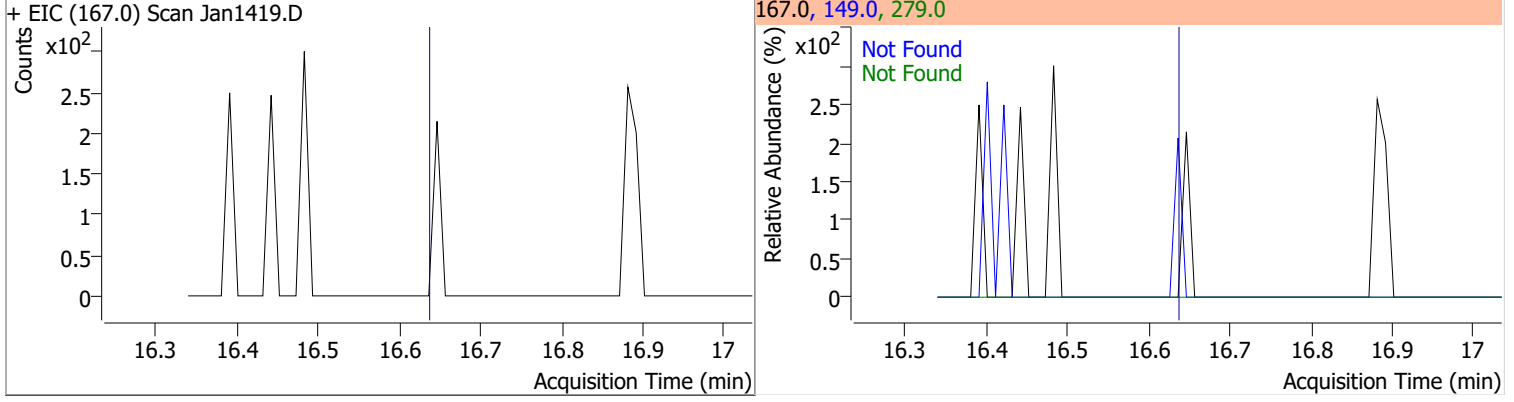
Compound	Conc.	Exp RT	QIon	Exp Ratio	QIon	Exp Ratio
Chrysene	N.D.	15.92	226.0	29.9	229.0	20.4



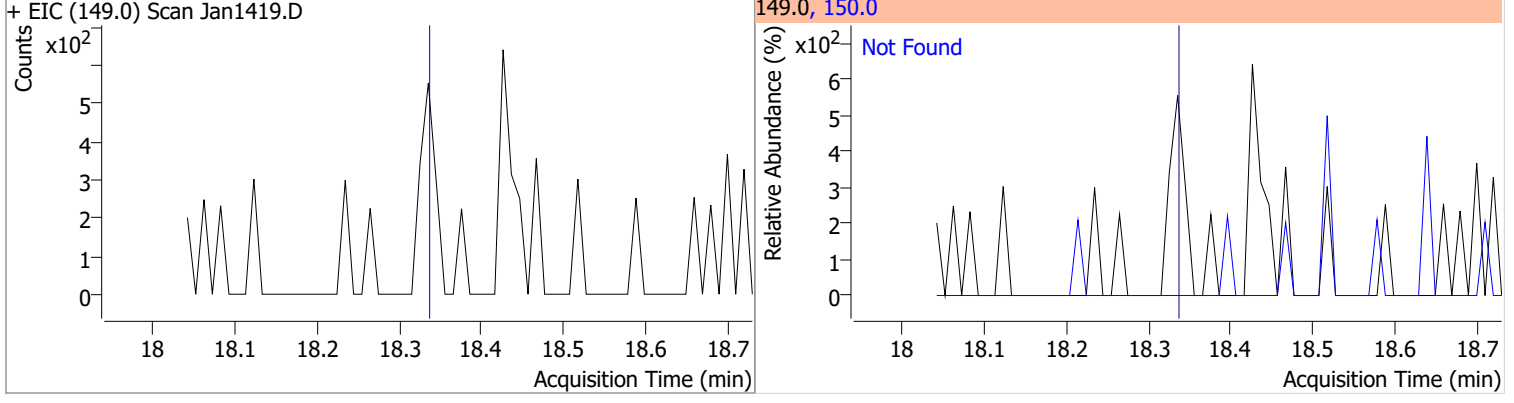
Compound	Conc.	Exp RT	QIon	Exp Ratio
3,3-Dichlorobenzidine	N.D.	15.96	254.0	64.7



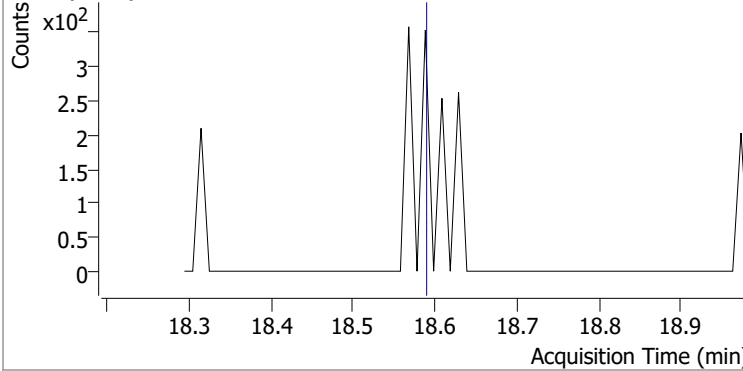
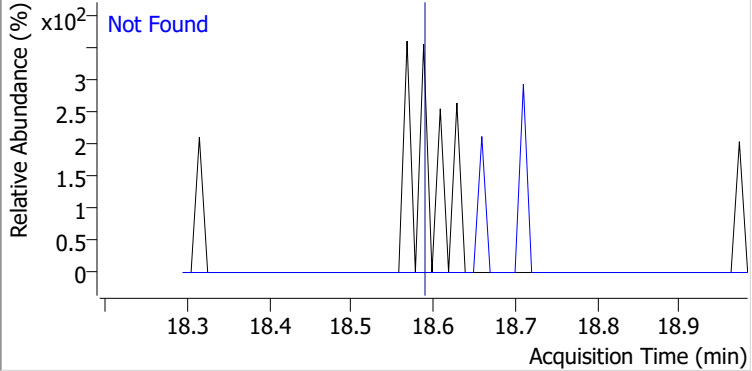
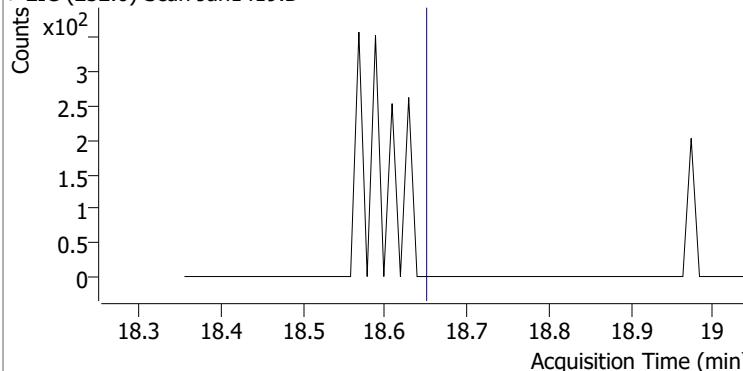
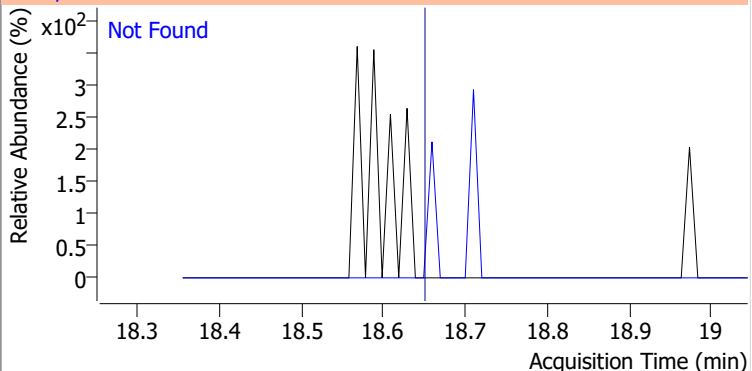
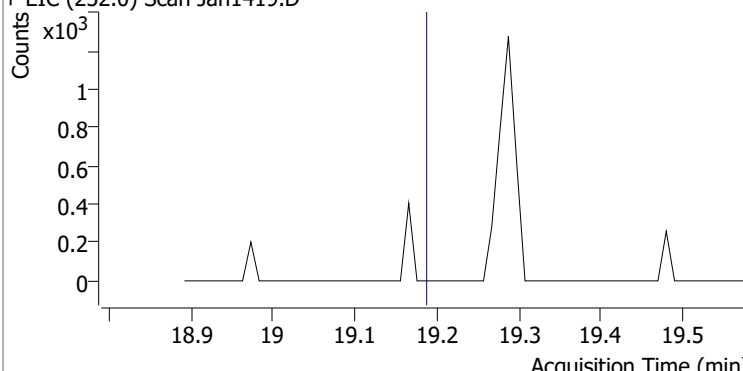
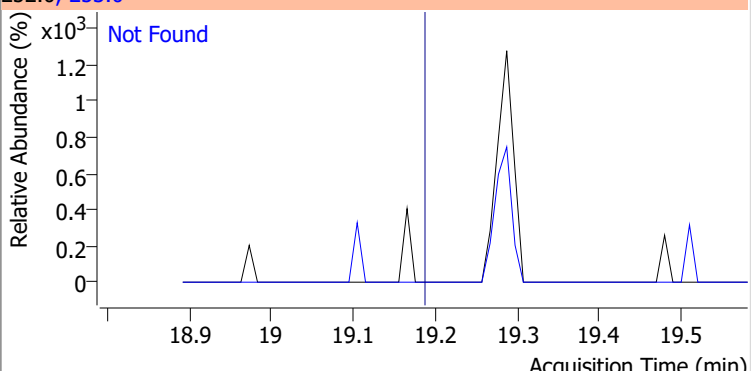
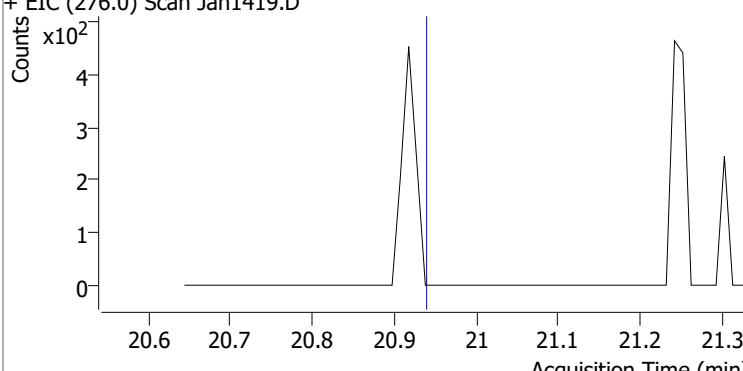
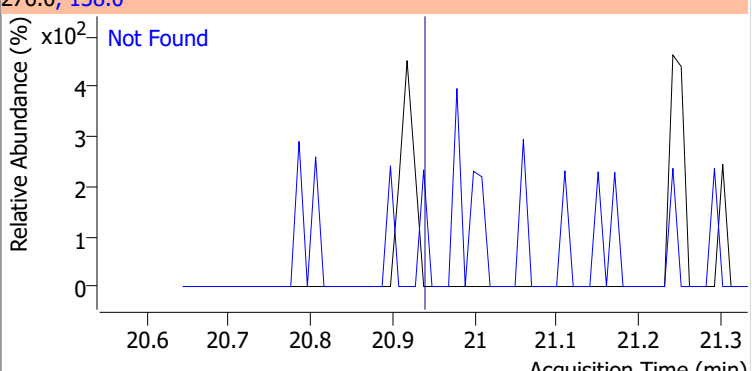
Compound	Conc.	Exp RT	QIon	Exp Ratio	QIon	Exp Ratio
bis(2-ethylhexyl)Phthalate	N.D.	16.65	149.0	397.1	279.0	15.6



Compound	Conc.	Exp RT	QIon	Exp Ratio
Di-n-octyl Phthalate	N.D.	18.34	150.0	9.5

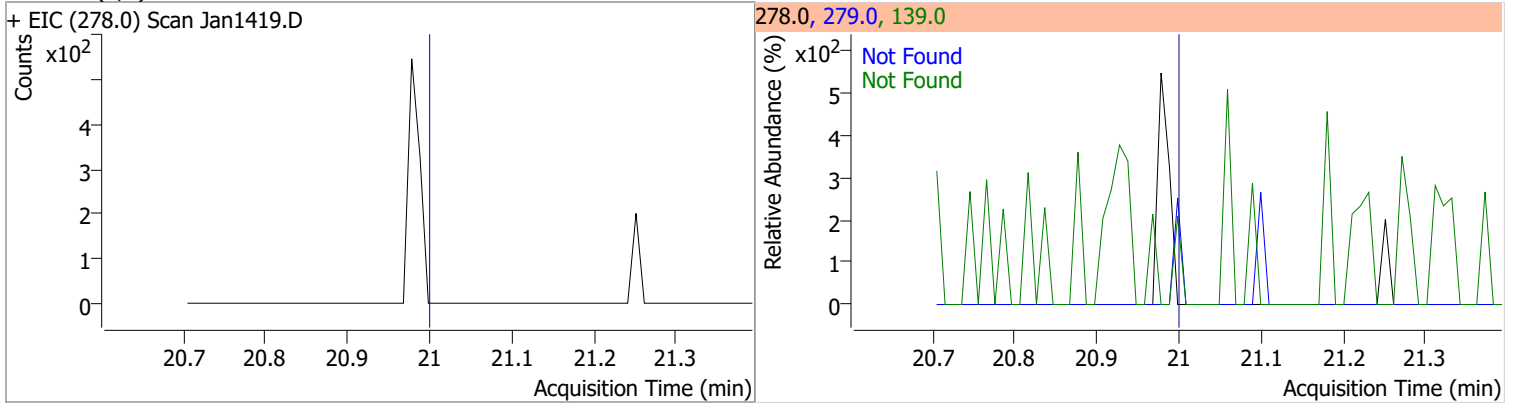


Quantitation Results Report (QT Reviewed)

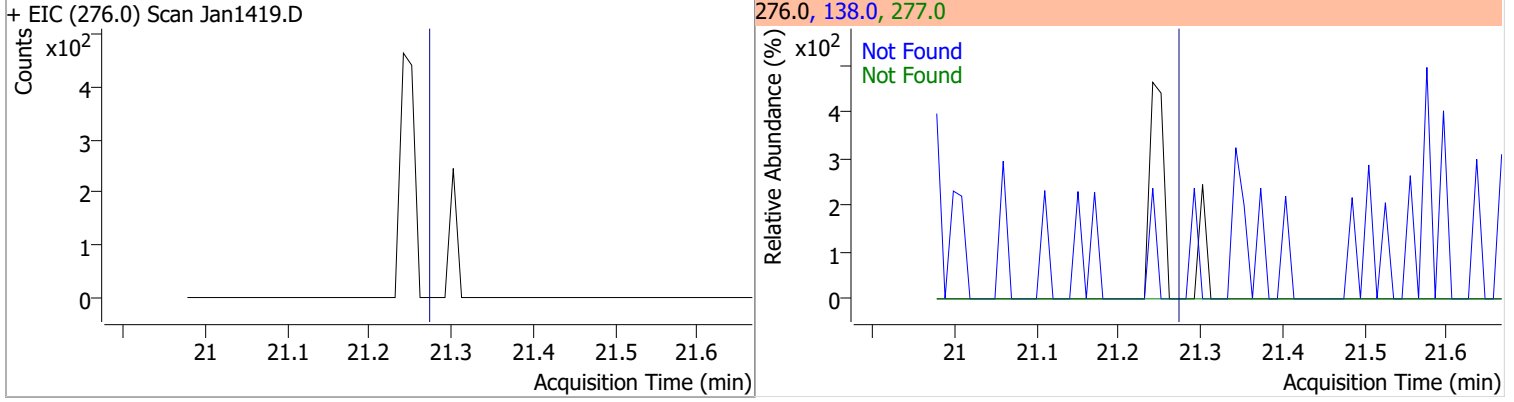
Compound	Conc.	Exp RT	QIon	Exp Ratio
Benzo(b)fluoranthene	N.D.	18.59	253.0	22.0
+ EIC (252.0) Scan Jan1419.D			252.0, 253.0	
				
Benzo(k)fluoranthene	N.D.	18.65	253.0	21.9
+ EIC (252.0) Scan Jan1419.D			252.0, 253.0	
				
Benzo(a)pyrene	N.D.	19.19	253.0	22.0
+ EIC (252.0) Scan Jan1419.D			252.0, 253.0	
				
Indeno(1,2,3-c,d)pyrene	N.D.	20.94	138.0	29.9
+ EIC (276.0) Scan Jan1419.D			276.0, 138.0	
				

Quantitation Results Report (QT Reviewed)

Compound	Conc.	Exp RT	QIon	Exp Ratio	QIon	Exp Ratio
Dibenzo(a,h)anthracene	N.D.	21.00	279.0	25.2	139.0	23.8



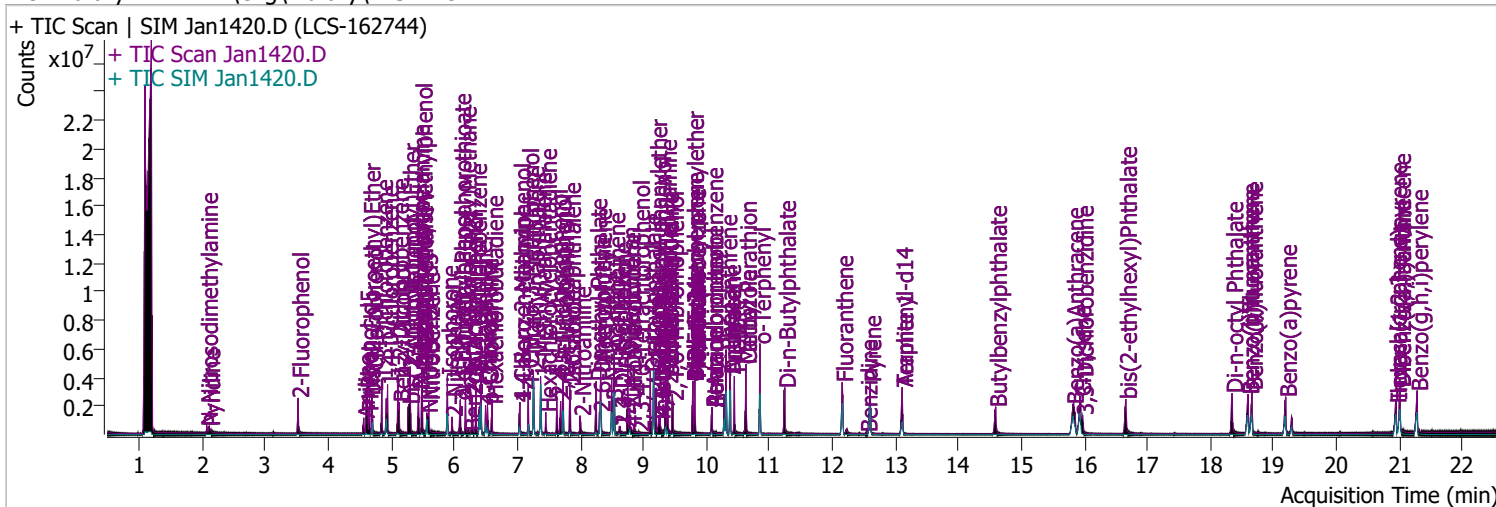
Compound	Conc.	Exp RT	QIon	Exp Ratio	QIon	Exp Ratio
Benzo(g,h,i)perylene	N.D.	21.27	138.0	32.0	277.0	23.8



Quantitation Results Report (QT Reviewed)

Data File Jan1420.D
 Acq. Method BNA+SIM.M
 Sample Name LCS-162744
 Vial 20
 DA Method File
 Tune File dftppdsm.u
 Batch Name 011422 DoD BNA.batch.bin
 Ref Library D:\Org\Library\NIST129K.I

Operator LIMS import
 Acq. Date-Time 1/14/2022 11:15:55 PM
 Instrument Instrument #1
 Multiplier 1.00
 Comment SVOC-8270-W-LARGO
 Tune Date 1/7/2022 12:13:00 PM
 Last Calib Update 1/18/2022 11:27:22 AM



Compound	RT	QIon	Resp.	Conc.	Units	Dev(Min)
----------	----	------	-------	-------	-------	----------

Internal Standards

System Monitoring Compounds

S 2-Fluorophenol	3.521	112.0	642399	82.8526	µg/L	0.010
Spiked Amount: 200.000	Range: 10.0 - 75.0%			Recovery = 41.43%		
S Phenol-d5	4.603	99.0	927487	89.9571	µg/L	0.000
Spiked Amount: 200.000	Range: 10.0 - 65.0%			Recovery = 44.98%		
S Nitrobenzene-d5	5.563	82.0	387248	68.7828	µg/L	0.000
Spiked Amount: 100.000	Range: 32.0 - 94.0%			Recovery = 68.78%		
S 2-Fluorobiphenyl	7.728	172.0	1428780	76.3828	µg/L	0.010
Spiked Amount: 100.000	Range: 28.0 - 107.0%			Recovery = 76.38%		
S 2,4,6-Tribromophenol	9.469	329.8	296084	181.3648	µg/L	0.010
Spiked Amount: 200.000	Range: 25.0 - 140.0%			Recovery = 90.68%		
S Terphenyl-d14	13.108	244.3	1725606	94.8431	µg/L	0.010
Spiked Amount: 100.000	Range: 32.0 - 122.0%			Recovery = 94.84%		

Target Compounds

Compound	RT	QIon	Resp.	Conc.	Units	QValue
T N-Nitrosodimethylamine	2.070	74.0	127928	39.0769	µg/L	95
T Pyridine	2.111	79.0	216318	30.5407	µg/L	90
T Aniline	4.562	93.0	388346	28.2356	µg/L	m 97
T Phenol	4.624	94.0	547167	48.3179	µg/L	89
T bis(-2-Chloroethyl)Ether	4.654	63.0	659370	77.3992	µg/L	99
T 2-Chlorophenol	4.695	128.0	644286	70.0055	µg/L	100
T 1,3-Dichlorobenzene	4.848	146.0	776341	63.9266	µg/L	m 99
T 1,4-Dichlorobenzene	4.940	146.0	742383	60.8250	µg/L	m 100
T 1,2-Dichlorobenzene	5.104	146.0	764074	63.4930	µg/L	m 99
T Benzyl Alcohol	5.124	108.0	346966	67.1010	µg/L	m 95
T bis(2-chloroisopropyl)Ether	5.277	121.0	201314	61.5949	µg/L	99
T 2-Methylphenol	5.298	107.0	626734	76.9681	µg/L	m 94
T N-nitroso-Di-n-propylamine	5.430	70.0	473142	83.8969	µg/L	97
T 4Methylphenol/3Methylphenol	5.481	107.0	818616	74.4313	µg/L	m 99
T Hexachloroethane	5.492	117.0	186228	53.8971	µg/L	99

Quantitation Results Report (QT Reviewed)

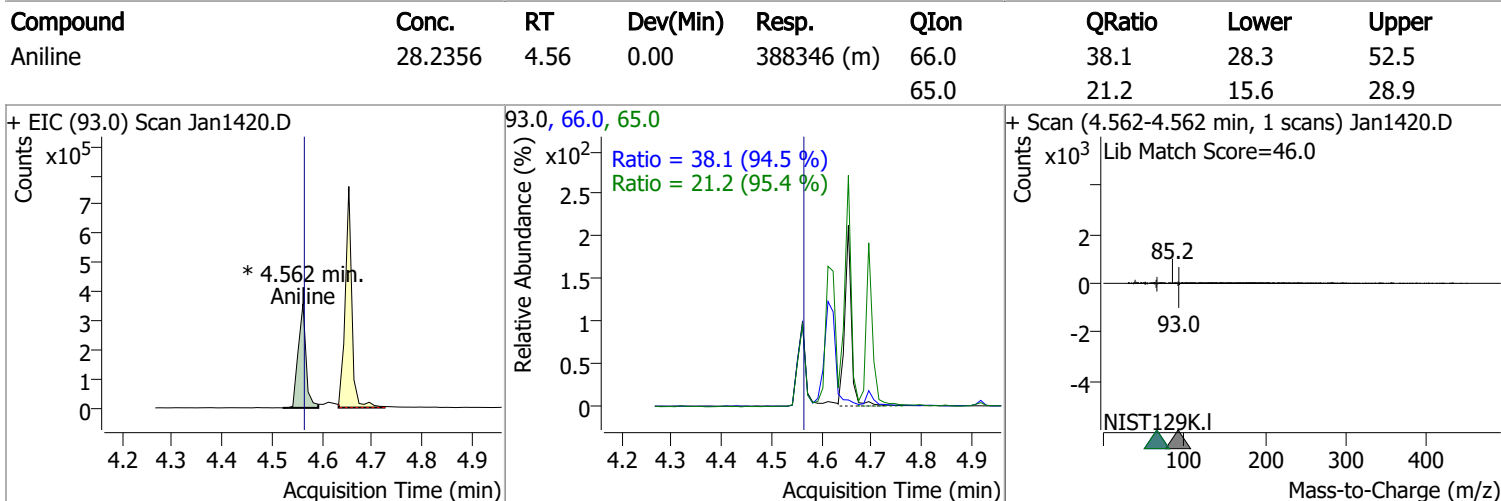
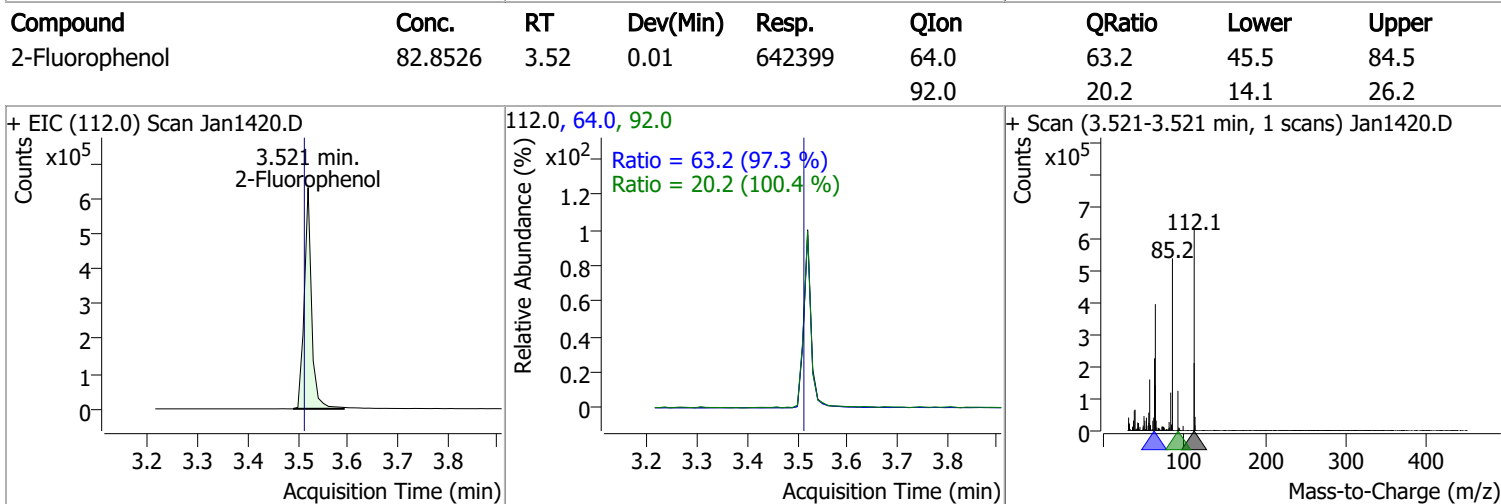
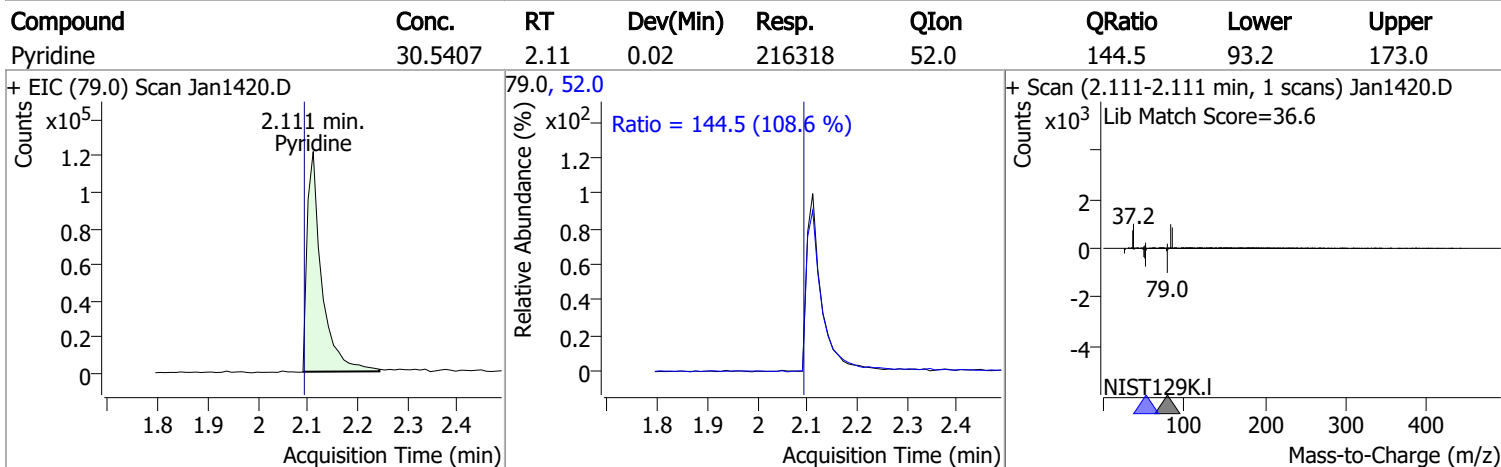
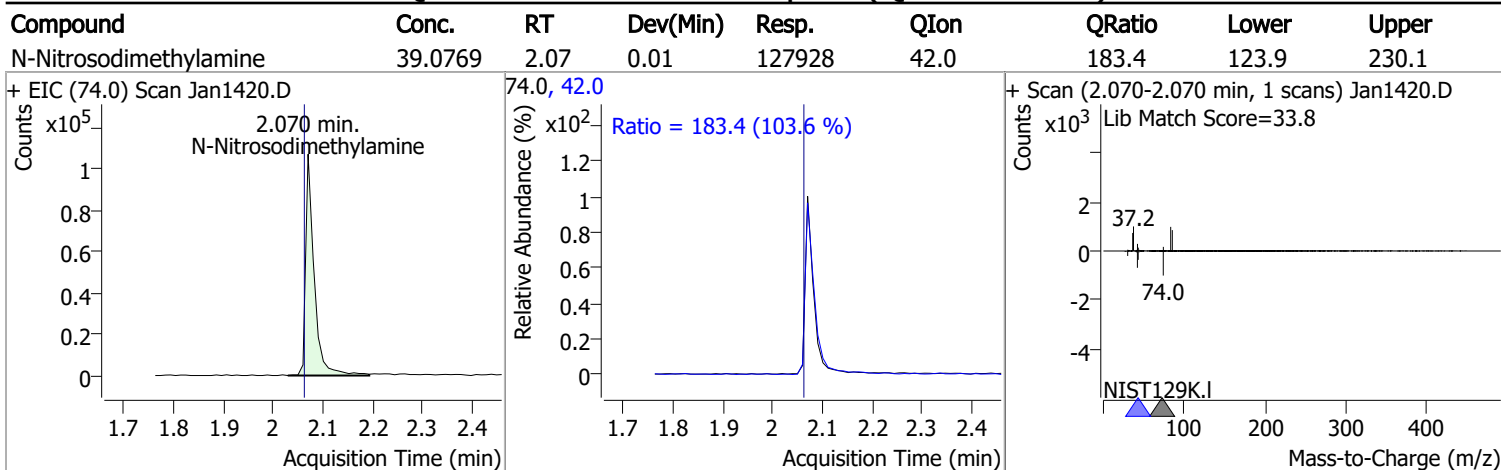
Compound	RT	QIon	Resp.	Conc.	Units	Dev(Min)	
T Nitrobenzene	5.594	123.1	235300	78.7608	µg/L	95	
T Isophorone	5.890	82.0	1171630	87.8159	µg/L	98	
T 2-Nitrophenol	5.962	139.0	176692	75.5860	µg/L	96	
T 2,4-Dimethylphenol	6.095	122.0	527723	78.4457	µg/L	96	
T bis(-2-Chloroethoxy)Methane	6.177	93.0	698119	88.9952	µg/L	98	
T 2,4-Dichlorophenol	6.280	162.0	469666	76.9310	µg/L	99	
T Benzoic Acid	6.249	105.0	91456	28.4714	µg/L	92	
T 1,2,4-Trichlorobenzene	6.342	180.0	521306	67.1305	µg/L	99	
T Naphthalene	6.424	128.0	1792265	79.3033	µg/L	99	
T 4-Chlorophenol	6.496	130.0	154085	74.0557	µg/L	m	97
T p-Chloroaniline	6.527	127.0	582449	66.2467	µg/L	91	
T Hexachlorobutadiene	6.598	224.9	256447	61.5714	µg/L	99	
T 4-Chloro-2-Methylphenol	7.040	107.0	443860	78.1994	µg/L	99	
T 4-Chloro-3-Methylphenol	7.174	107.0	528676	88.1865	µg/L	100	
T 2-Methylnaphthalene	7.256	141.0	1065781	76.3644	µg/L	97	
T 1-Methylnaphthalene	7.369	141.0	991307	73.1866	µg/L	99	
T Hexachlorocyclopentadiene	7.451	236.9	172113	61.5834	µg/L	97	
T 2,4,6-Trichlorophenol	7.625	196.0	341370	82.6021	µg/L	m	99
T 2,4,5-Trichlorophenol	7.687	196.0	374448	80.1084	µg/L	m	99
T 2-Chloronaphthalene	7.831	162.0	1187592	76.1916	µg/L	99	
T 2-Nitroaniline	7.995	65.0	216950	80.2725	µg/L	98	
T Dimethyl Phthalate	8.251	163.0	1505805	96.1894	µg/L	100	
T 2,6-Dinitrotoluene	8.302	165.0	162341	77.4418	µg/L	94	
T Acenaphthylene	8.323	152.1	1906265	76.7006	µg/L	100	
T 3-Nitroaniline	8.507	138.0	184874	81.1585	µg/L	99	
T Acenaphthene	8.538	154.0	1200449	83.5145	µg/L	98	
T 2,4-Dinitrophenol	8.630	184.0	79374	72.4497	µg/L	93	
T Dibenzofuran	8.753	168.0	1963812	86.3239	µg/L	95	
T 2,4-Dinitrotoluene	8.783	165.0	235901	85.3750	µg/L	87	
T 4-Nitrophenol	8.804	109.0	79291	36.4174	µg/L	89	
T Diethylphthalate	9.111	149.0	1450290	90.0026	µg/L	100	
T Fluorene	9.162	166.0	1442215	78.6830	µg/L	99	
T 4-Chlorophenyl-phenylether	9.203	204.0	700118	83.0085	µg/L	99	
T 4-Nitroaniline	9.244	138.0	173590	78.0603	µg/L	93	
T 4,6-Dinitro-2-methylphenol	9.264	198.0	127280	80.8892	µg/L	94	
T N-nitrosodiphenylamine	9.356	169.0	1094197	93.5600	µg/L	99	
T Azobenzene	9.387	77.0	1168494	83.8235	µg/L	95	
T 4-Bromophenyl-phenylether	9.786	248.0	416057	87.3466	µg/L	98	
T Hexachlorobenzene	9.816	283.9	395051	82.2225	µg/L	98	
T Pentachlorophenol	10.090	265.9	223188	97.0323	µg/L	97	
T Phenanthrene	10.313	178.0	2171445	90.4747	µg/L	100	
T Anthracene	10.373	178.0	2106022	90.4764	µg/L	99	
T Triallate	10.444	86.0	432546	85.0249	µg/L	97	
T Carbazole	10.627	167.0	2131703	93.4489	µg/L	100	
T o-Terphenyl	10.850	230.0	1172559	85.0886	µg/L	98	
T Di-n-Butylphthalate	11.245	149.0	2210506	97.7262	µg/L	100	
T Fluoranthene	12.156	202.0	2302937	91.7250	µg/L	99	
T Benzidine	12.541	184.0	105904	12.2911	µg/L	98	
T Pyrene	12.602	202.0	2404724	87.4808	µg/L	97	
T Butylbenzylphthalate	14.592	149.0	719027	97.5831	µg/L	97	
T Benzo(a)Anthracene	15.819	228.0	1955726	99.9172	µg/L	99	
T Chrysene	15.931	228.0	2078353	97.6393	µg/L	100	
T 3,3-Dichlorobenzidine	15.972	252.0	505012	75.9525	µg/L	99	
T bis(2-ethylhexyl)Phthalate	16.657	167.0	255447	97.3579	µg/L	97	
T Di-n-octyl Phthalate	18.345	149.0	1735803	93.1964	µg/L	99	

Quantitation Results Report (QT Reviewed)

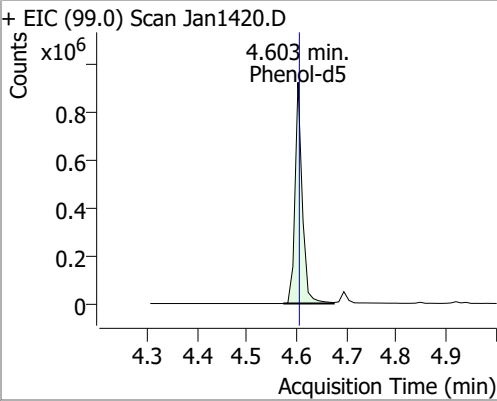
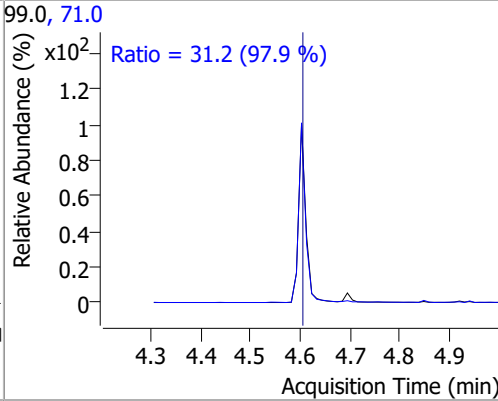
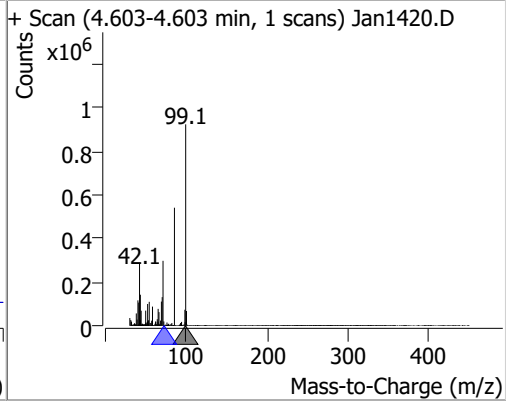
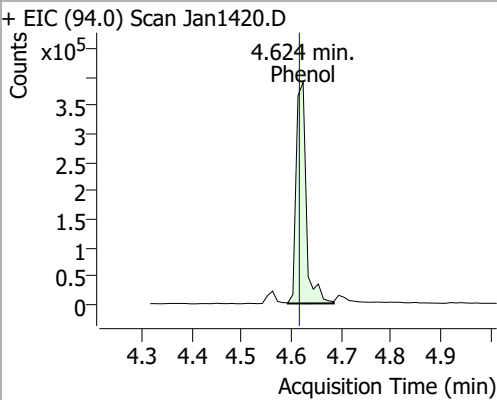
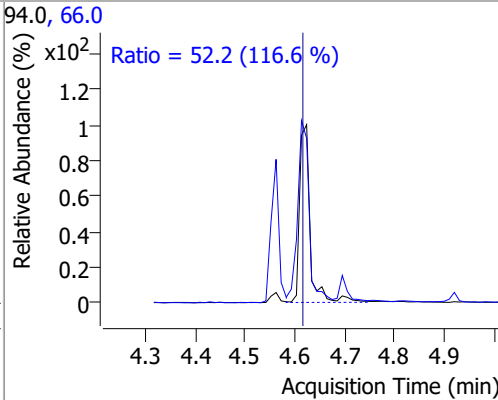
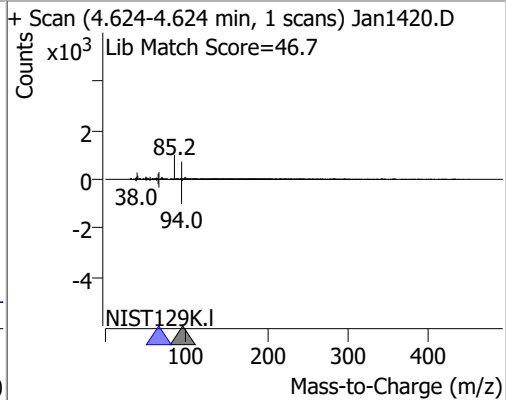
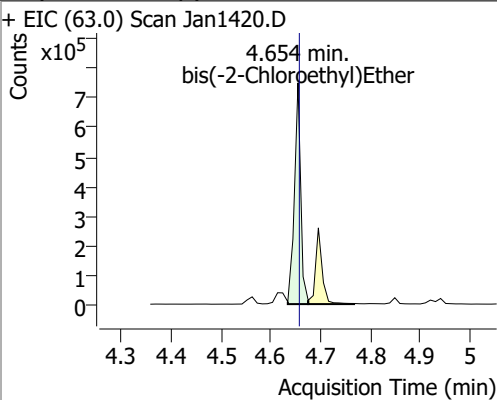
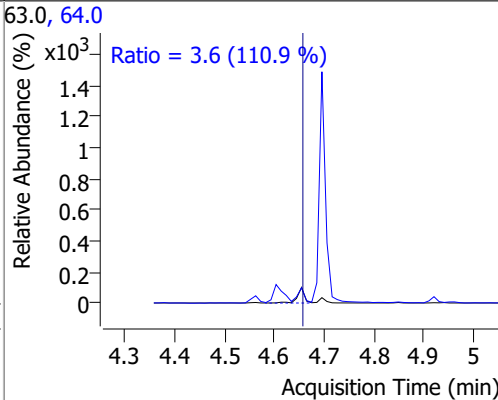
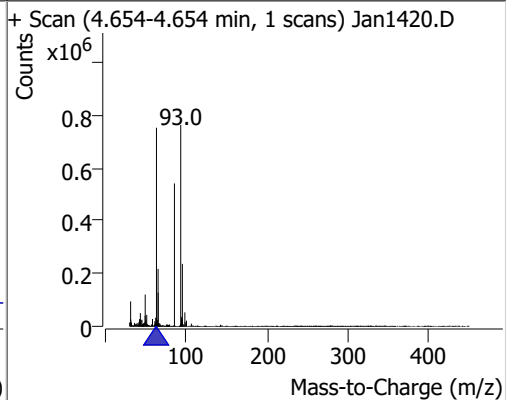
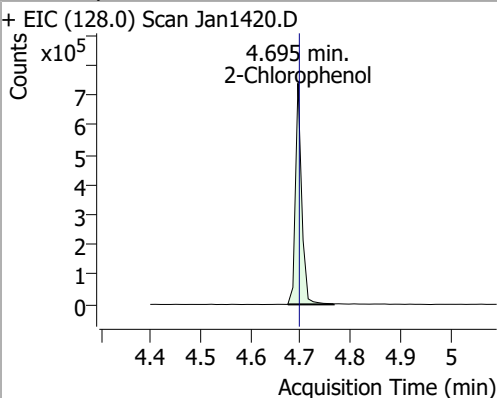
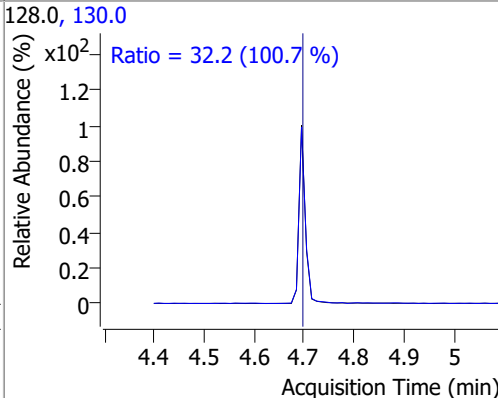
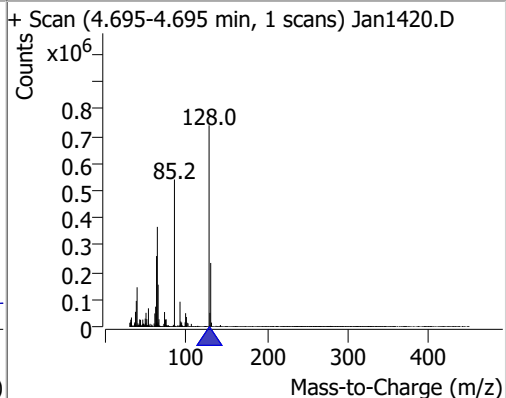
Compound	RT	QIon	Resp.	Conc.	Units	Dev(Min)
T Benzo(b)fluoranthene	18.598	252.0	1843740	93.9106	µg/L	100
T Benzo(k)fluoranthene	18.659	252.0	1817239	89.2806	µg/L	99
T Benzo(a)pyrene	19.196	252.0	1689771	89.9298	µg/L	99
T Indeno(1,2,3-c,d)pyrene	20.948	276.0	1411133	89.0698	µg/L	97
T Dibenzo(a,h)anthracene	21.008	278.0	1581890	92.1102	µg/L	98
T Benzo(g,h,i)perylene	21.282	276.0	1702351	92.5214	µg/L	98

(#) = Qualifier Out of Range; (m) = Manual Integration; (+) = Area Summed; (*) = Surrogate Percent Recovery Out of Range; (d): Zeroed Peak

Quantitation Results Report (QT Reviewed)

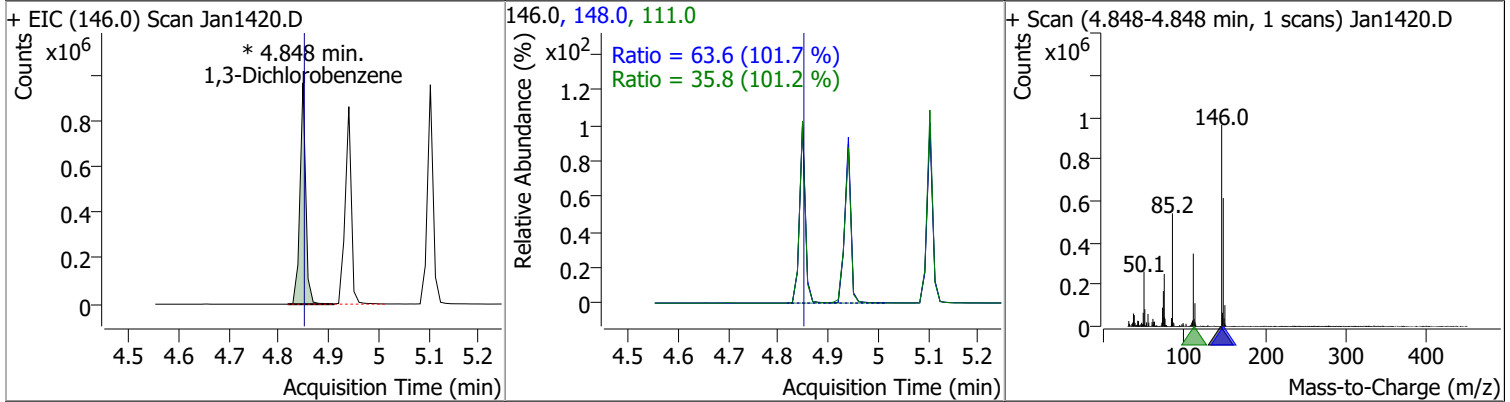


Quantitation Results Report (QT Reviewed)

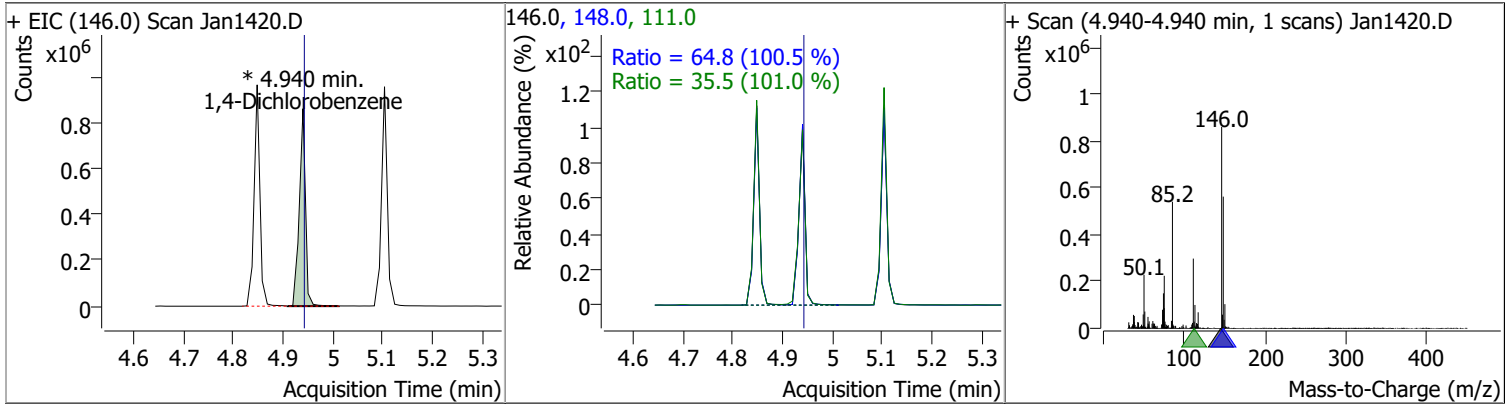
Compound	Conc.	RT	Dev(Min)	Resp.	QIon	QRatio	Lower	Upper
Phenol-d5	89.9571	4.60	0.00	927487	71.0	31.2	22.3	41.5
+ EIC (99.0) Scan Jan1420.D 			99.0, 71.0 			+ Scan (4.603-4.603 min, 1 scans) Jan1420.D 		
Phenol	48.3179	4.62	0.01	547167	66.0	52.2	31.3	58.2
+ EIC (94.0) Scan Jan1420.D 			94.0, 66.0 			+ Scan (4.624-4.624 min, 1 scans) Jan1420.D Lib Match Score=46.7 		
bis(-2-Chloroethyl)Ether	77.3992	4.65	0.00	659370	64.0	3.6	2.3	4.3
+ EIC (63.0) Scan Jan1420.D 			63.0, 64.0 			+ Scan (4.654-4.654 min, 1 scans) Jan1420.D 		
2-Chlorophenol	70.0055	4.70	0.00	644286	130.0	32.2	22.4	41.6
+ EIC (128.0) Scan Jan1420.D 			128.0, 130.0 			+ Scan (4.695-4.695 min, 1 scans) Jan1420.D 		

Quantitation Results Report (QT Reviewed)

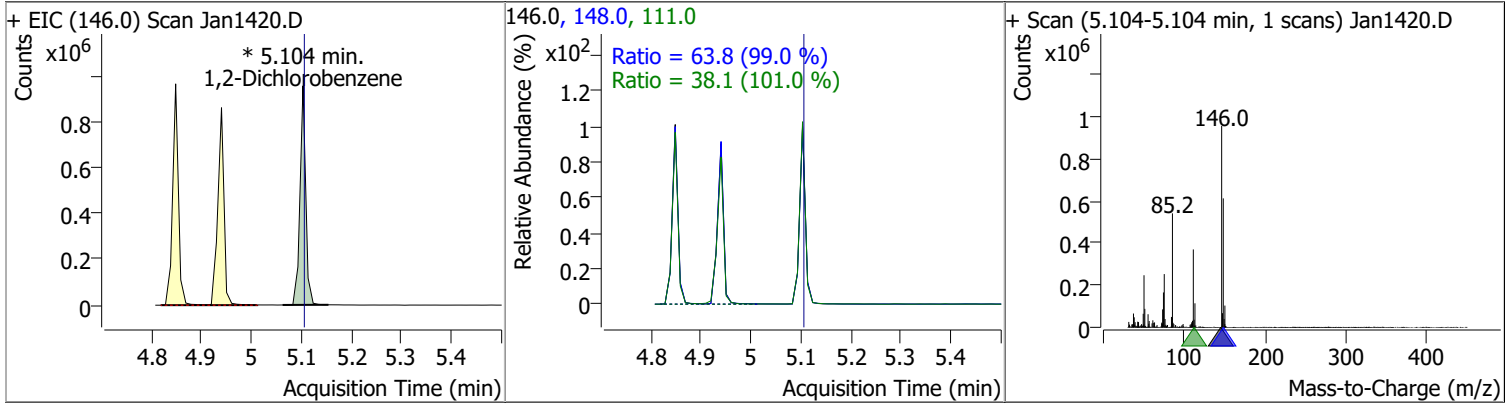
Compound	Conc.	RT	Dev(Min)	Resp.	QIon	QRatio	Lower	Upper
1,3-Dichlorobenzene	63.9266	4.85	0.00	776341 (m)	148.0	63.6	43.8	81.3
					111.0	35.8	24.8	46.0



Compound	Conc.	RT	Dev(Min)	Resp.	QIon	QRatio	Lower	Upper
1,4-Dichlorobenzene	60.8250	4.94	0.00	742383 (m)	148.0	64.8	45.1	83.8
					111.0	35.5	24.6	45.7

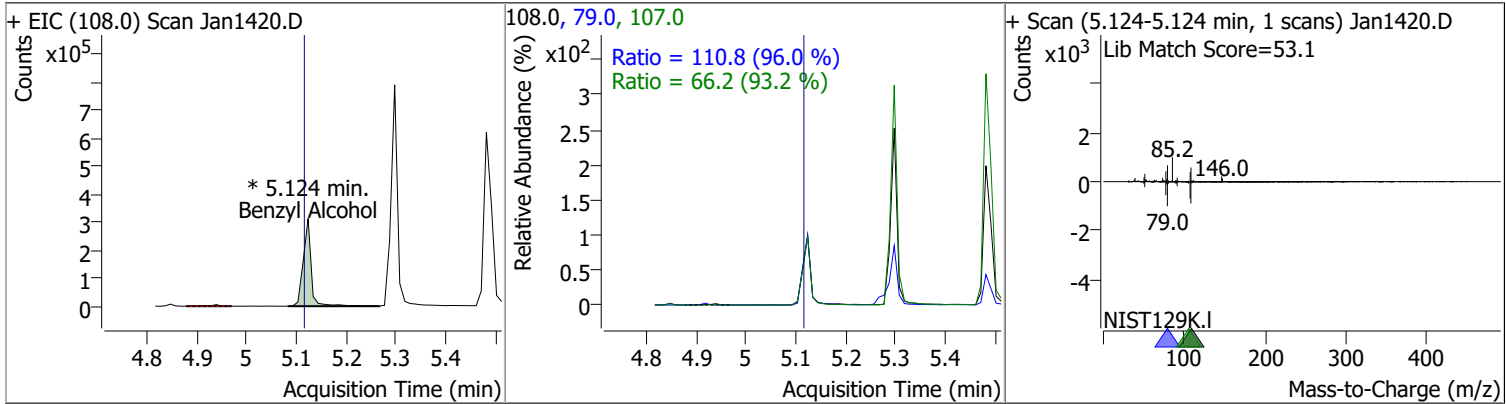


Compound	Conc.	RT	Dev(Min)	Resp.	QIon	QRatio	Lower	Upper
1,2-Dichlorobenzene	63.4930	5.10	0.00	764074 (m)	148.0	63.8	45.1	83.8
					111.0	38.1	26.4	49.1

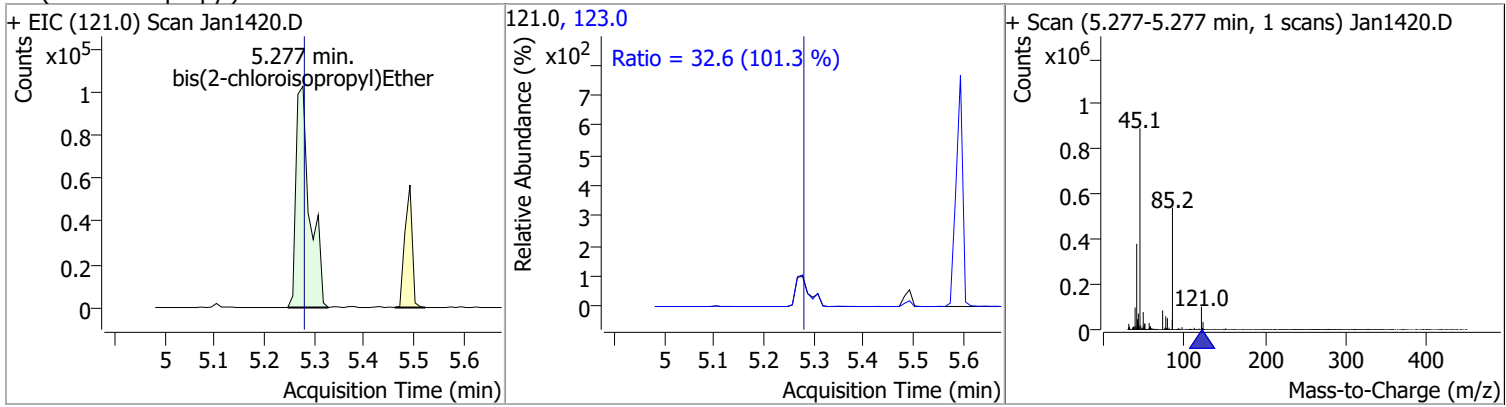


Quantitation Results Report (QT Reviewed)

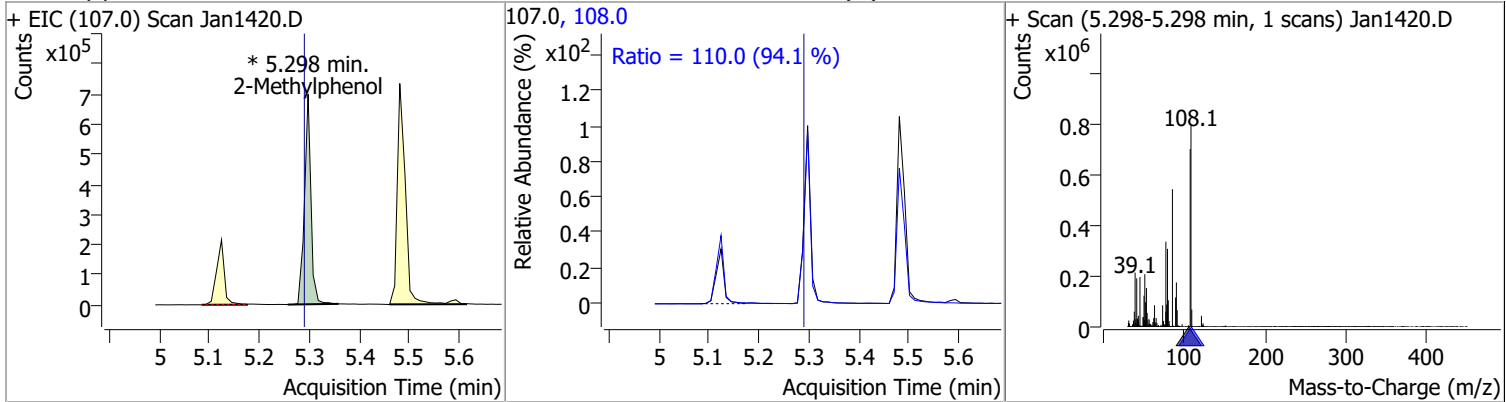
Compound	Conc.	RT	Dev(Min)	Resp.	QIon	QRatio	Lower	Upper
Benzyl Alcohol	67.1010	5.12	0.01	346966 (m)	79.0	110.8	80.8	150.1
					107.0	66.2	49.7	92.3



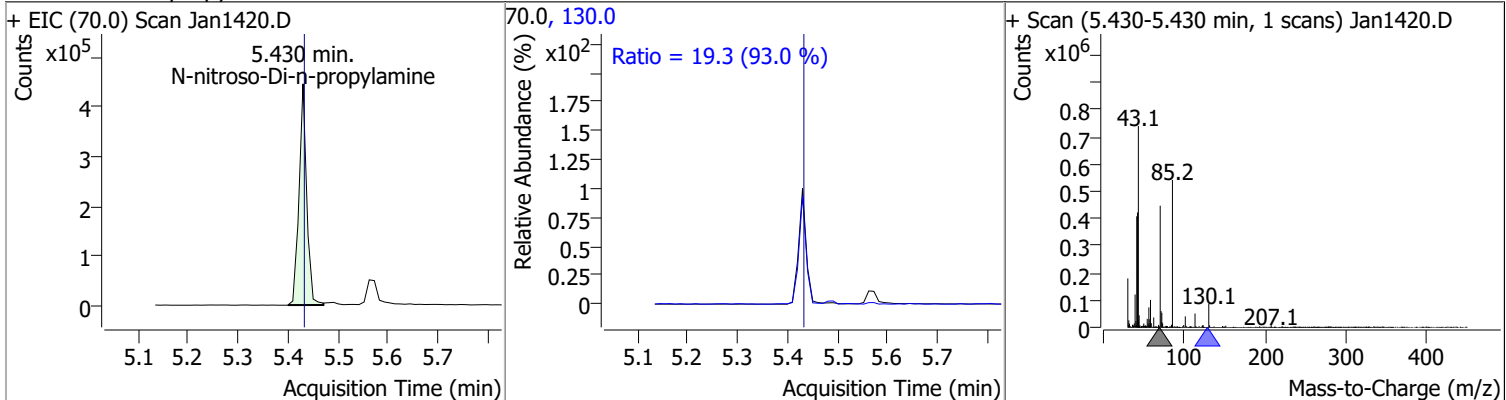
Compound	Conc.	RT	Dev(Min)	Resp.	QIon	QRatio	Lower	Upper
bis(2-chloroisopropyl)Ether	61.5949	5.28	0.00	201314	123.0	32.6	22.5	41.8



Compound	Conc.	RT	Dev(Min)	Resp.	QIon	QRatio	Lower	Upper
2-Methylphenol	76.9681	5.30	0.01	626734 (m)	108.0	110.0	81.8	152.0

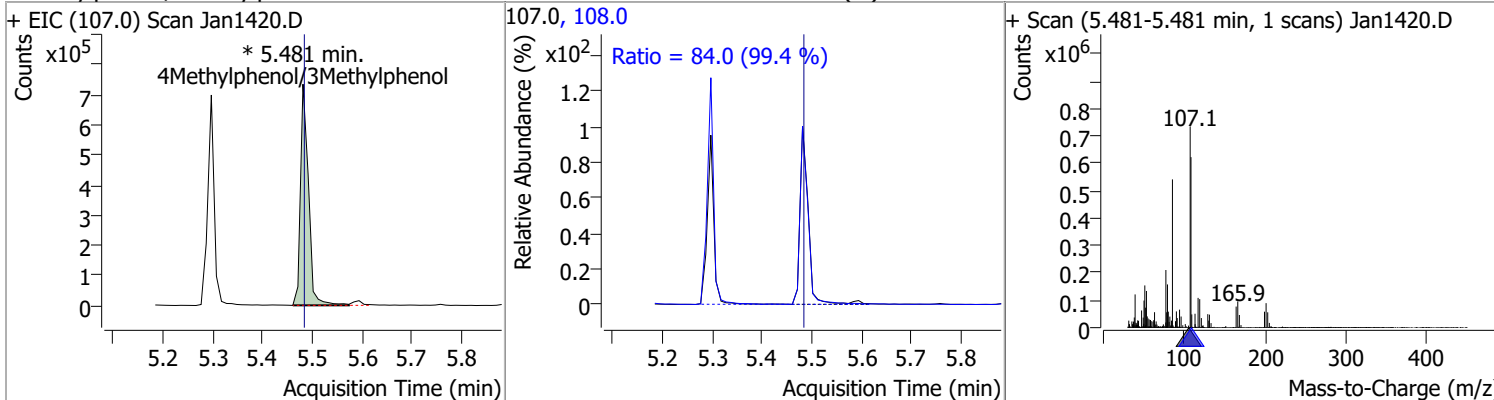


Compound	Conc.	RT	Dev(Min)	Resp.	QIon	QRatio	Lower	Upper
N-nitroso-Di-n-propylamine	83.8969	5.43	0.00	473142	130.0	19.3	0.0	41.5

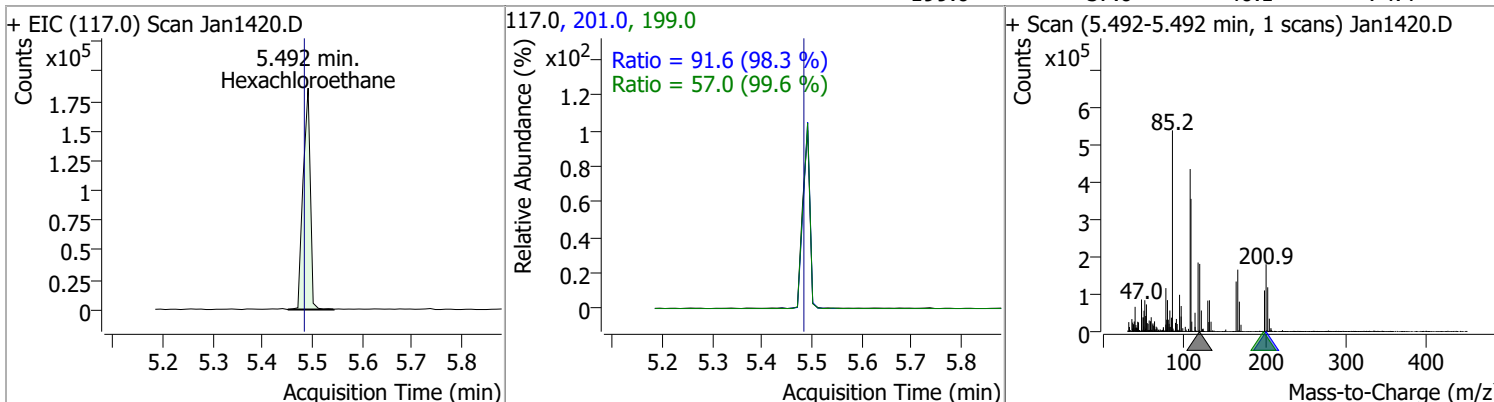


Quantitation Results Report (QT Reviewed)

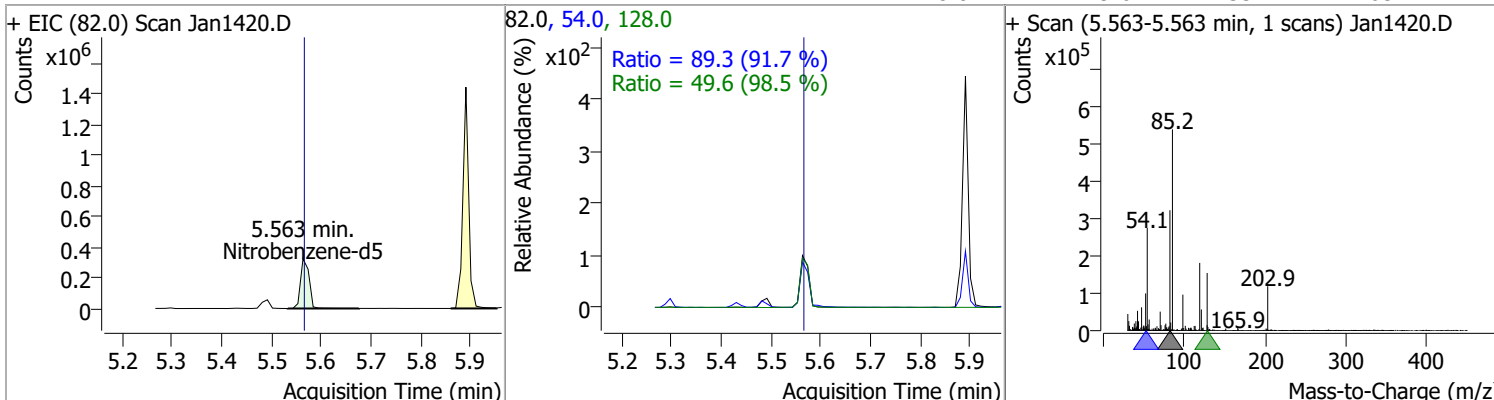
Compound	Conc.	RT	Dev(Min)	Resp.	QIon	QRatio	Lower	Upper
4Methylphenol/3Methylphenol	74.4313	5.48	0.00	818616 (m)	108.0	84.0	59.1	109.8



Compound	Conc.	RT	Dev(Min)	Resp.	QIon	QRatio	Lower	Upper
Hexachloroethane	53.8971	5.49	0.01	186228	201.0 199.0	91.6 57.0	65.2 40.1	121.2 74.4

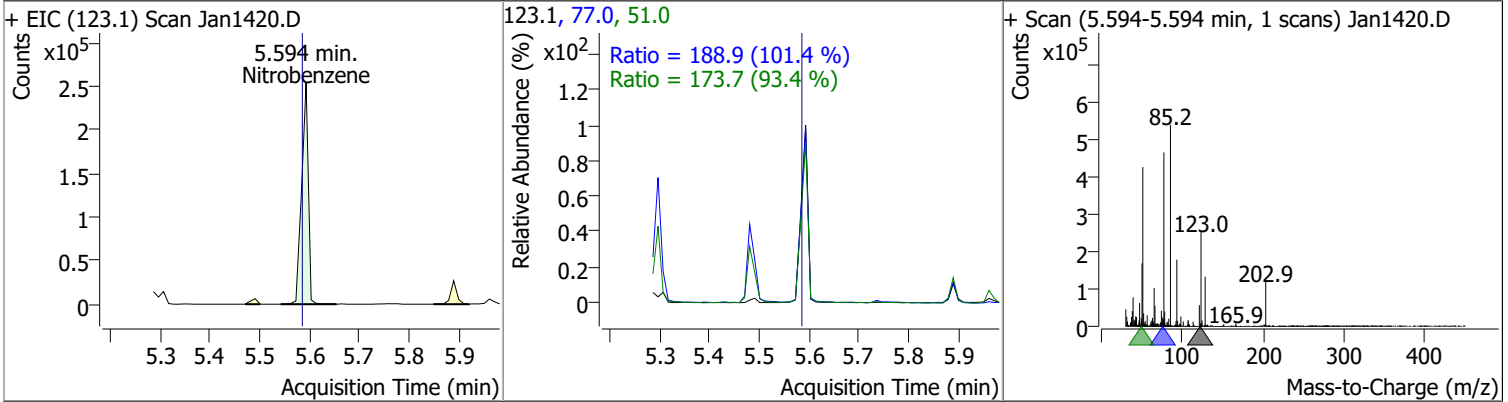


Compound	Conc.	RT	Dev(Min)	Resp.	QIon	QRatio	Lower	Upper
Nitrobenzene-d5	68.7828	5.56	0.00	387248	54.0 128.0	89.3 49.6	68.2 35.2	126.6 65.4

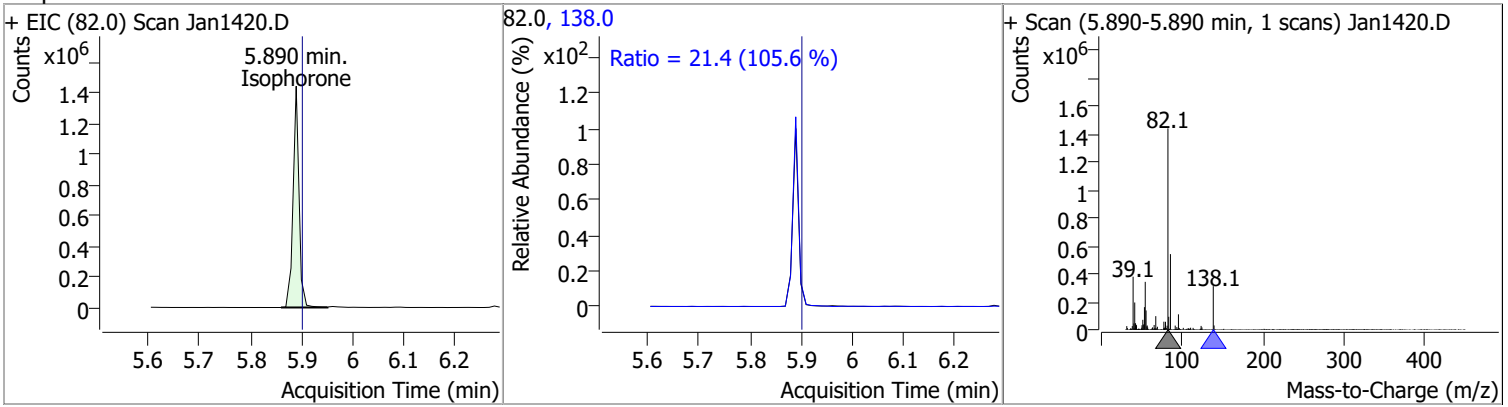


Quantitation Results Report (QT Reviewed)

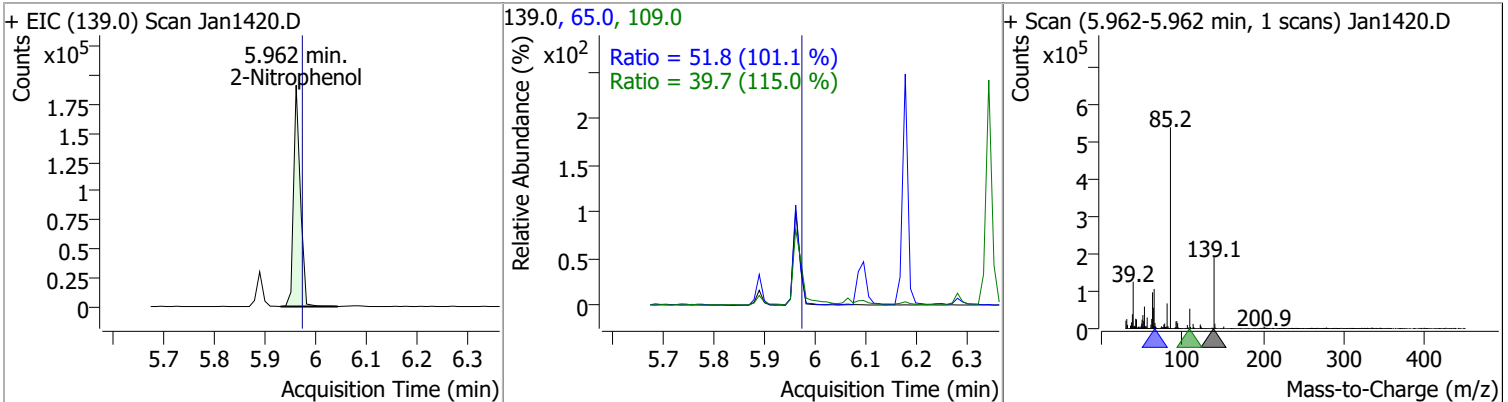
Compound	Conc.	RT	Dev(Min)	Resp.	QIon	QRatio	Lower	Upper
Nitrobenzene	78.7608	5.59	0.01	235300	77.0	188.9	130.5	242.3
					51.0	173.7	130.2	241.8



Compound	Conc.	RT	Dev(Min)	Resp.	QIon	QRatio	Lower	Upper
Isophorone	87.8159	5.89	0.00	1171630	138.0	21.4	14.2	26.4

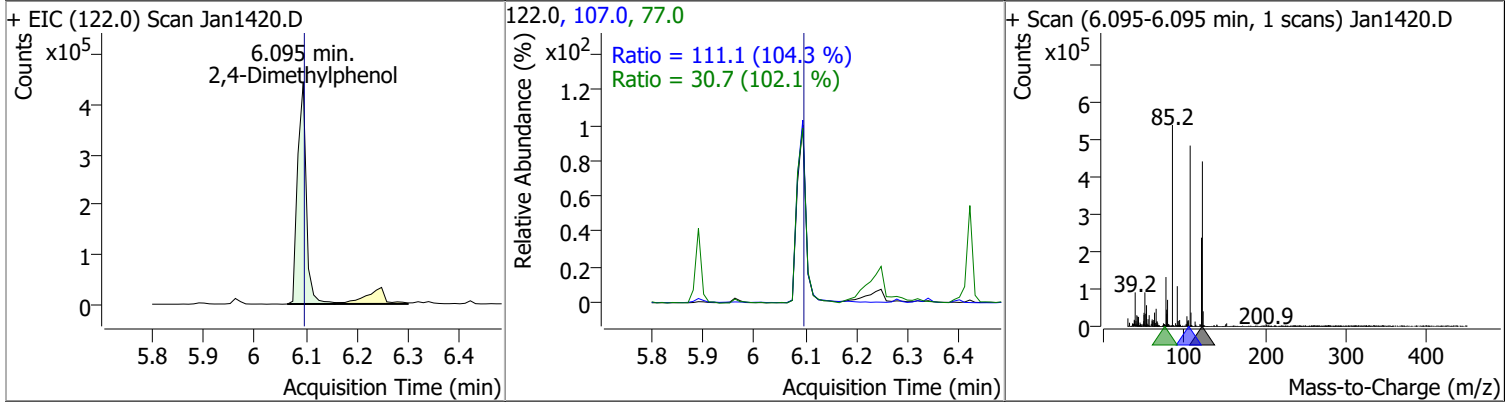


Compound	Conc.	RT	Dev(Min)	Resp.	QIon	QRatio	Lower	Upper
2-Nitrophenol	75.5860	5.96	0.00	176692	65.0	51.8	35.9	66.6
					109.0	39.7	24.1	44.8

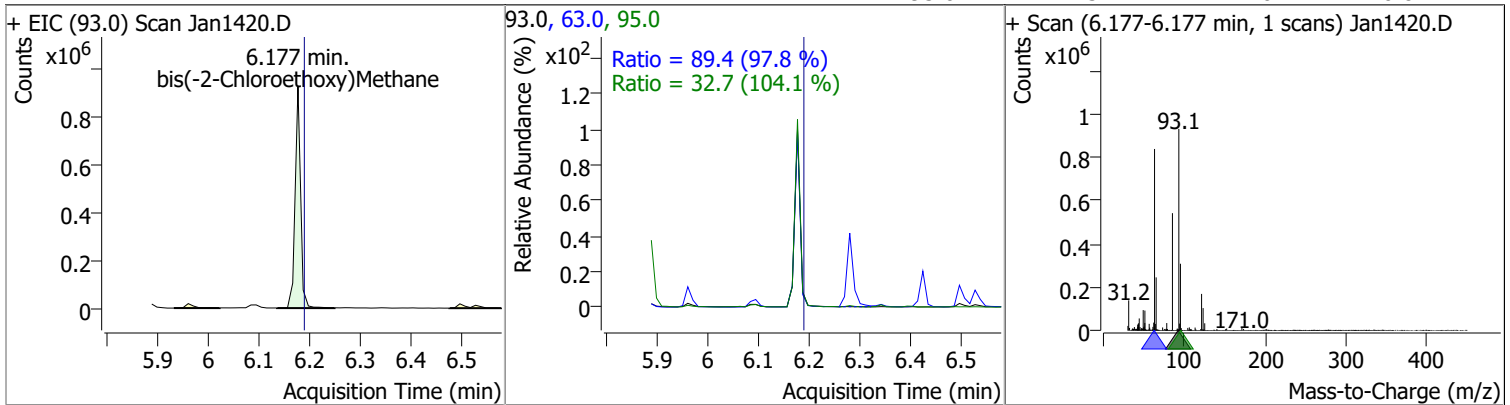


Quantitation Results Report (QT Reviewed)

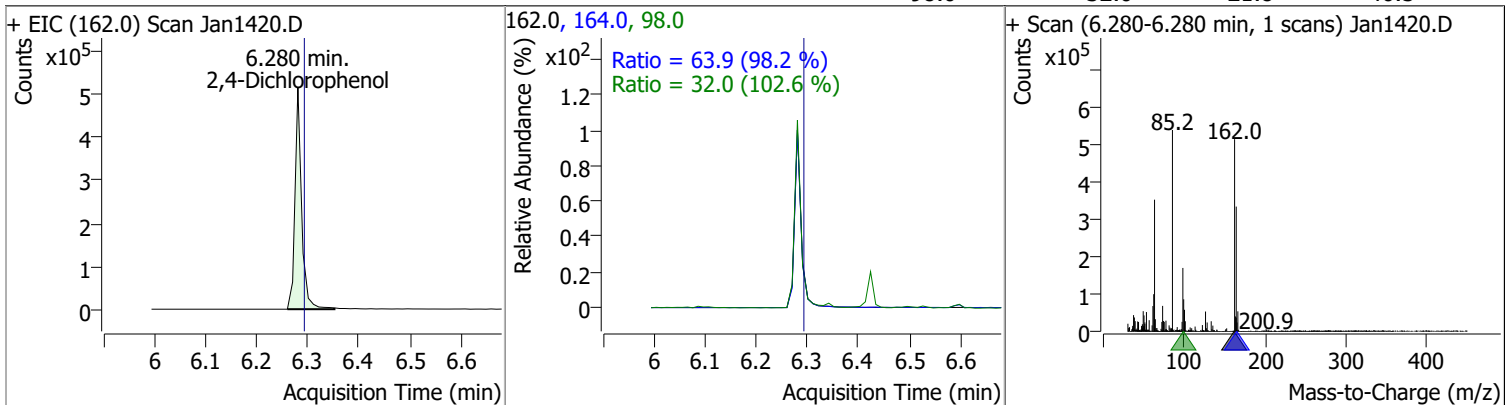
Compound	Conc.	RT	Dev(Min)	Resp.	QIon	QRatio	Lower	Upper
2,4-Dimethylphenol	78.4457	6.10	0.01	527723	107.0	111.1	74.6	138.5
					77.0	30.7	21.0	39.1



Compound	Conc.	RT	Dev(Min)	Resp.	QIon	QRatio	Lower	Upper
bis(-2-Chloroethoxy)Methane	88.9952	6.18	0.00	698119	63.0	89.4	64.0	118.8
					95.0	32.7	22.0	40.8

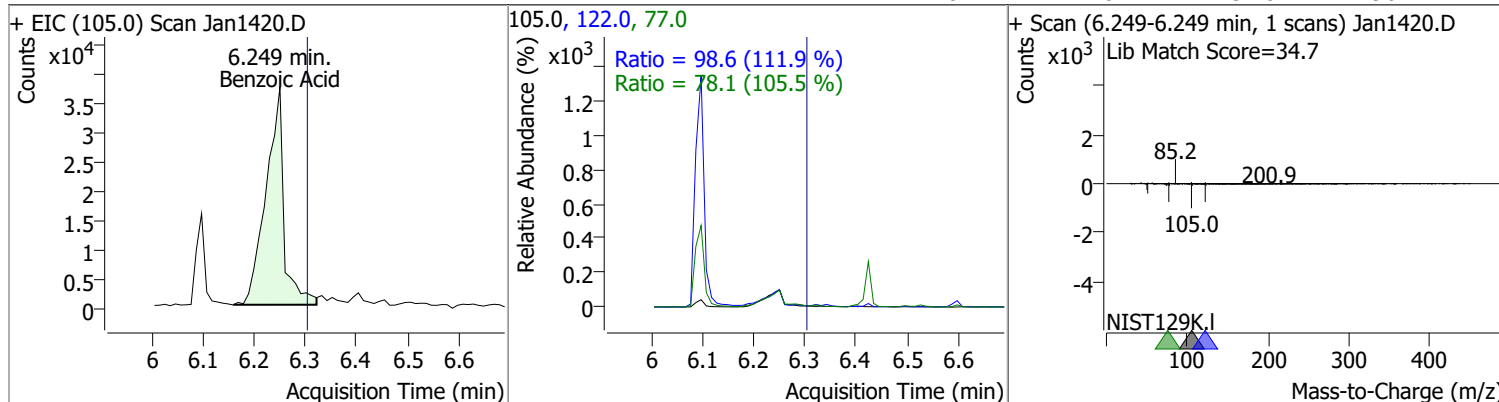


Compound	Conc.	RT	Dev(Min)	Resp.	QIon	QRatio	Lower	Upper
2,4-Dichlorophenol	76.9310	6.28	0.00	469666	164.0	63.9	45.5	84.6
					98.0	32.0	21.8	40.5

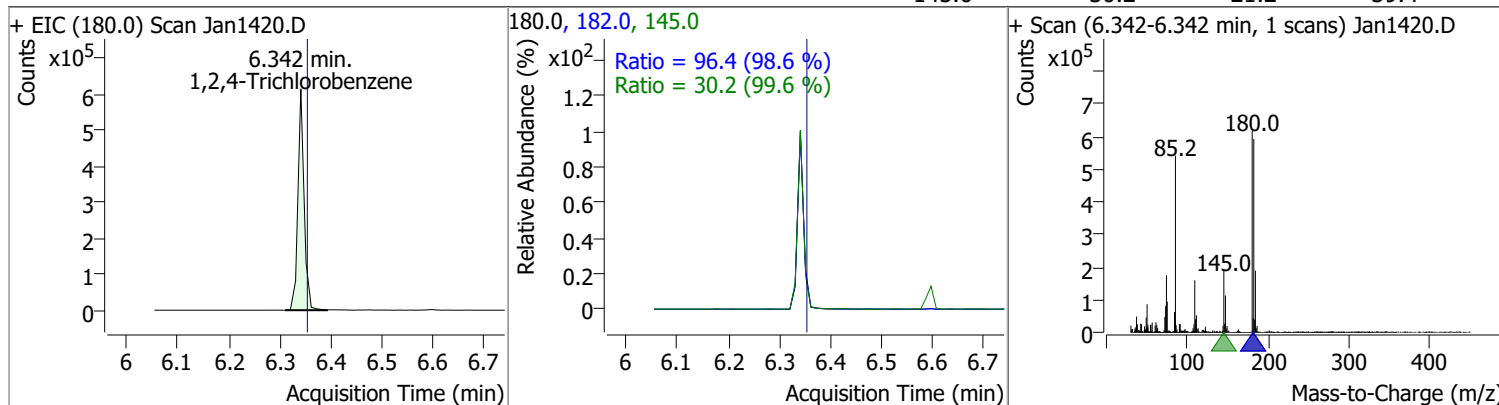


Quantitation Results Report (QT Reviewed)

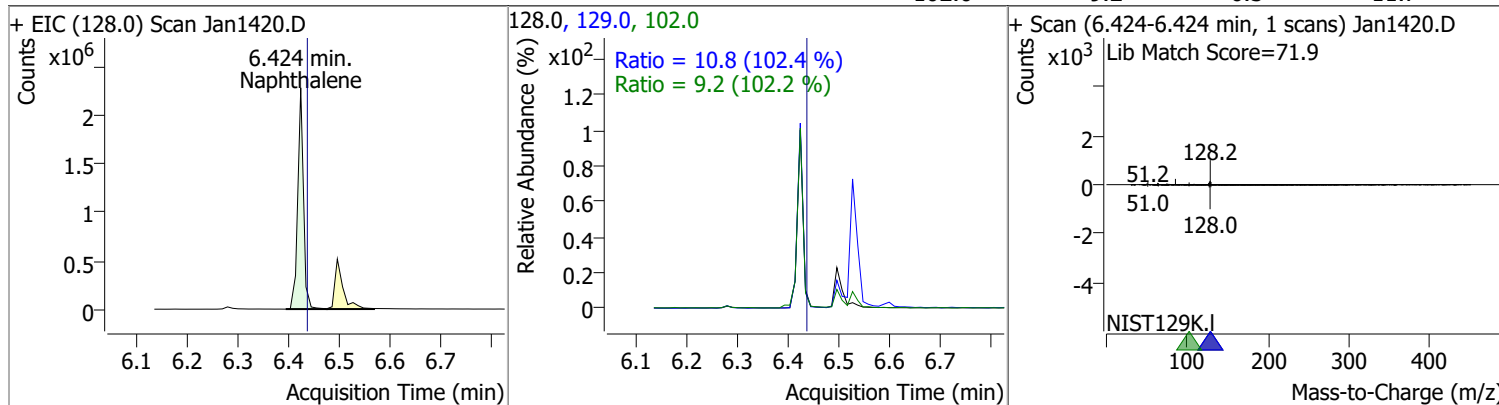
Compound	Conc.	RT	Dev(Min)	Resp.	QIon	QRatio	Lower	Upper
Benzoic Acid	28.4714	6.25	-0.04	91456	122.0	98.6	61.7	114.6
					77.0	78.1	51.8	96.2



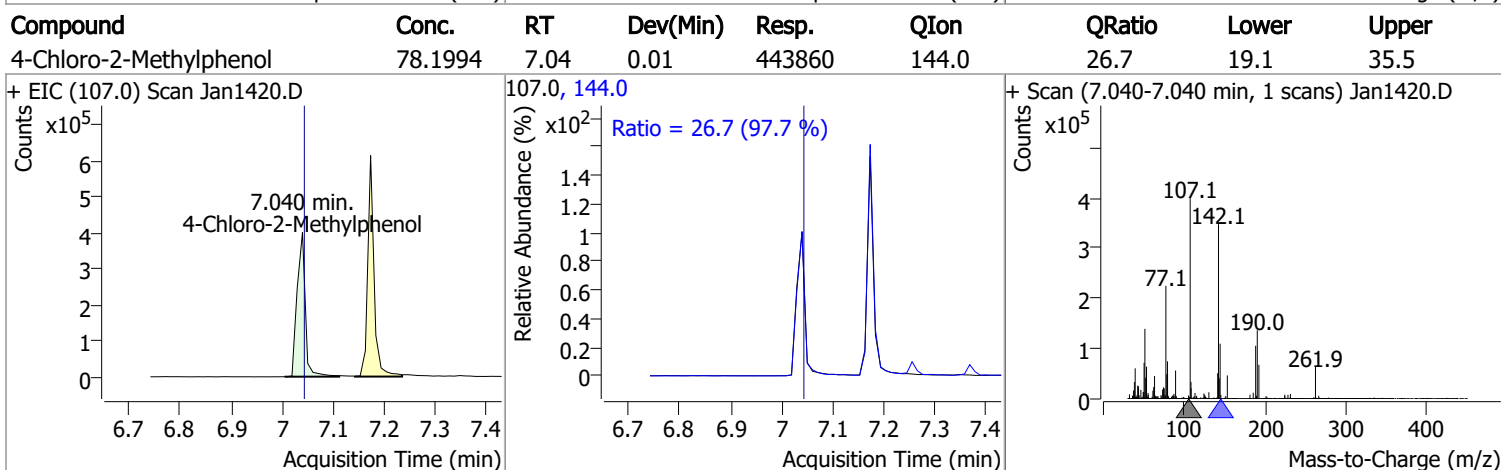
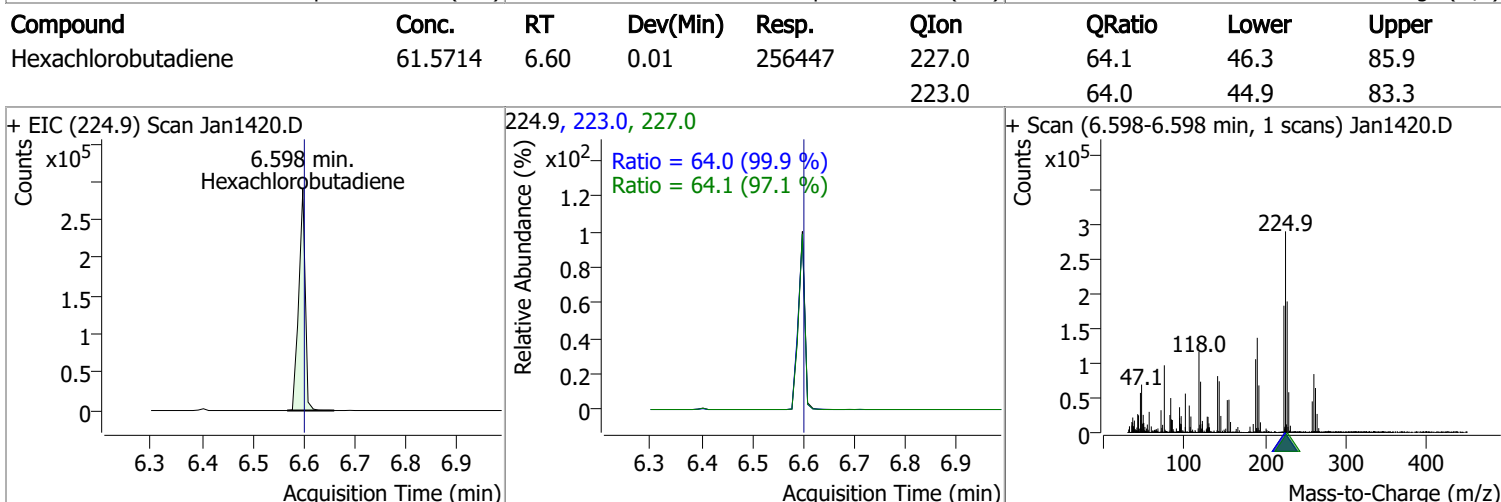
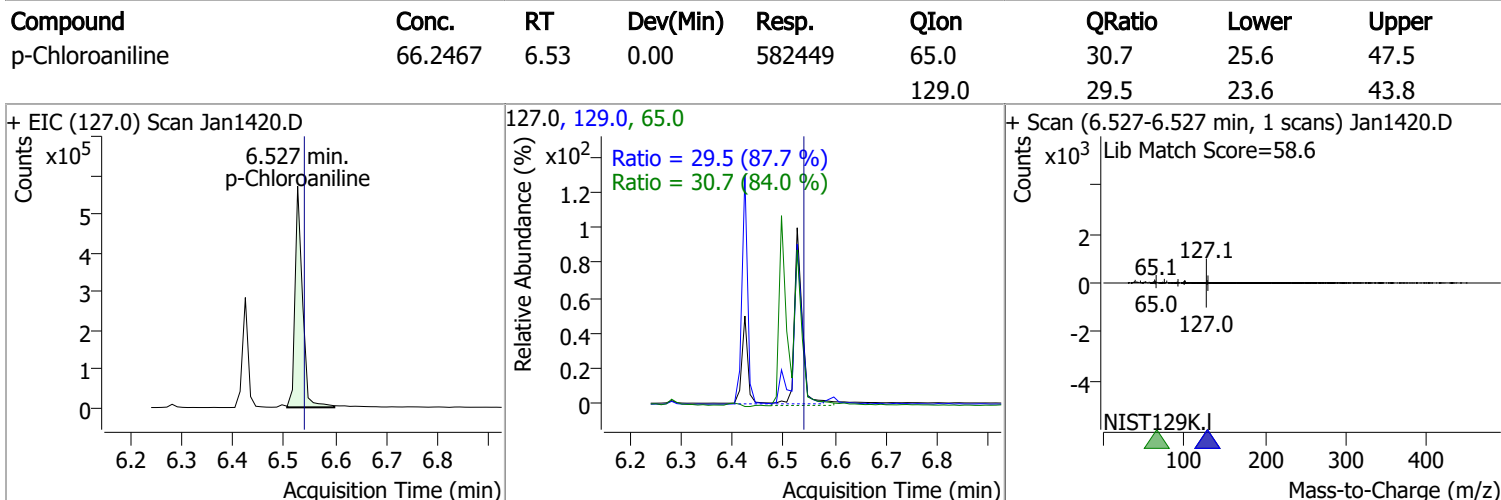
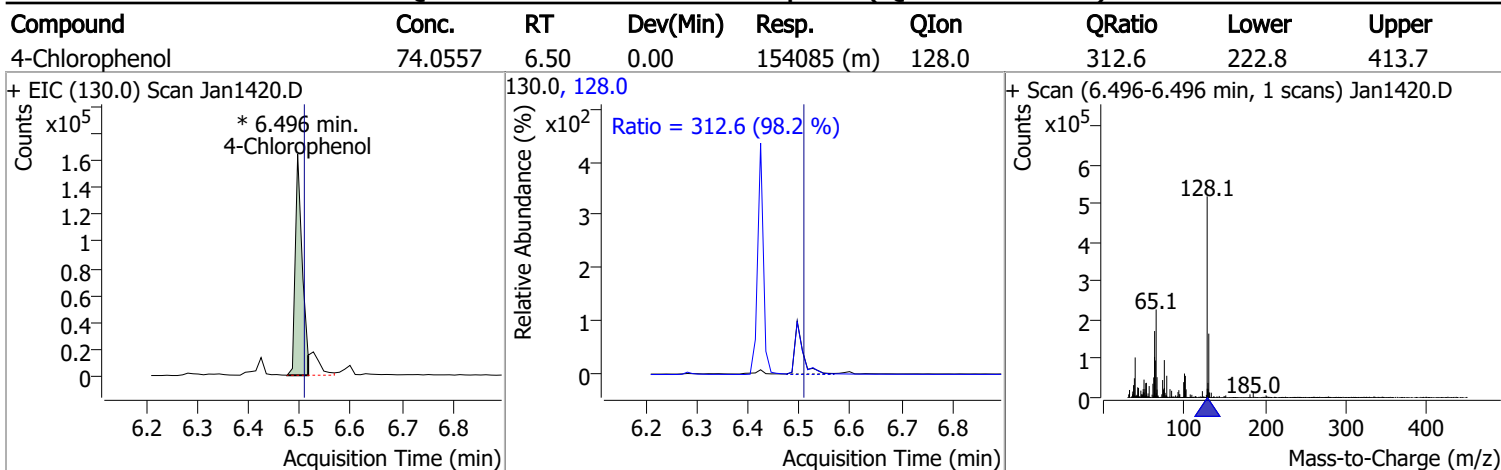
Compound	Conc.	RT	Dev(Min)	Resp.	QIon	QRatio	Lower	Upper
1,2,4-Trichlorobenzene	67.1305	6.34	0.00	521306	182.0	96.4	68.4	127.1
					145.0	30.2	21.2	39.4



Compound	Conc.	RT	Dev(Min)	Resp.	QIon	QRatio	Lower	Upper
Naphthalene	79.3033	6.42	0.00	1792265	129.0	10.8	7.4	13.8
					102.0	9.2	6.3	11.7

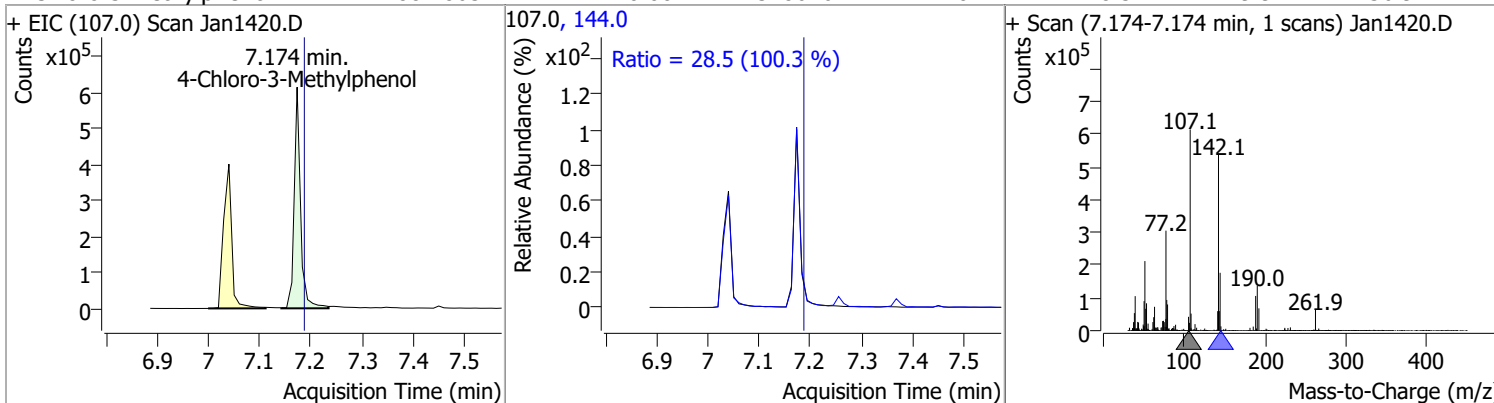


Quantitation Results Report (QT Reviewed)

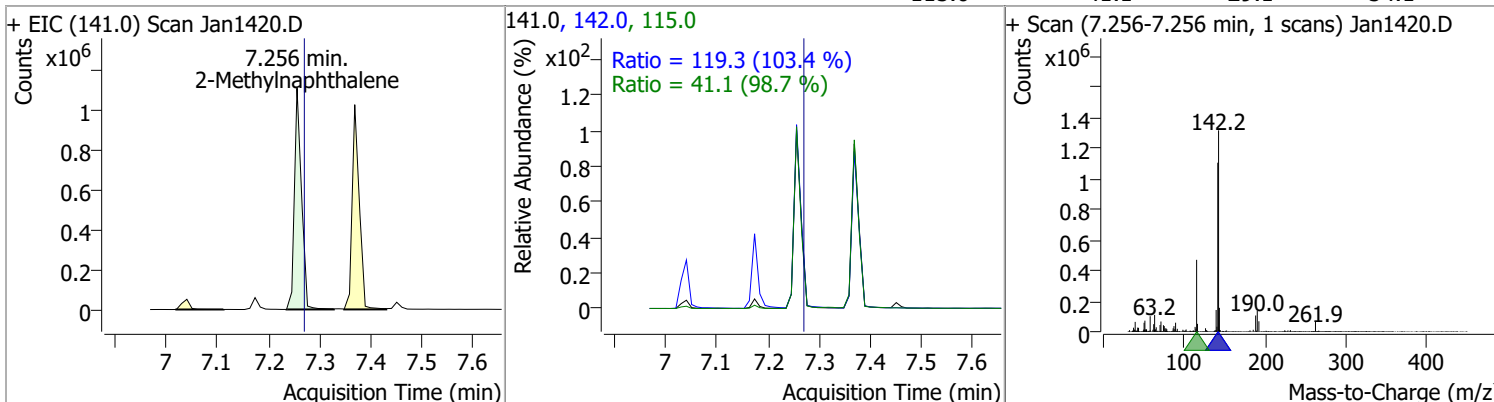


Quantitation Results Report (QT Reviewed)

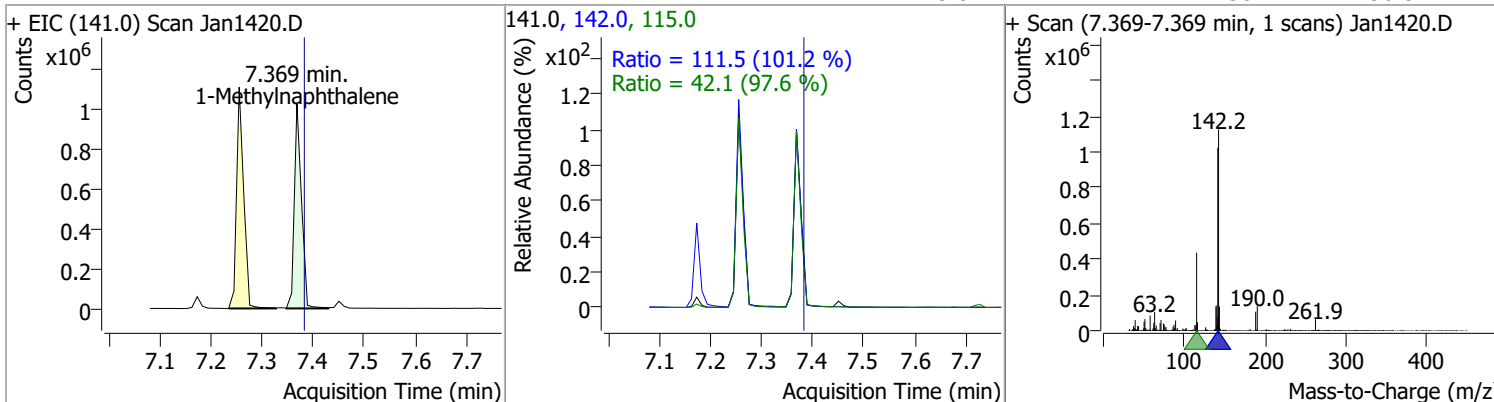
Compound	Conc.	RT	Dev(Min)	Resp.	QIon	QRatio	Lower	Upper
4-Chloro-3-Methylphenol	88.1865	7.17	0.00	528676	144.0	28.5	19.9	36.9



Compound	Conc.	RT	Dev(Min)	Resp.	QIon	QRatio	Lower	Upper
2-Methylnaphthalene	76.3644	7.26	0.00	1065781	142.0	119.3	80.8	150.1

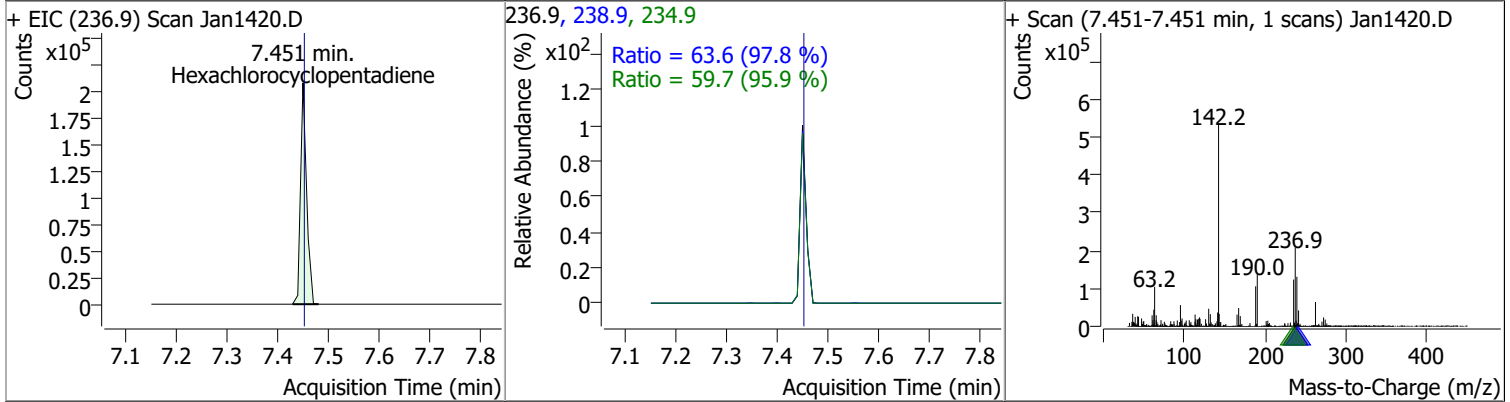


Compound	Conc.	RT	Dev(Min)	Resp.	QIon	QRatio	Lower	Upper
1-Methylnaphthalene	73.1866	7.37	0.00	991307	142.0	111.5	77.1	143.2

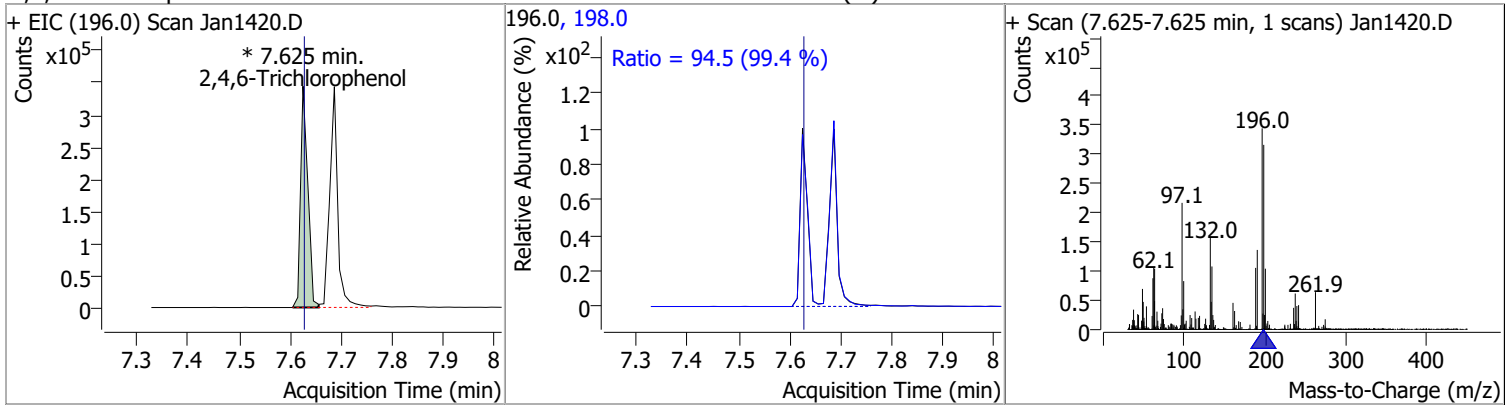


Quantitation Results Report (QT Reviewed)

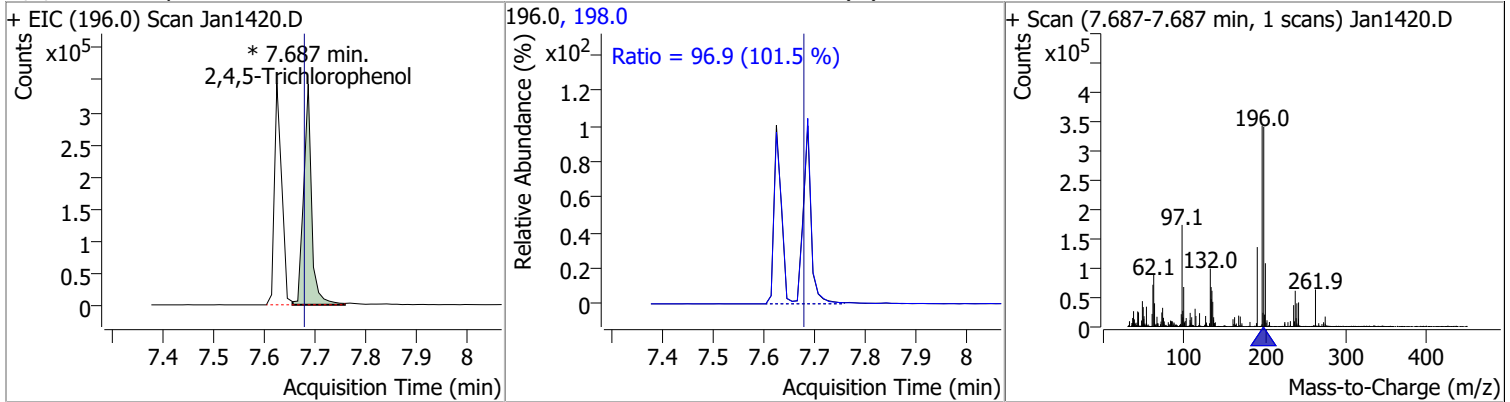
Compound	Conc.	RT	Dev(Min)	Resp.	QIon	QRatio	Lower	Upper
Hexachlorocyclopentadiene	61.5834	7.45	0.00	172113	238.9	63.6	45.5	84.6
					234.9	59.7	43.6	80.9



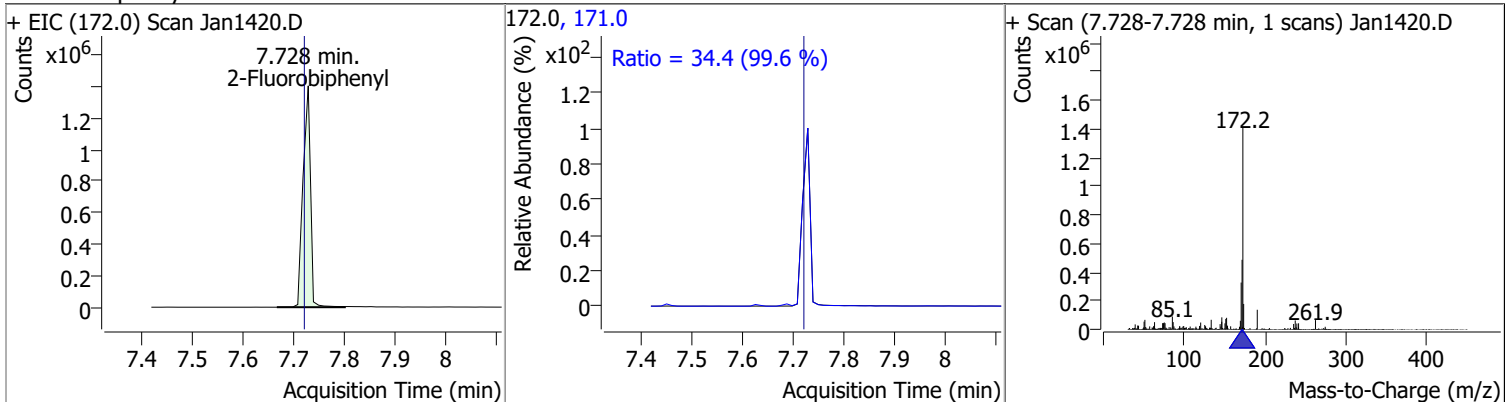
Compound	Conc.	RT	Dev(Min)	Resp.	QIon	QRatio	Lower	Upper
2,4,6-Trichlorophenol	82.6021	7.63	0.00	341370 (m)	198.0	94.5	66.6	123.6



Compound	Conc.	RT	Dev(Min)	Resp.	QIon	QRatio	Lower	Upper
2,4,5-Trichlorophenol	80.1084	7.69	0.01	374448 (m)	198.0	96.9	66.8	124.1

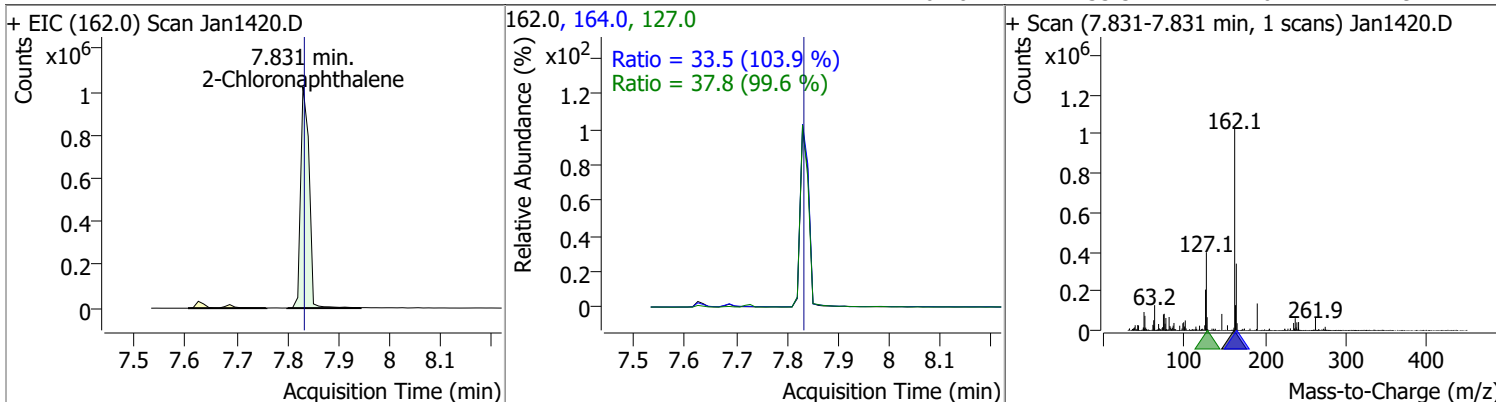


Compound	Conc.	RT	Dev(Min)	Resp.	QIon	QRatio	Lower	Upper
2-Fluorobiphenyl	76.3828	7.73	0.01	1428780	171.0	34.4	24.2	44.9

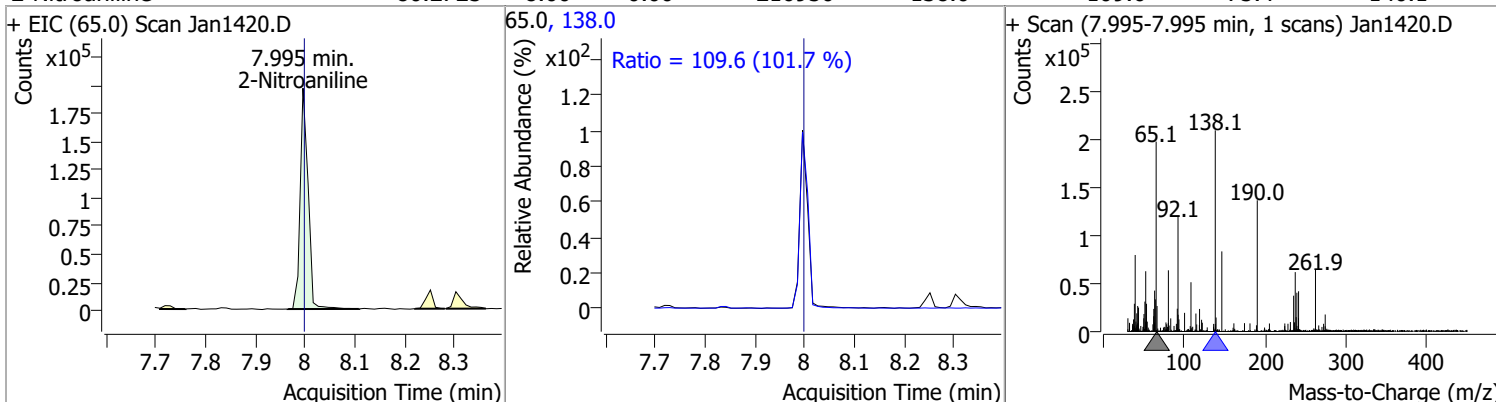


Quantitation Results Report (QT Reviewed)

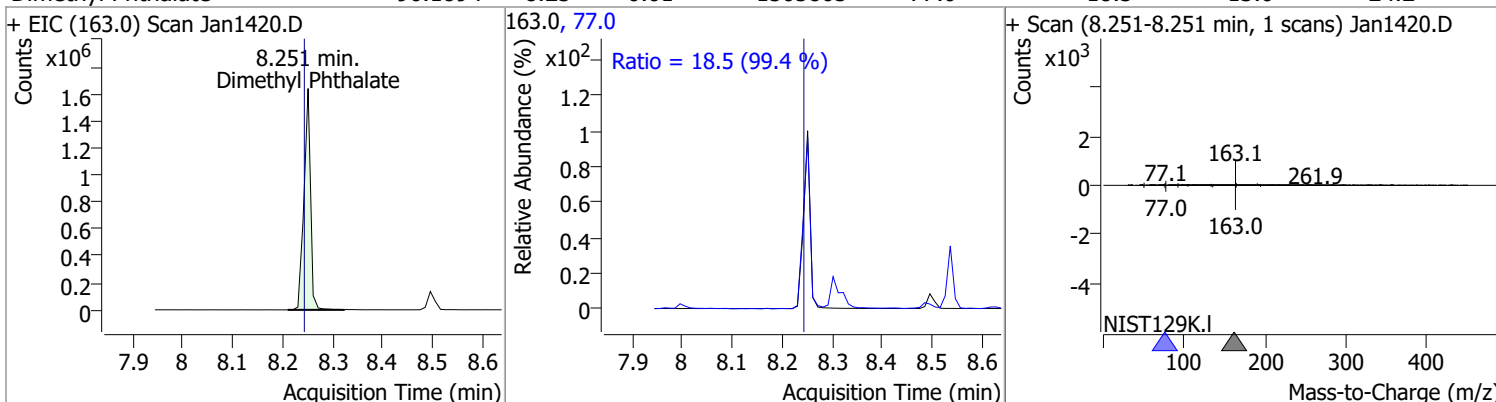
Compound	Conc.	RT	Dev(Min)	Resp.	QIon	QRatio	Lower	Upper
2-Chloronaphthalene	76.1916	7.83	0.00	1187592	127.0	37.8	26.5	49.3
					164.0	33.5	22.6	41.9



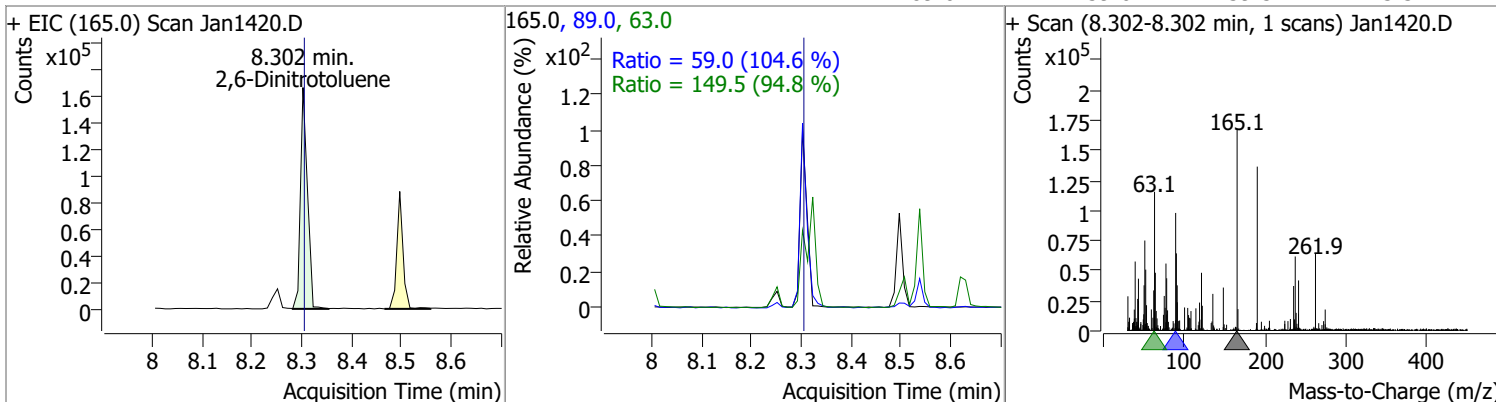
Compound	Conc.	RT	Dev(Min)	Resp.	QIon	QRatio	Lower	Upper
2-Nitroaniline	80.2725	8.00	0.00	216950	138.0	109.6	75.4	140.1
					109.6	101.7	75.4	140.1



Compound	Conc.	RT	Dev(Min)	Resp.	QIon	QRatio	Lower	Upper
Dimethyl Phthalate	96.1894	8.25	0.01	1505805	77.0	18.5	13.0	24.2
					18.5	99.4	13.0	24.2

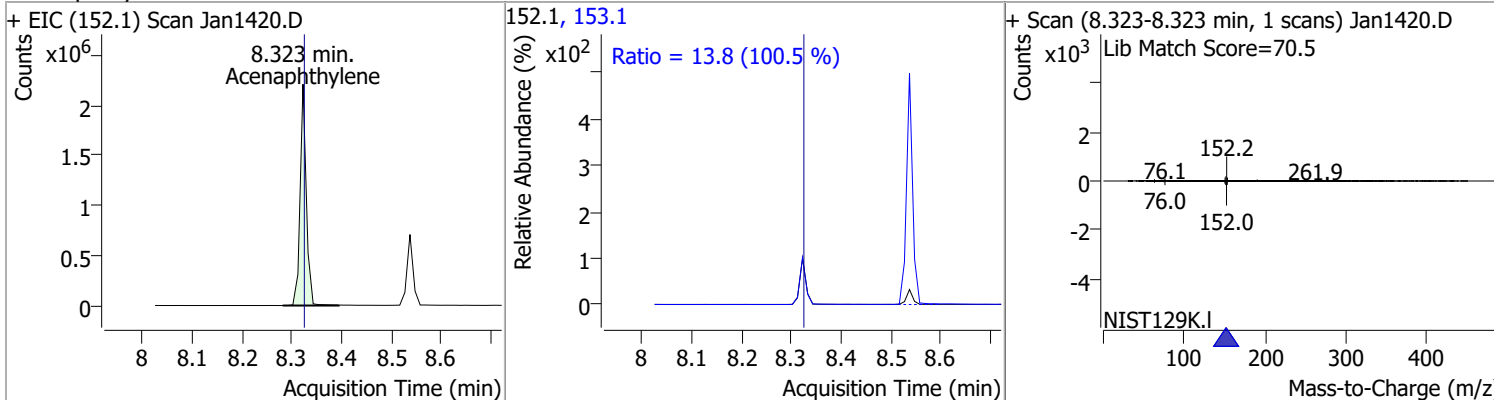


Compound	Conc.	RT	Dev(Min)	Resp.	QIon	QRatio	Lower	Upper
2,6-Dinitrotoluene	77.4418	8.30	0.00	162341	63.0	149.5	110.4	205.0
					89.0	59.0	39.5	73.3

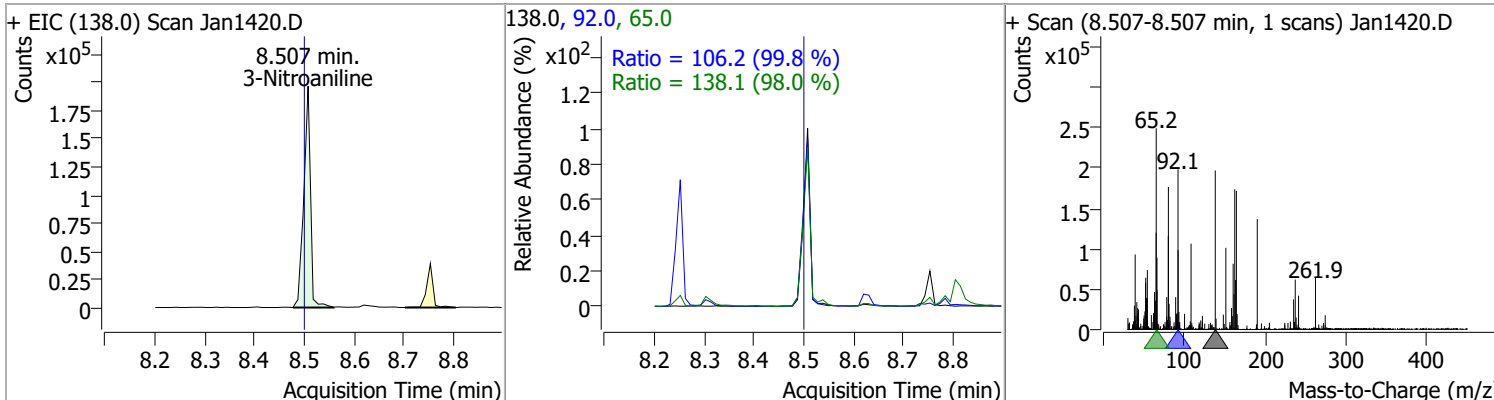


Quantitation Results Report (QT Reviewed)

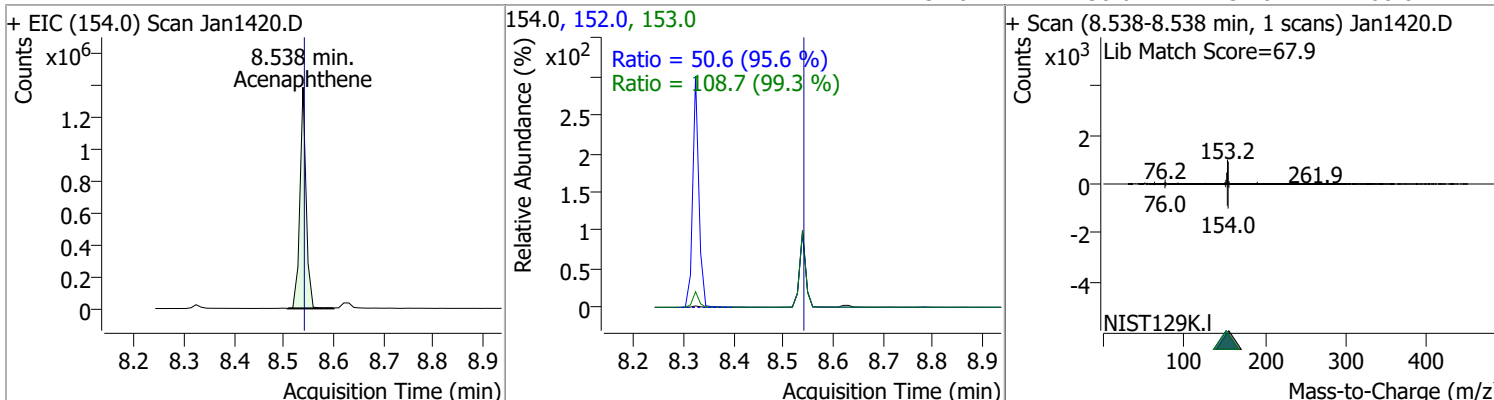
Compound	Conc.	RT	Dev(Min)	Resp.	QIon	QRatio	Lower	Upper
Acenaphthylene	76.7006	8.32	0.00	1906265	153.1	13.8	9.6	17.9



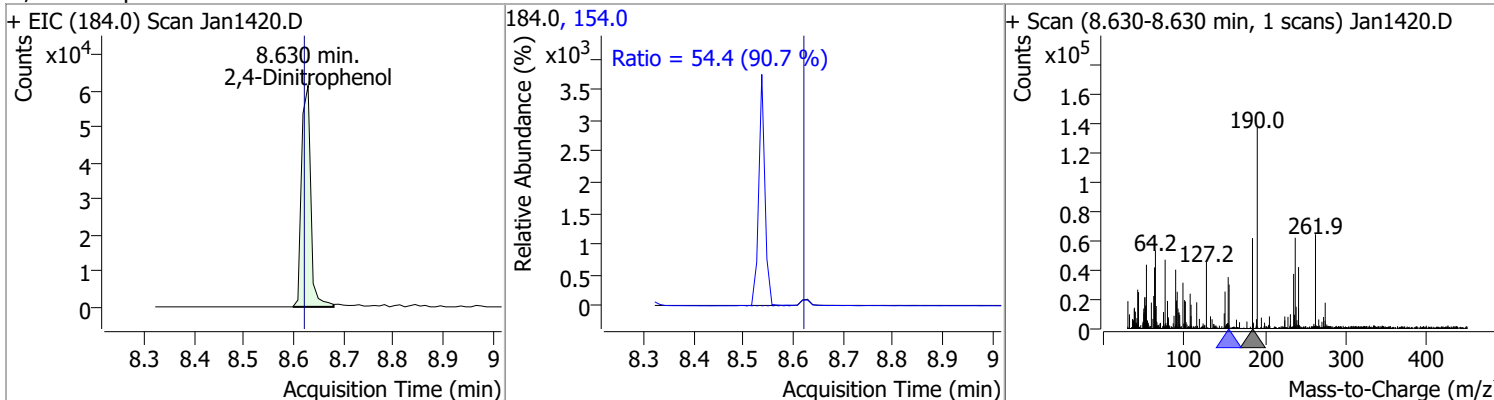
Compound	Conc.	RT	Dev(Min)	Resp.	QIon	QRatio	Lower	Upper
3-Nitroaniline	81.1585	8.51	0.01	184874	65.0	138.1	98.6	183.2
					92.0	106.2	74.5	138.4



Compound	Conc.	RT	Dev(Min)	Resp.	QIon	QRatio	Lower	Upper
Acenaphthene	83.5145	8.54	0.00	1200449	153.0	108.7	76.6	142.3
					152.0	50.6	37.0	68.8

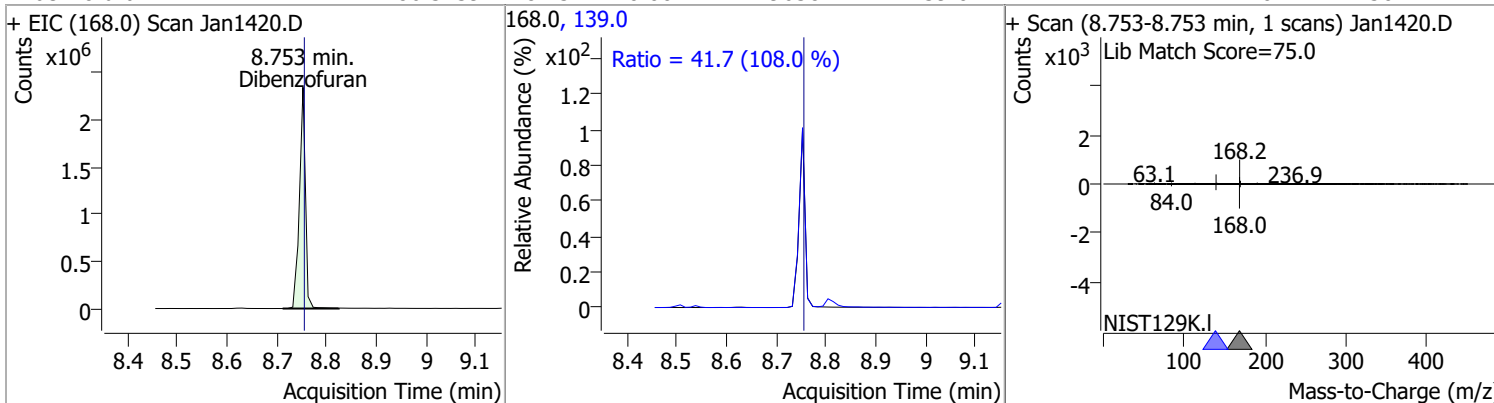


Compound	Conc.	RT	Dev(Min)	Resp.	QIon	QRatio	Lower	Upper
2,4-Dinitrophenol	72.4497	8.63	0.01	79374	154.0	54.4	42.0	78.1

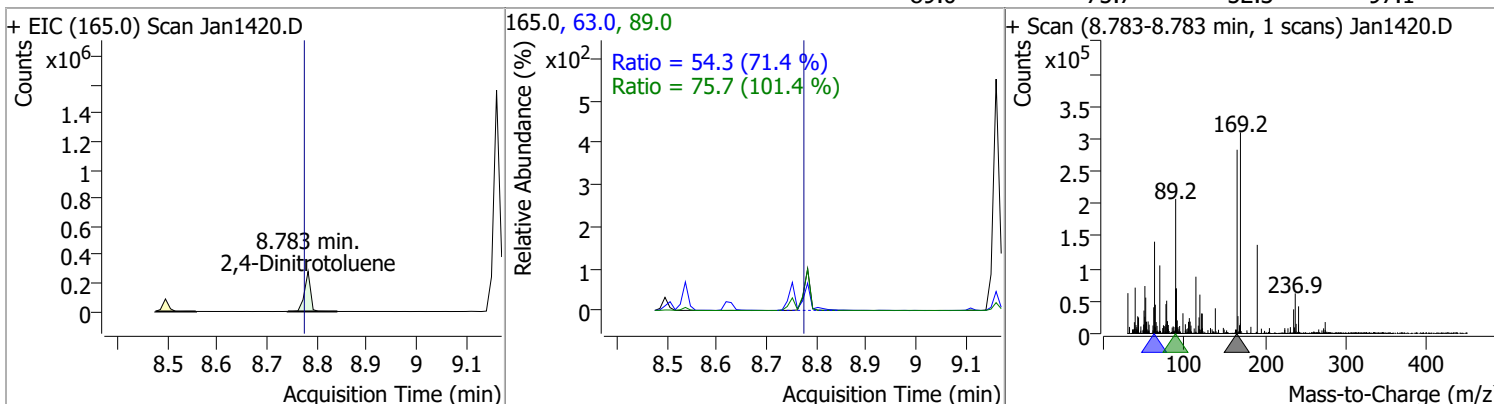


Quantitation Results Report (QT Reviewed)

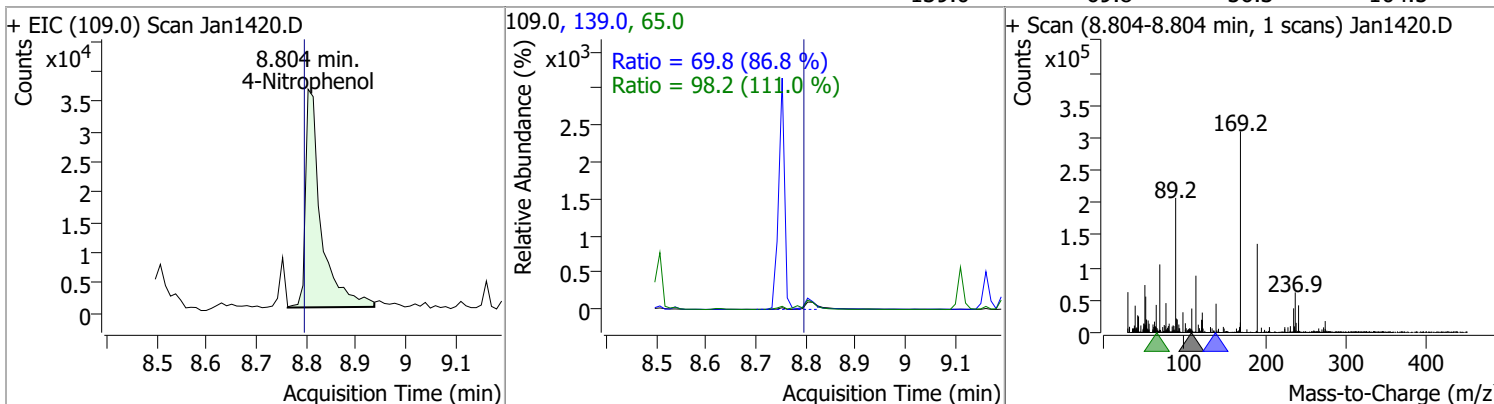
Compound	Conc.	RT	Dev(Min)	Resp.	QIon	QRatio	Lower	Upper
Dibenzofuran	86.3239	8.75	0.00	1963812	139.0	41.7	27.0	50.2



Compound	Conc.	RT	Dev(Min)	Resp.	QIon	QRatio	Lower	Upper
2,4-Dinitrotoluene	85.3750	8.78	0.01	235901	63.0	54.3	53.2	98.9
					89.0	75.7	52.3	97.1

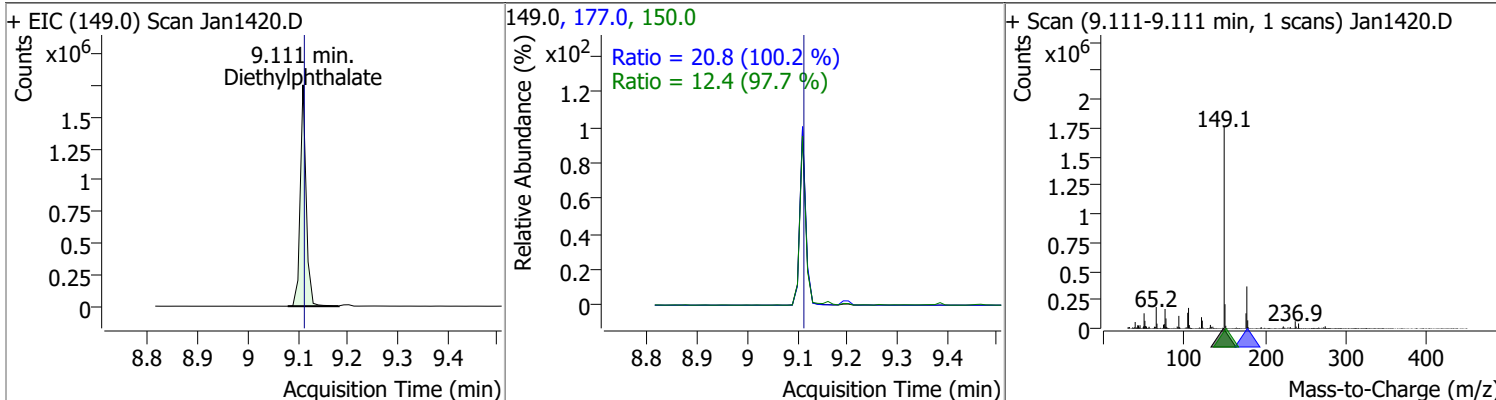


Compound	Conc.	RT	Dev(Min)	Resp.	QIon	QRatio	Lower	Upper
4-Nitrophenol	36.4174	8.80	0.01	79291	65.0	98.2	62.0	115.1
					139.0	69.8	56.3	104.5

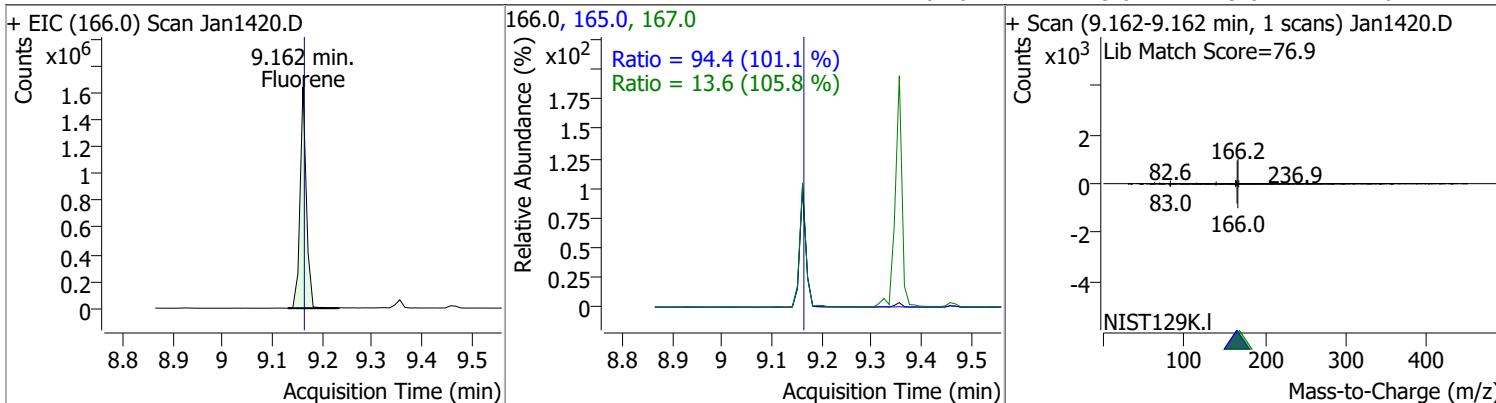


Quantitation Results Report (QT Reviewed)

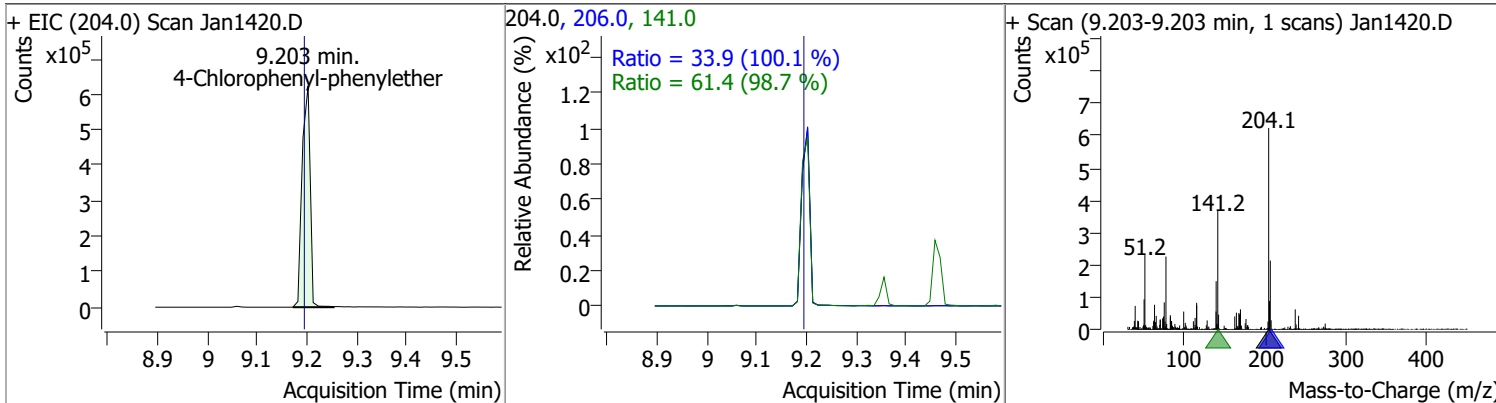
Compound	Conc.	RT	Dev(Min)	Resp.	QIon	QRatio	Lower	Upper
Diethylphthalate	90.0026	9.11	0.00	1450290	177.0	20.8	14.5	27.0
					150.0	12.4	8.8	16.4



Compound	Conc.	RT	Dev(Min)	Resp.	QIon	QRatio	Lower	Upper
Fluorene	78.6830	9.16	0.00	1442215	165.0	94.4	65.4	121.4
					167.0	13.6	9.0	16.7

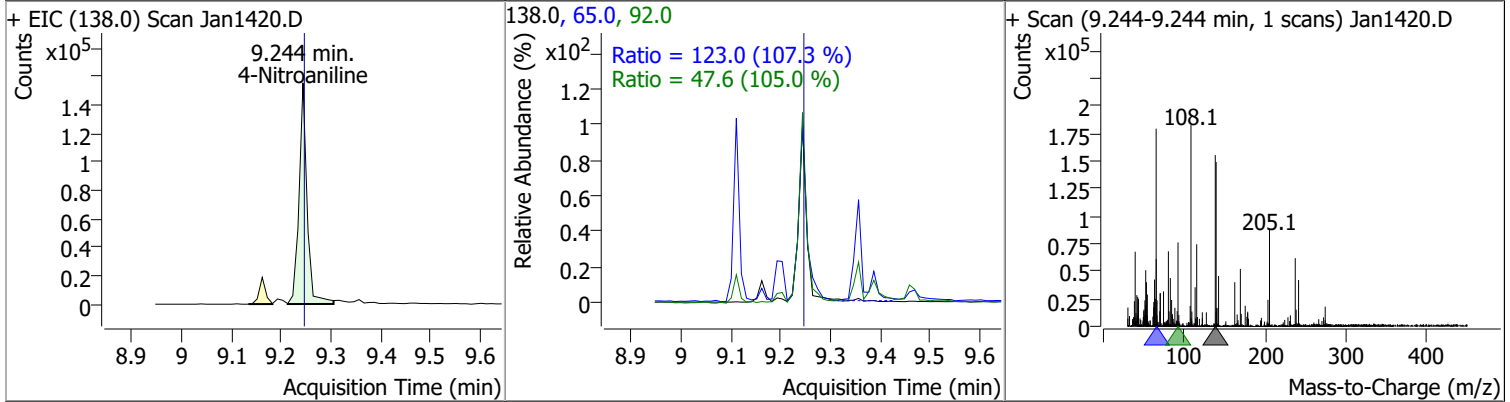


Compound	Conc.	RT	Dev(Min)	Resp.	QIon	QRatio	Lower	Upper
4-Chlorophenyl-phenylether	83.0085	9.20	0.01	700118	141.0	61.4	43.6	80.9
					206.0	33.9	23.7	44.1

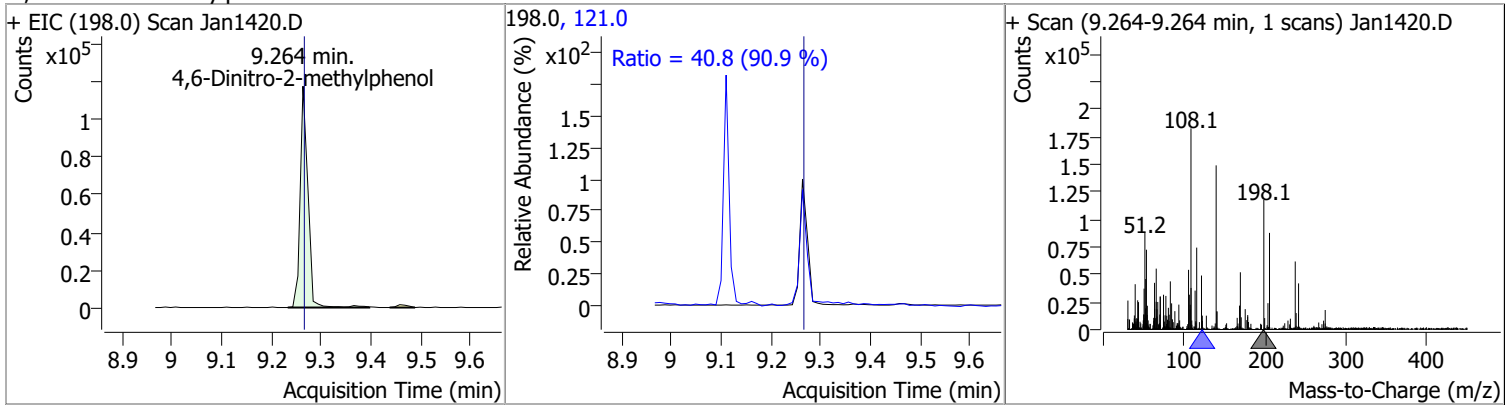


Quantitation Results Report (QT Reviewed)

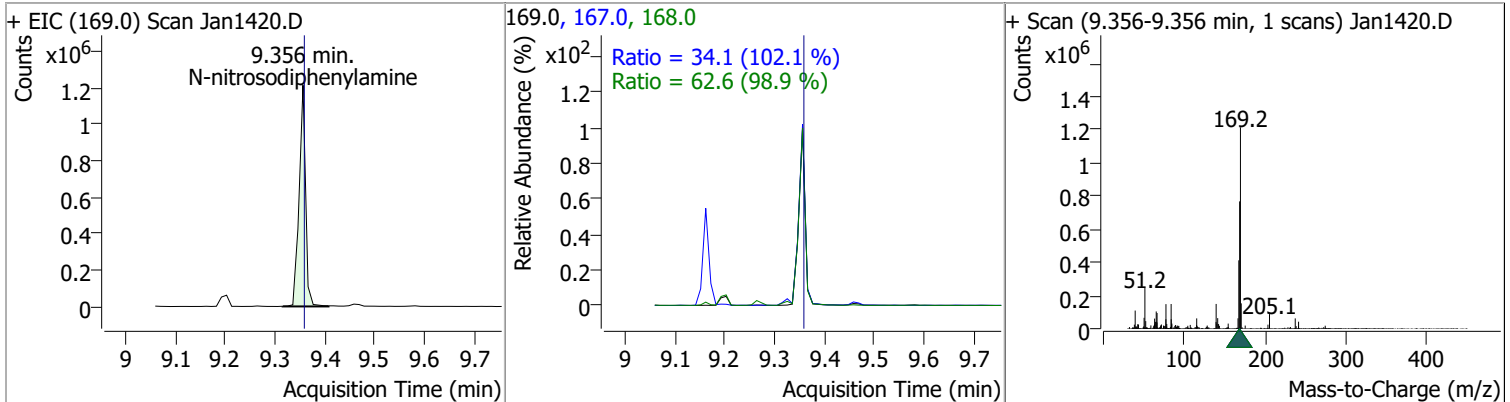
Compound	Conc.	RT	Dev(Min)	Resp.	QIon	QRatio	Lower	Upper
4-Nitroaniline	78.0603	9.24	0.00	173590	65.0	123.0	80.2	149.0
					92.0	47.6	31.7	58.9



Compound	Conc.	RT	Dev(Min)	Resp.	QIon	QRatio	Lower	Upper
4,6-Dinitro-2-methylphenol	80.8892	9.26	0.00	127280	121.0	40.8	31.4	58.3

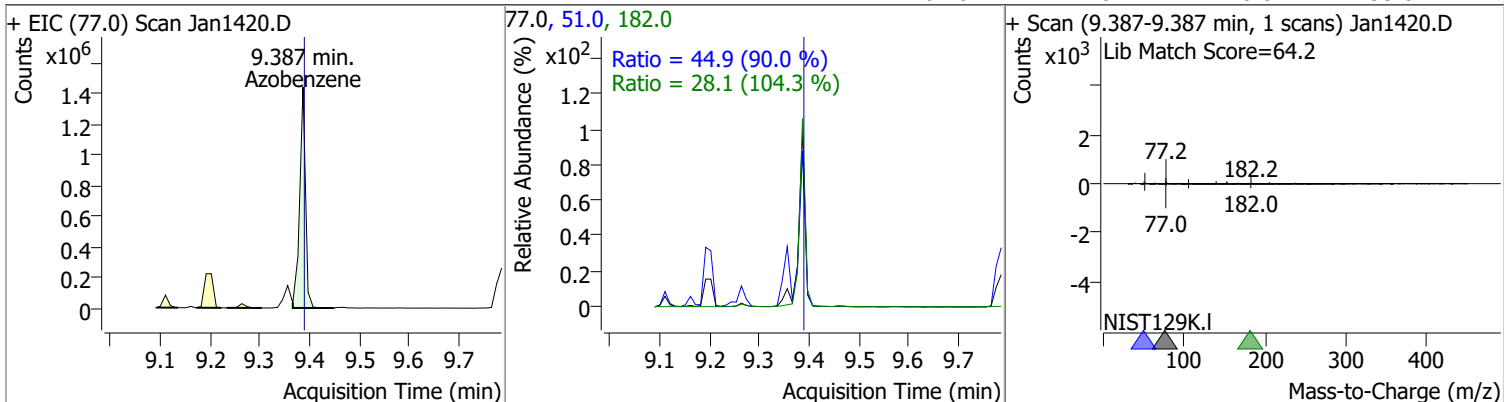


Compound	Conc.	RT	Dev(Min)	Resp.	QIon	QRatio	Lower	Upper
N-nitrosodiphenylamine	93.5600	9.36	0.00	1094197	168.0	62.6	44.3	82.3
					167.0	34.1	23.4	43.4

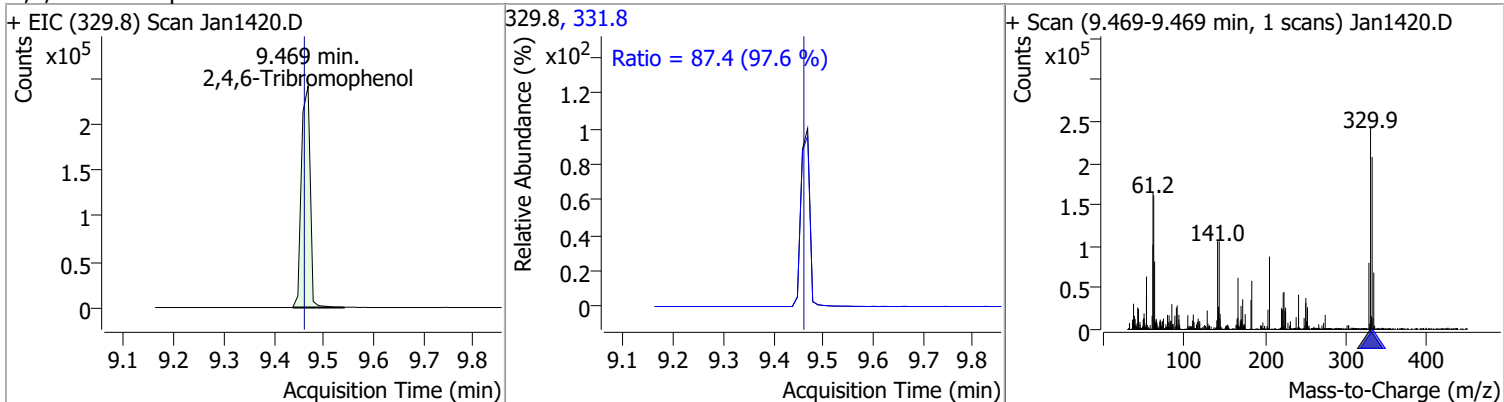


Quantitation Results Report (QT Reviewed)

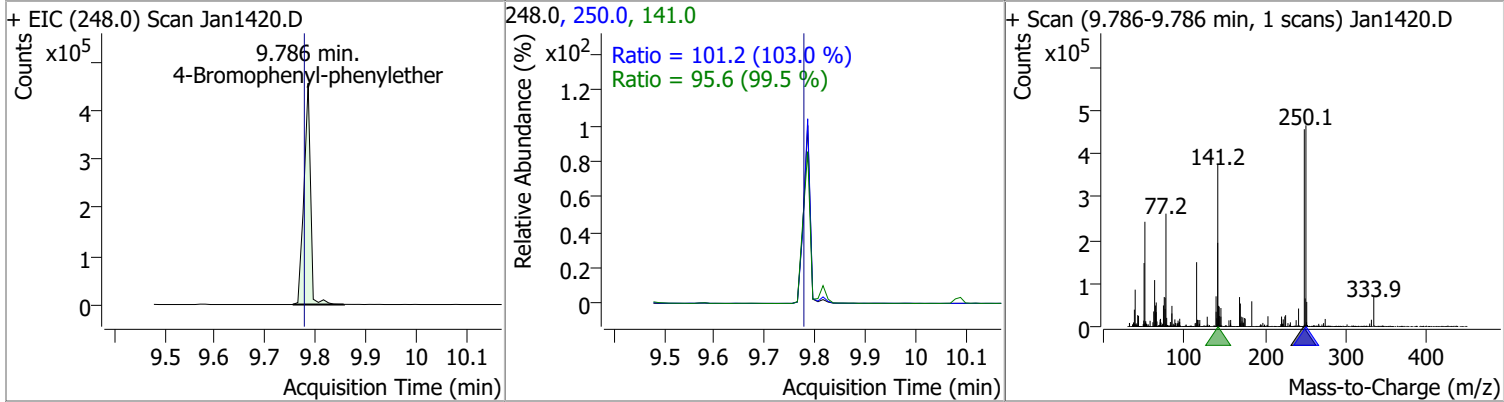
Compound	Conc.	RT	Dev(Min)	Resp.	QIon	QRatio	Lower	Upper
Azobenzene	83.8235	9.39	0.00	1168494	51.0	44.9	34.9	64.9
					182.0	28.1	18.8	35.0



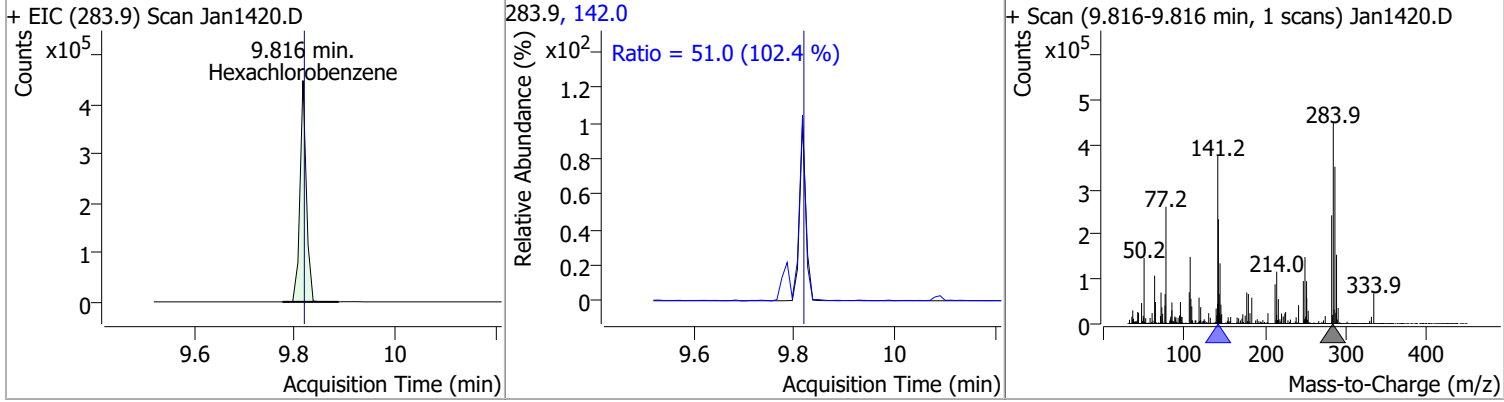
Compound	Conc.	RT	Dev(Min)	Resp.	QIon	QRatio	Lower	Upper
2,4,6-Tribromophenol	181.3648	9.47	0.01	296084	331.8	87.4	62.7	116.4



Compound	Conc.	RT	Dev(Min)	Resp.	QIon	QRatio	Lower	Upper
4-Bromophenyl-phenylether	87.3466	9.79	0.01	416057	250.0	101.2	68.8	127.8
					141.0	95.6	67.3	124.9

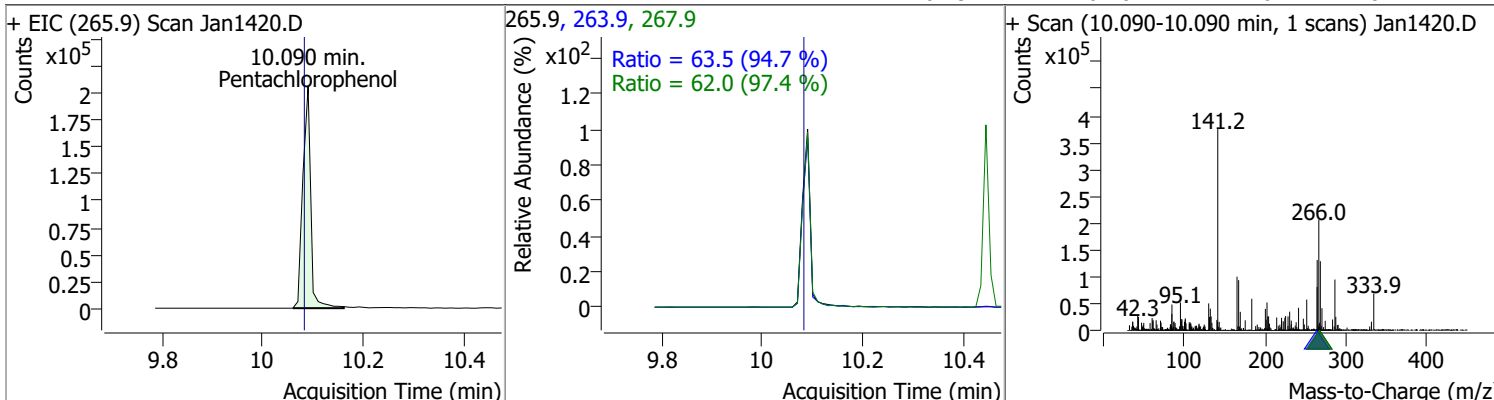


Compound	Conc.	RT	Dev(Min)	Resp.	QIon	QRatio	Lower	Upper
Hexachlorobenzene	82.2225	9.82	0.00	395051	142.0	51.0	34.9	64.8

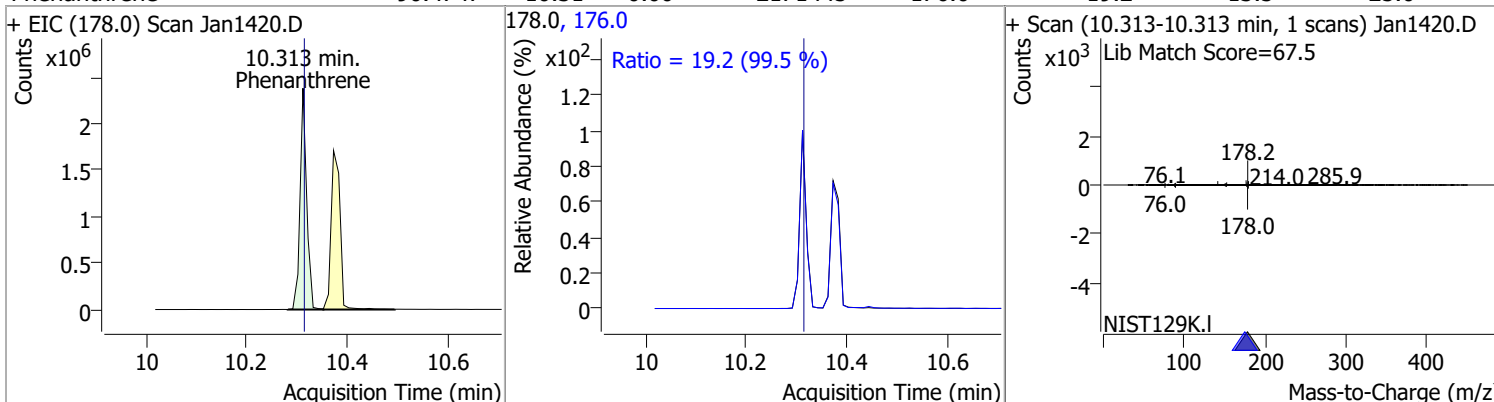


Quantitation Results Report (QT Reviewed)

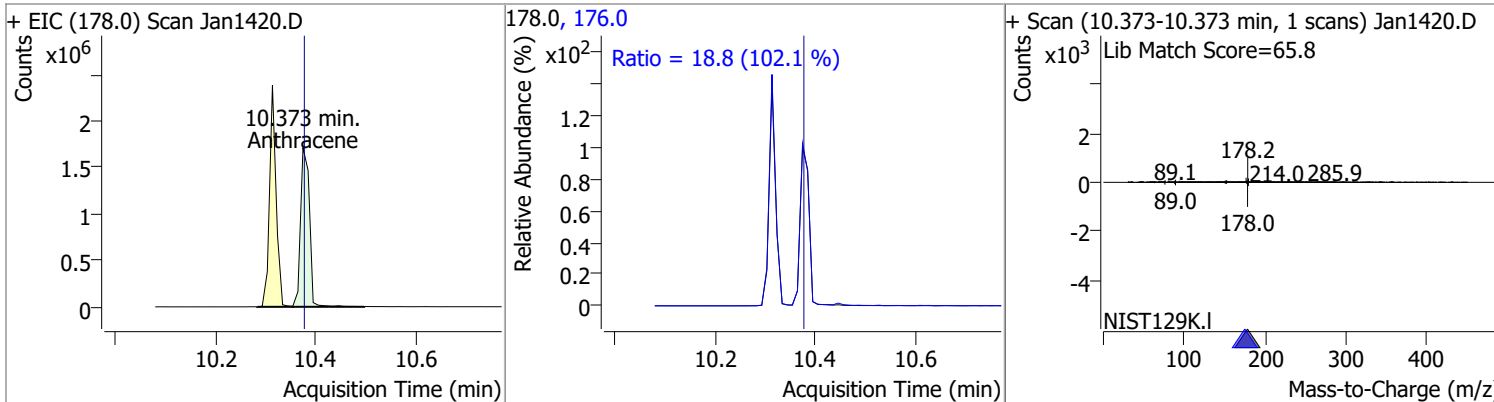
Compound	Conc.	RT	Dev(Min)	Resp.	QIon	QRatio	Lower	Upper
Pentachlorophenol	97.0323	10.09	0.01	223188	263.9	63.5	46.9	87.1
					267.9	62.0	44.6	82.7



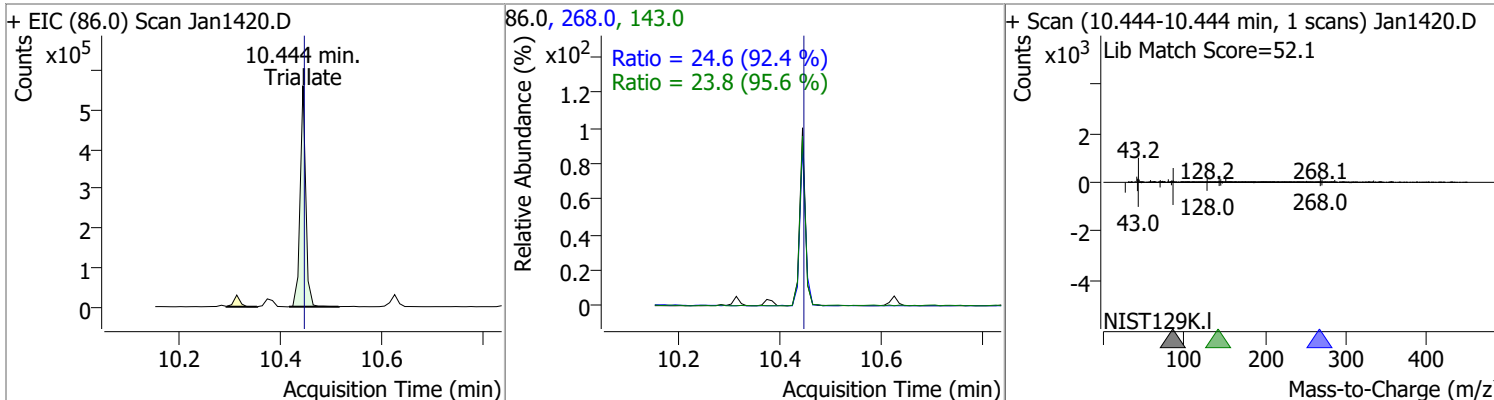
Compound	Conc.	RT	Dev(Min)	Resp.	QIon	QRatio	Lower	Upper
Phenanthrene	90.4747	10.31	0.00	2171445	176.0	19.2	13.5	25.0



Compound	Conc.	RT	Dev(Min)	Resp.	QIon	QRatio	Lower	Upper
Anthracene	90.4764	10.37	0.00	2106022	176.0	18.8	12.9	23.9

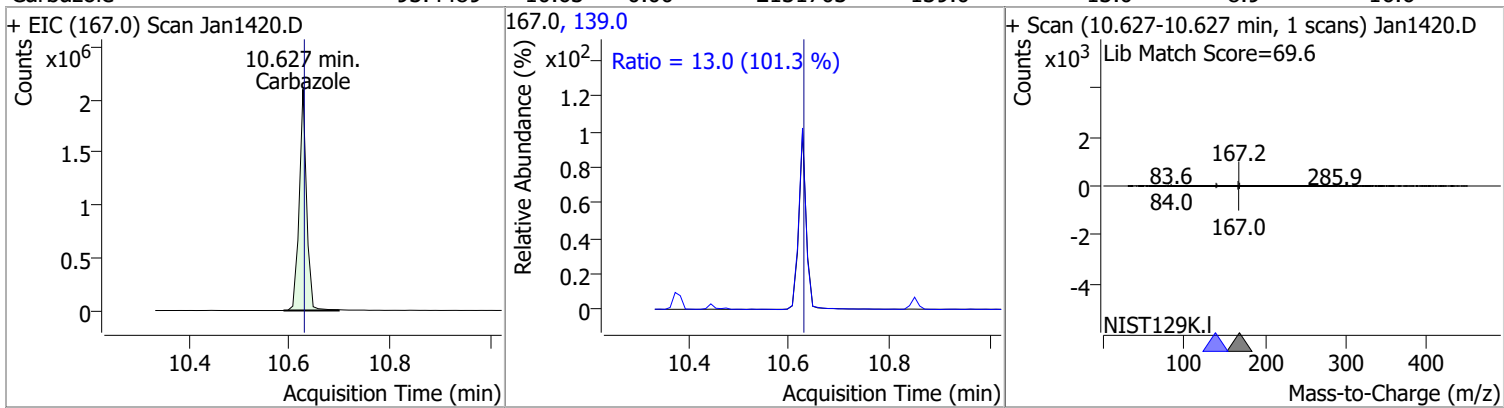


Compound	Conc.	RT	Dev(Min)	Resp.	QIon	QRatio	Lower	Upper
Triallate	85.0249	10.44	0.00	432546	268.0	24.6	18.7	34.7
					143.0	23.8	17.4	32.3

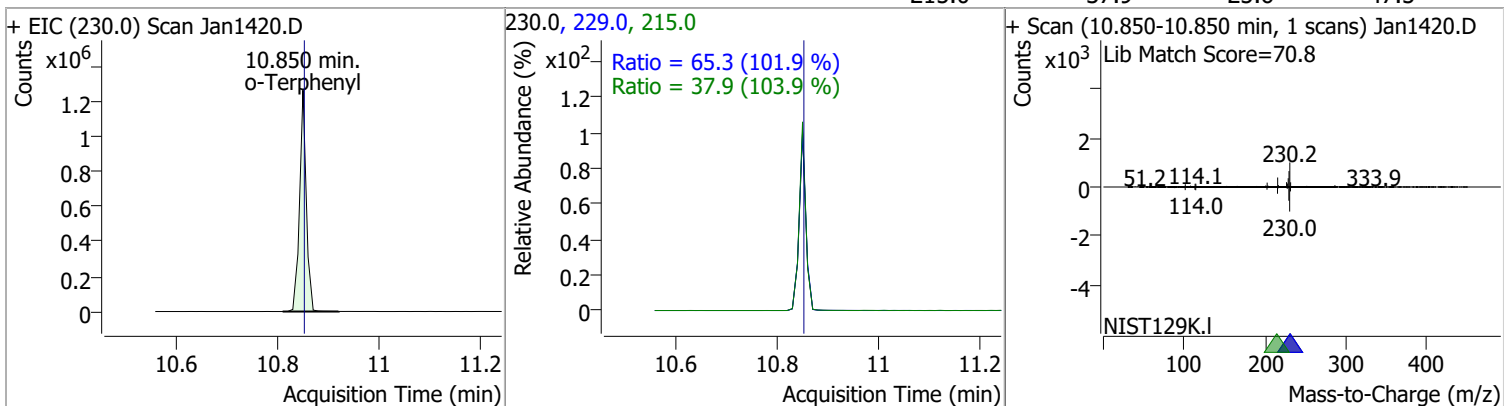


Quantitation Results Report (QT Reviewed)

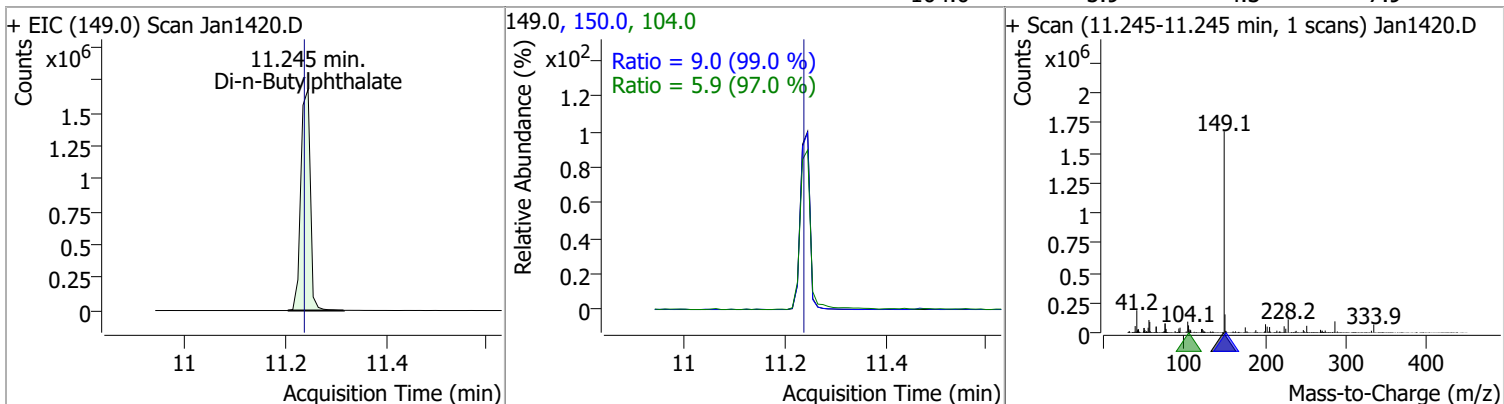
Compound	Conc.	RT	Dev(Min)	Resp.	QIon	QRatio	Lower	Upper
Carbazole	93.4489	10.63	0.00	2131703	139.0	13.0	8.9	16.6



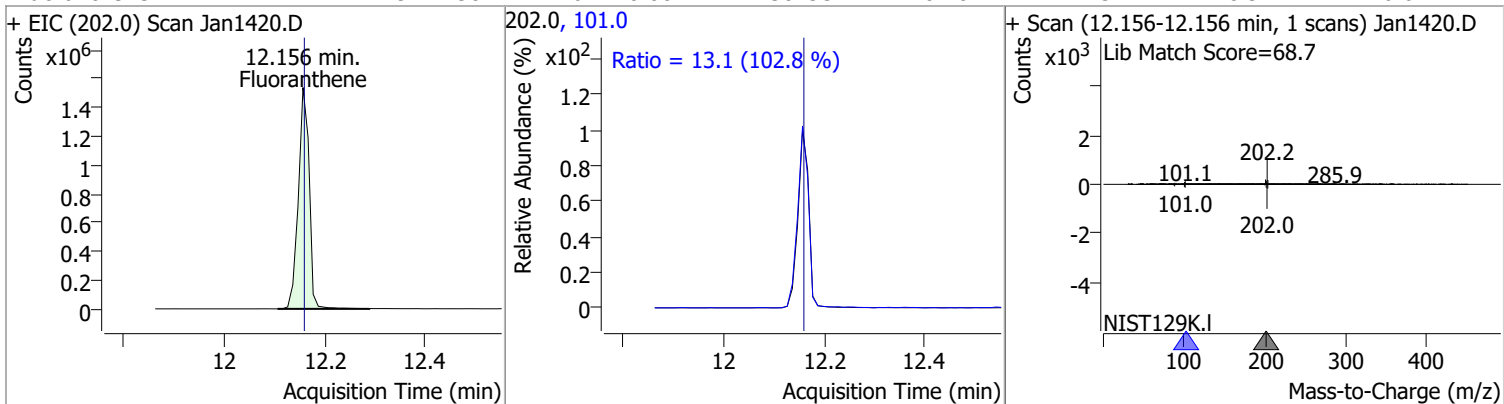
o-Terphenyl	85.0886	10.85	0.00	1172559	229.0 215.0	65.3 37.9	44.9 25.6	83.3 47.5
-------------	---------	-------	------	---------	----------------	--------------	--------------	--------------



Di-n-Butylphthalate	97.7262	11.24	0.01	2210506	150.0 104.0	9.0 5.9	6.4 4.3	11.9 7.9
---------------------	---------	-------	------	---------	----------------	------------	------------	-------------

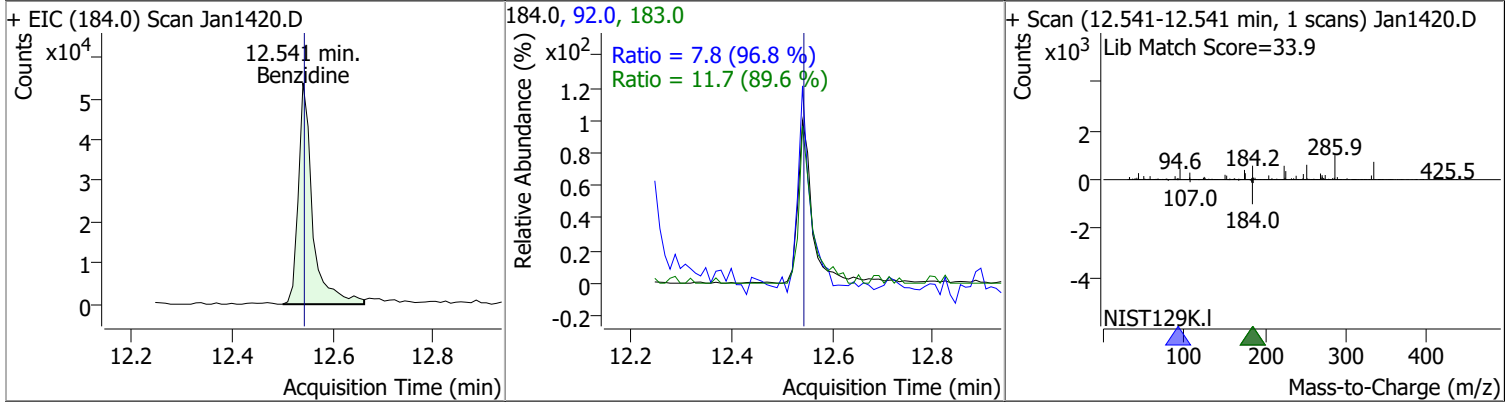


Fluoranthene	91.7250	12.16	0.00	2302937	101.0	13.1	8.9	16.6
--------------	---------	-------	------	---------	-------	------	-----	------

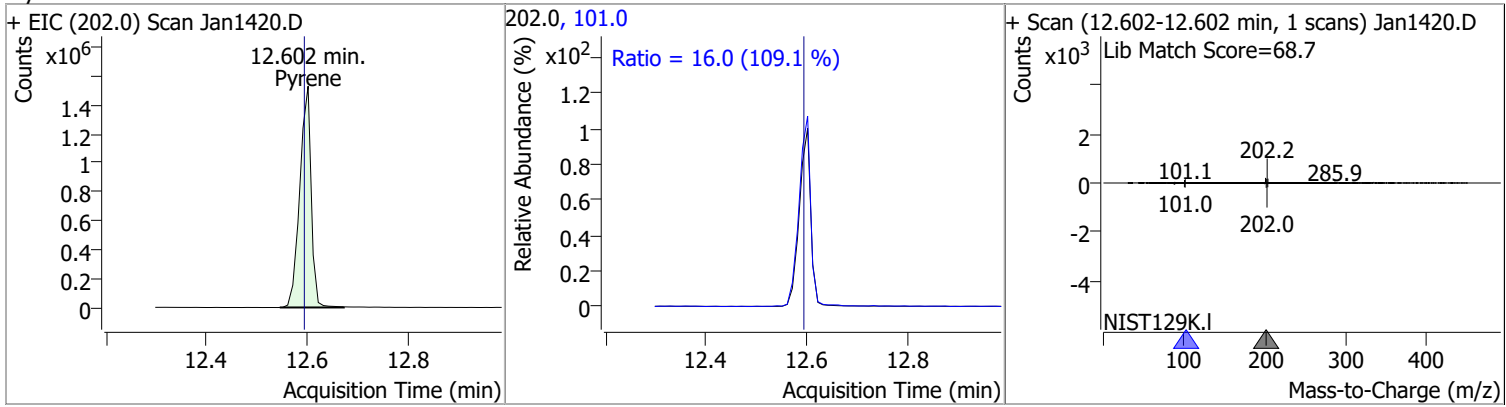


Quantitation Results Report (QT Reviewed)

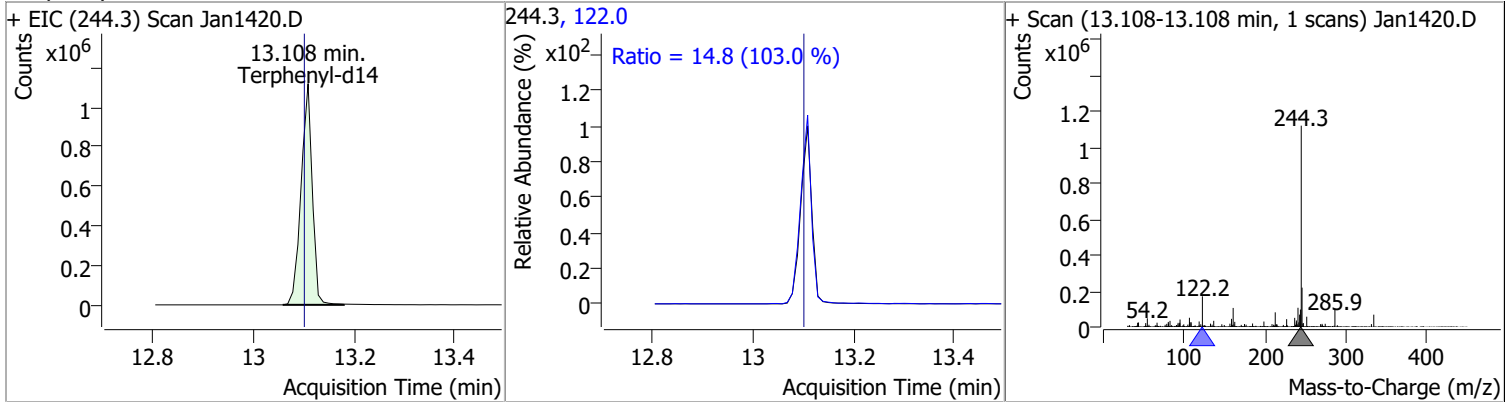
Compound	Conc.	RT	Dev(Min)	Resp.	QIon	QRatio	Lower	Upper
Benzidine	12.2911	12.54	0.00	105904	183.0	11.7	9.1	17.0
					92.0	7.8	5.7	10.5



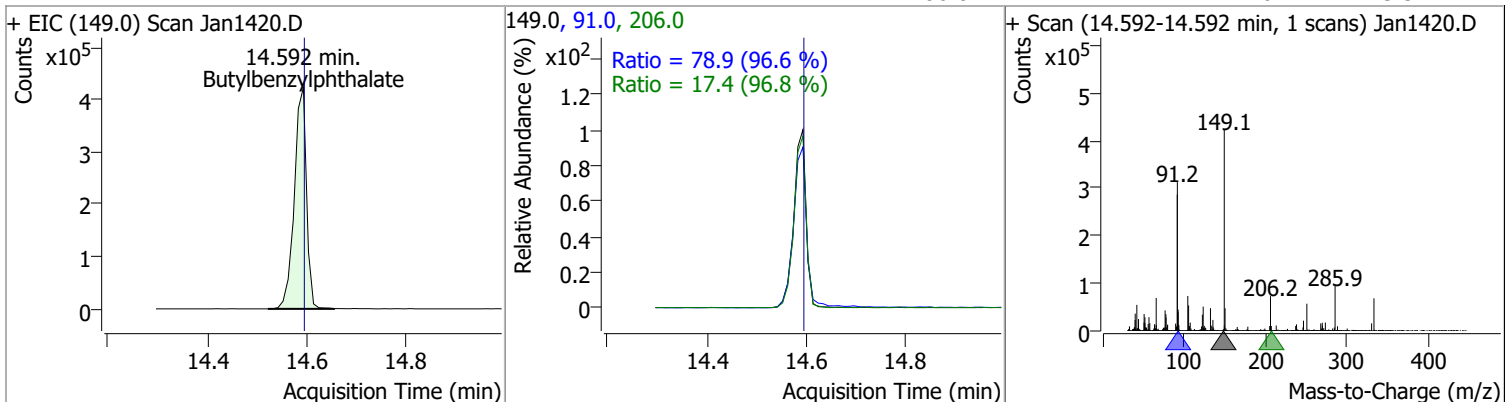
Compound	Conc.	RT	Dev(Min)	Resp.	QIon	QRatio	Lower	Upper
Pyrene	87.4808	12.60	0.01	2404724	101.0	16.0	10.2	19.0



Compound	Conc.	RT	Dev(Min)	Resp.	QIon	QRatio	Lower	Upper
Terphenyl-d14	94.8431	13.11	0.01	1725606	122.0	14.8	10.1	18.7

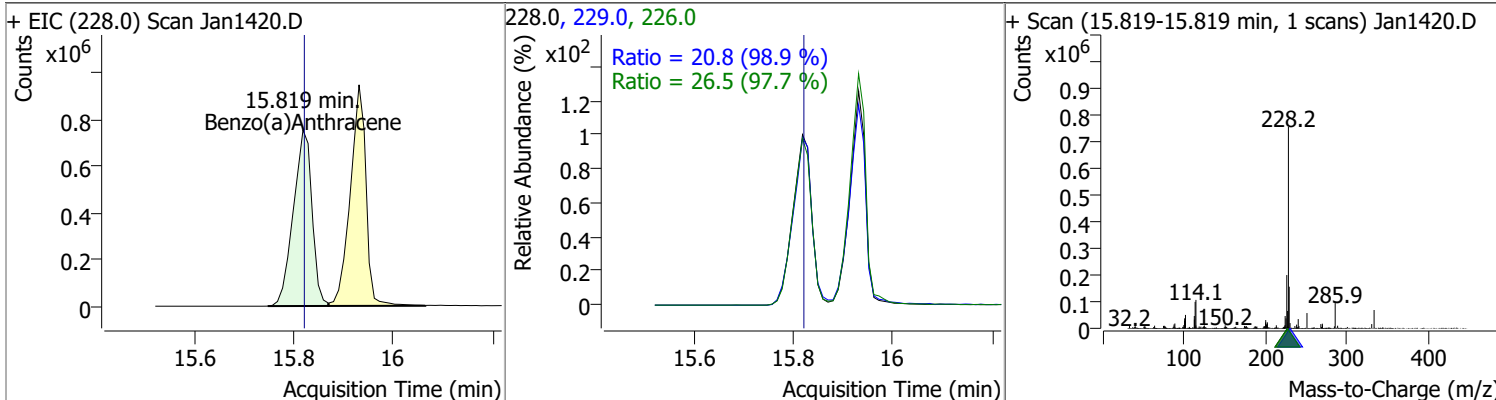


Compound	Conc.	RT	Dev(Min)	Resp.	QIon	QRatio	Lower	Upper
Butylbenzylphthalate	97.5831	14.59	0.01	719027	91.0	78.9	57.2	106.2
					206.0	17.4	12.6	23.3

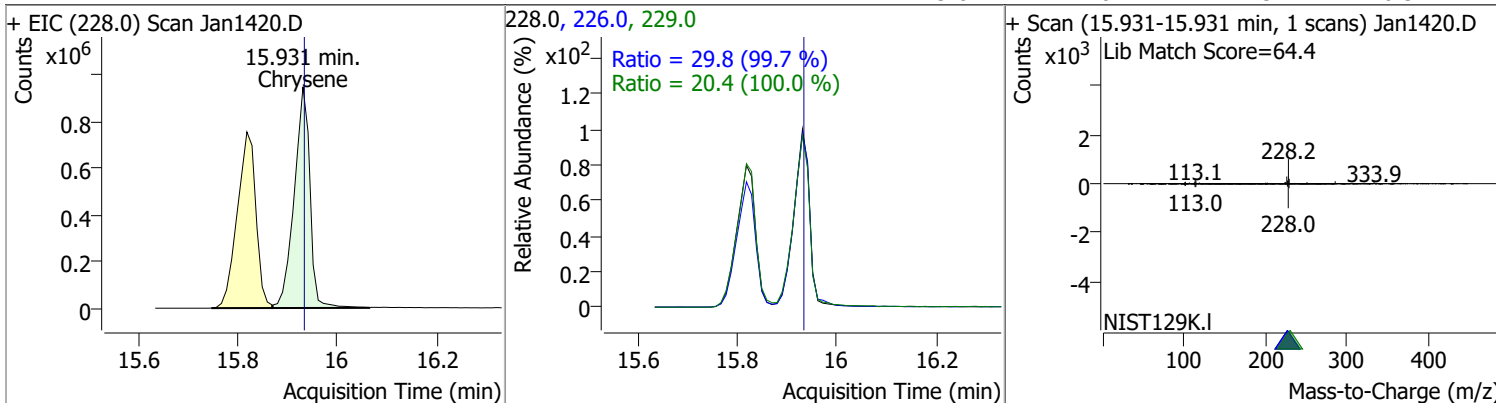


Quantitation Results Report (QT Reviewed)

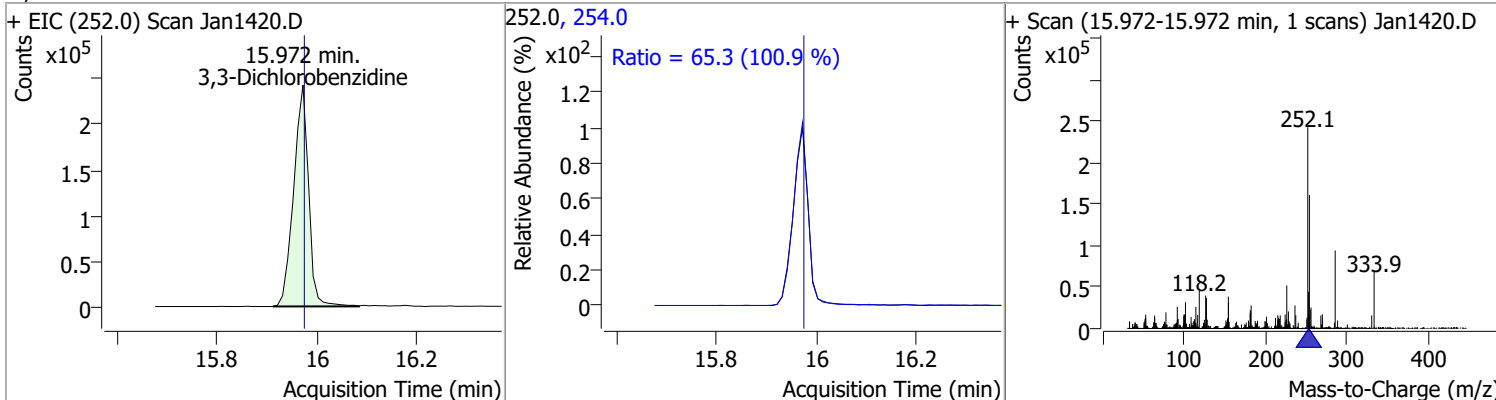
Compound	Conc.	RT	Dev(Min)	Resp.	QIon	QRatio	Lower	Upper
Benzo(a)Anthracene	99.9172	15.82	0.01	1955726	226.0	26.5	18.9	35.2
					229.0	20.8	14.7	27.3



Compound	Conc.	RT	Dev(Min)	Resp.	QIon	QRatio	Lower	Upper
Chrysene	97.6393	15.93	0.01	2078353	226.0	29.8	21.0	38.9
					229.0	20.4	14.3	26.5



Compound	Conc.	RT	Dev(Min)	Resp.	QIon	QRatio	Lower	Upper
3,3-Dichlorobenzidine	75.9525	15.97	0.01	505012	254.0	65.3	45.3	84.1

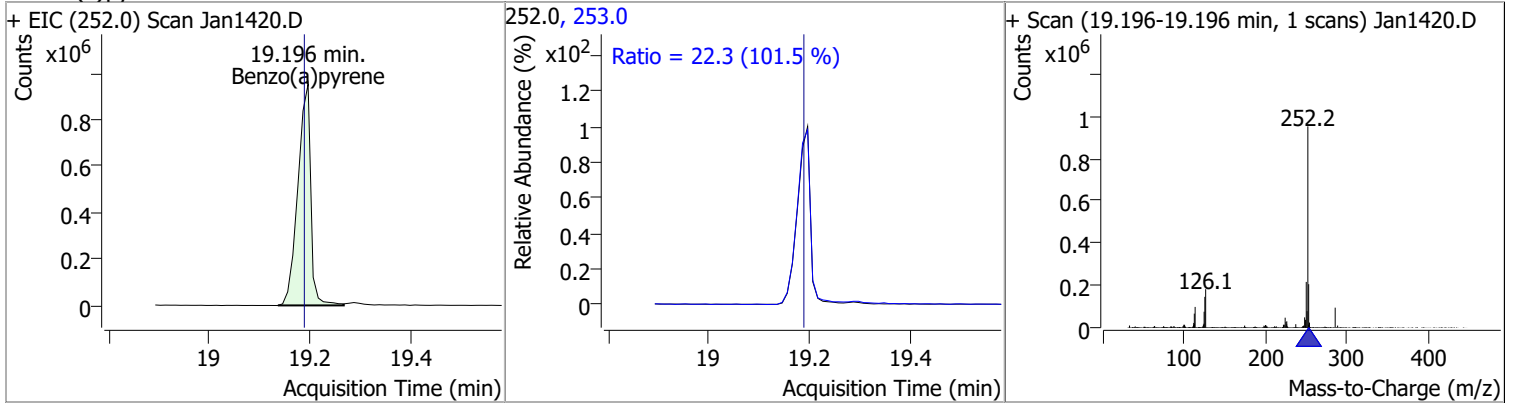


Quantitation Results Report (QT Reviewed)

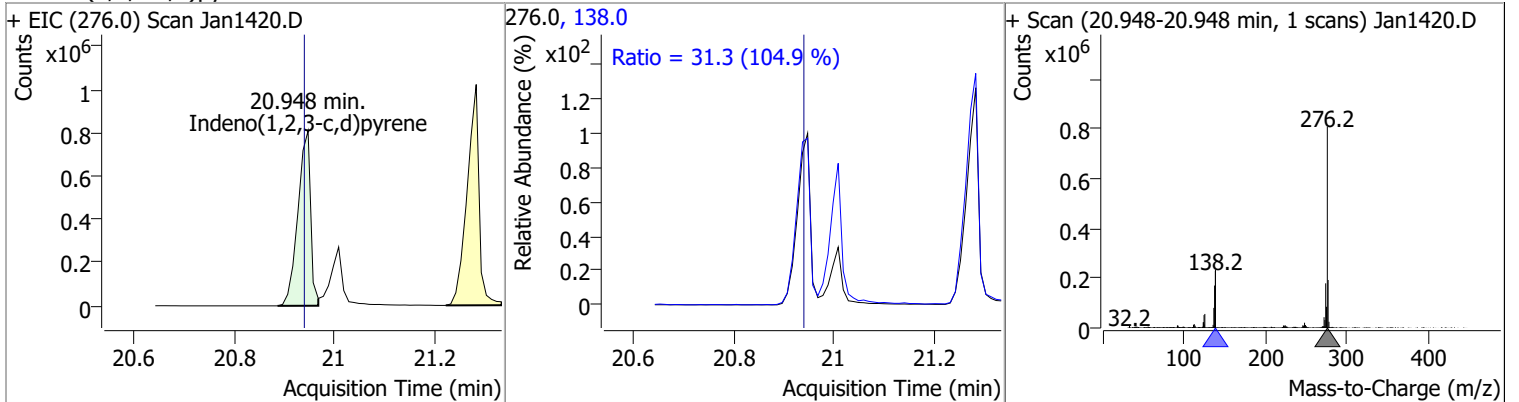
Compound	Conc.	RT	Dev(Min)	Resp.	QIon	QRatio	Lower	Upper
bis(2-ethylhexyl)Phthalate	97.3579	16.66	0.01	255447	149.0 279.0	389.4 14.6	278.0 10.9	516.2 20.3
+ EIC (167.0) Scan Jan1420.D			167.0, 149.0, 279.0			+ Scan (16.657-16.657 min, 1 scans) Jan1420.D		
Di-n-octyl Phthalate	93.1964	18.35	0.01	1735803	150.0	9.9	6.7	12.4
+ EIC (149.0) Scan Jan1420.D			149.0, 150.0			+ Scan (18.345-18.345 min, 1 scans) Jan1420.D		
Benzo(b)fluoranthene	93.9106	18.60	0.01	1843740	253.0	22.1	15.4	28.6
+ EIC (252.0) Scan Jan1420.D			252.0, 253.0			+ Scan (18.598-18.598 min, 1 scans) Jan1420.D		
Benzo(k)fluoranthene	89.2806	18.66	0.01	1817239	253.0	22.4	15.3	28.5
+ EIC (252.0) Scan Jan1420.D			252.0, 253.0			+ Scan (18.659-18.659 min, 1 scans) Jan1420.D		

Quantitation Results Report (QT Reviewed)

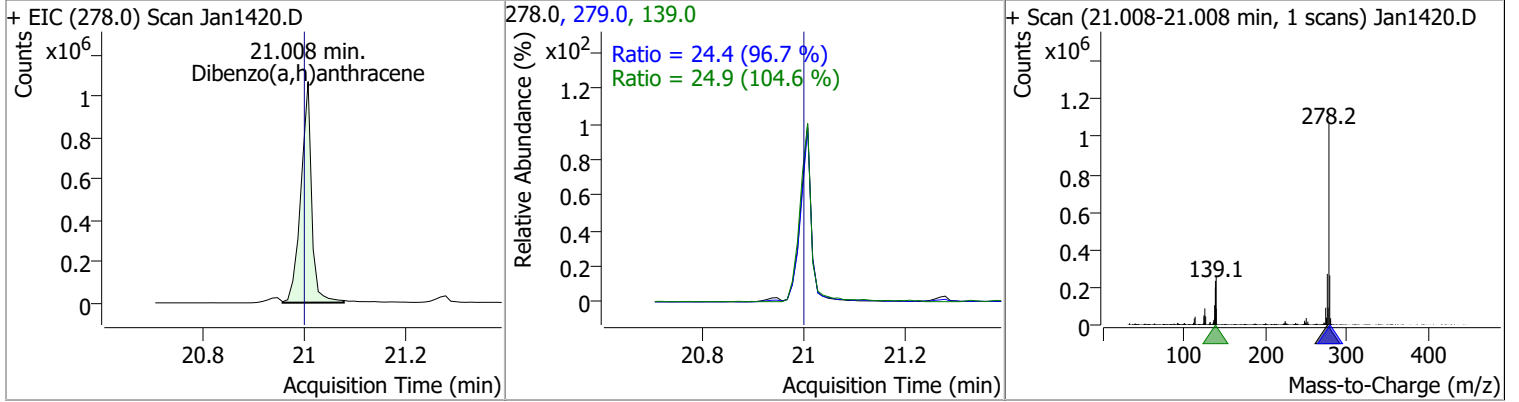
Compound	Conc.	RT	Dev(Min)	Resp.	QIon	QRatio	Lower	Upper
----------	-------	----	----------	-------	------	--------	-------	-------



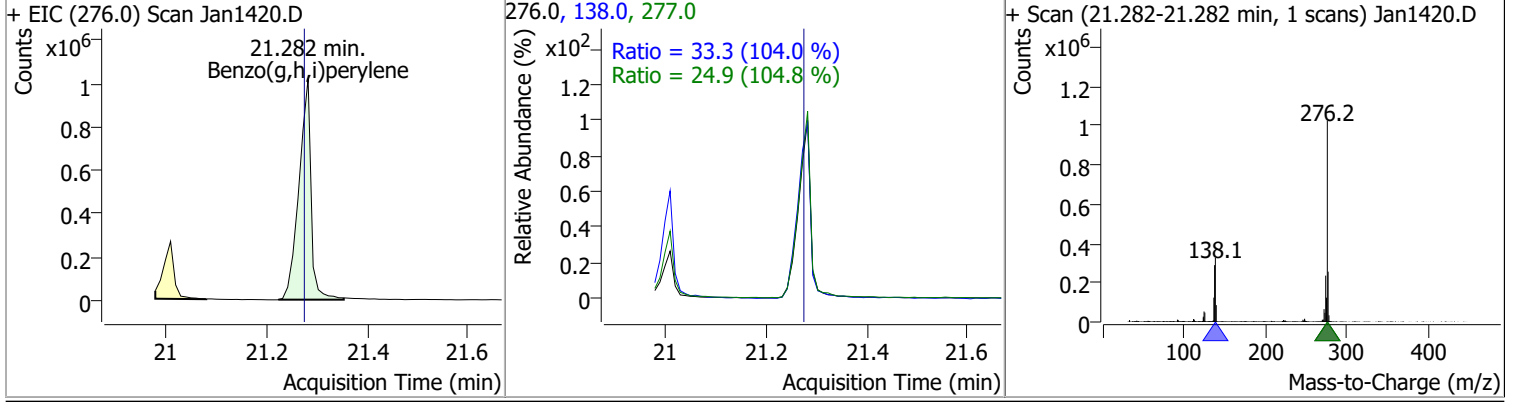
Compound	Conc.	RT	Dev(Min)	Resp.	QIon	QRatio	Lower	Upper
----------	-------	----	----------	-------	------	--------	-------	-------



Compound	Conc.	RT	Dev(Min)	Resp.	QIon	QRatio	Lower	Upper
----------	-------	----	----------	-------	------	--------	-------	-------



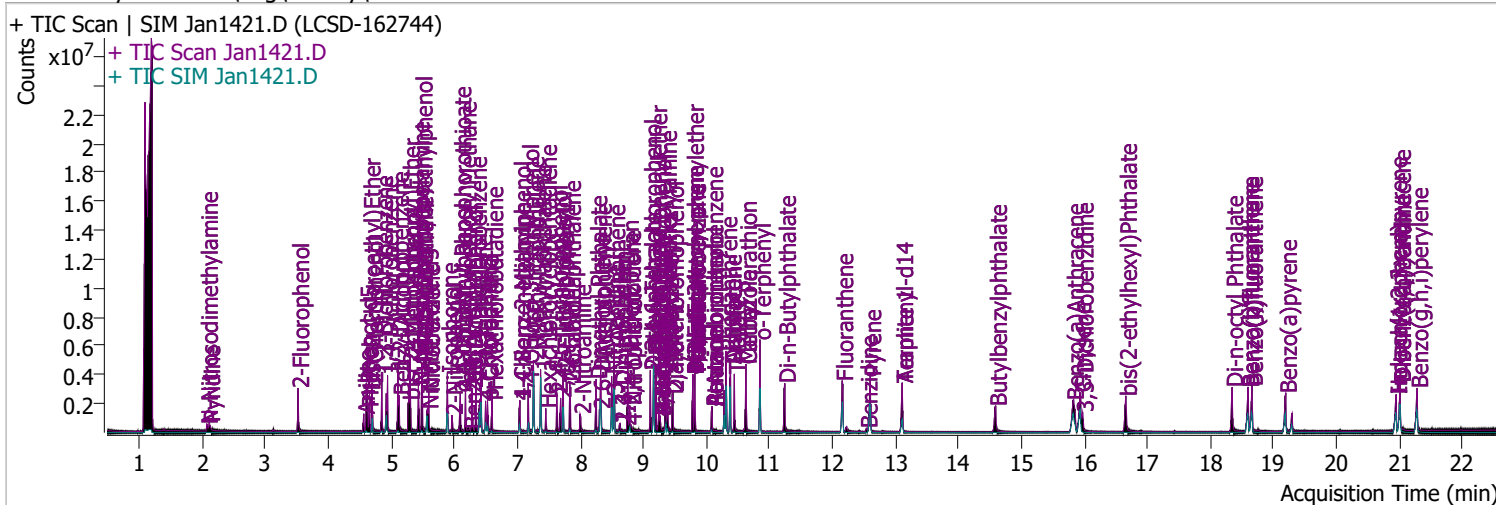
Compound	Conc.	RT	Dev(Min)	Resp.	QIon	QRatio	Lower	Upper
----------	-------	----	----------	-------	------	--------	-------	-------



Quantitation Results Report (QT Reviewed)

Data File Jan1421.D
 Acq. Method BNA+SIM.M
 Sample Name LCSD-162744
 Vial 21
 DA Method File
 Tune File dftppdsm.u
 Batch Name 011422 DoD BNA.batch.bin
 Ref Library D:\Org\Library\NIST129K.I

Operator LIMS import
 Acq. Date-Time 1/14/2022 11:48:09 PM
 Instrument Instrument #1
 Multiplier 1.00
 Comment SVOC-8270-W-LARGO
 Tune Date 1/7/2022 12:13:00 PM
 Last Calib Update 1/18/2022 11:27:22 AM



Compound	RT	QIon	Resp.	Conc.	Units	Dev(Min)
----------	----	------	-------	-------	-------	----------

Internal Standards

System Monitoring Compounds

S 2-Fluorophenol	3.520	112.0	727652	88.3249	µg/L	0.010
Spiked Amount: 200.000	Range: 10.0 - 75.0%			Recovery = 44.16%		
S Phenol-d5	4.603	99.0	994396	90.7956	µg/L	0.000
Spiked Amount: 200.000	Range: 10.0 - 65.0%			Recovery = 45.40%		
S Nitrobenzene-d5	5.573	82.0	426843	71.3526	µg/L	0.010
Spiked Amount: 100.000	Range: 32.0 - 94.0%			Recovery = 71.35%		
S 2-Fluorobiphenyl	7.728	172.0	1459646	73.5160	µg/L	0.010
Spiked Amount: 100.000	Range: 28.0 - 107.0%			Recovery = 73.52%		
S 2,4,6-Tribromophenol	9.468	329.8	304694	175.7662	µg/L	0.010
Spiked Amount: 200.000	Range: 25.0 - 140.0%			Recovery = 87.88%		
S Terphenyl-d14	13.108	244.3	1762129	90.7303	µg/L	0.010
Spiked Amount: 100.000	Range: 32.0 - 122.0%			Recovery = 90.73%		

Target Compounds

Compound	RT	QIon	Resp.	Conc.	Units	QValue
T N-Nitrosodimethylamine	2.070	74.0	153178	43.8409	µg/L	97
T Pyridine	2.111	79.0	248408	32.9203	µg/L	94
T Aniline	4.562	93.0	424104	29.0207	µg/L	94
T Phenol	4.623	94.0	588766	48.9668	µg/L	99
T bis(-2-Chloroethyl)Ether	4.654	63.0	716624	79.1692	µg/L	99
T 2-Chlorophenol	4.695	128.0	721675	73.9705	µg/L	99
T 1,3-Dichlorobenzene	4.848	146.0	813809	63.0680	µg/L	m 99
T 1,4-Dichlorobenzene	4.940	146.0	826147	63.7043	µg/L	m 99
T 1,2-Dichlorobenzene	5.103	146.0	818308	63.9978	µg/L	m 100
T Benzyl Alcohol	5.124	108.0	382177	69.3394	µg/L	m 99
T bis(2-chloroisopropyl)Ether	5.277	121.0	214138	61.6625	µg/L	97
T 2-Methylphenol	5.297	107.0	680904	78.6993	µg/L	m 93
T N-nitroso-Di-n-propylamine	5.430	70.0	524497	87.7727	µg/L	97
T 4Methylphenol/3Methylphenol	5.481	107.0	875452	74.9125	µg/L	m 98
T Hexachloroethane	5.491	117.0	203630	55.4423	µg/L	96

Quantitation Results Report (QT Reviewed)

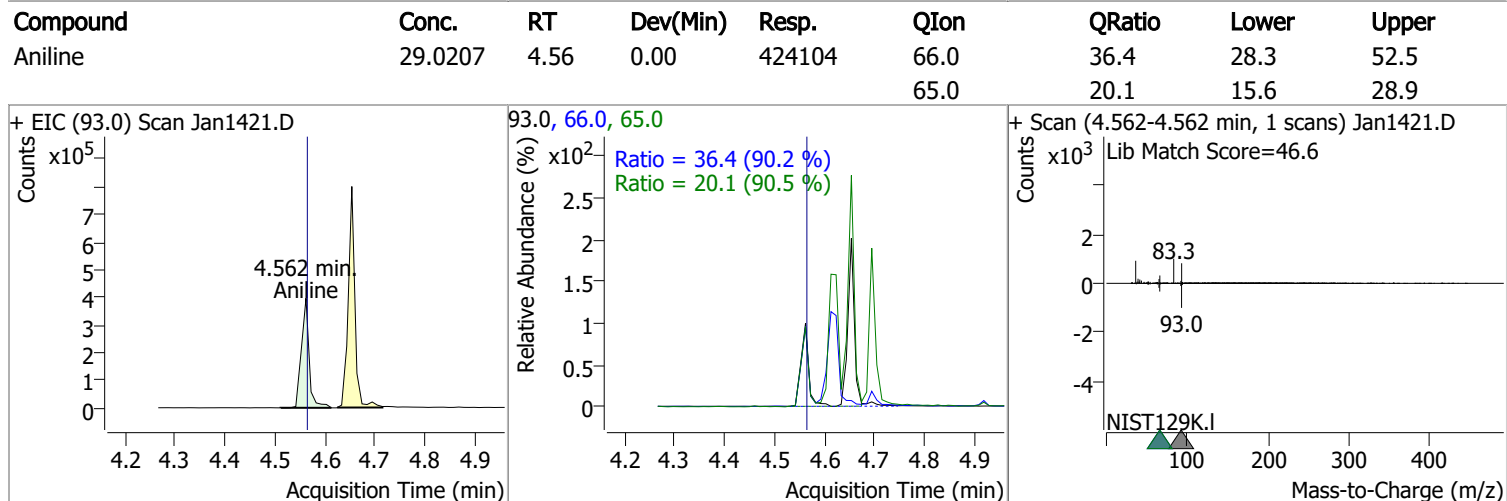
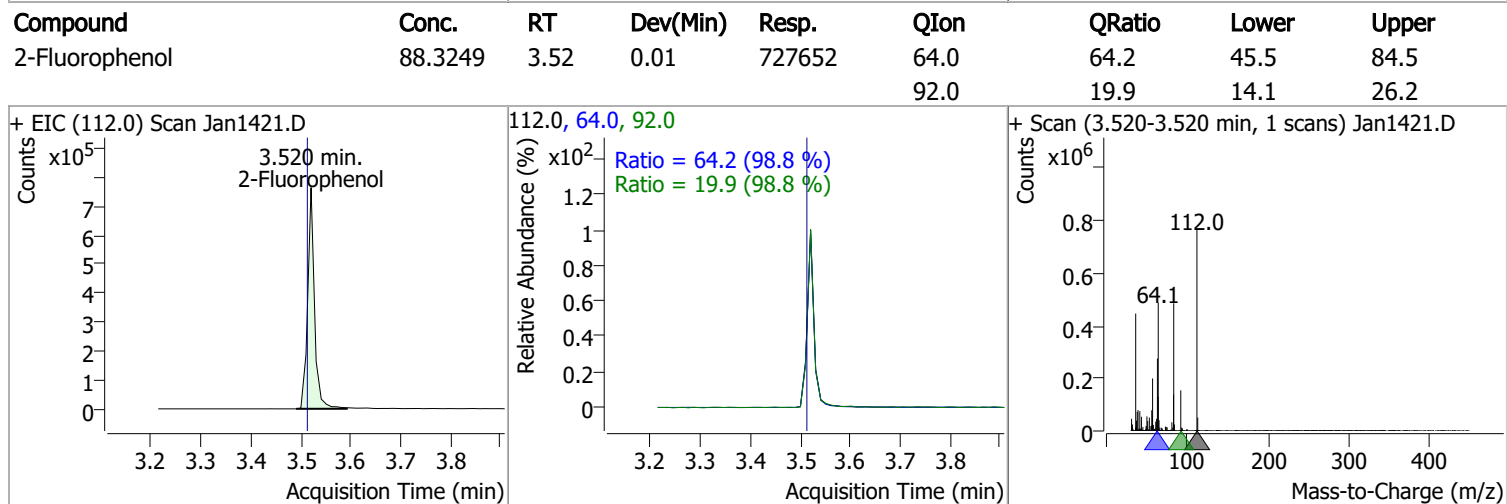
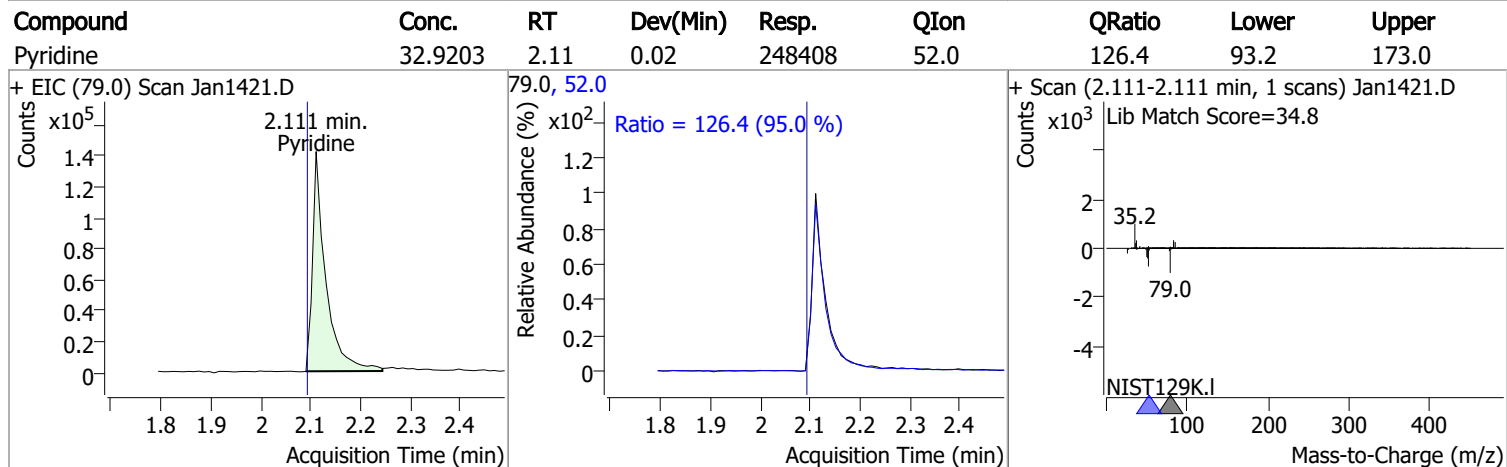
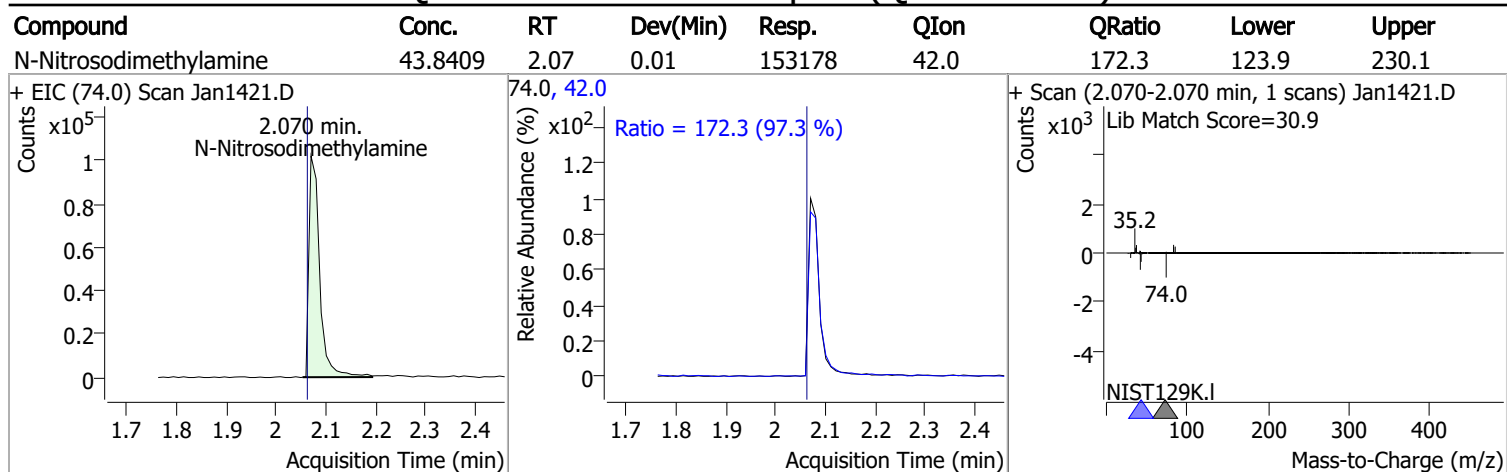
Compound	RT	QIon	Resp.	Conc.	Units	Dev(Min)	
T Nitrobenzene	5.594	123.1	257562	81.4144	µg/L	94	
T Isophorone	5.890	82.0	1237093	86.4350	µg/L	99	
T 2-Nitrophenol	5.962	139.0	191443	76.4096	µg/L	98	
T 2,4-Dimethylphenol	6.095	122.0	579817	80.2404	µg/L	99	
T bis(-2-Chloroethoxy)Methane	6.177	93.0	747274	88.9326	µg/L	99	
T 2,4-Dichlorophenol	6.280	162.0	517379	79.0339	µg/L	99	
T Benzoic Acid	6.249	105.0	100817	29.2360	µg/L	94	
T 1,2,4-Trichlorobenzene	6.341	180.0	567697	68.2476	µg/L	99	
T Naphthalene	6.424	128.0	1908553	78.8465	µg/L	99	
T 4-Chlorophenol	6.496	130.0	162397	72.9293	µg/L	m	96
T p-Chloroaniline	6.526	127.0	618771	65.7024	µg/L	m	95
T Hexachlorobutadiene	6.598	224.9	285433	63.7912	µg/L		98
T 4-Chloro-2-Methylphenol	7.040	107.0	461685	75.9360	µg/L		98
T 4-Chloro-3-Methylphenol	7.173	107.0	567468	88.3687	µg/L		100
T 2-Methylnaphthalene	7.255	141.0	1198388	80.4942	µg/L		99
T 1-Methylnaphthalene	7.368	141.0	1041416	71.7133	µg/L		98
T Hexachlorocyclopentadiene	7.451	236.9	186861	62.9674	µg/L		97
T 2,4,6-Trichlorophenol	7.625	196.0	368453	84.0232	µg/L	m	100
T 2,4,5-Trichlorophenol	7.687	196.0	402879	81.3966	µg/L	m	100
T 2-Chloronaphthalene	7.831	162.0	1289968	78.1562	µg/L		99
T 2-Nitroaniline	7.995	65.0	230119	80.4014	µg/L		97
T Dimethyl Phthalate	8.251	163.0	1507096	91.1212	µg/L		99
T 2,6-Dinitrotoluene	8.302	165.0	179024	80.6692	µg/L		92
T Acenaphthylene	8.323	152.1	2035813	77.2998	µg/L		100
T 3-Nitroaniline	8.507	138.0	180677	75.6204	µg/L		99
T Acenaphthene	8.538	154.0	1240892	81.5261	µg/L		99
T 2,4-Dinitrophenol	8.630	184.0	85837	73.6811	µg/L		93
T Dibenzofuran	8.752	168.0	2043786	84.8420	µg/L		99
T 2,4-Dinitrotoluene	8.783	165.0	240500	82.6212	µg/L		85
T 4-Nitrophenol	8.804	109.0	83150	36.0881	µg/L		83
T Diethylphthalate	9.110	149.0	1447014	85.9047	µg/L		99
T Fluorene	9.162	166.0	1575554	81.0032	µg/L		100
T 4-Chlorophenyl-phenylether	9.203	204.0	781646	87.1983	µg/L		99
T 4-Nitroaniline	9.243	138.0	185430	78.1082	µg/L		98
T 4,6-Dinitro-2-methylphenol	9.264	198.0	128078	77.0840	µg/L		96
T N-nitrosodiphenylamine	9.356	169.0	1170146	93.7314	µg/L		98
T Azobenzene	9.387	77.0	1207604	81.2241	µg/L		96
T 4-Bromophenyl-phenylether	9.786	248.0	456461	89.5717	µg/L		98
T Hexachlorobenzene	9.816	283.9	407771	79.7614	µg/L		98
T Pentachlorophenol	10.090	265.9	229277	93.8481	µg/L		96
T Phenanthrene	10.313	178.0	2212881	86.5385	µg/L		100
T Anthracene	10.383	178.0	2327656	93.4470	µg/L		99
T Triallate	10.444	86.0	449026	82.9920	µg/L		98
T Carbazole	10.627	167.0	2147509	88.1927	µg/L		99
T o-Terphenyl	10.849	230.0	1209283	82.2082	µg/L		98
T Di-n-Butylphthalate	11.244	149.0	2261167	94.3439	µg/L		99
T Fluoranthene	12.156	202.0	2437867	90.9632	µg/L		99
T Benzidine	12.541	184.0	172607	18.0248	µg/L		98
T Pyrene	12.602	202.0	2484867	84.6839	µg/L		97
T Butylbenzylphthalate	14.592	149.0	732611	94.4141	µg/L		98
T Benzo(a)Anthracene	15.818	228.0	2026825	97.8892	µg/L		99
T Chrysene	15.931	228.0	2130917	94.5152	µg/L		99
T 3,3-Dichlorobenzidine	15.972	252.0	522975	74.4646	µg/L		99
T bis(2-ethylhexyl)Phthalate	16.656	167.0	257976	93.5048	µg/L		98
T Di-n-octyl Phthalate	18.345	149.0	1786006	93.1988	µg/L		99

Quantitation Results Report (QT Reviewed)

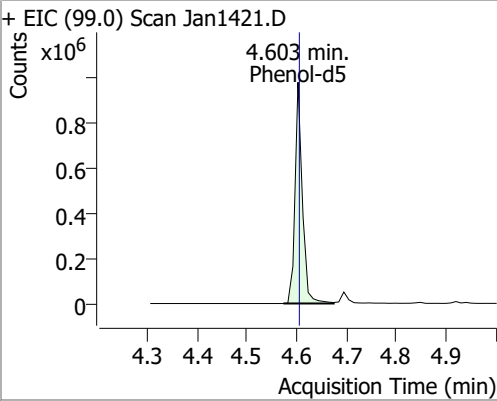
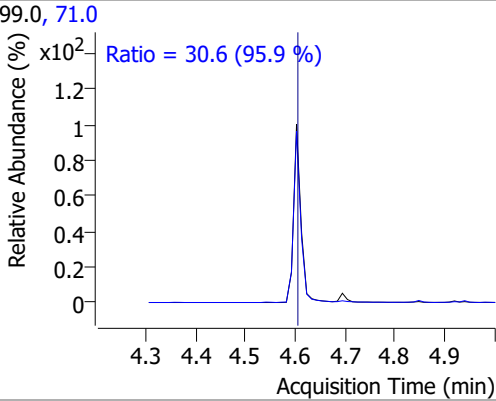
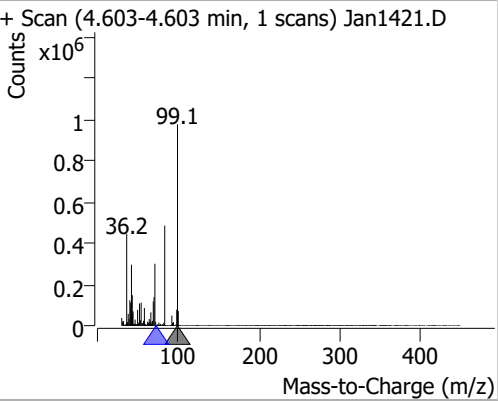
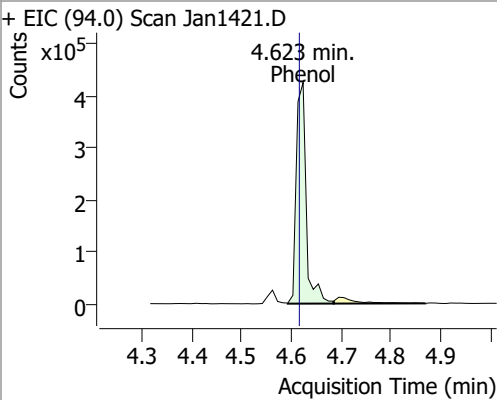
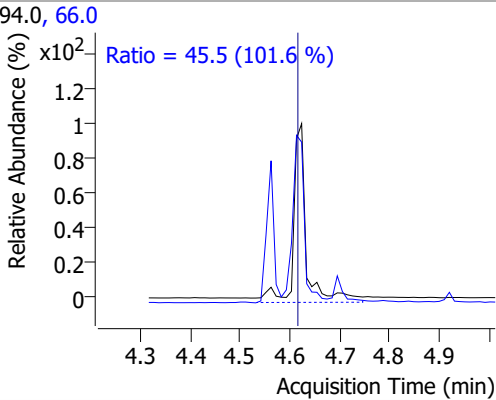
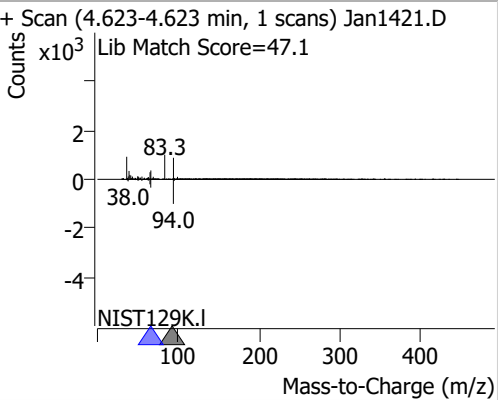
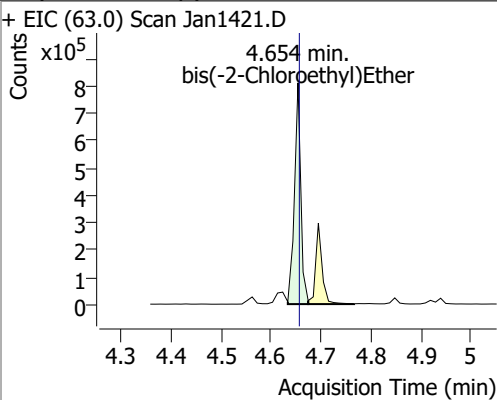
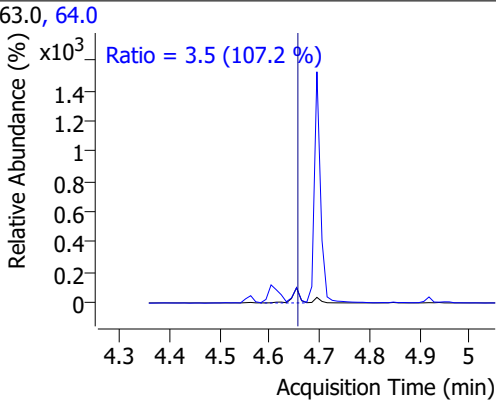
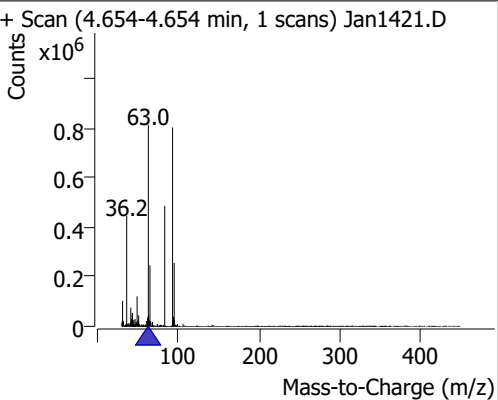
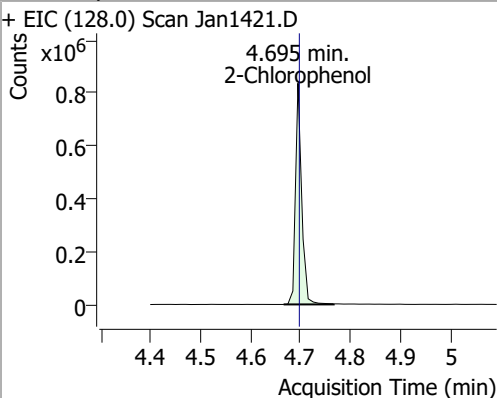
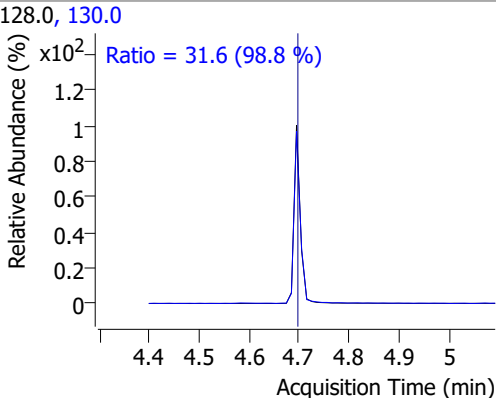
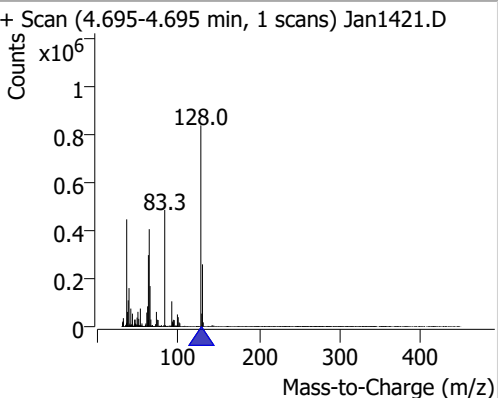
Compound	RT	QIon	Resp.	Conc.	Units	Dev(Min)
T Benzo(b)fluoranthene	18.598	252.0	1887469	93.4383	µg/L	99
T Benzo(k)fluoranthene	18.659	252.0	1918164	91.5927	µg/L	99
T Benzo(a)pyrene	19.196	252.0	1740267	90.0124	µg/L	99
T Indeno(1,2,3-c,d)pyrene	20.948	276.0	1426885	87.6081	µg/L	97
T Dibenzo(a,h)anthracene	21.008	278.0	1610806	91.2136	µg/L	98
T Benzo(g,h,i)perylene	21.282	276.0	1730117	91.3901	µg/L	98

(#) = Qualifier Out of Range; (m) = Manual Integration; (+) = Area Summed; (*) = Surrogate Percent Recovery Out of Range; (d): Zeroed Peak

Quantitation Results Report (QT Reviewed)

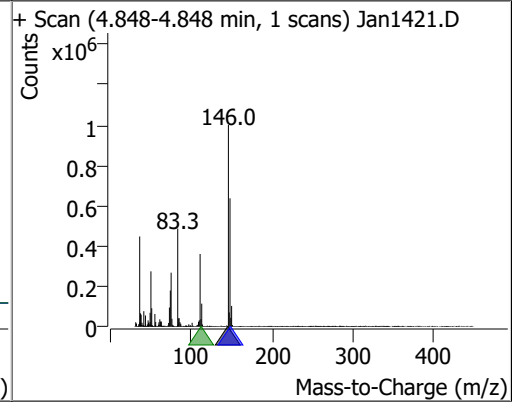
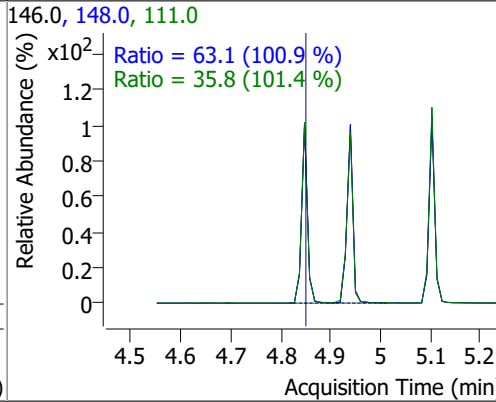
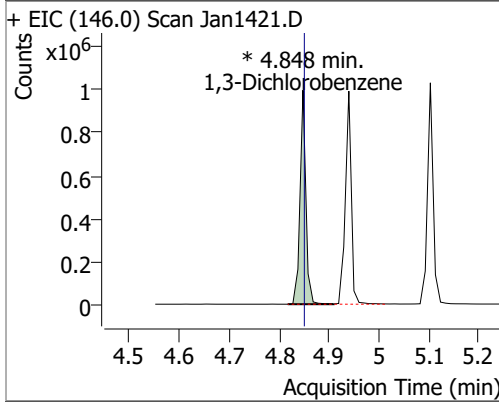


Quantitation Results Report (QT Reviewed)

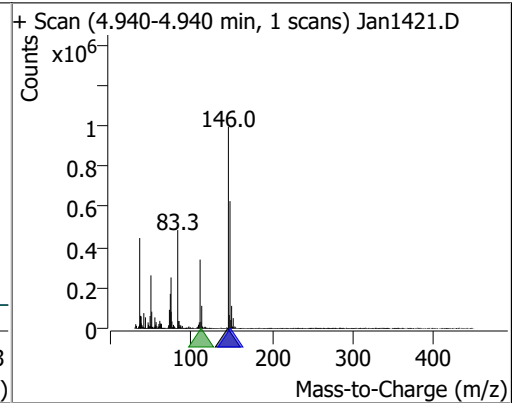
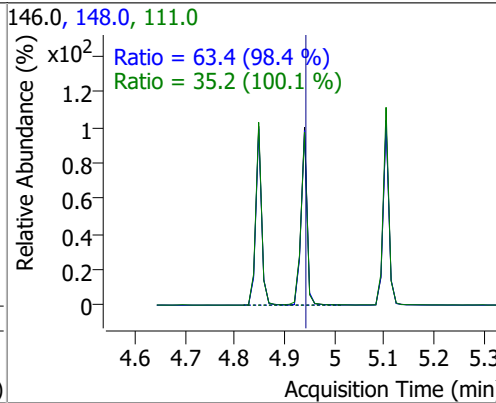
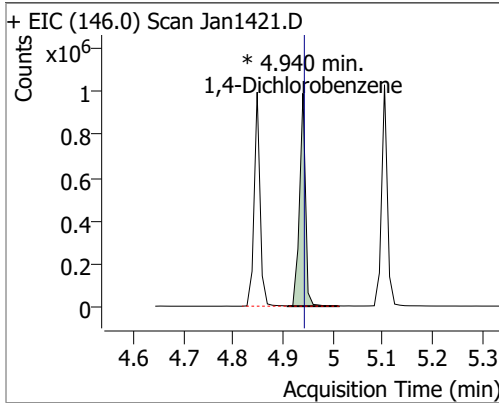
Compound	Conc.	RT	Dev(Min)	Resp.	QIon	QRatio	Lower	Upper
Phenol-d5	90.7956	4.60	0.00	994396	71.0	30.6	22.3	41.5
+ EIC (99.0) Scan Jan1421.D 			99.0, 71.0 			+ Scan (4.603-4.603 min, 1 scans) Jan1421.D 		
Phenol	48.9668	4.62	0.01	588766	66.0	45.5	31.3	58.2
+ EIC (94.0) Scan Jan1421.D 			94.0, 66.0 			+ Scan (4.623-4.623 min, 1 scans) Jan1421.D Lib Match Score=47.1 		
bis(-2-Chloroethyl)Ether	79.1692	4.65	0.00	716624	64.0	3.5	2.3	4.3
+ EIC (63.0) Scan Jan1421.D 			63.0, 64.0 			+ Scan (4.654-4.654 min, 1 scans) Jan1421.D 		
2-Chlorophenol	73.9705	4.69	0.00	721675	130.0	31.6	22.4	41.6
+ EIC (128.0) Scan Jan1421.D 			128.0, 130.0 			+ Scan (4.695-4.695 min, 1 scans) Jan1421.D 		

Quantitation Results Report (QT Reviewed)

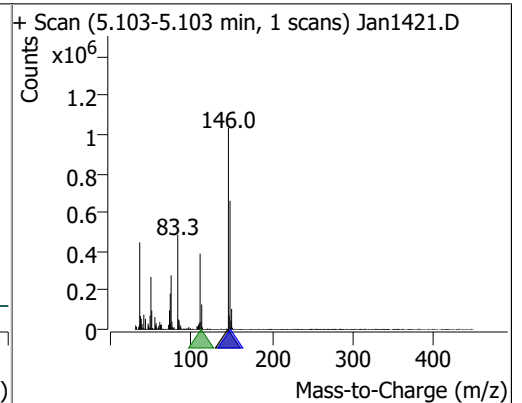
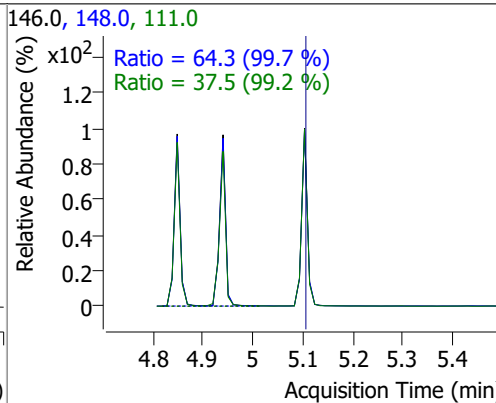
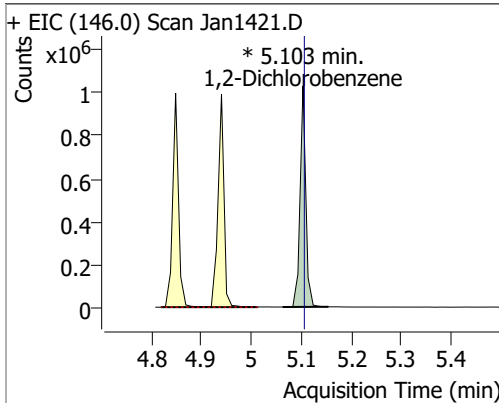
Compound	Conc.	RT	Dev(Min)	Resp.	QIon	QRatio	Lower	Upper
1,3-Dichlorobenzene	63.0680	4.85	0.00	813809 (m)	148.0	63.1	43.8	81.3
					111.0	35.8	24.8	46.0



Compound	Conc.	RT	Dev(Min)	Resp.	QIon	QRatio	Lower	Upper
1,4-Dichlorobenzene	63.7043	4.94	0.00	826147 (m)	148.0	63.4	45.1	83.8
					111.0	35.2	24.6	45.7

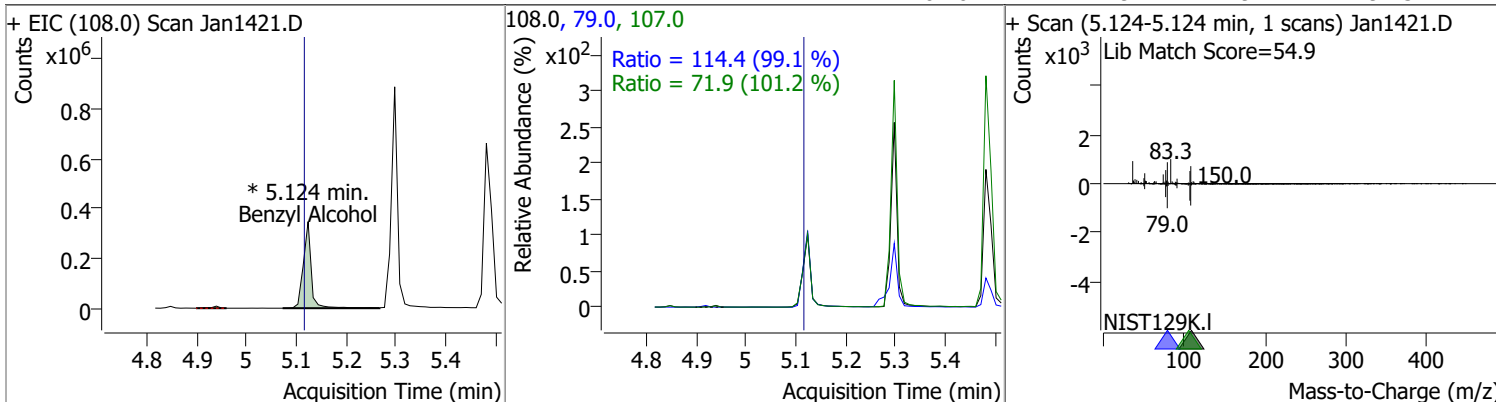


Compound	Conc.	RT	Dev(Min)	Resp.	QIon	QRatio	Lower	Upper
1,2-Dichlorobenzene	63.9978	5.10	0.00	818308 (m)	148.0	64.3	45.1	83.8
					111.0	37.5	26.4	49.1

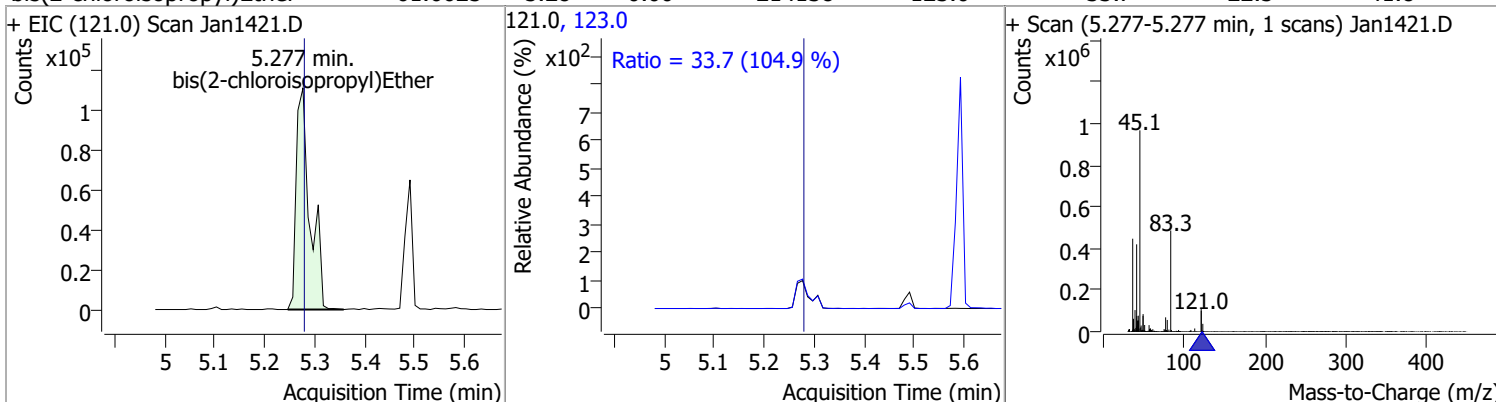


Quantitation Results Report (QT Reviewed)

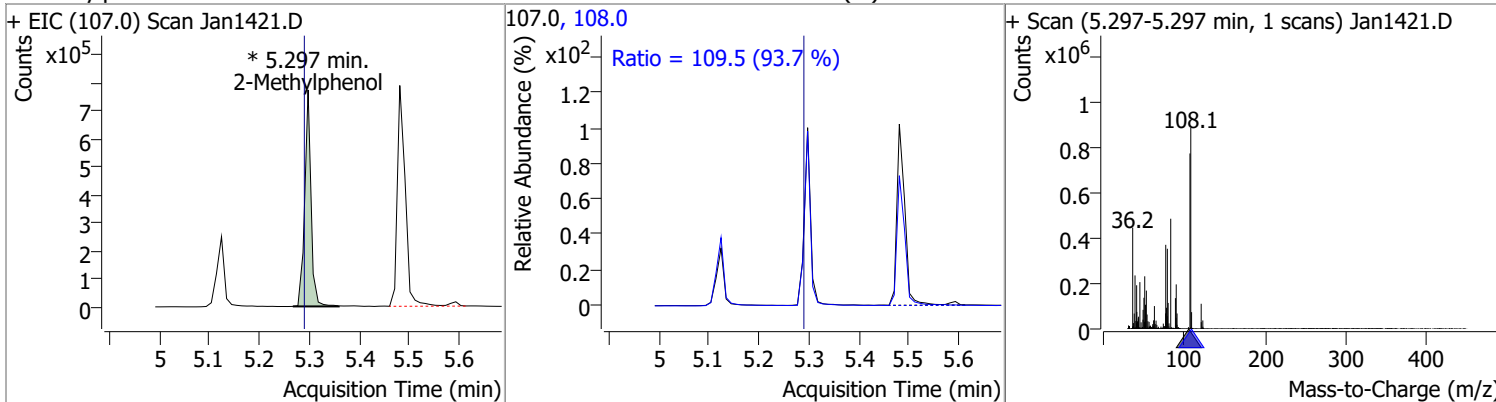
Compound	Conc.	RT	Dev(Min)	Resp.	QIon	QRatio	Lower	Upper
Benzyl Alcohol	69.3394	5.12	0.01	382177 (m)	79.0	114.4	80.8	150.1
					107.0	71.9	49.7	92.3



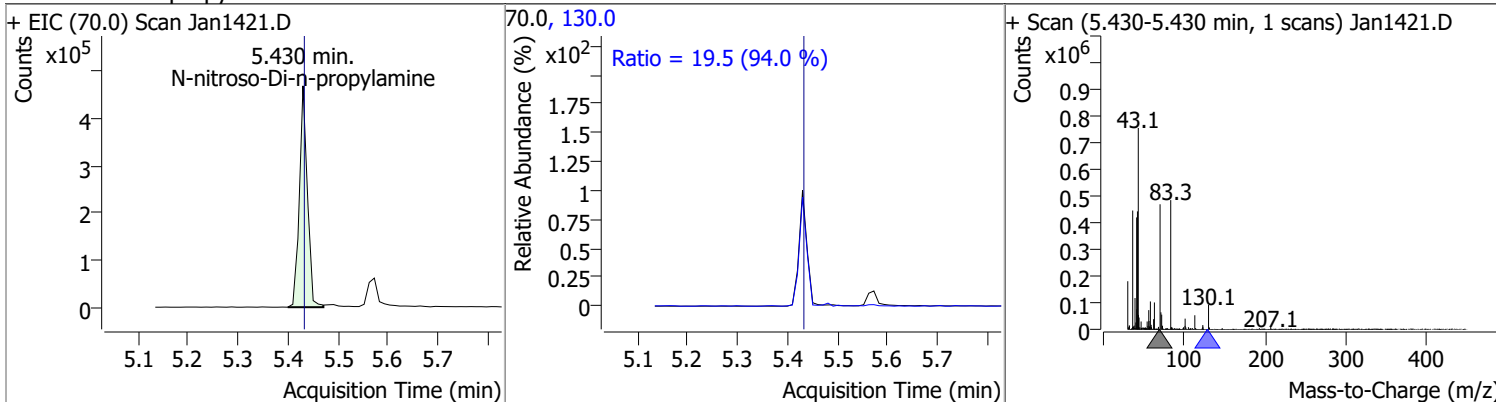
Compound	Conc.	RT	Dev(Min)	Resp.	QIon	QRatio	Lower	Upper
bis(2-chloroisopropyl)Ether	61.6625	5.28	0.00	214138	123.0	33.7	22.5	41.8



Compound	Conc.	RT	Dev(Min)	Resp.	QIon	QRatio	Lower	Upper
2-Methylphenol	78.6993	5.30	0.01	680904 (m)	108.0	109.5	81.8	152.0

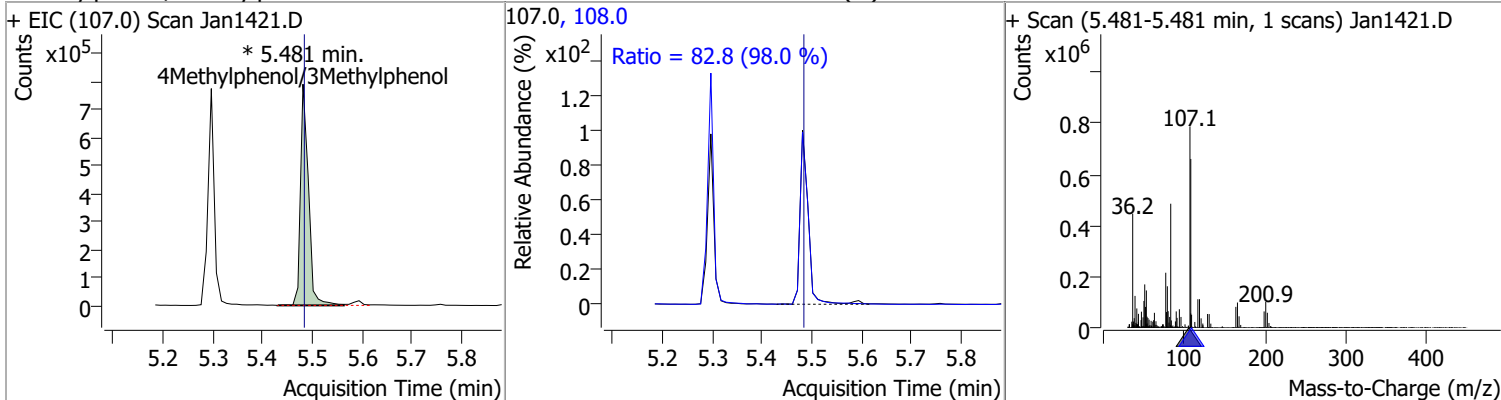


Compound	Conc.	RT	Dev(Min)	Resp.	QIon	QRatio	Lower	Upper
N-nitroso-Di-n-propylamine	87.7727	5.43	0.00	524497	130.0	19.5	0.0	41.5

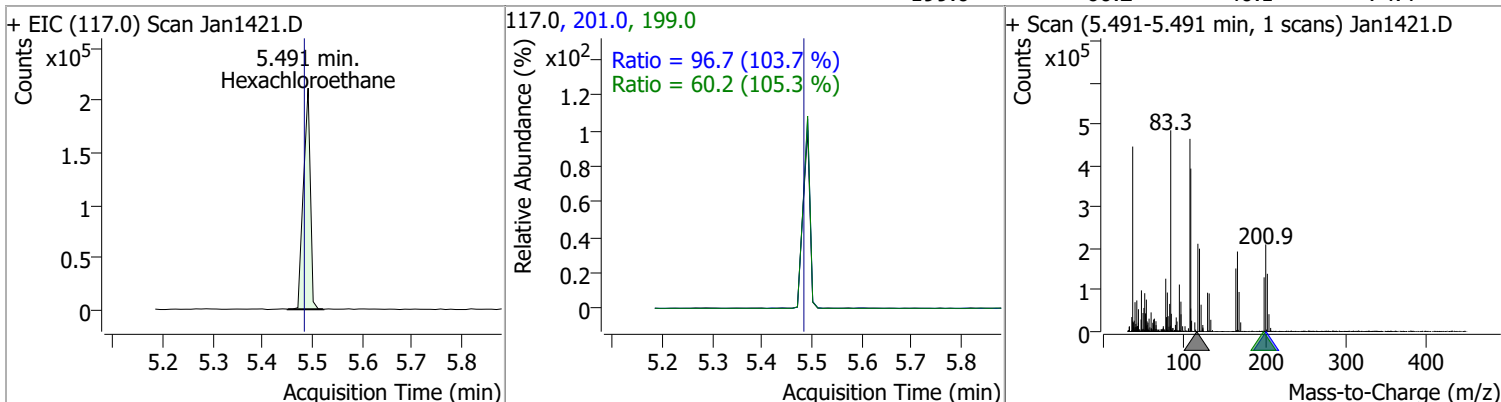


Quantitation Results Report (QT Reviewed)

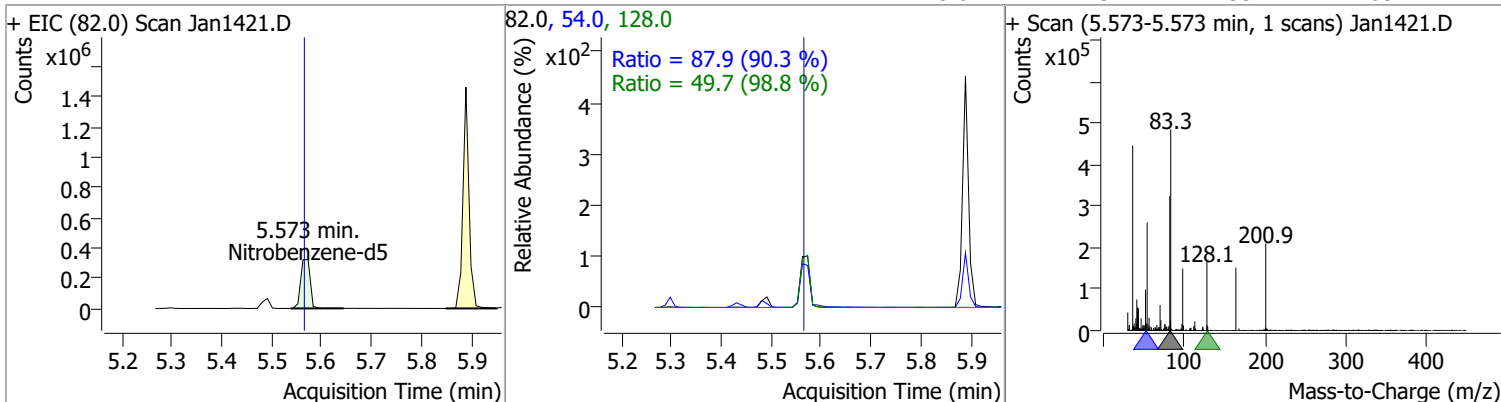
Compound	Conc.	RT	Dev(Min)	Resp.	QIon	QRatio	Lower	Upper
4Methylphenol/3Methylphenol	74.9125	5.48	0.00	875452 (m)	108.0	82.8	59.1	109.8



Compound	Conc.	RT	Dev(Min)	Resp.	QIon	QRatio	Lower	Upper
Hexachloroethane	55.4423	5.49	0.01	203630	201.0	96.7	65.2	121.2
					199.0	60.2	40.1	74.4

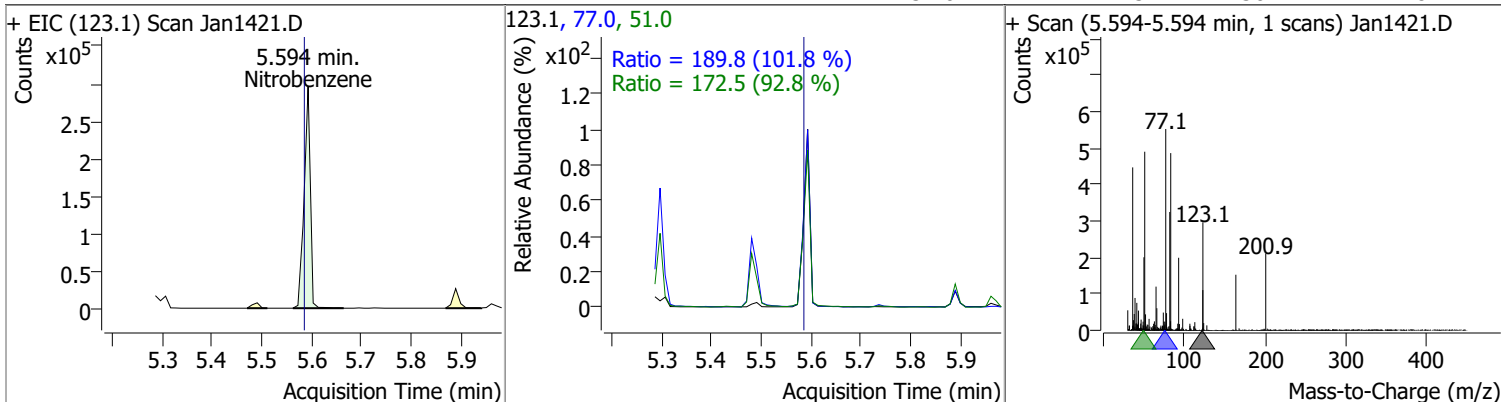


Compound	Conc.	RT	Dev(Min)	Resp.	QIon	QRatio	Lower	Upper
Nitrobenzene-d5	71.3526	5.57	0.01	426843	54.0	87.9	68.2	126.6
					128.0	49.7	35.2	65.4

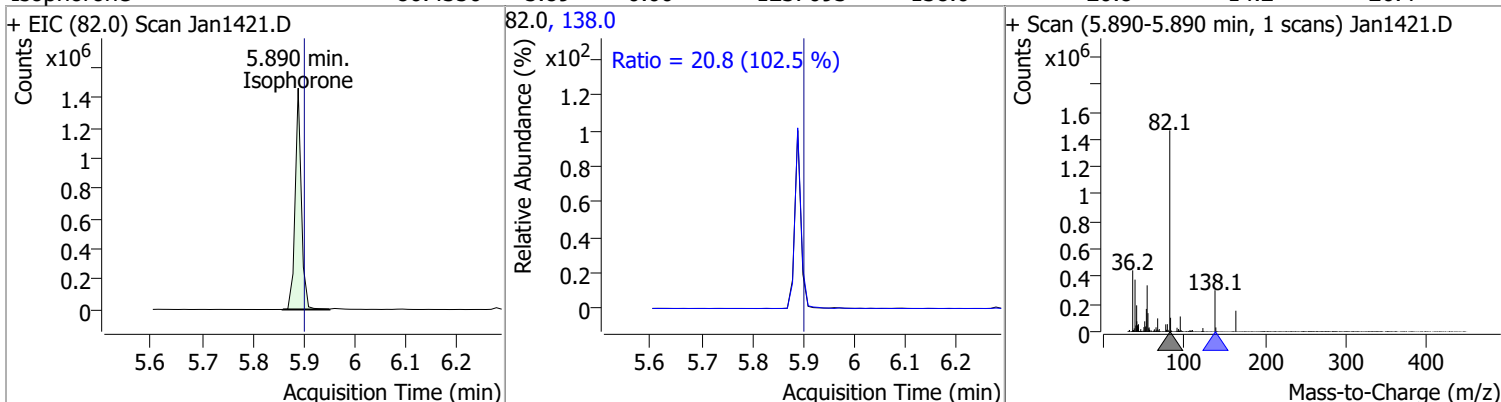


Quantitation Results Report (QT Reviewed)

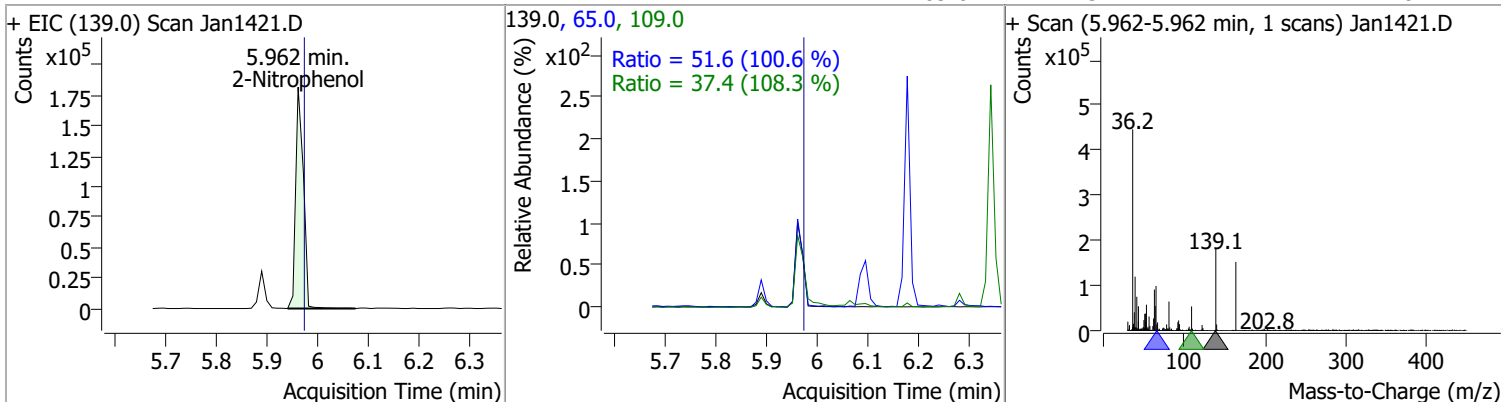
Compound	Conc.	RT	Dev(Min)	Resp.	QIon	QRatio	Lower	Upper
Nitrobenzene	81.4144	5.59	0.01	257562	77.0	189.8	130.5	242.3
					51.0	172.5	130.2	241.8



Compound	Conc.	RT	Dev(Min)	Resp.	QIon	QRatio	Lower	Upper
Isophorone	86.4350	5.89	0.00	1237093	138.0	20.8	14.2	26.4

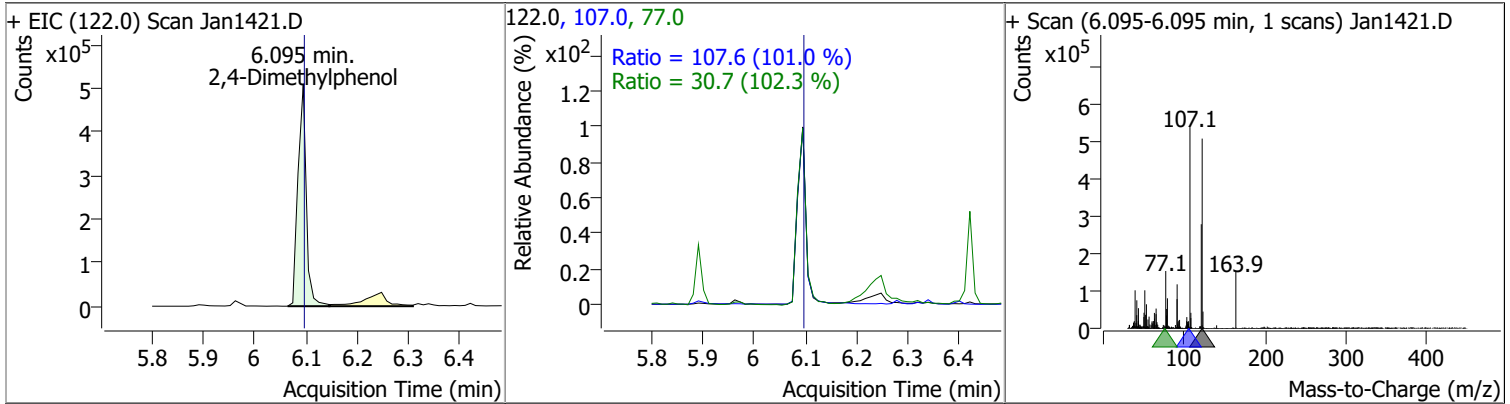


Compound	Conc.	RT	Dev(Min)	Resp.	QIon	QRatio	Lower	Upper
2-Nitrophenol	76.4096	5.96	0.00	191443	65.0	51.6	35.9	66.6
					109.0	37.4	24.1	44.8

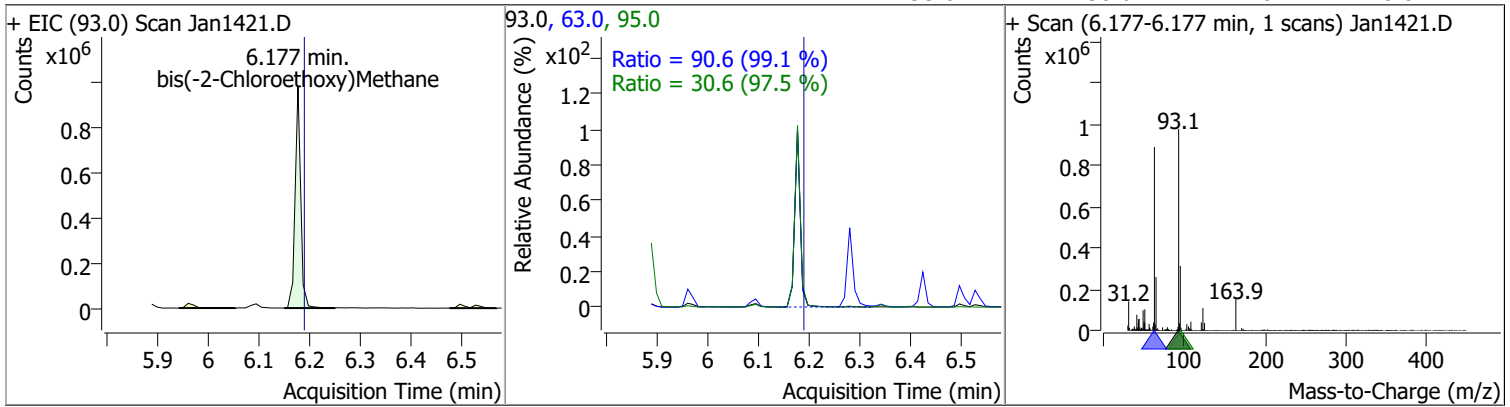


Quantitation Results Report (QT Reviewed)

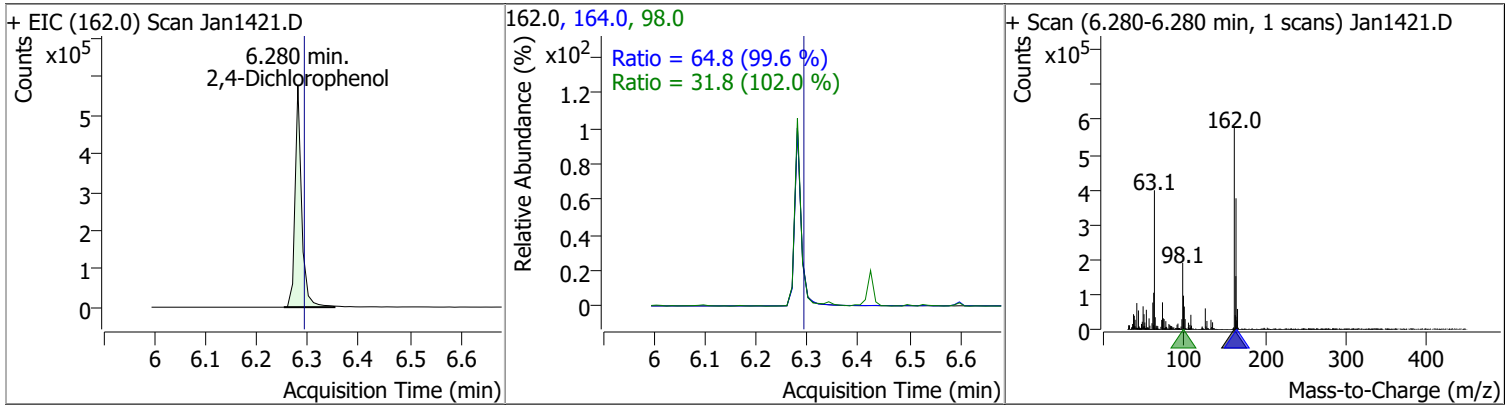
Compound	Conc.	RT	Dev(Min)	Resp.	QIon	QRatio	Lower	Upper
2,4-Dimethylphenol	80.2404	6.10	0.01	579817	107.0	107.6	74.6	138.5
					77.0	30.7	21.0	39.1



Compound	Conc.	RT	Dev(Min)	Resp.	QIon	QRatio	Lower	Upper
bis(-2-Chloroethoxy)Methane	88.9326	6.18	0.00	747274	63.0	90.6	64.0	118.8
					95.0	30.6	22.0	40.8

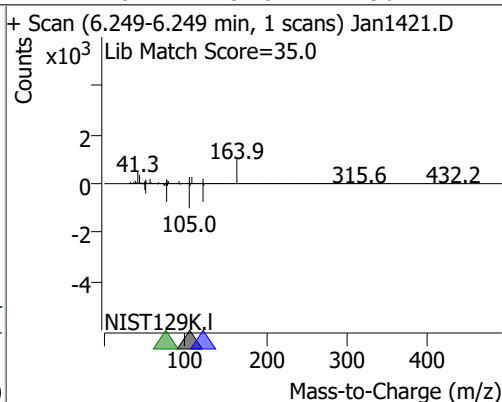
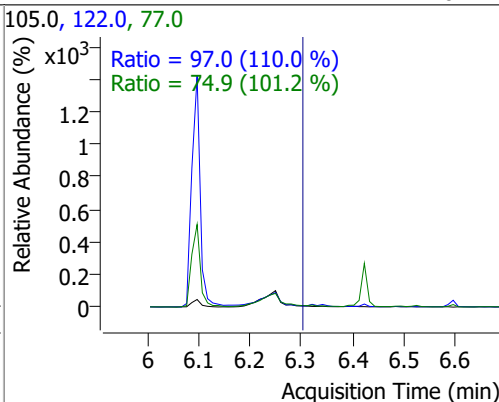
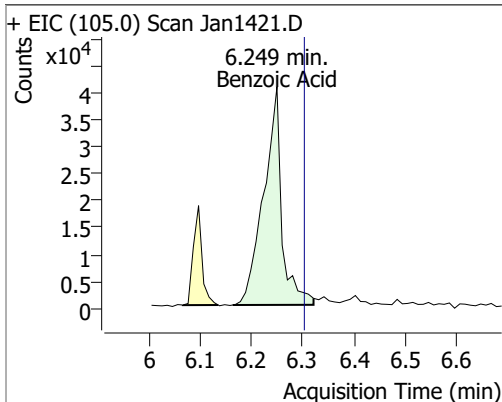


Compound	Conc.	RT	Dev(Min)	Resp.	QIon	QRatio	Lower	Upper
2,4-Dichlorophenol	79.0339	6.28	0.00	517379	164.0	64.8	45.5	84.6
					98.0	31.8	21.8	40.5

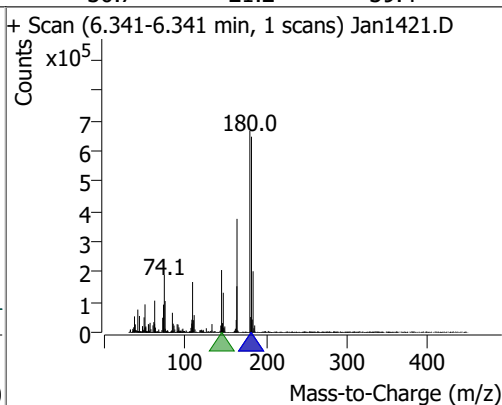
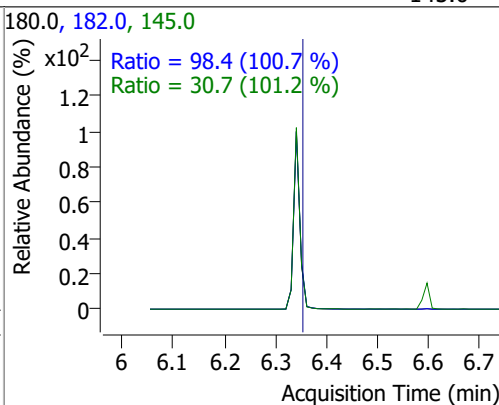
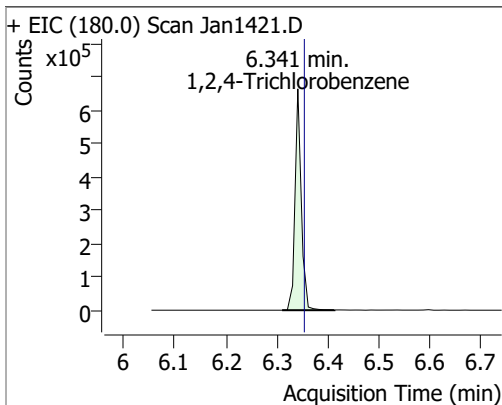


Quantitation Results Report (QT Reviewed)

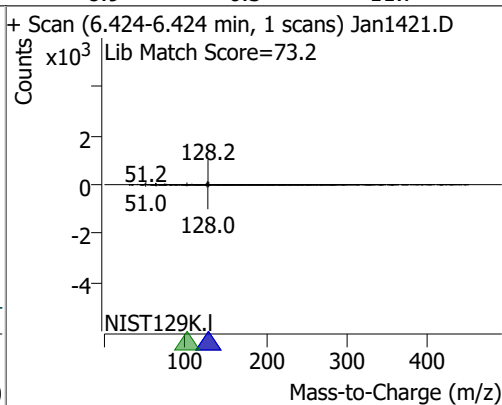
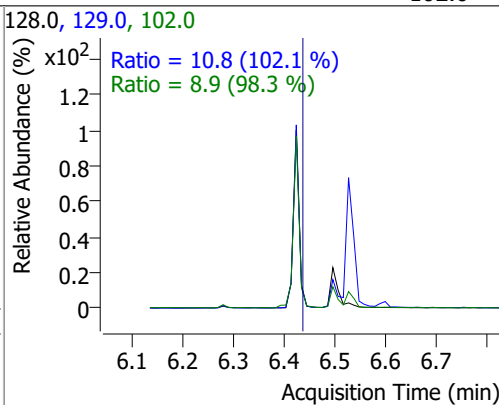
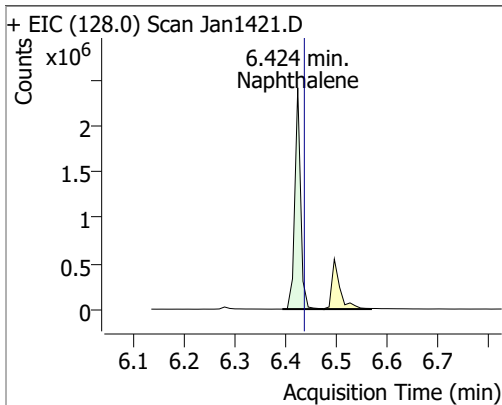
Compound	Conc.	RT	Dev(Min)	Resp.	QIon	QRatio	Lower	Upper
Benzoic Acid	29.2360	6.25	-0.04	100817	122.0	97.0	61.7	114.6
					77.0	74.9	51.8	96.2



Compound	Conc.	RT	Dev(Min)	Resp.	QIon	QRatio	Lower	Upper
1,2,4-Trichlorobenzene	68.2476	6.34	0.00	567697	182.0	98.4	68.4	127.1
					145.0	30.7	21.2	39.4

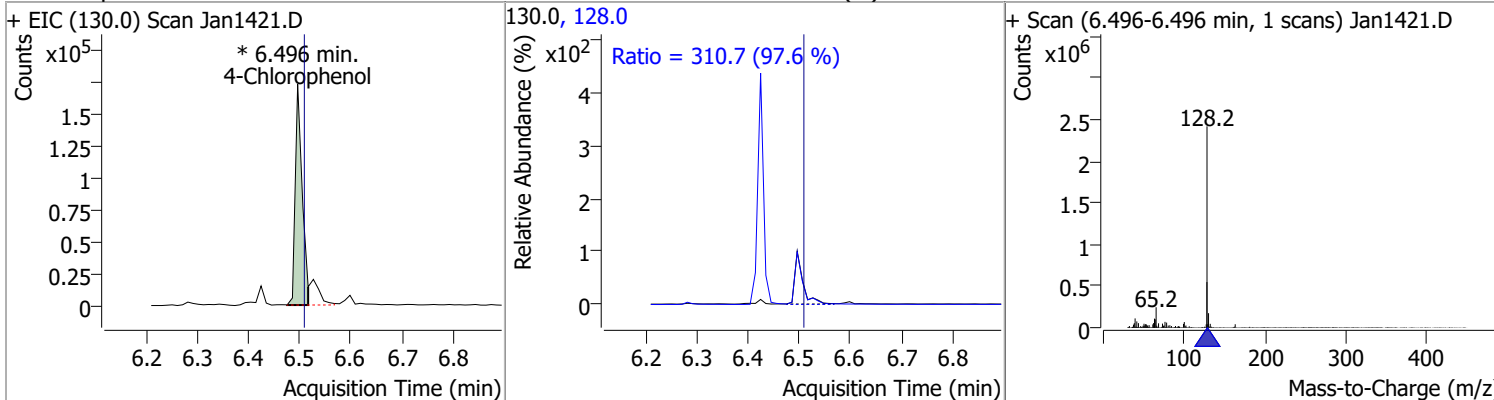


Compound	Conc.	RT	Dev(Min)	Resp.	QIon	QRatio	Lower	Upper
Naphthalene	78.8465	6.42	0.00	1908553	129.0	10.8	7.4	13.8
					102.0	8.9	6.3	11.7

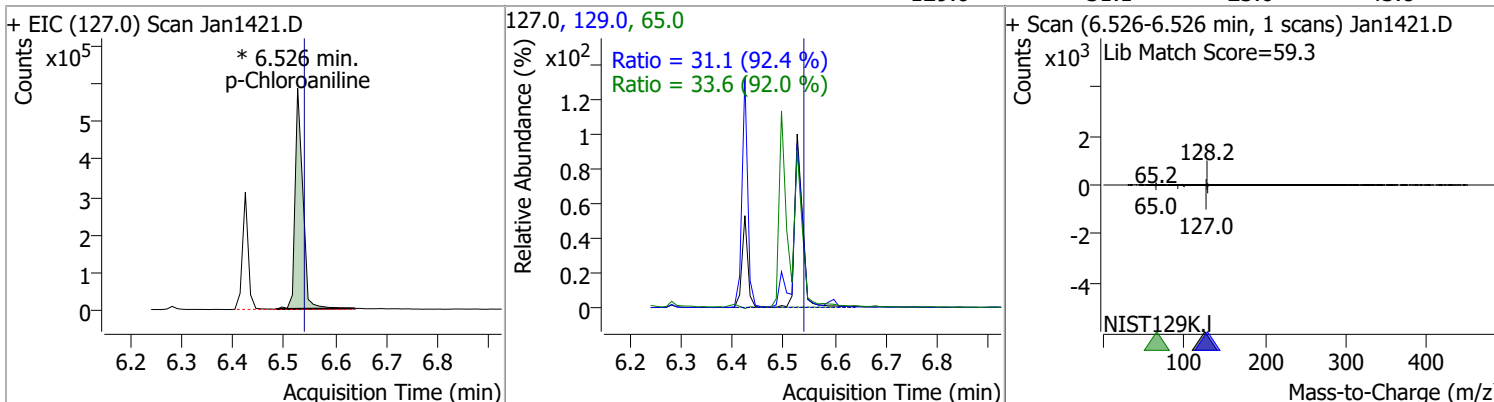


Quantitation Results Report (QT Reviewed)

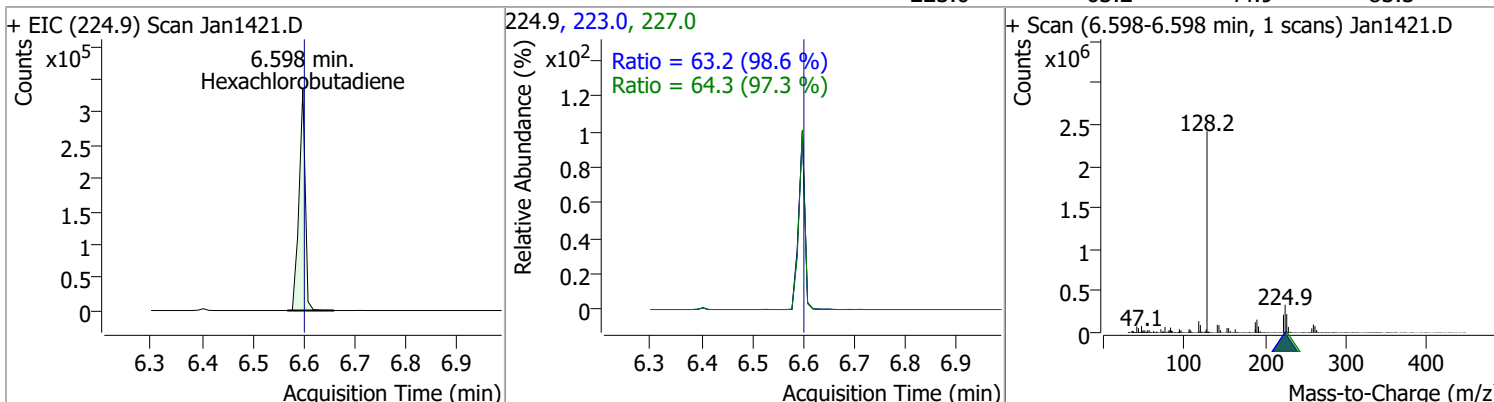
Compound	Conc.	RT	Dev(Min)	Resp.	QIon	QRatio	Lower	Upper
4-Chlorophenol	72.9293	6.50	0.00	162397 (m)	128.0	310.7	222.8	413.7



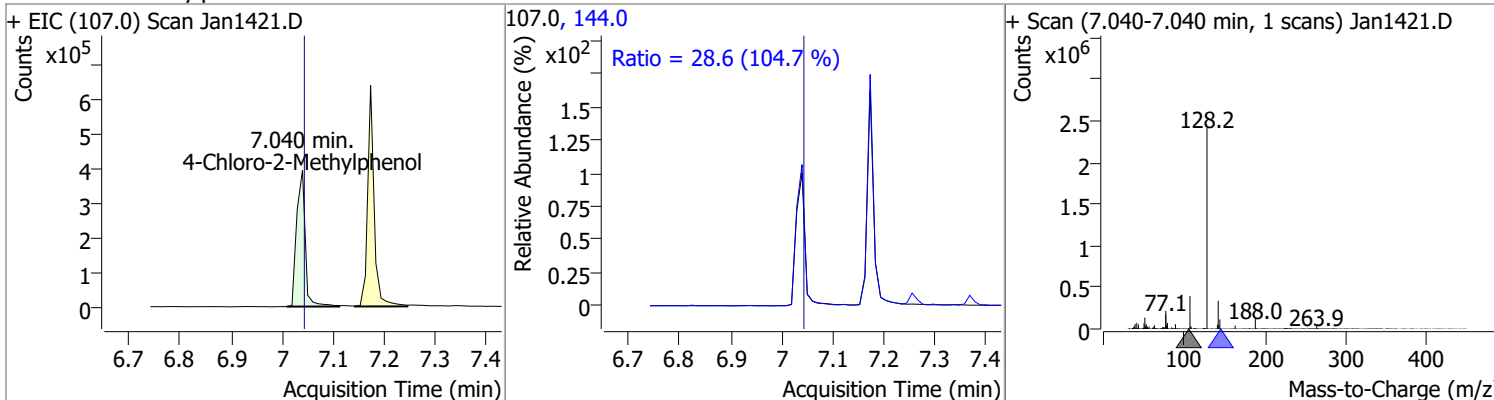
Compound	Conc.	RT	Dev(Min)	Resp.	QIon	QRatio	Lower	Upper
p-Chloroaniline	65.7024	6.53	0.00	618771 (m)	65.0	33.6	25.6	47.5
					129.0	31.1	23.6	43.8



Compound	Conc.	RT	Dev(Min)	Resp.	QIon	QRatio	Lower	Upper
Hexachlorobutadiene	63.7912	6.60	0.01	285433	227.0	64.3	46.3	85.9
					223.0	63.2	44.9	83.3

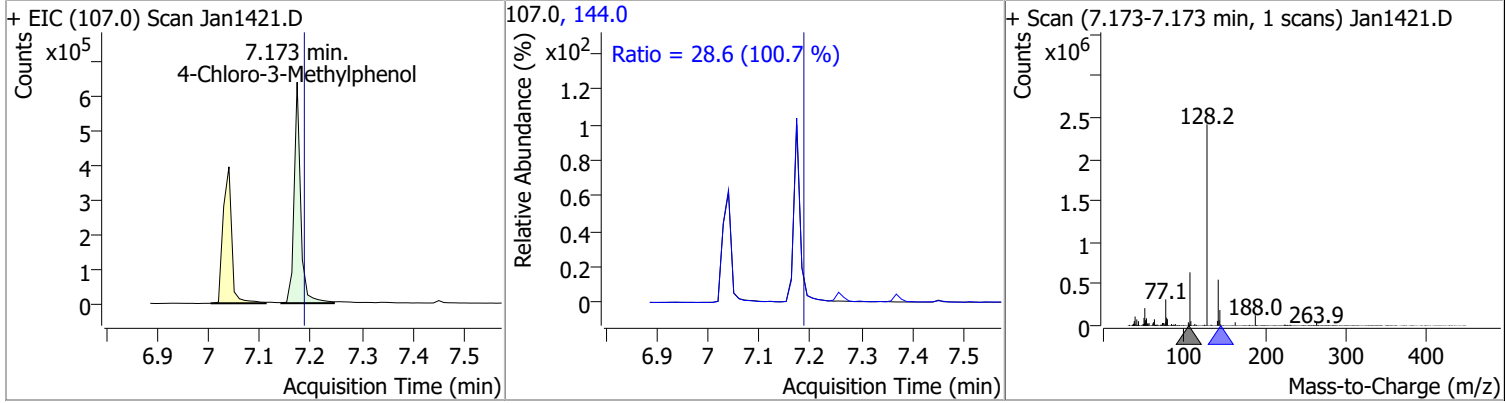


Compound	Conc.	RT	Dev(Min)	Resp.	QIon	QRatio	Lower	Upper
4-Chloro-2-Methylphenol	75.9360	7.04	0.01	461685	144.0	28.6	19.1	35.5

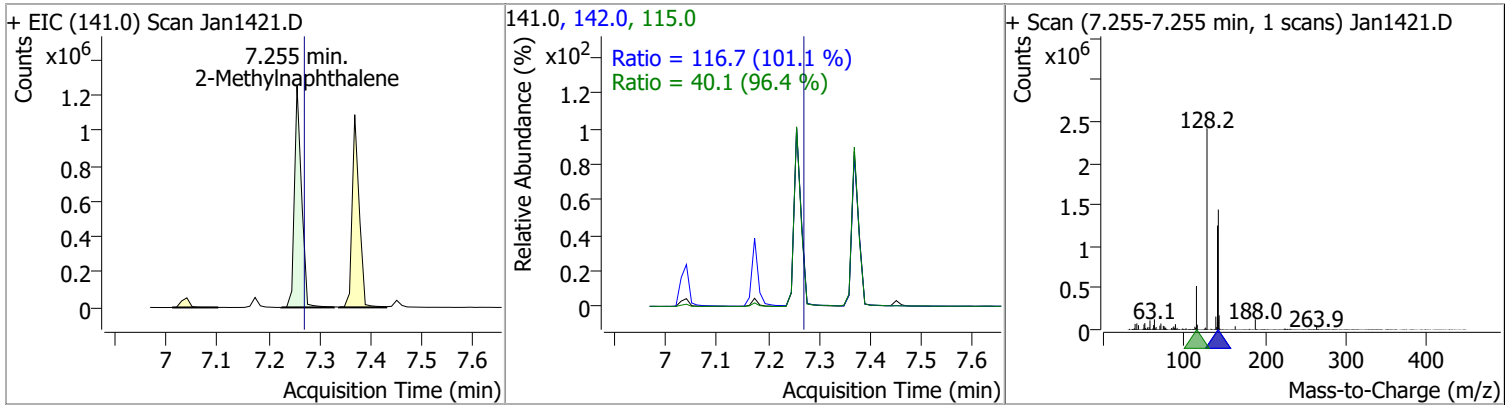


Quantitation Results Report (QT Reviewed)

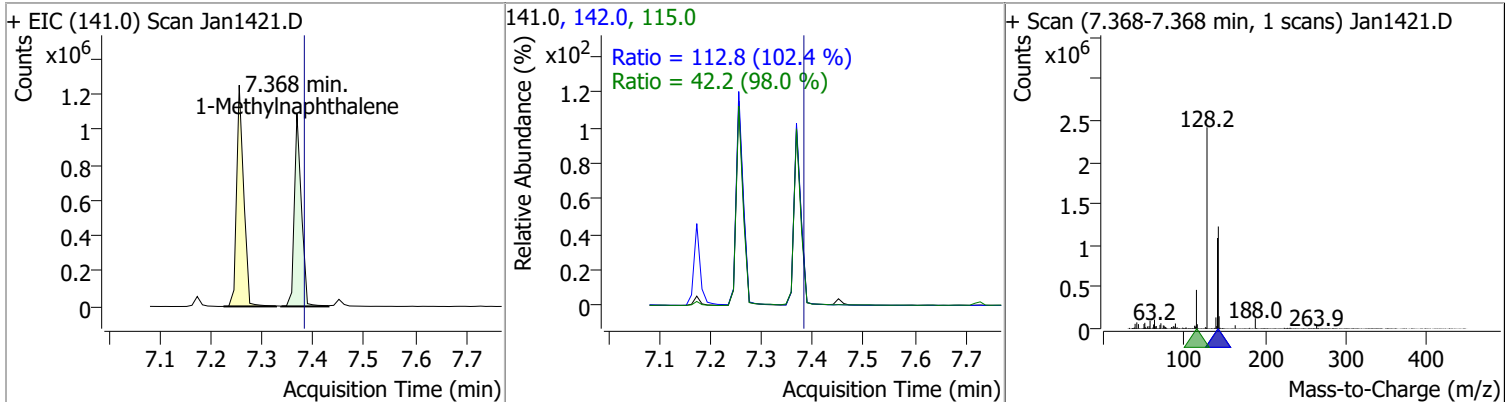
Compound	Conc.	RT	Dev(Min)	Resp.	QIon	QRatio	Lower	Upper
4-Chloro-3-Methylphenol	88.3687	7.17	0.00	567468	144.0	28.6	19.9	36.9



Compound	Conc.	RT	Dev(Min)	Resp.	QIon	QRatio	Lower	Upper
2-Methylnaphthalene	80.4942	7.26	0.00	1198388	142.0	116.7	80.8	150.1
					115.0	40.1	29.1	54.1

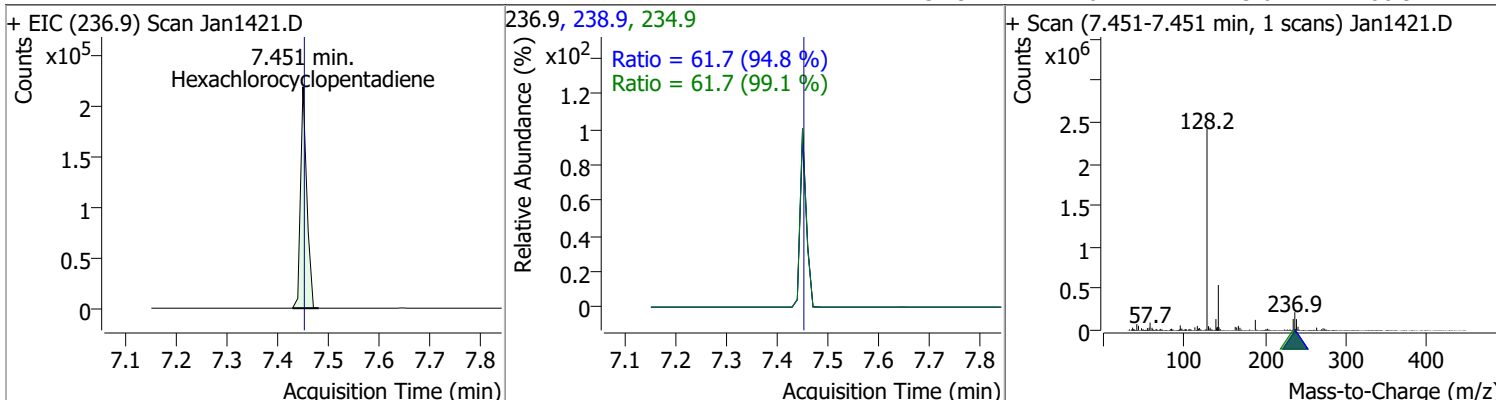


Compound	Conc.	RT	Dev(Min)	Resp.	QIon	QRatio	Lower	Upper
1-Methylnaphthalene	71.7133	7.37	0.00	1041416	142.0	112.8	77.1	143.2
					115.0	42.2	30.2	56.0

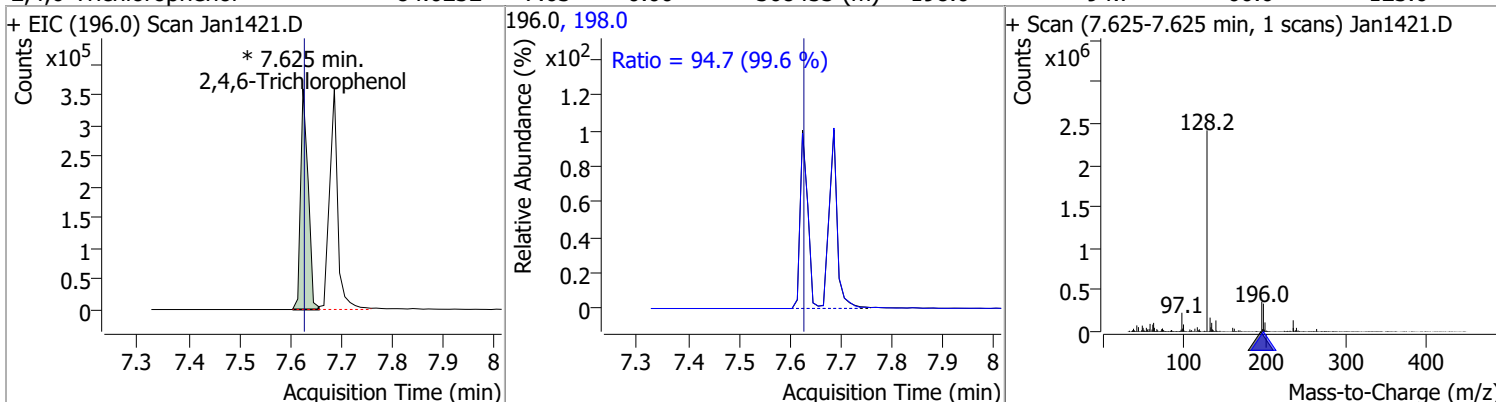


Quantitation Results Report (QT Reviewed)

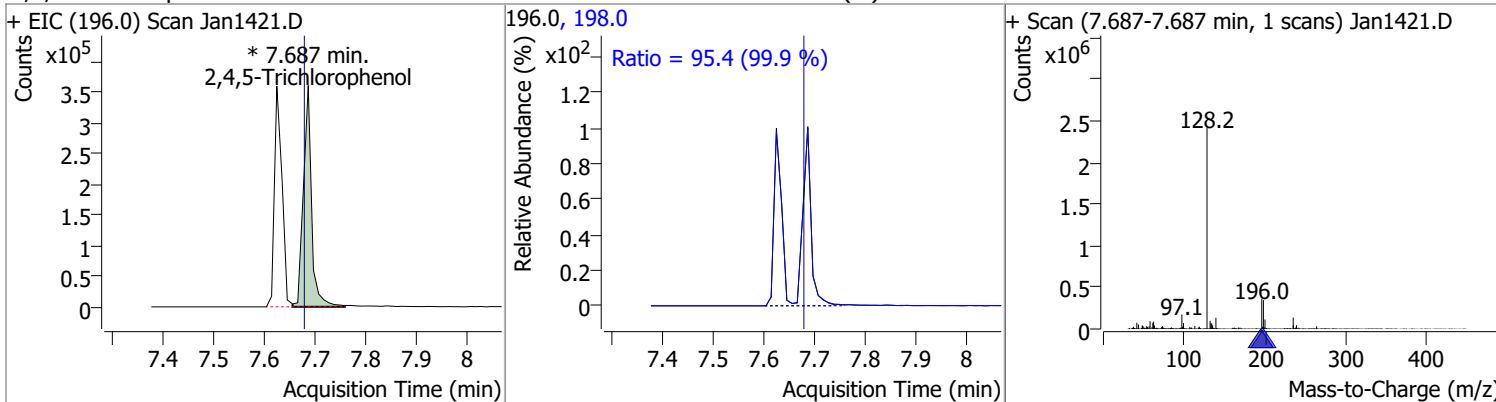
Compound	Conc.	RT	Dev(Min)	Resp.	QIon	QRatio	Lower	Upper
Hexachlorocyclopentadiene	62.9674	7.45	0.00	186861	238.9	61.7	45.5	84.6
					234.9	61.7	43.6	80.9



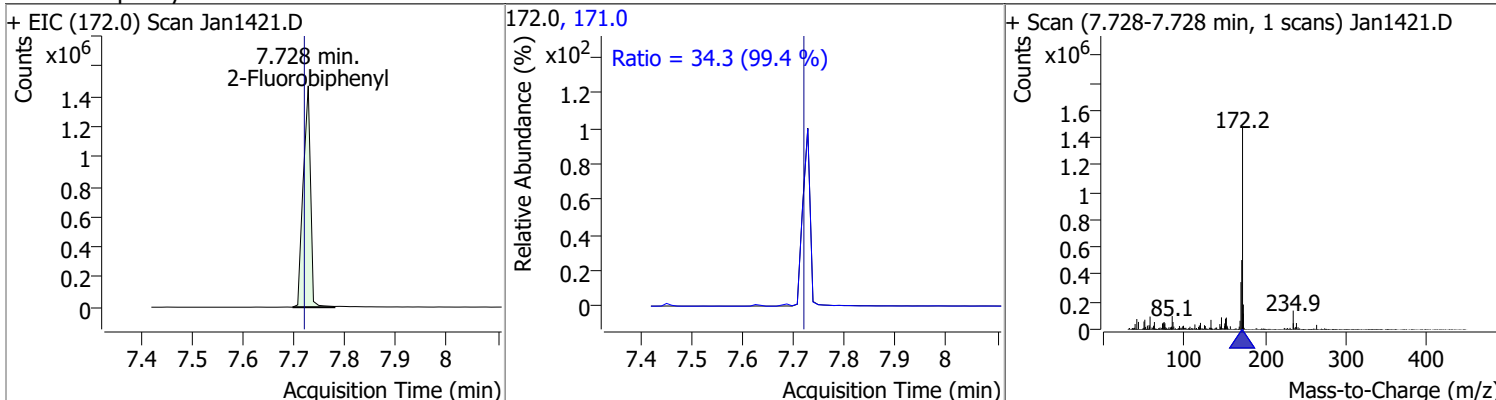
Compound	Conc.	RT	Dev(Min)	Resp.	QIon	QRatio	Lower	Upper
2,4,6-Trichlorophenol	84.0232	7.63	0.00	368453 (m)	198.0	94.7	66.6	123.6



Compound	Conc.	RT	Dev(Min)	Resp.	QIon	QRatio	Lower	Upper
2,4,5-Trichlorophenol	81.3966	7.69	0.01	402879 (m)	198.0	95.4	66.8	124.1

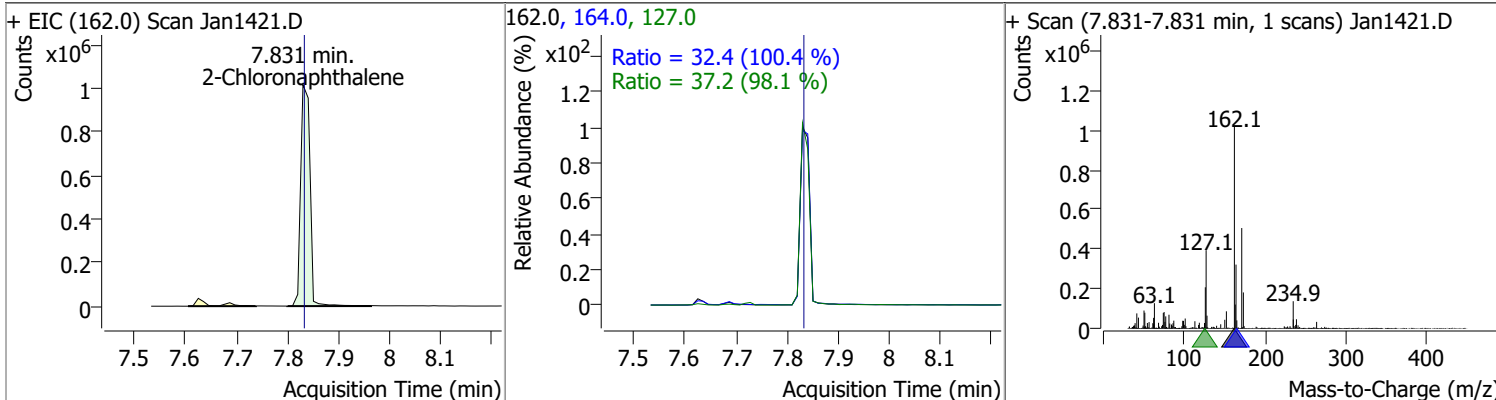


Compound	Conc.	RT	Dev(Min)	Resp.	QIon	QRatio	Lower	Upper
2-Fluorobiphenyl	73.5160	7.73	0.01	1459646	171.0	34.3	24.2	44.9

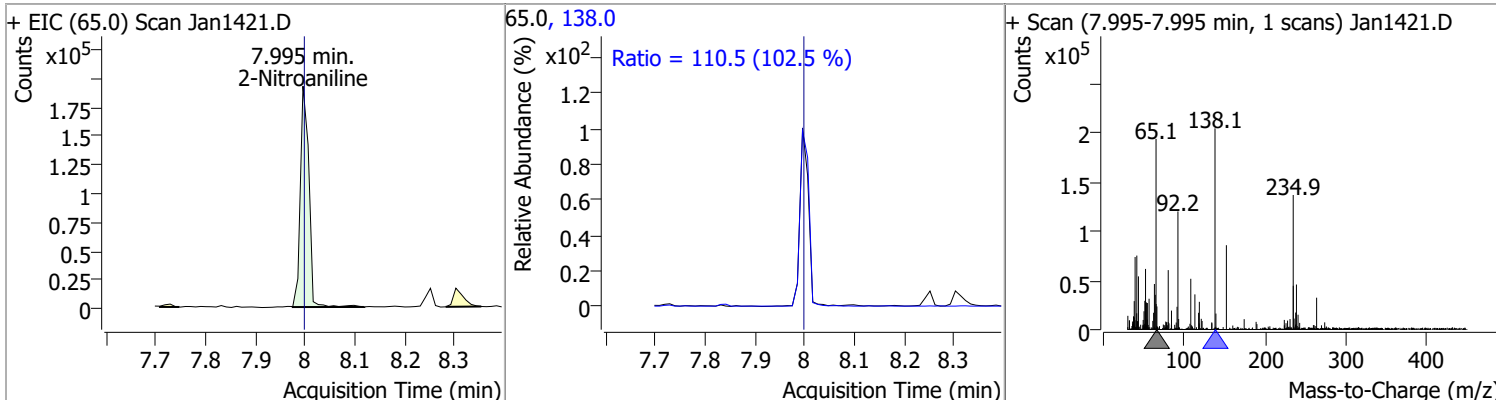


Quantitation Results Report (QT Reviewed)

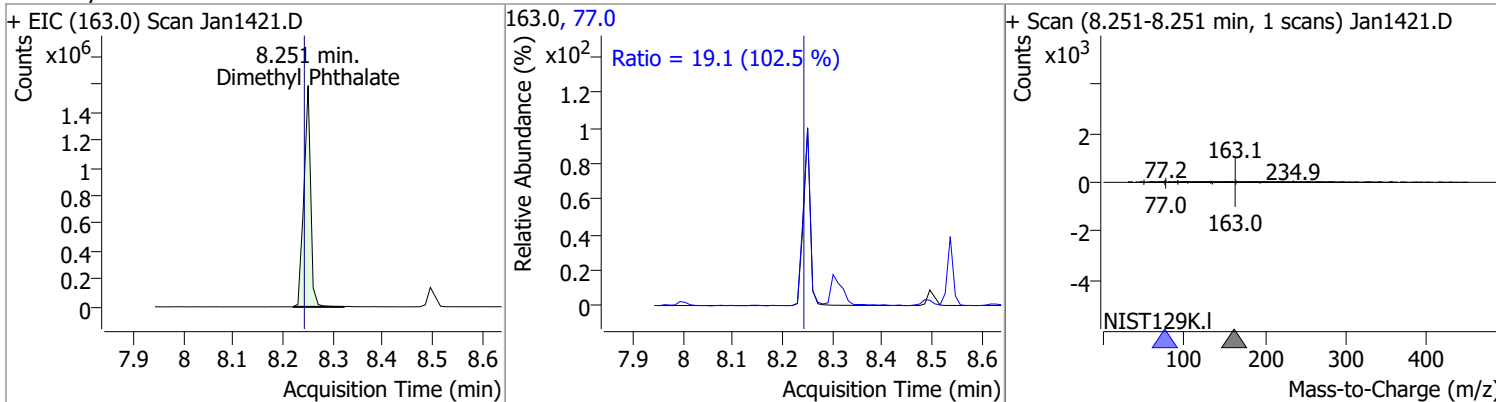
Compound	Conc.	RT	Dev(Min)	Resp.	QIon	QRatio	Lower	Upper
2-Chloronaphthalene	78.1562	7.83	0.00	1289968	127.0	37.2	26.5	49.3
					164.0	32.4	22.6	41.9



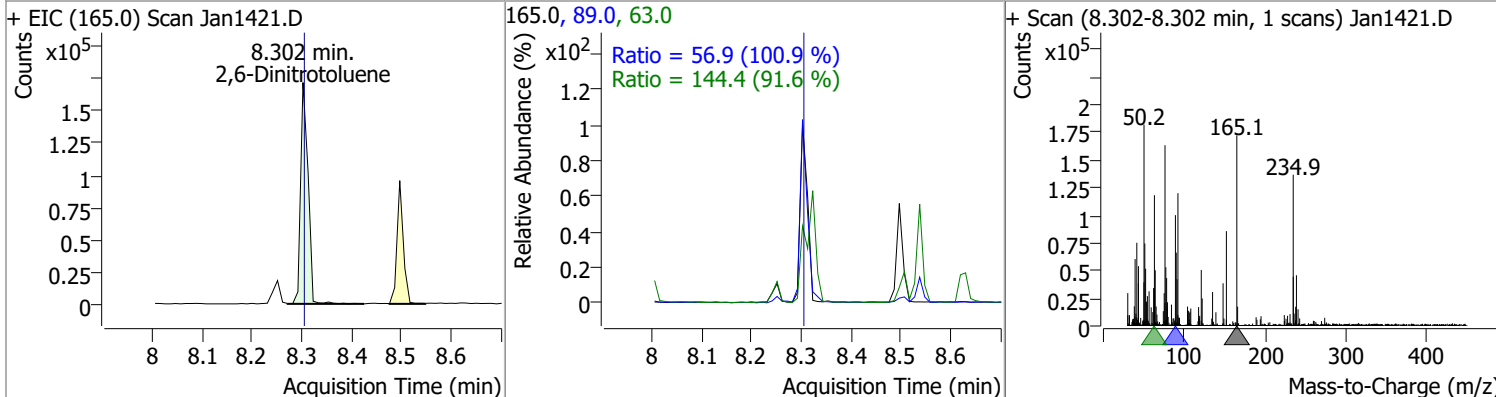
Compound	Conc.	RT	Dev(Min)	Resp.	QIon	QRatio	Lower	Upper
2-Nitroaniline	80.4014	7.99	0.00	230119	138.0	110.5	75.4	140.1



Compound	Conc.	RT	Dev(Min)	Resp.	QIon	QRatio	Lower	Upper
Dimethyl Phthalate	91.1212	8.25	0.01	1507096	77.0	19.1	13.0	24.2

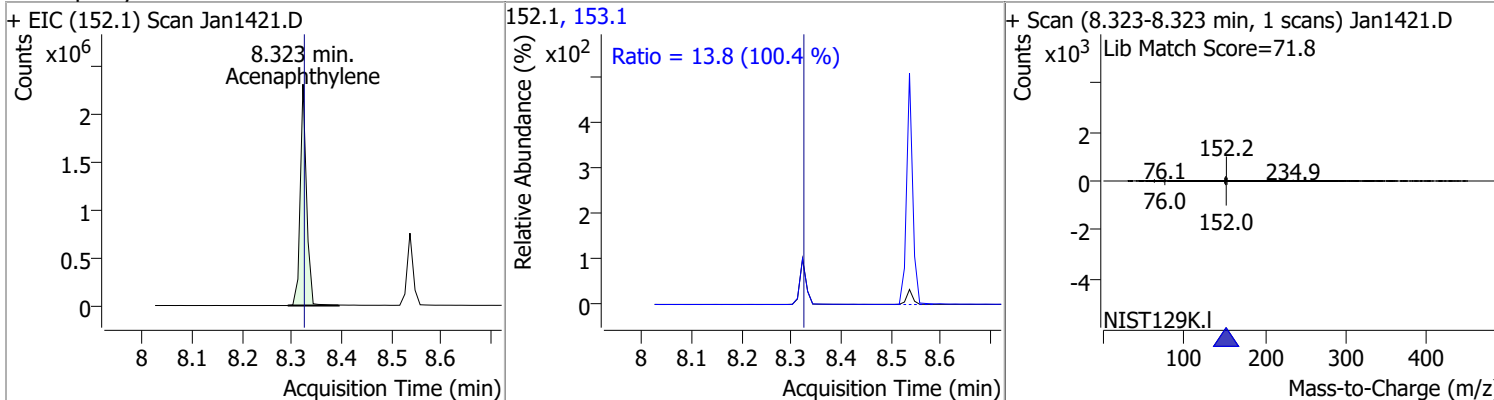


Compound	Conc.	RT	Dev(Min)	Resp.	QIon	QRatio	Lower	Upper
2,6-Dinitrotoluene	80.6692	8.30	0.00	179024	63.0	144.4	110.4	205.0
					89.0	56.9	39.5	73.3

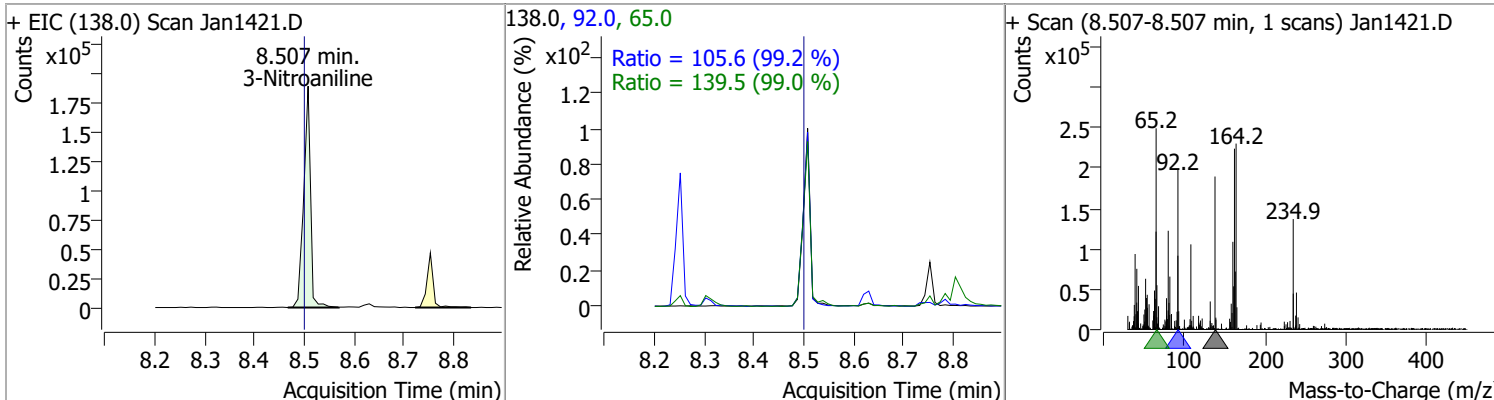


Quantitation Results Report (QT Reviewed)

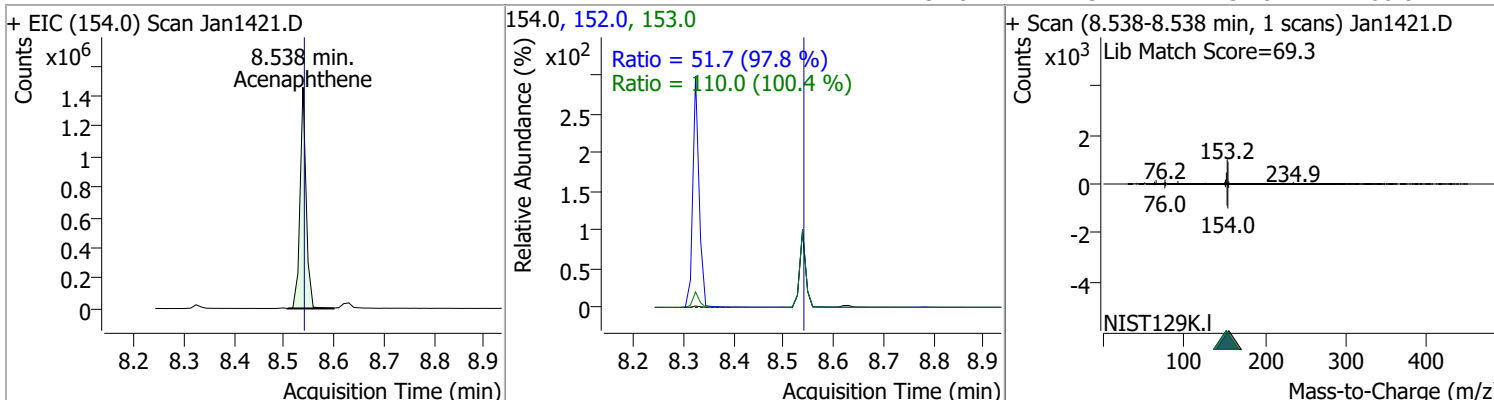
Compound	Conc.	RT	Dev(Min)	Resp.	QIon	QRatio	Lower	Upper
Acenaphthylene	77.2998	8.32	0.00	2035813	153.1	13.8	9.6	17.9



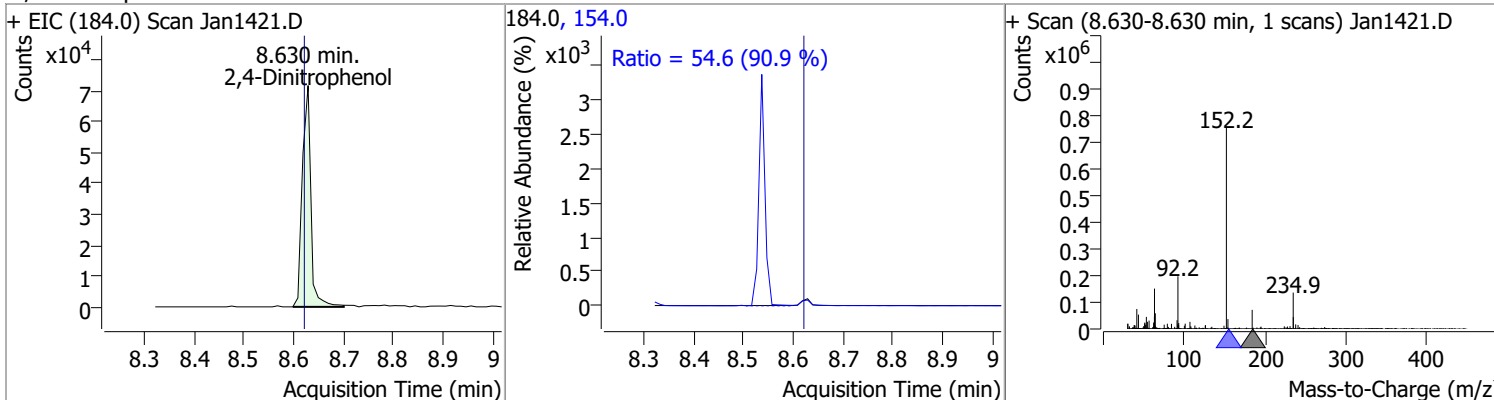
Compound	Conc.	RT	Dev(Min)	Resp.	QIon	QRatio	Lower	Upper
3-Nitroaniline	75.6204	8.51	0.01	180677	65.0	139.5	98.6	183.2
					92.0	105.6	74.5	138.4



Compound	Conc.	RT	Dev(Min)	Resp.	QIon	QRatio	Lower	Upper
Acenaphthene	81.5261	8.54	0.00	1240892	153.0	110.0	76.6	142.3
					152.0	51.7	37.0	68.8

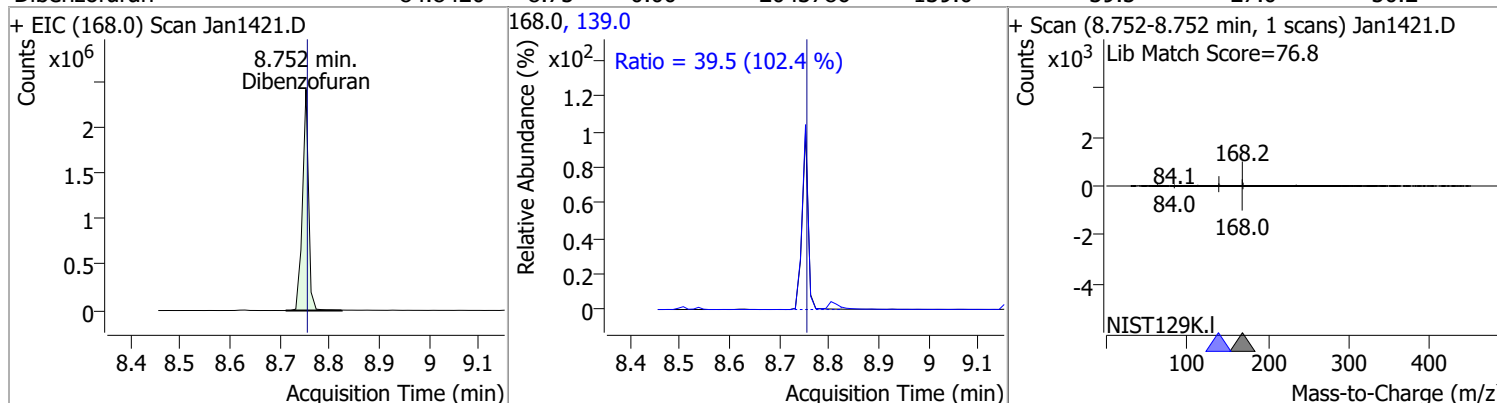


Compound	Conc.	RT	Dev(Min)	Resp.	QIon	QRatio	Lower	Upper
2,4-Dinitrophenol	73.6811	8.63	0.01	85837	154.0	54.6	42.0	78.1

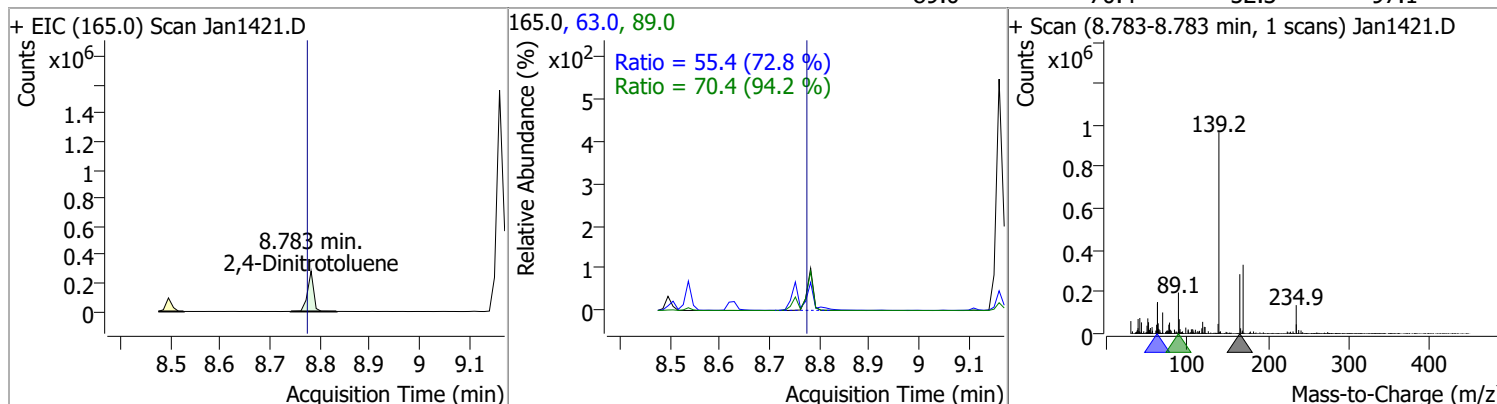


Quantitation Results Report (QT Reviewed)

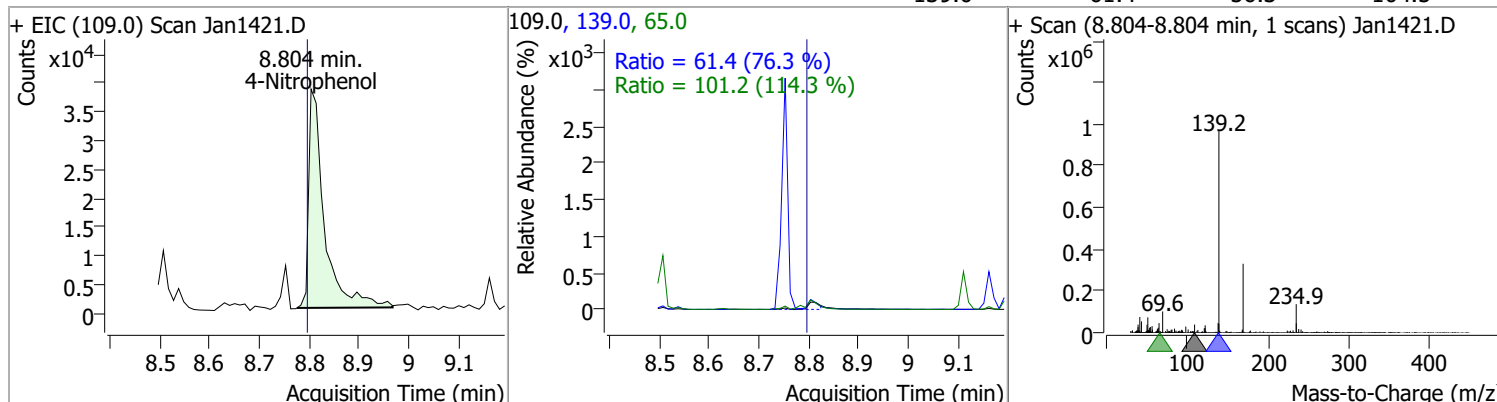
Compound	Conc.	RT	Dev(Min)	Resp.	QIon	QRatio	Lower	Upper
Dibenzofuran	84.8420	8.75	0.00	2043786	139.0	39.5	27.0	50.2



Compound	Conc.	RT	Dev(Min)	Resp.	QIon	QRatio	Lower	Upper
2,4-Dinitrotoluene	82.6212	8.78	0.01	240500	63.0	55.4	53.2	98.9
					89.0	70.4	52.3	97.1

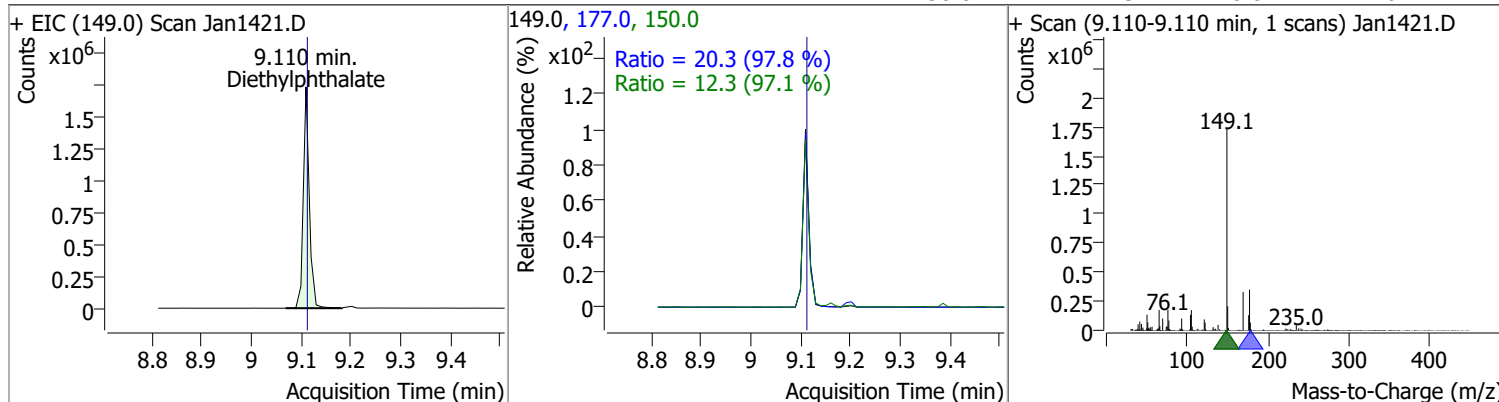


Compound	Conc.	RT	Dev(Min)	Resp.	QIon	QRatio	Lower	Upper
4-Nitrophenol	36.0881	8.80	0.01	83150	65.0	101.2	62.0	115.1
					139.0	61.4	56.3	104.5

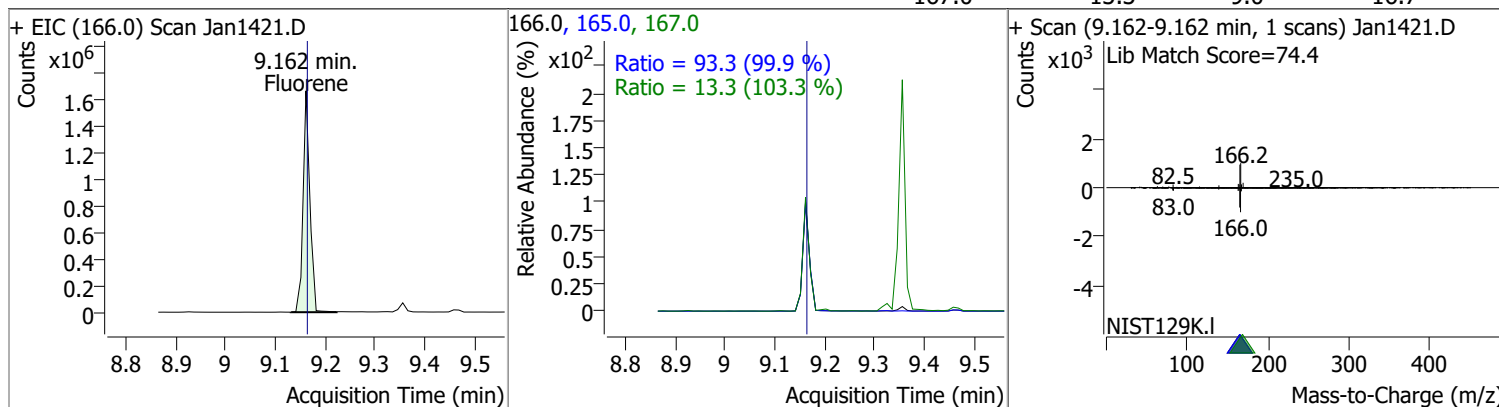


Quantitation Results Report (QT Reviewed)

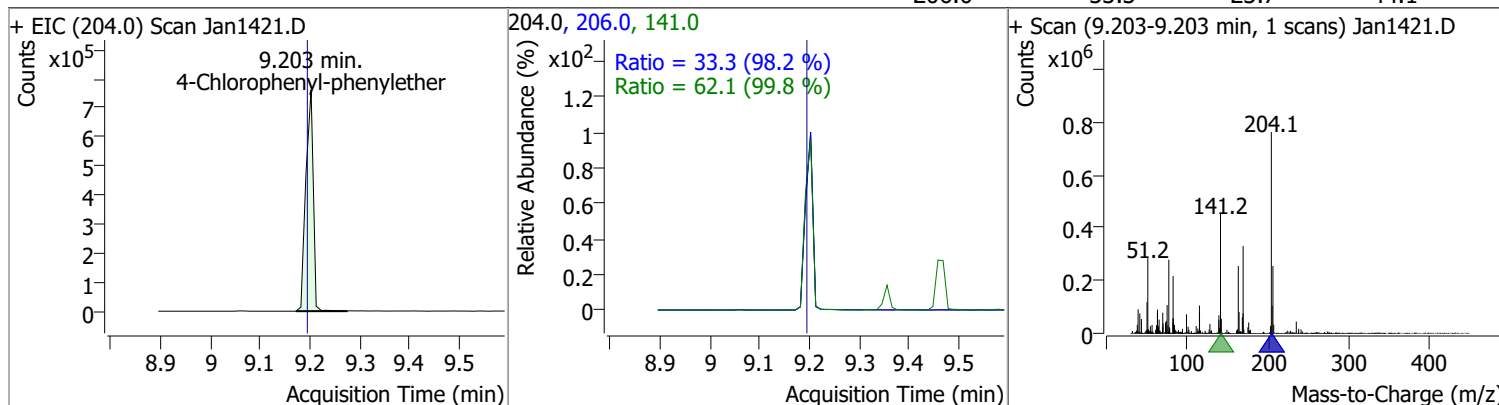
Compound	Conc.	RT	Dev(Min)	Resp.	QIon	QRatio	Lower	Upper
Diethylphthalate	85.9047	9.11	0.00	1447014	177.0	20.3	14.5	27.0
					150.0	12.3	8.8	16.4



Compound	Conc.	RT	Dev(Min)	Resp.	QIon	QRatio	Lower	Upper
Fluorene	81.0032	9.16	0.00	1575554	165.0	93.3	65.4	121.4
					167.0	13.3	9.0	16.7

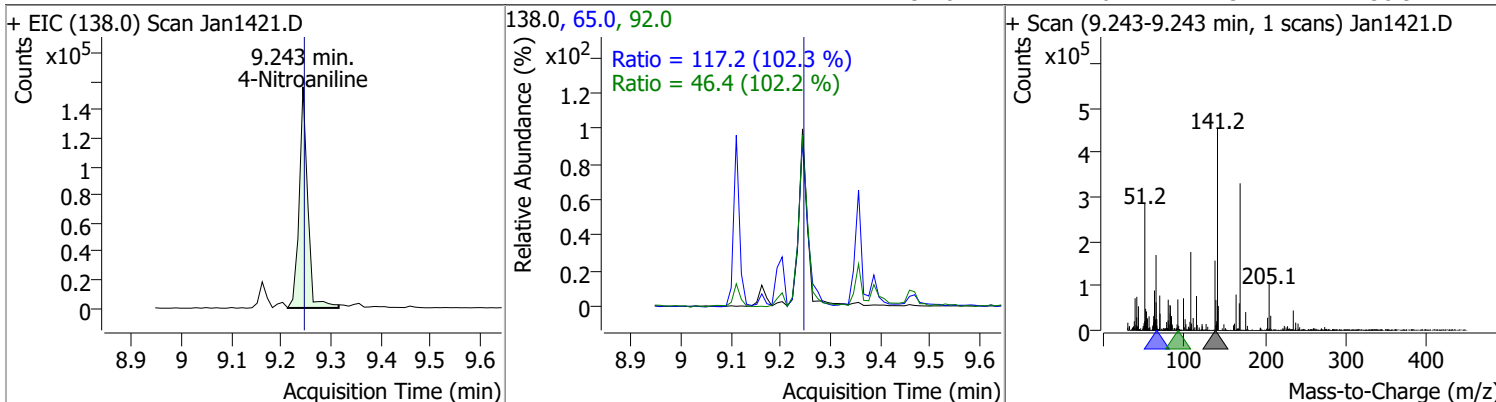


Compound	Conc.	RT	Dev(Min)	Resp.	QIon	QRatio	Lower	Upper
4-Chlorophenyl-phenylether	87.1983	9.20	0.01	781646	141.0	62.1	43.6	80.9
					206.0	33.3	23.7	44.1

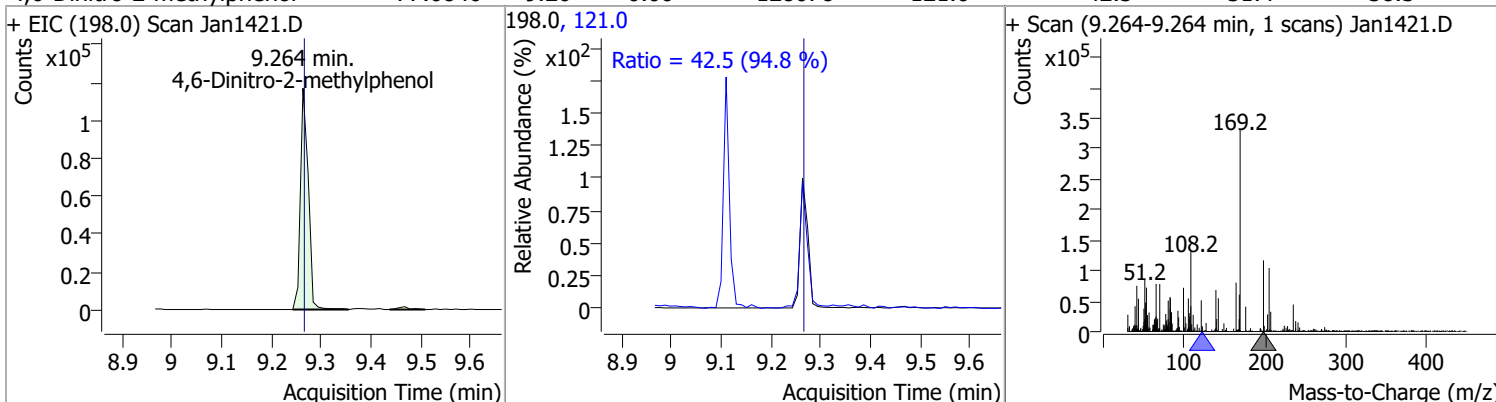


Quantitation Results Report (QT Reviewed)

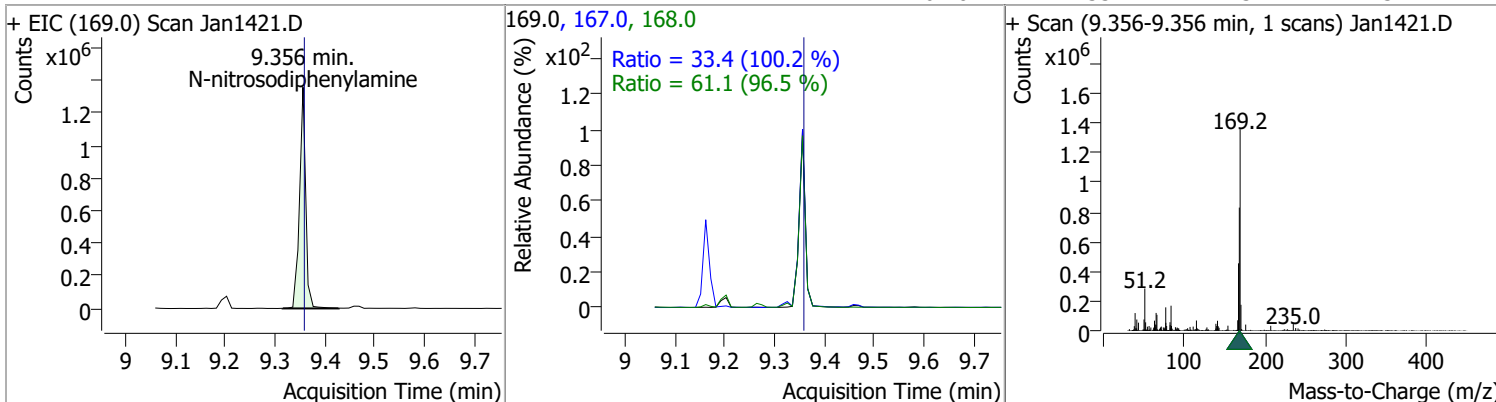
Compound	Conc.	RT	Dev(Min)	Resp.	QIon	QRatio	Lower	Upper
4-Nitroaniline	78.1082	9.24	0.00	185430	65.0	117.2	80.2	149.0
					92.0	46.4	31.7	58.9



Compound	Conc.	RT	Dev(Min)	Resp.	QIon	QRatio	Lower	Upper
4,6-Dinitro-2-methylphenol	77.0840	9.26	0.00	128078	121.0	42.5	31.4	58.3

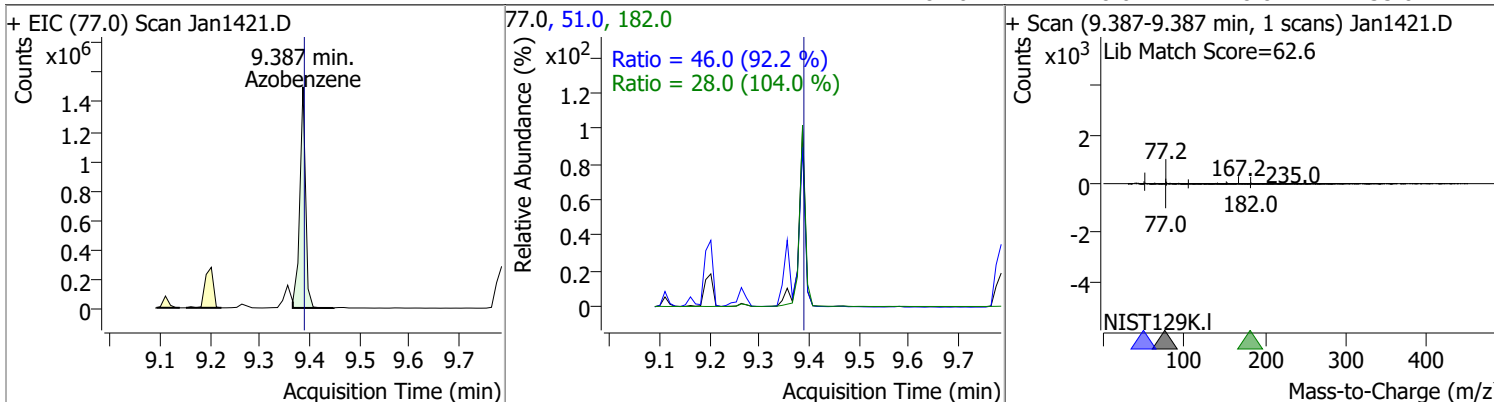


Compound	Conc.	RT	Dev(Min)	Resp.	QIon	QRatio	Lower	Upper
N-nitrosodiphenylamine	93.7314	9.36	0.00	1170146	168.0	61.1	44.3	82.3
					167.0	33.4	23.4	43.4

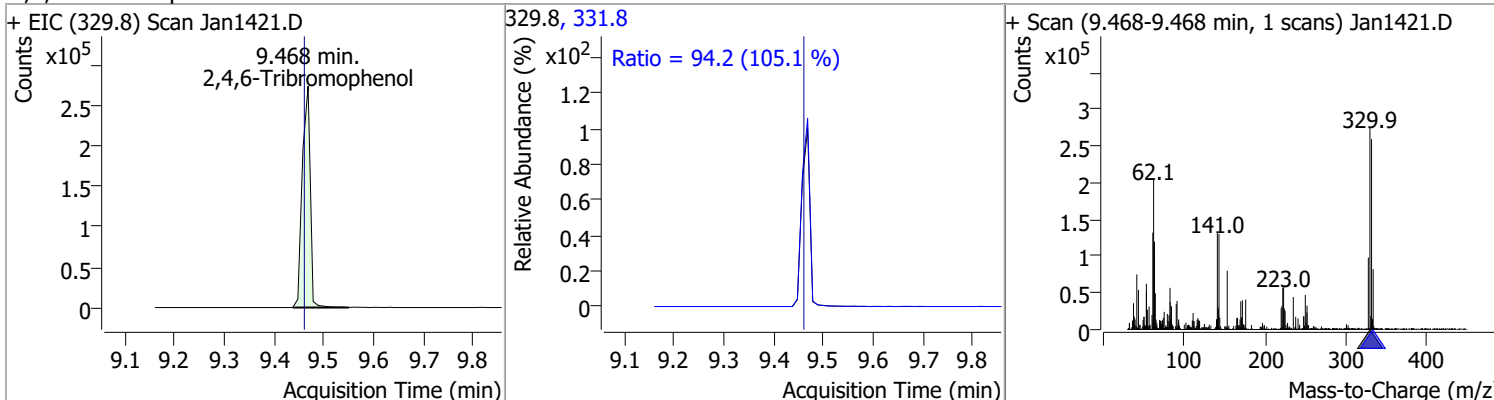


Quantitation Results Report (QT Reviewed)

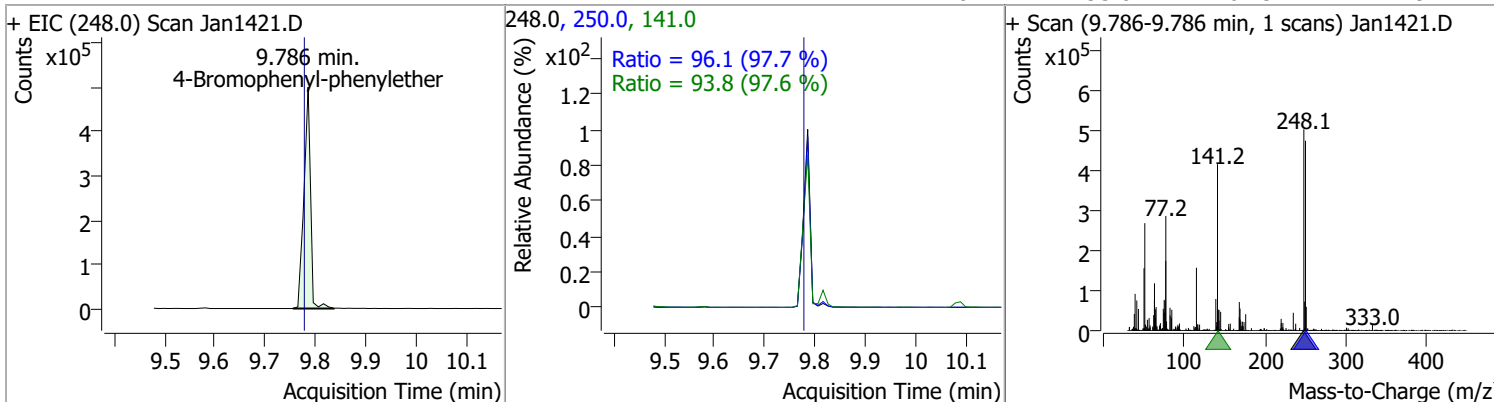
Compound	Conc.	RT	Dev(Min)	Resp.	QIon	QRatio	Lower	Upper
Azobenzene	81.2241	9.39	0.00	1207604	51.0	46.0	34.9	64.9
					182.0	28.0	18.8	35.0



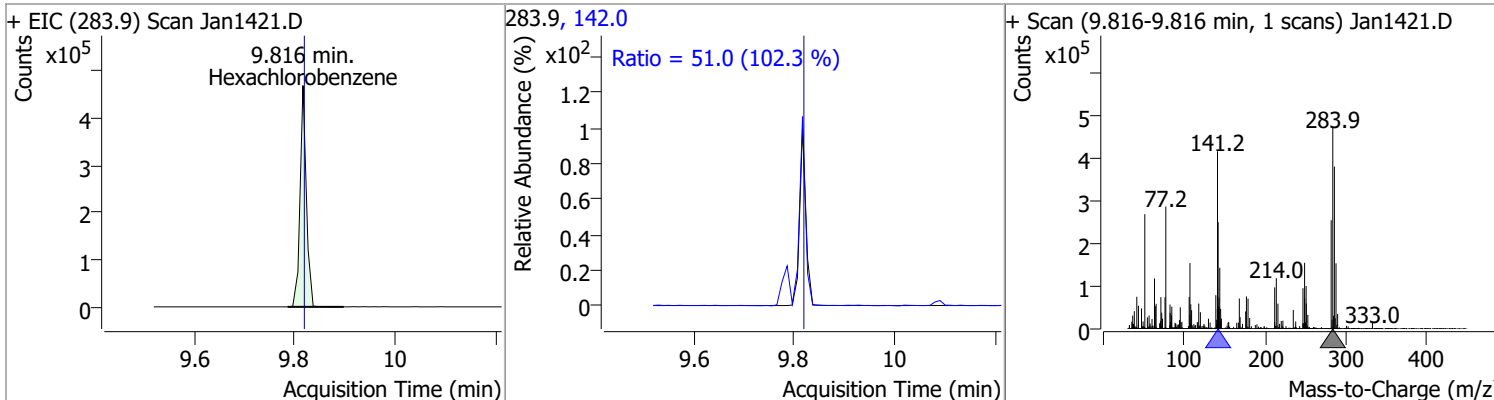
Compound	Conc.	RT	Dev(Min)	Resp.	QIon	QRatio	Lower	Upper
2,4,6-Tribromophenol	175.7662	9.47	0.01	304694	331.8	94.2	62.7	116.4



Compound	Conc.	RT	Dev(Min)	Resp.	QIon	QRatio	Lower	Upper
4-Bromophenyl-phenylether	89.5717	9.79	0.01	456461	250.0	96.1	68.8	127.8
					141.0	93.8	67.3	124.9

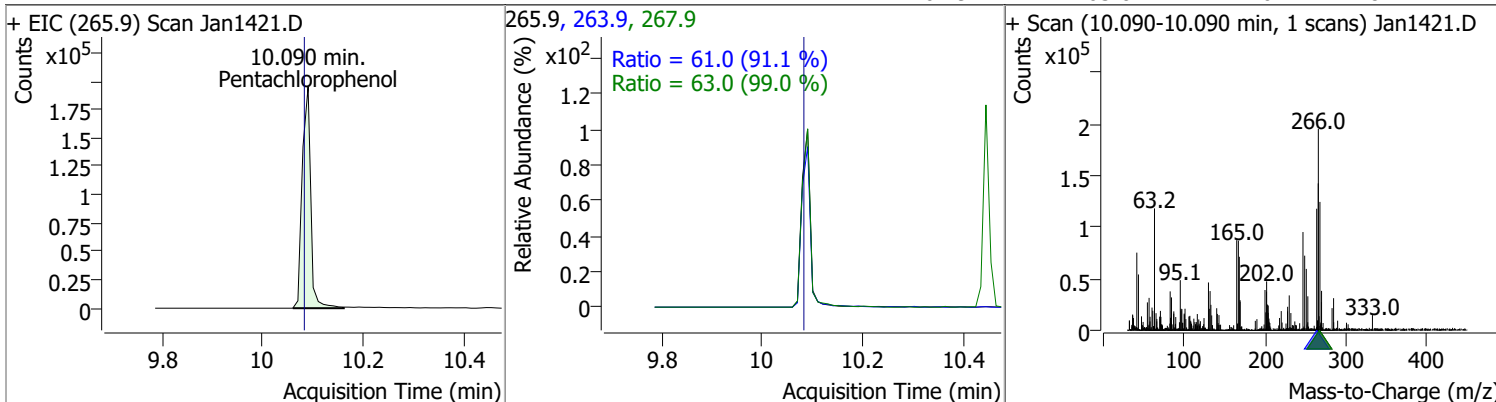


Compound	Conc.	RT	Dev(Min)	Resp.	QIon	QRatio	Lower	Upper
Hexachlorobenzene	79.7614	9.82	0.00	407771	142.0	51.0	34.9	64.8

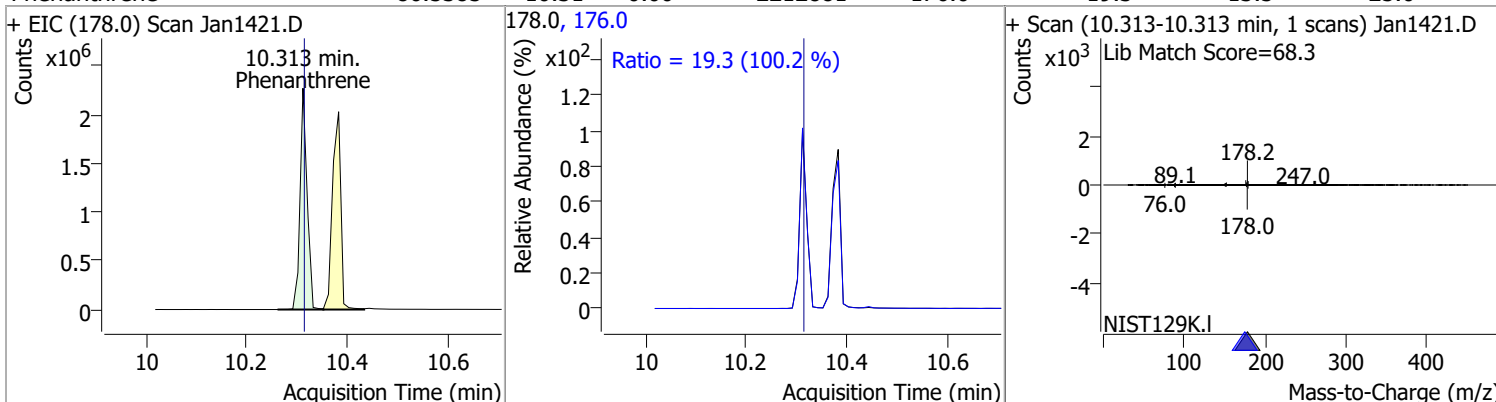


Quantitation Results Report (QT Reviewed)

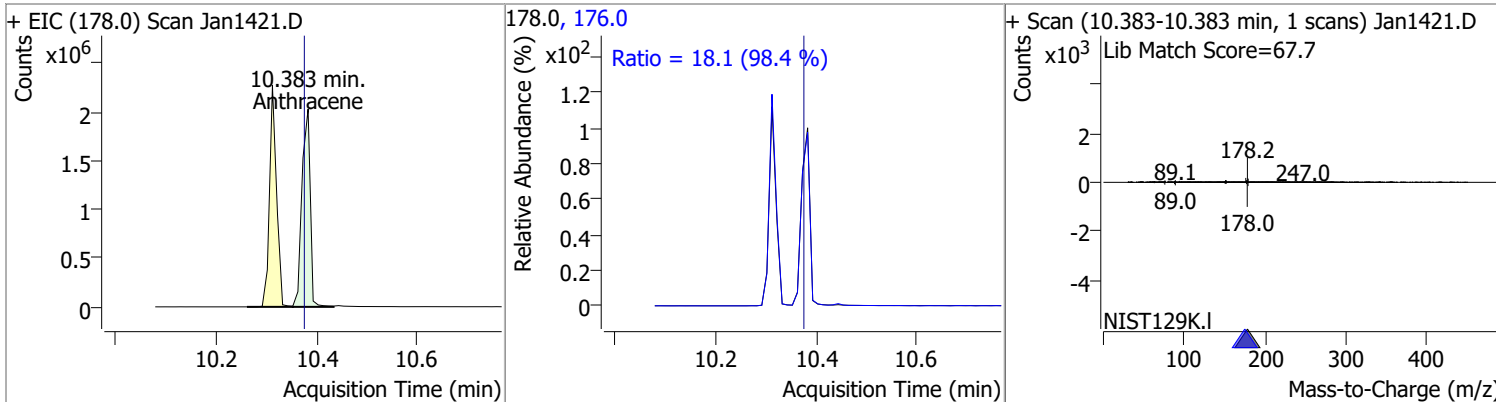
Compound	Conc.	RT	Dev(Min)	Resp.	QIon	QRatio	Lower	Upper
Pentachlorophenol	93.8481	10.09	0.01	229277	263.9	61.0	46.9	87.1
					267.9	63.0	44.6	82.7



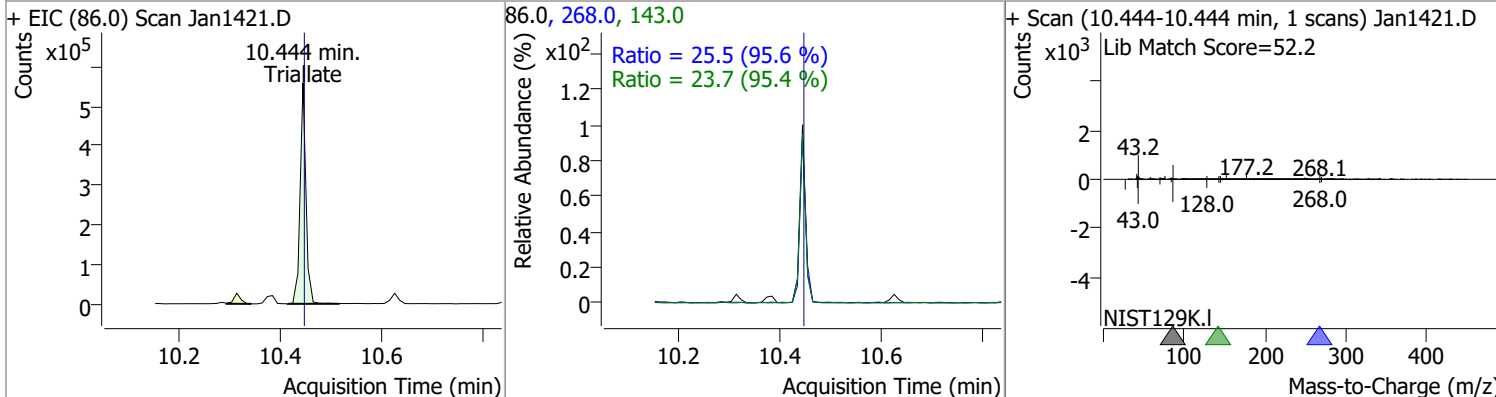
Compound	Conc.	RT	Dev(Min)	Resp.	QIon	QRatio	Lower	Upper
Phenanthrene	86.5385	10.31	0.00	2212881	176.0	19.3	13.5	25.0



Compound	Conc.	RT	Dev(Min)	Resp.	QIon	QRatio	Lower	Upper
Anthracene	93.4470	10.38	0.01	2327656	176.0	18.1	12.9	23.9

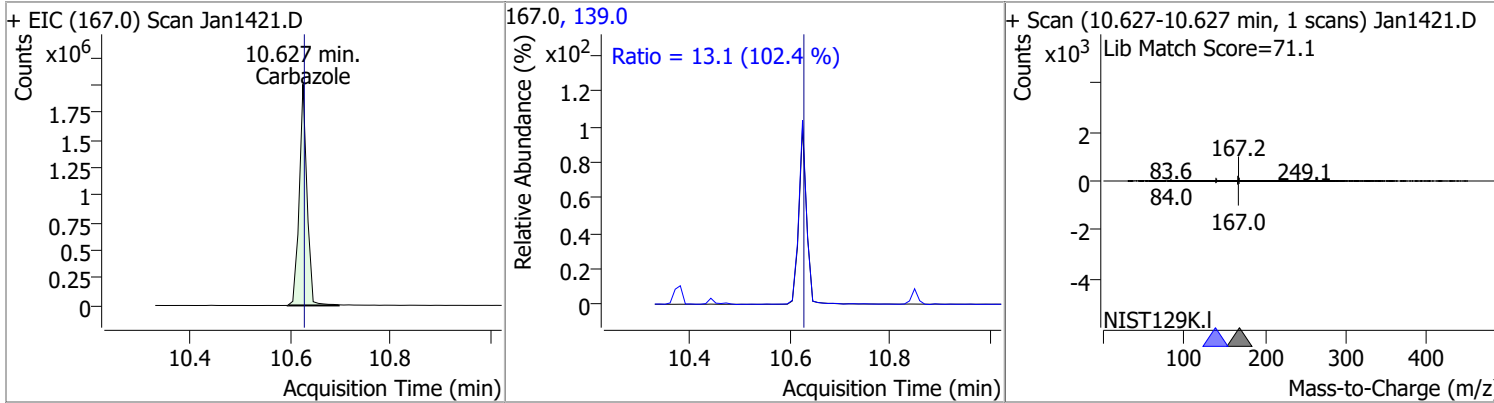


Compound	Conc.	RT	Dev(Min)	Resp.	QIon	QRatio	Lower	Upper
Triallate	82.9920	10.44	0.00	449026	268.0	25.5	18.7	34.7
					143.0	23.7	17.4	32.3

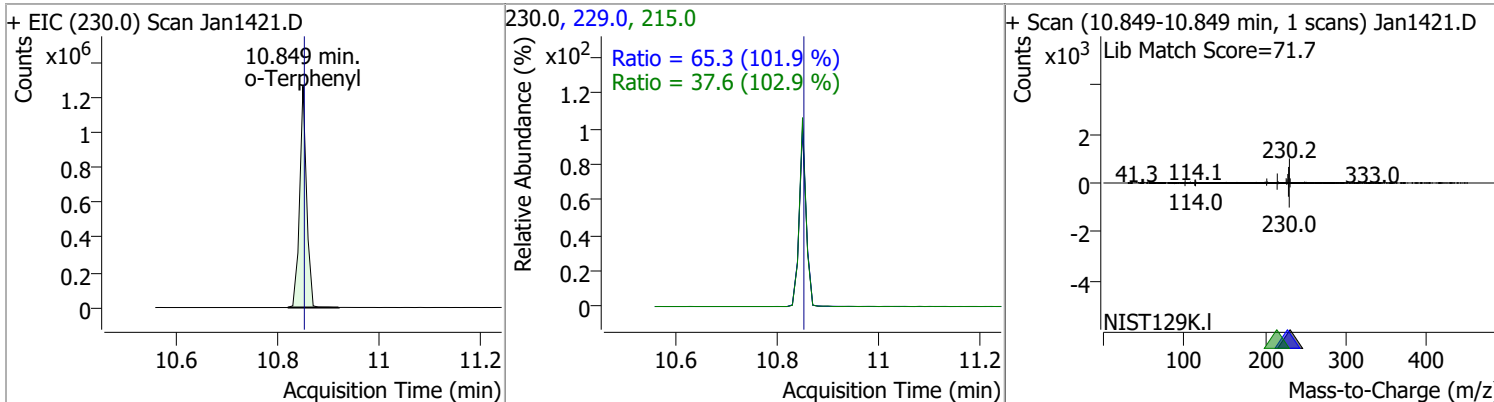


Quantitation Results Report (QT Reviewed)

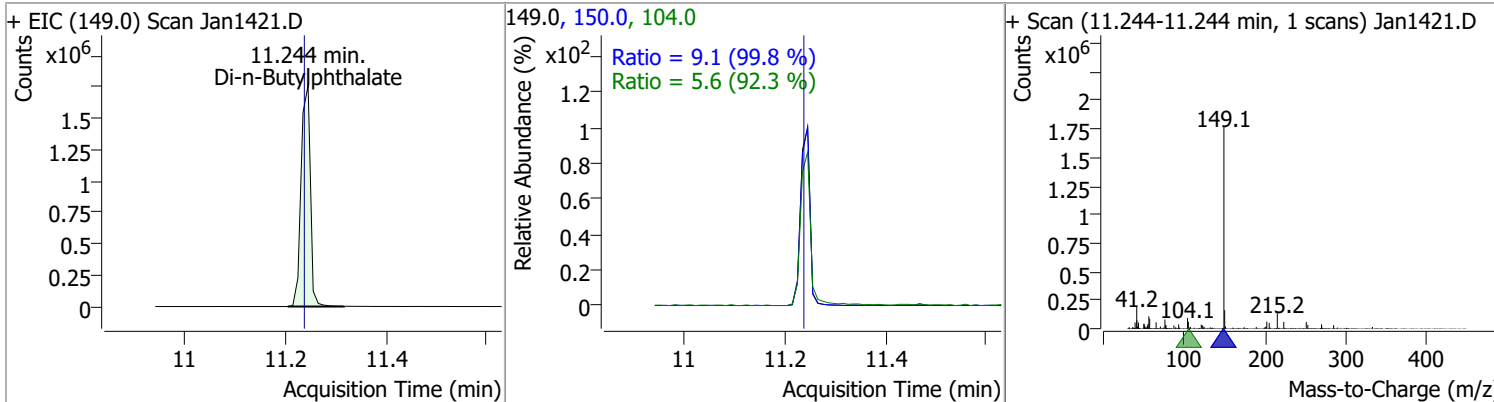
Compound	Conc.	RT	Dev(Min)	Resp.	QIon	QRatio	Lower	Upper
Carbazole	88.1927	10.63	0.00	2147509	139.0	13.1	8.9	16.6



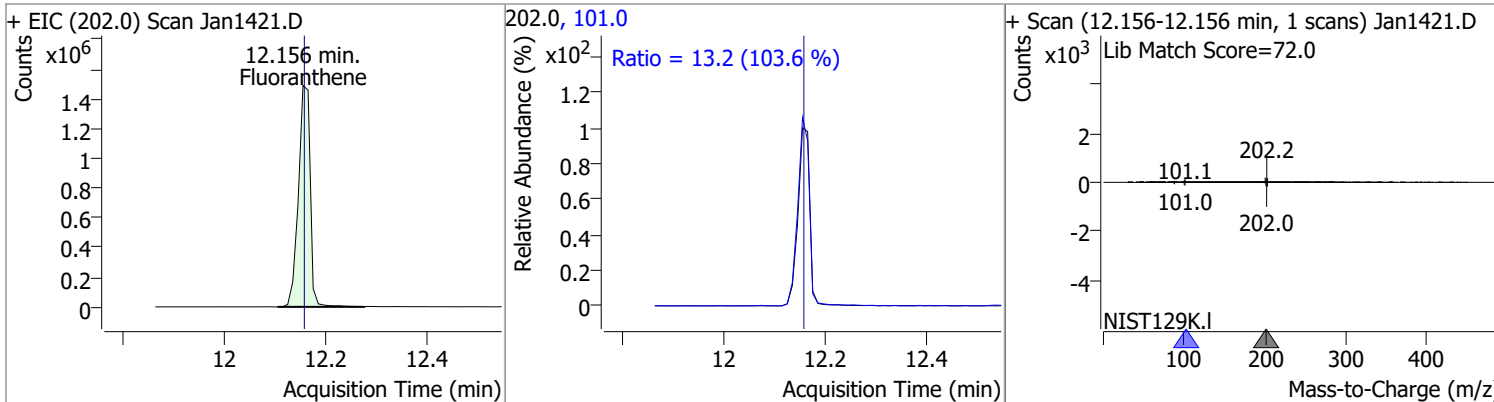
o-Terphenyl	82.2082	10.85	0.00	1209283	229.0	65.3	44.9	83.3
					215.0	37.6	25.6	47.5



Di-n-Butylphthalate	94.3439	11.24	0.01	2261167	150.0	9.1	6.4	11.9
					104.0	5.6	4.3	7.9

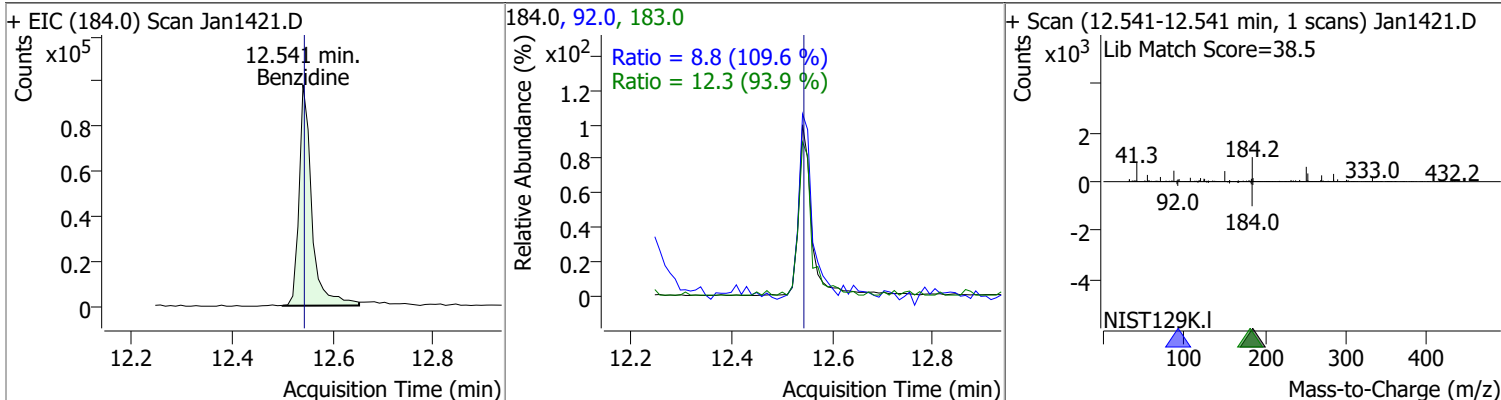


Fluoranthene	90.9632	12.16	0.00	2437867	101.0	13.2	8.9	16.6
--------------	---------	-------	------	---------	-------	------	-----	------

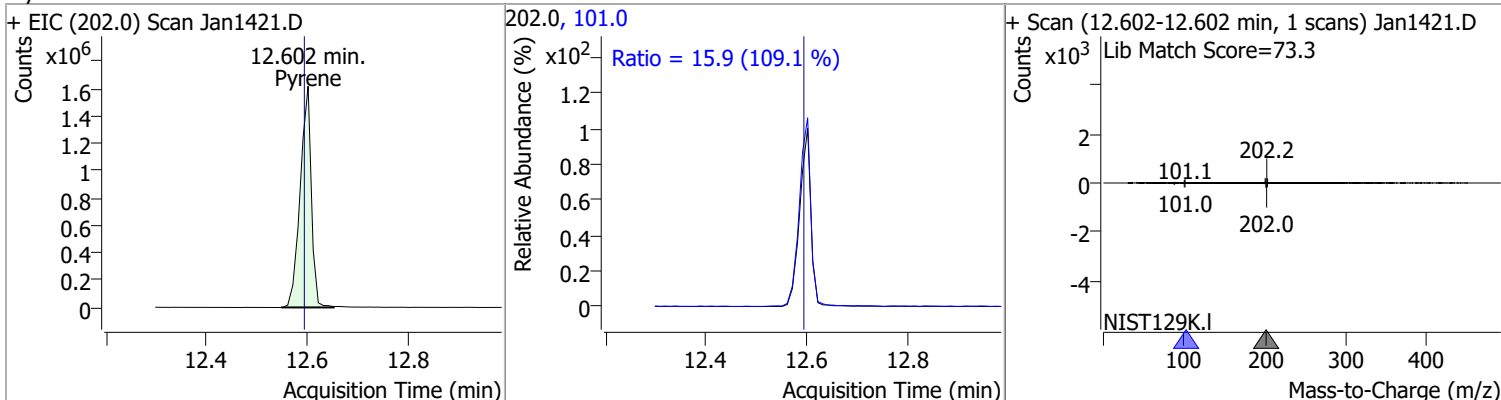


Quantitation Results Report (QT Reviewed)

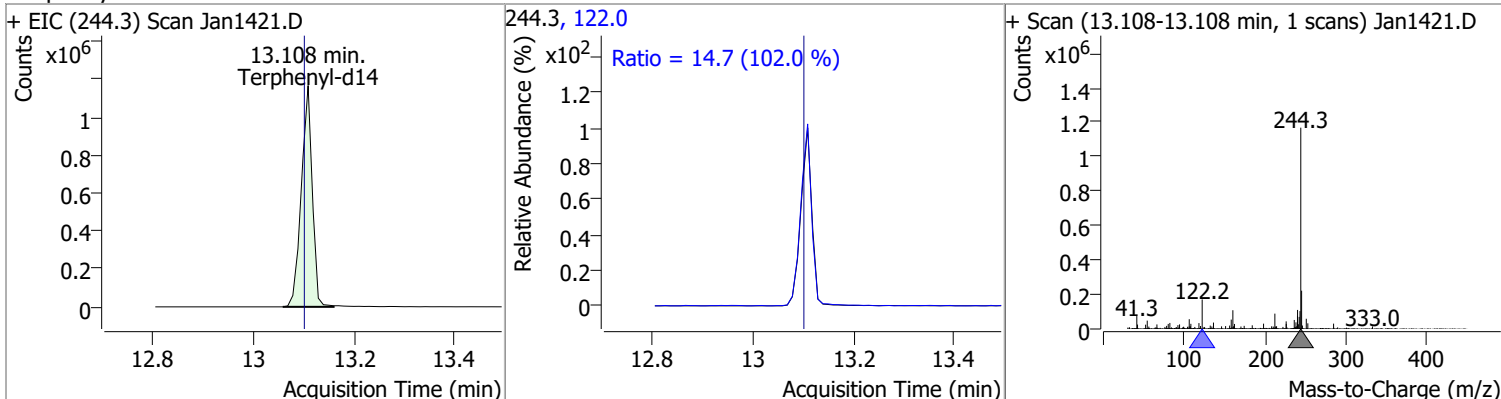
Compound	Conc.	RT	Dev(Min)	Resp.	QIon	QRatio	Lower	Upper
Benzidine	18.0248	12.54	0.00	172607	183.0	12.3	9.1	17.0
					92.0	8.8	5.7	10.5



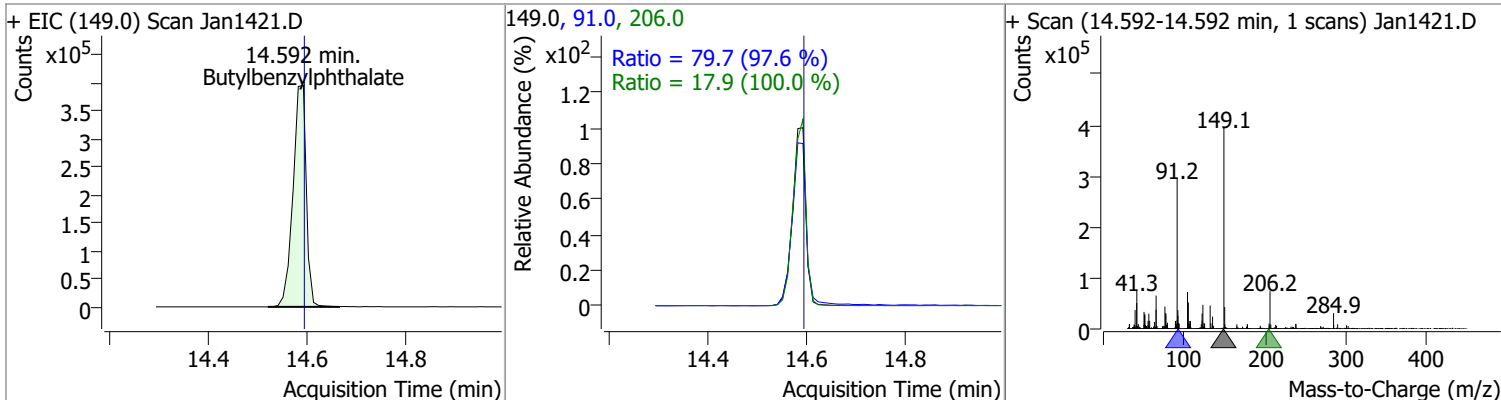
Compound	Conc.	RT	Dev(Min)	Resp.	QIon	QRatio	Lower	Upper
Pyrene	84.6839	12.60	0.01	2484867	101.0	15.9	10.2	19.0



Compound	Conc.	RT	Dev(Min)	Resp.	QIon	QRatio	Lower	Upper
Terphenyl-d14	90.7303	13.11	0.01	1762129	122.0	14.7	10.1	18.7

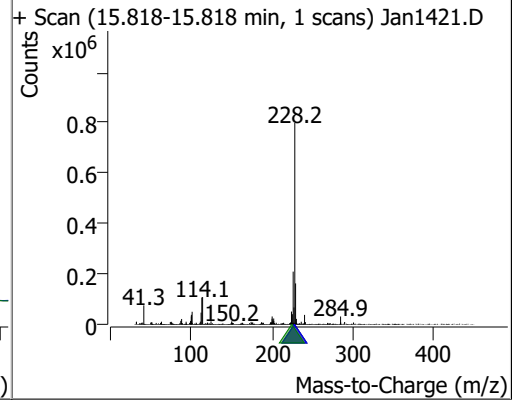
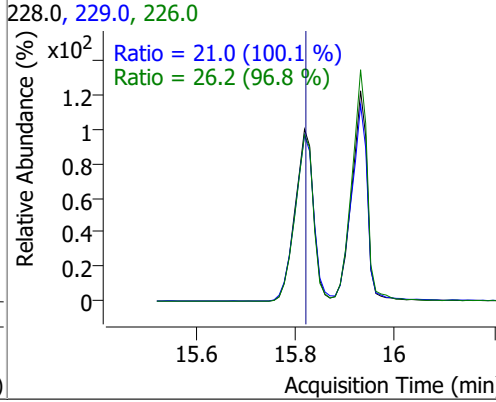
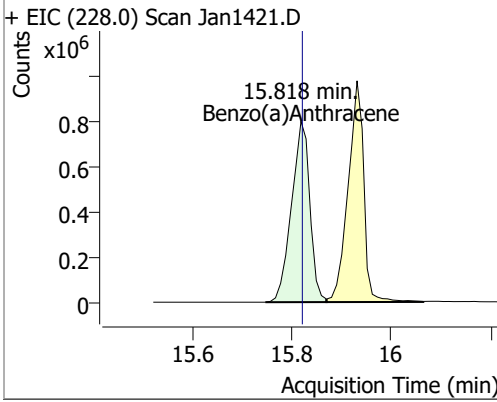


Compound	Conc.	RT	Dev(Min)	Resp.	QIon	QRatio	Lower	Upper
Butylbenzylphthalate	94.4141	14.59	0.01	732611	91.0	79.7	57.2	106.2
					206.0	17.9	12.6	23.3

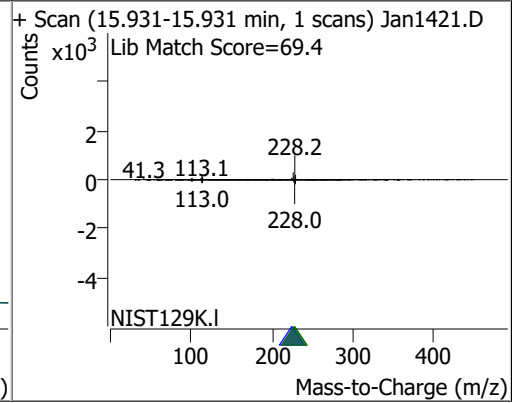
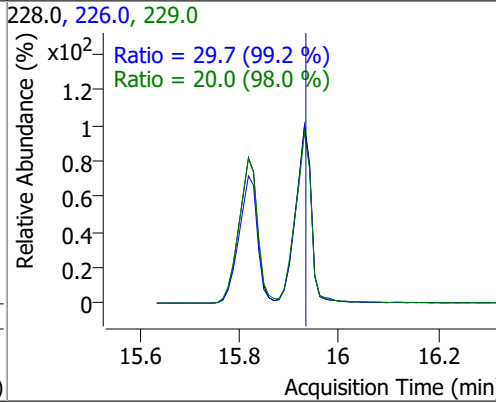
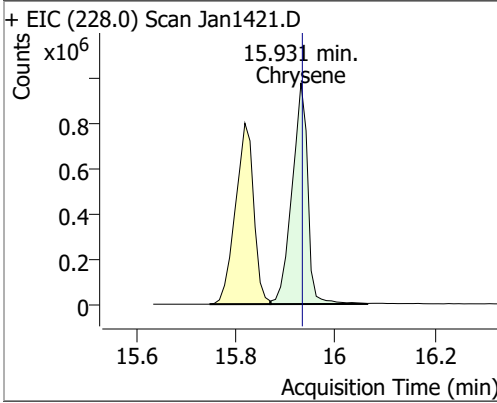


Quantitation Results Report (QT Reviewed)

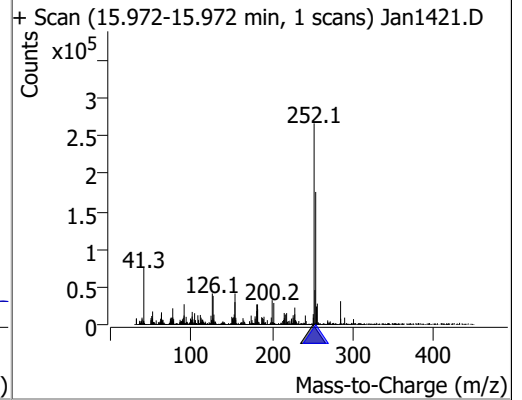
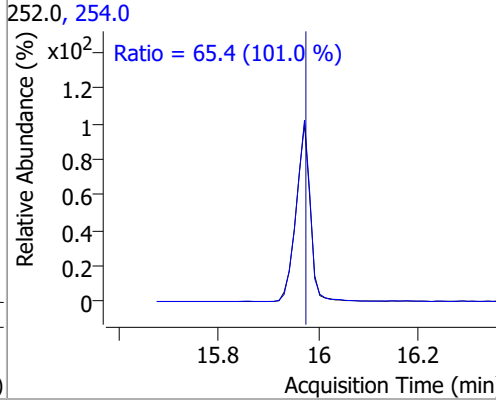
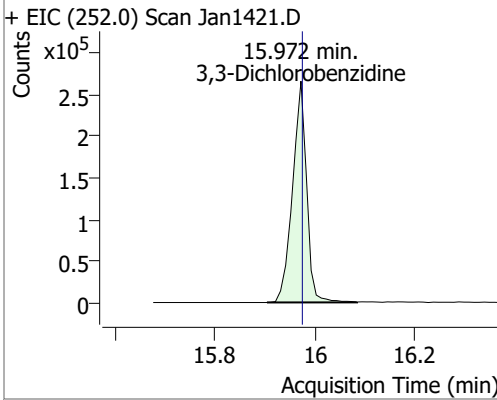
Compound	Conc.	RT	Dev(Min)	Resp.	QIon	QRatio	Lower	Upper
Benzo(a)Anthracene	97.8892	15.82	0.01	2026825	226.0	26.2	18.9	35.2
					229.0	21.0	14.7	27.3



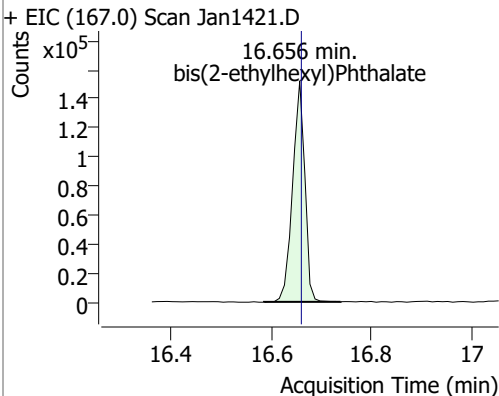
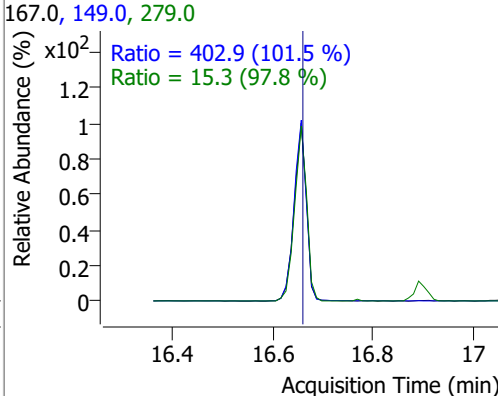
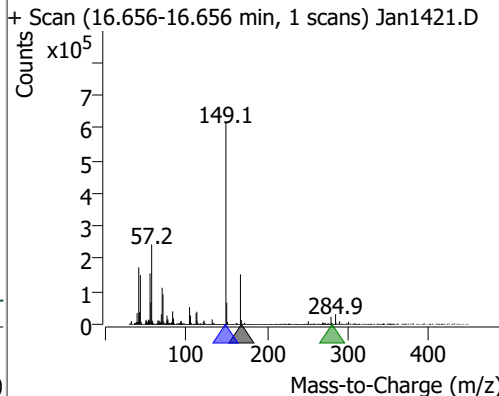
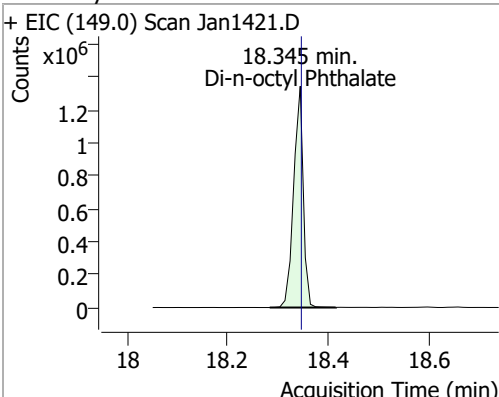
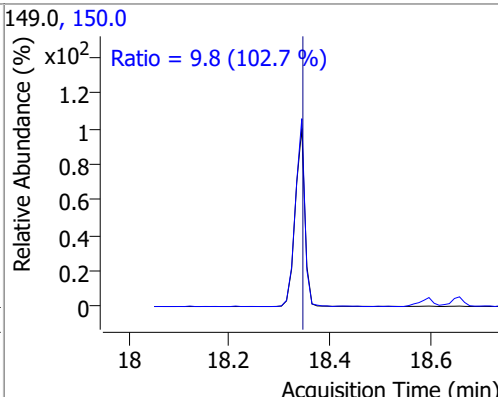
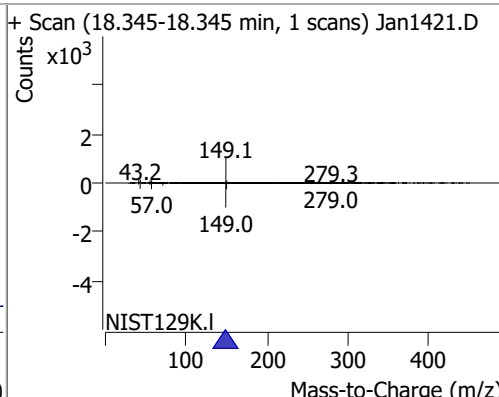
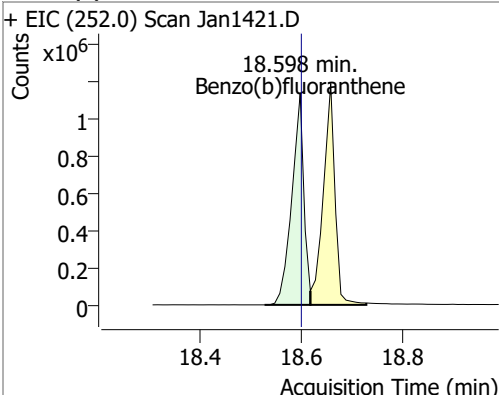
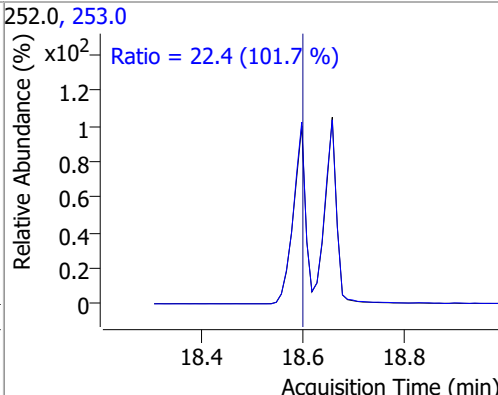
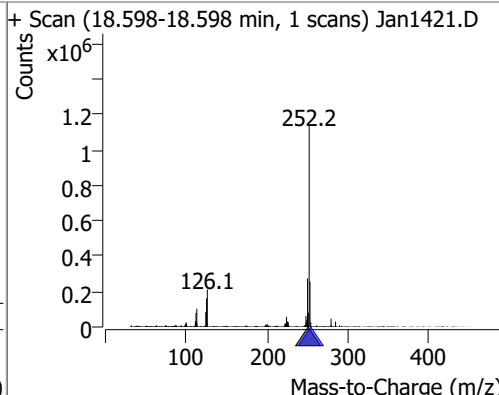
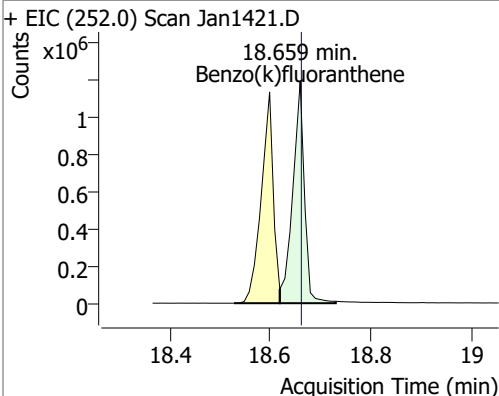
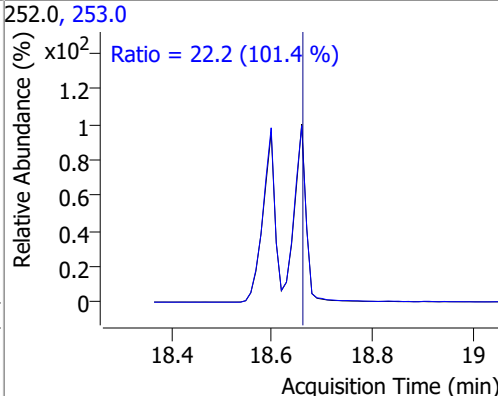
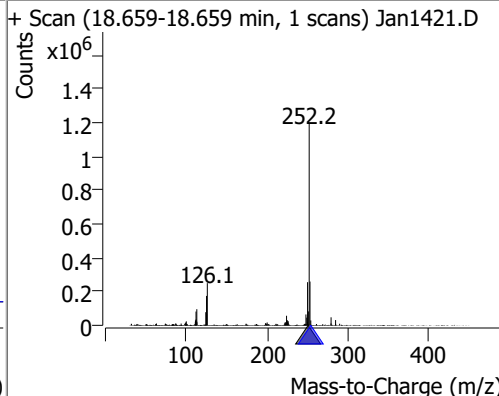
Compound	Conc.	RT	Dev(Min)	Resp.	QIon	QRatio	Lower	Upper
Chrysene	94.5152	15.93	0.01	2130917	226.0	29.7	21.0	38.9
					229.0	20.0	14.3	26.5



Compound	Conc.	RT	Dev(Min)	Resp.	QIon	QRatio	Lower	Upper
3,3-Dichlorobenzidine	74.4646	15.97	0.01	522975	254.0	65.4	45.3	84.1

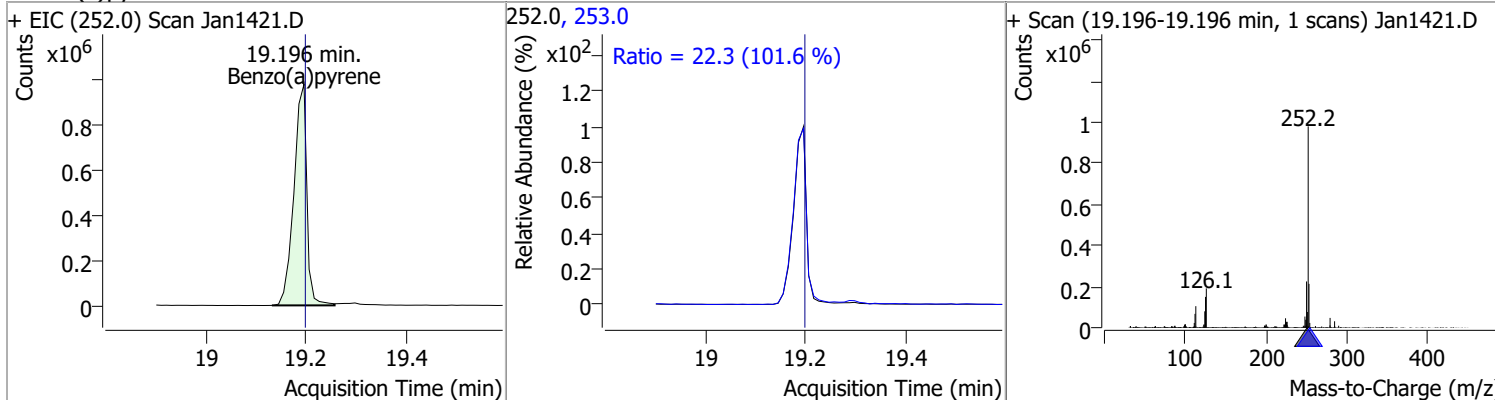


Quantitation Results Report (QT Reviewed)

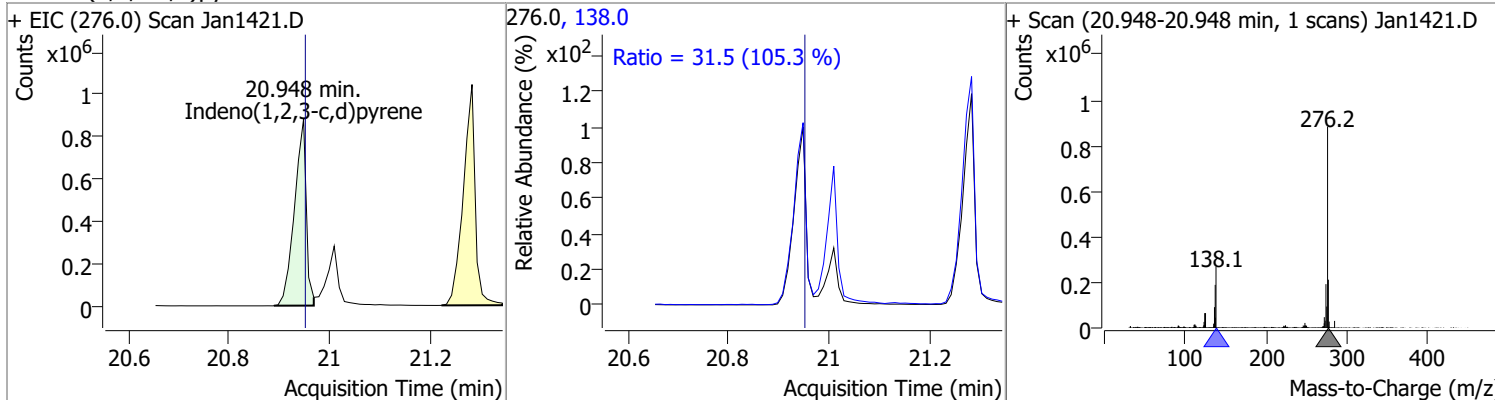
Compound	Conc.	RT	Dev(Min)	Resp.	QIon	QRatio	Lower	Upper
bis(2-ethylhexyl)Phthalate	93.5048	16.66	0.01	257976	149.0 279.0	402.9 15.3	278.0 10.9	516.2 20.3
+ EIC (167.0) Scan Jan1421.D 			167.0, 149.0, 279.0 			+ Scan (16.656-16.656 min, 1 scans) Jan1421.D 		
Di-n-octyl Phthalate	93.1988	18.35	0.01	1786006	150.0	9.8	6.7	12.4
+ EIC (149.0) Scan Jan1421.D 			149.0, 150.0 			+ Scan (18.345-18.345 min, 1 scans) Jan1421.D 		
Benzo(b)fluoranthene	93.4383	18.60	0.01	1887469	253.0	22.4	15.4	28.6
+ EIC (252.0) Scan Jan1421.D 			252.0, 253.0 			+ Scan (18.598-18.598 min, 1 scans) Jan1421.D 		
Benzo(k)fluoranthene	91.5927	18.66	0.01	1918164	253.0	22.2	15.3	28.5
+ EIC (252.0) Scan Jan1421.D 			252.0, 253.0 			+ Scan (18.659-18.659 min, 1 scans) Jan1421.D 		

Quantitation Results Report (QT Reviewed)

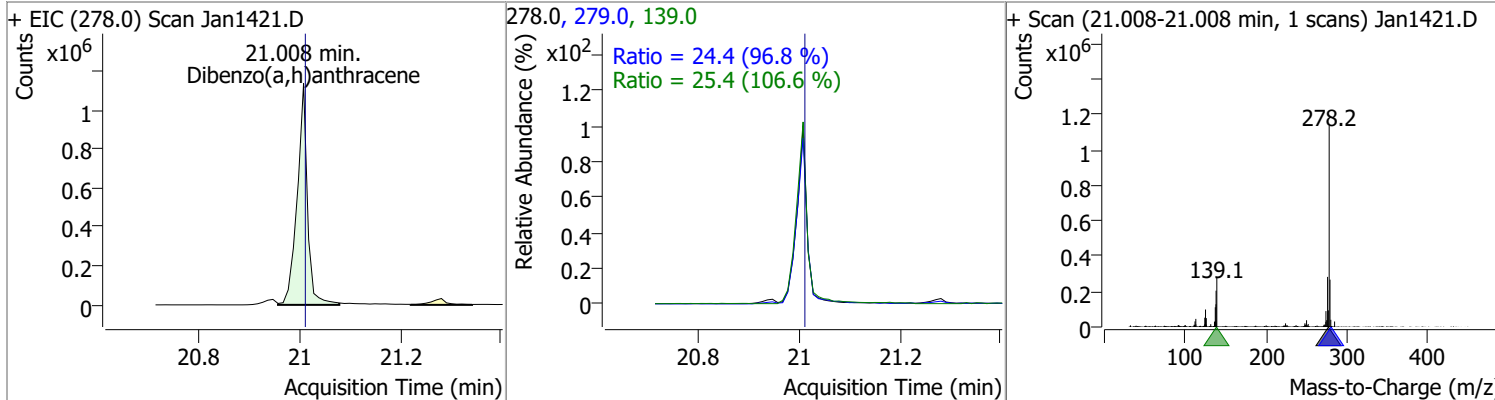
Compound	Conc.	RT	Dev(Min)	Resp.	QIon	QRatio	Lower	Upper
Benzo(a)pyrene	90.0124	19.20	0.01	1740267	253.0	22.3	15.4	28.6



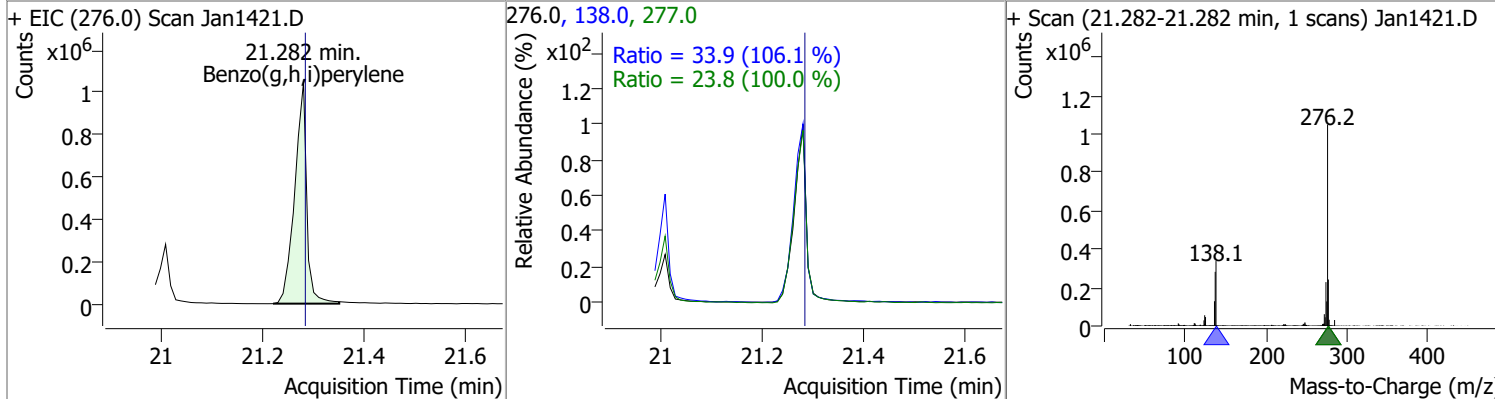
Compound	Conc.	RT	Dev(Min)	Resp.	QIon	QRatio	Lower	Upper
Indeno(1,2,3-c,d)pyrene	87.6081	20.95	0.01	1426885	138.0	31.5	20.9	38.8



Compound	Conc.	RT	Dev(Min)	Resp.	QIon	QRatio	Lower	Upper
Dibenzo(a,h)anthracene	91.2136	21.01	0.01	1610806	279.0	24.4	17.7	32.8
					139.0	25.4	16.7	31.0



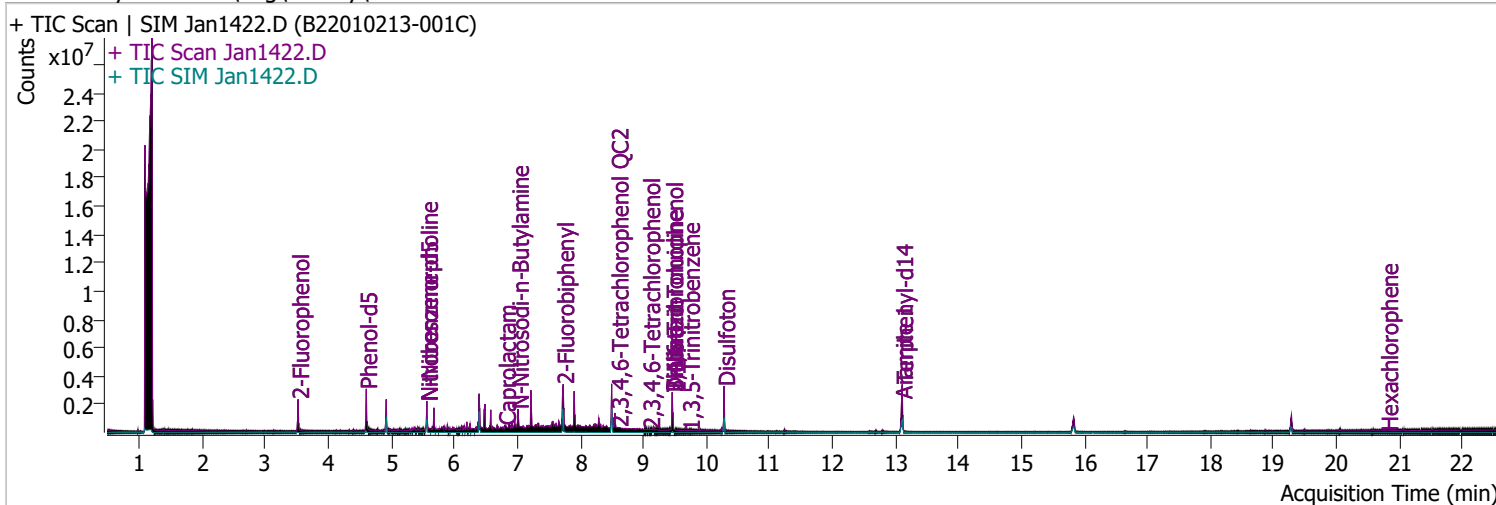
Compound	Conc.	RT	Dev(Min)	Resp.	QIon	QRatio	Lower	Upper
Benzo(g,h,i)perylene	91.3901	21.28	0.01	1730117	138.0	33.9	22.4	41.6
					277.0	23.8	16.6	30.9



Quantitation Results Report (QT Reviewed)

Data File Jan1422.D
 Acq. Method BNA+SIM.M
 Sample Name B22010213-001C
 Vial 22
 DA Method File
 Tune File dftppdsm.u
 Batch Name 011422 DoD BNA.batch.bin
 Ref Library D:\Org\Library\NIST129K.I

Operator LIMS import
 Acq. Date-Time 1/15/2022 12:20:15 AM
 Instrument Instrument #1
 Multiplier 1.00
 Comment SVOC-8270-W-LARGO
 Tune Date 1/7/2022 12:13:00 PM
 Last Calib Update 1/18/2022 11:27:22 AM



Compound	RT	QIon	Resp.	Conc.	Units	Dev(Min)
----------	----	------	-------	-------	-------	----------

Internal Standards

System Monitoring Compounds

S 2-Fluorophenol	3.520	112.0	614163	82.2848	µg/L	0.010
Spiked Amount: 200.000	Range: 10.0 - 75.0%			Recovery = 41.14%		
S Phenol-d5	4.603	99.0	868570	87.4400	µg/L	0.000
Spiked Amount: 200.000	Range: 10.0 - 65.0%			Recovery = 43.72%		
S Nitrobenzene-d5	5.563	82.0	364577	67.2708	µg/L	0.000
Spiked Amount: 100.000	Range: 32.0 - 94.0%			Recovery = 67.27%		
S 2-Fluorobiphenyl	7.728	172.0	1178576	65.2352	µg/L	0.010
Spiked Amount: 100.000	Range: 28.0 - 107.0%			Recovery = 65.24%		
S 2,4,6-Tribromophenol	9.458	329.8	229971	145.5939	µg/L	0.000
Spiked Amount: 200.000	Range: 25.0 - 140.0%			Recovery = 72.80%		
S Terphenyl-d14	13.108	244.3	1700316	93.3535	µg/L	0.010
Spiked Amount: 100.000	Range: 32.0 - 122.0%			Recovery = 93.35%		

Target Compounds

Compound	RT	QIon	Resp.	Conc.	Units	Dev(Min)	QValue
T N-Nitrosodimethylamine	0.000		0	N.D.			
T Pyridine	0.000		0	N.D.			
T Aniline	0.000		0	N.D.			
T Phenol	0.000		0	N.D.			
T bis(-2-Chloroethyl)Ether	0.000		0	N.D.			
T 2-Chlorophenol	0.000		0	N.D.			
T 1,3-Dichlorobenzene	0.000		0	N.D.			
T 1,4-Dichlorobenzene	0.000		0	N.D.			
T 1,2-Dichlorobenzene	0.000		0	N.D.			
T Benzyl Alcohol	0.000		0	N.D.			
T bis(2-chloroisopropyl)Ether	0.000		0	N.D.			
T 2-Methylphenol	0.000		0	N.D.			
T N-nitroso-Di-n-propylamine	5.563	70.0	0		µg/L	md	1
T 4Methylphenol/3Methylphenol	0.000		0	N.D.			
T Hexachloroethane	0.000		0	N.D.			

Quantitation Results Report (QT Reviewed)

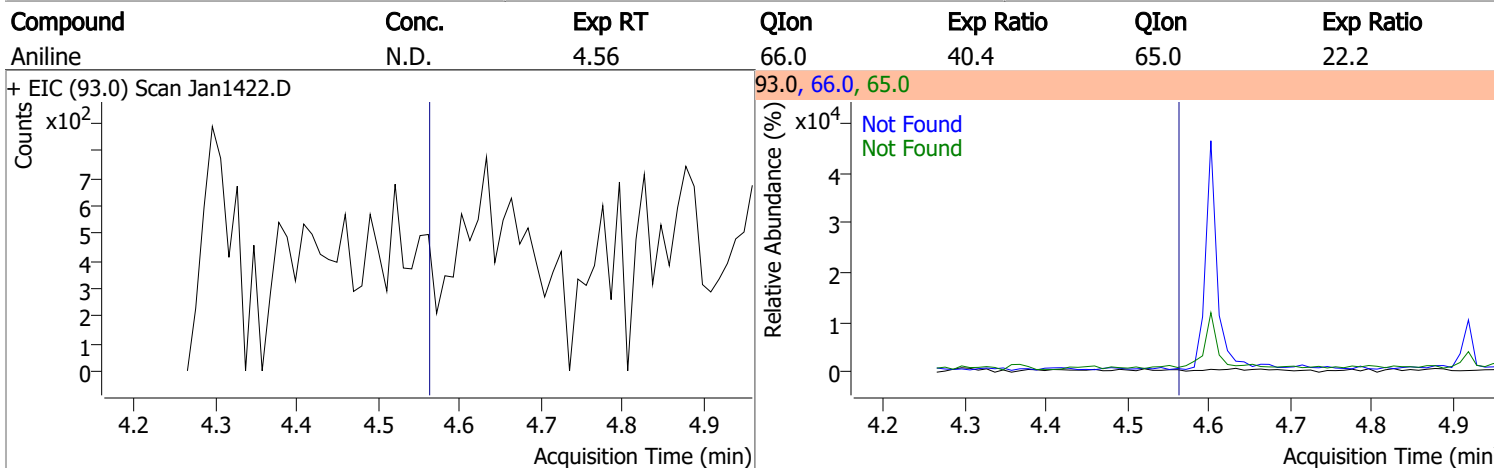
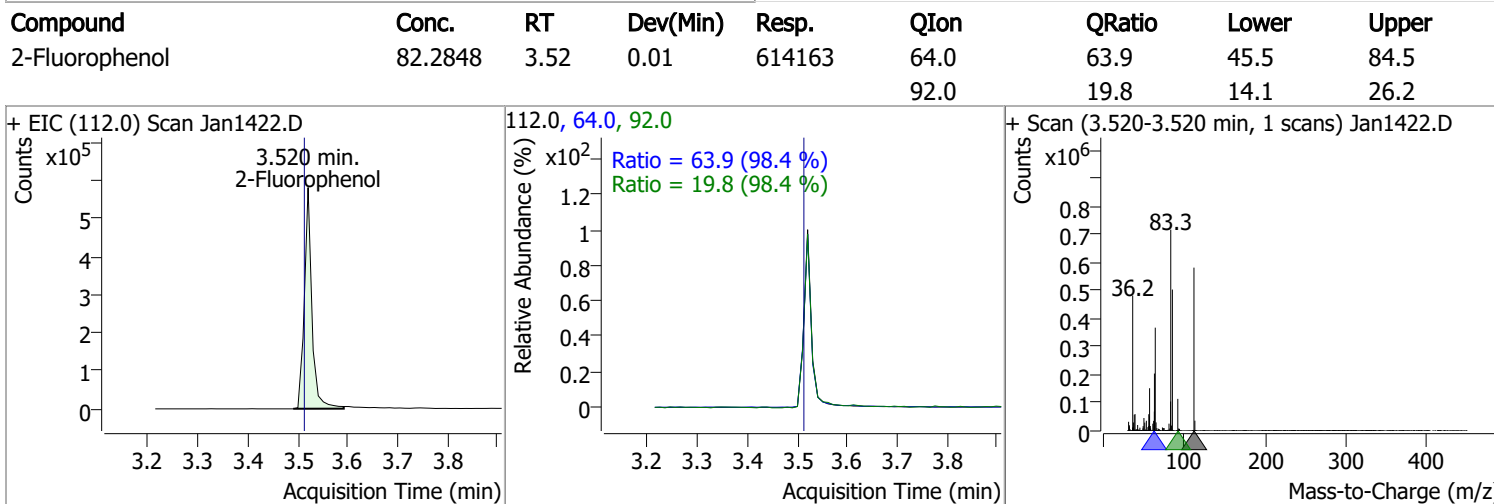
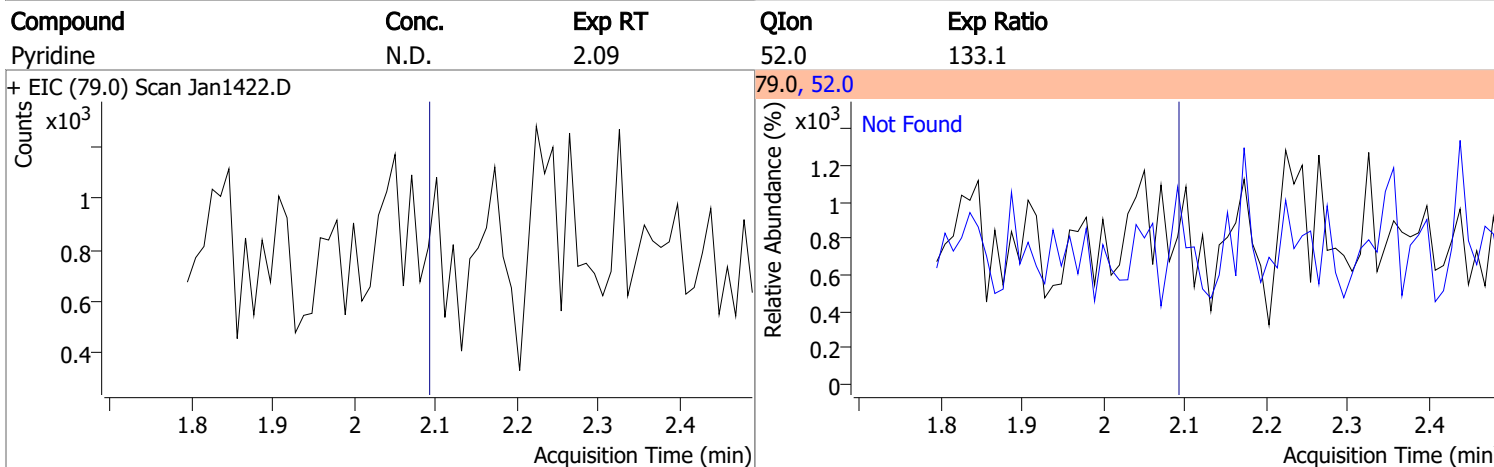
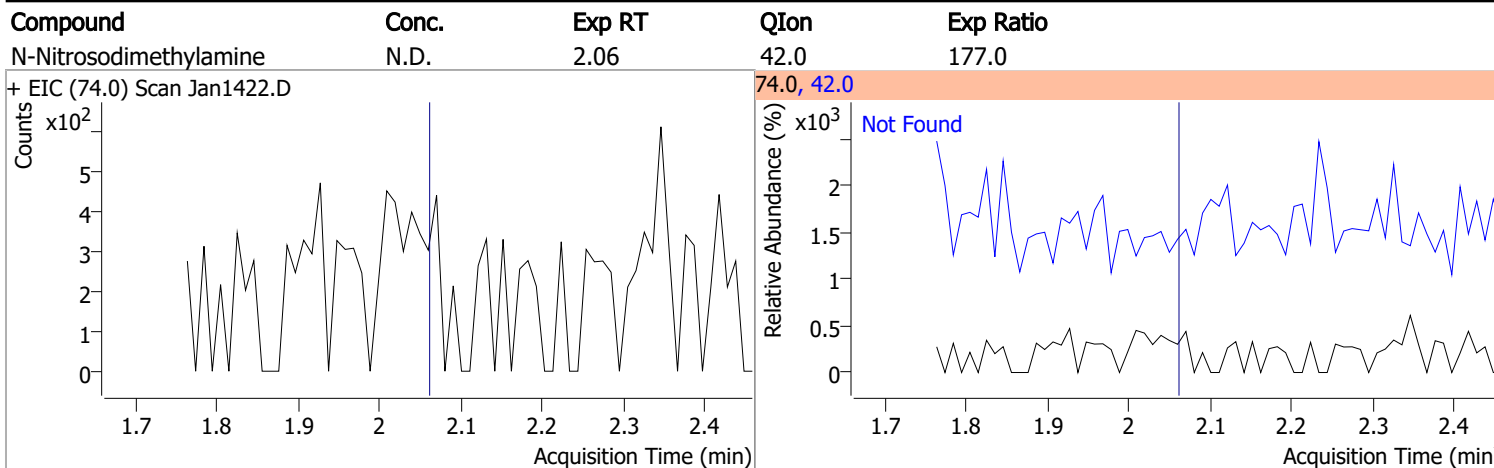
Compound	RT	QIon	Resp.	Conc.	Units	Dev(Min)
T Nitrobenzene	5.502	123.1	0		µg/L md	1
T Isophorone	0.000		0	N.D.		
T 2-Nitrophenol	0.000		0	N.D.		
T 2,4-Dimethylphenol	0.000		0	N.D.		
T bis(-2-Chloroethoxy)Methane	0.000		0	N.D.		
T 2,4-Dichlorophenol	0.000		0	N.D.		
T Benzoic Acid	0.000		0	N.D.		
T 1,2,4-Trichlorobenzene	0.000		0	N.D.		
T Naphthalene	0.000		0	N.D.		
T 4-Chlorophenol	0.000		0	N.D.		
T p-Chloroaniline	0.000		0	N.D.		
T Hexachlorobutadiene	0.000		0	N.D.		
T 4-Chloro-2-Methylphenol	0.000		0	N.D.		
T 4-Chloro-3-Methylphenol	0.000		0	N.D.		
T 2-Methylnaphthalene	0.000		0	N.D.		
T 1-Methylnaphthalene	0.000		0	N.D.		
T Hexachlorocyclopentadiene	0.000		0	N.D.		
T 2,4,6-Trichlorophenol	0.000		0	N.D.		
T 2,4,5-Trichlorophenol	0.000		0	N.D.		
T 2-Chloronaphthalene	0.000		0	N.D.		
T 2-Nitroaniline	7.707	65.0	0		µg/L md	1
T Dimethyl Phthalate	8.497	163.0	0		µg/L md	1
T 2,6-Dinitrotoluene	8.497	165.0	0		µg/L md	1
T Acenaphthylene	0.000		0	N.D.		
T 3-Nitroaniline	0.000		0	N.D.		
T Acenaphthene	0.000		0	N.D.		
T 2,4-Dinitrophenol	0.000		0	N.D.		
T Dibenzofuran	0.000		0	N.D.		
T 2,4-Dinitrotoluene	8.497	165.0	0		µg/L md	1
T 4-Nitrophenol	8.527	109.0	0		µg/L md	1
T Diethylphthalate	0.000		0	N.D.		
T Fluorene	0.000		0	N.D.		
T 4-Chlorophenyl-phenylether	0.000		0	N.D.		
T 4-Nitroaniline	0.000		0	N.D.		
T 4,6-Dinitro-2-methylphenol	0.000		0	N.D.		
T N-nitrosodiphenylamine	0.000		0	N.D.		
T Azobenzene	0.000		0	N.D.		
T 4-Bromophenyl-phenylether	0.000		0	N.D.		
T Hexachlorobenzene	0.000		0	N.D.		
T Pentachlorophenol	0.000		0	N.D.		
T Phenanthrene	0.000		0	N.D.		
T Anthracene	0.000		0	N.D.		
T Triallate	0.000		0	N.D.		
T Carbazole	0.000		0	N.D.		
T o-Terphenyl	0.000		0	N.D.		
T Di-n-Butylphthalate	0.000		0	N.D.		
T Fluoranthene	0.000		0	N.D.		
T Benzidine	0.000		0	N.D.		
T Pyrene	0.000		0	N.D.		
T Butylbenzylphthalate	0.000		0	N.D.		
T Benzo(a)Anthracene	0.000		0	N.D.		
T Chrysene	0.000		0	N.D.		
T 3,3-Dichlorobenzidine	0.000		0	N.D.		
T bis(2-ethylhexyl)Phthalate	0.000		0	N.D.		
T Di-n-octyl Phthalate	0.000		0	N.D.		

Quantitation Results Report (QT Reviewed)

Compound	RT	QIon	Resp.	Conc.	Units	Dev(Min)
T Benzo(b)fluoranthene	0.000		0	N.D.		
T Benzo(k)fluoranthene	0.000		0	N.D.		
T Benzo(a)pyrene	0.000		0	N.D.		
T Indeno(1,2,3-c,d)pyrene	0.000		0	N.D.		
T Dibenzo(a,h)anthracene	0.000		0	N.D.		
T Benzo(g,h,i)perylene	0.000		0	N.D.		

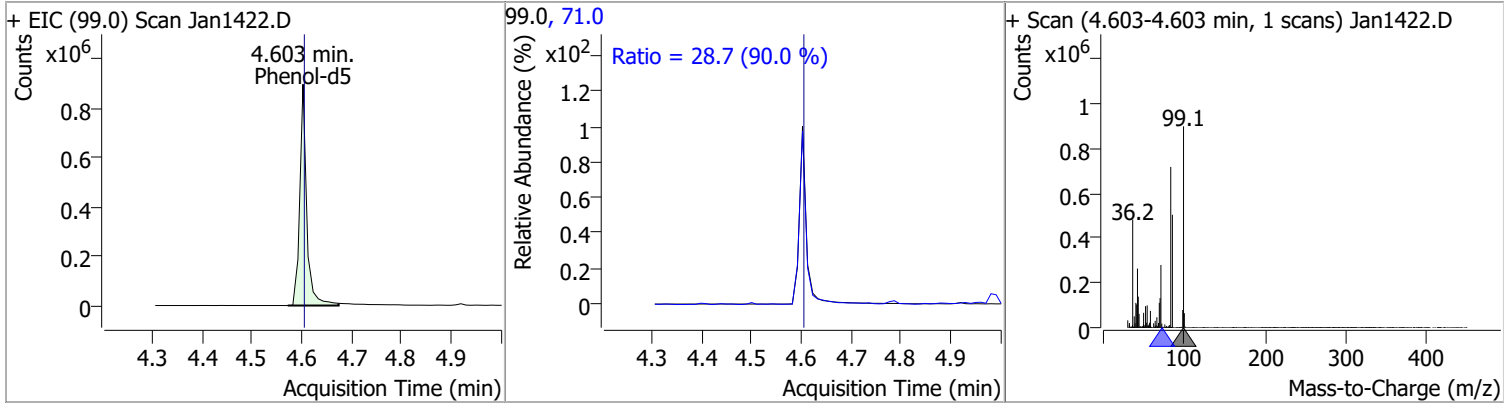
(#) = Qualifier Out of Range; (m) = Manual Integration; (+) = Area Summed; (*) = Surrogate Percent Recovery Out of Range; (d): Zeroed Peak

Quantitation Results Report (QT Reviewed)

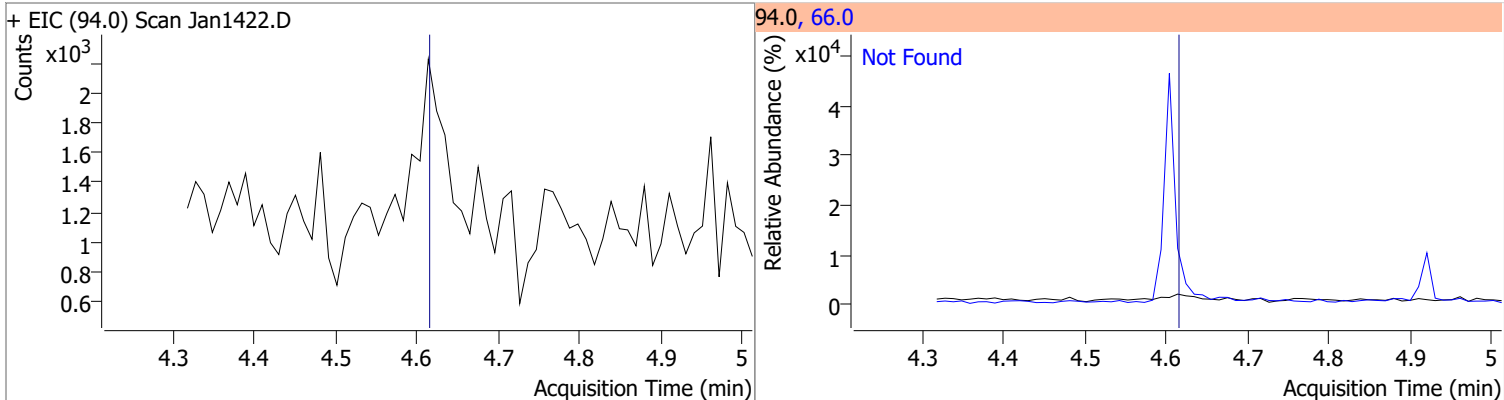


Quantitation Results Report (QT Reviewed)

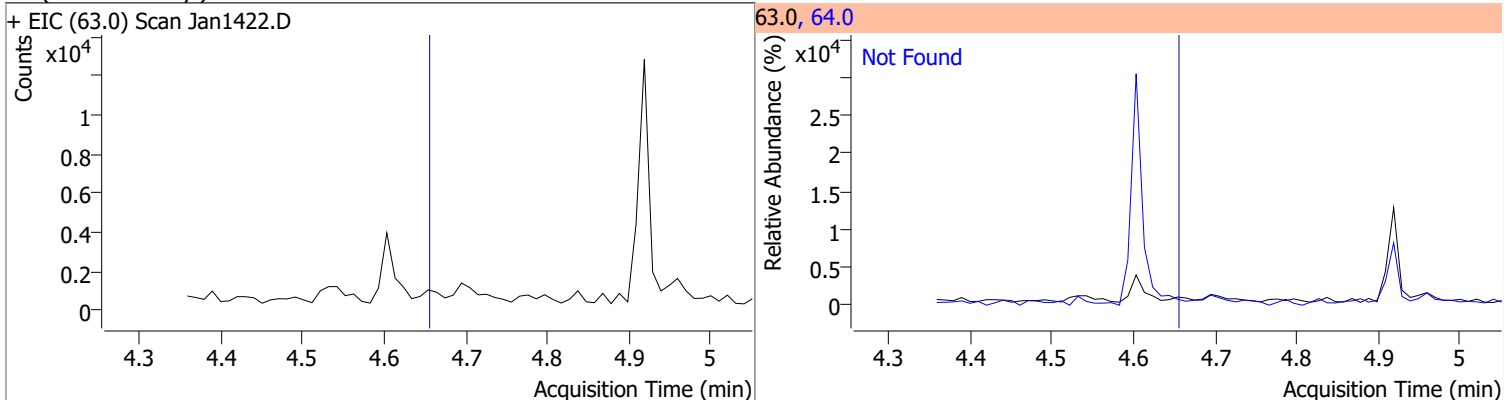
Compound	Conc.	RT	Dev(Min)	Resp.	QIon	QRatio	Lower	Upper
Phenol-d5	87.4400	4.60	0.00	868570	71.0	28.7	22.3	41.5



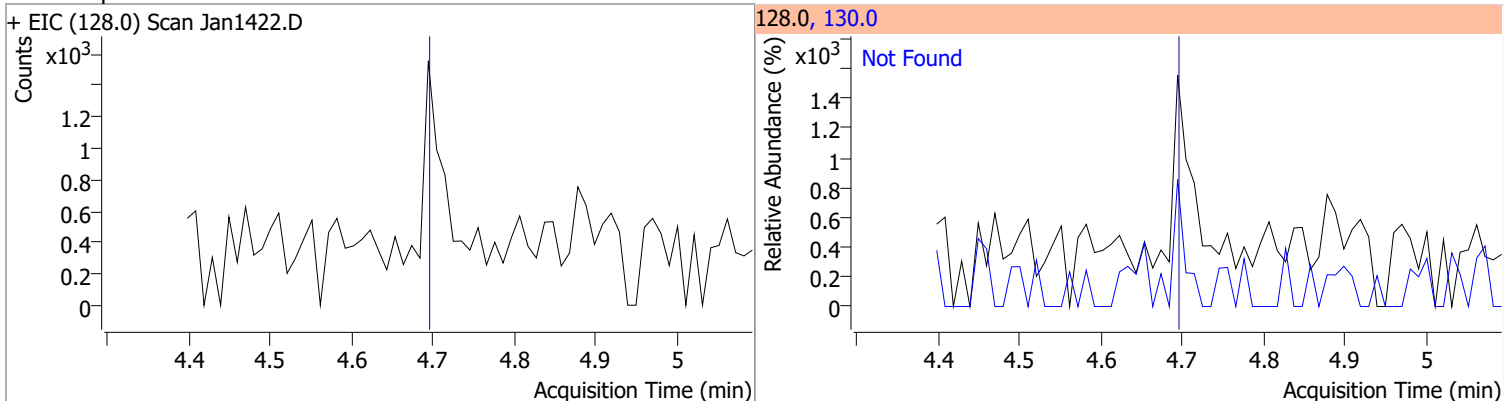
Compound	Conc.	Exp RT	QIon	Exp Ratio
Phenol	N.D.	4.61	66.0	44.7



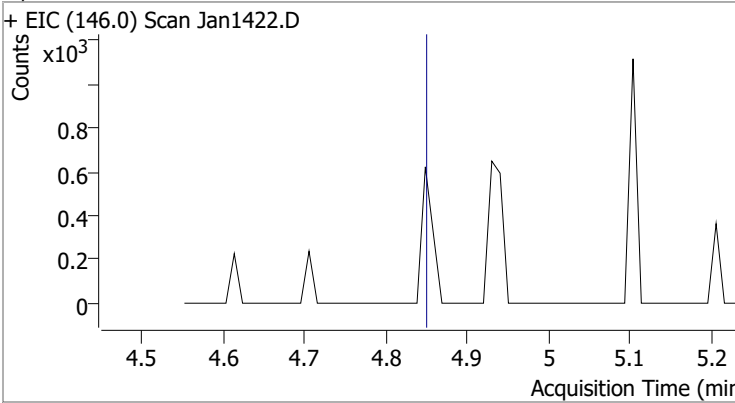
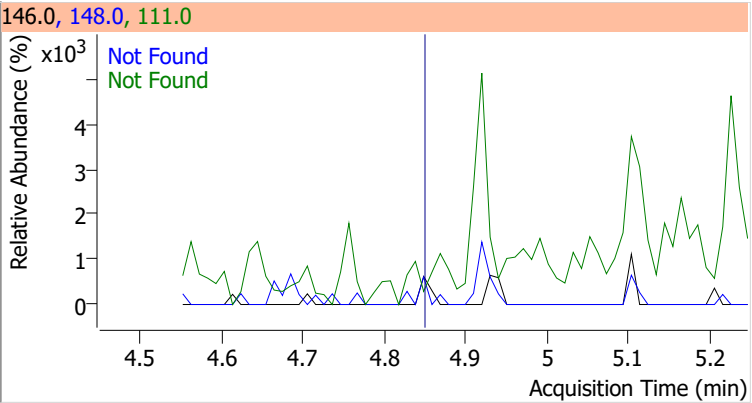
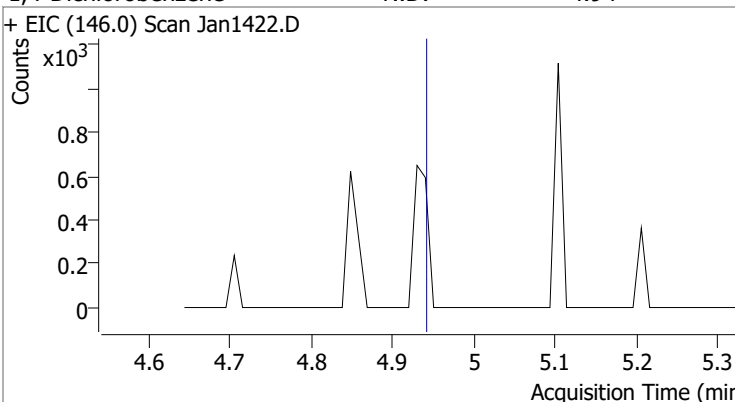
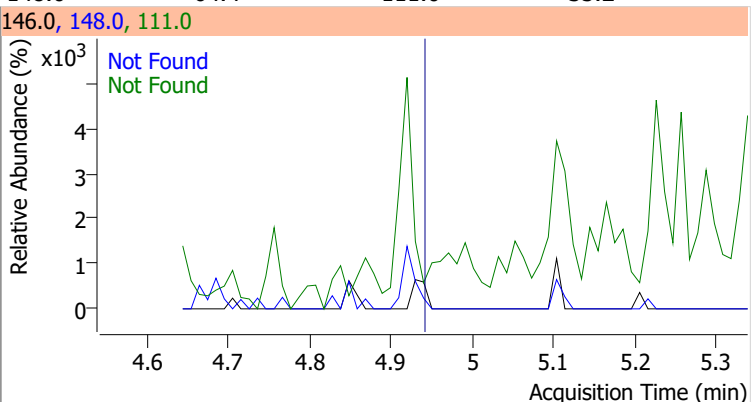
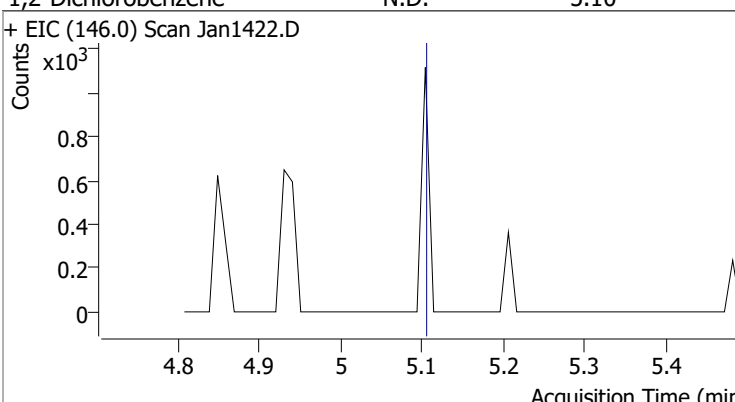
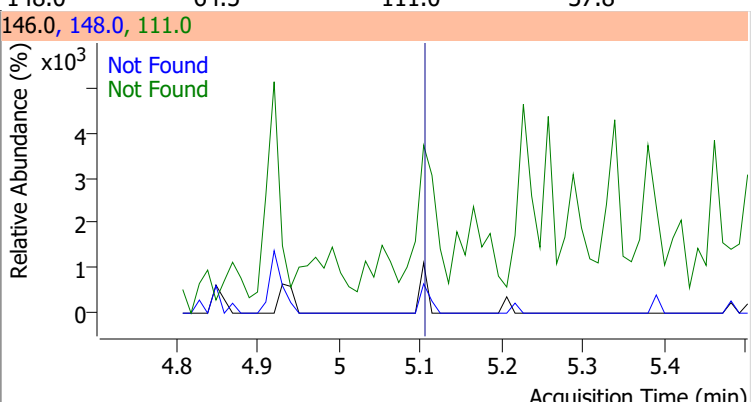
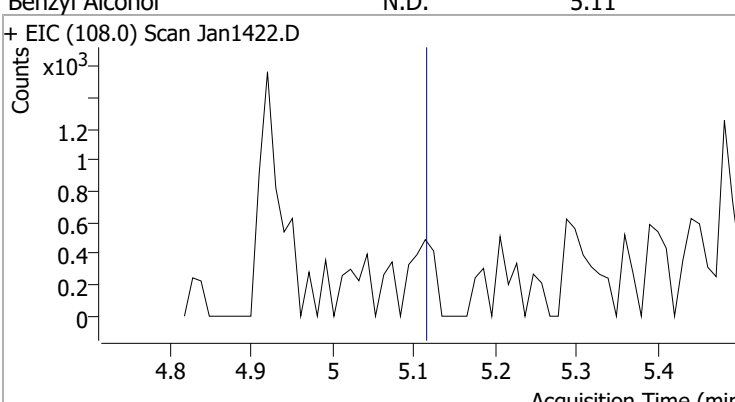
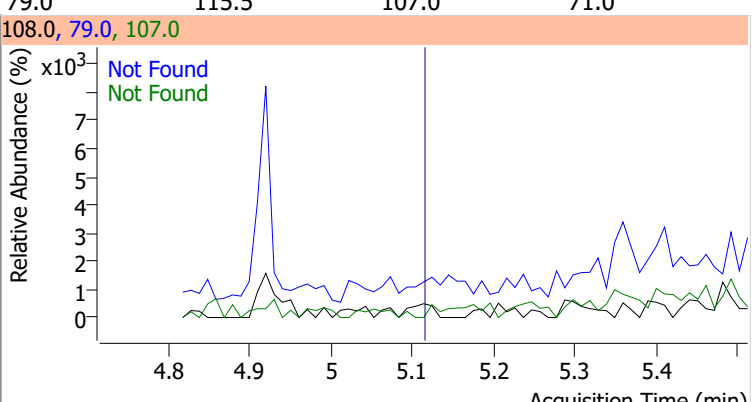
Compound	Conc.	Exp RT	QIon	Exp Ratio
bis(-2-Chloroethyl)Ether	N.D.	4.65	64.0	3.3



Compound	Conc.	Exp RT	QIon	Exp Ratio
2-Chlorophenol	N.D.	4.70	130.0	32.0

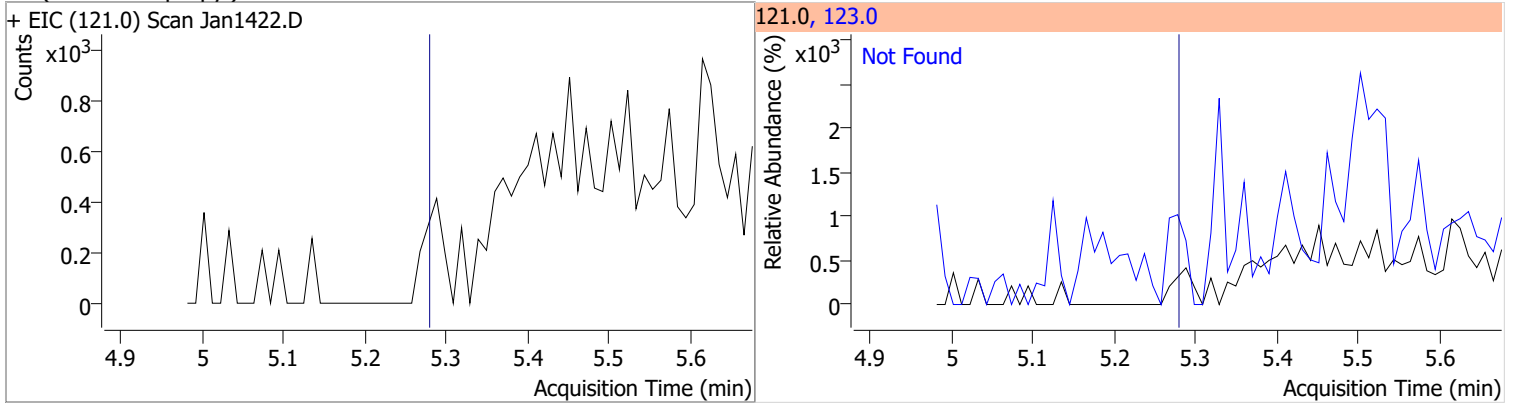


Quantitation Results Report (QT Reviewed)

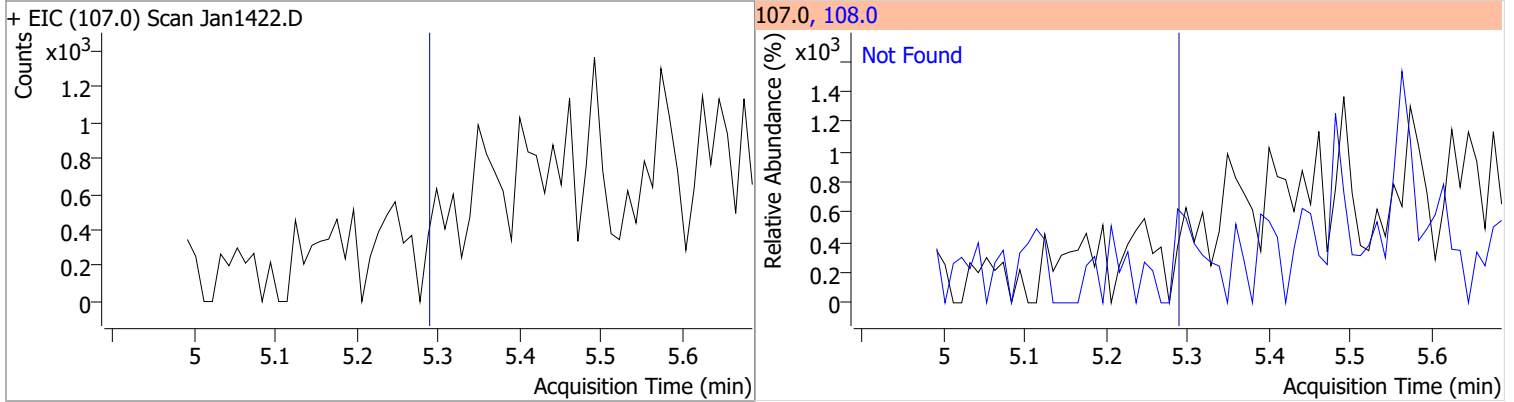
Compound	Conc.	Exp RT	QIon	Exp Ratio	QIon	Exp Ratio
1,3-Dichlorobenzene	N.D.	4.85	148.0	62.6	111.0	35.4
+ EIC (146.0) Scan Jan1422.D			146.0, 148.0, 111.0			
						
1,4-Dichlorobenzene	N.D.	4.94	148.0	64.4	111.0	35.2
+ EIC (146.0) Scan Jan1422.D			146.0, 148.0, 111.0			
						
1,2-Dichlorobenzene	N.D.	5.10	148.0	64.5	111.0	37.8
+ EIC (146.0) Scan Jan1422.D			146.0, 148.0, 111.0			
						
Benzyl Alcohol	N.D.	5.11	79.0	115.5	107.0	71.0
+ EIC (108.0) Scan Jan1422.D			108.0, 79.0, 107.0			
						

Quantitation Results Report (QT Reviewed)

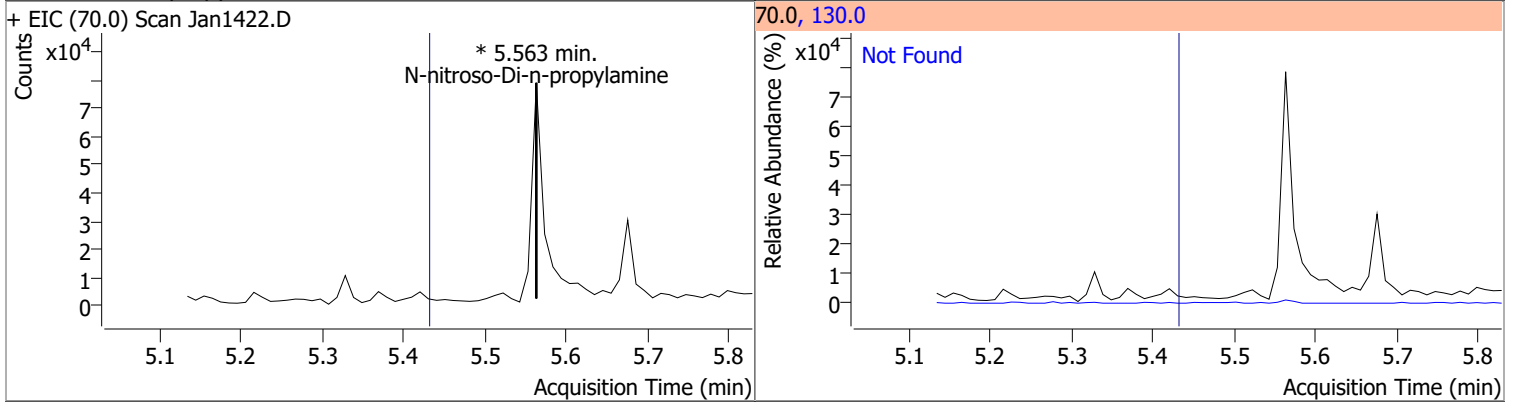
Compound	Conc.	Exp RT	QIon	Exp Ratio
bis(2-chloroisopropyl)Ether	N.D.	5.28	123.0	32.2



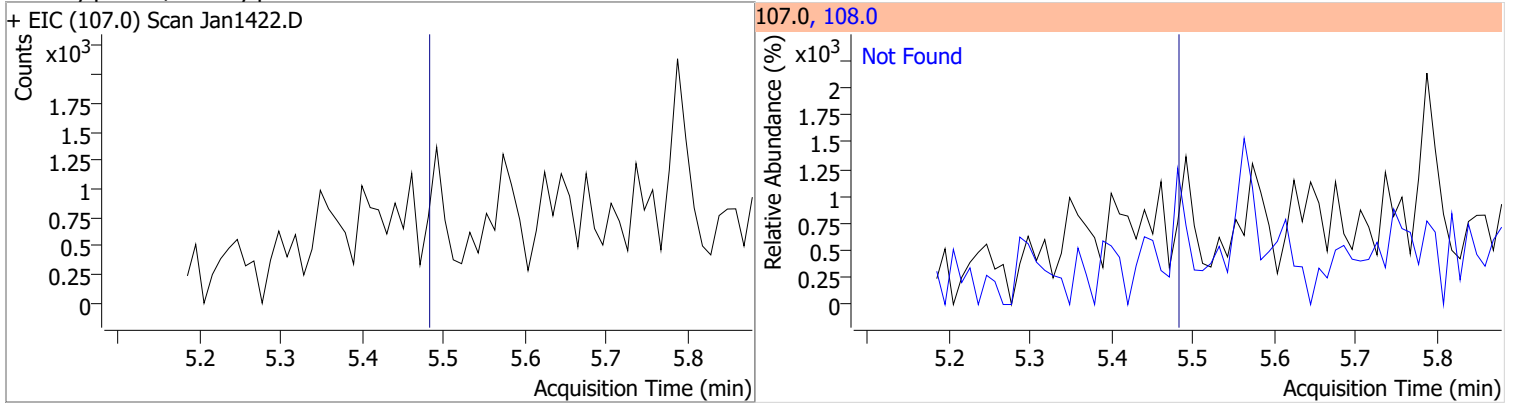
Compound	Conc.	Exp RT	QIon	Exp Ratio
2-Methylphenol	N.D.	5.29	108.0	116.9



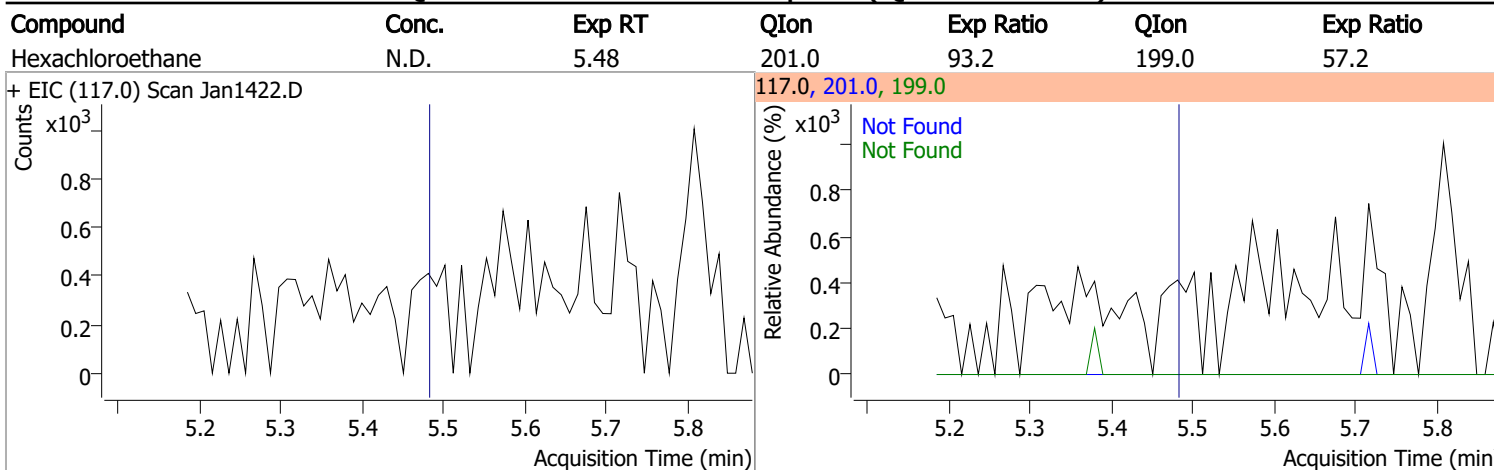
Compound	Conc.	RT	Dev(Min)	Resp.	QIon	QRatio	Lower	Upper
N-nitroso-Di-n-propylamine		0		0	130.0		0.0	41.5



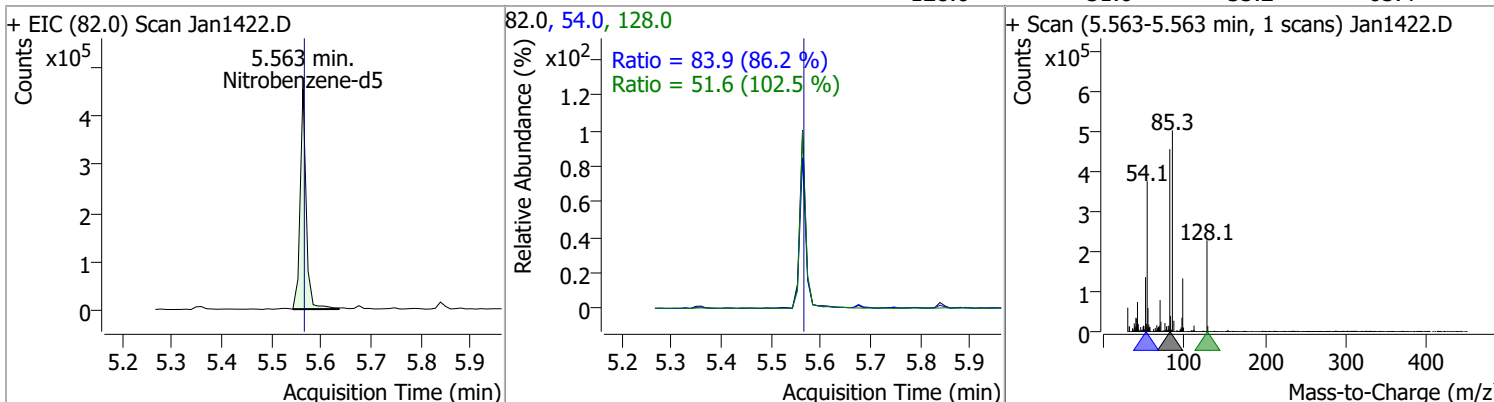
Compound	Conc.	Exp RT	QIon	Exp Ratio
4Methylphenol/3Methylphenol	N.D.	5.48	108.0	84.5



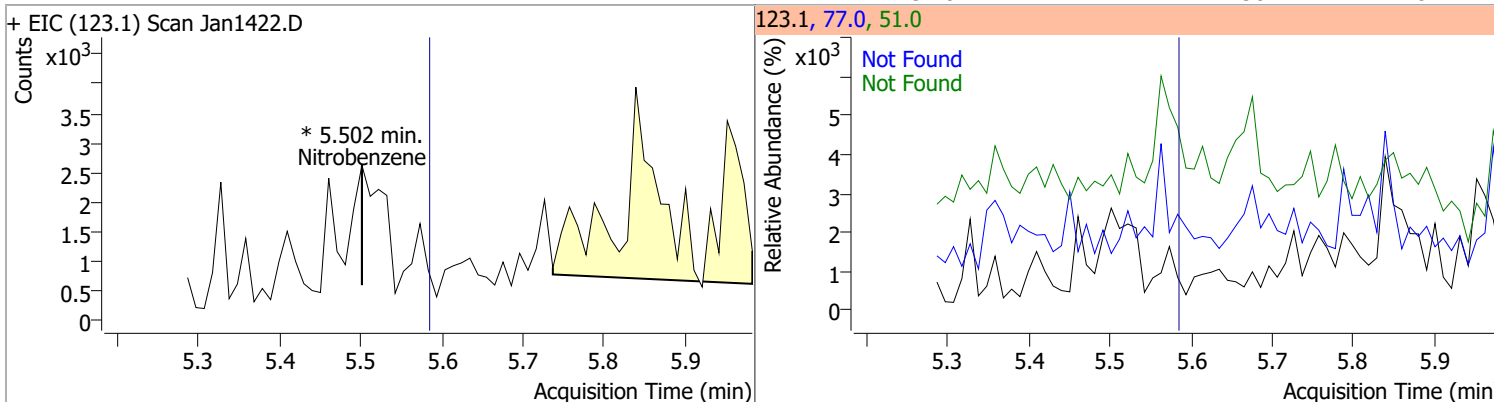
Quantitation Results Report (QT Reviewed)



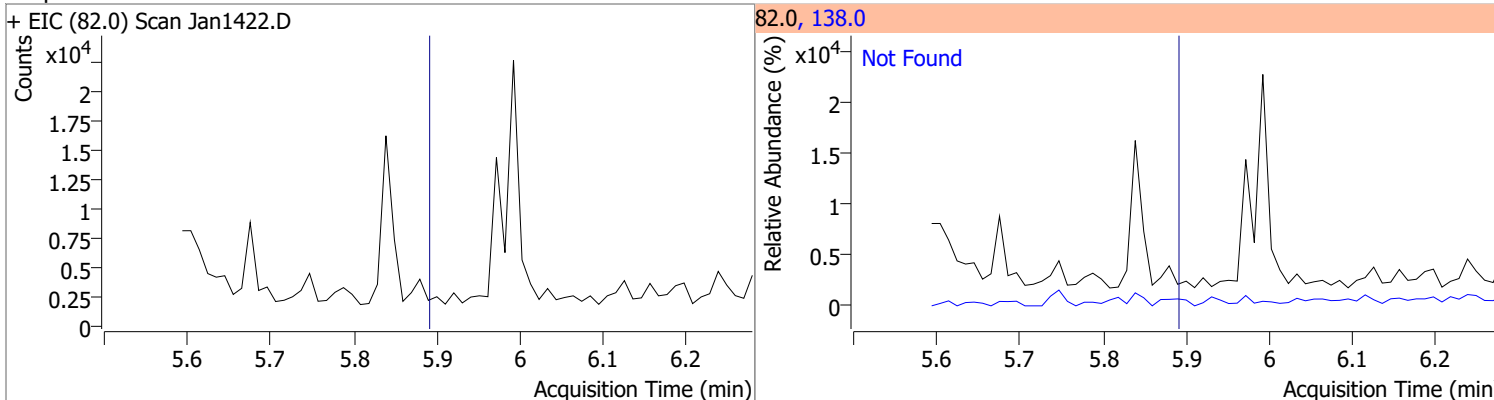
Compound	Conc.	RT	Dev(Min)	Resp.	QIon	QRatio	Lower	Upper
Nitrobenzene-d5	67.2708	5.56	0.00	364577	54.0	83.9	68.2	126.6
					128.0	51.6	35.2	65.4



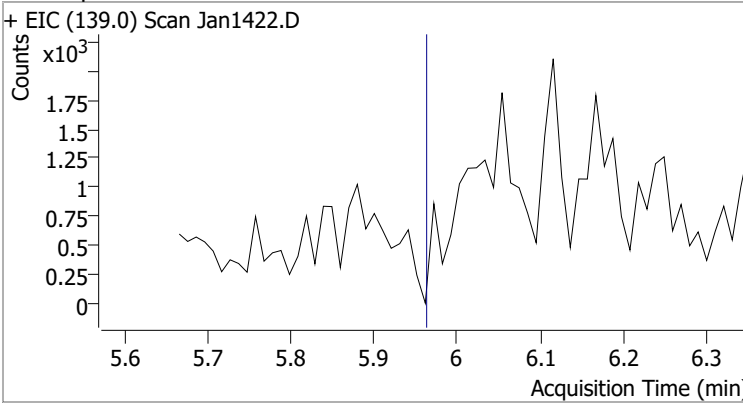
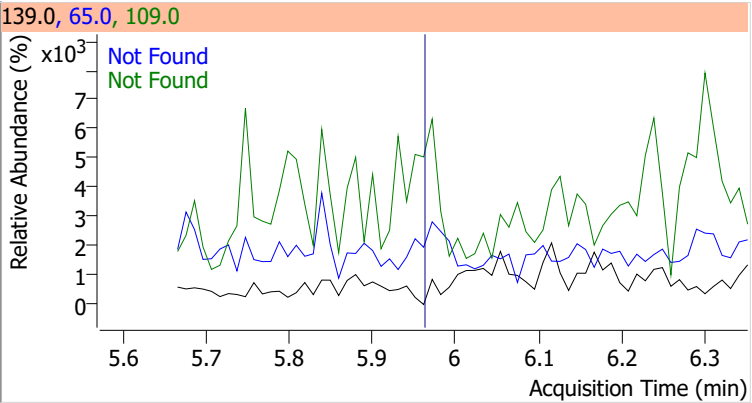
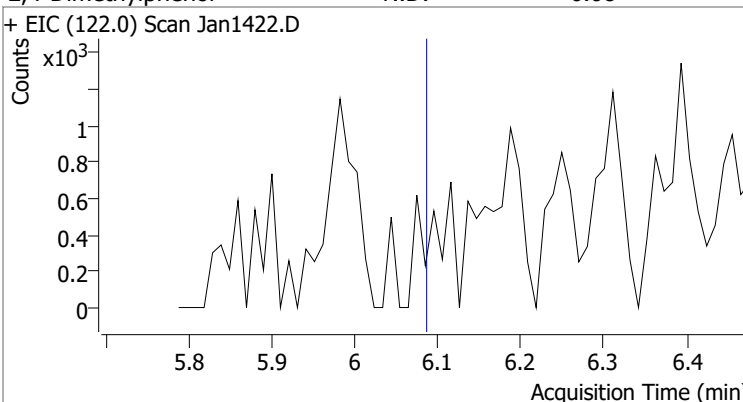
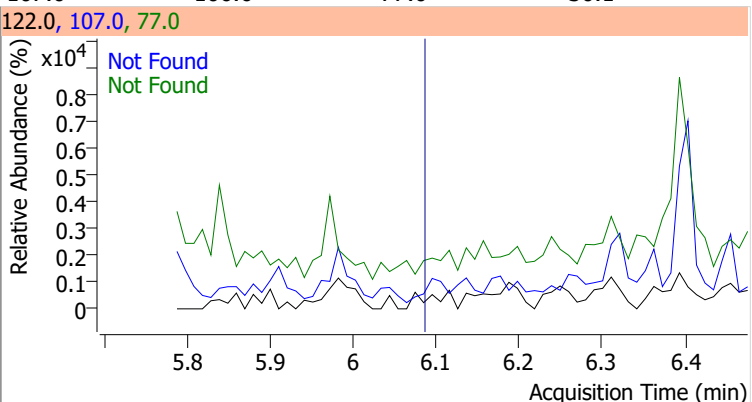
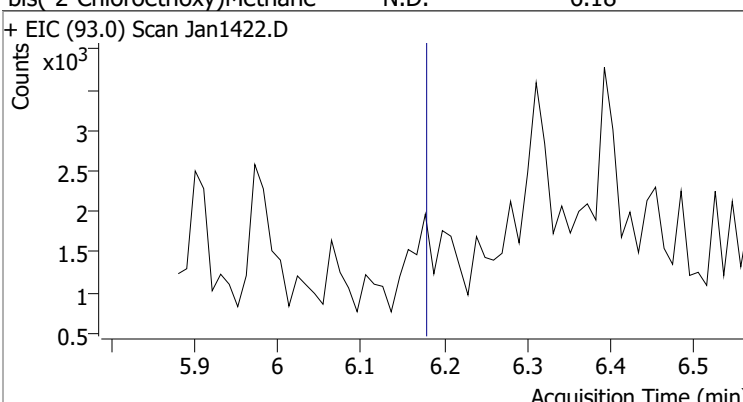
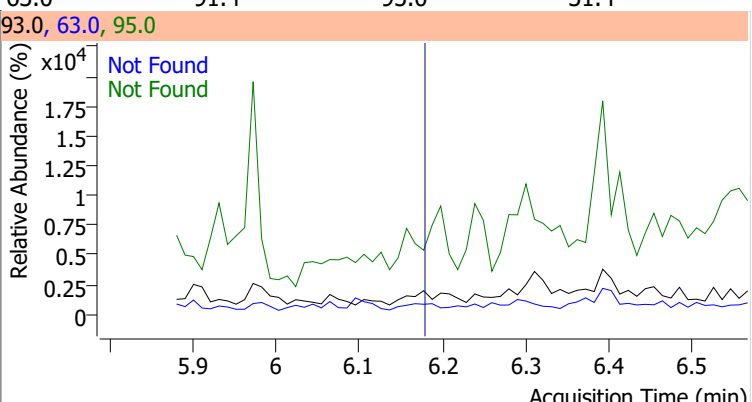
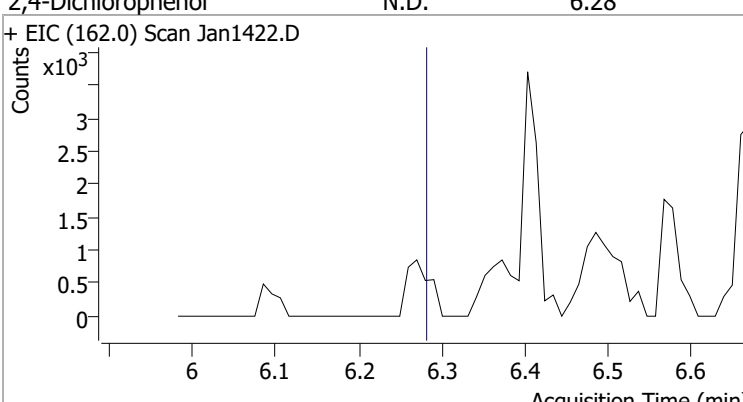
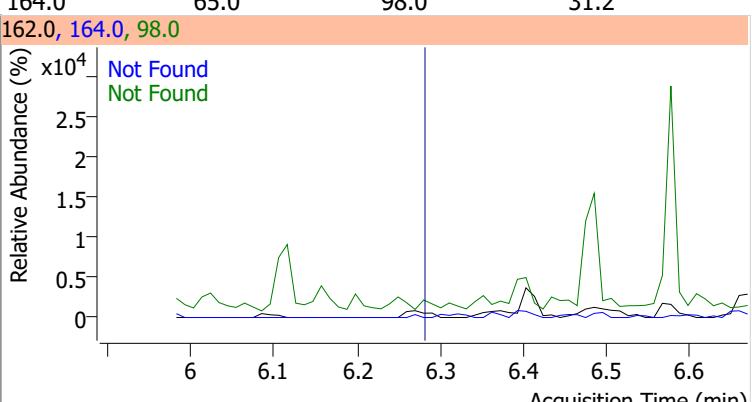
Compound	Conc.	RT	Dev(Min)	Resp.	QIon	QRatio	Lower	Upper
Nitrobenzene	0	0	0	0	77.0		130.5	242.3
					51.0		130.2	241.8



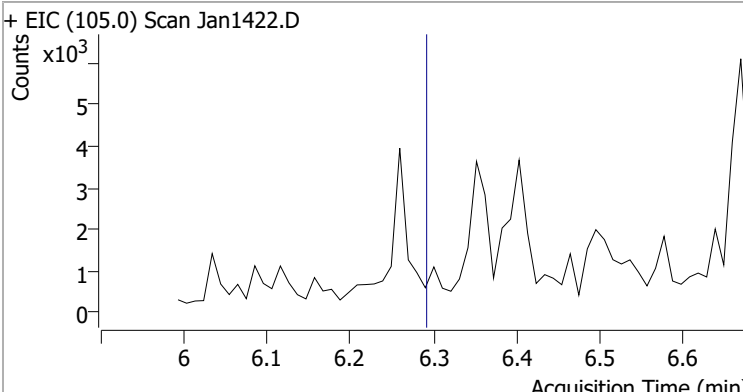
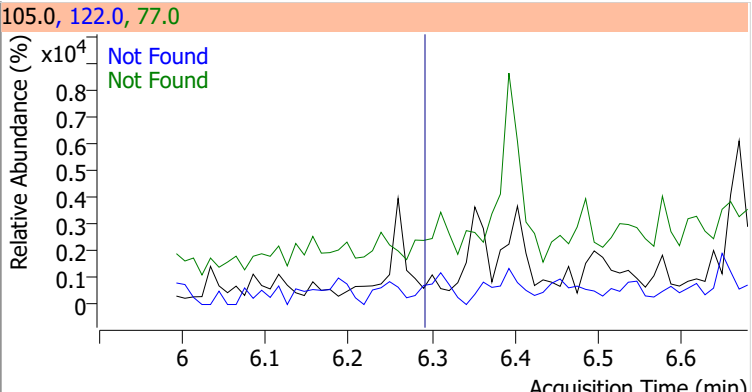
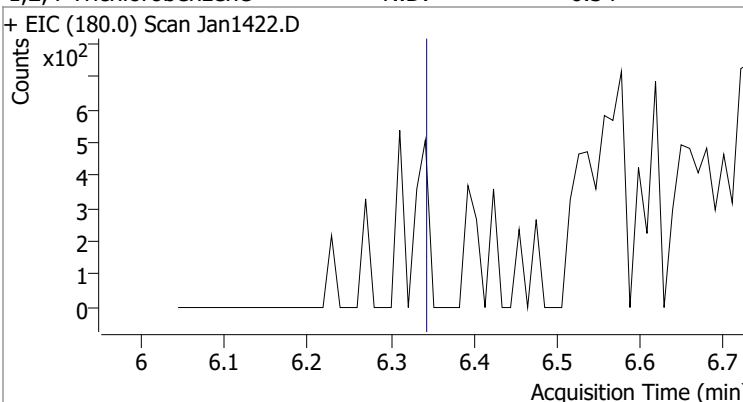
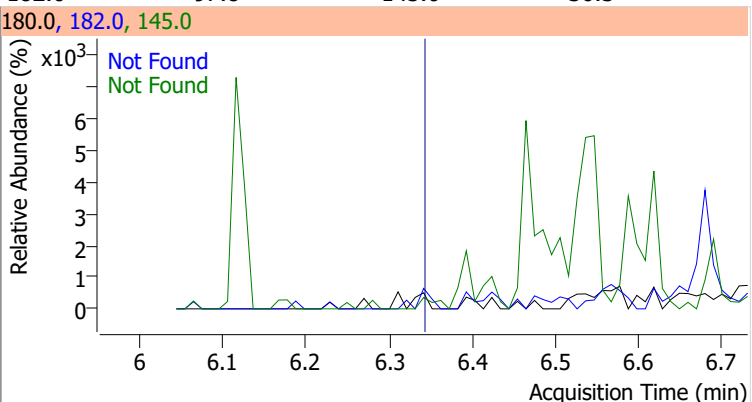
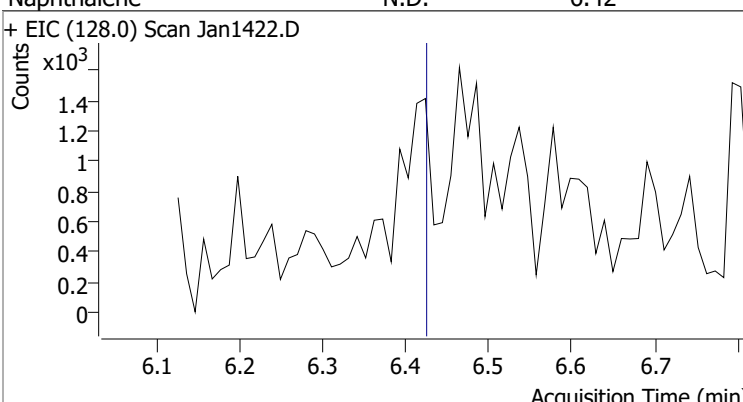
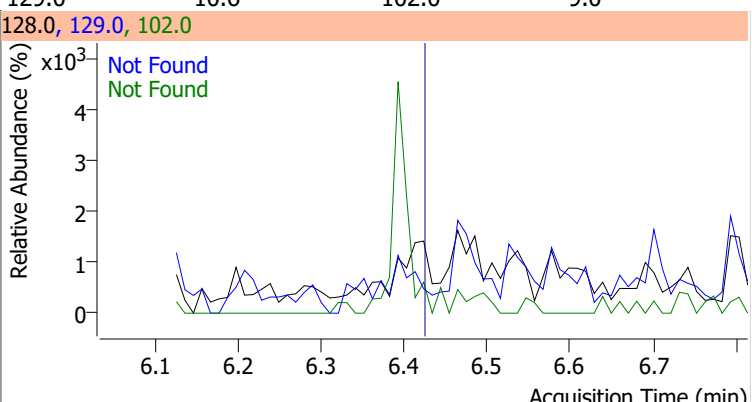
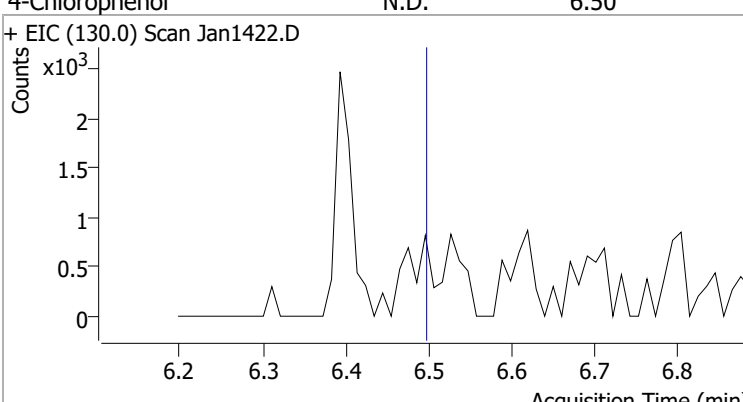
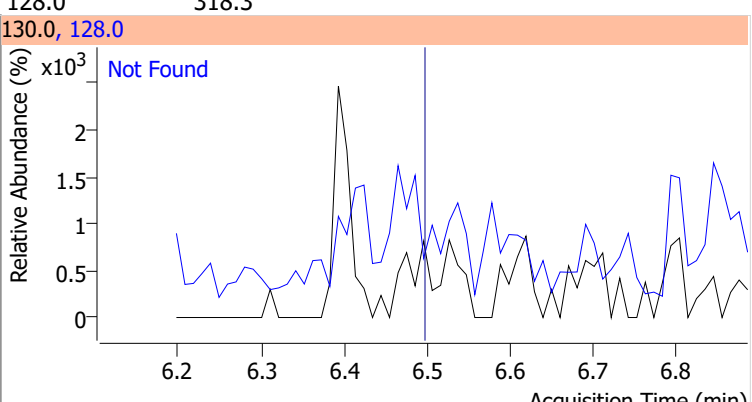
Compound	Conc.	Exp RT	QIon	Exp Ratio
Isophorone	N.D.	5.89	138.0	20.3



Quantitation Results Report (QT Reviewed)

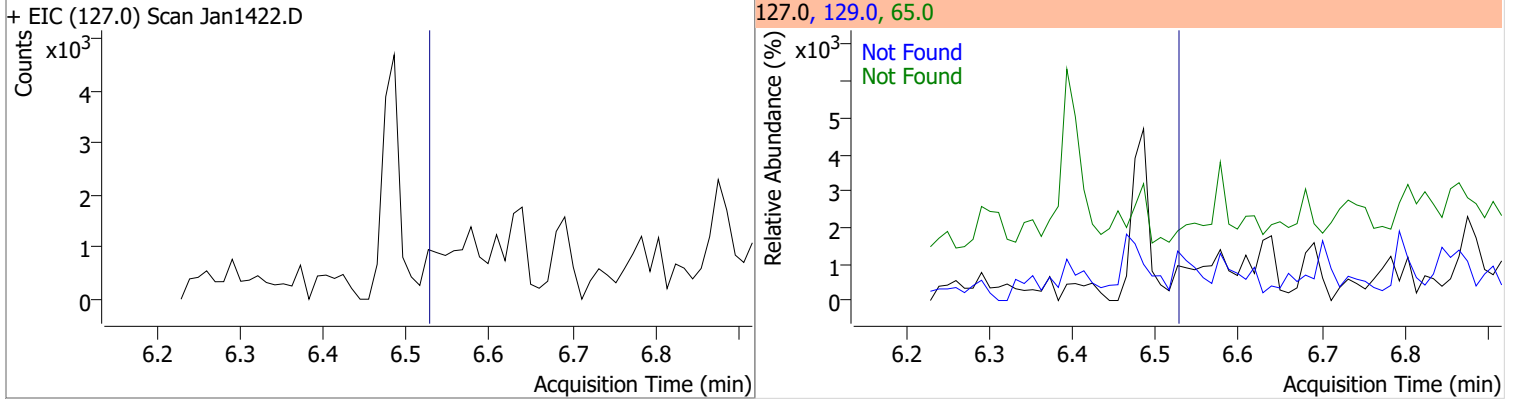
Compound	Conc.	Exp RT	QIon	Exp Ratio	QIon	Exp Ratio
2-Nitrophenol	N.D.	5.96	65.0	51.2	109.0	34.5
+ EIC (139.0) Scan Jan1422.D			139.0, 65.0, 109.0			
						
2,4-Dimethylphenol	N.D.	6.08	107.0	106.6	77.0	30.1
+ EIC (122.0) Scan Jan1422.D			122.0, 107.0, 77.0			
						
bis(-2-Chloroethoxy)Methane	N.D.	6.18	63.0	91.4	95.0	31.4
+ EIC (93.0) Scan Jan1422.D			93.0, 63.0, 95.0			
						
2,4-Dichlorophenol	N.D.	6.28	164.0	65.0	98.0	31.2
+ EIC (162.0) Scan Jan1422.D			162.0, 164.0, 98.0			
						

Quantitation Results Report (QT Reviewed)

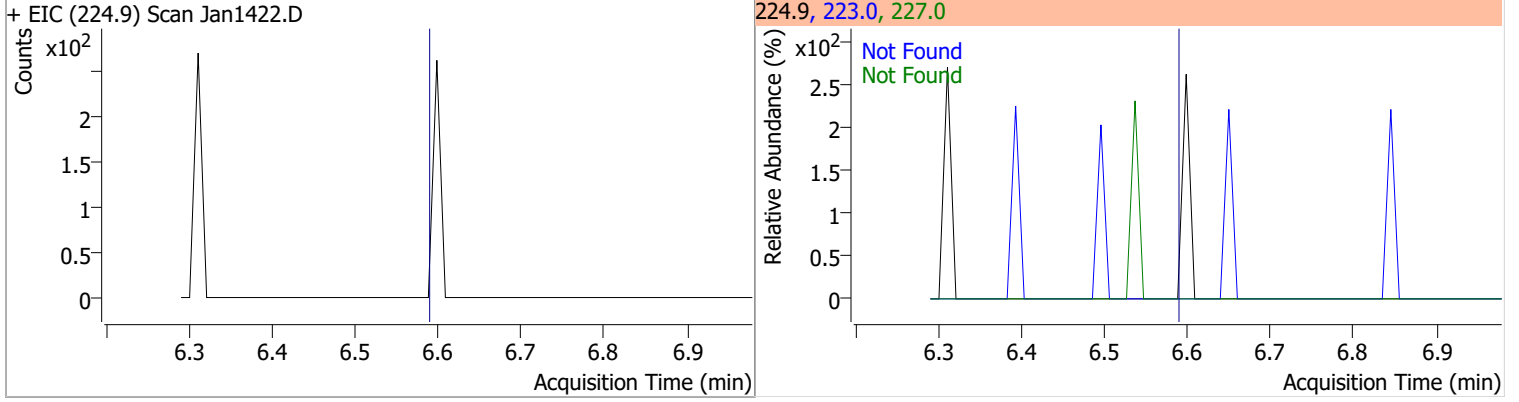
Compound	Conc.	Exp RT	QIon	Exp Ratio	QIon	Exp Ratio
Benzoic Acid	N.D.	6.29	122.0	88.1	77.0	74.0
+ EIC (105.0) Scan Jan1422.D			105.0, 122.0, 77.0			
						
1,2,4-Trichlorobenzene	N.D.	6.34	182.0	97.8	145.0	30.3
+ EIC (180.0) Scan Jan1422.D			180.0, 182.0, 145.0			
						
Naphthalene	N.D.	6.42	129.0	10.6	102.0	9.0
+ EIC (128.0) Scan Jan1422.D			128.0, 129.0, 102.0			
						
4-Chlorophenol	N.D.	6.50	128.0	318.3		
+ EIC (130.0) Scan Jan1422.D			130.0, 128.0			
						

Quantitation Results Report (QT Reviewed)

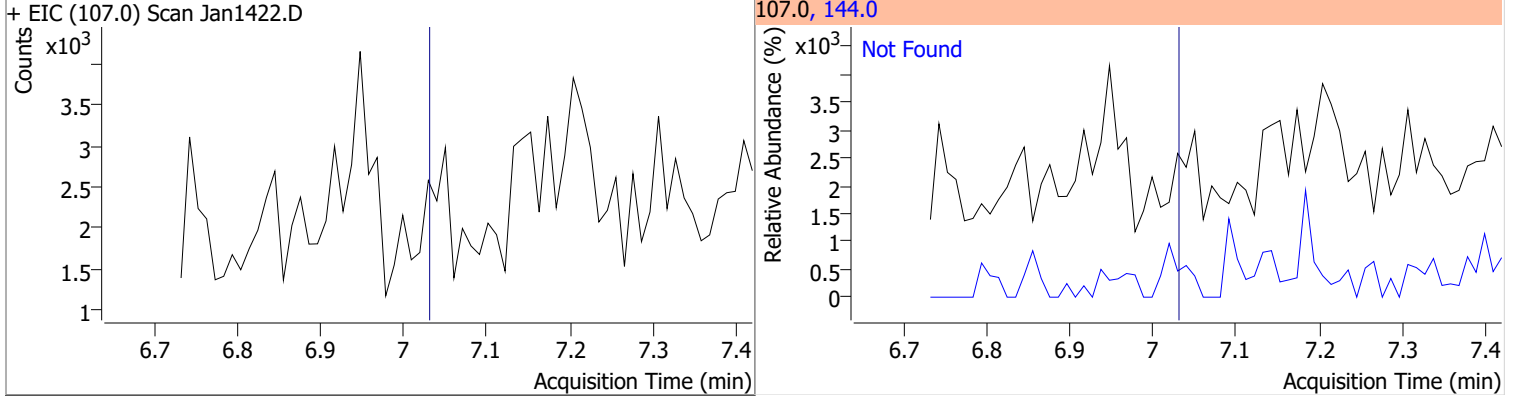
Compound	Conc.	Exp RT	QIon	Exp Ratio	QIon	Exp Ratio
p-Chloroaniline	N.D.	6.53	65.0	36.5	129.0	33.7



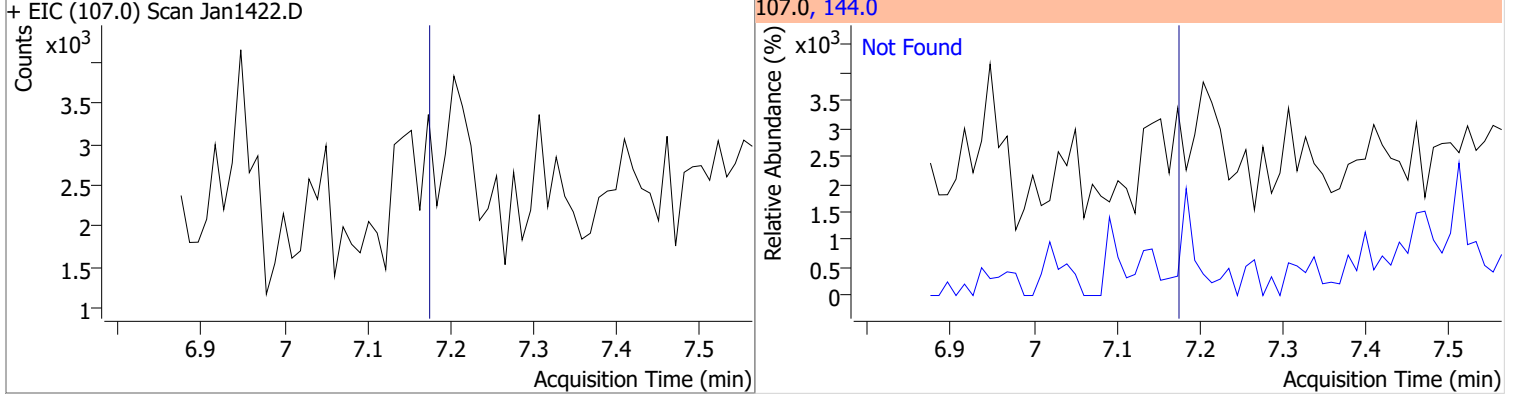
Compound	Conc.	Exp RT	QIon	Exp Ratio	QIon	Exp Ratio
Hexachlorobutadiene	N.D.	6.59	227.0	66.1	223.0	64.1



Compound	Conc.	Exp RT	QIon	Exp Ratio
4-Chloro-2-Methylphenol	N.D.	7.03	144.0	27.3

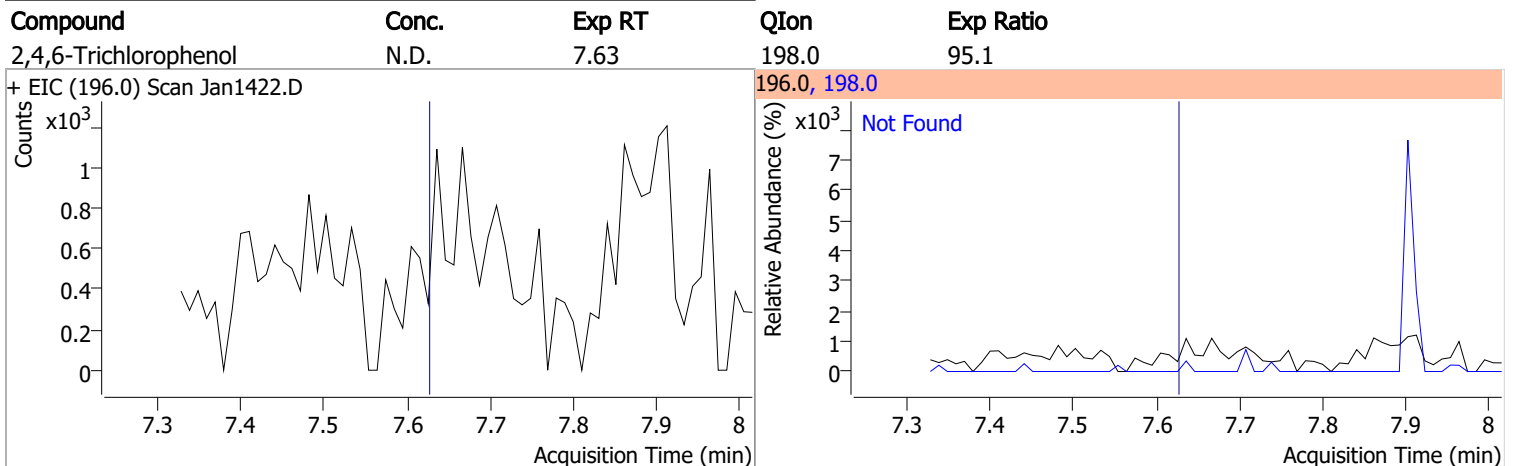
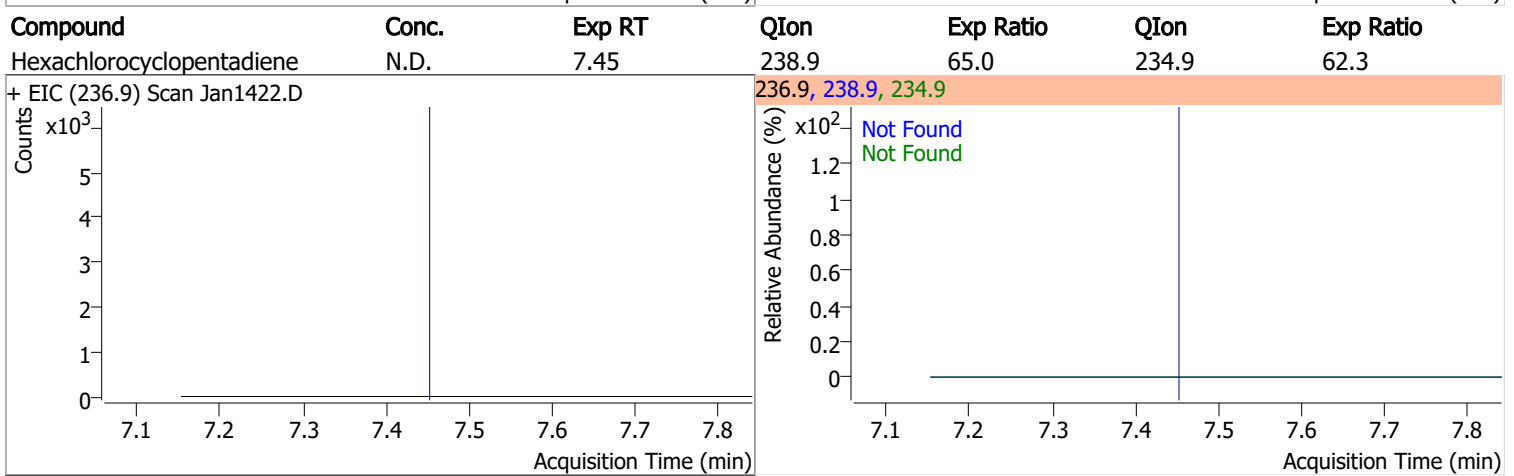
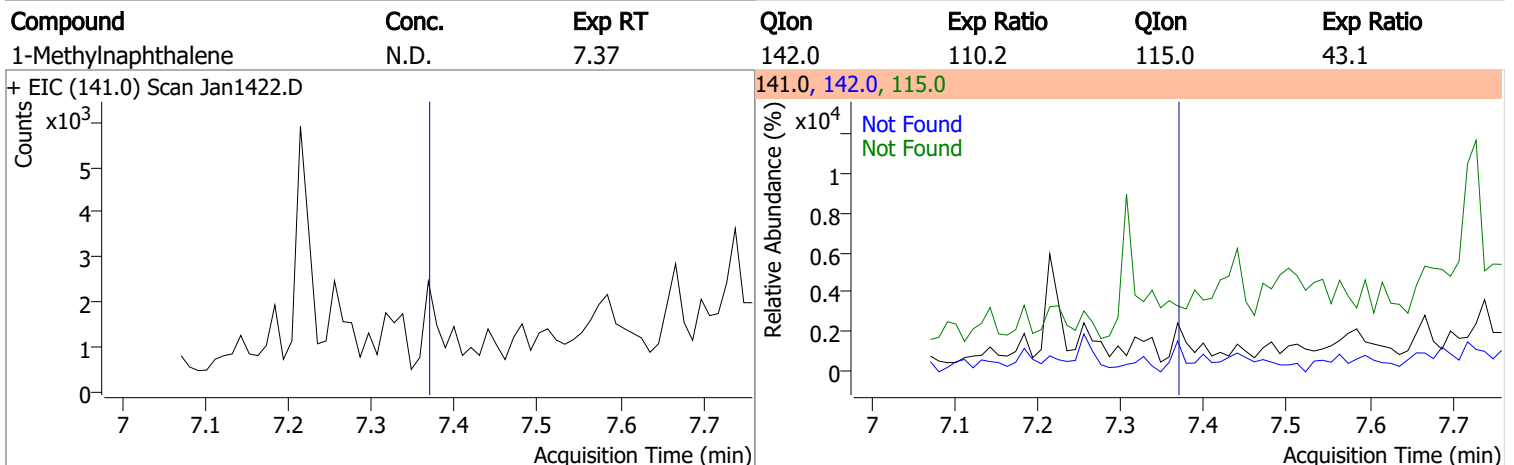
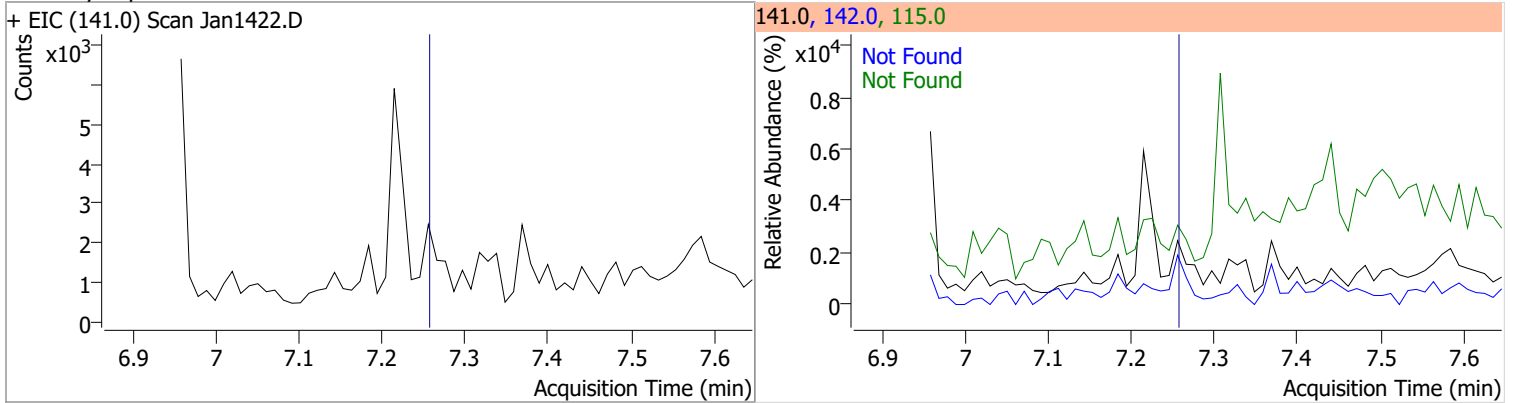


Compound	Conc.	Exp RT	QIon	Exp Ratio
4-Chloro-3-Methylphenol	N.D.	7.17	144.0	28.4



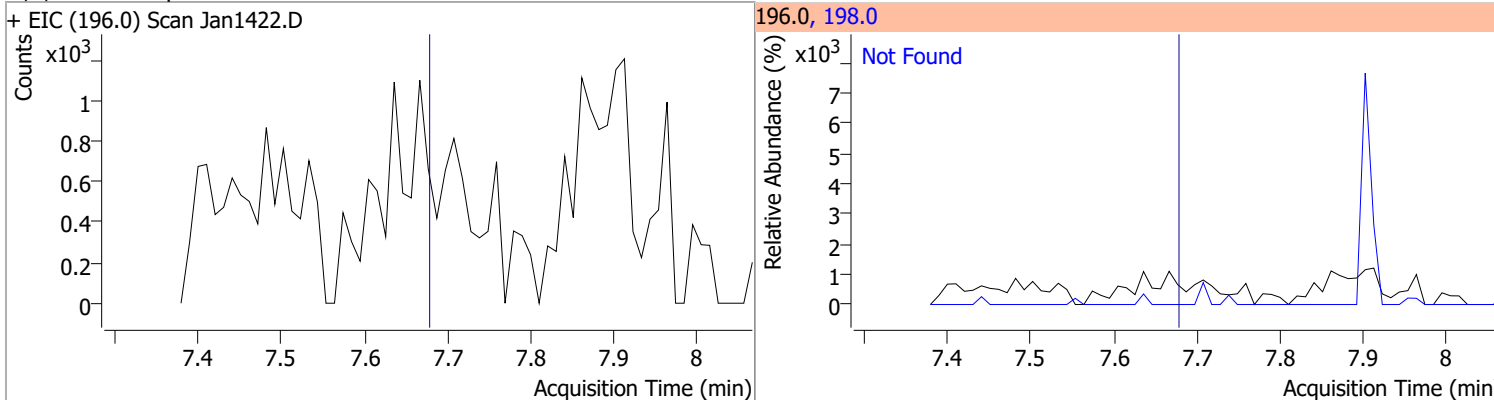
Quantitation Results Report (QT Reviewed)

Compound	Conc.	Exp RT	QIon	Exp Ratio	QIon	Exp Ratio
----------	-------	--------	------	-----------	------	-----------

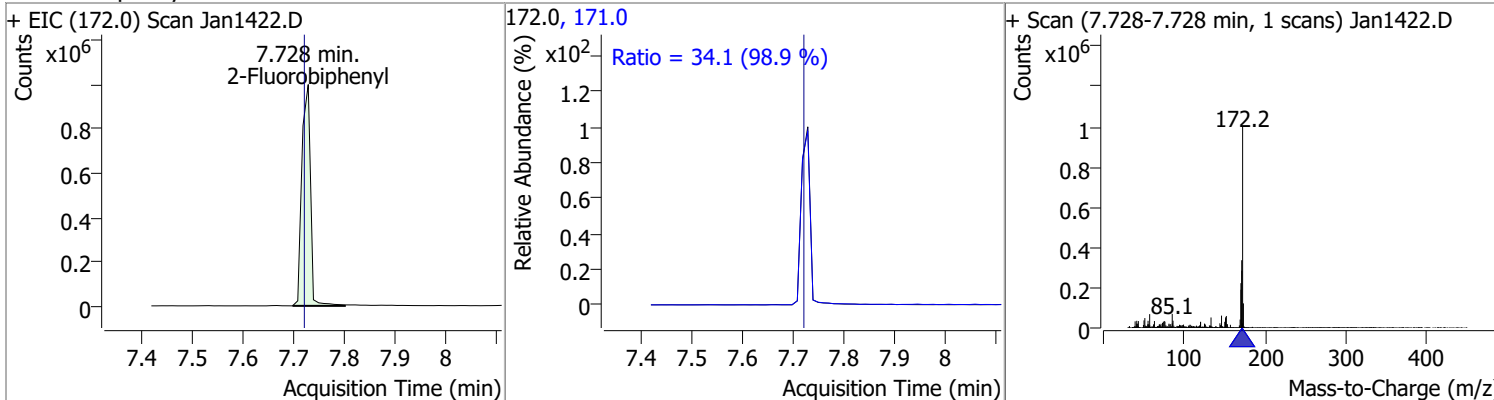


Quantitation Results Report (QT Reviewed)

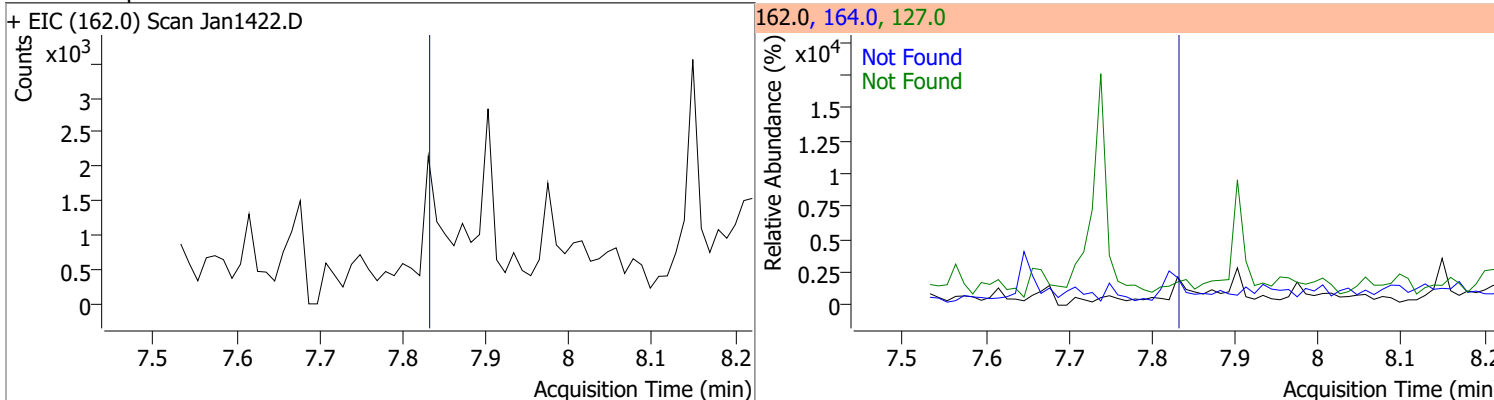
Compound	Conc.	Exp RT	QIon	Exp Ratio
2,4,5-Trichlorophenol	N.D.	7.68	198.0	95.5



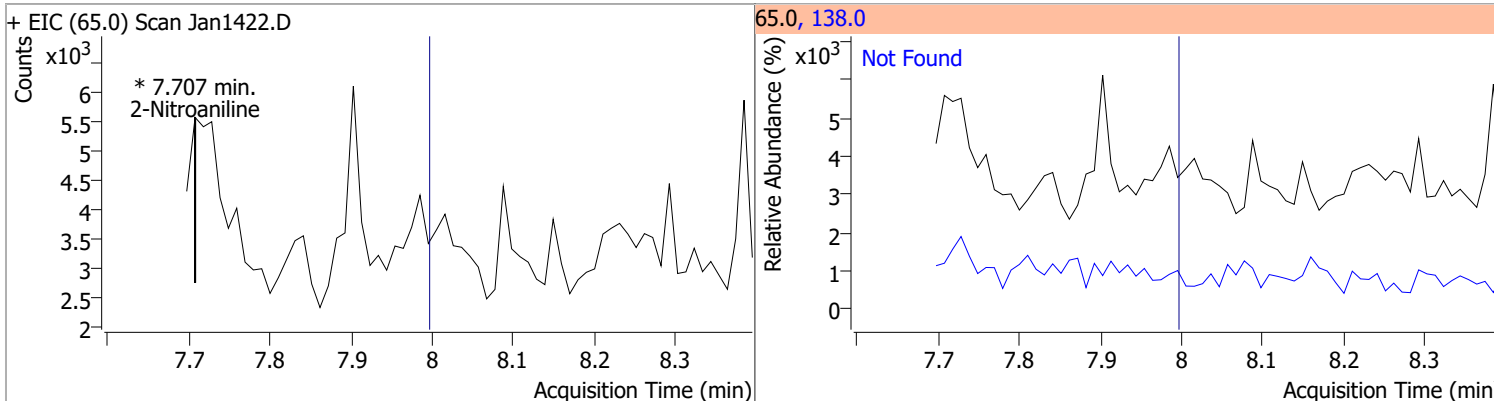
Compound	Conc.	RT	Dev(Min)	Resp.	QIon	QRatio	Lower	Upper
2-Fluorobiphenyl	65.2352	7.73	0.01	1178576	171.0	34.1	24.2	44.9



Compound	Conc.	Exp RT	QIon	Exp Ratio	QIon	Exp Ratio
2-Chloronaphthalene	N.D.	7.83	127.0	37.9	164.0	32.3

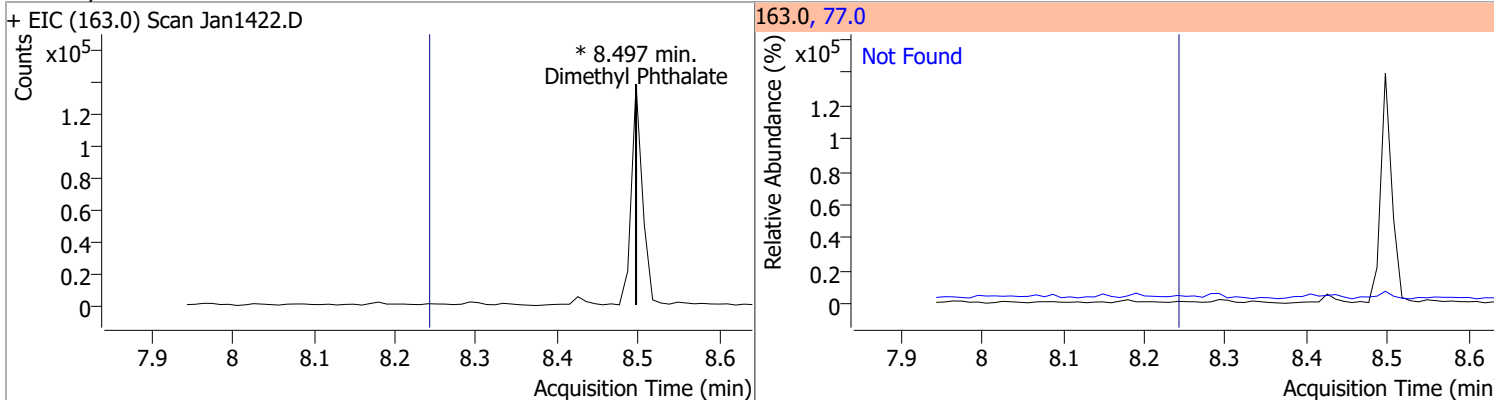


Compound	Conc.	RT	Dev(Min)	Resp.	QIon	QRatio	Lower	Upper
2-Nitroaniline	0	0	0	0	138.0	75.4	75.4	140.1

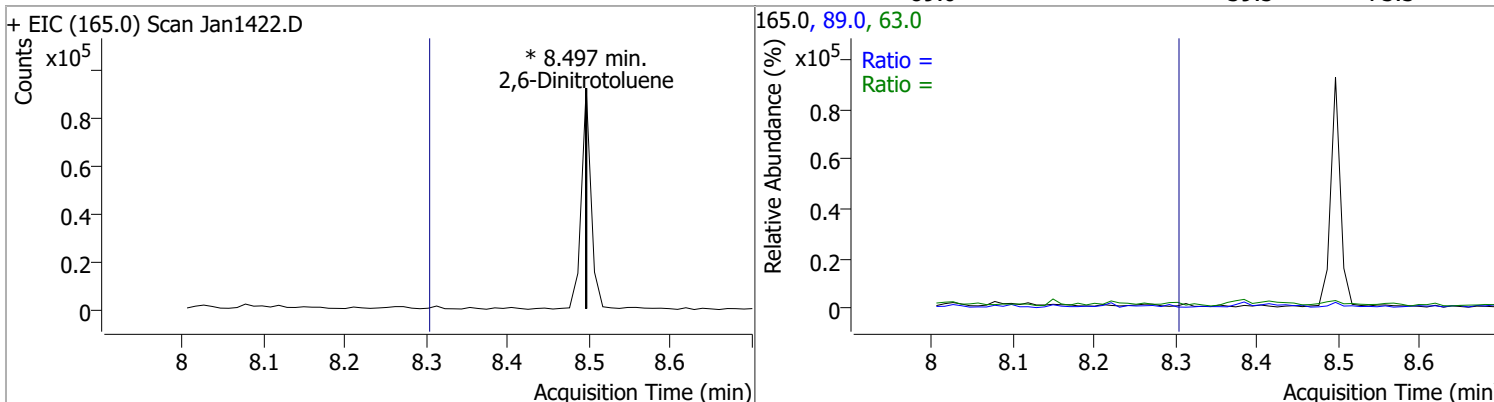


Quantitation Results Report (QT Reviewed)

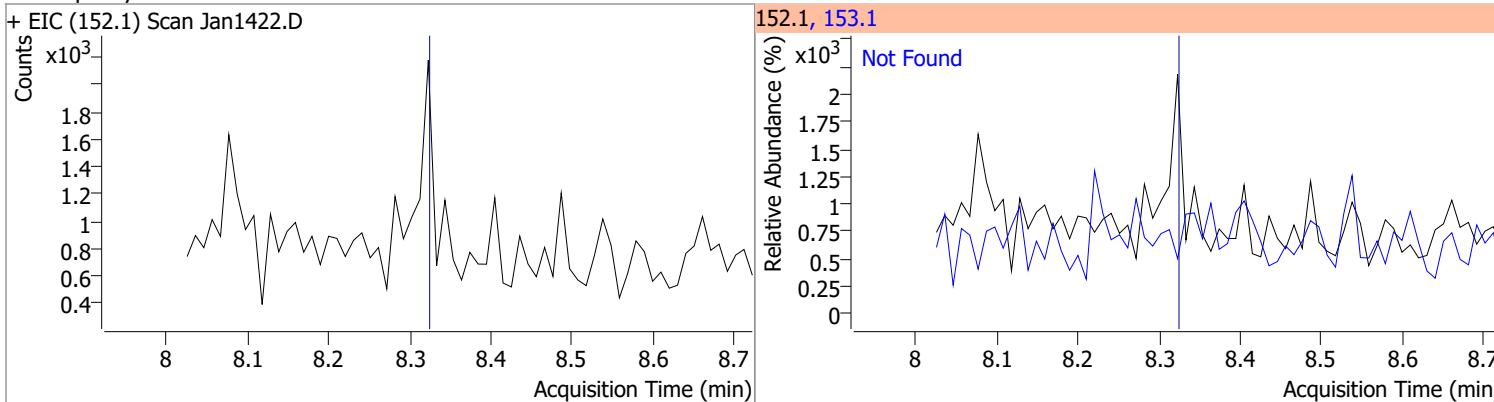
Compound	Conc.	RT	Dev(Min)	Resp.	QIon	QRatio	Lower	Upper
Dimethyl Phthalate	0	0		0	77.0		13.0	24.2



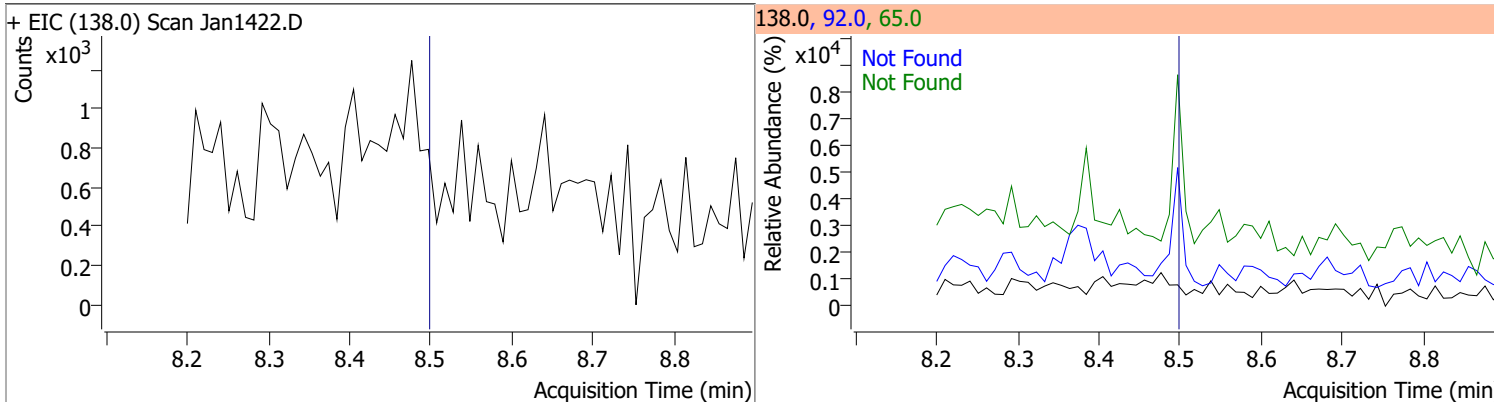
Compound	Conc.	RT	Dev(Min)	Resp.	QIon	QRatio	Lower	Upper
2,6-Dinitrotoluene	0	0		0	63.0 89.0		110.4 39.5	205.0 73.3



Compound	Conc.	Exp RT	QIon	Exp Ratio
Acenaphthylene	N.D.	8.32	153.1	13.8

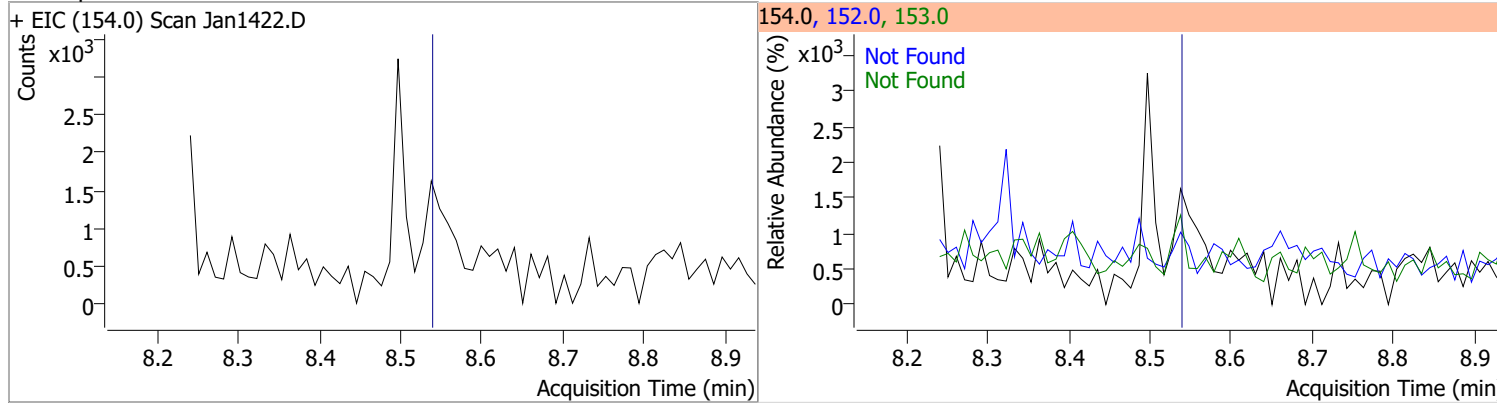


Compound	Conc.	Exp RT	QIon	Exp Ratio	QIon	Exp Ratio
3-Nitroaniline	N.D.	8.50	65.0	140.9	92.0	106.5

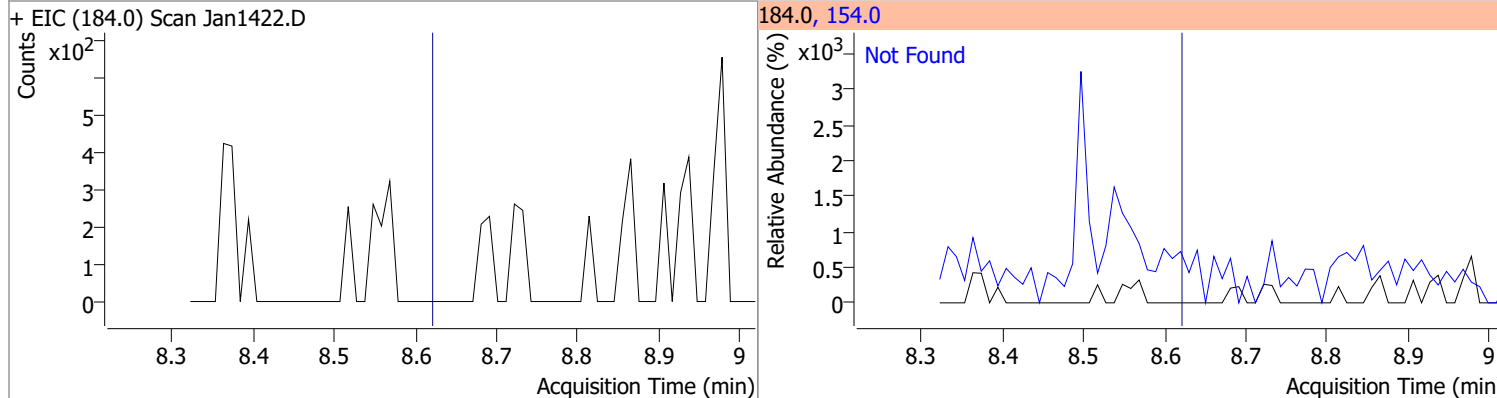


Quantitation Results Report (QT Reviewed)

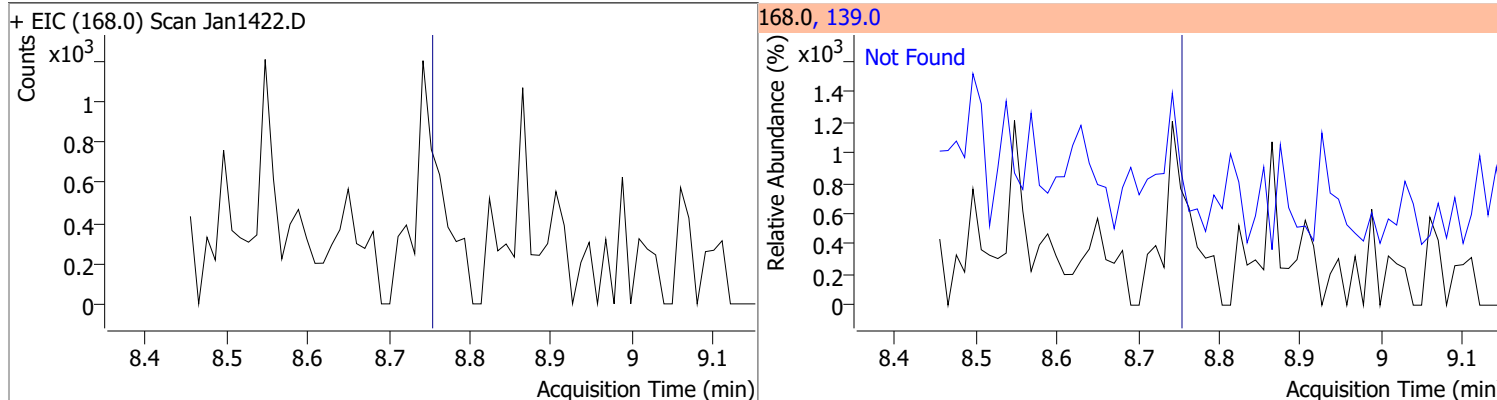
Compound	Conc.	Exp RT	QIon	Exp Ratio	QIon	Exp Ratio
Acenaphthene	N.D.	8.54	153.0	109.5	152.0	52.9



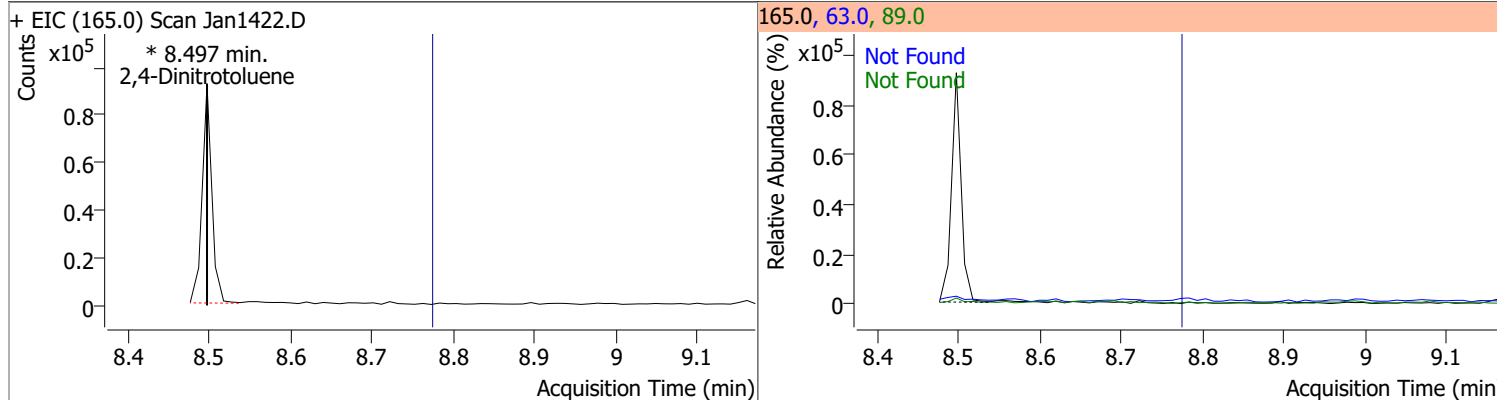
Compound	Conc.	Exp RT	QIon	Exp Ratio
2,4-Dinitrophenol	N.D.	8.62	154.0	60.0



Compound	Conc.	Exp RT	QIon	Exp Ratio
Dibenzofuran	N.D.	8.75	139.0	38.6

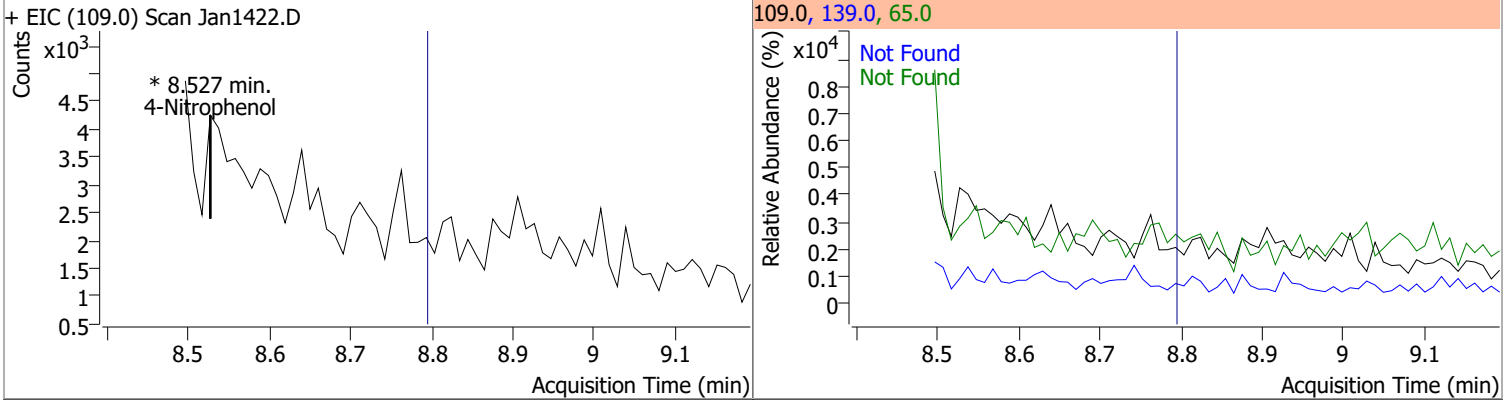


Compound	Conc.	RT	Dev(Min)	Resp.	QIon	QRatio	Lower	Upper
2,4-Dinitrotoluene		0		0	63.0		53.2	98.9
					89.0		52.3	97.1

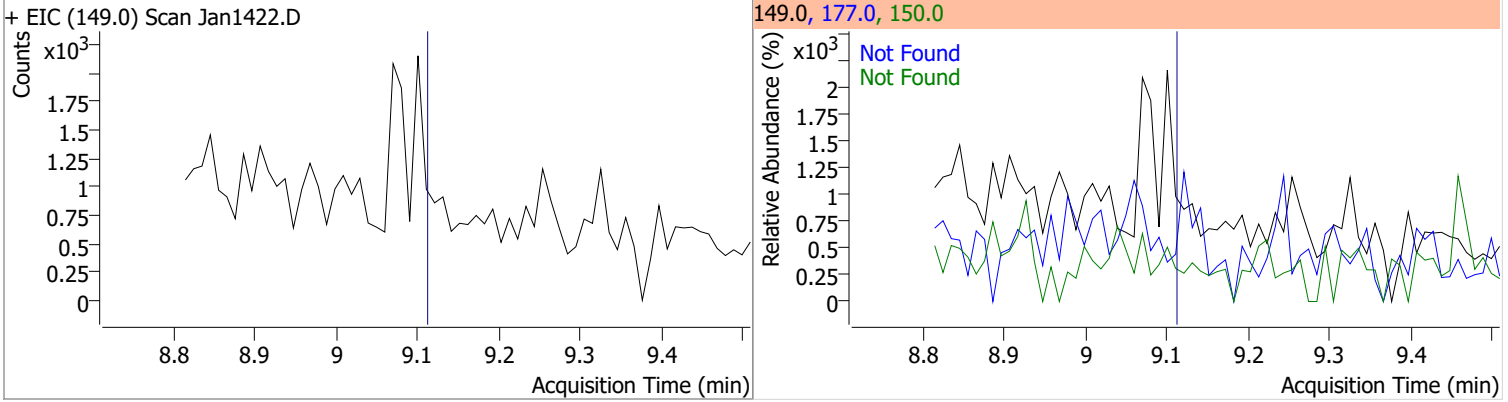


Quantitation Results Report (QT Reviewed)

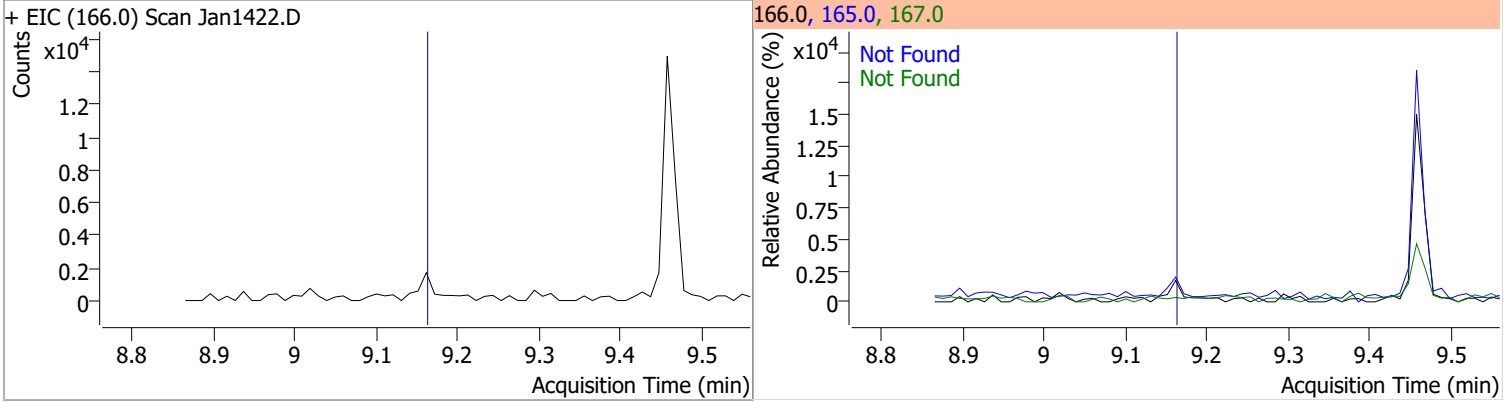
Compound	Conc.	RT	Dev(Min)	Resp.	QIon	QRatio	Lower	Upper
4-Nitrophenol		0		0	65.0		62.0	115.1
					139.0		56.3	104.5



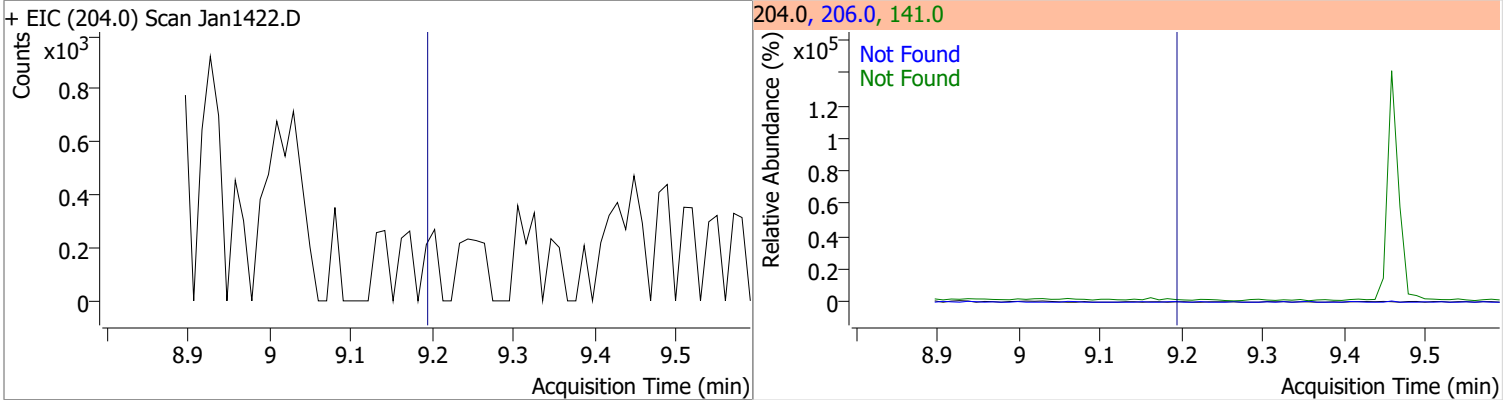
Compound	Conc.	Exp RT	QIon	Exp Ratio	QIon	Exp Ratio
Diethylphthalate	N.D.	9.11	177.0	20.7	150.0	12.6



Compound	Conc.	Exp RT	QIon	Exp Ratio	QIon	Exp Ratio
Fluorene	N.D.	9.16	165.0	93.4	167.0	12.9

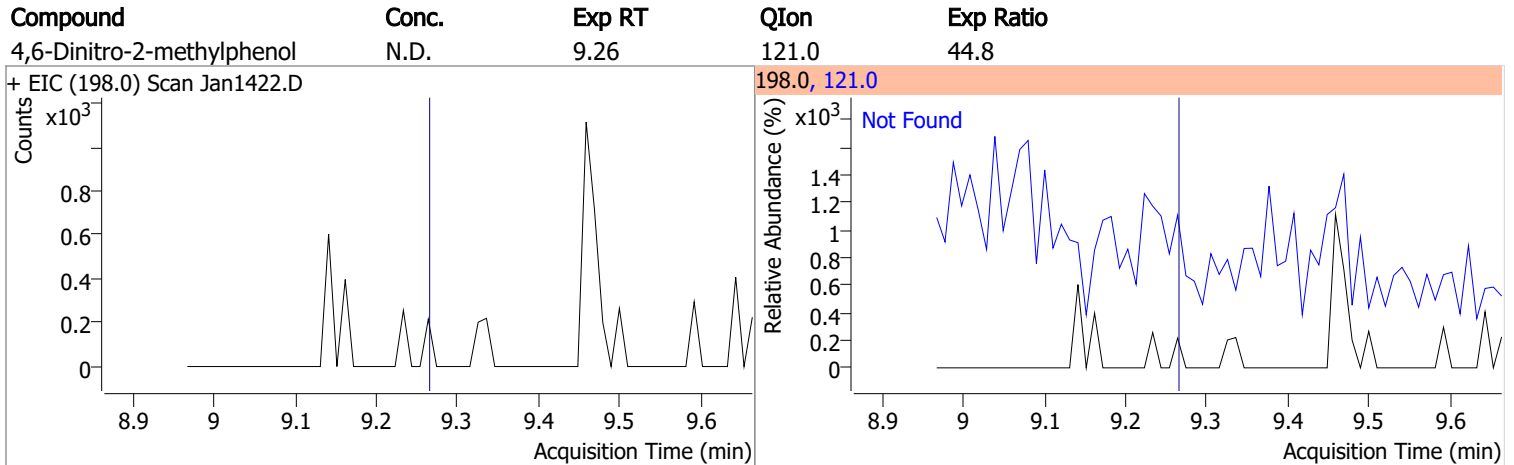
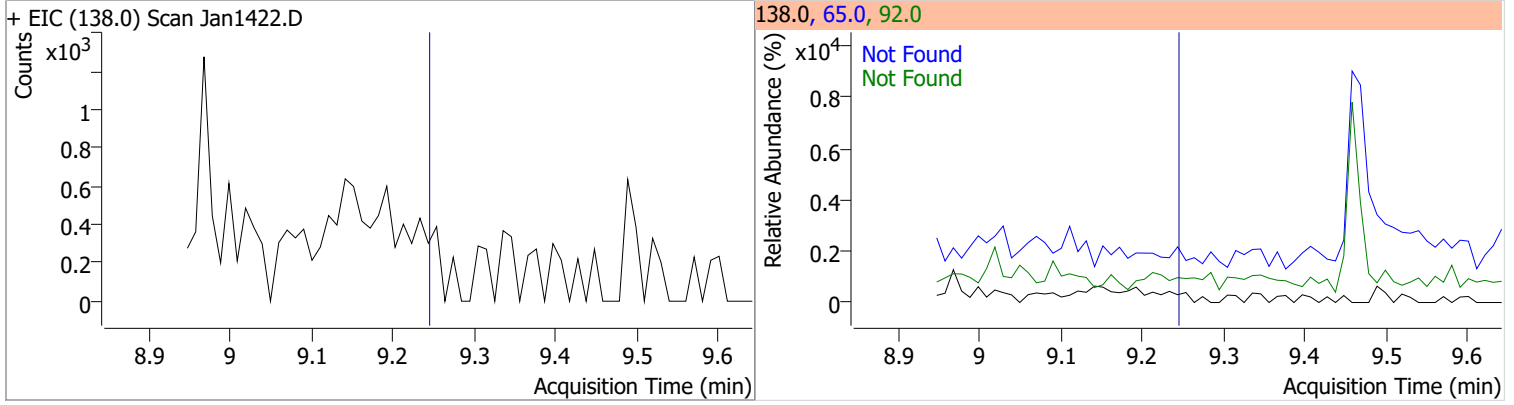


Compound	Conc.	Exp RT	QIon	Exp Ratio	QIon	Exp Ratio
4-Chlorophenyl-phenylether	N.D.	9.19	141.0	62.3	206.0	33.9

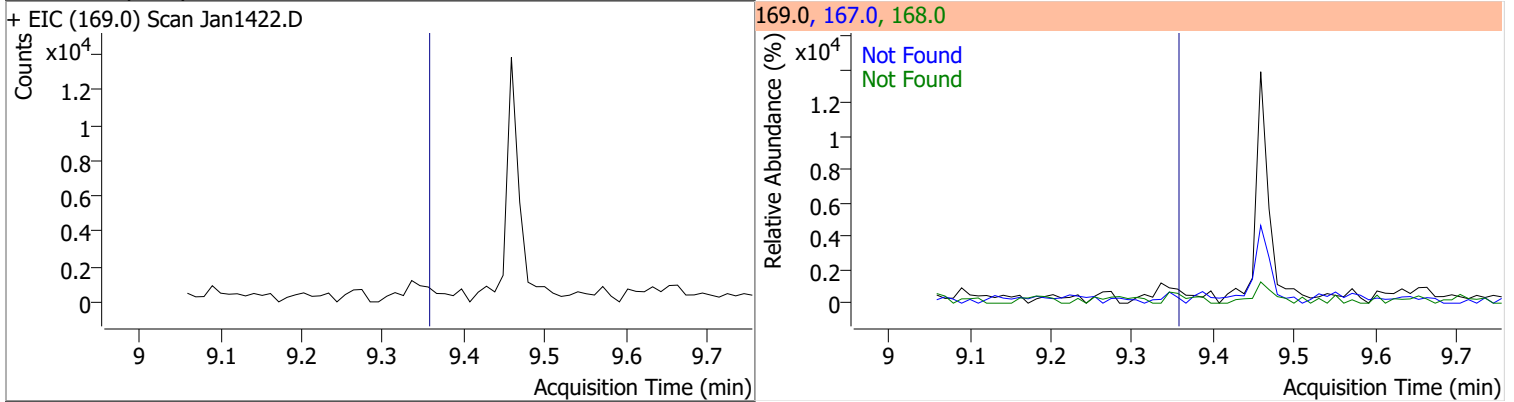


Quantitation Results Report (QT Reviewed)

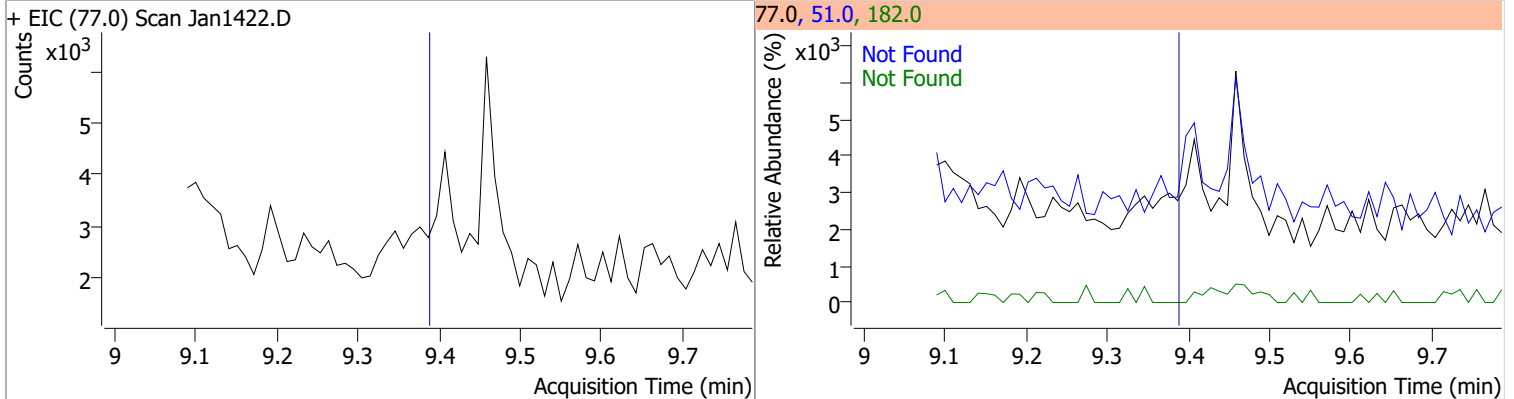
Compound	Conc.	Exp RT	QIon	Exp Ratio	QIon	Exp Ratio
4-Nitroaniline	N.D.	9.24	65.0	114.6	92.0	45.3



Compound	Conc.	Exp RT	QIon	Exp Ratio	QIon	Exp Ratio
N-nitrosodiphenylamine	N.D.	9.36	168.0	63.3	167.0	33.4

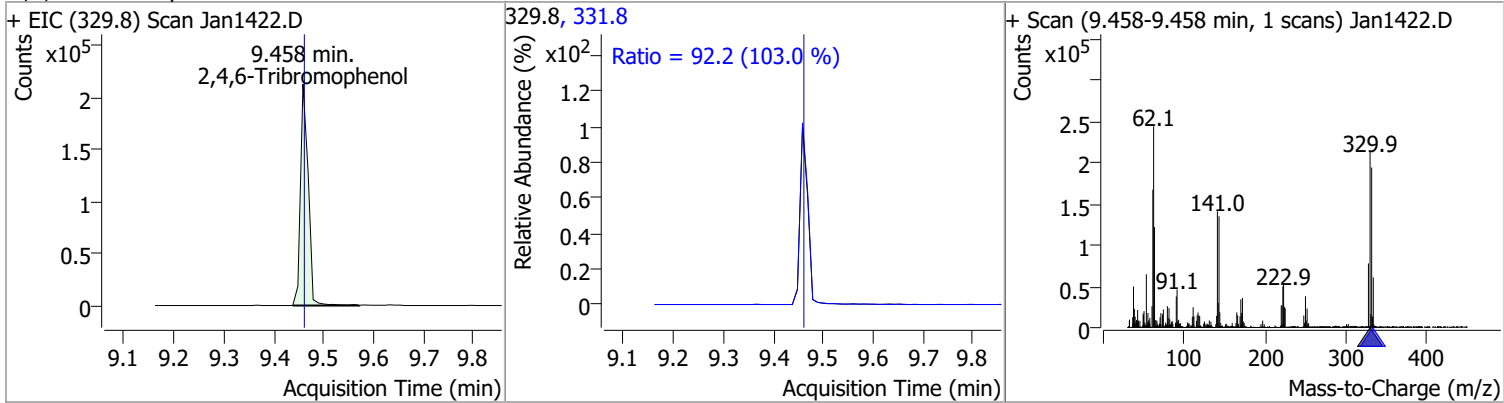


Compound	Conc.	Exp RT	QIon	Exp Ratio	QIon	Exp Ratio
Azobenzene	N.D.	9.39	51.0	49.9	182.0	26.9

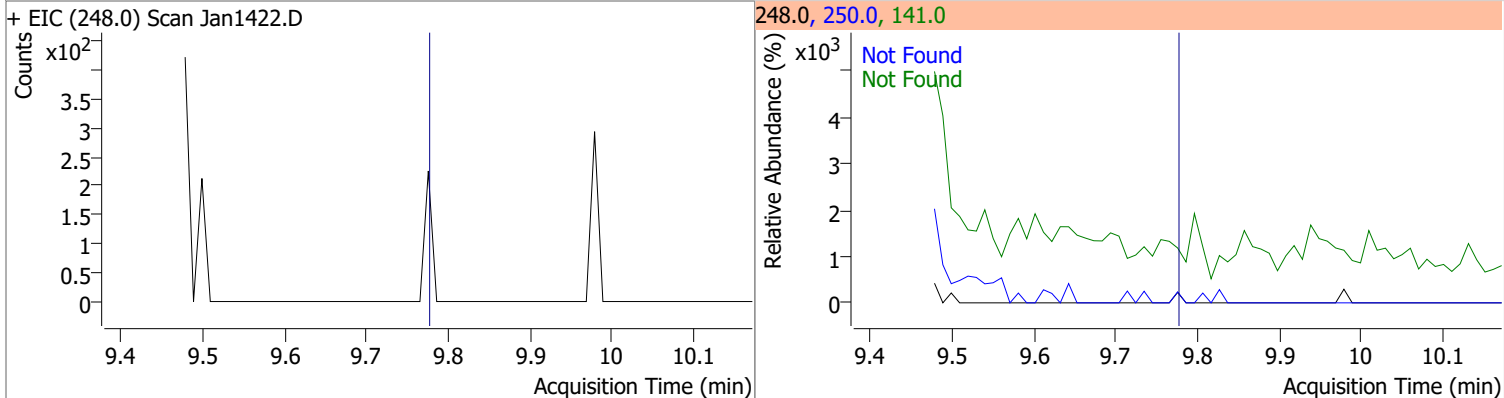


Quantitation Results Report (QT Reviewed)

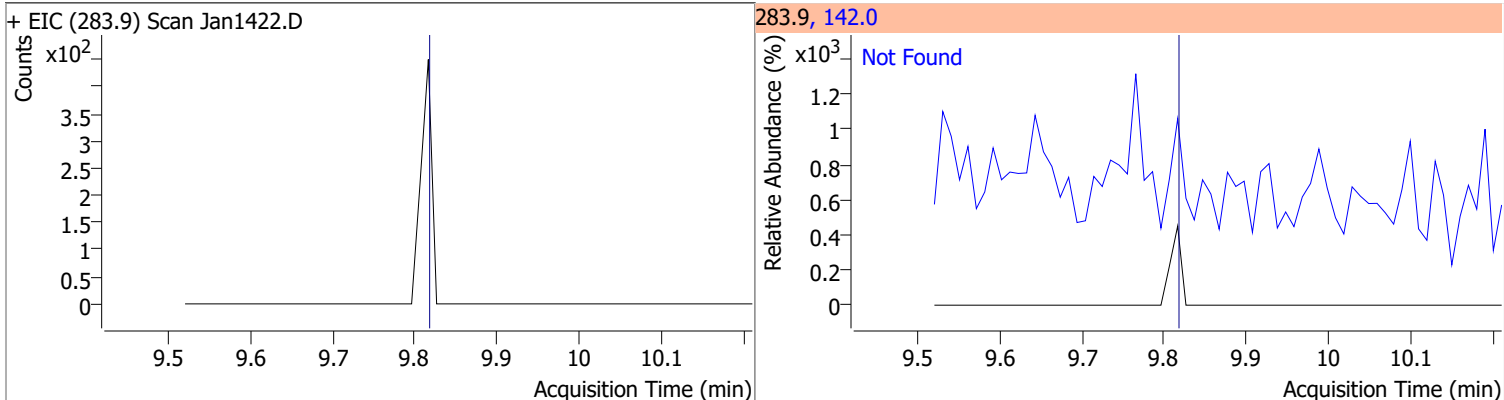
Compound	Conc.	RT	Dev(Min)	Resp.	QIon	QRatio	Lower	Upper
2,4,6-Tribromophenol	145.5939	9.46	0.00	229971	331.8	92.2	62.7	116.4



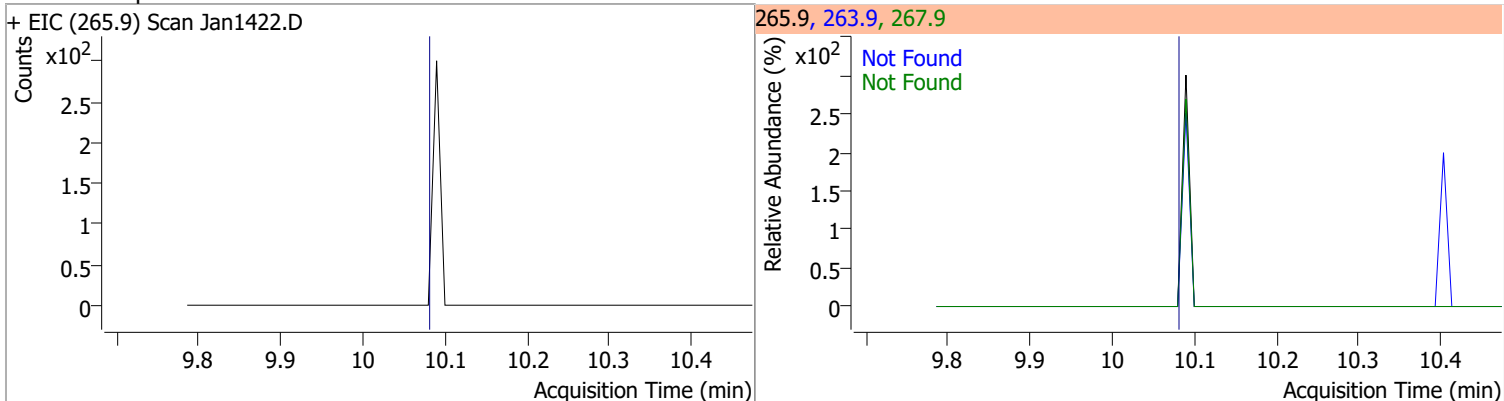
Compound	Conc.	Exp RT	QIon	Exp Ratio	QIon	Exp Ratio
4-Bromophenyl-phenylether	N.D.	9.78	250.0	98.3	141.0	96.1



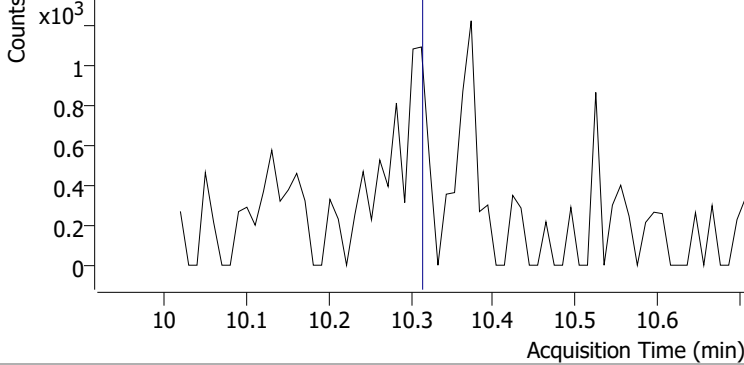
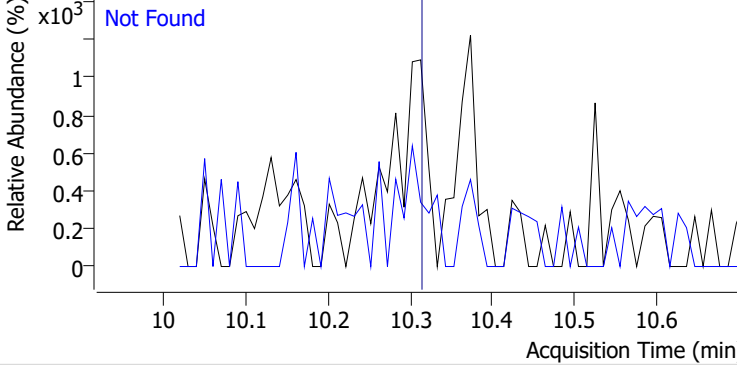
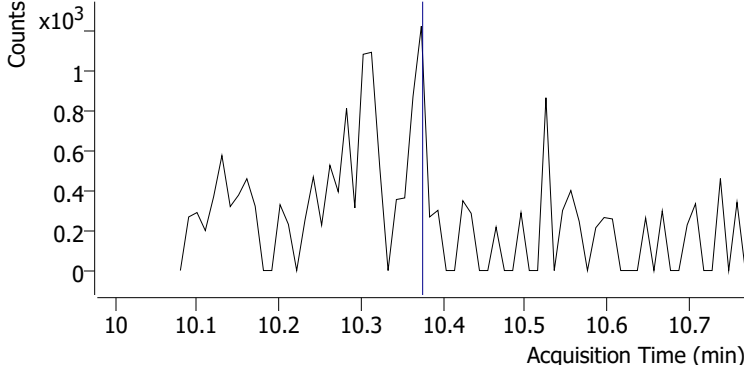
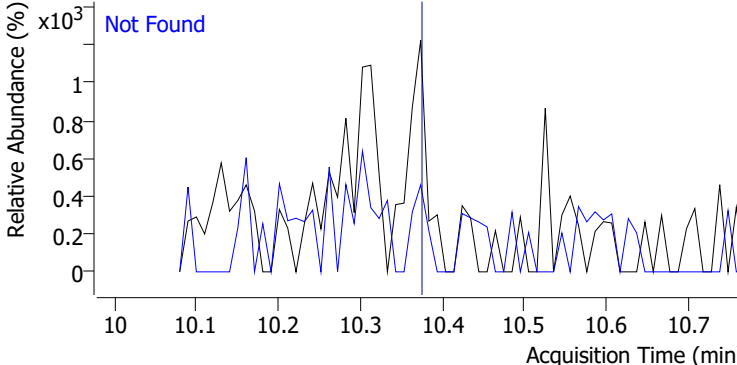
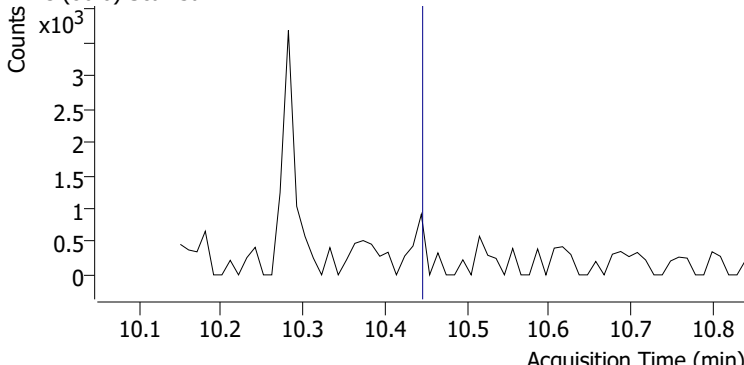
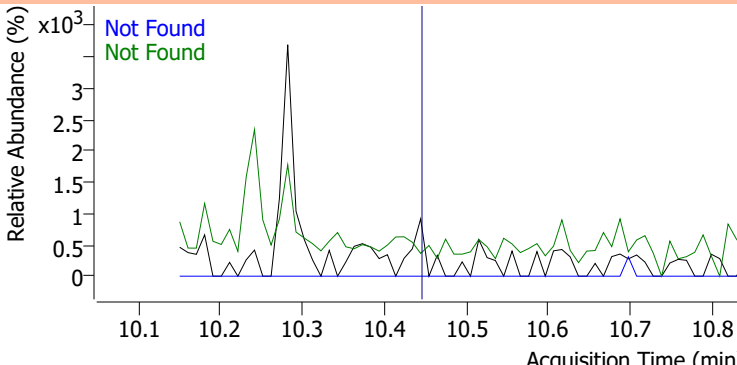
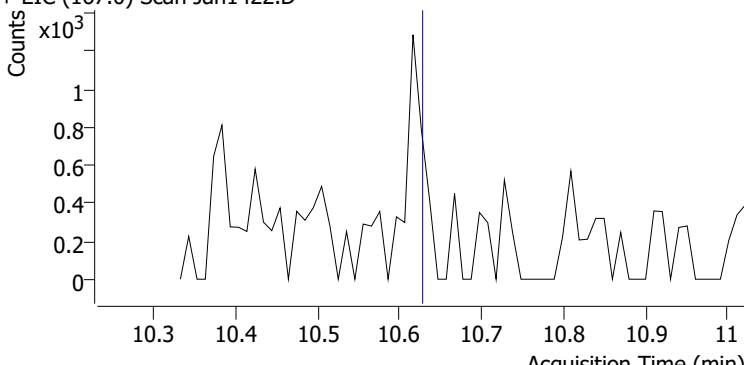
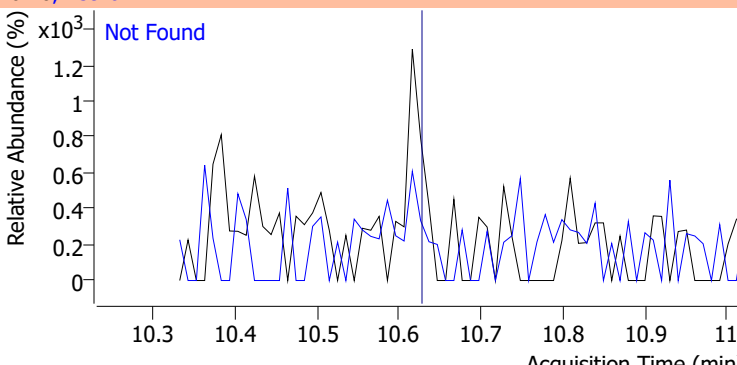
Compound	Conc.	Exp RT	QIon	Exp Ratio
Hexachlorobenzene	N.D.	9.82	142.0	49.9



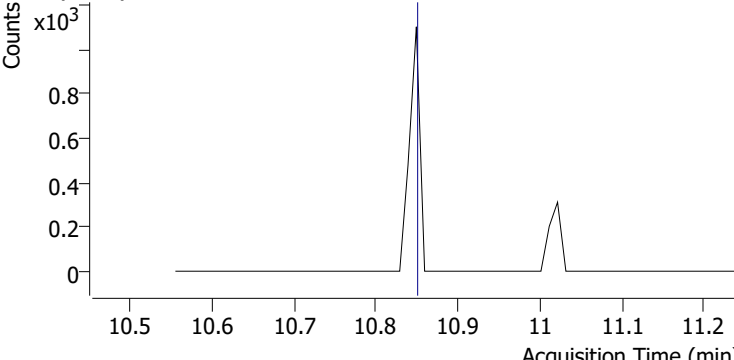
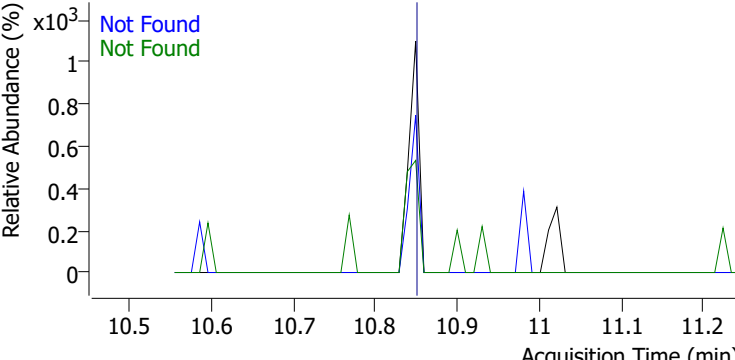
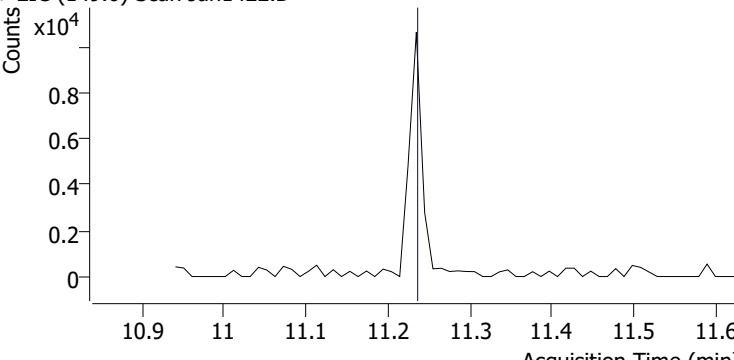
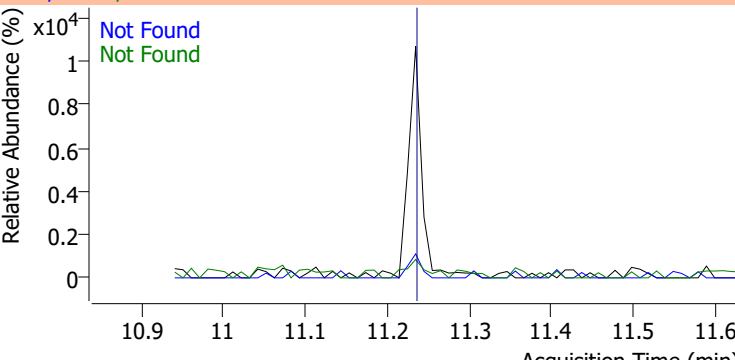
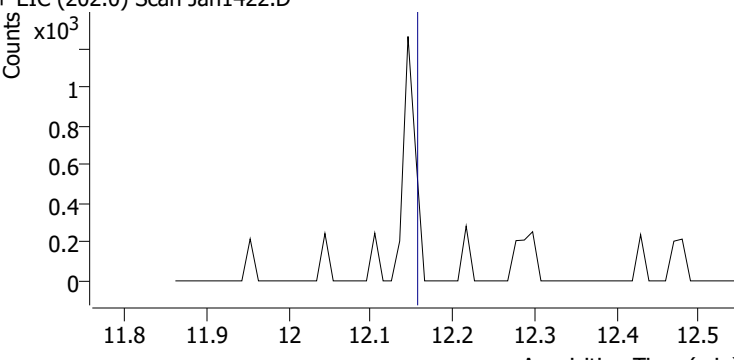
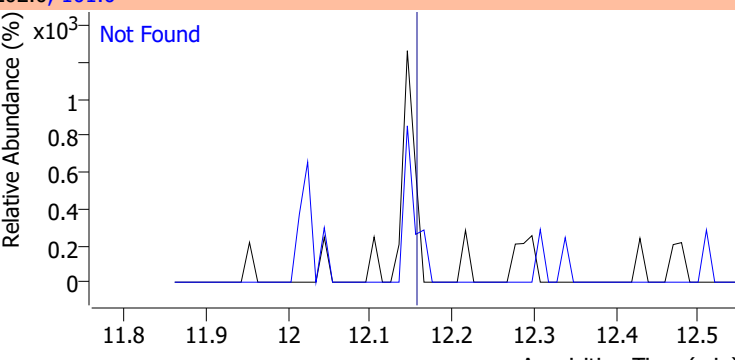
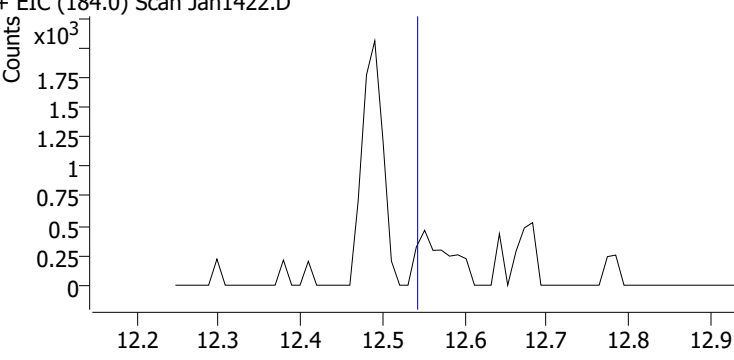
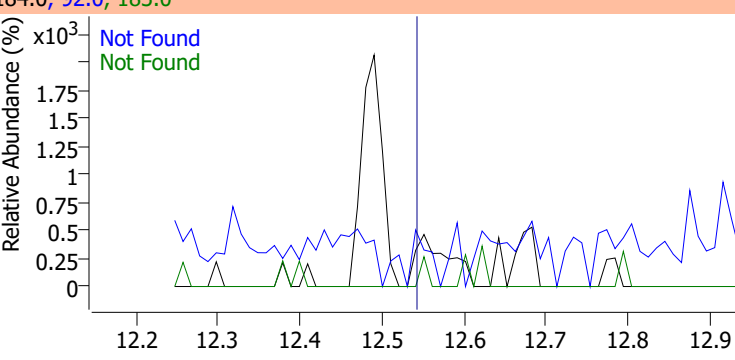
Compound	Conc.	Exp RT	QIon	Exp Ratio	QIon	Exp Ratio
Pentachlorophenol	N.D.	10.08	263.9	67.0	267.9	63.6



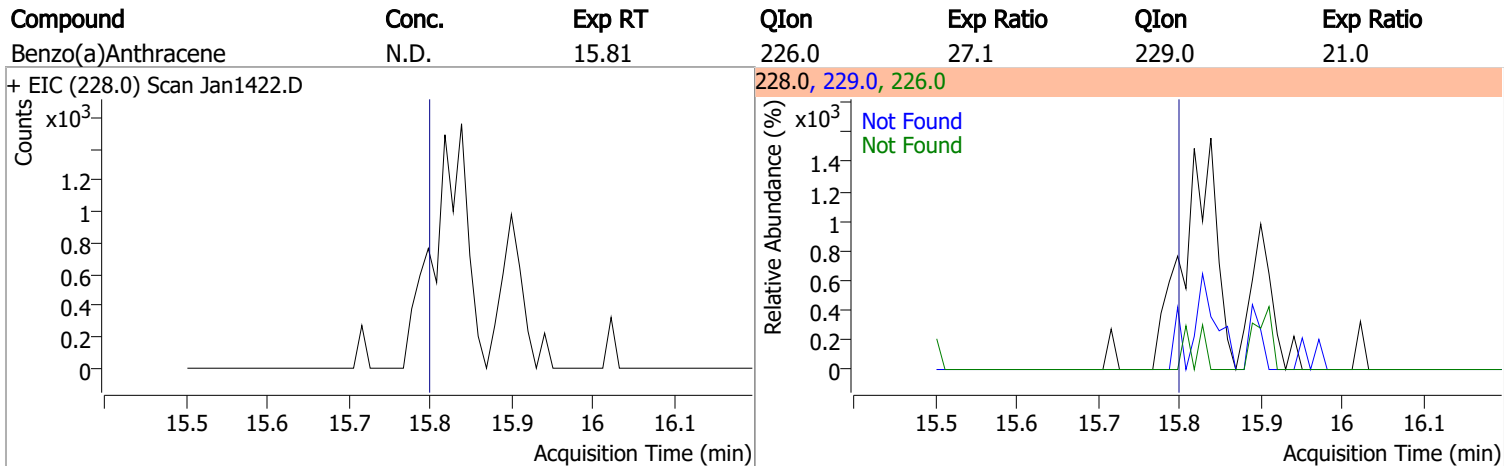
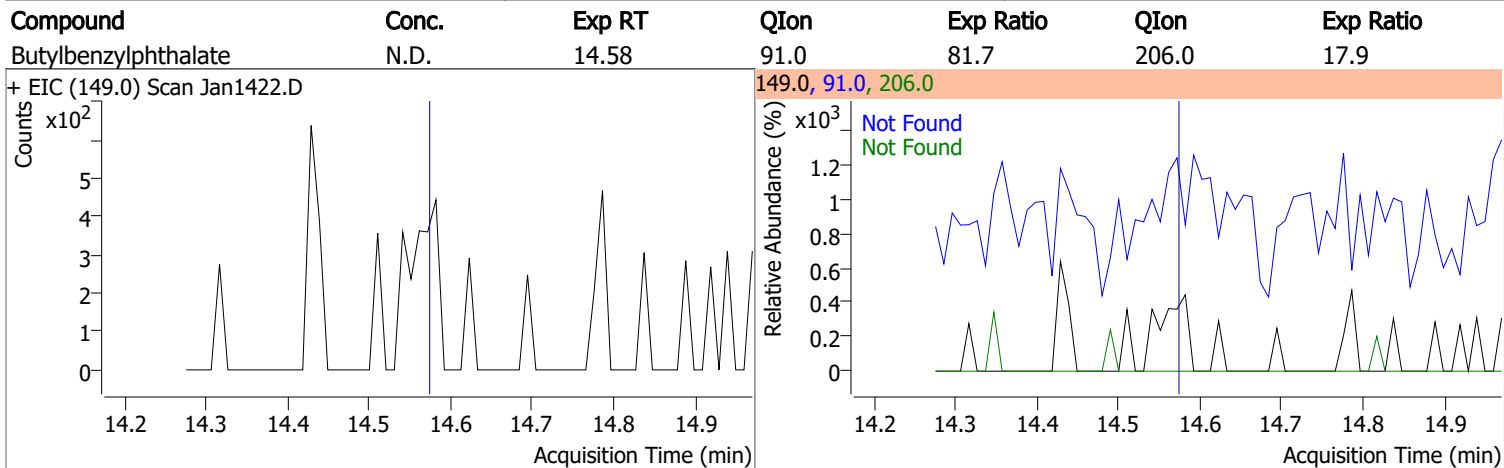
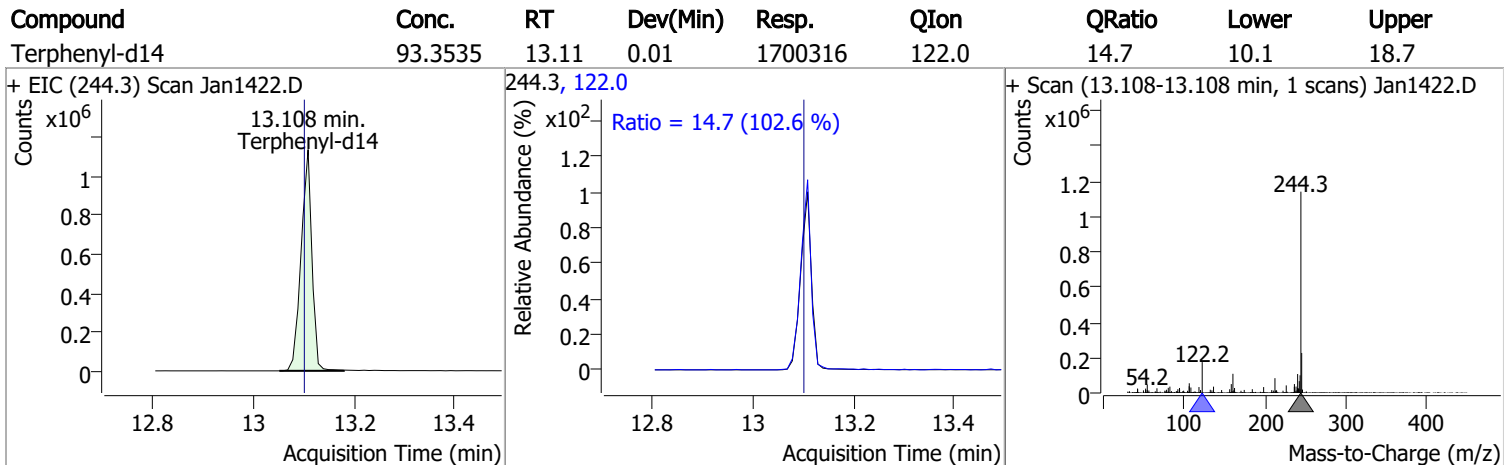
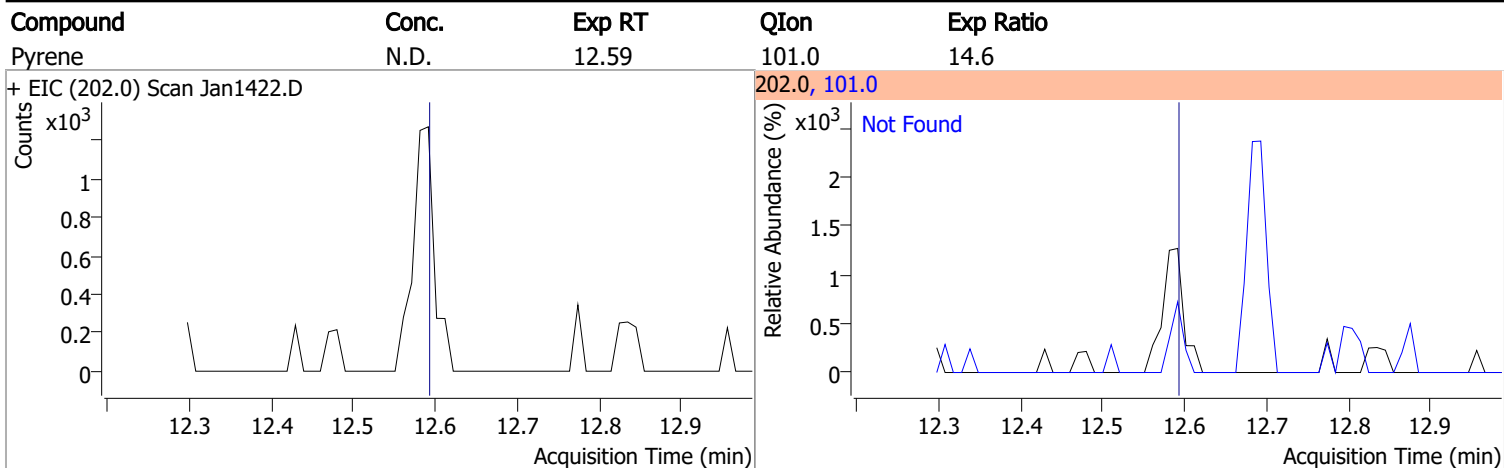
Quantitation Results Report (QT Reviewed)

Compound	Conc.	Exp RT	QIon	Exp Ratio		
Phenanthrene	N.D.	10.31	176.0	19.3		
+ EIC (178.0) Scan Jan1422.D			178.0, 176.0			
						
Anthracene	N.D.	10.37	176.0	18.4		
+ EIC (178.0) Scan Jan1422.D			178.0, 176.0			
						
Triallate	N.D.	10.44	268.0	26.7	QIon	Exp Ratio
			143.0	24.9		
+ EIC (86.0) Scan Jan1422.D			86.0, 268.0, 143.0			
						
Carbazole	N.D.	10.63	139.0	12.8		
+ EIC (167.0) Scan Jan1422.D			167.0, 139.0			
						

Quantitation Results Report (QT Reviewed)

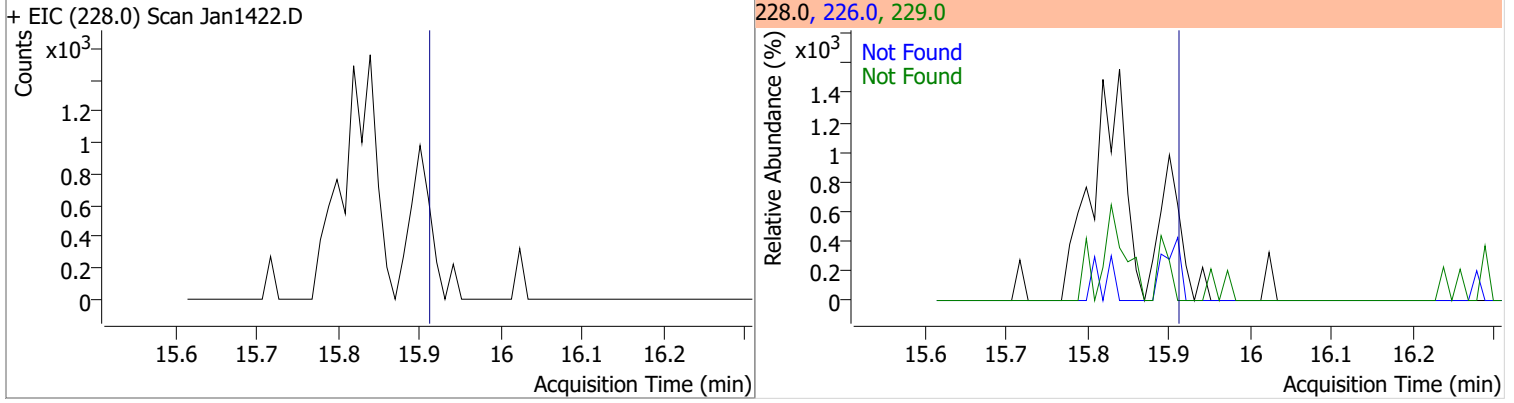
Compound	Conc.	Exp RT	QIon	Exp Ratio	QIon	Exp Ratio
o-Terphenyl	N.D.	10.85	229.0	64.1	215.0	36.5
+ EIC (230.0) Scan Jan1422.D			230.0, 229.0, 215.0			
						
Di-n-Butylphthalate	N.D.	11.23	150.0	9.1	104.0	6.1
+ EIC (149.0) Scan Jan1422.D			149.0, 150.0, 104.0			
						
Fluoranthene	N.D.	12.16	101.0	12.8		
+ EIC (202.0) Scan Jan1422.D			202.0, 101.0			
						
Benzidine	N.D.	12.54	183.0	13.1	92.0	8.1
+ EIC (184.0) Scan Jan1422.D			184.0, 92.0, 183.0			
						

Quantitation Results Report (QT Reviewed)

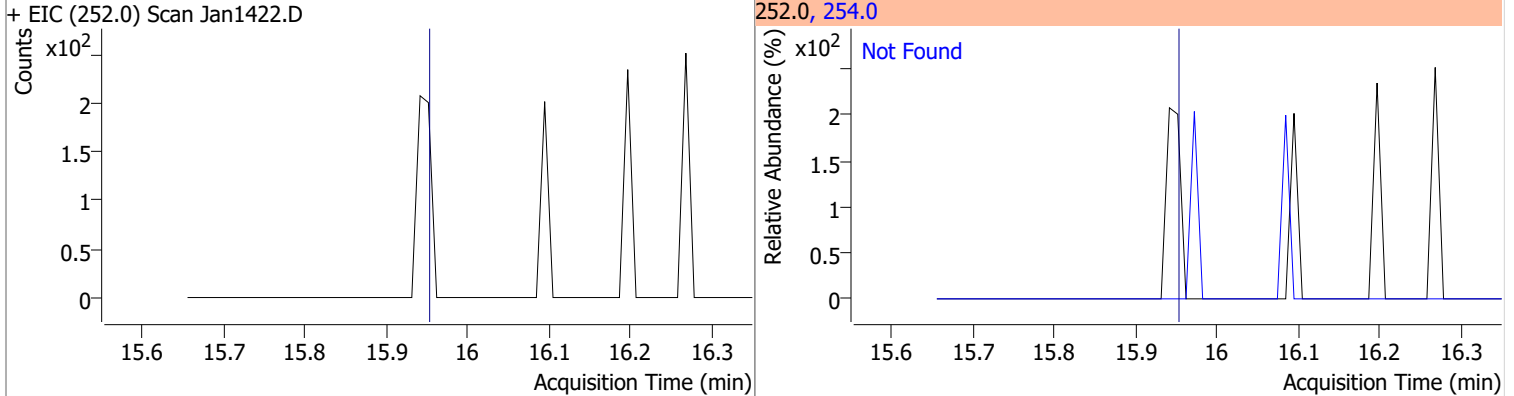


Quantitation Results Report (QT Reviewed)

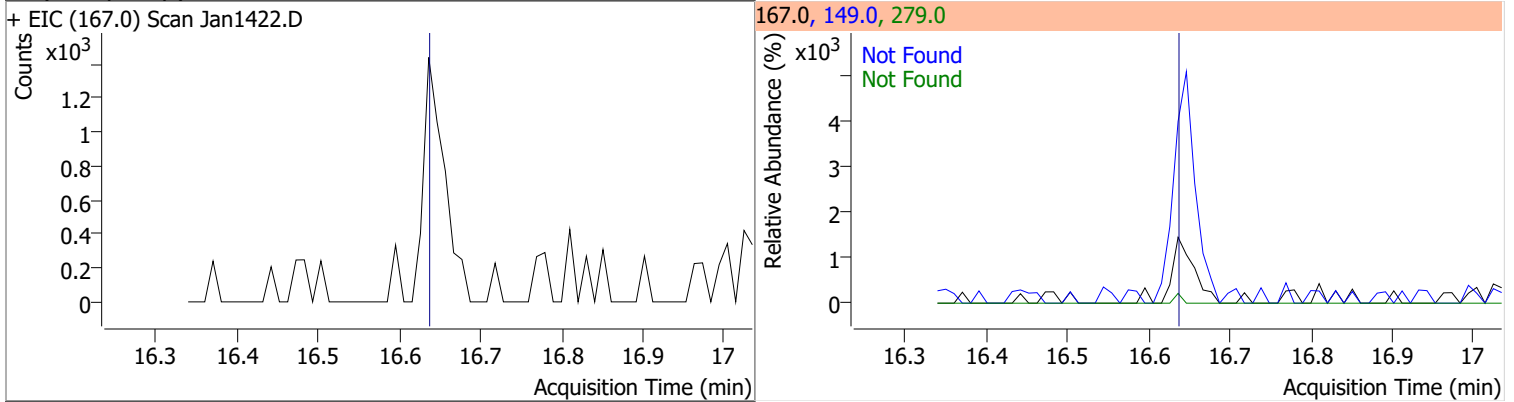
Compound	Conc.	Exp RT	QIon	Exp Ratio	QIon	Exp Ratio
Chrysene	N.D.	15.92	226.0	29.9	229.0	20.4



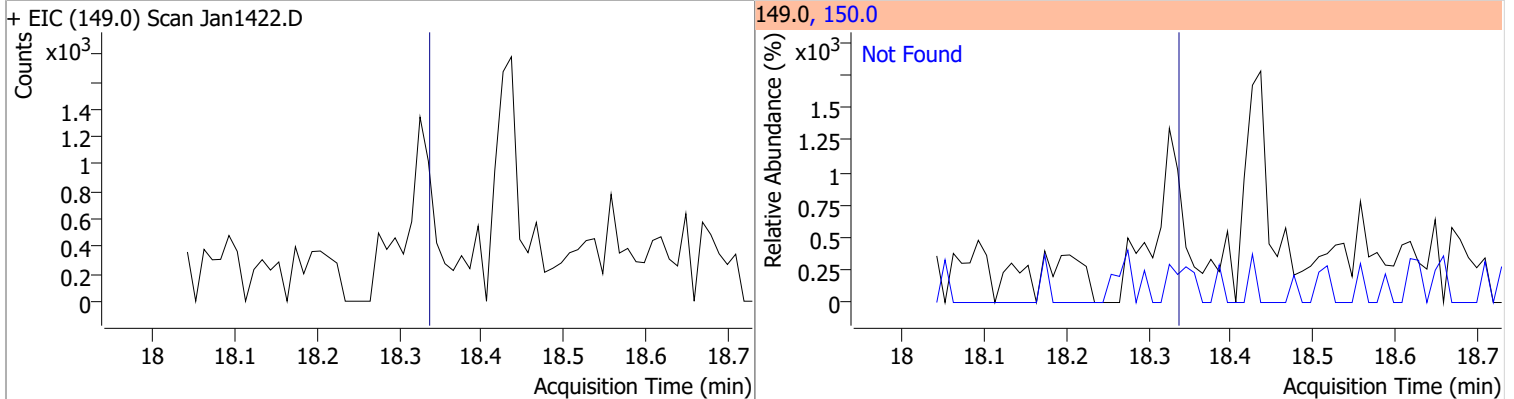
Compound	Conc.	Exp RT	QIon	Exp Ratio
3,3-Dichlorobenzidine	N.D.	15.96	254.0	64.7



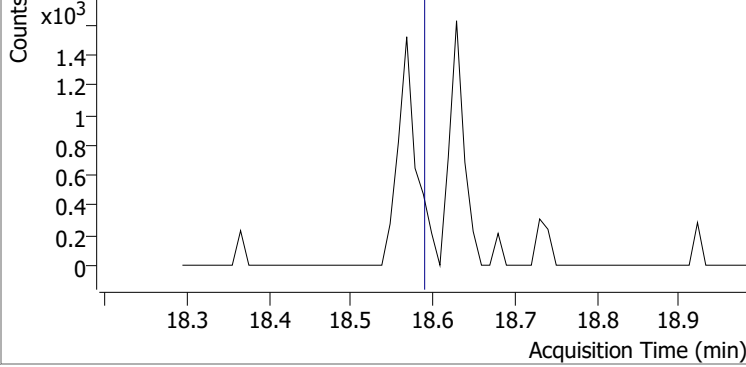
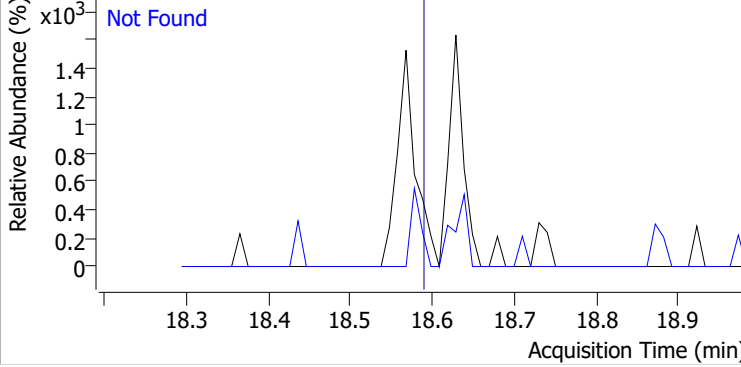
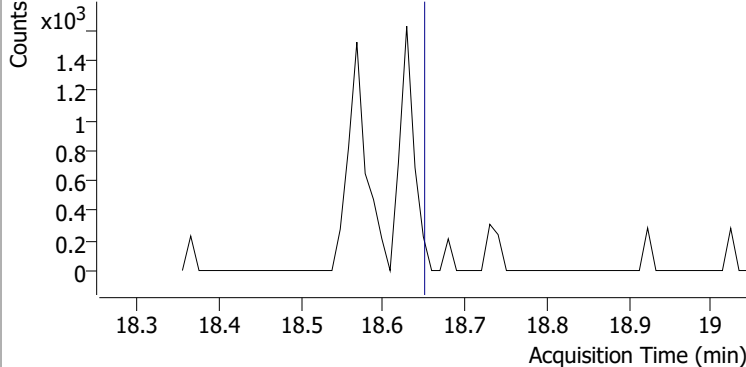
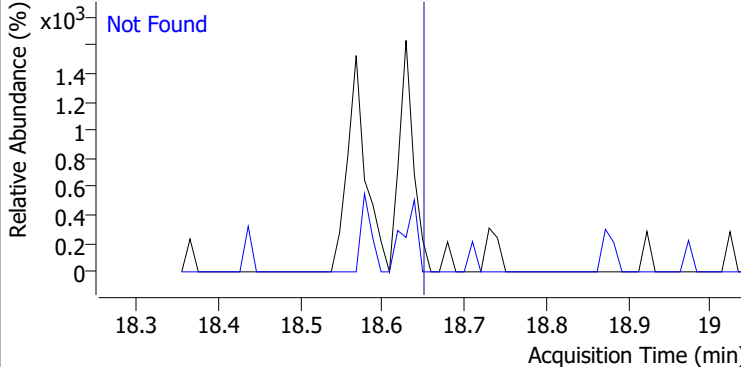
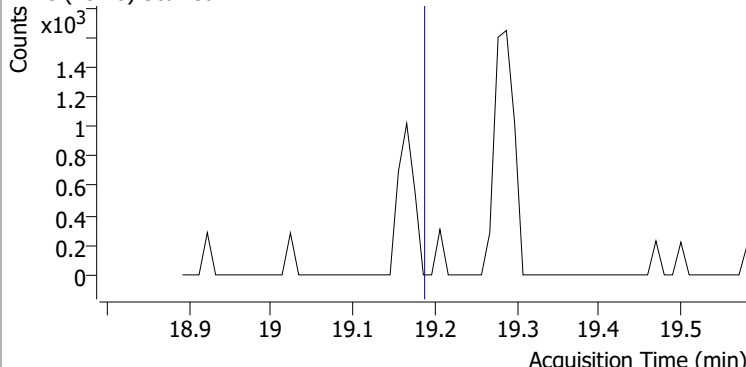
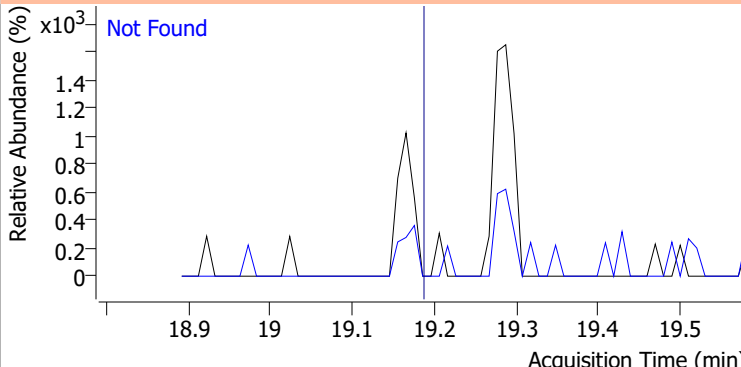
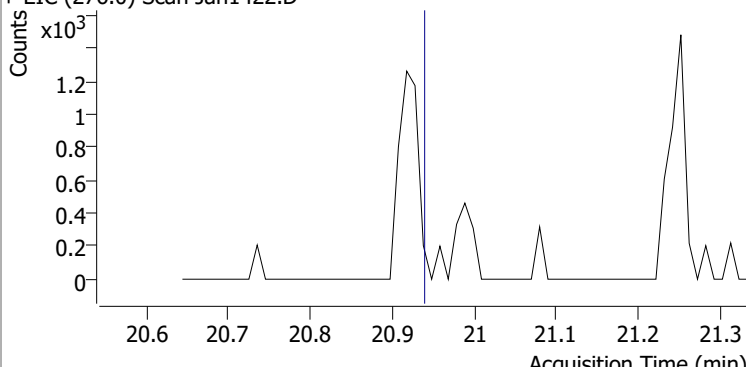
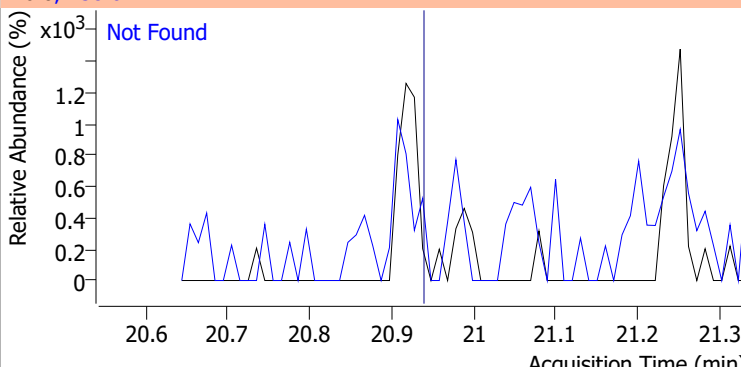
Compound	Conc.	Exp RT	QIon	Exp Ratio	QIon	Exp Ratio
bis(2-ethylhexyl)Phthalate	N.D.	16.65	149.0	397.1	279.0	15.6



Compound	Conc.	Exp RT	QIon	Exp Ratio
Di-n-octyl Phthalate	N.D.	18.34	150.0	9.5

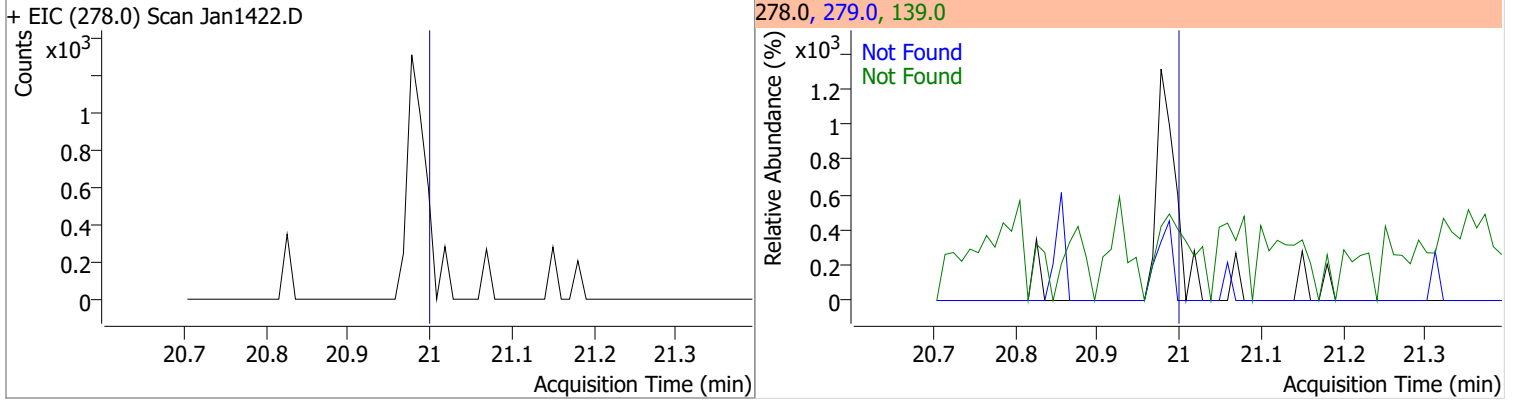


Quantitation Results Report (QT Reviewed)

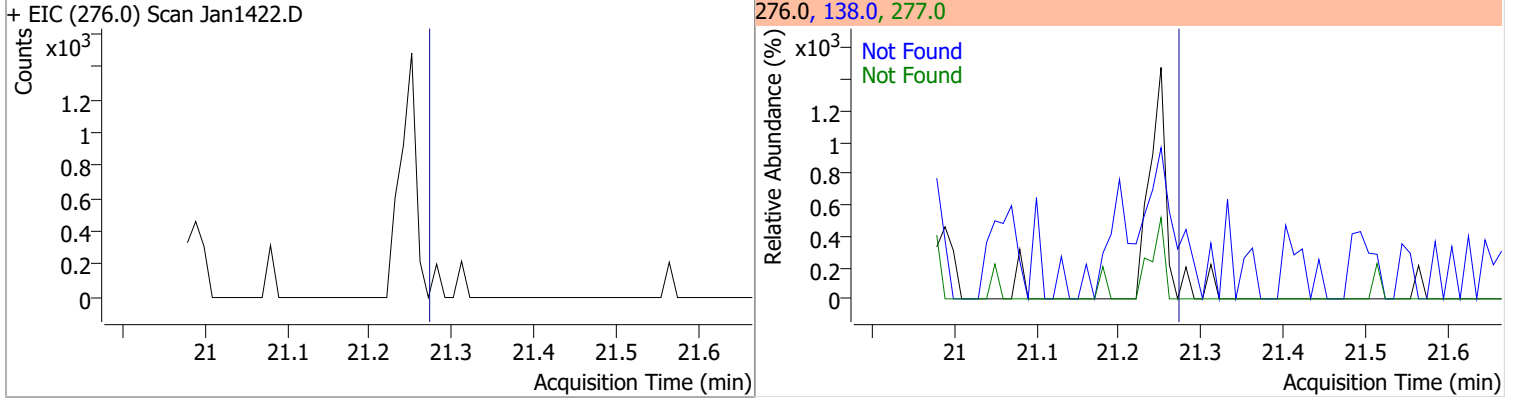
Compound	Conc.	Exp RT	QIon	Exp Ratio
Benzo(b)fluoranthene	N.D.	18.59	253.0	22.0
+ EIC (252.0) Scan Jan1422.D			252.0, 253.0	
				
Benzo(k)fluoranthene	N.D.	18.65	253.0	21.9
+ EIC (252.0) Scan Jan1422.D			252.0, 253.0	
				
Benzo(a)pyrene	N.D.	19.19	253.0	22.0
+ EIC (252.0) Scan Jan1422.D			252.0, 253.0	
				
Indeno(1,2,3-c,d)pyrene	N.D.	20.94	138.0	29.9
+ EIC (276.0) Scan Jan1422.D			276.0, 138.0	
				

Quantitation Results Report (QT Reviewed)

Compound	Conc.	Exp RT	QIon	Exp Ratio	QIon	Exp Ratio
Dibenzo(a,h)anthracene	N.D.	21.00	279.0	25.2	139.0	23.8

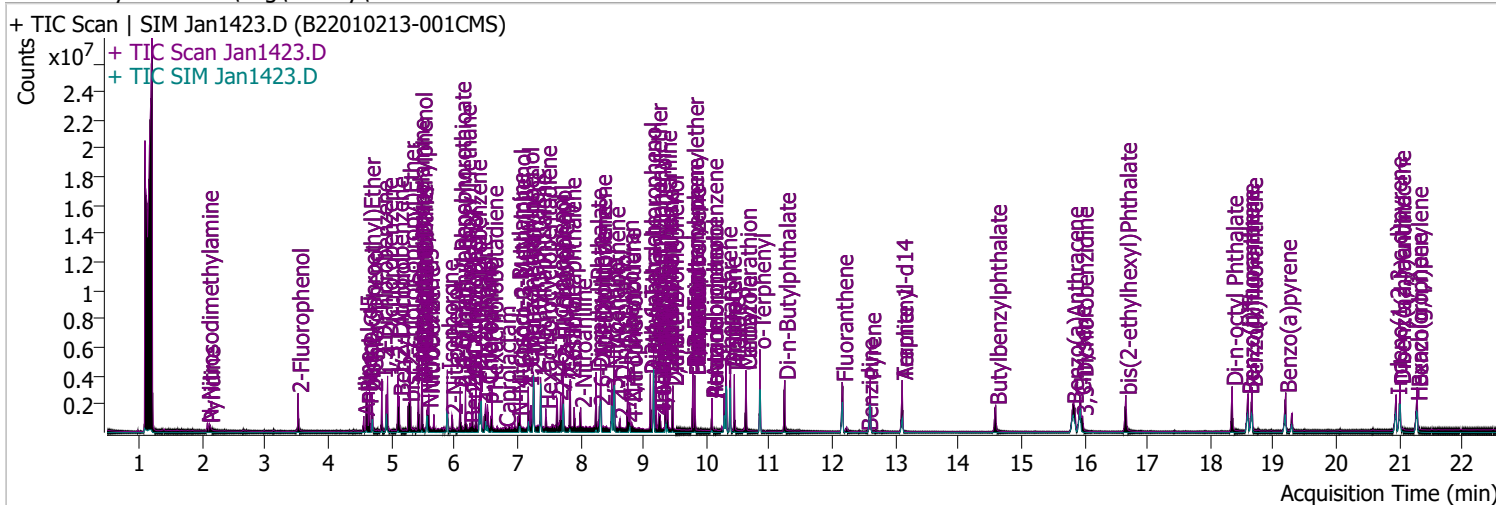


Compound	Conc.	Exp RT	QIon	Exp Ratio	QIon	Exp Ratio
Benzo(g,h,i)perylene	N.D.	21.27	138.0	32.0	277.0	23.8



Quantitation Results Report (QT Reviewed)

Data File	Jan1423.D	Operator	LIMS import
Acq. Method	BNA+SIM.M	Acq. Date-Time	1/15/2022 12:52:29 AM
Sample Name	B22010213-001CMS	Instrument	Instrument #1
Vial	23	Multiplier	1.00
DA Method File		Comment	SVOC-8270-W-LARGO
Tune File	dftppdsm.u	Tune Date	1/7/2022 12:13:00 PM
Batch Name	011422 DoD BNA.batch.bin	Last Calib Update	1/18/2022 11:27:22 AM
Ref Library	D:\Org\Library\NIST129K.l		



Compound	RT	QIon	Resp.	Conc.	Units	Dev(Min)
----------	----	------	-------	-------	-------	----------

Internal Standards

System Monitoring Compounds

S 2-Fluorophenol	3.520	112.0	648144	82.6971	µg/L	0.010
Spiked Amount: 200.000	Range: 10.0 - 75.0%			Recovery = 41.35%		
S Phenol-d5	4.603	99.0	973410	93.5091	µg/L	0.000
Spiked Amount: 200.000	Range: 10.0 - 65.0%			Recovery = 46.75%		
S Nitrobenzene-d5	5.573	82.0	405790	71.3021	µg/L	0.010
Spiked Amount: 100.000	Range: 32.0 - 94.0%			Recovery = 71.30%		
S 2-Fluorobiphenyl	7.728	172.0	1454702	79.1666	µg/L	0.010
Spiked Amount: 100.000	Range: 28.0 - 107.0%			Recovery = 79.17%		
S 2,4,6-Tribromophenol	9.469	329.8	300374	175.4138	µg/L	0.010
Spiked Amount: 200.000	Range: 25.0 - 140.0%			Recovery = 87.71%		
S Terphenyl-d14	13.108	244.3	1785665	93.0464	µg/L	0.010
Spiked Amount: 100.000	Range: 32.0 - 122.0%			Recovery = 93.05%		

Target Compounds

Target Compound	RT	QIon	Resp.	Conc.	Units	QValue
T N-Nitrosodimethylamine	2.080	74.0	132913	40.1264	µg/L	86
T Pyridine	2.111	79.0	211284	29.5403	µg/L	89
T Aniline	4.562	93.0	356657	25.6534	µg/L	m 98
T Phenol	4.623	94.0	559749	48.9322	µg/L	89
T bis(-2-Chloroethyl)Ether	4.654	63.0	689364	80.0522	µg/L	98
T 2-Chlorophenol	4.695	128.0	650727	69.9447	µg/L	98
T 1,3-Dichlorobenzene	4.848	146.0	754216	61.4386	µg/L	99
T 1,4-Dichlorobenzene	4.940	146.0	770332	62.4381	µg/L	m 99
T 1,2-Dichlorobenzene	5.103	146.0	773938	63.6229	µg/L	99
T Benzyl Alcohol	5.124	108.0	370265	70.4984	µg/L	m 96
T bis(2-chloroisopropyl)Ether	5.277	121.0	202184	61.1977	µg/L	96
T 2-Methylphenol	5.481	107.0	844150	102.5567	µg/L	69
T N-nitroso-Di-n-propylamine	5.430	70.0	496433	87.2944	µg/L	98
T 4Methylphenol/3Methylphenol	5.481	107.0	850348	76.4786	µg/L	97
T Hexachloroethane	5.492	117.0	193970	55.5116	µg/L	97

Quantitation Results Report (QT Reviewed)

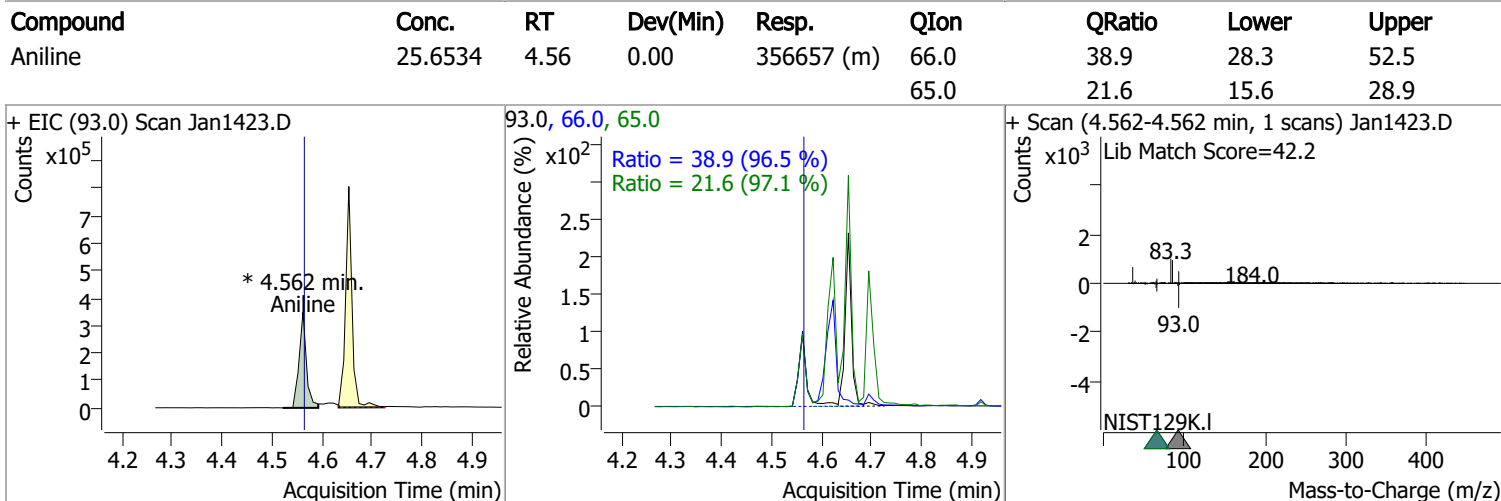
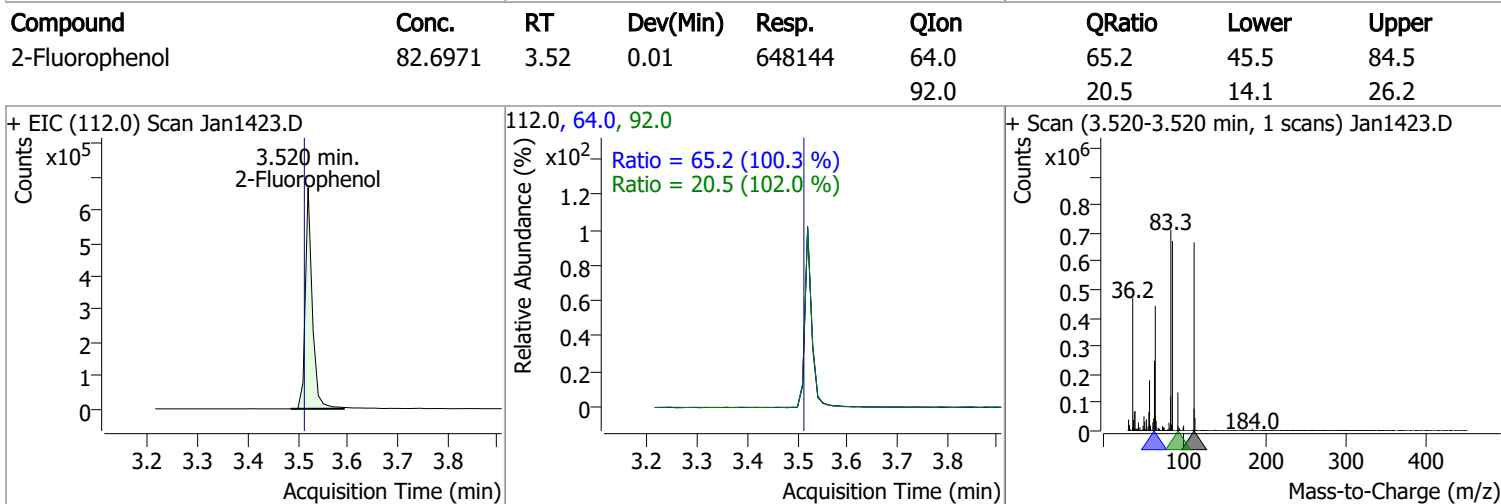
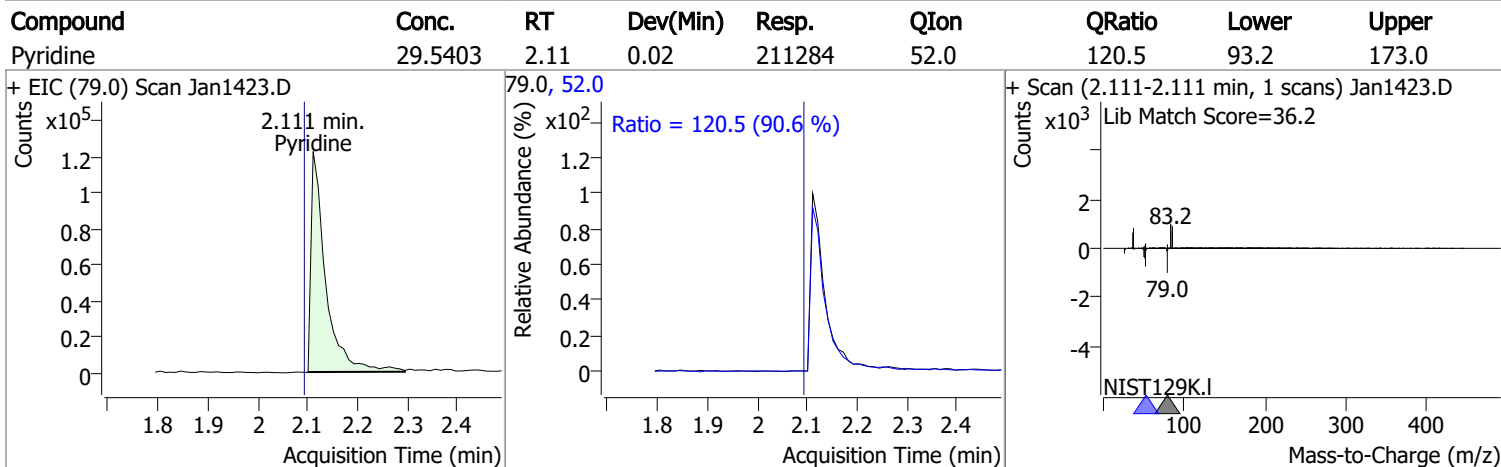
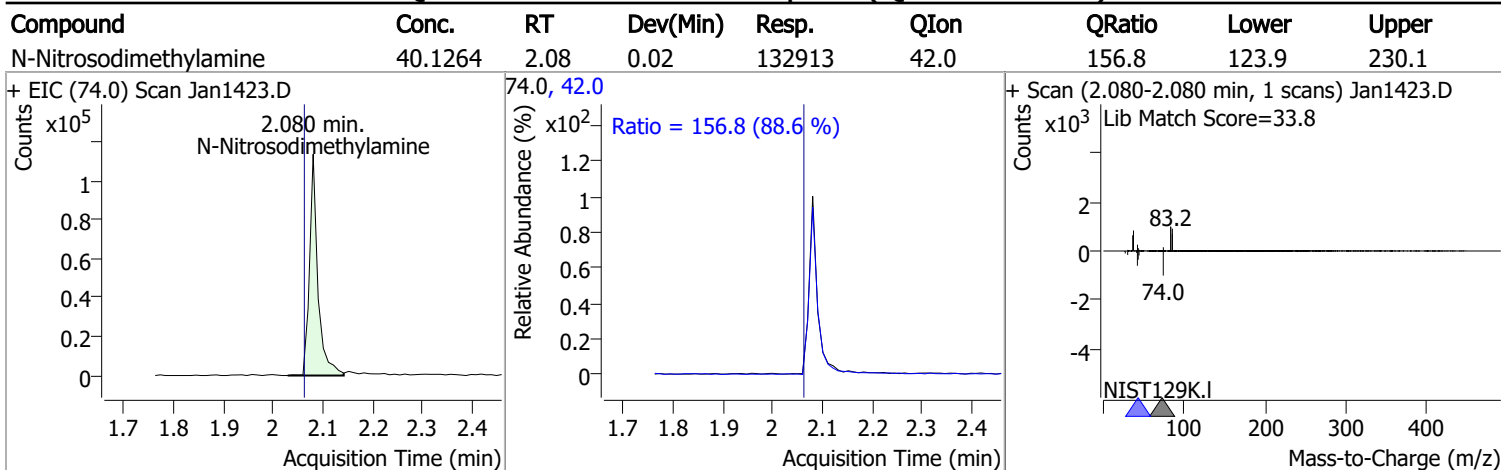
Compound	RT	QIon	Resp.	Conc.	Units	Dev(Min)	
T Nitrobenzene	5.594	123.1	235589	77.9299	µg/L	94	
T Isophorone	5.890	82.0	1169861	82.0474	µg/L	99	
T 2-Nitrophenol	5.962	139.0	181316	73.1514	µg/L	99	
T 2,4-Dimethylphenol	6.095	122.0	603378	83.7473	µg/L	100	
T bis(-2-Chloroethoxy)Methane	6.177	93.0	701112	84.1423	µg/L	94	
T 2,4-Dichlorophenol	6.280	162.0	490758	75.7236	µg/L	97	
T Benzoic Acid	6.249	105.0	122997	35.3601	µg/L	98	
T 1,2,4-Trichlorobenzene	6.342	180.0	516396	62.6037	µg/L	98	
T Naphthalene	6.424	128.0	1852495	77.2040	µg/L	99	
T 4-Chlorophenol	6.496	130.0	159222	72.1501	µg/L	m	96
T p-Chloroaniline	6.526	127.0	588465	63.0111	µg/L	94	
T Hexachlorobutadiene	6.598	224.9	268643	60.7848	µg/L	98	
T 4-Chloro-2-Methylphenol	7.040	107.0	482806	80.0793	µg/L	m	97
T 4-Chloro-3-Methylphenol	7.173	107.0	552509	86.7646	µg/L	m	98
T 2-Methylnaphthalene	7.256	141.0	1073332	72.0910	µg/L	97	
T 1-Methylnaphthalene	7.368	141.0	988443	68.5028	µg/L	m	96
T Hexachlorocyclopentadiene	7.451	236.9	171674	62.2968	µg/L	99	
T 2,4,6-Trichlorophenol	7.636	196.0	348752	85.3643	µg/L	99	
T 2,4,5-Trichlorophenol	7.687	196.0	377044	81.9235	µg/L	98	
T 2-Chloronaphthalene	7.841	162.0	1257989	81.9685	µg/L	99	
T 2-Nitroaniline	8.005	65.0	238706	89.1801	µg/L	97	
T Dimethyl Phthalate	8.251	163.0	1480304	96.0433	µg/L	98	
T 2,6-Dinitrotoluene	8.302	165.0	176156	85.4001	µg/L	90	
T Acenaphthylene	8.323	152.1	1936440	78.9163	µg/L	98	
T 3-Nitroaniline	8.507	138.0	169929	76.3858	µg/L	98	
T Acenaphthene	8.538	154.0	1247728	88.1593	µg/L	99	
T 2,4-Dinitrophenol	8.630	184.0	90730	81.5963	µg/L	98	
T Dibenzofuran	8.752	168.0	1956204	87.3323	µg/L	99	
T 2,4-Dinitrotoluene	8.783	165.0	235382	86.3594	µg/L	86	
T 4-Nitrophenol	8.814	109.0	92342	42.5852	µg/L	85	
T Diethylphthalate	9.110	149.0	1412920	89.2600	µg/L	100	
T Fluorene	9.162	166.0	1564762	86.1072	µg/L	99	
T 4-Chlorophenyl-phenylether	9.203	204.0	740197	88.6878	µg/L	99	
T 4-Nitroaniline	9.243	138.0	200165	84.3889	µg/L	98	
T 4,6-Dinitro-2-methylphenol	9.264	198.0	127078	77.3433	µg/L	97	
T N-nitrosodiphenylamine	9.356	169.0	1135348	92.0363	µg/L	99	
T Azobenzene	9.387	77.0	1126049	76.7680	µg/L	94	
T 4-Bromophenyl-phenylether	9.786	248.0	445117	88.4911	µg/L	98	
T Hexachlorobenzene	9.816	283.9	388303	77.1287	µg/L	98	
T Pentachlorophenol	10.090	265.9	226499	93.8276	µg/L	96	
T Phenanthrene	10.313	178.0	2155296	85.3475	µg/L	99	
T Anthracene	10.383	178.0	2229862	90.7967	µg/L	98	
T Triallate	10.444	86.0	443544	82.9672	µg/L	98	
T Carbazole	10.627	167.0	2134015	88.6912	µg/L	100	
T o-Terphenyl	10.849	230.0	1145737	78.8237	µg/L	99	
T Di-n-Butylphthalate	11.244	149.0	2309428	96.9584	µg/L	99	
T Fluoranthene	12.156	202.0	2327131	87.8743	µg/L	99	
T Benzidine	12.551	184.0	21717	3.4438	µg/L	99	
T Pyrene	12.602	202.0	2396900	82.6671	µg/L	97	
T Butylbenzylphthalate	14.592	149.0	724181	95.6449	µg/L	97	
T Benzo(a)Anthracene	15.818	228.0	1940602	96.2197	µg/L	99	
T Chrysene	15.931	228.0	2070022	94.2477	µg/L	98	
T 3,3-Dichlorobenzidine	15.972	252.0	427789	63.2597	µg/L	98	
T bis(2-ethylhexyl)Phthalate	16.656	167.0	256333	95.1400	µg/L	95	
T Di-n-octyl Phthalate	18.345	149.0	1801856	93.0681	µg/L	99	

Quantitation Results Report (QT Reviewed)

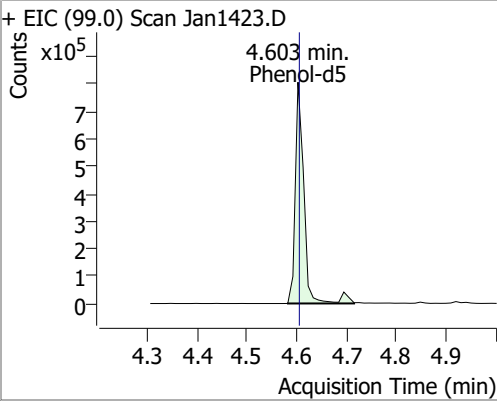
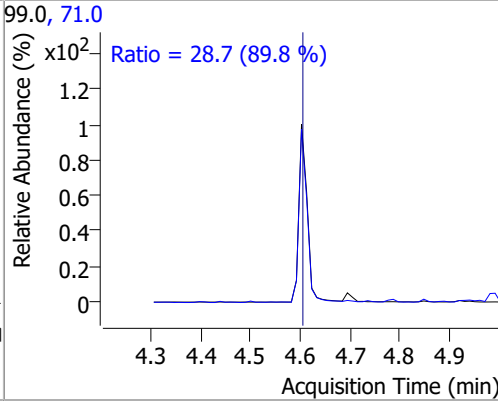
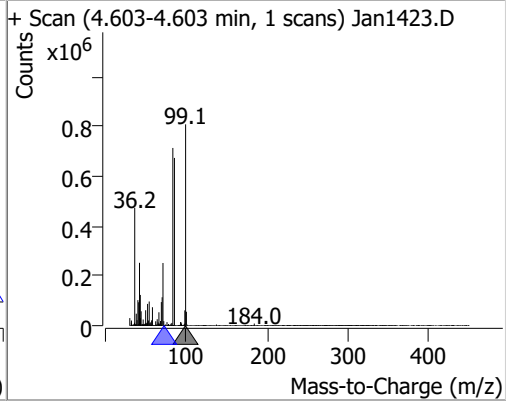
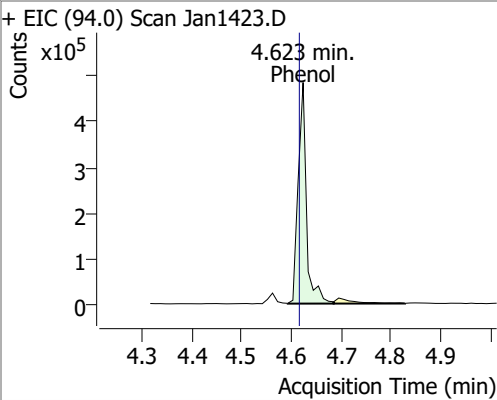
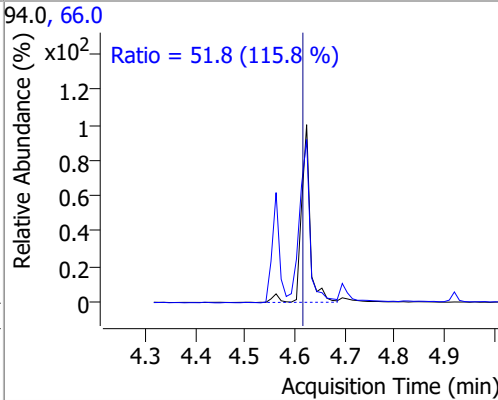
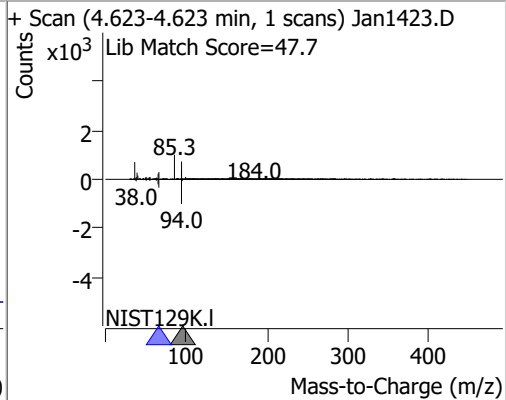
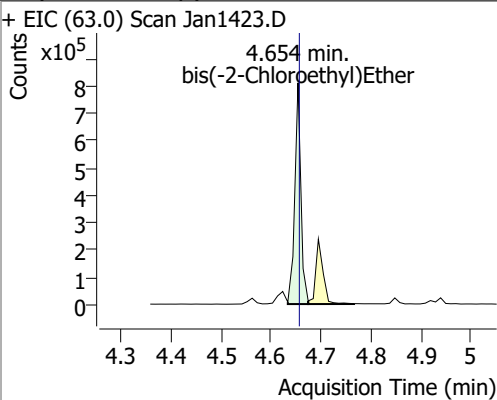
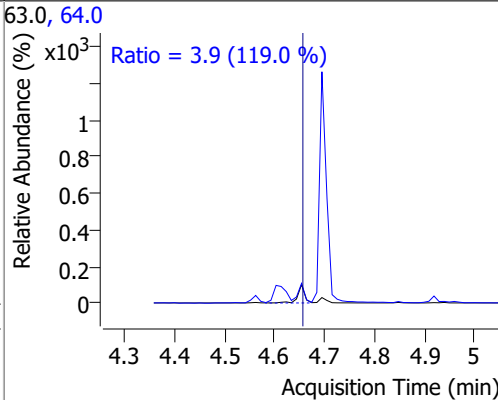
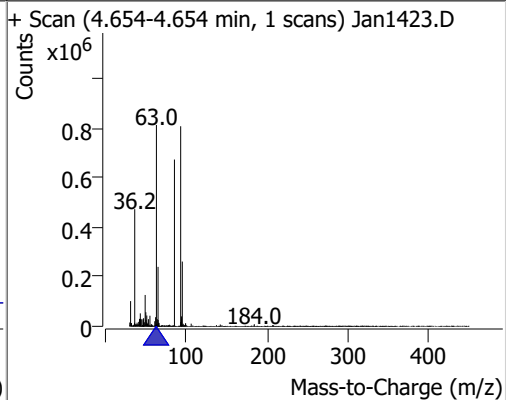
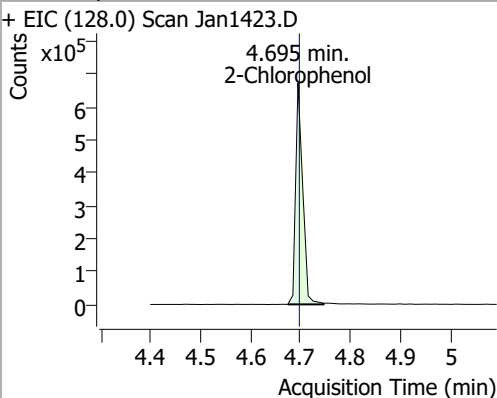
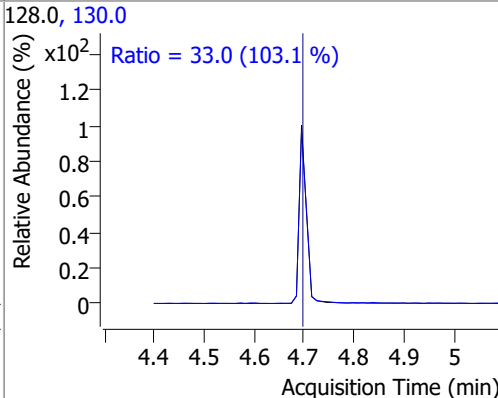
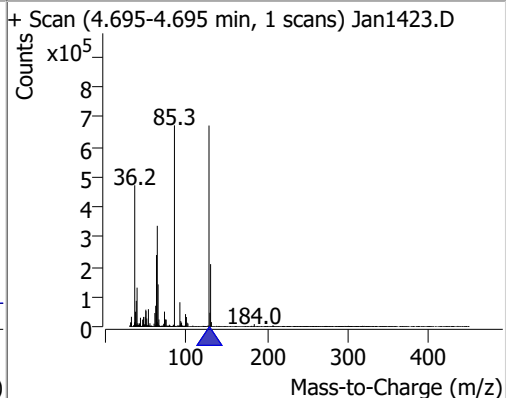
Compound	RT	QIon	Resp.	Conc.	Units	Dev(Min)
T Benzo(b)fluoranthene	18.598	252.0	1810737	88.7102	µg/L	99
T Benzo(k)fluoranthene	18.659	252.0	1848916	87.3707	µg/L	99
T Benzo(a)pyrene	19.196	252.0	1704903	87.3949	µg/L	100
T Indeno(1,2,3-c,d)pyrene	20.948	276.0	1408228	85.6616	µg/L	98
T Dibenzo(a,h)anthracene	21.008	278.0	1574181	88.3793	µg/L	99
T Benzo(g,h,i)perylene	21.282	276.0	1681326	87.8918	µg/L	97

(#) = Qualifier Out of Range; (m) = Manual Integration; (+) = Area Summed; (*) = Surrogate Percent Recovery Out of Range; (d): Zeroed Peak

Quantitation Results Report (QT Reviewed)

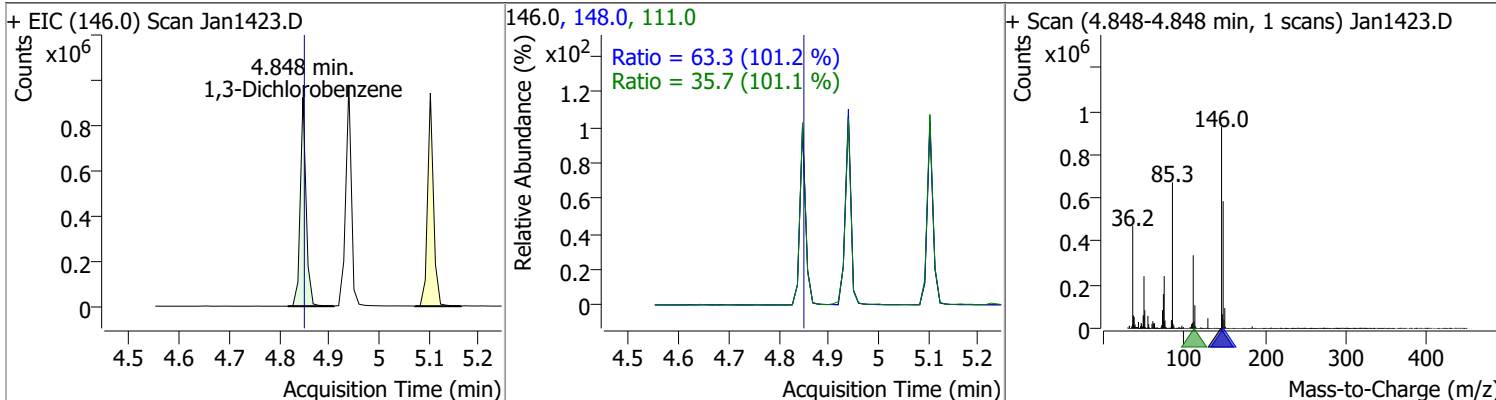


Quantitation Results Report (QT Reviewed)

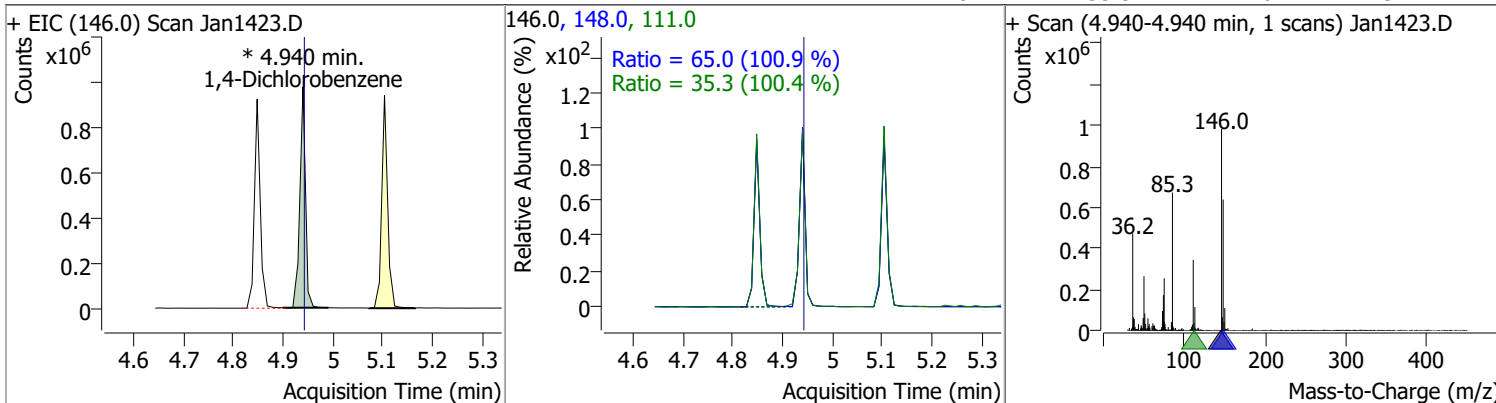
Compound	Conc.	RT	Dev(Min)	Resp.	QIon	QRatio	Lower	Upper
Phenol-d5	93.5091	4.60	0.00	973410	71.0	28.7	22.3	41.5
+ EIC (99.0) Scan Jan1423.D			99.0, 71.0			+ Scan (4.603-4.603 min, 1 scans) Jan1423.D		
								
Phenol	48.9322	4.62	0.01	559749	66.0	51.8	31.3	58.2
+ EIC (94.0) Scan Jan1423.D			94.0, 66.0			+ Scan (4.623-4.623 min, 1 scans) Jan1423.D		
								
bis(-2-Chloroethyl)Ether	80.0522	4.65	0.00	689364	64.0	3.9	2.3	4.3
+ EIC (63.0) Scan Jan1423.D			63.0, 64.0			+ Scan (4.654-4.654 min, 1 scans) Jan1423.D		
								
2-Chlorophenol	69.9447	4.69	0.00	650727	130.0	33.0	22.4	41.6
+ EIC (128.0) Scan Jan1423.D			128.0, 130.0			+ Scan (4.695-4.695 min, 1 scans) Jan1423.D		
								

Quantitation Results Report (QT Reviewed)

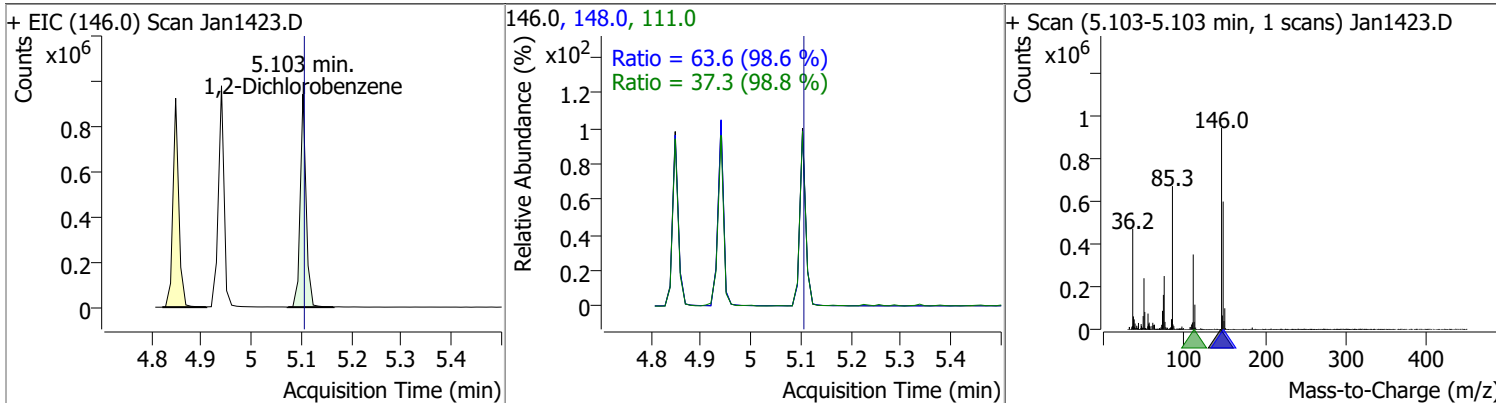
Compound	Conc.	RT	Dev(Min)	Resp.	QIon	QRatio	Lower	Upper
1,3-Dichlorobenzene	61.4386	4.85	0.00	754216	148.0	63.3	43.8	81.3
					111.0	35.7	24.8	46.0



Compound	Conc.	RT	Dev(Min)	Resp.	QIon	QRatio	Lower	Upper
1,4-Dichlorobenzene	62.4381	4.94	0.00	770332 (m)	148.0	65.0	45.1	83.8
					111.0	35.3	24.6	45.7

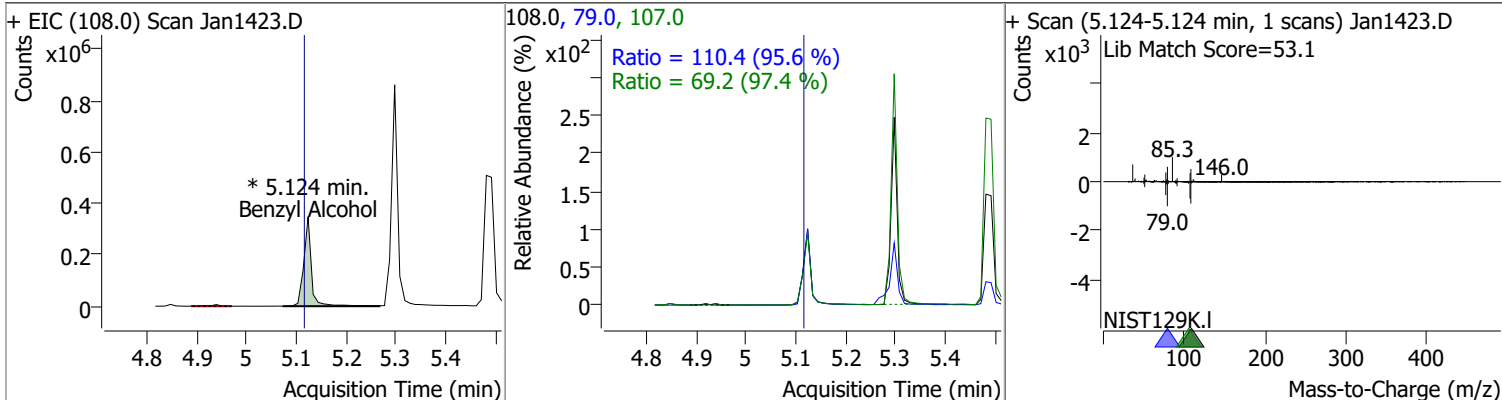


Compound	Conc.	RT	Dev(Min)	Resp.	QIon	QRatio	Lower	Upper
1,2-Dichlorobenzene	63.6229	5.10	0.00	773938	148.0	63.6	45.1	83.8
					111.0	37.3	26.4	49.1

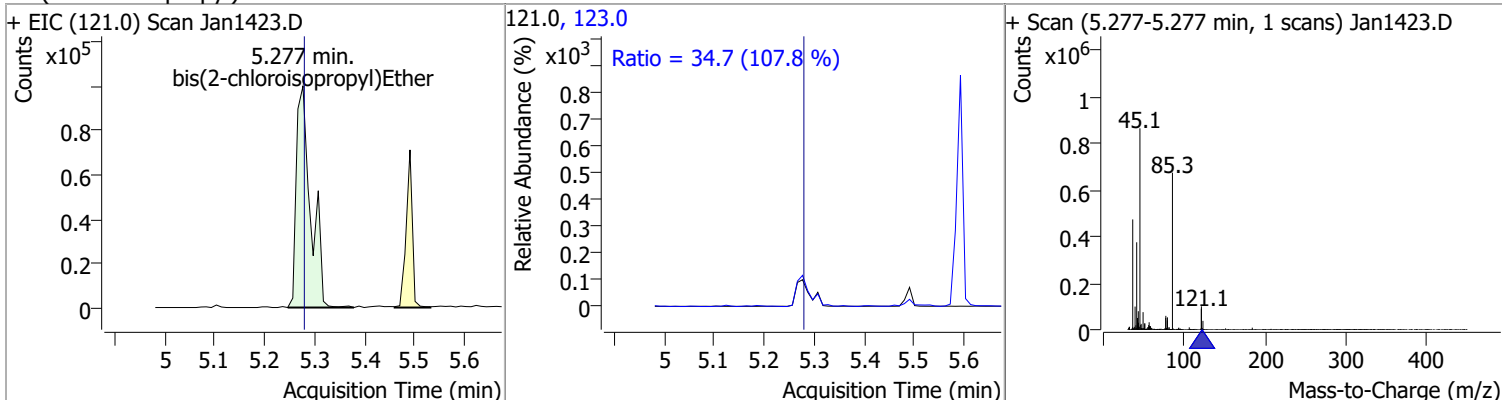


Quantitation Results Report (QT Reviewed)

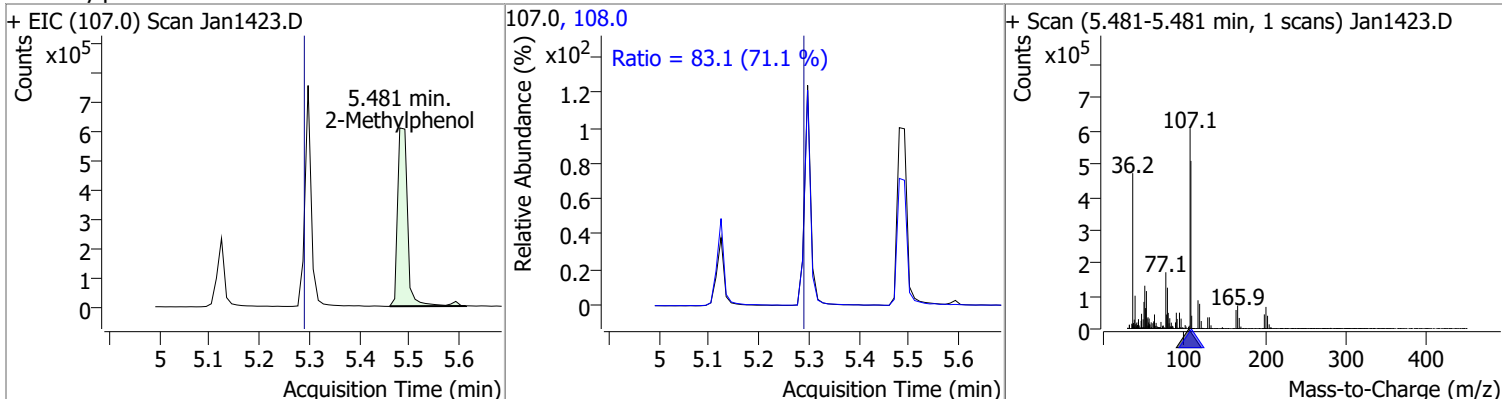
Compound	Conc.	RT	Dev(Min)	Resp.	QIon	QRatio	Lower	Upper
Benzyl Alcohol	70.4984	5.12	0.01	370265 (m)	79.0	110.4	80.8	150.1
					107.0	69.2	49.7	92.3



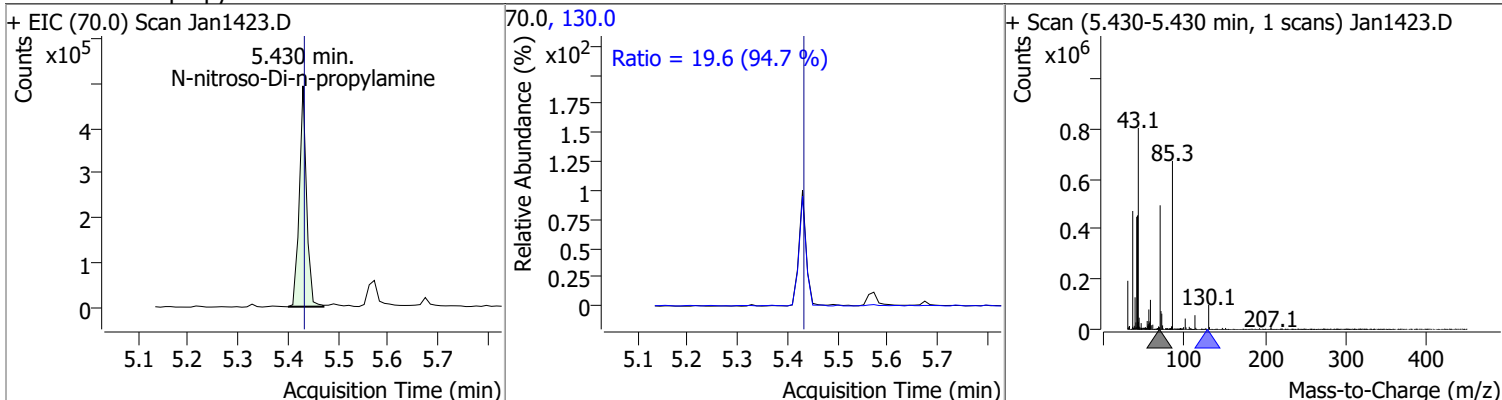
Compound	Conc.	RT	Dev(Min)	Resp.	QIon	QRatio	Lower	Upper
bis(2-chloroisopropyl)Ether	61.1977	5.28	0.00	202184	123.0	34.7	22.5	41.8



Compound	Conc.	RT	Dev(Min)	Resp.	QIon	QRatio	Lower	Upper
2-Methylphenol	102.5567	5.48	0.19	844150	108.0	83.1	81.8	152.0

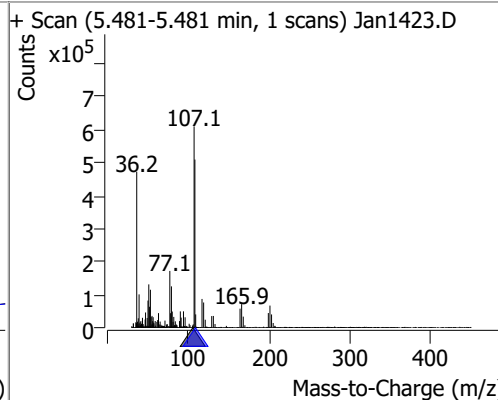
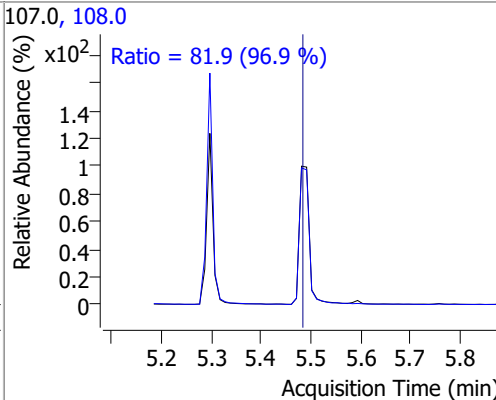
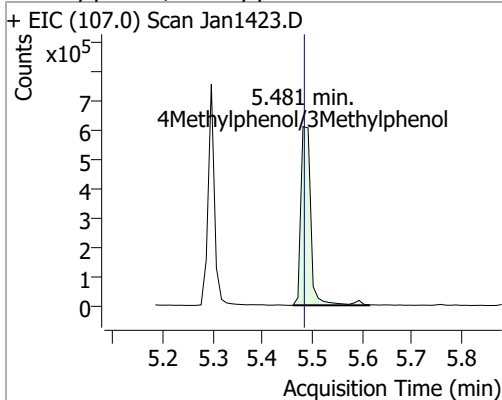


Compound	Conc.	RT	Dev(Min)	Resp.	QIon	QRatio	Lower	Upper
N-nitroso-Di-n-propylamine	87.2944	5.43	0.00	496433	130.0	19.6	0.0	41.5

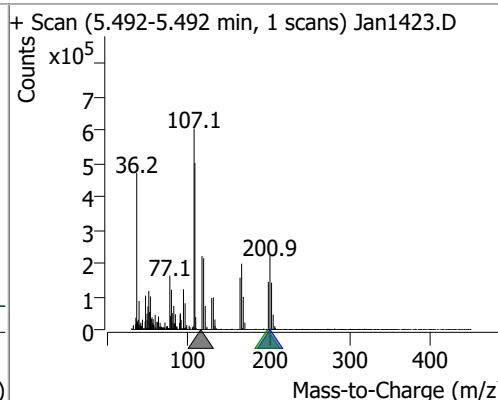
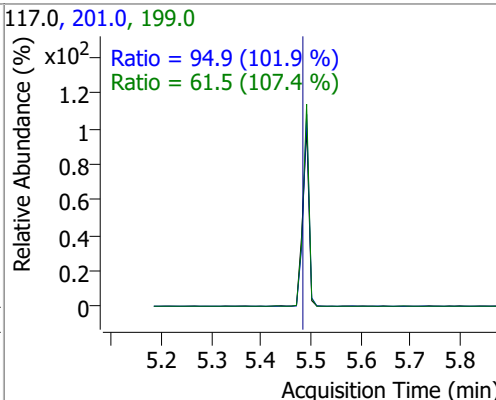
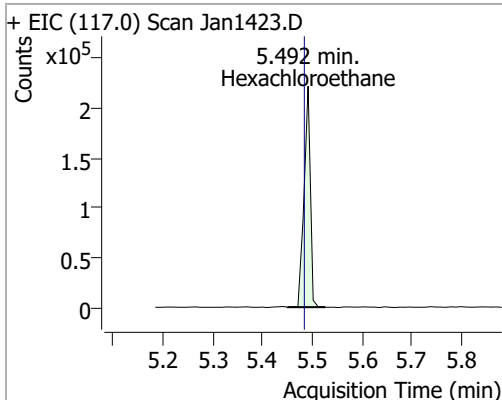


Quantitation Results Report (QT Reviewed)

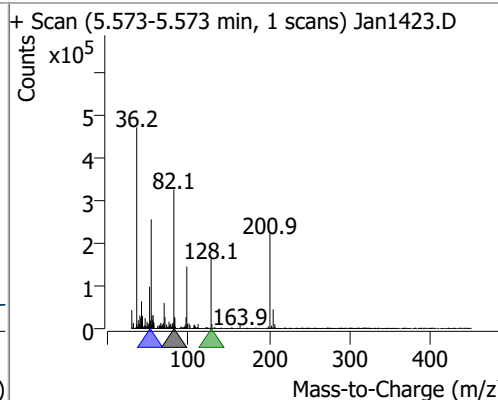
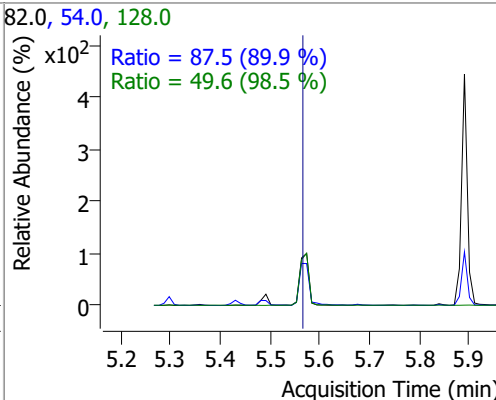
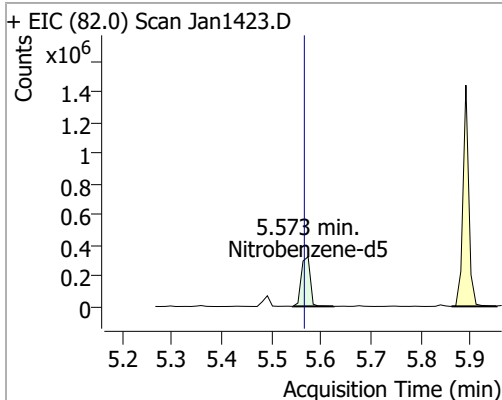
Compound	Conc.	RT	Dev(Min)	Resp.	QIon	QRatio	Lower	Upper
4Methylphenol/3Methylphenol	76.4786	5.48	0.00	850348	108.0	81.9	59.1	109.8



Compound	Conc.	RT	Dev(Min)	Resp.	QIon	QRatio	Lower	Upper
Hexachloroethane	55.5116	5.49	0.01	193970	201.0	94.9	65.2	121.2
					199.0	61.5	40.1	74.4

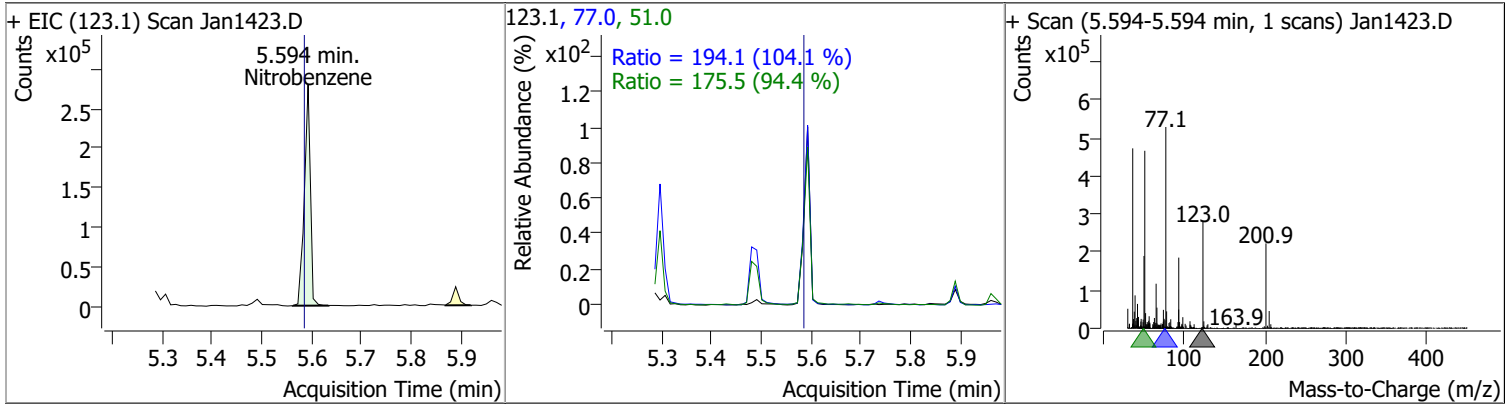


Compound	Conc.	RT	Dev(Min)	Resp.	QIon	QRatio	Lower	Upper
Nitrobenzene-d5	71.3021	5.57	0.01	405790	54.0	87.5	68.2	126.6
					128.0	49.6	35.2	65.4

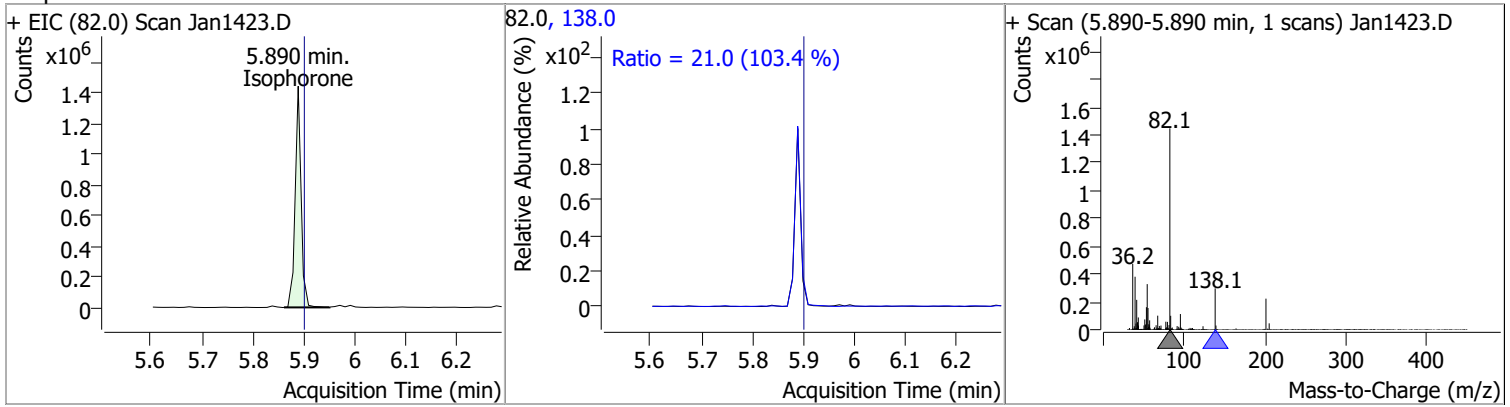


Quantitation Results Report (QT Reviewed)

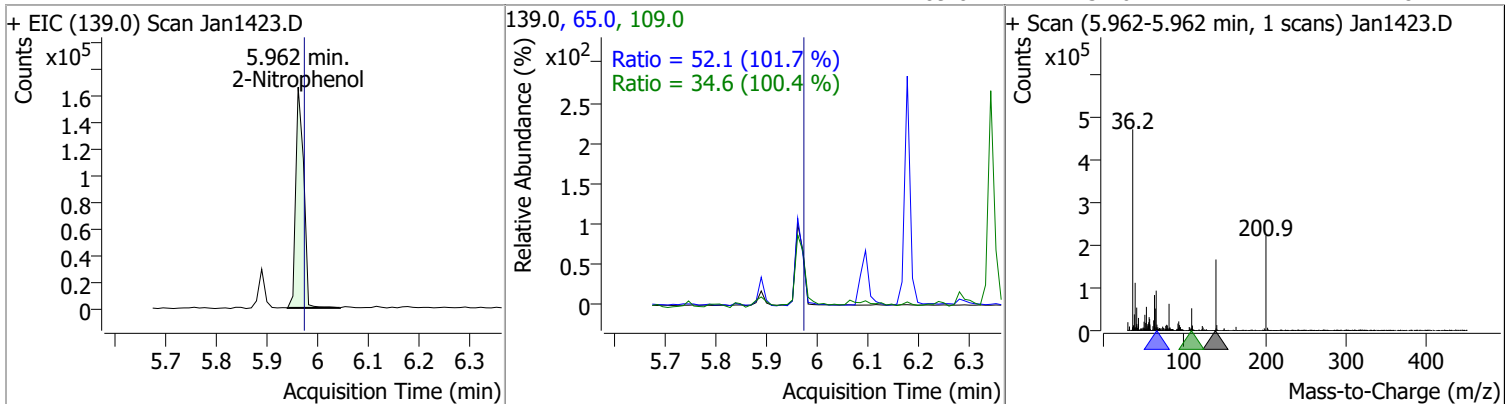
Compound	Conc.	RT	Dev(Min)	Resp.	QIon	QRatio	Lower	Upper
Nitrobenzene	77.9299	5.59	0.01	235589	77.0	194.1	130.5	242.3
					51.0	175.5	130.2	241.8



Compound	Conc.	RT	Dev(Min)	Resp.	QIon	QRatio	Lower	Upper
Isophorone	82.0474	5.89	0.00	1169861	138.0	21.0	14.2	26.4

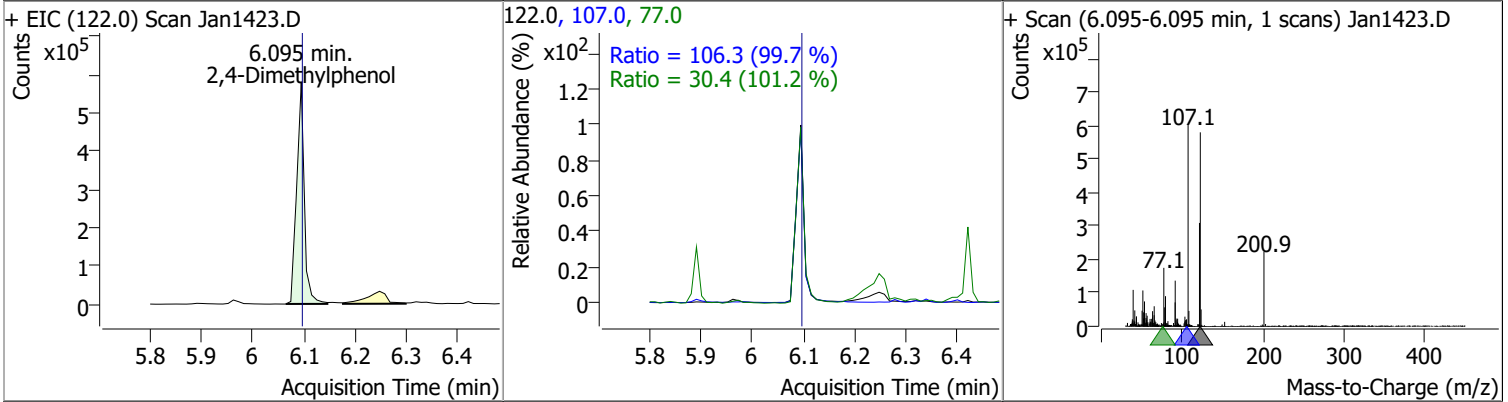


Compound	Conc.	RT	Dev(Min)	Resp.	QIon	QRatio	Lower	Upper
2-Nitrophenol	73.1514	5.96	0.00	181316	65.0	52.1	35.9	66.6
					109.0	34.6	24.1	44.8

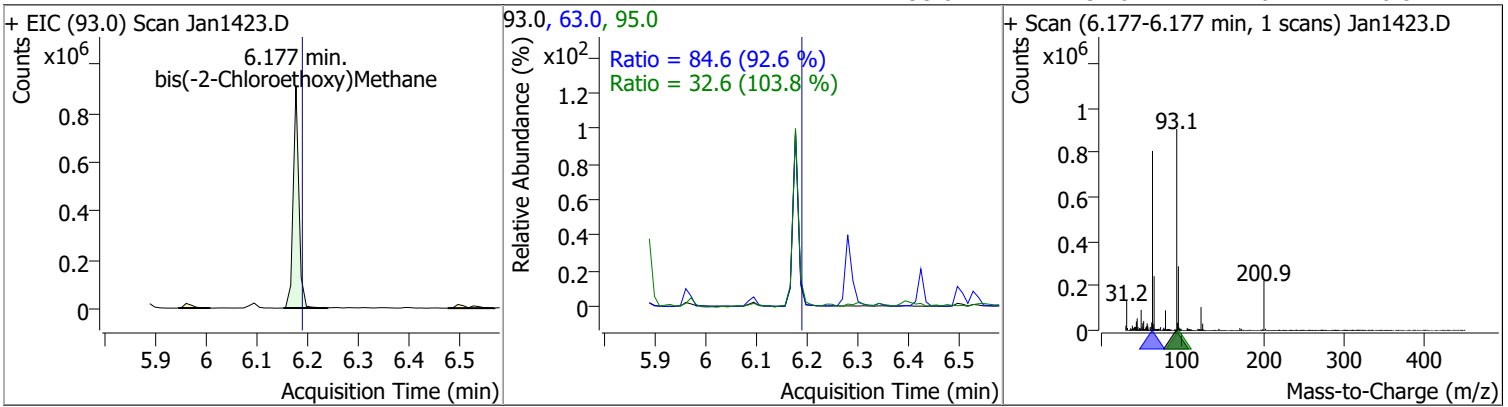


Quantitation Results Report (QT Reviewed)

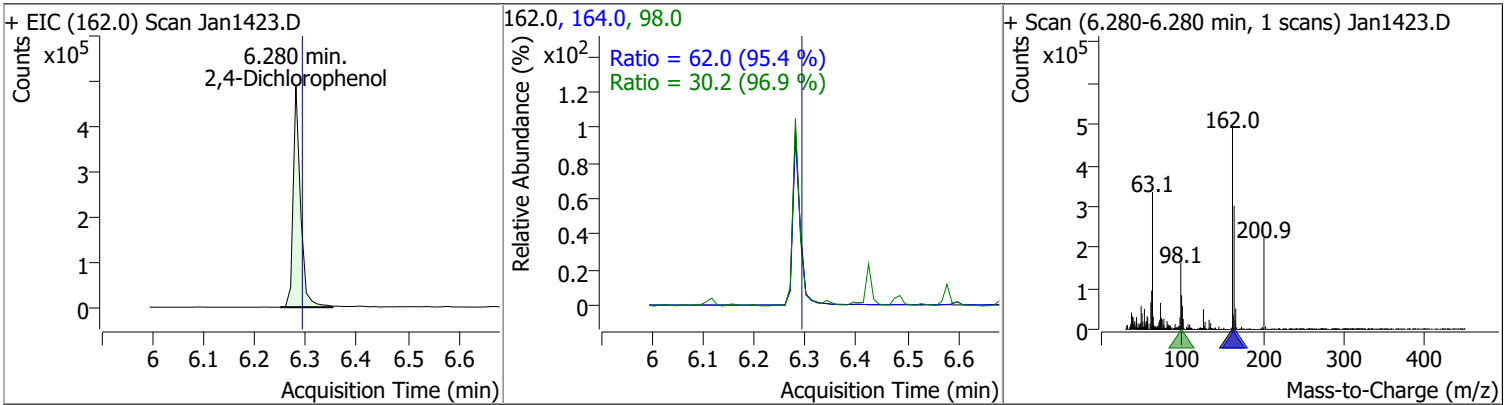
Compound	Conc.	RT	Dev(Min)	Resp.	QIon	QRatio	Lower	Upper
2,4-Dimethylphenol	83.7473	6.10	0.01	603378	107.0	106.3	74.6	138.5
					77.0	30.4	21.0	39.1



Compound	Conc.	RT	Dev(Min)	Resp.	QIon	QRatio	Lower	Upper
bis(-2-Chloroethoxy)Methane	84.1423	6.18	0.00	701112	63.0	84.6	64.0	118.8
					95.0	32.6	22.0	40.8

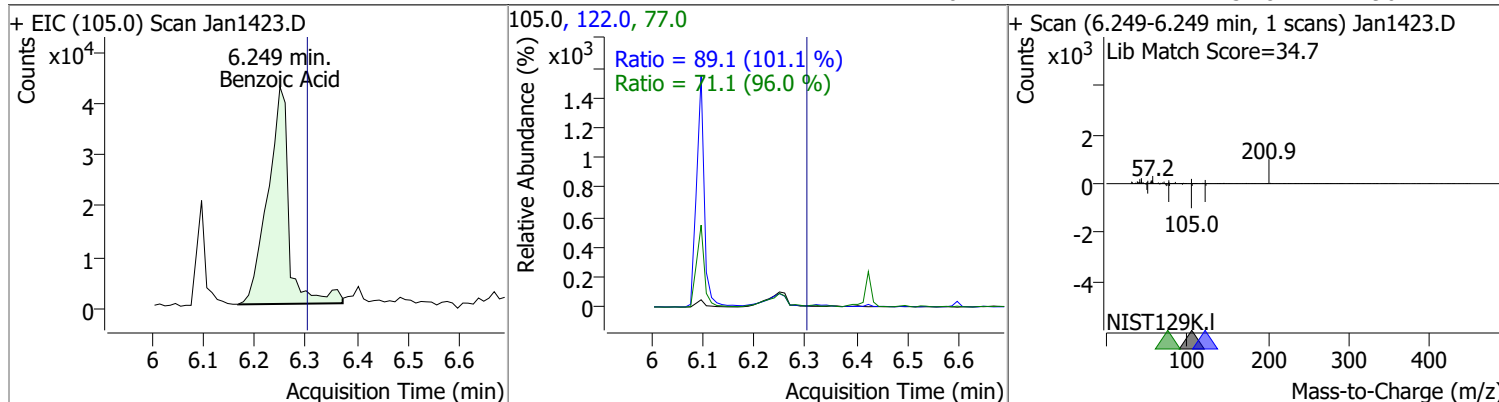


Compound	Conc.	RT	Dev(Min)	Resp.	QIon	QRatio	Lower	Upper
2,4-Dichlorophenol	75.7236	6.28	0.00	490758	164.0	62.0	45.5	84.6
					98.0	30.2	21.8	40.5

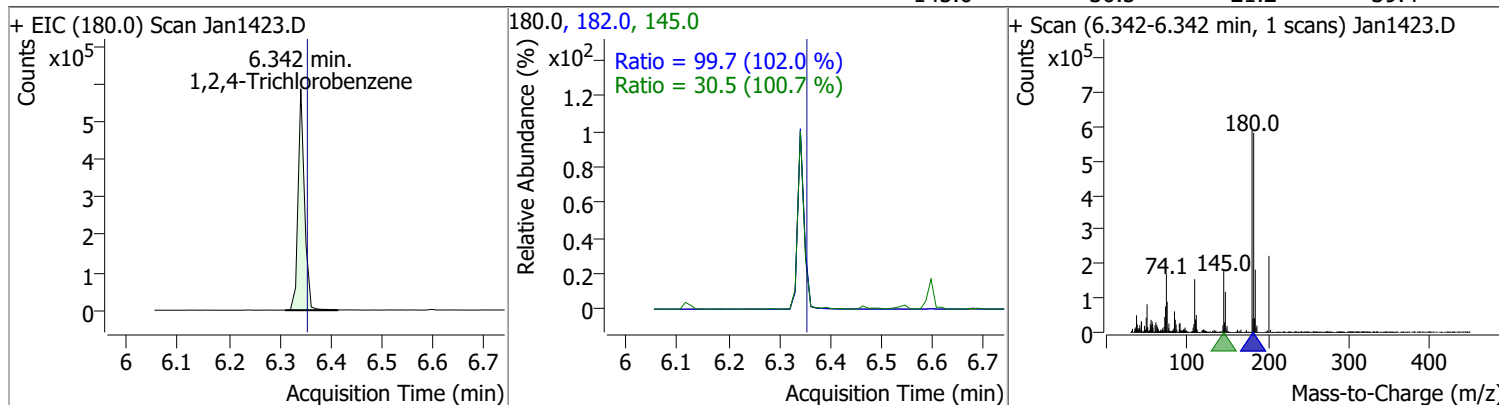


Quantitation Results Report (QT Reviewed)

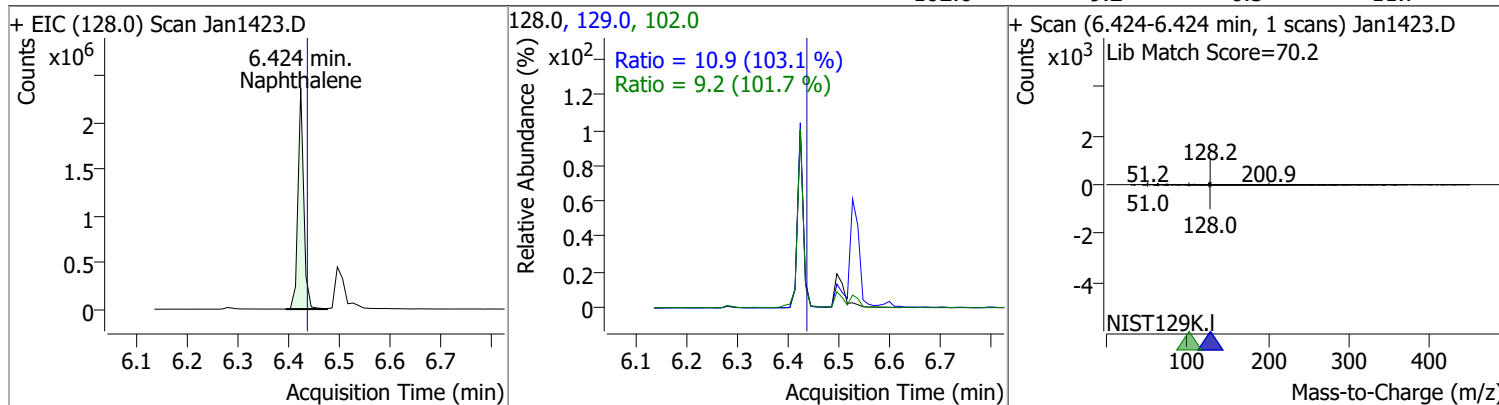
Compound	Conc.	RT	Dev(Min)	Resp.	QIon	QRatio	Lower	Upper
Benzoic Acid	35.3601	6.25	-0.04	122997	122.0	89.1	61.7	114.6
					77.0	71.1	51.8	96.2



Compound	Conc.	RT	Dev(Min)	Resp.	QIon	QRatio	Lower	Upper
1,2,4-Trichlorobenzene	62.6037	6.34	0.00	516396	182.0	99.7	68.4	127.1
					145.0	30.5	21.2	39.4

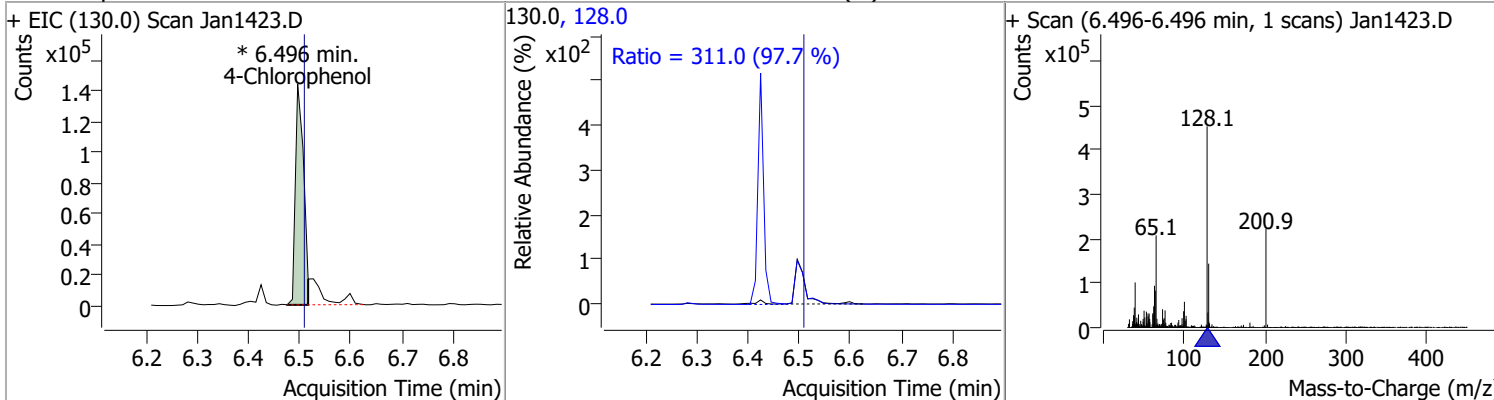


Compound	Conc.	RT	Dev(Min)	Resp.	QIon	QRatio	Lower	Upper
Naphthalene	77.2040	6.42	0.00	1852495	129.0	10.9	7.4	13.8
					102.0	9.2	6.3	11.7

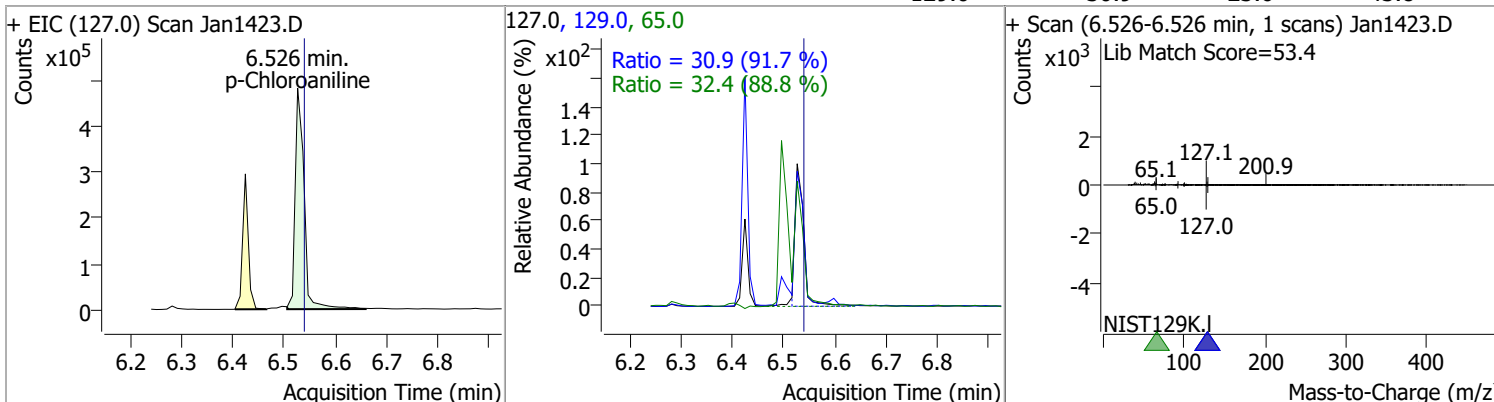


Quantitation Results Report (QT Reviewed)

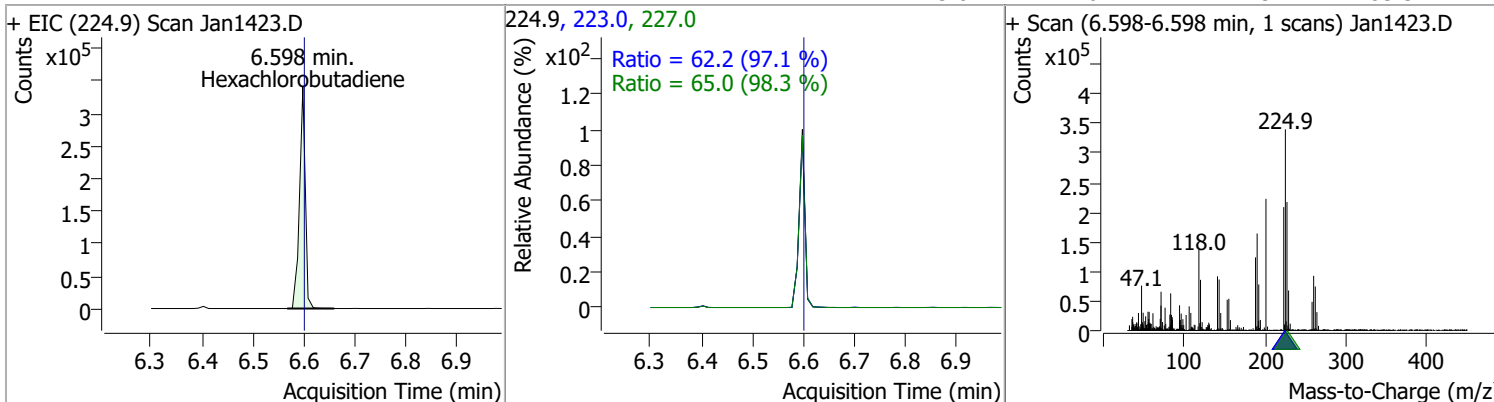
Compound	Conc.	RT	Dev(Min)	Resp.	QIon	QRatio	Lower	Upper
4-Chlorophenol	72.1501	6.50	0.00	159222 (m)	128.0	311.0	222.8	413.7



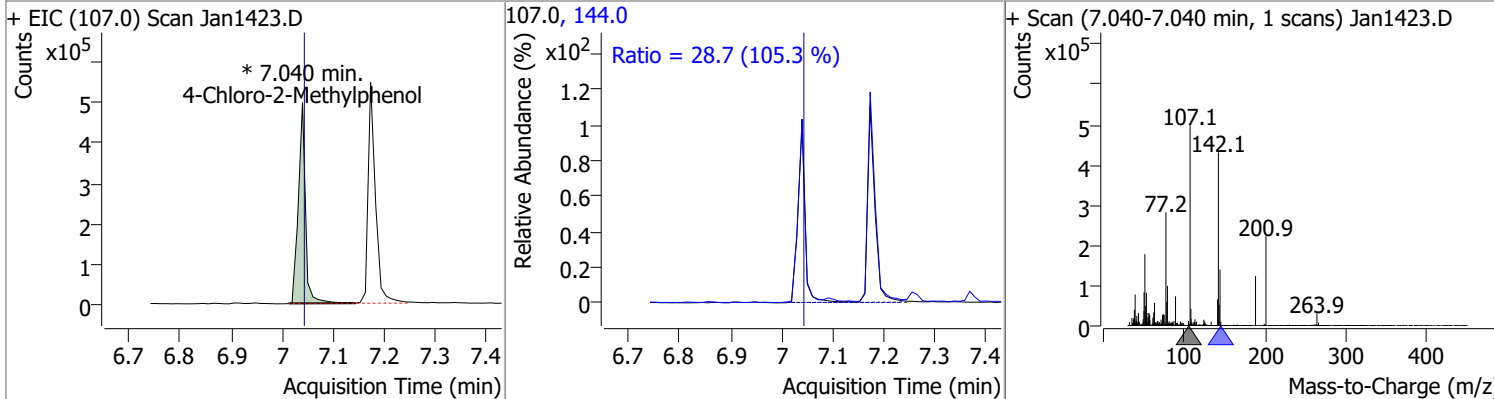
Compound	Conc.	RT	Dev(Min)	Resp.	QIon	QRatio	Lower	Upper
p-Chloroaniline	63.0111	6.53	0.00	588465	65.0	32.4	25.6	47.5
					129.0	30.9	23.6	43.8



Compound	Conc.	RT	Dev(Min)	Resp.	QIon	QRatio	Lower	Upper
Hexachlorobutadiene	60.7848	6.60	0.01	268643	227.0	65.0	46.3	85.9
					223.0	62.2	44.9	83.3

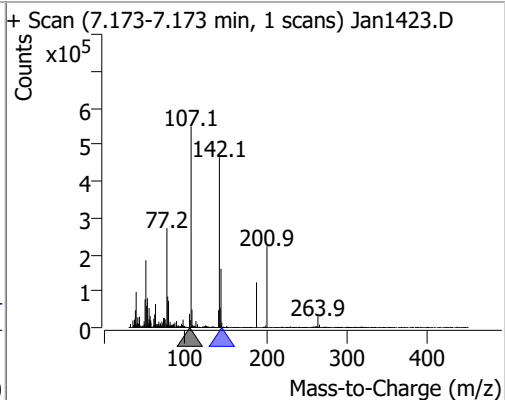
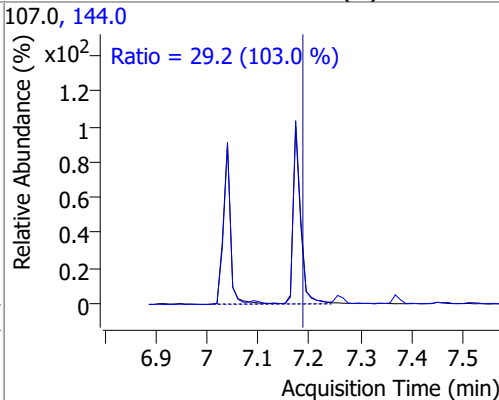
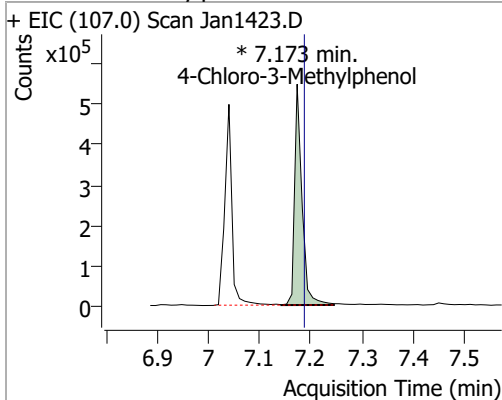


Compound	Conc.	RT	Dev(Min)	Resp.	QIon	QRatio	Lower	Upper
4-Chloro-2-Methylphenol	80.0793	7.04	0.01	482806 (m)	144.0	28.7	19.1	35.5

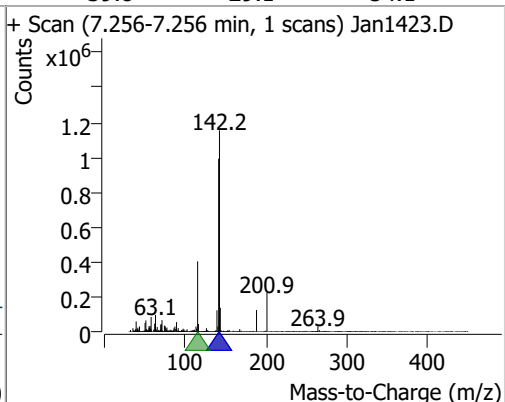
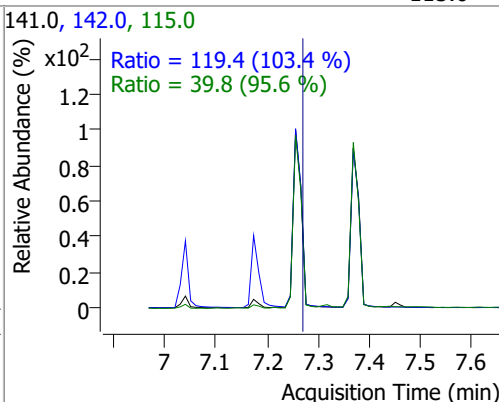
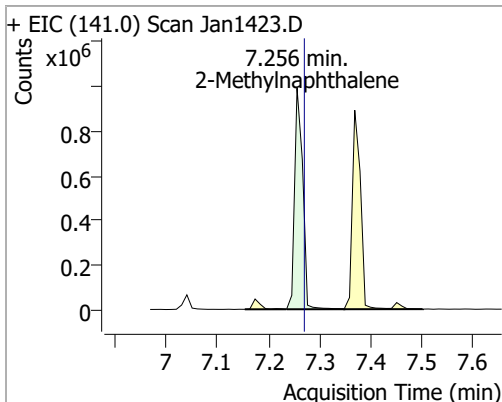


Quantitation Results Report (QT Reviewed)

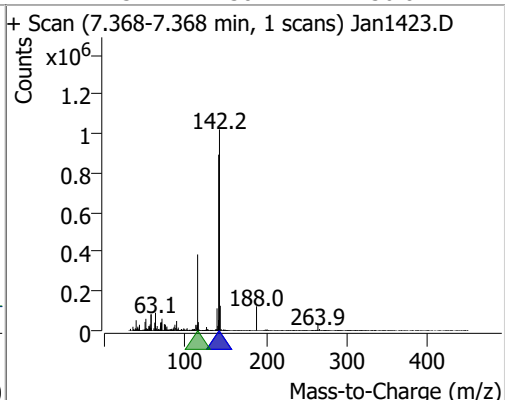
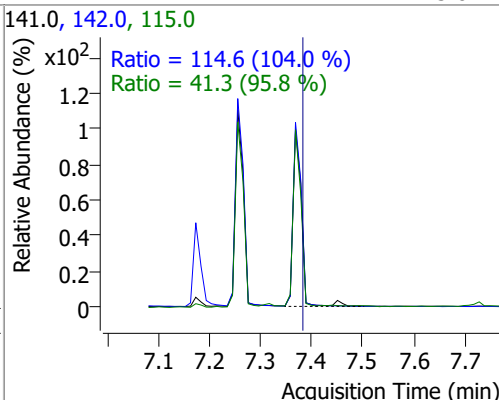
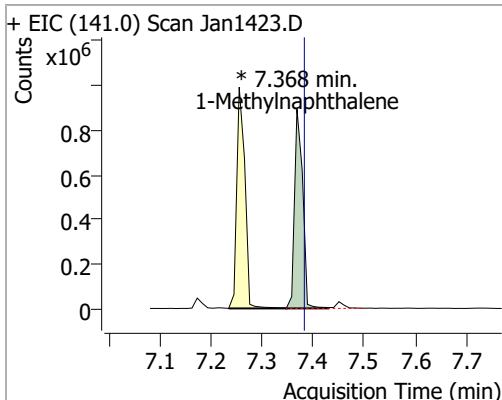
Compound	Conc.	RT	Dev(Min)	Resp.	QIon	QRatio	Lower	Upper
4-Chloro-3-Methylphenol	86.7646	7.17	0.00	552509 (m)	144.0	29.2	19.9	36.9



Compound	Conc.	RT	Dev(Min)	Resp.	QIon	QRatio	Lower	Upper
2-Methylnaphthalene	72.0910	7.26	0.00	1073332	142.0	119.4	80.8	150.1
					115.0	39.8	29.1	54.1

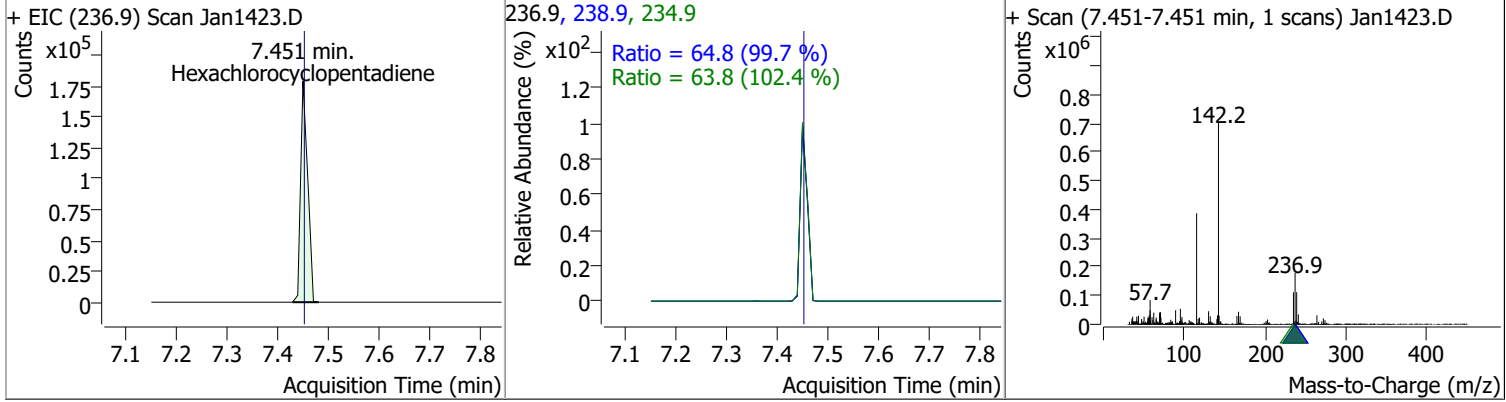


Compound	Conc.	RT	Dev(Min)	Resp.	QIon	QRatio	Lower	Upper
1-Methylnaphthalene	68.5028	7.37	0.00	988443 (m)	142.0	114.6	77.1	143.2
					115.0	41.3	30.2	56.0

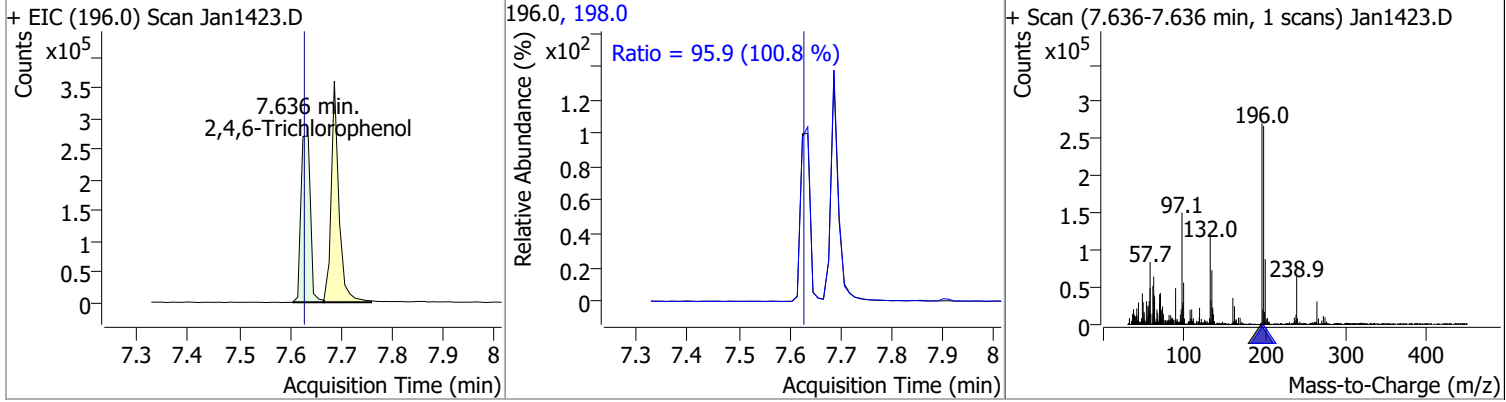


Quantitation Results Report (QT Reviewed)

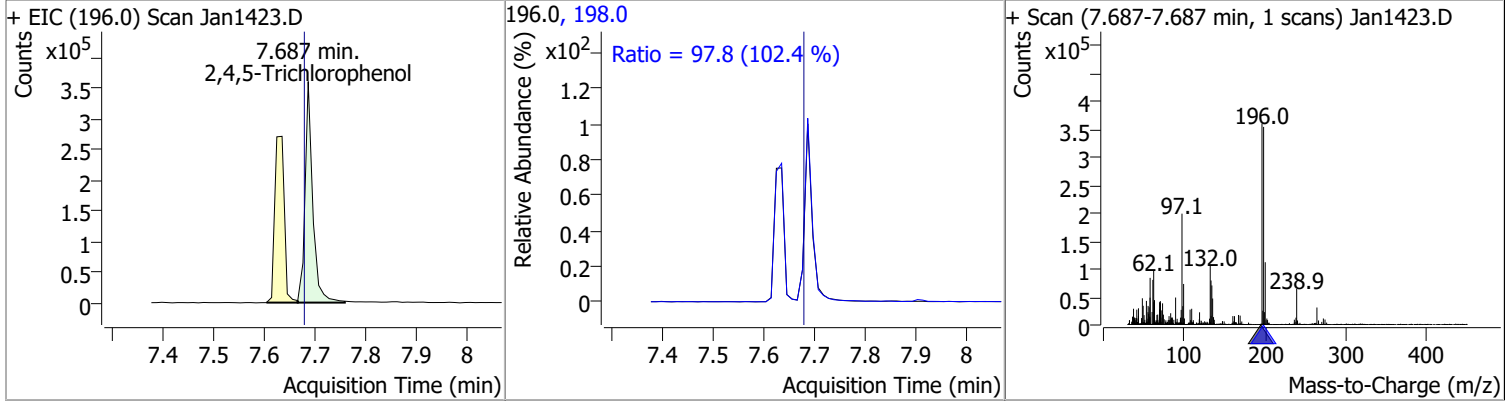
Compound	Conc.	RT	Dev(Min)	Resp.	QIon	QRatio	Lower	Upper
Hexachlorocyclopentadiene	62.2968	7.45	0.00	171674	238.9	64.8	45.5	84.6
					234.9	63.8	43.6	80.9



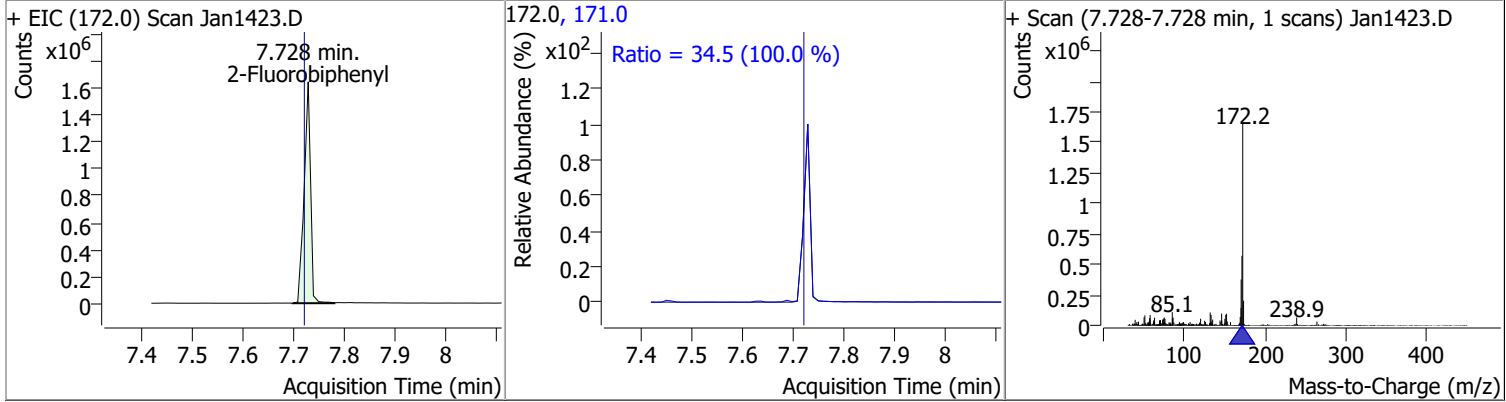
Compound	Conc.	RT	Dev(Min)	Resp.	QIon	QRatio	Lower	Upper
2,4,6-Trichlorophenol	85.3643	7.64	0.01	348752	198.0	95.9	66.6	123.6
					196.0	100.8	66.6	123.6



Compound	Conc.	RT	Dev(Min)	Resp.	QIon	QRatio	Lower	Upper
2,4,5-Trichlorophenol	81.9235	7.69	0.01	377044	198.0	97.8	66.8	124.1
					196.0	102.4	66.8	124.1

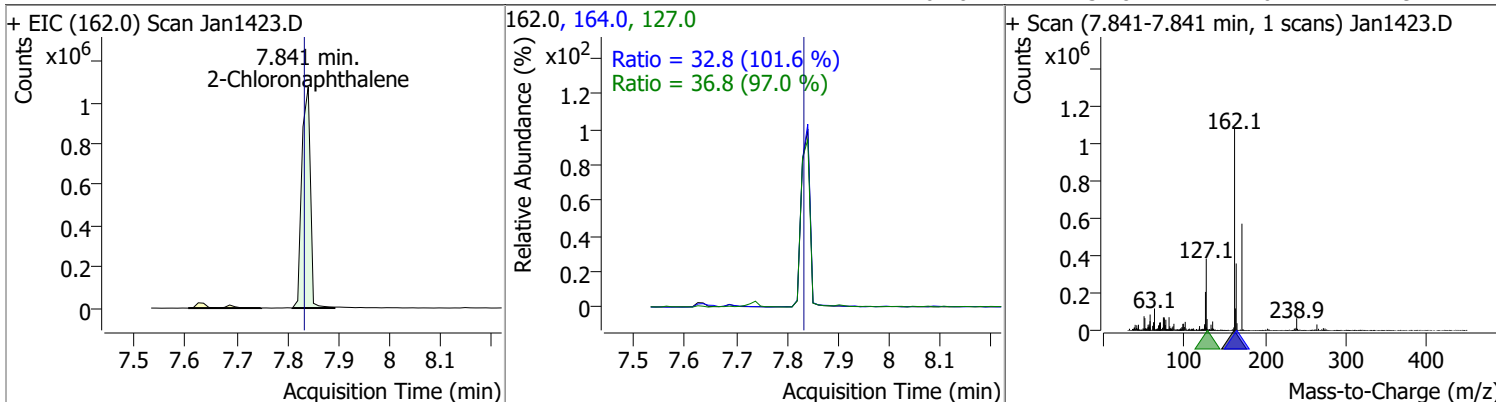


Compound	Conc.	RT	Dev(Min)	Resp.	QIon	QRatio	Lower	Upper
2-Fluorobiphenyl	79.1666	7.73	0.01	1454702	171.0	34.5	24.2	44.9
					172.0	100.0	24.2	44.9

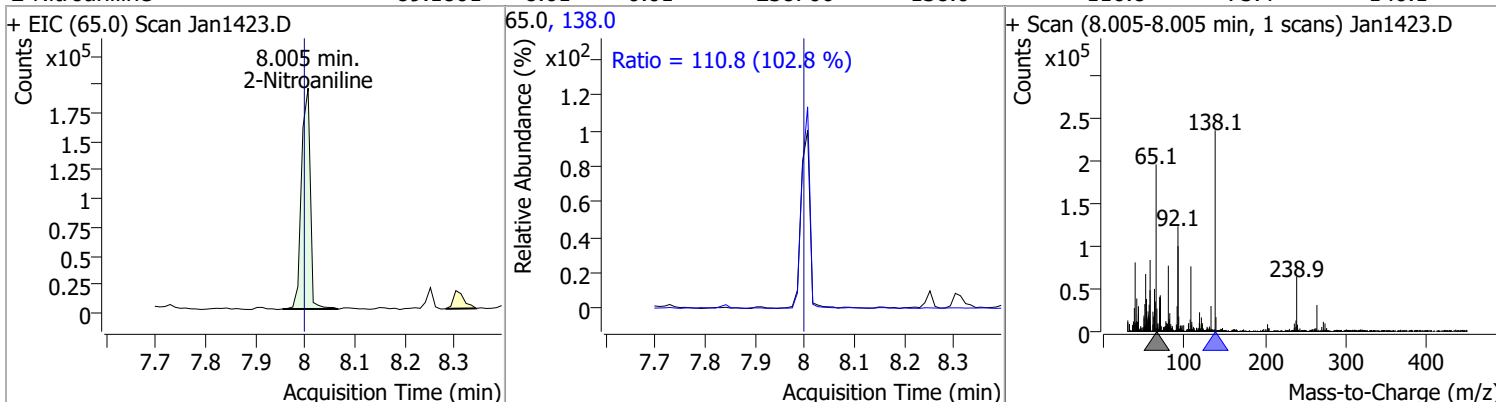


Quantitation Results Report (QT Reviewed)

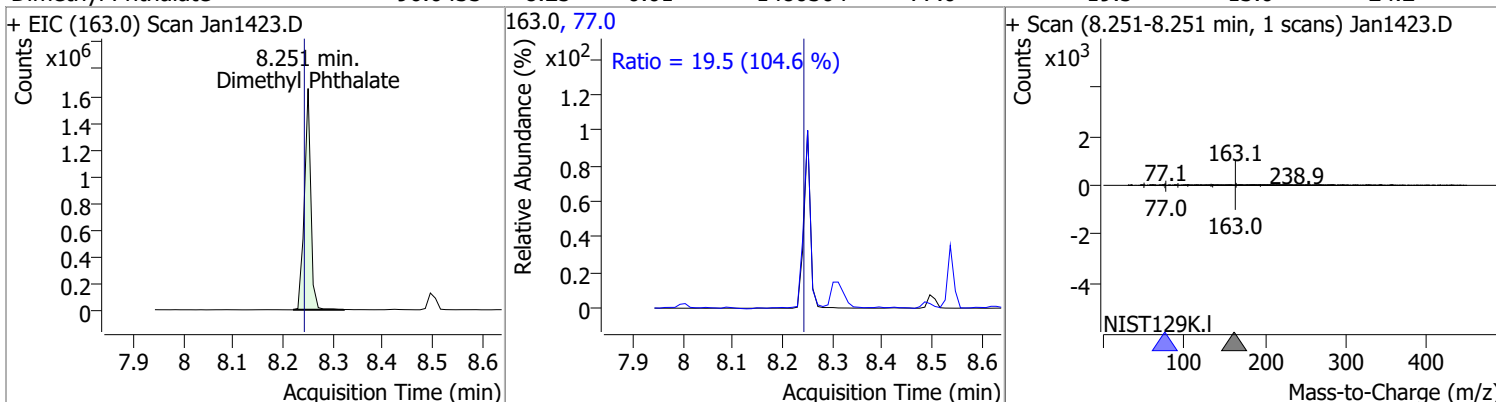
Compound	Conc.	RT	Dev(Min)	Resp.	QIon	QRatio	Lower	Upper
2-Chloronaphthalene	81.9685	7.84	0.01	1257989	127.0	36.8	26.5	49.3
					164.0	32.8	22.6	41.9



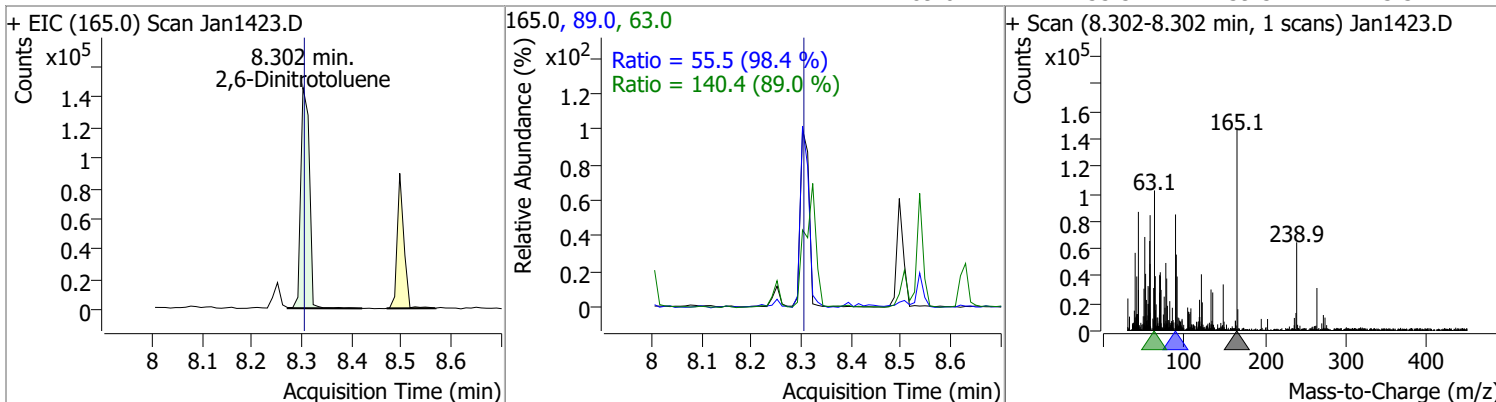
Compound	Conc.	RT	Dev(Min)	Resp.	QIon	QRatio	Lower	Upper
2-Nitroaniline	89.1801	8.01	0.01	238706	138.0	110.8	75.4	140.1



Compound	Conc.	RT	Dev(Min)	Resp.	QIon	QRatio	Lower	Upper
Dimethyl Phthalate	96.0433	8.25	0.01	1480304	77.0	19.5	13.0	24.2

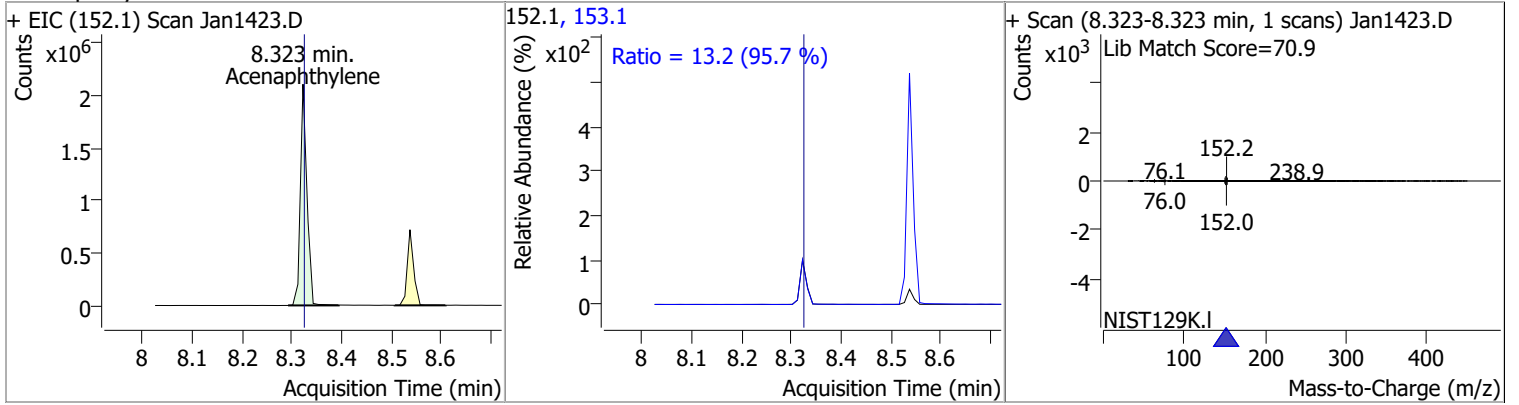


Compound	Conc.	RT	Dev(Min)	Resp.	QIon	QRatio	Lower	Upper
2,6-Dinitrotoluene	85.4001	8.30	0.00	176156	63.0	140.4	110.4	205.0
					89.0	55.5	39.5	73.3

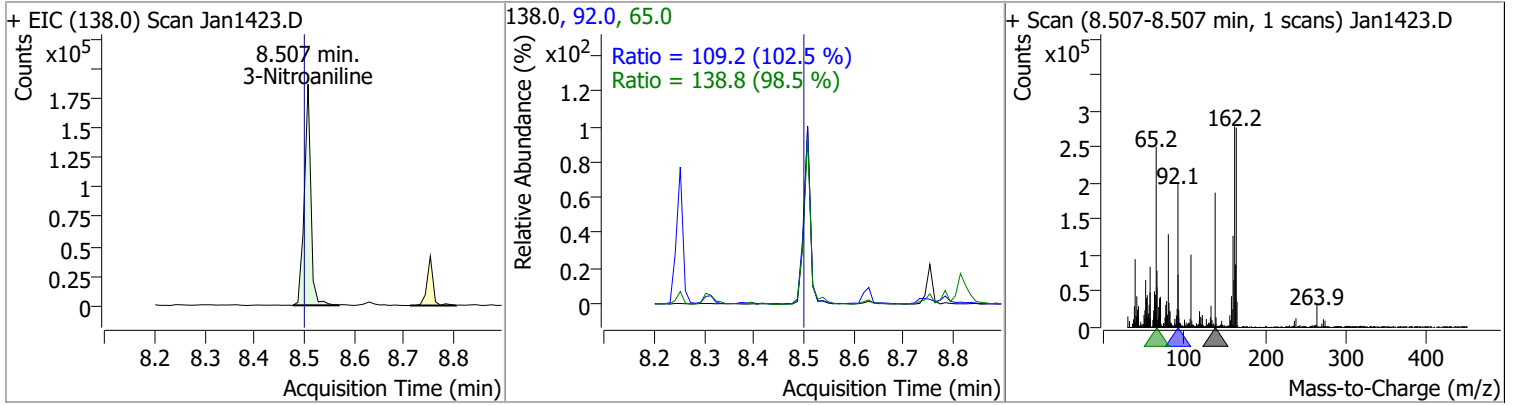


Quantitation Results Report (QT Reviewed)

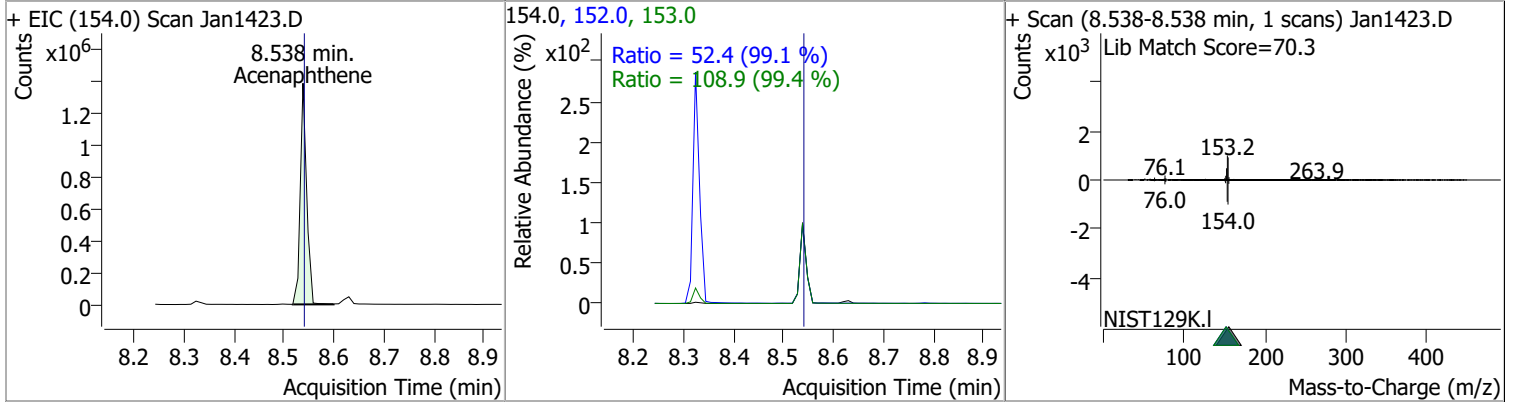
Compound	Conc.	RT	Dev(Min)	Resp.	QIon	QRatio	Lower	Upper
Acenaphthylene	78.9163	8.32	0.00	1936440	153.1	13.2	9.6	17.9



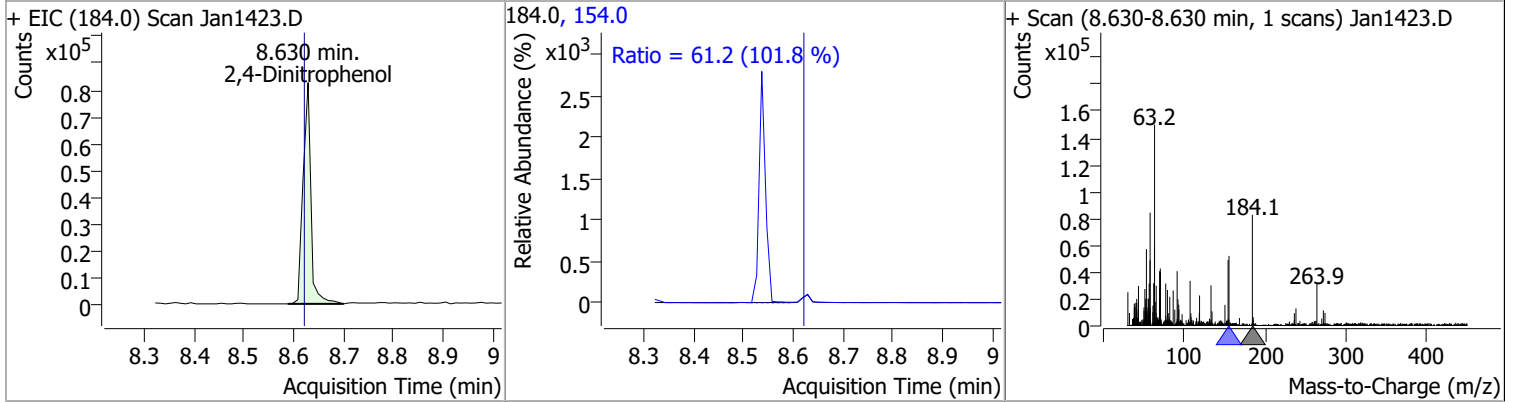
Compound	Conc.	RT	Dev(Min)	Resp.	QIon	QRatio	Lower	Upper
3-Nitroaniline	76.3858	8.51	0.01	169929	65.0	138.8	98.6	183.2
					92.0	109.2	74.5	138.4



Compound	Conc.	RT	Dev(Min)	Resp.	QIon	QRatio	Lower	Upper
Acenaphthene	88.1593	8.54	0.00	1247728	153.0	108.9	76.6	142.3
					152.0	52.4	37.0	68.8

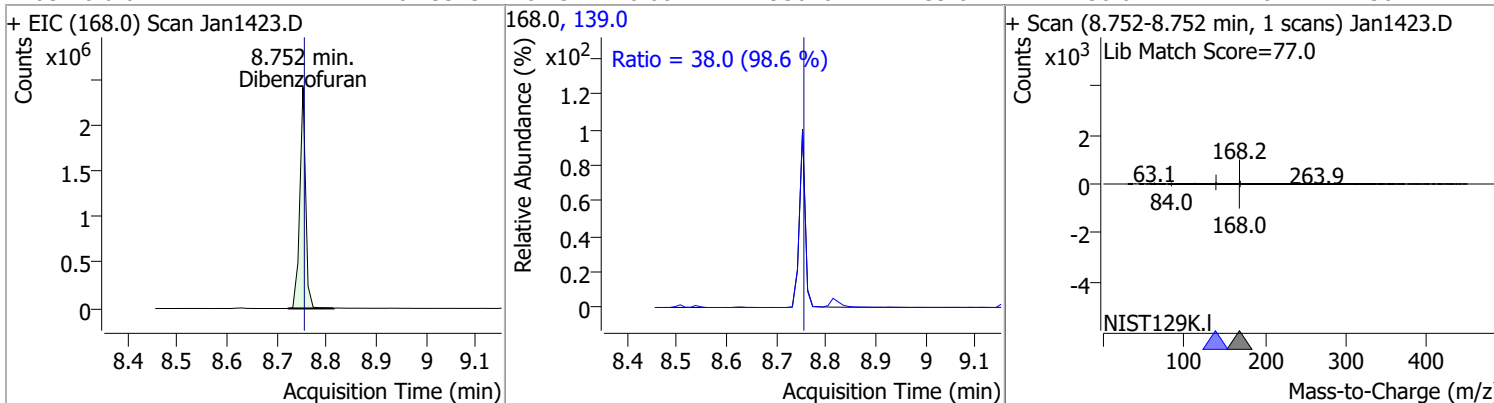


Compound	Conc.	RT	Dev(Min)	Resp.	QIon	QRatio	Lower	Upper
2,4-Dinitrophenol	81.5963	8.63	0.01	90730	154.0	61.2	42.0	78.1

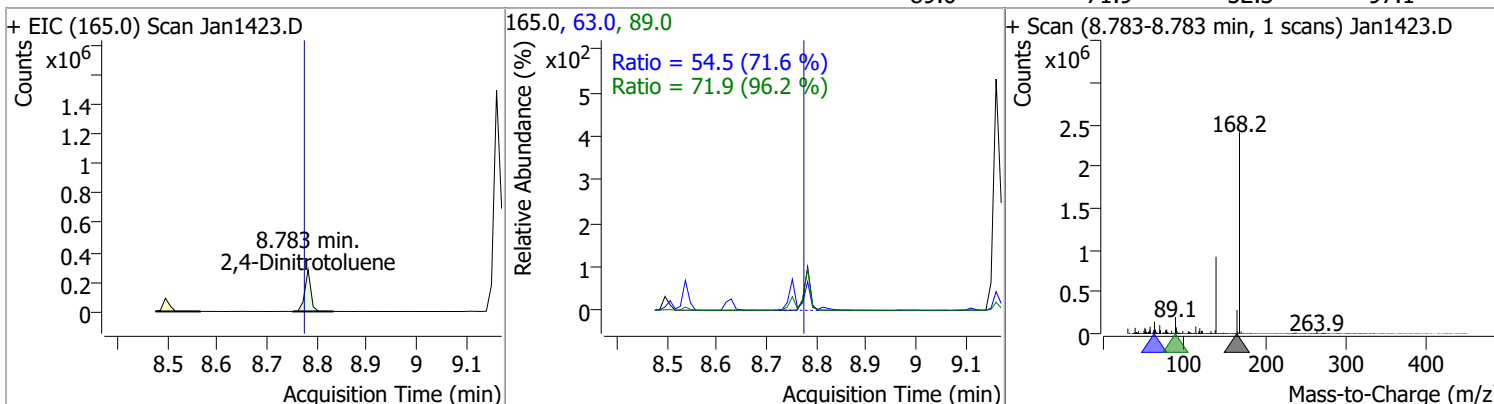


Quantitation Results Report (QT Reviewed)

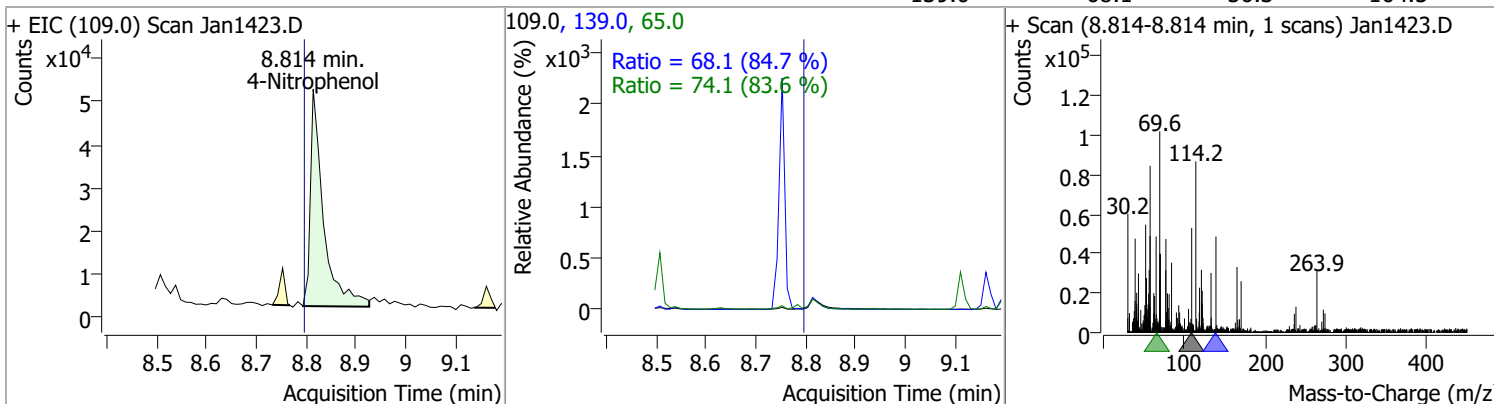
Compound	Conc.	RT	Dev(Min)	Resp.	QIon	QRatio	Lower	Upper
Dibenzofuran	87.3323	8.75	0.00	1956204	139.0	38.0	27.0	50.2



Compound	Conc.	RT	Dev(Min)	Resp.	QIon	QRatio	Lower	Upper
2,4-Dinitrotoluene	86.3594	8.78	0.01	235382	63.0	54.5	53.2	98.9
					89.0	71.9	52.3	97.1

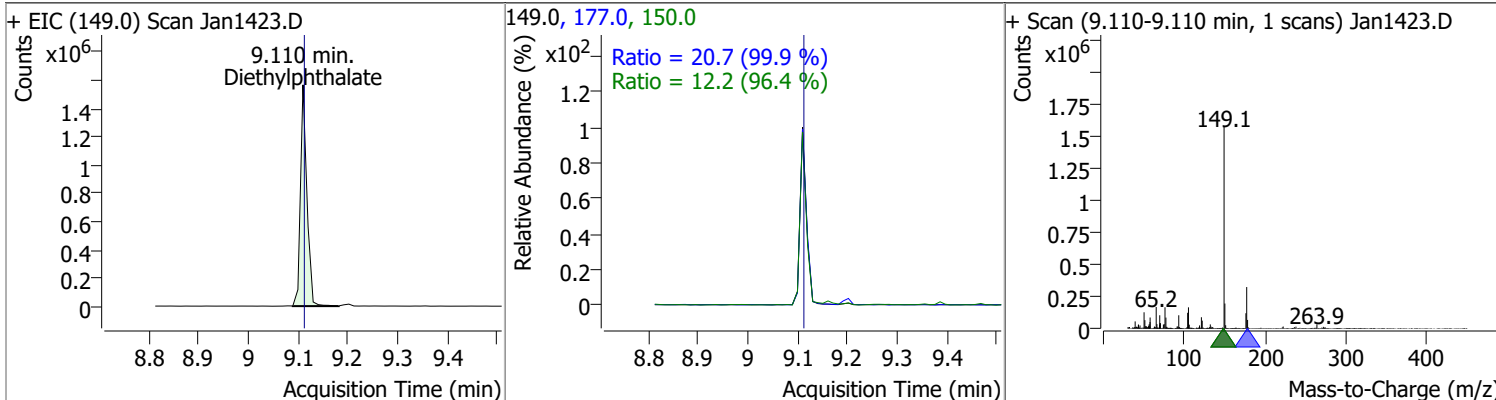


Compound	Conc.	RT	Dev(Min)	Resp.	QIon	QRatio	Lower	Upper
4-Nitrophenol	42.5852	8.81	0.02	92342	65.0	74.1	62.0	115.1
					139.0	68.1	56.3	104.5

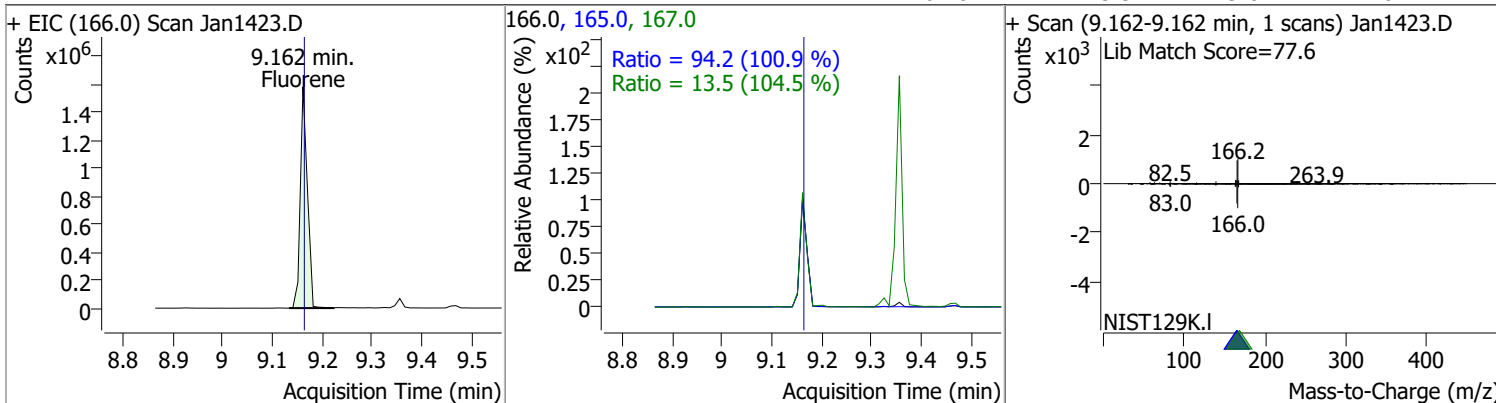


Quantitation Results Report (QT Reviewed)

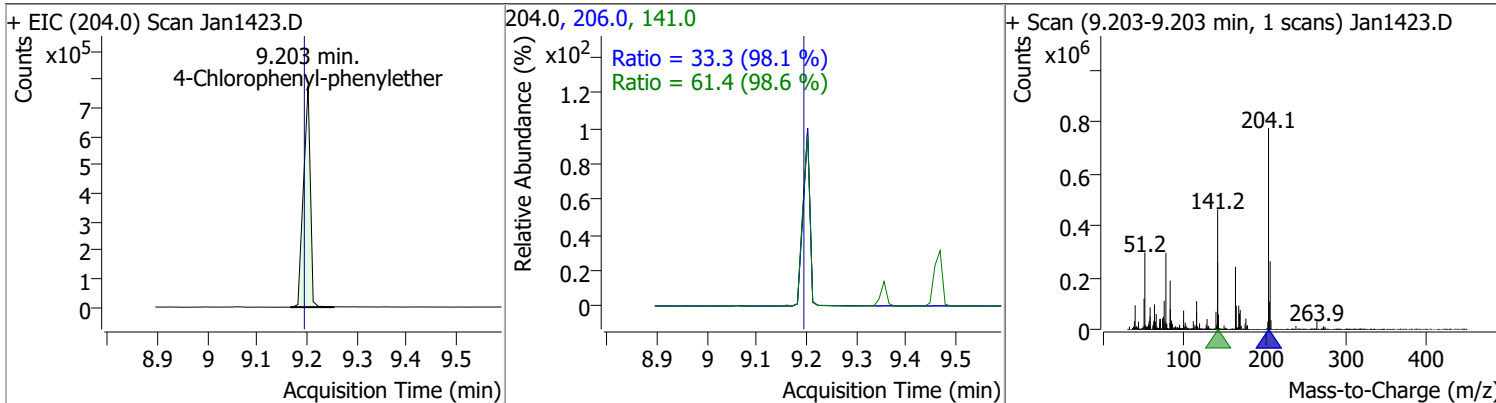
Compound	Conc.	RT	Dev(Min)	Resp.	QIon	QRatio	Lower	Upper
Diethylphthalate	89.2600	9.11	0.00	1412920	177.0	20.7	14.5	27.0
					150.0	12.2	8.8	16.4



Compound	Conc.	RT	Dev(Min)	Resp.	QIon	QRatio	Lower	Upper
Fluorene	86.1072	9.16	0.00	1564762	165.0	94.2	65.4	121.4
					167.0	13.5	9.0	16.7

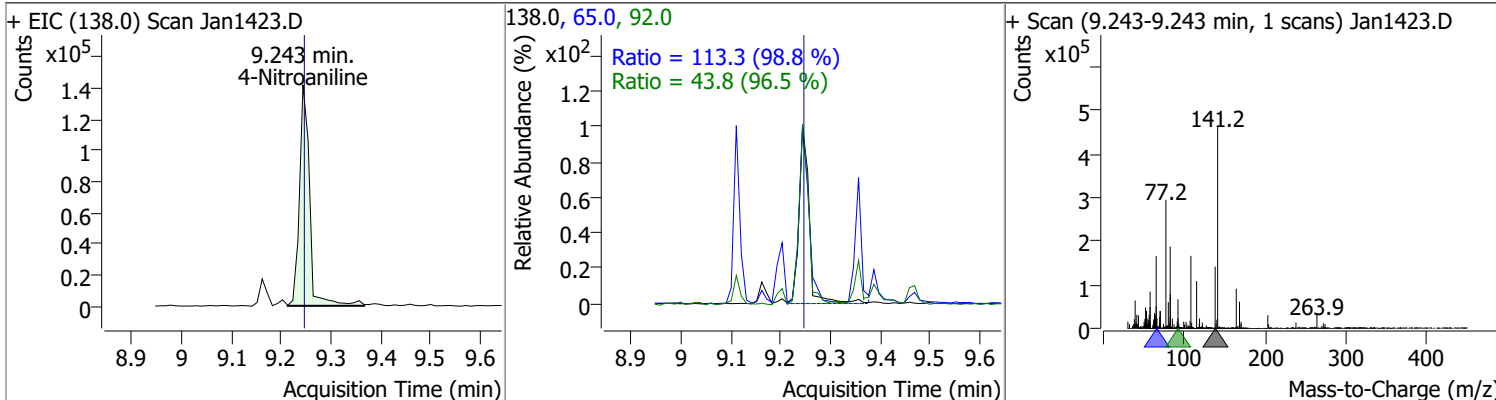


Compound	Conc.	RT	Dev(Min)	Resp.	QIon	QRatio	Lower	Upper
4-Chlorophenyl-phenylether	88.6878	9.20	0.01	740197	141.0	61.4	43.6	80.9
					206.0	33.3	23.7	44.1

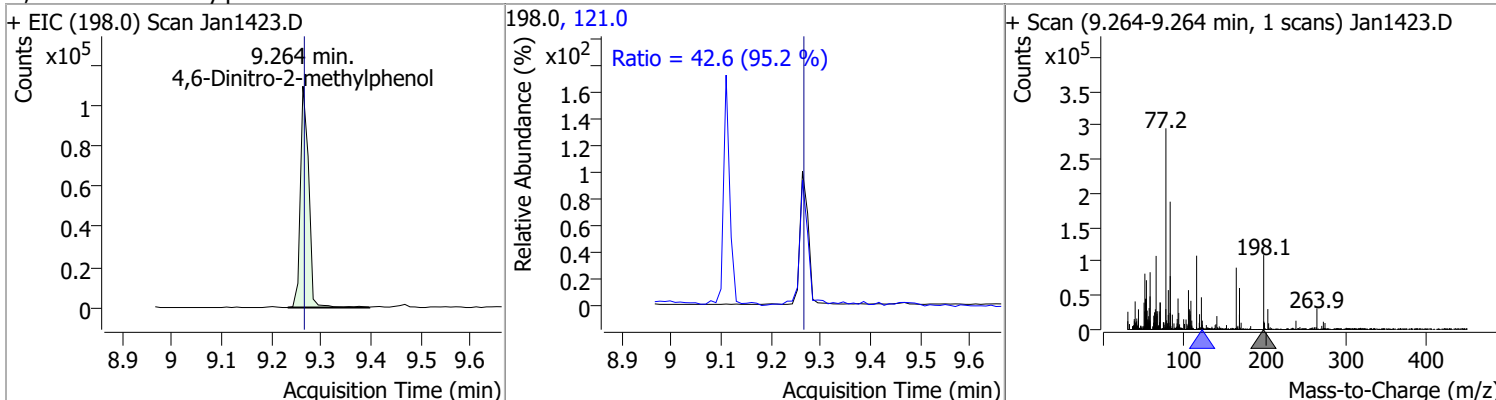


Quantitation Results Report (QT Reviewed)

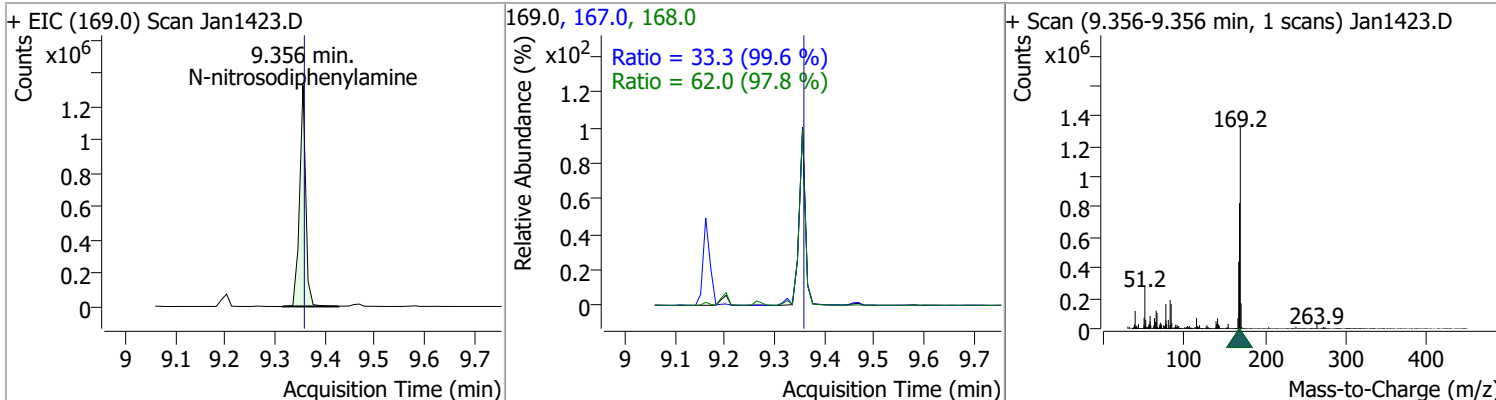
Compound	Conc.	RT	Dev(Min)	Resp.	QIon	QRatio	Lower	Upper
4-Nitroaniline	84.3889	9.24	0.00	200165	65.0	113.3	80.2	149.0
					92.0	43.8	31.7	58.9



Compound	Conc.	RT	Dev(Min)	Resp.	QIon	QRatio	Lower	Upper
4,6-Dinitro-2-methylphenol	77.3433	9.26	0.00	127078	121.0	42.6	31.4	58.3

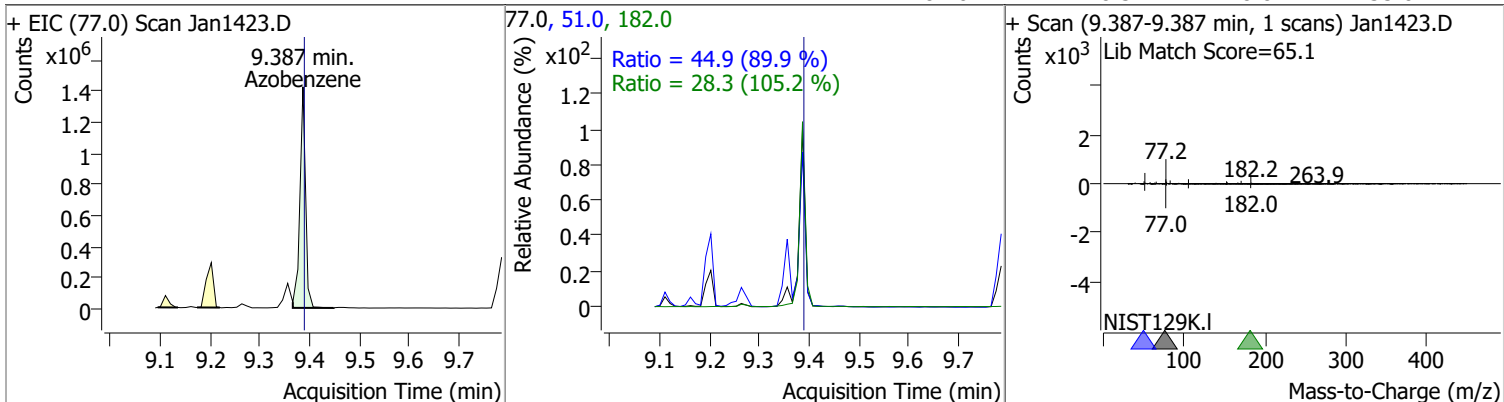


Compound	Conc.	RT	Dev(Min)	Resp.	QIon	QRatio	Lower	Upper
N-nitrosodiphenylamine	92.0363	9.36	0.00	1135348	168.0	62.0	44.3	82.3
					167.0	33.3	23.4	43.4

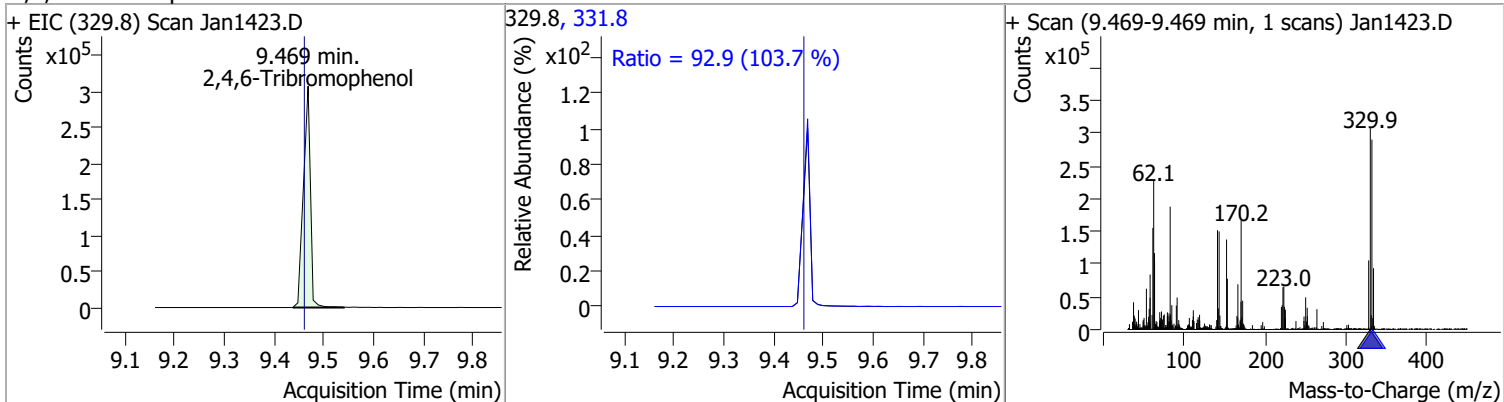


Quantitation Results Report (QT Reviewed)

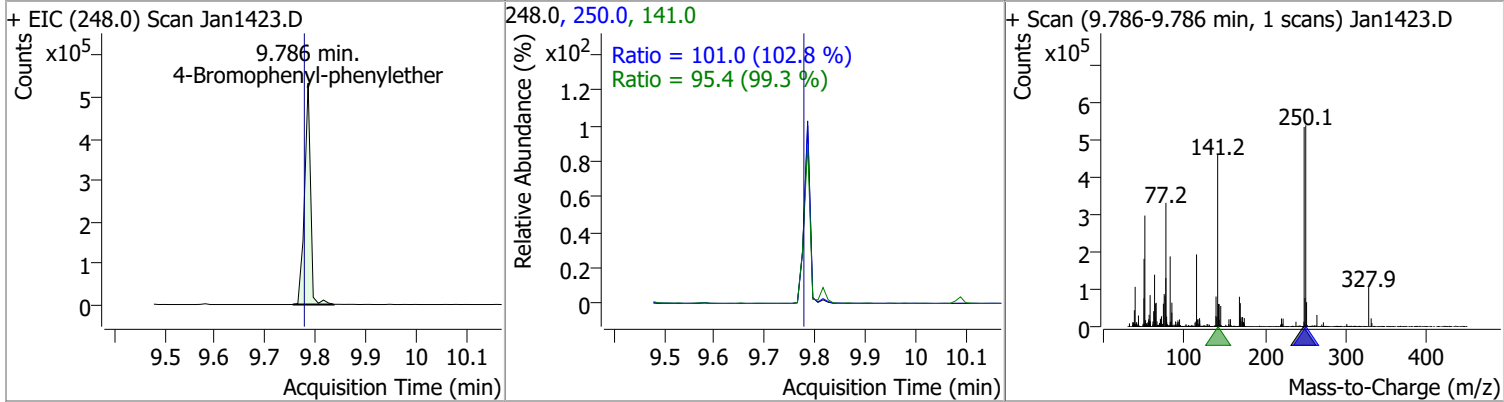
Compound	Conc.	RT	Dev(Min)	Resp.	QIon	QRatio	Lower	Upper
Azobenzene	76.7680	9.39	0.00	1126049	51.0	44.9	34.9	64.9
					182.0	28.3	18.8	35.0



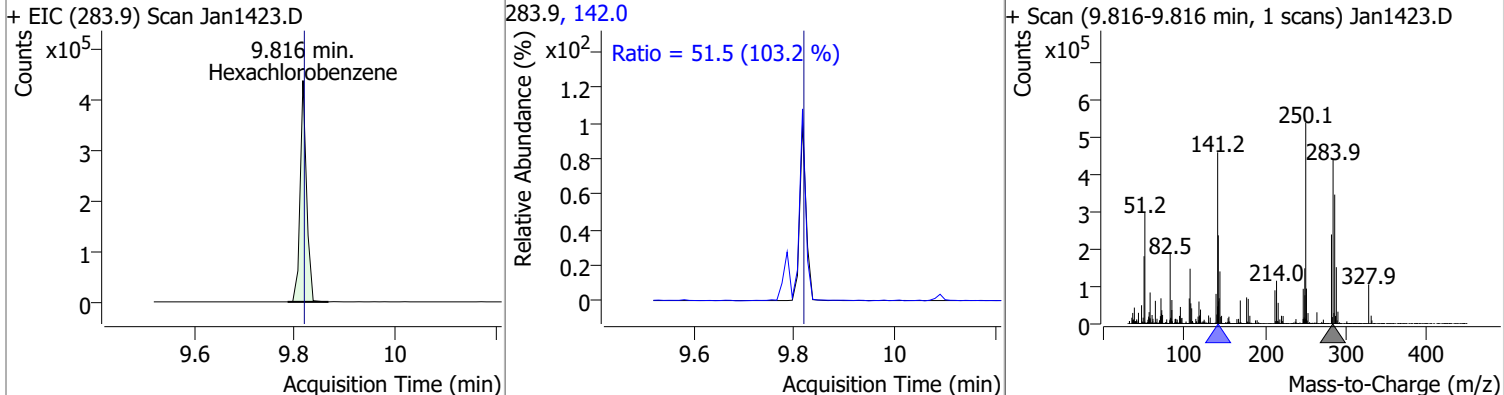
Compound	Conc.	RT	Dev(Min)	Resp.	QIon	QRatio	Lower	Upper
2,4,6-Tribromophenol	175.4138	9.47	0.01	300374	331.8	92.9	62.7	116.4



Compound	Conc.	RT	Dev(Min)	Resp.	QIon	QRatio	Lower	Upper
4-Bromophenyl-phenylether	88.4911	9.79	0.01	445117	250.0	101.0	68.8	127.8
					141.0	95.4	67.3	124.9

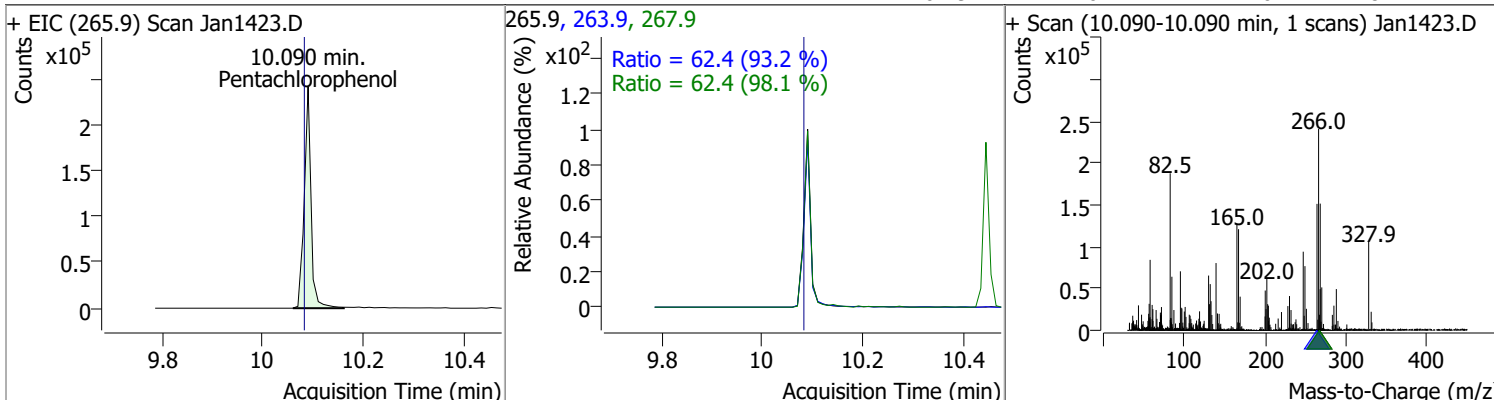


Compound	Conc.	RT	Dev(Min)	Resp.	QIon	QRatio	Lower	Upper
Hexachlorobenzene	77.1287	9.82	0.00	388303	142.0	51.5	34.9	64.8

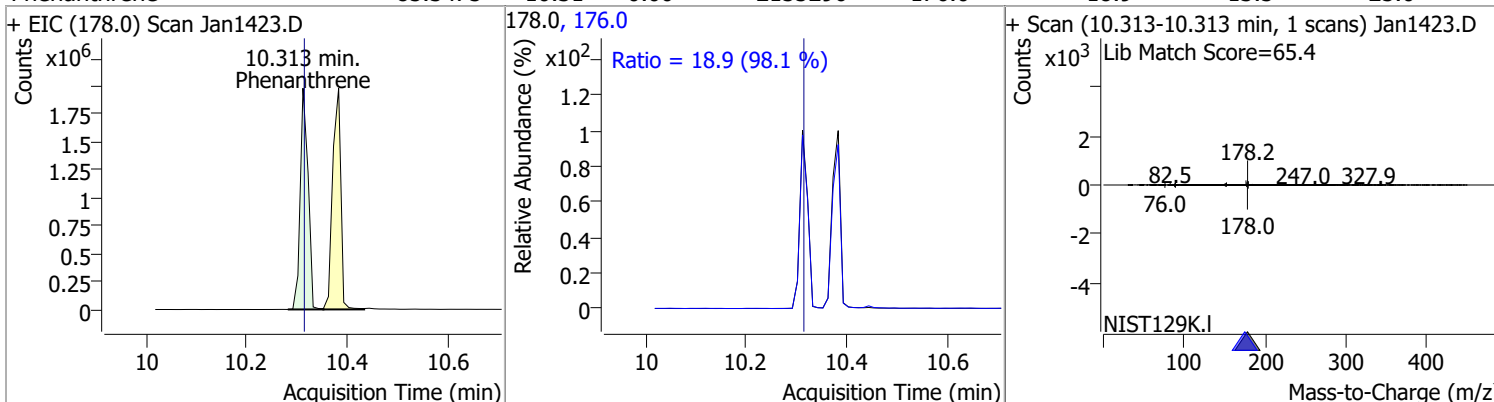


Quantitation Results Report (QT Reviewed)

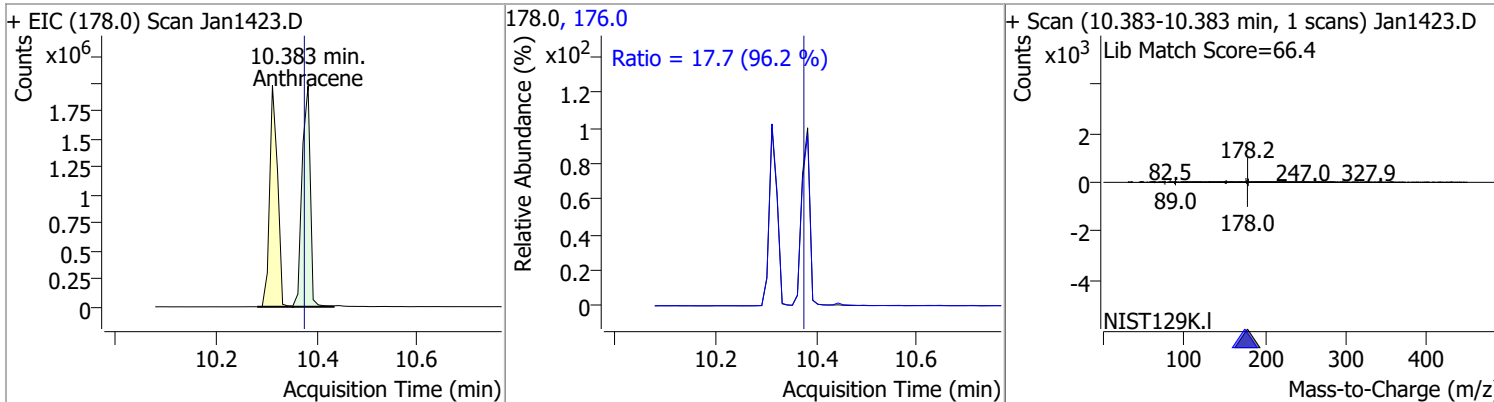
Compound	Conc.	RT	Dev(Min)	Resp.	QIon	QRatio	Lower	Upper
Pentachlorophenol	93.8276	10.09	0.01	226499	263.9	62.4	46.9	87.1
					267.9	62.4	44.6	82.7



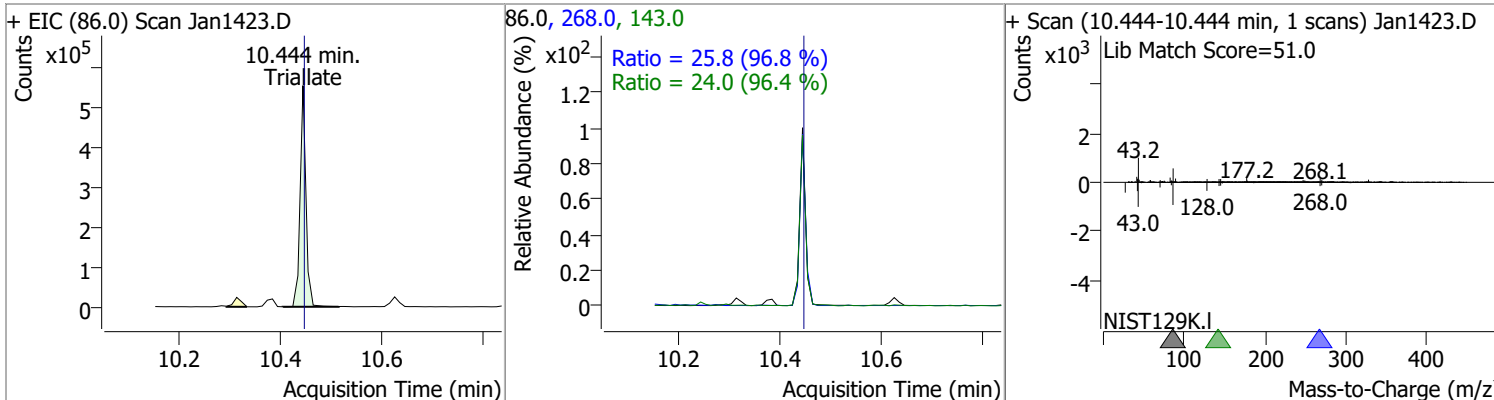
Compound	Conc.	RT	Dev(Min)	Resp.	QIon	QRatio	Lower	Upper
Phenanthrene	85.3475	10.31	0.00	2155296	176.0	18.9	13.5	25.0



Compound	Conc.	RT	Dev(Min)	Resp.	QIon	QRatio	Lower	Upper
Anthracene	90.7967	10.38	0.01	2229862	176.0	17.7	12.9	23.9

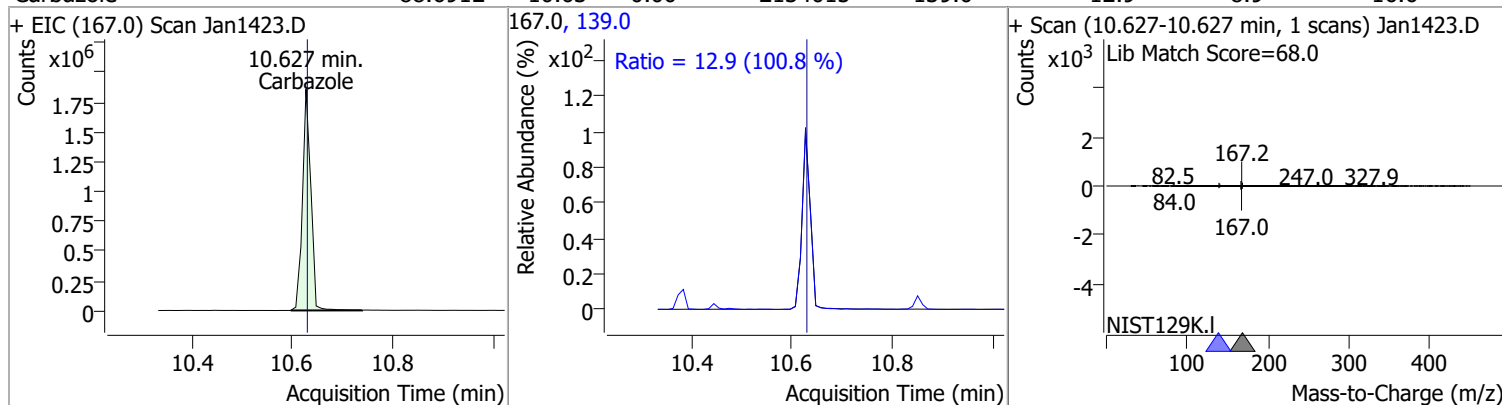


Compound	Conc.	RT	Dev(Min)	Resp.	QIon	QRatio	Lower	Upper
Triallate	82.9672	10.44	0.00	443544	268.0	25.8	18.7	34.7
					143.0	24.0	17.4	32.3

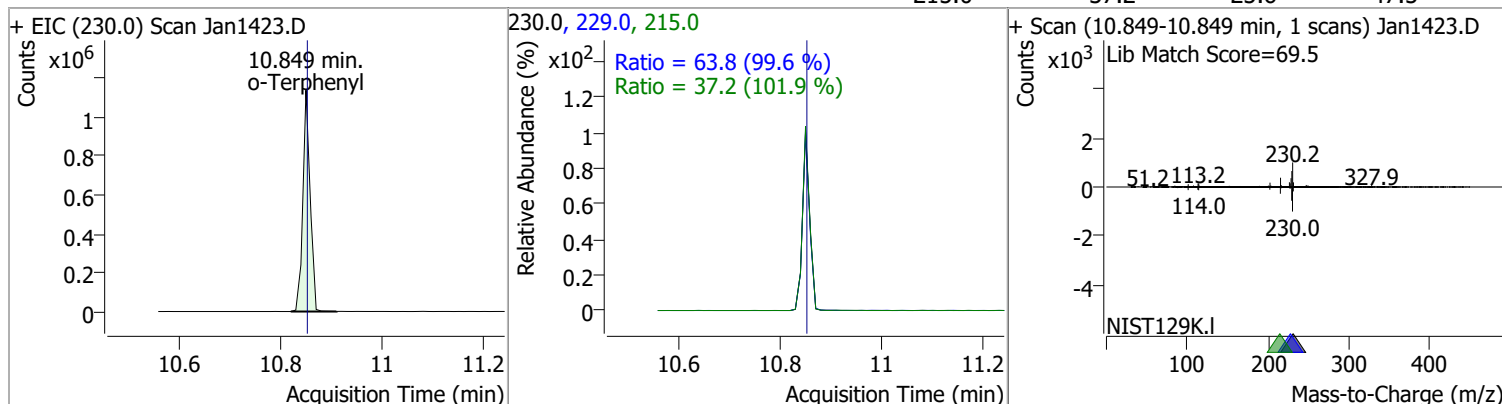


Quantitation Results Report (QT Reviewed)

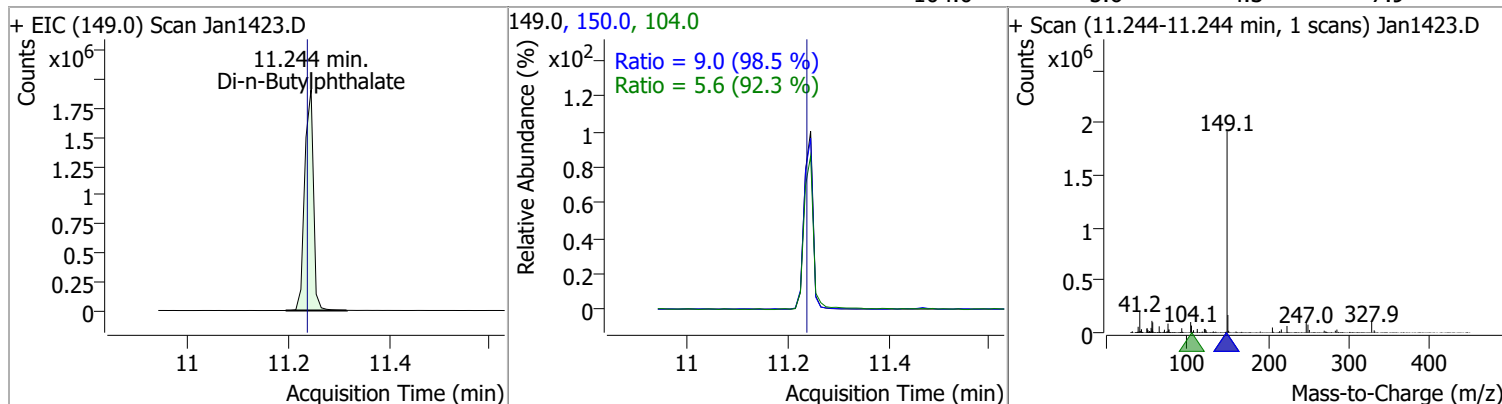
Compound	Conc.	RT	Dev(Min)	Resp.	QIon	QRatio	Lower	Upper
Carbazole	88.6912	10.63	0.00	2134015	139.0	12.9	8.9	16.6



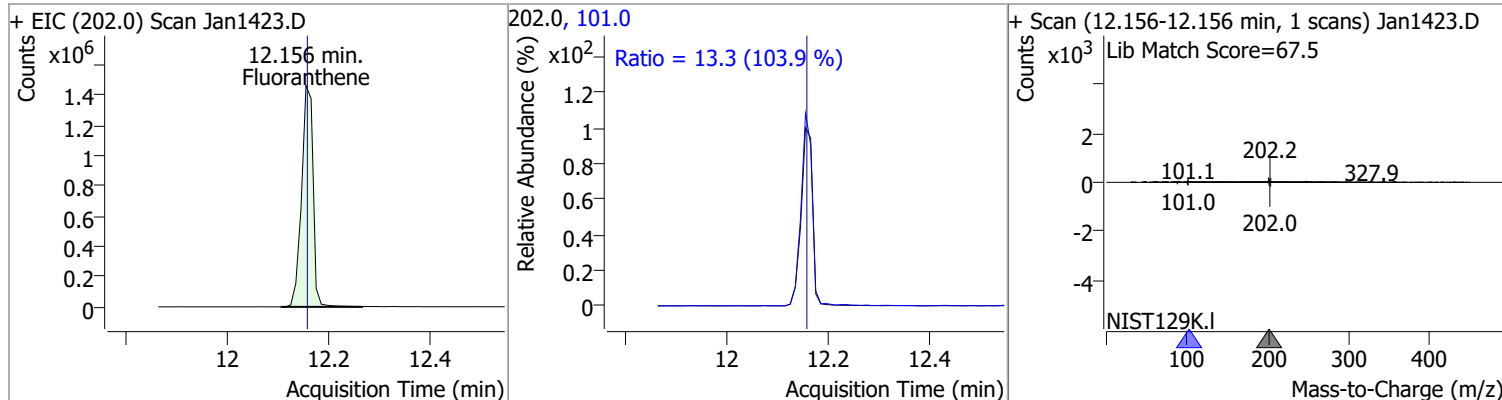
o-Terphenyl	78.8237	10.85	0.00	1145737	229.0 215.0	63.8 37.2	44.9 25.6	83.3 47.5
-------------	---------	-------	------	---------	----------------	--------------	--------------	--------------



Di-n-Butylphthalate	96.9584	11.24	0.01	2309428	150.0 104.0	9.0 5.6	6.4 4.3	11.9 7.9
---------------------	---------	-------	------	---------	----------------	------------	------------	-------------

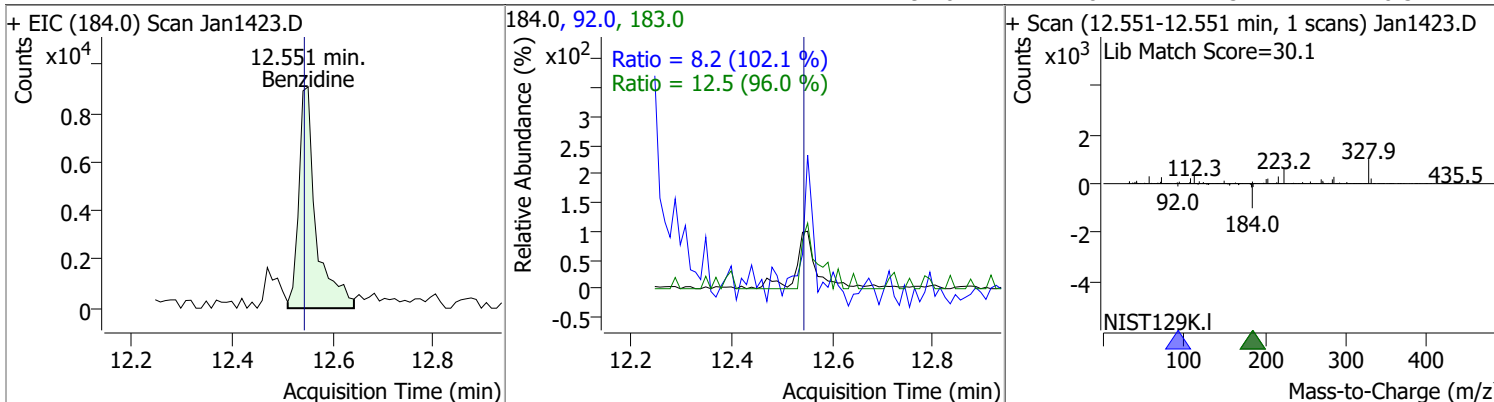


Fluoranthene	87.8743	12.16	0.00	2327131	101.0	13.3	8.9	16.6
--------------	---------	-------	------	---------	-------	------	-----	------

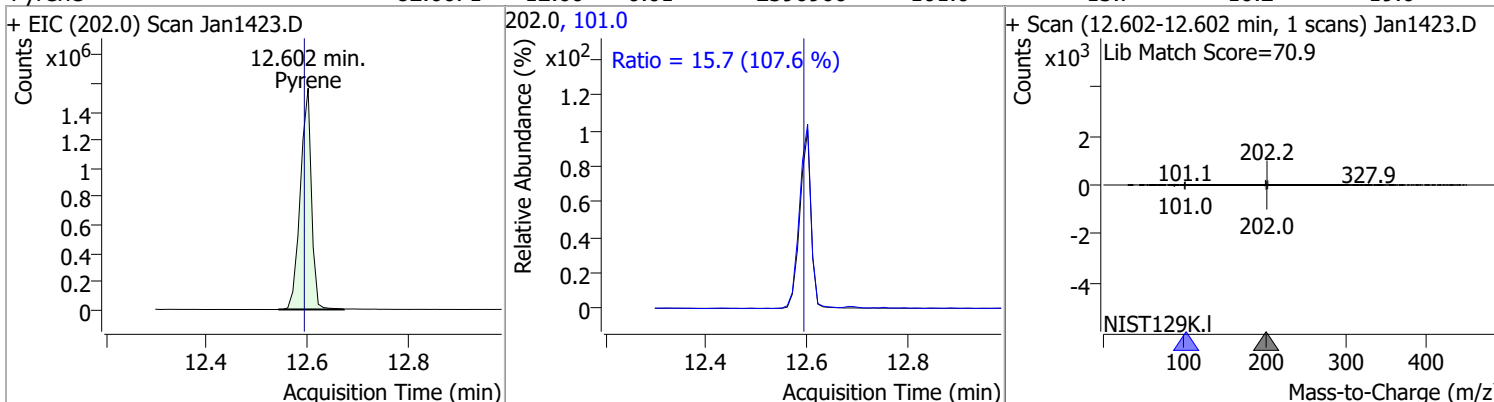


Quantitation Results Report (QT Reviewed)

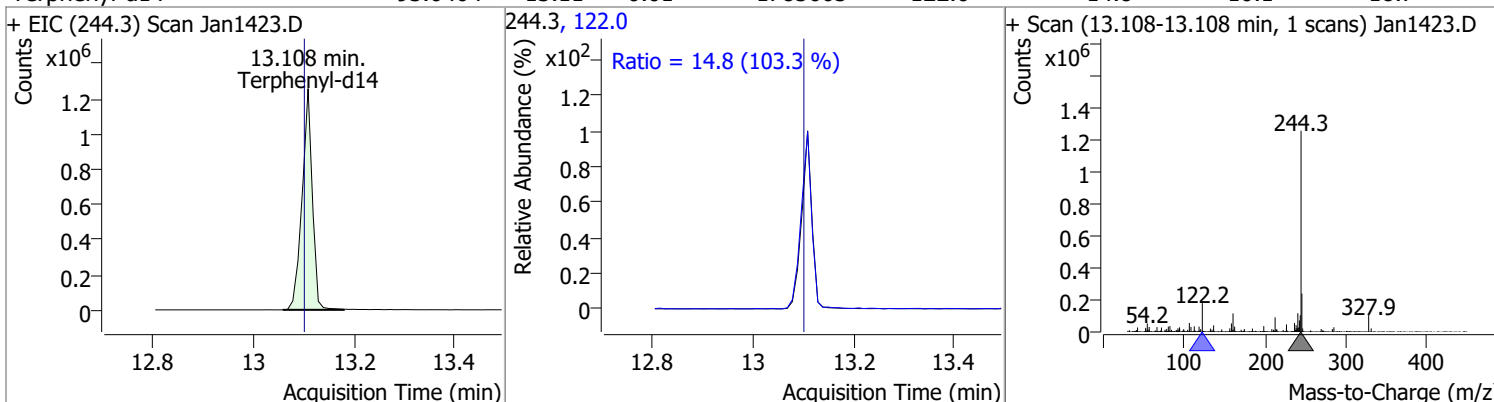
Compound	Conc.	RT	Dev(Min)	Resp.	QIon	QRatio	Lower	Upper
Benzidine	3.4438	12.55	0.01	21717	183.0	12.5	9.1	17.0
					92.0	8.2	5.7	10.5



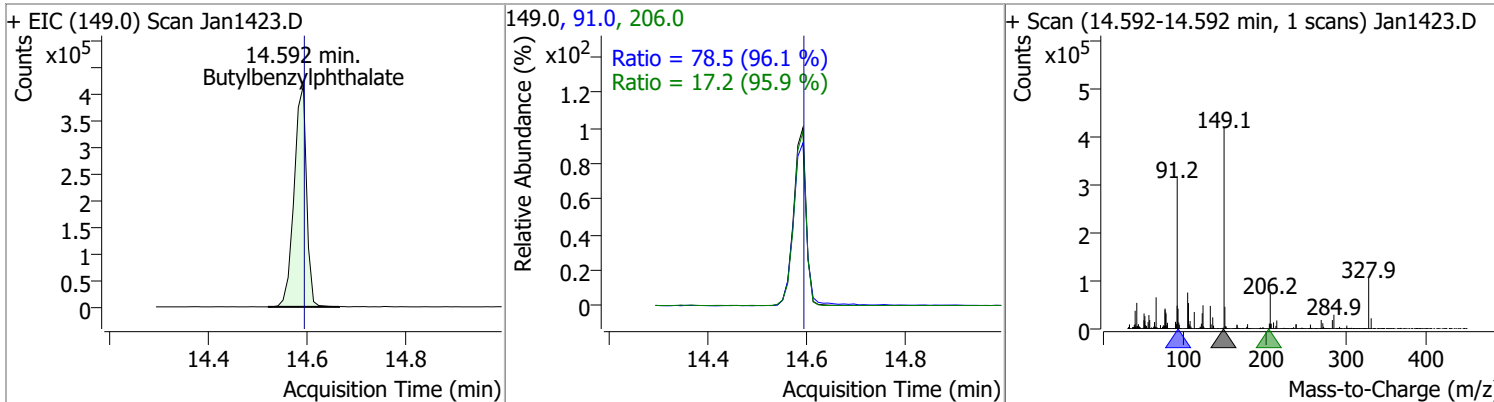
Compound	Conc.	RT	Dev(Min)	Resp.	QIon	QRatio	Lower	Upper
Pyrene	82.6671	12.60	0.01	2396900	101.0	15.7	10.2	19.0



Compound	Conc.	RT	Dev(Min)	Resp.	QIon	QRatio	Lower	Upper
Terphenyl-d14	93.0464	13.11	0.01	1785665	122.0	14.8	10.1	18.7

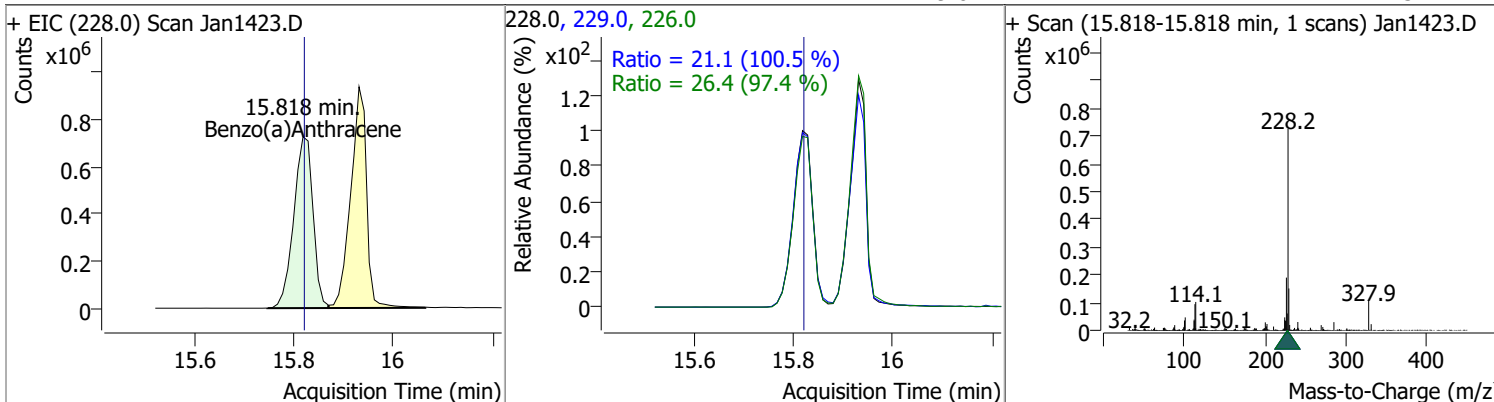


Compound	Conc.	RT	Dev(Min)	Resp.	QIon	QRatio	Lower	Upper
Butylbenzylphthalate	95.6449	14.59	0.01	724181	91.0	78.5	57.2	106.2
					206.0	17.2	12.6	23.3

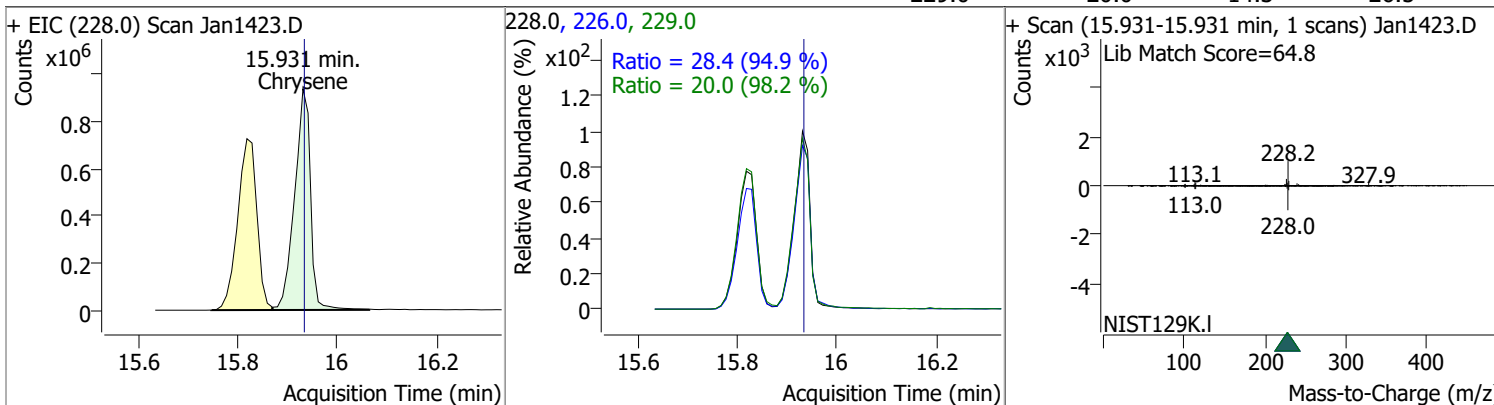


Quantitation Results Report (QT Reviewed)

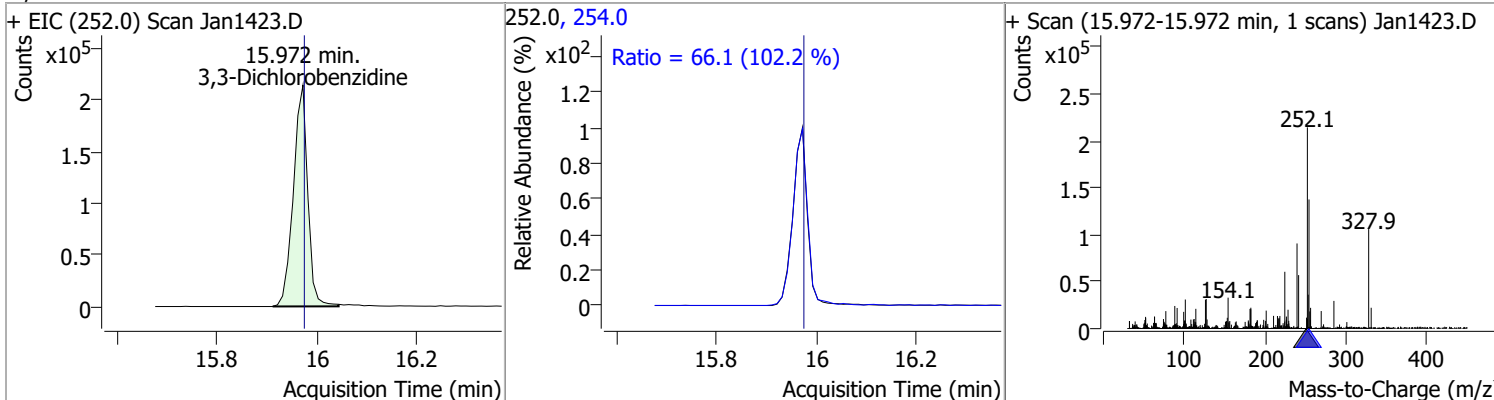
Compound	Conc.	RT	Dev(Min)	Resp.	QIon	QRatio	Lower	Upper
Benzo(a)Anthracene	96.2197	15.82	0.01	1940602	226.0	26.4	18.9	35.2
					229.0	21.1	14.7	27.3



Compound	Conc.	RT	Dev(Min)	Resp.	QIon	QRatio	Lower	Upper
Chrysene	94.2477	15.93	0.01	2070022	226.0	28.4	21.0	38.9
					229.0	20.0	14.3	26.5

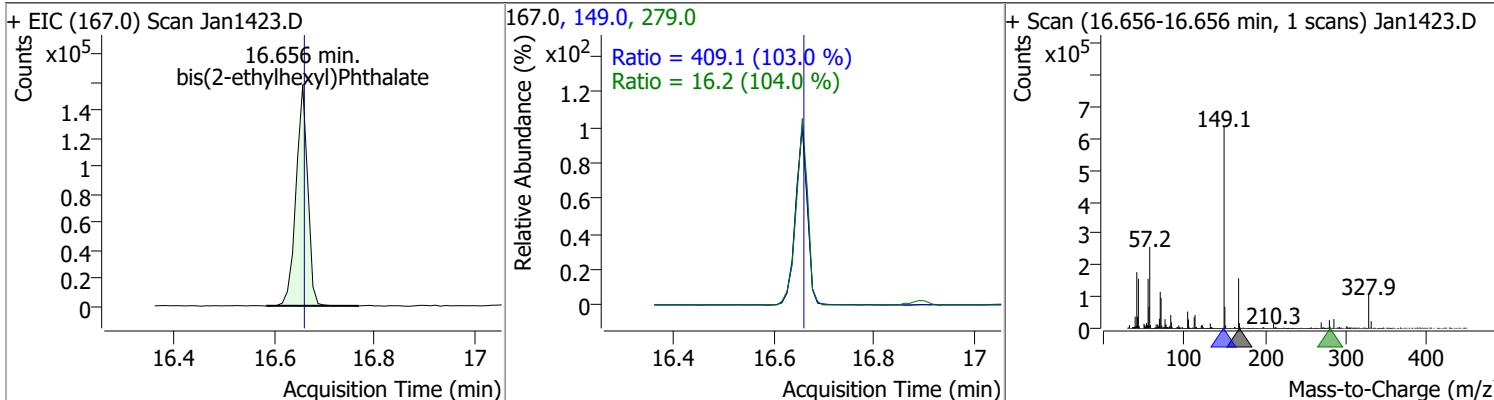


Compound	Conc.	RT	Dev(Min)	Resp.	QIon	QRatio	Lower	Upper
3,3-Dichlorobenzidine	63.2597	15.97	0.01	427789	254.0	66.1	45.3	84.1

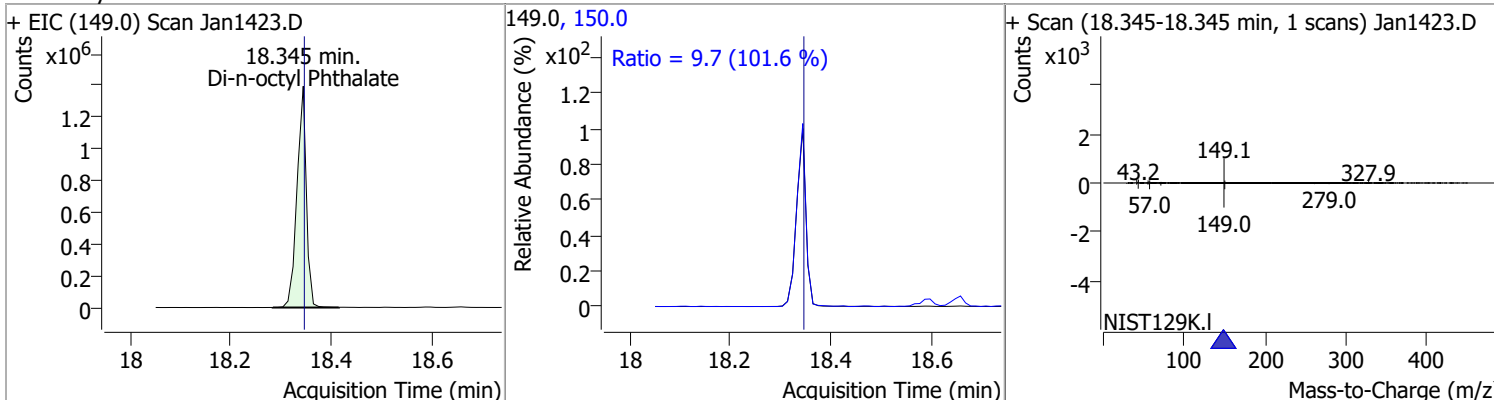


Quantitation Results Report (QT Reviewed)

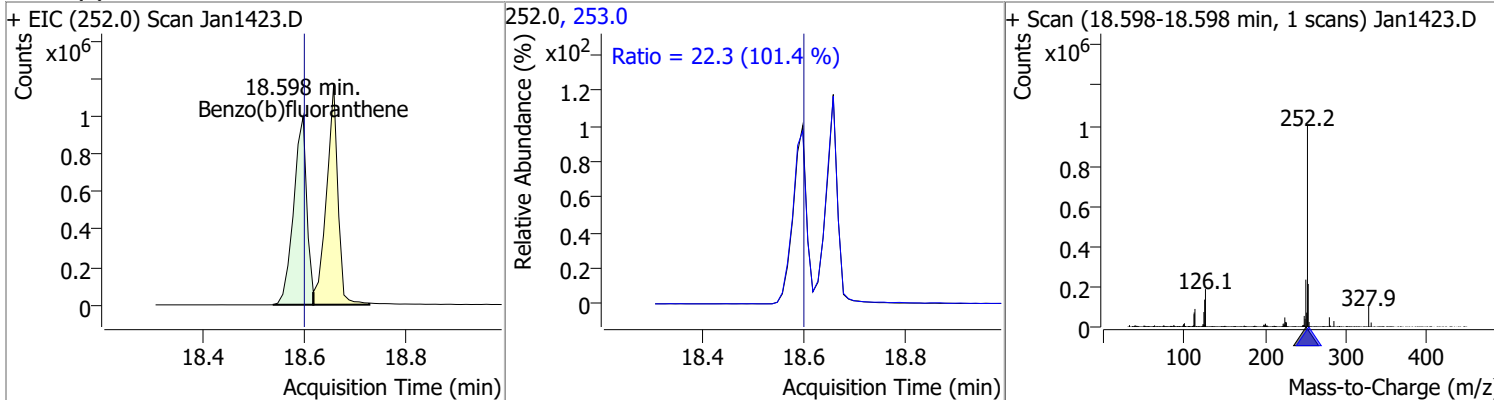
Compound	Conc.	RT	Dev(Min)	Resp.	QIon	QRatio	Lower	Upper
bis(2-ethylhexyl)Phthalate	95.1400	16.66	0.01	256333	149.0	409.1	278.0	516.2
					279.0	16.2	10.9	20.3



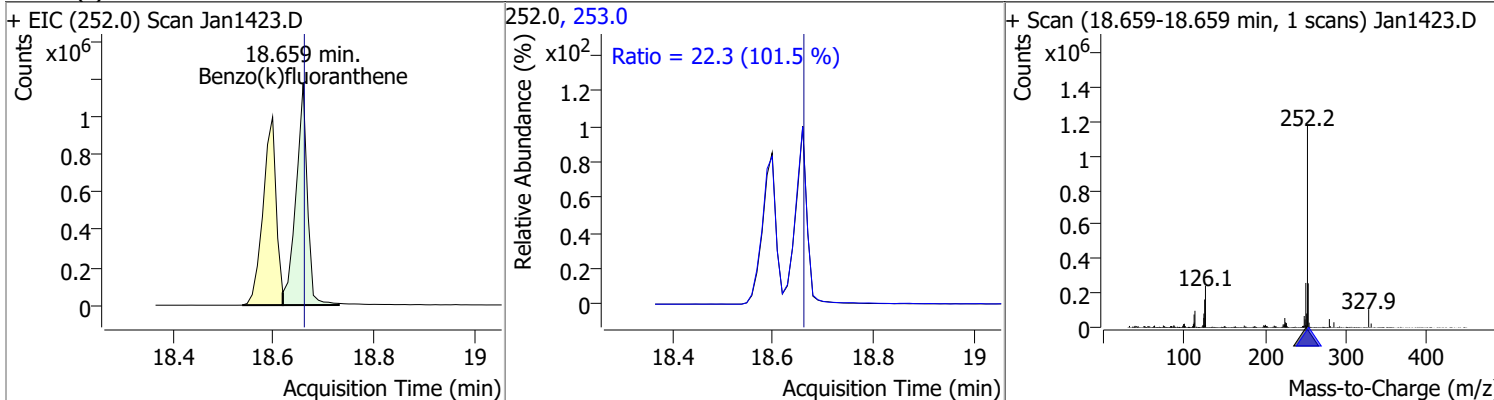
Compound	Conc.	RT	Dev(Min)	Resp.	QIon	QRatio	Lower	Upper
Di-n-octyl Phthalate	93.0681	18.35	0.01	1801856	150.0	9.7	6.7	12.4



Compound	Conc.	RT	Dev(Min)	Resp.	QIon	QRatio	Lower	Upper
Benzo(b)fluoranthene	88.7102	18.60	0.01	1810737	253.0	22.3	15.4	28.6

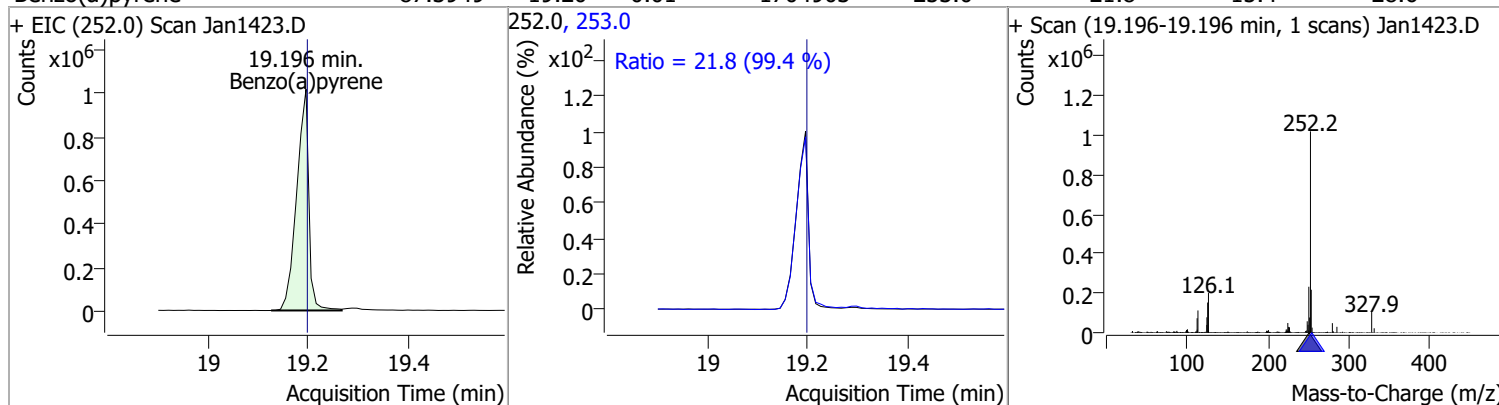


Compound	Conc.	RT	Dev(Min)	Resp.	QIon	QRatio	Lower	Upper
Benzo(k)fluoranthene	87.3707	18.66	0.01	1848916	253.0	22.3	15.3	28.5

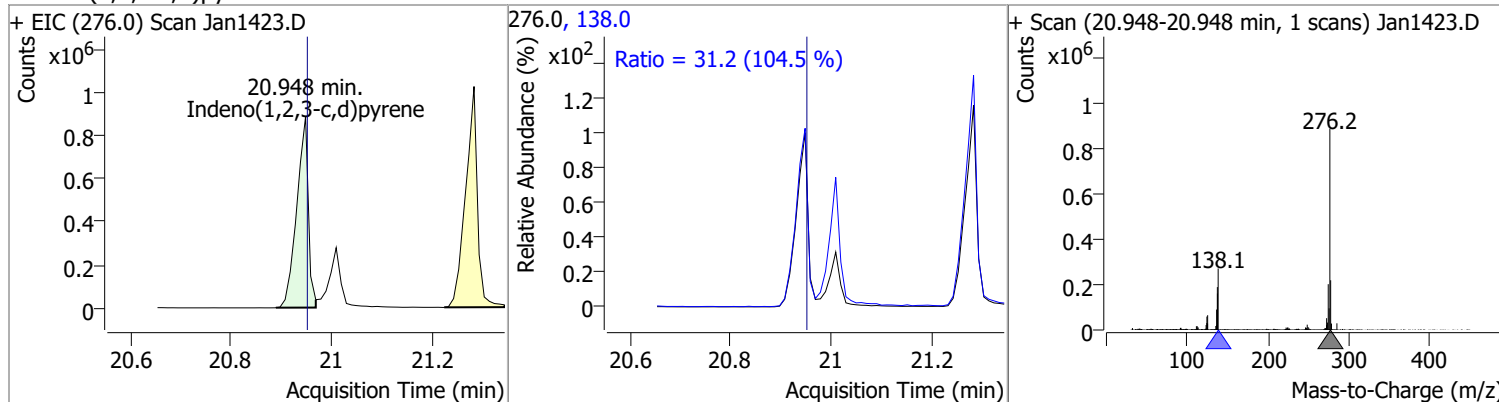


Quantitation Results Report (QT Reviewed)

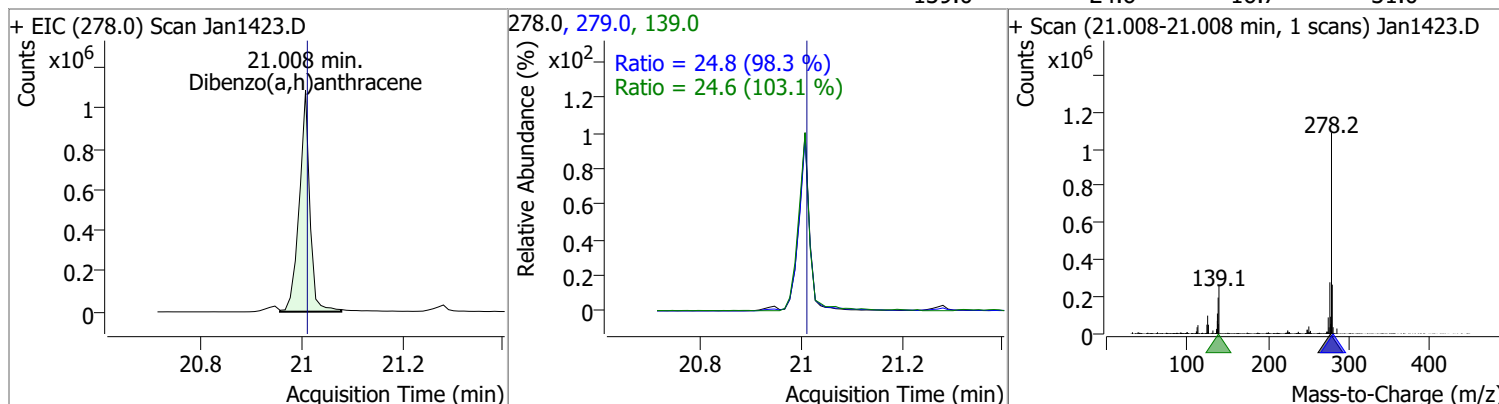
Compound	Conc.	RT	Dev(Min)	Resp.	QIon	QRatio	Lower	Upper
Benzo(a)pyrene	87.3949	19.20	0.01	1704903	253.0	21.8	15.4	28.6



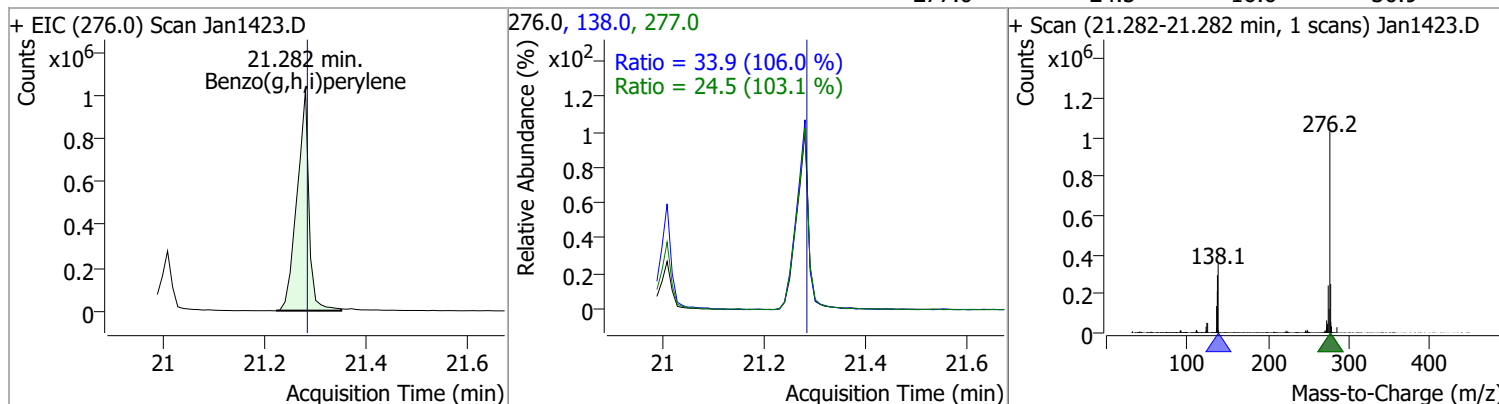
Compound	Conc.	RT	Dev(Min)	Resp.	QIon	QRatio	Lower	Upper
Indeno(1,2,3-c,d)pyrene	85.6616	20.95	0.01	1408228	138.0	31.2	20.9	38.8



Compound	Conc.	RT	Dev(Min)	Resp.	QIon	QRatio	Lower	Upper
Dibenzo(a,h)anthracene	88.3793	21.01	0.01	1574181	279.0	24.8	17.7	32.8
					139.0	24.6	16.7	31.0

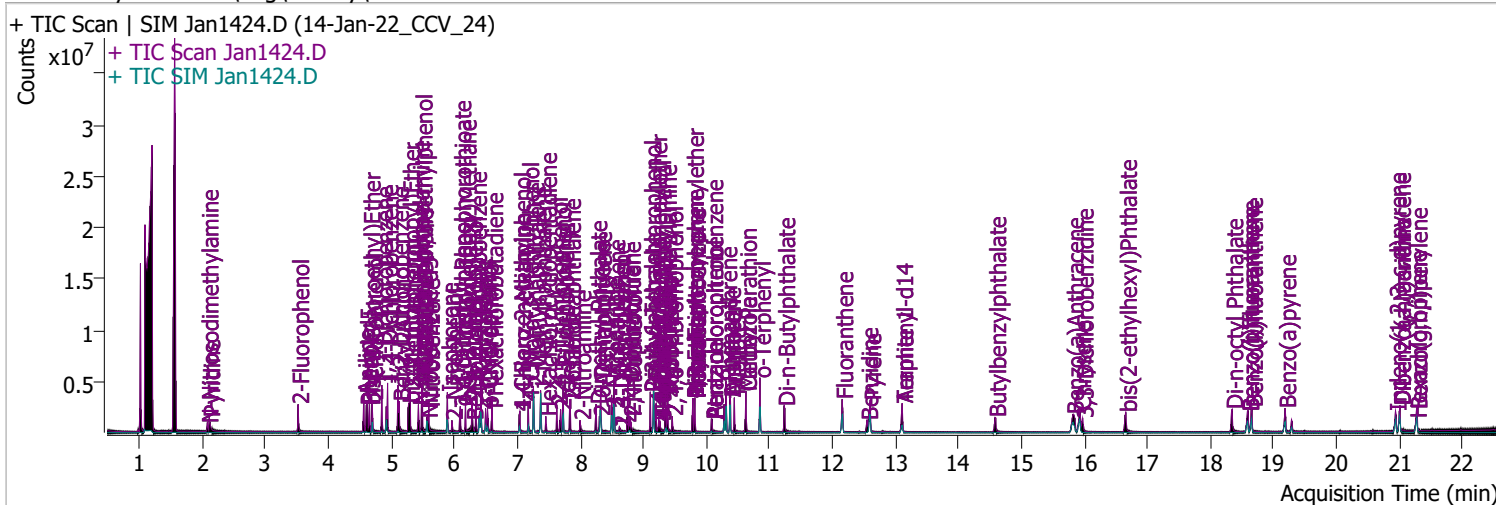


Compound	Conc.	RT	Dev(Min)	Resp.	QIon	QRatio	Lower	Upper
Benzo(g,h,i)perylene	87.8918	21.28	0.01	1681326	138.0	33.9	22.4	41.6
					277.0	24.5	16.6	30.9



Quantitation Results Report (QT Reviewed)

Data File	Jan1424.D	Operator	LIMS import
Acq. Method	BNA+SIM.M	Acq. Date-Time	1/15/2022 1:24:38 AM
Sample Name	14-Jan-22_CCV_24	Instrument	Instrument #1
Vial	24	Multiplier	1.00
DA Method File		Comment	SVOC-8270-W-LARGO
Tune File	dftppdsm.u	Tune Date	1/7/2022 12:13:00 PM
Batch Name	011422 DoD BNA.batch.bin	Last Calib Update	1/18/2022 11:27:22 AM
Ref Library	D:\Org\Library\NIST129K.l		



Compound	RT	QIon	Resp.	Conc.	Units	Dev(Min)
----------	----	------	-------	-------	-------	----------

Internal Standards

System Monitoring Compounds

S 2-Fluorophenol	3.521	112.0	630605	81.9558	µg/L	0.010
Spiked Amount: 200.000	Range: 10.0 - 75.0%			Recovery = 40.98%		
S Phenol-d5	4.603	99.0	812773	79.1646	µg/L	0.000
Spiked Amount: 200.000	Range: 10.0 - 65.0%			Recovery = 39.58%		
S Nitrobenzene-d5	5.563	82.0	411417	73.6368	µg/L	0.000
Spiked Amount: 100.000	Range: 32.0 - 94.0%			Recovery = 73.64%		
S 2-Fluorobiphenyl	7.728	172.0	1459403	79.6965	µg/L	0.010
Spiked Amount: 100.000	Range: 28.0 - 107.0%			Recovery = 79.70%		
S 2,4,6-Tribromophenol	9.458	329.8	111973	76.4505	µg/L	0.000
Spiked Amount: 200.000	Range: 25.0 - 140.0%			Recovery = 38.23%		
S Terphenyl-d14	13.108	244.3	1342268	74.1690	µg/L	0.010
Spiked Amount: 100.000	Range: 32.0 - 122.0%			Recovery = 74.17%		

Target Compounds

Compound	RT	QIon	Resp.	Conc.	Units	Dev(Min)	QValue
T N-Nitrosodimethylamine	2.081	74.0	211093	63.3469	µg/L		84
T Pyridine	2.111	79.0	440863	60.1484	µg/L		88
T Aniline	4.562	93.0	1145842	83.9505	µg/L	m	98
T Phenol	4.624	94.0	866944	80.6176	µg/L		96
T bis(-2-Chloroethyl)Ether	4.654	63.0	634004	74.9929	µg/L	m	99
T 2-Chlorophenol	4.695	128.0	721427	79.4379	µg/L		99
T 1,3-Dichlorobenzene	4.848	146.0	941061	78.0850	µg/L		100
T 1,4-Dichlorobenzene	4.940	146.0	932188	76.9624	µg/L	m	100
T 1,2-Dichlorobenzene	5.104	146.0	914873	76.6077	µg/L		99
T Benzyl Alcohol	5.124	108.0	445304	84.7188	µg/L	m	96
T bis(2-chloroisopropyl)Ether	5.277	121.0	232039	71.5405	µg/L		98
T 2-Methylphenol	5.298	107.0	636585	78.7780	µg/L	m	100
T N-nitroso-Di-n-propylamine	5.430	70.0	398864	70.6418	µg/L		98
T 4Methylphenol/3Methylphenol	5.481	107.0	860958	78.8621	µg/L	m	99
T Hexachloroethane	5.492	117.0	257740	74.6770	µg/L		99

Quantitation Results Report (QT Reviewed)

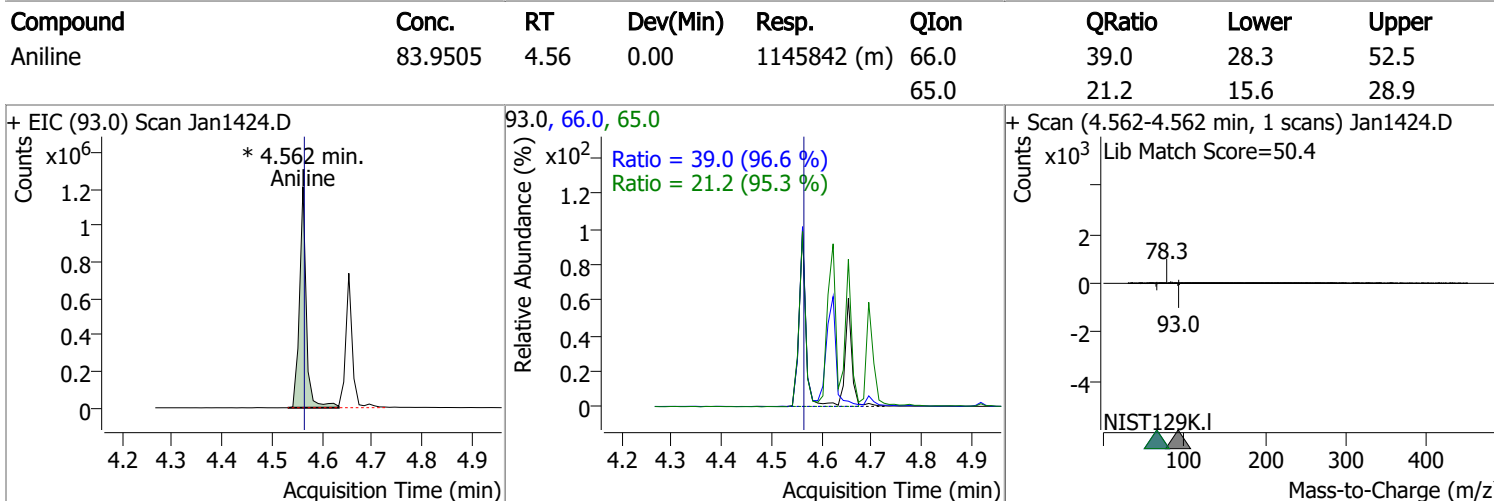
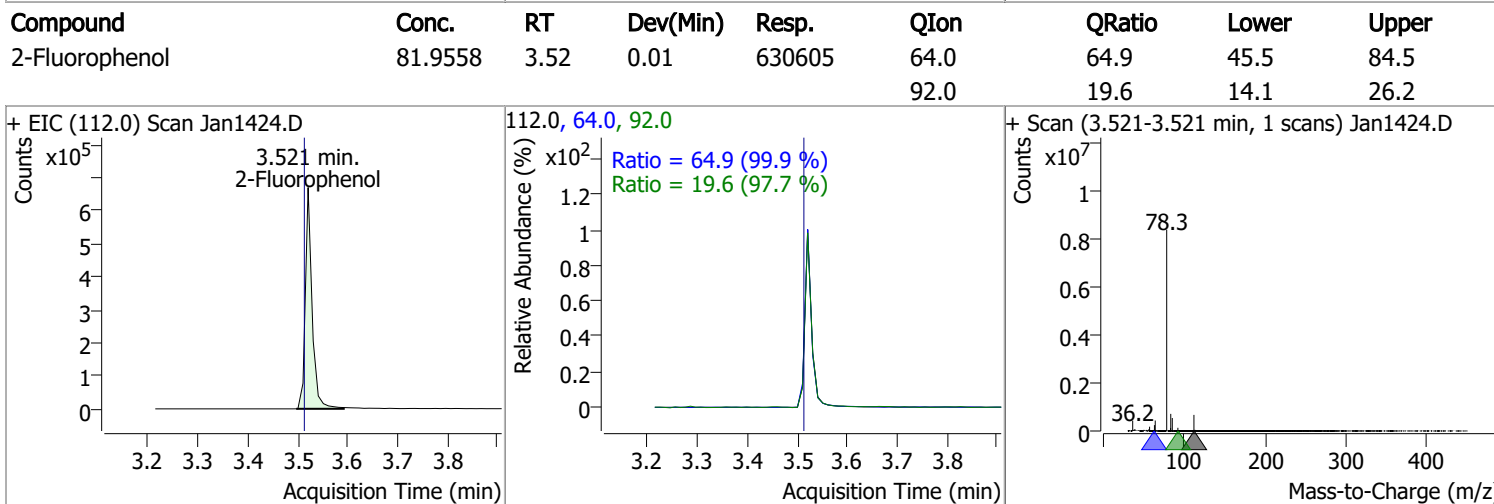
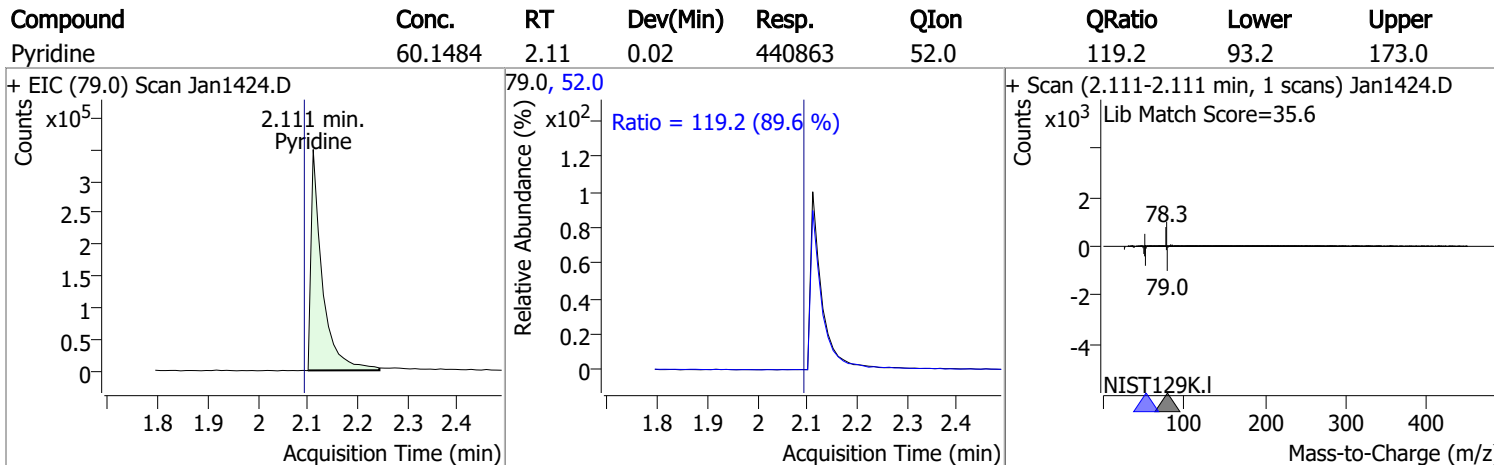
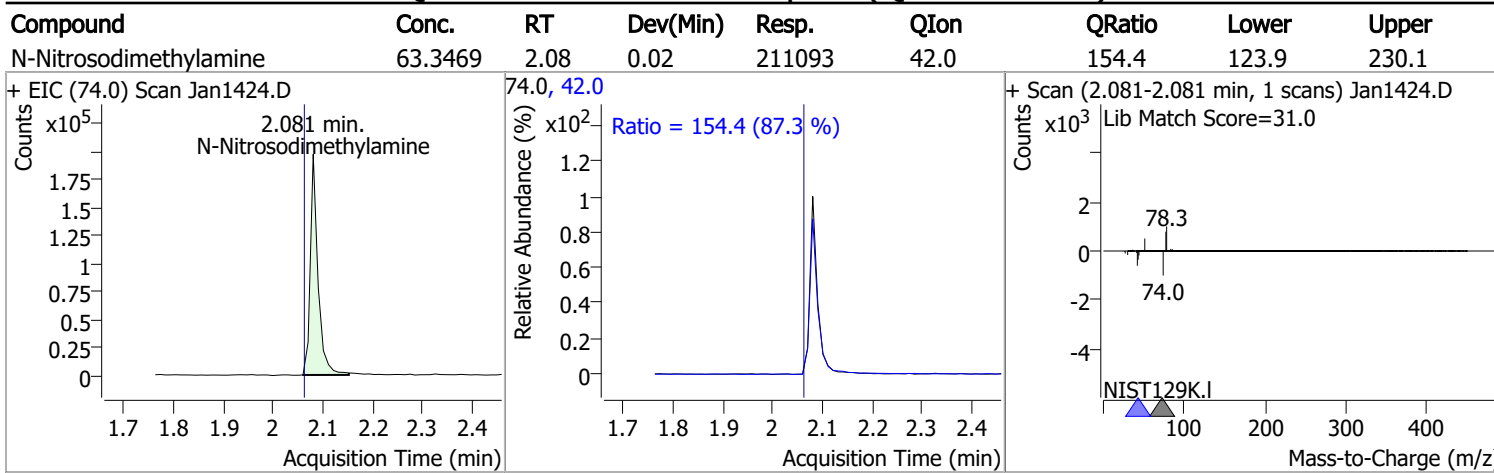
Compound	RT	QIon	Resp.	Conc.	Units	Dev(Min)
T Nitrobenzene	5.594	123.1	233532	78.7698	µg/L	95
T Isophorone	5.890	82.0	1111653	83.0922	µg/L	98
T 2-Nitrophenol	5.962	139.0	173346	74.3867	µg/L	95
T 2,4-Dimethylphenol	6.095	122.0	534501	79.5026	µg/L	98
T bis(-2-Chloroethoxy)Methane	6.177	93.0	642632	82.1064	µg/L	98
T 2,4-Dichlorophenol	6.280	162.0	510800	83.5853	µg/L	98
T Benzoic Acid	6.290	105.0	321881	86.9150	µg/L	95
T 1,2,4-Trichlorobenzene	6.342	180.0	580176	74.8798	µg/L	98
T Naphthalene	6.424	128.0	1824896	80.8993	µg/L	99
T 4-Chlorophenol	6.496	130.0	177196	84.6176	µg/L	m 96
T p-Chloroaniline	6.527	127.0	687361	78.3556	µg/L	95
T Hexachlorobutadiene	6.598	224.9	333083	78.3975	µg/L	99
T 4-Chloro-2-Methylphenol	7.040	107.0	453536	80.0843	µg/L	99
T 4-Chloro-3-Methylphenol	7.174	107.0	488939	81.7421	µg/L	99
T 2-Methylnaphthalene	7.256	141.0	1003202	71.7059	µg/L	99
T 1-Methylnaphthalene	7.369	141.0	991956	73.4096	µg/L	98
T Hexachlorocyclopentadiene	7.451	236.9	181279	65.5583	µg/L	97
T 2,4,6-Trichlorophenol	7.625	196.0	323155	79.9608	µg/L	97
T 2,4,5-Trichlorophenol	7.687	196.0	382305	83.3163	µg/L	m 97
T 2-Chloronaphthalene	7.831	162.0	1141407	74.5958	µg/L	99
T 2-Nitroaniline	7.995	65.0	175820	66.9449	µg/L	99
T Dimethyl Phthalate	8.251	163.0	1172078	76.9587	µg/L	99
T 2,6-Dinitrotoluene	8.302	165.0	130559	63.4111	µg/L	92
T Acenaphthylene	8.323	152.1	1763274	72.6332	µg/L	100
T 3-Nitroaniline	8.507	138.0	184342	82.2788	µg/L	89
T Acenaphthene	8.538	154.0	1045013	74.0583	µg/L	99
T 2,4-Dinitrophenol	8.620	184.0	74863	70.1595	µg/L	93
T Dibenzofuran	8.753	168.0	1780343	79.7202	µg/L	100
T 2,4-Dinitrotoluene	8.783	165.0	210154	78.4851	µg/L	86
T 4-Nitrophenol	8.804	109.0	174515	76.2673	µg/L	88
T Diethylphthalate	9.111	149.0	1208046	79.0724	µg/L	99
T Fluorene	9.162	166.0	1358564	75.7079	µg/L	99
T 4-Chlorophenyl-phenylether	9.203	204.0	605191	73.6957	µg/L	99
T 4-Nitroaniline	9.244	138.0	159554	72.8184	µg/L	96
T 4,6-Dinitro-2-methylphenol	9.264	198.0	104616	69.1511	µg/L	96
T N-nitrosodiphenylamine	9.356	169.0	949874	81.6544	µg/L	99
T Azobenzene	9.387	77.0	1062972	76.8451	µg/L	95
T 4-Bromophenyl-phenylether	9.786	248.0	361246	77.0518	µg/L	100
T Hexachlorobenzene	9.816	283.9	352721	74.5444	µg/L	98
T Pentachlorophenol	10.090	265.9	179120	80.4101	µg/L	97
T Phenanthrene	10.313	178.0	1802499	76.0232	µg/L	99
T Anthracene	10.374	178.0	1812155	79.0262	µg/L	99
T Triallate	10.444	86.0	360566	72.8711	µg/L	98
T Carbazole	10.627	167.0	1701178	74.9750	µg/L	100
T o-Terphenyl	10.850	230.0	1004947	73.3161	µg/L	99
T Di-n-Butylphthalate	11.234	149.0	1697719	78.7459	µg/L	100
T Fluoranthene	12.156	202.0	1910346	76.4956	µg/L	100
T Benzidine	12.551	184.0	719362	73.6076	µg/L	97
T Pyrene	12.602	202.0	2109582	77.1548	µg/L	97
T Butylbenzylphthalate	14.582	149.0	562804	80.0296	µg/L	100
T Benzo(a)Anthracene	15.819	228.0	1545086	80.6463	µg/L	99
T Chrysene	15.931	228.0	1660978	79.1041	µg/L	98
T 3,3-Dichlorobenzidine	15.972	252.0	516169	79.0685	µg/L	98
T bis(2-ethylhexyl)Phthalate	16.657	167.0	193431	77.6878	µg/L	98
T Di-n-octyl Phthalate	18.345	149.0	1373079	79.6913	µg/L	100

Quantitation Results Report (QT Reviewed)

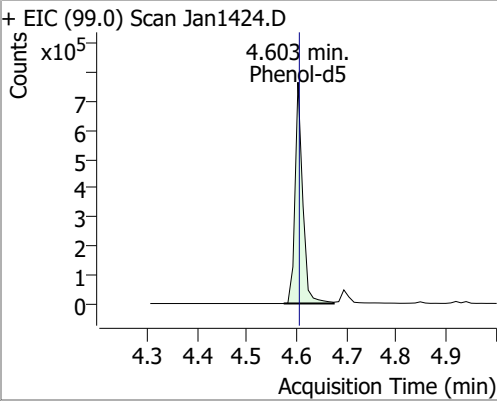
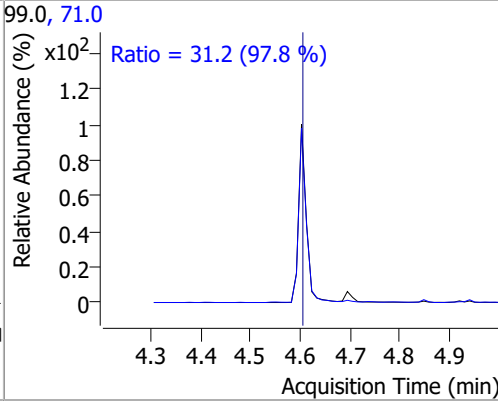
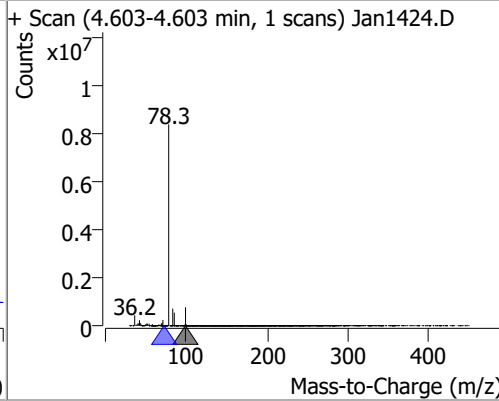
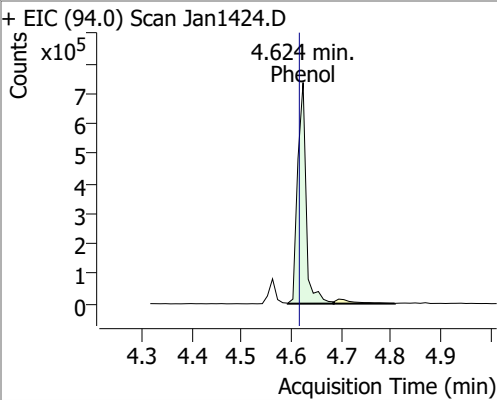
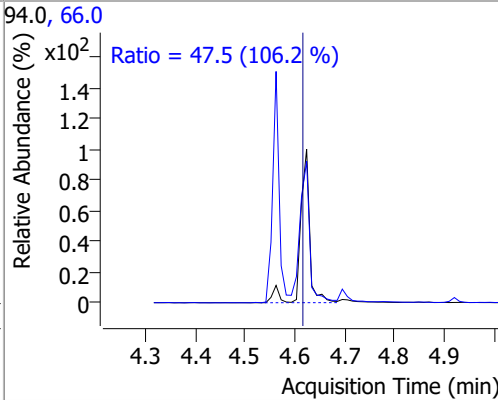
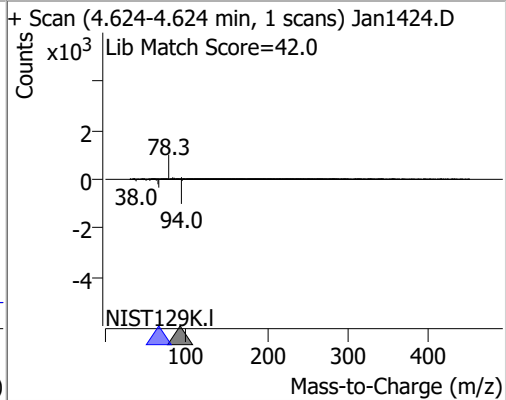
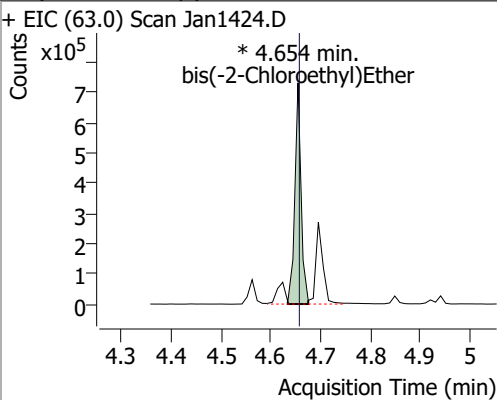
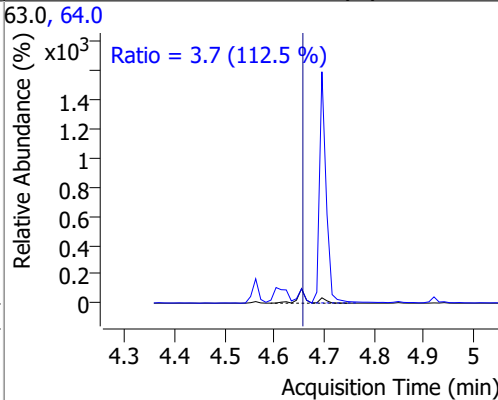
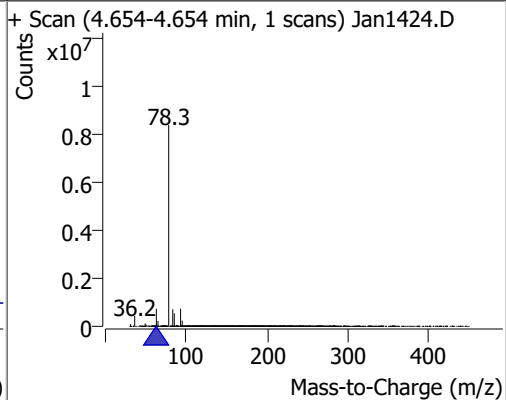
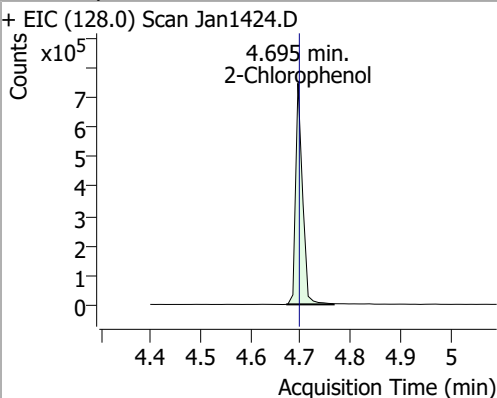
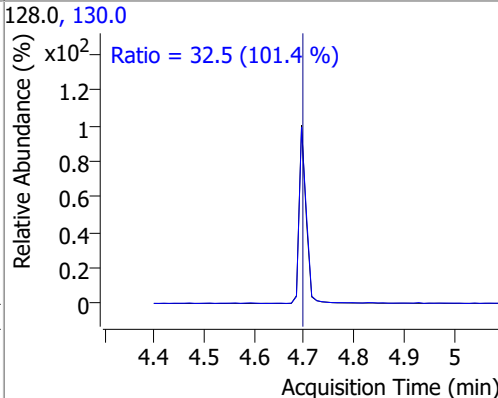
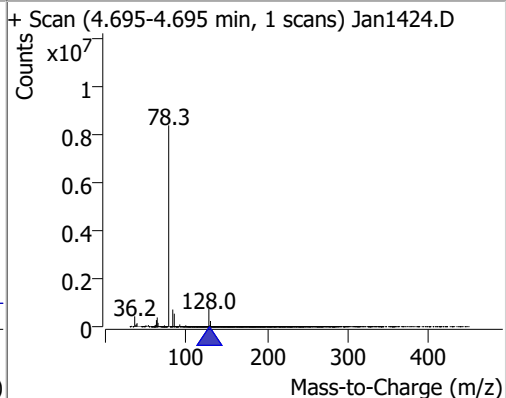
Compound	RT	QIon	Resp.	Conc.	Units	Dev(Min)
T Benzo(b)fluoranthene	18.598	252.0	1526591	82.4405	µg/L	98
T Benzo(k)fluoranthene	18.659	252.0	1575711	82.0777	µg/L	99
T Benzo(a)pyrene	19.186	252.0	1425574	80.8501	µg/L	99
T Indeno(1,2,3-c,d)pyrene	20.938	276.0	1187323	79.8798	µg/L	98
T Dibenzo(a,h)anthracene	21.009	278.0	1267780	78.9488	µg/L	98
T Benzo(g,h,i)perylene	21.272	276.0	1438337	82.8814	µg/L	98

(#) = Qualifier Out of Range; (m) = Manual Integration; (+) = Area Summed; (*) = Surrogate Percent Recovery Out of Range; (d): Zeroed Peak

Quantitation Results Report (QT Reviewed)

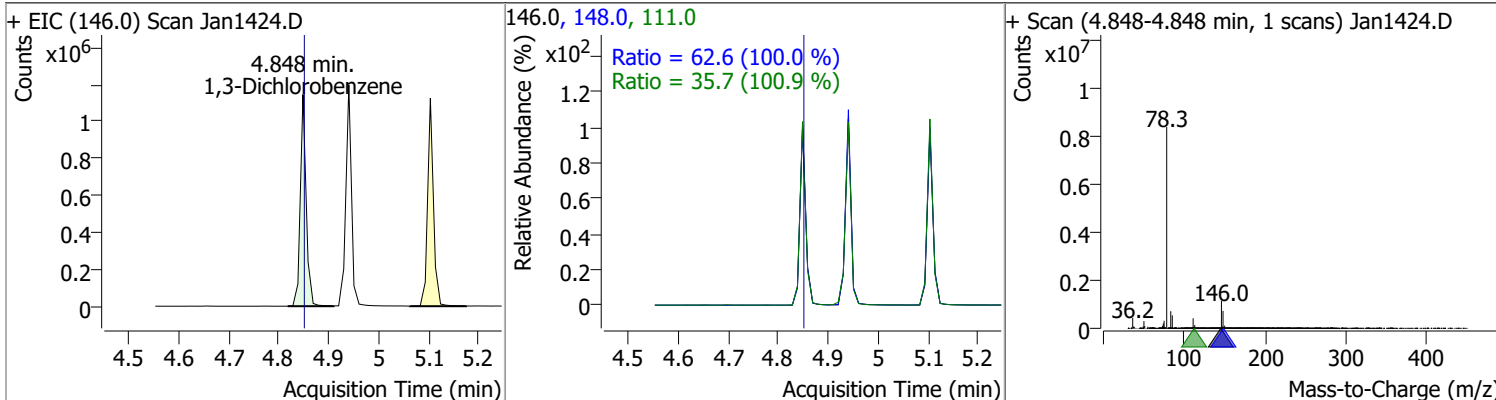


Quantitation Results Report (QT Reviewed)

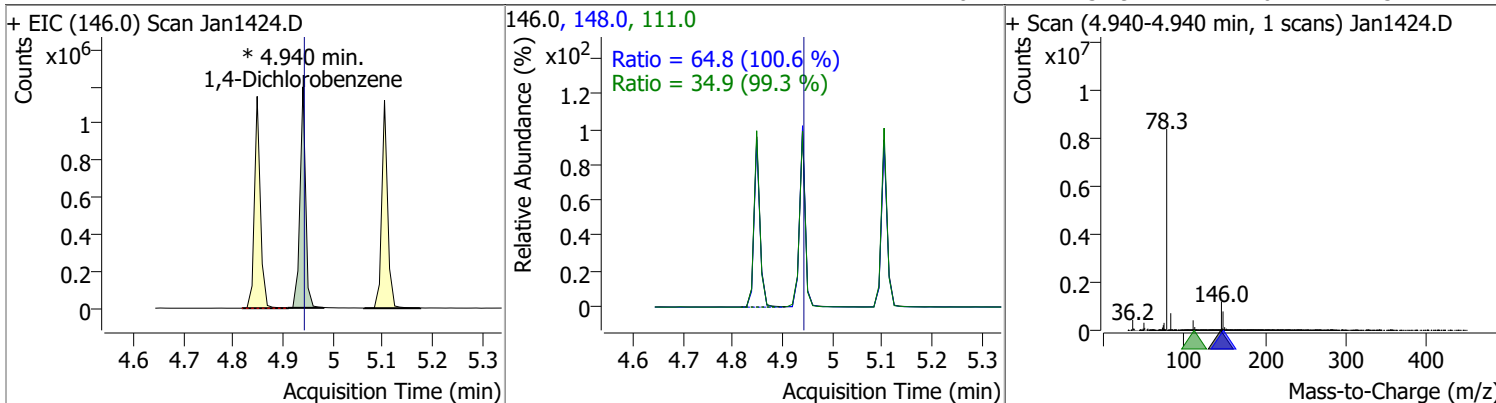
Compound	Conc.	RT	Dev(Min)	Resp.	QIon	QRatio	Lower	Upper
Phenol-d5	79.1646	4.60	0.00	812773	71.0	31.2	22.3	41.5
+ EIC (99.0) Scan Jan1424.D 			99.0, 71.0 			+ Scan (4.603-4.603 min, 1 scans) Jan1424.D 		
Phenol	80.6176	4.62	0.01	866944	66.0	47.5	31.3	58.2
+ EIC (94.0) Scan Jan1424.D 			94.0, 66.0 			+ Scan (4.624-4.624 min, 1 scans) Jan1424.D Lib Match Score=42.0 		
bis(-2-Chloroethyl)Ether	74.9929	4.65	0.00	634004 (m)	64.0	3.7	2.3	4.3
+ EIC (63.0) Scan Jan1424.D 			63.0, 64.0 			+ Scan (4.654-4.654 min, 1 scans) Jan1424.D 		
2-Chlorophenol	79.4379	4.70	0.00	721427	130.0	32.5	22.4	41.6
+ EIC (128.0) Scan Jan1424.D 			128.0, 130.0 			+ Scan (4.695-4.695 min, 1 scans) Jan1424.D 		

Quantitation Results Report (QT Reviewed)

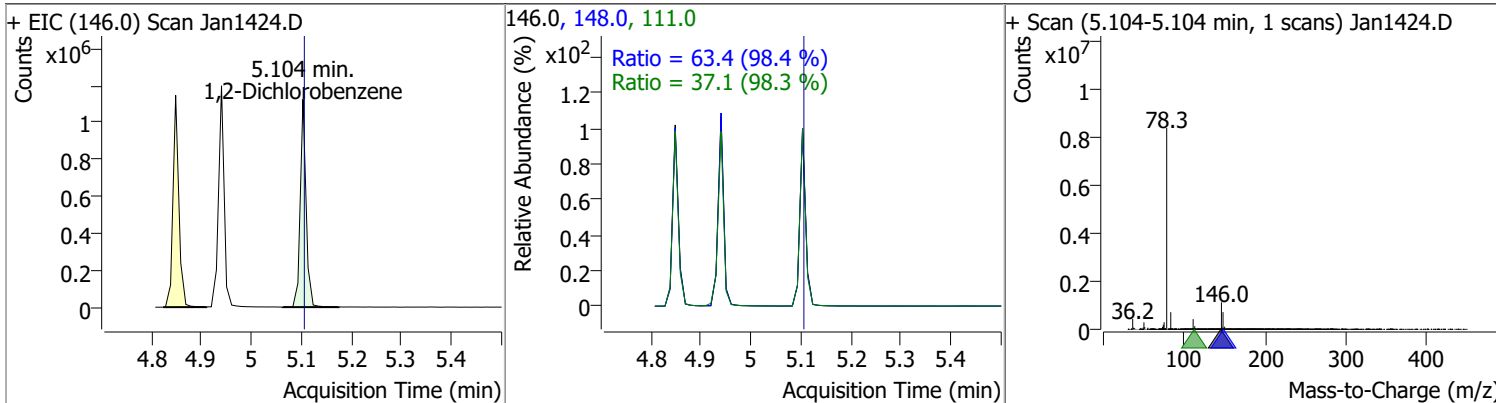
Compound	Conc.	RT	Dev(Min)	Resp.	QIon	QRatio	Lower	Upper
1,3-Dichlorobenzene	78.0850	4.85	0.00	941061	148.0	62.6	43.8	81.3
					111.0	35.7	24.8	46.0



Compound	Conc.	RT	Dev(Min)	Resp.	QIon	QRatio	Lower	Upper
1,4-Dichlorobenzene	76.9624	4.94	0.00	932188 (m)	148.0	64.8	45.1	83.8
					111.0	34.9	24.6	45.7

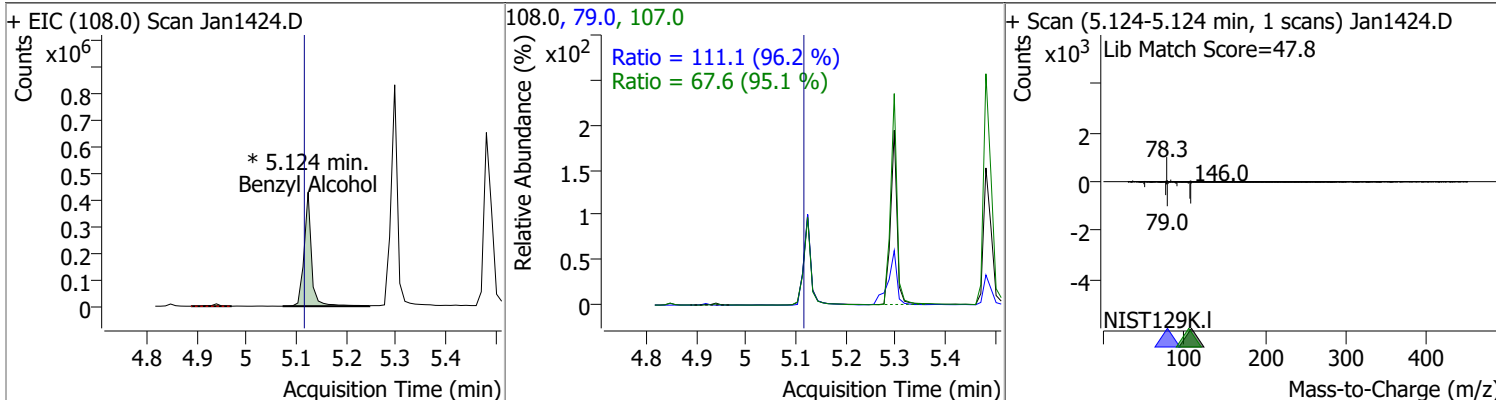


Compound	Conc.	RT	Dev(Min)	Resp.	QIon	QRatio	Lower	Upper
1,2-Dichlorobenzene	76.6077	5.10	0.00	914873	148.0	63.4	45.1	83.8
					111.0	37.1	26.4	49.1

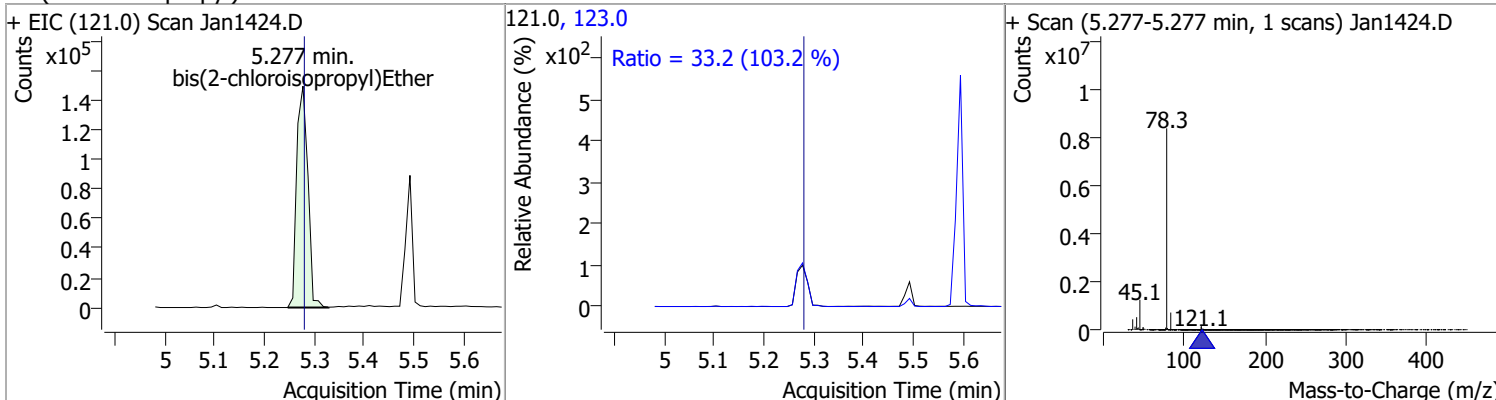


Quantitation Results Report (QT Reviewed)

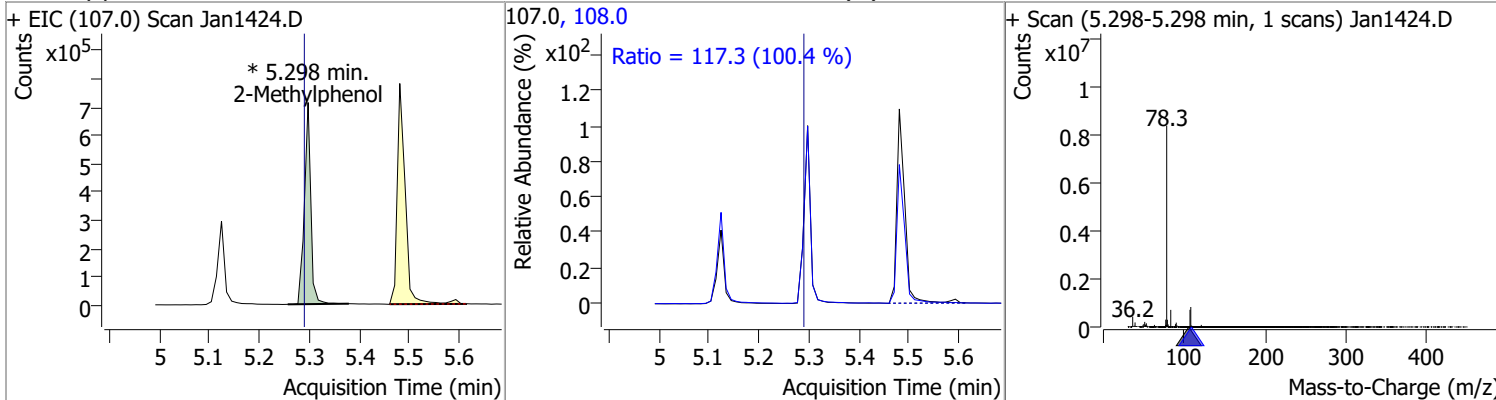
Compound	Conc.	RT	Dev(Min)	Resp.	QIon	QRatio	Lower	Upper
Benzyl Alcohol	84.7188	5.12	0.01	445304 (m)	79.0	111.1	80.8	150.1
					107.0	67.6	49.7	92.3



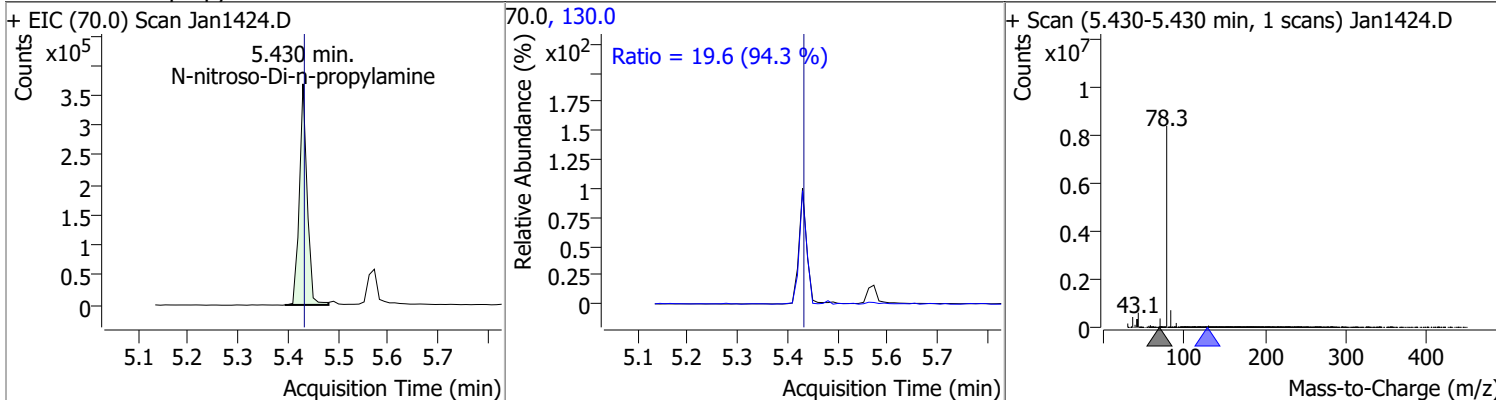
Compound	Conc.	RT	Dev(Min)	Resp.	QIon	QRatio	Lower	Upper
bis(2-chloroisopropyl)Ether	71.5405	5.28	0.00	232039	123.0	33.2	22.5	41.8



Compound	Conc.	RT	Dev(Min)	Resp.	QIon	QRatio	Lower	Upper
2-Methylphenol	78.7780	5.30	0.01	636585 (m)	108.0	117.3	81.8	152.0

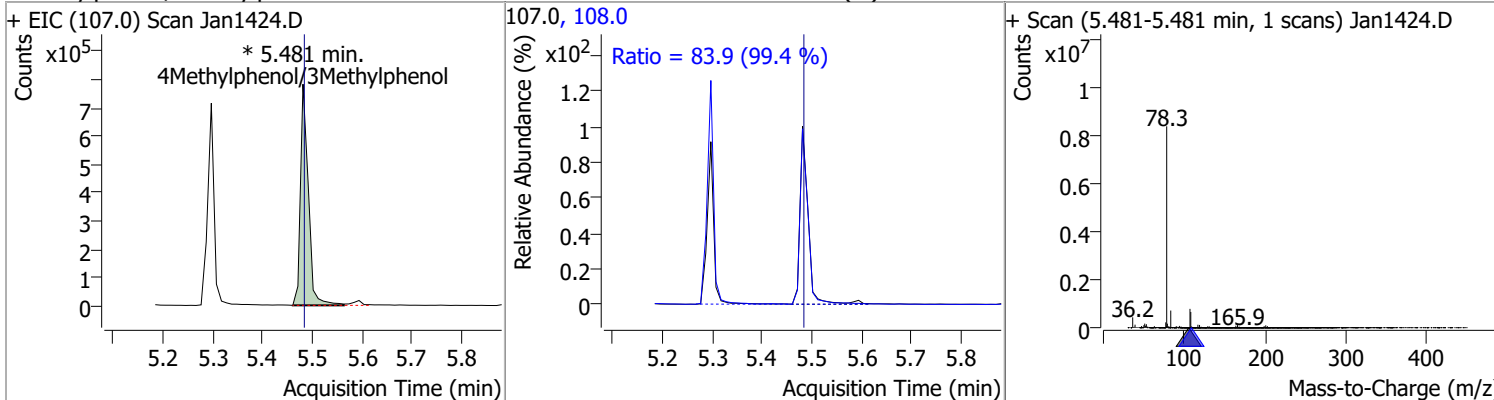


Compound	Conc.	RT	Dev(Min)	Resp.	QIon	QRatio	Lower	Upper
N-nitroso-Di-n-propylamine	70.6418	5.43	0.00	398864	130.0	19.6	0.0	41.5

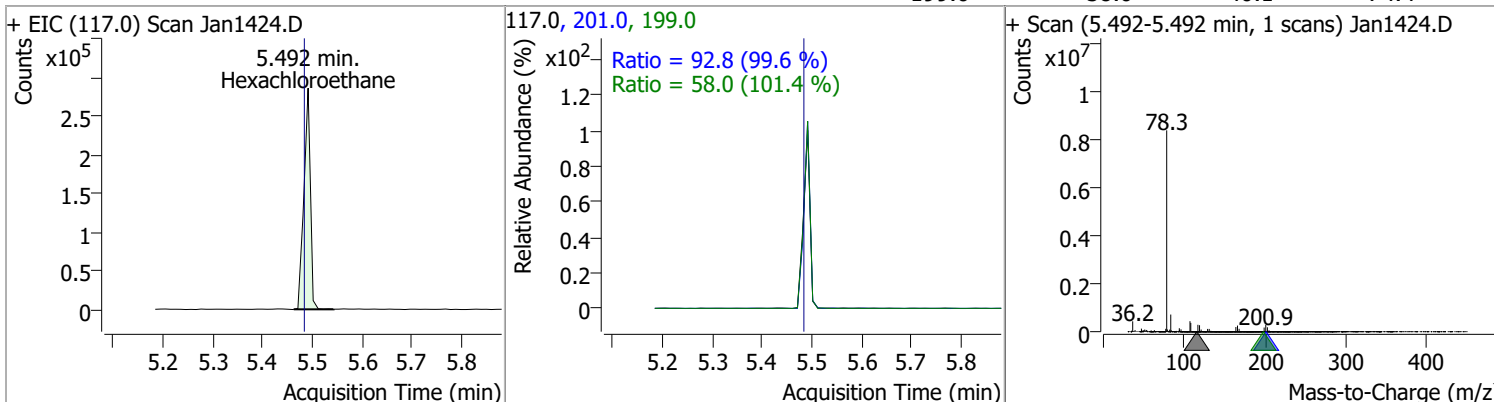


Quantitation Results Report (QT Reviewed)

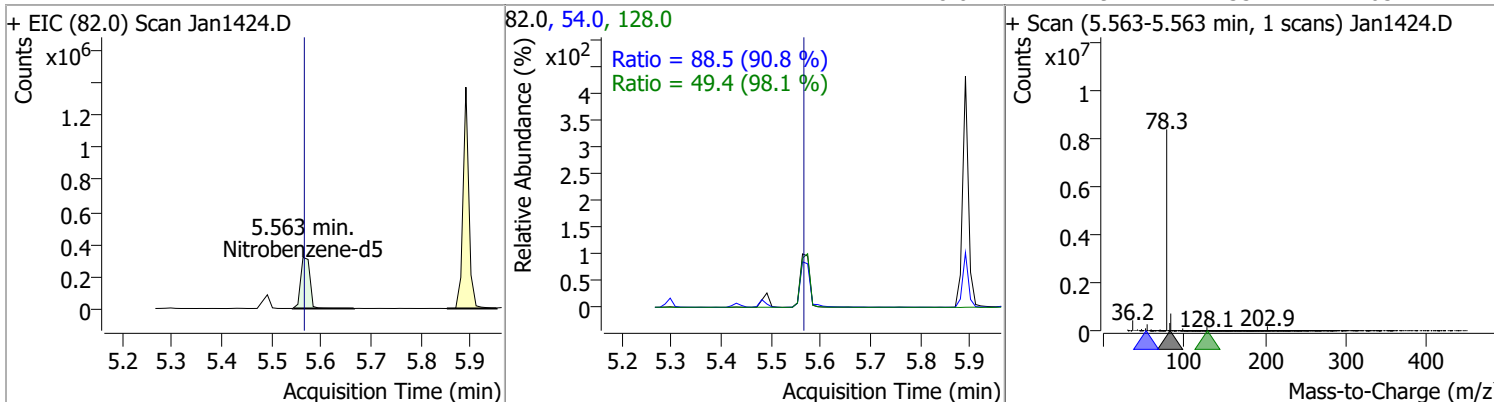
Compound	Conc.	RT	Dev(Min)	Resp.	QIon	QRatio	Lower	Upper
4Methylphenol/3Methylphenol	78.8621	5.48	0.00	860958 (m)	108.0	83.9	59.1	109.8



Compound	Conc.	RT	Dev(Min)	Resp.	QIon	QRatio	Lower	Upper
Hexachloroethane	74.6770	5.49	0.01	257740	201.0	92.8	65.2	121.2
					199.0	58.0	40.1	74.4

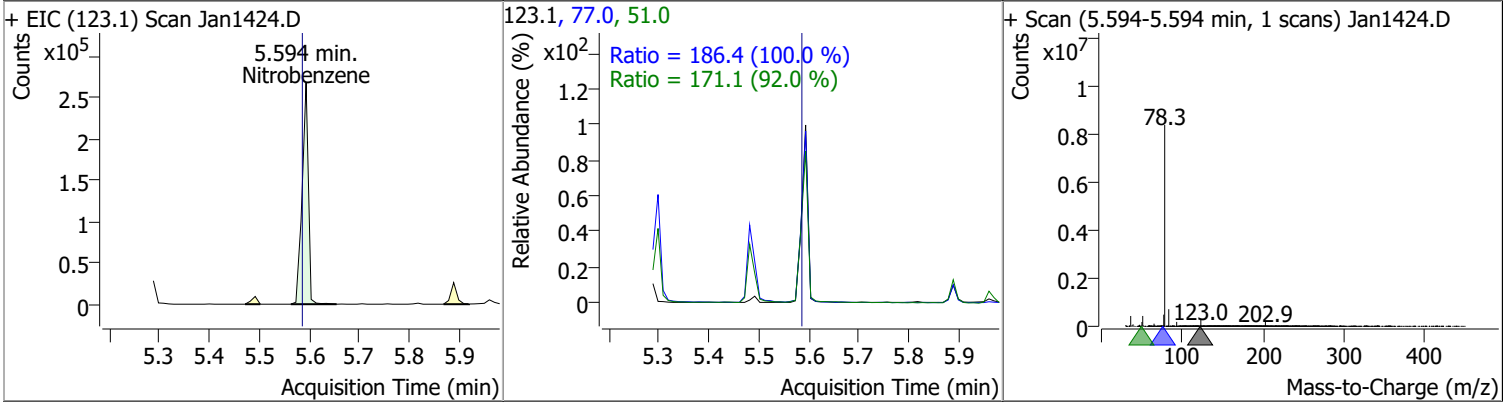


Compound	Conc.	RT	Dev(Min)	Resp.	QIon	QRatio	Lower	Upper
Nitrobenzene-d5	73.6368	5.56	0.00	411417	54.0	88.5	68.2	126.6
					128.0	49.4	35.2	65.4

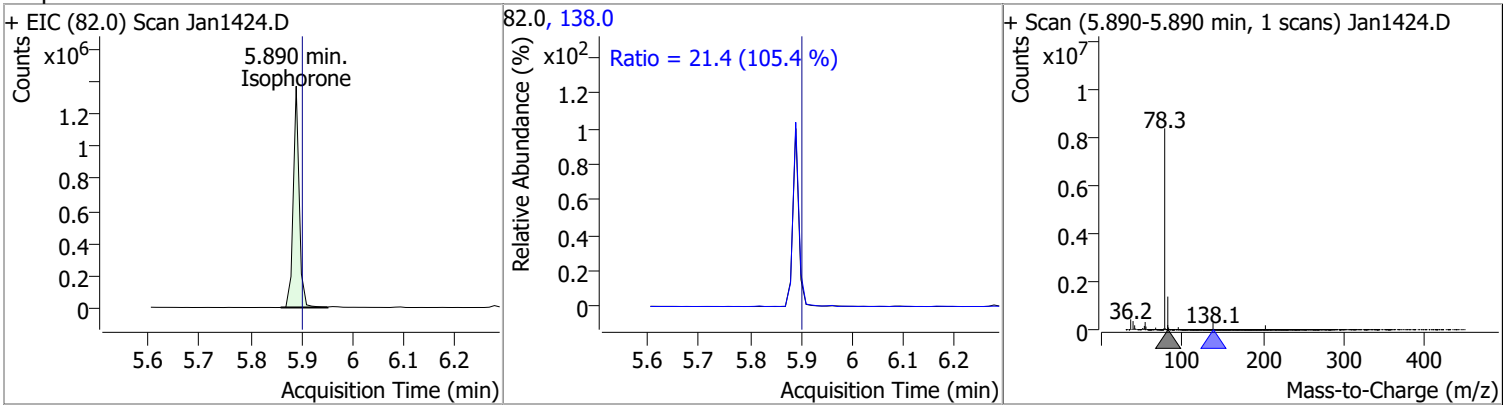


Quantitation Results Report (QT Reviewed)

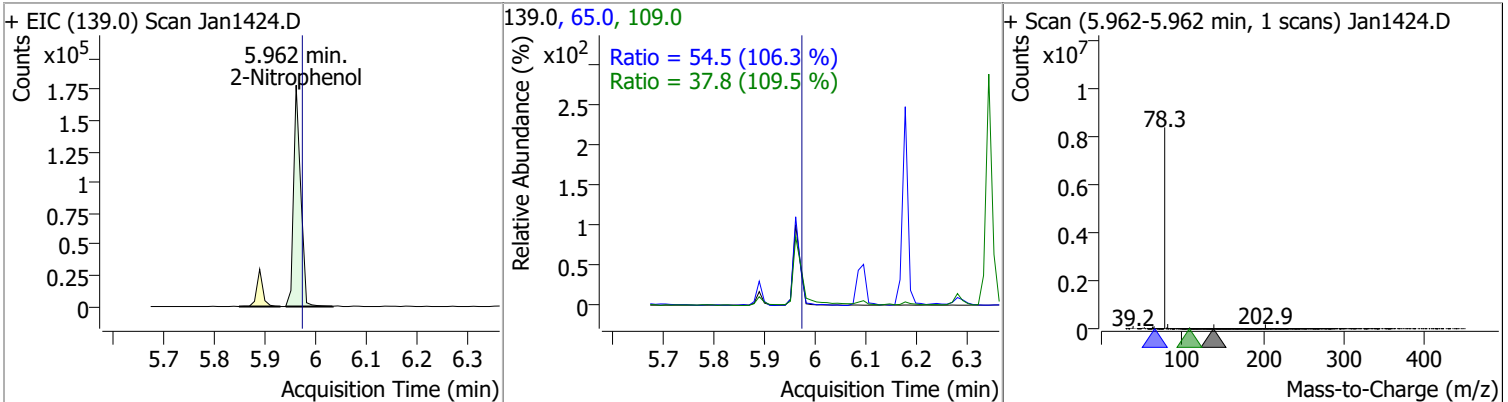
Compound	Conc.	RT	Dev(Min)	Resp.	QIon	QRatio	Lower	Upper
Nitrobenzene	78.7698	5.59	0.01	233532	77.0	186.4	130.5	242.3
					51.0	171.1	130.2	241.8



Compound	Conc.	RT	Dev(Min)	Resp.	QIon	QRatio	Lower	Upper
Isophorone	83.0922	5.89	0.00	1111653	138.0	21.4	14.2	26.4

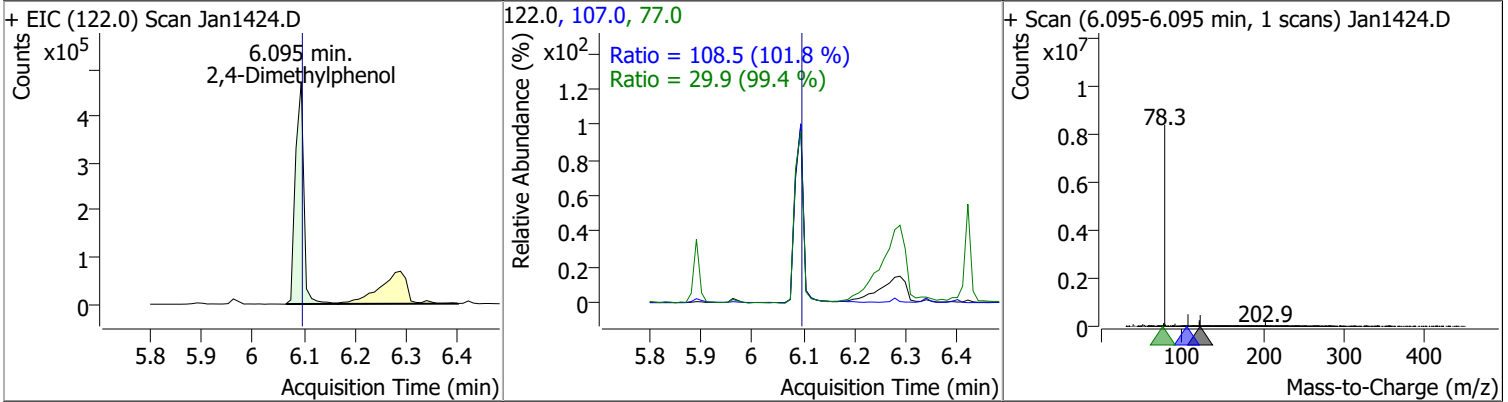


Compound	Conc.	RT	Dev(Min)	Resp.	QIon	QRatio	Lower	Upper
2-Nitrophenol	74.3867	5.96	0.00	173346	65.0	54.5	35.9	66.6
					109.0	37.8	24.1	44.8

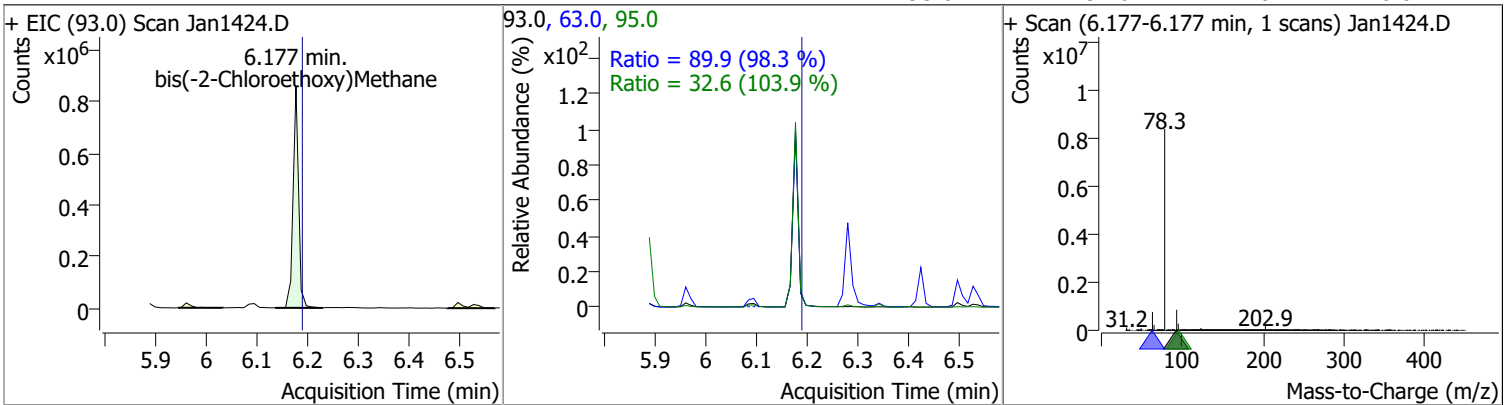


Quantitation Results Report (QT Reviewed)

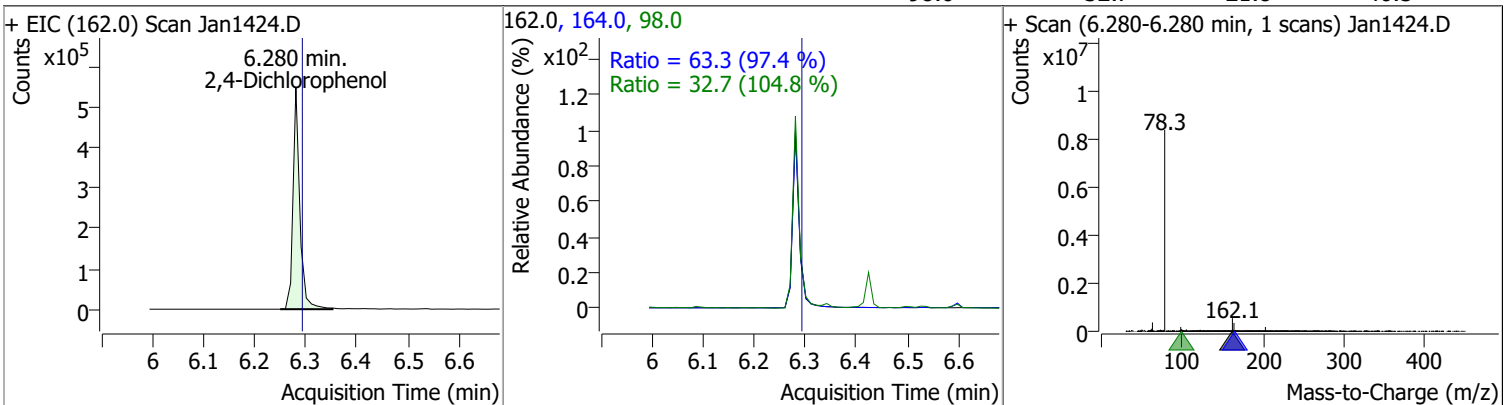
Compound	Conc.	RT	Dev(Min)	Resp.	QIon	QRatio	Lower	Upper
2,4-Dimethylphenol	79.5026	6.10	0.01	534501	107.0	108.5	74.6	138.5
					77.0	29.9	21.0	39.1



Compound	Conc.	RT	Dev(Min)	Resp.	QIon	QRatio	Lower	Upper
bis(-2-Chloroethoxy)Methane	82.1064	6.18	0.00	642632	63.0	89.9	64.0	118.8
					95.0	32.6	22.0	40.8

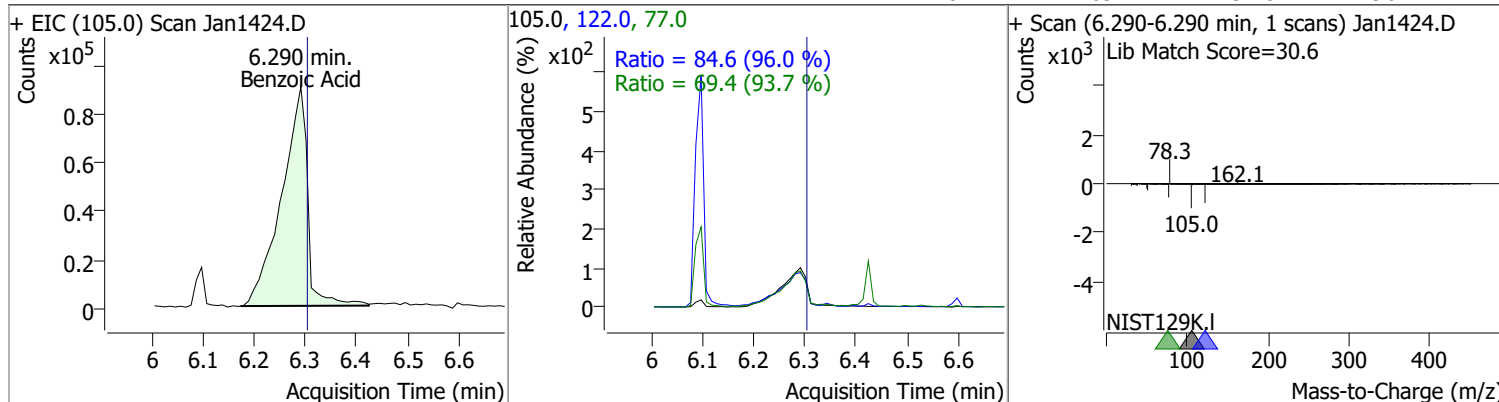


Compound	Conc.	RT	Dev(Min)	Resp.	QIon	QRatio	Lower	Upper
2,4-Dichlorophenol	83.5853	6.28	0.00	510800	164.0	63.3	45.5	84.6
					98.0	32.7	21.8	40.5

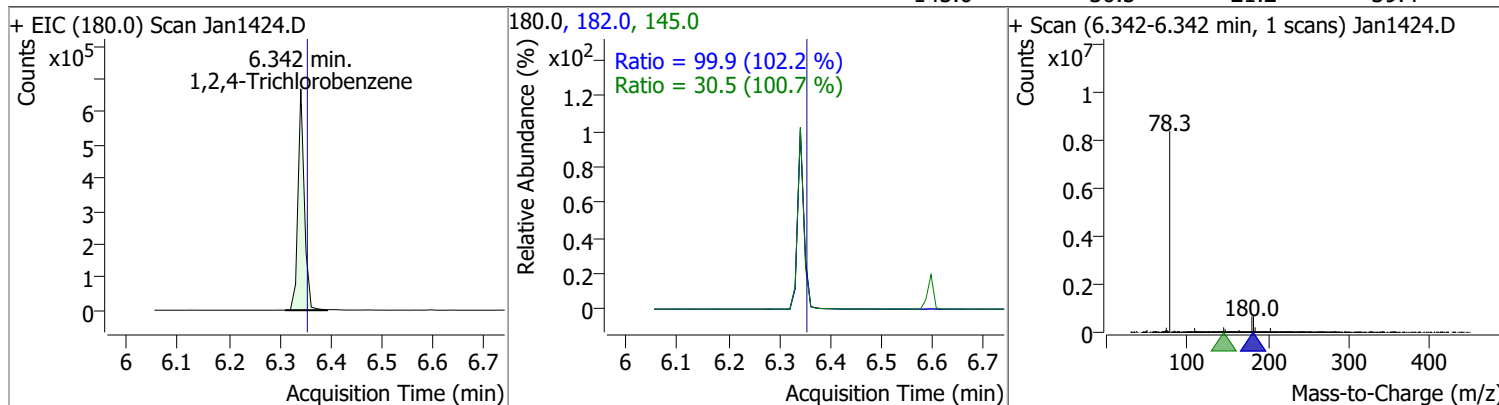


Quantitation Results Report (QT Reviewed)

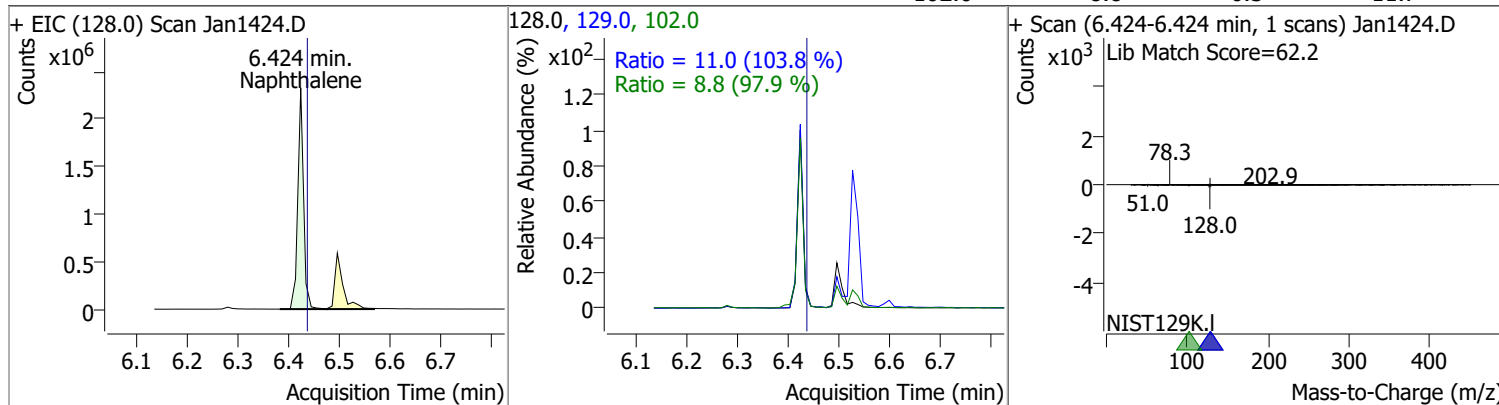
Compound	Conc.	RT	Dev(Min)	Resp.	QIon	QRatio	Lower	Upper
Benzoic Acid	86.9150	6.29	0.00	321881	122.0	84.6	61.7	114.6
					77.0	69.4	51.8	96.2



Compound	Conc.	RT	Dev(Min)	Resp.	QIon	QRatio	Lower	Upper
1,2,4-Trichlorobenzene	74.8798	6.34	0.00	580176	182.0	99.9	68.4	127.1
					145.0	30.5	21.2	39.4

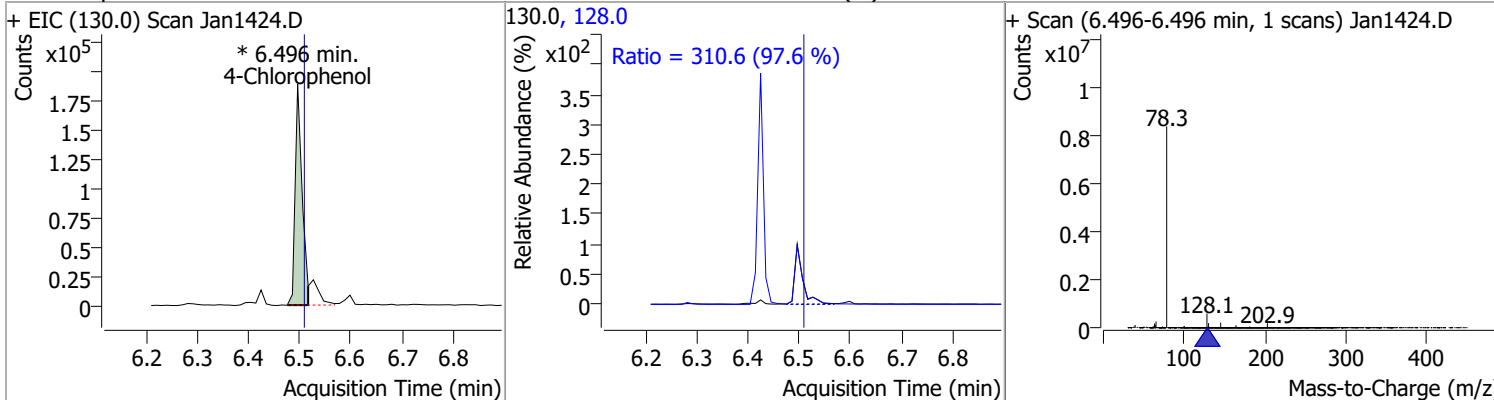


Compound	Conc.	RT	Dev(Min)	Resp.	QIon	QRatio	Lower	Upper
Naphthalene	80.8993	6.42	0.00	1824896	129.0	11.0	7.4	13.8
					102.0	8.8	6.3	11.7

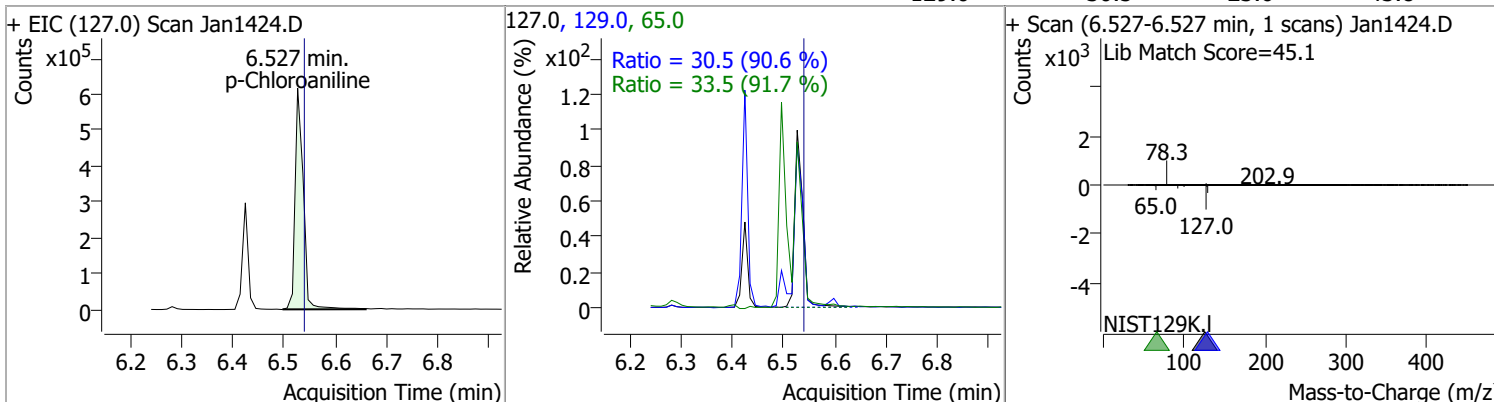


Quantitation Results Report (QT Reviewed)

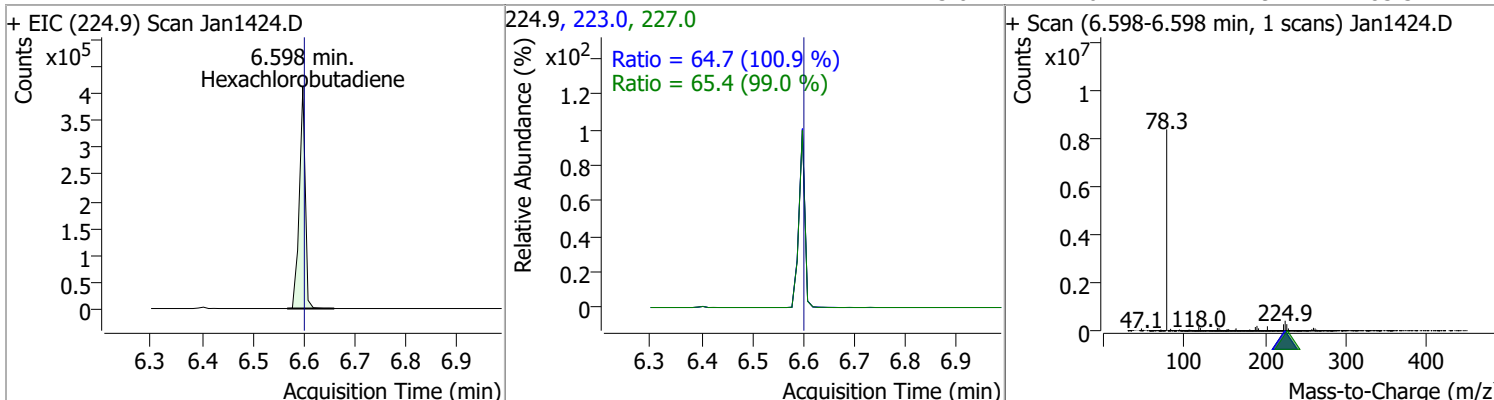
Compound	Conc.	RT	Dev(Min)	Resp.	QIon	QRatio	Lower	Upper
4-Chlorophenol	84.6176	6.50	0.00	177196 (m)	128.0	310.6	222.8	413.7



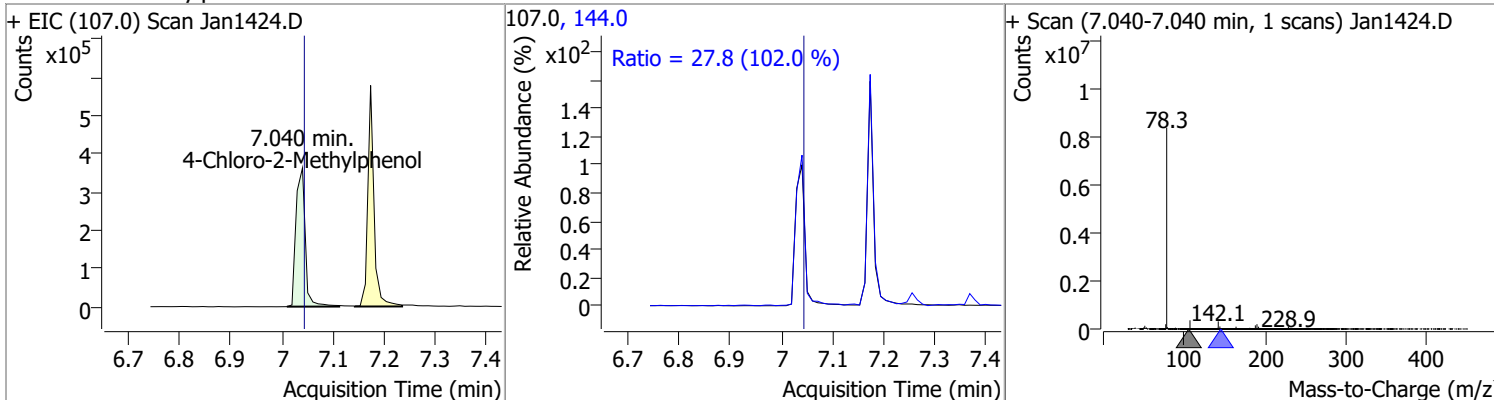
Compound	Conc.	RT	Dev(Min)	Resp.	QIon	QRatio	Lower	Upper
p-Chloroaniline	78.3556	6.53	0.00	687361	65.0	33.5	25.6	47.5
					129.0	30.5	23.6	43.8



Compound	Conc.	RT	Dev(Min)	Resp.	QIon	QRatio	Lower	Upper
Hexachlorobutadiene	78.3975	6.60	0.01	333083	227.0	65.4	46.3	85.9
					223.0	64.7	44.9	83.3

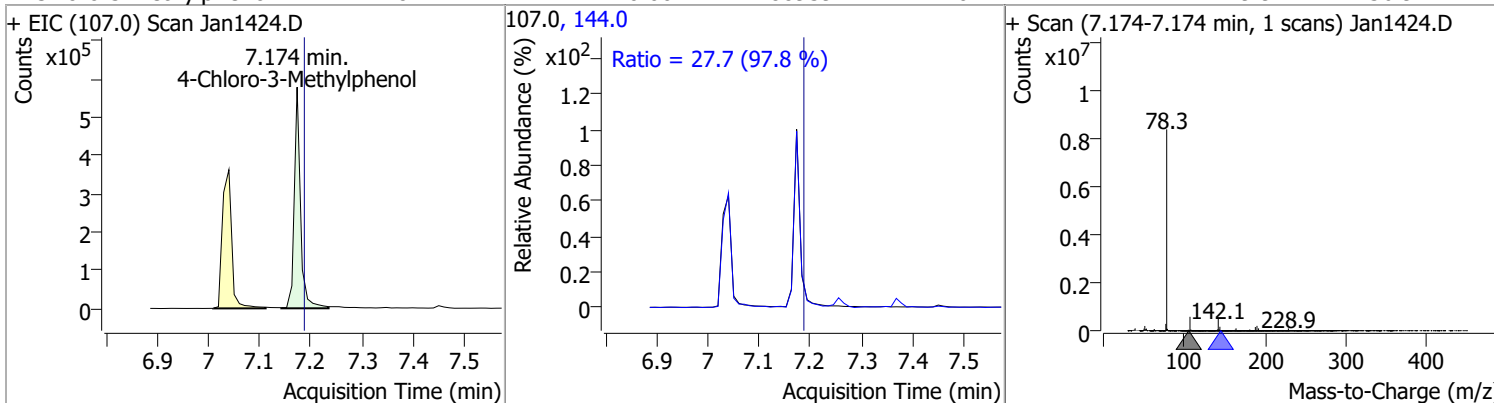


Compound	Conc.	RT	Dev(Min)	Resp.	QIon	QRatio	Lower	Upper
4-Chloro-2-Methylphenol	80.0843	7.04	0.01	453536	144.0	27.8	19.1	35.5

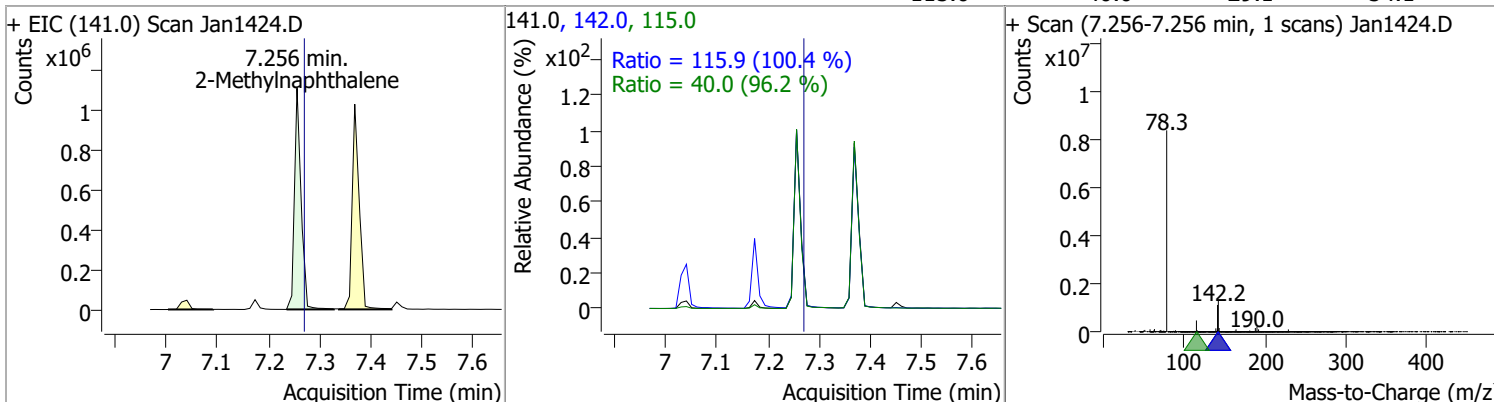


Quantitation Results Report (QT Reviewed)

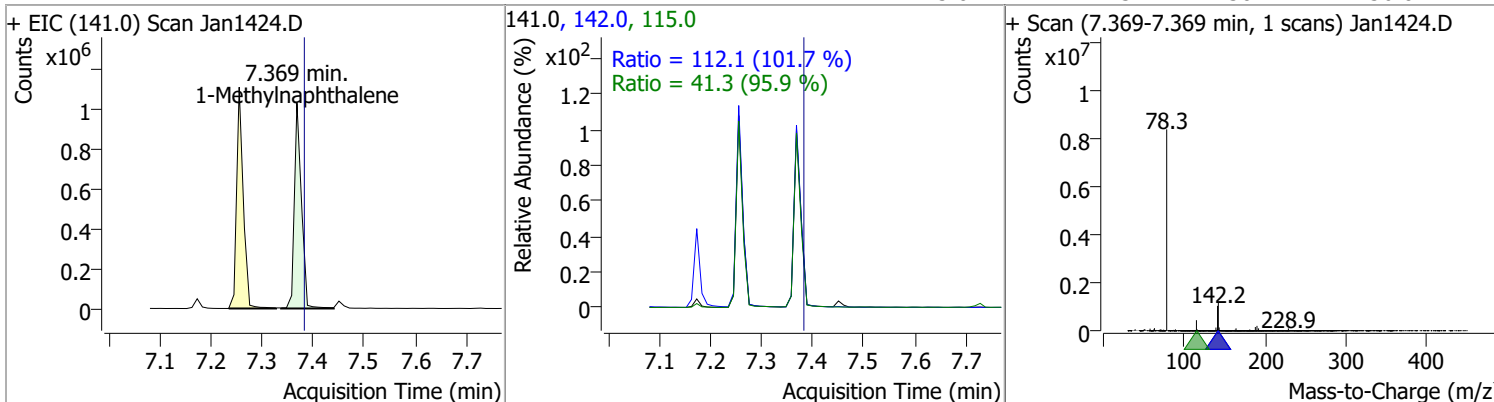
Compound	Conc.	RT	Dev(Min)	Resp.	QIon	QRatio	Lower	Upper
4-Chloro-3-Methylphenol	81.7421	7.17	0.00	488939	144.0	27.7	19.9	36.9



Compound	Conc.	RT	Dev(Min)	Resp.	QIon	QRatio	Lower	Upper
2-Methylnaphthalene	71.7059	7.26	0.00	1003202	142.0	115.9	80.8	150.1
					115.0	40.0	29.1	54.1

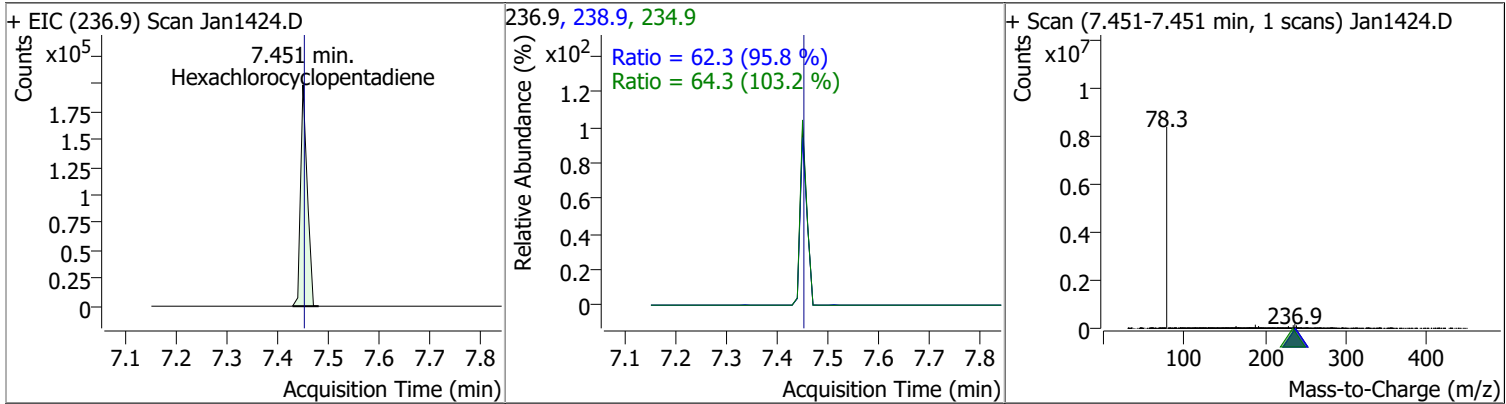


Compound	Conc.	RT	Dev(Min)	Resp.	QIon	QRatio	Lower	Upper
1-Methylnaphthalene	73.4096	7.37	0.00	991956	142.0	112.1	77.1	143.2
					115.0	41.3	30.2	56.0

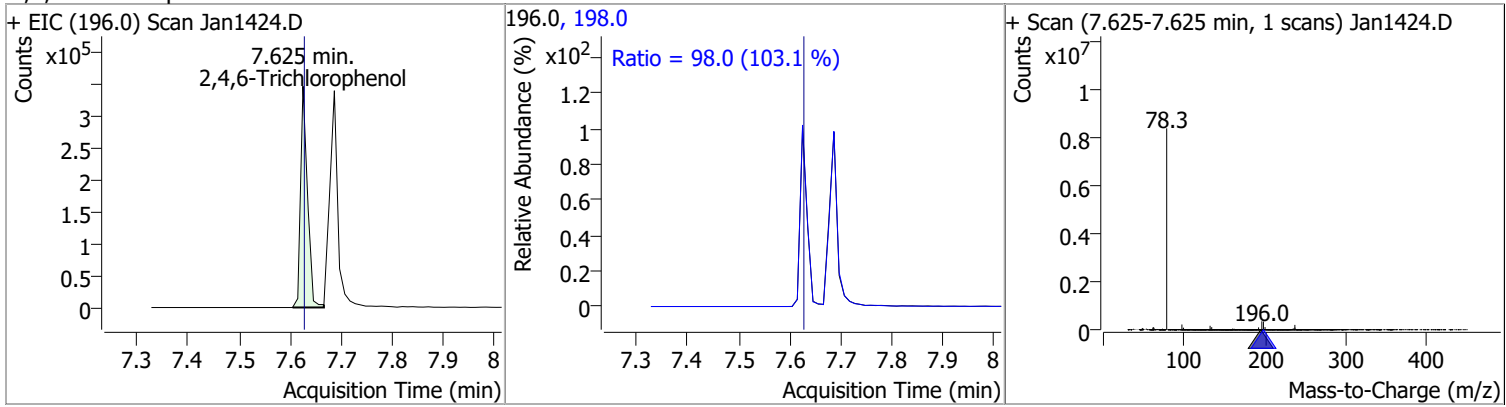


Quantitation Results Report (QT Reviewed)

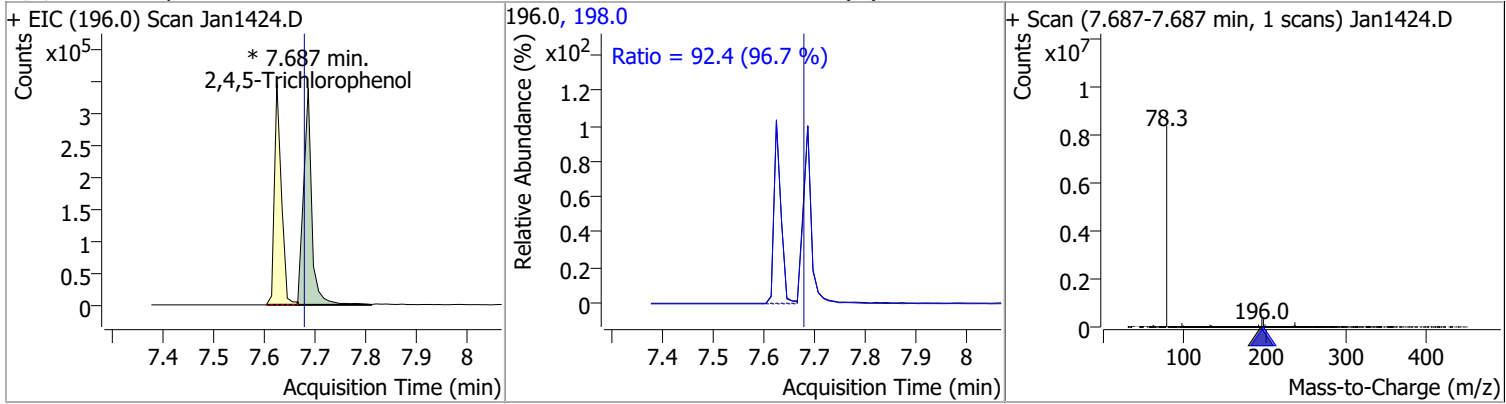
Compound	Conc.	RT	Dev(Min)	Resp.	QIon	QRatio	Lower	Upper
Hexachlorocyclopentadiene	65.5583	7.45	0.00	181279	238.9	62.3	45.5	84.6
					234.9	64.3	43.6	80.9



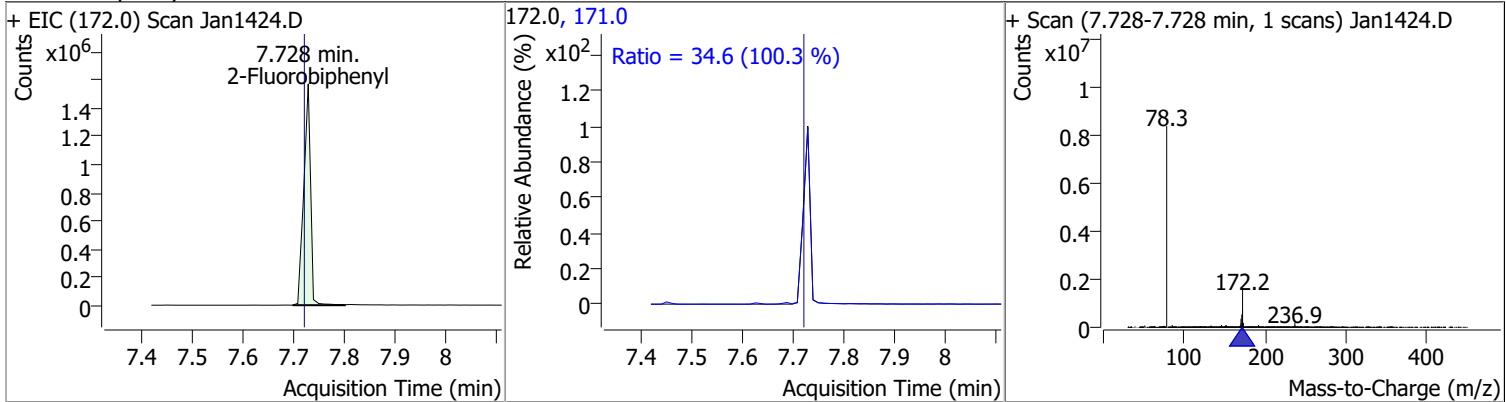
Compound	Conc.	RT	Dev(Min)	Resp.	QIon	QRatio	Lower	Upper
2,4,6-Trichlorophenol	79.9608	7.63	0.00	323155	198.0	98.0	66.6	123.6



Compound	Conc.	RT	Dev(Min)	Resp.	QIon	QRatio	Lower	Upper
2,4,5-Trichlorophenol	83.3163	7.69	0.01	382305 (m)	198.0	92.4	66.8	124.1

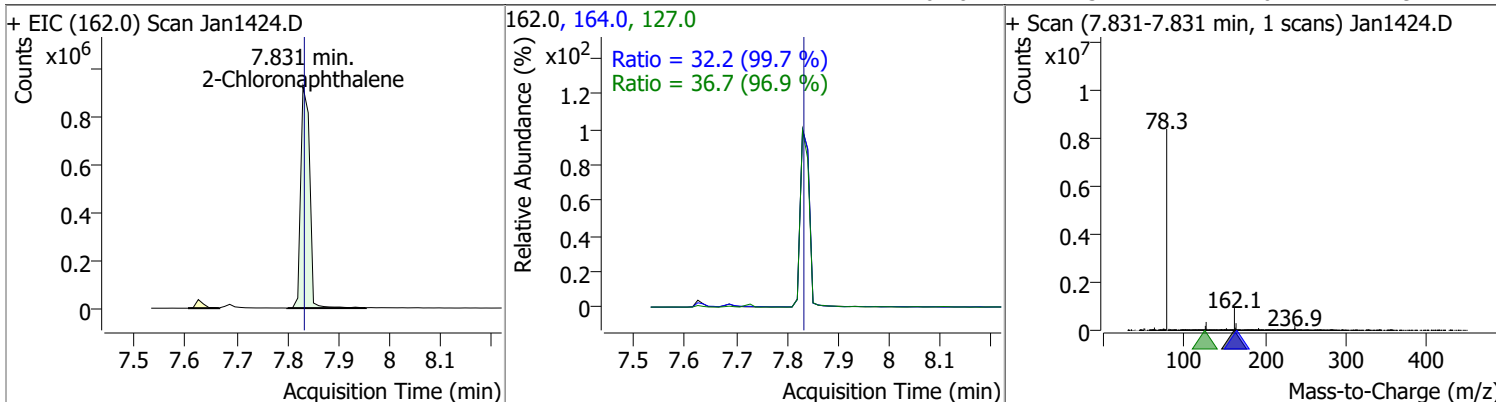


Compound	Conc.	RT	Dev(Min)	Resp.	QIon	QRatio	Lower	Upper
2-Fluorobiphenyl	79.6965	7.73	0.01	1459403	171.0	34.6	24.2	44.9

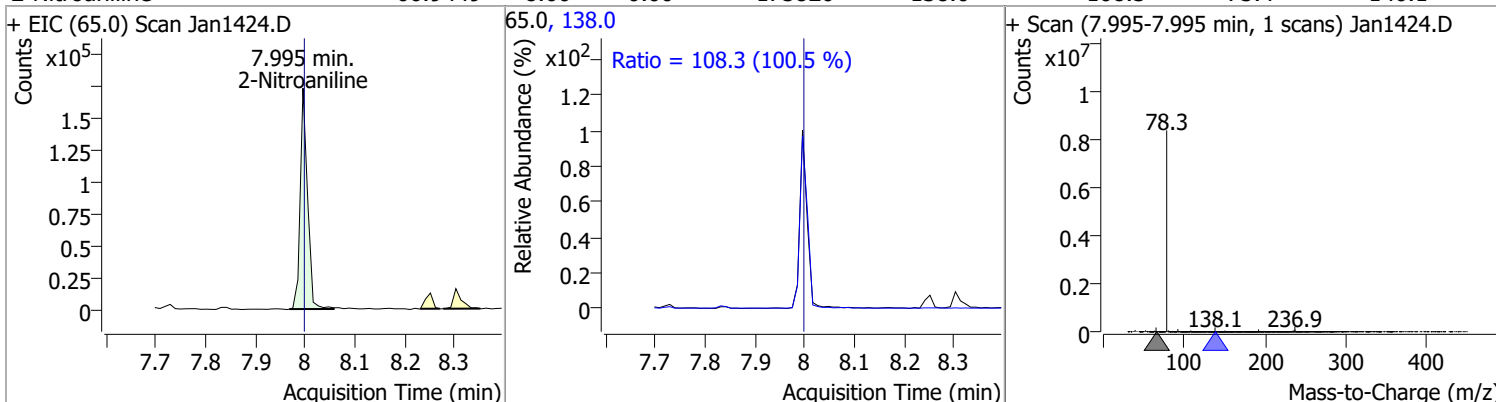


Quantitation Results Report (QT Reviewed)

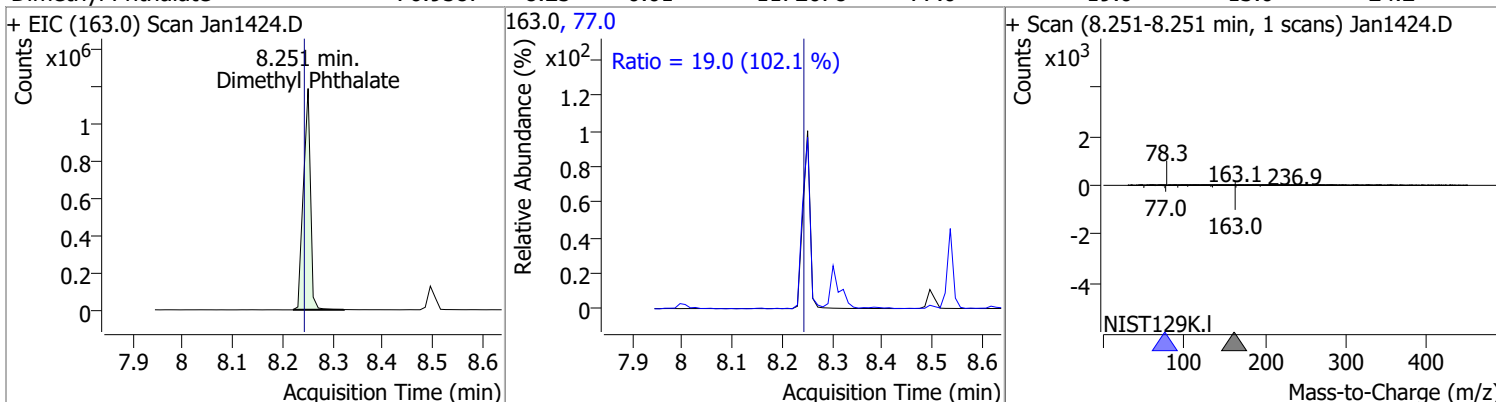
Compound	Conc.	RT	Dev(Min)	Resp.	QIon	QRatio	Lower	Upper
2-Chloronaphthalene	74.5958	7.83	0.00	1141407	127.0	36.7	26.5	49.3
					164.0	32.2	22.6	41.9



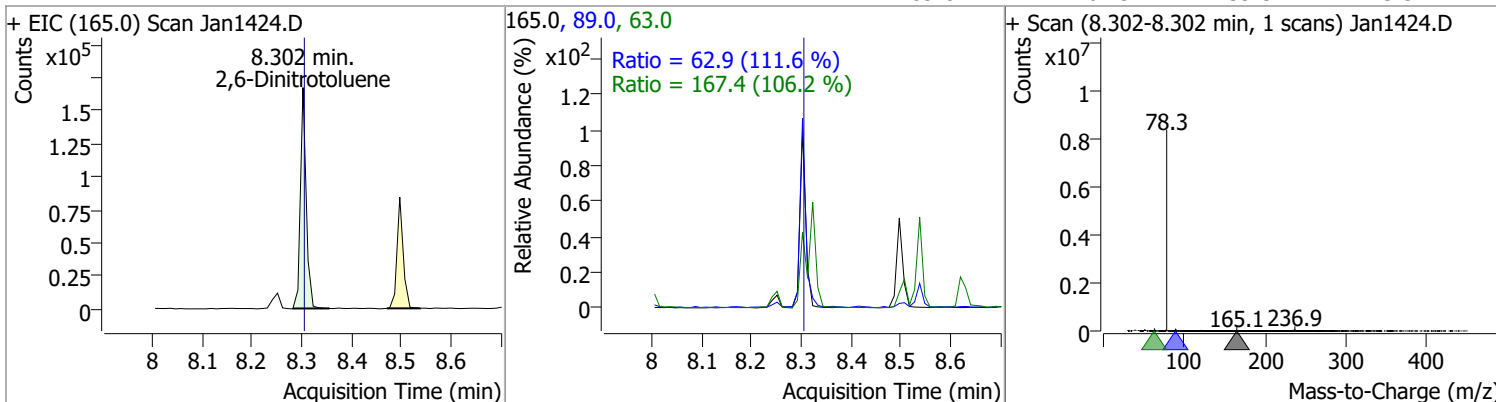
Compound	Conc.	RT	Dev(Min)	Resp.	QIon	QRatio	Lower	Upper
2-Nitroaniline	66.9449	8.00	0.00	175820	138.0	108.3	75.4	140.1



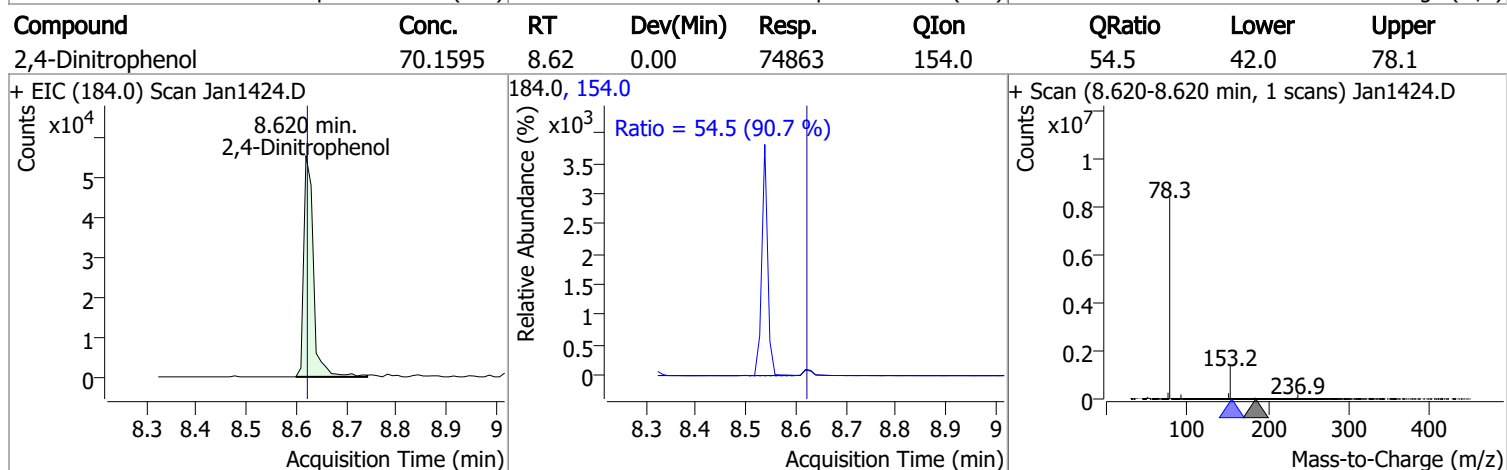
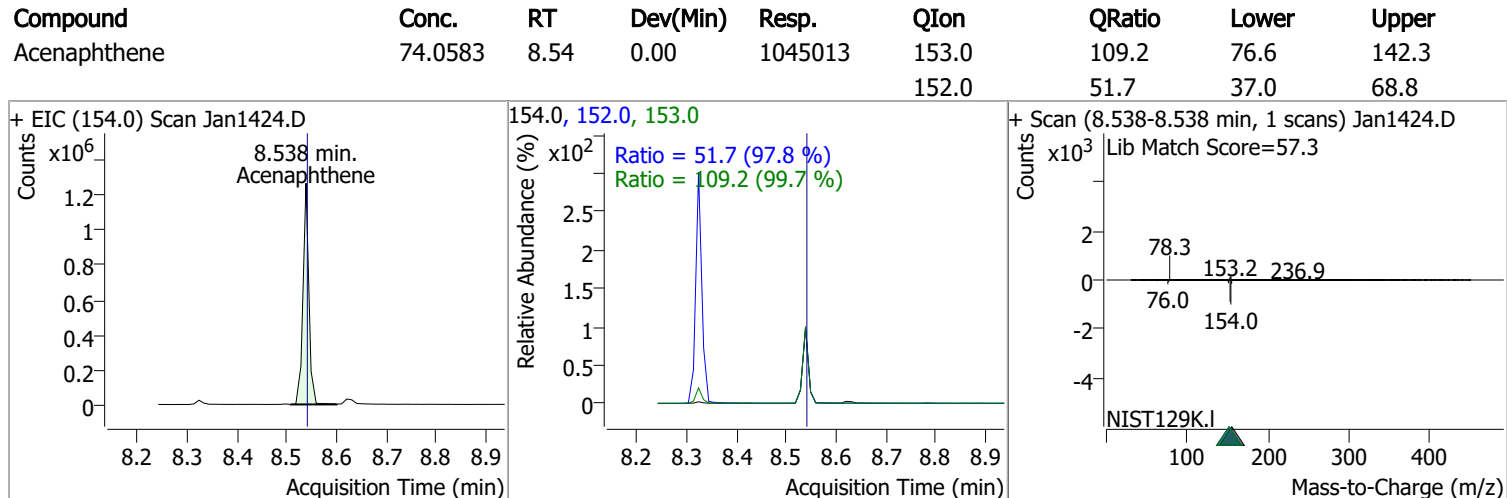
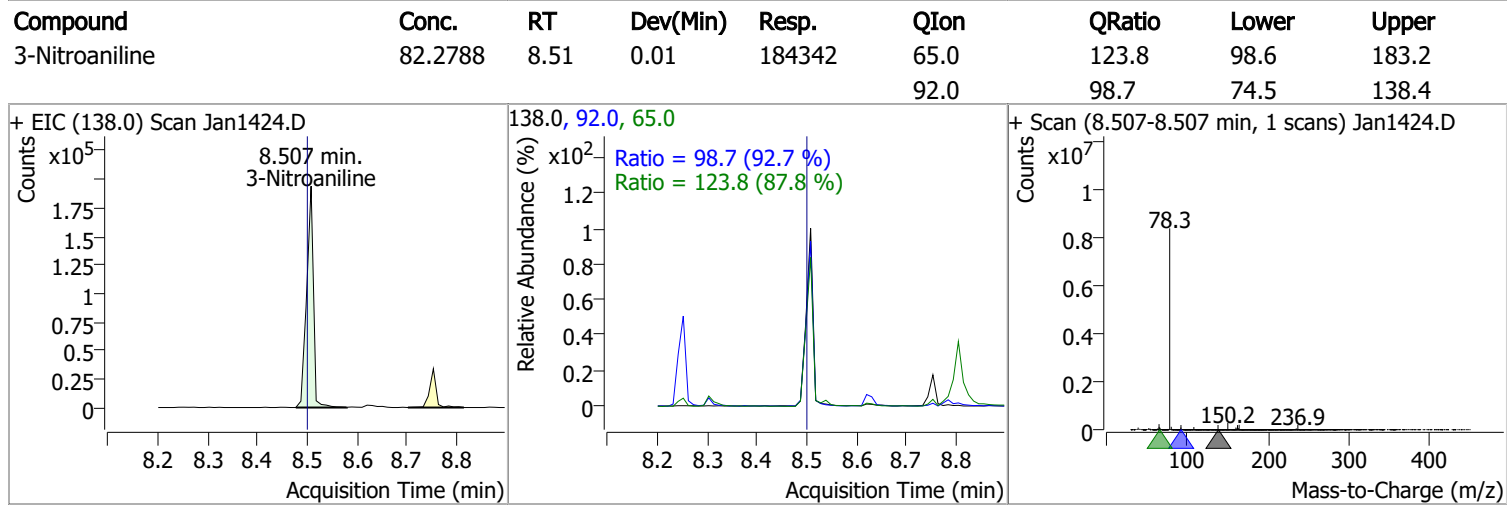
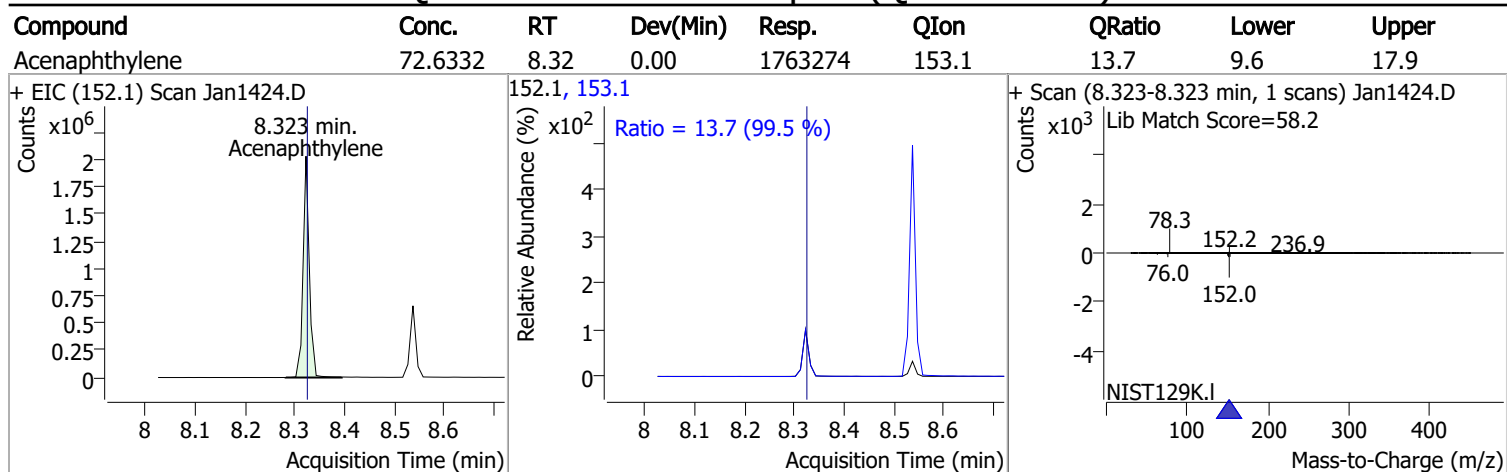
Compound	Conc.	RT	Dev(Min)	Resp.	QIon	QRatio	Lower	Upper
Dimethyl Phthalate	76.9587	8.25	0.01	1172078	77.0	19.0	13.0	24.2



Compound	Conc.	RT	Dev(Min)	Resp.	QIon	QRatio	Lower	Upper
2,6-Dinitrotoluene	63.4111	8.30	0.00	130559	63.0	167.4	110.4	205.0
					89.0	62.9	39.5	73.3

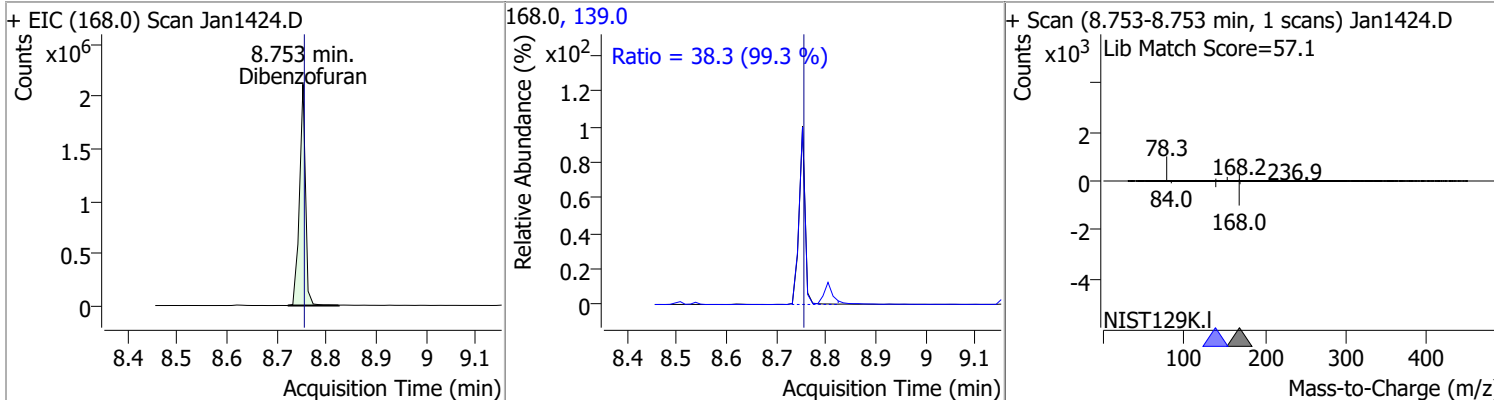


Quantitation Results Report (QT Reviewed)

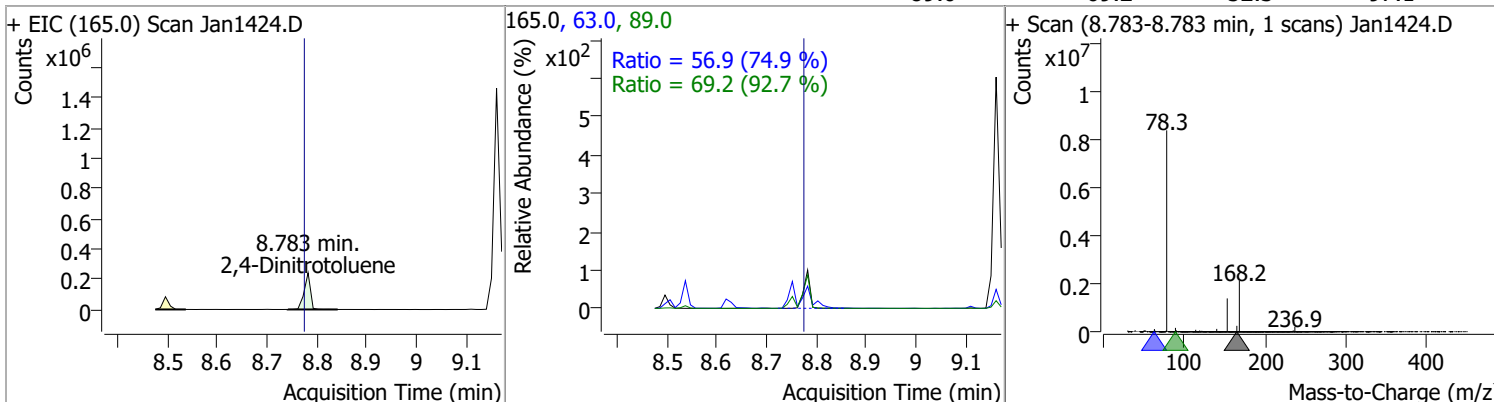


Quantitation Results Report (QT Reviewed)

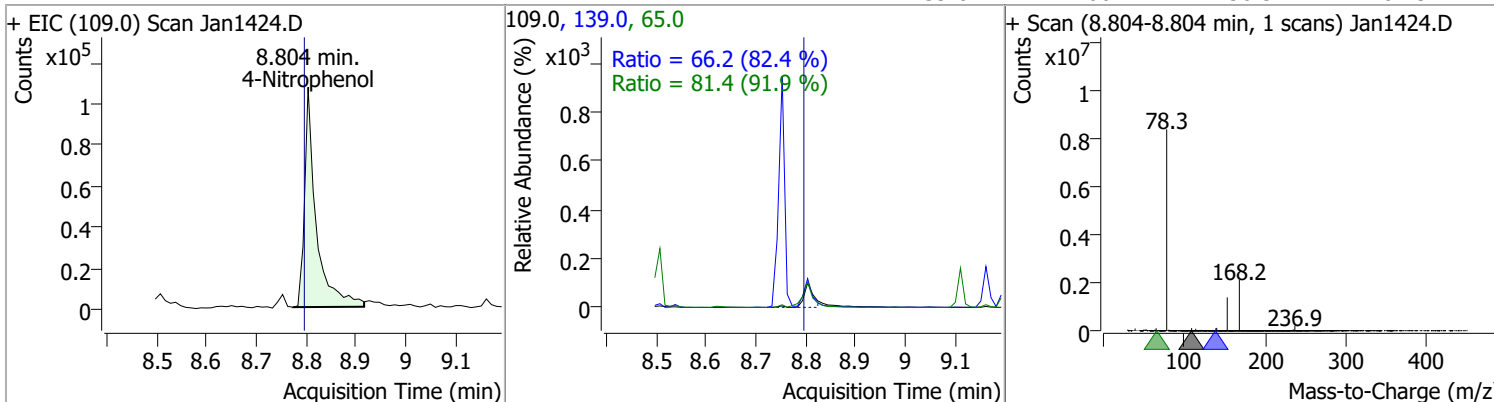
Compound	Conc.	RT	Dev(Min)	Resp.	QIon	QRatio	Lower	Upper
Dibenzofuran	79.7202	8.75	0.00	1780343	139.0	38.3	27.0	50.2



Compound	Conc.	RT	Dev(Min)	Resp.	QIon	QRatio	Lower	Upper
2,4-Dinitrotoluene	78.4851	8.78	0.01	210154	63.0	56.9	53.2	98.9
					89.0	69.2	52.3	97.1

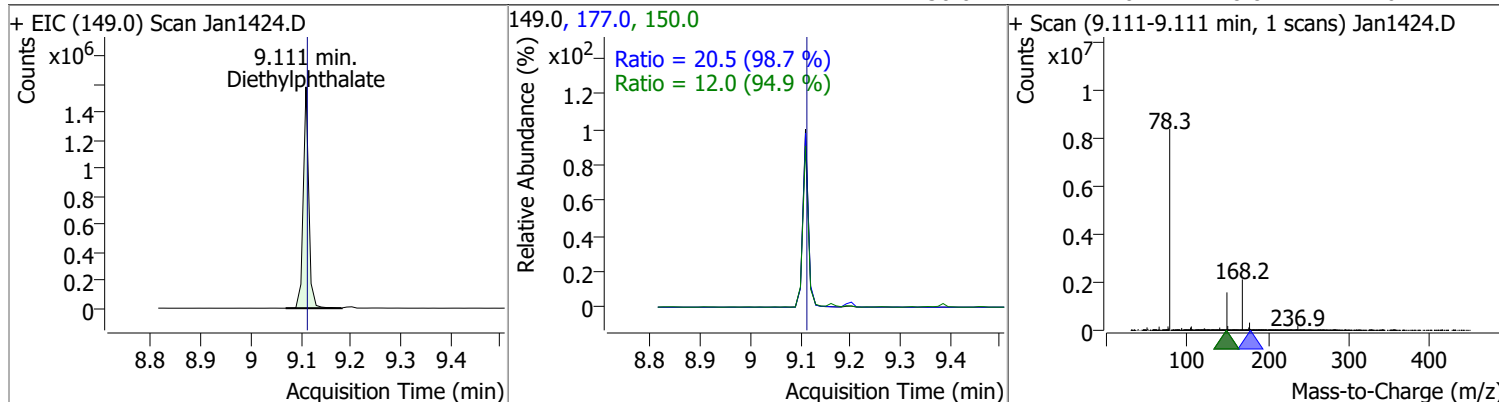


Compound	Conc.	RT	Dev(Min)	Resp.	QIon	QRatio	Lower	Upper
4-Nitrophenol	76.2673	8.80	0.01	174515	65.0	81.4	62.0	115.1
					139.0	66.2	56.3	104.5

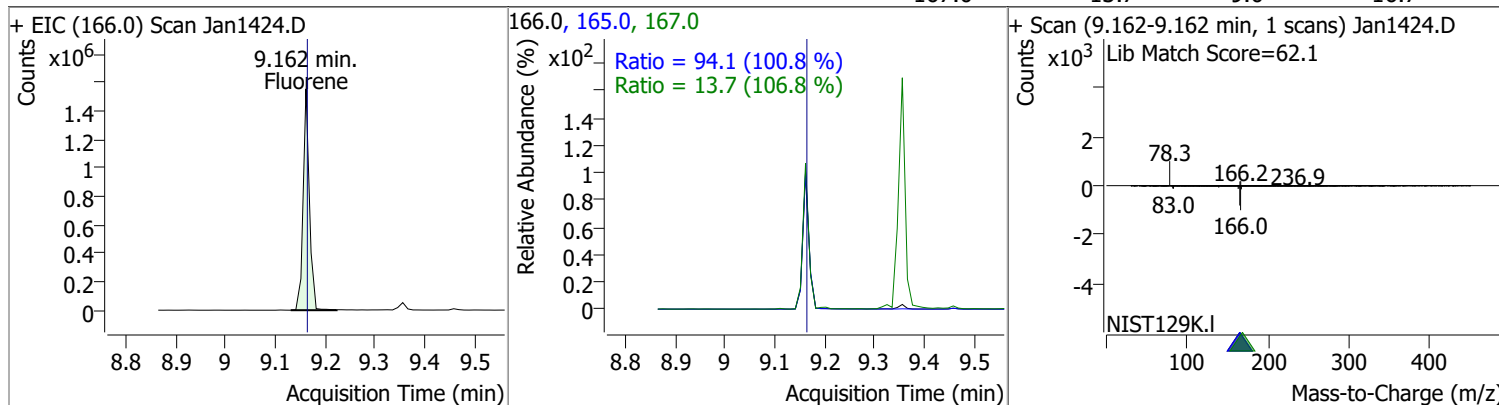


Quantitation Results Report (QT Reviewed)

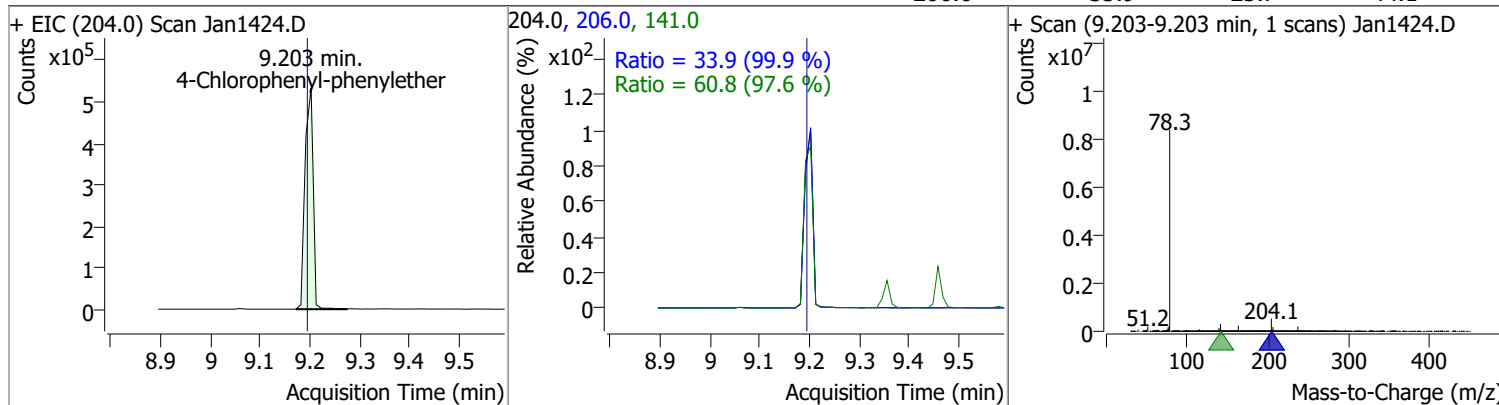
Compound	Conc.	RT	Dev(Min)	Resp.	QIon	QRatio	Lower	Upper
Diethylphthalate	79.0724	9.11	0.00	1208046	177.0	20.5	14.5	27.0
					150.0	12.0	8.8	16.4



Compound	Conc.	RT	Dev(Min)	Resp.	QIon	QRatio	Lower	Upper
Fluorene	75.7079	9.16	0.00	1358564	165.0	94.1	65.4	121.4
					167.0	13.7	9.0	16.7

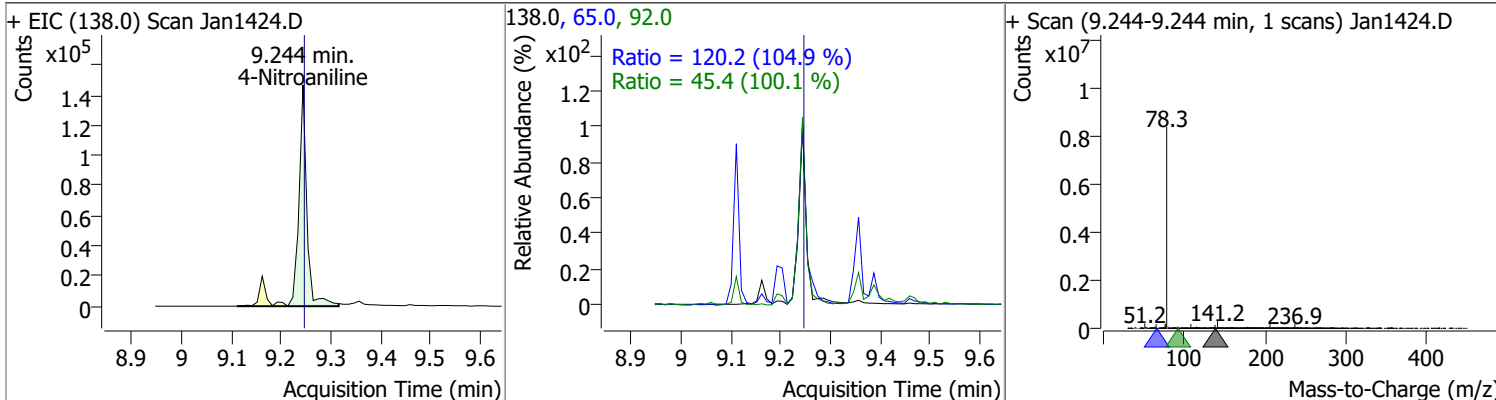


Compound	Conc.	RT	Dev(Min)	Resp.	QIon	QRatio	Lower	Upper
4-Chlorophenyl-phenylether	73.6957	9.20	0.01	605191	141.0	60.8	43.6	80.9
					206.0	33.9	23.7	44.1

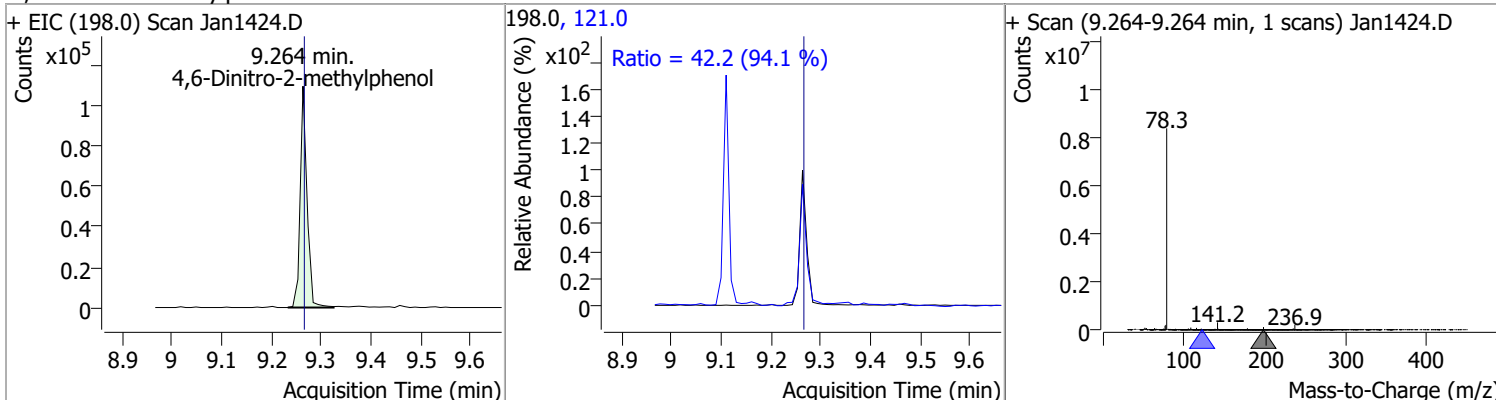


Quantitation Results Report (QT Reviewed)

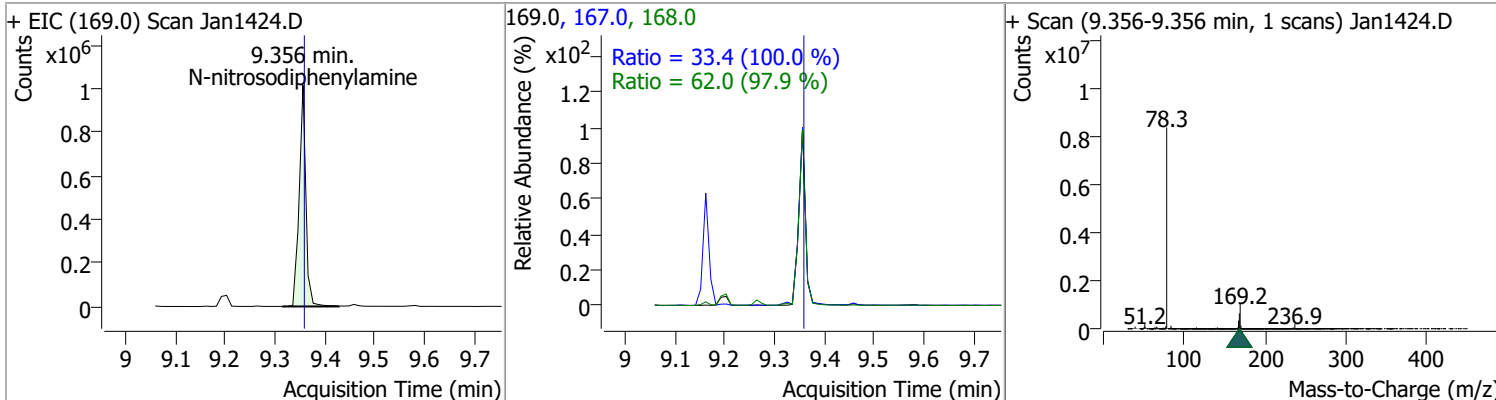
Compound	Conc.	RT	Dev(Min)	Resp.	QIon	QRatio	Lower	Upper
4-Nitroaniline	72.8184	9.24	0.00	159554	65.0	120.2	80.2	149.0
					92.0	45.4	31.7	58.9



Compound	Conc.	RT	Dev(Min)	Resp.	QIon	QRatio	Lower	Upper
4,6-Dinitro-2-methylphenol	69.1511	9.26	0.00	104616	121.0	42.2	31.4	58.3

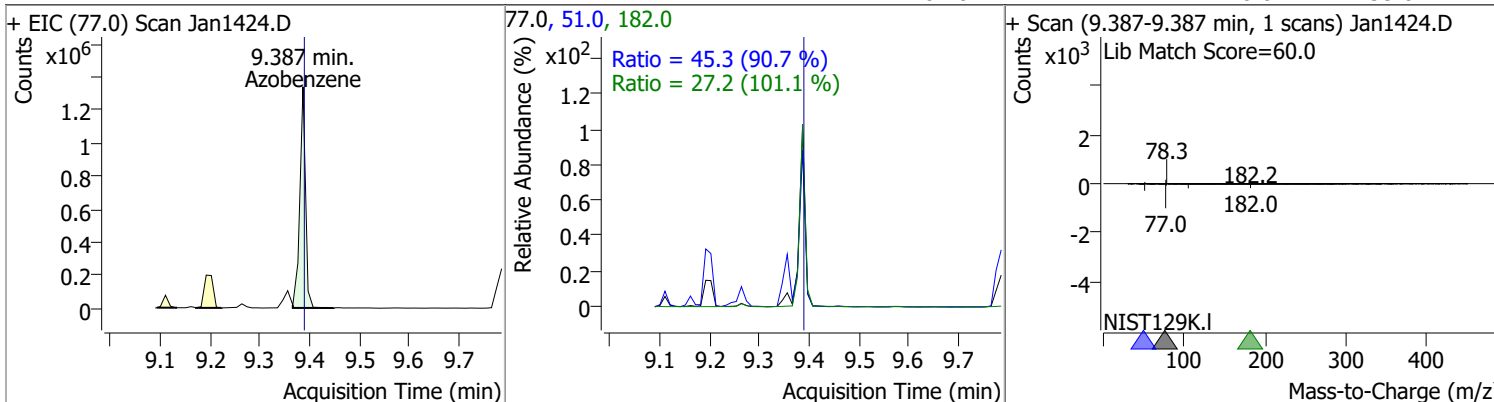


Compound	Conc.	RT	Dev(Min)	Resp.	QIon	QRatio	Lower	Upper
N-nitrosodiphenylamine	81.6544	9.36	0.00	949874	168.0	62.0	44.3	82.3
					167.0	33.4	23.4	43.4

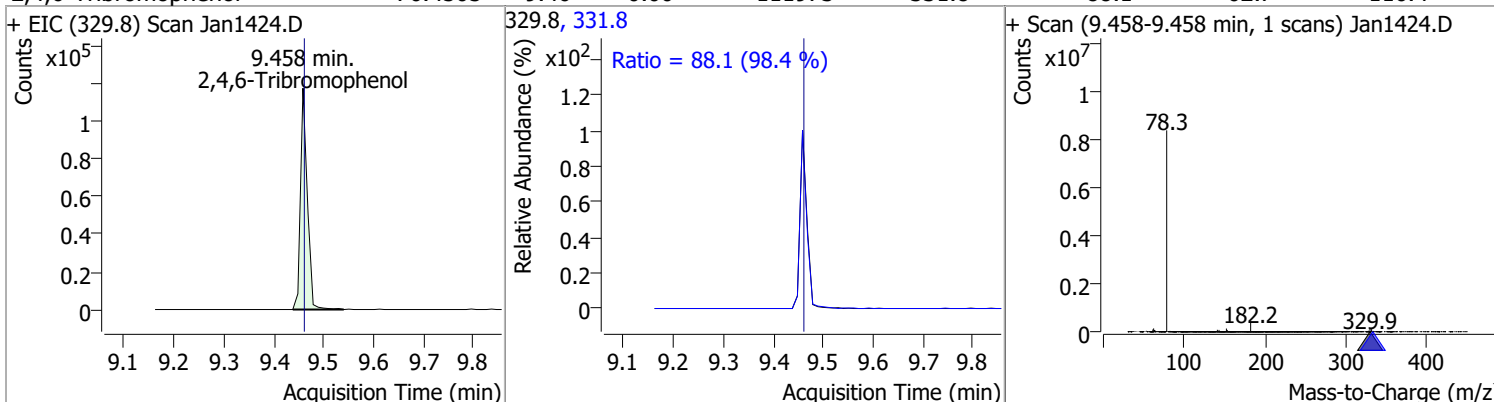


Quantitation Results Report (QT Reviewed)

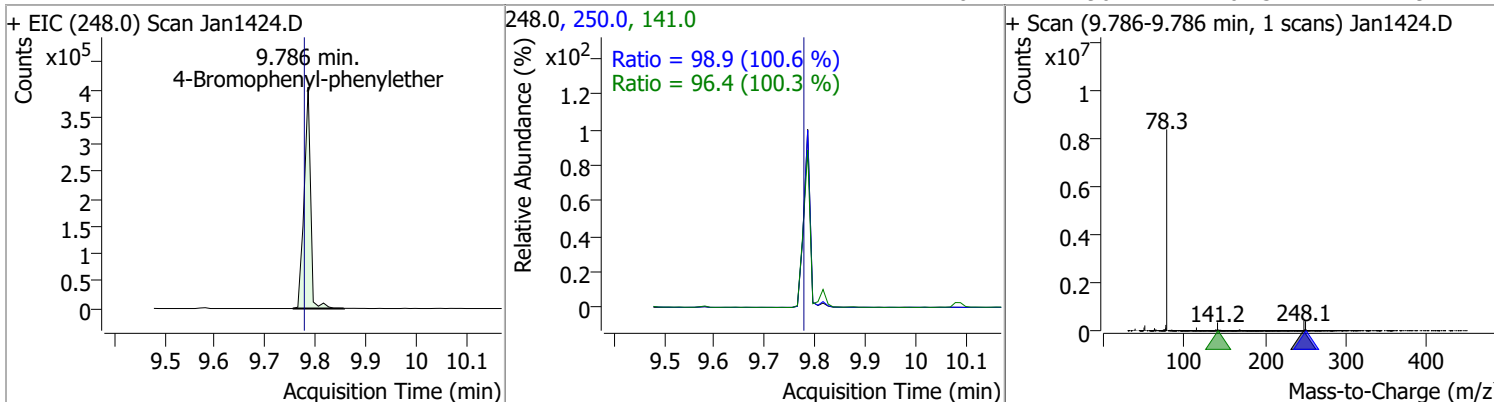
Compound	Conc.	RT	Dev(Min)	Resp.	QIon	QRatio	Lower	Upper
Azobenzene	76.8451	9.39	0.00	1062972	51.0	45.3	34.9	64.9
					182.0	27.2	18.8	35.0



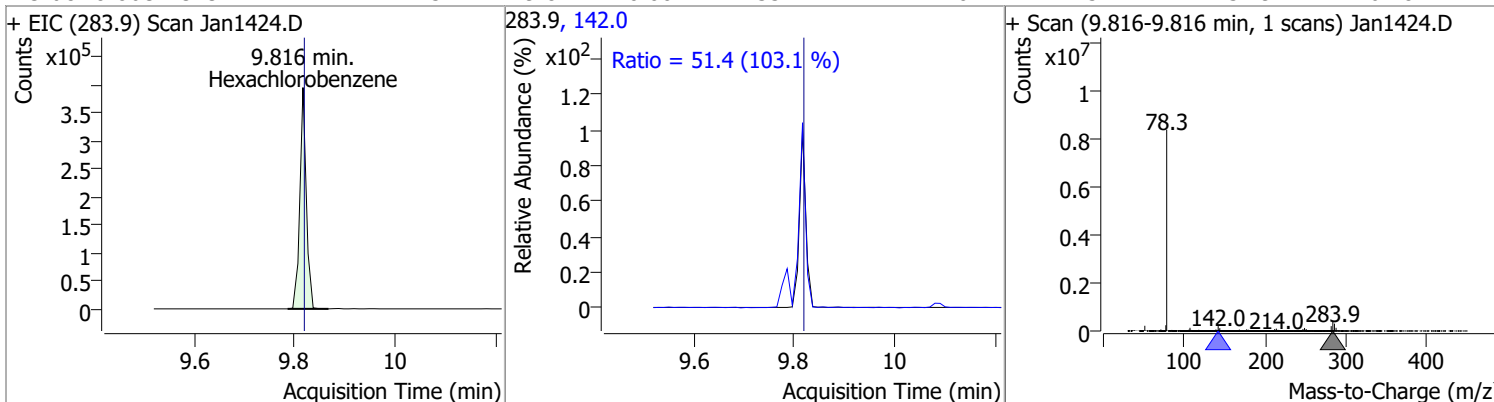
Compound	Conc.	RT	Dev(Min)	Resp.	QIon	QRatio	Lower	Upper
2,4,6-Tribromophenol	76.4505	9.46	0.00	111973	331.8	88.1	62.7	116.4



Compound	Conc.	RT	Dev(Min)	Resp.	QIon	QRatio	Lower	Upper
4-Bromophenyl-phenylether	77.0518	9.79	0.01	361246	250.0	98.9	68.8	127.8
					141.0	96.4	67.3	124.9

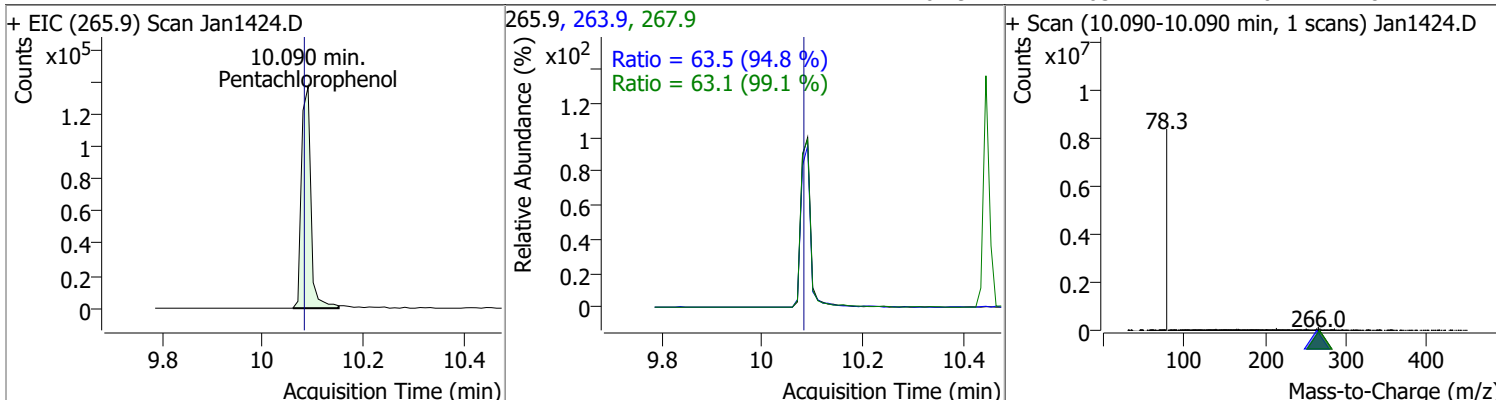


Compound	Conc.	RT	Dev(Min)	Resp.	QIon	QRatio	Lower	Upper
Hexachlorobenzene	74.5444	9.82	0.00	352721	142.0	51.4	34.9	64.8

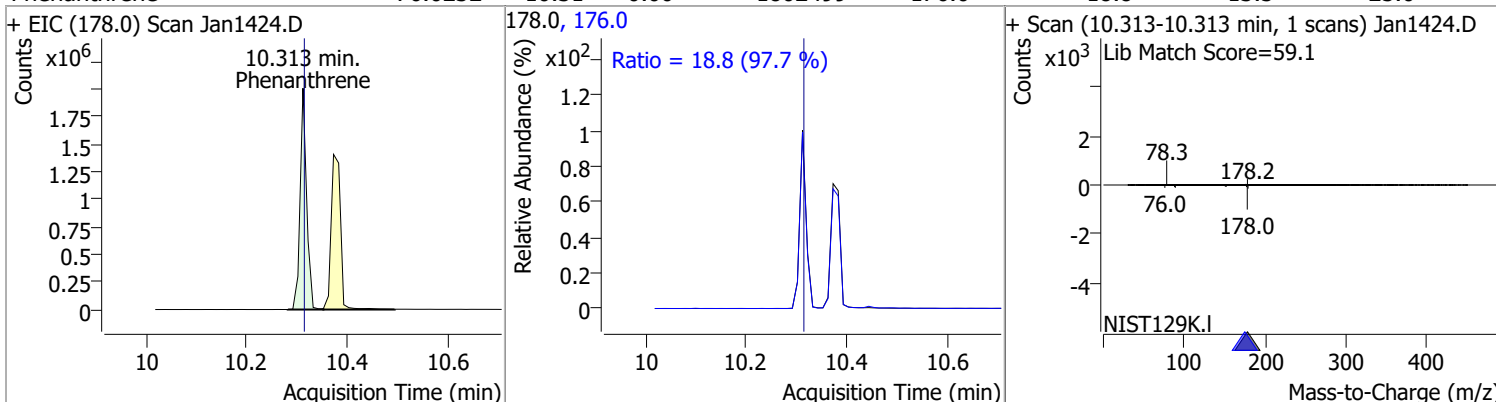


Quantitation Results Report (QT Reviewed)

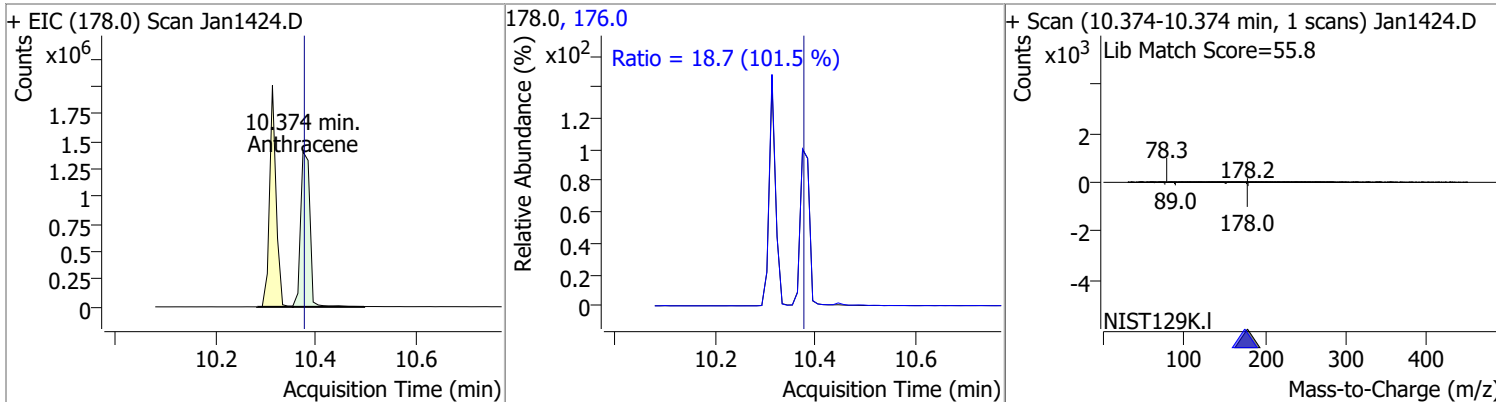
Compound	Conc.	RT	Dev(Min)	Resp.	QIon	QRatio	Lower	Upper
Pentachlorophenol	80.4101	10.09	0.01	179120	263.9	63.5	46.9	87.1
					267.9	63.1	44.6	82.7



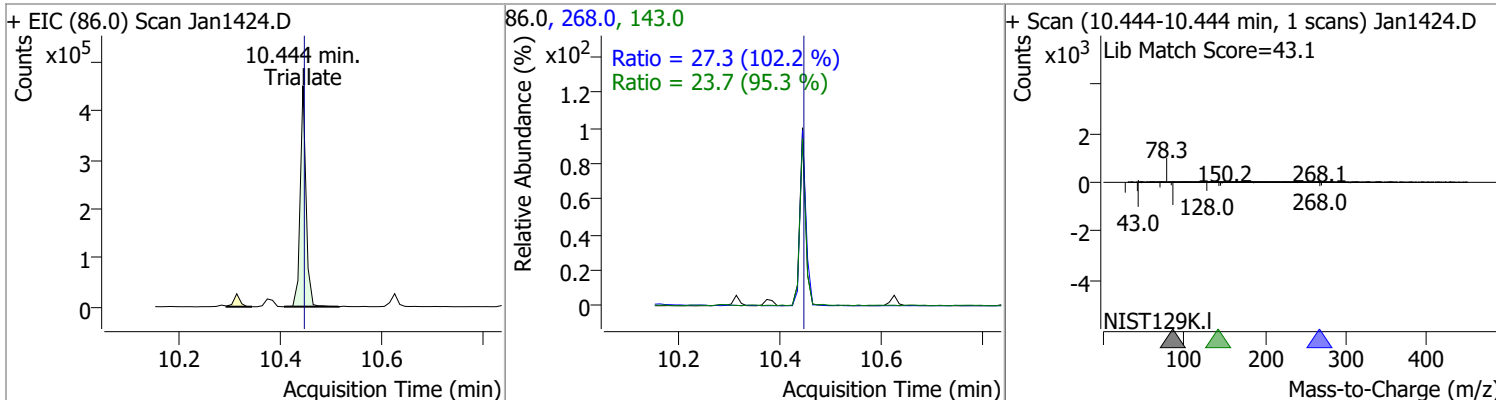
Compound	Conc.	RT	Dev(Min)	Resp.	QIon	QRatio	Lower	Upper
Phenanthrene	76.0232	10.31	0.00	1802499	176.0	18.8	13.5	25.0



Compound	Conc.	RT	Dev(Min)	Resp.	QIon	QRatio	Lower	Upper
Anthracene	79.0262	10.37	0.00	1812155	176.0	18.7	12.9	23.9

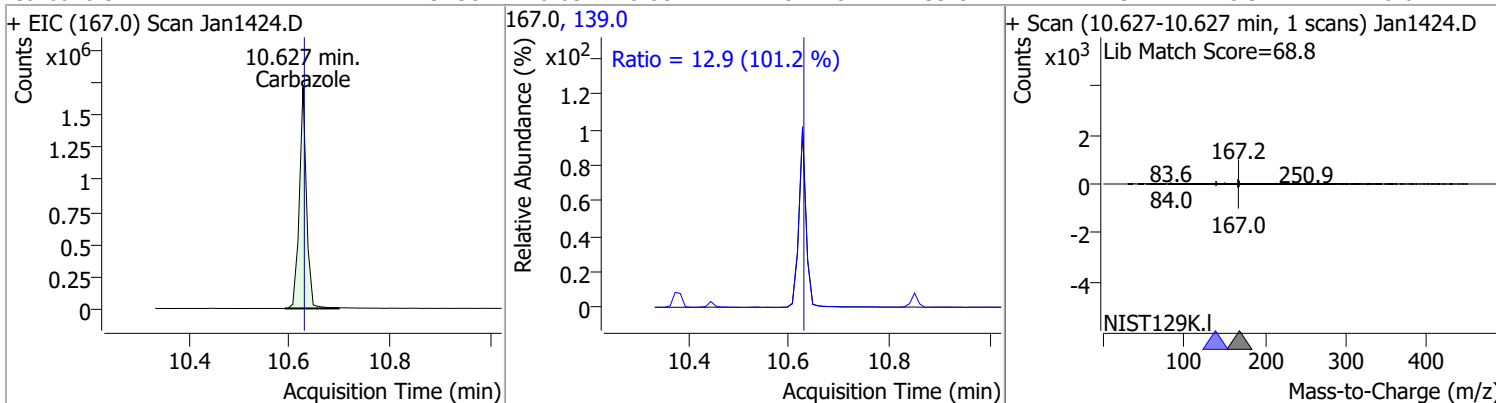


Compound	Conc.	RT	Dev(Min)	Resp.	QIon	QRatio	Lower	Upper
Triallate	72.8711	10.44	0.00	360566	268.0	27.3	18.7	34.7
					143.0	23.7	17.4	32.3

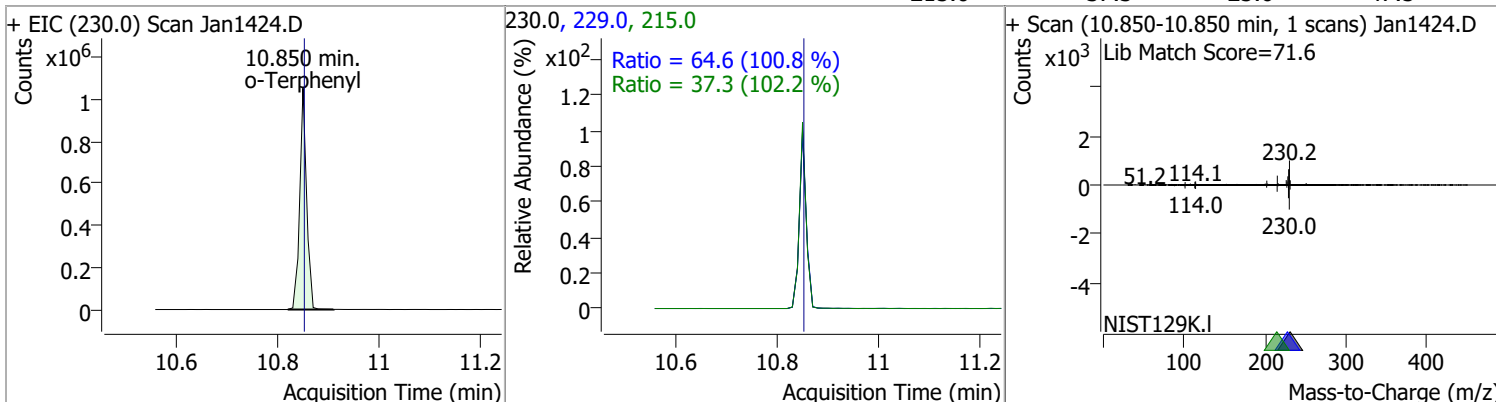


Quantitation Results Report (QT Reviewed)

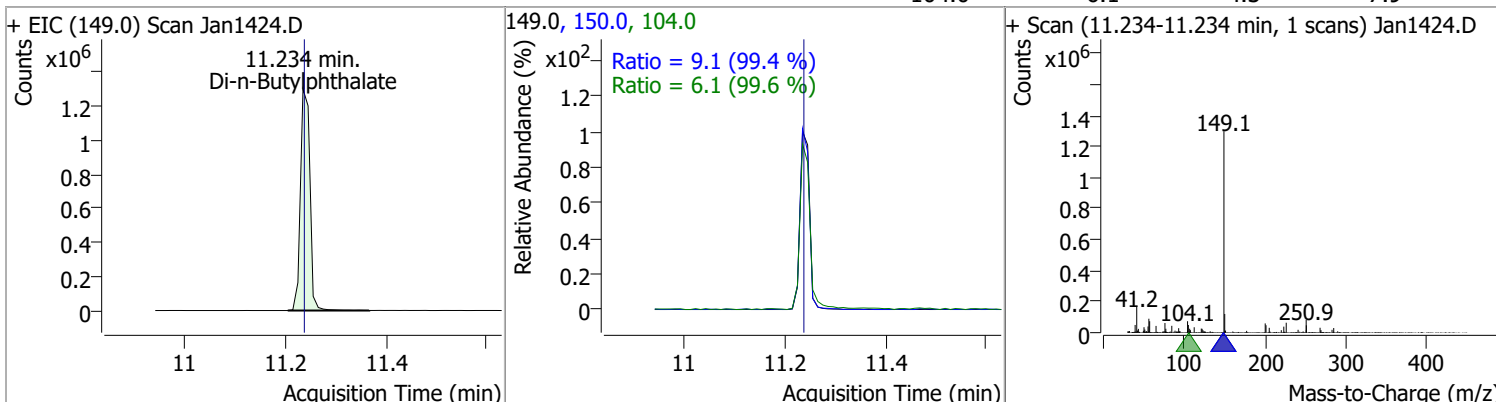
Compound	Conc.	RT	Dev(Min)	Resp.	QIon	QRatio	Lower	Upper
Carbazole	74.9750	10.63	0.00	1701178	139.0	12.9	8.9	16.6



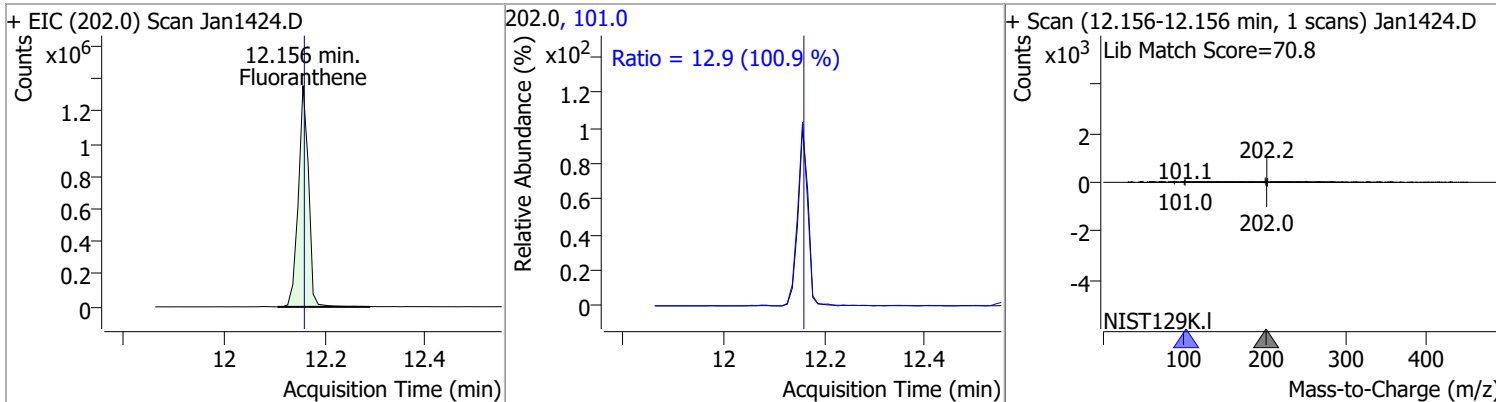
Compound	Conc.	RT	Dev(Min)	Resp.	QIon	QRatio	Lower	Upper
o-Terphenyl	73.3161	10.85	0.00	1004947	229.0	64.6	44.9	83.3
					215.0	37.3	25.6	47.5



Compound	Conc.	RT	Dev(Min)	Resp.	QIon	QRatio	Lower	Upper
Di-n-Butylphthalate	78.7459	11.23	0.00	1697719	150.0	9.1	6.4	11.9
					104.0	6.1	4.3	7.9

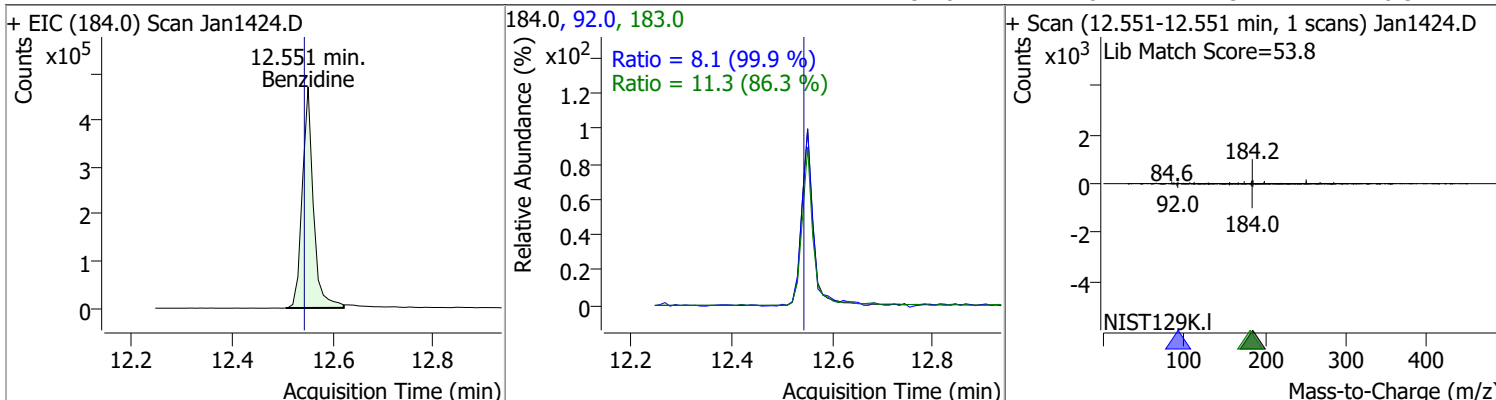


Compound	Conc.	RT	Dev(Min)	Resp.	QIon	QRatio	Lower	Upper
Fluoranthene	76.4956	12.16	0.00	1910346	101.0	12.9	8.9	16.6

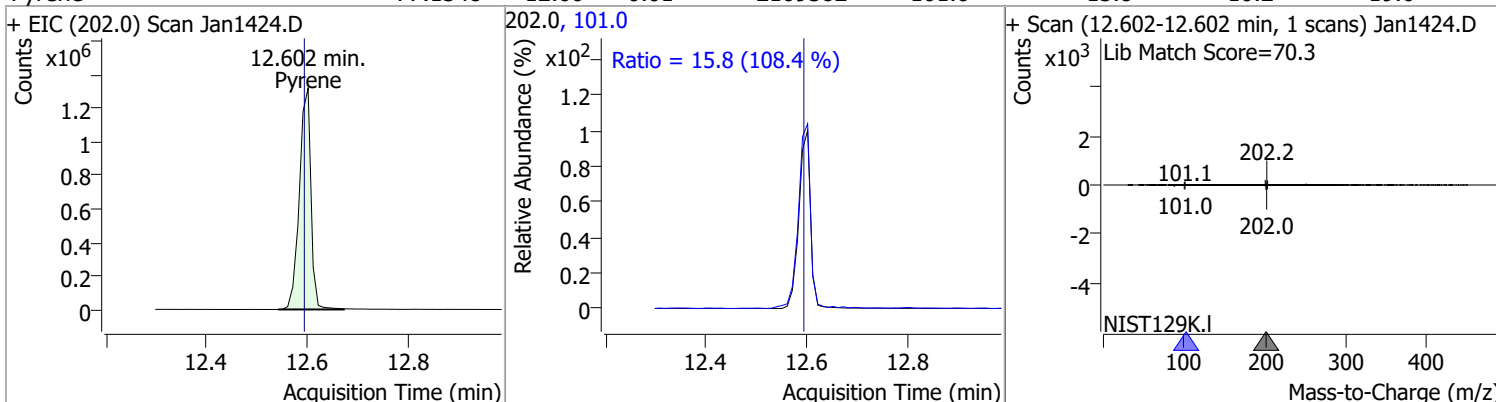


Quantitation Results Report (QT Reviewed)

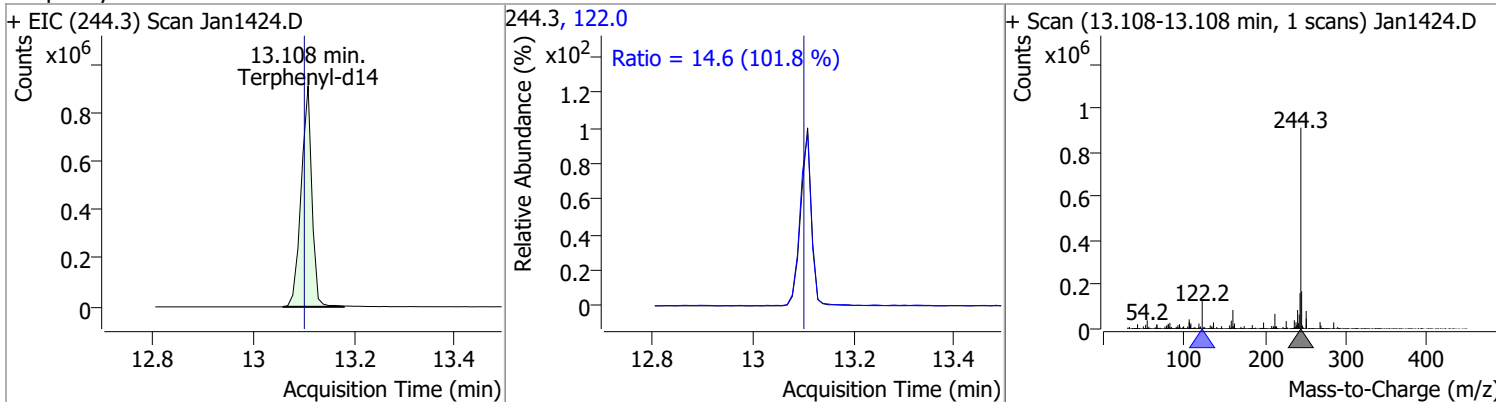
Compound	Conc.	RT	Dev(Min)	Resp.	QIon	QRatio	Lower	Upper
Benzidine	73.6076	12.55	0.01	719362	183.0	11.3	9.1	17.0
					92.0	8.1	5.7	10.5



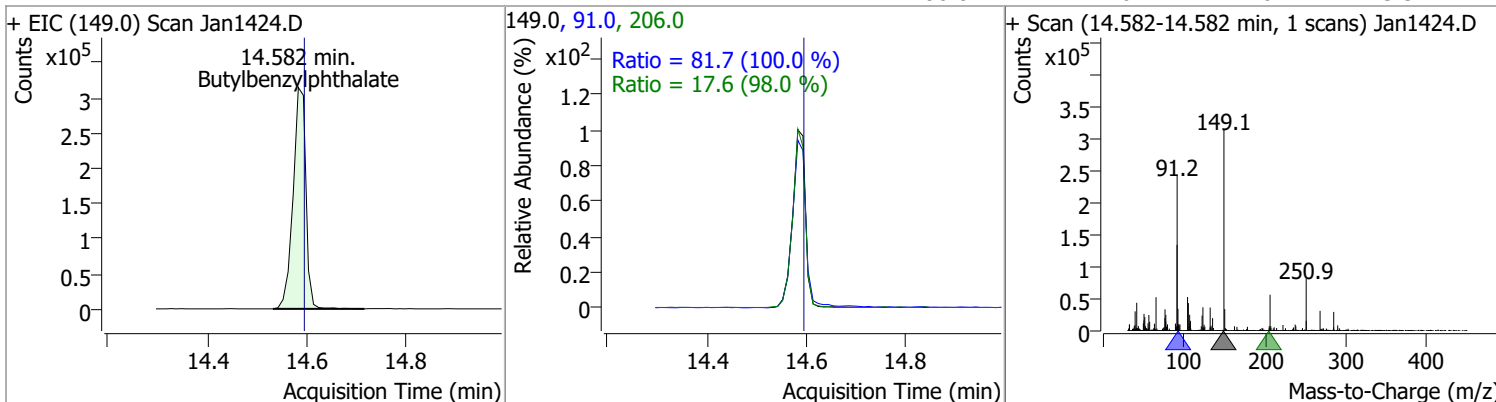
Compound	Conc.	RT	Dev(Min)	Resp.	QIon	QRatio	Lower	Upper
Pyrene	77.1548	12.60	0.01	2109582	101.0	15.8	10.2	19.0



Compound	Conc.	RT	Dev(Min)	Resp.	QIon	QRatio	Lower	Upper
Terphenyl-d14	74.1690	13.11	0.01	1342268	122.0	14.6	10.1	18.7

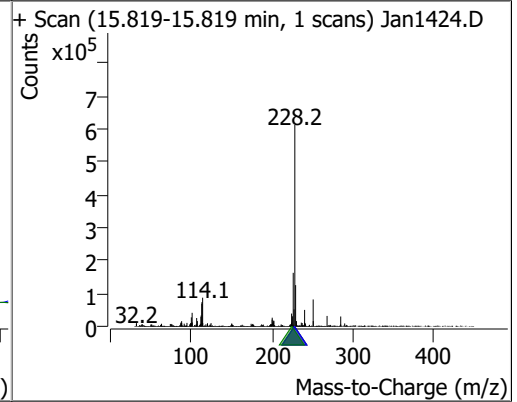
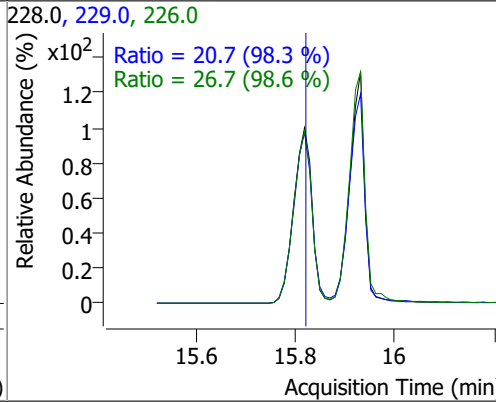
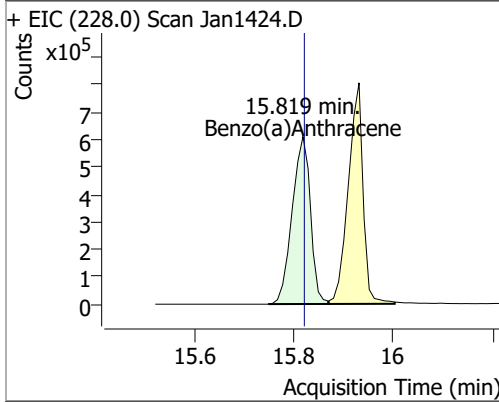


Compound	Conc.	RT	Dev(Min)	Resp.	QIon	QRatio	Lower	Upper
Butylbenzylphthalate	80.0296	14.58	0.00	562804	91.0	81.7	57.2	106.2
					206.0	17.6	12.6	23.3

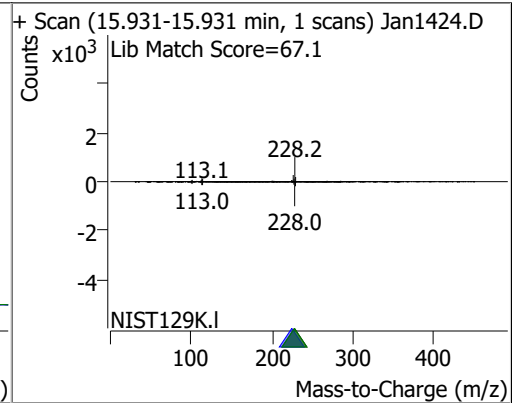
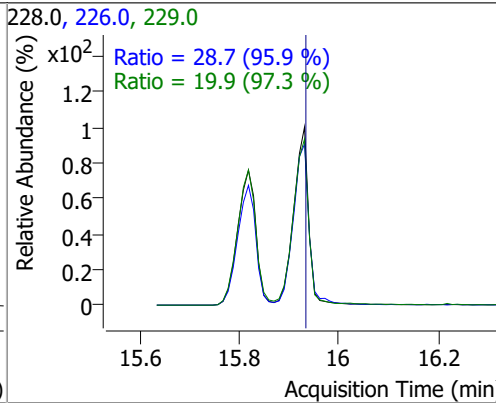
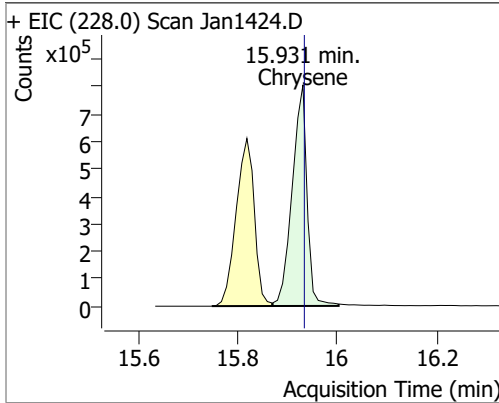


Quantitation Results Report (QT Reviewed)

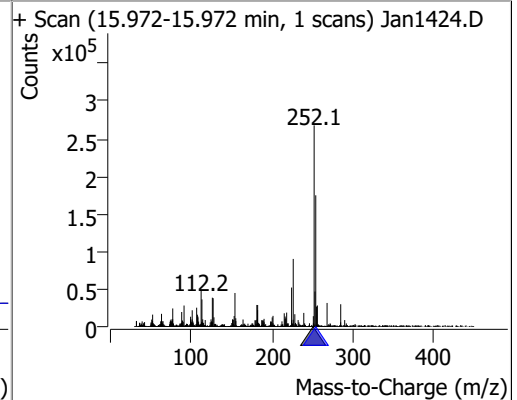
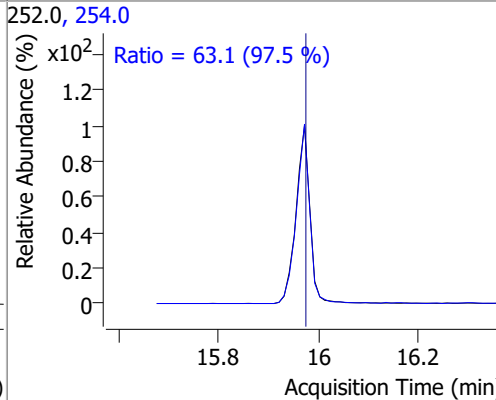
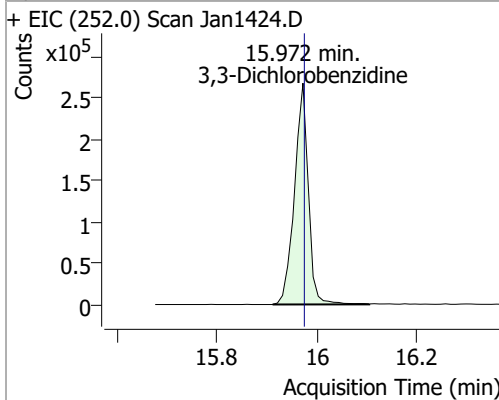
Compound	Conc.	RT	Dev(Min)	Resp.	QIon	QRatio	Lower	Upper
Benzo(a)Anthracene	80.6463	15.82	0.01	1545086	226.0	26.7	18.9	35.2
					229.0	20.7	14.7	27.3



Compound	Conc.	RT	Dev(Min)	Resp.	QIon	QRatio	Lower	Upper
Chrysene	79.1041	15.93	0.01	1660978	226.0	28.7	21.0	38.9
					229.0	19.9	14.3	26.5

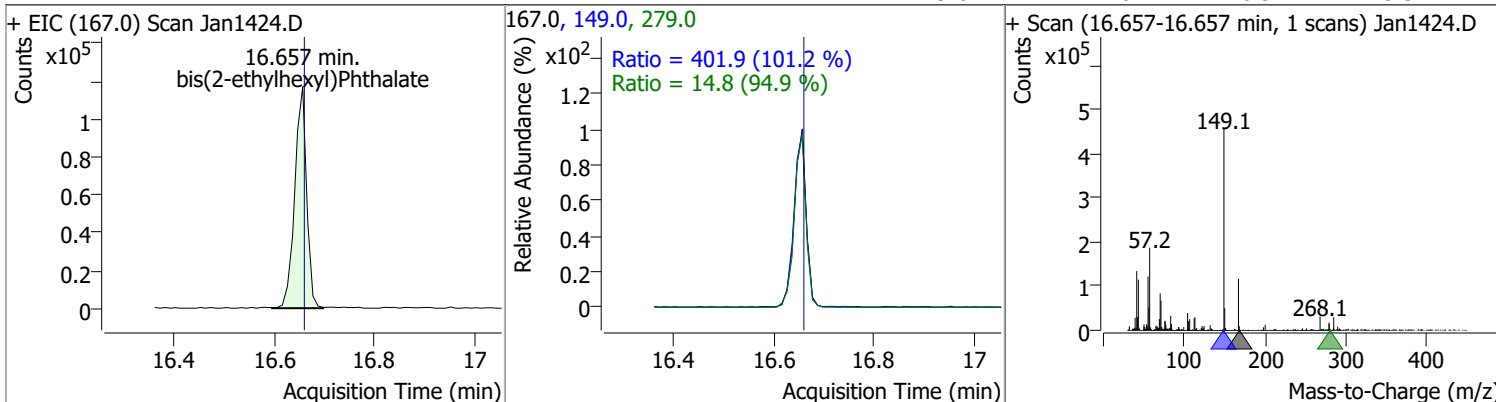


Compound	Conc.	RT	Dev(Min)	Resp.	QIon	QRatio	Lower	Upper
3,3-Dichlorobenzidine	79.0685	15.97	0.01	516169	254.0	63.1	45.3	84.1

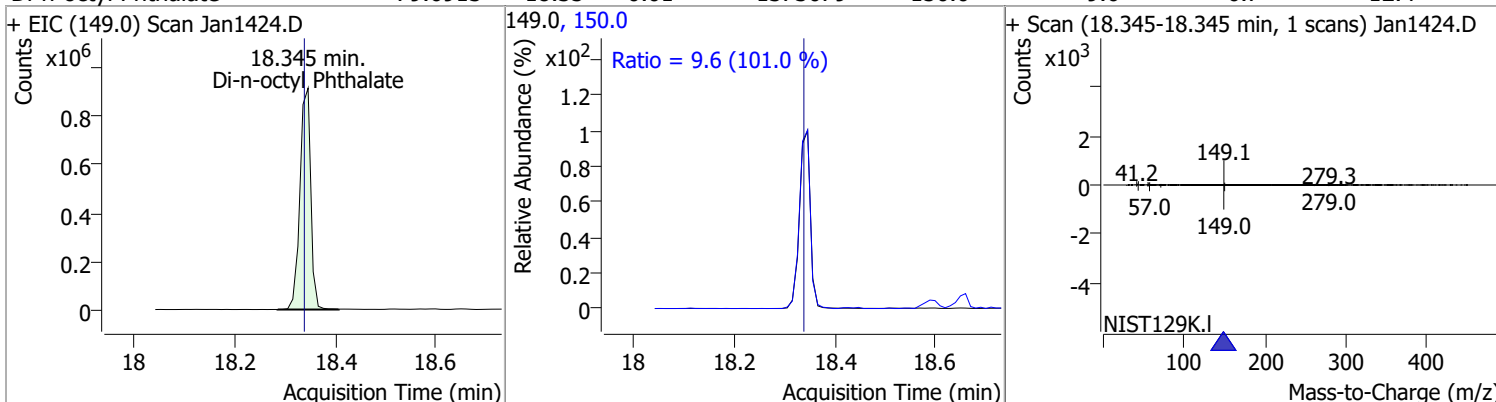


Quantitation Results Report (QT Reviewed)

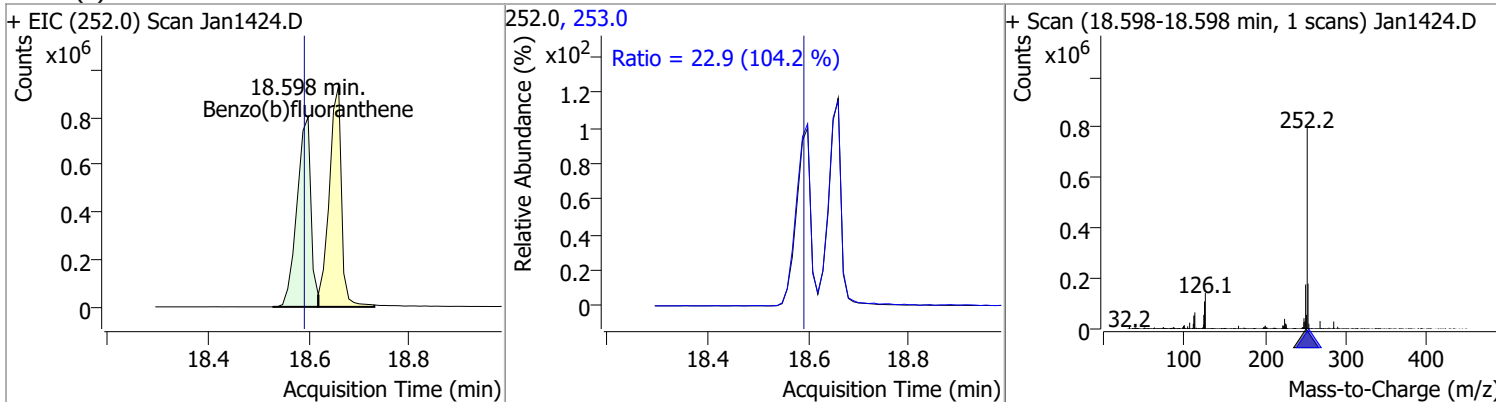
Compound	Conc.	RT	Dev(Min)	Resp.	QIon	QRatio	Lower	Upper
bis(2-ethylhexyl)Phthalate	77.6878	16.66	0.01	193431	149.0	401.9	278.0	516.2
					279.0	14.8	10.9	20.3



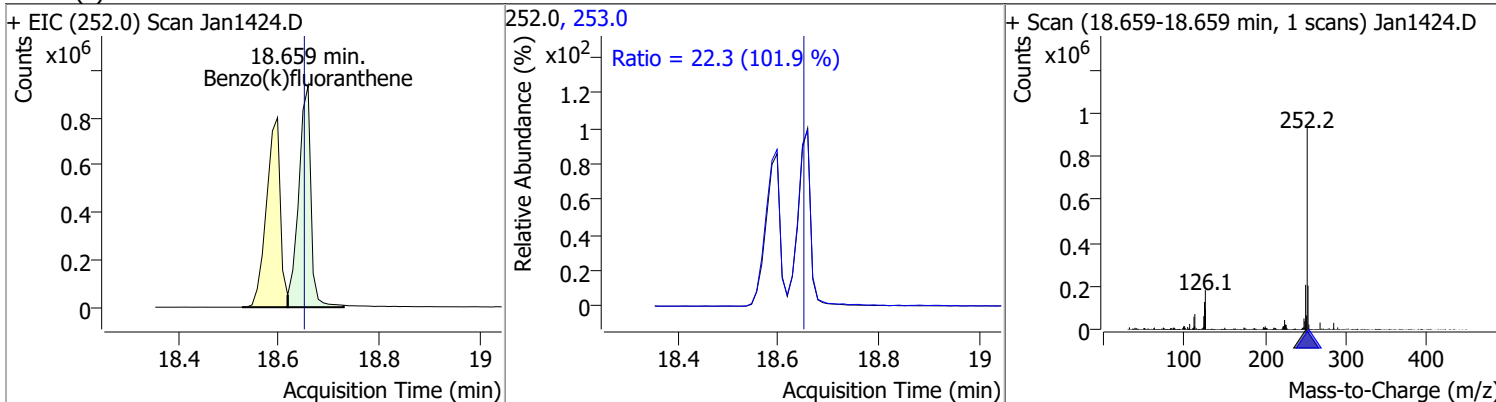
Compound	Conc.	RT	Dev(Min)	Resp.	QIon	QRatio	Lower	Upper
Di-n-octyl Phthalate	79.6913	18.35	0.01	1373079	150.0	9.6	6.7	12.4



Compound	Conc.	RT	Dev(Min)	Resp.	QIon	QRatio	Lower	Upper
Benzo(b)fluoranthene	82.4405	18.60	0.01	1526591	253.0	22.9	15.4	28.6

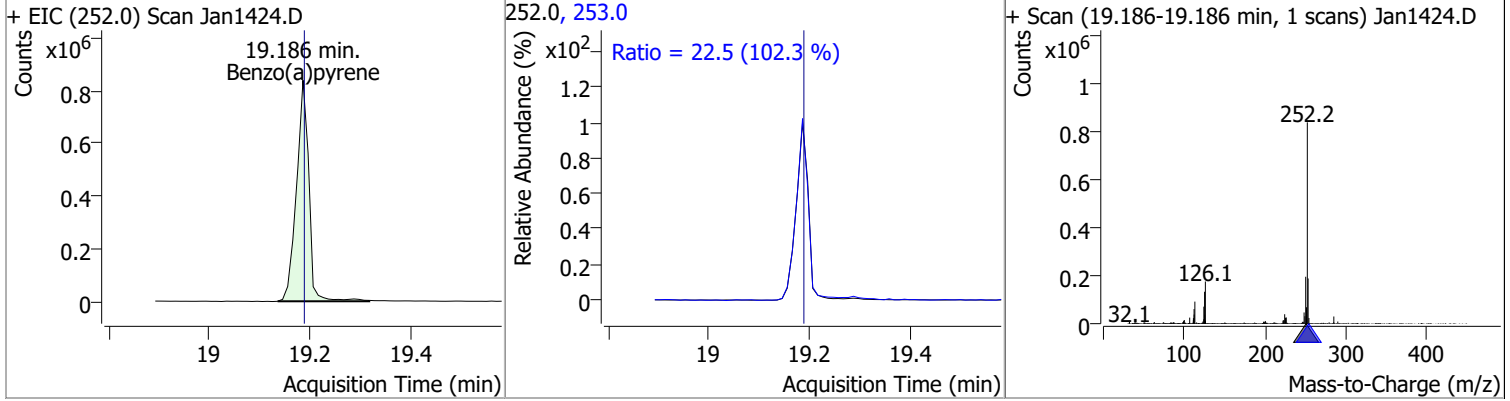


Compound	Conc.	RT	Dev(Min)	Resp.	QIon	QRatio	Lower	Upper
Benzo(k)fluoranthene	82.0777	18.66	0.01	1575711	253.0	22.3	15.3	28.5

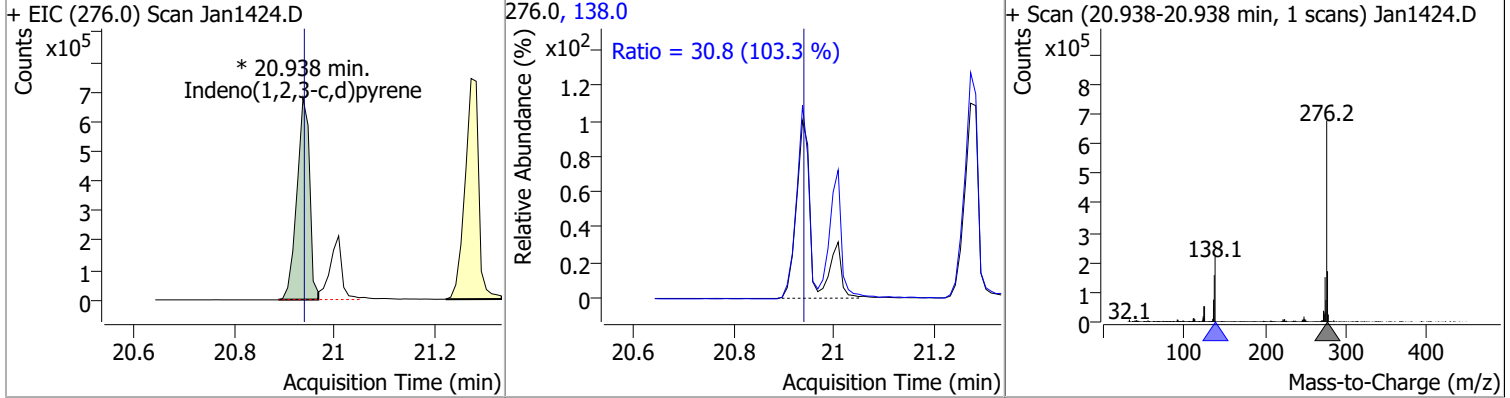


Quantitation Results Report (QT Reviewed)

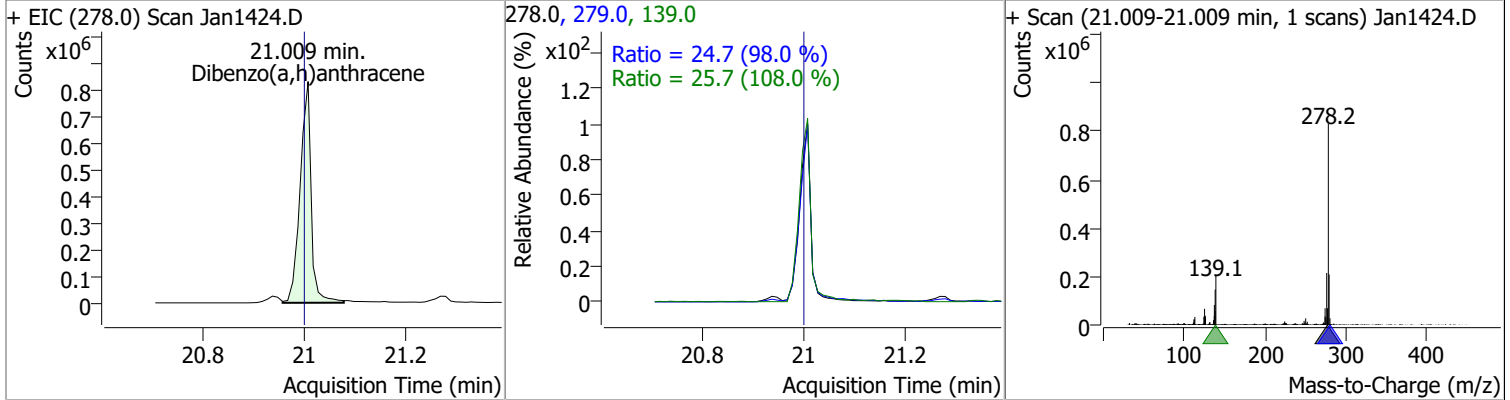
Compound	Conc.	RT	Dev(Min)	Resp.	QIon	QRatio	Lower	Upper
Benzo(a)pyrene	80.8501	19.19	0.00	1425574	253.0	22.5	15.4	28.6



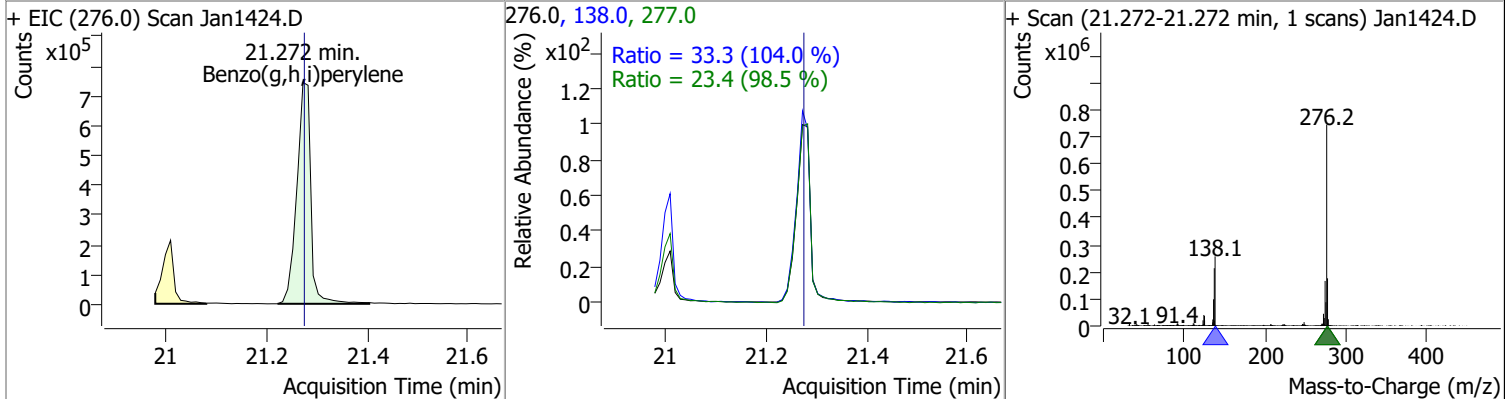
Compound	Conc.	RT	Dev(Min)	Resp.	QIon	QRatio	Lower	Upper
Indeno(1,2,3-c,d)pyrene	79.8798	20.94	0.00	1187323 (m)	138.0	30.8	20.9	38.8



Compound	Conc.	RT	Dev(Min)	Resp.	QIon	QRatio	Lower	Upper
Dibenzo(a,h)anthracene	78.9488	21.01	0.01	1267780	279.0	24.7	17.7	32.8
					139.0	25.7	16.7	31.0



Compound	Conc.	RT	Dev(Min)	Resp.	QIon	QRatio	Lower	Upper
Benzo(g,h,i)perylene	82.8814	21.27	0.00	1438337	138.0	33.3	22.4	41.6
					277.0	23.4	16.6	30.9



Audit Trail report

Batch name and path: D:\Org\Data\SV5973N.I\sd011422\DoD BNA 1\QuantResults\011422 DoD BNA.batch.bin
Quant batch version: 10.0
Quant reporting version: 10.0

Name	User	Time	Action	Reason	Comment	Succeed	Exception
CmdNewBatchTable	BL2000\sean	1/14/2022 3:19:04 PM	Create new batch \\MASSHUNTER\Org\Data\SV5973N.I\sd011422\DoD BNA 1\011422 DoD BNA.batch.bin			✓	
CmdImportSamplesFromWorklist	BL2000\sean	1/14/2022 3:19:43 PM	Add samples from worklist: \\MASSHUNTER\Org\Data\SV5973N.I\sd011422\DoD BNA 1\Jan1404.D, \\MASSHUNTER\Org\Data\SV5973N.I\sd011422\DoD BNA 1\Jan1403.D, \\MASSHUNTER\Org\Data\SV5973N.I\sd011422\DoD BNA 1\Jan1402.D, \\MASSHUNTER\Org\Data\SV5973N.I\sd011422\DoD BNA 1\Jan1401.D			✓	
CmdSetSampleAttribute	BL2000\sean	1/14/2022 3:20:27 PM	Set SampleType = TuneCheck for sample Jan1401.D; previous value = Sample			✓	
CmdOpenAndApplyMethodFromBatch	BL2000\sean	1/14/2022 3:21:49 PM	Open and apply method from batch: \\MASSHUNTER\Org\Data\SV5973N.I\sd011022\DoD BNA 2\011022 DoD BNA.batch.bin			✓	
CmdSetSampleAttribute	BL2000\sean	1/14/2022 3:22:05 PM	Set SampleType = CC for sample Jan1402.D; previous value = Sample			✓	
CmdSetSampleAttribute	BL2000\sean	1/14/2022 3:22:08 PM	Set LevelName = CCV for sample Jan1402.D; previous value =			✓	
CmdSetSampleAttribute	BL2000\sean	1/14/2022 3:22:11 PM	Set SampleType = Blank for sample Jan1404.D; previous value = Sample			✓	
CmdQuantitate	BL2000\sean	1/14/2022 3:22:20 PM	Quantitate all compounds in all samples			✓	
CmdSaveBatchTable	BL2000\sean	1/14/2022 3:22:36 PM	Save batch \\MASSHUNTER\Org\Data\SV5973N.I\sd011422\DoD BNA 1\QuantResults\011422 DoD BNA.batch.bin			✓	
CmdManuallyIntegratePeak	BL2000\sean	1/14/2022 3:30:03 PM	Manually integrate compound N-Nitrosodimethylamine in sample Jan1402.D, from x, y = 2.029, 346 to 2.499, 355, result = 208471; previous integration is from x, y = 2.050, 540 to 2.183, 559 and previous response = 146142.			✓	
CmdManuallyIntegrateDropBaseline	BL2000\sean	1/14/2022 3:30:04 PM	Drop baseline for compound N-Nitrosodimethylamine in sample Jan1402.D to y = 346, new integration is from x, y = 2.029, 346 to 2.499, 346 and new response = 208586; previous integration is from x, y = 2.029, 346 to 2.499, 355 and previous response = 208471.			✓	

Audit Trail report

Name	User	Time	Action	Reason	Comment	Succeed	Exception
CmdManuallyIntegratePeak	BL2000\sean	1/14/2022 3:30:19 PM	Manually integrate compound N-Nitrosodimethylamine in sample Jan1402.D, from x, y = 2.040, 332 to 2.448, 363, result = 207717; previous integration is from x, y = 2.029, 346 to 2.499, 346 and previous response = 208586.			✓	
CmdManuallyIntegrateDropBaseline	BL2000\sean	1/14/2022 3:30:21 PM	Drop baseline for compound N-Nitrosodimethylamine in sample Jan1402.D to y = 332, new integration is from x, y = 2.040, 332 to 2.448, 332 and new response = 208103; previous integration is from x, y = 2.040, 332 to 2.448, 363 and previous response = 207717.			✓	
CmdSetTargetCompoundAttribute	BL2000\sean	1/14/2022 3:30:23 PM	Set UserAnnotation = BA for compound N-Nitrosodimethylamine in sample Jan1402.D; previous value =			✓	
CmdManuallyIntegrateApplyTargetRtToQualifier	BL2000\sean	1/14/2022 3:30:27 PM	Apply target integration range 2.040-2.448 to qualifier 42.0 for compound N-Nitrosodimethylamine in sample Jan1402.D, new integration is from x, y = 2.040, 1680 to 2.448, 2278 and new response = 354085; previous integration is from x, y = 2.050, 1822 to 2.193, 1927 and previous response = 257081.			✓	
CmdManuallyIntegrateDropBaseline	BL2000\sean	1/14/2022 3:30:27 PM	Drop baseline for qualifier 42.0 of compound N-Nitrosodimethylamine in sample Jan1402.D to y = 1680, new integration is from x, y = 2.040, 1680 to 2.448, 1680 and new response = 361414; previous integration is from x, y = 2.040, 1680 to 2.448, 2278 and previous response = 354085.			✓	
CmdManuallyIntegrateSplit	BL2000\sean	1/14/2022 3:32:42 PM	Split qualifier 66.0 of compound Aniline in sample Jan1402.D and keep left peak, new integration is from x, y = 4.532, 1230.41644329839 to 4.583, 1391.4705257825 and new response = 417243, previous integration is from x, y = 4.532, 1230 to 4.634, 1553 and previous response = 765539.			✓	
CmdManuallyIntegrateSplit	BL2000\sean	1/14/2022 3:32:48 PM	Split qualifier 66.0 of compound Phenol in sample Jan1402.D and keep right peak, new integration is from x, y = 4.583, 1392.93402359827 to 4.634, 1469.63852522614 and new response = 353352, previous integration is from x, y = 4.532, 1316 to 4.634, 1470 and previous response = 765577.			✓	

Audit Trail report

Name	User	Time	Action	Reason	Comment	Succeed	Exception
CmdManuallyIntegrateSplit	BL2000\sean	1/14/2022 3:32:52 PM	Split peak for compound bis(-2-Chloroethyl)Ether in sample Jan1402.D and keep left peak, new integration is from x, y = 4.634, 1064.82716154664 to 4.675, 1099.14264723867 and new response = 638011, previous integration is from x, y = 4.634, 1065 to 4.726, 1142 and previous response = 849280.			✓	
CmdManuallyIntegrateApplyTargetRtToQualifier	BL2000\sean	1/14/2022 3:32:54 PM	Apply target integration range 4.634-4.675 to qualifier 64.0 for compound bis(-2-Chloroethyl)Ether in sample Jan1402.D, new integration is from x, y = 4.634, 2678 to 4.675, 0 and new response = 20593; previous integration is from x, y = 4.572, 369 to 4.675, 439 and previous response = 68146.			✓	
CmdSetTargetCompoundAttribute	BL2000\sean	1/14/2022 3:32:57 PM	Set UserAnnotation = BA for compound bis(-2-Chloroethyl)Ether in sample Jan1402.D; previous value =			✓	
CmdSetTargetCompoundAttribute	BL2000\sean	1/14/2022 3:32:58 PM	Set UserAnnotation = CO for compound bis(-2-Chloroethyl)Ether in sample Jan1402.D; previous value = BA			✓	
CmdManuallyIntegratePeak	BL2000\sean	1/14/2022 3:33:11 PM	Manually integrate compound 2-Chlorophenol in sample Jan1402.D, from x, y = 4.664, 408 to 4.879, 466, result = 587111; previous integration is from x, y = 4.666, 566 to 4.767, 599 and previous response = 580919.			✓	
CmdManuallyIntegrateDropBaseline	BL2000\sean	1/14/2022 3:33:12 PM	Drop baseline for compound 2-Chlorophenol in sample Jan1402.D to y = 408, new integration is from x, y = 4.664, 408 to 4.879, 408 and new response = 587483; previous integration is from x, y = 4.664, 408 to 4.879, 466 and previous response = 587111.			✓	
CmdSetTargetCompoundAttribute	BL2000\sean	1/14/2022 3:33:13 PM	Set UserAnnotation = BA for compound 2-Chlorophenol in sample Jan1402.D; previous value =			✓	
CmdManuallyIntegrateApplyTargetRtToQualifier	BL2000\sean	1/14/2022 3:33:19 PM	Apply target integration range 4.818-4.910 to qualifier 148.0 for compound 1,3-Dichlorobenzene in sample Jan1402.D, new integration is from x, y = 4.818, 0 to 4.910, 1537 and new response = 554787; previously no peak.			✓	

Audit Trail report

Name	User	Time	Action	Reason	Comment	Succeed	Exception
CmdManuallyIntegrateSplit	BL2000\sean	1/14/2022 3:33:24 PM	Split qualifier 148.0 of compound 1,4-Dichlorobenzene in sample Jan1402.D and keep right peak, new integration is from x, y = 4.889, 129.922713063601 to 5.001, 214.391099747976 and new response = 533347, previous integration is from x, y = 4.818, 76 to 5.001, 214 and previous response = 1089444.			✓	
CmdManuallyIntegrateApplyTargetRtToQualifier	BL2000\sean	1/14/2022 3:33:28 PM	Apply target integration range 5.063-5.144 to qualifier 148.0 for compound 1,2-Dichlorobenzene in sample Jan1402.D, new integration is from x, y = 5.063, 369 to 5.144, 1392 and new response = 554113; previously no peak.			✓	
CmdManuallyIntegrateDropBaseline	BL2000\sean	1/14/2022 3:33:28 PM	Drop baseline for qualifier 148.0 of compound 1,2-Dichlorobenzene in sample Jan1402.D to y = 369, new integration is from x, y = 5.063, 369 to 5.144, 369 and new response = 556620; previous integration is from x, y = 5.063, 369 to 5.144, 1392 and previous response = 554113.			✓	
CmdManuallyIntegrateApplyTargetRtToQualifier	BL2000\sean	1/14/2022 3:33:46 PM	Apply target integration range 6.465-6.568 to qualifier 128.0 for compound 4-Chlorophenol in sample Jan1402.D, new integration is from x, y = 6.465, 8789 to 6.568, 10976 and new response = 534847; previous integration is from x, y = 6.383, 1052 to 6.475, 1367 and previous response = 1784295.			✓	
CmdManuallyIntegrateDropBaseline	BL2000\sean	1/14/2022 3:33:47 PM	Drop baseline for qualifier 128.0 of compound 4-Chlorophenol in sample Jan1402.D to y = 8789, new integration is from x, y = 6.465, 8789 to 6.568, 8789 and new response = 541585; previous integration is from x, y = 6.465, 8789 to 6.568, 10976 and previous response = 534847.			✓	
CmdManuallyIntegrateSplit	BL2000\sean	1/14/2022 3:33:49 PM	Split peak for compound 4-Chlorophenol in sample Jan1402.D and keep left peak, new integration is from x, y = 6.465, 348.398486894178 to 6.568, 455.09139070224 and new response = 183357, previous integration is from x, y = 6.465, 348 to 6.568, 455 and previous response = 183357.			✓	
CmdManuallyIntegratePeak	BL2000\sean	1/14/2022 3:33:59 PM	Manually integrate compound 4-Chlorophenol in sample Jan1402.D, from x, y = 6.465, 348 to 6.516, 2441, result = 152447; previous integration is from x, y = 6.465, 348 to 6.568, 455 and previous response = 183357.			✓	

Audit Trail report

Name	User	Time	Action	Reason	Comment	Succeed	Exception
CmdManuallyIntegrateDropBaseline	BL2000\sean	1/14/2022 3:34:01 PM	Drop baseline for compound 4-Chlorophenol in sample Jan1402.D to y = 348, new integration is from x, y = 6.465, 348 to 6.516, 348 and new response = 155670; previous integration is from x, y = 6.465, 348 to 6.516, 2441 and previous response = 152447.			✓	
CmdSetTargetCompoundAttribute	BL2000\sean	1/14/2022 3:34:02 PM	Set UserAnnotation = CO for compound 4-Chlorophenol in sample Jan1402.D; previous value =			✓	
CmdManuallyIntegrateApplyTargetRtToQualifier	BL2000\sean	1/14/2022 3:34:04 PM	Apply target integration range 6.465-6.516 to qualifier 128.0 for compound 4-Chlorophenol in sample Jan1402.D, new integration is from x, y = 6.465, 8789 to 6.516, 51784 and new response = 399529; previous integration is from x, y = 6.465, 8789 to 6.568, 8789 and previous response = 541585.			✓	
CmdManuallyIntegrateDropBaseline	BL2000\sean	1/14/2022 3:34:05 PM	Drop baseline for qualifier 128.0 of compound 4-Chlorophenol in sample Jan1402.D to y = 8789, new integration is from x, y = 6.465, 8789 to 6.516, 8789 and new response = 465762; previous integration is from x, y = 6.465, 8789 to 6.516, 51784 and previous response = 399529.			✓	
CmdManuallyIntegrateApplyTargetRtToQualifier	BL2000\sean	1/14/2022 3:34:10 PM	Apply target integration range 6.486-6.598 to qualifier 129.0 for compound p-Chloroaniline in sample Jan1402.D, new integration is from x, y = 6.486, 11892 to 6.598, 5677 and new response = 202150; previously no peak.			✓	
CmdManuallyIntegrateDropBaseline	BL2000\sean	1/14/2022 3:34:11 PM	Drop baseline for qualifier 129.0 of compound p-Chloroaniline in sample Jan1402.D to y = 5677, new integration is from x, y = 6.486, 5677 to 6.598, 5677 and new response = 223356; previous integration is from x, y = 6.486, 11892 to 6.598, 5677 and previous response = 202150.			✓	
CmdManuallyIntegrateQualifierPeak	BL2000\sean	1/14/2022 3:34:18 PM	Manually integrate qualifier 129.0 of compound p-Chloroaniline in sample Jan1402.D, from x, y = 6.506, -723 to 6.547, 482, result = 219780; previous integration is from x, y = 6.486, 5677 to 6.598, 5677 and previous response = 223356.			✓	

Audit Trail report

Name	User	Time	Action	Reason	Comment	Succeed	Exception
CmdManuallyIntegrateDropBaseline	BL2000\sean	1/14/2022 3:34:19 PM	Drop baseline for qualifier 129.0 of compound p-Chloroaniline in sample Jan1402.D to y = -723, new integration is from x, y = 6.506, -723 to 6.547, -723 and new response = 221265; previous integration is from x, y = 6.506, -723 to 6.547, 482 and previous response = 219780.			✓	
CmdManuallyIntegrateQualifierPeak	BL2000\sean	1/14/2022 3:34:27 PM	Manually integrate qualifier 129.0 of compound p-Chloroaniline in sample Jan1402.D, from x, y = 6.506, 613 to 6.547, 676, result = 217894; previous integration is from x, y = 6.506, -723 to 6.547, -723 and previous response = 221265.			✓	
CmdManuallyIntegrateApplyTargetRtToQualifier	BL2000\sean	1/14/2022 3:34:29 PM	Apply target integration range 6.486-6.598 to qualifier 65.0 for compound p-Chloroaniline in sample Jan1402.D, new integration is from x, y = 6.486, 65936 to 6.598, 6279 and new response = 193835; previous integration is from x, y = 6.424, 0 to 6.598, 832 and previous response = 463057.			✓	
CmdManuallyIntegrateDropBaseline	BL2000\sean	1/14/2022 3:34:30 PM	Drop baseline for qualifier 65.0 of compound p-Chloroaniline in sample Jan1402.D to y = 6279, new integration is from x, y = 6.486, 6279 to 6.598, 6279 and new response = 397388; previous integration is from x, y = 6.486, 65936 to 6.598, 6279 and previous response = 193835.			✓	
CmdManuallyIntegrateSplit	BL2000\sean	1/14/2022 3:34:33 PM	Split qualifier 65.0 of compound p-Chloroaniline in sample Jan1402.D and keep right peak, new integration is from x, y = 6.486, 6279 to 6.598, 6279 and new response = 397388, previous integration is from x, y = 6.486, 6279 to 6.598, 6279 and previous response = 397388.			✓	
CmdManuallyIntegrateQualifierPeak	BL2000\sean	1/14/2022 3:34:37 PM	Manually integrate qualifier 65.0 of compound p-Chloroaniline in sample Jan1402.D, from x, y = 6.506, 8257 to 6.598, 6279, result = 230027; previous integration is from x, y = 6.486, 6279 to 6.598, 6279 and previous response = 397388.			✓	
CmdManuallyIntegrateDropBaseline	BL2000\sean	1/14/2022 3:34:38 PM	Drop baseline for qualifier 65.0 of compound p-Chloroaniline in sample Jan1402.D to y = 6279, new integration is from x, y = 6.506, 6279 to 6.598, 6279 and new response = 235510; previous integration is from x, y = 6.506, 8257 to 6.598, 6279 and previous response = 230027.			✓	

Audit Trail report

Name	User	Time	Action	Reason	Comment	Succeed	Exception
CmdManuallyIntegratePeak	BL2000\sean	1/14/2022 3:34:48 PM	Manually integrate compound 1-Methylnaphthalene in sample Jan1402.D, from x, y = 7.338, 1102623 to 7.410, 1093483, result = -3720942; previous integration is from x, y = 7.215, 1409 to 7.328, 1436 and previous response = 1056599.			✓	
CmdManuallyIntegrateSnapBaseline	BL2000\sean	1/14/2022 3:34:49 PM	Snap baseline for compound 1-Methylnaphthalene in sample Jan1402.D, from x = 7.338 to x = 7.410, new integration is from x, y = 7.338, 2894 to 7.410, 6798 and new response = 994061; previous integration is from x, y = 7.338, 1102623 to 7.410, 1093483 and previous response = -3720942.			✓	
CmdSetTargetCompoundAttribute	BL2000\sean	1/14/2022 3:34:53 PM	Set UserAnnotation = CO for compound 1-Methylnaphthalene in sample Jan1402.D; previous value =			✓	
CmdManuallyIntegrateApplyTargetRtToQualifier	BL2000\sean	1/14/2022 3:34:55 PM	Apply target integration range 7.338-7.410 to qualifier 142.0 for compound 1-Methylnaphthalene in sample Jan1402.D, new integration is from x, y = 7.338, 5590 to 7.410, 9630 and new response = 1094709; previously no peak.			✓	
CmdManuallyIntegrateApplyTargetRtToQualifier	BL2000\sean	1/14/2022 3:34:56 PM	Apply target integration range 7.338-7.410 to qualifier 115.0 for compound 1-Methylnaphthalene in sample Jan1402.D, new integration is from x, y = 7.338, 2345 to 7.410, 3307 and new response = 411632; previously no peak.			✓	
CmdManuallyIntegrateSplit	BL2000\sean	1/14/2022 3:35:28 PM	Split peak for compound 2,4,6-Trichlorophenol in sample Jan1402.D and keep left peak, new integration is from x, y = 7.605, 0 to 7.656, 0 and new response = 276539, previous integration is from x, y = 7.605, 0 to 7.749, 0 and previous response = 567438.			✓	
CmdSetTargetCompoundAttribute	BL2000\sean	1/14/2022 3:35:29 PM	Set UserAnnotation = CO for compound 2,4,6-Trichlorophenol in sample Jan1402.D; previous value =			✓	
CmdManuallyIntegrateSplit	BL2000\sean	1/14/2022 3:35:30 PM	Split qualifier 198.0 of compound 2,4,6-Trichlorophenol in sample Jan1402.D and keep left peak, new integration is from x, y = 7.595, 0 to 7.656, 0 and new response = 258556, previous integration is from x, y = 7.595, 0 to 7.749, 0 and previous response = 536176.			✓	

Audit Trail report

Name	User	Time	Action	Reason	Comment	Succeed	Exception
CmdManuallyIntegrateSplit	BL2000\sean	1/14/2022 3:35:34 PM	Split peak for compound 2,4,5-Trichlorophenol in sample Jan1402.D and keep right peak, new integration is from x, y = 7.656, 0 to 7.749, 0 and new response = 290900, previous integration is from x, y = 7.605, 0 to 7.749, 0 and previous response = 567438.			✓	
CmdManuallyIntegrateSplit	BL2000\sean	1/14/2022 3:35:36 PM	Split qualifier 198.0 of compound 2,4,5-Trichlorophenol in sample Jan1402.D and keep right peak, new integration is from x, y = 7.656, 0 to 7.749, 0 and new response = 277620, previous integration is from x, y = 7.595, 0 to 7.749, 0 and previous response = 536176.			✓	
CmdManuallyIntegratePeak	BL2000\sean	1/14/2022 3:35:45 PM	Manually integrate compound 2,4,5-Trichlorophenol in sample Jan1402.D, from x, y = 7.584, -985 to 7.975, -1065, result = 598493; previous integration is from x, y = 7.656, 0 to 7.749, 0 and previous response = 290900.			✓	
CmdManuallyIntegrateSnapBaseline	BL2000\sean	1/14/2022 3:35:46 PM	Snap baseline for compound 2,4,5-Trichlorophenol in sample Jan1402.D, from x = 7.584 to x = 7.975, new integration is from x, y = 7.584, 0 to 7.975, 0 and new response = 574495; previous integration is from x, y = 7.584, -985 to 7.975, -1065 and previous response = 598493.			✓	
CmdManuallyIntegrateDropBaseline	BL2000\sean	1/14/2022 3:35:47 PM	Drop baseline for compound 2,4,5-Trichlorophenol in sample Jan1402.D to y = 0, new integration is from x, y = 7.584, 0 to 7.975, 0 and new response = 574495; previous integration is from x, y = 7.584, 0 to 7.975, 0 and previous response = 574495.			✓	
CmdManuallyIntegrateSplit	BL2000\sean	1/14/2022 3:35:48 PM	Split peak for compound 2,4,5-Trichlorophenol in sample Jan1402.D and keep right peak, new integration is from x, y = 7.656, 0 to 7.975, 0 and new response = 297956, previous integration is from x, y = 7.584, 0 to 7.975, 0 and previous response = 574495.			✓	
CmdSetTargetCompoundAttribute	BL2000\sean	1/14/2022 3:35:52 PM	Set UserAnnotation = CO for compound 2,4,5-Trichlorophenol in sample Jan1402.D; previous value =			✓	

Audit Trail report

Name	User	Time	Action	Reason	Comment	Succeed	Exception
CmdManuallyIntegratePeak	BL2000\sean	1/14/2022 3:36:05 PM	Manually integrate compound Acenaphthylene in sample Jan1402.D, from x, y = 8.272, 0 to 8.497, 510, result = 1834032; previous integration is from x, y = 8.292, 742 to 8.384, 1045 and previous response = 1812344.			✓	
CmdManuallyIntegrateDropBaseline	BL2000\sean	1/14/2022 3:36:08 PM	Drop baseline for compound Acenaphthylene in sample Jan1402.D to y = 0, new integration is from x, y = 8.272, 0 to 8.497, 0 and new response = 1837472; previous integration is from x, y = 8.272, 0 to 8.497, 510 and previous response = 1834032.			✓	
CmdSetTargetCompoundAttribute	BL2000\sean	1/14/2022 3:36:11 PM	Set UserAnnotation = BA for compound Acenaphthylene in sample Jan1402.D; previous value =			✓	
CmdManuallyIntegrateApplyTargetRtToQualifier	BL2000\sean	1/14/2022 3:36:13 PM	Apply target integration range 8.272-8.497 to qualifier 153.1 for compound Acenaphthylene in sample Jan1402.D, new integration is from x, y = 8.272, 0 to 8.497, 1473 and new response = 246807; previous integration is from x, y = 8.507, 0 to 8.609, 0 and previous response = 1145601.			✓	
CmdManuallyIntegrateDropBaseline	BL2000\sean	1/14/2022 3:36:13 PM	Drop baseline for qualifier 153.1 of compound Acenaphthylene in sample Jan1402.D to y = 0, new integration is from x, y = 8.272, 0 to 8.497, 0 and new response = 256753; previous integration is from x, y = 8.272, 0 to 8.497, 1473 and previous response = 246807.			✓	
CmdManuallyIntegrateApplyTargetRtToQualifier	BL2000\sean	1/14/2022 3:36:24 PM	Apply target integration range 8.507-8.589 to qualifier 152.0 for compound Acenaphthene in sample Jan1402.D, new integration is from x, y = 8.507, 2145 to 8.589, 3101 and new response = 544281; previous integration is from x, y = 8.283, 269 to 8.384, 390 and previous response = 1815427.			✓	
CmdManuallyIntegrateDropBaseline	BL2000\sean	1/14/2022 3:36:25 PM	Drop baseline for qualifier 152.0 of compound Acenaphthene in sample Jan1402.D to y = 2145, new integration is from x, y = 8.507, 2145 to 8.589, 2145 and new response = 546628; previous integration is from x, y = 8.507, 2145 to 8.589, 3101 and previous response = 544281.			✓	

Audit Trail report

Name	User	Time	Action	Reason	Comment	Succeed	Exception
CmdManuallyIntegrateApplyTargetRtToQualifier	BL2000\sean	1/14/2022 3:36:32 PM	Apply target integration range 8.579-8.681 to qualifier 154.0 for compound 2,4-Dinitrophenol in sample Jan1402.D, new integration is from x, y = 8.579, 3562 to 8.681, 1720 and new response = 46227; previous integration is from x, y = 8.507, 844 to 8.589, 823 and previous response = 1037230.			✓	
CmdManuallyIntegrateDropBaseline	BL2000\sean	1/14/2022 3:36:33 PM	Drop baseline for qualifier 154.0 of compound 2,4-Dinitrophenol in sample Jan1402.D to y = 1720, new integration is from x, y = 8.579, 1720 to 8.681, 1720 and new response = 51880; previous integration is from x, y = 8.579, 3562 to 8.681, 1720 and previous response = 46227.			✓	
CmdManuallyIntegrateSplit	BL2000\sean	1/14/2022 3:36:38 PM	Split qualifier 139.0 of compound Dibenzofuran in sample Jan1402.D and keep left peak, new integration is from x, y = 8.722, 0 to 8.773, 0 and new response = 640066, previous integration is from x, y = 8.722, 0 to 8.824, 0 and previous response = 760187.			✓	
CmdManuallyIntegrateSplit	BL2000\sean	1/14/2022 3:36:44 PM	Split qualifier 139.0 of compound 4-Nitrophenol in sample Jan1402.D and keep right peak, new integration is from x, y = 8.773, 461.392493404822 to 8.824, 529.74396972185 and new response = 118601, previous integration is from x, y = 8.722, 393 to 8.824, 530 and previous response = 751711.			✓	
CmdManuallyIntegratePeak	BL2000\sean	1/14/2022 3:36:52 PM	Manually integrate compound 4-Nitrophenol in sample Jan1402.D, from x, y = 8.763, 732 to 9.100, 139, result = 169011; previous integration is from x, y = 8.771, 996 to 8.926, 1054 and previous response = 147132.			✓	
CmdManuallyIntegrateSnapBaseline	BL2000\sean	1/14/2022 3:36:53 PM	Snap baseline for compound 4-Nitrophenol in sample Jan1402.D, from x = 8.763 to x = 9.100, new integration is from x, y = 8.763, 732 to 9.100, 1157 and new response = 158701; previous integration is from x, y = 8.763, 732 to 9.100, 139 and previous response = 169011.			✓	
CmdManuallyIntegrateDropBaseline	BL2000\sean	1/14/2022 3:36:53 PM	Drop baseline for compound 4-Nitrophenol in sample Jan1402.D to y = 732, new integration is from x, y = 8.763, 732 to 9.100, 732 and new response = 163006; previous integration is from x, y = 8.763, 732 to 9.100, 1157 and previous response = 158701.			✓	

Audit Trail report

Name	User	Time	Action	Reason	Comment	Succeed	Exception
CmdSetTargetCompoundAttribute	BL2000\sean	1/14/2022 3:36:56 PM	Set UserAnnotation = BA for compound 4-Nitrophenol in sample Jan1402.D; previous value =			✓	
CmdManuallyIntegrateQualifierPeak	BL2000\sean	1/14/2022 3:37:01 PM	Manually integrate qualifier 63.0 of compound 2,4-Dinitrotoluene in sample Jan1402.D, from x, y = 8.763, 5945 to 8.886, 1933, result = 119364; previous integration is from x, y = 8.722, 2009 to 8.886, 1933 and previous response = 229831.			✓	
CmdManuallyIntegrateDropBaseline	BL2000\sean	1/14/2022 3:37:02 PM	Drop baseline for qualifier 63.0 of compound 2,4-Dinitrotoluene in sample Jan1402.D to y = 1933, new integration is from x, y = 8.763, 1933 to 8.886, 1933 and new response = 134142; previous integration is from x, y = 8.763, 5945 to 8.886, 1933 and previous response = 119364.			✓	
CmdManuallyIntegrateQualifierPeak	BL2000\sean	1/14/2022 3:37:06 PM	Manually integrate qualifier 89.0 of compound 2,4-Dinitrotoluene in sample Jan1402.D, from x, y = 8.763, 2671 to 8.845, 430, result = 118182; previous integration is from x, y = 8.723, 447 to 8.845, 430 and previous response = 167380.			✓	
CmdManuallyIntegrateDropBaseline	BL2000\sean	1/14/2022 3:37:07 PM	Drop baseline for qualifier 89.0 of compound 2,4-Dinitrotoluene in sample Jan1402.D to y = 430, new integration is from x, y = 8.763, 430 to 8.845, 430 and new response = 123682; previous integration is from x, y = 8.763, 2671 to 8.845, 430 and previous response = 118182.			✓	
CmdManuallyIntegrateApplyTargetRtToQualifier	BL2000\sean	1/14/2022 3:37:13 PM	Apply target integration range 9.131-9.233 to qualifier 167.0 for compound Fluorene in sample Jan1402.D, new integration is from x, y = 9.131, 0 to 9.233, 426 and new response = 180213; previous integration is from x, y = 9.301, 498 to 9.418, 628 and previous response = 300751.			✓	
CmdManuallyIntegrateQualifierPeak	BL2000\sean	1/14/2022 3:37:26 PM	Manually integrate qualifier 65.0 of compound 4-Nitroaniline in sample Jan1402.D, from x, y = 9.213, 3477 to 9.254, 3629, result = 169090; previous integration is from x, y = 9.141, 2267 to 9.315, 2419 and previous response = 246227.			✓	
CmdManuallyIntegrateQualifierPeak	BL2000\sean	1/14/2022 3:37:31 PM	Manually integrate qualifier 121.0 of compound 4,6-Dinitro-2-methylphenol in sample Jan1402.D, from x, y = 9.213, 48755 to 9.336, 56632, result = -330597; previous integration is from x, y = 9.070, 1086 to 9.139, 1015 and previous response = 55415.			✓	

Audit Trail report

Name	User	Time	Action	Reason	Comment	Succeed	Exception
CmdManuallyIntegrateSnapBaseline	BL2000\sean	1/14/2022 3:37:32 PM	Snap baseline for qualifier 121.0 of compound 4,6-Dinitro-2-methylphenol in sample Jan1402.D from x = 9.213 to x = 9.336, new integration is from x, y = 9.213, 415 to 9.336, 1009 and new response = 52299; previous integration is from x, y = 9.213, 48755 to 9.336, 56632 and previous response = -330597.			✓	
CmdManuallyIntegrateDropBaseline	BL2000\sean	1/14/2022 3:37:33 PM	Drop baseline for qualifier 121.0 of compound 4,6-Dinitro-2-methylphenol in sample Jan1402.D to y = 415, new integration is from x, y = 9.213, 415 to 9.336, 415 and new response = 54487; previous integration is from x, y = 9.213, 415 to 9.336, 1009 and previous response = 52299.			✓	
CmdManuallyIntegratePeak	BL2000\sean	1/14/2022 3:37:44 PM	Manually integrate compound Anthracene in sample Jan1402.D, from x, y = 10.232, 761285 to 10.515, 535675, result = -7481130; previous integration is from x, y = 10.262, 0 to 10.343, 0 and previous response = 1827408.			✓	
CmdManuallyIntegrateSnapBaseline	BL2000\sean	1/14/2022 3:37:46 PM	Snap baseline for compound Anthracene in sample Jan1402.D, from x = 10.232 to x = 10.515, new integration is from x, y = 10.232, 0 to 10.515, 2555 and new response = 3531668; previous integration is from x, y = 10.232, 761285 to 10.515, 535675 and previous response = -7481130.			✓	
CmdManuallyIntegrateDropBaseline	BL2000\sean	1/14/2022 3:37:46 PM	Drop baseline for compound Anthracene in sample Jan1402.D to y = 0, new integration is from x, y = 10.232, 0 to 10.515, 0 and new response = 3553406; previous integration is from x, y = 10.232, 0 to 10.515, 2555 and previous response = 3531668.			✓	
CmdManuallyIntegrateSplit	BL2000\sean	1/14/2022 3:37:47 PM	Split peak for compound Anthracene in sample Jan1402.D and keep right peak, new integration is from x, y = 10.343, 0 to 10.515, 0 and new response = 1725713, previous integration is from x, y = 10.232, 0 to 10.515, 0 and previous response = 3553406.			✓	
CmdSetTargetCompoundAttribute	BL2000\sean	1/14/2022 3:37:48 PM	Set UserAnnotation = CO for compound Anthracene in sample Jan1402.D; previous value =			✓	

Audit Trail report

Name	User	Time	Action	Reason	Comment	Succeed	Exception
CmdManuallyIntegrateApplyTargetRtToQualifier	BL2000\sean	1/14/2022 3:37:50 PM	Apply target integration range 10.343-10.515 to qualifier 176.0 for compound Anthracene in sample Jan1402.D, new integration is from x, y = 10.343, 2246 to 10.515, 446 and new response = 309849; previously no peak.			✓	
CmdManuallyIntegrateDropBaseline	BL2000\sean	1/14/2022 3:37:51 PM	Drop baseline for qualifier 176.0 of compound Anthracene in sample Jan1402.D to y = 446, new integration is from x, y = 10.343, 446 to 10.515, 446 and new response = 319147; previous integration is from x, y = 10.343, 2246 to 10.515, 446 and previous response = 309849.			✓	
CmdSaveBatchTable	BL2000\sean	1/14/2022 3:38:27 PM	Save batch \\MASSHUNTER\Org\Data\SV5973N.I\sd011422\DoD BNA 1\QuantResults\011422 DoD BNA.batch.bin			✓	
CmdZeroOutPeak	BL2000\sean	1/14/2022 3:38:37 PM	Zero out primary peak of compound 2,6-Dinitrotoluene in sample Jan1403.D			✓	
CmdZeroOutPeak	BL2000\sean	1/14/2022 3:38:38 PM	Zero out primary peak of compound Dimethyl Phthalate in sample Jan1403.D			✓	
CmdSaveBatchTable	BL2000\sean	1/14/2022 3:38:42 PM	Save batch \\MASSHUNTER\Org\Data\SV5973N.I\sd011422\DoD BNA 1\QuantResults\011422 DoD BNA.batch.bin			✓	
CmdZeroOutPeak	BL2000\sean	1/14/2022 3:41:29 PM	Zero out primary peak of compound 2,6-Dinitrotoluene in sample Jan1404.D			✓	
CmdSetTargetCompoundAttribute	BL2000\sean	1/14/2022 3:41:32 PM	Set UserAnnotation = INT for compound 2,6-Dinitrotoluene in sample Jan1404.D; previous value =			✓	
CmdZeroOutPeak	BL2000\sean	1/14/2022 3:41:35 PM	Zero out primary peak of compound N-nitroso-Di-n-propylamine in sample Jan1404.D			✓	
CmdSetTargetCompoundAttribute	BL2000\sean	1/14/2022 3:41:35 PM	Set UserAnnotation = INT for compound N-nitroso-Di-n-propylamine in sample Jan1404.D; previous value =			✓	
CmdZeroOutPeak	BL2000\sean	1/14/2022 3:41:38 PM	Zero out primary peak of compound Dimethyl Phthalate in sample Jan1404.D			✓	
CmdSetTargetCompoundAttribute	BL2000\sean	1/14/2022 3:41:38 PM	Set UserAnnotation = INT for compound Dimethyl Phthalate in sample Jan1404.D; previous value =			✓	
CmdZeroOutPeak	BL2000\sean	1/14/2022 3:41:41 PM	Zero out primary peak of compound Disulfoton in sample Jan1404.D			✓	

Audit Trail report

Name	User	Time	Action	Reason	Comment	Succeed	Exception
CmdSetTargetCompoundAttribute	BL2000\sean	1/14/2022 3:41:42 PM	Set UserAnnotation = INT for compound Disulfoton in sample Jan1404.D; previous value =			✓	
CmdZeroOutPeak	BL2000\sean	1/14/2022 3:41:44 PM	Zero out primary peak of compound Aramite 1 in sample Jan1404.D			✓	
CmdZeroOutPeak	BL2000\sean	1/14/2022 3:41:44 PM	Zero out primary peak of compound Aramite 1 in sample Jan1404.D			✓	
CmdSetTargetCompoundAttribute	BL2000\sean	1/14/2022 3:41:45 PM	Set UserAnnotation = INT for compound Aramite 1 in sample Jan1404.D; previous value =			✓	
CmdZeroOutPeak	BL2000\sean	1/14/2022 3:41:47 PM	Zero out primary peak of compound 5-Nitro-o-Toluidine in sample Jan1404.D			✓	
CmdSetTargetCompoundAttribute	BL2000\sean	1/14/2022 3:41:48 PM	Set UserAnnotation = INT for compound 5-Nitro-o-Toluidine in sample Jan1404.D; previous value =			✓	
CmdZeroOutPeak	BL2000\sean	1/14/2022 3:41:50 PM	Zero out primary peak of compound 1,3,5-Trinitrobenzene in sample Jan1404.D			✓	
CmdSetTargetCompoundAttribute	BL2000\sean	1/14/2022 3:41:52 PM	Set UserAnnotation = INT for compound 1,3,5-Trinitrobenzene in sample Jan1404.D; previous value =			✓	
CmdZeroOutPeak	BL2000\sean	1/14/2022 3:41:54 PM	Zero out primary peak of compound bis(2-chloroisopropyl)Ether in sample Jan1404.D			✓	
CmdSetTargetCompoundAttribute	BL2000\sean	1/14/2022 3:41:56 PM	Set UserAnnotation = INT for compound bis(2-chloroisopropyl)Ether in sample Jan1404.D; previous value =			✓	
CmdZeroOutPeak	BL2000\sean	1/14/2022 3:42:04 PM	Zero out primary peak of compound Diallate 1 in sample Jan1404.D			✓	
CmdSetTargetCompoundAttribute	BL2000\sean	1/14/2022 3:42:05 PM	Set UserAnnotation = INT for compound Diallate 1 in sample Jan1404.D; previous value =			✓	
CmdSaveBatchTable	BL2000\sean	1/14/2022 3:42:08 PM	Save batch \\MASSHUNTER\Org\Data\SV5973N.I\sd011422\DoD BNA 1\QuantResults\011422 DoD BNA.batch.bin			✓	
CmdOpenBatchTable	BL2000\sean	1/17/2022 11:56:23 AM	Open batch \\MASSHUNTER\Org\Data\SV5973N.I\sd011422\DoD BNA 1\011422 DoD BNA.batch.bin			✓	

Audit Trail report

Name	User	Time	Action	Reason	Comment	Succeed	Exception
CmdImportSamplesFromWorklist	BL2000\sean	1/17/2022 12:00:24 PM	Add samples from worklist: \\MASSHUNTER\Org\Data\SV5973N.I\sd011422\DoD BNA 1\Jan1424.D, \\MASSHUNTER\Org\Data\SV5973N.I\sd011422\DoD BNA 1\Jan1423.D, \\MASSHUNTER\Org\Data\SV5973N.I\sd011422\DoD BNA 1\Jan1422.D, \\MASSHUNTER\Org\Data\SV5973N.I\sd011422\DoD BNA 1\Jan1421.D, \\MASSHUNTER\Org\Data\SV5973N.I\sd011422\DoD BNA 1\Jan1420.D, \\MASSHUNTER\Org\Data\SV5973N.I\sd011422\DoD BNA 1\Jan1419.D, \\MASSHUNTER\Org\Data\SV5973N.I\sd011422\DoD BNA 1\Jan1418.D, \\MASSHUNTER\Org\Data\SV5973N.I\sd011422\DoD BNA 1\Jan1417.D, \\MASSHUNTER\Org\Data\SV5973N.I\sd011422\DoD BNA 1\Jan1416.D, \\MASSHUNTER\Org\Data\SV5973N.I\sd011422\DoD BNA 1\Jan1415.D, \\MASSHUNTER\Org\Data\SV5973N.I\sd011422\DoD BNA 1\Jan1414.D, \\MASSHUNTER\Org\Data\SV5973N.I\sd011422\DoD BNA 1\Jan1413.D, \\MASSHUNTER\Org\Data\SV5973N.I\sd011422\DoD BNA 1\Jan1412.D, \\MASSHUNTER\Org\Data\SV5973N.I\sd011422\DoD BNA 1\Jan1411.D, \\MASSHUNTER\Org\Data\SV5973N.I\sd011422\DoD BNA 1\Jan1410.D, \\MASSHUNTER\Org\Data\SV5973N.I\sd011422\DoD BNA 1\Jan1409.D, \\MASSHUNTER\Org\Data\SV5973N.I\sd011422\DoD BNA 1\Jan1408.D, \\MASSHUNTER\Org\Data\SV5973N.I\sd011422\DoD BNA 1\Jan1407.D, \\MASSHUNTER\Org\Data\SV5973N.I\sd011422\DoD BNA 1\Jan1406.D, \\MASSHUNTER\Org\Data\SV5973N.I\sd011422\DoD BNA 1\Jan1405.D			✓	
CmdSetSampleAttribute	BL2000\sean	1/17/2022 12:04:18 PM	Set SampleType = Matrix for sample Jan1405.D; previous value = Sample			✓	
CmdSetSampleAttribute	BL2000\sean	1/17/2022 12:04:27 PM	Set SampleType = MatrixDup for sample Jan1406.D; previous value = Sample			✓	
CmdSetSampleAttribute	BL2000\sean	1/17/2022 12:04:38 PM	Set SampleType = Matrix for sample Jan1410.D; previous value = Sample			✓	
CmdSetSampleAttribute	BL2000\sean	1/17/2022 12:05:32 PM	Set SampleType = Blank for sample Jan1419.D; previous value = Sample			✓	
CmdSetSampleAttribute	BL2000\sean	1/17/2022 12:05:41 PM	Set SampleType = Matrix for sample Jan1420.D; previous value = Sample			✓	
CmdSetSampleAttribute	BL2000\sean	1/17/2022 12:05:51 PM	Set SampleType = MatrixDup for sample Jan1421.D; previous value = Sample			✓	

Audit Trail report

Name	User	Time	Action	Reason	Comment	Succeed	Exception
CmdSetSampleAttribute	BL2000\sean	1/17/2022 12:06:00 PM	Set SampleType = Matrix for sample Jan1423.D; previous value = Sample			✓	
CmdSetSampleAttribute	BL2000\sean	1/17/2022 12:06:10 PM	Set SampleType = CC for sample Jan1424.D; previous value = Sample			✓	
CmdSetSampleAttribute	BL2000\sean	1/17/2022 12:06:22 PM	Set LevelName = CCV for sample Jan1424.D; previous value =			✓	
CmdSetSampleAttribute	BL2000\sean	1/17/2022 12:06:25 PM	Set SampleInformation = MatrixA for sample Jan1405.D; previous value =			✓	
CmdSetSampleAttribute	BL2000\sean	1/17/2022 12:06:31 PM	Set SampleInformation = MatrixA for sample Jan1406.D; previous value =			✓	
CmdSetSampleAttribute	BL2000\sean	1/17/2022 12:06:32 PM	Set SampleInformation = MatrixA for sample Jan1410.D; previous value =			✓	
CmdSetSampleAttribute	BL2000\sean	1/17/2022 12:06:34 PM	Set SampleInformation = MatrixA for sample Jan1420.D; previous value =			✓	
CmdSetSampleAttribute	BL2000\sean	1/17/2022 12:06:35 PM	Set SampleInformation = MatrixA for sample Jan1421.D; previous value =			✓	
CmdSetSampleAttribute	BL2000\sean	1/17/2022 12:06:37 PM	Set SampleInformation = MatrixA for sample Jan1423.D; previous value =			✓	
CmdSetSampleAttribute	BL2000\sean	1/17/2022 12:06:40 PM	Set MatrixSpikeGroup = B22010213-001C for sample Jan1422.D; previous value =			✓	
CmdSetSampleAttribute	BL2000\sean	1/17/2022 12:06:41 PM	Set MatrixSpikeGroup = B22010213-001C for sample Jan1423.D; previous value =			✓	
CmdSetSampleAttribute	BL2000\sean	1/17/2022 12:06:43 PM	Set MatrixSpikeGroup = MB-162744 for sample Jan1419.D; previous value =			✓	
CmdSetSampleAttribute	BL2000\sean	1/17/2022 12:06:44 PM	Set MatrixSpikeGroup = MB-162744 for sample Jan1420.D; previous value =			✓	
CmdSetSampleAttribute	BL2000\sean	1/17/2022 12:06:44 PM	Set MatrixSpikeGroup = MB-162744 for sample Jan1421.D; previous value =			✓	
CmdSetSampleAttribute	BL2000\sean	1/17/2022 12:06:46 PM	Set MatrixSpikeGroup = B22010134-001C for sample Jan1409.D; previous value =			✓	
CmdSetSampleAttribute	BL2000\sean	1/17/2022 12:06:48 PM	Set MatrixSpikeGroup = B22010134-001C for sample Jan1410.D; previous value =			✓	
CmdSetSampleAttribute	BL2000\sean	1/17/2022 12:06:50 PM	Set MatrixSpikeGroup = MB-162701 for sample Jan1404.D; previous value =			✓	
CmdSetSampleAttribute	BL2000\sean	1/17/2022 12:06:50 PM	Set MatrixSpikeGroup = MB-162701 for sample Jan1405.D; previous value =			✓	
CmdSetSampleAttribute	BL2000\sean	1/17/2022 12:06:51 PM	Set MatrixSpikeGroup = MB-162701 for sample Jan1406.D; previous value =			✓	
CmdQuantitate	BL2000\sean	1/17/2022 12:08:11 PM	Quantitate all compounds in all samples			✓	

Audit Trail report

Name	User	Time	Action	Reason	Comment	Succeed	Exception
CmdManuallyIntegrateSplit	BL2000\sean	1/17/2022 12:24:59 PM	Split peak for compound bis(-2-Chloroethyl)Ether in sample Jan1405.D and keep left peak, new integration is from x, y = 4.624, 852.709006363636 to 4.675, 901.186352049793 and new response = 717212, previous integration is from x, y = 4.624, 853 to 4.726, 950 and previous response = 951831.			✓	
CmdManuallyIntegrateApplyTargetRtToQualifier	BL2000\sean	1/17/2022 12:25:02 PM	Apply target integration range 4.624-4.675 to qualifier 64.0 for compound bis(-2-Chloroethyl)Ether in sample Jan1405.D, new integration is from x, y = 4.624, 6286 to 4.675, 3033 and new response = 16739; previous integration is from x, y = 4.675, 464 to 4.756, 496 and previous response = 323986.			✓	
CmdManuallyIntegrateDropBaseline	BL2000\sean	1/17/2022 12:25:03 PM	Drop baseline for qualifier 64.0 of compound bis(-2-Chloroethyl)Ether in sample Jan1405.D to y = 3033, new integration is from x, y = 4.624, 3033 to 4.675, 3033 and new response = 21722; previous integration is from x, y = 4.624, 6286 to 4.675, 3033 and previous response = 16739.			✓	
CmdSetTargetCompoundAttribute	BL2000\sean	1/17/2022 12:25:08 PM	Set UserAnnotation = CO for compound bis(-2-Chloroethyl)Ether in sample Jan1405.D; previous value =			✓	
CmdManuallyIntegrateSplit	BL2000\sean	1/17/2022 12:25:16 PM	Split peak for compound 1,3-Dichlorobenzene in sample Jan1405.D and keep left peak, new integration is from x, y = 4.818, 0 to 4.910, 0 and new response = 776355, previous integration is from x, y = 4.818, 0 to 5.012, 0 and previous response = 1530173.			✓	
CmdSetTargetCompoundAttribute	BL2000\sean	1/17/2022 12:25:18 PM	Set UserAnnotation = CO for compound 1,3-Dichlorobenzene in sample Jan1405.D; previous value =			✓	
CmdManuallyIntegrateApplyTargetRtToQualifier	BL2000\sean	1/17/2022 12:25:21 PM	Apply target integration range 4.818-4.910 to qualifier 148.0 for compound 1,3-Dichlorobenzene in sample Jan1405.D, new integration is from x, y = 4.818, 0 to 4.910, 1170 and new response = 493564; previously no peak.			✓	
CmdManuallyIntegrateSplit	BL2000\sean	1/17/2022 12:25:26 PM	Split peak for compound 1,4-Dichlorobenzene in sample Jan1405.D and keep right peak, new integration is from x, y = 4.910, 233.323465066813 to 5.012, 343.622030576952 and new response = 752050, previous integration is from x, y = 4.818, 134 to 5.012, 344 and previous response = 1524867.			✓	

Audit Trail report

Name	User	Time	Action	Reason	Comment	Succeed	Exception
CmdSetTargetCompoundAttribute	BL2000\sean	1/17/2022 12:25:27 PM	Set UserAnnotation = CO for compound 1,4-Dichlorobenzene in sample Jan1405.D; previous value =			✓	
CmdManuallyIntegrateSplit	BL2000\sean	1/17/2022 12:25:30 PM	Split qualifier 148.0 of compound 1,4-Dichlorobenzene in sample Jan1405.D and keep right peak, new integration is from x, y = 4.899, 0 to 5.001, 0 and new response = 480519, previous integration is from x, y = 4.818, 0 to 5.001, 0 and previous response = 976696.			✓	
CmdManuallyIntegratePeak	BL2000\sean	1/17/2022 12:25:34 PM	Manually integrate compound 1,2-Dichlorobenzene in sample Jan1405.D, from x, y = 5.063, 428349 to 5.155, 501202, result = -1766389; previous integration is from x, y = 4.818, 90 to 5.012, 207 and previous response = 1525890.			✓	
CmdManuallyIntegrateSnapBaseline	BL2000\sean	1/17/2022 12:25:36 PM	Snap baseline for compound 1,2-Dichlorobenzene in sample Jan1405.D, from x = 5.063 to x = 5.155, new integration is from x, y = 5.063, 410 to 5.155, 1434 and new response = 791762; previous integration is from x, y = 5.063, 428349 to 5.155, 501202 and previous response = -1766389.			✓	
CmdManuallyIntegrateDropBaseline	BL2000\sean	1/17/2022 12:25:37 PM	Drop baseline for compound 1,2-Dichlorobenzene in sample Jan1405.D to y = 410, new integration is from x, y = 5.063, 410 to 5.155, 410 and new response = 794586; previous integration is from x, y = 5.063, 410 to 5.155, 1434 and previous response = 791762.			✓	
CmdSetTargetCompoundAttribute	BL2000\sean	1/17/2022 12:25:40 PM	Set UserAnnotation = CO for compound 1,2-Dichlorobenzene in sample Jan1405.D; previous value =			✓	
CmdManuallyIntegrateApplyTargetRtToQualifier	BL2000\sean	1/17/2022 12:25:43 PM	Apply target integration range 5.063-5.155 to qualifier 148.0 for compound 1,2-Dichlorobenzene in sample Jan1405.D, new integration is from x, y = 5.063, 319 to 5.155, 1006 and new response = 501648; previously no peak.			✓	
CmdManuallyIntegrateSplit	BL2000\sean	1/17/2022 12:26:08 PM	Split qualifier 77.0 of compound Nitrobenzene in sample Jan1405.D and keep right peak, new integration is from x, y = 5.543, 2846.78682969916 to 5.663, 2657.66946184336 and new response = 416354, previous integration is from x, y = 5.453, 2988 to 5.663, 2658 and previous response = 645864.			✓	

Audit Trail report

Name	User	Time	Action	Reason	Comment	Succeed	Exception
CmdManuallyIntegrateApplyTargetRtToQualifier	BL2000\sean	1/17/2022 12:27:06 PM	Apply target integration range 5.931-6.044 to qualifier 65.0 for compound 2-Nitrophenol in sample Jan1405.D, new integration is from x, y = 5.931, 1586 to 6.044, 2517 and new response = 99833; previous integration is from x, y = 5.870, 1895 to 5.910, 1838 and previous response = 21248.			✓	
CmdManuallyIntegrateSplit	BL2000\sean	1/17/2022 12:27:20 PM	Split peak for compound 4-Chlorophenol in sample Jan1405.D and keep left peak, new integration is from x, y = 6.475, 346.360827988537 to 6.568, 426.09315355918 and new response = 185992, previous integration is from x, y = 6.475, 346 to 6.568, 426 and previous response = 185992.			✓	
CmdManuallyIntegrateSplit	BL2000\sean	1/17/2022 12:27:25 PM	Split peak for compound 4-Chlorophenol in sample Jan1405.D and keep left peak, new integration is from x, y = 6.475, 346.360827988537 to 6.568, 426.09315355918 and new response = 185992, previous integration is from x, y = 6.475, 346 to 6.568, 426 and previous response = 185992.			✓	
CmdManuallyIntegratePeak	BL2000\sean	1/17/2022 12:27:30 PM	Manually integrate compound 4-Chlorophenol in sample Jan1405.D, from x, y = 6.475, 346 to 6.516, 3062, result = 156221; previous integration is from x, y = 6.475, 346 to 6.568, 426 and previous response = 185992.			✓	
CmdManuallyIntegrateDropBaseline	BL2000\sean	1/17/2022 12:27:32 PM	Drop baseline for compound 4-Chlorophenol in sample Jan1405.D to y = 346, new integration is from x, y = 6.475, 346 to 6.516, 346 and new response = 159569; previous integration is from x, y = 6.475, 346 to 6.516, 3062 and previous response = 156221.			✓	
CmdSetTargetCompoundAttribute	BL2000\sean	1/17/2022 12:27:33 PM	Set UserAnnotation = CO for compound 4-Chlorophenol in sample Jan1405.D; previous value =			✓	
CmdManuallyIntegrateApplyTargetRtToQualifier	BL2000\sean	1/17/2022 12:27:35 PM	Apply target integration range 6.475-6.516 to qualifier 128.0 for compound 4-Chlorophenol in sample Jan1405.D, new integration is from x, y = 6.475, 6201 to 6.516, 43440 and new response = 444854; previous integration is from x, y = 6.383, 879 to 6.475, 1143 and previous response = 1912926.			✓	

Audit Trail report

Name	User	Time	Action	Reason	Comment	Succeed	Exception
CmdManuallyIntegrateDropBaseline	BL2000\sean	1/17/2022 12:27:36 PM	Drop baseline for qualifier 128.0 of compound 4-Chlorophenol in sample Jan1405.D to y = 6201, new integration is from x, y = 6.475, 6201 to 6.516, 6201 and new response = 490751; previous integration is from x, y = 6.475, 6201 to 6.516, 43440 and previous response = 444854.			✓	
CmdManuallyIntegrateApplyTargetRtToQualifier	BL2000\sean	1/17/2022 12:27:42 PM	Apply target integration range 6.498-6.598 to qualifier 129.0 for compound p-Chloroaniline in sample Jan1405.D, new integration is from x, y = 6.498, 37416 to 6.598, 5353 and new response = 100067; previously no peak.			✓	
CmdManuallyIntegrateDropBaseline	BL2000\sean	1/17/2022 12:27:43 PM	Drop baseline for qualifier 129.0 of compound p-Chloroaniline in sample Jan1405.D to y = 5353, new integration is from x, y = 6.498, 5353 to 6.598, 5353 and new response = 201356; previous integration is from x, y = 6.498, 37416 to 6.598, 5353 and previous response = 100067.			✓	
CmdManuallyIntegrateSplit	BL2000\sean	1/17/2022 12:27:47 PM	Split qualifier 65.0 of compound p-Chloroaniline in sample Jan1405.D and keep right peak, new integration is from x, y = 6.506, 1970.93712233762 to 6.742, 1922.15085885152 and new response = 245615, previous integration is from x, y = 6.475, 1977 to 6.742, 1922 and previous response = 414378.			✓	
CmdManuallyIntegrateApplyTargetRtToQualifier	BL2000\sean	1/17/2022 12:27:57 PM	Apply target integration range 7.143-7.245 to qualifier 144.0 for compound 4-Chloro-3-Methylphenol in sample Jan1405.D, new integration is from x, y = 7.143, 1038 to 7.245, 2804 and new response = 140585; previously no peak.			✓	
CmdManuallyIntegrateDropBaseline	BL2000\sean	1/17/2022 12:27:58 PM	Drop baseline for qualifier 144.0 of compound 4-Chloro-3-Methylphenol in sample Jan1405.D to y = 1038, new integration is from x, y = 7.143, 1038 to 7.245, 1038 and new response = 146025; previous integration is from x, y = 7.143, 1038 to 7.245, 2804 and previous response = 140585.			✓	

Audit Trail report

Name	User	Time	Action	Reason	Comment	Succeed	Exception
CmdManuallyIntegrateSplit	BL2000\sean	1/17/2022 12:29:09 PM	Split peak for compound 2-Methylnaphthalene in sample Jan1405.D and keep left peak, new integration is from x, y = 7.215, 1058.05949271249 to 7.338, 1343.07006930219 and new response = 1199458, previous integration is from x, y = 7.215, 1058 to 7.430, 1558 and previous response = 2277461.			✓	
CmdSetTargetCompoundAttribute	BL2000\sean	1/17/2022 12:29:10 PM	Set UserAnnotation = CO for compound 2-Methylnaphthalene in sample Jan1405.D; previous value =			✓	
CmdSetTargetCompoundAttribute	BL2000\sean	1/17/2022 12:29:18 PM	Set UserAnnotation = CO for compound 2-Methylnaphthalene in sample Jan1405.D; previous value = CO			✓	
CmdManuallyIntegrateApplyTargetRtToQualifier	BL2000\sean	1/17/2022 12:29:21 PM	Apply target integration range 7.215-7.338 to qualifier 142.0 for compound 2-Methylnaphthalene in sample Jan1405.D, new integration is from x, y = 7.215, 10375 to 7.338, 4689 and new response = 1339268; previous integration is from x, y = 7.132, 678 to 7.420, 1734 and previous response = 3028093.			✓	
CmdManuallyIntegrateApplyTargetRtToQualifier	BL2000\sean	1/17/2022 12:29:22 PM	Apply target integration range 7.215-7.338 to qualifier 115.0 for compound 2-Methylnaphthalene in sample Jan1405.D, new integration is from x, y = 7.215, 373 to 7.338, 1746 and new response = 489924; previous integration is from x, y = 7.225, 533 to 7.441, 777 and previous response = 948864.			✓	
CmdManuallyIntegrateSplit	BL2000\sean	1/17/2022 12:29:27 PM	Split peak for compound 1-Methylnaphthalene in sample Jan1405.D and keep right peak, new integration is from x, y = 7.338, 1293.87792963634 to 7.430, 1341.91383383992 and new response = 1078739, previous integration is from x, y = 7.221, 1233 to 7.430, 1342 and previous response = 2277737.			✓	
CmdSetTargetCompoundAttribute	BL2000\sean	1/17/2022 12:29:29 PM	Set UserAnnotation = CO for compound 1-Methylnaphthalene in sample Jan1405.D; previous value =			✓	

Audit Trail report

Name	User	Time	Action	Reason	Comment	Succeed	Exception
CmdManuallyIntegrateApplyTargetRtToQualifier	BL2000\sean	1/17/2022 12:29:31 PM	Apply target integration range 7.338-7.430 to qualifier 142.0 for compound 1-Methylnaphthalene in sample Jan1405.D, new integration is from x, y = 7.338, 4689 to 7.430, 7792 and new response = 1180885; previous integration is from x, y = 7.140, 2798 to 7.420, 2205 and previous response = 3005596.			✓	
CmdManuallyIntegrateApplyTargetRtToQualifier	BL2000\sean	1/17/2022 12:29:32 PM	Apply target integration range 7.338-7.430 to qualifier 115.0 for compound 1-Methylnaphthalene in sample Jan1405.D, new integration is from x, y = 7.338, 1746 to 7.430, 2279 and new response = 447674; previous integration is from x, y = 7.225, 533 to 7.441, 732 and previous response = 949156.			✓	
CmdManuallyIntegrateApplyTargetRtToQualifier	BL2000\sean	1/17/2022 12:29:48 PM	Apply target integration range 8.282-8.394 to qualifier 153.1 for compound Acenaphthylene in sample Jan1405.D, new integration is from x, y = 8.282, 0 to 8.394, 1807 and new response = 274066; previous integration is from x, y = 8.507, 0 to 8.599, 0 and previous response = 1417007.			✓	
CmdManuallyIntegrateDropBaseline	BL2000\sean	1/17/2022 12:29:49 PM	Drop baseline for qualifier 153.1 of compound Acenaphthylene in sample Jan1405.D to y = 0, new integration is from x, y = 8.282, 0 to 8.394, 0 and new response = 280166; previous integration is from x, y = 8.282, 0 to 8.394, 1807 and previous response = 274066.			✓	
CmdManuallyIntegrateApplyTargetRtToQualifier	BL2000\sean	1/17/2022 12:29:55 PM	Apply target integration range 8.507-8.599 to qualifier 152.0 for compound Acenaphthene in sample Jan1405.D, new integration is from x, y = 8.507, 2175 to 8.599, 4396 and new response = 671470; previous integration is from x, y = 8.287, 238 to 8.394, 407 and previous response = 1970753.			✓	
CmdManuallyIntegrateDropBaseline	BL2000\sean	1/17/2022 12:29:57 PM	Drop baseline for qualifier 152.0 of compound Acenaphthene in sample Jan1405.D to y = 2175, new integration is from x, y = 8.507, 2175 to 8.599, 2175 and new response = 677606; previous integration is from x, y = 8.507, 2175 to 8.599, 4396 and previous response = 671470.			✓	

Audit Trail report

Name	User	Time	Action	Reason	Comment	Succeed	Exception
CmdManuallyIntegrateApplyTargetRtToQualifier	BL2000\sean	1/17/2022 12:36:06 PM	Apply target integration range 8.599-8.742 to qualifier 154.0 for compound 2,4-Dinitrophenol in sample Jan1405.D, new integration is from x, y = 8.599, 3628 to 8.742, 1550 and new response = 44873; previous integration is from x, y = 8.507, 698 to 8.599, 726 and previous response = 1289931.			✓	
CmdManuallyIntegrateDropBaseline	BL2000\sean	1/17/2022 12:36:07 PM	Drop baseline for qualifier 154.0 of compound 2,4-Dinitrophenol in sample Jan1405.D to y = 1550, new integration is from x, y = 8.599, 1550 to 8.742, 1550 and new response = 53801; previous integration is from x, y = 8.599, 3628 to 8.742, 1550 and previous response = 44873.			✓	
CmdManuallyIntegrateSplit	BL2000\sean	1/17/2022 12:36:13 PM	Split qualifier 139.0 of compound Dibenzofuran in sample Jan1405.D and keep left peak, new integration is from x, y = 8.722, 318.009667370172 to 8.783, 403.87711257964 and new response = 796456, previous integration is from x, y = 8.722, 318 to 8.824, 461 and previous response = 852657.			✓	
CmdManuallyIntegrateApplyTargetRtToQualifier	BL2000\sean	1/17/2022 12:40:51 PM	Apply target integration range 8.773-8.886 to qualifier 139.0 for compound 4-Nitrophenol in sample Jan1405.D, new integration is from x, y = 8.773, 5778 to 8.886, 1710 and new response = 51259; previous integration is from x, y = 8.722, 517 to 8.824, 674 and previous response = 851517.			✓	
CmdManuallyIntegrateDropBaseline	BL2000\sean	1/17/2022 12:40:52 PM	Drop baseline for qualifier 139.0 of compound 4-Nitrophenol in sample Jan1405.D to y = 1710, new integration is from x, y = 8.773, 1710 to 8.886, 1710 and new response = 64992; previous integration is from x, y = 8.773, 5778 to 8.886, 1710 and previous response = 51259.			✓	
CmdManuallyIntegrateApplyTargetRtToQualifier	BL2000\sean	1/17/2022 12:40:56 PM	Apply target integration range 8.773-8.886 to qualifier 65.0 for compound 4-Nitrophenol in sample Jan1405.D, new integration is from x, y = 8.773, 10064 to 8.886, 2955 and new response = 50652; previous integration is from x, y = 8.732, 2346 to 8.865, 2175 and previous response = 94719.			✓	

Audit Trail report

Name	User	Time	Action	Reason	Comment	Succeed	Exception
CmdManuallyIntegrateDropBaseline	BL2000\sean	1/17/2022 12:40:57 PM	Drop baseline for qualifier 65.0 of compound 4-Nitrophenol in sample Jan1405.D to y = 2955, new integration is from x, y = 8.773, 2955 to 8.886, 2955 and new response = 74652; previous integration is from x, y = 8.773, 10064 to 8.886, 2955 and previous response = 50652.			✓	
CmdManuallyIntegrateSplit	BL2000\sean	1/17/2022 12:41:03 PM	Split qualifier 63.0 of compound 2,4-Dinitrotoluene in sample Jan1405.D and keep right peak, new integration is from x, y = 8.722, 1814.97065958117 to 8.855, 1671.66918290697 and new response = 276143, previous integration is from x, y = 8.722, 1815 to 8.855, 1672 and previous response = 276143.			✓	
CmdManuallyIntegrateQualifierPeak	BL2000\sean	1/17/2022 12:41:08 PM	Manually integrate qualifier 63.0 of compound 2,4-Dinitrotoluene in sample Jan1405.D, from x, y = 8.763, 10583 to 8.855, 1672, result = 127925; previous integration is from x, y = 8.722, 1815 to 8.855, 1672 and previous response = 276143.			✓	
CmdManuallyIntegrateDropBaseline	BL2000\sean	1/17/2022 12:41:09 PM	Drop baseline for qualifier 63.0 of compound 2,4-Dinitrotoluene in sample Jan1405.D to y = 1672, new integration is from x, y = 8.763, 1672 to 8.855, 1672 and new response = 152538; previous integration is from x, y = 8.763, 10583 to 8.855, 1672 and previous response = 127925.			✓	
CmdManuallyIntegrateApplyTargetRtToQualifier	BL2000\sean	1/17/2022 12:41:16 PM	Apply target integration range 9.131-9.233 to qualifier 167.0 for compound Fluorene in sample Jan1405.D, new integration is from x, y = 9.131, 0 to 9.233, 613 and new response = 209665; previous integration is from x, y = 9.305, 443 to 9.418, 548 and previous response = 407419.			✓	
CmdManuallyIntegrateDropBaseline	BL2000\sean	1/17/2022 12:41:17 PM	Drop baseline for qualifier 167.0 of compound Fluorene in sample Jan1405.D to y = 0, new integration is from x, y = 9.131, 0 to 9.233, 0 and new response = 211546; previous integration is from x, y = 9.131, 0 to 9.233, 613 and previous response = 209665.			✓	

Audit Trail report

Name	User	Time	Action	Reason	Comment	Succeed	Exception
CmdManuallyIntegrateSplit	BL2000\sean	1/17/2022 12:41:31 PM	Split qualifier 167.0 of compound N-nitrosodiphenylamine in sample Jan1405.D and keep right peak, new integration is from x, y = 9.285, 183.713324565904 to 9.418, 267.746465897306 and new response = 409580, previous integration is from x, y = 9.132, 87 to 9.418, 268 and previous response = 621831.			✓	
CmdManuallyIntegrateSplit	BL2000\sean	1/17/2022 12:41:44 PM	Split peak for compound Phenanthrene in sample Jan1405.D and keep left peak, new integration is from x, y = 10.252, 0 to 10.343, 0 and new response = 2198249, previous integration is from x, y = 10.252, 0 to 10.424, 0 and previous response = 4333408.			✓	
CmdSetTargetCompoundAttribute	BL2000\sean	1/17/2022 12:41:46 PM	Set UserAnnotation = CO for compound Phenanthrene in sample Jan1405.D; previous value =			✓	
CmdManuallyIntegrateSplit	BL2000\sean	1/17/2022 12:41:48 PM	Split qualifier 176.0 of compound Phenanthrene in sample Jan1405.D and keep left peak, new integration is from x, y = 10.283, 67.035327314964 to 10.343, 110.574996567814 and new response = 412488, previous integration is from x, y = 10.283, 67 to 10.424, 169 and previous response = 800115.			✓	
CmdManuallyIntegrateSplit	BL2000\sean	1/17/2022 12:41:54 PM	Split peak for compound Anthracene in sample Jan1405.D and keep right peak, new integration is from x, y = 10.343, 0 to 10.424, 0 and new response = 2135159, previous integration is from x, y = 10.252, 0 to 10.424, 0 and previous response = 4333408.			✓	
CmdSetTargetCompoundAttribute	BL2000\sean	1/17/2022 12:41:56 PM	Set UserAnnotation = CO for compound Anthracene in sample Jan1405.D; previous value =			✓	
CmdManuallyIntegrateSplit	BL2000\sean	1/17/2022 12:41:58 PM	Split qualifier 176.0 of compound Anthracene in sample Jan1405.D and keep right peak, new integration is from x, y = 10.343, 96.3155848109826 to 10.424, 138.663471539631 and new response = 388862, previous integration is from x, y = 10.282, 65 to 10.424, 139 and previous response = 800251.			✓	
CmdSaveBatchTable	BL2000\sean	1/17/2022 12:42:35 PM	Save batch \\MASSHUNTER\Org\Data\SV5973N.I\sd011422\DoD BNA 1\QuantResults\011422 DoD BNA.batch.bin			✓	

Audit Trail report

Name	User	Time	Action	Reason	Comment	Succeed	Exception
CmdManuallyIntegrateSplit	BL2000\sean	1/17/2022 12:46:45 PM	Split peak for compound bis(-2-Chloroethyl)Ether in sample Jan1406.D and keep left peak, new integration is from x, y = 4.634, 1043.36399875637 to 4.675, 1086.02978966199 and new response = 711403, previous integration is from x, y = 4.634, 1043 to 4.726, 1139 and previous response = 957262.			✓	
CmdSetTargetCompoundAttribute	BL2000\sean	1/17/2022 12:46:46 PM	Set UserAnnotation = CO for compound bis(-2-Chloroethyl)Ether in sample Jan1406.D; previous value =			✓	
CmdManuallyIntegrateApplyTargetRtToQualifier	BL2000\sean	1/17/2022 12:46:48 PM	Apply target integration range 4.634-4.675 to qualifier 64.0 for compound bis(-2-Chloroethyl)Ether in sample Jan1406.D, new integration is from x, y = 4.634, 2191 to 4.675, 2512 and new response = 20942; previous integration is from x, y = 4.675, 473 to 4.746, 491 and previous response = 335528.			✓	
CmdManuallyIntegrateDropBaseline	BL2000\sean	1/17/2022 12:46:49 PM	Drop baseline for qualifier 64.0 of compound bis(-2-Chloroethyl)Ether in sample Jan1406.D to y = 2191, new integration is from x, y = 4.634, 2191 to 4.675, 2191 and new response = 21335; previous integration is from x, y = 4.634, 2191 to 4.675, 2512 and previous response = 20942.			✓	
CmdManuallyIntegrateSplit	BL2000\sean	1/17/2022 12:46:58 PM	Split peak for compound 1,3-Dichlorobenzene in sample Jan1406.D and keep left peak, new integration is from x, y = 4.817, 0 to 4.909, 0 and new response = 812130, previous integration is from x, y = 4.817, 0 to 4.991, 0 and previous response = 1576598.			✓	
CmdSetTargetCompoundAttribute	BL2000\sean	1/17/2022 12:47:00 PM	Set UserAnnotation = CO for compound 1,3-Dichlorobenzene in sample Jan1406.D; previous value =			✓	
CmdManuallyIntegrateApplyTargetRtToQualifier	BL2000\sean	1/17/2022 12:47:02 PM	Apply target integration range 4.817-4.909 to qualifier 148.0 for compound 1,3-Dichlorobenzene in sample Jan1406.D, new integration is from x, y = 4.817, 233 to 4.909, 1186 and new response = 516879; previous integration is from x, y = 4.807, 0 to 5.012, 0 and previous response = 1010368.			✓	
CmdManuallyIntegrateQualifierPeak	BL2000\sean	1/17/2022 12:47:03 PM	Manually integrate qualifier 111.0 of compound 1,3-Dichlorobenzene in sample Jan1406.D, from x, y = 4.593, 307678 to 4.603, 307678, result = 562414; previous integration is from x, y = 4.817, 0 to 4.981, 0 and previous response = 562414.			✓	

Audit Trail report

Name	User	Time	Action	Reason	Comment	Succeed	Exception
CmdManuallyIntegrateApplyTargetRtToQualifier	BL2000\sean	1/17/2022 12:47:04 PM	Apply target integration range 4.817-4.909 to qualifier 111.0 for compound 1,3-Dichlorobenzene in sample Jan1406.D, new integration is from x, y = 4.817, 0 to 4.909, 2292 and new response = 285997; previous integration is from x, y = 4.817, 0 to 4.981, 0 and previous response = 562414.			✓	
CmdManuallyIntegrateSplit	BL2000\sean	1/17/2022 12:47:11 PM	Split peak for compound 1,4-Dichlorobenzene in sample Jan1406.D and keep right peak, new integration is from x, y = 4.909, 257.7353514391 to 4.991, 353.663999299652 and new response = 762969, previous integration is from x, y = 4.818, 150 to 4.991, 354 and previous response = 1572522.			✓	
CmdSetTargetCompoundAttribute	BL2000\sean	1/17/2022 12:47:15 PM	Set UserAnnotation = CO for compound 1,4-Dichlorobenzene in sample Jan1406.D; previous value =			✓	
CmdManuallyIntegrateApplyTargetRtToQualifier	BL2000\sean	1/17/2022 12:47:17 PM	Apply target integration range 4.909-4.991 to qualifier 148.0 for compound 1,4-Dichlorobenzene in sample Jan1406.D, new integration is from x, y = 4.909, 1186 to 4.991, 1191 and new response = 482505; previous integration is from x, y = 4.807, 0 to 5.012, 0 and previous response = 1010368.			✓	
CmdManuallyIntegrateQualifierPeak	BL2000\sean	1/17/2022 12:47:18 PM	Manually integrate qualifier 111.0 of compound 1,4-Dichlorobenzene in sample Jan1406.D, from x, y = 4.695, 276797 to 4.715, 276797, result = 562414; previous integration is from x, y = 4.817, 0 to 4.981, 0 and previous response = 562414.			✓	
CmdManuallyIntegrateApplyTargetRtToQualifier	BL2000\sean	1/17/2022 12:47:19 PM	Apply target integration range 4.909-4.991 to qualifier 111.0 for compound 1,4-Dichlorobenzene in sample Jan1406.D, new integration is from x, y = 4.909, 2292 to 4.991, 1063 and new response = 262484; previous integration is from x, y = 4.817, 0 to 4.981, 0 and previous response = 562414.			✓	
CmdManuallyIntegratePeak	BL2000\sean	1/17/2022 12:47:24 PM	Manually integrate compound 1,2-Dichlorobenzene in sample Jan1406.D, from x, y = 5.083, 618793 to 5.155, 652221, result = -1904157; previous integration is from x, y = 4.818, 220 to 4.991, 324 and previous response = 1572354.			✓	

Audit Trail report

Name	User	Time	Action	Reason	Comment	Succeed	Exception
CmdManuallyIntegrateSnapBaseline	BL2000\sean	1/17/2022 12:47:26 PM	Snap baseline for compound 1,2-Dichlorobenzene in sample Jan1406.D, from x = 5.083 to x = 5.155, new integration is from x, y = 5.083, 4404 to 5.155, 1848 and new response = 808124; previous integration is from x, y = 5.083, 618793 to 5.155, 652221 and previous response = -1904157.			✓	
CmdManuallyIntegrateDropBaseline	BL2000\sean	1/17/2022 12:47:28 PM	Drop baseline for compound 1,2-Dichlorobenzene in sample Jan1406.D to y = 1848, new integration is from x, y = 5.083, 1848 to 5.155, 1848 and new response = 813606; previous integration is from x, y = 5.083, 4404 to 5.155, 1848 and previous response = 808124.			✓	
CmdSetTargetCompoundAttribute	BL2000\sean	1/17/2022 12:47:29 PM	Set UserAnnotation = CO for compound 1,2-Dichlorobenzene in sample Jan1406.D; previous value =			✓	
CmdManuallyIntegrateApplyTargetRtToQualifier	BL2000\sean	1/17/2022 12:47:31 PM	Apply target integration range 5.083-5.155 to qualifier 148.0 for compound 1,2-Dichlorobenzene in sample Jan1406.D, new integration is from x, y = 5.083, 2021 to 5.155, 1601 and new response = 521257; previously no peak.			✓	
CmdManuallyIntegrateApplyTargetRtToQualifier	BL2000\sean	1/17/2022 12:47:33 PM	Apply target integration range 5.083-5.155 to qualifier 111.0 for compound 1,2-Dichlorobenzene in sample Jan1406.D, new integration is from x, y = 5.083, 1866 to 5.155, 534 and new response = 301458; previously no peak.			✓	
CmdManuallyIntegrateApplyTargetRtToQualifier	BL2000\sean	1/17/2022 12:47:42 PM	Apply target integration range 5.451-5.553 to qualifier 108.0 for compound 4Methylphenol/3Methylphenol in sample Jan1406.D, new integration is from x, y = 5.451, 1394 to 5.553, 8211 and new response = 718229; previously no peak.			✓	
CmdManuallyIntegrateSplit	BL2000\sean	1/17/2022 12:47:50 PM	Split qualifier 77.0 of compound Nitrobenzene in sample Jan1406.D and keep right peak, new integration is from x, y = 5.553, 2536.34852309885 to 5.675, 2270.22419010147 and new response = 430960, previous integration is from x, y = 5.454, 2753 to 5.675, 2270 and previous response = 664101.			✓	

Audit Trail report

Name	User	Time	Action	Reason	Comment	Succeed	Exception
CmdManuallyIntegrateSplit	BL2000\sean	1/17/2022 12:47:52 PM	Split qualifier 51.0 of compound Nitrobenzene in sample Jan1406.D and keep right peak, new integration is from x, y = 5.543, 5290.24477924462 to 5.706, 4801.8317244729 and new response = 408258, previous integration is from x, y = 5.454, 5554 to 5.706, 4802 and previous response = 581114.			✓	
CmdManuallyIntegrateQualifierPeak	BL2000\sean	1/17/2022 12:48:05 PM	Manually integrate qualifier 129.0 of compound Naphthalene in sample Jan1406.D from x, y = 6.701, 268281 to 6.711, 265274; result = 0			✓	
CmdManuallyIntegrateApplyTargetRtToQualifier	BL2000\sean	1/17/2022 12:48:06 PM	Apply target integration range 6.393-6.475 to qualifier 129.0 for compound Naphthalene in sample Jan1406.D, new integration is from x, y = 6.393, 453 to 6.475, 1331 and new response = 216172; previously no peak.			✓	
CmdManuallyIntegrateDropBaseline	BL2000\sean	1/17/2022 12:48:07 PM	Drop baseline for qualifier 129.0 of compound Naphthalene in sample Jan1406.D to y = 453, new integration is from x, y = 6.393, 453 to 6.475, 453 and new response = 218336; previous integration is from x, y = 6.393, 453 to 6.475, 1331 and previous response = 216172.			✓	
CmdManuallyIntegrateSplit	BL2000\sean	1/17/2022 12:48:12 PM	Split peak for compound 4-Chlorophenol in sample Jan1406.D and keep left peak, new integration is from x, y = 6.475, 337.856554193211 to 6.567, 427.357442919786 and new response = 180038, previous integration is from x, y = 6.475, 338 to 6.567, 427 and previous response = 180038.			✓	
CmdManuallyIntegratePeak	BL2000\sean	1/17/2022 12:48:18 PM	Manually integrate compound 4-Chlorophenol in sample Jan1406.D, from x, y = 6.475, 338 to 6.516, 2569, result = 153521; previous integration is from x, y = 6.475, 338 to 6.567, 427 and previous response = 180038.			✓	
CmdManuallyIntegrateDropBaseline	BL2000\sean	1/17/2022 12:48:20 PM	Drop baseline for compound 4-Chlorophenol in sample Jan1406.D to y = 338, new integration is from x, y = 6.475, 338 to 6.516, 338 and new response = 156271; previous integration is from x, y = 6.475, 338 to 6.516, 2569 and previous response = 153521.			✓	
CmdSetTargetCompoundAttribute	BL2000\sean	1/17/2022 12:48:21 PM	Set UserAnnotation = CO for compound 4-Chlorophenol in sample Jan1406.D; previous value =			✓	

Audit Trail report

Name	User	Time	Action	Reason	Comment	Succeed	Exception
CmdManuallyIntegrateApplyTargetRtToQualifier	BL2000\sean	1/17/2022 12:48:23 PM	Apply target integration range 6.475-6.516 to qualifier 128.0 for compound 4-Chlorophenol in sample Jan1406.D, new integration is from x, y = 6.475, 5598 to 6.516, 43184 and new response = 452687; previous integration is from x, y = 6.475, 874 to 6.567, 1100 and previous response = 599598.			✓	
CmdManuallyIntegrateDropBaseline	BL2000\sean	1/17/2022 12:48:24 PM	Drop baseline for qualifier 128.0 of compound 4-Chlorophenol in sample Jan1406.D to y = 5598, new integration is from x, y = 6.475, 5598 to 6.516, 5598 and new response = 499011; previous integration is from x, y = 6.475, 5598 to 6.516, 43184 and previous response = 452687.			✓	
CmdManuallyIntegrateSplit	BL2000\sean	1/17/2022 12:48:35 PM	Split qualifier 129.0 of compound p-Chloroaniline in sample Jan1406.D and keep right peak, new integration is from x, y = 6.465, 715.215886760481 to 6.578, 665.56182701039 and new response = 227180, previous integration is from x, y = 6.396, 745 to 6.578, 666 and previous response = 443745.			✓	
CmdManuallyIntegrateSplit	BL2000\sean	1/17/2022 12:48:36 PM	Split qualifier 129.0 of compound p-Chloroaniline in sample Jan1406.D and keep right peak, new integration is from x, y = 6.465, 715.215886760481 to 6.578, 665.56182701039 and new response = 227180, previous integration is from x, y = 6.465, 715 to 6.578, 666 and previous response = 227180.			✓	
CmdManuallyIntegrateSplit	BL2000\sean	1/17/2022 12:48:39 PM	Split qualifier 65.0 of compound p-Chloroaniline in sample Jan1406.D and keep right peak, new integration is from x, y = 6.506, 1903.97628514851 to 6.701, 2025.84784114614 and new response = 229615, previous integration is from x, y = 6.471, 1882 to 6.701, 2026 and previous response = 427227.			✓	
CmdManuallyIntegratePeak	BL2000\sean	1/17/2022 12:48:49 PM	Manually integrate compound 4-Chloro-3-Methylphenol in sample Jan1406.D, from x, y = 7.132, 292708 to 7.286, 344489, result = -2400106; previous integration is from x, y = 7.009, 658 to 7.102, 906 and previous response = 440656.			✓	

Audit Trail report

Name	User	Time	Action	Reason	Comment	Succeed	Exception
CmdManuallyIntegrateSnapBaseline	BL2000\sean	1/17/2022 12:48:51 PM	Snap baseline for compound 4-Chloro-3-Methylphenol in sample Jan1406.D, from x = 7.132 to x = 7.286, new integration is from x, y = 7.132, 2912 to 7.286, 3779 and new response = 513781; previous integration is from x, y = 7.132, 292708 to 7.286, 344489 and previous response = -2400106.			✓	
CmdManuallyIntegrateDropBaseline	BL2000\sean	1/17/2022 12:48:51 PM	Drop baseline for compound 4-Chloro-3-Methylphenol in sample Jan1406.D to y = 2912, new integration is from x, y = 7.132, 2912 to 7.286, 2912 and new response = 517788; previous integration is from x, y = 7.132, 2912 to 7.286, 3779 and previous response = 513781.			✓	
CmdManuallyIntegrateQualifierPeak	BL2000\sean	1/17/2022 12:48:56 PM	Manually integrate qualifier 144.0 of compound 4-Chloro-3-Methylphenol in sample Jan1406.D from x, y = 7.132, 61055 to 7.235, 76914; result = -272295			✓	
CmdManuallyIntegrateSnapBaseline	BL2000\sean	1/17/2022 12:48:57 PM	Snap baseline for qualifier 144.0 of compound 4-Chloro-3-Methylphenol in sample Jan1406.D from x = 7.132 to x = 7.235, new integration is from x, y = 7.132, 379 to 7.235, 1645 and new response = 146552; previous integration is from x, y = 7.132, 61055 to 7.235, 76914 and previous response = -272295.			✓	
CmdManuallyIntegrateSnapBaseline	BL2000\sean	1/17/2022 12:48:58 PM	Snap baseline for qualifier 144.0 of compound 4-Chloro-3-Methylphenol in sample Jan1406.D from x = 7.132 to x = 7.235, new integration is from x, y = 7.132, 379 to 7.235, 1645 and new response = 146552; previous integration is from x, y = 7.132, 379 to 7.235, 1645 and previous response = 146552.			✓	
CmdManuallyIntegrateApplyTargetRtToQualifier	BL2000\sean	1/17/2022 12:49:19 PM	Apply target integration range 8.282-8.394 to qualifier 153.1 for compound Acenaphthylene in sample Jan1406.D, new integration is from x, y = 8.282, 0 to 8.394, 1557 and new response = 270271; previous integration is from x, y = 8.507, 0 to 8.589, 0 and previous response = 1402207.			✓	
CmdManuallyIntegrateDropBaseline	BL2000\sean	1/17/2022 12:49:20 PM	Drop baseline for qualifier 153.1 of compound Acenaphthylene in sample Jan1406.D to y = 0, new integration is from x, y = 8.282, 0 to 8.394, 0 and new response = 275528; previous integration is from x, y = 8.282, 0 to 8.394, 1557 and previous response = 270271.			✓	

Audit Trail report

Name	User	Time	Action	Reason	Comment	Succeed	Exception
CmdManuallyIntegrateApplyTargetRtToQualifier	BL2000\sean	1/17/2022 12:49:25 PM	Apply target integration range 8.507-8.599 to qualifier 152.0 for compound Acenaphthene in sample Jan1406.D, new integration is from x, y = 8.507, 2745 to 8.599, 3197 and new response = 663194; previous integration is from x, y = 8.283, 88 to 8.394, 272 and previous response = 2021220.			✓	
CmdManuallyIntegrateDropBaseline	BL2000\sean	1/17/2022 12:49:27 PM	Drop baseline for qualifier 152.0 of compound Acenaphthene in sample Jan1406.D to y = 2745, new integration is from x, y = 8.507, 2745 to 8.599, 2745 and new response = 664435; previous integration is from x, y = 8.507, 2745 to 8.599, 3197 and previous response = 663194.			✓	
CmdManuallyIntegrateApplyTargetRtToQualifier	BL2000\sean	1/17/2022 12:49:33 PM	Apply target integration range 8.599-8.712 to qualifier 154.0 for compound 2,4-Dinitrophenol in sample Jan1406.D, new integration is from x, y = 8.599, 3895 to 8.712, 1862 and new response = 44067; previous integration is from x, y = 8.508, 801 to 8.599, 810 and previous response = 1286680.			✓	
CmdManuallyIntegrateDropBaseline	BL2000\sean	1/17/2022 12:49:34 PM	Drop baseline for qualifier 154.0 of compound 2,4-Dinitrophenol in sample Jan1406.D to y = 1862, new integration is from x, y = 8.599, 1862 to 8.712, 1862 and new response = 50931; previous integration is from x, y = 8.599, 3895 to 8.712, 1862 and previous response = 44067.			✓	
CmdManuallyIntegrateSplit	BL2000\sean	1/17/2022 12:49:42 PM	Split qualifier 139.0 of compound Dibenzofuran in sample Jan1406.D and keep left peak, new integration is from x, y = 8.712, 260.234049116756 to 8.783, 340.119939875868 and new response = 788040, previous integration is from x, y = 8.712, 260 to 8.824, 386 and previous response = 844359.			✓	
CmdManuallyIntegrateSplit	BL2000\sean	1/17/2022 12:49:47 PM	Split qualifier 139.0 of compound 4-Nitrophenol in sample Jan1406.D and keep right peak, new integration is from x, y = 8.783, 617.733469640722 to 8.824, 672.416681862058 and new response = 55627, previous integration is from x, y = 8.722, 536 to 8.824, 672 and previous response = 839585.			✓	

Audit Trail report

Name	User	Time	Action	Reason	Comment	Succeed	Exception
CmdManuallyIntegrateSplit	BL2000\sean	1/17/2022 12:49:49 PM	Split qualifier 65.0 of compound 4-Nitrophenol in sample Jan1406.D and keep right peak, new integration is from x, y = 8.763, 2096.85526809557 to 8.875, 2072.16323783292 and new response = 81118, previous integration is from x, y = 8.732, 2104 to 8.875, 2072 and previous response = 94883.			✓	
CmdManuallyIntegrateSplit	BL2000\sean	1/17/2022 12:49:55 PM	Split qualifier 63.0 of compound 2,4-Dinitrotoluene in sample Jan1406.D and keep right peak, new integration is from x, y = 8.763, 1938.85925172612 to 8.824, 1868.28218278262 and new response = 150530, previous integration is from x, y = 8.713, 1996 to 8.824, 1868 and previous response = 274708.			✓	
CmdManuallyIntegrateApplyTargetRtToQualifier	BL2000\sean	1/17/2022 12:50:02 PM	Apply target integration range 9.132-9.223 to qualifier 167.0 for compound Fluorene in sample Jan1406.D, new integration is from x, y = 9.132, 0 to 9.223, 865 and new response = 211909; previous integration is from x, y = 9.264, 0 to 9.397, 0 and previous response = 403042.			✓	
CmdManuallyIntegrateDropBaseline	BL2000\sean	1/17/2022 12:50:03 PM	Drop baseline for qualifier 167.0 of compound Fluorene in sample Jan1406.D to y = 0, new integration is from x, y = 9.132, 0 to 9.223, 0 and new response = 214277; previous integration is from x, y = 9.132, 0 to 9.223, 865 and previous response = 211909.			✓	
CmdSaveBatchTable	BL2000\sean	1/17/2022 12:50:52 PM	Save batch \\MASSHUNTER\Org\Data\SV5973N.I\sd011422\DoD BNA 1\QuantResults\011422 DoD BNA.batch.bin			✓	
CmdZeroOutPeak	BL2000\sean	1/17/2022 12:51:03 PM	Zero out primary peak of compound 2,6-Dinitrotoluene in sample Jan1407.D			✓	
CmdSetTargetCompoundAttribute	BL2000\sean	1/17/2022 12:51:04 PM	Set UserAnnotation = INT for compound 2,6-Dinitrotoluene in sample Jan1407.D; previous value =			✓	
CmdZeroOutPeak	BL2000\sean	1/17/2022 12:51:06 PM	Zero out primary peak of compound N-nitroso-Di-n-propylamine in sample Jan1407.D			✓	
CmdSetTargetCompoundAttribute	BL2000\sean	1/17/2022 12:51:08 PM	Set UserAnnotation = INT for compound N-nitroso-Di-n-propylamine in sample Jan1407.D; previous value =			✓	
CmdZeroOutPeak	BL2000\sean	1/17/2022 12:51:09 PM	Zero out primary peak of compound Dimethyl Phthalate in sample Jan1407.D			✓	

Audit Trail report

Name	User	Time	Action	Reason	Comment	Succeed	Exception
CmdSetTargetCompoundAttribute	BL2000\sean	1/17/2022 12:51:11 PM	Set UserAnnotation = INT for compound Dimethyl Phthalate in sample Jan1407.D; previous value =			✓	
CmdZeroOutPeak	BL2000\sean	1/17/2022 12:51:13 PM	Zero out primary peak of compound 2-Nitroaniline in sample Jan1407.D			✓	
CmdSetTargetCompoundAttribute	BL2000\sean	1/17/2022 12:51:15 PM	Set UserAnnotation = INT for compound 2-Nitroaniline in sample Jan1407.D; previous value =			✓	
CmdZeroOutPeak	BL2000\sean	1/17/2022 12:51:22 PM	Zero out primary peak of compound Dimethyl Phthalate in sample Jan1408.D			✓	
CmdSetTargetCompoundAttribute	BL2000\sean	1/17/2022 12:51:23 PM	Set UserAnnotation = INT for compound Dimethyl Phthalate in sample Jan1408.D; previous value =			✓	
CmdZeroOutPeak	BL2000\sean	1/17/2022 12:51:25 PM	Zero out primary peak of compound N-nitroso-Di-n-propylamine in sample Jan1408.D			✓	
CmdSetTargetCompoundAttribute	BL2000\sean	1/17/2022 12:51:26 PM	Set UserAnnotation = INT for compound N-nitroso-Di-n-propylamine in sample Jan1408.D; previous value =			✓	
CmdZeroOutPeak	BL2000\sean	1/17/2022 12:51:28 PM	Zero out primary peak of compound 2,6-Dinitrotoluene in sample Jan1408.D			✓	
CmdSetTargetCompoundAttribute	BL2000\sean	1/17/2022 12:51:29 PM	Set UserAnnotation = INT for compound 2,6-Dinitrotoluene in sample Jan1408.D; previous value =			✓	
CmdZeroOutPeak	BL2000\sean	1/17/2022 12:51:46 PM	Zero out primary peak of compound 2,6-Dinitrotoluene in sample Jan1409.D			✓	
CmdSetTargetCompoundAttribute	BL2000\sean	1/17/2022 12:51:47 PM	Set UserAnnotation = INT for compound 2,6-Dinitrotoluene in sample Jan1409.D; previous value =			✓	
CmdZeroOutPeak	BL2000\sean	1/17/2022 12:51:49 PM	Zero out primary peak of compound N-nitroso-Di-n-propylamine in sample Jan1409.D			✓	
CmdSetTargetCompoundAttribute	BL2000\sean	1/17/2022 12:51:50 PM	Set UserAnnotation = INT for compound N-nitroso-Di-n-propylamine in sample Jan1409.D; previous value =			✓	
CmdZeroOutPeak	BL2000\sean	1/17/2022 12:51:52 PM	Zero out primary peak of compound Dimethyl Phthalate in sample Jan1409.D			✓	
CmdSetTargetCompoundAttribute	BL2000\sean	1/17/2022 12:51:53 PM	Set UserAnnotation = INT for compound Dimethyl Phthalate in sample Jan1409.D; previous value =			✓	
CmdZeroOutPeak	BL2000\sean	1/17/2022 12:51:56 PM	Zero out primary peak of compound bis(2-chloroisopropyl)Ether in sample Jan1409.D			✓	
CmdSetTargetCompoundAttribute	BL2000\sean	1/17/2022 12:51:57 PM	Set UserAnnotation = INT for compound bis(2-chloroisopropyl)Ether in sample Jan1409.D; previous value =			✓	

Audit Trail report

Name	User	Time	Action	Reason	Comment	Succeed	Exception
CmdZeroOutPeak	BL2000\sean	1/17/2022 12:51:59 PM	Zero out primary peak of compound 2-Nitroaniline in sample Jan1409.D			✓	
CmdSetTargetCompoundAttribute	BL2000\sean	1/17/2022 12:52:00 PM	Set UserAnnotation = INT for compound 2-Nitroaniline in sample Jan1409.D; previous value =			✓	
CmdManuallyIntegratePeak	BL2000\sean	1/17/2022 12:52:26 PM	Manually integrate compound Aniline in sample Jan1410.D, from x, y = 4.532, 406344 to 4.603, 482291, result = -1500040; previous integration is from x, y = 4.634, 916 to 4.726, 1261 and previous response = 750700.			✓	
CmdManuallyIntegrateSnapBaseline	BL2000\sean	1/17/2022 12:52:27 PM	Snap baseline for compound Aniline in sample Jan1410.D, from x = 4.532 to x = 4.603, new integration is from x, y = 4.532, 537 to 4.603, 11741 and new response = 379307; previous integration is from x, y = 4.532, 406344 to 4.603, 482291 and previous response = -1500040.			✓	
CmdManuallyIntegrateDropBaseline	BL2000\sean	1/17/2022 12:52:29 PM	Drop baseline for compound Aniline in sample Jan1410.D to y = 537, new integration is from x, y = 4.532, 537 to 4.603, 537 and new response = 403334; previous integration is from x, y = 4.532, 537 to 4.603, 11741 and previous response = 379307.			✓	
CmdManuallyIntegrateApplyTargetRtToQualifier	BL2000\sean	1/17/2022 12:52:32 PM	Apply target integration range 4.532-4.603 to qualifier 66.0 for compound Aniline in sample Jan1410.D, new integration is from x, y = 4.532, 749 to 4.603, 40496 and new response = 88025; previously no peak.			✓	
CmdManuallyIntegrateDropBaseline	BL2000\sean	1/17/2022 12:52:34 PM	Drop baseline for qualifier 66.0 of compound Aniline in sample Jan1410.D to y = 749, new integration is from x, y = 4.532, 749 to 4.603, 749 and new response = 173262; previous integration is from x, y = 4.532, 749 to 4.603, 40496 and previous response = 88025.			✓	
CmdManuallyIntegrateSplit	BL2000\sean	1/17/2022 12:52:36 PM	Split qualifier 66.0 of compound Aniline in sample Jan1410.D and keep left peak, new integration is from x, y = 4.532, 749 to 4.603, 749 and new response = 173262, previous integration is from x, y = 4.532, 749 to 4.603, 749 and previous response = 173262.			✓	

Audit Trail report

Name	User	Time	Action	Reason	Comment	Succeed	Exception
CmdManuallyIntegrateQualifierPeak	BL2000\sean	1/17/2022 12:52:42 PM	Manually integrate qualifier 66.0 of compound Aniline in sample Jan1410.D, from x, y = 4.532, 749 to 4.583, 1397, result = 154333; previous integration is from x, y = 4.532, 749 to 4.603, 749 and previous response = 173262.			✓	
CmdManuallyIntegrateDropBaseline	BL2000\sean	1/17/2022 12:52:44 PM	Drop baseline for qualifier 66.0 of compound Aniline in sample Jan1410.D to y = 749, new integration is from x, y = 4.532, 749 to 4.583, 749 and new response = 155325; previous integration is from x, y = 4.532, 749 to 4.583, 1397 and previous response = 154333.			✓	
CmdSetTargetCompoundAttribute	BL2000\sean	1/17/2022 12:52:46 PM	Set UserAnnotation = CO for compound Aniline in sample Jan1410.D; previous value =			✓	
CmdManuallyIntegrateApplyTargetRtToQualifier	BL2000\sean	1/17/2022 12:52:49 PM	Apply target integration range 4.532-4.603 to qualifier 65.0 for compound Aniline in sample Jan1410.D, new integration is from x, y = 4.532, 976 to 4.603, 10629 and new response = 69802; previously no peak.			✓	
CmdManuallyIntegrateDropBaseline	BL2000\sean	1/17/2022 12:52:50 PM	Drop baseline for qualifier 65.0 of compound Aniline in sample Jan1410.D to y = 976, new integration is from x, y = 4.532, 976 to 4.603, 976 and new response = 90503; previous integration is from x, y = 4.532, 976 to 4.603, 10629 and previous response = 69802.			✓	
CmdManuallyIntegrateSplit	BL2000\sean	1/17/2022 12:52:56 PM	Split qualifier 66.0 of compound Phenol in sample Jan1410.D and keep right peak, new integration is from x, y = 4.593, 787.956292690215 to 4.685, 874.064101181043 and new response = 280506, previous integration is from x, y = 4.532, 731 to 4.685, 874 and previous response = 439716.			✓	
CmdManuallyIntegrateApplyTargetRtToQualifier	BL2000\sean	1/17/2022 12:53:00 PM	Apply target integration range 4.634-4.675 to qualifier 64.0 for compound bis(-2-Chloroethyl)Ether in sample Jan1410.D, new integration is from x, y = 4.634, 4470 to 4.675, 1669 and new response = 20699; previous integration is from x, y = 4.512, 369 to 4.675, 478 and previous response = 79052.			✓	

Audit Trail report

Name	User	Time	Action	Reason	Comment	Succeed	Exception
CmdManuallyIntegrateDropBaseline	BL2000\sean	1/17/2022 12:53:02 PM	Drop baseline for qualifier 64.0 of compound bis(-2-Chloroethyl)Ether in sample Jan1410.D to y = 1669, new integration is from x, y = 4.634, 1669 to 4.675, 1669 and new response = 24131; previous integration is from x, y = 4.634, 4470 to 4.675, 1669 and previous response = 20699.			✓	
CmdManuallyIntegrateSplit	BL2000\sean	1/17/2022 12:53:09 PM	Split peak for compound 1,3-Dichlorobenzene in sample Jan1410.D and keep left peak, new integration is from x, y = 4.818, 0 to 4.899, 0 and new response = 777765, previous integration is from x, y = 4.818, 0 to 5.012, 0 and previous response = 1580749.			✓	
CmdSetTargetCompoundAttribute	BL2000\sean	1/17/2022 12:53:11 PM	Set UserAnnotation = CO for compound 1,3-Dichlorobenzene in sample Jan1410.D; previous value =			✓	
CmdManuallyIntegrateApplyTargetRtToQualifier	BL2000\sean	1/17/2022 12:53:14 PM	Apply target integration range 4.818-4.899 to qualifier 148.0 for compound 1,3-Dichlorobenzene in sample Jan1410.D, new integration is from x, y = 4.818, 0 to 4.899, 1136 and new response = 488649; previous integration is from x, y = 4.825, 243 to 5.012, 489 and previous response = 999713.			✓	
CmdManuallyIntegrateApplyTargetRtToQualifier	BL2000\sean	1/17/2022 12:53:15 PM	Apply target integration range 4.818-4.899 to qualifier 111.0 for compound 1,3-Dichlorobenzene in sample Jan1410.D, new integration is from x, y = 4.818, 0 to 4.899, 720 and new response = 284363; previous integration is from x, y = 4.818, 0 to 5.001, 0 and previous response = 567685.			✓	
CmdManuallyIntegrateSplit	BL2000\sean	1/17/2022 12:53:20 PM	Split peak for compound 1,4-Dichlorobenzene in sample Jan1410.D and keep right peak, new integration is from x, y = 4.899, 284.444129635572 to 5.012, 417.847008068911 and new response = 800617, previous integration is from x, y = 4.819, 189 to 5.012, 418 and previous response = 1576862.			✓	
CmdSetTargetCompoundAttribute	BL2000\sean	1/17/2022 12:53:21 PM	Set UserAnnotation = CO for compound 1,4-Dichlorobenzene in sample Jan1410.D; previous value =			✓	

Audit Trail report

Name	User	Time	Action	Reason	Comment	Succeed	Exception
CmdManuallyIntegrateApplyTargetRtToQualifier	BL2000\sean	1/17/2022 12:53:24 PM	Apply target integration range 4.899-5.012 to qualifier 148.0 for compound 1,4-Dichlorobenzene in sample Jan1410.D, new integration is from x, y = 4.899, 1136 to 5.012, 578 and new response = 506703; previous integration is from x, y = 4.823, 177 to 5.012, 350 and previous response = 1000881.			✓	
CmdManuallyIntegrateApplyTargetRtToQualifier	BL2000\sean	1/17/2022 12:53:25 PM	Apply target integration range 4.899-5.012 to qualifier 111.0 for compound 1,4-Dichlorobenzene in sample Jan1410.D, new integration is from x, y = 4.899, 720 to 5.012, 801 and new response = 276777; previous integration is from x, y = 4.818, 0 to 5.001, 0 and previous response = 567685.			✓	
CmdManuallyIntegratePeak	BL2000\sean	1/17/2022 12:53:30 PM	Manually integrate compound 1,2-Dichlorobenzene in sample Jan1410.D, from x, y = 5.063, 650889 to 5.144, 714872, result = -2520189; previous integration is from x, y = 4.820, 356 to 5.012, 387 and previous response = 1576163.			✓	
CmdManuallyIntegrateSnapBaseline	BL2000\sean	1/17/2022 12:53:32 PM	Snap baseline for compound 1,2-Dichlorobenzene in sample Jan1410.D, from x = 5.063 to x = 5.144, new integration is from x, y = 5.063, 1198 to 5.144, 2500 and new response = 818226; previous integration is from x, y = 5.063, 650889 to 5.144, 714872 and previous response = -2520189.			✓	
CmdManuallyIntegrateDropBaseline	BL2000\sean	1/17/2022 12:53:35 PM	Drop baseline for compound 1,2-Dichlorobenzene in sample Jan1410.D to y = 1198, new integration is from x, y = 5.063, 1198 to 5.144, 1198 and new response = 821417; previous integration is from x, y = 5.063, 1198 to 5.144, 2500 and previous response = 818226.			✓	
CmdSetTargetCompoundAttribute	BL2000\sean	1/17/2022 12:53:36 PM	Set UserAnnotation = CO for compound 1,2-Dichlorobenzene in sample Jan1410.D; previous value =			✓	
CmdManuallyIntegrateApplyTargetRtToQualifier	BL2000\sean	1/17/2022 12:53:38 PM	Apply target integration range 5.063-5.144 to qualifier 148.0 for compound 1,2-Dichlorobenzene in sample Jan1410.D, new integration is from x, y = 5.063, 399 to 5.144, 1553 and new response = 518439; previously no peak.			✓	

Audit Trail report

Name	User	Time	Action	Reason	Comment	Succeed	Exception
CmdManuallyIntegrateApplyTargetRtToQualifier	BL2000\sean	1/17/2022 12:53:40 PM	Apply target integration range 5.063-5.144 to qualifier 111.0 for compound 1,2-Dichlorobenzene in sample Jan1410.D, new integration is from x, y = 5.063, 690 to 5.144, 975 and new response = 302870; previously no peak.			✓	
CmdManuallyIntegratePeak	BL2000\sean	1/17/2022 12:53:45 PM	Manually integrate compound Benzyl Alcohol in sample Jan1410.D, from x, y = 5.083, 451279 to 5.185, 517861, result = -2604004; previous integration is from x, y = 4.899, 0 to 4.971, 0 and previous response = 8289.			✓	
CmdManuallyIntegrateSnapBaseline	BL2000\sean	1/17/2022 12:53:47 PM	Snap baseline for compound Benzyl Alcohol in sample Jan1410.D, from x = 5.083 to x = 5.185, new integration is from x, y = 5.083, 341 to 5.185, 3421 and new response = 353913; previous integration is from x, y = 5.083, 451279 to 5.185, 517861 and previous response = -2604004.			✓	
CmdManuallyIntegrateDropBaseline	BL2000\sean	1/17/2022 12:53:48 PM	Drop baseline for compound Benzyl Alcohol in sample Jan1410.D to y = 341, new integration is from x, y = 5.083, 341 to 5.185, 341 and new response = 363350; previous integration is from x, y = 5.083, 341 to 5.185, 3421 and previous response = 353913.			✓	
CmdSetTargetCompoundAttribute	BL2000\sean	1/17/2022 12:53:50 PM	Set UserAnnotation = CO for compound Benzyl Alcohol in sample Jan1410.D; previous value =			✓	
CmdManuallyIntegrateApplyTargetRtToQualifier	BL2000\sean	1/17/2022 12:53:53 PM	Apply target integration range 5.083-5.185 to qualifier 79.0 for compound Benzyl Alcohol in sample Jan1410.D, new integration is from x, y = 5.083, 1152 to 5.185, 5447 and new response = 410139; previously no peak.			✓	
CmdManuallyIntegrateQualifierPeak	BL2000\sean	1/17/2022 12:53:54 PM	Manually integrate qualifier 107.0 of compound Benzyl Alcohol in sample Jan1410.D from x, y = 4.838, 651285 to 4.858, 651285; result = 0			✓	
CmdManuallyIntegrateApplyTargetRtToQualifier	BL2000\sean	1/17/2022 12:53:55 PM	Apply target integration range 5.083-5.185 to qualifier 107.0 for compound Benzyl Alcohol in sample Jan1410.D, new integration is from x, y = 5.083, 0 to 5.185, 2591 and new response = 250922; previously no peak.			✓	

Audit Trail report

Name	User	Time	Action	Reason	Comment	Succeed	Exception
CmdManuallyIntegrateSplit	BL2000\sean	1/17/2022 12:54:24 PM	Split qualifier 63.0 of compound bis(-2-Chloroethoxy)Methane in sample Jan1410.D and keep left peak, new integration is from x, y = 6.150, 1324.28771944002 to 6.259, 1001.43825554305 and new response = 678440, previous integration is from x, y = 6.150, 1324 to 6.331, 789 and previous response = 1003713.			✓	
CmdManuallyIntegrateApplyTargetRtToQualifier	BL2000\sean	1/17/2022 12:54:32 PM	Apply target integration range 6.383-6.475 to qualifier 129.0 for compound Naphthalene in sample Jan1410.D, new integration is from x, y = 6.383, 494 to 6.475, 802 and new response = 208632; previously no peak.			✓	
CmdManuallyIntegrateDropBaseline	BL2000\sean	1/17/2022 12:54:34 PM	Drop baseline for qualifier 129.0 of compound Naphthalene in sample Jan1410.D to y = 494, new integration is from x, y = 6.383, 494 to 6.475, 494 and new response = 209486; previous integration is from x, y = 6.383, 494 to 6.475, 802 and previous response = 208632.			✓	
CmdManuallyIntegratePeak	BL2000\sean	1/17/2022 12:54:43 PM	Manually integrate compound 4-Chlorophenol in sample Jan1410.D, from x, y = 6.478, 305 to 6.516, 8421, result = 131743; previous integration is from x, y = 6.478, 305 to 6.557, 332 and previous response = 169095.			✓	
CmdManuallyIntegrateDropBaseline	BL2000\sean	1/17/2022 12:54:44 PM	Drop baseline for compound 4-Chlorophenol in sample Jan1410.D to y = 305, new integration is from x, y = 6.478, 305 to 6.516, 305 and new response = 140931; previous integration is from x, y = 6.478, 305 to 6.516, 8421 and previous response = 131743.			✓	
CmdManuallyIntegrateApplyTargetRtToQualifier	BL2000\sean	1/17/2022 12:54:47 PM	Apply target integration range 6.478-6.516 to qualifier 128.0 for compound 4-Chlorophenol in sample Jan1410.D, new integration is from x, y = 6.478, 5661 to 6.516, 68536 and new response = 382271; previous integration is from x, y = 6.383, 720 to 6.475, 868 and previous response = 1918944.			✓	
CmdManuallyIntegrateDropBaseline	BL2000\sean	1/17/2022 12:54:48 PM	Drop baseline for qualifier 128.0 of compound 4-Chlorophenol in sample Jan1410.D to y = 5661, new integration is from x, y = 6.478, 5661 to 6.516, 5661 and new response = 453454; previous integration is from x, y = 6.478, 5661 to 6.516, 68536 and previous response = 382271.			✓	

Audit Trail report

Name	User	Time	Action	Reason	Comment	Succeed	Exception
CmdManuallyIntegrateApplyTargetRtToQualifier	BL2000\sean	1/17/2022 12:54:56 PM	Apply target integration range 6.496-6.660 to qualifier 129.0 for compound p-Chloroaniline in sample Jan1410.D, new integration is from x, y = 6.496, 23816 to 6.660, 1109 and new response = 121172; previous integration is from x, y = 6.389, 563 to 6.639, 658 and previous response = 454008.			✓	
CmdManuallyIntegrateDropBaseline	BL2000\sean	1/17/2022 12:54:57 PM	Drop baseline for qualifier 129.0 of compound p-Chloroaniline in sample Jan1410.D to y = 1109, new integration is from x, y = 6.496, 1109 to 6.660, 1109 and new response = 233700; previous integration is from x, y = 6.496, 23816 to 6.660, 1109 and previous response = 121172.			✓	
CmdManuallyIntegrateSplit	BL2000\sean	1/17/2022 12:55:01 PM	Split qualifier 129.0 of compound p-Chloroaniline in sample Jan1410.D and keep left peak, new integration is from x, y = 6.496, 1109 to 6.578, 1109 and new response = 222870, previous integration is from x, y = 6.496, 1109 to 6.660, 1109 and previous response = 233700.			✓	
CmdManuallyIntegrateSplit	BL2000\sean	1/17/2022 12:55:01 PM	Split qualifier 129.0 of compound p-Chloroaniline in sample Jan1410.D and keep right peak, new integration is from x, y = 6.496, 1109 to 6.578, 1109 and new response = 222870, previous integration is from x, y = 6.496, 1109 to 6.578, 1109 and previous response = 222870.			✓	
CmdManuallyIntegrateQualifierPeak	BL2000\sean	1/17/2022 12:55:06 PM	Manually integrate qualifier 129.0 of compound p-Chloroaniline in sample Jan1410.D, from x, y = 6.516, 6938 to 6.578, 1109, result = 184214; previous integration is from x, y = 6.496, 1109 to 6.578, 1109 and previous response = 222870.			✓	
CmdManuallyIntegrateDropBaseline	BL2000\sean	1/17/2022 12:55:07 PM	Drop baseline for qualifier 129.0 of compound p-Chloroaniline in sample Jan1410.D to y = 1109, new integration is from x, y = 6.516, 1109 to 6.578, 1109 and new response = 194989; previous integration is from x, y = 6.516, 6938 to 6.578, 1109 and previous response = 184214.			✓	
CmdManuallyIntegrateQualifierPeak	BL2000\sean	1/17/2022 12:55:11 PM	Manually integrate qualifier 65.0 of compound p-Chloroaniline in sample Jan1410.D, from x, y = 6.516, 11818 to 6.650, 1819, result = 177924; previous integration is from x, y = 6.477, 1849 to 6.650, 1819 and previous response = 416249.			✓	

Audit Trail report

Name	User	Time	Action	Reason	Comment	Succeed	Exception
CmdManuallyIntegrateDropBaseline	BL2000\sean	1/17/2022 12:55:13 PM	Drop baseline for qualifier 65.0 of compound p-Chloroaniline in sample Jan1410.D to y = 1819, new integration is from x, y = 6.516, 1819 to 6.650, 1819 and new response = 217969; previous integration is from x, y = 6.516, 11818 to 6.650, 1819 and previous response = 177924.			✓	
CmdManuallyIntegrateSplit	BL2000\sean	1/17/2022 12:55:18 PM	Split peak for compound 4-Chloro-3-Methylphenol in sample Jan1410.D and keep right peak, new integration is from x, y = 7.153, 909.244766355424 to 7.297, 1113.61020851816 and new response = 546516, previous integration is from x, y = 7.011, 708 to 7.297, 1114 and previous response = 1051156.			✓	
CmdSetTargetCompoundAttribute	BL2000\sean	1/17/2022 12:55:20 PM	Set UserAnnotation = CO for compound 4-Chloro-3-Methylphenol in sample Jan1410.D; previous value =			✓	
CmdManuallyIntegrateSplit	BL2000\sean	1/17/2022 12:55:22 PM	Split qualifier 144.0 of compound 4-Chloro-3-Methylphenol in sample Jan1410.D and keep right peak, new integration is from x, y = 7.143, 200.058818502533 to 7.307, 351.980765417895 and new response = 169237, previous integration is from x, y = 7.019, 86 to 7.307, 352 and previous response = 295762.			✓	
CmdManuallyIntegrateSplit	BL2000\sean	1/17/2022 12:55:23 PM	Split qualifier 144.0 of compound 4-Chloro-3-Methylphenol in sample Jan1410.D and keep left peak, new integration is from x, y = 7.143, 200.058818502533 to 7.245, 295.0061825668 and new response = 157331, previous integration is from x, y = 7.143, 200 to 7.307, 352 and previous response = 169237.			✓	
CmdManuallyIntegrateSplit	BL2000\sean	1/17/2022 12:55:30 PM	Split peak for compound 1-Methylnaphthalene in sample Jan1410.D and keep left peak, new integration is from x, y = 7.348, 964.311385353305 to 7.440, 967.944030196212 and new response = 1111842, previous integration is from x, y = 7.348, 964 to 7.492, 970 and previous response = 1148670.			✓	
CmdSetTargetCompoundAttribute	BL2000\sean	1/17/2022 12:55:32 PM	Set UserAnnotation = CO for compound 1-Methylnaphthalene in sample Jan1410.D; previous value =			✓	

Audit Trail report

Name	User	Time	Action	Reason	Comment	Succeed	Exception
CmdManuallyIntegrateSplit	BL2000\sean	1/17/2022 12:55:37 PM	Split peak for compound 4-Chloro-2-Methylphenol in sample Jan1410.D and keep left peak, new integration is from x, y = 7.015, 934.556314213891 to 7.153, 1263.67453014826 and new response = 502314, previous integration is from x, y = 7.015, 935 to 7.297, 1606 and previous response = 1045177.			✓	
CmdSetTargetCompoundAttribute	BL2000\sean	1/17/2022 12:55:39 PM	Set UserAnnotation = CO for compound 4-Chloro-2-Methylphenol in sample Jan1410.D; previous value =			✓	
CmdManuallyIntegrateSplit	BL2000\sean	1/17/2022 12:55:42 PM	Split qualifier 144.0 of compound 4-Chloro-2-Methylphenol in sample Jan1410.D and keep left peak, new integration is from x, y = 7.019, 0 to 7.143, 0 and new response = 137735, previous integration is from x, y = 7.019, 0 to 7.307, 0 and previous response = 309693.			✓	
CmdManuallyIntegrateApplyTargetRtToQualifier	BL2000\sean	1/17/2022 12:55:56 PM	Apply target integration range 8.292-8.446 to qualifier 153.1 for compound Acenaphthylene in sample Jan1410.D, new integration is from x, y = 8.292, 358 to 8.446, 1147 and new response = 278079; previously no peak.			✓	
CmdManuallyIntegrateApplyTargetRtToQualifier	BL2000\sean	1/17/2022 12:56:06 PM	Apply target integration range 8.599-8.691 to qualifier 154.0 for compound 2,4-Dinitrophenol in sample Jan1410.D, new integration is from x, y = 8.599, 4292 to 8.691, 2502 and new response = 53053; previous integration is from x, y = 8.507, 776 to 8.609, 805 and previous response = 1305423.			✓	
CmdManuallyIntegrateDropBaseline	BL2000\sean	1/17/2022 12:56:07 PM	Drop baseline for qualifier 154.0 of compound 2,4-Dinitrophenol in sample Jan1410.D to y = 2502, new integration is from x, y = 8.599, 2502 to 8.691, 2502 and new response = 57997; previous integration is from x, y = 8.599, 4292 to 8.691, 2502 and previous response = 53053.			✓	
CmdManuallyIntegrateApplyTargetRtToQualifier	BL2000\sean	1/17/2022 12:56:13 PM	Apply target integration range 8.773-8.937 to qualifier 139.0 for compound 4-Nitrophenol in sample Jan1410.D, new integration is from x, y = 8.773, 5812 to 8.937, 1072 and new response = 52290; previous integration is from x, y = 8.723, 569 to 8.793, 658 and previous response = 813429.			✓	

Audit Trail report

Name	User	Time	Action	Reason	Comment	Succeed	Exception
CmdManuallyIntegrateDropBaseline	BL2000\sean	1/17/2022 12:56:14 PM	Drop baseline for qualifier 139.0 of compound 4-Nitrophenol in sample Jan1410.D to y = 1072, new integration is from x, y = 8.773, 1072 to 8.937, 1072 and new response = 75566; previous integration is from x, y = 8.773, 5812 to 8.937, 1072 and previous response = 52290.			✓	
CmdManuallyIntegrateQualifierPeak	BL2000\sean	1/17/2022 12:56:21 PM	Manually integrate qualifier 63.0 of compound 2,4-Dinitrotoluene in sample Jan1410.D, from x, y = 8.763, 3405 to 8.804, 14495, result = 113243; previous integration is from x, y = 8.607, 2421 to 8.679, 2310 and previous response = 73199.			✓	
CmdManuallyIntegrateDropBaseline	BL2000\sean	1/17/2022 12:56:22 PM	Drop baseline for qualifier 63.0 of compound 2,4-Dinitrotoluene in sample Jan1410.D to y = 3405, new integration is from x, y = 8.763, 3405 to 8.804, 3405 and new response = 126856; previous integration is from x, y = 8.763, 3405 to 8.804, 14495 and previous response = 113243.			✓	
CmdManuallyIntegrateSplit	BL2000\sean	1/17/2022 12:56:34 PM	Split qualifier 177.0 of compound Diethylphthalate in sample Jan1410.D and keep left peak, new integration is from x, y = 9.090, 0 to 9.172, 0 and new response = 311836, previous integration is from x, y = 9.090, 0 to 9.223, 0 and previous response = 325430.			✓	
CmdManuallyIntegrateApplyTargetRtToQualifier	BL2000\sean	1/17/2022 12:56:46 PM	Apply target integration range 9.336-9.407 to qualifier 167.0 for compound N-nitrosodiphenylamine in sample Jan1410.D, new integration is from x, y = 9.336, 2779 to 9.407, 1919 and new response = 388905; previously no peak.			✓	
CmdManuallyIntegrateDropBaseline	BL2000\sean	1/17/2022 12:56:46 PM	Drop baseline for qualifier 167.0 of compound N-nitrosodiphenylamine in sample Jan1410.D to y = 1919, new integration is from x, y = 9.336, 1919 to 9.407, 1919 and new response = 390752; previous integration is from x, y = 9.336, 2779 to 9.407, 1919 and previous response = 388905.			✓	
CmdSaveBatchTable	BL2000\sean	1/17/2022 12:57:30 PM	Save batch \\MASSHUNTER\Org\Data\SV5973N.I\sd011422\DoD BNA 1\QuantResults\011422 DoD BNA.batch.bin			✓	
CmdZeroOutPeak	BL2000\sean	1/17/2022 12:57:39 PM	Zero out primary peak of compound 2,6-Dinitrotoluene in sample Jan1411.D			✓	

Audit Trail report

Name	User	Time	Action	Reason	Comment	Succeed	Exception
CmdZeroOutPeak	BL2000\sean	1/17/2022 12:57:40 PM	Zero out primary peak of compound N-nitroso-Di-n-propylamine in sample Jan1411.D			✓	
CmdZeroOutPeak	BL2000\sean	1/17/2022 12:57:42 PM	Zero out primary peak of compound Dimethyl Phthalate in sample Jan1411.D			✓	
CmdSetTargetCompoundAttribute	BL2000\sean	1/17/2022 12:57:48 PM	Set UserAnnotation = INT for compound Dimethyl Phthalate in sample Jan1411.D; previous value =			✓	
CmdSetTargetCompoundAttribute	BL2000\sean	1/17/2022 12:57:50 PM	Set UserAnnotation = INT for compound N-nitroso-Di-n-propylamine in sample Jan1411.D; previous value =			✓	
CmdSetTargetCompoundAttribute	BL2000\sean	1/17/2022 12:57:53 PM	Set UserAnnotation = INT for compound 2,6-Dinitrotoluene in sample Jan1411.D; previous value =			✓	
CmdZeroOutPeak	BL2000\sean	1/17/2022 12:57:59 PM	Zero out primary peak of compound 2,6-Dinitrotoluene in sample Jan1412.D			✓	
CmdSetTargetCompoundAttribute	BL2000\sean	1/17/2022 12:58:00 PM	Set UserAnnotation = INT for compound 2,6-Dinitrotoluene in sample Jan1412.D; previous value =			✓	
CmdZeroOutPeak	BL2000\sean	1/17/2022 12:58:02 PM	Zero out primary peak of compound N-nitroso-Di-n-propylamine in sample Jan1412.D			✓	
CmdSetTargetCompoundAttribute	BL2000\sean	1/17/2022 12:58:03 PM	Set UserAnnotation = INT for compound N-nitroso-Di-n-propylamine in sample Jan1412.D; previous value =			✓	
CmdZeroOutPeak	BL2000\sean	1/17/2022 12:58:05 PM	Zero out primary peak of compound Dimethyl Phthalate in sample Jan1412.D			✓	
CmdSetTargetCompoundAttribute	BL2000\sean	1/17/2022 12:58:06 PM	Set UserAnnotation = INT for compound Dimethyl Phthalate in sample Jan1412.D; previous value =			✓	
CmdZeroOutPeak	BL2000\sean	1/17/2022 12:58:09 PM	Zero out primary peak of compound 2-Nitroaniline in sample Jan1412.D			✓	
CmdSetTargetCompoundAttribute	BL2000\sean	1/17/2022 12:58:10 PM	Set UserAnnotation = INT for compound 2-Nitroaniline in sample Jan1412.D; previous value =			✓	
CmdZeroOutPeak	BL2000\sean	1/17/2022 12:58:23 PM	Zero out primary peak of compound 2,6-Dinitrotoluene in sample Jan1413.D			✓	
CmdSetTargetCompoundAttribute	BL2000\sean	1/17/2022 12:58:24 PM	Set UserAnnotation = INT for compound 2,6-Dinitrotoluene in sample Jan1413.D; previous value =			✓	
CmdZeroOutPeak	BL2000\sean	1/17/2022 12:58:26 PM	Zero out primary peak of compound N-nitroso-Di-n-propylamine in sample Jan1413.D			✓	
CmdSetTargetCompoundAttribute	BL2000\sean	1/17/2022 12:58:27 PM	Set UserAnnotation = INT for compound N-nitroso-Di-n-propylamine in sample Jan1413.D; previous value =			✓	

Audit Trail report

Name	User	Time	Action	Reason	Comment	Succeed	Exception
CmdZeroOutPeak	BL2000\sean	1/17/2022 12:58:29 PM	Zero out primary peak of compound Dimethyl Phthalate in sample Jan1413.D			✓	
CmdSetTargetCompoundAttribute	BL2000\sean	1/17/2022 12:58:30 PM	Set UserAnnotation = INT for compound Dimethyl Phthalate in sample Jan1413.D; previous value =			✓	
CmdZeroOutPeak	BL2000\sean	1/17/2022 12:58:32 PM	Zero out primary peak of compound 2-Nitroaniline in sample Jan1413.D			✓	
CmdSetTargetCompoundAttribute	BL2000\sean	1/17/2022 12:58:33 PM	Set UserAnnotation = INT for compound 2-Nitroaniline in sample Jan1413.D; previous value =			✓	
CmdZeroOutPeak	BL2000\sean	1/17/2022 12:58:39 PM	Zero out primary peak of compound 2-Nitroaniline in sample Jan1414.D			✓	
CmdSetTargetCompoundAttribute	BL2000\sean	1/17/2022 12:58:40 PM	Set UserAnnotation = INT for compound 2-Nitroaniline in sample Jan1414.D; previous value =			✓	
CmdZeroOutPeak	BL2000\sean	1/17/2022 12:58:42 PM	Zero out primary peak of compound Dimethyl Phthalate in sample Jan1414.D			✓	
CmdSetTargetCompoundAttribute	BL2000\sean	1/17/2022 12:58:43 PM	Set UserAnnotation = INT for compound Dimethyl Phthalate in sample Jan1414.D; previous value =			✓	
CmdZeroOutPeak	BL2000\sean	1/17/2022 12:58:45 PM	Zero out primary peak of compound N-nitroso-Di-n-propylamine in sample Jan1414.D			✓	
CmdSetTargetCompoundAttribute	BL2000\sean	1/17/2022 12:58:46 PM	Set UserAnnotation = INT for compound N-nitroso-Di-n-propylamine in sample Jan1414.D; previous value =			✓	
CmdZeroOutPeak	BL2000\sean	1/17/2022 12:58:48 PM	Zero out primary peak of compound 2,6-Dinitrotoluene in sample Jan1414.D			✓	
CmdSetTargetCompoundAttribute	BL2000\sean	1/17/2022 12:58:49 PM	Set UserAnnotation = INT for compound 2,6-Dinitrotoluene in sample Jan1414.D; previous value =			✓	
CmdZeroOutPeak	BL2000\sean	1/17/2022 12:59:00 PM	Zero out primary peak of compound 2,6-Dinitrotoluene in sample Jan1415.D			✓	
CmdSetTargetCompoundAttribute	BL2000\sean	1/17/2022 12:59:01 PM	Set UserAnnotation = INT for compound 2,6-Dinitrotoluene in sample Jan1415.D; previous value =			✓	
CmdZeroOutPeak	BL2000\sean	1/17/2022 12:59:03 PM	Zero out primary peak of compound N-nitroso-Di-n-propylamine in sample Jan1415.D			✓	
CmdSetTargetCompoundAttribute	BL2000\sean	1/17/2022 12:59:04 PM	Set UserAnnotation = INT for compound N-nitroso-Di-n-propylamine in sample Jan1415.D; previous value =			✓	
CmdZeroOutPeak	BL2000\sean	1/17/2022 12:59:06 PM	Zero out primary peak of compound Dimethyl Phthalate in sample Jan1415.D			✓	

Audit Trail report

Name	User	Time	Action	Reason	Comment	Succeed	Exception
CmdSetTargetCompoundAttribute	BL2000\sean	1/17/2022 12:59:07 PM	Set UserAnnotation = INT for compound Dimethyl Phthalate in sample Jan1415.D; previous value =			✓	
CmdZeroOutPeak	BL2000\sean	1/17/2022 12:59:15 PM	Zero out primary peak of compound bis(2-chloroisopropyl)Ether in sample Jan1416.D			✓	
CmdSetTargetCompoundAttribute	BL2000\sean	1/17/2022 12:59:16 PM	Set UserAnnotation = INT for compound bis(2-chloroisopropyl)Ether in sample Jan1416.D; previous value =			✓	
CmdZeroOutPeak	BL2000\sean	1/17/2022 12:59:18 PM	Zero out primary peak of compound Dimethyl Phthalate in sample Jan1416.D			✓	
CmdSetTargetCompoundAttribute	BL2000\sean	1/17/2022 12:59:19 PM	Set UserAnnotation = INT for compound Dimethyl Phthalate in sample Jan1416.D; previous value =			✓	
CmdZeroOutPeak	BL2000\sean	1/17/2022 12:59:21 PM	Zero out primary peak of compound N-nitroso-Di-n-propylamine in sample Jan1416.D			✓	
CmdSetTargetCompoundAttribute	BL2000\sean	1/17/2022 12:59:22 PM	Set UserAnnotation = INT for compound N-nitroso-Di-n-propylamine in sample Jan1416.D; previous value =			✓	
CmdZeroOutPeak	BL2000\sean	1/17/2022 12:59:24 PM	Zero out primary peak of compound 2,6-Dinitrotoluene in sample Jan1416.D			✓	
CmdSetTargetCompoundAttribute	BL2000\sean	1/17/2022 12:59:25 PM	Set UserAnnotation = INT for compound 2,6-Dinitrotoluene in sample Jan1416.D; previous value =			✓	
CmdZeroOutPeak	BL2000\sean	1/17/2022 12:59:36 PM	Zero out primary peak of compound Hexachloroethane in sample Jan1417.D			✓	
CmdSetTargetCompoundAttribute	BL2000\sean	1/17/2022 12:59:37 PM	Set UserAnnotation = INT for compound Hexachloroethane in sample Jan1417.D; previous value =			✓	
CmdZeroOutPeak	BL2000\sean	1/17/2022 12:59:42 PM	Zero out primary peak of compound Benzoic Acid in sample Jan1417.D			✓	
CmdSetTargetCompoundAttribute	BL2000\sean	1/17/2022 12:59:44 PM	Set UserAnnotation = INT for compound Benzoic Acid in sample Jan1417.D; previous value =			✓	
CmdManuallyIntegratePeak	BL2000\sean	1/17/2022 12:59:49 PM	Manually integrate compound Nitrobenzene-d5 in sample Jan1417.D, from x, y = 5.563, 189235 to 5.614, 197773, result = 540825; previous integration is from x, y = 5.523, 102803 to 5.767, 128707 and previous response = 2317125.			✓	
CmdManuallyIntegrateQualifierPeak	BL2000\sean	1/17/2022 12:59:53 PM	Manually integrate qualifier54.0 of compound Nitrobenzene-d5 in sample Jan1417.D from x, y = 5.563, 139584 to 5.604, 131046; result = 235096			✓	

Audit Trail report

Name	User	Time	Action	Reason	Comment	Succeed	Exception
CmdManuallyIntegrateQualifierPeak	BL2000\sean	1/17/2022 12:59:58 PM	Manually integrate qualifier 54.0 of compound Nitrobenzene-d5 in sample Jan1417.D, from x, y = 5.563, 83049 to 5.604, 84763, result = 361099; previous integration is from x, y = 5.563, 139584 to 5.604, 131046 and previous response = 235096.			✓	
CmdManuallyIntegrateQualifierPeak	BL2000\sean	1/17/2022 1:00:01 PM	Manually integrate qualifier 54.0 of compound Nitrobenzene-d5 in sample Jan1417.D, from x, y = 5.553, 69336 to 5.583, 77906, result = 225906; previous integration is from x, y = 5.563, 83049 to 5.604, 84763 and previous response = 361099.			✓	
CmdManuallyIntegrateQualifierPeak	BL2000\sean	1/17/2022 1:00:06 PM	Manually integrate qualifier 54.0 of compound Nitrobenzene-d5 in sample Jan1417.D, from x, y = 5.553, 69336 to 5.624, 76192, result = 553930; previous integration is from x, y = 5.553, 69336 to 5.583, 77906 and previous response = 225906.			✓	
CmdManuallyIntegrateSplit	BL2000\sean	1/17/2022 1:00:14 PM	Split qualifier 115.0 of compound 1-Methylnaphthalene in sample Jan1417.D and keep left peak, new integration is from x, y = 7.406, 113877.991162821 to 7.492, 140185.146334473 and new response = 2102113, previous integration is from x, y = 7.406, 113878 to 7.574, 165388 and previous response = 3469854.			✓	
CmdManuallyIntegratePeak	BL2000\sean	1/17/2022 1:00:15 PM	Manually integrate compound 1-Methylnaphthalene in sample Jan1417.D, from x, y = 7.707, 2520409 to 7.718, 2520409, result = -1510507; previous integration is from x, y = 7.420, 68171 to 7.567, 77734 and previous response = 4358870.			✓	
CmdClearManualIntegration	BL2000\sean	1/17/2022 1:00:18 PM	Clear manual integration of target signal for compound 1-Methylnaphthalene in sample Jan1417.D			✓	
CmdZeroOutPeak	BL2000\sean	1/17/2022 1:00:23 PM	Zero out primary peak of compound 2-Nitrophenol in sample Jan1417.D			✓	
CmdSetTargetCompoundAttribute	BL2000\sean	1/17/2022 1:00:25 PM	Set UserAnnotation = INT for compound 2-Nitrophenol in sample Jan1417.D; previous value =			✓	
CmdZeroOutPeak	BL2000\sean	1/17/2022 1:00:31 PM	Zero out primary peak of compound 2-Nitroaniline in sample Jan1417.D			✓	
CmdSetTargetCompoundAttribute	BL2000\sean	1/17/2022 1:00:32 PM	Set UserAnnotation = INT for compound 2-Nitroaniline in sample Jan1417.D; previous value =			✓	
CmdZeroOutPeak	BL2000\sean	1/17/2022 1:00:35 PM	Zero out primary peak of compound 4-Chlorophenol in sample Jan1417.D			✓	

Audit Trail report

Name	User	Time	Action	Reason	Comment	Succeed	Exception
CmdSetTargetCompoundAttribute	BL2000\sean	1/17/2022 1:00:36 PM	Set UserAnnotation = INT for compound 4-Chlorophenol in sample Jan1417.D; previous value =			✓	
CmdManuallyIntegrateApplyTargetRtToQualifier	BL2000\sean	1/17/2022 1:00:47 PM	Apply target integration range 6.393-6.575 to qualifier 68.0 for compound Naphthalene-d8 in sample Jan1417.D, new integration is from x, y = 6.393, 223680 to 6.575, 127592 and new response = 473774; previous integration is from x, y = 6.331, 143485 to 6.572, 139693 and previous response = 1136085.			✓	
CmdManuallyIntegrateDropBaseline	BL2000\sean	1/17/2022 1:00:49 PM	Drop baseline for qualifier 68.0 of compound Naphthalene-d8 in sample Jan1417.D to y = 127592, new integration is from x, y = 6.393, 127592 to 6.575, 127592 and new response = 997742; previous integration is from x, y = 6.393, 223680 to 6.575, 127592 and previous response = 473774.			✓	
CmdManuallyIntegrateQualifierPeak	BL2000\sean	1/17/2022 1:00:55 PM	Manually integrate qualifier 68.0 of compound Naphthalene-d8 in sample Jan1417.D, from x, y = 6.413, 180224 to 6.485, 172201, result = 242693; previous integration is from x, y = 6.393, 127592 to 6.575, 127592 and previous response = 997742.			✓	
CmdManuallyIntegrateSplit	BL2000\sean	1/17/2022 1:01:02 PM	Split peak for compound Naphthalene-d8 in sample Jan1417.D and keep left peak, new integration is from x, y = 6.393, 9749.83415006063 to 6.496, 11369.6330973929 and new response = 974912, previous integration is from x, y = 6.393, 9750 to 6.575, 12617 and previous response = 1019710.			✓	
CmdManuallyIntegrateQualifierPeak	BL2000\sean	1/17/2022 1:01:12 PM	Manually integrate qualifier 68.0 of compound Naphthalene-d8 in sample Jan1417.D, from x, y = 6.444, 182897 to 6.485, 187664, result = 157604; previous integration is from x, y = 6.413, 180224 to 6.485, 172201 and previous response = 242693.			✓	
CmdManuallyIntegrateQualifierPeak	BL2000\sean	1/17/2022 1:01:23 PM	Manually integrate qualifier 68.0 of compound Naphthalene-d8 in sample Jan1417.D, from x, y = 6.444, 224206 to 6.475, 222617, result = 64391; previous integration is from x, y = 6.444, 182897 to 6.485, 187664 and previous response = 157604.			✓	
CmdZeroOutPeak	BL2000\sean	1/17/2022 1:01:36 PM	Zero out primary peak of compound 2,4-Dinitrotoluene in sample Jan1417.D			✓	

Audit Trail report

Name	User	Time	Action	Reason	Comment	Succeed	Exception
CmdSetTargetCompoundAttribute	BL2000\sean	1/17/2022 1:01:38 PM	Set UserAnnotation = INT for compound 2,4-Dinitrotoluene in sample Jan1417.D; previous value =			✓	
CmdManuallyIntegrateSplit	BL2000\sean	1/17/2022 1:01:44 PM	Split peak for compound Naphthalene in sample Jan1417.D and keep left peak, new integration is from x, y = 6.422, 32540.9965155696 to 6.506, 40625.4508045315 and new response = 2056916, previous integration is from x, y = 6.422, 32541 to 6.586, 48305 and previous response = 2509008.			✓	
CmdSetTargetCompoundAttribute	BL2000\sean	1/17/2022 1:01:48 PM	Set UserAnnotation = CO for compound Naphthalene in sample Jan1417.D; previous value =			✓	
CmdManuallyIntegrateSplit	BL2000\sean	1/17/2022 1:01:51 PM	Split qualifier 129.0 of compound Naphthalene in sample Jan1417.D and keep left peak, new integration is from x, y = 6.418, 25330.4809530672 to 6.516, 29930.6501437697 and new response = 981161, previous integration is from x, y = 6.418, 25330 to 6.580, 32939 and previous response = 1414592.			✓	
CmdManuallyIntegrateSplit	BL2000\sean	1/17/2022 1:01:52 PM	Split qualifier 102.0 of compound Naphthalene in sample Jan1417.D and keep left peak, new integration is from x, y = 6.403, 9936.03010169225 to 6.506, 8311.47909090117 and new response = 312685, previous integration is from x, y = 6.403, 9936 to 6.580, 7142 and previous response = 421042.			✓	
CmdManuallyIntegrateQualifierPeak	BL2000\sean	1/17/2022 1:02:11 PM	Manually integrate qualifier 129.0 of compound Naphthalene in sample Jan1417.D, from x, y = 6.444, 37205 to 6.496, 39290, result = 742927; previous integration is from x, y = 6.418, 25330 to 6.516, 29931 and previous response = 981161.			✓	
CmdManuallyIntegrateQualifierPeak	BL2000\sean	1/17/2022 1:02:16 PM	Manually integrate qualifier 102.0 of compound Naphthalene in sample Jan1417.D, from x, y = 6.434, 11702 to 6.506, 14073, result = 284511; previous integration is from x, y = 6.403, 9936 to 6.506, 8311 and previous response = 312685.			✓	
CmdManuallyIntegrateQualifierPeak	BL2000\sean	1/17/2022 1:02:20 PM	Manually integrate qualifier 102.0 of compound Naphthalene in sample Jan1417.D, from x, y = 6.454, 21186 to 6.506, 19606, result = 219580; previous integration is from x, y = 6.434, 11702 to 6.506, 14073 and previous response = 284511.			✓	

Audit Trail report

Name	User	Time	Action	Reason	Comment	Succeed	Exception
CmdManuallyIntegrateQualifierPeak	BL2000\sean	1/17/2022 1:02:26 PM	Manually integrate qualifier 129.0 of compound Naphthalene in sample Jan1417.D, from x, y = 6.454, 67439 to 6.496, 63269, result = 585754; previous integration is from x, y = 6.444, 37205 to 6.496, 39290 and previous response = 742927.			✓	
CmdClearManualIntegration	BL2000\sean	1/17/2022 1:02:39 PM	Clear manual integration of qualifier 129.0 for compound Naphthalene in sample Jan1417.D			✓	
CmdManuallyIntegrateQualifierPeak	BL2000\sean	1/17/2022 1:02:40 PM	Manually integrate qualifier 102.0 of compound Naphthalene in sample Jan1417.D, from x, y = 6.177, 119190 to 6.218, 120771, result = 421042; previous integration is from x, y = 6.454, 21186 to 6.506, 19606 and previous response = 219580.			✓	
CmdClearManualIntegration	BL2000\sean	1/17/2022 1:02:41 PM	Clear manual integration of qualifier 102.0 for compound Naphthalene in sample Jan1417.D			✓	
CmdManuallyIntegrateApplyTargetRtToQualifier	BL2000\sean	1/17/2022 1:02:43 PM	Apply target integration range 6.422-6.506 to qualifier 129.0 for compound Naphthalene in sample Jan1417.D, new integration is from x, y = 6.422, 33416 to 6.506, 137792 and new response = 624947; previous integration is from x, y = 6.418, 25330 to 6.580, 32939 and previous response = 1414592.			✓	
CmdManuallyIntegrateDropBaseline	BL2000\sean	1/17/2022 1:02:44 PM	Drop baseline for qualifier 129.0 of compound Naphthalene in sample Jan1417.D to y = 33416, new integration is from x, y = 6.422, 33416 to 6.506, 33416 and new response = 887731; previous integration is from x, y = 6.422, 33416 to 6.506, 137792 and previous response = 624947.			✓	
CmdManuallyIntegrateApplyTargetRtToQualifier	BL2000\sean	1/17/2022 1:02:45 PM	Apply target integration range 6.422-6.506 to qualifier 102.0 for compound Naphthalene in sample Jan1417.D, new integration is from x, y = 6.422, 15021 to 6.506, 30528 and new response = 240111; previous integration is from x, y = 6.403, 9936 to 6.580, 7142 and previous response = 421042.			✓	
CmdManuallyIntegrateDropBaseline	BL2000\sean	1/17/2022 1:02:46 PM	Drop baseline for qualifier 102.0 of compound Naphthalene in sample Jan1417.D to y = 15021, new integration is from x, y = 6.422, 15021 to 6.506, 15021 and new response = 279152; previous integration is from x, y = 6.422, 15021 to 6.506, 30528 and previous response = 240111.			✓	

Audit Trail report

Name	User	Time	Action	Reason	Comment	Succeed	Exception
CmdZeroOutPeak	BL2000\sean	1/17/2022 1:03:07 PM	Zero out primary peak of compound Naphthalene in sample Jan1417.D			✓	
CmdSetTargetCompoundAttribute	BL2000\sean	1/17/2022 1:03:18 PM	Set UserAnnotation = INT for compound Naphthalene in sample Jan1417.D; previous value = CO			✓	
CmdZeroOutPeak	BL2000\sean	1/17/2022 1:03:21 PM	Zero out primary peak of compound 4-Chloro-2-Methylphenol in sample Jan1417.D			✓	
CmdSetTargetCompoundAttribute	BL2000\sean	1/17/2022 1:03:22 PM	Set UserAnnotation = INT for compound 4-Chloro-2-Methylphenol in sample Jan1417.D; previous value =			✓	
CmdZeroOutPeak	BL2000\sean	1/17/2022 1:03:24 PM	Zero out primary peak of compound 4-Chloro-3-Methylphenol in sample Jan1417.D			✓	
CmdSetTargetCompoundAttribute	BL2000\sean	1/17/2022 1:03:26 PM	Set UserAnnotation = INT for compound 4-Chloro-3-Methylphenol in sample Jan1417.D; previous value =			✓	
CmdZeroOutPeak	BL2000\sean	1/17/2022 1:03:28 PM	Zero out primary peak of compound p-Chloroaniline in sample Jan1417.D			✓	
CmdSetTargetCompoundAttribute	BL2000\sean	1/17/2022 1:03:29 PM	Set UserAnnotation = INT for compound p-Chloroaniline in sample Jan1417.D; previous value =			✓	
CmdZeroOutPeak	BL2000\sean	1/17/2022 1:03:31 PM	Zero out primary peak of compound 2,6-Dinitrotoluene in sample Jan1417.D			✓	
CmdSetTargetCompoundAttribute	BL2000\sean	1/17/2022 1:03:32 PM	Set UserAnnotation = INT for compound 2,6-Dinitrotoluene in sample Jan1417.D; previous value =			✓	
CmdZeroOutPeak	BL2000\sean	1/17/2022 1:03:35 PM	Zero out primary peak of compound Isophorone in sample Jan1417.D			✓	
CmdSetTargetCompoundAttribute	BL2000\sean	1/17/2022 1:03:37 PM	Set UserAnnotation = INT for compound Isophorone in sample Jan1417.D; previous value =			✓	
CmdZeroOutPeak	BL2000\sean	1/17/2022 1:03:44 PM	Zero out primary peak of compound 4-Nitrophenol in sample Jan1417.D			✓	
CmdSetTargetCompoundAttribute	BL2000\sean	1/17/2022 1:03:45 PM	Set UserAnnotation = INT for compound 4-Nitrophenol in sample Jan1417.D; previous value =			✓	
CmdZeroOutPeak	BL2000\sean	1/17/2022 1:03:52 PM	Zero out primary peak of compound 2,4,5-Trichlorophenol in sample Jan1417.D			✓	
CmdSetTargetCompoundAttribute	BL2000\sean	1/17/2022 1:03:53 PM	Set UserAnnotation = INT for compound 2,4,5-Trichlorophenol in sample Jan1417.D; previous value =			✓	
CmdZeroOutPeak	BL2000\sean	1/17/2022 1:03:55 PM	Zero out primary peak of compound 3-Nitroaniline in sample Jan1417.D			✓	
CmdSetTargetCompoundAttribute	BL2000\sean	1/17/2022 1:03:56 PM	Set UserAnnotation = INT for compound 3-Nitroaniline in sample Jan1417.D; previous value =			✓	

Audit Trail report

Name	User	Time	Action	Reason	Comment	Succeed	Exception
CmdZeroOutPeak	BL2000\sean	1/17/2022 1:03:59 PM	Zero out primary peak of compound 2,4,6-Trichlorophenol in sample Jan1417.D			✓	
CmdSetTargetCompoundAttribute	BL2000\sean	1/17/2022 1:04:00 PM	Set UserAnnotation = INT for compound 2,4,6-Trichlorophenol in sample Jan1417.D; previous value =			✓	
CmdZeroOutPeak	BL2000\sean	1/17/2022 1:04:02 PM	Zero out primary peak of compound 4-Chlorophenyl-phenylether in sample Jan1417.D			✓	
CmdSetTargetCompoundAttribute	BL2000\sean	1/17/2022 1:04:03 PM	Set UserAnnotation = INT for compound 4-Chlorophenyl-phenylether in sample Jan1417.D; previous value =			✓	
CmdZeroOutPeak	BL2000\sean	1/17/2022 1:04:07 PM	Zero out primary peak of compound bis(-2-Chloroethoxy)Methane in sample Jan1417.D			✓	
CmdSetTargetCompoundAttribute	BL2000\sean	1/17/2022 1:04:08 PM	Set UserAnnotation = INT for compound bis(-2-Chloroethoxy)Methane in sample Jan1417.D; previous value =			✓	
CmdZeroOutPeak	BL2000\sean	1/17/2022 1:04:10 PM	Zero out primary peak of compound 2,4-Dichlorophenol in sample Jan1417.D			✓	
CmdSetTargetCompoundAttribute	BL2000\sean	1/17/2022 1:04:12 PM	Set UserAnnotation = INT for compound 2,4-Dichlorophenol in sample Jan1417.D; previous value =			✓	
CmdZeroOutPeak	BL2000\sean	1/17/2022 1:04:14 PM	Zero out primary peak of compound Acenaphthene in sample Jan1417.D			✓	
CmdSetTargetCompoundAttribute	BL2000\sean	1/17/2022 1:04:15 PM	Set UserAnnotation = INT for compound Acenaphthene in sample Jan1417.D; previous value =			✓	
CmdZeroOutPeak	BL2000\sean	1/17/2022 1:04:18 PM	Zero out primary peak of compound 1,2,4-Trichlorobenzene in sample Jan1417.D			✓	
CmdSetTargetCompoundAttribute	BL2000\sean	1/17/2022 1:04:19 PM	Set UserAnnotation = INT for compound 1,2,4-Trichlorobenzene in sample Jan1417.D; previous value =			✓	
CmdZeroOutPeak	BL2000\sean	1/17/2022 1:04:21 PM	Zero out primary peak of compound Diethylphthalate in sample Jan1417.D			✓	
CmdSetTargetCompoundAttribute	BL2000\sean	1/17/2022 1:04:22 PM	Set UserAnnotation = INT for compound Diethylphthalate in sample Jan1417.D; previous value =			✓	
CmdZeroOutPeak	BL2000\sean	1/17/2022 1:04:24 PM	Zero out primary peak of compound N-nitrosodiphenylamine in sample Jan1417.D			✓	
CmdSetTargetCompoundAttribute	BL2000\sean	1/17/2022 1:04:25 PM	Set UserAnnotation = INT for compound N-nitrosodiphenylamine in sample Jan1417.D; previous value =			✓	
CmdZeroOutPeak	BL2000\sean	1/17/2022 1:04:28 PM	Zero out primary peak of compound 2,4-Dimethylphenol in sample Jan1417.D			✓	

Audit Trail report

Name	User	Time	Action	Reason	Comment	Succeed	Exception
CmdSetTargetCompoundAttribute	BL2000\sean	1/17/2022 1:04:29 PM	Set UserAnnotation = INT for compound 2,4-Dimethylphenol in sample Jan1417.D; previous value =			✓	
CmdZeroOutPeak	BL2000\sean	1/17/2022 1:04:46 PM	Zero out primary peak of compound Dibenzofuran in sample Jan1417.D			✓	
CmdSetTargetCompoundAttribute	BL2000\sean	1/17/2022 1:04:48 PM	Set UserAnnotation = INT for compound Dibenzofuran in sample Jan1417.D; previous value =			✓	
CmdZeroOutPeak	BL2000\sean	1/17/2022 1:04:51 PM	Zero out primary peak of compound Dimethyl Phthalate in sample Jan1417.D			✓	
CmdSetTargetCompoundAttribute	BL2000\sean	1/17/2022 1:04:52 PM	Set UserAnnotation = INT for compound Dimethyl Phthalate in sample Jan1417.D; previous value =			✓	
CmdZeroOutPeak	BL2000\sean	1/17/2022 1:04:57 PM	Zero out primary peak of compound Benzyl Alcohol in sample Jan1417.D			✓	
CmdSetTargetCompoundAttribute	BL2000\sean	1/17/2022 1:04:57 PM	Set UserAnnotation = INT for compound Benzyl Alcohol in sample Jan1417.D; previous value =			✓	
CmdZeroOutPeak	BL2000\sean	1/17/2022 1:05:00 PM	Zero out primary peak of compound 2,4-Dinitrophenol in sample Jan1417.D			✓	
CmdSetTargetCompoundAttribute	BL2000\sean	1/17/2022 1:05:01 PM	Set UserAnnotation = INT for compound 2,4-Dinitrophenol in sample Jan1417.D; previous value =			✓	
CmdZeroOutPeak	BL2000\sean	1/17/2022 1:05:03 PM	Zero out primary peak of compound Fluorene in sample Jan1417.D			✓	
CmdSetTargetCompoundAttribute	BL2000\sean	1/17/2022 1:05:11 PM	Set UserAnnotation = INT for compound Fluorene in sample Jan1417.D; previous value =			✓	
CmdZeroOutPeak	BL2000\sean	1/17/2022 1:05:13 PM	Zero out primary peak of compound Acenaphthylene in sample Jan1417.D			✓	
CmdSetTargetCompoundAttribute	BL2000\sean	1/17/2022 1:05:15 PM	Set UserAnnotation = INT for compound Acenaphthylene in sample Jan1417.D; previous value =			✓	
CmdZeroOutPeak	BL2000\sean	1/17/2022 1:05:18 PM	Zero out primary peak of compound 2-Chloronaphthalene in sample Jan1417.D			✓	
CmdSetTargetCompoundAttribute	BL2000\sean	1/17/2022 1:05:19 PM	Set UserAnnotation = INT for compound 2-Chloronaphthalene in sample Jan1417.D; previous value =			✓	
CmdZeroOutPeak	BL2000\sean	1/17/2022 1:05:22 PM	Zero out primary peak of compound 4-Nitroaniline in sample Jan1417.D			✓	
CmdSetTargetCompoundAttribute	BL2000\sean	1/17/2022 1:05:24 PM	Set UserAnnotation = INT for compound 4-Nitroaniline in sample Jan1417.D; previous value =			✓	
CmdZeroOutPeak	BL2000\sean	1/17/2022 1:05:26 PM	Zero out primary peak of compound Azobenzene in sample Jan1417.D			✓	
CmdSetTargetCompoundAttribute	BL2000\sean	1/17/2022 1:05:27 PM	Set UserAnnotation = INT for compound Azobenzene in sample Jan1417.D; previous value =			✓	

Audit Trail report

Name	User	Time	Action	Reason	Comment	Succeed	Exception
CmdZeroOutPeak	BL2000\sean	1/17/2022 1:05:29 PM	Zero out primary peak of compound bis(2-chloroisopropyl)Ether in sample Jan1417.D			✓	
CmdSetTargetCompoundAttribute	BL2000\sean	1/17/2022 1:05:30 PM	Set UserAnnotation = INT for compound bis(2-chloroisopropyl)Ether in sample Jan1417.D; previous value =			✓	
CmdZeroOutPeak	BL2000\sean	1/17/2022 1:05:33 PM	Zero out primary peak of compound 4Methylphenol/3Methylphenol in sample Jan1417.D			✓	
CmdSetTargetCompoundAttribute	BL2000\sean	1/17/2022 1:05:34 PM	Set UserAnnotation = INT for compound 4Methylphenol/3Methylphenol in sample Jan1417.D; previous value =			✓	
CmdZeroOutPeak	BL2000\sean	1/17/2022 1:05:36 PM	Zero out primary peak of compound Triallate in sample Jan1417.D			✓	
CmdZeroOutPeak	BL2000\sean	1/17/2022 1:05:40 PM	Zero out primary peak of compound 2-Chlorophenol in sample Jan1417.D			✓	
CmdSetTargetCompoundAttribute	BL2000\sean	1/17/2022 1:05:40 PM	Set UserAnnotation = INT for compound 2-Chlorophenol in sample Jan1417.D; previous value =			✓	
CmdZeroOutPeak	BL2000\sean	1/17/2022 1:05:43 PM	Zero out primary peak of compound bis(2-ethylhexyl)Phthalate in sample Jan1417.D			✓	
CmdClearManualIntegration	BL2000\sean	1/17/2022 1:05:46 PM	Clear manual integration of target signal for compound bis(2-ethylhexyl)Phthalate in sample Jan1417.D			✓	
CmdManuallyIntegrateQualifierPeak	BL2000\sean	1/17/2022 1:05:50 PM	Manually integrate qualifier279.0 of compound bis(2-ethylhexyl)Phthalate in sample Jan1417.D from x, y = 16.626, 0 to 16.667, 0; result = 568			✓	
CmdZeroOutPeak	BL2000\sean	1/17/2022 1:06:09 PM	Zero out primary peak of compound 2-Methylphenol in sample Jan1417.D			✓	
CmdSetTargetCompoundAttribute	BL2000\sean	1/17/2022 1:06:10 PM	Set UserAnnotation = INT for compound 2-Methylphenol in sample Jan1417.D; previous value =			✓	
CmdZeroOutPeak	BL2000\sean	1/17/2022 1:06:15 PM	Zero out primary peak of compound Pentachlorophenol in sample Jan1417.D			✓	
CmdSetTargetCompoundAttribute	BL2000\sean	1/17/2022 1:06:16 PM	Set UserAnnotation = INT for compound Pentachlorophenol in sample Jan1417.D; previous value =			✓	
CmdZeroOutPeak	BL2000\sean	1/17/2022 1:06:21 PM	Zero out primary peak of compound 4,6-Dinitro-2-methylphenol in sample Jan1417.D			✓	
CmdSetTargetCompoundAttribute	BL2000\sean	1/17/2022 1:06:22 PM	Set UserAnnotation = INT for compound 4,6-Dinitro-2-methylphenol in sample Jan1417.D; previous value =			✓	
CmdZeroOutPeak	BL2000\sean	1/17/2022 1:06:25 PM	Zero out primary peak of compound bis(-2-Chloroethyl)Ether in sample Jan1417.D			✓	

Audit Trail report

Name	User	Time	Action	Reason	Comment	Succeed	Exception
CmdSetTargetCompoundAttribute	BL2000\sean	1/17/2022 1:06:26 PM	Set UserAnnotation = INT for compound bis(-2-Chloroethyl)Ether in sample Jan1417.D; previous value =			✓	
CmdZeroOutPeak	BL2000\sean	1/17/2022 1:06:40 PM	Zero out primary peak of compound 2,6-Dinitrotoluene in sample Jan1418.D			✓	
CmdSetTargetCompoundAttribute	BL2000\sean	1/17/2022 1:06:41 PM	Set UserAnnotation = INT for compound 2,6-Dinitrotoluene in sample Jan1418.D; previous value =			✓	
CmdZeroOutPeak	BL2000\sean	1/17/2022 1:06:43 PM	Zero out primary peak of compound N-nitroso-Di-n-propylamine in sample Jan1418.D			✓	
CmdSetTargetCompoundAttribute	BL2000\sean	1/17/2022 1:06:44 PM	Set UserAnnotation = INT for compound N-nitroso-Di-n-propylamine in sample Jan1418.D; previous value =			✓	
CmdZeroOutPeak	BL2000\sean	1/17/2022 1:06:47 PM	Zero out primary peak of compound Dimethyl Phthalate in sample Jan1418.D			✓	
CmdSetTargetCompoundAttribute	BL2000\sean	1/17/2022 1:06:49 PM	Set UserAnnotation = INT for compound Dimethyl Phthalate in sample Jan1418.D; previous value =			✓	
CmdZeroOutPeak	BL2000\sean	1/17/2022 1:06:51 PM	Zero out primary peak of compound 2-Nitroaniline in sample Jan1418.D			✓	
CmdSetTargetCompoundAttribute	BL2000\sean	1/17/2022 1:06:53 PM	Set UserAnnotation = INT for compound 2-Nitroaniline in sample Jan1418.D; previous value =			✓	
CmdZeroOutPeak	BL2000\sean	1/17/2022 1:07:01 PM	Zero out primary peak of compound Dimethyl Phthalate in sample Jan1419.D			✓	
CmdSetTargetCompoundAttribute	BL2000\sean	1/17/2022 1:07:02 PM	Set UserAnnotation = INT for compound Dimethyl Phthalate in sample Jan1419.D; previous value =			✓	
CmdZeroOutPeak	BL2000\sean	1/17/2022 1:07:04 PM	Zero out primary peak of compound N-nitroso-Di-n-propylamine in sample Jan1419.D			✓	
CmdSetTargetCompoundAttribute	BL2000\sean	1/17/2022 1:07:05 PM	Set UserAnnotation = INT for compound N-nitroso-Di-n-propylamine in sample Jan1419.D; previous value =			✓	
CmdZeroOutPeak	BL2000\sean	1/17/2022 1:07:08 PM	Zero out primary peak of compound 2,6-Dinitrotoluene in sample Jan1419.D			✓	
CmdSetTargetCompoundAttribute	BL2000\sean	1/17/2022 1:07:09 PM	Set UserAnnotation = INT for compound 2,6-Dinitrotoluene in sample Jan1419.D; previous value =			✓	
CmdZeroOutPeak	BL2000\sean	1/17/2022 1:07:33 PM	Zero out primary peak of compound 2,6-Dinitrotoluene in sample Jan1422.D			✓	
CmdSetTargetCompoundAttribute	BL2000\sean	1/17/2022 1:07:35 PM	Set UserAnnotation = CO for compound 2,6-Dinitrotoluene in sample Jan1422.D; previous value =			✓	

Audit Trail report

Name	User	Time	Action	Reason	Comment	Succeed	Exception
CmdSetTargetCompoundAttribute	BL2000\sean	1/17/2022 1:07:37 PM	Set UserAnnotation = INT for compound 2,6-Dinitrotoluene in sample Jan1422.D; previous value = CO			✓	
CmdZeroOutPeak	BL2000\sean	1/17/2022 1:07:39 PM	Zero out primary peak of compound N-nitroso-Di-n-propylamine in sample Jan1422.D			✓	
CmdSetTargetCompoundAttribute	BL2000\sean	1/17/2022 1:07:40 PM	Set UserAnnotation = INT for compound N-nitroso-Di-n-propylamine in sample Jan1422.D; previous value =			✓	
CmdZeroOutPeak	BL2000\sean	1/17/2022 1:07:43 PM	Zero out primary peak of compound Dimethyl Phthalate in sample Jan1422.D			✓	
CmdSetTargetCompoundAttribute	BL2000\sean	1/17/2022 1:07:44 PM	Set UserAnnotation = INT for compound Dimethyl Phthalate in sample Jan1422.D; previous value =			✓	
CmdZeroOutPeak	BL2000\sean	1/17/2022 1:07:47 PM	Zero out primary peak of compound 2-Nitroaniline in sample Jan1422.D			✓	
CmdSetTargetCompoundAttribute	BL2000\sean	1/17/2022 1:07:48 PM	Set UserAnnotation = INT for compound 2-Nitroaniline in sample Jan1422.D; previous value =			✓	
CmdZeroOutPeak	BL2000\sean	1/17/2022 1:07:50 PM	Zero out primary peak of compound 4-Nitrophenol in sample Jan1422.D			✓	
CmdSetTargetCompoundAttribute	BL2000\sean	1/17/2022 1:07:51 PM	Set UserAnnotation = INT for compound 4-Nitrophenol in sample Jan1422.D; previous value =			✓	
CmdZeroOutPeak	BL2000\sean	1/17/2022 1:07:54 PM	Zero out primary peak of compound Nitrobenzene in sample Jan1422.D			✓	
CmdSetTargetCompoundAttribute	BL2000\sean	1/17/2022 1:07:55 PM	Set UserAnnotation = INT for compound Nitrobenzene in sample Jan1422.D; previous value =			✓	
CmdSaveBatchTable	BL2000\sean	1/17/2022 1:08:15 PM	Save batch \\MASSHUNTER\Org\Data\SV5973N.I\sd011422\DoD BNA 1\QuantResults\011422 DoD BNA.batch.bin			✓	
CmdStartMethodEditing	BL2000\sean	1/17/2022 1:24:50 PM	Start method editing			✓	
CmdImportMethodFromSample	BL2000\sean	1/17/2022 1:24:50 PM	Import method from sample Jan1420.D			✓	
CmdMethodClear	BL2000\sean	1/17/2022 1:25:03 PM	Clear method			✓	
CmdEndMethodEditing	BL2000\sean	1/17/2022 1:25:03 PM	End method editing			✓	
CmdManuallyIntegratePeak	BL2000\sean	1/17/2022 1:39:08 PM	Manually integrate compound Aniline in sample Jan1420.D, from x, y = 4.521, 372453 to 4.593, 409405, result = -1288347; previous integration is from x, y = 4.634, 788 to 4.726, 1039 and previous response = 697967.			✓	

Audit Trail report

Name	User	Time	Action	Reason	Comment	Succeed	Exception
CmdManuallyIntegrateSnapBaseline	BL2000\sean	1/17/2022 1:39:09 PM	Snap baseline for compound Aniline in sample Jan1420.D, from x = 4.521 to x = 4.593, new integration is from x, y = 4.521, 0 to 4.593, 12371 and new response = 361817; previous integration is from x, y = 4.521, 372453 to 4.593, 409405 and previous response = -1288347.			✓	
CmdManuallyIntegrateDropBaseline	BL2000\sean	1/17/2022 1:39:10 PM	Drop baseline for compound Aniline in sample Jan1420.D to y = 0, new integration is from x, y = 4.521, 0 to 4.593, 0 and new response = 388346; previous integration is from x, y = 4.521, 0 to 4.593, 12371 and previous response = 361817.			✓	
CmdManuallyIntegrateApplyTargetRtToQualifier	BL2000\sean	1/17/2022 1:39:14 PM	Apply target integration range 4.521-4.593 to qualifier 65.0 for compound Aniline in sample Jan1420.D, new integration is from x, y = 4.521, 1062 to 4.593, 5550 and new response = 72758; previously no peak.			✓	
CmdManuallyIntegrateDropBaseline	BL2000\sean	1/17/2022 1:39:16 PM	Drop baseline for qualifier 65.0 of compound Aniline in sample Jan1420.D to y = 1062, new integration is from x, y = 4.521, 1062 to 4.593, 1062 and new response = 82382; previous integration is from x, y = 4.521, 1062 to 4.593, 5550 and previous response = 72758.			✓	
CmdZeroOutPeak	BL2000\sean	1/17/2022 1:39:19 PM	Zero out primary peak of compound Phenol in sample Jan1420.D			✓	
CmdClearManualIntegration	BL2000\sean	1/17/2022 1:39:23 PM	Clear manual integration of target signal for compound Phenol in sample Jan1420.D			✓	
CmdManuallyIntegrateSplit	BL2000\sean	1/17/2022 1:39:26 PM	Split qualifier 66.0 of compound Phenol in sample Jan1420.D and keep left peak, new integration is from x, y = 4.583, 700.115762749111 to 4.675, 828.685860491212 and new response = 285375, previous integration is from x, y = 4.583, 700 to 4.746, 929 and previous response = 316776.			✓	
CmdManuallyIntegrateSplit	BL2000\sean	1/17/2022 1:39:30 PM	Split qualifier 64.0 of compound bis(-2-Chloroethyl)Ether in sample Jan1420.D and keep right peak, new integration is from x, y = 4.634, 273.578239048838 to 4.675, 302.158960552716 and new response = 23993, previous integration is from x, y = 4.583, 238 to 4.675, 302 and previous response = 65124.			✓	

Audit Trail report

Name	User	Time	Action	Reason	Comment	Succeed	Exception
CmdManuallyIntegrateSplit	BL2000\sean	1/17/2022 1:39:38 PM	Split peak for compound 1,3-Dichlorobenzene in sample Jan1420.D and keep left peak, new integration is from x, y = 4.818, 0.131877048414935 to 4.910, 138.514363707444 and new response = 776341, previous integration is from x, y = 4.818, 0 to 5.012, 292 and previous response = 1518559.			✓	
CmdSetTargetCompoundAttribute	BL2000\sean	1/17/2022 1:39:39 PM	Set UserAnnotation = CO for compound 1,3-Dichlorobenzene in sample Jan1420.D; previous value =			✓	
CmdManuallyIntegrateSplit	BL2000\sean	1/17/2022 1:39:41 PM	Split qualifier 148.0 of compound 1,3-Dichlorobenzene in sample Jan1420.D and keep left peak, new integration is from x, y = 4.818, 0 to 4.899, 0 and new response = 493985, previous integration is from x, y = 4.818, 0 to 5.012, 0 and previous response = 974845.			✓	
CmdManuallyIntegrateSplit	BL2000\sean	1/17/2022 1:39:43 PM	Split qualifier 111.0 of compound 1,3-Dichlorobenzene in sample Jan1420.D and keep left peak, new integration is from x, y = 4.822, 188.434355977027 to 4.899, 251.84128701198 and new response = 277857, previous integration is from x, y = 4.822, 188 to 5.001, 335 and previous response = 539676.			✓	
CmdManuallyIntegrateSplit	BL2000\sean	1/17/2022 1:39:47 PM	Split peak for compound 1,4-Dichlorobenzene in sample Jan1420.D and keep right peak, new integration is from x, y = 4.910, 200.430703102836 to 5.012, 311.654271035552 and new response = 742383, previous integration is from x, y = 4.818, 101 to 5.012, 312 and previous response = 1517923.			✓	
CmdSetTargetCompoundAttribute	BL2000\sean	1/17/2022 1:39:48 PM	Set UserAnnotation = CO for compound 1,4-Dichlorobenzene in sample Jan1420.D; previous value =			✓	
CmdManuallyIntegrateSplit	BL2000\sean	1/17/2022 1:39:51 PM	Split qualifier 148.0 of compound 1,4-Dichlorobenzene in sample Jan1420.D and keep right peak, new integration is from x, y = 4.899, 0 to 5.012, 0 and new response = 480860, previous integration is from x, y = 4.818, 0 to 5.012, 0 and previous response = 974845.			✓	
CmdManuallyIntegrateQualifierPeak	BL2000\sean	1/17/2022 1:39:52 PM	Manually integrate qualifier 111.0 of compound 1,4-Dichlorobenzene in sample Jan1420.D, from x, y = 4.644, 376101 to 4.644, 386639, result = 542576; previous integration is from x, y = 4.818, 0 to 5.001, 0 and previous response = 542576.			✓	

Audit Trail report

Name	User	Time	Action	Reason	Comment	Succeed	Exception
CmdManuallyIntegrateSplit	BL2000\sean	1/17/2022 1:39:53 PM	Split qualifier 111.0 of compound 1,4-Dichlorobenzene in sample Jan1420.D and keep right peak, new integration is from x, y = 4.899, 0 to 5.001, 0 and new response = 263648, previous integration is from x, y = 4.818, 0 to 5.001, 0 and previous response = 542576.			✓	
CmdManuallyIntegratePeak	BL2000\sean	1/17/2022 1:40:00 PM	Manually integrate compound 1,2-Dichlorobenzene in sample Jan1420.D, from x, y = 5.063, 524602 to 5.155, 644808, result = -2453248; previous integration is from x, y = 4.818, 94 to 5.012, 221 and previous response = 1518485.			✓	
CmdManuallyIntegrateSnapBaseline	BL2000\sean	1/17/2022 1:40:01 PM	Snap baseline for compound 1,2-Dichlorobenzene in sample Jan1420.D, from x = 5.063 to x = 5.155, new integration is from x, y = 5.063, 981 to 5.155, 1676 and new response = 764074; previous integration is from x, y = 5.063, 524602 to 5.155, 644808 and previous response = -2453248.			✓	
CmdSetTargetCompoundAttribute	BL2000\sean	1/17/2022 1:40:02 PM	Set UserAnnotation = CO for compound 1,2-Dichlorobenzene in sample Jan1420.D; previous value =			✓	
CmdManuallyIntegrateApplyTargetRtToQualifier	BL2000\sean	1/17/2022 1:40:04 PM	Apply target integration range 5.063-5.155 to qualifier 148.0 for compound 1,2-Dichlorobenzene in sample Jan1420.D, new integration is from x, y = 5.063, 326 to 5.155, 1143 and new response = 487588; previously no peak.			✓	
CmdManuallyIntegrateApplyTargetRtToQualifier	BL2000\sean	1/17/2022 1:40:06 PM	Apply target integration range 5.063-5.155 to qualifier 111.0 for compound 1,2-Dichlorobenzene in sample Jan1420.D, new integration is from x, y = 5.063, 263 to 5.155, 582 and new response = 291411; previously no peak.			✓	
CmdSelectPeak	BL2000\sean	1/17/2022 1:40:10 PM	Select peak for compound Benzyl Alcohol in sample Jan1420.D			✓	
CmdManuallyIntegrateSplit	BL2000\sean	1/17/2022 1:40:11 PM	Split peak for compound Benzyl Alcohol in sample Jan1420.D and keep left peak, new integration is from x, y = 5.083, 0 to 5.451, 0 and new response = 1067161, previous integration is from x, y = 5.083, 0 to 5.512, 0 and previous response = 1730977.			✓	

Audit Trail report

Name	User	Time	Action	Reason	Comment	Succeed	Exception
CmdManuallyIntegrateSplit	BL2000\sean	1/17/2022 1:40:14 PM	Split peak for compound Benzyl Alcohol in sample Jan1420.D and keep left peak, new integration is from x, y = 5.083, 0 to 5.267, 0 and new response = 346966, previous integration is from x, y = 5.083, 0 to 5.451, 0 and previous response = 1067161.			✓	
CmdSetTargetCompoundAttribute	BL2000\sean	1/17/2022 1:40:16 PM	Set UserAnnotation = CO for compound Benzyl Alcohol in sample Jan1420.D; previous value =			✓	
CmdManuallyIntegratePeak	BL2000\sean	1/17/2022 1:40:22 PM	Manually integrate compound 2-Methylphenol in sample Jan1420.D, from x, y = 5.257, 382444 to 5.359, 438849, result = -1876315; previous integration is from x, y = 5.084, 323 to 5.175, 665 and previous response = 231310.			✓	
CmdManuallyIntegrateSnapBaseline	BL2000\sean	1/17/2022 1:40:24 PM	Snap baseline for compound 2-Methylphenol in sample Jan1420.D, from x = 5.257 to x = 5.359, new integration is from x, y = 5.257, 1074 to 5.359, 3297 and new response = 626734; previous integration is from x, y = 5.257, 382444 to 5.359, 438849 and previous response = -1876315.			✓	
CmdSetTargetCompoundAttribute	BL2000\sean	1/17/2022 1:40:25 PM	Set UserAnnotation = CO for compound 2-Methylphenol in sample Jan1420.D; previous value =			✓	
CmdManuallyIntegrateApplyTargetRtToQualifier	BL2000\sean	1/17/2022 1:40:28 PM	Apply target integration range 5.257-5.359 to qualifier 108.0 for compound 2-Methylphenol in sample Jan1420.D, new integration is from x, y = 5.257, 1522 to 5.359, 4014 and new response = 689582; previously no peak.			✓	
CmdManuallyIntegrateSplit	BL2000\sean	1/17/2022 1:40:33 PM	Split qualifier 108.0 of compound 4Methylphenol/3Methylphenol in sample Jan1420.D and keep right peak, new integration is from x, y = 5.451, 1514.57136642908 to 5.614, 1335.77251489472 and new response = 691967, previous integration is from x, y = 5.271, 1712 to 5.614, 1336 and previous response = 1394174.			✓	
CmdManuallyIntegrateSplit	BL2000\sean	1/17/2022 1:40:39 PM	Split qualifier 108.0 of compound 4Methylphenol/3Methylphenol in sample Jan1420.D and keep left peak, new integration is from x, y = 5.451, 1514.57136642908 to 5.584, 1369.3075570132 and new response = 687444, previous integration is from x, y = 5.451, 1515 to 5.614, 1336 and previous response = 691967.			✓	

Audit Trail report

Name	User	Time	Action	Reason	Comment	Succeed	Exception
CmdManuallyIntegrateSplit	BL2000\sean	1/17/2022 1:40:44 PM	Split peak for compound 4Methylphenol/3Methylphenol in sample Jan1420.D and keep left peak, new integration is from x, y = 5.461, 1348.5928207263 to 5.573, 1341.07672141829 and new response = 818616, previous integration is from x, y = 5.461, 1349 to 5.614, 1338 and previous response = 819957.			✓	
CmdSetTargetCompoundAttribute	BL2000\sean	1/17/2022 1:40:46 PM	Set UserAnnotation = CO for compound 4Methylphenol/3Methylphenol in sample Jan1420.D; previous value =			✓	
CmdManuallyIntegrateApplyTargetRtToQualifier	BL2000\sean	1/17/2022 1:41:00 PM	Apply target integration range 6.136-6.249 to qualifier 63.0 for compound bis(-2-Chloroethoxy)Methane in sample Jan1420.D, new integration is from x, y = 6.136, 1535 to 6.249, 2835 and new response = 619514; previous integration is from x, y = 6.260, 2454 to 6.321, 2679 and previous response = 309641.			✓	
CmdManuallyIntegrateDropBaseline	BL2000\sean	1/17/2022 1:41:01 PM	Drop baseline for qualifier 63.0 of compound bis(-2-Chloroethoxy)Methane in sample Jan1420.D to y = 1535, new integration is from x, y = 6.136, 1535 to 6.249, 1535 and new response = 623920; previous integration is from x, y = 6.136, 1535 to 6.249, 2835 and previous response = 619514.			✓	
CmdManuallyIntegrateApplyTargetRtToQualifier	BL2000\sean	1/17/2022 1:41:08 PM	Apply target integration range 6.394-6.475 to qualifier 129.0 for compound Naphthalene in sample Jan1420.D, new integration is from x, y = 6.394, 369 to 6.475, 846 and new response = 193291; previously no peak.			✓	
CmdManuallyIntegrateDropBaseline	BL2000\sean	1/17/2022 1:41:09 PM	Drop baseline for qualifier 129.0 of compound Naphthalene in sample Jan1420.D to y = 369, new integration is from x, y = 6.394, 369 to 6.475, 369 and new response = 194448; previous integration is from x, y = 6.394, 369 to 6.475, 846 and previous response = 193291.			✓	
CmdManuallyIntegratePeak	BL2000\sean	1/17/2022 1:41:21 PM	Manually integrate compound 4-Chlorophenol in sample Jan1420.D, from x, y = 6.475, 194 to 6.516, 4737, result = 148487; previous integration is from x, y = 6.475, 194 to 6.568, 264 and previous response = 179509.			✓	

Audit Trail report

Name	User	Time	Action	Reason	Comment	Succeed	Exception
CmdManuallyIntegrateDropBaseline	BL2000\sean	1/17/2022 1:41:23 PM	Drop baseline for compound 4-Chlorophenol in sample Jan1420.D to y = 194, new integration is from x, y = 6.475, 194 to 6.516, 194 and new response = 154085; previous integration is from x, y = 6.475, 194 to 6.516, 4737 and previous response = 148487.			✓	
CmdSetTargetCompoundAttribute	BL2000\sean	1/17/2022 1:41:24 PM	Set UserAnnotation = CO for compound 4-Chlorophenol in sample Jan1420.D; previous value =			✓	
CmdManuallyIntegrateSplit	BL2000\sean	1/17/2022 1:41:26 PM	Split qualifier 128.0 of compound 4-Chlorophenol in sample Jan1420.D and keep left peak, new integration is from x, y = 6.475, 819.743957660119 to 6.568, 1000.31618271023 and new response = 584027, previous integration is from x, y = 6.475, 820 to 6.568, 1000 and previous response = 584027.			✓	
CmdManuallyIntegrateApplyTargetRtToQualifier	BL2000\sean	1/17/2022 1:41:31 PM	Apply target integration range 6.475-6.516 to qualifier 128.0 for compound 4-Chlorophenol in sample Jan1420.D, new integration is from x, y = 6.475, 5173 to 6.516, 47600 and new response = 429322; previous integration is from x, y = 6.475, 820 to 6.568, 1000 and previous response = 584027.			✓	
CmdManuallyIntegrateDropBaseline	BL2000\sean	1/17/2022 1:41:33 PM	Drop baseline for qualifier 128.0 of compound 4-Chlorophenol in sample Jan1420.D to y = 5173, new integration is from x, y = 6.475, 5173 to 6.516, 5173 and new response = 481614; previous integration is from x, y = 6.475, 5173 to 6.516, 47600 and previous response = 429322.			✓	
CmdManuallyIntegrateApplyTargetRtToQualifier	BL2000\sean	1/17/2022 1:41:39 PM	Apply target integration range 6.506-6.598 to qualifier 129.0 for compound p-Chloroaniline in sample Jan1420.D, new integration is from x, y = 6.506, 16210 to 6.598, 8208 and new response = 126189; previous integration is from x, y = 6.403, 654 to 6.578, 687 and previous response = 394857.			✓	
CmdManuallyIntegrateDropBaseline	BL2000\sean	1/17/2022 1:41:40 PM	Drop baseline for qualifier 129.0 of compound p-Chloroaniline in sample Jan1420.D to y = 8208, new integration is from x, y = 6.506, 8208 to 6.598, 8208 and new response = 148379; previous integration is from x, y = 6.506, 16210 to 6.598, 8208 and previous response = 126189.			✓	

Audit Trail report

Name	User	Time	Action	Reason	Comment	Succeed	Exception
CmdManuallyIntegrateApplyTargetRtToQualifier	BL2000\sean	1/17/2022 1:41:42 PM	Apply target integration range 6.506-6.598 to qualifier 65.0 for compound p-Chloroaniline in sample Jan1420.D, new integration is from x, y = 6.506, 90112 to 6.598, 4137 and new response = -24102; previous integration is from x, y = 6.475, 1155 to 6.598, 1367 and previous response = 400384.			✓	
CmdManuallyIntegrateDropBaseline	BL2000\sean	1/17/2022 1:41:43 PM	Drop baseline for qualifier 65.0 of compound p-Chloroaniline in sample Jan1420.D to y = 4137, new integration is from x, y = 6.506, 4137 to 6.598, 4137 and new response = 214307; previous integration is from x, y = 6.506, 90112 to 6.598, 4137 and previous response = -24102.			✓	
CmdManuallyIntegrateQualifierPeak	BL2000\sean	1/17/2022 1:41:48 PM	Manually integrate qualifier 129.0 of compound p-Chloroaniline in sample Jan1420.D, from x, y = 6.516, 3838 to 6.578, 1533, result = 167700; previous integration is from x, y = 6.506, 8208 to 6.598, 8208 and previous response = 148379.			✓	
CmdManuallyIntegrateDropBaseline	BL2000\sean	1/17/2022 1:41:49 PM	Drop baseline for qualifier 129.0 of compound p-Chloroaniline in sample Jan1420.D to y = 1533, new integration is from x, y = 6.516, 1533 to 6.578, 1533 and new response = 171962; previous integration is from x, y = 6.516, 3838 to 6.578, 1533 and previous response = 167700.			✓	
CmdManuallyIntegrateQualifierPeak	BL2000\sean	1/17/2022 1:41:54 PM	Manually integrate qualifier 65.0 of compound p-Chloroaniline in sample Jan1420.D, from x, y = 6.516, 7276 to 6.598, 4137, result = 170846; previous integration is from x, y = 6.506, 4137 to 6.598, 4137 and previous response = 214307.			✓	
CmdManuallyIntegrateDropBaseline	BL2000\sean	1/17/2022 1:41:56 PM	Drop baseline for qualifier 65.0 of compound p-Chloroaniline in sample Jan1420.D to y = 4137, new integration is from x, y = 6.516, 4137 to 6.598, 4137 and new response = 178583; previous integration is from x, y = 6.516, 7276 to 6.598, 4137 and previous response = 170846.			✓	
CmdSaveBatchTable	BL2000\sean	1/17/2022 1:42:01 PM	Save batch \\MASSHUNTER\Org\Data\SV5973N.I\sd011422\DoD BNA 1\QuantResults\011422 DoD BNA.batch.bin			✓	

Audit Trail report

Name	User	Time	Action	Reason	Comment	Succeed	Exception
CmdManuallyIntegrateSplit	BL2000\sean	1/17/2022 1:42:45 PM	Split peak for compound 2,4,6-Trichlorophenol in sample Jan1420.D and keep left peak, new integration is from x, y = 7.605, 101.787348561163 to 7.656, 137.150810928883 and new response = 341370, previous integration is from x, y = 7.605, 102 to 7.759, 208 and previous response = 710814.			✓	
CmdSetTargetCompoundAttribute	BL2000\sean	1/17/2022 1:42:46 PM	Set UserAnnotation = CO for compound 2,4,6-Trichlorophenol in sample Jan1420.D; previous value =			✓	
CmdManuallyIntegrateSplit	BL2000\sean	1/17/2022 1:42:49 PM	Split qualifier 198.0 of compound 2,4,6-Trichlorophenol in sample Jan1420.D and keep left peak, new integration is from x, y = 7.605, 65.5671774749444 to 7.656, 88.5127833151077 and new response = 322619, previous integration is from x, y = 7.605, 66 to 7.759, 134 and previous response = 680920.			✓	
CmdManuallyIntegrateSplit	BL2000\sean	1/17/2022 1:42:52 PM	Split peak for compound 2,4,5-Trichlorophenol in sample Jan1420.D and keep right peak, new integration is from x, y = 7.656, 107.676918032786 to 7.759, 173.44536023704 and new response = 374448, previous integration is from x, y = 7.605, 75 to 7.759, 173 and previous response = 711081.			✓	
CmdSetTargetCompoundAttribute	BL2000\sean	1/17/2022 1:42:54 PM	Set UserAnnotation = CO for compound 2,4,5-Trichlorophenol in sample Jan1420.D; previous value =			✓	
CmdManuallyIntegrateSplit	BL2000\sean	1/17/2022 1:42:56 PM	Split qualifier 198.0 of compound 2,4,5-Trichlorophenol in sample Jan1420.D and keep right peak, new integration is from x, y = 7.656, 87.1510294309804 to 7.759, 141.654362179256 and new response = 362855, previous integration is from x, y = 7.605, 60 to 7.759, 142 and previous response = 680910.			✓	
CmdManuallyIntegrateApplyTargetRtToQualifier	BL2000\sean	1/17/2022 1:43:06 PM	Apply target integration range 8.282-8.395 to qualifier 153.1 for compound Acenaphthylene in sample Jan1420.D, new integration is from x, y = 8.282, 244 to 8.395, 1303 and new response = 263635; previous integration is from x, y = 8.507, 0 to 8.599, 0 and previous response = 1307053.			✓	

Audit Trail report

Name	User	Time	Action	Reason	Comment	Succeed	Exception
CmdManuallyIntegrateApplyTargetRtToQualifier	BL2000\sean	1/17/2022 1:43:12 PM	Apply target integration range 8.507-8.599 to qualifier 152.0 for compound Acenaphthene in sample Jan1420.D, new integration is from x, y = 8.507, 2510 to 8.599, 2628 and new response = 606749; previous integration is from x, y = 8.287, 164 to 8.395, 366 and previous response = 1904496.			✓	
CmdManuallyIntegrateDropBaseline	BL2000\sean	1/17/2022 1:43:13 PM	Drop baseline for qualifier 152.0 of compound Acenaphthene in sample Jan1420.D to y = 2510, new integration is from x, y = 8.507, 2510 to 8.599, 2510 and new response = 607075; previous integration is from x, y = 8.507, 2510 to 8.599, 2628 and previous response = 606749.			✓	
CmdManuallyIntegrateApplyTargetRtToQualifier	BL2000\sean	1/17/2022 1:43:18 PM	Apply target integration range 8.599-8.681 to qualifier 154.0 for compound 2,4-Dinitrophenol in sample Jan1420.D, new integration is from x, y = 8.599, 3899 to 8.681, 2840 and new response = 40615; previous integration is from x, y = 8.507, 868 to 8.599, 868 and previous response = 1200012.			✓	
CmdManuallyIntegrateDropBaseline	BL2000\sean	1/17/2022 1:43:19 PM	Drop baseline for qualifier 154.0 of compound 2,4-Dinitrophenol in sample Jan1420.D to y = 2840, new integration is from x, y = 8.599, 2840 to 8.681, 2840 and new response = 43215; previous integration is from x, y = 8.599, 3899 to 8.681, 2840 and previous response = 40615.			✓	
CmdManuallyIntegrateSplit	BL2000\sean	1/17/2022 1:43:26 PM	Split qualifier 139.0 of compound 4-Nitrophenol in sample Jan1420.D and keep right peak, new integration is from x, y = 8.783, 0 to 8.824, 0 and new response = 55352, previous integration is from x, y = 8.701, 0 to 8.824, 0 and previous response = 818541.			✓	
CmdManuallyIntegrateSplit	BL2000\sean	1/17/2022 1:43:31 PM	Split qualifier 63.0 of compound 2,4-Dinitrotoluene in sample Jan1420.D and keep right peak, new integration is from x, y = 8.804, 1826.49723645271 to 8.845, 1763.43717872475 and new response = 15516, previous integration is from x, y = 8.723, 1951 to 8.845, 1763 and previous response = 263071.			✓	

Audit Trail report

Name	User	Time	Action	Reason	Comment	Succeed	Exception
CmdManuallyIntegrateApplyTargetRtToQualifier	BL2000\sean	1/17/2022 1:43:35 PM	Apply target integration range 8.742-8.844 to qualifier 63.0 for compound 2,4-Dinitrotoluene in sample Jan1420.D, new integration is from x, y = 8.742, 49280 to 8.844, 3227 and new response = 98460; previous integration is from x, y = 8.804, 1826 to 8.845, 1763 and previous response = 15516.			✓	
CmdManuallyIntegrateDropBaseline	BL2000\sean	1/17/2022 1:43:36 PM	Drop baseline for qualifier 63.0 of compound 2,4-Dinitrotoluene in sample Jan1420.D to y = 3227, new integration is from x, y = 8.742, 3227 to 8.844, 3227 and new response = 239144; previous integration is from x, y = 8.742, 49280 to 8.844, 3227 and previous response = 98460.			✓	
CmdManuallyIntegrateQualifierPeak	BL2000\sean	1/17/2022 1:43:41 PM	Manually integrate qualifier 63.0 of compound 2,4-Dinitrotoluene in sample Jan1420.D, from x, y = 8.763, 2233 to 8.793, 2233, result = 119471; previous integration is from x, y = 8.742, 3227 to 8.844, 3227 and previous response = 239144.			✓	
CmdManuallyIntegrateQualifierPeak	BL2000\sean	1/17/2022 1:43:52 PM	Manually integrate qualifier 63.0 of compound 2,4-Dinitrotoluene in sample Jan1420.D, from x, y = 8.763, 1266 to 8.793, 1406, result = 121123; previous integration is from x, y = 8.763, 2233 to 8.793, 2233 and previous response = 119471.			✓	
CmdManuallyIntegrateQualifierPeak	BL2000\sean	1/17/2022 1:43:55 PM	Manually integrate qualifier 63.0 of compound 2,4-Dinitrotoluene in sample Jan1420.D, from x, y = 8.763, 1266 to 8.804, 1685, result = 128138; previous integration is from x, y = 8.763, 1266 to 8.793, 1406 and previous response = 121123.			✓	
CmdManuallyIntegrateQualifierPeak	BL2000\sean	1/17/2022 1:44:26 PM	Manually integrate qualifier 65.0 of compound 4-Nitroaniline in sample Jan1420.D, from x, y = 9.213, 907 to 9.305, 1015, result = 213573; previous integration is from x, y = 9.315, 2179 to 9.428, 2335 and previous response = 125805.			✓	
CmdSaveBatchTable	BL2000\sean	1/17/2022 1:45:12 PM	Save batch \\MASSHUNTER\Org\Data\SV5973N.I\sd011422\DoD BNA 1\QuantResults\011422 DoD BNA.batch.bin			✓	

Audit Trail report

Name	User	Time	Action	Reason	Comment	Succeed	Exception
CmdManuallyIntegrateSplit	BL2000\sean	1/17/2022 1:45:22 PM	Split qualifier 66.0 of compound Aniline in sample Jan1421.D and keep left peak, new integration is from x, y = 4.533, 668.07116231616 to 4.583, 752.921961799477 and new response = 154393, previous integration is from x, y = 4.533, 668 to 4.746, 1035 and previous response = 487106.			✓	
CmdManuallyIntegrateSplit	BL2000\sean	1/17/2022 1:45:26 PM	Split qualifier 65.0 of compound Aniline in sample Jan1421.D and keep left peak, new integration is from x, y = 4.528, 1042.97738799258 to 4.583, 1135.06954455549 and new response = 85356, previous integration is from x, y = 4.528, 1043 to 4.674, 1289 and previous response = 497670.			✓	
CmdManuallyIntegrateApplyTargetRtToQualifier	BL2000\sean	1/17/2022 1:45:31 PM	Apply target integration range 4.593-4.685 to qualifier 66.0 for compound Phenol in sample Jan1421.D, new integration is from x, y = 4.593, 14471 to 4.685, 5726 and new response = 243509; previous integration is from x, y = 4.533, 671 to 4.746, 1005 and previous response = 487276.			✓	
CmdManuallyIntegrateDropBaseline	BL2000\sean	1/17/2022 1:45:32 PM	Drop baseline for qualifier 66.0 of compound Phenol in sample Jan1421.D to y = 5726, new integration is from x, y = 4.593, 5726 to 4.685, 5726 and new response = 267623; previous integration is from x, y = 4.593, 14471 to 4.685, 5726 and previous response = 243509.			✓	
CmdManuallyIntegrateSplit	BL2000\sean	1/17/2022 1:45:37 PM	Split qualifier 64.0 of compound bis(-2-Chloroethyl)Ether in sample Jan1421.D and keep right peak, new integration is from x, y = 4.634, 447.284636394681 to 4.674, 460.384993585285 and new response = 25224, previous integration is from x, y = 4.583, 431 to 4.674, 460 and previous response = 72244.			✓	
CmdManuallyIntegrateSplit	BL2000\sean	1/17/2022 1:45:45 PM	Split peak for compound 1,3-Dichlorobenzene in sample Jan1421.D and keep left peak, new integration is from x, y = 4.817, 0 to 4.909, 0 and new response = 813809, previous integration is from x, y = 4.817, 0 to 5.011, 0 and previous response = 1641223.			✓	
CmdSetTargetCompoundAttribute	BL2000\sean	1/17/2022 1:45:47 PM	Set UserAnnotation = CO for compound 1,3-Dichlorobenzene in sample Jan1421.D; previous value =			✓	

Audit Trail report

Name	User	Time	Action	Reason	Comment	Succeed	Exception
CmdManuallyIntegrateSplit	BL2000\sean	1/17/2022 1:45:49 PM	Split qualifier 148.0 of compound 1,3-Dichlorobenzene in sample Jan1421.D and keep left peak, new integration is from x, y = 4.822, 236.390805480224 to 4.899, 354.404100924164 and new response = 513600, previous integration is from x, y = 4.822, 236 to 5.011, 525 and previous response = 1035776.			✓	
CmdManuallyIntegrateSplit	BL2000\sean	1/17/2022 1:45:51 PM	Split qualifier 111.0 of compound 1,3-Dichlorobenzene in sample Jan1421.D and keep left peak, new integration is from x, y = 4.817, 0 to 4.889, 0 and new response = 291706, previous integration is from x, y = 4.817, 0 to 5.011, 0 and previous response = 582602.			✓	
CmdManuallyIntegrateSplit	BL2000\sean	1/17/2022 1:45:55 PM	Split peak for compound 1,4-Dichlorobenzene in sample Jan1421.D and keep right peak, new integration is from x, y = 4.909, 158.545579034322 to 5.011, 254.972550786649 and new response = 826147, previous integration is from x, y = 4.818, 72 to 5.011, 255 and previous response = 1638955.			✓	
CmdSetTargetCompoundAttribute	BL2000\sean	1/17/2022 1:45:56 PM	Set UserAnnotation = CO for compound 1,4-Dichlorobenzene in sample Jan1421.D; previous value =			✓	
CmdManuallyIntegrateSplit	BL2000\sean	1/17/2022 1:46:02 PM	Split qualifier 148.0 of compound 1,4-Dichlorobenzene in sample Jan1421.D and keep right peak, new integration is from x, y = 4.899, 168.12956820502 to 5.011, 270.580815277238 and new response = 523695, previous integration is from x, y = 4.819, 95 to 5.011, 271 and previous response = 1037969.			✓	
CmdManuallyIntegrateSplit	BL2000\sean	1/17/2022 1:46:04 PM	Split qualifier 111.0 of compound 1,4-Dichlorobenzene in sample Jan1421.D and keep right peak, new integration is from x, y = 4.889, 0 to 5.011, 0 and new response = 290896, previous integration is from x, y = 4.817, 0 to 5.011, 0 and previous response = 582602.			✓	
CmdManuallyIntegratePeak	BL2000\sean	1/17/2022 1:46:09 PM	Manually integrate compound 1,2-Dichlorobenzene in sample Jan1421.D, from x, y = 5.063, 569667 to 5.154, 677076, result = -2611862; previous integration is from x, y = 4.818, 141 to 5.011, 241 and previous response = 1638681.			✓	

Audit Trail report

Name	User	Time	Action	Reason	Comment	Succeed	Exception
CmdManuallyIntegrateSnapBaseline	BL2000\sean	1/17/2022 1:46:10 PM	Snap baseline for compound 1,2-Dichlorobenzene in sample Jan1421.D, from x = 5.063 to x = 5.154, new integration is from x, y = 5.063, 894 to 5.154, 1907 and new response = 818308; previous integration is from x, y = 5.063, 569667 to 5.154, 677076 and previous response = -2611862.			✓	
CmdSetTargetCompoundAttribute	BL2000\sean	1/17/2022 1:46:17 PM	Set UserAnnotation = CO for compound 1,2-Dichlorobenzene in sample Jan1421.D; previous value =			✓	
CmdManuallyIntegrateApplyTargetRtToQualifier	BL2000\sean	1/17/2022 1:46:19 PM	Apply target integration range 5.063-5.154 to qualifier 148.0 for compound 1,2-Dichlorobenzene in sample Jan1421.D, new integration is from x, y = 5.063, 304 to 5.154, 1490 and new response = 526068; previously no peak.			✓	
CmdManuallyIntegrateApplyTargetRtToQualifier	BL2000\sean	1/17/2022 1:46:20 PM	Apply target integration range 5.063-5.154 to qualifier 111.0 for compound 1,2-Dichlorobenzene in sample Jan1421.D, new integration is from x, y = 5.063, 498 to 5.154, 864 and new response = 306606; previously no peak.			✓	
CmdSelectPeak	BL2000\sean	1/17/2022 1:46:24 PM	Select peak for compound Benzyl Alcohol in sample Jan1421.D			✓	
CmdManuallyIntegrateSplit	BL2000\sean	1/17/2022 1:46:26 PM	Split peak for compound Benzyl Alcohol in sample Jan1421.D and keep left peak, new integration is from x, y = 5.073, 0 to 5.461, 0 and new response = 1164325, previous integration is from x, y = 5.073, 0 to 5.512, 0 and previous response = 1878508.			✓	
CmdManuallyIntegrateSplit	BL2000\sean	1/17/2022 1:46:29 PM	Split peak for compound Benzyl Alcohol in sample Jan1421.D and keep left peak, new integration is from x, y = 5.073, 0 to 5.267, 0 and new response = 382177, previous integration is from x, y = 5.073, 0 to 5.461, 0 and previous response = 1164325.			✓	
CmdSetTargetCompoundAttribute	BL2000\sean	1/17/2022 1:46:31 PM	Set UserAnnotation = CO for compound Benzyl Alcohol in sample Jan1421.D; previous value =			✓	
CmdManuallyIntegrateApplyTargetRtToQualifier	BL2000\sean	1/17/2022 1:46:33 PM	Apply target integration range 5.073-5.267 to qualifier 107.0 for compound Benzyl Alcohol in sample Jan1421.D, new integration is from x, y = 5.073, 0 to 5.267, 1617 and new response = 265221; previously no peak.			✓	

Audit Trail report

Name	User	Time	Action	Reason	Comment	Succeed	Exception
CmdManuallyIntegrateDropBaseline	BL2000\sean	1/17/2022 1:46:34 PM	Drop baseline for qualifier 107.0 of compound Benzyl Alcohol in sample Jan1421.D to y = 0, new integration is from x, y = 5.073, 0 to 5.267, 0 and new response = 274635; previous integration is from x, y = 5.073, 0 to 5.267, 1617 and previous response = 265221.			✓	
CmdManuallyIntegratePeak	BL2000\sean	1/17/2022 1:46:43 PM	Manually integrate compound 2-Methylphenol in sample Jan1421.D, from x, y = 5.267, 551791 to 5.359, 597200, result = -2478521; previous integration is from x, y = 5.461, 2013 to 5.614, 2691 and previous response = 887880.			✓	
CmdManuallyIntegrateSnapBaseline	BL2000\sean	1/17/2022 1:46:45 PM	Snap baseline for compound 2-Methylphenol in sample Jan1421.D, from x = 5.267 to x = 5.359, new integration is from x, y = 5.267, 1617 to 5.359, 3498 and new response = 675717; previous integration is from x, y = 5.267, 551791 to 5.359, 597200 and previous response = -2478521.			✓	
CmdManuallyIntegrateDropBaseline	BL2000\sean	1/17/2022 1:46:46 PM	Drop baseline for compound 2-Methylphenol in sample Jan1421.D to y = 1617, new integration is from x, y = 5.267, 1617 to 5.359, 1617 and new response = 680904; previous integration is from x, y = 5.267, 1617 to 5.359, 3498 and previous response = 675717.			✓	
CmdSetTargetCompoundAttribute	BL2000\sean	1/17/2022 1:46:48 PM	Set UserAnnotation = CO for compound 2-Methylphenol in sample Jan1421.D; previous value =			✓	
CmdManuallyIntegrateApplyTargetRtToQualifier	BL2000\sean	1/17/2022 1:46:50 PM	Apply target integration range 5.267-5.359 to qualifier 108.0 for compound 2-Methylphenol in sample Jan1421.D, new integration is from x, y = 5.267, 1592 to 5.359, 5329 and new response = 745789; previously no peak.			✓	
CmdManuallyIntegrateSplit	BL2000\sean	1/17/2022 1:46:56 PM	Split peak for compound 4Methylphenol/3Methylphenol in sample Jan1421.D and keep left peak, new integration is from x, y = 5.430, 1446.75212915316 to 5.563, 1379.39231248644 and new response = 875452, previous integration is from x, y = 5.430, 1447 to 5.614, 1353 and previous response = 898350.			✓	
CmdSetTargetCompoundAttribute	BL2000\sean	1/17/2022 1:47:00 PM	Set UserAnnotation = CO for compound 4Methylphenol/3Methylphenol in sample Jan1421.D; previous value =			✓	

Audit Trail report

Name	User	Time	Action	Reason	Comment	Succeed	Exception
CmdManuallyIntegrateSplit	BL2000\sean	1/17/2022 1:47:14 PM	Split qualifier 63.0 of compound bis(-2-Chloroethoxy)Methane in sample Jan1421.D and keep left peak, new integration is from x, y = 6.141, 1433.57040378791 to 6.259, 1651.70316618953 and new response = 676802, previous integration is from x, y = 6.141, 1434 to 6.321, 1766 and previous response = 1019843.			✓	
CmdManuallyIntegrateApplyTargetRtToQualifier	BL2000\sean	1/17/2022 1:47:22 PM	Apply target integration range 6.393-6.475 to qualifier 129.0 for compound Naphthalene in sample Jan1421.D, new integration is from x, y = 6.393, 505 to 6.475, 1018 and new response = 205236; previously no peak.			✓	
CmdManuallyIntegrateDropBaseline	BL2000\sean	1/17/2022 1:47:23 PM	Drop baseline for qualifier 129.0 of compound Naphthalene in sample Jan1421.D to y = 505, new integration is from x, y = 6.393, 505 to 6.475, 505 and new response = 206491; previous integration is from x, y = 6.393, 505 to 6.475, 1018 and previous response = 205236.			✓	
CmdManuallyIntegratePeak	BL2000\sean	1/17/2022 1:47:34 PM	Manually integrate compound 4-Chlorophenol in sample Jan1421.D, from x, y = 6.475, 380 to 6.516, 2639, result = 159612; previous integration is from x, y = 6.475, 380 to 6.567, 446 and previous response = 190301.			✓	
CmdManuallyIntegrateDropBaseline	BL2000\sean	1/17/2022 1:47:35 PM	Drop baseline for compound 4-Chlorophenol in sample Jan1421.D to y = 380, new integration is from x, y = 6.475, 380 to 6.516, 380 and new response = 162397; previous integration is from x, y = 6.475, 380 to 6.516, 2639 and previous response = 159612.			✓	
CmdManuallyIntegrateApplyTargetRtToQualifier	BL2000\sean	1/17/2022 1:47:39 PM	Apply target integration range 6.475-6.516 to qualifier 128.0 for compound 4-Chlorophenol in sample Jan1421.D, new integration is from x, y = 6.475, 5333 to 6.516, 48184 and new response = 451814; previous integration is from x, y = 6.475, 1032 to 6.567, 1242 and previous response = 607631.			✓	
CmdManuallyIntegrateDropBaseline	BL2000\sean	1/17/2022 1:47:40 PM	Drop baseline for qualifier 128.0 of compound 4-Chlorophenol in sample Jan1421.D to y = 5333, new integration is from x, y = 6.475, 5333 to 6.516, 5333 and new response = 504628; previous integration is from x, y = 6.475, 5333 to 6.516, 48184 and previous response = 451814.			✓	

Audit Trail report

Name	User	Time	Action	Reason	Comment	Succeed	Exception
CmdManuallyIntegrateS napBaseline	BL2000\sean	1/17/2022 1:47:53 PM	Snap baseline for compound p-Chloroaniline in sample Jan1421.D, from x = 6.399 to x = 6.639, new integration is from x, y = 6.399, 470 to 6.639, 2908 and new response = 862836; previous integration is from x, y = 6.399, 300 to 6.639, 722 and previous response = 879749.			✓	
CmdManuallyIntegrateS plit	BL2000\sean	1/17/2022 1:47:57 PM	Split peak for compound p-Chloroaniline in sample Jan1421.D and keep right peak, new integration is from x, y = 6.485, 1342.52022149183 to 6.639, 2908 and new response = 618771, previous integration is from x, y = 6.399, 470 to 6.639, 2908 and previous response = 862836.			✓	
CmdManuallyIntegrate QualifierPeak	BL2000\sean	1/17/2022 1:48:18 PM	Manually integrate qualifier 129.0 of compound p-Chloroaniline in sample Jan1421.D, from x, y = 6.516, 955 to 6.567, 517, result = 192401; previous integration is from x, y = 6.376, 433 to 6.639, 535 and previous response = 455488.			✓	
CmdManuallyIntegrateS plit	BL2000\sean	1/17/2022 1:48:19 PM	Split qualifier 65.0 of compound p-Chloroaniline in sample Jan1421.D and keep right peak, new integration is from x, y = 6.475, 1879.38822627427 to 6.598, 1855.76196579234 and new response = 429370, previous integration is from x, y = 6.475, 1879 to 6.598, 1856 and previous response = 429370.			✓	
CmdManuallyIntegrate QualifierPeak	BL2000\sean	1/17/2022 1:48:24 PM	Manually integrate qualifier 65.0 of compound p-Chloroaniline in sample Jan1421.D, from x, y = 6.516, 14615 to 6.598, 1856, result = 176355; previous integration is from x, y = 6.475, 1879 to 6.598, 1856 and previous response = 429370.			✓	
CmdManuallyIntegrate DropBaseline	BL2000\sean	1/17/2022 1:48:25 PM	Drop baseline for qualifier 65.0 of compound p-Chloroaniline in sample Jan1421.D to y = 1856, new integration is from x, y = 6.516, 1856 to 6.598, 1856 and new response = 207800; previous integration is from x, y = 6.516, 14615 to 6.598, 1856 and previous response = 176355.			✓	
CmdManuallyIntegrateS plit	BL2000\sean	1/17/2022 1:48:43 PM	Split peak for compound 2,4,6-Trichlorophenol in sample Jan1421.D and keep left peak, new integration is from x, y = 7.605, 57.6973996679499 to 7.656, 77.935470634256 and new response = 368453, previous integration is from x, y = 7.605, 58 to 7.759, 118 and previous response = 766153.			✓	

Audit Trail report

Name	User	Time	Action	Reason	Comment	Succeed	Exception
CmdSetTargetCompoundAttribute	BL2000\sean	1/17/2022 1:48:44 PM	Set UserAnnotation = CO for compound 2,4,6-Trichlorophenol in sample Jan1421.D; previous value =			✓	
CmdManuallyIntegrateSplit	BL2000\sean	1/17/2022 1:48:46 PM	Split qualifier 198.0 of compound 2,4,6-Trichlorophenol in sample Jan1421.D and keep left peak, new integration is from x, y = 7.605, 94.9358308178907 to 7.656, 145.311945326381 and new response = 349032, previous integration is from x, y = 7.605, 95 to 7.738, 226 and previous response = 727740.			✓	
CmdManuallyIntegrateSplit	BL2000\sean	1/17/2022 1:49:00 PM	Split peak for compound 2,4,5-Trichlorophenol in sample Jan1421.D and keep right peak, new integration is from x, y = 7.656, 87.511411127369 to 7.759, 142.894312827353 and new response = 402879, previous integration is from x, y = 7.605, 60 to 7.759, 143 and previous response = 766032.			✓	
CmdSetTargetCompoundAttribute	BL2000\sean	1/17/2022 1:49:01 PM	Set UserAnnotation = CO for compound 2,4,5-Trichlorophenol in sample Jan1421.D; previous value =			✓	
CmdManuallyIntegrateSplit	BL2000\sean	1/17/2022 1:49:03 PM	Split qualifier 198.0 of compound 2,4,5-Trichlorophenol in sample Jan1421.D and keep right peak, new integration is from x, y = 7.656, 111.470918246697 to 7.738, 165.925369184632 and new response = 384277, previous integration is from x, y = 7.605, 77 to 7.738, 166 and previous response = 728038.			✓	
CmdManuallyIntegrateQualifierPeak	BL2000\sean	1/17/2022 1:49:23 PM	Manually integrate qualifier 153.1 of compound Acenaphthylene in sample Jan1421.D, from x, y = 8.261, 2114714 to 8.282, 2114714, result = -2596869; previous integration is from x, y = 8.507, 0 to 8.589, 0 and previous response = 1366871.			✓	
CmdManuallyIntegrateApplyTargetRtToQualifier	BL2000\sean	1/17/2022 1:49:24 PM	Apply target integration range 8.292-8.394 to qualifier 153.1 for compound Acenaphthylene in sample Jan1421.D, new integration is from x, y = 8.292, 219 to 8.394, 1800 and new response = 281104; previous integration is from x, y = 8.261, 2114714 to 8.282, 2114714 and previous response = -2596869.			✓	

Audit Trail report

Name	User	Time	Action	Reason	Comment	Succeed	Exception
CmdManuallyIntegrateApplyTargetRtToQualifier	BL2000\sean	1/17/2022 1:49:31 PM	Apply target integration range 8.507-8.599 to qualifier 152.0 for compound Acenaphthene in sample Jan1421.D, new integration is from x, y = 8.507, 2046 to 8.599, 3609 and new response = 637491; previous integration is from x, y = 8.292, 172 to 8.394, 352 and previous response = 2032562.			✓	
CmdManuallyIntegrateDropBaseline	BL2000\sean	1/17/2022 1:49:32 PM	Drop baseline for qualifier 152.0 of compound Acenaphthene in sample Jan1421.D to y = 2046, new integration is from x, y = 8.507, 2046 to 8.599, 2046 and new response = 641808; previous integration is from x, y = 8.507, 2046 to 8.599, 3609 and previous response = 637491.			✓	
CmdManuallyIntegratePeak	BL2000\sean	1/17/2022 1:49:33 PM	Manually integrate compound Acenaphthene in sample Jan1421.D, from x, y = 8.742, 1521718 to 8.763, 1521718, result = -1866498; previous integration is from x, y = 8.507, 379 to 8.599, 498 and previous response = 1240892.			✓	
CmdClearManualIntegration	BL2000\sean	1/17/2022 1:49:37 PM	Clear manual integration of target signal for compound Acenaphthene in sample Jan1421.D			✓	
CmdManuallyIntegrateApplyTargetRtToQualifier	BL2000\sean	1/17/2022 1:49:44 PM	Apply target integration range 8.599-8.701 to qualifier 154.0 for compound 2,4-Dinitrophenol in sample Jan1421.D, new integration is from x, y = 8.599, 3432 to 8.701, 2170 and new response = 42973; previous integration is from x, y = 8.507, 667 to 8.599, 702 and previous response = 1239531.			✓	
CmdManuallyIntegrateDropBaseline	BL2000\sean	1/17/2022 1:49:45 PM	Drop baseline for qualifier 154.0 of compound 2,4-Dinitrophenol in sample Jan1421.D to y = 2170, new integration is from x, y = 8.599, 2170 to 8.701, 2170 and new response = 46847; previous integration is from x, y = 8.599, 3432 to 8.701, 2170 and previous response = 42973.			✓	
CmdManuallyIntegrateSplit	BL2000\sean	1/17/2022 1:49:52 PM	Split qualifier 139.0 of compound Dibenzofuran in sample Jan1421.D and keep left peak, new integration is from x, y = 8.711, 0 to 8.783, 0 and new response = 807053, previous integration is from x, y = 8.711, 0 to 8.824, 0 and previous response = 858856.			✓	

Audit Trail report

Name	User	Time	Action	Reason	Comment	Succeed	Exception
CmdManuallyIntegrateSplit	BL2000\sean	1/17/2022 1:49:59 PM	Split qualifier 139.0 of compound 4-Nitrophenol in sample Jan1421.D and keep right peak, new integration is from x, y = 8.783, 284.452462267819 to 8.824, 327.197504459194 and new response = 51052, previous integration is from x, y = 8.722, 220 to 8.824, 327 and previous response = 855382.			✓	
CmdManuallyIntegrateQualifierPeak	BL2000\sean	1/17/2022 1:50:09 PM	Manually integrate qualifier 63.0 of compound 2,4-Dinitrotoluene in sample Jan1421.D, from x, y = 8.763, 612 to 8.793, 612, result = 124604; previous integration is from x, y = 8.711, 1600 to 8.824, 1445 and previous response = 273042.			✓	
CmdManuallyIntegrateQualifierPeak	BL2000\sean	1/17/2022 1:50:13 PM	Manually integrate qualifier 63.0 of compound 2,4-Dinitrotoluene in sample Jan1421.D, from x, y = 8.763, 612 to 8.804, 1141, result = 133122; previous integration is from x, y = 8.763, 612 to 8.793, 612 and previous response = 124604.			✓	
CmdSaveBatchTable	BL2000\sean	1/17/2022 1:51:11 PM	Save batch \\MASSHUNTER\Org\Data\SV5973N.I\sd011422\DoD BNA 1\QuantResults\011422 DoD BNA.batch.bin			✓	
CmdSaveBatchTable	BL2000\sean	1/17/2022 1:51:33 PM	Save batch \\MASSHUNTER\Org\Data\SV5973N.I\sd011422\DoD BNA 1\QuantResults\011422 DoD BNA.batch.bin			✓	
CmdManuallyIntegratePeak	BL2000\sean	1/17/2022 1:52:11 PM	Manually integrate compound Aniline in sample Jan1423.D, from x, y = 4.521, 159534 to 4.593, 193055, result = -399471; previous integration is from x, y = 4.634, 1436 to 4.726, 2063 and previous response = 717505.			✓	
CmdManuallyIntegrateSnapBaseline	BL2000\sean	1/17/2022 1:52:12 PM	Snap baseline for compound Aniline in sample Jan1423.D, from x = 4.521 to x = 4.593, new integration is from x, y = 4.521, 0 to 4.593, 14592 and new response = 325365; previous integration is from x, y = 4.521, 159534 to 4.593, 193055 and previous response = -399471.			✓	
CmdManuallyIntegrateDropBaseline	BL2000\sean	1/17/2022 1:52:13 PM	Drop baseline for compound Aniline in sample Jan1423.D to y = 0, new integration is from x, y = 4.521, 0 to 4.593, 0 and new response = 356657; previous integration is from x, y = 4.521, 0 to 4.593, 14592 and previous response = 325365.			✓	

Audit Trail report

Name	User	Time	Action	Reason	Comment	Succeed	Exception
CmdSetTargetCompoundAttribute	BL2000\sean	1/17/2022 1:52:17 PM	Set UserAnnotation = CO for compound Aniline in sample Jan1423.D; previous value =			✓	
CmdManuallyIntegrateApplyTargetRtToQualifier	BL2000\sean	1/17/2022 1:52:19 PM	Apply target integration range 4.521-4.593 to qualifier 66.0 for compound Aniline in sample Jan1423.D, new integration is from x, y = 4.521, 665 to 4.593, 11568 and new response = 115536; previously no peak.			✓	
CmdManuallyIntegrateApplyTargetRtToQualifier	BL2000\sean	1/17/2022 1:52:21 PM	Apply target integration range 4.521-4.593 to qualifier 65.0 for compound Aniline in sample Jan1423.D, new integration is from x, y = 4.521, 1029 to 4.593, 6471 and new response = 65335; previously no peak.			✓	
CmdManuallyIntegrateDropBaseline	BL2000\sean	1/17/2022 1:52:23 PM	Drop baseline for qualifier 65.0 of compound Aniline in sample Jan1423.D to y = 1029, new integration is from x, y = 4.521, 1029 to 4.593, 1029 and new response = 77005; previous integration is from x, y = 4.521, 1029 to 4.593, 6471 and previous response = 65335.			✓	
CmdManuallyIntegrateDropBaseline	BL2000\sean	1/17/2022 1:52:25 PM	Drop baseline for qualifier 66.0 of compound Aniline in sample Jan1423.D to y = 665, new integration is from x, y = 4.521, 665 to 4.593, 665 and new response = 138918; previous integration is from x, y = 4.521, 665 to 4.593, 11568 and previous response = 115536.			✓	
CmdManuallyIntegrateSplit	BL2000\sean	1/17/2022 1:52:32 PM	Split qualifier 66.0 of compound Phenol in sample Jan1423.D and keep right peak, new integration is from x, y = 4.583, 946.127956809173 to 4.685, 1138.67144682737 and new response = 290041, previous integration is from x, y = 4.536, 859 to 4.685, 1139 and previous response = 422685.			✓	
CmdManuallyIntegrateSplit	BL2000\sean	1/17/2022 1:52:36 PM	Split qualifier 64.0 of compound bis(-2-Chloroethyl)Ether in sample Jan1423.D and keep right peak, new integration is from x, y = 4.634, 338.564168991391 to 4.674, 366.549322865735 and new response = 26920, previous integration is from x, y = 4.583, 304 to 4.674, 367 and previous response = 71178.			✓	
CmdManuallyIntegratePeak	BL2000\sean	1/17/2022 1:52:46 PM	Manually integrate compound 1,4-Dichlorobenzene in sample Jan1423.D, from x, y = 4.899, 670391 to 4.991, 656787, result = -2878061; previous integration is from x, y = 4.817, 0 to 4.909, 0 and previous response = 754216.			✓	

Audit Trail report

Name	User	Time	Action	Reason	Comment	Succeed	Exception
CmdManuallyIntegrateSnapBaseline	BL2000\sean	1/17/2022 1:52:47 PM	Snap baseline for compound 1,4-Dichlorobenzene in sample Jan1423.D, from x = 4.899 to x = 4.991, new integration is from x, y = 4.899, 2049 to 4.991, 2103 and new response = 770184; previous integration is from x, y = 4.899, 670391 to 4.991, 656787 and previous response = -2878061.			✓	
CmdManuallyIntegrateDropBaseline	BL2000\sean	1/17/2022 1:52:48 PM	Drop baseline for compound 1,4-Dichlorobenzene in sample Jan1423.D to y = 2049, new integration is from x, y = 4.899, 2049 to 4.991, 2049 and new response = 770332; previous integration is from x, y = 4.899, 2049 to 4.991, 2103 and previous response = 770184.			✓	
CmdManuallyIntegrateApplyTargetRtToQualifier	BL2000\sean	1/17/2022 1:52:59 PM	Apply target integration range 4.899-4.991 to qualifier 148.0 for compound 1,4-Dichlorobenzene in sample Jan1423.D, new integration is from x, y = 4.899, 1184 to 4.991, 1343 and new response = 500737; previous integration is from x, y = 4.819, 47 to 4.919, 110 and previous response = 476623.			✓	
CmdManuallyIntegrateApplyTargetRtToQualifier	BL2000\sean	1/17/2022 1:53:01 PM	Apply target integration range 4.899-4.991 to qualifier 111.0 for compound 1,4-Dichlorobenzene in sample Jan1423.D, new integration is from x, y = 4.899, 990 to 4.991, 1941 and new response = 272085; previous integration is from x, y = 4.828, 698 to 4.889, 845 and previous response = 257207.			✓	
CmdManuallyIntegrateSplit	BL2000\sean	1/17/2022 1:53:11 PM	Split peak for compound Benzyl Alcohol in sample Jan1423.D and keep left peak, new integration is from x, y = 4.889, 0 to 4.971, 0 and new response = 7644, previous integration is from x, y = 4.889, 0 to 4.971, 0 and previous response = 7644.			✓	
CmdSelectPeak	BL2000\sean	1/17/2022 1:53:14 PM	Select peak for compound Benzyl Alcohol in sample Jan1423.D			✓	
CmdManuallyIntegrateSplit	BL2000\sean	1/17/2022 1:53:16 PM	Split peak for compound Benzyl Alcohol in sample Jan1423.D and keep left peak, new integration is from x, y = 5.073, 0 to 5.461, 0 and new response = 1130203, previous integration is from x, y = 5.073, 0 to 5.512, 0 and previous response = 1804751.			✓	

Audit Trail report

Name	User	Time	Action	Reason	Comment	Succeed	Exception
CmdManuallyIntegrateSplit	BL2000\sean	1/17/2022 1:53:19 PM	Split peak for compound Benzyl Alcohol in sample Jan1423.D and keep left peak, new integration is from x, y = 5.073, 0 to 5.267, 0 and new response = 370265, previous integration is from x, y = 5.073, 0 to 5.461, 0 and previous response = 1130203.			✓	
CmdSetTargetCompoundAttribute	BL2000\sean	1/17/2022 1:53:20 PM	Set UserAnnotation = CO for compound Benzyl Alcohol in sample Jan1423.D; previous value =			✓	
CmdManuallyIntegrateApplyTargetRtToQualifier	BL2000\sean	1/17/2022 1:53:25 PM	Apply target integration range 5.073-5.267 to qualifier 107.0 for compound Benzyl Alcohol in sample Jan1423.D, new integration is from x, y = 5.073, 0 to 5.267, 1616 and new response = 246707; previous integration is from x, y = 5.269, 1933 to 5.369, 2411 and previous response = 657477.			✓	
CmdManuallyIntegrateDropBaseline	BL2000\sean	1/17/2022 1:53:26 PM	Drop baseline for qualifier 107.0 of compound Benzyl Alcohol in sample Jan1423.D to y = 0, new integration is from x, y = 5.073, 0 to 5.267, 0 and new response = 256115; previous integration is from x, y = 5.073, 0 to 5.267, 1616 and previous response = 246707.			✓	
CmdManuallyIntegrateApplyTargetRtToQualifier	BL2000\sean	1/17/2022 1:53:34 PM	Apply target integration range 5.267-5.369 to qualifier 108.0 for compound 2-Methylphenol in sample Jan1423.D, new integration is from x, y = 5.267, 1815 to 5.369, 4271 and new response = 726566; previously no peak.			✓	
CmdManuallyIntegrateDropBaseline	BL2000\sean	1/17/2022 1:53:35 PM	Drop baseline for qualifier 108.0 of compound 2-Methylphenol in sample Jan1423.D to y = 1815, new integration is from x, y = 5.267, 1815 to 5.369, 1815 and new response = 734050; previous integration is from x, y = 5.267, 1815 to 5.369, 4271 and previous response = 726566.			✓	
CmdManuallyIntegratePeak	BL2000\sean	1/17/2022 1:54:16 PM	Manually integrate compound 4-Chlorophenol in sample Jan1423.D, from x, y = 6.475, 437 to 6.516, 2130, result = 157136; previous integration is from x, y = 6.475, 437 to 6.627, 591 and previous response = 194912.			✓	
CmdManuallyIntegrateDropBaseline	BL2000\sean	1/17/2022 1:54:18 PM	Drop baseline for compound 4-Chlorophenol in sample Jan1423.D to y = 437, new integration is from x, y = 6.475, 437 to 6.516, 437 and new response = 159222; previous integration is from x, y = 6.475, 437 to 6.516, 2130 and previous response = 157136.			✓	

Audit Trail report

Name	User	Time	Action	Reason	Comment	Succeed	Exception
CmdManuallyIntegrateDropBaseline	BL2000\sean	1/17/2022 1:54:20 PM	Drop baseline for qualifier 128.0 of compound 4-Chlorophenol in sample Jan1423.D to y = 898, new integration is from x, y = 6.393, 898 to 6.475, 898 and new response = 1854108; previous integration is from x, y = 6.393, 898 to 6.475, 1101 and previous response = 1853609.			✓	
CmdManuallyIntegrateApplyTargetRtToQualifier	BL2000\sean	1/17/2022 1:54:24 PM	Apply target integration range 6.475-6.516 to qualifier 128.0 for compound 4-Chlorophenol in sample Jan1423.D, new integration is from x, y = 6.475, 5516 to 6.516, 58784 and new response = 429536; previous integration is from x, y = 6.393, 898 to 6.475, 898 and previous response = 1854108.			✓	
CmdManuallyIntegrateDropBaseline	BL2000\sean	1/17/2022 1:54:25 PM	Drop baseline for qualifier 128.0 of compound 4-Chlorophenol in sample Jan1423.D to y = 5516, new integration is from x, y = 6.475, 5516 to 6.516, 5516 and new response = 495162; previous integration is from x, y = 6.475, 5516 to 6.516, 58784 and previous response = 429536.			✓	
CmdManuallyIntegrateSplit	BL2000\sean	1/17/2022 1:54:31 PM	Split qualifier 129.0 of compound p-Chloroaniline in sample Jan1423.D and keep left peak, new integration is from x, y = 6.516, 572.458501487456 to 6.567, 602.930695904406 and new response = 181689, previous integration is from x, y = 6.516, 572 to 6.639, 646 and previous response = 197000.			✓	
CmdManuallyIntegrateQualifierPeak	BL2000\sean	1/17/2022 1:54:36 PM	Manually integrate qualifier 65.0 of compound p-Chloroaniline in sample Jan1423.D, from x, y = 6.516, 12378 to 6.639, 2843, result = 155666; previous integration is from x, y = 6.458, 2535 to 6.639, 2843 and previous response = 409682.			✓	
CmdManuallyIntegrateDropBaseline	BL2000\sean	1/17/2022 1:54:37 PM	Drop baseline for qualifier 65.0 of compound p-Chloroaniline in sample Jan1423.D to y = 2843, new integration is from x, y = 6.516, 2843 to 6.639, 2843 and new response = 190919; previous integration is from x, y = 6.516, 12378 to 6.639, 2843 and previous response = 155666.			✓	

Audit Trail report

Name	User	Time	Action	Reason	Comment	Succeed	Exception
CmdManuallyIntegrateSplit	BL2000\sean	1/17/2022 1:54:45 PM	Split peak for compound 4-Chloro-3-Methylphenol in sample Jan1423.D and keep right peak, new integration is from x, y = 7.143, 2490.64264056069 to 7.245, 2745.37151524097 and new response = 552509, previous integration is from x, y = 7.012, 2166 to 7.245, 2745 and previous response = 1037665.			✓	
CmdSetTargetCompoundAttribute	BL2000\sean	1/17/2022 1:54:47 PM	Set UserAnnotation = CO for compound 4-Chloro-3-Methylphenol in sample Jan1423.D; previous value =			✓	
CmdManuallyIntegrateSplit	BL2000\sean	1/17/2022 1:54:49 PM	Split qualifier 144.0 of compound 4-Chloro-3-Methylphenol in sample Jan1423.D and keep right peak, new integration is from x, y = 7.153, 475.618377108571 to 7.235, 644.691545940872 and new response = 161578, previous integration is from x, y = 7.004, 169 to 7.235, 645 and previous response = 297432.			✓	
CmdManuallyIntegrateSplit	BL2000\sean	1/17/2022 1:54:57 PM	Split peak for compound 1-Methylnaphthalene in sample Jan1423.D and keep left peak, new integration is from x, y = 7.348, 1461.55426707776 to 7.430, 1535.52758416551 and new response = 988443, previous integration is from x, y = 7.348, 1462 to 7.502, 1600 and previous response = 1022336.			✓	
CmdSetTargetCompoundAttribute	BL2000\sean	1/17/2022 1:54:58 PM	Set UserAnnotation = CO for compound 1-Methylnaphthalene in sample Jan1423.D; previous value =			✓	
CmdManuallyIntegrateSplit	BL2000\sean	1/17/2022 1:55:03 PM	Split peak for compound 4-Chloro-2-Methylphenol in sample Jan1423.D and keep left peak, new integration is from x, y = 7.013, 2393.45937575479 to 7.143, 2928.99608656426 and new response = 482806, previous integration is from x, y = 7.013, 2393 to 7.245, 3353 and previous response = 1031953.			✓	
CmdSetTargetCompoundAttribute	BL2000\sean	1/17/2022 1:55:04 PM	Set UserAnnotation = CO for compound 4-Chloro-2-Methylphenol in sample Jan1423.D; previous value =			✓	
CmdManuallyIntegrateSplit	BL2000\sean	1/17/2022 1:55:06 PM	Split qualifier 144.0 of compound 4-Chloro-2-Methylphenol in sample Jan1423.D and keep left peak, new integration is from x, y = 6.999, 0 to 7.153, 0 and new response = 138788, previous integration is from x, y = 6.999, 0 to 7.235, 0 and previous response = 303127.			✓	

Audit Trail report

Name	User	Time	Action	Reason	Comment	Succeed	Exception
CmdSaveBatchTable	BL2000\sean	1/17/2022 1:55:41 PM	Save batch \\MASSHUNTER\Org\Data\SV5973N.I\sd011422\DoD BNA 1\QuantResults\011422 DoD BNA.batch.bin			✓	
CmdQuantitate	BL2000\sean	1/17/2022 1:56:44 PM	Quantitate all compounds in all samples			✓	
CmdManuallyIntegrateApplyTargetRtToQualifier	BL2000\sean	1/17/2022 1:56:56 PM	Apply target integration range 8.589-8.701 to qualifier 154.0 for compound 2,4-Dinitrophenol in sample Jan1423.D, new integration is from x, y = 8.589, 4342 to 8.701, 2080 and new response = 47855; previous integration is from x, y = 8.517, 1053 to 8.599, 1061 and previous response = 1248463.			✓	
CmdManuallyIntegrateDropBaseline	BL2000\sean	1/17/2022 1:56:57 PM	Drop baseline for qualifier 154.0 of compound 2,4-Dinitrophenol in sample Jan1423.D to y = 2080, new integration is from x, y = 8.589, 2080 to 8.701, 2080 and new response = 55491; previous integration is from x, y = 8.589, 4342 to 8.701, 2080 and previous response = 47855.			✓	
CmdManuallyIntegrateApplyTargetRtToQualifier	BL2000\sean	1/17/2022 1:57:03 PM	Apply target integration range 8.793-8.926 to qualifier 139.0 for compound 4-Nitrophenol in sample Jan1423.D, new integration is from x, y = 8.793, 2968 to 8.926, 1961 and new response = 58911; previously no peak.			✓	
CmdManuallyIntegrateDropBaseline	BL2000\sean	1/17/2022 1:57:05 PM	Drop baseline for qualifier 139.0 of compound 4-Nitrophenol in sample Jan1423.D to y = 1961, new integration is from x, y = 8.793, 1961 to 8.926, 1961 and new response = 62928; previous integration is from x, y = 8.793, 2968 to 8.926, 1961 and previous response = 58911.			✓	
CmdManuallyIntegrateSplit	BL2000\sean	1/17/2022 1:57:11 PM	Split qualifier 63.0 of compound 2,4-Dinitrotoluene in sample Jan1423.D and keep right peak, new integration is from x, y = 8.763, 2887.96147664153 to 8.804, 2844.304670978 and new response = 122486, previous integration is from x, y = 8.716, 2937 to 8.804, 2844 and previous response = 245800.			✓	
CmdManuallyIntegrateQualifierPeak	BL2000\sean	1/17/2022 1:57:17 PM	Manually integrate qualifier 63.0 of compound 2,4-Dinitrotoluene in sample Jan1423.D, from x, y = 8.763, 2888 to 8.814, 3184, result = 128215; previous integration is from x, y = 8.763, 2888 to 8.804, 2844 and previous response = 122486.			✓	

Audit Trail report

Name	User	Time	Action	Reason	Comment	Succeed	Exception
CmdManuallyIntegrateSplit	BL2000\sean	1/17/2022 1:57:30 PM	Split qualifier 65.0 of compound 4-Nitroaniline in sample Jan1423.D and keep left peak, new integration is from x, y = 9.213, 3019.15765574535 to 9.336, 3097.21782722653 and new response = 226768, previous integration is from x, y = 9.213, 3019 to 9.376, 3123 and previous response = 327957.			✓	
CmdManuallyIntegrateSplit	BL2000\sean	1/17/2022 1:57:34 PM	Split qualifier 92.0 of compound 4-Nitroaniline in sample Jan1423.D and keep left peak, new integration is from x, y = 9.215, 1614.31069469463 to 9.336, 1595.04492902211 and new response = 87609, previous integration is from x, y = 9.215, 1614 to 9.366, 1590 and previous response = 100769.			✓	
CmdManuallyIntegratePeak	BL2000\sean	1/17/2022 1:57:59 PM	Manually integrate compound Benzidine in sample Jan1423.D, from x, y = 12.510, 0 to 12.824, 0, result = 25830; previous integration is from x, y = 12.510, 0 to 12.642, 0 and previous response = 21717.			✓	
CmdSetTargetCompoundAttribute	BL2000\sean	1/17/2022 1:58:00 PM	Set UserAnnotation = BA for compound Benzidine in sample Jan1423.D; previous value =			✓	
CmdClearManualIntegration	BL2000\sean	1/17/2022 1:58:03 PM	Clear manual integration of target signal for compound Benzidine in sample Jan1423.D			✓	
CmdSetTargetCompoundAttribute	BL2000\sean	1/17/2022 1:58:04 PM	Set UserAnnotation = for compound Benzidine in sample Jan1423.D; previous value = BA			✓	
CmdSaveBatchTable	BL2000\sean	1/17/2022 1:58:58 PM	Save batch \\MASSHUNTER\Org\Data\SV5973N.I\sd011422\DoD BNA 1\QuantResults\011422 DoD BNA.batch.bin			✓	
CmdManuallyIntegrateSplit	BL2000\sean	1/17/2022 1:59:16 PM	Split peak for compound Aniline in sample Jan1424.D and keep left peak, new integration is from x, y = 4.532, 566.937400059687 to 4.634, 865.845480898134 and new response = 1145842, previous integration is from x, y = 4.532, 567 to 4.726, 1135 and previous response = 1821065.			✓	
CmdSetTargetCompoundAttribute	BL2000\sean	1/17/2022 1:59:17 PM	Set UserAnnotation = CO for compound Aniline in sample Jan1424.D; previous value =			✓	

Audit Trail report

Name	User	Time	Action	Reason	Comment	Succeed	Exception
CmdManuallyIntegrateSplit	BL2000\sean	1/17/2022 1:59:20 PM	Split qualifier 66.0 of compound Aniline in sample Jan1424.D and keep left peak, new integration is from x, y = 4.532, 609.793397342234 to 4.593, 674.897996798967 and new response = 447146, previous integration is from x, y = 4.532, 610 to 4.685, 773 and previous response = 858810.			✓	
CmdManuallyIntegrateSplit	BL2000\sean	1/17/2022 1:59:22 PM	Split qualifier 65.0 of compound Aniline in sample Jan1424.D and keep left peak, new integration is from x, y = 4.535, 995.921696559489 to 4.593, 1045.47106445528 and new response = 242749, previous integration is from x, y = 4.535, 996 to 4.675, 1116 and previous response = 726947.			✓	
CmdManuallyIntegrateSplit	BL2000\sean	1/17/2022 1:59:27 PM	Split qualifier 66.0 of compound Phenol in sample Jan1424.D and keep right peak, new integration is from x, y = 4.593, 695.43095409071 to 4.685, 807.505163887157 and new response = 411969, previous integration is from x, y = 4.532, 621 to 4.685, 808 and previous response = 858607.			✓	
CmdManuallyIntegrateSplit	BL2000\sean	1/17/2022 1:59:33 PM	Split peak for compound bis(-2-Chloroethyl)Ether in sample Jan1424.D and keep left peak, new integration is from x, y = 4.593, 758.817617336612 to 4.675, 810.941061140184 and new response = 716711, previous integration is from x, y = 4.593, 759 to 4.746, 857 and previous response = 984878.			✓	
CmdManuallyIntegrateSplit	BL2000\sean	1/17/2022 1:59:33 PM	Split peak for compound bis(-2-Chloroethyl)Ether in sample Jan1424.D and keep right peak, new integration is from x, y = 4.593, 758.817617336612 to 4.675, 810.941061140184 and new response = 716711, previous integration is from x, y = 4.593, 759 to 4.675, 811 and previous response = 716711.			✓	
CmdManuallyIntegrateSplit	BL2000\sean	1/17/2022 1:59:36 PM	Split peak for compound bis(-2-Chloroethyl)Ether in sample Jan1424.D and keep right peak, new integration is from x, y = 4.593, 758.817617336612 to 4.675, 810.941061140184 and new response = 716711, previous integration is from x, y = 4.593, 759 to 4.675, 811 and previous response = 716711.			✓	

Audit Trail report

Name	User	Time	Action	Reason	Comment	Succeed	Exception
CmdManuallyIntegratePeak	BL2000\sean	1/17/2022 1:59:41 PM	Manually integrate compound bis(-2-Chloroethyl)Ether in sample Jan1424.D, from x, y = 4.634, 8401 to 4.675, 811, result = 624702; previous integration is from x, y = 4.593, 759 to 4.675, 811 and previous response = 716711.			✓	
CmdManuallyIntegrateDropBaseline	BL2000\sean	1/17/2022 1:59:42 PM	Drop baseline for compound bis(-2-Chloroethyl)Ether in sample Jan1424.D to y = 811, new integration is from x, y = 4.634, 811 to 4.675, 811 and new response = 634004; previous integration is from x, y = 4.634, 8401 to 4.675, 811 and previous response = 624702.			✓	
CmdSetTargetCompoundAttribute	BL2000\sean	1/17/2022 1:59:44 PM	Set UserAnnotation = CO for compound bis(-2-Chloroethyl)Ether in sample Jan1424.D; previous value =			✓	
CmdManuallyIntegrateApplyTargetRtToQualifier	BL2000\sean	1/17/2022 1:59:45 PM	Apply target integration range 4.634-4.675 to qualifier 64.0 for compound bis(-2-Chloroethyl)Ether in sample Jan1424.D, new integration is from x, y = 4.634, 3717 to 4.675, 0 and new response = 18855; previous integration is from x, y = 4.675, 449 to 4.767, 495 and previous response = 347566.			✓	
CmdManuallyIntegrateDropBaseline	BL2000\sean	1/17/2022 1:59:46 PM	Drop baseline for qualifier 64.0 of compound bis(-2-Chloroethyl)Ether in sample Jan1424.D to y = 0, new integration is from x, y = 4.634, 0 to 4.675, 0 and new response = 23410; previous integration is from x, y = 4.634, 3717 to 4.675, 0 and previous response = 18855.			✓	
CmdManuallyIntegratePeak	BL2000\sean	1/17/2022 1:59:56 PM	Manually integrate compound 1,4-Dichlorobenzene in sample Jan1424.D, from x, y = 4.910, 295167 to 4.981, 378182, result = -503891; previous integration is from x, y = 4.818, 0 to 4.910, 0 and previous response = 941061.			✓	
CmdManuallyIntegrateSnapBaseline	BL2000\sean	1/17/2022 1:59:57 PM	Snap baseline for compound 1,4-Dichlorobenzene in sample Jan1424.D, from x = 4.910 to x = 4.981, new integration is from x, y = 4.910, 1846 to 4.981, 3683 and new response = 928249; previous integration is from x, y = 4.910, 295167 to 4.981, 378182 and previous response = -503891.			✓	

Audit Trail report

Name	User	Time	Action	Reason	Comment	Succeed	Exception
CmdManuallyIntegrateDropBaseline	BL2000\sean	1/17/2022 1:59:58 PM	Drop baseline for compound 1,4-Dichlorobenzene in sample Jan1424.D to y = 1846, new integration is from x, y = 4.910, 1846 to 4.981, 1846 and new response = 932188; previous integration is from x, y = 4.910, 1846 to 4.981, 3683 and previous response = 928249.			✓	
CmdSetTargetCompoundAttribute	BL2000\sean	1/17/2022 1:59:59 PM	Set UserAnnotation = CO for compound 1,4-Dichlorobenzene in sample Jan1424.D; previous value =			✓	
CmdManuallyIntegrateApplyTargetRtToQualifier	BL2000\sean	1/17/2022 2:00:01 PM	Apply target integration range 4.910-4.981 to qualifier 148.0 for compound 1,4-Dichlorobenzene in sample Jan1424.D, new integration is from x, y = 4.910, 2286 to 4.981, 2427 and new response = 603974; previously no peak.			✓	
CmdManuallyIntegrateApplyTargetRtToQualifier	BL2000\sean	1/17/2022 2:00:03 PM	Apply target integration range 4.910-4.981 to qualifier 111.0 for compound 1,4-Dichlorobenzene in sample Jan1424.D, new integration is from x, y = 4.910, 1402 to 4.981, 1083 and new response = 325592; previously no peak.			✓	
CmdSelectPeak	BL2000\sean	1/17/2022 2:00:09 PM	Select peak for compound Benzyl Alcohol in sample Jan1424.D			✓	
CmdManuallyIntegrateSplit	BL2000\sean	1/17/2022 2:00:11 PM	Split peak for compound Benzyl Alcohol in sample Jan1424.D and keep left peak, new integration is from x, y = 5.073, 0 to 5.461, 0 and new response = 1223078, previous integration is from x, y = 5.073, 0 to 5.512, 0 and previous response = 1914859.			✓	
CmdManuallyIntegrateSplit	BL2000\sean	1/17/2022 2:00:14 PM	Split peak for compound Benzyl Alcohol in sample Jan1424.D and keep left peak, new integration is from x, y = 5.073, 0 to 5.247, 0 and new response = 445304, previous integration is from x, y = 5.073, 0 to 5.461, 0 and previous response = 1223078.			✓	
CmdSetTargetCompoundAttribute	BL2000\sean	1/17/2022 2:00:15 PM	Set UserAnnotation = CO for compound Benzyl Alcohol in sample Jan1424.D; previous value =			✓	
CmdManuallyIntegrateApplyTargetRtToQualifier	BL2000\sean	1/17/2022 2:00:18 PM	Apply target integration range 5.073-5.247 to qualifier 107.0 for compound Benzyl Alcohol in sample Jan1424.D, new integration is from x, y = 5.073, 563 to 5.247, 1352 and new response = 296700; previous integration is from x, y = 5.271, 2038 to 5.359, 2665 and previous response = 638873.			✓	

Audit Trail report

Name	User	Time	Action	Reason	Comment	Succeed	Exception
CmdManuallyIntegrateDropBaseline	BL2000\sean	1/17/2022 2:00:19 PM	Drop baseline for qualifier 107.0 of compound Benzyl Alcohol in sample Jan1424.D to y = 563, new integration is from x, y = 5.073, 563 to 5.247, 563 and new response = 300810; previous integration is from x, y = 5.073, 563 to 5.247, 1352 and previous response = 296700.			✓	
CmdManuallyIntegratePeak	BL2000\sean	1/17/2022 2:00:27 PM	Manually integrate compound 2-Methylphenol in sample Jan1424.D, from x, y = 5.257, 322506 to 5.379, 287431, result = -1584125; previous integration is from x, y = 5.461, 2558 to 5.614, 3412 and previous response = 852352.			✓	
CmdManuallyIntegrateSnapBaseline	BL2000\sean	1/17/2022 2:00:28 PM	Snap baseline for compound 2-Methylphenol in sample Jan1424.D, from x = 5.257 to x = 5.379, new integration is from x, y = 5.257, 1845 to 5.379, 4145 and new response = 636585; previous integration is from x, y = 5.257, 322506 to 5.379, 287431 and previous response = -1584125.			✓	
CmdSetTargetCompoundAttribute	BL2000\sean	1/17/2022 2:00:29 PM	Set UserAnnotation = CO for compound 2-Methylphenol in sample Jan1424.D; previous value =			✓	
CmdManuallyIntegrateApplyTargetRtToQualifier	BL2000\sean	1/17/2022 2:00:32 PM	Apply target integration range 5.257-5.379 to qualifier 108.0 for compound 2-Methylphenol in sample Jan1424.D, new integration is from x, y = 5.257, 2072 to 5.379, 3134 and new response = 742951; previously no peak.			✓	
CmdManuallyIntegrateDropBaseline	BL2000\sean	1/17/2022 2:00:33 PM	Drop baseline for qualifier 108.0 of compound 2-Methylphenol in sample Jan1424.D to y = 2072, new integration is from x, y = 5.257, 2072 to 5.379, 2072 and new response = 746856; previous integration is from x, y = 5.257, 2072 to 5.379, 3134 and previous response = 742951.			✓	
CmdManuallyIntegrateSplit	BL2000\sean	1/17/2022 2:00:40 PM	Split qualifier 108.0 of compound 4Methylphenol/3Methylphenol in sample Jan1424.D and keep right peak, new integration is from x, y = 5.461, 1944.71826358429 to 5.614, 1649.07035960893 and new response = 722747, previous integration is from x, y = 5.268, 2318 to 5.614, 1649 and previous response = 1472499.			✓	

Audit Trail report

Name	User	Time	Action	Reason	Comment	Succeed	Exception
CmdManuallyIntegrateSplit	BL2000\sean	1/17/2022 2:00:49 PM	Split peak for compound 4Methylphenol/3Methylphenol in sample Jan1424.D and keep left peak, new integration is from x, y = 5.461, 1691.19225009061 to 5.563, 1651.51324972586 and new response = 860958, previous integration is from x, y = 5.461, 1691 to 5.614, 1632 and previous response = 884756.			✓	
CmdSetTargetCompoundAttribute	BL2000\sean	1/17/2022 2:00:50 PM	Set UserAnnotation = CO for compound 4Methylphenol/3Methylphenol in sample Jan1424.D; previous value =			✓	
CmdManuallyIntegrateApplyTargetRtToQualifier	BL2000\sean	1/17/2022 2:01:03 PM	Apply target integration range 6.136-6.229 to qualifier 63.0 for compound bis(-2-Chloroethoxy)Methane in sample Jan1424.D, new integration is from x, y = 6.136, 1325 to 6.229, 3142 and new response = 572432; previous integration is from x, y = 6.075, 2225 to 6.106, 2168 and previous response = 32497.			✓	
CmdManuallyIntegrateDropBaseline	BL2000\sean	1/17/2022 2:01:04 PM	Drop baseline for qualifier 63.0 of compound bis(-2-Chloroethoxy)Methane in sample Jan1424.D to y = 1325, new integration is from x, y = 6.136, 1325 to 6.229, 1325 and new response = 577470; previous integration is from x, y = 6.136, 1325 to 6.229, 3142 and previous response = 572432.			✓	
CmdManuallyIntegrateApplyTargetRtToQualifier	BL2000\sean	1/17/2022 2:01:13 PM	Apply target integration range 6.383-6.475 to qualifier 129.0 for compound Naphthalene in sample Jan1424.D, new integration is from x, y = 6.383, 381 to 6.475, 673 and new response = 199993; previously no peak.			✓	
CmdManuallyIntegrateDropBaseline	BL2000\sean	1/17/2022 2:01:14 PM	Drop baseline for qualifier 129.0 of compound Naphthalene in sample Jan1424.D to y = 381, new integration is from x, y = 6.383, 381 to 6.475, 381 and new response = 200803; previous integration is from x, y = 6.383, 381 to 6.475, 673 and previous response = 199993.			✓	
CmdManuallyIntegratePeak	BL2000\sean	1/17/2022 2:01:23 PM	Manually integrate compound 4-Chlorophenol in sample Jan1424.D, from x, y = 6.475, 337 to 6.516, 3460, result = 173358; previous integration is from x, y = 6.475, 337 to 6.568, 424 and previous response = 204027.			✓	

Audit Trail report

Name	User	Time	Action	Reason	Comment	Succeed	Exception
CmdManuallyIntegrateDropBaseline	BL2000\sean	1/17/2022 2:01:24 PM	Drop baseline for compound 4-Chlorophenol in sample Jan1424.D to y = 337, new integration is from x, y = 6.475, 337 to 6.516, 337 and new response = 177196; previous integration is from x, y = 6.475, 337 to 6.516, 3460 and previous response = 173358.			✓	
CmdSetTargetCompoundAttribute	BL2000\sean	1/17/2022 2:01:26 PM	Set UserAnnotation = CO for compound 4-Chlorophenol in sample Jan1424.D; previous value =			✓	
CmdManuallyIntegrateApplyTargetRtToQualifier	BL2000\sean	1/17/2022 2:01:28 PM	Apply target integration range 6.475-6.516 to qualifier 128.0 for compound 4-Chlorophenol in sample Jan1424.D, new integration is from x, y = 6.475, 5306 to 6.516, 51656 and new response = 493445; previous integration is from x, y = 6.475, 739 to 6.568, 905 and previous response = 665259.			✓	
CmdManuallyIntegrateDropBaseline	BL2000\sean	1/17/2022 2:01:29 PM	Drop baseline for qualifier 128.0 of compound 4-Chlorophenol in sample Jan1424.D to y = 5306, new integration is from x, y = 6.475, 5306 to 6.516, 5306 and new response = 550413; previous integration is from x, y = 6.475, 5306 to 6.516, 51656 and previous response = 493445.			✓	
CmdManuallyIntegrateSplit	BL2000\sean	1/17/2022 2:01:36 PM	Split qualifier 129.0 of compound p-Chloroaniline in sample Jan1424.D and keep left peak, new integration is from x, y = 6.475, 578.576342780252 to 6.578, 628.281610560726 and new response = 252095, previous integration is from x, y = 6.475, 579 to 6.650, 663 and previous response = 265617.			✓	
CmdManuallyIntegrateSplit	BL2000\sean	1/17/2022 2:01:38 PM	Split qualifier 129.0 of compound p-Chloroaniline in sample Jan1424.D and keep right peak, new integration is from x, y = 6.475, 578.576342780252 to 6.578, 628.281610560726 and new response = 252095, previous integration is from x, y = 6.475, 579 to 6.578, 628 and previous response = 252095.			✓	
CmdManuallyIntegrateSplit	BL2000\sean	1/17/2022 2:01:41 PM	Split qualifier 65.0 of compound p-Chloroaniline in sample Jan1424.D and keep right peak, new integration is from x, y = 6.578, 1569.19240560093 to 6.629, 1645.10381490429 and new response = 8103, previous integration is from x, y = 6.475, 1418 to 6.629, 1645 and previous response = 469585.			✓	

Audit Trail report

Name	User	Time	Action	Reason	Comment	Succeed	Exception
CmdManuallyIntegrateQualifierPeak	BL2000\sean	1/17/2022 2:01:46 PM	Manually integrate qualifier 65.0 of compound p-Chloroaniline in sample Jan1424.D, from x, y = 6.516, 14119 to 6.629, 1645, result = 187942; previous integration is from x, y = 6.578, 1569 to 6.629, 1645 and previous response = 8103.			✓	
CmdManuallyIntegrateDropBaseline	BL2000\sean	1/17/2022 2:01:47 PM	Drop baseline for qualifier 65.0 of compound p-Chloroaniline in sample Jan1424.D to y = 1645, new integration is from x, y = 6.516, 1645 to 6.629, 1645 and new response = 230215; previous integration is from x, y = 6.516, 14119 to 6.629, 1645 and previous response = 187942.			✓	
CmdManuallyIntegrateQualifierPeak	BL2000\sean	1/17/2022 2:01:50 PM	Manually integrate qualifier 129.0 of compound p-Chloroaniline in sample Jan1424.D, from x, y = 6.527, 9372 to 6.578, 628, result = 132527; previous integration is from x, y = 6.475, 579 to 6.578, 628 and previous response = 252095.			✓	
CmdManuallyIntegrateDropBaseline	BL2000\sean	1/17/2022 2:01:51 PM	Drop baseline for qualifier 129.0 of compound p-Chloroaniline in sample Jan1424.D to y = 628, new integration is from x, y = 6.527, 628 to 6.578, 628 and new response = 145997; previous integration is from x, y = 6.527, 9372 to 6.578, 628 and previous response = 132527.			✓	
CmdManuallyIntegrateQualifierPeak	BL2000\sean	1/17/2022 2:01:56 PM	Manually integrate qualifier 129.0 of compound p-Chloroaniline in sample Jan1424.D, from x, y = 6.516, 652 to 6.578, 628, result = 209604; previous integration is from x, y = 6.527, 628 to 6.578, 628 and previous response = 145997.			✓	
CmdManuallyIntegrateDropBaseline	BL2000\sean	1/17/2022 2:01:58 PM	Drop baseline for qualifier 129.0 of compound p-Chloroaniline in sample Jan1424.D to y = 628, new integration is from x, y = 6.516, 628 to 6.578, 628 and new response = 209647; previous integration is from x, y = 6.516, 652 to 6.578, 628 and previous response = 209604.			✓	
CmdManuallyIntegratePeak	BL2000\sean	1/17/2022 2:02:36 PM	Manually integrate compound 2,4,5-Trichlorophenol in sample Jan1424.D, from x, y = 7.564, 187465 to 7.810, 189687, result = -2078525; previous integration is from x, y = 7.605, 67 to 7.666, 103 and previous response = 323175.			✓	

Audit Trail report

Name	User	Time	Action	Reason	Comment	Succeed	Exception
CmdManuallyIntegrateSnapBaseline	BL2000\sean	1/17/2022 2:02:37 PM	Snap baseline for compound 2,4,5-Trichlorophenol in sample Jan1424.D, from x = 7.564 to x = 7.810, new integration is from x, y = 7.564, 0 to 7.810, 590 and new response = 705770; previous integration is from x, y = 7.564, 187465 to 7.810, 189687 and previous response = -2078525.			✓	
CmdManuallyIntegrateDropBaseline	BL2000\sean	1/17/2022 2:02:38 PM	Drop baseline for compound 2,4,5-Trichlorophenol in sample Jan1424.D to y = 0, new integration is from x, y = 7.564, 0 to 7.810, 0 and new response = 710132; previous integration is from x, y = 7.564, 0 to 7.810, 590 and previous response = 705770.			✓	
CmdManuallyIntegrateSplit	BL2000\sean	1/17/2022 2:02:39 PM	Split peak for compound 2,4,5-Trichlorophenol in sample Jan1424.D and keep right peak, new integration is from x, y = 7.666, 0 to 7.810, 0 and new response = 382305, previous integration is from x, y = 7.564, 0 to 7.810, 0 and previous response = 710132.			✓	
CmdManuallyIntegrateApplyTargetRtToQualifier	BL2000\sean	1/17/2022 2:02:49 PM	Apply target integration range 7.666-7.810 to qualifier 198.0 for compound 2,4,5-Trichlorophenol in sample Jan1424.D, new integration is from x, y = 7.666, 3638 to 7.810, 1059 and new response = 342047; previously no peak.			✓	
CmdManuallyIntegrateDropBaseline	BL2000\sean	1/17/2022 2:02:50 PM	Drop baseline for qualifier 198.0 of compound 2,4,5-Trichlorophenol in sample Jan1424.D to y = 1059, new integration is from x, y = 7.666, 1059 to 7.810, 1059 and new response = 353171; previous integration is from x, y = 7.666, 3638 to 7.810, 1059 and previous response = 342047.			✓	
CmdManuallyIntegrateApplyTargetRtToQualifier	BL2000\sean	1/17/2022 2:03:00 PM	Apply target integration range 8.507-8.599 to qualifier 152.0 for compound Acenaphthene in sample Jan1424.D, new integration is from x, y = 8.507, 2103 to 8.599, 2618 and new response = 540242; previously no peak.			✓	
CmdManuallyIntegrateApplyTargetRtToQualifier	BL2000\sean	1/17/2022 2:03:05 PM	Apply target integration range 8.722-8.824 to qualifier 139.0 for compound Dibenzofuran in sample Jan1424.D, new integration is from x, y = 8.722, 0 to 8.824, 16864 and new response = 747986; previous integration is from x, y = 8.722, 273 to 8.824, 391 and previous response = 796259.			✓	

Audit Trail report

Name	User	Time	Action	Reason	Comment	Succeed	Exception
CmdClearManualIntegration	BL2000\sean	1/17/2022 2:03:08 PM	Clear manual integration of qualifier 139.0 for compound Dibenzofuran in sample Jan1424.D			✓	
CmdManuallyIntegrateSplit	BL2000\sean	1/17/2022 2:03:11 PM	Split qualifier 139.0 of compound Dibenzofuran in sample Jan1424.D and keep left peak, new integration is from x, y = 8.722, 273.413864920267 to 8.783, 343.848381646162 and new response = 682115, previous integration is from x, y = 8.722, 273 to 8.824, 391 and previous response = 796259.			✓	
CmdManuallyIntegrateApplyTargetRtToQualifier	BL2000\sean	1/17/2022 2:03:15 PM	Apply target integration range 8.599-8.742 to qualifier 154.0 for compound 2,4-Dinitrophenol in sample Jan1424.D, new integration is from x, y = 8.599, 2903 to 8.742, 1772 and new response = 35935; previous integration is from x, y = 8.507, 734 to 8.599, 724 and previous response = 1043856.			✓	
CmdManuallyIntegrateDropBaseline	BL2000\sean	1/17/2022 2:03:16 PM	Drop baseline for qualifier 154.0 of compound 2,4-Dinitrophenol in sample Jan1424.D to y = 1772, new integration is from x, y = 8.599, 1772 to 8.742, 1772 and new response = 40795; previous integration is from x, y = 8.599, 2903 to 8.742, 1772 and previous response = 35935.			✓	
CmdManuallyIntegrateSplit	BL2000\sean	1/17/2022 2:03:30 PM	Split qualifier 139.0 of compound 4-Nitrophenol in sample Jan1424.D and keep right peak, new integration is from x, y = 8.783, 343.848381646162 to 8.824, 391.209854821204 and new response = 115588, previous integration is from x, y = 8.722, 273 to 8.824, 391 and previous response = 796259.			✓	
CmdManuallyIntegrateQualifierPeak	BL2000\sean	1/17/2022 2:03:43 PM	Manually integrate qualifier 63.0 of compound 2,4-Dinitrotoluene in sample Jan1424.D, from x, y = 8.763, 1025 to 8.804, 2364, result = 119665; previous integration is from x, y = 8.724, 2040 to 8.855, 1852 and previous response = 252567.			✓	
CmdManuallyIntegrateSplit	BL2000\sean	1/17/2022 2:04:31 PM	Split peak for compound Indeno(1,2,3-c,d)pyrene in sample Jan1424.D and keep left peak, new integration is from x, y = 20.888, 580.395608525563 to 20.968, 936.812794965974 and new response = 1187323, previous integration is from x, y = 20.888, 580 to 21.049, 1300 and previous response = 1537837.			✓	

Audit Trail report

Name	User	Time	Action	Reason	Comment	Succeed	Exception
CmdSaveBatchTable	BL2000\sean	1/17/2022 2:05:03 PM	Save batch \\MASSHUNTER\Org\Data\SV5973N.I\ sd011422\DoD BNA 1\QuantResults\011422 DoD BNA.batch.bin			✓	
CmdSaveBatchTable	BL2000\sean	1/17/2022 2:05:53 PM	Save batch \\MASSHUNTER\Org\Data\SV5973N.I\ sd011422\DoD BNA 1\QuantResults\011422 DoD BNA.batch.bin			✓	
CmdStartMethodEditing	BL2000\sean	1/17/2022 2:06:27 PM	Start method editing			✓	
CmdImportMethodFrom Sample	BL2000\sean	1/17/2022 2:06:27 PM	Import method from sample Jan1402.D			✓	
CmdMethodClear	BL2000\sean	1/17/2022 2:06:54 PM	Clear method			✓	
CmdEndMethodEditing	BL2000\sean	1/17/2022 2:06:54 PM	End method editing			✓	

Audit Trail report

Name	User	Time	Action	Reason	Comment	Succeed	Exception
CmdUpdateRetentionTimes	BL2000\sean	1/17/2022 2:07:38 PM	Update retention time for compound Perylene-d12; Chrysene-d12; Phenanthrene-d10; Acenaphthene-d10; Naphthalene-d8; Terphenyl-d14; 2,4,6-Tribromophenol; 2-Fluorobiphenyl; Nitrobenzene-d5; Phenol-d5; 2-Fluorophenol; Benzo(g,h,i)perylene; Dibenzo(a,h)anthracene; Indeno(1,2,3-c,d)pyrene; Benzo(a)pyrene; Benzo(k)fluoranthene; Benzo(b)fluoranthene; Di-n-octyl Phthalate; bis(2-ethylhexyl)Phthalate; 3,3-Dichlorobenzidine; Chrysene; Benzo(a)Anthracene; Butylbenzylphthalate; Pyrene; Benzidine; Fluoranthene; Di-n-Butylphthalate; Triallate; Anthracene; Phenanthrene; Pentachlorophenol; Hexachlorobenzene; 4-Bromophenylphenylether; Azobenzene; N-nitrosodiphenylamine; 4,6-Dinitro-2-methylphenol; 4-Nitroaniline; Diethylphthalate; 4-Chlorophenylphenylether; Fluorene; 2,4-Dinitrotoluene; 4-Nitrophenol; Dibenzofuran; 2,4-Dinitrophenol; 3-Nitroaniline; Acenaphthene; 2,6-Dinitrotoluene; Acenaphthylene; Dimethyl Phthalate; 2-Nitroaniline; 2-Chloronaphthalene; 2,4,5-Trichlorophenol; 2,4,6-Trichlorophenol; Hexachlorocyclopentadiene; 4-Chloro-2-Methylphenol; 1-Methylnaphthalene; 2-Methylnaphthalene; 4-Chloro-3-Methylphenol; Hexachlorobutadiene; p-Chloroaniline; 4-Chlorophenol; Naphthalene; 1,2,4-Trichlorobenzene; 2,4-Dichlorophenol; bis(-2-Chloroethoxy)Methane; 2,4-Dimethylphenol; 2-Nitrophenol; Isophorone; Nitrobenzene; N-nitroso-Di-n-propylamine; Hexachloroethane; 4Methylphenol/3Methylphenol; 2-Methylphenol; bis(2-chloroisopropyl)Ether; Benzyl Alcohol; 1,2-Dichlorobenzene; 1,4-Dichlorobenzene; 1,3-Dichlorobenzene; 2-Chlorophenol; bis(-2-Chloroethyl)Ether; Phenol; Aniline; Pyridine; Carbazole; Benzoic Acid; o-Terphenyl; N-Nitrosodimethylamine; 1,4-Dichlorobenzene-d4;			✓	
CmdQuantitate	BL2000\sean	1/17/2022 2:11:38 PM	Quantitate all compounds in all samples			✓	
CmdQuantitate	BL2000\sean	1/17/2022 2:45:42 PM	Quantitate all compounds in all samples			✓	

Audit Trail report

Name	User	Time	Action	Reason	Comment	Succeed	Exception
CmdSaveBatchTable	BL2000\sean	1/17/2022 2:46:39 PM	Save batch \\MASSHUNTER\Org\Data\SV5973N.I\sd011422\DoD BNA 1\QuantResults\011422 DoD BNA.batch.bin			✓	
CmdSetSampleAttribute	BL2000\sean	1/17/2022 2:46:45 PM	Set SampleApproved = True for sample Jan1401.D; previous value = False			✓	
CmdSetSampleAttribute	BL2000\sean	1/17/2022 2:46:47 PM	Set SampleApproved = True for sample Jan1402.D; previous value = False			✓	
CmdSetSampleAttribute	BL2000\sean	1/17/2022 2:46:48 PM	Set SampleApproved = True for sample Jan1403.D; previous value = False			✓	
CmdSetSampleAttribute	BL2000\sean	1/17/2022 2:46:50 PM	Set SampleApproved = True for sample Jan1404.D; previous value = False			✓	
CmdSetSampleAttribute	BL2000\sean	1/17/2022 2:46:51 PM	Set SampleApproved = True for sample Jan1405.D; previous value = False			✓	
CmdSetSampleAttribute	BL2000\sean	1/17/2022 2:46:52 PM	Set SampleApproved = True for sample Jan1406.D; previous value = False			✓	
CmdSetSampleAttribute	BL2000\sean	1/17/2022 2:46:54 PM	Set SampleApproved = True for sample Jan1407.D; previous value = False			✓	
CmdSetSampleAttribute	BL2000\sean	1/17/2022 2:46:55 PM	Set SampleApproved = True for sample Jan1408.D; previous value = False			✓	
CmdSetSampleAttribute	BL2000\sean	1/17/2022 2:46:55 PM	Set SampleApproved = True for sample Jan1409.D; previous value = False			✓	
CmdSetSampleAttribute	BL2000\sean	1/17/2022 2:46:57 PM	Set SampleApproved = True for sample Jan1410.D; previous value = False			✓	
CmdSetSampleAttribute	BL2000\sean	1/17/2022 2:46:58 PM	Set SampleApproved = True for sample Jan1411.D; previous value = False			✓	
CmdSetSampleAttribute	BL2000\sean	1/17/2022 2:46:59 PM	Set SampleApproved = True for sample Jan1412.D; previous value = False			✓	
CmdSetSampleAttribute	BL2000\sean	1/17/2022 2:46:59 PM	Set SampleApproved = True for sample Jan1413.D; previous value = False			✓	
CmdSetSampleAttribute	BL2000\sean	1/17/2022 2:47:00 PM	Set SampleApproved = True for sample Jan1414.D; previous value = False			✓	
CmdSetSampleAttribute	BL2000\sean	1/17/2022 2:47:01 PM	Set SampleApproved = True for sample Jan1415.D; previous value = False			✓	

Audit Trail report

Name	User	Time	Action	Reason	Comment	Succeed	Exception
CmdSetSampleAttribute	BL2000\sean	1/17/2022 2:47:02 PM	Set SampleApproved = True for sample Jan1416.D; previous value = False			✓	
CmdSetSampleAttribute	BL2000\sean	1/17/2022 2:47:04 PM	Set SampleApproved = True for sample Jan1417.D; previous value = False			✓	
CmdSetSampleAttribute	BL2000\sean	1/17/2022 2:47:05 PM	Set SampleApproved = True for sample Jan1418.D; previous value = False			✓	
CmdSetSampleAttribute	BL2000\sean	1/17/2022 2:47:06 PM	Set SampleApproved = True for sample Jan1419.D; previous value = False			✓	
CmdSetSampleAttribute	BL2000\sean	1/17/2022 2:47:06 PM	Set SampleApproved = True for sample Jan1420.D; previous value = False			✓	
CmdSetSampleAttribute	BL2000\sean	1/17/2022 2:47:08 PM	Set SampleApproved = True for sample Jan1421.D; previous value = False			✓	
CmdSetSampleAttribute	BL2000\sean	1/17/2022 2:47:09 PM	Set SampleApproved = True for sample Jan1422.D; previous value = False			✓	
CmdSetSampleAttribute	BL2000\sean	1/17/2022 2:47:10 PM	Set SampleApproved = True for sample Jan1423.D; previous value = False			✓	
CmdSetSampleAttribute	BL2000\sean	1/17/2022 2:47:11 PM	Set SampleApproved = True for sample Jan1424.D; previous value = False			✓	
CmdSaveBatchTable	BL2000\sean	1/17/2022 2:48:03 PM	Save batch \\MASSHUNTER\Org\Data\SV5973N.I\sd011422\DoD BNA 1\QuantResults\011422 DoD BNA.batch.bin			✓	
GenerateReport	BL2000\sean	1/17/2022 2:49:45 PM	Generates report - Method: \\MASSHUNTER\Org\reports\LevelIV_Reports\Tests_for_LevelIV\CC_mid_rpt.m, Output Path: \\MASSHUNTER\Org\Data\SV5973N.I\sd011422\DoD BNA 1\QuantReports\011422 DoD BNA			✓	
GenerateReport	BL2000\sean	1/17/2022 2:51:05 PM	Generates report - Method: \\MASSHUNTER\Org\reports\LevelIV_Reports\Tests_for_LevelIV\CC_mid_rpt.m, Output Path: \\MASSHUNTER\Org\Data\SV5973N.I\sd011422\DoD BNA 1\QuantReports\011422 DoD BNA-1			✓	
CmdOpenBatchTable	BL2000\sean	1/17/2022 2:52:55 PM	Open batch D:\Org\Data\SV5973N.I\sd011422\DoD BNA 1\011422 DoD BNA.batch.bin			✓	
CmdQuantitate	BL2000\sean	1/17/2022 2:57:27 PM	Quantitate all compounds in all samples			✓	

Audit Trail report

Name	User	Time	Action	Reason	Comment	Succeed	Exception
CmdSaveBatchTable	BL2000\sean	1/17/2022 3:01:19 PM	Save batch D:\Org\Data\SV5973N.I\sd011422\DoD BNA 1\QuantResults\011422 DoD BNA.batch.bin			✓	
GenerateReport	BL2000\sean	1/17/2022 3:19:01 PM	Generates report - Method: D:\Org\reports\LevelIV_Reports\Tests_for_LevelIV\02_Env_QntRslts_wGrphcs+Chrmtgrm+AuditTrail.m, Output Path: D:\Org\Data\SV5973N.I\sd011422\DoD BNA 1\QuantReports\011422 DoD BNA-2			✓	
CmdOpenBatchTable	BL2000\sean	1/17/2022 3:40:44 PM	Open batch D:\Org\Data\SV5973N.I\sd011422\DoD BNA 1\011422 DoD BNA.batch.bin			✓	
CmdZeroOutPeak	BL2000\sean	1/17/2022 3:41:08 PM	Zero out primary peak of compound 2,4-Dinitrotoluene in sample Jan1413.D			✓	
CmdSetTargetCompoundAttribute	BL2000\sean	1/17/2022 3:41:35 PM	Set UserAnnotation = INT for compound 2,4-Dinitrotoluene in sample Jan1413.D; previous value =			✓	
CmdSaveBatchTable	BL2000\sean	1/17/2022 3:41:42 PM	Save batch D:\Org\Data\SV5973N.I\sd011422\DoD BNA 1\QuantResults\011422 DoD BNA.batch.bin			✓	
CmdZeroOutPeak	BL2000\sean	1/17/2022 3:46:53 PM	Zero out primary peak of compound 2,4-Dinitrotoluene in sample Jan1422.D			✓	
CmdSaveBatchTable	BL2000\sean	1/17/2022 3:47:00 PM	Save batch D:\Org\Data\SV5973N.I\sd011422\DoD BNA 1\QuantResults\011422 DoD BNA.batch.bin			✓	
CmdSaveBatchTable	BL2000\sean	1/17/2022 3:47:07 PM	Save batch D:\Org\Data\SV5973N.I\sd011422\DoD BNA 1\QuantResults\011422 DoD BNA.batch.bin			✓	
CmdSaveBatchTable	BL2000\sean	1/17/2022 3:48:40 PM	Save batch D:\Org\Data\SV5973N.I\sd011422\DoD BNA 1\QuantResults\011422 DoD BNA.batch.bin			✓	
CmdQuantitate	BL2000\sean	1/17/2022 3:52:55 PM	Quantitate all compounds in all samples			✓	
CmdSaveBatchTable	BL2000\sean	1/17/2022 4:23:02 PM	Save batch D:\Org\Data\SV5973N.I\sd011422\DoD BNA 1\QuantResults\011422 DoD BNA.batch.bin			✓	
CmdOpenBatchTable	BL2000\sean	1/18/2022 11:18:24 AM	Open batch \\MASSHUNTER\Org\Data\SV5973N.I\sd011422\DoD BNA 1\011422 DoD BNA.batch.bin			✓	
CmdClearManualIntegration	BL2000\sean	1/18/2022 11:24:34 AM	Clear manual integration of target signal for compound 2,4,5-Trichlorophenol in sample Jan1402.D			✓	

Audit Trail report

Name	User	Time	Action	Reason	Comment	Succeed	Exception
CmdSetTargetCompoundAttribute	BL2000\sean	1/18/2022 11:24:35 AM	Set UserAnnotation = for compound 2,4,5-Trichlorophenol in sample Jan1402.D; previous value = CO			✓	
CmdManuallyIntegratePeak	BL2000\sean	1/18/2022 11:25:00 AM	Manually integrate compound 2,4,5-Trichlorophenol in sample Jan1402.D, from x, y = 7.605, 0 to 8.067, -6, result = 575286; previous integration is from x, y = 7.605, 0 to 7.749, 0 and previous response = 567438.			✓	
CmdManuallyIntegratePeak	BL2000\sean	1/18/2022 11:25:22 AM	Manually integrate compound 2,4,5-Trichlorophenol in sample Jan1402.D, from x, y = 7.605, 0 to 8.067, 0, result = 575206; previous integration is from x, y = 7.605, 0 to 8.067, -6 and previous response = 575286.			✓	
CmdManuallyIntegrateSplit	BL2000\sean	1/18/2022 11:25:25 AM	Split peak for compound 2,4,5-Trichlorophenol in sample Jan1402.D and keep right peak, new integration is from x, y = 7.656, -0.00891434599915534 to 8.067, -0.0802262206636087 and new response = 298668, previous integration is from x, y = 7.605, 0 to 8.067, 0 and previous response = 575206.			✓	
CmdManuallyIntegratePeak	BL2000\sean	1/18/2022 11:25:39 AM	Manually integrate compound Acenaphthene-d10 in sample Jan1402.D, from x, y = 8.466, 263 to 8.538, 346, result = 652737; previous integration is from x, y = 8.466, 263 to 8.548, 366 and previous response = 653698.			✓	
CmdSetTargetCompoundAttribute	BL2000\sean	1/18/2022 11:25:42 AM	Set UserAnnotation = BA for compound 2,4,5-Trichlorophenol in sample Jan1402.D; previous value =			✓	
CmdManuallyIntegratePeak	BL2000\sean	1/18/2022 11:26:00 AM	Manually integrate compound Acenaphthene-d10 in sample Jan1402.D, from x, y = 8.476, 3030 to 8.517, 3329, result = 641690; previous integration is from x, y = 8.466, 263 to 8.538, 346 and previous response = 652737.			✓	
CmdSetTargetCompoundAttribute	BL2000\sean	1/18/2022 11:26:01 AM	Set UserAnnotation = BA for compound Acenaphthene-d10 in sample Jan1402.D; previous value =			✓	
CmdManuallyIntegratePeak	BL2000\sean	1/18/2022 11:26:16 AM	Manually integrate compound 1,4-Dichlorobenzene-d4 in sample Jan1402.D, from x, y = 4.889, 37 to 4.940, 468, result = 354916; previous integration is from x, y = 4.890, 144 to 4.981, 221 and previous response = 357211.			✓	

Audit Trail report

Name	User	Time	Action	Reason	Comment	Succeed	Exception
CmdManuallyIntegrateDropBaseline	BL2000\sean	1/18/2022 11:26:19 AM	Drop baseline for compound 1,4-Dichlorobenzene-d4 in sample Jan1402.D to y = 37, new integration is from x, y = 4.889, 37 to 4.940, 37 and new response = 355578; previous integration is from x, y = 4.889, 37 to 4.940, 468 and previous response = 354916.			✓	
CmdManuallyIntegratePeak	BL2000\sean	1/18/2022 11:26:36 AM	Manually integrate compound N-Nitrosodimethylamine in sample Jan1402.D, from x, y = 2.040, 102 to 2.448, 113, result = 213610; previous integration is from x, y = 2.040, 332 to 2.448, 332 and previous response = 208103.			✓	
CmdSetTargetCompoundAttribute	BL2000\sean	1/18/2022 11:26:38 AM	Set UserAnnotation = BA for compound N-Nitrosodimethylamine in sample Jan1402.D; previous value = BA			✓	
CmdManuallyIntegrateApplyTargetRtToQualifier	BL2000\sean	1/18/2022 11:26:43 AM	Apply target integration range 7.656-8.067 to qualifier 198.0 for compound 2,4,5-Trichlorophenol in sample Jan1402.D, new integration is from x, y = 7.656, 2824 to 8.067, 0 and new response = 250122; previous integration is from x, y = 7.656, 0 to 7.749, 0 and previous response = 277620.			✓	
CmdManuallyIntegrateDropBaseline	BL2000\sean	1/18/2022 11:26:44 AM	Drop baseline for qualifier 198.0 of compound 2,4,5-Trichlorophenol in sample Jan1402.D to y = 0, new integration is from x, y = 7.656, 0 to 8.067, 0 and new response = 284923; previous integration is from x, y = 7.656, 2824 to 8.067, 0 and previous response = 250122.			✓	
CmdSaveBatchTable	BL2000\sean	1/18/2022 11:26:55 AM	Save batch \\MASSHUNTER\Org\Data\SV5973N.I\sd011422\DoD BNA 1\QuantResults\011422 DoD BNA.batch.bin			✓	
CmdSetSampleAttribute	BL2000\sean	1/18/2022 11:27:00 AM	Set SampleApproved = False for sample Jan1402.D; previous value = True			✓	
CmdSetSampleAttribute	BL2000\sean	1/18/2022 11:27:03 AM	Set SampleApproved = True for sample Jan1402.D; previous value = False			✓	

Audit Trail report

Name	User	Time	Action	Reason	Comment	Succeed	Exception
CmdCalibrate	BL2000\sean	1/18/2022 11:27:24 AM	Replace level CCV with CC sample Jan1402.D for compounds {Terphenyl-d14, 2,4,6-Tribromophenol, 2-Fluorobiphenyl, Nitrobenzene-d5, Phenol-d5, 2-Fluorophenol, Benzo(g,h,i)perylene, Dibenzo(a,h)anthracene, Indeno(1,2,3-c,d)pyrene, Benzo(a)pyrene, Benzo(k)fluoranthene, Benzo(b)fluoranthene, Di-n-octyl Phthalate, bis(2-ethylhexyl)Phthalate, 3,3-Dichlorobenzidine, Chrysene, Benzo(a)Anthracene, Butylbenzylphthalate, Pyrene, Benzidine, Fluoranthene, Di-n-Butylphthalate, Triallate, Anthracene, Phenanthrene, Pentachlorophenol, Hexachlorobenzene, 4-Bromophenylphenylether, Azobenzene, N-nitrosodiphenylamine, 4,6-Dinitro-2-methylphenol, 4-Nitroaniline, Diethylphthalate, 4-Chlorophenylphenylether, Fluorene, 2,4-Dinitrotoluene, 4-Nitrophenol, Dibenzofuran, 2,4-Dinitrophenol, 3-Nitroaniline, Acenaphthene, 2,6-Dinitrotoluene, Acenaphthylene, Dimethyl Phthalate, 2-Nitroaniline, 2-Chloronaphthalene, 2,4,5-Trichlorophenol, 2,4,6-Trichlorophenol, Hexachlorocyclopentadiene, 4-Chloro-2-Methylphenol, 1-Methylnaphthalene, 2-Methylnaphthalene, 4-Chloro-3-Methylphenol, Hexachlorobutadiene, p-Chloroaniline, 4-Chlorophenol, Naphthalene, 1,2,4-Trichlorobenzene, 2,4-Dichlorophenol, bis(-2-Chloroethoxy)Methane, 2,4-Dimethylphenol, 2-Nitrophenol, Isophorone, Nitrobenzene, N-nitroso-Di-n-propylamine, Hexachloroethane, 4Methylphenol/3Methylphenol, 2-Methylphenol, bis(2-chloroisopropyl)Ether, Benzyl Alcohol, 1,2-Dichlorobenzene, 1,4-Dichlorobenzene, 1,3-Dichlorobenzene, 2-Chlorophenol, bis(-2-Chloroethyl)Ether, Phenol, Aniline, Pyridine, Carbazole, Benzoic Acid, o-Terphenyl, N-Nitrosodimethylamine};			✓	
CmdQuantitate	BL2000\sean	1/18/2022 11:31:19 AM	Quantitate all compounds in all samples			✓	
CmdQuantitate	BL2000\sean	1/18/2022 11:35:30 AM	Quantitate all compounds in all samples			✓	

Audit Trail report

Name	User	Time	Action	Reason	Comment	Succeed	Exception
CmdSaveBatchTable	BL2000\sean	1/18/2022 12:08:14 PM	Save batch \\MASSHUNTER\Org\Data\SV5973N.I\sd011422\DoD BNA 1\QuantResults\011422 DoD BNA.batch.bin			✓	
GenerateReport	BL2000\sean	1/18/2022 12:09:01 PM	Generates report - Method: \\MASSHUNTER\Org\reports\LevelIV_Reports\Tests_for_LevelIV\CC_mid_rpt.m, Output Path: \\MASSHUNTER\Org\Data\SV5973N.I\sd011422\DoD BNA 1\QuantReports\011422 DoD BNA-3			✓	
GenerateReport	BL2000\sean	1/18/2022 12:47:36 PM	Generates report - Method: \\MASSHUNTER\Org\reports\LevelIV_Reports\Tests_for_LevelIV\02_Env_QntrSits_wGrphcs+Chrmtgrm+AuditTrail.m, Output Path: \\MASSHUNTER\Org\Data\SV5973N.I\sd011422\DoD BNA 1\QuantReports\011422 DoD BNA			✓	
CmdOpenBatchTable	BL2000\sean	1/18/2022 2:13:19 PM	Open batch \\MASSHUNTER\Org\Data\SV5973N.I\sd011422\DoD BNA 1\011422 DoD BNA.batch.bin			✓	
CmdQuantitate	BL2000\sean	1/18/2022 2:17:29 PM	Quantitate all compounds in all samples			✓	
CmdSaveBatchTable	BL2000\sean	1/18/2022 2:18:50 PM	Save batch \\MASSHUNTER\Org\Data\SV5973N.I\sd011422\DoD BNA 1\QuantResults\011422 DoD BNA.batch.bin			✓	
GenerateReport	BL2000\sean	1/18/2022 2:19:41 PM	Generates report - Method: \\MASSHUNTER\Org\reports\LevelIV_Reports\Tests_for_LevelIV\CC_mid_rpt.m, Output Path: \\MASSHUNTER\Org\Data\SV5973N.I\sd011422\DoD BNA 1\QuantReports\011422 DoD BNA-1			✓	
CmdOpenBatchTable	BL2000\sean	1/19/2022 3:22:11 PM	Open batch \\MASSHUNTER\Org\Data\SV5973N.I\sd011422\DoD BNA 1\011422 DoD BNA.batch.bin			✓	
CmdZeroOutPeak	BL2000\sean	1/19/2022 3:22:56 PM	Zero out primary peak of compound N-nitroso-Di-n-propylamine in sample Jan1417.D			✓	
CmdSetTargetCompoundAttribute	BL2000\sean	1/19/2022 3:23:01 PM	Set UserAnnotation = INT for compound N-nitroso-Di-n-propylamine in sample Jan1417.D; previous value =			✓	
CmdZeroOutPeak	BL2000\sean	1/19/2022 3:23:07 PM	Zero out primary peak of compound Nitrobenzene in sample Jan1417.D			✓	
CmdSetTargetCompoundAttribute	BL2000\sean	1/19/2022 3:23:09 PM	Set UserAnnotation = INT for compound Nitrobenzene in sample Jan1417.D; previous value =			✓	

Audit Trail report

Name	User	Time	Action	Reason	Comment	Succeed	Exception
CmdSaveBatchTable	BL2000\sean	1/19/2022 3:23:16 PM	Save batch \\MASSHUNTER\Org\Data\SV5973N.I\sd011422\DoD BNA 1\QuantResults\011422 DoD BNA.batch.bin			✓	
CmdOpenBatchTable	BL2000\sean	2/14/2022 12:00:30 PM	Open batch \\MASSHUNTER\Org\Data\SV5973N.I\sd011422\DoD BNA 1\011422 DoD BNA.batch.bin			✓	
CmdZeroOutPeak	BL2000\sean	2/14/2022 12:01:05 PM	Zero out primary peak of compound 2,4-Dinitrotoluene in sample Jan1415.D			✓	
CmdSetTargetCompoundAttribute	BL2000\sean	2/14/2022 12:01:06 PM	Set UserAnnotation = INT for compound 2,4-Dinitrotoluene in sample Jan1415.D; previous value =			✓	
CmdSaveBatchTable	BL2000\sean	2/14/2022 12:01:12 PM	Save batch \\MASSHUNTER\Org\Data\SV5973N.I\sd011422\DoD BNA 1\QuantResults\011422 DoD BNA.batch.bin			✓	
CmdZeroOutPeak	BL2000\sean	2/14/2022 12:02:22 PM	Zero out primary peak of compound 2,4-Dinitrotoluene in sample Jan1409.D			✓	
CmdSetTargetCompoundAttribute	BL2000\sean	2/14/2022 12:02:24 PM	Set UserAnnotation = INT for compound 2,4-Dinitrotoluene in sample Jan1409.D; previous value =			✓	
CmdSaveBatchTable	BL2000\sean	2/14/2022 12:02:31 PM	Save batch \\MASSHUNTER\Org\Data\SV5973N.I\sd011422\DoD BNA 1\QuantResults\011422 DoD BNA.batch.bin			✓	
CmdSaveBatchTable	BL2000\sean	2/14/2022 12:04:21 PM	Save batch \\MASSHUNTER\Org\Data\SV5973N.I\sd011422\DoD BNA 1\QuantResults\011422 DoD BNA.batch.bin			✓	
CmdOpenBatchTable	BL2000\sean	2/15/2022 5:15:52 PM	Open batch D:\Org\Data\SV5973N.I\sd011422\DoD BNA 1\011422 DoD BNA.batch.bin			✓	
CmdQuantitate	BL2000\sean	2/15/2022 5:19:39 PM	Quantitate all compounds in all samples			✓	
CmdSaveBatchTable	BL2000\sean	2/15/2022 5:24:11 PM	Save batch D:\Org\Data\SV5973N.I\sd011422\DoD BNA 1\QuantResults\011422 DoD BNA.batch.bin			✓	

Continuing Calibration Report

Batch Name D:\Org\Data\SV5973N.I\sd011422\DoD BNA 1\QuantResults\011422 DoD BNA.batch.bin
Method File
Daily CC \\MASSHUNTER\Org\Data\SV5973N.I\sd011422\DoD BNA 1Jan1402.D

Level name	Injection Time	Calibration Files
1	1/7/2022 4:17:22 PM	\\MASSHUNTER\Org\Data\SV5973N.I\sd010722\DoD BNA cal 1\Jan0708.D
2	1/7/2022 3:45:02 PM	\\MASSHUNTER\Org\Data\SV5973N.I\sd010722\DoD BNA cal 1\Jan0707.D
3	1/7/2022 3:12:34 PM	\\MASSHUNTER\Org\Data\SV5973N.I\sd010722\DoD BNA cal 1\Jan0706.D
4	1/7/2022 2:40:13 PM	\\MASSHUNTER\Org\Data\SV5973N.I\sd010722\DoD BNA cal 1\Jan0705.D
5	1/7/2022 2:07:48 PM	\\MASSHUNTER\Org\Data\SV5973N.I\sd010722\DoD BNA cal 1\Jan0704.D
6	1/7/2022 1:35:33 PM	\\MASSHUNTER\Org\Data\SV5973N.I\sd010722\DoD BNA cal 1\Jan0703.D
7	1/7/2022 1:03:24 PM	\\MASSHUNTER\Org\Data\SV5973N.I\sd010722\DoD BNA cal 1\Jan0702.D
CCV	1/14/2022 1:36:53 PM	\\MASSHUNTER\Org\Data\SV5973N.I\sd011422\DoD BNA 1\Jan1402.D <=====

ISTD Compound:	Avg Resp	Mid Resp	CC Resp	Area%	A/M
1,4-Dichlorobenzene-d4	349980	349946	355578	101.61	M
Naphthalene-d8	1070403	1080735	1100558	101.83	M
Acenaphthene-d10	588466	590099	641690	108.74	M
Phenanthrene-d10	1074321	1057834	1153911	109.08	M
Chrysene-d12	773990	770655	818717	106.24	M
Perylene-d12	599090	601041	602288	100.21	M

Target Compound	AvgRF/R2	CC RF	Exp. Conc	Calc. Conc	%Dev	Area%	Curve Fit
1,4-Dichlorobenzene-d4	-----ISTD-----						
N-Nitrosodimethylamine	0.9977	0.3204	75.00	61.07	18.58	128.13	Quadratic
Pyridine	0.9981	0.7575	75.00	64.97	13.37	142.63	Quadratic
2-Fluorophenol	0.9109	0.7868	75.00	64.78	13.62	133.95	Avg RF
Aniline	1.6159	1.6653	75.00	77.29	-3.06	153.89	Avg RF
Phenol-d5	0.9994	1.0920	75.00	67.15	10.47	140.47	Quadratic
Phenol	0.9985	1.2251	75.00	71.16	5.13	147.08	Quadratic
bis(-2-Chloroethyl)Ether	1.0009	0.9570	75.00	71.71	4.39	141.22	Avg RF
2-Chlorophenol	0.9995	0.8812	75.00	60.82	18.90	126.15	Quadratic
1,3-Dichlorobenzene	1.4268	1.3077	75.00	68.74	8.35	147.07	Avg RF
1,4-Dichlorobenzene	1.4340	1.2463	75.00	65.18	13.09	131.80	Avg RF
1,2-Dichlorobenzene	1.4138	1.3158	75.00	69.80	6.93	140.52	Avg RF
Benzyl Alcohol	0.9980	0.5416	75.00	66.89	10.81	135.25	Quadratic
bis(2-chloroisopropyl)Ether	0.3840	0.3660	75.00	71.48	4.69	146.93	Avg RF
2-Methylphenol	0.9567	0.8579	75.00	67.26	10.32	132.35	Avg RF
N-nitroso-Di-n-propylamine	0.9970	0.6255	75.00	70.15	6.46	156.81	Quadratic
4Methylphenol/3Methylphenol	0.9983	1.1929	75.00	69.25	7.66	133.76	Quadratic
Hexachloroethane	0.9995	0.3410	75.00	62.83	16.22	126.51	Quadratic
Nitrobenzene-d5	0.9987	0.5922	75.00	67.15	10.46	140.72	Quadratic
Nitrobenzene	0.9987	0.2939	75.00	61.55	17.94	129.36	Quadratic
Naphthalene-d8	-----ISTD-----						
Isophorone	0.9997	0.5311	75.00	78.37	-4.49	158.79	Quadratic
2-Nitrophenol	0.9992	0.0854	75.00	72.75	2.99	154.99	Quadratic
2,4-Dimethylphenol	0.9992	0.2398	75.00	71.62	4.50	146.71	Quadratic
bis(-2-Chloroethoxy)Methane	0.2959	0.2975	75.00	75.41	-0.55	157.05	Avg RF
2,4-Dichlorophenol	0.9994	0.1866	75.00	61.28	18.30	131.54	Quadratic
Benzoic Acid	0.9979	0.1402	75.00	76.86	-2.47	173.10	Quadratic
1,2,4-Trichlorobenzene	0.2929	0.2721	75.00	69.67	7.11	150.91	Avg RF
Naphthalene	0.9997	0.8644	75.00	76.10	-1.47	155.39	Quadratic
4-Chlorophenol	0.9983	0.0754	75.00	72.20	3.74	143.40	Quadratic
p-Chloroaniline	0.3316	0.3379	75.00	76.41	-1.87	152.09	Avg RF
Hexachlorobutadiene	0.9998	0.1411	75.00	66.89	10.81	140.14	Quadratic
4-Chloro-2-Methylphenol	0.2141	0.1970	75.00	69.00	8.00	145.33	Avg RF

Continuing Calibration Report

Target Compound	AvgRF/R2	CC RF	Exp. Conc	Calc. Conc	%Dev	Area%	Curve Fit
4-Chloro-3-Methylphenol	0.2261	0.1873	75.00	62.13	17.16	131.24	Avg RF
2-Methylnaphthalene	0.9997	0.5132	75.00	72.85	2.86	144.28	Quadratic
1-Methylnaphthalene	0.9999	0.4817	75.00	70.60	5.86	143.38	Quadratic
Acenaphthene-d10	-----ISTD-----						
Hexachlorocyclopentadiene	0.9984	0.1653	75.00	66.43	11.43	157.14	Quadratic
2,4,6-Trichlorophenol	0.9996	0.2298	75.00	64.75	13.67	147.64	Quadratic
2,4,5-Trichlorophenol	0.3091	0.2482	75.00	60.23	19.70	133.63	Avg RF
2-Fluorobiphenyl	0.9996	1.0828	75.00	65.03	13.30	139.77	Quadratic
2-Chloronaphthalene	1.0308	0.8888	75.00	64.67	13.77	144.71	Avg RF
2-Nitroaniline	0.9955	0.1638	75.00	69.29	7.61	174.67	Quadratic
Dimethyl Phthalate	0.9995	0.8213	75.00	60.59	19.22	137.73	Quadratic
2,6-Dinitrotoluene	0.9948	0.1258	75.00	68.00	9.33	168.75	Quadratic
Acenaphthylene	0.9997	1.5272	75.00	70.24	6.35	158.02	Quadratic
3-Nitroaniline	0.9988	0.1276	75.00	65.33	12.89	146.23	Quadratic
Acenaphthene	0.9506	0.8618	75.00	68.00	9.34	151.37	Avg RF
2,4-Dinitrophenol	0.9982	0.0708	75.00	73.13	2.49	177.81	Quadratic
Dibenzofuran	1.5045	1.3866	75.00	69.12	7.84	146.40	Avg RF
2,4-Dinitrotoluene	0.9993	0.1497	75.00	64.02	14.63	139.64	Quadratic
4-Nitrophenol	0.9976	0.1355	75.00	66.92	10.77	165.04	Quadratic
Diethylphthalate	0.9981	0.8898	75.00	67.40	10.14	152.95	Quadratic
Fluorene	0.9992	1.1286	75.00	70.35	6.19	153.00	Quadratic
4-Chlorophenyl-phenylether	0.9992	0.4552	75.00	62.33	16.89	143.09	Quadratic
Phenanthrene-d10	-----ISTD-----						
4-Nitroaniline	0.9931	0.0760	75.00	69.88	6.83	151.40	Quadratic
4,6-Dinitro-2-methylphenol	0.9978	0.0571	75.00	74.47	0.71	174.49	Quadratic
N-nitrosodiphenylamine	0.4357	0.4125	75.00	71.02	5.31	152.93	Avg RF
Azobenzene	0.9989	0.4834	75.00	70.17	6.44	153.09	Quadratic
2,4,6-Tribromophenol	0.9994	0.0438	75.00	60.81	18.92	135.74	Quadratic
4-Bromophenyl-phenylether	0.9994	0.1491	75.00	64.53	13.97	146.54	Quadratic
Hexachlorobenzene	0.9983	0.1705	75.00	72.36	3.52	152.93	Quadratic
Pentachlorophenol	0.9996	0.0698	75.00	64.48	14.03	144.28	Quadratic
Phenanthrene	0.9984	0.8446	75.00	71.48	4.69	148.64	Quadratic
Anthracene	0.9994	0.7976	75.00	70.18	6.43	152.64	Quadratic
Triallate	0.9986	0.1555	75.00	64.01	14.65	149.18	Quadratic
Carbazole	0.8498	0.7920	75.00	69.90	6.80	156.41	Avg RF
o-Terphenyl	0.5134	0.4543	75.00	66.37	11.51	148.55	Avg RF
Di-n-Butylphthalate	0.9996	0.6614	75.00	63.70	15.06	146.28	Quadratic
Fluoranthene	0.9353	0.8810	75.00	70.64	5.81	152.09	Avg RF
Benidine	0.9995	0.3561	75.00	73.00	2.67	162.55	Quadratic
Pyrene	1.0241	0.9197	75.00	67.36	10.19	147.26	Avg RF
Terphenyl-d14	0.6778	0.6169	75.00	68.26	8.99	151.33	Avg RF
Chrysene-d12	-----ISTD-----						
Butylbenzylphthalate	0.9993	0.3320	75.00	67.33	10.22	155.17	Quadratic
Benzo(a)Anthracene	1.0269	0.9561	75.00	69.83	6.89	153.94	Avg RF
Chrysene	0.9995	1.0475	75.00	69.51	7.32	150.16	Quadratic
3,3-Dichlorobenzidine	0.9989	0.2895	75.00	63.07	15.90	142.34	Quadratic
bis(2-ethylhexyl)Phthalate	0.9992	0.1190	75.00	67.95	9.40	156.17	Quadratic
Perylene-d12	-----ISTD-----						
Di-n-octyl Phthalate	0.9982	1.0976	75.00	68.53	8.63	149.92	Quadratic
Benzo(b)fluoranthene	1.3125	1.2310	75.00	70.34	6.22	144.10	Avg RF
Benzo(k)fluoranthene	1.3608	1.3219	75.00	72.86	2.86	150.21	Avg RF
Benzo(a)pyrene	0.9993	1.1304	75.00	68.34	8.87	142.90	Quadratic
Indeno(1,2,3-c,d)pyrene	0.9995	0.8962	75.00	64.39	14.14	130.50	Quadratic
Dibenzo(a,h)anthracene	0.9995	0.9973	75.00	66.27	11.63	136.69	Quadratic
Benzo(g,h,i)perylene	1.2301	1.0749	75.00	65.54	12.62	137.15	Avg RF

A -- against Average; M -- against Mid Point; P -- against Previous CC in the Method;

Continuing Calibration Report

Batch Name D:\Org\Data\SV5973N.I\sd011422\DoD BNA 1\QuantResults\011422 DoD BNA.batch.bin

Method File

Daily CC \\MASSHUNTER\Org\Data\SV5973N.I\sd011422\DoD BNA 1Jan1424.D

Level name	Injection Time	Calibration Files
1	1/7/2022 4:17:22 PM	\\MASSHUNTER\Org\Data\SV5973N.I\sd010722\DoD BNA cal 1\Jan0708.D
2	1/7/2022 3:45:02 PM	\\MASSHUNTER\Org\Data\SV5973N.I\sd010722\DoD BNA cal 1\Jan0707.D
3	1/7/2022 3:12:34 PM	\\MASSHUNTER\Org\Data\SV5973N.I\sd010722\DoD BNA cal 1\Jan0706.D
4	1/7/2022 2:40:13 PM	\\MASSHUNTER\Org\Data\SV5973N.I\sd010722\DoD BNA cal 1\Jan0705.D
5	1/7/2022 2:07:48 PM	\\MASSHUNTER\Org\Data\SV5973N.I\sd010722\DoD BNA cal 1\Jan0704.D
6	1/7/2022 1:35:33 PM	\\MASSHUNTER\Org\Data\SV5973N.I\sd010722\DoD BNA cal 1\Jan0703.D
7	1/7/2022 1:03:24 PM	\\MASSHUNTER\Org\Data\SV5973N.I\sd010722\DoD BNA cal 1\Jan0702.D
CCV	1/14/2022 1:36:53 PM	\\MASSHUNTER\Org\Data\SV5973N.I\sd011422\DoD BNA 1\Jan1402.D <=====

ISTD Compound:	Avg Resp	Mid Resp	CC Resp	Area%	A/M
1,4-Dichlorobenzene-d4	349980	349946	337868	96.55	M
Naphthalene-d8	1070403	1080735	1058054	97.90	M
Acenaphthene-d10	588466	590099	593757	100.62	M
Phenanthrene-d10	1074321	1057834	1068000	100.96	M
Chrysene-d12	773990	770655	746286	96.84	M
Perylene-d12	599090	601041	564323	93.89	M

Target Compound	AvgRF/R2	CC RF	Exp. Conc	Calc. Conc	%Dev	Area%	Curve Fit
1,4-Dichlorobenzene-d4	-----ISTD-----						
N-Nitrosodimethylamine	0.9977	0.3332	75.00	63.35	15.54	126.62	Quadratic
Pyridine	0.9981	0.6959	75.00	60.15	19.80	124.51	Quadratic
2-Fluorophenol	0.9109	0.9954	75.00	81.96	-9.27	161.01	Avg RF
Aniline	1.6159	1.8087	75.00	83.95	-11.93	158.82	Avg RF
Phenol-d5	0.9994	1.2830	75.00	79.16	-5.55	156.82	Quadratic
Phenol	0.9985	1.3685	75.00	80.62	-7.49	156.11	Quadratic
bis(-2-Chloroethyl)Ether	1.0009	1.0008	75.00	74.99	0.01	140.33	Avg RF
2-Chlorophenol	0.9995	1.1388	75.00	79.44	-5.92	154.91	Quadratic
1,3-Dichlorobenzene	1.4268	1.4855	75.00	78.08	-4.11	158.75	Avg RF
1,4-Dichlorobenzene	1.4340	1.4715	75.00	76.96	-2.62	147.86	Avg RF
1,2-Dichlorobenzene	1.4138	1.4442	75.00	76.61	-2.14	146.54	Avg RF
Benzyl Alcohol	0.9980	0.7029	75.00	84.72	-12.96	166.78	Quadratic
bis(2-chloroisopropyl)Ether	0.3840	0.3663	75.00	71.54	4.61	139.73	Avg RF
2-Methylphenol	0.9567	1.0049	75.00	78.78	-5.04	147.30	Avg RF
N-nitroso-Di-n-propylamine	0.9970	0.6296	75.00	70.64	5.81	149.99	Quadratic
4Methylphenol/3Methylphenol	0.9983	1.3590	75.00	78.86	-5.15	144.81	Quadratic
Hexachloroethane	0.9995	0.4068	75.00	74.68	0.43	143.43	Quadratic
Nitrobenzene-d5	0.9987	0.6494	75.00	73.64	1.82	146.63	Quadratic
Nitrobenzene	0.9987	0.3686	75.00	78.77	-5.03	154.15	Quadratic
Naphthalene-d8	-----ISTD-----						
Isophorone	0.9997	0.5604	75.00	83.09	-10.79	161.07	Quadratic
2-Nitrophenol	0.9992	0.0874	75.00	74.39	0.82	152.53	Quadratic
2,4-Dimethylphenol	0.9992	0.2694	75.00	79.50	-6.00	158.46	Quadratic
bis(-2-Chloroethoxy)Methane	0.2959	0.3239	75.00	82.11	-9.48	164.38	Avg RF
2,4-Dichlorophenol	0.9994	0.2575	75.00	83.59	-11.45	174.49	Quadratic
Benzoic Acid	0.9979	0.1623	75.00	86.91	-15.89	192.54	Quadratic
1,2,4-Trichlorobenzene	0.2929	0.2924	75.00	74.88	0.16	155.93	Avg RF
Naphthalene	0.9997	0.9199	75.00	80.90	-7.87	158.97	Quadratic
4-Chlorophenol	0.9983	0.0893	75.00	84.62	-12.82	163.23	Quadratic
p-Chloroaniline	0.3316	0.3465	75.00	78.36	-4.47	149.95	Avg RF
Hexachlorobutadiene	0.9998	0.1679	75.00	78.40	-4.53	160.30	Quadratic
4-Chloro-2-Methylphenol	0.2141	0.2286	75.00	80.08	-6.78	162.16	Avg RF

Continuing Calibration Report

Target Compound	AvgRF/R2	CC RF	Exp. Conc	Calc. Conc	%Dev	Area%	Curve Fit
4-Chloro-3-Methylphenol	0.2261	0.2465	75.00	81.74	-8.99	166.01	Avg RF
2-Methylnaphthalene	0.9997	0.5057	75.00	71.71	4.39	136.68	Quadratic
1-Methylnaphthalene	0.9999	0.5000	75.00	73.41	2.12	143.08	Quadratic
Acenaphthene-d10	-----ISTD-----						
Hexachlorocyclopentadiene	0.9984	0.1628	75.00	65.56	12.59	143.25	Quadratic
2,4,6-Trichlorophenol	0.9996	0.2903	75.00	79.96	-6.61	172.52	Quadratic
2,4,5-Trichlorophenol	0.3091	0.3434	75.00	83.32	-11.09	171.05	Avg RF
2-Fluorobiphenyl	0.9996	1.3109	75.00	79.70	-6.26	156.57	Quadratic
2-Chloronaphthalene	1.0308	1.0253	75.00	74.60	0.54	154.45	Avg RF
2-Nitroaniline	0.9955	0.1579	75.00	66.94	10.74	155.84	Quadratic
Dimethyl Phthalate	0.9995	1.0528	75.00	76.96	-2.61	163.37	Quadratic
2,6-Dinitrotoluene	0.9948	0.1173	75.00	63.41	15.45	145.61	Quadratic
Acenaphthylene	0.9997	1.5838	75.00	72.63	3.16	151.64	Quadratic
3-Nitroaniline	0.9988	0.1656	75.00	82.28	-9.71	175.54	Quadratic
Acenaphthene	0.9506	0.9387	75.00	74.06	1.26	152.55	Avg RF
2,4-Dinitrophenol	0.9982	0.0672	75.00	70.16	6.45	156.23	Quadratic
Dibenzofuran	1.5045	1.5992	75.00	79.72	-6.29	156.24	Avg RF
2,4-Dinitrotoluene	0.9993	0.1888	75.00	78.49	-4.65	162.89	Quadratic
4-Nitrophenol	0.9976	0.1568	75.00	76.27	-1.69	176.69	Quadratic
Diethylphthalate	0.9981	1.0851	75.00	79.07	-5.43	172.58	Quadratic
Fluorene	0.9992	1.2203	75.00	75.71	-0.94	153.07	Quadratic
4-Chlorophenyl-phenylether	0.9992	0.5436	75.00	73.70	1.74	158.13	Quadratic
Phenanthrene-d10	-----ISTD-----						
4-Nitroaniline	0.9931	0.0797	75.00	72.82	2.91	146.81	Quadratic
4,6-Dinitro-2-methylphenol	0.9978	0.0522	75.00	69.15	7.80	147.64	Quadratic
N-nitrosodiphenylamine	0.4357	0.4743	75.00	81.65	-8.87	162.75	Avg RF
Azobenzene	0.9989	0.5308	75.00	76.85	-2.46	155.58	Quadratic
2,4,6-Tribromophenol	0.9994	0.0559	75.00	76.45	-1.93	160.53	Quadratic
4-Bromophenyl-phenylether	0.9994	0.1804	75.00	77.05	-2.74	164.09	Quadratic
Hexachlorobenzene	0.9983	0.1761	75.00	74.54	0.61	146.23	Quadratic
Pentachlorophenol	0.9996	0.0894	75.00	80.41	-7.21	171.18	Quadratic
Phenanthrene	0.9984	0.9001	75.00	76.02	-1.36	146.62	Quadratic
Anthracene	0.9994	0.9049	75.00	79.03	-5.37	160.28	Quadratic
Triallate	0.9986	0.1801	75.00	72.87	2.84	159.88	Quadratic
Carbazole	0.8498	0.8495	75.00	74.98	0.03	155.27	Avg RF
o-Terphenyl	0.5134	0.5018	75.00	73.32	2.25	151.88	Avg RF
Di-n-Butylphthalate	0.9996	0.8478	75.00	78.75	-4.99	173.55	Quadratic
Fluoranthene	0.9353	0.9540	75.00	76.50	-1.99	152.43	Avg RF
Benzidine	0.9995	0.3592	75.00	73.61	1.86	151.78	Quadratic
Pyrene	1.0241	1.0535	75.00	77.15	-2.87	156.12	Avg RF
Terphenyl-d14	0.6778	0.6703	75.00	74.17	1.11	152.19	Avg RF
Chrysene-d12	-----ISTD-----						
Butylbenzylphthalate	0.9993	0.4022	75.00	80.03	-6.71	171.33	Quadratic
Benzo(a)Anthracene	1.0269	1.1042	75.00	80.65	-7.53	162.06	Avg RF
Chrysene	0.9995	1.1870	75.00	79.10	-5.47	155.11	Quadratic
3,3-Dichlorobenzidine	0.9989	0.3689	75.00	79.07	-5.42	165.33	Quadratic
bis(2-ethylhexyl)Phthalate	0.9992	0.1382	75.00	77.69	-3.58	165.34	Quadratic
Perylene-d12	-----ISTD-----						
Di-n-octyl Phthalate	0.9982	1.2977	75.00	79.69	-6.26	166.07	Quadratic
Benzo(b)fluoranthene	1.3125	1.4428	75.00	82.44	-9.92	158.25	Avg RF
Benzo(k)fluoranthene	1.3608	1.4892	75.00	82.08	-9.44	158.55	Avg RF
Benzo(a)pyrene	0.9993	1.3473	75.00	80.85	-7.80	159.58	Quadratic
Indeno(1,2,3-c,d)pyrene	0.9995	1.1221	75.00	79.88	-6.51	153.09	Quadratic
Dibenzo(a,h)anthracene	0.9995	1.1982	75.00	78.95	-5.27	153.87	Quadratic
Benzo(g,h,i)perylene	1.2301	1.3593	75.00	82.88	-10.51	162.51	Avg RF

A -- against Average; M -- against Mid Point; P -- against Previous CC in the Method;

Energy Laboratories Inc

ANALYTICAL RUN Summary

15-Feb-22

Run ID SV5973N.I_220114B

Run Start Date: 1/14/2022
Analyst: Sean McGrew
Ical: 0
Column ID: XT1-5
Comments:

Std ID	Std Name	Std Amount	Std Units	Samp Amount	Samp Units	SampType	Expiration Date
dcmsvoc13	DCM						11/17/2022
sv100507	BNA mix	37.5	ul	62.5	ul	CCV	3/31/2022
sv100516	BNA Internals 2000 ug/mL	2	ul	100	ul	all HL SVOC	6/30/2023
sv100714	BNA 2nd source 200 ug/mL	37.5	ul	62.5	ul	ICV	10/1/2022
sv83311	DFTPP 1000 ug/mL	50	ul	50	ul	TUNE	10/31/2022
sv90820	BNA 2nd source short (new)	37.5	ul	62.5	ul	ICV	3/16/2023

Seq No	Lab ID	Test Code	Sample Typ	File ID	Analysis Date	DF	Batch ID	Prep Date	SPKref	RPDref	pmoist					
14985304	Jan1425_D_TU	SVOC-8270-DF	TUNE	SV5973N.I.ssd01	11/15/2022 1:56:0	1	R373356		0	0						
Analyte	T	Units	RAW	Final	Text	Spike	SPKref	RPDref	MDL	PQL	UQL	%REC	LOW	HIGH	%RPD	Q
127, % of mass 198	A	%	49.9	49.9		100	0	0	0	0.01	0	50%	40	60	0%	
197, % of mass 198	A	%	0	0		100	0	0	0	0.01	0	0%	0	0.99	0%	
198, Base Peak	A	%	100	100		100	0	0	0	0.01	0	100%	100	100	0%	
199, % of mass 198	A	%	6.7	6.7		100	0	0	0	0.01	0	7%	5	9	0%	
275, % of mass 198	A	%	28.7	28.7		100	0	0	0	0.01	0	29%	10	30	0%	
365, % of mass 198	A	%	3.6	3.6		100	0	0	0	0.01	0	4%	1	99.99	0%	
441, % of mass 443	A	%	25.8	25.8		100	0	0	0	0.01	0	26%	0.01	150	0%	
442, % of mass 198	A	%	62.5	62.5		100	0	0	0	0.01	0	63%	40	100	0%	
443, % of mass 442	A	%	18.4	18.4		100	0	0	0	0.01	0	18%	17	23	0%	
51, % of mass 198	A	%	31	31		100	0	0	0	0.01	0	31%	30	60	0%	
68, % of mass 69	A	%	0.6	0.6		100	0	0	0	0.01	0	1%	0	1.99	0%	
70, % of mass 69	A	%	0.6	0.6		100	0	0	0	0.01	0	1%	0	1.99	0%	

Seq No	Lab ID	Test Code	Sample Typ	File ID	Analysis Date	DF	Batch ID	Prep Date	SPKref	RPDref	pmoist					
14985305	14-Jan-22_CC	SVOC-8270-W-	CCV	SV5973N.I	sd0111/15/2022 2:18:0	1	R373356		0	0						
Analyte	T	Units	RAW	Final	Text	Spike	SPKref	RPDref	MDL	PQL	UQL	%REC	LOW	HIGH	%RPD	Q
1,2,4-Trichlorobenzene	A	ug/L	74.60633	74.60633		75	0	0	1.9	10	150	99%	80	120	0%	
1,2-Dichlorobenzene	A	ug/L	75.82965	75.82965		75	0	0	1.97	10	150	101%	80	120	0%	
1,3-Dichlorobenzene	A	ug/L	75.08347	75.08347		75	0	0	2.13	10	150	100%	80	120	0%	
1,4-Dichlorobenzene	A	ug/L	75.21768	75.21768		75	0	0	2.02	10	150	100%	80	120	0%	
1-Methylnaphthalene	A	ug/L	73.42099	73.42099		75	0	0	2.39	10	150	98%	80	120	0%	
2,2'-Oxybis(1-Chloropropane)	A	ug/L	69.04507	69.04507		75	0	0	1.45	10	150	92%	80	120	0%	
2,4,5-Trichlorophenol	A	ug/L	81.78232	81.78232		75	0	0	2.23	10	150	109%	80	120	0%	
2,4,6-Trichlorophenol	A	ug/L	80.40675	80.40675		75	0	0	2.64	10	150	107%	80	120	0%	
2,4-Dichlorophenol	A	ug/L	79.78932	79.78932		75	0	0	1.69	10	150	106%	80	120	0%	
2,4-Dimethylphenol	A	ug/L	77.81907	77.81907		75	0	0	1.69	10	150	104%	80	120	0%	
2,4-Dinitrophenol	A	ug/L	67.4845	67.4845		75	0	0	4.26	10	150	90%	80	120	0%	
2,4-Dinitrotoluene	A	ug/L	76.21518	76.21518		75	0	0	3.04	10	150	102%	80	120	0%	
2,6-Dinitrotoluene	A	ug/L	65.40406	65.40406		75	0	0	3.2	10	150	87%	80	120	0%	
2-Chloronaphthalene	A	ug/L	73.23682	73.23682		75	0	0	2.14	10	150	98%	80	120	0%	
2-Chlorophenol	A	ug/L	80.33312	80.33312		75	0	0	2.48	10	150	107%	80	120	0%	
2-Methylnaphthalene	A	ug/L	70.2476	70.2476		75	0	0	1.92	10	150	94%	80	120	0%	
2-Nitroaniline	A	ug/L	69.48395	69.48395		75	0	0	2.4	10	150	93%	80	120	0%	
2-Nitrophenol	A	ug/L	73.16987	73.16987		75	0	0	2.36	10	150	98%	80	120	0%	
3,3'-Dichlorobenzidine	A	ug/L	77.71859	77.71859		75	0	0	2.11	10	150	104%	80	120	0%	
3-Nitroaniline	A	ug/L	78.7187	78.7187		75	0	0	2.77	10	150	105%	80	120	0%	
4,6-Dinitro-2-methylphenol	A	ug/L	67.01439	67.01439		75	0	0	2.33	10	150	89%	80	120	0%	
4-Bromophenyl phenyl ether	A	ug/L	78.22647	78.22647		75	0	0	1.74	10	150	104%	80	120	0%	
4-Chloro-2-methylphenol	A	ug/L	77.53129	77.53129		75	0	0	1.6	10	150	103%	80	120	0%	
4-Chloro-3-methylphenol	A	ug/L	78.47072	78.47072		75	0	0	1.46	10	150	105%	80	120	0%	
4-Chlorophenol	A	ug/L	80.97373	80.97373		75	0	0	2.64	10	150	108%	80	120	0%	
4-Chlorophenyl phenyl ether	A	ug/L	72.29022	72.29022		75	0	0	2.03	10	150	96%	80	120	0%	
4-Nitroaniline	A	ug/L	71.18357	71.18357		75	0	0	1.63	10	150	95%	80	120	0%	
4-Nitrophenol	A	ug/L	73.8091	73.8091		75	0	0	2.5	10	150	98%	80	120	0%	
Acenaphthene	A	ug/L	75.06615	75.06615		75	0	0	1.89	10	150	100%	80	120	0%	
Acenaphthylene	A	ug/L	71.33991	71.33991		75	0	0	1.57	10	150	95%	80	120	0%	
Aniline	A	ug/L	84.62148	84.62148		75	0	0	3.74	10	150	113%	80	120	0%	
Anthracene	A	ug/L	77.56808	77.56808		75	0	0	1.23	10	150	103%	80	120	0%	
Azobenzene	A	ug/L	76.23716	76.23716		75	0	0	1.09	10	150	102%	80	120	0%	
Benzidine	A	ug/L	78.54417	78.54417		75	0	0	6.72	10	150	105%	80	120	0%	
Benzo(a)anthracene	A	ug/L	78.61574	78.61574		75	0	0	0.856	10	150	105%	80	120	0%	

Seq No	Lab ID	Test Code	Sample Typ	File ID	Analysis Date	DF	Batch ID	Prep Date	SPKref	RPDref	pmoist					
14985305	14-Jan-22_CCV	SVOC-8270-W-	CCV	SV5973N.I	sd0111/15/2022 2:18:0	1	R373356		0	0						
Analyte	T	Units	RAW	Final	Text	Spike	SPKref	RPDref	MDL	PQL	UQL	%REC	LOW	HIGH	%RPD	Q
Benzo(a)pyrene	A	ug/L	77.17553	77.17553		75	0	0	1.24	10	150	103%	80	120	0%	
Benzo(b)fluoranthene	A	ug/L	79.70624	79.70624		75	0	0	0.903	10	150	106%	80	120	0%	
Benzo(g,h,i)perylene	A	ug/L	80.86468	80.86468		75	0	0	1.01	10	150	108%	80	120	0%	
Benzo(k)fluoranthene	A	ug/L	79.50924	79.50924		75	0	0	0.97	10	150	106%	80	120	0%	
Benzoic acid	A	ug/L	81.92839	81.92839		75	0	0	1.51	10	150	109%	80	120	0%	
Benzyl alcohol	A	ug/L	84.63063	84.63063		75	0	0	3.13	10	150	113%	80	120	0%	
bis(-2-chloroethoxy)Methane	A	ug/L	79.18005	79.18005		75	0	0	1.36	10	150	106%	80	120	0%	
bis(-2-chloroethyl)Ether	A	ug/L	76.49017	76.49017		75	0	0	2.57	10	150	102%	80	120	0%	
bis(2-chloroisopropyl)Ether	A	ug/L	69.04507	69.04507		75	0	0	1.49	10	150	92%	80	120	0%	
bis(2-ethylhexyl)Phthalate	A	ug/L	78.99395	78.99395		75	0	0	1.91	10	150	105%	80	120	0%	
Butylbenzylphthalate	A	ug/L	79.01192	79.01192		75	0	0	1.57	10	150	105%	80	120	0%	
Carbazole	A	ug/L	72.77089	72.77089		75	0	0	0.842	10	150	97%	80	120	0%	
Chrysene	A	ug/L	76.96572	76.96572		75	0	0	1.17	10	150	103%	80	120	0%	
Di-n-butyl phthalate	A	ug/L	79.36061	79.36061		75	0	0	0.932	10	150	106%	80	120	0%	
Di-n-octyl phthalate	A	ug/L	78.77985	78.77985		75	0	0	1.34	10	150	105%	80	120	0%	
Dibenzo(a,h)anthracene	A	ug/L	78.53056	78.53056		75	0	0	1.17	10	150	105%	80	120	0%	
Dibenzofuran	A	ug/L	77.23246	77.23246		75	0	0	1.74	10	150	103%	80	120	0%	
Diethyl phthalate	A	ug/L	78.7408	78.7408		75	0	0	2.18	10	150	105%	80	120	0%	
Dimethyl phthalate	A	ug/L	78.05225	78.05225		75	0	0	1.72	10	150	104%	80	120	0%	
Fluoranthene	A	ug/L	76.76283	76.76283		75	0	0	0.883	10	150	102%	80	120	0%	
Fluorene	A	ug/L	72.29568	72.29568		75	0	0	1.82	10	150	96%	80	120	0%	
Hexachlorobenzene	A	ug/L	73.29268	73.29268		75	0	0	1.33	10	150	98%	80	120	0%	
Hexachlorobutadiene	A	ug/L	76.14059	76.14059		75	0	0	2.32	10	150	102%	80	120	0%	
Hexachlorocyclopentadiene	A	ug/L	68.75554	68.75554		75	0	0	2.97	10	150	92%	80	120	0%	
Hexachloroethane	A	ug/L	71.96128	71.96128		75	0	0	1.79	10	150	96%	80	120	0%	
Indeno(1,2,3-cd)pyrene	A	ug/L	77.131	77.131		75	0	0	1.25	10	150	103%	80	120	0%	
Isophorone	A	ug/L	82.20925	82.20925		75	0	0	1.67	10	150	110%	80	120	0%	
m+p-Cresols	A	ug/L	75.16995	75.16995		75	0	0	1.78	10	150	100%	80	120	0%	
n-Nitroso-di-n-propylamine	A	ug/L	71.99162	71.99162		75	0	0	1.54	10	150	96%	80	120	0%	
n-Nitrosodimethylamine	A	ug/L	70.70442	70.70442		75	0	0	1.53	10	150	94%	80	120	0%	
n-Nitrosodiphenylamine	A	ug/L	82.71718	82.71718		75	0	0	1.16	10	150	110%	80	120	0%	
Naphthalene	A	ug/L	81.35645	81.35645		75	0	0	1.74	10	150	108%	80	120	0%	
Nitrobenzene	A	ug/L	78.2373	78.2373		75	0	0	2.31	10	150	104%	80	120	0%	
o-Cresol	A	ug/L	77.86843	77.86843		75	0	0	1.83	10	150	104%	80	120	0%	
o-Terphenyl	A	ug/L	72.15717	72.15717		75	0	0	1.27	10	150	96%	80	120	0%	

Seq No	Lab ID	Test Code	Sample Typ	File ID	Analysis Date	DF	Batch ID	Prep Date	SPKref	RPDref	pmoist					
14985305	14-Jan-22_CC	SVOC-8270-W-	CCV	SV5973N.I	sd0111/15/2022 2:18:0	1	R373356		0	0						
Analyte	T	Units	RAW	Final	Text	Spike	SPKref	RPDref	MDL	PQL	UQL	%REC	LOW	HIGH	%RPD	Q
p-Chloroaniline	A	ug/L	77.39696	77.39696		75	0	0	1.52	10	150	103%	80	120	0%	
Pentachlorophenol	A	ug/L	77.72535	77.72535		75	0	0	4.24	10	150	104%	80	120	0%	
Phenanthrene	A	ug/L	77.34531	77.34531		75	0	0	0.784	10	150	103%	80	120	0%	
Phenol	A	ug/L	80.0754	80.0754		75	0	0	1.46	10	150	107%	80	120	0%	
Pyrene	A	ug/L	77.04969	77.04969		75	0	0	0.921	10	150	103%	80	120	0%	
Pyridine	A	ug/L	65.29508	65.29508		75	0	0	3.22	10	150	87%	80	120	0%	
Triallate	A	ug/L	76.14668	76.14668		75	0	0	1.51	10	150	102%	80	120	0%	
1,4-Dichlorobenzene-d4	I	ug/L	40	40		0	0	0	0	10	150	0%	80	120	0%	
Acenaphthene-d10	I	ug/L	40	40		0	0	0	0	10	150	0%	80	120	0%	
Chrysene-d12	I	ug/L	40	40		0	0	0	0	10	150	0%	80	120	0%	
Naphthalene-d8	I	ug/L	40	40		0	0	0	0	10	150	0%	80	120	0%	
Perylene-d12	I	ug/L	40	40		0	0	0	0	10	150	0%	80	120	0%	
Phenanthrene-d10	I	ug/L	40	40		0	0	0	0	10	150	0%	80	120	0%	
2,4,6-Tribromophenol	S	ug/L	74.65721	74.65721		75	0	0	2.88	10	0	100%	80	120	0%	
2-Fluorobiphenyl	S	ug/L	78.30818	78.30818		75	0	0	0.724	10	0	104%	80	120	0%	
2-Fluorophenol	S	ug/L	79.07494	79.07494		75	0	0	3.52	10	0	105%	80	120	0%	
Nitrobenzene-d5	S	ug/L	72.44325	72.44325		75	0	0	2.34	10	0	97%	80	120	0%	
Phenol-d5	S	ug/L	77.47647	77.47647		75	0	0	2.06	10	0	103%	80	120	0%	
Terphenyl-d14	S	ug/L	75.95437	75.95437		75	0	0	1.17	10	0	101%	80	120	0%	
4-Chloroaniline	X	ug/L	77.39696	77.39696		75	0	0	1.61	10	150	103%	80	120	0%	

Seq No	Lab ID	Test Code	Sample Typ	File ID	Analysis Date	DF	Batch ID	Prep Date	SPKref	RPDref	pmoist					
14985306	14-Jan-22_ISTB	SVOC-8270-W-	SAMP	SV5973N.I	sd0111/15/2022 2:50:0	1	R373356		0	0						
Analyte	T	Units	RAW	Final	Text	Spike	SPKref	RPDref	MDL	PQL	UQL	%REC	LOW	HIGH	%RPD	Q
1,2,4-Trichlorobenzene	A	ug/L	0	0		0	0	0	1.9	10	150	0%	0	0	0%	
1,2-Dichlorobenzene	A	ug/L	0	0		0	0	0	1.97	10	150	0%	0	0	0%	
1,3-Dichlorobenzene	A	ug/L	0	0		0	0	0	2.13	10	150	0%	0	0	0%	
1,4-Dichlorobenzene	A	ug/L	0	0		0	0	0	2.02	10	150	0%	0	0	0%	
1-Methylnaphthalene	A	ug/L	0	0		0	0	0	2.39	10	150	0%	0	0	0%	
2,2'-Oxybis(1-Chloropropane)	A	ug/L	0	0		0	0	0	1.45	10	150	0%	0	0	0%	
2,4,5-Trichlorophenol	A	ug/L	0	0		0	0	0	2.23	10	150	0%	0	0	0%	
2,4,6-Trichlorophenol	A	ug/L	0	0		0	0	0	2.64	10	150	0%	0	0	0%	
2,4-Dichlorophenol	A	ug/L	0	0		0	0	0	1.69	10	150	0%	0	0	0%	
2,4-Dimethylphenol	A	ug/L	0	0		0	0	0	1.69	10	150	0%	0	0	0%	

Seq No	Lab ID	Test Code	Sample Typ	File ID	Analysis Date	DF	Batch ID	Prep Date	SPKref	RPDref	pmoist					
14985306	14-Jan-22_ISTB	SVOC-8270-W-	SAMP	SV5973N.I	sd0111/15/2022 2:50:0	1	R373356		0	0						
Analyte	T	Units	RAW	Final	Text	Spike	SPKref	RPDref	MDL	PQL	UQL	%REC	LOW	HIGH	%RPD	Q
2,4-Dinitrophenol	A	ug/L	0	0		0	0	0	4.26	10	150	0%	0	0	0%	
2,4-Dinitrotoluene	A	ug/L	0	0		0	0	0	3.04	10	150	0%	0	0	0%	
2,6-Dinitrotoluene	A	ug/L	0	0		0	0	0	3.2	10	150	0%	0	0	0%	
2-Chloronaphthalene	A	ug/L	0	0		0	0	0	2.14	10	150	0%	0	0	0%	
2-Chlorophenol	A	ug/L	0	0		0	0	0	2.48	10	150	0%	0	0	0%	
2-Methylnaphthalene	A	ug/L	0	0		0	0	0	1.92	10	150	0%	0	0	0%	
2-Nitroaniline	A	ug/L	0	0		0	0	0	2.4	10	150	0%	0	0	0%	
2-Nitrophenol	A	ug/L	0	0		0	0	0	2.36	10	150	0%	0	0	0%	
3,3'-Dichlorobenzidine	A	ug/L	0	0		0	0	0	2.11	10	150	0%	0	0	0%	
3-Nitroaniline	A	ug/L	0	0		0	0	0	2.77	10	150	0%	0	0	0%	
4,6-Dinitro-2-methylphenol	A	ug/L	0	0		0	0	0	2.33	10	150	0%	0	0	0%	
4-Bromophenyl phenyl ether	A	ug/L	0	0		0	0	0	1.74	10	150	0%	0	0	0%	
4-Chloro-2-methylphenol	A	ug/L	0	0		0	0	0	1.6	10	150	0%	0	0	0%	
4-Chloro-3-methylphenol	A	ug/L	0	0		0	0	0	1.46	10	150	0%	0	0	0%	
4-Chlorophenol	A	ug/L	0	0		0	0	0	2.64	10	150	0%	0	0	0%	
4-Chlorophenyl phenyl ether	A	ug/L	0	0		0	0	0	2.03	10	150	0%	0	0	0%	
4-Nitroaniline	A	ug/L	0	0		0	0	0	1.63	10	150	0%	0	0	0%	
4-Nitrophenol	A	ug/L	0	0		0	0	0	2.5	10	150	0%	0	0	0%	
Acenaphthene	A	ug/L	0	0		0	0	0	1.89	10	150	0%	0	0	0%	
Acenaphthylene	A	ug/L	0	0		0	0	0	1.57	10	150	0%	0	0	0%	
Aniline	A	ug/L	0	0		0	0	0	3.74	10	150	0%	0	0	0%	
Anthracene	A	ug/L	0	0		0	0	0	1.23	10	150	0%	0	0	0%	
Azobenzene	A	ug/L	0	0		0	0	0	1.09	10	150	0%	0	0	0%	
Benzidine	A	ug/L	0	0		0	0	0	6.72	10	150	0%	0	0	0%	
Benzo(a)anthracene	A	ug/L	0	0		0	0	0	0.856	10	150	0%	0	0	0%	
Benzo(a)pyrene	A	ug/L	0	0		0	0	0	1.24	10	150	0%	0	0	0%	
Benzo(b)fluoranthene	A	ug/L	0	0		0	0	0	0.903	10	150	0%	0	0	0%	
Benzo(g,h,i)perylene	A	ug/L	0	0		0	0	0	1.01	10	150	0%	0	0	0%	
Benzo(k)fluoranthene	A	ug/L	0	0		0	0	0	0.97	10	150	0%	0	0	0%	
Benzoic acid	A	ug/L	0	0		0	0	0	1.51	10	150	0%	0	0	0%	
Benzyl alcohol	A	ug/L	0	0		0	0	0	3.13	10	150	0%	0	0	0%	
bis(-2-chloroethoxy)Methane	A	ug/L	0	0		0	0	0	1.36	10	150	0%	0	0	0%	
bis(-2-chloroethyl)Ether	A	ug/L	0	0		0	0	0	2.57	10	150	0%	0	0	0%	
bis(2-chloroisopropyl)Ether	A	ug/L	0	0		0	0	0	1.49	10	150	0%	0	0	0%	
bis(2-ethylhexyl)Phthalate	A	ug/L	0	0		0	0	0	1.91	10	150	0%	0	0	0%	

Seq No	Lab ID	Test Code	Sample Typ	File ID	Analysis Date	DF	Batch ID	Prep Date	SPKref	RPDref	pmoist					
14985306	14-Jan-22_ISTB	SVOC-8270-W-	SAMP	SV5973N.I	sd0111/15/2022 2:50:0	1	R373356		0	0						
Analyte	T	Units	RAW	Final	Text	Spike	SPKref	RPDref	MDL	PQL	UQL	%REC	LOW	HIGH	%RPD	Q
Butylbenzylphthalate	A	ug/L	0	0		0	0	0	1.57	10	150	0%	0	0	0%	
Carbazole	A	ug/L	0	0		0	0	0	0.842	10	150	0%	0	0	0%	
Chrysene	A	ug/L	0	0		0	0	0	1.17	10	150	0%	0	0	0%	
Di-n-butyl phthalate	A	ug/L	0	0		0	0	0	0.932	10	150	0%	0	0	0%	
Di-n-octyl phthalate	A	ug/L	0	0		0	0	0	1.34	10	150	0%	0	0	0%	
Dibenzo(a,h)anthracene	A	ug/L	0	0		0	0	0	1.17	10	150	0%	0	0	0%	
Dibenzofuran	A	ug/L	0	0		0	0	0	1.74	10	150	0%	0	0	0%	
Diethyl phthalate	A	ug/L	0	0		0	0	0	2.18	10	150	0%	0	0	0%	
Dimethyl phthalate	A	ug/L	0	0		0	0	0	1.72	10	150	0%	0	0	0%	
Fluoranthene	A	ug/L	0	0		0	0	0	0.883	10	150	0%	0	0	0%	
Fluorene	A	ug/L	0	0		0	0	0	1.82	10	150	0%	0	0	0%	
Hexachlorobenzene	A	ug/L	0	0		0	0	0	1.33	10	150	0%	0	0	0%	
Hexachlorobutadiene	A	ug/L	0	0		0	0	0	2.32	10	150	0%	0	0	0%	
Hexachlorocyclopentadiene	A	ug/L	0	0		0	0	0	2.97	10	150	0%	0	0	0%	
Hexachloroethane	A	ug/L	0	0		0	0	0	1.79	10	150	0%	0	0	0%	
Indeno(1,2,3-cd)pyrene	A	ug/L	0	0		0	0	0	1.25	10	150	0%	0	0	0%	
Isophorone	A	ug/L	0	0		0	0	0	1.67	10	150	0%	0	0	0%	
m+p-Cresols	A	ug/L	0	0		0	0	0	1.78	10	150	0%	0	0	0%	
n-Nitroso-di-n-propylamine	A	ug/L	0	0		0	0	0	1.54	10	150	0%	0	0	0%	
n-Nitrosodimethylamine	A	ug/L	0	0		0	0	0	1.53	10	150	0%	0	0	0%	
n-Nitrosodiphenylamine	A	ug/L	0	0		0	0	0	1.16	10	150	0%	0	0	0%	
Naphthalene	A	ug/L	0	0		0	0	0	1.74	10	150	0%	0	0	0%	
Nitrobenzene	A	ug/L	0	0		0	0	0	2.31	10	150	0%	0	0	0%	
o-Cresol	A	ug/L	0	0		0	0	0	1.83	10	150	0%	0	0	0%	
p-Chloroaniline	A	ug/L	0	0		0	0	0	1.52	10	150	0%	0	0	0%	
Pentachlorophenol	A	ug/L	0	0		0	0	0	4.24	10	150	0%	0	0	0%	
Phenanthrene	A	ug/L	0	0		0	0	0	0.784	10	150	0%	0	0	0%	
Phenol	A	ug/L	0	0		0	0	0	1.46	10	150	0%	0	0	0%	
Pyrene	A	ug/L	0	0		0	0	0	0.921	10	150	0%	0	0	0%	
Pyridine	A	ug/L	0	0		0	0	0	3.22	10	150	0%	0	0	0%	
Triallate	A	ug/L	0	0		0	0	0	1.51	10	150	0%	0	0	0%	
1,4-Dichlorobenzene-d4	I	ug/L	40	40		0	0	0	0	10	150	0%	0	0	0%	
Acenaphthene-d10	I	ug/L	40	40		0	0	0	0	10	150	0%	0	0	0%	
Chrysene-d12	I	ug/L	40	40		0	0	0	0	10	150	0%	0	0	0%	
Naphthalene-d8	I	ug/L	40	40		0	0	0	0	10	150	0%	0	0	0%	

Seq No	Lab ID	Test Code	Sample Typ	File ID	Analysis Date	DF	Batch ID	Prep Date	SPKref	RPDref	pmoist					
14985306	14-Jan-22_ISTB	SVOC-8270-W-	SAMP	SV5973N.I	sd0111/15/2022 2:50:0	1	R373356		0	0						
Analyte	T	Units	RAW	Final	Text	Spike	SPKref	RPDref	MDL	PQL	UQL	%REC	LOW	HIGH	%RPD	Q
Perylene-d12	I	ug/L	40	40		0	0	0	0	10	150	0%	0	0	0%	
Phenanthrene-d10	I	ug/L	40	40		0	0	0	0	10	150	0%	0	0	0%	
2,4,6-Tribromophenol	S	ug/L	0	0		200	0	0	2.88	10	0	0%	25	140	0%	S
2-Fluorobiphenyl	S	ug/L	0	0		100	0	0	0.724	10	0	0%	28	107	0%	S
2-Fluorophenol	S	ug/L	0	0		200	0	0	3.52	10	0	0%	10	75	0%	S
Nitrobenzene-d5	S	ug/L	0	0		100	0	0	2.34	10	0	0%	32	94	0%	S
Phenol-d5	S	ug/L	0	0		200	0	0	2.06	10	0	0%	10	65	0%	S
Terphenyl-d14	S	ug/L	0	0		100	0	0	1.17	10	0	0%	32	122	0%	S
4-Chloroaniline	X	ug/L	0	0		0	0	0	1.61	10	150	0%	0	0	0%	
o-Terphenyl	X	ug/L	0	0		0	0	0	1.27	10	150	0%	0	0	0%	

Seq No	Lab ID	Test Code	Sample Typ	File ID	Analysis Date	DF	Batch ID	Prep Date	SPKref	RPDref	pmoist					
14985307	B22010213-002	SVOC-8270-W-	SAMP	SV5973N.I	sd0111/15/2022 3:22:1	1	162744	1/6/2022 9:1	0	0						
Analyte	T	Units	RAW	Final	Text	Spike	SPKref	RPDref	MDL	PQL	UQL	%REC	LOW	HIGH	%RPD	Q
1,2,4-Trichlorobenzene	A	ug/L	0	0		0	0	0	1.881	10	150	0%	0	0	0%	U
1,2-Dichlorobenzene	A	ug/L	0	0		0	0	0	1.9503	10	150	0%	0	0	0%	U
1,3-Dichlorobenzene	A	ug/L	0	0		0	0	0	2.1087	10	150	0%	0	0	0%	U
1,4-Dichlorobenzene	A	ug/L	0	0		0	0	0	1.9998	10	150	0%	0	0	0%	U
1-Methylnaphthalene	A	ug/L	0	0		0	0	0	2.3661	4.95	150	0%	0	0	0%	U
2,2'-Oxybis(1-Chloropropane)	A	ug/L	0	0		0	0	0	1.4355	10	150	0%	0	0	0%	U
2,4,5-Trichlorophenol	A	ug/L	0	0		0	0	0	2.2077	10	150	0%	0	0	0%	U
2,4,6-Trichlorophenol	A	ug/L	0	0		0	0	0	2.6136	10	150	0%	0	0	0%	U
2,4-Dichlorophenol	A	ug/L	0	0		0	0	0	1.6731	10	150	0%	0	0	0%	U
2,4-Dimethylphenol	A	ug/L	0	0		0	0	0	1.6731	10	150	0%	0	0	0%	U
2,4-Dinitrophenol	A	ug/L	0	0		0	0	0	4.2174	10	150	0%	0	0	0%	U
2,4-Dinitrotoluene	A	ug/L	0	0		0	0	0	3.0096	10	150	0%	0	0	0%	U
2,6-Dinitrotoluene	A	ug/L	0	0		0	0	0	3.168	10	150	0%	0	0	0%	U
2-Chloronaphthalene	A	ug/L	0	0		0	0	0	2.1186	10	150	0%	0	0	0%	U
2-Chlorophenol	A	ug/L	0	0		0	0	0	2.4552	10	150	0%	0	0	0%	U
2-Methylnaphthalene	A	ug/L	0	0		0	0	0	1.9008	4.95	150	0%	0	0	0%	U
2-Nitroaniline	A	ug/L	0	0		0	0	0	2.376	10	150	0%	0	0	0%	U
2-Nitrophenol	A	ug/L	0	0		0	0	0	2.3364	10	150	0%	0	0	0%	U
3,3'-Dichlorobenzidine	A	ug/L	0	0		0	0	0	2.0889	10	150	0%	0	0	0%	U
3-Nitroaniline	A	ug/L	0	0		0	0	0	2.7423	10	150	0%	0	0	0%	U

Seq No	Lab ID	Test Code	Sample Typ	File ID	Analysis Date	DF	Batch ID	Prep Date	SPKref	RPDref	pmoist					
14985307	B22010213-002	SVOC-8270-W-	SAMP	SV5973N.Tsd0111/15/2022	3:22:1	1	162744	1/6/2022 9:1	0	0						
Analyte	T	Units	RAW	Final	Text	Spike	SPKref	RPDref	MDL	PQL	UQL	%REC	LOW	HIGH	%RPD	Q
4,6-Dinitro-2-methylphenol	A	ug/L	0	0		0	0	0	2.3067	10	150	0%	0	0	0%	U
4-Bromophenyl phenyl ether	A	ug/L	0	0		0	0	0	1.7226	10	150	0%	0	0	0%	U
4-Chloro-2-methylphenol	A	ug/L	0	0		0	0	0	1.584	10	150	0%	0	0	0%	U
4-Chloro-3-methylphenol	A	ug/L	0	0		0	0	0	1.4454	10	150	0%	0	0	0%	U
4-Chloroaniline	A	ug/L	0	0		0	0	0	1.5939	10	150	0%	0	0	0%	U
4-Chlorophenol	A	ug/L	0	0		0	0	0	2.6136	10	150	0%	0	0	0%	U
4-Chlorophenyl phenyl ether	A	ug/L	0	0		0	0	0	2.0097	10	150	0%	0	0	0%	U
4-Nitroaniline	A	ug/L	0	0		0	0	0	1.6137	10	150	0%	0	0	0%	U
4-Nitrophenol	A	ug/L	0	0		0	0	0	2.475	10	150	0%	0	0	0%	U
Acenaphthene	A	ug/L	0	0		0	0	0	1.8711	4.95	150	0%	0	0	0%	U
Acenaphthylene	A	ug/L	0	0		0	0	0	1.5543	4.95	150	0%	0	0	0%	U
Aniline	A	ug/L	0	0		0	0	0	3.7026	10	150	0%	0	0	0%	U
Anthracene	A	ug/L	0	0		0	0	0	1.2177	4.95	150	0%	0	0	0%	U
Azobenzene	A	ug/L	0	0		0	0	0	1.0791	10	150	0%	0	0	0%	U
Benzidine	A	ug/L	0	0		0	0	0	6.6528	10	150	0%	0	0	0%	U
Benzo(a)anthracene	A	ug/L	0	0		0	0	0	0.84744	4.95	150	0%	0	0	0%	U
Benzo(a)pyrene	A	ug/L	0	0		0	0	0	1.2276	4.95	150	0%	0	0	0%	U
Benzo(b)fluoranthene	A	ug/L	0	0		0	0	0	0.89397	4.95	150	0%	0	0	0%	U
Benzo(g,h,i)perylene	A	ug/L	0	0		0	0	0	0.9999	4.95	150	0%	0	0	0%	U
Benzo(k)fluoranthene	A	ug/L	0	0		0	0	0	0.9603	4.95	150	0%	0	0	0%	U
Benzoic acid	A	ug/L	0	0		0	0	0	1.4949	10	150	0%	0	0	0%	U
Benzyl alcohol	A	ug/L	0	0		0	0	0	3.0987	10	150	0%	0	0	0%	U
bis(-2-chloroethoxy)Methane	A	ug/L	0	0		0	0	0	1.3464	10	150	0%	0	0	0%	U
bis(-2-chloroethyl)Ether	A	ug/L	0	0		0	0	0	2.5443	10	150	0%	0	0	0%	U
bis(2-chloroisopropyl)Ether	A	ug/L	0	0		0	0	0	1.4751	10	150	0%	0	0	0%	U
bis(2-ethylhexyl)Phthalate	A	ug/L	2.65453	2.6279847		0	0	0	1.8909	10	150	0%	0	0	0%	J
Butylbenzylphthalate	A	ug/L	0	0		0	0	0	1.5543	10	150	0%	0	0	0%	U
Carbazole	A	ug/L	0	0		0	0	0	0.83358	10	150	0%	0	0	0%	U
Chrysene	A	ug/L	0	0		0	0	0	1.1583	4.95	150	0%	0	0	0%	U
Di-n-butyl phthalate	A	ug/L	0	0		0	0	0	0.92268	10	150	0%	0	0	0%	U
Di-n-octyl phthalate	A	ug/L	0	0		0	0	0	1.3266	10	150	0%	0	0	0%	U
Dibenzo(a,h)anthracene	A	ug/L	0	0		0	0	0	1.1583	4.95	150	0%	0	0	0%	U
Dibenzofuran	A	ug/L	0	0		0	0	0	1.7226	10	150	0%	0	0	0%	U
Diethyl phthalate	A	ug/L	0	0		0	0	0	2.1582	10	150	0%	0	0	0%	U
Dimethyl phthalate	A	ug/L	0	0		0	0	0	1.7028	10	150	0%	0	0	0%	U

Seq No	Lab ID	Test Code	Sample Typ	File ID	Analysis Date	DF	Batch ID	Prep Date	SPKref	RPDref	pmoist					
14985307	B22010213-002	SVOC-8270-W-	SAMP	SV5973N.Tsd0111/15/2022	3:22:1	1	162744	1/6/2022 9:1	0	0						
Analyte	T	Units	RAW	Final	Text	Spike	SPKref	RPDref	MDL	PQL	UQL	%REC	LOW	HIGH	%RPD	Q
Fluoranthene	A	ug/L	0	0		0	0	0	0.87417	4.95	150	0%	0	0	0%	U
Fluorene	A	ug/L	0	0		0	0	0	1.8018	4.95	150	0%	0	0	0%	U
Hexachlorobenzene	A	ug/L	0	0		0	0	0	1.3167	10	150	0%	0	0	0%	U
Hexachlorobutadiene	A	ug/L	0	0		0	0	0	2.2968	10	150	0%	0	0	0%	U
Hexachlorocyclopentadiene	A	ug/L	0	0		0	0	0	2.9403	10	150	0%	0	0	0%	U
Hexachloroethane	A	ug/L	0	0		0	0	0	1.7721	10	150	0%	0	0	0%	U
Indeno(1,2,3-cd)pyrene	A	ug/L	0	0		0	0	0	1.2375	4.95	150	0%	0	0	0%	U
Isophorone	A	ug/L	0	0		0	0	0	1.6533	10	150	0%	0	0	0%	U
m+p-Cresols	A	ug/L	0	0		0	0	0	1.7622	10	150	0%	0	0	0%	U
n-Nitroso-di-n-propylamine	A	ug/L	0	0		0	0	0	1.5246	10	150	0%	0	0	0%	U
n-Nitrosodimethylamine	A	ug/L	0	0		0	0	0	1.5147	10	150	0%	0	0	0%	U
n-Nitrosodiphenylamine	A	ug/L	0	0		0	0	0	1.1484	10	150	0%	0	0	0%	U
Naphthalene	A	ug/L	0	0		0	0	0	1.7226	4.95	150	0%	0	0	0%	U
Nitrobenzene	A	ug/L	0	0		0	0	0	2.2869	10	150	0%	0	0	0%	U
o-Cresol	A	ug/L	0	0		0	0	0	1.8117	10	150	0%	0	0	0%	U
p-Chloroaniline	A	ug/L	0	0		0	0	0	1.5048	10	150	0%	0	0	0%	U
Pentachlorophenol	A	ug/L	0	0		0	0	0	4.1976	10	150	0%	0	0	0%	U
Phenanthrene	A	ug/L	0	0		0	0	0	0.77616	4.95	150	0%	0	0	0%	U
Phenol	A	ug/L	0	0		0	0	0	1.4454	10	150	0%	0	0	0%	U
Pyrene	A	ug/L	0	0		0	0	0	0.91179	4.95	150	0%	0	0	0%	U
Pyridine	A	ug/L	0	0		0	0	0	3.1878	10	150	0%	0	0	0%	U
Triallate	A	ug/L	0	0		0	0	0	1.4949	10	150	0%	0	0	0%	U
1,4-Dichlorobenzene-d4	I	ug/L	40	39.6		0	0	0	0	10	150	0%	0	0	0%	
Acenaphthene-d10	I	ug/L	40	39.6		0	0	0	0	10	150	0%	0	0	0%	
Chrysene-d12	I	ug/L	40	39.6		0	0	0	0	10	150	0%	0	0	0%	
Naphthalene-d8	I	ug/L	40	39.6		0	0	0	0	10	150	0%	0	0	0%	
Perylene-d12	I	ug/L	40	39.6		0	0	0	0	10	150	0%	0	0	0%	
Phenanthrene-d10	I	ug/L	40	39.6		0	0	0	0	10	150	0%	0	0	0%	
2,4,6-Tribromophenol	S	ug/L	151.41092	149.896811		198	0	0	2.8512	10	0	76%	43	140	0%	
2-Fluorobiphenyl	S	ug/L	56.82313	56.2548987		99	0	0	0.71676	10	0	57%	44	119	0%	
2-Fluorophenol	S	ug/L	68.14112	67.4597088		198	0	0	3.4848	10	0	34%	19	119	0%	
Nitrobenzene-d5	S	ug/L	62.08801	61.4671299		99	0	0	2.3166	10	0	62%	44	120	0%	
Phenol-d5	S	ug/L	75.00303	74.2529997		198	0	0	2.0394	10	0	38%	10	65	0%	
Terphenyl-d14	S	ug/L	87.88399	87.0051501		99	0	0	1.1583	10	0	88%	50	134	0%	
o-Terphenyl	X	ug/L	0	0		0	0	0	1.2573	10	150	0%	0	0	0%	U

Seq No	Lab ID	Test Code	Sample Typ	File ID	Analysis Date	DF	Batch ID	Prep Date	SPKref	RPDref	pmoist					
14985308	B22010213-002	SVOC-8270-W-	MS-DOD	SV5973N.I	11/15/2022 3:54:2	1	162744	1/6/2022 9:1	1E+07	0						
Analyte	T	Units	RAW	Final	Text	Spike	SPKref	RPDref	MDL	PQL	UQL	%REC	LOW	HIGH	%RPD	Q
1,2,4-Trichlorobenzene	A	ug/L	63.53605	61.6935046		97.1	0	0	1.8449	10	150	64%	29	116	0%	
1,2-Dichlorobenzene	A	ug/L	57.3699	55.7061729		97.1	0	0	1.91287	10	150	57%	32	111	0%	
1,3-Dichlorobenzene	A	ug/L	57.81058	56.1340732		97.1	0	0	2.06823	10	150	58%	28	110	0%	
1,4-Dichlorobenzene	A	ug/L	57.02079	55.3671871		97.1	0	0	1.96142	10	150	57%	29	112	0%	
1-Methylnaphthalene	A	ug/L	71.10937	69.0471983		97.1	0	0	2.32069	10	150	71%	41	119	0%	
2,2'-Oxybis(1-Chloropropane)	A	ug/L	57.44424	55.7783570		97.1	0	0	1.40795	10	150	57%	37	130	0%	
2,4,5-Trichlorophenol	A	ug/L	77.84713	75.5895632		97.1	0	0	2.16533	10	150	78%	53	123	0%	
2,4,6-Trichlorophenol	A	ug/L	79.16082	76.8651562		97.1	0	0	2.56344	10	150	79%	50	125	0%	
2,4-Dichlorophenol	A	ug/L	78.83869	76.552368		97.1	0	0	1.64099	10	150	79%	47	121	0%	
2,4-Dimethylphenol	A	ug/L	86.75883	84.2428239		97.1	0	0	1.64099	10	150	87%	31	124	0%	
2,4-Dinitrophenol	A	ug/L	73.25223	71.1279153		97.1	0	0	4.13646	10	150	73%	23	142	0%	
2,4-Dinitrotoluene	A	ug/L	84.9256	82.4627576		97.1	0	0	2.95184	10	150	85%	57	128	0%	
2,6-Dinitrotoluene	A	ug/L	81.68387	79.3150378		97.1	0	0	3.1072	10	150	82%	50	118	0%	
2-Chloronaphthalene	A	ug/L	75.12258	72.9440252		97.1	0	0	2.07794	10	150	75%	40	116	0%	
2-Chlorophenol	A	ug/L	69.37024	67.3585030		97.1	0	0	2.40808	10	150	69%	38	117	0%	
2-Methylnaphthalene	A	ug/L	74.57569	72.412995		97.1	0	0	1.86432	10	150	75%	40	121	0%	
2-Nitroaniline	A	ug/L	81.76523	79.3940383		97.1	0	0	2.3304	10	150	82%	55	127	0%	
2-Nitrophenol	A	ug/L	74.14177	71.9916587		97.1	0	0	2.29156	10	150	74%	47	123	0%	
3,3'-Dichlorobenzidine	A	ug/L	57.39911	55.7345358		97.1	0	0	2.04881	10	150	57%	27	129	0%	
3-Nitroaniline	A	ug/L	75.44254	73.2547063		97.1	0	0	2.68967	10	150	75%	41	128	0%	
4,6-Dinitro-2-methylphenol	A	ug/L	69.64675	67.6269943		97.1	0	0	2.26243	10	150	70%	44	137	0%	
4-Bromophenyl phenyl ether	A	ug/L	84.09963	81.6607407		97.1	0	0	1.68954	10	150	84%	55	124	0%	
4-Chloro-2-methylphenol	A	ug/L	80.29969	77.970999		97.1	0	0	1.5536	10	150	80%	49	89	0%	
4-Chloro-3-methylphenol	A	ug/L	88.8051	86.2297521		97.1	0	0	1.41766	10	150	89%	52	119	0%	
4-Chlorophenol	A	ug/L	72.29081	70.1943765		97.1	0	0	2.56344	10	150	72%	41	81	0%	
4-Chlorophenyl phenyl ether	A	ug/L	82.80768	80.4062573		97.1	0	0	1.97113	10	150	83%	53	121	0%	
4-Nitroaniline	A	ug/L	75.68968	73.4946793		97.1	0	0	1.58273	10	150	76%	57	101	0%	
4-Nitrophenol	A	ug/L	37.14094	36.0638527		97.1	0	0	2.4275	10	150	37%	15	36	0%	S
Acenaphthene	A	ug/L	81.73108	79.3608787		97.1	0	0	1.83519	10	150	82%	47	122	0%	
Acenaphthylene	A	ug/L	75.55529	73.3641866		97.1	0	0	1.52447	10	150	76%	41	130	0%	
Aniline	A	ug/L	24.35968	23.6532493		97.1	0	0	3.63154	10	150	24%	24	60	0%	
Anthracene	A	ug/L	88.31561	85.7544573		97.1	0	0	1.19433	10	150	88%	57	123	0%	
Azobenzene	A	ug/L	77.18301	74.9447027		97.1	0	0	1.05839	10	150	77%	61	116	0%	
Benzidine	A	ug/L	3.52491	3.42268761		97.1	0	0	0.652512	10	150	4%	10	100	0%	S1
Benzo(a)anthracene	A	ug/L	91.24848	88.6022741		97.1	0	0	0.831176	10	150	91%	58	125	0%	

Seq No	Lab ID	Test Code	Sample Typ	File ID	Analysis Date	DF	Batch ID	Prep Date	SPKref	RPDref	pmoist					
14985308	B22010213-002	SVOC-8270-W-	MS-DOD	SV5973N.Tsd0111/15/2022	3:54:2	1	162744	1/6/2022 9:1	1E+07	0						
Analyte	T	Units	RAW	Final	Text	Spike	SPKref	RPDref	MDL	PQL	UQL	%REC	LOW	HIGH	%RPD	Q
Benzo(a)pyrene	A	ug/L	83.50876	81.087006		97.1	0	0	1.20404	10	150	84%	54	128	0%	
Benzo(b)fluoranthene	A	ug/L	86.37664	83.8717174		97.1	0	0	0.876813	10	150	86%	53	131	0%	
Benzo(g,h,i)perylene	A	ug/L	85.98572	83.4921341		97.1	0	0	0.98071	10	150	86%	50	134	0%	
Benzo(k)fluoranthene	A	ug/L	82.43123	80.0407243		97.1	0	0	0.94187	10	150	82%	57	129	0%	
Benzoic acid	A	ug/L	34.27502	33.2810444		97.1	0	0	1.46621	10	150	34%	10	30	0%	S
Benzyl alcohol	A	ug/L	63.24112	61.4071275		97.1	0	0	3.03923	10	150	63%	31	112	0%	
bis(-2-chloroethoxy)Methane	A	ug/L	88.08008	85.5257577		97.1	0	0	1.32056	10	150	88%	48	120	0%	
bis(-2-chloroethyl)Ether	A	ug/L	75.8745	73.6741395		97.1	0	0	2.49547	10	150	76%	43	118	0%	
bis(2-chloroisopropyl)Ether	A	ug/L	57.44424	55.7783570		97.1	0	0	1.44679	10	150	57%	37	130	0%	
bis(2-ethylhexyl)Phthalate	A	ug/L	91.87876	89.214276		97.1	2.6279847	0	1.85461	10	150	89%	55	135	0%	
Butylbenzylphthalate	A	ug/L	92.69451	90.0063692		97.1	0	0	1.52447	10	150	93%	53	134	0%	
Carbazole	A	ug/L	85.90045	83.409337		97.1	0	0	0.817582	10	150	86%	60	122	0%	
Chrysene	A	ug/L	89.03712	86.4550435		97.1	0	0	1.13607	10	150	89%	59	123	0%	
Di-n-butyl phthalate	A	ug/L	94.48053	91.7405946		97.1	0	0	0.904972	10	150	94%	59	127	0%	
Di-n-octyl phthalate	A	ug/L	86.66625	84.1529288		97.1	0	0	1.30114	10	150	87%	51	140	0%	
Dibenzo(a,h)anthracene	A	ug/L	84.02654	81.5897703		97.1	0	0	1.13607	10	150	84%	51	134	0%	
Dibenzofuran	A	ug/L	80.87173	78.5264498		97.1	0	0	1.68954	10	150	81%	53	118	0%	
Diethyl phthalate	A	ug/L	85.56211	83.0808088		97.1	0	0	2.11678	10	150	86%	56	125	0%	
Dimethyl phthalate	A	ug/L	93.39896	90.6903902		97.1	0	0	1.67012	10	150	93%	45	127	0%	
Fluoranthene	A	ug/L	84.46167	82.0122816		97.1	0	0	0.857393	10	150	84%	57	128	0%	
Fluorene	A	ug/L	79.50806	77.2023263		97.1	0	0	1.76722	10	150	80%	52	124	0%	
Hexachlorobenzene	A	ug/L	76.09096	73.8843222		97.1	0	0	1.29143	10	150	76%	53	125	0%	
Hexachlorobutadiene	A	ug/L	59.82463	58.0897157		97.1	0	0	2.25272	10	150	60%	22	124	0%	
Hexachlorocyclopentadiene	A	ug/L	57.85936	56.1814386		97.1	0	0	2.88387	10	150	58%	39	91	0%	
Hexachloroethane	A	ug/L	50.26386	48.8062081		97.1	0	0	1.73809	10	150	50%	21	115	0%	
Indeno(1,2,3-cd)pyrene	A	ug/L	82.57238	80.177781		97.1	0	0	1.21375	10	150	83%	52	134	0%	
Isophorone	A	ug/L	84.71453	82.2578086		97.1	0	0	1.62157	10	150	85%	42	124	0%	
m+p-Cresols	A	ug/L	71.98902	69.9013384		97.1	0	0	1.72838	10	150	72%	29	110	0%	
n-Nitroso-di-n-propylamine	A	ug/L	81.43551	79.0738802		97.1	0	0	1.49534	10	150	81%	49	119	0%	
n-Nitrosodimethylamine	A	ug/L	39.47447	38.3297104		97.1	0	0	1.48563	10	150	39%	20	45	0%	
n-Nitrosodiphenylamine	A	ug/L	89.60266	87.0041829		97.1	0	0	1.12636	10	150	90%	51	123	0%	
Naphthalene	A	ug/L	73.13299	71.0121333		97.1	0	0	1.68954	10	150	73%	40	121	0%	
Nitrobenzene	A	ug/L	79.62255	77.3134961		97.1	0	0	2.24301	10	150	80%	45	121	0%	
o-Cresol	A	ug/L	76.58275	74.3618503		97.1	0	0	1.77693	10	150	77%	30	117	0%	
p-Chloroaniline	A	ug/L	65.49893	63.5994610		97.1	0	0	1.47592	10	150	65%	33	117	0%	

Seq No	Lab ID	Test Code	Sample Typ	File ID	Analysis Date	DF	Batch ID	Prep Date	SPKref	RPDref	pmoist					
14985308	B22010213-002	SVOC-8270-W-	MS-DOD	SV5973N.Tsd0111/15/2022	3:54:2	1	162744	1/6/2022 9:1	1E+07	0						
Analyte	T	Units	RAW	Final	Text	Spike	SPKref	RPDref	MDL	PQL	UQL	%REC	LOW	HIGH	%RPD	Q
Pentachlorophenol	A	ug/L	82.37673	79.9878048		97.1	0	0	4.11704	10	150	82%	35	138	0%	
Phenanthrene	A	ug/L	83.12196	80.7114232		97.1	0	0	0.761264	10	150	83%	59	120	0%	
Phenol	A	ug/L	46.45611	45.1088828		97.1	0	0	1.41766	10	150	46%	37	75	0%	
Pyrene	A	ug/L	81.57663	79.2109077		97.1	0	0	0.894291	10	150	82%	57	126	0%	
Pyridine	A	ug/L	27.64703	26.8452661		97.1	0	0	3.12662	10	150	28%	16	45	0%	
Triallate	A	ug/L	80.61559	78.2777379		97.1	0	0	1.46621	10	150	81%	59	105	0%	
1,4-Dichlorobenzene-d4	I	ug/L	40	38.84		0	0	0	0	10	150	0%				
Acenaphthene-d10	I	ug/L	40	38.84		0	0	0	0	10	150	0%				
Chrysene-d12	I	ug/L	40	38.84		0	0	0	0	10	150	0%				
Naphthalene-d8	I	ug/L	40	38.84		0	0	0	0	10	150	0%				
Perylene-d12	I	ug/L	40	38.84		0	0	0	0	10	150	0%				
Phenanthrene-d10	I	ug/L	40	38.84		0	0	0	0	10	150	0%				
2,4,6-Tribromophenol	S	ug/L	151.91304	147.507562		194.2	0	0	2.79648	10	0	76%	43	140	0%	
2-Fluorobiphenyl	S	ug/L	67.77201	65.8066217		97.1	0	0	0.703004	10	0	68%	44	119	0%	
2-Fluorophenol	S	ug/L	80.83397	78.4897849		194.2	0	0	3.41792	10	0	40%	19	119	0%	
Nitrobenzene-d5	S	ug/L	67.85701	65.8891567		97.1	0	0	2.27214	10	0	68%	44	120	0%	
Phenol-d5	S	ug/L	83.08469	80.675234		194.2	0	0	2.00026	10	0	42%	10	65	0%	
Terphenyl-d14	S	ug/L	87.06719	84.5422415		97.1	0	0	1.13607	10	0	87%	50	134	0%	
4-Chloroaniline	X	ug/L	65.49893	63.5994610		97.1	0	0	1.56331	10	150	65%	33	117	0%	
o-Terphenyl	X	ug/L	76.60598	74.3844066		97.1	0	0	1.23317	10	150	77%	40	140	0%	

Seq No	Lab ID	Test Code	Sample Typ	File ID	Analysis Date	DF	Batch ID	Prep Date	SPKref	RPDref	pmoist					
14985309	B22010213-003	SVOC-8270-W-	SAMP	SV5973N.Tsd0111/15/2022	4:26:3	1	162744	1/6/2022 9:1	0	0						
Analyte	T	Units	RAW	Final	Text	Spike	SPKref	RPDref	MDL	PQL	UQL	%REC	LOW	HIGH	%RPD	Q
1,2,4-Trichlorobenzene	A	ug/L	0	0		0	0	0	1.957	10	150	0%	0	0	0%	U
1,2-Dichlorobenzene	A	ug/L	0	0		0	0	0	2.0291	10	150	0%	0	0	0%	U
1,3-Dichlorobenzene	A	ug/L	0	0		0	0	0	2.1939	10	150	0%	0	0	0%	U
1,4-Dichlorobenzene	A	ug/L	0	0		0	0	0	2.0806	10	150	0%	0	0	0%	U
1-Methylnaphthalene	A	ug/L	0	0		0	0	0	2.4617	5.15	150	0%	0	0	0%	U
2,2'-Oxybis(1-Chloropropane)	A	ug/L	0	0		0	0	0	1.4935	10	150	0%	0	0	0%	U
2,4,5-Trichlorophenol	A	ug/L	0	0		0	0	0	2.2969	10	150	0%	0	0	0%	U
2,4,6-Trichlorophenol	A	ug/L	0	0		0	0	0	2.7192	10	150	0%	0	0	0%	U
2,4-Dichlorophenol	A	ug/L	0	0		0	0	0	1.7407	10	150	0%	0	0	0%	U
2,4-Dimethylphenol	A	ug/L	0	0		0	0	0	1.7407	10	150	0%	0	0	0%	U

Seq No	Lab ID	Test Code	Sample Typ	File ID	Analysis Date	DF	Batch ID	Prep Date	SPKref	RPDref	pmoist					
14985309	B22010213-003	SVOC-8270-W-	SAMP	SV5973N.Tsd0111/15/2022	4:26:3	1	162744	1/6/2022 9:1	0	0						
Analyte	T	Units	RAW	Final	Text	Spike	SPKref	RPDref	MDL	PQL	UQL	%REC	LOW	HIGH	%RPD	Q
2,4-Dinitrophenol	A	ug/L	0	0		0	0	0	4.3878	10.3	150	0%	0	0	0%	U
2,4-Dinitrotoluene	A	ug/L	0	0		0	0	0	3.1312	10	150	0%	0	0	0%	U
2,6-Dinitrotoluene	A	ug/L	0	0		0	0	0	3.296	10	150	0%	0	0	0%	U
2-Chloronaphthalene	A	ug/L	0	0		0	0	0	2.2042	10	150	0%	0	0	0%	U
2-Chlorophenol	A	ug/L	0	0		0	0	0	2.5544	10	150	0%	0	0	0%	U
2-Methylnaphthalene	A	ug/L	0	0		0	0	0	1.9776	5.15	150	0%	0	0	0%	U
2-Nitroaniline	A	ug/L	0	0		0	0	0	2.472	10	150	0%	0	0	0%	U
2-Nitrophenol	A	ug/L	0	0		0	0	0	2.4308	10	150	0%	0	0	0%	U
3,3'-Dichlorobenzidine	A	ug/L	0	0		0	0	0	2.1733	10.3	150	0%	0	0	0%	U
3-Nitroaniline	A	ug/L	0	0		0	0	0	2.8531	10	150	0%	0	0	0%	U
4,6-Dinitro-2-methylphenol	A	ug/L	0	0		0	0	0	2.3999	10.3	150	0%	0	0	0%	U
4-Bromophenyl phenyl ether	A	ug/L	0	0		0	0	0	1.7922	10	150	0%	0	0	0%	U
4-Chloro-2-methylphenol	A	ug/L	0	0		0	0	0	1.648	10	150	0%	0	0	0%	U
4-Chloro-3-methylphenol	A	ug/L	0	0		0	0	0	1.5038	10	150	0%	0	0	0%	U
4-Chloroaniline	A	ug/L	0	0		0	0	0	1.6583	10	150	0%	0	0	0%	U
4-Chlorophenol	A	ug/L	0	0		0	0	0	2.7192	10	150	0%	0	0	0%	U
4-Chlorophenyl phenyl ether	A	ug/L	0	0		0	0	0	2.0909	10	150	0%	0	0	0%	U
4-Nitroaniline	A	ug/L	0	0		0	0	0	1.6789	10	150	0%	0	0	0%	U
4-Nitrophenol	A	ug/L	0	0		0	0	0	2.575	10.3	150	0%	0	0	0%	U
Acenaphthene	A	ug/L	0	0		0	0	0	1.9467	5.15	150	0%	0	0	0%	U
Acenaphthylene	A	ug/L	0	0		0	0	0	1.6171	5.15	150	0%	0	0	0%	U
Aniline	A	ug/L	0	0		0	0	0	3.8522	10	150	0%	0	0	0%	U
Anthracene	A	ug/L	0	0		0	0	0	1.2669	5.15	150	0%	0	0	0%	U
Azobenzene	A	ug/L	0	0		0	0	0	1.1227	10	150	0%	0	0	0%	U
Benzidine	A	ug/L	0	0		0	0	0	6.9216	10.3	150	0%	0	0	0%	U
Benzo(a)anthracene	A	ug/L	0	0		0	0	0	0.88168	5.15	150	0%	0	0	0%	U
Benzo(a)pyrene	A	ug/L	0	0		0	0	0	1.2772	5.15	150	0%	0	0	0%	U
Benzo(b)fluoranthene	A	ug/L	0	0		0	0	0	0.93009	5.15	150	0%	0	0	0%	U
Benzo(g,h,i)perylene	A	ug/L	0	0		0	0	0	1.0403	5.15	150	0%	0	0	0%	U
Benzo(k)fluoranthene	A	ug/L	0	0		0	0	0	0.9991	5.15	150	0%	0	0	0%	U
Benzoic acid	A	ug/L	0	0		0	0	0	1.5553	10	150	0%	0	0	0%	U
Benzyl alcohol	A	ug/L	0	0		0	0	0	3.2239	10	150	0%	0	0	0%	U
bis(-2-chloroethoxy)Methane	A	ug/L	0	0		0	0	0	1.4008	10	150	0%	0	0	0%	U
bis(-2-chloroethyl)Ether	A	ug/L	0	0		0	0	0	2.6471	10	150	0%	0	0	0%	U
bis(2-chloroisopropyl)Ether	A	ug/L	0	0		0	0	0	1.5347	10	150	0%	0	0	0%	U

Seq No	Lab ID	Test Code	Sample Typ	File ID	Analysis Date	DF	Batch ID	Prep Date	SPKref	RPDref	pmoist					
14985309	B22010213-003	SVOC-8270-W-	SAMP	SV5973N.I	sd0111/15/2022 4:26:3	1	162744	1/6/2022 9:1	0	0						
Analyte	T	Units	RAW	Final	Text	Spike	SPKref	RPDref	MDL	PQL	UQL	%REC	LOW	HIGH	%RPD	Q
bis(2-ethylhexyl)Phthalate	A	ug/L	0	0		0	0	0	1.9673	10	150	0%	0	0	0%	U
Butylbenzylphthalate	A	ug/L	0	0		0	0	0	1.6171	10	150	0%	0	0	0%	U
Carbazole	A	ug/L	0	0		0	0	0	0.86726	10	150	0%	0	0	0%	U
Chrysene	A	ug/L	0	0		0	0	0	1.2051	5.15	150	0%	0	0	0%	U
Di-n-butyl phthalate	A	ug/L	0	0		0	0	0	0.95996	10	150	0%	0	0	0%	U
Di-n-octyl phthalate	A	ug/L	0	0		0	0	0	1.3802	10	150	0%	0	0	0%	U
Dibenzo(a,h)anthracene	A	ug/L	0	0		0	0	0	1.2051	5.15	150	0%	0	0	0%	U
Dibenzofuran	A	ug/L	0	0		0	0	0	1.7922	10	150	0%	0	0	0%	U
Diethyl phthalate	A	ug/L	0	0		0	0	0	2.2454	10	150	0%	0	0	0%	U
Dimethyl phthalate	A	ug/L	0	0		0	0	0	1.7716	10	150	0%	0	0	0%	U
Fluoranthene	A	ug/L	0	0		0	0	0	0.90949	5.15	150	0%	0	0	0%	U
Fluorene	A	ug/L	0	0		0	0	0	1.8746	5.15	150	0%	0	0	0%	U
Hexachlorobenzene	A	ug/L	0	0		0	0	0	1.3699	10	150	0%	0	0	0%	U
Hexachlorobutadiene	A	ug/L	0	0		0	0	0	2.3896	10	150	0%	0	0	0%	U
Hexachlorocyclopentadiene	A	ug/L	0	0		0	0	0	3.0591	10	150	0%	0	0	0%	U
Hexachloroethane	A	ug/L	0	0		0	0	0	1.8437	10	150	0%	0	0	0%	U
Indeno(1,2,3-cd)pyrene	A	ug/L	0	0		0	0	0	1.2875	5.15	150	0%	0	0	0%	U
Isophorone	A	ug/L	0	0		0	0	0	1.7201	10	150	0%	0	0	0%	U
m+p-Cresols	A	ug/L	0	0		0	0	0	1.8334	10	150	0%	0	0	0%	U
n-Nitroso-di-n-propylamine	A	ug/L	0	0		0	0	0	1.5862	10	150	0%	0	0	0%	U
n-Nitrosodimethylamine	A	ug/L	0	0		0	0	0	1.5759	10	150	0%	0	0	0%	U
n-Nitrosodiphenylamine	A	ug/L	0	0		0	0	0	1.1948	10.3	150	0%	0	0	0%	U
Naphthalene	A	ug/L	0	0		0	0	0	1.7922	5.15	150	0%	0	0	0%	U
Nitrobenzene	A	ug/L	0	0		0	0	0	2.3793	10	150	0%	0	0	0%	U
o-Cresol	A	ug/L	0	0		0	0	0	1.8849	10	150	0%	0	0	0%	U
p-Chloroaniline	A	ug/L	0	0		0	0	0	1.5656	10	150	0%	0	0	0%	U
Pentachlorophenol	A	ug/L	0	0		0	0	0	4.3672	10.3	150	0%	0	0	0%	U
Phenanthrene	A	ug/L	0	0		0	0	0	0.80752	5.15	150	0%	0	0	0%	U
Phenol	A	ug/L	0	0		0	0	0	1.5038	10	150	0%	0	0	0%	U
Pyrene	A	ug/L	0	0		0	0	0	0.94863	5.15	150	0%	0	0	0%	U
Pyridine	A	ug/L	0	0		0	0	0	3.3166	10	150	0%	0	0	0%	U
Triallate	A	ug/L	0	0		0	0	0	1.5553	10	150	0%	0	0	0%	U
1,4-Dichlorobenzene-d4	I	ug/L	40	41.2		0	0	0	0	10	150	0%	0	0	0%	
Acenaphthene-d10	I	ug/L	40	41.2		0	0	0	0	10	150	0%	0	0	0%	
Chrysene-d12	I	ug/L	40	41.2		0	0	0	0	10	150	0%	0	0	0%	

Seq No	Lab ID	Test Code	Sample Typ	File ID	Analysis Date	DF	Batch ID	Prep Date	SPKref	RPDref	pmoist					
14985309	B22010213-003	SVOC-8270-W-	SAMP	SV5973N.I	sd0111/15/2022 4:26:3	1	162744	1/6/2022 9:1	0	0						
Analyte	T	Units	RAW	Final	Text	Spike	SPKref	RPDref	MDL	PQL	UQL	%REC	LOW	HIGH	%RPD	Q
Naphthalene-d8	I	ug/L	40	41.2		0	0	0	0	10	150	0%	0	0	0%	
Perylene-d12	I	ug/L	40	41.2		0	0	0	0	10	150	0%	0	0	0%	
Phenanthrene-d10	I	ug/L	40	41.2		0	0	0	0	10	150	0%	0	0	0%	
2,4,6-Tribromophenol	S	ug/L	131.17084	135.105965		206	0	0	2.9664	10	0	66%	43	140	0%	
2-Fluorobiphenyl	S	ug/L	47.60066	49.0286798		103	0	0	0.74572	10	0	48%	44	119	0%	
2-Fluorophenol	S	ug/L	60.5164	62.331892		206	0	0	3.6256	10	0	30%	19	119	0%	
Nitrobenzene-d5	S	ug/L	58.6456	60.404968		103	0	0	2.4102	10	0	59%	44	120	0%	
Phenol-d5	S	ug/L	65.15832	67.1130696		206	0	0	2.1218	10	0	33%	10	65	0%	
Terphenyl-d14	S	ug/L	87.05001	89.6615103		103	0	0	1.2051	10	0	87%	50	134	0%	
o-Terphenyl	X	ug/L	0	0		0	0	0	1.3081	10	150	0%	0	0	0%	U

Seq No	Lab ID	Test Code	Sample Typ	File ID	Analysis Date	DF	Batch ID	Prep Date	SPKref	RPDref	pmoist					
14985310	B22010214-001	SVOC-8270-W-	SAMP	SV5973N.I	sd0111/15/2022 4:58:4	1	162744	1/6/2022 9:1	0	0						
Analyte	T	Units	RAW	Final	Text	Spike	SPKref	RPDref	MDL	PQL	UQL	%REC	LOW	HIGH	%RPD	Q
1,2,4-Trichlorobenzene	A	ug/L	0	0		0	0	0	1.957	10	150	0%	0	0	0%	U
1,2-Dichlorobenzene	A	ug/L	0	0		0	0	0	2.0291	10	150	0%	0	0	0%	U
1,3-Dichlorobenzene	A	ug/L	0	0		0	0	0	2.1939	10	150	0%	0	0	0%	U
1,4-Dichlorobenzene	A	ug/L	0	0		0	0	0	2.0806	10	150	0%	0	0	0%	U
1-Methylnaphthalene	A	ug/L	0	0		0	0	0	2.4617	5.15	150	0%	0	0	0%	U
2,2'-Oxybis(1-Chloropropane)	A	ug/L	0	0		0	0	0	1.4935	10	150	0%	0	0	0%	U
2,4,5-Trichlorophenol	A	ug/L	0	0		0	0	0	2.2969	10	150	0%	0	0	0%	U
2,4,6-Trichlorophenol	A	ug/L	0	0		0	0	0	2.7192	10	150	0%	0	0	0%	U
2,4-Dichlorophenol	A	ug/L	0	0		0	0	0	1.7407	10	150	0%	0	0	0%	U
2,4-Dimethylphenol	A	ug/L	0	0		0	0	0	1.7407	10	150	0%	0	0	0%	U
2,4-Dinitrophenol	A	ug/L	0	0		0	0	0	4.3878	10.3	150	0%	0	0	0%	U
2,4-Dinitrotoluene	A	ug/L	0	0		0	0	0	3.1312	10	150	0%	0	0	0%	U
2,6-Dinitrotoluene	A	ug/L	0	0		0	0	0	3.296	10	150	0%	0	0	0%	U
2-Chloronaphthalene	A	ug/L	0	0		0	0	0	2.2042	10	150	0%	0	0	0%	U
2-Chlorophenol	A	ug/L	0	0		0	0	0	2.5544	10	150	0%	0	0	0%	U
2-Methylnaphthalene	A	ug/L	0	0		0	0	0	1.9776	5.15	150	0%	0	0	0%	U
2-Nitroaniline	A	ug/L	0	0		0	0	0	2.472	10	150	0%	0	0	0%	U
2-Nitrophenol	A	ug/L	0	0		0	0	0	2.4308	10	150	0%	0	0	0%	U
3,3'-Dichlorobenzidine	A	ug/L	0	0		0	0	0	2.1733	10.3	150	0%	0	0	0%	U
3-Nitroaniline	A	ug/L	0	0		0	0	0	2.8531	10	150	0%	0	0	0%	U

Seq No	Lab ID	Test Code	Sample Typ	File ID	Analysis Date	DF	Batch ID	Prep Date	SPKref	RPDref	pmoist					
14985310	B22010214-001	SVOC-8270-W-	SAMP	SV5973N.I	sd0111/15/2022 4:58:4	1	162744	1/6/2022 9:1	0	0						
Analyte	T	Units	RAW	Final	Text	Spike	SPKref	RPDref	MDL	PQL	UQL	%REC	LOW	HIGH	%RPD	Q
4,6-Dinitro-2-methylphenol	A	ug/L	0	0		0	0	0	2.3999	10.3	150	0%	0	0	0%	U
4-Bromophenyl phenyl ether	A	ug/L	0	0		0	0	0	1.7922	10	150	0%	0	0	0%	U
4-Chloro-2-methylphenol	A	ug/L	0	0		0	0	0	1.648	10	150	0%	0	0	0%	U
4-Chloro-3-methylphenol	A	ug/L	0	0		0	0	0	1.5038	10	150	0%	0	0	0%	U
4-Chlorophenol	A	ug/L	0	0		0	0	0	2.7192	10	150	0%	0	0	0%	U
4-Chlorophenyl phenyl ether	A	ug/L	0	0		0	0	0	2.0909	10	150	0%	0	0	0%	U
4-Nitroaniline	A	ug/L	0	0		0	0	0	1.6789	10	150	0%	0	0	0%	U
4-Nitrophenol	A	ug/L	0	0		0	0	0	2.575	10.3	150	0%	0	0	0%	U
Acenaphthene	A	ug/L	0	0		0	0	0	1.9467	5.15	150	0%	0	0	0%	U
Acenaphthylene	A	ug/L	0	0		0	0	0	1.6171	5.15	150	0%	0	0	0%	U
Aniline	A	ug/L	0	0		0	0	0	3.8522	10	150	0%	0	0	0%	U
Anthracene	A	ug/L	0	0		0	0	0	1.2669	5.15	150	0%	0	0	0%	U
Azobenzene	A	ug/L	0	0		0	0	0	1.1227	10	150	0%	0	0	0%	U
Benzidine	A	ug/L	0	0		0	0	0	6.9216	10.3	150	0%	0	0	0%	U
Benzo(a)anthracene	A	ug/L	0	0		0	0	0	0.88168	5.15	150	0%	0	0	0%	U
Benzo(a)pyrene	A	ug/L	0	0		0	0	0	1.2772	5.15	150	0%	0	0	0%	U
Benzo(b)fluoranthene	A	ug/L	0	0		0	0	0	0.93009	5.15	150	0%	0	0	0%	U
Benzo(g,h,i)perylene	A	ug/L	0	0		0	0	0	1.0403	5.15	150	0%	0	0	0%	U
Benzo(k)fluoranthene	A	ug/L	0	0		0	0	0	0.9991	5.15	150	0%	0	0	0%	U
Benzoic acid	A	ug/L	0	0		0	0	0	1.5553	10	150	0%	0	0	0%	U
Benzyl alcohol	A	ug/L	0	0		0	0	0	3.2239	10	150	0%	0	0	0%	U
bis(-2-chloroethoxy)Methane	A	ug/L	0	0		0	0	0	1.4008	10	150	0%	0	0	0%	U
bis(-2-chloroethyl)Ether	A	ug/L	0	0		0	0	0	2.6471	10	150	0%	0	0	0%	U
bis(2-chloroisopropyl)Ether	A	ug/L	0	0		0	0	0	1.5347	10	150	0%	0	0	0%	U
bis(2-ethylhexyl)Phthalate	A	ug/L	0	0		0	0	0	1.9673	10	150	0%	0	0	0%	U
Butylbenzylphthalate	A	ug/L	0	0		0	0	0	1.6171	10	150	0%	0	0	0%	U
Carbazole	A	ug/L	0	0		0	0	0	0.86726	10	150	0%	0	0	0%	U
Chrysene	A	ug/L	0	0		0	0	0	1.2051	5.15	150	0%	0	0	0%	U
Di-n-butyl phthalate	A	ug/L	0	0		0	0	0	0.95996	10	150	0%	0	0	0%	U
Di-n-octyl phthalate	A	ug/L	0	0		0	0	0	1.3802	10	150	0%	0	0	0%	U
Dibenzo(a,h)anthracene	A	ug/L	0	0		0	0	0	1.2051	5.15	150	0%	0	0	0%	U
Dibenzofuran	A	ug/L	0	0		0	0	0	1.7922	10	150	0%	0	0	0%	U
Diethyl phthalate	A	ug/L	0	0		0	0	0	2.2454	10	150	0%	0	0	0%	U
Dimethyl phthalate	A	ug/L	0	0		0	0	0	1.7716	10	150	0%	0	0	0%	U
Fluoranthene	A	ug/L	0	0		0	0	0	0.90949	5.15	150	0%	0	0	0%	U

Seq No	Lab ID	Test Code	Sample Typ	File ID	Analysis Date	DF	Batch ID	Prep Date	SPKref	RPDref	pmoist					
14985310	B22010214-001	SVOC-8270-W-	SAMP	SV5973N.I	sd0111/15/2022 4:58:4	1	162744	1/6/2022 9:1	0	0						
Analyte	T	Units	RAW	Final	Text	Spike	SPKref	RPDref	MDL	PQL	UQL	%REC	LOW	HIGH	%RPD	Q
Fluorene	A	ug/L	0	0		0	0	0	1.8746	5.15	150	0%	0	0	0%	U
Hexachlorobenzene	A	ug/L	0	0		0	0	0	1.3699	10	150	0%	0	0	0%	U
Hexachlorobutadiene	A	ug/L	0	0		0	0	0	2.3896	10	150	0%	0	0	0%	U
Hexachlorocyclopentadiene	A	ug/L	0	0		0	0	0	3.0591	10	150	0%	0	0	0%	U
Hexachloroethane	A	ug/L	0	0		0	0	0	1.8437	10	150	0%	0	0	0%	U
Indeno(1,2,3-cd)pyrene	A	ug/L	0	0		0	0	0	1.2875	5.15	150	0%	0	0	0%	U
Isophorone	A	ug/L	0	0		0	0	0	1.7201	10	150	0%	0	0	0%	U
m+p-Cresols	A	ug/L	0	0		0	0	0	1.8334	10	150	0%	0	0	0%	U
n-Nitroso-di-n-propylamine	A	ug/L	0	0		0	0	0	1.5862	10	150	0%	0	0	0%	U
n-Nitrosodimethylamine	A	ug/L	0	0		0	0	0	1.5759	10	150	0%	0	0	0%	U
n-Nitrosodiphenylamine	A	ug/L	0	0		0	0	0	1.1948	10.3	150	0%	0	0	0%	U
Naphthalene	A	ug/L	0	0		0	0	0	1.7922	5.15	150	0%	0	0	0%	U
Nitrobenzene	A	ug/L	0	0		0	0	0	2.3793	10	150	0%	0	0	0%	U
o-Cresol	A	ug/L	0	0		0	0	0	1.8849	10	150	0%	0	0	0%	U
p-Chloroaniline	A	ug/L	0	0		0	0	0	1.5656	10	150	0%	0	0	0%	U
Pentachlorophenol	A	ug/L	0	0		0	0	0	4.3672	10.3	150	0%	0	0	0%	U
Phenanthrene	A	ug/L	0	0		0	0	0	0.80752	5.15	150	0%	0	0	0%	U
Phenol	A	ug/L	0	0		0	0	0	1.5038	10	150	0%	0	0	0%	U
Pyrene	A	ug/L	0	0		0	0	0	0.94863	5.15	150	0%	0	0	0%	U
Pyridine	A	ug/L	0	0		0	0	0	3.3166	10	150	0%	0	0	0%	U
Triallate	A	ug/L	0	0		0	0	0	1.5553	10	150	0%	0	0	0%	U
1,4-Dichlorobenzene-d4	I	ug/L	40	41.2		0	0	0	0	10	150	0%	0	0	0%	
Acenaphthene-d10	I	ug/L	40	41.2		0	0	0	0	10	150	0%	0	0	0%	
Chrysene-d12	I	ug/L	40	41.2		0	0	0	0	10	150	0%	0	0	0%	
Naphthalene-d8	I	ug/L	40	41.2		0	0	0	0	10	150	0%	0	0	0%	
Perylene-d12	I	ug/L	40	41.2		0	0	0	0	10	150	0%	0	0	0%	
Phenanthrene-d10	I	ug/L	40	41.2		0	0	0	0	10	150	0%	0	0	0%	
2,4,6-Tribromophenol	S	ug/L	152.86882	157.454885		206	0	0	2.9664	10	0	76%	43	140	0%	
2-Fluorobiphenyl	S	ug/L	60.87407	62.7002921		103	0	0	0.74572	10	0	61%	44	119	0%	
2-Fluorophenol	S	ug/L	55.33386	56.9938758		206	0	0	3.6256	10	0	28%	19	119	0%	
Nitrobenzene-d5	S	ug/L	59.90874	61.7060022		103	0	0	2.4102	10	0	60%	44	120	0%	
Phenol-d5	S	ug/L	57.213	58.92939		206	0	0	2.1218	10	0	29%	10	65	0%	
Terphenyl-d14	S	ug/L	91.12744	93.8612632		103	0	0	1.2051	10	0	91%	50	134	0%	
4-Chloroaniline	X	ug/L	0	0		0	0	0	1.6583	10	150	0%	0	0	0%	U
o-Terphenyl	X	ug/L	0	0		0	0	0	1.3081	10	150	0%	0	0	0%	U

Seq No	Lab ID	Test Code	Sample Typ	File ID	Analysis Date	DF	Batch ID	Prep Date	SPKref	RPDref	pmoist					
14985311	B22010219-001	SVOC-8270-W-	SAMP	SV5973N.I	sd0111/15/2022 5:31:0	1	162744	1/6/2022 9:1	0	0						
Analyte	T	Units	RAW	Final	Text	Spike	SPKref	RPDref	MDL	PQL	UQL	%REC	LOW	HIGH	%RPD	Q
1,2,4-Trichlorobenzene	A	ug/L	0	0		0	0	0	1.957	10	150	0%	0	0	0%	U
1,2-Dichlorobenzene	A	ug/L	0	0		0	0	0	2.0291	10	150	0%	0	0	0%	U
1,3-Dichlorobenzene	A	ug/L	0	0		0	0	0	2.1939	10	150	0%	0	0	0%	U
1,4-Dichlorobenzene	A	ug/L	0	0		0	0	0	2.0806	10	150	0%	0	0	0%	U
1-Methylnaphthalene	A	ug/L	0	0		0	0	0	2.4617	5.15	150	0%	0	0	0%	U
2,2'-Oxybis(1-Chloropropane)	A	ug/L	0	0		0	0	0	1.4935	10	150	0%	0	0	0%	U
2,4,5-Trichlorophenol	A	ug/L	0	0		0	0	0	2.2969	10	150	0%	0	0	0%	U
2,4,6-Trichlorophenol	A	ug/L	0	0		0	0	0	2.7192	10	150	0%	0	0	0%	U
2,4-Dichlorophenol	A	ug/L	0	0		0	0	0	1.7407	10	150	0%	0	0	0%	U
2,4-Dimethylphenol	A	ug/L	0	0		0	0	0	1.7407	10	150	0%	0	0	0%	U
2,4-Dinitrophenol	A	ug/L	0	0		0	0	0	4.3878	10.3	150	0%	0	0	0%	U
2,4-Dinitrotoluene	A	ug/L	0	0		0	0	0	3.1312	10	150	0%	0	0	0%	U
2,6-Dinitrotoluene	A	ug/L	0	0		0	0	0	3.296	10	150	0%	0	0	0%	U
2-Chloronaphthalene	A	ug/L	0	0		0	0	0	2.2042	10	150	0%	0	0	0%	U
2-Chlorophenol	A	ug/L	0	0		0	0	0	2.5544	10	150	0%	0	0	0%	U
2-Methylnaphthalene	A	ug/L	0	0		0	0	0	1.9776	5.15	150	0%	0	0	0%	U
2-Nitroaniline	A	ug/L	0	0		0	0	0	2.472	10	150	0%	0	0	0%	U
2-Nitrophenol	A	ug/L	0	0		0	0	0	2.4308	10	150	0%	0	0	0%	U
3,3'-Dichlorobenzidine	A	ug/L	0	0		0	0	0	2.1733	10.3	150	0%	0	0	0%	U
3-Nitroaniline	A	ug/L	0	0		0	0	0	2.8531	10	150	0%	0	0	0%	U
4,6-Dinitro-2-methylphenol	A	ug/L	0	0		0	0	0	2.3999	10.3	150	0%	0	0	0%	U
4-Bromophenyl phenyl ether	A	ug/L	0	0		0	0	0	1.7922	10	150	0%	0	0	0%	U
4-Chloro-2-methylphenol	A	ug/L	0	0		0	0	0	1.648	10	150	0%	0	0	0%	U
4-Chloro-3-methylphenol	A	ug/L	0	0		0	0	0	1.5038	10	150	0%	0	0	0%	U
4-Chlorophenol	A	ug/L	0	0		0	0	0	2.7192	10	150	0%	0	0	0%	U
4-Chlorophenyl phenyl ether	A	ug/L	0	0		0	0	0	2.0909	10	150	0%	0	0	0%	U
4-Nitroaniline	A	ug/L	0	0		0	0	0	1.6789	10	150	0%	0	0	0%	U
4-Nitrophenol	A	ug/L	0	0		0	0	0	2.575	10.3	150	0%	0	0	0%	U
Acenaphthene	A	ug/L	0	0		0	0	0	1.9467	5.15	150	0%	0	0	0%	U
Acenaphthylene	A	ug/L	0	0		0	0	0	1.6171	5.15	150	0%	0	0	0%	U
Aniline	A	ug/L	0	0		0	0	0	3.8522	10	150	0%	0	0	0%	U
Anthracene	A	ug/L	0	0		0	0	0	1.2669	5.15	150	0%	0	0	0%	U
Azobenzene	A	ug/L	0	0		0	0	0	1.1227	10	150	0%	0	0	0%	U
Benzidine	A	ug/L	0	0		0	0	0	6.9216	10.3	150	0%	0	0	0%	U
Benzo(a)anthracene	A	ug/L	0	0		0	0	0	0.88168	5.15	150	0%	0	0	0%	U

Seq No	Lab ID	Test Code	Sample Typ	File ID	Analysis Date	DF	Batch ID	Prep Date	SPKref	RPDref	pmoist					
14985311	B22010219-001	SVOC-8270-W-	SAMP	SV5973N.Tsd0111/15/2022	5:31:0	1	162744	1/6/2022 9:1	0	0						
Analyte	T	Units	RAW	Final	Text	Spike	SPKref	RPDref	MDL	PQL	UQL	%REC	LOW	HIGH	%RPD	Q
Benzo(a)pyrene	A	ug/L	0	0		0	0	0	1.2772	5.15	150	0%	0	0	0%	U
Benzo(b)fluoranthene	A	ug/L	0	0		0	0	0	0.93009	5.15	150	0%	0	0	0%	U
Benzo(g,h,i)perylene	A	ug/L	0	0		0	0	0	1.0403	5.15	150	0%	0	0	0%	U
Benzo(k)fluoranthene	A	ug/L	0	0		0	0	0	0.9991	5.15	150	0%	0	0	0%	U
Benzoic acid	A	ug/L	0	0		0	0	0	1.5553	10	150	0%	0	0	0%	U
Benzyl alcohol	A	ug/L	0	0		0	0	0	3.2239	10	150	0%	0	0	0%	U
bis(-2-chloroethoxy)Methane	A	ug/L	0	0		0	0	0	1.4008	10	150	0%	0	0	0%	U
bis(-2-chloroethyl)Ether	A	ug/L	0	0		0	0	0	2.6471	10	150	0%	0	0	0%	U
bis(2-chloroisopropyl)Ether	A	ug/L	0	0		0	0	0	1.5347	10	150	0%	0	0	0%	U
bis(2-ethylhexyl)Phthalate	A	ug/L	0	0		0	0	0	1.9673	10	150	0%	0	0	0%	U
Butylbenzylphthalate	A	ug/L	0	0		0	0	0	1.6171	10	150	0%	0	0	0%	U
Carbazole	A	ug/L	0	0		0	0	0	0.86726	10	150	0%	0	0	0%	U
Chrysene	A	ug/L	0	0		0	0	0	1.2051	5.15	150	0%	0	0	0%	U
Di-n-butyl phthalate	A	ug/L	0	0		0	0	0	0.95996	10	150	0%	0	0	0%	U
Di-n-octyl phthalate	A	ug/L	0	0		0	0	0	1.3802	10	150	0%	0	0	0%	U
Dibenzo(a,h)anthracene	A	ug/L	0	0		0	0	0	1.2051	5.15	150	0%	0	0	0%	U
Dibenzofuran	A	ug/L	0	0		0	0	0	1.7922	10	150	0%	0	0	0%	U
Diethyl phthalate	A	ug/L	0	0		0	0	0	2.2454	10	150	0%	0	0	0%	U
Dimethyl phthalate	A	ug/L	0	0		0	0	0	1.7716	10	150	0%	0	0	0%	U
Fluoranthene	A	ug/L	0	0		0	0	0	0.90949	5.15	150	0%	0	0	0%	U
Fluorene	A	ug/L	0	0		0	0	0	1.8746	5.15	150	0%	0	0	0%	U
Hexachlorobenzene	A	ug/L	0	0		0	0	0	1.3699	10	150	0%	0	0	0%	U
Hexachlorobutadiene	A	ug/L	0	0		0	0	0	2.3896	10	150	0%	0	0	0%	U
Hexachlorocyclopentadiene	A	ug/L	0	0		0	0	0	3.0591	10	150	0%	0	0	0%	U
Hexachloroethane	A	ug/L	0	0		0	0	0	1.8437	10	150	0%	0	0	0%	U
Indeno(1,2,3-cd)pyrene	A	ug/L	0	0		0	0	0	1.2875	5.15	150	0%	0	0	0%	U
Isophorone	A	ug/L	0	0		0	0	0	1.7201	10	150	0%	0	0	0%	U
m+p-Cresols	A	ug/L	0	0		0	0	0	1.8334	10	150	0%	0	0	0%	U
n-Nitroso-di-n-propylamine	A	ug/L	0	0		0	0	0	1.5862	10	150	0%	0	0	0%	U
n-Nitrosodimethylamine	A	ug/L	0	0		0	0	0	1.5759	10	150	0%	0	0	0%	U
n-Nitrosodiphenylamine	A	ug/L	0	0		0	0	0	1.1948	10.3	150	0%	0	0	0%	U
Naphthalene	A	ug/L	0	0		0	0	0	1.7922	5.15	150	0%	0	0	0%	U
Nitrobenzene	A	ug/L	0	0		0	0	0	2.3793	10	150	0%	0	0	0%	U
o-Cresol	A	ug/L	0	0		0	0	0	1.8849	10	150	0%	0	0	0%	U
p-Chloroaniline	A	ug/L	0	0		0	0	0	1.5656	10	150	0%	0	0	0%	U

Seq No	Lab ID	Test Code	Sample Typ	File ID	Analysis Date	DF	Batch ID	Prep Date	SPKref	RPDref	pmoist					
14985311	B22010219-001	SVOC-8270-W-	SAMP	SV5973N.Tsd0111/15/2022	5:31:0	1	162744	1/6/2022 9:1	0	0						
Analyte	T	Units	RAW	Final	Text	Spike	SPKref	RPDref	MDL	PQL	UQL	%REC	LOW	HIGH	%RPD	Q
Pentachlorophenol	A	ug/L	0	0		0	0	0	4.3672	10.3	150	0%	0	0	0%	U
Phenanthrene	A	ug/L	0	0		0	0	0	0.80752	5.15	150	0%	0	0	0%	U
Phenol	A	ug/L	0	0		0	0	0	1.5038	10	150	0%	0	0	0%	U
Pyrene	A	ug/L	0	0		0	0	0	0.94863	5.15	150	0%	0	0	0%	U
Pyridine	A	ug/L	0	0		0	0	0	3.3166	10	150	0%	0	0	0%	U
Triallate	A	ug/L	0	0		0	0	0	1.5553	10	150	0%	0	0	0%	U
1,4-Dichlorobenzene-d4	I	ug/L	40	41.2		0	0	0	0	10	150	0%	0	0	0%	
Acenaphthene-d10	I	ug/L	40	41.2		0	0	0	0	10	150	0%	0	0	0%	
Chrysene-d12	I	ug/L	40	41.2		0	0	0	0	10	150	0%	0	0	0%	
Naphthalene-d8	I	ug/L	40	41.2		0	0	0	0	10	150	0%	0	0	0%	
Perylene-d12	I	ug/L	40	41.2		0	0	0	0	10	150	0%	0	0	0%	
Phenanthrene-d10	I	ug/L	40	41.2		0	0	0	0	10	150	0%	0	0	0%	
2,4,6-Tribromophenol	S	ug/L	141.44881	145.692274		206	0	0	2.9664	10	0	71%	43	140	0%	
2-Fluorobiphenyl	S	ug/L	67.01906	69.0296318		103	0	0	0.74572	10	0	67%	44	119	0%	
2-Fluorophenol	S	ug/L	59.46191	61.2457673		206	0	0	3.6256	10	0	30%	19	119	0%	
Nitrobenzene-d5	S	ug/L	66.5918	68.589554		103	0	0	2.4102	10	0	67%	44	120	0%	
Phenol-d5	S	ug/L	67.3743	69.395529		206	0	0	2.1218	10	0	34%	10	65	0%	
Terphenyl-d14	S	ug/L	97.85768	100.793410		103	0	0	1.2051	10	0	98%	50	134	0%	
4-Chloroaniline	X	ug/L	0	0		0	0	0	1.6583	10	150	0%	0	0	0%	U
o-Terphenyl	X	ug/L	0	0		0	0	0	1.3081	10	150	0%	0	0	0%	U

Seq No	Lab ID	Test Code	Sample Typ	File ID	Analysis Date	DF	Batch ID	Prep Date	SPKref	RPDref	pmoist					
14985312	B22010227-002	SVOC-625.1-W	SAMP	SV5973N.Tsd0111/15/2022	6:03:0	1	162744	1/6/2022 9:1	0	0						
Analyte	T	Units	RAW	Final	Text	Spike	SPKref	RPDref	MDL	PQL	UQL	%REC	LOW	HIGH	%RPD	Q
1,2,4-Trichlorobenzene	A	ug/L	0	0		0	0	0	1.9695	10	150	0%	0	0	0%	
1,2-Diphenylhydrazine as Azobenzen	A	ug/L	0	0		0	0	0	1.2322	10	150	0%	0	0	0%	
2,4,6-Trichlorophenol	A	ug/L	0	0		0	0	0	2.1412	10	150	0%	0	0	0%	
2,4-Dichlorophenol	A	ug/L	0	0		0	0	0	1.7271	10	150	0%	0	0	0%	
2,4-Dimethylphenol	A	ug/L	0	0		0	0	0	1.7372	10	150	0%	0	0	0%	
2,4-Dinitrophenol	A	ug/L	0	0		0	0	0	4.3329	10.1	150	0%	0	0	0%	
2,4-Dinitrotoluene	A	ug/L	0	0		0	0	0	2.1917	10	150	0%	0	0	0%	
2,6-Dinitrotoluene	A	ug/L	0	0		0	0	0	3.0502	10	150	0%	0	0	0%	
2-Chloronaphthalene	A	ug/L	0	0		0	0	0	2.2624	10	150	0%	0	0	0%	
2-Chlorophenol	A	ug/L	0	0		0	0	0	2.5452	10	150	0%	0	0	0%	

Seq No	Lab ID	Test Code	Sample Typ	File ID	Analysis Date	DF	Batch ID	Prep Date	SPKref	RPDref	pmoist					
14985312	B22010227-002	SVOC-625.1-W	SAMP	SV5973N.Tsd0111/15/2022	6:03:0	1	162744	1/6/2022 9:1	0	0						
Analyte	T	Units	RAW	Final	Text	Spike	SPKref	RPDref	MDL	PQL	UQL	%REC	LOW	HIGH	%RPD	Q
2-Nitrophenol	A	ug/L	0	0		0	0	0	2.0099	10	150	0%	0	0	0%	
3,3'-Dichlorobenzidine	A	ug/L	0	0		0	0	0	2.1311	10.1	150	0%	0	0	0%	
4,6-Dinitro-2-methylphenol	A	ug/L	0	0		0	0	0	1.8584	10.1	150	0%	0	0	0%	
4-Bromophenyl phenyl ether	A	ug/L	0	0		0	0	0	1.8685	10	150	0%	0	0	0%	
4-Chloro-3-methylphenol	A	ug/L	0	0		0	0	0	1.5453	10	150	0%	0	0	0%	
4-Chlorophenyl phenyl ether	A	ug/L	0	0		0	0	0	2.0604	10	150	0%	0	0	0%	
4-Nitrophenol	A	ug/L	0	0		0	0	0	2.6159	10.1	150	0%	0	0	0%	
Acenaphthene	A	ug/L	0	0		0	0	0	1.9998	10	150	0%	0	0	0%	
Acenaphthylene	A	ug/L	0	0		0	0	0	1.6867	10	150	0%	0	0	0%	
Anthracene	A	ug/L	0	0		0	0	0	1.0403	10	150	0%	0	0	0%	
Azobenzene	A	ug/L	0	0		0	0	0	1.1514	10	150	0%	0	0	0%	
Benzidine	A	ug/L	0	0		0	0	0	5.9792	10.1	150	0%	0	0	0%	
Benzo(a)anthracene	A	ug/L	0	0		0	0	0	0.87163	10	150	0%	0	0	0%	
Benzo(a)pyrene	A	ug/L	0	0		0	0	0	1.1716	10	150	0%	0	0	0%	
Benzo(b)fluoranthene	A	ug/L	0	0		0	0	0	0.85446	10	150	0%	0	0	0%	
Benzo(g,h,i)perylene	A	ug/L	0	0		0	0	0	1.0908	10.1	150	0%	0	0	0%	
Benzo(k)fluoranthene	A	ug/L	0	0		0	0	0	0.94839	10	150	0%	0	0	0%	
bis(-2-chloroethoxy)Methane	A	ug/L	0	0		0	0	0	1.3938	10	150	0%	0	0	0%	
bis(-2-chloroethyl)Ether	A	ug/L	0	0		0	0	0	2.7472	10	150	0%	0	0	0%	
bis(2-chloroisopropyl)Ether	A	ug/L	0	0		0	0	0	1.4039	10	150	0%	0	0	0%	
bis(2-ethylhexyl)Phthalate	A	ug/L	0	0		0	0	0	1.7372	10.1	150	0%	0	0	0%	
Butylbenzylphthalate	A	ug/L	0	0		0	0	0	1.616	10	150	0%	0	0	0%	
Chrysene	A	ug/L	0	0		0	0	0	1.1514	10	150	0%	0	0	0%	
Di-n-butyl phthalate	A	ug/L	0	0		0	0	0	0.92213	10	150	0%	0	0	0%	
Di-n-octyl phthalate	A	ug/L	0	0		0	0	0	1.1312	10	150	0%	0	0	0%	
Dibenzo(a,h)anthracene	A	ug/L	0	0		0	0	0	1.1716	10	150	0%	0	0	0%	
Diethyl phthalate	A	ug/L	0	0		0	0	0	2.222	10	150	0%	0	0	0%	
Dimethyl phthalate	A	ug/L	0	0		0	0	0	1.7776	10	150	0%	0	0	0%	
Fluoranthene	A	ug/L	0	0		0	0	0	0.9393	10	150	0%	0	0	0%	
Fluorene	A	ug/L	0	0		0	0	0	1.8988	10	150	0%	0	0	0%	
Hexachlorobenzene	A	ug/L	0	0		0	0	0	0.86759	10	150	0%	0	0	0%	
Hexachlorobutadiene	A	ug/L	0	0		0	0	0	2.4947	10	150	0%	0	0	0%	
Hexachlorocyclopentadiene	A	ug/L	0	0		0	0	0	3.1411	10	150	0%	0	0	0%	
Hexachloroethane	A	ug/L	0	0		0	0	0	1.9291	10	150	0%	0	0	0%	
Indeno(1,2,3-cd)pyrene	A	ug/L	0	0		0	0	0	1.1211	10	150	0%	0	0	0%	

Seq No	Lab ID	Test Code	Sample Typ	File ID	Analysis Date	DF	Batch ID	Prep Date	SPKref	RPDref	pmoist					
14985312	B22010227-002	SVOC-625.1-W	SAMP	SV5973N.Tsd0111/15/2022	6:03:0	1	162744	1/6/2022 9:1	0	0						
Analyte	T	Units	RAW	Final	Text	Spike	SPKref	RPDref	MDL	PQL	UQL	%REC	LOW	HIGH	%RPD	Q
Isophorone	A	ug/L	0	0		0	0	0	1.1716	10	150	0%	0	0	0%	
n-Nitroso-di-n-propylamine	A	ug/L	0	0		0	0	0	1.5554	10	150	0%	0	0	0%	
n-Nitrosodimethylamine	A	ug/L	0	0		0	0	0	1.0504	10	150	0%	0	0	0%	
n-Nitrosodiphenylamine	A	ug/L	0	0		0	0	0	1.1716	10	150	0%	0	0	0%	
Naphthalene	A	ug/L	0	0		0	0	0	1.7473	10	150	0%	0	0	0%	
Nitrobenzene	A	ug/L	0	0		0	0	0	2.3432	10	150	0%	0	0	0%	
Pentachlorophenol	A	ug/L	0	0		0	0	0	4.5046	10.1	150	0%	0	0	0%	
Phenanthrene	A	ug/L	0	0		0	0	0	0.83931	10	150	0%	0	0	0%	
Phenol	A	ug/L	0	0		0	0	0	1.5554	10	150	0%	0	0	0%	
Pyrene	A	ug/L	0	0		0	0	0	0.86759	10	150	0%	0	0	0%	
1,4-Dichlorobenzene-d4	I	ug/L	40	40.4		0	0	0	0	10	150	0%	0	0	0%	
Acenaphthene-d10	I	ug/L	40	40.4		0	0	0	0	10	150	0%	0	0	0%	
Chrysene-d12	I	ug/L	40	40.4		0	0	0	0	10	150	0%	0	0	0%	
Naphthalene-d8	I	ug/L	40	40.4		0	0	0	0	10	150	0%	0	0	0%	
Perylene-d12	I	ug/L	40	40.4		0	0	0	0	10	150	0%	0	0	0%	
Phenanthrene-d10	I	ug/L	40	40.4		0	0	0	0	10	150	0%	0	0	0%	
2,4,6-Tribromophenol	S	ug/L	135.81074	137.168847		202	0	0	3.0199	10	0	68%	25	140	0%	
2-Fluorobiphenyl	S	ug/L	65.94721	66.6066821		101	0	0	0.7676	10	0	66%	28	107	0%	
2-Fluorophenol	S	ug/L	74.10646	74.8475246		202	0	0	3.7774	10	0	37%	10	75	0%	
Nitrobenzene-d5	S	ug/L	65.85131	66.5098231		101	0	0	2.4947	10	0	66%	32	94	0%	
Phenol-d5	S	ug/L	81.09012	81.9010212		202	0	0	2.2119	10	0	41%	10	65	0%	
Terphenyl-d14	S	ug/L	96.90267	97.8716967		101	0	0	1.1615	10	0	97%	32	122	0%	
1,2-Dichlorobenzene	X	ug/L	0	0		0	0	0	2.1109	10	150	0%	0	0	0%	
1,3-Dichlorobenzene	X	ug/L	0	0		0	0	0	2.3432	10	150	0%	0	0	0%	
1,4-Dichlorobenzene	X	ug/L	0	0		0	0	0	2.3533	10	150	0%	0	0	0%	
1-Methylnaphthalene	X	ug/L	0	0		0	0	0	2.3331	10	150	0%	0	0	0%	
2,2'-Oxybis(1-Chloropropane)	X	ug/L	0	0		0	0	0	1.5251	10	150	0%	0	0	0%	
2,4,5-Trichlorophenol	X	ug/L	0	0		0	0	0	2.2523	10	150	0%	0	0	0%	
2-Methylnaphthalene	X	ug/L	0	0		0	0	0	1.8988	10	150	0%	0	0	0%	
2-Nitroaniline	X	ug/L	0	0		0	0	0	2.3836	10	150	0%	0	0	0%	
3-Nitroaniline	X	ug/L	0	0		0	0	0	2.5957	10	150	0%	0	0	0%	
4-Nitroaniline	X	ug/L	0	0		0	0	0	1.7574	10	150	0%	0	0	0%	
Aniline	X	ug/L	0	0		0	0	0	3.5249	10	150	0%	0	0	0%	
Benzoic acid	X	ug/L	0	0		0	0	0	1.6261	10	150	0%	0	0	0%	
Benzyl alcohol	X	ug/L	0	0		0	0	0	2.9997	10	150	0%	0	0	0%	

Seq No	Lab ID	Test Code	Sample Typ	File ID	Analysis Date	DF	Batch ID	Prep Date	SPKref	RPDref	pmoist					
14985312	B22010227-002	SVOC-625.1-W	SAMP	SV5973N.Tsd0111/15/2022	6:03:0	1	162744	1/6/2022 9:1	0	0						
Analyte	T	Units	RAW	Final	Text	Spike	SPKref	RPDref	MDL	PQL	UQL	%REC	LOW	HIGH	%RPD	Q
Carbazole	X	ug/L	0	0		0	0	0	0.84234	10	150	0%	0	0	0%	
Dibenzofuran	X	ug/L	0	0		0	0	0	1.6968	10	150	0%	0	0	0%	
m+p-Cresols	X	ug/L	0	0		0	0	0	1.8584	10	150	0%	0	0	0%	
o-Cresol	X	ug/L	0	0		0	0	0	1.8887	10	150	0%	0	0	0%	
p-Chloroaniline	X	ug/L	0	0		0	0	0	1.515	10	150	0%	0	0	0%	
Pyridine	X	ug/L	0	0		0	0	0	2.4947	10	150	0%	0	0	0%	

Seq No	Lab ID	Test Code	Sample Typ	File ID	Analysis Date	DF	Batch ID	Prep Date	SPKref	RPDref	pmoist					
14985313	B22010249-002	SVOC-8270-W	SAMP	SV5973N.Tsd0111/15/2022	6:35:1	1	162744	1/6/2022 9:1	0	0						
Analyte	T	Units	RAW	Final	Text	Spike	SPKref	RPDref	MDL	PQL	UQL	%REC	LOW	HIGH	%RPD	Q
1,2,4-Trichlorobenzene	A	ug/L	0	0		0	0	0	1.8088	10	150	0%	0	0	0%	
1,2-Dichlorobenzene	A	ug/L	0	0		0	0	0	1.87544	10	150	0%	0	0	0%	
1,3-Dichlorobenzene	A	ug/L	0	0		0	0	0	2.02776	10	150	0%	0	0	0%	
1,4-Dichlorobenzene	A	ug/L	0	0		0	0	0	1.92304	10	150	0%	0	0	0%	
1-Methylnaphthalene	A	ug/L	0	0		0	0	0	2.27528	10	150	0%	0	0	0%	
2,4,5-Trichlorophenol	A	ug/L	0	0		0	0	0	2.12296	10	150	0%	0	0	0%	
2,4,6-Trichlorophenol	A	ug/L	0	0		0	0	0	2.51328	10	150	0%	0	0	0%	
2,4-Dichlorophenol	A	ug/L	0	0		0	0	0	1.60888	10	150	0%	0	0	0%	
2,4-Dimethylphenol	A	ug/L	0	0		0	0	0	1.60888	10	150	0%	0	0	0%	
2,4-Dinitrophenol	A	ug/L	0	0		0	0	0	4.05552	10	150	0%	0	0	0%	
2,4-Dinitrotoluene	A	ug/L	0	0		0	0	0	2.89408	10	150	0%	0	0	0%	
2,6-Dinitrotoluene	A	ug/L	0	0		0	0	0	3.0464	10	150	0%	0	0	0%	
2-Chloronaphthalene	A	ug/L	0	0		0	0	0	2.03728	10	150	0%	0	0	0%	
2-Chlorophenol	A	ug/L	0	0		0	0	0	2.36096	10	150	0%	0	0	0%	
2-Methylnaphthalene	A	ug/L	0	0		0	0	0	1.82784	10	150	0%	0	0	0%	
2-Nitrophenol	A	ug/L	0	0		0	0	0	2.24672	10	150	0%	0	0	0%	
3,3'-Dichlorobenzidine	A	ug/L	0	0		0	0	0	2.00872	10	150	0%	0	0	0%	
4,6-Dinitro-2-methylphenol	A	ug/L	0	0		0	0	0	2.21816	10	150	0%	0	0	0%	
4-Bromophenyl phenyl ether	A	ug/L	0	0		0	0	0	1.65648	10	150	0%	0	0	0%	
4-Chloro-3-methylphenol	A	ug/L	0	0		0	0	0	1.38992	10	150	0%	0	0	0%	
4-Chlorophenol	A	ug/L	0	0		0	0	0	2.51328	10	150	0%	0	0	0%	
4-Chlorophenyl phenyl ether	A	ug/L	0	0		0	0	0	1.93256	10	150	0%	0	0	0%	
4-Nitrophenol	A	ug/L	0	0		0	0	0	2.38	10	150	0%	0	0	0%	
Acenaphthene	A	ug/L	0	0		0	0	0	1.79928	10	150	0%	0	0	0%	

Seq No	Lab ID	Test Code	Sample Typ	File ID	Analysis Date	DF	Batch ID	Prep Date	SPKref	RPDref	pmoist					
14985313	B22010249-002	SVOC-8270-W	SAMP	SV5973N.Tsd0111/15/2022	6:35:1	1	162744	1/6/2022 9:1	0	0						
Analyte	T	Units	RAW	Final	Text	Spike	SPKref	RPDref	MDL	PQL	UQL	%REC	LOW	HIGH	%RPD	Q
Acenaphthylene	A	ug/L	0	0		0	0	0	1.49464	10	150	0%	0	0	0%	
Anthracene	A	ug/L	0	0		0	0	0	1.17096	10	150	0%	0	0	0%	
Azobenzene	A	ug/L	0	0		0	0	0	1.03768	10	150	0%	0	0	0%	
Benzidine	A	ug/L	0	0		0	0	0	6.39744	10	150	0%	0	0	0%	
Benzo(a)anthracene	A	ug/L	0	0		0	0	0	0.814912	10	150	0%	0	0	0%	
Benzo(a)pyrene	A	ug/L	0	0		0	0	0	1.18048	10	150	0%	0	0	0%	
Benzo(b)fluoranthene	A	ug/L	0	0		0	0	0	0.859656	10	150	0%	0	0	0%	
Benzo(g,h,i)perylene	A	ug/L	0	0		0	0	0	0.96152	10	150	0%	0	0	0%	
Benzo(k)fluoranthene	A	ug/L	0	0		0	0	0	0.92344	10	150	0%	0	0	0%	
bis(-2-chloroethoxy)Methane	A	ug/L	0	0		0	0	0	1.29472	10	150	0%	0	0	0%	
bis(-2-chloroethyl)Ether	A	ug/L	0	0		0	0	0	2.44664	10	150	0%	0	0	0%	
bis(2-chloroisopropyl)Ether	A	ug/L	0	0		0	0	0	1.41848	10	150	0%	0	0	0%	
bis(2-ethylhexyl)Phthalate	A	ug/L	0	0		0	0	0	1.81832	10	150	0%	0	0	0%	
Butylbenzylphthalate	A	ug/L	0	0		0	0	0	1.49464	10	150	0%	0	0	0%	
Chrysene	A	ug/L	0	0		0	0	0	1.11384	10	150	0%	0	0	0%	
Di-n-butyl phthalate	A	ug/L	0	0		0	0	0	0.887264	10	150	0%	0	0	0%	
Di-n-octyl phthalate	A	ug/L	0	0		0	0	0	1.27568	10	150	0%	0	0	0%	
Dibenzo(a,h)anthracene	A	ug/L	0	0		0	0	0	1.11384	10	150	0%	0	0	0%	
Diethyl phthalate	A	ug/L	0	0		0	0	0	2.07536	10	150	0%	0	0	0%	
Dimethyl phthalate	A	ug/L	0	0		0	0	0	1.63744	10	150	0%	0	0	0%	
Fluoranthene	A	ug/L	0	0		0	0	0	0.840616	10	150	0%	0	0	0%	
Fluorene	A	ug/L	0	0		0	0	0	1.73264	10	150	0%	0	0	0%	
Hexachlorobenzene	A	ug/L	0	0		0	0	0	1.26616	10	150	0%	0	0	0%	
Hexachlorobutadiene	A	ug/L	0	0		0	0	0	2.20864	10	150	0%	0	0	0%	
Hexachlorocyclopentadiene	A	ug/L	0	0		0	0	0	2.82744	10	150	0%	0	0	0%	
Hexachloroethane	A	ug/L	0	0		0	0	0	1.70408	10	150	0%	0	0	0%	
Indeno(1,2,3-cd)pyrene	A	ug/L	0	0		0	0	0	1.19	10	150	0%	0	0	0%	
Isophorone	A	ug/L	0	0		0	0	0	1.58984	10	150	0%	0	0	0%	
m+p-Cresols	A	ug/L	0	0		0	0	0	1.69456	10	150	0%	0	0	0%	
n-Nitroso-di-n-propylamine	A	ug/L	0	0		0	0	0	1.46608	10	150	0%	0	0	0%	
n-Nitrosodimethylamine	A	ug/L	0	0		0	0	0	1.45656	10	150	0%	0	0	0%	
n-Nitrosodiphenylamine	A	ug/L	0	0		0	0	0	1.10432	10	150	0%	0	0	0%	
Naphthalene	A	ug/L	0	0		0	0	0	1.65648	10	150	0%	0	0	0%	
Nitrobenzene	A	ug/L	0	0		0	0	0	2.19912	10	150	0%	0	0	0%	
o-Cresol	A	ug/L	0	0		0	0	0	1.74216	10	150	0%	0	0	0%	

Seq No	Lab ID	Test Code	Sample Typ	File ID	Analysis Date	DF	Batch ID	Prep Date	SPKref	RPDref	pmoist					
14985313	B22010249-002	SVOC-8270-W	SAMP	SV5973N.I	sd0111/15/2022 6:35:1	1	162744	1/6/2022 9:1	0	0						
Analyte	T	Units	RAW	Final	Text	Spike	SPKref	RPDref	MDL	PQL	UQL	%REC	LOW	HIGH	%RPD	Q
Pentachlorophenol	A	ug/L	0	0		0	0	0	4.03648	10	150	0%	0	0	0%	
Phenanthrene	A	ug/L	0	0		0	0	0	0.746368	10	150	0%	0	0	0%	
Phenol	A	ug/L	0	0		0	0	0	1.38992	10	150	0%	0	0	0%	
Pyrene	A	ug/L	0	0		0	0	0	0.876792	10	150	0%	0	0	0%	
Pyridine	A	ug/L	0	0		0	0	0	3.06544	10	150	0%	0	0	0%	
1,4-Dichlorobenzene-d4	I	ug/L	40	38.08		0	0	0	0	10	150	0%	0	0	0%	
Acenaphthene-d10	I	ug/L	40	38.08		0	0	0	0	10	150	0%	0	0	0%	
Chrysene-d12	I	ug/L	40	38.08		0	0	0	0	10	150	0%	0	0	0%	
Naphthalene-d8	I	ug/L	40	38.08		0	0	0	0	10	150	0%	0	0	0%	
Perylene-d12	I	ug/L	40	38.08		0	0	0	0	10	150	0%	0	0	0%	
Phenanthrene-d10	I	ug/L	40	38.08		0	0	0	0	10	150	0%	0	0	0%	
2,4,6-Tribromophenol	S	ug/L	153.67706	146.300561		190.4	0	0	2.74176	10		77%	25	140	0%	
2-Fluorobiphenyl	S	ug/L	63.81305	60.7500236		95.2	0	0	0.689248	10		64%	28	107	0%	
2-Fluorophenol	S	ug/L	86.13092	81.9966358		190.4	0	0	3.35104	10		43%	10	75	0%	
Nitrobenzene-d5	S	ug/L	66.5618	63.3668336		95.2	0	0	2.22768	10		67%	32	94	0%	
Phenol-d5	S	ug/L	79.19956	75.3979811		190.4	0	0	1.96112	10		40%	10	65	0%	
Terphenyl-d14	S	ug/L	89.82243	85.5109534		95.2	0	0	1.11384	10		90%	32	122	0%	
2,2'-Oxybis(1-Chloropropane)	X	ug/L	0	0		0	0	0	1.3804	10	150	0%	0	0	0%	
2-Nitroaniline	X	ug/L	0	0		0	0	0	2.2848	10	150	0%	0	0	0%	
3-Nitroaniline	X	ug/L	0	0		0	0	0	2.63704	10	150	0%	0	0	0%	
4-Chloro-2-methylphenol	X	ug/L	0	0		0	0	0	1.5232	10	150	0%	0	0	0%	
4-Chloroaniline	X	ug/L	0	0		0	0	0	1.53272	10	150	0%	0	0	0%	
4-Nitroaniline	X	ug/L	0	0		0	0	0	1.55176	10	150	0%	0	0	0%	
Carbazole	X	ug/L	0	0		0	0	0	0.801584	10	150	0%	0	0	0%	
Dibenzofuran	X	ug/L	0	0		0	0	0	1.65648	10	150	0%	0	0	0%	
p-Chloroaniline	X	ug/L	0	0		0	0	0	1.44704	10	150	0%	0	0	0%	
Triallate	X	ug/L	0	0		0	0	0	1.43752	10	150	0%	0	0	0%	

Seq No	Lab ID	Test Code	Sample Typ	File ID	Analysis Date	DF	Batch ID	Prep Date	SPKref	RPDref	pmoist					
14985314	B22010255-001	SVOC-625.1-W-	SAMP	SV5973N.I	sd0111/15/2022 7:07:2	1	162744	1/6/2022 9:1	0	0						
Analyte	T	Units	RAW	Final	Text	Spike	SPKref	RPDref	MDL	PQL	UQL	%REC	LOW	HIGH	%RPD	Q
1,2,4-Trichlorobenzene	A	ug/L	0	0		0	0	0	1.8564	10	150	0%	44	142	0%	
2,4,5-Trichlorophenol	A	ug/L	0	0		0	0	0	2.12296	10	150	0%	27	100	0%	
2,4,6-Trichlorophenol	A	ug/L	0	0		0	0	0	2.01824	10	150	0%	37	144	0%	

Seq No	Lab ID	Test Code	Sample Typ	File ID	Analysis Date	DF	Batch ID	Prep Date	SPKref	RPDref	pmoist					
14985314	B22010255-001	SVOC-625.1-W-	SAMP	SV5973N.Tsd0111/15/2022	7:07:2	1	162744	1/6/2022 9:1	0	0						
Analyte	T	Units	RAW	Final	Text	Spike	SPKref	RPDref	MDL	PQL	UQL	%REC	LOW	HIGH	%RPD	Q
2,4-Dichlorophenol	A	ug/L	0	0		0	0	0	1.62792	10	150	0%	39	135	0%	
2,4-Dimethylphenol	A	ug/L	0	0		0	0	0	1.63744	10	150	0%	32	119	0%	
2,4-Dinitrophenol	A	ug/L	0	0		0	0	0	4.08408	10	150	0%	10	191	0%	
2-Chloronaphthalene	A	ug/L	0	0		0	0	0	2.13248	10	150	0%	60	118	0%	
2-Chlorophenol	A	ug/L	0	0		0	0	0	2.39904	10	150	0%	23	134	0%	
2-Nitrophenol	A	ug/L	0	0		0	0	0	1.89448	10	150	0%	29	182	0%	
3,3'-Dichlorobenzidine	A	ug/L	0	0		0	0	0	2.00872	9.52	150	0%	10	262	0%	
4,6-Dinitro-2-methylphenol	A	ug/L	0	0		0	0	0	1.75168	10	150	0%	10	181	0%	
4-Bromophenyl phenyl ether	A	ug/L	0	0		0	0	0	1.7612	10	150	0%	53	127	0%	
4-Chloro-3-methylphenol	A	ug/L	0	0		0	0	0	1.45656	10	150	0%	22	147	0%	
4-Chlorophenyl phenyl ether	A	ug/L	0	0		0	0	0	1.94208	10	150	0%	25	158	0%	
4-Nitrophenol	A	ug/L	0	0		0	0	0	2.46568	10	150	0%	10	132	0%	
Acenaphthene	A	ug/L	0	0		0	0	0	1.88496	10	150	0%	47	145	0%	
Acenaphthylene	A	ug/L	0	0		0	0	0	1.58984	10	150	0%	33	145	0%	
Anthracene	A	ug/L	0	0		0	0	0	0.98056	10	150	0%	27	133	0%	
Benzidine	A	ug/L	0	0		0	0	0	5.63584	9.52	150	0%	10	143	0%	
Benzo(b)fluoranthene	A	ug/L	0	0		0	0	0	0.805392	5	150	0%	24	159	0%	
Benzo(g,h,i)perylene	A	ug/L	0	0		0	0	0	1.02816	10	150	0%	10	219	0%	
bis(-2-chloroethoxy)Methane	A	ug/L	0	0		0	0	0	1.31376	10	150	0%	33	184	0%	
bis(-2-chloroethyl)Ether	A	ug/L	0	0		0	0	0	2.58944	5	150	0%	12	158	0%	
bis(2-chloroisopropyl)Ether	A	ug/L	0	0		0	0	0	1.32328	10	150	0%	36	166	0%	
Butylbenzylphthalate	A	ug/L	0	0		0	0	0	1.5232	10	150	0%	10	152	0%	
Di-n-butyl phthalate	A	ug/L	0	0		0	0	0	0.869176	10	150	0%	10	118	0%	
Di-n-octyl phthalate	A	ug/L	0	0		0	0	0	1.06624	10	150	0%	10	146	0%	
Diethyl phthalate	A	ug/L	0	0		0	0	0	2.0944	10	150	0%	10	114	0%	
Dimethyl phthalate	A	ug/L	0	0		0	0	0	1.67552	10	150	0%	36	110	0%	
Fluoranthene	A	ug/L	0	0		0	0	0	0.88536	10	150	0%	26	137	0%	
Fluorene	A	ug/L	0	0		0	0	0	1.78976	5	150	0%	59	121	0%	
Hexachlorocyclopentadiene	A	ug/L	0	0		0	0	0	2.96072	5	150	0%	30	85	0%	
Isophorone	A	ug/L	0	0		0	0	0	1.10432	10	150	0%	21	196	0%	
n-Nitroso-di-n-propylamine	A	ug/L	0	0		0	0	0	1.46608	5	150	0%	10	230	0%	
n-Nitrosodimethylamine	A	ug/L	0	0		0	0	0	0.99008	5	150	0%	19	43	0%	
n-Nitrosodiphenylamine	A	ug/L	0	0		0	0	0	1.10432	10	150	0%	33	106	0%	
Naphthalene	A	ug/L	0	0		0	0	0	1.64696	10	150	0%	21	133	0%	
Nitrobenzene	A	ug/L	0	0		0	0	0	2.20864	10	150	0%	35	180	0%	

Seq No	Lab ID	Test Code	Sample Typ	File ID	Analysis Date	DF	Batch ID	Prep Date	SPKref	RPDref	pmoist					
14985314	B22010255-001	SVOC-625.1-W-	SAMP	SV5973N.Tsd0111/15/2022	7:07:2	1	162744	1/6/2022 9:1	0	0						
Analyte	T	Units	RAW	Final	Text	Spike	SPKref	RPDref	MDL	PQL	UQL	%REC	LOW	HIGH	%RPD	Q
Phenol	A	ug/L	0	0		0	0	0	1.46608	10	150	0%	10	112	0%	
Pyrene	A	ug/L	0	0		0	0	0	0.817768	10	150	0%	52	115	0%	
1,4-Dichlorobenzene-d4	I	ug/L	40	38.08		0	0	0	0	10	150	0%				0%
Acenaphthene-d10	I	ug/L	40	38.08		0	0	0	0	10	150	0%				0%
Chrysene-d12	I	ug/L	40	38.08		0	0	0	0	10	150	0%				0%
Naphthalene-d8	I	ug/L	40	38.08		0	0	0	0	10	150	0%				0%
Perylene-d12	I	ug/L	40	38.08		0	0	0	0	10	150	0%				0%
Phenanthrene-d10	I	ug/L	40	38.08		0	0	0	0	10	150	0%				0%
2,4,6-Tribromophenol	S	ug/L	139.14311	132.464241		190.4	0	0	2.84648	10	0	70%	25	140	0%	
2-Fluorobiphenyl	S	ug/L	57.6582	54.8906064		95.2	0	0	0.72352	10	0	58%	28	107	0%	
2-Fluorophenol	S	ug/L	61.50499	58.5527505		190.4	0	0	3.56048	10	0	31%	10	75	0%	
Nitrobenzene-d5	S	ug/L	62.64267	59.6358218		95.2	0	0	2.35144	10	0	63%	32	94	0%	
Phenol-d5	S	ug/L	68.34147	65.0610794		190.4	0	0	2.08488	10	0	34%	10	65	0%	
Terphenyl-d14	S	ug/L	91.80403	87.3974366		95.2	0	0	1.0948	10	0	92%	32	122	0%	
1,2-Dichlorobenzene	X	ug/L	0	0		0	0	0	1.98968	10	150	0%	32	129	0%	
1,3-Dichlorobenzene	X	ug/L	0	0		0	0	0	2.20864	5	150	0%	10	172	0%	
1,4-Dichlorobenzene	X	ug/L	0	0		0	0	0	2.21816	5	150	0%	20	124	0%	
1-Methylnaphthalene	X	ug/L	0	0		0	0	0	2.19912	10	150	0%	36	95	0%	
2,2'-Oxybis(1-Chloropropane)	X	ug/L	0	0		0	0	0	1.43752	10	150	0%	36	166	0%	
2-Methylnaphthalene	X	ug/L	0	0		0	0	0	1.78976	10	150	0%	36	89	0%	
2-Nitroaniline	X	ug/L	0	0		0	0	0	2.24672	10	150	0%	38	98	0%	
3-Nitroaniline	X	ug/L	0	0		0	0	0	2.44664	10	150	0%	33	86	0%	
4-Nitroaniline	X	ug/L	0	0		0	0	0	1.65648	10	150	0%	34	102	0%	
Aniline	X	ug/L	0	0		0	0	0	3.32248	10	150	0%	10	101	0%	
Benzoic acid	X	ug/L	0	0		0	0	0	1.53272	10	150	0%	10	34	0%	
Benzyl alcohol	X	ug/L	0	0		0	0	0	2.82744	10	150	0%	27	64	0%	
Carbazole	X	ug/L	0	0		0	0	0	0.793968	10	150	0%	45	109	0%	
Dibenzofuran	X	ug/L	0	0		0	0	0	1.59936	10	150	0%	44	90	0%	
m+p-Cresols	X	ug/L	0	0		0	0	0	1.75168	10	150	0%	24	83	0%	
o-Cresol	X	ug/L	0	0		0	0	0	1.78024	10	150	0%	22	88	0%	
p-Chloroaniline	X	ug/L	0	0		0	0	0	1.428	10	150	0%	23	82	0%	
Pyridine	X	ug/L	0	0		0	0	0	2.35144	10	150	0%	10	47	0%	

Seq No	Lab ID	Test Code	Sample Typ	File ID	Analysis Date	DF	Batch ID	Prep Date	SPKref	RPDref	pmoist					
14985315	MB-162800	SVOC-8270-W-	MBLK	SV5973N.1	11/15/2022 7:39:3	1	162800	1/10/2022 8:	0	0						
Analyte	T	Units	RAW	Final	Text	Spike	SPKref	RPDref	MDL	PQL	UQL	%REC	LOW	HIGH	%RPD	Q
1,2,4-Trichlorobenzene	A	ug/L	0	0		0	0	0	1.9	5	150	0%	0	0	0%	
1,2-Dichlorobenzene	A	ug/L	0	0		0	0	0	1.97	5	150	0%	0	0	0%	
1,3-Dichlorobenzene	A	ug/L	0	0		0	0	0	2.13	5	150	0%	0	0	0%	
1,4-Dichlorobenzene	A	ug/L	0	0		0	0	0	2.02	5	150	0%	0	0	0%	
1-Methylnaphthalene	A	ug/L	0	0		0	0	0	2.39	5	150	0%	0	0	0%	
2,2'-Oxybis(1-Chloropropane)	A	ug/L	0	0		0	0	0	1.45	5	150	0%	0	0	0%	
2,4,5-Trichlorophenol	A	ug/L	0	0		0	0	0	2.23	5	150	0%	0	0	0%	
2,4,6-Trichlorophenol	A	ug/L	0	0		0	0	0	2.64	5	150	0%	0	0	0%	
2,4-Dichlorophenol	A	ug/L	0	0		0	0	0	1.69	5	150	0%	0	0	0%	
2,4-Dimethylphenol	A	ug/L	0	0		0	0	0	1.69	5	150	0%	0	0	0%	
2,4-Dinitrophenol	A	ug/L	0	0		0	0	0	4.26	10	150	0%	0	0	0%	
2,4-Dinitrotoluene	A	ug/L	0	0		0	0	0	3.04	5	150	0%	0	0	0%	
2,6-Dinitrotoluene	A	ug/L	0	0		0	0	0	3.2	5	150	0%	0	0	0%	
2-Chloronaphthalene	A	ug/L	0	0		0	0	0	2.14	5	150	0%	0	0	0%	
2-Chlorophenol	A	ug/L	0	0		0	0	0	2.48	5	150	0%	0	0	0%	
2-Methylnaphthalene	A	ug/L	0	0		0	0	0	1.92	5	150	0%	0	0	0%	
2-Nitroaniline	A	ug/L	0	0		0	0	0	2.4	5	150	0%	0	0	0%	
2-Nitrophenol	A	ug/L	0	0		0	0	0	2.36	5	150	0%	0	0	0%	
3,3'-Dichlorobenzidine	A	ug/L	0	0		0	0	0	2.11	10	150	0%	0	0	0%	
3-Nitroaniline	A	ug/L	0	0		0	0	0	2.77	5	150	0%	0	0	0%	
4,6-Dinitro-2-methylphenol	A	ug/L	0	0		0	0	0	2.33	10	150	0%	0	0	0%	
4-Bromophenyl phenyl ether	A	ug/L	0	0		0	0	0	1.74	5	150	0%	0	0	0%	
4-Chloro-2-methylphenol	A	ug/L	0	0		0	0	0	1.6	5	150	0%	0	0	0%	
4-Chloro-3-methylphenol	A	ug/L	0	0		0	0	0	1.46	5	150	0%	0	0	0%	
4-Chlorophenol	A	ug/L	0	0		0	0	0	2.64	5	150	0%	0	0	0%	
4-Chlorophenyl phenyl ether	A	ug/L	0	0		0	0	0	2.03	5	150	0%	0	0	0%	
4-Nitroaniline	A	ug/L	0	0		0	0	0	1.63	5	150	0%	0	0	0%	
4-Nitrophenol	A	ug/L	0	0		0	0	0	2.5	10	150	0%	0	0	0%	
Acenaphthene	A	ug/L	0	0		0	0	0	1.89	5	150	0%	0	0	0%	
Acenaphthylene	A	ug/L	0	0		0	0	0	1.57	5	150	0%	0	0	0%	
Aniline	A	ug/L	0	0		0	0	0	3.74	5	150	0%	0	0	0%	
Anthracene	A	ug/L	0	0		0	0	0	1.23	5	150	0%	0	0	0%	
Azobenzene	A	ug/L	0	0		0	0	0	1.09	5	150	0%	0	0	0%	
Benzidine	A	ug/L	0	0		0	0	0	6.72	6.72	150	0%	0	0	0%	
Benzo(a)anthracene	A	ug/L	0	0		0	0	0	0.856	5	150	0%	0	0	0%	

Seq No	Lab ID	Test Code	Sample Typ	File ID	Analysis Date	DF	Batch ID	Prep Date	SPKref	RPDref	pmoist					
14985315	MB-162800	SVOC-8270-W-	MBLK	SV5973N.1	11/15/2022 7:39:3	1	162800	1/10/2022 8:	0	0						
Analyte	T	Units	RAW	Final	Text	Spike	SPKref	RPDref	MDL	PQL	UQL	%REC	LOW	HIGH	%RPD	Q
Benzo(a)pyrene	A	ug/L	0	0		0	0	0	1.24	5	150	0%	0	0	0%	
Benzo(b)fluoranthene	A	ug/L	0	0		0	0	0	0.903	5	150	0%	0	0	0%	
Benzo(g,h,i)perylene	A	ug/L	0	0		0	0	0	1.01	5	150	0%	0	0	0%	
Benzo(k)fluoranthene	A	ug/L	0	0		0	0	0	0.97	5	150	0%	0	0	0%	
Benzoic acid	A	ug/L	0	0		0	0	0	1.51	5	150	0%	0	0	0%	
Benzyl alcohol	A	ug/L	0	0		0	0	0	3.13	5	150	0%	0	0	0%	
bis(-2-chloroethoxy)Methane	A	ug/L	0	0		0	0	0	1.36	5	150	0%	0	0	0%	
bis(-2-chloroethyl)Ether	A	ug/L	0	0		0	0	0	2.57	5	150	0%	0	0	0%	
bis(2-chloroisopropyl)Ether	A	ug/L	0	0		0	0	0	1.49	5	150	0%	0	0	0%	
bis(2-ethylhexyl)Phthalate	A	ug/L	0	0		0	0	0	1.91	5	150	0%	0	0	0%	
Butylbenzylphthalate	A	ug/L	0	0		0	0	0	1.57	5	150	0%	0	0	0%	
Carbazole	A	ug/L	0	0		0	0	0	0.842	5	150	0%	0	0	0%	
Chrysene	A	ug/L	0	0		0	0	0	1.17	5	150	0%	0	0	0%	
Di-n-butyl phthalate	A	ug/L	0	0		0	0	0	0.932	5	150	0%	0	0	0%	
Di-n-octyl phthalate	A	ug/L	0	0		0	0	0	1.34	5	150	0%	0	0	0%	
Dibenzo(a,h)anthracene	A	ug/L	0	0		0	0	0	1.17	5	150	0%	0	0	0%	
Dibenzofuran	A	ug/L	0	0		0	0	0	1.74	5	150	0%	0	0	0%	
Diethyl phthalate	A	ug/L	0	0		0	0	0	2.18	5	150	0%	0	0	0%	
Dimethyl phthalate	A	ug/L	0	0		0	0	0	1.72	5	150	0%	0	0	0%	
Fluoranthene	A	ug/L	0	0		0	0	0	0.883	5	150	0%	0	0	0%	
Fluorene	A	ug/L	0	0		0	0	0	1.82	5	150	0%	0	0	0%	
Hexachlorobenzene	A	ug/L	0	0		0	0	0	1.33	5	150	0%	0	0	0%	
Hexachlorobutadiene	A	ug/L	0	0		0	0	0	2.32	5	150	0%	0	0	0%	
Hexachlorocyclopentadiene	A	ug/L	0	0		0	0	0	2.97	5	150	0%	0	0	0%	
Hexachloroethane	A	ug/L	0	0		0	0	0	1.79	5	150	0%	0	0	0%	
Indeno(1,2,3-cd)pyrene	A	ug/L	0	0		0	0	0	1.25	5	150	0%	0	0	0%	
Isophorone	A	ug/L	0	0		0	0	0	1.67	5	150	0%	0	0	0%	
m+p-Cresols	A	ug/L	0	0		0	0	0	1.78	5	150	0%	0	0	0%	
n-Nitroso-di-n-propylamine	A	ug/L	0	0		0	0	0	1.54	5	150	0%	0	0	0%	
n-Nitrosodimethylamine	A	ug/L	0	0		0	0	0	1.53	5	150	0%	0	0	0%	
n-Nitrosodiphenylamine	A	ug/L	0	0		0	0	0	1.16	10	150	0%	0	0	0%	
Naphthalene	A	ug/L	0	0		0	0	0	1.74	5	150	0%	0	0	0%	
Nitrobenzene	A	ug/L	0	0		0	0	0	2.31	5	150	0%	0	0	0%	
o-Cresol	A	ug/L	0	0		0	0	0	1.83	5	150	0%	0	0	0%	
p-Chloroaniline	A	ug/L	0	0		0	0	0	1.52	5	150	0%	0	0	0%	

Seq No	Lab ID	Test Code	Sample Typ	File ID	Analysis Date	DF	Batch ID	Prep Date	SPKref	RPDref	pmoist					
14985315	MB-162800	SVOC-8270-W-	MBLK	SV5973N.I	sd0111/15/2022 7:39:3	1	162800	1/10/2022 8:	0	0						
Analyte	T	Units	RAW	Final	Text	Spike	SPKref	RPDref	MDL	PQL	UQL	%REC	LOW	HIGH	%RPD	Q
Pentachlorophenol	A	ug/L	0	0		0	0	0	4.24	10	150	0%	0	0	0%	
Phenanthrene	A	ug/L	0	0		0	0	0	0.784	5	150	0%	0	0	0%	
Phenol	A	ug/L	0	0		0	0	0	1.46	5	150	0%	0	0	0%	
Pyrene	A	ug/L	0	0		0	0	0	0.921	5	150	0%	0	0	0%	
Pyridine	A	ug/L	0	0		0	0	0	3.22	5	150	0%	0	0	0%	
Triallate	A	ug/L	0	0		0	0	0	1.51	5	150	0%	0	0	0%	
1,4-Dichlorobenzene-d4	I	ug/L	40	40		0	0	0	0	5	150	0%	0	0	0%	
Acenaphthene-d10	I	ug/L	40	40		0	0	0	0	5	150	0%	0	0	0%	
Chrysene-d12	I	ug/L	40	40		0	0	0	0	5	150	0%	0	0	0%	
Naphthalene-d8	I	ug/L	40	40		0	0	0	0	5	150	0%	0	0	0%	
Perylene-d12	I	ug/L	40	40		0	0	0	0	5	150	0%	0	0	0%	
Phenanthrene-d10	I	ug/L	40	40		0	0	0	0	5	150	0%	0	0	0%	
2,4,6-Tribromophenol	S	ug/L	160.50701	160.50701		200	0	0	2.88	5	0	80%	43	140	0%	
2-Fluorobiphenyl	S	ug/L	53.01937	53.01937		100	0	0	0.724	5	0	53%	44	119	0%	
2-Fluorophenol	S	ug/L	65.25286	65.25286		200	0	0	3.52	5	0	33%	19	119	0%	
Nitrobenzene-d5	S	ug/L	61.09586	61.09586		100	0	0	2.34	5	0	61%	44	120	0%	
Phenol-d5	S	ug/L	72.6238	72.6238		200	0	0	2.06	5	0	36%	10	65	0%	
Terphenyl-d14	S	ug/L	101.28142	101.28142		100	0	0	1.17	5	0	101%	50	134	0%	
4-Chloroaniline	X	ug/L	0	0		0	0	0	1.61	5	150	0%	0	0	0%	
o-Terphenyl	X	ug/L	0	0		0	0	0	1.27	5	150	0%	0	0	0%	

Seq No	Lab ID	Test Code	Sample Typ	File ID	Analysis Date	DF	Batch ID	Prep Date	SPKref	RPDref	pmoist					
14985316	LCS-162800	SVOC-8270-W-	LCS-DOD	SV5973N.I	sd0111/15/2022 8:11:4	1	162800	1/10/2022 8:	0	0						
Analyte	T	Units	RAW	Final	Text	Spike	SPKref	RPDref	MDL	PQL	UQL	%REC	LOW	HIGH	%RPD	Q
1,2,4-Trichlorobenzene	A	ug/L	64.70184	64.70184		100	0	0	1.9	10	150	65%	29	116	0%	
1,2-Dichlorobenzene	A	ug/L	60.56437	60.56437		100	0	0	1.97	10	150	61%	32	111	0%	
1,3-Dichlorobenzene	A	ug/L	56.48145	56.48145		100	0	0	2.13	10	150	56%	28	110	0%	
1,4-Dichlorobenzene	A	ug/L	56.26653	56.26653		100	0	0	2.02	10	150	56%	29	112	0%	
1-Methylnaphthalene	A	ug/L	74.12651	74.12651		100	0	0	2.39	10	150	74%	41	119	0%	
2,2'-Oxybis(1-Chloropropane)	A	ug/L	60.00783	60.00783		100	0	0	1.45	10	150	60%	37	130	0%	
2,4,5-Trichlorophenol	A	ug/L	88.49925	88.49925		100	0	0	2.23	10	150	88%	53	123	0%	
2,4,6-Trichlorophenol	A	ug/L	89.49559	89.49559		100	0	0	2.64	10	150	89%	50	125	0%	
2,4-Dichlorophenol	A	ug/L	83.08777	83.08777		100	0	0	1.69	10	150	83%	47	121	0%	
2,4-Dimethylphenol	A	ug/L	26.88373	26.88373		100	0	0	1.69	10	150	27%	31	124	0%	S

Seq No	Lab ID	Test Code	Sample Typ	File ID	Analysis Date	DF	Batch ID	Prep Date	SPKref	RPDref	pmoist					
14985316	LCS-162800	SVOC-8270-W-	LCS-DOD	SV5973N.Tsd	0111/15/2022 8:11:4	1	162800	1/10/2022 8:	0	0						
Analyte	T	Units	RAW	Final	Text	Spike	SPKref	RPDref	MDL	PQL	UQL	%REC	LOW	HIGH	%RPD	Q
2,4-Dinitrophenol	A	ug/L	74.49694	74.49694		100	0	0	4.26	10	150	74%	23	142	0%	
2,4-Dinitrotoluene	A	ug/L	87.09592	87.09592		100	0	0	3.04	10	150	87%	57	128	0%	
2,6-Dinitrotoluene	A	ug/L	85.08161	85.08161		100	0	0	3.2	10	150	85%	50	118	0%	
2-Chloronaphthalene	A	ug/L	80.42985	80.42985		100	0	0	2.14	10	150	80%	40	116	0%	
2-Chlorophenol	A	ug/L	72.82334	72.82334		100	0	0	2.48	10	150	73%	38	117	0%	
2-Methylnaphthalene	A	ug/L	78.97144	78.97144		100	0	0	1.92	10	150	79%	40	121	0%	
2-Nitroaniline	A	ug/L	82.29665	82.29665		100	0	0	2.4	10	150	82%	55	127	0%	
2-Nitrophenol	A	ug/L	84.50233	84.50233		100	0	0	2.36	10	150	85%	47	123	0%	
3,3'-Dichlorobenzidine	A	ug/L	69.38213	69.38213		100	0	0	2.11	10	150	69%	27	129	0%	
3-Nitroaniline	A	ug/L	84.86416	84.86416		100	0	0	2.77	10	150	85%	41	128	0%	
4,6-Dinitro-2-methylphenol	A	ug/L	81.54832	81.54832		100	0	0	2.33	10	150	82%	44	137	0%	
4-Bromophenyl phenyl ether	A	ug/L	98.03476	98.03476		100	0	0	1.74	10	150	98%	55	124	0%	
4-Chloro-2-methylphenol	A	ug/L	66.108	66.108		100	0	0	1.6	10	150	66%	49	89	0%	
4-Chloro-3-methylphenol	A	ug/L	90.77693	90.77693		100	0	0	1.46	10	150	91%	52	119	0%	
4-Chlorophenol	A	ug/L	80.30314	80.30314		100	0	0	2.64	10	150	80%	41	81	0%	
4-Chlorophenyl phenyl ether	A	ug/L	92.89145	92.89145		100	0	0	2.03	10	150	93%	53	121	0%	
4-Nitroaniline	A	ug/L	80.4245	80.4245		100	0	0	1.63	10	150	80%	57	101	0%	
4-Nitrophenol	A	ug/L	36.7968	36.7968		100	0	0	2.5	10	150	37%	15	36	0%	S
Acenaphthene	A	ug/L	87.92388	87.92388		100	0	0	1.89	10	150	88%	47	122	0%	
Acenaphthylene	A	ug/L	77.95697	77.95697		100	0	0	1.57	10	150	78%	41	130	0%	
Aniline	A	ug/L	21.94638	21.94638		100	0	0	3.74	10	150	22%	24	60	0%	S
Anthracene	A	ug/L	97.19256	97.19256		100	0	0	1.23	10	150	97%	57	123	0%	
Azobenzene	A	ug/L	85.00229	85.00229		100	0	0	1.09	10	150	85%	61	116	0%	
Benzidine	A	ug/L	2.44014	2.44014		100	0	0	0.672	10	150	2%	10	100	0%	S1
Benzo(a)anthracene	A	ug/L	103.00593	103.00593		100	0	0	0.856	10	150	103%	58	125	0%	
Benzo(a)pyrene	A	ug/L	94.77874	94.77874		100	0	0	1.24	10	150	95%	54	128	0%	
Benzo(b)fluoranthene	A	ug/L	100.18342	100.18342		100	0	0	0.903	10	150	100%	53	131	0%	
Benzo(g,h,i)perylene	A	ug/L	96.12135	96.12135		100	0	0	1.01	10	150	96%	50	134	0%	
Benzo(k)fluoranthene	A	ug/L	97.28897	97.28897		100	0	0	0.97	10	150	97%	57	129	0%	
Benzoic acid	A	ug/L	30.62713	30.62713		100	0	0	1.51	10	150	31%	10	30	0%	S
Benzyl alcohol	A	ug/L	67.99731	67.99731		100	0	0	3.13	10	150	68%	31	112	0%	
bis(-2-chloroethoxy)Methane	A	ug/L	86.36436	86.36436		100	0	0	1.36	10	150	86%	48	120	0%	
bis(-2-chloroethyl)Ether	A	ug/L	78.63411	78.63411		100	0	0	2.57	10	150	79%	43	118	0%	
bis(2-chloroisopropyl)Ether	A	ug/L	60.00783	60.00783		100	0	0	1.49	10	150	60%	37	130	0%	
bis(2-ethylhexyl)Phthalate	A	ug/L	101.94324	101.94324		100	0	0	1.91	10	150	102%	55	135	0%	

Seq No	Lab ID	Test Code	Sample Typ	File ID	Analysis Date	DF	Batch ID	Prep Date	SPKref	RPDref	pmoist					
14985316	LCS-162800	SVOC-8270-W-	LCS-DOD	SV5973N.Tsd	0111/15/2022 8:11:4	1	162800	1/10/2022 8:	0	0						
Analyte	T	Units	RAW	Final	Text	Spike	SPKref	RPDref	MDL	PQL	UQL	%REC	LOW	HIGH	%RPD	Q
Butylbenzylphthalate	A	ug/L	101.38565	101.38565		100	0	0	1.57	10	150	101%	53	134	0%	
Carbazole	A	ug/L	91.7327	91.7327		100	0	0	0.842	10	150	92%	60	122	0%	
Chrysene	A	ug/L	100.92936	100.92936		100	0	0	1.17	10	150	101%	59	123	0%	
Di-n-butyl phthalate	A	ug/L	101.09481	101.09481		100	0	0	0.932	10	150	101%	59	127	0%	
Di-n-octyl phthalate	A	ug/L	104.7254	104.7254		100	0	0	1.34	10	150	105%	51	140	0%	
Dibenzo(a,h)anthracene	A	ug/L	96.3686	96.3686		100	0	0	1.17	10	150	96%	51	134	0%	
Dibenzofuran	A	ug/L	89.40264	89.40264		100	0	0	1.74	10	150	89%	53	118	0%	
Diethyl phthalate	A	ug/L	92.88909	92.88909		100	0	0	2.18	10	150	93%	56	125	0%	
Dimethyl phthalate	A	ug/L	99.18005	99.18005		100	0	0	1.72	10	150	99%	45	127	0%	
Fluoranthene	A	ug/L	95.90107	95.90107		100	0	0	0.883	10	150	96%	57	128	0%	
Fluorene	A	ug/L	85.16395	85.16395		100	0	0	1.82	10	150	85%	52	124	0%	
Hexachlorobenzene	A	ug/L	82.96594	82.96594		100	0	0	1.33	10	150	83%	53	125	0%	
Hexachlorobutadiene	A	ug/L	59.9089	59.9089		100	0	0	2.32	10	150	60%	22	124	0%	
Hexachlorocyclopentadiene	A	ug/L	56.2385	56.2385		100	0	0	2.97	10	150	56%	39	91	0%	
Hexachloroethane	A	ug/L	50.50191	50.50191		100	0	0	1.79	10	150	51%	21	115	0%	
Indeno(1,2,3-cd)pyrene	A	ug/L	94.4373	94.4373		100	0	0	1.25	10	150	94%	52	134	0%	
Isophorone	A	ug/L	87.48367	87.48367		100	0	0	1.67	10	150	87%	42	124	0%	
m+p-Cresols	A	ug/L	67.091	67.091		100	0	0	1.78	10	150	67%	29	110	0%	
n-Nitroso-di-n-propylamine	A	ug/L	84.2537	84.2537		100	0	0	1.54	10	150	84%	49	119	0%	
n-Nitrosodimethylamine	A	ug/L	37.4093	37.4093		100	0	0	1.53	10	150	37%	20	45	0%	
n-Nitrosodiphenylamine	A	ug/L	94.3455	94.3455		100	0	0	1.16	10	150	94%	51	123	0%	
Naphthalene	A	ug/L	79.27404	79.27404		100	0	0	1.74	10	150	79%	40	121	0%	
Nitrobenzene	A	ug/L	82.10542	82.10542		100	0	0	2.31	10	150	82%	45	121	0%	
o-Cresol	A	ug/L	70.13402	70.13402		100	0	0	1.83	10	150	70%	30	117	0%	
p-Chloroaniline	A	ug/L	64.26685	64.26685		100	0	0	1.52	10	150	64%	33	117	0%	
Pentachlorophenol	A	ug/L	99.46367	99.46367		100	0	0	4.24	10	150	99%	35	138	0%	
Phenanthrene	A	ug/L	92.52695	92.52695		100	0	0	0.784	10	150	93%	59	120	0%	
Phenol	A	ug/L	46.42284	46.42284		100	0	0	1.46	10	150	46%	37	75	0%	
Pyrene	A	ug/L	89.68023	89.68023		100	0	0	0.921	10	150	90%	57	126	0%	
Pyridine	A	ug/L	29.51961	29.51961		100	0	0	3.22	10	150	30%	16	45	0%	
Triallate	A	ug/L	89.50897	89.50897		100	0	0	1.51	10	150	90%	59	105	0%	
1,4-Dichlorobenzene-d4	I	ug/L	40	40		0	0	0	0	10	150	0%			0%	
Acenaphthene-d10	I	ug/L	40	40		0	0	0	0	10	150	0%			0%	
Chrysene-d12	I	ug/L	40	40		0	0	0	0	10	150	0%			0%	
Naphthalene-d8	I	ug/L	40	40		0	0	0	0	10	150	0%			0%	

Seq No	Lab ID	Test Code	Sample Typ	File ID	Analysis Date	DF	Batch ID	Prep Date	SPKref	RPDref	pmoist					
14985316	LCS-162800	SVOC-8270-W-	LCS-DOD	SV5973N.I	sd0111/15/2022 8:11:4	1	162800	1/10/2022 8:	0	0						
Analyte	T	Units	RAW	Final	Text	Spike	SPKref	RPDref	MDL	PQL	UQL	%REC	LOW	HIGH	%RPD	Q
Perylene-d12	I	ug/L	40	40		0	0	0	0	10	150	0%			0%	
Phenanthrene-d10	I	ug/L	40	40		0	0	0	0	10	150	0%			0%	
2,4,6-Tribromophenol	S	ug/L	200.20217	200.20217		200	0	0	2.88	10	0	100%	43	140	0%	
2-Fluorobiphenyl	S	ug/L	86.7168	86.7168		100	0	0	0.724	10	0	87%	44	119	0%	
2-Fluorophenol	S	ug/L	88.29041	88.29041		200	0	0	3.52	10	0	44%	19	119	0%	
Nitrobenzene-d5	S	ug/L	74.22835	74.22835		100	0	0	2.34	10	0	74%	44	120	0%	
Phenol-d5	S	ug/L	93.11471	93.11471		200	0	0	2.06	10	0	47%	10	65	0%	
Terphenyl-d14	S	ug/L	100.50356	100.50356		100	0	0	1.17	10	0	101%	50	134	0%	
4-Chloroaniline	X	ug/L	64.26685	64.26685		100	0	0	1.61	10	150	64%	33	117	0%	
o-Terphenyl	X	ug/L	87.65858	87.65858		100	0	0	1.27	10	150	88%	40	140	0%	

Seq No	Lab ID	Test Code	Sample Typ	File ID	Analysis Date	DF	Batch ID	Prep Date	SPKref	RPDref	pmoist					
14985317	LCSD-162800	SVOC-8270-W-	LCSD-DOD	SV5973N.I	sd0111/15/2022 8:43:5	1	162800	1/10/2022 8:	0	1E+07						
Analyte	T	Units	RAW	Final	Text	Spike	SPKref	RPDref	MDL	PQL	UQL	%REC	LOW	HIGH	%RPD	Q
1,2,4-Trichlorobenzene	A	ug/L	68.94436	68.94436		100	0	64.70184	1.9	10	150	69%	29	116	6%	
1,2-Dichlorobenzene	A	ug/L	61.49142	61.49142		100	0	60.56437	1.97	10	150	61%	32	111	2%	
1,3-Dichlorobenzene	A	ug/L	57.70822	57.70822		100	0	56.48145	2.13	10	150	58%	28	110	2%	
1,4-Dichlorobenzene	A	ug/L	57.18393	57.18393		100	0	56.26653	2.02	10	150	57%	29	112	2%	
1-Methylnaphthalene	A	ug/L	76.85417	76.85417		100	0	74.12651	2.39	10	150	77%	41	119	4%	
2,2'-Oxybis(1-Chloropropane)	A	ug/L	61.70421	61.70421		100	0	60.00783	1.45	10	150	62%	37	130	3%	
2,4,5-Trichlorophenol	A	ug/L	89.20627	89.20627		100	0	88.49925	2.23	10	150	89%	53	123	1%	
2,4,6-Trichlorophenol	A	ug/L	89.28324	89.28324		100	0	89.49559	2.64	10	150	89%	50	125	0%	
2,4-Dichlorophenol	A	ug/L	81.12083	81.12083		100	0	83.08777	1.69	10	150	81%	47	121	2%	
2,4-Dimethylphenol	A	ug/L	34.06855	34.06855		100	0	26.88373	1.69	10	150	34%	31	124	24%	R
2,4-Dinitrophenol	A	ug/L	70.21466	70.21466		100	0	74.49694	4.26	10	150	70%	23	142	6%	
2,4-Dinitrotoluene	A	ug/L	88.71036	88.71036		100	0	87.09592	3.04	10	150	89%	57	128	2%	
2,6-Dinitrotoluene	A	ug/L	90.04543	90.04543		100	0	85.08161	3.2	10	150	90%	50	118	6%	
2-Chloronaphthalene	A	ug/L	88.10029	88.10029		100	0	80.42985	2.14	10	150	88%	40	116	9%	
2-Chlorophenol	A	ug/L	70.33267	70.33267		100	0	72.82334	2.48	10	150	70%	38	117	3%	
2-Methylnaphthalene	A	ug/L	81.07352	81.07352		100	0	78.97144	1.92	10	150	81%	40	121	3%	
2-Nitroaniline	A	ug/L	88.15561	88.15561		100	0	82.29665	2.4	10	150	88%	55	127	7%	
2-Nitrophenol	A	ug/L	79.09158	79.09158		100	0	84.50233	2.36	10	150	79%	47	123	7%	
3,3'-Dichlorobenzidine	A	ug/L	73.61347	73.61347		100	0	69.38213	2.11	10	150	74%	27	129	6%	
3-Nitroaniline	A	ug/L	85.91266	85.91266		100	0	84.86416	2.77	10	150	86%	41	128	1%	

Seq No	Lab ID	Test Code	Sample Typ	File ID	Analysis Date	DF	Batch ID	Prep Date	SPKref	RPDref	pmoist					
14985317	LCSD-162800	SVOC-8270-W-	LCSD-DOD	SV5973N	11/15/2022 8:43:5	1	162800	1/10/2022 8:	0	1E+07						
Analyte	T	Units	RAW	Final	Text	Spike	SPKref	RPDref	MDL	PQL	UQL	%REC	LOW	HIGH	%RPD	Q
4,6-Dinitro-2-methylphenol	A	ug/L	78.67124	78.67124		100	0	81.54832	2.33	10	150	79%	44	137	4%	
4-Bromophenyl phenyl ether	A	ug/L	96.58562	96.58562		100	0	98.03476	1.74	10	150	97%	55	124	1%	
4-Chloro-2-methylphenol	A	ug/L	69.62238	69.62238		100	0	66.108	1.6	10	150	70%	49	89	5%	
4-Chloro-3-methylphenol	A	ug/L	65.94727	65.94727		100	0	90.77693	1.46	10	150	66%	52	119	32%	R
4-Chlorophenol	A	ug/L	75.71825	75.71825		100	0	80.30314	2.64	10	150	76%	41	81	6%	
4-Chlorophenyl phenyl ether	A	ug/L	94.9212	94.9212		100	0	92.89145	2.03	10	150	95%	53	121	2%	
4-Nitroaniline	A	ug/L	77.93103	77.93103		100	0	80.4245	1.63	10	150	78%	57	101	3%	
4-Nitrophenol	A	ug/L	38.29237	38.29237		100	0	36.7968	2.5	10	150	38%	15	36	4%	S
Acenaphthene	A	ug/L	88.06715	88.06715		100	0	87.92388	1.89	10	150	88%	47	122	0%	
Acenaphthylene	A	ug/L	81.20927	81.20927		100	0	77.95697	1.57	10	150	81%	41	130	4%	
Aniline	A	ug/L	24.66023	24.66023		100	0	21.94638	3.74	10	150	25%	24	60	12%	
Anthracene	A	ug/L	94.73666	94.73666		100	0	97.19256	1.23	10	150	95%	57	123	3%	
Azobenzene	A	ug/L	80.92321	80.92321		100	0	85.00229	1.09	10	150	81%	61	116	5%	
Benzidine	A	ug/L	3.7289	3.7289		100	0	2.44014	0.672	10	150	4%	10	100		S1
Benzo(a)anthracene	A	ug/L	100.95864	100.95864		100	0	103.00593	0.856	10	150	101%	58	125	2%	
Benzo(a)pyrene	A	ug/L	89.78286	89.78286		100	0	94.77874	1.24	10	150	90%	54	128	5%	
Benzo(b)fluoranthene	A	ug/L	97.80103	97.80103		100	0	100.18342	0.903	10	150	98%	53	131	2%	
Benzo(g,h,i)perylene	A	ug/L	94.77568	94.77568		100	0	96.12135	1.01	10	150	95%	50	134	1%	
Benzo(k)fluoranthene	A	ug/L	94.46347	94.46347		100	0	97.28897	0.97	10	150	94%	57	129	3%	
Benzoic acid	A	ug/L	32.72795	32.72795		100	0	30.62713	1.51	10	150	33%	10	30	7%	S
Benzyl alcohol	A	ug/L	62.40435	62.40435		100	0	67.99731	3.13	10	150	62%	31	112	9%	
bis(-2-chloroethoxy)Methane	A	ug/L	89.56075	89.56075		100	0	86.36436	1.36	10	150	90%	48	120	4%	
bis(-2-chloroethyl)Ether	A	ug/L	73.92926	73.92926		100	0	78.63411	2.57	10	150	74%	43	118	6%	
bis(2-chloroisopropyl)Ether	A	ug/L	61.70421	61.70421		100	0	60.00783	1.49	10	150	62%	37	130	3%	
bis(2-ethylhexyl)Phthalate	A	ug/L	106.30556	106.30556		100	0	101.94324	1.91	10	150	106%	55	135	4%	
Butylbenzylphthalate	A	ug/L	103.2725	103.2725		100	0	101.38565	1.57	10	150	103%	53	134	2%	
Carbazole	A	ug/L	89.95403	89.95403		100	0	91.7327	0.842	10	150	90%	60	122	2%	
Chrysene	A	ug/L	99.10704	99.10704		100	0	100.92936	1.17	10	150	99%	59	123	2%	
Di-n-butyl phthalate	A	ug/L	101.19601	101.19601		100	0	101.09481	0.932	10	150	101%	59	127	0%	
Di-n-octyl phthalate	A	ug/L	98.81339	98.81339		100	0	104.7254	1.34	10	150	99%	51	140	6%	
Dibenzo(a,h)anthracene	A	ug/L	93.81271	93.81271		100	0	96.3686	1.17	10	150	94%	51	134	3%	
Dibenzofuran	A	ug/L	93.80967	93.80967		100	0	89.40264	1.74	10	150	94%	53	118	5%	
Diethyl phthalate	A	ug/L	96.20906	96.20906		100	0	92.88909	2.18	10	150	96%	56	125	4%	
Dimethyl phthalate	A	ug/L	101.08022	101.08022		100	0	99.18005	1.72	10	150	101%	45	127	2%	
Fluoranthene	A	ug/L	92.78231	92.78231		100	0	95.90107	0.883	10	150	93%	57	128	3%	

Seq No	Lab ID	Test Code	Sample Typ	File ID	Analysis Date	DF	Batch ID	Prep Date	SPKref	RPDref	pmoist					
14985317	LCSD-162800	SVOC-8270-W-	LCSD-DOD	SV5973N	11/15/2022 8:43:5	1	162800	1/10/2022 8:	0	1E+07						
Analyte	T	Units	RAW	Final	Text	Spike	SPKref	RPDref	MDL	PQL	UQL	%REC	LOW	HIGH	%RPD	Q
Fluorene	A	ug/L	89.44529	89.44529		100	0	85.16395	1.82	10	150	89%	52	124	5%	
Hexachlorobenzene	A	ug/L	80.58445	80.58445		100	0	82.96594	1.33	10	150	81%	53	125	3%	
Hexachlorobutadiene	A	ug/L	63.04196	63.04196		100	0	59.9089	2.32	10	150	63%	22	124	5%	
Hexachlorocyclopentadiene	A	ug/L	59.19848	59.19848		100	0	56.2385	2.97	10	150	59%	39	91	5%	
Hexachloroethane	A	ug/L	51.30143	51.30143		100	0	50.50191	1.79	10	150	51%	21	115	2%	
Indeno(1,2,3-cd)pyrene	A	ug/L	93.87472	93.87472		100	0	94.4373	1.25	10	150	94%	52	134	1%	
Isophorone	A	ug/L	90.16978	90.16978		100	0	87.48367	1.67	10	150	90%	42	124	3%	
m+p-Cresols	A	ug/L	69.12219	69.12219		100	0	67.091	1.78	10	150	69%	29	110	3%	
n-Nitroso-di-n-propylamine	A	ug/L	82.90685	82.90685		100	0	84.2537	1.54	10	150	83%	49	119	2%	
n-Nitrosodimethylamine	A	ug/L	38.9569	38.9569		100	0	37.4093	1.53	10	150	39%	20	45	4%	
n-Nitrosodiphenylamine	A	ug/L	88.63219	88.63219		100	0	94.3455	1.16	10	150	89%	51	123	6%	
Naphthalene	A	ug/L	83.06542	83.06542		100	0	79.27404	1.74	10	150	83%	40	121	5%	
Nitrobenzene	A	ug/L	80.0905	80.0905		100	0	82.10542	2.31	10	150	80%	45	121	2%	
o-Cresol	A	ug/L	67.40716	67.40716		100	0	70.13402	1.83	10	150	67%	30	117	4%	
p-Chloroaniline	A	ug/L	63.87031	63.87031		100	0	64.26685	1.52	10	150	64%	33	117	1%	
Pentachlorophenol	A	ug/L	98.73399	98.73399		100	0	99.46367	4.24	10	150	99%	35	138	1%	
Phenanthrene	A	ug/L	88.92341	88.92341		100	0	92.52695	0.784	10	150	89%	59	120	4%	
Phenol	A	ug/L	49.83249	49.83249		100	0	46.42284	1.46	10	150	50%	37	75	7%	
Pyrene	A	ug/L	90.0739	90.0739		100	0	89.68023	0.921	10	150	90%	57	126	0%	
Pyridine	A	ug/L	25.34625	25.34625		100	0	29.51961	3.22	10	150	25%	16	45	15%	
Triallate	A	ug/L	83.57813	83.57813		100	0	89.50897	1.51	10	150	84%	59	105	7%	
1,4-Dichlorobenzene-d4	I	ug/L	40	40		0	0	0	0	10	150	0%			0%	
Acenaphthene-d10	I	ug/L	40	40		0	0	0	0	10	150	0%			0%	
Chrysene-d12	I	ug/L	40	40		0	0	0	0	10	150	0%			0%	
Naphthalene-d8	I	ug/L	40	40		0	0	0	0	10	150	0%			0%	
Perylene-d12	I	ug/L	40	40		0	0	0	0	10	150	0%			0%	
Phenanthrene-d10	I	ug/L	40	40		0	0	0	0	10	150	0%			0%	
2,4,6-Tribromophenol	S	ug/L	195.70124	195.70124		200	0	0	2.88	10	0	98%	43	140	0%	
2-Fluorobiphenyl	S	ug/L	84.32586	84.32586		100	0	0	0.724	10	0	84%	44	119	0%	
2-Fluorophenol	S	ug/L	78.22857	78.22857		200	0	0	3.52	10	0	39%	19	119	0%	
Nitrobenzene-d5	S	ug/L	70.07185	70.07185		100	0	0	2.34	10	0	70%	44	120	0%	
Phenol-d5	S	ug/L	90.14405	90.14405		200	0	0	2.06	10	0	45%	10	65	0%	
Terphenyl-d14	S	ug/L	97.19581	97.19581		100	0	0	1.17	10	0	97%	50	134	0%	
4-Chloroaniline	X	ug/L	63.87031	63.87031		100	0	64.26685	1.61	10	150	64%	33	117	1%	
o-Terphenyl	X	ug/L	83.81772	83.81772		100	0	87.65858	1.27	10	150	84%	40	140	4%	

Seq No	Lab ID	Test Code	Sample Typ	File ID	Analysis Date	DF	Batch ID	Prep Date	SPKref	RPDref	pmoist					
14985318	B22010260-001	SVOC-8270-W-	SAMP	SV5973N.Tsd0111/15/2022	9:16:0	1	162800	1/10/2022 8:	0	0						
Analyte	T	Units	RAW	Final	Text	Spike	SPKref	RPDref	MDL	PQL	UQL	%REC	LOW	HIGH	%RPD	Q
1,2,4-Trichlorobenzene	A	ug/L	0	0		0	0	0	1.976	10	150	0%	0	0	0%	U
1,2-Dichlorobenzene	A	ug/L	0	0		0	0	0	2.0488	10	150	0%	0	0	0%	U
1,3-Dichlorobenzene	A	ug/L	0	0		0	0	0	2.2152	10	150	0%	0	0	0%	U
1,4-Dichlorobenzene	A	ug/L	0	0		0	0	0	2.1008	10	150	0%	0	0	0%	U
1-Methylnaphthalene	A	ug/L	3.5756	3.718624		0	0	0	2.4856	5.2	150	0%	0	0	0%	J
2,2'-Oxybis(1-Chloropropane)	A	ug/L	0	0		0	0	0	1.508	10	150	0%	0	0	0%	U
2,4,5-Trichlorophenol	A	ug/L	0	0		0	0	0	2.3192	10	150	0%	0	0	0%	U
2,4,6-Trichlorophenol	A	ug/L	0	0		0	0	0	2.7456	10	150	0%	0	0	0%	U
2,4-Dichlorophenol	A	ug/L	0	0		0	0	0	1.7576	10	150	0%	0	0	0%	U
2,4-Dimethylphenol	A	ug/L	0	0		0	0	0	1.7576	10	150	0%	0	0	0%	U
2,4-Dinitrophenol	A	ug/L	0	0		0	0	0	4.4304	10.4	150	0%	0	0	0%	U
2,4-Dinitrotoluene	A	ug/L	0	0		0	0	0	3.1616	10	150	0%	0	0	0%	U
2,6-Dinitrotoluene	A	ug/L	0	0		0	0	0	3.328	10	150	0%	0	0	0%	U
2-Chloronaphthalene	A	ug/L	0	0		0	0	0	2.2256	10	150	0%	0	0	0%	U
2-Chlorophenol	A	ug/L	0	0		0	0	0	2.5792	10	150	0%	0	0	0%	U
2-Methylnaphthalene	A	ug/L	1.47418	0		0	0	0	1.9968	5.2	150	0%	0	0	0%	U
2-Nitroaniline	A	ug/L	0	0		0	0	0	2.496	10	150	0%	0	0	0%	U
2-Nitrophenol	A	ug/L	0	0		0	0	0	2.4544	10	150	0%	0	0	0%	U
3,3'-Dichlorobenzidine	A	ug/L	0	0		0	0	0	2.1944	10.4	150	0%	0	0	0%	U
3-Nitroaniline	A	ug/L	0	0		0	0	0	2.8808	10	150	0%	0	0	0%	U
4,6-Dinitro-2-methylphenol	A	ug/L	0	0		0	0	0	2.4232	10.4	150	0%	0	0	0%	U
4-Bromophenyl phenyl ether	A	ug/L	0	0		0	0	0	1.8096	10	150	0%	0	0	0%	U
4-Chloro-2-methylphenol	A	ug/L	0	0		0	0	0	1.664	10	150	0%	0	0	0%	U
4-Chloro-3-methylphenol	A	ug/L	0	0		0	0	0	1.5184	10	150	0%	0	0	0%	U
4-Chlorophenol	A	ug/L	0	0		0	0	0	2.7456	10	150	0%	0	0	0%	U
4-Chlorophenyl phenyl ether	A	ug/L	0	0		0	0	0	2.1112	10	150	0%	0	0	0%	U
4-Nitroaniline	A	ug/L	0	0		0	0	0	1.6952	10	150	0%	0	0	0%	U
4-Nitrophenol	A	ug/L	0	0		0	0	0	2.6	10.4	150	0%	0	0	0%	U
Acenaphthene	A	ug/L	0	0		0	0	0	1.9656	5.2	150	0%	0	0	0%	U
Acenaphthylene	A	ug/L	0	0		0	0	0	1.6328	5.2	150	0%	0	0	0%	U
Aniline	A	ug/L	0	0		0	0	0	3.8896	10	150	0%	0	0	0%	U
Anthracene	A	ug/L	0	0		0	0	0	1.2792	5.2	150	0%	0	0	0%	U
Azobenzene	A	ug/L	0	0		0	0	0	1.1336	10	150	0%	0	0	0%	U
Benzidine	A	ug/L	0	0		0	0	0	6.9888	10.4	150	0%	0	0	0%	U
Benzo(a)anthracene	A	ug/L	0	0		0	0	0	0.89024	5.2	150	0%	0	0	0%	U

Seq No	Lab ID	Test Code	Sample Typ	File ID	Analysis Date	DF	Batch ID	Prep Date	SPKref	RPDref	pmoist					
14985318	B22010260-001	SVOC-8270-W-	SAMP	SV5973N.Tsd0111/15/2022	9:16:0	1	162800	1/10/2022 8:	0	0						
Analyte	T	Units	RAW	Final	Text	Spike	SPKref	RPDref	MDL	PQL	UQL	%REC	LOW	HIGH	%RPD	Q
Benzo(a)pyrene	A	ug/L	0	0		0	0	0	1.2896	5.2	150	0%	0	0	0%	U
Benzo(b)fluoranthene	A	ug/L	0	0		0	0	0	0.93912	5.2	150	0%	0	0	0%	U
Benzo(g,h,i)perylene	A	ug/L	0	0		0	0	0	1.0504	5.2	150	0%	0	0	0%	U
Benzo(k)fluoranthene	A	ug/L	0	0		0	0	0	1.0088	5.2	150	0%	0	0	0%	U
Benzoic acid	A	ug/L	0	0		0	0	0	1.5704	10	150	0%	0	0	0%	U
Benzyl alcohol	A	ug/L	0	0		0	0	0	3.2552	10	150	0%	0	0	0%	U
bis(-2-chloroethoxy)Methane	A	ug/L	0	0		0	0	0	1.4144	10	150	0%	0	0	0%	U
bis(-2-chloroethyl)Ether	A	ug/L	0	0		0	0	0	2.6728	10	150	0%	0	0	0%	U
bis(2-chloroisopropyl)Ether	A	ug/L	0	0		0	0	0	1.5496	10	150	0%	0	0	0%	U
bis(2-ethylhexyl)Phthalate	A	ug/L	0	0		0	0	0	1.9864	10	150	0%	0	0	0%	U
Butylbenzylphthalate	A	ug/L	0	0		0	0	0	1.6328	10	150	0%	0	0	0%	U
Carbazole	A	ug/L	0	0		0	0	0	0.87568	10	150	0%	0	0	0%	U
Chrysene	A	ug/L	0	0		0	0	0	1.2168	5.2	150	0%	0	0	0%	U
Di-n-butyl phthalate	A	ug/L	0	0		0	0	0	0.96928	10	150	0%	0	0	0%	U
Di-n-octyl phthalate	A	ug/L	0	0		0	0	0	1.3936	10	150	0%	0	0	0%	U
Dibenzo(a,h)anthracene	A	ug/L	0	0		0	0	0	1.2168	5.2	150	0%	0	0	0%	U
Dibenzofuran	A	ug/L	0	0		0	0	0	1.8096	10	150	0%	0	0	0%	U
Diethyl phthalate	A	ug/L	0	0		0	0	0	2.2672	10	150	0%	0	0	0%	U
Dimethyl phthalate	A	ug/L	0	0		0	0	0	1.7888	10	150	0%	0	0	0%	U
Fluoranthene	A	ug/L	0	0		0	0	0	0.91832	5.2	150	0%	0	0	0%	U
Fluorene	A	ug/L	0	0		0	0	0	1.8928	5.2	150	0%	0	0	0%	U
Hexachlorobenzene	A	ug/L	0	0		0	0	0	1.3832	10	150	0%	0	0	0%	U
Hexachlorobutadiene	A	ug/L	0	0		0	0	0	2.4128	10	150	0%	0	0	0%	U
Hexachlorocyclopentadiene	A	ug/L	0	0		0	0	0	3.0888	10	150	0%	0	0	0%	U
Hexachloroethane	A	ug/L	0	0		0	0	0	1.8616	10	150	0%	0	0	0%	U
Indeno(1,2,3-cd)pyrene	A	ug/L	0	0		0	0	0	1.3	5.2	150	0%	0	0	0%	U
Isophorone	A	ug/L	0	0		0	0	0	1.7368	10	150	0%	0	0	0%	U
m+p-Cresols	A	ug/L	0	0		0	0	0	1.8512	10	150	0%	0	0	0%	U
n-Nitroso-di-n-propylamine	A	ug/L	0	0		0	0	0	1.6016	10	150	0%	0	0	0%	U
n-Nitrosodimethylamine	A	ug/L	0	0		0	0	0	1.5912	10	150	0%	0	0	0%	U
n-Nitrosodiphenylamine	A	ug/L	0	0		0	0	0	1.2064	10.4	150	0%	0	0	0%	U
Naphthalene	A	ug/L	2.23315	2.322476		0	0	0	1.8096	5.2	150	0%	0	0	0%	J
Nitrobenzene	A	ug/L	0	0		0	0	0	2.4024	10	150	0%	0	0	0%	U
o-Cresol	A	ug/L	0	0		0	0	0	1.9032	10	150	0%	0	0	0%	U
p-Chloroaniline	A	ug/L	0	0		0	0	0	1.5808	10	150	0%	0	0	0%	U

Seq No	Lab ID	Test Code	Sample Typ	File ID	Analysis Date	DF	Batch ID	Prep Date	SPKref	RPDref	pmoist					
14985318	B22010260-001	SVOC-8270-W-	SAMP	SV5973N.Tsd0111/15/2022	9:16:0	1	162800	1/10/2022 8:	0	0						
Analyte	T	Units	RAW	Final	Text	Spike	SPKref	RPDref	MDL	PQL	UQL	%REC	LOW	HIGH	%RPD	Q
Pentachlorophenol	A	ug/L	0	0		0	0	0	4.4096	10.4	150	0%	0	0	0%	U
Phenanthrene	A	ug/L	0	0		0	0	0	0.81536	5.2	150	0%	0	0	0%	U
Phenol	A	ug/L	0	0		0	0	0	1.5184	10	150	0%	0	0	0%	U
Pyrene	A	ug/L	0	0		0	0	0	0.95784	5.2	150	0%	0	0	0%	U
Pyridine	A	ug/L	0	0		0	0	0	3.3488	10	150	0%	0	0	0%	U
Triallate	A	ug/L	0	0		0	0	0	1.5704	10	150	0%	0	0	0%	U
1,4-Dichlorobenzene-d4	I	ug/L	40	41.6		0	0	0	0	10	150	0%	0	0	0%	
Acenaphthene-d10	I	ug/L	40	41.6		0	0	0	0	10	150	0%	0	0	0%	
Chrysene-d12	I	ug/L	40	41.6		0	0	0	0	10	150	0%	0	0	0%	
Naphthalene-d8	I	ug/L	40	41.6		0	0	0	0	10	150	0%	0	0	0%	
Perylene-d12	I	ug/L	40	41.6		0	0	0	0	10	150	0%	0	0	0%	
Phenanthrene-d10	I	ug/L	40	41.6		0	0	0	0	10	150	0%	0	0	0%	
2,4,6-Tribromophenol	S	ug/L	161.11525	167.55986		208	0	0	2.9952	10	0	81%	43	140	0%	
2-Fluorobiphenyl	S	ug/L	61.68217	64.1494568		104	0	0	0.75296	10	0	62%	44	119	0%	
2-Fluorophenol	S	ug/L	82.51997	85.8207688		208	0	0	3.6608	10	0	41%	19	119	0%	
Nitrobenzene-d5	S	ug/L	52.29307	54.3847928		104	0	0	2.4336	10	0	52%	44	120	0%	
Phenol-d5	S	ug/L	73.72957	76.6787528		208	0	0	2.1424	10	0	37%	10	65	0%	
Terphenyl-d14	S	ug/L	81.01117	84.2516168		104	0	0	1.2168	10	0	81%	50	134	0%	
4-Chloroaniline	X	ug/L	0	0		0	0	0	1.6744	10	150	0%	0	0	0%	U
o-Terphenyl	X	ug/L	0	0		0	0	0	1.3208	10	150	0%	0	0	0%	U

Seq No	Lab ID	Test Code	Sample Typ	File ID	Analysis Date	DF	Batch ID	Prep Date	SPKref	RPDref	pmoist					
14985319	B22010262-001	SVOC-8270-W-	SAMP	SV5973N.Tsd0111/15/2022	9:48:2	1	162800	1/10/2022 8:	0	0						
Analyte	T	Units	RAW	Final	Text	Spike	SPKref	RPDref	MDL	PQL	UQL	%REC	LOW	HIGH	%RPD	Q
1,2,4-Trichlorobenzene	A	ug/L	0	0		0	0	0	1.862	10	150	0%	0	0	0%	U
1,2-Dichlorobenzene	A	ug/L	0	0		0	0	0	1.9306	10	150	0%	0	0	0%	U
1,3-Dichlorobenzene	A	ug/L	0	0		0	0	0	2.0874	10	150	0%	0	0	0%	U
1,4-Dichlorobenzene	A	ug/L	0	0		0	0	0	1.9796	10	150	0%	0	0	0%	U
1-Methylnaphthalene	A	ug/L	0	0		0	0	0	2.3422	4.9	150	0%	0	0	0%	U
2,2'-Oxybis(1-Chloropropane)	A	ug/L	0	0		0	0	0	1.421	10	150	0%	0	0	0%	U
2,4,5-Trichlorophenol	A	ug/L	0	0		0	0	0	2.1854	10	150	0%	0	0	0%	U
2,4,6-Trichlorophenol	A	ug/L	0	0		0	0	0	2.5872	10	150	0%	0	0	0%	U
2,4-Dichlorophenol	A	ug/L	0	0		0	0	0	1.6562	10	150	0%	0	0	0%	U
2,4-Dimethylphenol	A	ug/L	0	0		0	0	0	1.6562	10	150	0%	0	0	0%	U

Seq No	Lab ID	Test Code	Sample Typ	File ID	Analysis Date	DF	Batch ID	Prep Date	SPKref	RPDref	pmoist					
14985319	B22010262-001	SVOC-8270-W-	SAMP	SV5973N.Tsd0111/15/2022	9:48:2	1	162800	1/10/2022 8:	0	0						
Analyte	T	Units	RAW	Final	Text	Spike	SPKref	RPDref	MDL	PQL	UQL	%REC	LOW	HIGH	%RPD	Q
2,4-Dinitrophenol	A	ug/L	0	0		0	0	0	4.1748	10	150	0%	0	0	0%	U
2,4-Dinitrotoluene	A	ug/L	0	0		0	0	0	2.9792	10	150	0%	0	0	0%	U
2,6-Dinitrotoluene	A	ug/L	0	0		0	0	0	3.136	10	150	0%	0	0	0%	U
2-Chloronaphthalene	A	ug/L	0	0		0	0	0	2.0972	10	150	0%	0	0	0%	U
2-Chlorophenol	A	ug/L	0	0		0	0	0	2.4304	10	150	0%	0	0	0%	U
2-Methylnaphthalene	A	ug/L	0	0		0	0	0	1.8816	4.9	150	0%	0	0	0%	U
2-Nitroaniline	A	ug/L	0	0		0	0	0	2.352	10	150	0%	0	0	0%	U
2-Nitrophenol	A	ug/L	0	0		0	0	0	2.3128	10	150	0%	0	0	0%	U
3,3'-Dichlorobenzidine	A	ug/L	0	0		0	0	0	2.0678	10	150	0%	0	0	0%	U
3-Nitroaniline	A	ug/L	0	0		0	0	0	2.7146	10	150	0%	0	0	0%	U
4,6-Dinitro-2-methylphenol	A	ug/L	0	0		0	0	0	2.2834	10	150	0%	0	0	0%	U
4-Bromophenyl phenyl ether	A	ug/L	0	0		0	0	0	1.7052	10	150	0%	0	0	0%	U
4-Chloro-2-methylphenol	A	ug/L	0	0		0	0	0	1.568	10	150	0%	0	0	0%	U
4-Chloro-3-methylphenol	A	ug/L	0	0		0	0	0	1.4308	10	150	0%	0	0	0%	U
4-Chlorophenol	A	ug/L	0	0		0	0	0	2.5872	10	150	0%	0	0	0%	U
4-Chlorophenyl phenyl ether	A	ug/L	0	0		0	0	0	1.9894	10	150	0%	0	0	0%	U
4-Nitroaniline	A	ug/L	0	0		0	0	0	1.5974	10	150	0%	0	0	0%	U
4-Nitrophenol	A	ug/L	0	0		0	0	0	2.45	10	150	0%	0	0	0%	U
Acenaphthene	A	ug/L	0	0		0	0	0	1.8522	4.9	150	0%	0	0	0%	U
Acenaphthylene	A	ug/L	0	0		0	0	0	1.5386	4.9	150	0%	0	0	0%	U
Aniline	A	ug/L	0	0		0	0	0	3.6652	10	150	0%	0	0	0%	U
Anthracene	A	ug/L	0	0		0	0	0	1.2054	4.9	150	0%	0	0	0%	U
Azobenzene	A	ug/L	0	0		0	0	0	1.0682	10	150	0%	0	0	0%	U
Benzidine	A	ug/L	0	0		0	0	0	6.5856	10	150	0%	0	0	0%	U
Benzo(a)anthracene	A	ug/L	0	0		0	0	0	0.83888	4.9	150	0%	0	0	0%	U
Benzo(a)pyrene	A	ug/L	0	0		0	0	0	1.2152	4.9	150	0%	0	0	0%	U
Benzo(b)fluoranthene	A	ug/L	0	0		0	0	0	0.88494	4.9	150	0%	0	0	0%	U
Benzo(g,h,i)perylene	A	ug/L	0	0		0	0	0	0.9898	4.9	150	0%	0	0	0%	U
Benzo(k)fluoranthene	A	ug/L	0	0		0	0	0	0.9506	4.9	150	0%	0	0	0%	U
Benzoic acid	A	ug/L	0	0		0	0	0	1.4798	10	150	0%	0	0	0%	U
Benzyl alcohol	A	ug/L	0	0		0	0	0	3.0674	10	150	0%	0	0	0%	U
bis(-2-chloroethoxy)Methane	A	ug/L	0	0		0	0	0	1.3328	10	150	0%	0	0	0%	U
bis(-2-chloroethyl)Ether	A	ug/L	0	0		0	0	0	2.5186	10	150	0%	0	0	0%	U
bis(2-chloroisopropyl)Ether	A	ug/L	0	0		0	0	0	1.4602	10	150	0%	0	0	0%	U
bis(2-ethylhexyl)Phthalate	A	ug/L	0	0		0	0	0	1.8718	10	150	0%	0	0	0%	U

Seq No	Lab ID	Test Code	Sample Typ	File ID	Analysis Date	DF	Batch ID	Prep Date	SPKref	RPDref	pmoist					
14985319	B22010262-001	SVOC-8270-W-	SAMP	SV5973N.Tsd0111/15/2022	9:48:2	1	162800	1/10/2022 8:	0	0						
Analyte	T	Units	RAW	Final	Text	Spike	SPKref	RPDref	MDL	PQL	UQL	%REC	LOW	HIGH	%RPD	Q
Butylbenzylphthalate	A	ug/L	0	0		0	0	0	1.5386	10	150	0%	0	0	0%	U
Carbazole	A	ug/L	0	0		0	0	0	0.82516	10	150	0%	0	0	0%	U
Chrysene	A	ug/L	0	0		0	0	0	1.1466	4.9	150	0%	0	0	0%	U
Di-n-butyl phthalate	A	ug/L	0	0		0	0	0	0.91336	10	150	0%	0	0	0%	U
Di-n-octyl phthalate	A	ug/L	0	0		0	0	0	1.3132	10	150	0%	0	0	0%	U
Dibenzo(a,h)anthracene	A	ug/L	0	0		0	0	0	1.1466	4.9	150	0%	0	0	0%	U
Dibenzofuran	A	ug/L	0	0		0	0	0	1.7052	10	150	0%	0	0	0%	U
Diethyl phthalate	A	ug/L	0	0		0	0	0	2.1364	10	150	0%	0	0	0%	U
Dimethyl phthalate	A	ug/L	0	0		0	0	0	1.6856	10	150	0%	0	0	0%	U
Fluoranthene	A	ug/L	0	0		0	0	0	0.86534	4.9	150	0%	0	0	0%	U
Fluorene	A	ug/L	0	0		0	0	0	1.7836	4.9	150	0%	0	0	0%	U
Hexachlorobenzene	A	ug/L	0	0		0	0	0	1.3034	10	150	0%	0	0	0%	U
Hexachlorobutadiene	A	ug/L	0	0		0	0	0	2.2736	10	150	0%	0	0	0%	U
Hexachlorocyclopentadiene	A	ug/L	0	0		0	0	0	2.9106	10	150	0%	0	0	0%	U
Hexachloroethane	A	ug/L	0	0		0	0	0	1.7542	10	150	0%	0	0	0%	U
Indeno(1,2,3-cd)pyrene	A	ug/L	0	0		0	0	0	1.225	4.9	150	0%	0	0	0%	U
Isophorone	A	ug/L	0	0		0	0	0	1.6366	10	150	0%	0	0	0%	U
m+p-Cresols	A	ug/L	0	0		0	0	0	1.7444	10	150	0%	0	0	0%	U
n-Nitroso-di-n-propylamine	A	ug/L	0	0		0	0	0	1.5092	10	150	0%	0	0	0%	U
n-Nitrosodimethylamine	A	ug/L	0	0		0	0	0	1.4994	10	150	0%	0	0	0%	U
n-Nitrosodiphenylamine	A	ug/L	0	0		0	0	0	1.1368	10	150	0%	0	0	0%	U
Naphthalene	A	ug/L	0	0		0	0	0	1.7052	4.9	150	0%	0	0	0%	U
Nitrobenzene	A	ug/L	0	0		0	0	0	2.2638	10	150	0%	0	0	0%	U
o-Cresol	A	ug/L	0	0		0	0	0	1.7934	10	150	0%	0	0	0%	U
p-Chloroaniline	A	ug/L	0	0		0	0	0	1.4896	10	150	0%	0	0	0%	U
Pentachlorophenol	A	ug/L	0	0		0	0	0	4.1552	10	150	0%	0	0	0%	U
Phenanthrene	A	ug/L	0	0		0	0	0	0.76832	4.9	150	0%	0	0	0%	U
Phenol	A	ug/L	0	0		0	0	0	1.4308	10	150	0%	0	0	0%	U
Pyrene	A	ug/L	0	0		0	0	0	0.90258	4.9	150	0%	0	0	0%	U
Pyridine	A	ug/L	0	0		0	0	0	3.1556	10	150	0%	0	0	0%	U
Triallate	A	ug/L	0	0		0	0	0	1.4798	10	150	0%	0	0	0%	U
1,4-Dichlorobenzene-d4	I	ug/L	40	39.2		0	0	0	0	10	150	0%	0	0	0%	
Acenaphthene-d10	I	ug/L	40	39.2		0	0	0	0	10	150	0%	0	0	0%	
Chrysene-d12	I	ug/L	40	39.2		0	0	0	0	10	150	0%	0	0	0%	
Naphthalene-d8	I	ug/L	40	39.2		0	0	0	0	10	150	0%	0	0	0%	

Seq No	Lab ID	Test Code	Sample Typ	File ID	Analysis Date	DF	Batch ID	Prep Date	SPKref	RPDref	pmoist					
14985319	B22010262-001	SVOC-8270-W-	SAMP	SV5973N.I	sd0111/15/2022 9:48:2	1	162800	1/10/2022 8:	0	0						
Analyte	T	Units	RAW	Final	Text	Spike	SPKref	RPDref	MDL	PQL	UQL	%REC	LOW	HIGH	%RPD	Q
Perylene-d12	I	ug/L	40	39.2		0	0	0	0	10	150	0%	0	0	0%	
Phenanthrene-d10	I	ug/L	40	39.2		0	0	0	0	10	150	0%	0	0	0%	
2,4,6-Tribromophenol	S	ug/L	168.39028	165.022474		196	0	0	2.8224	10	0	84%	43	140	0%	
2-Fluorobiphenyl	S	ug/L	59.65216	58.4591168		98	0	0	0.70952	10	0	60%	44	119	0%	
2-Fluorophenol	S	ug/L	90.96218	89.1429364		196	0	0	3.4496	10	0	45%	19	119	0%	
Nitrobenzene-d5	S	ug/L	65.55861	64.2474378		98	0	0	2.2932	10	0	66%	44	120	0%	
Phenol-d5	S	ug/L	78.73313	77.1584674		196	0	0	2.0188	10	0	39%	10	65	0%	
Terphenyl-d14	S	ug/L	91.92357	90.0850986		98	0	0	1.1466	10	0	92%	50	134	0%	
4-Chloroaniline	X	ug/L	0	0		0	0	0	1.5778	10	150	0%	0	0	0%	U
o-Terphenyl	X	ug/L	0	0		0	0	0	1.2446	10	150	0%	0	0	0%	U

Seq No	Lab ID	Test Code	Sample Typ	File ID	Analysis Date	DF	Batch ID	Prep Date	SPKref	RPDref	pmoist					
14985320	B22010338-001	SVOC-8270-W-	SAMP	SV5973N.I	sd0111/15/2022 10:20:	1	162800	1/10/2022 8:	0	0						
Analyte	T	Units	RAW	Final	Text	Spike	SPKref	RPDref	MDL	PQL	UQL	%REC	LOW	HIGH	%RPD	Q
1,2,4-Trichlorobenzene	A	ug/L	0	0		0	0	0	1.8278	10	150	0%	0	0	0%	U
1,2-Dichlorobenzene	A	ug/L	0	0		0	0	0	1.89514	10	150	0%	0	0	0%	U
1,3-Dichlorobenzene	A	ug/L	0	0		0	0	0	2.04906	10	150	0%	0	0	0%	U
1,4-Dichlorobenzene	A	ug/L	0	0		0	0	0	1.94324	10	150	0%	0	0	0%	U
1-Methylnaphthalene	A	ug/L	0	0		0	0	0	2.29918	4.81	150	0%	0	0	0%	U
2,2'-Oxybis(1-Chloropropane)	A	ug/L	0	0		0	0	0	1.3949	10	150	0%	0	0	0%	U
2,4,5-Trichlorophenol	A	ug/L	0	0		0	0	0	2.14526	10	150	0%	0	0	0%	U
2,4,6-Trichlorophenol	A	ug/L	0	0		0	0	0	2.53968	10	150	0%	0	0	0%	U
2,4-Dichlorophenol	A	ug/L	0	0		0	0	0	1.62578	10	150	0%	0	0	0%	U
2,4-Dimethylphenol	A	ug/L	0	0		0	0	0	1.62578	10	150	0%	0	0	0%	U
2,4-Dinitrophenol	A	ug/L	0	0		0	0	0	4.09812	10	150	0%	0	0	0%	U
2,4-Dinitrotoluene	A	ug/L	0	0		0	0	0	2.92448	10	150	0%	0	0	0%	U
2,6-Dinitrotoluene	A	ug/L	0	0		0	0	0	3.0784	10	150	0%	0	0	0%	U
2-Chloronaphthalene	A	ug/L	0	0		0	0	0	2.05868	10	150	0%	0	0	0%	U
2-Chlorophenol	A	ug/L	0	0		0	0	0	2.38576	10	150	0%	0	0	0%	U
2-Methylnaphthalene	A	ug/L	0	0		0	0	0	1.84704	4.81	150	0%	0	0	0%	U
2-Nitroaniline	A	ug/L	0	0		0	0	0	2.3088	10	150	0%	0	0	0%	U
2-Nitrophenol	A	ug/L	0	0		0	0	0	2.27032	10	150	0%	0	0	0%	U
3,3'-Dichlorobenzidine	A	ug/L	0	0		0	0	0	2.02982	10	150	0%	0	0	0%	U
3-Nitroaniline	A	ug/L	0	0		0	0	0	2.66474	10	150	0%	0	0	0%	U

Seq No	Lab ID	Test Code	Sample Typ	File ID	Analysis Date	DF	Batch ID	Prep Date	SPKref	RPDref	pmoist					
14985320	B22010338-001	SVOC-8270-W-	SAMP	SV5973N.Tsd0111/15/2022	10:20:	1	162800	1/10/2022 8:	0	0						
Analyte	T	Units	RAW	Final	Text	Spike	SPKref	RPDref	MDL	PQL	UQL	%REC	LOW	HIGH	%RPD	Q
4,6-Dinitro-2-methylphenol	A	ug/L	0	0		0	0	0	2.24146	10	150	0%	0	0	0%	U
4-Bromophenyl phenyl ether	A	ug/L	0	0		0	0	0	1.67388	10	150	0%	0	0	0%	U
4-Chloro-2-methylphenol	A	ug/L	0	0		0	0	0	1.5392	10	150	0%	0	0	0%	U
4-Chloro-3-methylphenol	A	ug/L	0	0		0	0	0	1.40452	10	150	0%	0	0	0%	U
4-Chlorophenol	A	ug/L	0	0		0	0	0	2.53968	10	150	0%	0	0	0%	U
4-Chlorophenyl phenyl ether	A	ug/L	0	0		0	0	0	1.95286	10	150	0%	0	0	0%	U
4-Nitroaniline	A	ug/L	0	0		0	0	0	1.56806	10	150	0%	0	0	0%	U
4-Nitrophenol	A	ug/L	0	0		0	0	0	2.405	10	150	0%	0	0	0%	U
Acenaphthene	A	ug/L	0	0		0	0	0	1.81818	4.81	150	0%	0	0	0%	U
Acenaphthylene	A	ug/L	0	0		0	0	0	1.51034	4.81	150	0%	0	0	0%	U
Aniline	A	ug/L	0	0		0	0	0	3.59788	10	150	0%	0	0	0%	U
Anthracene	A	ug/L	0	0		0	0	0	1.18326	4.81	150	0%	0	0	0%	U
Azobenzene	A	ug/L	0	0		0	0	0	1.04858	10	150	0%	0	0	0%	U
Benzidine	A	ug/L	0	0		0	0	0	6.46464	10	150	0%	0	0	0%	U
Benzo(a)anthracene	A	ug/L	0	0		0	0	0	0.823472	4.81	150	0%	0	0	0%	U
Benzo(a)pyrene	A	ug/L	0	0		0	0	0	1.19288	4.81	150	0%	0	0	0%	U
Benzo(b)fluoranthene	A	ug/L	0	0		0	0	0	0.868686	4.81	150	0%	0	0	0%	U
Benzo(g,h,i)perylene	A	ug/L	0	0		0	0	0	0.97162	4.81	150	0%	0	0	0%	U
Benzo(k)fluoranthene	A	ug/L	0	0		0	0	0	0.93314	4.81	150	0%	0	0	0%	U
Benzoic acid	A	ug/L	0	0		0	0	0	1.45262	10	150	0%	0	0	0%	U
Benzyl alcohol	A	ug/L	0	0		0	0	0	3.01106	10	150	0%	0	0	0%	U
bis(-2-chloroethoxy)Methane	A	ug/L	0	0		0	0	0	1.30832	10	150	0%	0	0	0%	U
bis(-2-chloroethyl)Ether	A	ug/L	0	0		0	0	0	2.47234	10	150	0%	0	0	0%	U
bis(2-chloroisopropyl)Ether	A	ug/L	0	0		0	0	0	1.43338	10	150	0%	0	0	0%	U
bis(2-ethylhexyl)Phthalate	A	ug/L	0	0		0	0	0	1.83742	10	150	0%	0	0	0%	U
Butylbenzylphthalate	A	ug/L	0	0		0	0	0	1.51034	10	150	0%	0	0	0%	U
Carbazole	A	ug/L	0	0		0	0	0	0.810004	10	150	0%	0	0	0%	U
Chrysene	A	ug/L	0	0		0	0	0	1.12554	4.81	150	0%	0	0	0%	U
Di-n-butyl phthalate	A	ug/L	0	0		0	0	0	0.896584	10	150	0%	0	0	0%	U
Di-n-octyl phthalate	A	ug/L	0	0		0	0	0	1.28908	10	150	0%	0	0	0%	U
Dibenzo(a,h)anthracene	A	ug/L	0	0		0	0	0	1.12554	4.81	150	0%	0	0	0%	U
Dibenzofuran	A	ug/L	0	0		0	0	0	1.67388	10	150	0%	0	0	0%	U
Diethyl phthalate	A	ug/L	0	0		0	0	0	2.09716	10	150	0%	0	0	0%	U
Dimethyl phthalate	A	ug/L	0	0		0	0	0	1.65464	10	150	0%	0	0	0%	U
Fluoranthene	A	ug/L	0	0		0	0	0	0.849446	4.81	150	0%	0	0	0%	U

Seq No	Lab ID	Test Code	Sample Typ	File ID	Analysis Date	DF	Batch ID	Prep Date	SPKref	RPDref	pmoist					
14985320	B22010338-001	SVOC-8270-W-	SAMP	SV5973N.Tsd0111/15/2022	10:20:	1	162800	1/10/2022 8:	0	0						
Analyte	T	Units	RAW	Final	Text	Spike	SPKref	RPDref	MDL	PQL	UQL	%REC	LOW	HIGH	%RPD	Q
Fluorene	A	ug/L	0	0		0	0	0	1.75084	4.81	150	0%	0	0	0%	U
Hexachlorobenzene	A	ug/L	0	0		0	0	0	1.27946	10	150	0%	0	0	0%	U
Hexachlorobutadiene	A	ug/L	0	0		0	0	0	2.23184	10	150	0%	0	0	0%	U
Hexachlorocyclopentadiene	A	ug/L	0	0		0	0	0	2.85714	10	150	0%	0	0	0%	U
Hexachloroethane	A	ug/L	0	0		0	0	0	1.72198	10	150	0%	0	0	0%	U
Indeno(1,2,3-cd)pyrene	A	ug/L	0	0		0	0	0	1.2025	4.81	150	0%	0	0	0%	U
Isophorone	A	ug/L	0	0		0	0	0	1.60654	10	150	0%	0	0	0%	U
m+p-Cresols	A	ug/L	0	0		0	0	0	1.71236	10	150	0%	0	0	0%	U
n-Nitroso-di-n-propylamine	A	ug/L	0	0		0	0	0	1.48148	10	150	0%	0	0	0%	U
n-Nitrosodimethylamine	A	ug/L	0	0		0	0	0	1.47186	10	150	0%	0	0	0%	U
n-Nitrosodiphenylamine	A	ug/L	0	0		0	0	0	1.11592	10	150	0%	0	0	0%	U
Naphthalene	A	ug/L	0	0		0	0	0	1.67388	4.81	150	0%	0	0	0%	U
Nitrobenzene	A	ug/L	0	0		0	0	0	2.22222	10	150	0%	0	0	0%	U
o-Cresol	A	ug/L	0	0		0	0	0	1.76046	10	150	0%	0	0	0%	U
p-Chloroaniline	A	ug/L	0	0		0	0	0	1.46224	10	150	0%	0	0	0%	U
Pentachlorophenol	A	ug/L	0	0		0	0	0	4.07888	10	150	0%	0	0	0%	U
Phenanthrene	A	ug/L	0	0		0	0	0	0.754208	4.81	150	0%	0	0	0%	U
Phenol	A	ug/L	0	0		0	0	0	1.40452	10	150	0%	0	0	0%	U
Pyrene	A	ug/L	0	0		0	0	0	0.886002	4.81	150	0%	0	0	0%	U
Pyridine	A	ug/L	0	0		0	0	0	3.09764	10	150	0%	0	0	0%	U
Triallate	A	ug/L	0	0		0	0	0	1.45262	10	150	0%	0	0	0%	U
1,4-Dichlorobenzene-d4	I	ug/L	40	38.48		0	0	0	0	10	150	0%	0	0	0%	
Acenaphthene-d10	I	ug/L	40	38.48		0	0	0	0	10	150	0%	0	0	0%	
Chrysene-d12	I	ug/L	40	38.48		0	0	0	0	10	150	0%	0	0	0%	
Naphthalene-d8	I	ug/L	40	38.48		0	0	0	0	10	150	0%	0	0	0%	
Perylene-d12	I	ug/L	40	38.48		0	0	0	0	10	150	0%	0	0	0%	
Phenanthrene-d10	I	ug/L	40	38.48		0	0	0	0	10	150	0%	0	0	0%	
2,4,6-Tribromophenol	S	ug/L	106.49121	102.444544		192.4	0	0	2.77056	10	0	53%	43	140	0%	
2-Fluorobiphenyl	S	ug/L	55.45634	53.3489991		96.2	0	0	0.696488	10	0	55%	44	119	0%	
2-Fluorophenol	S	ug/L	63.15138	60.7516276		192.4	0	0	3.38624	10	0	32%	19	119	0%	
Nitrobenzene-d5	S	ug/L	65.5715	63.079783		96.2	0	0	2.25108	10	0	66%	44	120	0%	
Phenol-d5	S	ug/L	77.10721	74.1771360		192.4	0	0	1.98172	10	0	39%	10	65	0%	
Terphenyl-d14	S	ug/L	75.31166	72.4498169		96.2	0	0	1.12554	10	0	75%	50	134	0%	
4-Chloroaniline	X	ug/L	0	0		0	0	0	1.54882	10	150	0%	0	0	0%	U
o-Terphenyl	X	ug/L	0	0		0	0	0	1.22174	10	150	0%	0	0	0%	U

Seq No	Lab ID	Test Code	Sample Typ	File ID	Analysis Date	DF	Batch ID	Prep Date	SPKref	RPDref	pmoist					
14985321	B22010361-001	SVOC-8270-W-	SAMP	SV5973N.Tsd0111/15/2022	10:52:	1	162800	1/10/2022 8:	0	0						
Analyte	T	Units	RAW	Final	Text	Spike	SPKref	RPDref	MDL	PQL	UQL	%REC	LOW	HIGH	%RPD	Q
1,2,4-Trichlorobenzene	A	ug/L	0	0		0	0	0	1.862	10	150	0%	0	0	0%	U
1,2-Dichlorobenzene	A	ug/L	0	0		0	0	0	1.9306	10	150	0%	0	0	0%	U
1,3-Dichlorobenzene	A	ug/L	0	0		0	0	0	2.0874	10	150	0%	0	0	0%	U
1,4-Dichlorobenzene	A	ug/L	0	0		0	0	0	1.9796	10	150	0%	0	0	0%	U
1-Methylnaphthalene	A	ug/L	0	0		0	0	0	2.3422	4.9	150	0%	0	0	0%	U
2,2'-Oxybis(1-Chloropropane)	A	ug/L	0	0		0	0	0	1.421	10	150	0%	0	0	0%	U
2,4,5-Trichlorophenol	A	ug/L	0	0		0	0	0	2.1854	10	150	0%	0	0	0%	U
2,4,6-Trichlorophenol	A	ug/L	0	0		0	0	0	2.5872	10	150	0%	0	0	0%	U
2,4-Dichlorophenol	A	ug/L	0	0		0	0	0	1.6562	10	150	0%	0	0	0%	U
2,4-Dimethylphenol	A	ug/L	0	0		0	0	0	1.6562	10	150	0%	0	0	0%	U
2,4-Dinitrophenol	A	ug/L	0	0		0	0	0	4.1748	10	150	0%	0	0	0%	U
2,4-Dinitrotoluene	A	ug/L	0	0		0	0	0	2.9792	10	150	0%	0	0	0%	U
2,6-Dinitrotoluene	A	ug/L	0	0		0	0	0	3.136	10	150	0%	0	0	0%	U
2-Chloronaphthalene	A	ug/L	0	0		0	0	0	2.0972	10	150	0%	0	0	0%	U
2-Chlorophenol	A	ug/L	0	0		0	0	0	2.4304	10	150	0%	0	0	0%	U
2-Methylnaphthalene	A	ug/L	0	0		0	0	0	1.8816	4.9	150	0%	0	0	0%	U
2-Nitroaniline	A	ug/L	0	0		0	0	0	2.352	10	150	0%	0	0	0%	U
2-Nitrophenol	A	ug/L	0	0		0	0	0	2.3128	10	150	0%	0	0	0%	U
3,3'-Dichlorobenzidine	A	ug/L	0	0		0	0	0	2.0678	10	150	0%	0	0	0%	U
3-Nitroaniline	A	ug/L	0	0		0	0	0	2.7146	10	150	0%	0	0	0%	U
4,6-Dinitro-2-methylphenol	A	ug/L	0	0		0	0	0	2.2834	10	150	0%	0	0	0%	U
4-Bromophenyl phenyl ether	A	ug/L	0	0		0	0	0	1.7052	10	150	0%	0	0	0%	U
4-Chloro-2-methylphenol	A	ug/L	0	0		0	0	0	1.568	10	150	0%	0	0	0%	U
4-Chloro-3-methylphenol	A	ug/L	0	0		0	0	0	1.4308	10	150	0%	0	0	0%	U
4-Chlorophenol	A	ug/L	0	0		0	0	0	2.5872	10	150	0%	0	0	0%	U
4-Chlorophenyl phenyl ether	A	ug/L	0	0		0	0	0	1.9894	10	150	0%	0	0	0%	U
4-Nitroaniline	A	ug/L	0	0		0	0	0	1.5974	10	150	0%	0	0	0%	U
4-Nitrophenol	A	ug/L	0	0		0	0	0	2.45	10	150	0%	0	0	0%	U
Acenaphthene	A	ug/L	0	0		0	0	0	1.8522	4.9	150	0%	0	0	0%	U
Acenaphthylene	A	ug/L	0	0		0	0	0	1.5386	4.9	150	0%	0	0	0%	U
Aniline	A	ug/L	0	0		0	0	0	3.6652	10	150	0%	0	0	0%	U
Anthracene	A	ug/L	0	0		0	0	0	1.2054	4.9	150	0%	0	0	0%	U
Azobenzene	A	ug/L	0	0		0	0	0	1.0682	10	150	0%	0	0	0%	U
Benzidine	A	ug/L	0	0		0	0	0	6.5856	10	150	0%	0	0	0%	U
Benzo(a)anthracene	A	ug/L	0	0		0	0	0	0.83888	4.9	150	0%	0	0	0%	U

Seq No	Lab ID	Test Code	Sample Typ	File ID	Analysis Date	DF	Batch ID	Prep Date	SPKref	RPDref	pmoist					
14985321	B22010361-001	SVOC-8270-W-	SAMP	SV5973N.Tsd0111/15/2022	10:52:	1	162800	1/10/2022 8:	0	0						
Analyte	T	Units	RAW	Final	Text	Spike	SPKref	RPDref	MDL	PQL	UQL	%REC	LOW	HIGH	%RPD	Q
Benzo(a)pyrene	A	ug/L	0	0		0	0	0	1.2152	4.9	150	0%	0	0	0%	U
Benzo(b)fluoranthene	A	ug/L	0	0		0	0	0	0.88494	4.9	150	0%	0	0	0%	U
Benzo(g,h,i)perylene	A	ug/L	0	0		0	0	0	0.9898	4.9	150	0%	0	0	0%	U
Benzo(k)fluoranthene	A	ug/L	0	0		0	0	0	0.9506	4.9	150	0%	0	0	0%	U
Benzoic acid	A	ug/L	0	0		0	0	0	1.4798	10	150	0%	0	0	0%	U
Benzyl alcohol	A	ug/L	0	0		0	0	0	3.0674	10	150	0%	0	0	0%	U
bis(-2-chloroethoxy)Methane	A	ug/L	0	0		0	0	0	1.3328	10	150	0%	0	0	0%	U
bis(-2-chloroethyl)Ether	A	ug/L	0	0		0	0	0	2.5186	10	150	0%	0	0	0%	U
bis(2-chloroisopropyl)Ether	A	ug/L	0	0		0	0	0	1.4602	10	150	0%	0	0	0%	U
bis(2-ethylhexyl)Phthalate	A	ug/L	0	0		0	0	0	1.8718	10	150	0%	0	0	0%	U
Butylbenzylphthalate	A	ug/L	0	0		0	0	0	1.5386	10	150	0%	0	0	0%	U
Carbazole	A	ug/L	0	0		0	0	0	0.82516	10	150	0%	0	0	0%	U
Chrysene	A	ug/L	0	0		0	0	0	1.1466	4.9	150	0%	0	0	0%	U
Di-n-butyl phthalate	A	ug/L	0	0		0	0	0	0.91336	10	150	0%	0	0	0%	U
Di-n-octyl phthalate	A	ug/L	0	0		0	0	0	1.3132	10	150	0%	0	0	0%	U
Dibenzo(a,h)anthracene	A	ug/L	0	0		0	0	0	1.1466	4.9	150	0%	0	0	0%	U
Dibenzofuran	A	ug/L	0	0		0	0	0	1.7052	10	150	0%	0	0	0%	U
Diethyl phthalate	A	ug/L	0	0		0	0	0	2.1364	10	150	0%	0	0	0%	U
Dimethyl phthalate	A	ug/L	0	0		0	0	0	1.6856	10	150	0%	0	0	0%	U
Fluoranthene	A	ug/L	0	0		0	0	0	0.86534	4.9	150	0%	0	0	0%	U
Fluorene	A	ug/L	0	0		0	0	0	1.7836	4.9	150	0%	0	0	0%	U
Hexachlorobenzene	A	ug/L	0	0		0	0	0	1.3034	10	150	0%	0	0	0%	U
Hexachlorobutadiene	A	ug/L	0	0		0	0	0	2.2736	10	150	0%	0	0	0%	U
Hexachlorocyclopentadiene	A	ug/L	0	0		0	0	0	2.9106	10	150	0%	0	0	0%	U
Hexachloroethane	A	ug/L	0	0		0	0	0	1.7542	10	150	0%	0	0	0%	U
Indeno(1,2,3-cd)pyrene	A	ug/L	0	0		0	0	0	1.225	4.9	150	0%	0	0	0%	U
Isophorone	A	ug/L	0	0		0	0	0	1.6366	10	150	0%	0	0	0%	U
m+p-Cresols	A	ug/L	0	0		0	0	0	1.7444	10	150	0%	0	0	0%	U
n-Nitroso-di-n-propylamine	A	ug/L	0	0		0	0	0	1.5092	10	150	0%	0	0	0%	U
n-Nitrosodimethylamine	A	ug/L	0	0		0	0	0	1.4994	10	150	0%	0	0	0%	U
n-Nitrosodiphenylamine	A	ug/L	0	0		0	0	0	1.1368	10	150	0%	0	0	0%	U
Naphthalene	A	ug/L	0	0		0	0	0	1.7052	4.9	150	0%	0	0	0%	U
Nitrobenzene	A	ug/L	0	0		0	0	0	2.2638	10	150	0%	0	0	0%	U
o-Cresol	A	ug/L	0	0		0	0	0	1.7934	10	150	0%	0	0	0%	U
p-Chloroaniline	A	ug/L	0	0		0	0	0	1.4896	10	150	0%	0	0	0%	U

Seq No	Lab ID	Test Code	Sample Typ	File ID	Analysis Date	DF	Batch ID	Prep Date	SPKref	RPDref	pmoist					
14985321	B22010361-001	SVOC-8270-W-	SAMP	SV5973N.Tsd0111/15/2022	10:52:	1	162800	1/10/2022 8:	0	0						
Analyte	T	Units	RAW	Final	Text	Spike	SPKref	RPDref	MDL	PQL	UQL	%REC	LOW	HIGH	%RPD	Q
Pentachlorophenol	A	ug/L	0	0		0	0	0	4.1552	10	150	0%	0	0	0%	U
Phenanthrene	A	ug/L	0	0		0	0	0	0.76832	4.9	150	0%	0	0	0%	U
Phenol	A	ug/L	0	0		0	0	0	1.4308	10	150	0%	0	0	0%	U
Pyrene	A	ug/L	0	0		0	0	0	0.90258	4.9	150	0%	0	0	0%	U
Pyridine	A	ug/L	0	0		0	0	0	3.1556	10	150	0%	0	0	0%	U
Triallate	A	ug/L	0	0		0	0	0	1.4798	10	150	0%	0	0	0%	U
1,4-Dichlorobenzene-d4	I	ug/L	40	39.2		0	0	0	0	10	150	0%	0	0	0%	
Acenaphthene-d10	I	ug/L	40	39.2		0	0	0	0	10	150	0%	0	0	0%	
Chrysene-d12	I	ug/L	40	39.2		0	0	0	0	10	150	0%	0	0	0%	
Naphthalene-d8	I	ug/L	40	39.2		0	0	0	0	10	150	0%	0	0	0%	
Perylene-d12	I	ug/L	40	39.2		0	0	0	0	10	150	0%	0	0	0%	
Phenanthrene-d10	I	ug/L	40	39.2		0	0	0	0	10	150	0%	0	0	0%	
2,4,6-Tribromophenol	S	ug/L	146.07833	143.156763		196	0	0	2.8224	10	0	73%	43	140	0%	
2-Fluorobiphenyl	S	ug/L	53.68306	52.6093988		98	0	0	0.70952	10	0	54%	44	119	0%	
2-Fluorophenol	S	ug/L	63.99656	62.7166288		196	0	0	3.4496	10	0	32%	19	119	0%	
Nitrobenzene-d5	S	ug/L	69.14384	67.7609632		98	0	0	2.2932	10	0	69%	44	120	0%	
Phenol-d5	S	ug/L	74.28701	72.8012698		196	0	0	2.0188	10	0	37%	10	65	0%	
Terphenyl-d14	S	ug/L	93.44252	91.5736696		98	0	0	1.1466	10	0	93%	50	134	0%	
4-Chloroaniline	X	ug/L	0	0		0	0	0	1.5778	10	150	0%	0	0	0%	U
o-Terphenyl	X	ug/L	0	0		0	0	0	1.2446	10	150	0%	0	0	0%	U

Seq No	Lab ID	Test Code	Sample Typ	File ID	Analysis Date	DF	Batch ID	Prep Date	SPKref	RPDref	pmoist					
14985322	B22010366-001	SVOC-8270-W-	SAMP	SV5973N.Tsd0111/15/2022	11:24:	1	162800	1/10/2022 8:	0	0						
Analyte	T	Units	RAW	Final	Text	Spike	SPKref	RPDref	MDL	PQL	UQL	%REC	LOW	HIGH	%RPD	Q
1,2,4-Trichlorobenzene	A	ug/L	0	0		0	0	0	1.8449	10	150	0%	0	0	0%	U
1,2-Dichlorobenzene	A	ug/L	0	0		0	0	0	1.91287	10	150	0%	0	0	0%	U
1,3-Dichlorobenzene	A	ug/L	0	0		0	0	0	2.06823	10	150	0%	0	0	0%	U
1,4-Dichlorobenzene	A	ug/L	0	0		0	0	0	1.96142	10	150	0%	0	0	0%	U
1-Methylnaphthalene	A	ug/L	0	0		0	0	0	2.32069	4.855	150	0%	0	0	0%	U
2,2'-Oxybis(1-Chloropropane)	A	ug/L	0	0		0	0	0	1.40795	10	150	0%	0	0	0%	U
2,4,5-Trichlorophenol	A	ug/L	0	0		0	0	0	2.16533	10	150	0%	0	0	0%	U
2,4,6-Trichlorophenol	A	ug/L	0	0		0	0	0	2.56344	10	150	0%	0	0	0%	U
2,4-Dichlorophenol	A	ug/L	0	0		0	0	0	1.64099	10	150	0%	0	0	0%	U
2,4-Dimethylphenol	A	ug/L	0	0		0	0	0	1.64099	10	150	0%	0	0	0%	U

Seq No	Lab ID	Test Code	Sample Typ	File ID	Analysis Date	DF	Batch ID	Prep Date	SPKref	RPDref	pmoist					
14985322	B22010366-001	SVOC-8270-W-	SAMP	SV5973N.Tsd0111/15/2022	11:24:	1	162800	1/10/2022 8:	0	0						
Analyte	T	Units	RAW	Final	Text	Spike	SPKref	RPDref	MDL	PQL	UQL	%REC	LOW	HIGH	%RPD	Q
2,4-Dinitrophenol	A	ug/L	0	0		0	0	0	4.13646	10	150	0%	0	0	0%	U
2,4-Dinitrotoluene	A	ug/L	0	0		0	0	0	2.95184	10	150	0%	0	0	0%	U
2,6-Dinitrotoluene	A	ug/L	0	0		0	0	0	3.1072	10	150	0%	0	0	0%	U
2-Chloronaphthalene	A	ug/L	0	0		0	0	0	2.07794	10	150	0%	0	0	0%	U
2-Chlorophenol	A	ug/L	0	0		0	0	0	2.40808	10	150	0%	0	0	0%	U
2-Methylnaphthalene	A	ug/L	0	0		0	0	0	1.86432	4.855	150	0%	0	0	0%	U
2-Nitroaniline	A	ug/L	0	0		0	0	0	2.3304	10	150	0%	0	0	0%	U
2-Nitrophenol	A	ug/L	0	0		0	0	0	2.29156	10	150	0%	0	0	0%	U
3,3'-Dichlorobenzidine	A	ug/L	0	0		0	0	0	2.04881	10	150	0%	0	0	0%	U
3-Nitroaniline	A	ug/L	0	0		0	0	0	2.68967	10	150	0%	0	0	0%	U
4,6-Dinitro-2-methylphenol	A	ug/L	0	0		0	0	0	2.26243	10	150	0%	0	0	0%	U
4-Bromophenyl phenyl ether	A	ug/L	0	0		0	0	0	1.68954	10	150	0%	0	0	0%	U
4-Chloro-2-methylphenol	A	ug/L	0	0		0	0	0	1.5536	10	150	0%	0	0	0%	U
4-Chloro-3-methylphenol	A	ug/L	0	0		0	0	0	1.41766	10	150	0%	0	0	0%	U
4-Chlorophenol	A	ug/L	0	0		0	0	0	2.56344	10	150	0%	0	0	0%	U
4-Chlorophenyl phenyl ether	A	ug/L	0	0		0	0	0	1.97113	10	150	0%	0	0	0%	U
4-Nitroaniline	A	ug/L	0	0		0	0	0	1.58273	10	150	0%	0	0	0%	U
4-Nitrophenol	A	ug/L	0	0		0	0	0	2.4275	10	150	0%	0	0	0%	U
Acenaphthene	A	ug/L	0	0		0	0	0	1.83519	4.855	150	0%	0	0	0%	U
Acenaphthylene	A	ug/L	0	0		0	0	0	1.52447	4.855	150	0%	0	0	0%	U
Aniline	A	ug/L	0	0		0	0	0	3.63154	10	150	0%	0	0	0%	U
Anthracene	A	ug/L	0	0		0	0	0	1.19433	4.855	150	0%	0	0	0%	U
Azobenzene	A	ug/L	0	0		0	0	0	1.05839	10	150	0%	0	0	0%	U
Benzidine	A	ug/L	0	0		0	0	0	6.52512	10	150	0%	0	0	0%	U
Benzo(a)anthracene	A	ug/L	0	0		0	0	0	0.831176	4.855	150	0%	0	0	0%	U
Benzo(a)pyrene	A	ug/L	0	0		0	0	0	1.20404	4.855	150	0%	0	0	0%	U
Benzo(b)fluoranthene	A	ug/L	0	0		0	0	0	0.876813	4.855	150	0%	0	0	0%	U
Benzo(g,h,i)perylene	A	ug/L	0	0		0	0	0	0.98071	4.855	150	0%	0	0	0%	U
Benzo(k)fluoranthene	A	ug/L	0	0		0	0	0	0.94187	4.855	150	0%	0	0	0%	U
Benzoic acid	A	ug/L	0	0		0	0	0	1.46621	10	150	0%	0	0	0%	U
Benzyl alcohol	A	ug/L	0	0		0	0	0	3.03923	10	150	0%	0	0	0%	U
bis(-2-chloroethoxy)Methane	A	ug/L	0	0		0	0	0	1.32056	10	150	0%	0	0	0%	U
bis(-2-chloroethyl)Ether	A	ug/L	0	0		0	0	0	2.49547	10	150	0%	0	0	0%	U
bis(2-chloroisopropyl)Ether	A	ug/L	0	0		0	0	0	1.44679	10	150	0%	0	0	0%	U
bis(2-ethylhexyl)Phthalate	A	ug/L	0	0		0	0	0	1.85461	10	150	0%	0	0	0%	U

Seq No	Lab ID	Test Code	Sample Typ	File ID	Analysis Date	DF	Batch ID	Prep Date	SPKref	RPDref	pmoist					
14985322	B22010366-001	SVOC-8270-W-	SAMP	SV5973N.Tsd0111/15/2022	11:24:	1	162800	1/10/2022 8:	0	0						
Analyte	T	Units	RAW	Final	Text	Spike	SPKref	RPDref	MDL	PQL	UQL	%REC	LOW	HIGH	%RPD	Q
Butylbenzylphthalate	A	ug/L	0	0		0	0	0	1.52447	10	150	0%	0	0	0%	U
Carbazole	A	ug/L	0	0		0	0	0	0.817582	10	150	0%	0	0	0%	U
Chrysene	A	ug/L	0	0		0	0	0	1.13607	4.855	150	0%	0	0	0%	U
Di-n-butyl phthalate	A	ug/L	0	0		0	0	0	0.904972	10	150	0%	0	0	0%	U
Di-n-octyl phthalate	A	ug/L	0	0		0	0	0	1.30114	10	150	0%	0	0	0%	U
Dibenzo(a,h)anthracene	A	ug/L	0	0		0	0	0	1.13607	4.855	150	0%	0	0	0%	U
Dibenzofuran	A	ug/L	0	0		0	0	0	1.68954	10	150	0%	0	0	0%	U
Diethyl phthalate	A	ug/L	0	0		0	0	0	2.11678	10	150	0%	0	0	0%	U
Dimethyl phthalate	A	ug/L	0	0		0	0	0	1.67012	10	150	0%	0	0	0%	U
Fluoranthene	A	ug/L	0	0		0	0	0	0.857393	4.855	150	0%	0	0	0%	U
Fluorene	A	ug/L	0	0		0	0	0	1.76722	4.855	150	0%	0	0	0%	U
Hexachlorobenzene	A	ug/L	0	0		0	0	0	1.29143	10	150	0%	0	0	0%	U
Hexachlorobutadiene	A	ug/L	0	0		0	0	0	2.25272	10	150	0%	0	0	0%	U
Hexachlorocyclopentadiene	A	ug/L	0	0		0	0	0	2.88387	10	150	0%	0	0	0%	U
Hexachloroethane	A	ug/L	0	0		0	0	0	1.73809	10	150	0%	0	0	0%	U
Indeno(1,2,3-cd)pyrene	A	ug/L	0	0		0	0	0	1.21375	4.855	150	0%	0	0	0%	U
Isophorone	A	ug/L	0	0		0	0	0	1.62157	10	150	0%	0	0	0%	U
m+p-Cresols	A	ug/L	0	0		0	0	0	1.72838	10	150	0%	0	0	0%	U
n-Nitroso-di-n-propylamine	A	ug/L	0	0		0	0	0	1.49534	10	150	0%	0	0	0%	U
n-Nitrosodimethylamine	A	ug/L	0	0		0	0	0	1.48563	10	150	0%	0	0	0%	U
n-Nitrosodiphenylamine	A	ug/L	0	0		0	0	0	1.12636	10	150	0%	0	0	0%	U
Naphthalene	A	ug/L	0	0		0	0	0	1.68954	4.855	150	0%	0	0	0%	U
Nitrobenzene	A	ug/L	0	0		0	0	0	2.24301	10	150	0%	0	0	0%	U
o-Cresol	A	ug/L	0	0		0	0	0	1.77693	10	150	0%	0	0	0%	U
p-Chloroaniline	A	ug/L	0	0		0	0	0	1.47592	10	150	0%	0	0	0%	U
Pentachlorophenol	A	ug/L	0	0		0	0	0	4.11704	10	150	0%	0	0	0%	U
Phenanthrene	A	ug/L	0	0		0	0	0	0.761264	4.855	150	0%	0	0	0%	U
Phenol	A	ug/L	0	0		0	0	0	1.41766	10	150	0%	0	0	0%	U
Pyrene	A	ug/L	0	0		0	0	0	0.894291	4.855	150	0%	0	0	0%	U
Pyridine	A	ug/L	0	0		0	0	0	3.12662	10	150	0%	0	0	0%	U
Triallate	A	ug/L	0	0		0	0	0	1.46621	10	150	0%	0	0	0%	U
1,4-Dichlorobenzene-d4	I	ug/L	40	38.84		0	0	0	0	10	150	0%	0	0	0%	
Acenaphthene-d10	I	ug/L	40	38.84		0	0	0	0	10	150	0%	0	0	0%	
Chrysene-d12	I	ug/L	40	38.84		0	0	0	0	10	150	0%	0	0	0%	
Naphthalene-d8	I	ug/L	40	38.84		0	0	0	0	10	150	0%	0	0	0%	

Seq No	Lab ID	Test Code	Sample Typ	File ID	Analysis Date	DF	Batch ID	Prep Date	SPKref	RPDref	pmoist					
14985322	B22010366-001	SVOC-8270-W-	SAMP	SV5973N.1	11/15/2022 11:24:	1	162800	1/10/2022 8:	0	0						
Analyte	T	Units	RAW	Final	Text	Spike	SPKref	RPDref	MDL	PQL	UQL	%REC	LOW	HIGH	%RPD	Q
Perylene-d12	I	ug/L	40	38.84		0	0	0	0	10	150	0%	0	0	0%	
Phenanthrene-d10	I	ug/L	40	38.84		0	0	0	0	10	150	0%	0	0	0%	
2,4,6-Tribromophenol	S	ug/L	128.92858	125.189651		194.2	0	0	2.79648	10	0	64%	43	140	0%	
2-Fluorobiphenyl	S	ug/L	69.92187	67.8941358		97.1	0	0	0.703004	10	0	70%	44	119	0%	
2-Fluorophenol	S	ug/L	53.36336	51.8158226		194.2	0	0	3.41792	10	0	27%	19	119	0%	
Nitrobenzene-d5	S	ug/L	64.94557	63.0621485		97.1	0	0	2.27214	10	0	65%	44	120	0%	
Phenol-d5	S	ug/L	67.10151	65.1555662		194.2	0	0	2.00026	10	0	34%	10	65	0%	
Terphenyl-d14	S	ug/L	88.63976	86.069207		97.1	0	0	1.13607	10	0	89%	50	134	0%	
4-Chloroaniline	X	ug/L	0	0		0	0	0	1.56331	10	150	0%	0	0	0%	U
o-Terphenyl	X	ug/L	0	0		0	0	0	1.23317	10	150	0%	0	0	0%	U

Seq No	Lab ID	Test Code	Sample Typ	File ID	Analysis Date	DF	Batch ID	Prep Date	SPKref	RPDref	pmoist					
14985323	B22010366-002	SVOC-8270-W-	SAMP	SV5973N.1	11/15/2022 11:56:	1	162800	1/10/2022 8:	0	0						
Analyte	T	Units	RAW	Final	Text	Spike	SPKref	RPDref	MDL	PQL	UQL	%REC	LOW	HIGH	%RPD	Q
1,2,4-Trichlorobenzene	A	ug/L	0	0		0	0	0	1.881	10	150	0%	0	0	0%	U
1,2-Dichlorobenzene	A	ug/L	0	0		0	0	0	1.9503	10	150	0%	0	0	0%	U
1,3-Dichlorobenzene	A	ug/L	0	0		0	0	0	2.1087	10	150	0%	0	0	0%	U
1,4-Dichlorobenzene	A	ug/L	0	0		0	0	0	1.9998	10	150	0%	0	0	0%	U
1-Methylnaphthalene	A	ug/L	0	0		0	0	0	2.3661	4.95	150	0%	0	0	0%	U
2,2'-Oxybis(1-Chloropropane)	A	ug/L	0	0		0	0	0	1.4355	10	150	0%	0	0	0%	U
2,4,5-Trichlorophenol	A	ug/L	0	0		0	0	0	2.2077	10	150	0%	0	0	0%	U
2,4,6-Trichlorophenol	A	ug/L	0	0		0	0	0	2.6136	10	150	0%	0	0	0%	U
2,4-Dichlorophenol	A	ug/L	0	0		0	0	0	1.6731	10	150	0%	0	0	0%	U
2,4-Dimethylphenol	A	ug/L	0	0		0	0	0	1.6731	10	150	0%	0	0	0%	U
2,4-Dinitrophenol	A	ug/L	0	0		0	0	0	4.2174	10	150	0%	0	0	0%	U
2,4-Dinitrotoluene	A	ug/L	0	0		0	0	0	3.0096	10	150	0%	0	0	0%	U
2,6-Dinitrotoluene	A	ug/L	0	0		0	0	0	3.168	10	150	0%	0	0	0%	U
2-Chloronaphthalene	A	ug/L	0	0		0	0	0	2.1186	10	150	0%	0	0	0%	U
2-Chlorophenol	A	ug/L	0	0		0	0	0	2.4552	10	150	0%	0	0	0%	U
2-Methylnaphthalene	A	ug/L	0	0		0	0	0	1.9008	4.95	150	0%	0	0	0%	U
2-Nitroaniline	A	ug/L	0	0		0	0	0	2.376	10	150	0%	0	0	0%	U
2-Nitrophenol	A	ug/L	0	0		0	0	0	2.3364	10	150	0%	0	0	0%	U
3,3'-Dichlorobenzidine	A	ug/L	0	0		0	0	0	2.0889	10	150	0%	0	0	0%	U
3-Nitroaniline	A	ug/L	0	0		0	0	0	2.7423	10	150	0%	0	0	0%	U

Seq No	Lab ID	Test Code	Sample Typ	File ID	Analysis Date	DF	Batch ID	Prep Date	SPKref	RPDref	pmoist					
14985323	B22010366-002	SVOC-8270-W-	SAMP	SV5973N.Tsd01	11/15/2022 11:56:	1	162800	1/10/2022 8:	0	0						
Analyte	T	Units	RAW	Final	Text	Spike	SPKref	RPDref	MDL	PQL	UQL	%REC	LOW	HIGH	%RPD	Q
4,6-Dinitro-2-methylphenol	A	ug/L	0	0		0	0	0	2.3067	10	150	0%	0	0	0%	U
4-Bromophenyl phenyl ether	A	ug/L	0	0		0	0	0	1.7226	10	150	0%	0	0	0%	U
4-Chloro-2-methylphenol	A	ug/L	0	0		0	0	0	1.584	10	150	0%	0	0	0%	U
4-Chloro-3-methylphenol	A	ug/L	0	0		0	0	0	1.4454	10	150	0%	0	0	0%	U
4-Chlorophenol	A	ug/L	0	0		0	0	0	2.6136	10	150	0%	0	0	0%	U
4-Chlorophenyl phenyl ether	A	ug/L	0	0		0	0	0	2.0097	10	150	0%	0	0	0%	U
4-Nitroaniline	A	ug/L	0	0		0	0	0	1.6137	10	150	0%	0	0	0%	U
4-Nitrophenol	A	ug/L	0	0		0	0	0	2.475	10	150	0%	0	0	0%	U
Acenaphthene	A	ug/L	0	0		0	0	0	1.8711	4.95	150	0%	0	0	0%	U
Acenaphthylene	A	ug/L	0	0		0	0	0	1.5543	4.95	150	0%	0	0	0%	U
Aniline	A	ug/L	0	0		0	0	0	3.7026	10	150	0%	0	0	0%	U
Anthracene	A	ug/L	0	0		0	0	0	1.2177	4.95	150	0%	0	0	0%	U
Azobenzene	A	ug/L	0	0		0	0	0	1.0791	10	150	0%	0	0	0%	U
Benzidine	A	ug/L	0	0		0	0	0	6.6528	10	150	0%	0	0	0%	U
Benzo(a)anthracene	A	ug/L	2.06814	2.0474586		0	0	0	0.84744	4.95	150	0%	0	0	0%	J
Benzo(a)pyrene	A	ug/L	3.70485	3.6678015		0	0	0	1.2276	4.95	150	0%	0	0	0%	J
Benzo(b)fluoranthene	A	ug/L	4.12115	4.0799385		0	0	0	0.89397	4.95	150	0%	0	0	0%	J
Benzo(g,h,i)perylene	A	ug/L	4.39189	4.3479711		0	0	0	0.9999	4.95	150	0%	0	0	0%	J
Benzo(k)fluoranthene	A	ug/L	3.94955	3.9100545		0	0	0	0.9603	4.95	150	0%	0	0	0%	J
Benzoic acid	A	ug/L	0	0		0	0	0	1.4949	10	150	0%	0	0	0%	U
Benzyl alcohol	A	ug/L	0	0		0	0	0	3.0987	10	150	0%	0	0	0%	U
bis(-2-chloroethoxy)Methane	A	ug/L	0	0		0	0	0	1.3464	10	150	0%	0	0	0%	U
bis(-2-chloroethyl)Ether	A	ug/L	0	0		0	0	0	2.5443	10	150	0%	0	0	0%	U
bis(2-chloroisopropyl)Ether	A	ug/L	0	0		0	0	0	1.4751	10	150	0%	0	0	0%	U
bis(2-ethylhexyl)Phthalate	A	ug/L	2.1909	2.168991		0	0	0	1.8909	10	150	0%	0	0	0%	J
Butylbenzylphthalate	A	ug/L	3.19586	3.1639014		0	0	0	1.5543	10	150	0%	0	0	0%	J
Carbazole	A	ug/L	0	0		0	0	0	0.83358	10	150	0%	0	0	0%	U
Chrysene	A	ug/L	0	0		0	0	0	1.1583	4.95	150	0%	0	0	0%	U
Di-n-butyl phthalate	A	ug/L	0	0		0	0	0	0.92268	10	150	0%	0	0	0%	U
Di-n-octyl phthalate	A	ug/L	2.06991	2.0492109		0	0	0	1.3266	10	150	0%	0	0	0%	J
Dibenzo(a,h)anthracene	A	ug/L	6.08947	6.0285753		0	0	0	1.1583	4.95	150	0%	0	0	0%	
Dibenzofuran	A	ug/L	0	0		0	0	0	1.7226	10	150	0%	0	0	0%	U
Diethyl phthalate	A	ug/L	0	0		0	0	0	2.1582	10	150	0%	0	0	0%	U
Dimethyl phthalate	A	ug/L	0	0		0	0	0	1.7028	10	150	0%	0	0	0%	U
Fluoranthene	A	ug/L	0	0		0	0	0	0.87417	4.95	150	0%	0	0	0%	U

Seq No	Lab ID	Test Code	Sample Typ	File ID	Analysis Date	DF	Batch ID	Prep Date	SPKref	RPDref	pmoist					
14985323	B22010366-002	SVOC-8270-W-	SAMP	SV5973N.Tsd0111/15/2022	11:56:	1	162800	1/10/2022 8:	0	0						
Analyte	T	Units	RAW	Final	Text	Spike	SPKref	RPDref	MDL	PQL	UQL	%REC	LOW	HIGH	%RPD	Q
Fluorene	A	ug/L	0	0		0	0	0	1.8018	4.95	150	0%	0	0	0%	U
Hexachlorobenzene	A	ug/L	0	0		0	0	0	1.3167	10	150	0%	0	0	0%	U
Hexachlorobutadiene	A	ug/L	0	0		0	0	0	2.2968	10	150	0%	0	0	0%	U
Hexachlorocyclopentadiene	A	ug/L	0	0		0	0	0	2.9403	10	150	0%	0	0	0%	U
Hexachloroethane	A	ug/L	0	0		0	0	0	1.7721	10	150	0%	0	0	0%	U
Indeno(1,2,3-cd)pyrene	A	ug/L	4.35902	4.3154298		0	0	0	1.2375	4.95	150	0%	0	0	0%	J
Isophorone	A	ug/L	0	0		0	0	0	1.6533	10	150	0%	0	0	0%	U
m+p-Cresols	A	ug/L	0	0		0	0	0	1.7622	10	150	0%	0	0	0%	U
n-Nitroso-di-n-propylamine	A	ug/L	0	0		0	0	0	1.5246	10	150	0%	0	0	0%	U
n-Nitrosodimethylamine	A	ug/L	0	0		0	0	0	1.5147	10	150	0%	0	0	0%	U
n-Nitrosodiphenylamine	A	ug/L	0	0		0	0	0	1.1484	10	150	0%	0	0	0%	U
Naphthalene	A	ug/L	0	0		0	0	0	1.7226	4.95	150	0%	0	0	0%	U
Nitrobenzene	A	ug/L	0	0		0	0	0	2.2869	10	150	0%	0	0	0%	U
o-Cresol	A	ug/L	0	0		0	0	0	1.8117	10	150	0%	0	0	0%	U
p-Chloroaniline	A	ug/L	0	0		0	0	0	1.5048	10	150	0%	0	0	0%	U
Pentachlorophenol	A	ug/L	3.73232	0		0	0	0	4.1976	10	150	0%	0	0	0%	U
Phenanthrene	A	ug/L	0	0		0	0	0	0.77616	4.95	150	0%	0	0	0%	U
Phenol	A	ug/L	0	0		0	0	0	1.4454	10	150	0%	0	0	0%	U
Pyrene	A	ug/L	0	0		0	0	0	0.91179	4.95	150	0%	0	0	0%	U
Pyridine	A	ug/L	0	0		0	0	0	3.1878	10	150	0%	0	0	0%	U
Triallate	A	ug/L	0	0		0	0	0	1.4949	10	150	0%	0	0	0%	U
1,4-Dichlorobenzene-d4	I	ug/L	40	39.6		0	0	0	0	10	150	0%	0	0	0%	
Acenaphthene-d10	I	ug/L	40	39.6		0	0	0	0	10	150	0%	0	0	0%	
Chrysene-d12	I	ug/L	40	39.6		0	0	0	0	10	150	0%	0	0	0%	
Naphthalene-d8	I	ug/L	40	39.6		0	0	0	0	10	150	0%	0	0	0%	
Perylene-d12	I	ug/L	40	39.6		0	0	0	0	10	150	0%	0	0	0%	
Phenanthrene-d10	I	ug/L	40	39.6		0	0	0	0	10	150	0%	0	0	0%	
2,4,6-Tribromophenol	S	ug/L	177.97591	176.196151		198	0	0	2.8512	10	0	89%	43	140	0%	
2-Fluorobiphenyl	S	ug/L	71.30994	70.5968406		99	0	0	0.71676	10	0	71%	44	119	0%	
2-Fluorophenol	S	ug/L	56.21389	55.6517511		198	0	0	3.4848	10	0	28%	19	119	0%	
Nitrobenzene-d5	S	ug/L	70.67392	69.9671808		99	0	0	2.3166	10	0	71%	44	120	0%	
Phenol-d5	S	ug/L	69.53341	68.8380759		198	0	0	2.0394	10	0	35%	10	65	0%	
Terphenyl-d14	S	ug/L	102.69157	101.664654		99	0	0	1.1583	10	0	103%	50	134	0%	
4-Chloroaniline	X	ug/L	0	0		0	0	0	1.5939	10	150	0%	0	0	0%	U
o-Terphenyl	X	ug/L	0	0		0	0	0	1.2573	10	150	0%	0	0	0%	U

Seq No	Lab ID	Test Code	Sample Typ	File ID	Analysis Date	DF	Batch ID	Prep Date	SPKref	RPDref	pmoist					
Analyte	T	Units	RAW	Final	Text	Spike	SPKref	RPDref	MDL	PQL	UQL	%REC	LOW	HIGH	%RPD	Q
14985324	B22010369-001	SVOC-8270-W-	SAMP	SV5973N.Tsd0111/15/2022	12:28:	1	162800	1/10/2022 8:	0	0						
1,2,4-Trichlorobenzene	A	ug/L	0	0		0	0	0	1.8278	10	150	0%	0	0	0%	U
1,2-Dichlorobenzene	A	ug/L	0	0		0	0	0	1.89514	10	150	0%	0	0	0%	U
1,3-Dichlorobenzene	A	ug/L	0	0		0	0	0	2.04906	10	150	0%	0	0	0%	U
1,4-Dichlorobenzene	A	ug/L	0	0		0	0	0	1.94324	10	150	0%	0	0	0%	U
1-Methylnaphthalene	A	ug/L	0	0		0	0	0	2.29918	4.81	150	0%	0	0	0%	U
2,2'-Oxybis(1-Chloropropane)	A	ug/L	0	0		0	0	0	1.3949	10	150	0%	0	0	0%	U
2,4,5-Trichlorophenol	A	ug/L	0	0		0	0	0	2.14526	10	150	0%	0	0	0%	U
2,4,6-Trichlorophenol	A	ug/L	0	0		0	0	0	2.53968	10	150	0%	0	0	0%	U
2,4-Dichlorophenol	A	ug/L	0	0		0	0	0	1.62578	10	150	0%	0	0	0%	U
2,4-Dimethylphenol	A	ug/L	0	0		0	0	0	1.62578	10	150	0%	0	0	0%	U
2,4-Dinitrophenol	A	ug/L	0	0		0	0	0	4.09812	10	150	0%	0	0	0%	U
2,4-Dinitrotoluene	A	ug/L	0	0		0	0	0	2.92448	10	150	0%	0	0	0%	U
2,6-Dinitrotoluene	A	ug/L	0	0		0	0	0	3.0784	10	150	0%	0	0	0%	U
2-Chloronaphthalene	A	ug/L	0	0		0	0	0	2.05868	10	150	0%	0	0	0%	U
2-Chlorophenol	A	ug/L	0	0		0	0	0	2.38576	10	150	0%	0	0	0%	U
2-Methylnaphthalene	A	ug/L	0	0		0	0	0	1.84704	4.81	150	0%	0	0	0%	U
2-Nitroaniline	A	ug/L	0	0		0	0	0	2.3088	10	150	0%	0	0	0%	U
2-Nitrophenol	A	ug/L	0	0		0	0	0	2.27032	10	150	0%	0	0	0%	U
3,3'-Dichlorobenzidine	A	ug/L	0	0		0	0	0	2.02982	10	150	0%	0	0	0%	U
3-Nitroaniline	A	ug/L	0	0		0	0	0	2.66474	10	150	0%	0	0	0%	U
4,6-Dinitro-2-methylphenol	A	ug/L	0	0		0	0	0	2.24146	10	150	0%	0	0	0%	U
4-Bromophenyl phenyl ether	A	ug/L	0	0		0	0	0	1.67388	10	150	0%	0	0	0%	U
4-Chloro-2-methylphenol	A	ug/L	0	0		0	0	0	1.5392	10	150	0%	0	0	0%	U
4-Chloro-3-methylphenol	A	ug/L	0	0		0	0	0	1.40452	10	150	0%	0	0	0%	U
4-Chlorophenol	A	ug/L	0	0		0	0	0	2.53968	10	150	0%	0	0	0%	U
4-Chlorophenyl phenyl ether	A	ug/L	0	0		0	0	0	1.95286	10	150	0%	0	0	0%	U
4-Nitroaniline	A	ug/L	0	0		0	0	0	1.56806	10	150	0%	0	0	0%	U
4-Nitrophenol	A	ug/L	0	0		0	0	0	2.405	10	150	0%	0	0	0%	U
Acenaphthene	A	ug/L	0	0		0	0	0	1.81818	4.81	150	0%	0	0	0%	U
Acenaphthylene	A	ug/L	0	0		0	0	0	1.51034	4.81	150	0%	0	0	0%	U
Aniline	A	ug/L	0	0		0	0	0	3.59788	10	150	0%	0	0	0%	U
Anthracene	A	ug/L	0	0		0	0	0	1.18326	4.81	150	0%	0	0	0%	U
Azobenzene	A	ug/L	0	0		0	0	0	1.04858	10	150	0%	0	0	0%	U
Benzidine	A	ug/L	0	0		0	0	0	6.46464	10	150	0%	0	0	0%	U
Benzo(a)anthracene	A	ug/L	0	0		0	0	0	0.823472	4.81	150	0%	0	0	0%	U

Seq No	Lab ID	Test Code	Sample Typ	File ID	Analysis Date	DF	Batch ID	Prep Date	SPKref	RPDref	pmoist					
14985324	B22010369-001	SVOC-8270-W-	SAMP	SV5973N.I	11/15/2022 12:28:	1	162800	1/10/2022 8:	0	0						
Analyte	T	Units	RAW	Final	Text	Spike	SPKref	RPDref	MDL	PQL	UQL	%REC	LOW	HIGH	%RPD	Q
Benzo(a)pyrene	A	ug/L	0	0		0	0	0	1.19288	4.81	150	0%	0	0	0%	U
Benzo(b)fluoranthene	A	ug/L	2.04572	1.96798264		0	0	0	0.868686	4.81	150	0%	0	0	0%	J
Benzo(g,h,i)perylene	A	ug/L	2.47696	2.38283552		0	0	0	0.97162	4.81	150	0%	0	0	0%	J
Benzo(k)fluoranthene	A	ug/L	1.9001	1.8278962		0	0	0	0.93314	4.81	150	0%	0	0	0%	J
Benzoic acid	A	ug/L	0	0		0	0	0	1.45262	10	150	0%	0	0	0%	U
Benzyl alcohol	A	ug/L	0	0		0	0	0	3.01106	10	150	0%	0	0	0%	U
bis(-2-chloroethoxy)Methane	A	ug/L	0	0		0	0	0	1.30832	10	150	0%	0	0	0%	U
bis(-2-chloroethyl)Ether	A	ug/L	0	0		0	0	0	2.47234	10	150	0%	0	0	0%	U
bis(2-chloroisopropyl)Ether	A	ug/L	0	0		0	0	0	1.43338	10	150	0%	0	0	0%	U
bis(2-ethylhexyl)Phthalate	A	ug/L	0	0		0	0	0	1.83742	10	150	0%	0	0	0%	U
Butylbenzylphthalate	A	ug/L	0	0		0	0	0	1.51034	10	150	0%	0	0	0%	U
Carbazole	A	ug/L	0	0		0	0	0	0.810004	10	150	0%	0	0	0%	U
Chrysene	A	ug/L	0	0		0	0	0	1.12554	4.81	150	0%	0	0	0%	U
Di-n-butyl phthalate	A	ug/L	0	0		0	0	0	0.896584	10	150	0%	0	0	0%	U
Di-n-octyl phthalate	A	ug/L	0	0		0	0	0	1.28908	10	150	0%	0	0	0%	U
Dibenzo(a,h)anthracene	A	ug/L	3.18284	3.06189208		0	0	0	1.12554	4.81	150	0%	0	0	0%	J
Dibenzofuran	A	ug/L	0	0		0	0	0	1.67388	10	150	0%	0	0	0%	U
Diethyl phthalate	A	ug/L	0	0		0	0	0	2.09716	10	150	0%	0	0	0%	U
Dimethyl phthalate	A	ug/L	0	0		0	0	0	1.65464	10	150	0%	0	0	0%	U
Fluoranthene	A	ug/L	0	0		0	0	0	0.849446	4.81	150	0%	0	0	0%	U
Fluorene	A	ug/L	0	0		0	0	0	1.75084	4.81	150	0%	0	0	0%	U
Hexachlorobenzene	A	ug/L	0	0		0	0	0	1.27946	10	150	0%	0	0	0%	U
Hexachlorobutadiene	A	ug/L	0	0		0	0	0	2.23184	10	150	0%	0	0	0%	U
Hexachlorocyclopentadiene	A	ug/L	0	0		0	0	0	2.85714	10	150	0%	0	0	0%	U
Hexachloroethane	A	ug/L	0	0		0	0	0	1.72198	10	150	0%	0	0	0%	U
Indeno(1,2,3-cd)pyrene	A	ug/L	2.52274	2.42687588		0	0	0	1.2025	4.81	150	0%	0	0	0%	J
Isophorone	A	ug/L	0	0		0	0	0	1.60654	10	150	0%	0	0	0%	U
m+p-Cresols	A	ug/L	0	0		0	0	0	1.71236	10	150	0%	0	0	0%	U
n-Nitroso-di-n-propylamine	A	ug/L	0	0		0	0	0	1.48148	10	150	0%	0	0	0%	U
n-Nitrosodimethylamine	A	ug/L	0	0		0	0	0	1.47186	10	150	0%	0	0	0%	U
n-Nitrosodiphenylamine	A	ug/L	0	0		0	0	0	1.11592	10	150	0%	0	0	0%	U
Naphthalene	A	ug/L	0	0		0	0	0	1.67388	4.81	150	0%	0	0	0%	U
Nitrobenzene	A	ug/L	0	0		0	0	0	2.22222	10	150	0%	0	0	0%	U
o-Cresol	A	ug/L	0	0		0	0	0	1.76046	10	150	0%	0	0	0%	U
p-Chloroaniline	A	ug/L	0	0		0	0	0	1.46224	10	150	0%	0	0	0%	U

Seq No	Lab ID	Test Code	Sample Typ	File ID	Analysis Date	DF	Batch ID	Prep Date	SPKref	RPDref	pmoist					
14985324	B22010369-001	SVOC-8270-W-	SAMP	SV5973N.Tsd0111/15/2022	12:28:	1	162800	1/10/2022 8:	0	0						
Analyte	T	Units	RAW	Final	Text	Spike	SPKref	RPDref	MDL	PQL	UQL	%REC	LOW	HIGH	%RPD	Q
Pentachlorophenol	A	ug/L	0	0		0	0	0	4.07888	10	150	0%	0	0	0%	U
Phenanthrene	A	ug/L	0	0		0	0	0	0.754208	4.81	150	0%	0	0	0%	U
Phenol	A	ug/L	0	0		0	0	0	1.40452	10	150	0%	0	0	0%	U
Pyrene	A	ug/L	0	0		0	0	0	0.886002	4.81	150	0%	0	0	0%	U
Pyridine	A	ug/L	0	0		0	0	0	3.09764	10	150	0%	0	0	0%	U
Triallate	A	ug/L	0	0		0	0	0	1.45262	10	150	0%	0	0	0%	U
1,4-Dichlorobenzene-d4	I	ug/L	40	38.48		0	0	0	0	10	150	0%	0	0	0%	
Acenaphthene-d10	I	ug/L	40	38.48		0	0	0	0	10	150	0%	0	0	0%	
Chrysene-d12	I	ug/L	40	38.48		0	0	0	0	10	150	0%	0	0	0%	
Naphthalene-d8	I	ug/L	40	38.48		0	0	0	0	10	150	0%	0	0	0%	
Perylene-d12	I	ug/L	40	38.48		0	0	0	0	10	150	0%	0	0	0%	
Phenanthrene-d10	I	ug/L	40	38.48		0	0	0	0	10	150	0%	0	0	0%	
2,4,6-Tribromophenol	S	ug/L	168.71272	162.301637		192.4	0	0	2.77056	10	0	84%	43	140	0%	
2-Fluorobiphenyl	S	ug/L	71.05446	68.3543905		96.2	0	0	0.696488	10	0	71%	44	119	0%	
2-Fluorophenol	S	ug/L	65.50054	63.0115195		192.4	0	0	3.38624	10	0	33%	19	119	0%	
Nitrobenzene-d5	S	ug/L	63.27962	60.8749944		96.2	0	0	2.25108	10	0	63%	44	120	0%	
Phenol-d5	S	ug/L	71.14077	68.4374207		192.4	0	0	1.98172	10	0	36%	10	65	0%	
Terphenyl-d14	S	ug/L	96.58548	92.9152318		96.2	0	0	1.12554	10	0	97%	50	134	0%	
4-Chloroaniline	X	ug/L	0	0		0	0	0	1.54882	10	150	0%	0	0	0%	U
o-Terphenyl	X	ug/L	0	0		0	0	0	1.22174	10	150	0%	0	0	0%	U

Seq No	Lab ID	Test Code	Sample Typ	File ID	Analysis Date	DF	Batch ID	Prep Date	SPKref	RPDref	pmoist					
14985325	B22010369-001	SVOC-8270-W-	MS-DOD	SV5973N.Tsd0111/15/2022	1:01:1	1	162800	1/10/2022 8:	1E+07	0						
Analyte	T	Units	RAW	Final	Text	Spike	SPKref	RPDref	MDL	PQL	UQL	%REC	LOW	HIGH	%RPD	Q
1,2,4-Trichlorobenzene	A	ug/L	64.04277	61.6091447		96.2	0	0	1.8278	10	150	64%	29	116	0%	
1,2-Dichlorobenzene	A	ug/L	56.82867	54.6691805		96.2	0	0	1.89514	10	150	57%	32	111	0%	
1,3-Dichlorobenzene	A	ug/L	53.34491	51.3178034		96.2	0	0	2.04906	10	150	53%	28	110	0%	
1,4-Dichlorobenzene	A	ug/L	52.63106	50.6310797		96.2	0	0	1.94324	10	150	53%	29	112	0%	
1-Methylnaphthalene	A	ug/L	62.61432	60.2349758		96.2	0	0	2.29918	10	150	63%	41	119	0%	
2,2'-Oxybis(1-Chloropropane)	A	ug/L	54.85072	52.7663926		96.2	0	0	1.3949	10	150	55%	37	130	0%	
2,4,5-Trichlorophenol	A	ug/L	82.04465	78.9269533		96.2	0	0	2.14526	10	150	82%	53	123	0%	
2,4,6-Trichlorophenol	A	ug/L	82.783	79.637246		96.2	0	0	2.53968	10	150	83%	50	125	0%	
2,4-Dichlorophenol	A	ug/L	69.93332	67.2758538		96.2	0	0	1.62578	10	150	70%	47	121	0%	
2,4-Dimethylphenol	A	ug/L	62.17856	59.8157747		96.2	0	0	1.62578	10	150	62%	31	124	0%	

Seq No	Lab ID	Test Code	Sample Typ	File ID	Analysis Date	DF	Batch ID	Prep Date	SPKref	RPDref	pmoist					
14985325	B22010369-001	SVOC-8270-W-	MS-DOD	SV5973N.Tsd	0111/15/2022 1:01:1	1	162800	1/10/2022 8:	1E+07	0						
Analyte	T	Units	RAW	Final	Text	Spike	SPKref	RPDref	MDL	PQL	UQL	%REC	LOW	HIGH	%RPD	Q
2,4-Dinitrophenol	A	ug/L	62.65876	60.2777271		96.2	0	0	4.09812	10	150	63%	23	142	0%	
2,4-Dinitrotoluene	A	ug/L	88.86002	85.4833392		96.2	0	0	2.92448	10	150	89%	57	128	0%	
2,6-Dinitrotoluene	A	ug/L	85.8352	82.5734624		96.2	0	0	3.0784	10	150	86%	50	118	0%	
2-Chloronaphthalene	A	ug/L	80.77601	77.7065216		96.2	0	0	2.05868	10	150	81%	40	116	0%	
2-Chlorophenol	A	ug/L	59.2643	57.0122566		96.2	0	0	2.38576	10	150	59%	38	117	0%	
2-Methylnaphthalene	A	ug/L	68.30133	65.7058795		96.2	0	0	1.84704	10	150	68%	40	121	0%	
2-Nitroaniline	A	ug/L	79.40112	76.3838774		96.2	0	0	2.3088	10	150	79%	55	127	0%	
2-Nitrophenol	A	ug/L	73.23903	70.4559469		96.2	0	0	2.27032	10	150	73%	47	123	0%	
3,3'-Dichlorobenzidine	A	ug/L	64.99625	62.5263925		96.2	0	0	2.02982	10	150	65%	27	129	0%	
3-Nitroaniline	A	ug/L	79.41128	76.3936514		96.2	0	0	2.66474	10	150	79%	41	128	0%	
4,6-Dinitro-2-methylphenol	A	ug/L	68.11043	65.5222337		96.2	0	0	2.24146	10	150	68%	44	137	0%	
4-Bromophenyl phenyl ether	A	ug/L	91.41059	87.9369876		96.2	0	0	1.67388	10	150	91%	55	124	0%	
4-Chloro-2-methylphenol	A	ug/L	66.77106	64.2337597		96.2	0	0	1.5392	10	150	67%	49	89	0%	
4-Chloro-3-methylphenol	A	ug/L	72.64833	69.8876935		96.2	0	0	1.40452	10	150	73%	52	119	0%	
4-Chlorophenol	A	ug/L	69.05613	66.4319971		96.2	0	0	2.53968	10	150	69%	41	81	0%	
4-Chlorophenyl phenyl ether	A	ug/L	92.24044	88.7353033		96.2	0	0	1.95286	10	150	92%	53	121	0%	
4-Nitroaniline	A	ug/L	76.3406	73.4396572		96.2	0	0	1.56806	10	150	76%	57	101	0%	
4-Nitrophenol	A	ug/L	31.25158	30.06402		96.2	0	0	2.405	10	150	31%	15	36	0%	
Acenaphthene	A	ug/L	89.23693	85.8459267		96.2	0	0	1.81818	10	150	89%	47	122	0%	
Acenaphthylene	A	ug/L	73.25202	70.4684432		96.2	0	0	1.51034	10	150	73%	41	130	0%	
Aniline	A	ug/L	44.17455	42.4959171		96.2	0	0	3.59788	10	150	44%	24	60	0%	
Anthracene	A	ug/L	93.06753	89.5309639		96.2	0	0	1.18326	10	150	93%	57	123	0%	
Azobenzene	A	ug/L	78.7563	75.7635606		96.2	0	0	1.04858	10	150	79%	61	116	0%	
Benzidine	A	ug/L	9.26897	8.91674914		96.2	0	0	6.46464	10	150	9%	10	100	0%	S1
Benzo(a)anthracene	A	ug/L	96.34263	92.6816101		96.2	0	0	0.823472	10	150	96%	58	125	0%	
Benzo(a)pyrene	A	ug/L	84.87055	81.6454691		96.2	0	0	1.19288	10	150	85%	54	128	0%	
Benzo(b)fluoranthene	A	ug/L	87.80225	84.4657645		96.2	1.9679826	0	0.868686	10	150	86%	53	131	0%	
Benzo(g,h,i)perylene	A	ug/L	89.01945	85.6367109		96.2	2.3828355	0	0.97162	10	150	87%	50	134	0%	
Benzo(k)fluoranthene	A	ug/L	84.64323	81.4267873		96.2	1.8278962	0	0.93314	10	150	83%	57	129	0%	
Benzoic acid	A	ug/L	27.2043	26.1705366		96.2	0	0	1.45262	10	150	27%	10	30	0%	
Benzyl alcohol	A	ug/L	56.60994	54.4587623		96.2	0	0	3.01106	10	150	57%	31	112	0%	
bis(-2-chloroethoxy)Methane	A	ug/L	79.16686	76.1585193		96.2	0	0	1.30832	10	150	79%	48	120	0%	
bis(-2-chloroethyl)Ether	A	ug/L	66.60886	64.0777233		96.2	0	0	2.47234	10	150	67%	43	118	0%	
bis(2-chloroisopropyl)Ether	A	ug/L	54.85072	52.7663926		96.2	0	0	1.43338	10	150	55%	37	130	0%	
bis(2-ethylhexyl)Phthalate	A	ug/L	96.41046	92.7468625		96.2	0	0	1.83742	10	150	96%	55	135	0%	

Seq No	Lab ID	Test Code	Sample Typ	File ID	Analysis Date	DF	Batch ID	Prep Date	SPKref	RPDref	pmoist					
14985325	B22010369-001	SVOC-8270-W-	MS-DOD	SV5973N.Tsd0111/15/2022	1:01:1	1	162800	1/10/2022 8:	1E+07	0						
Analyte	T	Units	RAW	Final	Text	Spike	SPKref	RPDref	MDL	PQL	UQL	%REC	LOW	HIGH	%RPD	Q
Butylbenzylphthalate	A	ug/L	94.95238	91.3441896		96.2	0	0	1.51034	10	150	95%	53	134	0%	
Carbazole	A	ug/L	88.97812	85.5969514		96.2	0	0	0.810004	10	150	89%	60	122	0%	
Chrysene	A	ug/L	92.45342	88.9401900		96.2	0	0	1.12554	10	150	92%	59	123	0%	
Di-n-butyl phthalate	A	ug/L	104.76799	100.786806		96.2	0	0	0.896584	10	150	105%	59	127	0%	
Di-n-octyl phthalate	A	ug/L	92.4222	88.9101564		96.2	0	0	1.28908	10	150	92%	51	140	0%	
Dibenzo(a,h)anthracene	A	ug/L	90.1182	86.6937084		96.2	3.0618921	0	1.12554	10	150	87%	51	134	0%	
Dibenzofuran	A	ug/L	92.26784	88.7616621		96.2	0	0	1.67388	10	150	92%	53	118	0%	
Diethyl phthalate	A	ug/L	96.00579	92.35757		96.2	0	0	2.09716	10	150	96%	56	125	0%	
Dimethyl phthalate	A	ug/L	94.26563	90.6835361		96.2	0	0	1.65464	10	150	94%	45	127	0%	
Fluoranthene	A	ug/L	98.48073	94.7384623		96.2	0	0	0.849446	10	150	98%	57	128	0%	
Fluorene	A	ug/L	86.64044	83.3481033		96.2	0	0	1.75084	10	150	87%	52	124	0%	
Hexachlorobenzene	A	ug/L	82.44553	79.3125999		96.2	0	0	1.27946	10	150	82%	53	125	0%	
Hexachlorobutadiene	A	ug/L	57.2928	55.1156736		96.2	0	0	2.23184	10	150	57%	22	124	0%	
Hexachlorocyclopentadiene	A	ug/L	62.99321	60.5994680		96.2	0	0	2.85714	10	150	63%	39	91	0%	
Hexachloroethane	A	ug/L	52.97546	50.9623925		96.2	0	0	1.72198	10	150	53%	21	115	0%	
Indeno(1,2,3-cd)pyrene	A	ug/L	91.38342	87.9108500		96.2	2.4268759	0	1.2025	10	150	89%	52	134	0%	
Isophorone	A	ug/L	78.64314	75.6547007		96.2	0	0	1.60654	10	150	79%	42	124	0%	
m+p-Cresols	A	ug/L	69.80623	67.1535933		96.2	0	0	1.71236	10	150	70%	29	110	0%	
n-Nitroso-di-n-propylamine	A	ug/L	72.0432	69.3055584		96.2	0	0	1.48148	10	150	72%	49	119	0%	
n-Nitrosodimethylamine	A	ug/L	30.33724	29.1844249		96.2	0	0	1.47186	10	150	30%	20	45	0%	
n-Nitrosodiphenylamine	A	ug/L	96.90412	93.2217634		96.2	0	0	1.11592	10	150	97%	51	123	0%	
Naphthalene	A	ug/L	75.04412	72.1924434		96.2	0	0	1.67388	10	150	75%	40	121	0%	
Nitrobenzene	A	ug/L	82.02152	78.9047022		96.2	0	0	2.22222	10	150	82%	45	121	0%	
o-Cresol	A	ug/L	62.91624	60.5254229		96.2	0	0	1.76046	10	150	63%	30	117	0%	
p-Chloroaniline	A	ug/L	59.8597	57.5850314		96.2	0	0	1.46224	10	150	60%	33	117	0%	
Pentachlorophenol	A	ug/L	96.03974	92.3902299		96.2	0	0	4.07888	10	150	96%	35	138	0%	
Phenanthrene	A	ug/L	87.51414	84.1886027		96.2	0	0	0.754208	10	150	88%	59	120	0%	
Phenol	A	ug/L	36.93977	35.5360587		96.2	0	0	1.40452	10	150	37%	37	75	0%	
Pyrene	A	ug/L	90.38814	86.9533907		96.2	0	0	0.886002	10	150	90%	57	126	0%	
Pyridine	A	ug/L	18.92115	18.2021463		96.2	0	0	3.09764	10	150	19%	16	45	0%	
Triallate	A	ug/L	78.79613	75.8018771		96.2	0	0	1.45262	10	150	79%	59	105	0%	
1,4-Dichlorobenzene-d4	I	ug/L	40	38.48		0	0	0	0	10	150	0%				0%
Acenaphthene-d10	I	ug/L	40	38.48		0	0	0	0	10	150	0%				0%
Chrysene-d12	I	ug/L	40	38.48		0	0	0	0	10	150	0%				0%
Naphthalene-d8	I	ug/L	40	38.48		0	0	0	0	10	150	0%				0%

Seq No	Lab ID	Test Code	Sample Typ	File ID	Analysis Date	DF	Batch ID	Prep Date	SPKref	RPDref	pmoist					
14985325	B22010369-001	SVOC-8270-W-	MS-DOD	SV5973N.I	sd0111/15/2022 1:01:1	1	162800	1/10/2022 8:	1E+07	0						
Analyte	T	Units	RAW	Final	Text	Spike	SPKref	RPDref	MDL	PQL	UQL	%REC	LOW	HIGH	%RPD	Q
Perylene-d12	I	ug/L	40	38.48		0	0	0	0	10	150	0%			0%	
Phenanthrene-d10	I	ug/L	40	38.48		0	0	0	0	10	150	0%			0%	
2,4,6-Tribromophenol	S	ug/L	179.97834	173.139163		192.4	0	0	2.77056	10	0	90%	43	140	0%	
2-Fluorobiphenyl	S	ug/L	77.57775	74.6297955		96.2	0	0	0.696488	10	0	78%	44	119	0%	
2-Fluorophenol	S	ug/L	60.57461	58.2727748		192.4	0	0	3.38624	10	0	30%	19	119	0%	
Nitrobenzene-d5	S	ug/L	72.03565	69.2982953		96.2	0	0	2.25108	10	0	72%	44	120	0%	
Phenol-d5	S	ug/L	71.4892	68.7726104		192.4	0	0	1.98172	10	0	36%	10	65	0%	
Terphenyl-d14	S	ug/L	96.95414	93.2698827		96.2	0	0	1.12554	10	0	97%	50	134	0%	
4-Chloroaniline	X	ug/L	59.8597	57.5850314		96.2	0	0	1.54882	10	150	60%	33	117	0%	
o-Terphenyl	X	ug/L	84.76627	81.5451517		96.2	0	0	1.22174	10	150	85%	40	140	0%	

Seq No	Lab ID	Test Code	Sample Typ	File ID	Analysis Date	DF	Batch ID	Prep Date	SPKref	RPDref	pmoist					
14985326	B22010369-001	SVOC-8270-W-	MSD-DOD	SV5973N.I	sd0111/15/2022 1:33:2	1	162800	1/10/2022 8:	1E+07	1E+07						
Analyte	T	Units	RAW	Final	Text	Spike	SPKref	RPDref	MDL	PQL	UQL	%REC	LOW	HIGH	%RPD	Q
1,2,4-Trichlorobenzene	A	ug/L	66.61865	65.9524635		99	0	61.609145	1.881	10	150	67%	29	116	7%	
1,2-Dichlorobenzene	A	ug/L	62.11981	61.4986119		99	0	54.669181	1.9503	10	150	62%	32	111	12%	
1,3-Dichlorobenzene	A	ug/L	57.61351	57.0373749		99	0	51.317803	2.1087	10	150	58%	28	110	11%	
1,4-Dichlorobenzene	A	ug/L	57.22836	56.6560764		99	0	50.63108	1.9998	10	150	57%	29	112	11%	
1-Methylnaphthalene	A	ug/L	72.54693	71.8214607		99	0	60.234976	2.3661	10	150	73%	41	119	18%	
2,2'-Oxybis(1-Chloropropane)	A	ug/L	61.20013	60.5881287		99	0	52.766393	1.4355	10	150	61%	37	130	14%	
2,4,5-Trichlorophenol	A	ug/L	81.89552	81.0765648		99	0	78.926953	2.2077	10	150	82%	53	123	3%	
2,4,6-Trichlorophenol	A	ug/L	83.30858	82.4754942		99	0	79.637246	2.6136	10	150	83%	50	125	4%	
2,4-Dichlorophenol	A	ug/L	74.43364	73.6893036		99	0	67.275854	1.6731	10	150	74%	47	121	9%	
2,4-Dimethylphenol	A	ug/L	48.68317	48.1963383		99	0	59.815775	1.6731	10	150	49%	31	124	22%	R
2,4-Dinitrophenol	A	ug/L	58.56211	57.9764889		99	0	60.277727	4.2174	10	150	59%	23	142	4%	
2,4-Dinitrotoluene	A	ug/L	81.2488	80.436312		99	0	85.483339	3.0096	10	150	81%	57	128	6%	
2,6-Dinitrotoluene	A	ug/L	88.50088	87.6158712		99	0	82.573462	3.168	10	150	89%	50	118	6%	
2-Chloronaphthalene	A	ug/L	82.37896	81.5551704		99	0	77.706522	2.1186	10	150	82%	40	116	5%	
2-Chlorophenol	A	ug/L	66.23029	65.5679871		99	0	57.012257	2.4552	10	150	66%	38	117	14%	
2-Methylnaphthalene	A	ug/L	80.13881	79.3374219		99	0	65.705879	1.9008	10	150	80%	40	121	19%	
2-Nitroaniline	A	ug/L	79.7516	78.954084		99	0	76.383877	2.376	10	150	80%	55	127	3%	
2-Nitrophenol	A	ug/L	73.49012	72.7552188		99	0	70.455947	2.3364	10	150	73%	47	123	3%	
3,3'-Dichlorobenzidine	A	ug/L	61.35247	60.7389453		99	0	62.526393	2.0889	10	150	61%	27	129	3%	
3-Nitroaniline	A	ug/L	69.95879	69.2592021		99	0	76.393651	2.7423	10	150	70%	41	128	10%	

Seq No	Lab ID	Test Code	Sample Typ	File ID	Analysis Date	DF	Batch ID	Prep Date	SPKref	RPDref	pmoist					
14985326	B22010369-001	SVOC-8270-W-	MSD-DOD	SV5973N.Tsd	0111/15/2022 1:33:2	1	162800	1/10/2022 8:	1E+07	1E+07						
Analyte	T	Units	RAW	Final	Text	Spike	SPKref	RPDref	MDL	PQL	UQL	%REC	LOW	HIGH	%RPD	Q
4,6-Dinitro-2-methylphenol	A	ug/L	70.62557	69.9193143		99	0 65.522234	2.3067	10	150	71%	44	137	6%		
4-Bromophenyl phenyl ether	A	ug/L	96.92092	95.9517108		99	0 87.936988	1.7226	10	150	97%	55	124	9%		
4-Chloro-2-methylphenol	A	ug/L	69.74792	69.0504408		99	0 64.23376	1.584	10	150	70%	49	89	7%		
4-Chloro-3-methylphenol	A	ug/L	82.22398	81.4017402		99	0 69.887693	1.4454	10	150	82%	52	119	15%		
4-Chlorophenol	A	ug/L	71.81141	71.0932959		99	0 66.431997	2.6136	10	150	72%	41	81	7%		
4-Chlorophenyl phenyl ether	A	ug/L	92.85589	91.9273311		99	0 88.735303	2.0097	10	150	93%	53	121	4%		
4-Nitroaniline	A	ug/L	64.30281	63.6597819		99	0 73.439657	1.6137	10	150	64%	57	101	14%		
4-Nitrophenol	A	ug/L	27.17276	26.9010324		99	0 30.06402	2.475	10	150	27%	15	36	11%		
Acenaphthene	A	ug/L	85.95683	85.0972617		99	0 85.845927	1.8711	10	150	86%	47	122	1%		
Acenaphthylene	A	ug/L	79.54524	78.7497876		99	0 70.468443	1.5543	10	150	80%	41	130	11%		
Aniline	A	ug/L	43.46602	43.0313598		99	0 42.495917	3.7026	10	150	43%	24	60	1%		
Anthracene	A	ug/L	95.87465	94.9159035		99	0 89.530964	1.2177	10	150	96%	57	123	6%		
Azobenzene	A	ug/L	82.21591	81.3937509		99	0 75.763561	1.0791	10	150	82%	61	116	7%		
Benzidine	A	ug/L	3.75774	3.7201626		99	0 8.9167491	0.66528	10	150	4%	10	100		S1	
Benzo(a)anthracene	A	ug/L	101.82075	100.802543		99	0 92.681610	0.84744	10	150	102%	58	125	8%		
Benzo(a)pyrene	A	ug/L	91.09923	90.1882377		99	0 81.645469	1.2276	10	150	91%	54	128	10%		
Benzo(b)fluoranthene	A	ug/L	93.42135	92.4871365		99	1.9679826 84.465765	0.89397	10	150	91%	53	131	9%		
Benzo(g,h,i)perylene	A	ug/L	89.86406	88.9654194		99	2.3828355 85.636711	0.9999	10	150	87%	50	134	4%		
Benzo(k)fluoranthene	A	ug/L	97.93676	96.9573924		99	1.8278962 81.426787	0.9603	10	150	96%	57	129	17%		
Benzoic acid	A	ug/L	27.46643	27.1917657		99	0 26.170537	1.4949	10	150	27%	10	30	4%		
Benzyl alcohol	A	ug/L	58.73803	58.1506497		99	0 54.458762	3.0987	10	150	59%	31	112	7%		
bis(-2-chloroethoxy)Methane	A	ug/L	87.85249	86.9739651		99	0 76.158519	1.3464	10	150	88%	48	120	13%		
bis(-2-chloroethyl)Ether	A	ug/L	71.33985	70.6264515		99	0 64.077723	2.5443	10	150	71%	43	118	10%		
bis(2-chloroisopropyl)Ether	A	ug/L	61.20013	60.5881287		99	0 52.766393	1.4751	10	150	61%	37	130	14%		
bis(2-ethylhexyl)Phthalate	A	ug/L	109.23577	108.143412		99	0 92.746863	1.8909	10	150	109%	55	135	15%		
Butylbenzylphthalate	A	ug/L	104.58991	103.544011		99	0 91.34419	1.5543	10	150	105%	53	134	13%		
Carbazole	A	ug/L	86.52261	85.6573839		99	0 85.596951	0.83358	10	150	87%	60	122	0%		
Chrysene	A	ug/L	98.47738	97.4926062		99	0 88.940190	1.1583	10	150	98%	59	123	9%		
Di-n-butyl phthalate	A	ug/L	100.27158	99.2688642		99	0 100.78681	0.92268	10	150	100%	59	127	2%		
Di-n-octyl phthalate	A	ug/L	101.1433	100.131867		99	0 88.910156	1.3266	10	150	101%	51	140	12%		
Dibenzo(a,h)anthracene	A	ug/L	89.13623	88.2448677		99	3.0618921 86.693708	1.1583	10	150	86%	51	134	2%		
Dibenzofuran	A	ug/L	86.39223	85.5283077		99	0 88.761662	1.7226	10	150	86%	53	118	4%		
Diethyl phthalate	A	ug/L	92.2126	91.290474		99	0 92.35757	2.1582	10	150	92%	56	125	1%		
Dimethyl phthalate	A	ug/L	98.56524	97.5795876		99	0 90.683536	1.7028	10	150	99%	45	127	7%		
Fluoranthene	A	ug/L	95.56338	94.6077462		99	0 94.738462	0.87417	10	150	96%	57	128	0%		

Seq No	Lab ID	Test Code	Sample Typ	File ID	Analysis Date	DF	Batch ID	Prep Date	SPKref	RPDref	pmoist					
14985326	B22010369-001	SVOC-8270-W-	MSD-DOD	SV5973N.Tsd0111/15/2022	1:33:2	1	162800	1/10/2022 8:	1E+07	1E+07						
Analyte	T	Units	RAW	Final	Text	Spike	SPKref	RPDref	MDL	PQL	UQL	%REC	LOW	HIGH	%RPD	Q
Fluorene	A	ug/L	89.14724	88.2557676		99	0	83.348103	1.8018	10	150	89%	52	124	6%	
Hexachlorobenzene	A	ug/L	86.28615	85.4232885		99	0	79.3126	1.3167	10	150	86%	53	125	7%	
Hexachlorobutadiene	A	ug/L	62.41702	61.7928498		99	0	55.115674	2.2968	10	150	62%	22	124	11%	
Hexachlorocyclopentadiene	A	ug/L	60.66185	60.0552315		99	0	60.599468	2.9403	10	150	61%	39	91	1%	
Hexachloroethane	A	ug/L	51.6789	51.162111		99	0	50.962393	1.7721	10	150	52%	21	115	0%	
Indeno(1,2,3-cd)pyrene	A	ug/L	83.86968	83.0309832		99	2.4268759	87.910850	1.2375	10	150	81%	52	134	6%	
Isophorone	A	ug/L	84.35343	83.5098957		99	0	75.654701	1.6533	10	150	84%	42	124	10%	
m+p-Cresols	A	ug/L	66.53484	65.8694916		99	0	67.153593	1.7622	10	150	67%	29	110	2%	
n-Nitroso-di-n-propylamine	A	ug/L	86.07743	85.2166557		99	0	69.305558	1.5246	10	150	86%	49	119	21%	R
n-Nitrosodimethylamine	A	ug/L	35.80525	35.4471975		99	0	29.184425	1.5147	10	150	36%	20	45	19%	
n-Nitrosodiphenylamine	A	ug/L	96.13436	95.1730164		99	0	93.221763	1.1484	10	150	96%	51	123	2%	
Naphthalene	A	ug/L	75.46013	74.7055287		99	0	72.192443	1.7226	10	150	75%	40	121	3%	
Nitrobenzene	A	ug/L	82.03288	81.2125512		99	0	78.904702	2.2869	10	150	82%	45	121	3%	
o-Cresol	A	ug/L	69.57769	68.8819131		99	0	60.525423	1.8117	10	150	70%	30	117	13%	
p-Chloroaniline	A	ug/L	63.46939	62.8346961		99	0	57.585031	1.5048	10	150	63%	33	117	9%	
Pentachlorophenol	A	ug/L	86.08561	85.2247539		99	0	92.39023	4.1976	10	150	86%	35	138	8%	
Phenanthrene	A	ug/L	91.67885	90.7620615		99	0	84.188603	0.77616	10	150	92%	59	120	8%	
Phenol	A	ug/L	38.02446	37.6442154		99	0	35.536059	1.4454	10	150	38%	37	75	6%	
Pyrene	A	ug/L	87.82266	86.9444334		99	0	86.953391	0.91179	10	150	88%	57	126	0%	
Pyridine	A	ug/L	20.98556	20.7757044		99	0	18.202146	3.1878	10	150	21%	16	45	13%	
Triallate	A	ug/L	90.01498	89.1148302		99	0	75.801877	1.4949	10	150	90%	59	105	16%	
1,4-Dichlorobenzene-d4	I	ug/L	40	39.6		0	0	0	0	10	150	0%			0%	
Acenaphthene-d10	I	ug/L	40	39.6		0	0	0	0	10	150	0%			0%	
Chrysene-d12	I	ug/L	40	39.6		0	0	0	0	10	150	0%			0%	
Naphthalene-d8	I	ug/L	40	39.6		0	0	0	0	10	150	0%			0%	
Perylene-d12	I	ug/L	40	39.6		0	0	0	0	10	150	0%			0%	
Phenanthrene-d10	I	ug/L	40	39.6		0	0	0	0	10	150	0%			0%	
2,4,6-Tribromophenol	S	ug/L	166.97928	165.309487		198	0	0	2.8512	10	0	83%	43	140	0%	
2-Fluorobiphenyl	S	ug/L	75.42107	74.6668593		99	0	0	0.71676	10	0	75%	44	119	0%	
2-Fluorophenol	S	ug/L	63.68312	63.0462888		198	0	0	3.4848	10	0	32%	19	119	0%	
Nitrobenzene-d5	S	ug/L	67.48945	66.8145555		99	0	0	2.3166	10	0	67%	44	120	0%	
Phenol-d5	S	ug/L	69.81139	69.1132761		198	0	0	2.0394	10	0	35%	10	65	0%	
Terphenyl-d14	S	ug/L	91.45671	90.5421429		99	0	0	1.1583	10	0	91%	50	134	0%	
4-Chloroaniline	X	ug/L	63.46939	62.8346961		99	0	57.585031	1.5939	10	150	63%	33	117	9%	
o-Terphenyl	X	ug/L	82.04783	81.2273517		99	0	81.545152	1.2573	10	150	82%	40	140	0%	

Seq No	Lab ID	Test Code	Sample Typ	File ID	Analysis Date	DF	Batch ID	Prep Date	SPKref	RPDref	pmoist					
14985327	B22010403-001	SVOC-8270-W-	SAMP	SV5973N.I	sd0111/15/2022 2:05:2	1	162800	1/10/2022 8:	0	0						
Analyte	T	Units	RAW	Final	Text	Spike	SPKref	RPDref	MDL	PQL	UQL	%REC	LOW	HIGH	%RPD	Q
1,2,4-Trichlorobenzene	A	ug/L	0	0		0	0	0	1.938	10	150	0%	0	0	0%	U
1,2-Dichlorobenzene	A	ug/L	0	0		0	0	0	2.0094	10	150	0%	0	0	0%	U
1,3-Dichlorobenzene	A	ug/L	0	0		0	0	0	2.1726	10	150	0%	0	0	0%	U
1,4-Dichlorobenzene	A	ug/L	0	0		0	0	0	2.0604	10	150	0%	0	0	0%	U
1-Methylnaphthalene	A	ug/L	0	0		0	0	0	2.4378	5.1	150	0%	0	0	0%	U
2,2'-Oxybis(1-Chloropropane)	A	ug/L	0	0		0	0	0	1.479	10	150	0%	0	0	0%	U
2,4,5-Trichlorophenol	A	ug/L	0	0		0	0	0	2.2746	10	150	0%	0	0	0%	U
2,4,6-Trichlorophenol	A	ug/L	0	0		0	0	0	2.6928	10	150	0%	0	0	0%	U
2,4-Dichlorophenol	A	ug/L	0	0		0	0	0	1.7238	10	150	0%	0	0	0%	U
2,4-Dimethylphenol	A	ug/L	0	0		0	0	0	1.7238	10	150	0%	0	0	0%	U
2,4-Dinitrophenol	A	ug/L	0	0		0	0	0	4.3452	10.2	150	0%	0	0	0%	U
2,4-Dinitrotoluene	A	ug/L	0	0		0	0	0	3.1008	10	150	0%	0	0	0%	U
2,6-Dinitrotoluene	A	ug/L	0	0		0	0	0	3.264	10	150	0%	0	0	0%	U
2-Chloronaphthalene	A	ug/L	0	0		0	0	0	2.1828	10	150	0%	0	0	0%	U
2-Chlorophenol	A	ug/L	0	0		0	0	0	2.5296	10	150	0%	0	0	0%	U
2-Methylnaphthalene	A	ug/L	0	0		0	0	0	1.9584	5.1	150	0%	0	0	0%	U
2-Nitroaniline	A	ug/L	0	0		0	0	0	2.448	10	150	0%	0	0	0%	U
2-Nitrophenol	A	ug/L	0	0		0	0	0	2.4072	10	150	0%	0	0	0%	U
3,3'-Dichlorobenzidine	A	ug/L	0	0		0	0	0	2.1522	10.2	150	0%	0	0	0%	U
3-Nitroaniline	A	ug/L	0	0		0	0	0	2.8254	10	150	0%	0	0	0%	U
4,6-Dinitro-2-methylphenol	A	ug/L	0	0		0	0	0	2.3766	10.2	150	0%	0	0	0%	U
4-Bromophenyl phenyl ether	A	ug/L	0	0		0	0	0	1.7748	10	150	0%	0	0	0%	U
4-Chloro-2-methylphenol	A	ug/L	0	0		0	0	0	1.632	10	150	0%	0	0	0%	U
4-Chloro-3-methylphenol	A	ug/L	0	0		0	0	0	1.4892	10	150	0%	0	0	0%	U
4-Chlorophenol	A	ug/L	0	0		0	0	0	2.6928	10	150	0%	0	0	0%	U
4-Chlorophenyl phenyl ether	A	ug/L	0	0		0	0	0	2.0706	10	150	0%	0	0	0%	U
4-Nitroaniline	A	ug/L	0	0		0	0	0	1.6626	10	150	0%	0	0	0%	U
4-Nitrophenol	A	ug/L	0	0		0	0	0	2.55	10.2	150	0%	0	0	0%	U
Acenaphthene	A	ug/L	0	0		0	0	0	1.9278	5.1	150	0%	0	0	0%	U
Acenaphthylene	A	ug/L	0	0		0	0	0	1.6014	5.1	150	0%	0	0	0%	U
Aniline	A	ug/L	0	0		0	0	0	3.8148	10	150	0%	0	0	0%	U
Anthracene	A	ug/L	0	0		0	0	0	1.2546	5.1	150	0%	0	0	0%	U
Azobenzene	A	ug/L	0	0		0	0	0	1.1118	10	150	0%	0	0	0%	U
Benzidine	A	ug/L	0	0		0	0	0	6.8544	10.2	150	0%	0	0	0%	U
Benzo(a)anthracene	A	ug/L	0	0		0	0	0	0.87312	5.1	150	0%	0	0	0%	U

Seq No	Lab ID	Test Code	Sample Typ	File ID	Analysis Date	DF	Batch ID	Prep Date	SPKref	RPDref	pmoist					
14985327	B22010403-001	SVOC-8270-W-	SAMP	SV5973N.Tsd0111/15/2022	2:05:2	1	162800	1/10/2022 8:	0	0						
Analyte	T	Units	RAW	Final	Text	Spike	SPKref	RPDref	MDL	PQL	UQL	%REC	LOW	HIGH	%RPD	Q
Benzo(a)pyrene	A	ug/L	0	0		0	0	0	1.2648	5.1	150	0%	0	0	0%	U
Benzo(b)fluoranthene	A	ug/L	0	0		0	0	0	0.92106	5.1	150	0%	0	0	0%	U
Benzo(g,h,i)perylene	A	ug/L	0	0		0	0	0	1.0302	5.1	150	0%	0	0	0%	U
Benzo(k)fluoranthene	A	ug/L	0	0		0	0	0	0.9894	5.1	150	0%	0	0	0%	U
Benzoic acid	A	ug/L	0	0		0	0	0	1.5402	10	150	0%	0	0	0%	U
Benzyl alcohol	A	ug/L	0	0		0	0	0	3.1926	10	150	0%	0	0	0%	U
bis(-2-chloroethoxy)Methane	A	ug/L	0	0		0	0	0	1.3872	10	150	0%	0	0	0%	U
bis(-2-chloroethyl)Ether	A	ug/L	0	0		0	0	0	2.6214	10	150	0%	0	0	0%	U
bis(2-chloroisopropyl)Ether	A	ug/L	0	0		0	0	0	1.5198	10	150	0%	0	0	0%	U
bis(2-ethylhexyl)Phthalate	A	ug/L	0	0		0	0	0	1.9482	10	150	0%	0	0	0%	U
Butylbenzylphthalate	A	ug/L	0	0		0	0	0	1.6014	10	150	0%	0	0	0%	U
Carbazole	A	ug/L	0	0		0	0	0	0.85884	10	150	0%	0	0	0%	U
Chrysene	A	ug/L	0	0		0	0	0	1.1934	5.1	150	0%	0	0	0%	U
Di-n-butyl phthalate	A	ug/L	0	0		0	0	0	0.95064	10	150	0%	0	0	0%	U
Di-n-octyl phthalate	A	ug/L	0	0		0	0	0	1.3668	10	150	0%	0	0	0%	U
Dibenzo(a,h)anthracene	A	ug/L	0	0		0	0	0	1.1934	5.1	150	0%	0	0	0%	U
Dibenzofuran	A	ug/L	0	0		0	0	0	1.7748	10	150	0%	0	0	0%	U
Diethyl phthalate	A	ug/L	0	0		0	0	0	2.2236	10	150	0%	0	0	0%	U
Dimethyl phthalate	A	ug/L	0	0		0	0	0	1.7544	10	150	0%	0	0	0%	U
Fluoranthene	A	ug/L	0	0		0	0	0	0.90066	5.1	150	0%	0	0	0%	U
Fluorene	A	ug/L	0	0		0	0	0	1.8564	5.1	150	0%	0	0	0%	U
Hexachlorobenzene	A	ug/L	0	0		0	0	0	1.3566	10	150	0%	0	0	0%	U
Hexachlorobutadiene	A	ug/L	0	0		0	0	0	2.3664	10	150	0%	0	0	0%	U
Hexachlorocyclopentadiene	A	ug/L	0	0		0	0	0	3.0294	10	150	0%	0	0	0%	U
Hexachloroethane	A	ug/L	0	0		0	0	0	1.8258	10	150	0%	0	0	0%	U
Indeno(1,2,3-cd)pyrene	A	ug/L	0	0		0	0	0	1.275	5.1	150	0%	0	0	0%	U
Isophorone	A	ug/L	0	0		0	0	0	1.7034	10	150	0%	0	0	0%	U
m+p-Cresols	A	ug/L	0	0		0	0	0	1.8156	10	150	0%	0	0	0%	U
n-Nitroso-di-n-propylamine	A	ug/L	0	0		0	0	0	1.5708	10	150	0%	0	0	0%	U
n-Nitrosodimethylamine	A	ug/L	0	0		0	0	0	1.5606	10	150	0%	0	0	0%	U
n-Nitrosodiphenylamine	A	ug/L	0	0		0	0	0	1.1832	10.2	150	0%	0	0	0%	U
Naphthalene	A	ug/L	0	0		0	0	0	1.7748	5.1	150	0%	0	0	0%	U
Nitrobenzene	A	ug/L	0	0		0	0	0	2.3562	10	150	0%	0	0	0%	U
o-Cresol	A	ug/L	0	0		0	0	0	1.8666	10	150	0%	0	0	0%	U
p-Chloroaniline	A	ug/L	0	0		0	0	0	1.5504	10	150	0%	0	0	0%	U

Seq No	Lab ID	Test Code	Sample Typ	File ID	Analysis Date	DF	Batch ID	Prep Date	SPKref	RPDref	pmoist					
14985327	B22010403-001	SVOC-8270-W-	SAMP	SV5973N.I	sd0111/15/2022 2:05:2	1	162800	1/10/2022 8:	0	0						
Analyte	T	Units	RAW	Final	Text	Spike	SPKref	RPDref	MDL	PQL	UQL	%REC	LOW	HIGH	%RPD	Q
Pentachlorophenol	A	ug/L	0	0		0	0	0	4.3248	10.2	150	0%	0	0	0%	U
Phenanthrene	A	ug/L	0	0		0	0	0	0.79968	5.1	150	0%	0	0	0%	U
Phenol	A	ug/L	0	0		0	0	0	1.4892	10	150	0%	0	0	0%	U
Pyrene	A	ug/L	0	0		0	0	0	0.93942	5.1	150	0%	0	0	0%	U
Pyridine	A	ug/L	0	0		0	0	0	3.2844	10	150	0%	0	0	0%	U
Triallate	A	ug/L	0	0		0	0	0	1.5402	10	150	0%	0	0	0%	U
1,4-Dichlorobenzene-d4	I	ug/L	40	40.8		0	0	0	0	10	150	0%	0	0	0%	
Acenaphthene-d10	I	ug/L	40	40.8		0	0	0	0	10	150	0%	0	0	0%	
Chrysene-d12	I	ug/L	40	40.8		0	0	0	0	10	150	0%	0	0	0%	
Naphthalene-d8	I	ug/L	40	40.8		0	0	0	0	10	150	0%	0	0	0%	
Perylene-d12	I	ug/L	40	40.8		0	0	0	0	10	150	0%	0	0	0%	
Phenanthrene-d10	I	ug/L	40	40.8		0	0	0	0	10	150	0%	0	0	0%	
2,4,6-Tribromophenol	S	ug/L	124.65642	127.149548		204	0	0	2.9376	10	0	62%	43	140	0%	
2-Fluorobiphenyl	S	ug/L	60.92687	62.1454074		102	0	0	0.73848	10	0	61%	44	119	0%	
2-Fluorophenol	S	ug/L	48.48409	49.4537718		204	0	0	3.5904	10	0	24%	19	119	0%	
Nitrobenzene-d5	S	ug/L	50.4703	51.479706		102	0	0	2.3868	10	0	50%	44	120	0%	
Phenol-d5	S	ug/L	57.67095	58.824369		204	0	0	2.1012	10	0	29%	10	65	0%	
Terphenyl-d14	S	ug/L	93.94337	95.8222374		102	0	0	1.1934	10	0	94%	50	134	0%	
4-Chloroaniline	X	ug/L	0	0		0	0	0	1.6422	10	150	0%	0	0	0%	U
o-Terphenyl	X	ug/L	0	0		0	0	0	1.2954	10	150	0%	0	0	0%	U

Seq No	Lab ID	Test Code	Sample Typ	File ID	Analysis Date	DF	Batch ID	Prep Date	SPKref	RPDref	pmoist					
14985328	14-Jan-22_CC	SVOC-8270-W-	CCV	SV5973N.I	sd0111/15/2022 2:37:4	1	R373356		0	0						
Analyte	T	Units	RAW	Final	Text	Spike	SPKref	RPDref	MDL	PQL	UQL	%REC	LOW	HIGH	%RPD	Q
1,2,4-Trichlorobenzene	A	ug/L	77.22903	77.22903		75	0	0	1.9	10	150	103%	50	150	0%	
1,2-Dichlorobenzene	A	ug/L	72.55457	72.55457		75	0	0	1.97	10	150	97%	50	150	0%	
1,3-Dichlorobenzene	A	ug/L	73.94014	73.94014		75	0	0	2.13	10	150	99%	50	150	0%	
1,4-Dichlorobenzene	A	ug/L	74.58292	74.58292		75	0	0	2.02	10	150	99%	50	150	0%	
1-Methylnaphthalene	A	ug/L	71.42064	71.42064		75	0	0	2.39	10	150	95%	50	150	0%	
2,2'-Oxybis(1-Chloropropane)	A	ug/L	68.51147	68.51147		75	0	0	1.45	10	150	91%	50	150	0%	
2,4,5-Trichlorophenol	A	ug/L	73.90496	73.90496		75	0	0	2.23	10	150	99%	50	150	0%	
2,4,6-Trichlorophenol	A	ug/L	73.75195	73.75195		75	0	0	2.64	10	150	98%	50	150	0%	
2,4-Dichlorophenol	A	ug/L	81.18955	81.18955		75	0	0	1.69	10	150	108%	50	150	0%	
2,4-Dimethylphenol	A	ug/L	71.64711	71.64711		75	0	0	1.69	10	150	96%	50	150	0%	

Seq No	Lab ID	Test Code	Sample Typ	File ID	Analysis Date	DF	Batch ID	Prep Date	SPKref	RPDref	pmoist					
14985328	14-Jan-22_CCV	SVOC-8270-W-	CCV	SV5973N.I	sd0111/15/2022 2:37:4	1	R373356		0	0						
Analyte	T	Units	RAW	Final	Text	Spike	SPKref	RPDref	MDL	PQL	UQL	%REC	LOW	HIGH	%RPD	Q
2,4-Dinitrophenol	A	ug/L	42.82674	42.82674		75	0	0	4.26	10	150	57%	50	150	0%	
2,4-Dinitrotoluene	A	ug/L	88.12913	88.12913		75	0	0	3.04	10	150	118%	50	150	0%	
2,6-Dinitrotoluene	A	ug/L	66.81176	66.81176		75	0	0	3.2	10	150	89%	50	150	0%	
2-Chloronaphthalene	A	ug/L	59.61009	59.61009		75	0	0	2.14	10	150	79%	50	150	0%	
2-Chlorophenol	A	ug/L	76.95453	76.95453		75	0	0	2.48	10	150	103%	50	150	0%	
2-Methylnaphthalene	A	ug/L	71.72402	71.72402		75	0	0	1.92	10	150	96%	50	150	0%	
2-Nitroaniline	A	ug/L	52.65088	52.65088		75	0	0	2.4	10	150	70%	50	150	0%	
2-Nitrophenol	A	ug/L	76.5346	76.5346		75	0	0	2.36	10	150	102%	50	150	0%	
3,3'-Dichlorobenzidine	A	ug/L	67.85646	67.85646		75	0	0	2.11	10	150	90%	50	150	0%	
3-Nitroaniline	A	ug/L	74.56118	74.56118		75	0	0	2.77	10	150	99%	50	150	0%	
4,6-Dinitro-2-methylphenol	A	ug/L	44.47197	44.47197		75	0	0	2.33	10	150	59%	50	150	0%	
4-Bromophenyl phenyl ether	A	ug/L	70.88248	70.88248		75	0	0	1.74	10	150	95%	50	150	0%	
4-Chloro-2-methylphenol	A	ug/L	76.99939	76.99939		75	0	0	1.6	10	150	103%	50	150	0%	
4-Chloro-3-methylphenol	A	ug/L	76.14346	76.14346		75	0	0	1.46	10	150	102%	50	150	0%	
4-Chlorophenol	A	ug/L	81.84435	81.84435		75	0	0	2.64	10	150	109%	50	150	0%	
4-Chlorophenyl phenyl ether	A	ug/L	96.79721	96.79721		75	0	0	2.03	10	150	129%	50	150	0%	
4-Nitroaniline	A	ug/L	56.79902	56.79902		75	0	0	1.63	10	150	76%	50	150	0%	
4-Nitrophenol	A	ug/L	67.55535	67.55535		75	0	0	2.5	10	150	90%	50	150	0%	
Acenaphthene	A	ug/L	62.18112	62.18112		75	0	0	1.89	10	150	83%	50	150	0%	
Acenaphthylene	A	ug/L	72.90285	72.90285		75	0	0	1.57	10	150	97%	50	150	0%	
Aniline	A	ug/L	72.7751	72.7751		75	0	0	3.74	10	150	97%	50	150	0%	
Anthracene	A	ug/L	71.66164	71.66164		75	0	0	1.23	10	150	96%	50	150	0%	
Azobenzene	A	ug/L	67.32787	67.32787		75	0	0	1.09	10	150	90%	50	150	0%	
Benzidine	A	ug/L	54.96421	54.96421		75	0	0	6.72	10	150	73%	50	150	0%	
Benzo(a)anthracene	A	ug/L	73.72696	73.72696		75	0	0	0.856	10	150	98%	50	150	0%	
Benzo(a)pyrene	A	ug/L	75.83914	75.83914		75	0	0	1.24	10	150	101%	50	150	0%	
Benzo(b)fluoranthene	A	ug/L	75.2922	75.2922		75	0	0	0.903	10	150	100%	50	150	0%	
Benzo(g,h,i)perylene	A	ug/L	76.52413	76.52413		75	0	0	1.01	10	150	102%	50	150	0%	
Benzo(k)fluoranthene	A	ug/L	80.50797	80.50797		75	0	0	0.97	10	150	107%	50	150	0%	
Benzoic acid	A	ug/L	74.25191	74.25191		75	0	0	1.51	10	150	99%	50	150	0%	
Benzyl alcohol	A	ug/L	73.41099	73.41099		75	0	0	3.13	10	150	98%	50	150	0%	
bis(-2-chloroethoxy)Methane	A	ug/L	64.74874	64.74874		75	0	0	1.36	10	150	86%	50	150	0%	
bis(-2-chloroethyl)Ether	A	ug/L	72.05867	72.05867		75	0	0	2.57	10	150	96%	50	150	0%	
bis(2-chloroisopropyl)Ether	A	ug/L	68.51147	68.51147		75	0	0	1.49	10	150	91%	50	150	0%	
bis(2-ethylhexyl)Phthalate	A	ug/L	78.56896	78.56896		75	0	0	1.91	10	150	105%	50	150	0%	

Seq No	Lab ID	Test Code	Sample Typ	File ID	Analysis Date	DF	Batch ID	Prep Date	SPKref	RPDref	pmoist					
14985328	14-Jan-22_CC	SVOC-8270-W-	CCV	SV5973N.I	sd0111/15/2022 2:37:4	1	R373356		0	0						
Analyte	T	Units	RAW	Final	Text	Spike	SPKref	RPDref	MDL	PQL	UQL	%REC	LOW	HIGH	%RPD	Q
Butylbenzylphthalate	A	ug/L	77.88002	77.88002		75	0	0	1.57	10	150	104%	50	150	0%	
Carbazole	A	ug/L	66.83124	66.83124		75	0	0	0.842	10	150	89%	50	150	0%	
Chrysene	A	ug/L	76.79487	76.79487		75	0	0	1.17	10	150	102%	50	150	0%	
Di-n-butyl phthalate	A	ug/L	72.11124	72.11124		75	0	0	0.932	10	150	96%	50	150	0%	
Di-n-octyl phthalate	A	ug/L	77.89365	77.89365		75	0	0	1.34	10	150	104%	50	150	0%	
Dibenzo(a,h)anthracene	A	ug/L	73.39175	73.39175		75	0	0	1.17	10	150	98%	50	150	0%	
Dibenzofuran	A	ug/L	101.94165	101.94165		75	0	0	1.74	10	150	136%	50	150	0%	
Diethyl phthalate	A	ug/L	97.21903	97.21903		75	0	0	2.18	10	150	130%	50	150	0%	
Dimethyl phthalate	A	ug/L	72.21176	72.21176		75	0	0	1.72	10	150	96%	50	150	0%	
Fluoranthene	A	ug/L	73.07177	73.07177		75	0	0	0.883	10	150	97%	50	150	0%	
Fluorene	A	ug/L	97.90485	97.90485		75	0	0	1.82	10	150	131%	50	150	0%	
Hexachlorobenzene	A	ug/L	69.7552	69.7552		75	0	0	1.33	10	150	93%	50	150	0%	
Hexachlorobutadiene	A	ug/L	86.9861	86.9861		75	0	0	2.32	10	150	116%	50	150	0%	
Hexachlorocyclopentadiene	A	ug/L	65.92629	65.92629		75	0	0	2.97	10	150	88%	50	150	0%	
Hexachloroethane	A	ug/L	54.03621	54.03621		75	0	0	1.79	10	150	72%	50	150	0%	
Indeno(1,2,3-cd)pyrene	A	ug/L	71.67381	71.67381		75	0	0	1.25	10	150	96%	50	150	0%	
Isophorone	A	ug/L	71.87114	71.87114		75	0	0	1.67	10	150	96%	50	150	0%	
m+p-Cresols	A	ug/L	53.83562	53.83562		75	0	0	1.78	10	150	72%	50	150	0%	
n-Nitroso-di-n-propylamine	A	ug/L	66.08857	66.08857		75	0	0	1.54	10	150	88%	50	150	0%	
n-Nitrosodimethylamine	A	ug/L	31.21565	31.21565		75	0	0	1.53	10	150	42%	50	150	0%	S
n-Nitrosodiphenylamine	A	ug/L	72.8757	72.8757		75	0	0	1.16	10	150	97%	50	150	0%	
Naphthalene	A	ug/L	72.50625	72.50625		75	0	0	1.74	10	150	97%	50	150	0%	
Nitrobenzene	A	ug/L	50.90448	50.90448		75	0	0	2.31	10	150	68%	50	150	0%	
o-Cresol	A	ug/L	72.3808	72.3808		75	0	0	1.83	10	150	97%	50	150	0%	
o-Terphenyl	A	ug/L	67.34757	67.34757		75	0	0	1.27	10	150	90%	50	150	0%	
p-Chloroaniline	A	ug/L	70.33645	70.33645		75	0	0	1.52	10	150	94%	50	150	0%	
Pentachlorophenol	A	ug/L	57.91385	57.91385		75	0	0	4.24	10	150	77%	50	150	0%	
Phenanthrene	A	ug/L	70.23996	70.23996		75	0	0	0.784	10	150	94%	50	150	0%	
Phenol	A	ug/L	76.82269	76.82269		75	0	0	1.46	10	150	102%	50	150	0%	
Pyrene	A	ug/L	72.13635	72.13635		75	0	0	0.921	10	150	96%	50	150	0%	
Pyridine	A	ug/L	32.76726	32.76726		75	0	0	3.22	10	150	44%	50	150	0%	S
Triallate	A	ug/L	71.03475	71.03475		75	0	0	1.51	10	150	95%	50	150	0%	
1,4-Dichlorobenzene-d4	I	ug/L	40	40		0	0	0	0	10	150	0%	50	150	0%	
Acenaphthene-d10	I	ug/L	40	40		0	0	0	0	10	150	0%	50	150	0%	
Chrysene-d12	I	ug/L	40	40		0	0	0	0	10	150	0%	50	150	0%	

Seq No	Lab ID	Test Code	Sample Typ	File ID	Analysis Date	DF	Batch ID	Prep Date	SPKref	RPDref	pmoist					
14985328	14-Jan-22_CC	SVOC-8270-W-	CCV	SV5973N.I	sd0111/15/2022 2:37:4	1	R373356		0	0						
Analyte	T	Units	RAW	Final	Text	Spike	SPKref	RPDref	MDL	PQL	UQL	%REC	LOW	HIGH	%RPD	Q
Naphthalene-d8	I	ug/L	40	40		0	0	0	0	10	150	0%	50	150	0%	
Perylene-d12	I	ug/L	40	40		0	0	0	0	10	150	0%	50	150	0%	
Phenanthrene-d10	I	ug/L	40	40		0	0	0	0	10	150	0%	50	150	0%	
2,4,6-Tribromophenol	S	ug/L	68.83214	68.83214		75	0	0	2.88	10	0	92%	50	150	0%	
2-Fluorobiphenyl	S	ug/L	66.31894	66.31894		75	0	0	0.724	10	0	88%	50	150	0%	
2-Fluorophenol	S	ug/L	70.33347	70.33347		75	0	0	3.52	10	0	94%	50	150	0%	
Nitrobenzene-d5	S	ug/L	44.33382	44.33382		75	0	0	2.34	10	0	59%	50	150	0%	
Phenol-d5	S	ug/L	79.90853	79.90853		75	0	0	2.06	10	0	107%	50	150	0%	
Terphenyl-d14	S	ug/L	73.018	73.018		75	0	0	1.17	10	0	97%	50	150	0%	
4-Chloroaniline	X	ug/L	70.33645	70.33645		75	0	0	1.61	10	150	94%	50	150	0%	

Seq No	Lab ID	Test Code	Sample Typ	File ID	Analysis Date	DF	Batch ID	Prep Date	SPKref	RPDref	pmoist					
14985596	14-Jan-22_CC	SVOC-625.1-W	CCV	SV5973N.I	sd0111/15/2022 2:18:0	1	R373356		0	0						
Analyte	T	Units	RAW	Final	Text	Spike	SPKref	RPDref	MDL	PQL	UQL	%REC	LOW	HIGH	%RPD	Q
1,2,4-Trichlorobenzene	A	ug/L	74.60633	74.60633		75	0	0	1.95	10	150	99%	80	120	0%	
1,2-Diphenylhydrazine as Azobenzen	A	ug/L	76.23716	76.23716		75	0	0	1.22	10	150	102%	80	120	0%	
2,4,6-Trichlorophenol	A	ug/L	80.40675	80.40675		75	0	0	2.12	10	150	107%	80	120	0%	
2,4-Dichlorophenol	A	ug/L	79.78932	79.78932		75	0	0	1.71	10	150	106%	80	120	0%	
2,4-Dimethylphenol	A	ug/L	77.81907	77.81907		75	0	0	1.72	10	150	104%	80	120	0%	
2,4-Dinitrophenol	A	ug/L	67.4845	67.4845		75	0	0	4.29	10	150	90%	80	120	0%	
2,4-Dinitrotoluene	A	ug/L	76.21518	76.21518		75	0	0	2.17	10	150	102%	80	120	0%	
2,6-Dinitrotoluene	A	ug/L	65.40406	65.40406		75	0	0	3.02	10	150	87%	80	120	0%	
2-Chloronaphthalene	A	ug/L	73.23682	73.23682		75	0	0	2.24	10	150	98%	80	120	0%	
2-Chlorophenol	A	ug/L	80.33312	80.33312		75	0	0	2.52	10	150	107%	80	120	0%	
2-Nitrophenol	A	ug/L	73.16987	73.16987		75	0	0	1.99	10	150	98%	80	120	0%	
3,3'-Dichlorobenzidine	A	ug/L	77.71859	77.71859		75	0	0	2.11	10	150	104%	80	120	0%	
4,6-Dinitro-2-methylphenol	A	ug/L	67.01439	67.01439		75	0	0	1.84	10	150	89%	80	120	0%	
4-Bromophenyl phenyl ether	A	ug/L	78.22647	78.22647		75	0	0	1.85	10	150	104%	80	120	0%	
4-Chloro-3-methylphenol	A	ug/L	78.47072	78.47072		75	0	0	1.53	10	150	105%	80	120	0%	
4-Chlorophenyl phenyl ether	A	ug/L	72.29022	72.29022		75	0	0	2.04	10	150	96%	80	120	0%	
4-Nitrophenol	A	ug/L	73.8091	73.8091		75	0	0	2.59	10	150	98%	80	120	0%	
Acenaphthene	A	ug/L	75.06615	75.06615		75	0	0	1.98	10	150	100%	80	120	0%	
Acenaphthylene	A	ug/L	71.33991	71.33991		75	0	0	1.67	10	150	95%	80	120	0%	
Anthracene	A	ug/L	77.56808	77.56808		75	0	0	1.03	10	150	103%	80	120	0%	

Seq No	Lab ID	Test Code	Sample Typ	File ID	Analysis Date	DF	Batch ID	Prep Date	SPKref	RPDref	pmoist					
14985596	14-Jan-22_CCV	SVOC-625.1-W	CCV	SV5973N.I	sd0111/15/2022 2:18:0	1	R373356		0	0						
Analyte	T	Units	RAW	Final	Text	Spike	SPKref	RPDref	MDL	PQL	UQL	%REC	LOW	HIGH	%RPD	Q
Azobenzene	A	ug/L	76.23716	76.23716		75	0	0	1.14	10	150	102%	80	120	0%	
Benzidine	A	ug/L	78.54417	78.54417		75	0	0	5.92	10	150	105%	80	120	0%	
Benzo(a)anthracene	A	ug/L	78.61574	78.61574		75	0	0	0.863	10	150	105%	80	120	0%	
Benzo(a)pyrene	A	ug/L	77.17553	77.17553		75	0	0	1.16	10	150	103%	80	120	0%	
Benzo(b)fluoranthene	A	ug/L	79.70624	79.70624		75	0	0	0.846	10	150	106%	80	120	0%	
Benzo(g,h,i)perylene	A	ug/L	80.86468	80.86468		75	0	0	1.08	10	150	108%	80	120	0%	
Benzo(k)fluoranthene	A	ug/L	79.50924	79.50924		75	0	0	0.939	10	150	106%	80	120	0%	
bis(-2-chloroethoxy)Methane	A	ug/L	79.18005	79.18005		75	0	0	1.38	10	150	106%	80	120	0%	
bis(-2-chloroethyl)Ether	A	ug/L	76.49017	76.49017		75	0	0	2.72	10	150	102%	80	120	0%	
bis(2-chloroisopropyl)Ether	A	ug/L	69.04507	69.04507		75	0	0	1.39	10	150	92%	80	120	0%	
bis(2-ethylhexyl)Phthalate	A	ug/L	78.99395	78.99395		75	0	0	1.72	10	150	105%	80	120	0%	
Butylbenzylphthalate	A	ug/L	79.01192	79.01192		75	0	0	1.6	10	150	105%	80	120	0%	
Chrysene	A	ug/L	76.96572	76.96572		75	0	0	1.14	10	150	103%	80	120	0%	
Di-n-butyl phthalate	A	ug/L	79.36061	79.36061		75	0	0	0.913	10	150	106%	80	120	0%	
Di-n-octyl phthalate	A	ug/L	78.77985	78.77985		75	0	0	1.12	10	150	105%	80	120	0%	
Dibenzo(a,h)anthracene	A	ug/L	78.53056	78.53056		75	0	0	1.16	10	150	105%	80	120	0%	
Diethyl phthalate	A	ug/L	78.7408	78.7408		75	0	0	2.2	10	150	105%	80	120	0%	
Dimethyl phthalate	A	ug/L	78.05225	78.05225		75	0	0	1.76	10	150	104%	80	120	0%	
Fluoranthene	A	ug/L	76.76283	76.76283		75	0	0	0.93	10	150	102%	80	120	0%	
Fluorene	A	ug/L	72.29568	72.29568		75	0	0	1.88	10	150	96%	80	120	0%	
Hexachlorobenzene	A	ug/L	73.29268	73.29268		75	0	0	0.859	10	150	98%	80	120	0%	
Hexachlorobutadiene	A	ug/L	76.14059	76.14059		75	0	0	2.47	10	150	102%	80	120	0%	
Hexachlorocyclopentadiene	A	ug/L	68.75554	68.75554		75	0	0	3.11	10	150	92%	80	120	0%	
Hexachloroethane	A	ug/L	71.96128	71.96128		75	0	0	1.91	10	150	96%	80	120	0%	
Indeno(1,2,3-cd)pyrene	A	ug/L	77.131	77.131		75	0	0	1.11	10	150	103%	80	120	0%	
Isophorone	A	ug/L	82.20925	82.20925		75	0	0	1.16	10	150	110%	80	120	0%	
n-Nitroso-di-n-propylamine	A	ug/L	71.99162	71.99162		75	0	0	1.54	10	150	96%	80	120	0%	
n-Nitrosodimethylamine	A	ug/L	70.70442	70.70442		75	0	0	1.04	10	150	94%	80	120	0%	
n-Nitrosodiphenylamine	A	ug/L	82.71718	82.71718		75	0	0	1.16	10	150	110%	80	120	0%	
Naphthalene	A	ug/L	81.35645	81.35645		75	0	0	1.73	10	150	108%	80	120	0%	
Nitrobenzene	A	ug/L	78.2373	78.2373		75	0	0	2.32	10	150	104%	80	120	0%	
Pentachlorophenol	A	ug/L	77.72535	77.72535		75	0	0	4.46	10	150	104%	80	120	0%	
Phenanthrene	A	ug/L	77.34531	77.34531		75	0	0	0.831	10	150	103%	80	120	0%	
Phenol	A	ug/L	80.0754	80.0754		75	0	0	1.54	10	150	107%	80	120	0%	
Pyrene	A	ug/L	77.04969	77.04969		75	0	0	0.859	10	150	103%	80	120	0%	

Seq No	Lab ID	Test Code	Sample Typ	File ID	Analysis Date	DF	Batch ID	Prep Date	SPKref	RPDref	pmoist					
14985596	14-Jan-22_CCV	SVOC-625.1-W	CCV	SV5973N.Tsd	0111/15/2022 2:18:0	1	R373356		0	0						
Analyte	T	Units	RAW	Final	Text	Spike	SPKref	RPDref	MDL	PQL	UQL	%REC	LOW	HIGH	%RPD	Q
1,4-Dichlorobenzene-d4	I	ug/L	40	40		0	0	0	0	10	150	0%	80	120	0%	
Acenaphthene-d10	I	ug/L	40	40		0	0	0	0	10	150	0%	80	120	0%	
Chrysene-d12	I	ug/L	40	40		0	0	0	0	10	150	0%	80	120	0%	
Naphthalene-d8	I	ug/L	40	40		0	0	0	0	10	150	0%	80	120	0%	
Perylene-d12	I	ug/L	40	40		0	0	0	0	10	150	0%	80	120	0%	
Phenanthrene-d10	I	ug/L	40	40		0	0	0	0	10	150	0%	80	120	0%	
2,4,6-Tribromophenol	S	ug/L	74.65721	74.65721		75	0	0	2.99	10	0	100%	80	120	0%	
2-Fluorobiphenyl	S	ug/L	78.30818	78.30818		75	0	0	0.76	10	0	104%	80	120	0%	
2-Fluorophenol	S	ug/L	79.07494	79.07494		75	0	0	3.74	10	0	105%	80	120	0%	
Nitrobenzene-d5	S	ug/L	72.44325	72.44325		75	0	0	2.47	10	0	97%	80	120	0%	
Phenol-d5	S	ug/L	77.47647	77.47647		75	0	0	2.19	10	0	103%	80	120	0%	
Terphenyl-d14	S	ug/L	75.95437	75.95437		75	0	0	1.15	10	0	101%	80	120	0%	
1,2-Dichlorobenzene	X	ug/L	75.82965	75.82965		75	0	0	2.09	10	150	101%	80	120	0%	
1,3-Dichlorobenzene	X	ug/L	75.08347	75.08347		75	0	0	2.32	10	150	100%	80	120	0%	
1,4-Dichlorobenzene	X	ug/L	75.21768	75.21768		75	0	0	2.33	10	150	100%	80	120	0%	
1-Methylnaphthalene	X	ug/L	73.42099	73.42099		75	0	0	2.31	10	150	98%	80	120	0%	
2,2'-Oxybis(1-Chloropropane)	X	ug/L	69.04507	69.04507		75	0	0	1.51	10	150	92%	80	120	0%	
2,4,5-Trichlorophenol	X	ug/L	81.78232	81.78232		75	0	0	2.23	10	150	109%	80	120	0%	
2-Methylnaphthalene	X	ug/L	70.2476	70.2476		75	0	0	1.88	10	150	94%	80	120	0%	
2-Nitroaniline	X	ug/L	69.48395	69.48395		75	0	0	2.36	10	150	93%	80	120	0%	
3-Nitroaniline	X	ug/L	78.7187	78.7187		75	0	0	2.57	10	150	105%	80	120	0%	
4-Nitroaniline	X	ug/L	71.18357	71.18357		75	0	0	1.74	10	150	95%	80	120	0%	
Aniline	X	ug/L	84.62148	84.62148		75	0	0	3.49	10	150	113%	80	120	0%	
Benzoic acid	X	ug/L	81.92839	81.92839		75	0	0	1.61	10	150	109%	80	120	0%	
Benzyl alcohol	X	ug/L	84.63063	84.63063		75	0	0	2.97	10	150	113%	80	120	0%	
Carbazole	X	ug/L	72.77089	72.77089		75	0	0	0.834	10	150	97%	80	120	0%	
Dibenzofuran	X	ug/L	77.23246	77.23246		75	0	0	1.68	10	150	103%	80	120	0%	
m+p-Cresols	X	ug/L	75.16995	75.16995		75	0	0	1.84	10	150	100%	80	120	0%	
o-Cresol	X	ug/L	77.86843	77.86843		75	0	0	1.87	10	150	104%	80	120	0%	
p-Chloroaniline	X	ug/L	77.39696	77.39696		75	0	0	1.5	10	150	103%	80	120	0%	
Pyridine	X	ug/L	65.29508	65.29508		75	0	0	2.47	10	150	87%	80	120	0%	

Seq No	Lab ID	Test Code	Sample Typ	File ID	Analysis Date	DF	Batch ID	Prep Date	SPKref	RPDref	pmoist					
14985597	14-Jan-22_CCV	SVOC-625.1-W- CCV		SV5973N.I	sd0111/15/2022 2:18:0	1	R373356		0	0						
Analyte	T	Units	RAW	Final	Text	Spike	SPKref	RPDref	MDL	PQL	UQL	%REC	LOW	HIGH	%RPD	Q
1,2,4-Trichlorobenzene	A	ug/L	74.60633	74.60633		75	0	0	1.95	10	150	99%	80	120	0%	
1,2-Dichlorobenzene	A	ug/L	75.82965	75.82965		75	0	0	2.09	10	150	101%	80	120	0%	
1,3-Dichlorobenzene	A	ug/L	75.08347	75.08347		75	0	0	2.32	5	150	100%	80	120	0%	
1,4-Dichlorobenzene	A	ug/L	75.21768	75.21768		75	0	0	2.33	5	150	100%	80	120	0%	
2,4,5-Trichlorophenol	A	ug/L	81.78232	81.78232		75	0	0	2.23	10	150	109%	80	120	0%	
2,4,6-Trichlorophenol	A	ug/L	80.40675	80.40675		75	0	0	2.12	10	150	107%	80	120	0%	
2,4-Dichlorophenol	A	ug/L	79.78932	79.78932		75	0	0	1.71	10	150	106%	80	120	0%	
2,4-Dimethylphenol	A	ug/L	77.81907	77.81907		75	0	0	1.72	10	150	104%	80	120	0%	
2,4-Dinitrophenol	A	ug/L	67.4845	67.4845		75	0	0	4.29	10	150	90%	80	120	0%	
2-Chloronaphthalene	A	ug/L	73.23682	73.23682		75	0	0	2.24	10	150	98%	80	120	0%	
2-Chlorophenol	A	ug/L	80.33312	80.33312		75	0	0	2.52	10	150	107%	80	120	0%	
2-Nitrophenol	A	ug/L	73.16987	73.16987		75	0	0	1.99	10	150	98%	80	120	0%	
3,3'-Dichlorobenzidine	A	ug/L	77.71859	77.71859		75	0	0	2.11	10	150	104%	80	120	0%	
4,6-Dinitro-2-methylphenol	A	ug/L	67.01439	67.01439		75	0	0	1.84	10	150	89%	80	120	0%	
4-Bromophenyl phenyl ether	A	ug/L	78.22647	78.22647		75	0	0	1.85	10	150	104%	80	120	0%	
4-Chloro-3-methylphenol	A	ug/L	78.47072	78.47072		75	0	0	1.53	10	150	105%	80	120	0%	
4-Chlorophenyl phenyl ether	A	ug/L	72.29022	72.29022		75	0	0	2.04	10	150	96%	80	120	0%	
4-Nitrophenol	A	ug/L	73.8091	73.8091		75	0	0	2.59	10	150	98%	80	120	0%	
Acenaphthene	A	ug/L	75.06615	75.06615		75	0	0	1.98	10	150	100%	80	120	0%	
Acenaphthylene	A	ug/L	71.33991	71.33991		75	0	0	1.67	10	150	95%	80	120	0%	
Anthracene	A	ug/L	77.56808	77.56808		75	0	0	1.03	10	150	103%	80	120	0%	
Benzidine	A	ug/L	78.54417	78.54417		75	0	0	5.92	10	150	105%	80	120	0%	
Benzo(b)fluoranthene	A	ug/L	79.70624	79.70624		75	0	0	0.846	5	150	106%	80	120	0%	
Benzo(g,h,i)perylene	A	ug/L	80.86468	80.86468		75	0	0	1.08	10	150	108%	80	120	0%	
bis(-2-chloroethoxy)Methane	A	ug/L	79.18005	79.18005		75	0	0	1.38	10	150	106%	80	120	0%	
bis(-2-chloroethyl)Ether	A	ug/L	76.49017	76.49017		75	0	0	2.72	5	150	102%	80	120	0%	
bis(2-chloroisopropyl)Ether	A	ug/L	69.04507	69.04507		75	0	0	1.39	10	150	92%	80	120	0%	
Butylbenzylphthalate	A	ug/L	79.01192	79.01192		75	0	0	1.6	10	150	105%	80	120	0%	
Di-n-butyl phthalate	A	ug/L	79.36061	79.36061		75	0	0	0.913	10	150	106%	80	120	0%	
Di-n-octyl phthalate	A	ug/L	78.77985	78.77985		75	0	0	1.12	10	150	105%	80	120	0%	
Diethyl phthalate	A	ug/L	78.7408	78.7408		75	0	0	2.2	10	150	105%	80	120	0%	
Dimethyl phthalate	A	ug/L	78.05225	78.05225		75	0	0	1.76	10	150	104%	80	120	0%	
Fluoranthene	A	ug/L	76.76283	76.76283		75	0	0	0.93	10	150	102%	80	120	0%	
Fluorene	A	ug/L	72.29568	72.29568		75	0	0	1.88	5	150	96%	80	120	0%	
Hexachlorocyclopentadiene	A	ug/L	68.75554	68.75554		75	0	0	3.11	5	150	92%	80	120	0%	

Seq No	Lab ID	Test Code	Sample Typ	File ID	Analysis Date	DF	Batch ID	Prep Date	SPKref	RPDref	pmoist					
14985597	14-Jan-22_CCV	SVOC-625.1-W- CCV		SV5973N.I	sd0111/15/2022 2:18:0	1	R373356		0	0						
Analyte	T	Units	RAW	Final	Text	Spike	SPKref	RPDref	MDL	PQL	UQL	%REC	LOW	HIGH	%RPD	Q
Isophorone	A	ug/L	82.20925	82.20925		75	0	0	1.16	10	150	110%	80	120	0%	
n-Nitroso-di-n-propylamine	A	ug/L	71.99162	71.99162		75	0	0	1.54	5	150	96%	80	120	0%	
n-Nitrosodimethylamine	A	ug/L	70.70442	70.70442		75	0	0	1.04	5	150	94%	80	120	0%	
n-Nitrosodiphenylamine	A	ug/L	82.71718	82.71718		75	0	0	1.16	10	150	110%	80	120	0%	
Naphthalene	A	ug/L	81.35645	81.35645		75	0	0	1.73	10	150	108%	80	120	0%	
Nitrobenzene	A	ug/L	78.2373	78.2373		75	0	0	2.32	10	150	104%	80	120	0%	
Phenol	A	ug/L	80.0754	80.0754		75	0	0	1.54	10	150	107%	80	120	0%	
Pyrene	A	ug/L	77.04969	77.04969		75	0	0	0.859	10	150	103%	80	120	0%	
1,4-Dichlorobenzene-d4	I	ug/L	40	40		0	0	0	0	10	150	0%	80	120	0%	
Acenaphthene-d10	I	ug/L	40	40		0	0	0	0	10	150	0%	80	120	0%	
Chrysene-d12	I	ug/L	40	40		0	0	0	0	10	150	0%	80	120	0%	
Naphthalene-d8	I	ug/L	40	40		0	0	0	0	10	150	0%	80	120	0%	
Perylene-d12	I	ug/L	40	40		0	0	0	0	10	150	0%	80	120	0%	
Phenanthrene-d10	I	ug/L	40	40		0	0	0	0	10	150	0%	80	120	0%	
2,4,6-Tribromophenol	S	ug/L	74.65721	74.65721		75	0	0	2.99	10	0	100%	80	120	0%	
2-Fluorobiphenyl	S	ug/L	78.30818	78.30818		75	0	0	0.76	10	0	104%	80	120	0%	
2-Fluorophenol	S	ug/L	79.07494	79.07494		75	0	0	3.74	10	0	105%	80	120	0%	
Nitrobenzene-d5	S	ug/L	72.44325	72.44325		75	0	0	2.47	10	0	97%	80	120	0%	
Phenol-d5	S	ug/L	77.47647	77.47647		75	0	0	2.19	10	0	103%	80	120	0%	
Terphenyl-d14	S	ug/L	75.95437	75.95437		75	0	0	1.15	10	0	101%	80	120	0%	
1-Methylnaphthalene	X	ug/L	73.42099	73.42099		75	0	0	2.31	10	150	98%	80	120	0%	
2,2'-Oxybis(1-Chloropropane)	X	ug/L	69.04507	69.04507		75	0	0	1.51	10	150	92%	80	120	0%	
2-Methylnaphthalene	X	ug/L	70.2476	70.2476		75	0	0	1.88	10	150	94%	80	120	0%	
2-Nitroaniline	X	ug/L	69.48395	69.48395		75	0	0	2.36	10	150	93%	80	120	0%	
3-Nitroaniline	X	ug/L	78.7187	78.7187		75	0	0	2.57	10	150	105%	80	120	0%	
4-Nitroaniline	X	ug/L	71.18357	71.18357		75	0	0	1.74	10	150	95%	80	120	0%	
Aniline	X	ug/L	84.62148	84.62148		75	0	0	3.49	10	150	113%	80	120	0%	
Benzoic acid	X	ug/L	81.92839	81.92839		75	0	0	1.61	10	150	109%	80	120	0%	
Benzyl alcohol	X	ug/L	84.63063	84.63063		75	0	0	2.97	10	150	113%	80	120	0%	
Carbazole	X	ug/L	72.77089	72.77089		75	0	0	0.834	10	150	97%	80	120	0%	
Dibenzofuran	X	ug/L	77.23246	77.23246		75	0	0	1.68	10	150	103%	80	120	0%	
m+p-Cresols	X	ug/L	75.16995	75.16995		75	0	0	1.84	10	150	100%	80	120	0%	
o-Cresol	X	ug/L	77.86843	77.86843		75	0	0	1.87	10	150	104%	80	120	0%	
p-Chloroaniline	X	ug/L	77.39696	77.39696		75	0	0	1.5	10	150	103%	80	120	0%	
Pyridine	X	ug/L	65.29508	65.29508		75	0	0	2.47	10	150	87%	80	120	0%	

Seq No	Lab ID	Test Code	Sample Typ	File ID	Analysis Date	DF	Batch ID	Prep Date	SPKref	RPDref	pmoist					
14986878	14-Jan-22_CC	SVOC-8270-W-	CCV	SV5973N.I	sd0111/15/2022 3:31:0	1	R373356		0	0						
Analyte	T	Units	RAW	Final	Text	Spike	SPKref	RPDref	MDL	PQL	UQL	%REC	LOW	HIGH	%RPD	Q
n-Nitrosodimethylamine	A	ug/L	64.83882	64.83882		75	0	0	1.53	10	150	86%	50	150	0%	
Pyridine	A	ug/L	71.43176	71.43176		75	0	0	3.22	10	150	95%	50	150	0%	
Seq No	Lab ID	Test Code	Sample Typ	File ID	Analysis Date	DF	Batch ID	Prep Date	SPKref	RPDref	pmoist					
15008546	MB-162800	SVOC-8270-W-	MBLK	SV5973N.I	sd0111/15/2022 7:39:3	1	162800	1/10/2022 8:	0	0						
Analyte	T	Units	RAW	Final	Text	Spike	SPKref	RPDref	MDL	PQL	UQL	%REC	LOW	HIGH	%RPD	Q
2,4,5-Trichlorophenol	A	ug/L	0	0		0	0	0	2.23	10	150	0%	0	0	0%	
2,4,6-Trichlorophenol	A	ug/L	0	0		0	0	0	2.64	10	150	0%	0	0	0%	
2,4-Dichlorophenol	A	ug/L	0	0		0	0	0	1.69	10	150	0%	0	0	0%	
2,4-Dimethylphenol	A	ug/L	0	0		0	0	0	1.69	10	150	0%	0	0	0%	
2,4-Dinitrophenol	A	ug/L	0	0		0	0	0	4.26	10	150	0%	0	0	0%	
2-Chlorophenol	A	ug/L	0	0		0	0	0	2.48	10	150	0%	0	0	0%	
2-Nitrophenol	A	ug/L	0	0		0	0	0	2.36	10	150	0%	0	0	0%	
4,6-Dinitro-2-methylphenol	A	ug/L	0	0		0	0	0	2.33	10	150	0%	0	0	0%	
4-Chloro-3-methylphenol	A	ug/L	0	0		0	0	0	1.46	10	150	0%	0	0	0%	
4-Chlorophenol	A	ug/L	0	0		0	0	0	2.64	10	150	0%	0	0	0%	
4-Nitrophenol	A	ug/L	0	0		0	0	0	2.5	10	150	0%	0	0	0%	
m+p-Cresols	A	ug/L	0	0		0	0	0	1.78	10	150	0%	0	0	0%	
o-Cresol	A	ug/L	0	0		0	0	0	1.83	10	150	0%	0	0	0%	
Pentachlorophenol	A	ug/L	0	0		0	0	0	4.24	10	150	0%	0	0	0%	
Phenol	A	ug/L	0	0		0	0	0	1.46	10	150	0%	0	0	0%	
1,4-Dichlorobenzene-d4	I	ug/L	40	40		0	0	0	0	10	150	0%	0	0	0%	
Acenaphthene-d10	I	ug/L	40	40		0	0	0	0	10	150	0%	0	0	0%	
Chrysene-d12	I	ug/L	40	40		0	0	0	0	10	150	0%	0	0	0%	
Naphthalene-d8	I	ug/L	40	40		0	0	0	0	10	150	0%	0	0	0%	
Perylene-d12	I	ug/L	40	40		0	0	0	0	10	150	0%	0	0	0%	
Phenanthrene-d10	I	ug/L	40	40		0	0	0	0	10	150	0%	0	0	0%	
2,4,6-Tribromophenol	S	ug/L	160.50701	160.50701		200	0	0	2.88	10	0	80%	25	140	0%	
2-Fluorophenol	S	ug/L	65.25286	65.25286		200	0	0	3.52	10	0	33%	10	75	0%	
Phenol-d5	S	ug/L	72.6238	72.6238		200	0	0	2.06	10	0	36%	10	65	0%	
Benzoic acid	X	ug/L	0	0		0	0	0	1.51	10	150	0%	0	0	0%	
Pyridine	X	ug/L	0	0		0	0	0	3.22	10	150	0%	0	0	0%	

Seq No	Lab ID	Test Code	Sample Typ	File ID	Analysis Date	DF	Batch ID	Prep Date	SPKref	RPDref	pmoist					
15008547	LCS-162800	SVOC-8270-W-	LCS	SV5973N.I	sd0111/15/2022 8:11:4	1	162800	1/10/2022 8:	0	0						
Analyte	T	Units	RAW	Final	Text	Spike	SPKref	RPDref	MDL	PQL	UQL	%REC	LOW	HIGH	%RPD	Q
2,4,5-Trichlorophenol	A	ug/L	88.49925	88.49925		100	0	0	2.23	10	150	88%	27	123	0%	
2,4,6-Trichlorophenol	A	ug/L	89.49559	89.49559		100	0	0	2.64	10	150	89%	24	120	0%	
2,4-Dichlorophenol	A	ug/L	83.08777	83.08777		100	0	0	1.69	10	150	83%	24	107	0%	
2,4-Dimethylphenol	A	ug/L	26.88373	26.88373		100	0	0	1.69	10	150	27%	39	96	0%	S
2,4-Dinitrophenol	A	ug/L	74.49694	74.49694		100	0	0	4.26	10	150	74%	16	105	0%	
2-Chlorophenol	A	ug/L	72.82334	72.82334		100	0	0	2.48	10	150	73%	22	97	0%	
2-Nitrophenol	A	ug/L	84.50233	84.50233		100	0	0	2.36	10	150	85%	30	105	0%	
4,6-Dinitro-2-methylphenol	A	ug/L	81.54832	81.54832		100	0	0	2.33	10	150	82%	19	128	0%	
4-Chloro-3-methylphenol	A	ug/L	90.77693	90.77693		100	0	0	1.46	10	150	91%	35	101	0%	
4-Chlorophenol	A	ug/L	80.30314	80.30314		100	0	0	2.64	10	150	80%	16	98	0%	
4-Nitrophenol	A	ug/L	36.7968	36.7968		100	0	0	2.5	10	150	37%	10	77	0%	
m+p-Cresols	A	ug/L	67.091	67.091		100	0	0	1.78	10	150	67%	25	98	0%	
o-Cresol	A	ug/L	70.13402	70.13402		100	0	0	1.83	10	150	70%	34	98	0%	
Pentachlorophenol	A	ug/L	99.46367	99.46367		100	0	0	4.24	10	150	99%	24	130	0%	
Phenol	A	ug/L	46.42284	46.42284		100	0	0	1.46	10	150	46%	37	75	0%	
1,4-Dichlorobenzene-d4	I	ug/L	40	40		0	0	0	0	10	150	0%			0%	
Acenaphthene-d10	I	ug/L	40	40		0	0	0	0	10	150	0%			0%	
Chrysene-d12	I	ug/L	40	40		0	0	0	0	10	150	0%			0%	
Naphthalene-d8	I	ug/L	40	40		0	0	0	0	10	150	0%			0%	
Perylene-d12	I	ug/L	40	40		0	0	0	0	10	150	0%			0%	
Phenanthrene-d10	I	ug/L	40	40		0	0	0	0	10	150	0%			0%	
2,4,6-Tribromophenol	S	ug/L	200.20217	200.20217		200	0	0	2.88	10	0	100%	25	140	0%	
2-Fluorophenol	S	ug/L	88.29041	88.29041		200	0	0	3.52	10	0	44%	10	75	0%	
Phenol-d5	S	ug/L	93.11471	93.11471		200	0	0	2.06	10	0	47%	10	65	0%	
Benzoic acid	X	ug/L	30.62713	30.62713		100	0	0	1.51	10	150	31%	10	39	0%	
Pyridine	X	ug/L	29.51961	29.51961		100	0	0	3.22	10	150	30%	10	65	0%	

Seq No	Lab ID	Test Code	Sample Typ	File ID	Analysis Date	DF	Batch ID	Prep Date	SPKref	RPDref	pmoist					
15008548	LCSD-162800	SVOC-8270-W-	LCSD	SV5973N.I	sd0111/15/2022 8:43:5	1	162800	1/10/2022 8:	0	2E+07						
Analyte	T	Units	RAW	Final	Text	Spike	SPKref	RPDref	MDL	PQL	UQL	%REC	LOW	HIGH	%RPD	Q
2,4,5-Trichlorophenol	A	ug/L	89.20627	89.20627		100	0	88.49925	2.23	10	150	89%	27	123	1%	
2,4,6-Trichlorophenol	A	ug/L	89.28324	89.28324		100	0	89.49559	2.64	10	150	89%	24	120	0%	
2,4-Dichlorophenol	A	ug/L	81.12083	81.12083		100	0	83.08777	1.69	10	150	81%	24	107	2%	
2,4-Dimethylphenol	A	ug/L	34.06855	34.06855		100	0	26.88373	1.69	10	150	34%	39	96	24%	S

Seq No	Lab ID	Test Code	Sample Typ	File ID	Analysis Date	DF	Batch ID	Prep Date	SPKref	RPDref	pmoist					
15008548	LCSD-162800	SVOC-8270-W-	LCSD	SV5973N.Tsd	0111/15/2022 8:43:5	1	162800	1/10/2022 8:	0	2E+07						
Analyte	T	Units	RAW	Final	Text	Spike	SPKref	RPDref	MDL	PQL	UQL	%REC	LOW	HIGH	%RPD	Q
2,4-Dinitrophenol	A	ug/L	70.21466	70.21466		100	0	74.49694	4.26	10	150	70%	16	105	6%	
2-Chlorophenol	A	ug/L	70.33267	70.33267		100	0	72.82334	2.48	10	150	70%	22	97	3%	
2-Nitrophenol	A	ug/L	79.09158	79.09158		100	0	84.50233	2.36	10	150	79%	30	105	7%	
4,6-Dinitro-2-methylphenol	A	ug/L	78.67124	78.67124		100	0	81.54832	2.33	10	150	79%	19	128	4%	
4-Chloro-3-methylphenol	A	ug/L	65.94727	65.94727		100	0	90.77693	1.46	10	150	66%	35	101	32%	
4-Chlorophenol	A	ug/L	75.71825	75.71825		100	0	80.30314	2.64	10	150	76%	16	98	6%	
4-Nitrophenol	A	ug/L	38.29237	38.29237		100	0	36.7968	2.5	10	150	38%	10	77	4%	
m+p-Cresols	A	ug/L	69.12219	69.12219		100	0	67.091	1.78	10	150	69%	25	98	3%	
o-Cresol	A	ug/L	67.40716	67.40716		100	0	70.13402	1.83	10	150	67%	34	98	4%	
Pentachlorophenol	A	ug/L	98.73399	98.73399		100	0	99.46367	4.24	10	150	99%	24	130	1%	
Phenol	A	ug/L	49.83249	49.83249		100	0	46.42284	1.46	10	150	50%	37	75	7%	
1,4-Dichlorobenzene-d4	I	ug/L	40	40		0	0	0	0	10	150	0%				0%
Acenaphthene-d10	I	ug/L	40	40		0	0	0	0	10	150	0%				0%
Chrysene-d12	I	ug/L	40	40		0	0	0	0	10	150	0%				0%
Naphthalene-d8	I	ug/L	40	40		0	0	0	0	10	150	0%				0%
Perylene-d12	I	ug/L	40	40		0	0	0	0	10	150	0%				0%
Phenanthrene-d10	I	ug/L	40	40		0	0	0	0	10	150	0%				0%
2,4,6-Tribromophenol	S	ug/L	195.70124	195.70124		200	0	0	2.88	10	0	98%	25	140	0%	
2-Fluorophenol	S	ug/L	78.22857	78.22857		200	0	0	3.52	10	0	39%	10	75	0%	
Phenol-d5	S	ug/L	90.14405	90.14405		200	0	0	2.06	10	0	45%	10	65	0%	
Benzoic acid	X	ug/L	32.72795	32.72795		100	0	30.62713	1.51	10	150	33%	10	39	7%	
Pyridine	X	ug/L	25.34625	25.34625		100	0	29.51961	3.22	10	150	25%	10	65	15%	

Seq No	Lab ID	Test Code	Sample Typ	File ID	Analysis Date	DF	Batch ID	Prep Date	SPKref	RPDref	pmoist					
15008549	B22010369-001	SVOC-8270-W-	MS	SV5973N.Tsd	0111/15/2022 1:01:1	1	162800	1/10/2022 8:	1E+07	0						
Analyte	T	Units	RAW	Final	Text	Spike	SPKref	RPDref	MDL	PQL	UQL	%REC	LOW	HIGH	%RPD	Q
2,4,5-Trichlorophenol	A	ug/L	82.04465	78.9269533		96.2	0	0	2.14526	10	150	82%	50	96	0%	
2,4,6-Trichlorophenol	A	ug/L	82.783	79.637246		96.2	0	0	2.53968	10	150	83%	47	99	0%	
2,4-Dichlorophenol	A	ug/L	69.93332	67.2758538		96.2	0	0	1.62578	10	150	70%	49	90	0%	
2,4-Dimethylphenol	A	ug/L	62.17856	59.8157747		96.2	0	0	1.62578	10	150	62%	45	89	0%	
2,4-Dinitrophenol	A	ug/L	62.65876	60.2777271		96.2	0	0	4.09812	10	150	63%	27	81	0%	
2-Chlorophenol	A	ug/L	59.2643	57.0122566		96.2	0	0	2.38576	10	150	59%	47	76	0%	
2-Nitrophenol	A	ug/L	73.23903	70.4559469		96.2	0	0	2.27032	10	150	73%	51	96	0%	
4,6-Dinitro-2-methylphenol	A	ug/L	68.11043	65.5222337		96.2	0	0	2.24146	10	150	68%	37	105	0%	

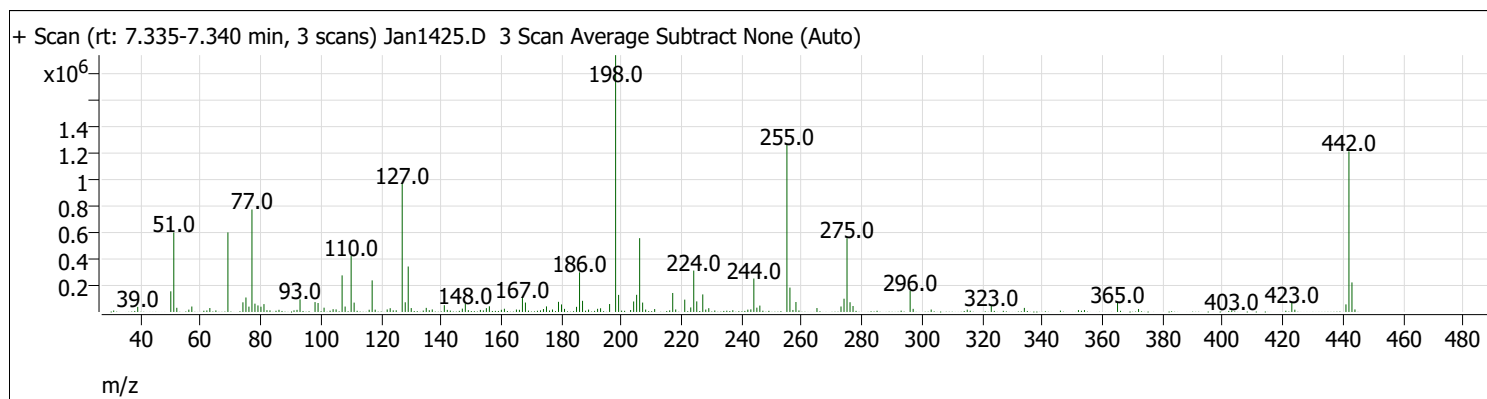
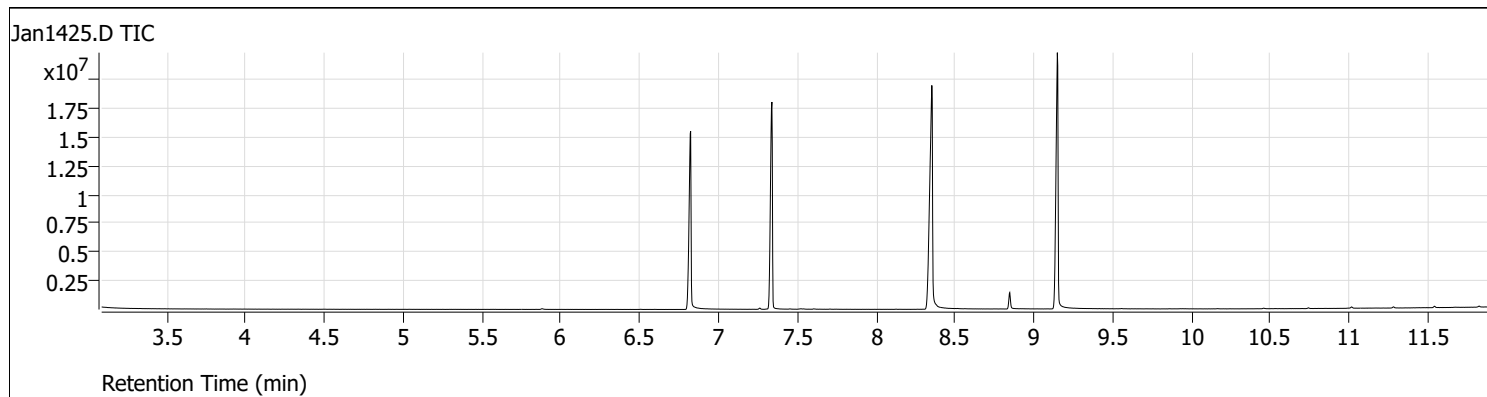
Seq No	Lab ID	Test Code	Sample Typ	File ID	Analysis Date	DF	Batch ID	Prep Date	SPKref	RPDref	pmoist					
15008549	B22010369-001	SVOC-8270-W-	MS	SV5973N.1	11/15/2022 1:01:1	1	162800	1/10/2022 8:	1E+07	0						
Analyte	T	Units	RAW	Final	Text	Spike	SPKref	RPDref	MDL	PQL	UQL	%REC	LOW	HIGH	%RPD	Q
4-Chloro-3-methylphenol	A	ug/L	72.64833	69.8876935		96.2	0	0	1.40452	10	150	73%	53	92	0%	
4-Chlorophenol	A	ug/L	69.05613	66.4319971		96.2	0	0	2.53968	10	150	69%	41	81	0%	
4-Nitrophenol	A	ug/L	31.25158	30.06402		96.2	0	0	2.405	10	150	31%	15	36	0%	
m+p-Cresols	A	ug/L	69.80623	67.1535933		96.2	0	0	1.71236	10	150	70%	43	76	0%	
o-Cresol	A	ug/L	62.91624	60.5254229		96.2	0	0	1.76046	10	150	63%	43	80	0%	
Pentachlorophenol	A	ug/L	96.03974	92.3902299		96.2	0	0	4.07888	10	150	96%	53	109	0%	
Phenol	A	ug/L	36.93977	35.5360587		96.2	0	0	1.40452	10	150	37%	37	75	0%	
1,4-Dichlorobenzene-d4	I	ug/L	40	38.48		0	0	0	0	10	150	0%				
Acenaphthene-d10	I	ug/L	40	38.48		0	0	0	0	10	150	0%				
Chrysene-d12	I	ug/L	40	38.48		0	0	0	0	10	150	0%				
Naphthalene-d8	I	ug/L	40	38.48		0	0	0	0	10	150	0%				
Perylene-d12	I	ug/L	40	38.48		0	0	0	0	10	150	0%				
Phenanthrene-d10	I	ug/L	40	38.48		0	0	0	0	10	150	0%				
2,4,6-Tribromophenol	S	ug/L	179.97834	173.139163		192.4	0	0	2.77056	10	0	90%	25	140	0%	
2-Fluorophenol	S	ug/L	60.57461	58.2727748		192.4	0	0	3.38624	10	0	30%	10	75	0%	
Phenol-d5	S	ug/L	71.4892	68.7726104		192.4	0	0	1.98172	10	0	36%	10	65	0%	
Benzoic acid	X	ug/L	27.2043	26.1705366		96.2	0	0	1.45262	10	150	27%	10	29	0%	
Pyridine	X	ug/L	18.92115	18.2021463		96.2	0	0	3.09764	10	150	19%	11	38	0%	

Seq No	Lab ID	Test Code	Sample Typ	File ID	Analysis Date	DF	Batch ID	Prep Date	SPKref	RPDref	pmoist					
15008550	B22010369-001	SVOC-8270-W-	MSD	SV5973N.1	11/15/2022 1:33:2	1	162800	1/10/2022 8:	1E+07	2E+07						
Analyte	T	Units	RAW	Final	Text	Spike	SPKref	RPDref	MDL	PQL	UQL	%REC	LOW	HIGH	%RPD	Q
2,4,5-Trichlorophenol	A	ug/L	81.89552	81.0765648		99	0	78.926953	2.2077	10	150	82%	50	96	3%	
2,4,6-Trichlorophenol	A	ug/L	83.30858	82.4754942		99	0	79.637246	2.6136	10	150	83%	47	99	4%	
2,4-Dichlorophenol	A	ug/L	74.43364	73.6893036		99	0	67.275854	1.6731	10	150	74%	49	90	9%	
2,4-Dimethylphenol	A	ug/L	48.68317	48.1963383		99	0	59.815775	1.6731	10	150	49%	45	89	22%	
2,4-Dinitrophenol	A	ug/L	58.56211	57.9764889		99	0	60.277727	4.2174	10	150	59%	27	81	4%	
2-Chlorophenol	A	ug/L	66.23029	65.5679871		99	0	57.012257	2.4552	10	150	66%	47	76	14%	
2-Nitrophenol	A	ug/L	73.49012	72.7552188		99	0	70.455947	2.3364	10	150	73%	51	96	3%	
4,6-Dinitro-2-methylphenol	A	ug/L	70.62557	69.9193143		99	0	65.522234	2.3067	10	150	71%	37	105	6%	
4-Chloro-3-methylphenol	A	ug/L	82.22398	81.4017402		99	0	69.887693	1.4454	10	150	82%	53	92	15%	
4-Chlorophenol	A	ug/L	71.81141	71.0932959		99	0	66.431997	2.6136	10	150	72%	41	81	7%	
4-Nitrophenol	A	ug/L	27.17276	26.9010324		99	0	30.06402	2.475	10	150	27%	15	36	11%	
m+p-Cresols	A	ug/L	66.53484	65.8694916		99	0	67.153593	1.7622	10	150	67%	43	76	2%	

Seq No	Lab ID	Test Code	Sample Typ	File ID	Analysis Date	DF	Batch ID	Prep Date	SPKref	RPDref	pmoist					
15008550	B22010369-001	SVOC-8270-W-	MSD	SV5973N.I	sd0111/15/2022 1:33:2	1	162800	1/10/2022 8:	1E+07	2E+07						
Analyte	T	Units	RAW	Final	Text	Spike	SPKref	RPDref	MDL	PQL	UQL	%REC	LOW	HIGH	%RPD	Q
o-Cresol	A	ug/L	69.57769	68.8819131		99	0	60.525423	1.8117	10	150	70%	43	80	13%	
Pentachlorophenol	A	ug/L	86.08561	85.2247539		99	0	92.39023	4.1976	10	150	86%	53	109	8%	
Phenol	A	ug/L	38.02446	37.6442154		99	0	35.536059	1.4454	10	150	38%	37	75	6%	
1,4-Dichlorobenzene-d4	I	ug/L	40	39.6		0	0	0	0	10	150	0%			0%	
Acenaphthene-d10	I	ug/L	40	39.6		0	0	0	0	10	150	0%			0%	
Chrysene-d12	I	ug/L	40	39.6		0	0	0	0	10	150	0%			0%	
Naphthalene-d8	I	ug/L	40	39.6		0	0	0	0	10	150	0%			0%	
Perylene-d12	I	ug/L	40	39.6		0	0	0	0	10	150	0%			0%	
Phenanthrene-d10	I	ug/L	40	39.6		0	0	0	0	10	150	0%			0%	
2,4,6-Tribromophenol	S	ug/L	166.97928	165.309487		198	0	0	2.8512	10	0	83%	25	140	0%	
2-Fluorophenol	S	ug/L	63.68312	63.0462888		198	0	0	3.4848	10	0	32%	10	75	0%	
Phenol-d5	S	ug/L	69.81139	69.1132761		198	0	0	2.0394	10	0	35%	10	65	0%	
Benzoic acid	X	ug/L	27.46643	27.1917657		99	0	26.170537	1.4949	10	150	27%	10	29	4%	
Pyridine	X	ug/L	20.98556	20.7757044		99	0	18.202146	3.1878	10	150	21%	11	38	13%	

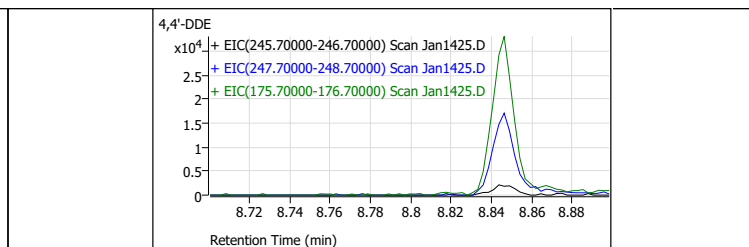
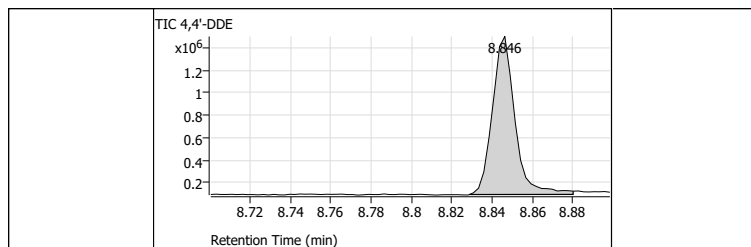
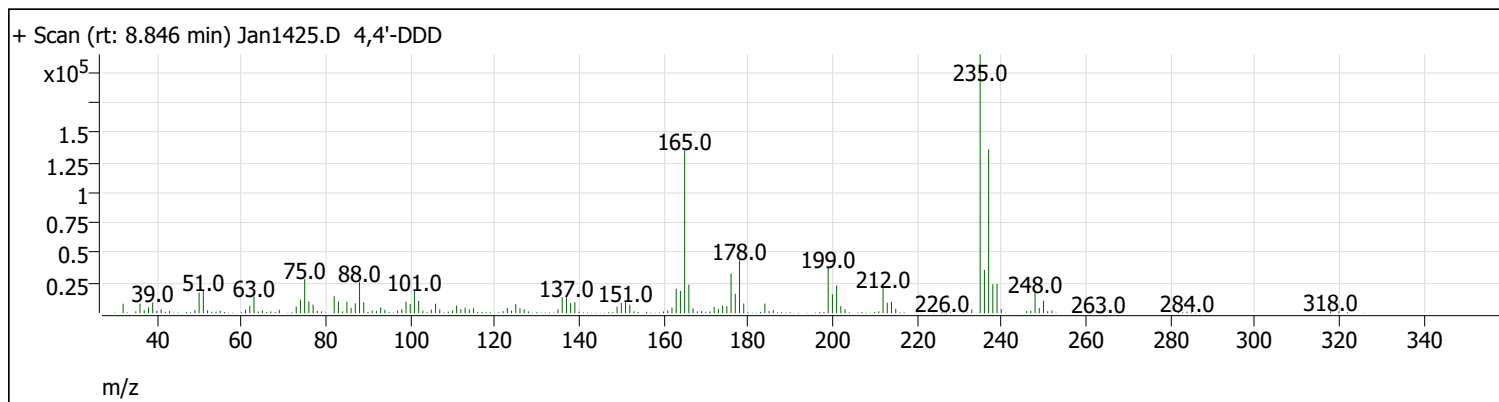
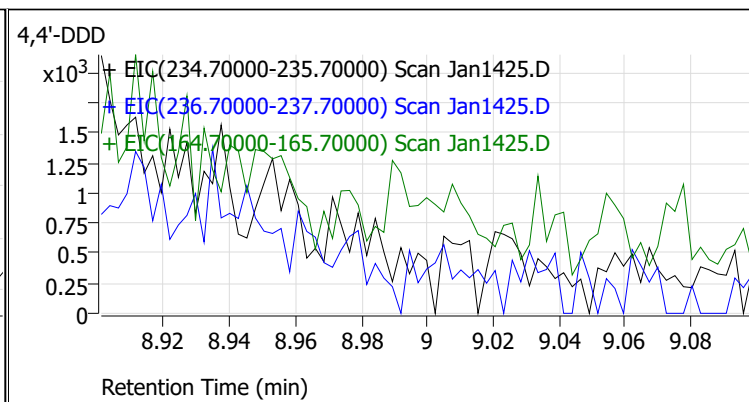
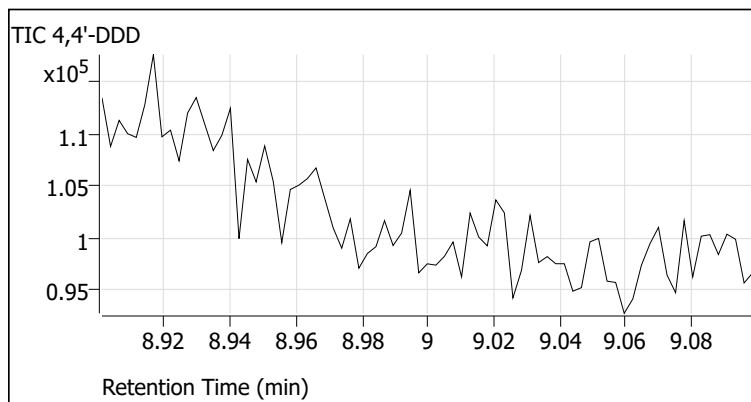
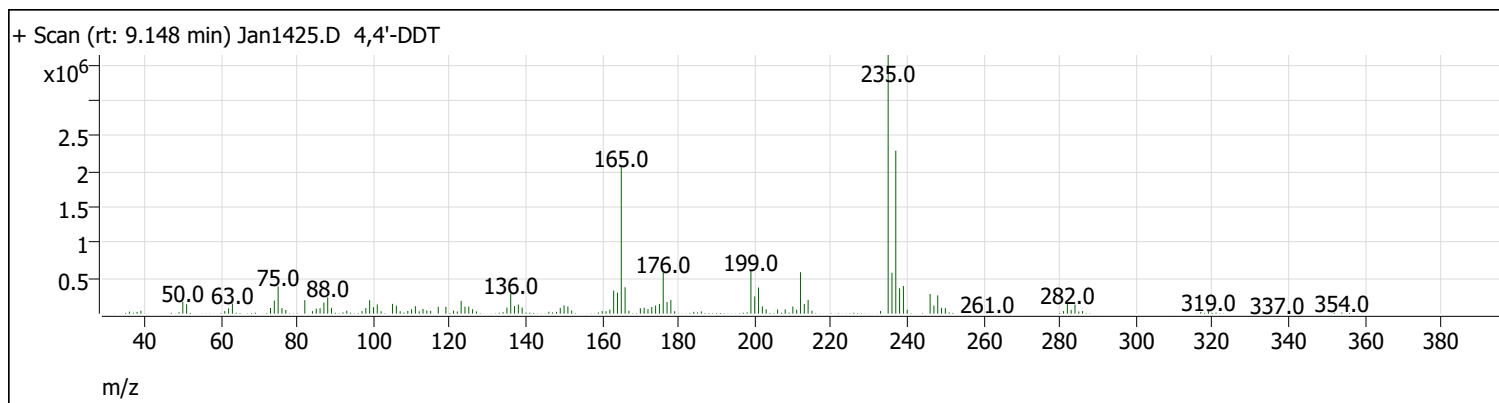
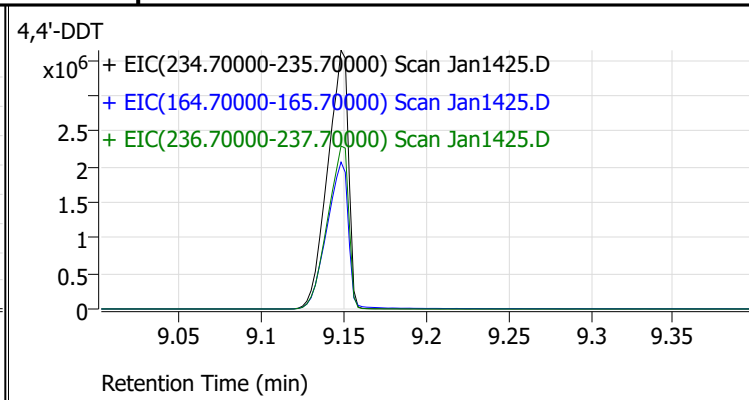
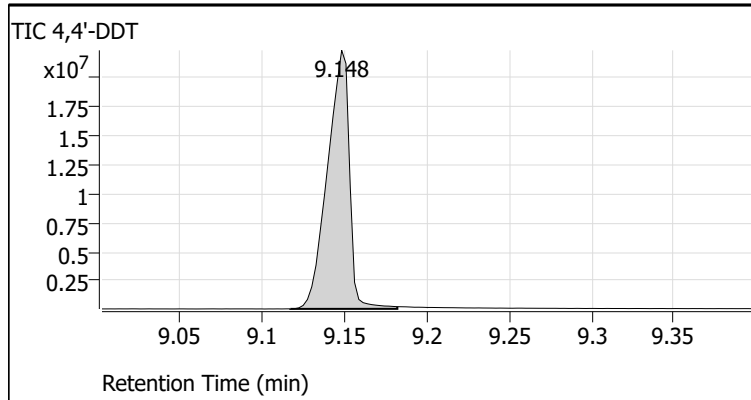
Tune Evaluation Report

Data Path: \\MASSHUNTER\Org\Data\SV5973N.I\sd011422\DoD BNA 2\Jan1425.D
 Acq on: 1/15/2022 1:56:44 AM
 Operator: LIMS import
 Sample: 14-Jan-22_TUNE_25
 Inst Name: Instrument #1
 ALS Vial: 25
 Method: \\MASSHUNTER\Org\Data\SV5973N.I\DFTPP5973N625.m



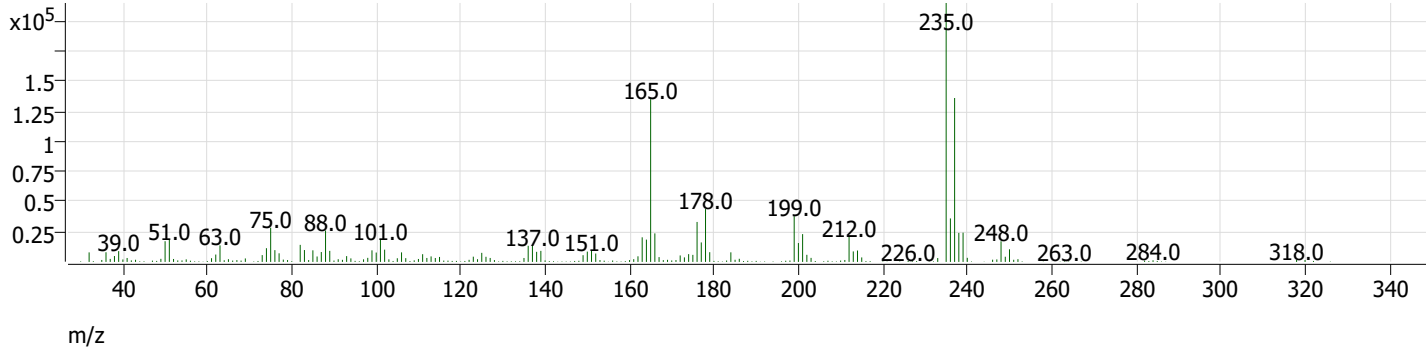
Target Mass	Rel. To Mass	Lower Limit%	Upper Limit%	Rel. Abn%	Raw Abn	Pass/Fail
51	198	30	60	31.0	601899	Pass
68	69	0	2	0.6	3448	Pass
70	69	0	2	0.6	3509	Pass
127	198	40	60	49.9	970432	Pass
197	198	0	1	0.0	0	Pass
198	198	100	100	100.0	1943211	Pass
199	198	5	9	6.7	129293	Pass
275	198	10	30	28.7	557952	Pass
365	198	1	100	3.6	70461	Pass
441	443	1E-10	150	25.8	57643	Pass
442	198	40	100	62.5	1215147	Pass
443	442	17	23	18.4	223552	Pass
69	69	100	100	100.0	602027	Pass

Tune Evaluation Report



Tune Evaluation Report

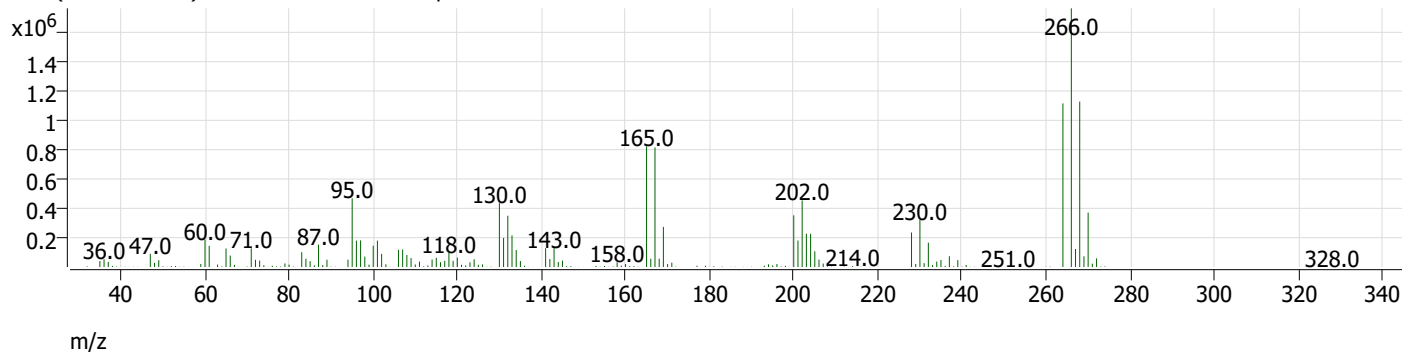
+ Scan (rt: 8.846 min) Jan1425.D 4,4'-DDE



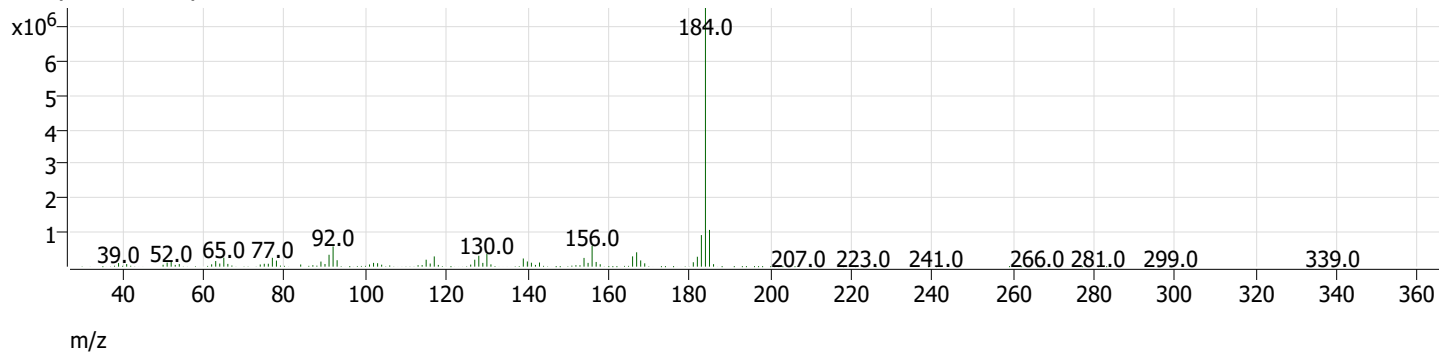
Compound Name	Expected RT	Observed RT	TIC Area	Breakdown %	Pass/Fail
4,4'-DDT	9.200	9.148	20632871	9.6	Pass
4,4'-DDD	9.000	8.846	1091143		
4,4'-DDE	8.800	8.846	1091143		

Tune Evaluation Report

+ Scan (rt: 6.822 min) Jan1425.D Pentachlorophenol



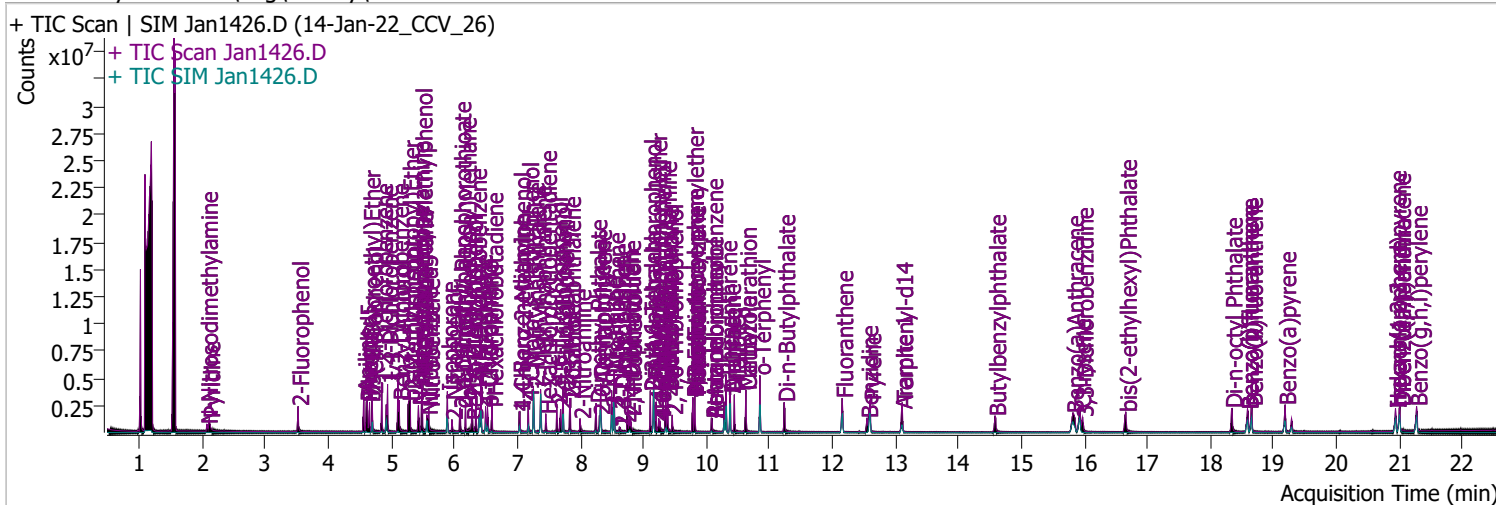
+ Scan (rt: 8.352 min) Jan1425.D Benzidine



Compound Name	Expected RT	Observed RT	Tailing Factor	PGF	Pass/Fail
Pentachlorophenol	6.900	6.822	0.3	7.0	Pass
Benzidine	8.500	8.352	0.3	4.9	Pass

Quantitation Results Report (QT Reviewed)

Data File	Jan1426.D	Operator	LIMS import
Acq. Method	BNA+SIM.M	Acq. Date-Time	1/15/2022 2:18:00 AM
Sample Name	14-Jan-22_CCV_26	Instrument	Instrument #1
Vial	26	Multiplier	1.00
DA Method File		Comment	SVOC-8270-W-LARGO
Tune File	dftppdsm.u	Tune Date	1/7/2022 12:13:00 PM
Batch Name	011422 DoD BNA.batch.bin	Last Calib Update	1/17/2022 3:53:35 PM
Ref Library	D:\Org\Library\NIST129K.l		



Compound	RT	QIon	Resp.	Conc.	Units	Dev(Min)
----------	----	------	-------	-------	-------	----------

Internal Standards

System Monitoring Compounds

S 2-Fluorophenol	3.521	112.0	626579	79.0749	µg/L	0.010
Spiked Amount: 200.000	Range: 10.0 - 75.0%			Recovery = 39.54%		
S Phenol-d5	4.603	99.0	819575	77.4765	µg/L	0.000
Spiked Amount: 200.000	Range: 10.0 - 65.0%			Recovery = 38.74%		
S Nitrobenzene-d5	5.563	82.0	416822	72.4432	µg/L	0.000
Spiked Amount: 100.000	Range: 32.0 - 94.0%			Recovery = 72.44%		
S 2-Fluorobiphenyl	7.728	172.0	1451740	78.3082	µg/L	0.010
Spiked Amount: 100.000	Range: 28.0 - 107.0%			Recovery = 78.31%		
S 2,4,6-Tribromophenol	9.458	329.8	110357	74.6572	µg/L	0.000
Spiked Amount: 200.000	Range: 25.0 - 140.0%			Recovery = 37.33%		
S Terphenyl-d14	13.108	244.3	1389843	75.9544	µg/L	0.010
Spiked Amount: 100.000	Range: 32.0 - 122.0%			Recovery = 75.95%		

Target Compounds

Compound	RT	QIon	Resp.	Conc.	Units	m	QValue
T N-Nitrosodimethylamine	2.070	74.0	244700	70.7044	µg/L	m	100
T Pyridine	2.111	79.0	496892	65.2951	µg/L		100
T Aniline	4.562	93.0	1189438	84.6215	µg/L		100
T Phenol	4.613	94.0	887528	80.0754	µg/L		100
T bis(-2-Chloroethyl)Ether	4.654	63.0	665943	76.4902	µg/L		100
T 2-Chlorophenol	4.695	128.0	750886	80.3331	µg/L		100
T 1,3-Dichlorobenzene	4.848	146.0	931868	75.0835	µg/L	m	100
T 1,4-Dichlorobenzene	4.940	146.0	938220	75.2177	µg/L	m	100
T 1,2-Dichlorobenzene	5.104	146.0	932583	75.8297	µg/L	m	100
T Benzyl Alcohol	5.124	108.0	458052	84.6306	µg/L	m	100
T bis(2-chloroisopropyl)Ether	5.277	121.0	230622	69.0451	µg/L		100
T 2-Methylphenol	5.298	107.0	647997	77.8684	µg/L	m	100
T N-nitroso-Di-n-propylamine	5.430	70.0	418252	71.9916	µg/L		100
T 4Methylphenol/3Methylphenol	5.481	107.0	844938	75.1699	µg/L		100
T Hexachloroethane	5.492	117.0	255531	71.9613	µg/L		100

Quantitation Results Report (QT Reviewed)

Compound	RT	QIon	Resp.	Conc.	Units	Dev(Min)
T Nitrobenzene	5.594	123.1	239030	78.2373	µg/L	100
T Isophorone	5.890	82.0	1126376	82.2092	µg/L	100
T 2-Nitrophenol	5.962	139.0	174308	73.1699	µg/L	100
T 2,4-Dimethylphenol	6.095	122.0	533924	77.8191	µg/L	100
T bis(-2-Chloroethoxy)Methane	6.177	93.0	634096	79.1800	µg/L	96
T 2,4-Dichlorophenol	6.280	162.0	497990	79.7893	µg/L	100
T Benzoic Acid	6.290	105.0	306981	81.9284	µg/L	100
T 1,2,4-Trichlorobenzene	6.342	180.0	591459	74.6063	µg/L	100
T Naphthalene	6.424	128.0	1877960	81.3565	µg/L	100
T 4-Chlorophenol	6.496	130.0	172966	80.9737	µg/L	m 100
T p-Chloroaniline	6.527	127.0	694693	77.3970	µg/L	100
T Hexachlorobutadiene	6.598	224.9	330015	76.1406	µg/L	100
T 4-Chloro-2-Methylphenol	7.040	107.0	449257	77.5313	µg/L	100
T 4-Chloro-3-Methylphenol	7.174	107.0	480254	78.4707	µg/L	100
T 2-Methylnaphthalene	7.256	141.0	1007064	70.2476	µg/L	100
T 1-Methylnaphthalene	7.369	141.0	1015104	73.4210	µg/L	m 100
T Hexachlorocyclopentadiene	7.451	236.9	193437	68.7555	µg/L	100
T 2,4,6-Trichlorophenol	7.625	196.0	328815	80.4067	µg/L	100
T 2,4,5-Trichlorophenol	7.687	196.0	379474	81.7823	µg/L	100
T 2-Chloronaphthalene	7.831	162.0	1133179	73.2368	µg/L	100
T 2-Nitroaniline	7.995	65.0	184924	69.4840	µg/L	100
T Dimethyl Phthalate	8.251	163.0	1202726	78.0523	µg/L	100
T 2,6-Dinitrotoluene	8.302	165.0	136171	65.4041	µg/L	100
T Acenaphthylene	8.323	152.1	1748530	71.3399	µg/L	100
T 3-Nitroaniline	8.507	138.0	177263	78.7187	µg/L	100
T Acenaphthene	8.538	154.0	1071112	75.0662	µg/L	100
T 2,4-Dinitrophenol	8.630	184.0	72135	67.4845	µg/L	100
T Dibenzofuran	8.753	168.0	1744126	77.2325	µg/L	100
T 2,4-Dinitrotoluene	8.783	165.0	205476	76.2152	µg/L	100
T 4-Nitrophenol	8.804	109.0	170112	73.8091	µg/L	100
T Diethylphthalate	9.111	149.0	1215161	78.7408	µg/L	100
T Fluorene	9.162	166.0	1307868	72.2957	µg/L	100
T 4-Chlorophenyl-phenylether	9.203	204.0	599560	72.2902	µg/L	100
T 4-Nitroaniline	9.244	138.0	157232	71.1836	µg/L	100
T 4,6-Dinitro-2-methylphenol	9.264	198.0	101860	67.0144	µg/L	100
T N-nitrosodiphenylamine	9.356	169.0	972922	82.7172	µg/L	100
T Azobenzene	9.387	77.0	1066036	76.2372	µg/L	100
T 4-Bromophenyl-phenylether	9.786	248.0	371275	78.2265	µg/L	100
T Hexachlorobenzene	9.816	283.9	350082	73.2927	µg/L	100
T Pentachlorophenol	10.090	265.9	174279	77.7253	µg/L	100
T Phenanthrene	10.313	178.0	1855346	77.3453	µg/L	100
T Anthracene	10.374	178.0	1796247	77.5681	µg/L	100
T Triallate	10.444	86.0	383303	76.1467	µg/L	100
T Carbazole	10.627	167.0	1669502	72.7709	µg/L	100
T o-Terphenyl	10.850	230.0	1000046	72.1572	µg/L	100
T Di-n-Butylphthalate	11.234	149.0	1732447	79.3606	µg/L	100
T Fluoranthene	12.156	202.0	1938307	76.7628	µg/L	100
T Benzidine	12.551	184.0	779325	78.5442	µg/L	100
T Pyrene	12.602	202.0	2130103	77.0497	µg/L	100
T Butylbenzylphthalate	14.582	149.0	570962	79.0119	µg/L	100
T Benzo(a)Anthracene	15.819	228.0	1550014	78.6157	µg/L	100
T Chrysene	15.931	228.0	1664644	76.9657	µg/L	100
T 3,3-Dichlorobenzidine	15.972	252.0	521432	77.7186	µg/L	100
T bis(2-ethylhexyl)Phthalate	16.657	167.0	202831	78.9939	µg/L	100
T Di-n-octyl Phthalate	18.335	149.0	1396929	78.7798	µg/L	100

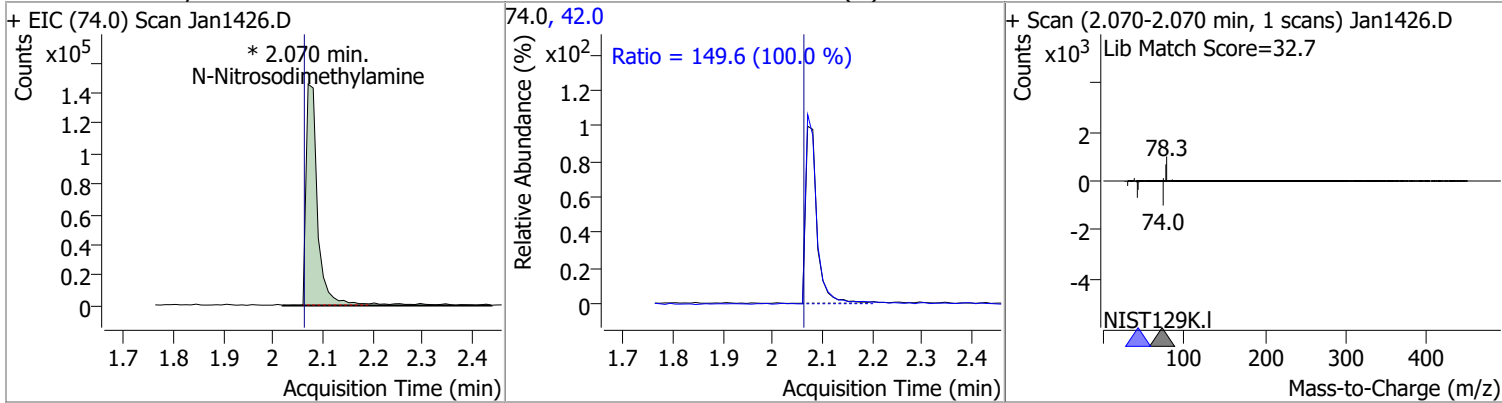
Quantitation Results Report (QT Reviewed)

Compound	RT	QIon	Resp.	Conc.	Units	Dev(Min)
T Benzo(b)fluoranthene	18.588	252.0	1520990	79.7062	µg/L	100
T Benzo(k)fluoranthene	18.659	252.0	1572974	79.5092	µg/L	100
T Benzo(a)pyrene	19.186	252.0	1399308	77.1755	µg/L	100
T Indeno(1,2,3-c,d)pyrene	20.938	276.0	1179542	77.1310	µg/L m	100
T Dibenzo(a,h)anthracene	21.009	278.0	1299179	78.5306	µg/L	100
T Benzo(g,h,i)perylene	21.272	276.0	1446154	80.8647	µg/L	100

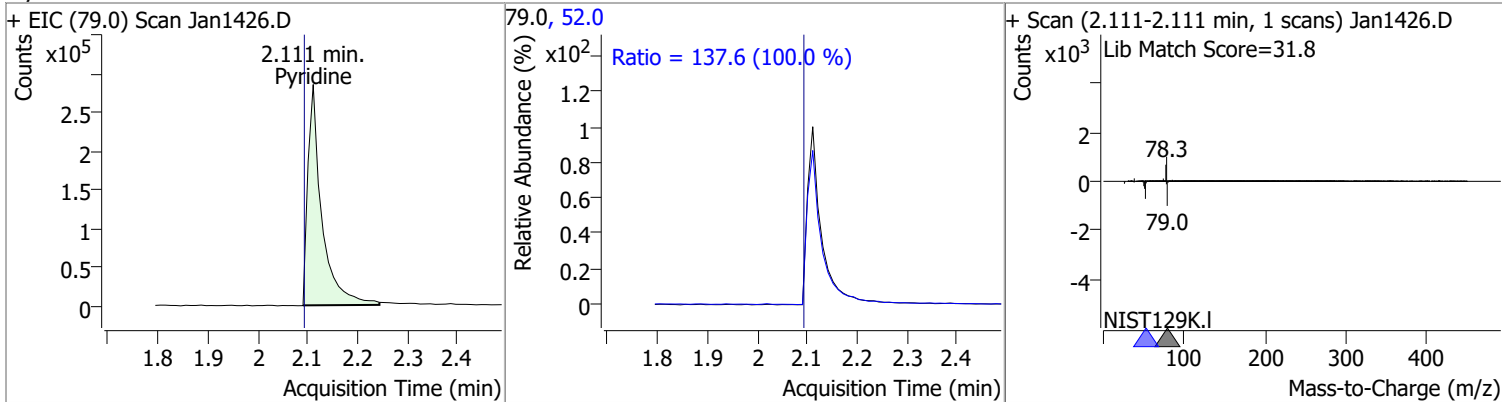
(#) = Qualifier Out of Range; (m) = Manual Integration; (+) = Area Summed; (*) = Surrogate Percent Recovery Out of Range; (d): Zeroed Peak

Quantitation Results Report (QT Reviewed)

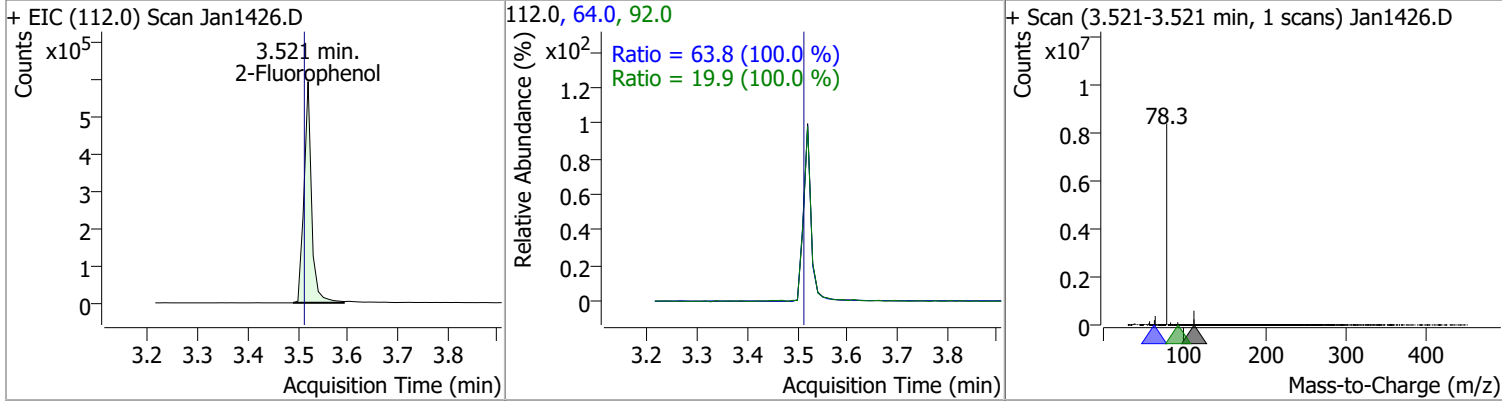
Compound	Conc.	RT	Dev(Min)	Resp.	QIon	QRatio	Lower	Upper
N-Nitrosodimethylamine	70.7044	2.07	0.01	244700 (m)	42.0	149.6	104.7	194.5



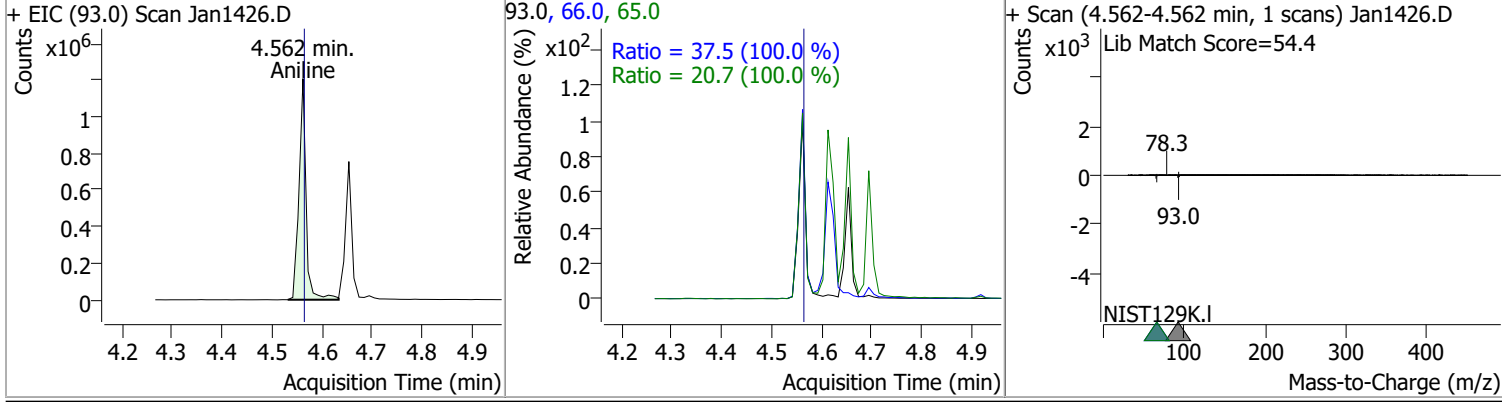
Compound	Conc.	RT	Dev(Min)	Resp.	QIon	QRatio	Lower	Upper
Pyridine	65.2951	2.11	0.02	496892	52.0	137.6	96.3	178.9



Compound	Conc.	RT	Dev(Min)	Resp.	QIon	QRatio	Lower	Upper
2-Fluorophenol	79.0749	3.52	0.01	626579	64.0	63.8	44.6	82.9
					92.0	19.9	14.0	25.9

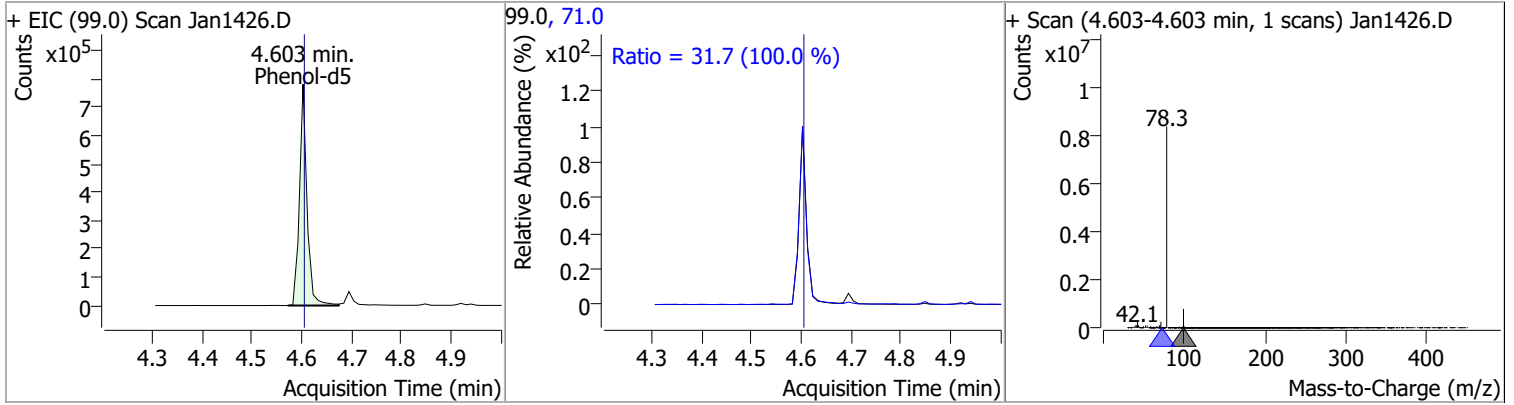


Compound	Conc.	RT	Dev(Min)	Resp.	QIon	QRatio	Lower	Upper
Aniline	84.6215	4.56	0.00	1189438	66.0	37.5	26.2	48.7
					65.0	20.7	14.5	26.9

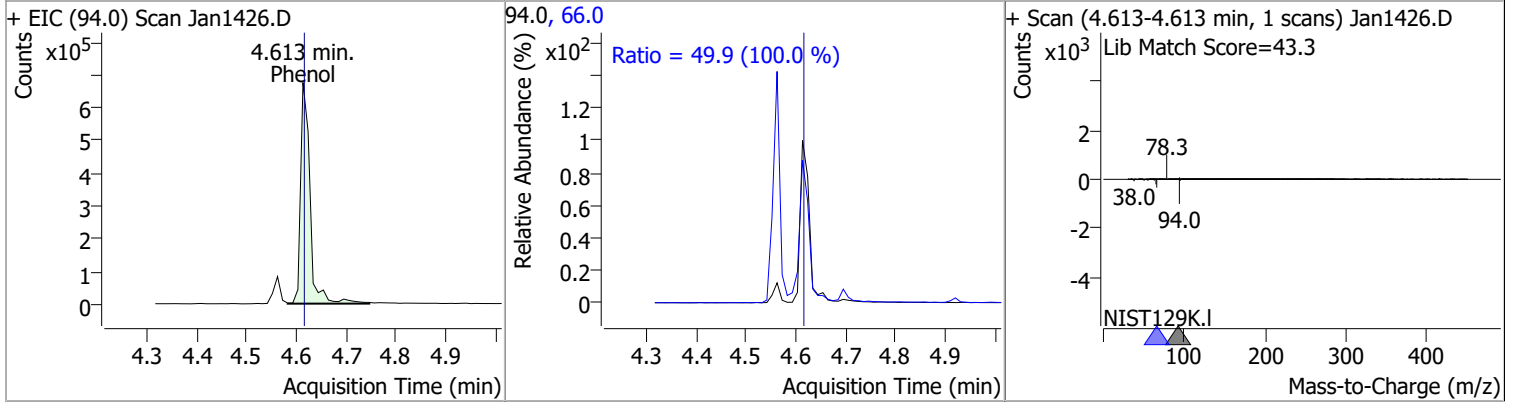


Quantitation Results Report (QT Reviewed)

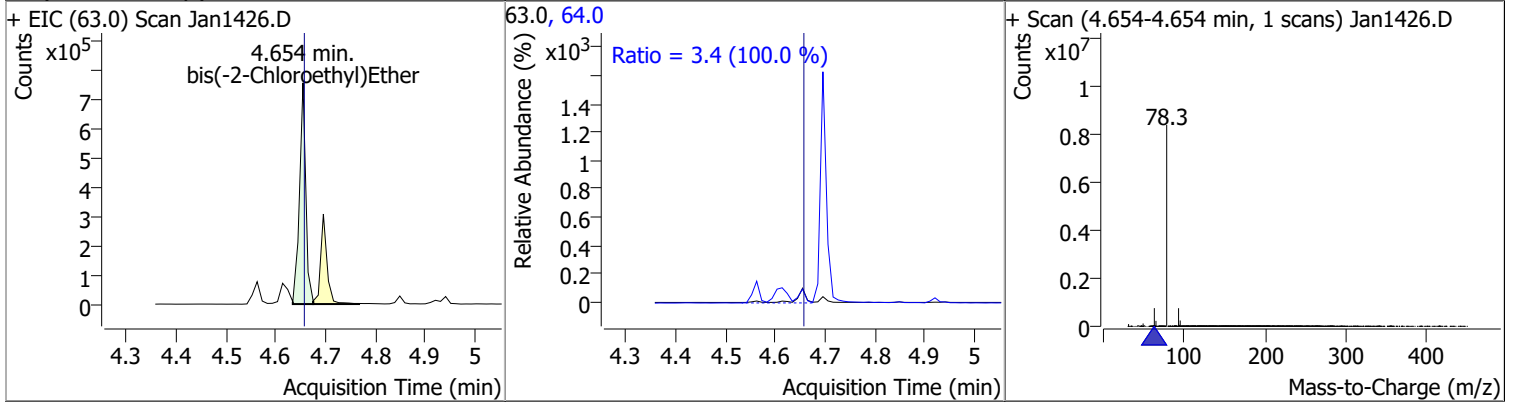
Compound	Conc.	RT	Dev(Min)	Resp.	QIon	QRatio	Lower	Upper
Phenol-d5	77.4765	4.60	0.00	819575	71.0	31.7	22.2	41.2



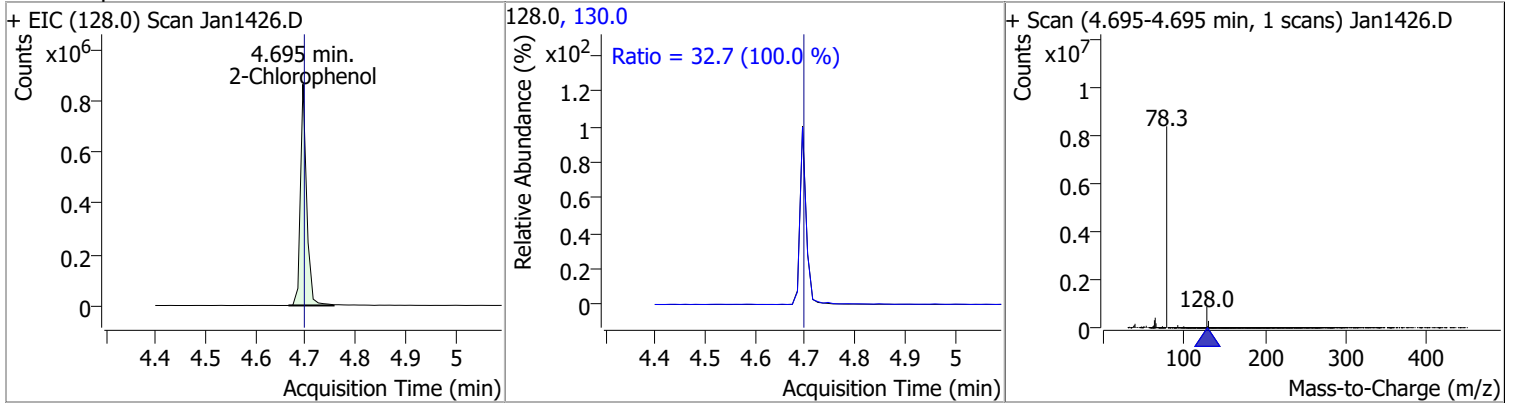
Compound	Conc.	RT	Dev(Min)	Resp.	QIon	QRatio	Lower	Upper
Phenol	80.0754	4.61	0.00	887528	66.0	49.9	34.9	64.9



Compound	Conc.	RT	Dev(Min)	Resp.	QIon	QRatio	Lower	Upper
bis(-2-Chloroethyl)Ether	76.4902	4.65	0.00	665943	64.0	3.4	2.4	4.4

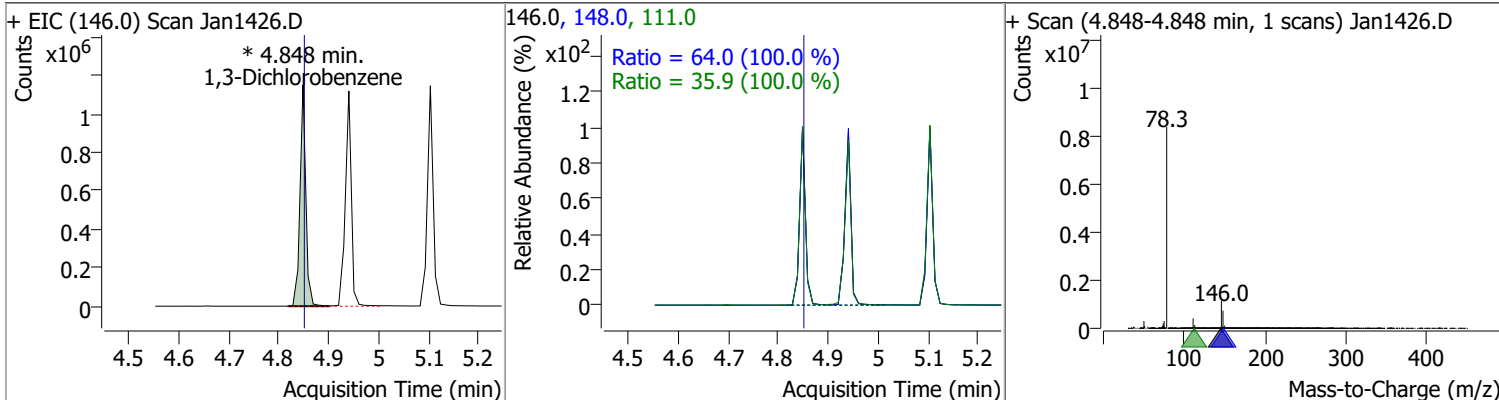


Compound	Conc.	RT	Dev(Min)	Resp.	QIon	QRatio	Lower	Upper
2-Chlorophenol	80.3331	4.70	0.00	750886	130.0	32.7	22.9	42.5

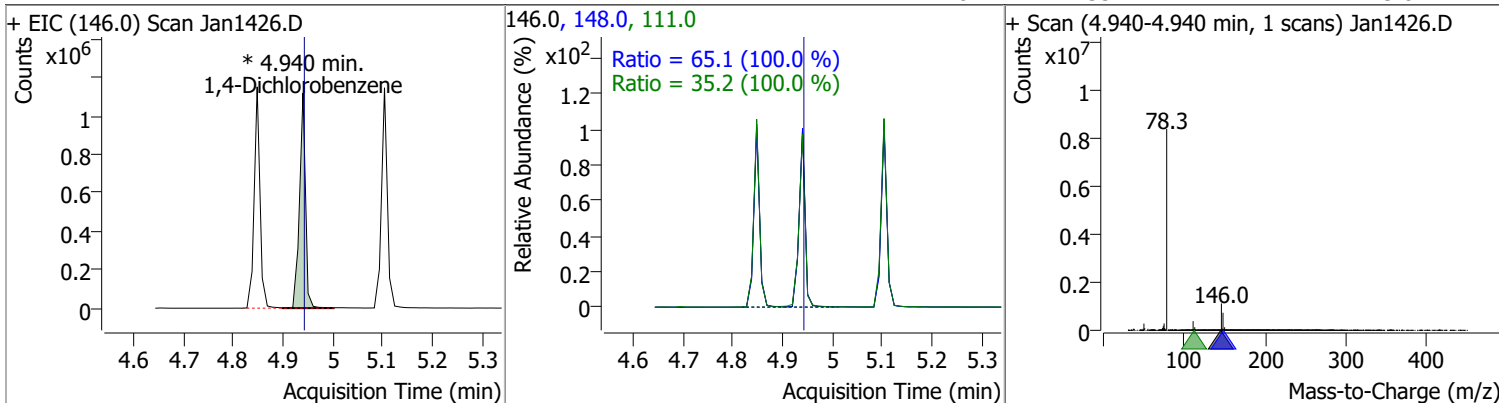


Quantitation Results Report (QT Reviewed)

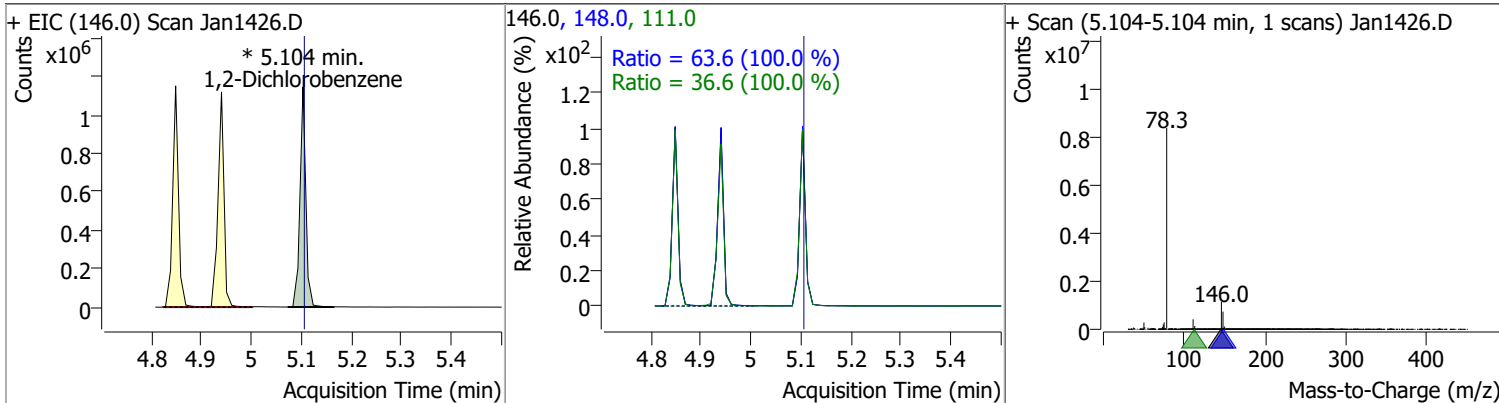
Compound	Conc.	RT	Dev(Min)	Resp.	QIon	QRatio	Lower	Upper
1,3-Dichlorobenzene	75.0835	4.85	0.00	931868 (m)	148.0	64.0	44.8	83.2
					111.0	35.9	25.1	46.7



Compound	Conc.	RT	Dev(Min)	Resp.	QIon	QRatio	Lower	Upper
1,4-Dichlorobenzene	75.2177	4.94	0.00	938220 (m)	148.0	65.1	45.6	84.7
					111.0	35.2	24.7	45.8

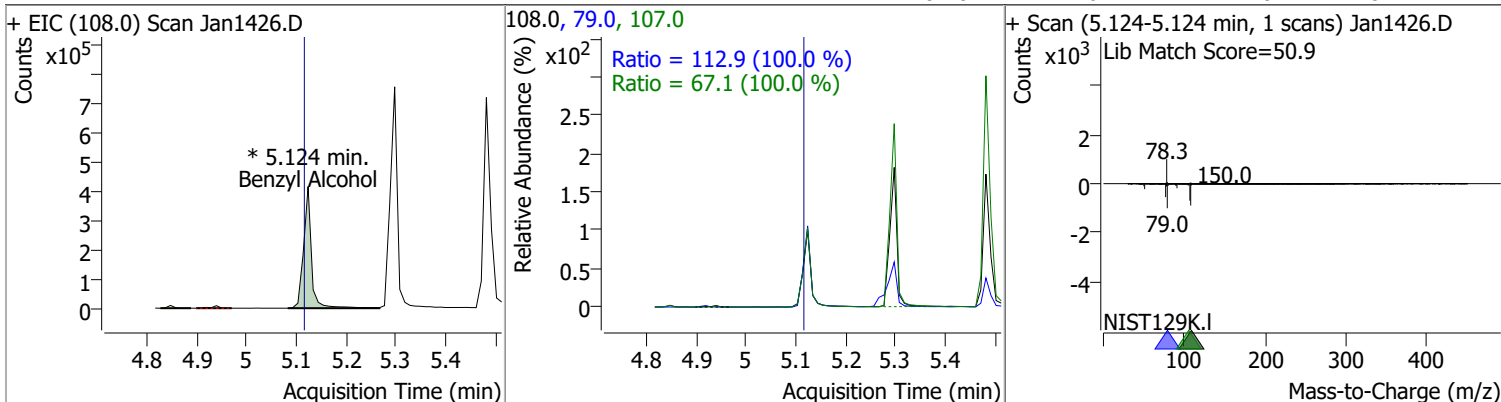


Compound	Conc.	RT	Dev(Min)	Resp.	QIon	QRatio	Lower	Upper
1,2-Dichlorobenzene	75.8297	5.10	0.00	932583 (m)	148.0	63.6	44.5	82.7
					111.0	36.6	25.7	47.6

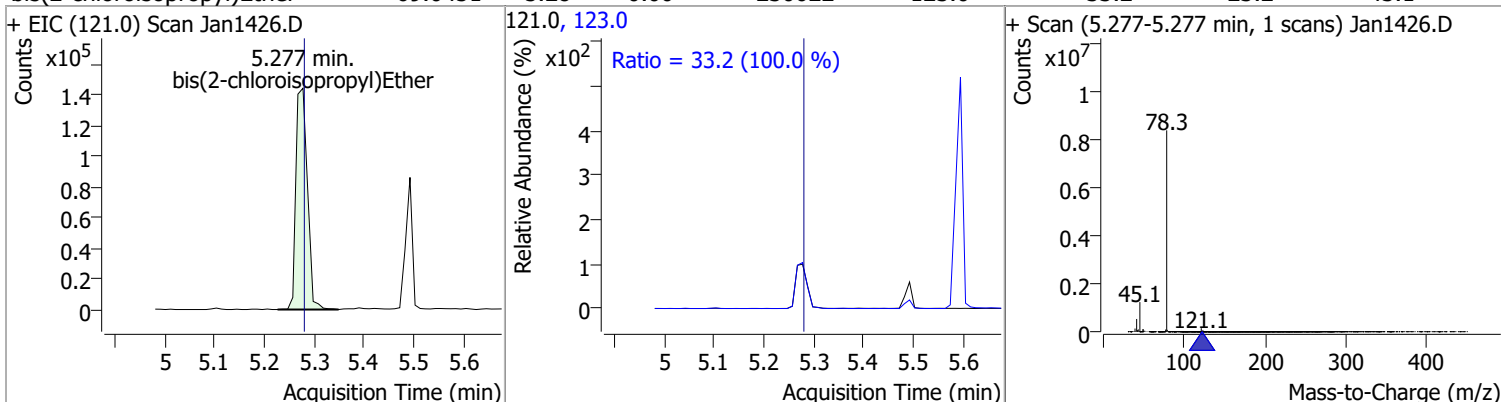


Quantitation Results Report (QT Reviewed)

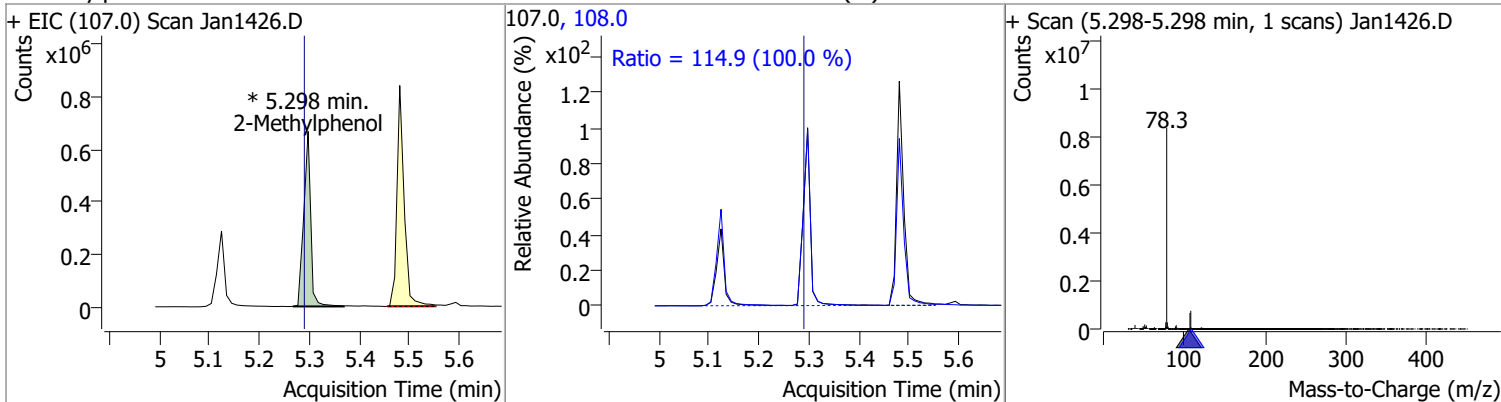
Compound	Conc.	RT	Dev(Min)	Resp.	QIon	QRatio	Lower	Upper
Benzyl Alcohol	84.6306	5.12	0.01	458052 (m)	79.0	112.9	79.0	146.8
					107.0	67.1	47.0	87.2



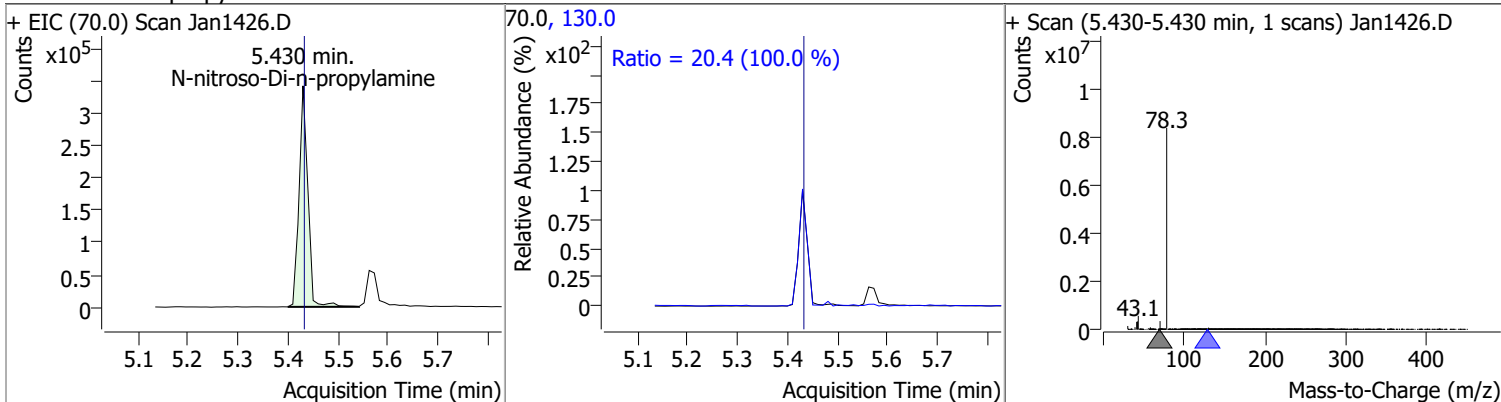
Compound	Conc.	RT	Dev(Min)	Resp.	QIon	QRatio	Lower	Upper
bis(2-chloroisopropyl)Ether	69.0451	5.28	0.00	230622	123.0	33.2	23.2	43.1



Compound	Conc.	RT	Dev(Min)	Resp.	QIon	QRatio	Lower	Upper
2-Methylphenol	77.8684	5.30	0.01	647997 (m)	108.0	114.9	80.4	149.4

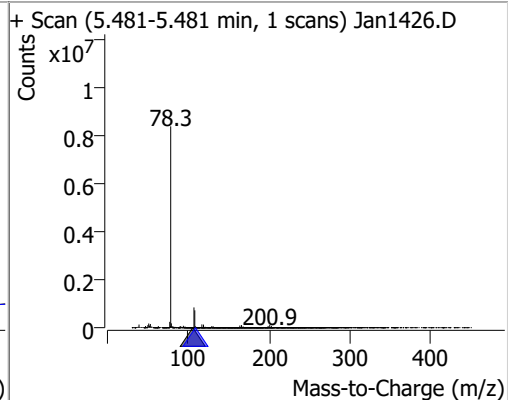
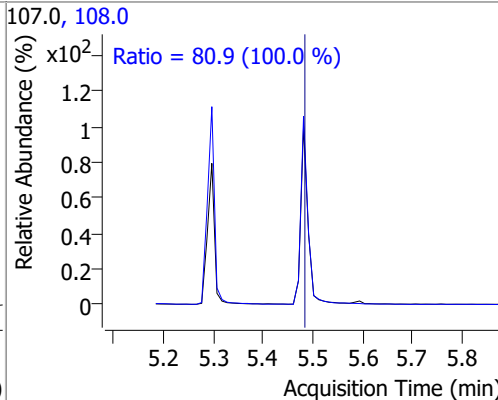
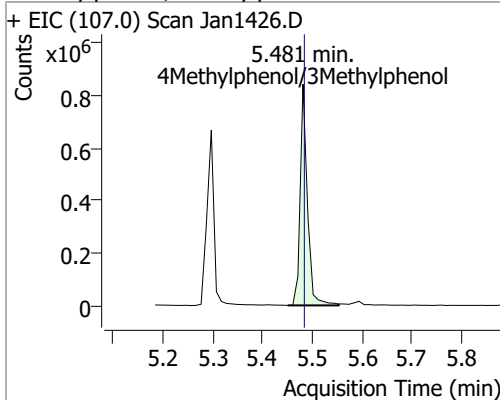


Compound	Conc.	RT	Dev(Min)	Resp.	QIon	QRatio	Lower	Upper
N-nitroso-Di-n-propylamine	71.9916	5.43	0.00	418252	130.0	20.4	0.0	40.8

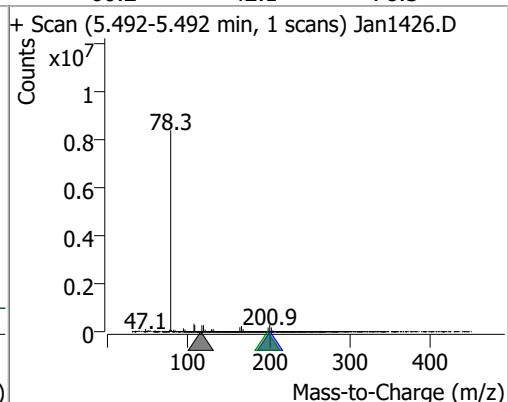
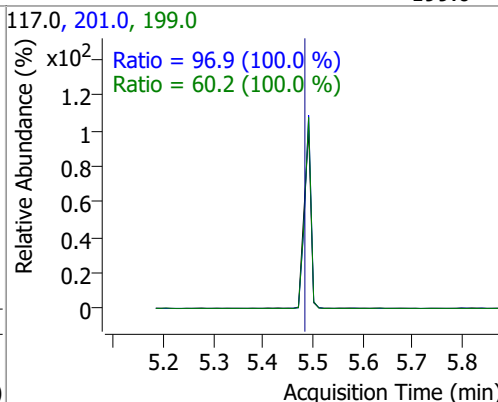
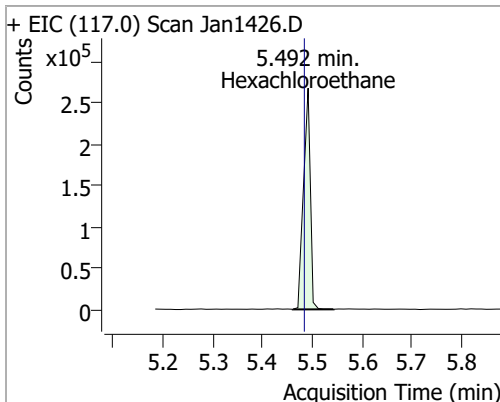


Quantitation Results Report (QT Reviewed)

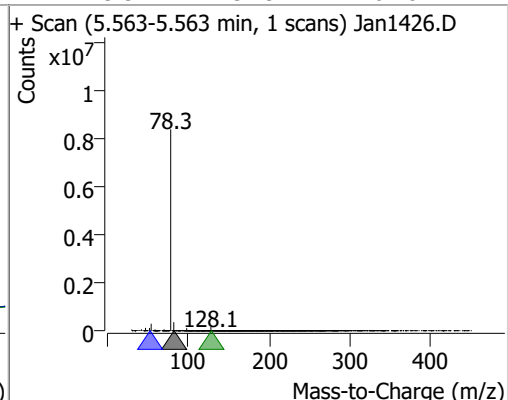
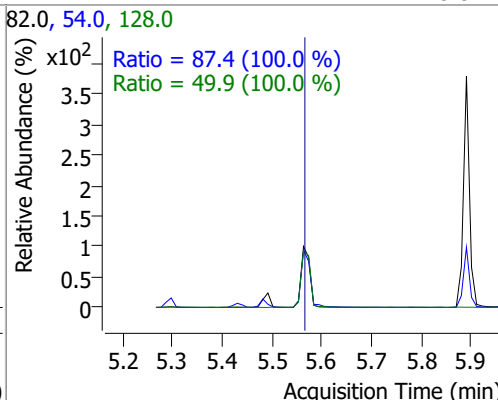
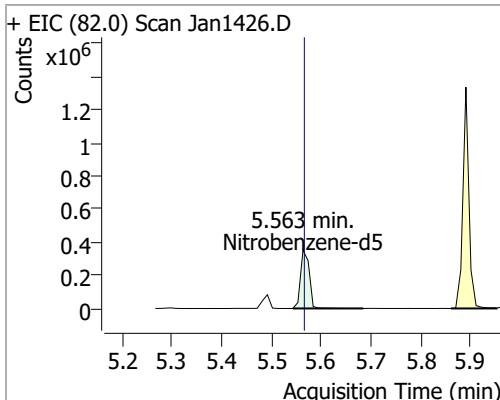
Compound	Conc.	RT	Dev(Min)	Resp.	QIon	QRatio	Lower	Upper
4Methylphenol/3Methylphenol	75.1699	5.48	0.00	844938	108.0	80.9	56.6	105.1



Compound	Conc.	RT	Dev(Min)	Resp.	QIon	QRatio	Lower	Upper
Hexachloroethane	71.9613	5.49	0.01	255531	201.0	96.9	67.9	126.0
					199.0	60.2	42.1	78.3

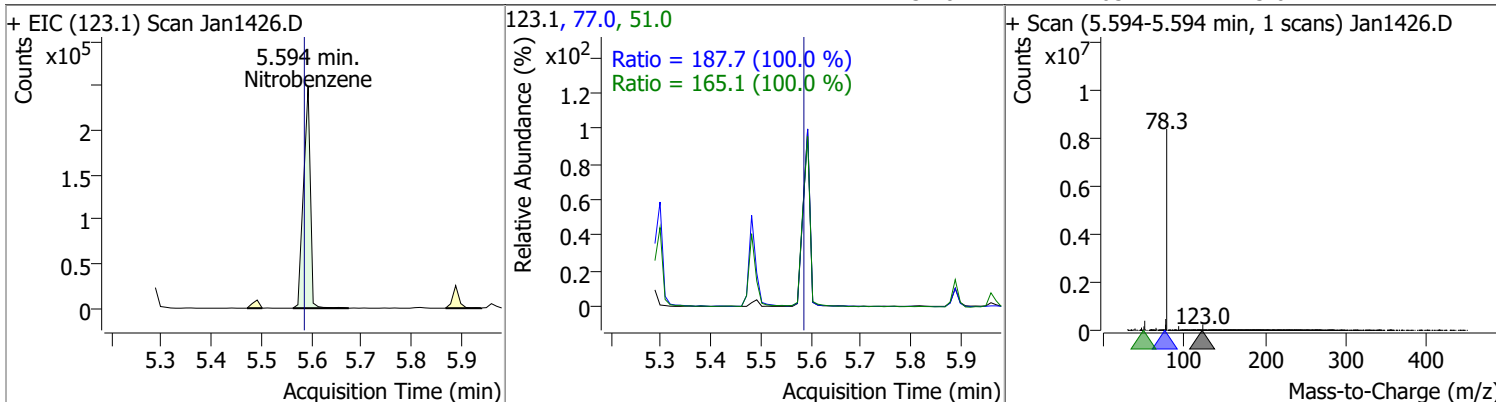


Compound	Conc.	RT	Dev(Min)	Resp.	QIon	QRatio	Lower	Upper
Nitrobenzene-d5	72.4432	5.56	0.00	416822	54.0	87.4	61.2	113.6
					128.0	49.9	34.9	64.8

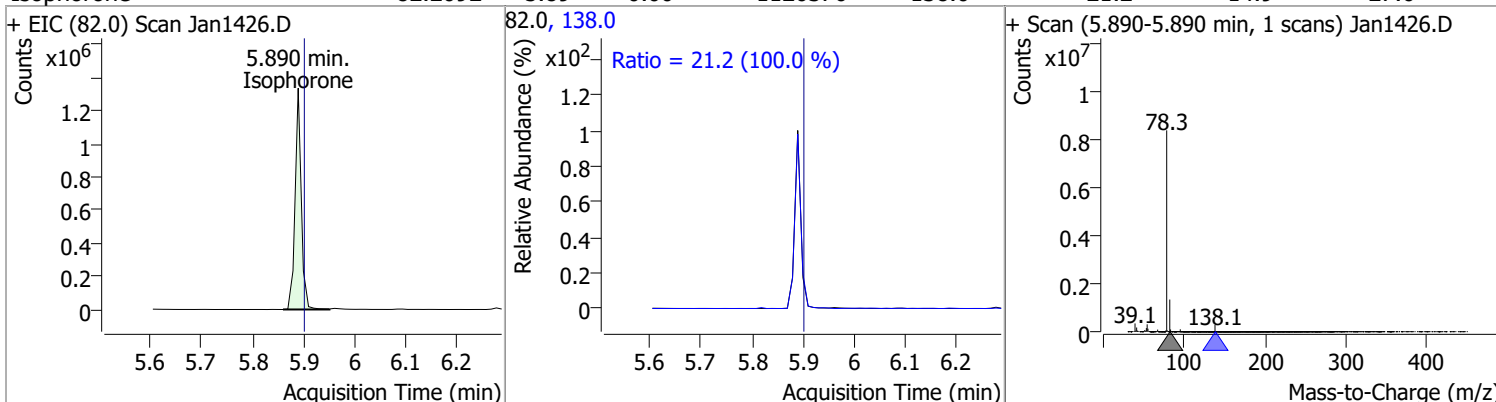


Quantitation Results Report (QT Reviewed)

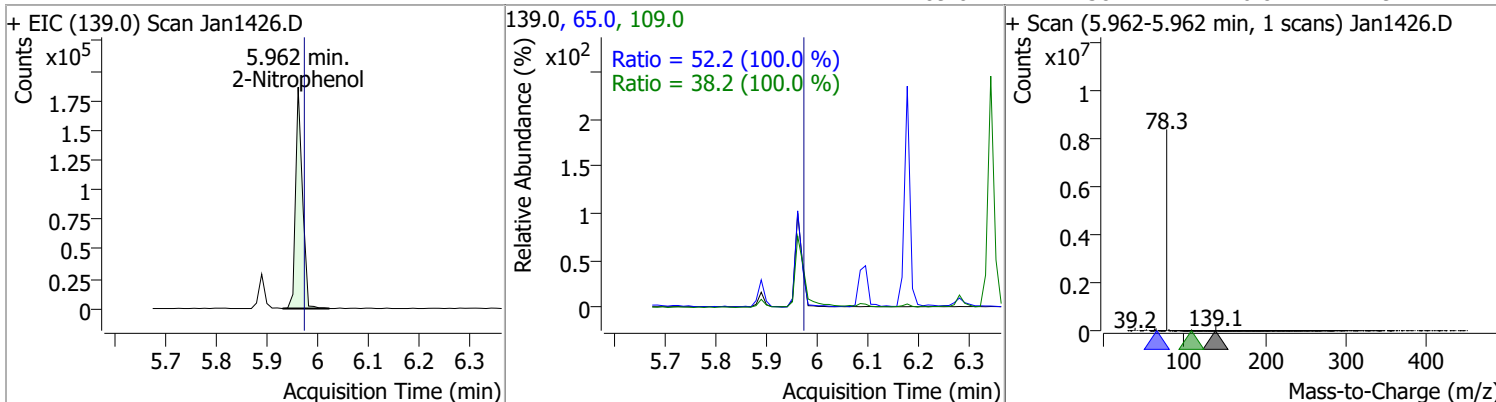
Compound	Conc.	RT	Dev(Min)	Resp.	QIon	QRatio	Lower	Upper
Nitrobenzene	78.2373	5.59	0.01	239030	77.0	187.7	131.4	243.9
					51.0	165.1	115.6	214.7



Compound	Conc.	RT	Dev(Min)	Resp.	QIon	QRatio	Lower	Upper
Isophorone	82.2092	5.89	0.00	1126376	138.0	21.2	14.9	27.6

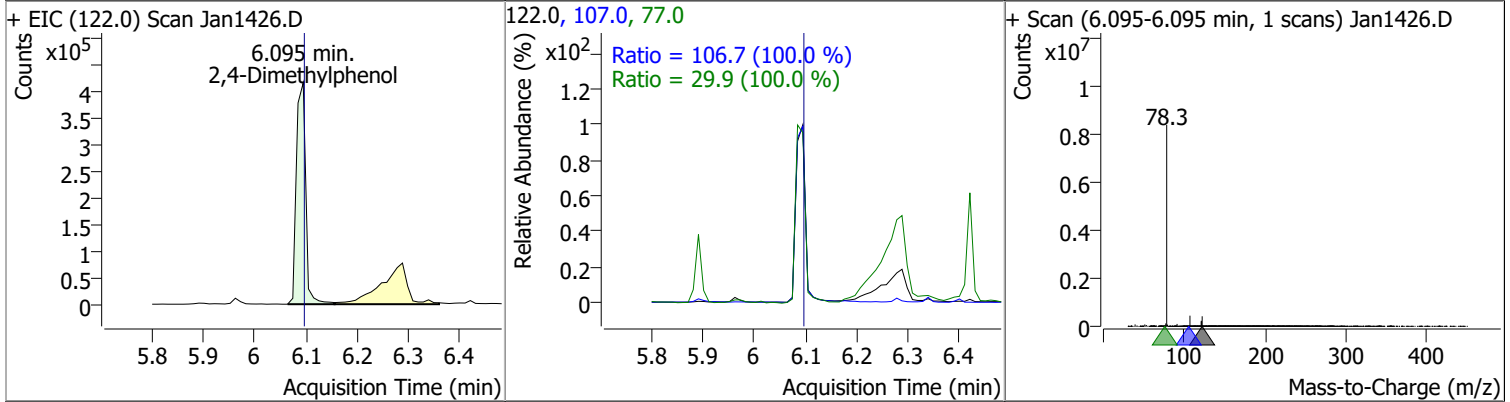


Compound	Conc.	RT	Dev(Min)	Resp.	QIon	QRatio	Lower	Upper
2-Nitrophenol	73.1699	5.96	0.00	174308	65.0	52.2	36.6	67.9
					109.0	38.2	26.8	49.7

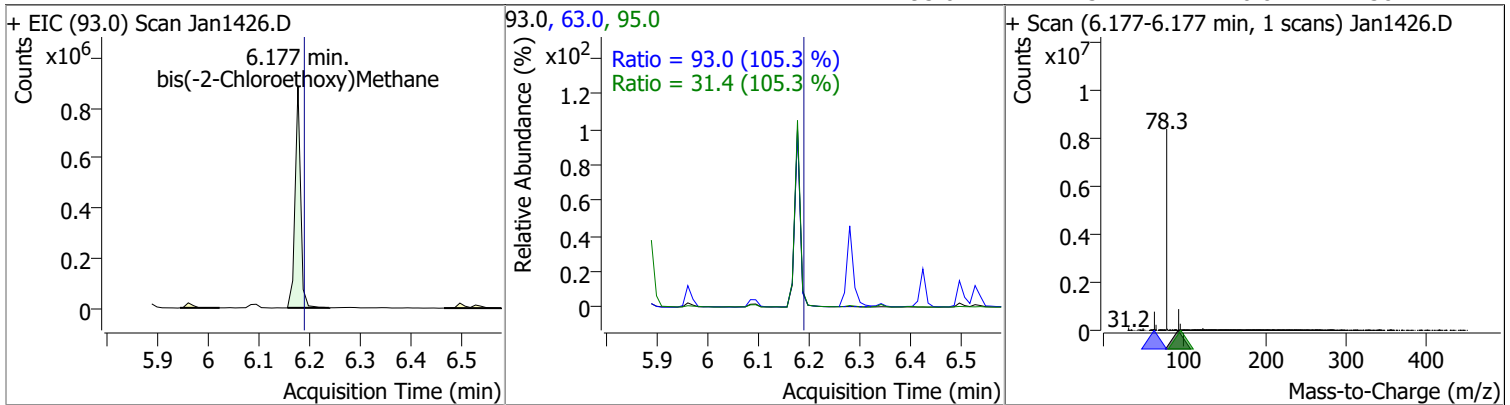


Quantitation Results Report (QT Reviewed)

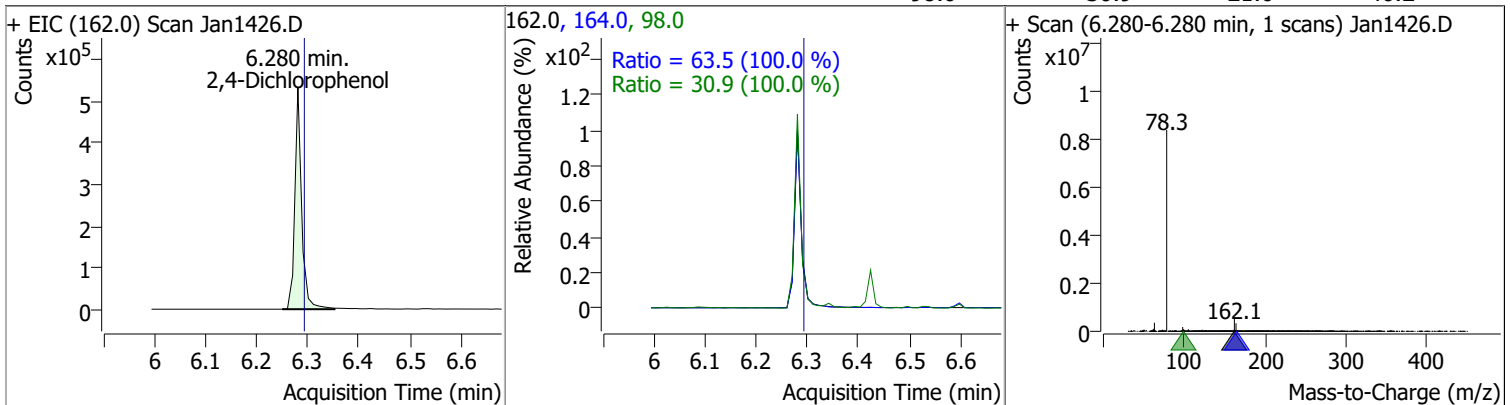
Compound	Conc.	RT	Dev(Min)	Resp.	QIon	QRatio	Lower	Upper
2,4-Dimethylphenol	77.8191	6.10	0.01	533924	107.0	106.7	74.7	138.8
					77.0	29.9	20.9	38.8



Compound	Conc.	RT	Dev(Min)	Resp.	QIon	QRatio	Lower	Upper
bis(-2-Chloroethoxy)Methane	79.1800	6.18	0.00	634096	63.0	93.0	61.8	114.8
					95.0	31.4	20.8	38.7

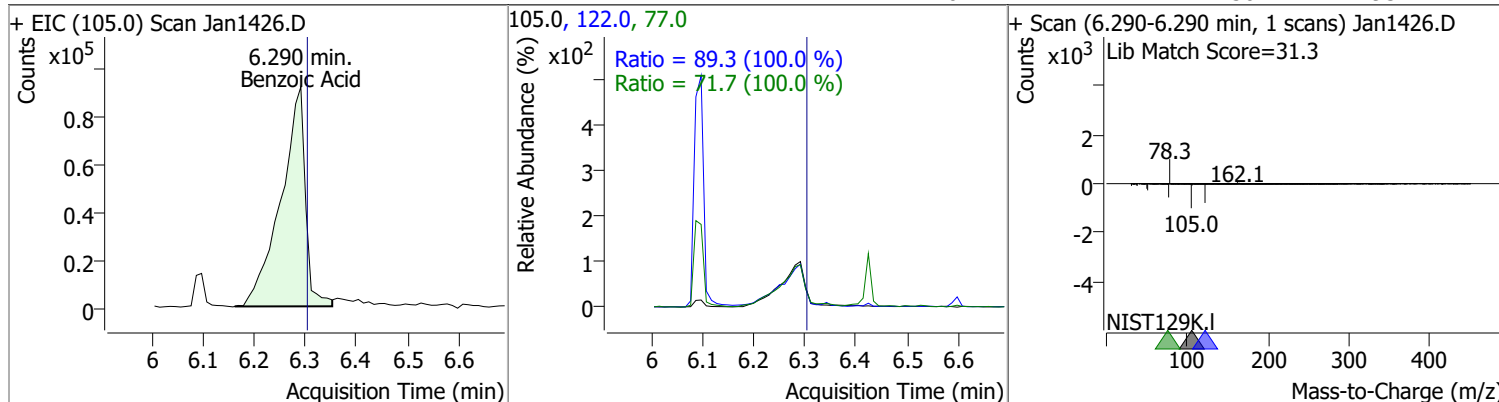


Compound	Conc.	RT	Dev(Min)	Resp.	QIon	QRatio	Lower	Upper
2,4-Dichlorophenol	79.7893	6.28	0.00	497990	164.0	63.5	44.4	82.5
					98.0	30.9	21.6	40.2

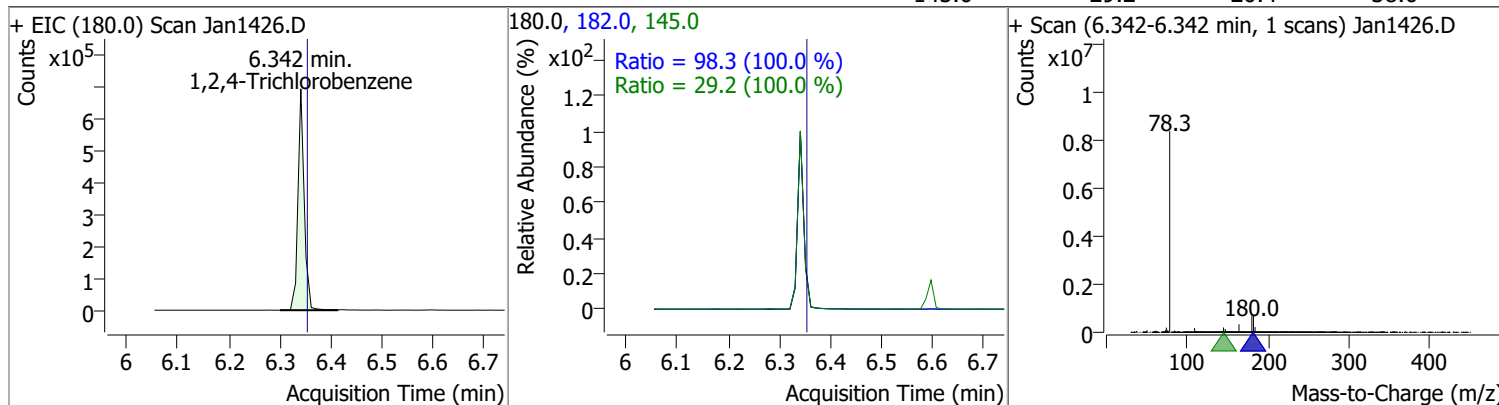


Quantitation Results Report (QT Reviewed)

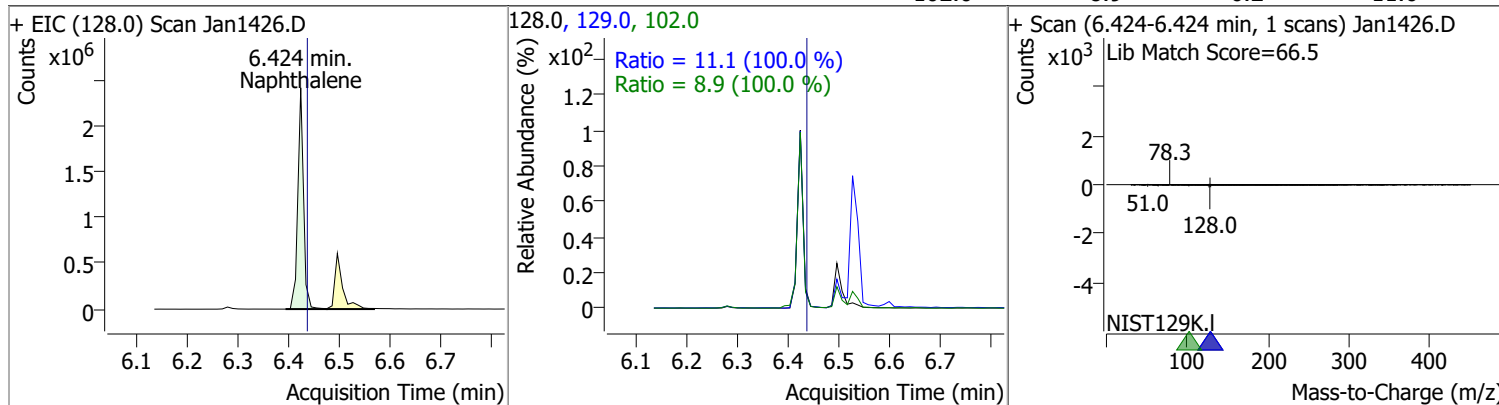
Compound	Conc.	RT	Dev(Min)	Resp.	QIon	QRatio	Lower	Upper
Benzoic Acid	81.9284	6.29	0.00	306981	122.0	89.3	62.5	116.1
					77.0	71.7	50.2	93.2



Compound	Conc.	RT	Dev(Min)	Resp.	QIon	QRatio	Lower	Upper
1,2,4-Trichlorobenzene	74.6063	6.34	0.00	591459	182.0	98.3	68.8	127.8
					145.0	29.2	20.4	38.0

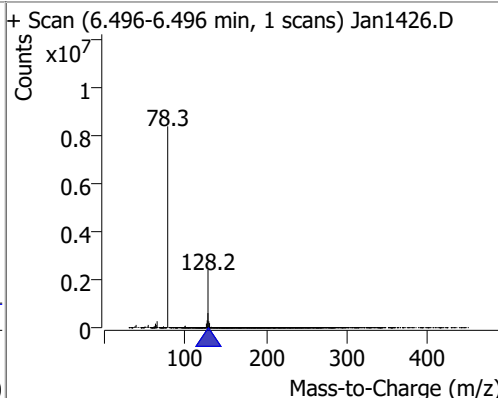
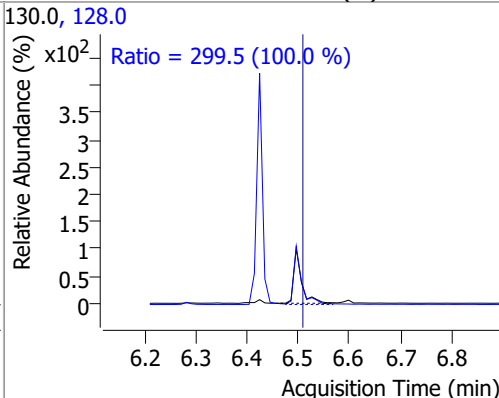
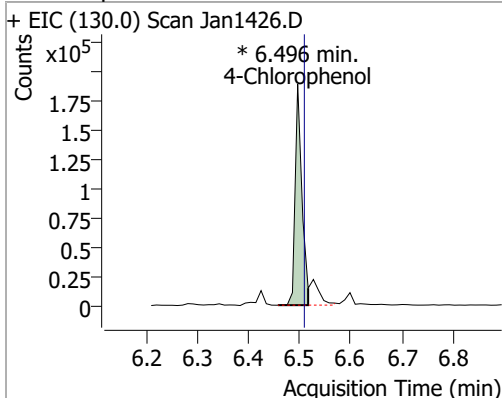


Compound	Conc.	RT	Dev(Min)	Resp.	QIon	QRatio	Lower	Upper
Naphthalene	81.3565	6.42	0.00	1877960	129.0	11.1	7.8	14.4
					102.0	8.9	6.2	11.6

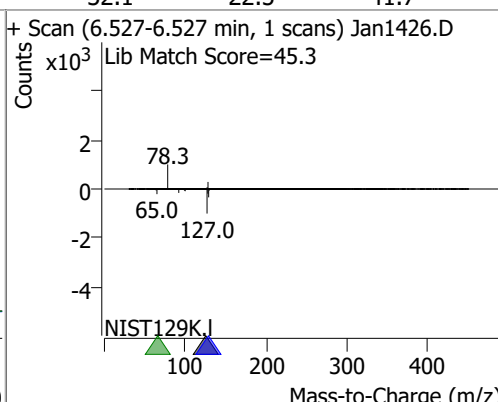
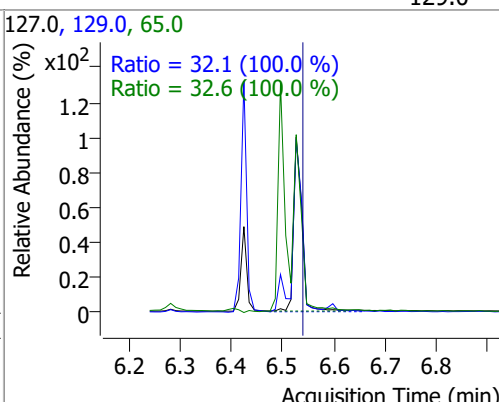
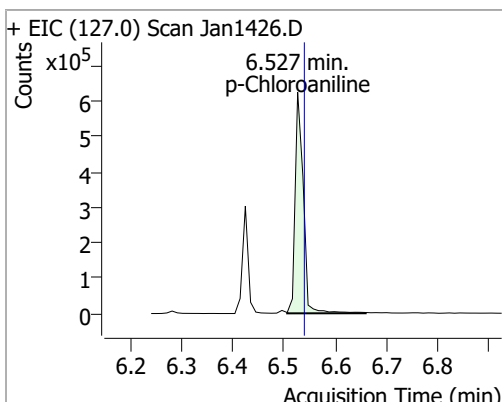


Quantitation Results Report (QT Reviewed)

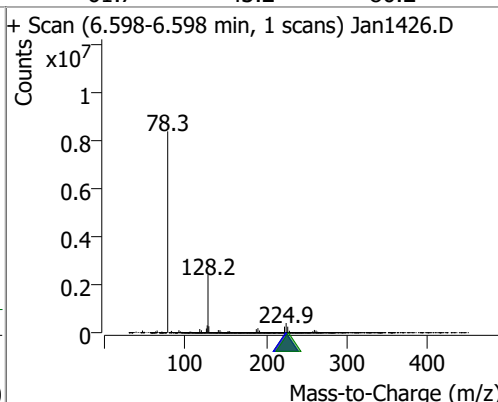
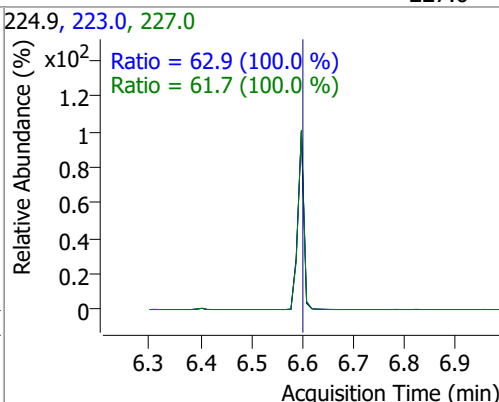
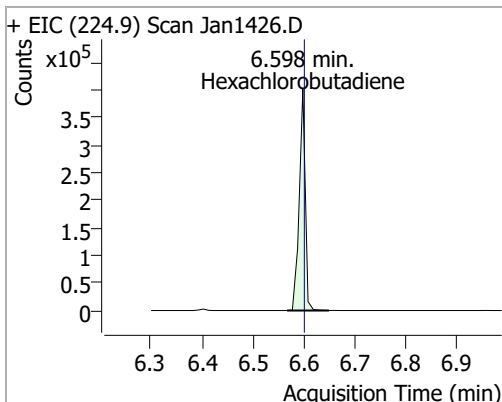
Compound	Conc.	RT	Dev(Min)	Resp.	QIon	QRatio	Lower	Upper
4-Chlorophenol	80.9737	6.50	0.00	172966 (m)	128.0	299.5	209.7	389.4



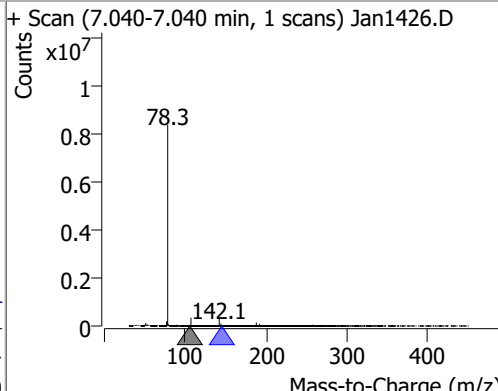
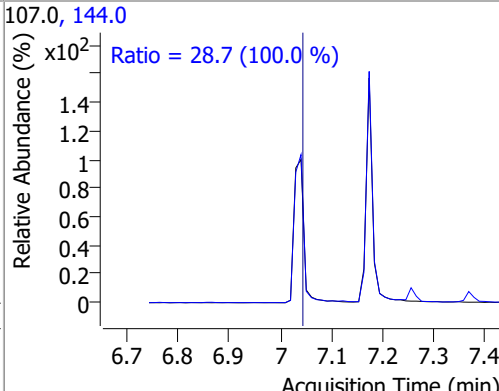
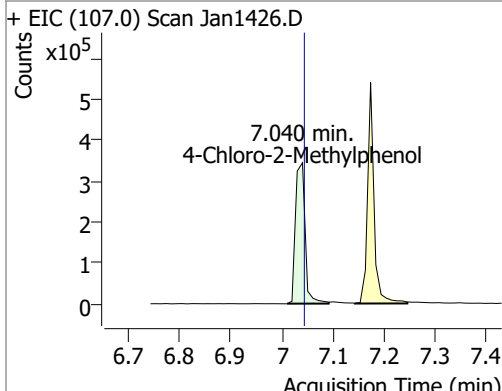
Compound	Conc.	RT	Dev(Min)	Resp.	QIon	QRatio	Lower	Upper
p-Chloroaniline	77.3970	6.53	0.00	694693	65.0	32.6	22.8	42.4
					129.0	32.1	22.5	41.7



Compound	Conc.	RT	Dev(Min)	Resp.	QIon	QRatio	Lower	Upper
Hexachlorobutadiene	76.1406	6.60	0.01	330015	223.0	62.9	44.0	81.8
					227.0	61.7	43.2	80.2

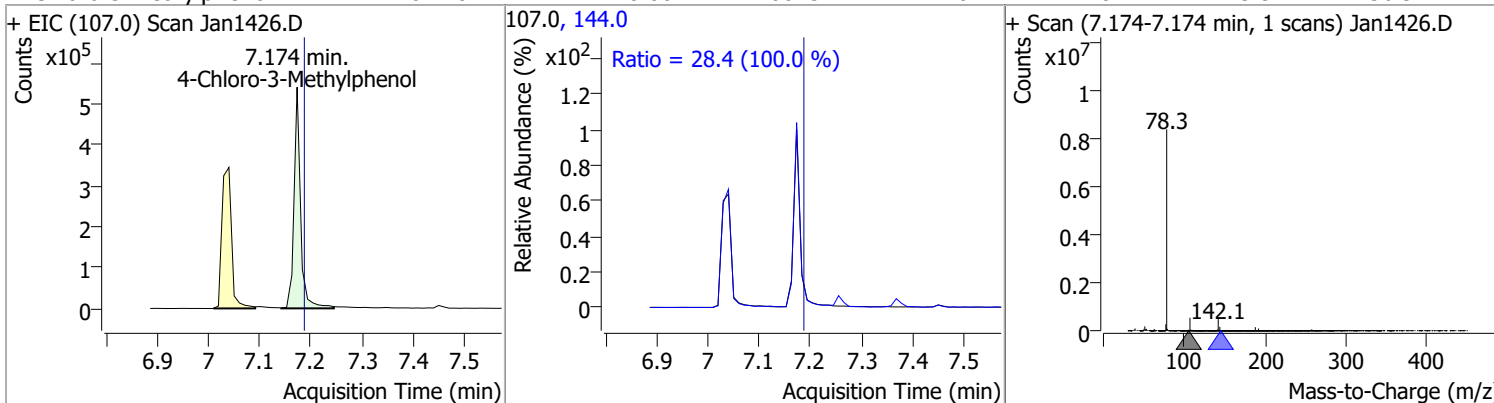


Compound	Conc.	RT	Dev(Min)	Resp.	QIon	QRatio	Lower	Upper
4-Chloro-2-Methylphenol	77.5313	7.04	0.01	449257	144.0	28.7	20.1	37.3

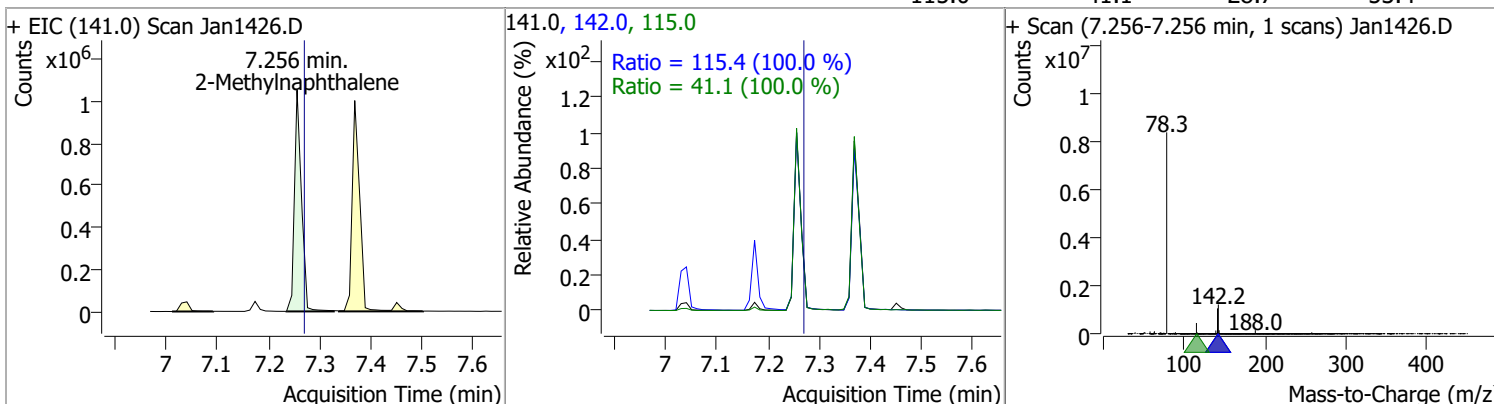


Quantitation Results Report (QT Reviewed)

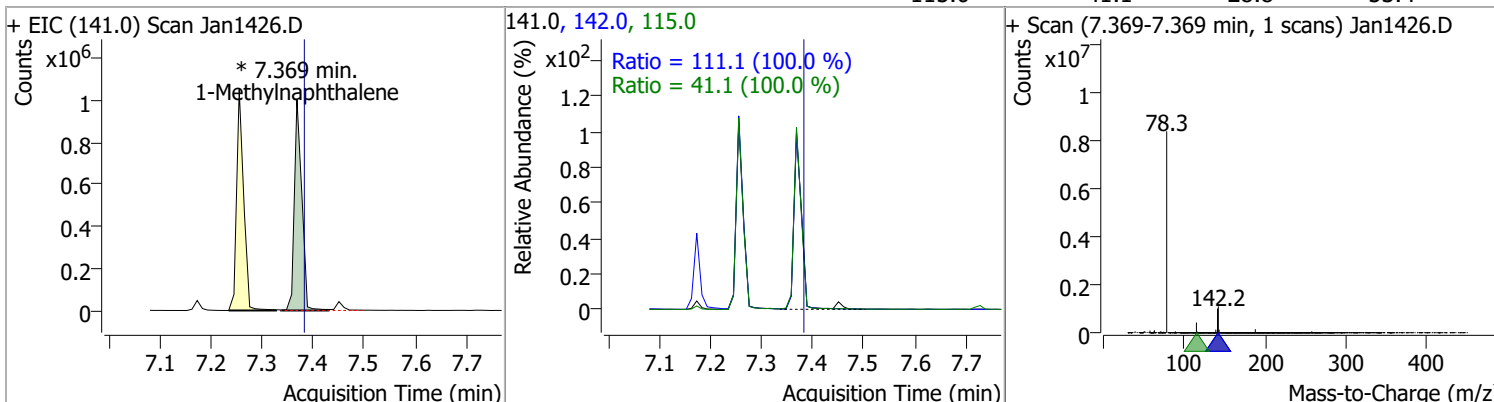
Compound	Conc.	RT	Dev(Min)	Resp.	QIon	QRatio	Lower	Upper
4-Chloro-3-Methylphenol	78.4707	7.17	0.00	480254	144.0	28.4	19.9	36.9



2-Methylnaphthalene	70.2476	7.26	0.00	1007064	142.0	115.4	80.8	150.0
					115.0	41.1	28.7	53.4

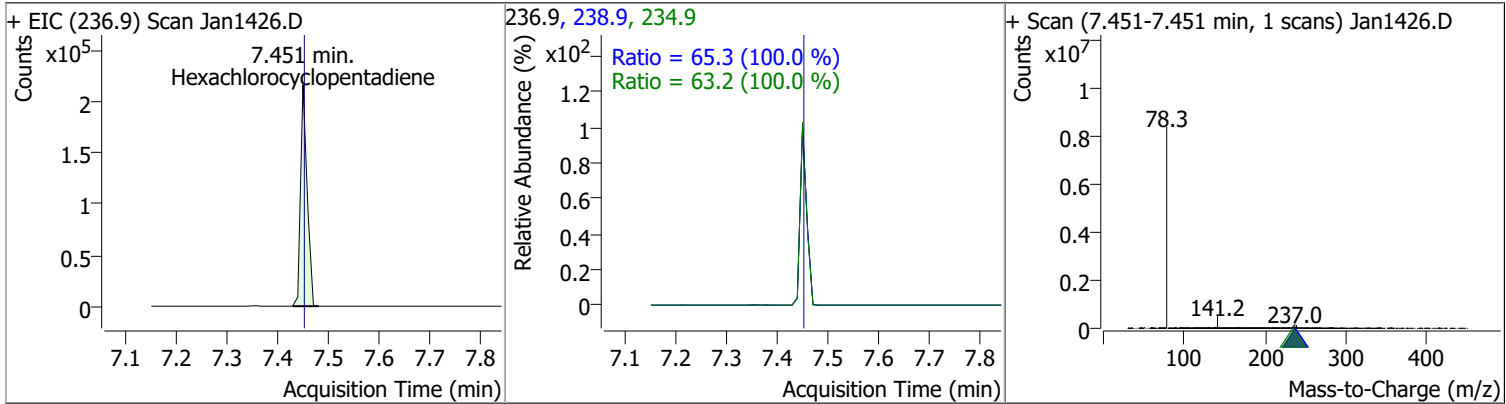


1-Methylnaphthalene	73.4210	7.37	0.00	1015104 (m)	142.0	111.1	77.8	144.5
					115.0	41.1	28.8	53.4

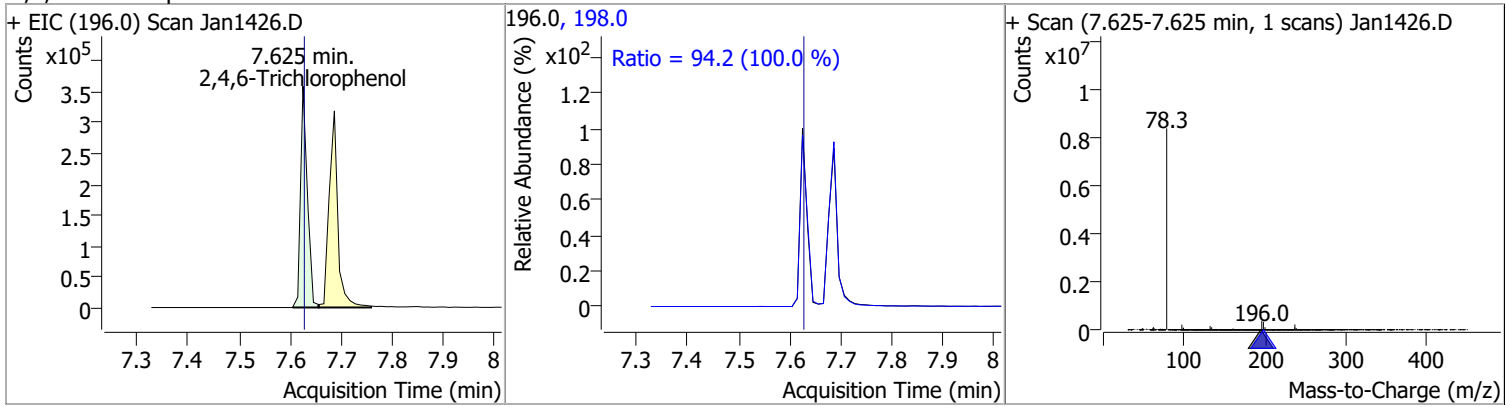


Quantitation Results Report (QT Reviewed)

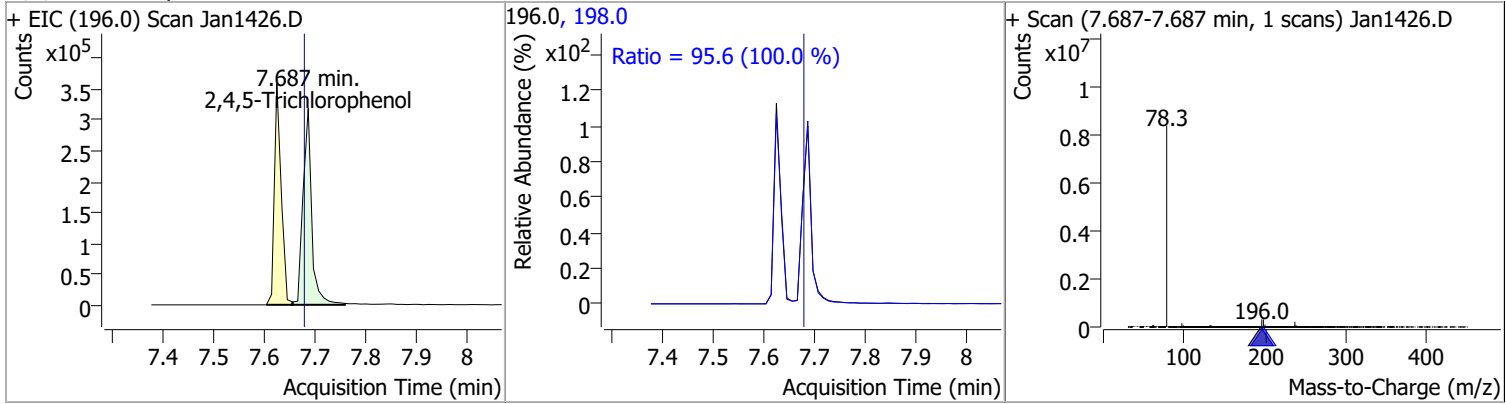
Compound	Conc.	RT	Dev(Min)	Resp.	QIon	QRatio	Lower	Upper
Hexachlorocyclopentadiene	68.7555	7.45	0.00	193437	238.9	65.3	45.7	84.9
					234.9	63.2	44.3	82.2



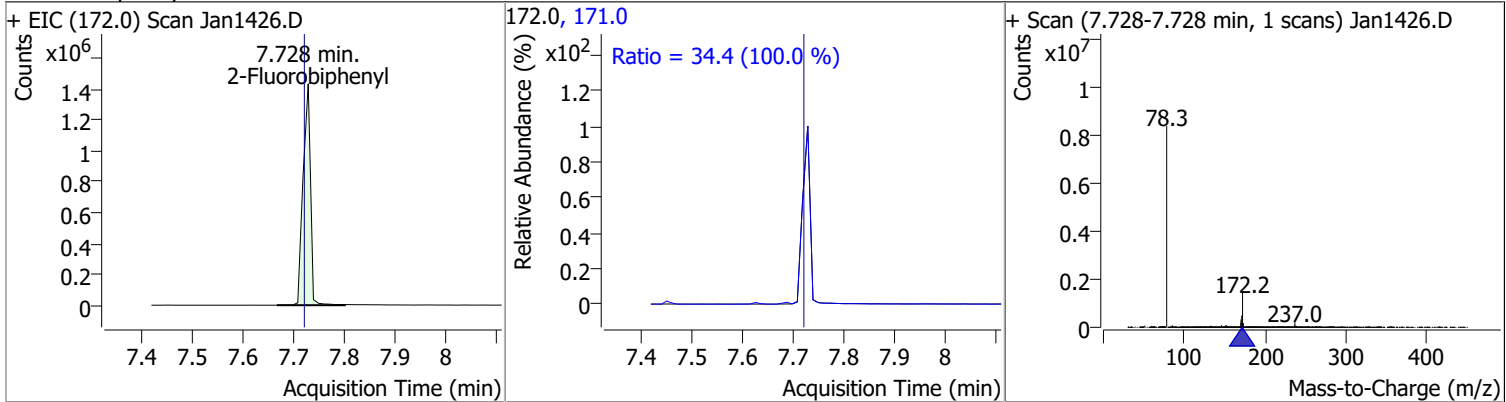
Compound	Conc.	RT	Dev(Min)	Resp.	QIon	QRatio	Lower	Upper
2,4,6-Trichlorophenol	80.4067	7.63	0.00	328815	198.0	94.2	66.0	122.5



Compound	Conc.	RT	Dev(Min)	Resp.	QIon	QRatio	Lower	Upper
2,4,5-Trichlorophenol	81.7823	7.69	0.01	379474	198.0	95.6	66.9	124.2

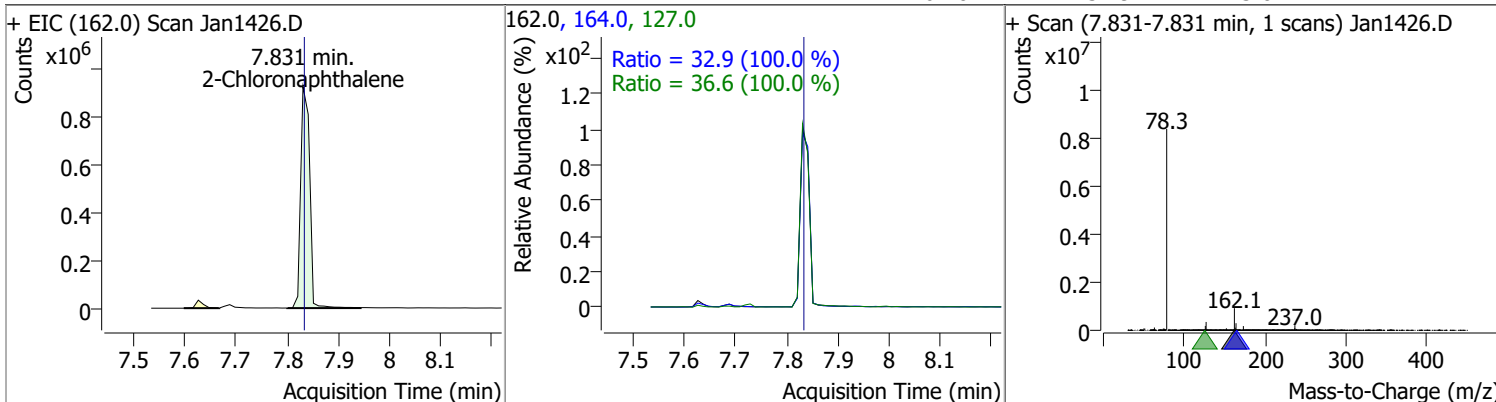


Compound	Conc.	RT	Dev(Min)	Resp.	QIon	QRatio	Lower	Upper
2-Fluorobiphenyl	78.3082	7.73	0.01	1451740	171.0	34.4	24.1	44.8

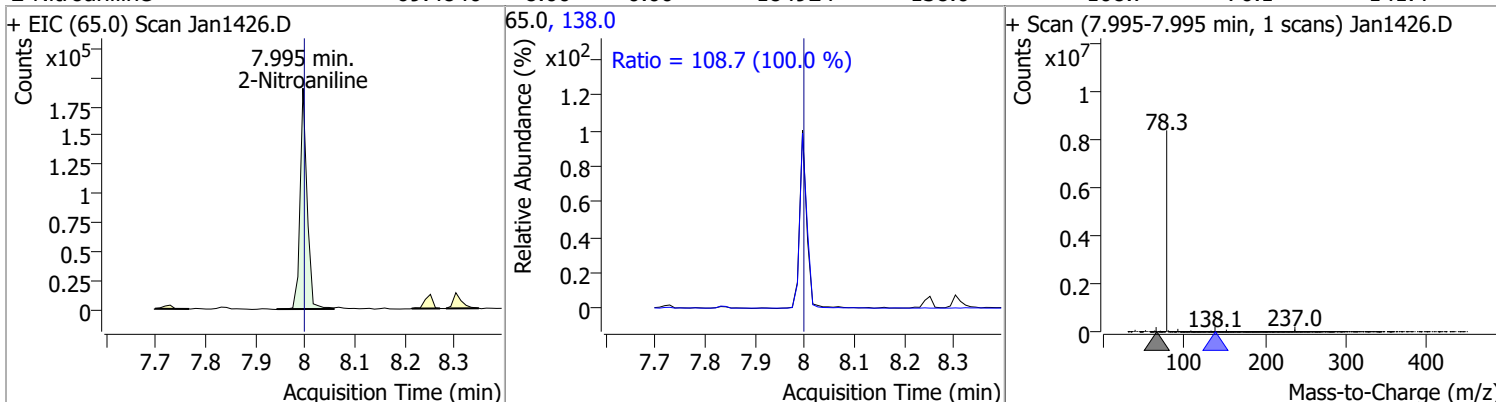


Quantitation Results Report (QT Reviewed)

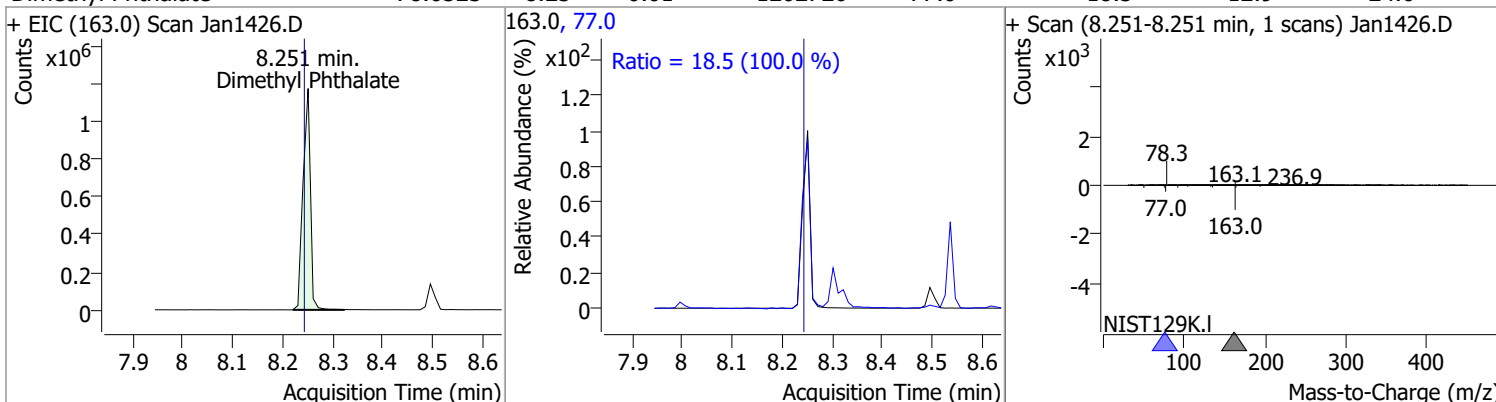
Compound	Conc.	RT	Dev(Min)	Resp.	QIon	QRatio	Lower	Upper
2-Chloronaphthalene	73.2368	7.83	0.00	1133179	127.0	36.6	25.7	47.6
					164.0	32.9	23.0	42.7



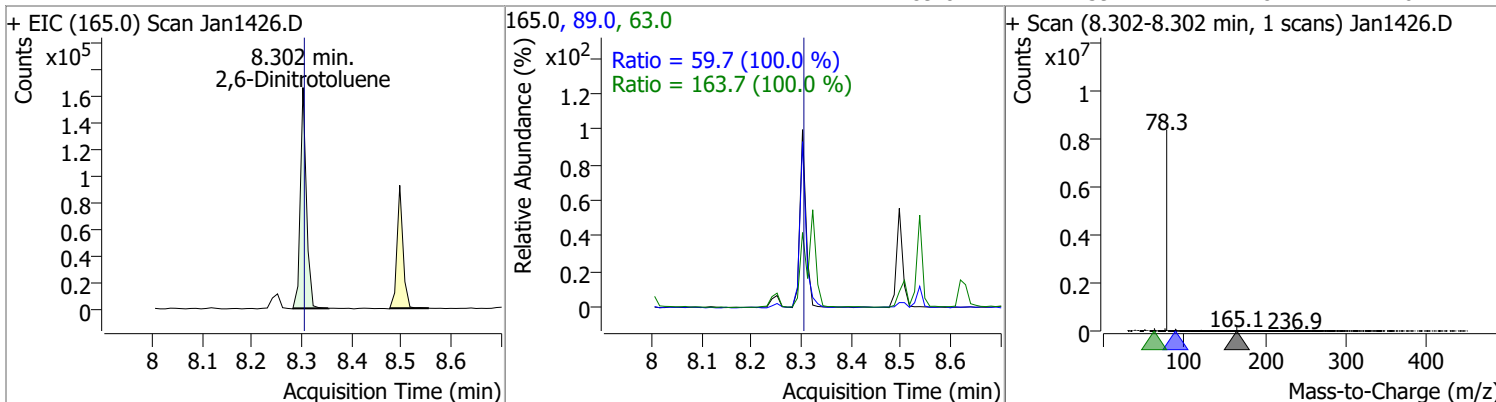
Compound	Conc.	RT	Dev(Min)	Resp.	QIon	QRatio	Lower	Upper
2-Nitroaniline	69.4840	8.00	0.00	184924	138.0	108.7	76.1	141.4



Compound	Conc.	RT	Dev(Min)	Resp.	QIon	QRatio	Lower	Upper
Dimethyl Phthalate	78.0523	8.25	0.01	1202726	77.0	18.5	12.9	24.0

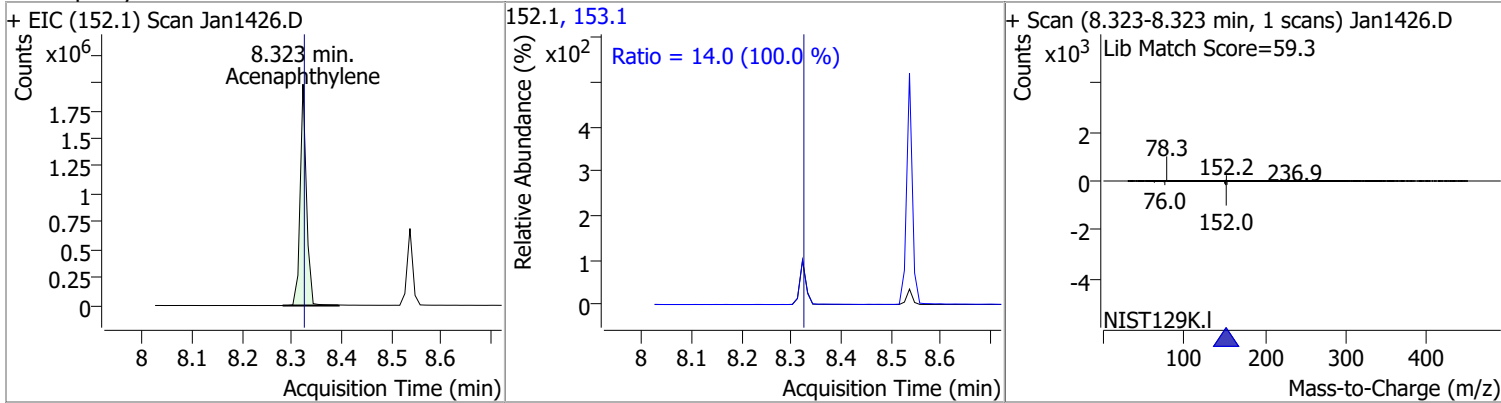


Compound	Conc.	RT	Dev(Min)	Resp.	QIon	QRatio	Lower	Upper
2,6-Dinitrotoluene	65.4041	8.30	0.00	136171	63.0	163.7	114.6	212.8
					89.0	59.7	41.8	77.6

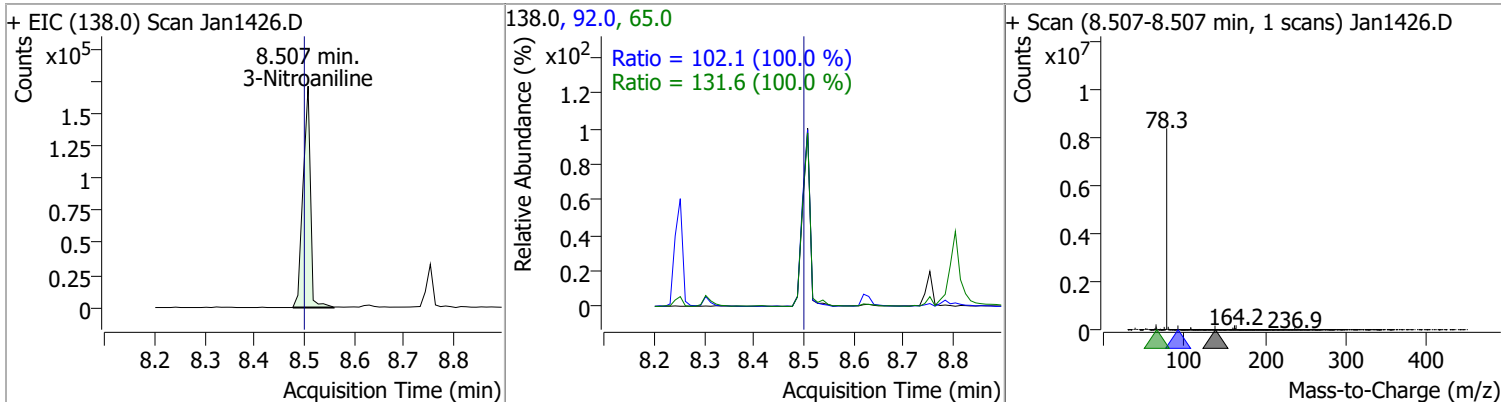


Quantitation Results Report (QT Reviewed)

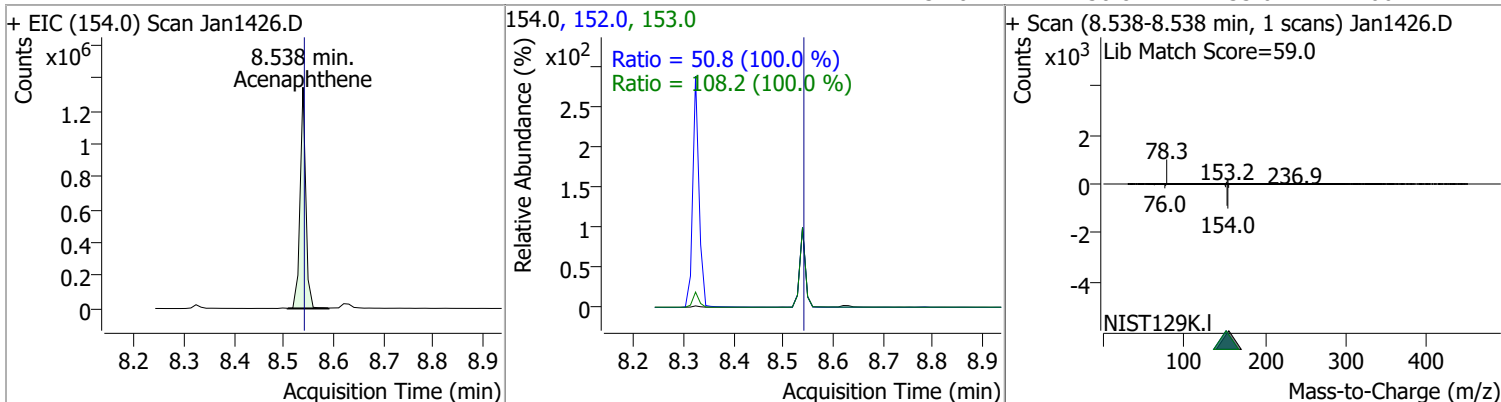
Compound	Conc.	RT	Dev(Min)	Resp.	QIon	QRatio	Lower	Upper
Acenaphthylene	71.3399	8.32	0.00	1748530	153.1	14.0	9.8	18.3



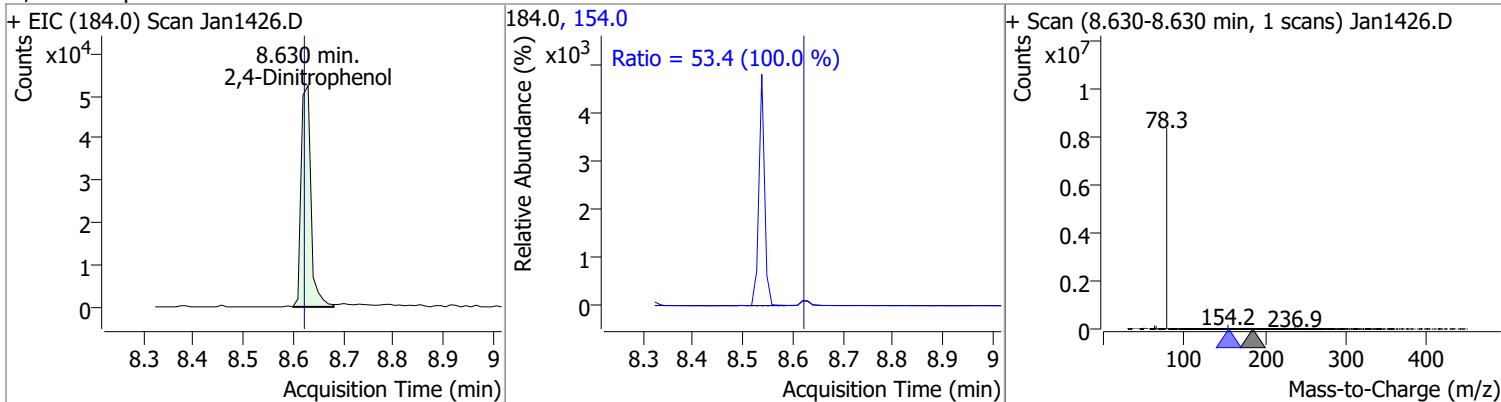
Compound	Conc.	RT	Dev(Min)	Resp.	QIon	QRatio	Lower	Upper
3-Nitroaniline	78.7187	8.51	0.01	177263	65.0	131.6	92.1	171.1
					92.0	102.1	71.5	132.7



Compound	Conc.	RT	Dev(Min)	Resp.	QIon	QRatio	Lower	Upper
Acenaphthene	75.0662	8.54	0.00	1071112	153.0	108.2	75.7	140.6
					152.0	50.8	35.6	66.1

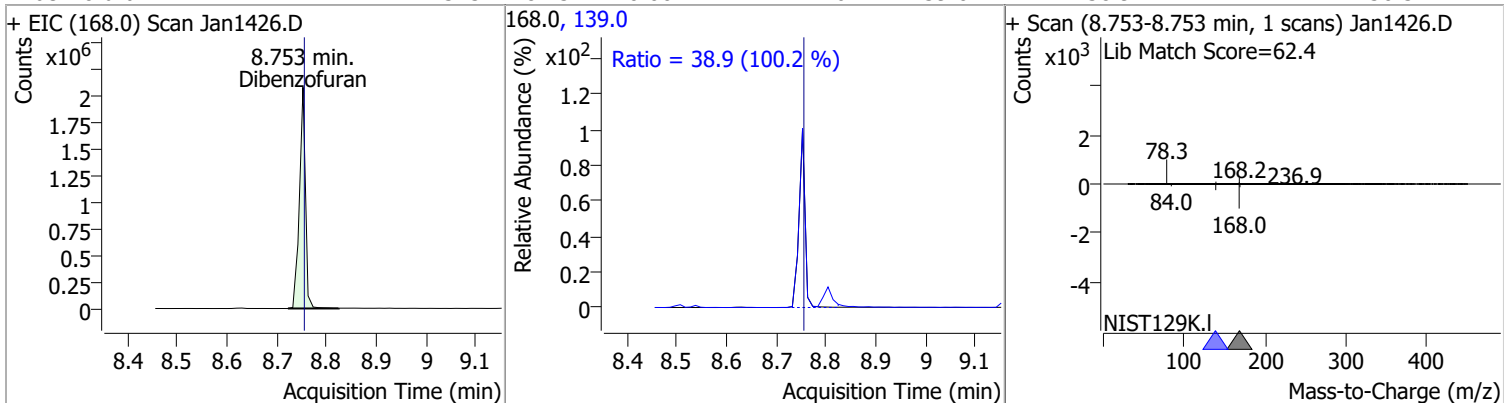


Compound	Conc.	RT	Dev(Min)	Resp.	QIon	QRatio	Lower	Upper
2,4-Dinitrophenol	67.4845	8.63	0.01	72135	154.0	53.4	37.4	69.4

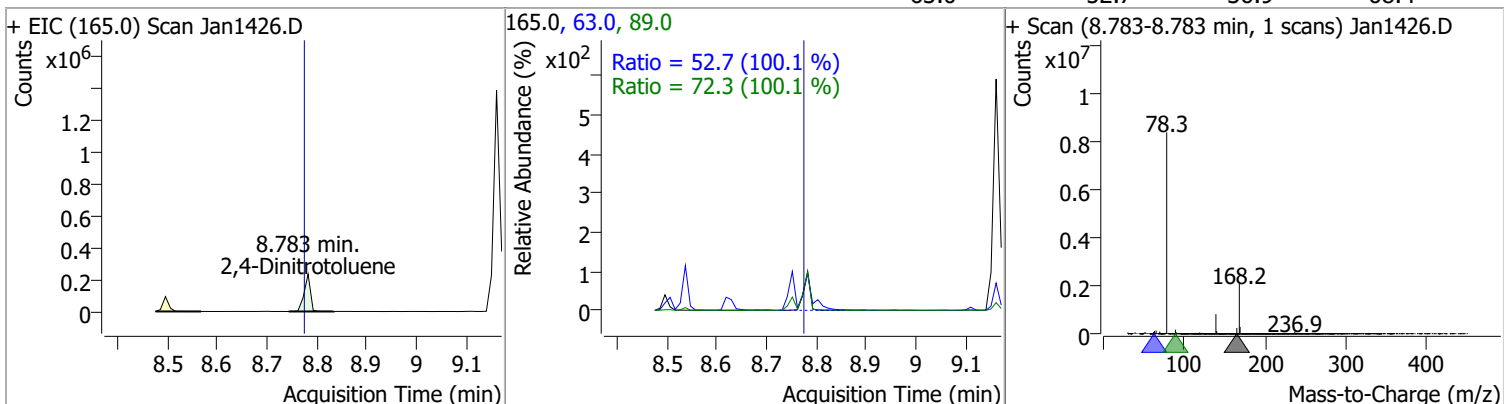


Quantitation Results Report (QT Reviewed)

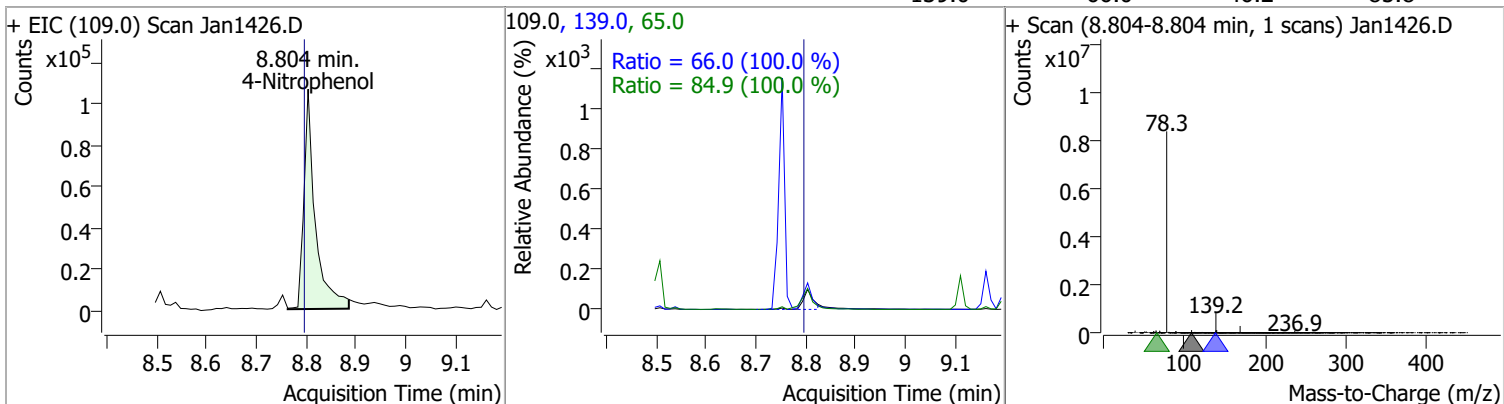
Compound	Conc.	RT	Dev(Min)	Resp.	QIon	QRatio	Lower	Upper
Dibenzofuran	77.2325	8.75	0.00	1744126	139.0	38.9	27.2	50.5



Compound	Conc.	RT	Dev(Min)	Resp.	QIon	QRatio	Lower	Upper
2,4-Dinitrotoluene	76.2152	8.78	0.01	205476	89.0	72.3	50.5	93.8
					63.0	52.7	36.9	68.4

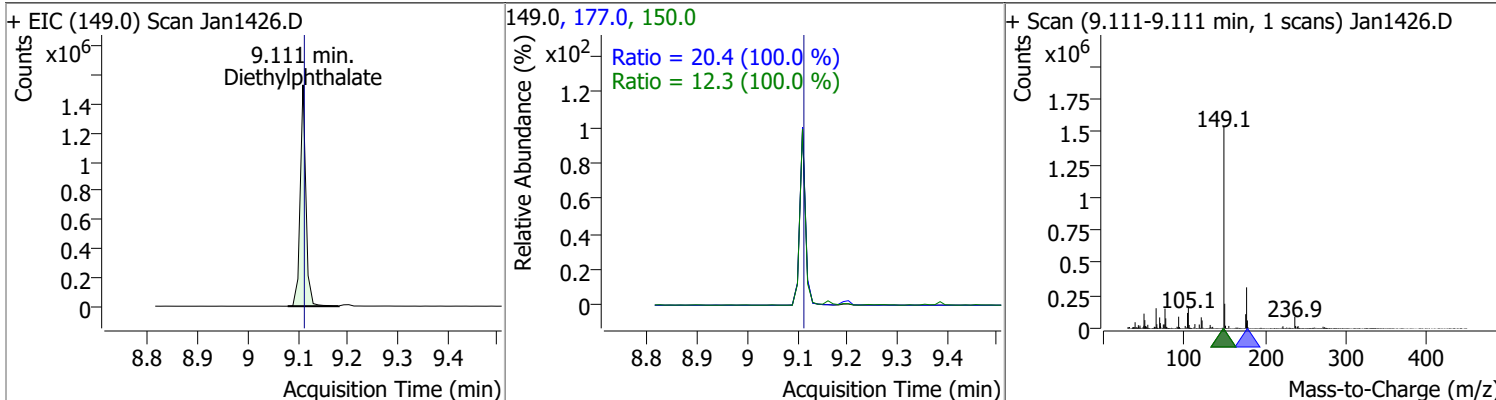


Compound	Conc.	RT	Dev(Min)	Resp.	QIon	QRatio	Lower	Upper
4-Nitrophenol	73.8091	8.80	0.01	170112	65.0	84.9	59.4	110.4
					139.0	66.0	46.2	85.8

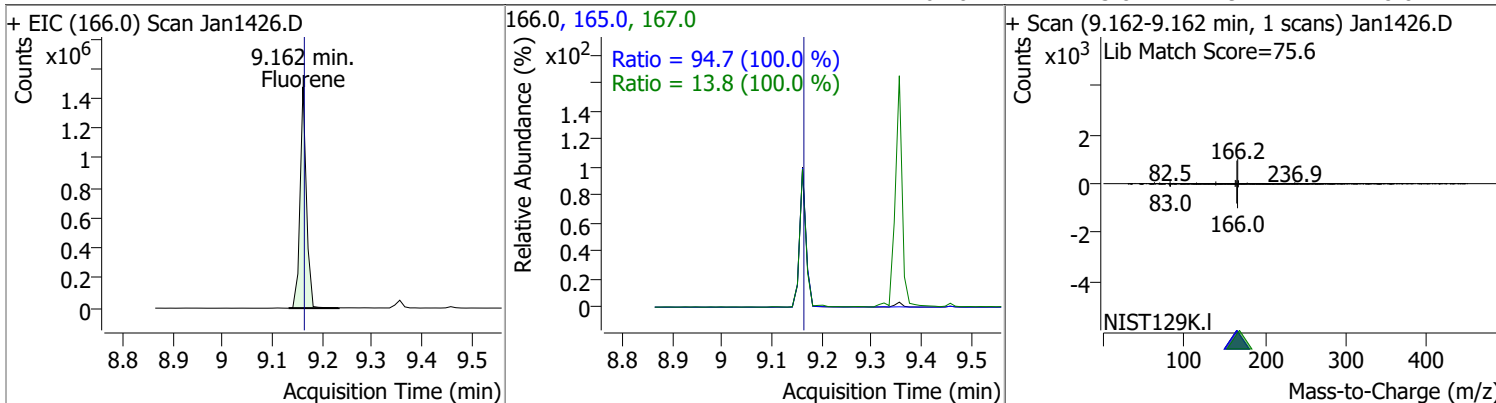


Quantitation Results Report (QT Reviewed)

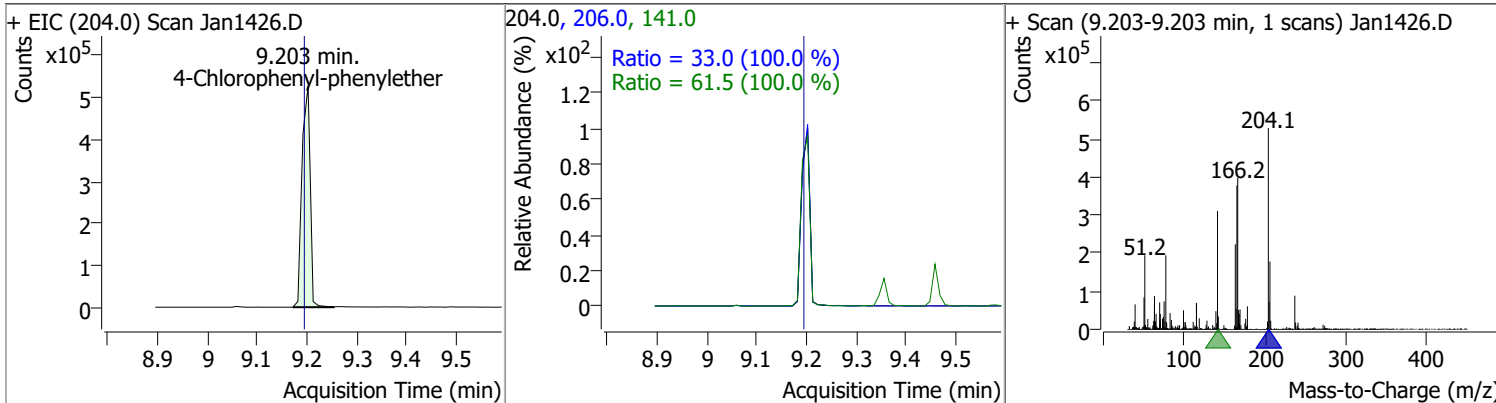
Compound	Conc.	RT	Dev(Min)	Resp.	QIon	QRatio	Lower	Upper
Diethylphthalate	78.7408	9.11	0.00	1215161	177.0	20.4	14.3	26.5
					150.0	12.3	8.6	16.0



Compound	Conc.	RT	Dev(Min)	Resp.	QIon	QRatio	Lower	Upper
Fluorene	72.2957	9.16	0.00	1307868	165.0	94.7	66.3	123.1
					167.0	13.8	9.7	18.0

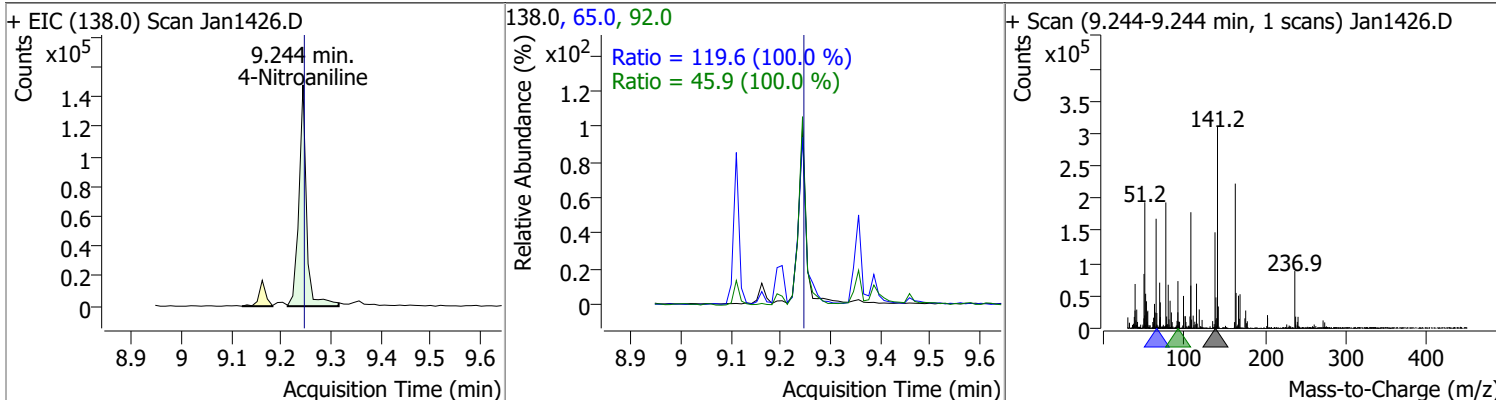


Compound	Conc.	RT	Dev(Min)	Resp.	QIon	QRatio	Lower	Upper
4-Chlorophenyl-phenylether	72.2902	9.20	0.01	599560	141.0	61.5	43.0	79.9
					206.0	33.0	23.1	42.9

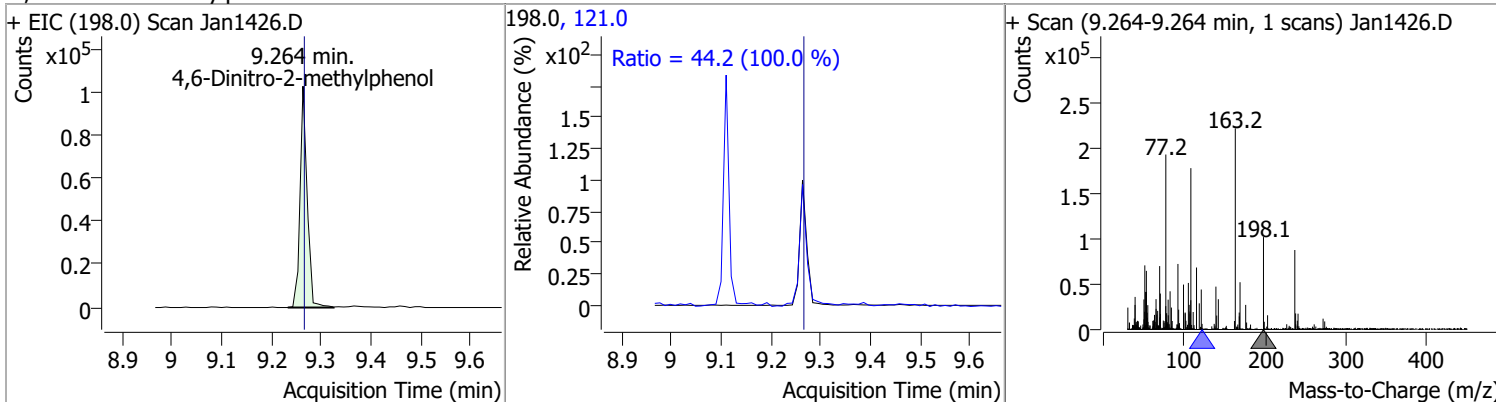


Quantitation Results Report (QT Reviewed)

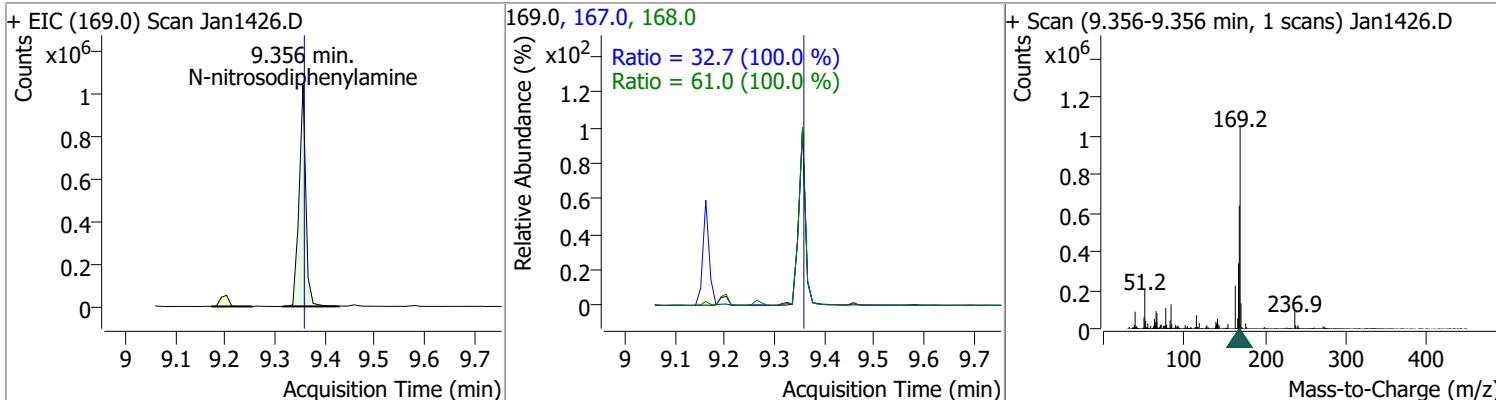
Compound	Conc.	RT	Dev(Min)	Resp.	QIon	QRatio	Lower	Upper
4-Nitroaniline	71.1836	9.24	0.00	157232	65.0	119.6	83.7	155.4
					92.0	45.9	32.1	59.7



Compound	Conc.	RT	Dev(Min)	Resp.	QIon	QRatio	Lower	Upper
4,6-Dinitro-2-methylphenol	67.0144	9.26	0.00	101860	121.0	44.2	30.9	57.4

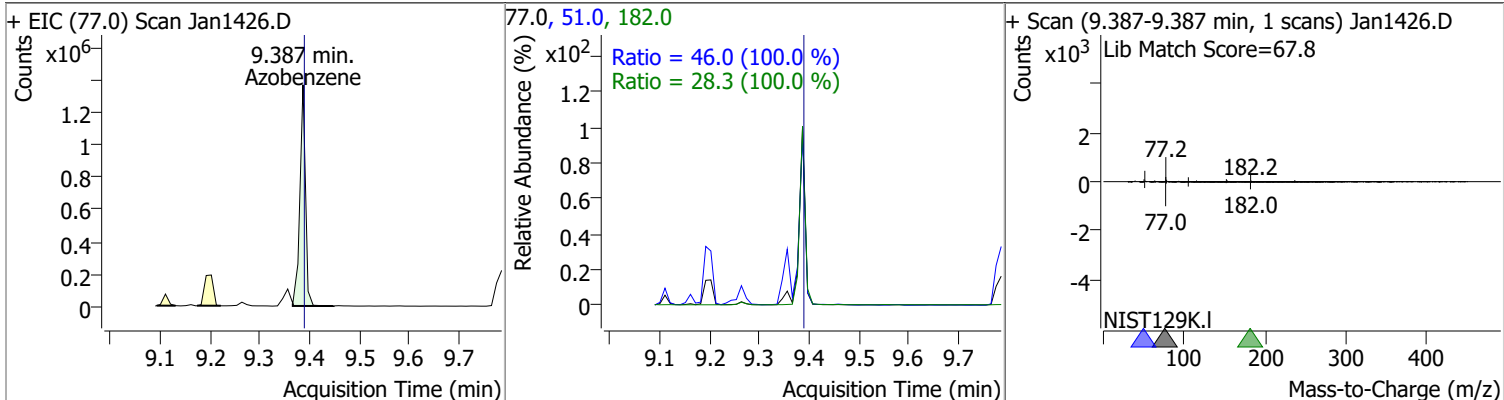


Compound	Conc.	RT	Dev(Min)	Resp.	QIon	QRatio	Lower	Upper
N-nitrosodiphenylamine	82.7172	9.36	0.00	972922	168.0	61.0	42.7	79.3
					167.0	32.7	22.9	42.5

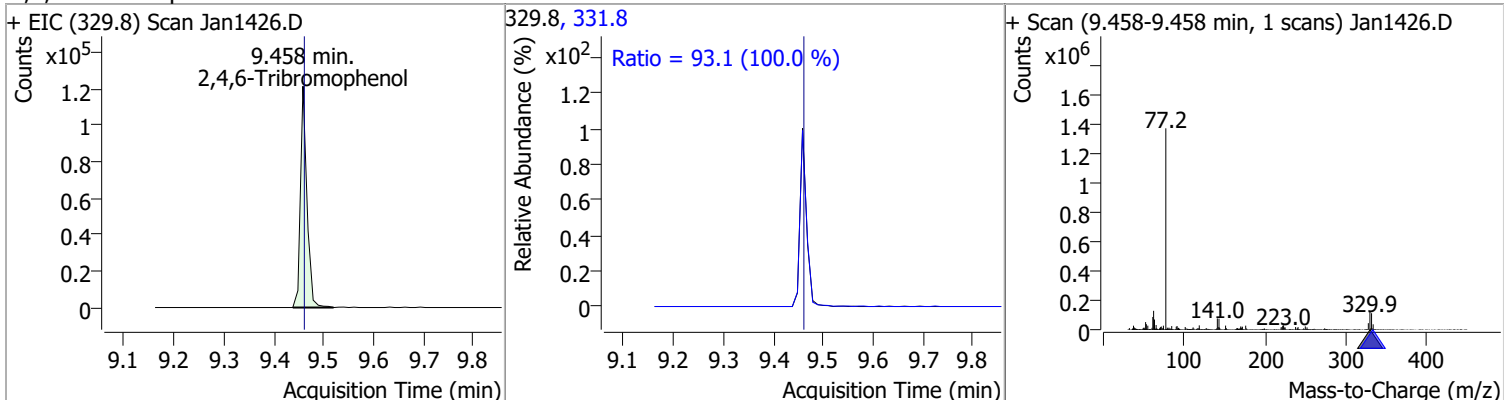


Quantitation Results Report (QT Reviewed)

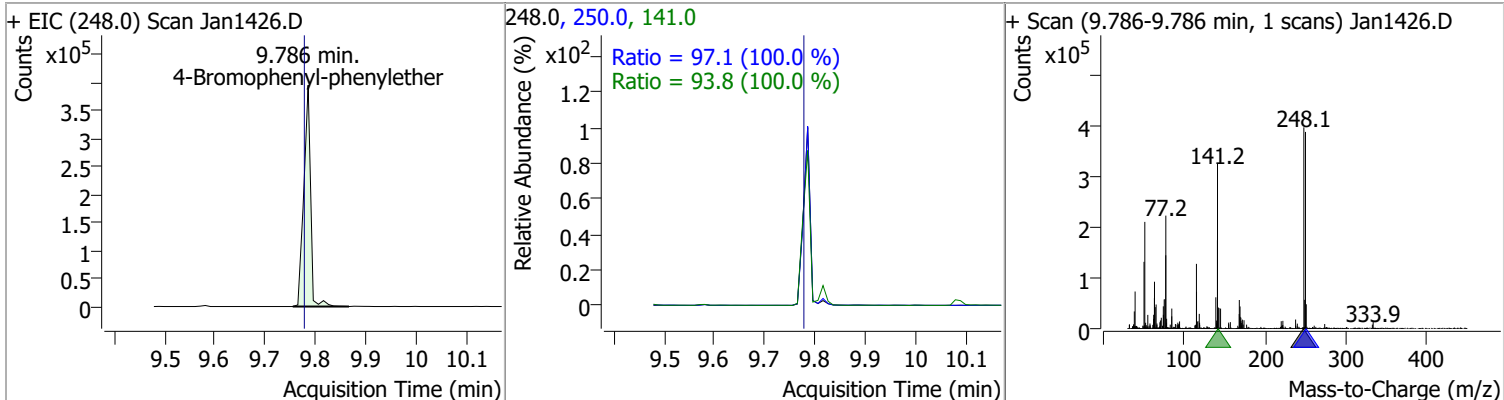
Compound	Conc.	RT	Dev(Min)	Resp.	QIon	QRatio	Lower	Upper
Azobenzene	76.2372	9.39	0.00	1066036	51.0	46.0	32.2	59.9
					182.0	28.3	19.8	36.7



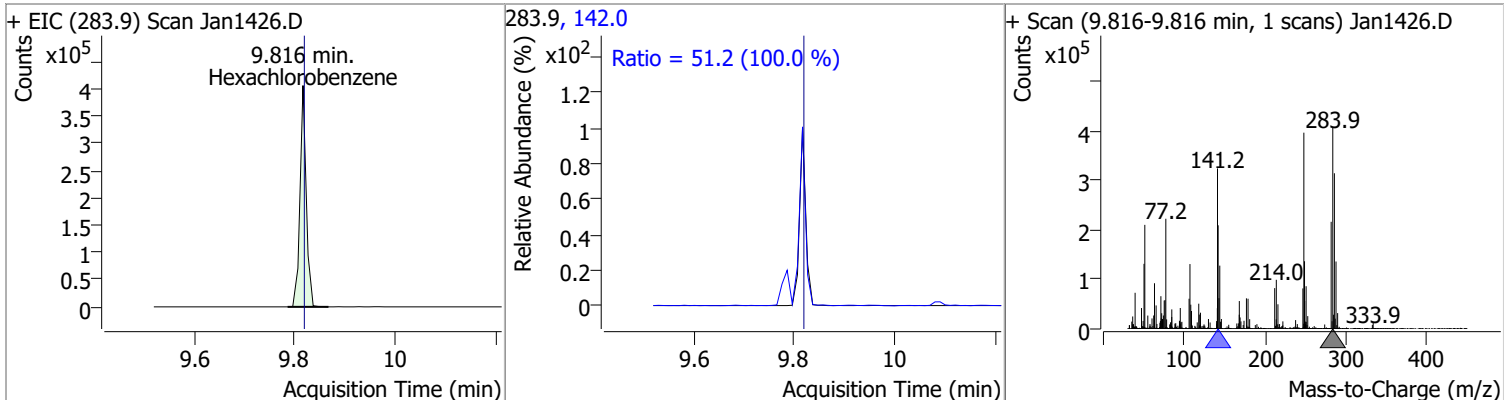
Compound	Conc.	RT	Dev(Min)	Resp.	QIon	QRatio	Lower	Upper
2,4,6-Tribromophenol	74.6572	9.46	0.00	110357	331.8	93.1	65.2	121.0



Compound	Conc.	RT	Dev(Min)	Resp.	QIon	QRatio	Lower	Upper
4-Bromophenyl-phenylether	78.2265	9.79	0.01	371275	250.0	97.1	68.0	126.3
					141.0	93.8	65.6	121.9

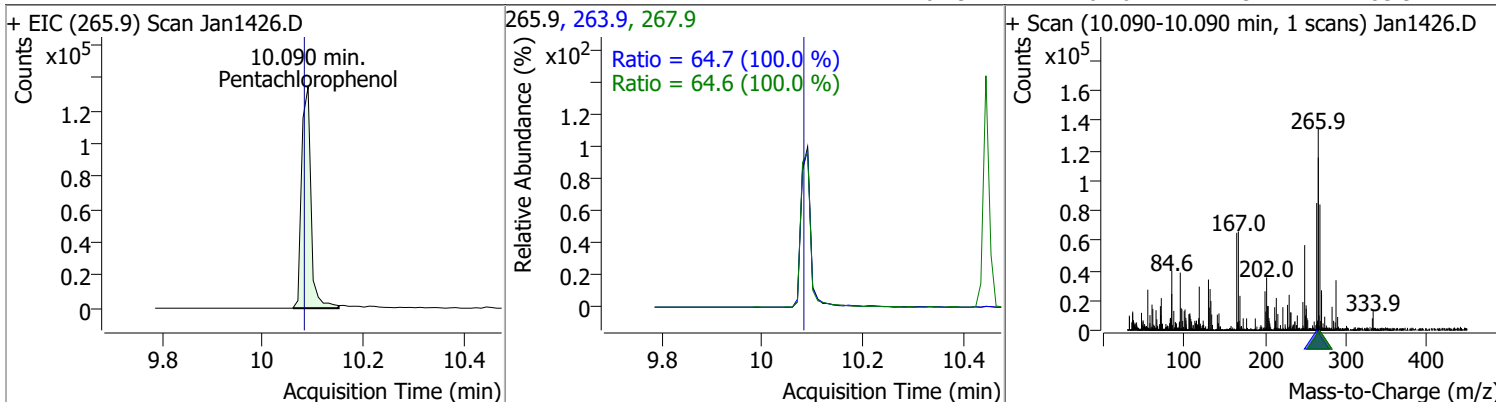


Compound	Conc.	RT	Dev(Min)	Resp.	QIon	QRatio	Lower	Upper
Hexachlorobenzene	73.2927	9.82	0.00	350082	142.0	51.2	35.8	66.5

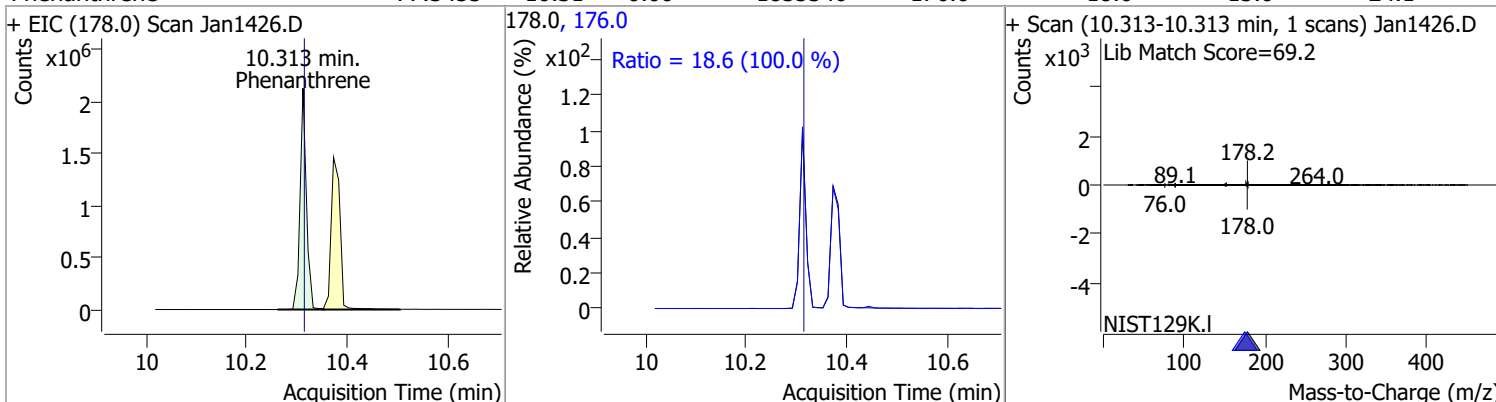


Quantitation Results Report (QT Reviewed)

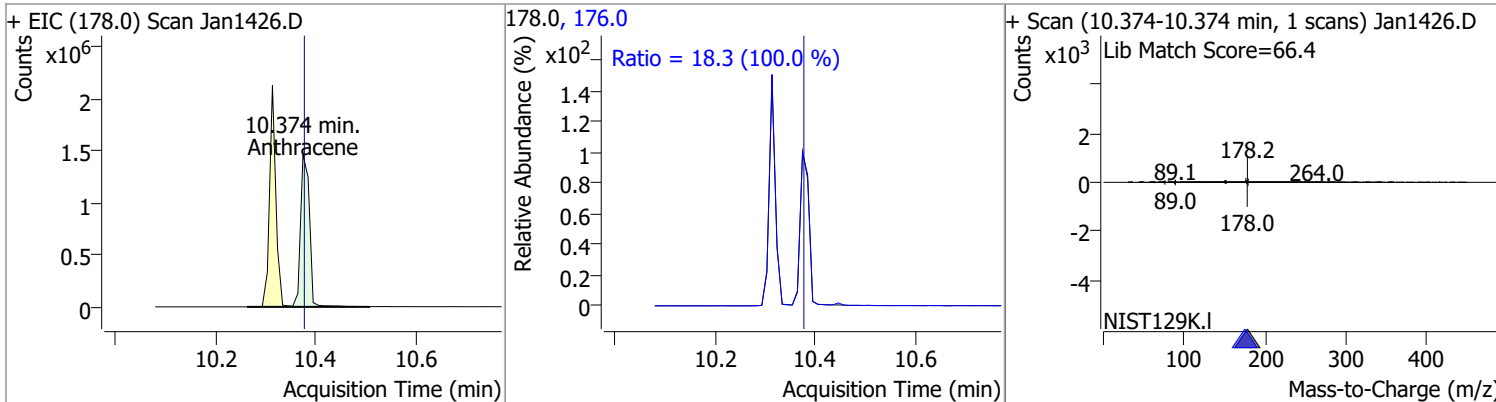
Compound	Conc.	RT	Dev(Min)	Resp.	QIon	QRatio	Lower	Upper
Pentachlorophenol	77.7253	10.09	0.01	174279	263.9	64.7	45.3	84.1
					267.9	64.6	45.2	83.9



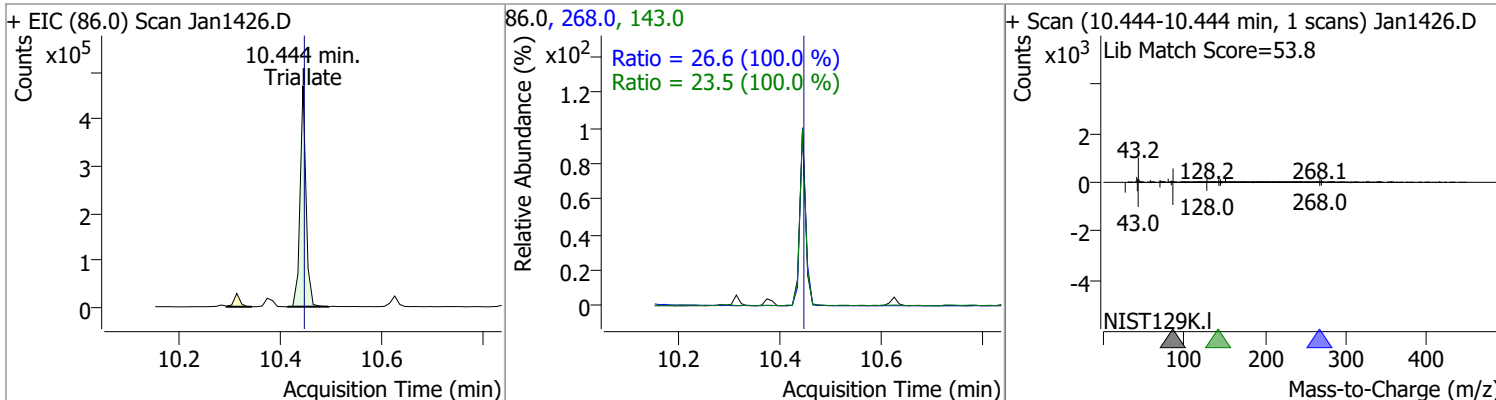
Compound	Conc.	RT	Dev(Min)	Resp.	QIon	QRatio	Lower	Upper
Phenanthrene	77.3453	10.31	0.00	1855346	176.0	18.6	13.0	24.1



Compound	Conc.	RT	Dev(Min)	Resp.	QIon	QRatio	Lower	Upper
Anthracene	77.5681	10.37	0.00	1796247	176.0	18.3	12.8	23.8

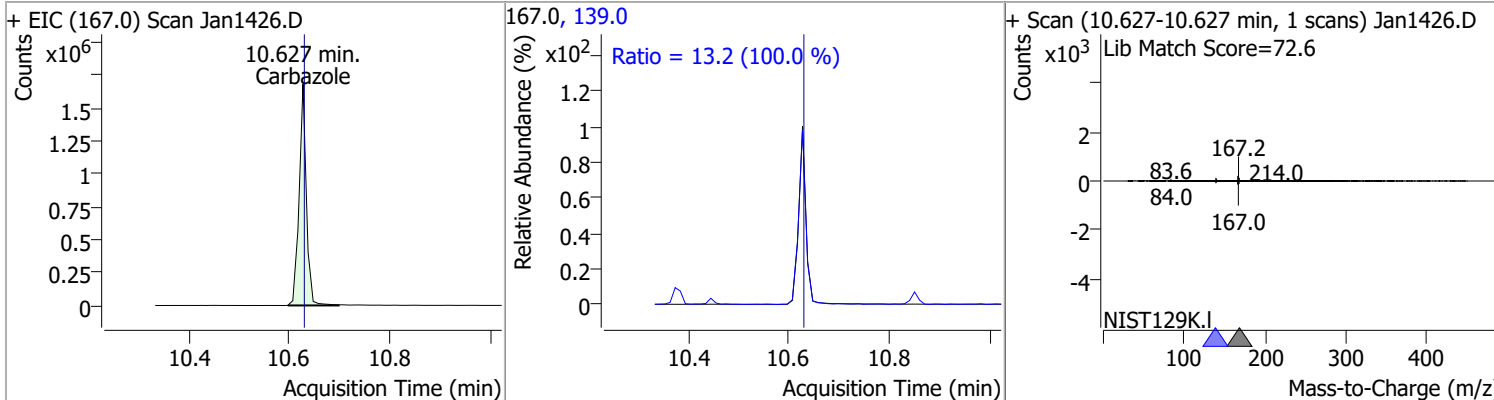


Compound	Conc.	RT	Dev(Min)	Resp.	QIon	QRatio	Lower	Upper
Triallate	76.1467	10.44	0.00	383303	268.0	26.6	18.6	34.6
					143.0	23.5	16.4	30.5

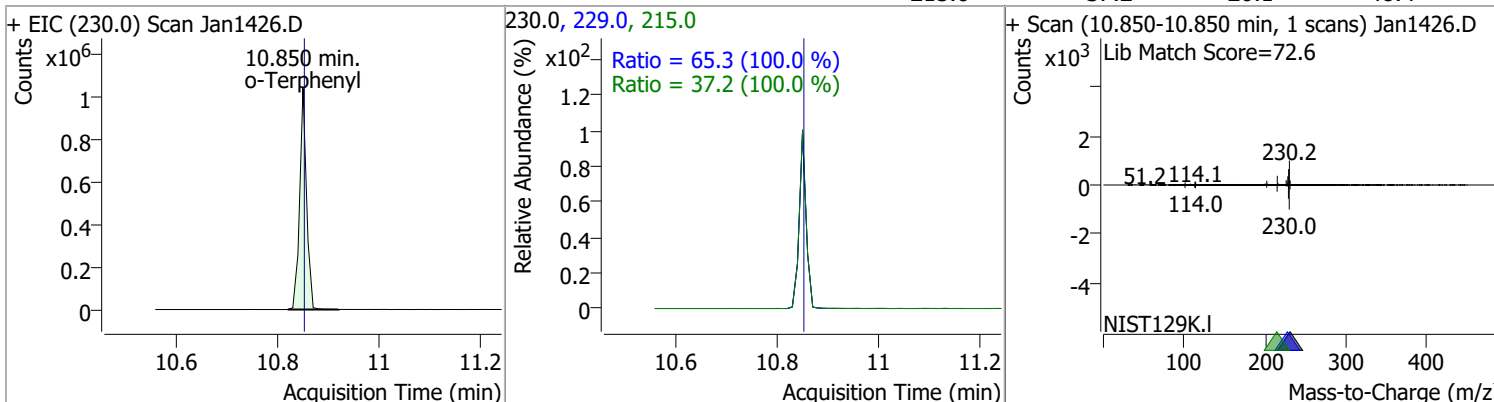


Quantitation Results Report (QT Reviewed)

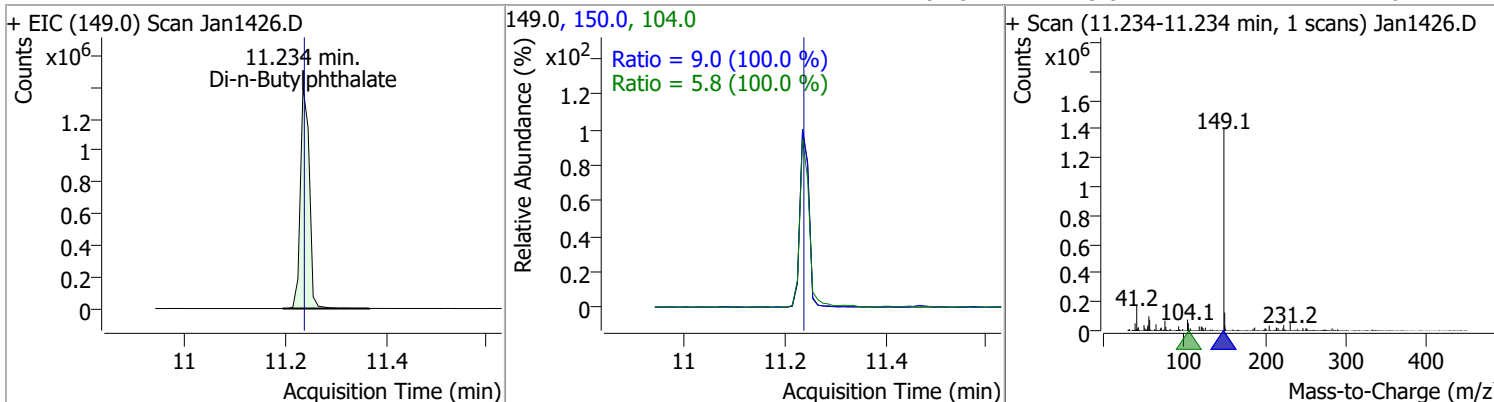
Compound	Conc.	RT	Dev(Min)	Resp.	QIon	QRatio	Lower	Upper
Carbazole	72.7709	10.63	0.00	1669502	139.0	13.2	9.2	17.1



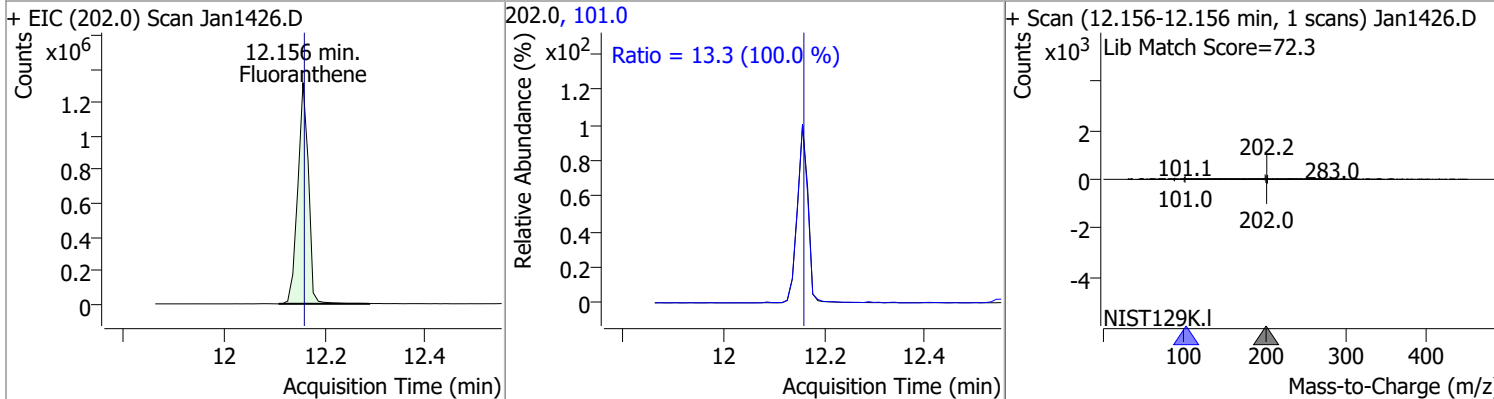
o-Terphenyl	72.1572	10.85	0.00	1000046	229.0	65.3	45.7	84.9
					215.0	37.2	26.1	48.4



Di-n-Butylphthalate	79.3606	11.23	0.00	1732447	150.0	9.0	6.3	11.7
					104.0	5.8	4.1	7.6

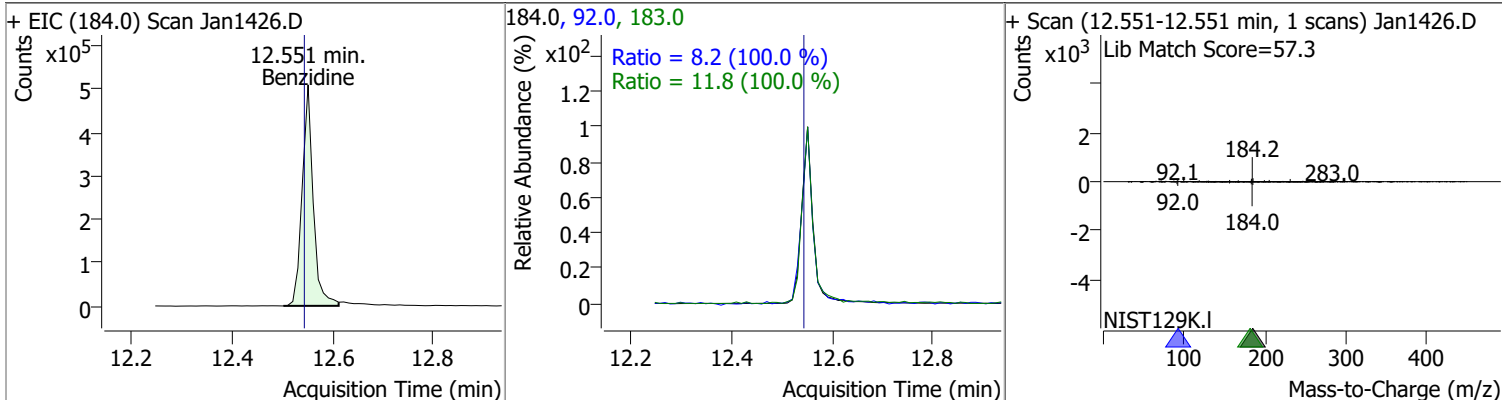


Fluoranthene	76.7628	12.16	0.00	1938307	101.0	13.3	9.3	17.2
--------------	---------	-------	------	---------	-------	------	-----	------

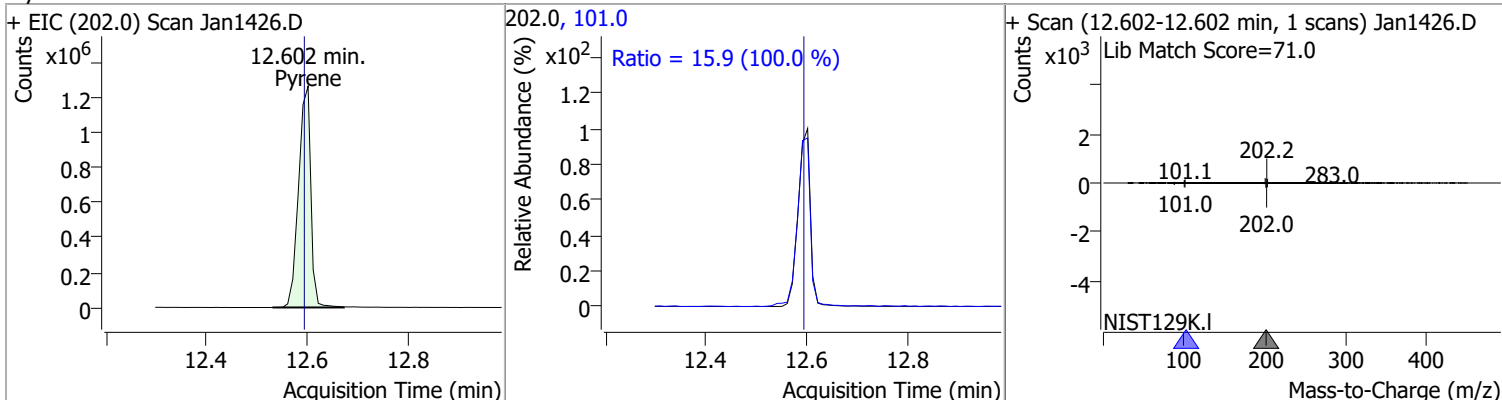


Quantitation Results Report (QT Reviewed)

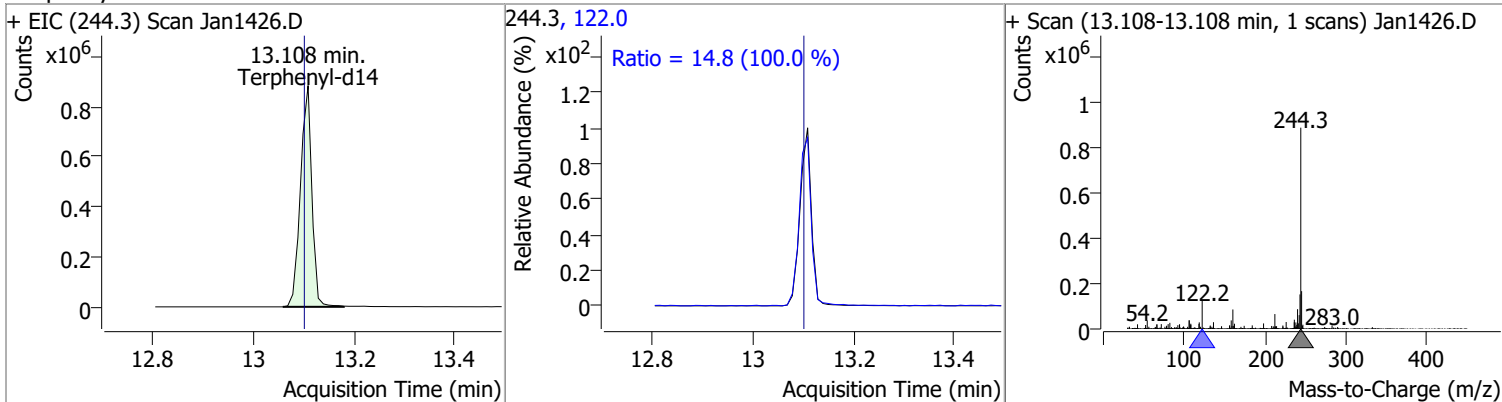
Compound	Conc.	RT	Dev(Min)	Resp.	QIon	QRatio	Lower	Upper
Benzidine	78.5442	12.55	0.01	779325	183.0	11.8	8.3	15.4
					92.0	8.2	5.7	10.6



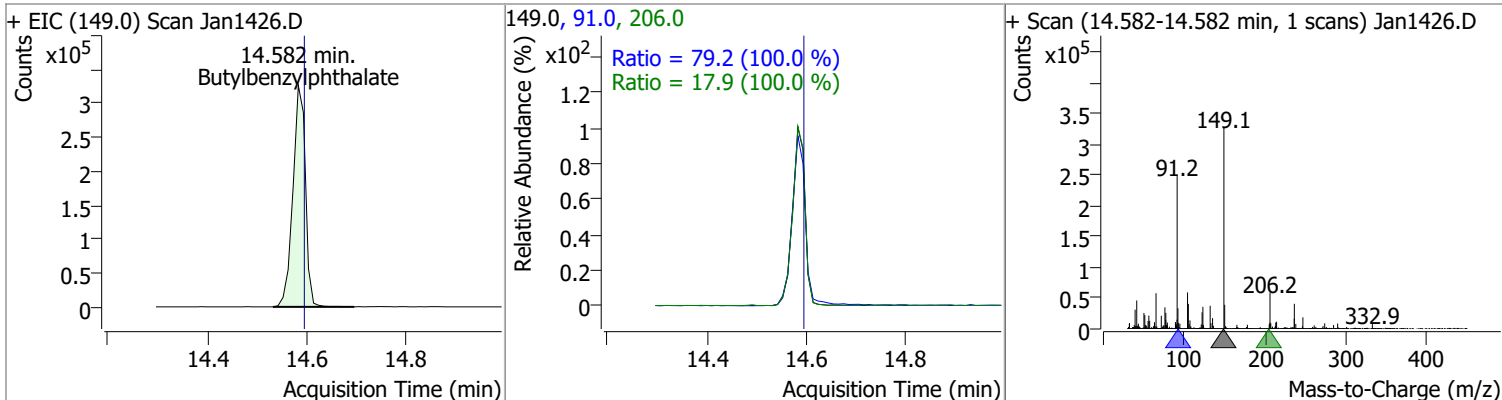
Compound	Conc.	RT	Dev(Min)	Resp.	QIon	QRatio	Lower	Upper
Pyrene	77.0497	12.60	0.01	2130103	101.0	15.9	11.1	20.7



Compound	Conc.	RT	Dev(Min)	Resp.	QIon	QRatio	Lower	Upper
Terphenyl-d14	75.9544	13.11	0.01	1389843	122.0	14.8	10.4	19.2

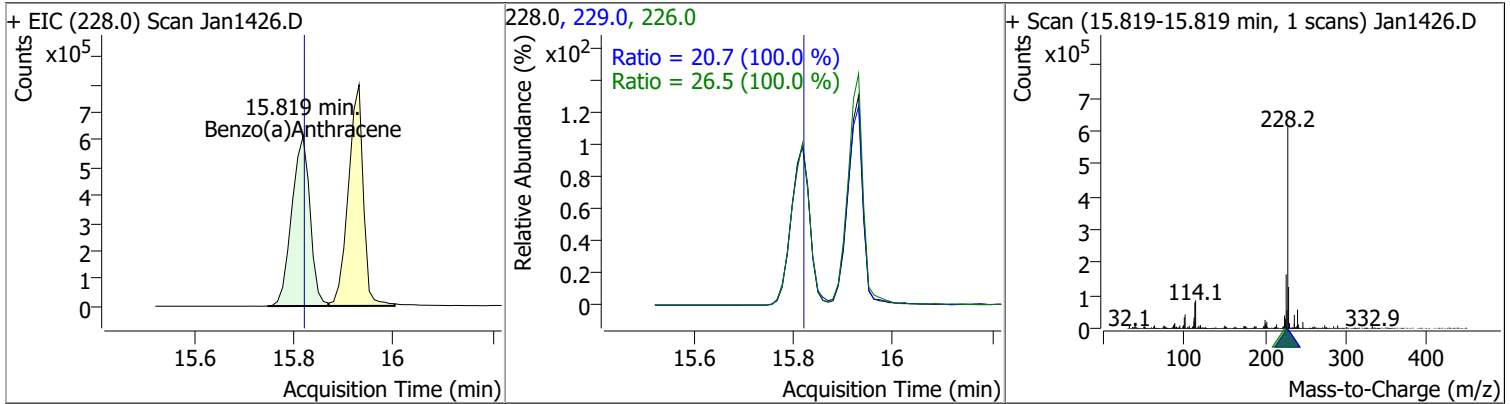


Compound	Conc.	RT	Dev(Min)	Resp.	QIon	QRatio	Lower	Upper
Butylbenzylphthalate	79.0119	14.58	0.00	570962	91.0	79.2	55.5	103.0
					206.0	17.9	12.6	23.3

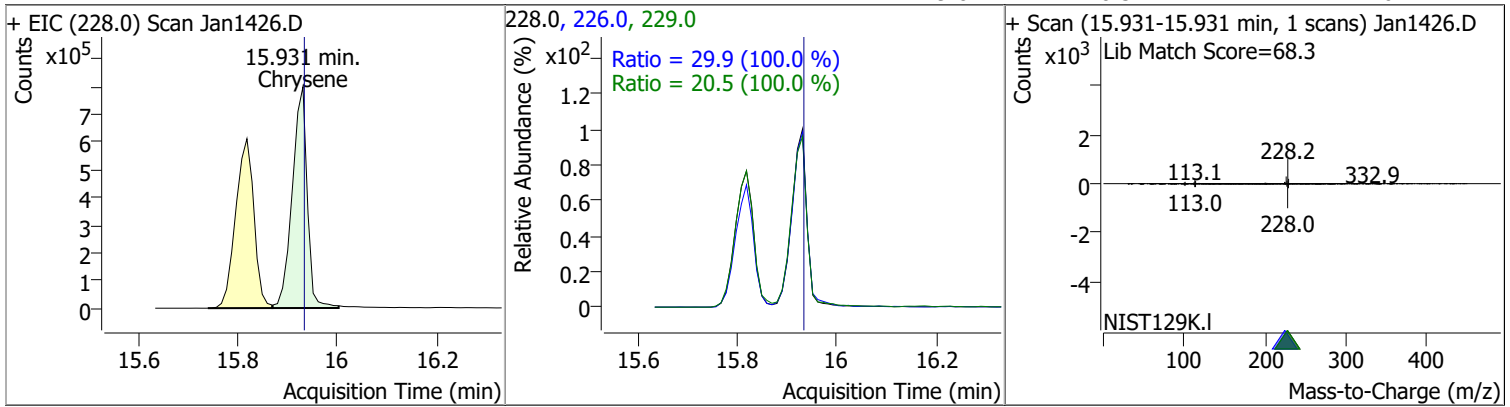


Quantitation Results Report (QT Reviewed)

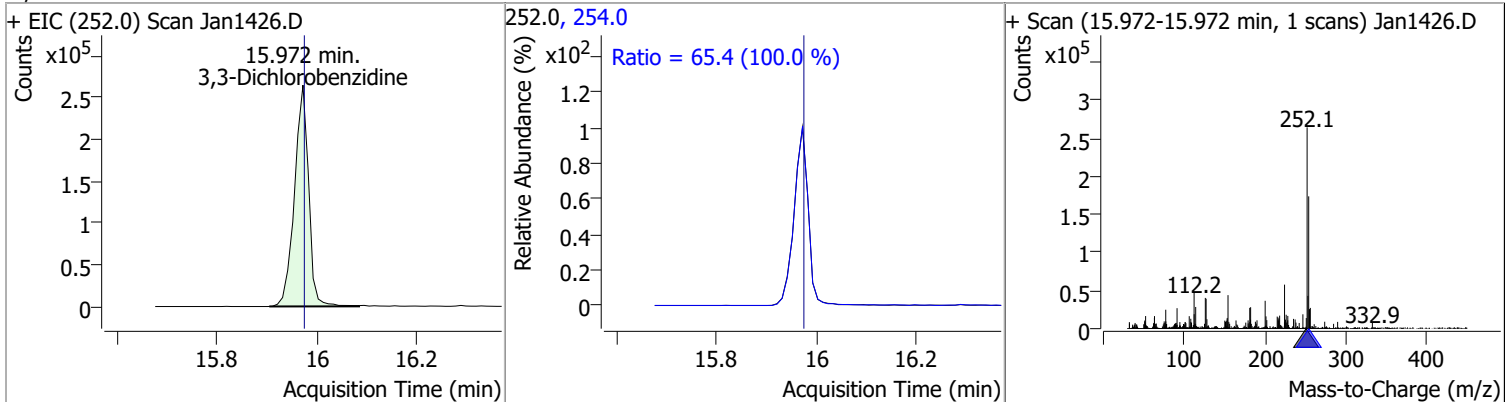
Compound	Conc.	RT	Dev(Min)	Resp.	QIon	QRatio	Lower	Upper
Benzo(a)Anthracene	78.6157	15.82	0.01	1550014	226.0	26.5	18.6	34.5
					229.0	20.7	14.5	27.0



Compound	Conc.	RT	Dev(Min)	Resp.	QIon	QRatio	Lower	Upper
Chrysene	76.9657	15.93	0.01	1664644	226.0	29.9	20.9	38.8
					229.0	20.5	14.4	26.7

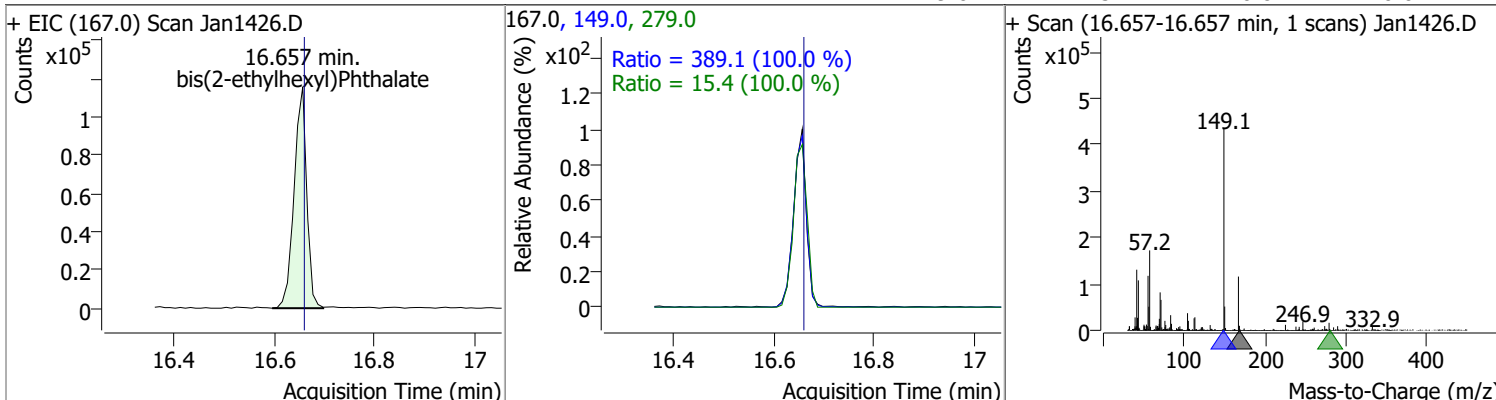


Compound	Conc.	RT	Dev(Min)	Resp.	QIon	QRatio	Lower	Upper
3,3-Dichlorobenzidine	77.7186	15.97	0.01	521432	254.0	65.4	45.8	85.0

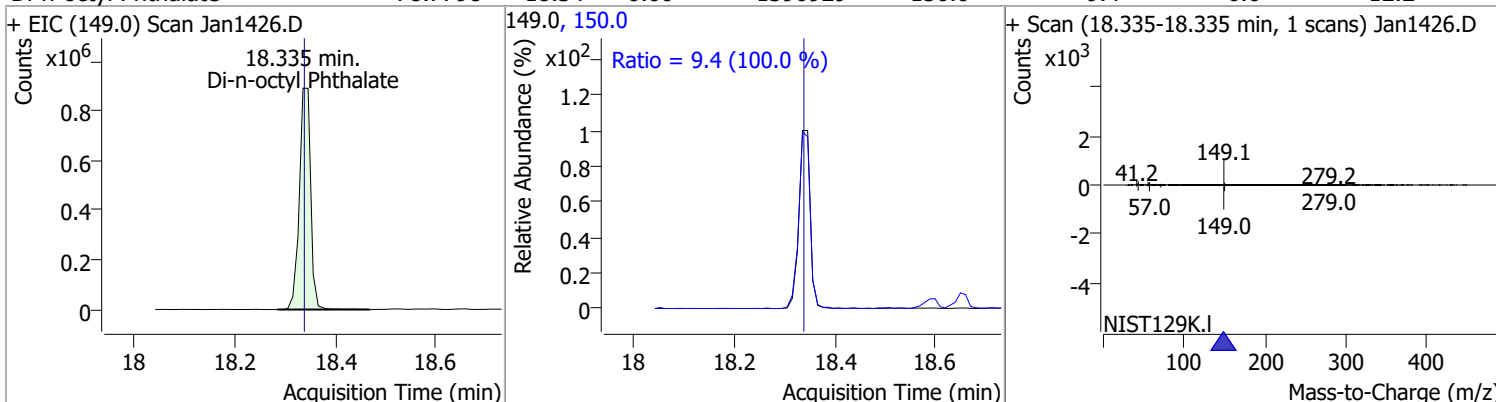


Quantitation Results Report (QT Reviewed)

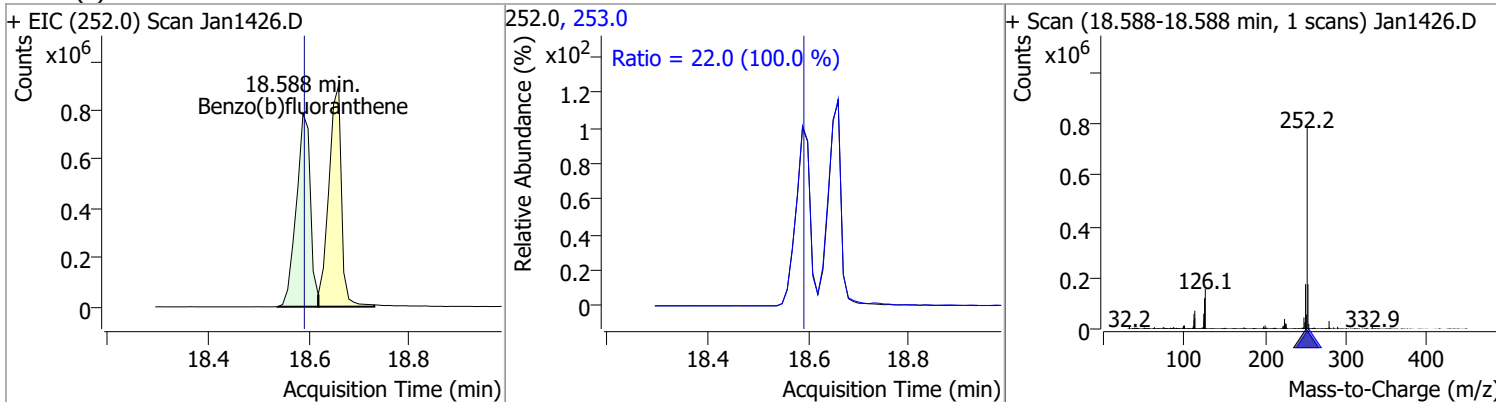
Compound	Conc.	RT	Dev(Min)	Resp.	QIon	QRatio	Lower	Upper
bis(2-ethylhexyl)Phthalate	78.9939	16.66	0.01	202831	149.0	389.1	272.3	505.8
					279.0	15.4	10.8	20.0



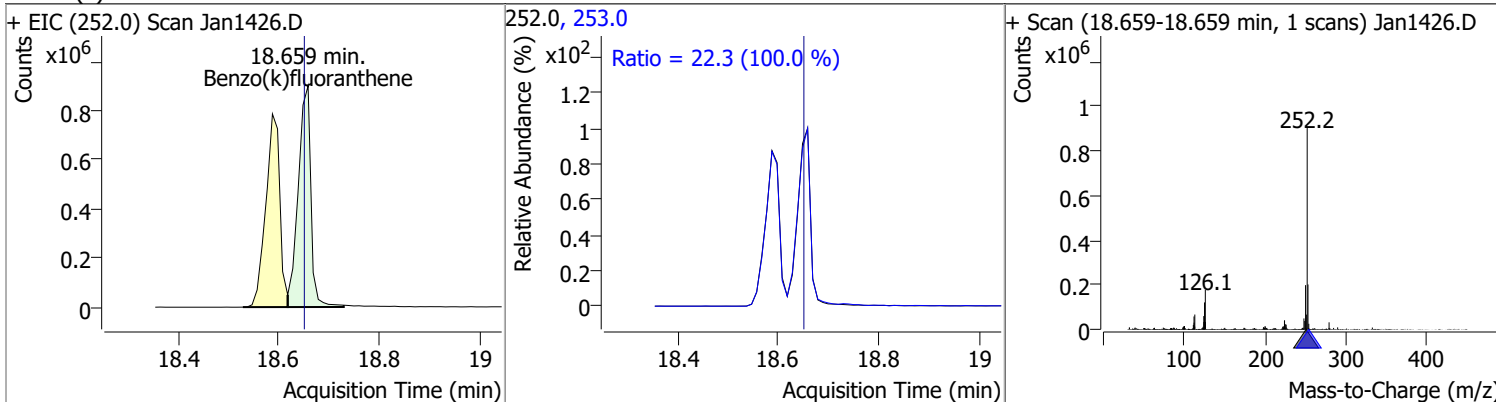
Compound	Conc.	RT	Dev(Min)	Resp.	QIon	QRatio	Lower	Upper
Di-n-octyl Phthalate	78.7798	18.34	0.00	1396929	150.0	9.4	6.6	12.2



Compound	Conc.	RT	Dev(Min)	Resp.	QIon	QRatio	Lower	Upper
Benzo(b)fluoranthene	79.7062	18.59	0.00	1520990	253.0	22.0	15.4	28.6

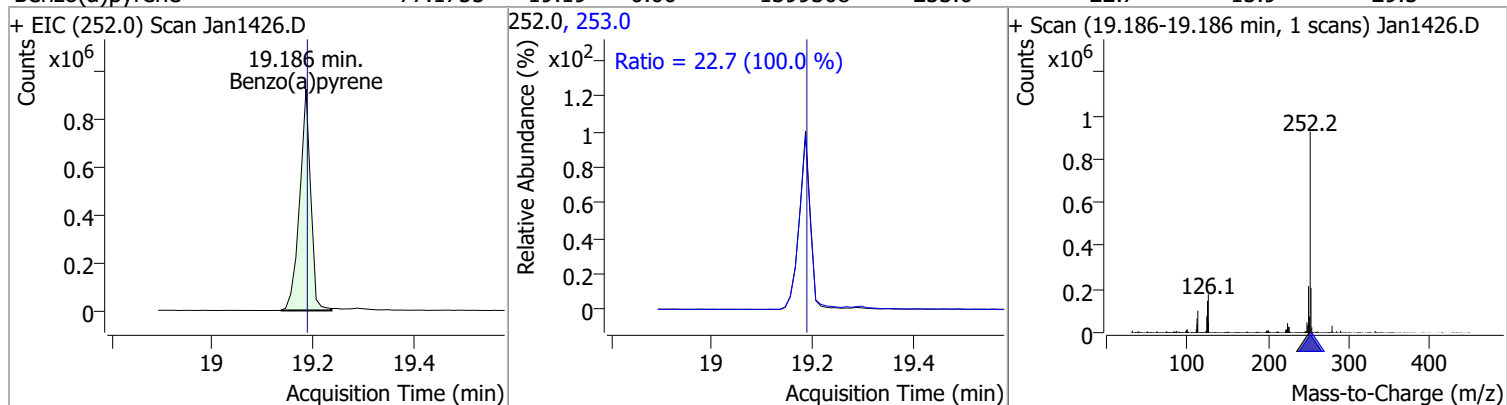


Compound	Conc.	RT	Dev(Min)	Resp.	QIon	QRatio	Lower	Upper
Benzo(k)fluoranthene	79.5092	18.66	0.01	1572974	253.0	22.3	15.6	29.0

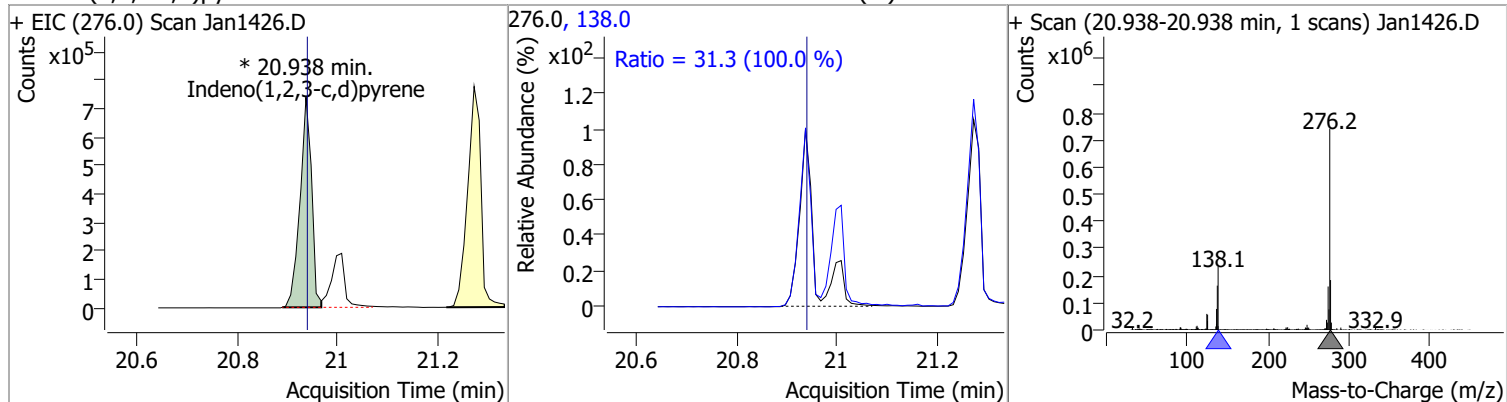


Quantitation Results Report (QT Reviewed)

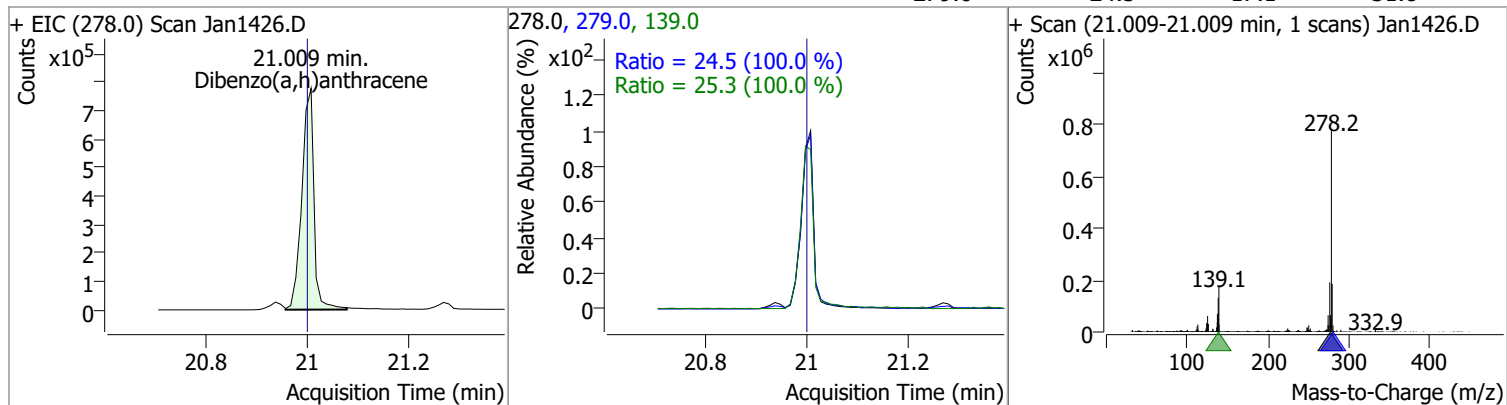
Compound	Conc.	RT	Dev(Min)	Resp.	QIon	QRatio	Lower	Upper
Benzo(a)pyrene	77.1755	19.19	0.00	1399308	253.0	22.7	15.9	29.5



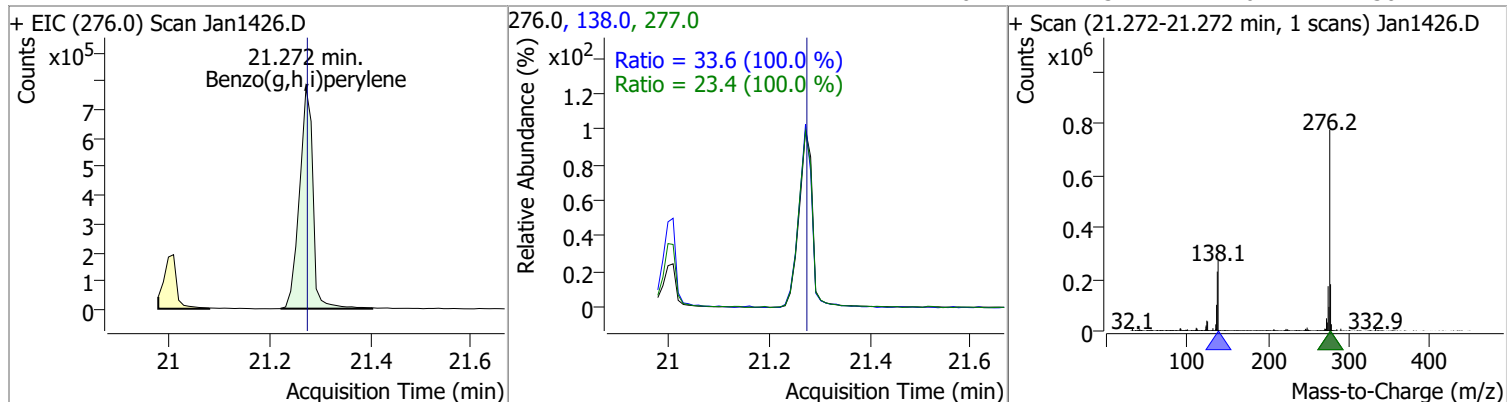
Compound	Conc.	RT	Dev(Min)	Resp.	QIon	QRatio	Lower	Upper
Indeno(1,2,3-c,d)pyrene	77.1310	20.94	0.00	1179542 (m)	138.0	31.3	21.9	40.7



Compound	Conc.	RT	Dev(Min)	Resp.	QIon	QRatio	Lower	Upper
Dibenzo(a,h)anthracene	78.5306	21.01	0.01	1299179	139.0	25.3	17.7	32.8
					279.0	24.5	17.1	31.8

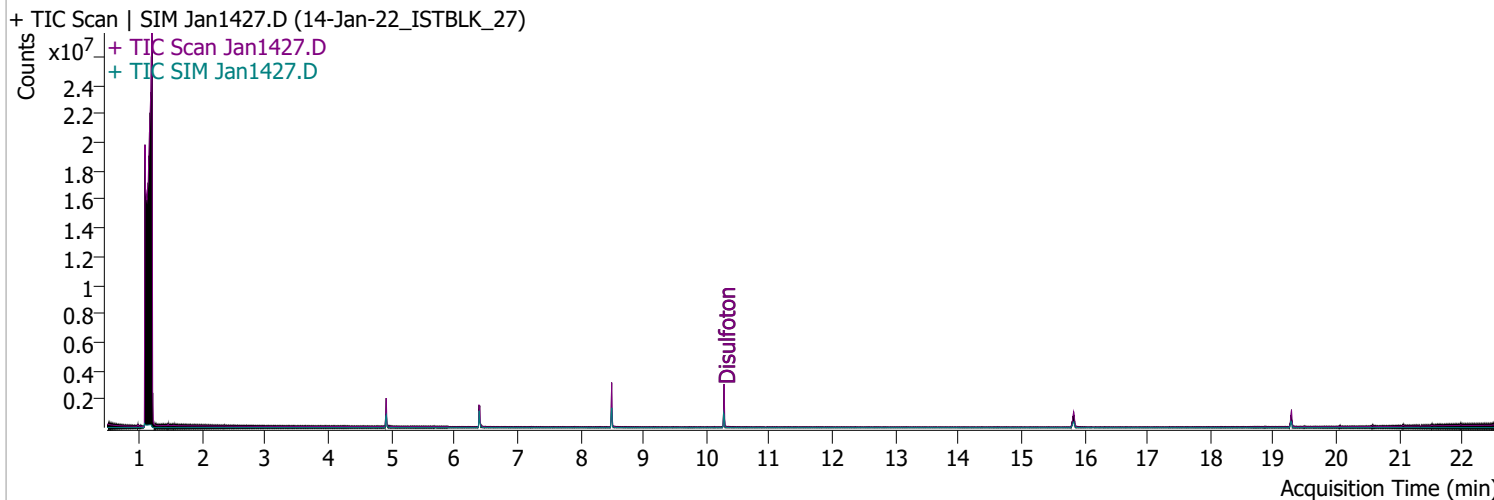


Compound	Conc.	RT	Dev(Min)	Resp.	QIon	QRatio	Lower	Upper
Benzo(g,h,i)perylene	80.8647	21.27	0.00	1446154	138.0	33.6	23.5	43.7
					277.0	23.4	16.4	30.4



Quantitation Results Report (QT Reviewed)

Data File	Jan1427.D	Operator	LIMS import
Acq. Method	BNA+SIM.M	Acq. Date-Time	1/15/2022 2:50:04 AM
Sample Name	14-Jan-22_ISTBLK_27	Instrument	Instrument #1
Vial	27	Multiplier	1.00
DA Method File		Comment	SVOC-8270-W-LARGO
Tune File	dftppdsm.u	Tune Date	1/7/2022 12:13:00 PM
Batch Name	011422 DoD BNA.batch.bin	Last Calib Update	1/17/2022 3:53:35 PM
Ref Library	D:\Org\Library\NIST129K.l		



Compound	RT	QIon	Resp.	Conc.	Units	Dev(Min)
----------	----	------	-------	-------	-------	----------

Internal Standards

System Monitoring Compounds

S 2-Fluorophenol	0.000		0	N.D.		
Spiked Amount: 200.000	Range: 10.0 - 75.0%			Recovery = NA%		
S Phenol-d5	0.000		0	N.D.		
Spiked Amount: 200.000	Range: 10.0 - 65.0%			Recovery = NA%		
S Nitrobenzene-d5	0.000		0	N.D.		
Spiked Amount: 100.000	Range: 32.0 - 94.0%			Recovery = NA%		
S 2-Fluorobiphenyl	0.000		0	N.D.		
Spiked Amount: 100.000	Range: 28.0 - 107.0%			Recovery = NA%		
S 2,4,6-Tribromophenol	0.000		0	N.D.		
Spiked Amount: 200.000	Range: 25.0 - 140.0%			Recovery = NA%		
S Terphenyl-d14	0.000		0	N.D.		
Spiked Amount: 100.000	Range: 32.0 - 122.0%			Recovery = NA%		

Target Compounds

Compound	RT	QIon	Resp.	Conc.	Units	Dev(Min)	QValue
T N-Nitrosodimethylamine	0.000		0	N.D.			
T Pyridine	0.000		0	N.D.			
T Aniline	0.000		0	N.D.			
T Phenol	0.000		0	N.D.			
T bis(-2-Chloroethyl)Ether	0.000		0	N.D.			
T 2-Chlorophenol	0.000		0	N.D.			
T 1,3-Dichlorobenzene	0.000		0	N.D.			
T 1,4-Dichlorobenzene	0.000		0	N.D.			
T 1,2-Dichlorobenzene	0.000		0	N.D.			
T Benzyl Alcohol	0.000		0	N.D.			
T bis(2-chloroisopropyl)Ether	0.000		0	N.D.			
T 2-Methylphenol	0.000		0	N.D.			
T N-nitroso-Di-n-propylamine	0.000		0	N.D.			
T 4Methylphenol/3Methylphenol	0.000		0	N.D.			
T Hexachloroethane	0.000		0	N.D.			

Quantitation Results Report (QT Reviewed)

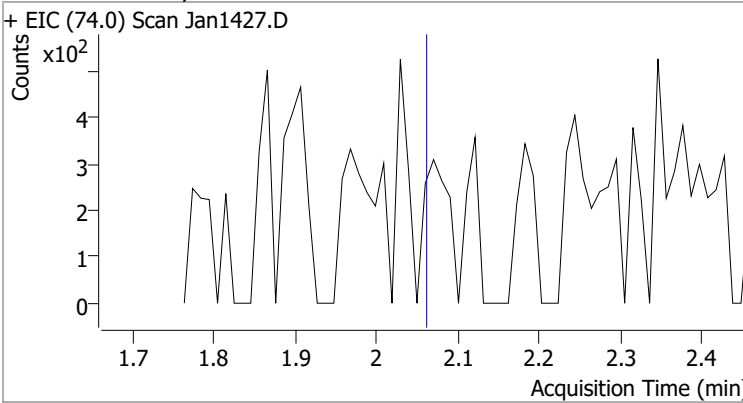
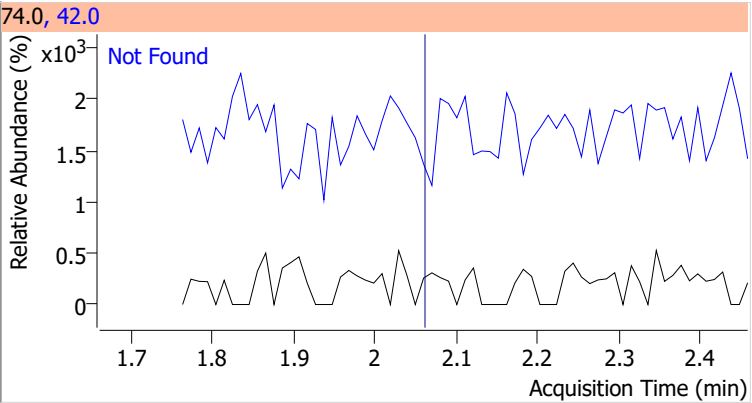
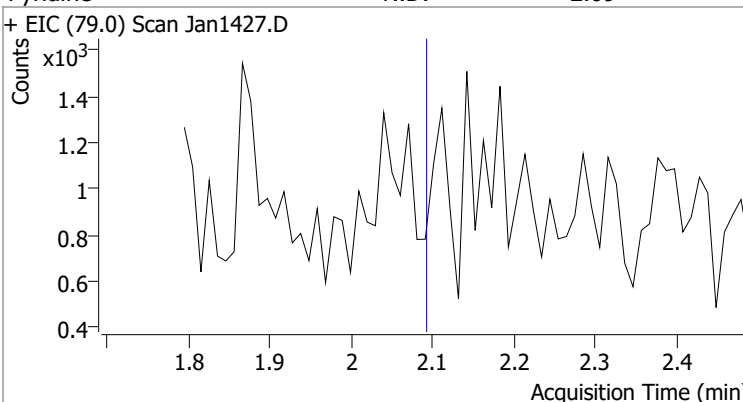
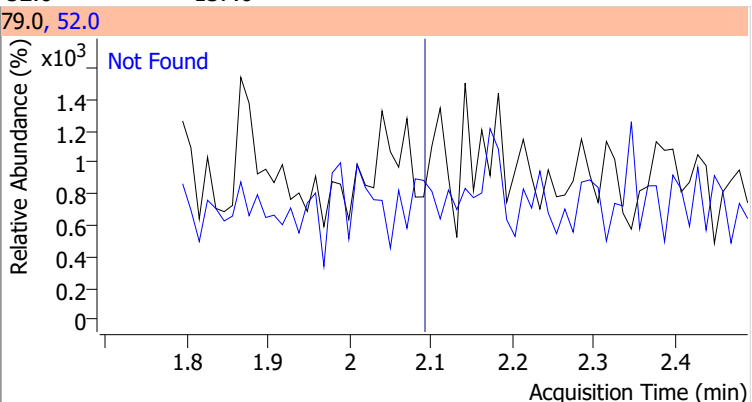
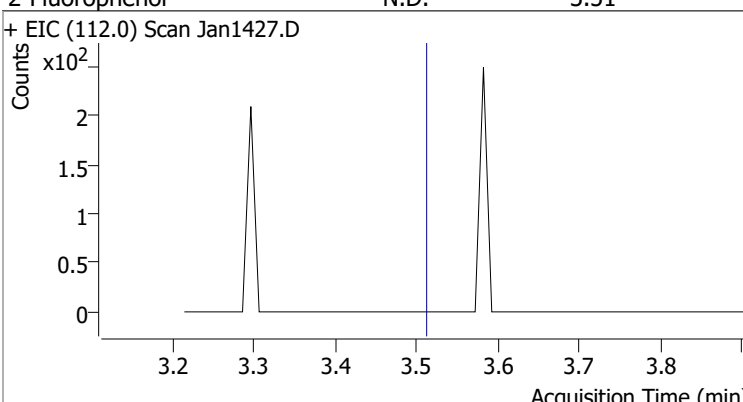
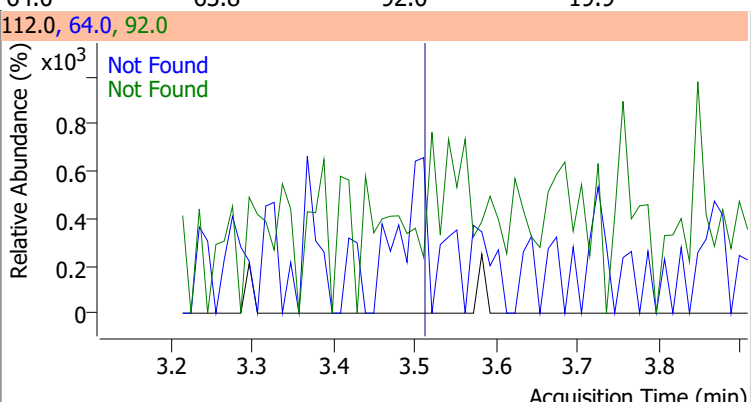
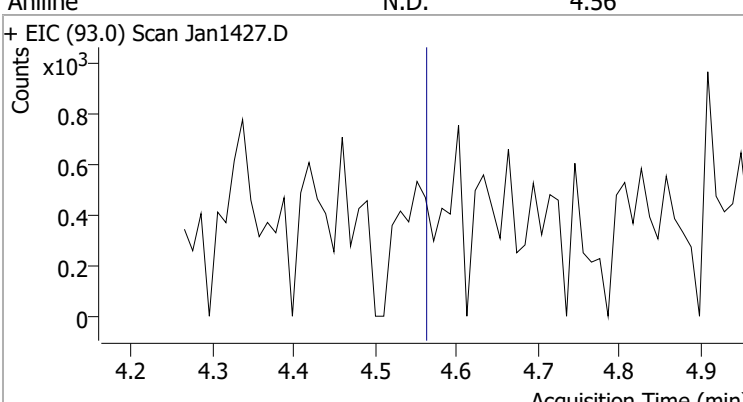
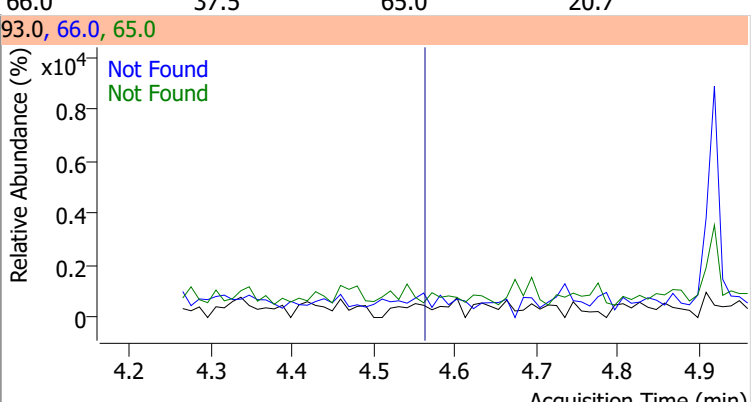
Compound	RT	QIon	Resp.	Conc.	Units	Dev(Min)
T Nitrobenzene	0.000		0	N.D.		
T Isophorone	0.000		0	N.D.		
T 2-Nitrophenol	0.000		0	N.D.		
T 2,4-Dimethylphenol	0.000		0	N.D.		
T bis(-2-Chloroethoxy)Methane	0.000		0	N.D.		
T 2,4-Dichlorophenol	0.000		0	N.D.		
T Benzoic Acid	0.000		0	N.D.		
T 1,2,4-Trichlorobenzene	0.000		0	N.D.		
T Naphthalene	0.000		0	N.D.		
T 4-Chlorophenol	0.000		0	N.D.		
T p-Chloroaniline	0.000		0	N.D.		
T Hexachlorobutadiene	0.000		0	N.D.		
T 4-Chloro-2-Methylphenol	0.000		0	N.D.		
T 4-Chloro-3-Methylphenol	0.000		0	N.D.		
T 2-Methylnaphthalene	0.000		0	N.D.		
T 1-Methylnaphthalene	0.000		0	N.D.		
T Hexachlorocyclopentadiene	0.000		0	N.D.		
T 2,4,6-Trichlorophenol	0.000		0	N.D.		
T 2,4,5-Trichlorophenol	0.000		0	N.D.		
T 2-Chloronaphthalene	0.000		0	N.D.		
T 2-Nitroaniline	0.000		0	N.D.		
T Dimethyl Phthalate	8.497	163.0	0		µg/L md	1
T 2,6-Dinitrotoluene	8.497	165.0	0		µg/L md	1
T Acenaphthylene	0.000		0	N.D.		
T 3-Nitroaniline	0.000		0	N.D.		
T Acenaphthene	0.000		0	N.D.		
T 2,4-Dinitrophenol	0.000		0	N.D.		
T Dibenzofuran	0.000		0	N.D.		
T 2,4-Dinitrotoluene	0.000		0	N.D.		
T 4-Nitrophenol	0.000		0	N.D.		
T Diethylphthalate	0.000		0	N.D.		
T Fluorene	0.000		0	N.D.		
T 4-Chlorophenyl-phenylether	0.000		0	N.D.		
T 4-Nitroaniline	0.000		0	N.D.		
T 4,6-Dinitro-2-methylphenol	0.000		0	N.D.		
T N-nitrosodiphenylamine	0.000		0	N.D.		
T Azobenzene	0.000		0	N.D.		
T 4-Bromophenyl-phenylether	0.000		0	N.D.		
T Hexachlorobenzene	0.000		0	N.D.		
T Pentachlorophenol	0.000		0	N.D.		
T Phenanthrene	0.000		0	N.D.		
T Anthracene	0.000		0	N.D.		
T Triallate	0.000		0	N.D.		
T Carbazole	0.000		0	N.D.		
T o-Terphenyl	0.000		0	N.D.		
T Di-n-Butylphthalate	0.000		0	N.D.		
T Fluoranthene	0.000		0	N.D.		
T Benzidine	0.000		0	N.D.		
T Pyrene	0.000		0	N.D.		
T Butylbenzylphthalate	0.000		0	N.D.		
T Benzo(a)Anthracene	0.000		0	N.D.		
T Chrysene	0.000		0	N.D.		
T 3,3-Dichlorobenzidine	0.000		0	N.D.		
T bis(2-ethylhexyl)Phthalate	0.000		0	N.D.		
T Di-n-octyl Phthalate	0.000		0	N.D.		

Quantitation Results Report (QT Reviewed)

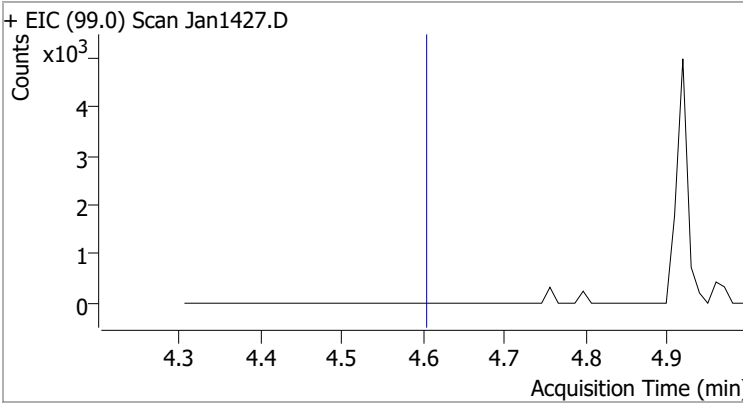
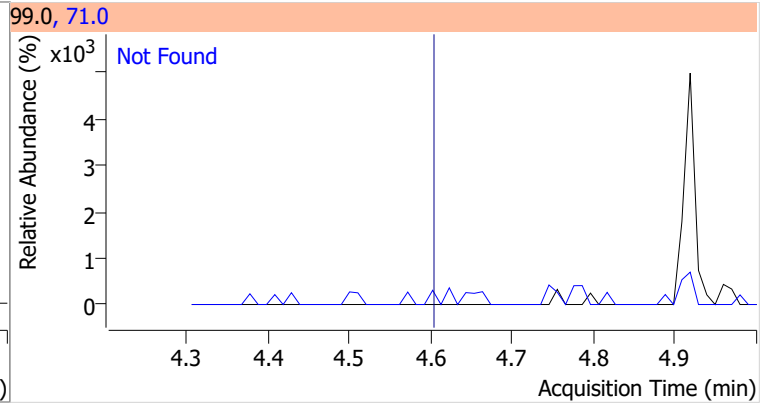
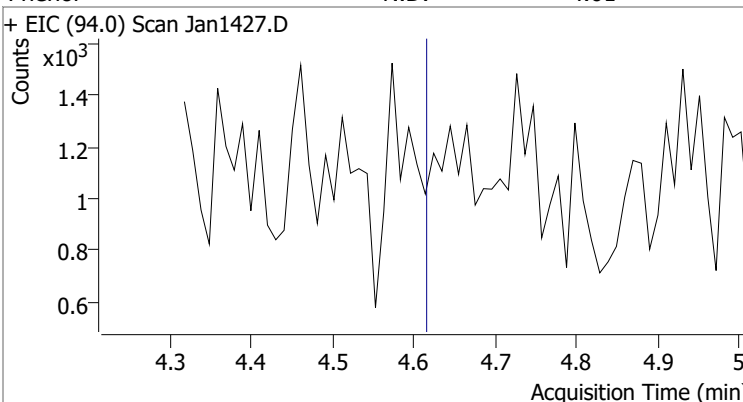
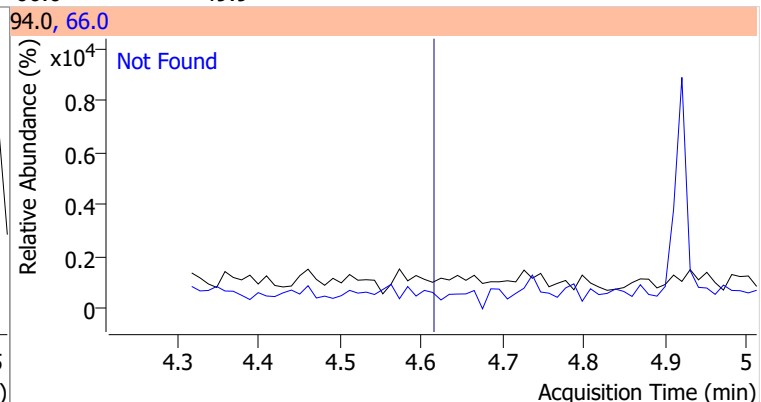
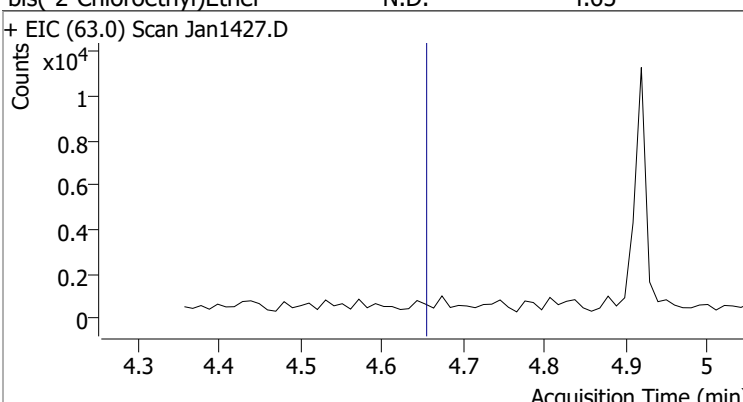
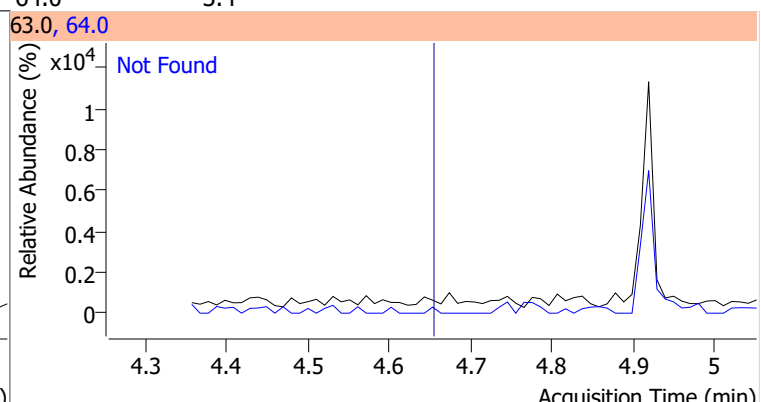
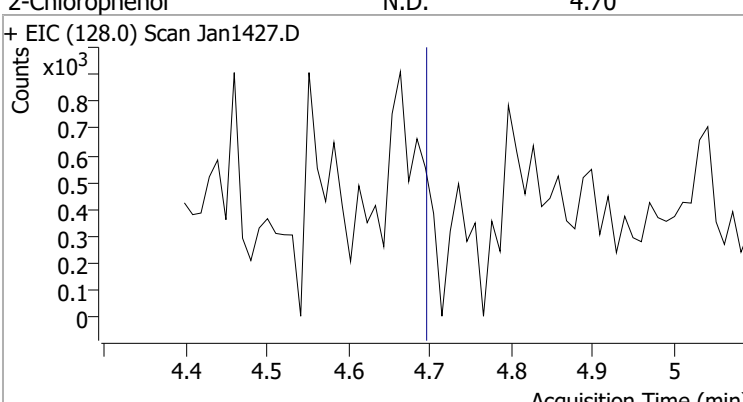
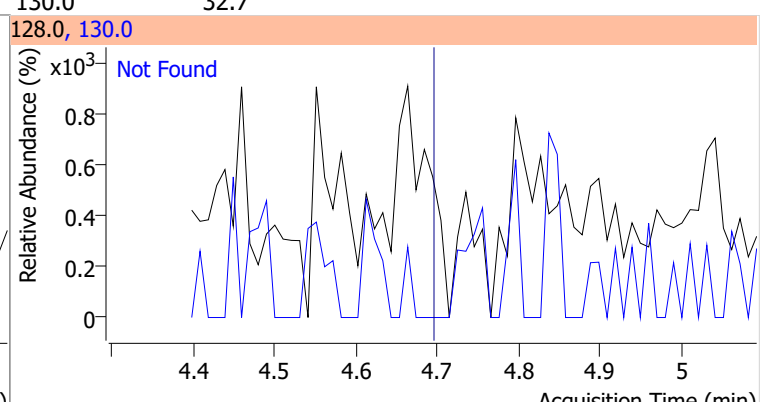
Compound	RT	QIon	Resp.	Conc.	Units	Dev(Min)
T Benzo(b)fluoranthene	0.000		0	N.D.		
T Benzo(k)fluoranthene	0.000		0	N.D.		
T Benzo(a)pyrene	0.000		0	N.D.		
T Indeno(1,2,3-c,d)pyrene	0.000		0	N.D.		
T Dibenzo(a,h)anthracene	0.000		0	N.D.		
T Benzo(g,h,i)perylene	0.000		0	N.D.		

(#) = Qualifier Out of Range; (m) = Manual Integration; (+) = Area Summed; (*) = Surrogate Percent Recovery Out of Range; (d): Zeroed Peak

Quantitation Results Report (QT Reviewed)

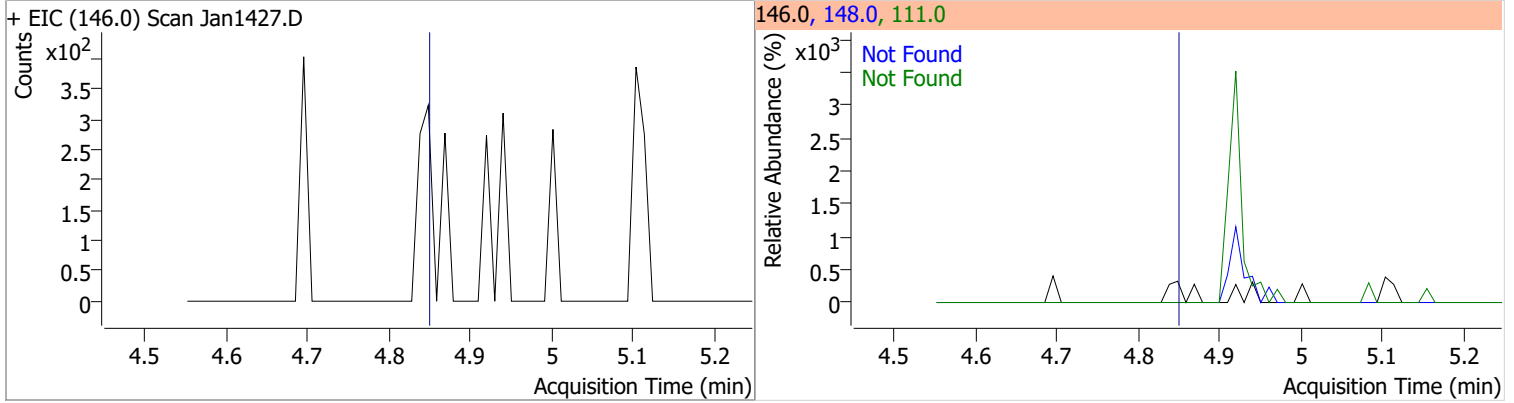
Compound	Conc.	Exp RT	QIon	Exp Ratio		
N-Nitrosodimethylamine	N.D.	2.06	42.0	149.6		
+ EIC (74.0) Scan Jan1427.D			74.0, 42.0			
						
Pyridine	N.D.	2.09	52.0	137.6		
+ EIC (79.0) Scan Jan1427.D			79.0, 52.0			
						
2-Fluorophenol	N.D.	3.51	64.0	63.8	QIon	Exp Ratio
			92.0	19.9		
+ EIC (112.0) Scan Jan1427.D			112.0, 64.0, 92.0			
						
Aniline	N.D.	4.56	66.0	37.5	QIon	Exp Ratio
			65.0	20.7		
+ EIC (93.0) Scan Jan1427.D			93.0, 66.0, 65.0			
						

Quantitation Results Report (QT Reviewed)

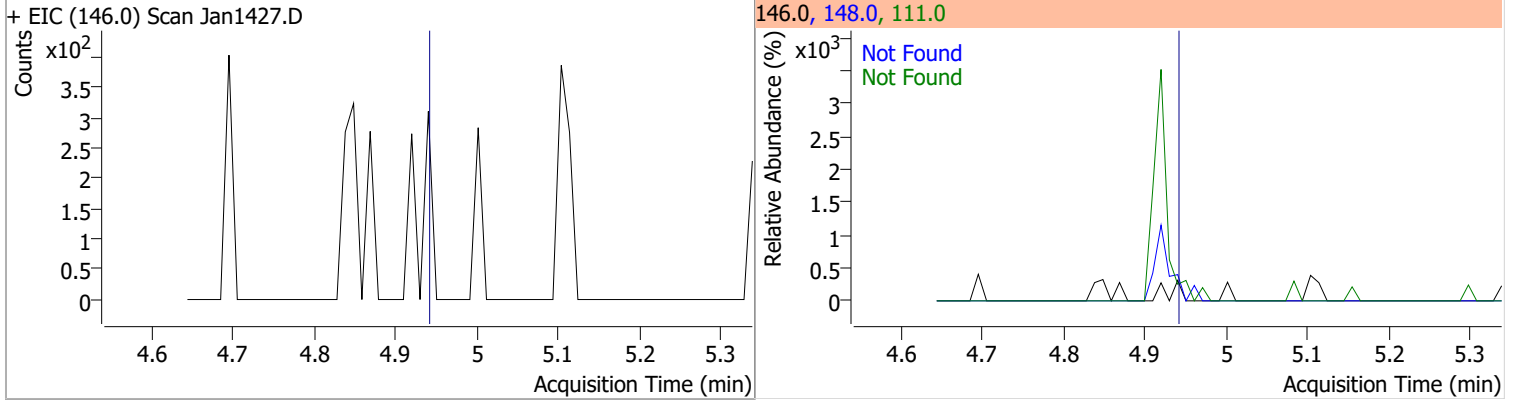
Compound	Conc.	Exp RT	QIon	Exp Ratio
Phenol-d5	N.D.	4.60	71.0	31.7
+ EIC (99.0) Scan Jan1427.D				
				
Phenol	N.D.	4.61	66.0	49.9
+ EIC (94.0) Scan Jan1427.D				
				
bis(-2-Chloroethyl)Ether	N.D.	4.65	64.0	3.4
+ EIC (63.0) Scan Jan1427.D				
				
2-Chlorophenol	N.D.	4.70	130.0	32.7
+ EIC (128.0) Scan Jan1427.D				
				

Quantitation Results Report (QT Reviewed)

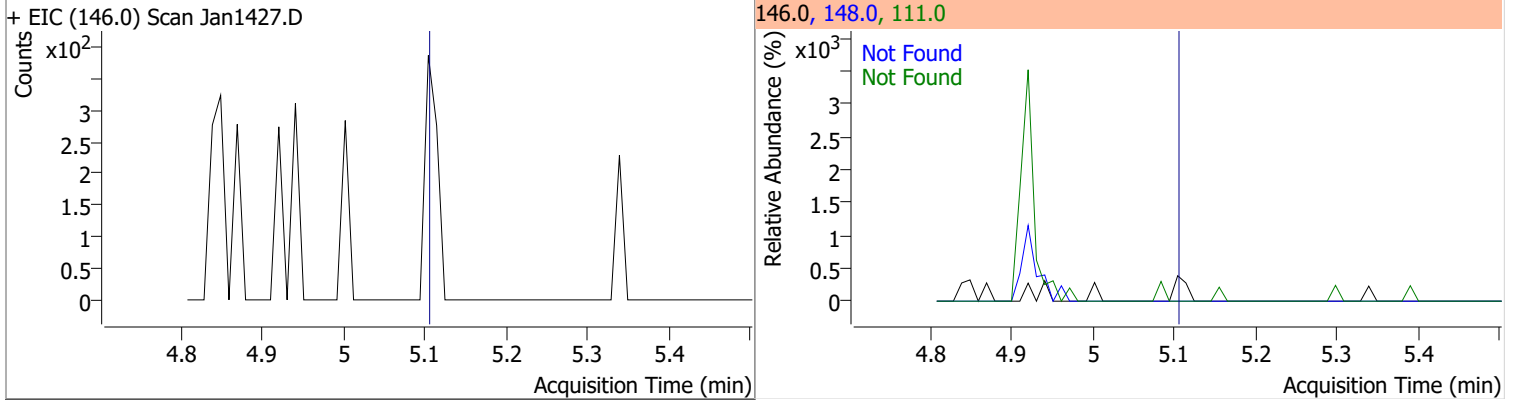
Compound	Conc.	Exp RT	QIon	Exp Ratio	QIon	Exp Ratio
1,3-Dichlorobenzene	N.D.	4.85	148.0	64.0	111.0	35.9



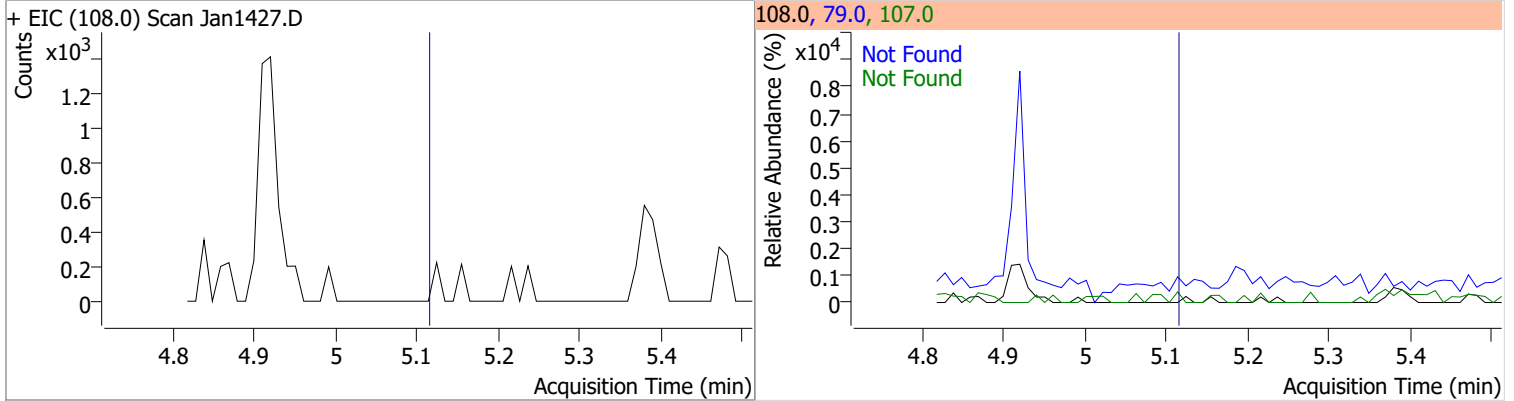
Compound	Conc.	Exp RT	QIon	Exp Ratio	QIon	Exp Ratio
1,4-Dichlorobenzene	N.D.	4.94	148.0	65.1	111.0	35.2



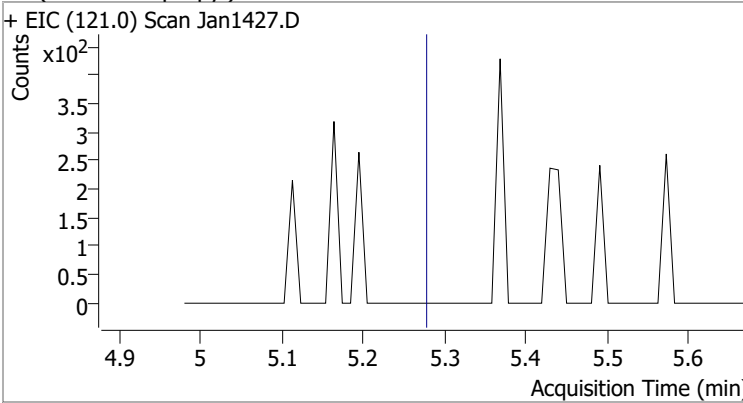
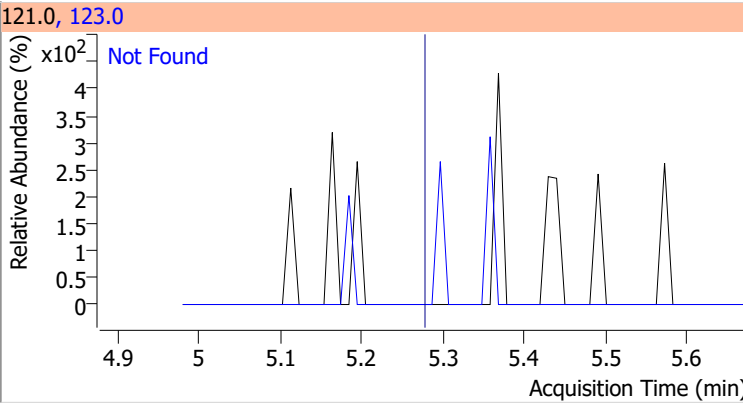
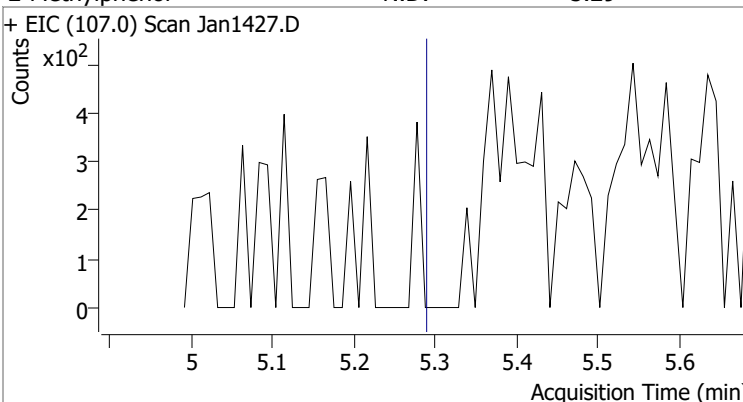
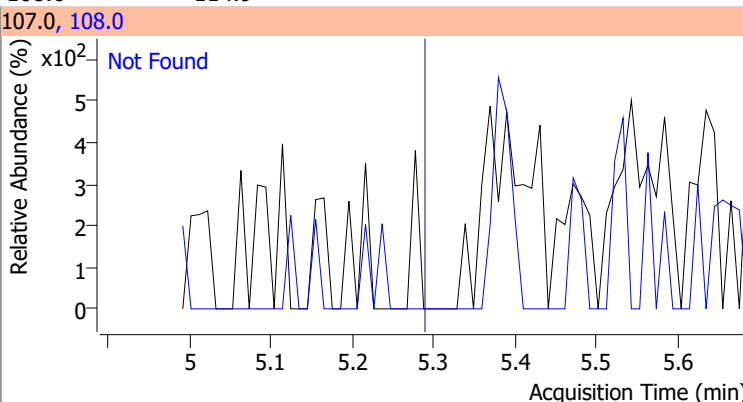
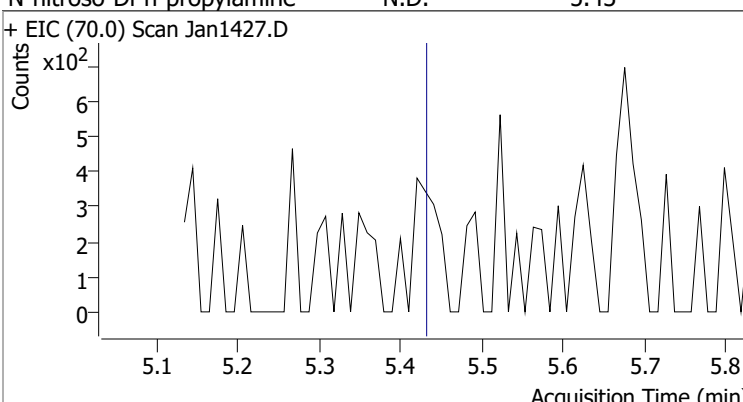
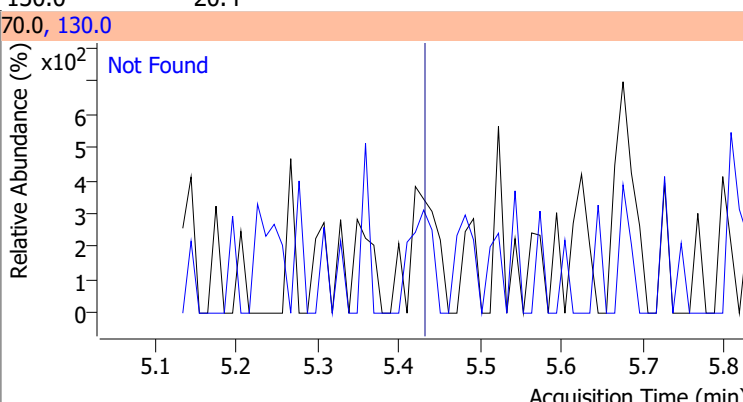
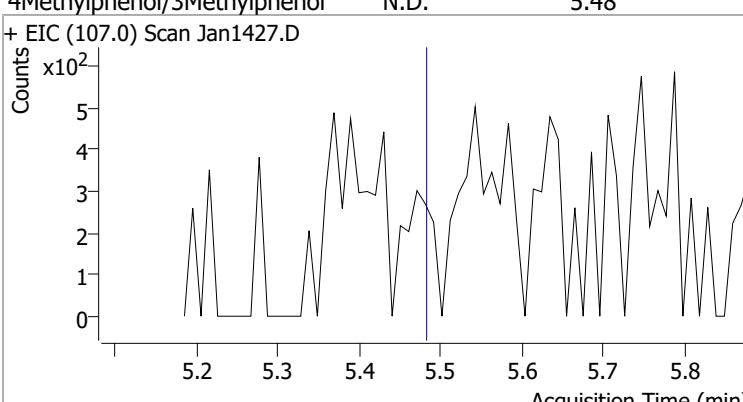
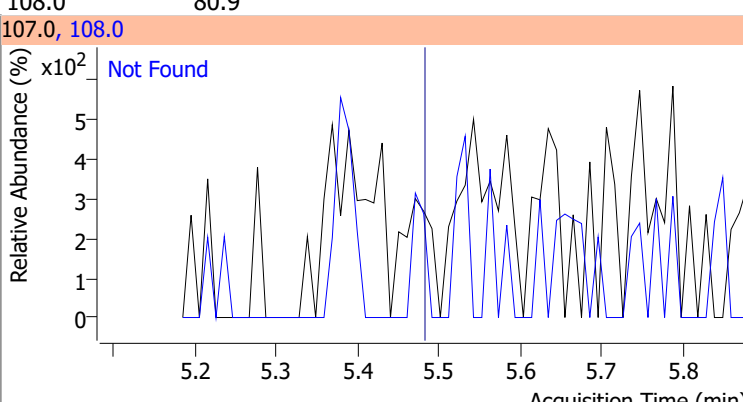
Compound	Conc.	Exp RT	QIon	Exp Ratio	QIon	Exp Ratio
1,2-Dichlorobenzene	N.D.	5.10	148.0	63.6	111.0	36.6



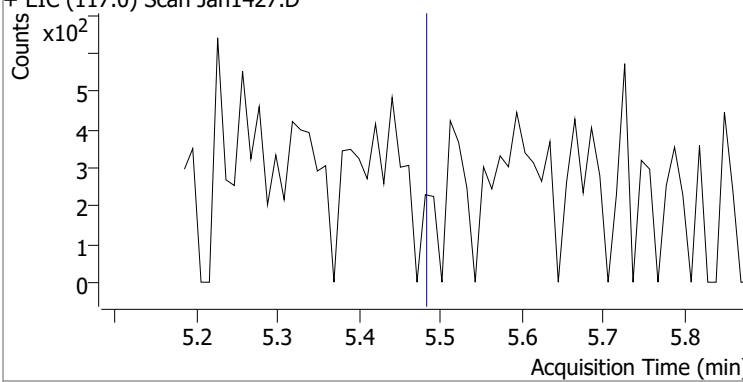
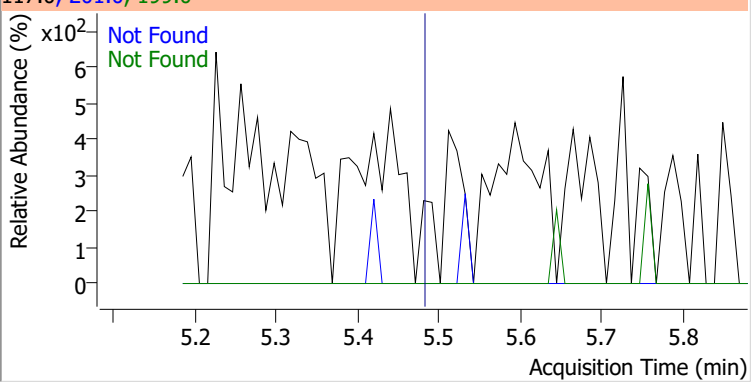
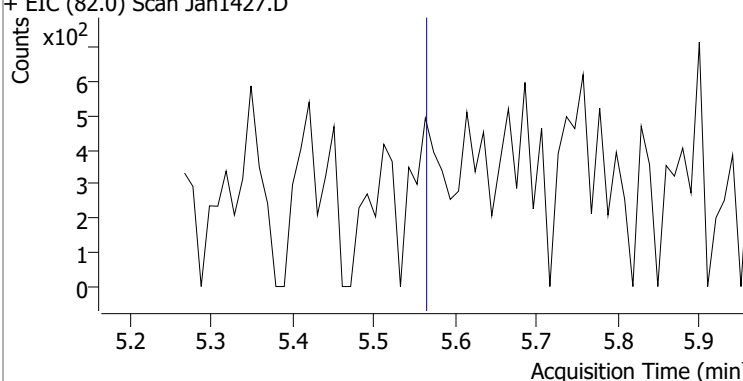
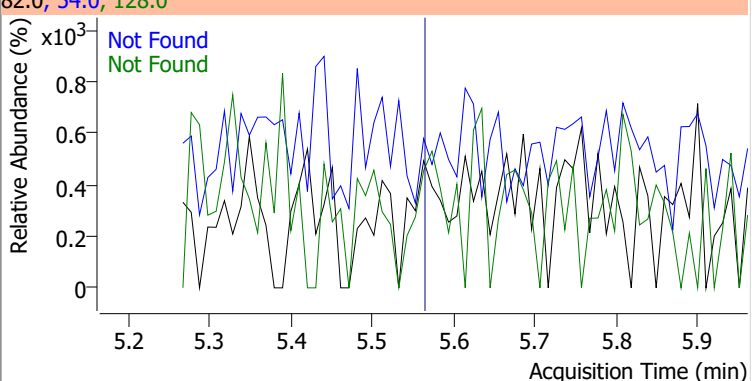
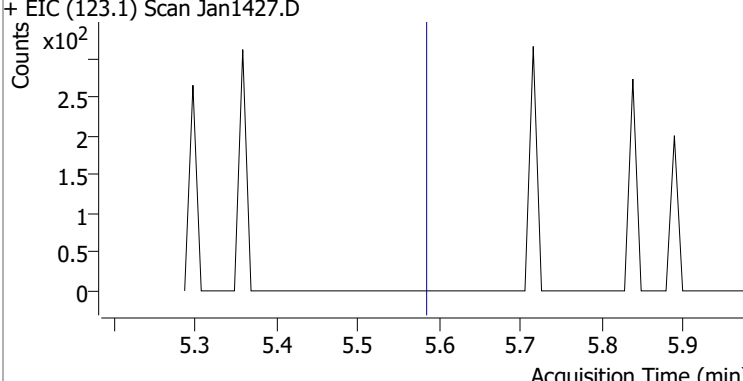
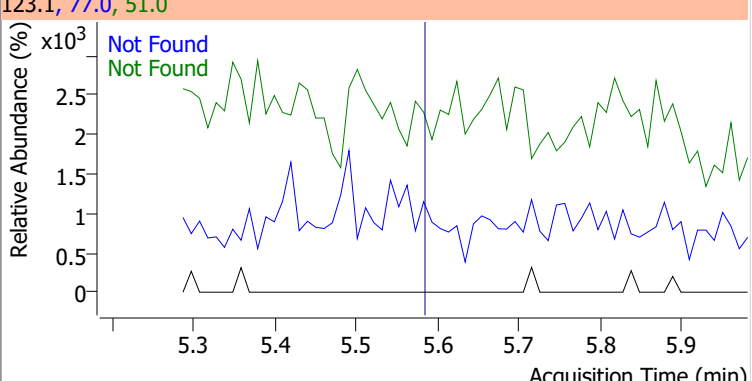
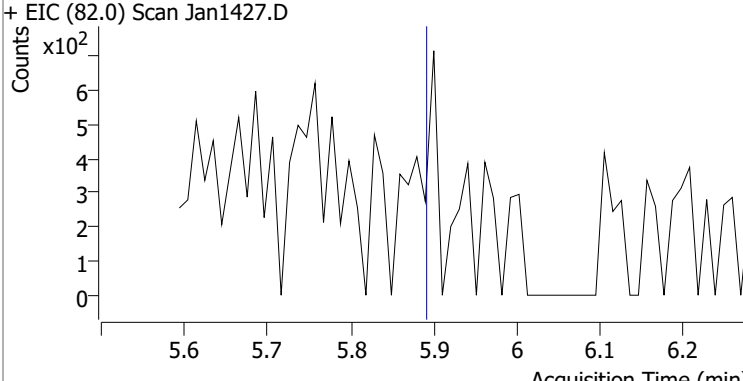
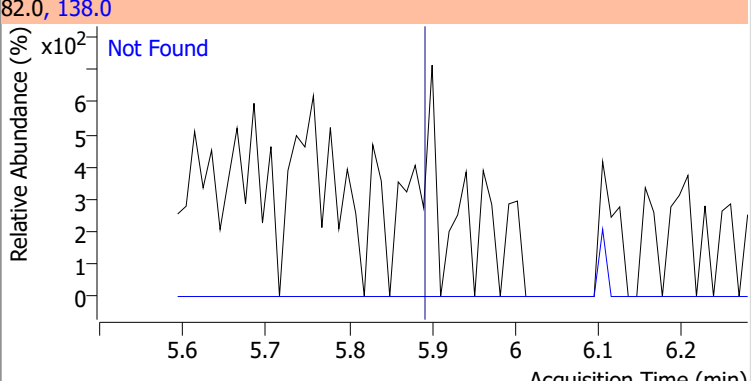
Compound	Conc.	Exp RT	QIon	Exp Ratio	QIon	Exp Ratio
Benzyl Alcohol	N.D.	5.11	79.0	112.9	107.0	67.1



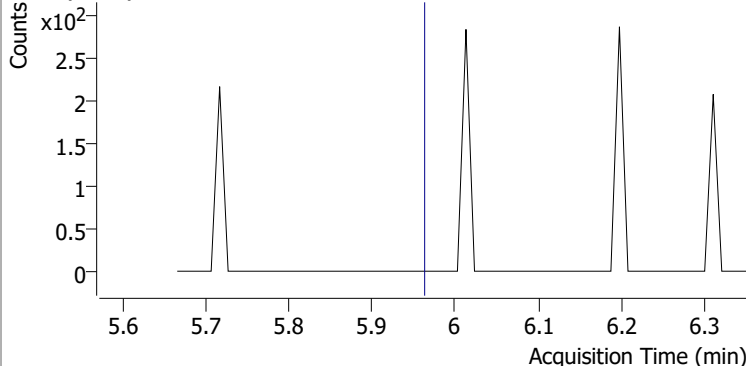
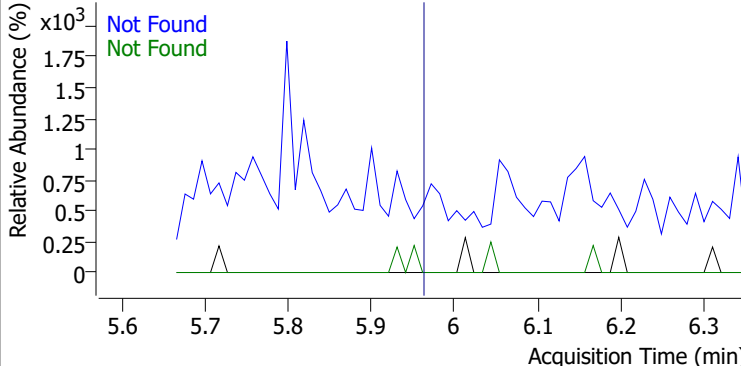
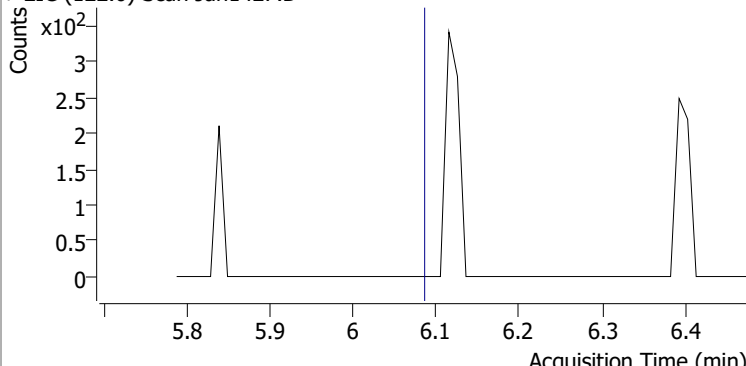
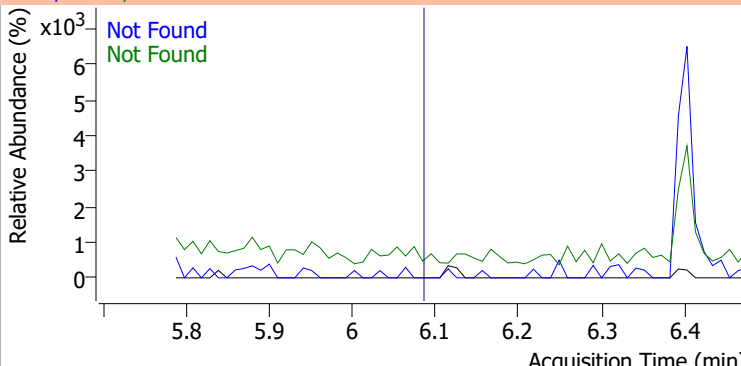
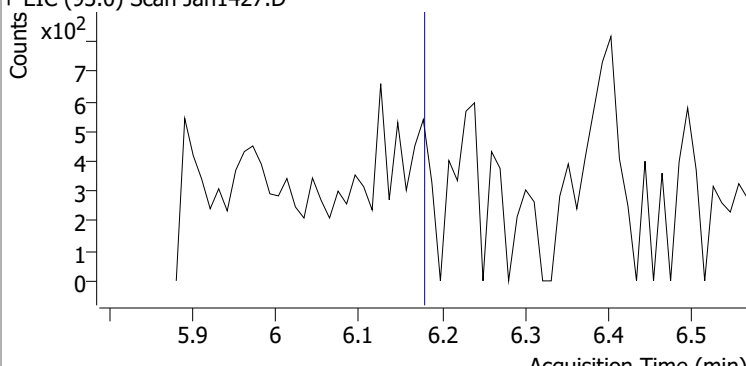
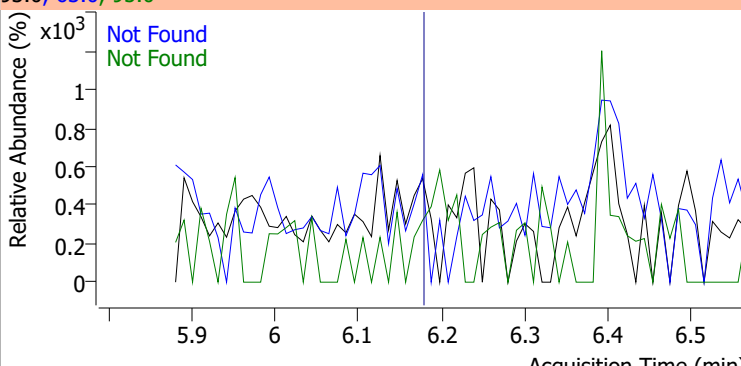
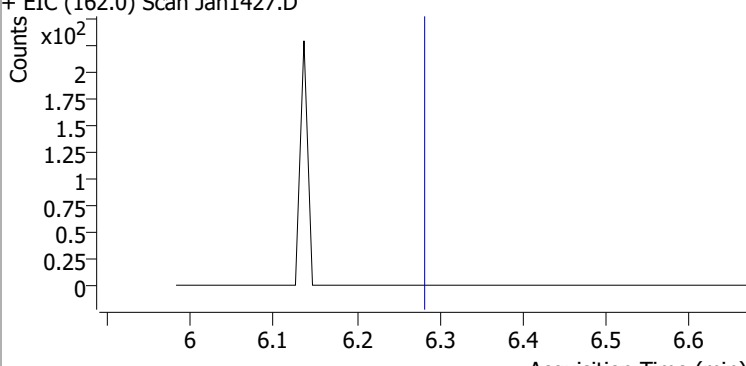
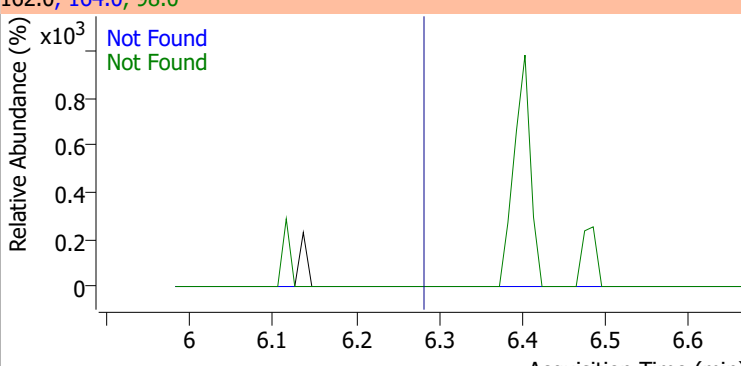
Quantitation Results Report (QT Reviewed)

Compound	Conc.	Exp RT	QIon	Exp Ratio
bis(2-chloroisopropyl)Ether	N.D.	5.28	123.0	33.2
+ EIC (121.0) Scan Jan1427.D 			121.0, 123.0 	
2-Methylphenol	N.D.	5.29	108.0	114.9
+ EIC (107.0) Scan Jan1427.D 			107.0, 108.0 	
N-nitroso-Di-n-propylamine	N.D.	5.43	130.0	20.4
+ EIC (70.0) Scan Jan1427.D 			70.0, 130.0 	
4Methylphenol/3Methylphenol	N.D.	5.48	108.0	80.9
+ EIC (107.0) Scan Jan1427.D 			107.0, 108.0 	

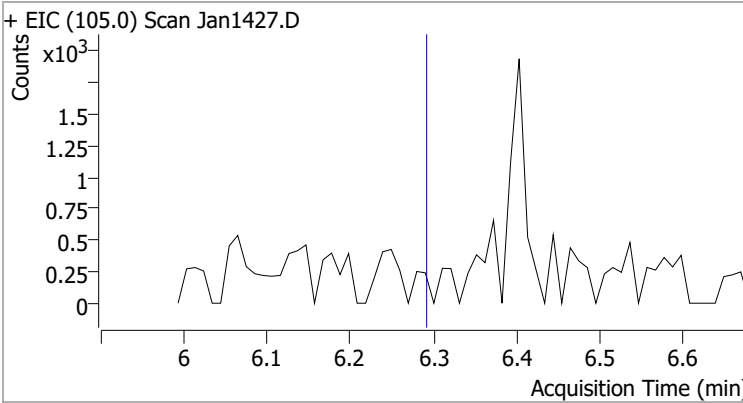
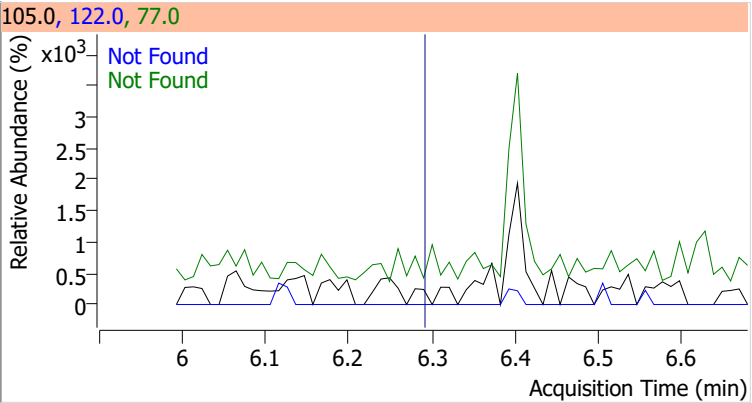
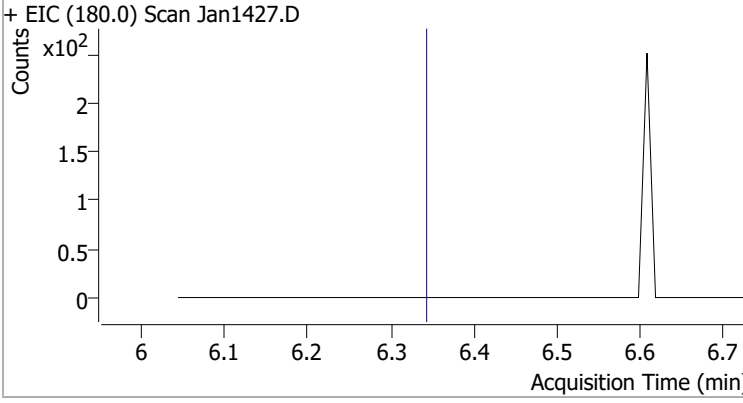
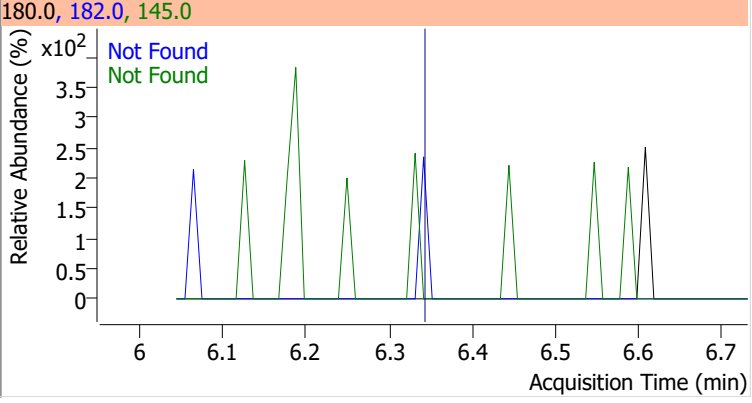
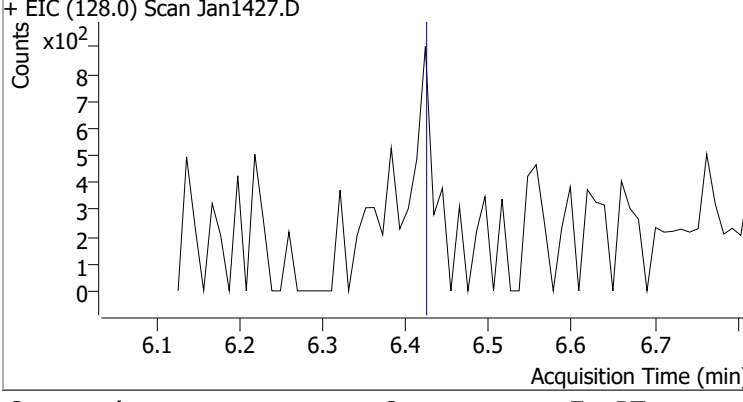
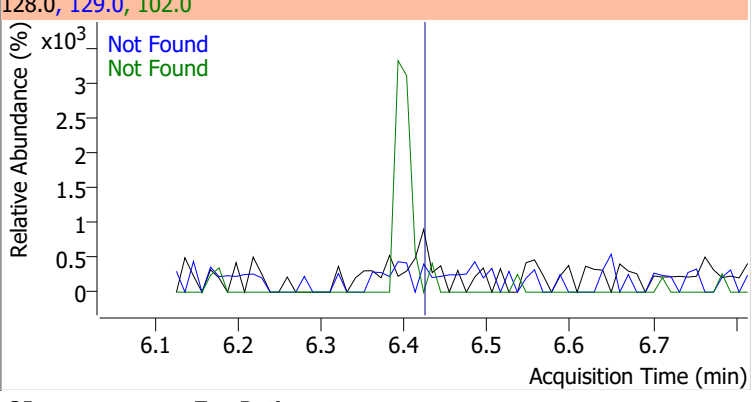
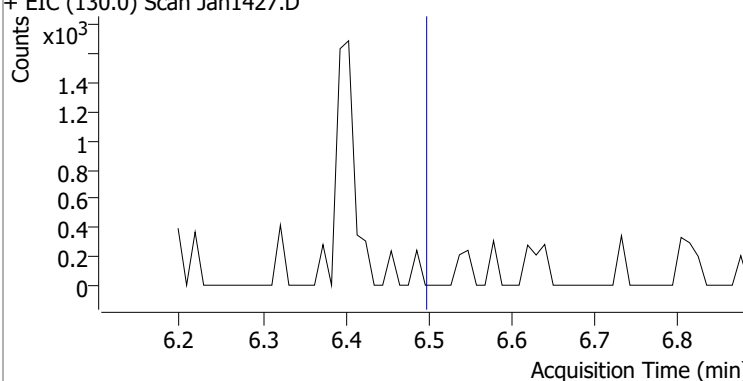
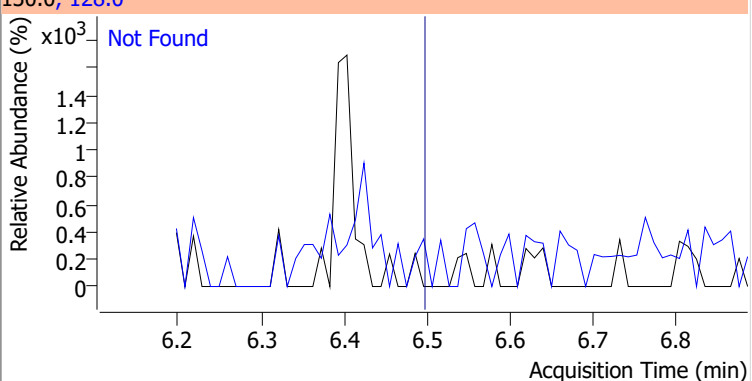
Quantitation Results Report (QT Reviewed)

Compound	Conc.	Exp RT	QIon	Exp Ratio	QIon	Exp Ratio
Hexachloroethane	N.D.	5.48	201.0	96.9	199.0	60.2
+ EIC (117.0) Scan Jan1427.D			117.0, 201.0, 199.0			
						
Nitrobenzene-d5	N.D.	5.56	54.0	87.4	128.0	49.9
+ EIC (82.0) Scan Jan1427.D			82.0, 54.0, 128.0			
						
Nitrobenzene	N.D.	5.58	77.0	187.7	51.0	165.1
+ EIC (123.1) Scan Jan1427.D			123.1, 77.0, 51.0			
						
Isophorone	N.D.	5.89	138.0	21.2		
+ EIC (82.0) Scan Jan1427.D			82.0, 138.0			
						

Quantitation Results Report (QT Reviewed)

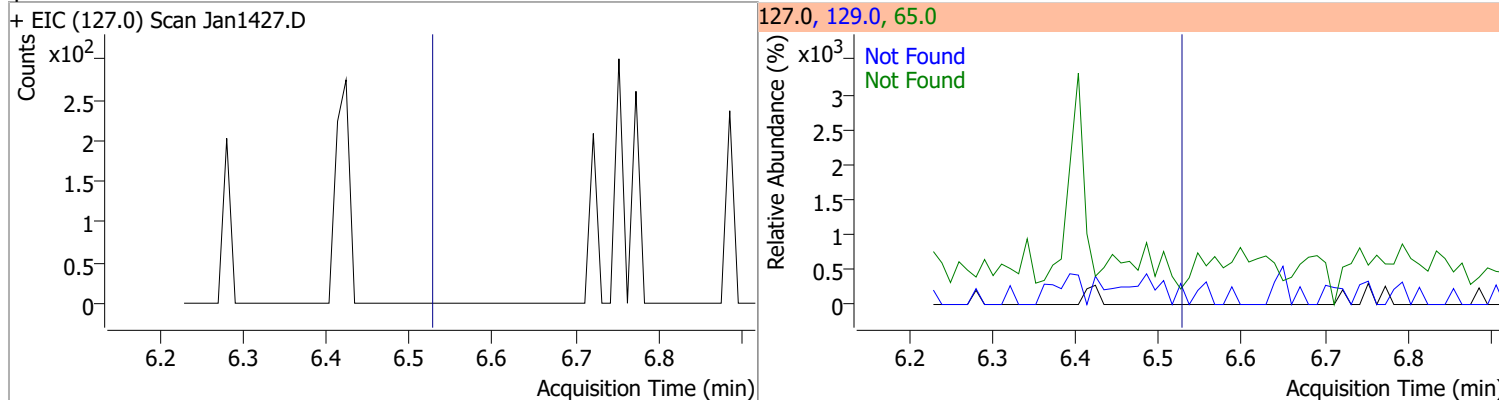
Compound	Conc.	Exp RT	QIon	Exp Ratio	QIon	Exp Ratio
2-Nitrophenol	N.D.	5.96	65.0	52.2	109.0	38.2
+ EIC (139.0) Scan Jan1427.D			139.0, 65.0, 109.0			
						
2,4-Dimethylphenol	N.D.	6.08	107.0	106.7	77.0	29.9
+ EIC (122.0) Scan Jan1427.D			122.0, 107.0, 77.0			
						
bis(-2-Chloroethoxy)Methane	N.D.	6.18	63.0	88.3	95.0	29.8
+ EIC (93.0) Scan Jan1427.D			93.0, 63.0, 95.0			
						
2,4-Dichlorophenol	N.D.	6.28	164.0	63.5	98.0	30.9
+ EIC (162.0) Scan Jan1427.D			162.0, 164.0, 98.0			
						

Quantitation Results Report (QT Reviewed)

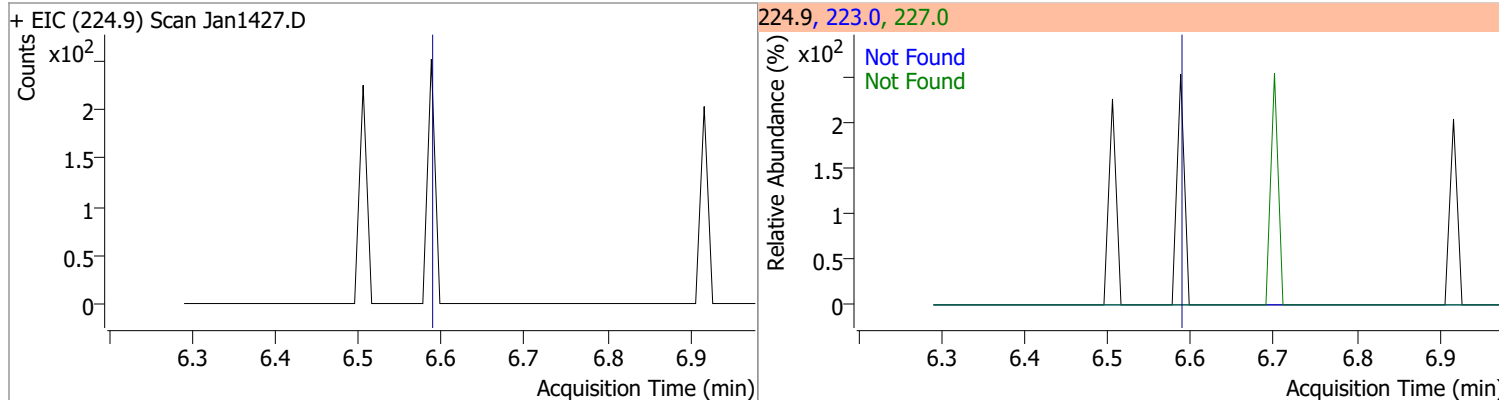
Compound	Conc.	Exp RT	QIon	Exp Ratio	QIon	Exp Ratio
Benzoic Acid	N.D.	6.29	122.0	89.3	77.0	71.7
+ EIC (105.0) Scan Jan1427.D			105.0, 122.0, 77.0			
						
1,2,4-Trichlorobenzene	N.D.	6.34	182.0	98.3	145.0	29.2
+ EIC (180.0) Scan Jan1427.D			180.0, 182.0, 145.0			
						
Naphthalene	N.D.	6.42	129.0	11.1	102.0	8.9
+ EIC (128.0) Scan Jan1427.D			128.0, 129.0, 102.0			
						
4-Chlorophenol	N.D.	6.50	128.0	299.5		
+ EIC (130.0) Scan Jan1427.D			130.0, 128.0			
						

Quantitation Results Report (QT Reviewed)

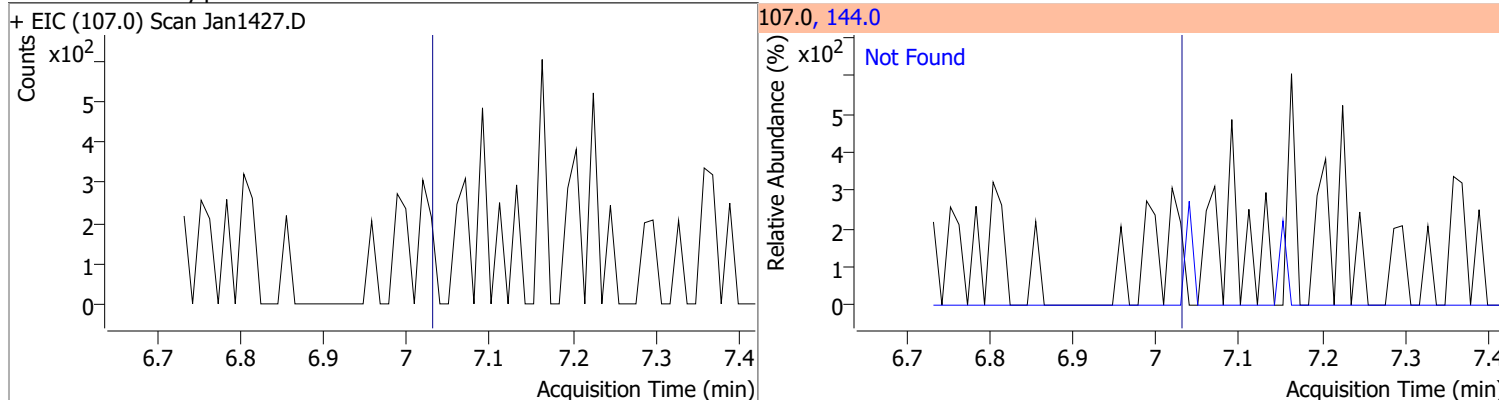
Compound	Conc.	Exp RT	QIon	Exp Ratio	QIon	Exp Ratio
p-Chloroaniline	N.D.	6.53	65.0	32.6	129.0	32.1



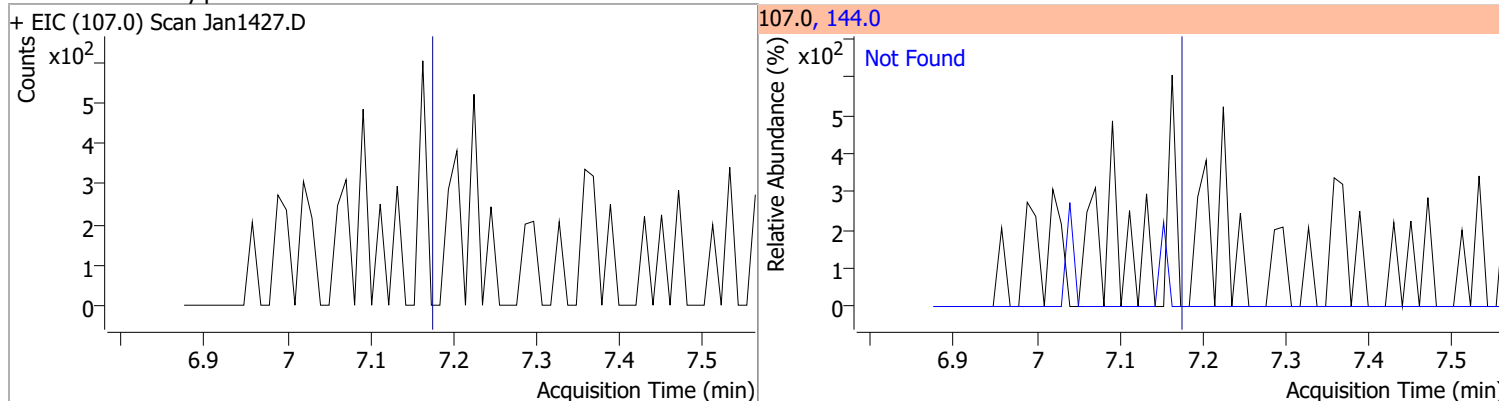
Compound	Conc.	Exp RT	QIon	Exp Ratio	QIon	Exp Ratio
Hexachlorobutadiene	N.D.	6.59	223.0	62.9	227.0	61.7



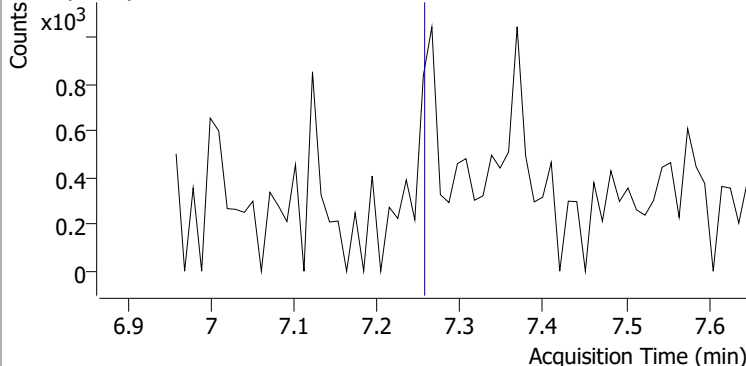
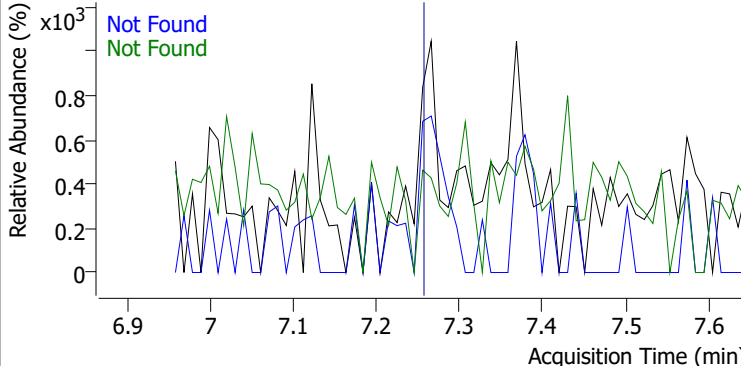
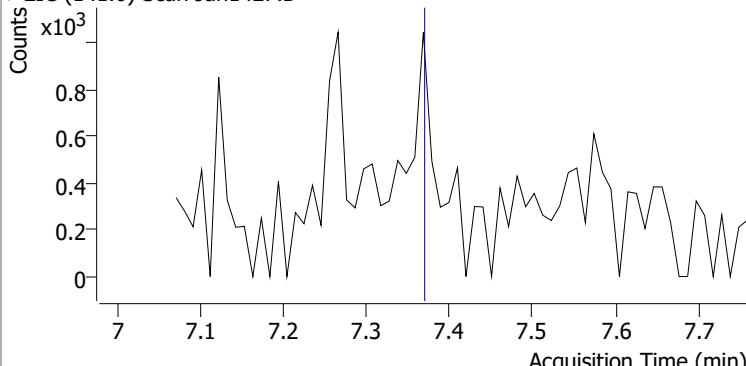
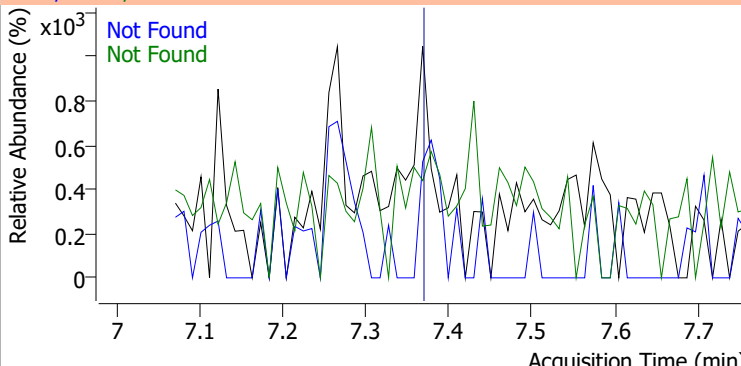
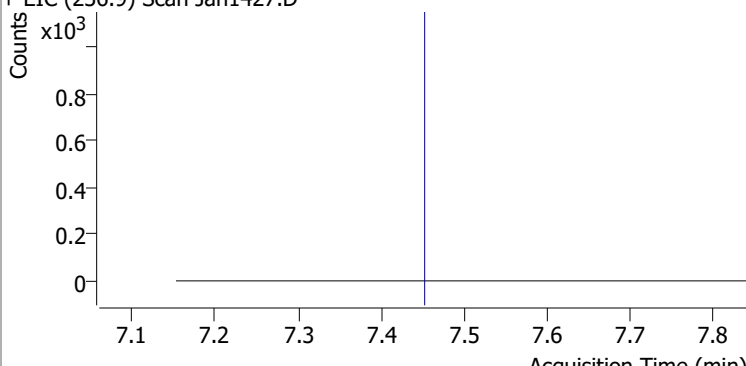
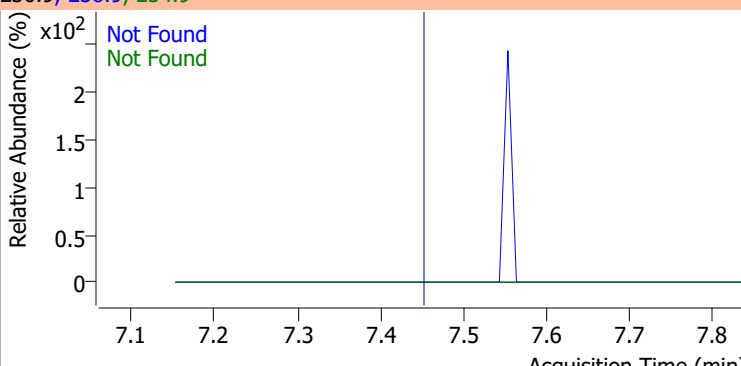
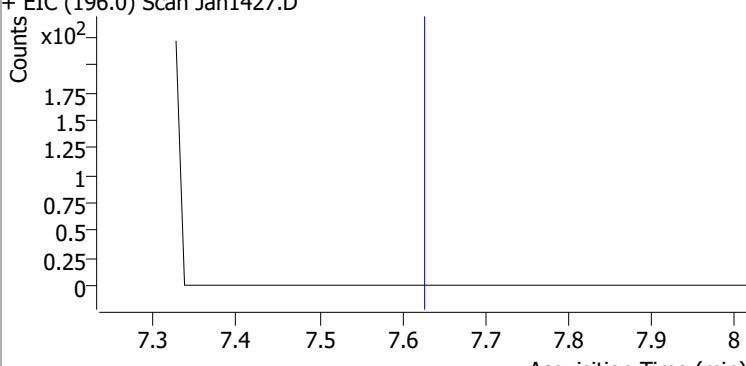
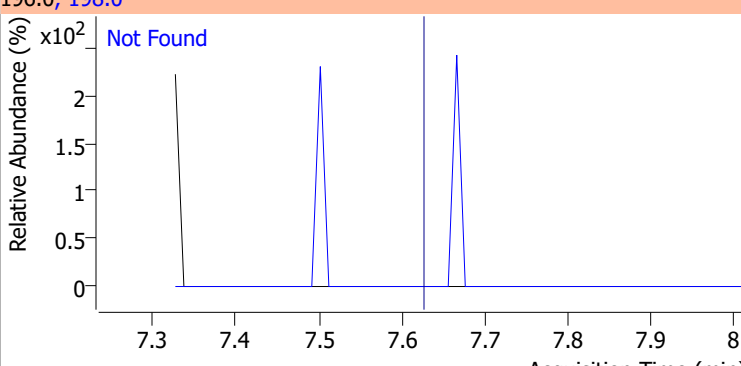
Compound	Conc.	Exp RT	QIon	Exp Ratio
4-Chloro-2-Methylphenol	N.D.	7.03	144.0	28.7



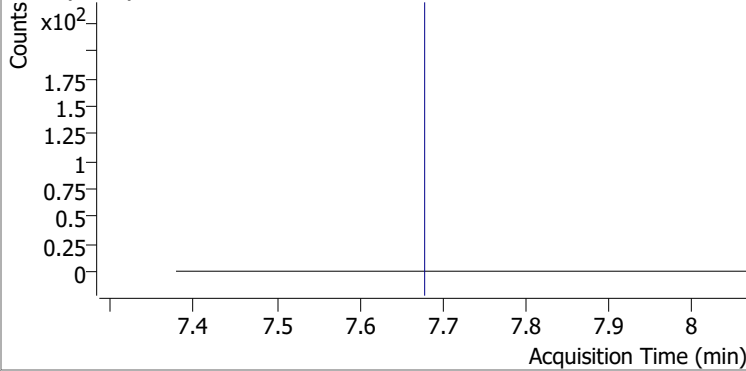
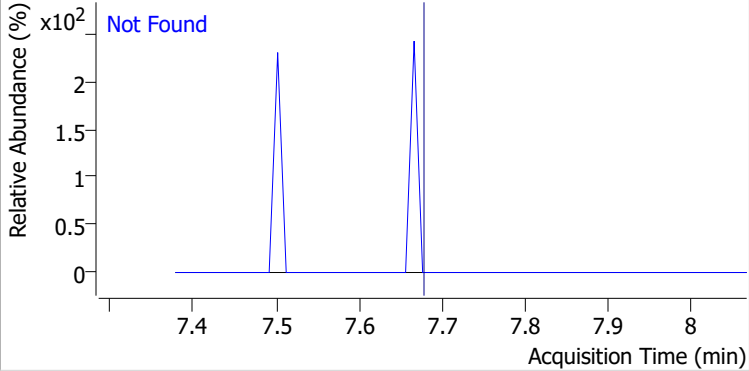
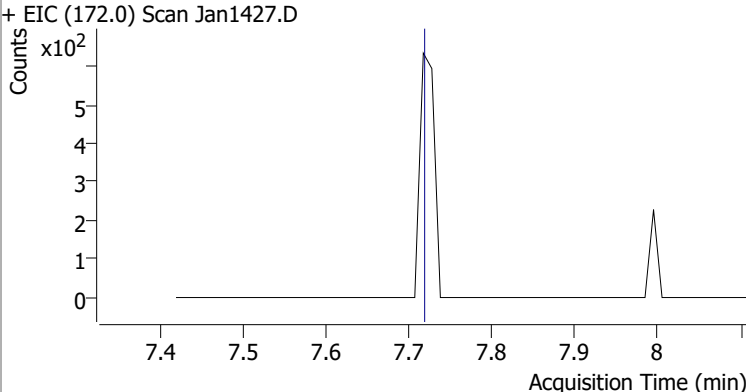
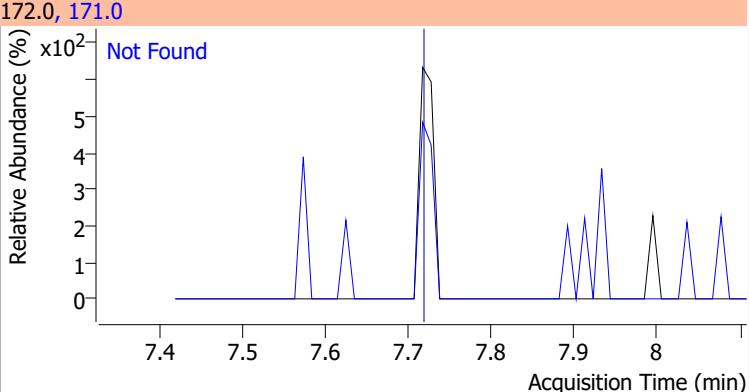
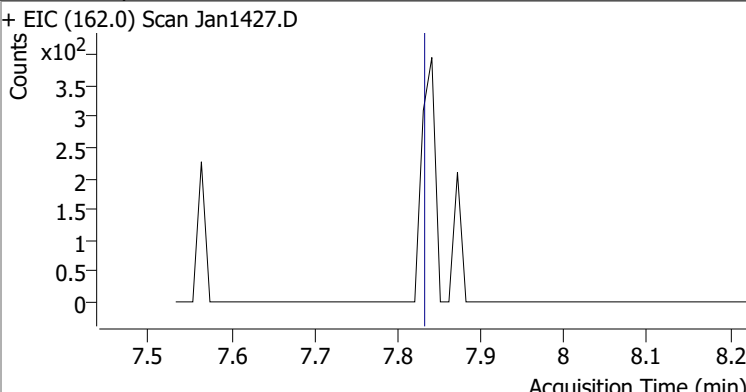
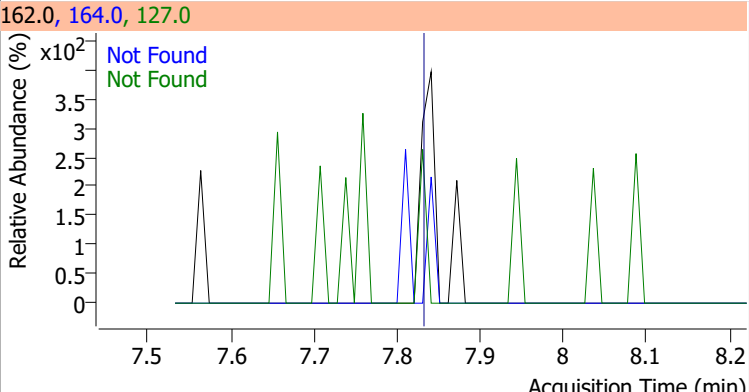
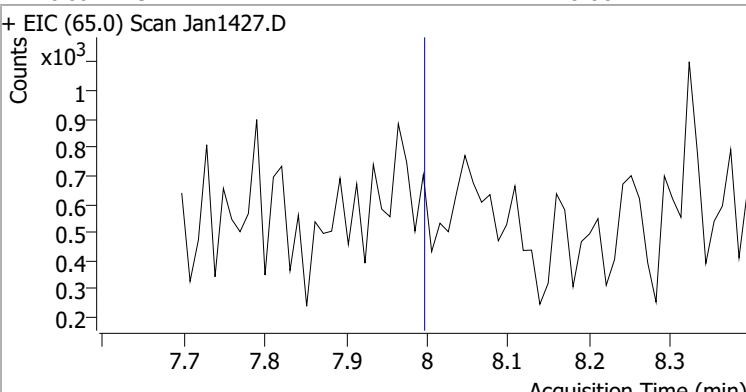
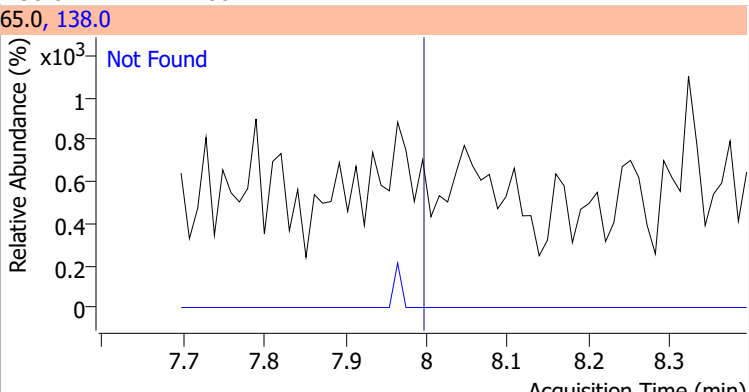
Compound	Conc.	Exp RT	QIon	Exp Ratio
4-Chloro-3-Methylphenol	N.D.	7.17	144.0	28.4



Quantitation Results Report (QT Reviewed)

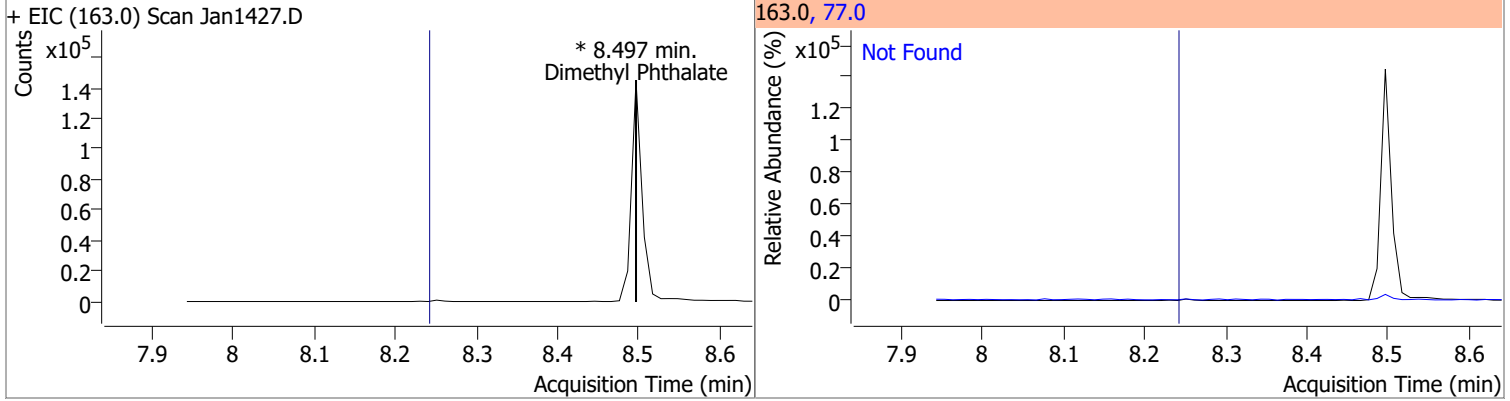
Compound	Conc.	Exp RT	QIon	Exp Ratio	QIon	Exp Ratio
2-Methylnaphthalene	N.D.	7.26	142.0	115.4	115.0	41.1
+ EIC (141.0) Scan Jan1427.D			141.0, 142.0, 115.0			
						
1-Methylnaphthalene	N.D.	7.37	142.0	111.1	115.0	41.1
+ EIC (141.0) Scan Jan1427.D			141.0, 142.0, 115.0			
						
Hexachlorocyclopentadiene	N.D.	7.45	238.9	65.3	234.9	63.2
+ EIC (236.9) Scan Jan1427.D			236.9, 238.9, 234.9			
						
2,4,6-Trichlorophenol	N.D.	7.63	198.0	94.2		
+ EIC (196.0) Scan Jan1427.D			196.0, 198.0			
						

Quantitation Results Report (QT Reviewed)

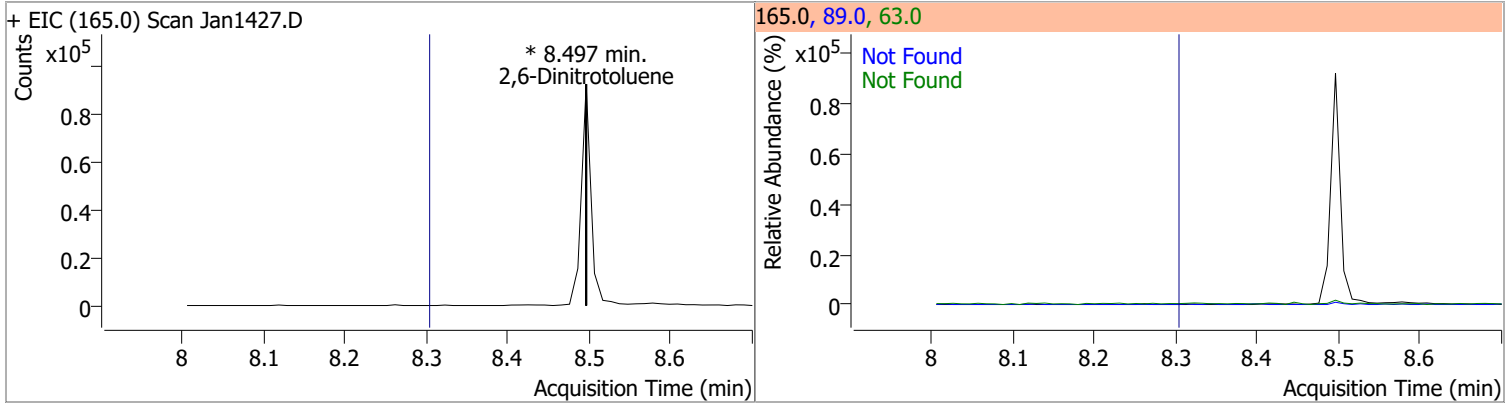
Compound	Conc.	Exp RT	QIon	Exp Ratio		
2,4,5-Trichlorophenol	N.D.	7.68	198.0	95.6		
+ EIC (196.0) Scan Jan1427.D			196.0, 198.0			
						
2-Fluorobiphenyl	N.D.	7.72	171.0	34.4		
+ EIC (172.0) Scan Jan1427.D			172.0, 171.0			
						
2-Chloronaphthalene	N.D.	7.83	127.0	36.6	QIon	Exp Ratio
					164.0	32.9
+ EIC (162.0) Scan Jan1427.D			162.0, 164.0, 127.0			
						
2-Nitroaniline	N.D.	8.00	138.0	108.7		
+ EIC (65.0) Scan Jan1427.D			65.0, 138.0			
						

Quantitation Results Report (QT Reviewed)

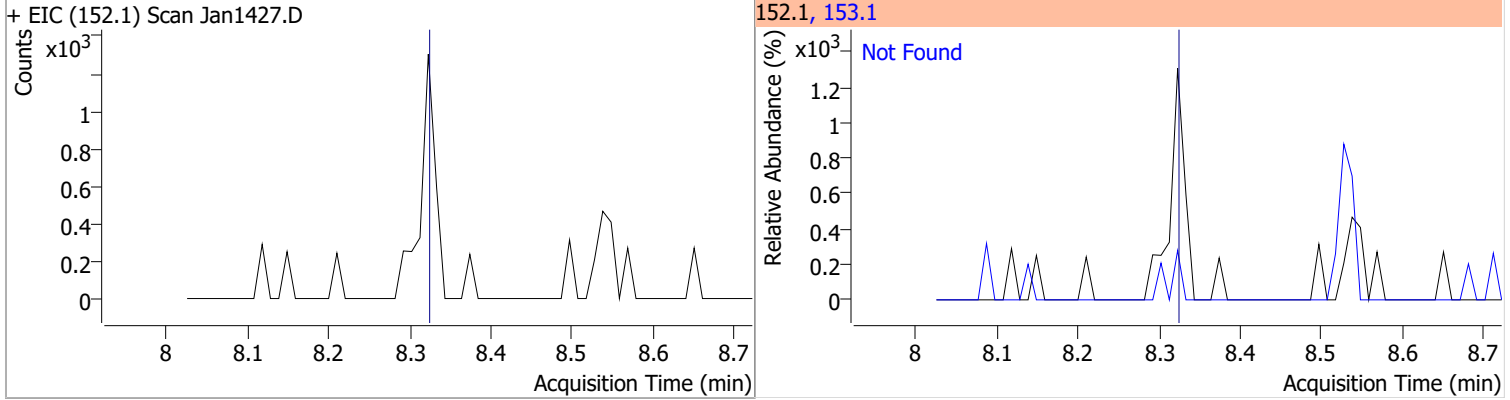
Compound	Conc.	RT	Dev(Min)	Resp.	QIon	QRatio	Lower	Upper
Dimethyl Phthalate	0	0		0	77.0		12.9	24.0



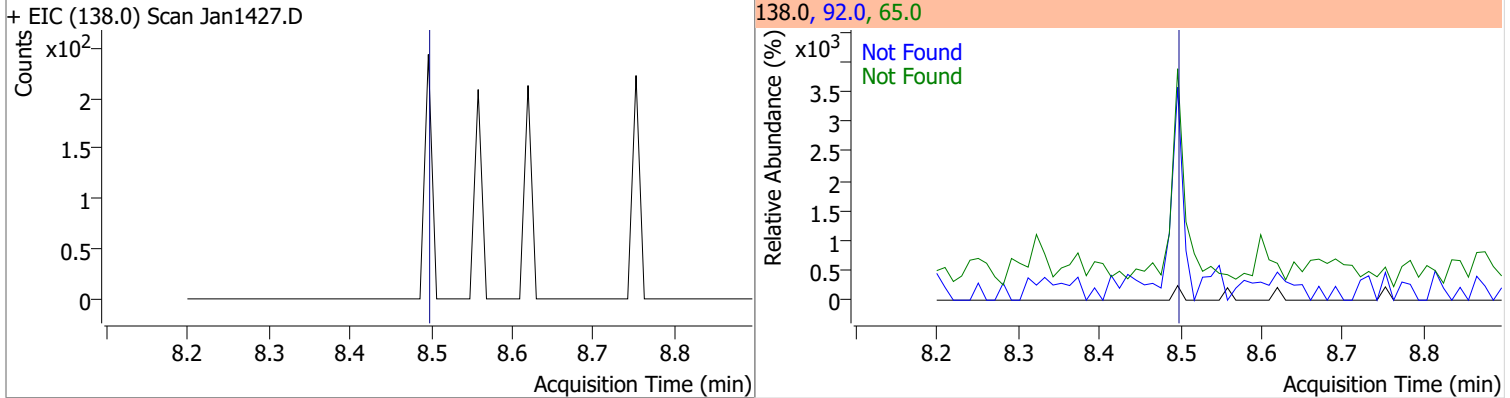
Compound	Conc.	RT	Dev(Min)	Resp.	QIon	QRatio	Lower	Upper
2,6-Dinitrotoluene	0	0		0	63.0 89.0		114.6 41.8	212.8 77.6



Compound	Conc.	Exp RT	QIon	Exp Ratio
Acenaphthylene	N.D.	8.32	153.1	14.0

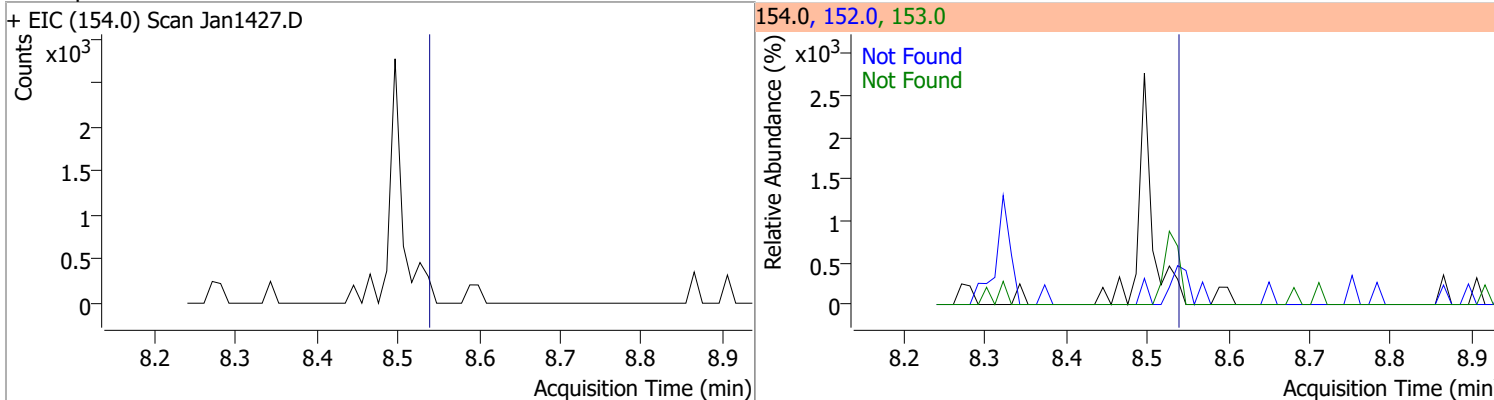


Compound	Conc.	Exp RT	QIon	Exp Ratio	QIon	Exp Ratio
3-Nitroaniline	N.D.	8.50	65.0	131.6	92.0	102.1

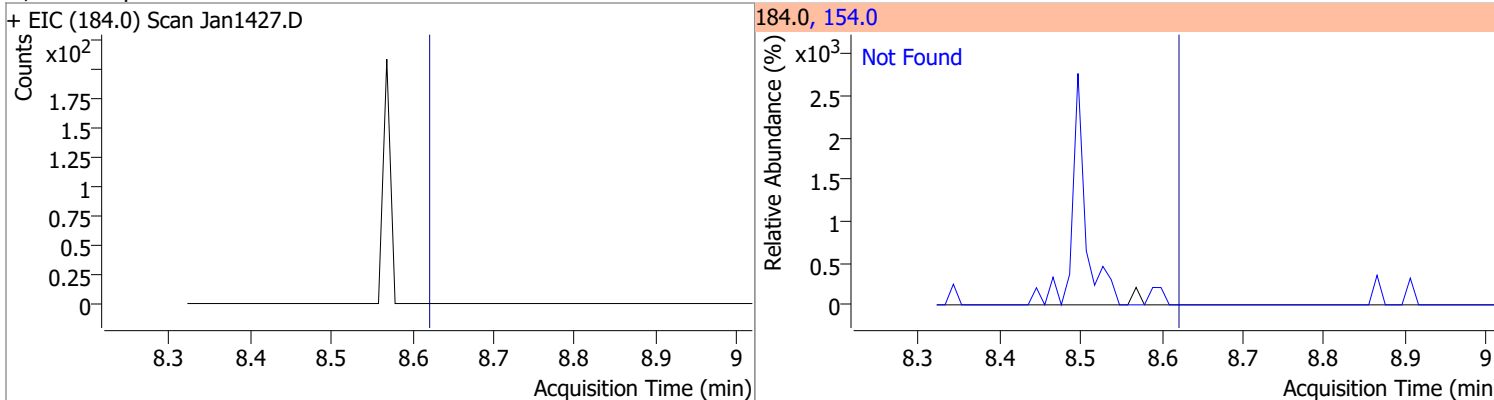


Quantitation Results Report (QT Reviewed)

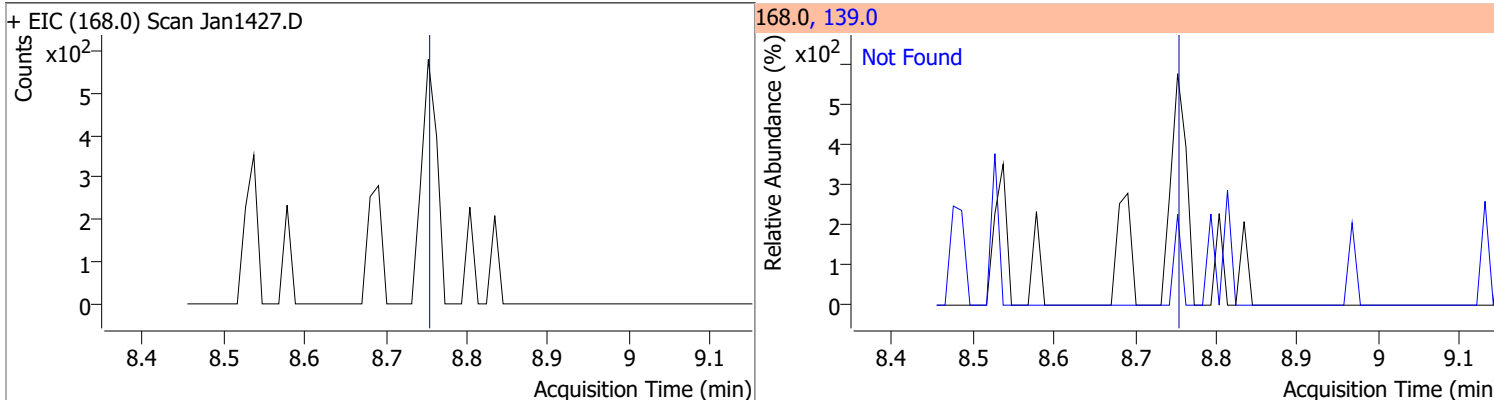
Compound	Conc.	Exp RT	QIon	Exp Ratio	QIon	Exp Ratio
Acenaphthene	N.D.	8.54	153.0	108.2	152.0	50.8



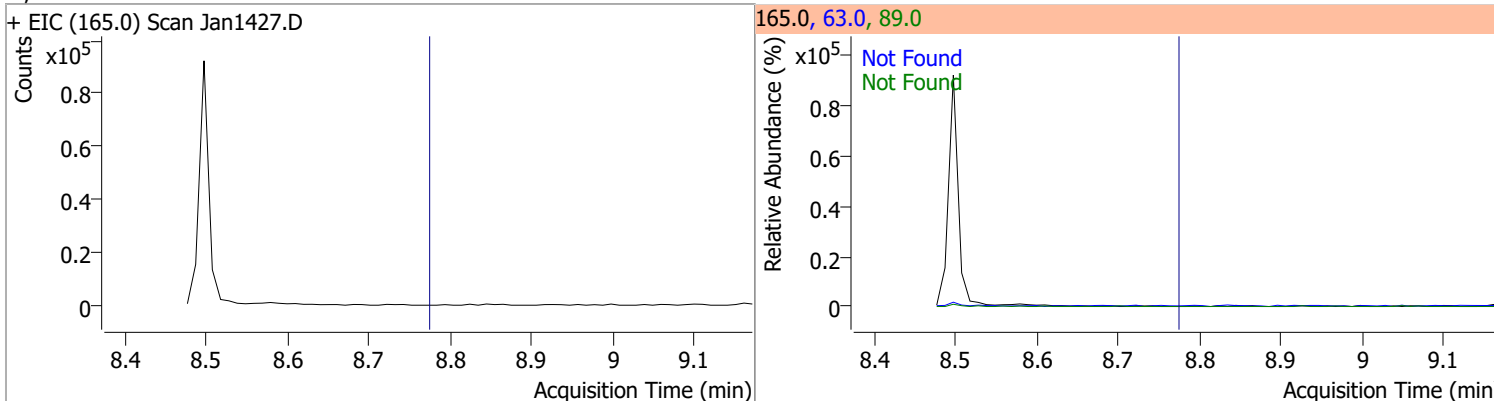
Compound	Conc.	Exp RT	QIon	Exp Ratio
2,4-Dinitrophenol	N.D.	8.62	154.0	53.4



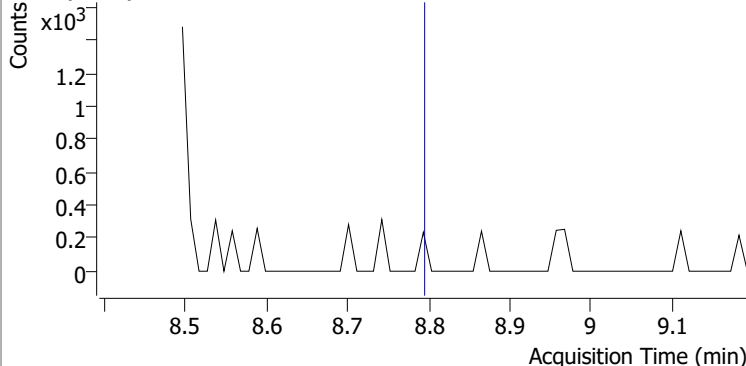
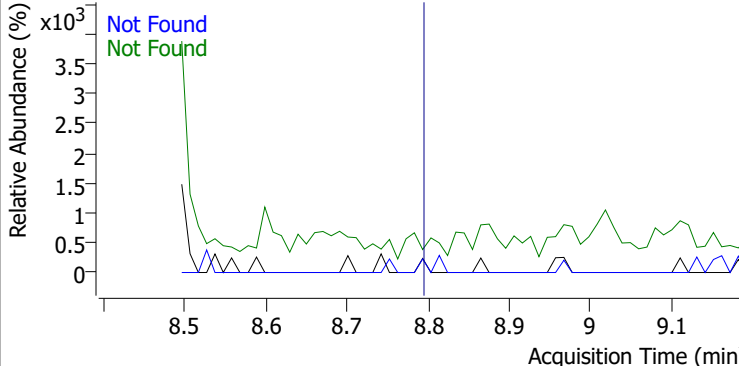
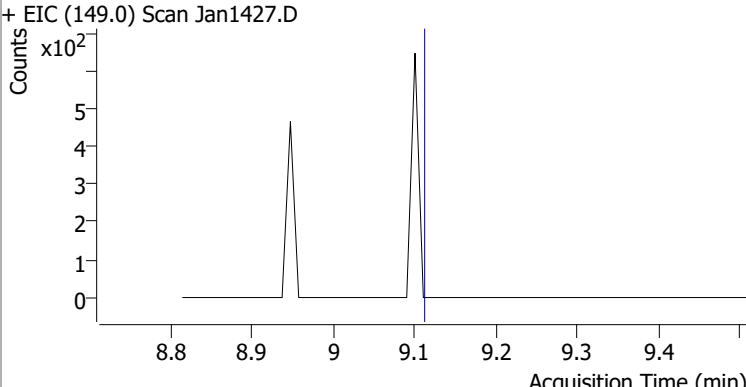
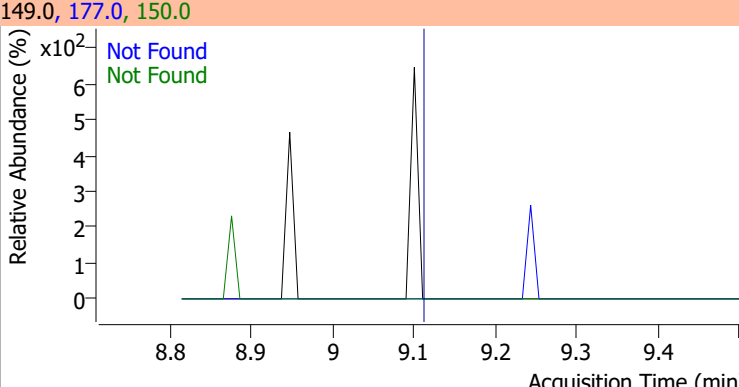
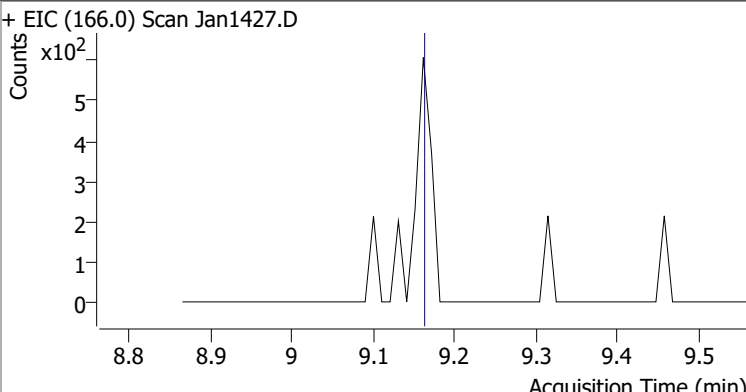
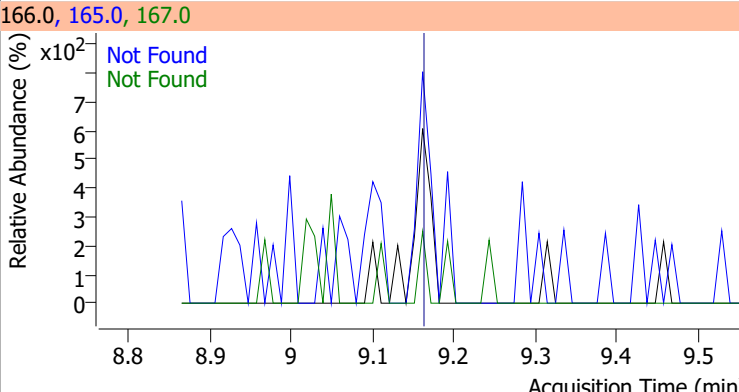
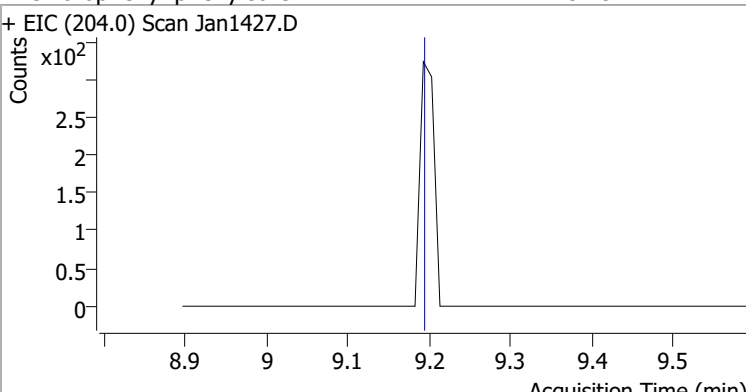
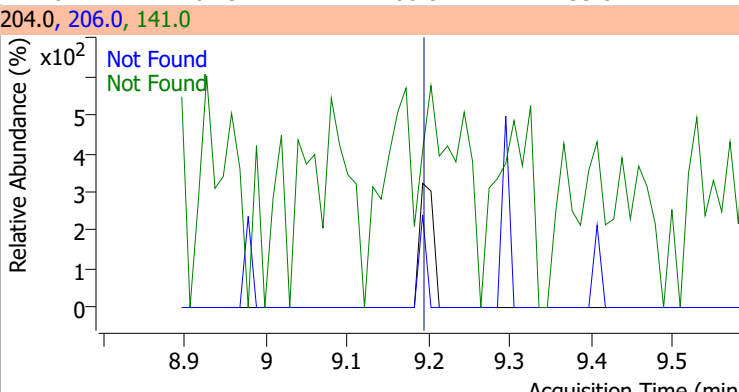
Compound	Conc.	Exp RT	QIon	Exp Ratio
Dibenzofuran	N.D.	8.75	139.0	38.8



Compound	Conc.	Exp RT	QIon	Exp Ratio	QIon	Exp Ratio
2,4-Dinitrotoluene	N.D.	8.77	89.0	72.2	63.0	52.6

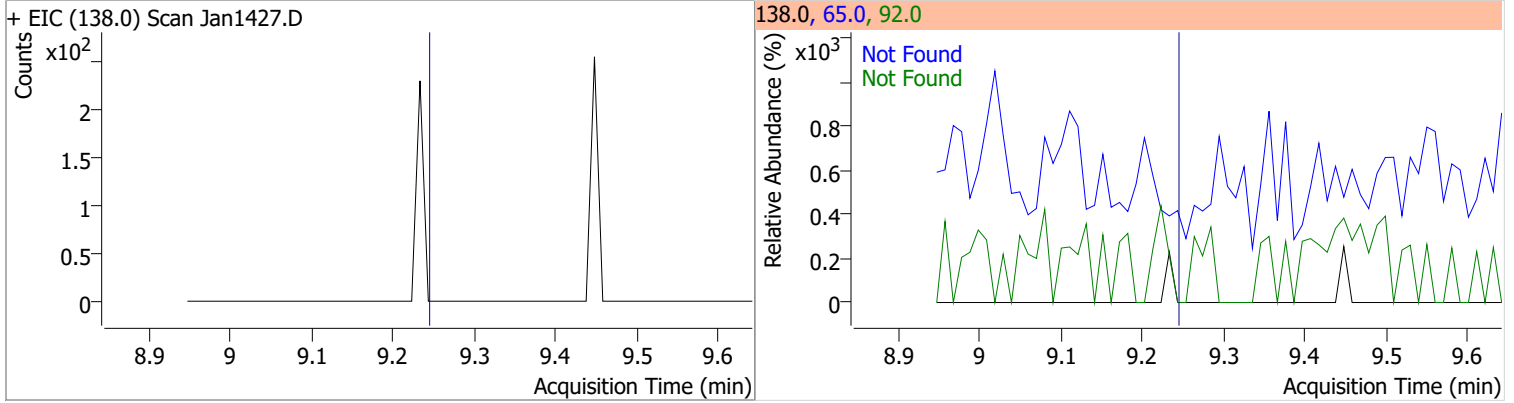


Quantitation Results Report (QT Reviewed)

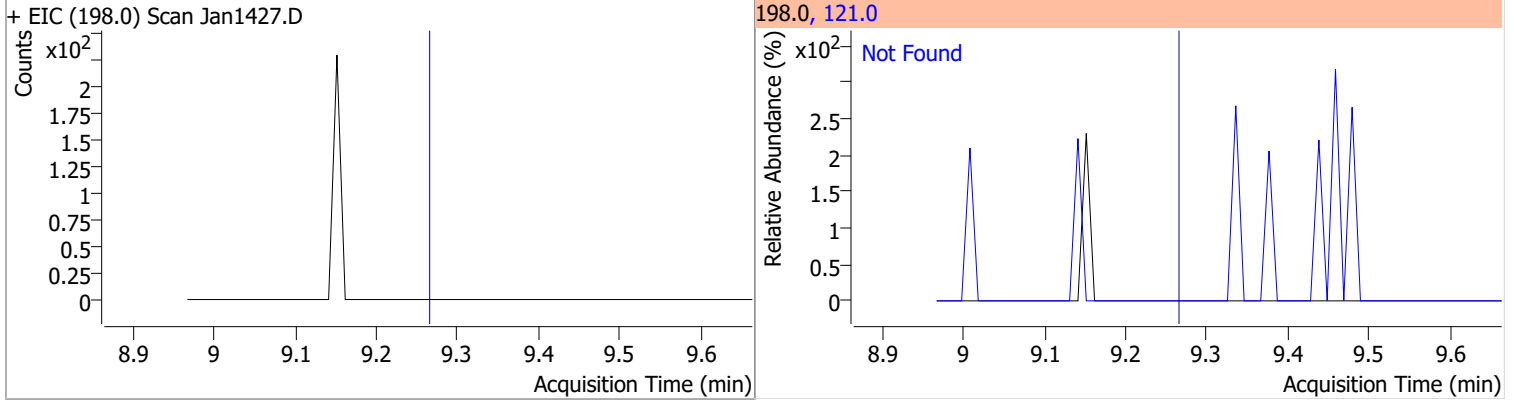
Compound	Conc.	Exp RT	QIon	Exp Ratio	QIon	Exp Ratio
4-Nitrophenol	N.D.	8.79	65.0	84.9	139.0	66.0
+ EIC (109.0) Scan Jan1427.D			109.0, 139.0, 65.0			
						
Diethylphthalate	N.D.	9.11	177.0	20.4	150.0	12.3
+ EIC (149.0) Scan Jan1427.D			149.0, 177.0, 150.0			
						
Fluorene	N.D.	9.16	165.0	94.7	167.0	13.8
+ EIC (166.0) Scan Jan1427.D			166.0, 165.0, 167.0			
						
4-Chlorophenyl-phenylether	N.D.	9.19	141.0	61.5	206.0	33.0
+ EIC (204.0) Scan Jan1427.D			204.0, 206.0, 141.0			
						

Quantitation Results Report (QT Reviewed)

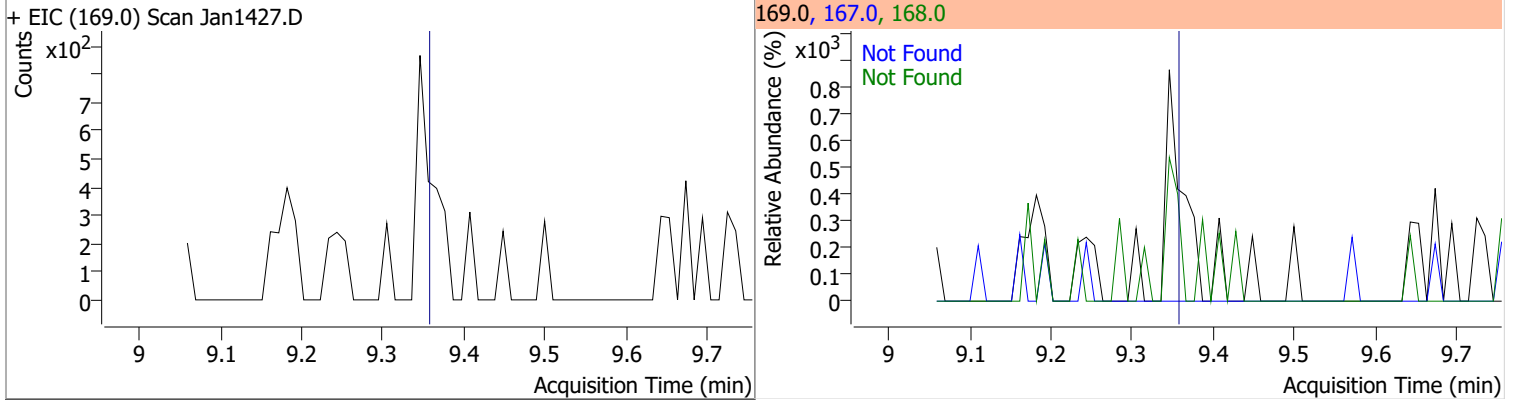
Compound	Conc.	Exp RT	QIon	Exp Ratio	QIon	Exp Ratio
4-Nitroaniline	N.D.	9.24	65.0	119.6	92.0	45.9



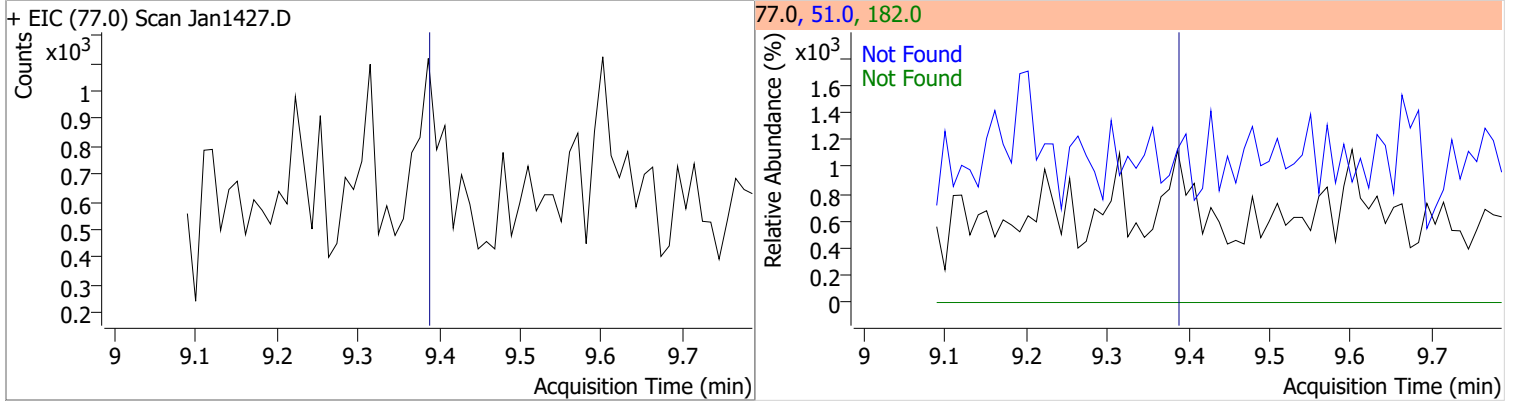
Compound	Conc.	Exp RT	QIon	Exp Ratio
4,6-Dinitro-2-methylphenol	N.D.	9.26	121.0	44.2



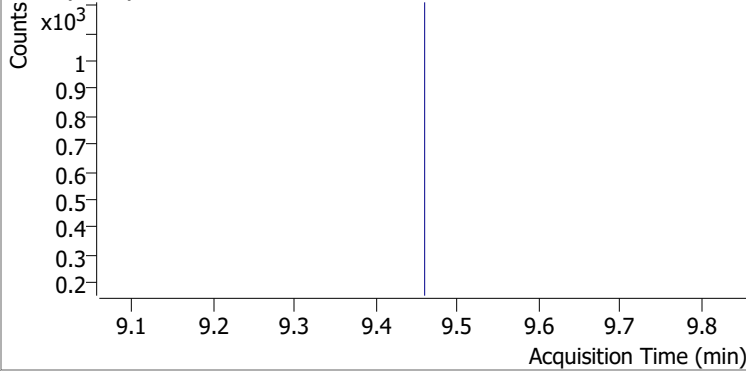
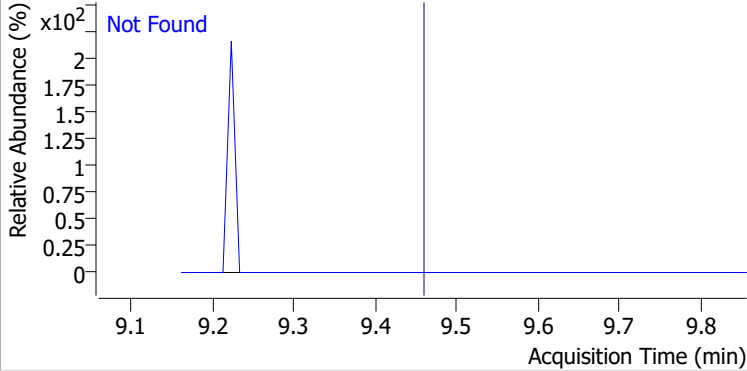
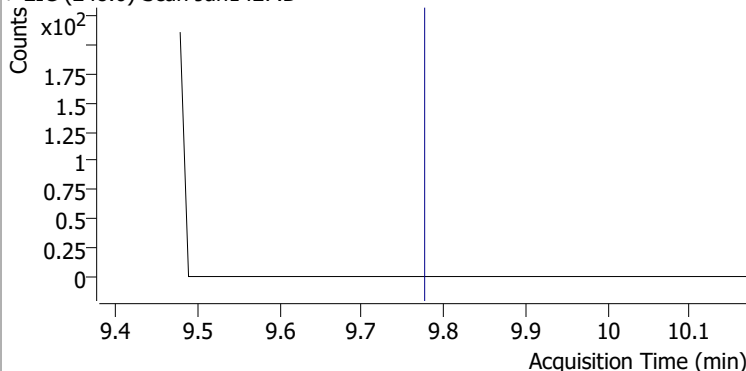
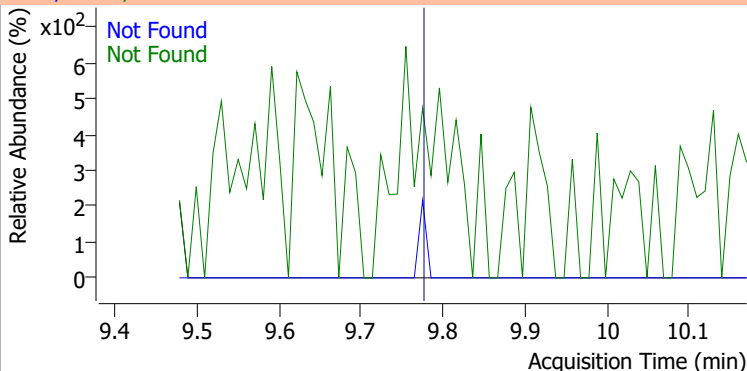
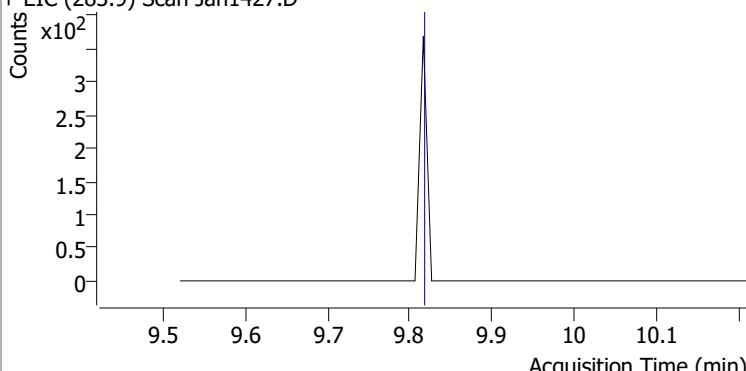
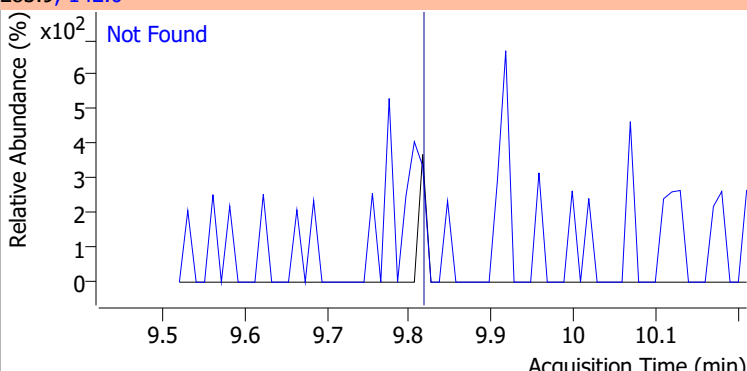
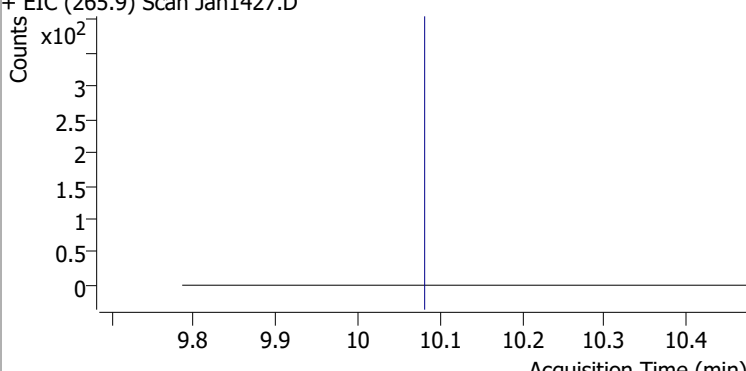
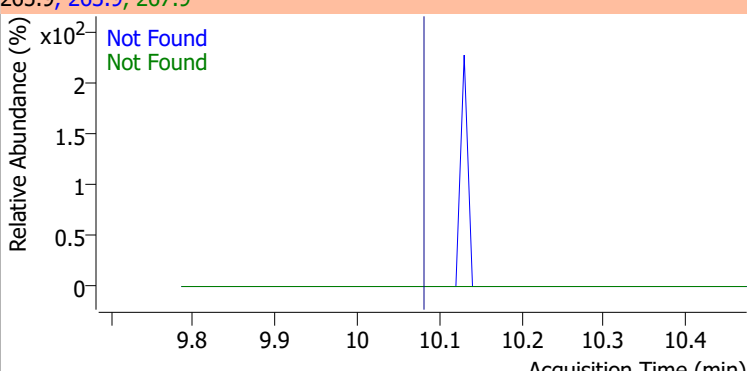
Compound	Conc.	Exp RT	QIon	Exp Ratio	QIon	Exp Ratio
N-nitrosodiphenylamine	N.D.	9.36	168.0	61.0	167.0	32.7



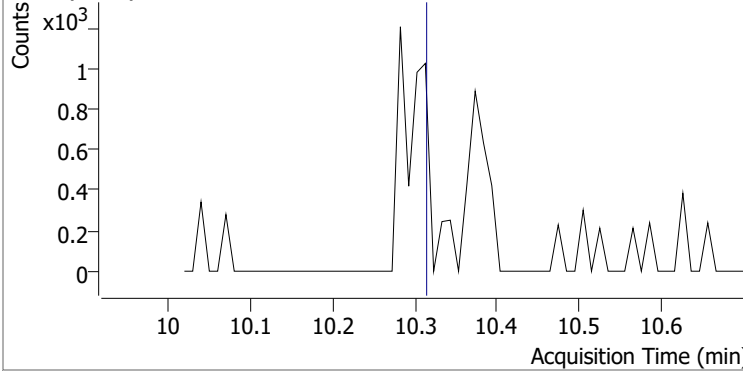
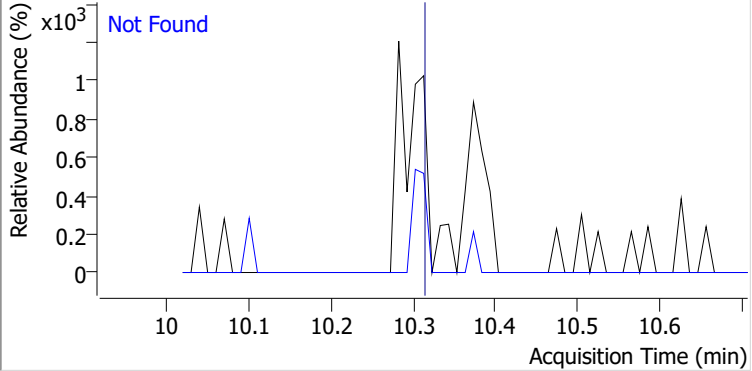
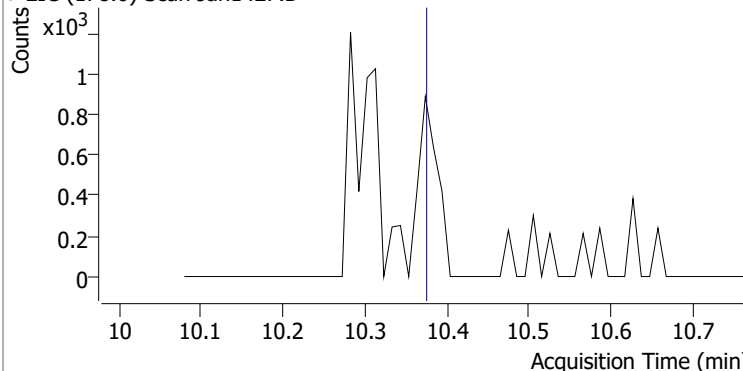
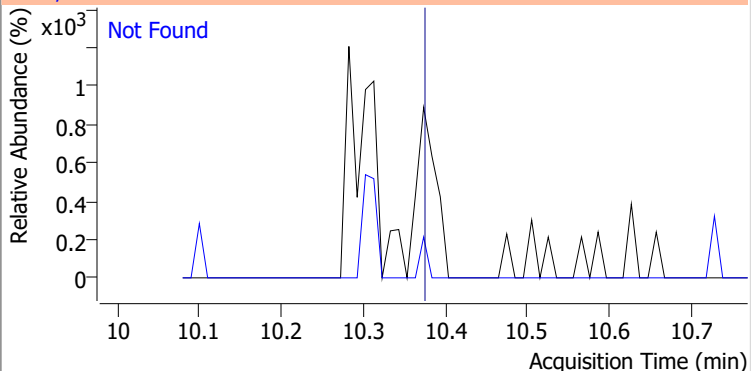
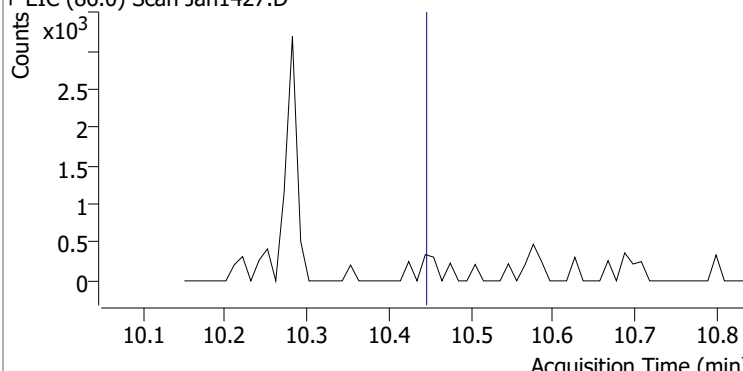
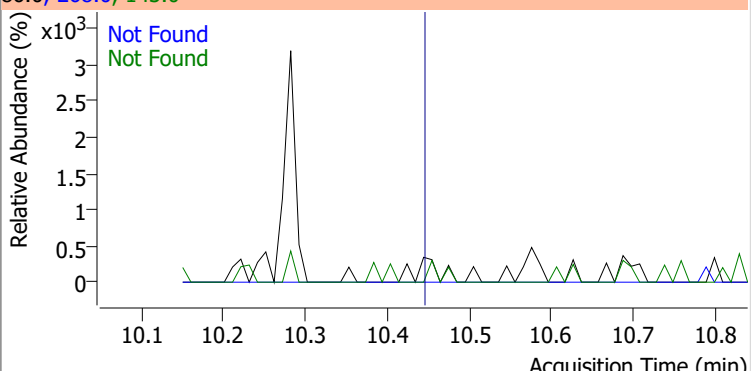
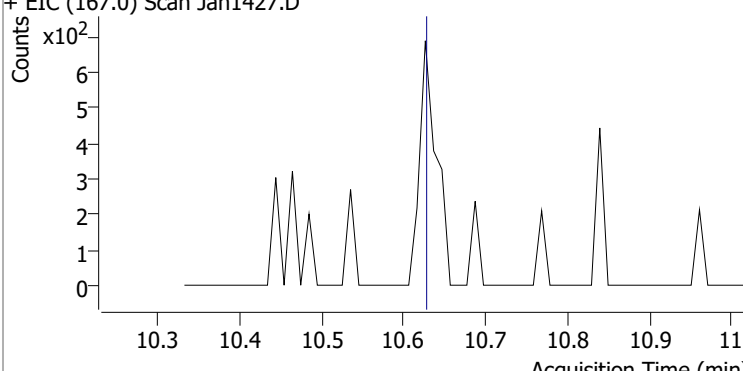
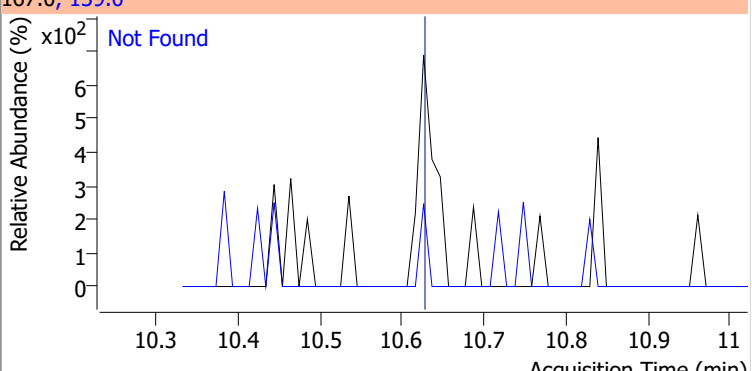
Compound	Conc.	Exp RT	QIon	Exp Ratio	QIon	Exp Ratio
Azobenzene	N.D.	9.39	51.0	46.0	182.0	28.3



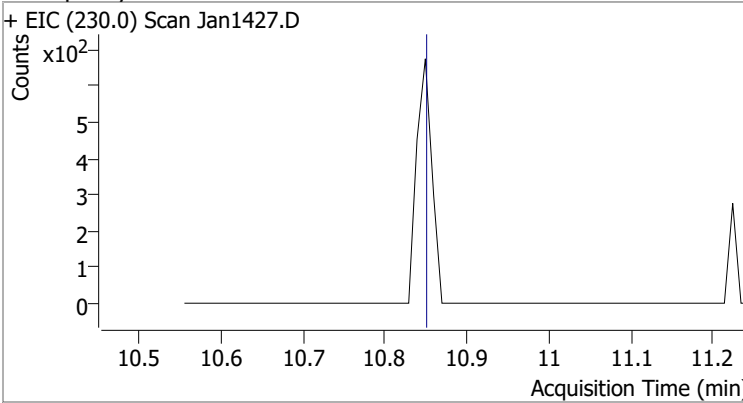
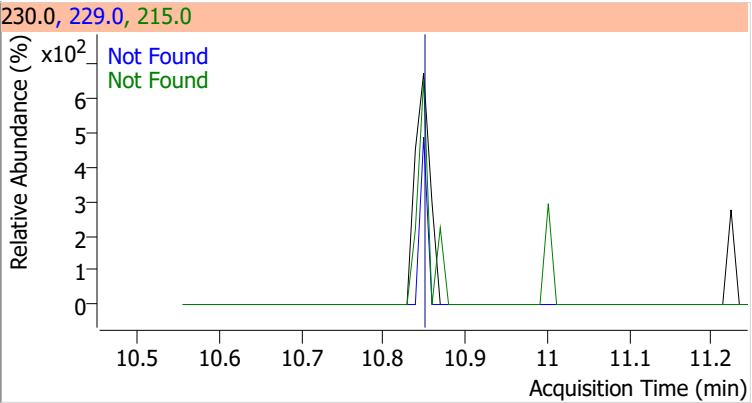
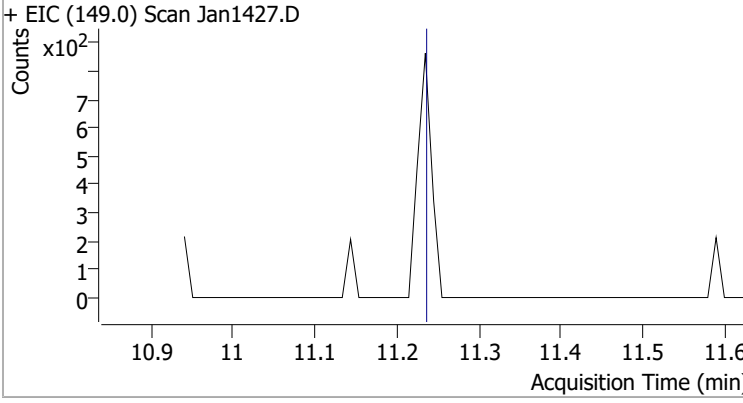
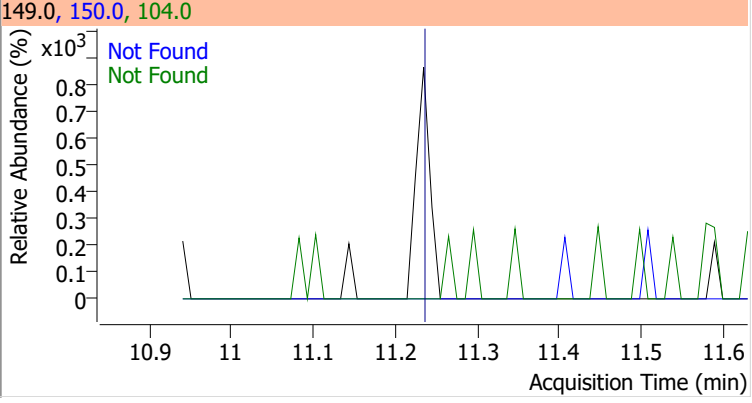
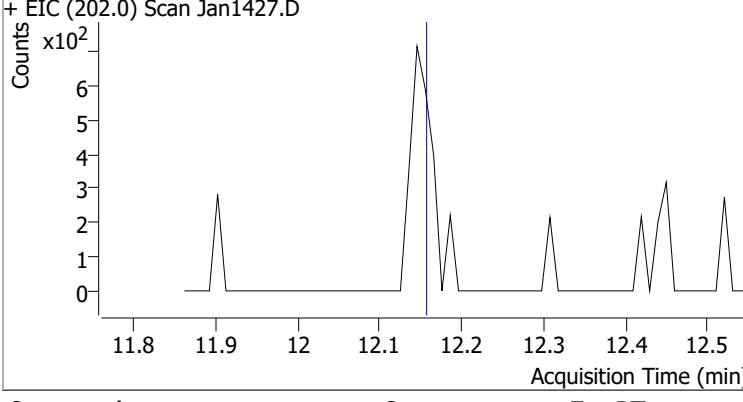
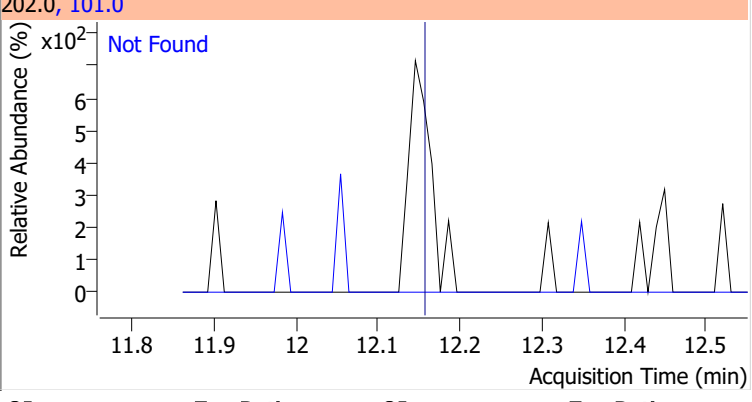
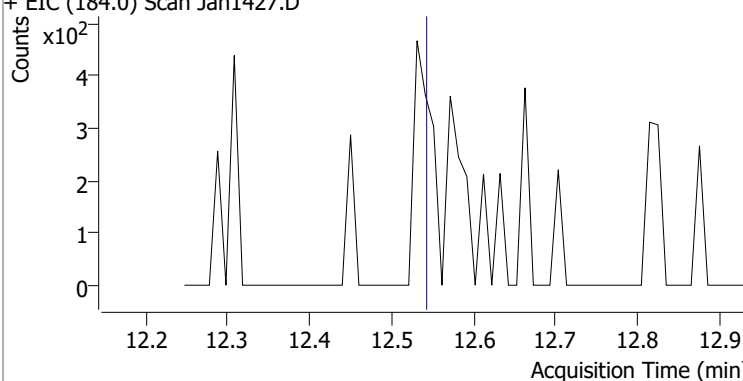
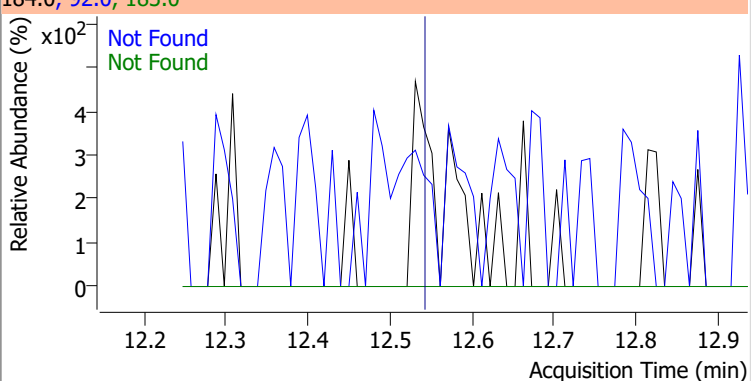
Quantitation Results Report (QT Reviewed)

Compound	Conc.	Exp RT	QIon	Exp Ratio		
2,4,6-Tribromophenol	N.D.	9.46	331.8	93.1		
+ EIC (329.8) Scan Jan1427.D			329.8, 331.8			
						
4-Bromophenyl-phenylether	N.D.	9.78	250.0	97.1	QIon	Exp Ratio
+ EIC (248.0) Scan Jan1427.D			248.0, 250.0, 141.0			
						
Hexachlorobenzene	N.D.	9.82	142.0	51.2		
+ EIC (283.9) Scan Jan1427.D			283.9, 142.0			
						
Pentachlorophenol	N.D.	10.08	263.9	64.7	QIon	Exp Ratio
+ EIC (265.9) Scan Jan1427.D			265.9, 263.9, 267.9			
						

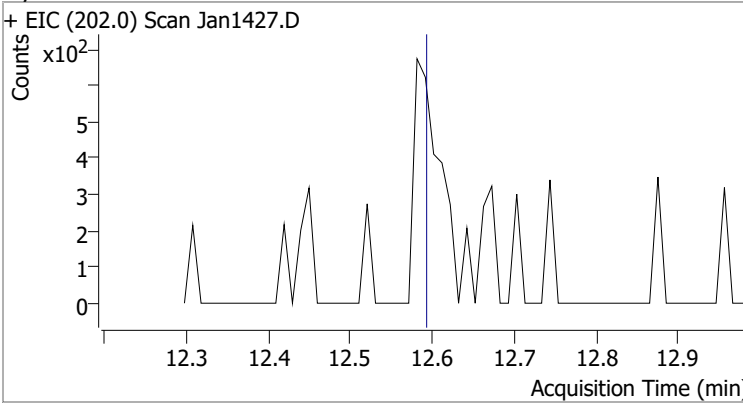
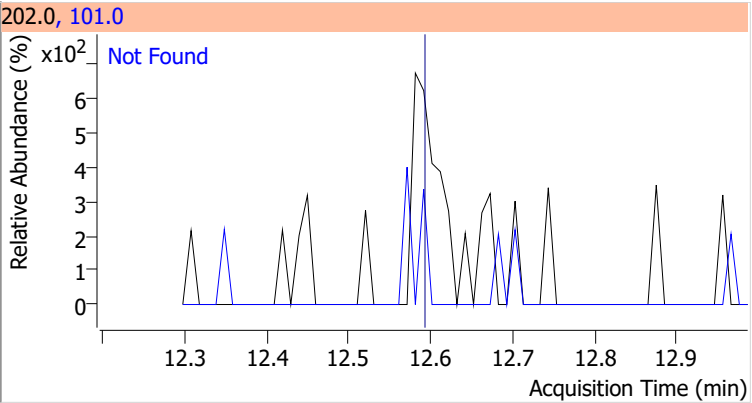
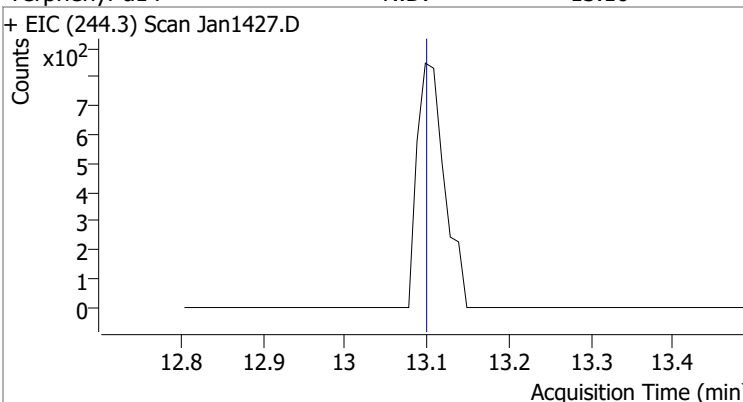
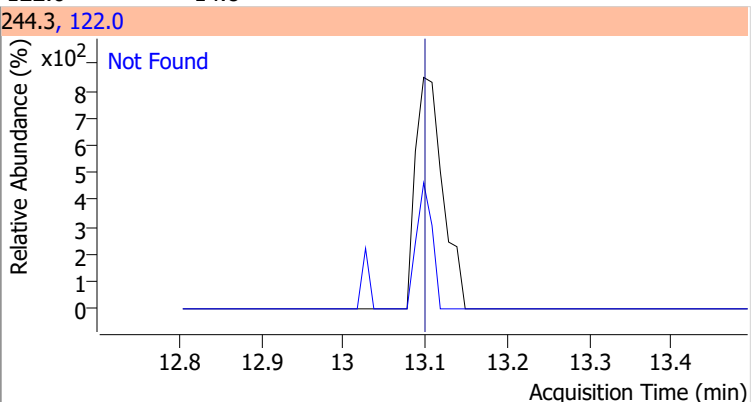
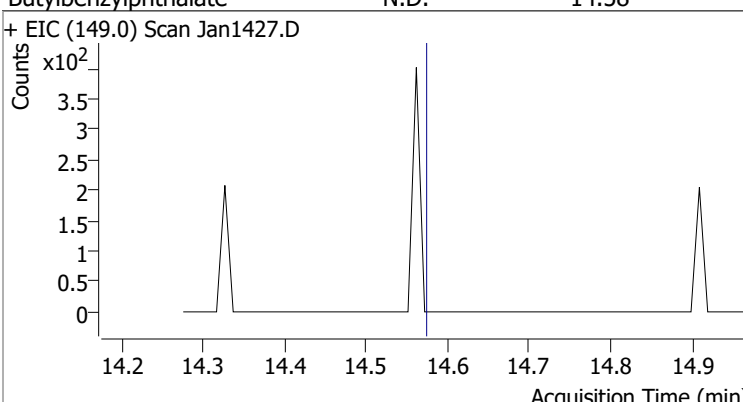
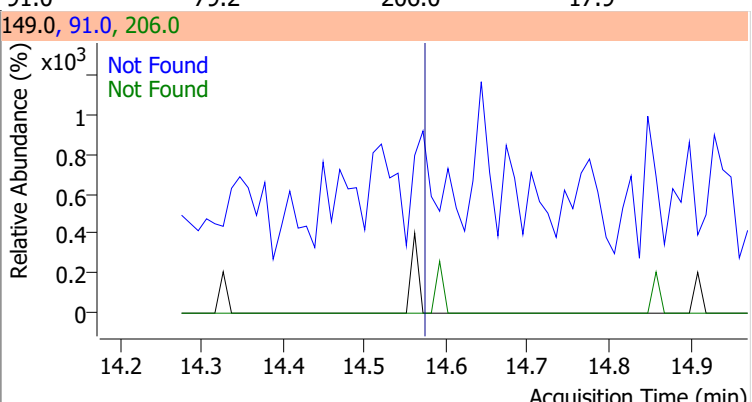
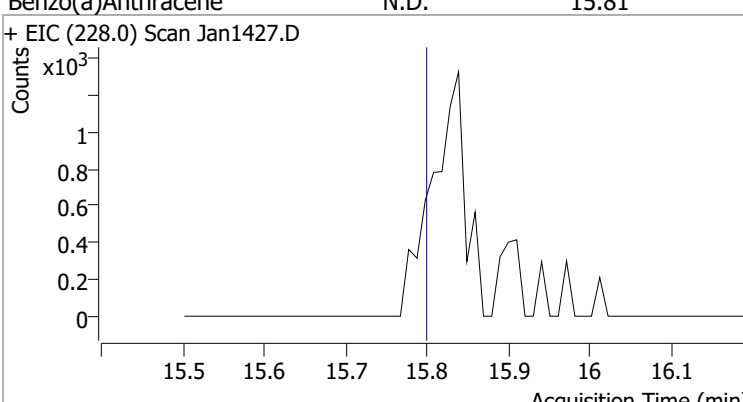
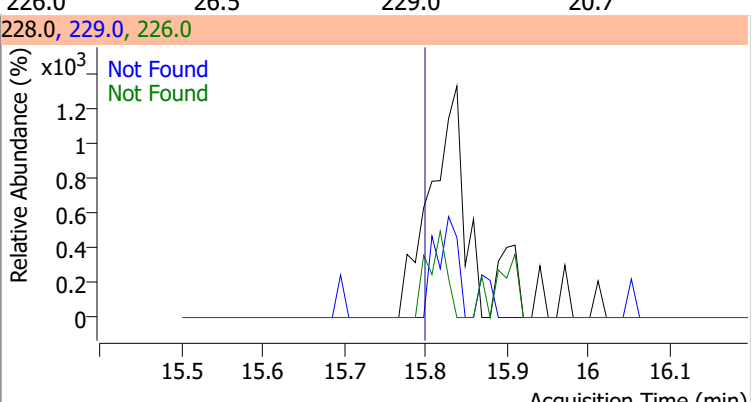
Quantitation Results Report (QT Reviewed)

Compound	Conc.	Exp RT	QIon	Exp Ratio	
Phenanthrene	N.D.	10.31	176.0	18.6	
+ EIC (178.0) Scan Jan1427.D			178.0, 176.0		
					
Anthracene	N.D.	10.37	176.0	18.3	
+ EIC (178.0) Scan Jan1427.D			178.0, 176.0		
					
Triallate	N.D.	10.44	268.0	26.6	QIon 143.0, Exp Ratio 23.5
+ EIC (86.0) Scan Jan1427.D			86.0, 268.0, 143.0		
					
Carbazole	N.D.	10.63	139.0	13.2	
+ EIC (167.0) Scan Jan1427.D			167.0, 139.0		
					

Quantitation Results Report (QT Reviewed)

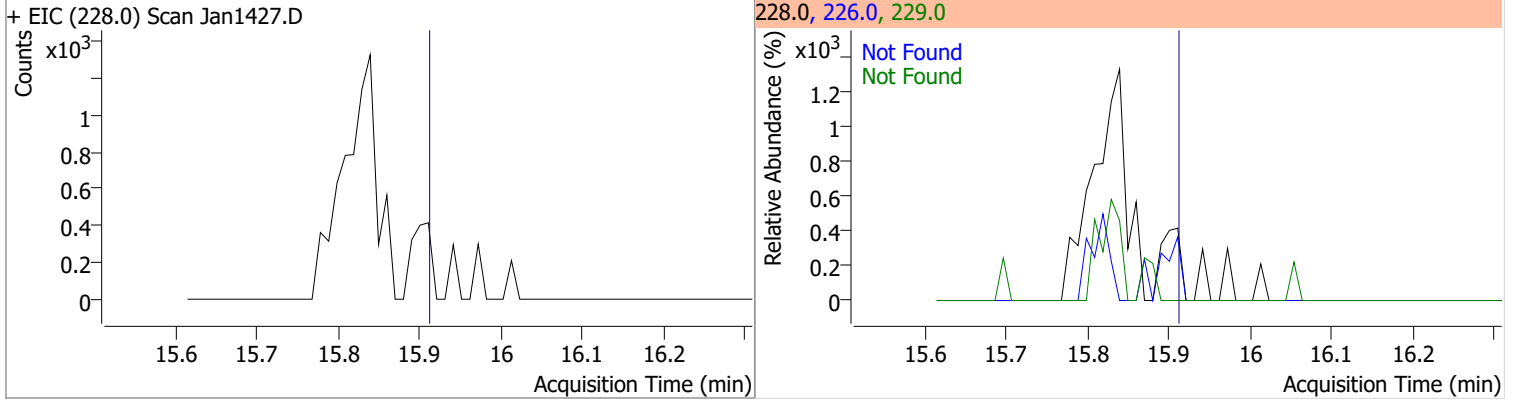
Compound	Conc.	Exp RT	QIon	Exp Ratio	QIon	Exp Ratio
o-Terphenyl	N.D.	10.85	229.0	65.3	215.0	37.2
+ EIC (230.0) Scan Jan1427.D			230.0, 229.0, 215.0			
						
Di-n-Butylphthalate	N.D.	11.23	150.0	9.0	104.0	5.8
+ EIC (149.0) Scan Jan1427.D			149.0, 150.0, 104.0			
						
Fluoranthene	N.D.	12.16	101.0	13.3		
+ EIC (202.0) Scan Jan1427.D			202.0, 101.0			
						
Benzidine	N.D.	12.54	183.0	11.8	92.0	8.2
+ EIC (184.0) Scan Jan1427.D			184.0, 92.0, 183.0			
						

Quantitation Results Report (QT Reviewed)

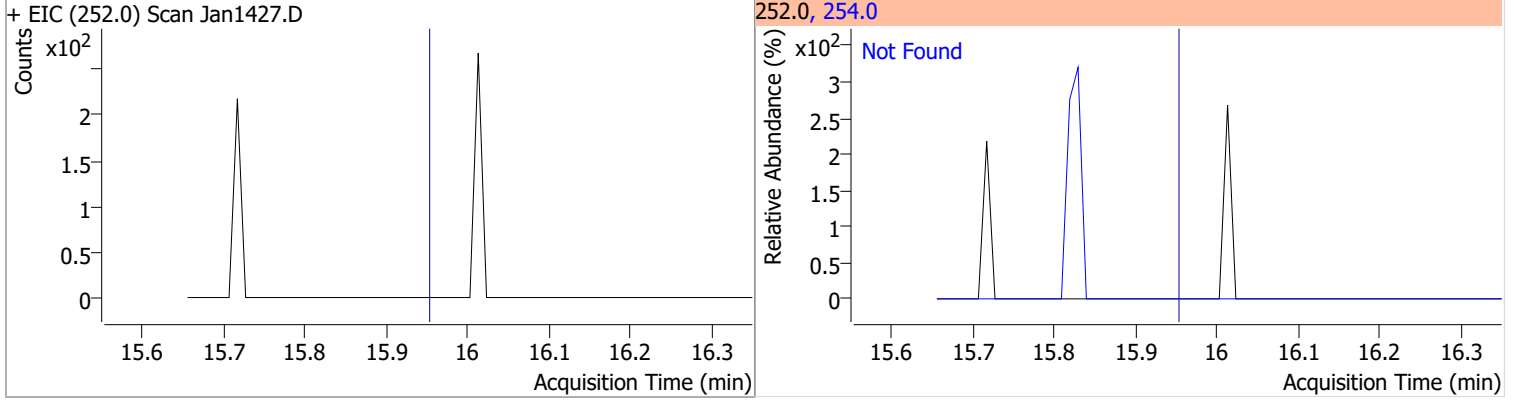
Compound	Conc.	Exp RT	QIon	Exp Ratio		
Pyrene	N.D.	12.59	101.0	15.9		
+ EIC (202.0) Scan Jan1427.D			202.0, 101.0			
						
Terphenyl-d14	N.D.	13.10	122.0	14.8		
+ EIC (244.3) Scan Jan1427.D			244.3, 122.0			
						
Butylbenzylphthalate	N.D.	14.58	91.0	79.2	QIon	Exp Ratio
					206.0	17.9
+ EIC (149.0) Scan Jan1427.D			149.0, 91.0, 206.0			
						
Benzo(a)Anthracene	N.D.	15.81	226.0	26.5	QIon	Exp Ratio
					229.0	20.7
+ EIC (228.0) Scan Jan1427.D			228.0, 229.0, 226.0			
						

Quantitation Results Report (QT Reviewed)

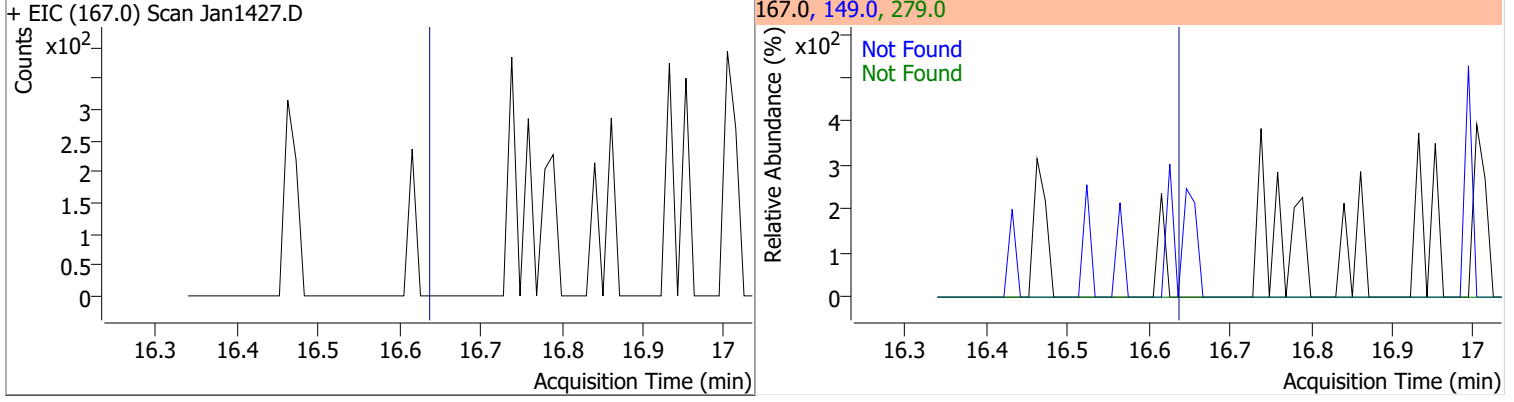
Compound	Conc.	Exp RT	QIon	Exp Ratio	QIon	Exp Ratio
Chrysene	N.D.	15.92	226.0	29.9	229.0	20.5



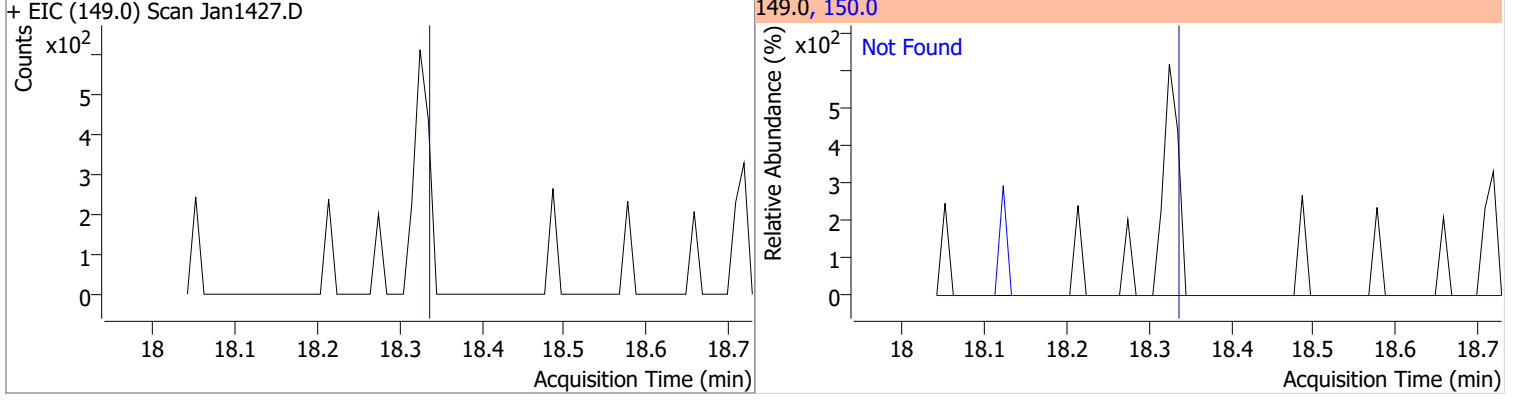
Compound	Conc.	Exp RT	QIon	Exp Ratio
3,3-Dichlorobenzidine	N.D.	15.96	254.0	65.4



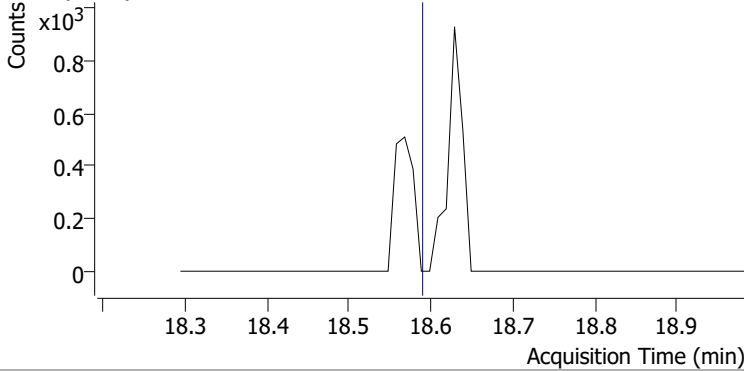
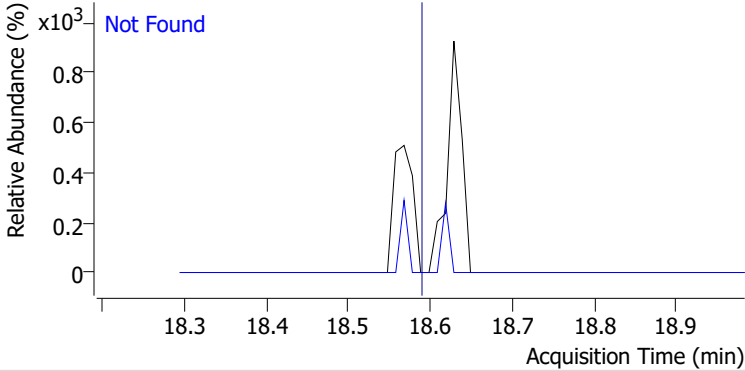
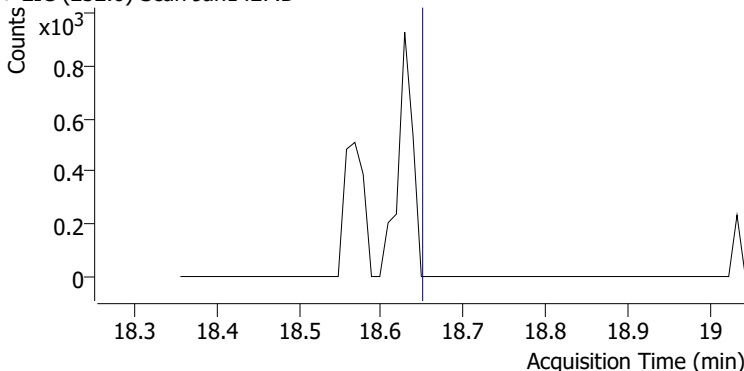
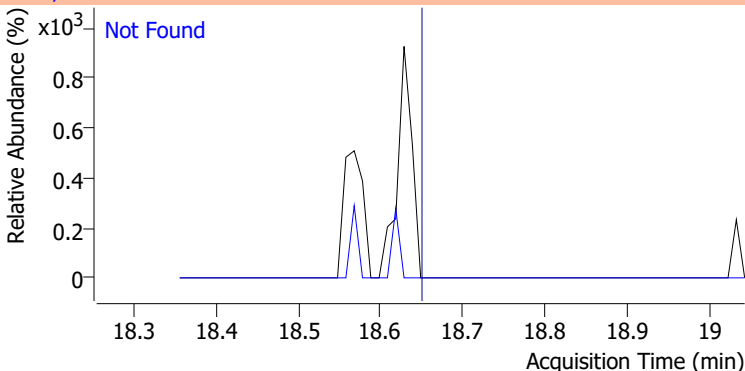
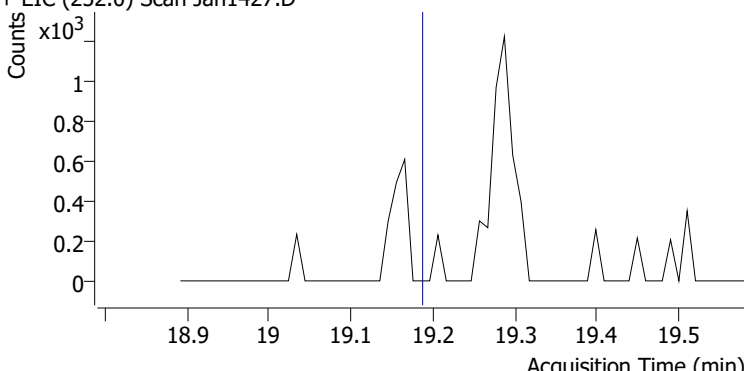
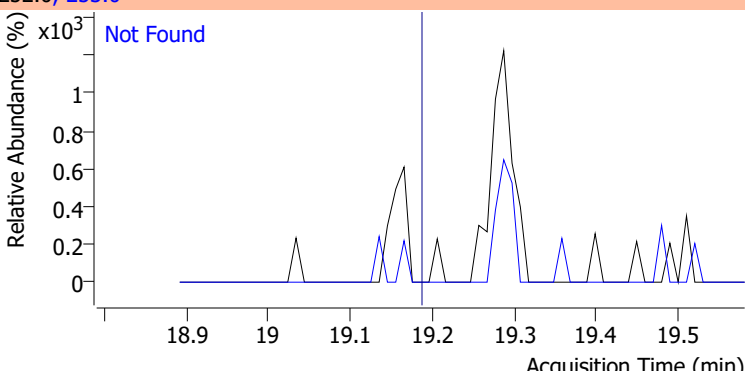
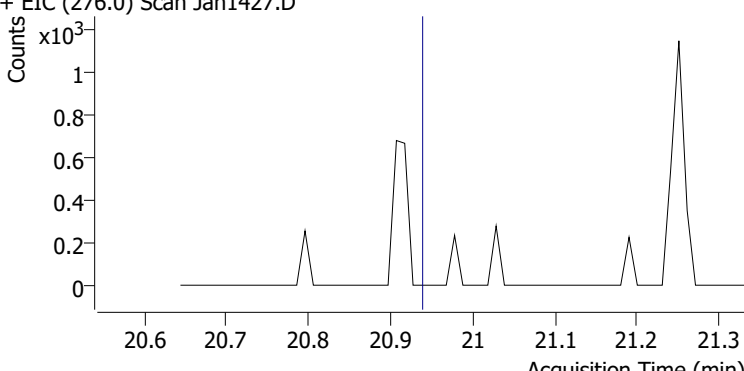
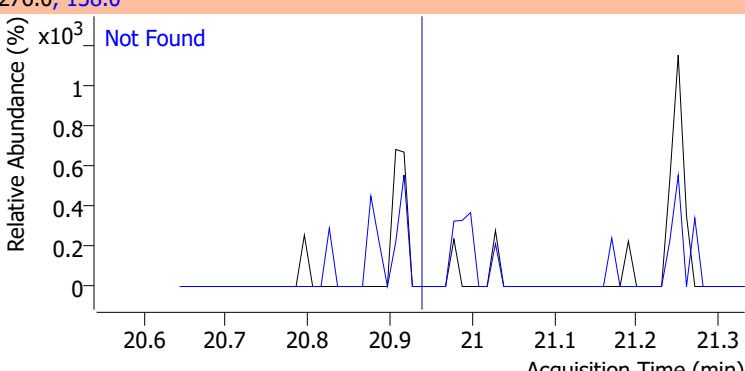
Compound	Conc.	Exp RT	QIon	Exp Ratio	QIon	Exp Ratio
bis(2-ethylhexyl)Phthalate	N.D.	16.65	149.0	389.1	279.0	15.4



Compound	Conc.	Exp RT	QIon	Exp Ratio
Di-n-octyl Phthalate	N.D.	18.34	150.0	9.4

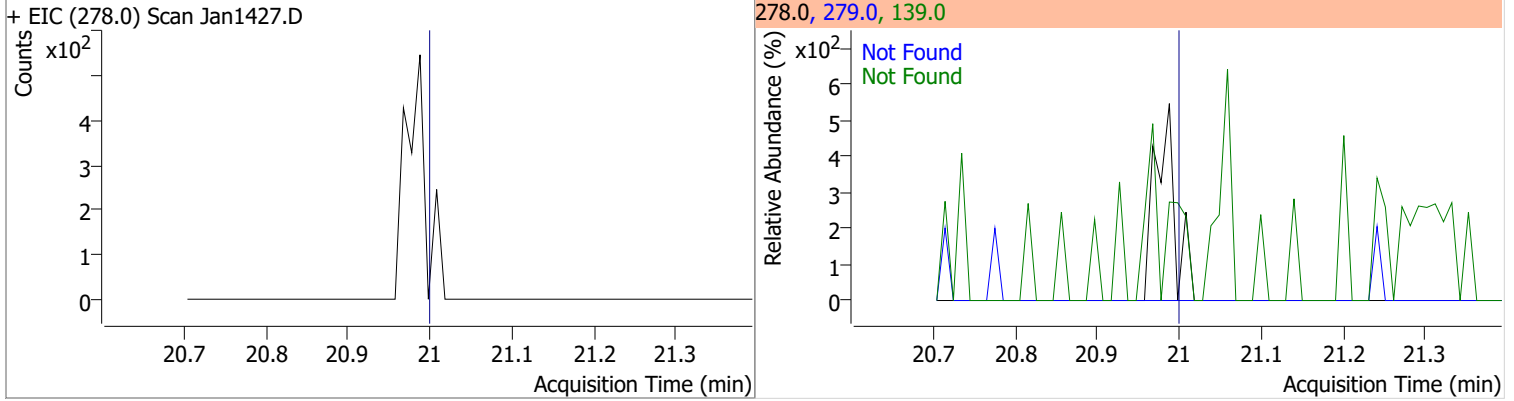


Quantitation Results Report (QT Reviewed)

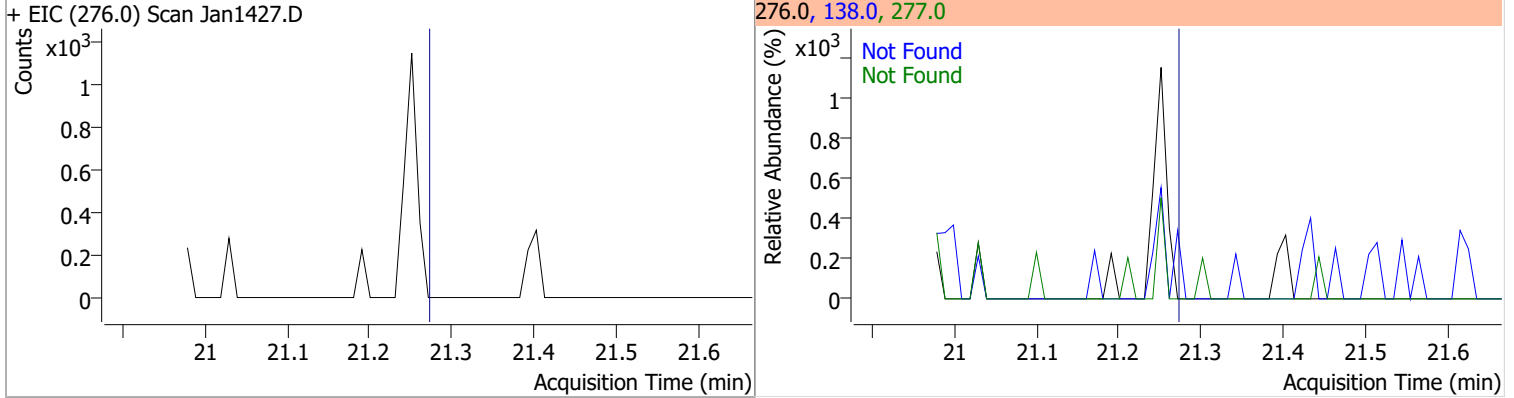
Compound	Conc.	Exp RT	QIon	Exp Ratio
Benzo(b)fluoranthene	N.D.	18.59	253.0	22.0
+ EIC (252.0) Scan Jan1427.D			252.0, 253.0	
				
Benzo(k)fluoranthene	N.D.	18.65	253.0	22.3
+ EIC (252.0) Scan Jan1427.D			252.0, 253.0	
				
Benzo(a)pyrene	N.D.	19.19	253.0	22.7
+ EIC (252.0) Scan Jan1427.D			252.0, 253.0	
				
Indeno(1,2,3-c,d)pyrene	N.D.	20.94	138.0	31.3
+ EIC (276.0) Scan Jan1427.D			276.0, 138.0	
				

Quantitation Results Report (QT Reviewed)

Compound	Conc.	Exp RT	QIon	Exp Ratio	QIon	Exp Ratio
Dibenzo(a,h)anthracene	N.D.	21.00	139.0	25.3	279.0	24.5



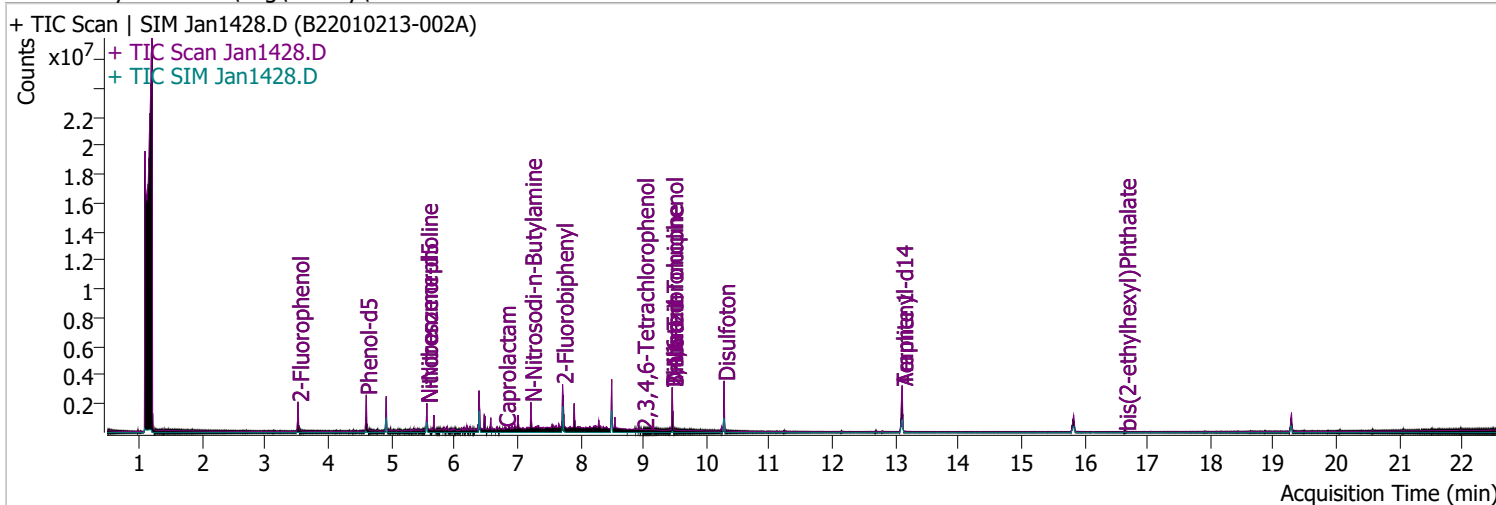
Compound	Conc.	Exp RT	QIon	Exp Ratio	QIon	Exp Ratio
Benzo(g,h,i)perylene	N.D.	21.27	138.0	33.6	277.0	23.4



Quantitation Results Report (QT Reviewed)

Data File Jan1428.D
 Acq. Method BNA+SIM.M
 Sample Name B22010213-002A
 Vial 28
 DA Method File
 Tune File dftppdsm.u
 Batch Name 011422 DoD BNA.batch.bin
 Ref Library D:\Org\Library\NIST129K.I

Operator LIMS import
 Acq. Date-Time 1/15/2022 3:22:17 AM
 Instrument Instrument #1
 Multiplier 1.00
 Comment SVOC-8270-W-LARGO
 Tune Date 1/7/2022 12:13:00 PM
 Last Calib Update 1/17/2022 3:53:35 PM



Compound	RT	QIon	Resp.	Conc.	Units	Dev(Min)
----------	----	------	-------	-------	-------	----------

Internal Standards

System Monitoring Compounds

S 2-Fluorophenol	3.520	112.0	540751	68.1411	µg/L	0.010
Spiked Amount: 200.000	Range: 10.0 - 75.0%			Recovery = 34.07%		
S Phenol-d5	4.603	99.0	795180	75.0030	µg/L	0.000
Spiked Amount: 200.000	Range: 10.0 - 65.0%			Recovery = 37.50%		
S Nitrobenzene-d5	5.563	82.0	357689	62.0880	µg/L	0.000
Spiked Amount: 100.000	Range: 32.0 - 94.0%			Recovery = 62.09%		
S 2-Fluorobiphenyl	7.718	172.0	1120885	56.8231	µg/L	0.000
Spiked Amount: 100.000	Range: 28.0 - 107.0%			Recovery = 56.82%		
S 2,4,6-Tribromophenol	9.458	329.8	255742	151.4109	µg/L	0.000
Spiked Amount: 200.000	Range: 25.0 - 140.0%			Recovery = 75.71%		
S Terphenyl-d14	13.108	244.3	1702097	87.8840	µg/L	0.010
Spiked Amount: 100.000	Range: 32.0 - 122.0%			Recovery = 87.88%		

Target Compounds

Compound	RT	QIon	Resp.	Conc.	Units	Dev(Min)	QValue
T N-Nitrosodimethylamine	0.000		0	N.D.			
T Pyridine	0.000		0	N.D.			
T Aniline	0.000		0	N.D.			
T Phenol	0.000		0	N.D.			
T bis(-2-Chloroethyl)Ether	0.000		0	N.D.			
T 2-Chlorophenol	0.000		0	N.D.			
T 1,3-Dichlorobenzene	0.000		0	N.D.			
T 1,4-Dichlorobenzene	0.000		0	N.D.			
T 1,2-Dichlorobenzene	0.000		0	N.D.			
T Benzyl Alcohol	0.000		0	N.D.			
T bis(2-chloroisopropyl)Ether	0.000		0	N.D.			
T 2-Methylphenol	0.000		0	N.D.			
T N-nitroso-Di-n-propylamine	5.563	70.0	0		µg/L	md	1
T 4Methylphenol/3Methylphenol	0.000		0	N.D.			
T Hexachloroethane	0.000		0	N.D.			

Quantitation Results Report (QT Reviewed)

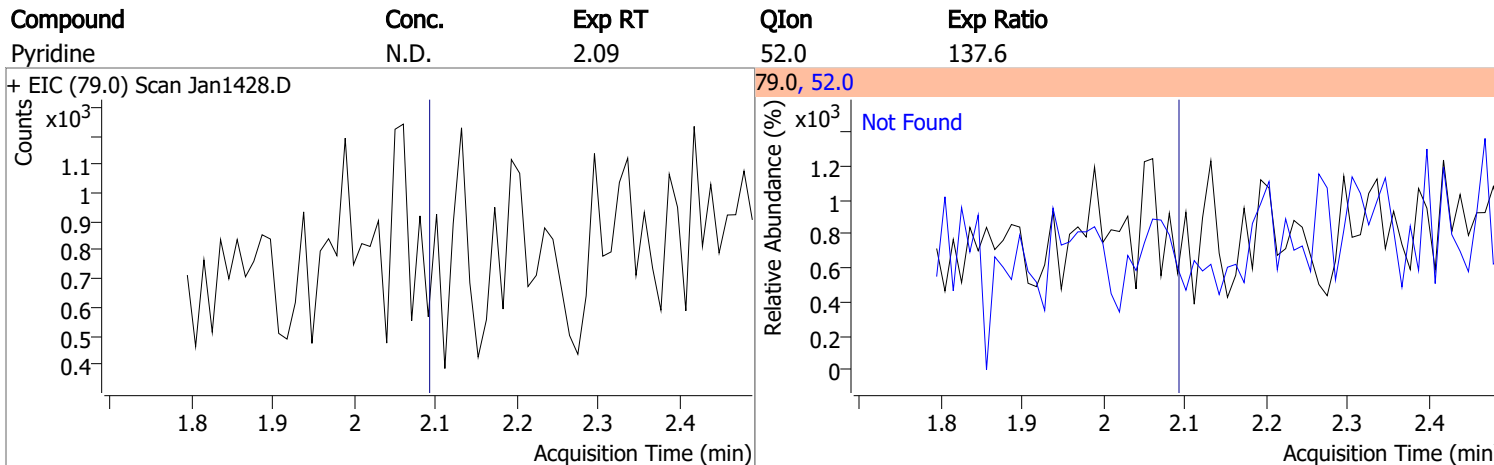
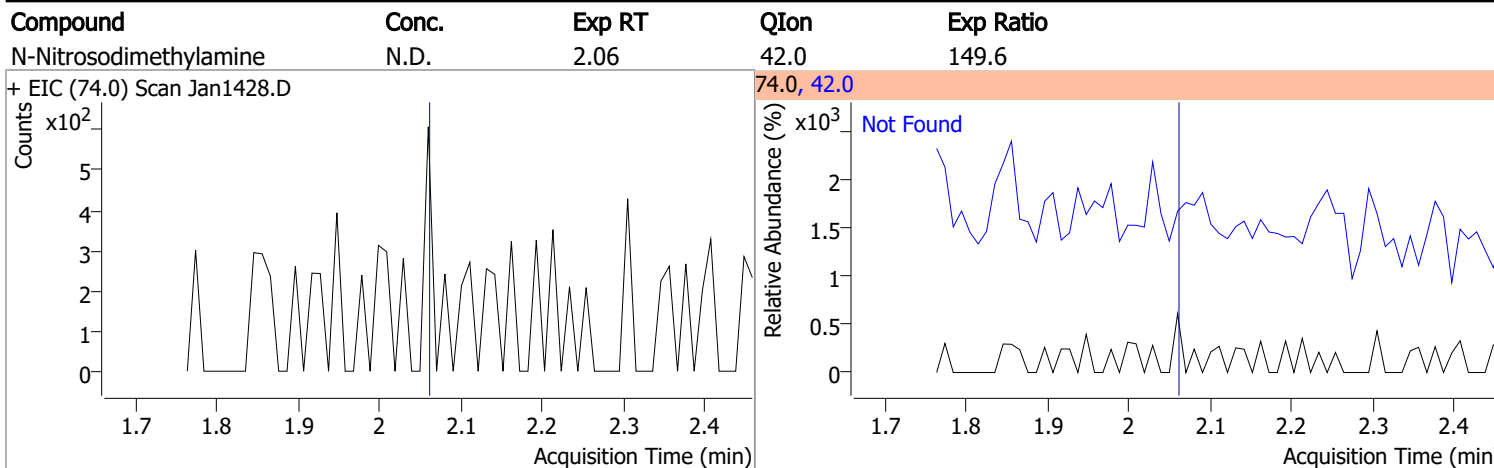
Compound	RT	QIon	Resp.	Conc.	Units	Dev(Min)
T Nitrobenzene	0.000		0	N.D.		
T Isophorone	0.000		0	N.D.		
T 2-Nitrophenol	0.000		0	N.D.		
T 2,4-Dimethylphenol	0.000		0	N.D.		
T bis(-2-Chloroethoxy)Methane	0.000		0	N.D.		
T 2,4-Dichlorophenol	0.000		0	N.D.		
T Benzoic Acid	0.000		0	N.D.		
T 1,2,4-Trichlorobenzene	0.000		0	N.D.		
T Naphthalene	0.000		0	N.D.		
T 4-Chlorophenol	0.000		0	N.D.		
T p-Chloroaniline	0.000		0	N.D.		
T Hexachlorobutadiene	0.000		0	N.D.		
T 4-Chloro-2-Methylphenol	0.000		0	N.D.		
T 4-Chloro-3-Methylphenol	0.000		0	N.D.		
T 2-Methylnaphthalene	0.000		0	N.D.		
T 1-Methylnaphthalene	0.000		0	N.D.		
T Hexachlorocyclopentadiene	0.000		0	N.D.		
T 2,4,6-Trichlorophenol	0.000		0	N.D.		
T 2,4,5-Trichlorophenol	0.000		0	N.D.		
T 2-Chloronaphthalene	0.000		0	N.D.		
T 2-Nitroaniline	0.000		0	N.D.		
T Dimethyl Phthalate	8.497	163.0	0		µg/L md	1
T 2,6-Dinitrotoluene	8.497	165.0	0		µg/L md	1
T Acenaphthylene	0.000		0	N.D.		
T 3-Nitroaniline	0.000		0	N.D.		
T Acenaphthene	0.000		0	N.D.		
T 2,4-Dinitrophenol	0.000		0	N.D.		
T Dibenzofuran	0.000		0	N.D.		
T 2,4-Dinitrotoluene	0.000		0	N.D.		
T 4-Nitrophenol	0.000		0	N.D.		
T Diethylphthalate	0.000		0	N.D.		
T Fluorene	0.000		0	N.D.		
T 4-Chlorophenyl-phenylether	0.000		0	N.D.		
T 4-Nitroaniline	0.000		0	N.D.		
T 4,6-Dinitro-2-methylphenol	0.000		0	N.D.		
T N-nitrosodiphenylamine	0.000		0	N.D.		
T Azobenzene	0.000		0	N.D.		
T 4-Bromophenyl-phenylether	0.000		0	N.D.		
T Hexachlorobenzene	0.000		0	N.D.		
T Pentachlorophenol	0.000		0	N.D.		
T Phenanthrene	0.000		0	N.D.		
T Anthracene	0.000		0	N.D.		
T Triallate	0.000		0	N.D.		
T Carbazole	0.000		0	N.D.		
T o-Terphenyl	0.000		0	N.D.		
T Di-n-Butylphthalate	0.000		0	N.D.		
T Fluoranthene	0.000		0	N.D.		
T Benzidine	0.000		0	N.D.		
T Pyrene	0.000		0	N.D.		
T Butylbenzylphthalate	0.000		0	N.D.		
T Benzo(a)Anthracene	0.000		0	N.D.		
T Chrysene	0.000		0	N.D.		
T 3,3-Dichlorobenzidine	0.000		0	N.D.		
T bis(2-ethylhexyl)Phthalate	16.646	167.0	5609	2.6545	µg/L #	96
T Di-n-octyl Phthalate	0.000		0	N.D.		

Quantitation Results Report (QT Reviewed)

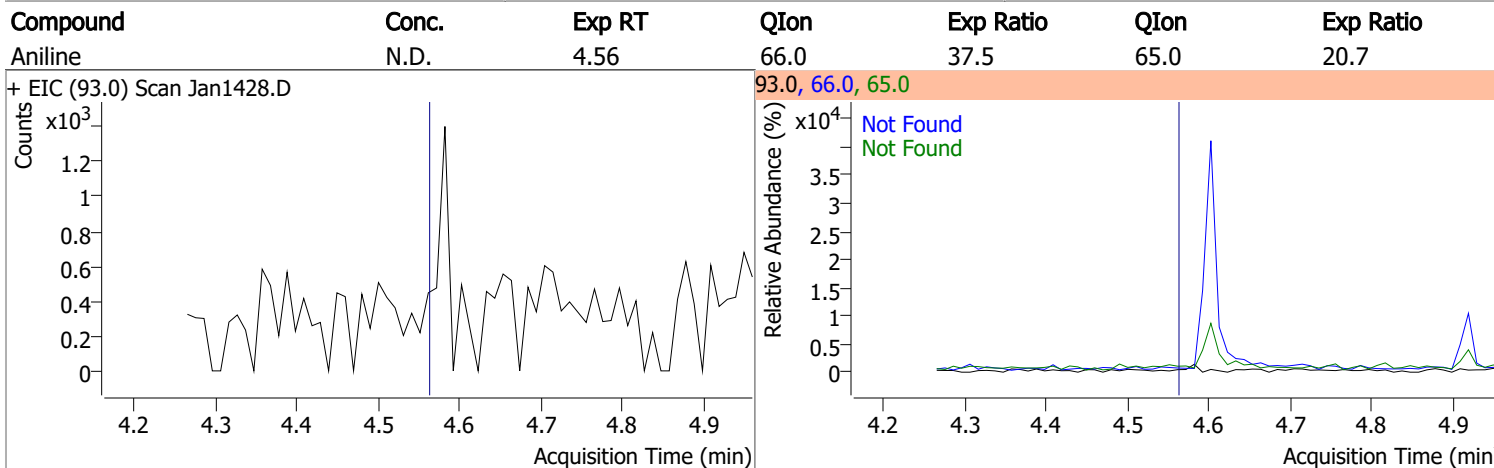
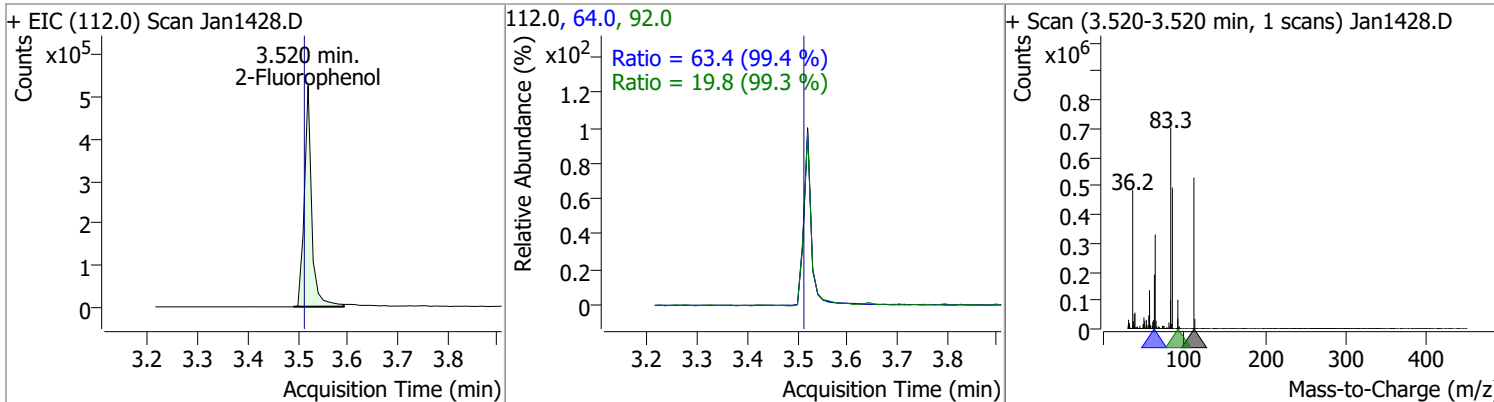
Compound	RT	QIon	Resp.	Conc.	Units	Dev(Min)
T Benzo(b)fluoranthene	0.000		0	N.D.		
T Benzo(k)fluoranthene	0.000		0	N.D.		
T Benzo(a)pyrene	0.000		0	N.D.		
T Indeno(1,2,3-c,d)pyrene	0.000		0	N.D.		
T Dibenzo(a,h)anthracene	0.000		0	N.D.		
T Benzo(g,h,i)perylene	0.000		0	N.D.		

(#) = Qualifier Out of Range; (m) = Manual Integration; (+) = Area Summed; (*) = Surrogate Percent Recovery Out of Range; (d): Zeroed Peak

Quantitation Results Report (QT Reviewed)

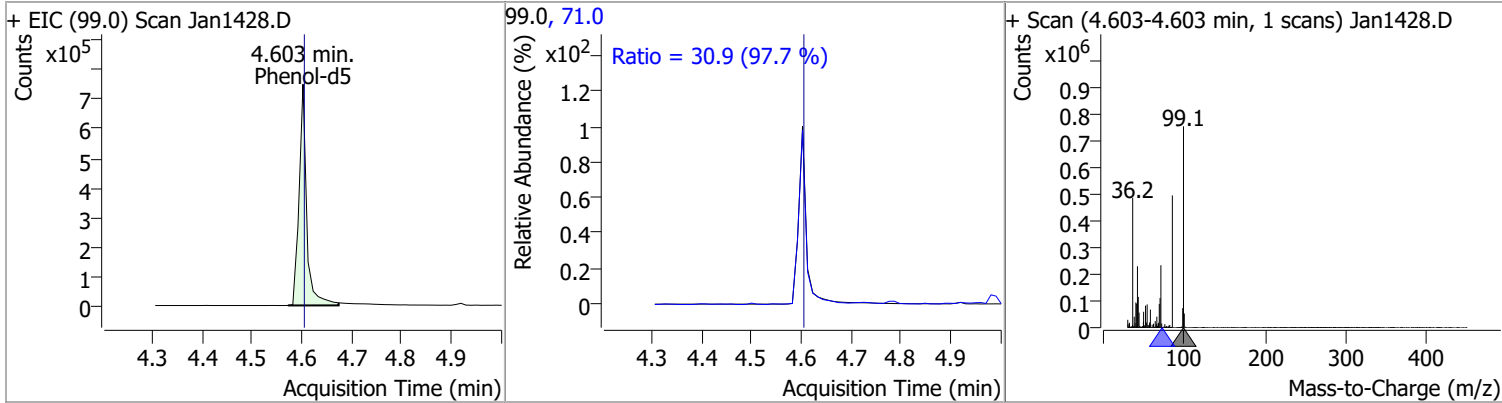


Compound	Conc.	RT	Dev(Min)	Resp.	QIon	QRatio	Lower	Upper
2-Fluorophenol	68.1411	3.52	0.01	540751	64.0	63.4	44.6	82.9
					92.0	19.8	14.0	25.9

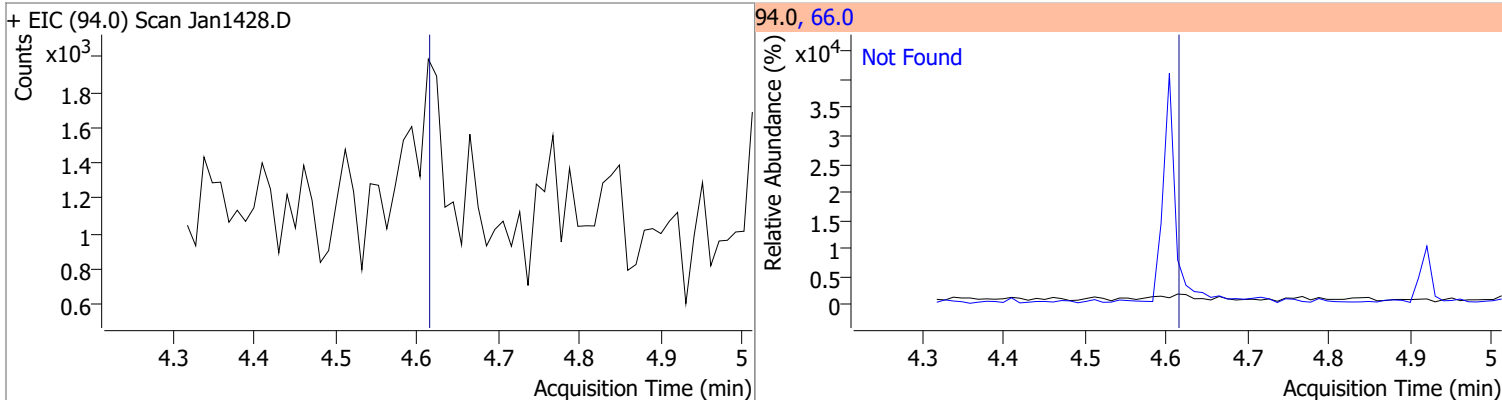


Quantitation Results Report (QT Reviewed)

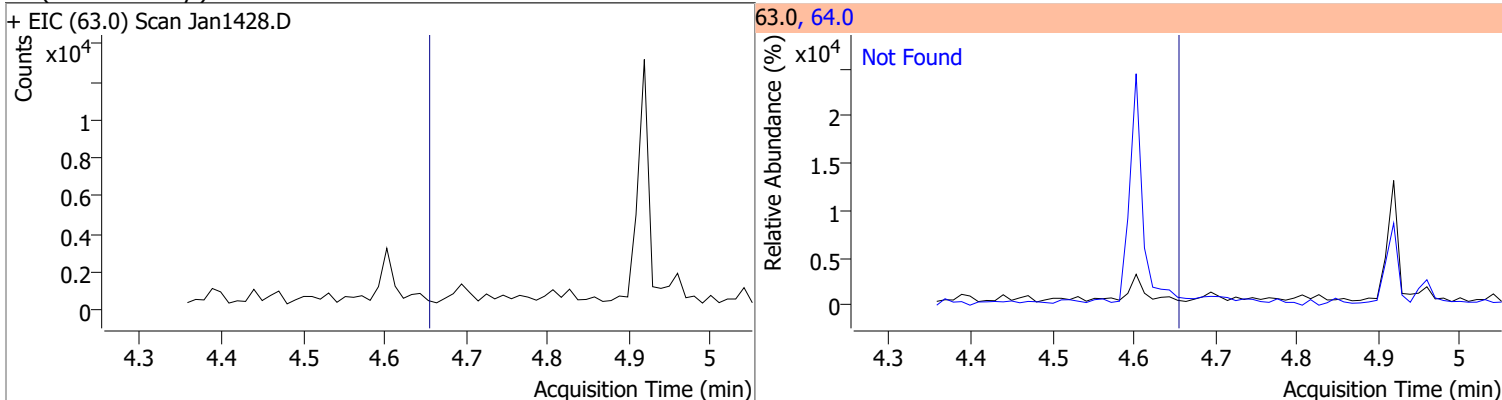
Compound	Conc.	RT	Dev(Min)	Resp.	QIon	QRatio	Lower	Upper
Phenol-d5	75.0030	4.60	0.00	795180	71.0	30.9	22.2	41.2



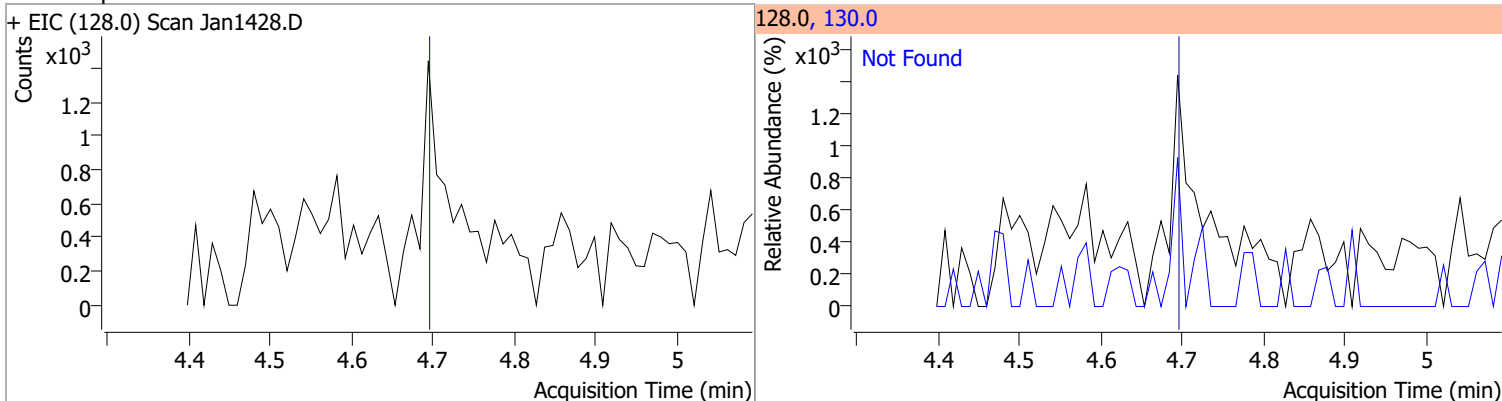
Compound	Conc.	Exp RT	QIon	Exp Ratio
Phenol	N.D.	4.61	66.0	49.9



Compound	Conc.	Exp RT	QIon	Exp Ratio
bis(-2-Chloroethyl)Ether	N.D.	4.65	64.0	3.4



Compound	Conc.	Exp RT	QIon	Exp Ratio
2-Chlorophenol	N.D.	4.70	130.0	32.7

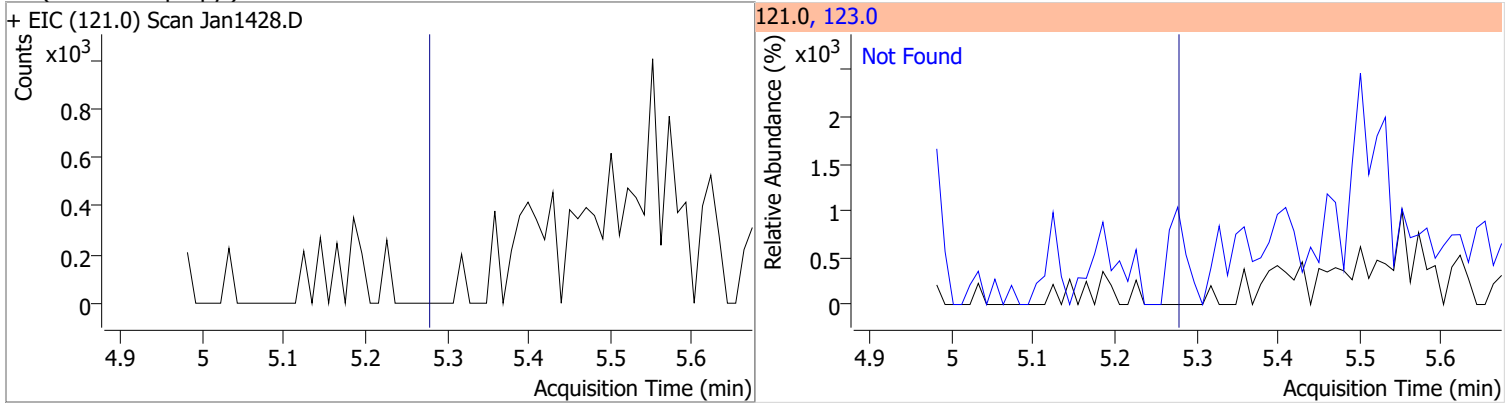


Quantitation Results Report (QT Reviewed)

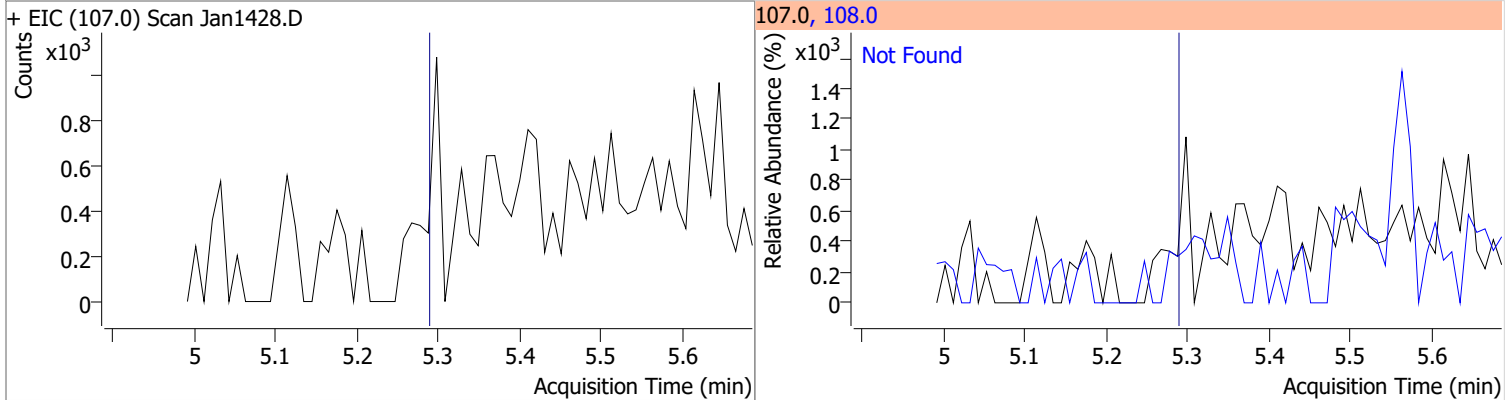
Compound	Conc.	Exp RT	QIon	Exp Ratio	QIon	Exp Ratio
1,3-Dichlorobenzene	N.D.	4.85	148.0	64.0	111.0	35.9
+ EIC (146.0) Scan Jan1428.D			146.0, 148.0, 111.0			
1,4-Dichlorobenzene	N.D.	4.94	148.0	65.1	111.0	35.2
+ EIC (146.0) Scan Jan1428.D			146.0, 148.0, 111.0			
1,2-Dichlorobenzene	N.D.	5.10	148.0	63.6	111.0	36.6
+ EIC (146.0) Scan Jan1428.D			146.0, 148.0, 111.0			
Benzyl Alcohol	N.D.	5.11	79.0	112.9	107.0	67.1
+ EIC (108.0) Scan Jan1428.D			108.0, 79.0, 107.0			

Quantitation Results Report (QT Reviewed)

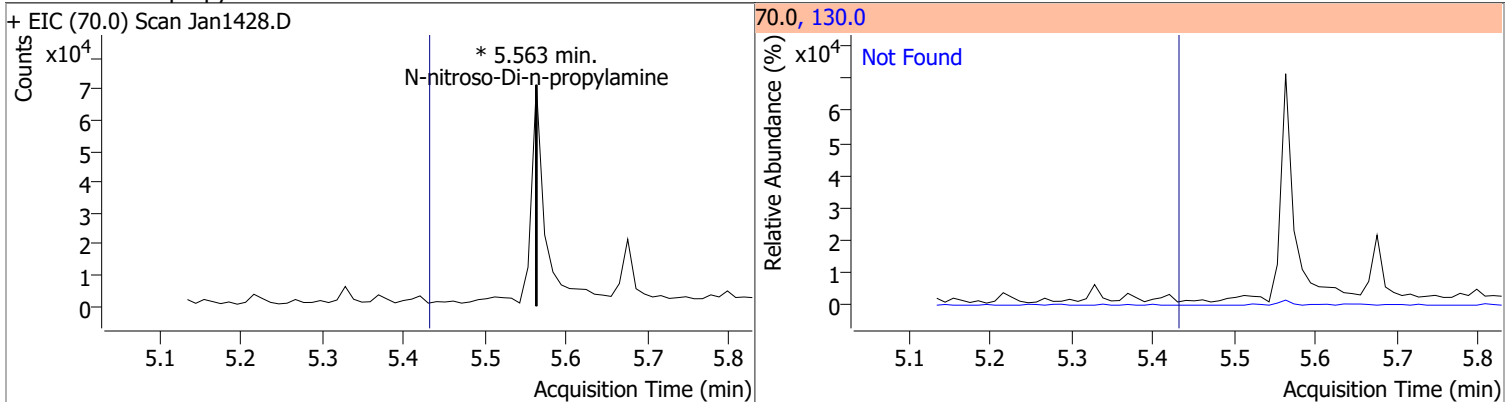
Compound	Conc.	Exp RT	QIon	Exp Ratio
bis(2-chloroisopropyl)Ether	N.D.	5.28	123.0	33.2



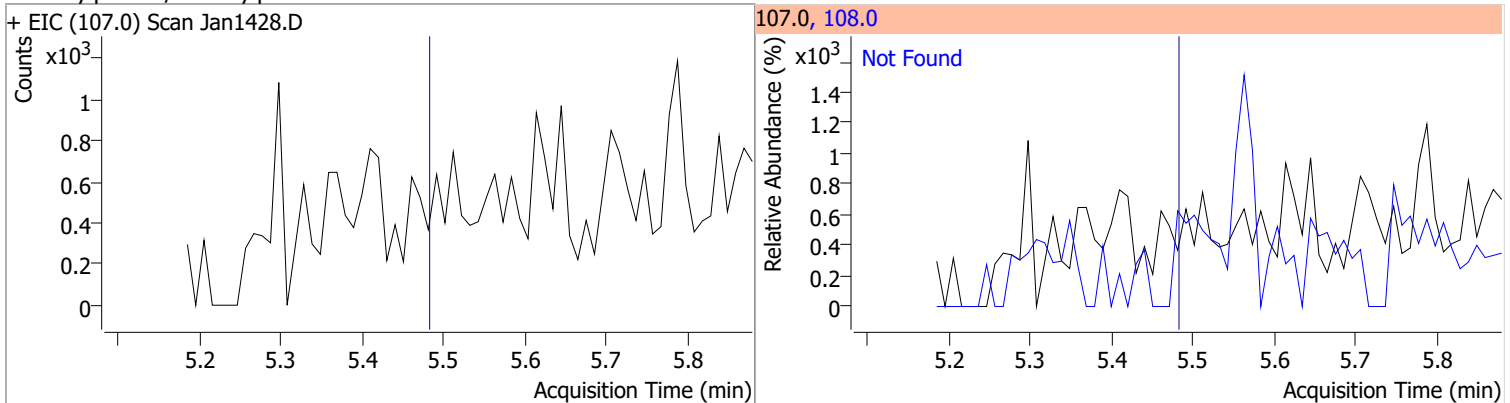
Compound	Conc.	Exp RT	QIon	Exp Ratio
2-Methylphenol	N.D.	5.29	108.0	114.9



Compound	Conc.	RT	Dev(Min)	Resp.	QIon	QRatio	Lower	Upper
N-nitroso-Di-n-propylamine		0		0	130.0		0.0	40.8

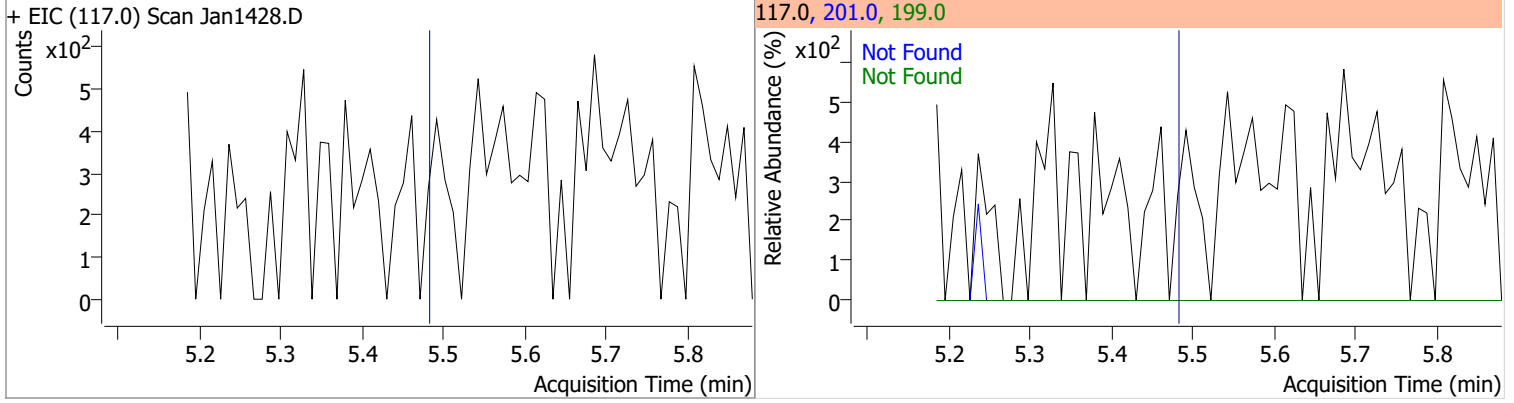


Compound	Conc.	Exp RT	QIon	Exp Ratio
4Methylphenol/3Methylphenol	N.D.	5.48	108.0	80.9

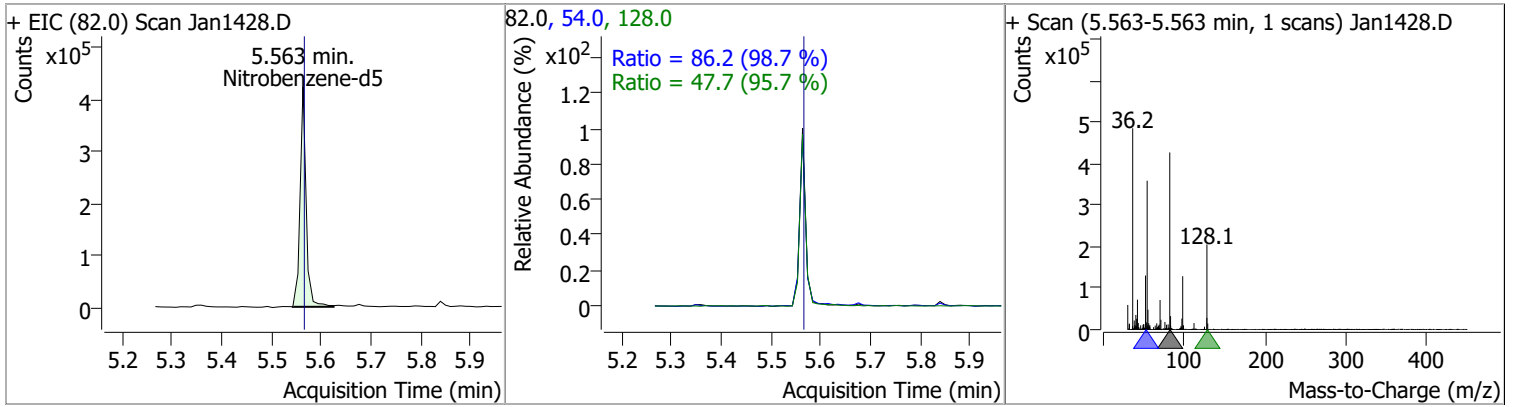


Quantitation Results Report (QT Reviewed)

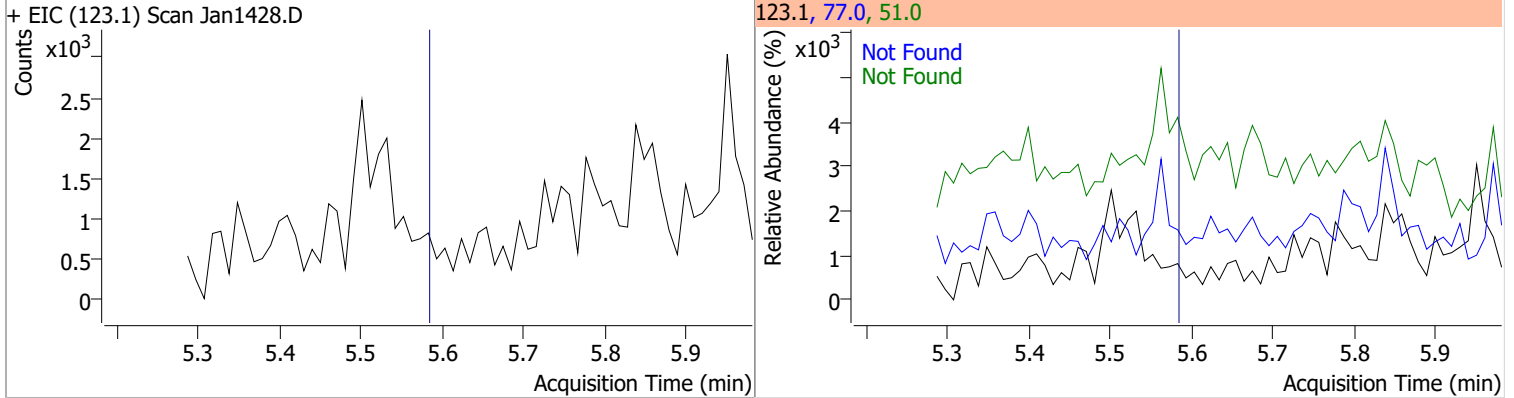
Compound	Conc.	Exp RT	QIon	Exp Ratio	QIon	Exp Ratio
Hexachloroethane	N.D.	5.48	201.0	96.9	199.0	60.2



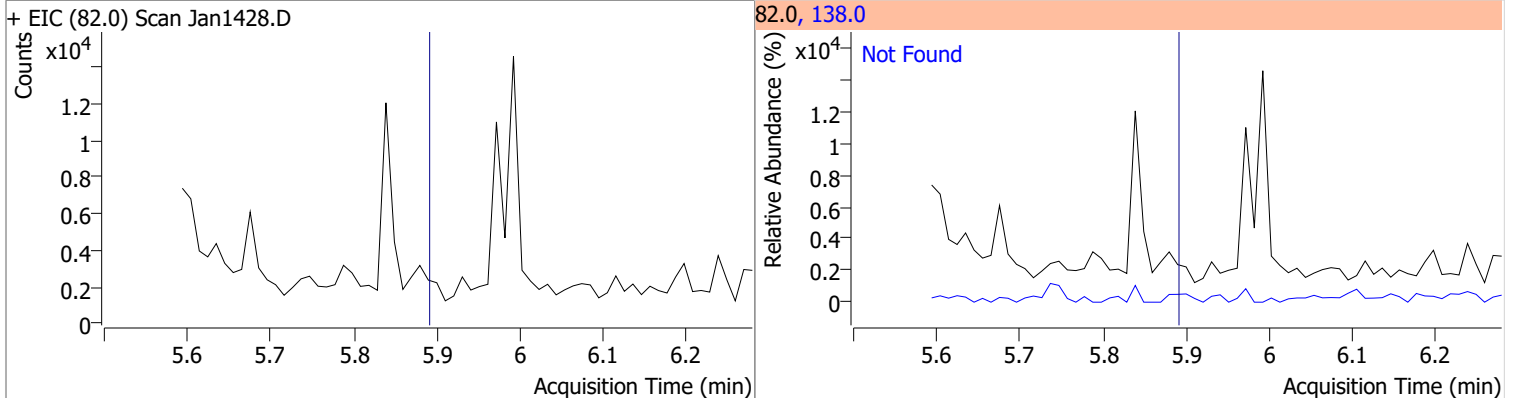
Compound	Conc.	RT	Dev(Min)	Resp.	QIon	QRatio	Lower	Upper
Nitrobenzene-d5	62.0880	5.56	0.00	357689	54.0	86.2	61.2	113.6
					128.0	47.7	34.9	64.8



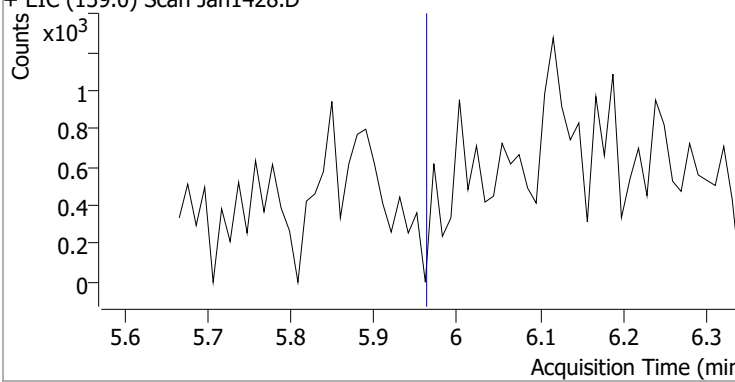
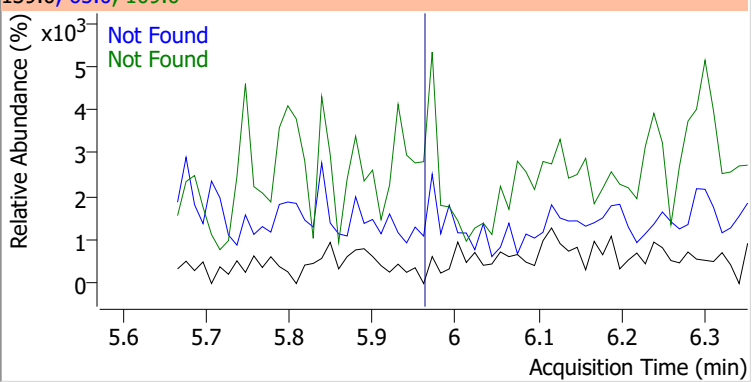
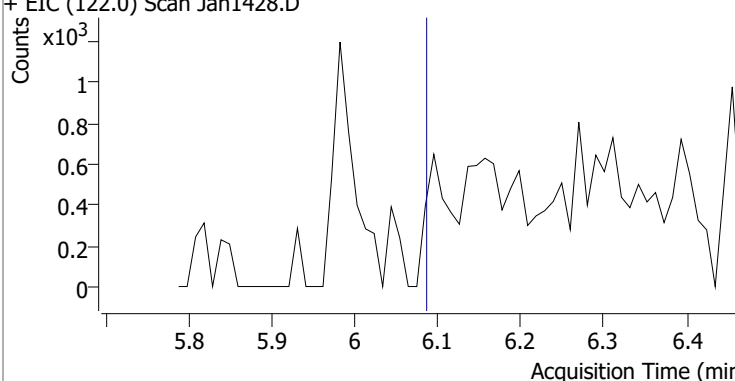
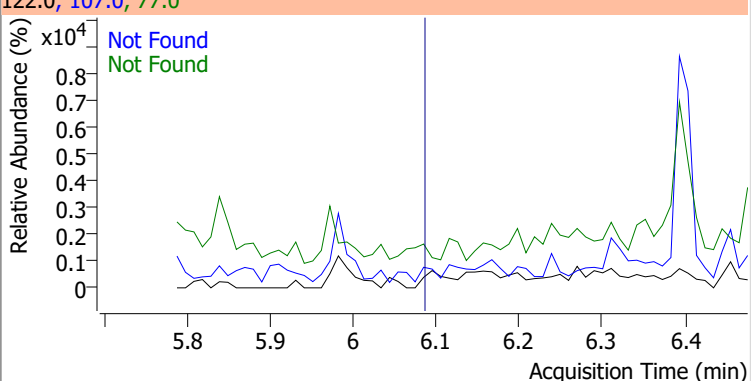
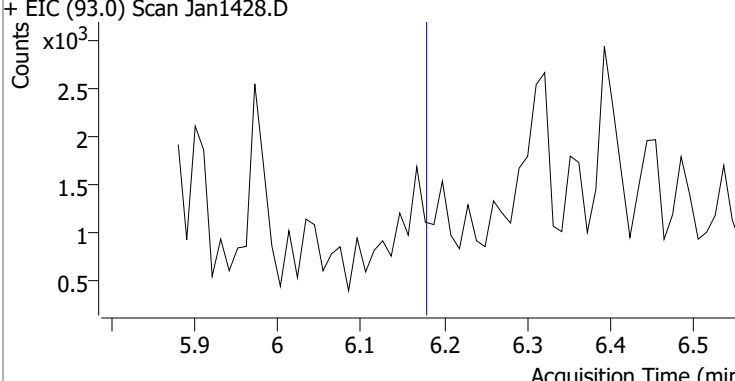
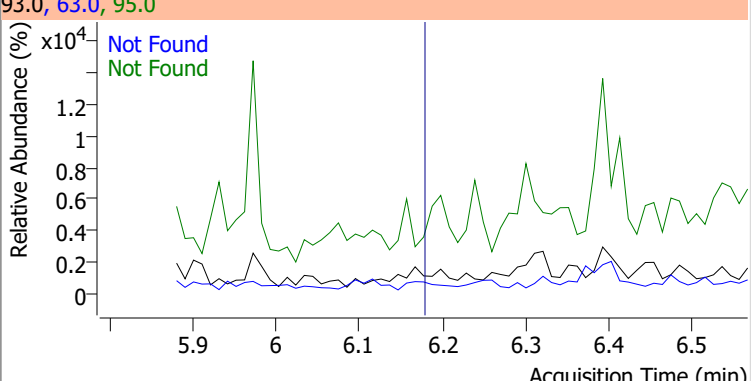
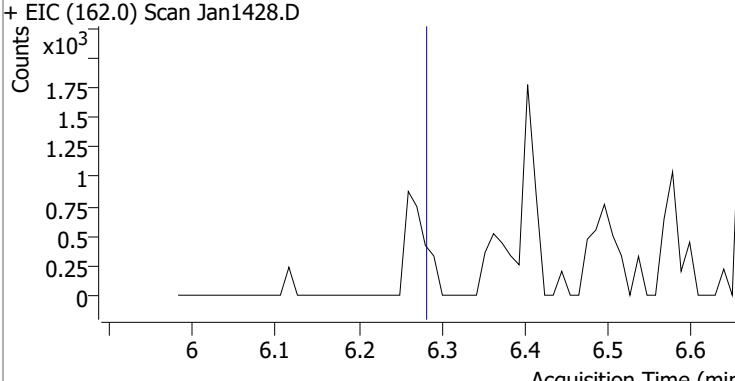
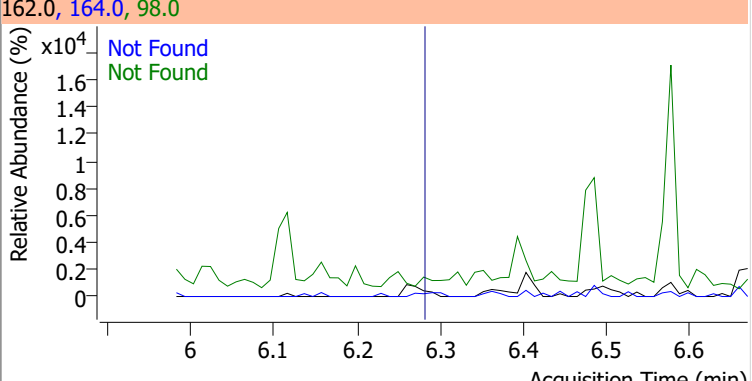
Compound	Conc.	Exp RT	QIon	Exp Ratio	QIon	Exp Ratio
Nitrobenzene	N.D.	5.58	77.0	187.7	51.0	165.1



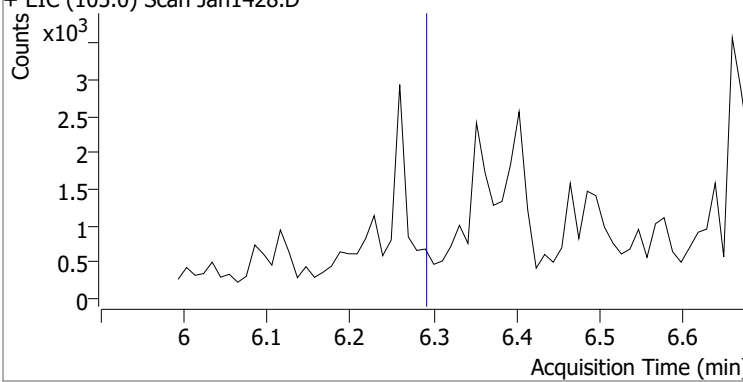
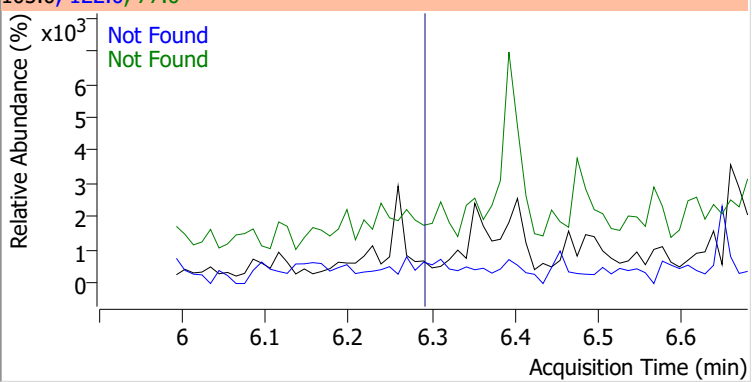
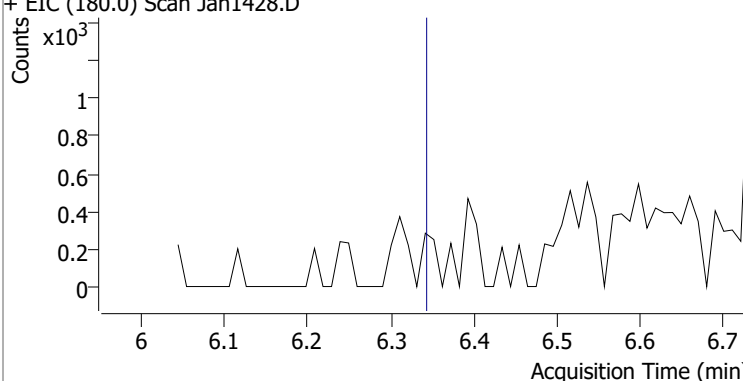
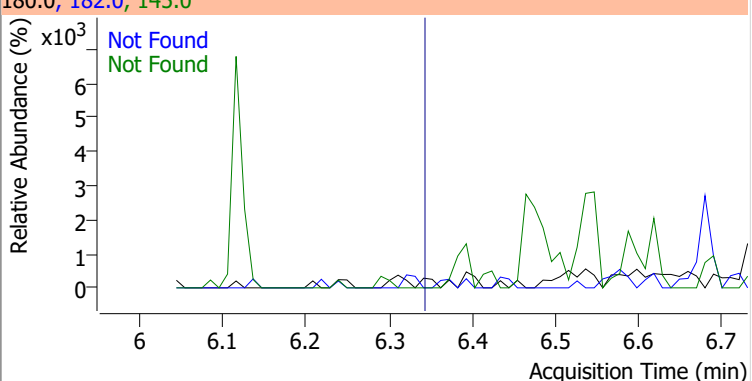
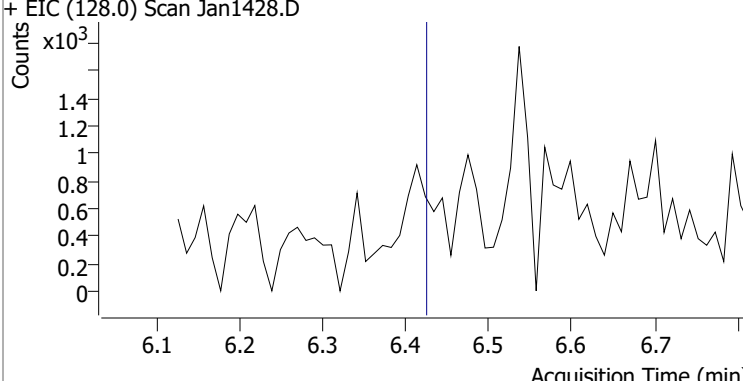
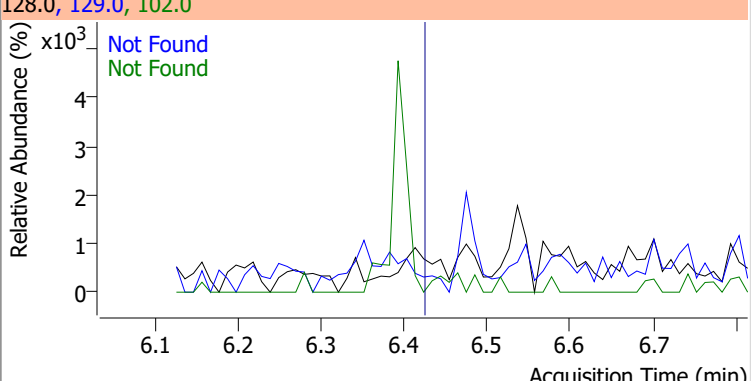
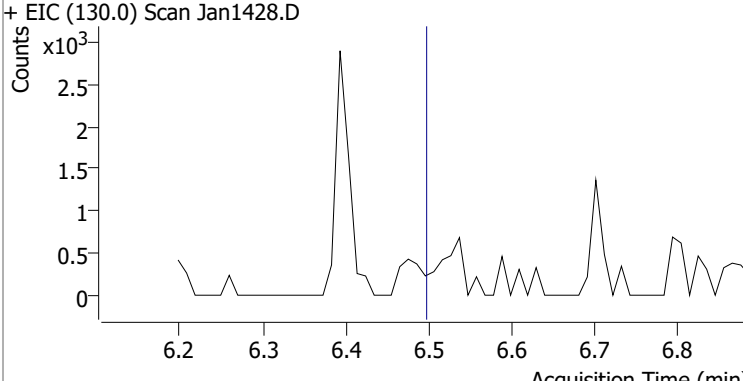
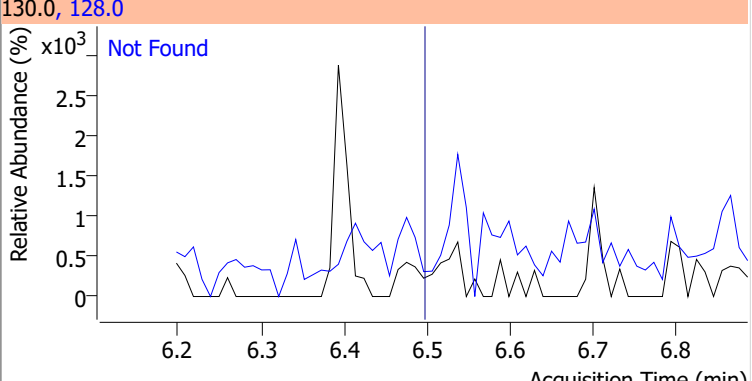
Compound	Conc.	Exp RT	QIon	Exp Ratio
Isophorone	N.D.	5.89	138.0	21.2



Quantitation Results Report (QT Reviewed)

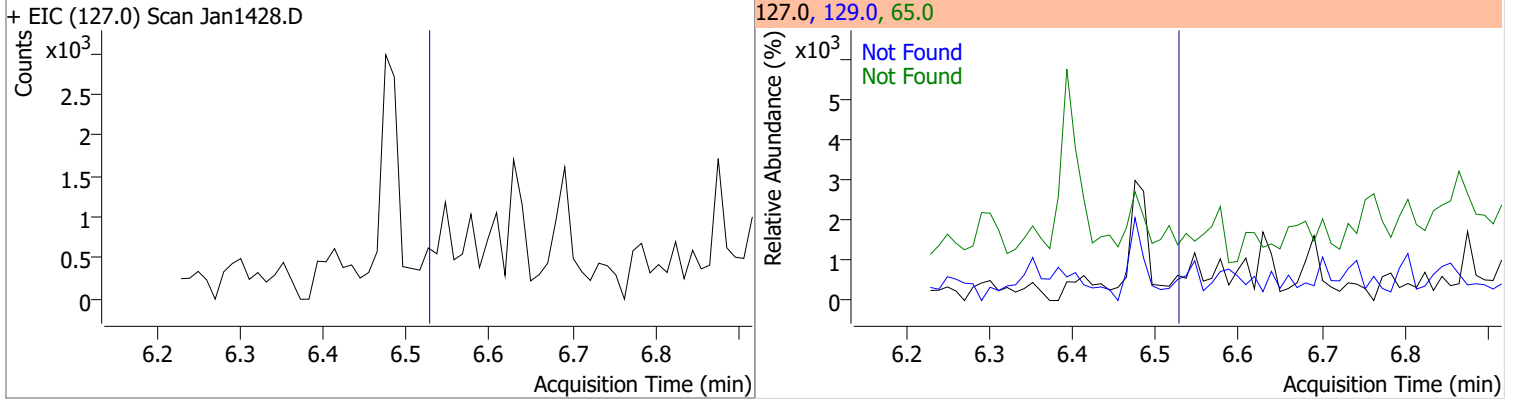
Compound	Conc.	Exp RT	QIon	Exp Ratio	QIon	Exp Ratio
2-Nitrophenol	N.D.	5.96	65.0	52.2	109.0	38.2
+ EIC (139.0) Scan Jan1428.D			139.0, 65.0, 109.0			
						
2,4-Dimethylphenol	N.D.	6.08	107.0	106.7	77.0	29.9
+ EIC (122.0) Scan Jan1428.D			122.0, 107.0, 77.0			
						
bis(-2-Chloroethoxy)Methane	N.D.	6.18	63.0	88.3	95.0	29.8
+ EIC (93.0) Scan Jan1428.D			93.0, 63.0, 95.0			
						
2,4-Dichlorophenol	N.D.	6.28	164.0	63.5	98.0	30.9
+ EIC (162.0) Scan Jan1428.D			162.0, 164.0, 98.0			
						

Quantitation Results Report (QT Reviewed)

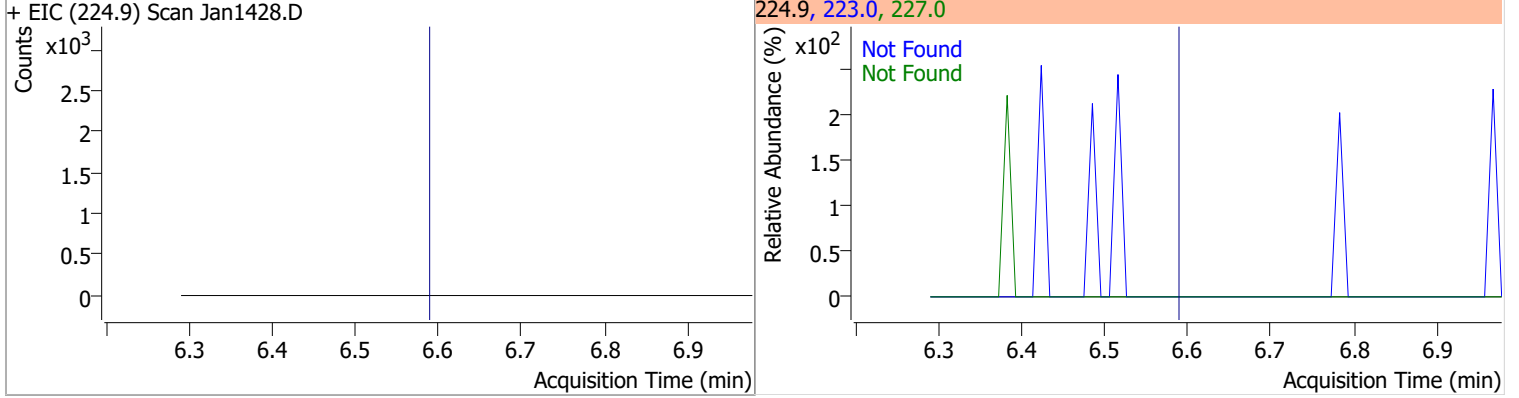
Compound	Conc.	Exp RT	QIon	Exp Ratio	QIon	Exp Ratio
Benzoic Acid	N.D.	6.29	122.0	89.3	77.0	71.7
+ EIC (105.0) Scan Jan1428.D			105.0, 122.0, 77.0			
						
1,2,4-Trichlorobenzene	N.D.	6.34	182.0	98.3	145.0	29.2
+ EIC (180.0) Scan Jan1428.D			180.0, 182.0, 145.0			
						
Naphthalene	N.D.	6.42	129.0	11.1	102.0	8.9
+ EIC (128.0) Scan Jan1428.D			128.0, 129.0, 102.0			
						
4-Chlorophenol	N.D.	6.50	128.0	299.5		
+ EIC (130.0) Scan Jan1428.D			130.0, 128.0			
						

Quantitation Results Report (QT Reviewed)

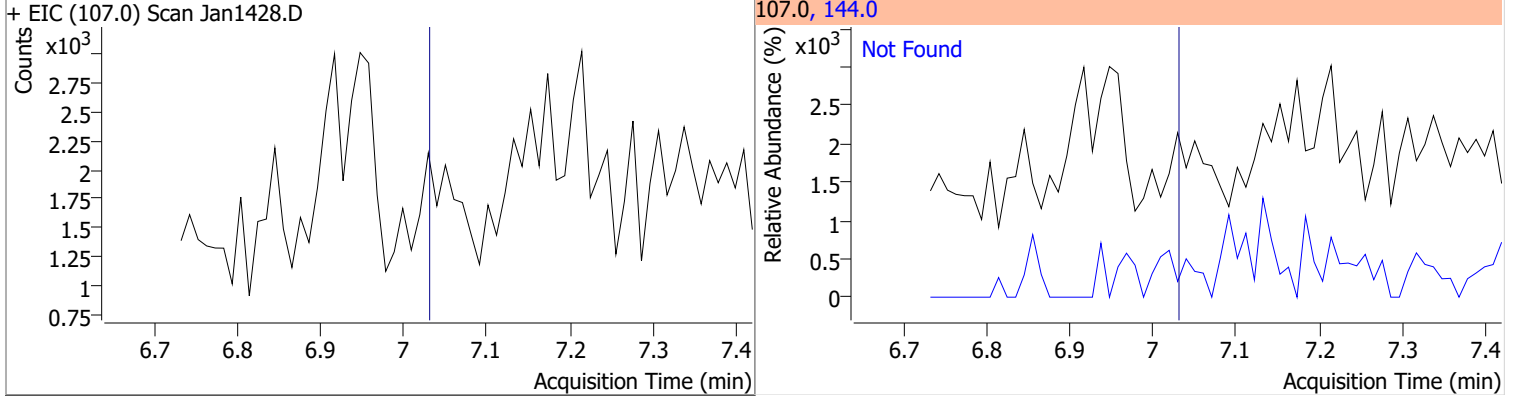
Compound	Conc.	Exp RT	QIon	Exp Ratio	QIon	Exp Ratio
p-Chloroaniline	N.D.	6.53	65.0	32.6	129.0	32.1



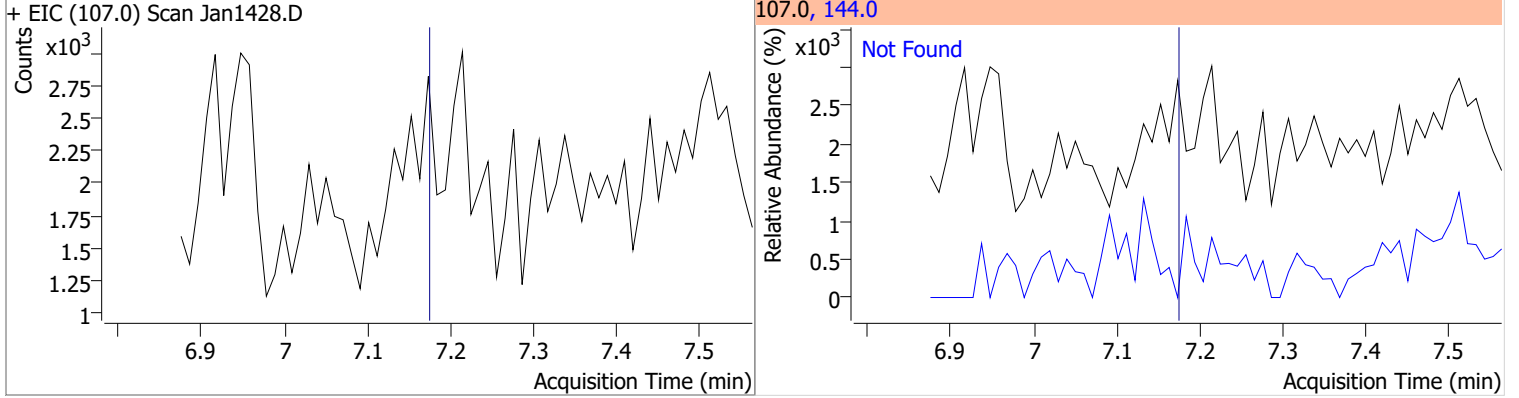
Compound	Conc.	Exp RT	QIon	Exp Ratio	QIon	Exp Ratio
Hexachlorobutadiene	N.D.	6.59	223.0	62.9	227.0	61.7



Compound	Conc.	Exp RT	QIon	Exp Ratio
4-Chloro-2-Methylphenol	N.D.	7.03	144.0	28.7



Compound	Conc.	Exp RT	QIon	Exp Ratio
4-Chloro-3-Methylphenol	N.D.	7.17	144.0	28.4

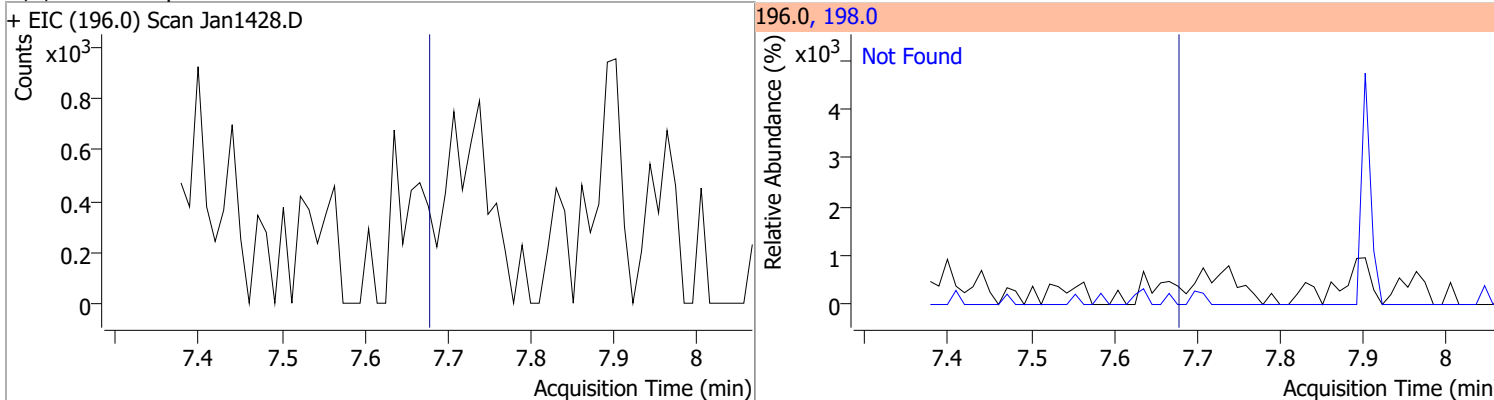


Quantitation Results Report (QT Reviewed)

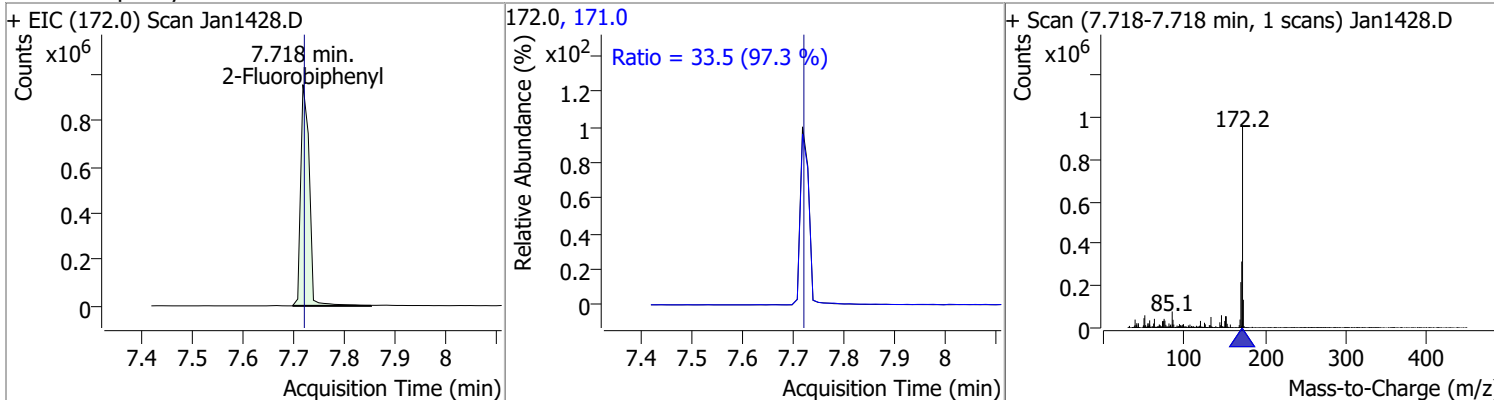
Compound	Conc.	Exp RT	QIon	Exp Ratio	QIon	Exp Ratio
2-Methylnaphthalene	N.D.	7.26	142.0	115.4	115.0	41.1
+ EIC (141.0) Scan Jan1428.D			141.0, 142.0, 115.0			
1-Methylnaphthalene	N.D.	7.37	142.0	111.1	115.0	41.1
+ EIC (141.0) Scan Jan1428.D			141.0, 142.0, 115.0			
Hexachlorocyclopentadiene	N.D.	7.45	238.9	65.3	234.9	63.2
+ EIC (236.9) Scan Jan1428.D			236.9, 238.9, 234.9			
2,4,6-Trichlorophenol	N.D.	7.63	198.0	94.2		
+ EIC (196.0) Scan Jan1428.D			196.0, 198.0			

Quantitation Results Report (QT Reviewed)

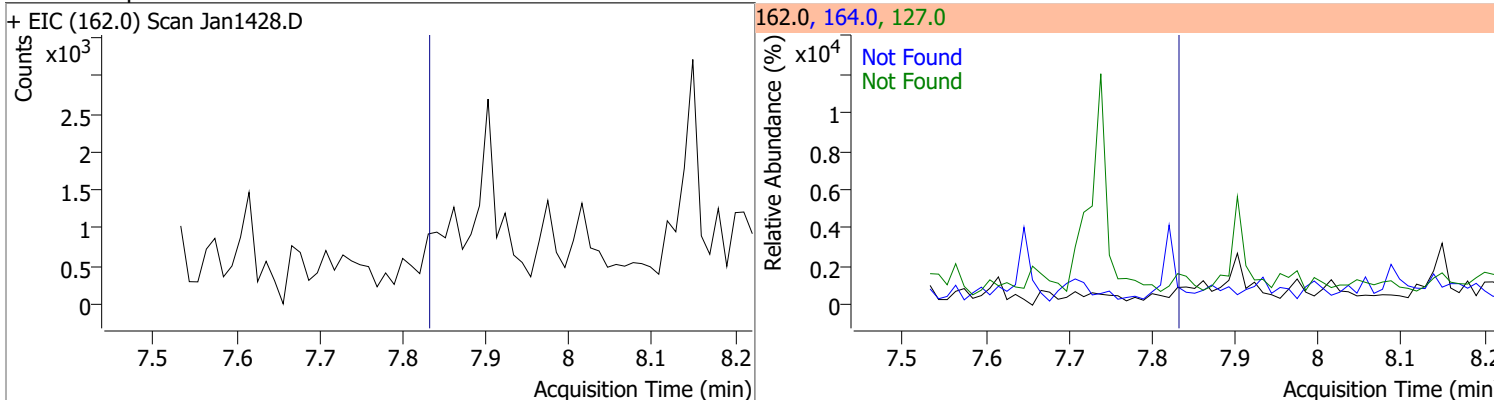
Compound	Conc.	Exp RT	QIon	Exp Ratio
2,4,5-Trichlorophenol	N.D.	7.68	198.0	95.6



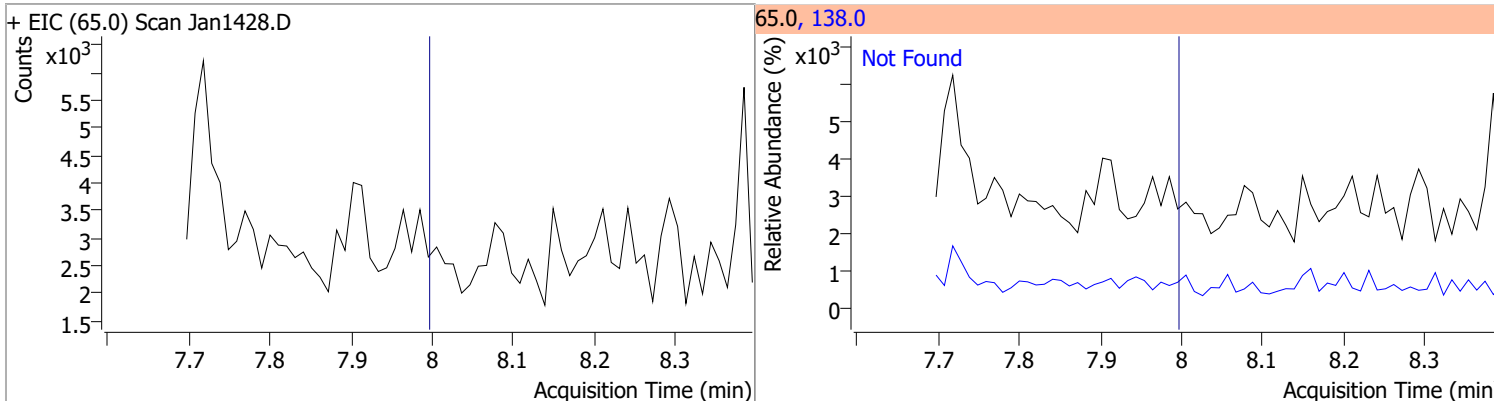
Compound	Conc.	RT	Dev(Min)	Resp.	QIon	QRatio	Lower	Upper
2-Fluorobiphenyl	56.8231	7.72	0.00	1120885	171.0	33.5	24.1	44.8



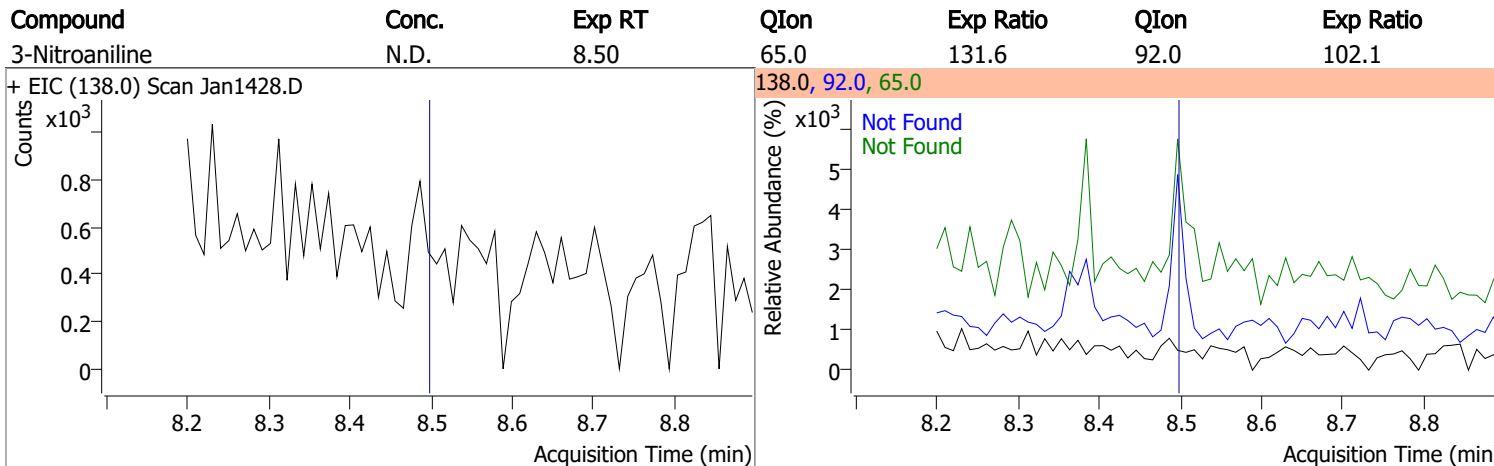
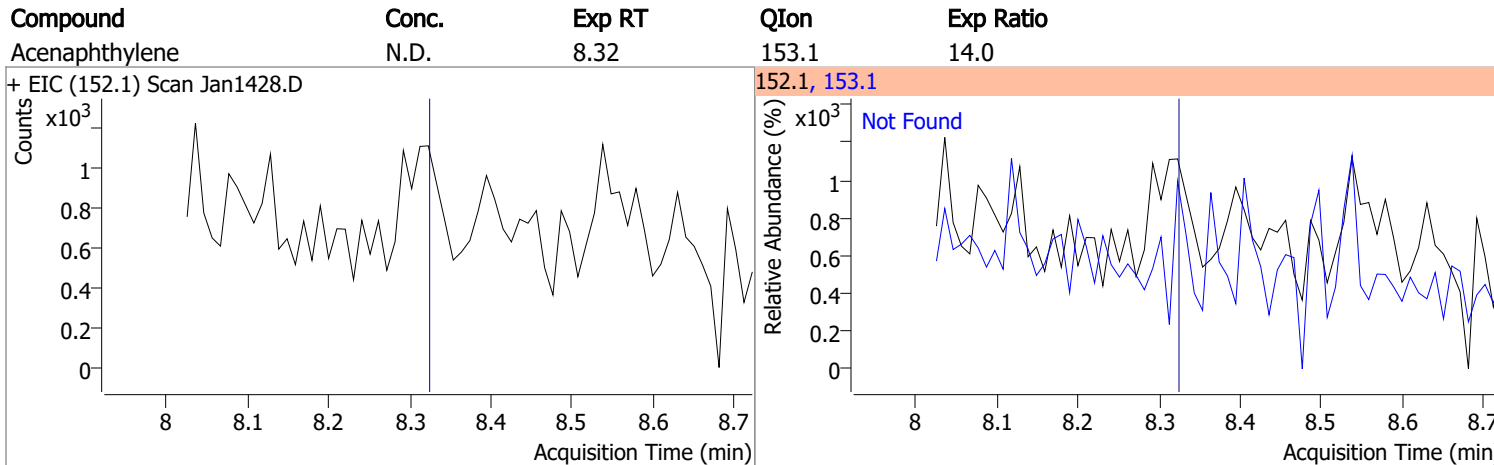
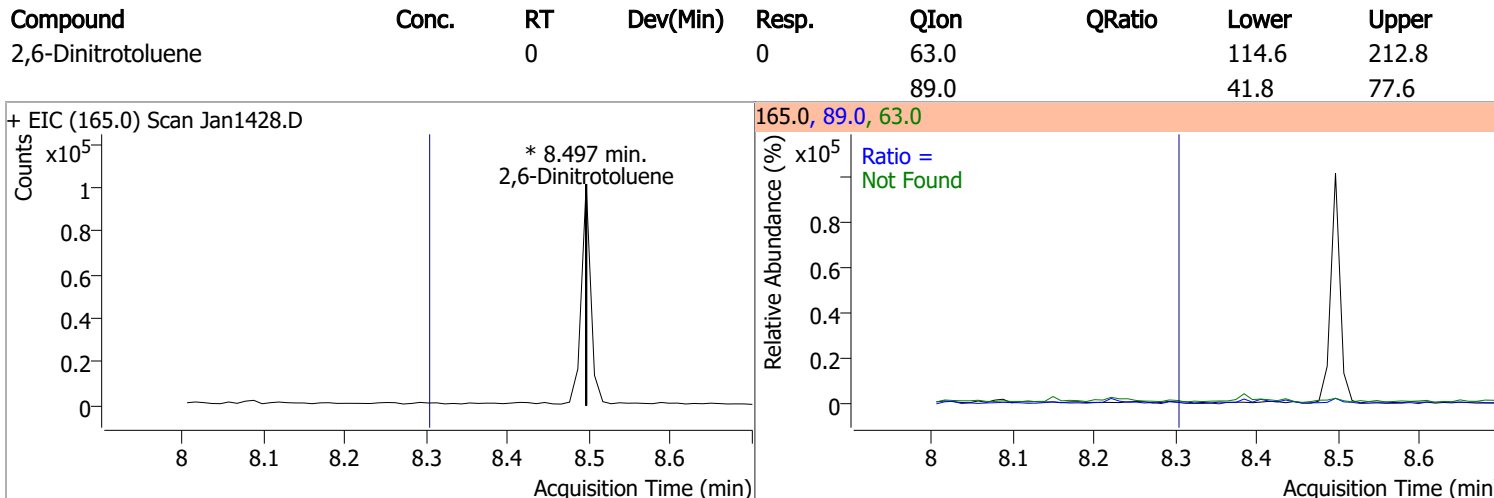
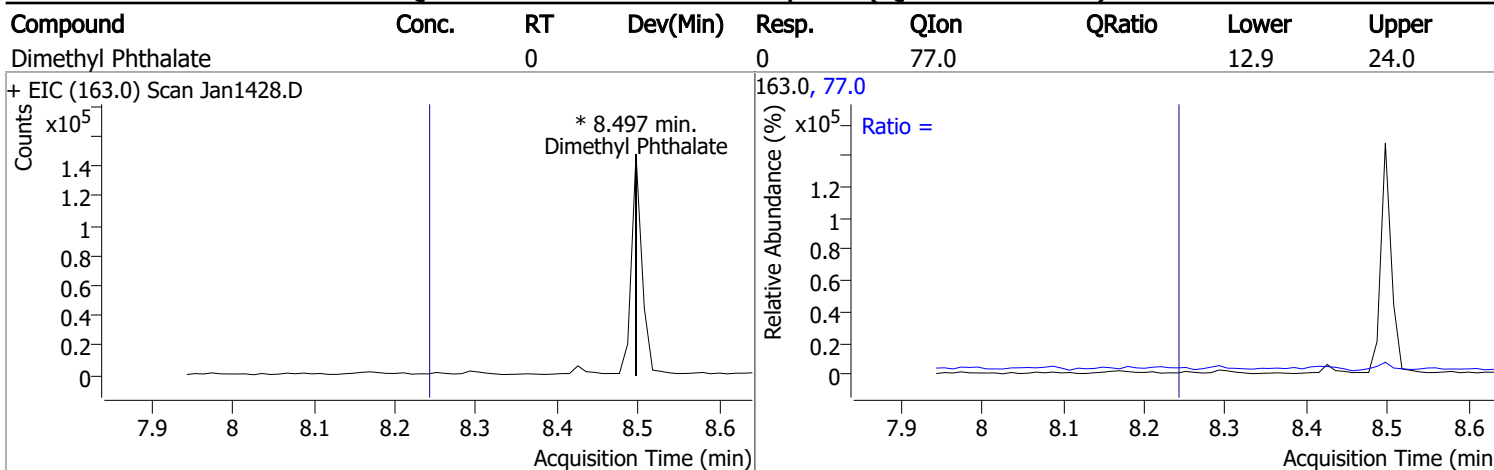
Compound	Conc.	Exp RT	QIon	Exp Ratio	QIon	Exp Ratio
2-Chloronaphthalene	N.D.	7.83	127.0	36.6	164.0	32.9



Compound	Conc.	Exp RT	QIon	Exp Ratio
2-Nitroaniline	N.D.	8.00	138.0	108.7

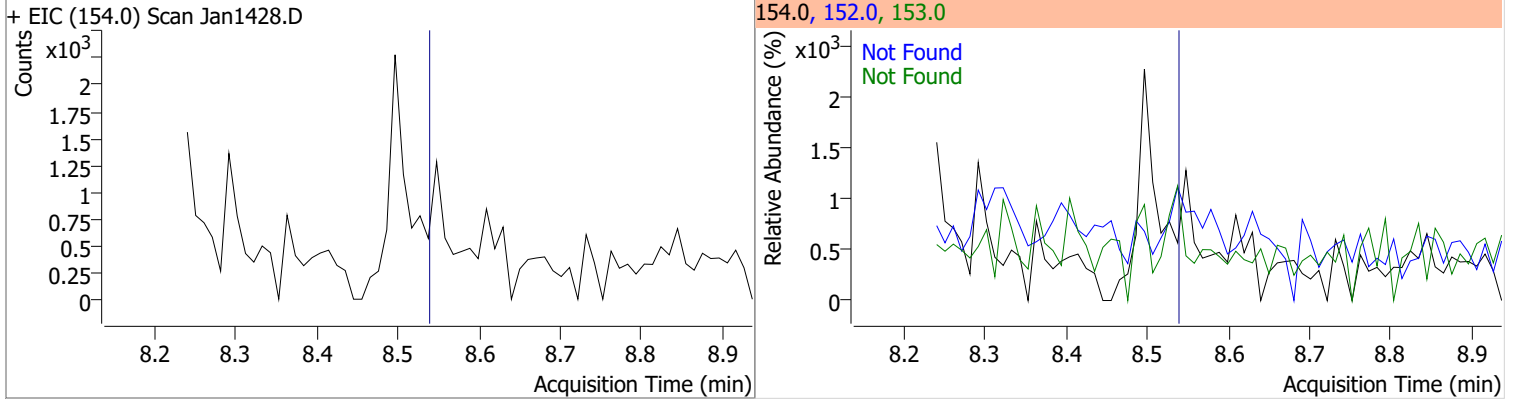


Quantitation Results Report (QT Reviewed)

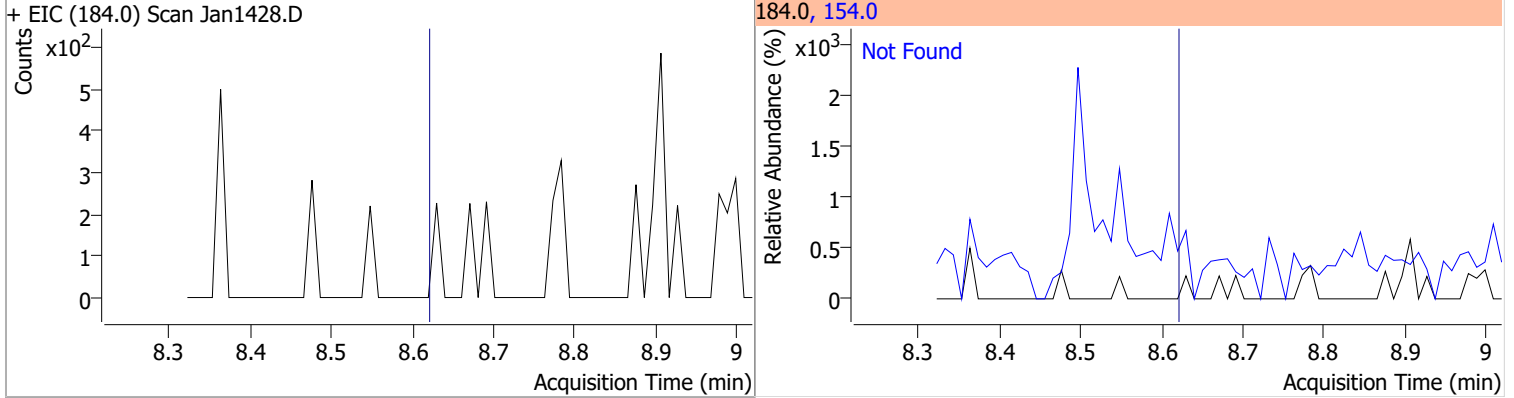


Quantitation Results Report (QT Reviewed)

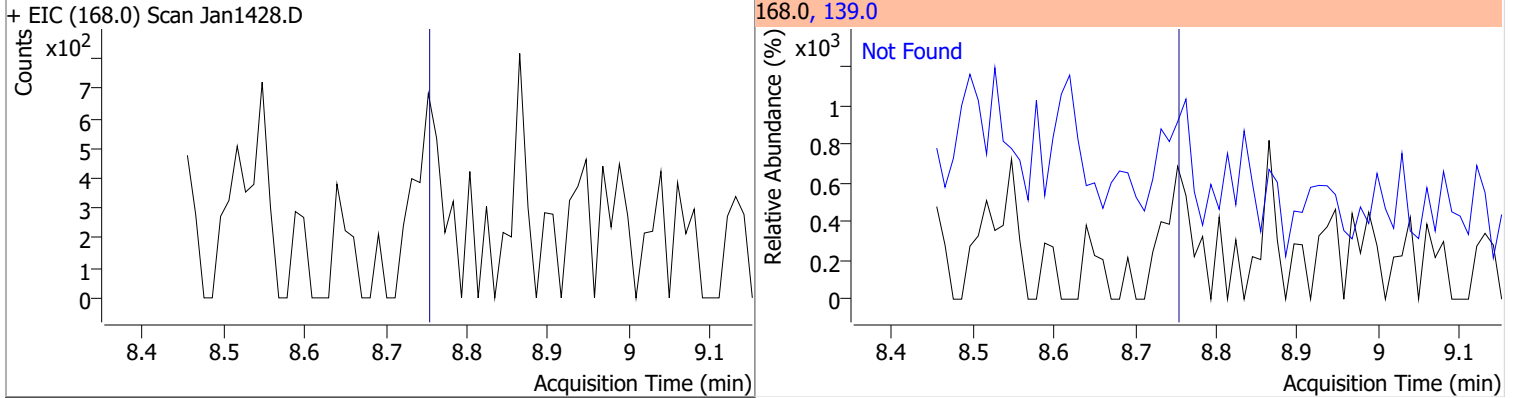
Compound	Conc.	Exp RT	QIon	Exp Ratio	QIon	Exp Ratio
Acenaphthene	N.D.	8.54	153.0	108.2	152.0	50.8



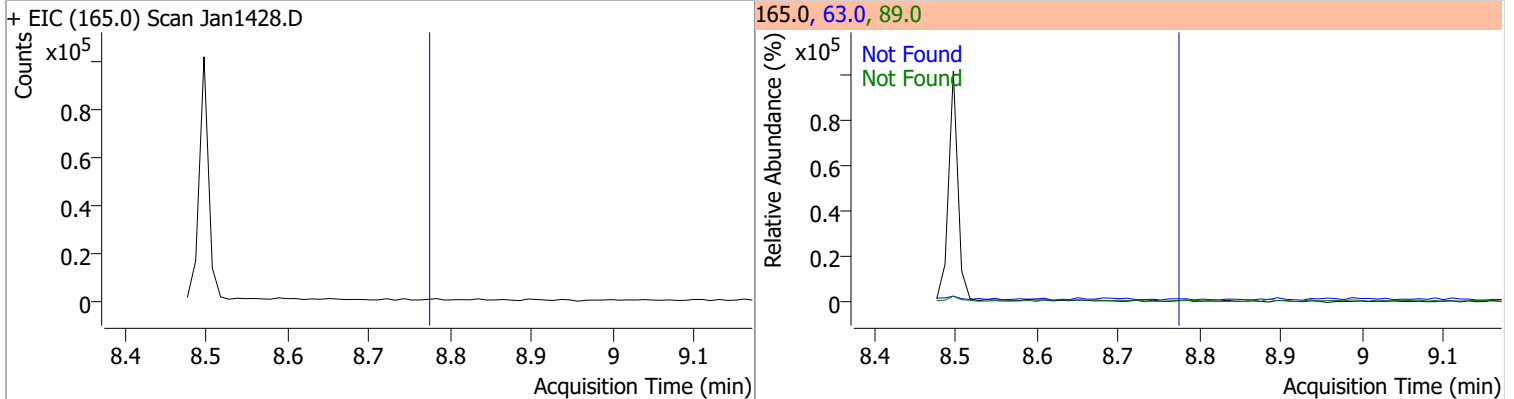
Compound	Conc.	Exp RT	QIon	Exp Ratio
2,4-Dinitrophenol	N.D.	8.62	154.0	53.4



Compound	Conc.	Exp RT	QIon	Exp Ratio
Dibenzofuran	N.D.	8.75	139.0	38.8

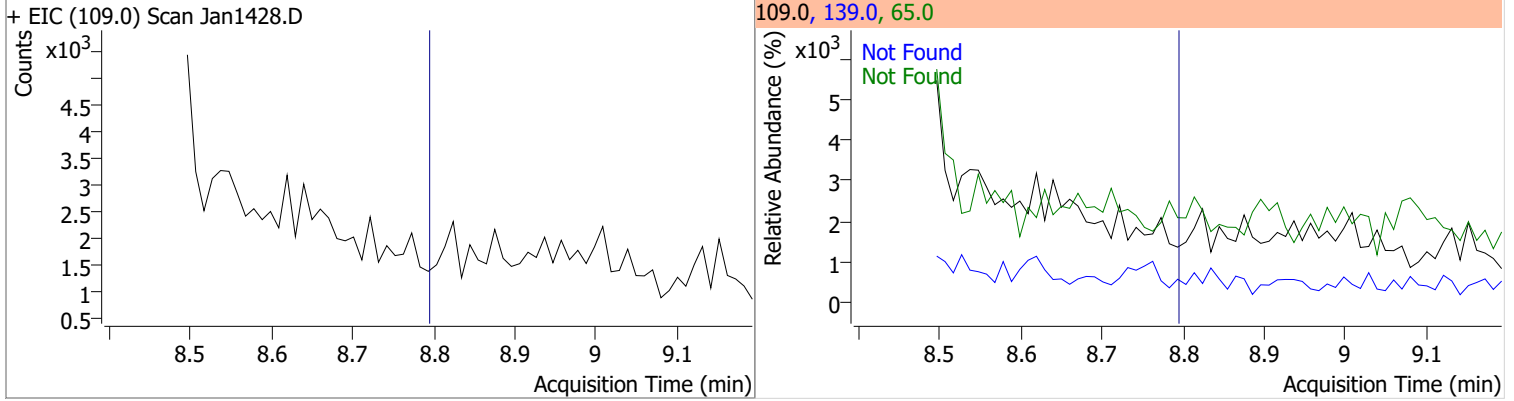


Compound	Conc.	Exp RT	QIon	Exp Ratio	QIon	Exp Ratio
2,4-Dinitrotoluene	N.D.	8.77	89.0	72.2	63.0	52.6

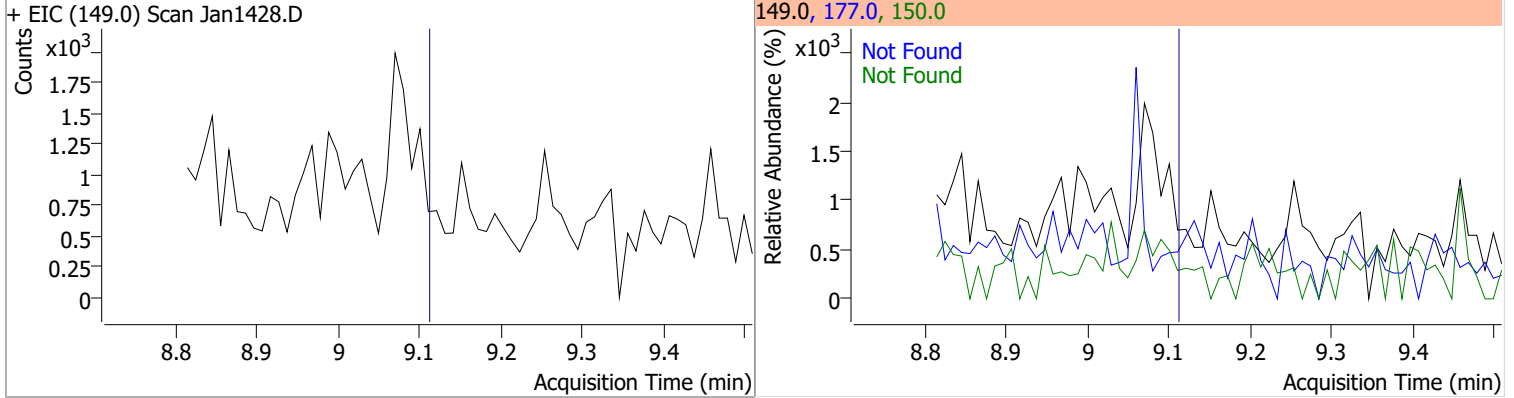


Quantitation Results Report (QT Reviewed)

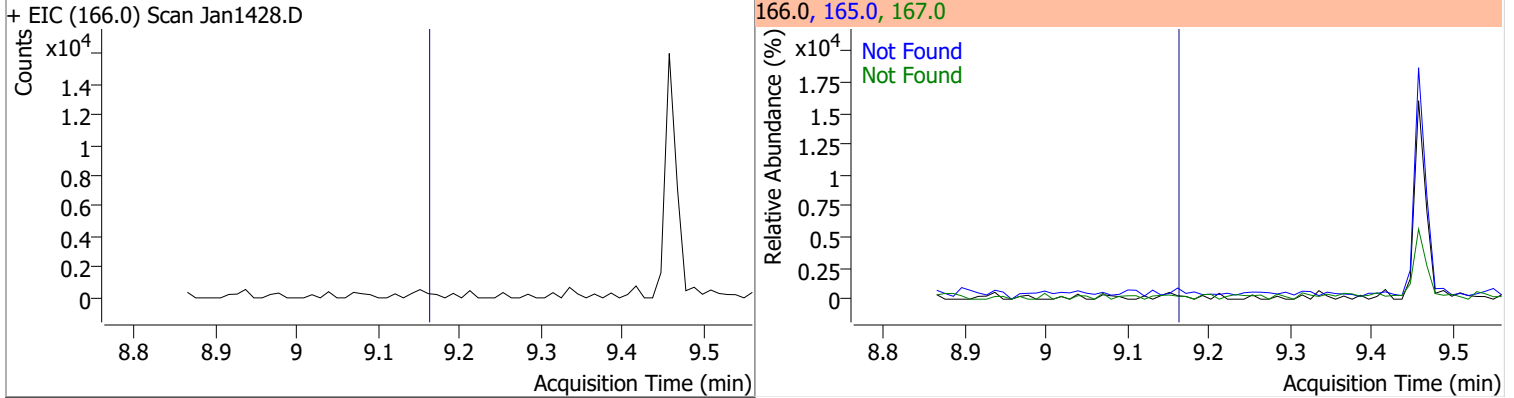
Compound	Conc.	Exp RT	QIon	Exp Ratio	QIon	Exp Ratio
4-Nitrophenol	N.D.	8.79	65.0	84.9	139.0	66.0



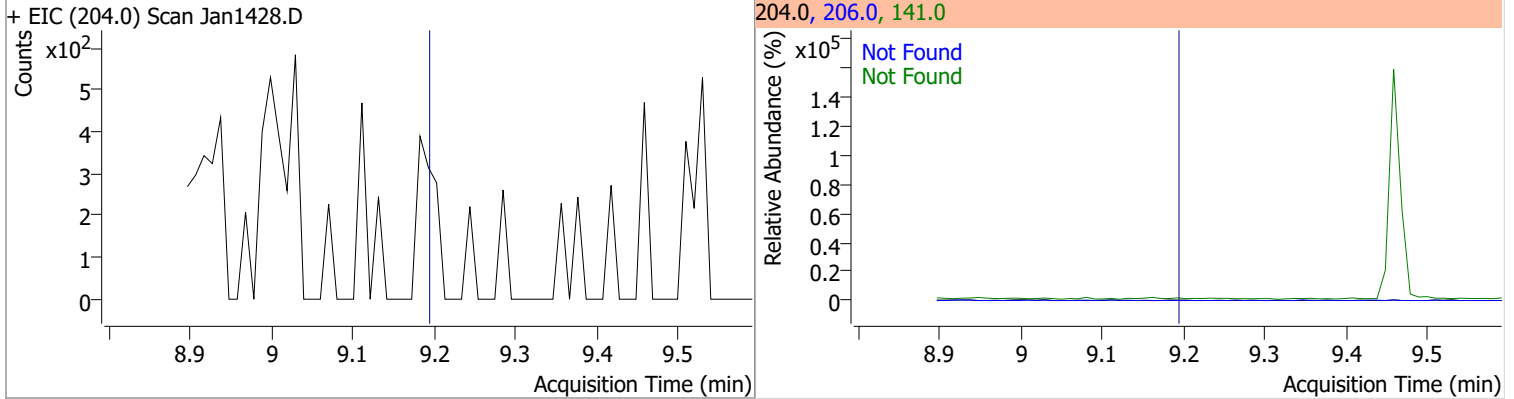
Compound	Conc.	Exp RT	QIon	Exp Ratio	QIon	Exp Ratio
Diethylphthalate	N.D.	9.11	177.0	20.4	150.0	12.3



Compound	Conc.	Exp RT	QIon	Exp Ratio	QIon	Exp Ratio
Fluorene	N.D.	9.16	165.0	94.7	167.0	13.8

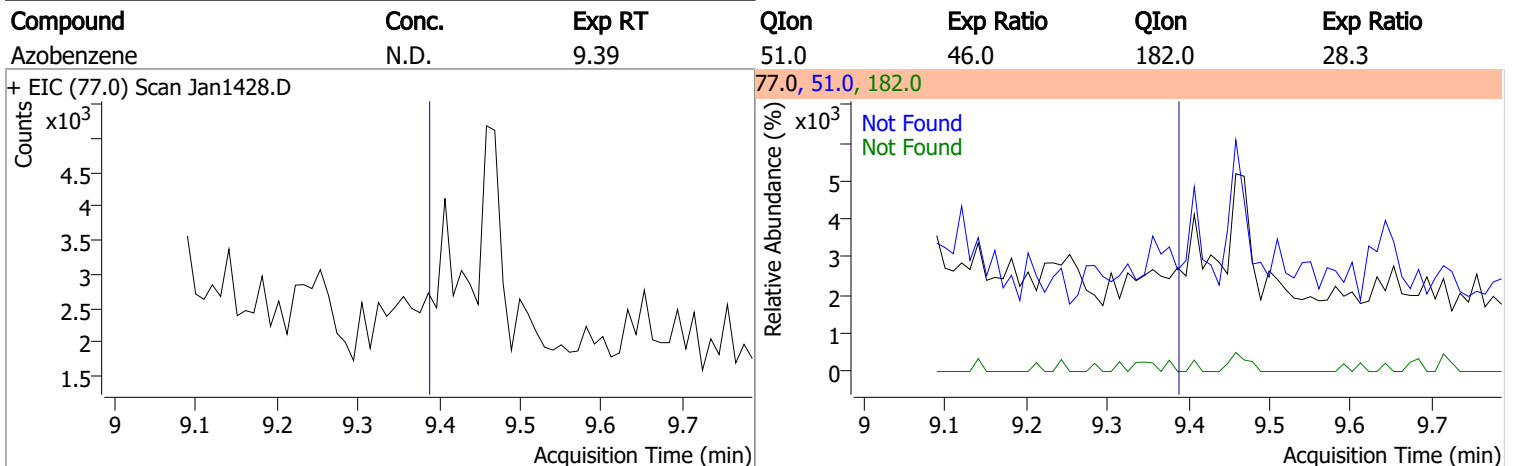
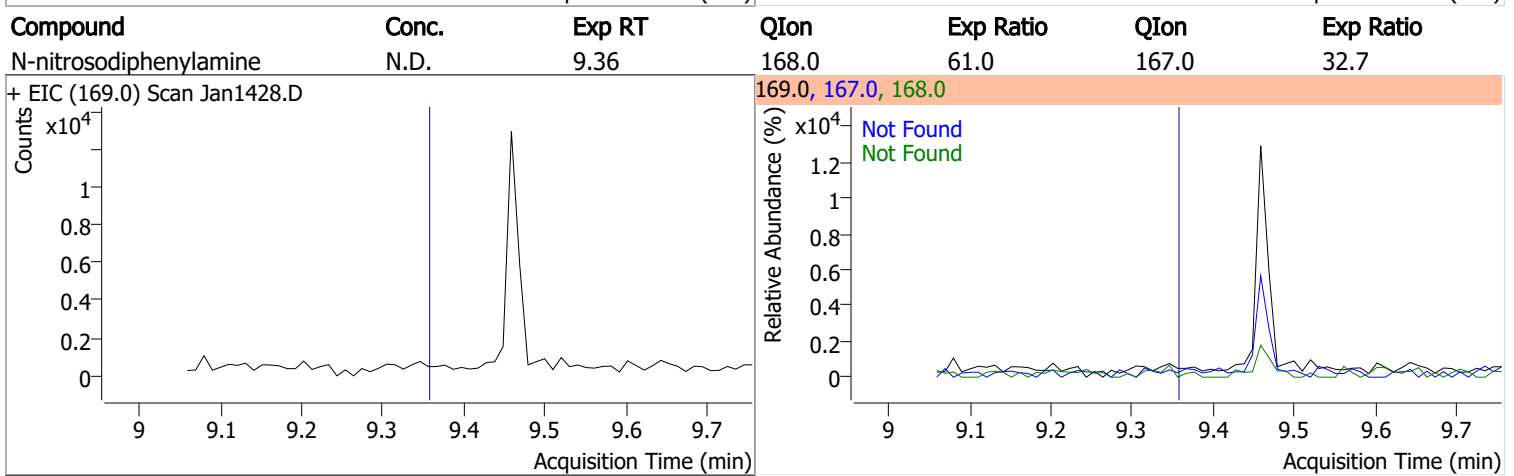
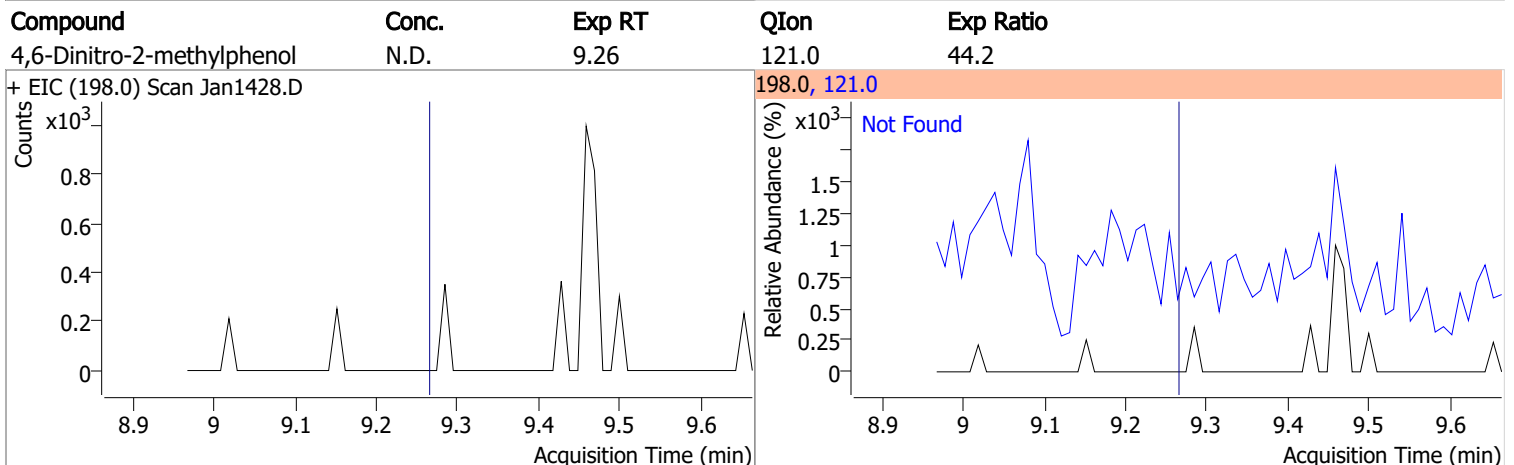
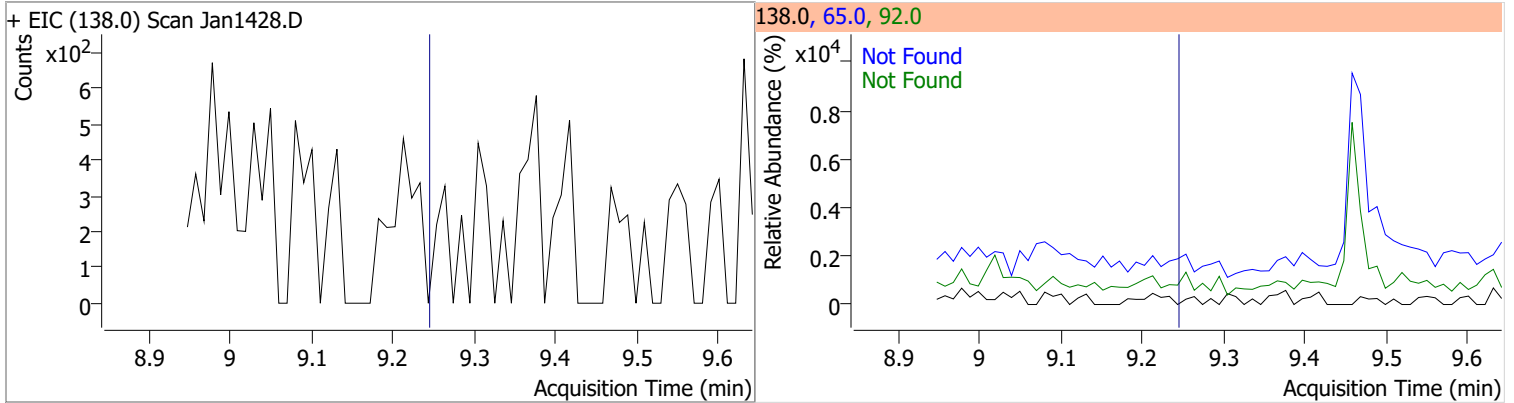


Compound	Conc.	Exp RT	QIon	Exp Ratio	QIon	Exp Ratio
4-Chlorophenyl-phenylether	N.D.	9.19	141.0	61.5	206.0	33.0



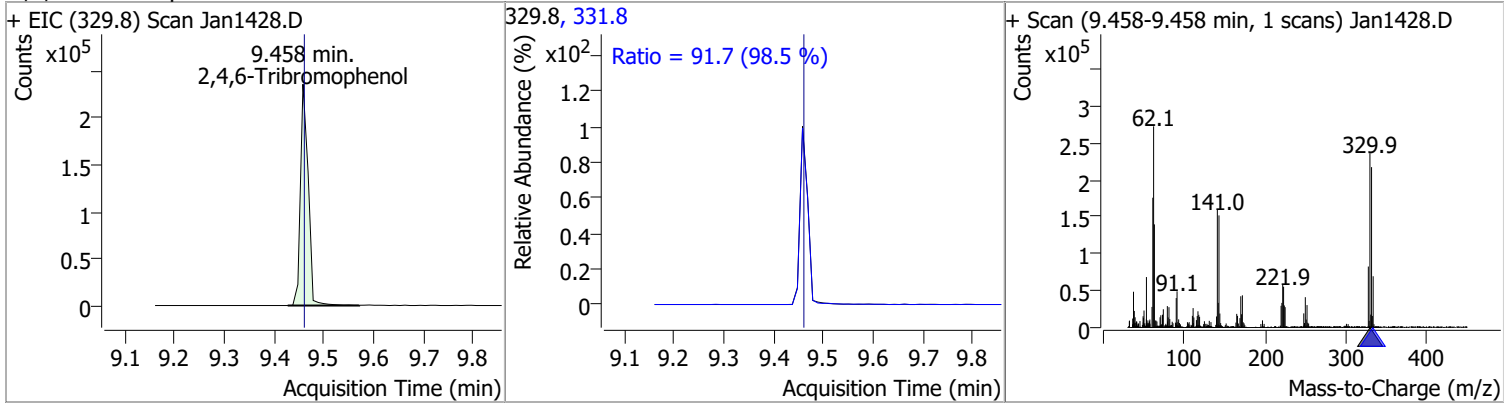
Quantitation Results Report (QT Reviewed)

Compound	Conc.	Exp RT	QIon	Exp Ratio	QIon	Exp Ratio
----------	-------	--------	------	-----------	------	-----------

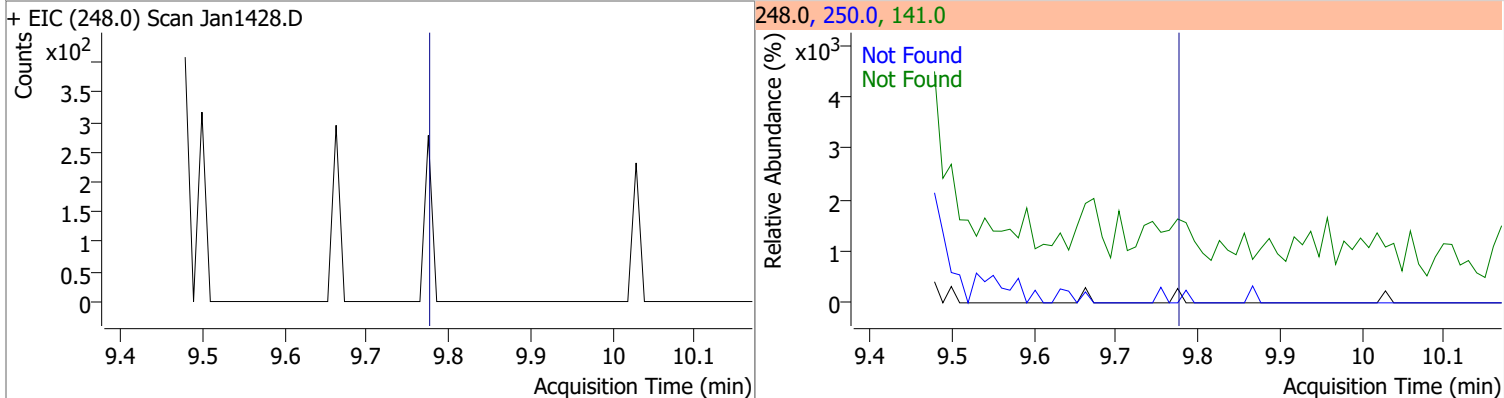


Quantitation Results Report (QT Reviewed)

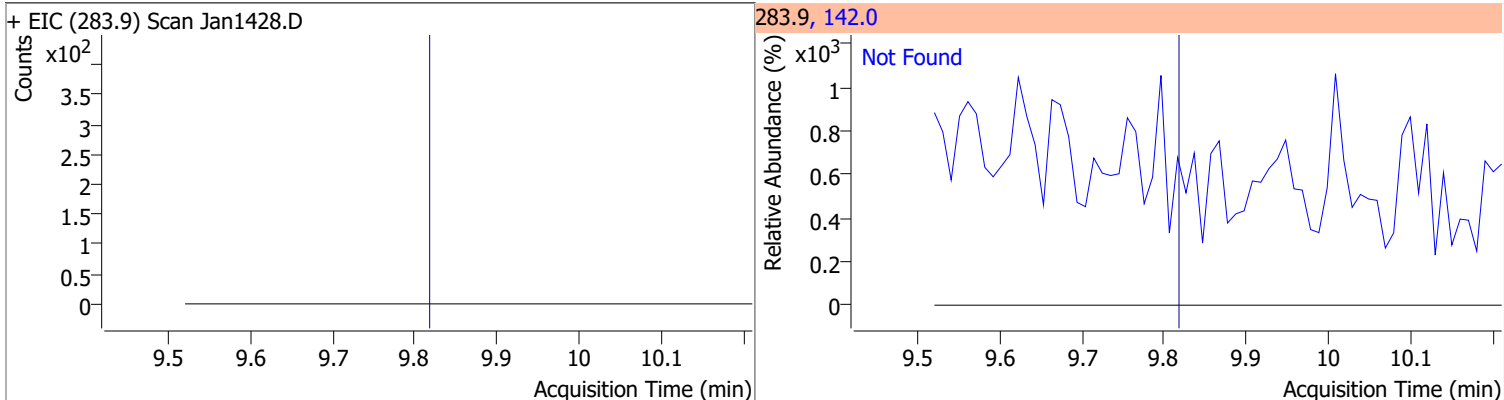
Compound	Conc.	RT	Dev(Min)	Resp.	QIon	QRatio	Lower	Upper
2,4,6-Tribromophenol	151.4109	9.46	0.00	255742	331.8	91.7	65.2	121.0



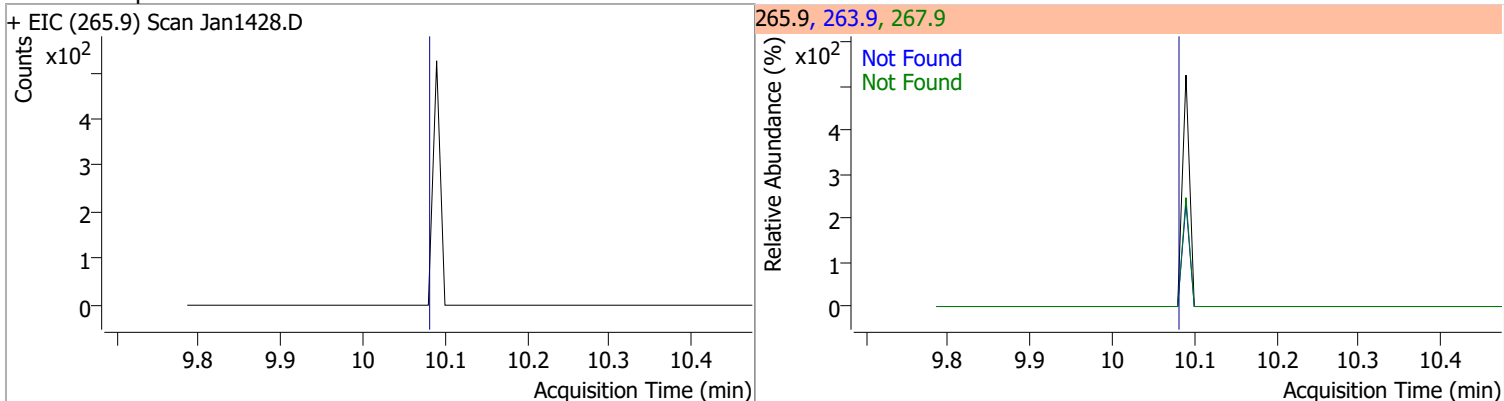
Compound	Conc.	Exp RT	QIon	Exp Ratio	QIon	Exp Ratio
4-Bromophenyl-phenylether	N.D.	9.78	250.0	97.1	141.0	93.8



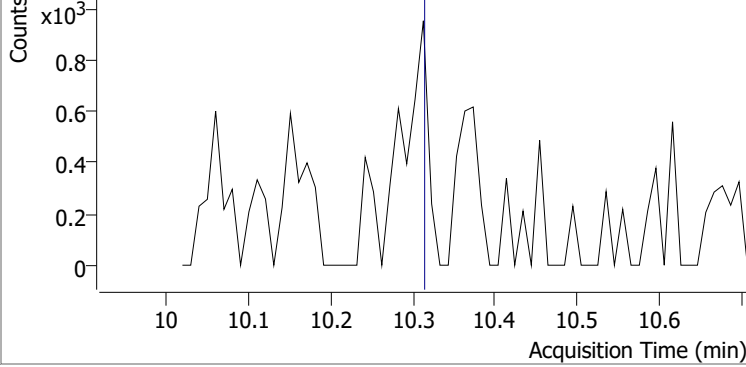
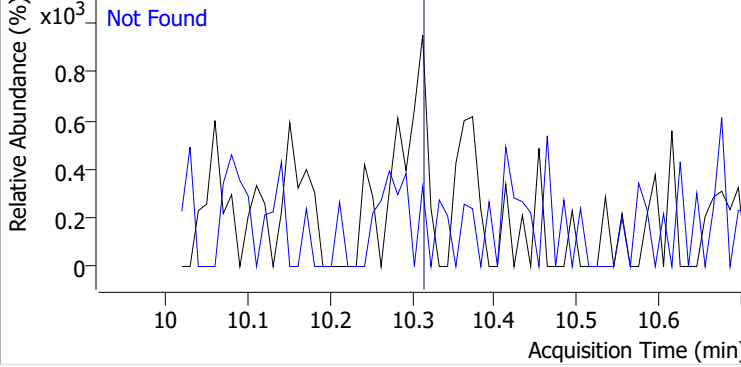
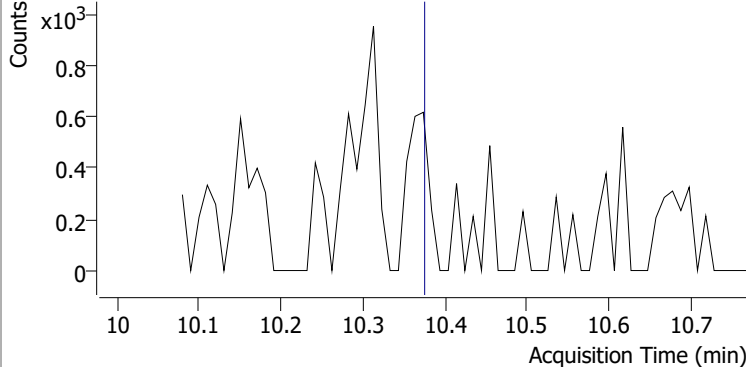
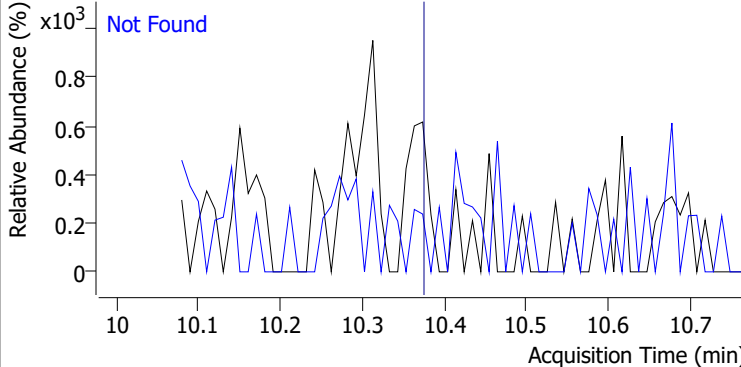
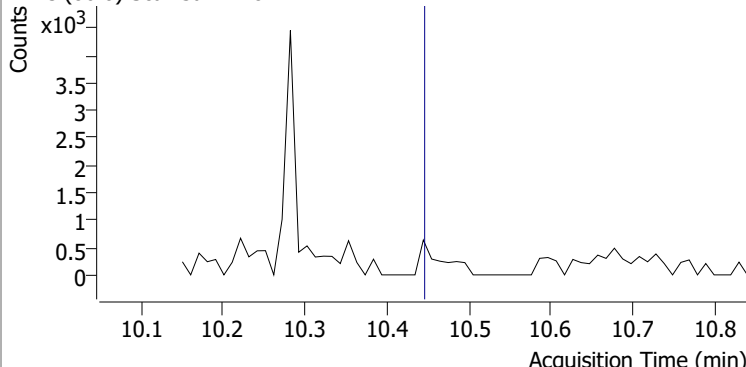
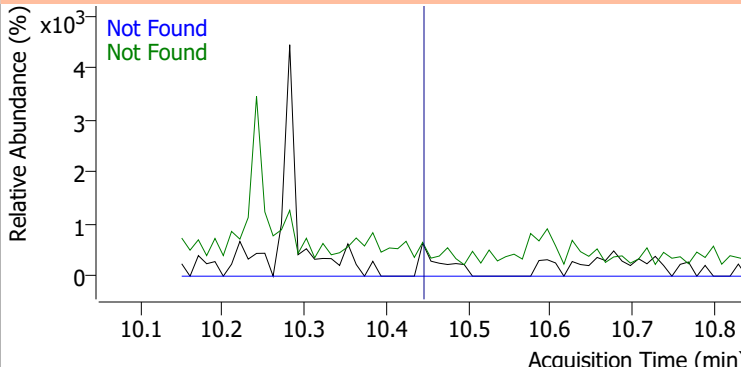
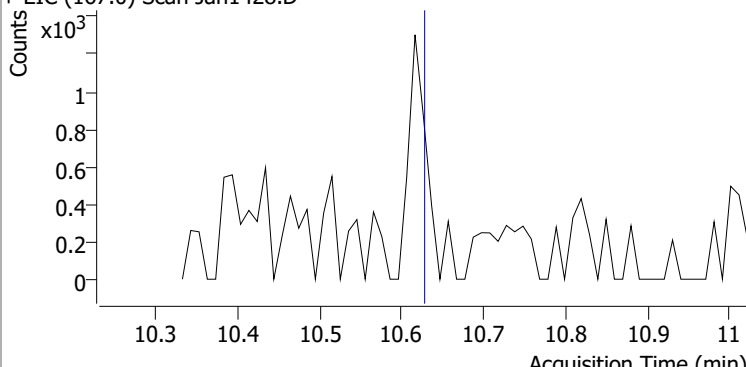
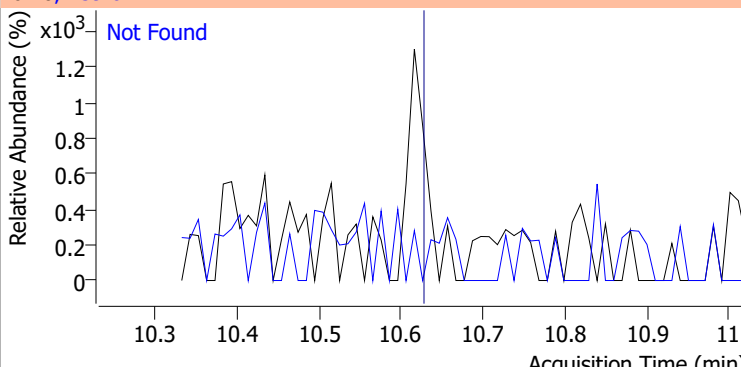
Compound	Conc.	Exp RT	QIon	Exp Ratio	QIon	Exp Ratio
Hexachlorobenzene	N.D.	9.82	142.0	51.2		



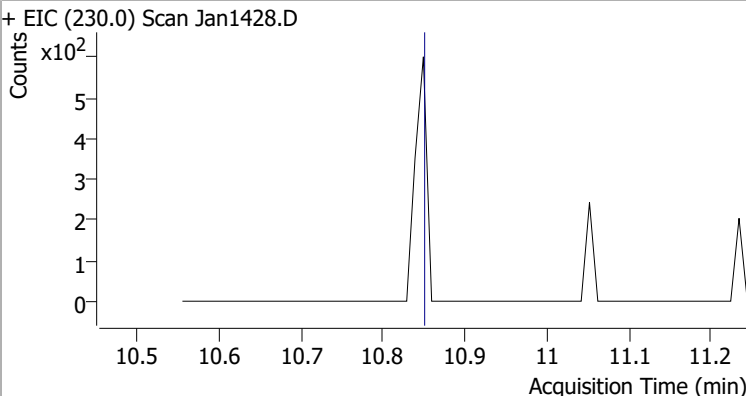
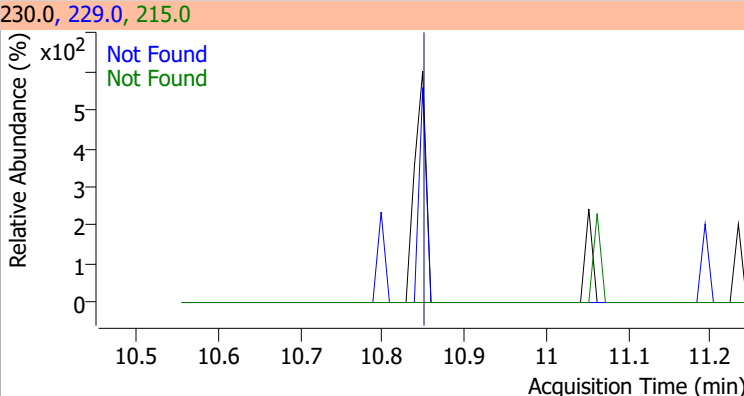
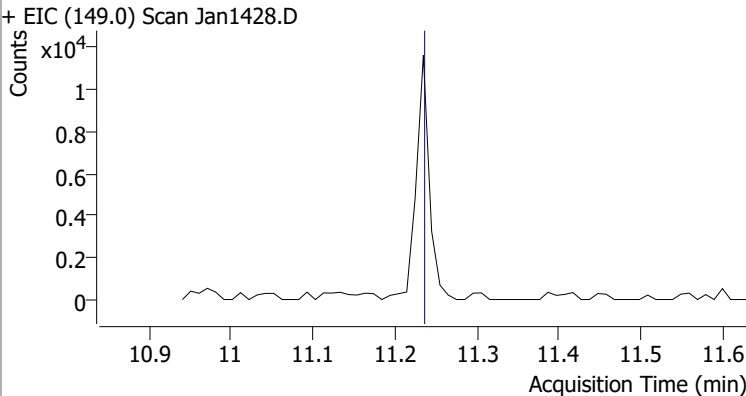
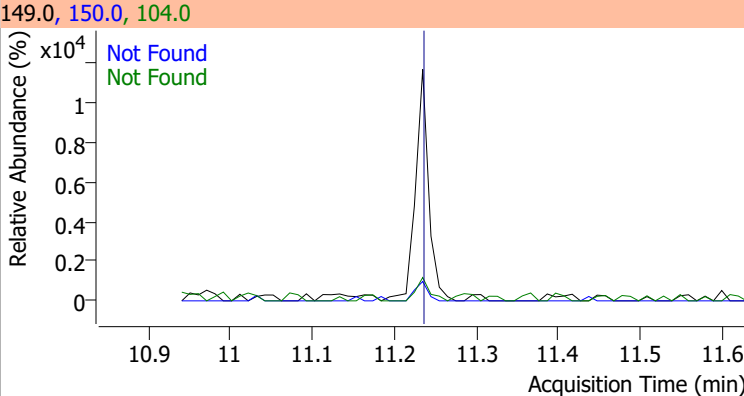
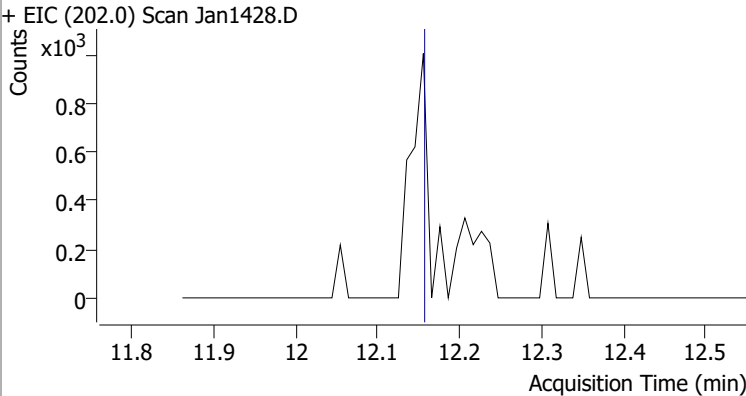
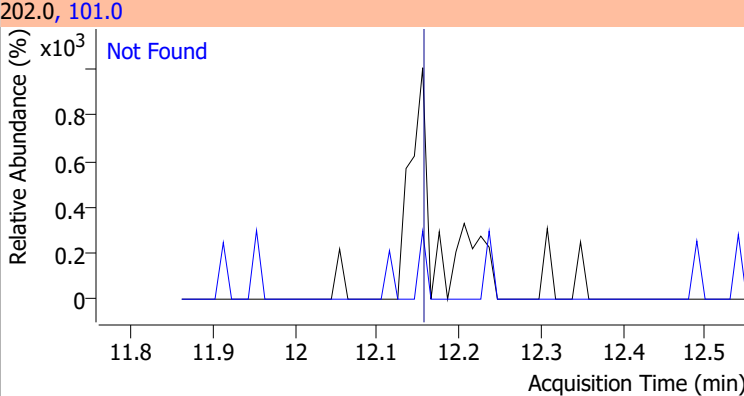
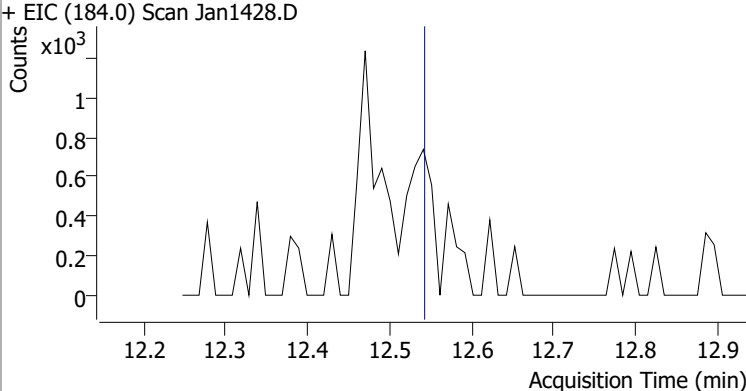
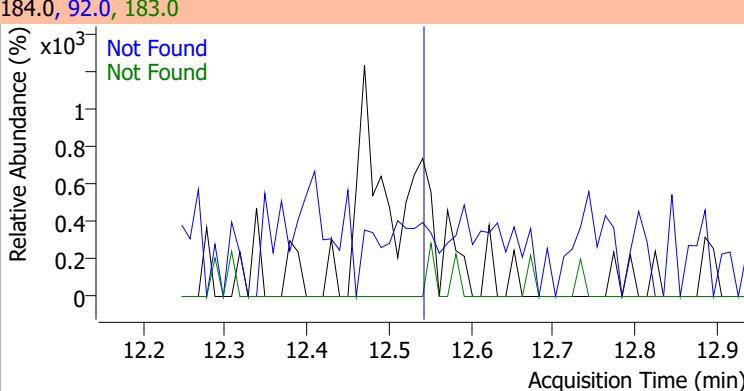
Compound	Conc.	Exp RT	QIon	Exp Ratio	QIon	Exp Ratio
Pentachlorophenol	N.D.	10.08	263.9	64.7	267.9	64.6



Quantitation Results Report (QT Reviewed)

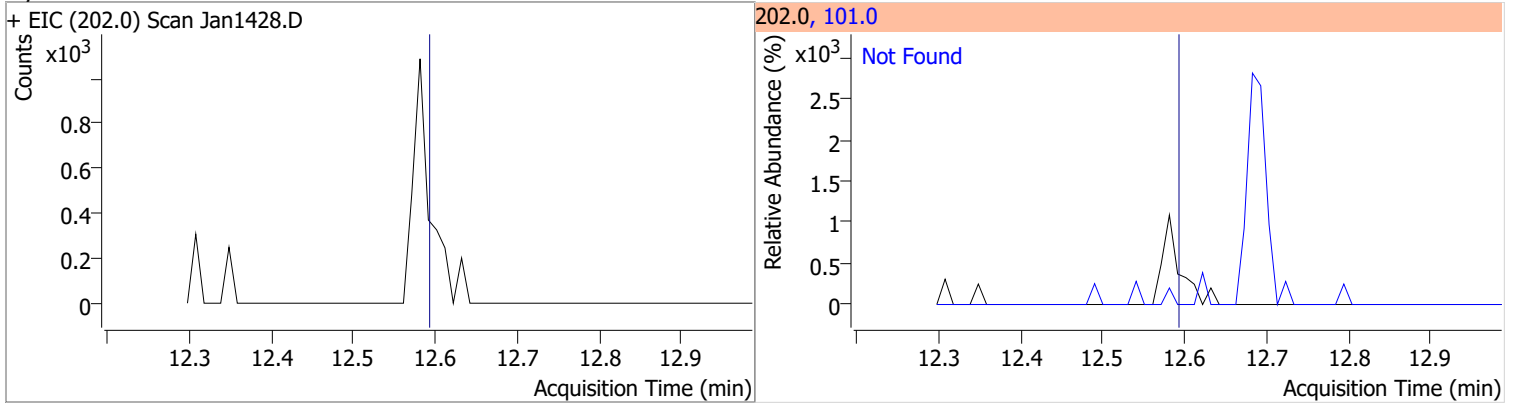
Compound	Conc.	Exp RT	QIon	Exp Ratio		
Phenanthrene	N.D.	10.31	176.0	18.6		
+ EIC (178.0) Scan Jan1428.D			178.0, 176.0			
						
Anthracene	N.D.	10.37	176.0	18.3		
+ EIC (178.0) Scan Jan1428.D			178.0, 176.0			
						
Triallate	N.D.	10.44	268.0	26.6	QIon	Exp Ratio
					143.0	23.5
+ EIC (86.0) Scan Jan1428.D			86.0, 268.0, 143.0			
						
Carbazole	N.D.	10.63	139.0	13.2		
+ EIC (167.0) Scan Jan1428.D			167.0, 139.0			
						

Quantitation Results Report (QT Reviewed)

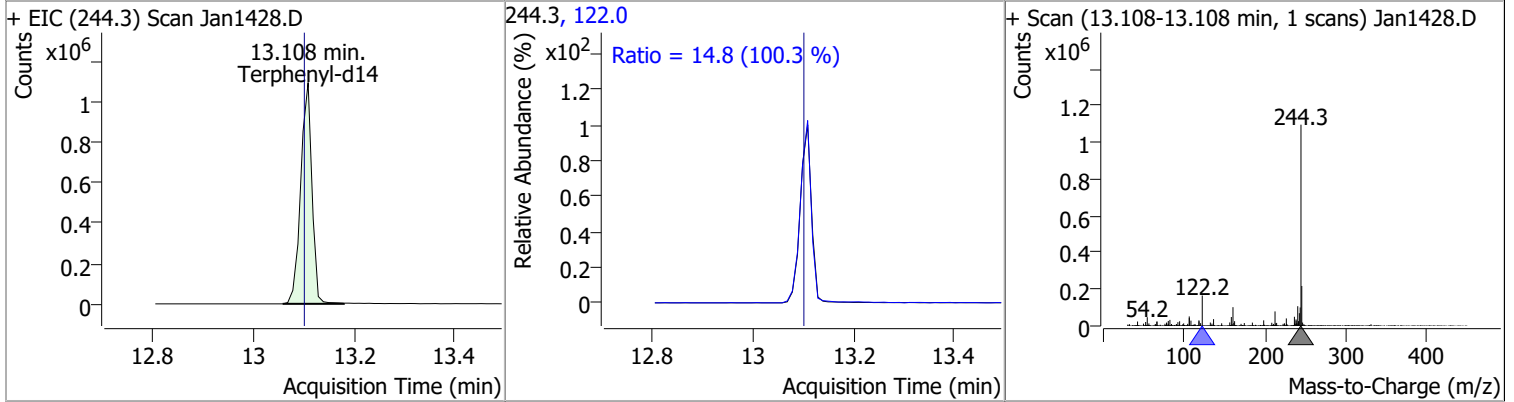
Compound	Conc.	Exp RT	QIon	Exp Ratio	QIon	Exp Ratio
o-Terphenyl	N.D.	10.85	229.0	65.3	215.0	37.2
+ EIC (230.0) Scan Jan1428.D			230.0, 229.0, 215.0			
						
Di-n-Butylphthalate	N.D.	11.23	150.0	9.0	104.0	5.8
+ EIC (149.0) Scan Jan1428.D			149.0, 150.0, 104.0			
						
Fluoranthene	N.D.	12.16	101.0	13.3		
+ EIC (202.0) Scan Jan1428.D			202.0, 101.0			
						
Benzidine	N.D.	12.54	183.0	11.8	92.0	8.2
+ EIC (184.0) Scan Jan1428.D			184.0, 92.0, 183.0			
						

Quantitation Results Report (QT Reviewed)

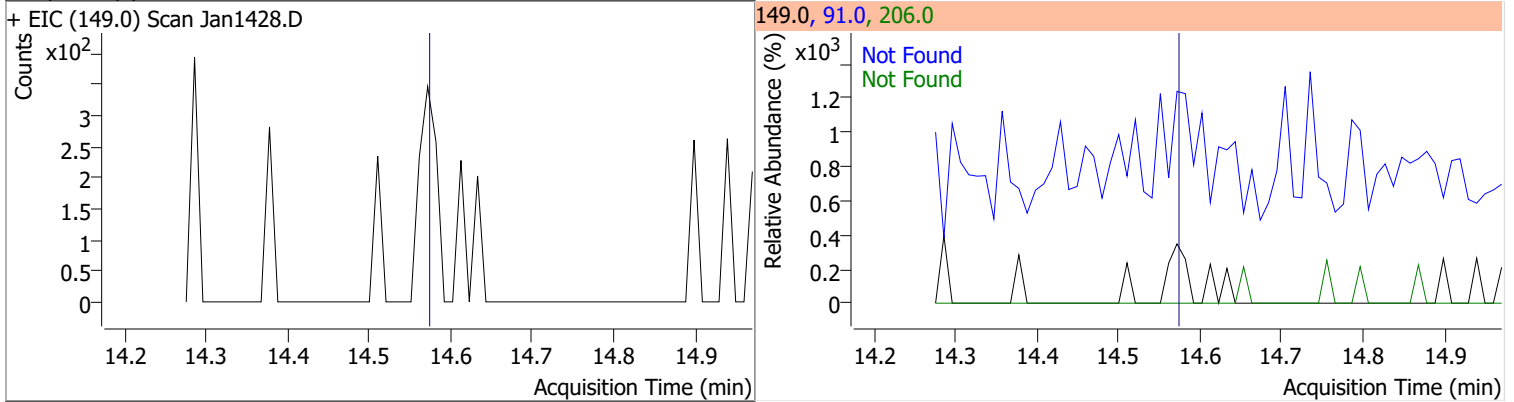
Compound	Conc.	Exp RT	QIon	Exp Ratio
Pyrene	N.D.	12.59	101.0	15.9



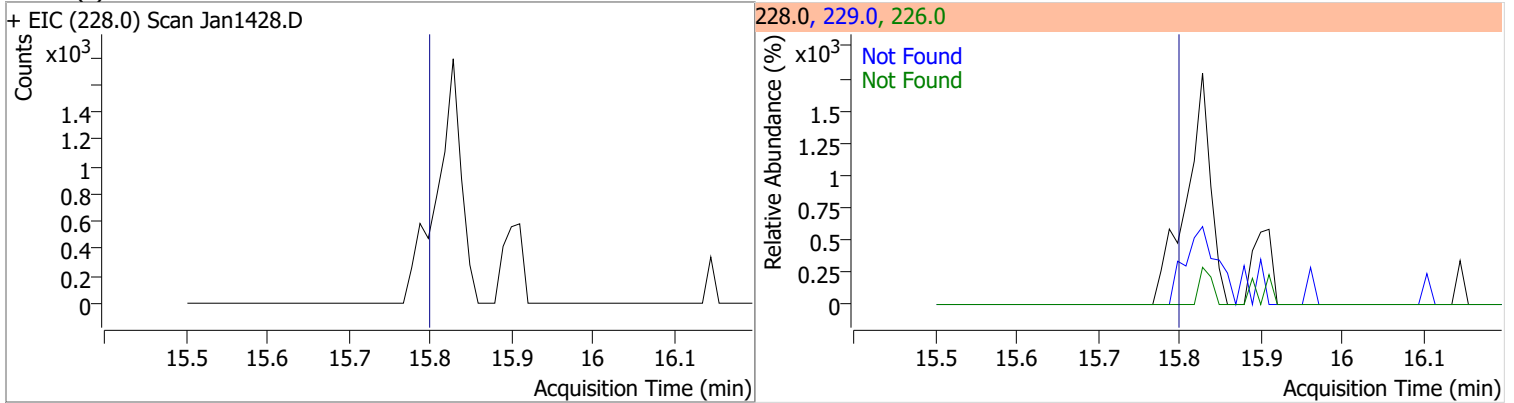
Compound	Conc.	RT	Dev(Min)	Resp.	QIon	QRatio	Lower	Upper
Terphenyl-d14	87.8840	13.11	0.01	1702097	122.0	14.8	10.4	19.2



Compound	Conc.	Exp RT	QIon	Exp Ratio	QIon	Exp Ratio
Butylbenzylphthalate	N.D.	14.58	91.0	79.2	206.0	17.9

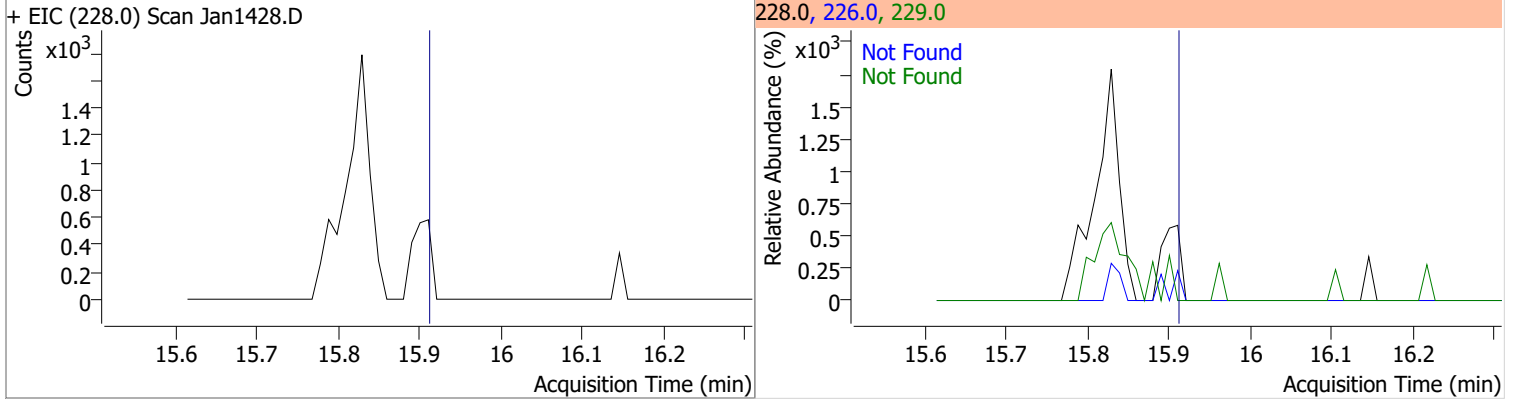


Compound	Conc.	Exp RT	QIon	Exp Ratio	QIon	Exp Ratio
Benzo(a)Anthracene	N.D.	15.81	226.0	26.5	229.0	20.7

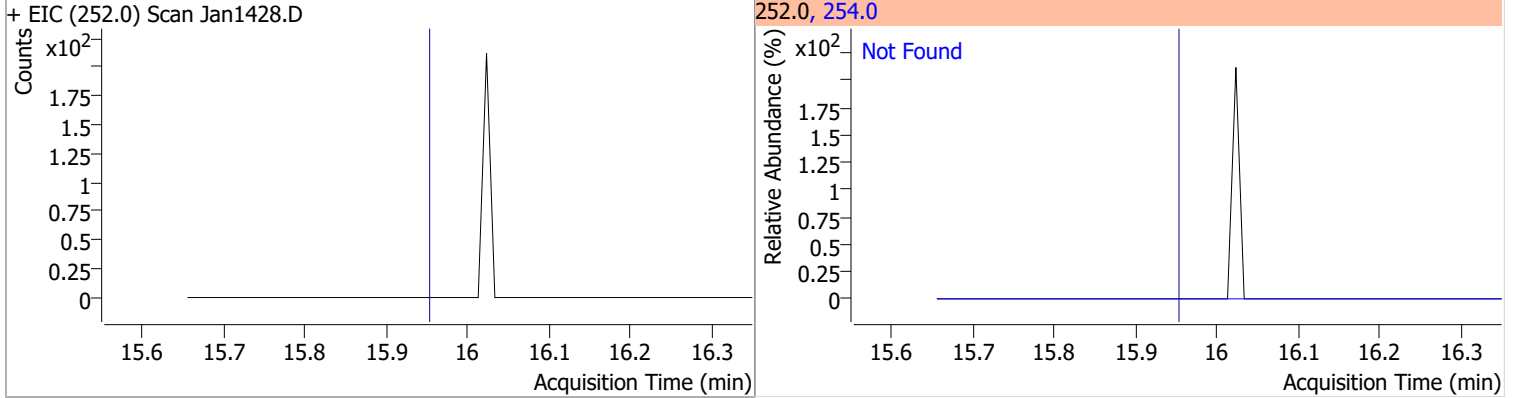


Quantitation Results Report (QT Reviewed)

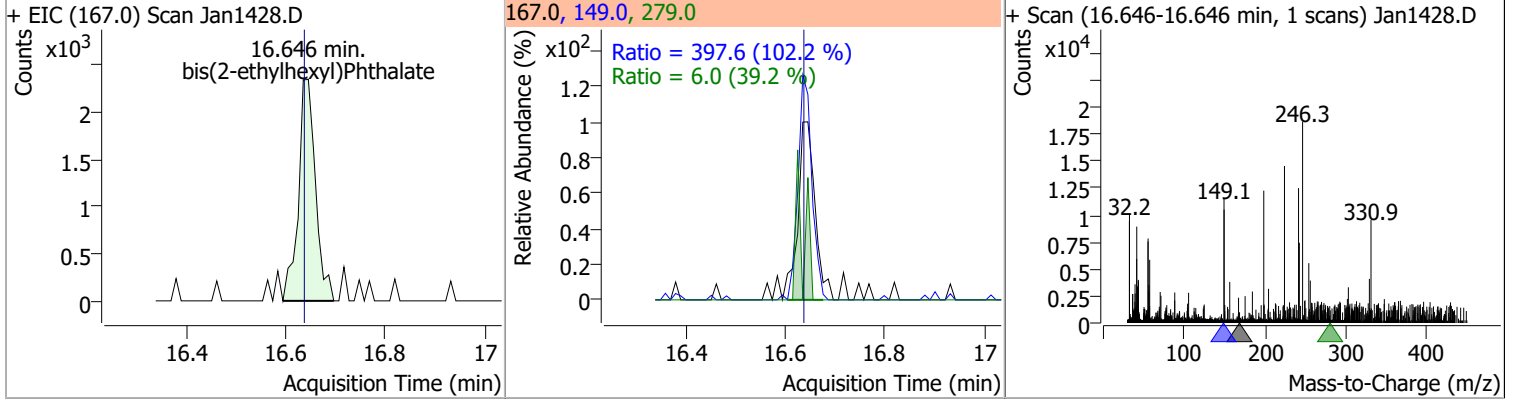
Compound	Conc.	Exp RT	QIon	Exp Ratio	QIon	Exp Ratio
Chrysene	N.D.	15.92	226.0	29.9	229.0	20.5



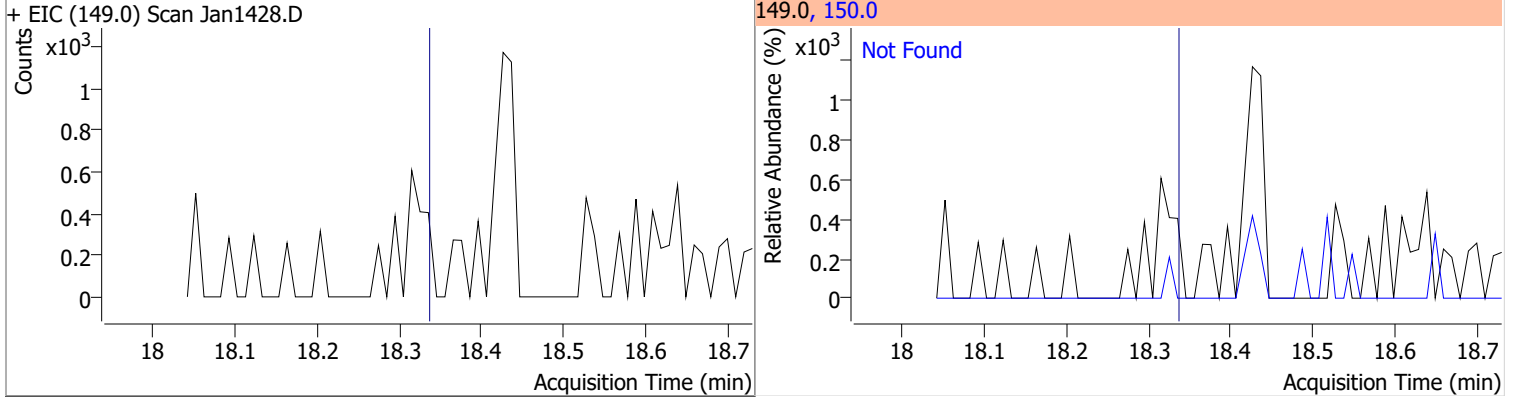
Compound	Conc.	Exp RT	QIon	Exp Ratio
3,3-Dichlorobenzidine	N.D.	15.96	254.0	65.4



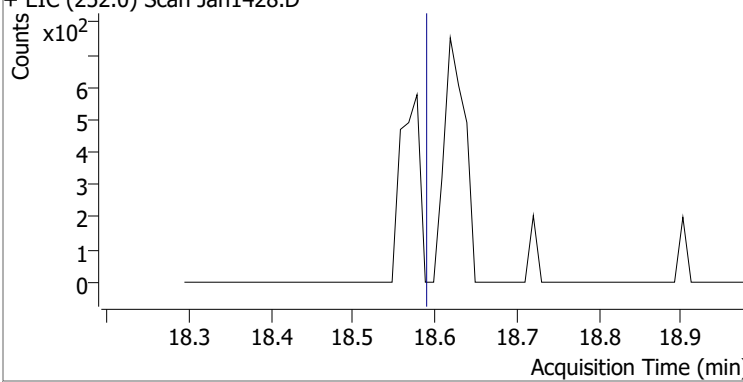
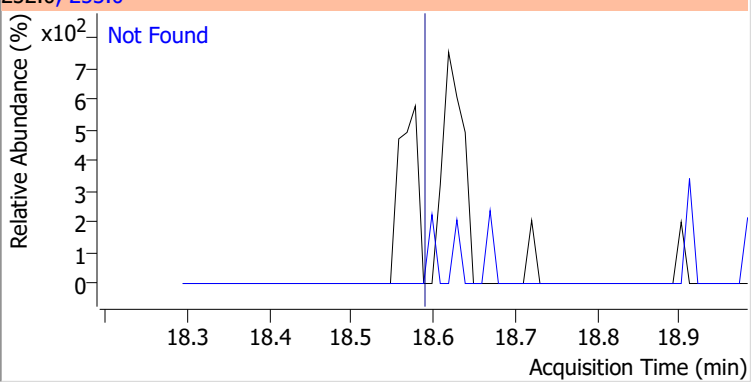
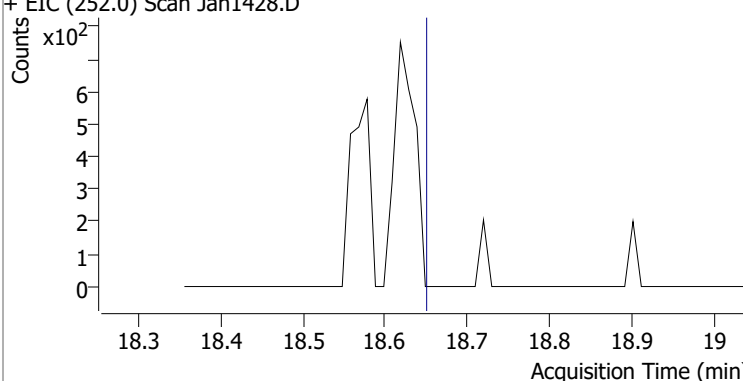
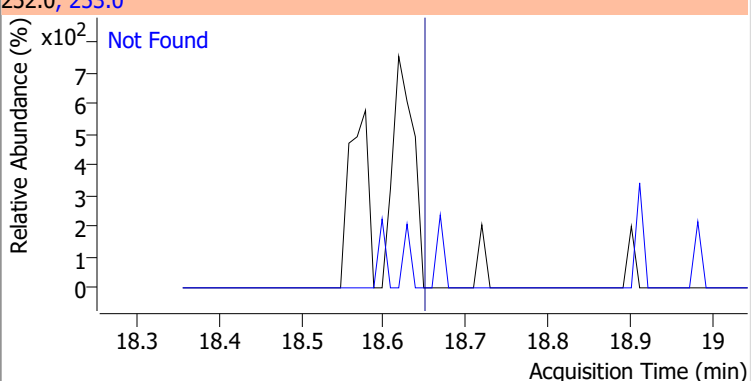
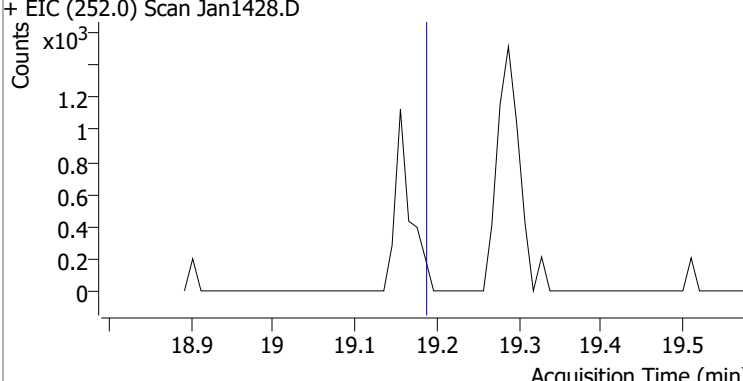
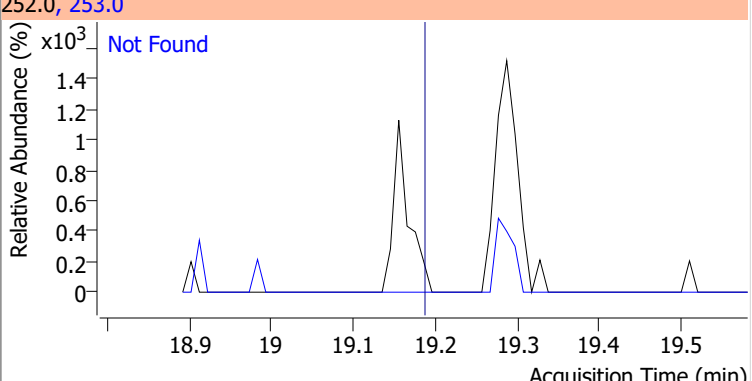
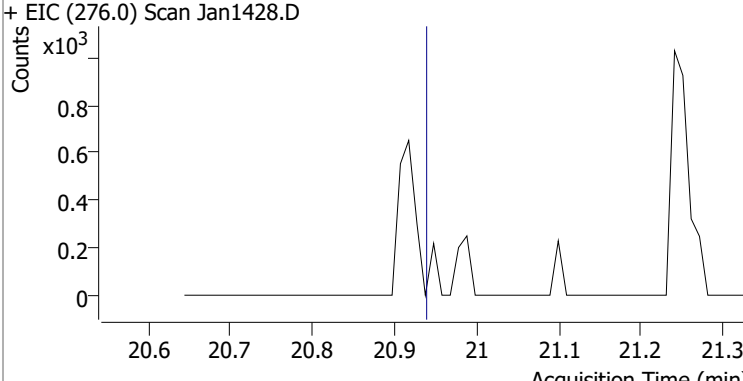
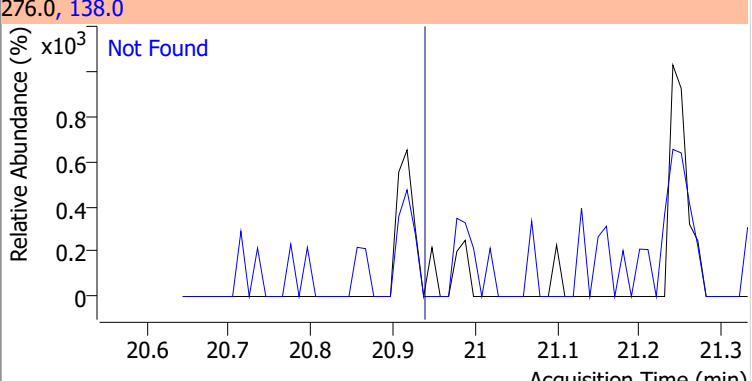
Compound	Conc.	RT	Dev(Min)	Resp.	QIon	QRatio	Lower	Upper
bis(2-ethylhexyl)Phthalate	2.6545	16.65	0.00	5609	149.0	397.6	272.3	505.8
					279.0	6.0	10.8	20.0



Compound	Conc.	Exp RT	QIon	Exp Ratio
Di-n-octyl Phthalate	N.D.	18.34	150.0	9.4

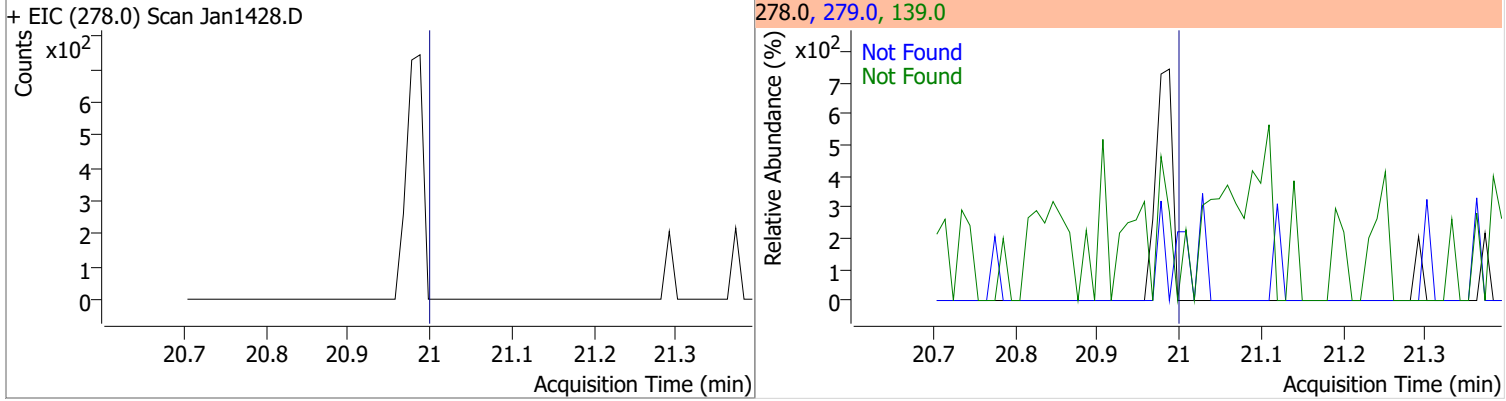


Quantitation Results Report (QT Reviewed)

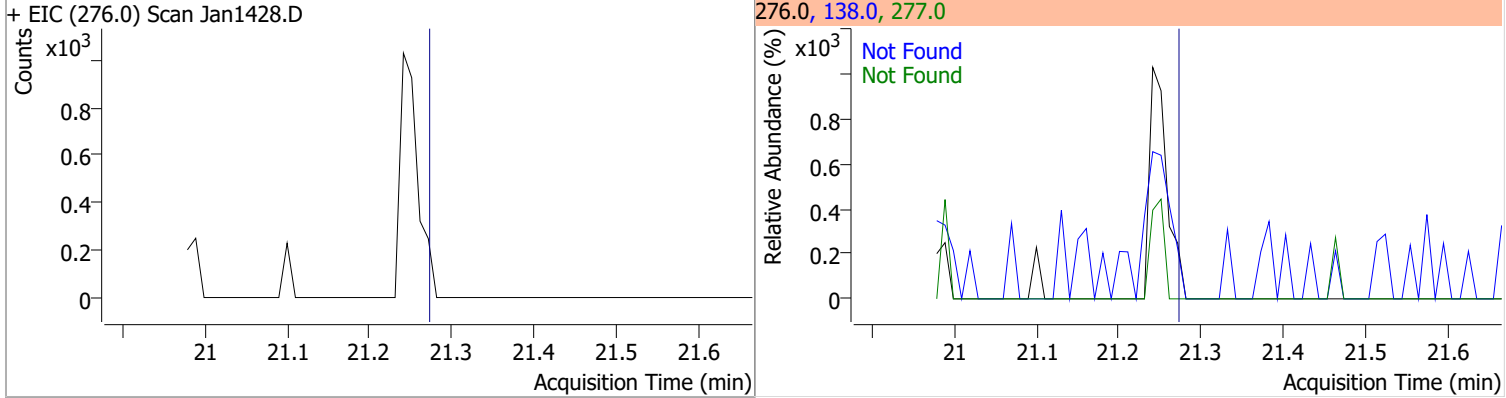
Compound	Conc.	Exp RT	QIon	Exp Ratio
Benzo(b)fluoranthene	N.D.	18.59	253.0	22.0
+ EIC (252.0) Scan Jan1428.D			252.0, 253.0	
				
Benzo(k)fluoranthene	N.D.	18.65	253.0	22.3
+ EIC (252.0) Scan Jan1428.D			252.0, 253.0	
				
Benzo(a)pyrene	N.D.	19.19	253.0	22.7
+ EIC (252.0) Scan Jan1428.D			252.0, 253.0	
				
Indeno(1,2,3-c,d)pyrene	N.D.	20.94	138.0	31.3
+ EIC (276.0) Scan Jan1428.D			276.0, 138.0	
				

Quantitation Results Report (QT Reviewed)

Compound	Conc.	Exp RT	QIon	Exp Ratio	QIon	Exp Ratio
Dibenzo(a,h)anthracene	N.D.	21.00	139.0	25.3	279.0	24.5

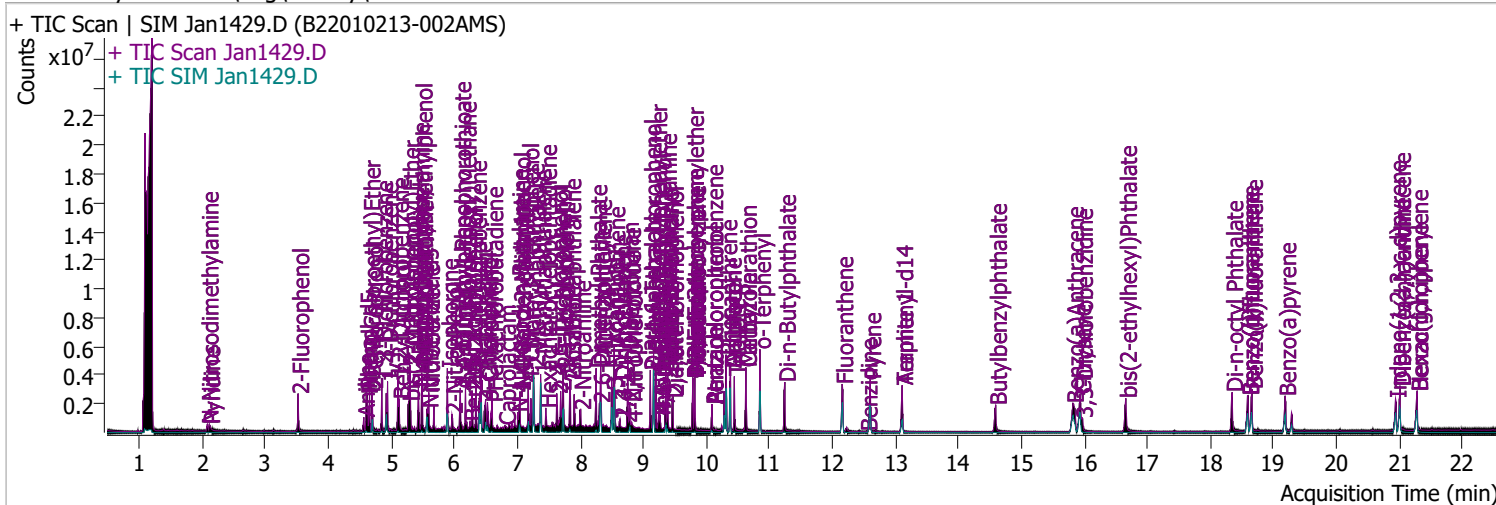


Compound	Conc.	Exp RT	QIon	Exp Ratio	QIon	Exp Ratio
Benzo(g,h,i)perylene	N.D.	21.27	138.0	33.6	277.0	23.4



Quantitation Results Report (QT Reviewed)

Data File	Jan1429.D	Operator	LIMS import
Acq. Method	BNA+SIM.M	Acq. Date-Time	1/15/2022 3:54:24 AM
Sample Name	B22010213-002AMS	Instrument	Instrument #1
Vial	29	Multiplier	1.00
DA Method File		Comment	SVOC-8270-W-LARGO
Tune File	dftppdsm.u	Tune Date	1/7/2022 12:13:00 PM
Batch Name	011422 DoD BNA.batch.bin	Last Calib Update	1/17/2022 3:53:35 PM
Ref Library	D:\Org\Library\NIST129K.I		



Compound	RT	QIon	Resp.	Conc.	Units	Dev(Min)
----------	----	------	-------	-------	-------	----------

Internal Standards

System Monitoring Compounds

S 2-Fluorophenol	3.521	112.0	655878	80.8340	µg/L	0.010
Spiked Amount: 200.000	Range: 10.0 - 75.0%			Recovery = 40.42%		
S Phenol-d5	4.603	99.0	898430	83.0847	µg/L	0.000
Spiked Amount: 200.000	Range: 10.0 - 65.0%			Recovery = 41.54%		
S Nitrobenzene-d5	5.573	82.0	399786	67.8570	µg/L	0.010
Spiked Amount: 100.000	Range: 32.0 - 94.0%			Recovery = 67.86%		
S 2-Fluorobiphenyl	7.728	172.0	1318940	67.7720	µg/L	0.010
Spiked Amount: 100.000	Range: 28.0 - 107.0%			Recovery = 67.77%		
S 2,4,6-Tribromophenol	9.469	329.8	255047	151.9130	µg/L	0.010
Spiked Amount: 200.000	Range: 25.0 - 140.0%			Recovery = 75.96%		
S Terphenyl-d14	13.108	244.3	1675327	87.0672	µg/L	0.010
Spiked Amount: 100.000	Range: 32.0 - 122.0%			Recovery = 87.07%		

Target Compounds

Compound	RT	QIon	Resp.	Conc.	Units	QValue	
T N-Nitrosodimethylamine	2.080	74.0	135284	39.4745	µg/L	76	
T Pyridine	2.111	79.0	204349	27.6470	µg/L	89	
T Aniline	4.562	93.0	350610	24.3597	µg/L	m	98
T Phenol	4.613	94.0	551640	46.4561	µg/L	m	98
T bis(-2-Chloroethyl)Ether	4.654	63.0	676424	75.8745	µg/L		99
T 2-Chlorophenol	4.695	128.0	668354	69.3702	µg/L		99
T 1,3-Dichlorobenzene	4.848	146.0	734699	57.8106	µg/L		99
T 1,4-Dichlorobenzene	4.940	146.0	728299	57.0208	µg/L	m	98
T 1,2-Dichlorobenzene	5.104	146.0	722477	57.3699	µg/L	m	98
T Benzyl Alcohol	5.124	108.0	340293	63.2411	µg/L		98
T bis(2-chloroisopropyl)Ether	5.277	121.0	196475	57.4442	µg/L		98
T 2-Methylphenol	5.298	107.0	652580	76.5828	µg/L	m	95
T N-nitroso-Di-n-propylamine	5.430	70.0	481435	81.4355	µg/L		98
T 4Methylphenol/3Methylphenol	5.481	107.0	828451	71.9890	µg/L	m	100
T Hexachloroethane	5.492	117.0	181582	50.2639	µg/L		97

Quantitation Results Report (QT Reviewed)

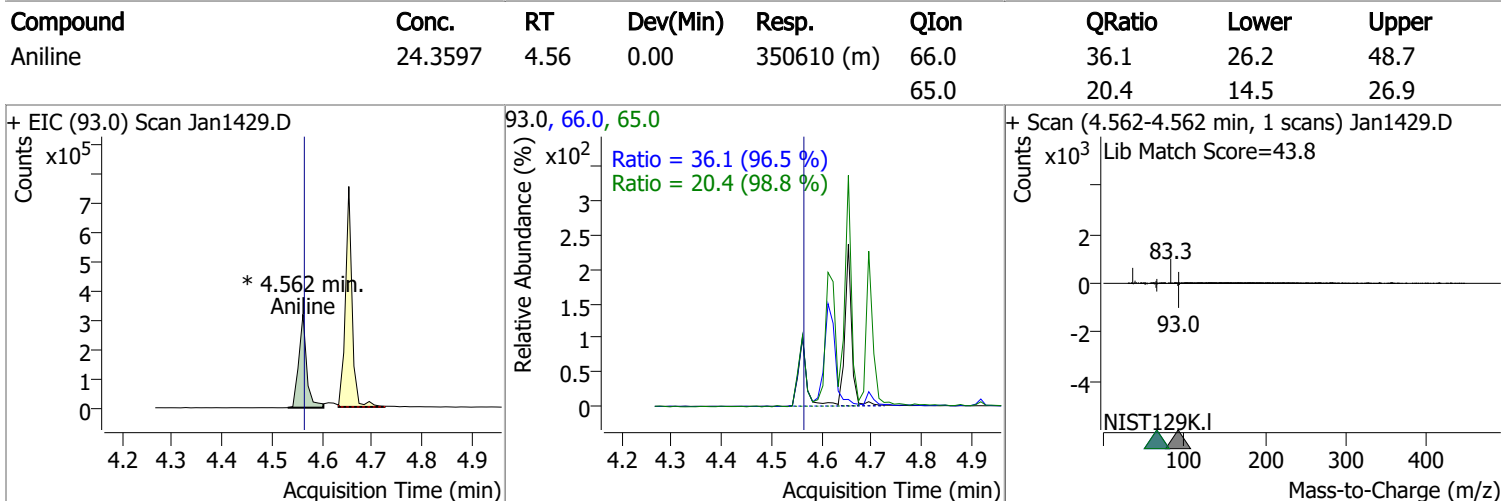
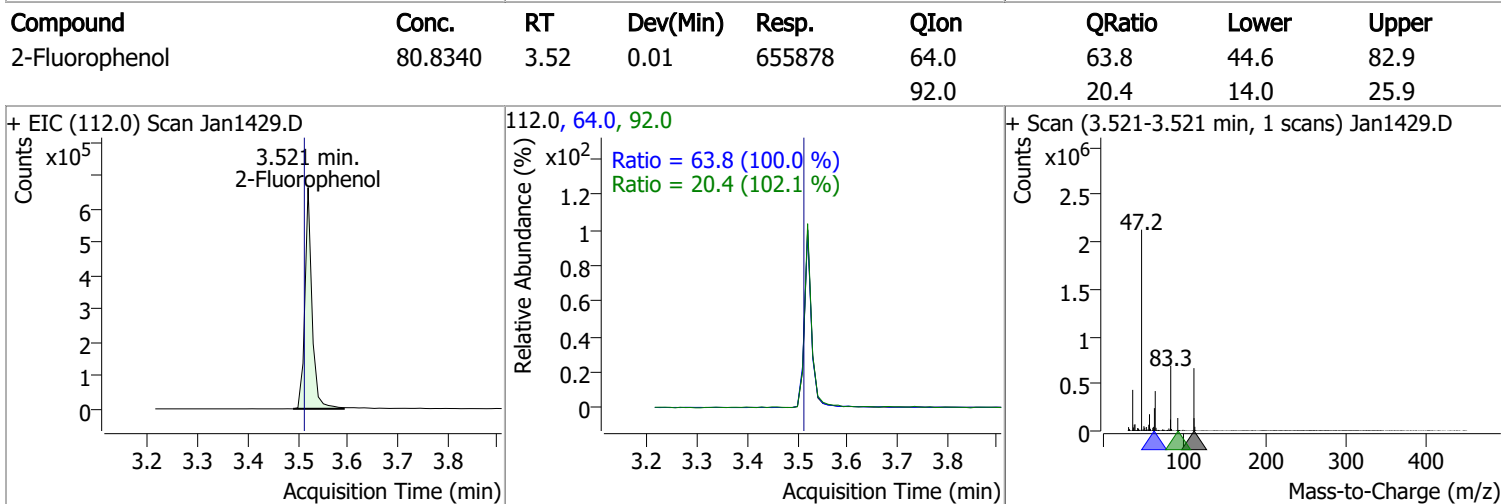
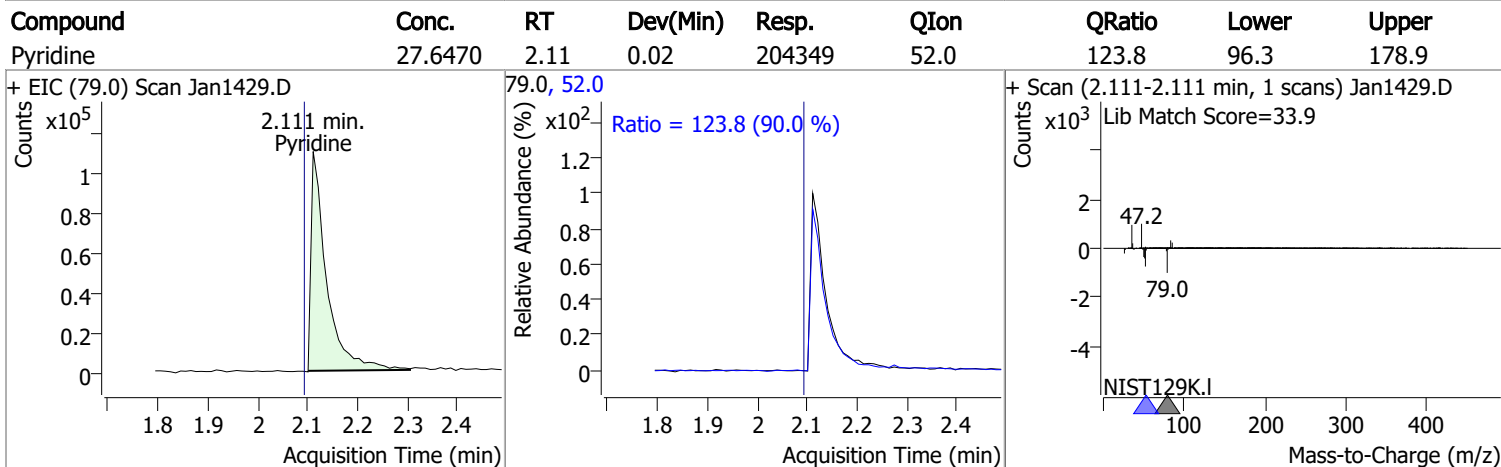
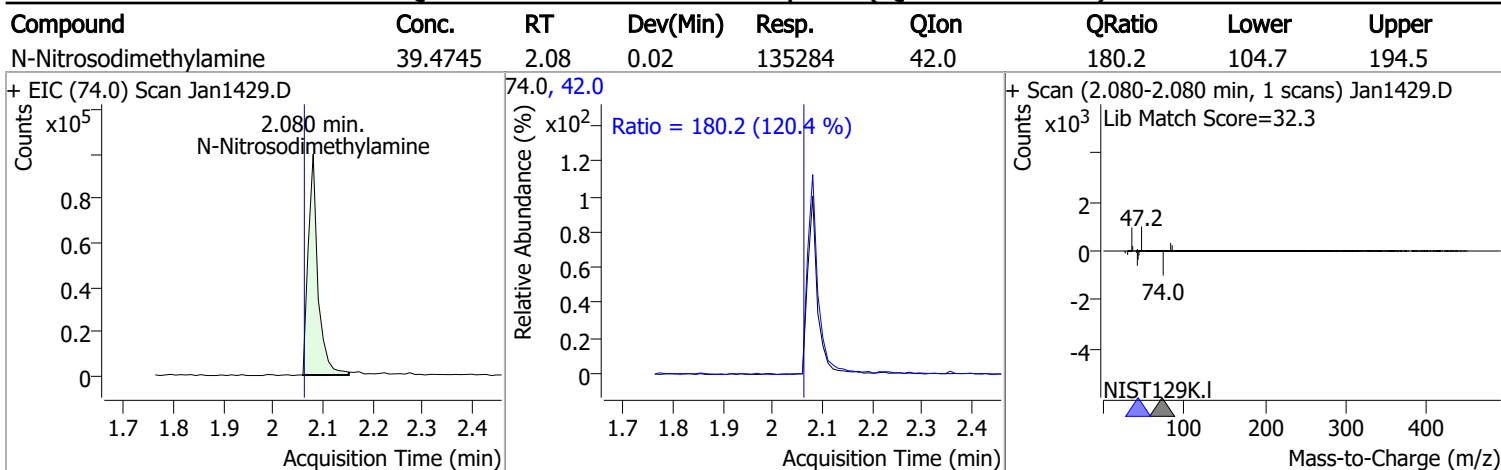
Compound	RT	QIon	Resp.	Conc.	Units	Dev(Min)
T Nitrobenzene	5.594	123.1	248658	79.6226	µg/L	96
T Isophorone	5.890	82.0	1184297	84.7145	µg/L	100
T 2-Nitrophenol	5.962	139.0	180816	74.1418	µg/L	98
T 2,4-Dimethylphenol	6.095	122.0	617478	86.7588	µg/L	100
T bis(-2-Chloroethoxy)Methane	6.177	93.0	721599	88.0801	µg/L	99
T 2,4-Dichlorophenol	6.280	162.0	503144	78.8387	µg/L	99
T Benzoic Acid	6.249	105.0	116874	34.2750	µg/L	94
T 1,2,4-Trichlorobenzene	6.342	180.0	515286	63.5361	µg/L	99
T Naphthalene	6.424	128.0	1723876	73.1330	µg/L	100
T 4-Chlorophenol	6.496	130.0	156871	72.2908	µg/L	m 86
T p-Chloroaniline	6.527	127.0	601427	65.4989	µg/L	98
T Hexachlorobutadiene	6.598	224.9	259631	59.8246	µg/L	98
T 4-Chloro-2-Methylphenol	7.040	107.0	476005	80.2997	µg/L	99
T 4-Chloro-3-Methylphenol	7.173	107.0	556007	88.8051	µg/L	99
T 2-Methylnaphthalene	7.256	141.0	1088955	74.5757	µg/L	99
T 1-Methylnaphthalene	7.369	141.0	1007194	71.1094	µg/L	m 98
T Hexachlorocyclopentadiene	7.451	236.9	165773	57.8594	µg/L	99
T 2,4,6-Trichlorophenol	7.625	196.0	336240	79.1608	µg/L	100
T 2,4,5-Trichlorophenol	7.687	196.0	375866	77.8471	µg/L	100
T 2-Chloronaphthalene	7.841	162.0	1209505	75.1226	µg/L	100
T 2-Nitroaniline	7.995	65.0	228498	81.7652	µg/L	99
T Dimethyl Phthalate	8.251	163.0	1508438	93.3990	µg/L	98
T 2,6-Dinitrotoluene	8.302	165.0	176818	81.6839	µg/L	86
T Acenaphthylene	8.323	152.1	1936938	75.5553	µg/L	100
T 3-Nitroaniline	8.507	138.0	175779	75.4425	µg/L	95
T Acenaphthene	8.538	154.0	1213517	81.7311	µg/L	100
T 2,4-Dinitrophenol	8.630	184.0	83125	73.2522	µg/L	92
T Dibenzofuran	8.753	168.0	1900390	80.8717	µg/L	100
T 2,4-Dinitrotoluene	8.783	165.0	242188	84.9256	µg/L	97
T 4-Nitrophenol	8.814	109.0	83645	37.1409	µg/L	m 84
T Diethylphthalate	9.111	149.0	1404388	85.5621	µg/L	100
T Fluorene	9.162	166.0	1506488	79.5081	µg/L	99
T 4-Chlorophenyl-phenylether	9.203	204.0	721307	82.8077	µg/L	98
T 4-Nitroaniline	9.244	138.0	177253	75.6897	µg/L	96
T 4,6-Dinitro-2-methylphenol	9.264	198.0	112193	69.6467	µg/L	94
T N-nitrosodiphenylamine	9.356	169.0	1108243	89.6027	µg/L	98
T Azobenzene	9.387	77.0	1135295	77.1830	µg/L	99
T 4-Bromophenyl-phenylether	9.786	248.0	422258	84.0996	µg/L	99
T Hexachlorobenzene	9.816	283.9	383573	76.0910	µg/L	99
T Pentachlorophenol	10.090	265.9	195739	82.3767	µg/L	98
T Phenanthrene	10.313	178.0	2102406	83.1220	µg/L	99
T Anthracene	10.384	178.0	2170146	88.3156	µg/L	99
T Triallate	10.444	86.0	430258	80.6156	µg/L	99
T Carbazole	10.627	167.0	2072320	85.9005	µg/L	100
T o-Terphenyl	10.850	230.0	1116439	76.6060	µg/L	100
T Di-n-Butylphthalate	11.245	149.0	2244144	94.4805	µg/L	100
T Fluoranthene	12.156	202.0	2242659	84.4617	µg/L	99
T Benzidine	12.541	184.0	22597	3.5249	µg/L	# 95
T Pyrene	12.602	202.0	2371524	81.5766	µg/L	100
T Butylbenzylphthalate	14.592	149.0	708162	92.6945	µg/L	99
T Benzo(a)Anthracene	15.819	228.0	1864713	91.2485	µg/L	100
T Chrysene	15.931	228.0	1985762	89.0371	µg/L	99
T 3,3-Dichlorobenzidine	15.962	252.0	390776	57.3991	µg/L	100
T bis(2-ethylhexyl)Phthalate	16.657	167.0	249553	91.8788	µg/L	99
T Di-n-octyl Phthalate	18.345	149.0	1707055	86.6662	µg/L	99

Quantitation Results Report (QT Reviewed)

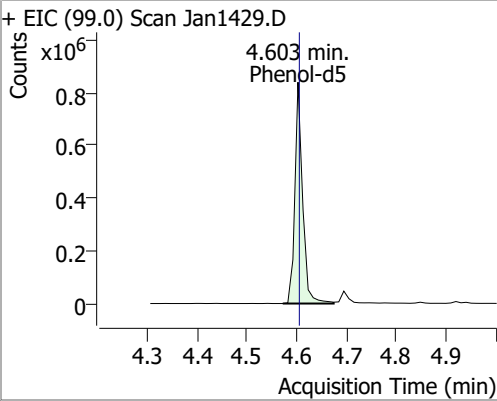
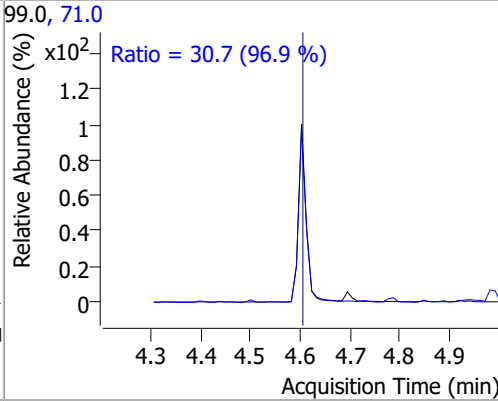
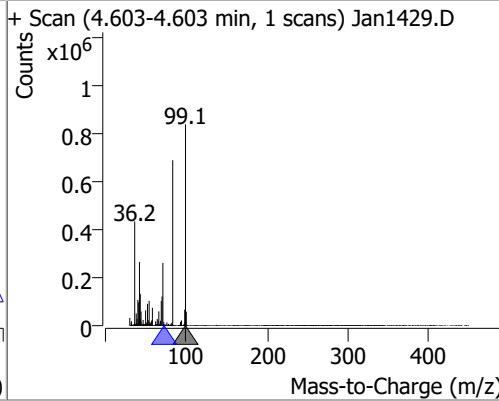
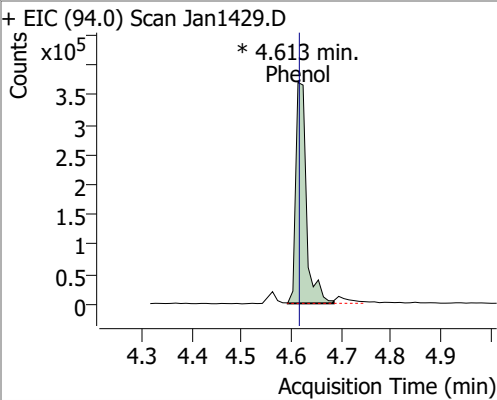
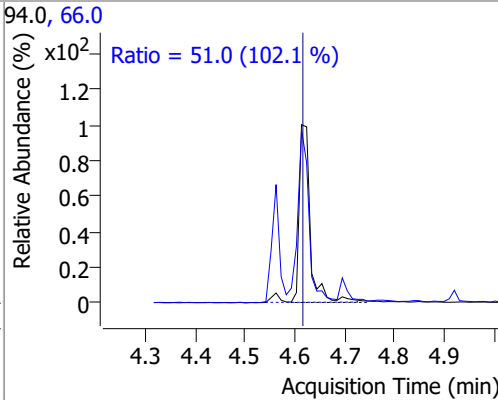
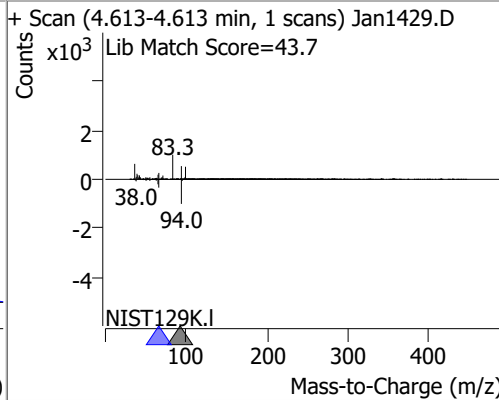
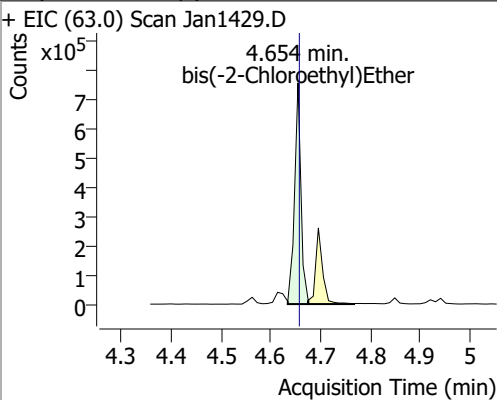
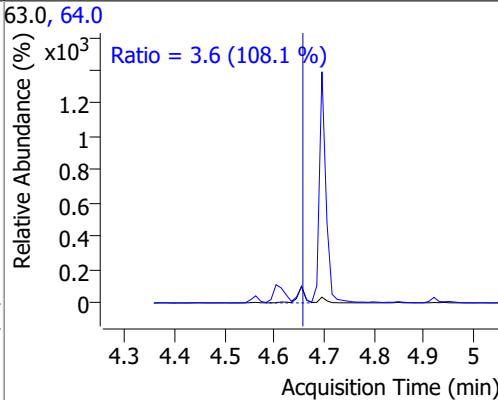
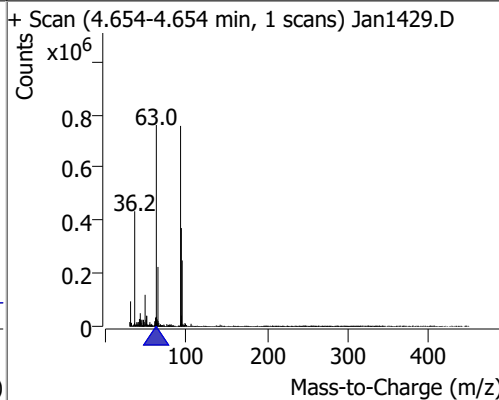
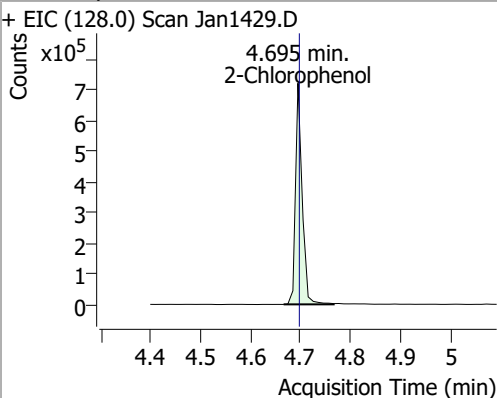
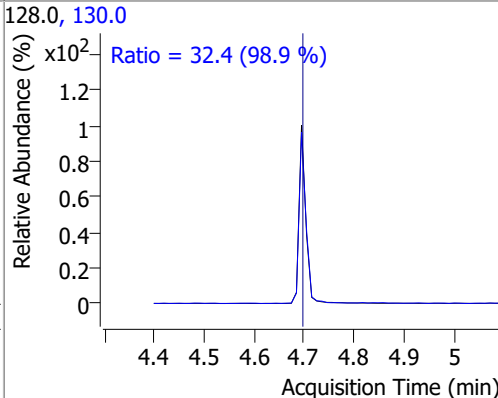
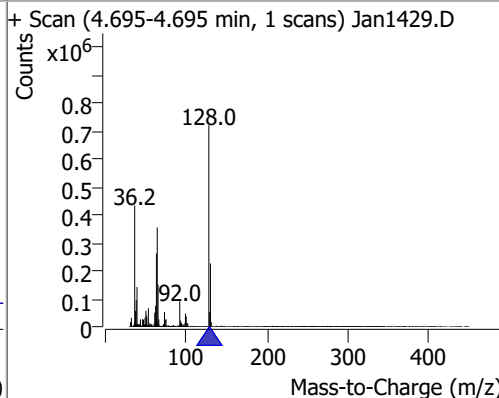
Compound	RT	QIon	Resp.	Conc.	Units	Dev(Min)
T Benzo(b)fluoranthene	18.598	252.0	1810142	86.3766	µg/L	99
T Benzo(k)fluoranthene	18.659	252.0	1790927	82.4312	µg/L	100
T Benzo(a)pyrene	19.186	252.0	1668916	83.5088	µg/L	99
T Indeno(1,2,3-c,d)pyrene	20.938	276.0	1391176	82.5724	µg/L m	99
T Dibenzo(a,h)anthracene	21.008	278.0	1532183	84.0265	µg/L	100
T Benzo(g,h,i)perylene	21.282	276.0	1688746	85.9857	µg/L	99

(#) = Qualifier Out of Range; (m) = Manual Integration; (+) = Area Summed; (*) = Surrogate Percent Recovery Out of Range; (d): Zeroed Peak

Quantitation Results Report (QT Reviewed)

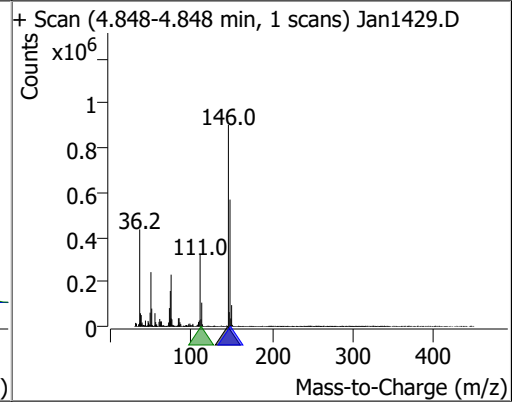
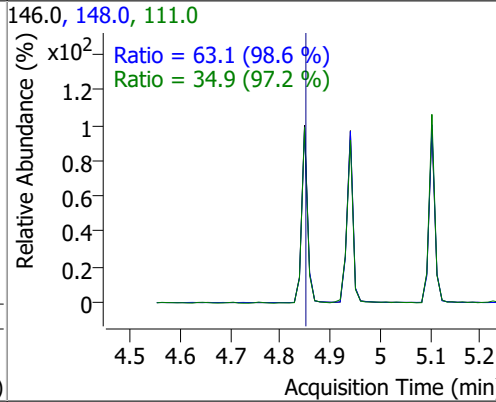
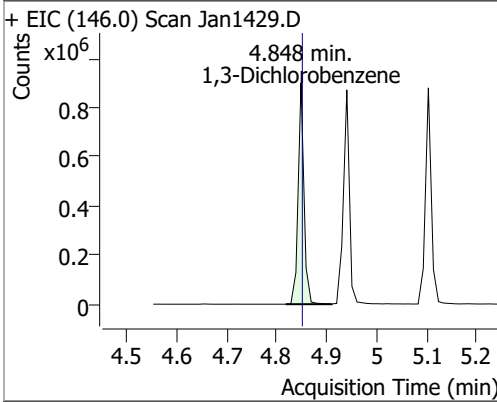


Quantitation Results Report (QT Reviewed)

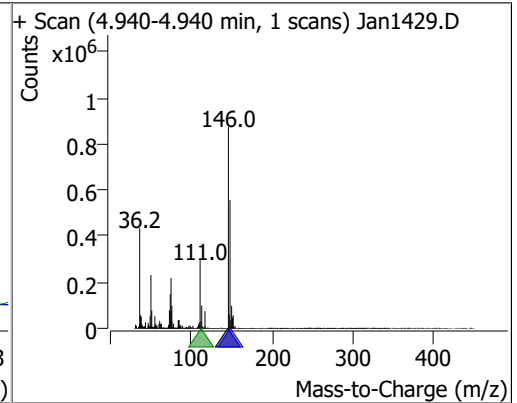
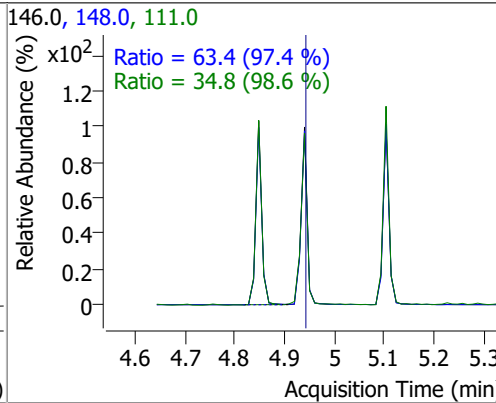
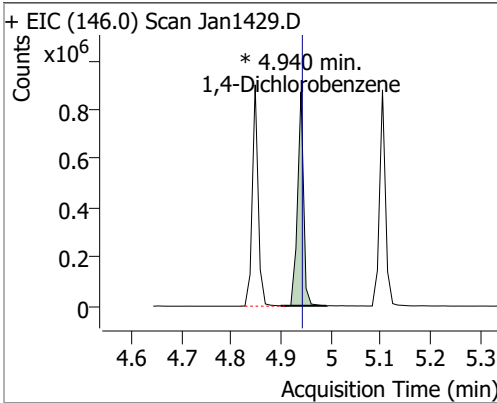
Compound	Conc.	RT	Dev(Min)	Resp.	QIon	QRatio	Lower	Upper
Phenol-d5	83.0847	4.60	0.00	898430	71.0	30.7	22.2	41.2
+ EIC (99.0) Scan Jan1429.D 			99.0, 71.0 			+ Scan (4.603-4.603 min, 1 scans) Jan1429.D 		
Phenol	46.4561	4.61	0.00	551640 (m)	66.0	51.0	34.9	64.9
+ EIC (94.0) Scan Jan1429.D 			94.0, 66.0 			+ Scan (4.613-4.613 min, 1 scans) Jan1429.D Lib Match Score=43.7 		
bis(-2-Chloroethyl)Ether	75.8745	4.65	0.00	676424	64.0	3.6	2.4	4.4
+ EIC (63.0) Scan Jan1429.D 			63.0, 64.0 			+ Scan (4.654-4.654 min, 1 scans) Jan1429.D 		
2-Chlorophenol	69.3702	4.70	0.00	668354	130.0	32.4	22.9	42.5
+ EIC (128.0) Scan Jan1429.D 			128.0, 130.0 			+ Scan (4.695-4.695 min, 1 scans) Jan1429.D 		

Quantitation Results Report (QT Reviewed)

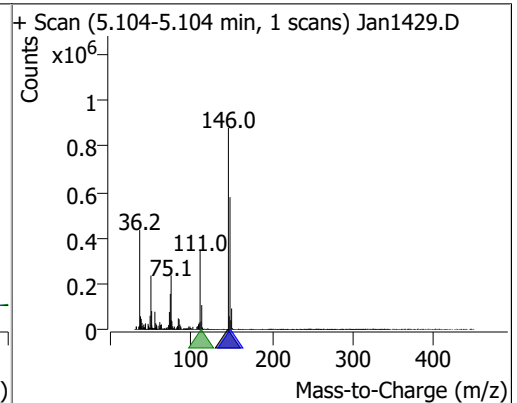
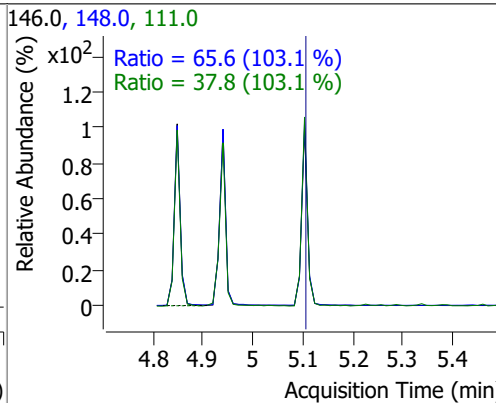
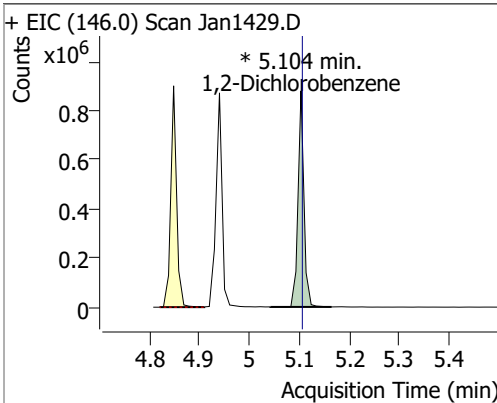
Compound	Conc.	RT	Dev(Min)	Resp.	QIon	QRatio	Lower	Upper
1,3-Dichlorobenzene	57.8106	4.85	0.00	734699	148.0	63.1	44.8	83.2
					111.0	34.9	25.1	46.7



Compound	Conc.	RT	Dev(Min)	Resp.	QIon	QRatio	Lower	Upper
1,4-Dichlorobenzene	57.0208	4.94	0.00	728299 (m)	148.0	63.4	45.6	84.7
					111.0	34.8	24.7	45.8

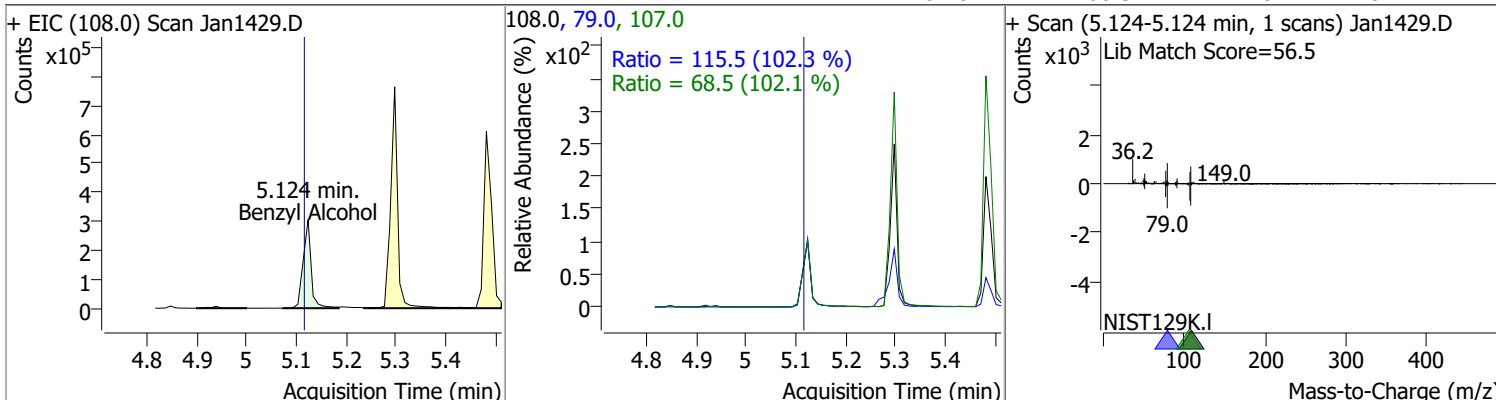


Compound	Conc.	RT	Dev(Min)	Resp.	QIon	QRatio	Lower	Upper
1,2-Dichlorobenzene	57.3699	5.10	0.00	722477 (m)	148.0	65.6	44.5	82.7
					111.0	37.8	25.7	47.6

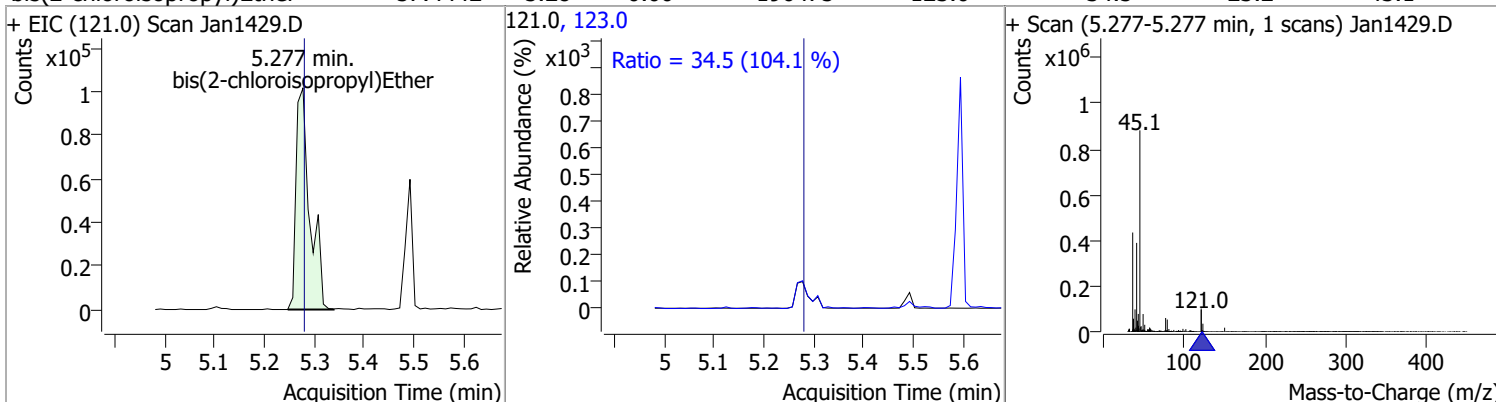


Quantitation Results Report (QT Reviewed)

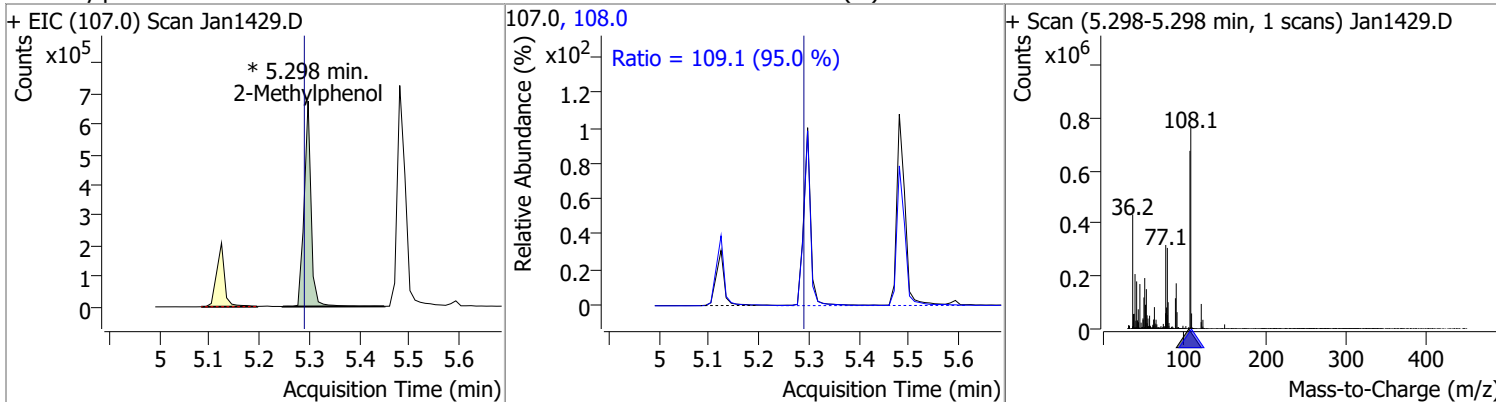
Compound	Conc.	RT	Dev(Min)	Resp.	QIon	QRatio	Lower	Upper
Benzyl Alcohol	63.2411	5.12	0.01	340293	79.0	115.5	79.0	146.8
					107.0	68.5	47.0	87.2



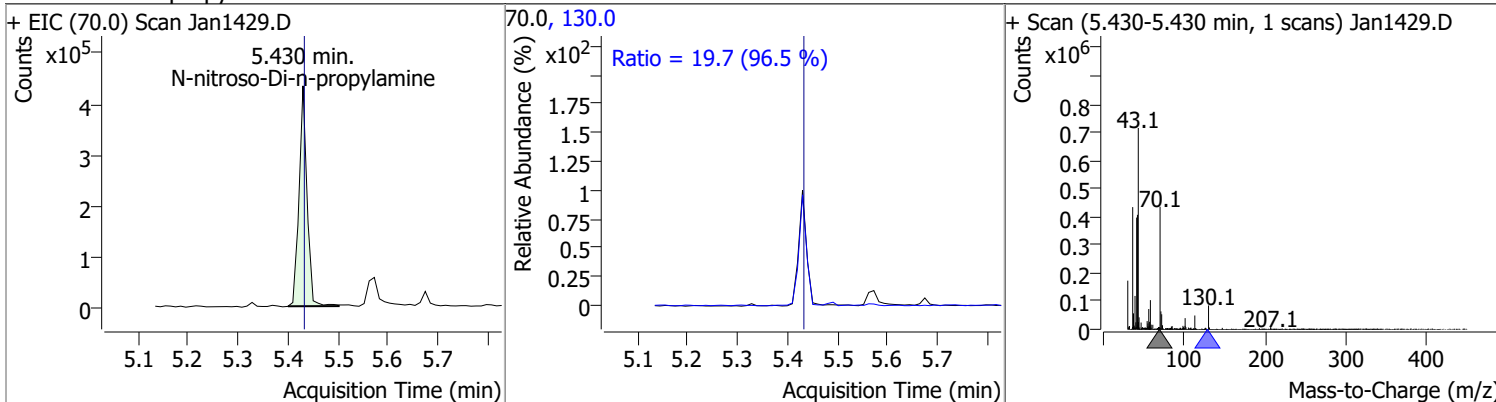
Compound	Conc.	RT	Dev(Min)	Resp.	QIon	QRatio	Lower	Upper
bis(2-chloroisopropyl)Ether	57.4442	5.28	0.00	196475	123.0	34.5	23.2	43.1



Compound	Conc.	RT	Dev(Min)	Resp.	QIon	QRatio	Lower	Upper
2-Methylphenol	76.5828	5.30	0.01	652580 (m)	108.0	109.1	80.4	149.4

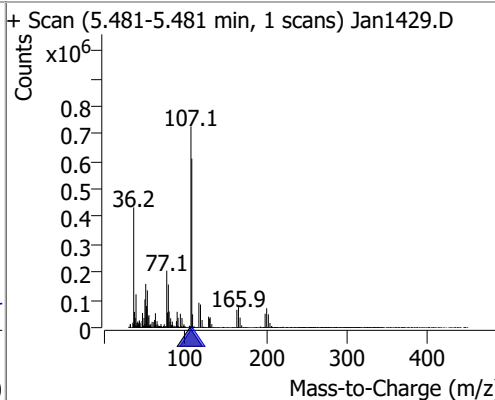
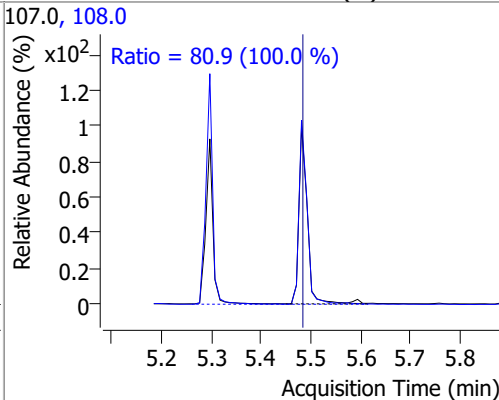
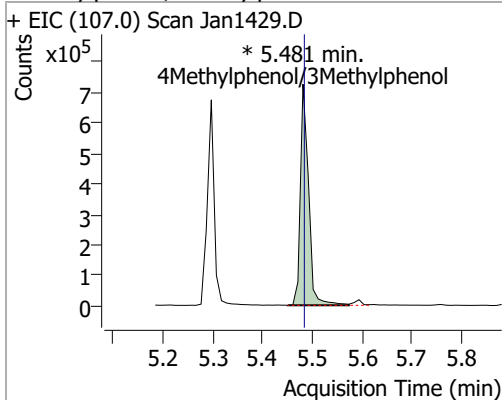


Compound	Conc.	RT	Dev(Min)	Resp.	QIon	QRatio	Lower	Upper
N-nitroso-Di-n-propylamine	81.4355	5.43	0.00	481435	130.0	19.7	0.0	40.8

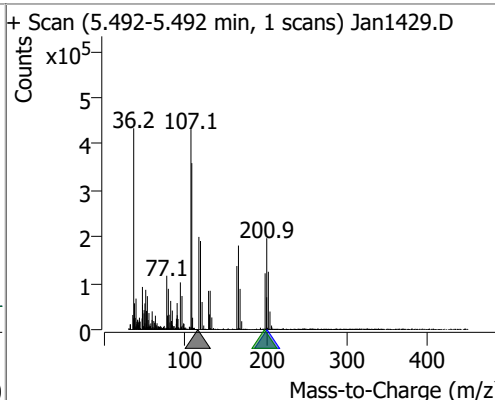
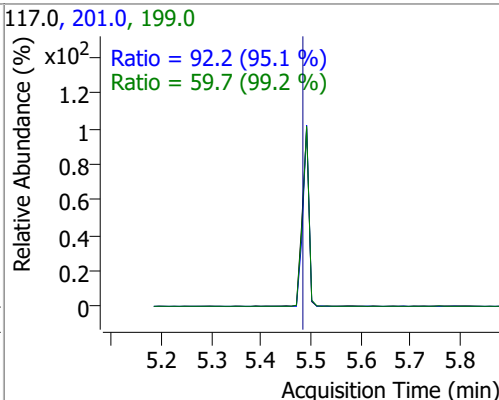
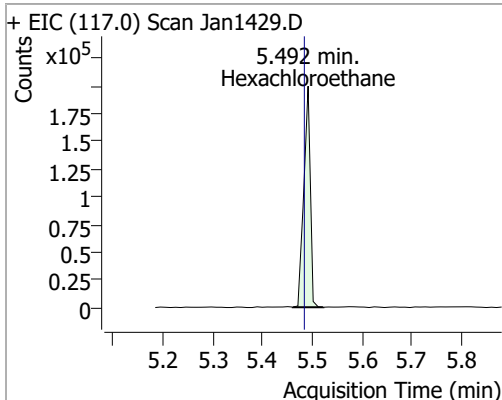


Quantitation Results Report (QT Reviewed)

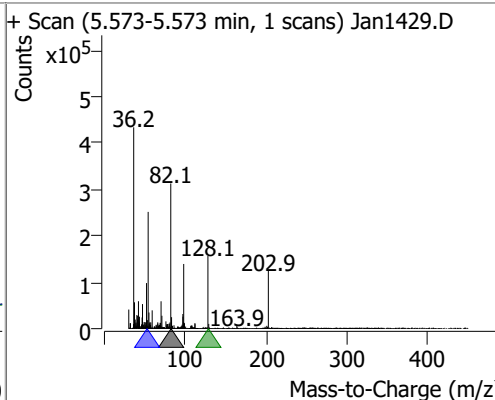
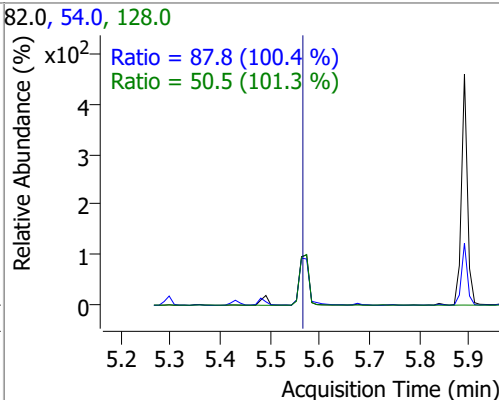
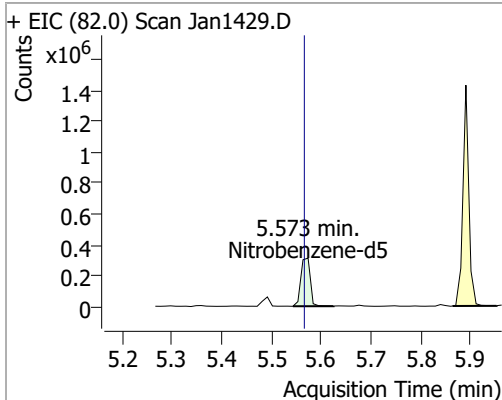
Compound	Conc.	RT	Dev(Min)	Resp.	QIon	QRatio	Lower	Upper
4Methylphenol/3Methylphenol	71.9890	5.48	0.00	828451 (m)	108.0	80.9	56.6	105.1



Compound	Conc.	RT	Dev(Min)	Resp.	QIon	QRatio	Lower	Upper
Hexachloroethane	50.2639	5.49	0.01	181582	201.0	92.2	67.9	126.0
					199.0	59.7	42.1	78.3

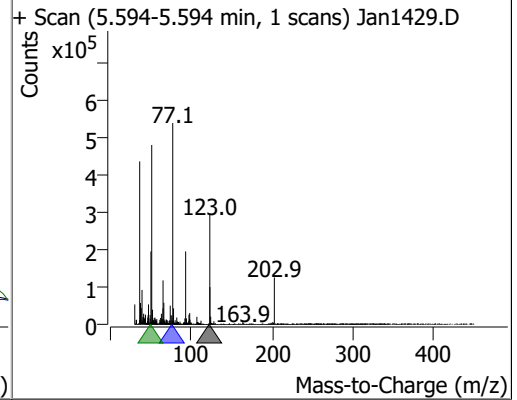
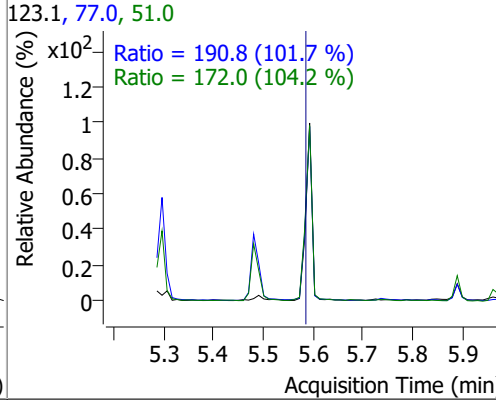
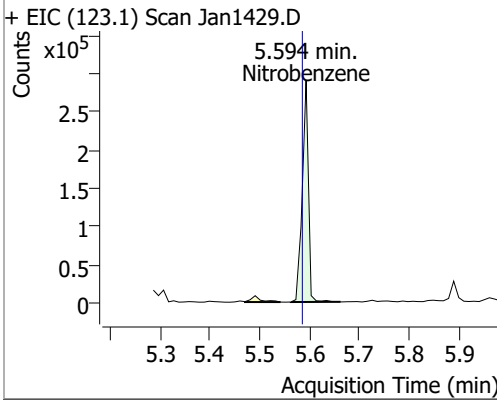


Compound	Conc.	RT	Dev(Min)	Resp.	QIon	QRatio	Lower	Upper
Nitrobenzene-d5	67.8570	5.57	0.01	399786	54.0	87.8	61.2	113.6
					128.0	50.5	34.9	64.8

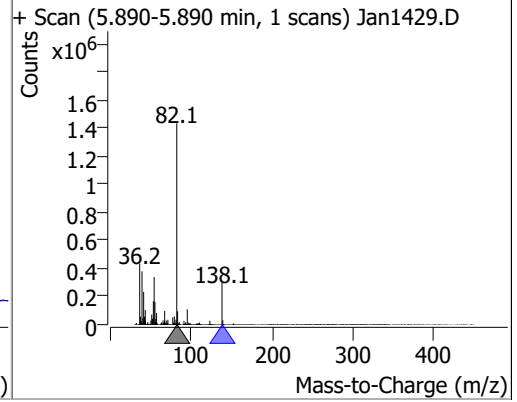
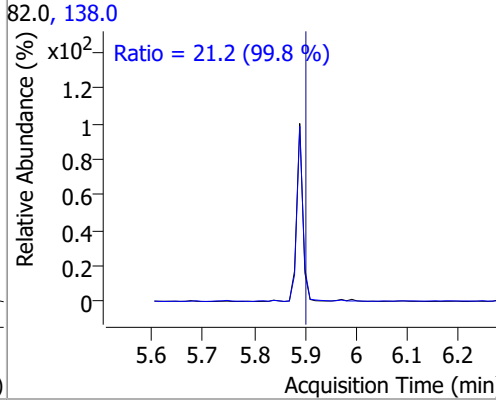
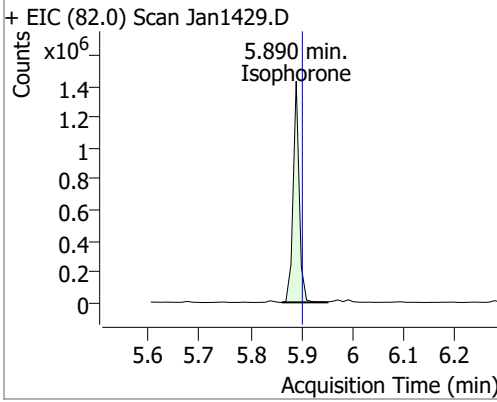


Quantitation Results Report (QT Reviewed)

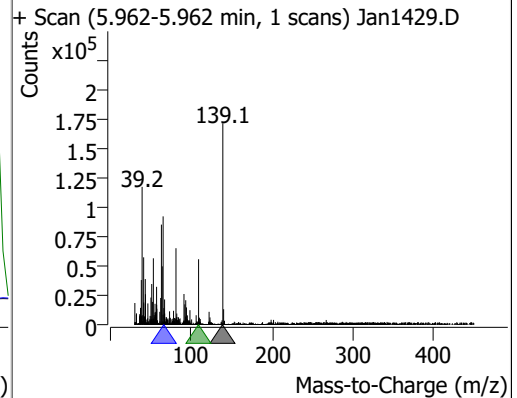
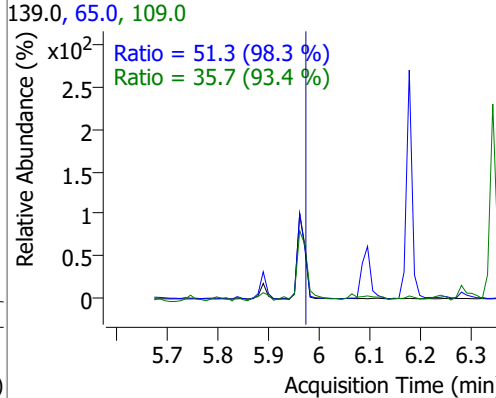
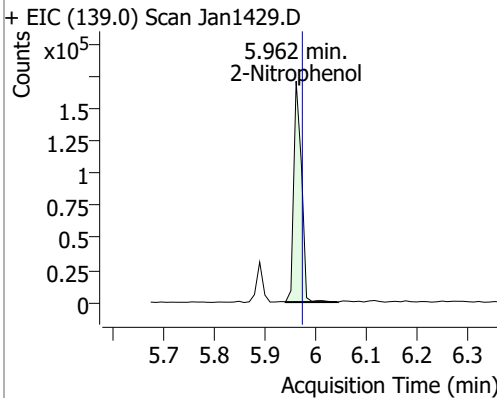
Compound	Conc.	RT	Dev(Min)	Resp.	QIon	QRatio	Lower	Upper
Nitrobenzene	79.6226	5.59	0.01	248658	77.0	190.8	131.4	243.9
					51.0	172.0	115.6	214.7



Compound	Conc.	RT	Dev(Min)	Resp.	QIon	QRatio	Lower	Upper
Isophorone	84.7145	5.89	0.00	1184297	138.0	21.2	14.9	27.6

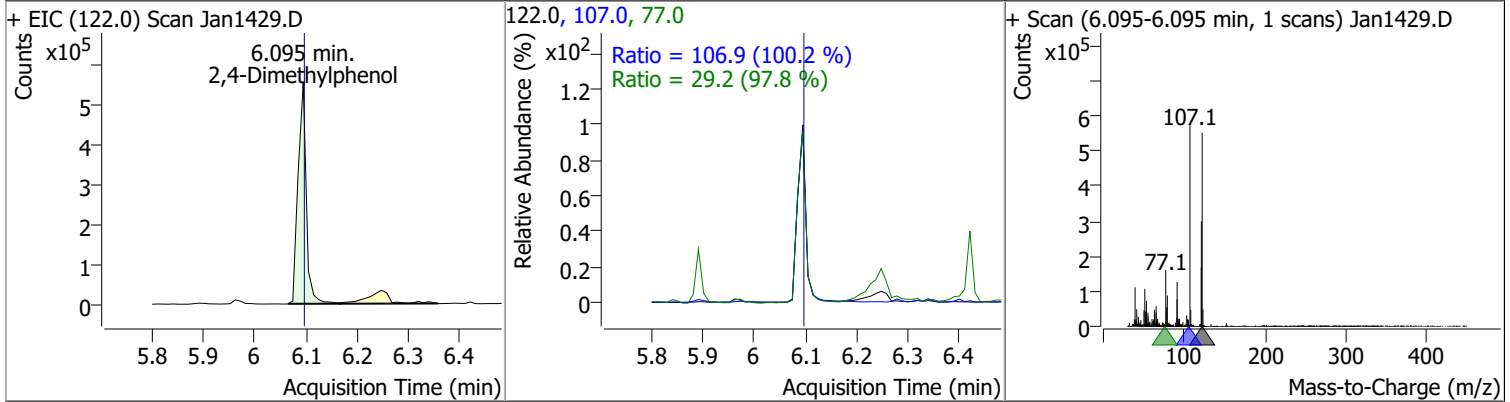


Compound	Conc.	RT	Dev(Min)	Resp.	QIon	QRatio	Lower	Upper
2-Nitrophenol	74.1418	5.96	0.00	180816	65.0	51.3	36.6	67.9
					109.0	35.7	26.8	49.7

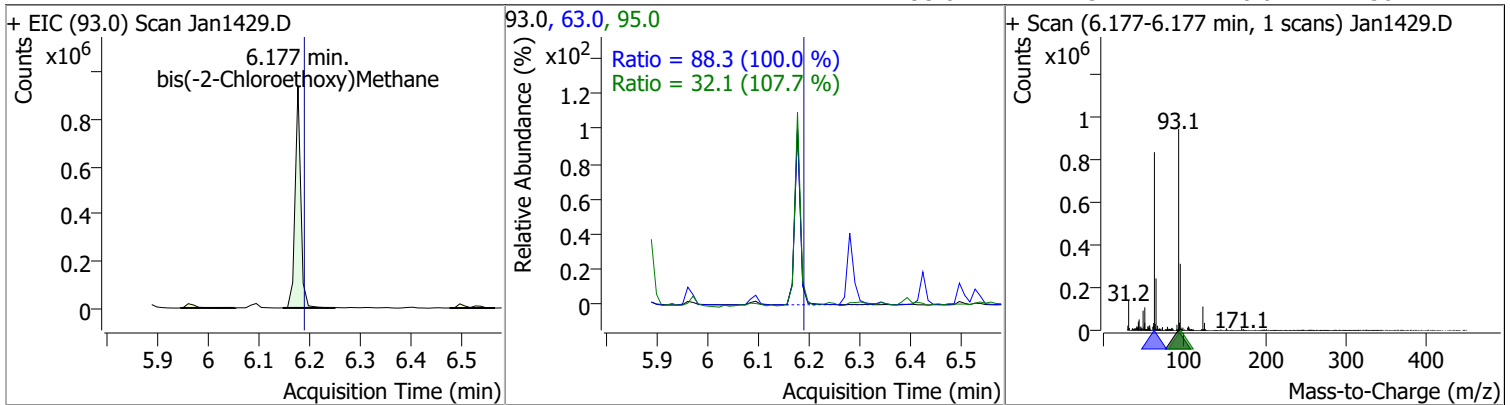


Quantitation Results Report (QT Reviewed)

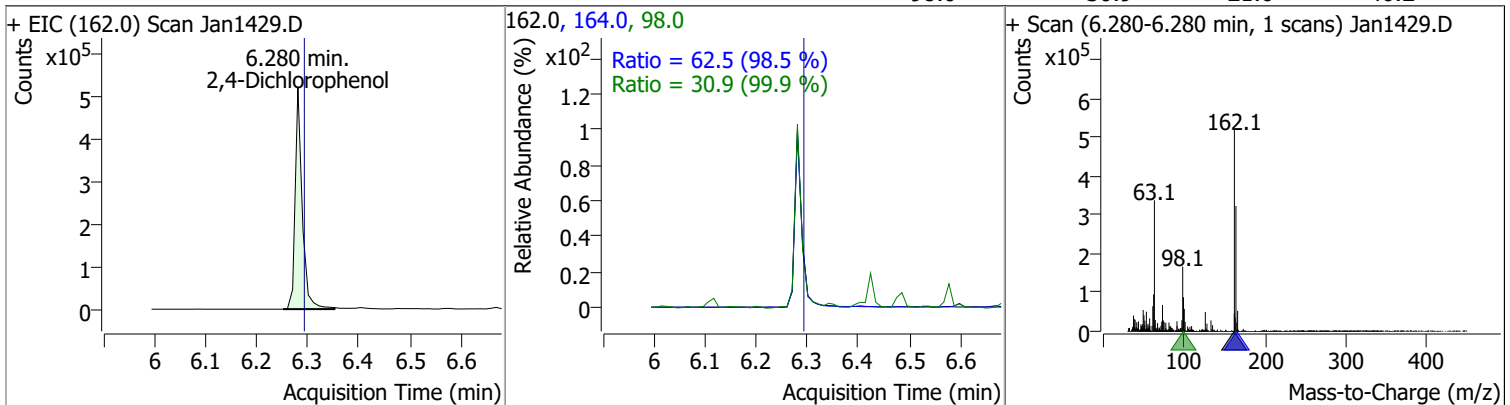
Compound	Conc.	RT	Dev(Min)	Resp.	QIon	QRatio	Lower	Upper
2,4-Dimethylphenol	86.7588	6.10	0.01	617478	107.0	106.9	74.7	138.8
					77.0	29.2	20.9	38.8



Compound	Conc.	RT	Dev(Min)	Resp.	QIon	QRatio	Lower	Upper
bis(-2-Chloroethoxy)Methane	88.0801	6.18	0.00	721599	63.0	88.3	61.8	114.8
					95.0	32.1	20.8	38.7

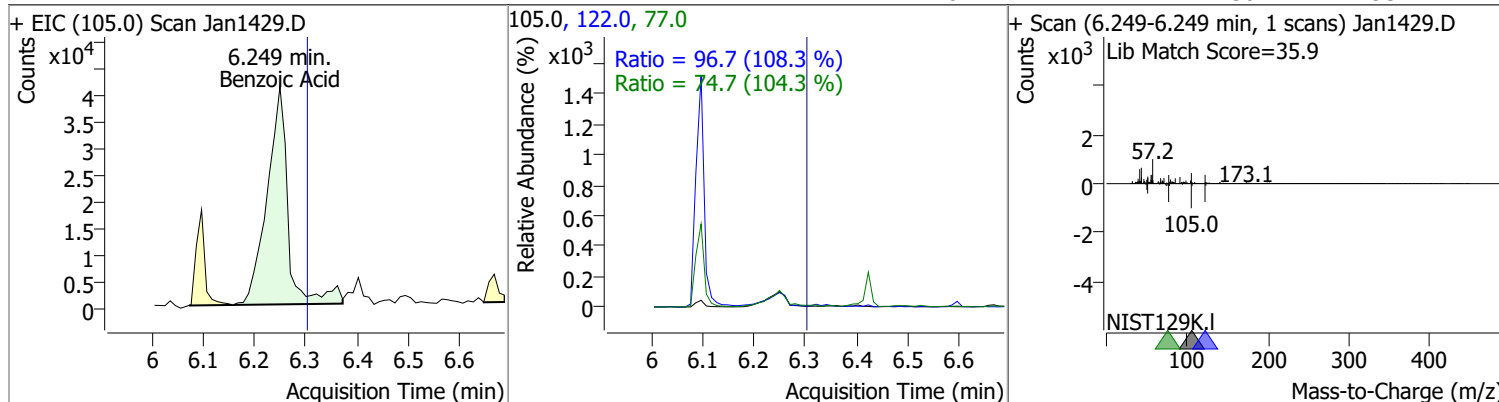


Compound	Conc.	RT	Dev(Min)	Resp.	QIon	QRatio	Lower	Upper
2,4-Dichlorophenol	78.8387	6.28	0.00	503144	164.0	62.5	44.4	82.5
					98.0	30.9	21.6	40.2

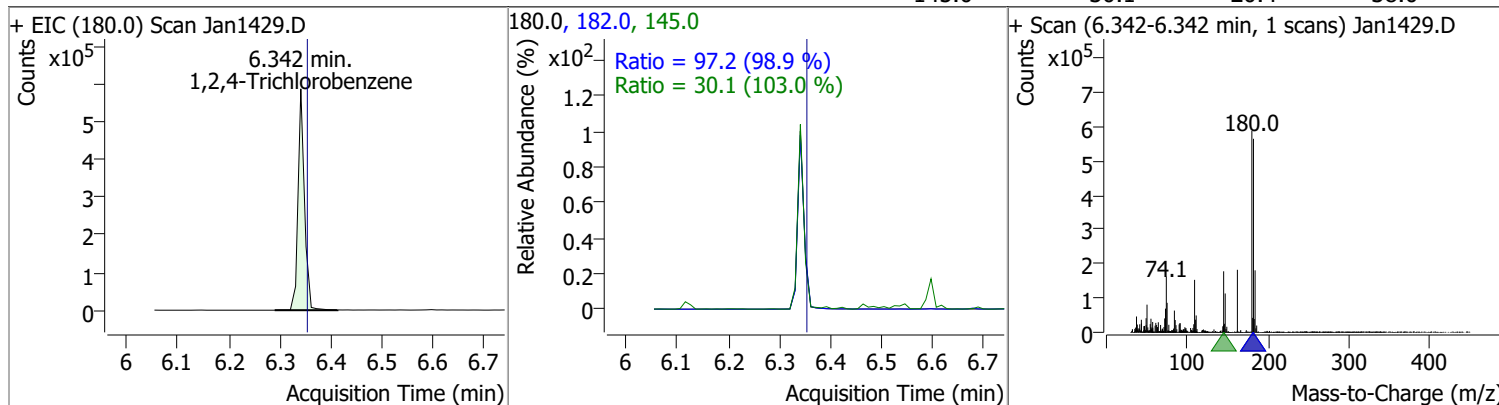


Quantitation Results Report (QT Reviewed)

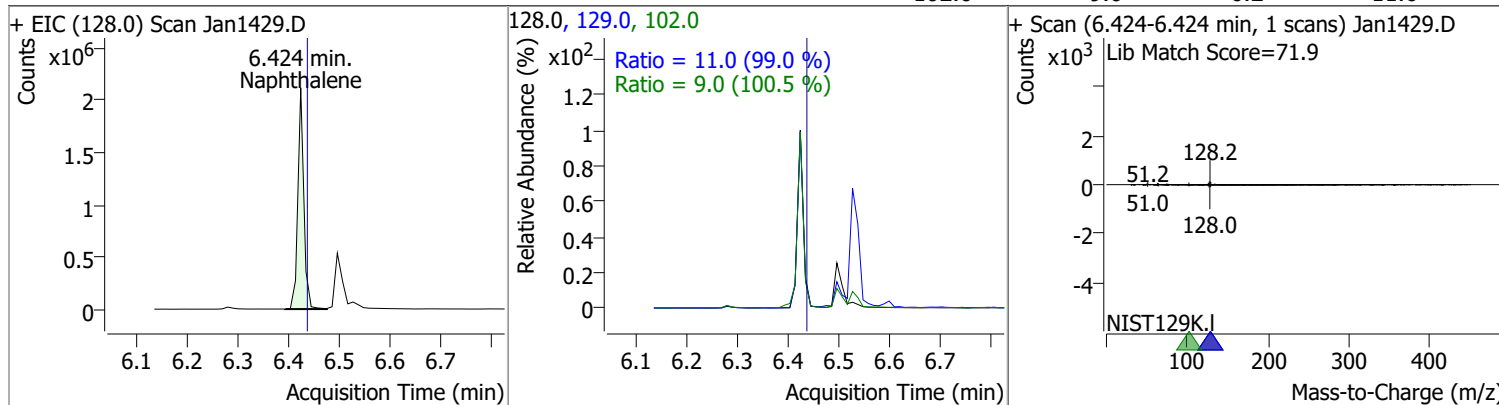
Compound	Conc.	RT	Dev(Min)	Resp.	QIon	QRatio	Lower	Upper
Benzoic Acid	34.2750	6.25	-0.04	116874	122.0	96.7	62.5	116.1
					77.0	74.7	50.2	93.2



Compound	Conc.	RT	Dev(Min)	Resp.	QIon	QRatio	Lower	Upper
1,2,4-Trichlorobenzene	63.5361	6.34	0.00	515286	182.0	97.2	68.8	127.8
					145.0	30.1	20.4	38.0

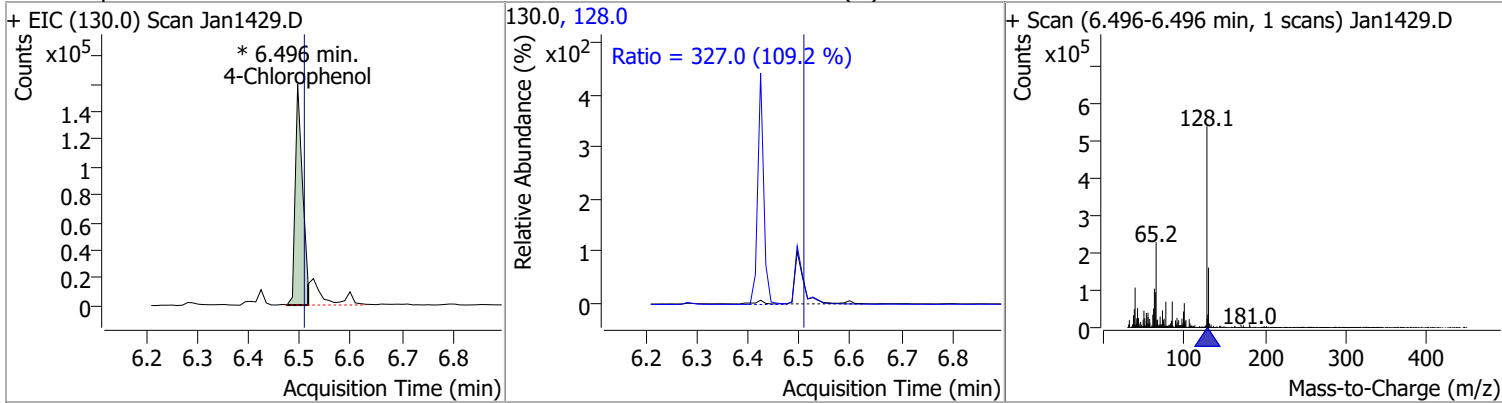


Compound	Conc.	RT	Dev(Min)	Resp.	QIon	QRatio	Lower	Upper
Naphthalene	73.1330	6.42	0.00	1723876	129.0	11.0	7.8	14.4
					102.0	9.0	6.2	11.6

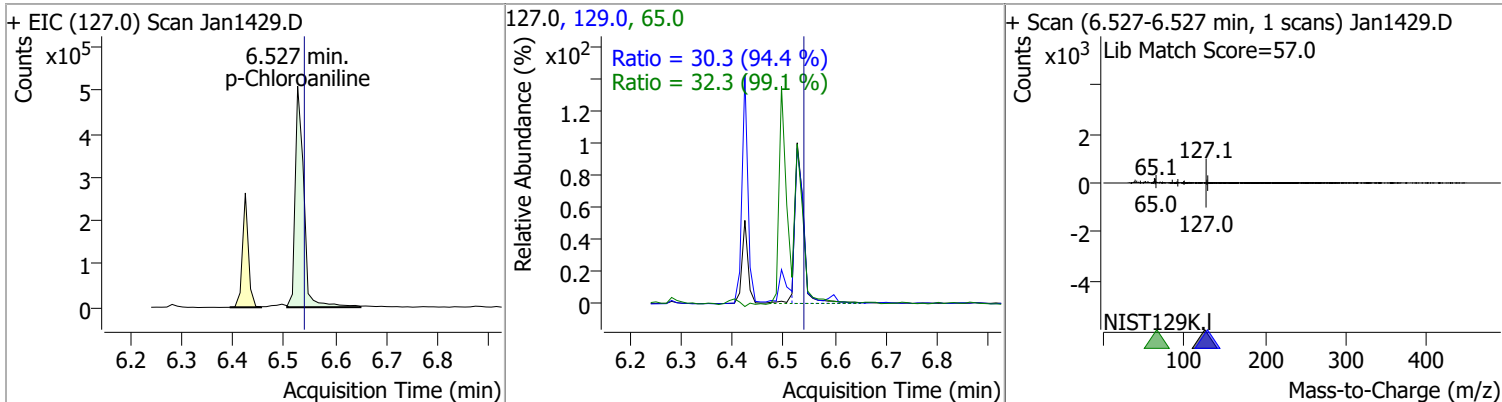


Quantitation Results Report (QT Reviewed)

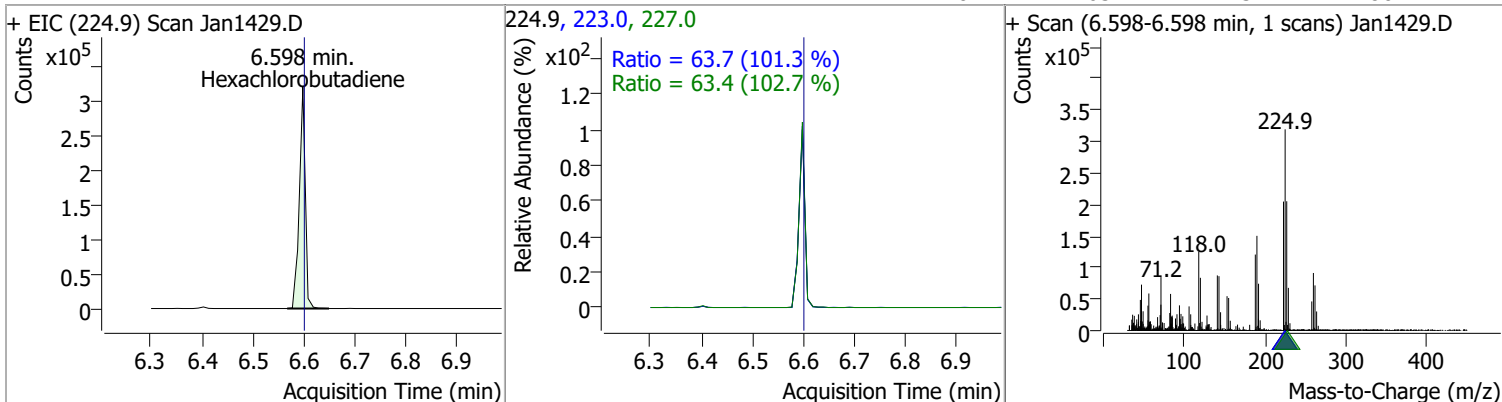
Compound	Conc.	RT	Dev(Min)	Resp.	QIon	QRatio	Lower	Upper
4-Chlorophenol	72.2908	6.50	0.00	156871 (m)	128.0	327.0	209.7	389.4



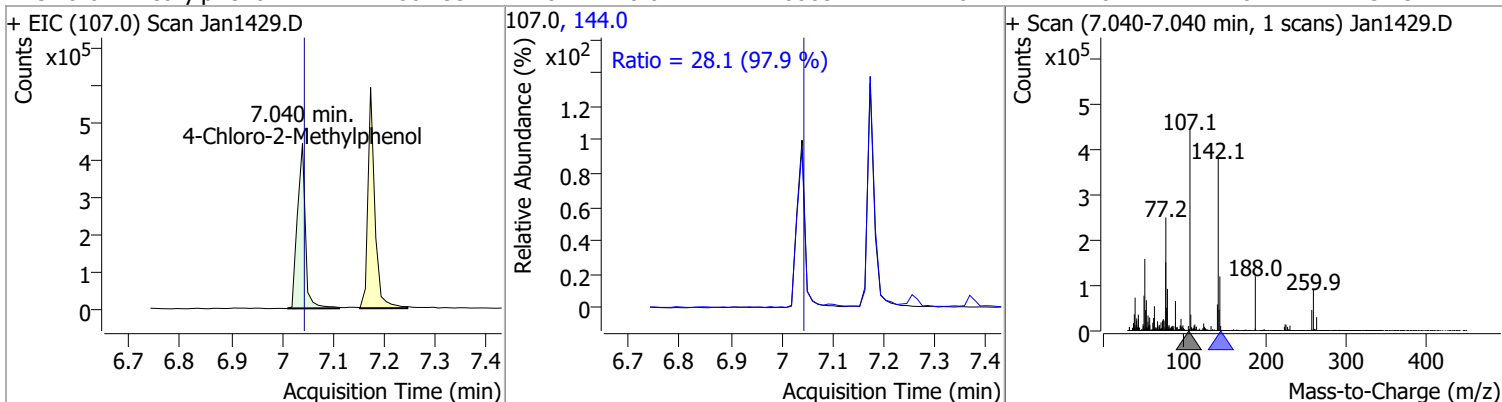
Compound	Conc.	RT	Dev(Min)	Resp.	QIon	QRatio	Lower	Upper
p-Chloroaniline	65.4989	6.53	0.00	601427	65.0	32.3	22.8	42.4
					129.0	30.3	22.5	41.7



Compound	Conc.	RT	Dev(Min)	Resp.	QIon	QRatio	Lower	Upper
Hexachlorobutadiene	59.8246	6.60	0.01	259631	223.0	63.7	44.0	81.8
					227.0	63.4	43.2	80.2

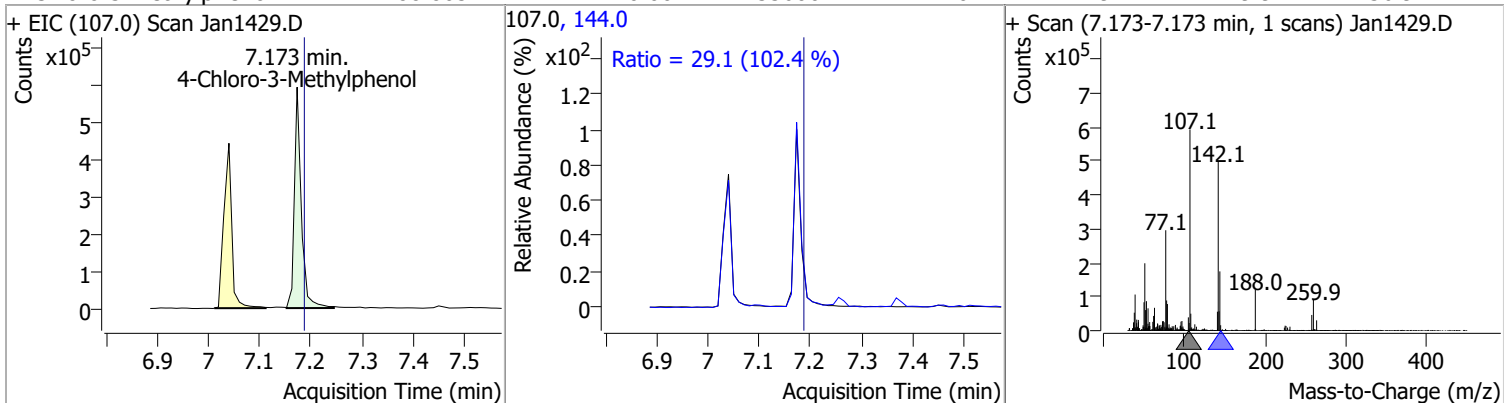


Compound	Conc.	RT	Dev(Min)	Resp.	QIon	QRatio	Lower	Upper
4-Chloro-2-Methylphenol	80.2997	7.04	0.01	476005	144.0	28.1	20.1	37.3

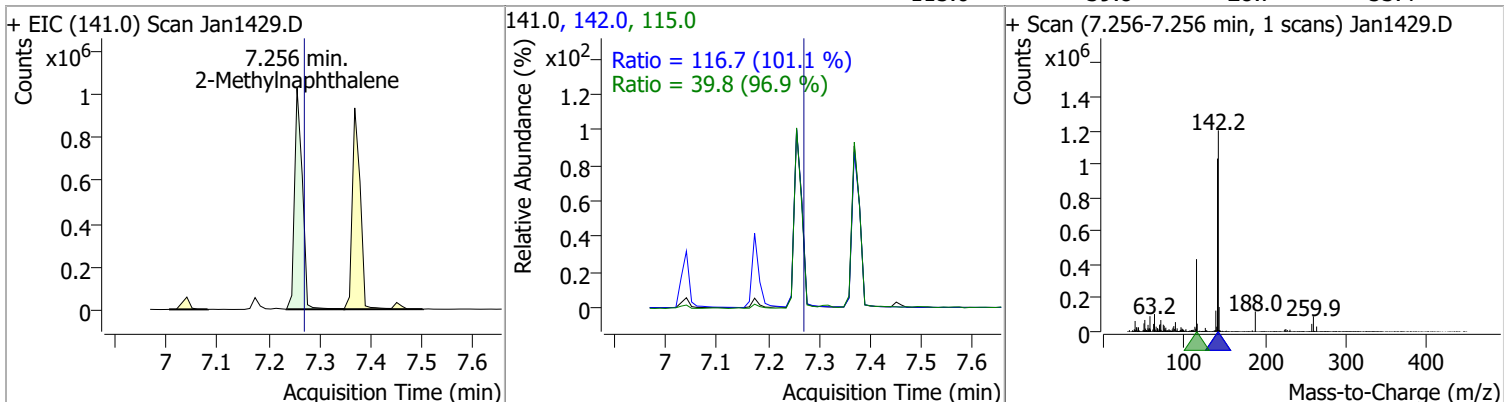


Quantitation Results Report (QT Reviewed)

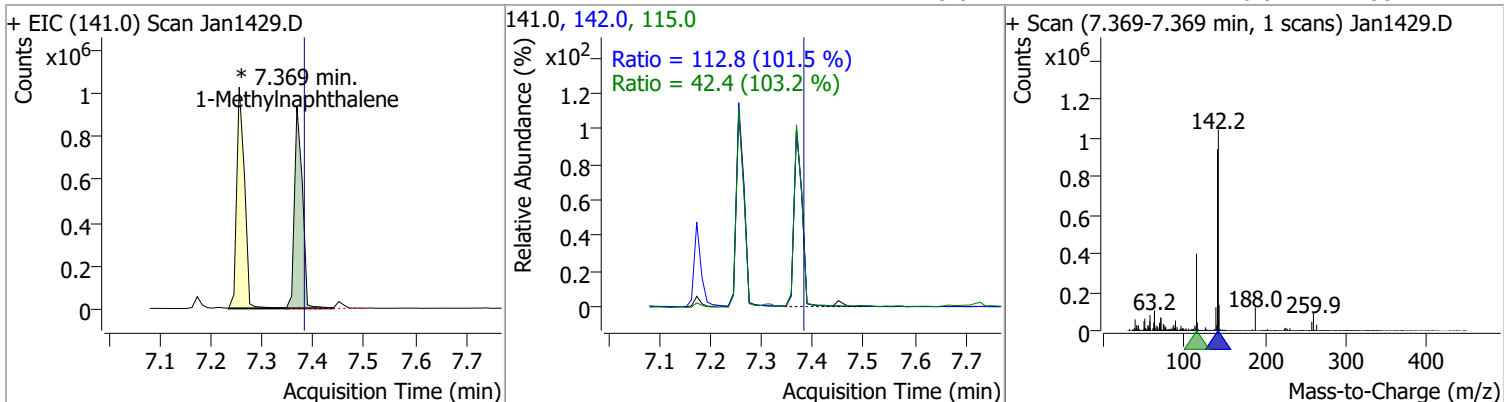
Compound	Conc.	RT	Dev(Min)	Resp.	QIon	QRatio	Lower	Upper
4-Chloro-3-Methylphenol	88.8051	7.17	0.00	556007	144.0	29.1	19.9	36.9



Compound	Conc.	RT	Dev(Min)	Resp.	QIon	QRatio	Lower	Upper
2-Methylnaphthalene	74.5757	7.26	0.00	1088955	142.0	116.7	80.8	150.0
					115.0	39.8	28.7	53.4

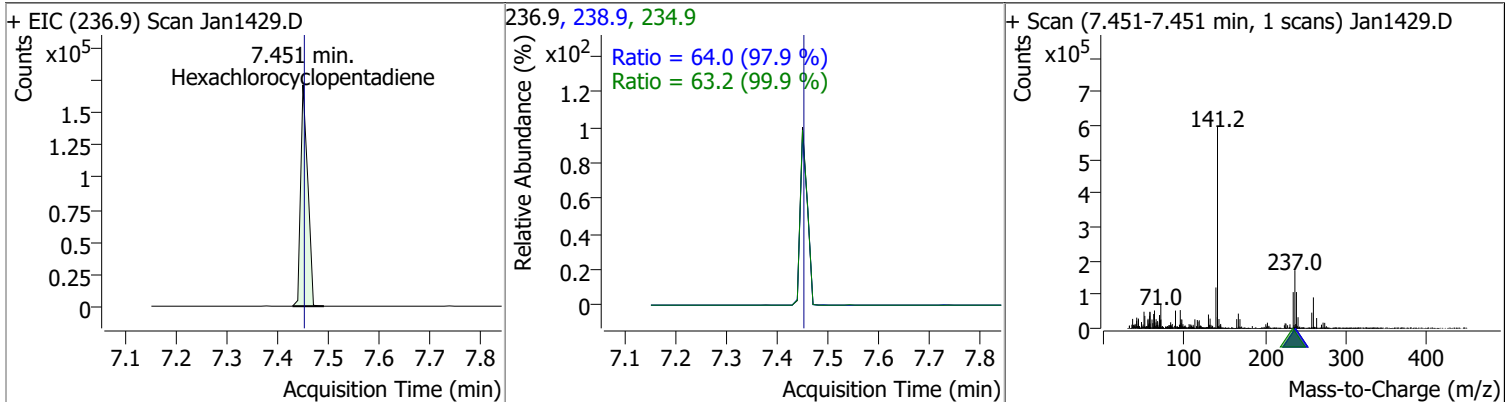


Compound	Conc.	RT	Dev(Min)	Resp.	QIon	QRatio	Lower	Upper
1-Methylnaphthalene	71.1094	7.37	0.00	1007194 (m)	142.0	112.8	77.8	144.5
					115.0	42.4	28.8	53.4

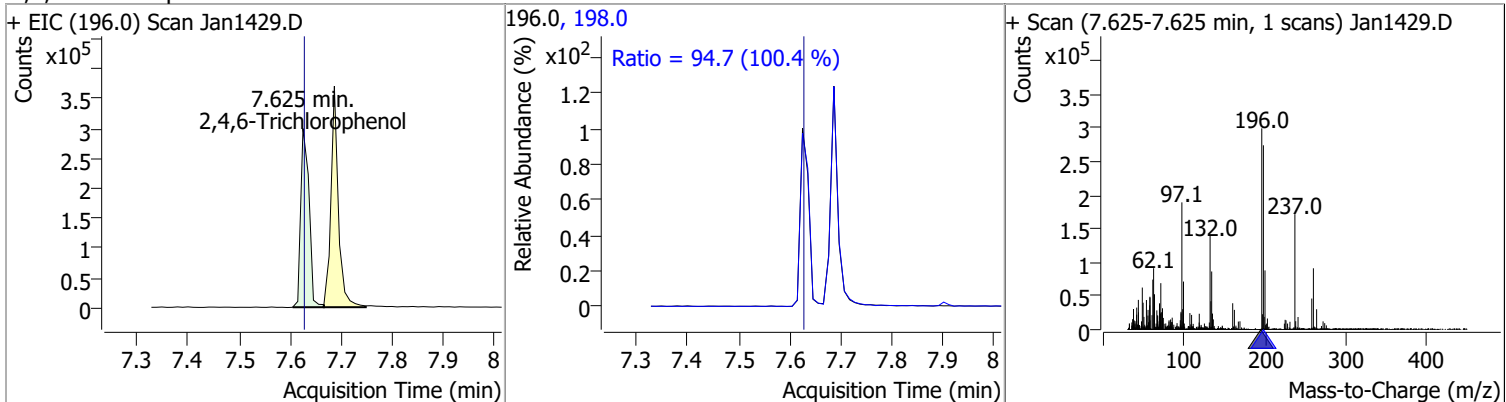


Quantitation Results Report (QT Reviewed)

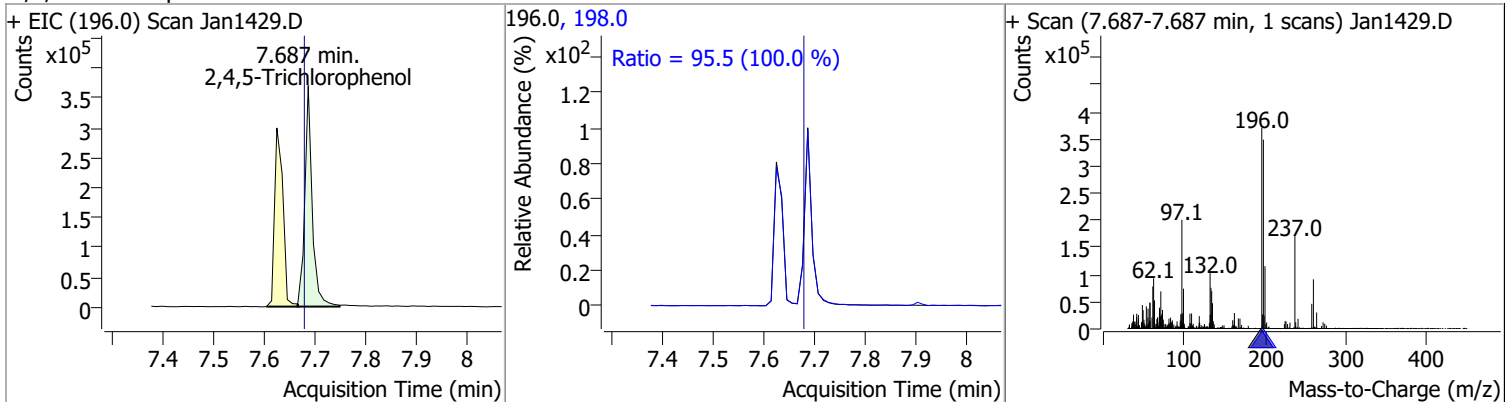
Compound	Conc.	RT	Dev(Min)	Resp.	QIon	QRatio	Lower	Upper
Hexachlorocyclopentadiene	57.8594	7.45	0.00	165773	238.9	64.0	45.7	84.9
					234.9	63.2	44.3	82.2



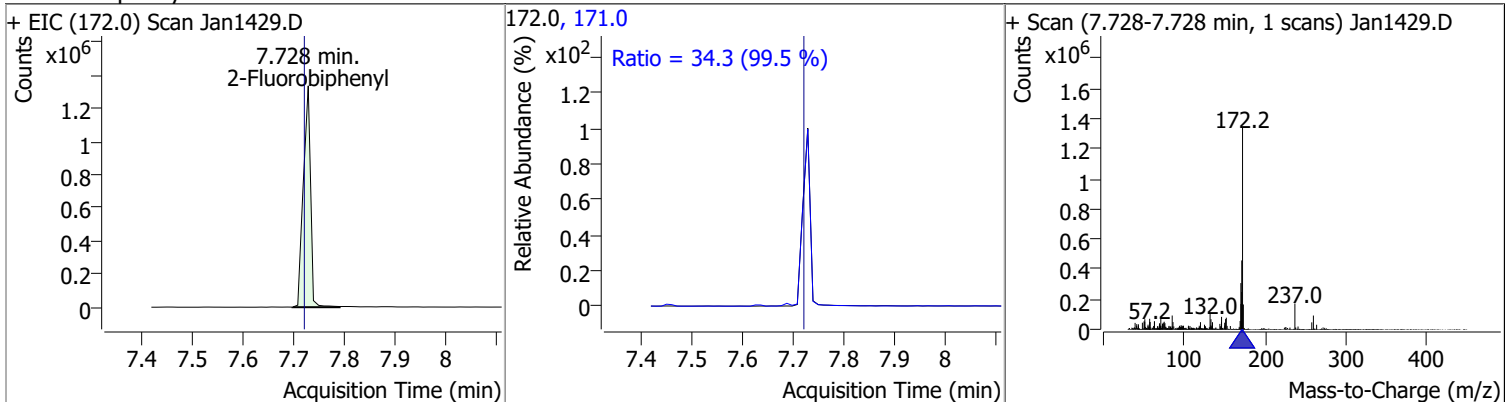
Compound	Conc.	RT	Dev(Min)	Resp.	QIon	QRatio	Lower	Upper
2,4,6-Trichlorophenol	79.1608	7.63	0.00	336240	198.0	94.7	66.0	122.5



Compound	Conc.	RT	Dev(Min)	Resp.	QIon	QRatio	Lower	Upper
2,4,5-Trichlorophenol	77.8471	7.69	0.01	375866	198.0	95.5	66.9	124.2

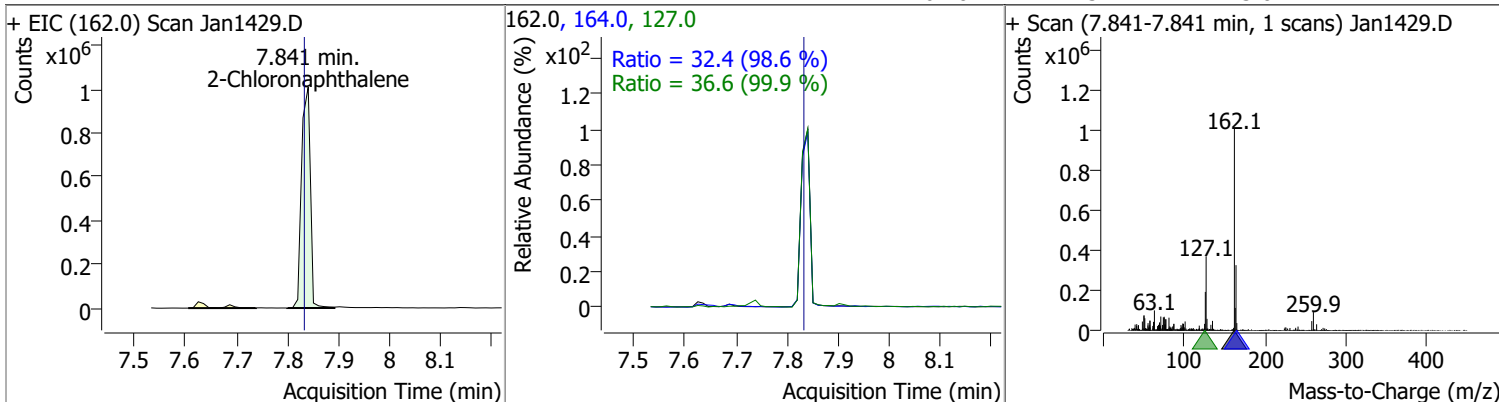


Compound	Conc.	RT	Dev(Min)	Resp.	QIon	QRatio	Lower	Upper
2-Fluorobiphenyl	67.7720	7.73	0.01	1318940	171.0	34.3	24.1	44.8

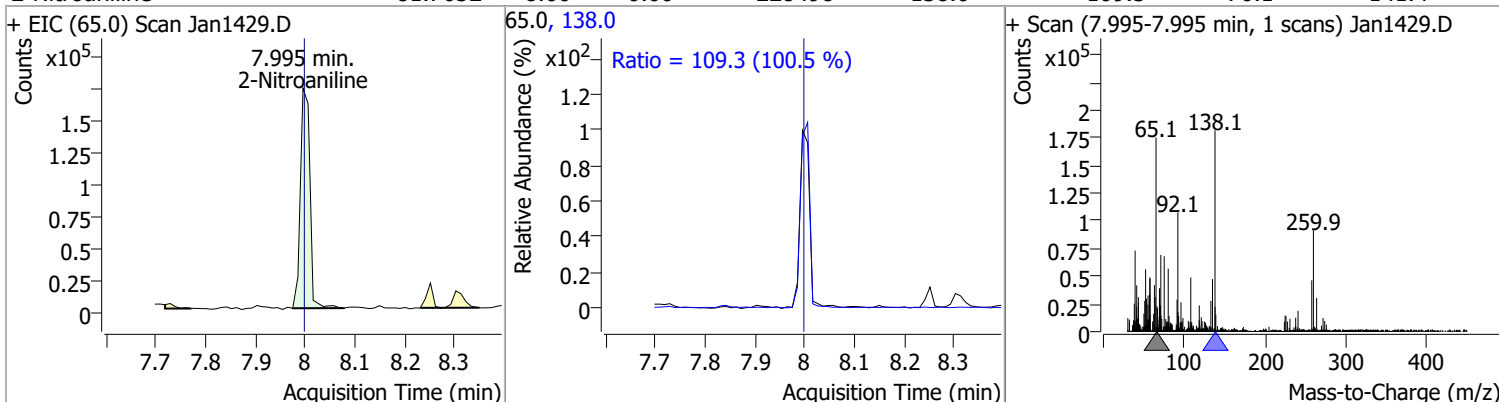


Quantitation Results Report (QT Reviewed)

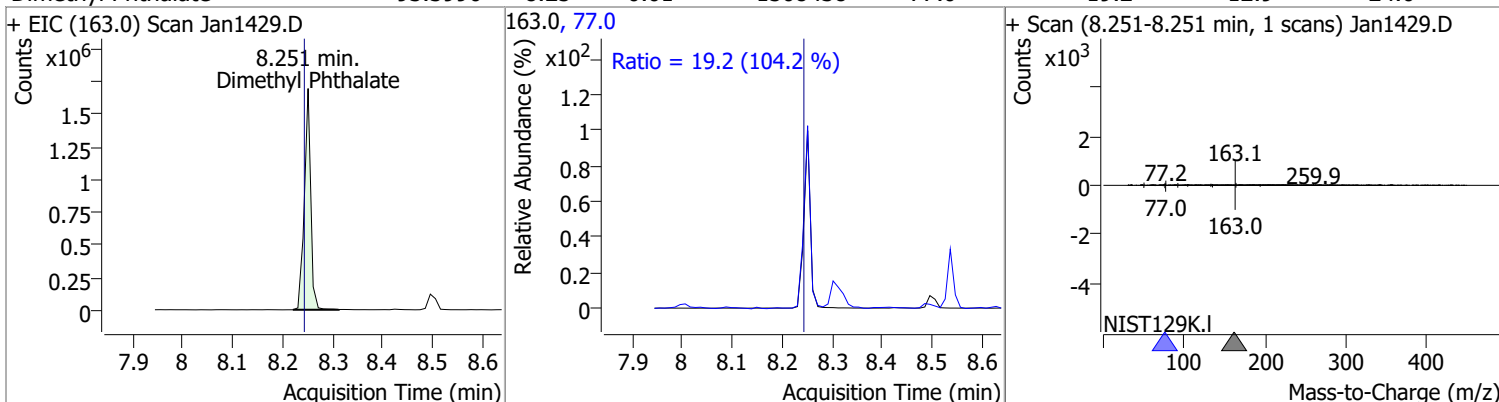
Compound	Conc.	RT	Dev(Min)	Resp.	QIon	QRatio	Lower	Upper
2-Chloronaphthalene	75.1226	7.84	0.01	1209505	127.0	36.6	25.7	47.6
					164.0	32.4	23.0	42.7



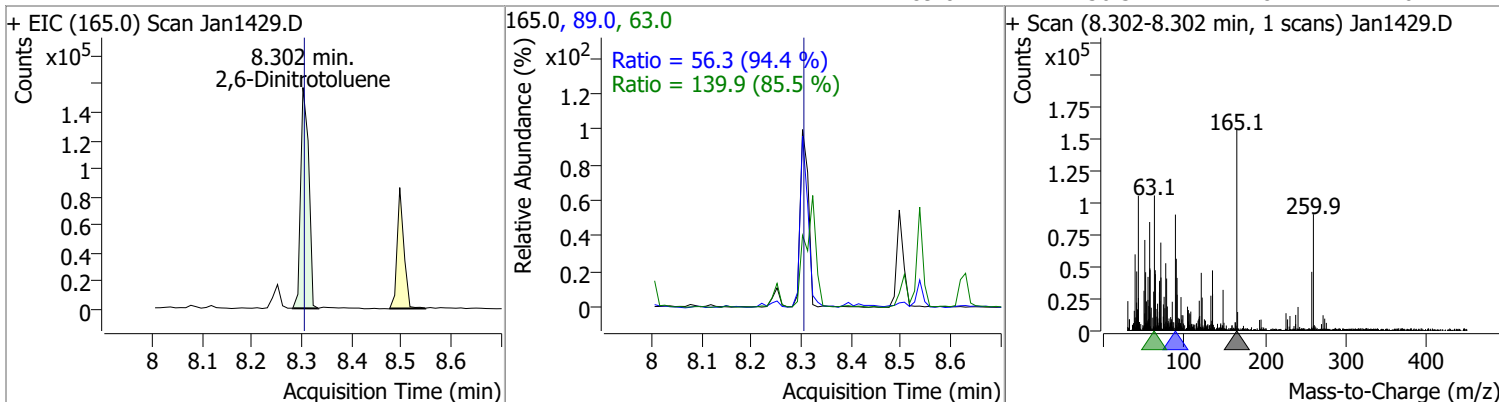
Compound	Conc.	RT	Dev(Min)	Resp.	QIon	QRatio	Lower	Upper
2-Nitroaniline	81.7652	8.00	0.00	228498	138.0	109.3	76.1	141.4



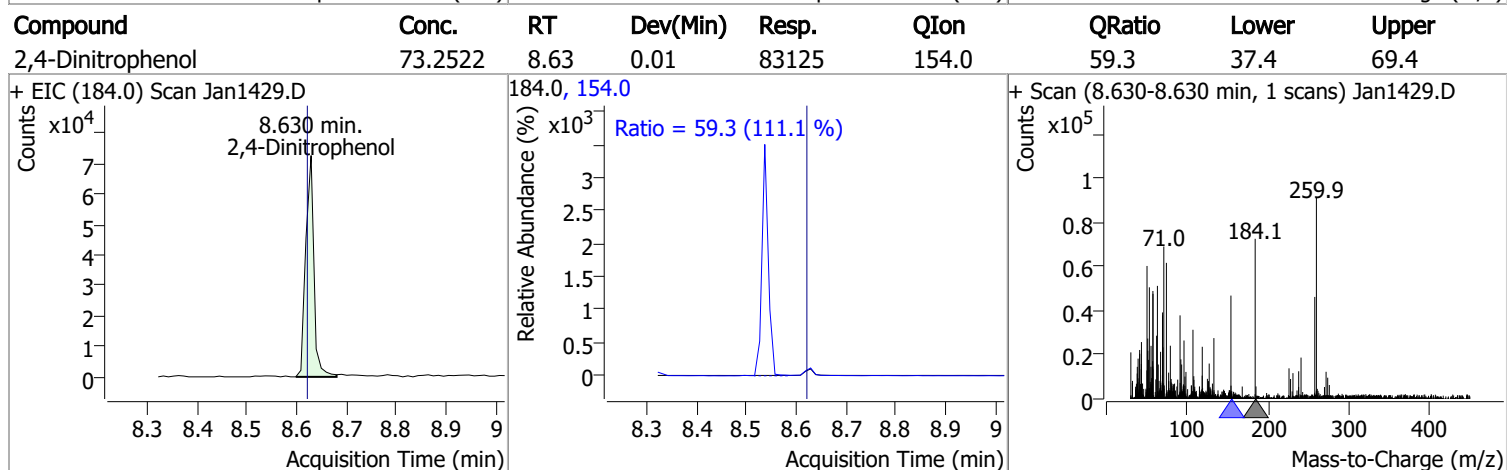
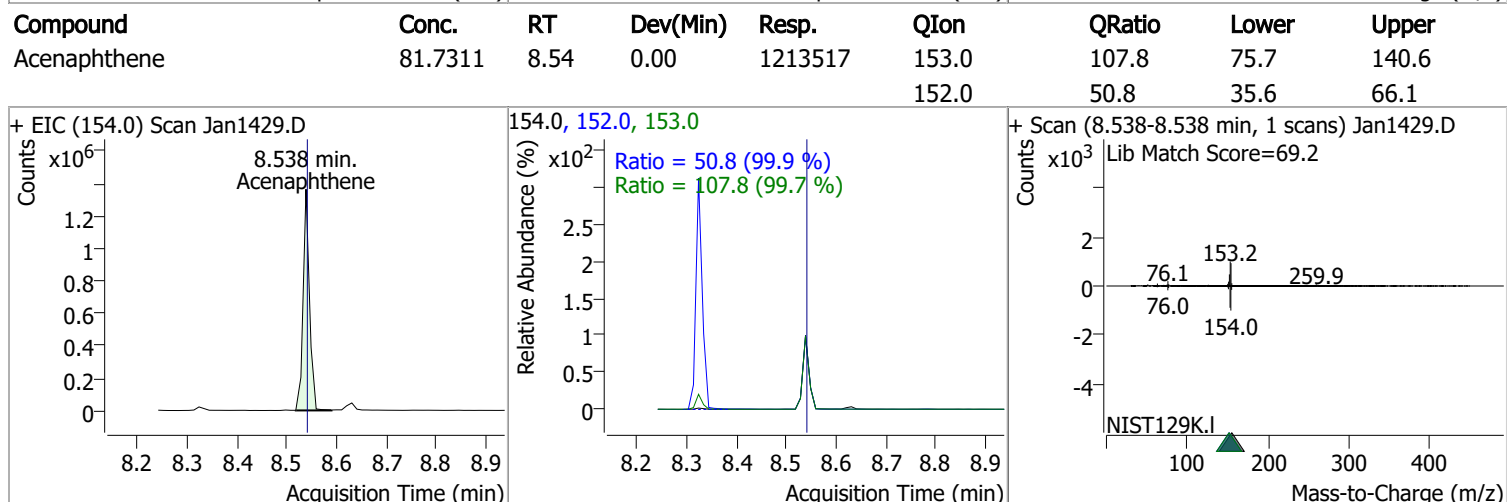
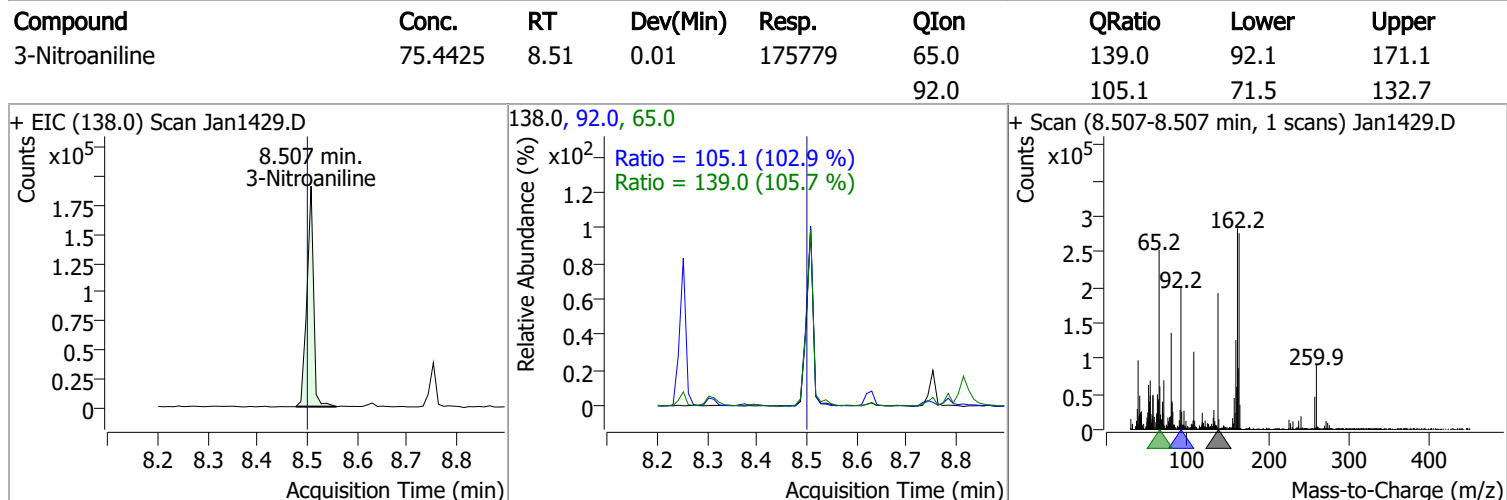
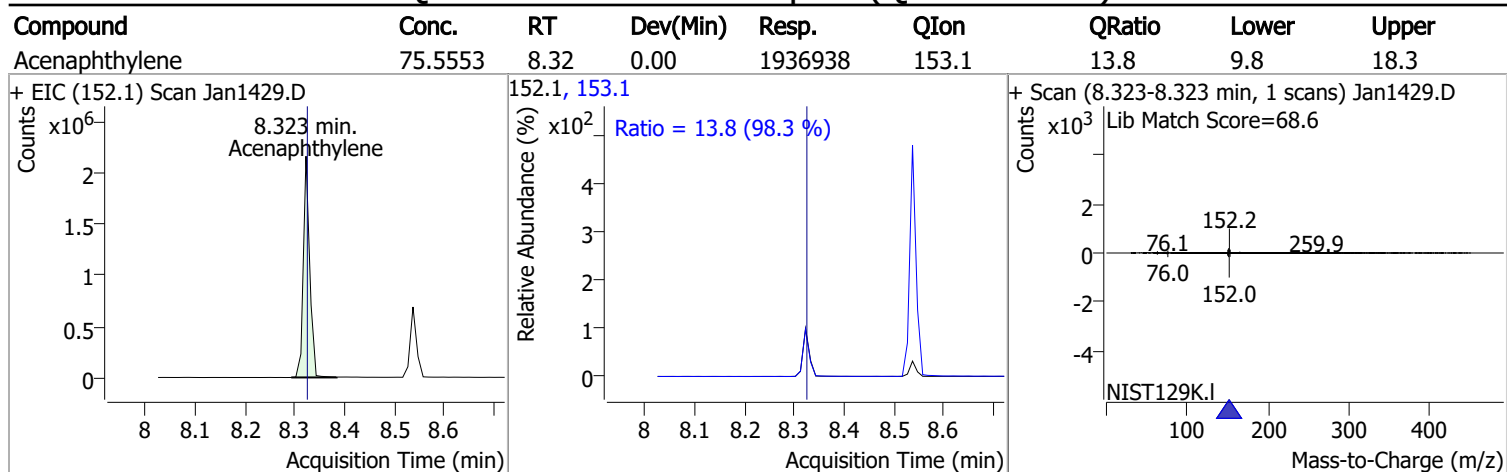
Compound	Conc.	RT	Dev(Min)	Resp.	QIon	QRatio	Lower	Upper
Dimethyl Phthalate	93.3990	8.25	0.01	1508438	77.0	19.2	12.9	24.0



Compound	Conc.	RT	Dev(Min)	Resp.	QIon	QRatio	Lower	Upper
2,6-Dinitrotoluene	81.6839	8.30	0.00	176818	63.0	139.9	114.6	212.8
					89.0	56.3	41.8	77.6

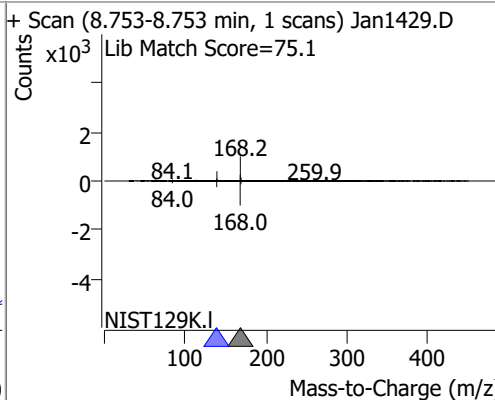
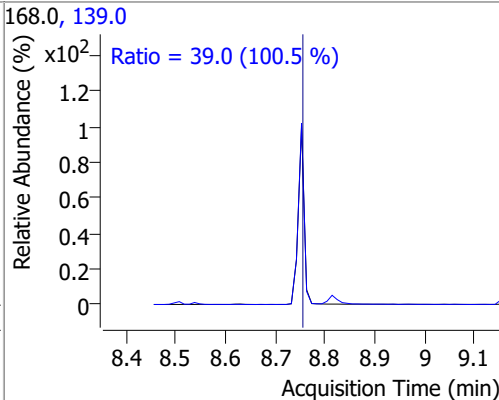
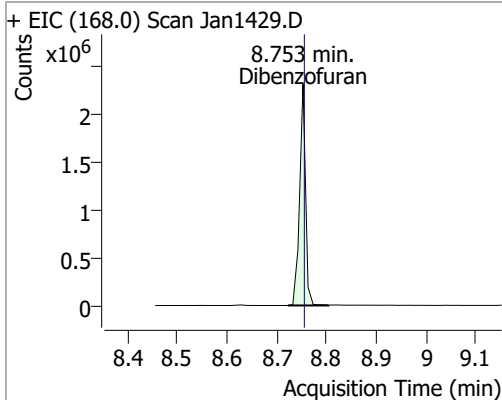


Quantitation Results Report (QT Reviewed)

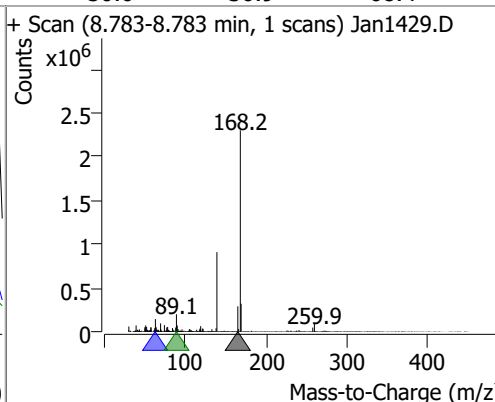
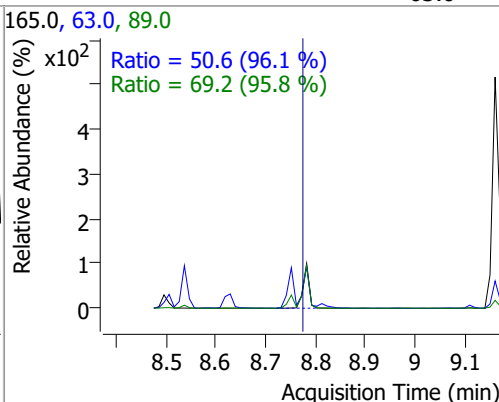
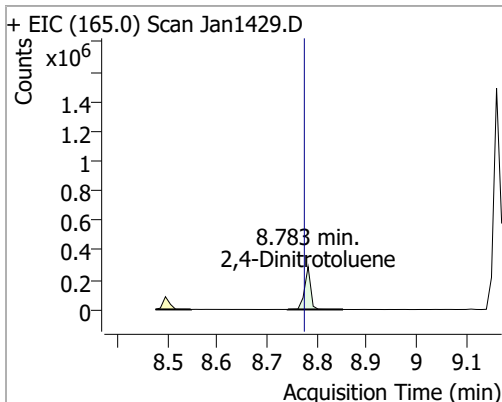


Quantitation Results Report (QT Reviewed)

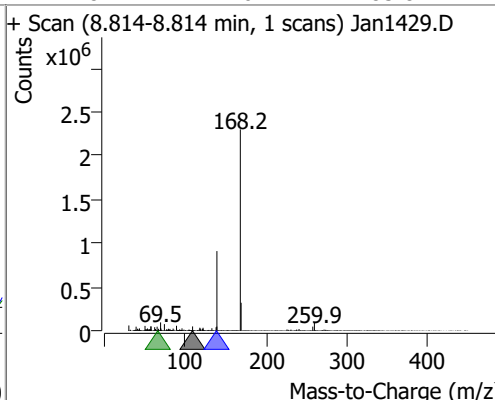
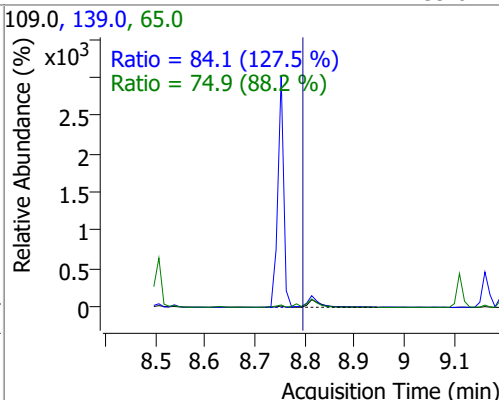
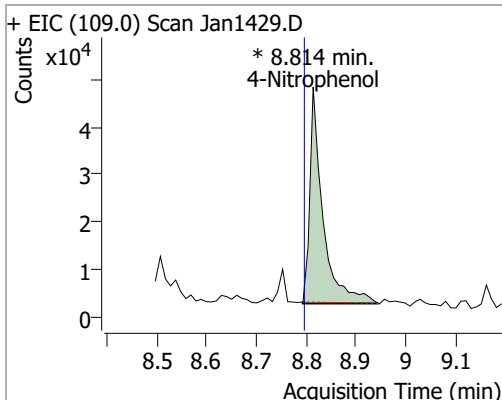
Compound	Conc.	RT	Dev(Min)	Resp.	QIon	QRatio	Lower	Upper
Dibenzofuran	80.8717	8.75	0.00	1900390	139.0	39.0	27.2	50.5



Compound	Conc.	RT	Dev(Min)	Resp.	QIon	QRatio	Lower	Upper
2,4-Dinitrotoluene	84.9256	8.78	0.01	242188	89.0	69.2	50.5	93.8
					63.0	50.6	36.9	68.4

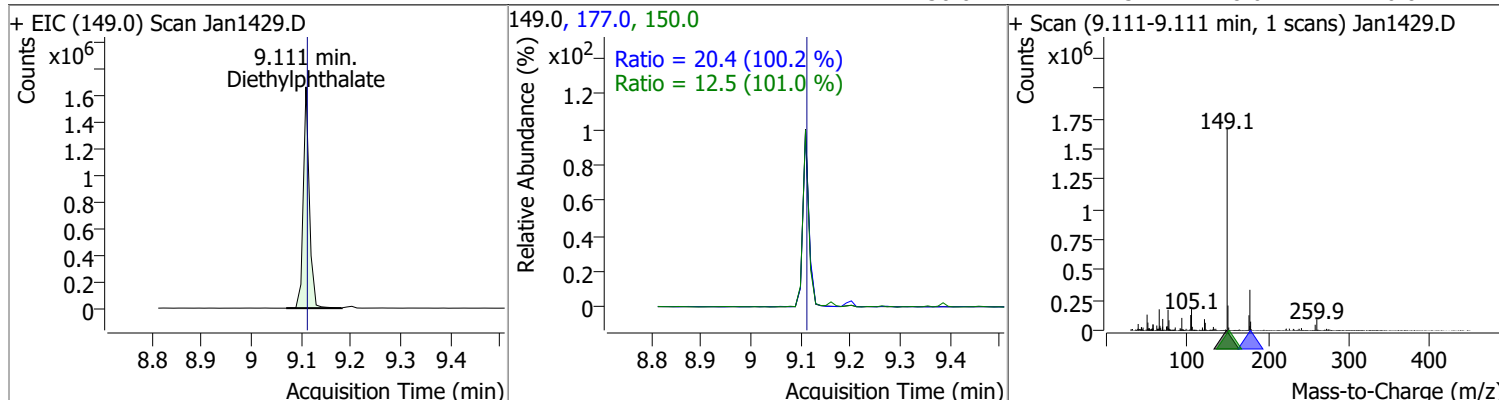


Compound	Conc.	RT	Dev(Min)	Resp.	QIon	QRatio	Lower	Upper
4-Nitrophenol	37.1409	8.81	0.02	83645 (m)	65.0	74.9	59.4	110.4
					139.0	84.1	46.2	85.8

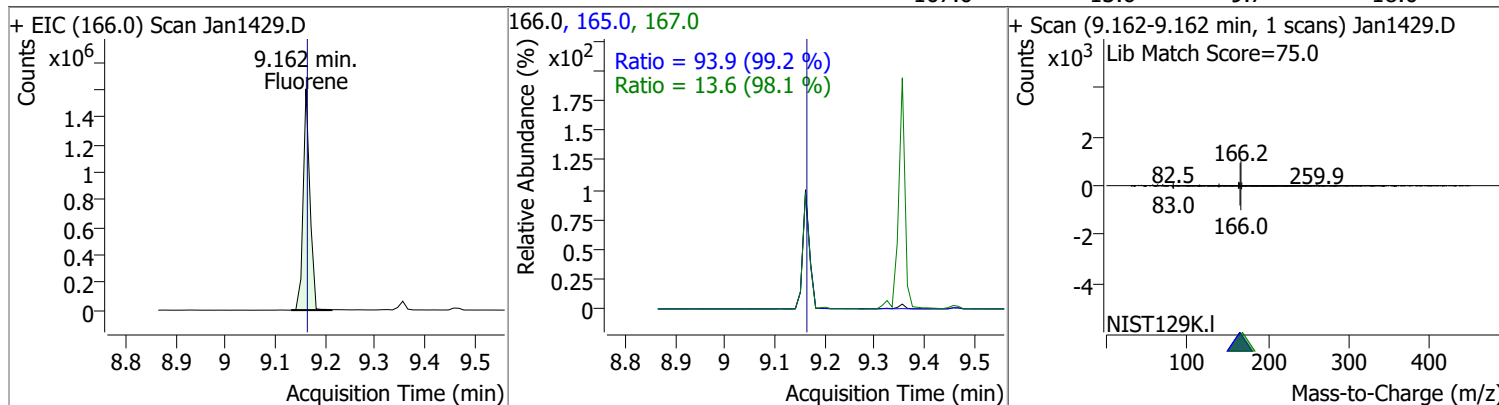


Quantitation Results Report (QT Reviewed)

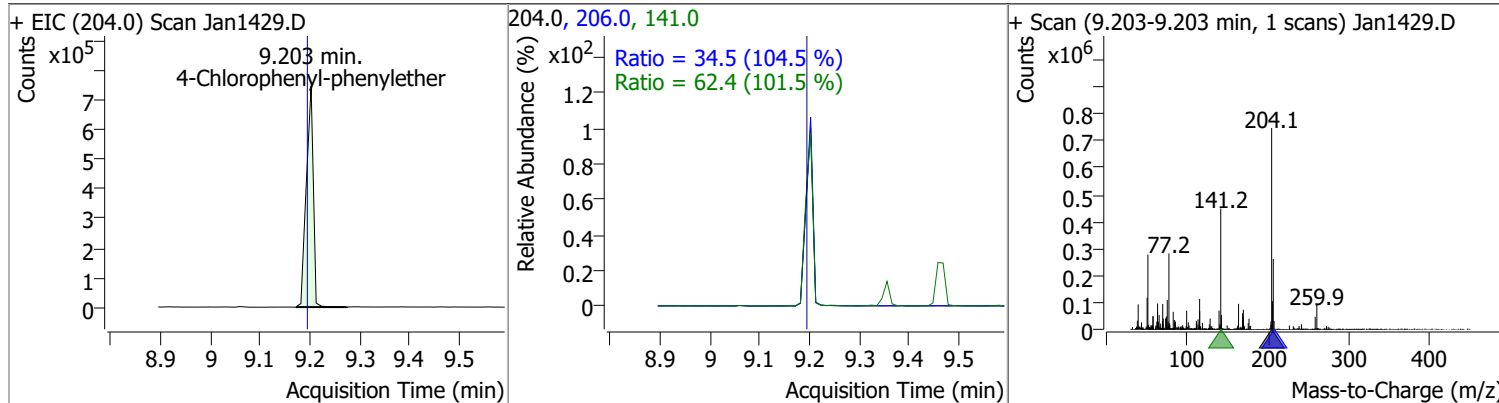
Compound	Conc.	RT	Dev(Min)	Resp.	QIon	QRatio	Lower	Upper
Diethylphthalate	85.5621	9.11	0.00	1404388	177.0	20.4	14.3	26.5
					150.0	12.5	8.6	16.0



Compound	Conc.	RT	Dev(Min)	Resp.	QIon	QRatio	Lower	Upper
Fluorene	79.5081	9.16	0.00	1506488	165.0	93.9	66.3	123.1
					167.0	13.6	9.7	18.0

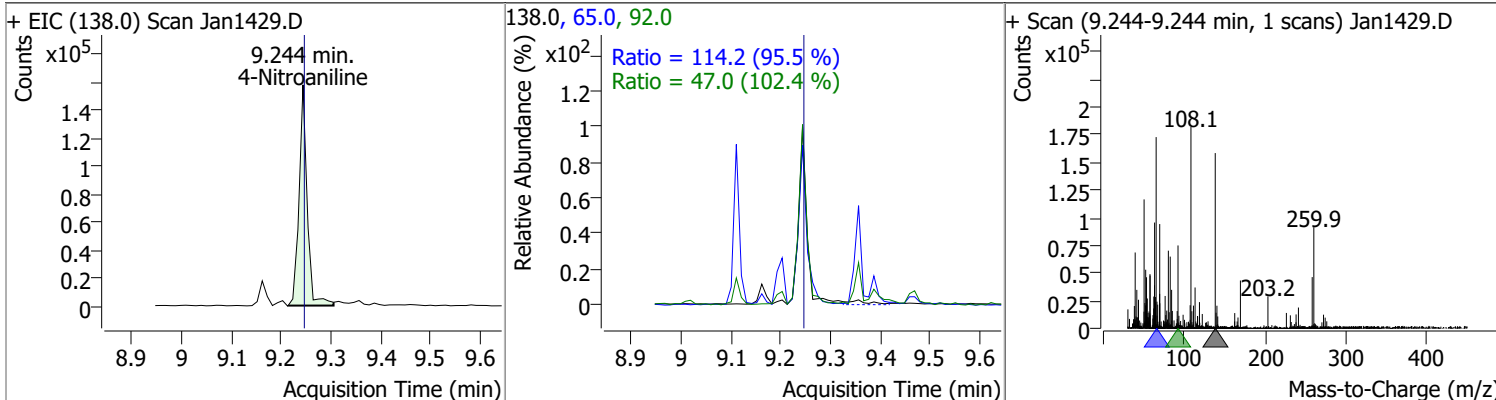


Compound	Conc.	RT	Dev(Min)	Resp.	QIon	QRatio	Lower	Upper
4-Chlorophenyl-phenylether	82.8077	9.20	0.01	721307	141.0	62.4	43.0	79.9
					206.0	34.5	23.1	42.9

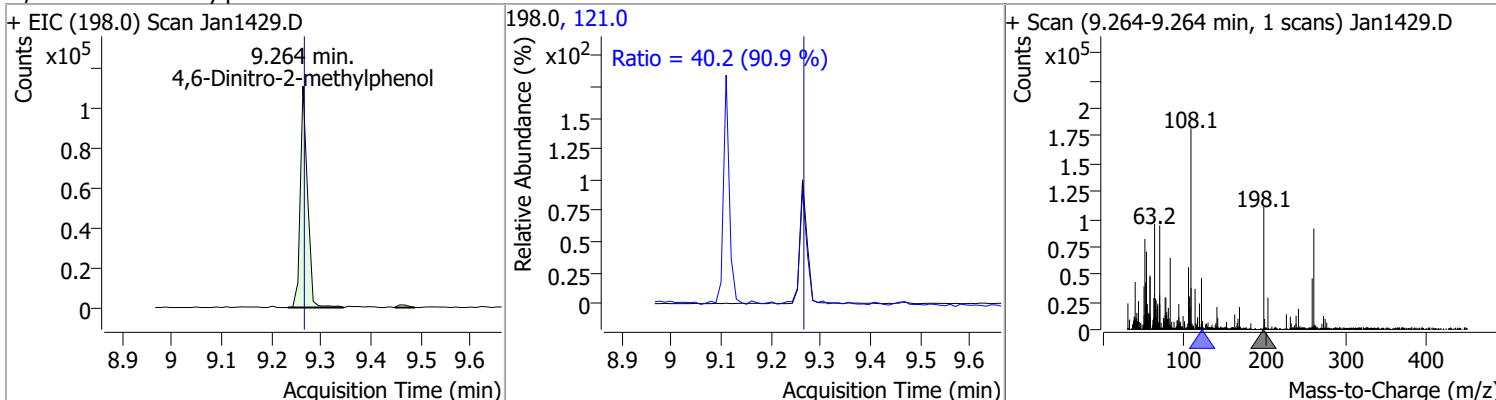


Quantitation Results Report (QT Reviewed)

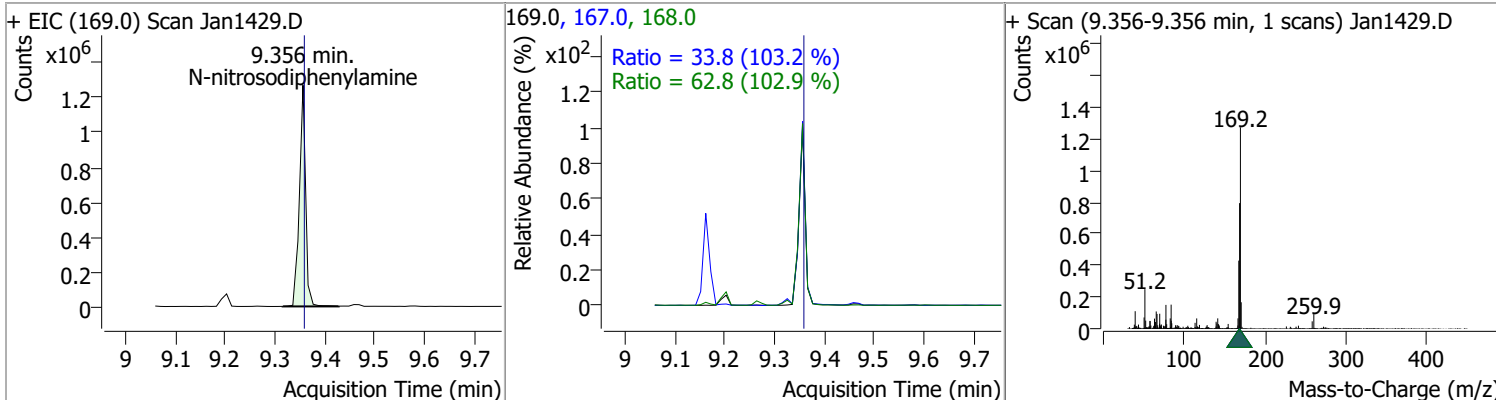
Compound	Conc.	RT	Dev(Min)	Resp.	QIon	QRatio	Lower	Upper
4-Nitroaniline	75.6897	9.24	0.00	177253	65.0	114.2	83.7	155.4
					92.0	47.0	32.1	59.7



Compound	Conc.	RT	Dev(Min)	Resp.	QIon	QRatio	Lower	Upper
4,6-Dinitro-2-methylphenol	69.6467	9.26	0.00	112193	121.0	40.2	30.9	57.4

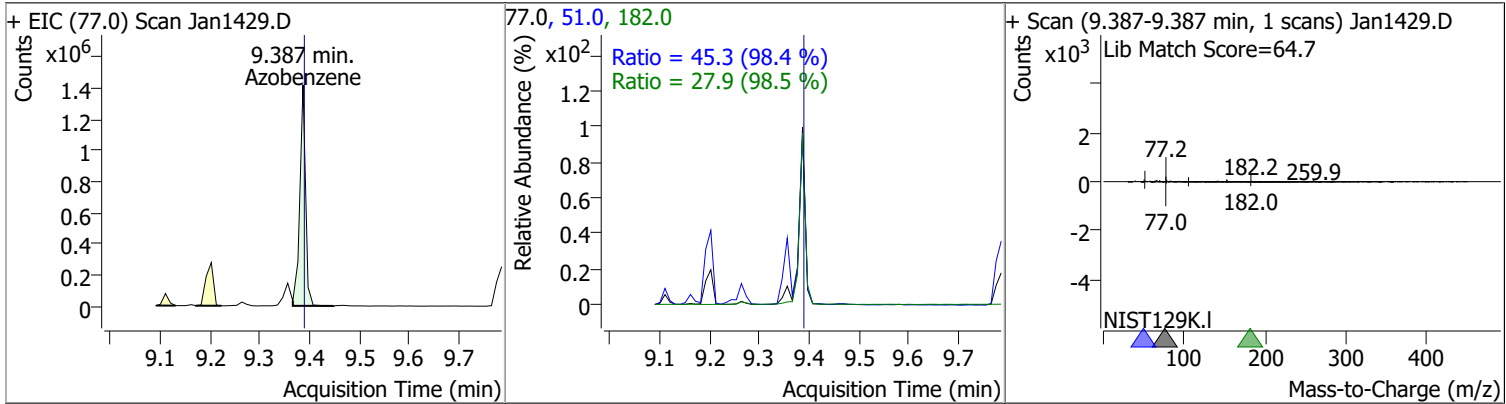


Compound	Conc.	RT	Dev(Min)	Resp.	QIon	QRatio	Lower	Upper
N-nitrosodiphenylamine	89.6027	9.36	0.00	1108243	168.0	62.8	42.7	79.3
					167.0	33.8	22.9	42.5

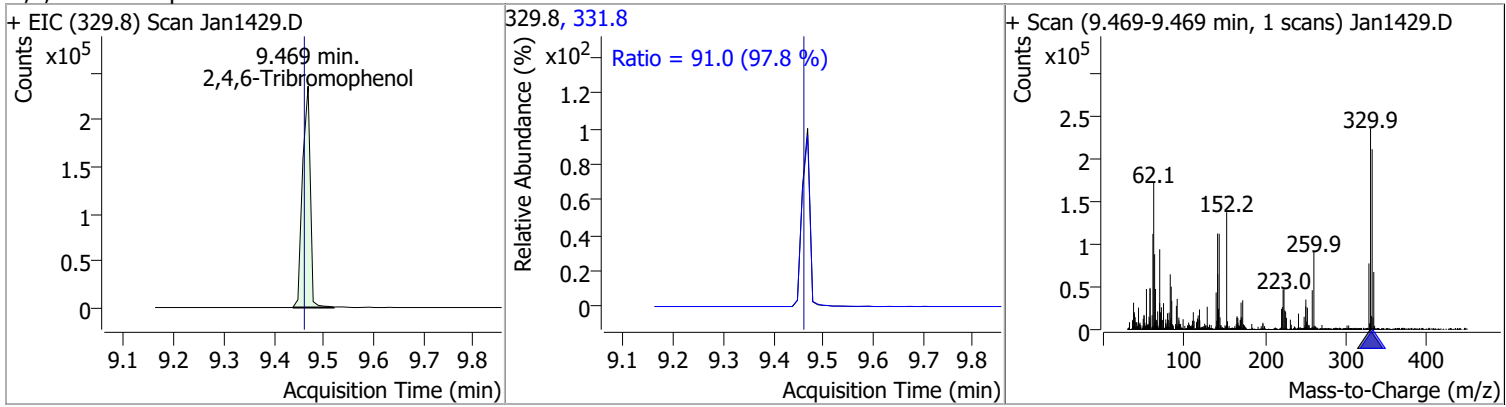


Quantitation Results Report (QT Reviewed)

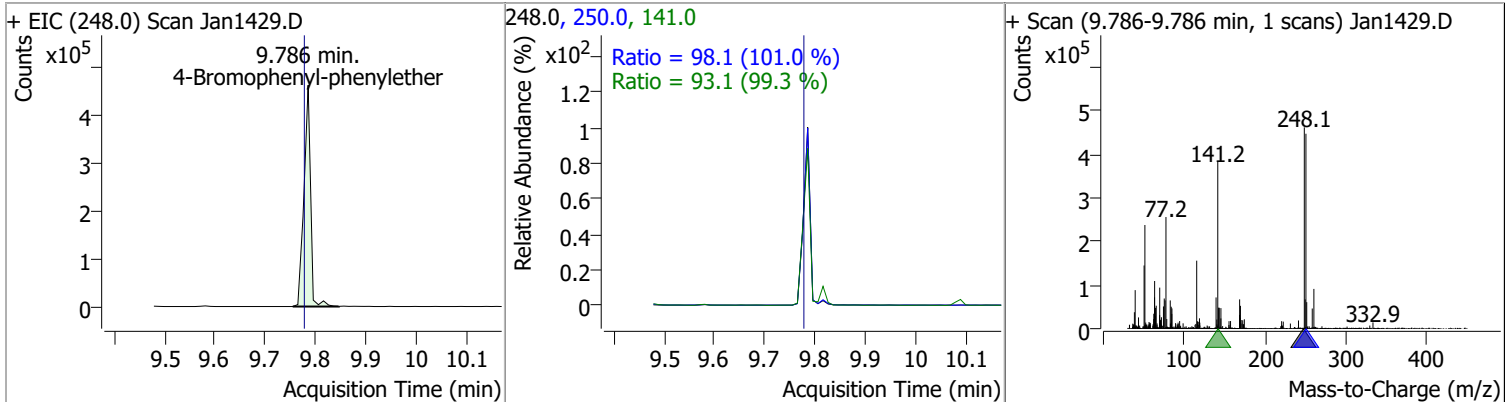
Compound	Conc.	RT	Dev(Min)	Resp.	QIon	QRatio	Lower	Upper
Azobenzene	77.1830	9.39	0.00	1135295	51.0	45.3	32.2	59.9
					182.0	27.9	19.8	36.7



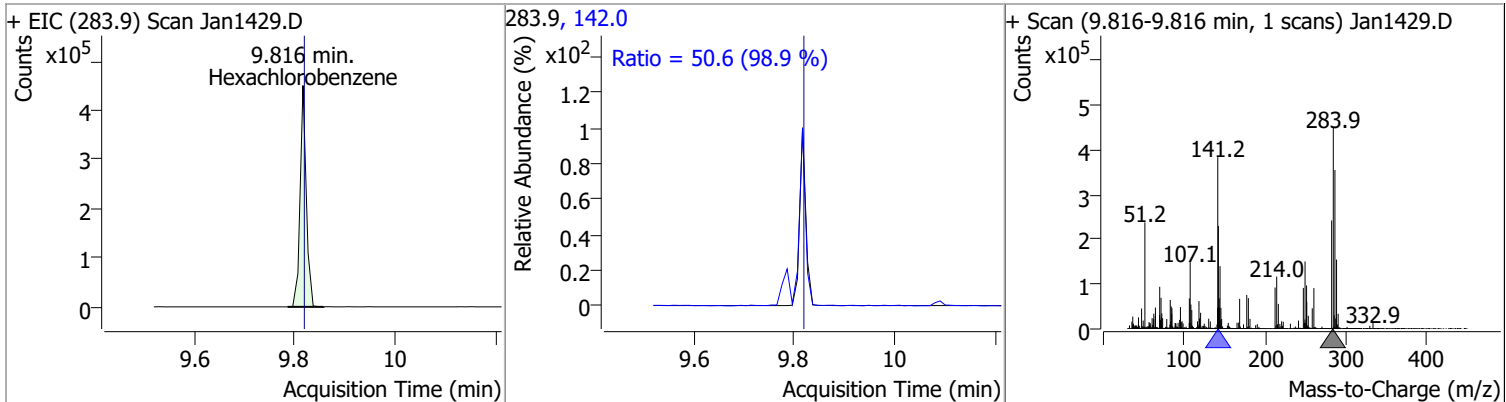
Compound	Conc.	RT	Dev(Min)	Resp.	QIon	QRatio	Lower	Upper
2,4,6-Tribromophenol	151.9130	9.47	0.01	255047	331.8	91.0	65.2	121.0



Compound	Conc.	RT	Dev(Min)	Resp.	QIon	QRatio	Lower	Upper
4-Bromophenyl-phenylether	84.0996	9.79	0.01	422258	250.0	98.1	68.0	126.3
					141.0	93.1	65.6	121.9

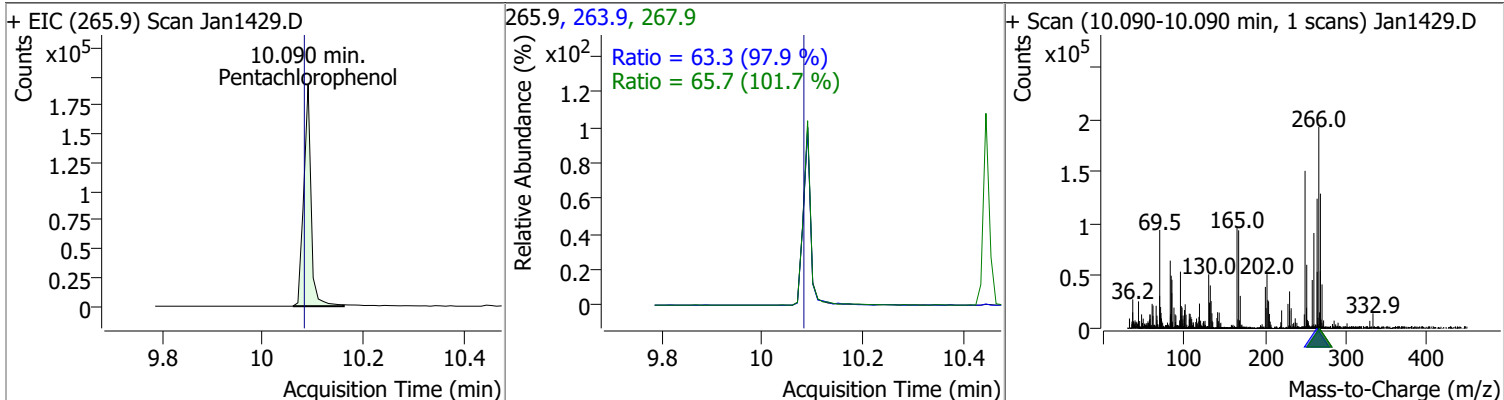


Compound	Conc.	RT	Dev(Min)	Resp.	QIon	QRatio	Lower	Upper
Hexachlorobenzene	76.0910	9.82	0.00	383573	142.0	50.6	35.8	66.5

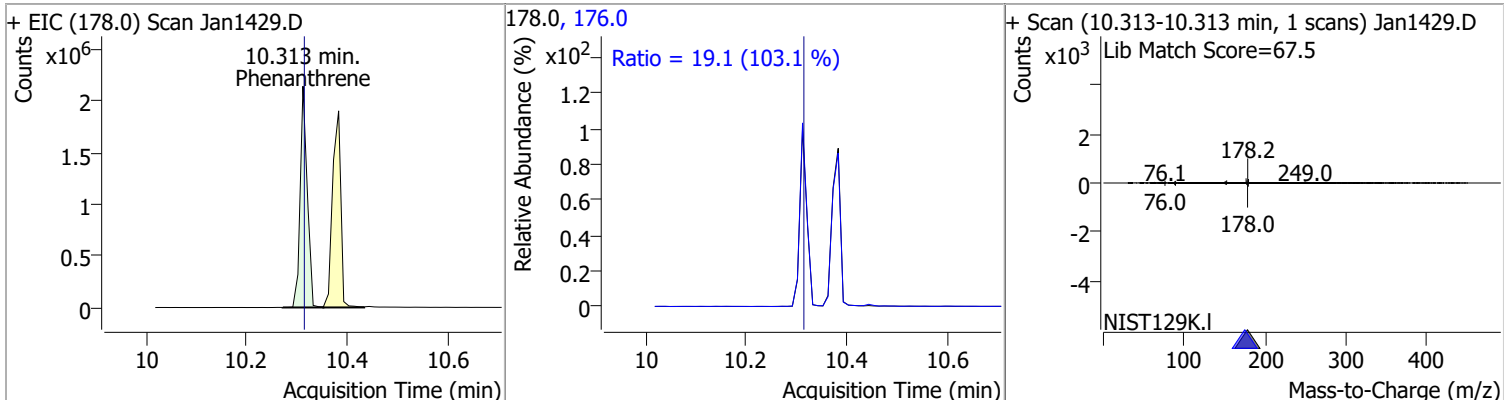


Quantitation Results Report (QT Reviewed)

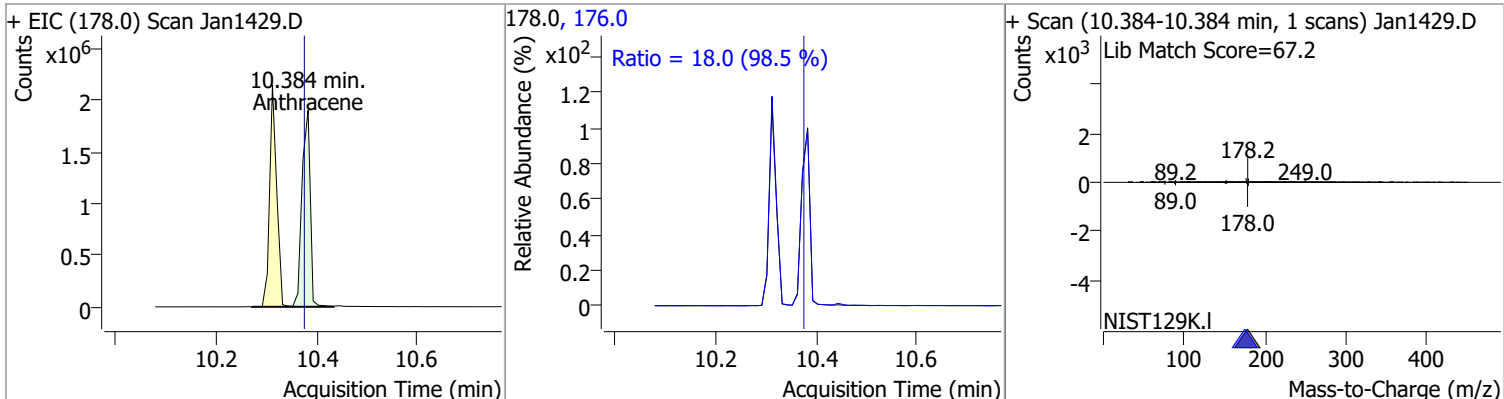
Compound	Conc.	RT	Dev(Min)	Resp.	QIon	QRatio	Lower	Upper
Pentachlorophenol	82.3767	10.09	0.01	195739	263.9	63.3	45.3	84.1
					267.9	65.7	45.2	83.9



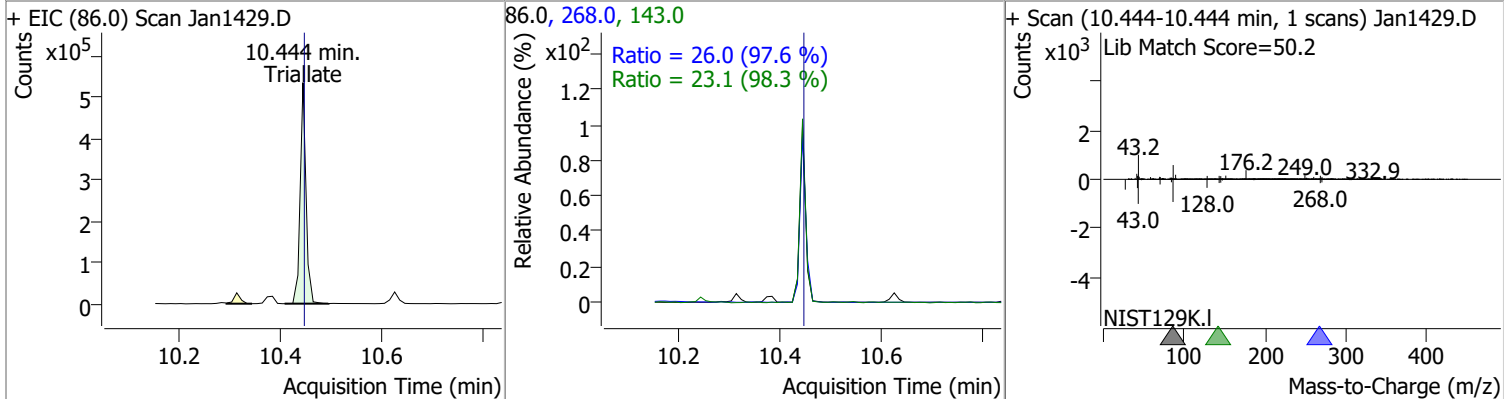
Compound	Conc.	RT	Dev(Min)	Resp.	QIon	QRatio	Lower	Upper
Phenanthrene	83.1220	10.31	0.00	2102406	176.0	19.1	13.0	24.1



Compound	Conc.	RT	Dev(Min)	Resp.	QIon	QRatio	Lower	Upper
Anthracene	88.3156	10.38	0.01	2170146	176.0	18.0	12.8	23.8

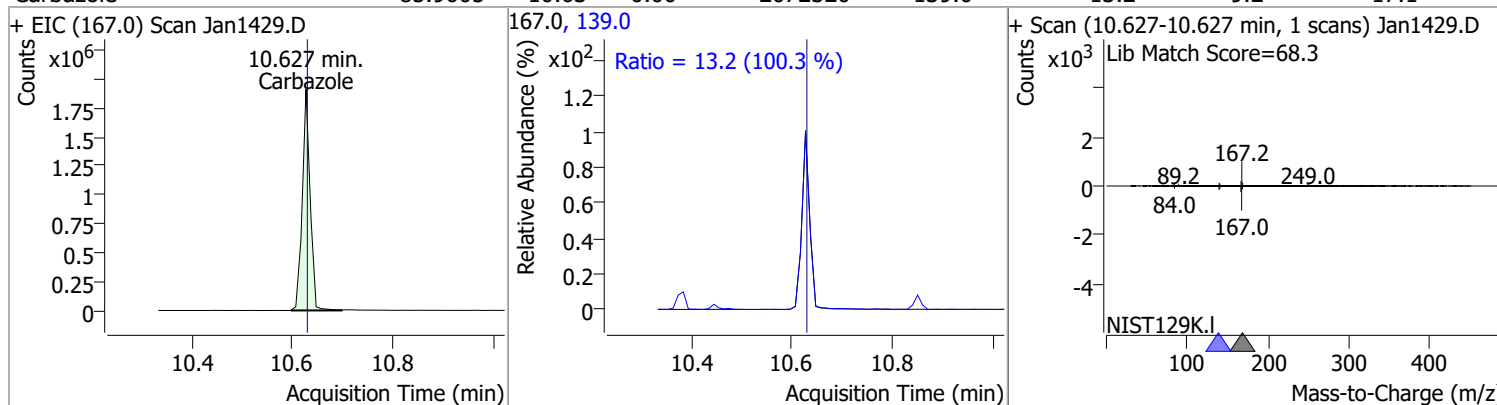


Compound	Conc.	RT	Dev(Min)	Resp.	QIon	QRatio	Lower	Upper
Triallate	80.6156	10.44	0.00	430258	268.0	26.0	18.6	34.6
					143.0	23.1	16.4	30.5

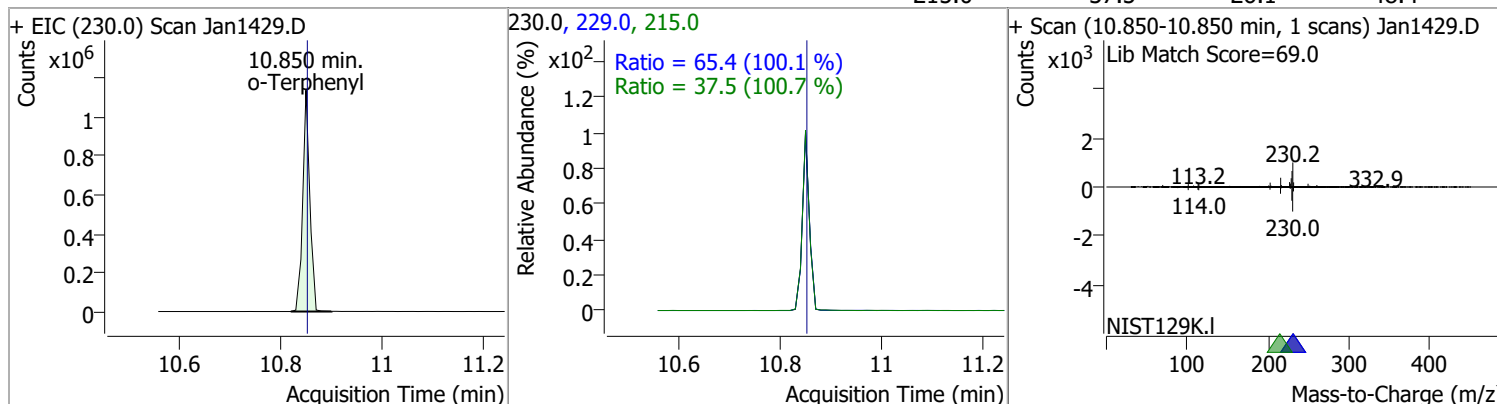


Quantitation Results Report (QT Reviewed)

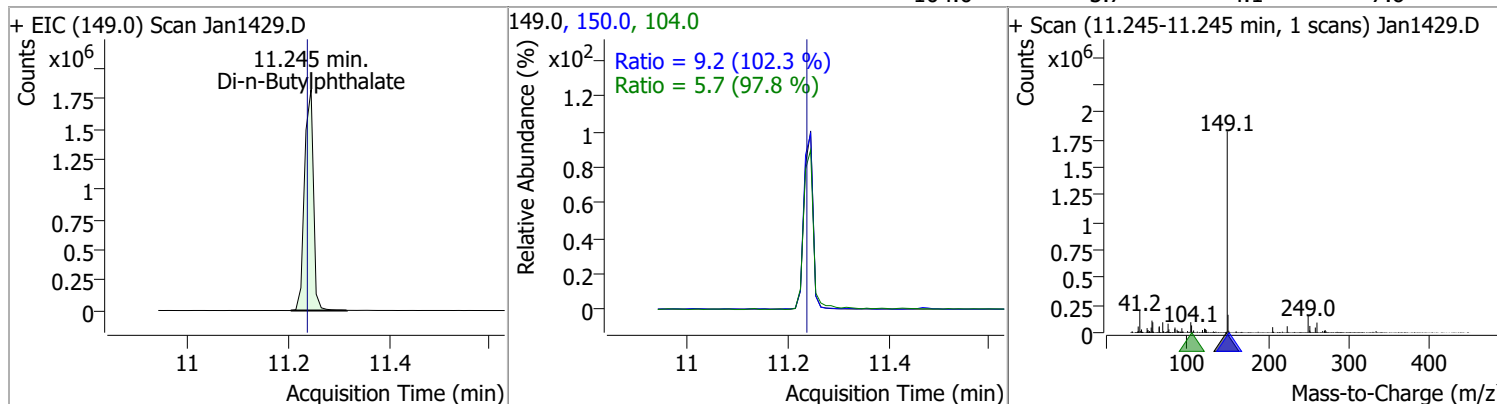
Compound	Conc.	RT	Dev(Min)	Resp.	QIon	QRatio	Lower	Upper
Carbazole	85.9005	10.63	0.00	2072320	139.0	13.2	9.2	17.1



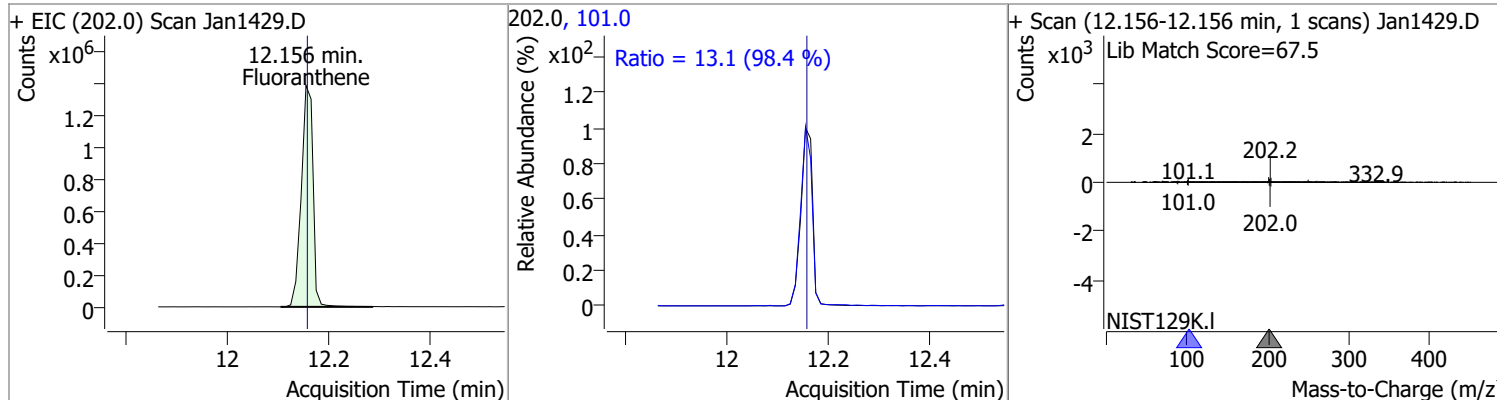
Compound	Conc.	RT	Dev(Min)	Resp.	QIon	QRatio	Lower	Upper
o-Terphenyl	76.6060	10.85	0.00	1116439	229.0	65.4	45.7	84.9
					215.0	37.5	26.1	48.4



Compound	Conc.	RT	Dev(Min)	Resp.	QIon	QRatio	Lower	Upper
Di-n-Butylphthalate	94.4805	11.24	0.01	2244144	150.0	9.2	6.3	11.7
					104.0	5.7	4.1	7.6

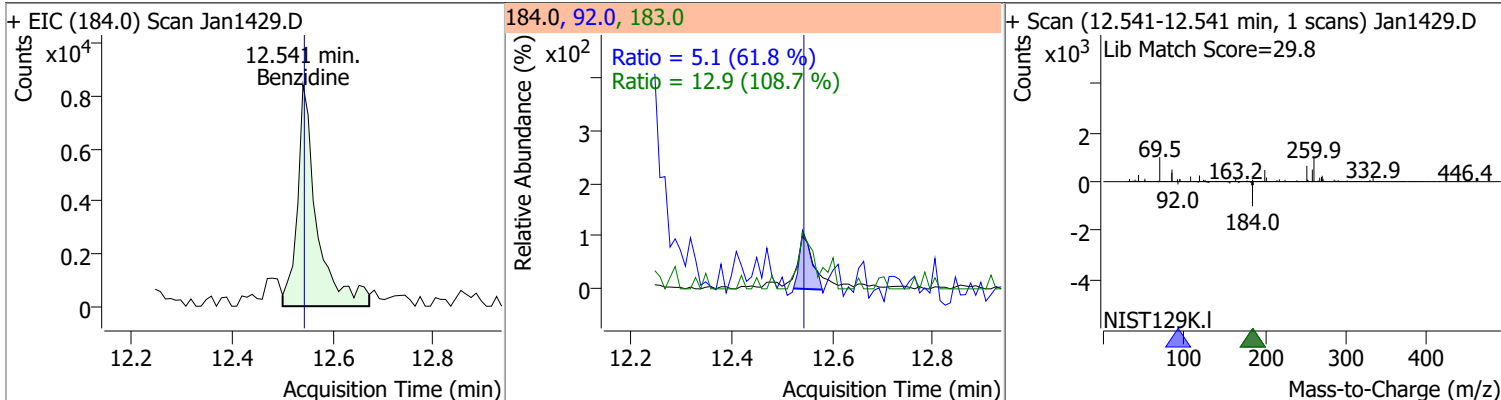


Compound	Conc.	RT	Dev(Min)	Resp.	QIon	QRatio	Lower	Upper
Fluoranthene	84.4617	12.16	0.00	2242659	101.0	13.1	9.3	17.2

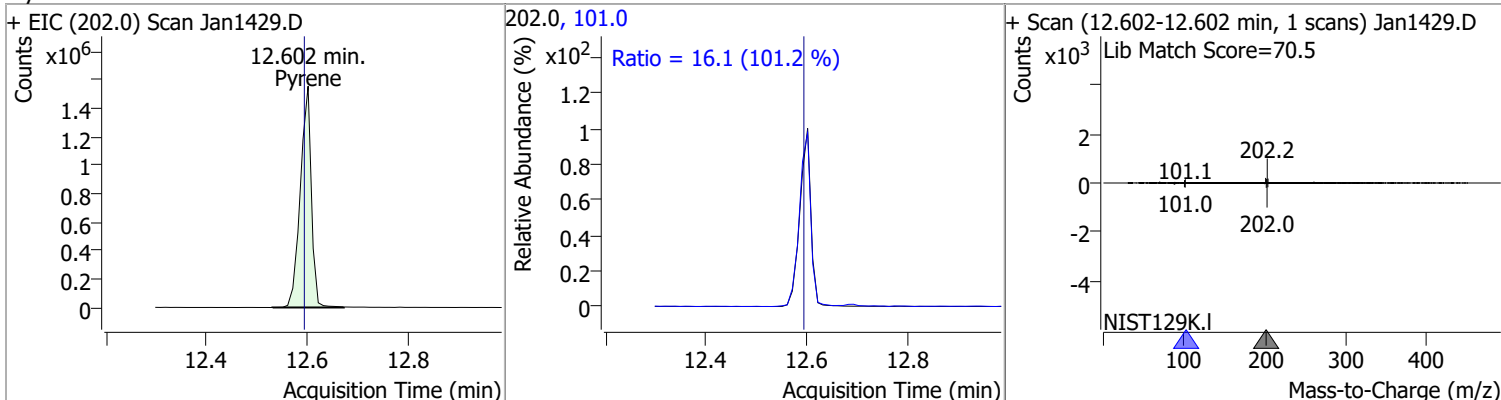


Quantitation Results Report (QT Reviewed)

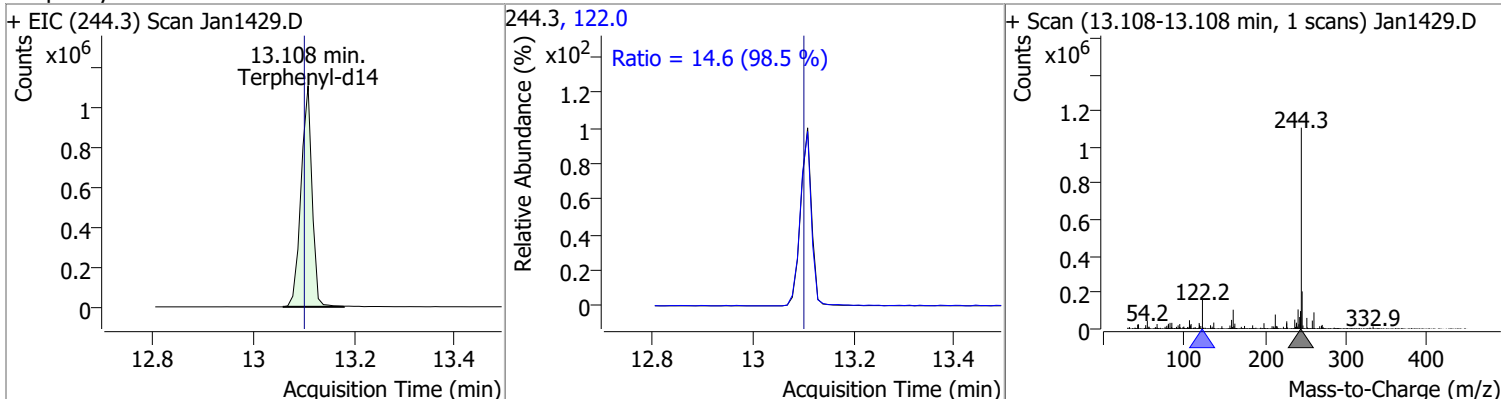
Compound	Conc.	RT	Dev(Min)	Resp.	QIon	QRatio	Lower	Upper
Benzidine	3.5249	12.54	0.00	22597	183.0	12.9	8.3	15.4
					92.0	5.1	5.7	10.6



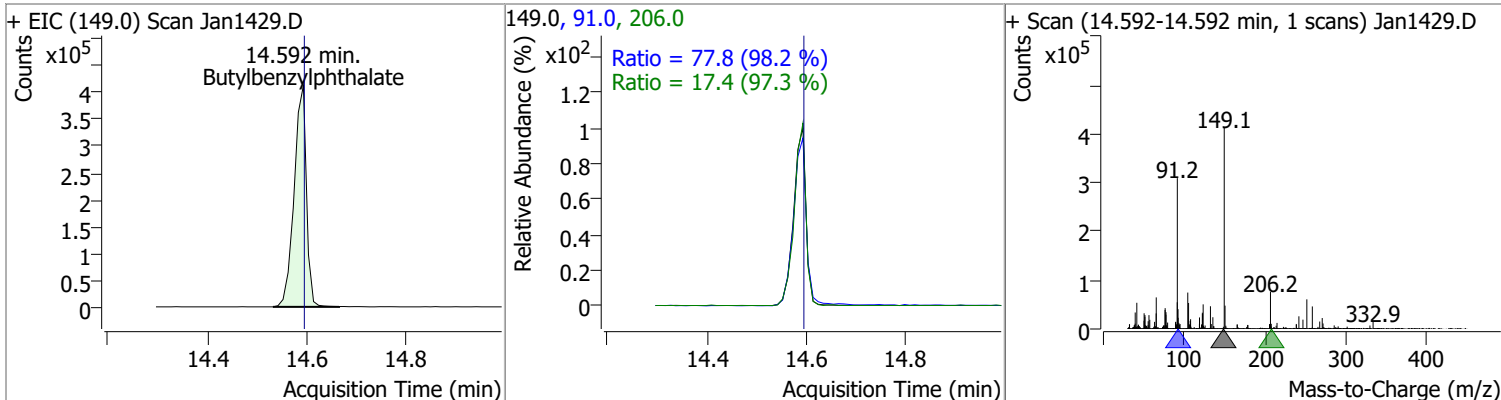
Compound	Conc.	RT	Dev(Min)	Resp.	QIon	QRatio	Lower	Upper
Pyrene	81.5766	12.60	0.01	2371524	101.0	16.1	11.1	20.7



Compound	Conc.	RT	Dev(Min)	Resp.	QIon	QRatio	Lower	Upper
Terphenyl-d14	87.0672	13.11	0.01	1675327	122.0	14.6	10.4	19.2

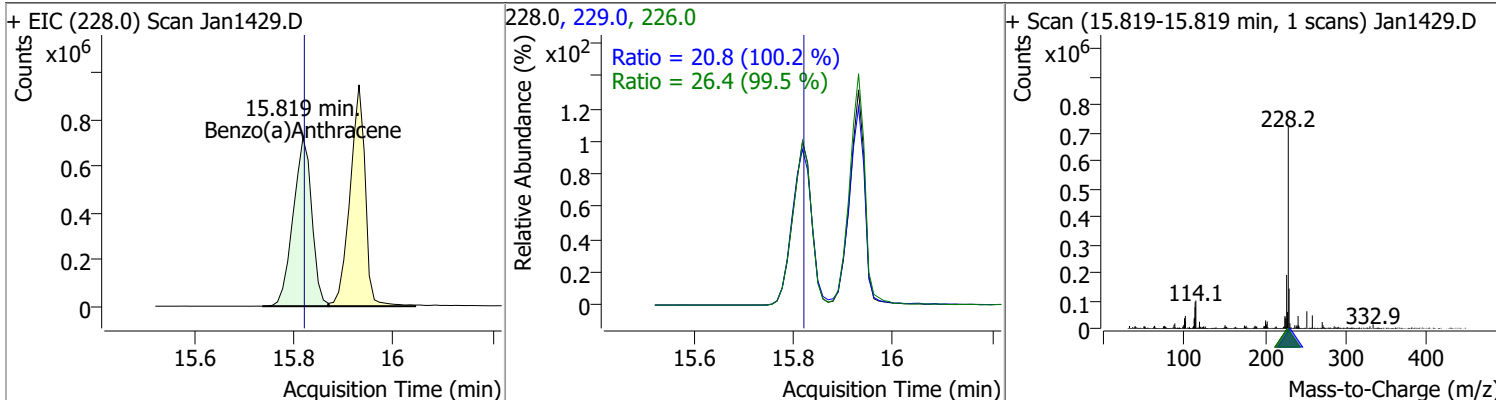


Compound	Conc.	RT	Dev(Min)	Resp.	QIon	QRatio	Lower	Upper
Butylbenzylphthalate	92.6945	14.59	0.01	708162	91.0	77.8	55.5	103.0
					206.0	17.4	12.6	23.3

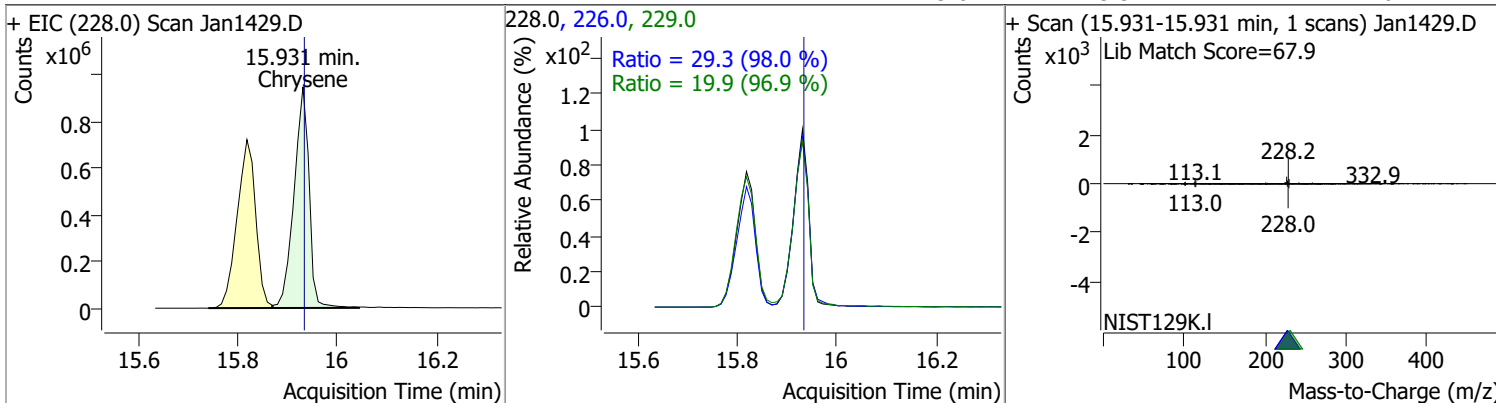


Quantitation Results Report (QT Reviewed)

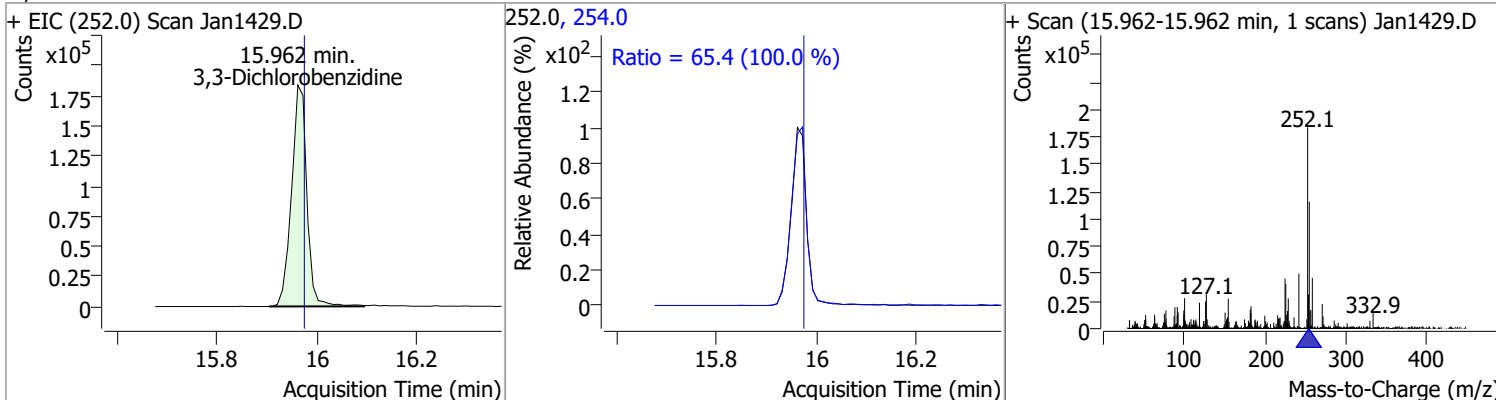
Compound	Conc.	RT	Dev(Min)	Resp.	QIon	QRatio	Lower	Upper
Benzo(a)Anthracene	91.2485	15.82	0.01	1864713	226.0	26.4	18.6	34.5
					229.0	20.8	14.5	27.0



Compound	Conc.	RT	Dev(Min)	Resp.	QIon	QRatio	Lower	Upper
Chrysene	89.0371	15.93	0.01	1985762	226.0	29.3	20.9	38.8
					229.0	19.9	14.4	26.7

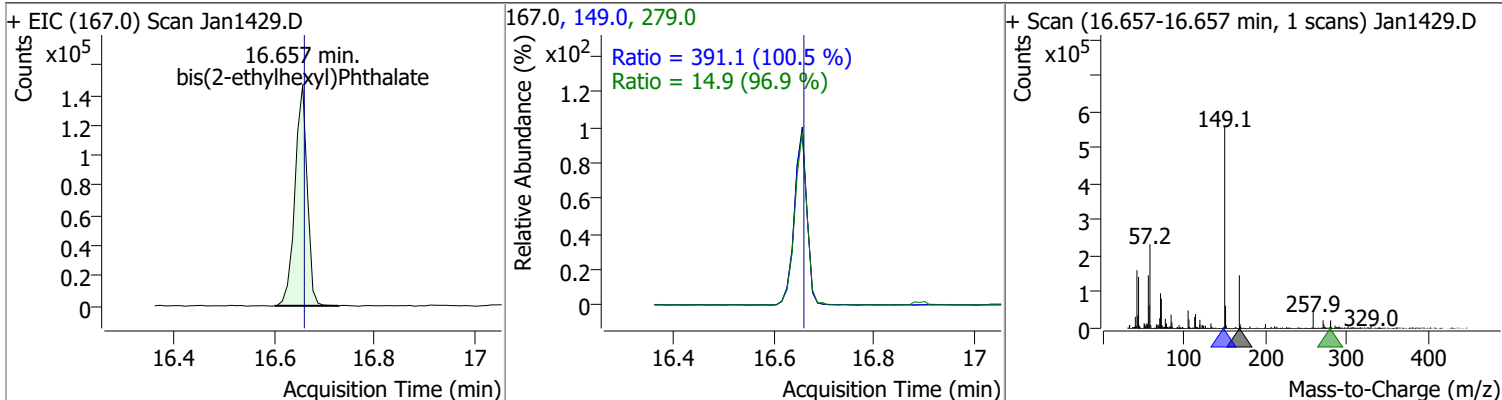


Compound	Conc.	RT	Dev(Min)	Resp.	QIon	QRatio	Lower	Upper
3,3-Dichlorobenzidine	57.3991	15.96	0.00	390776	254.0	65.4	45.8	85.0

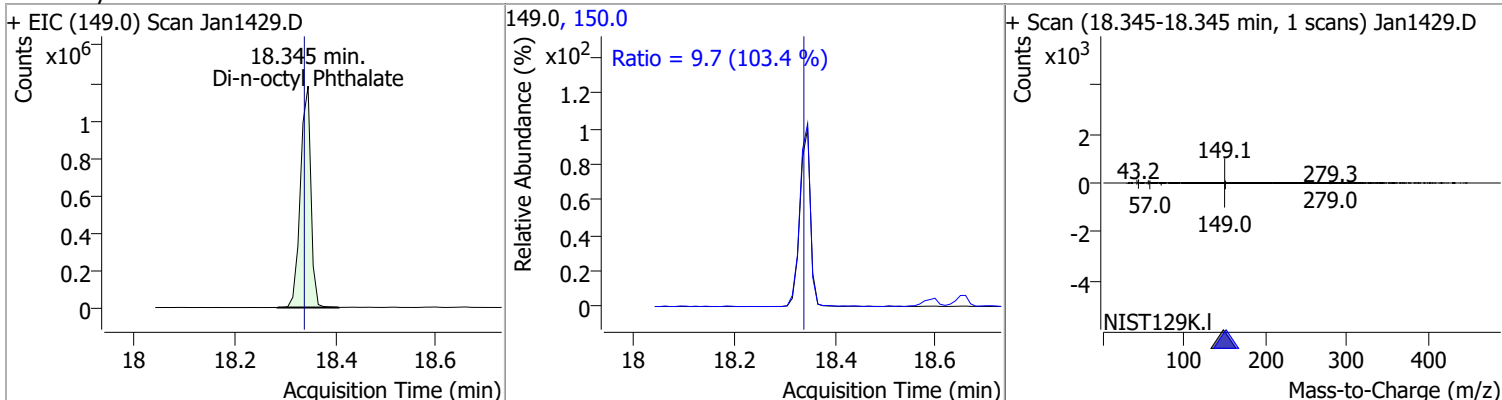


Quantitation Results Report (QT Reviewed)

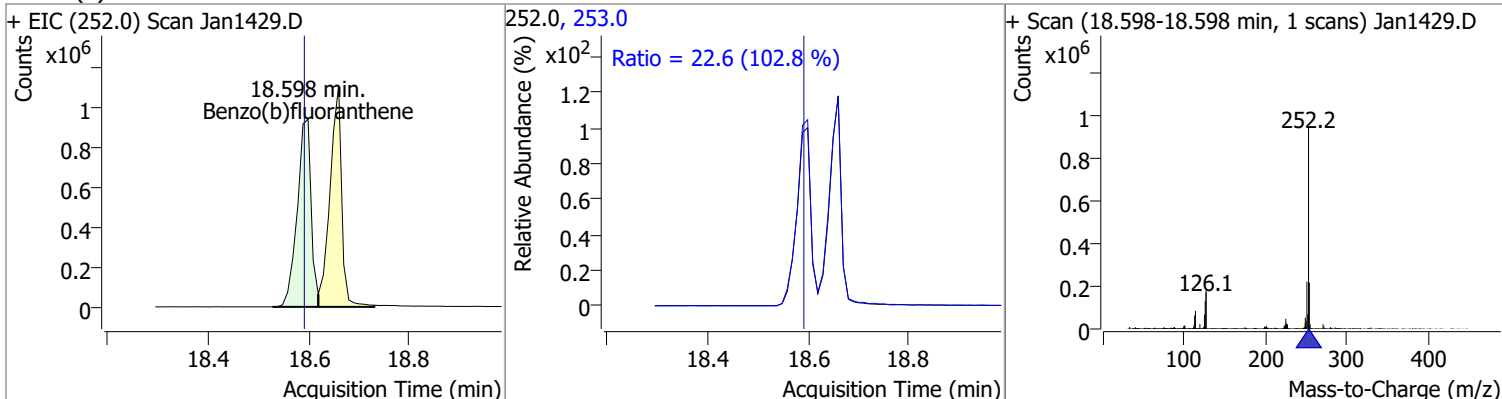
Compound	Conc.	RT	Dev(Min)	Resp.	QIon	QRatio	Lower	Upper
bis(2-ethylhexyl)Phthalate	91.8788	16.66	0.01	249553	149.0	391.1	272.3	505.8
					279.0	14.9	10.8	20.0



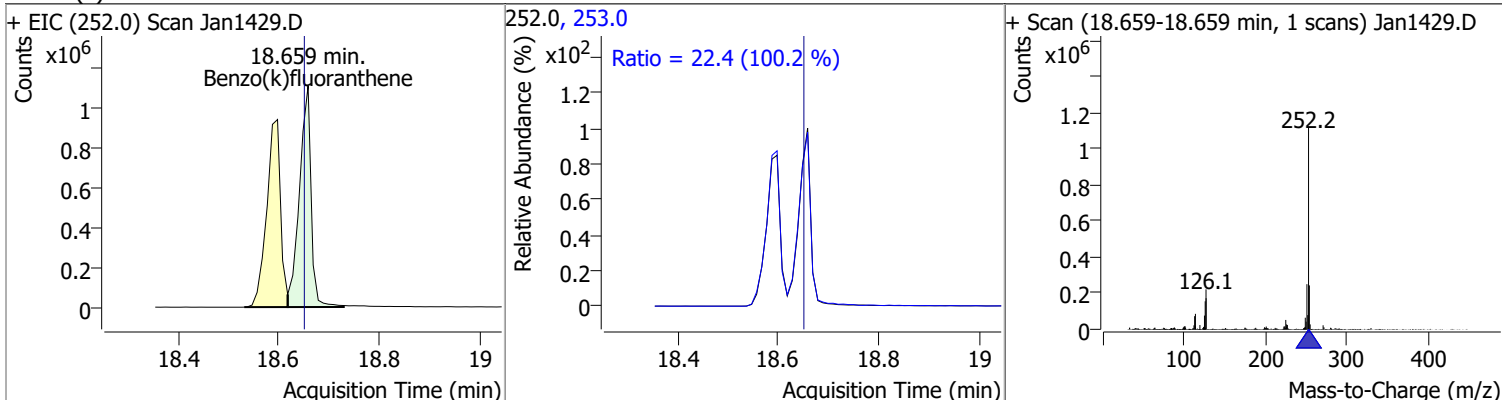
Compound	Conc.	RT	Dev(Min)	Resp.	QIon	QRatio	Lower	Upper
Di-n-octyl Phthalate	86.6662	18.35	0.01	1707055	150.0	9.7	6.6	12.2



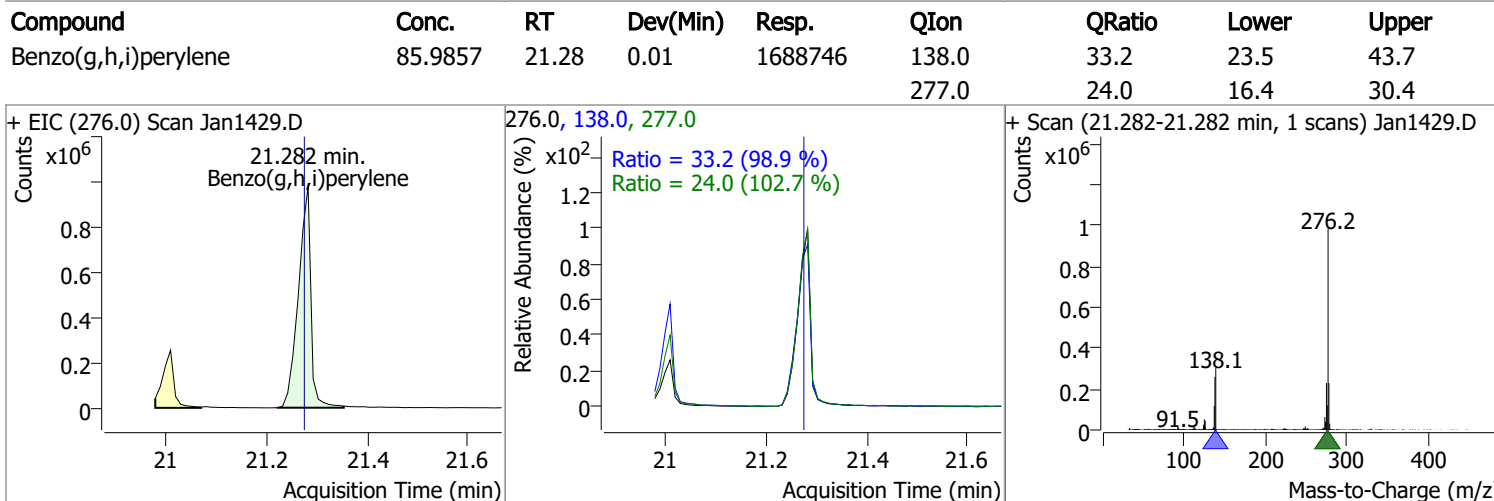
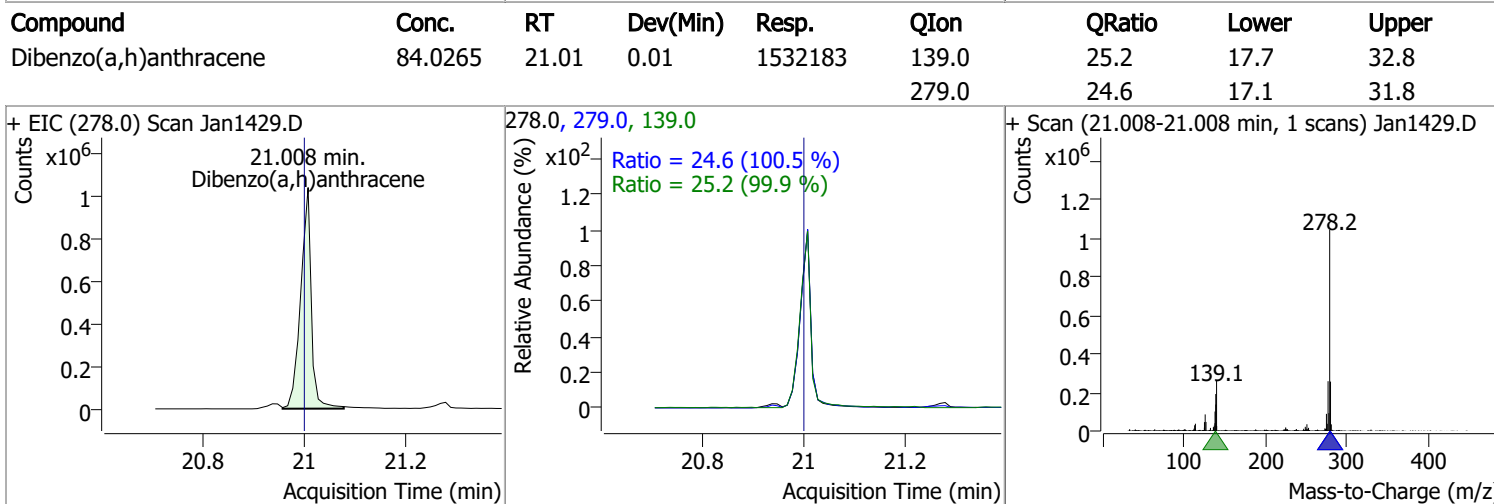
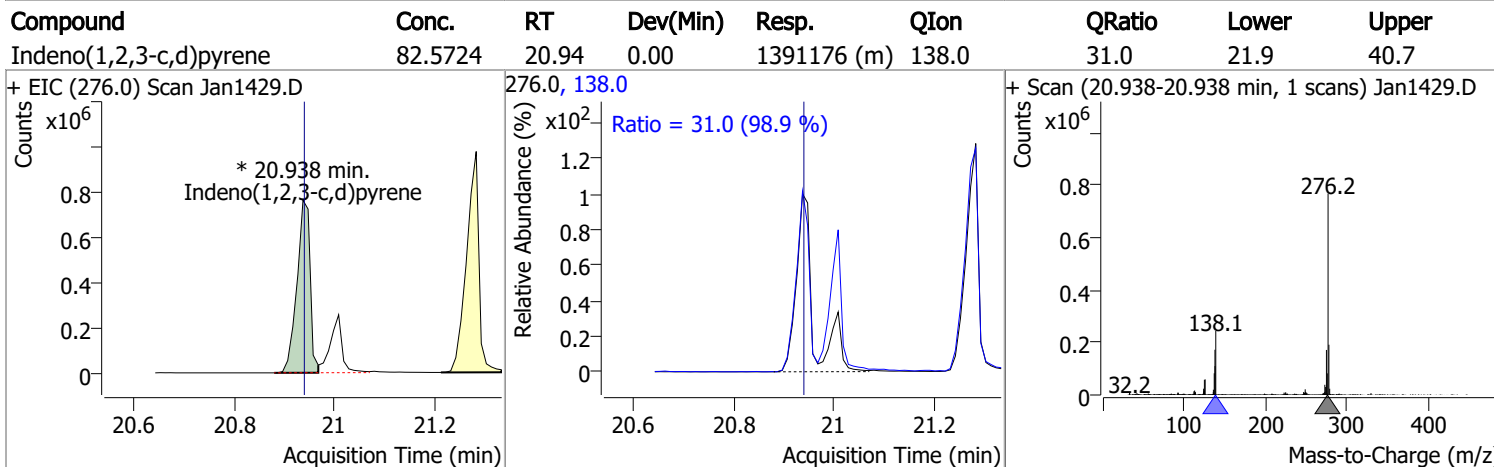
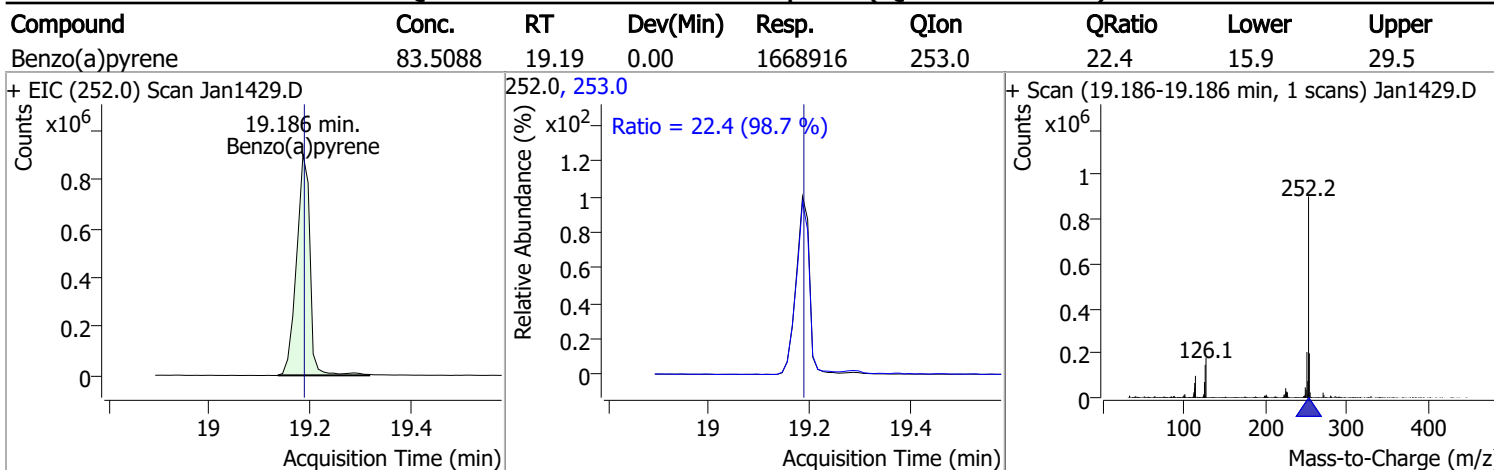
Compound	Conc.	RT	Dev(Min)	Resp.	QIon	QRatio	Lower	Upper
Benzo(b)fluoranthene	86.3766	18.60	0.01	1810142	253.0	22.6	15.4	28.6



Compound	Conc.	RT	Dev(Min)	Resp.	QIon	QRatio	Lower	Upper
Benzo(k)fluoranthene	82.4312	18.66	0.01	1790927	253.0	22.4	15.6	29.0

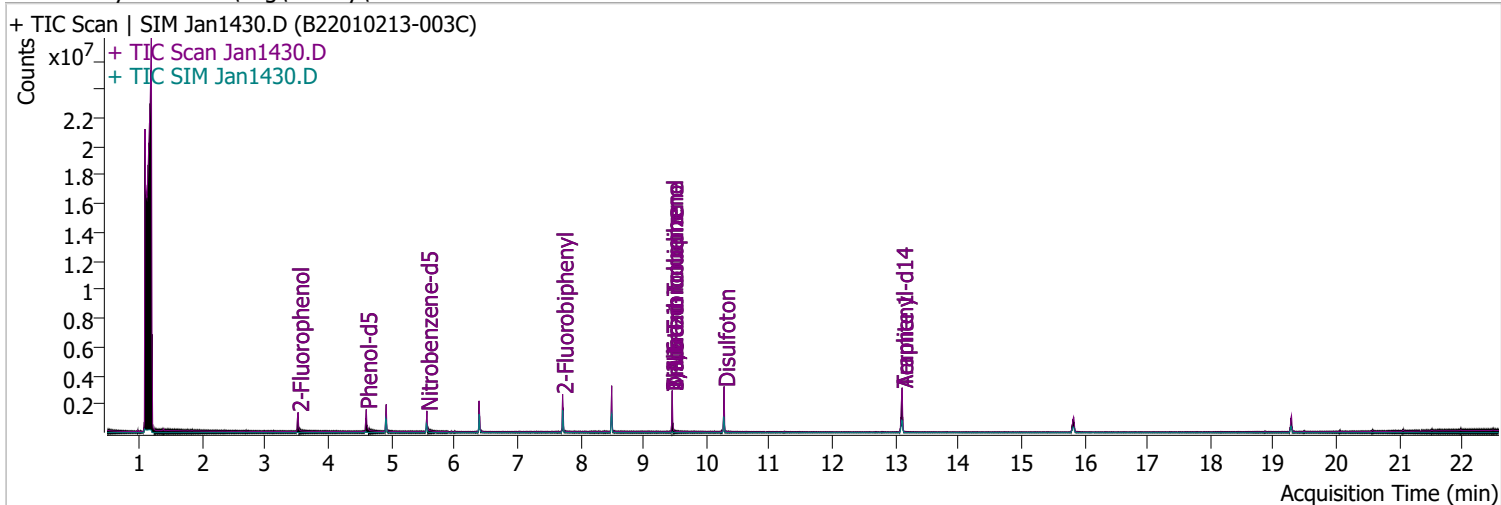


Quantitation Results Report (QT Reviewed)



Quantitation Results Report (QT Reviewed)

Data File	Jan1430.D	Operator	LIMS import
Acq. Method	BNA+SIM.M	Acq. Date-Time	1/15/2022 4:26:38 AM
Sample Name	B22010213-003C	Instrument	Instrument #1
Vial	30	Multiplier	1.00
DA Method File		Comment	SVOC-8270-W-LARGO
Tune File	dftppdsm.u	Tune Date	1/7/2022 12:13:00 PM
Batch Name	011422 DoD BNA.batch.bin	Last Calib Update	1/17/2022 3:53:35 PM
Ref Library	D:\Org\Library\NIST129K.l		



Compound	RT	QIon	Resp.	Conc.	Units	Dev(Min)
----------	----	------	-------	-------	-------	----------

Internal Standards

System Monitoring Compounds

S 2-Fluorophenol	3.521	112.0	446710	60.5164	µg/L	0.010
Spiked Amount: 200.000	Range: 10.0 - 75.0%			Recovery = 30.26%		
S Phenol-d5	4.603	99.0	644298	65.1583	µg/L	0.000
Spiked Amount: 200.000	Range: 10.0 - 65.0%			Recovery = 32.58%		
S Nitrobenzene-d5	5.563	82.0	314188	58.6456	µg/L	0.000
Spiked Amount: 100.000	Range: 32.0 - 94.0%			Recovery = 58.65%		
S 2-Fluorobiphenyl	7.718	172.0	932299	47.6007	µg/L	0.000
Spiked Amount: 100.000	Range: 28.0 - 107.0%			Recovery = 47.60%		
S 2,4,6-Tribromophenol	9.458	329.8	212831	131.1708	µg/L	0.000
Spiked Amount: 200.000	Range: 25.0 - 140.0%			Recovery = 65.59%		
S Terphenyl-d14	13.108	244.3	1651736	87.0500	µg/L	0.010
Spiked Amount: 100.000	Range: 32.0 - 122.0%			Recovery = 87.05%		

Target Compounds

Compound	RT	QIon	Resp.	Conc.	Units	Dev(Min)	QValue
T N-Nitrosodimethylamine	0.000		0	N.D.			
T Pyridine	0.000		0	N.D.			
T Aniline	0.000		0	N.D.			
T Phenol	0.000		0	N.D.			
T bis(-2-Chloroethyl)Ether	0.000		0	N.D.			
T 2-Chlorophenol	0.000		0	N.D.			
T 1,3-Dichlorobenzene	0.000		0	N.D.			
T 1,4-Dichlorobenzene	0.000		0	N.D.			
T 1,2-Dichlorobenzene	0.000		0	N.D.			
T Benzyl Alcohol	0.000		0	N.D.			
T bis(2-chloroisopropyl)Ether	0.000		0	N.D.			
T 2-Methylphenol	0.000		0	N.D.			
T N-nitroso-Di-n-propylamine	5.563	70.0	0		µg/L	md	1
T 4Methylphenol/3Methylphenol	0.000		0	N.D.			
T Hexachloroethane	0.000		0	N.D.			

Quantitation Results Report (QT Reviewed)

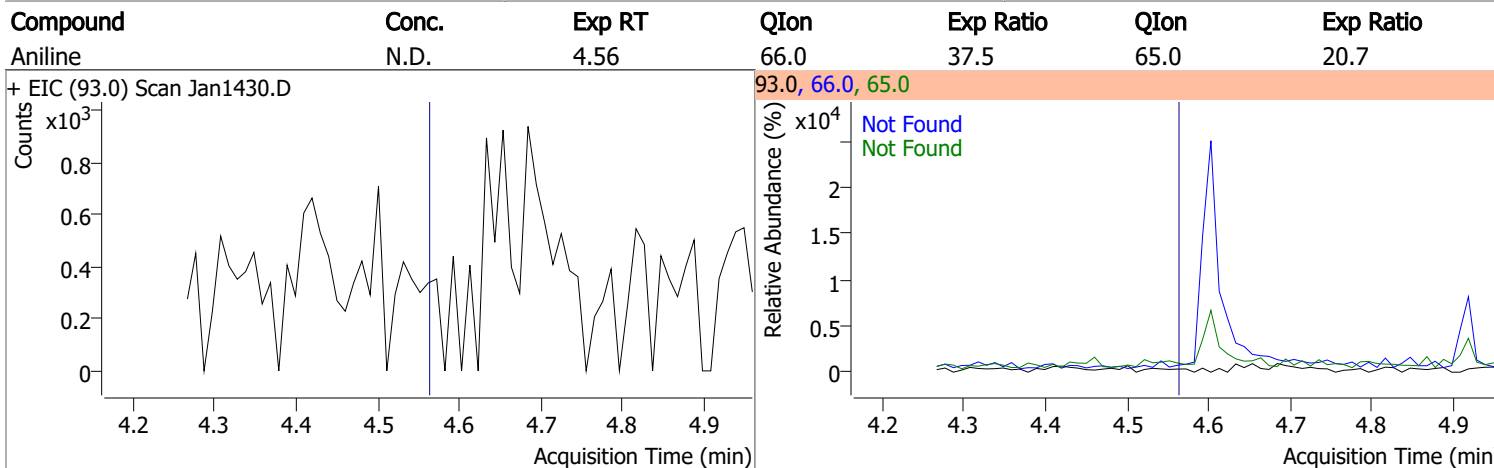
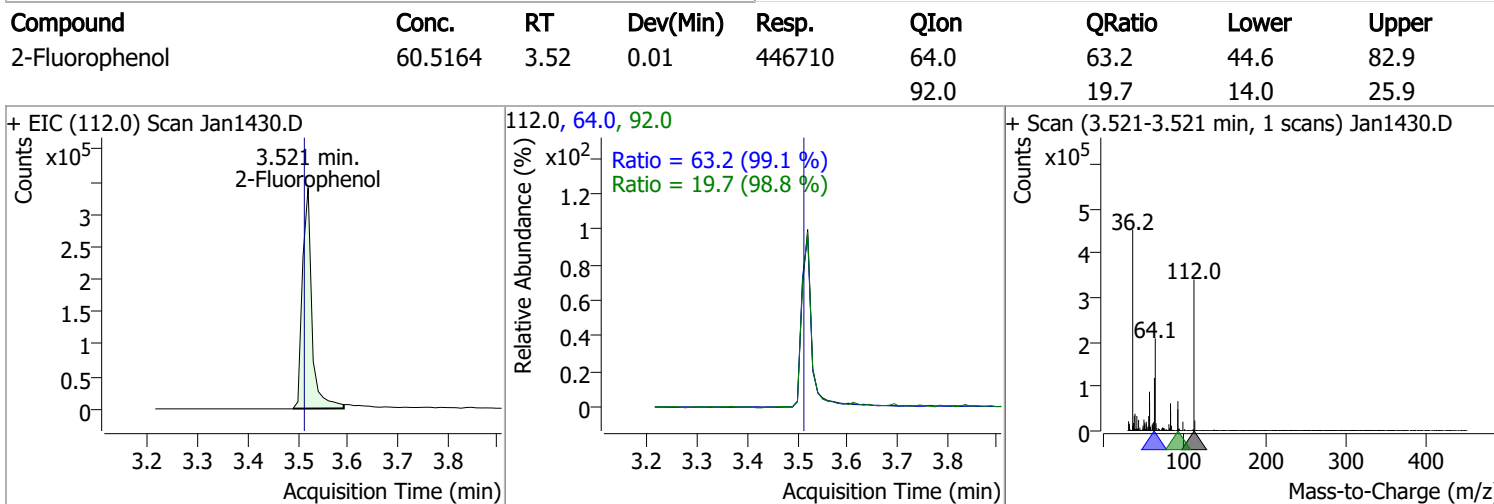
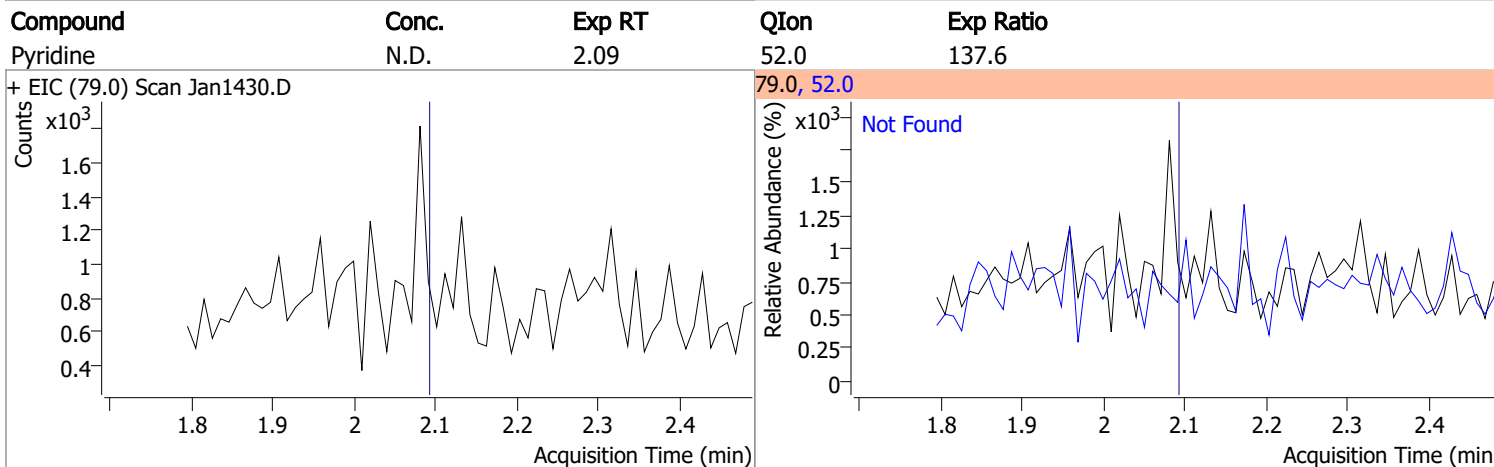
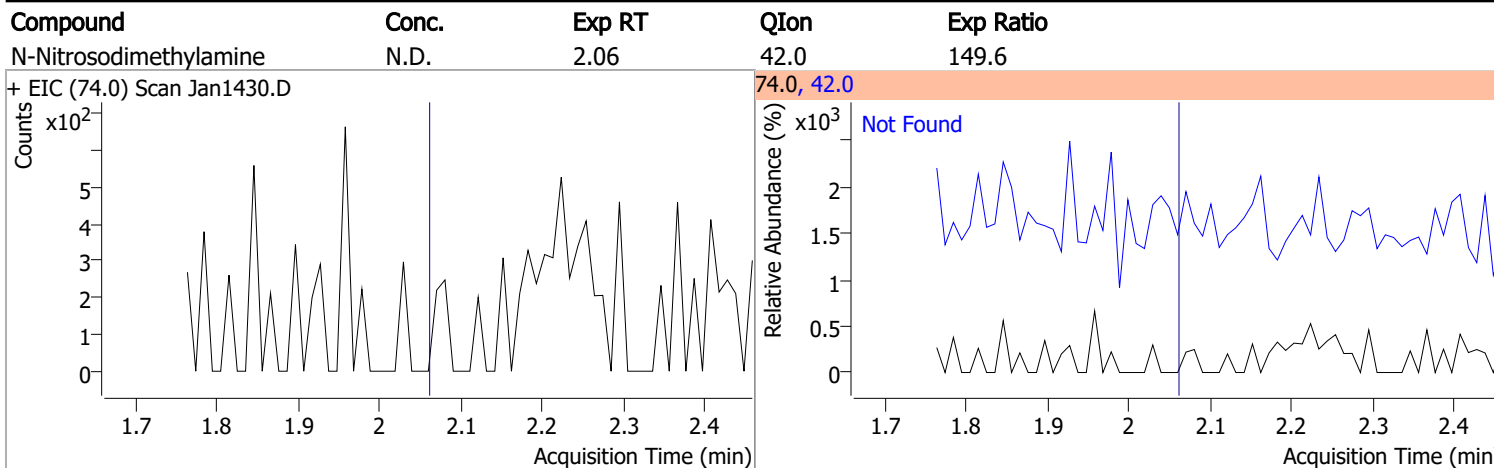
Compound	RT	QIon	Resp.	Conc.	Units	Dev(Min)
T Nitrobenzene	0.000		0	N.D.		
T Isophorone	0.000		0	N.D.		
T 2-Nitrophenol	0.000		0	N.D.		
T 2,4-Dimethylphenol	0.000		0	N.D.		
T bis(-2-Chloroethoxy)Methane	0.000		0	N.D.		
T 2,4-Dichlorophenol	0.000		0	N.D.		
T Benzoic Acid	0.000		0	N.D.		
T 1,2,4-Trichlorobenzene	0.000		0	N.D.		
T Naphthalene	0.000		0	N.D.		
T 4-Chlorophenol	0.000		0	N.D.		
T p-Chloroaniline	0.000		0	N.D.		
T Hexachlorobutadiene	0.000		0	N.D.		
T 4-Chloro-2-Methylphenol	0.000		0	N.D.		
T 4-Chloro-3-Methylphenol	0.000		0	N.D.		
T 2-Methylnaphthalene	0.000		0	N.D.		
T 1-Methylnaphthalene	0.000		0	N.D.		
T Hexachlorocyclopentadiene	0.000		0	N.D.		
T 2,4,6-Trichlorophenol	0.000		0	N.D.		
T 2,4,5-Trichlorophenol	0.000		0	N.D.		
T 2-Chloronaphthalene	0.000		0	N.D.		
T 2-Nitroaniline	0.000		0	N.D.		
T Dimethyl Phthalate	8.497	163.0	0		µg/L	md
T 2,6-Dinitrotoluene	8.497	165.0	0		µg/L	md
T Acenaphthylene	0.000		0	N.D.		
T 3-Nitroaniline	0.000		0	N.D.		
T Acenaphthene	0.000		0	N.D.		
T 2,4-Dinitrophenol	0.000		0	N.D.		
T Dibenzofuran	0.000		0	N.D.		
T 2,4-Dinitrotoluene	0.000		0	N.D.		
T 4-Nitrophenol	0.000		0	N.D.		
T Diethylphthalate	0.000		0	N.D.		
T Fluorene	0.000		0	N.D.		
T 4-Chlorophenyl-phenylether	0.000		0	N.D.		
T 4-Nitroaniline	0.000		0	N.D.		
T 4,6-Dinitro-2-methylphenol	0.000		0	N.D.		
T N-nitrosodiphenylamine	0.000		0	N.D.		
T Azobenzene	0.000		0	N.D.		
T 4-Bromophenyl-phenylether	0.000		0	N.D.		
T Hexachlorobenzene	0.000		0	N.D.		
T Pentachlorophenol	0.000		0	N.D.		
T Phenanthrene	0.000		0	N.D.		
T Anthracene	0.000		0	N.D.		
T Triallate	0.000		0	N.D.		
T Carbazole	0.000		0	N.D.		
T o-Terphenyl	0.000		0	N.D.		
T Di-n-Butylphthalate	0.000		0	N.D.		
T Fluoranthene	0.000		0	N.D.		
T Benzidine	0.000		0	N.D.		
T Pyrene	0.000		0	N.D.		
T Butylbenzylphthalate	0.000		0	N.D.		
T Benzo(a)Anthracene	0.000		0	N.D.		
T Chrysene	0.000		0	N.D.		
T 3,3-Dichlorobenzidine	0.000		0	N.D.		
T bis(2-ethylhexyl)Phthalate	0.000		0	N.D.		
T Di-n-octyl Phthalate	0.000		0	N.D.		

Quantitation Results Report (QT Reviewed)

Compound	RT	QIon	Resp.	Conc.	Units	Dev(Min)
T Benzo(b)fluoranthene	0.000		0	N.D.		
T Benzo(k)fluoranthene	0.000		0	N.D.		
T Benzo(a)pyrene	0.000		0	N.D.		
T Indeno(1,2,3-c,d)pyrene	0.000		0	N.D.		
T Dibenzo(a,h)anthracene	0.000		0	N.D.		
T Benzo(g,h,i)perylene	0.000		0	N.D.		

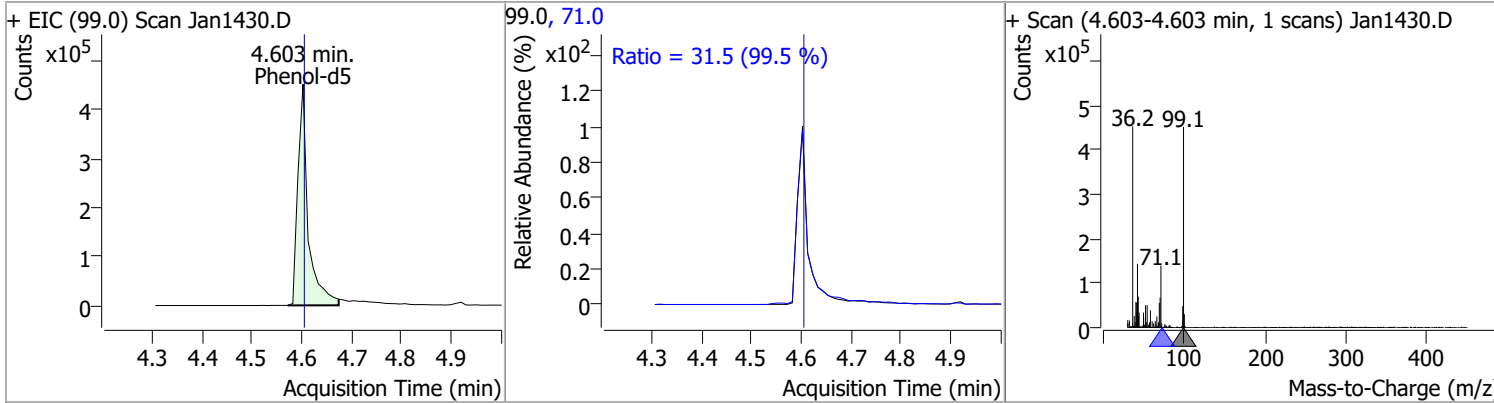
(#) = Qualifier Out of Range; (m) = Manual Integration; (+) = Area Summed; (*) = Surrogate Percent Recovery Out of Range; (d): Zeroed Peak

Quantitation Results Report (QT Reviewed)

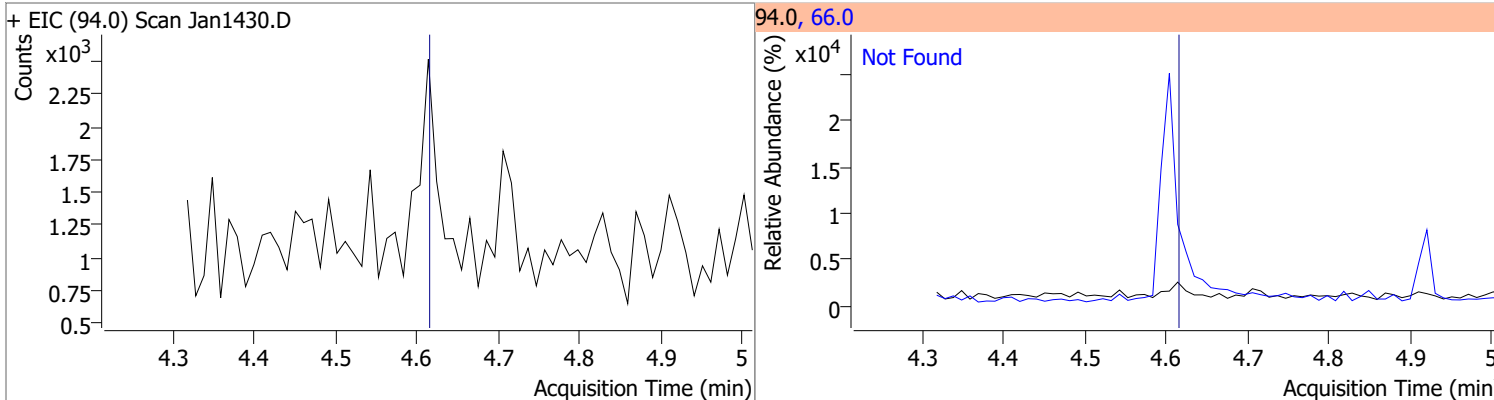


Quantitation Results Report (QT Reviewed)

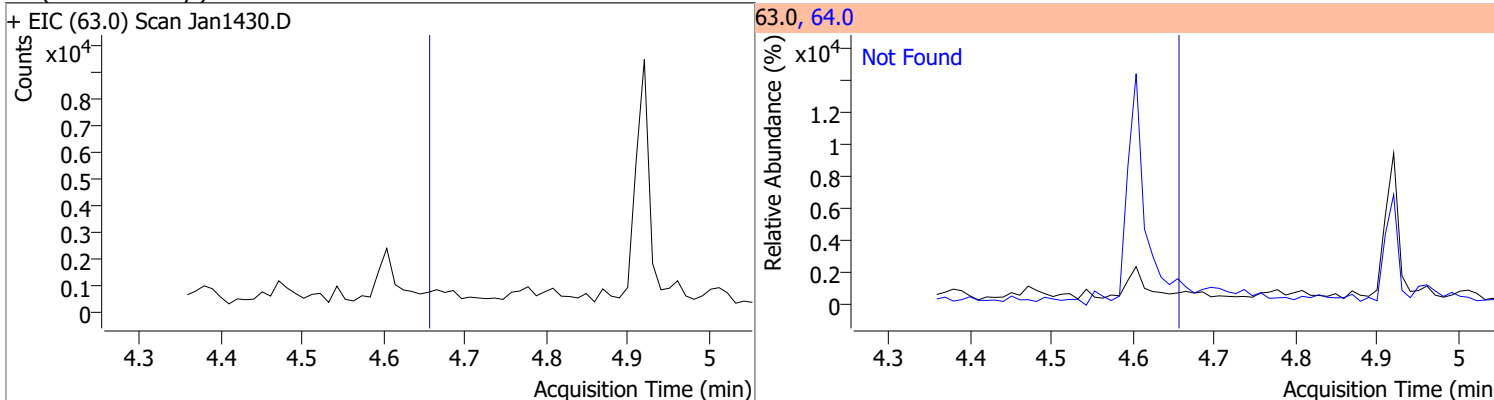
Compound	Conc.	RT	Dev(Min)	Resp.	QIon	QRatio	Lower	Upper
Phenol-d5	65.1583	4.60	0.00	644298	71.0	31.5	22.2	41.2



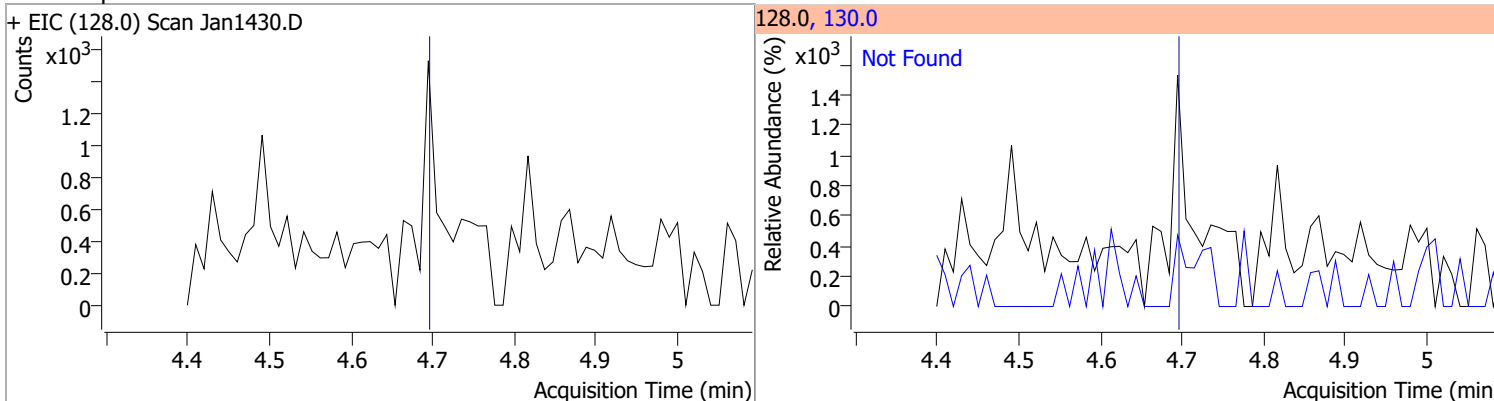
Compound	Conc.	Exp RT	QIon	Exp Ratio
Phenol	N.D.	4.61	66.0	49.9



Compound	Conc.	Exp RT	QIon	Exp Ratio
bis(-2-Chloroethyl)Ether	N.D.	4.65	64.0	3.4



Compound	Conc.	Exp RT	QIon	Exp Ratio
2-Chlorophenol	N.D.	4.70	130.0	32.7

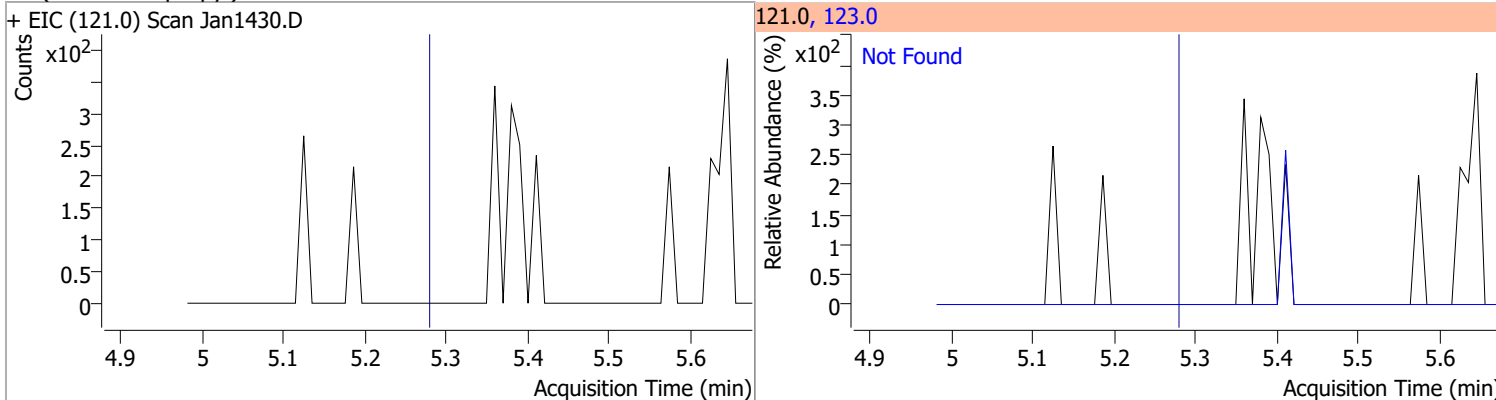


Quantitation Results Report (QT Reviewed)

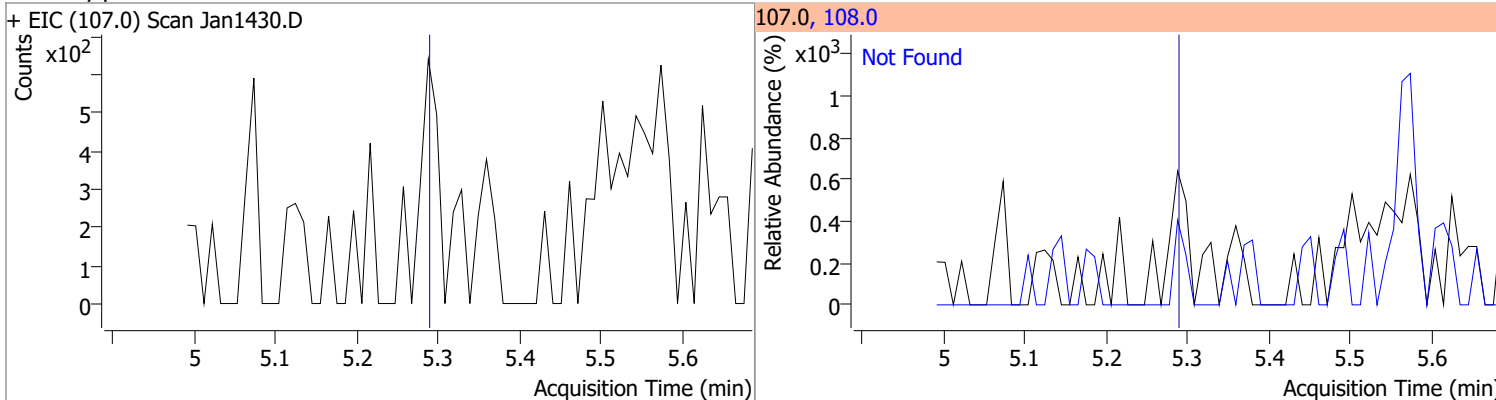
Compound	Conc.	Exp RT	QIon	Exp Ratio	QIon	Exp Ratio
1,3-Dichlorobenzene	N.D.	4.85	148.0	64.0	111.0	35.9
+ EIC (146.0) Scan Jan1430.D			146.0, 148.0, 111.0			
1,4-Dichlorobenzene	N.D.	4.94	148.0	65.1	111.0	35.2
+ EIC (146.0) Scan Jan1430.D			146.0, 148.0, 111.0			
1,2-Dichlorobenzene	N.D.	5.10	148.0	63.6	111.0	36.6
+ EIC (146.0) Scan Jan1430.D			146.0, 148.0, 111.0			
Benzyl Alcohol	N.D.	5.11	79.0	112.9	107.0	67.1
+ EIC (108.0) Scan Jan1430.D			108.0, 79.0, 107.0			

Quantitation Results Report (QT Reviewed)

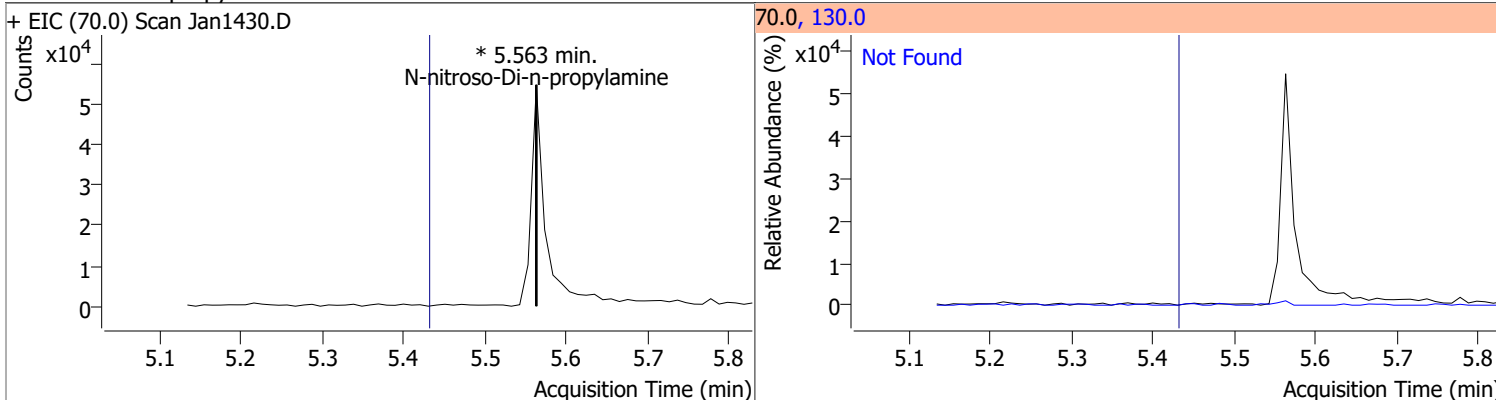
Compound	Conc.	Exp RT	QIon	Exp Ratio
bis(2-chloroisopropyl)Ether	N.D.	5.28	123.0	33.2



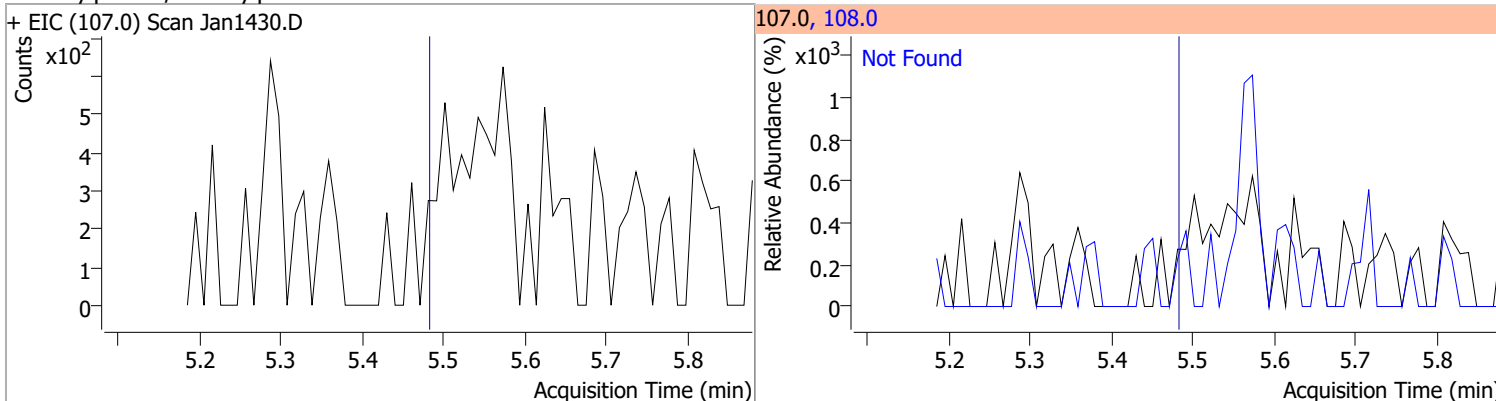
Compound	Conc.	Exp RT	QIon	Exp Ratio
2-Methylphenol	N.D.	5.29	108.0	114.9



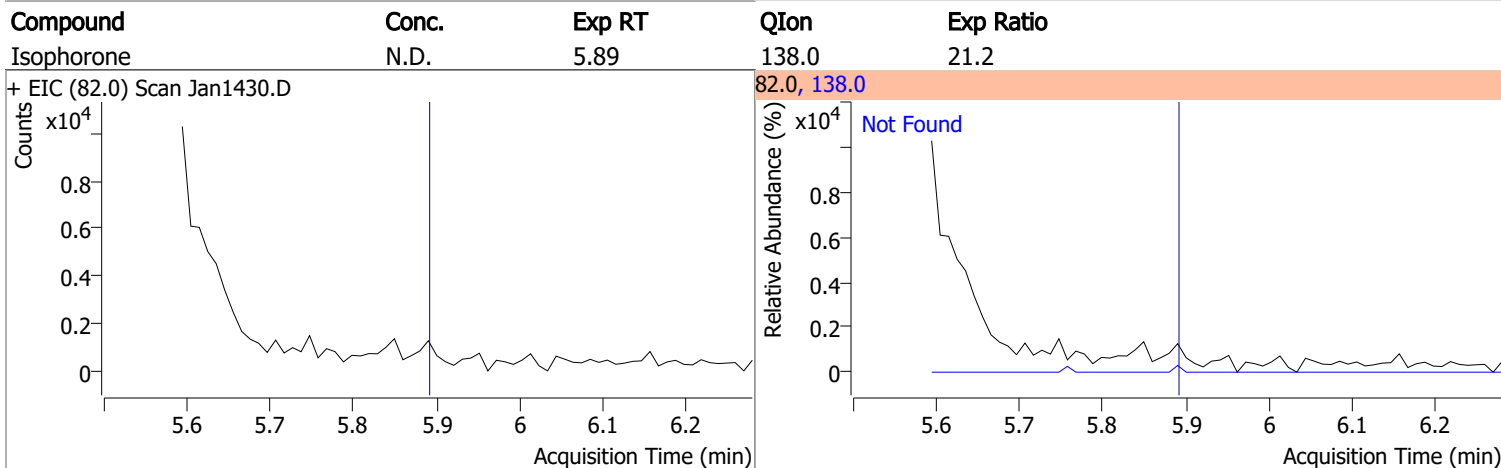
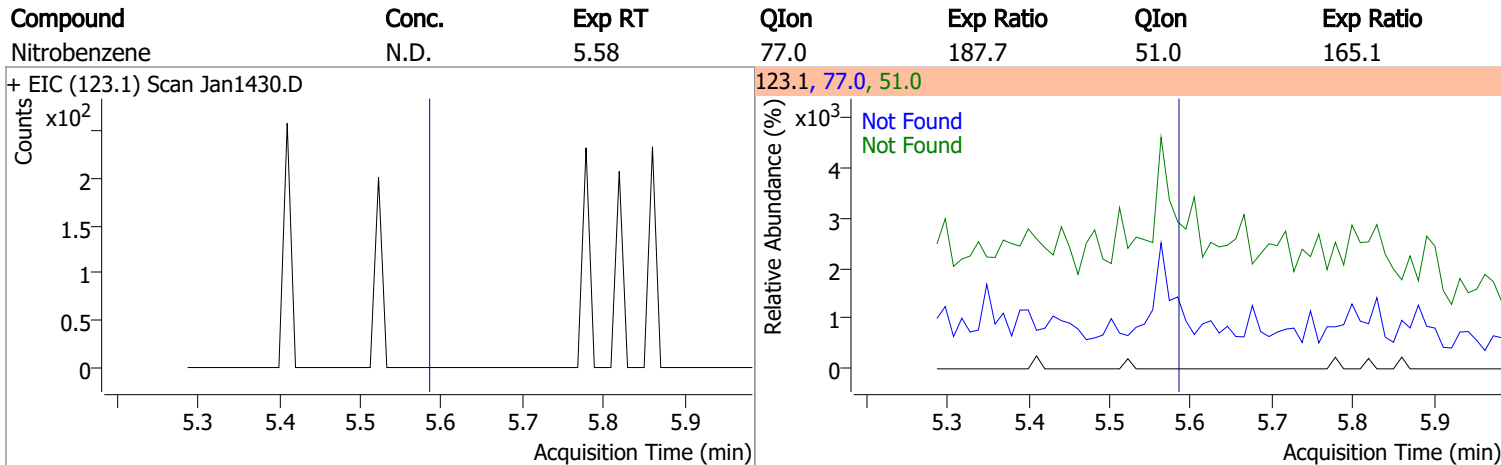
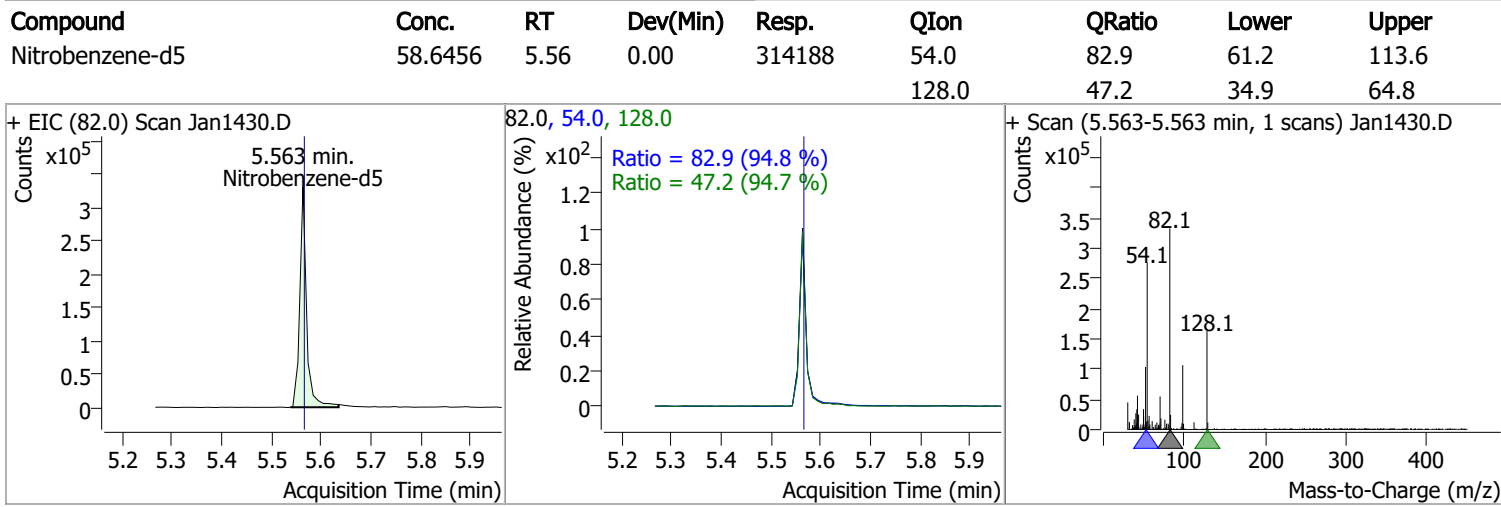
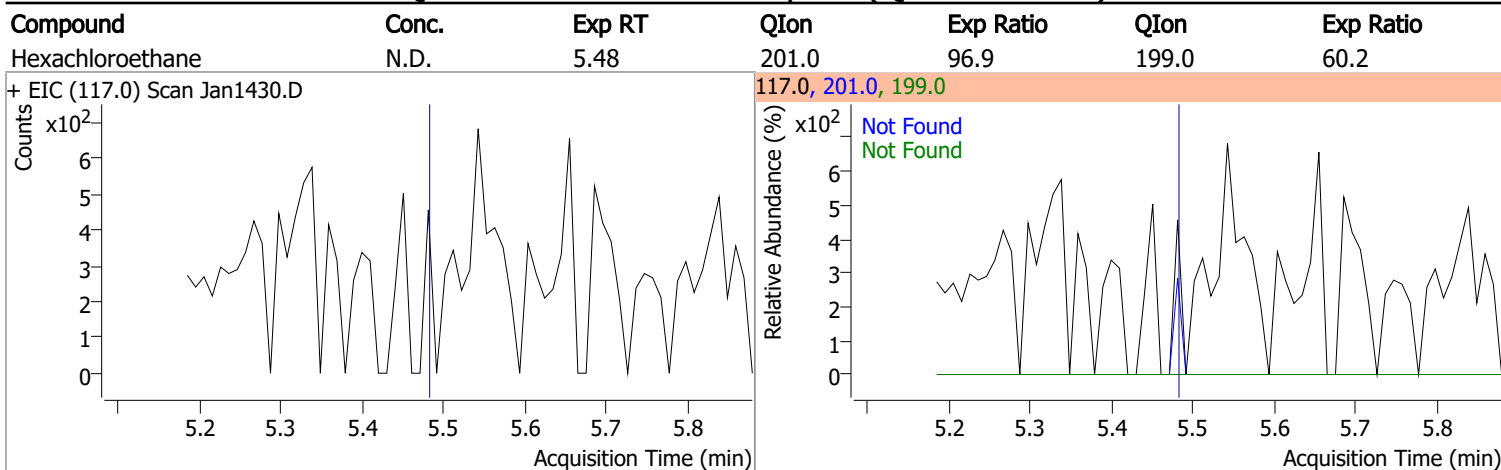
Compound	Conc.	RT	Dev(Min)	Resp.	QIon	QRatio	Lower	Upper
N-nitroso-Di-n-propylamine		0		0	130.0		0.0	40.8



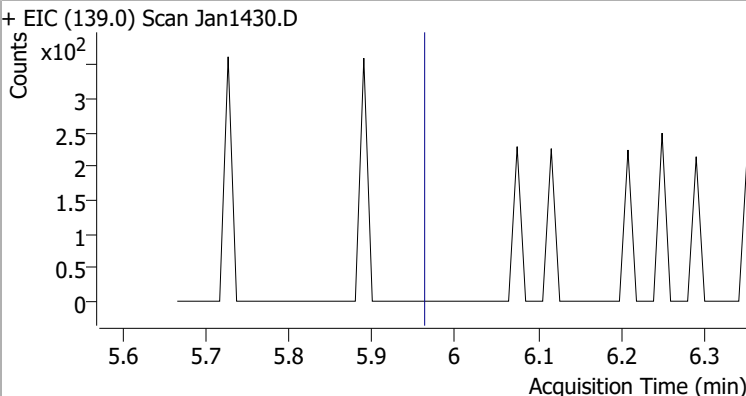
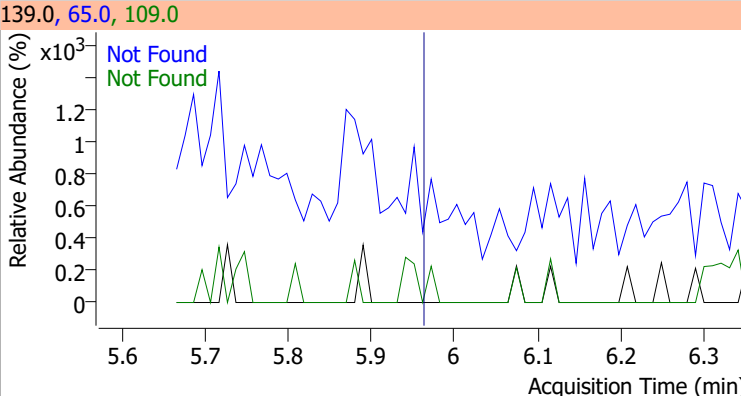
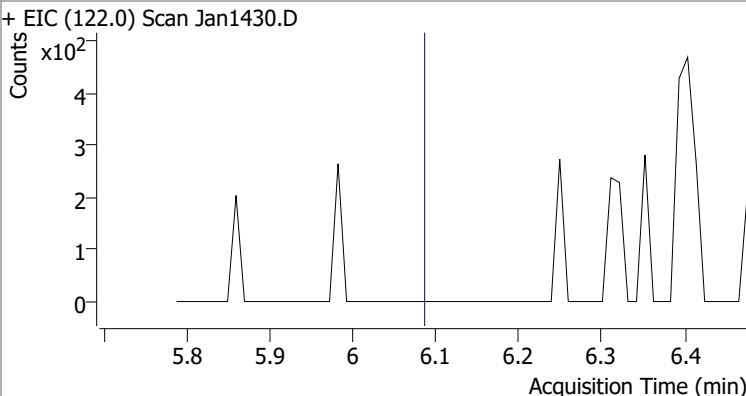
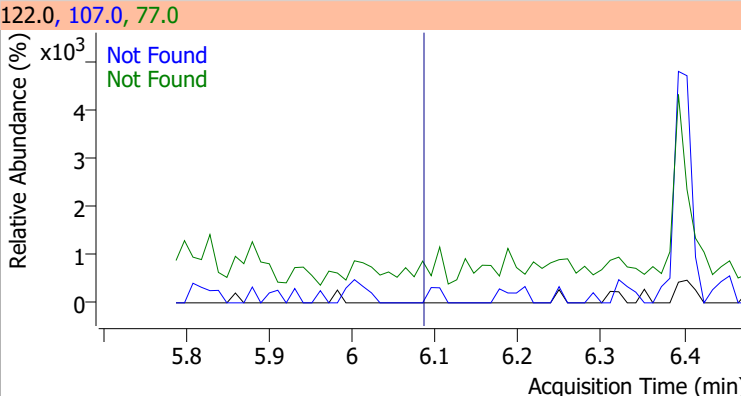
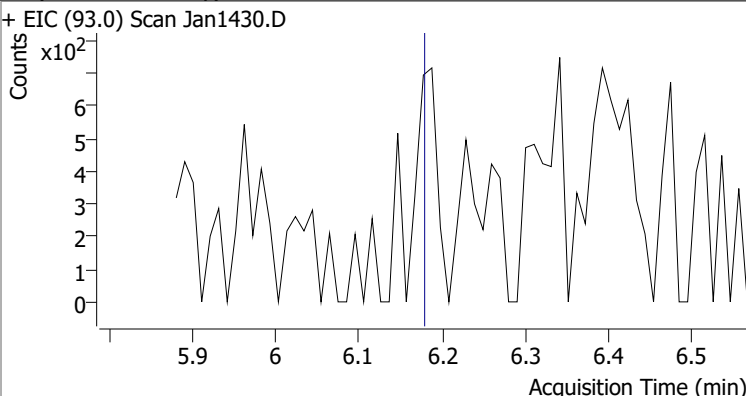
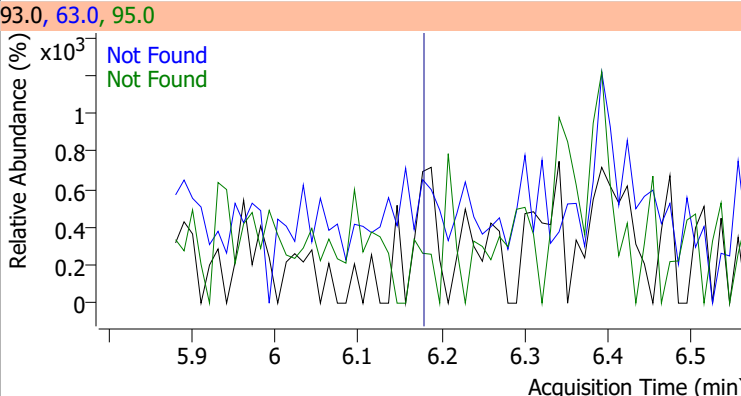
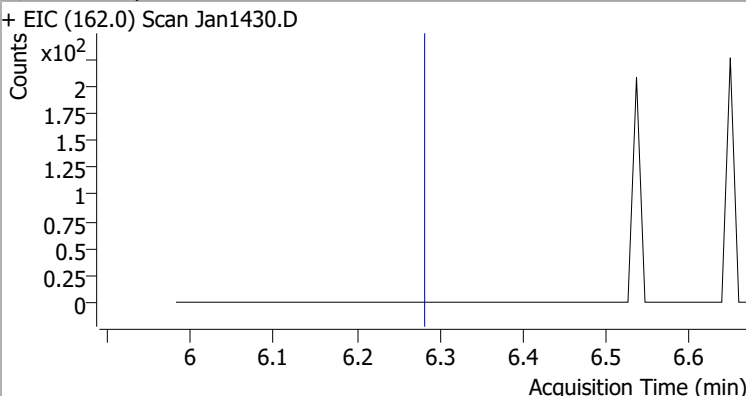
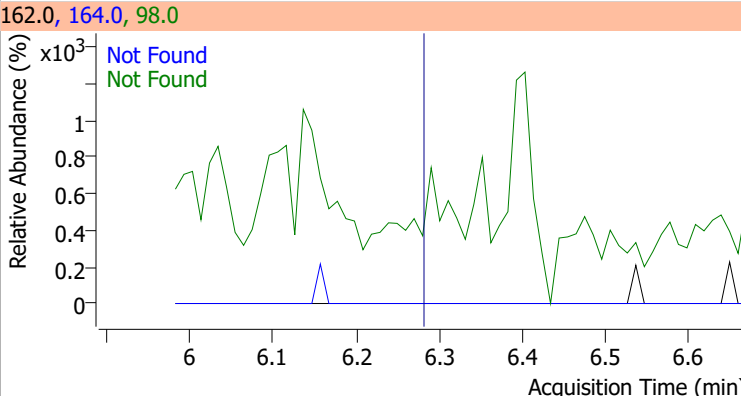
Compound	Conc.	Exp RT	QIon	Exp Ratio
4Methylphenol/3Methylphenol	N.D.	5.48	108.0	80.9



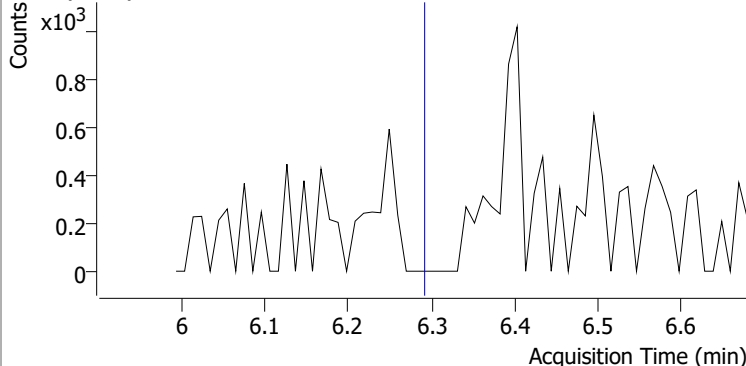
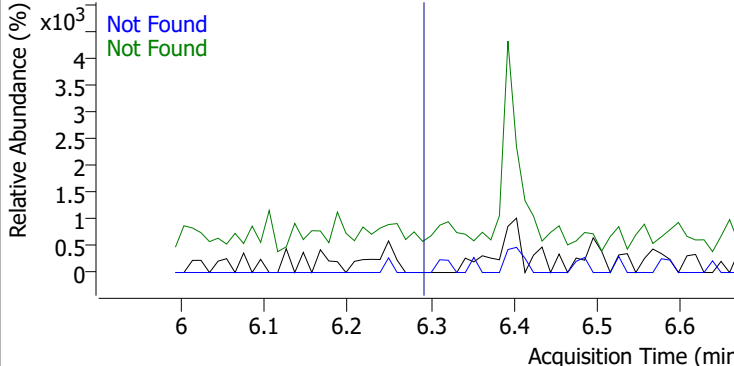
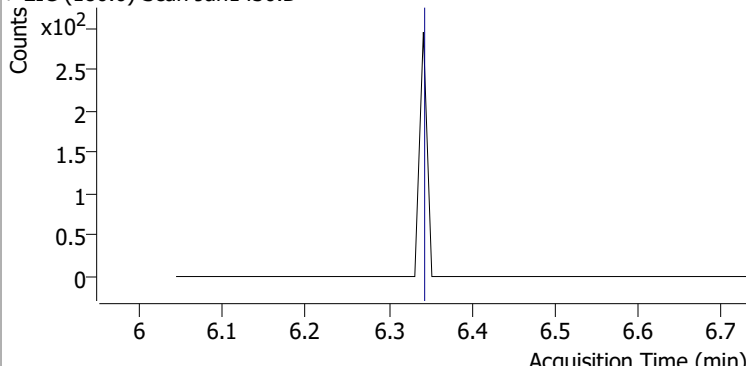
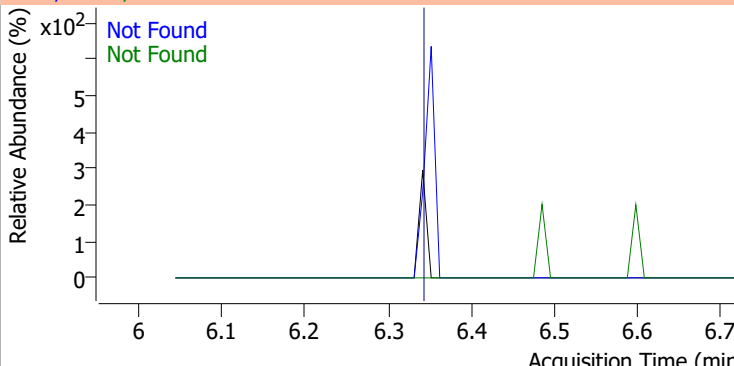
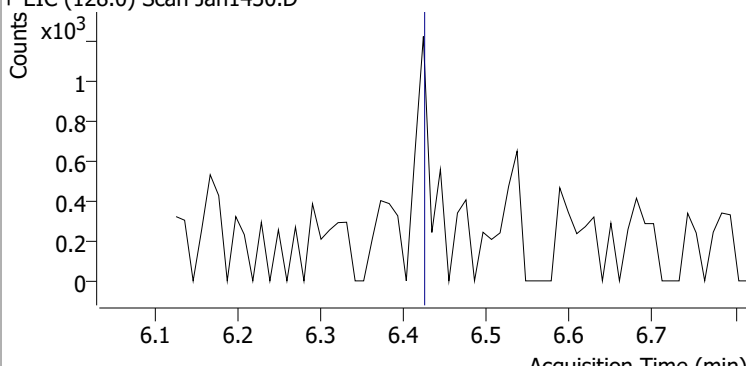
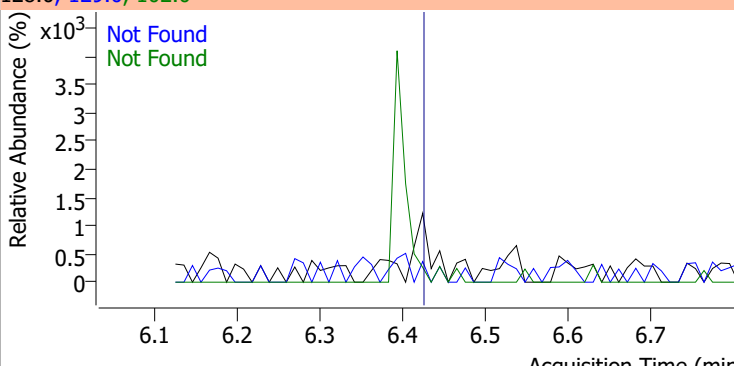
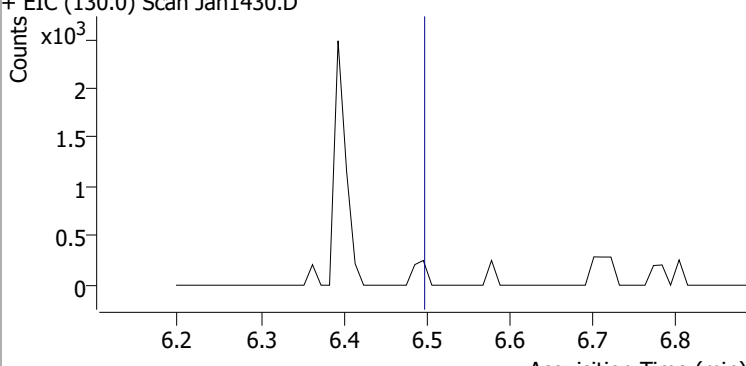
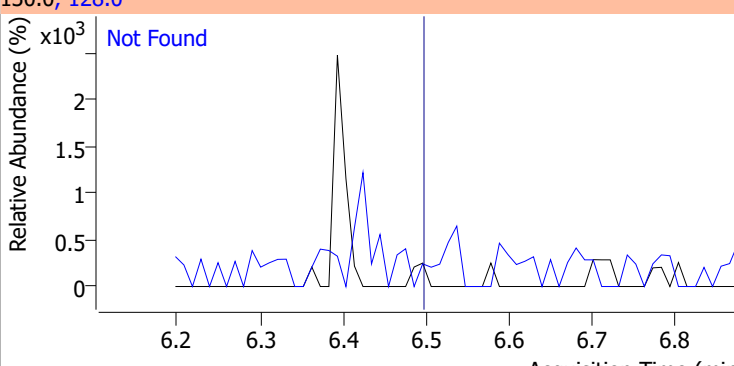
Quantitation Results Report (QT Reviewed)



Quantitation Results Report (QT Reviewed)

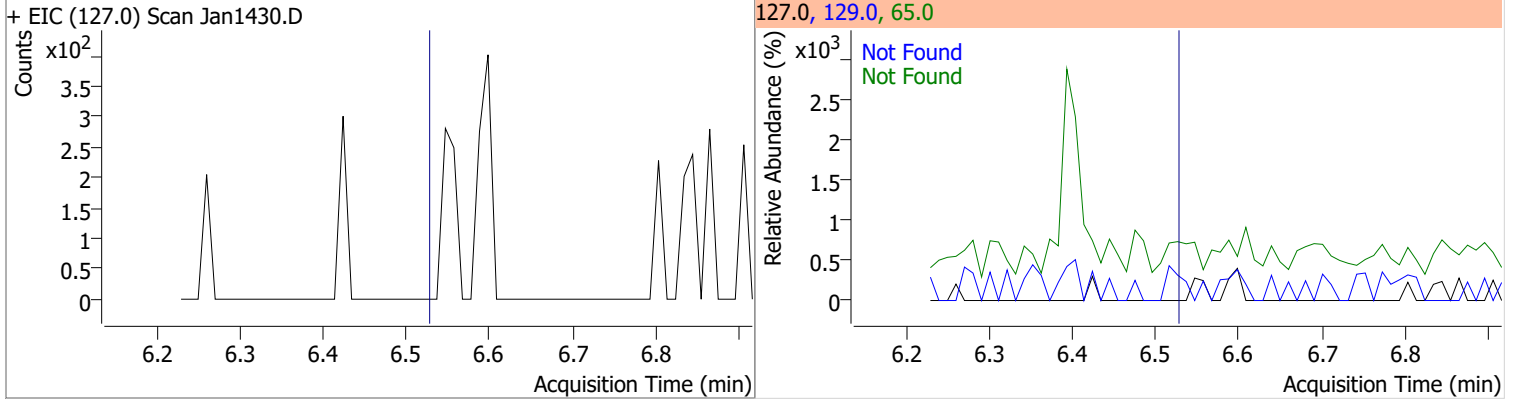
Compound	Conc.	Exp RT	QIon	Exp Ratio	QIon	Exp Ratio
2-Nitrophenol	N.D.	5.96	65.0	52.2	109.0	38.2
+ EIC (139.0) Scan Jan1430.D			139.0, 65.0, 109.0			
						
2,4-Dimethylphenol	N.D.	6.08	107.0	106.7	77.0	29.9
+ EIC (122.0) Scan Jan1430.D			122.0, 107.0, 77.0			
						
bis(-2-Chloroethoxy)Methane	N.D.	6.18	63.0	88.3	95.0	29.8
+ EIC (93.0) Scan Jan1430.D			93.0, 63.0, 95.0			
						
2,4-Dichlorophenol	N.D.	6.28	164.0	63.5	98.0	30.9
+ EIC (162.0) Scan Jan1430.D			162.0, 164.0, 98.0			
						

Quantitation Results Report (QT Reviewed)

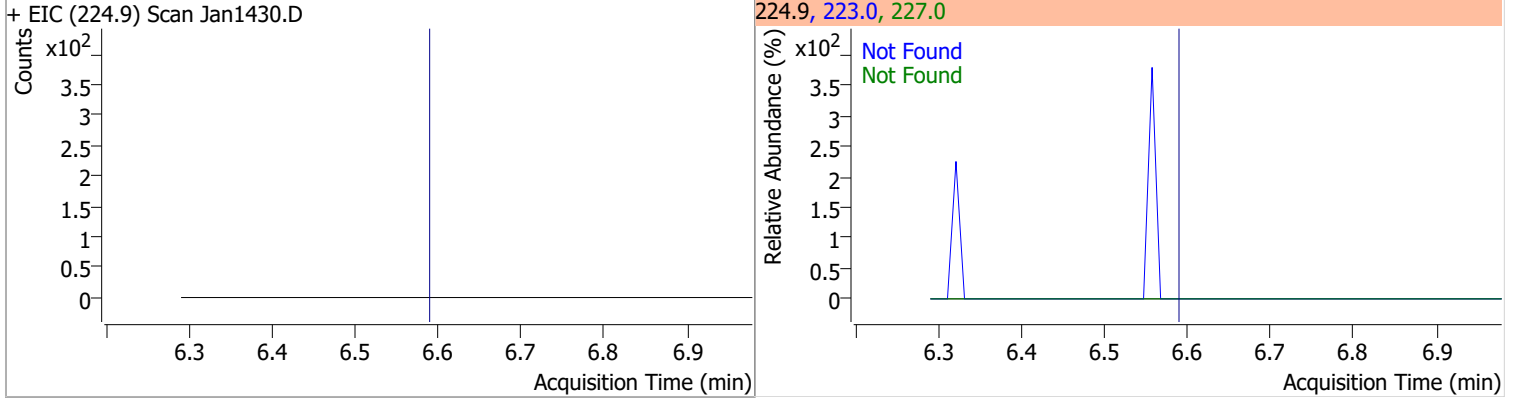
Compound	Conc.	Exp RT	QIon	Exp Ratio	QIon	Exp Ratio
Benzoic Acid	N.D.	6.29	122.0	89.3	77.0	71.7
+ EIC (105.0) Scan Jan1430.D			105.0, 122.0, 77.0			
						
1,2,4-Trichlorobenzene	N.D.	6.34	182.0	98.3	145.0	29.2
+ EIC (180.0) Scan Jan1430.D			180.0, 182.0, 145.0			
						
Naphthalene	N.D.	6.42	129.0	11.1	102.0	8.9
+ EIC (128.0) Scan Jan1430.D			128.0, 129.0, 102.0			
						
4-Chlorophenol	N.D.	6.50	128.0	299.5		
+ EIC (130.0) Scan Jan1430.D			130.0, 128.0			
						

Quantitation Results Report (QT Reviewed)

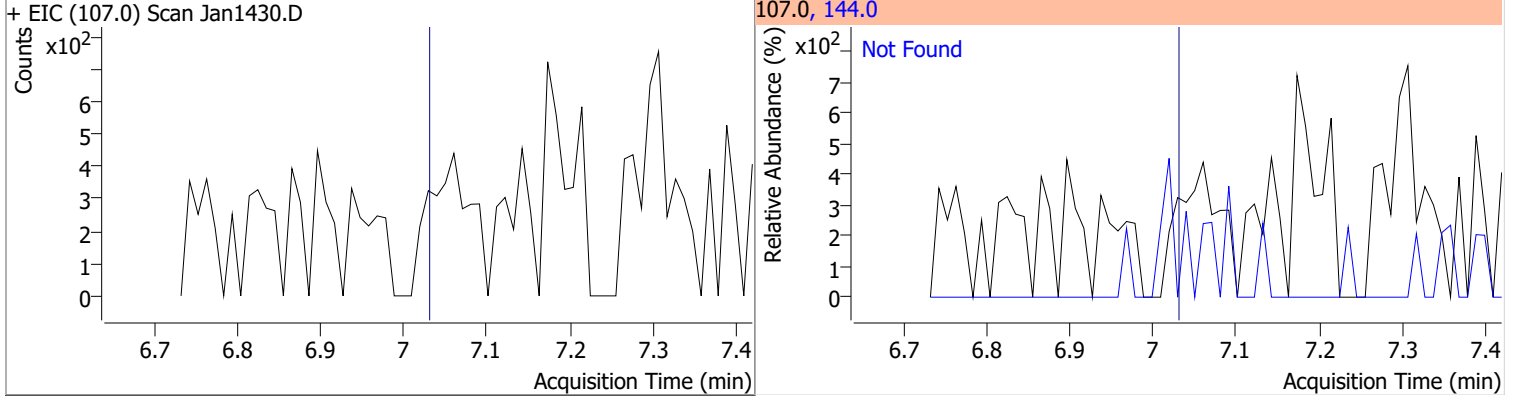
Compound	Conc.	Exp RT	QIon	Exp Ratio	QIon	Exp Ratio
p-Chloroaniline	N.D.	6.53	65.0	32.6	129.0	32.1



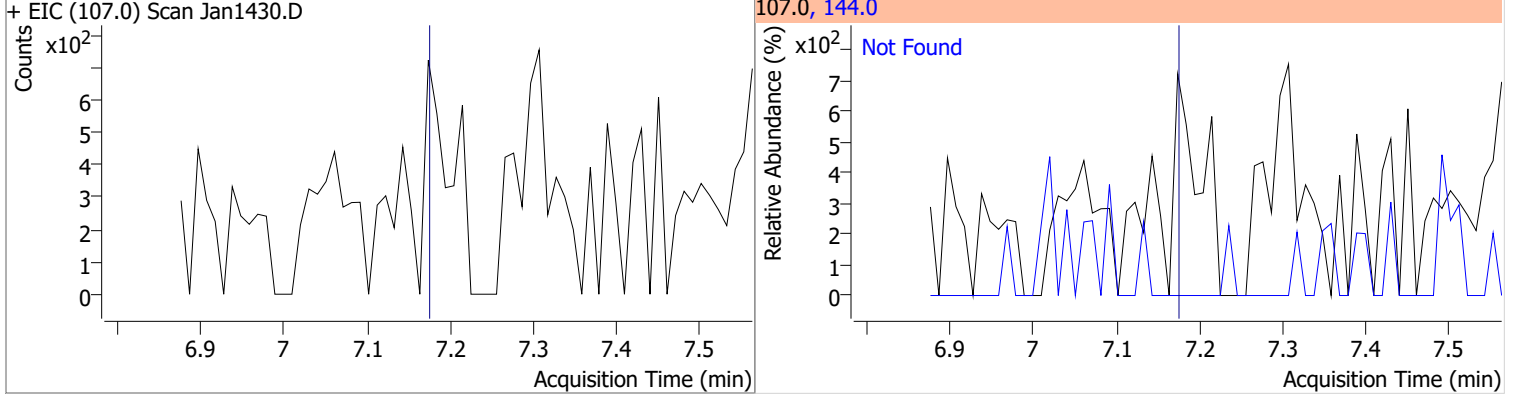
Compound	Conc.	Exp RT	QIon	Exp Ratio	QIon	Exp Ratio
Hexachlorobutadiene	N.D.	6.59	223.0	62.9	227.0	61.7



Compound	Conc.	Exp RT	QIon	Exp Ratio
4-Chloro-2-Methylphenol	N.D.	7.03	144.0	28.7



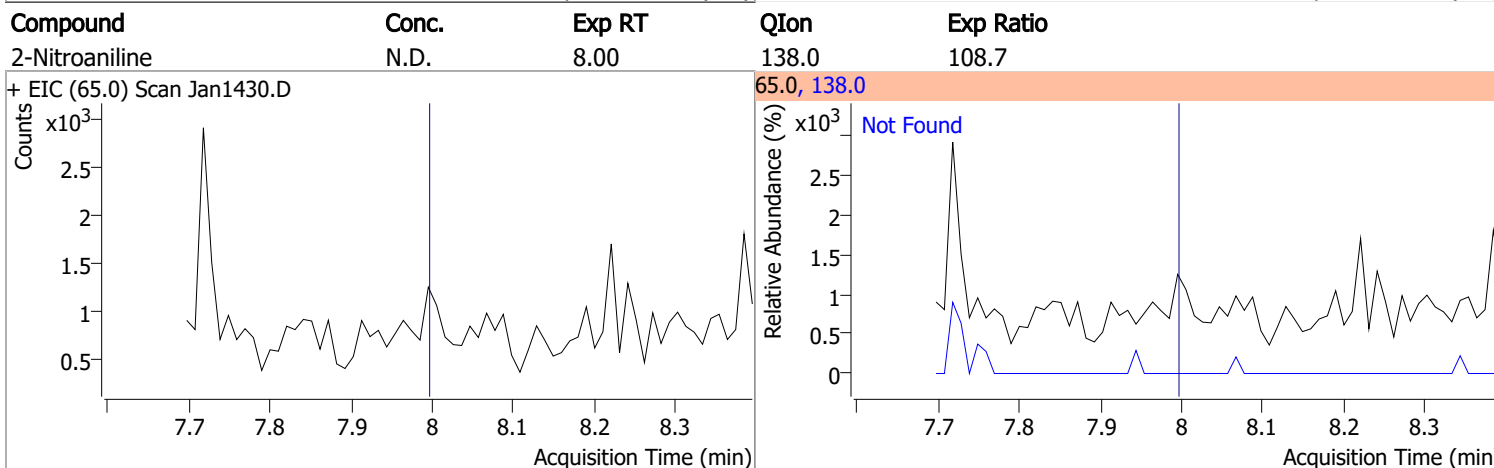
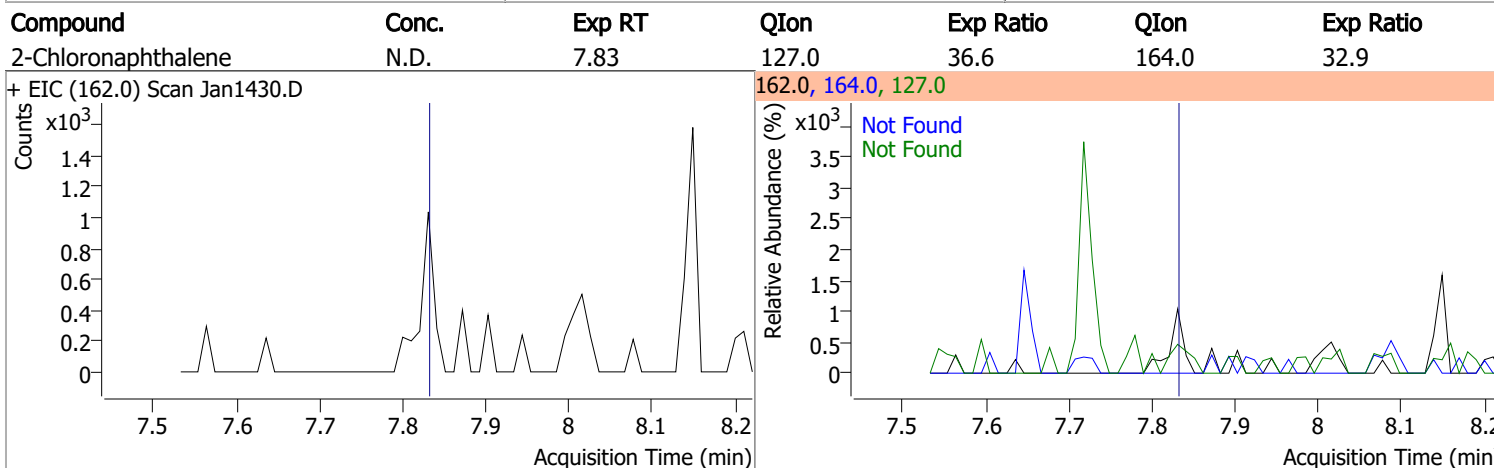
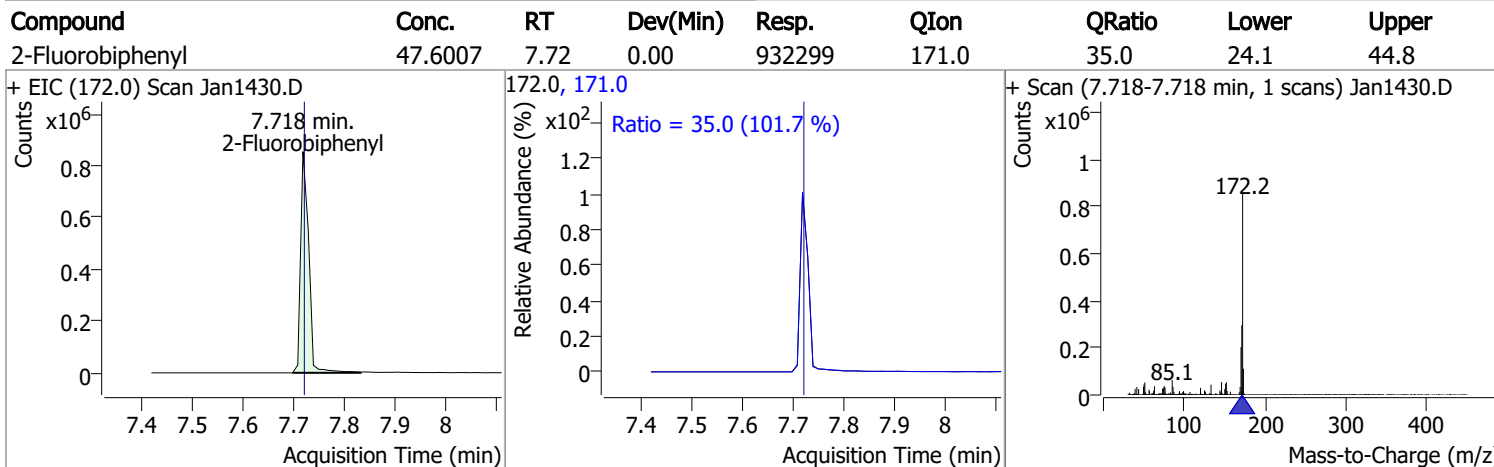
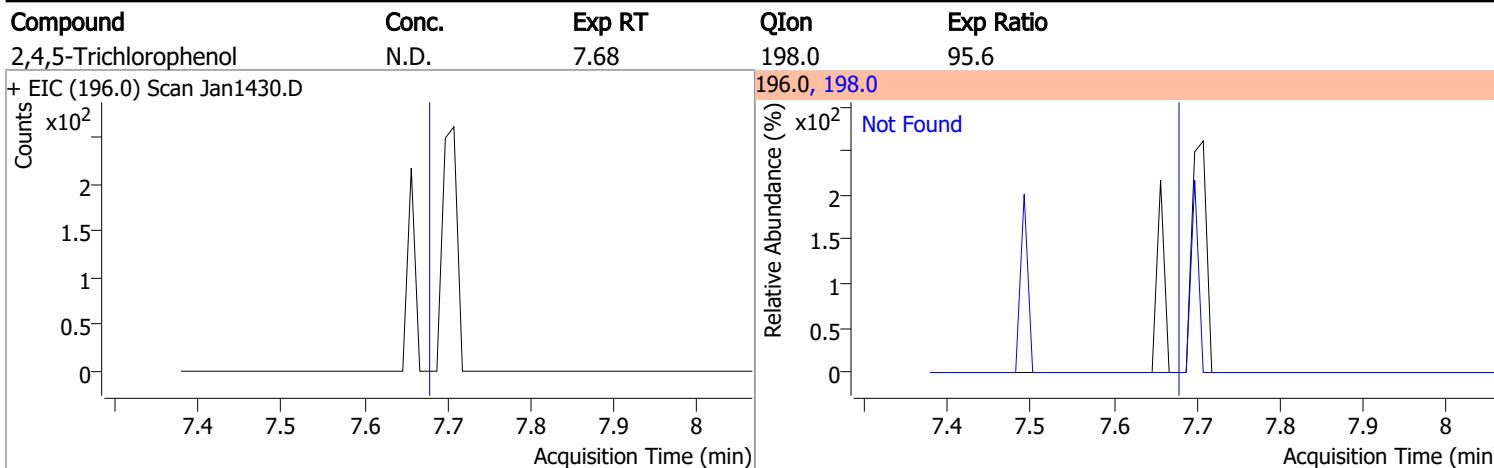
Compound	Conc.	Exp RT	QIon	Exp Ratio
4-Chloro-3-Methylphenol	N.D.	7.17	144.0	28.4



Quantitation Results Report (QT Reviewed)

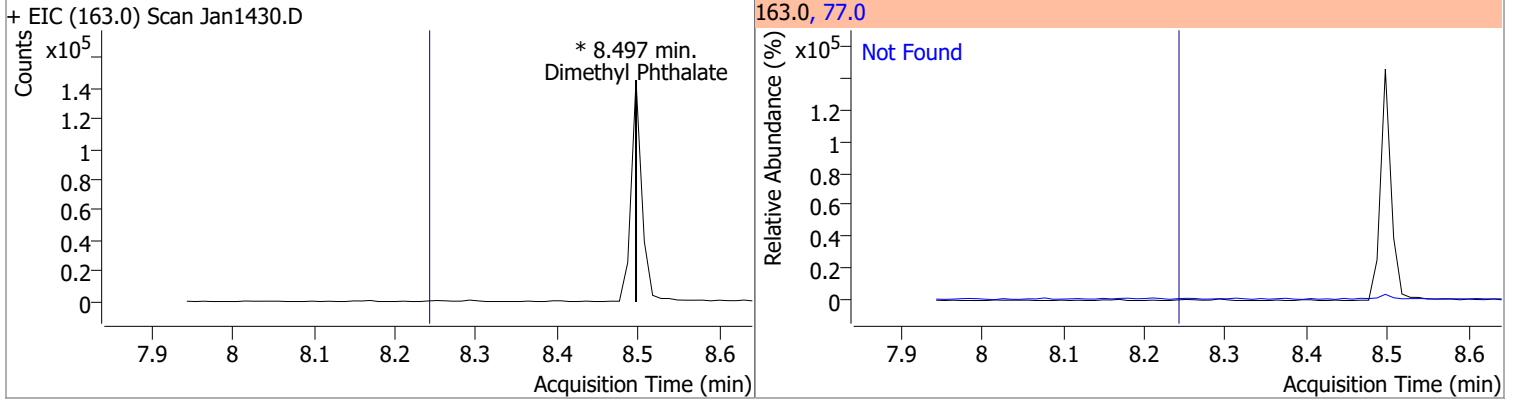
Compound	Conc.	Exp RT	QIon	Exp Ratio	QIon	Exp Ratio
2-Methylnaphthalene	N.D.	7.26	142.0	115.4	115.0	41.1
+ EIC (141.0) Scan Jan1430.D			141.0, 142.0, 115.0			
1-Methylnaphthalene	N.D.	7.37	142.0	111.1	115.0	41.1
+ EIC (141.0) Scan Jan1430.D			141.0, 142.0, 115.0			
Hexachlorocyclopentadiene	N.D.	7.45	238.9	65.3	234.9	63.2
+ EIC (236.9) Scan Jan1430.D			236.9, 238.9, 234.9			
2,4,6-Trichlorophenol	N.D.	7.63	198.0	94.2		
+ EIC (196.0) Scan Jan1430.D			196.0, 198.0			

Quantitation Results Report (QT Reviewed)

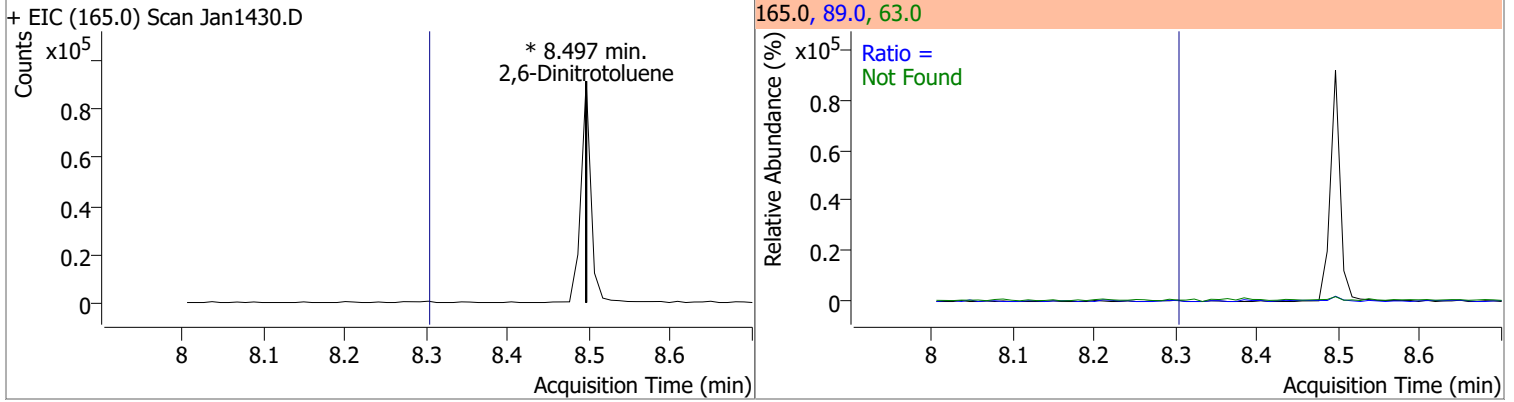


Quantitation Results Report (QT Reviewed)

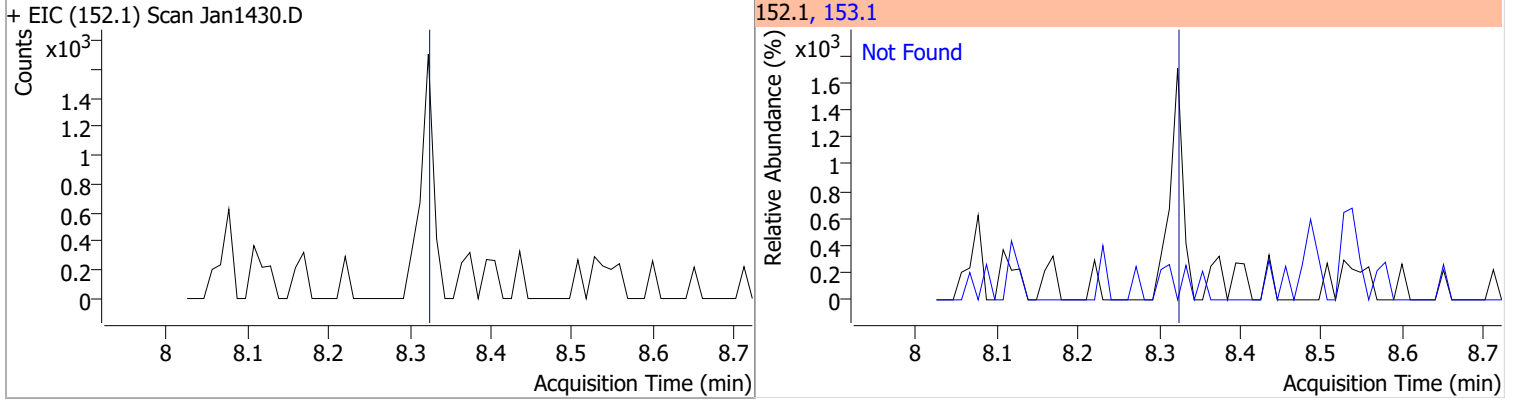
Compound	Conc.	RT	Dev(Min)	Resp.	QIon	QRatio	Lower	Upper
Dimethyl Phthalate	0	0		0	77.0		12.9	24.0



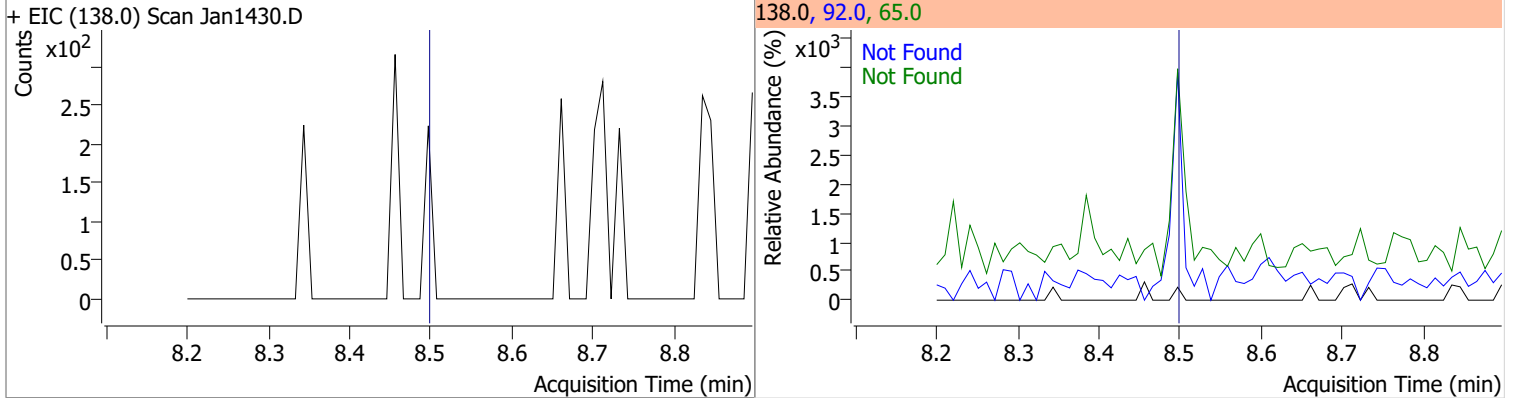
Compound	Conc.	RT	Dev(Min)	Resp.	QIon	QRatio	Lower	Upper
2,6-Dinitrotoluene	0	0		0	63.0		114.6	212.8
					89.0		41.8	77.6



Compound	Conc.	Exp RT	QIon	Exp Ratio
Acenaphthylene	N.D.	8.32	153.1	14.0

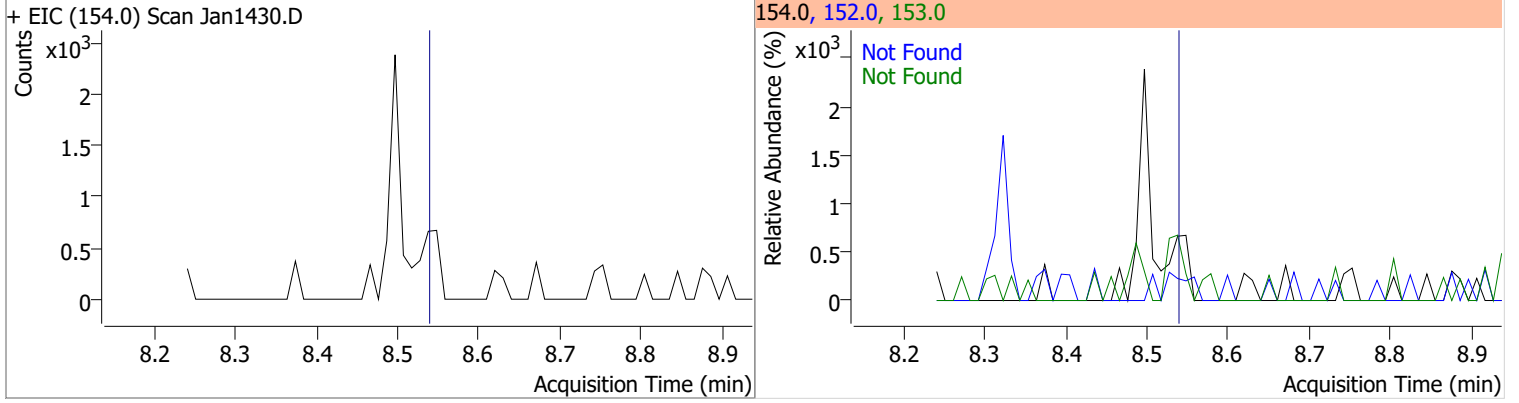


Compound	Conc.	Exp RT	QIon	Exp Ratio	QIon	Exp Ratio
3-Nitroaniline	N.D.	8.50	65.0	131.6	92.0	102.1

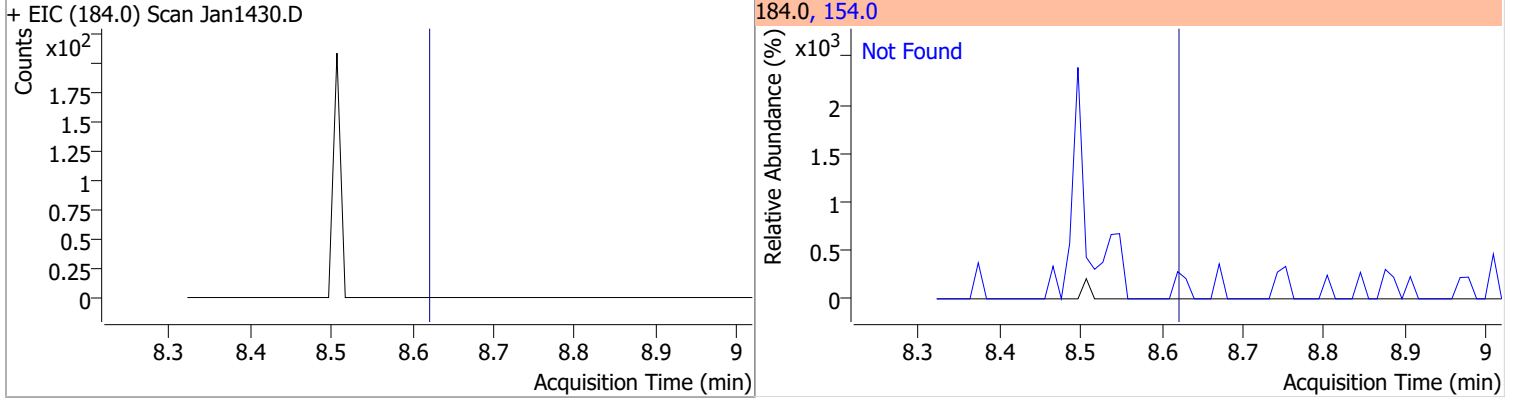


Quantitation Results Report (QT Reviewed)

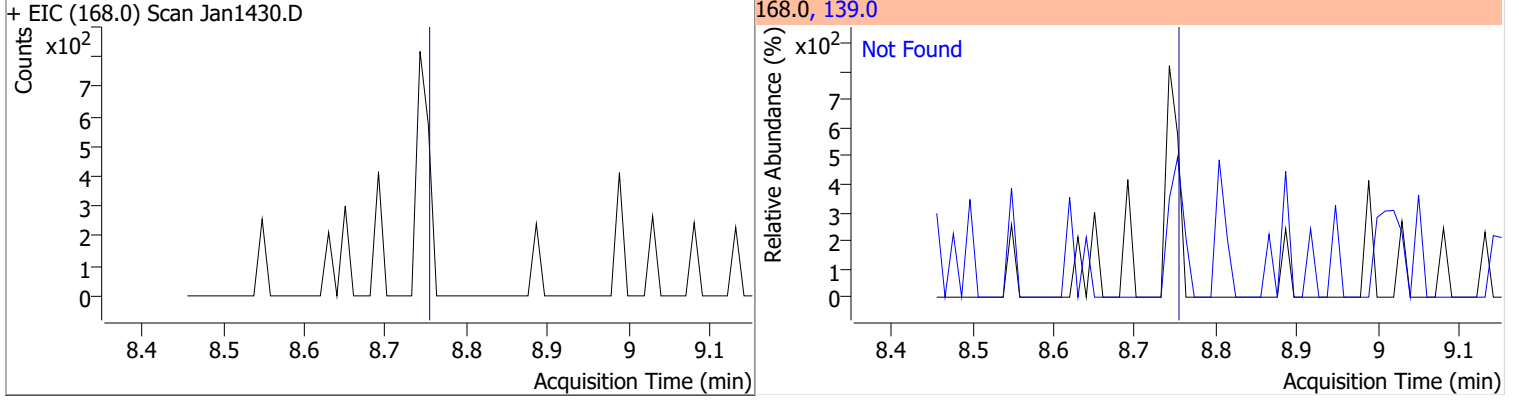
Compound	Conc.	Exp RT	QIon	Exp Ratio	QIon	Exp Ratio
Acenaphthene	N.D.	8.54	153.0	108.2	152.0	50.8



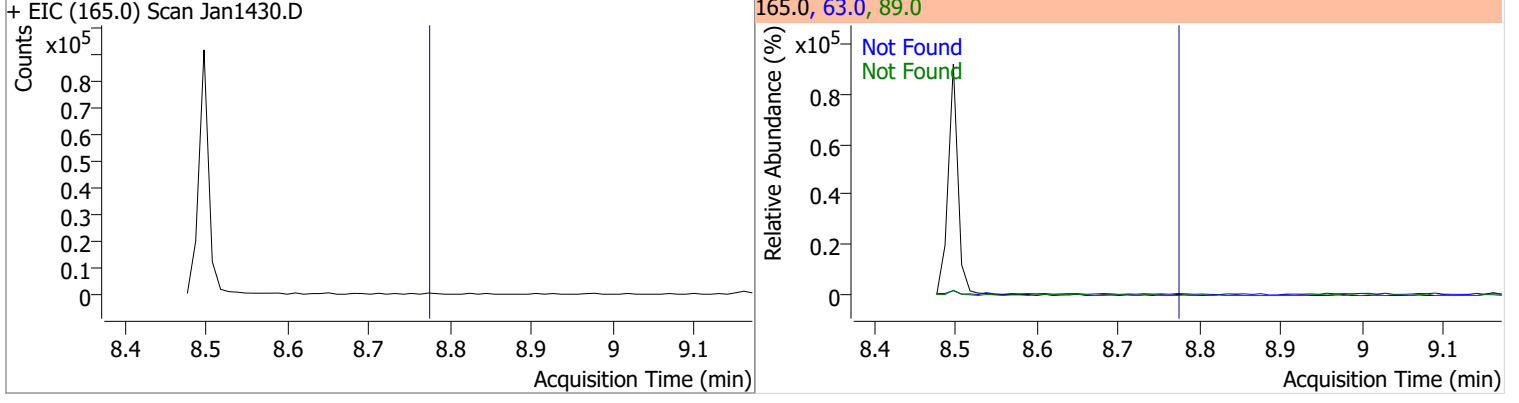
Compound	Conc.	Exp RT	QIon	Exp Ratio
2,4-Dinitrophenol	N.D.	8.62	154.0	53.4



Compound	Conc.	Exp RT	QIon	Exp Ratio
Dibenzofuran	N.D.	8.75	139.0	38.8

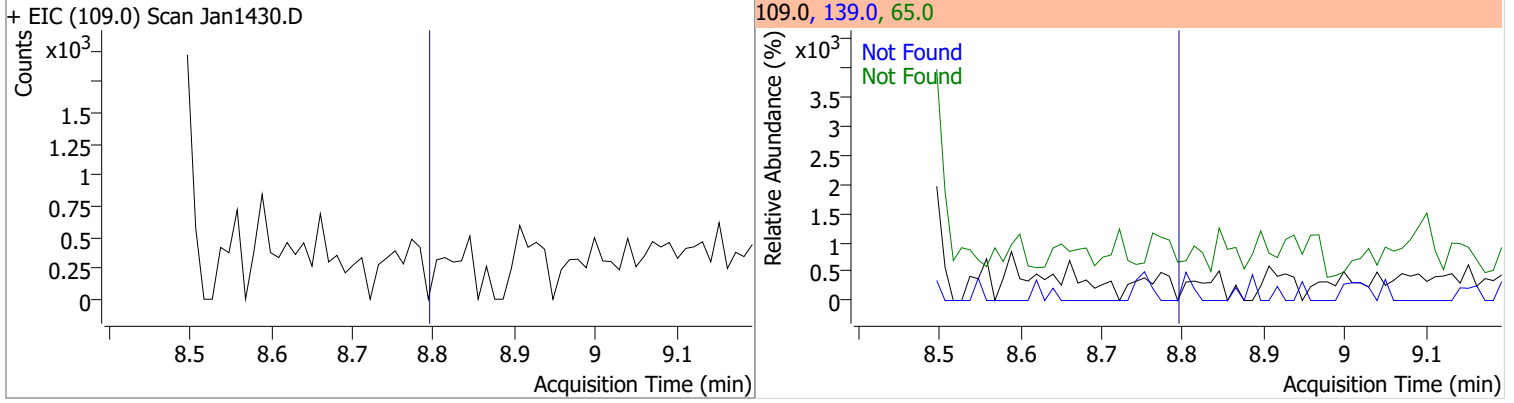


Compound	Conc.	Exp RT	QIon	Exp Ratio	QIon	Exp Ratio
2,4-Dinitrotoluene	N.D.	8.77	89.0	72.2	63.0	52.6

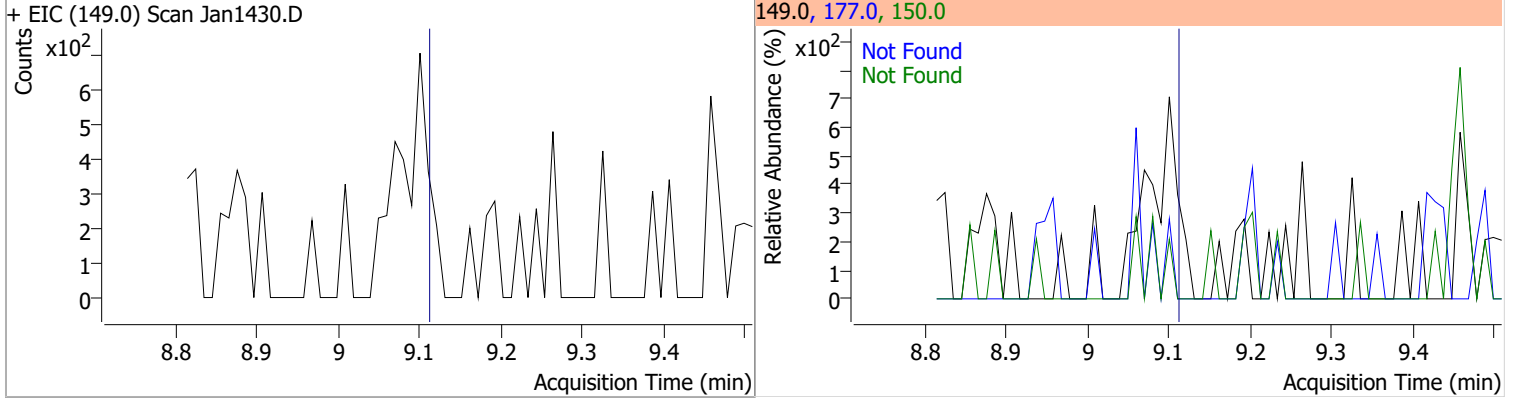


Quantitation Results Report (QT Reviewed)

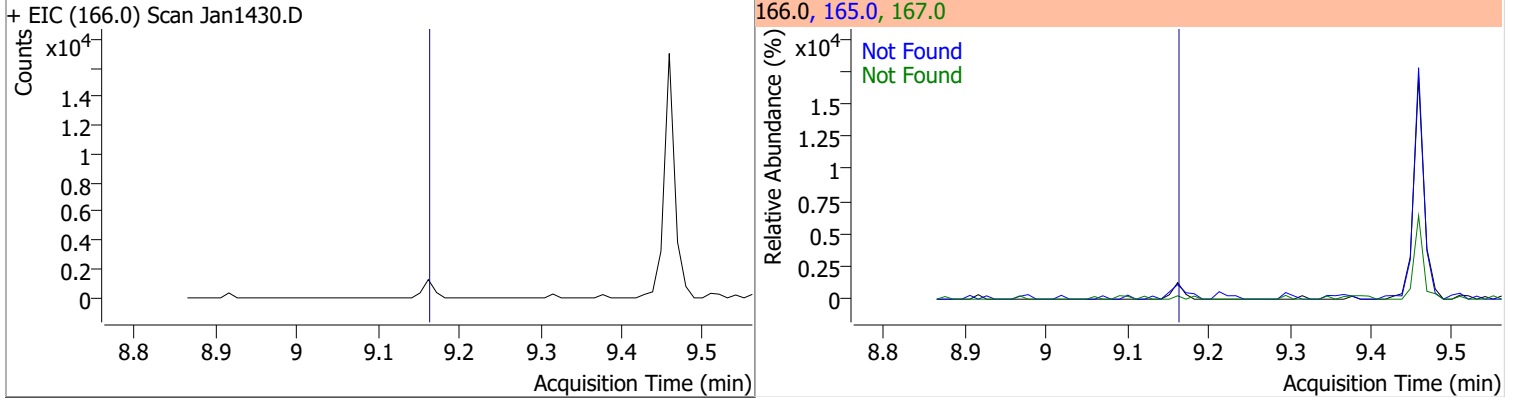
Compound	Conc.	Exp RT	QIon	Exp Ratio	QIon	Exp Ratio
4-Nitrophenol	N.D.	8.79	65.0	84.9	139.0	66.0



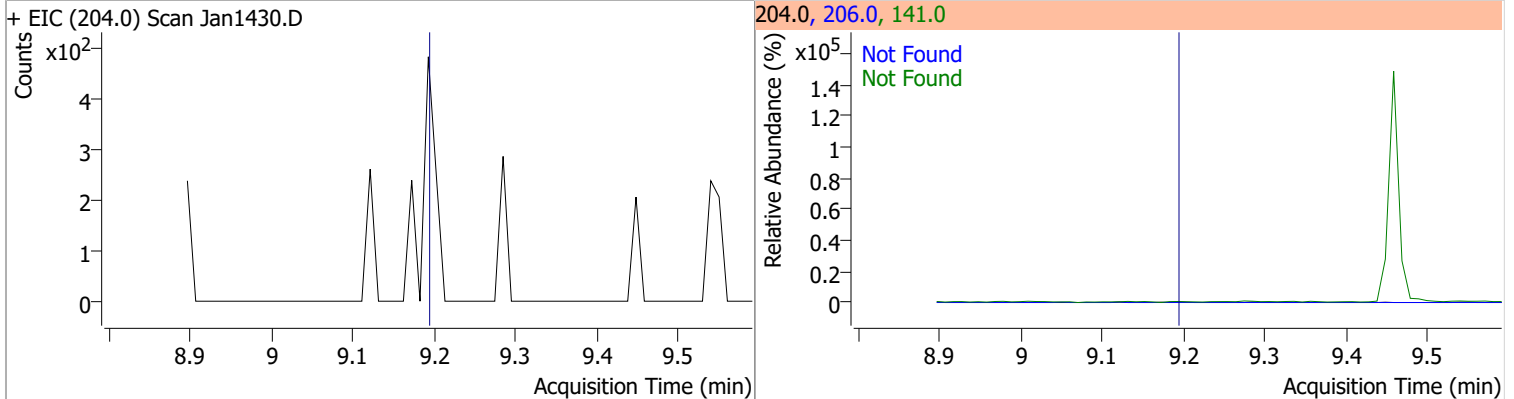
Compound	Conc.	Exp RT	QIon	Exp Ratio	QIon	Exp Ratio
Diethylphthalate	N.D.	9.11	177.0	20.4	150.0	12.3



Compound	Conc.	Exp RT	QIon	Exp Ratio	QIon	Exp Ratio
Fluorene	N.D.	9.16	165.0	94.7	167.0	13.8

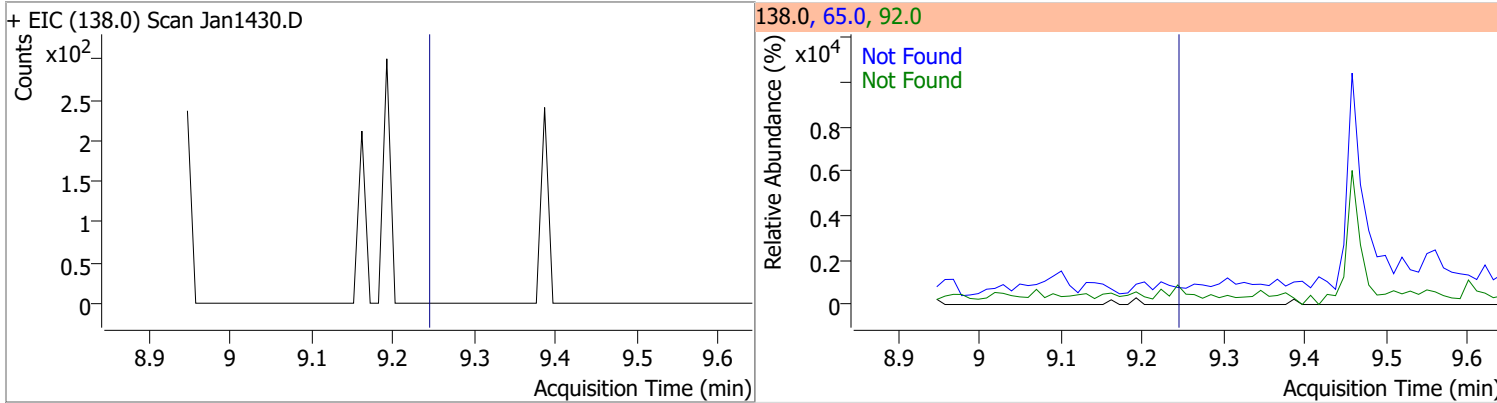


Compound	Conc.	Exp RT	QIon	Exp Ratio	QIon	Exp Ratio
4-Chlorophenyl-phenylether	N.D.	9.19	141.0	61.5	206.0	33.0

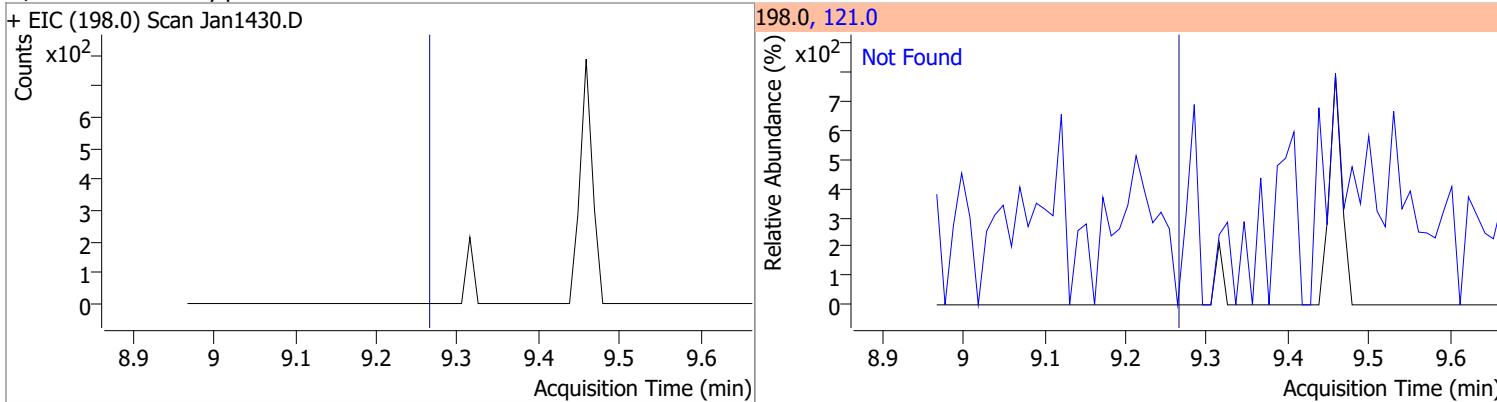


Quantitation Results Report (QT Reviewed)

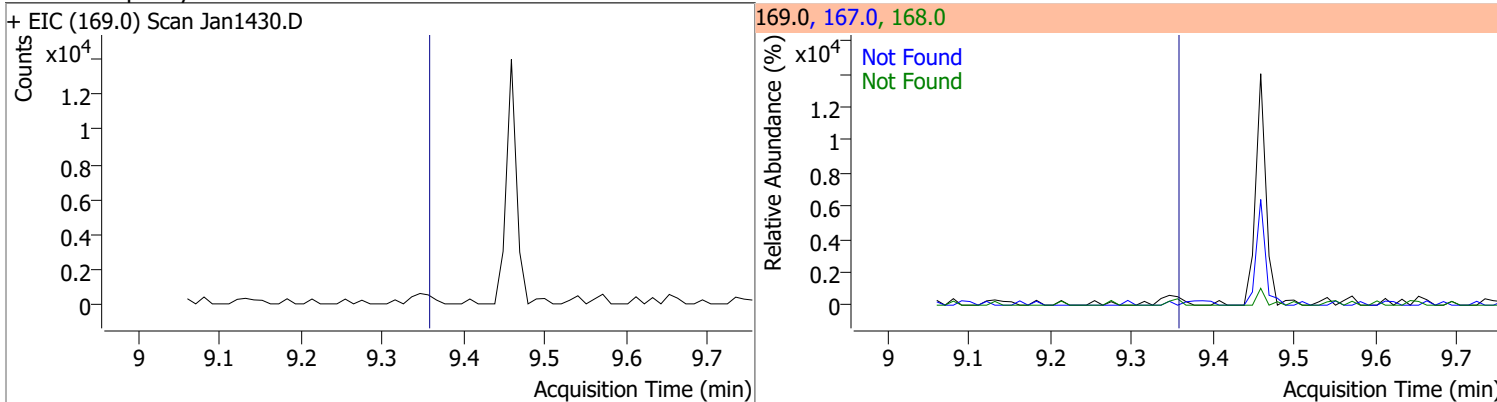
Compound	Conc.	Exp RT	QIon	Exp Ratio	QIon	Exp Ratio
4-Nitroaniline	N.D.	9.24	65.0	119.6	92.0	45.9



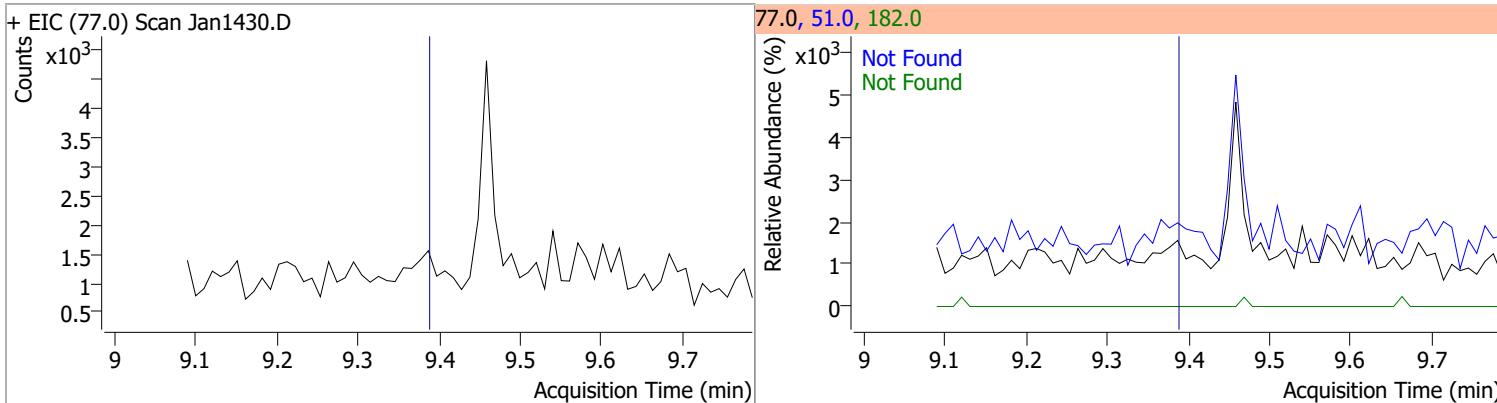
Compound	Conc.	Exp RT	QIon	Exp Ratio
4,6-Dinitro-2-methylphenol	N.D.	9.26	121.0	44.2



Compound	Conc.	Exp RT	QIon	Exp Ratio	QIon	Exp Ratio
N-nitrosodiphenylamine	N.D.	9.36	168.0	61.0	167.0	32.7

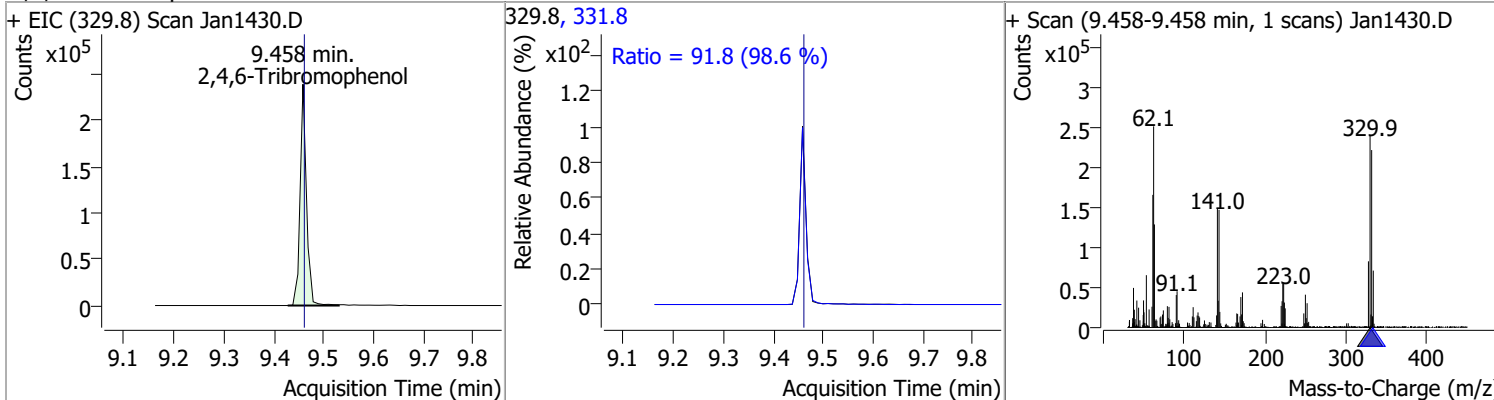


Compound	Conc.	Exp RT	QIon	Exp Ratio	QIon	Exp Ratio
Azobenzene	N.D.	9.39	51.0	46.0	182.0	28.3

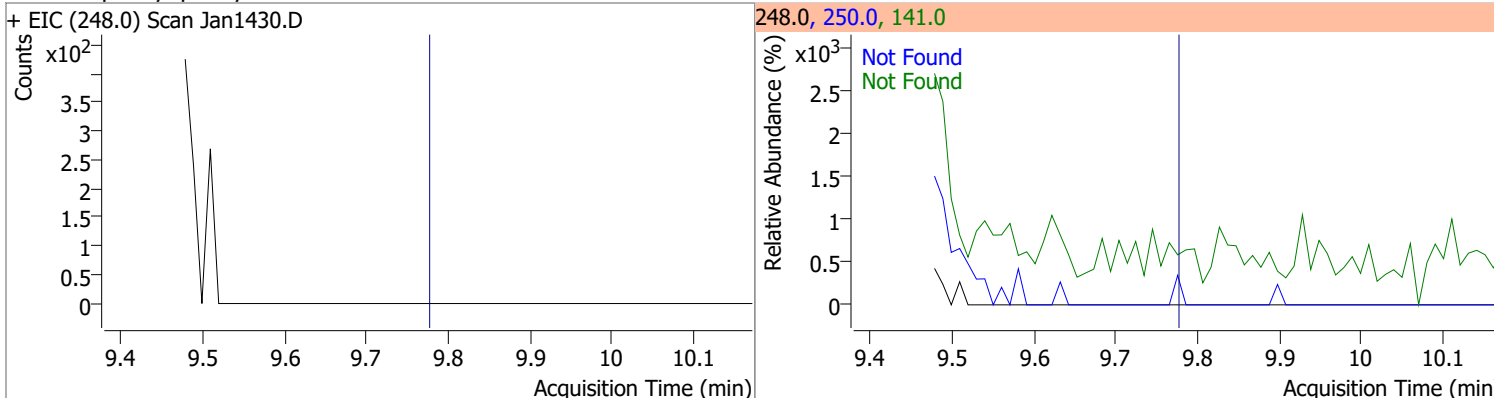


Quantitation Results Report (QT Reviewed)

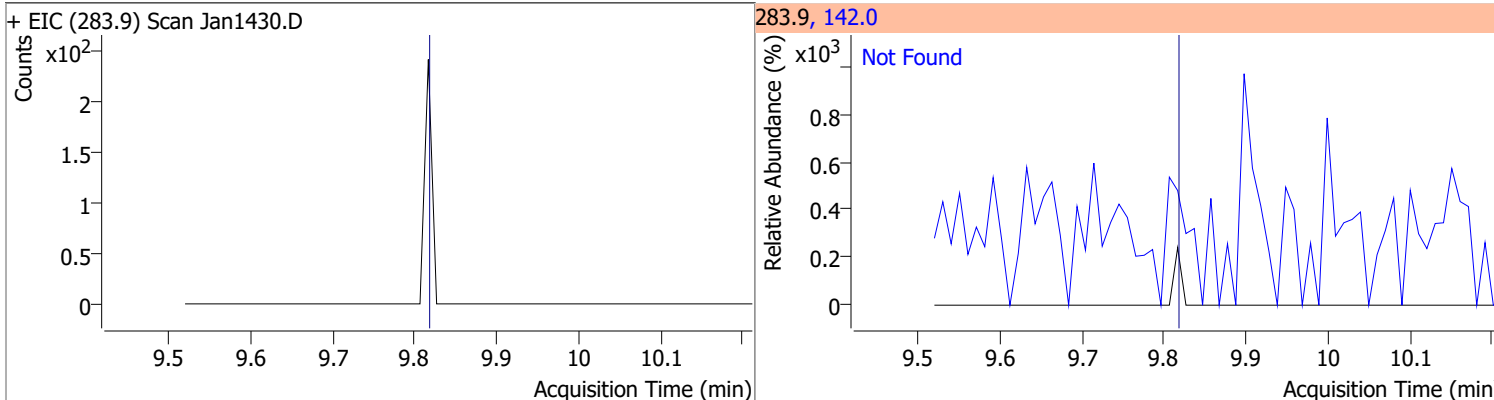
Compound	Conc.	RT	Dev(Min)	Resp.	QIon	QRatio	Lower	Upper
2,4,6-Tribromophenol	131.1708	9.46	0.00	212831	331.8	91.8	65.2	121.0



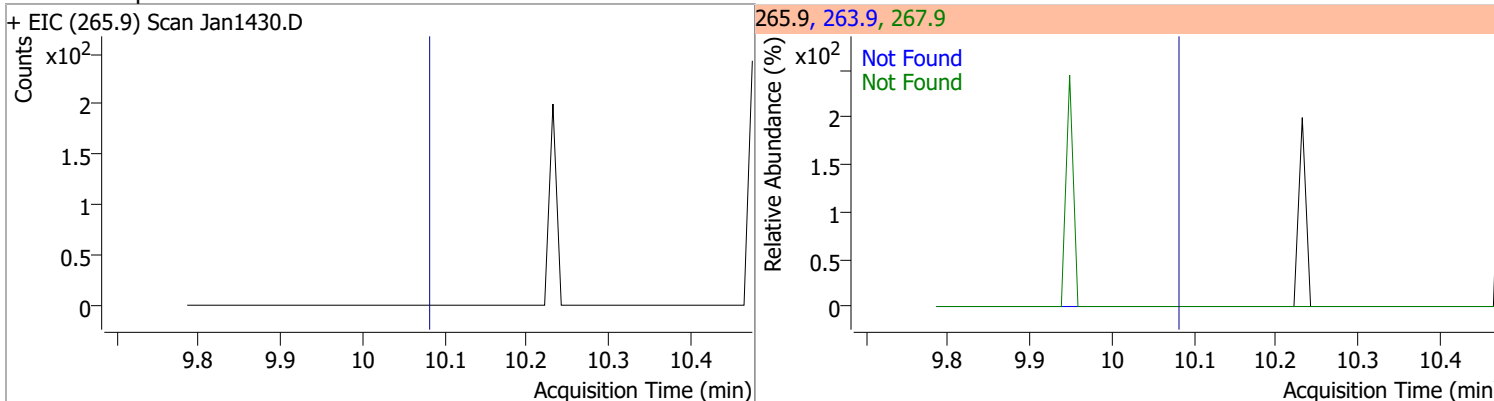
Compound	Conc.	Exp RT	QIon	Exp Ratio	QIon	Exp Ratio
4-Bromophenyl-phenylether	N.D.	9.78	250.0	97.1	141.0	93.8



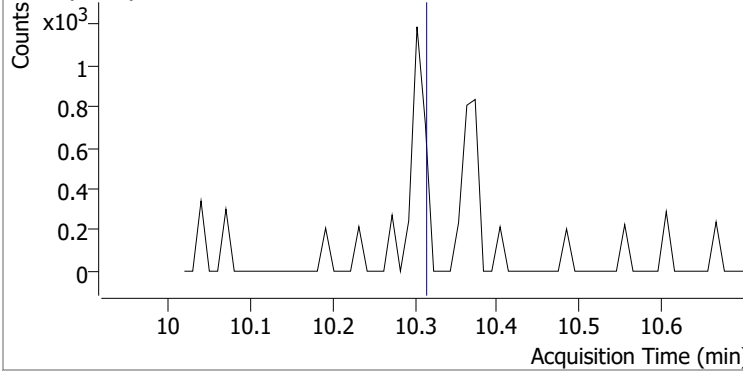
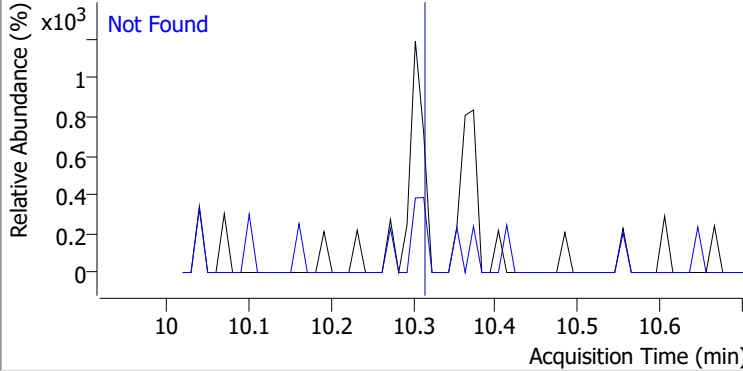
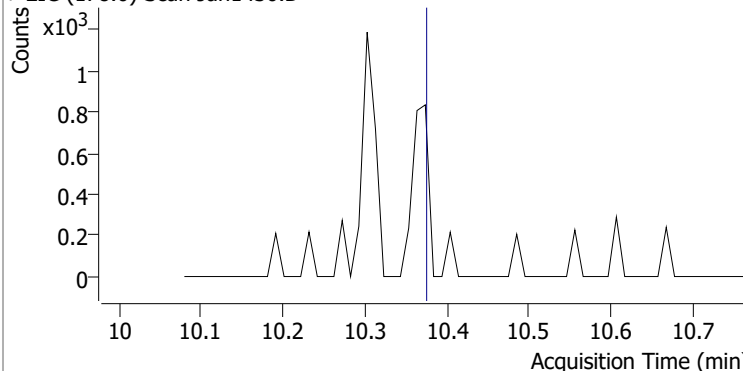
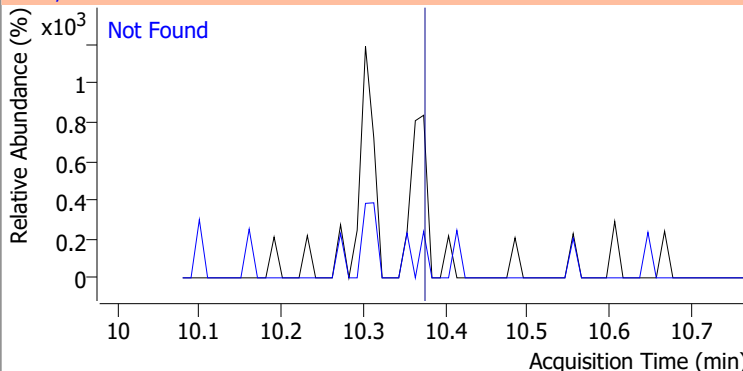
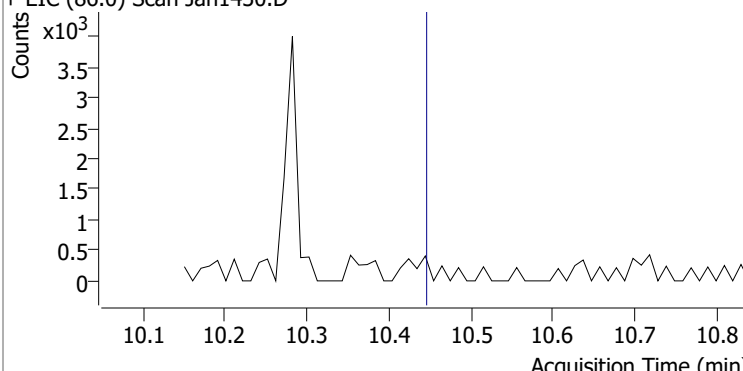
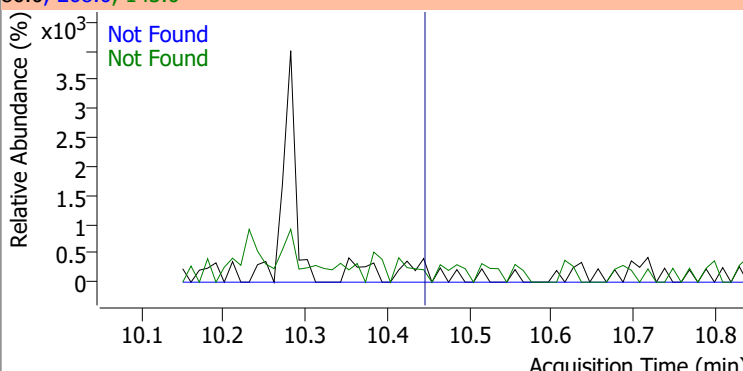
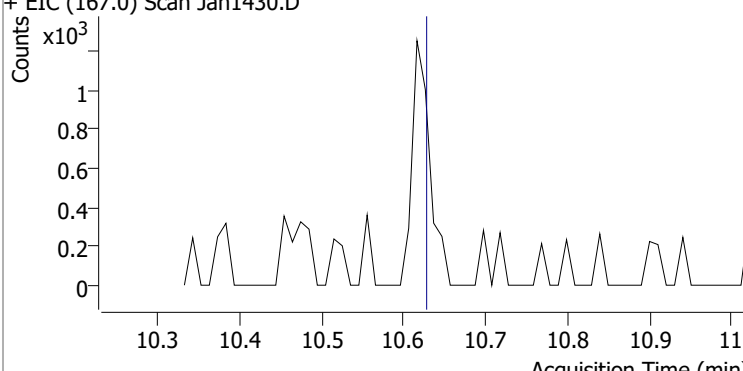
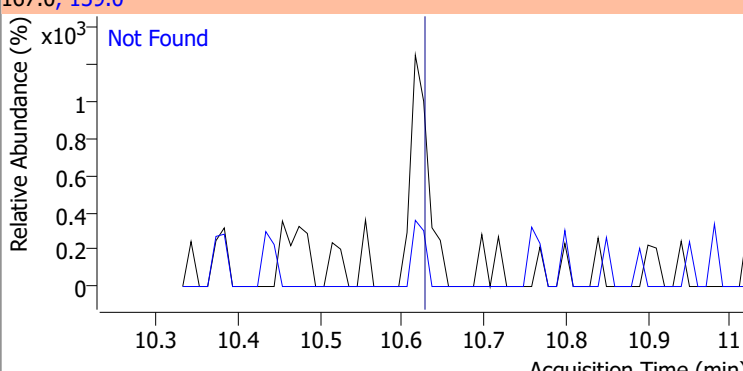
Compound	Conc.	Exp RT	QIon	Exp Ratio
Hexachlorobenzene	N.D.	9.82	142.0	51.2



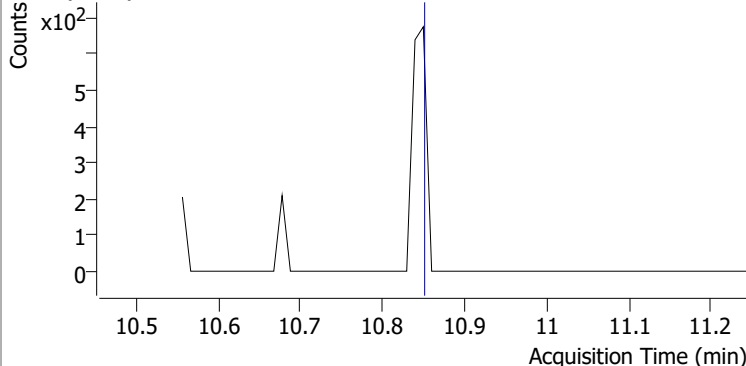
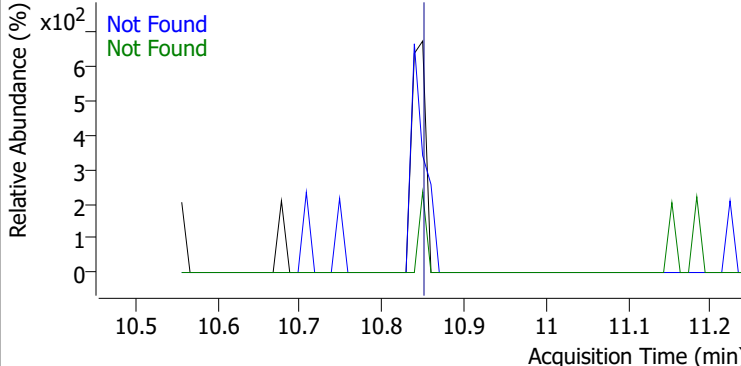
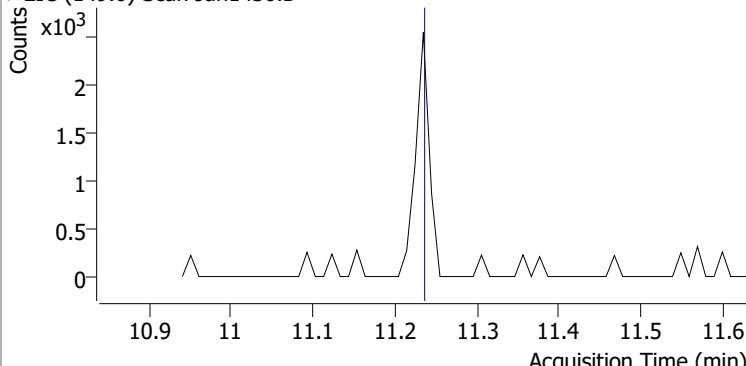
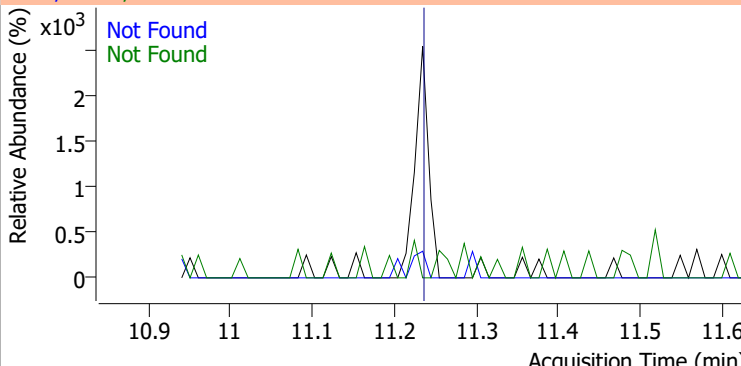
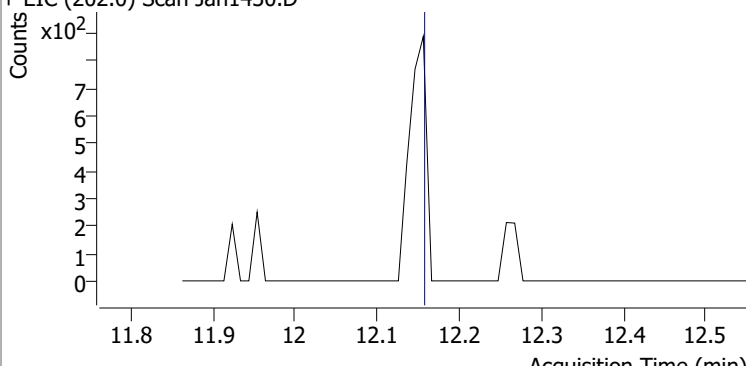
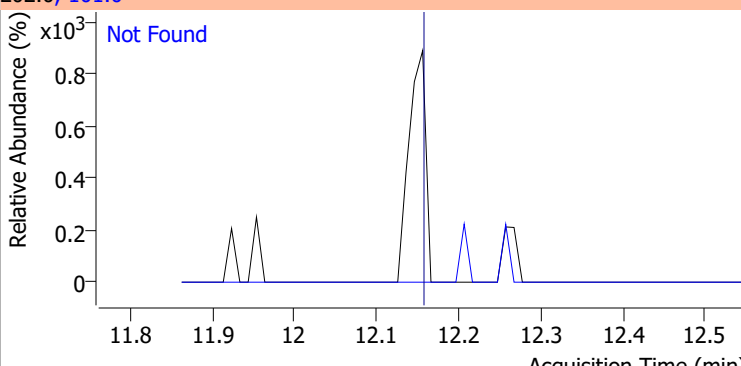
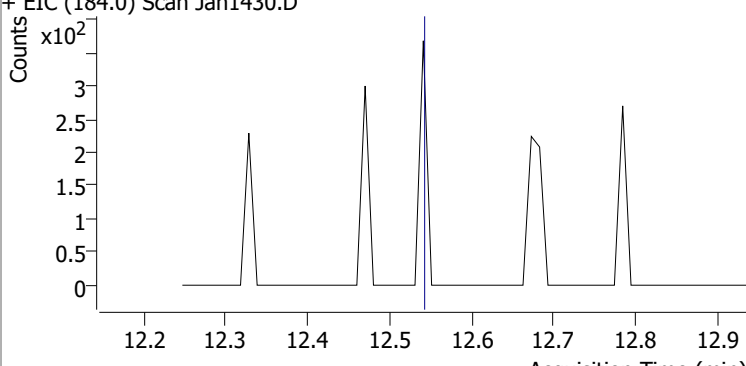
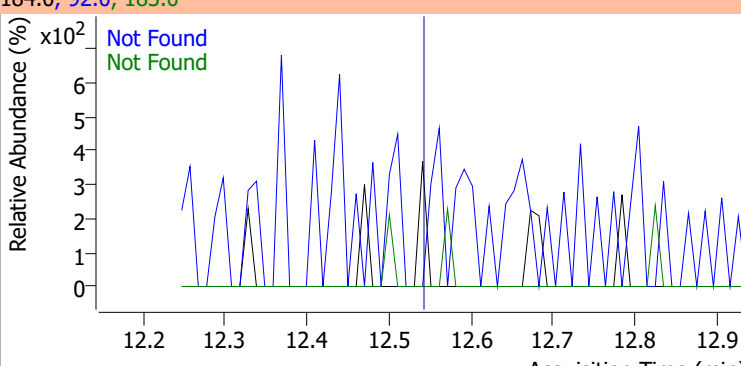
Compound	Conc.	Exp RT	QIon	Exp Ratio	QIon	Exp Ratio
Pentachlorophenol	N.D.	10.08	263.9	64.7	267.9	64.6



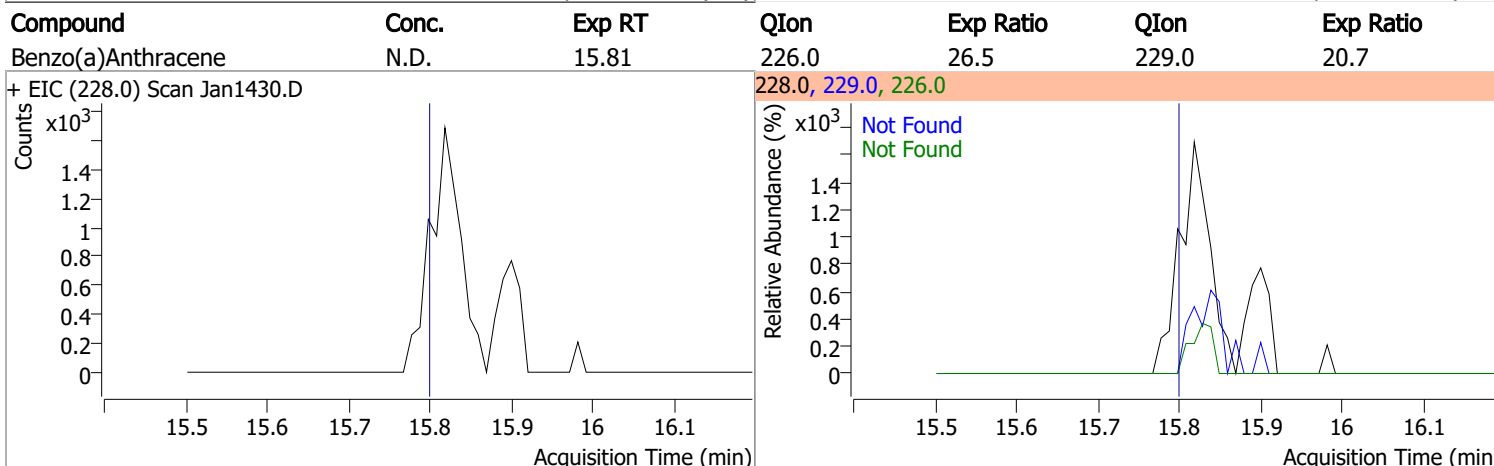
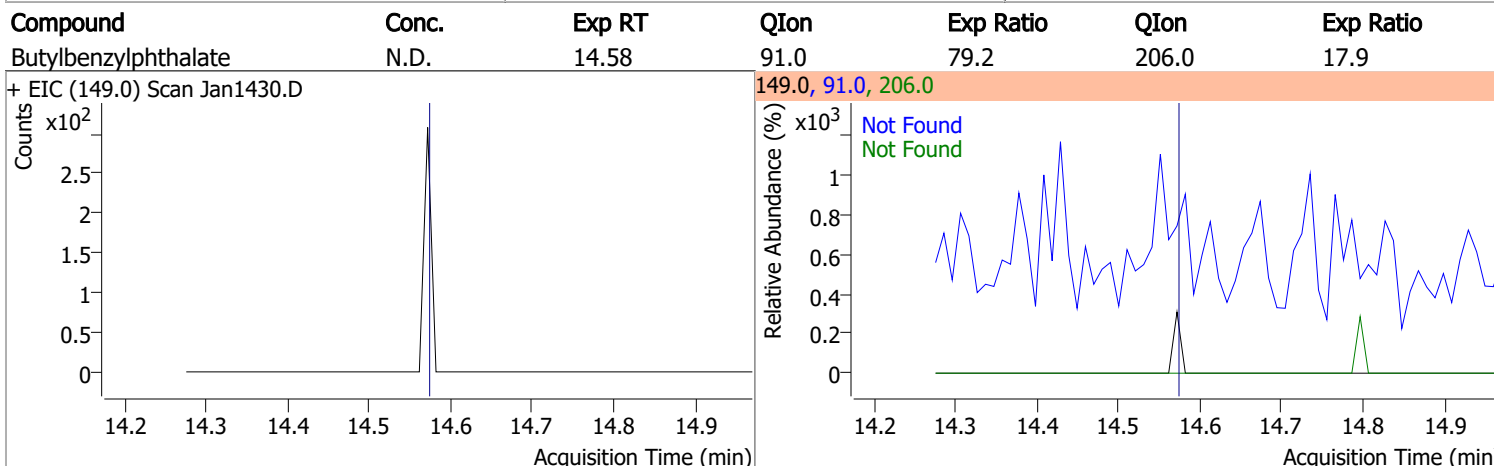
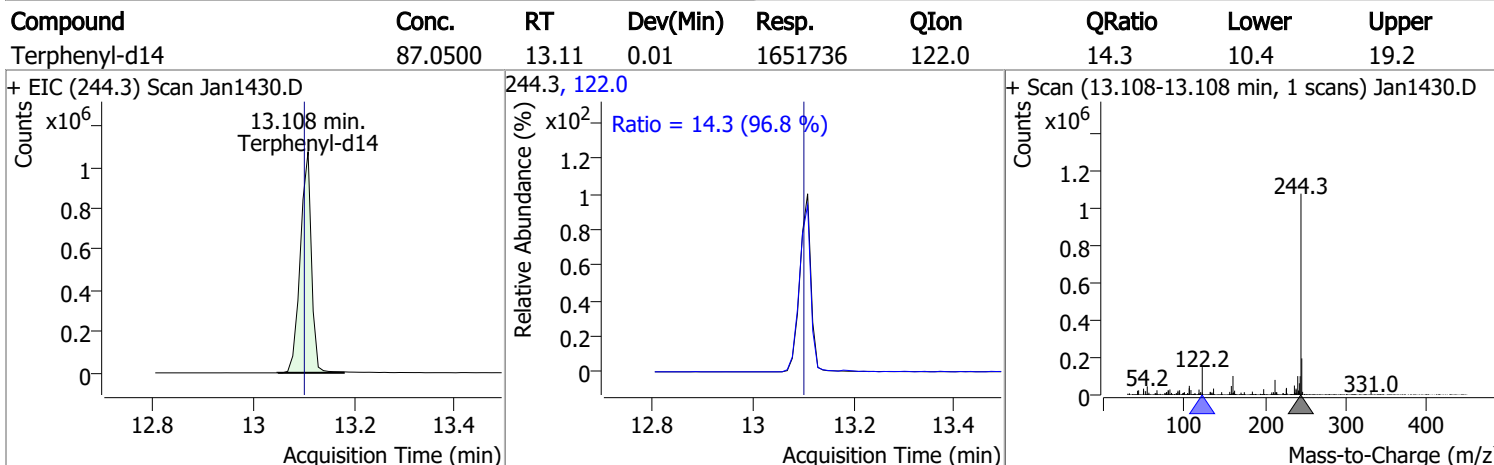
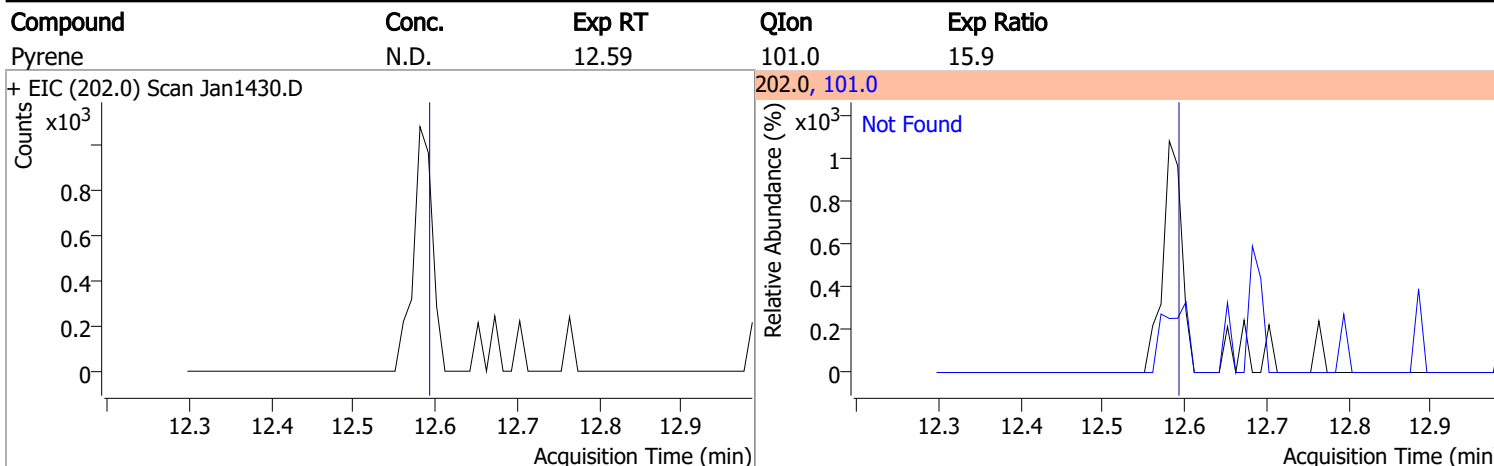
Quantitation Results Report (QT Reviewed)

Compound	Conc.	Exp RT	QIon	Exp Ratio		
Phenanthrene	N.D.	10.31	176.0	18.6		
+ EIC (178.0) Scan Jan1430.D 			178.0, 176.0 			
Anthracene	N.D.	10.37	176.0	18.3		
+ EIC (178.0) Scan Jan1430.D 			178.0, 176.0 			
Triallate	N.D.	10.44	268.0	26.6	QIon	Exp Ratio
					143.0	23.5
+ EIC (86.0) Scan Jan1430.D 			86.0, 268.0, 143.0 			
Carbazole	N.D.	10.63	139.0	13.2		
+ EIC (167.0) Scan Jan1430.D 			167.0, 139.0 			

Quantitation Results Report (QT Reviewed)

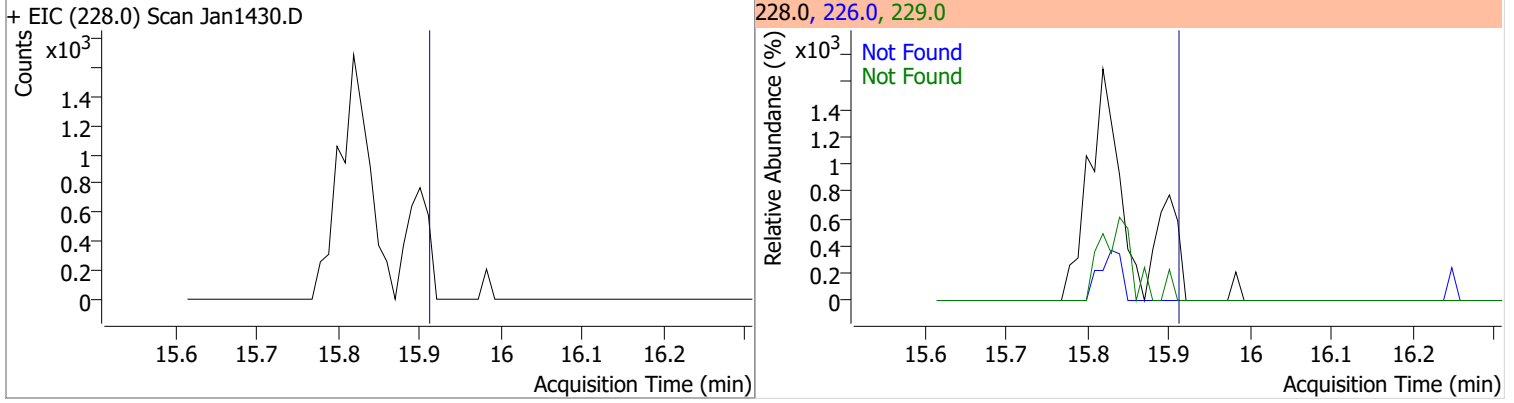
Compound	Conc.	Exp RT	QIon	Exp Ratio	QIon	Exp Ratio
o-Terphenyl	N.D.	10.85	229.0	65.3	215.0	37.2
+ EIC (230.0) Scan Jan1430.D			230.0, 229.0, 215.0			
						
Di-n-Butylphthalate	N.D.	11.23	150.0	9.0	104.0	5.8
+ EIC (149.0) Scan Jan1430.D			149.0, 150.0, 104.0			
						
Fluoranthene	N.D.	12.16	101.0	13.3		
+ EIC (202.0) Scan Jan1430.D			202.0, 101.0			
						
Benzidine	N.D.	12.54	183.0	11.8	92.0	8.2
+ EIC (184.0) Scan Jan1430.D			184.0, 92.0, 183.0			
						

Quantitation Results Report (QT Reviewed)

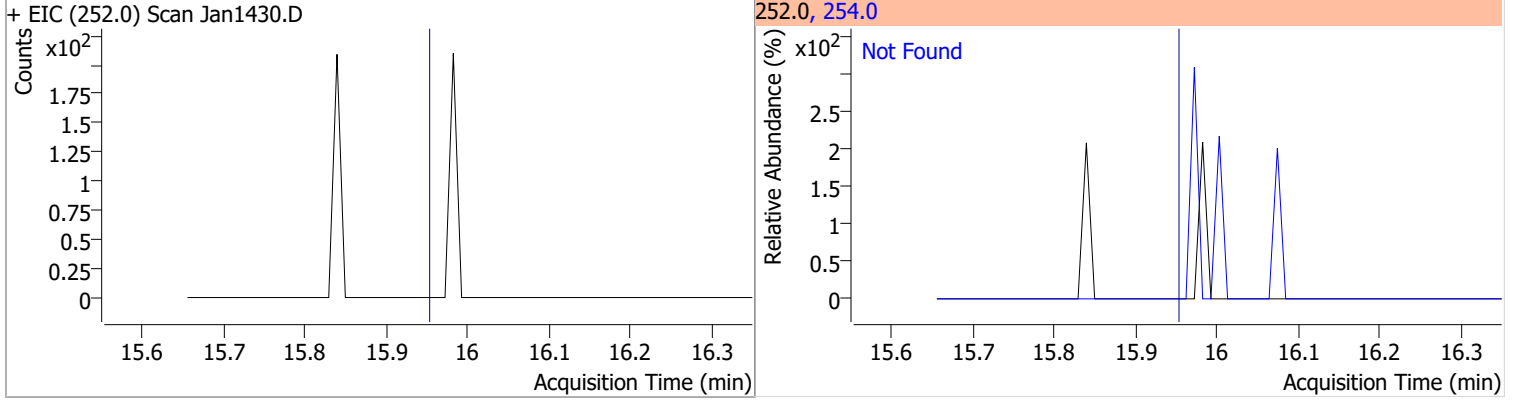


Quantitation Results Report (QT Reviewed)

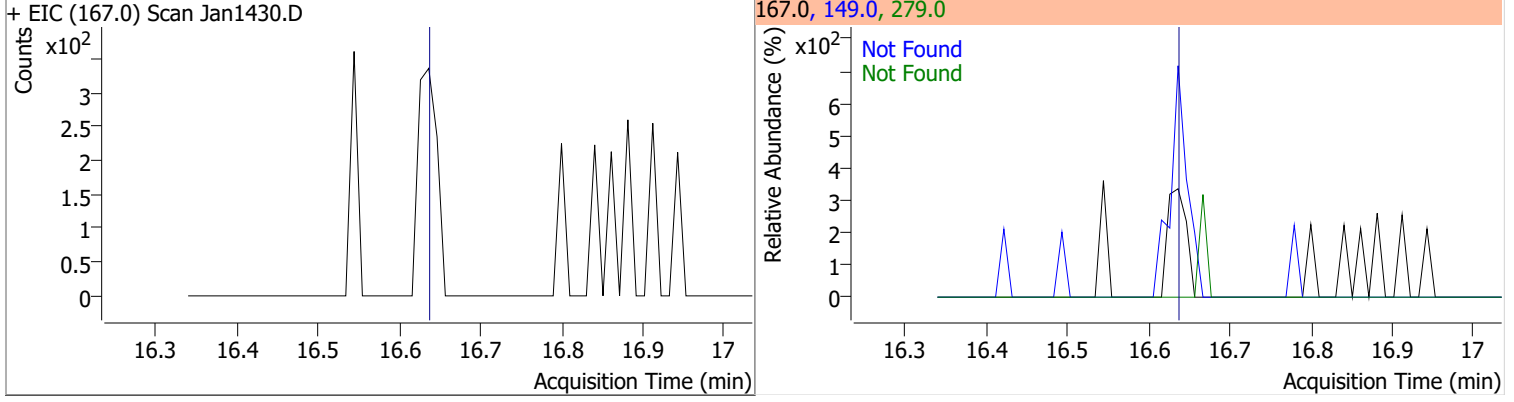
Compound	Conc.	Exp RT	QIon	Exp Ratio	QIon	Exp Ratio
Chrysene	N.D.	15.92	226.0	29.9	229.0	20.5



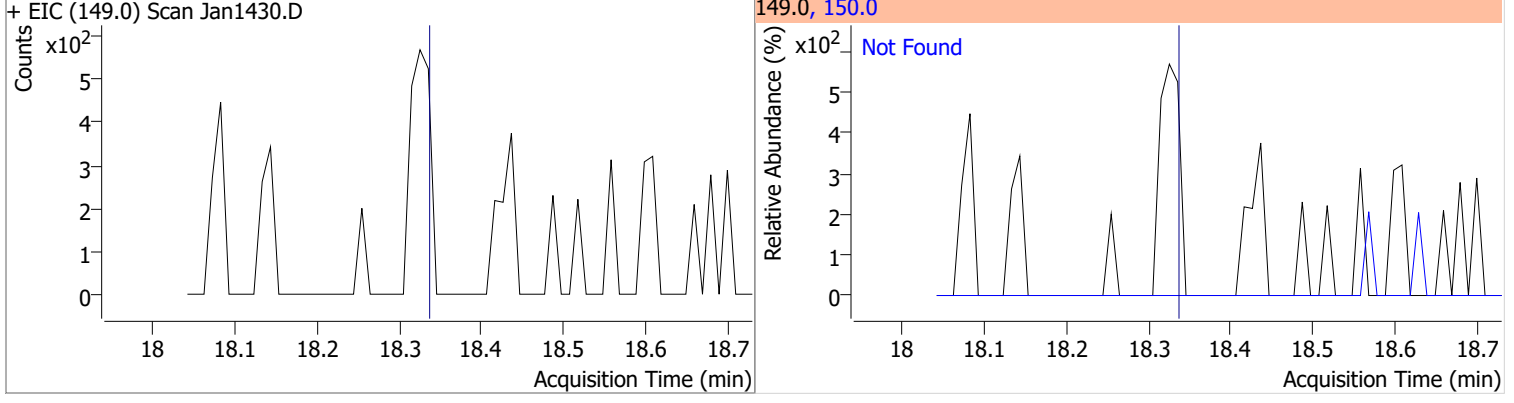
Compound	Conc.	Exp RT	QIon	Exp Ratio
3,3-Dichlorobenzidine	N.D.	15.96	254.0	65.4



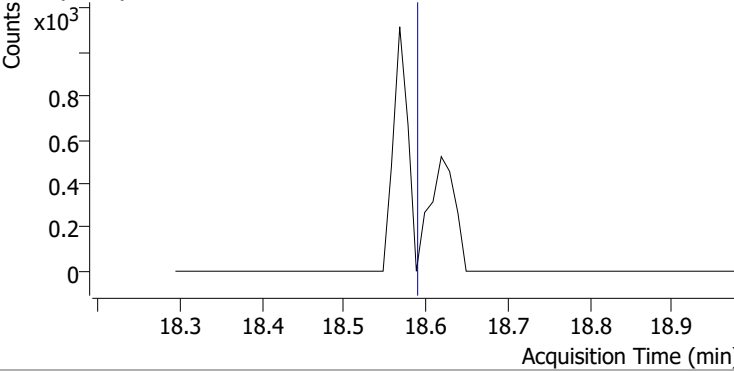
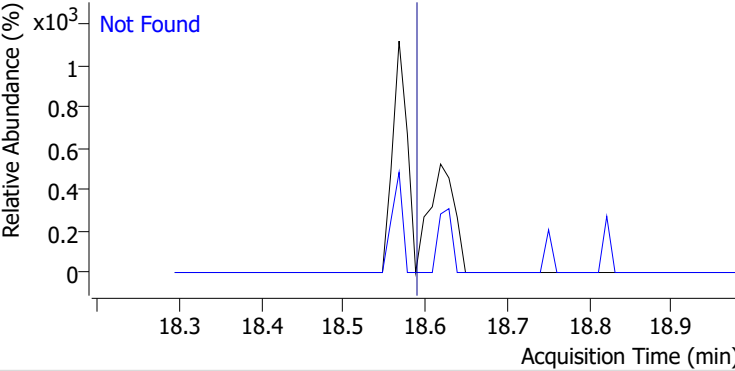
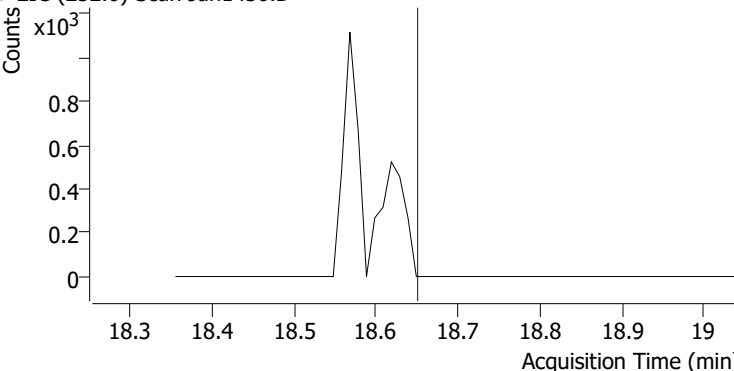
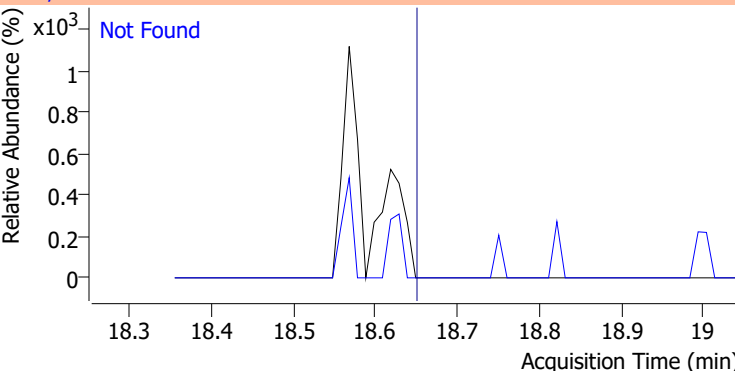
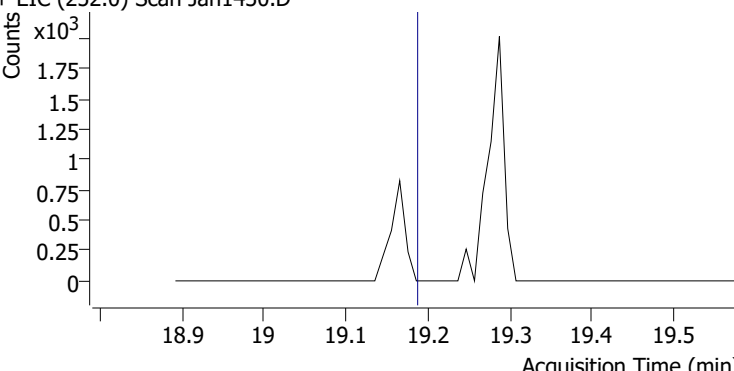
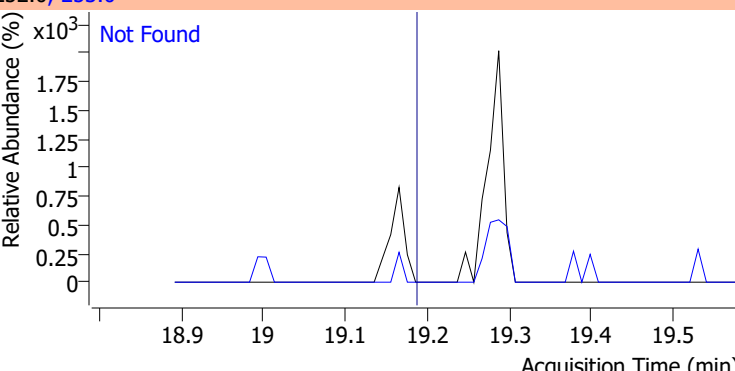
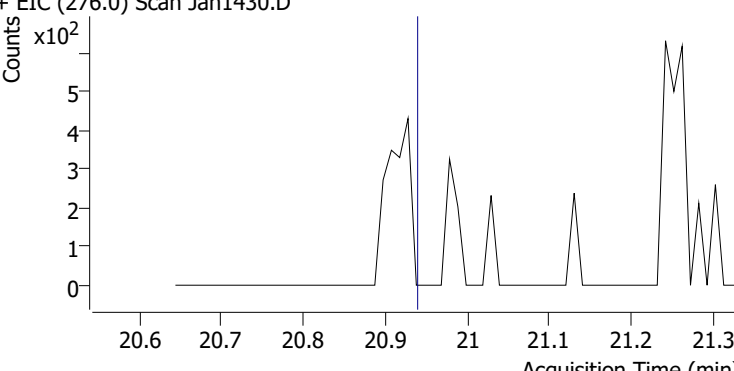
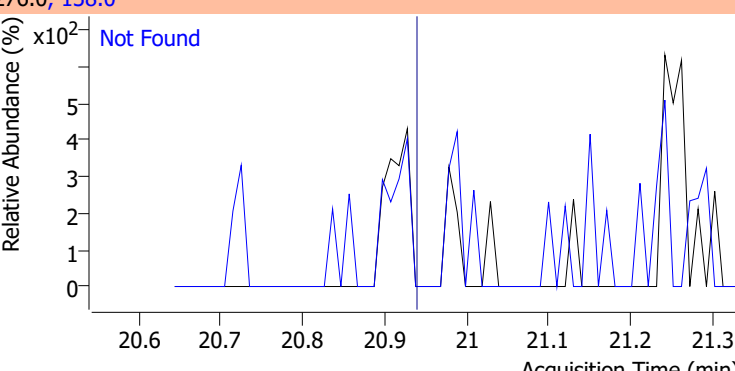
Compound	Conc.	Exp RT	QIon	Exp Ratio	QIon	Exp Ratio
bis(2-ethylhexyl)Phthalate	N.D.	16.65	149.0	389.1	279.0	15.4



Compound	Conc.	Exp RT	QIon	Exp Ratio
Di-n-octyl Phthalate	N.D.	18.34	150.0	9.4

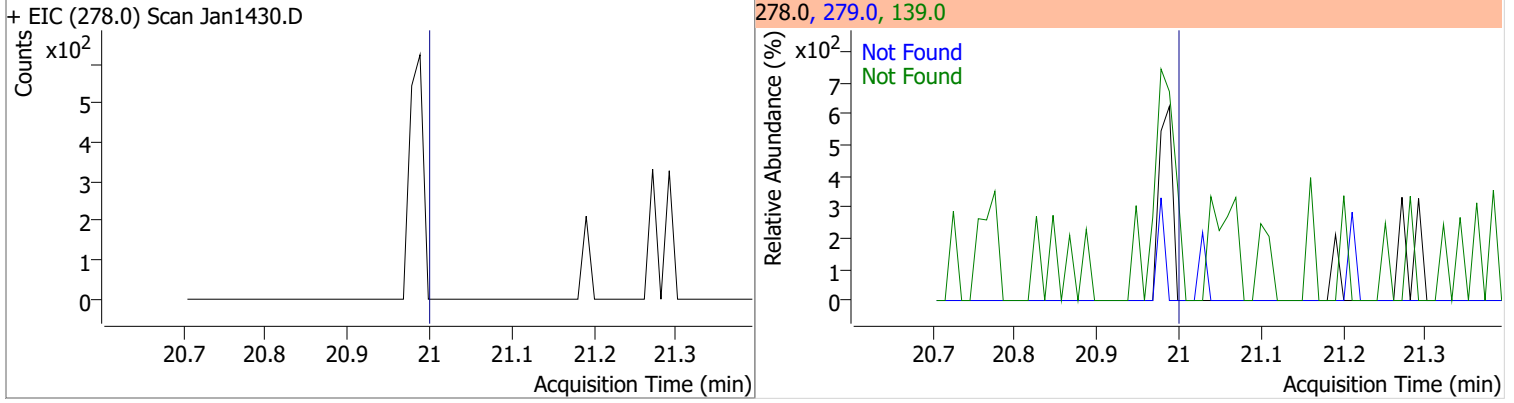


Quantitation Results Report (QT Reviewed)

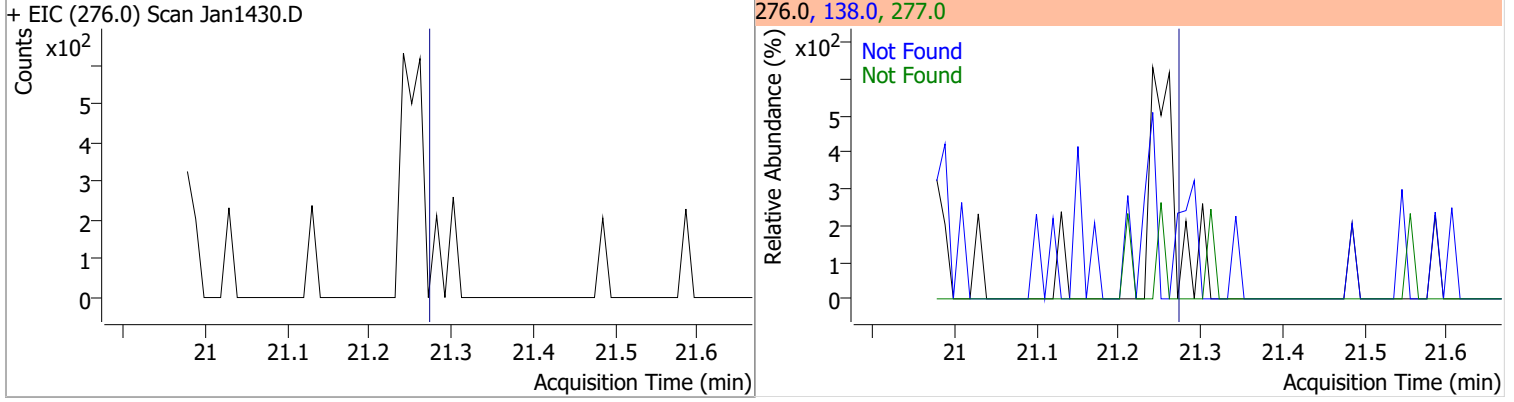
Compound	Conc.	Exp RT	QIon	Exp Ratio
Benzo(b)fluoranthene	N.D.	18.59	253.0	22.0
+ EIC (252.0) Scan Jan1430.D			252.0, 253.0	
				
Benzo(k)fluoranthene	N.D.	18.65	253.0	22.3
+ EIC (252.0) Scan Jan1430.D			252.0, 253.0	
				
Benzo(a)pyrene	N.D.	19.19	253.0	22.7
+ EIC (252.0) Scan Jan1430.D			252.0, 253.0	
				
Indeno(1,2,3-c,d)pyrene	N.D.	20.94	138.0	31.3
+ EIC (276.0) Scan Jan1430.D			276.0, 138.0	
				

Quantitation Results Report (QT Reviewed)

Compound	Conc.	Exp RT	QIon	Exp Ratio	QIon	Exp Ratio
Dibenzo(a,h)anthracene	N.D.	21.00	139.0	25.3	279.0	24.5

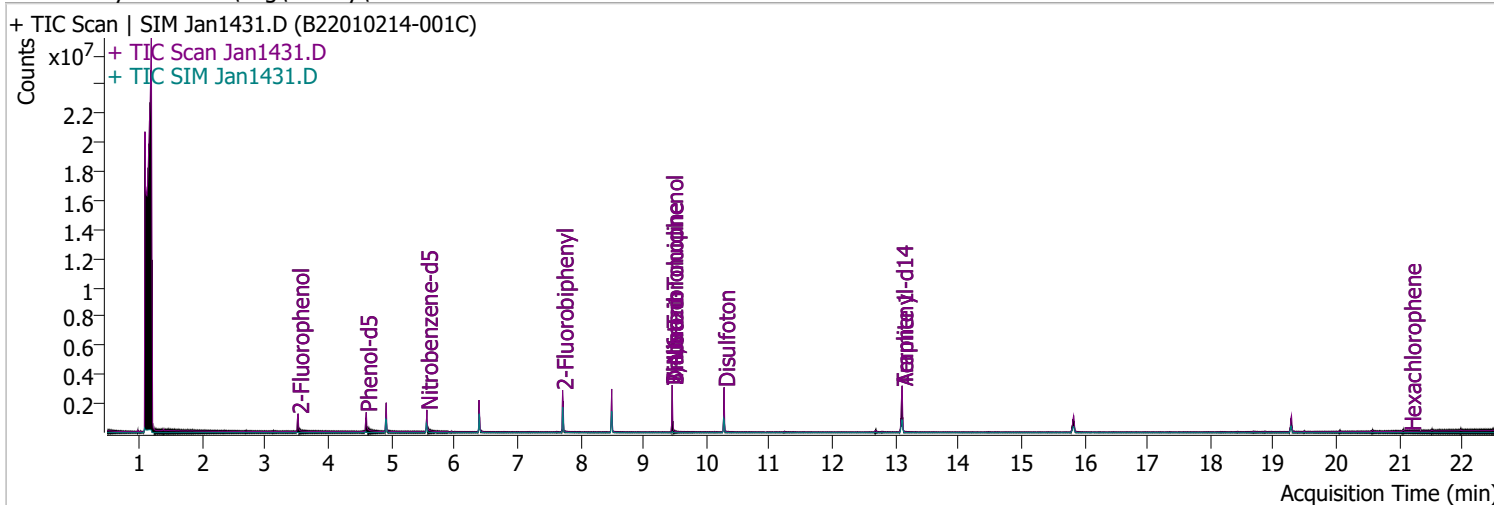


Compound	Conc.	Exp RT	QIon	Exp Ratio	QIon	Exp Ratio
Benzo(g,h,i)perylene	N.D.	21.27	138.0	33.6	277.0	23.4



Quantitation Results Report (QT Reviewed)

Data File	Jan1431.D	Operator	LIMS import
Acq. Method	BNA+SIM.M	Acq. Date-Time	1/15/2022 4:58:46 AM
Sample Name	B22010214-001C	Instrument	Instrument #1
Vial	31	Multiplier	1.00
DA Method File		Comment	SVOC-8270-W-LARGO
Tune File	dftppdsm.u	Tune Date	1/7/2022 12:13:00 PM
Batch Name	011422 DoD BNA.batch.bin	Last Calib Update	1/17/2022 3:53:35 PM
Ref Library	D:\Org\Library\NIST129K.l		



Compound	RT	QIon	Resp.	Conc.	Units	Dev(Min)
----------	----	------	-------	-------	-------	----------

Internal Standards

System Monitoring Compounds

S 2-Fluorophenol	3.521	112.0	410919	55.3339	µg/L	0.010
Spiked Amount: 200.000	Range: 10.0 - 75.0%			Recovery = 27.67%		
S Phenol-d5	4.603	99.0	570185	57.2130	µg/L	0.000
Spiked Amount: 200.000	Range: 10.0 - 65.0%			Recovery = 28.61%		
S Nitrobenzene-d5	5.563	82.0	322925	59.9087	µg/L	0.000
Spiked Amount: 100.000	Range: 32.0 - 94.0%			Recovery = 59.91%		
S 2-Fluorobiphenyl	7.718	172.0	1115706	60.8741	µg/L	0.000
Spiked Amount: 100.000	Range: 28.0 - 107.0%			Recovery = 60.87%		
S 2,4,6-Tribromophenol	9.458	329.8	242985	152.8688	µg/L	0.000
Spiked Amount: 200.000	Range: 25.0 - 140.0%			Recovery = 76.43%		
S Terphenyl-d14	13.108	244.3	1658556	91.1274	µg/L	0.010
Spiked Amount: 100.000	Range: 32.0 - 122.0%			Recovery = 91.13%		

Target Compounds

Compound	RT	QIon	Resp.	Conc.	Units	Dev(Min)	QValue
T N-Nitrosodimethylamine	0.000		0	N.D.			
T Pyridine	0.000		0	N.D.			
T Aniline	0.000		0	N.D.			
T Phenol	0.000		0	N.D.			
T bis(-2-Chloroethyl)Ether	0.000		0	N.D.			
T 2-Chlorophenol	0.000		0	N.D.			
T 1,3-Dichlorobenzene	0.000		0	N.D.			
T 1,4-Dichlorobenzene	0.000		0	N.D.			
T 1,2-Dichlorobenzene	0.000		0	N.D.			
T Benzyl Alcohol	0.000		0	N.D.			
T bis(2-chloroisopropyl)Ether	0.000		0	N.D.			
T 2-Methylphenol	0.000		0	N.D.			
T N-nitroso-Di-n-propylamine	5.563	70.0	0		µg/L	md	1
T 4Methylphenol/3Methylphenol	0.000		0	N.D.			
T Hexachloroethane	0.000		0	N.D.			

Quantitation Results Report (QT Reviewed)

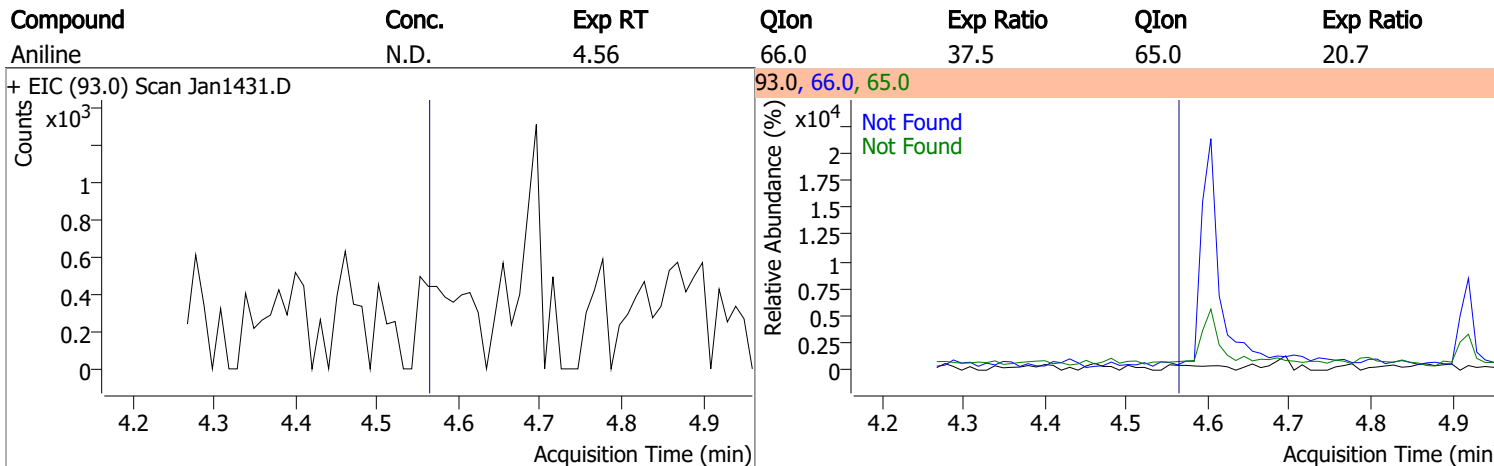
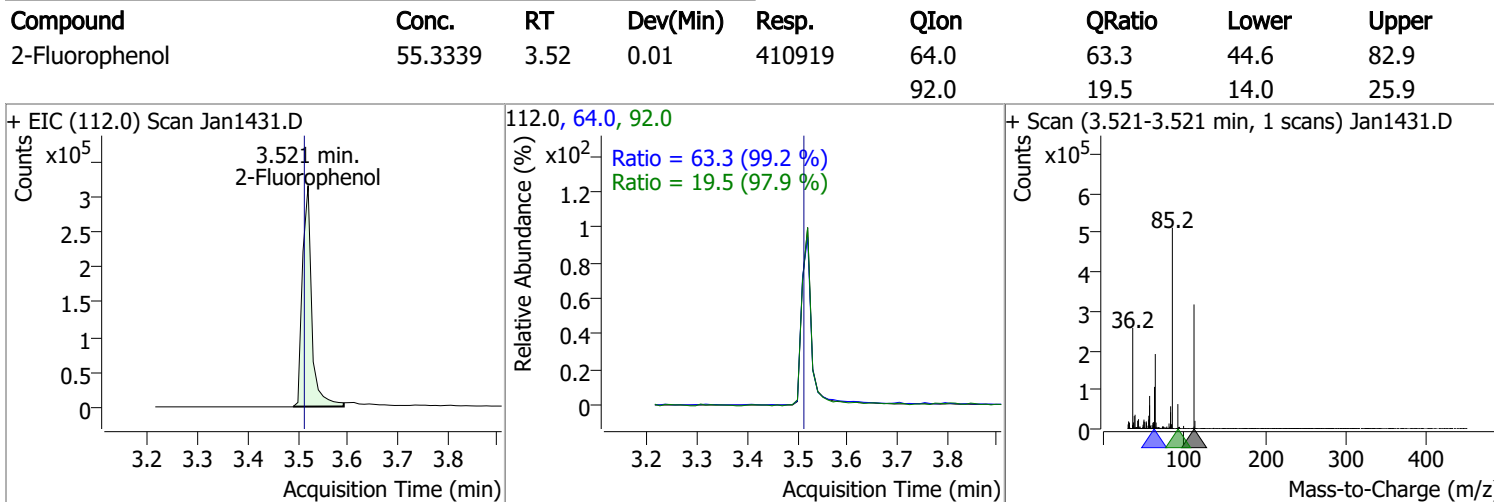
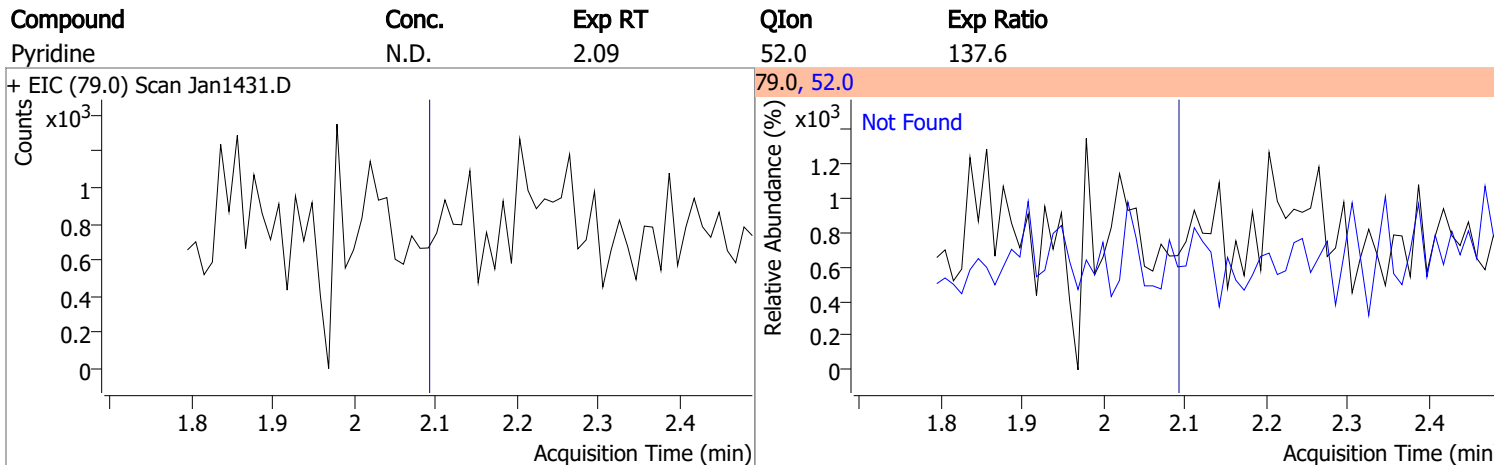
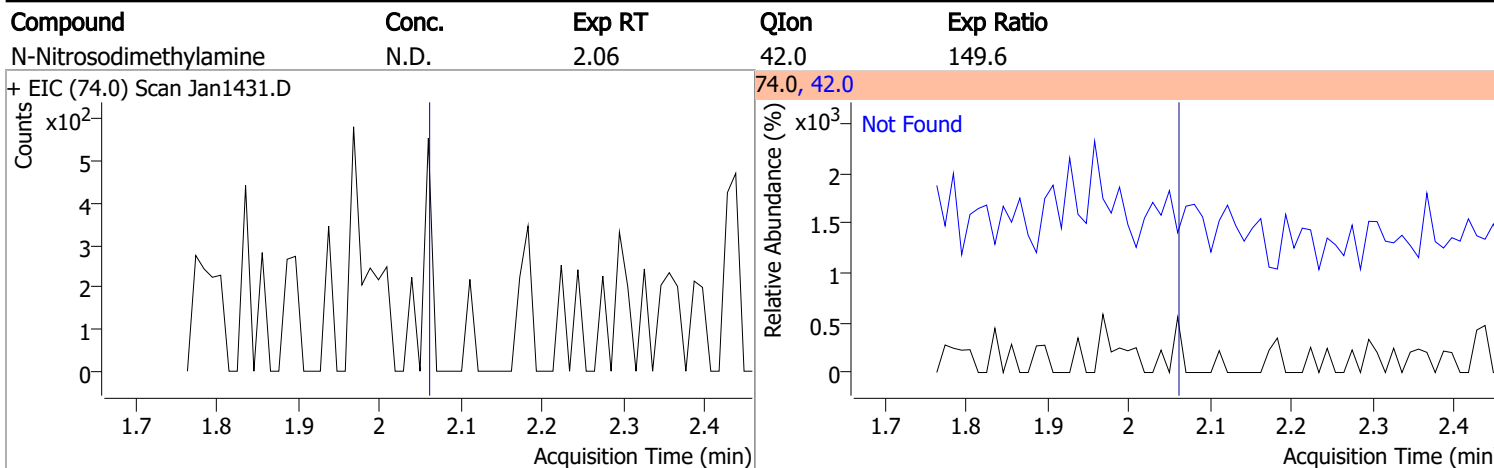
Compound	RT	QIon	Resp.	Conc.	Units	Dev(Min)
T Nitrobenzene	0.000		0	N.D.		
T Isophorone	0.000		0	N.D.		
T 2-Nitrophenol	0.000		0	N.D.		
T 2,4-Dimethylphenol	0.000		0	N.D.		
T bis(-2-Chloroethoxy)Methane	0.000		0	N.D.		
T 2,4-Dichlorophenol	0.000		0	N.D.		
T Benzoic Acid	0.000		0	N.D.		
T 1,2,4-Trichlorobenzene	0.000		0	N.D.		
T Naphthalene	0.000		0	N.D.		
T 4-Chlorophenol	0.000		0	N.D.		
T p-Chloroaniline	0.000		0	N.D.		
T Hexachlorobutadiene	0.000		0	N.D.		
T 4-Chloro-2-Methylphenol	0.000		0	N.D.		
T 4-Chloro-3-Methylphenol	0.000		0	N.D.		
T 2-Methylnaphthalene	0.000		0	N.D.		
T 1-Methylnaphthalene	0.000		0	N.D.		
T Hexachlorocyclopentadiene	0.000		0	N.D.		
T 2,4,6-Trichlorophenol	0.000		0	N.D.		
T 2,4,5-Trichlorophenol	0.000		0	N.D.		
T 2-Chloronaphthalene	0.000		0	N.D.		
T 2-Nitroaniline	0.000		0	N.D.		
T Dimethyl Phthalate	8.497	163.0	0		µg/L	md
T 2,6-Dinitrotoluene	8.497	165.0	0		µg/L	md
T Acenaphthylene	0.000		0	N.D.		
T 3-Nitroaniline	0.000		0	N.D.		
T Acenaphthene	0.000		0	N.D.		
T 2,4-Dinitrophenol	0.000		0	N.D.		
T Dibenzofuran	0.000		0	N.D.		
T 2,4-Dinitrotoluene	8.497	165.0	0		µg/L	md
T 4-Nitrophenol	0.000		0	N.D.		
T Diethylphthalate	0.000		0	N.D.		
T Fluorene	0.000		0	N.D.		
T 4-Chlorophenyl-phenylether	0.000		0	N.D.		
T 4-Nitroaniline	0.000		0	N.D.		
T 4,6-Dinitro-2-methylphenol	0.000		0	N.D.		
T N-nitrosodiphenylamine	0.000		0	N.D.		
T Azobenzene	0.000		0	N.D.		
T 4-Bromophenyl-phenylether	0.000		0	N.D.		
T Hexachlorobenzene	0.000		0	N.D.		
T Pentachlorophenol	0.000		0	N.D.		
T Phenanthrene	0.000		0	N.D.		
T Anthracene	0.000		0	N.D.		
T Triallate	0.000		0	N.D.		
T Carbazole	0.000		0	N.D.		
T o-Terphenyl	0.000		0	N.D.		
T Di-n-Butylphthalate	0.000		0	N.D.		
T Fluoranthene	0.000		0	N.D.		
T Benzidine	0.000		0	N.D.		
T Pyrene	0.000		0	N.D.		
T Butylbenzylphthalate	0.000		0	N.D.		
T Benzo(a)Anthracene	0.000		0	N.D.		
T Chrysene	0.000		0	N.D.		
T 3,3-Dichlorobenzidine	0.000		0	N.D.		
T bis(2-ethylhexyl)Phthalate	0.000		0	N.D.		
T Di-n-octyl Phthalate	0.000		0	N.D.		

Quantitation Results Report (QT Reviewed)

Compound	RT	QIon	Resp.	Conc.	Units	Dev(Min)
T Benzo(b)fluoranthene	0.000		0	N.D.		
T Benzo(k)fluoranthene	0.000		0	N.D.		
T Benzo(a)pyrene	0.000		0	N.D.		
T Indeno(1,2,3-c,d)pyrene	0.000		0	N.D.		
T Dibenzo(a,h)anthracene	0.000		0	N.D.		
T Benzo(g,h,i)perylene	0.000		0	N.D.		

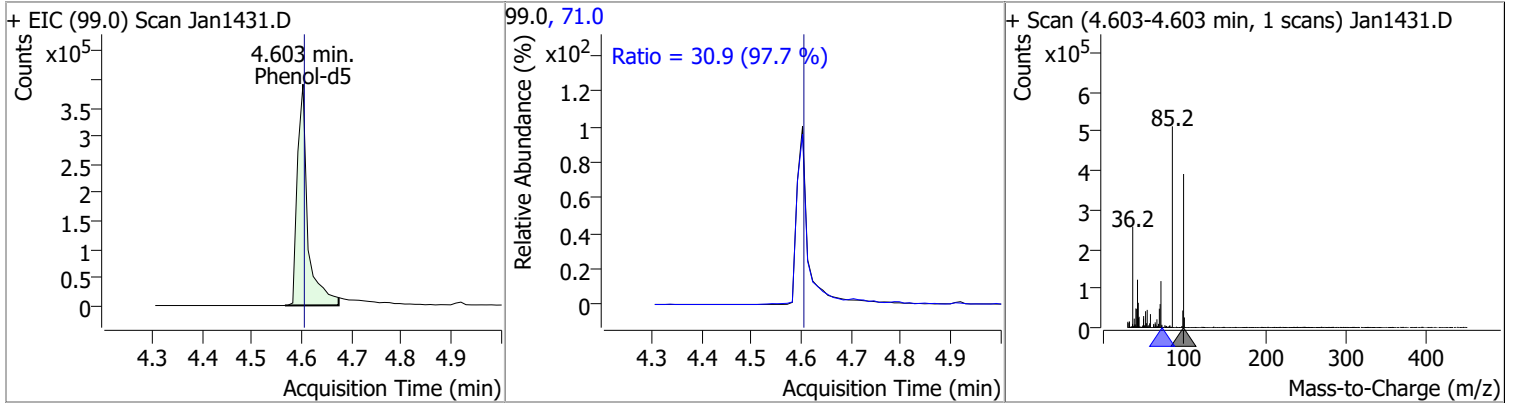
(#) = Qualifier Out of Range; (m) = Manual Integration; (+) = Area Summed; (*) = Surrogate Percent Recovery Out of Range; (d): Zeroed Peak

Quantitation Results Report (QT Reviewed)

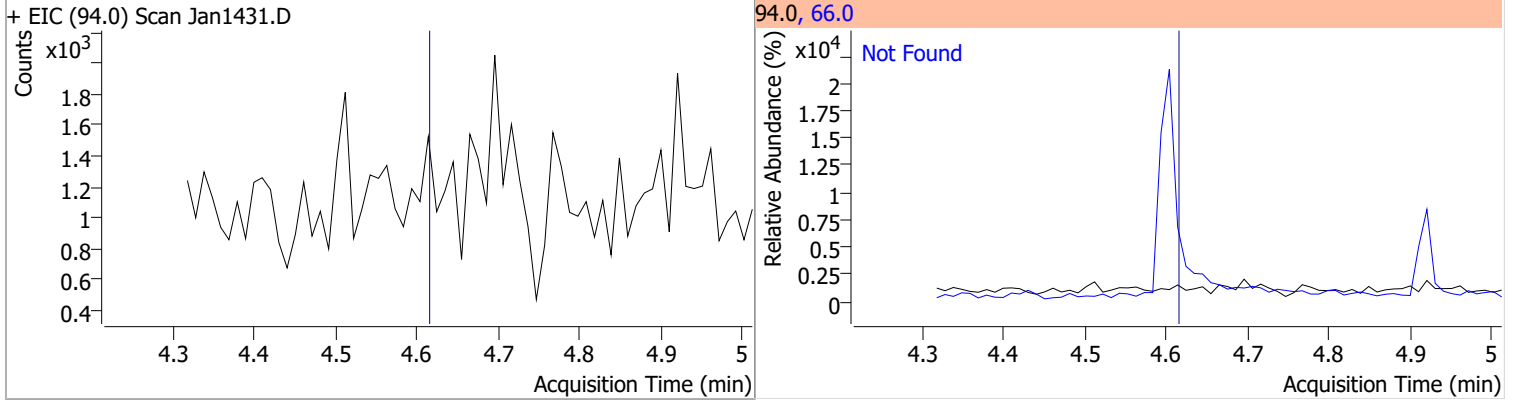


Quantitation Results Report (QT Reviewed)

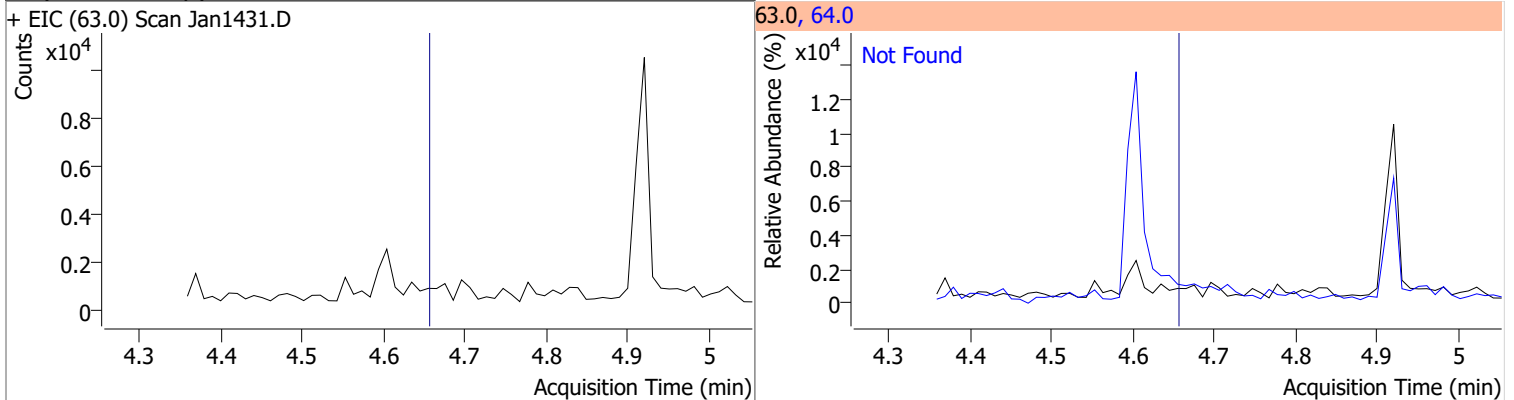
Compound	Conc.	RT	Dev(Min)	Resp.	QIon	QRatio	Lower	Upper
Phenol-d5	57.2130	4.60	0.00	570185	71.0	30.9	22.2	41.2



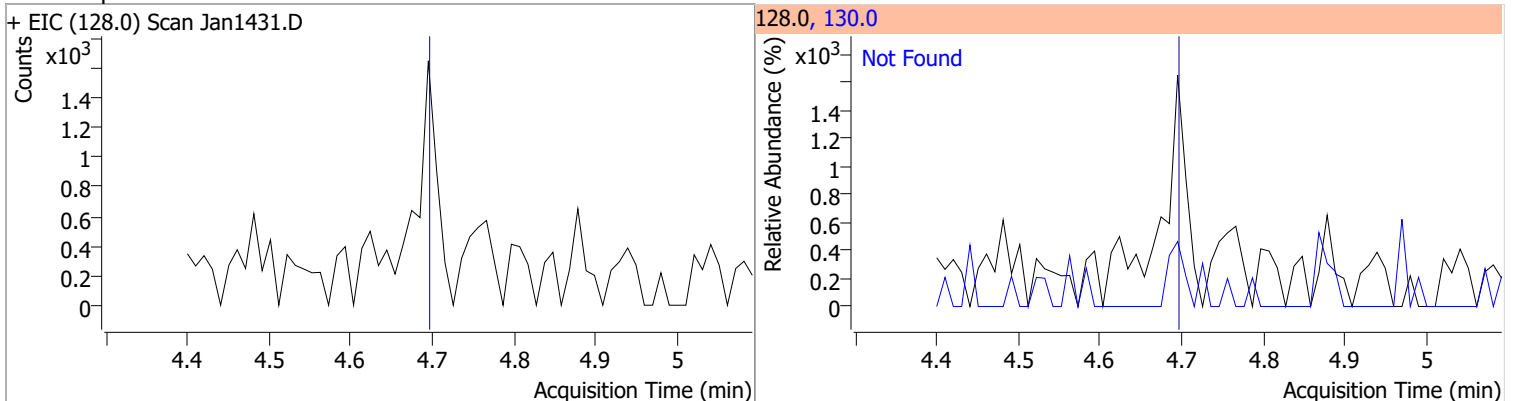
Compound	Conc.	Exp RT	QIon	Exp Ratio
Phenol	N.D.	4.61	66.0	49.9



Compound	Conc.	Exp RT	QIon	Exp Ratio
bis(-2-Chloroethyl)Ether	N.D.	4.65	64.0	3.4



Compound	Conc.	Exp RT	QIon	Exp Ratio
2-Chlorophenol	N.D.	4.70	130.0	32.7

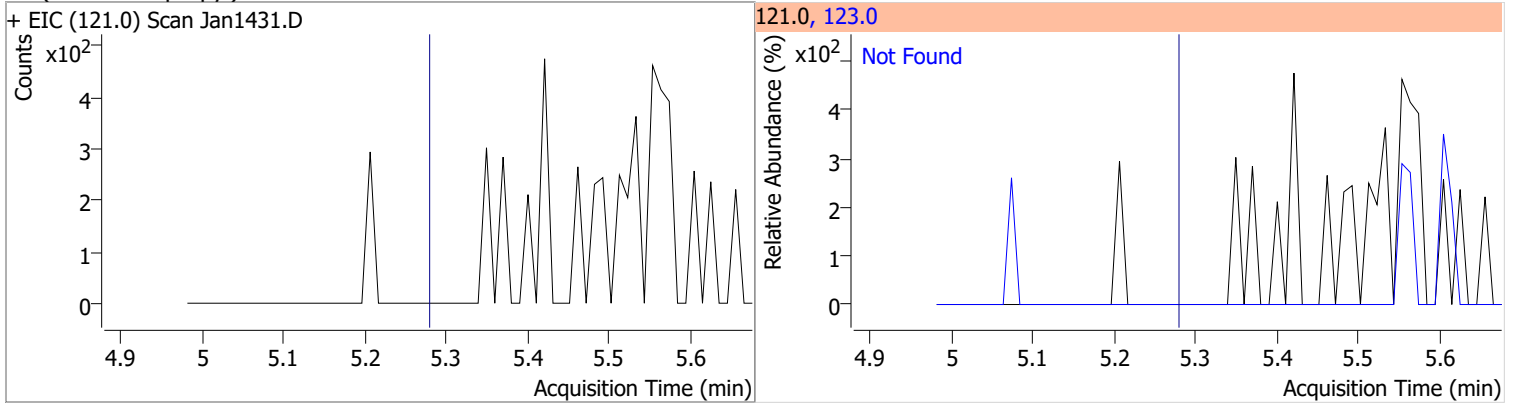


Quantitation Results Report (QT Reviewed)

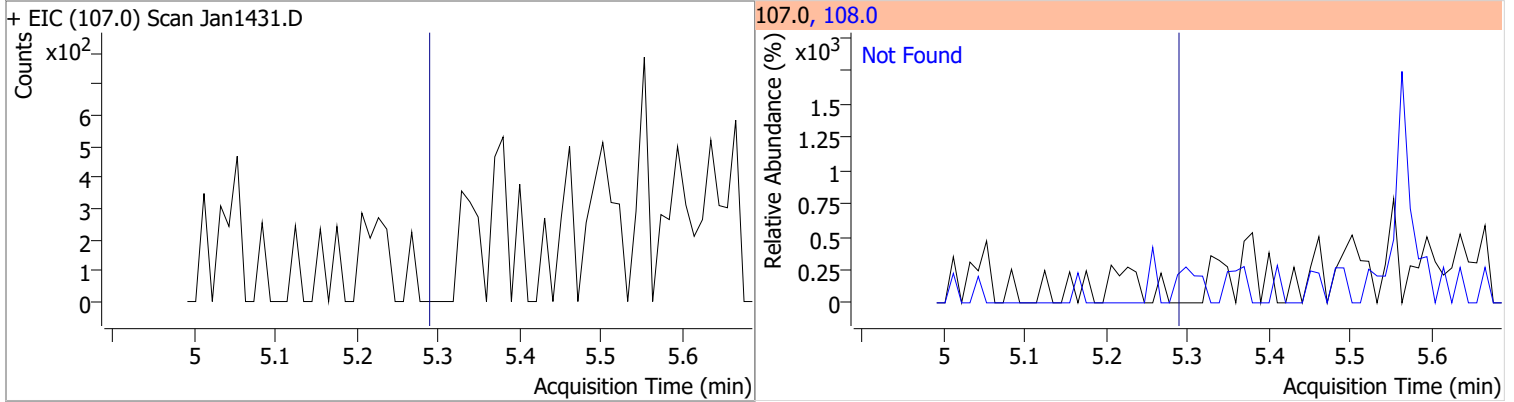
Compound	Conc.	Exp RT	QIon	Exp Ratio	QIon	Exp Ratio
1,3-Dichlorobenzene	N.D.	4.85	148.0	64.0	111.0	35.9
+ EIC (146.0) Scan Jan1431.D			146.0, 148.0, 111.0			
1,4-Dichlorobenzene	N.D.	4.94	148.0	65.1	111.0	35.2
+ EIC (146.0) Scan Jan1431.D			146.0, 148.0, 111.0			
1,2-Dichlorobenzene	N.D.	5.10	148.0	63.6	111.0	36.6
+ EIC (146.0) Scan Jan1431.D			146.0, 148.0, 111.0			
Benzyl Alcohol	N.D.	5.11	79.0	112.9	107.0	67.1
+ EIC (108.0) Scan Jan1431.D			108.0, 79.0, 107.0			

Quantitation Results Report (QT Reviewed)

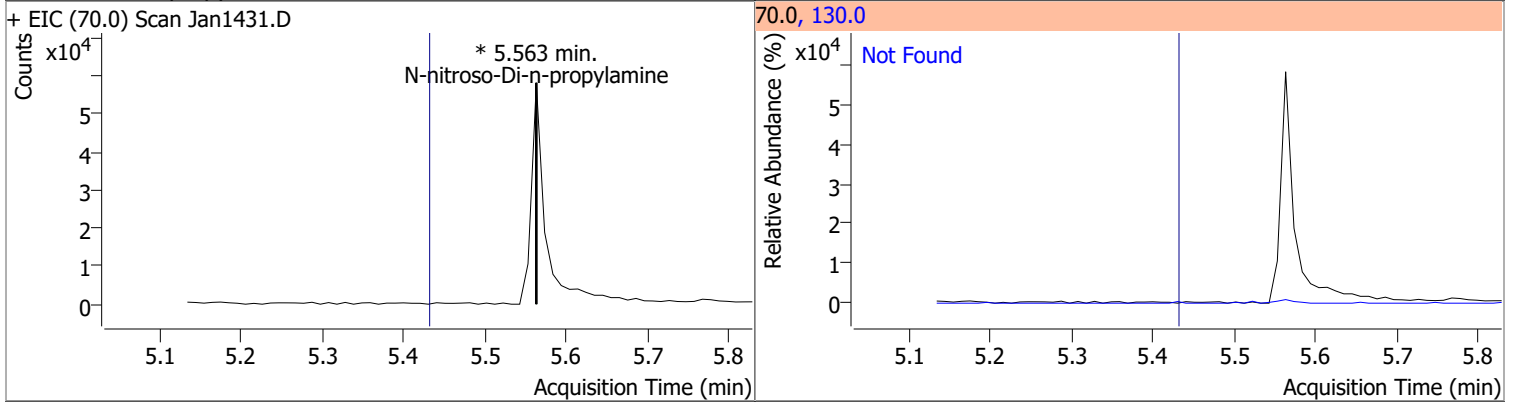
Compound	Conc.	Exp RT	QIon	Exp Ratio
bis(2-chloroisopropyl)Ether	N.D.	5.28	123.0	33.2



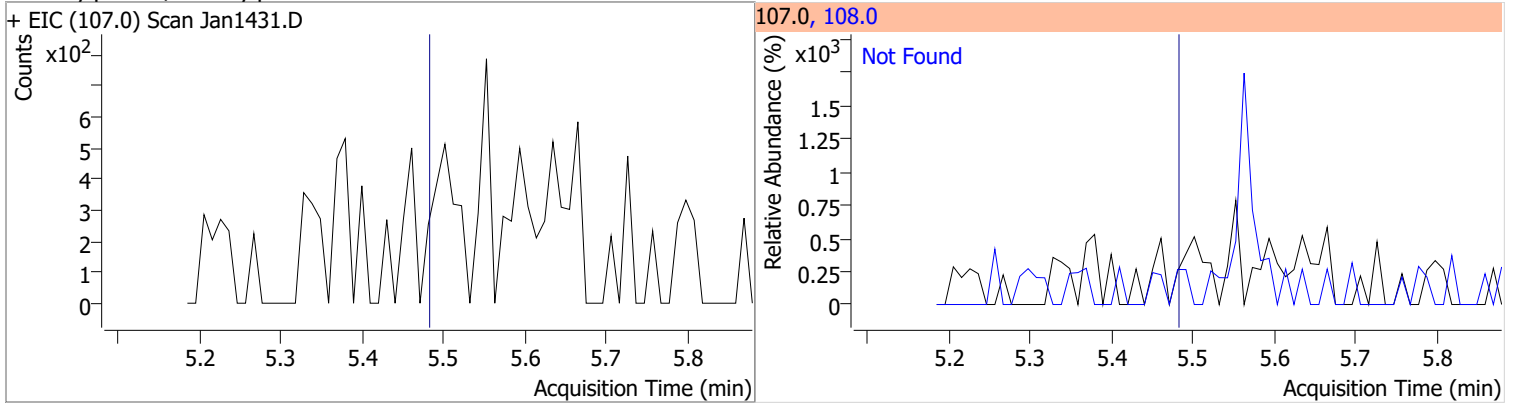
Compound	Conc.	Exp RT	QIon	Exp Ratio
2-Methylphenol	N.D.	5.29	108.0	114.9



Compound	Conc.	RT	Dev(Min)	Resp.	QIon	QRatio	Lower	Upper
N-nitroso-Di-n-propylamine		0		0	130.0		0.0	40.8

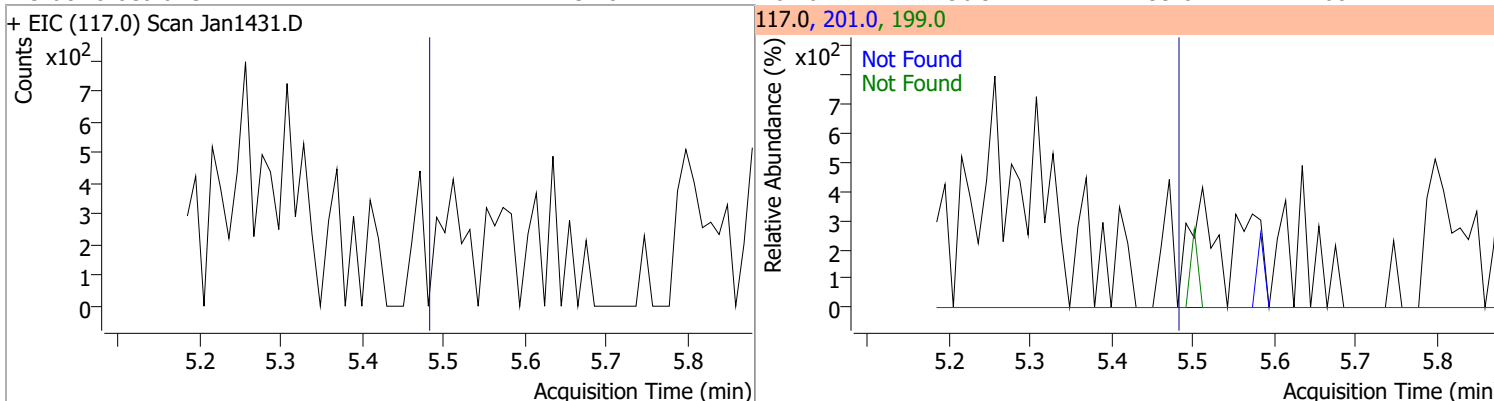


Compound	Conc.	Exp RT	QIon	Exp Ratio
4Methylphenol/3Methylphenol	N.D.	5.48	108.0	80.9

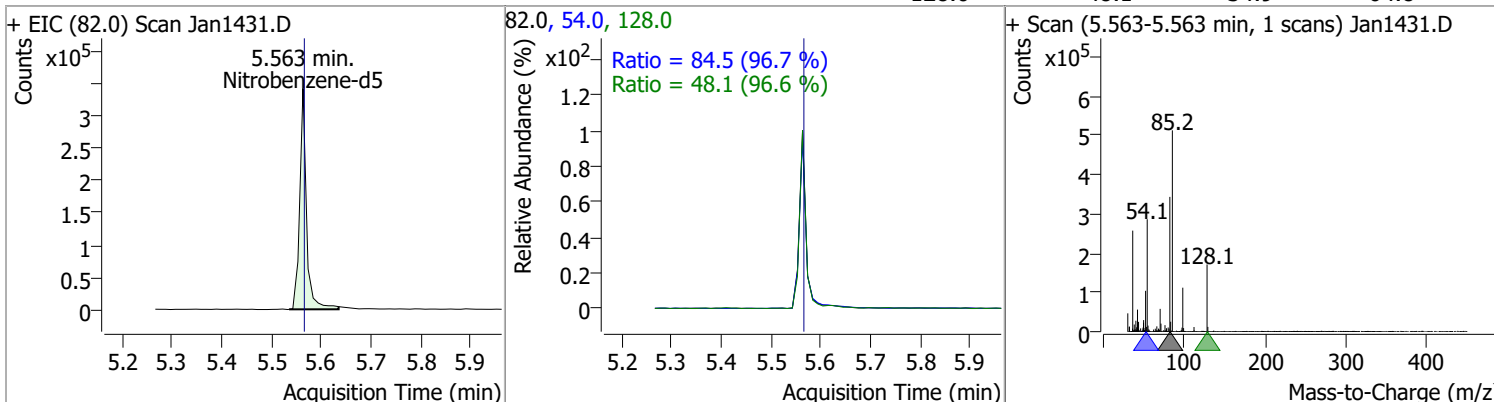


Quantitation Results Report (QT Reviewed)

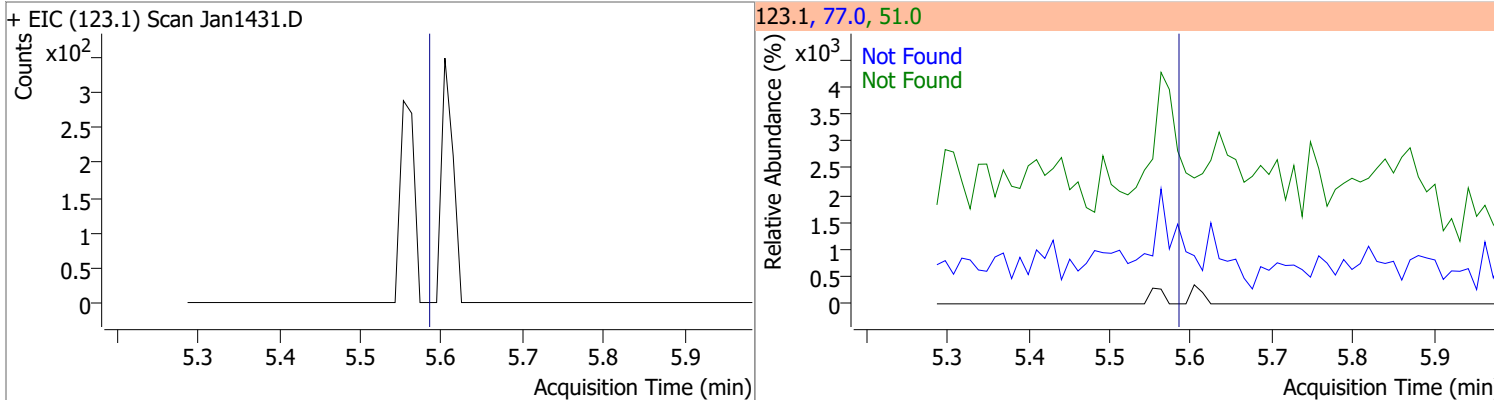
Compound	Conc.	Exp RT	QIon	Exp Ratio	QIon	Exp Ratio
Hexachloroethane	N.D.	5.48	201.0	96.9	199.0	60.2



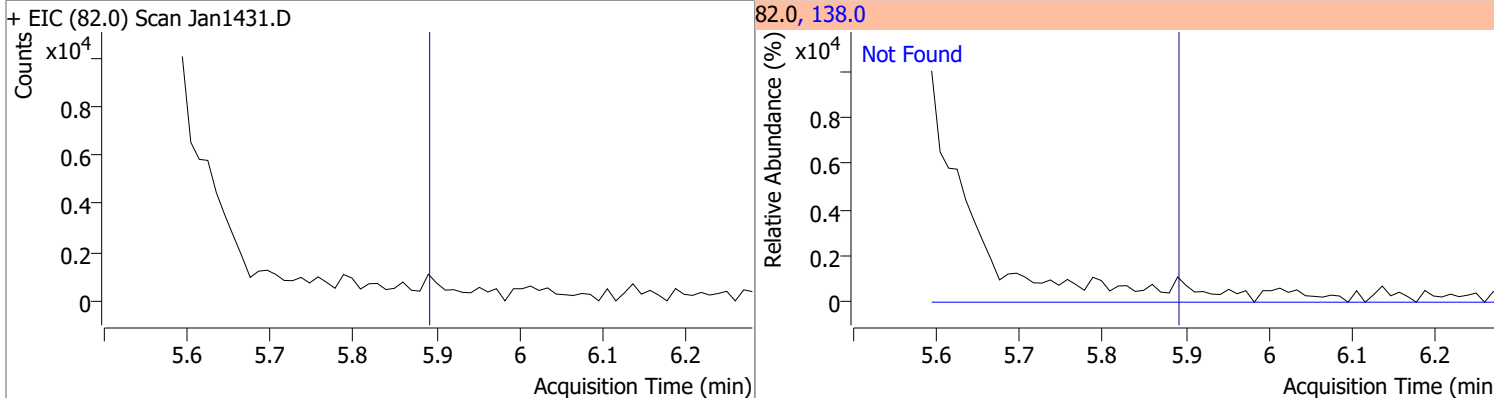
Compound	Conc.	RT	Dev(Min)	Resp.	QIon	QRatio	Lower	Upper
Nitrobenzene-d5	59.9087	5.56	0.00	322925	54.0	84.5	61.2	113.6
					128.0	48.1	34.9	64.8



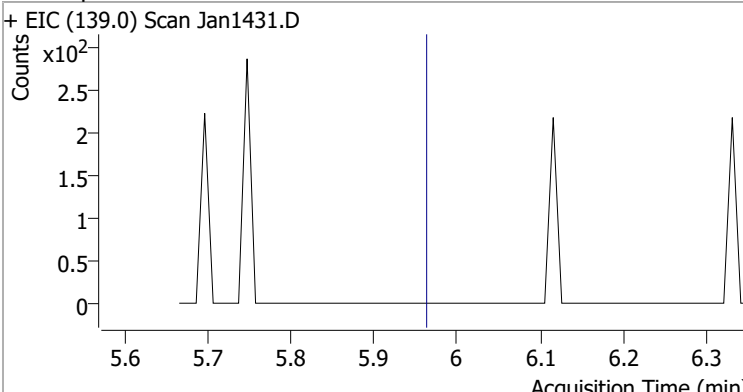
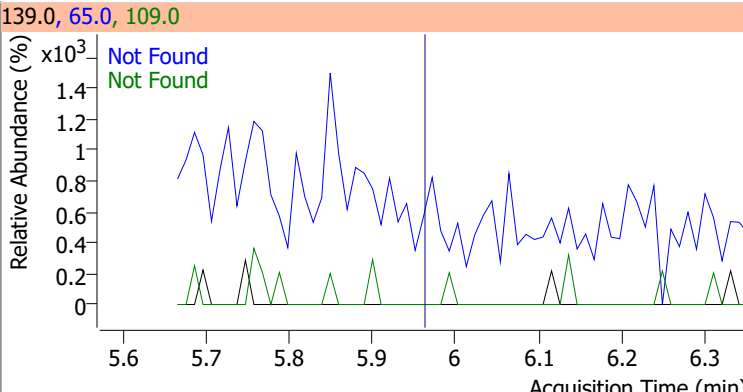
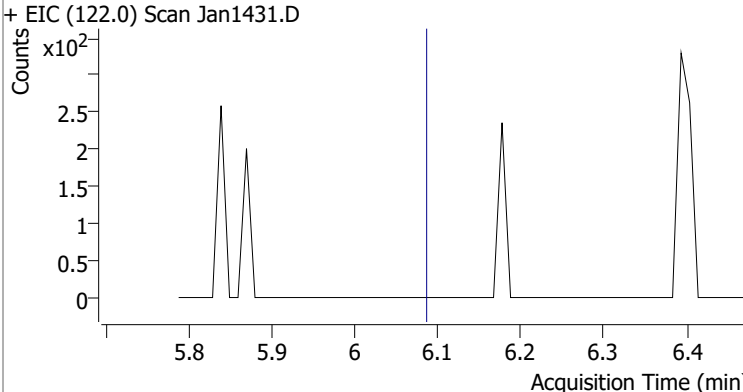
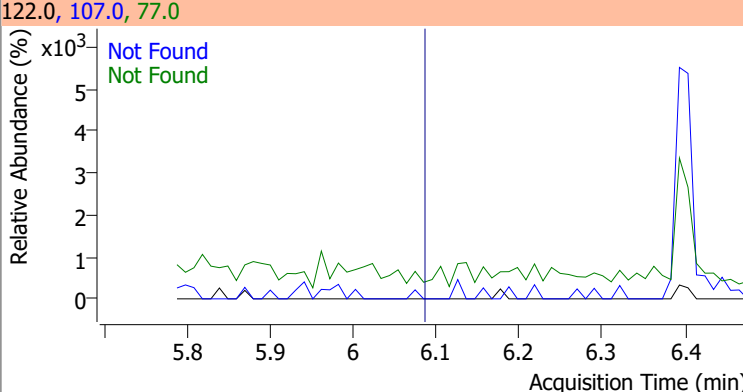
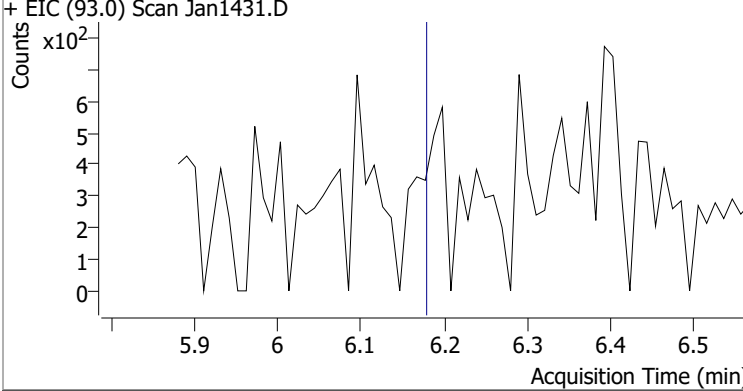
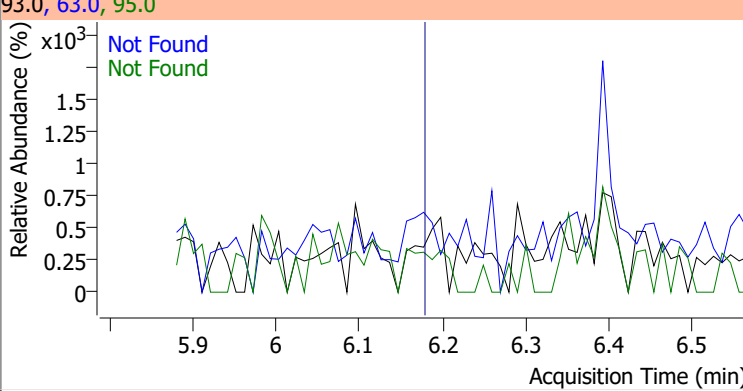
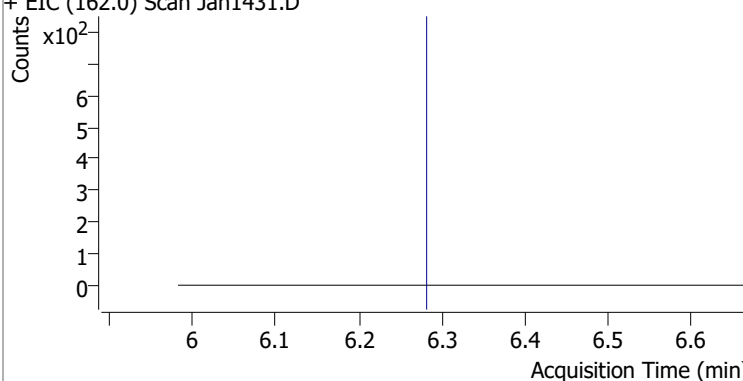
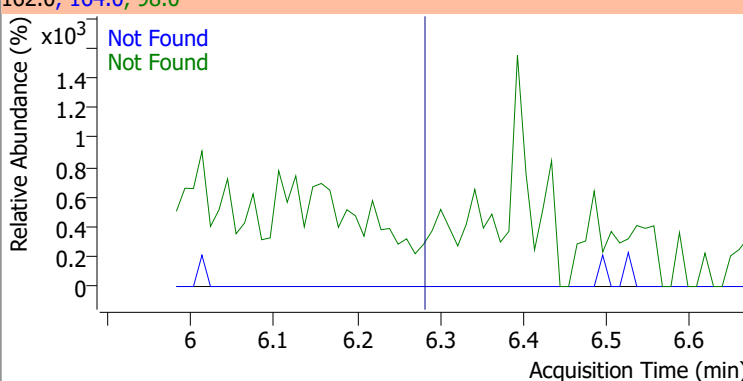
Compound	Conc.	Exp RT	QIon	Exp Ratio	QIon	Exp Ratio
Nitrobenzene	N.D.	5.58	77.0	187.7	51.0	165.1



Compound	Conc.	Exp RT	QIon	Exp Ratio
Isophorone	N.D.	5.89	138.0	21.2



Quantitation Results Report (QT Reviewed)

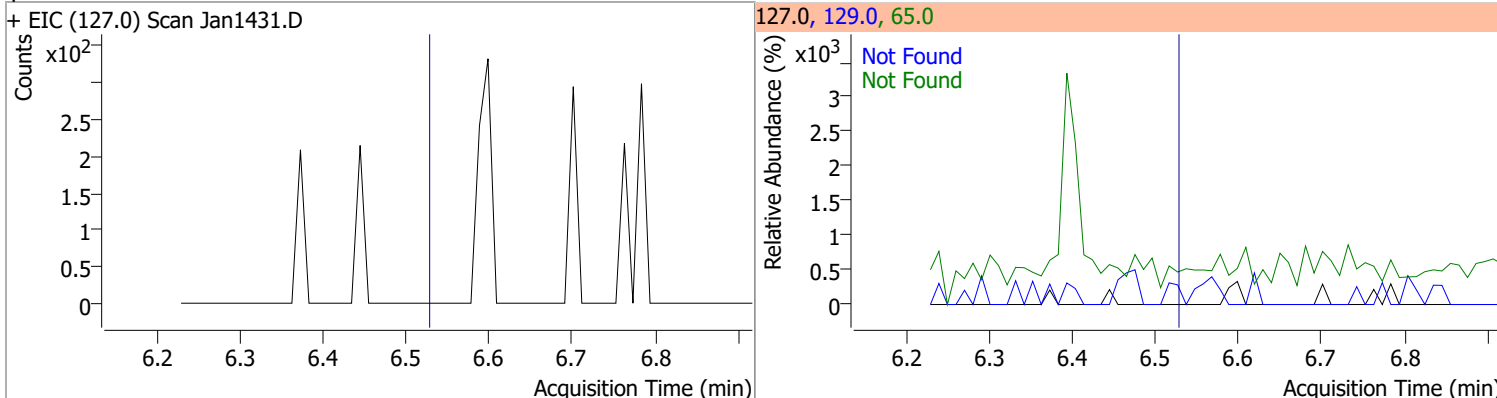
Compound	Conc.	Exp RT	QIon	Exp Ratio	QIon	Exp Ratio
2-Nitrophenol	N.D.	5.96	65.0	52.2	109.0	38.2
+ EIC (139.0) Scan Jan1431.D			139.0, 65.0, 109.0			
						
2,4-Dimethylphenol	N.D.	6.08	107.0	106.7	77.0	29.9
+ EIC (122.0) Scan Jan1431.D			122.0, 107.0, 77.0			
						
bis(-2-Chloroethoxy)Methane	N.D.	6.18	63.0	88.3	95.0	29.8
+ EIC (93.0) Scan Jan1431.D			93.0, 63.0, 95.0			
						
2,4-Dichlorophenol	N.D.	6.28	164.0	63.5	98.0	30.9
+ EIC (162.0) Scan Jan1431.D			162.0, 164.0, 98.0			
						

Quantitation Results Report (QT Reviewed)

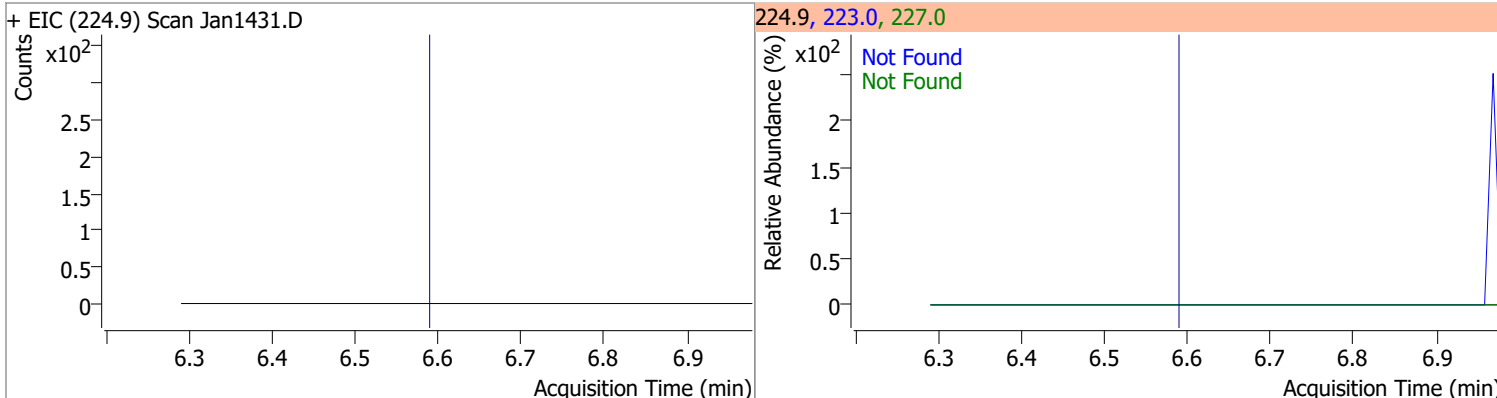
Compound	Conc.	Exp RT	QIon	Exp Ratio	QIon	Exp Ratio
Benzoic Acid	N.D.	6.29	122.0	89.3	77.0	71.7
+ EIC (105.0) Scan Jan1431.D			105.0, 122.0, 77.0			
1,2,4-Trichlorobenzene	N.D.	6.34	182.0	98.3	145.0	29.2
+ EIC (180.0) Scan Jan1431.D			180.0, 182.0, 145.0			
Naphthalene	N.D.	6.42	129.0	11.1	102.0	8.9
+ EIC (128.0) Scan Jan1431.D			128.0, 129.0, 102.0			
4-Chlorophenol	N.D.	6.50	128.0	299.5		
+ EIC (130.0) Scan Jan1431.D			130.0, 128.0			

Quantitation Results Report (QT Reviewed)

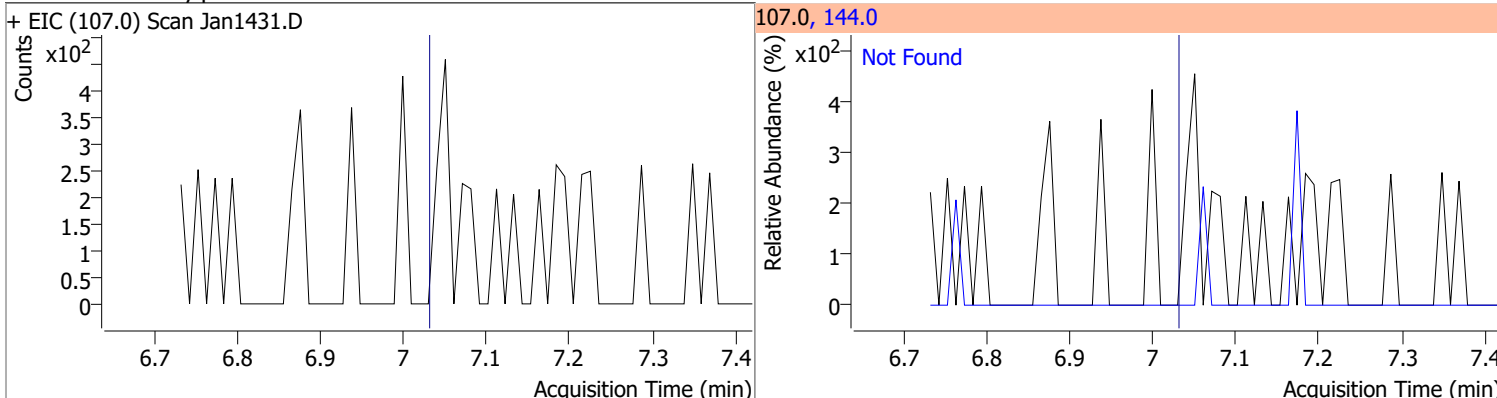
Compound	Conc.	Exp RT	QIon	Exp Ratio	QIon	Exp Ratio
p-Chloroaniline	N.D.	6.53	65.0	32.6	129.0	32.1



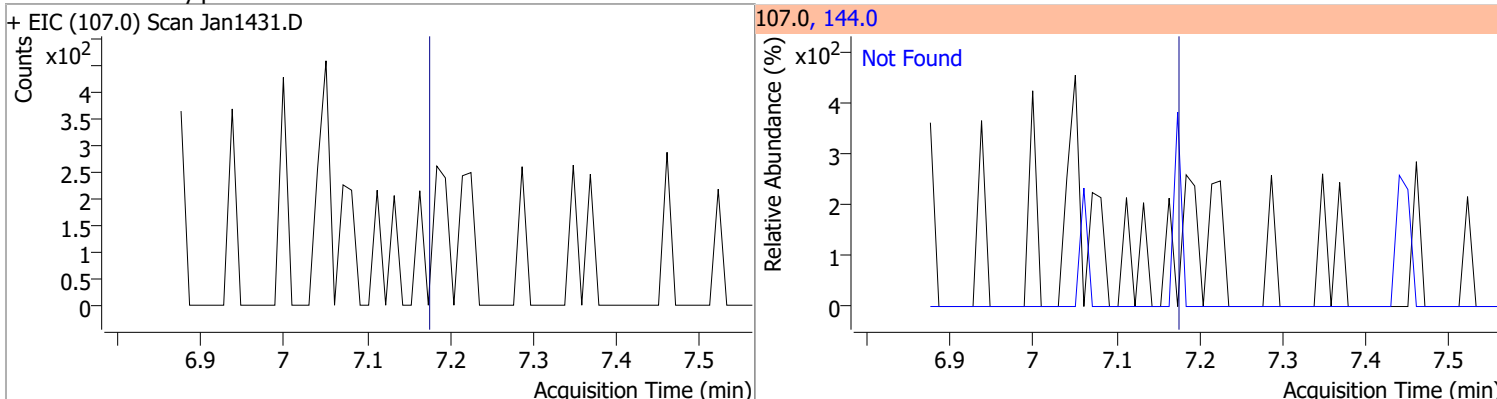
Compound	Conc.	Exp RT	QIon	Exp Ratio	QIon	Exp Ratio
Hexachlorobutadiene	N.D.	6.59	223.0	62.9	227.0	61.7



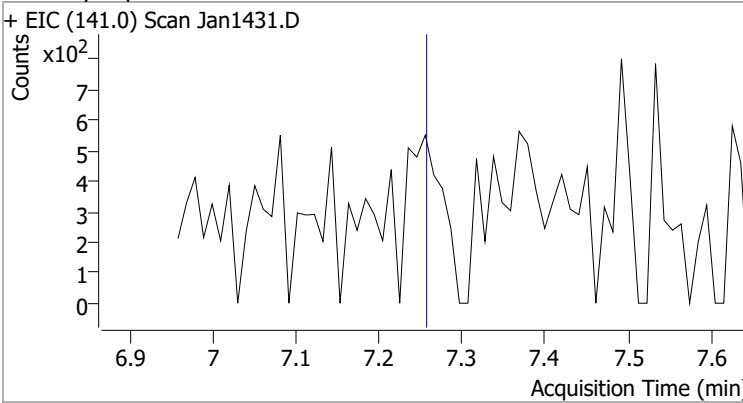
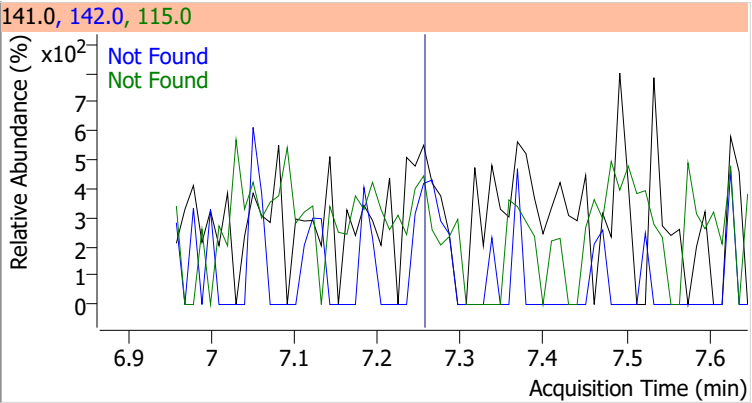
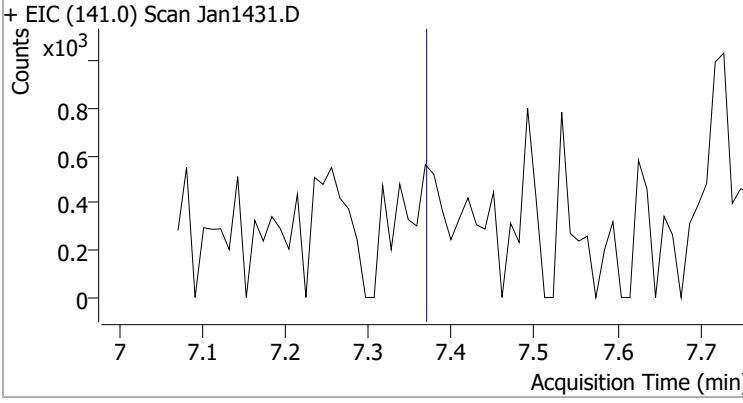
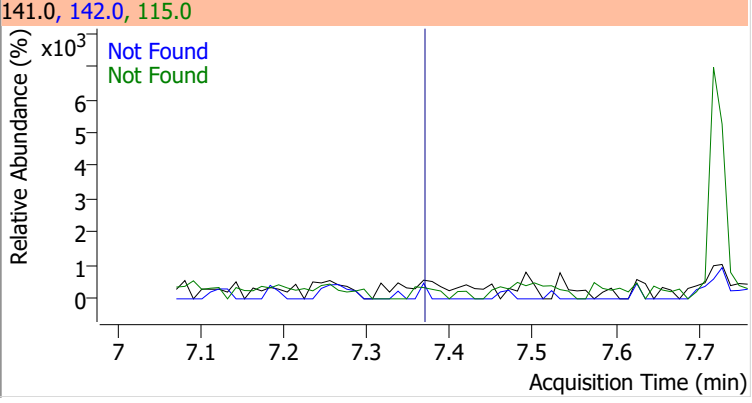
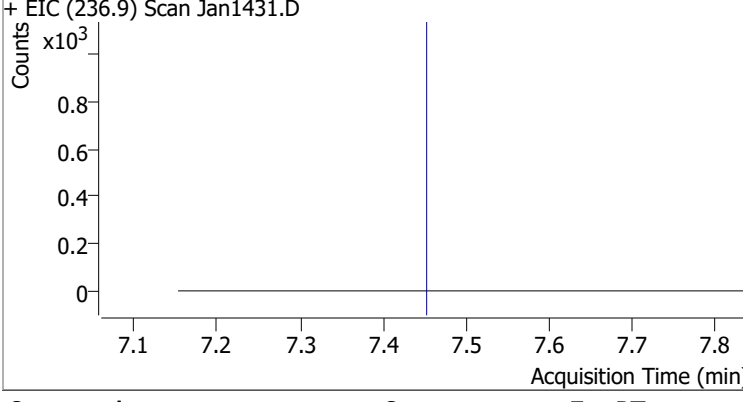
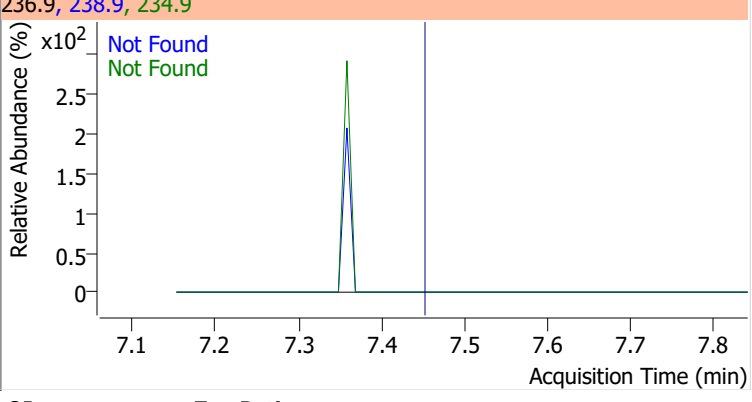
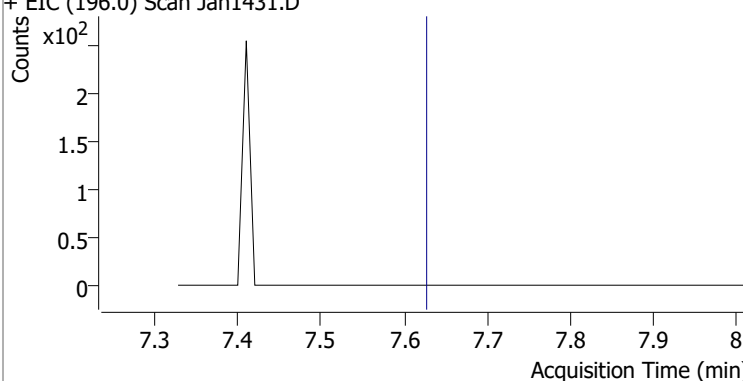
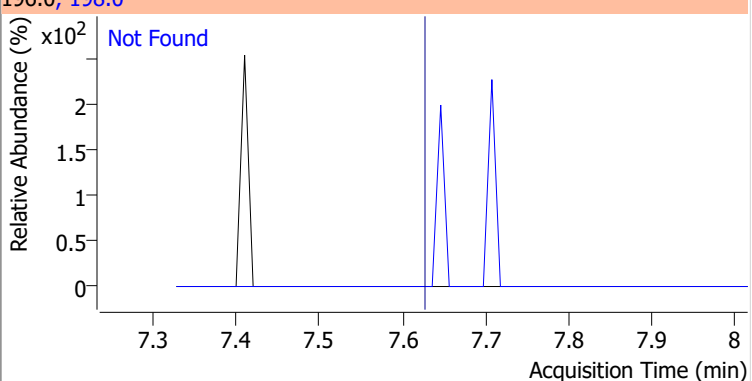
Compound	Conc.	Exp RT	QIon	Exp Ratio
4-Chloro-2-Methylphenol	N.D.	7.03	144.0	28.7



Compound	Conc.	Exp RT	QIon	Exp Ratio
4-Chloro-3-Methylphenol	N.D.	7.17	144.0	28.4

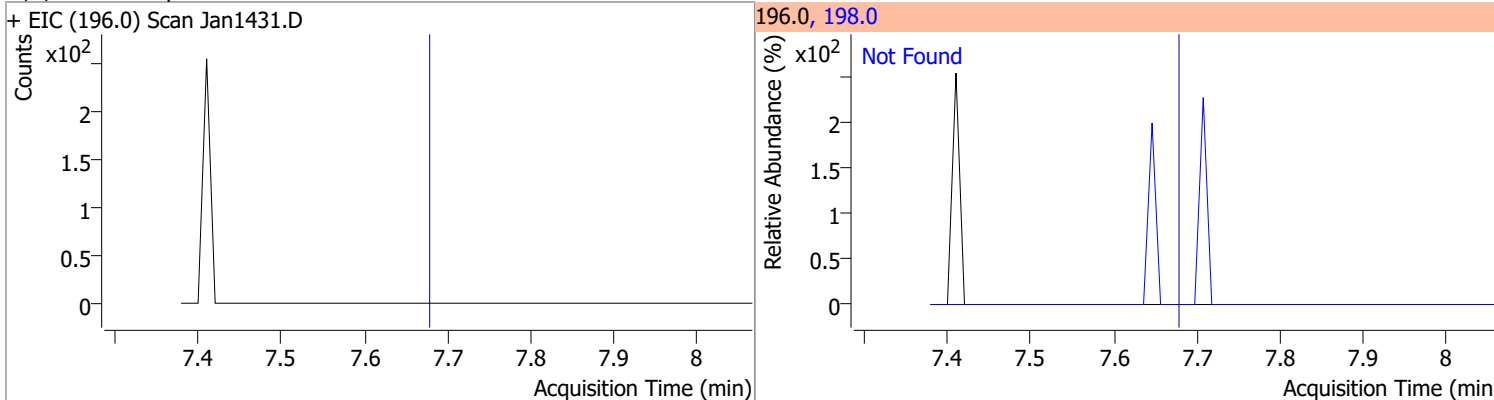


Quantitation Results Report (QT Reviewed)

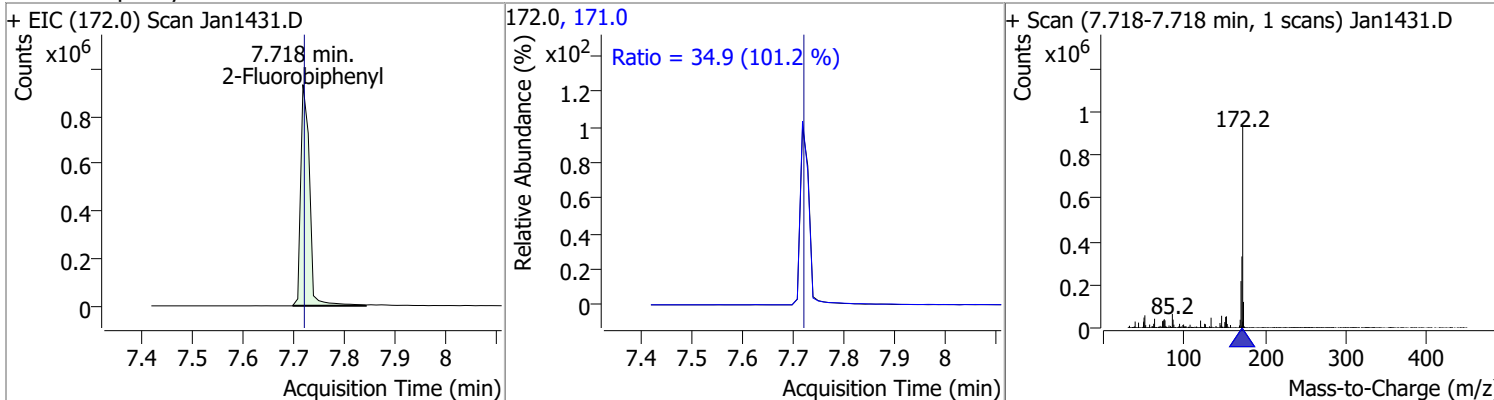
Compound	Conc.	Exp RT	QIon	Exp Ratio	QIon	Exp Ratio
2-Methylnaphthalene	N.D.	7.26	142.0	115.4	115.0	41.1
+ EIC (141.0) Scan Jan1431.D			141.0, 142.0, 115.0			
						
1-Methylnaphthalene	N.D.	7.37	142.0	111.1	115.0	41.1
+ EIC (141.0) Scan Jan1431.D			141.0, 142.0, 115.0			
						
Hexachlorocyclopentadiene	N.D.	7.45	238.9	65.3	234.9	63.2
+ EIC (236.9) Scan Jan1431.D			236.9, 238.9, 234.9			
						
2,4,6-Trichlorophenol	N.D.	7.63	198.0	94.2		
+ EIC (196.0) Scan Jan1431.D			196.0, 198.0			
						

Quantitation Results Report (QT Reviewed)

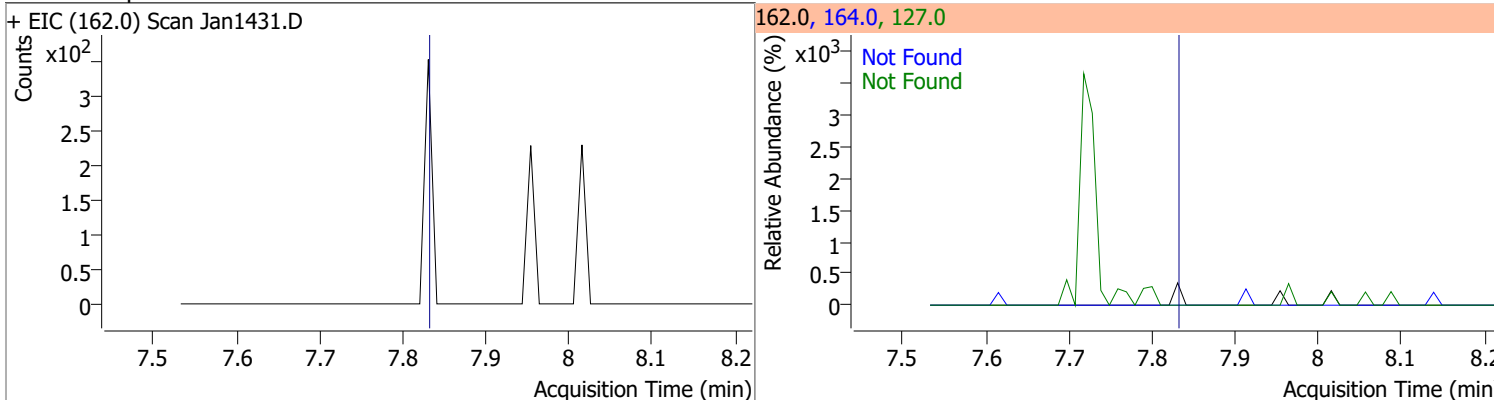
Compound	Conc.	Exp RT	QIon	Exp Ratio
2,4,5-Trichlorophenol	N.D.	7.68	198.0	95.6



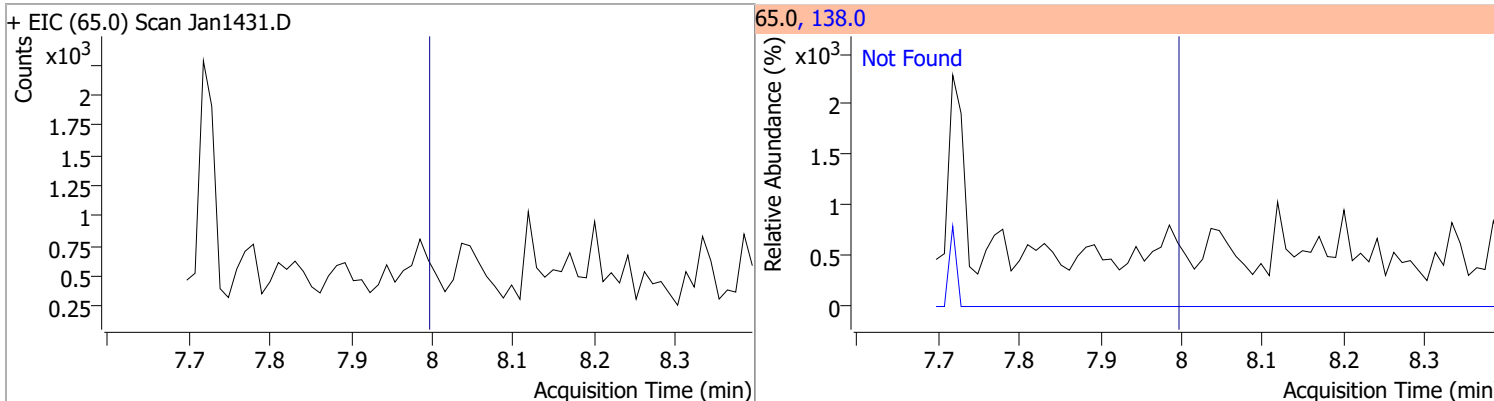
Compound	Conc.	RT	Dev(Min)	Resp.	QIon	QRatio	Lower	Upper
2-Fluorobiphenyl	60.8741	7.72	0.00	1115706	171.0	34.9	24.1	44.8



Compound	Conc.	Exp RT	QIon	Exp Ratio	QIon	Exp Ratio
2-Chloronaphthalene	N.D.	7.83	127.0	36.6	164.0	32.9

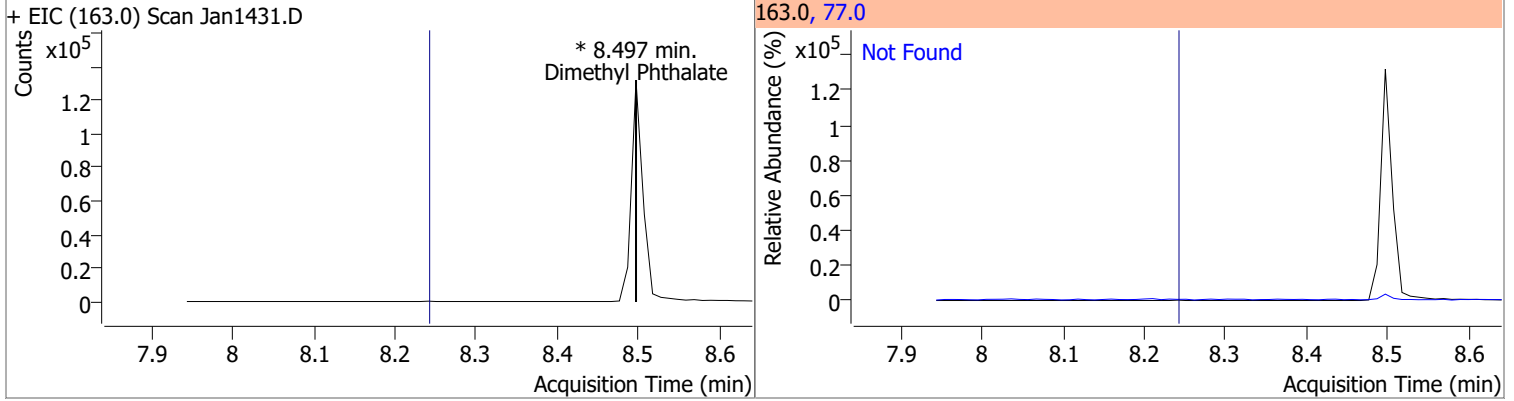


Compound	Conc.	Exp RT	QIon	Exp Ratio
2-Nitroaniline	N.D.	8.00	138.0	108.7

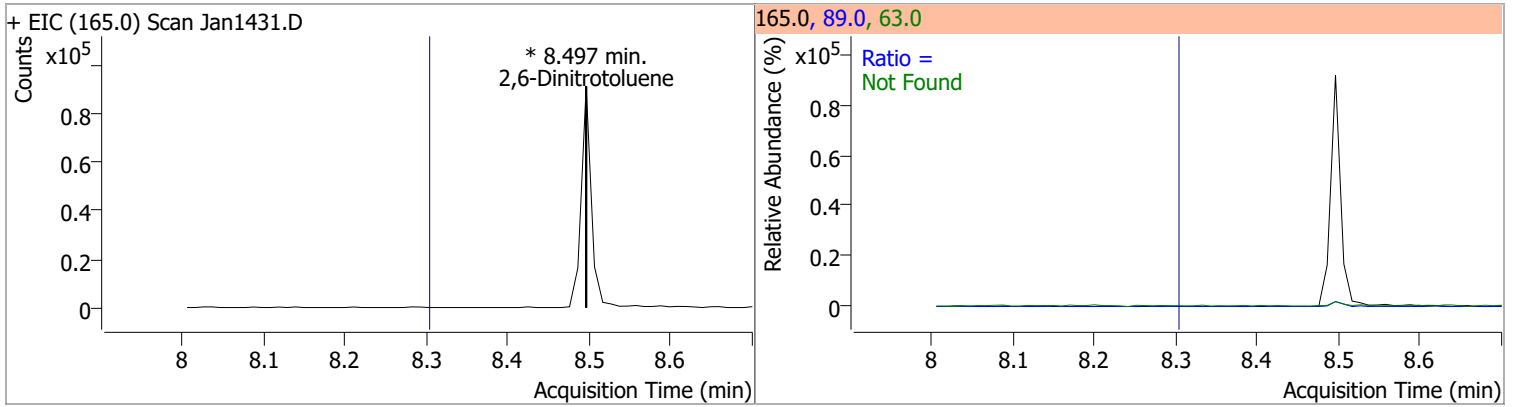


Quantitation Results Report (QT Reviewed)

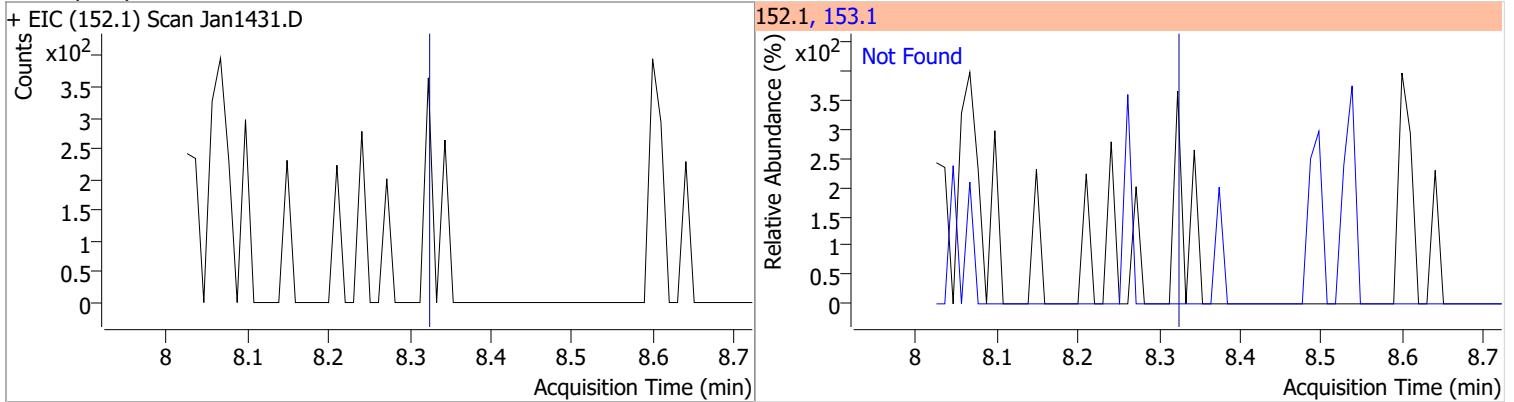
Compound	Conc.	RT	Dev(Min)	Resp.	QIon	QRatio	Lower	Upper
Dimethyl Phthalate	0	0		0	77.0		12.9	24.0



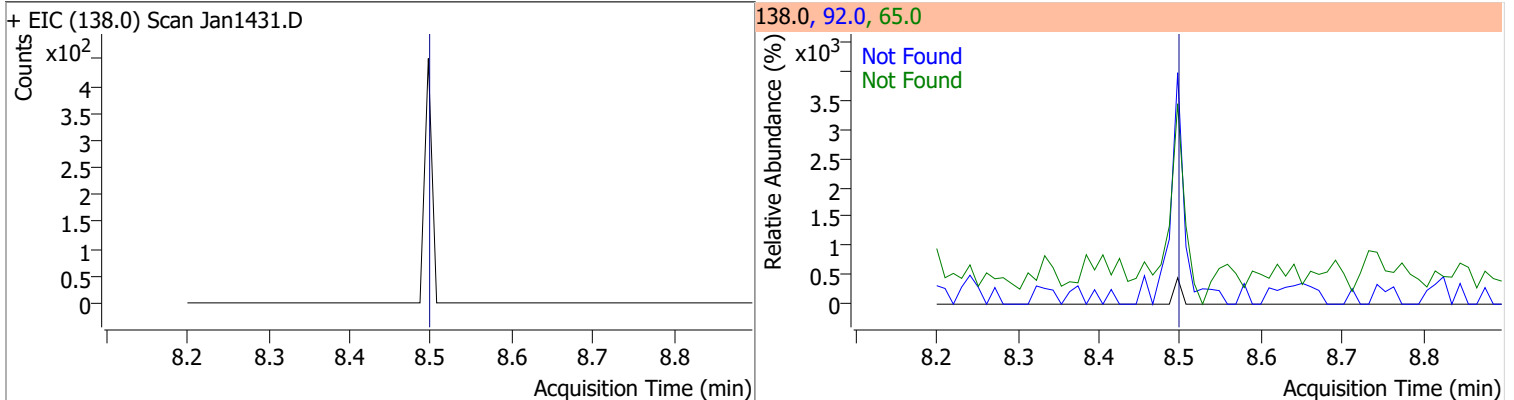
Compound	Conc.	RT	Dev(Min)	Resp.	QIon	QRatio	Lower	Upper
2,6-Dinitrotoluene	0	0		0	63.0 89.0		114.6 41.8	212.8 77.6



Compound	Conc.	Exp RT	QIon	Exp Ratio
Acenaphthylene	N.D.	8.32	153.1	14.0

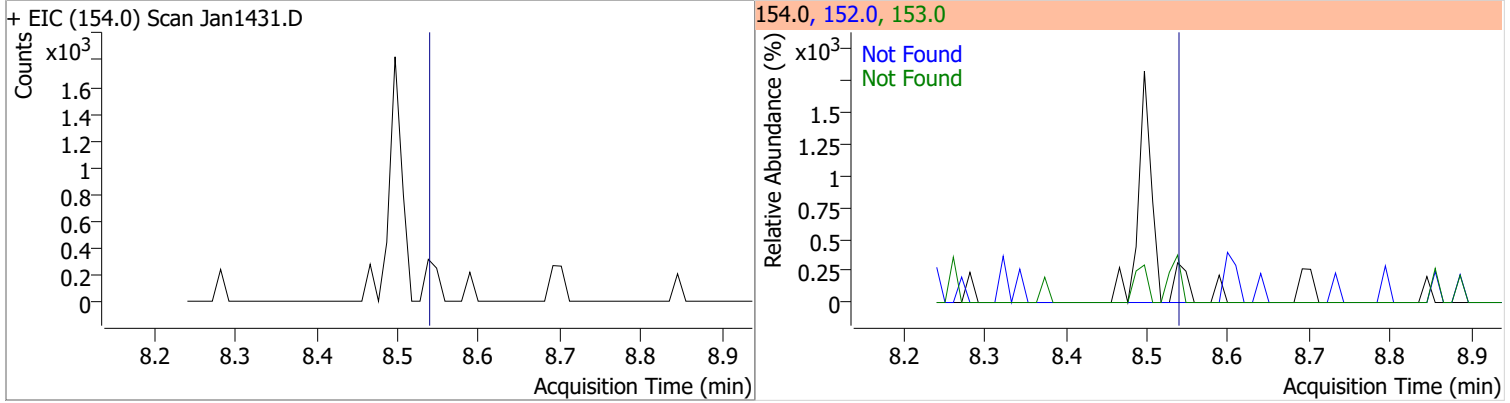


Compound	Conc.	Exp RT	QIon	Exp Ratio	QIon	Exp Ratio
3-Nitroaniline	N.D.	8.50	65.0	131.6	92.0	102.1

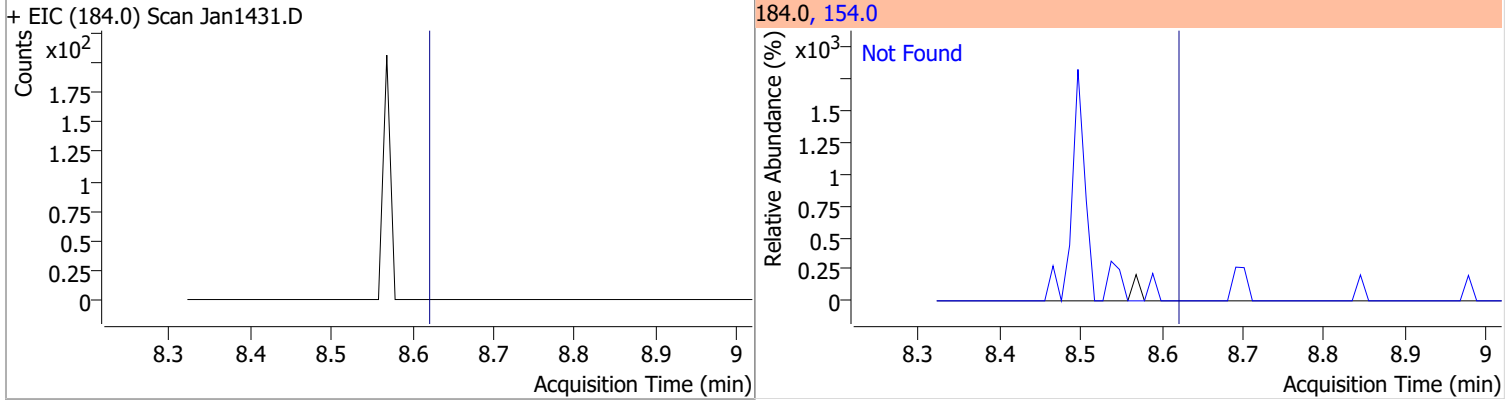


Quantitation Results Report (QT Reviewed)

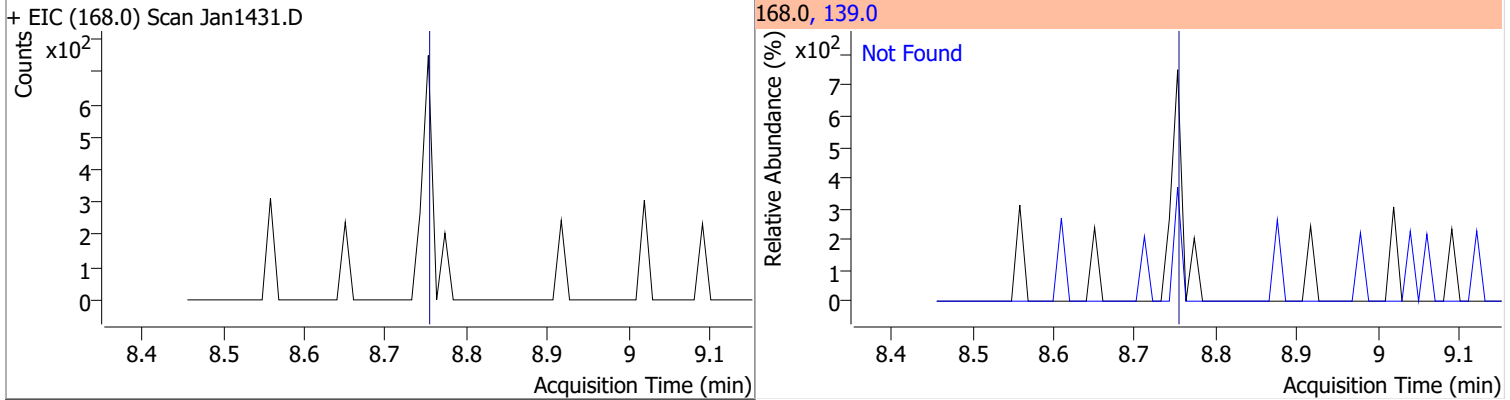
Compound	Conc.	Exp RT	QIon	Exp Ratio	QIon	Exp Ratio
Acenaphthene	N.D.	8.54	153.0	108.2	152.0	50.8



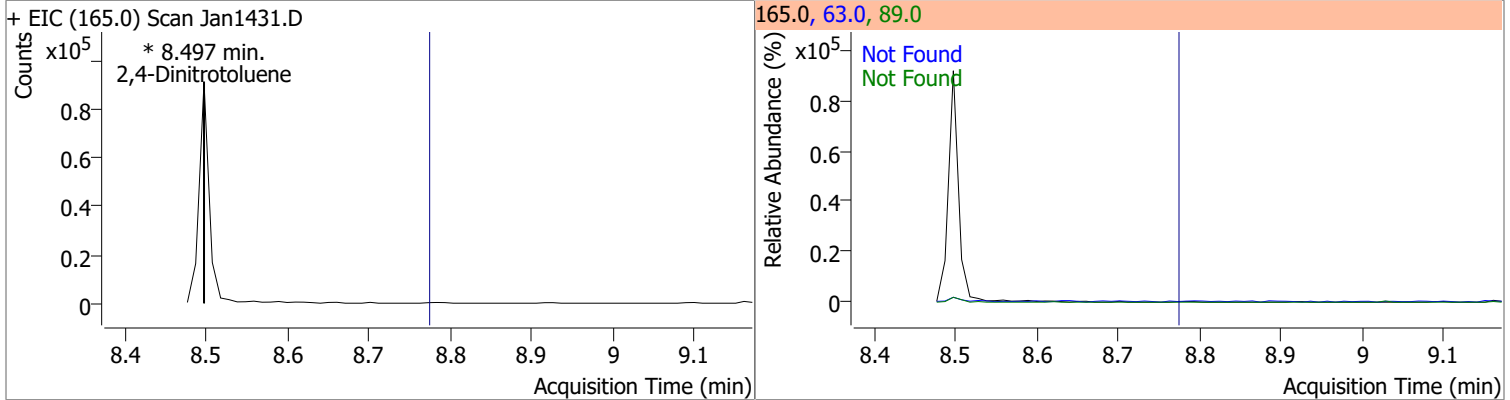
Compound	Conc.	Exp RT	QIon	Exp Ratio
2,4-Dinitrophenol	N.D.	8.62	154.0	53.4



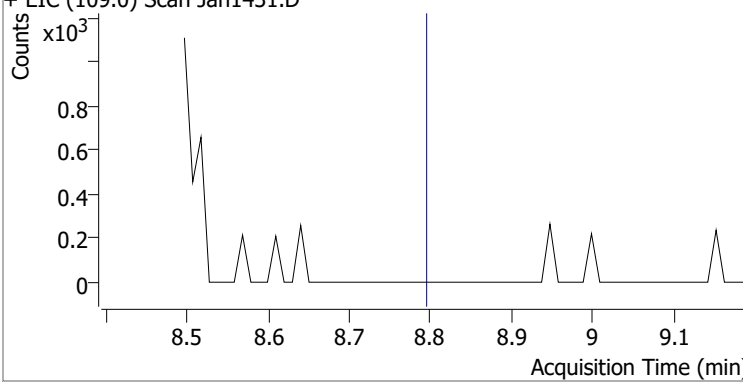
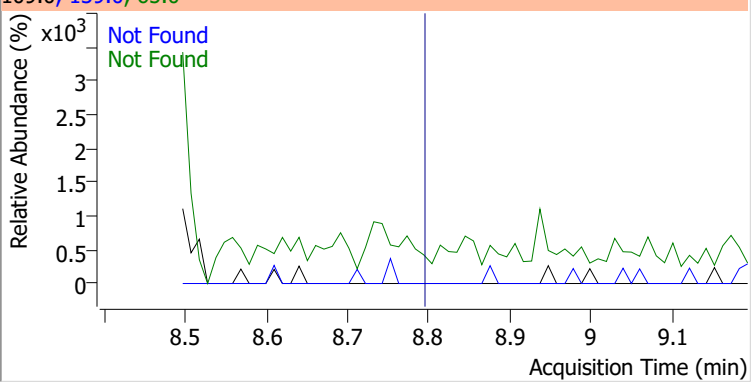
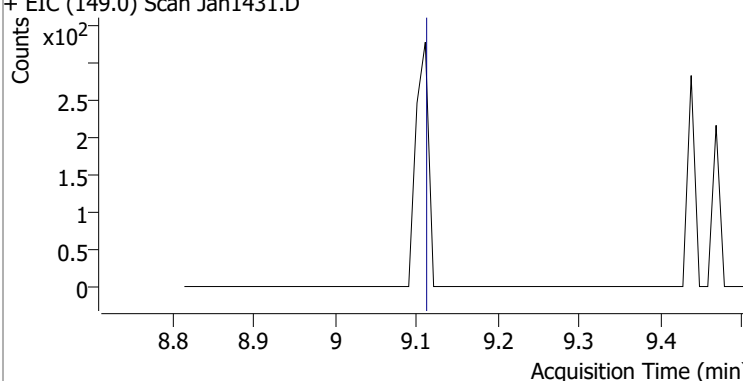
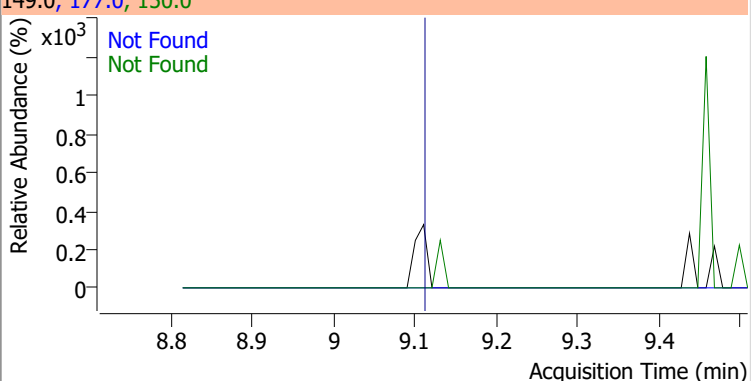
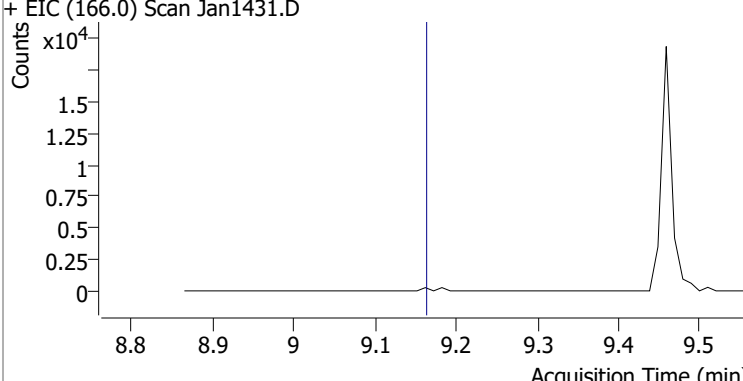
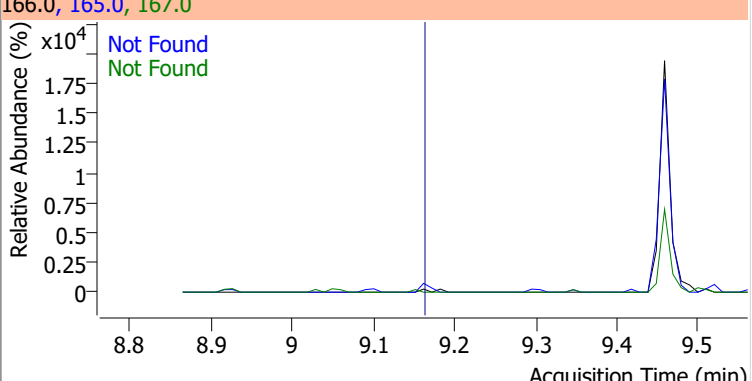
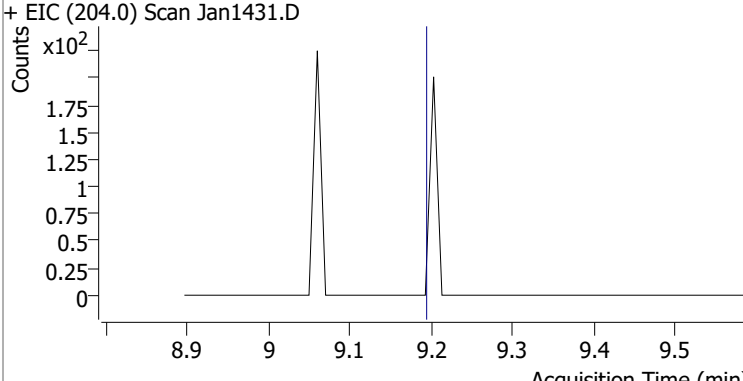
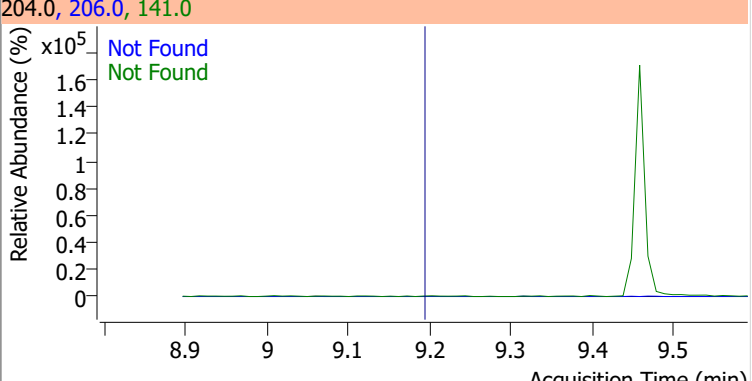
Compound	Conc.	Exp RT	QIon	Exp Ratio
Dibenzofuran	N.D.	8.75	139.0	38.8



Compound	Conc.	RT	Dev(Min)	Resp.	QIon	QRatio	Lower	Upper
2,4-Dinitrotoluene		0		0	89.0		50.5	93.8
					63.0		36.9	68.4

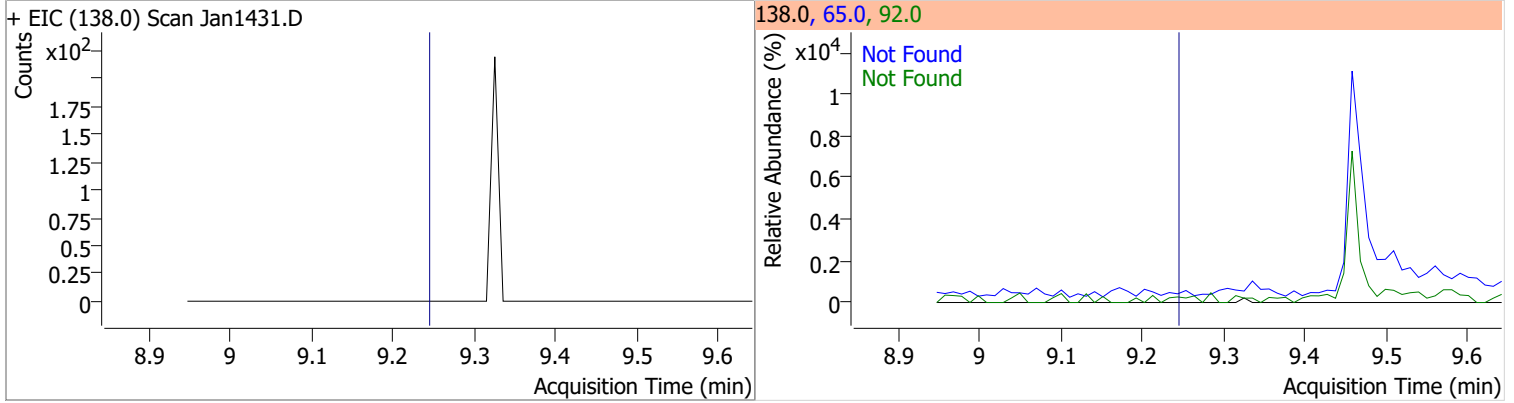


Quantitation Results Report (QT Reviewed)

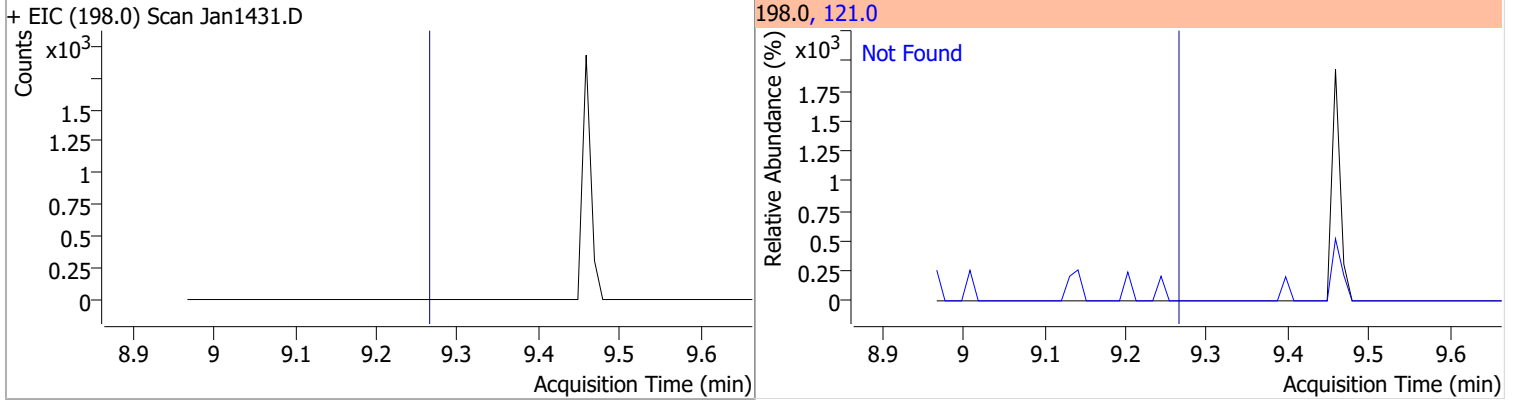
Compound	Conc.	Exp RT	QIon	Exp Ratio	QIon	Exp Ratio
4-Nitrophenol	N.D.	8.79	65.0	84.9	139.0	66.0
+ EIC (109.0) Scan Jan1431.D			109.0, 139.0, 65.0			
						
Diethylphthalate	N.D.	9.11	177.0	20.4	150.0	12.3
+ EIC (149.0) Scan Jan1431.D			149.0, 177.0, 150.0			
						
Fluorene	N.D.	9.16	165.0	94.7	167.0	13.8
+ EIC (166.0) Scan Jan1431.D			166.0, 165.0, 167.0			
						
4-Chlorophenyl-phenylether	N.D.	9.19	141.0	61.5	206.0	33.0
+ EIC (204.0) Scan Jan1431.D			204.0, 206.0, 141.0			
						

Quantitation Results Report (QT Reviewed)

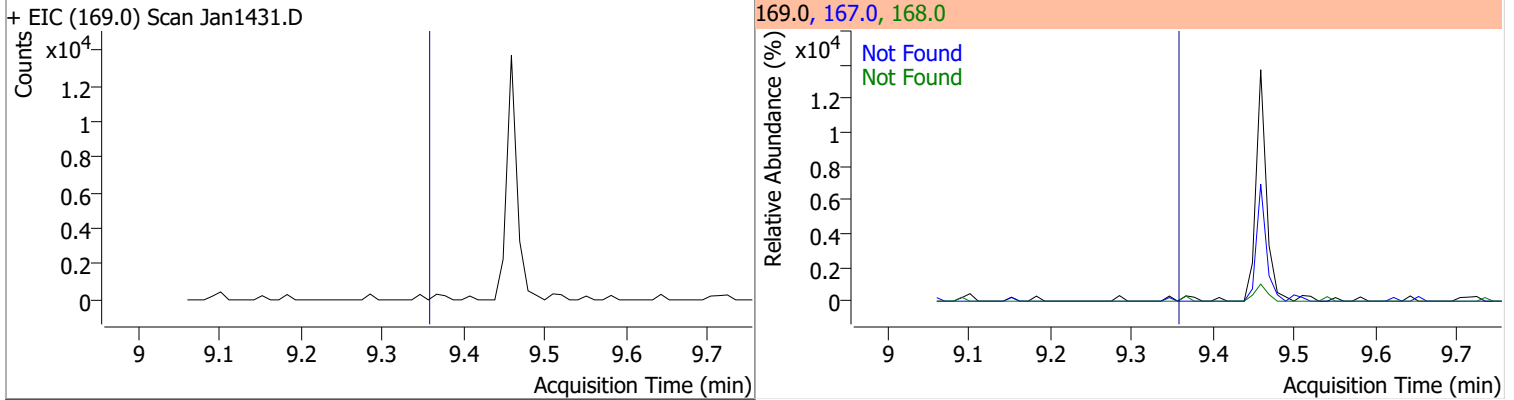
Compound	Conc.	Exp RT	QIon	Exp Ratio	QIon	Exp Ratio
4-Nitroaniline	N.D.	9.24	65.0	119.6	92.0	45.9



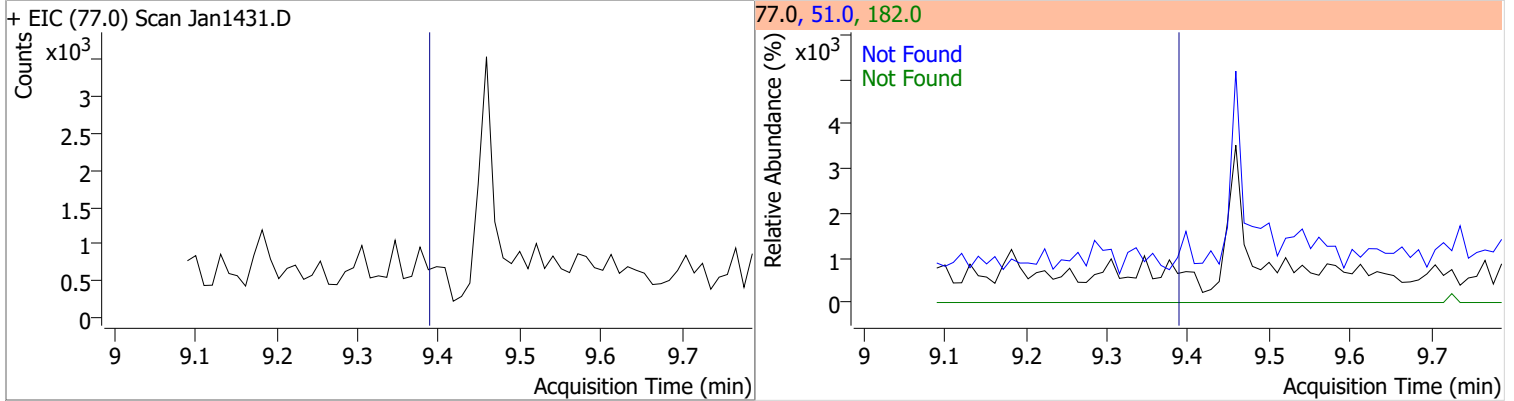
Compound	Conc.	Exp RT	QIon	Exp Ratio
4,6-Dinitro-2-methylphenol	N.D.	9.26	121.0	44.2



Compound	Conc.	Exp RT	QIon	Exp Ratio	QIon	Exp Ratio
N-nitrosodiphenylamine	N.D.	9.36	168.0	61.0	167.0	32.7

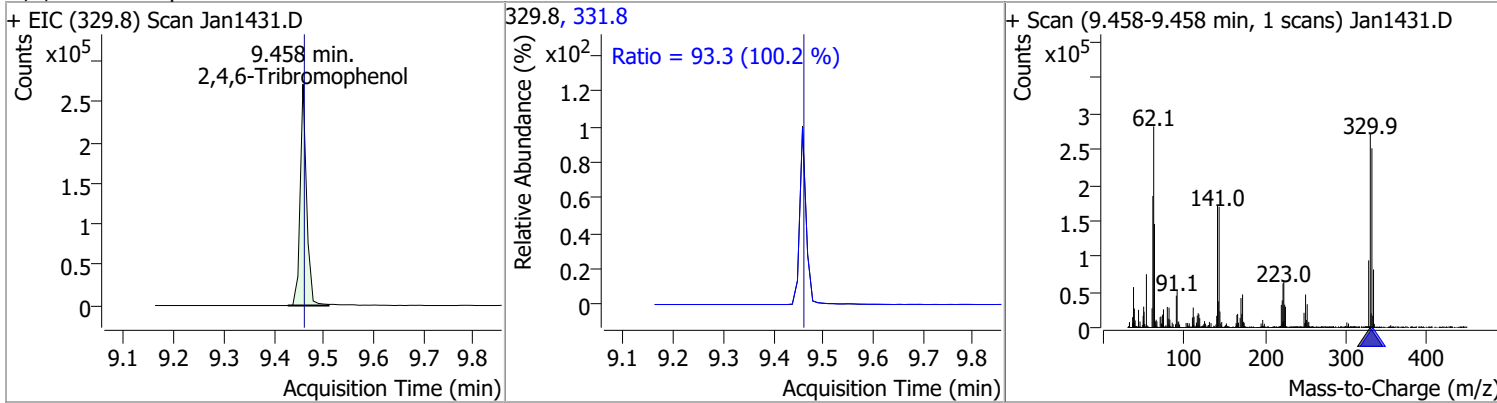


Compound	Conc.	Exp RT	QIon	Exp Ratio	QIon	Exp Ratio
Azobenzene	N.D.	9.39	51.0	46.0	182.0	28.3

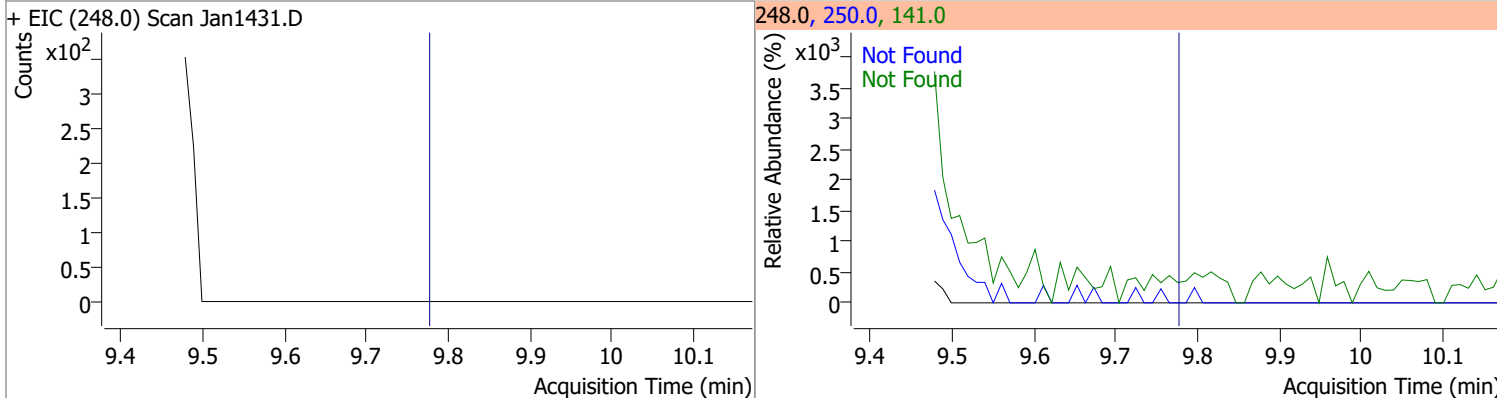


Quantitation Results Report (QT Reviewed)

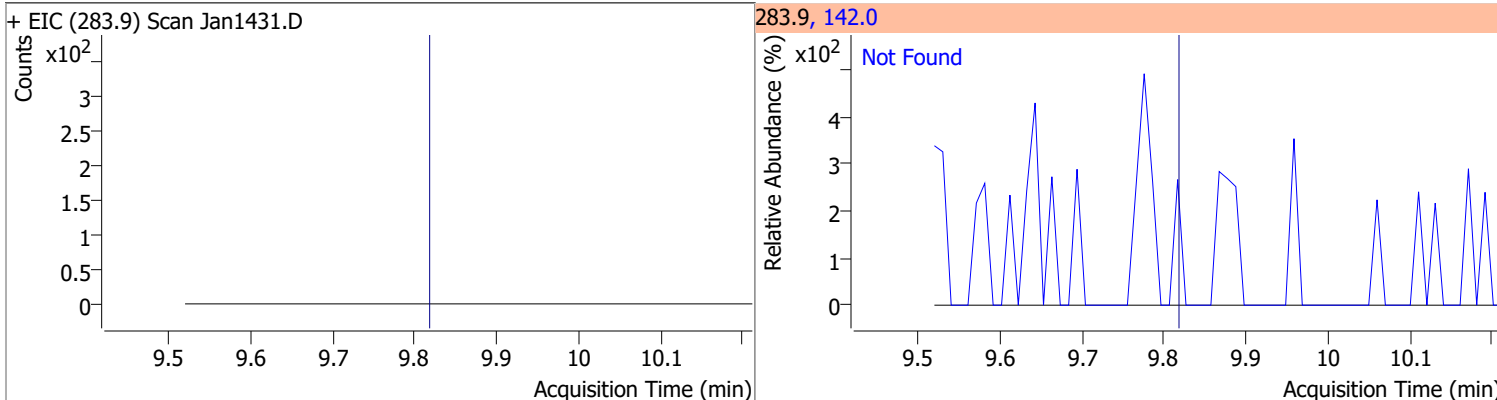
Compound	Conc.	RT	Dev(Min)	Resp.	QIon	QRatio	Lower	Upper
2,4,6-Tribromophenol	152.8688	9.46	0.00	242985	331.8	93.3	65.2	121.0



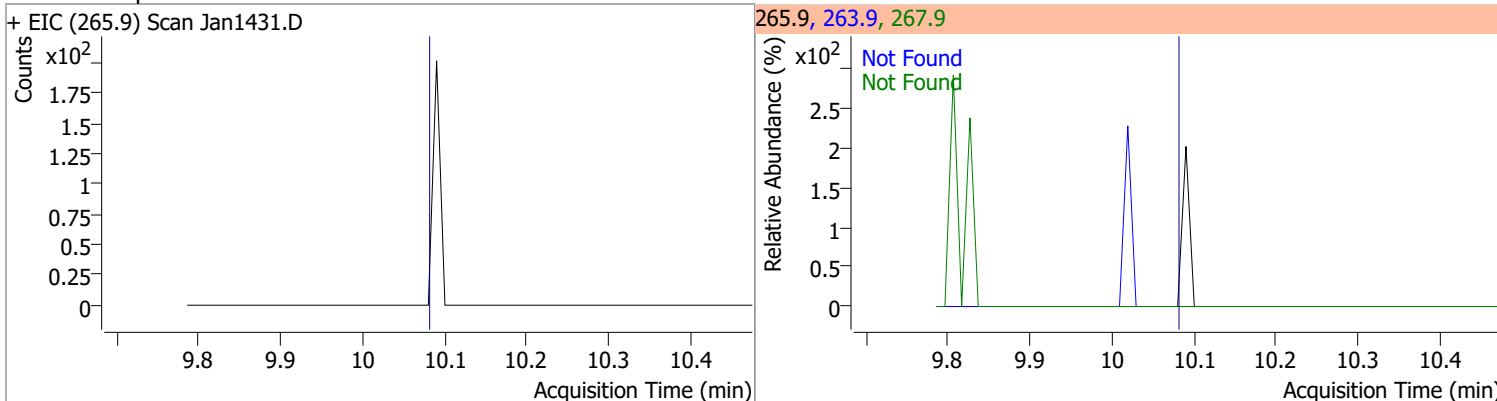
Compound	Conc.	Exp RT	QIon	Exp Ratio	QIon	Exp Ratio
4-Bromophenyl-phenylether	N.D.	9.78	250.0	97.1	141.0	93.8



Compound	Conc.	Exp RT	QIon	Exp Ratio	QIon	Exp Ratio
Hexachlorobenzene	N.D.	9.82	142.0	51.2		

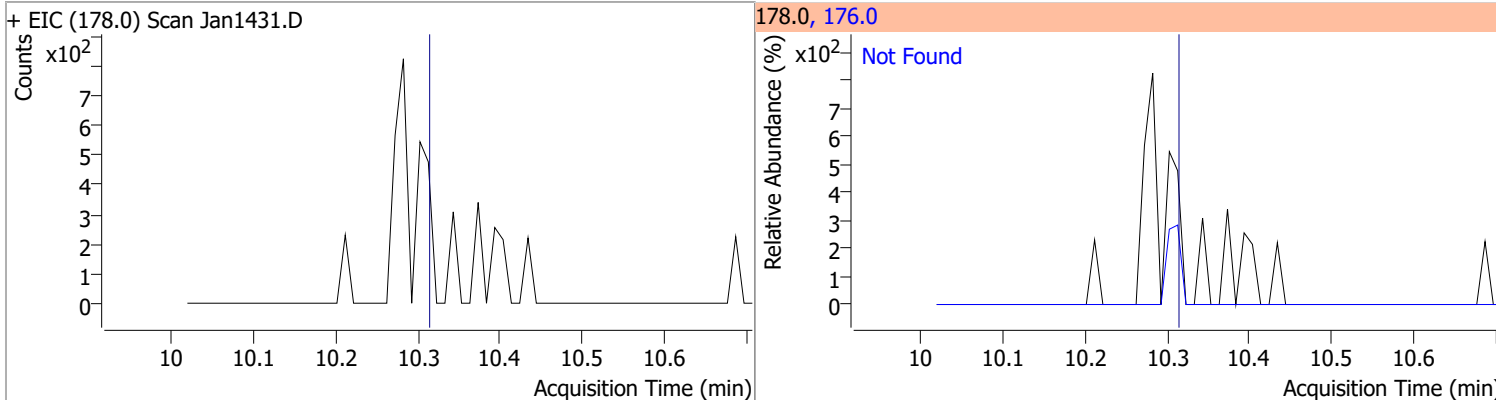


Compound	Conc.	Exp RT	QIon	Exp Ratio	QIon	Exp Ratio
Pentachlorophenol	N.D.	10.08	263.9	64.7	267.9	64.6

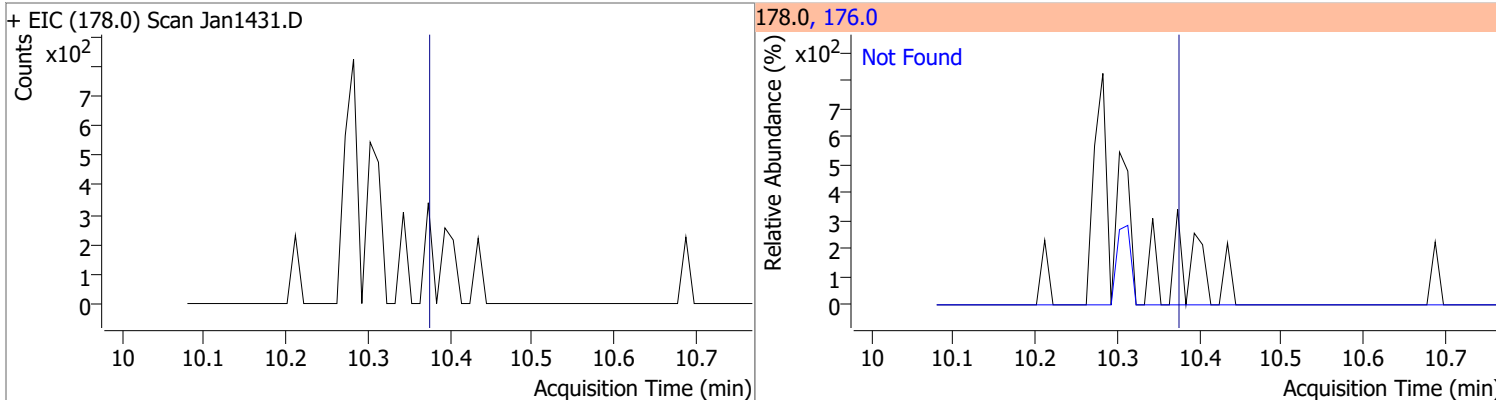


Quantitation Results Report (QT Reviewed)

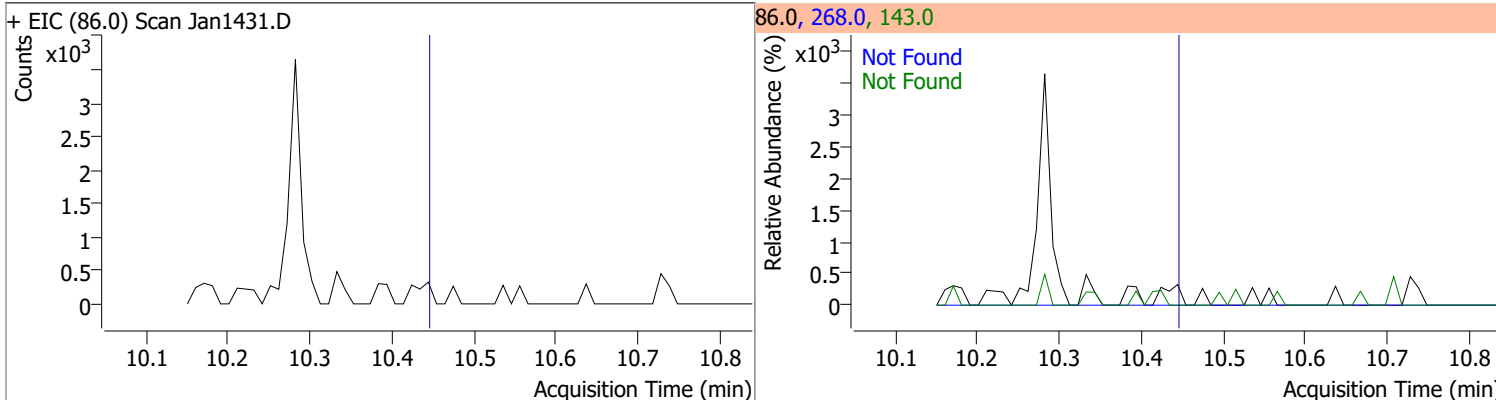
Compound	Conc.	Exp RT	QIon	Exp Ratio
Phenanthrene	N.D.	10.31	176.0	18.6



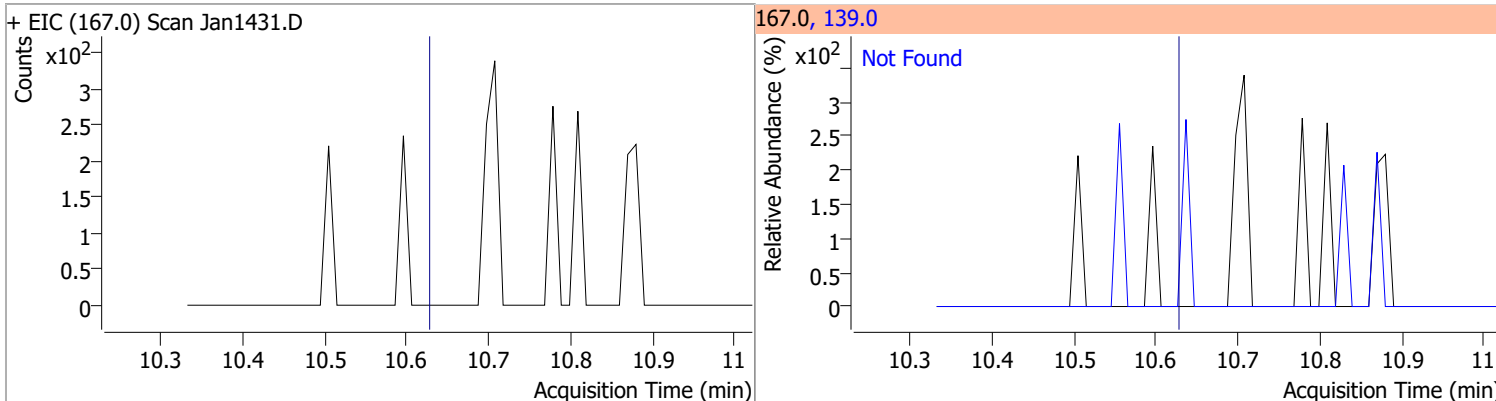
Compound	Conc.	Exp RT	QIon	Exp Ratio
Anthracene	N.D.	10.37	176.0	18.3



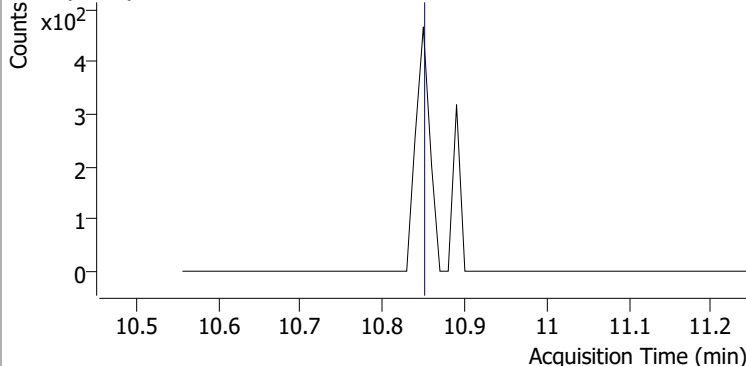
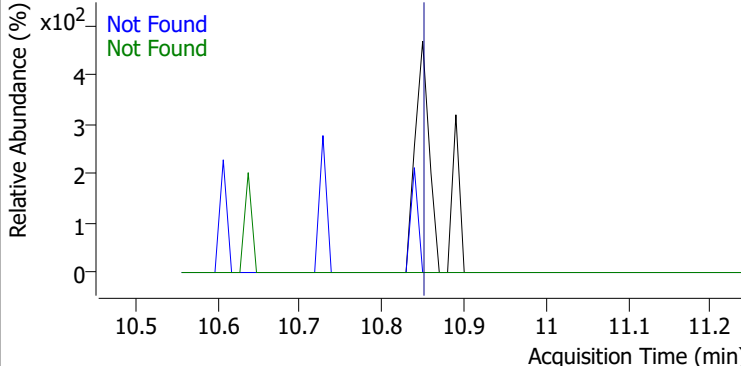
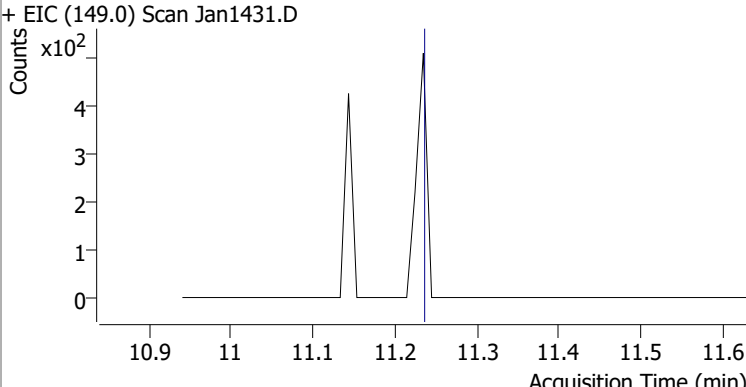
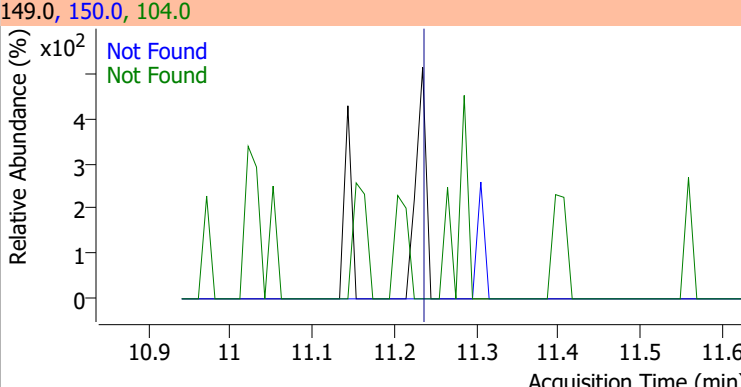
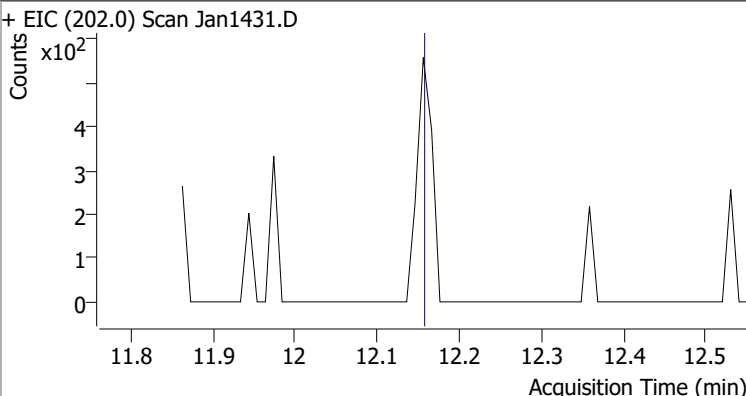
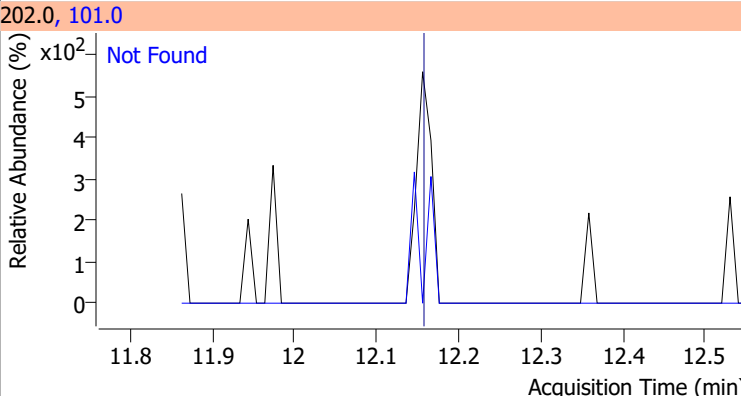
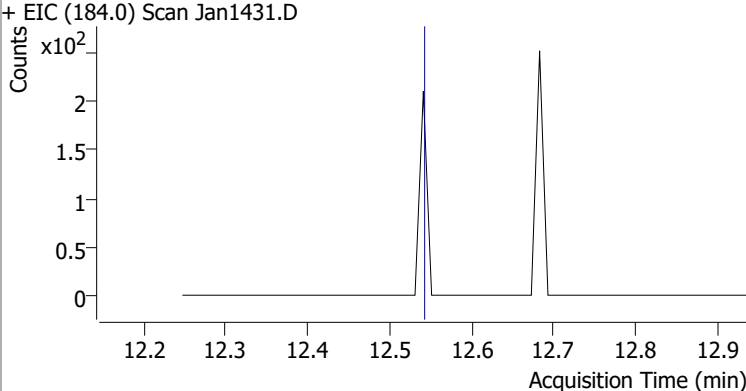
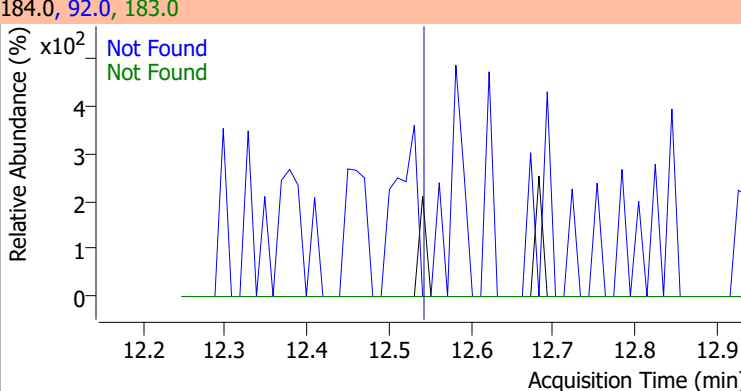
Compound	Conc.	Exp RT	QIon	Exp Ratio	QIon	Exp Ratio
Triallate	N.D.	10.44	268.0	26.6	143.0	23.5



Compound	Conc.	Exp RT	QIon	Exp Ratio
Carbazole	N.D.	10.63	139.0	13.2

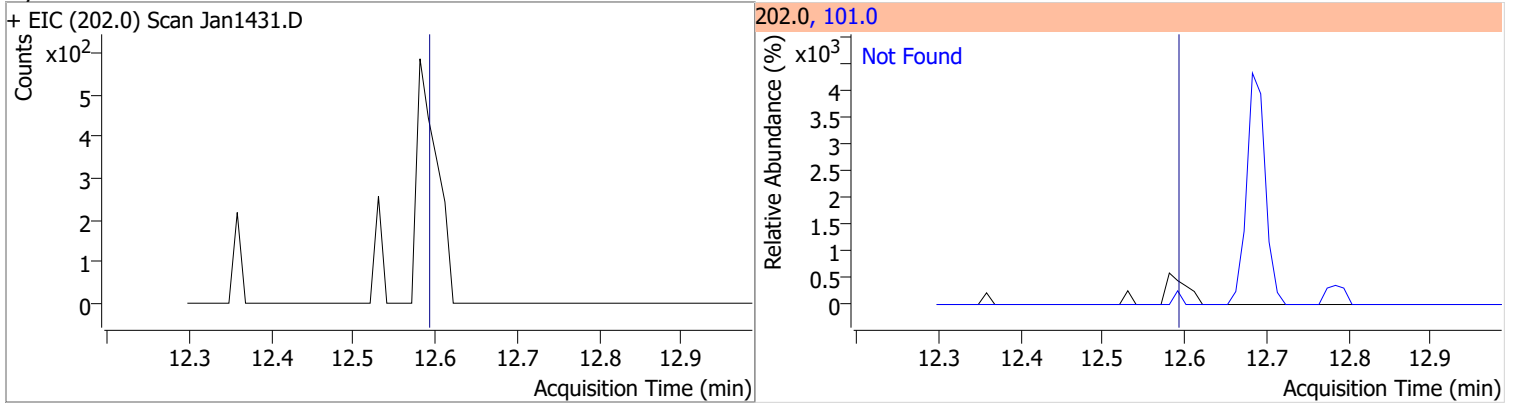


Quantitation Results Report (QT Reviewed)

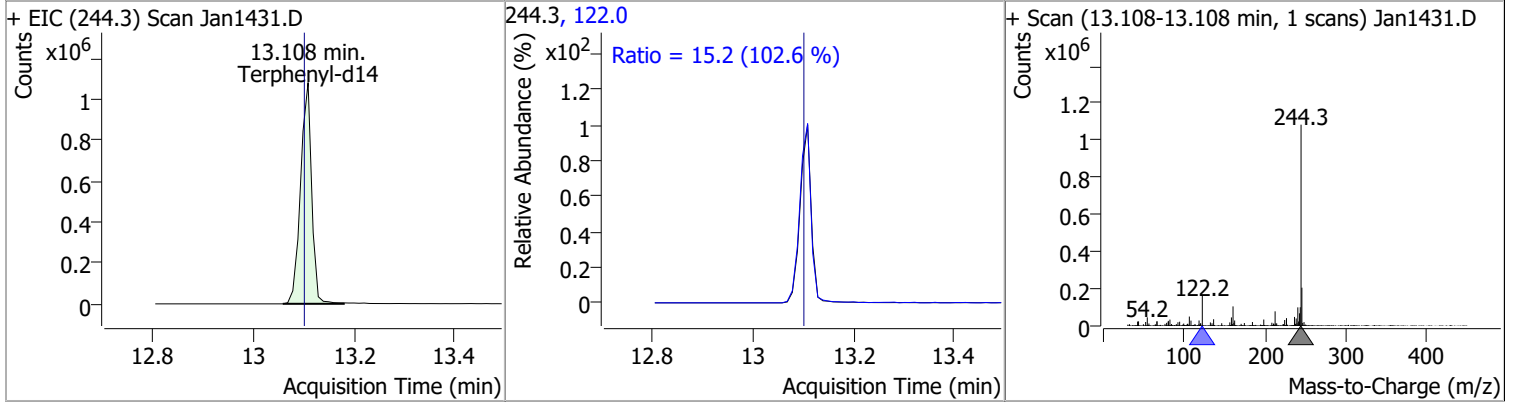
Compound	Conc.	Exp RT	QIon	Exp Ratio	QIon	Exp Ratio
o-Terphenyl	N.D.	10.85	229.0	65.3	215.0	37.2
+ EIC (230.0) Scan Jan1431.D			230.0, 229.0, 215.0			
						
Di-n-Butylphthalate	N.D.	11.23	150.0	9.0	104.0	5.8
+ EIC (149.0) Scan Jan1431.D			149.0, 150.0, 104.0			
						
Fluoranthene	N.D.	12.16	101.0	13.3		
+ EIC (202.0) Scan Jan1431.D			202.0, 101.0			
						
Benzidine	N.D.	12.54	183.0	11.8	92.0	8.2
+ EIC (184.0) Scan Jan1431.D			184.0, 92.0, 183.0			
						

Quantitation Results Report (QT Reviewed)

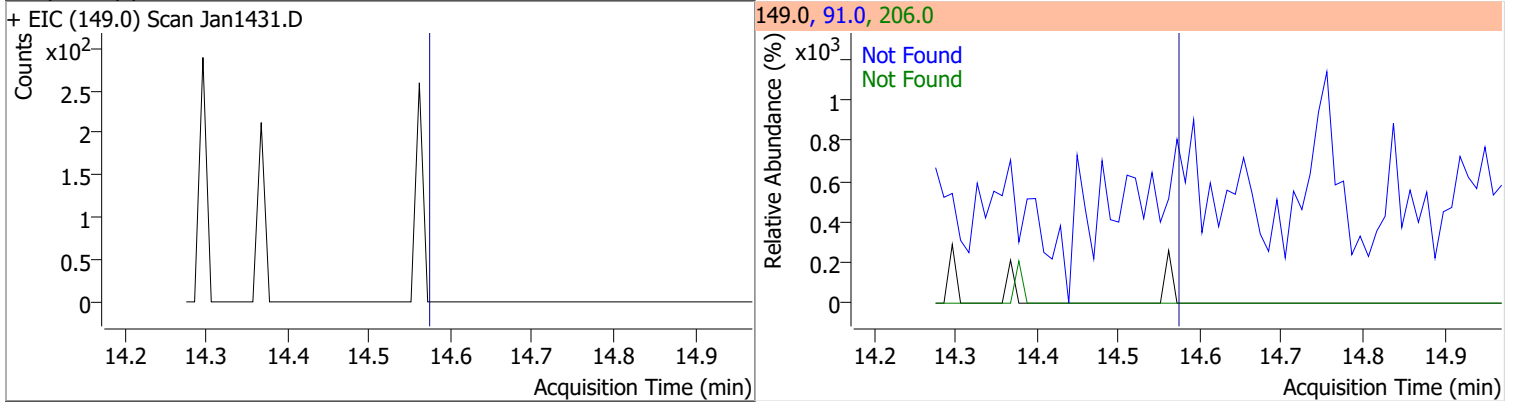
Compound	Conc.	Exp RT	QIon	Exp Ratio
Pyrene	N.D.	12.59	101.0	15.9



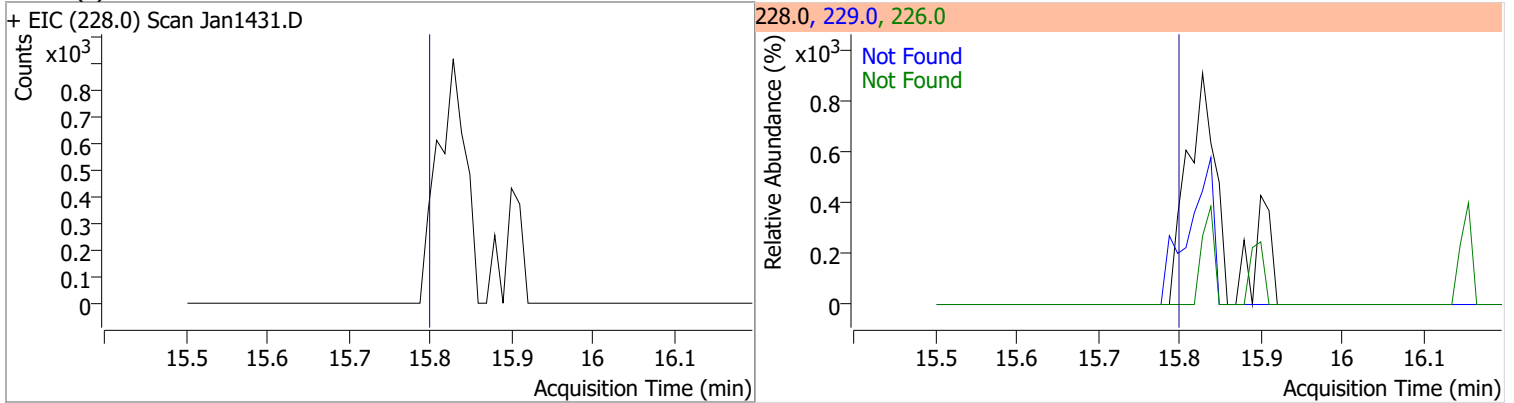
Compound	Conc.	RT	Dev(Min)	Resp.	QIon	QRatio	Lower	Upper
Terphenyl-d14	91.1274	13.11	0.01	1658556	122.0	15.2	10.4	19.2



Compound	Conc.	Exp RT	QIon	Exp Ratio	QIon	Exp Ratio
Butylbenzylphthalate	N.D.	14.58	91.0	79.2	206.0	17.9

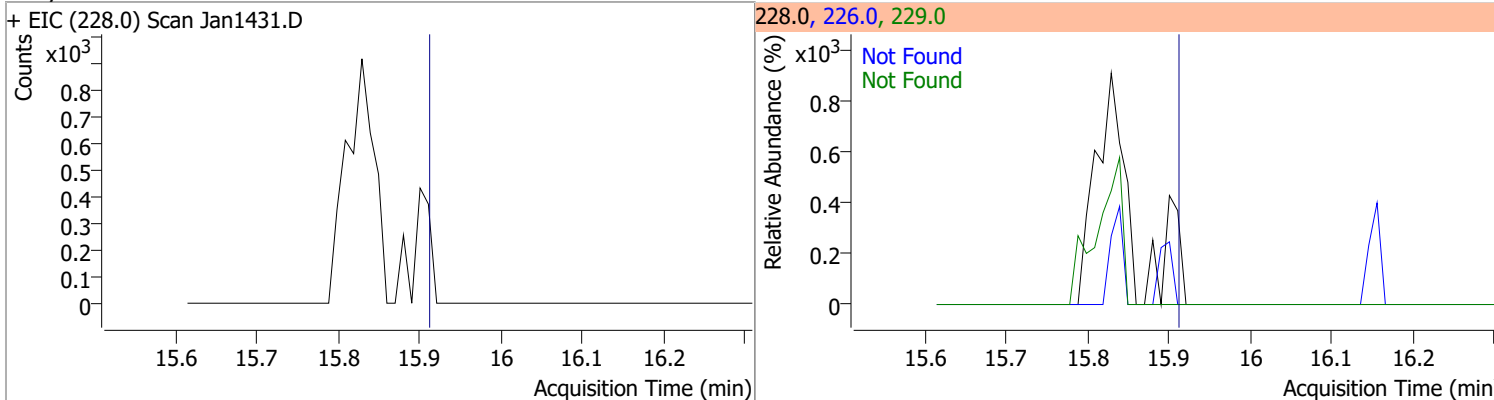


Compound	Conc.	Exp RT	QIon	Exp Ratio	QIon	Exp Ratio
Benzo(a)Anthracene	N.D.	15.81	226.0	26.5	229.0	20.7

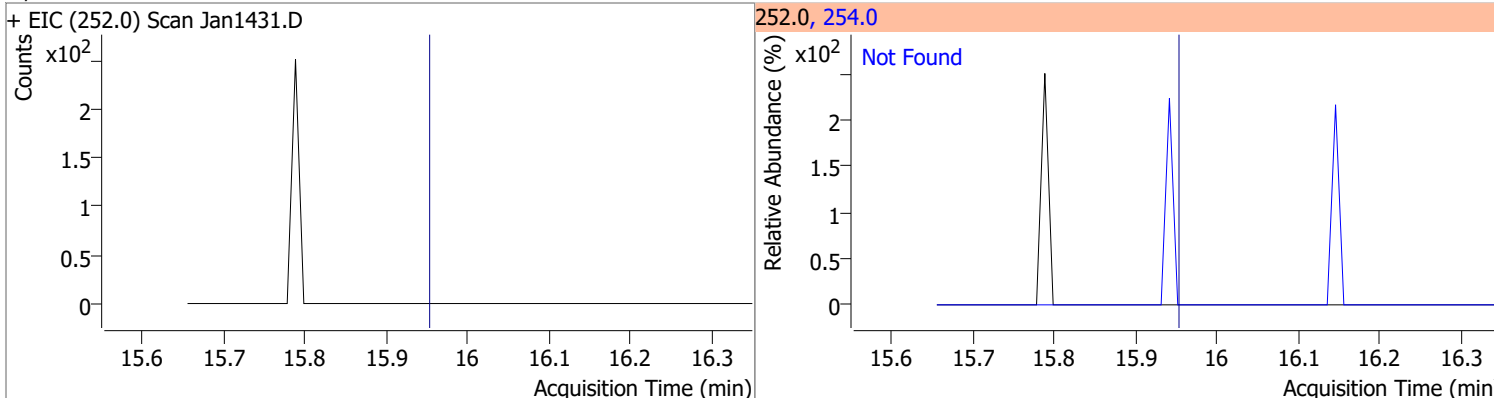


Quantitation Results Report (QT Reviewed)

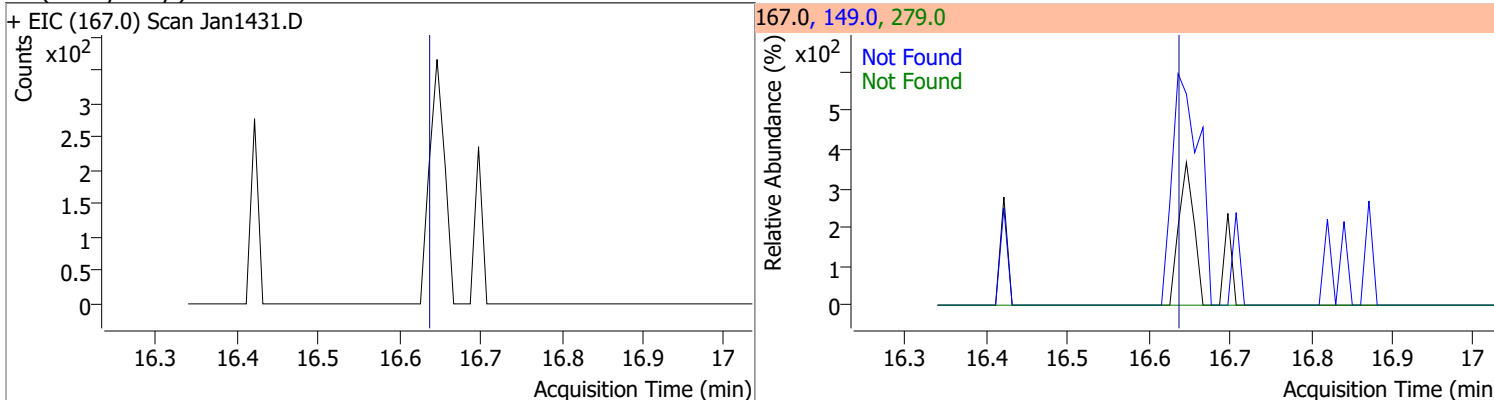
Compound	Conc.	Exp RT	QIon	Exp Ratio	QIon	Exp Ratio
Chrysene	N.D.	15.92	226.0	29.9	229.0	20.5



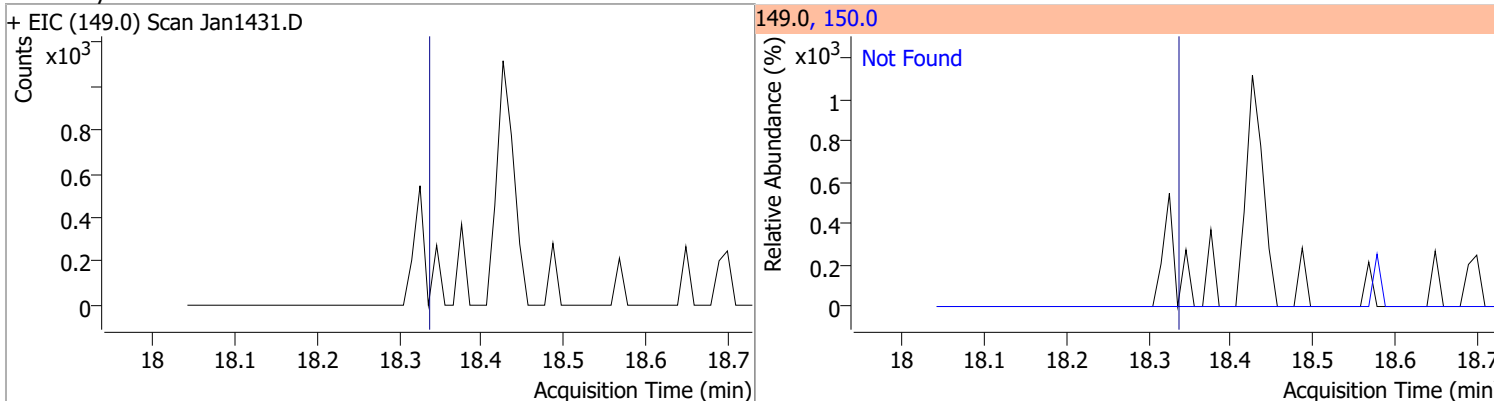
Compound	Conc.	Exp RT	QIon	Exp Ratio
3,3-Dichlorobenzidine	N.D.	15.96	254.0	65.4



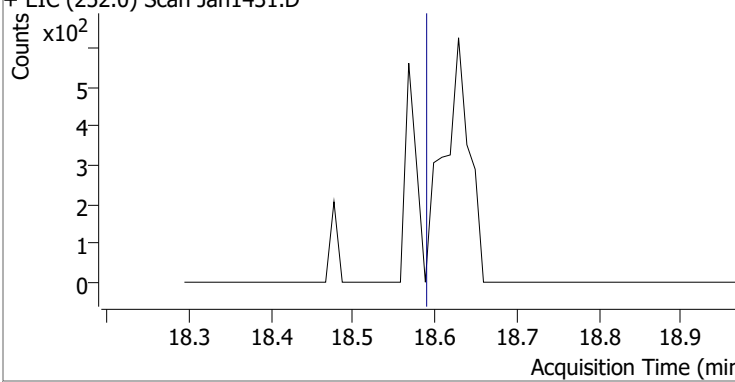
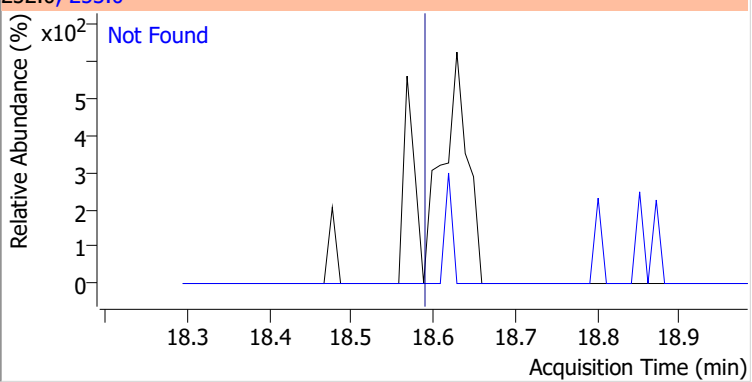
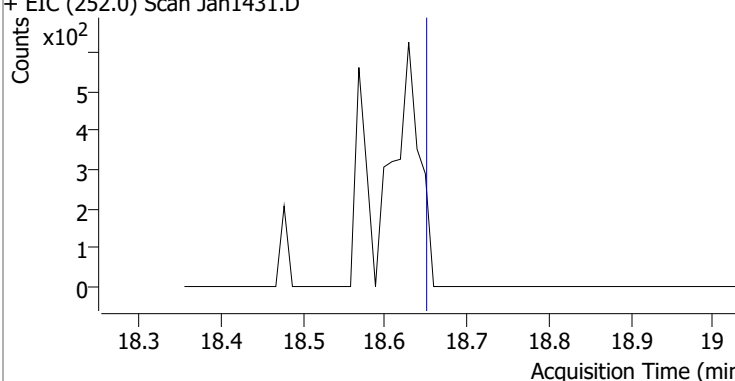
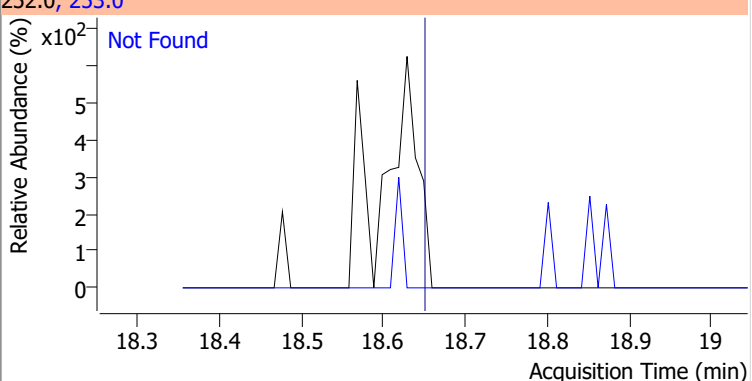
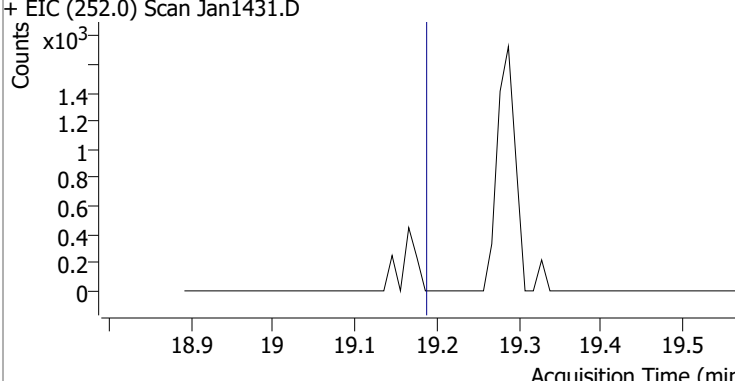
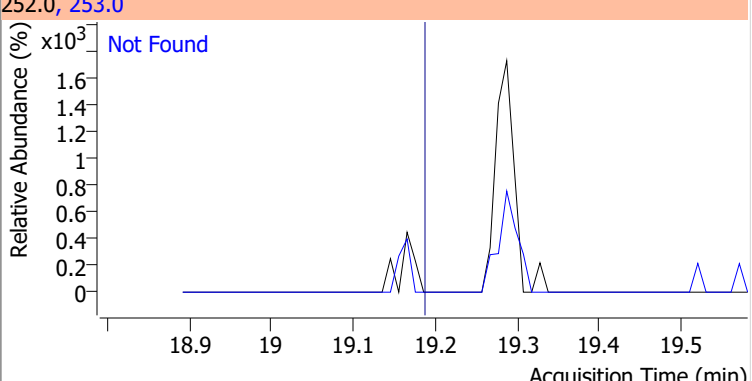
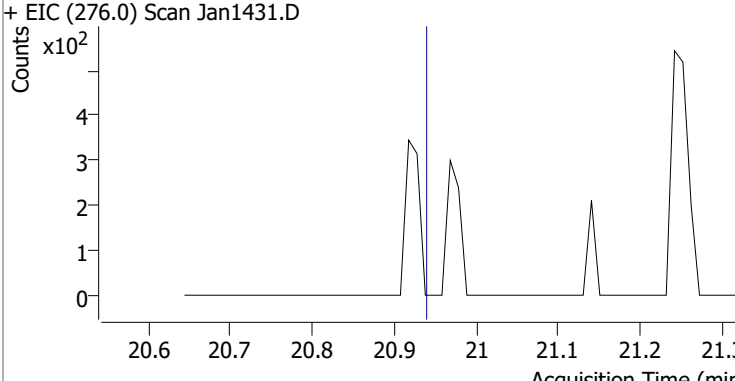
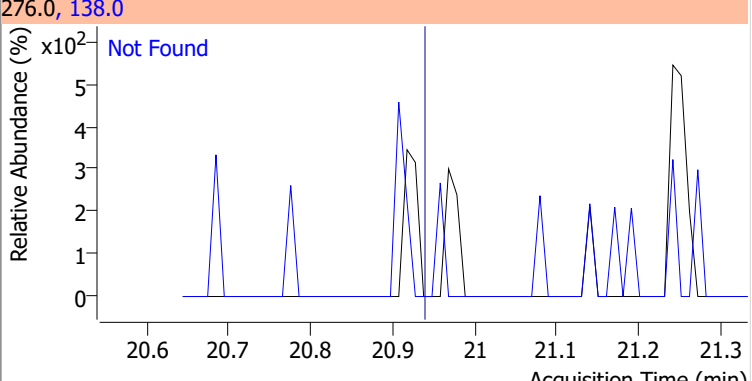
Compound	Conc.	Exp RT	QIon	Exp Ratio	QIon	Exp Ratio
bis(2-ethylhexyl)Phthalate	N.D.	16.65	149.0	389.1	279.0	15.4



Compound	Conc.	Exp RT	QIon	Exp Ratio
Di-n-octyl Phthalate	N.D.	18.34	150.0	9.4

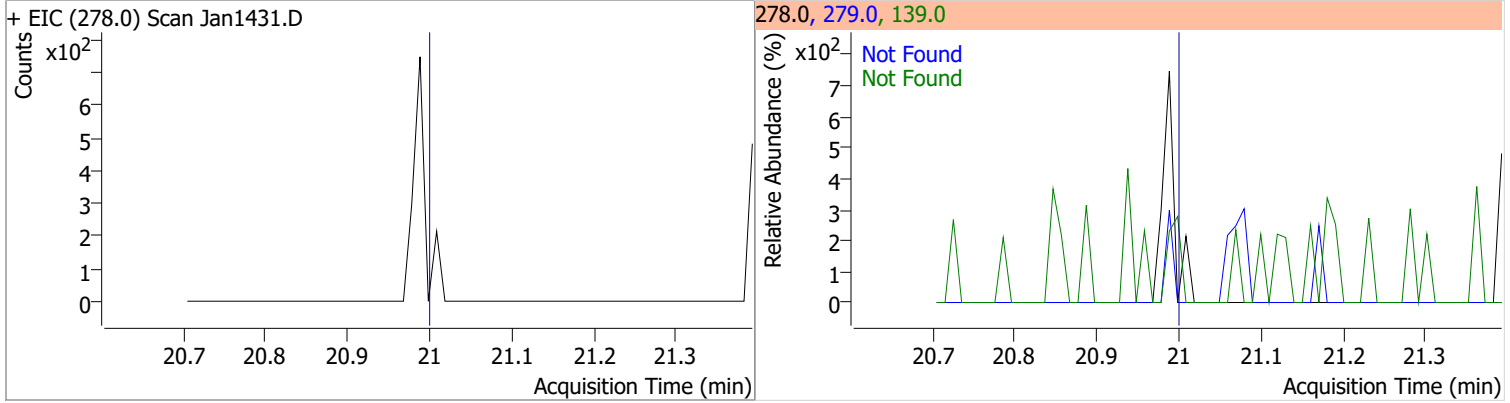


Quantitation Results Report (QT Reviewed)

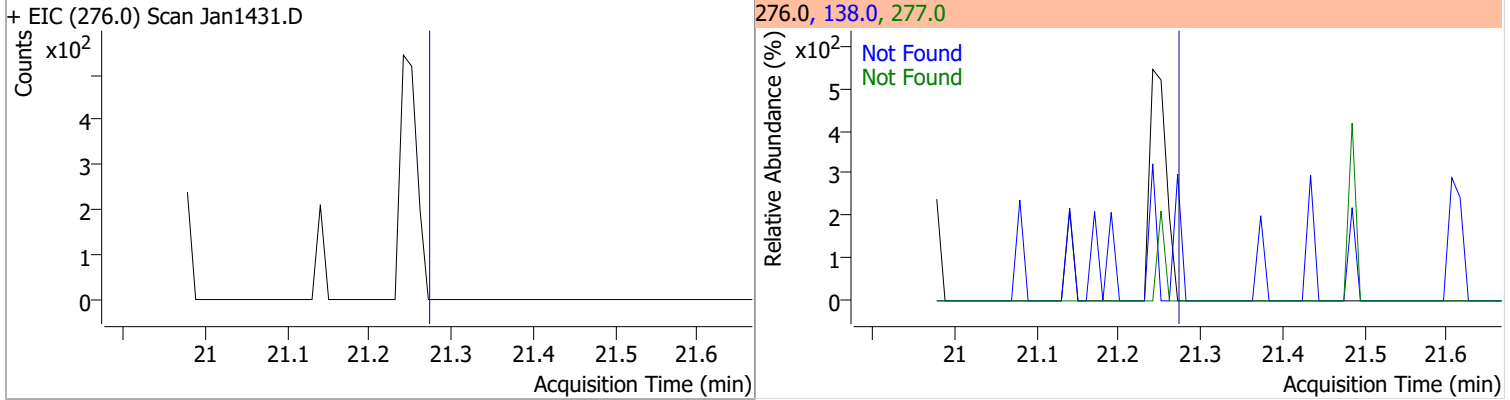
Compound	Conc.	Exp RT	QIon	Exp Ratio
Benzo(b)fluoranthene	N.D.	18.59	253.0	22.0
+ EIC (252.0) Scan Jan1431.D			252.0, 253.0	
				
Benzo(k)fluoranthene	N.D.	18.65	253.0	22.3
+ EIC (252.0) Scan Jan1431.D			252.0, 253.0	
				
Benzo(a)pyrene	N.D.	19.19	253.0	22.7
+ EIC (252.0) Scan Jan1431.D			252.0, 253.0	
				
Indeno(1,2,3-c,d)pyrene	N.D.	20.94	138.0	31.3
+ EIC (276.0) Scan Jan1431.D			276.0, 138.0	
				

Quantitation Results Report (QT Reviewed)

Compound	Conc.	Exp RT	QIon	Exp Ratio	QIon	Exp Ratio
Dibenzo(a,h)anthracene	N.D.	21.00	139.0	25.3	279.0	24.5

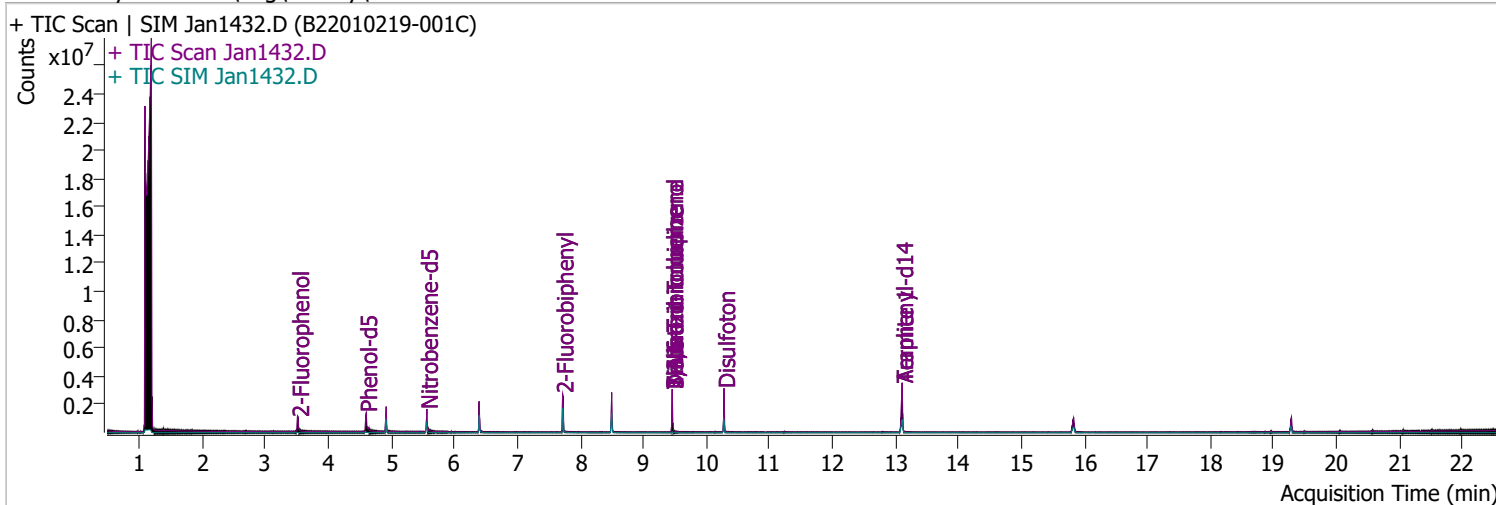


Compound	Conc.	Exp RT	QIon	Exp Ratio	QIon	Exp Ratio
Benzo(g,h,i)perylene	N.D.	21.27	138.0	33.6	277.0	23.4



Quantitation Results Report (QT Reviewed)

Data File	Jan1432.D	Operator	LIMS import
Acq. Method	BNA+SIM.M	Acq. Date-Time	1/15/2022 5:31:00 AM
Sample Name	B22010219-001C	Instrument	Instrument #1
Vial	32	Multiplier	1.00
DA Method File		Comment	SVOC-8270-W-LARGO
Tune File	dftppdsm.u	Tune Date	1/7/2022 12:13:00 PM
Batch Name	011422 DoD BNA.batch.bin	Last Calib Update	1/17/2022 3:53:35 PM
Ref Library	D:\Org\Library\NIST129K.l		



Compound	RT	QIon	Resp.	Conc.	Units	Dev(Min)
----------	----	------	-------	-------	-------	----------

Internal Standards

System Monitoring Compounds

S 2-Fluorophenol	3.520	112.0	412981	59.4619	µg/L	0.010
Spiked Amount: 200.000	Range: 10.0 - 75.0%			Recovery = 29.73%		
S Phenol-d5	4.603	99.0	626473	67.3743	µg/L	0.000
Spiked Amount: 200.000	Range: 10.0 - 65.0%			Recovery = 33.69%		
S Nitrobenzene-d5	5.563	82.0	335818	66.5918	µg/L	0.000
Spiked Amount: 100.000	Range: 32.0 - 94.0%			Recovery = 66.59%		
S 2-Fluorobiphenyl	7.718	172.0	1168179	67.0191	µg/L	0.000
Spiked Amount: 100.000	Range: 28.0 - 107.0%			Recovery = 67.02%		
S 2,4,6-Tribromophenol	9.458	329.8	219390	141.4488	µg/L	0.000
Spiked Amount: 200.000	Range: 25.0 - 140.0%			Recovery = 70.72%		
S Terphenyl-d14	13.108	244.3	1757224	97.8577	µg/L	0.010
Spiked Amount: 100.000	Range: 32.0 - 122.0%			Recovery = 97.86%		

Target Compounds

Compound	RT	QIon	Resp.	Conc.	Units	Dev(Min)	QValue
T N-Nitrosodimethylamine	0.000		0	N.D.			
T Pyridine	0.000		0	N.D.			
T Aniline	0.000		0	N.D.			
T Phenol	0.000		0	N.D.			
T bis(-2-Chloroethyl)Ether	0.000		0	N.D.			
T 2-Chlorophenol	0.000		0	N.D.			
T 1,3-Dichlorobenzene	0.000		0	N.D.			
T 1,4-Dichlorobenzene	0.000		0	N.D.			
T 1,2-Dichlorobenzene	0.000		0	N.D.			
T Benzyl Alcohol	0.000		0	N.D.			
T bis(2-chloroisopropyl)Ether	0.000		0	N.D.			
T 2-Methylphenol	0.000		0	N.D.			
T N-nitroso-Di-n-propylamine	5.563	70.0	0		µg/L	md	1
T 4Methylphenol/3Methylphenol	0.000		0	N.D.			
T Hexachloroethane	0.000		0	N.D.			

Quantitation Results Report (QT Reviewed)

Compound	RT	QIon	Resp.	Conc.	Units	Dev(Min)
T Nitrobenzene	0.000		0	N.D.		
T Isophorone	0.000		0	N.D.		
T 2-Nitrophenol	0.000		0	N.D.		
T 2,4-Dimethylphenol	0.000		0	N.D.		
T bis(-2-Chloroethoxy)Methane	0.000		0	N.D.		
T 2,4-Dichlorophenol	0.000		0	N.D.		
T Benzoic Acid	0.000		0	N.D.		
T 1,2,4-Trichlorobenzene	0.000		0	N.D.		
T Naphthalene	0.000		0	N.D.		
T 4-Chlorophenol	0.000		0	N.D.		
T p-Chloroaniline	0.000		0	N.D.		
T Hexachlorobutadiene	0.000		0	N.D.		
T 4-Chloro-2-Methylphenol	0.000		0	N.D.		
T 4-Chloro-3-Methylphenol	0.000		0	N.D.		
T 2-Methylnaphthalene	0.000		0	N.D.		
T 1-Methylnaphthalene	0.000		0	N.D.		
T Hexachlorocyclopentadiene	0.000		0	N.D.		
T 2,4,6-Trichlorophenol	0.000		0	N.D.		
T 2,4,5-Trichlorophenol	0.000		0	N.D.		
T 2-Chloronaphthalene	0.000		0	N.D.		
T 2-Nitroaniline	0.000		0	N.D.		
T Dimethyl Phthalate	8.497	163.0	0		µg/L	md
T 2,6-Dinitrotoluene	8.497	165.0	0		µg/L	md
T Acenaphthylene	0.000		0	N.D.		
T 3-Nitroaniline	0.000		0	N.D.		
T Acenaphthene	0.000		0	N.D.		
T 2,4-Dinitrophenol	0.000		0	N.D.		
T Dibenzofuran	0.000		0	N.D.		
T 2,4-Dinitrotoluene	8.609	165.0	0		µg/L	md
T 4-Nitrophenol	0.000		0	N.D.		
T Diethylphthalate	0.000		0	N.D.		
T Fluorene	0.000		0	N.D.		
T 4-Chlorophenyl-phenylether	0.000		0	N.D.		
T 4-Nitroaniline	0.000		0	N.D.		
T 4,6-Dinitro-2-methylphenol	0.000		0	N.D.		
T N-nitrosodiphenylamine	0.000		0	N.D.		
T Azobenzene	0.000		0	N.D.		
T 4-Bromophenyl-phenylether	0.000		0	N.D.		
T Hexachlorobenzene	0.000		0	N.D.		
T Pentachlorophenol	0.000		0	N.D.		
T Phenanthrene	0.000		0	N.D.		
T Anthracene	0.000		0	N.D.		
T Triallate	0.000		0	N.D.		
T Carbazole	0.000		0	N.D.		
T o-Terphenyl	0.000		0	N.D.		
T Di-n-Butylphthalate	0.000		0	N.D.		
T Fluoranthene	0.000		0	N.D.		
T Benzidine	0.000		0	N.D.		
T Pyrene	0.000		0	N.D.		
T Butylbenzylphthalate	0.000		0	N.D.		
T Benzo(a)Anthracene	0.000		0	N.D.		
T Chrysene	0.000		0	N.D.		
T 3,3-Dichlorobenzidine	0.000		0	N.D.		
T bis(2-ethylhexyl)Phthalate	0.000		0	N.D.		
T Di-n-octyl Phthalate	0.000		0	N.D.		

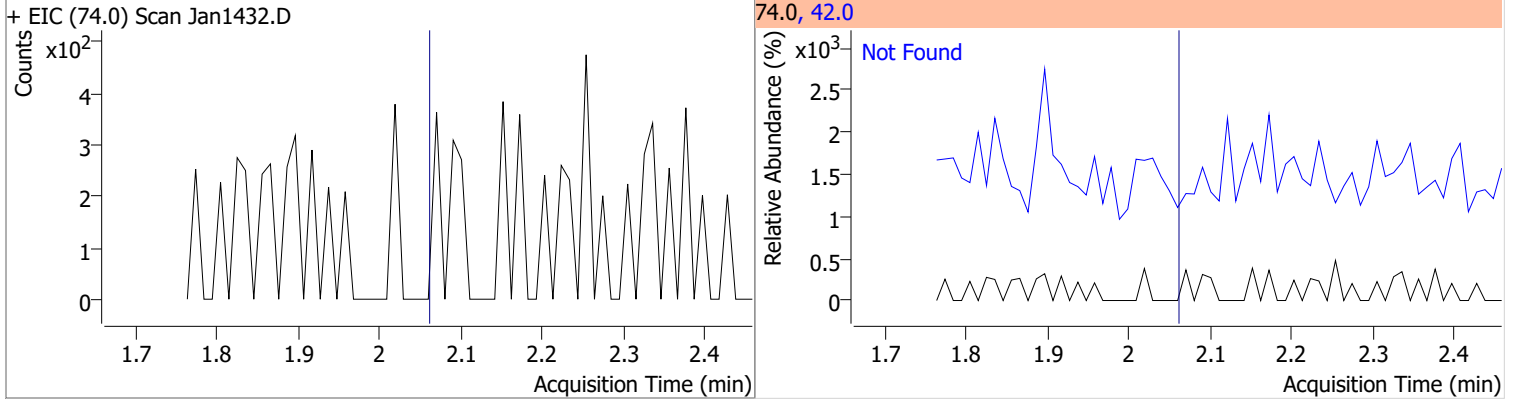
Quantitation Results Report (QT Reviewed)

Compound	RT	QIon	Resp.	Conc.	Units	Dev(Min)
T Benzo(b)fluoranthene	0.000		0	N.D.		
T Benzo(k)fluoranthene	0.000		0	N.D.		
T Benzo(a)pyrene	0.000		0	N.D.		
T Indeno(1,2,3-c,d)pyrene	0.000		0	N.D.		
T Dibenzo(a,h)anthracene	0.000		0	N.D.		
T Benzo(g,h,i)perylene	0.000		0	N.D.		

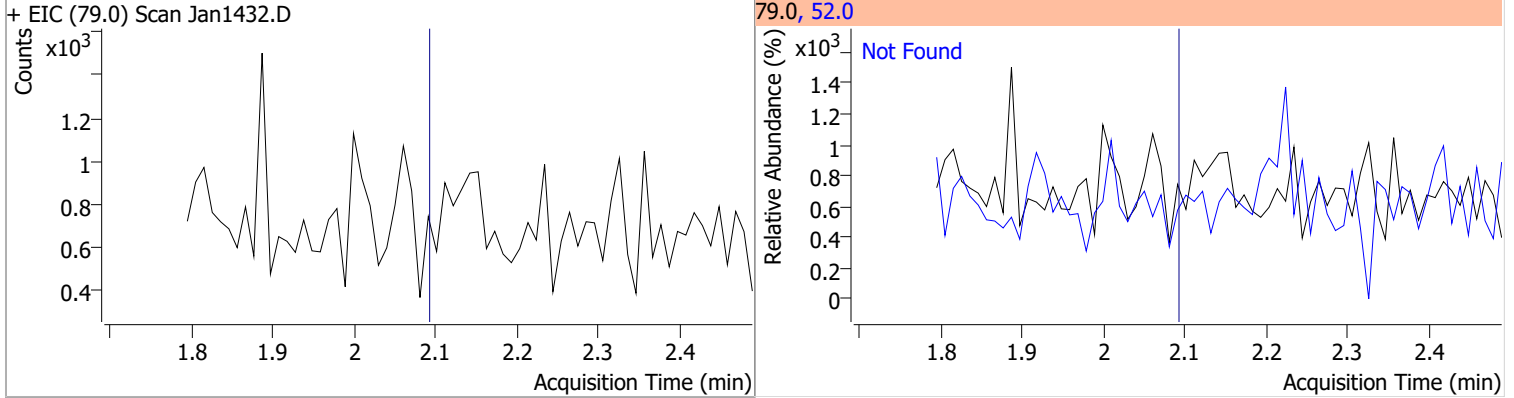
(#) = Qualifier Out of Range; (m) = Manual Integration; (+) = Area Summed; (*) = Surrogate Percent Recovery Out of Range; (d): Zeroed Peak

Quantitation Results Report (QT Reviewed)

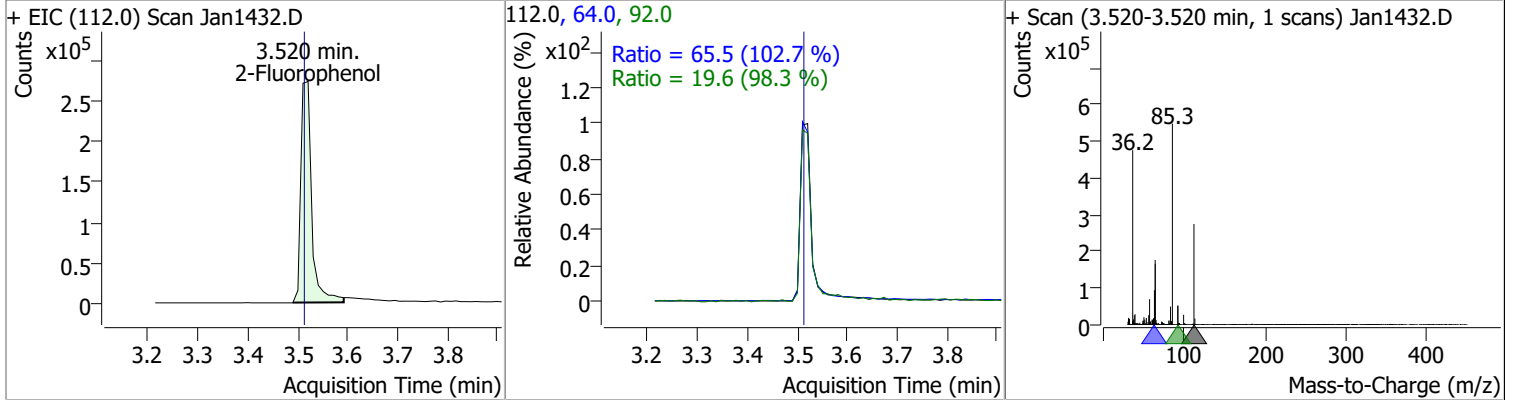
Compound	Conc.	Exp RT	QIon	Exp Ratio
N-Nitrosodimethylamine	N.D.	2.06	42.0	149.6



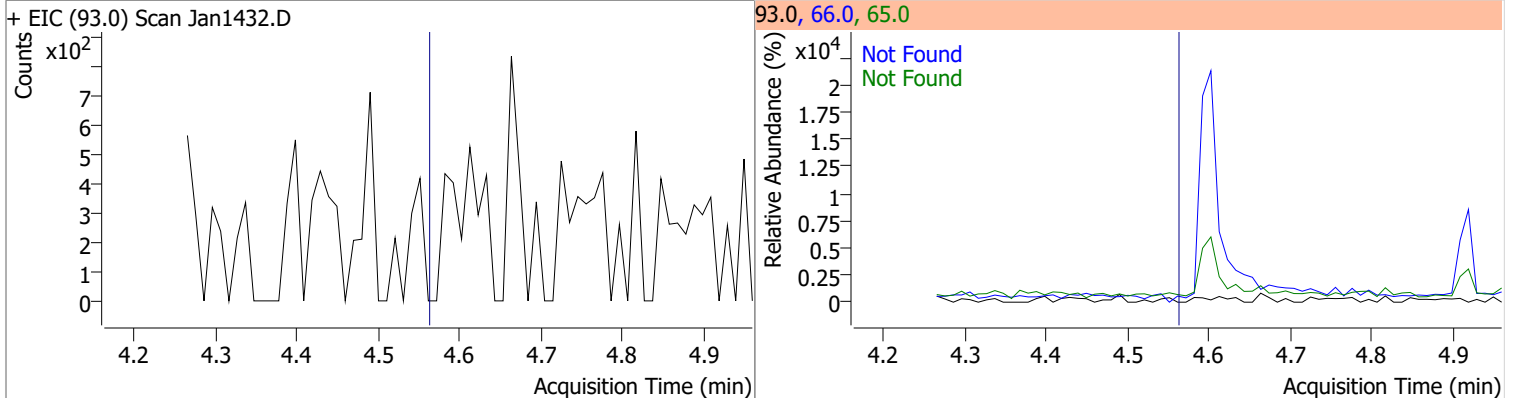
Compound	Conc.	Exp RT	QIon	Exp Ratio
Pyridine	N.D.	2.09	52.0	137.6



Compound	Conc.	RT	Dev(Min)	Resp.	QIon	QRatio	Lower	Upper
2-Fluorophenol	59.4619	3.52	0.01	412981	64.0	65.5	44.6	82.9
					92.0	19.6	14.0	25.9

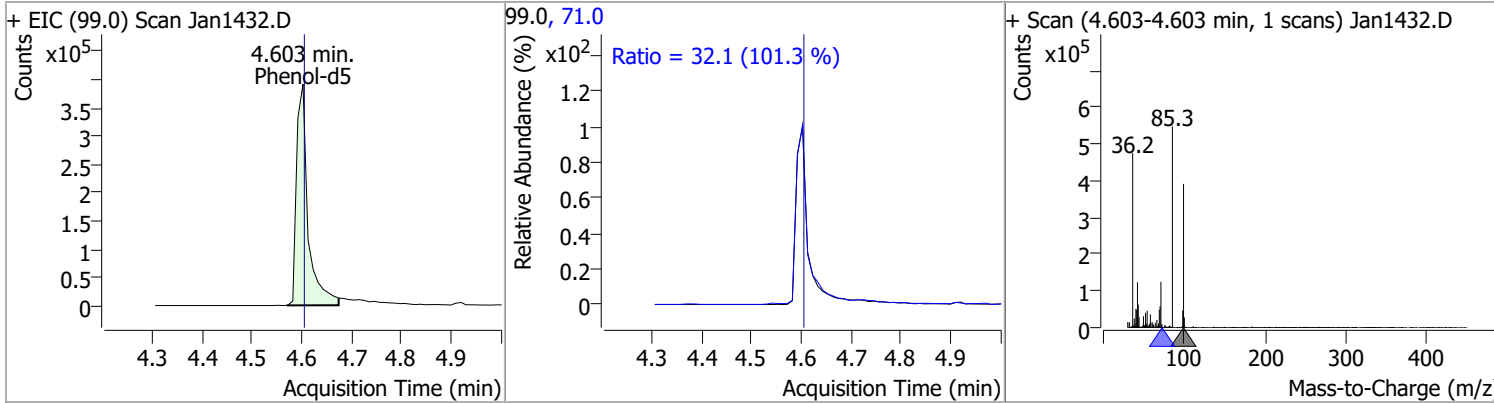


Compound	Conc.	Exp RT	QIon	Exp Ratio	QIon	Exp Ratio
Aniline	N.D.	4.56	66.0	37.5	65.0	20.7

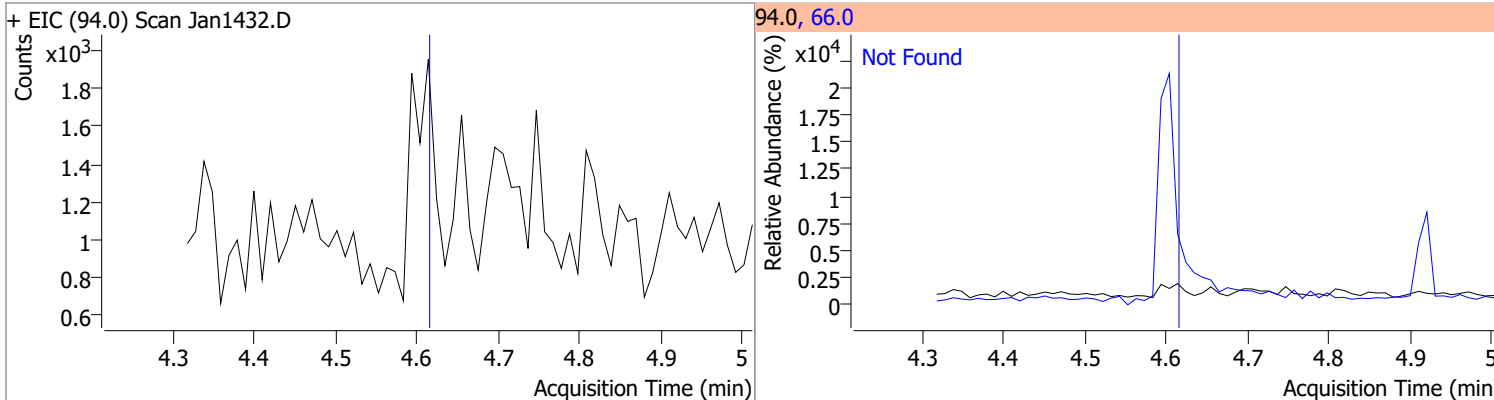


Quantitation Results Report (QT Reviewed)

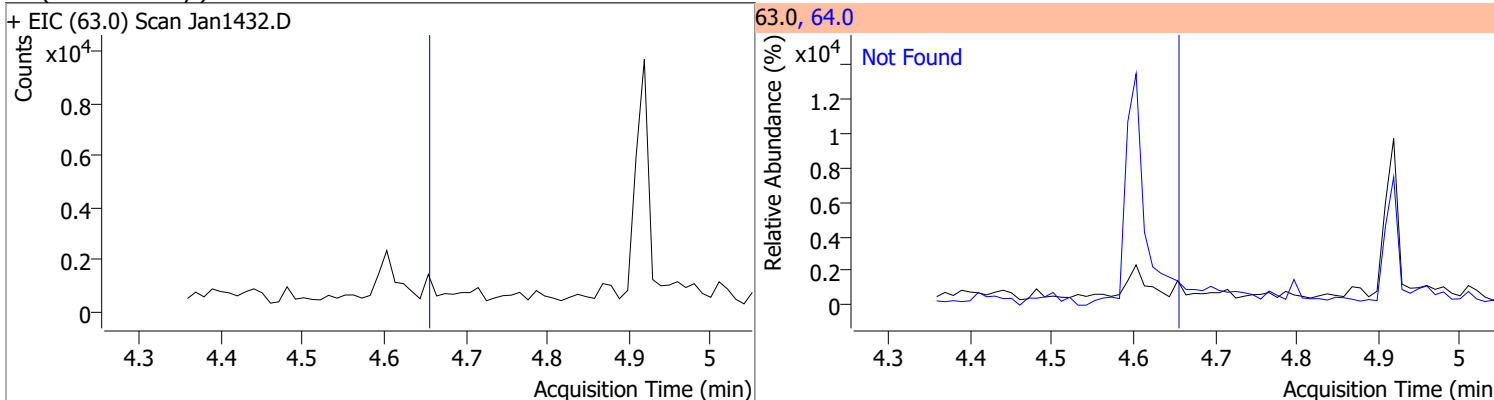
Compound	Conc.	RT	Dev(Min)	Resp.	QIon	QRatio	Lower	Upper
Phenol-d5	67.3743	4.60	0.00	626473	71.0	32.1	22.2	41.2



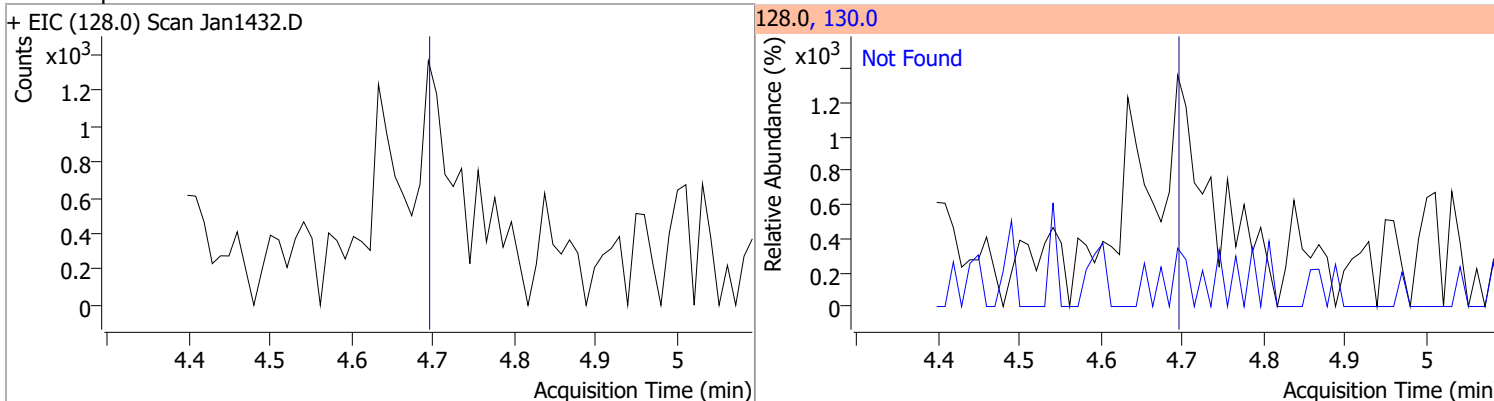
Compound	Conc.	Exp RT	QIon	Exp Ratio
Phenol	N.D.	4.61	66.0	49.9



Compound	Conc.	Exp RT	QIon	Exp Ratio
bis(-2-Chloroethyl)Ether	N.D.	4.65	64.0	3.4



Compound	Conc.	Exp RT	QIon	Exp Ratio
2-Chlorophenol	N.D.	4.70	130.0	32.7

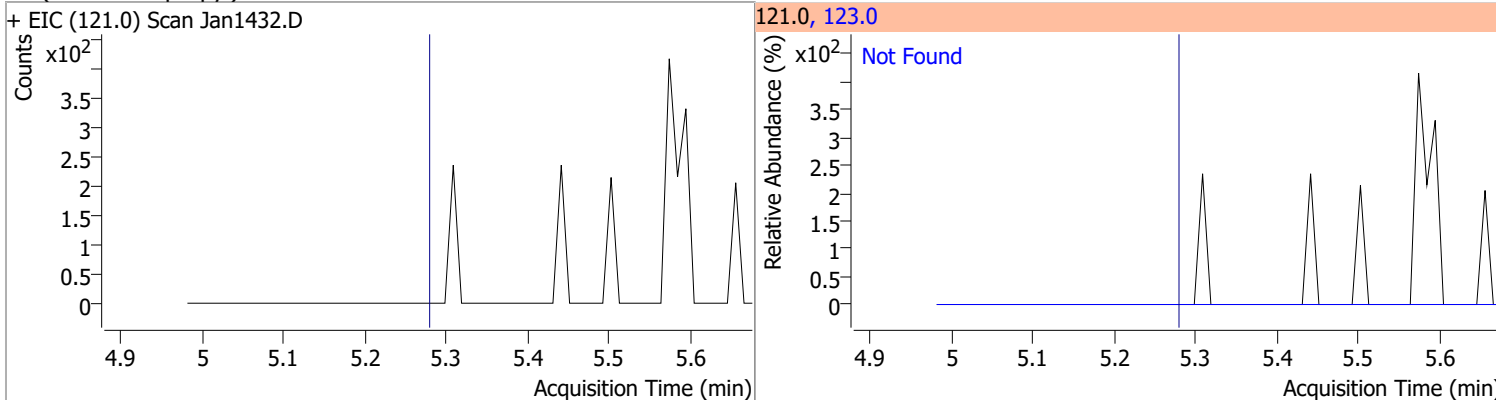


Quantitation Results Report (QT Reviewed)

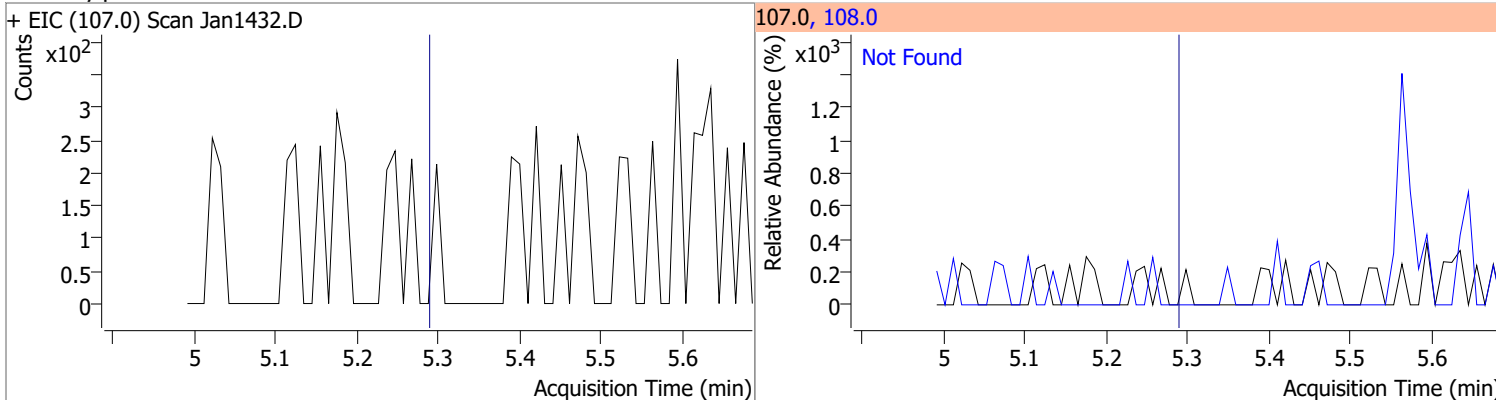
Compound	Conc.	Exp RT	QIon	Exp Ratio	QIon	Exp Ratio
1,3-Dichlorobenzene	N.D.	4.85	148.0	64.0	111.0	35.9
+ EIC (146.0) Scan Jan1432.D			146.0, 148.0, 111.0			
1,4-Dichlorobenzene	N.D.	4.94	148.0	65.1	111.0	35.2
+ EIC (146.0) Scan Jan1432.D			146.0, 148.0, 111.0			
1,2-Dichlorobenzene	N.D.	5.10	148.0	63.6	111.0	36.6
+ EIC (146.0) Scan Jan1432.D			146.0, 148.0, 111.0			
Benzyl Alcohol	N.D.	5.11	79.0	112.9	107.0	67.1
+ EIC (108.0) Scan Jan1432.D			108.0, 79.0, 107.0			

Quantitation Results Report (QT Reviewed)

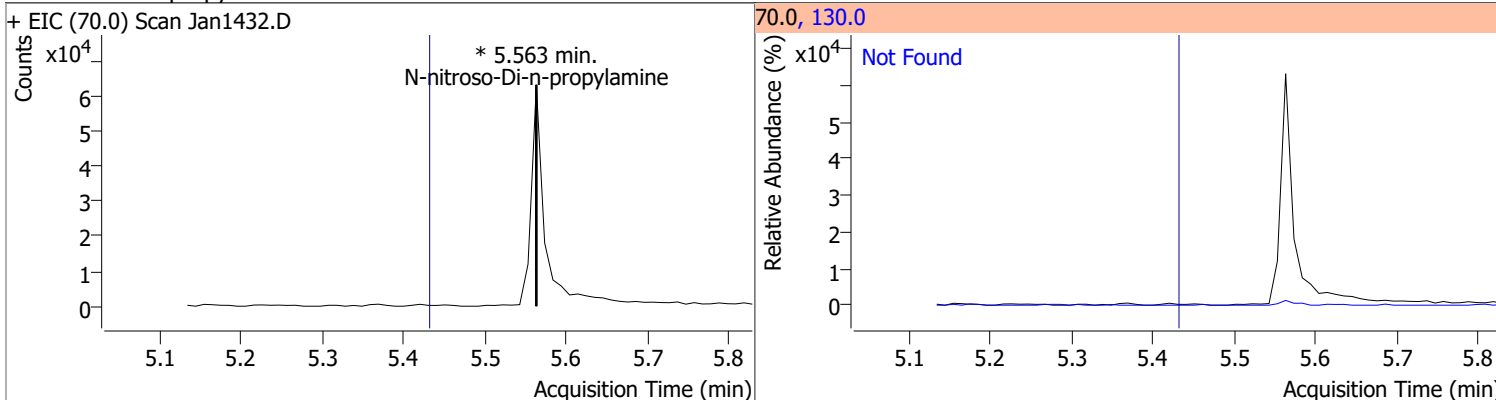
Compound	Conc.	Exp RT	QIon	Exp Ratio
bis(2-chloroisopropyl)Ether	N.D.	5.28	123.0	33.2



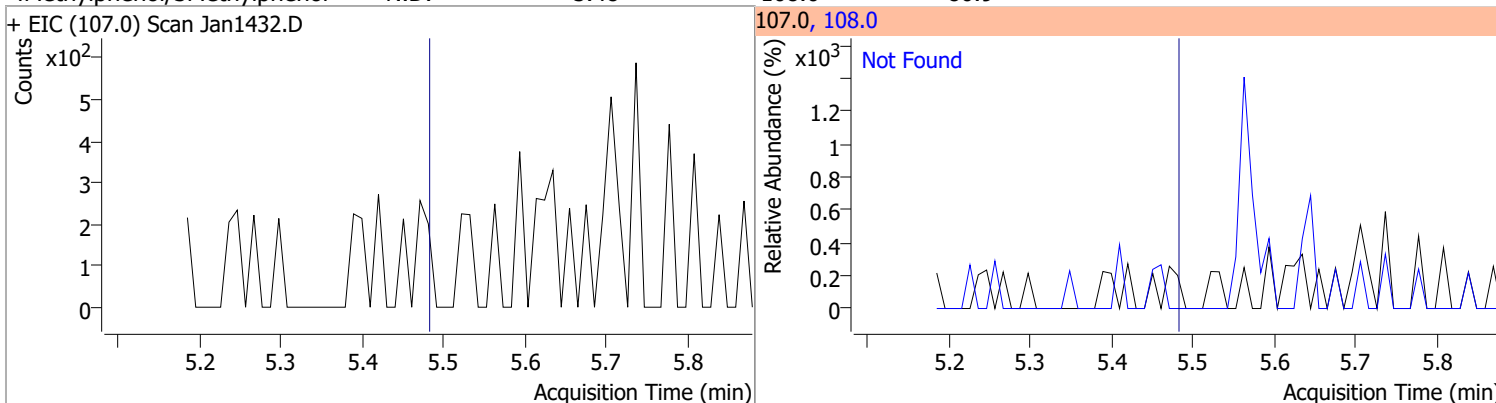
Compound	Conc.	Exp RT	QIon	Exp Ratio
2-Methylphenol	N.D.	5.29	108.0	114.9



Compound	Conc.	RT	Dev(Min)	Resp.	QIon	QRatio	Lower	Upper
N-nitroso-Di-n-propylamine		0		0	130.0		0.0	40.8

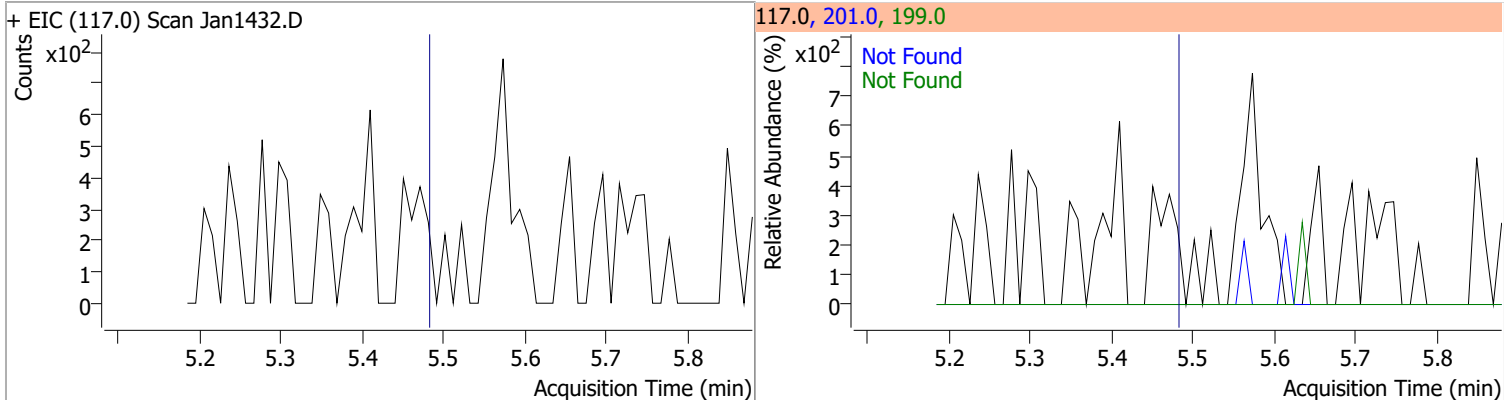


Compound	Conc.	Exp RT	QIon	Exp Ratio
4Methylphenol/3Methylphenol	N.D.	5.48	108.0	80.9

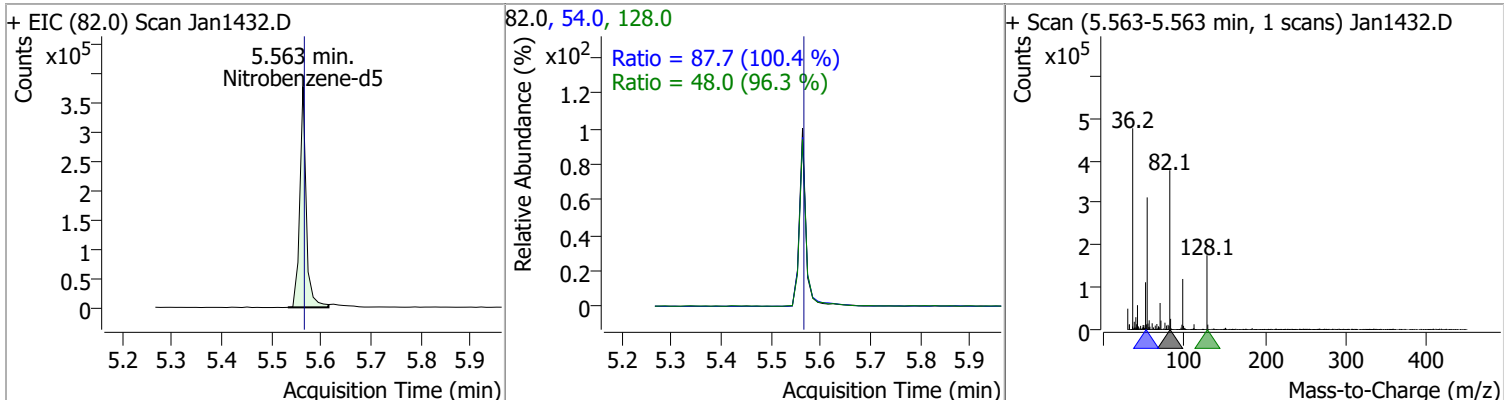


Quantitation Results Report (QT Reviewed)

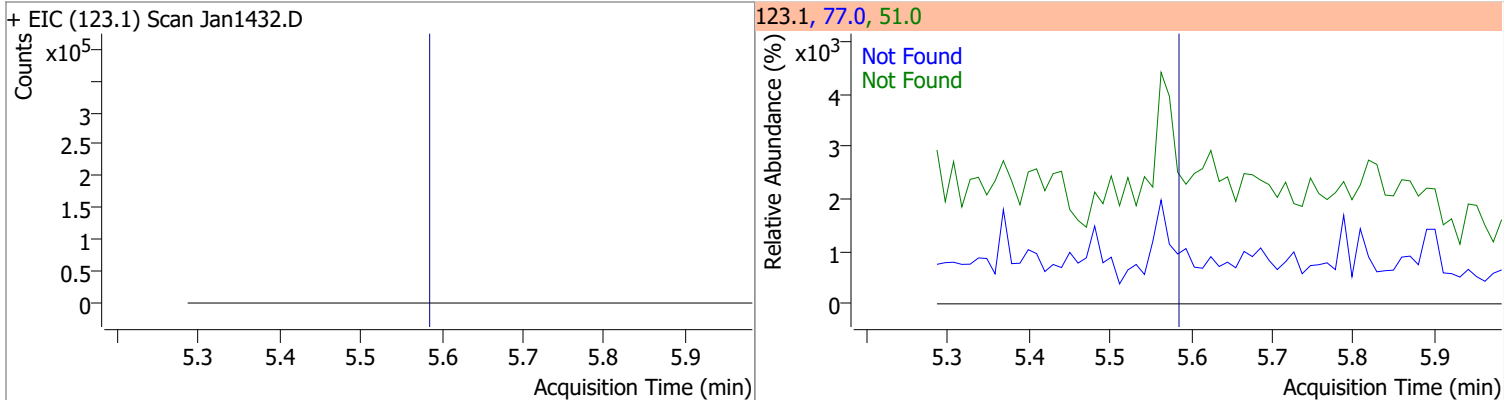
Compound	Conc.	Exp RT	QIon	Exp Ratio	QIon	Exp Ratio
Hexachloroethane	N.D.	5.48	201.0	96.9	199.0	60.2



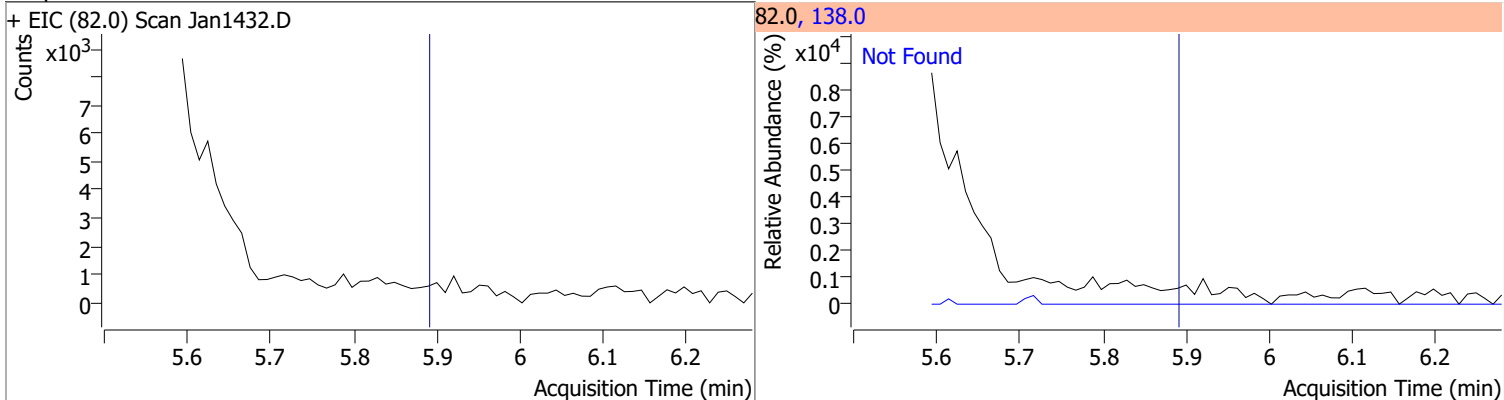
Compound	Conc.	RT	Dev(Min)	Resp.	QIon	QRatio	Lower	Upper
Nitrobenzene-d5	66.5918	5.56	0.00	335818	54.0	87.7	61.2	113.6
					128.0	48.0	34.9	64.8



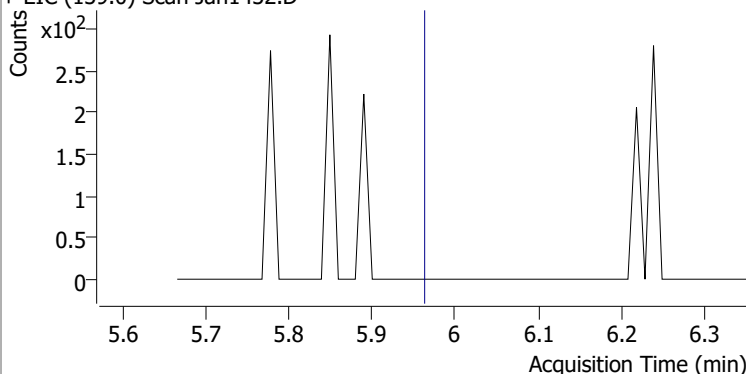
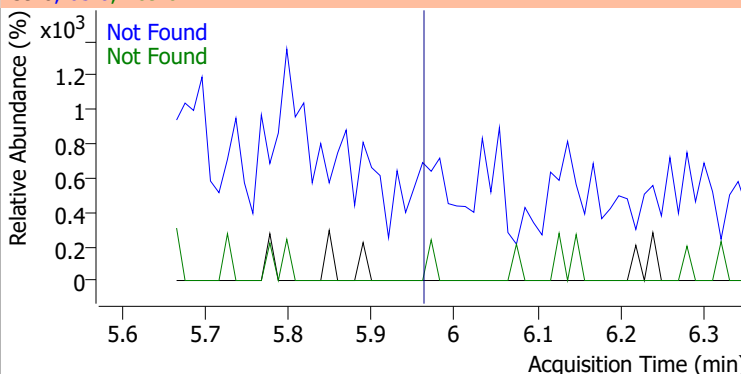
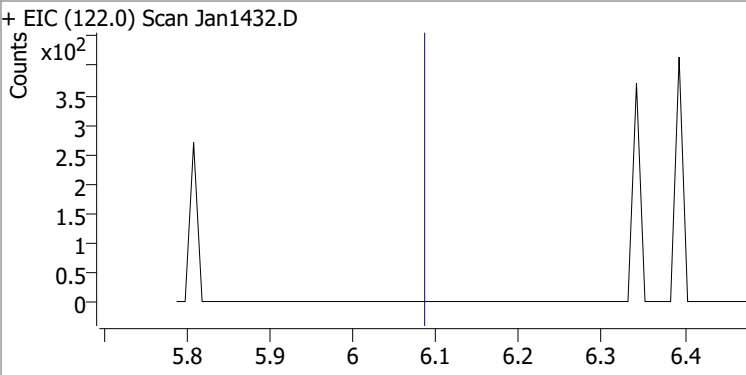
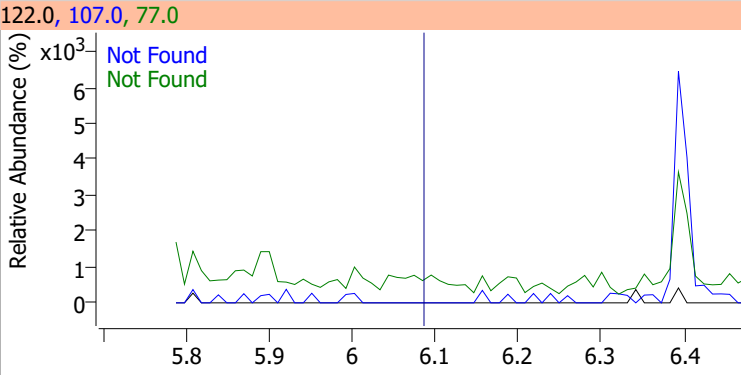
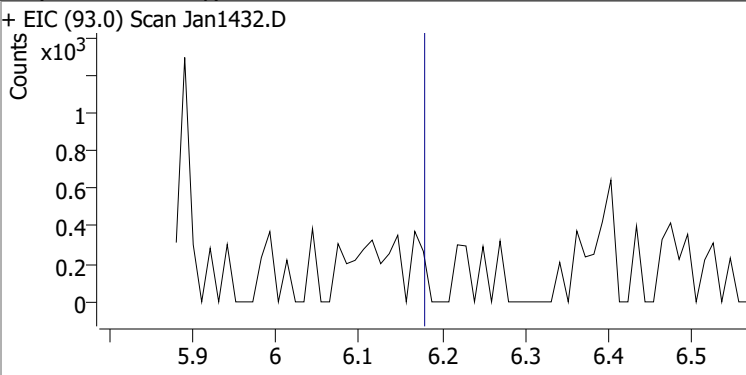
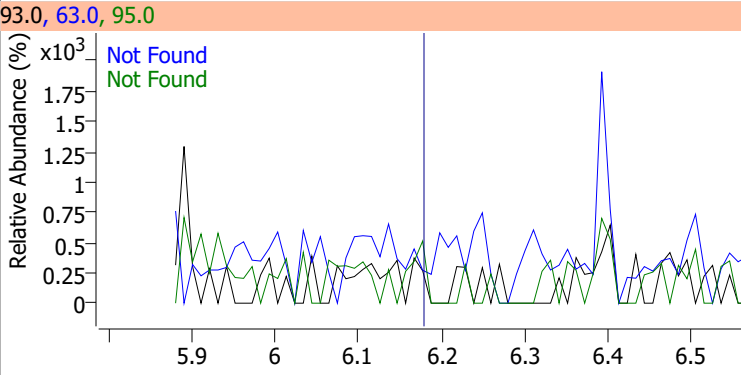
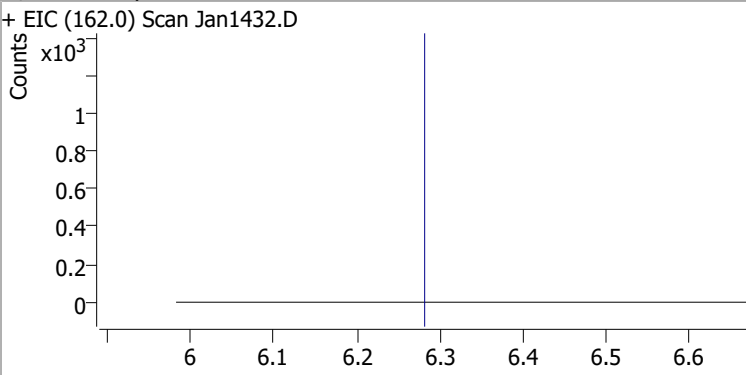
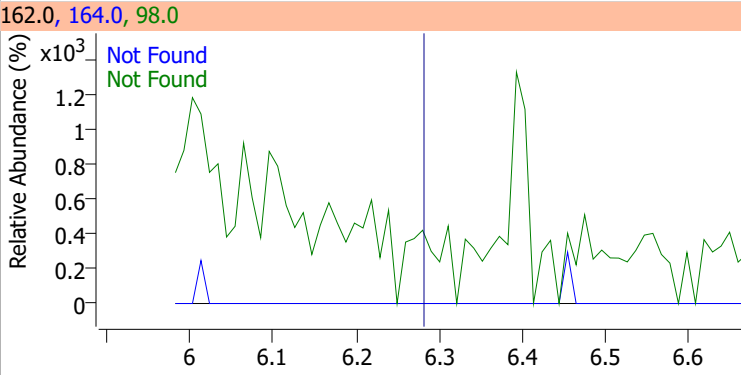
Compound	Conc.	Exp RT	QIon	Exp Ratio	QIon	Exp Ratio
Nitrobenzene	N.D.	5.58	77.0	187.7	51.0	165.1



Compound	Conc.	Exp RT	QIon	Exp Ratio
Isophorone	N.D.	5.89	138.0	21.2

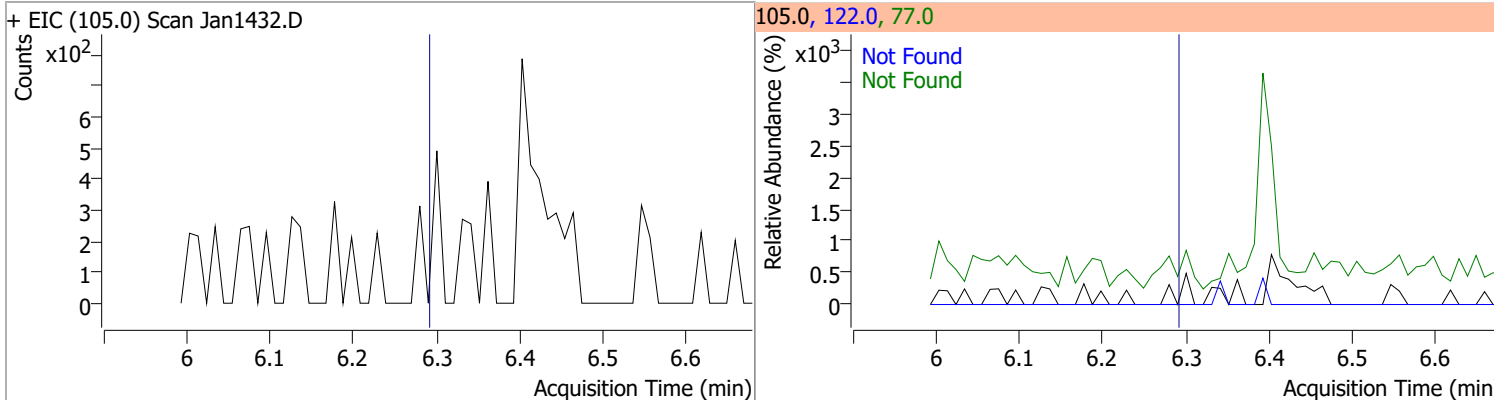


Quantitation Results Report (QT Reviewed)

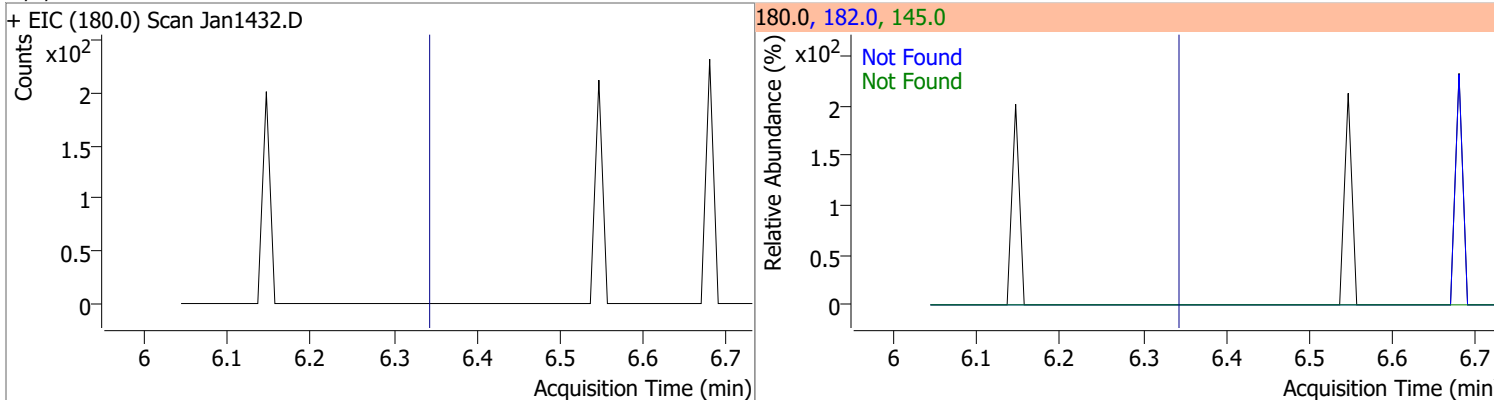
Compound	Conc.	Exp RT	QIon	Exp Ratio	QIon	Exp Ratio
2-Nitrophenol	N.D.	5.96	65.0	52.2	109.0	38.2
+ EIC (139.0) Scan Jan1432.D			139.0, 65.0, 109.0			
						
2,4-Dimethylphenol	N.D.	6.08	107.0	106.7	77.0	29.9
+ EIC (122.0) Scan Jan1432.D			122.0, 107.0, 77.0			
						
bis(-2-Chloroethoxy)Methane	N.D.	6.18	63.0	88.3	95.0	29.8
+ EIC (93.0) Scan Jan1432.D			93.0, 63.0, 95.0			
						
2,4-Dichlorophenol	N.D.	6.28	164.0	63.5	98.0	30.9
+ EIC (162.0) Scan Jan1432.D			162.0, 164.0, 98.0			
						

Quantitation Results Report (QT Reviewed)

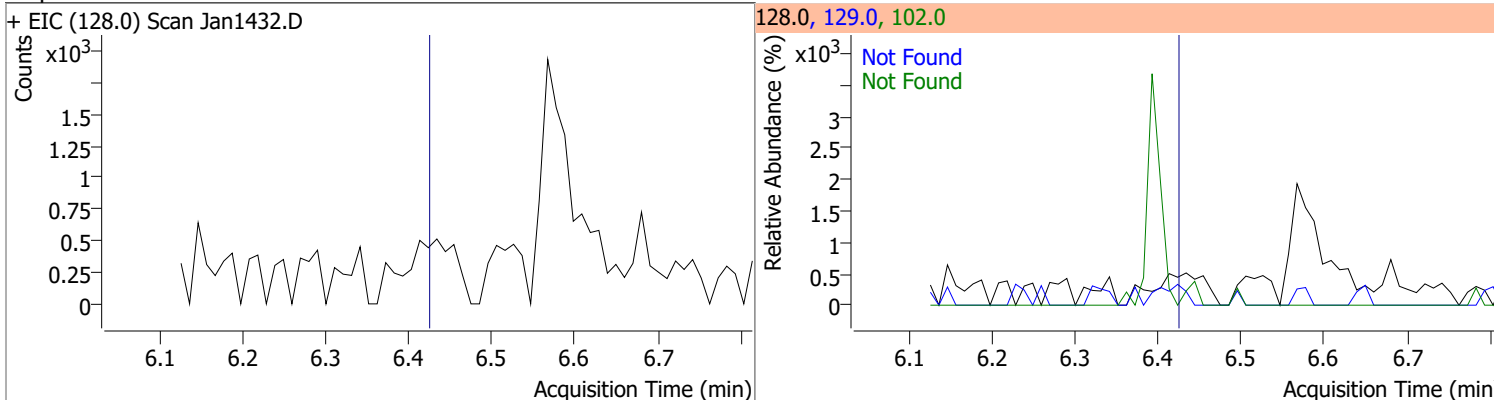
Compound	Conc.	Exp RT	QIon	Exp Ratio	QIon	Exp Ratio
Benzoic Acid	N.D.	6.29	122.0	89.3	77.0	71.7



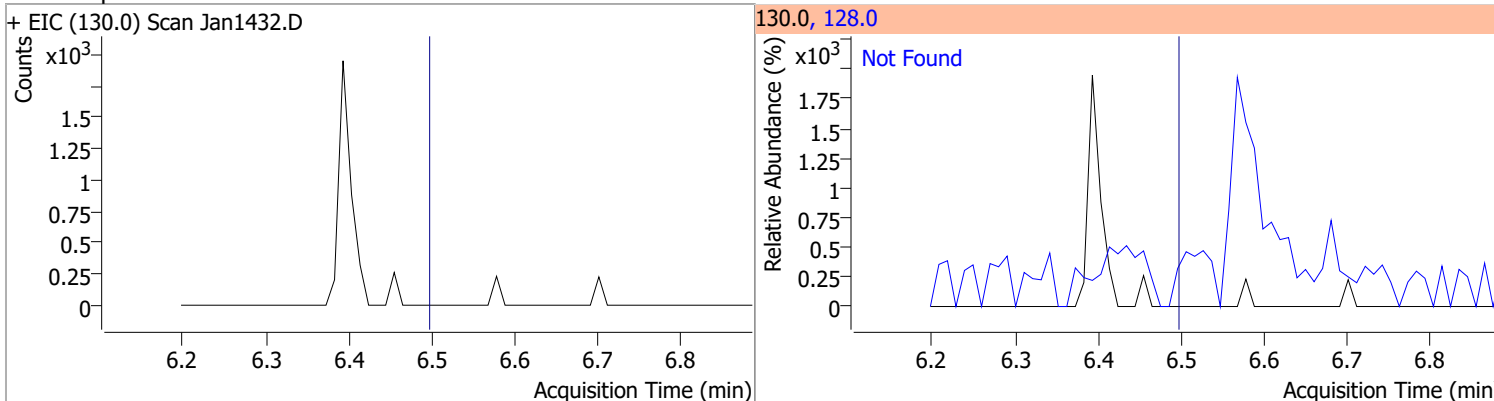
Compound	Conc.	Exp RT	QIon	Exp Ratio	QIon	Exp Ratio
1,2,4-Trichlorobenzene	N.D.	6.34	182.0	98.3	145.0	29.2



Compound	Conc.	Exp RT	QIon	Exp Ratio	QIon	Exp Ratio
Naphthalene	N.D.	6.42	129.0	11.1	102.0	8.9

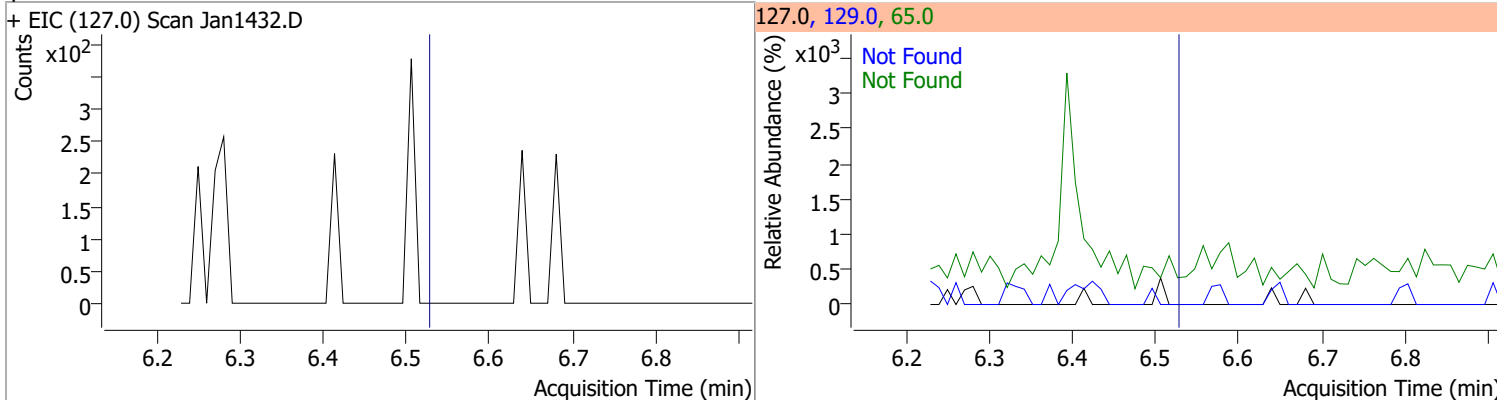


Compound	Conc.	Exp RT	QIon	Exp Ratio
4-Chlorophenol	N.D.	6.50	128.0	299.5

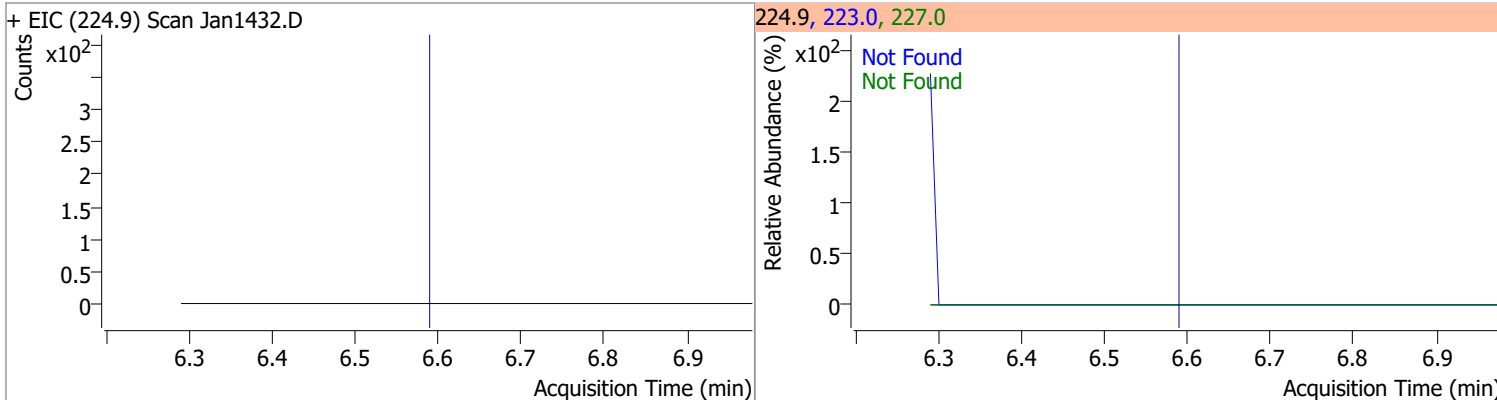


Quantitation Results Report (QT Reviewed)

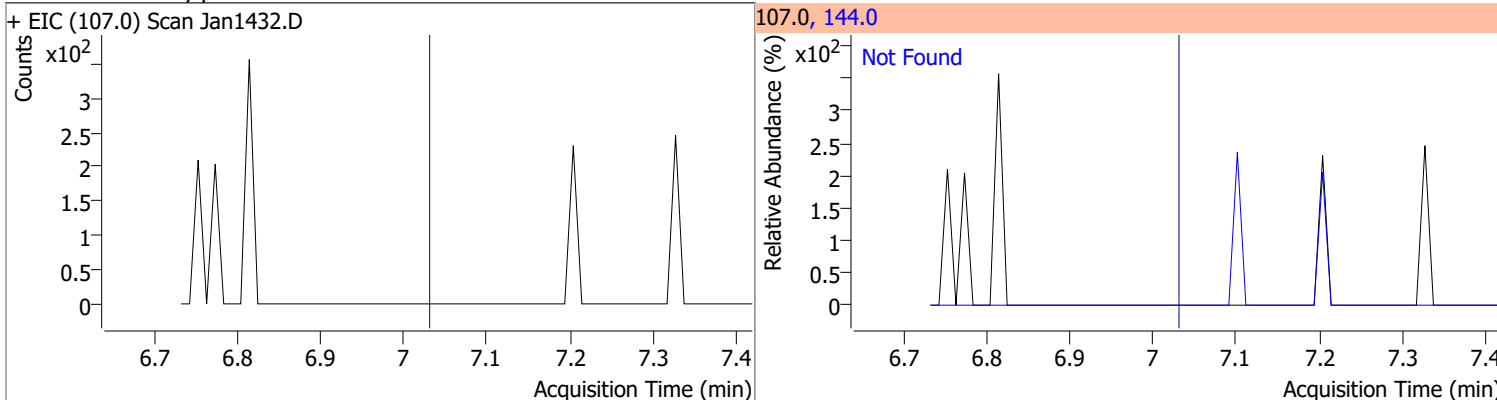
Compound	Conc.	Exp RT	QIon	Exp Ratio	QIon	Exp Ratio
p-Chloroaniline	N.D.	6.53	65.0	32.6	129.0	32.1



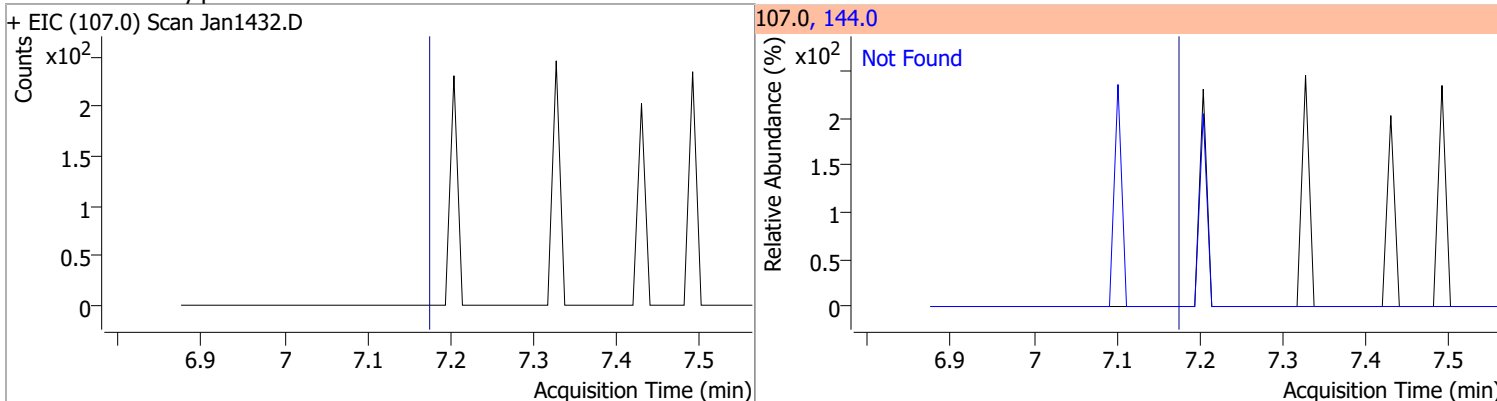
Compound	Conc.	Exp RT	QIon	Exp Ratio	QIon	Exp Ratio
Hexachlorobutadiene	N.D.	6.59	223.0	62.9	227.0	61.7



Compound	Conc.	Exp RT	QIon	Exp Ratio
4-Chloro-2-Methylphenol	N.D.	7.03	144.0	28.7



Compound	Conc.	Exp RT	QIon	Exp Ratio
4-Chloro-3-Methylphenol	N.D.	7.17	144.0	28.4

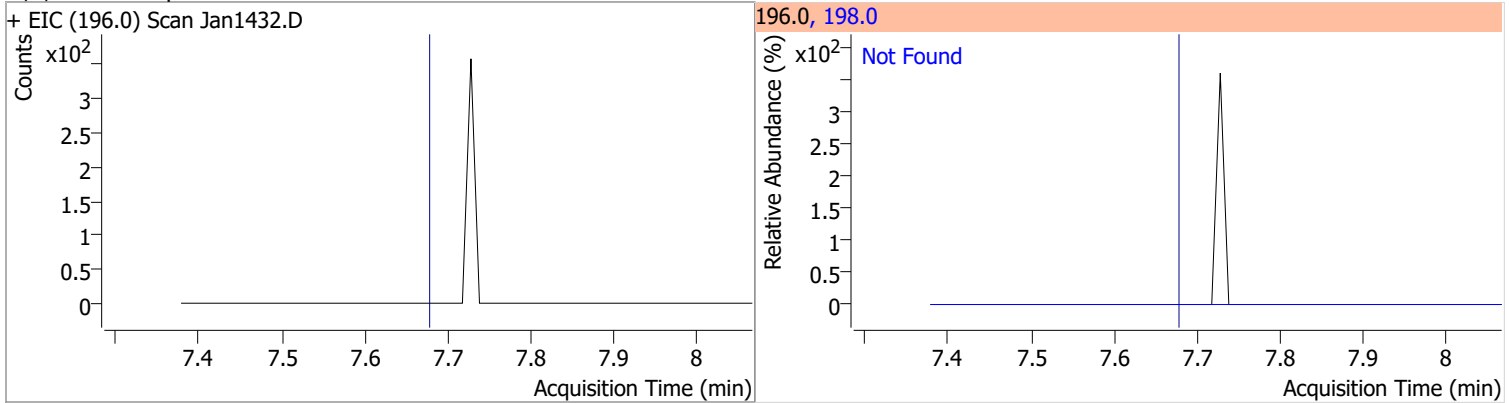


Quantitation Results Report (QT Reviewed)

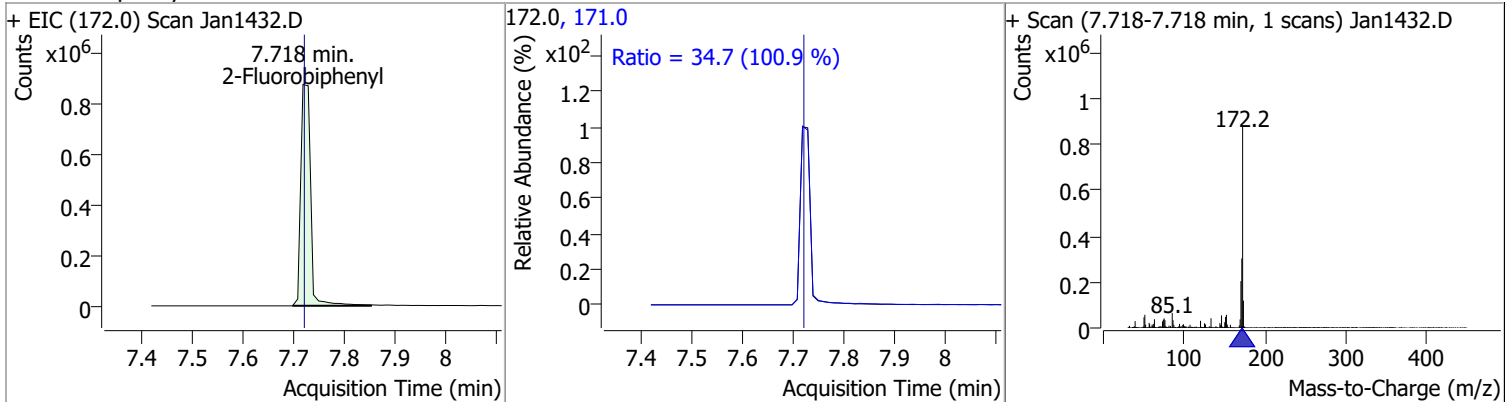
Compound	Conc.	Exp RT	QIon	Exp Ratio	QIon	Exp Ratio
2-Methylnaphthalene	N.D.	7.26	142.0	115.4	115.0	41.1
+ EIC (141.0) Scan Jan1432.D			141.0, 142.0, 115.0			
1-Methylnaphthalene	N.D.	7.37	142.0	111.1	115.0	41.1
+ EIC (141.0) Scan Jan1432.D			141.0, 142.0, 115.0			
Hexachlorocyclopentadiene	N.D.	7.45	238.9	65.3	234.9	63.2
+ EIC (236.9) Scan Jan1432.D			236.9, 238.9, 234.9			
2,4,6-Trichlorophenol	N.D.	7.63	198.0	94.2		
+ EIC (196.0) Scan Jan1432.D			196.0, 198.0			

Quantitation Results Report (QT Reviewed)

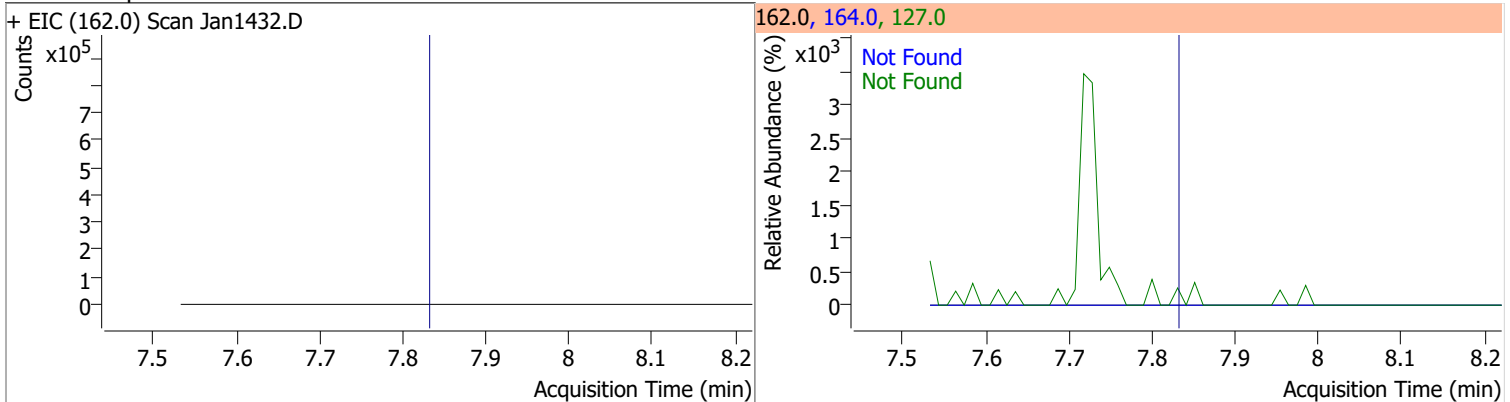
Compound	Conc.	Exp RT	QIon	Exp Ratio
2,4,5-Trichlorophenol	N.D.	7.68	198.0	95.6



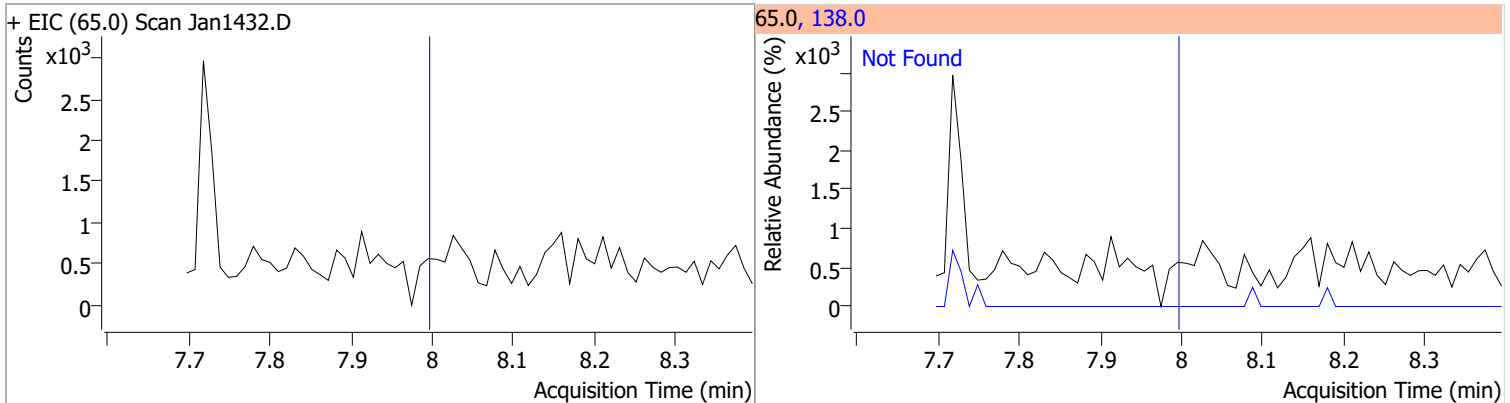
Compound	Conc.	RT	Dev(Min)	Resp.	QIon	QRatio	Lower	Upper
2-Fluorobiphenyl	67.0191	7.72	0.00	1168179	171.0	34.7	24.1	44.8



Compound	Conc.	Exp RT	QIon	Exp Ratio	QIon	Exp Ratio
2-Chloronaphthalene	N.D.	7.83	127.0	36.6	164.0	32.9

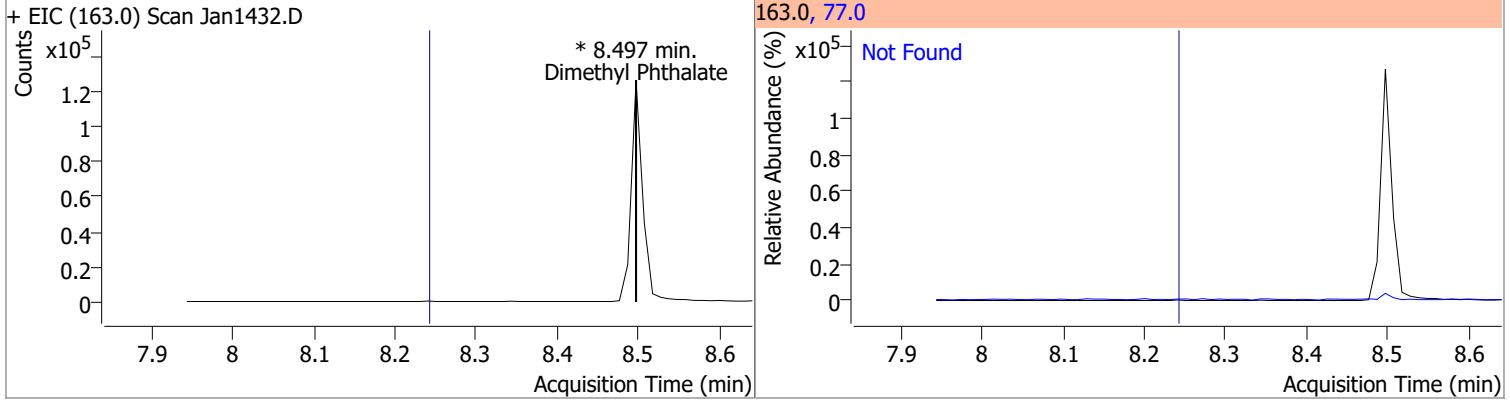


Compound	Conc.	Exp RT	QIon	Exp Ratio
2-Nitroaniline	N.D.	8.00	138.0	108.7

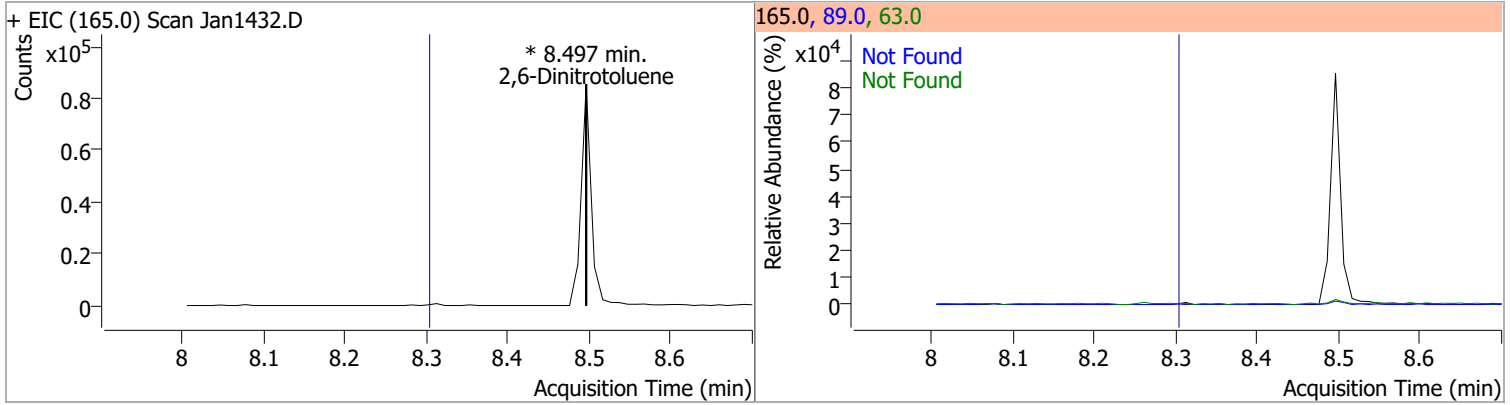


Quantitation Results Report (QT Reviewed)

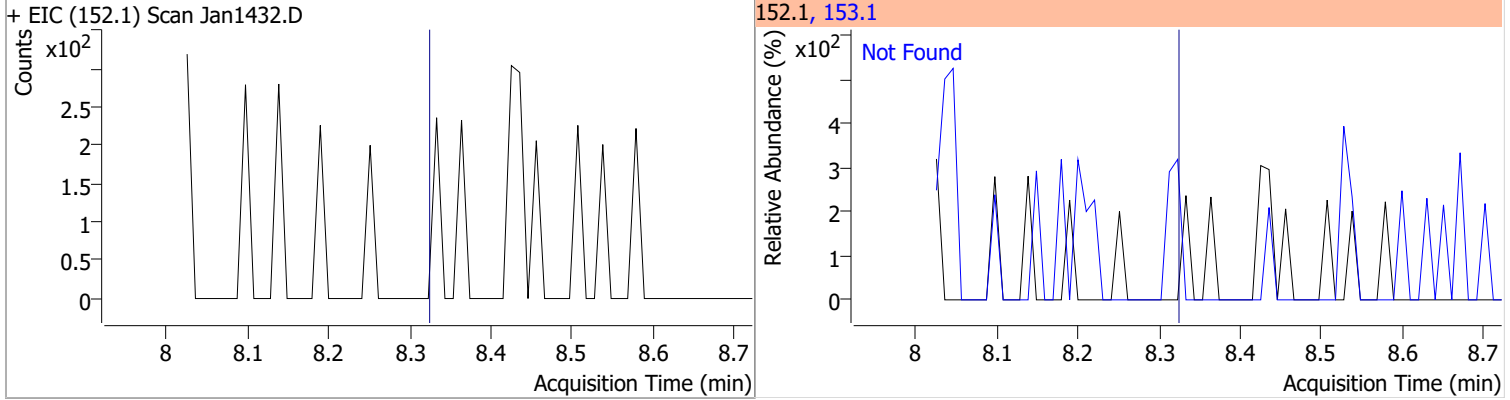
Compound	Conc.	RT	Dev(Min)	Resp.	QIon	QRatio	Lower	Upper
Dimethyl Phthalate	0	0		0	77.0		12.9	24.0



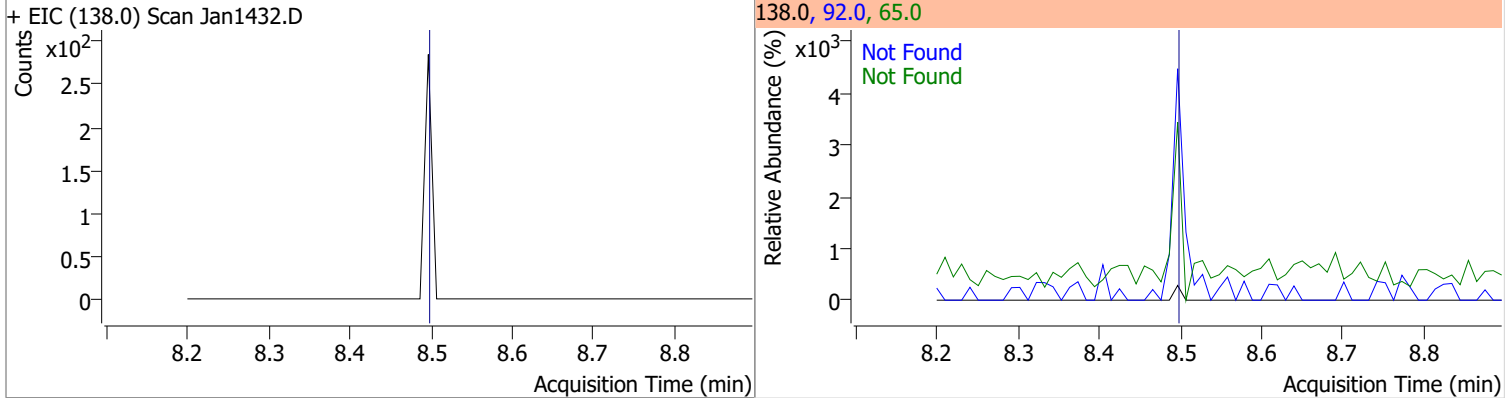
Compound	Conc.	RT	Dev(Min)	Resp.	QIon	QRatio	Lower	Upper
2,6-Dinitrotoluene	0	0		0	63.0		114.6	212.8
					89.0		41.8	77.6



Compound	Conc.	Exp RT	QIon	Exp Ratio
Acenaphthylene	N.D.	8.32	153.1	14.0

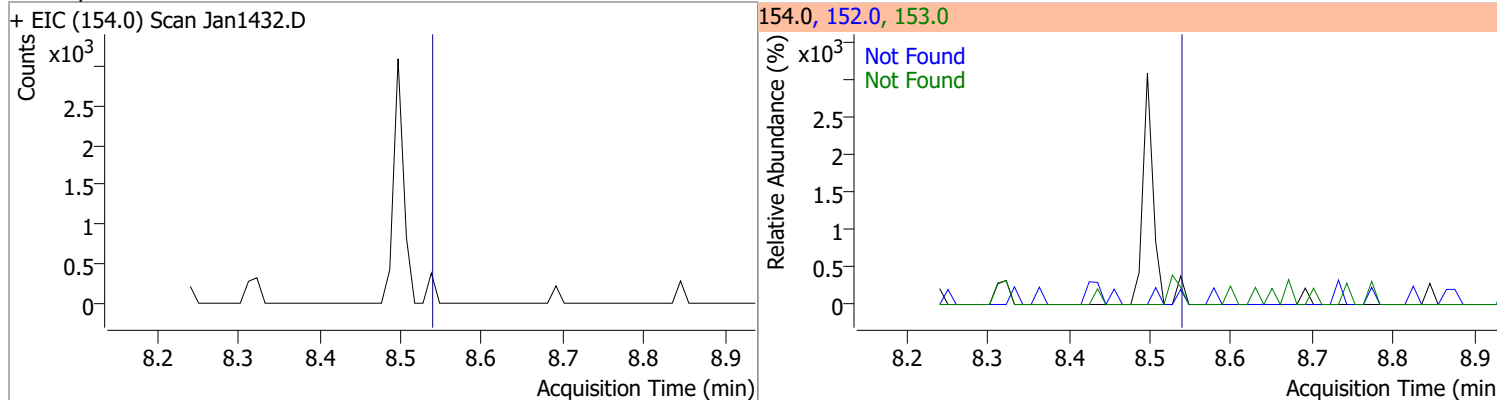


Compound	Conc.	Exp RT	QIon	Exp Ratio	QIon	Exp Ratio
3-Nitroaniline	N.D.	8.50	65.0	131.6	92.0	102.1

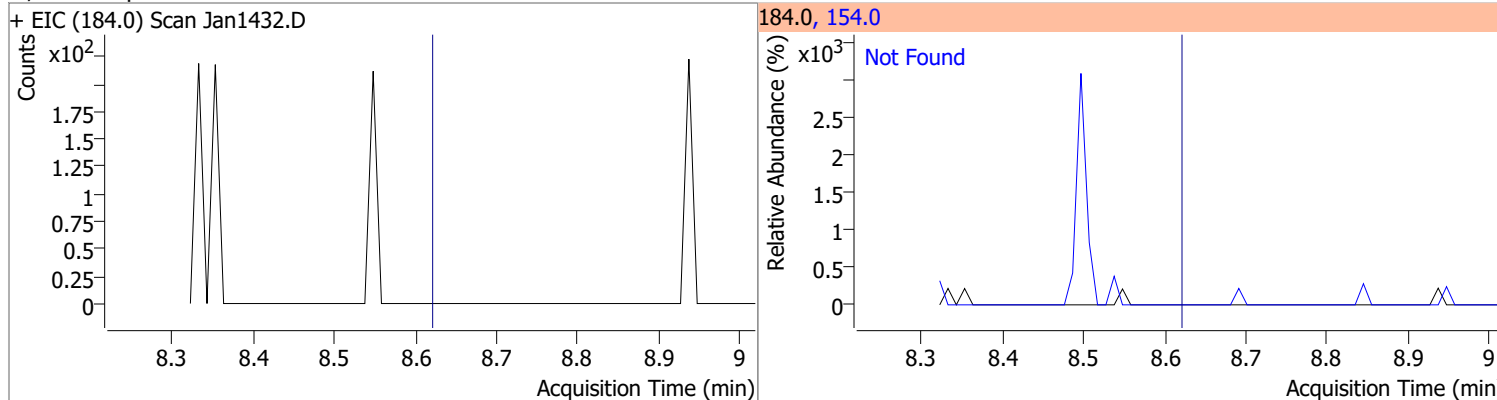


Quantitation Results Report (QT Reviewed)

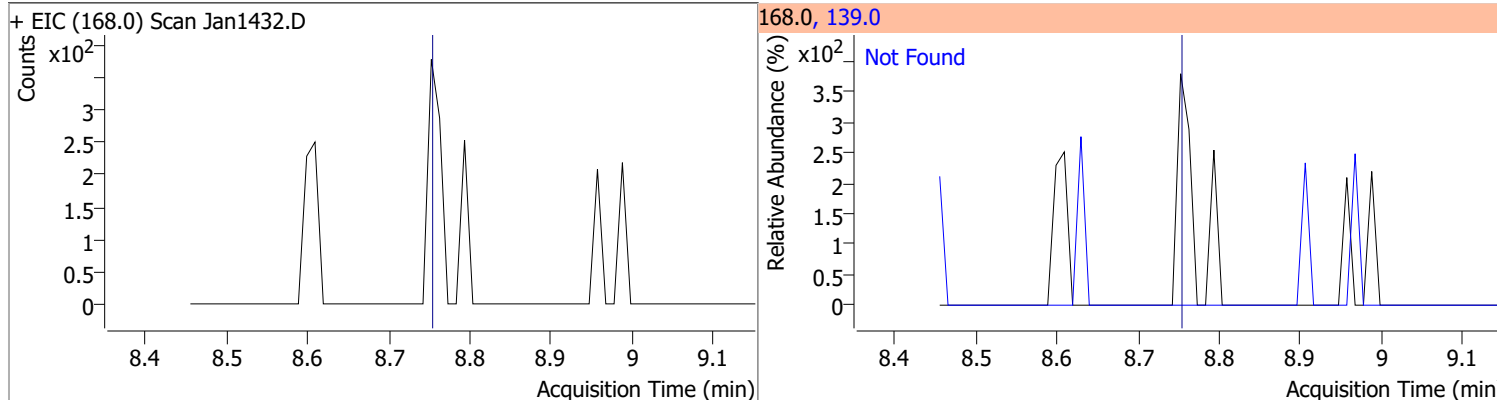
Compound	Conc.	Exp RT	QIon	Exp Ratio	QIon	Exp Ratio
Acenaphthene	N.D.	8.54	153.0	108.2	152.0	50.8



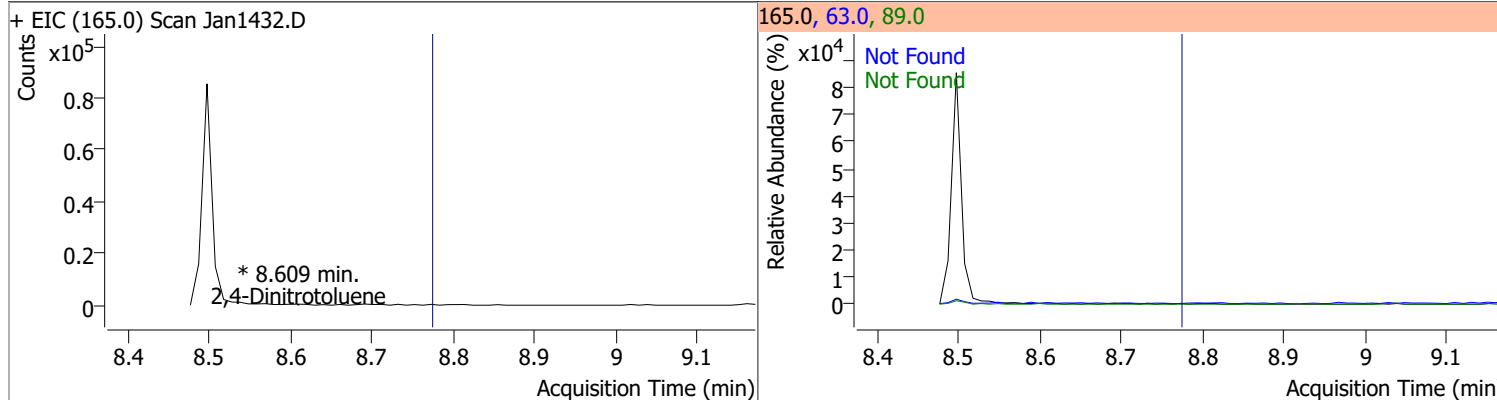
Compound	Conc.	Exp RT	QIon	Exp Ratio
2,4-Dinitrophenol	N.D.	8.62	154.0	53.4



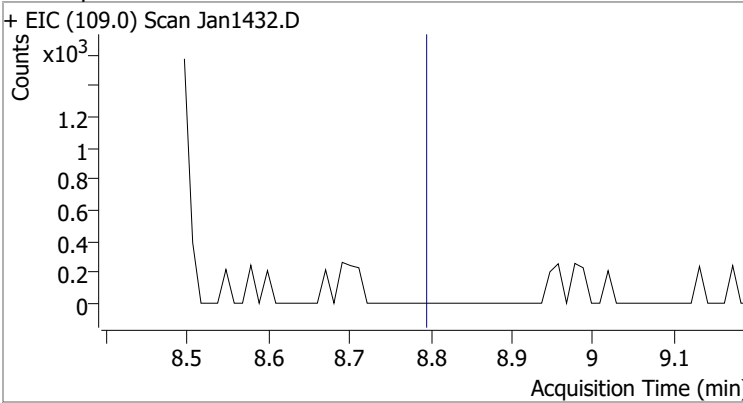
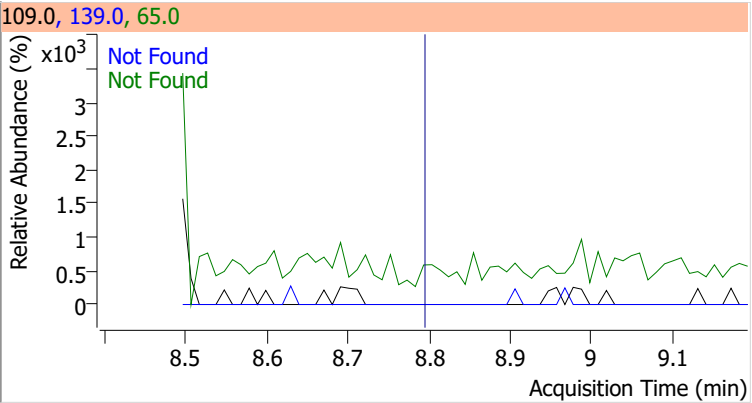
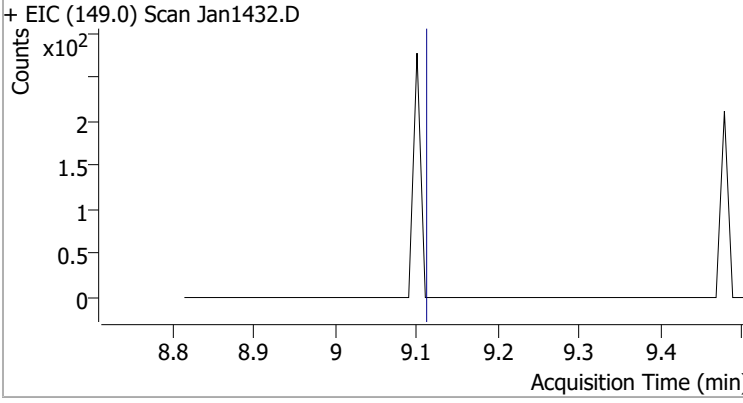
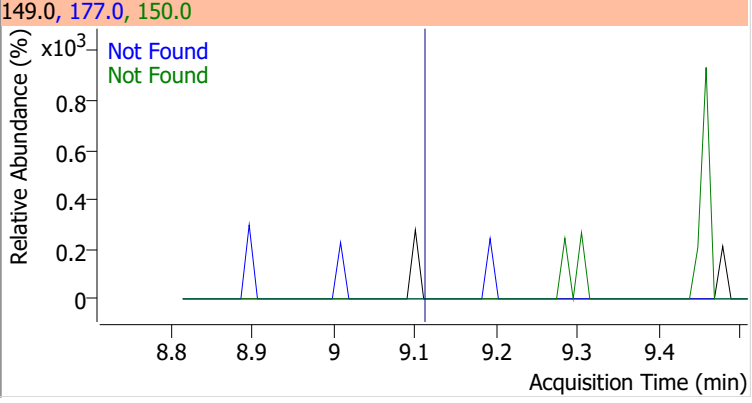
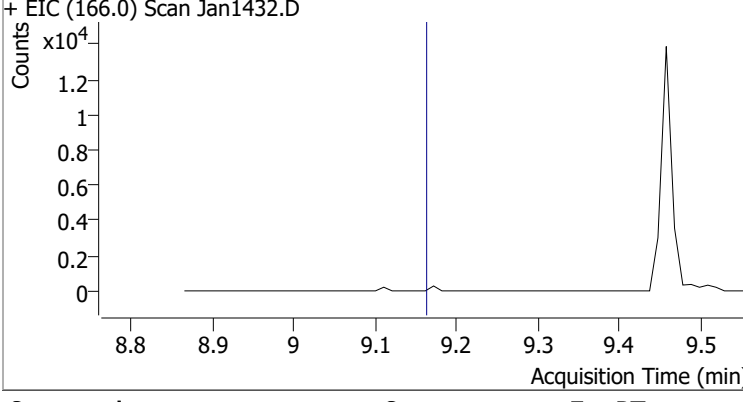
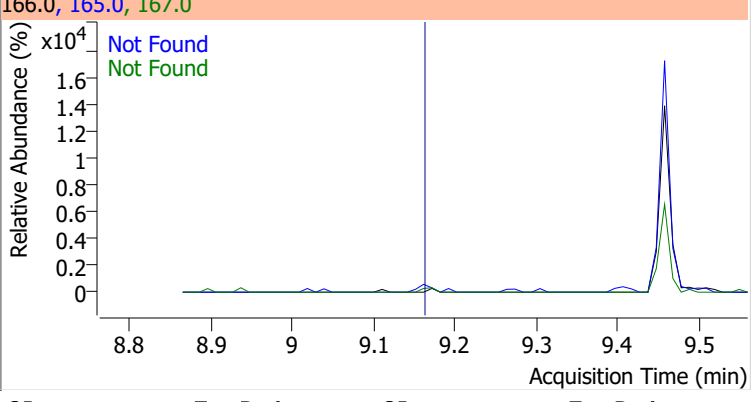
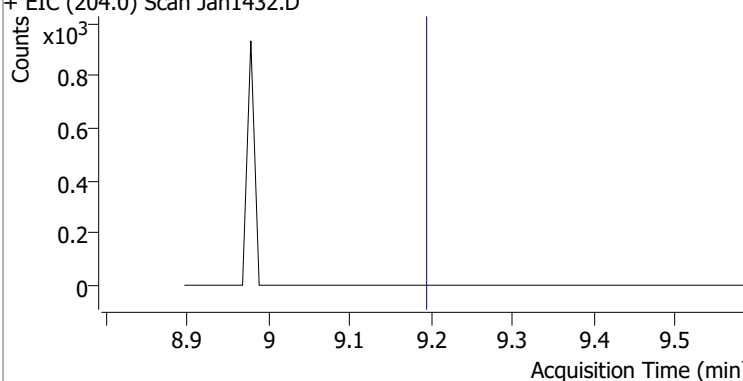
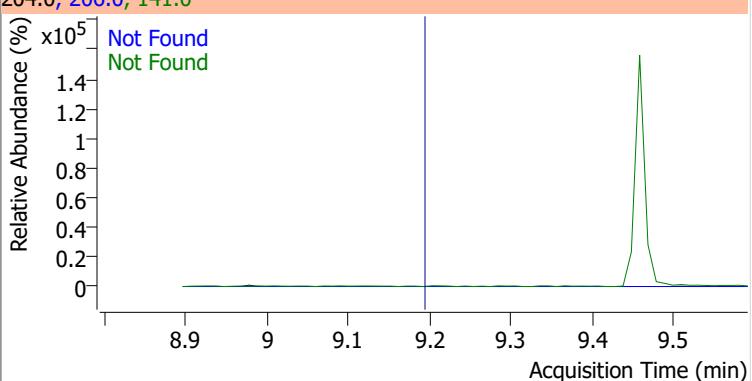
Compound	Conc.	Exp RT	QIon	Exp Ratio
Dibenzofuran	N.D.	8.75	139.0	38.8



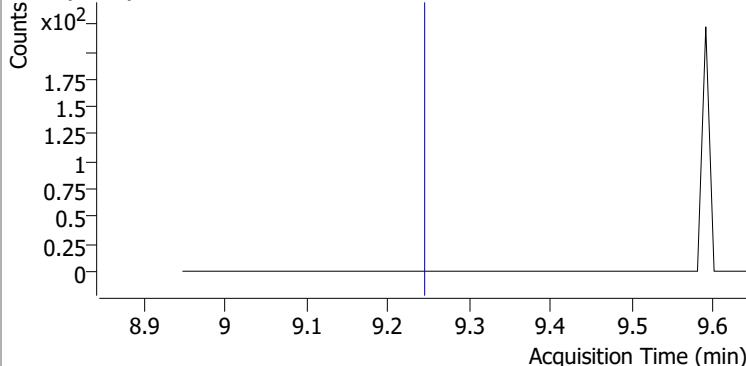
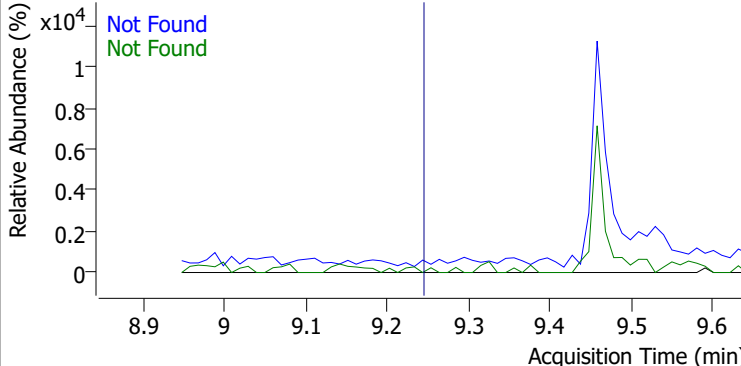
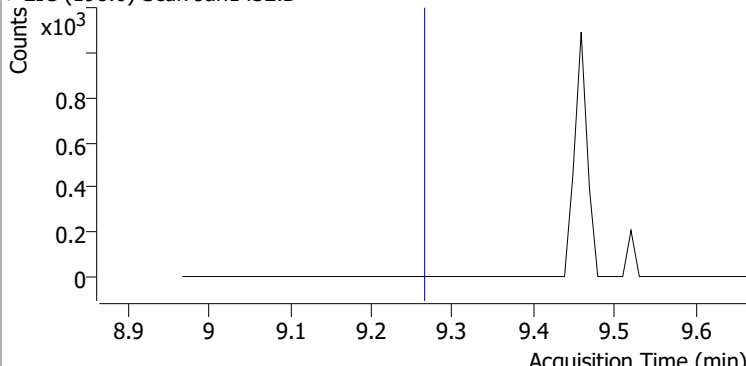
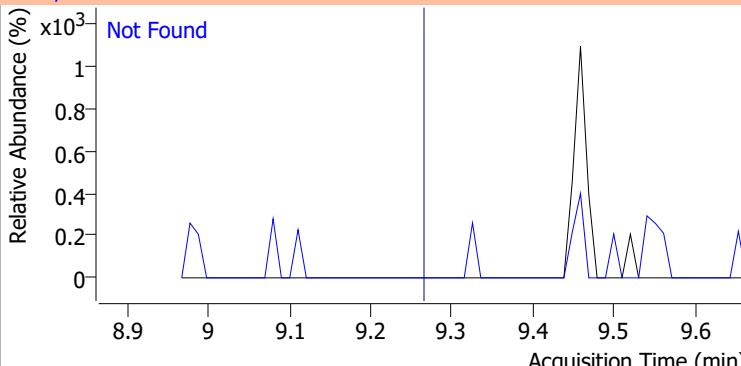
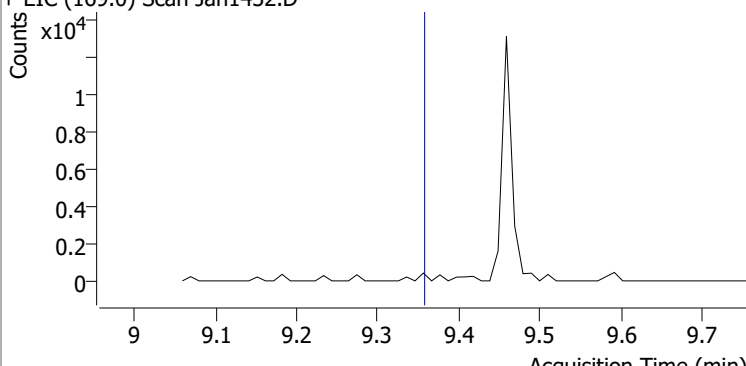
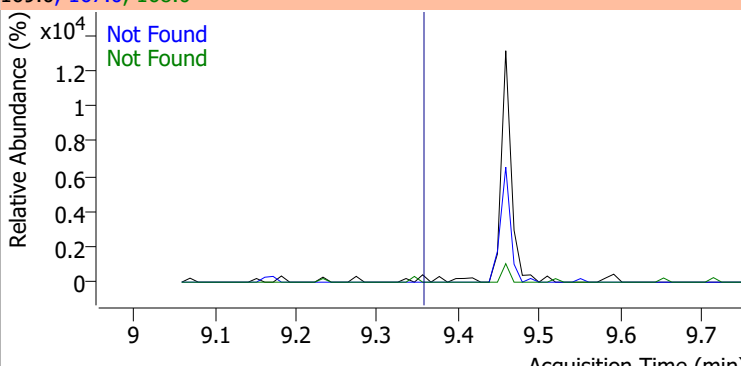
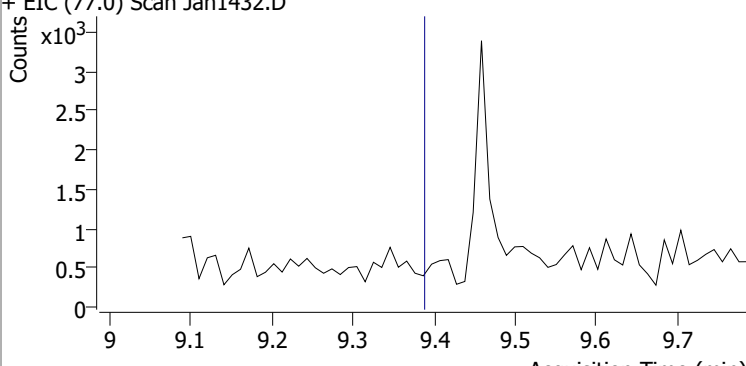
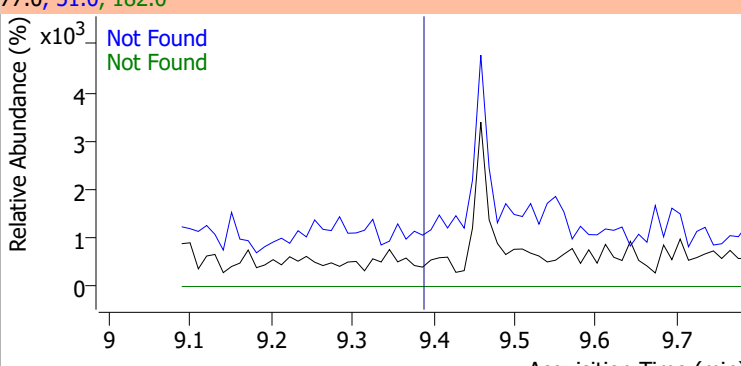
Compound	Conc.	RT	Dev(Min)	Resp.	QIon	QRatio	Lower	Upper
2,4-Dinitrotoluene		0		0	89.0		50.5	93.8
					63.0		36.9	68.4



Quantitation Results Report (QT Reviewed)

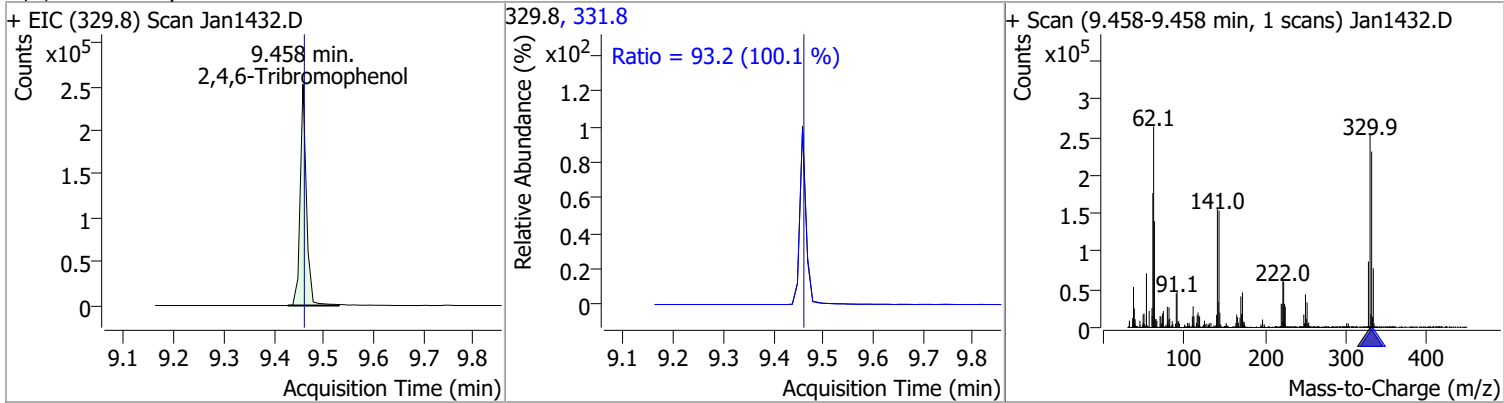
Compound	Conc.	Exp RT	QIon	Exp Ratio	QIon	Exp Ratio
4-Nitrophenol	N.D.	8.79	65.0	84.9	139.0	66.0
+ EIC (109.0) Scan Jan1432.D			109.0, 139.0, 65.0			
						
Diethylphthalate	N.D.	9.11	177.0	20.4	150.0	12.3
+ EIC (149.0) Scan Jan1432.D			149.0, 177.0, 150.0			
						
Fluorene	N.D.	9.16	165.0	94.7	167.0	13.8
+ EIC (166.0) Scan Jan1432.D			166.0, 165.0, 167.0			
						
4-Chlorophenyl-phenylether	N.D.	9.19	141.0	61.5	206.0	33.0
+ EIC (204.0) Scan Jan1432.D			204.0, 206.0, 141.0			
						

Quantitation Results Report (QT Reviewed)

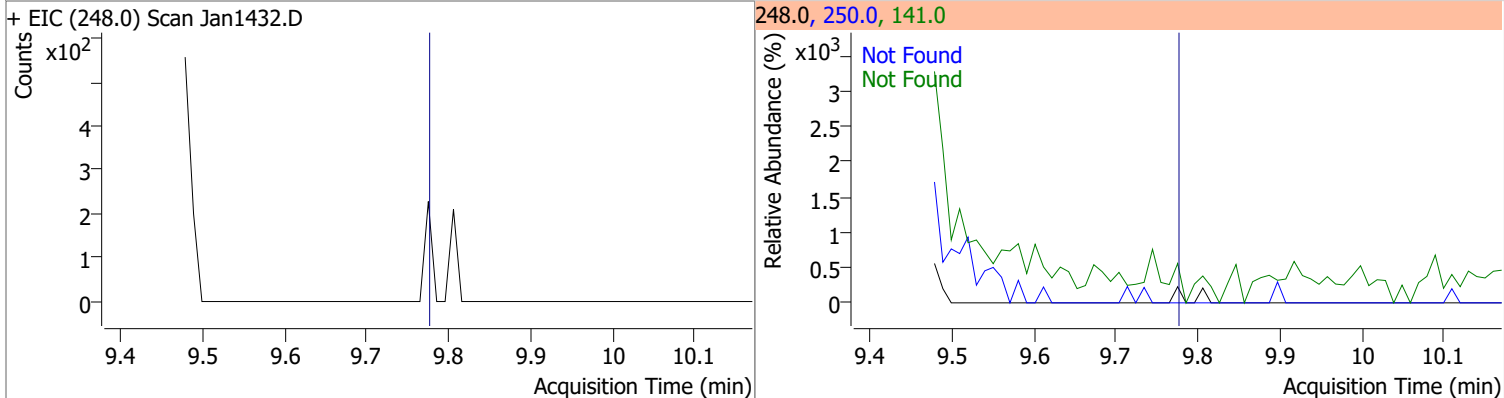
Compound	Conc.	Exp RT	QIon	Exp Ratio	QIon	Exp Ratio
4-Nitroaniline	N.D.	9.24	65.0	119.6	92.0	45.9
+ EIC (138.0) Scan Jan1432.D			138.0, 65.0, 92.0			
						
4,6-Dinitro-2-methylphenol	N.D.	9.26	121.0	44.2		
+ EIC (198.0) Scan Jan1432.D			198.0, 121.0			
						
N-nitrosodiphenylamine	N.D.	9.36	168.0	61.0	167.0	32.7
+ EIC (169.0) Scan Jan1432.D			169.0, 167.0, 168.0			
						
Azobenzene	N.D.	9.39	51.0	46.0	182.0	28.3
+ EIC (77.0) Scan Jan1432.D			77.0, 51.0, 182.0			
						

Quantitation Results Report (QT Reviewed)

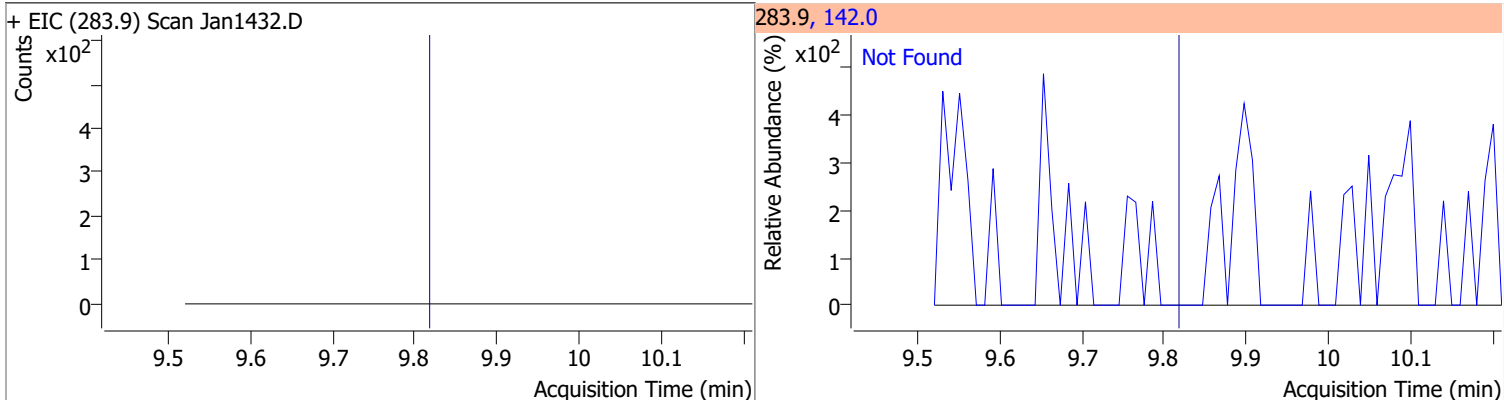
Compound	Conc.	RT	Dev(Min)	Resp.	QIon	QRatio	Lower	Upper
2,4,6-Tribromophenol	141.4488	9.46	0.00	219390	331.8	93.2	65.2	121.0



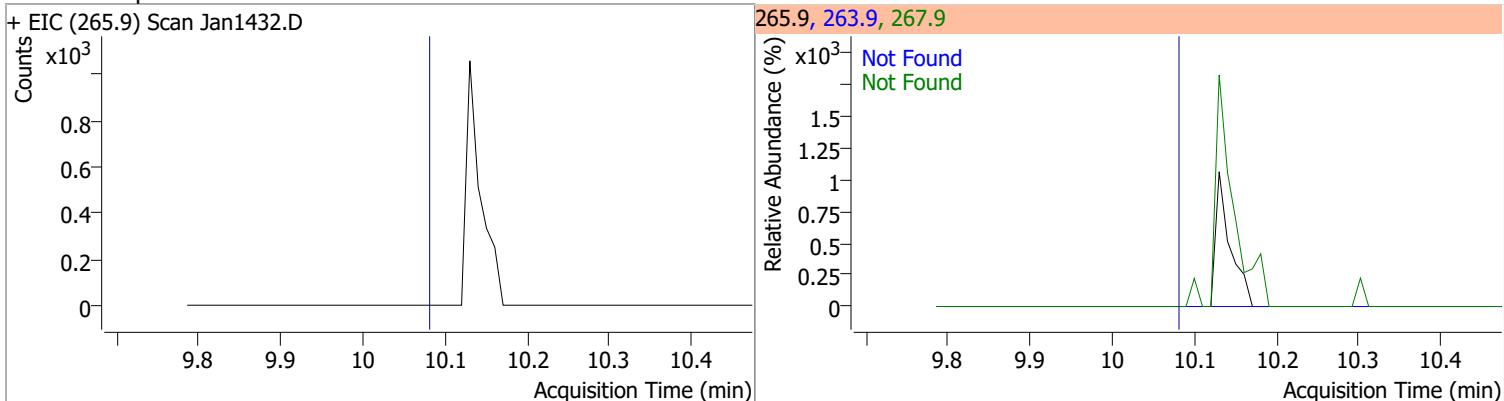
Compound	Conc.	Exp RT	QIon	Exp Ratio	QIon	Exp Ratio
4-Bromophenyl-phenylether	N.D.	9.78	250.0	97.1	141.0	93.8



Compound	Conc.	Exp RT	QIon	Exp Ratio	QIon	Exp Ratio
Hexachlorobenzene	N.D.	9.82	142.0	51.2	142.0	51.2

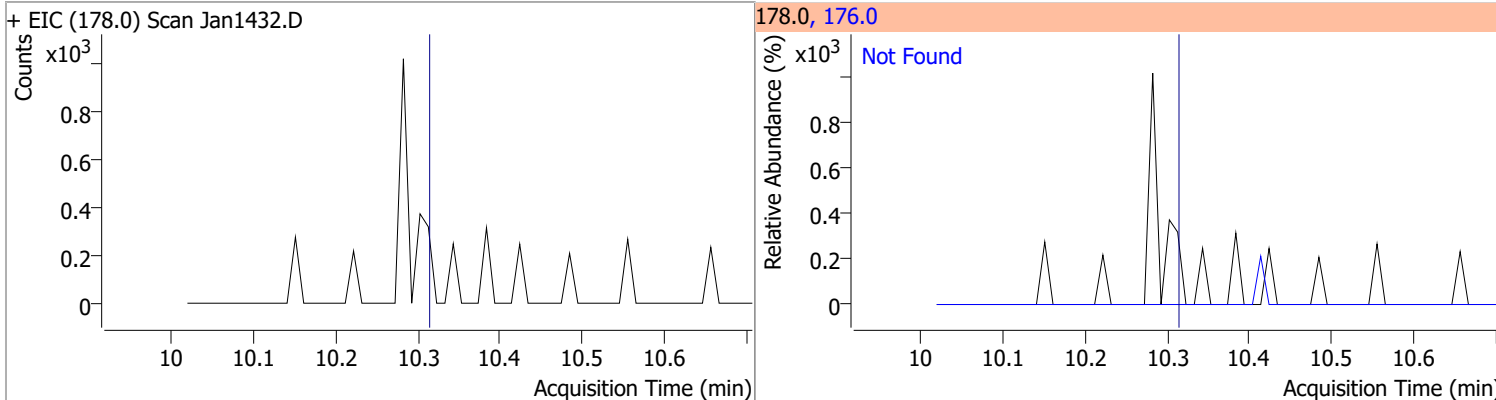


Compound	Conc.	Exp RT	QIon	Exp Ratio	QIon	Exp Ratio
Pentachlorophenol	N.D.	10.08	263.9	64.7	267.9	64.6

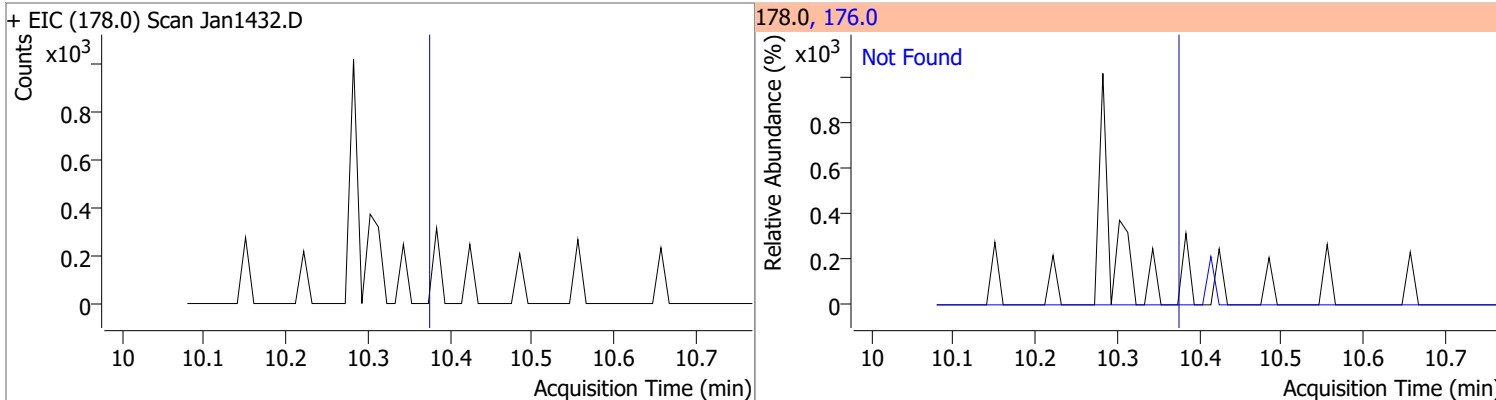


Quantitation Results Report (QT Reviewed)

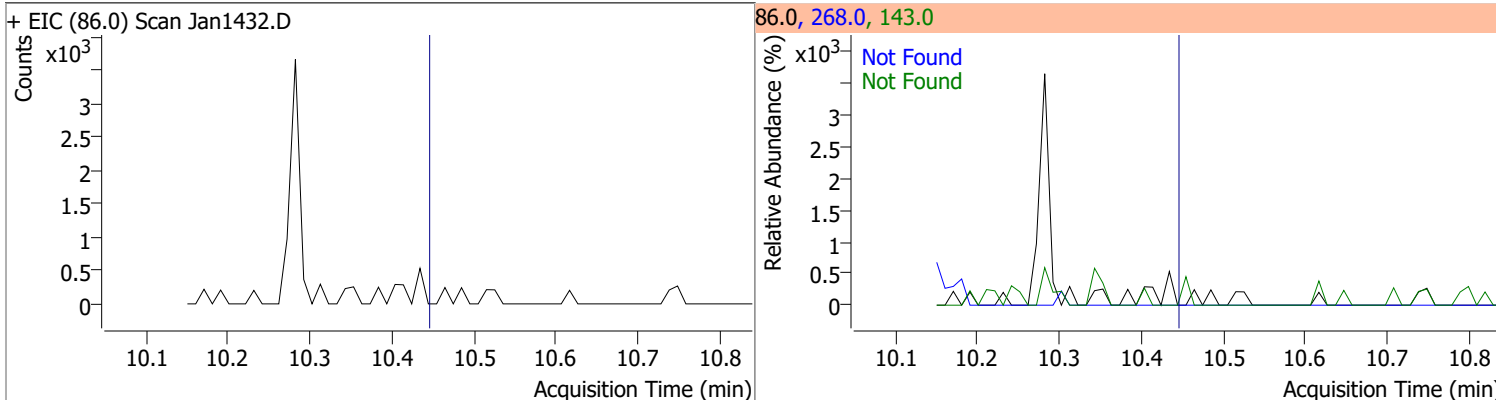
Compound	Conc.	Exp RT	QIon	Exp Ratio
Phenanthrene	N.D.	10.31	176.0	18.6



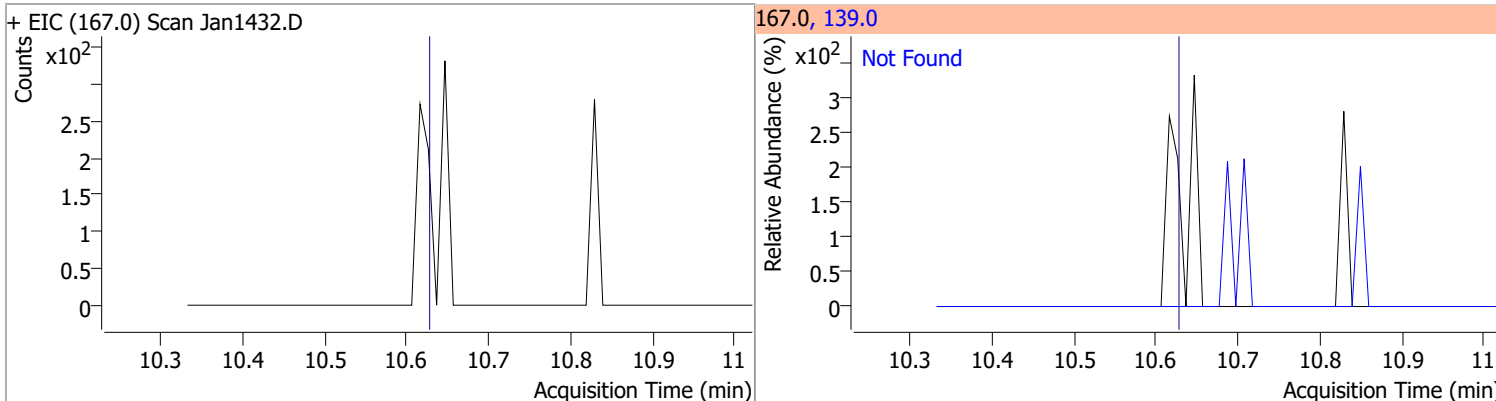
Compound	Conc.	Exp RT	QIon	Exp Ratio
Anthracene	N.D.	10.37	176.0	18.3



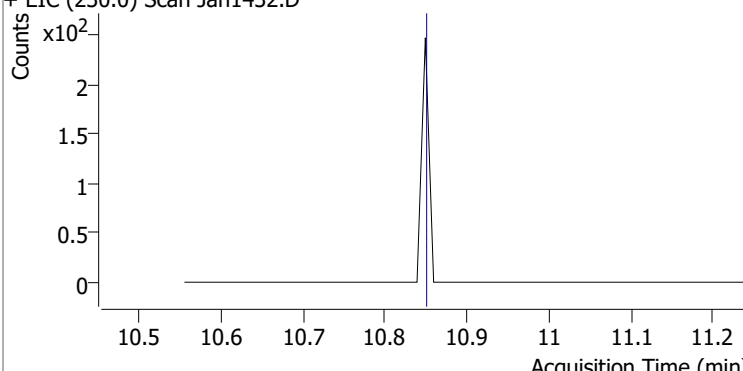
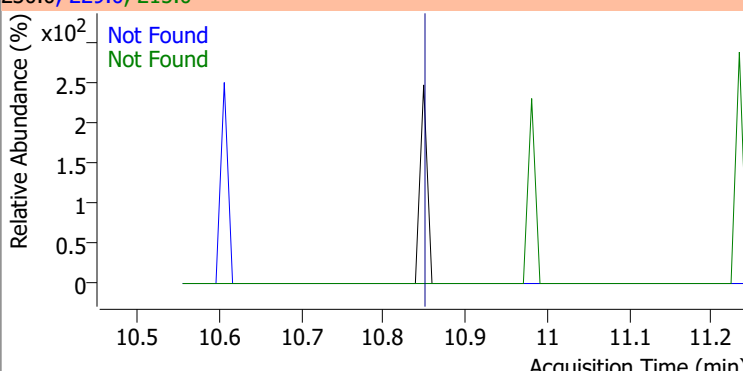
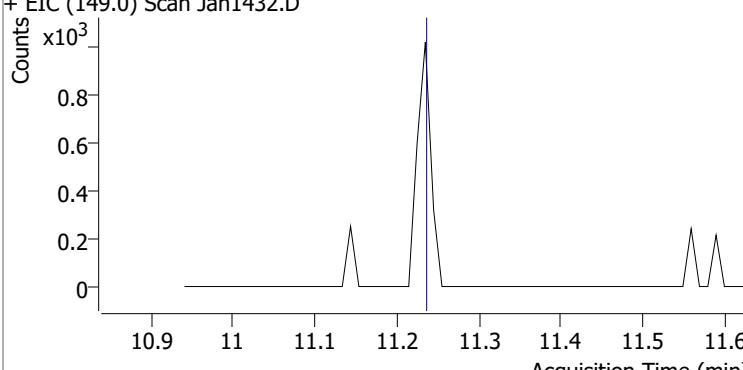
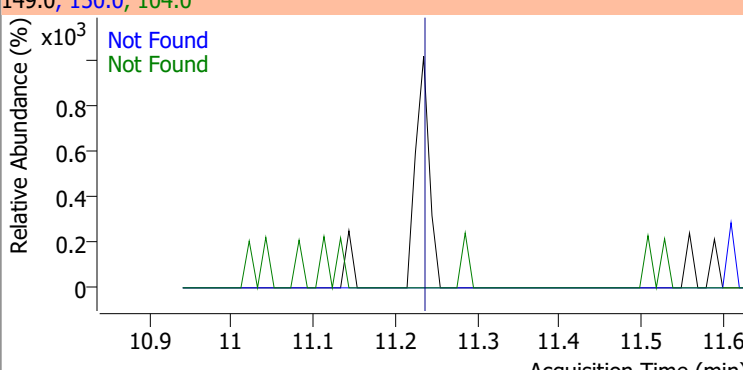
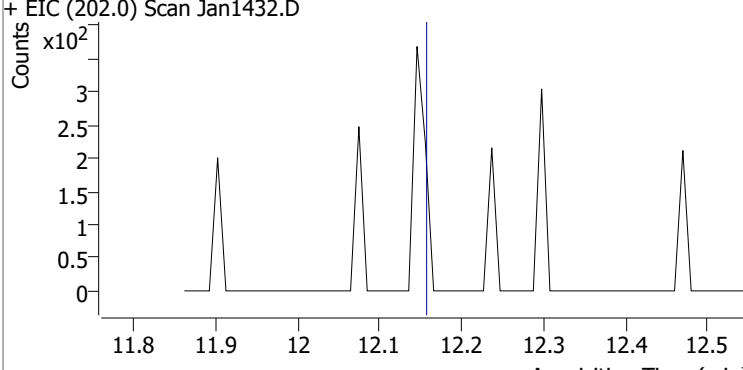
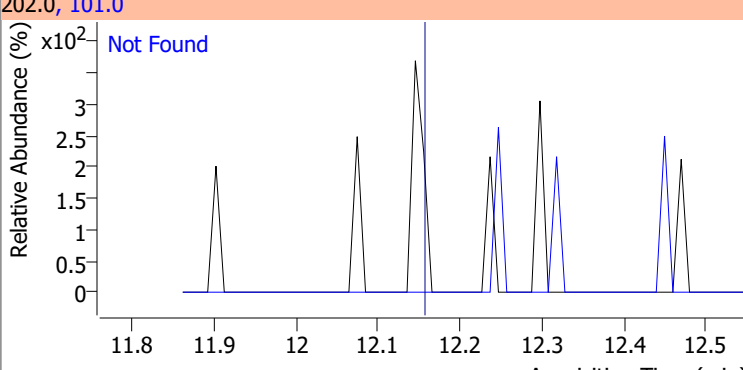
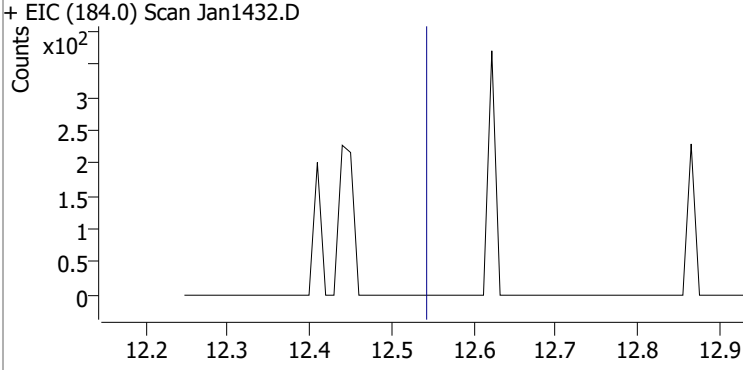
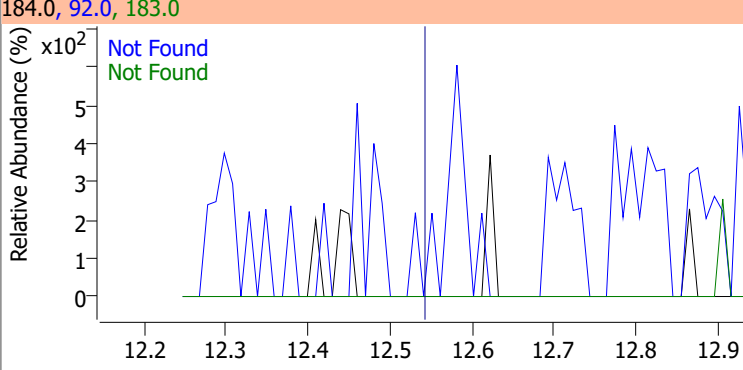
Compound	Conc.	Exp RT	QIon	Exp Ratio	QIon	Exp Ratio
Triallate	N.D.	10.44	268.0	26.6	143.0	23.5



Compound	Conc.	Exp RT	QIon	Exp Ratio
Carbazole	N.D.	10.63	139.0	13.2

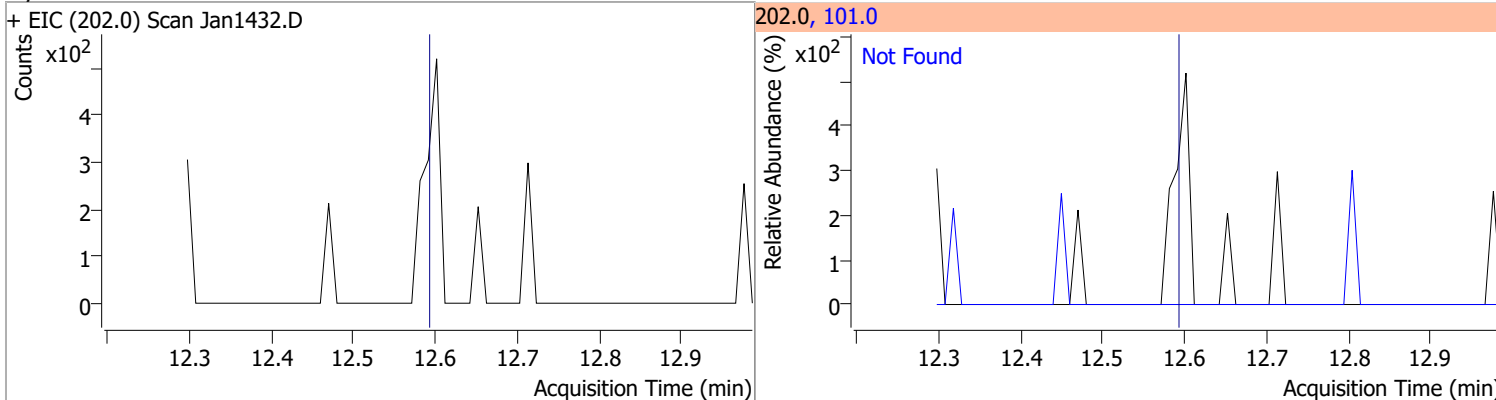


Quantitation Results Report (QT Reviewed)

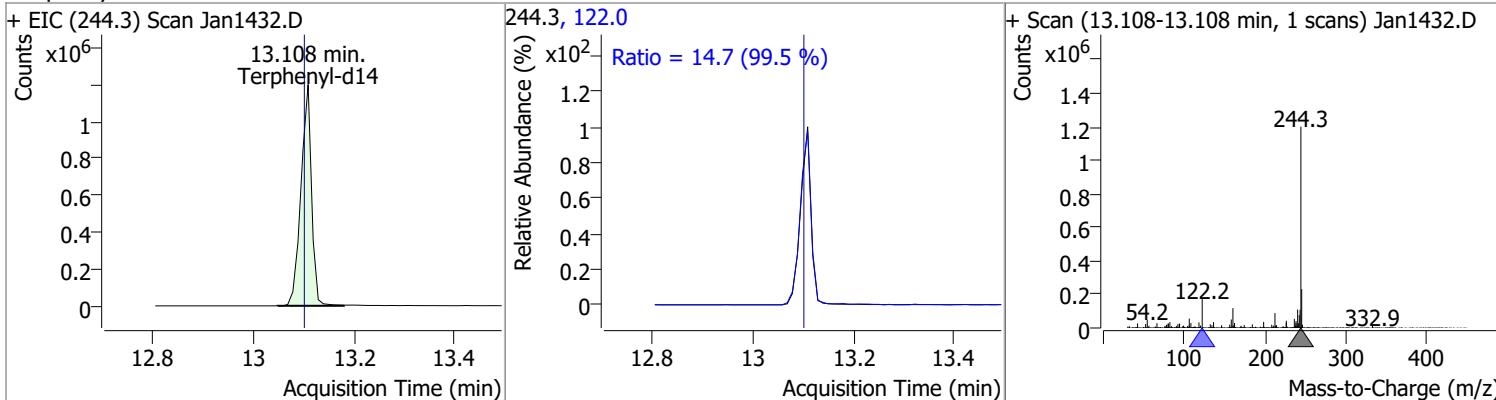
Compound	Conc.	Exp RT	QIon	Exp Ratio	QIon	Exp Ratio
o-Terphenyl	N.D.	10.85	229.0	65.3	215.0	37.2
+ EIC (230.0) Scan Jan1432.D			230.0, 229.0, 215.0			
						
Di-n-Butylphthalate	N.D.	11.23	150.0	9.0	104.0	5.8
+ EIC (149.0) Scan Jan1432.D			149.0, 150.0, 104.0			
						
Fluoranthene	N.D.	12.16	101.0	13.3		
+ EIC (202.0) Scan Jan1432.D			202.0, 101.0			
						
Benzidine	N.D.	12.54	183.0	11.8	92.0	8.2
+ EIC (184.0) Scan Jan1432.D			184.0, 92.0, 183.0			
						

Quantitation Results Report (QT Reviewed)

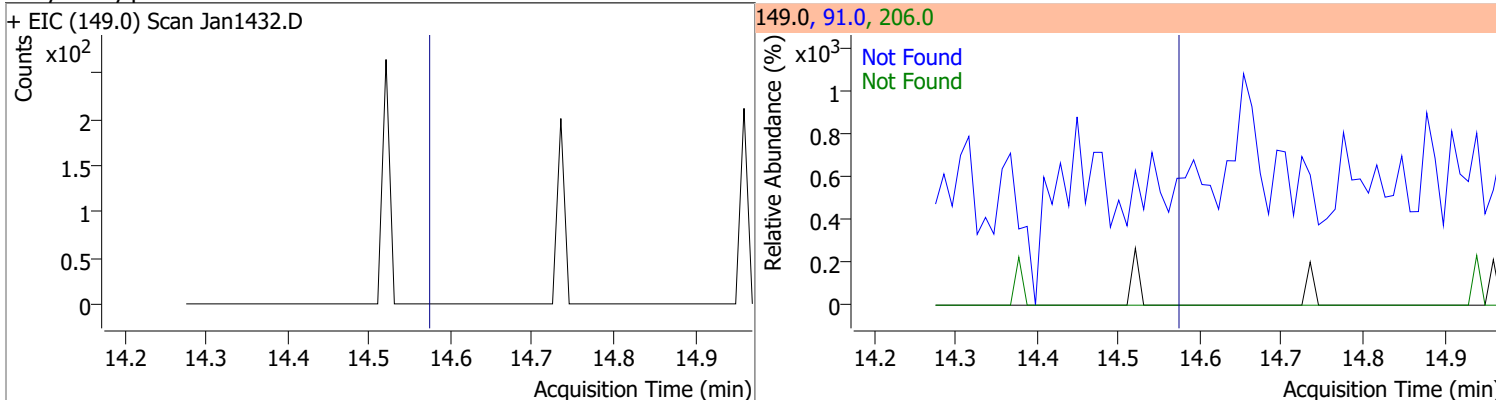
Compound	Conc.	Exp RT	QIon	Exp Ratio
Pyrene	N.D.	12.59	101.0	15.9



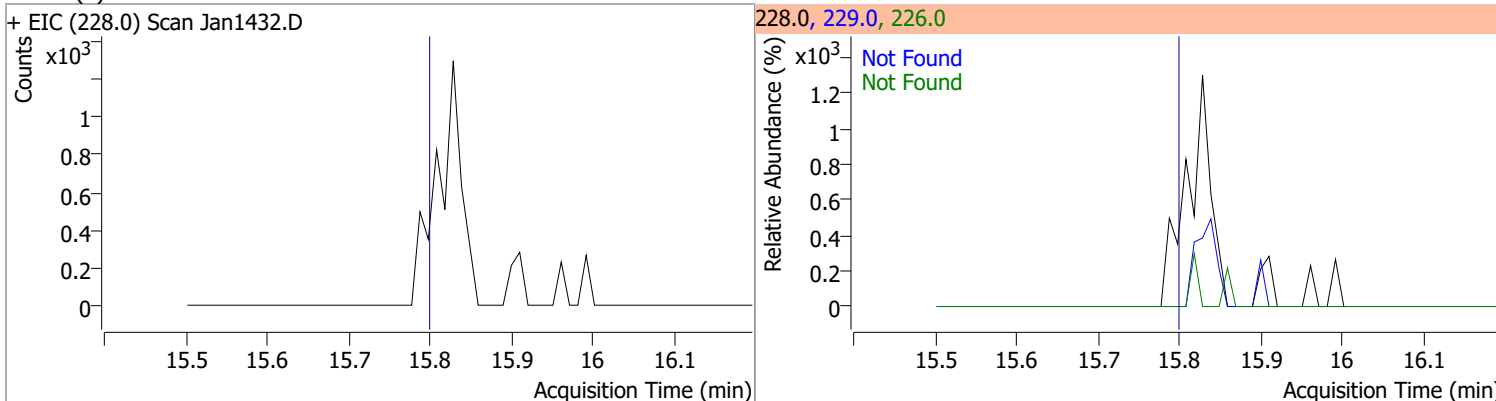
Compound	Conc.	RT	Dev(Min)	Resp.	QIon	QRatio	Lower	Upper
Terphenyl-d14	97.8577	13.11	0.01	1757224	122.0	14.7	10.4	19.2



Compound	Conc.	Exp RT	QIon	Exp Ratio	QIon	Exp Ratio
Butylbenzylphthalate	N.D.	14.58	91.0	79.2	206.0	17.9

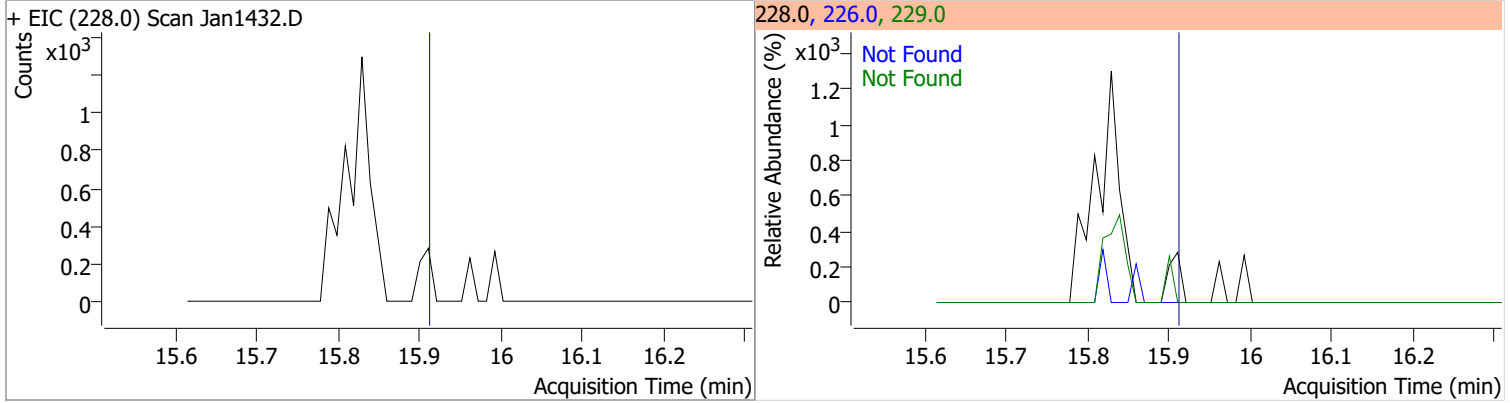


Compound	Conc.	Exp RT	QIon	Exp Ratio	QIon	Exp Ratio
Benzo(a)Anthracene	N.D.	15.81	226.0	26.5	229.0	20.7

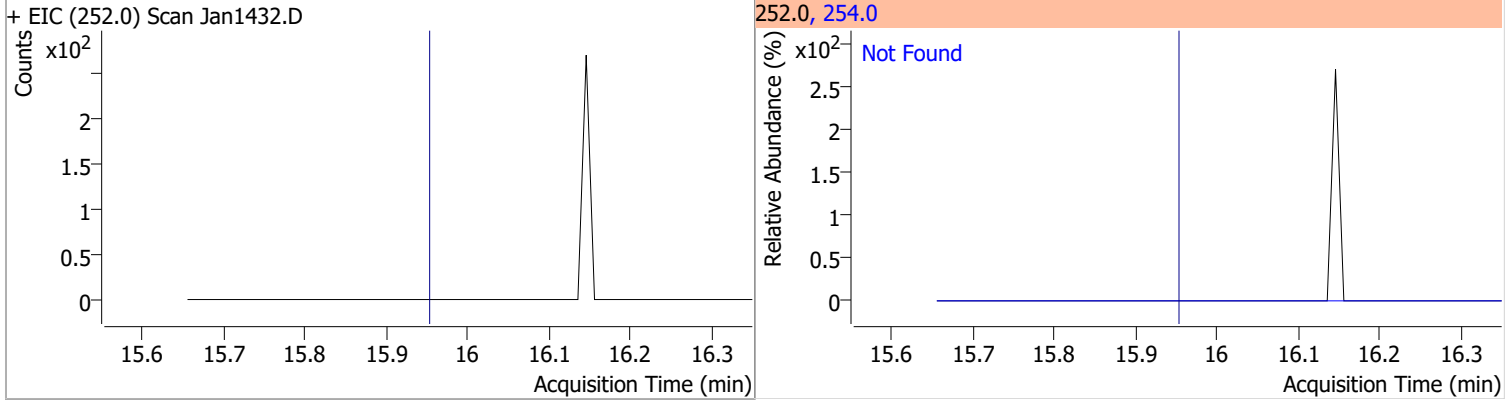


Quantitation Results Report (QT Reviewed)

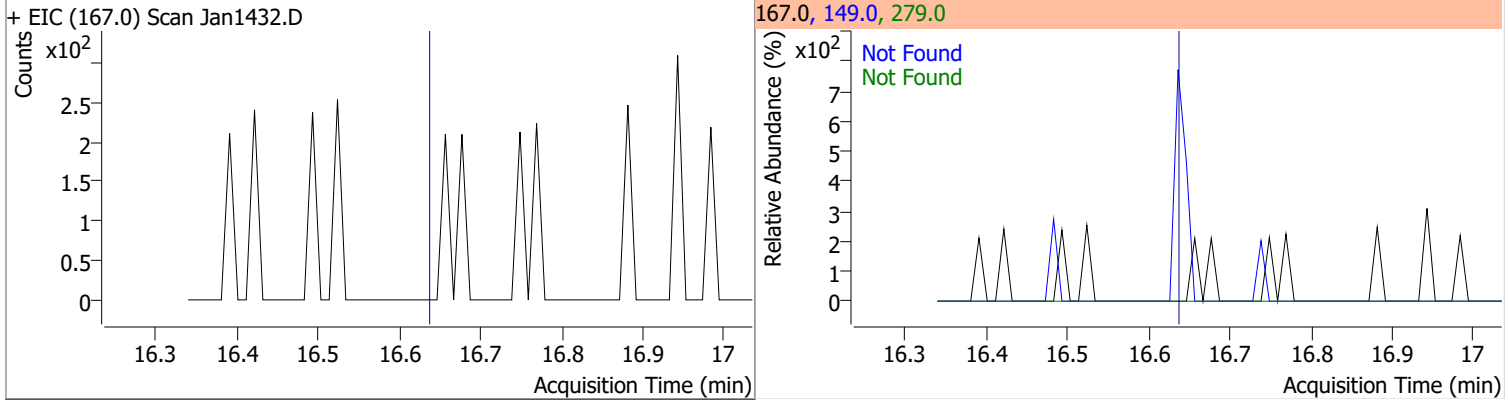
Compound	Conc.	Exp RT	QIon	Exp Ratio	QIon	Exp Ratio
Chrysene	N.D.	15.92	226.0	29.9	229.0	20.5



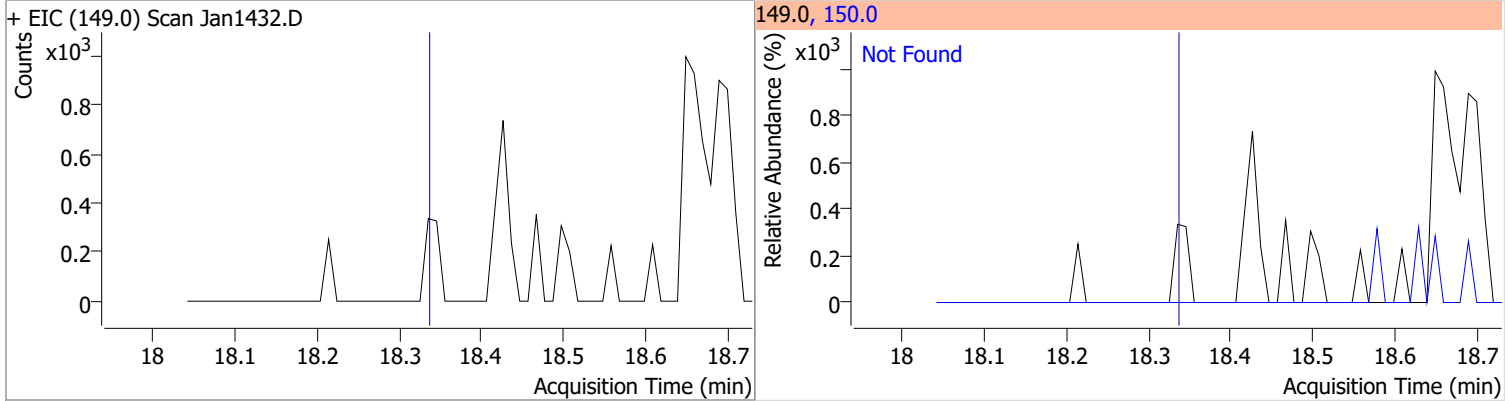
Compound	Conc.	Exp RT	QIon	Exp Ratio
3,3-Dichlorobenzidine	N.D.	15.96	254.0	65.4



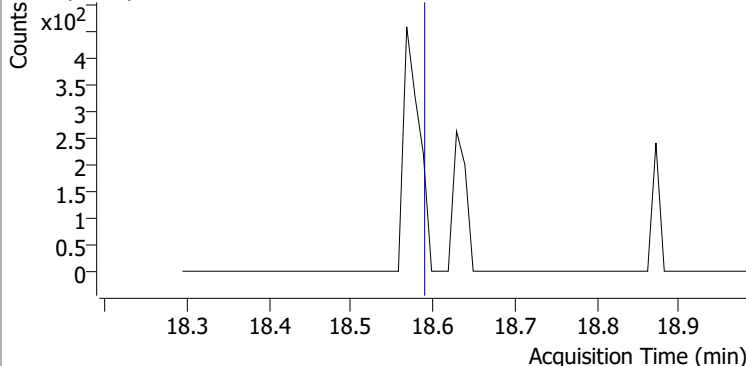
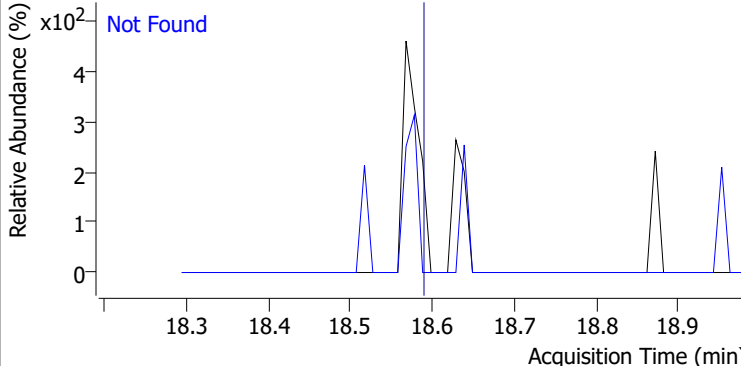
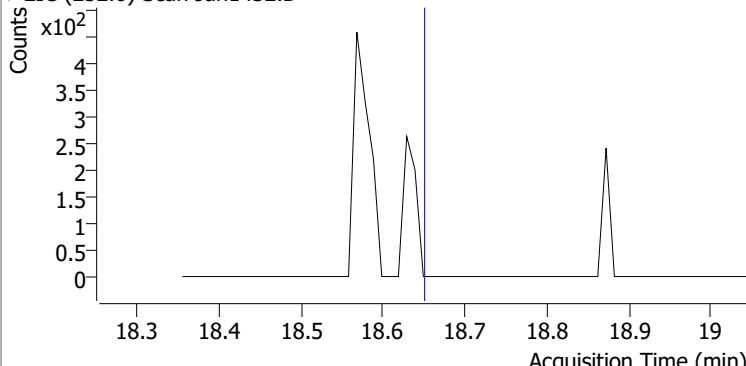
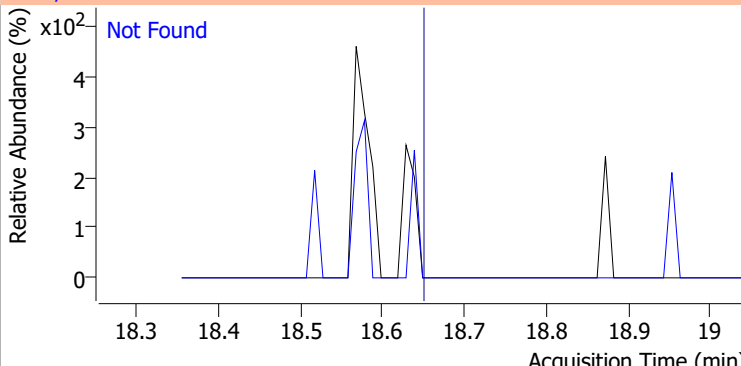
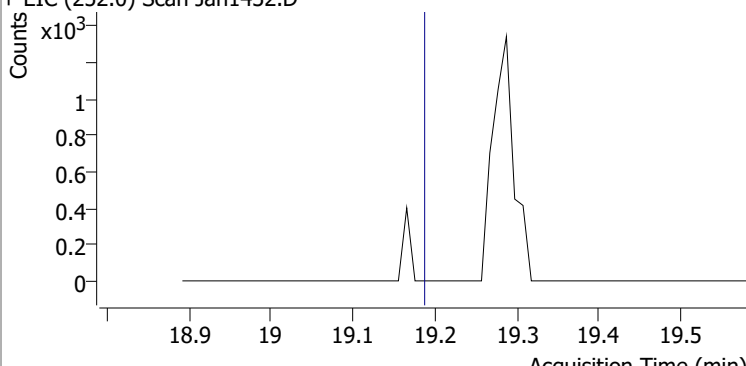
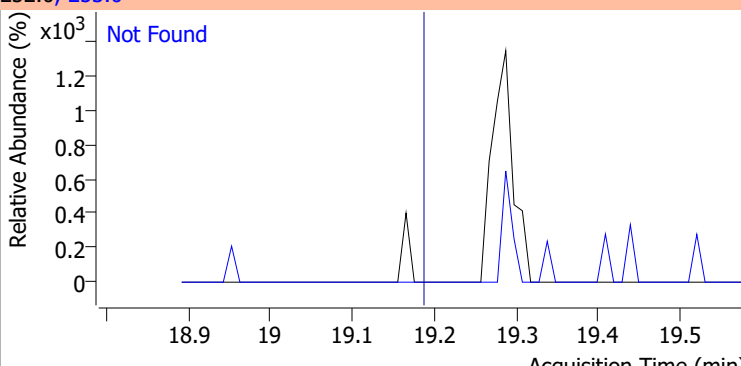
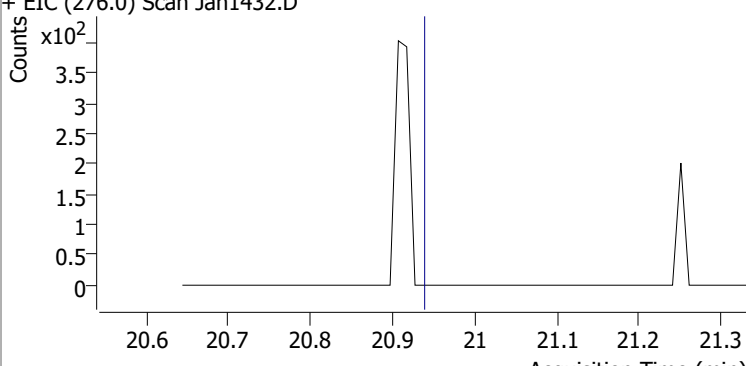
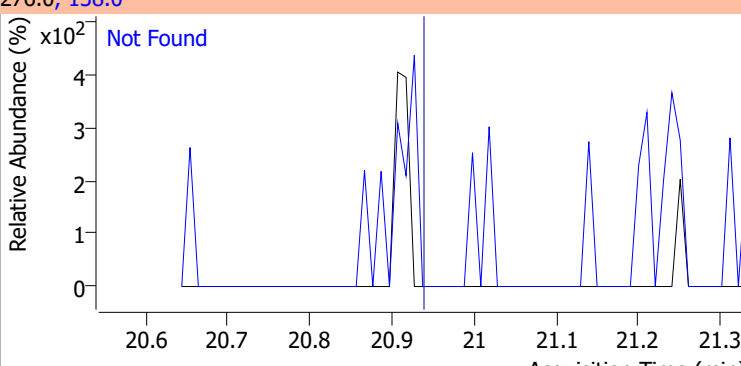
Compound	Conc.	Exp RT	QIon	Exp Ratio	QIon	Exp Ratio
bis(2-ethylhexyl)Phthalate	N.D.	16.65	149.0	389.1	279.0	15.4



Compound	Conc.	Exp RT	QIon	Exp Ratio
Di-n-octyl Phthalate	N.D.	18.34	150.0	9.4

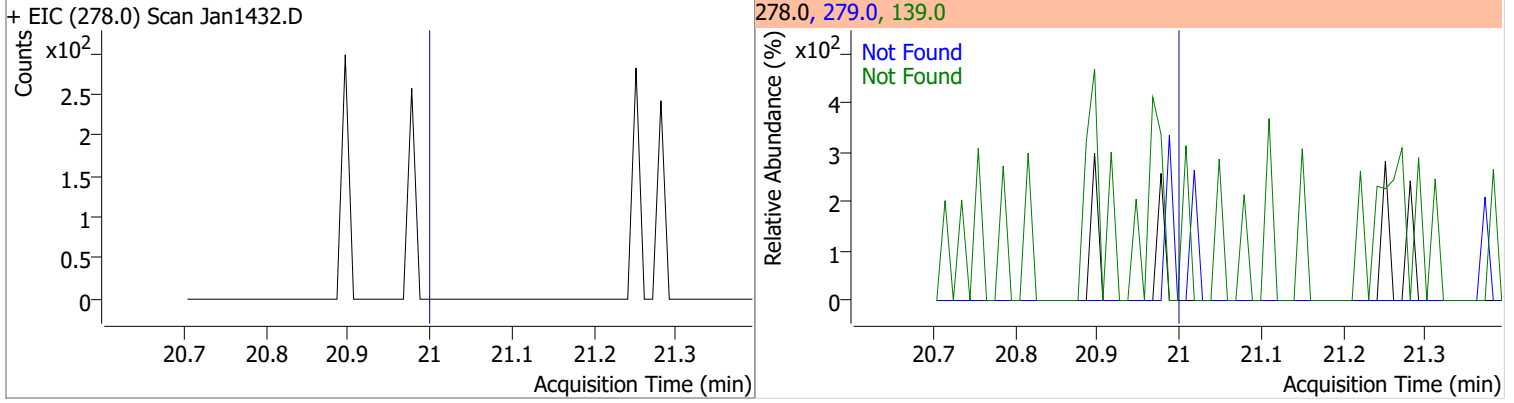


Quantitation Results Report (QT Reviewed)

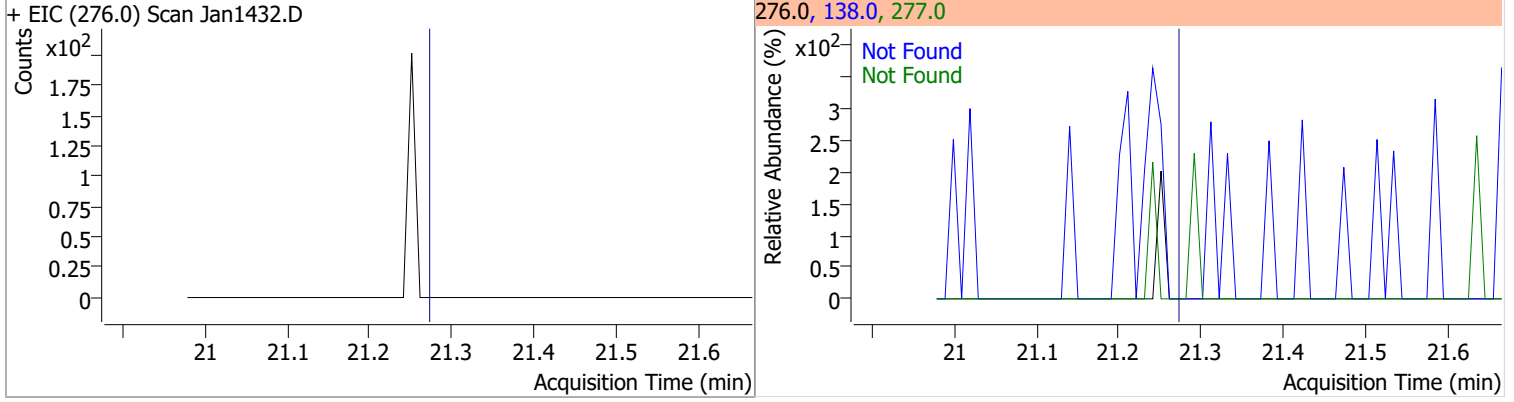
Compound	Conc.	Exp RT	QIon	Exp Ratio
Benzo(b)fluoranthene	N.D.	18.59	253.0	22.0
+ EIC (252.0) Scan Jan1432.D			252.0, 253.0	
				
Benzo(k)fluoranthene	N.D.	18.65	253.0	22.3
+ EIC (252.0) Scan Jan1432.D			252.0, 253.0	
				
Benzo(a)pyrene	N.D.	19.19	253.0	22.7
+ EIC (252.0) Scan Jan1432.D			252.0, 253.0	
				
Indeno(1,2,3-c,d)pyrene	N.D.	20.94	138.0	31.3
+ EIC (276.0) Scan Jan1432.D			276.0, 138.0	
				

Quantitation Results Report (QT Reviewed)

Compound	Conc.	Exp RT	QIon	Exp Ratio	QIon	Exp Ratio
Dibenzo(a,h)anthracene	N.D.	21.00	139.0	25.3	279.0	24.5

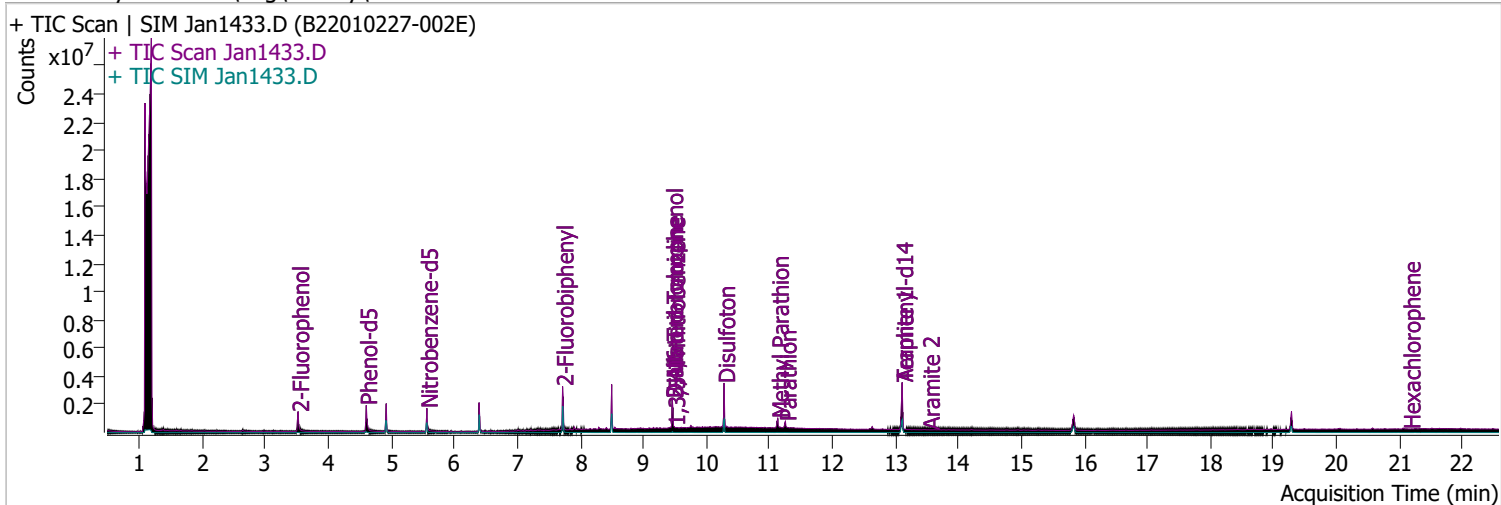


Compound	Conc.	Exp RT	QIon	Exp Ratio	QIon	Exp Ratio
Benzo(g,h,i)perylene	N.D.	21.27	138.0	33.6	277.0	23.4



Quantitation Results Report (QT Reviewed)

Data File	Jan1433.D	Operator	LIMS import
Acq. Method	BNA+SIM.M	Acq. Date-Time	1/15/2022 6:03:04 AM
Sample Name	B22010227-002E	Instrument	Instrument #1
Vial	33	Multiplier	1.00
DA Method File		Comment	SVOC-625.1-W
Tune File	dftppdsm.u	Tune Date	1/7/2022 12:13:00 PM
Batch Name	011422 DoD BNA.batch.bin	Last Calib Update	1/17/2022 3:53:35 PM
Ref Library	D:\Org\Library\NIST129K.l		



Compound	RT	QIon	Resp.	Conc.	Units	Dev(Min)
----------	----	------	-------	-------	-------	----------

Internal Standards

System Monitoring Compounds

S 2-Fluorophenol	3.520	112.0	539027	74.1065	µg/L	0.010
Spiked Amount: 200.000	Range: 10.0 - 75.0%			Recovery = 37.05%		
S Phenol-d5	4.603	99.0	786551	81.0901	µg/L	0.000
Spiked Amount: 200.000	Range: 10.0 - 65.0%			Recovery = 40.55%		
S Nitrobenzene-d5	5.563	82.0	347778	65.8513	µg/L	0.000
Spiked Amount: 100.000	Range: 32.0 - 94.0%			Recovery = 65.85%		
S 2-Fluorobiphenyl	7.718	172.0	1183527	65.9472	µg/L	0.000
Spiked Amount: 100.000	Range: 28.0 - 107.0%			Recovery = 65.95%		
S 2,4,6-Tribromophenol	9.458	329.8	202515	135.8107	µg/L	0.000
Spiked Amount: 200.000	Range: 25.0 - 140.0%			Recovery = 67.91%		
S Terphenyl-d14	13.108	244.3	1682129	96.9027	µg/L	0.010
Spiked Amount: 100.000	Range: 32.0 - 122.0%			Recovery = 96.90%		

Target Compounds

Compound	RT	QIon	Resp.	Conc.	Units	Dev(Min)	QValue
T N-Nitrosodimethylamine	0.000		0	N.D.			
T Pyridine	0.000		0	N.D.			
T Aniline	0.000		0	N.D.			
T Phenol	0.000		0	N.D.			
T bis(-2-Chloroethyl)Ether	0.000		0	N.D.			
T 2-Chlorophenol	0.000		0	N.D.			
T 1,3-Dichlorobenzene	0.000		0	N.D.			
T 1,4-Dichlorobenzene	0.000		0	N.D.			
T 1,2-Dichlorobenzene	0.000		0	N.D.			
T Benzyl Alcohol	0.000		0	N.D.			
T bis(2-chloroisopropyl)Ether	0.000		0	N.D.			
T 2-Methylphenol	0.000		0	N.D.			
T N-nitroso-Di-n-propylamine	5.563	70.0	0		µg/L	md	1
T 4Methylphenol/3Methylphenol	0.000		0	N.D.			
T Hexachloroethane	0.000		0	N.D.			

Quantitation Results Report (QT Reviewed)

Compound	RT	QIon	Resp.	Conc.	Units	Dev(Min)
T Nitrobenzene	0.000		0	N.D.		
T Isophorone	0.000		0	N.D.		
T 2-Nitrophenol	0.000		0	N.D.		
T 2,4-Dimethylphenol	0.000		0	N.D.		
T bis(-2-Chloroethoxy)Methane	0.000		0	N.D.		
T 2,4-Dichlorophenol	0.000		0	N.D.		
T Benzoic Acid	0.000		0	N.D.		
T 1,2,4-Trichlorobenzene	0.000		0	N.D.		
T Naphthalene	0.000		0	N.D.		
T 4-Chlorophenol	0.000		0	N.D.		
T p-Chloroaniline	0.000		0	N.D.		
T Hexachlorobutadiene	0.000		0	N.D.		
T 4-Chloro-2-Methylphenol	0.000		0	N.D.		
T 4-Chloro-3-Methylphenol	0.000		0	N.D.		
T 2-Methylnaphthalene	0.000		0	N.D.		
T 1-Methylnaphthalene	0.000		0	N.D.		
T Hexachlorocyclopentadiene	0.000		0	N.D.		
T 2,4,6-Trichlorophenol	0.000		0	N.D.		
T 2,4,5-Trichlorophenol	0.000		0	N.D.		
T 2-Chloronaphthalene	0.000		0	N.D.		
T 2-Nitroaniline	0.000		0	N.D.		
T Dimethyl Phthalate	8.497	163.0	0		µg/L	md
T 2,6-Dinitrotoluene	8.497	165.0	0		µg/L	md
T Acenaphthylene	0.000		0	N.D.		
T 3-Nitroaniline	0.000		0	N.D.		
T Acenaphthene	0.000		0	N.D.		
T 2,4-Dinitrophenol	0.000		0	N.D.		
T Dibenzofuran	0.000		0	N.D.		
T 2,4-Dinitrotoluene	8.558	165.0	0		µg/L	md
T 4-Nitrophenol	0.000		0	N.D.		
T Diethylphthalate	0.000		0	N.D.		
T Fluorene	0.000		0	N.D.		
T 4-Chlorophenyl-phenylether	0.000		0	N.D.		
T 4-Nitroaniline	0.000		0	N.D.		
T 4,6-Dinitro-2-methylphenol	0.000		0	N.D.		
T N-nitrosodiphenylamine	0.000		0	N.D.		
T Azobenzene	0.000		0	N.D.		
T 4-Bromophenyl-phenylether	0.000		0	N.D.		
T Hexachlorobenzene	0.000		0	N.D.		
T Pentachlorophenol	0.000		0	N.D.		
T Phenanthrene	0.000		0	N.D.		
T Anthracene	0.000		0	N.D.		
T Triallate	0.000		0	N.D.		
T Carbazole	0.000		0	N.D.		
T o-Terphenyl	0.000		0	N.D.		
T Di-n-Butylphthalate	0.000		0	N.D.		
T Fluoranthene	0.000		0	N.D.		
T Benzidine	0.000		0	N.D.		
T Pyrene	0.000		0	N.D.		
T Butylbenzylphthalate	0.000		0	N.D.		
T Benzo(a)Anthracene	0.000		0	N.D.		
T Chrysene	0.000		0	N.D.		
T 3,3-Dichlorobenzidine	0.000		0	N.D.		
T bis(2-ethylhexyl)Phthalate	0.000		0	N.D.		
T Di-n-octyl Phthalate	0.000		0	N.D.		

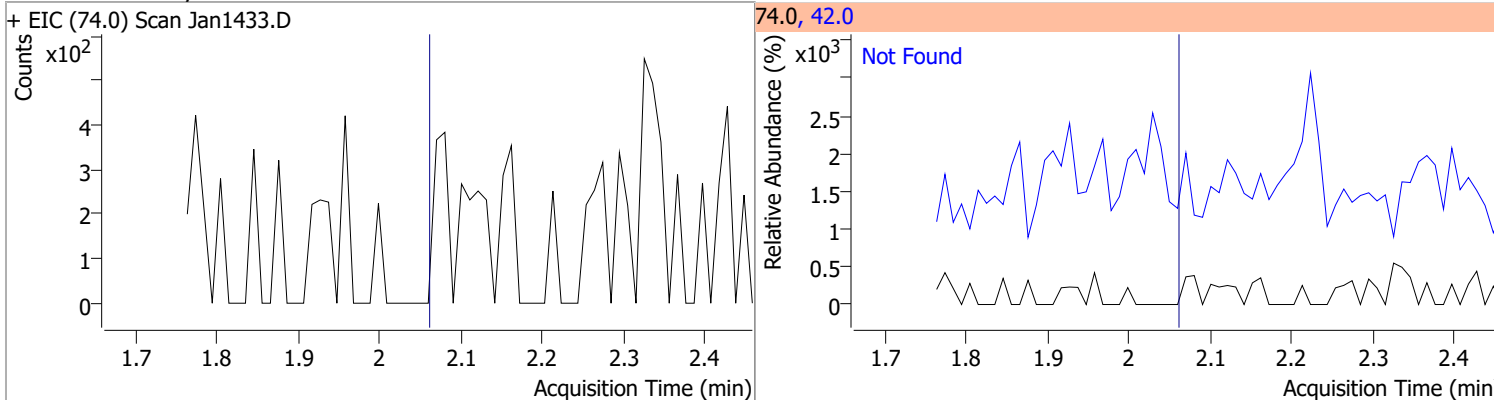
Quantitation Results Report (QT Reviewed)

Compound	RT	QIon	Resp.	Conc.	Units	Dev(Min)
T Benzo(b)fluoranthene	0.000		0	N.D.		
T Benzo(k)fluoranthene	0.000		0	N.D.		
T Benzo(a)pyrene	0.000		0	N.D.		
T Indeno(1,2,3-c,d)pyrene	0.000		0	N.D.		
T Dibenzo(a,h)anthracene	0.000		0	N.D.		
T Benzo(g,h,i)perylene	0.000		0	N.D.		

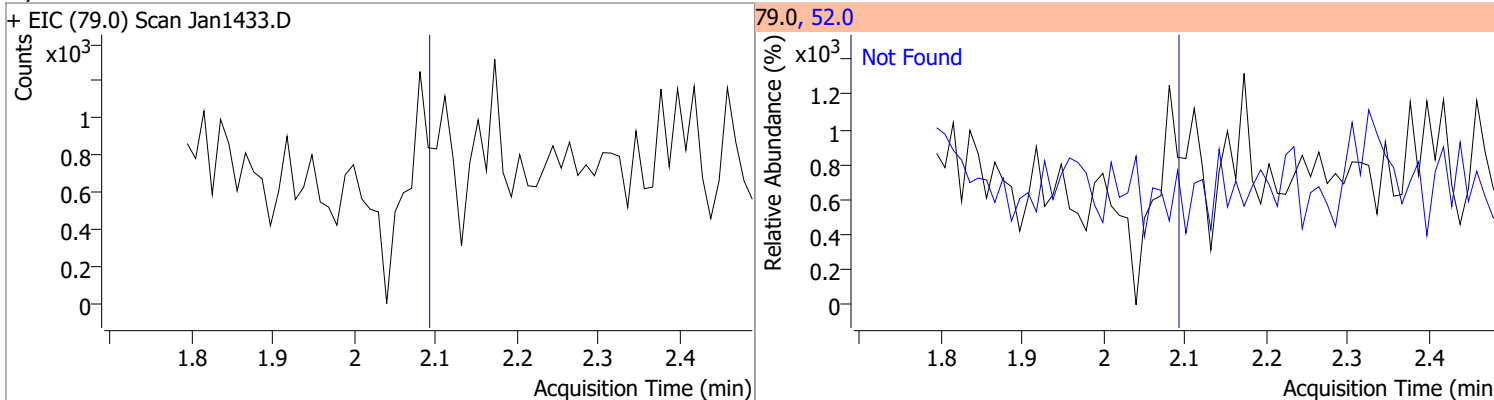
(#) = Qualifier Out of Range; (m) = Manual Integration; (+) = Area Summed; (*) = Surrogate Percent Recovery Out of Range; (d): Zeroed Peak

Quantitation Results Report (QT Reviewed)

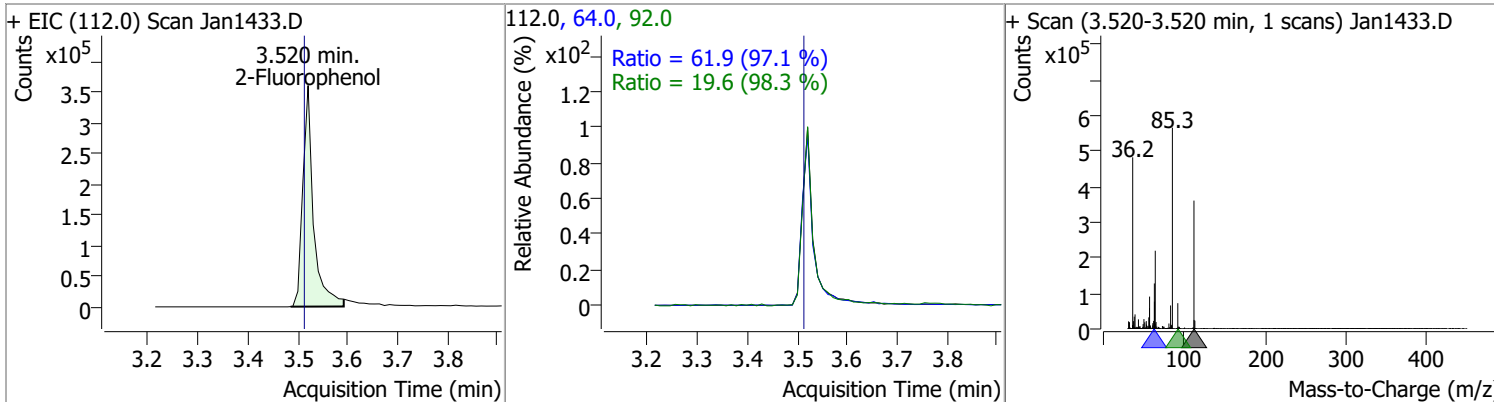
Compound	Conc.	Exp RT	QIon	Exp Ratio
N-Nitrosodimethylamine	N.D.	2.06	42.0	149.6



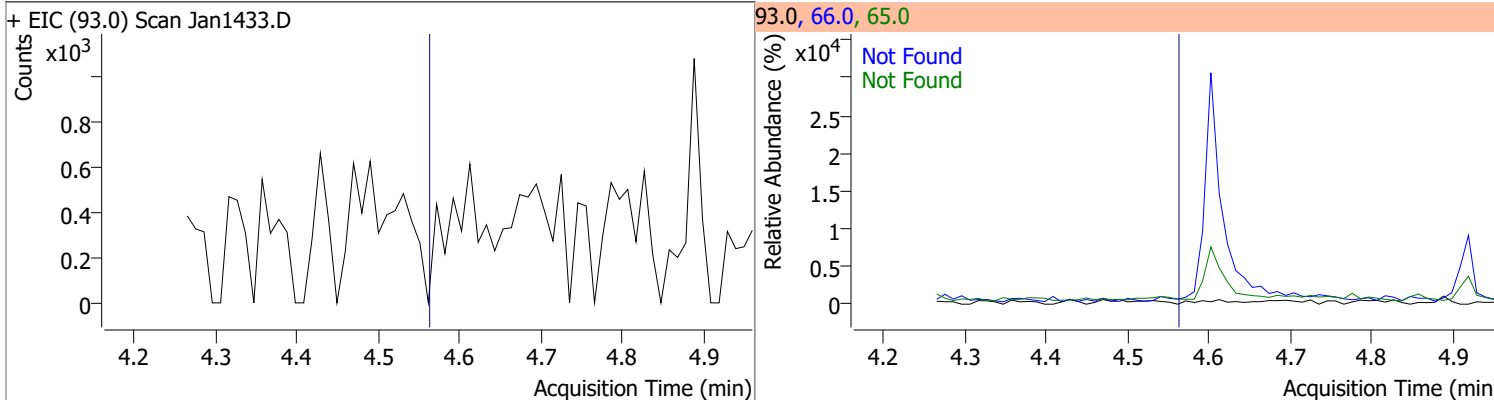
Compound	Conc.	Exp RT	QIon	Exp Ratio
Pyridine	N.D.	2.09	52.0	137.6



Compound	Conc.	RT	Dev(Min)	Resp.	QIon	QRatio	Lower	Upper
2-Fluorophenol	74.1065	3.52	0.01	539027	64.0	61.9	44.6	82.9
					92.0	19.6	14.0	25.9

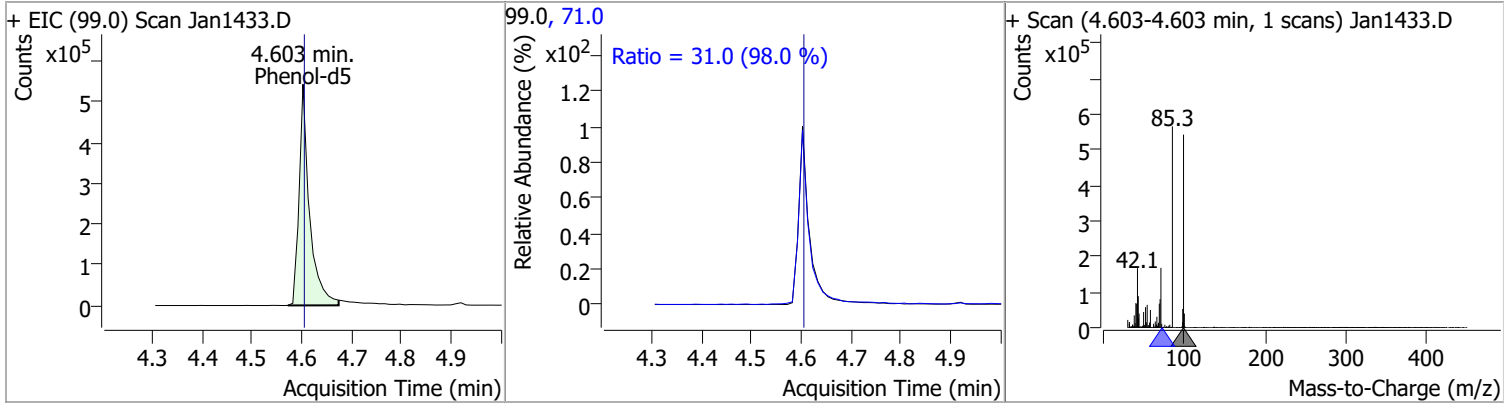


Compound	Conc.	Exp RT	QIon	Exp Ratio	QIon	Exp Ratio
Aniline	N.D.	4.56	66.0	37.5	65.0	20.7

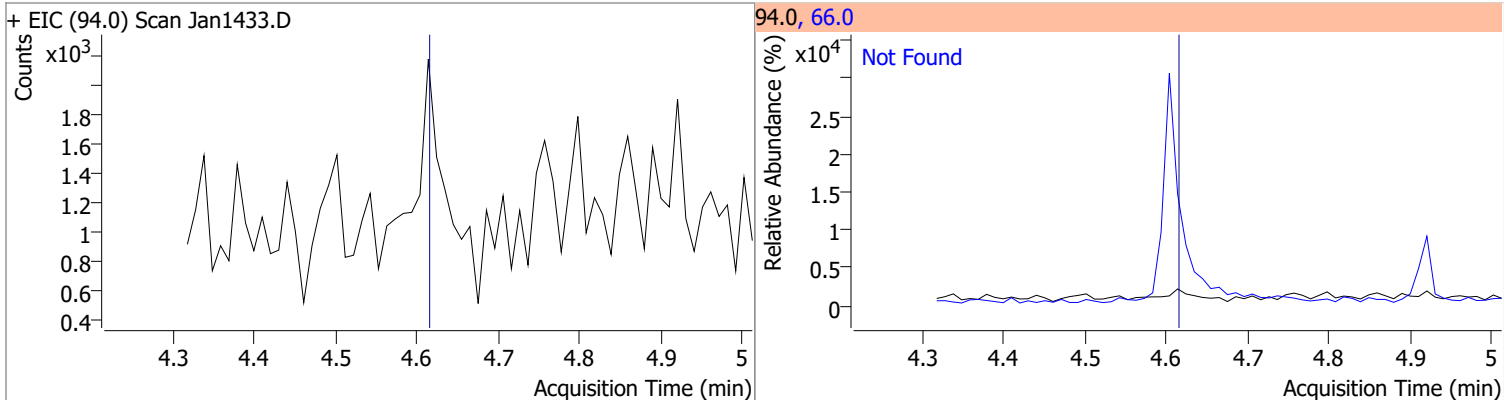


Quantitation Results Report (QT Reviewed)

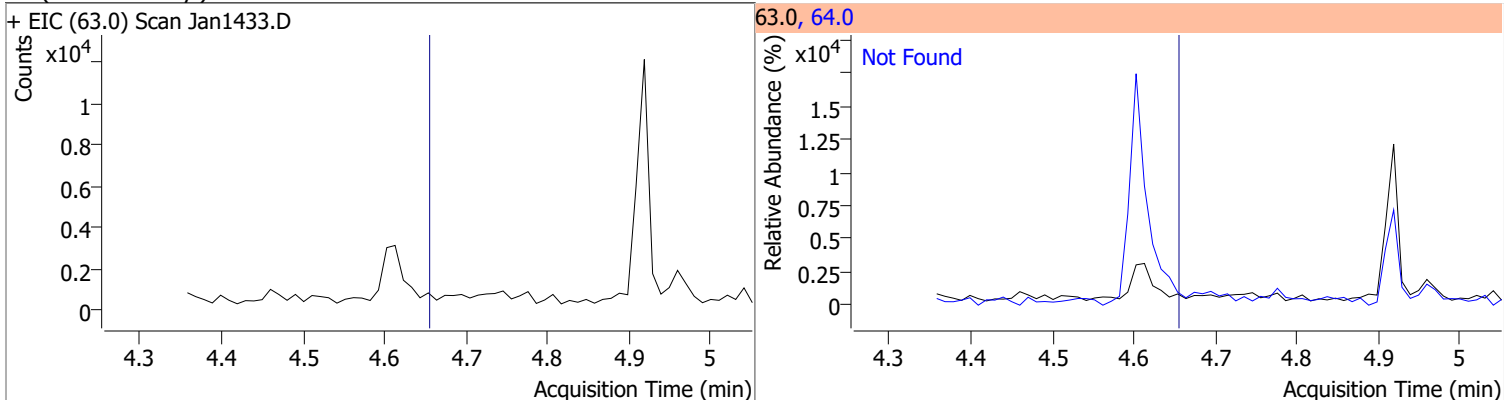
Compound	Conc.	RT	Dev(Min)	Resp.	QIon	QRatio	Lower	Upper
Phenol-d5	81.0901	4.60	0.00	786551	71.0	31.0	22.2	41.2



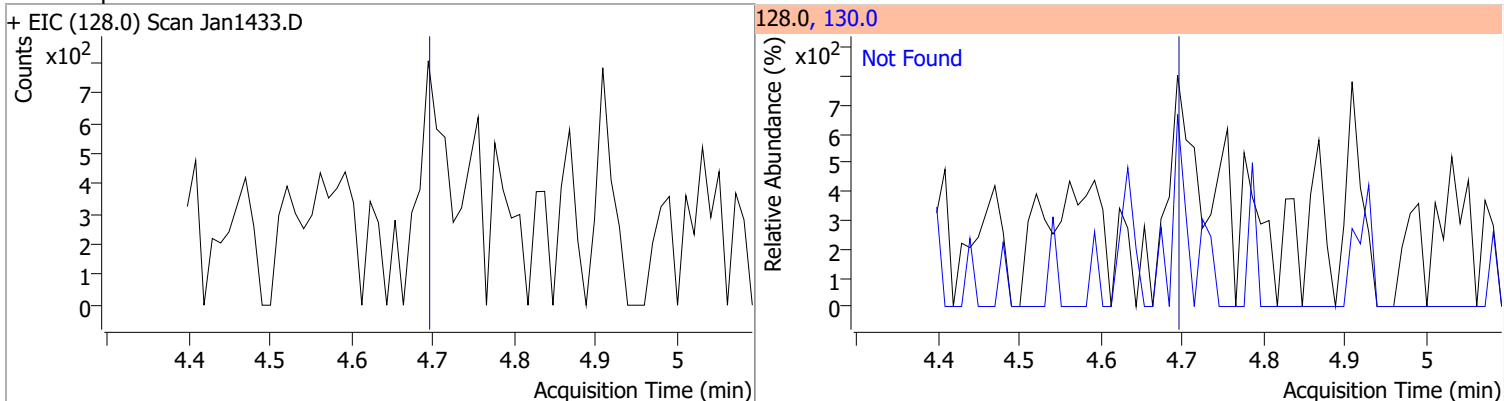
Compound	Conc.	Exp RT	QIon	Exp Ratio
Phenol	N.D.	4.61	66.0	49.9



Compound	Conc.	Exp RT	QIon	Exp Ratio
bis(-2-Chloroethyl)Ether	N.D.	4.65	64.0	3.4

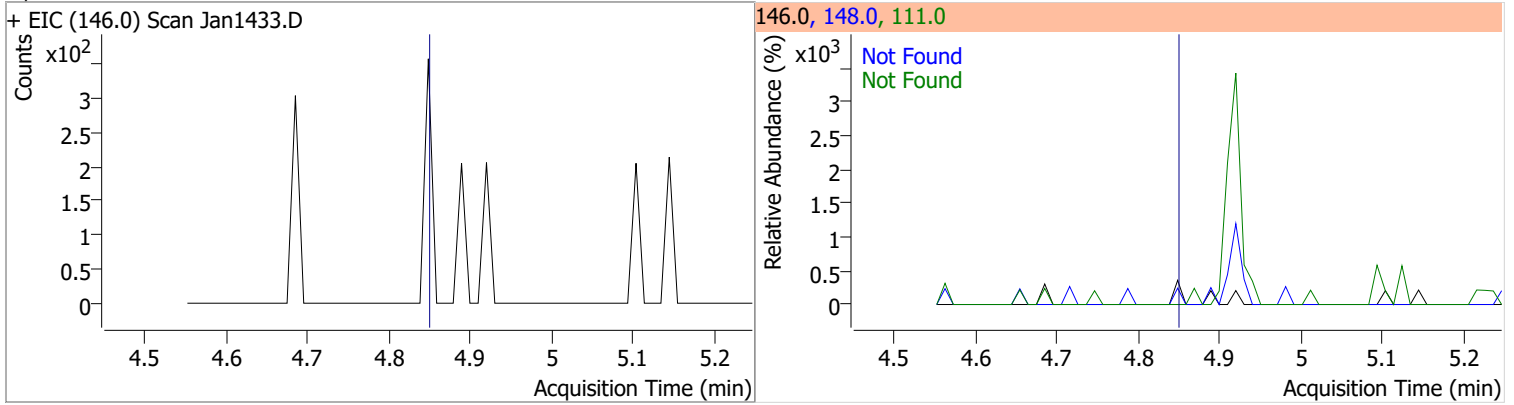


Compound	Conc.	Exp RT	QIon	Exp Ratio
2-Chlorophenol	N.D.	4.70	130.0	32.7

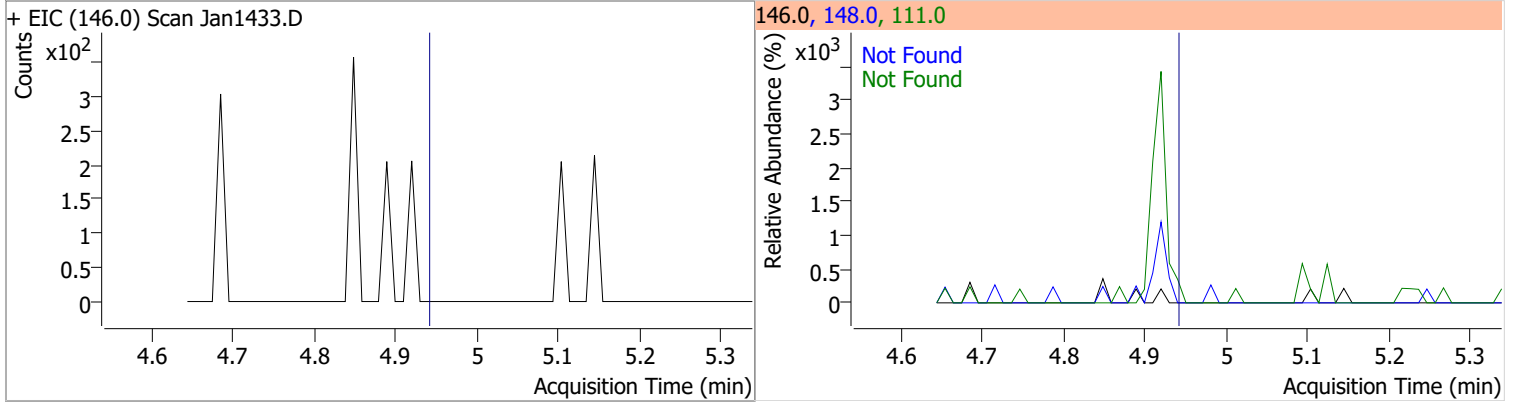


Quantitation Results Report (QT Reviewed)

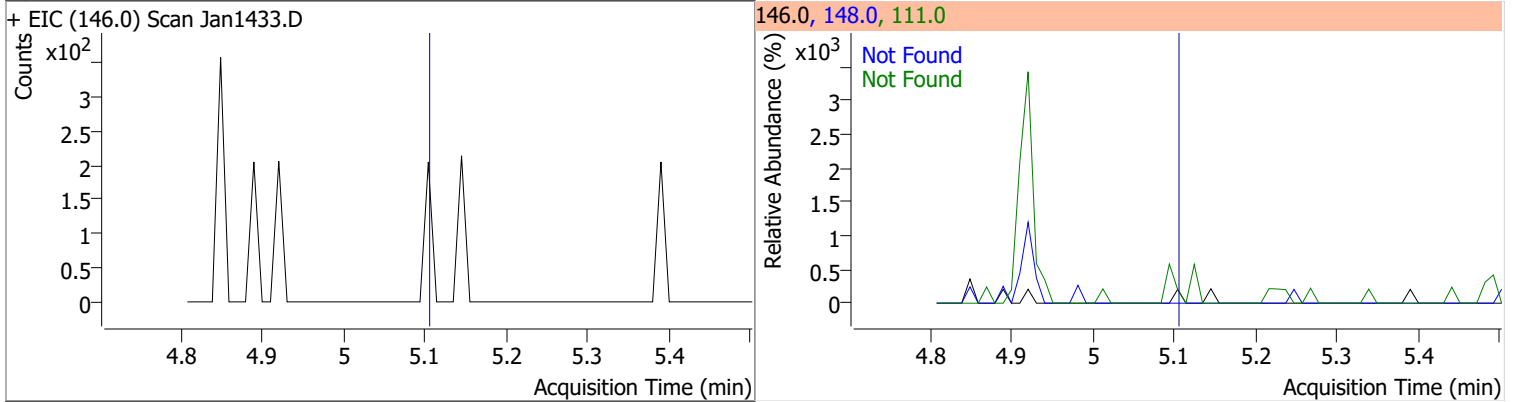
Compound	Conc.	Exp RT	QIon	Exp Ratio	QIon	Exp Ratio
1,3-Dichlorobenzene	N.D.	4.85	148.0	64.0	111.0	35.9



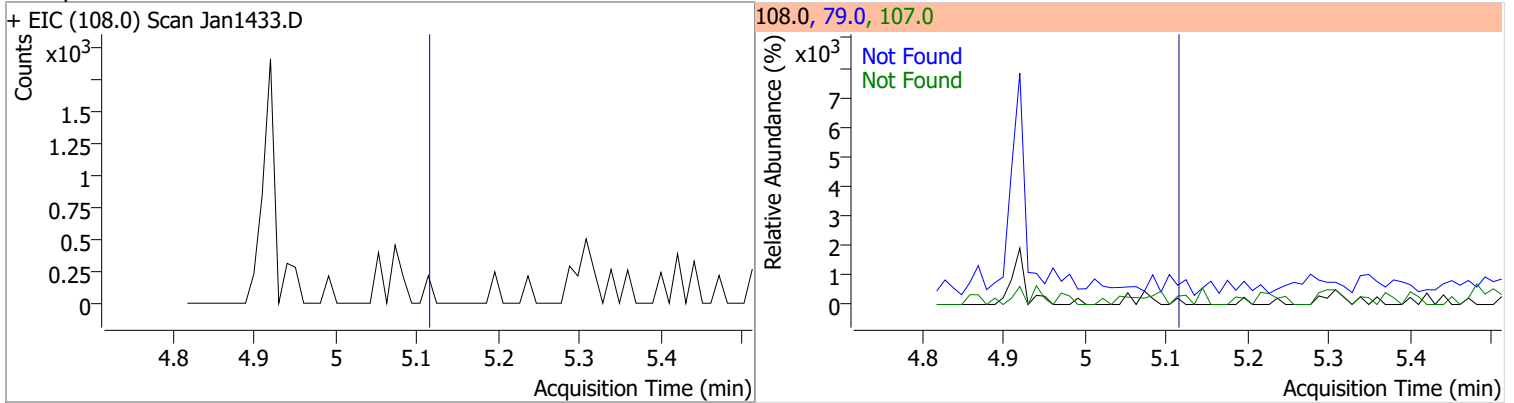
Compound	Conc.	Exp RT	QIon	Exp Ratio	QIon	Exp Ratio
1,4-Dichlorobenzene	N.D.	4.94	148.0	65.1	111.0	35.2



Compound	Conc.	Exp RT	QIon	Exp Ratio	QIon	Exp Ratio
1,2-Dichlorobenzene	N.D.	5.10	148.0	63.6	111.0	36.6

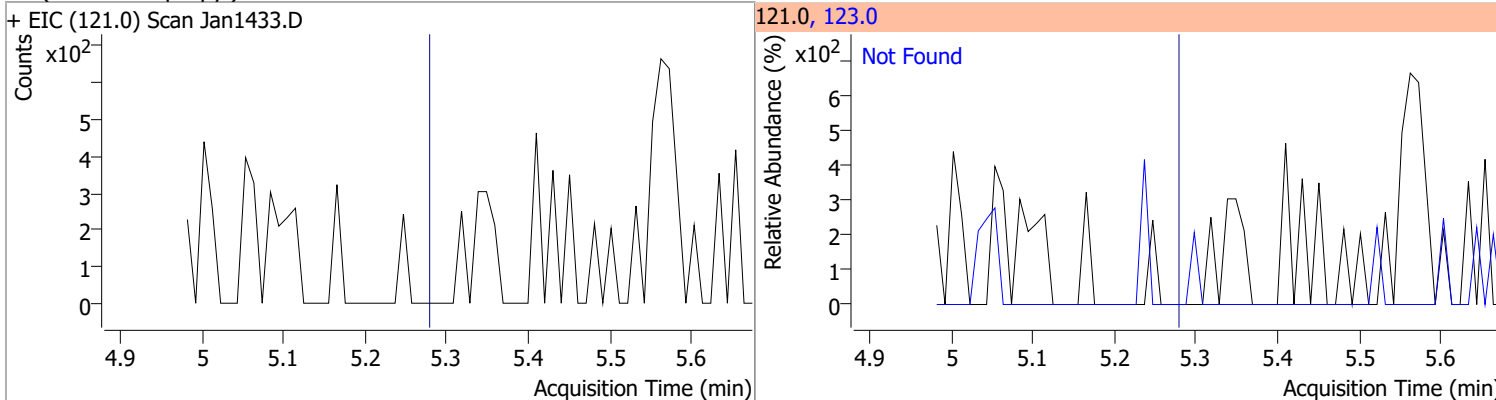


Compound	Conc.	Exp RT	QIon	Exp Ratio	QIon	Exp Ratio
Benzyl Alcohol	N.D.	5.11	79.0	112.9	107.0	67.1

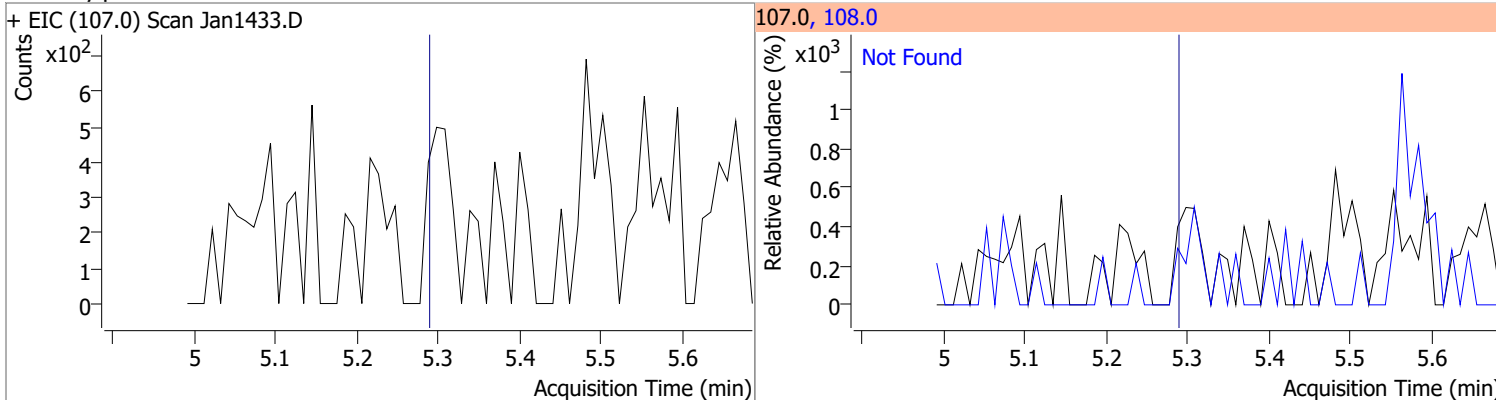


Quantitation Results Report (QT Reviewed)

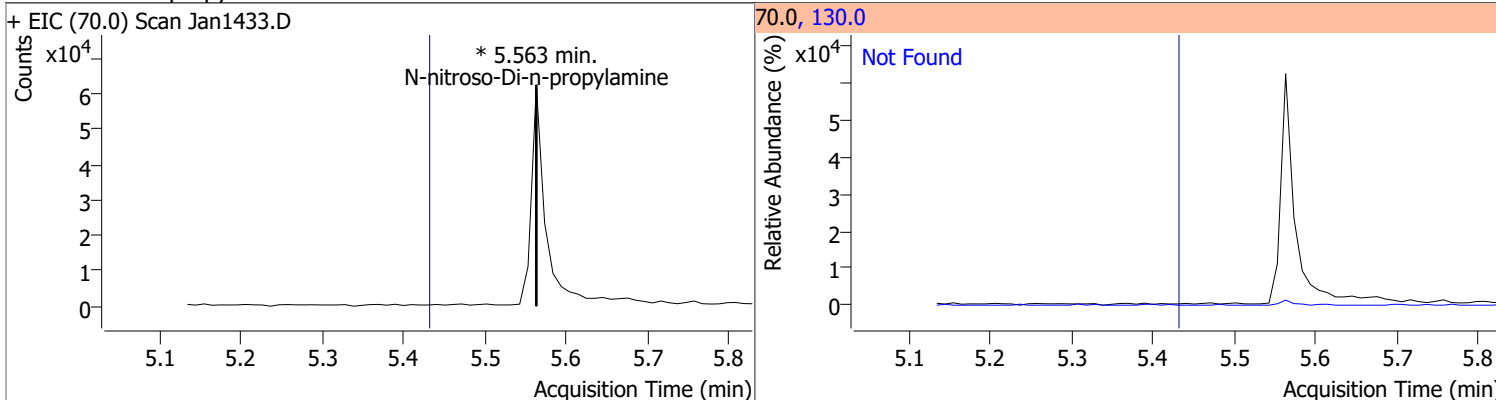
Compound	Conc.	Exp RT	QIon	Exp Ratio
bis(2-chloroisopropyl)Ether	N.D.	5.28	123.0	33.2



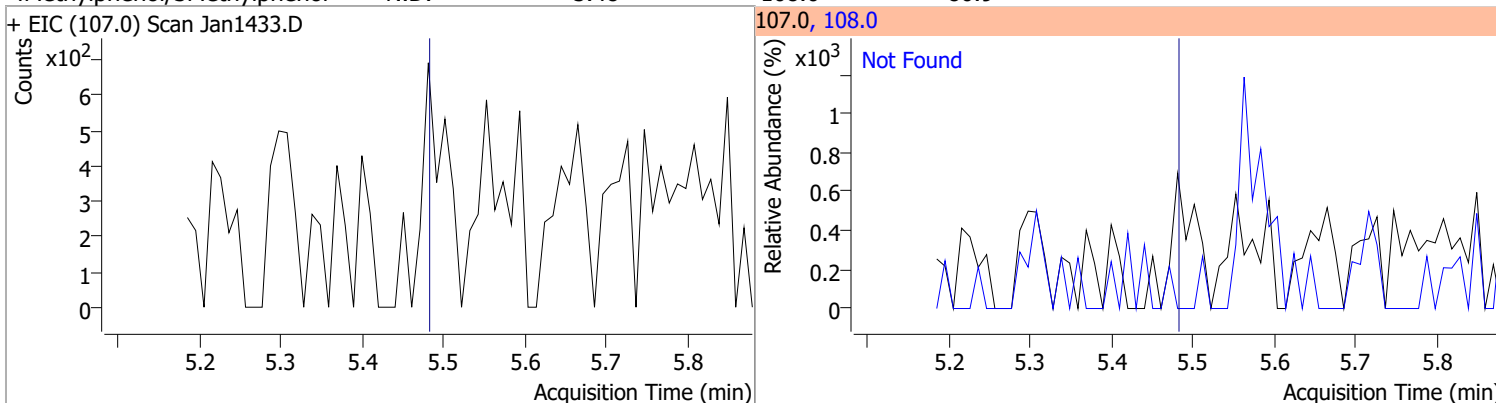
Compound	Conc.	Exp RT	QIon	Exp Ratio
2-Methylphenol	N.D.	5.29	108.0	114.9



Compound	Conc.	RT	Dev(Min)	Resp.	QIon	QRatio	Lower	Upper
N-nitroso-Di-n-propylamine		0		0	130.0		0.0	40.8

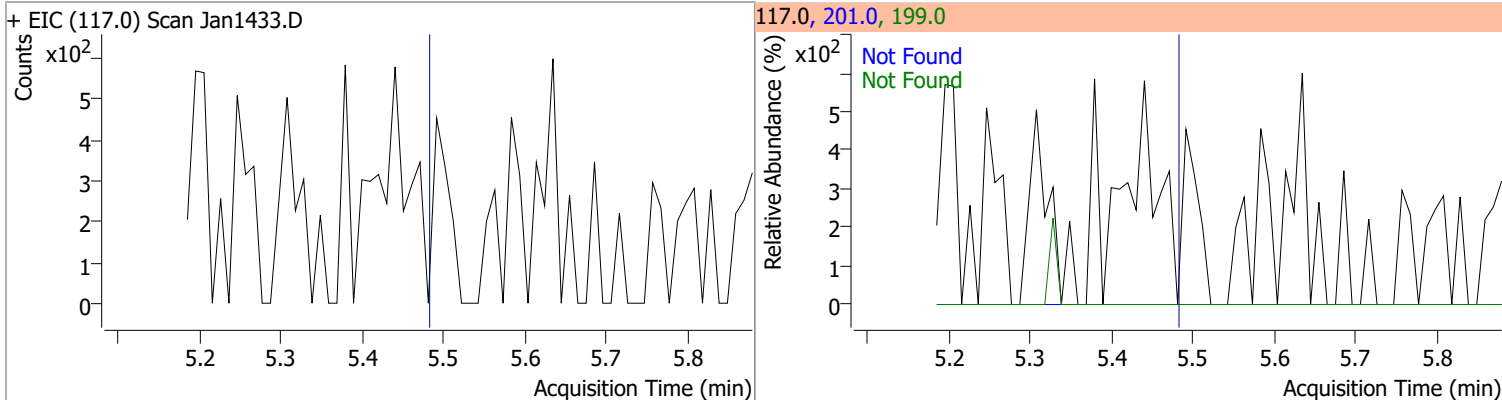


Compound	Conc.	Exp RT	QIon	Exp Ratio
4Methylphenol/3Methylphenol	N.D.	5.48	108.0	80.9

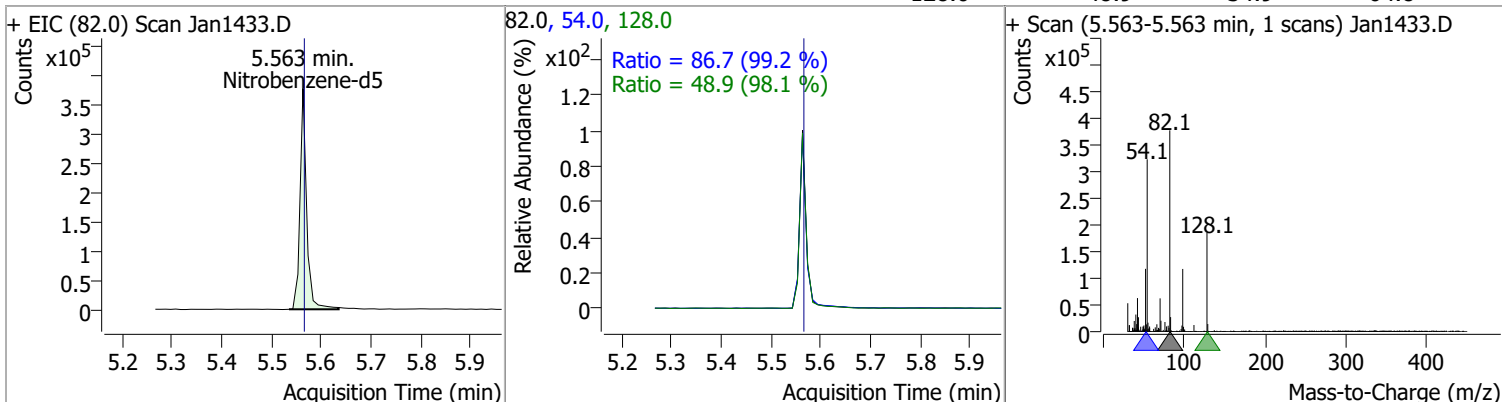


Quantitation Results Report (QT Reviewed)

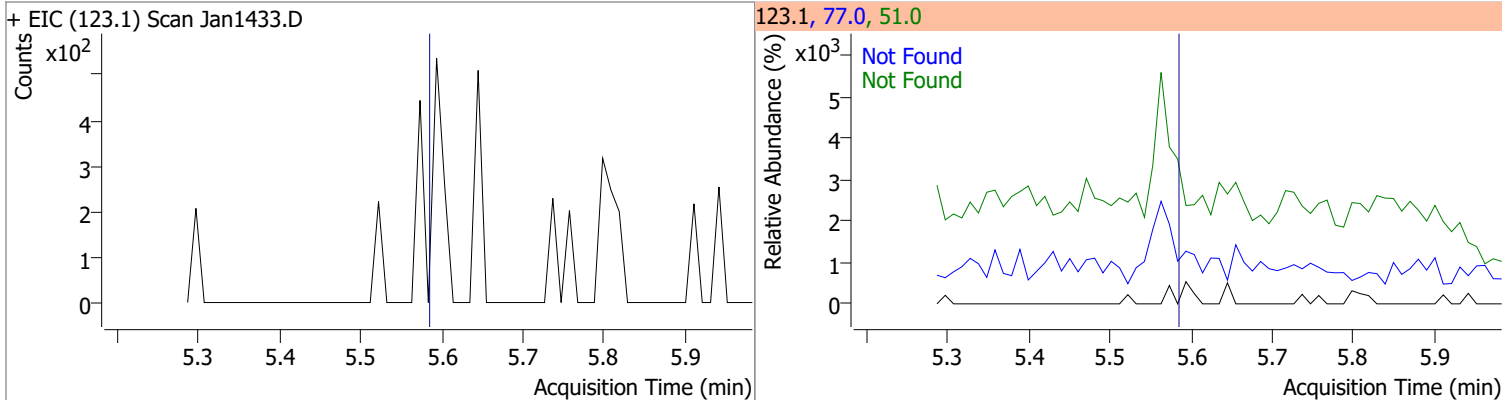
Compound	Conc.	Exp RT	QIon	Exp Ratio	QIon	Exp Ratio
Hexachloroethane	N.D.	5.48	201.0	96.9	199.0	60.2



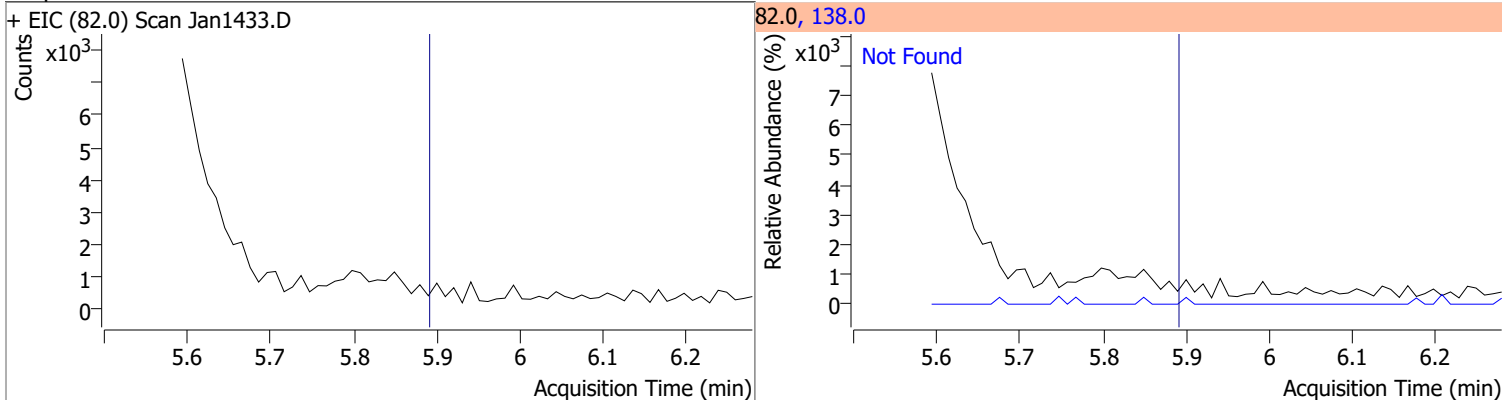
Compound	Conc.	RT	Dev(Min)	Resp.	QIon	QRatio	Lower	Upper
Nitrobenzene-d5	65.8513	5.56	0.00	347778	54.0	86.7	61.2	113.6
					128.0	48.9	34.9	64.8



Compound	Conc.	Exp RT	QIon	Exp Ratio	QIon	Exp Ratio
Nitrobenzene	N.D.	5.58	77.0	187.7	51.0	165.1



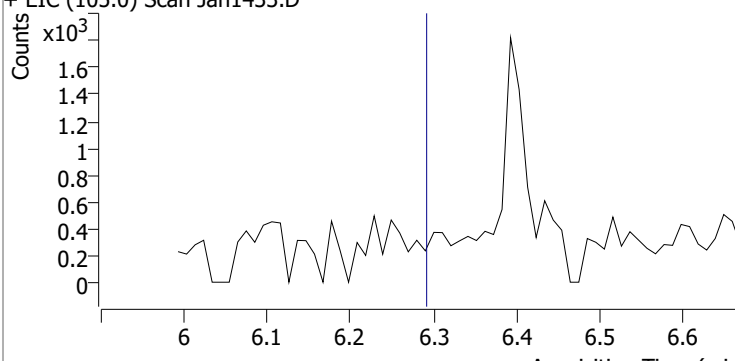
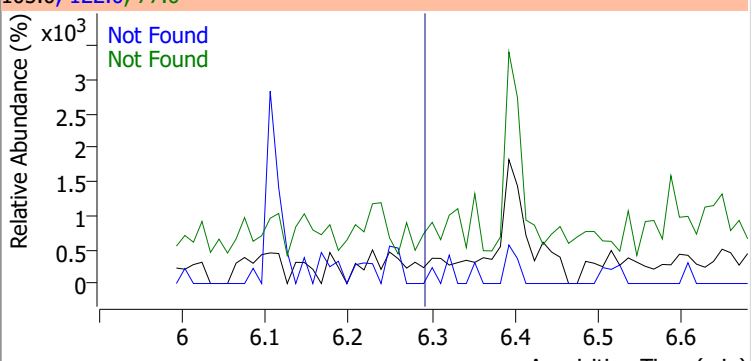
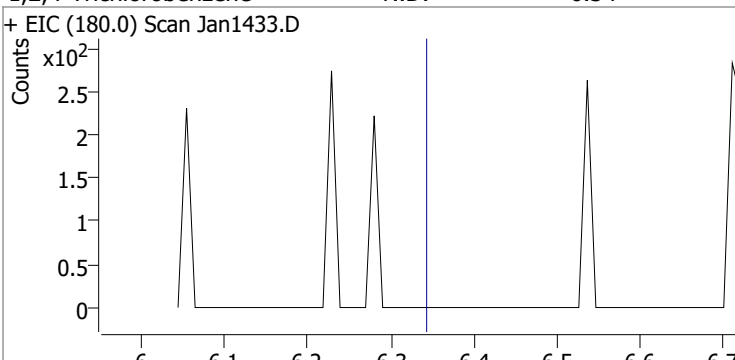
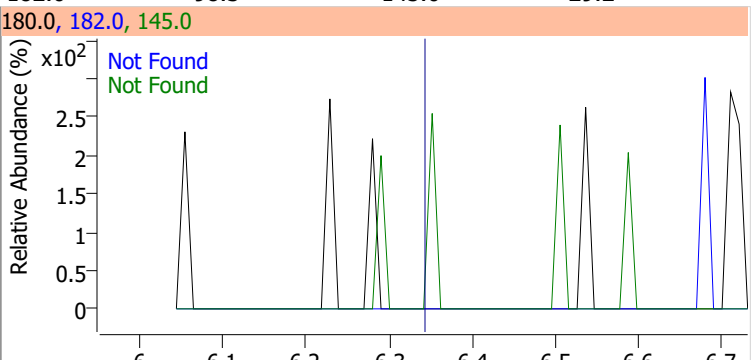
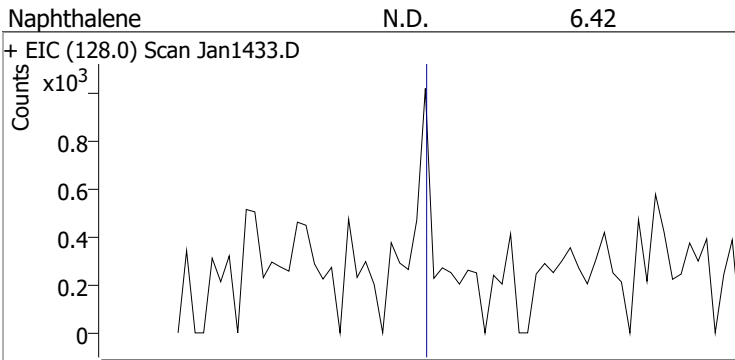
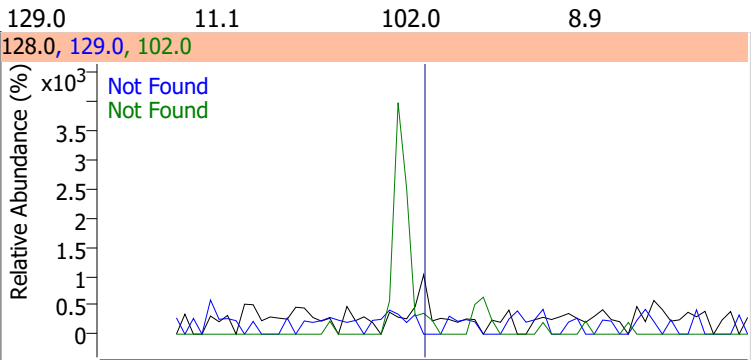
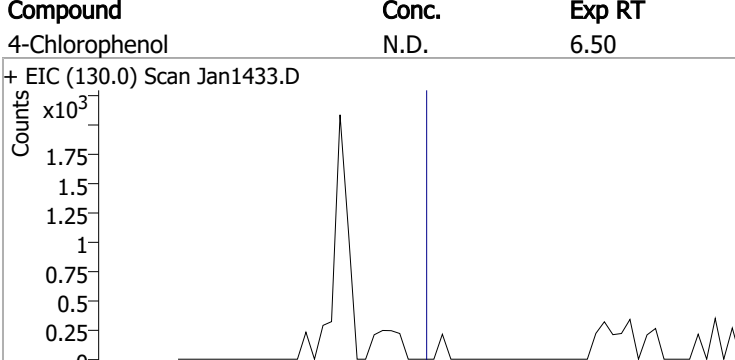
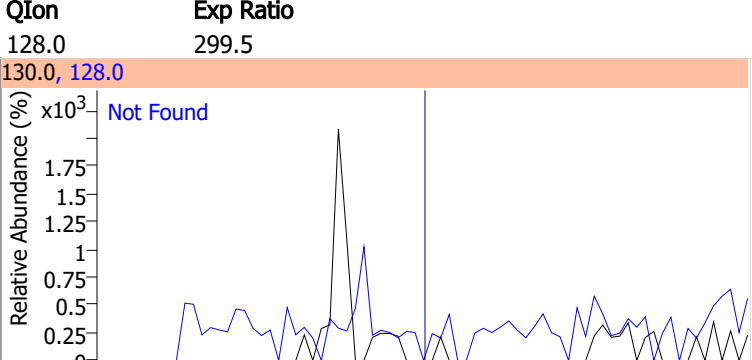
Compound	Conc.	Exp RT	QIon	Exp Ratio
Isophorone	N.D.	5.89	138.0	21.2



Quantitation Results Report (QT Reviewed)

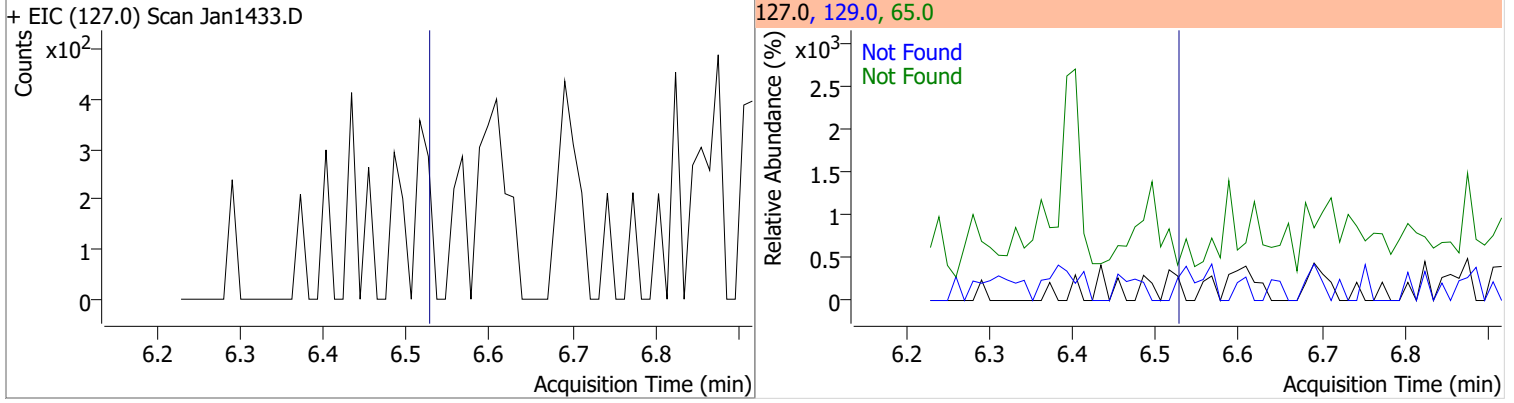
Compound	Conc.	Exp RT	QIon	Exp Ratio	QIon	Exp Ratio
2-Nitrophenol	N.D.	5.96	65.0	52.2	109.0	38.2
+ EIC (139.0) Scan Jan1433.D			139.0, 65.0, 109.0			
2,4-Dimethylphenol	N.D.	6.08	107.0	106.7	77.0	29.9
+ EIC (122.0) Scan Jan1433.D			122.0, 107.0, 77.0			
bis(-2-Chloroethoxy)Methane	N.D.	6.18	63.0	88.3	95.0	29.8
+ EIC (93.0) Scan Jan1433.D			93.0, 63.0, 95.0			
2,4-Dichlorophenol	N.D.	6.28	164.0	63.5	98.0	30.9
+ EIC (162.0) Scan Jan1433.D			162.0, 164.0, 98.0			

Quantitation Results Report (QT Reviewed)

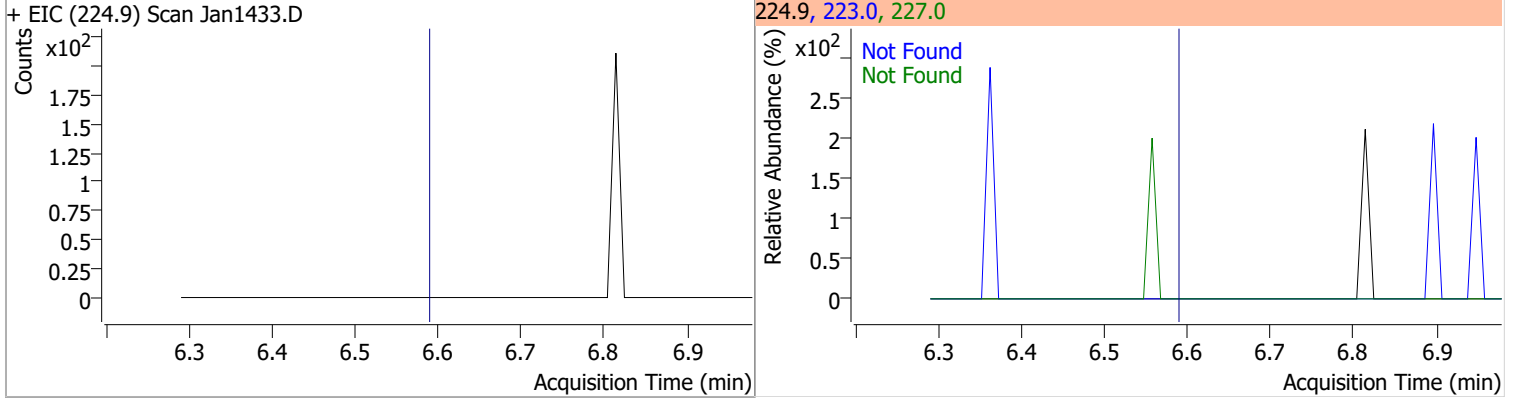
Compound	Conc.	Exp RT	QIon	Exp Ratio	QIon	Exp Ratio
Benzoic Acid	N.D.	6.29	122.0	89.3	77.0	71.7
+ EIC (105.0) Scan Jan1433.D			105.0, 122.0, 77.0			
						
1,2,4-Trichlorobenzene	N.D.	6.34	182.0	98.3	145.0	29.2
+ EIC (180.0) Scan Jan1433.D			180.0, 182.0, 145.0			
						
Naphthalene	N.D.	6.42	129.0	11.1	102.0	8.9
+ EIC (128.0) Scan Jan1433.D			128.0, 129.0, 102.0			
						
4-Chlorophenol	N.D.	6.50	128.0	299.5		
+ EIC (130.0) Scan Jan1433.D			130.0, 128.0			
						

Quantitation Results Report (QT Reviewed)

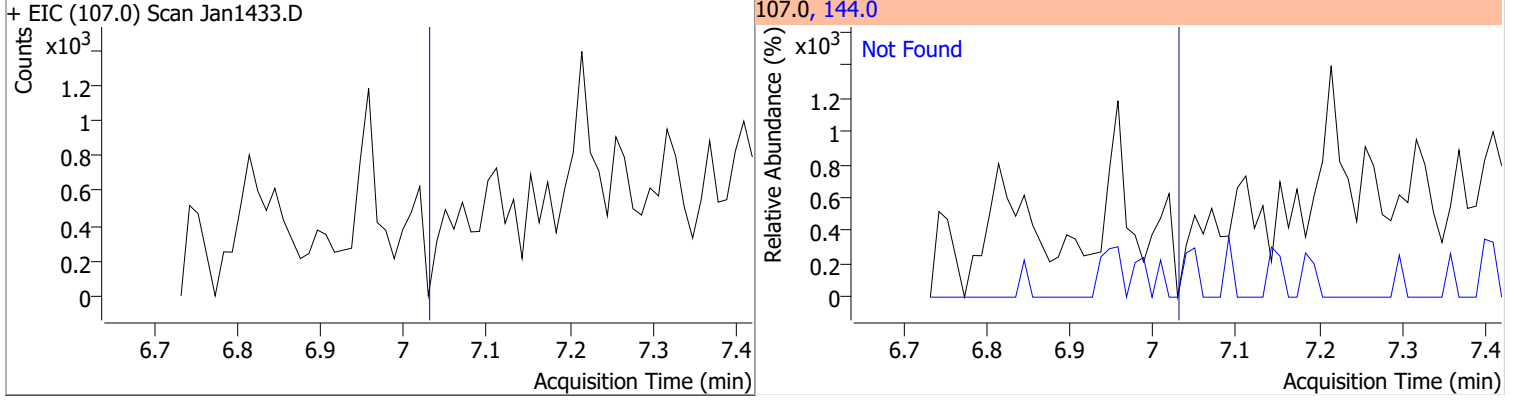
Compound	Conc.	Exp RT	QIon	Exp Ratio	QIon	Exp Ratio
p-Chloroaniline	N.D.	6.53	65.0	32.6	129.0	32.1



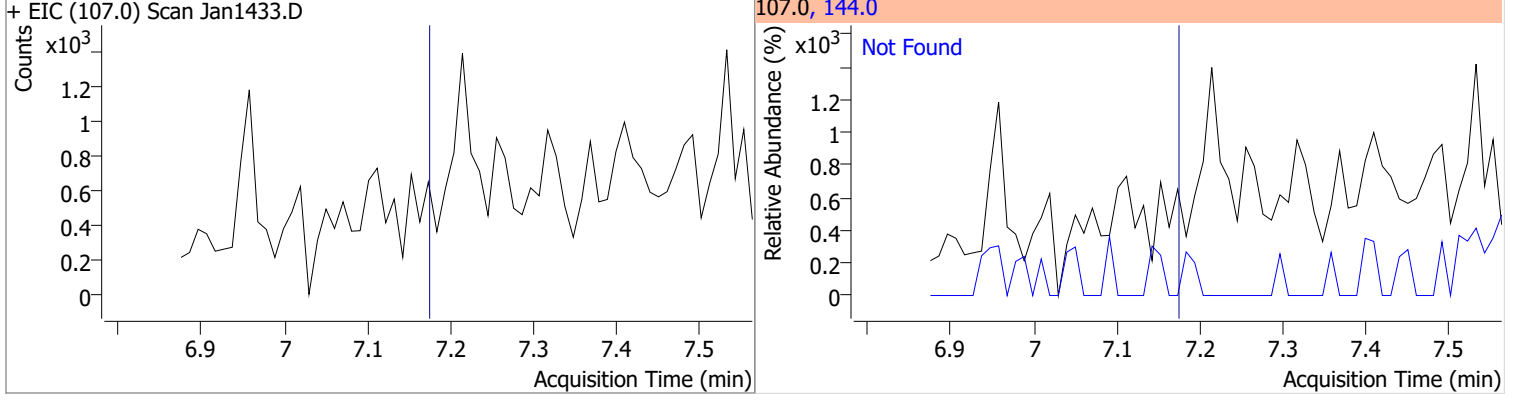
Compound	Conc.	Exp RT	QIon	Exp Ratio	QIon	Exp Ratio
Hexachlorobutadiene	N.D.	6.59	223.0	62.9	227.0	61.7



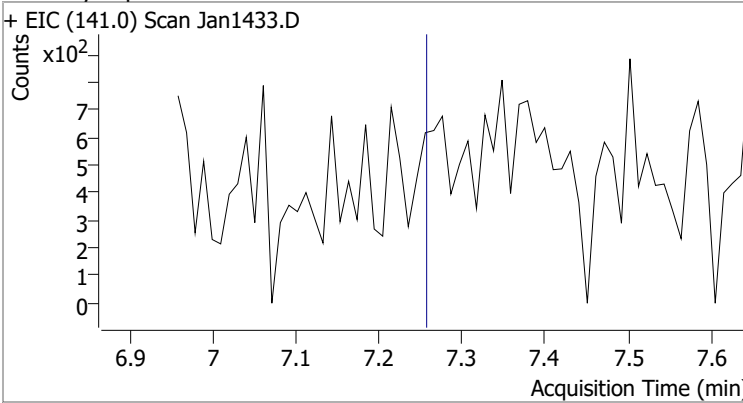
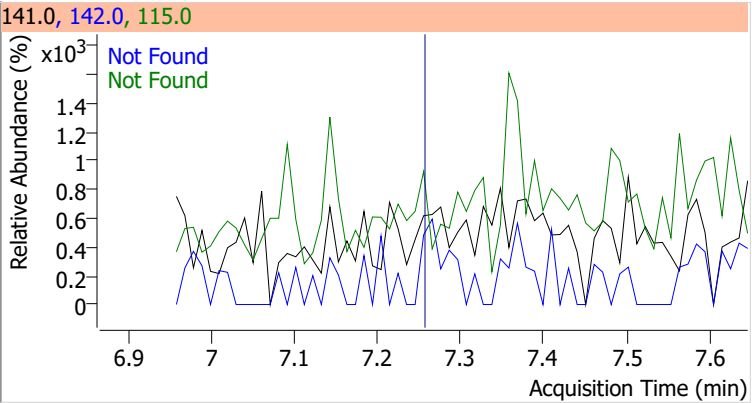
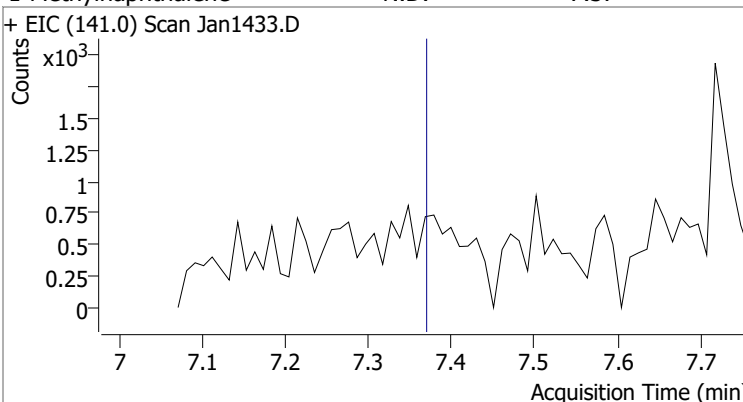
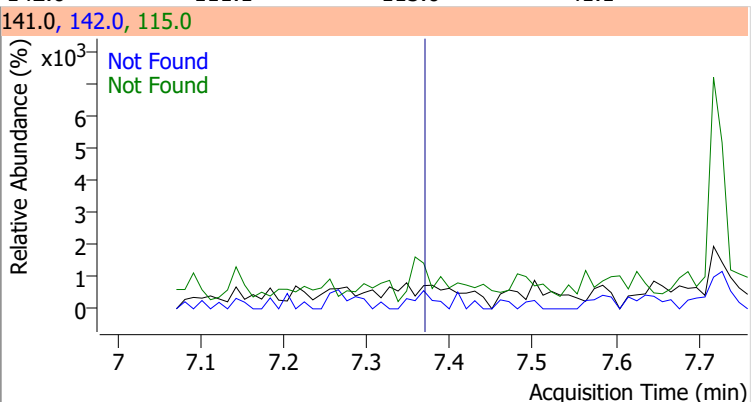
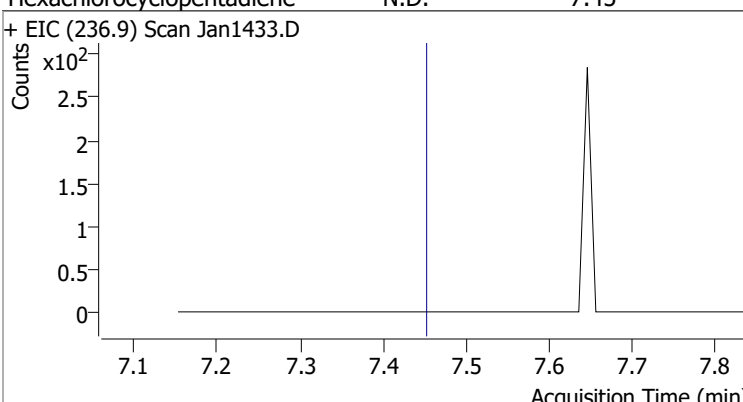
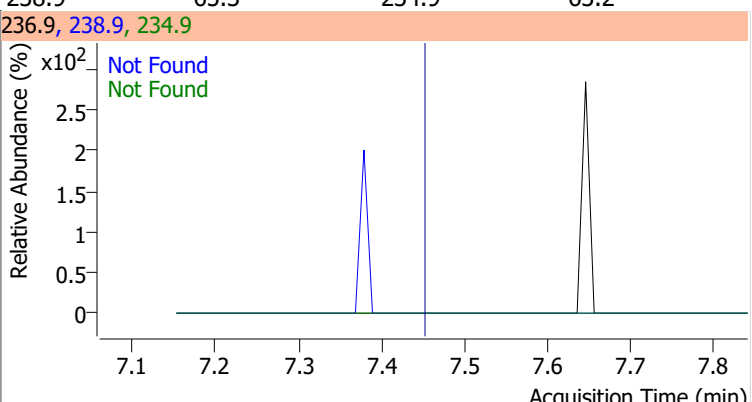
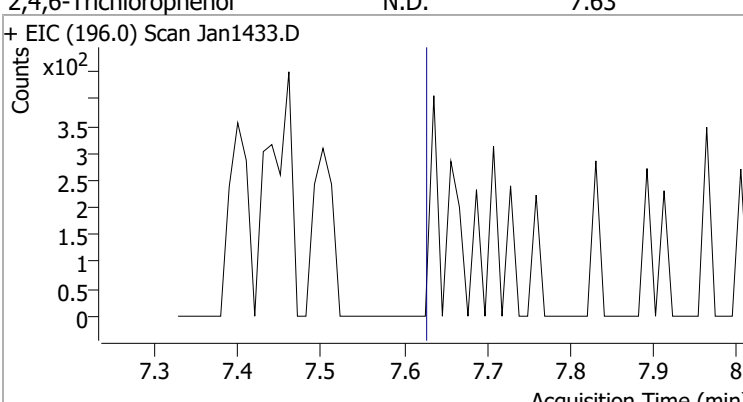
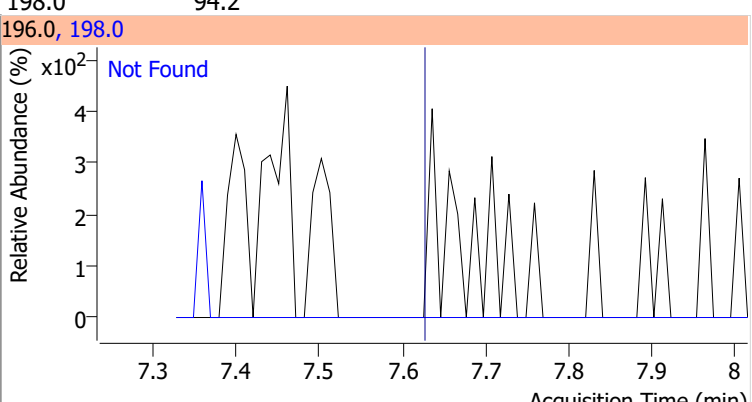
Compound	Conc.	Exp RT	QIon	Exp Ratio
4-Chloro-2-Methylphenol	N.D.	7.03	144.0	28.7



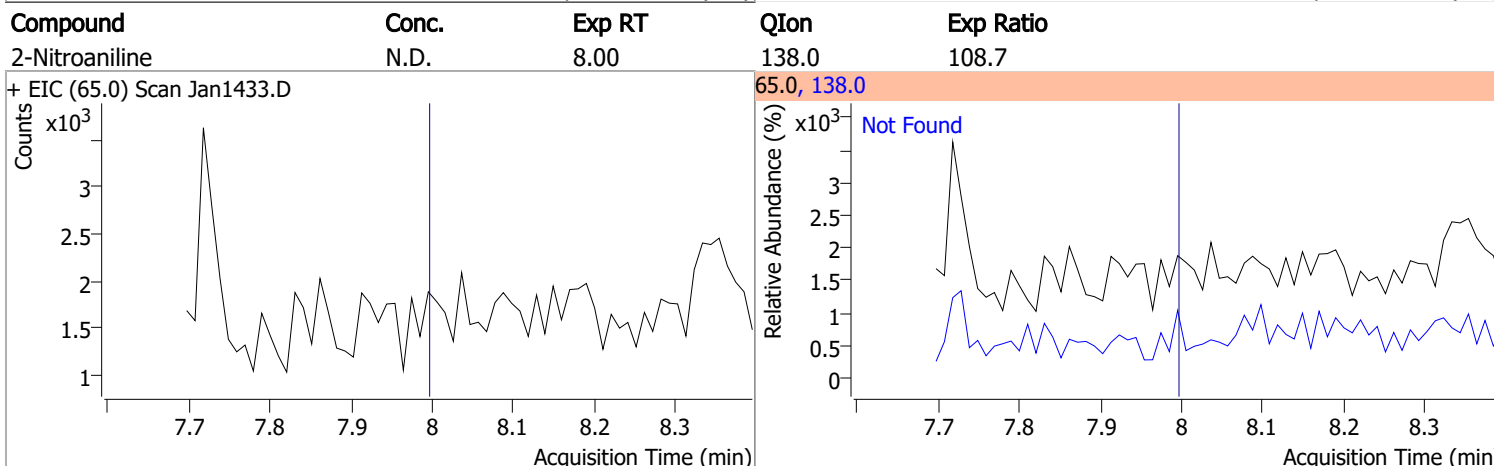
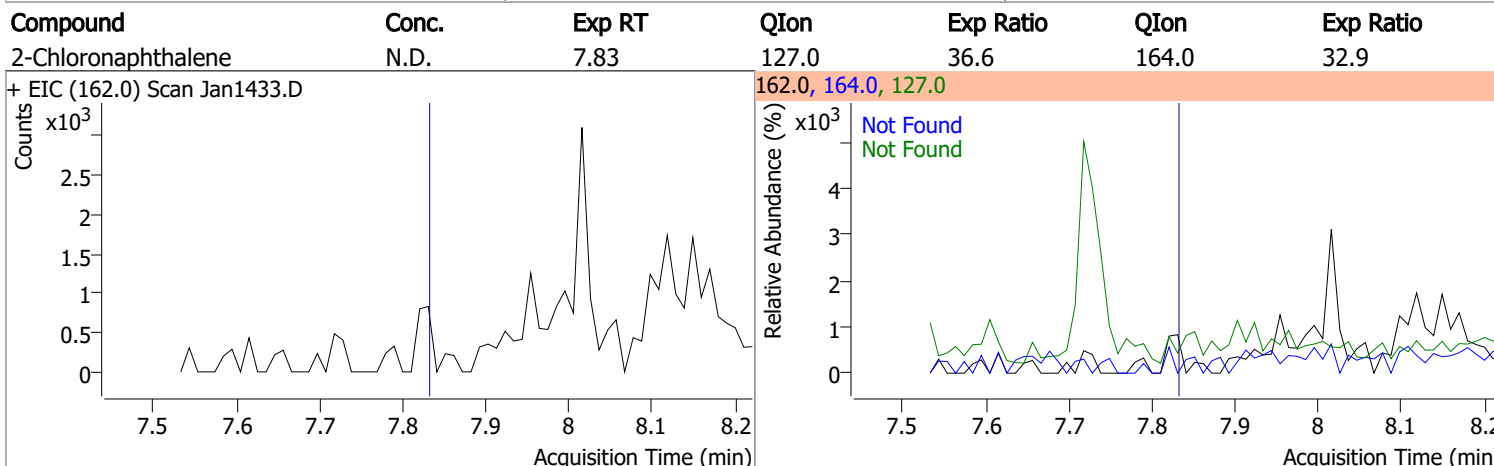
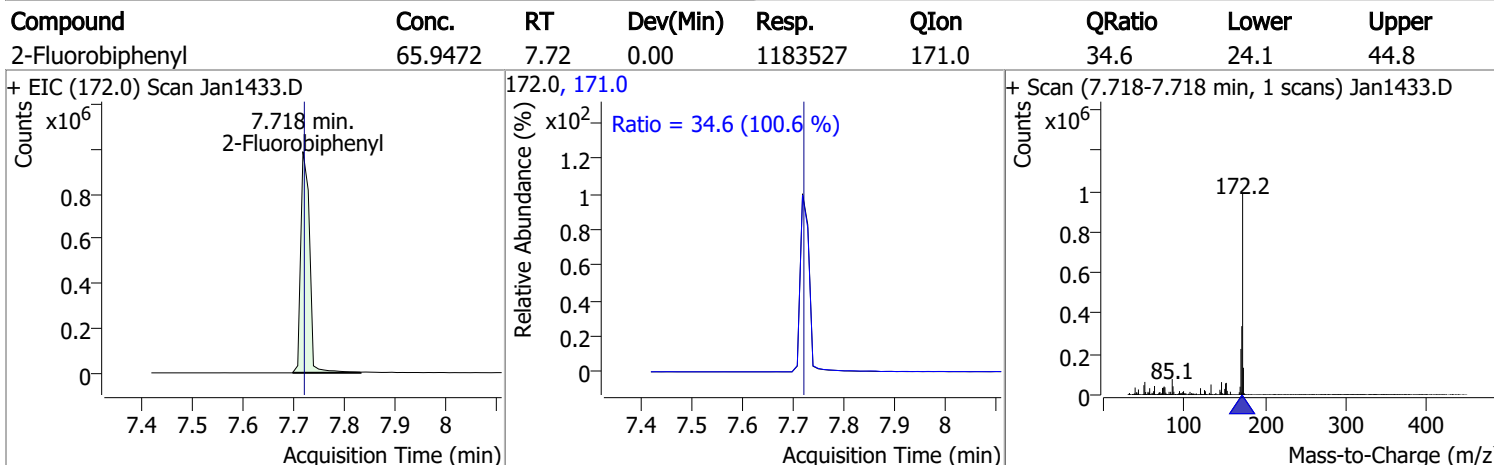
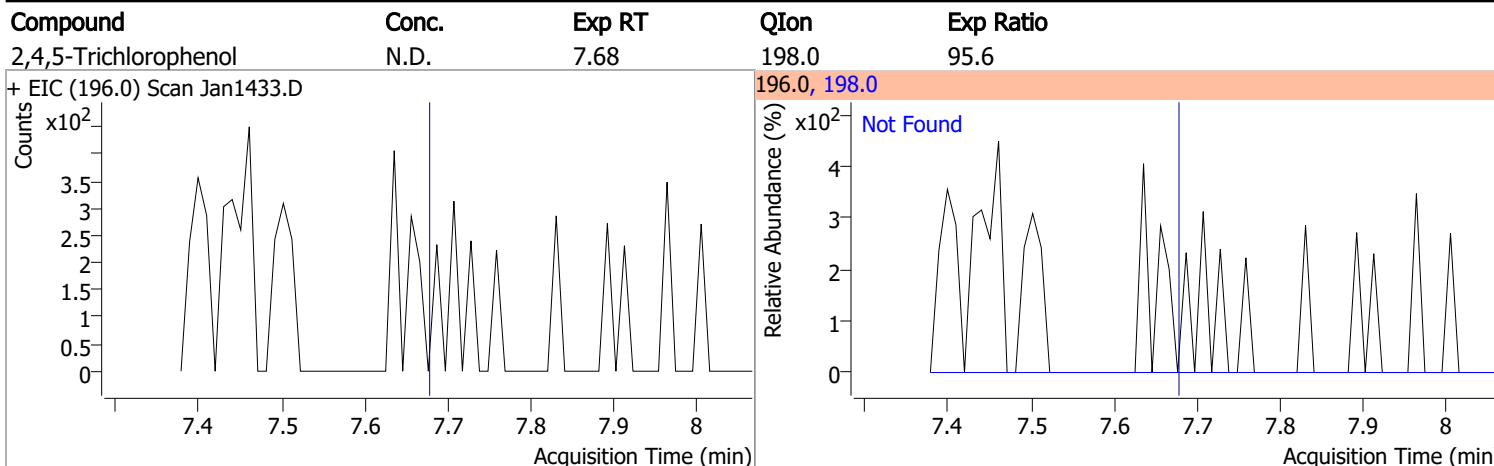
Compound	Conc.	Exp RT	QIon	Exp Ratio
4-Chloro-3-Methylphenol	N.D.	7.17	144.0	28.4



Quantitation Results Report (QT Reviewed)

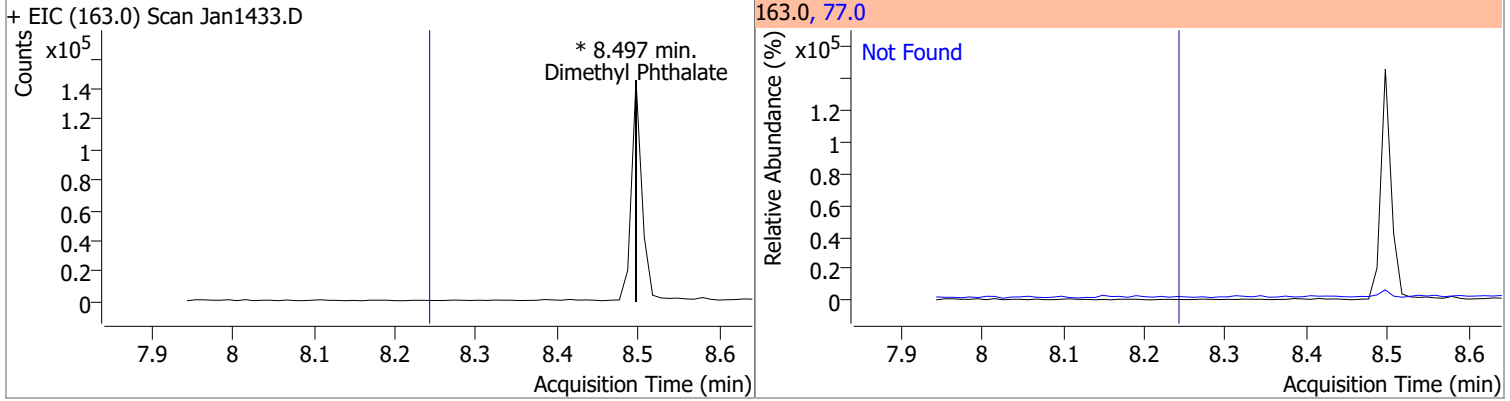
Compound	Conc.	Exp RT	QIon	Exp Ratio	QIon	Exp Ratio
2-Methylnaphthalene	N.D.	7.26	142.0	115.4	115.0	41.1
+ EIC (141.0) Scan Jan1433.D			141.0, 142.0, 115.0			
						
1-Methylnaphthalene	N.D.	7.37	142.0	111.1	115.0	41.1
+ EIC (141.0) Scan Jan1433.D			141.0, 142.0, 115.0			
						
Hexachlorocyclopentadiene	N.D.	7.45	238.9	65.3	234.9	63.2
+ EIC (236.9) Scan Jan1433.D			236.9, 238.9, 234.9			
						
2,4,6-Trichlorophenol	N.D.	7.63	198.0	94.2		
+ EIC (196.0) Scan Jan1433.D			196.0, 198.0			
						

Quantitation Results Report (QT Reviewed)

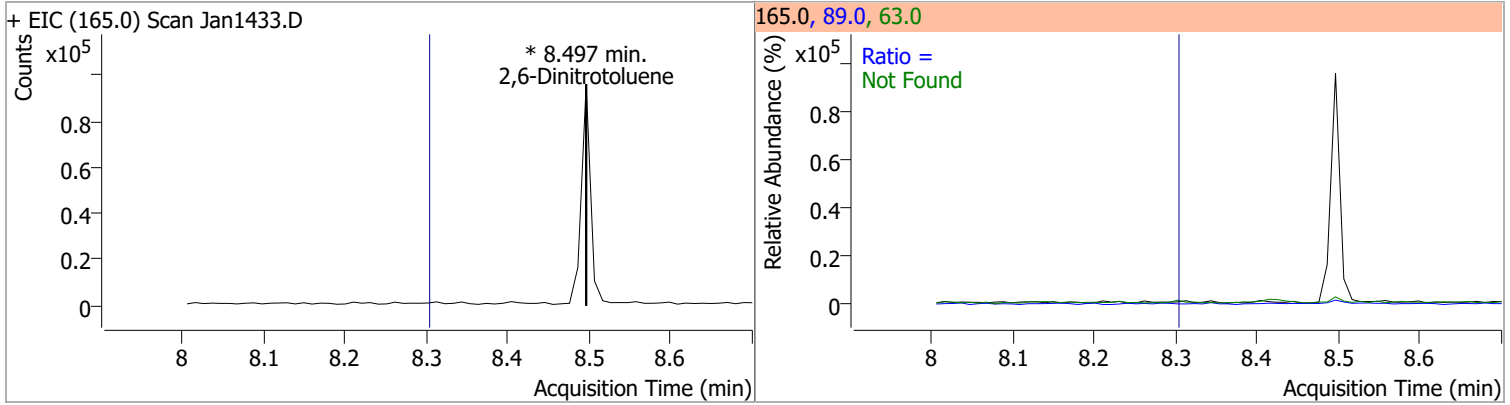


Quantitation Results Report (QT Reviewed)

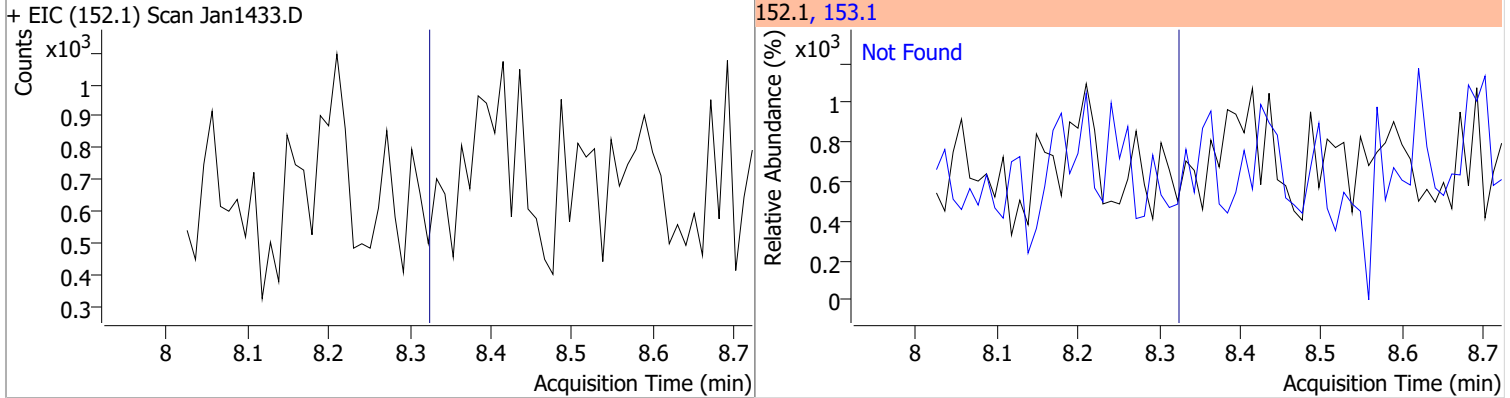
Compound	Conc.	RT	Dev(Min)	Resp.	QIon	QRatio	Lower	Upper
Dimethyl Phthalate	0	0		0	77.0		12.9	24.0



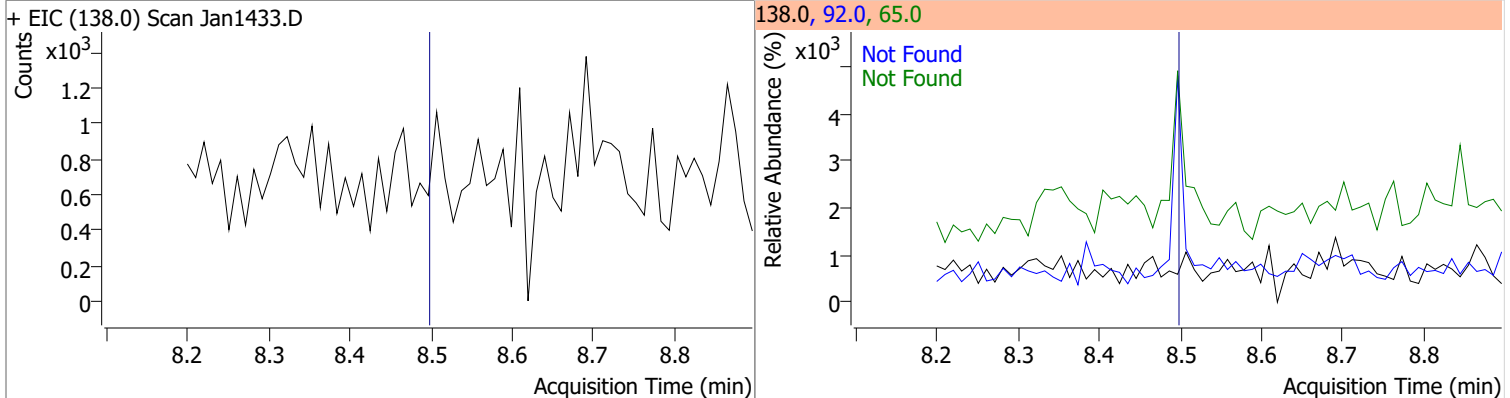
Compound	Conc.	RT	Dev(Min)	Resp.	QIon	QRatio	Lower	Upper
2,6-Dinitrotoluene	0	0		0	63.0 89.0		114.6 41.8	212.8 77.6



Compound	Conc.	Exp RT	QIon	Exp Ratio
Acenaphthylene	N.D.	8.32	153.1	14.0

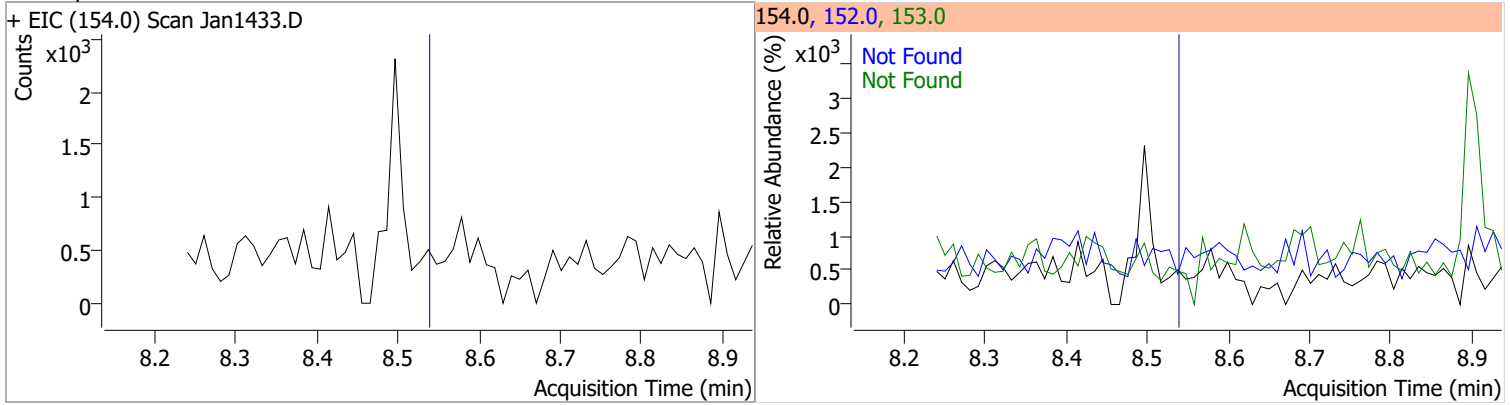


Compound	Conc.	Exp RT	QIon	Exp Ratio	QIon	Exp Ratio
3-Nitroaniline	N.D.	8.50	65.0	131.6	92.0	102.1

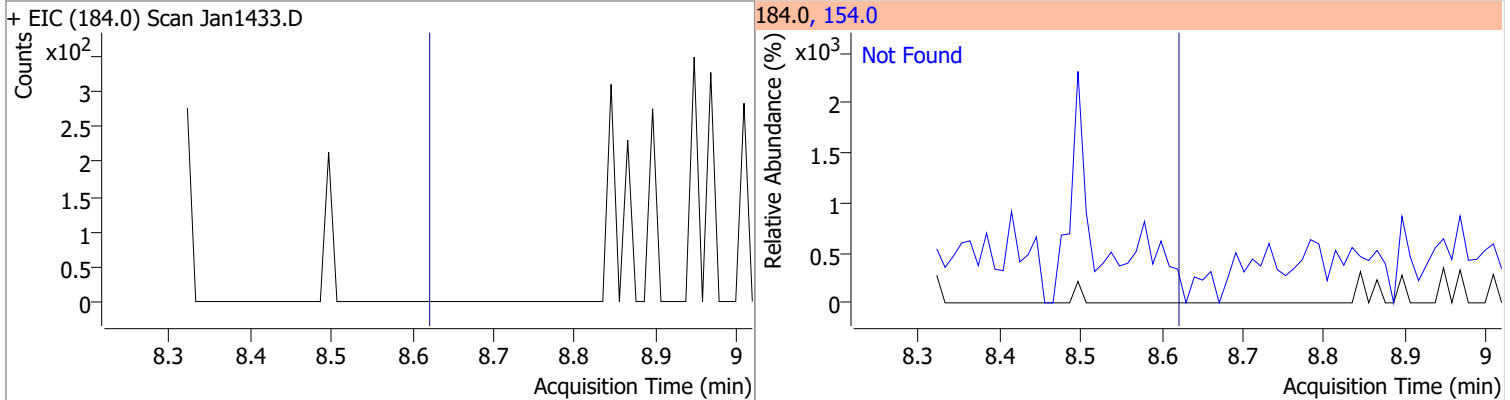


Quantitation Results Report (QT Reviewed)

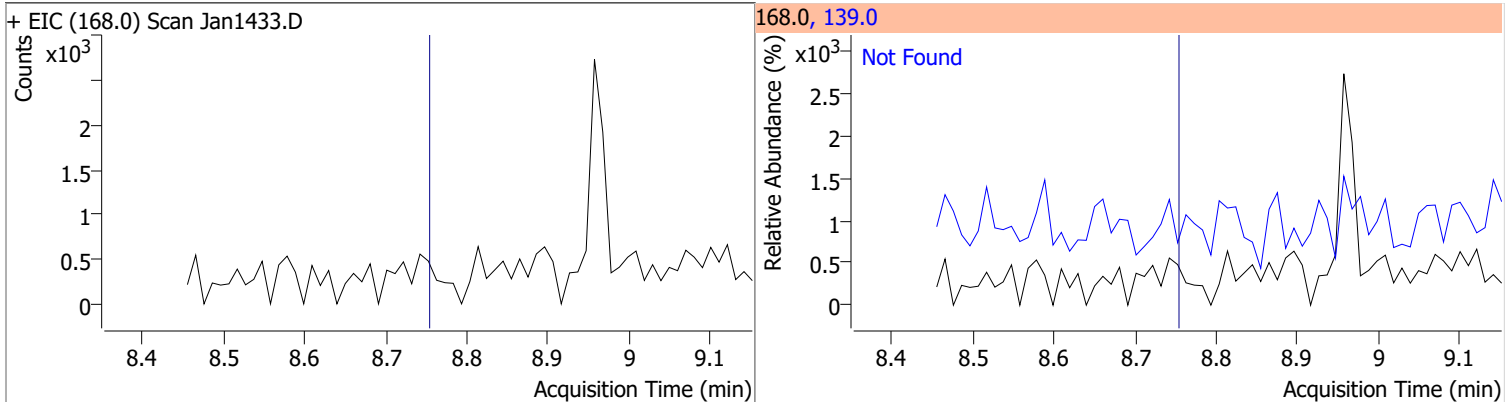
Compound	Conc.	Exp RT	QIon	Exp Ratio	QIon	Exp Ratio
Acenaphthene	N.D.	8.54	153.0	108.2	152.0	50.8



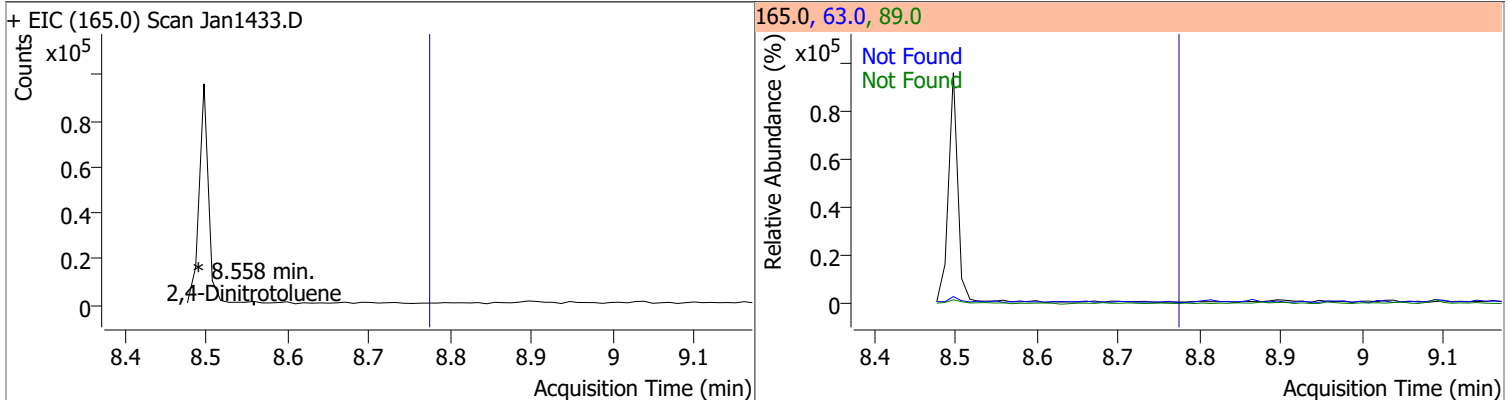
Compound	Conc.	Exp RT	QIon	Exp Ratio
2,4-Dinitrophenol	N.D.	8.62	154.0	53.4



Compound	Conc.	Exp RT	QIon	Exp Ratio
Dibenzofuran	N.D.	8.75	139.0	38.8



Compound	Conc.	RT	Dev(Min)	Resp.	QIon	QRatio	Lower	Upper
2,4-Dinitrotoluene		0		0	89.0		50.5	93.8
					63.0		36.9	68.4

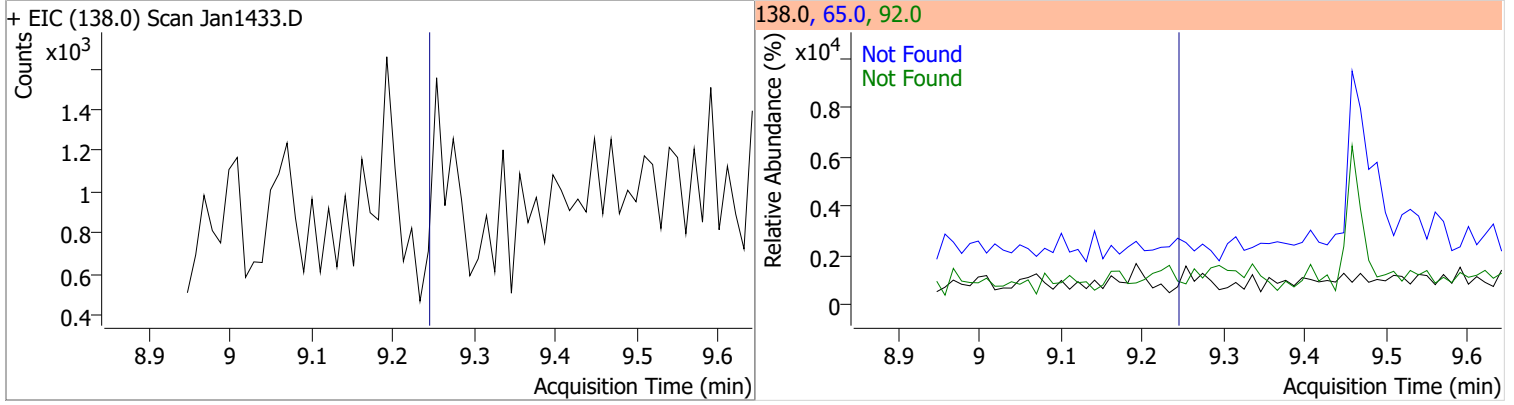


Quantitation Results Report (QT Reviewed)

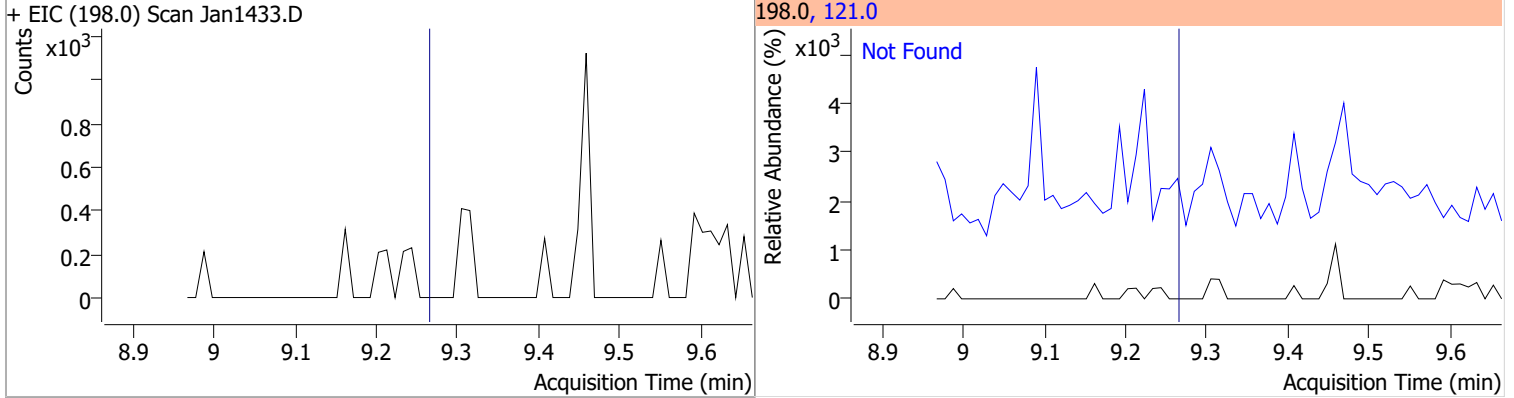
Compound	Conc.	Exp RT	QIon	Exp Ratio	QIon	Exp Ratio
4-Nitrophenol	N.D.	8.79	65.0	84.9	139.0	66.0
+ EIC (109.0) Scan Jan1433.D			109.0, 139.0, 65.0			
Diethylphthalate	N.D.	9.11	177.0	20.4	150.0	12.3
+ EIC (149.0) Scan Jan1433.D			149.0, 177.0, 150.0			
Fluorene	N.D.	9.16	165.0	94.7	167.0	13.8
+ EIC (166.0) Scan Jan1433.D			166.0, 165.0, 167.0			
4-Chlorophenyl-phenylether	N.D.	9.19	141.0	61.5	206.0	33.0
+ EIC (204.0) Scan Jan1433.D			204.0, 206.0, 141.0			

Quantitation Results Report (QT Reviewed)

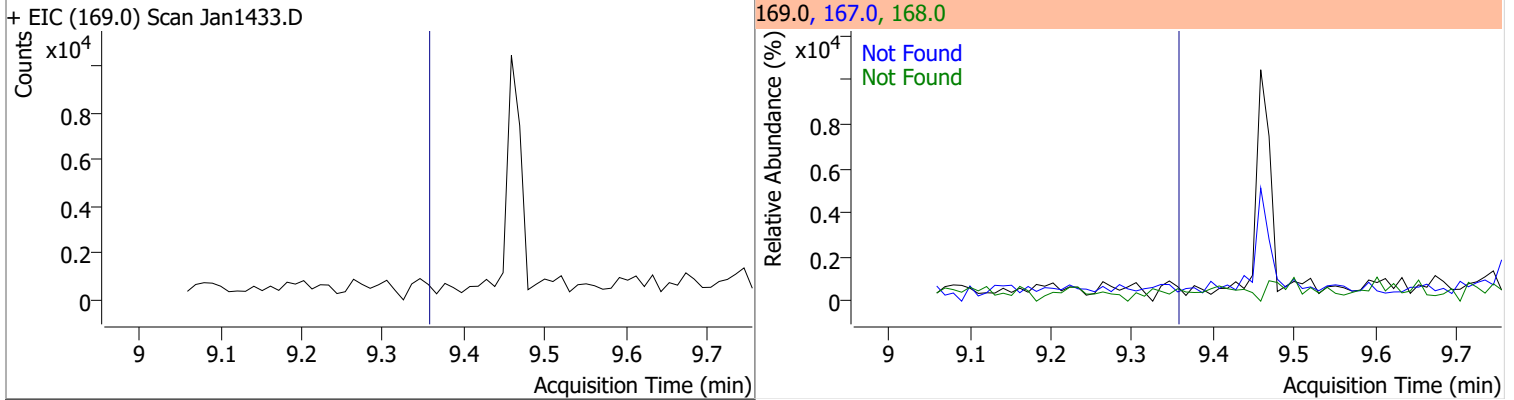
Compound	Conc.	Exp RT	QIon	Exp Ratio	QIon	Exp Ratio
4-Nitroaniline	N.D.	9.24	65.0	119.6	92.0	45.9



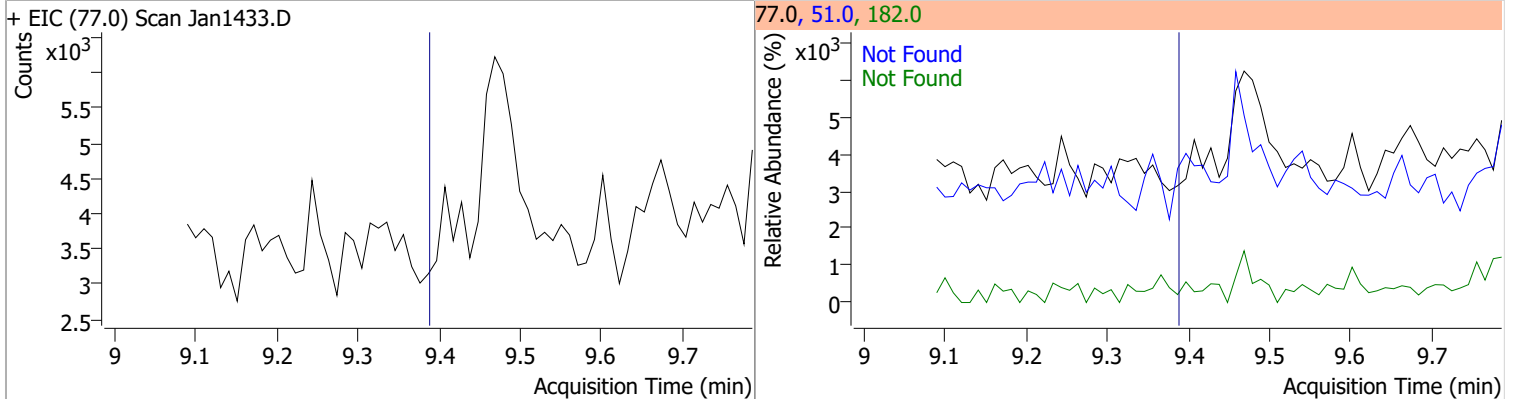
Compound	Conc.	Exp RT	QIon	Exp Ratio
4,6-Dinitro-2-methylphenol	N.D.	9.26	121.0	44.2



Compound	Conc.	Exp RT	QIon	Exp Ratio	QIon	Exp Ratio
N-nitrosodiphenylamine	N.D.	9.36	168.0	61.0	167.0	32.7

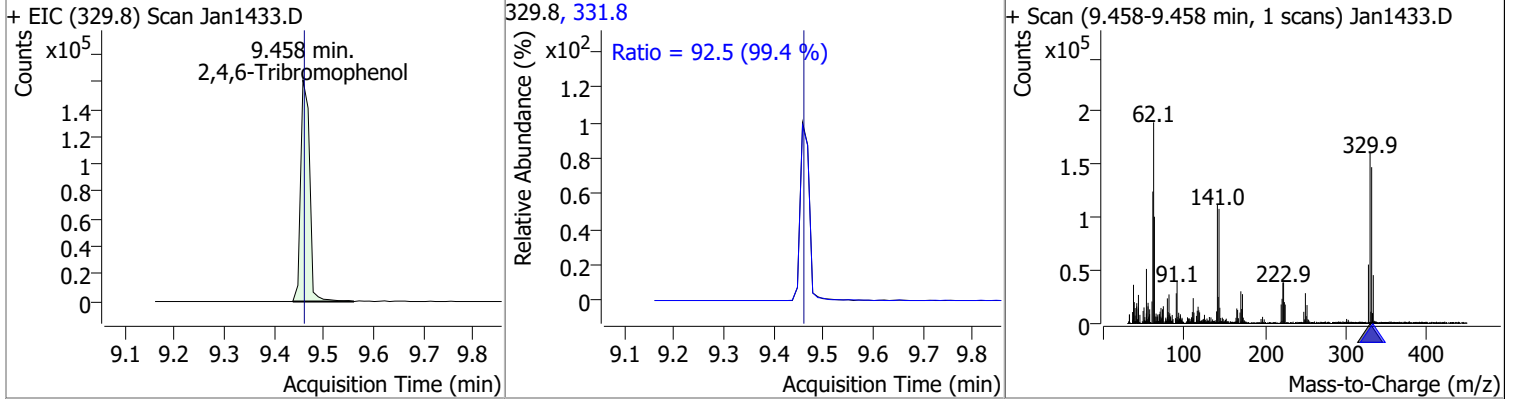


Compound	Conc.	Exp RT	QIon	Exp Ratio	QIon	Exp Ratio
Azobenzene	N.D.	9.39	51.0	46.0	182.0	28.3

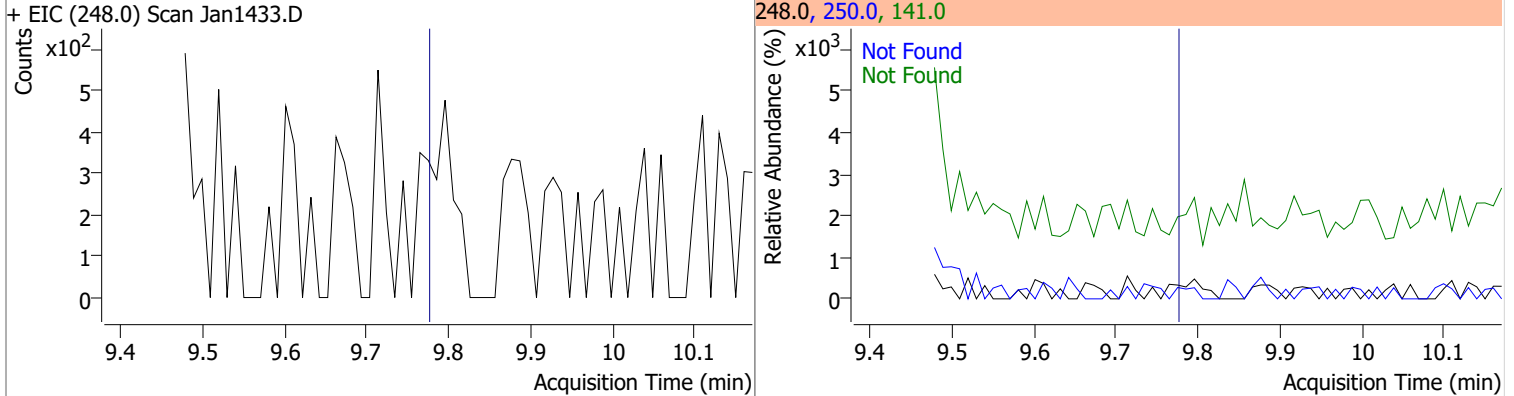


Quantitation Results Report (QT Reviewed)

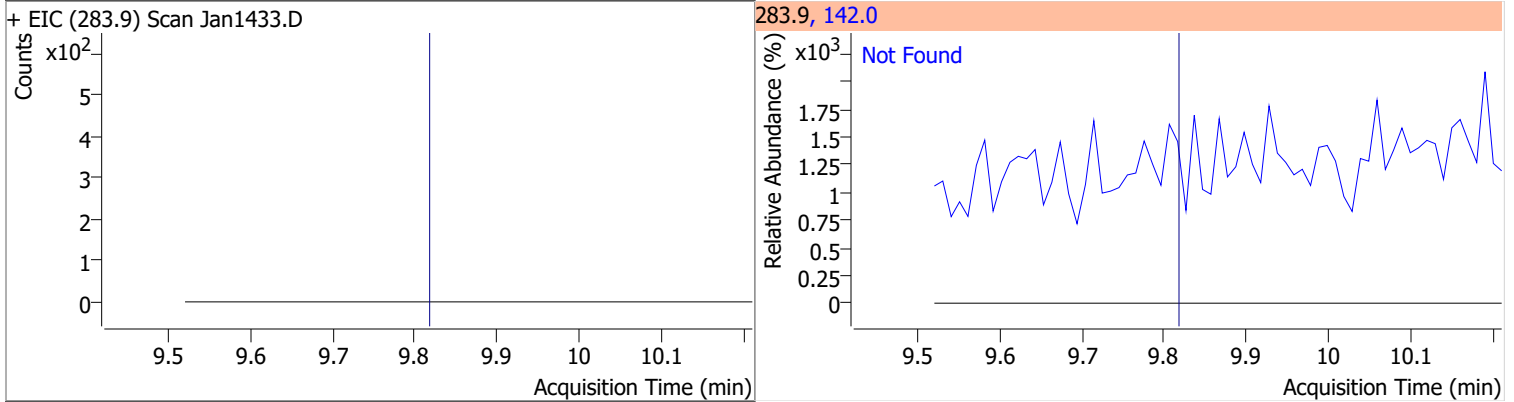
Compound	Conc.	RT	Dev(Min)	Resp.	QIon	QRatio	Lower	Upper
2,4,6-Tribromophenol	135.8107	9.46	0.00	202515	331.8	92.5	65.2	121.0



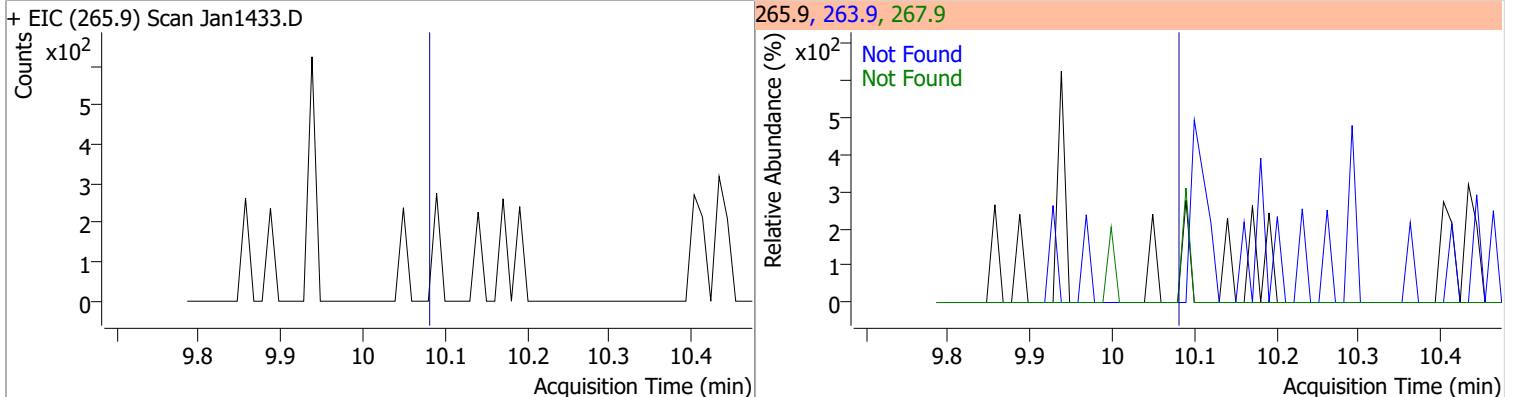
Compound	Conc.	Exp RT	QIon	Exp Ratio	QIon	Exp Ratio
4-Bromophenyl-phenylether	N.D.	9.78	250.0	97.1	141.0	93.8



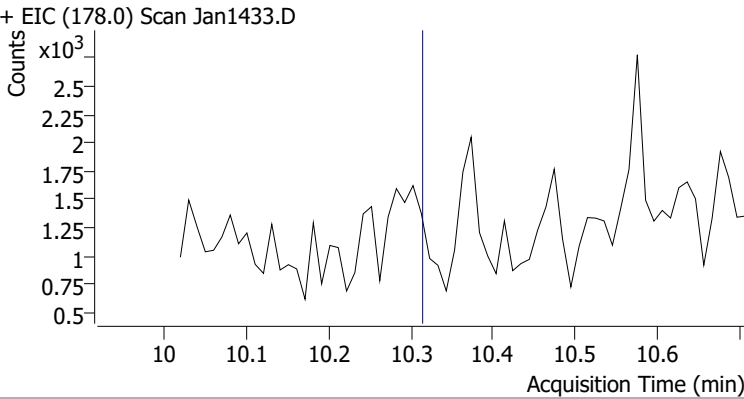
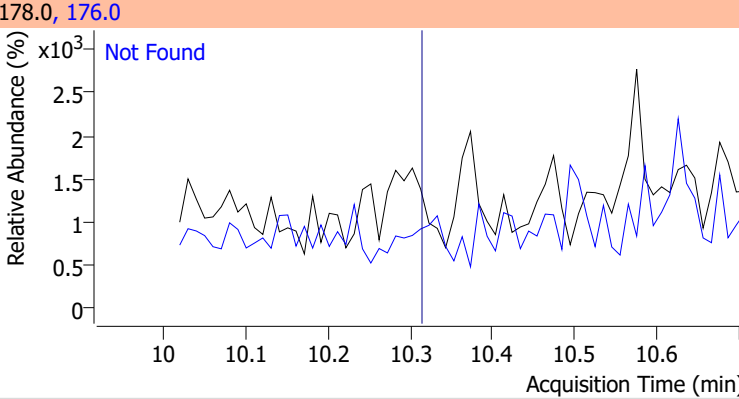
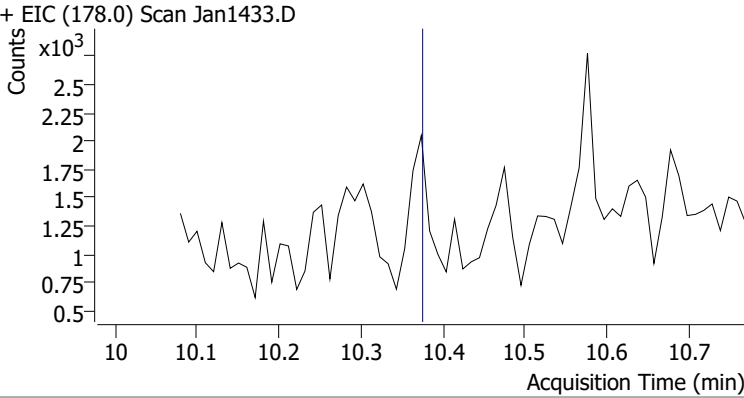
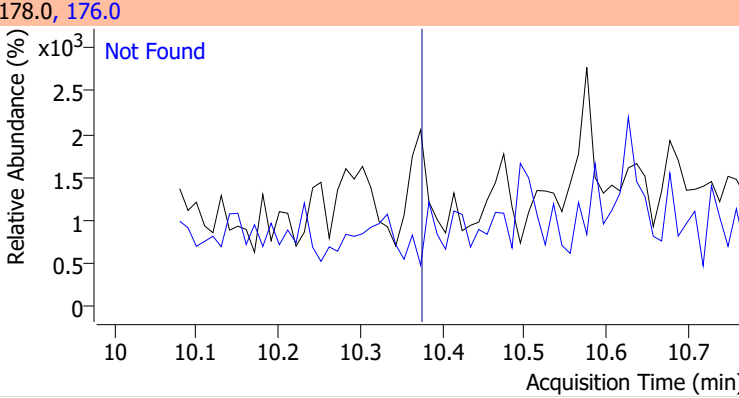
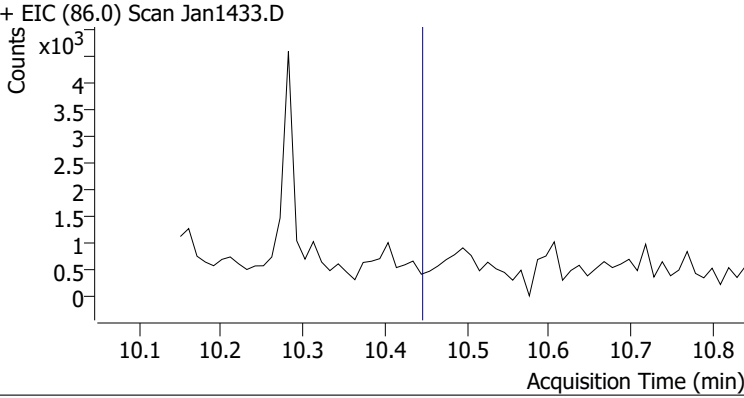
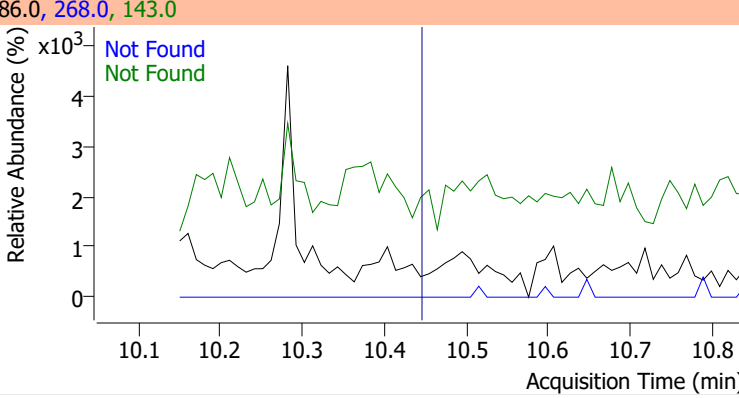
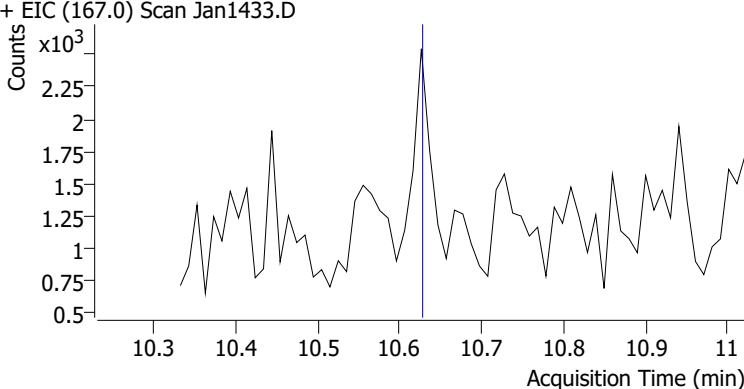
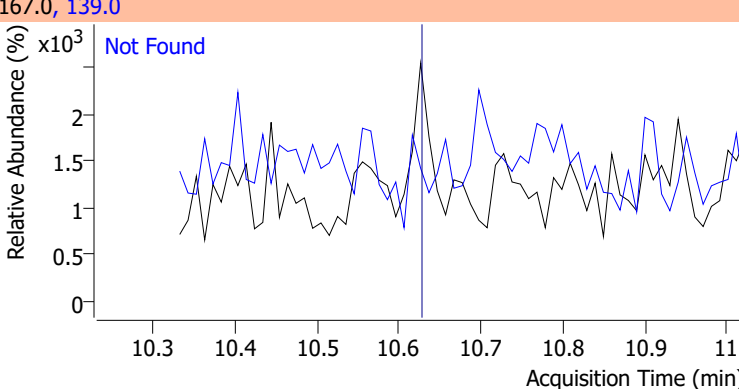
Compound	Conc.	Exp RT	QIon	Exp Ratio	QIon	Exp Ratio
Hexachlorobenzene	N.D.	9.82	142.0	51.2		



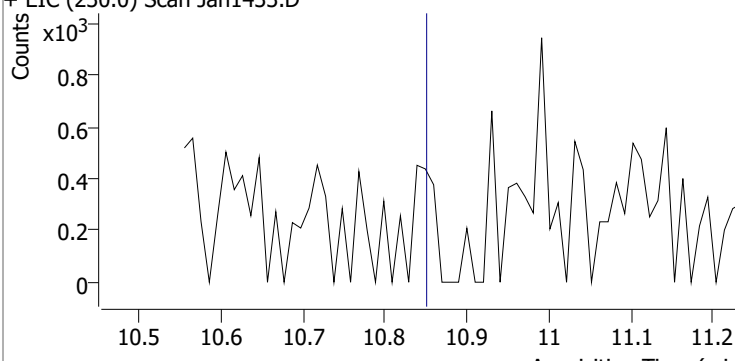
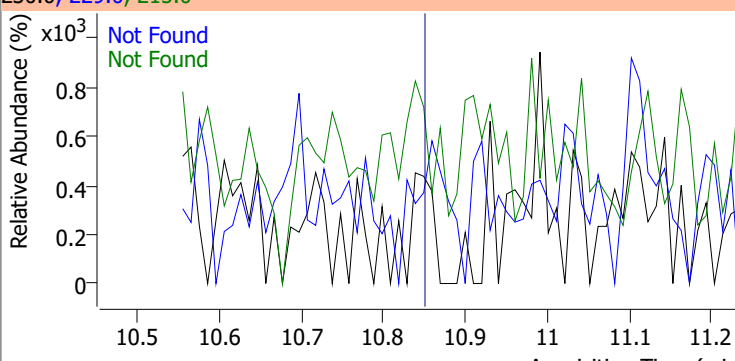
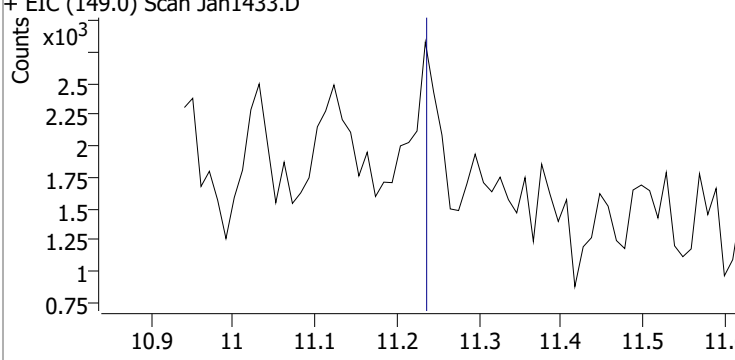
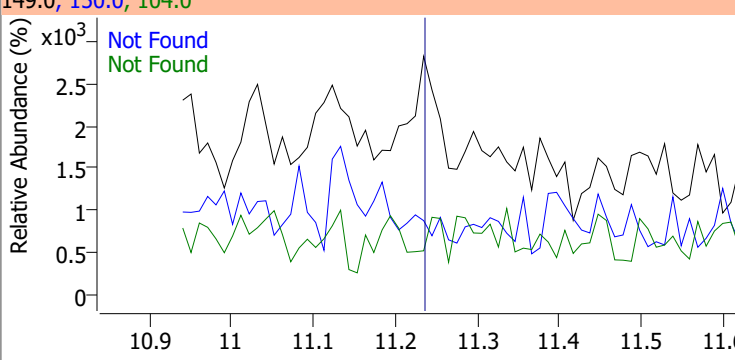
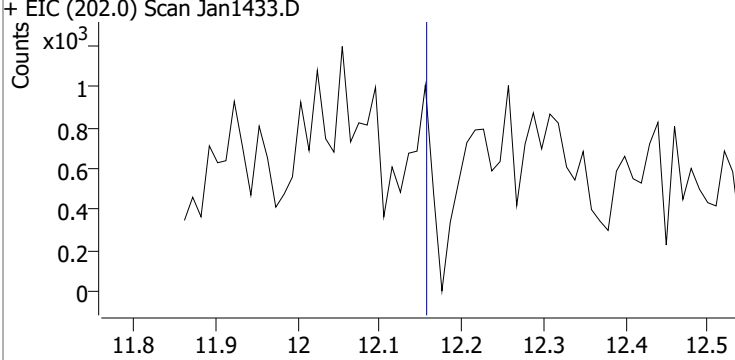
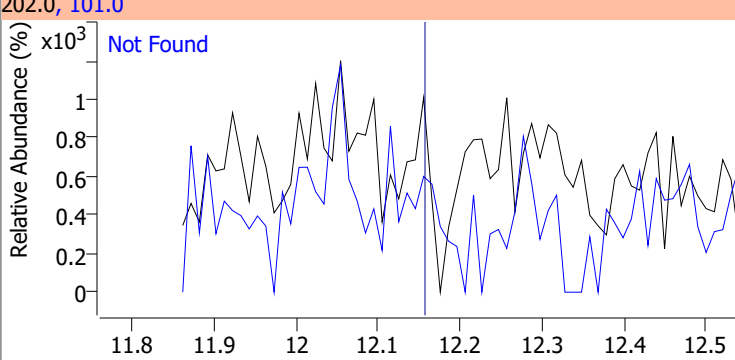
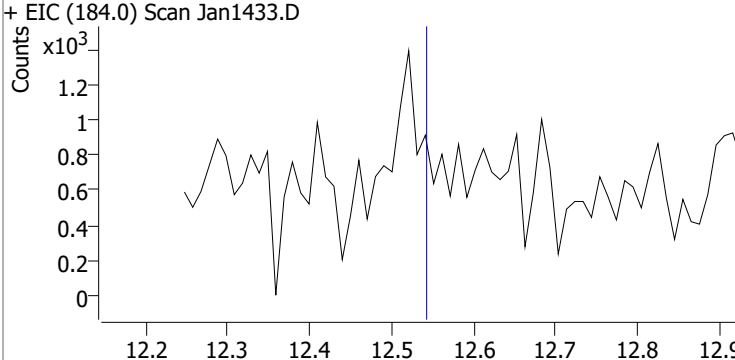
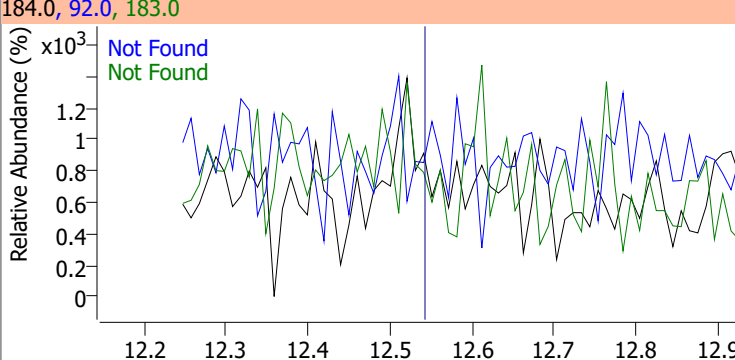
Compound	Conc.	Exp RT	QIon	Exp Ratio	QIon	Exp Ratio
Pentachlorophenol	N.D.	10.08	263.9	64.7	267.9	64.6



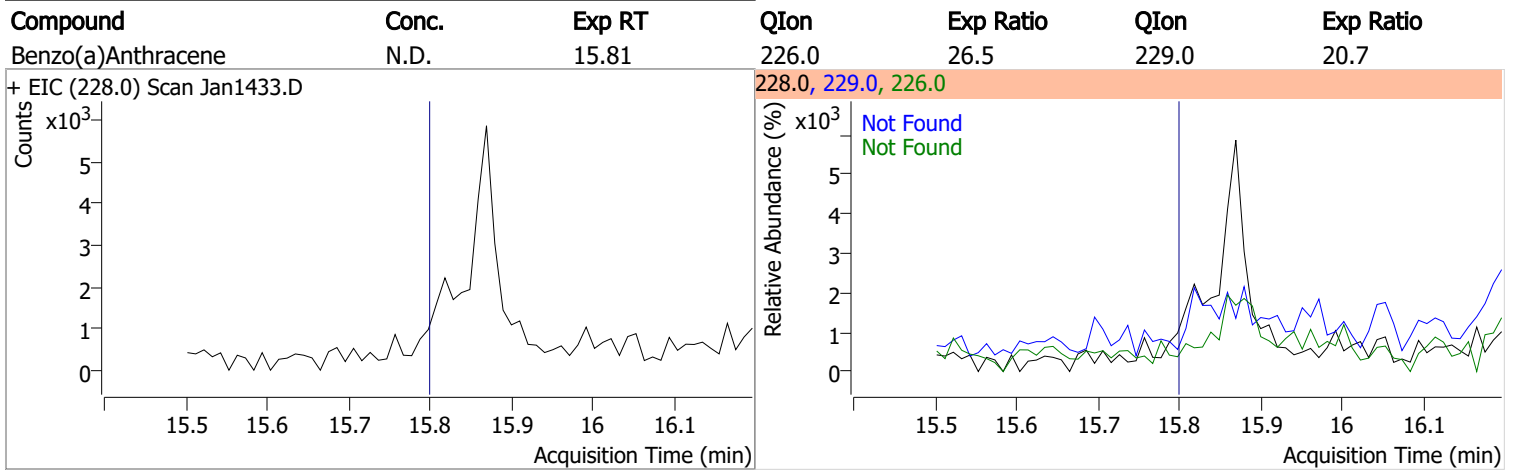
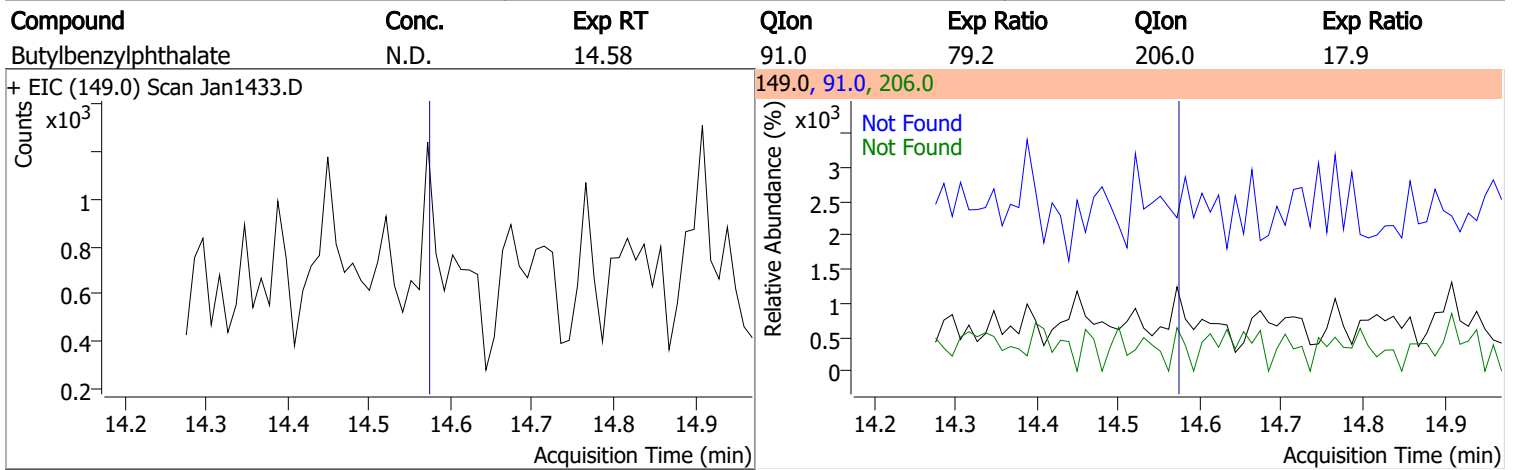
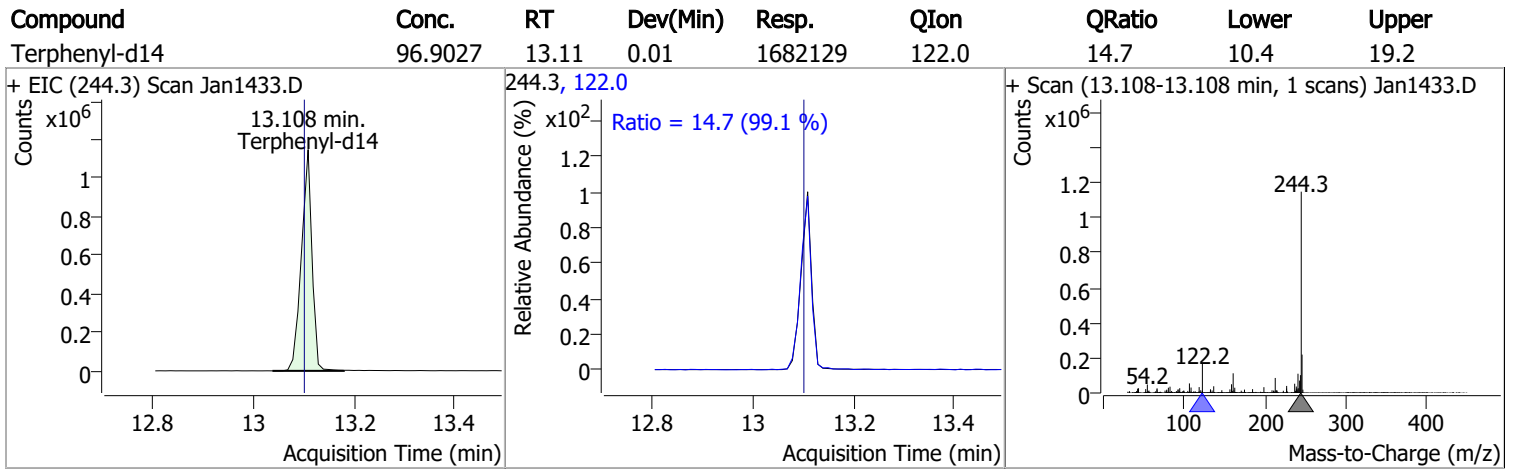
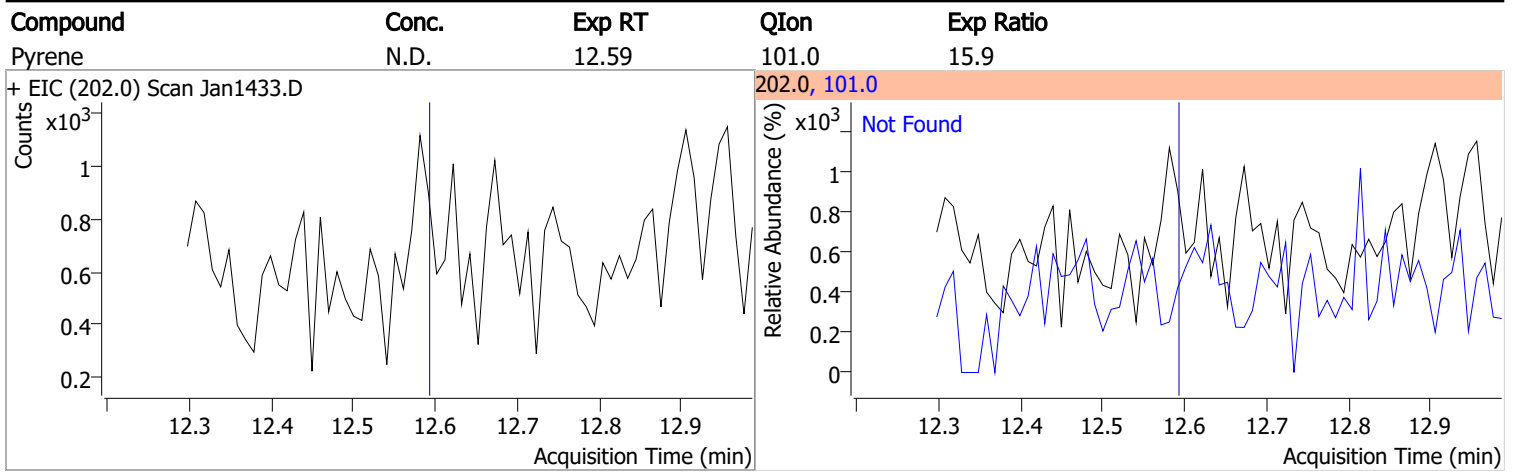
Quantitation Results Report (QT Reviewed)

Compound	Conc.	Exp RT	QIon	Exp Ratio		
Phenanthrene	N.D.	10.31	176.0	18.6		
+ EIC (178.0) Scan Jan1433.D			178.0, 176.0			
						
Anthracene	N.D.	10.37	176.0	18.3		
+ EIC (178.0) Scan Jan1433.D			178.0, 176.0			
						
Triallate	N.D.	10.44	268.0	26.6	QIon	Exp Ratio
			143.0	23.5		
+ EIC (86.0) Scan Jan1433.D			86.0, 268.0, 143.0			
						
Carbazole	N.D.	10.63	139.0	13.2		
+ EIC (167.0) Scan Jan1433.D			167.0, 139.0			
						

Quantitation Results Report (QT Reviewed)

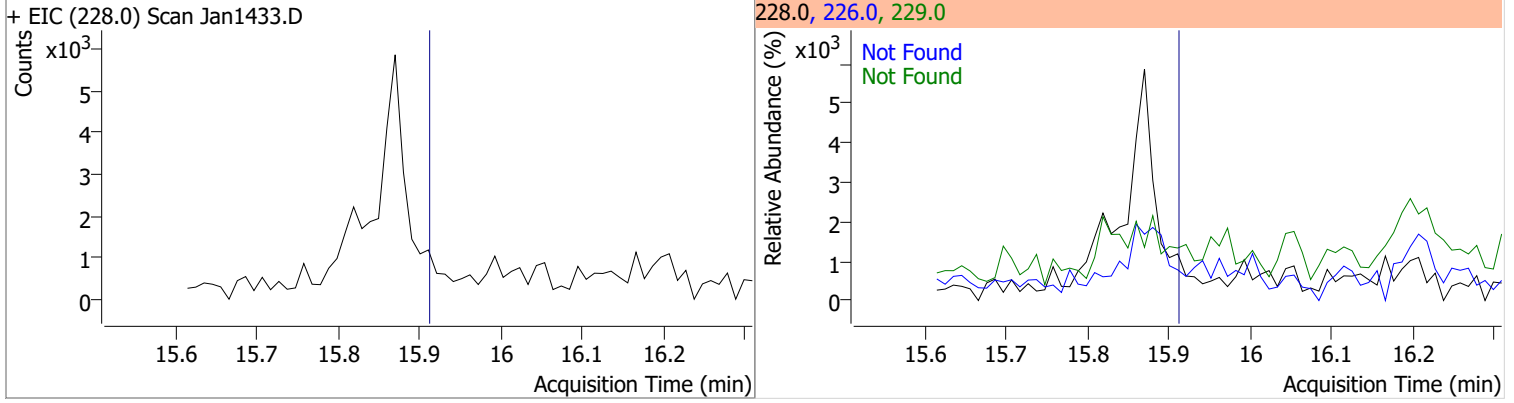
Compound	Conc.	Exp RT	QIon	Exp Ratio	QIon	Exp Ratio
o-Terphenyl	N.D.	10.85	229.0	65.3	215.0	37.2
+ EIC (230.0) Scan Jan1433.D			230.0, 229.0, 215.0			
						
Di-n-Butylphthalate	N.D.	11.23	150.0	9.0	104.0	5.8
+ EIC (149.0) Scan Jan1433.D			149.0, 150.0, 104.0			
						
Fluoranthene	N.D.	12.16	101.0	13.3		
+ EIC (202.0) Scan Jan1433.D			202.0, 101.0			
						
Benzidine	N.D.	12.54	183.0	11.8	92.0	8.2
+ EIC (184.0) Scan Jan1433.D			184.0, 92.0, 183.0			
						

Quantitation Results Report (QT Reviewed)

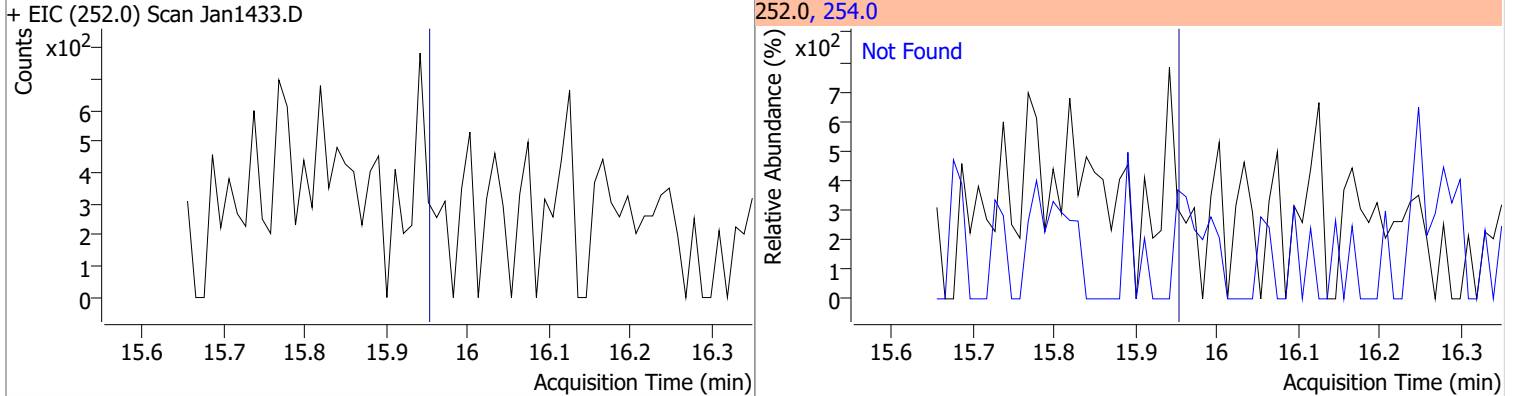


Quantitation Results Report (QT Reviewed)

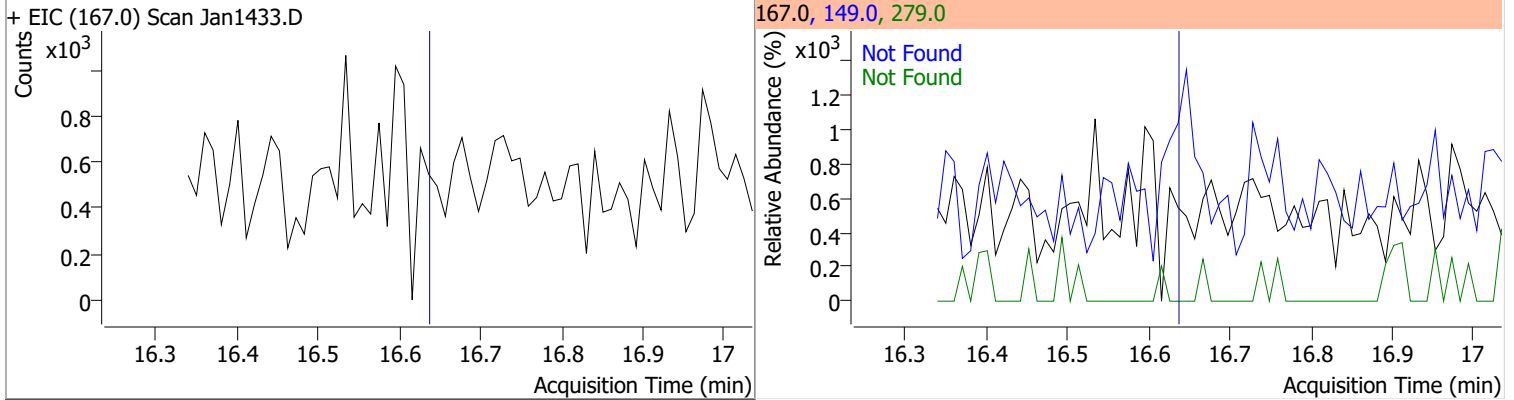
Compound	Conc.	Exp RT	QIon	Exp Ratio	QIon	Exp Ratio
Chrysene	N.D.	15.92	226.0	29.9	229.0	20.5



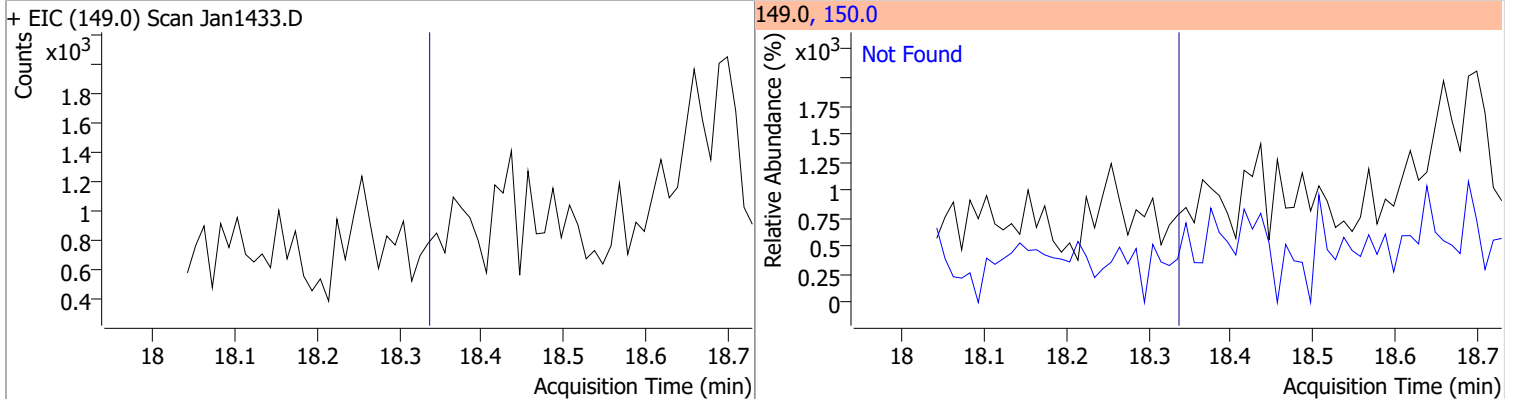
Compound	Conc.	Exp RT	QIon	Exp Ratio
3,3-Dichlorobenzidine	N.D.	15.96	254.0	65.4



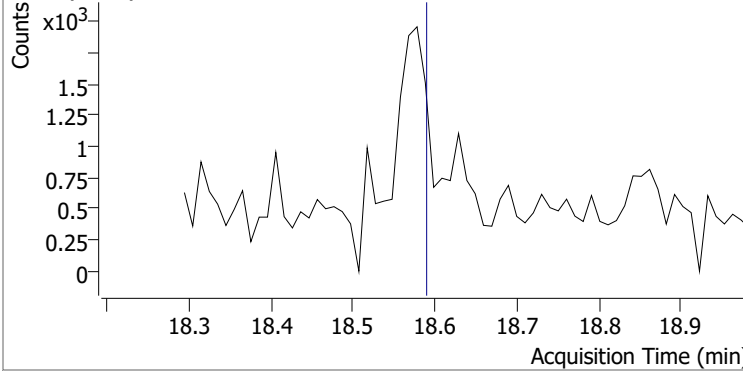
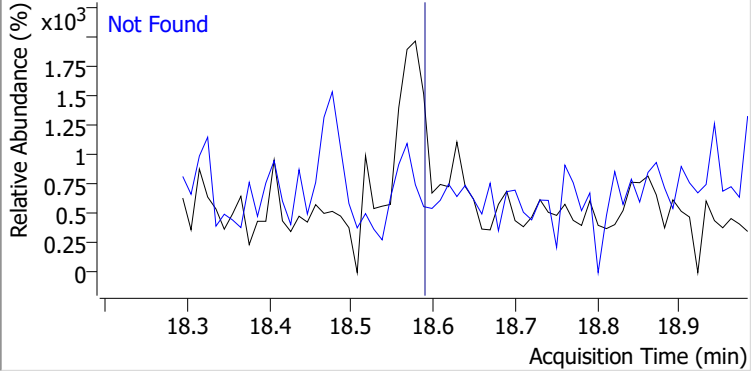
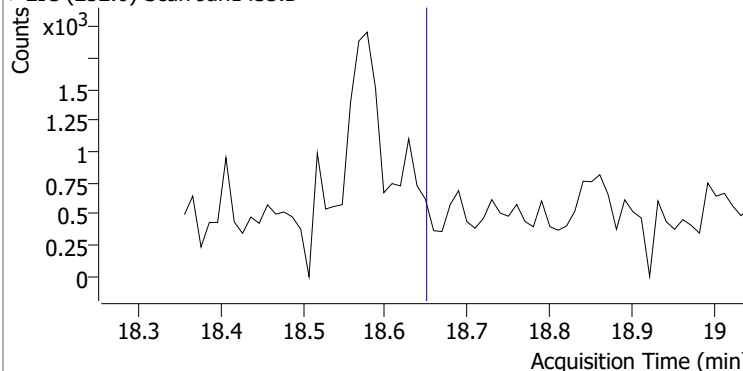
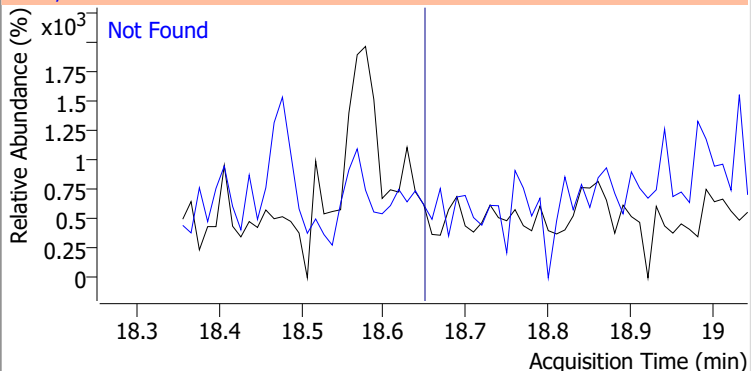
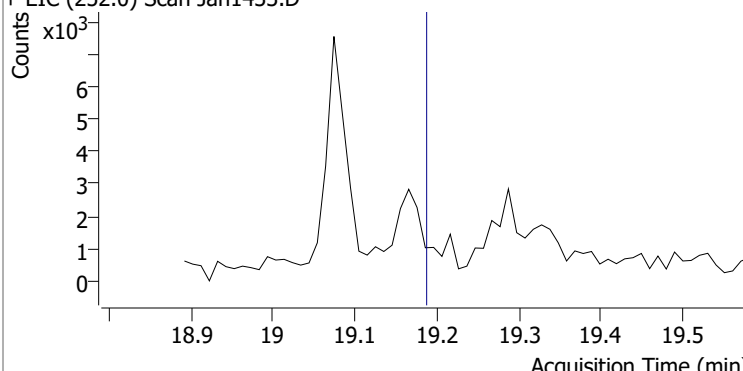
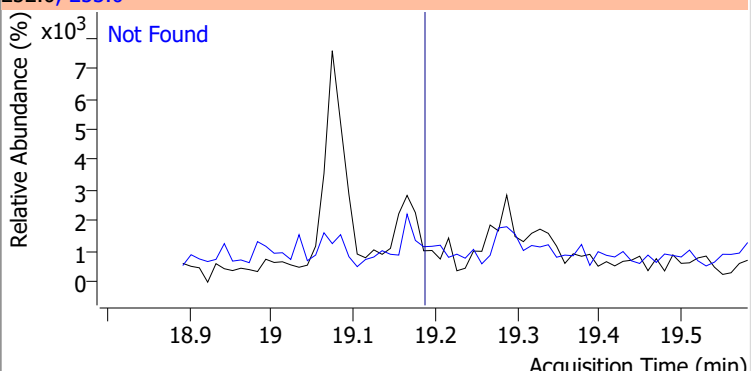
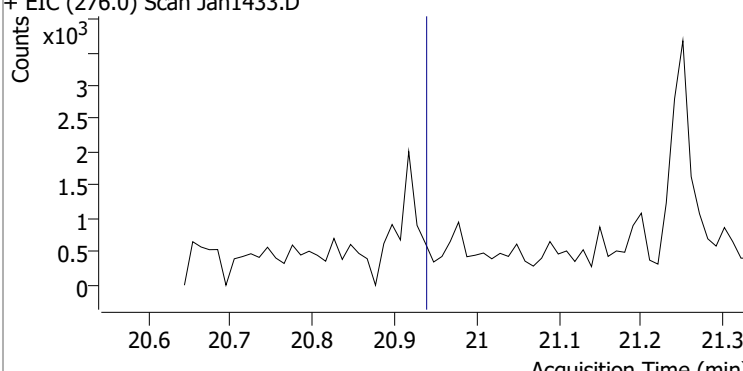
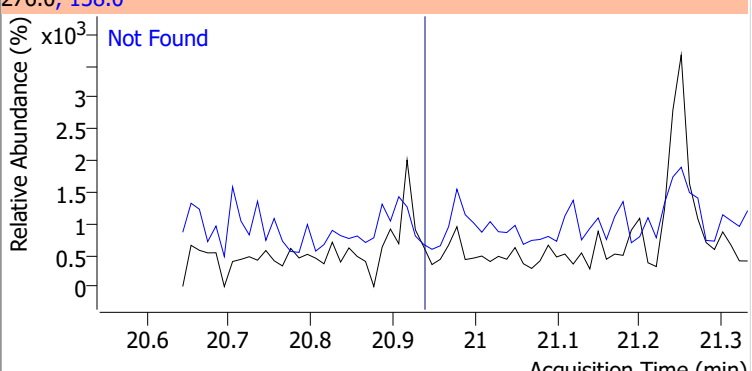
Compound	Conc.	Exp RT	QIon	Exp Ratio	QIon	Exp Ratio
bis(2-ethylhexyl)Phthalate	N.D.	16.65	149.0	389.1	279.0	15.4



Compound	Conc.	Exp RT	QIon	Exp Ratio
Di-n-octyl Phthalate	N.D.	18.34	150.0	9.4

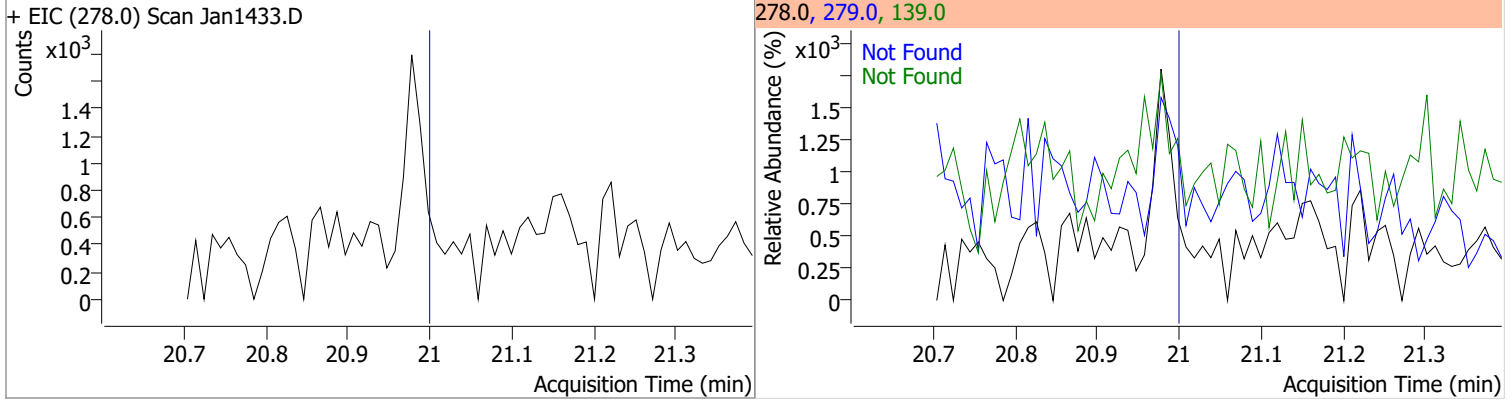


Quantitation Results Report (QT Reviewed)

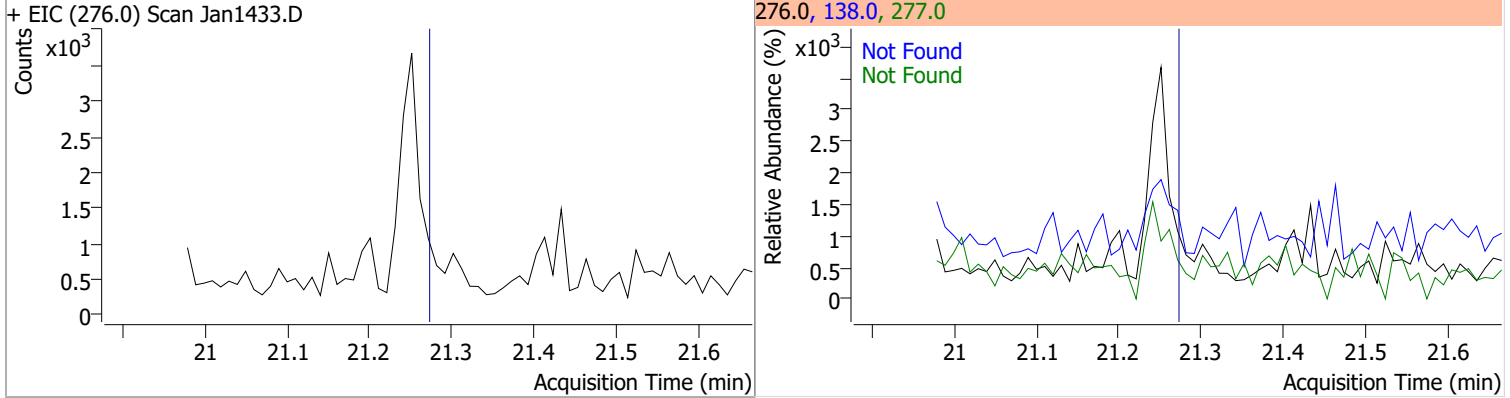
Compound	Conc.	Exp RT	QIon	Exp Ratio
Benzo(b)fluoranthene	N.D.	18.59	253.0	22.0
+ EIC (252.0) Scan Jan1433.D			252.0, 253.0	
				
Benzo(k)fluoranthene	N.D.	18.65	253.0	22.3
+ EIC (252.0) Scan Jan1433.D			252.0, 253.0	
				
Benzo(a)pyrene	N.D.	19.19	253.0	22.7
+ EIC (252.0) Scan Jan1433.D			252.0, 253.0	
				
Indeno(1,2,3-c,d)pyrene	N.D.	20.94	138.0	31.3
+ EIC (276.0) Scan Jan1433.D			276.0, 138.0	
				

Quantitation Results Report (QT Reviewed)

Compound	Conc.	Exp RT	QIon	Exp Ratio	QIon	Exp Ratio
Dibenzo(a,h)anthracene	N.D.	21.00	139.0	25.3	279.0	24.5



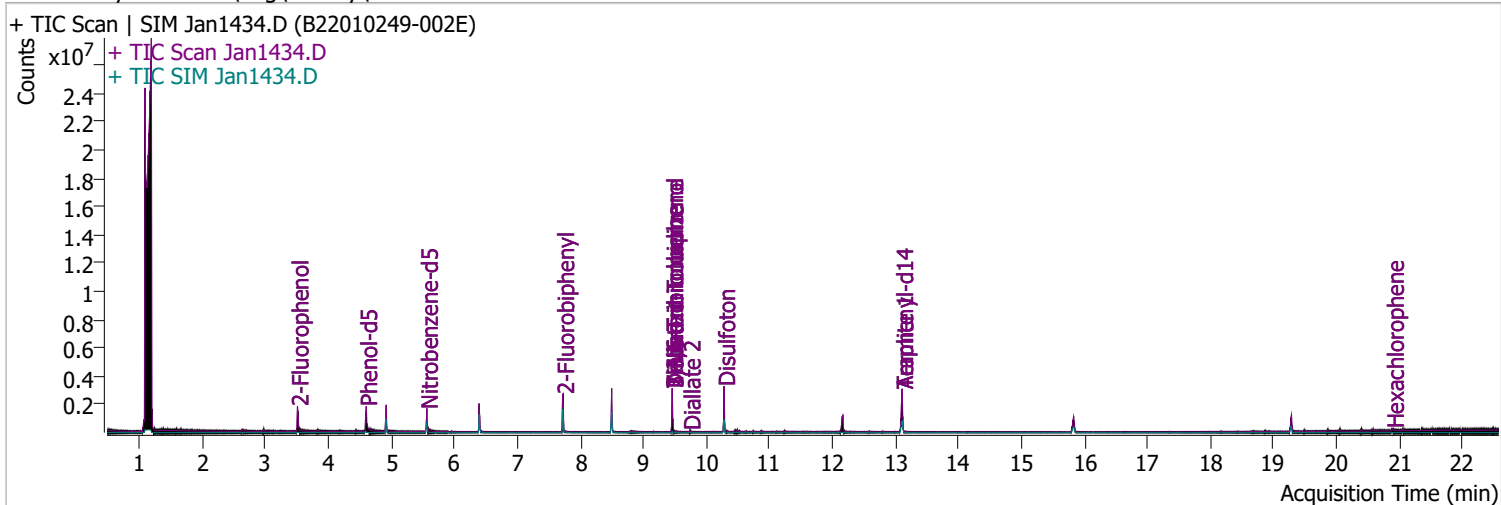
Compound	Conc.	Exp RT	QIon	Exp Ratio	QIon	Exp Ratio
Benzo(g,h,i)perylene	N.D.	21.27	138.0	33.6	277.0	23.4



Quantitation Results Report (QT Reviewed)

Data File Jan1434.D
 Acq. Method BNA+SIM.M
 Sample Name B22010249-002E
 Vial 34
 DA Method File
 Tune File dftppdsm.u
 Batch Name 011422 DoD BNA.batch.bin
 Ref Library D:\Org\Library\NIST129K.I

Operator LIMS import
 Acq. Date-Time 1/15/2022 6:35:19 AM
 Instrument Instrument #1
 Multiplier 1.00
 Comment SVOC-8270-W
 Tune Date 1/7/2022 12:13:00 PM
 Last Calib Update 1/17/2022 3:53:35 PM



Compound	RT	QIon	Resp.	Conc.	Units	Dev(Min)
----------	----	------	-------	-------	-------	----------

Internal Standards

System Monitoring Compounds

S 2-Fluorophenol	3.510	112.0	632894	86.1309	µg/L	0.000
Spiked Amount: 200.000	Range: 10.0 - 75.0%			Recovery = 43.07%		
S Phenol-d5	4.603	99.0	776517	79.1996	µg/L	0.000
Spiked Amount: 200.000	Range: 10.0 - 65.0%			Recovery = 39.60%		
S Nitrobenzene-d5	5.563	82.0	355131	66.5618	µg/L	0.000
Spiked Amount: 100.000	Range: 32.0 - 94.0%			Recovery = 66.56%		
S 2-Fluorobiphenyl	7.728	172.0	1188709	63.8130	µg/L	0.010
Spiked Amount: 100.000	Range: 28.0 - 107.0%			Recovery = 63.81%		
S 2,4,6-Tribromophenol	9.458	329.8	241149	153.6771	µg/L	0.000
Spiked Amount: 200.000	Range: 25.0 - 140.0%			Recovery = 76.84%		
S Terphenyl-d14	13.108	244.3	1612664	89.8224	µg/L	0.010
Spiked Amount: 100.000	Range: 32.0 - 122.0%			Recovery = 89.82%		

Target Compounds

Target Compounds	RT	QIon	Resp.	Conc.	Units	md	QValue
T N-Nitrosodimethylamine	0.000		0	N.D.			
T Pyridine	0.000		0	N.D.			
T Aniline	0.000		0	N.D.			
T Phenol	0.000		0	N.D.			
T bis(-2-Chloroethyl)Ether	0.000		0	N.D.			
T 2-Chlorophenol	0.000		0	N.D.			
T 1,3-Dichlorobenzene	0.000		0	N.D.			
T 1,4-Dichlorobenzene	0.000		0	N.D.			
T 1,2-Dichlorobenzene	0.000		0	N.D.			
T Benzyl Alcohol	0.000		0	N.D.			
T bis(2-chloroisopropyl)Ether	0.000		0	N.D.			
T 2-Methylphenol	0.000		0	N.D.			
T N-nitroso-Di-n-propylamine	5.563	70.0	0		µg/L	md	1
T 4Methylphenol/3Methylphenol	0.000		0	N.D.			
T Hexachloroethane	0.000		0	N.D.			

Quantitation Results Report (QT Reviewed)

Compound	RT	QIon	Resp.	Conc.	Units	Dev(Min)
T Nitrobenzene	0.000		0	N.D.		
T Isophorone	0.000		0	N.D.		
T 2-Nitrophenol	0.000		0	N.D.		
T 2,4-Dimethylphenol	0.000		0	N.D.		
T bis(-2-Chloroethoxy)Methane	0.000		0	N.D.		
T 2,4-Dichlorophenol	0.000		0	N.D.		
T Benzoic Acid	0.000		0	N.D.		
T 1,2,4-Trichlorobenzene	0.000		0	N.D.		
T Naphthalene	0.000		0	N.D.		
T 4-Chlorophenol	0.000		0	N.D.		
T p-Chloroaniline	0.000		0	N.D.		
T Hexachlorobutadiene	0.000		0	N.D.		
T 4-Chloro-2-Methylphenol	0.000		0	N.D.		
T 4-Chloro-3-Methylphenol	0.000		0	N.D.		
T 2-Methylnaphthalene	0.000		0	N.D.		
T 1-Methylnaphthalene	0.000		0	N.D.		
T Hexachlorocyclopentadiene	0.000		0	N.D.		
T 2,4,6-Trichlorophenol	0.000		0	N.D.		
T 2,4,5-Trichlorophenol	0.000		0	N.D.		
T 2-Chloronaphthalene	0.000		0	N.D.		
T 2-Nitroaniline	0.000		0	N.D.		
T Dimethyl Phthalate	8.497	163.0	0		µg/L md	1
T 2,6-Dinitrotoluene	8.497	165.0	0		µg/L md	1
T Acenaphthylene	0.000		0	N.D.		
T 3-Nitroaniline	0.000		0	N.D.		
T Acenaphthene	0.000		0	N.D.		
T 2,4-Dinitrophenol	0.000		0	N.D.		
T Dibenzofuran	0.000		0	N.D.		
T 2,4-Dinitrotoluene	8.497	165.0	0		µg/L md	1
T 4-Nitrophenol	0.000		0	N.D.		
T Diethylphthalate	0.000		0	N.D.		
T Fluorene	0.000		0	N.D.		
T 4-Chlorophenyl-phenylether	0.000		0	N.D.		
T 4-Nitroaniline	0.000		0	N.D.		
T 4,6-Dinitro-2-methylphenol	0.000		0	N.D.		
T N-nitrosodiphenylamine	0.000		0	N.D.		
T Azobenzene	0.000		0	N.D.		
T 4-Bromophenyl-phenylether	0.000		0	N.D.		
T Hexachlorobenzene	0.000		0	N.D.		
T Pentachlorophenol	0.000		0	N.D.		
T Phenanthrene	0.000		0	N.D.		
T Anthracene	0.000		0	N.D.		
T Triallate	0.000		0	N.D.		
T Carbazole	0.000		0	N.D.		
T o-Terphenyl	0.000		0	N.D.		
T Di-n-Butylphthalate	0.000		0	N.D.		
T Fluoranthene	0.000		0	N.D.		
T Benzidine	0.000		0	N.D.		
T Pyrene	0.000		0	N.D.		
T Butylbenzylphthalate	0.000		0	N.D.		
T Benzo(a)Anthracene	0.000		0	N.D.		
T Chrysene	0.000		0	N.D.		
T 3,3-Dichlorobenzidine	0.000		0	N.D.		
T bis(2-ethylhexyl)Phthalate	0.000		0	N.D.		
T Di-n-octyl Phthalate	0.000		0	N.D.		

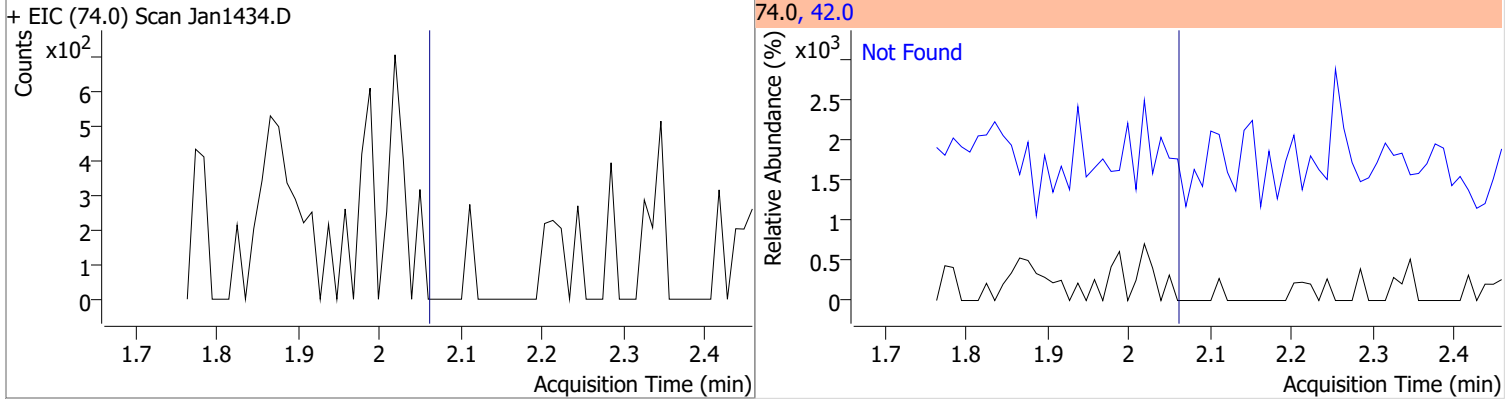
Quantitation Results Report (QT Reviewed)

Compound	RT	QIon	Resp.	Conc.	Units	Dev(Min)
T Benzo(b)fluoranthene	0.000		0	N.D.		
T Benzo(k)fluoranthene	0.000		0	N.D.		
T Benzo(a)pyrene	0.000		0	N.D.		
T Indeno(1,2,3-c,d)pyrene	0.000		0	N.D.		
T Dibenzo(a,h)anthracene	0.000		0	N.D.		
T Benzo(g,h,i)perylene	0.000		0	N.D.		

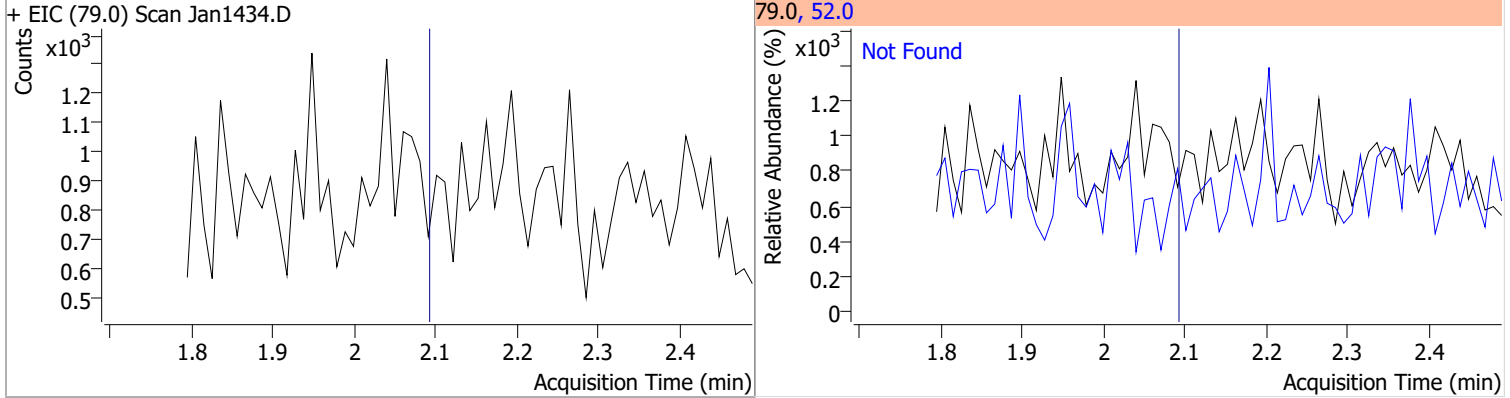
(#) = Qualifier Out of Range; (m) = Manual Integration; (+) = Area Summed; (*) = Surrogate Percent Recovery Out of Range; (d): Zeroed Peak

Quantitation Results Report (QT Reviewed)

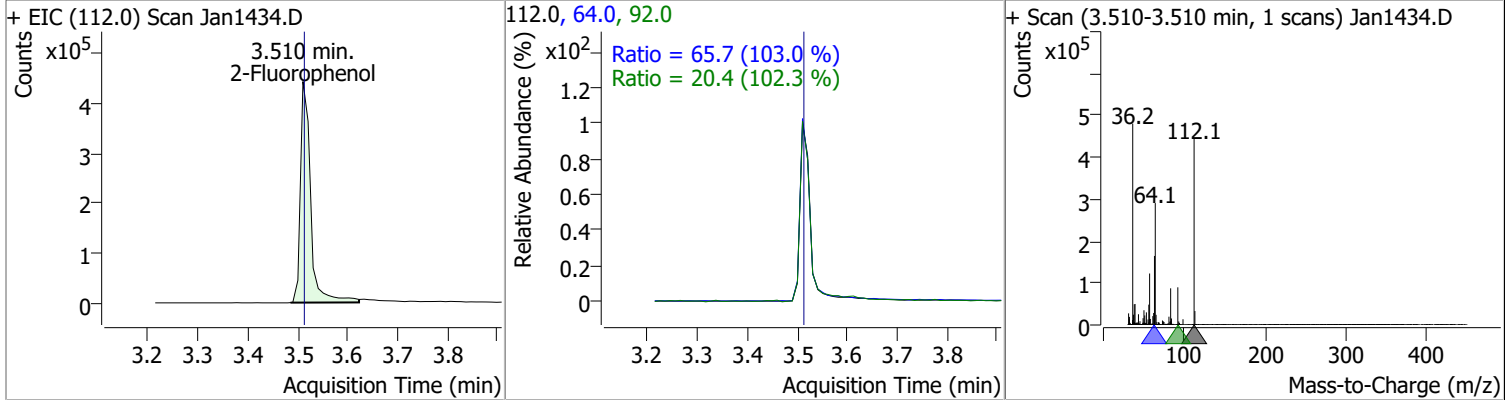
Compound	Conc.	Exp RT	QIon	Exp Ratio
N-Nitrosodimethylamine	N.D.	2.06	42.0	149.6



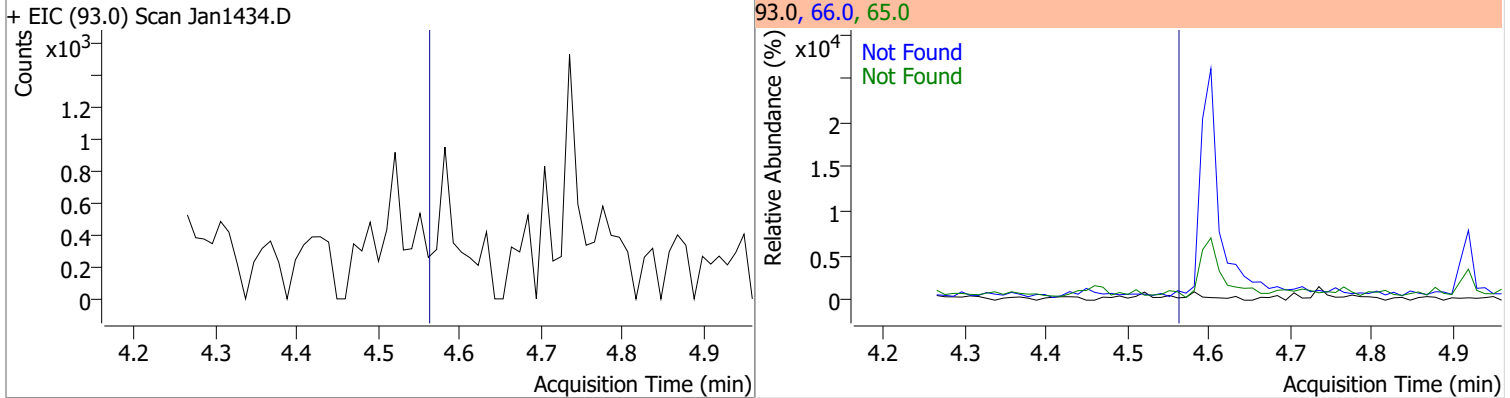
Compound	Conc.	Exp RT	QIon	Exp Ratio
Pyridine	N.D.	2.09	52.0	137.6



Compound	Conc.	RT	Dev(Min)	Resp.	QIon	QRatio	Lower	Upper
2-Fluorophenol	86.1309	3.51	0.00	632894	64.0	65.7	44.6	82.9
					92.0	20.4	14.0	25.9

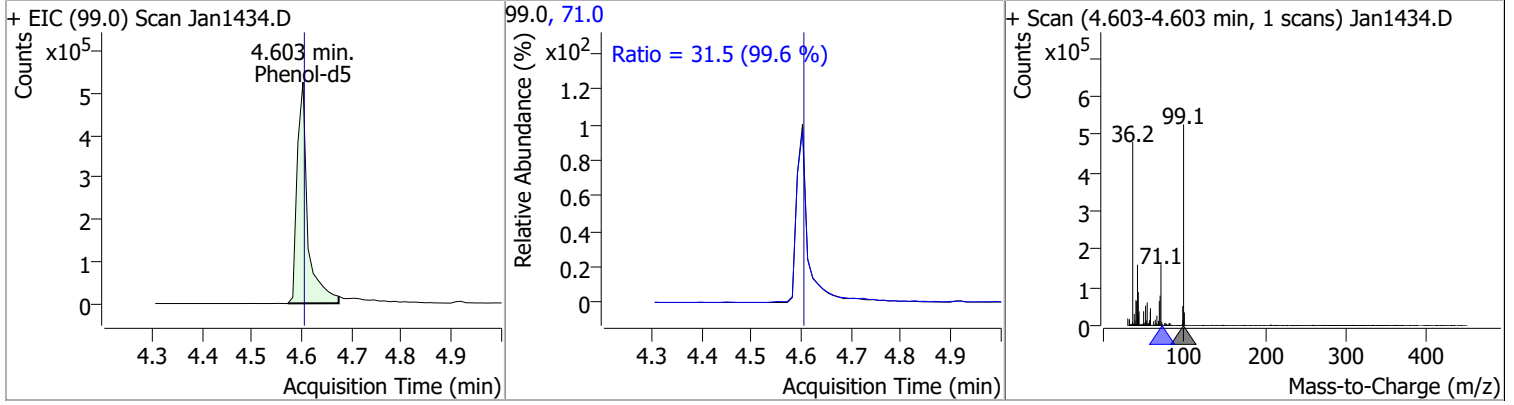


Compound	Conc.	Exp RT	QIon	Exp Ratio	QIon	Exp Ratio
Aniline	N.D.	4.56	66.0	37.5	65.0	20.7

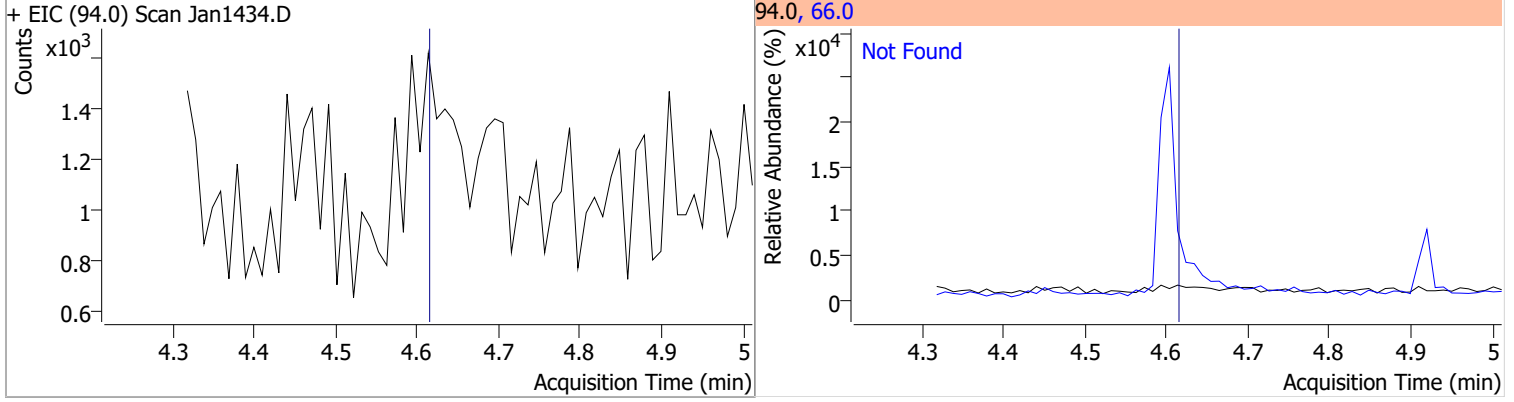


Quantitation Results Report (QT Reviewed)

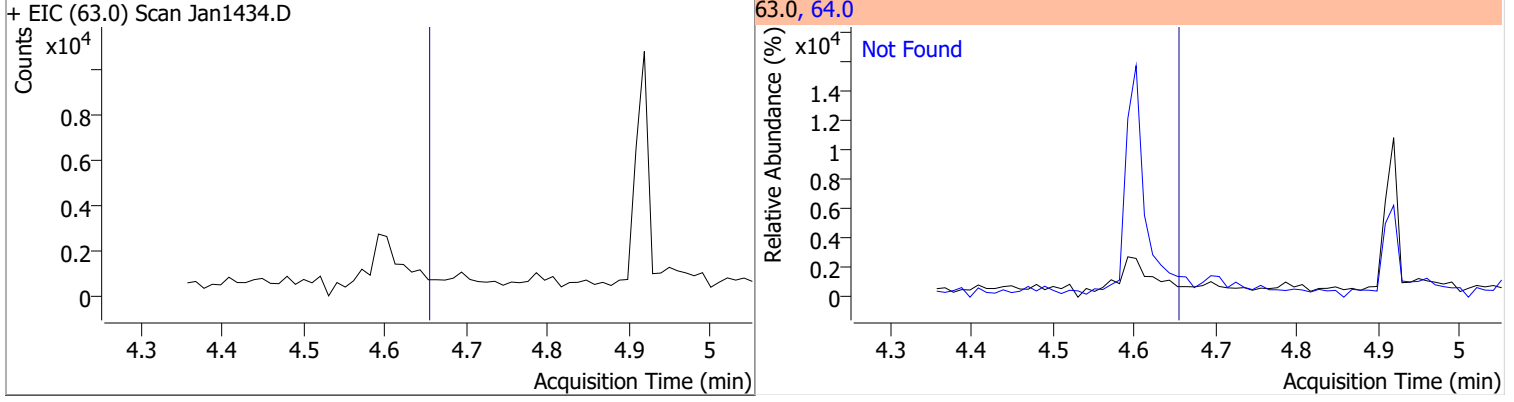
Compound	Conc.	RT	Dev(Min)	Resp.	QIon	QRatio	Lower	Upper
Phenol-d5	79.1996	4.60	0.00	776517	71.0	31.5	22.2	41.2



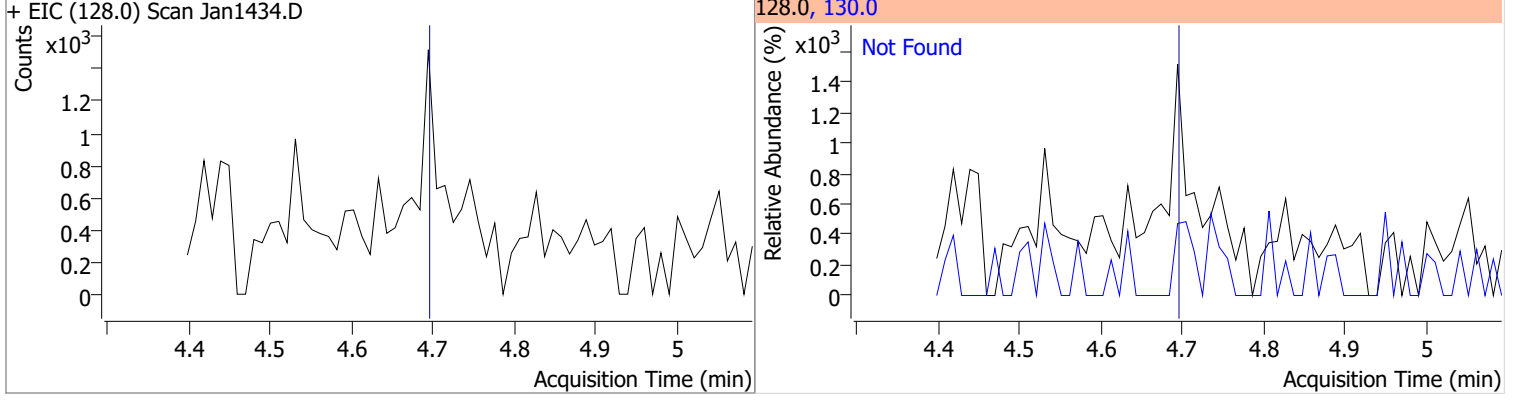
Compound	Conc.	Exp RT	QIon	Exp Ratio
Phenol	N.D.	4.61	66.0	49.9



Compound	Conc.	Exp RT	QIon	Exp Ratio
bis(-2-Chloroethyl)Ether	N.D.	4.65	64.0	3.4



Compound	Conc.	Exp RT	QIon	Exp Ratio
2-Chlorophenol	N.D.	4.70	130.0	32.7

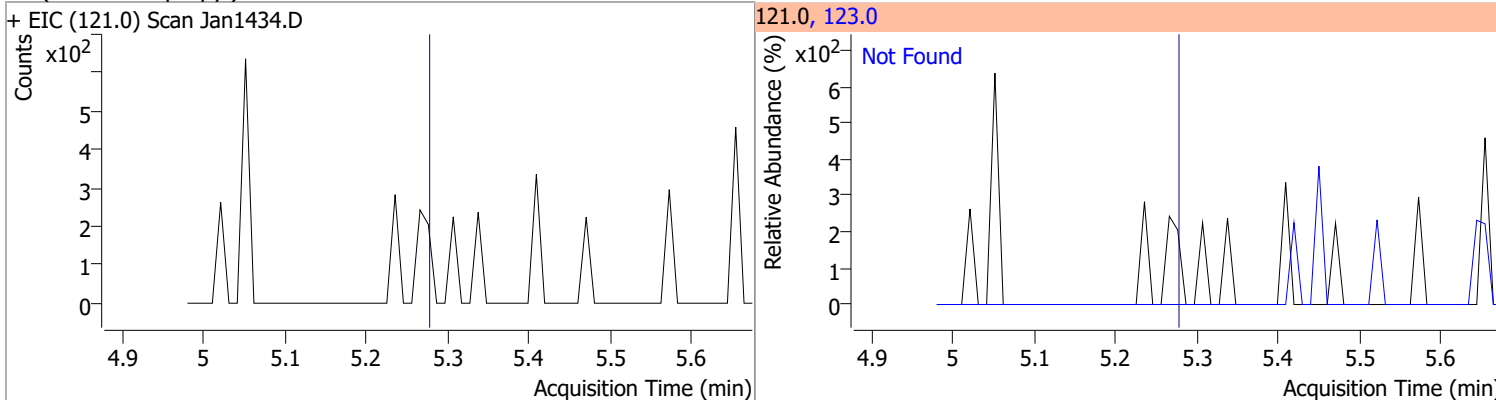


Quantitation Results Report (QT Reviewed)

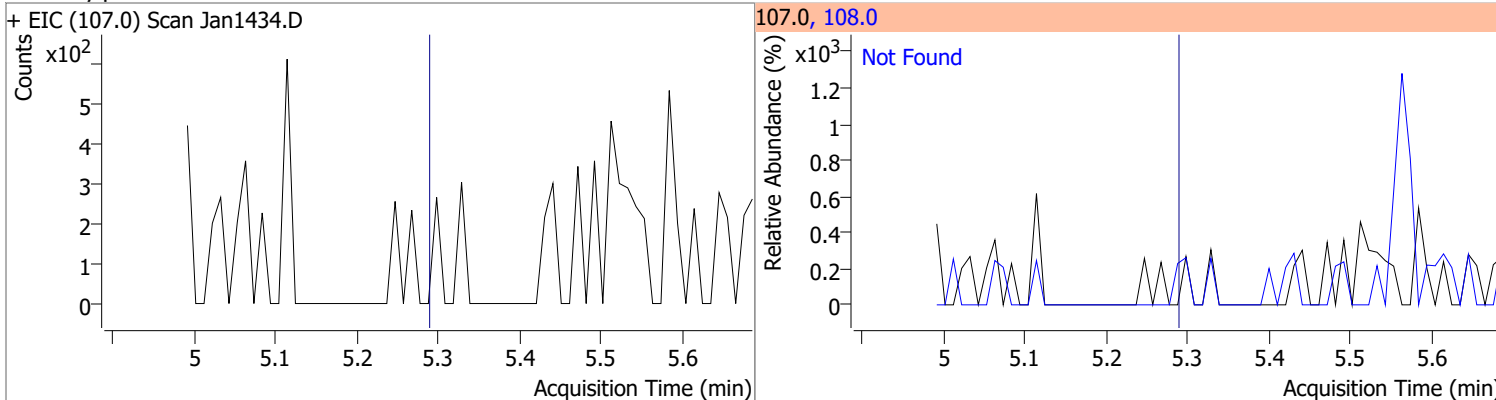
Compound	Conc.	Exp RT	QIon	Exp Ratio	QIon	Exp Ratio
1,3-Dichlorobenzene	N.D.	4.85	148.0	64.0	111.0	35.9
+ EIC (146.0) Scan Jan1434.D			146.0, 148.0, 111.0			
1,4-Dichlorobenzene	N.D.	4.94	148.0	65.1	111.0	35.2
+ EIC (146.0) Scan Jan1434.D			146.0, 148.0, 111.0			
1,2-Dichlorobenzene	N.D.	5.10	148.0	63.6	111.0	36.6
+ EIC (146.0) Scan Jan1434.D			146.0, 148.0, 111.0			
Benzyl Alcohol	N.D.	5.11	79.0	112.9	107.0	67.1
+ EIC (108.0) Scan Jan1434.D			108.0, 79.0, 107.0			

Quantitation Results Report (QT Reviewed)

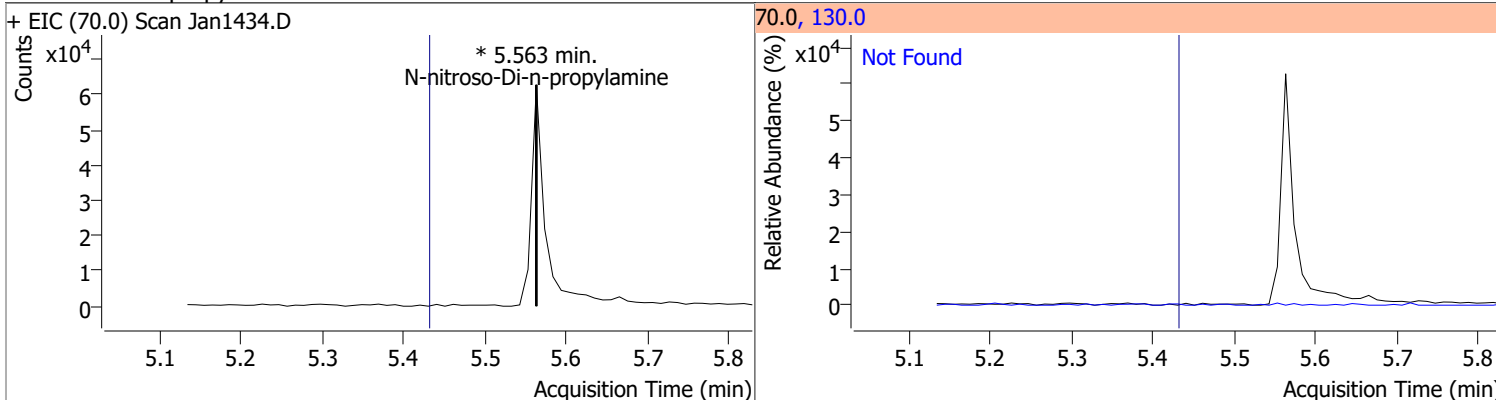
Compound	Conc.	Exp RT	QIon	Exp Ratio
bis(2-chloroisopropyl)Ether	N.D.	5.28	123.0	33.2



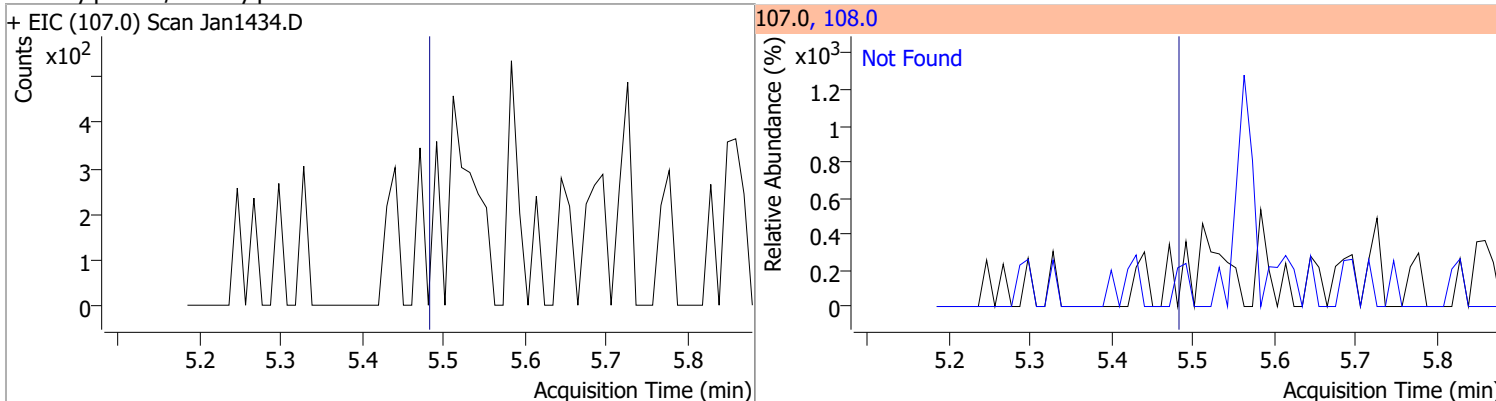
Compound	Conc.	Exp RT	QIon	Exp Ratio
2-Methylphenol	N.D.	5.29	108.0	114.9



Compound	Conc.	RT	Dev(Min)	Resp.	QIon	QRatio	Lower	Upper
N-nitroso-Di-n-propylamine		0		0	130.0		0.0	40.8

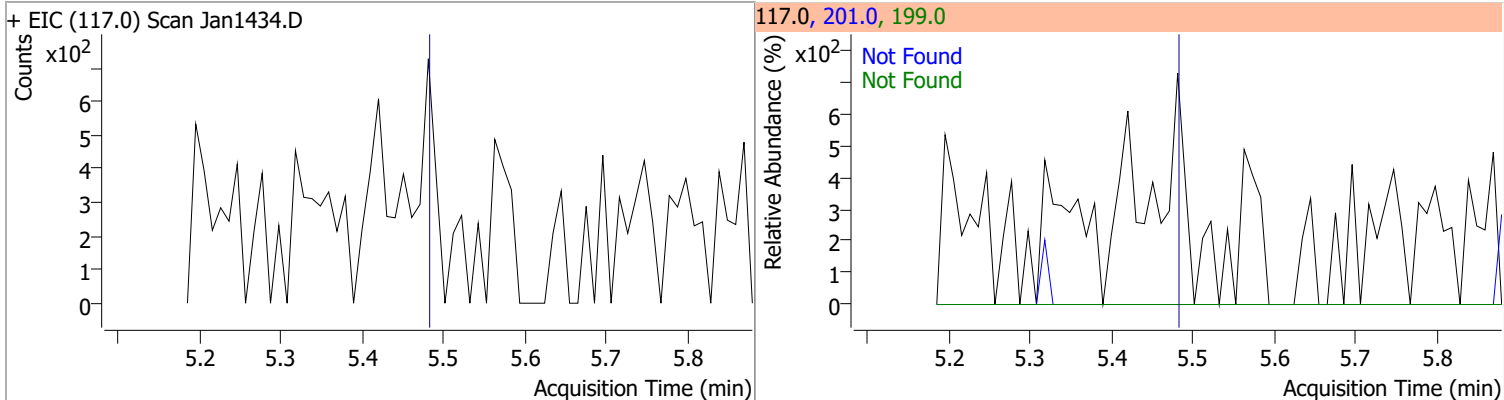


Compound	Conc.	Exp RT	QIon	Exp Ratio
4Methylphenol/3Methylphenol	N.D.	5.48	108.0	80.9

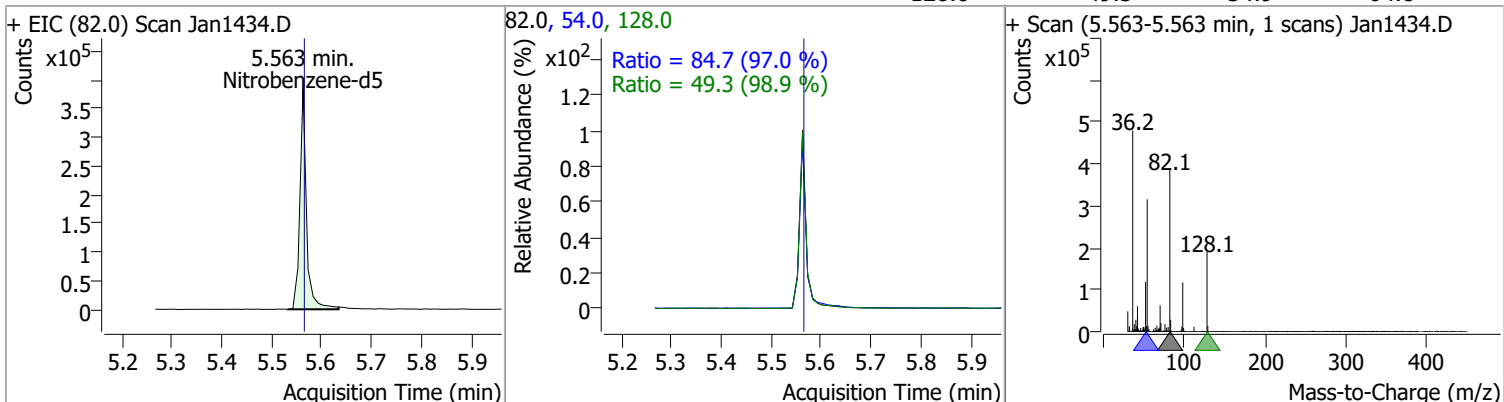


Quantitation Results Report (QT Reviewed)

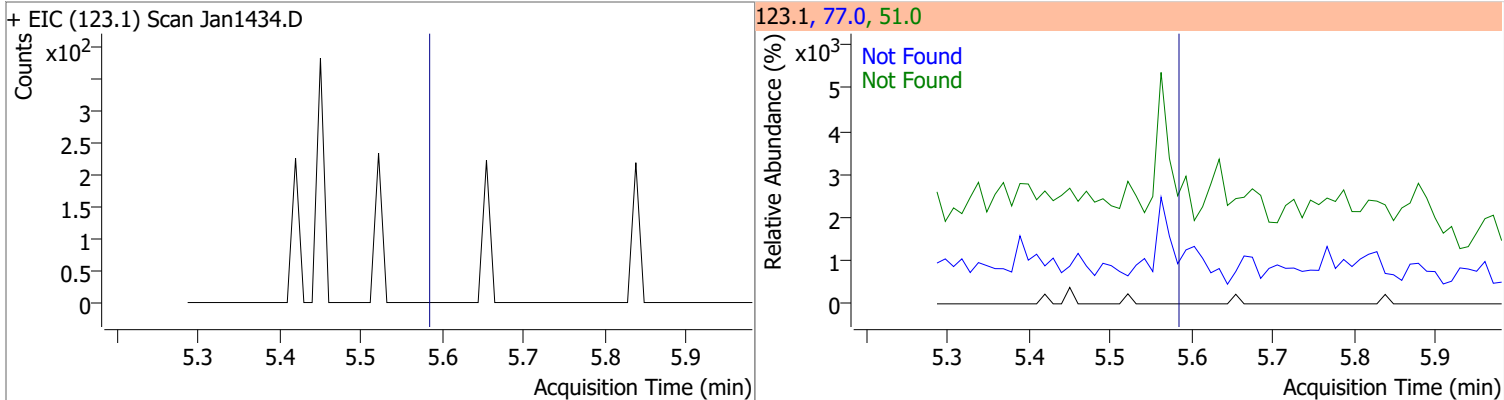
Compound	Conc.	Exp RT	QIon	Exp Ratio	QIon	Exp Ratio
Hexachloroethane	N.D.	5.48	201.0	96.9	199.0	60.2



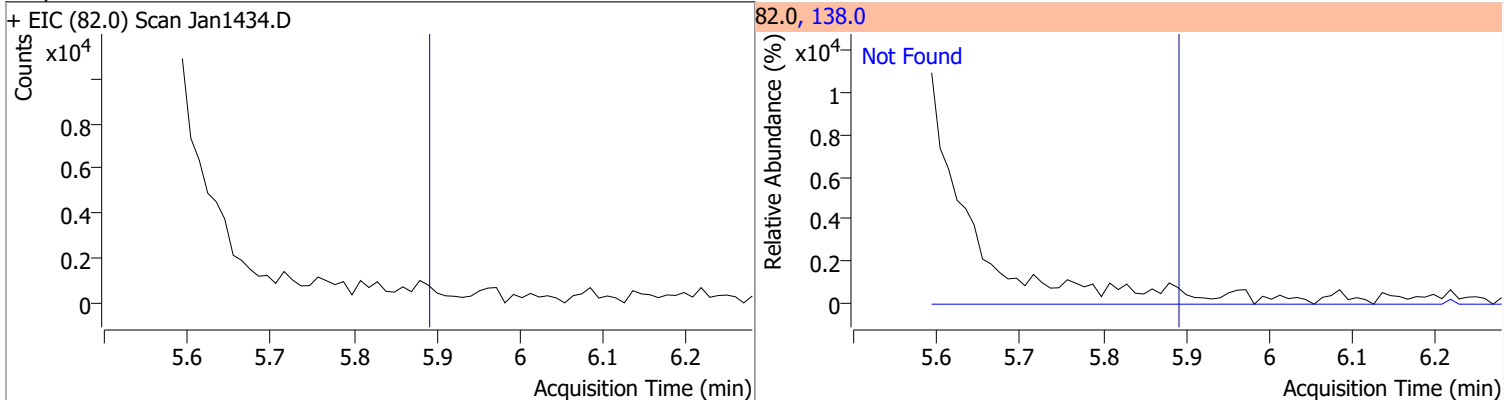
Compound	Conc.	RT	Dev(Min)	Resp.	QIon	QRatio	Lower	Upper
Nitrobenzene-d5	66.5618	5.56	0.00	355131	54.0	84.7	61.2	113.6
					128.0	49.3	34.9	64.8



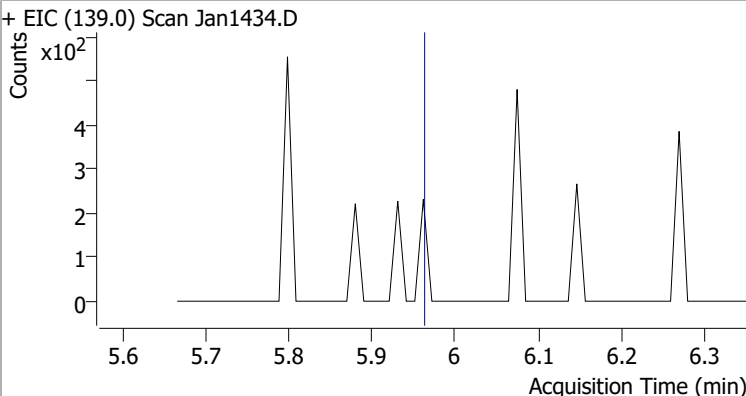
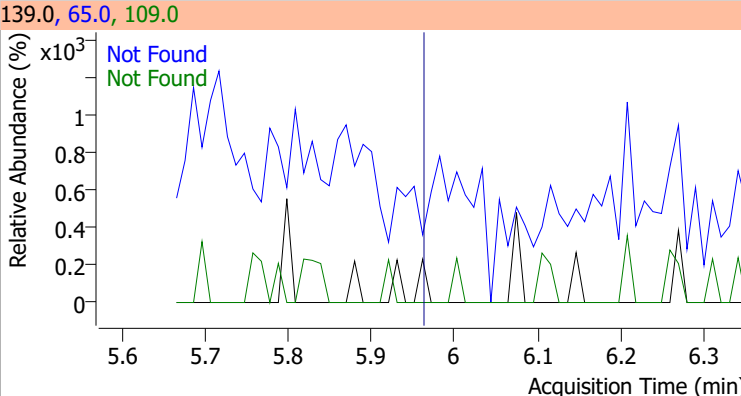
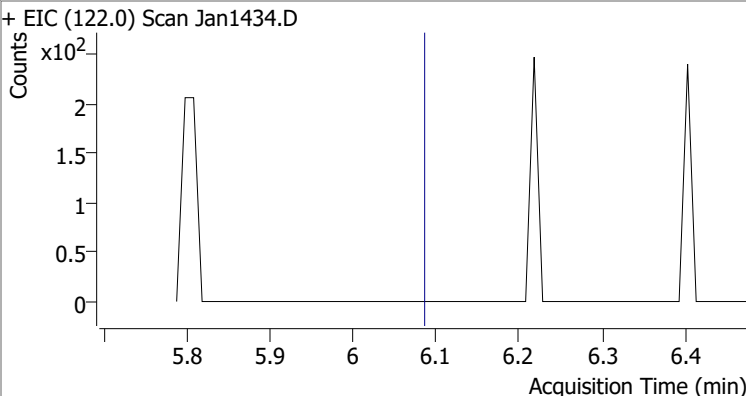
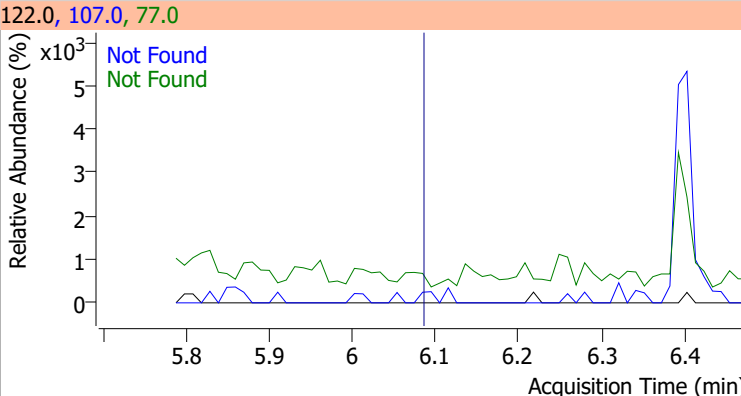
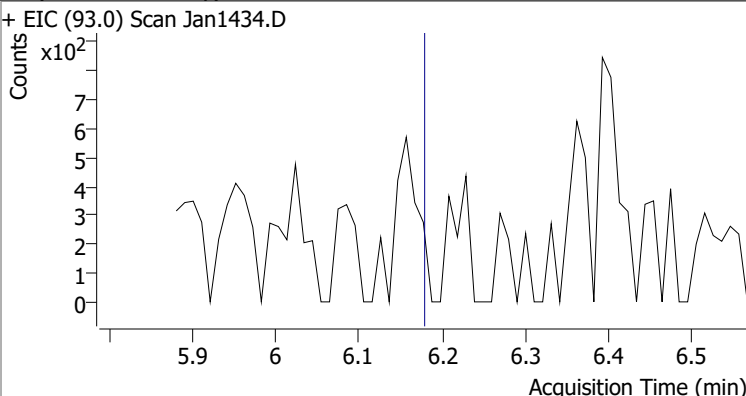
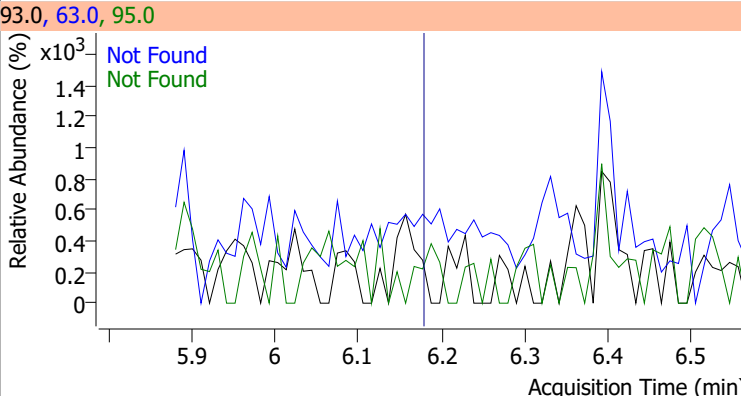
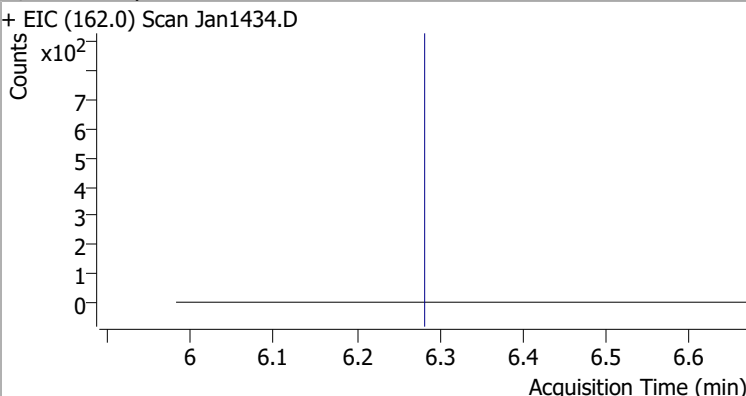
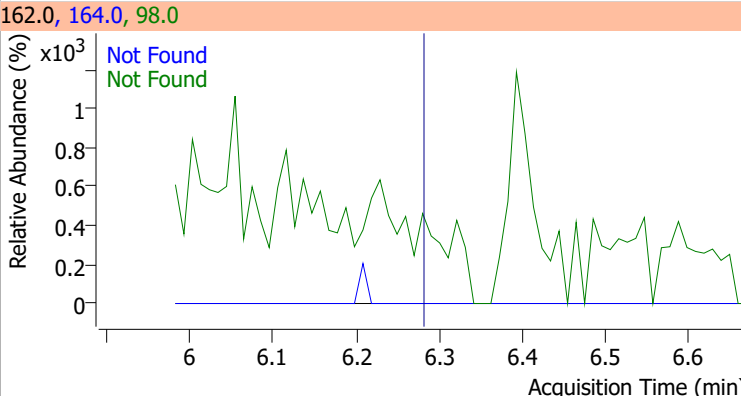
Compound	Conc.	Exp RT	QIon	Exp Ratio	QIon	Exp Ratio
Nitrobenzene	N.D.	5.58	77.0	187.7	51.0	165.1



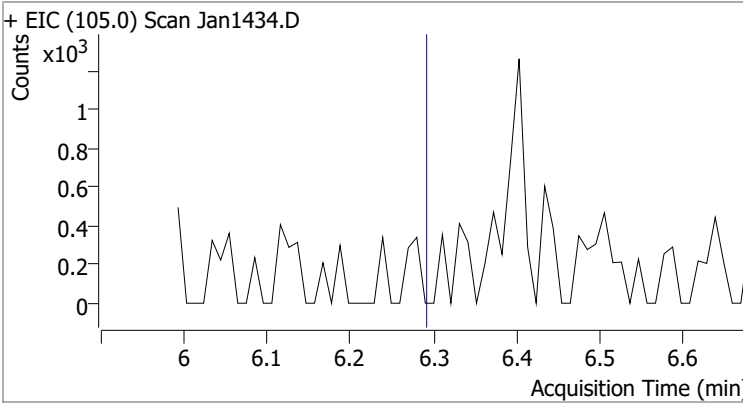
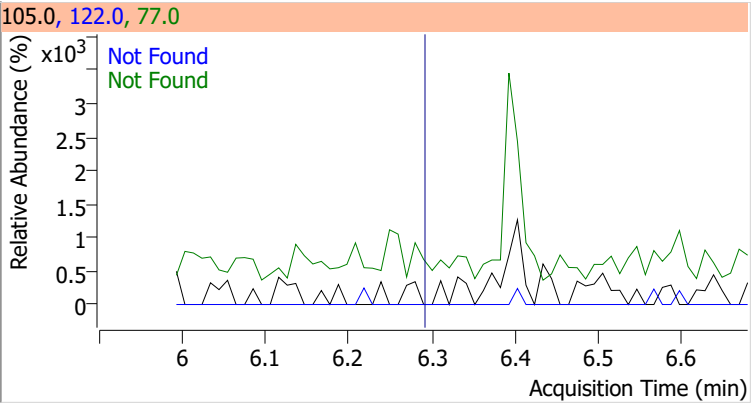
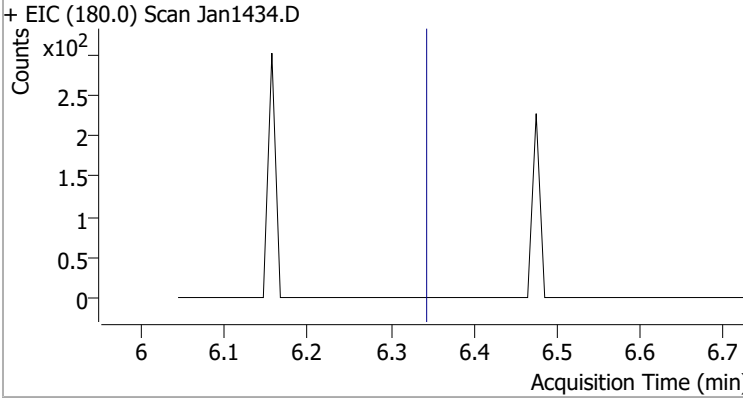
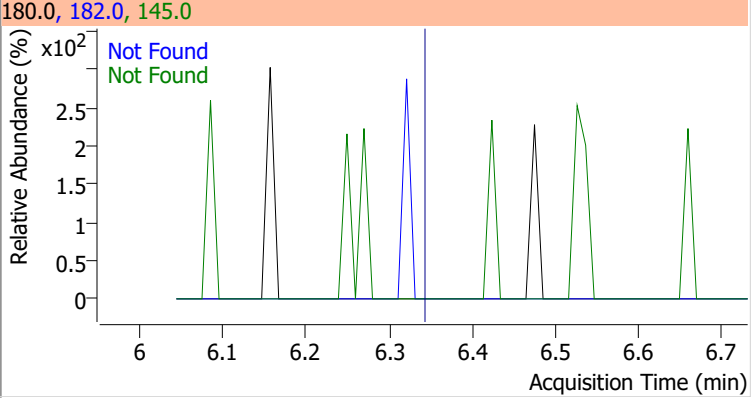
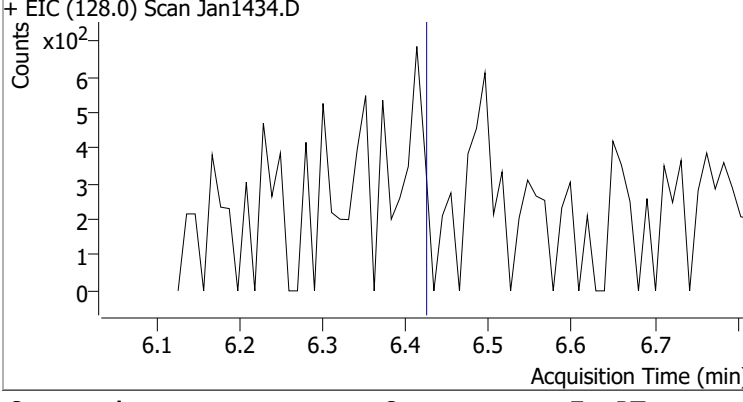
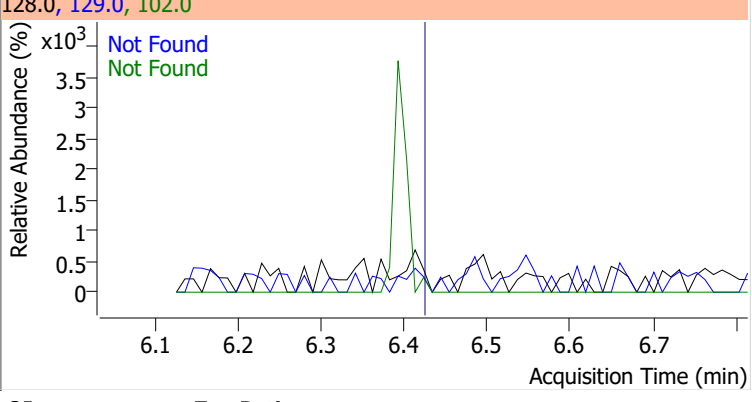
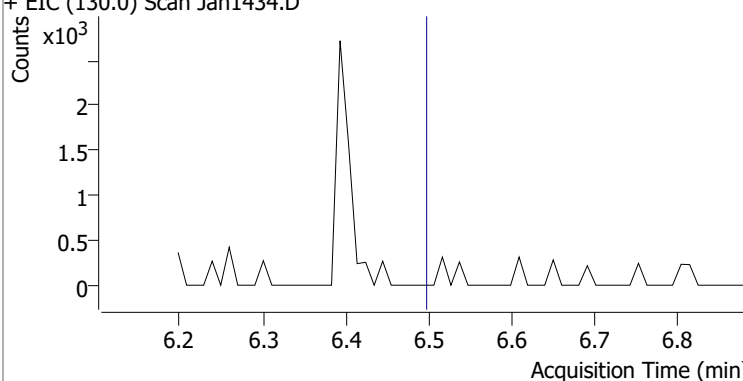
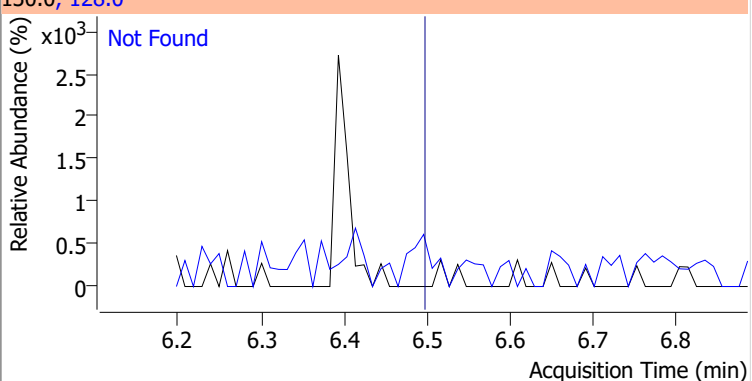
Compound	Conc.	Exp RT	QIon	Exp Ratio
Isophorone	N.D.	5.89	138.0	21.2



Quantitation Results Report (QT Reviewed)

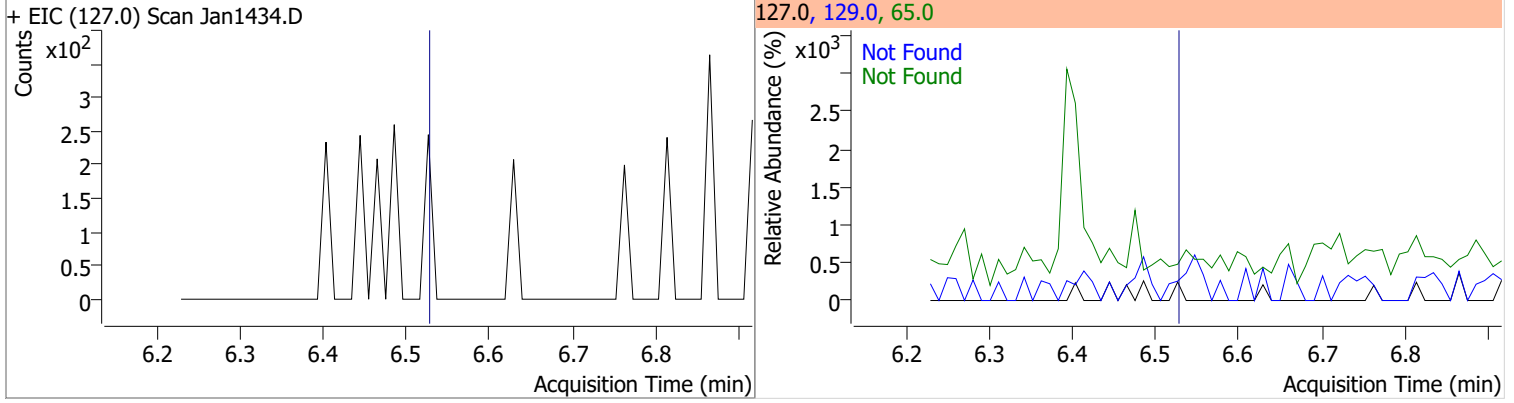
Compound	Conc.	Exp RT	QIon	Exp Ratio	QIon	Exp Ratio
2-Nitrophenol	N.D.	5.96	65.0	52.2	109.0	38.2
+ EIC (139.0) Scan Jan1434.D			139.0, 65.0, 109.0			
						
2,4-Dimethylphenol	N.D.	6.08	107.0	106.7	77.0	29.9
+ EIC (122.0) Scan Jan1434.D			122.0, 107.0, 77.0			
						
bis(-2-Chloroethoxy)Methane	N.D.	6.18	63.0	88.3	95.0	29.8
+ EIC (93.0) Scan Jan1434.D			93.0, 63.0, 95.0			
						
2,4-Dichlorophenol	N.D.	6.28	164.0	63.5	98.0	30.9
+ EIC (162.0) Scan Jan1434.D			162.0, 164.0, 98.0			
						

Quantitation Results Report (QT Reviewed)

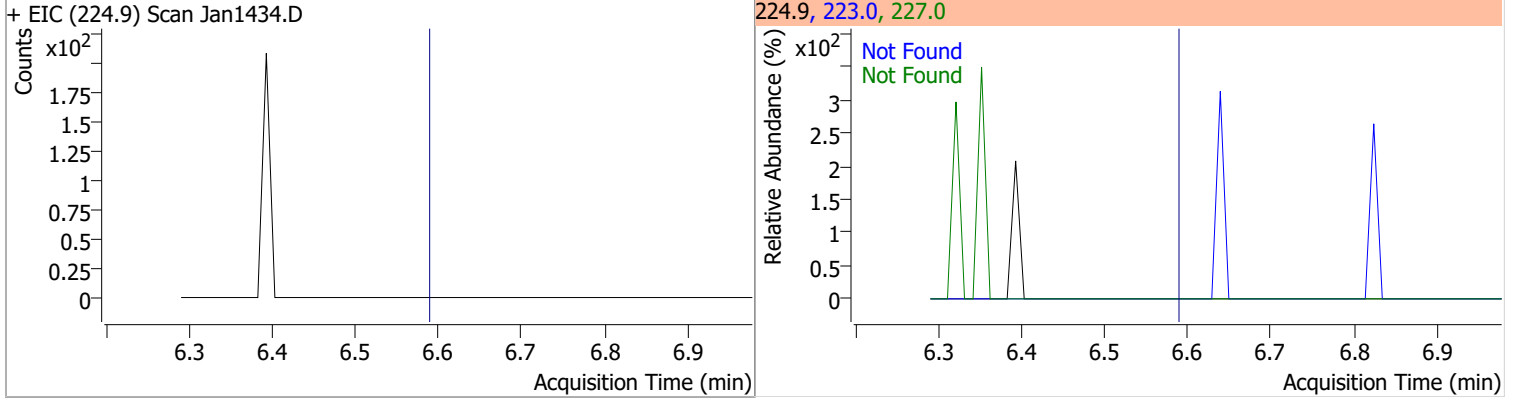
Compound	Conc.	Exp RT	QIon	Exp Ratio	QIon	Exp Ratio
Benzoic Acid	N.D.	6.29	122.0	89.3	77.0	71.7
+ EIC (105.0) Scan Jan1434.D			105.0, 122.0, 77.0			
						
1,2,4-Trichlorobenzene	N.D.	6.34	182.0	98.3	145.0	29.2
+ EIC (180.0) Scan Jan1434.D			180.0, 182.0, 145.0			
						
Naphthalene	N.D.	6.42	129.0	11.1	102.0	8.9
+ EIC (128.0) Scan Jan1434.D			128.0, 129.0, 102.0			
						
4-Chlorophenol	N.D.	6.50	128.0	299.5		
+ EIC (130.0) Scan Jan1434.D			130.0, 128.0			
						

Quantitation Results Report (QT Reviewed)

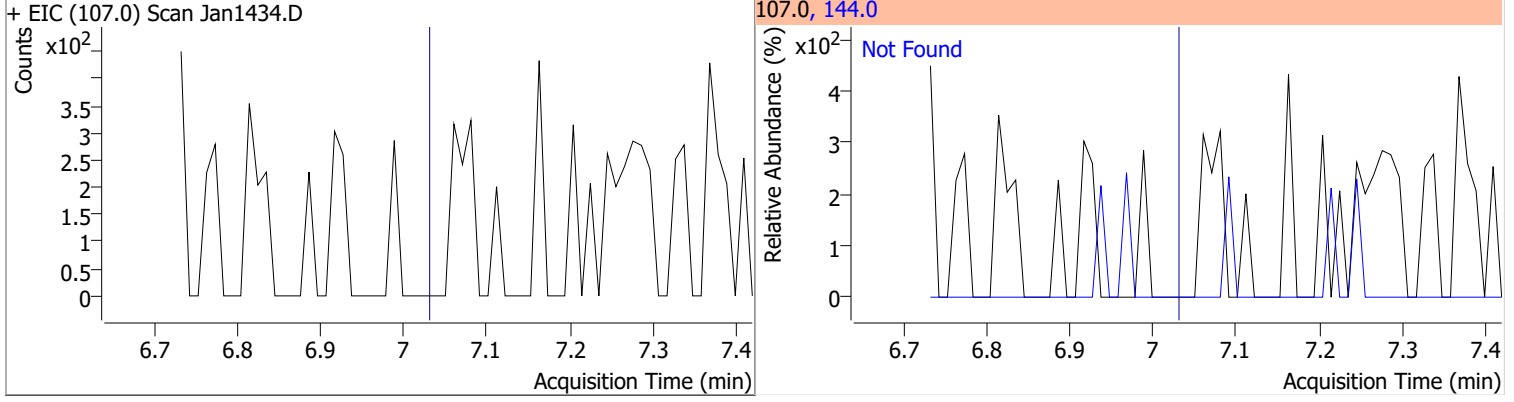
Compound	Conc.	Exp RT	QIon	Exp Ratio	QIon	Exp Ratio
p-Chloroaniline	N.D.	6.53	65.0	32.6	129.0	32.1



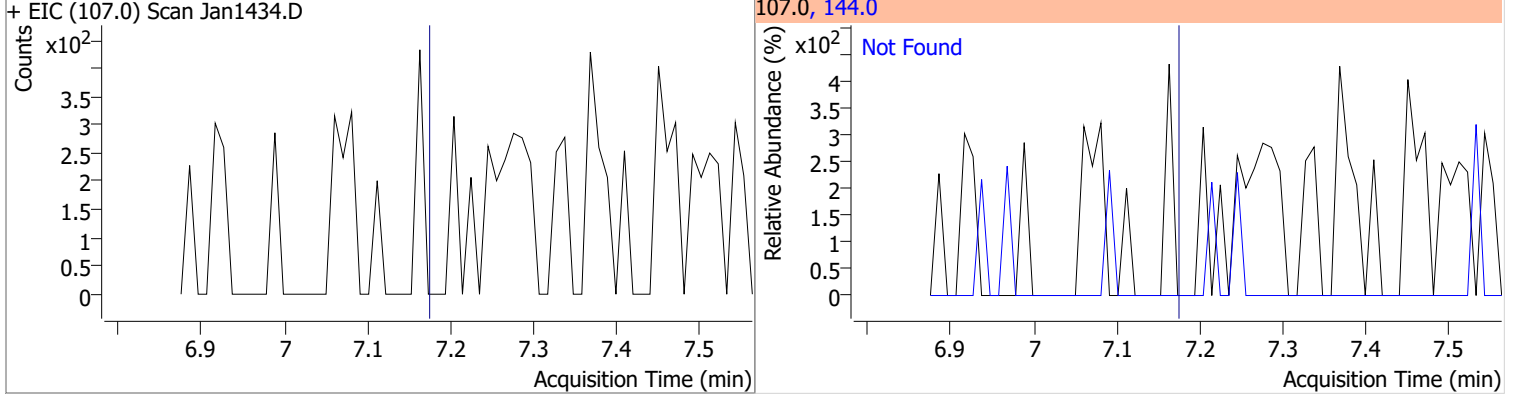
Compound	Conc.	Exp RT	QIon	Exp Ratio	QIon	Exp Ratio
Hexachlorobutadiene	N.D.	6.59	223.0	62.9	227.0	61.7



Compound	Conc.	Exp RT	QIon	Exp Ratio
4-Chloro-2-Methylphenol	N.D.	7.03	144.0	28.7



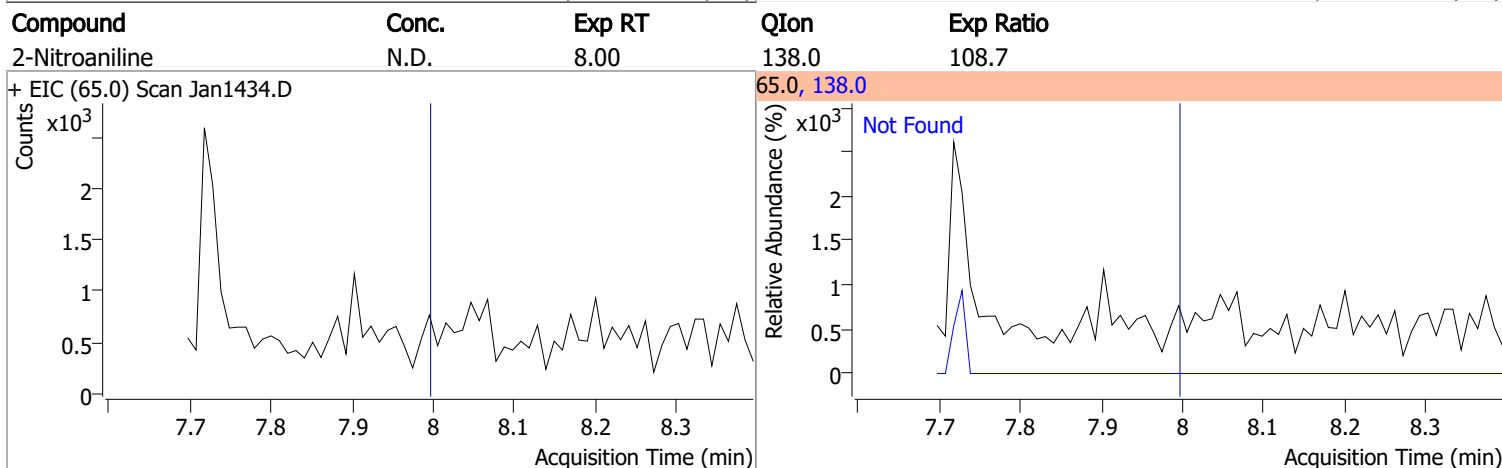
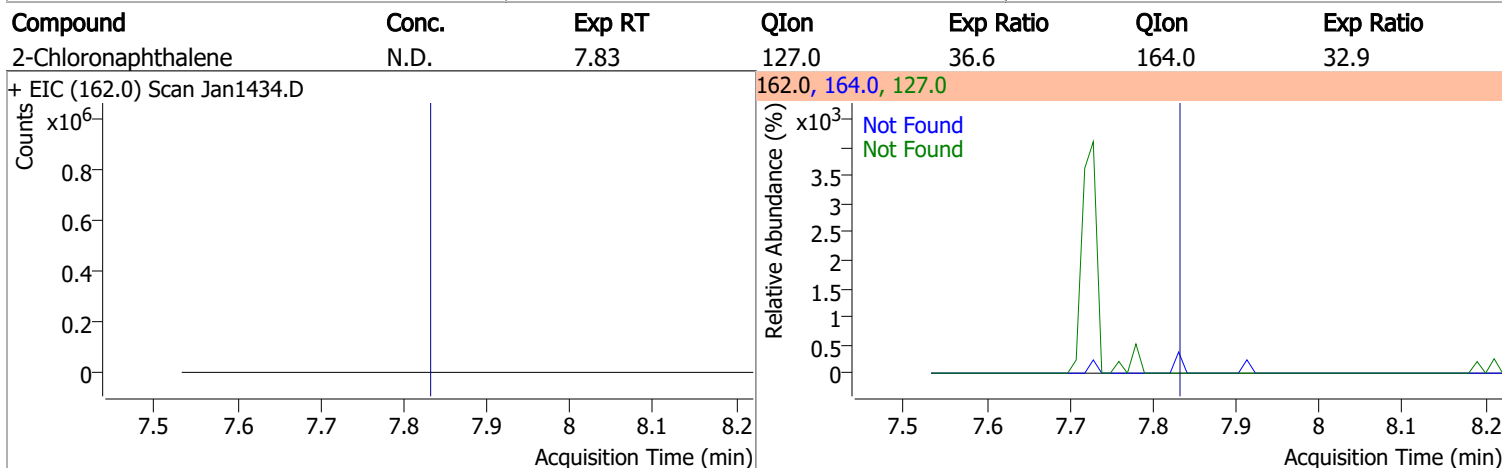
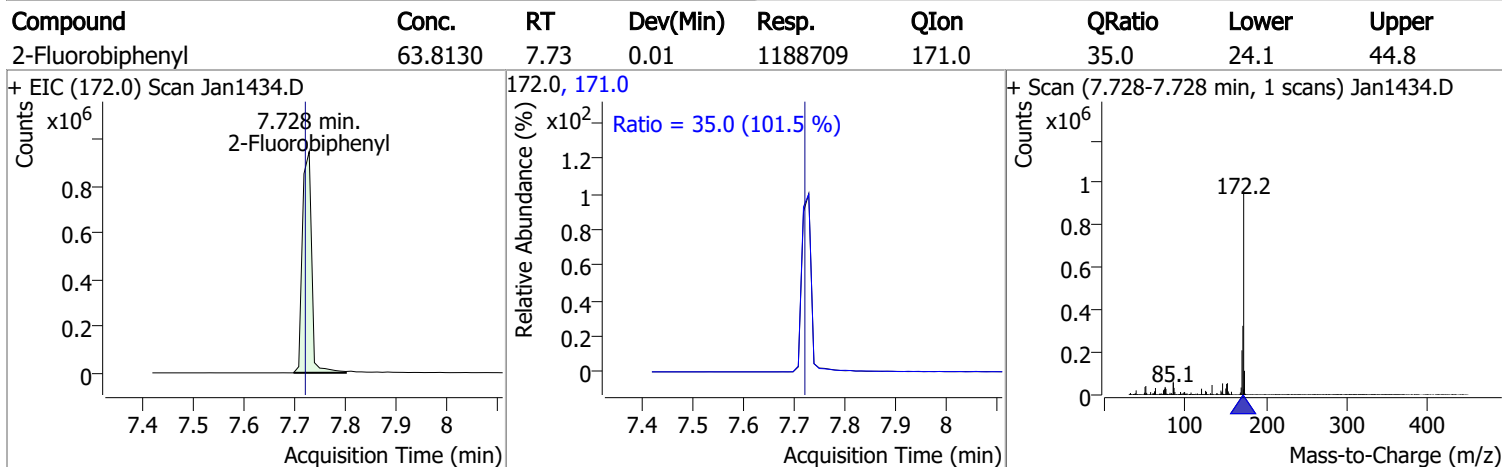
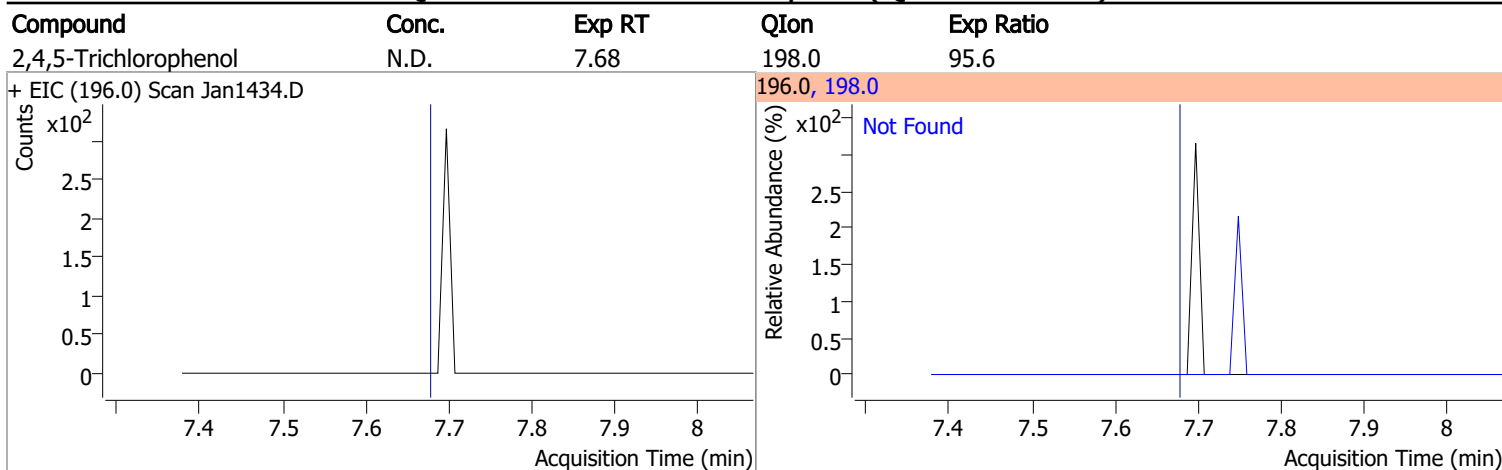
Compound	Conc.	Exp RT	QIon	Exp Ratio
4-Chloro-3-Methylphenol	N.D.	7.17	144.0	28.4



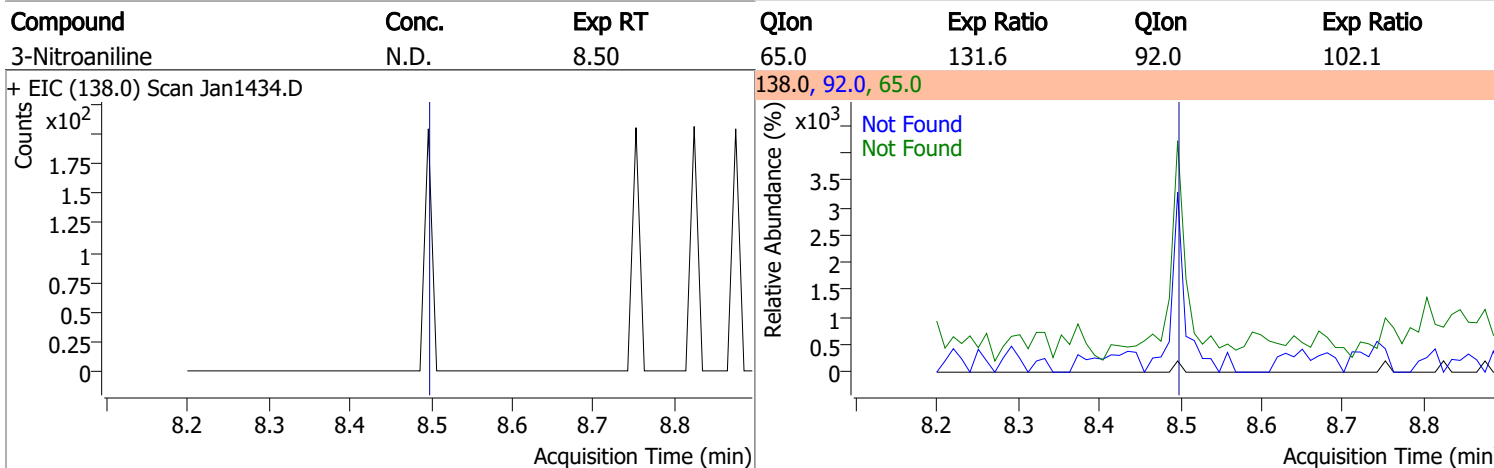
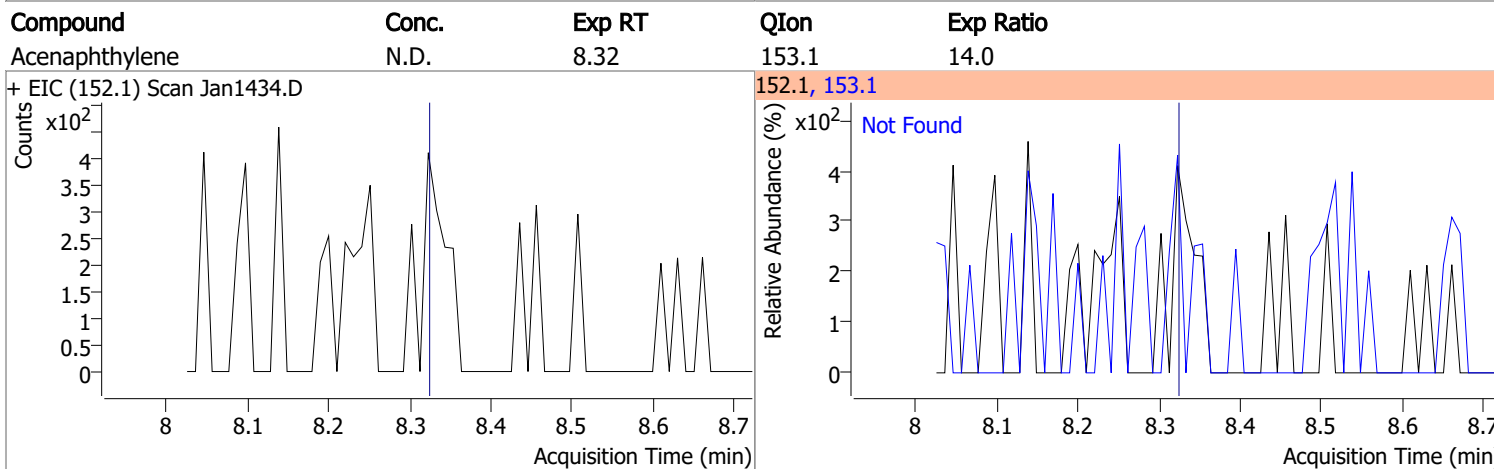
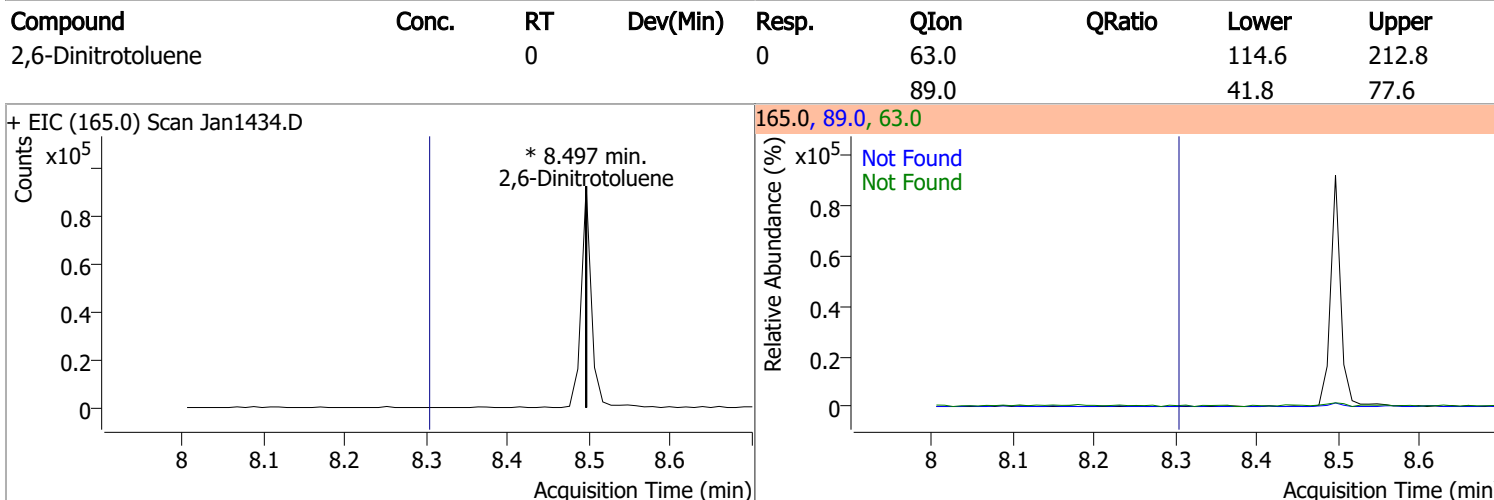
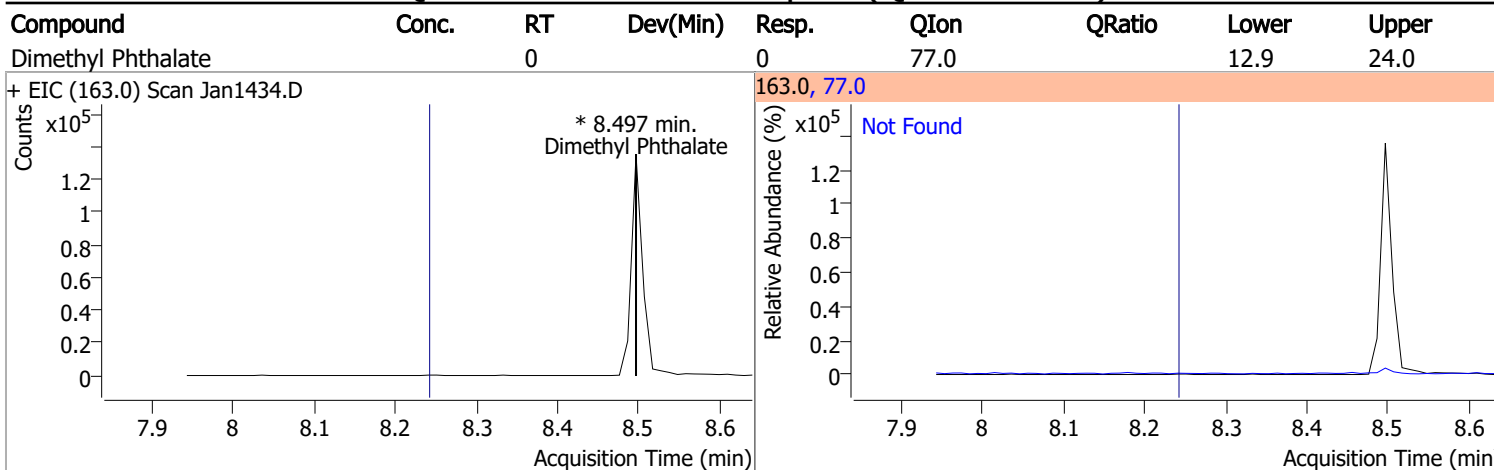
Quantitation Results Report (QT Reviewed)

Compound	Conc.	Exp RT	QIon	Exp Ratio	QIon	Exp Ratio
2-Methylnaphthalene	N.D.	7.26	142.0	115.4	115.0	41.1
+ EIC (141.0) Scan Jan1434.D			141.0, 142.0, 115.0			
1-Methylnaphthalene	N.D.	7.37	142.0	111.1	115.0	41.1
+ EIC (141.0) Scan Jan1434.D			141.0, 142.0, 115.0			
Hexachlorocyclopentadiene	N.D.	7.45	238.9	65.3	234.9	63.2
+ EIC (236.9) Scan Jan1434.D			236.9, 238.9, 234.9			
2,4,6-Trichlorophenol	N.D.	7.63	198.0	94.2		
+ EIC (196.0) Scan Jan1434.D			196.0, 198.0			

Quantitation Results Report (QT Reviewed)

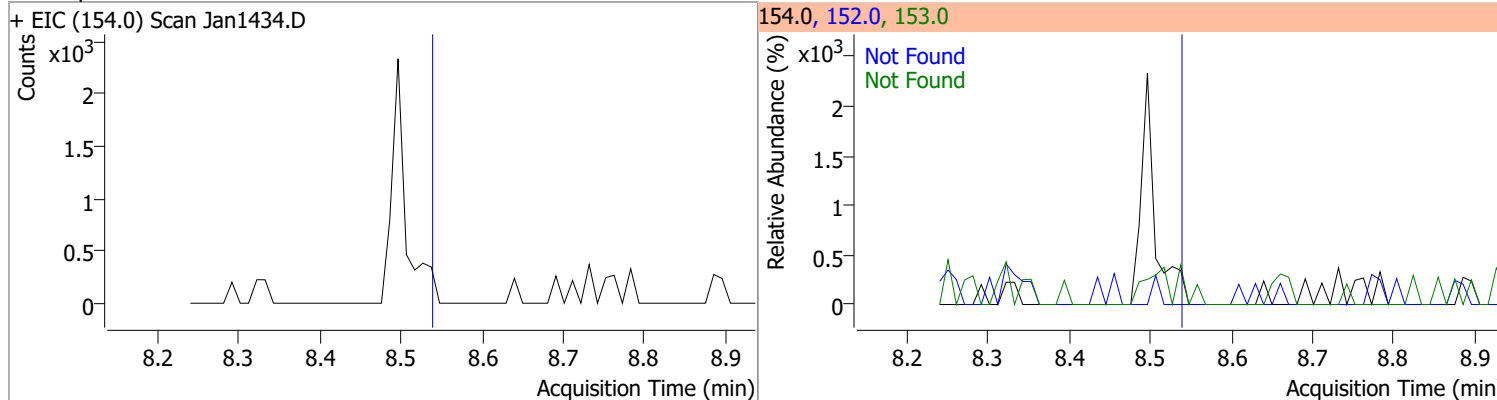


Quantitation Results Report (QT Reviewed)

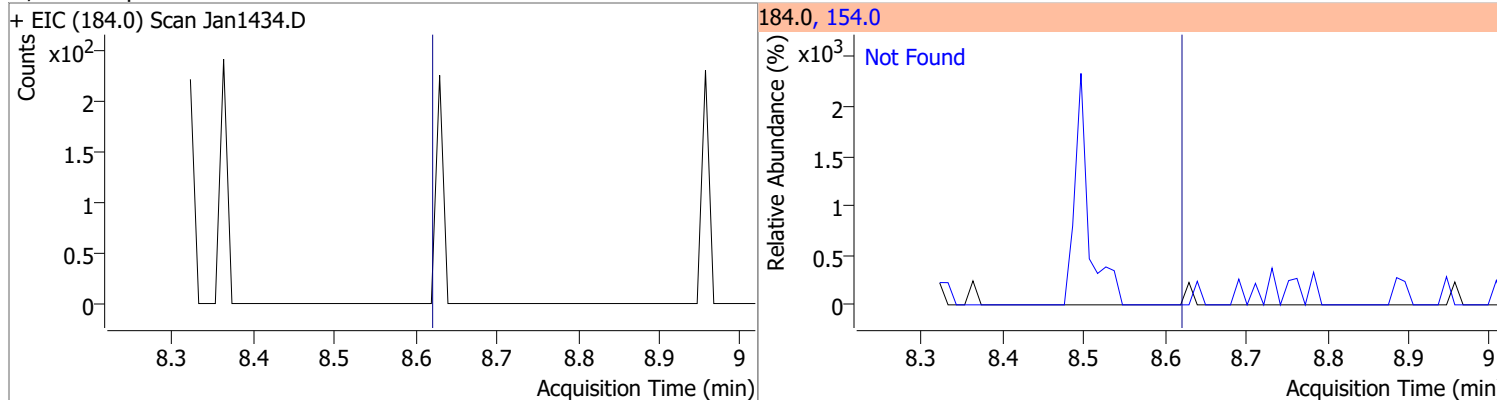


Quantitation Results Report (QT Reviewed)

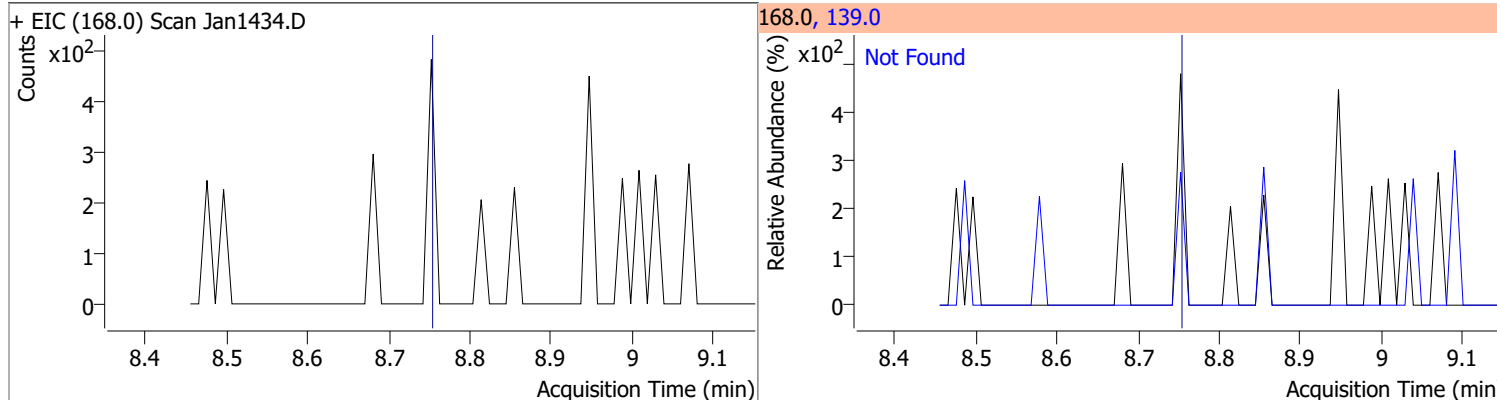
Compound	Conc.	Exp RT	QIon	Exp Ratio	QIon	Exp Ratio
Acenaphthene	N.D.	8.54	153.0	108.2	152.0	50.8



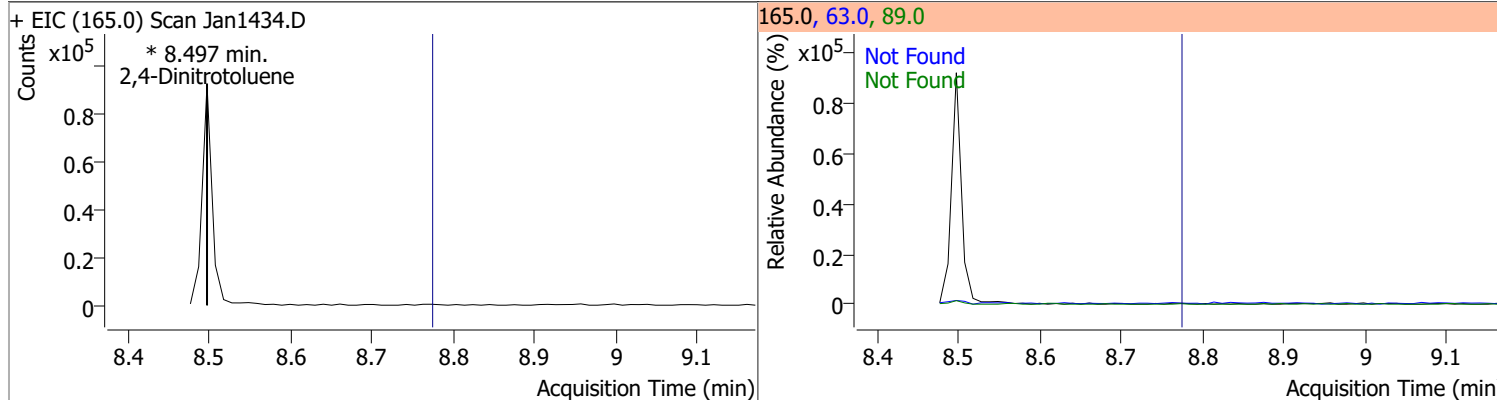
Compound	Conc.	Exp RT	QIon	Exp Ratio
2,4-Dinitrophenol	N.D.	8.62	154.0	53.4



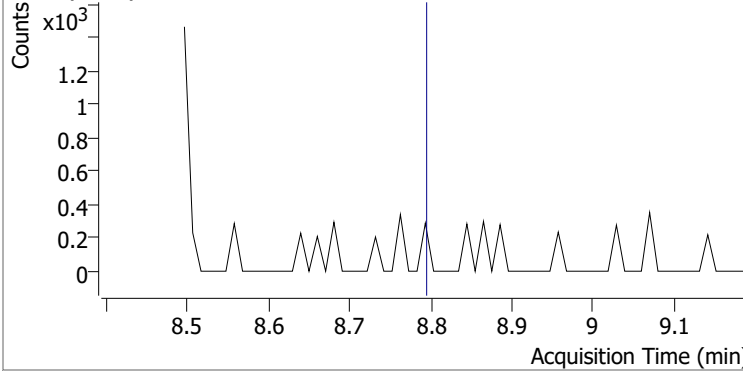
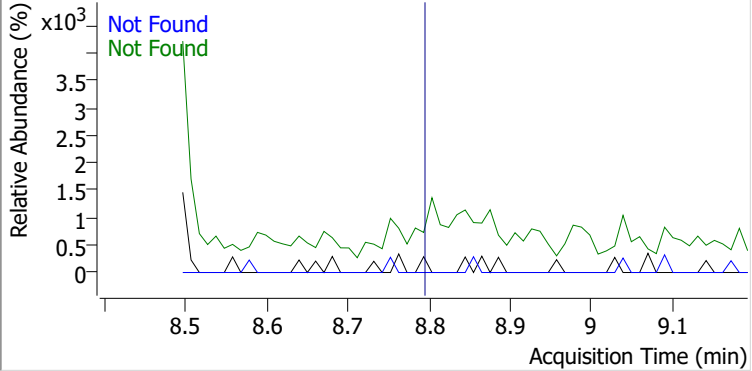
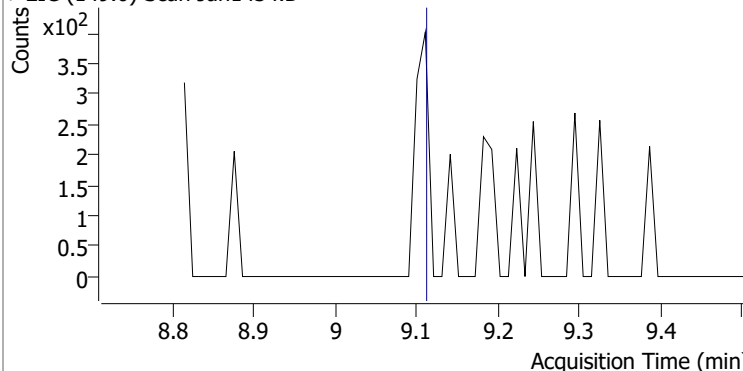
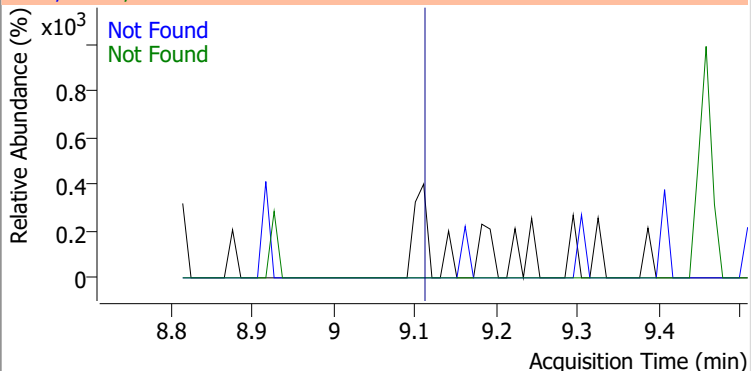
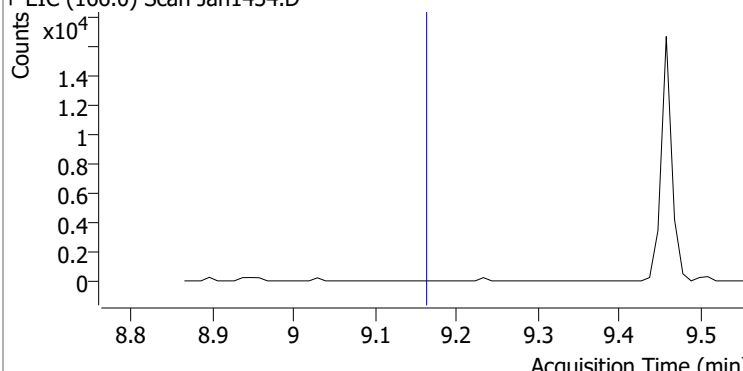
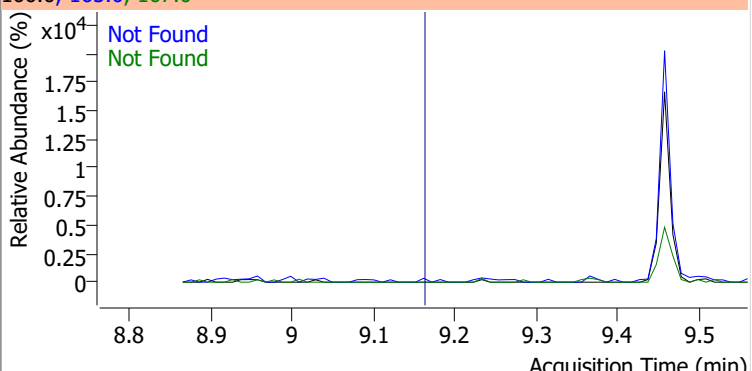
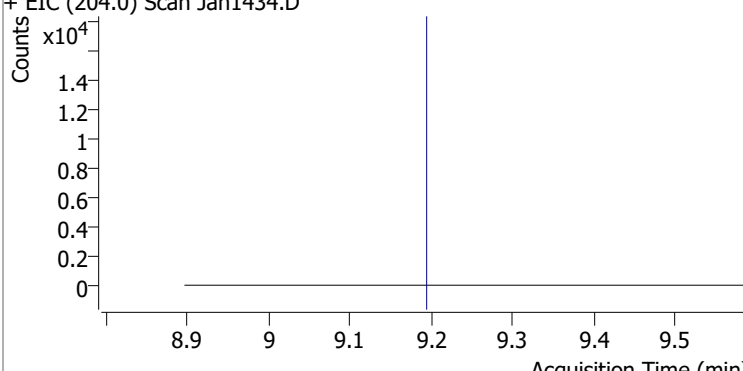
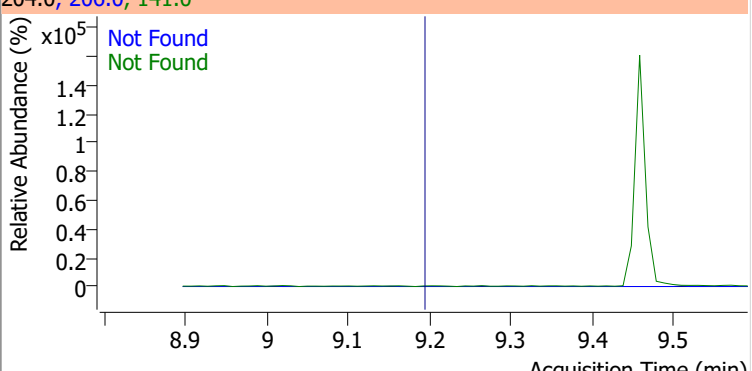
Compound	Conc.	Exp RT	QIon	Exp Ratio
Dibenzofuran	N.D.	8.75	139.0	38.8



Compound	Conc.	RT	Dev(Min)	Resp.	QIon	QRatio	Lower	Upper
2,4-Dinitrotoluene		0		0	89.0		50.5	93.8
					63.0		36.9	68.4

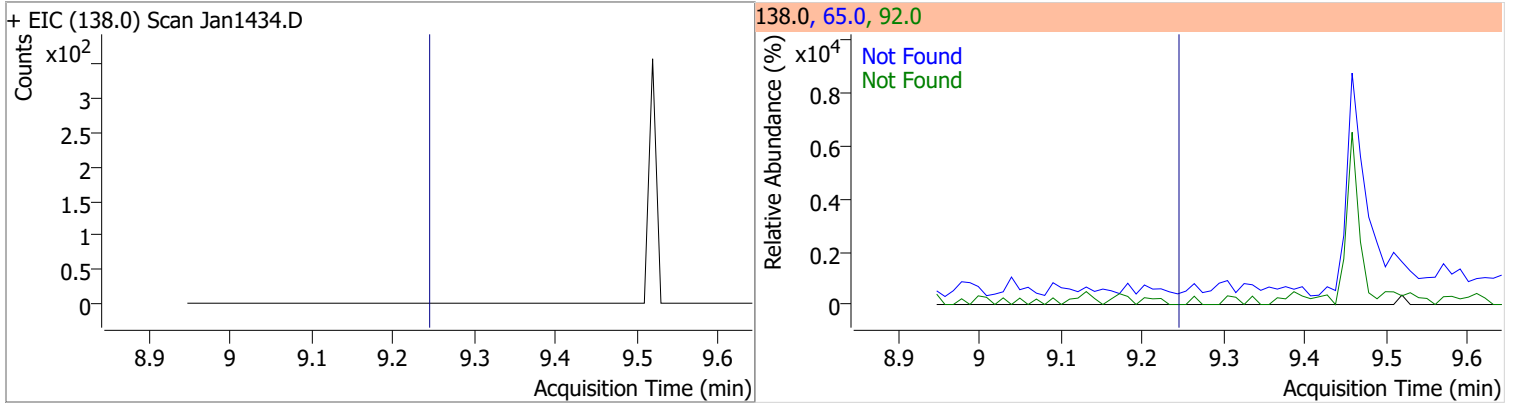


Quantitation Results Report (QT Reviewed)

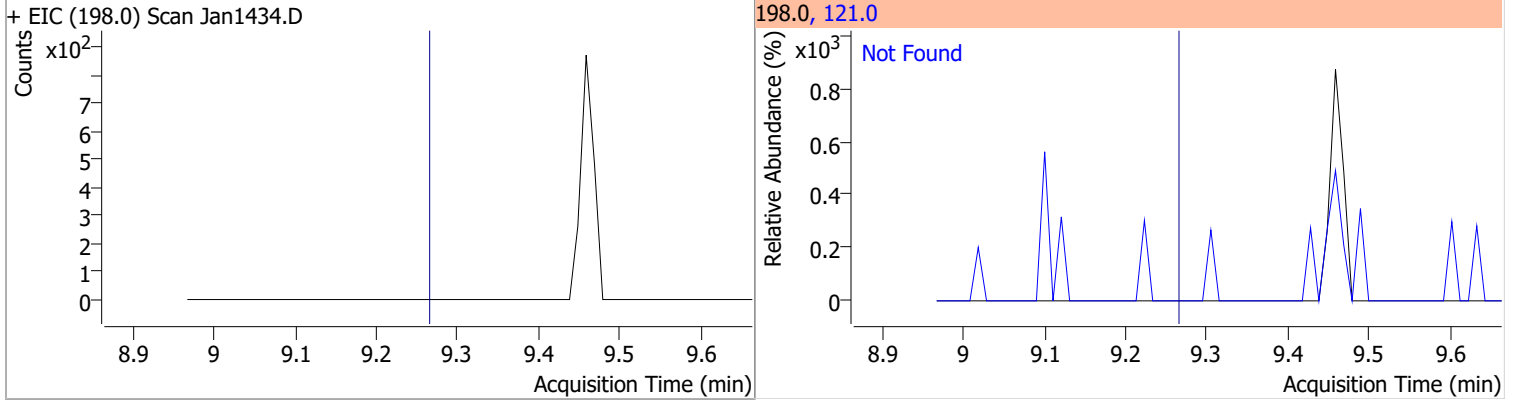
Compound	Conc.	Exp RT	QIon	Exp Ratio	QIon	Exp Ratio
4-Nitrophenol	N.D.	8.79	65.0	84.9	139.0	66.0
+ EIC (109.0) Scan Jan1434.D			109.0, 139.0, 65.0			
						
Diethylphthalate	N.D.	9.11	177.0	20.4	150.0	12.3
+ EIC (149.0) Scan Jan1434.D			149.0, 177.0, 150.0			
						
Fluorene	N.D.	9.16	165.0	94.7	167.0	13.8
+ EIC (166.0) Scan Jan1434.D			166.0, 165.0, 167.0			
						
4-Chlorophenyl-phenylether	N.D.	9.19	141.0	61.5	206.0	33.0
+ EIC (204.0) Scan Jan1434.D			204.0, 206.0, 141.0			
						

Quantitation Results Report (QT Reviewed)

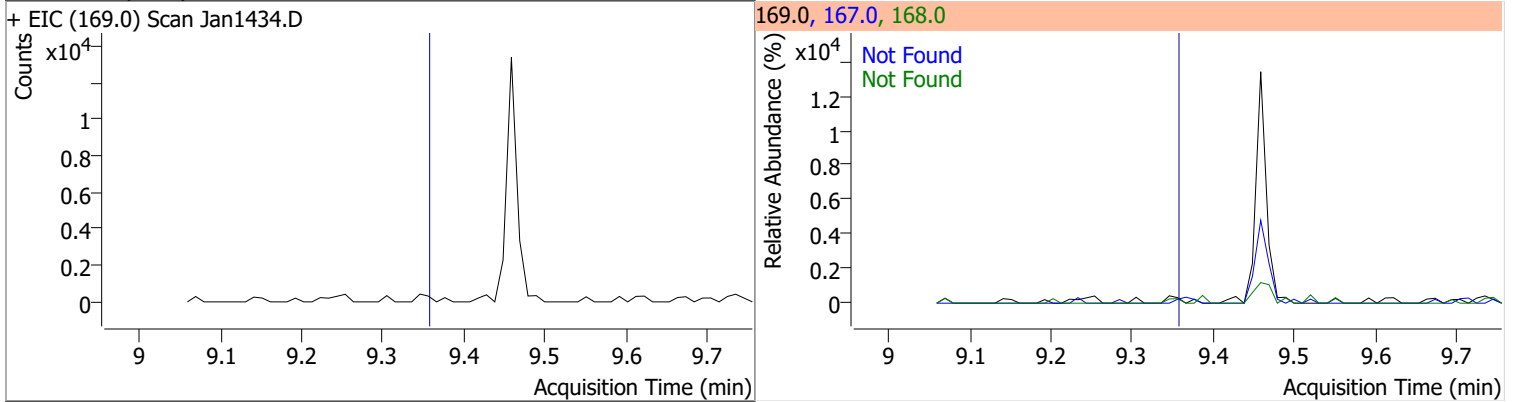
Compound	Conc.	Exp RT	QIon	Exp Ratio	QIon	Exp Ratio
4-Nitroaniline	N.D.	9.24	65.0	119.6	92.0	45.9



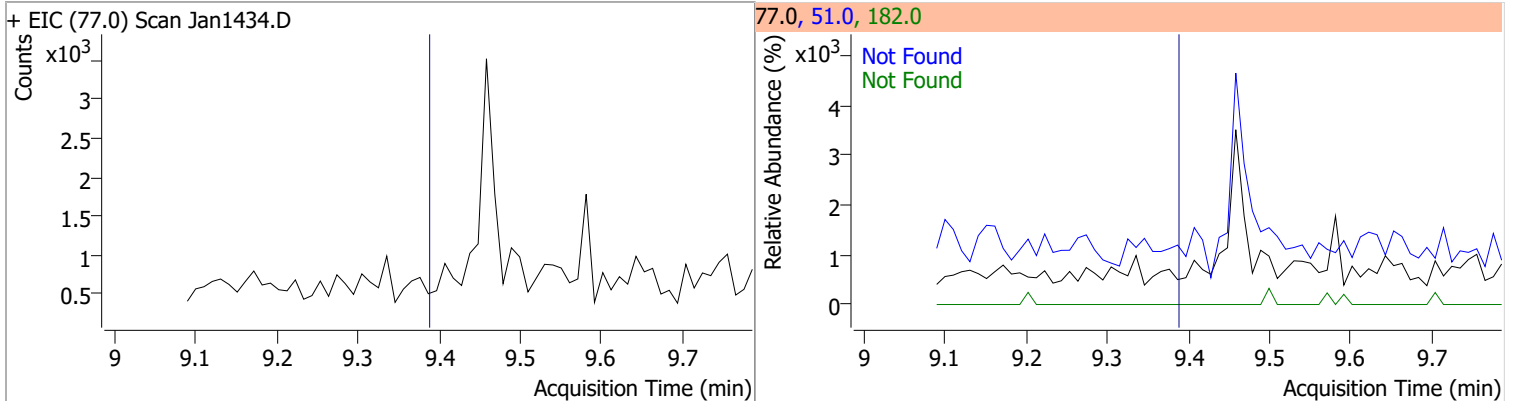
Compound	Conc.	Exp RT	QIon	Exp Ratio
4,6-Dinitro-2-methylphenol	N.D.	9.26	121.0	44.2



Compound	Conc.	Exp RT	QIon	Exp Ratio	QIon	Exp Ratio
N-nitrosodiphenylamine	N.D.	9.36	168.0	61.0	167.0	32.7

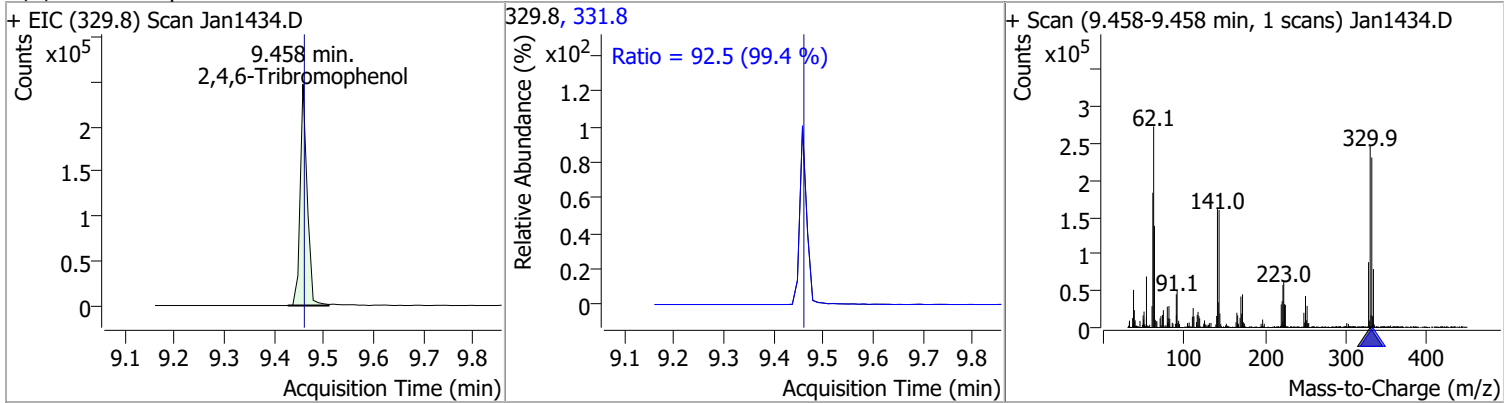


Compound	Conc.	Exp RT	QIon	Exp Ratio	QIon	Exp Ratio
Azobenzene	N.D.	9.39	51.0	46.0	182.0	28.3

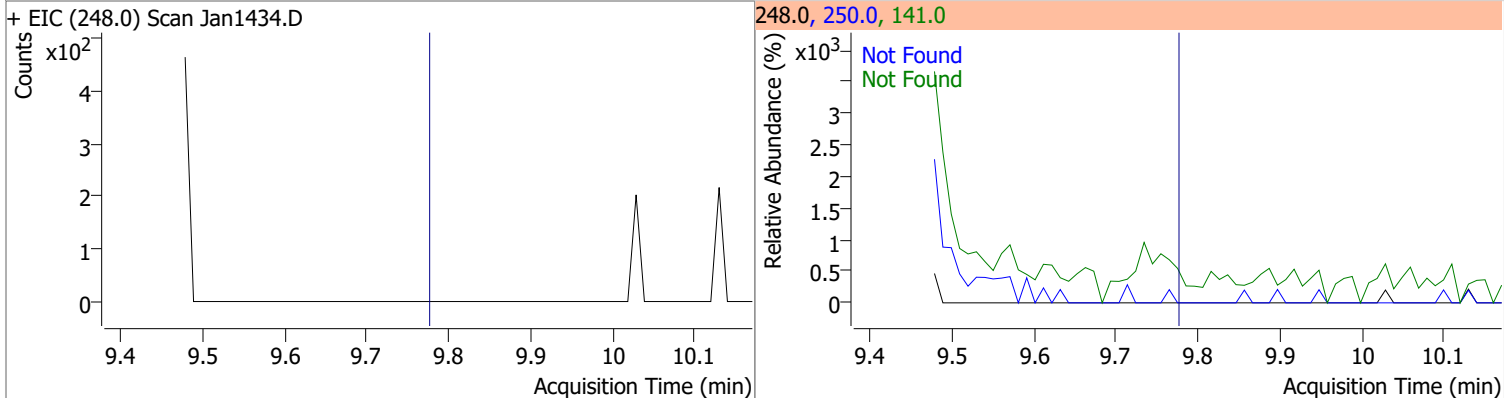


Quantitation Results Report (QT Reviewed)

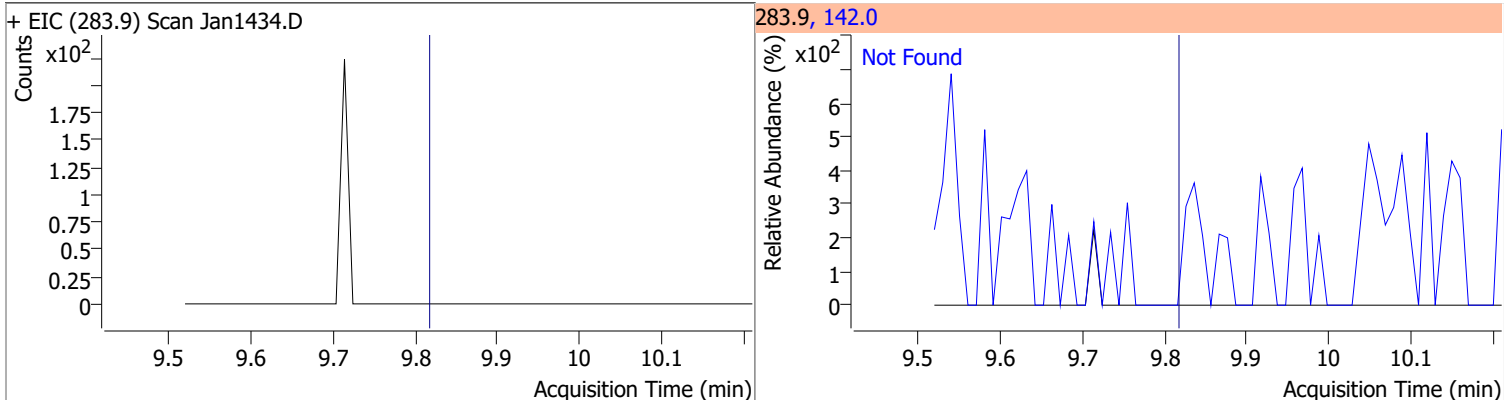
Compound	Conc.	RT	Dev(Min)	Resp.	QIon	QRatio	Lower	Upper
2,4,6-Tribromophenol	153.6771	9.46	0.00	241149	331.8	92.5	65.2	121.0



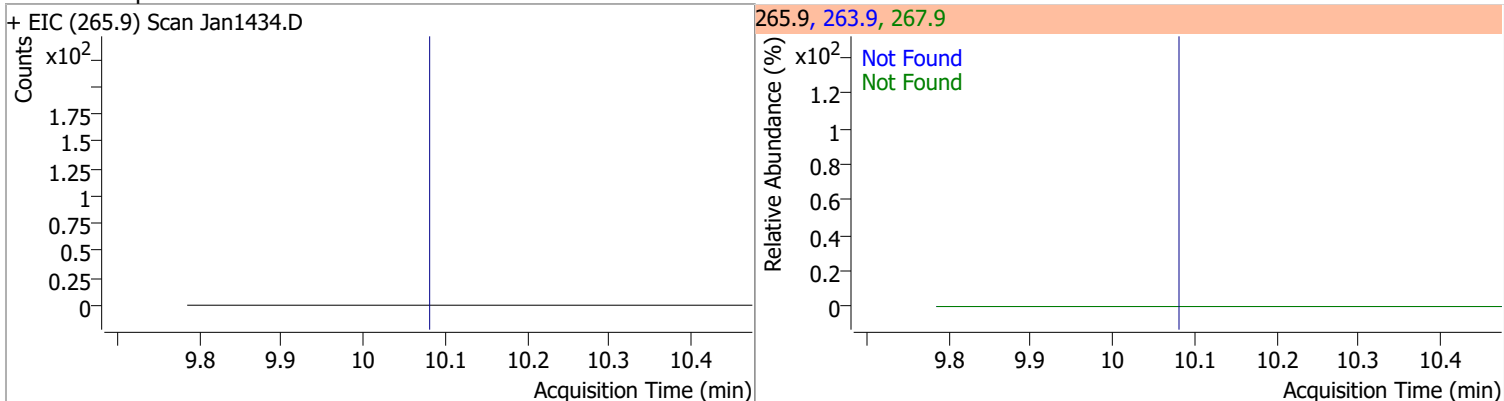
Compound	Conc.	Exp RT	QIon	Exp Ratio	QIon	Exp Ratio
4-Bromophenyl-phenylether	N.D.	9.78	250.0	97.1	141.0	93.8



Compound	Conc.	Exp RT	QIon	Exp Ratio	QIon	Exp Ratio
Hexachlorobenzene	N.D.	9.82	142.0	51.2	142.0	51.2

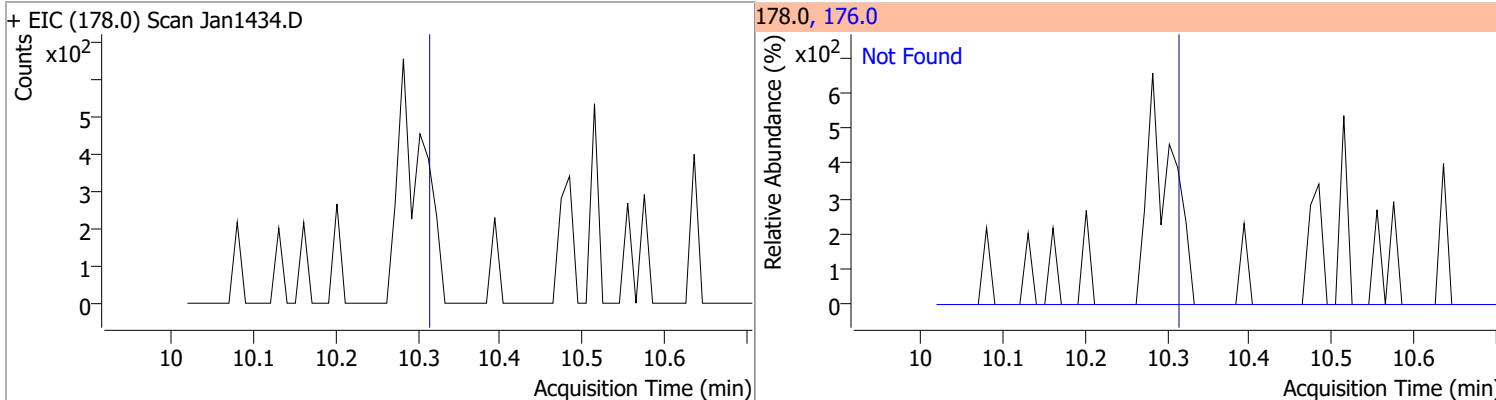


Compound	Conc.	Exp RT	QIon	Exp Ratio	QIon	Exp Ratio
Pentachlorophenol	N.D.	10.08	263.9	64.7	267.9	64.6

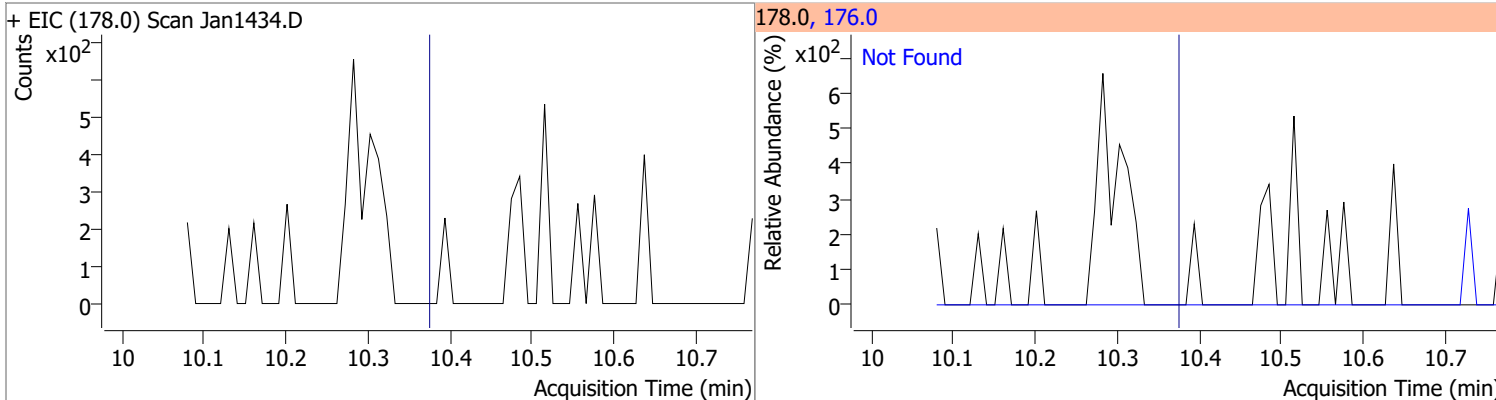


Quantitation Results Report (QT Reviewed)

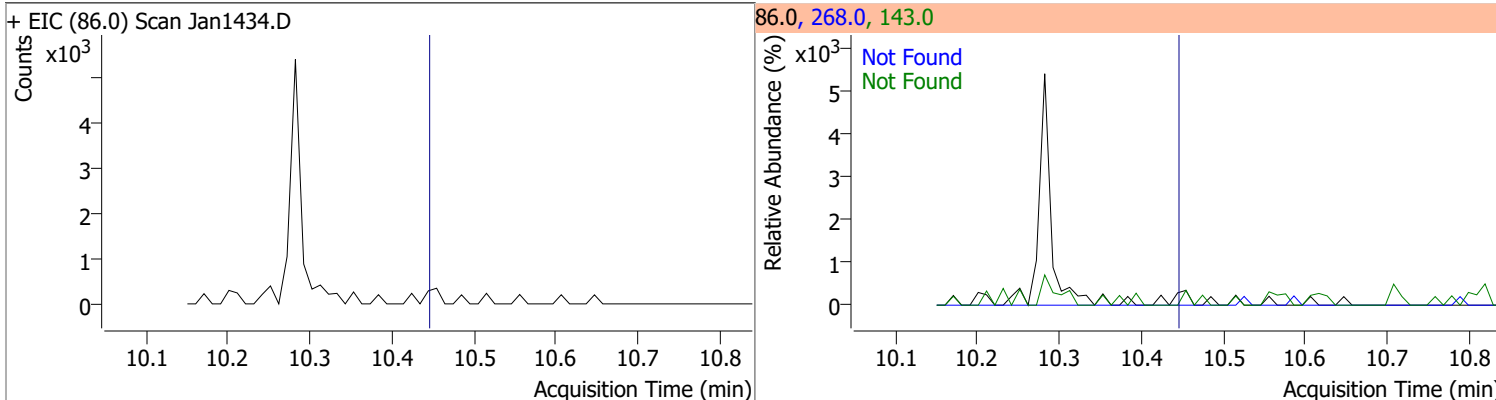
Compound	Conc.	Exp RT	QIon	Exp Ratio
Phenanthrene	N.D.	10.31	176.0	18.6



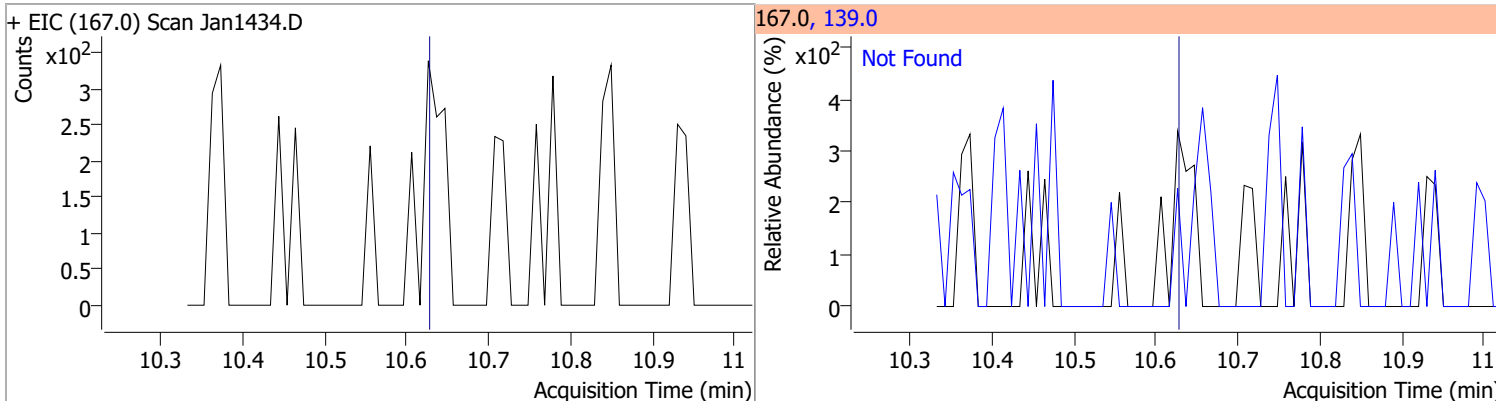
Compound	Conc.	Exp RT	QIon	Exp Ratio
Anthracene	N.D.	10.37	176.0	18.3



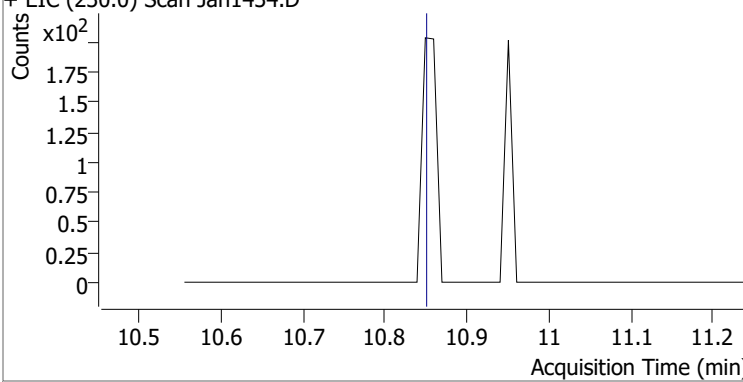
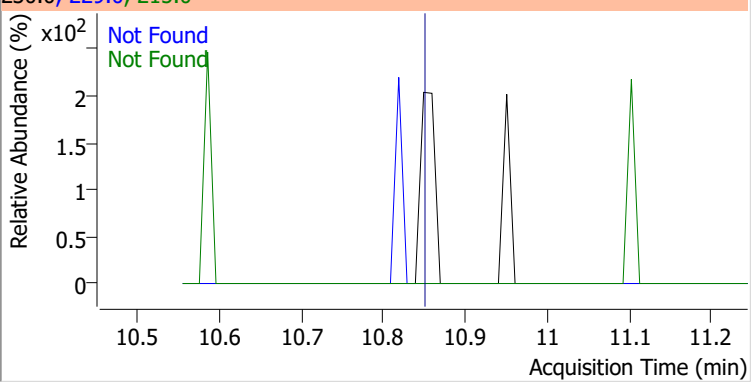
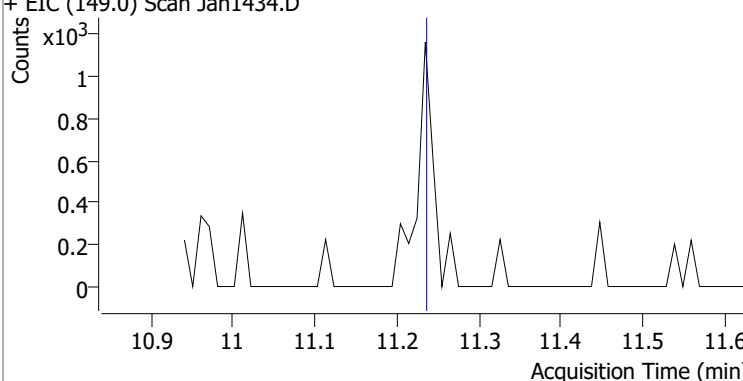
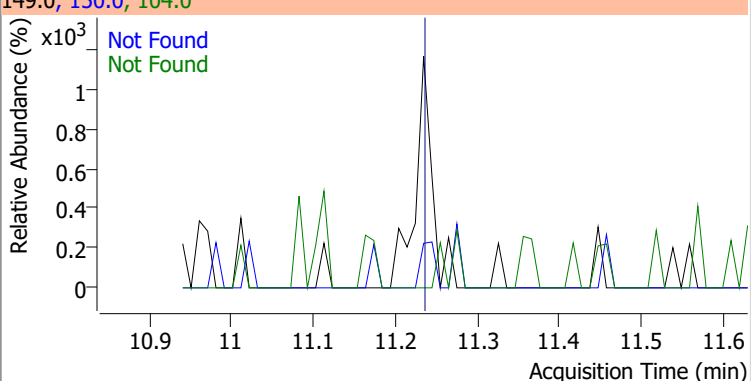
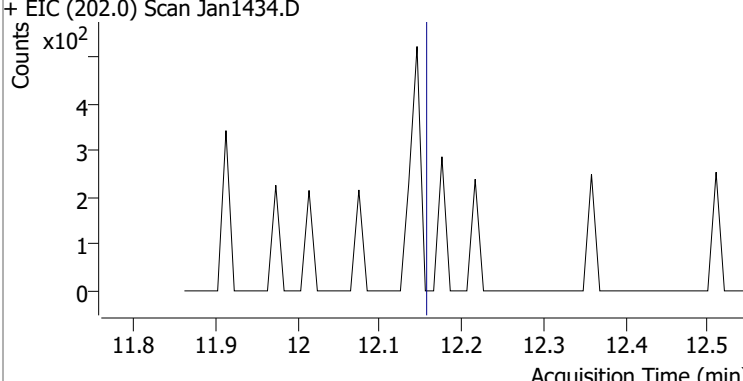
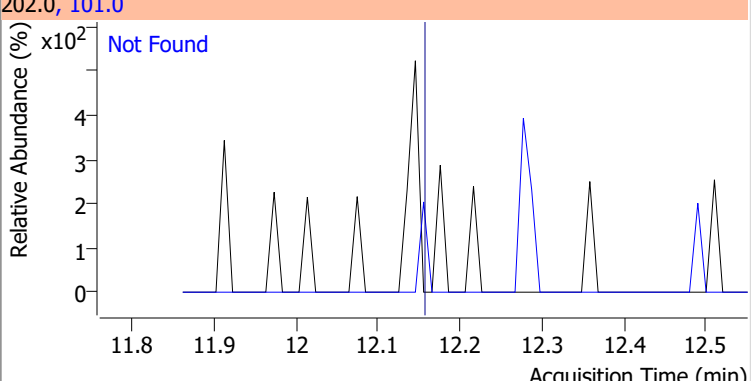
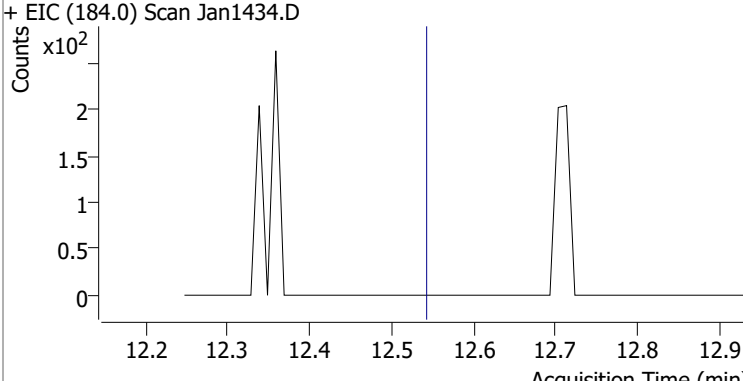
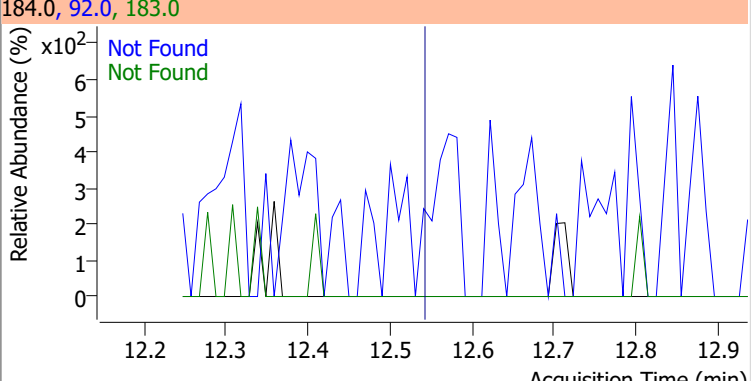
Compound	Conc.	Exp RT	QIon	Exp Ratio	QIon	Exp Ratio
Triallate	N.D.	10.44	268.0	26.6	143.0	23.5



Compound	Conc.	Exp RT	QIon	Exp Ratio
Carbazole	N.D.	10.63	139.0	13.2

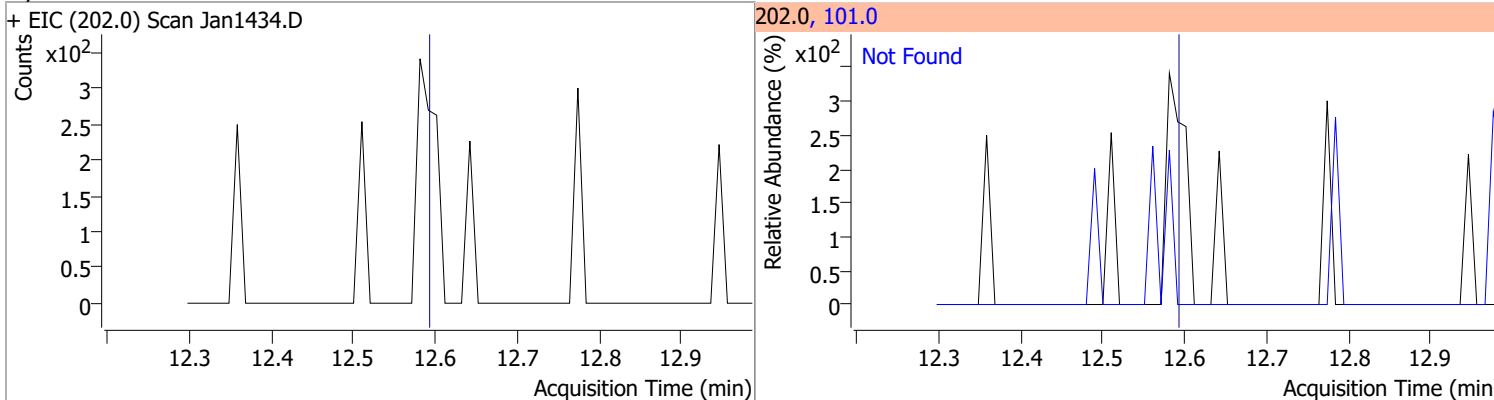


Quantitation Results Report (QT Reviewed)

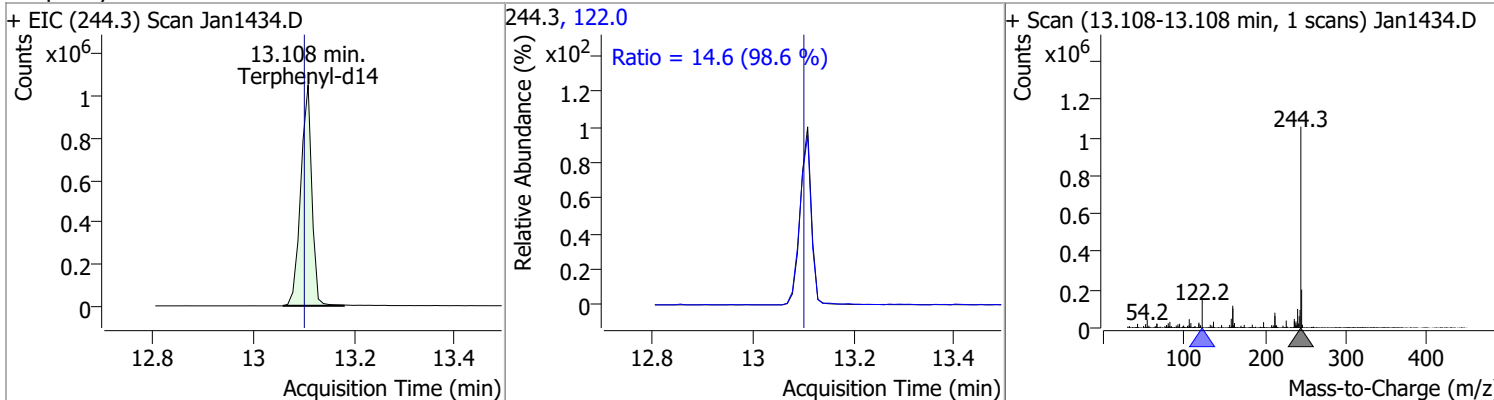
Compound	Conc.	Exp RT	QIon	Exp Ratio	QIon	Exp Ratio
o-Terphenyl	N.D.	10.85	229.0	65.3	215.0	37.2
+ EIC (230.0) Scan Jan1434.D			230.0, 229.0, 215.0			
						
Di-n-Butylphthalate	N.D.	11.23	150.0	9.0	104.0	5.8
+ EIC (149.0) Scan Jan1434.D			149.0, 150.0, 104.0			
						
Fluoranthene	N.D.	12.16	101.0	13.3		
+ EIC (202.0) Scan Jan1434.D			202.0, 101.0			
						
Benzidine	N.D.	12.54	183.0	11.8	92.0	8.2
+ EIC (184.0) Scan Jan1434.D			184.0, 92.0, 183.0			
						

Quantitation Results Report (QT Reviewed)

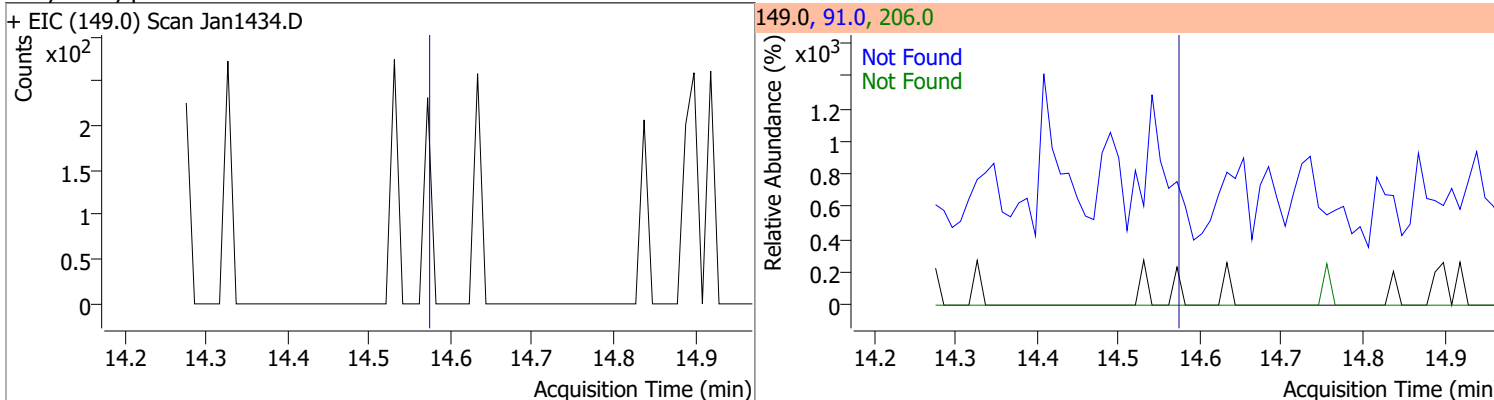
Compound	Conc.	Exp RT	QIon	Exp Ratio
Pyrene	N.D.	12.59	101.0	15.9



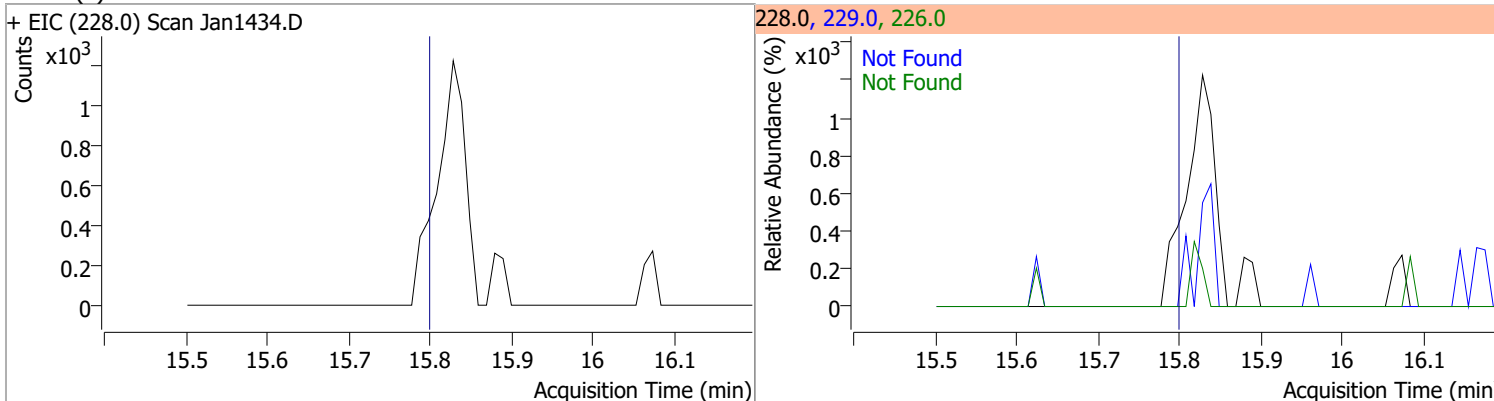
Compound	Conc.	RT	Dev(Min)	Resp.	QIon	QRatio	Lower	Upper
Terphenyl-d14	89.8224	13.11	0.01	1612664	122.0	14.6	10.4	19.2



Compound	Conc.	Exp RT	QIon	Exp Ratio	QIon	Exp Ratio
Butylbenzylphthalate	N.D.	14.58	91.0	79.2	206.0	17.9

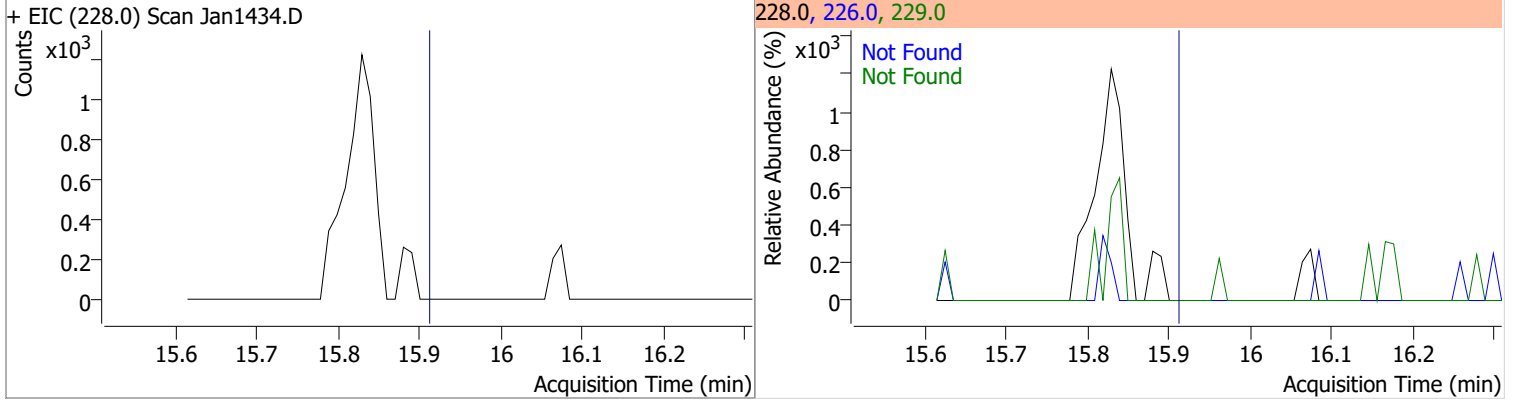


Compound	Conc.	Exp RT	QIon	Exp Ratio	QIon	Exp Ratio
Benzo(a)Anthracene	N.D.	15.81	226.0	26.5	229.0	20.7

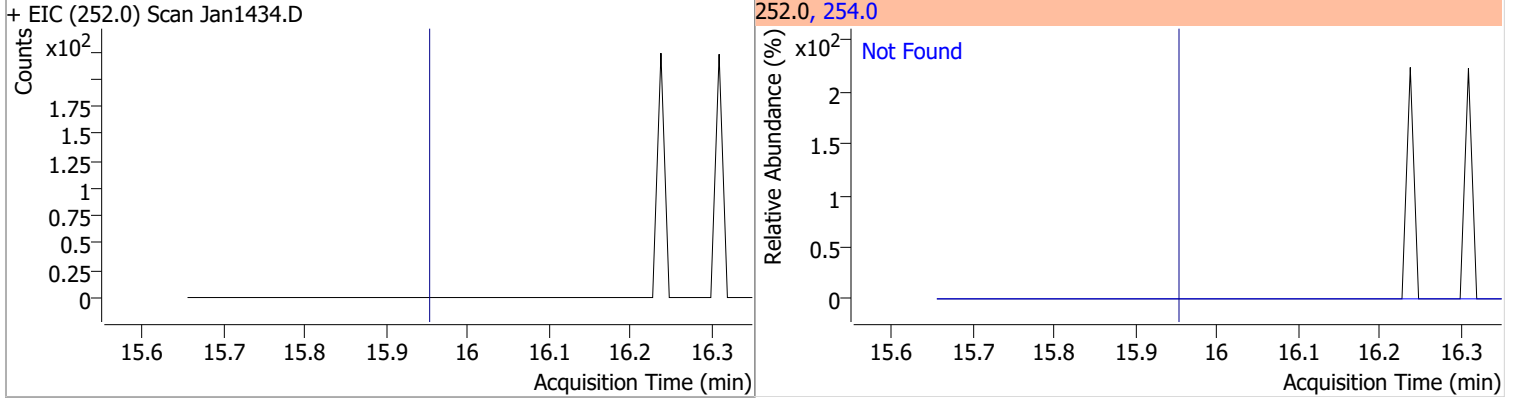


Quantitation Results Report (QT Reviewed)

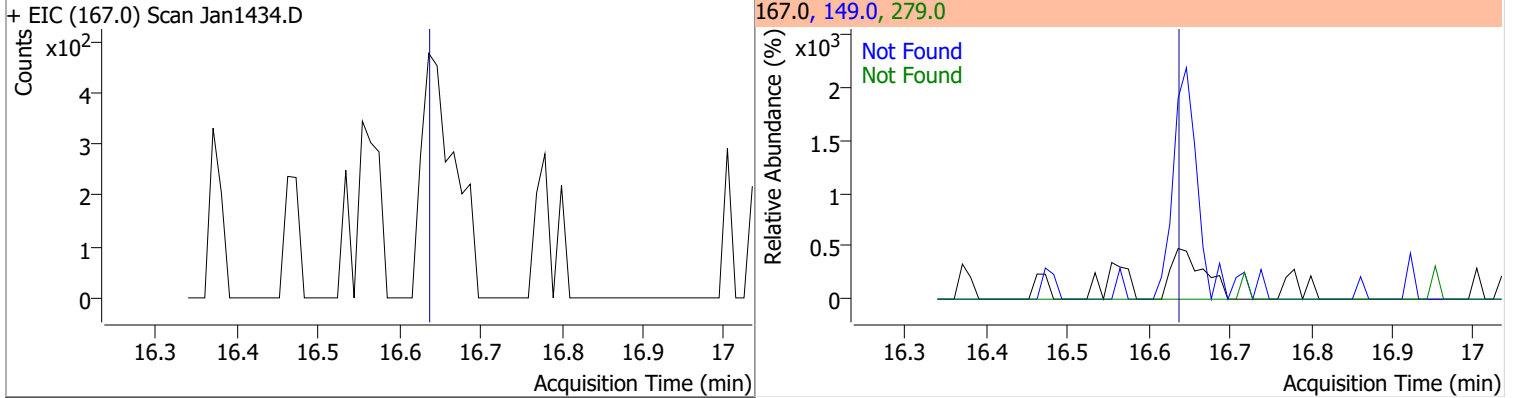
Compound	Conc.	Exp RT	QIon	Exp Ratio	QIon	Exp Ratio
Chrysene	N.D.	15.92	226.0	29.9	229.0	20.5



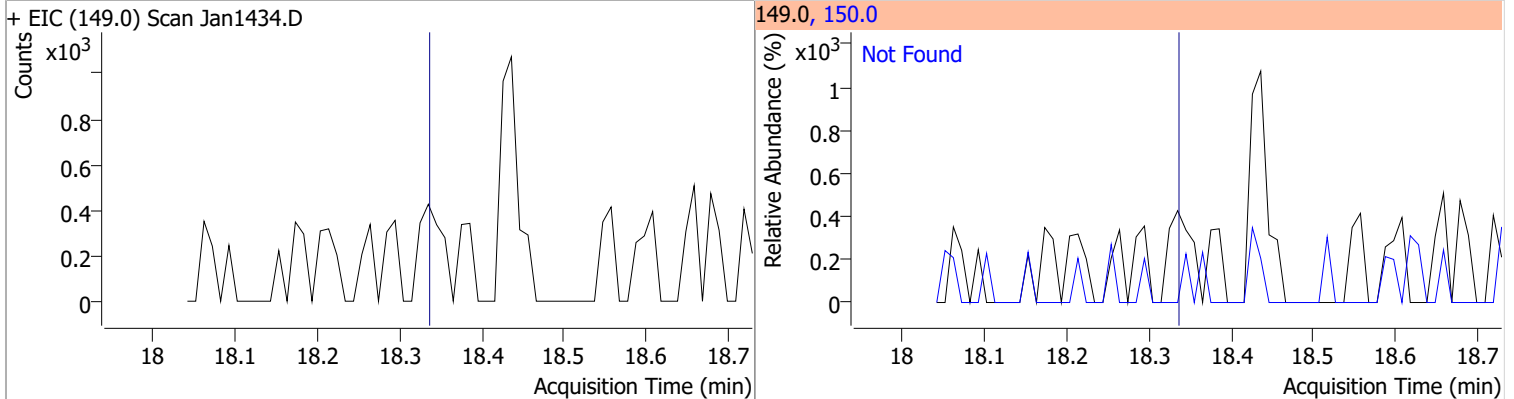
Compound	Conc.	Exp RT	QIon	Exp Ratio
3,3-Dichlorobenzidine	N.D.	15.96	254.0	65.4



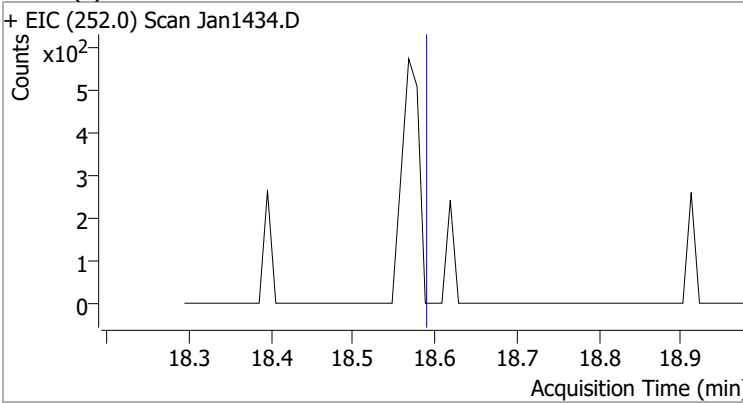
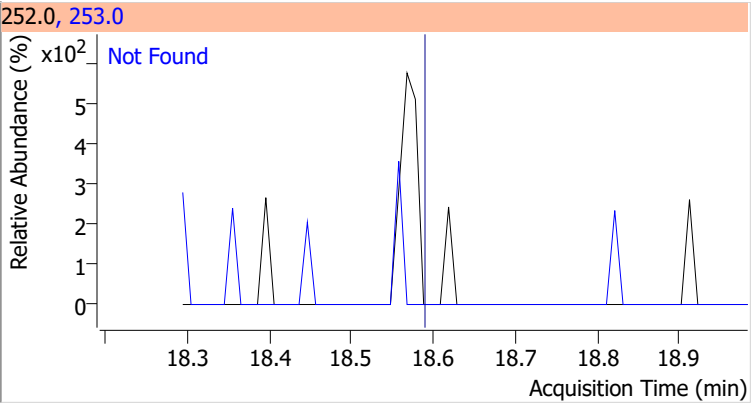
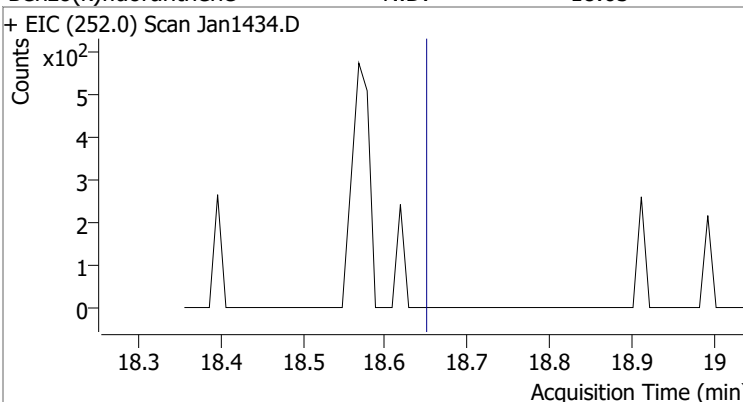
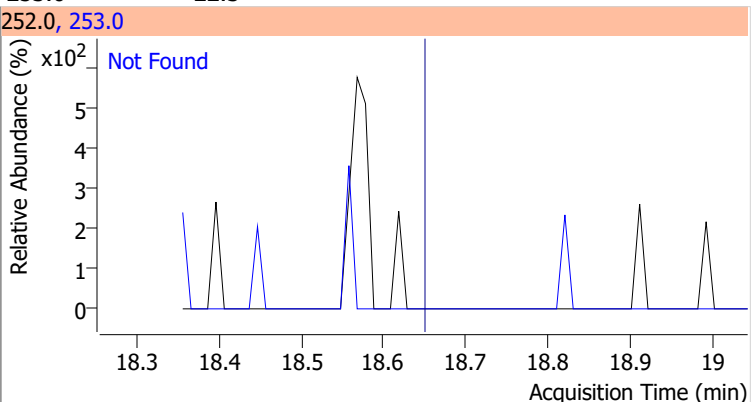
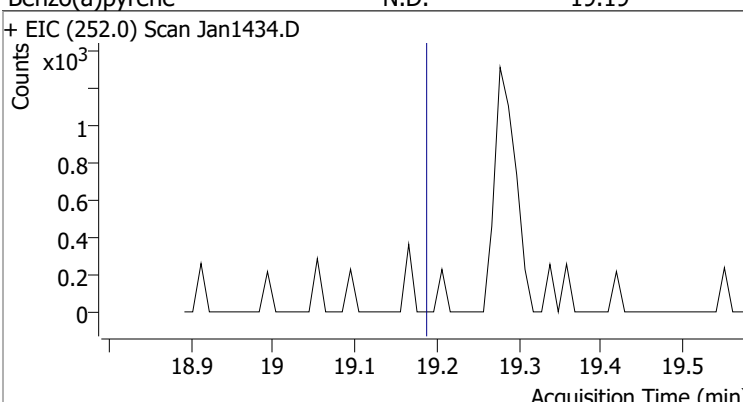
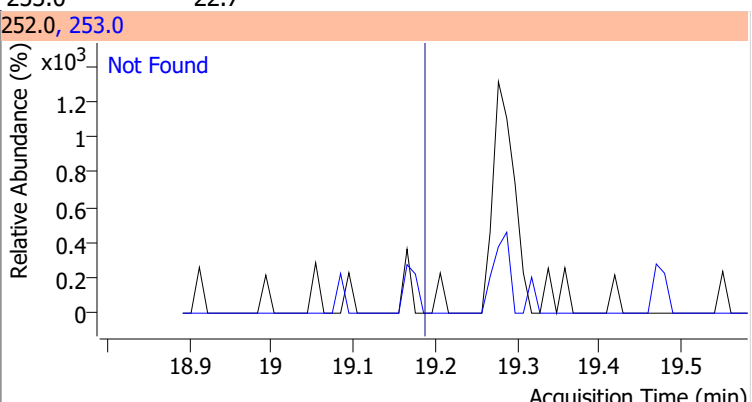
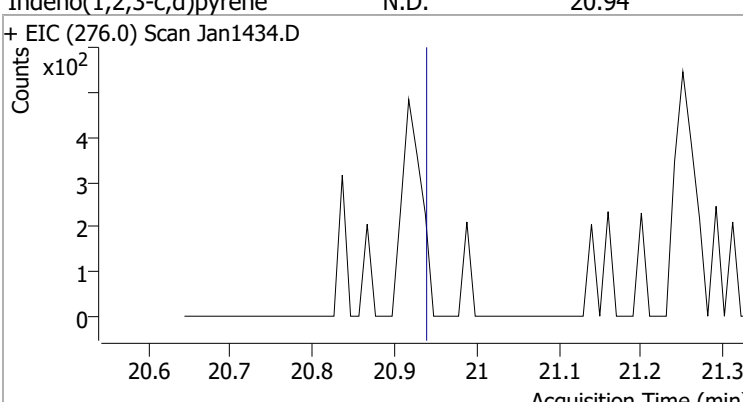
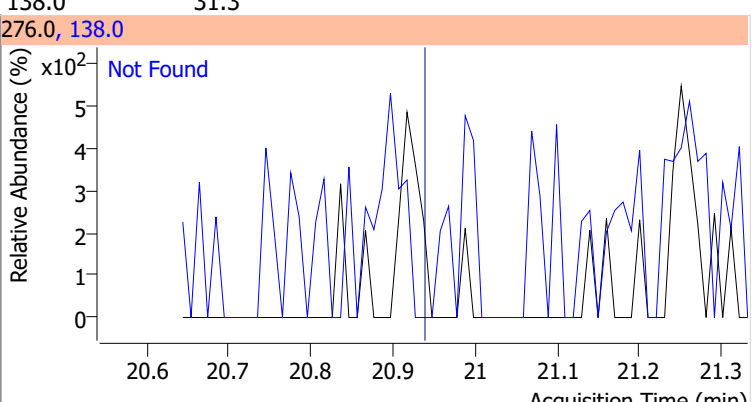
Compound	Conc.	Exp RT	QIon	Exp Ratio	QIon	Exp Ratio
bis(2-ethylhexyl)Phthalate	N.D.	16.65	149.0	389.1	279.0	15.4



Compound	Conc.	Exp RT	QIon	Exp Ratio
Di-n-octyl Phthalate	N.D.	18.34	150.0	9.4

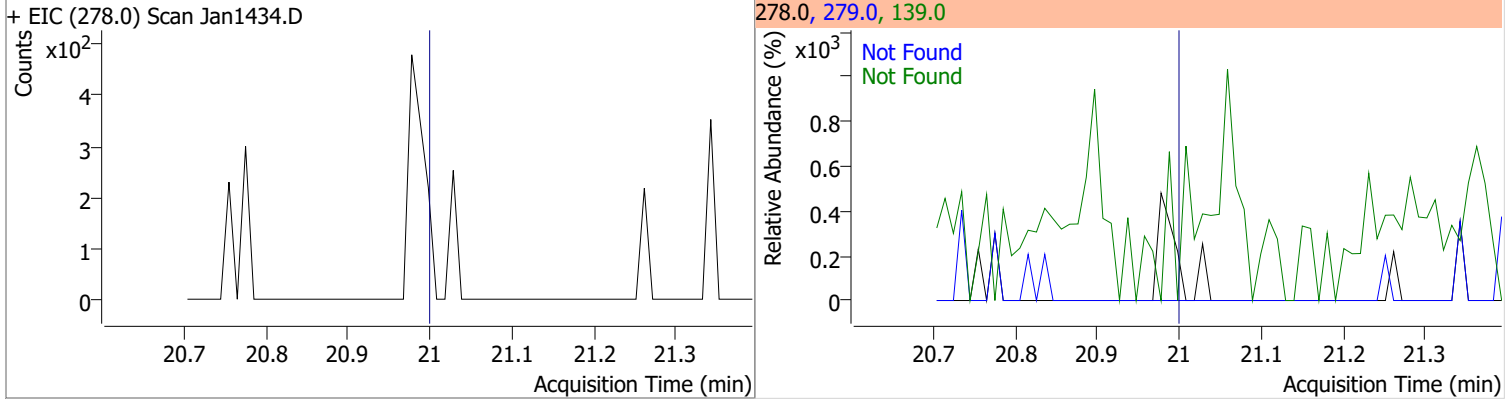


Quantitation Results Report (QT Reviewed)

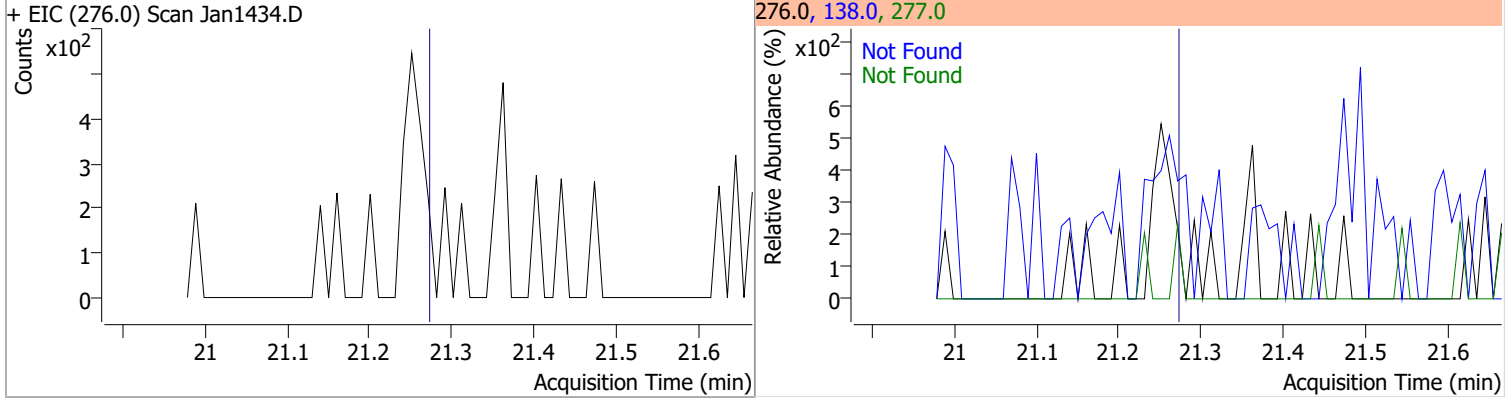
Compound	Conc.	Exp RT	QIon	Exp Ratio
Benzo(b)fluoranthene	N.D.	18.59	253.0	22.0
+ EIC (252.0) Scan Jan1434.D			252.0, 253.0	
				
Benzo(k)fluoranthene	N.D.	18.65	253.0	22.3
+ EIC (252.0) Scan Jan1434.D			252.0, 253.0	
				
Benzo(a)pyrene	N.D.	19.19	253.0	22.7
+ EIC (252.0) Scan Jan1434.D			252.0, 253.0	
				
Indeno(1,2,3-c,d)pyrene	N.D.	20.94	138.0	31.3
+ EIC (276.0) Scan Jan1434.D			276.0, 138.0	
				

Quantitation Results Report (QT Reviewed)

Compound	Conc.	Exp RT	QIon	Exp Ratio	QIon	Exp Ratio
Dibenzo(a,h)anthracene	N.D.	21.00	139.0	25.3	279.0	24.5



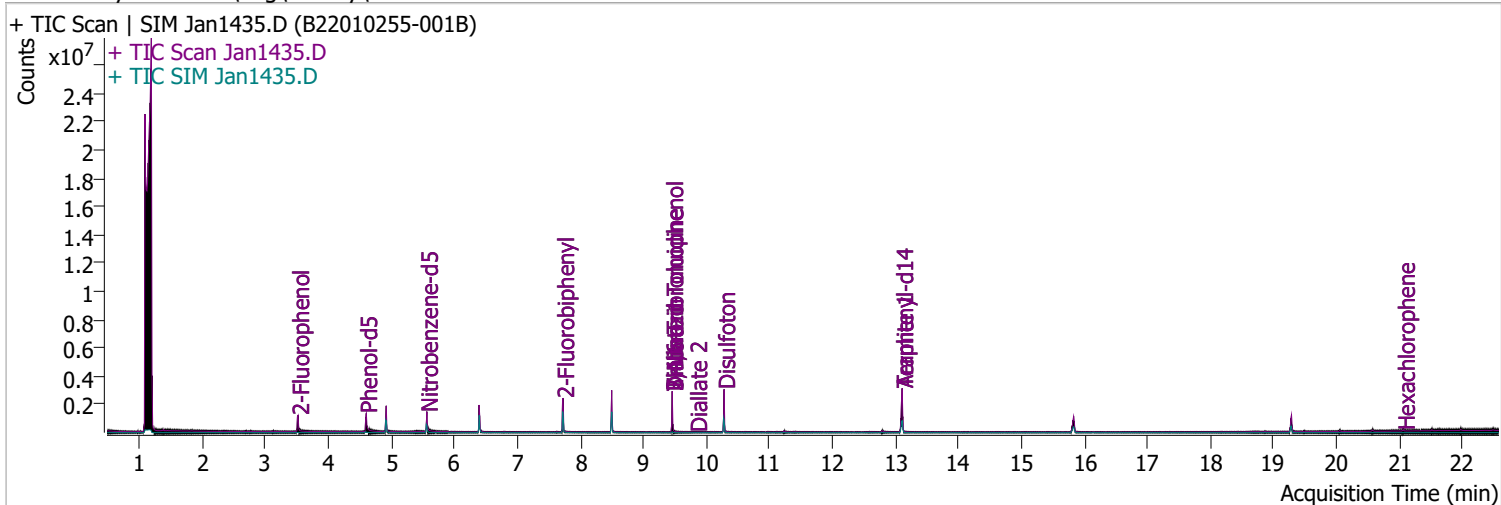
Compound	Conc.	Exp RT	QIon	Exp Ratio	QIon	Exp Ratio
Benzo(g,h,i)perylene	N.D.	21.27	138.0	33.6	277.0	23.4



Quantitation Results Report (QT Reviewed)

Data File Jan1435.D
 Acq. Method BNA+SIM.M
 Sample Name B22010255-001B
 Vial 35
 DA Method File
 Tune File dftppdsm.u
 Batch Name 011422 DoD BNA.batch.bin
 Ref Library D:\Org\Library\NIST129K.I

Operator LIMS import
 Acq. Date-Time 1/15/2022 7:07:24 AM
 Instrument Instrument #1
 Multiplier 1.00
 Comment SVOC-625.1-W-DEQ-7
 Tune Date 1/7/2022 12:13:00 PM
 Last Calib Update 1/17/2022 3:53:35 PM



Compound	RT	QIon	Resp.	Conc.	Units	Dev(Min)
----------	----	------	-------	-------	-------	----------

Internal Standards

System Monitoring Compounds

S 2-Fluorophenol	3.521	112.0	417619	61.5050	µg/L	0.010
Spiked Amount: 200.000	Range: 10.0 - 75.0%			Recovery = 30.75%		
S Phenol-d5	4.603	99.0	621098	68.3415	µg/L	0.000
Spiked Amount: 200.000	Range: 10.0 - 65.0%			Recovery = 34.17%		
S Nitrobenzene-d5	5.563	82.0	308790	62.6427	µg/L	0.000
Spiked Amount: 100.000	Range: 32.0 - 94.0%			Recovery = 62.64%		
S 2-Fluorobiphenyl	7.728	172.0	1055193	57.6582	µg/L	0.010
Spiked Amount: 100.000	Range: 28.0 - 107.0%			Recovery = 57.66%		
S 2,4,6-Tribromophenol	9.458	329.8	214523	139.1431	µg/L	0.000
Spiked Amount: 200.000	Range: 25.0 - 140.0%			Recovery = 69.57%		
S Terphenyl-d14	13.108	244.3	1642338	91.8040	µg/L	0.010
Spiked Amount: 100.000	Range: 32.0 - 122.0%			Recovery = 91.80%		

Target Compounds

Compound	RT	QIon	Resp.	Conc.	Units	Dev(Min)	QValue
T N-Nitrosodimethylamine	0.000		0	N.D.			
T Pyridine	0.000		0	N.D.			
T Aniline	0.000		0	N.D.			
T Phenol	0.000		0	N.D.			
T bis(-2-Chloroethyl)Ether	0.000		0	N.D.			
T 2-Chlorophenol	0.000		0	N.D.			
T 1,3-Dichlorobenzene	0.000		0	N.D.			
T 1,4-Dichlorobenzene	0.000		0	N.D.			
T 1,2-Dichlorobenzene	0.000		0	N.D.			
T Benzyl Alcohol	0.000		0	N.D.			
T bis(2-chloroisopropyl)Ether	0.000		0	N.D.			
T 2-Methylphenol	0.000		0	N.D.			
T N-nitroso-Di-n-propylamine	5.563	70.0	0		µg/L	md	1
T 4Methylphenol/3Methylphenol	0.000		0	N.D.			
T Hexachloroethane	0.000		0	N.D.			

Quantitation Results Report (QT Reviewed)

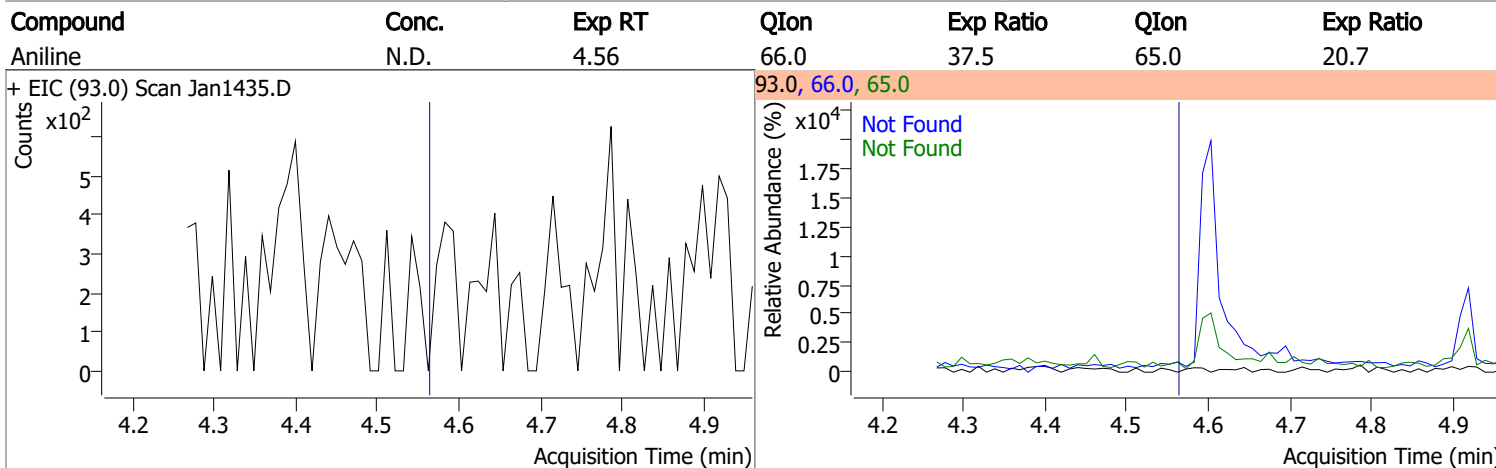
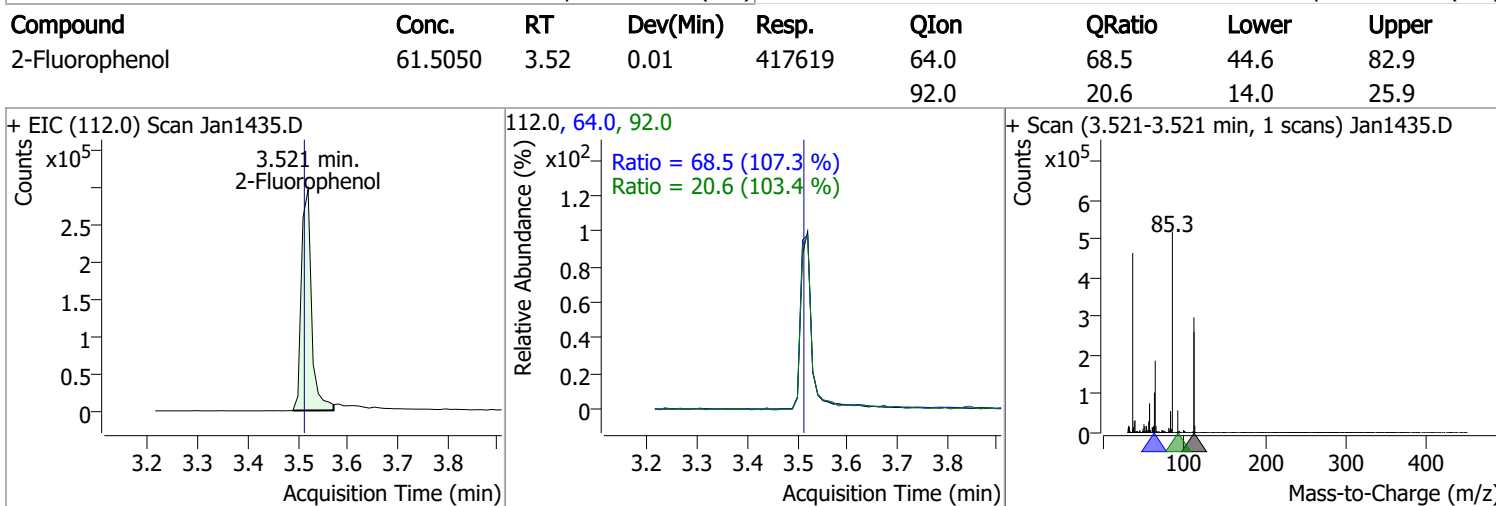
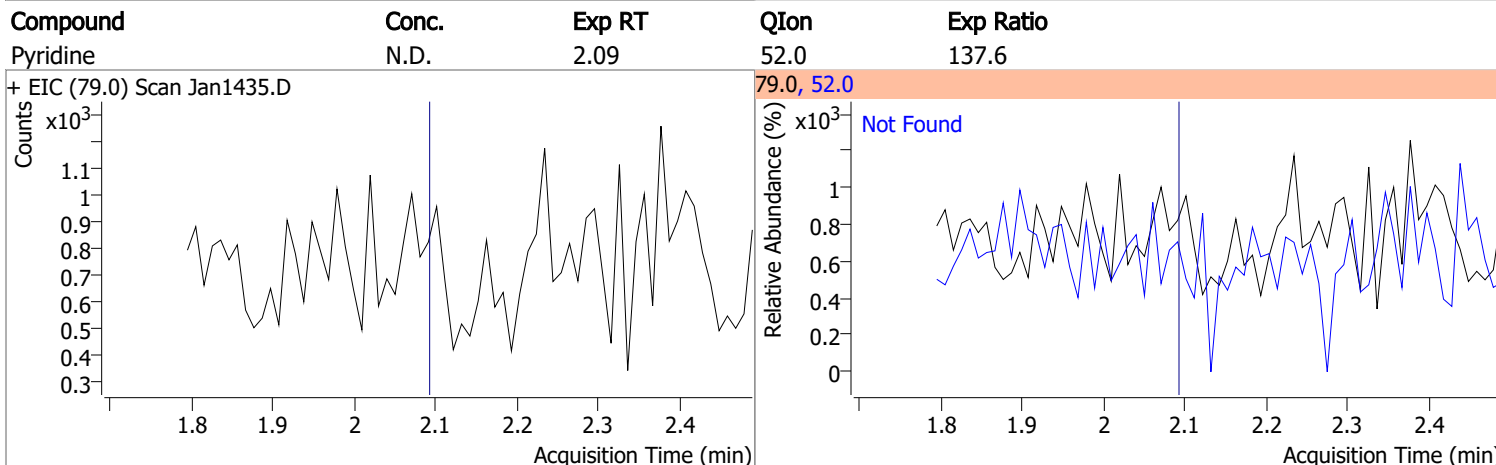
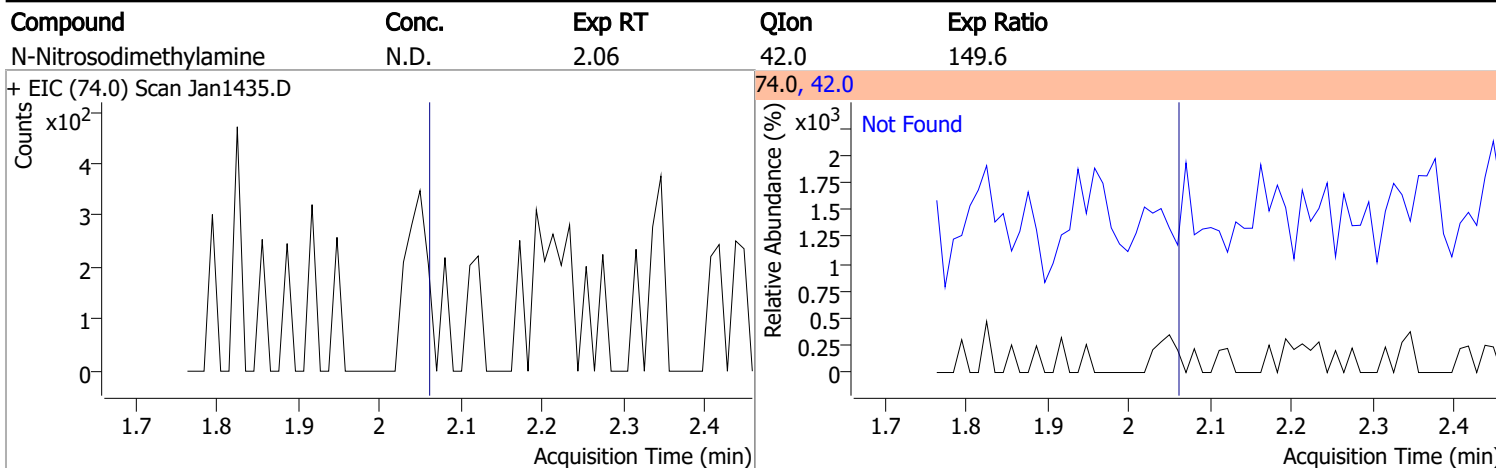
Compound	RT	QIon	Resp.	Conc.	Units	Dev(Min)
T Nitrobenzene	0.000		0	N.D.		
T Isophorone	0.000		0	N.D.		
T 2-Nitrophenol	0.000		0	N.D.		
T 2,4-Dimethylphenol	0.000		0	N.D.		
T bis(-2-Chloroethoxy)Methane	0.000		0	N.D.		
T 2,4-Dichlorophenol	0.000		0	N.D.		
T Benzoic Acid	0.000		0	N.D.		
T 1,2,4-Trichlorobenzene	0.000		0	N.D.		
T Naphthalene	0.000		0	N.D.		
T 4-Chlorophenol	0.000		0	N.D.		
T p-Chloroaniline	0.000		0	N.D.		
T Hexachlorobutadiene	0.000		0	N.D.		
T 4-Chloro-2-Methylphenol	0.000		0	N.D.		
T 4-Chloro-3-Methylphenol	0.000		0	N.D.		
T 2-Methylnaphthalene	0.000		0	N.D.		
T 1-Methylnaphthalene	0.000		0	N.D.		
T Hexachlorocyclopentadiene	0.000		0	N.D.		
T 2,4,6-Trichlorophenol	0.000		0	N.D.		
T 2,4,5-Trichlorophenol	0.000		0	N.D.		
T 2-Chloronaphthalene	0.000		0	N.D.		
T 2-Nitroaniline	0.000		0	N.D.		
T Dimethyl Phthalate	8.497	163.0	0		µg/L	md
T 2,6-Dinitrotoluene	8.497	165.0	0		µg/L	md
T Acenaphthylene	0.000		0	N.D.		
T 3-Nitroaniline	0.000		0	N.D.		
T Acenaphthene	0.000		0	N.D.		
T 2,4-Dinitrophenol	0.000		0	N.D.		
T Dibenzofuran	0.000		0	N.D.		
T 2,4-Dinitrotoluene	8.497	165.0	0		µg/L	md
T 4-Nitrophenol	0.000		0	N.D.		
T Diethylphthalate	0.000		0	N.D.		
T Fluorene	0.000		0	N.D.		
T 4-Chlorophenyl-phenylether	0.000		0	N.D.		
T 4-Nitroaniline	0.000		0	N.D.		
T 4,6-Dinitro-2-methylphenol	0.000		0	N.D.		
T N-nitrosodiphenylamine	0.000		0	N.D.		
T Azobenzene	0.000		0	N.D.		
T 4-Bromophenyl-phenylether	0.000		0	N.D.		
T Hexachlorobenzene	0.000		0	N.D.		
T Pentachlorophenol	0.000		0	N.D.		
T Phenanthrene	0.000		0	N.D.		
T Anthracene	0.000		0	N.D.		
T Triallate	0.000		0	N.D.		
T Carbazole	0.000		0	N.D.		
T o-Terphenyl	0.000		0	N.D.		
T Di-n-Butylphthalate	0.000		0	N.D.		
T Fluoranthene	0.000		0	N.D.		
T Benzidine	0.000		0	N.D.		
T Pyrene	0.000		0	N.D.		
T Butylbenzylphthalate	0.000		0	N.D.		
T Benzo(a)Anthracene	0.000		0	N.D.		
T Chrysene	0.000		0	N.D.		
T 3,3-Dichlorobenzidine	0.000		0	N.D.		
T bis(2-ethylhexyl)Phthalate	0.000		0	N.D.		
T Di-n-octyl Phthalate	0.000		0	N.D.		

Quantitation Results Report (QT Reviewed)

Compound	RT	QIon	Resp.	Conc.	Units	Dev(Min)
T Benzo(b)fluoranthene	0.000		0	N.D.		
T Benzo(k)fluoranthene	0.000		0	N.D.		
T Benzo(a)pyrene	0.000		0	N.D.		
T Indeno(1,2,3-c,d)pyrene	0.000		0	N.D.		
T Dibenzo(a,h)anthracene	0.000		0	N.D.		
T Benzo(g,h,i)perylene	0.000		0	N.D.		

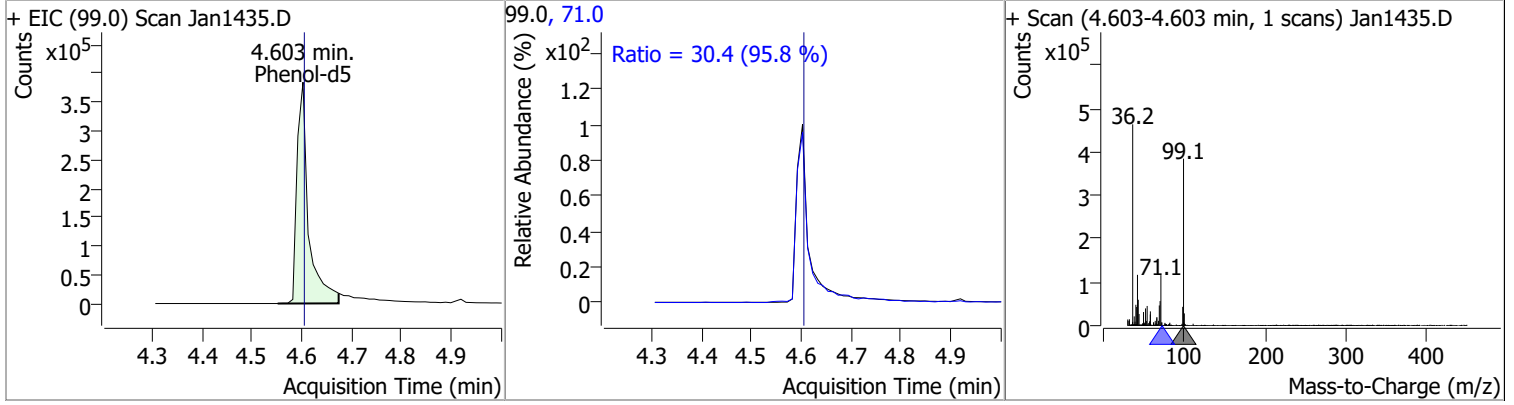
(#) = Qualifier Out of Range; (m) = Manual Integration; (+) = Area Summed; (*) = Surrogate Percent Recovery Out of Range; (d): Zeroed Peak

Quantitation Results Report (QT Reviewed)

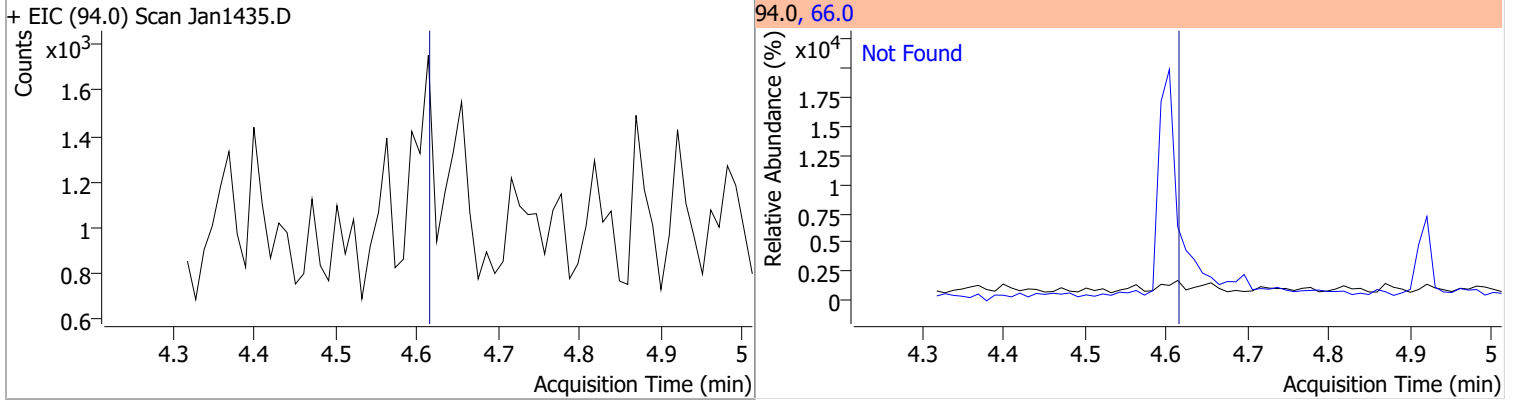


Quantitation Results Report (QT Reviewed)

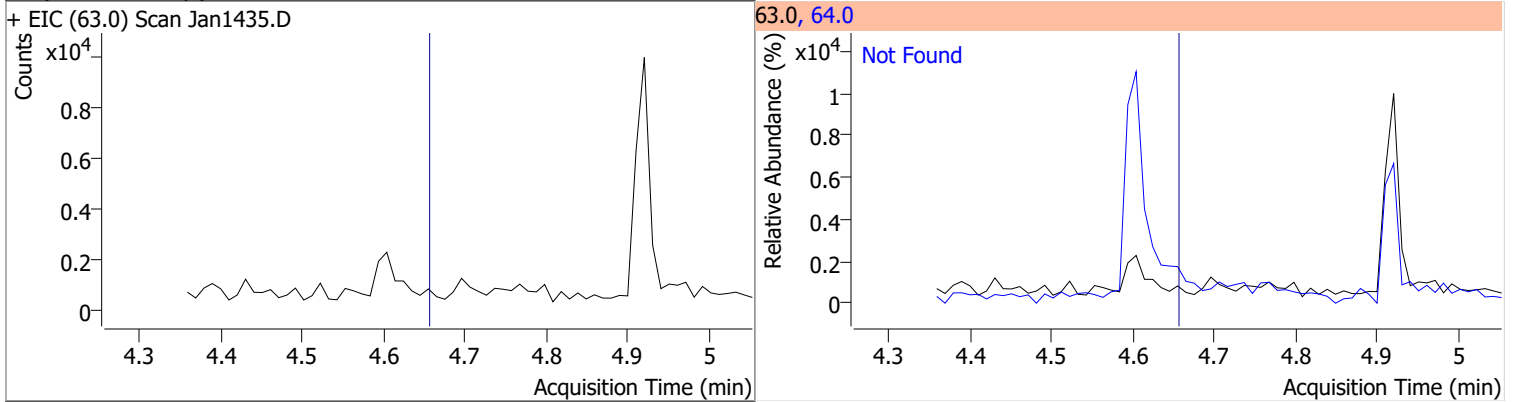
Compound	Conc.	RT	Dev(Min)	Resp.	QIon	QRatio	Lower	Upper
Phenol-d5	68.3415	4.60	0.00	621098	71.0	30.4	22.2	41.2



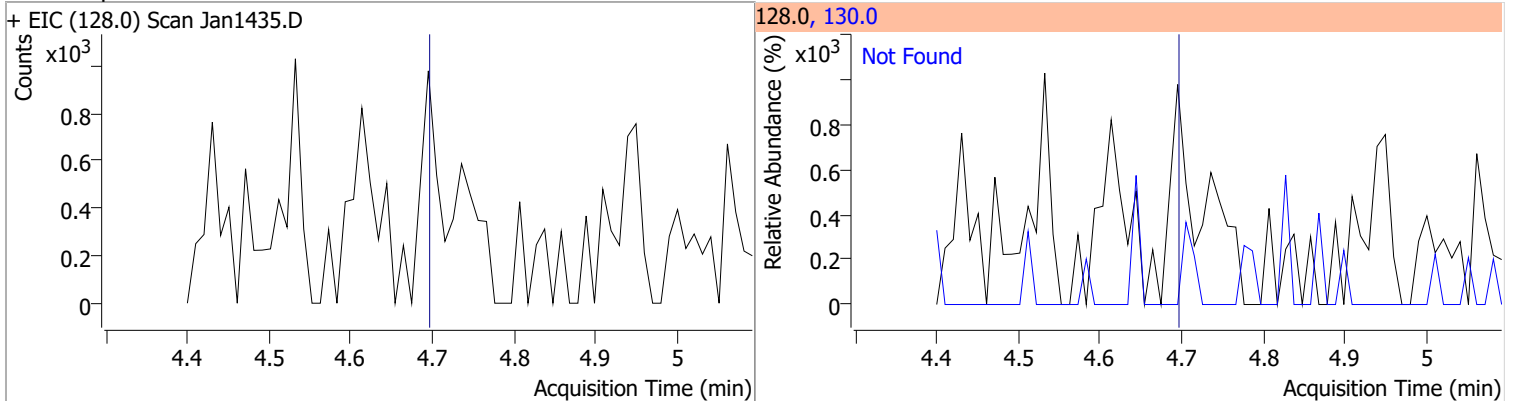
Compound	Conc.	Exp RT	QIon	Exp Ratio
Phenol	N.D.	4.61	66.0	49.9



Compound	Conc.	Exp RT	QIon	Exp Ratio
bis(-2-Chloroethyl)Ether	N.D.	4.65	64.0	3.4

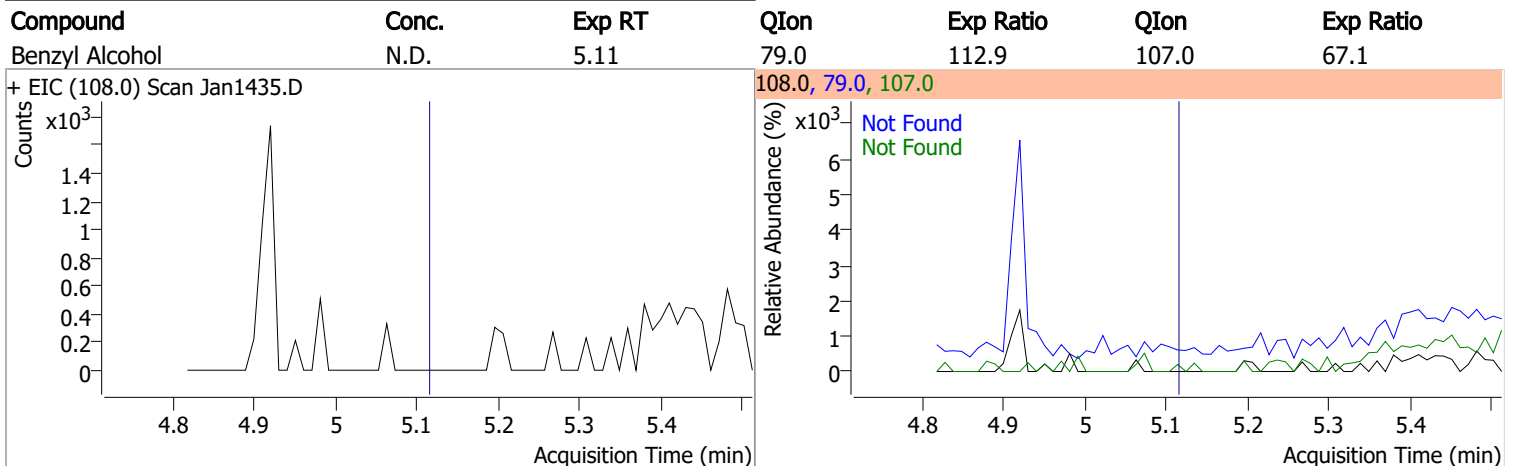
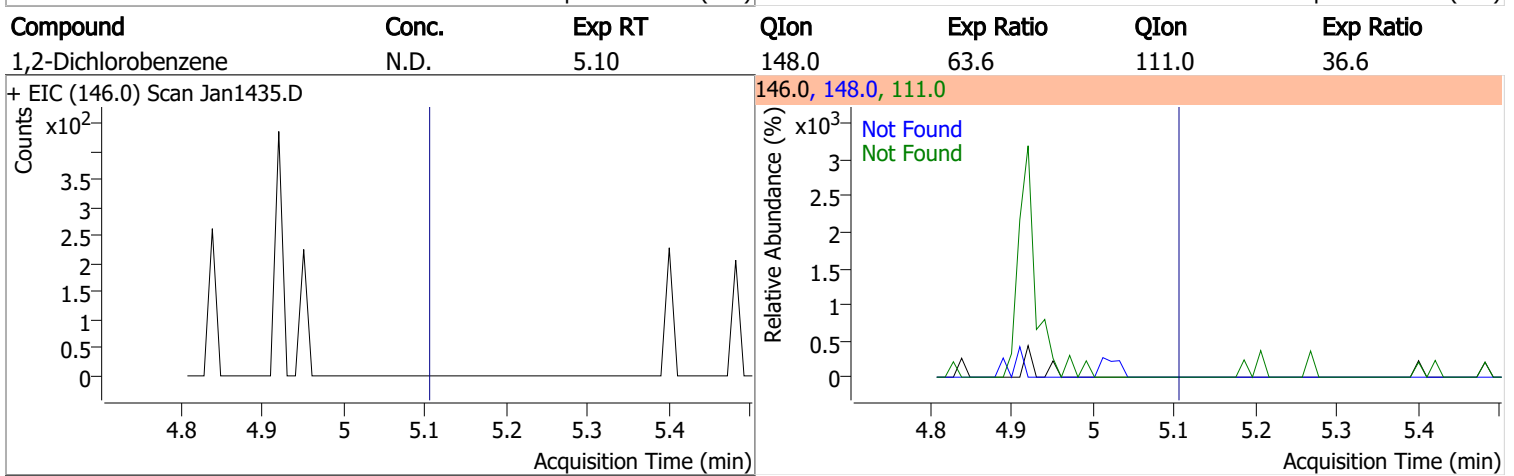
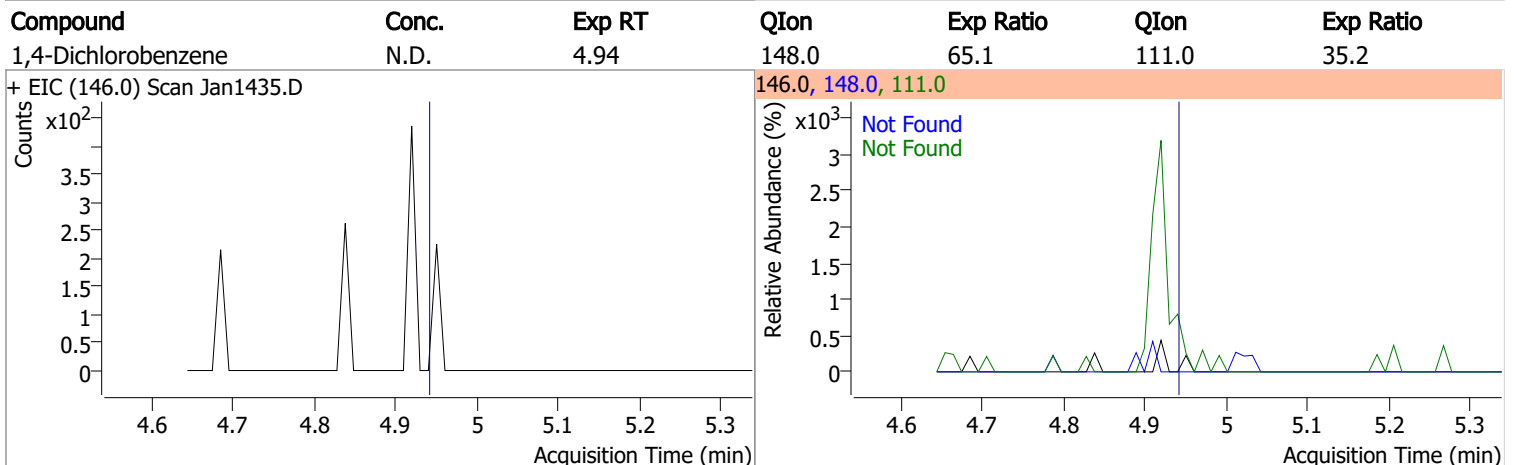
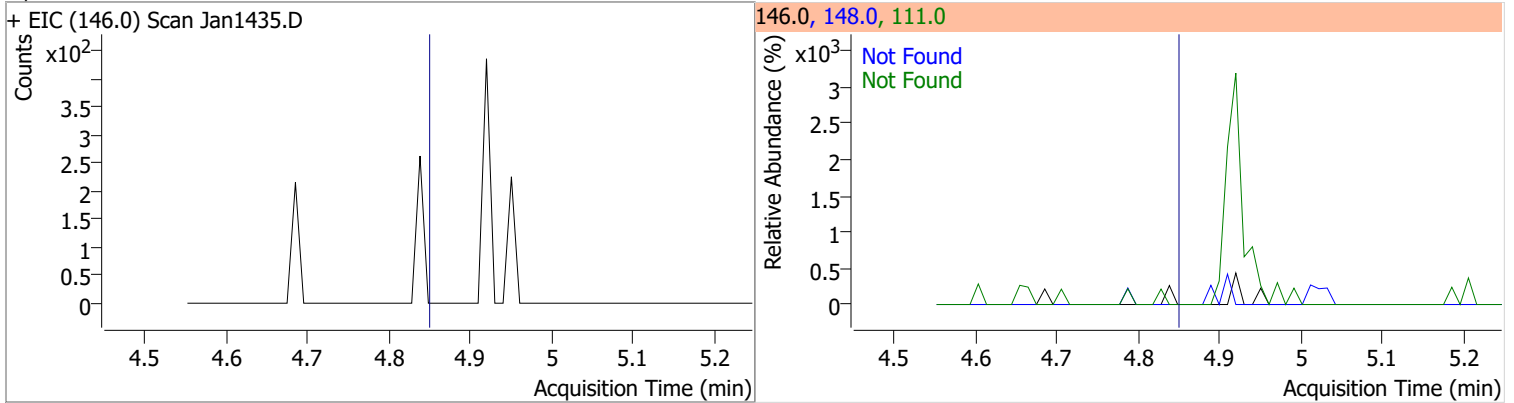


Compound	Conc.	Exp RT	QIon	Exp Ratio
2-Chlorophenol	N.D.	4.70	130.0	32.7



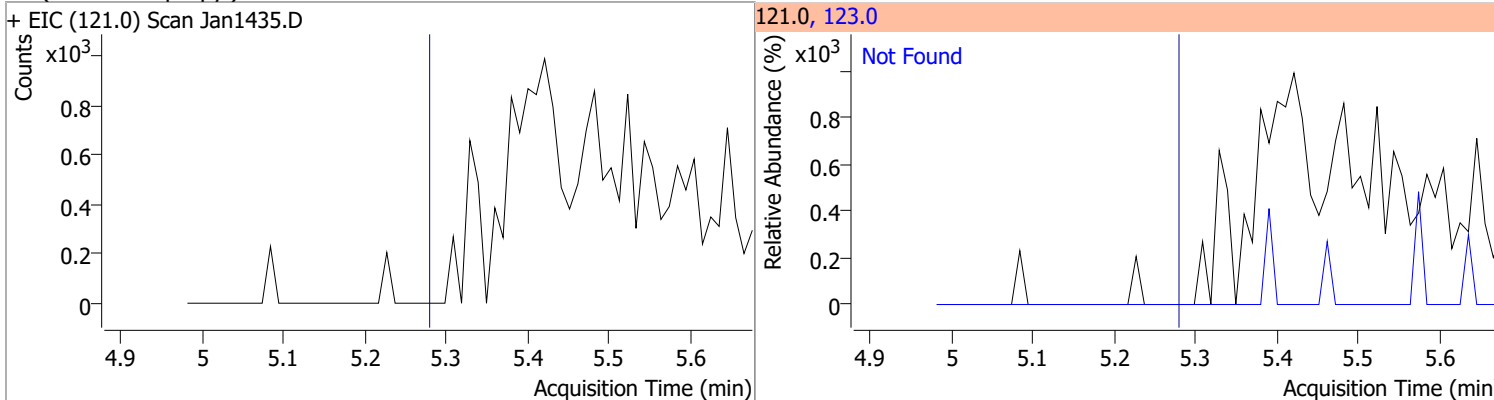
Quantitation Results Report (QT Reviewed)

Compound	Conc.	Exp RT	QIon	Exp Ratio	QIon	Exp Ratio
----------	-------	--------	------	-----------	------	-----------

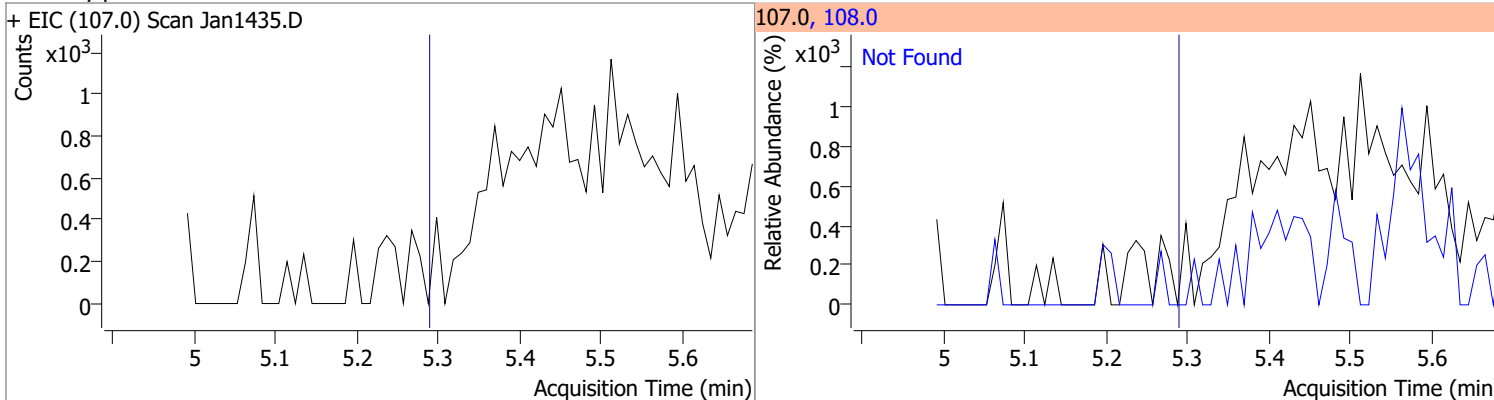


Quantitation Results Report (QT Reviewed)

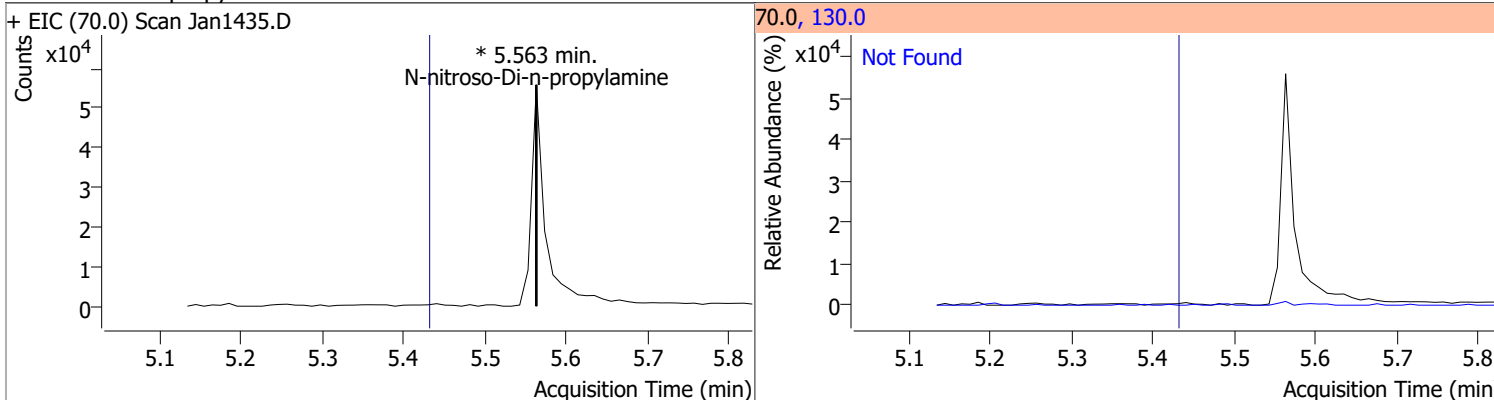
Compound	Conc.	Exp RT	QIon	Exp Ratio
bis(2-chloroisopropyl)Ether	N.D.	5.28	123.0	33.2



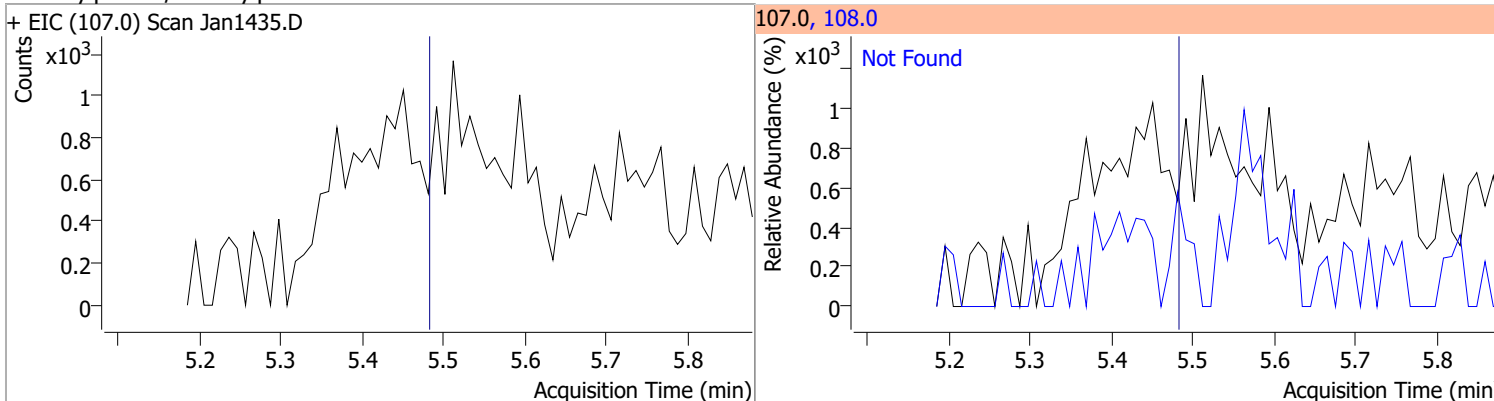
Compound	Conc.	Exp RT	QIon	Exp Ratio
2-Methylphenol	N.D.	5.29	108.0	114.9



Compound	Conc.	RT	Dev(Min)	Resp.	QIon	QRatio	Lower	Upper
N-nitroso-Di-n-propylamine		0		0	130.0		0.0	40.8

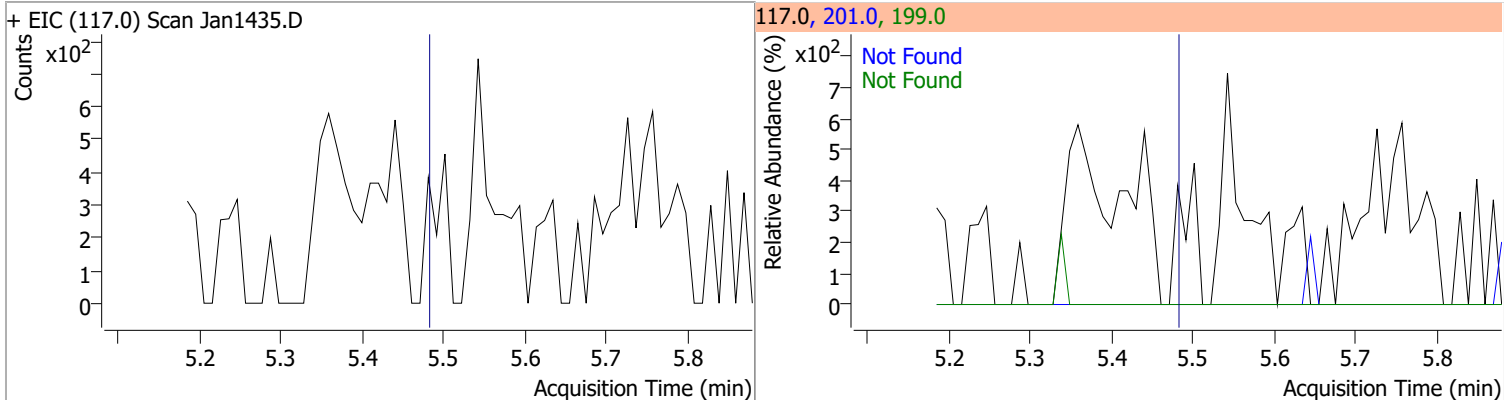


Compound	Conc.	Exp RT	QIon	Exp Ratio
4Methylphenol/3Methylphenol	N.D.	5.48	108.0	80.9

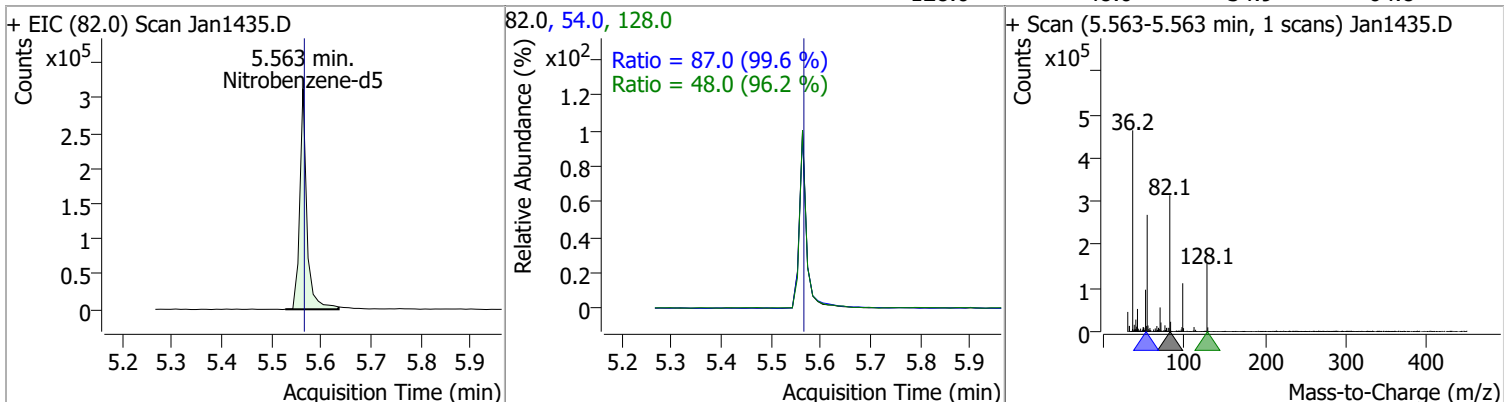


Quantitation Results Report (QT Reviewed)

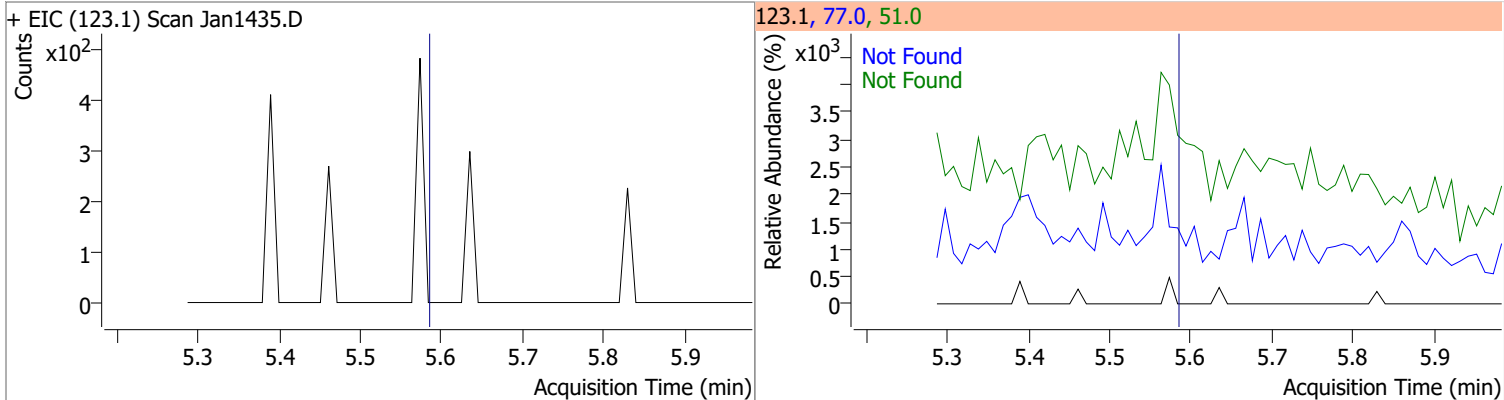
Compound	Conc.	Exp RT	QIon	Exp Ratio	QIon	Exp Ratio
Hexachloroethane	N.D.	5.48	201.0	96.9	199.0	60.2



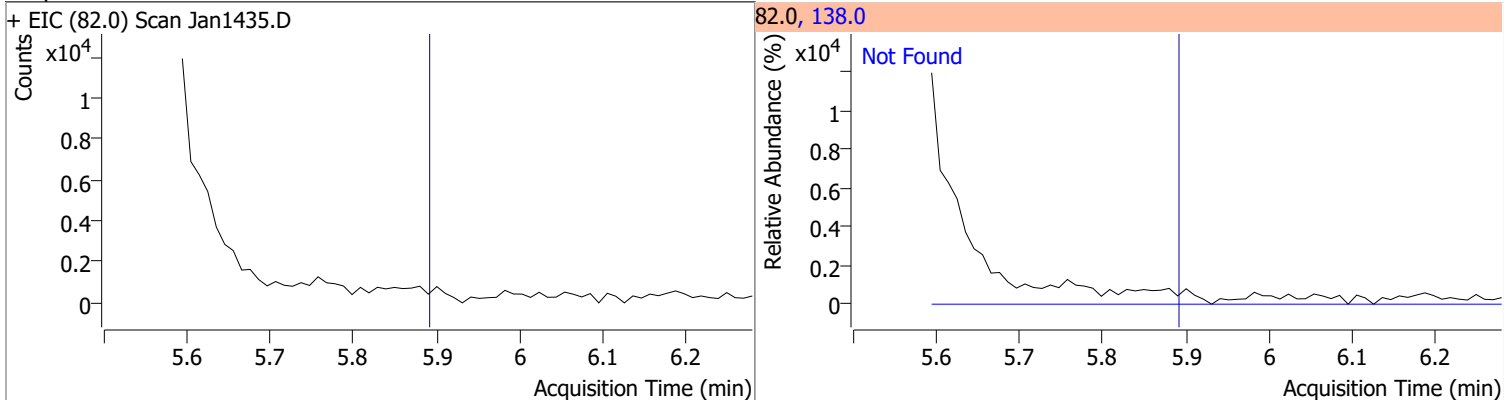
Compound	Conc.	RT	Dev(Min)	Resp.	QIon	QRatio	Lower	Upper
Nitrobenzene-d5	62.6427	5.56	0.00	308790	54.0	87.0	61.2	113.6
					128.0	48.0	34.9	64.8



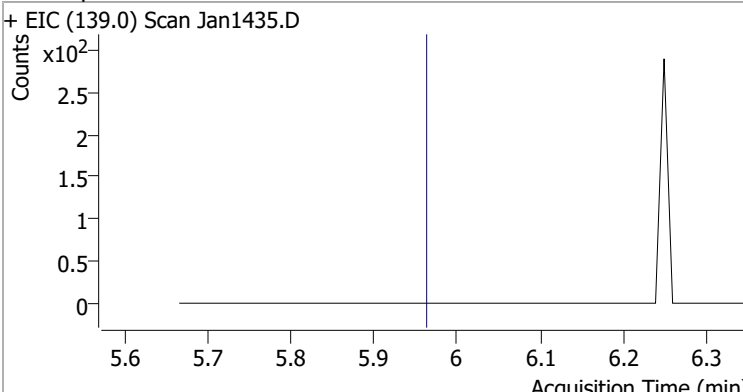
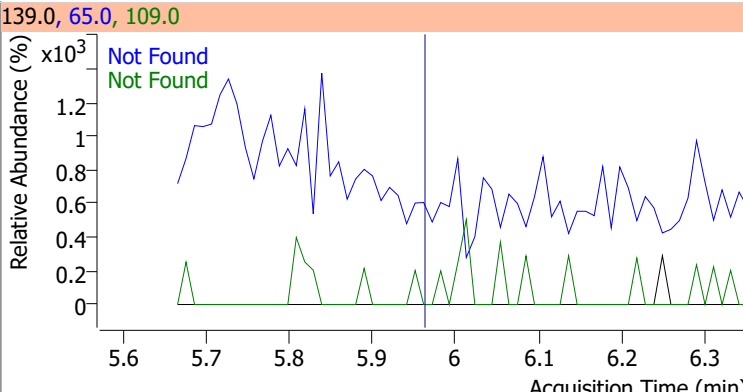
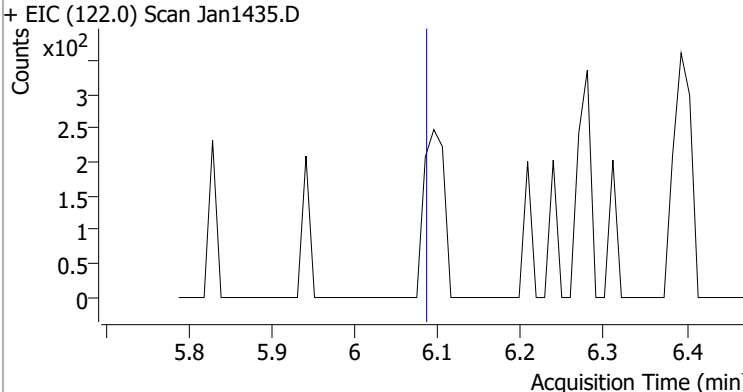
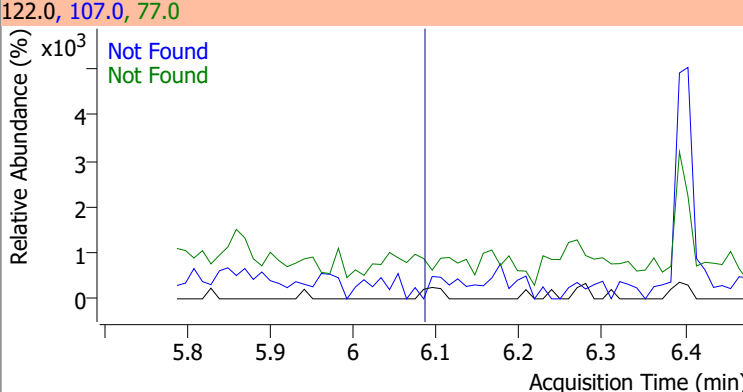
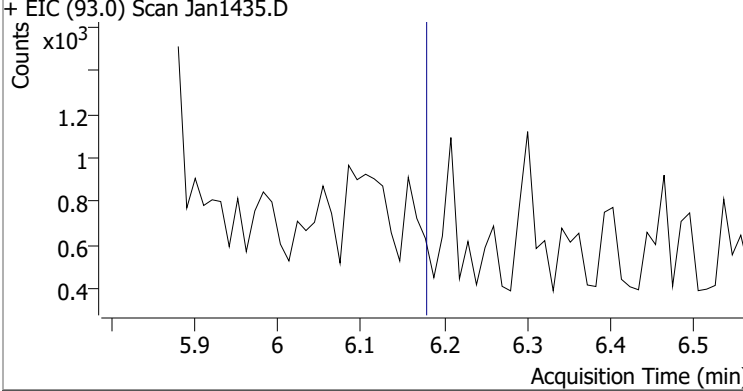
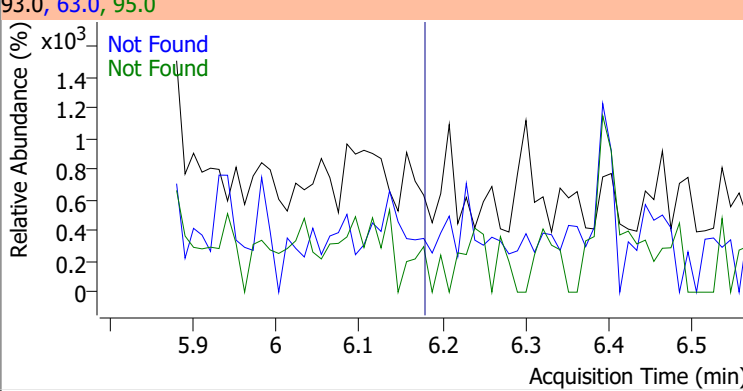
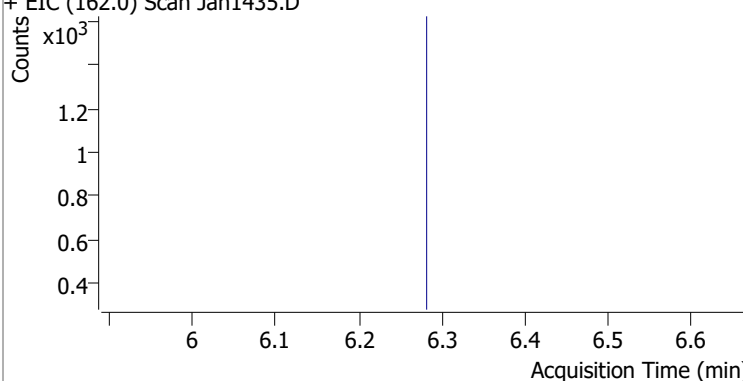
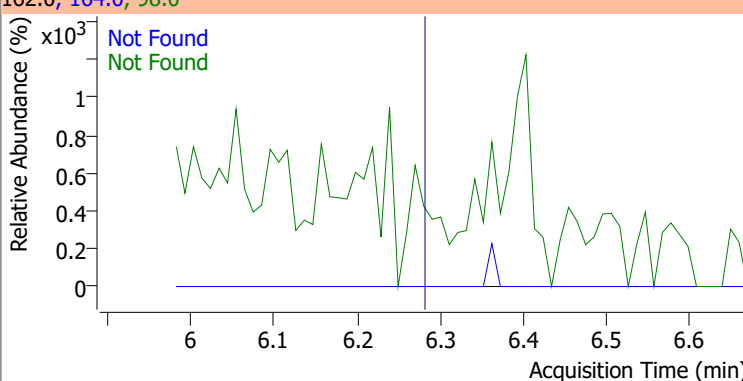
Compound	Conc.	Exp RT	QIon	Exp Ratio	QIon	Exp Ratio
Nitrobenzene	N.D.	5.58	77.0	187.7	51.0	165.1



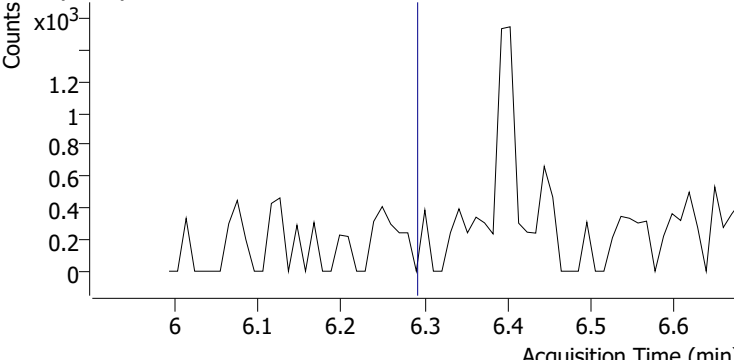
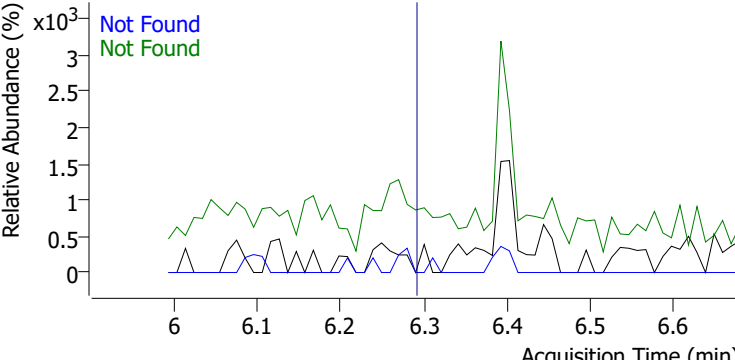
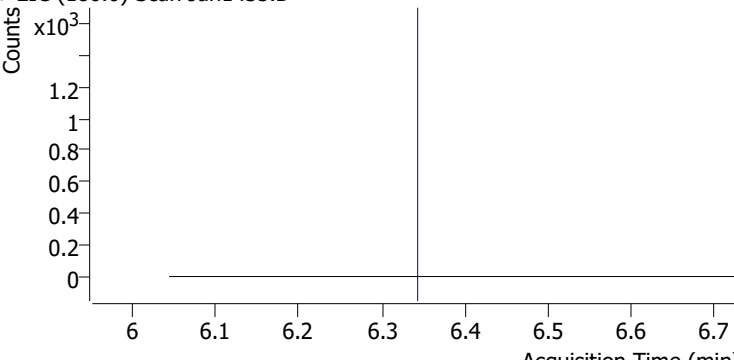
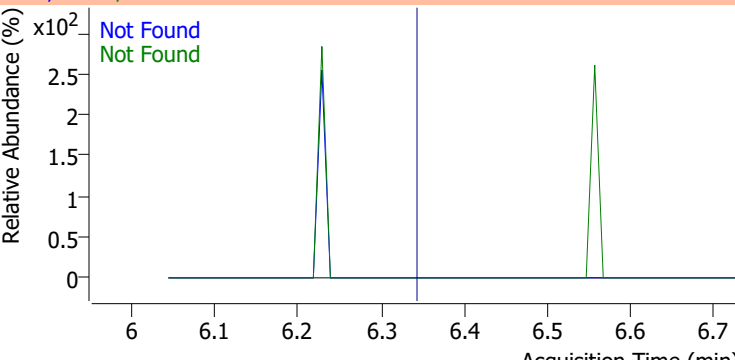
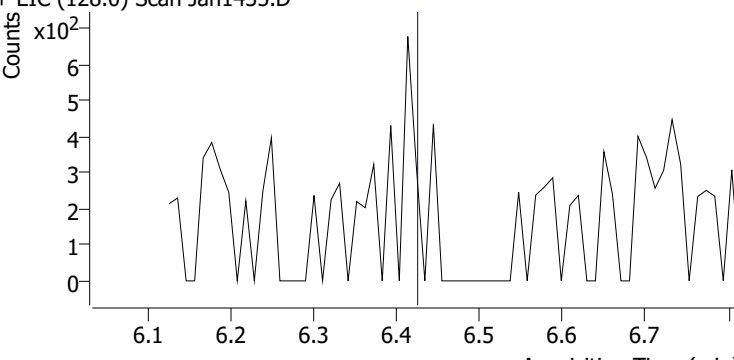
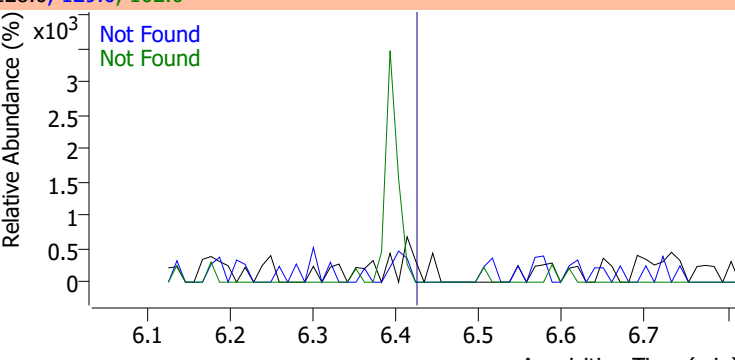
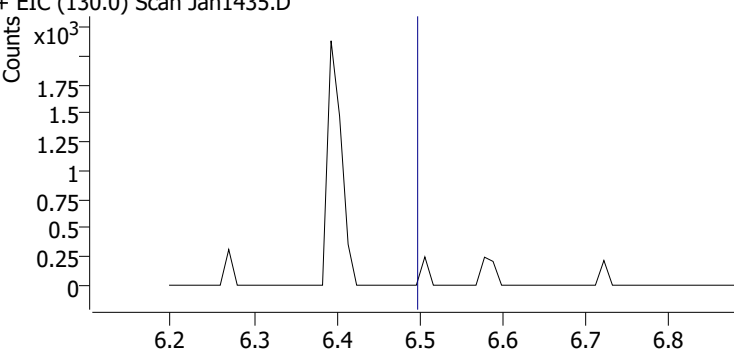
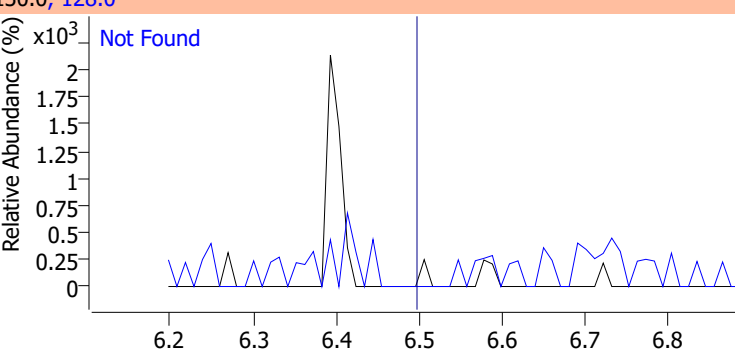
Compound	Conc.	Exp RT	QIon	Exp Ratio
Isophorone	N.D.	5.89	138.0	21.2



Quantitation Results Report (QT Reviewed)

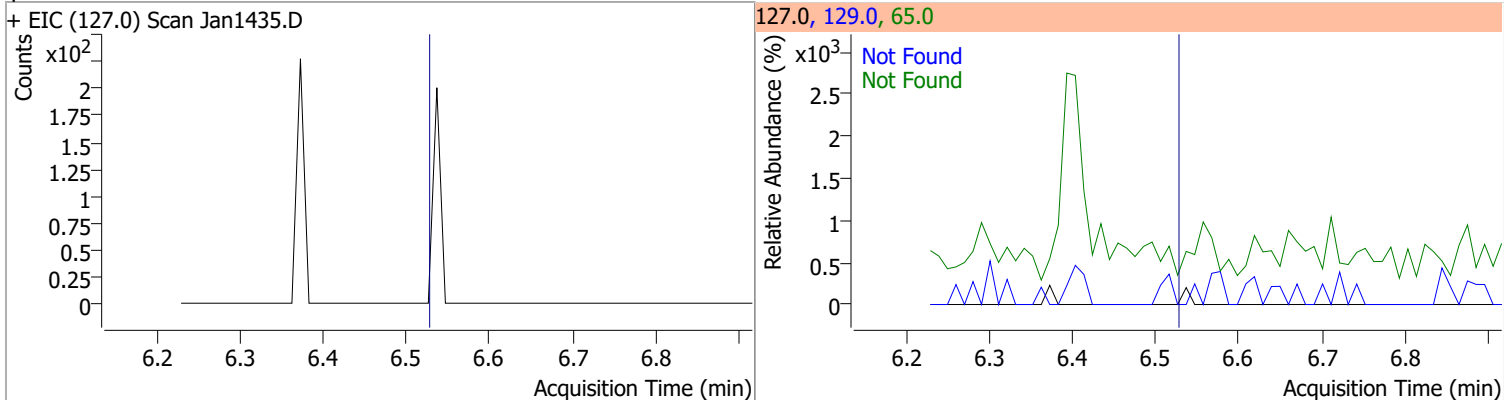
Compound	Conc.	Exp RT	QIon	Exp Ratio	QIon	Exp Ratio
2-Nitrophenol	N.D.	5.96	65.0	52.2	109.0	38.2
+ EIC (139.0) Scan Jan1435.D			139.0, 65.0, 109.0			
						
2,4-Dimethylphenol	N.D.	6.08	107.0	106.7	77.0	29.9
+ EIC (122.0) Scan Jan1435.D			122.0, 107.0, 77.0			
						
bis(-2-Chloroethoxy)Methane	N.D.	6.18	63.0	88.3	95.0	29.8
+ EIC (93.0) Scan Jan1435.D			93.0, 63.0, 95.0			
						
2,4-Dichlorophenol	N.D.	6.28	164.0	63.5	98.0	30.9
+ EIC (162.0) Scan Jan1435.D			162.0, 164.0, 98.0			
						

Quantitation Results Report (QT Reviewed)

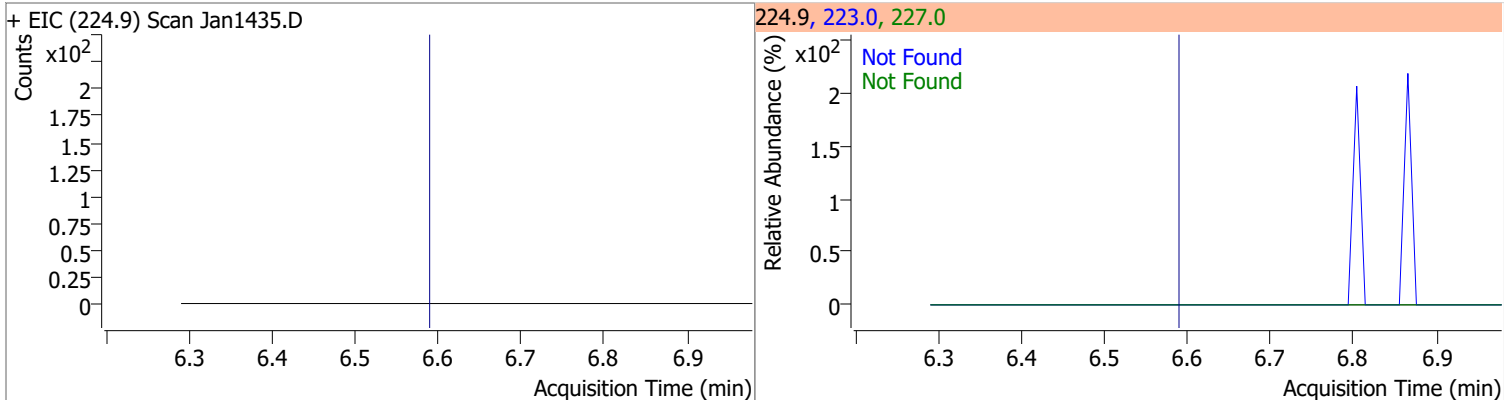
Compound	Conc.	Exp RT	QIon	Exp Ratio	QIon	Exp Ratio
Benzoic Acid	N.D.	6.29	122.0	89.3	77.0	71.7
+ EIC (105.0) Scan Jan1435.D			105.0, 122.0, 77.0			
						
1,2,4-Trichlorobenzene	N.D.	6.34	182.0	98.3	145.0	29.2
+ EIC (180.0) Scan Jan1435.D			180.0, 182.0, 145.0			
						
Naphthalene	N.D.	6.42	129.0	11.1	102.0	8.9
+ EIC (128.0) Scan Jan1435.D			128.0, 129.0, 102.0			
						
4-Chlorophenol	N.D.	6.50	128.0	299.5		
+ EIC (130.0) Scan Jan1435.D			130.0, 128.0			
						

Quantitation Results Report (QT Reviewed)

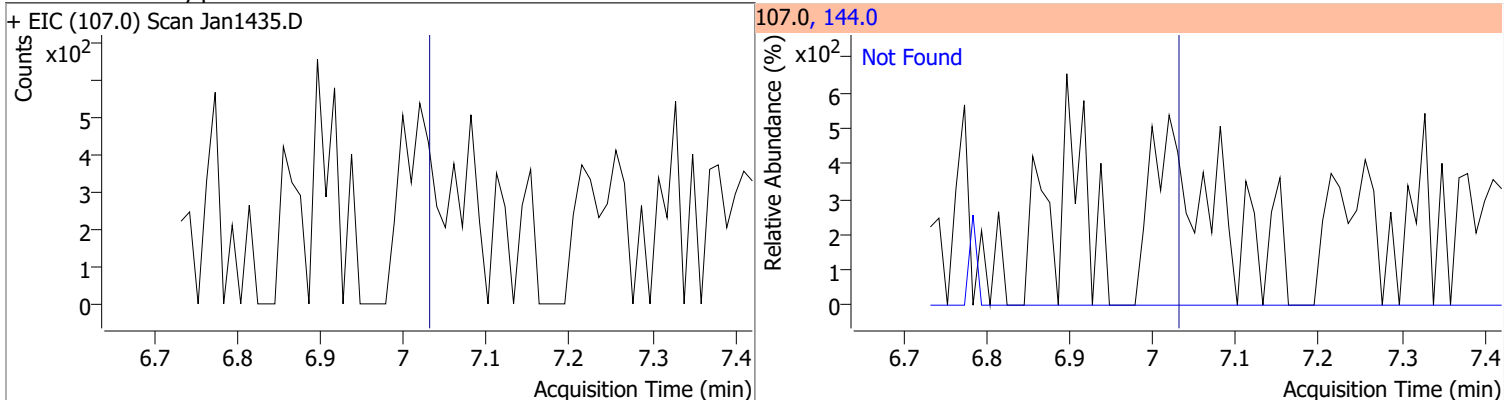
Compound	Conc.	Exp RT	QIon	Exp Ratio	QIon	Exp Ratio
p-Chloroaniline	N.D.	6.53	65.0	32.6	129.0	32.1



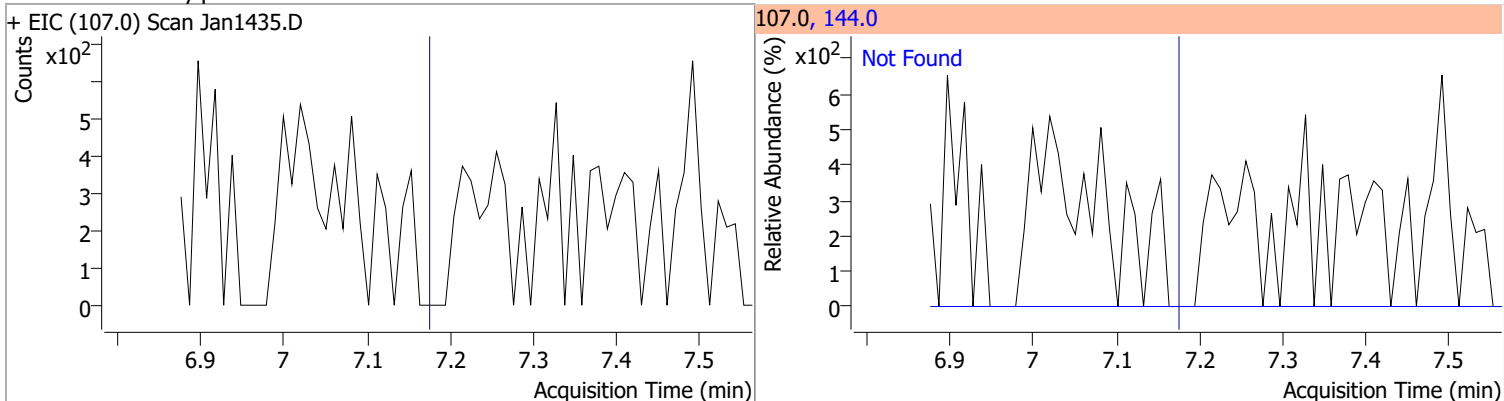
Compound	Conc.	Exp RT	QIon	Exp Ratio	QIon	Exp Ratio
Hexachlorobutadiene	N.D.	6.59	223.0	62.9	227.0	61.7



Compound	Conc.	Exp RT	QIon	Exp Ratio
4-Chloro-2-Methylphenol	N.D.	7.03	144.0	28.7



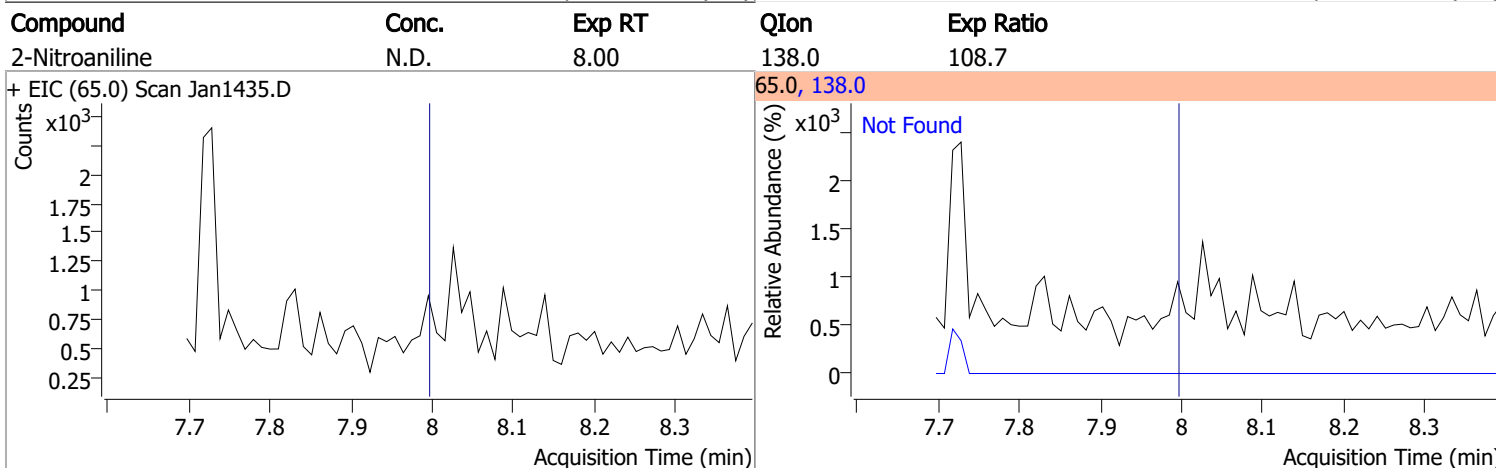
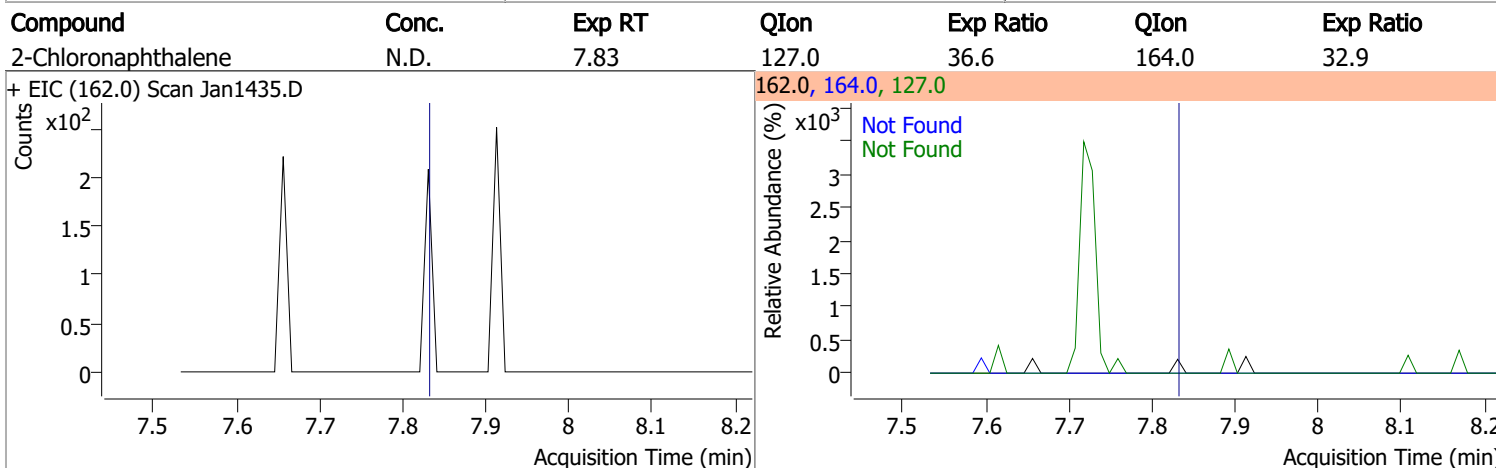
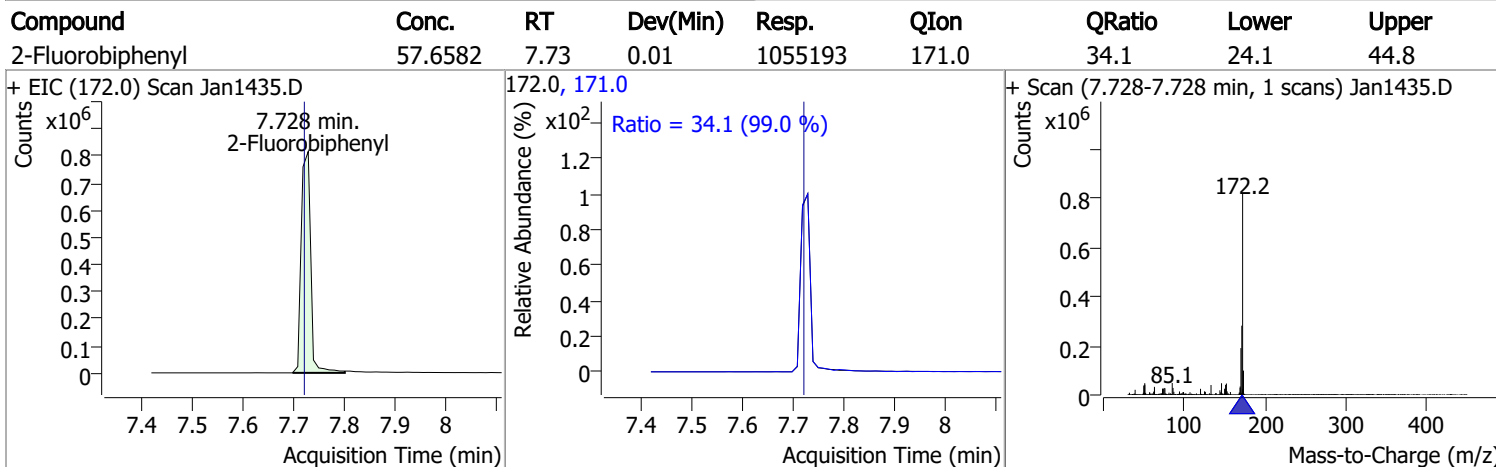
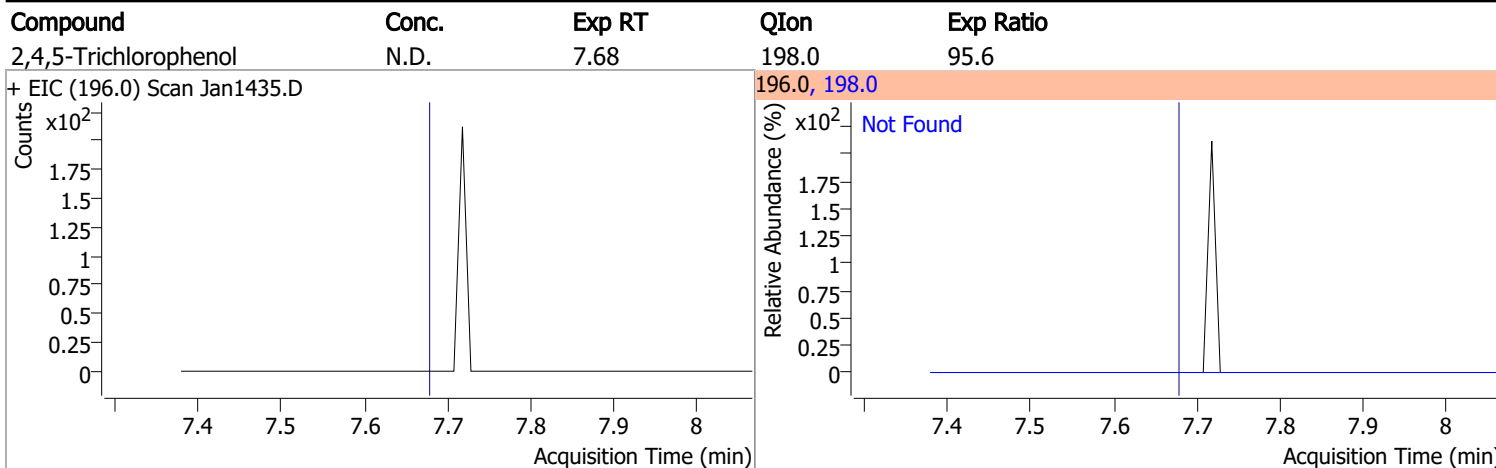
Compound	Conc.	Exp RT	QIon	Exp Ratio
4-Chloro-3-Methylphenol	N.D.	7.17	144.0	28.4



Quantitation Results Report (QT Reviewed)

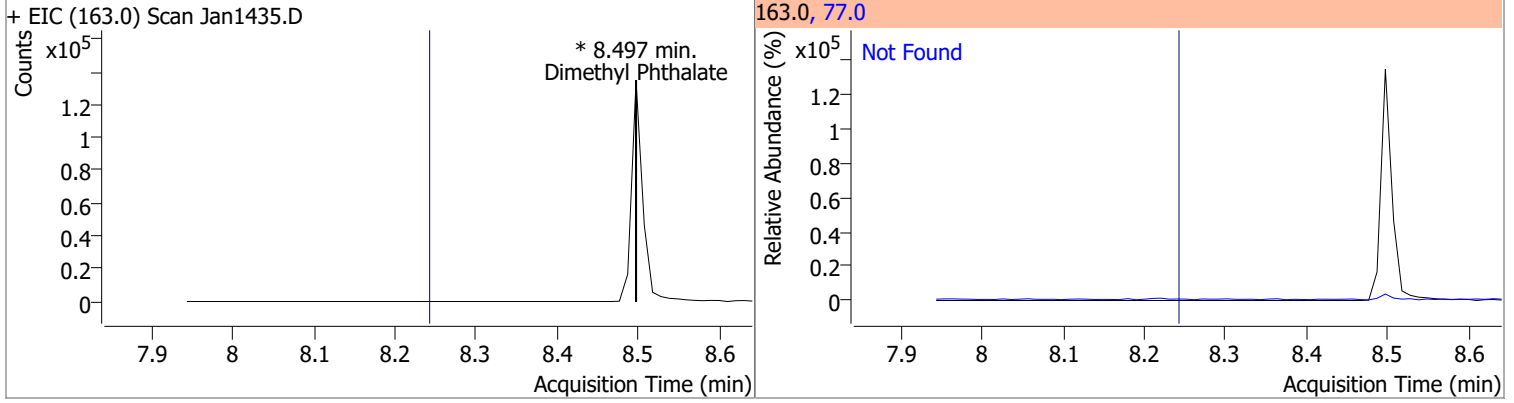
Compound	Conc.	Exp RT	QIon	Exp Ratio	QIon	Exp Ratio
2-Methylnaphthalene	N.D.	7.26	142.0	115.4	115.0	41.1
+ EIC (141.0) Scan Jan1435.D			141.0, 142.0, 115.0			
1-Methylnaphthalene	N.D.	7.37	142.0	111.1	115.0	41.1
+ EIC (141.0) Scan Jan1435.D			141.0, 142.0, 115.0			
Hexachlorocyclopentadiene	N.D.	7.45	238.9	65.3	234.9	63.2
+ EIC (236.9) Scan Jan1435.D			236.9, 238.9, 234.9			
2,4,6-Trichlorophenol	N.D.	7.63	198.0	94.2		
+ EIC (196.0) Scan Jan1435.D			196.0, 198.0			

Quantitation Results Report (QT Reviewed)

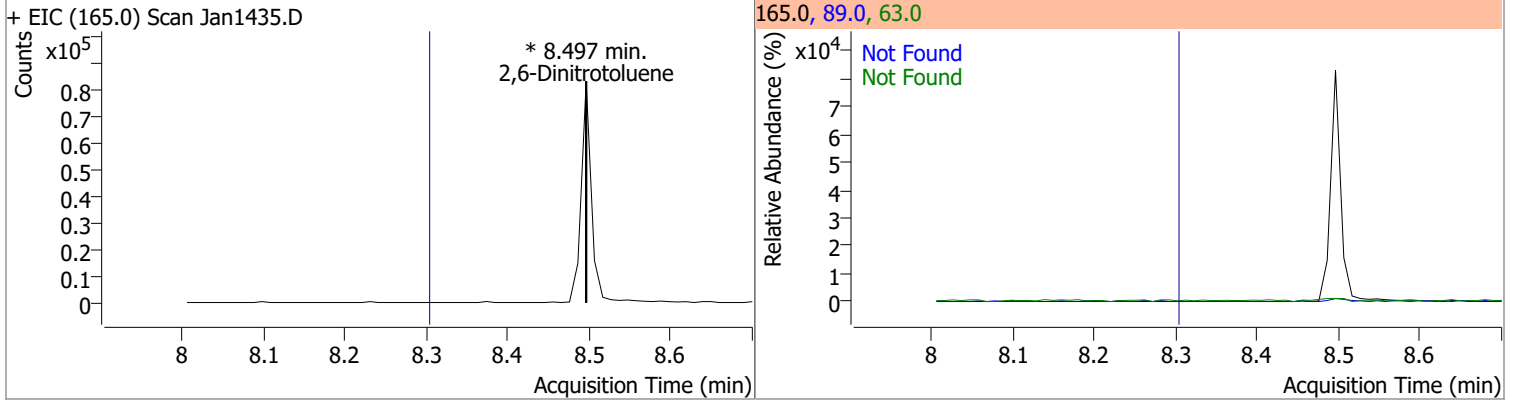


Quantitation Results Report (QT Reviewed)

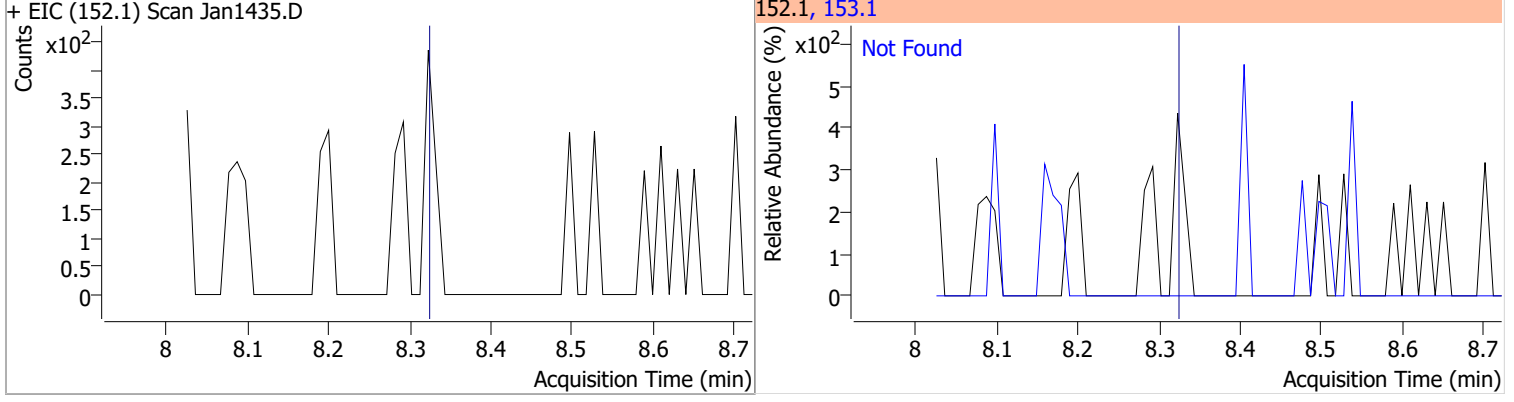
Compound	Conc.	RT	Dev(Min)	Resp.	QIon	QRatio	Lower	Upper
Dimethyl Phthalate	0	0		0	77.0		12.9	24.0



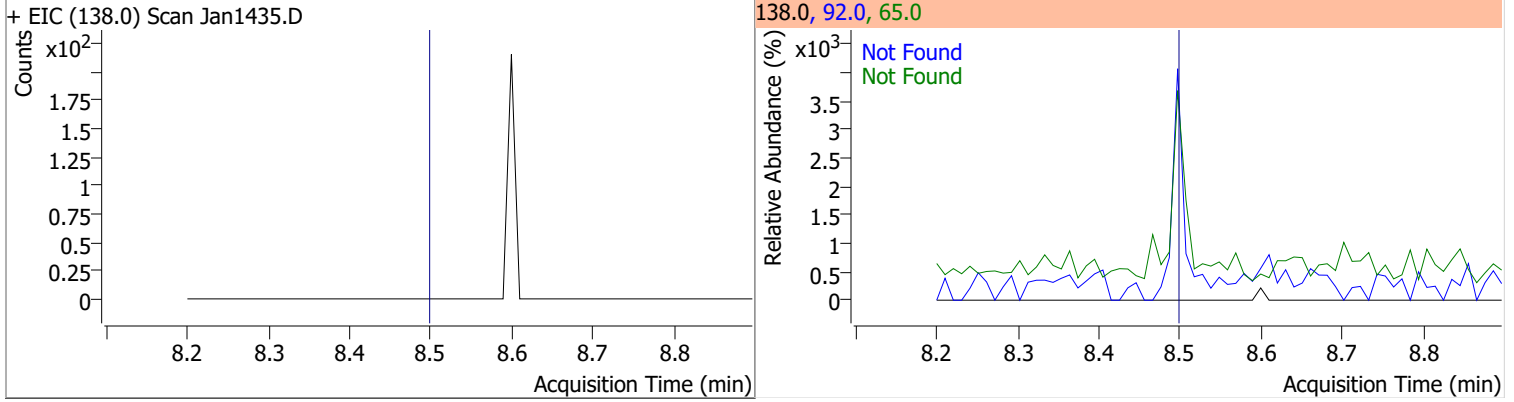
Compound	Conc.	RT	Dev(Min)	Resp.	QIon	QRatio	Lower	Upper
2,6-Dinitrotoluene	0	0		0	63.0 89.0		114.6 41.8	212.8 77.6



Compound	Conc.	Exp RT	QIon	Exp Ratio
Acenaphthylene	N.D.	8.32	153.1	14.0

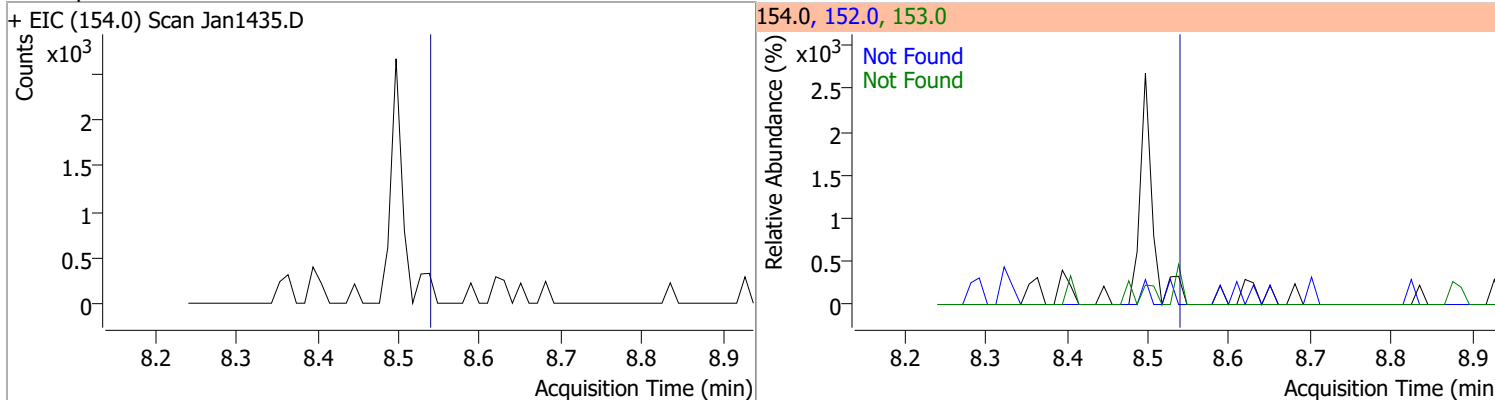


Compound	Conc.	Exp RT	QIon	Exp Ratio	QIon	Exp Ratio
3-Nitroaniline	N.D.	8.50	65.0	131.6	92.0	102.1

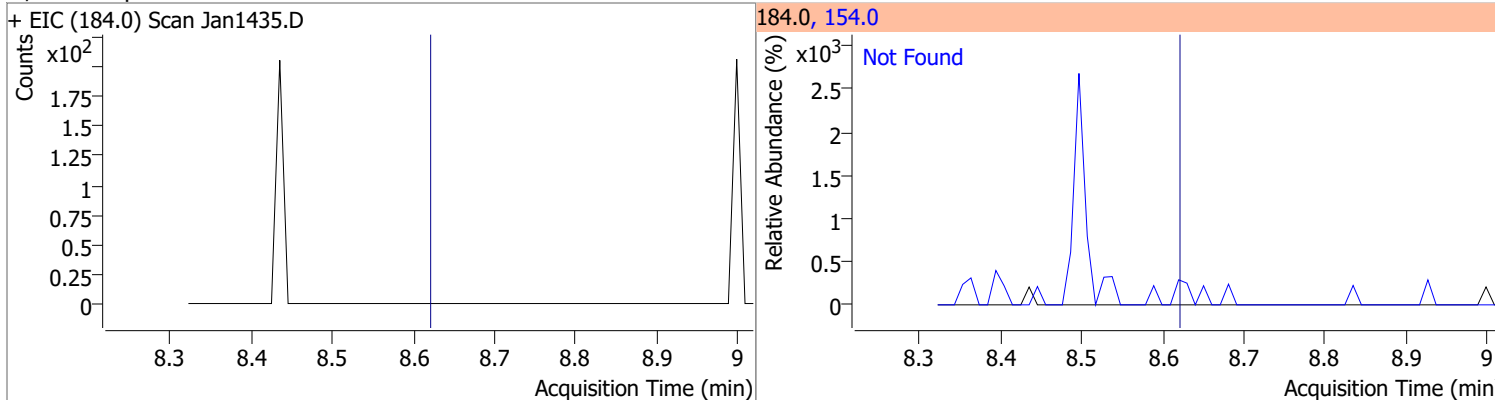


Quantitation Results Report (QT Reviewed)

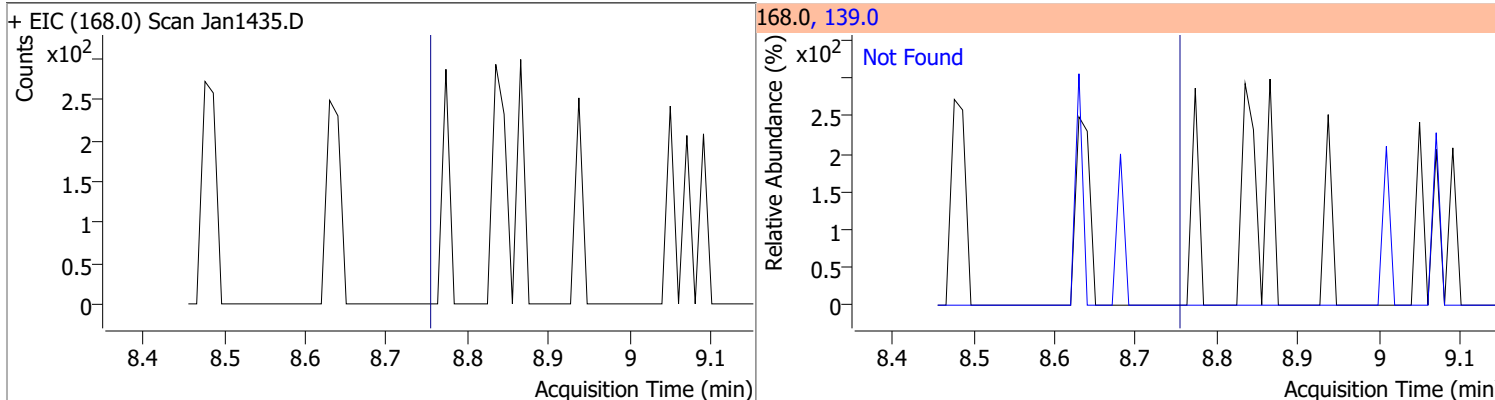
Compound	Conc.	Exp RT	QIon	Exp Ratio	QIon	Exp Ratio
Acenaphthene	N.D.	8.54	153.0	108.2	152.0	50.8



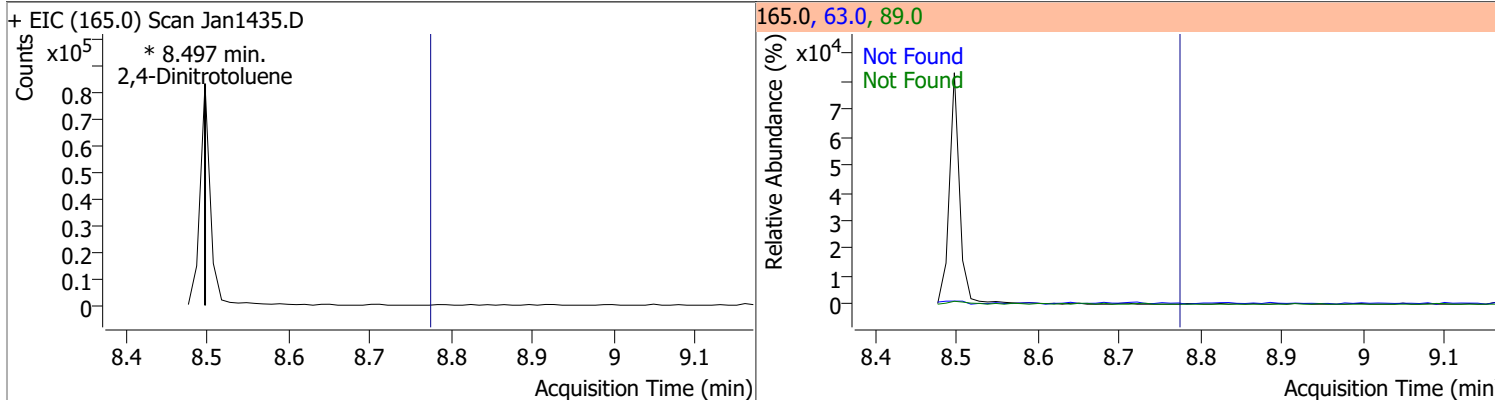
Compound	Conc.	Exp RT	QIon	Exp Ratio
2,4-Dinitrophenol	N.D.	8.62	154.0	53.4



Compound	Conc.	Exp RT	QIon	Exp Ratio
Dibenzofuran	N.D.	8.75	139.0	38.8

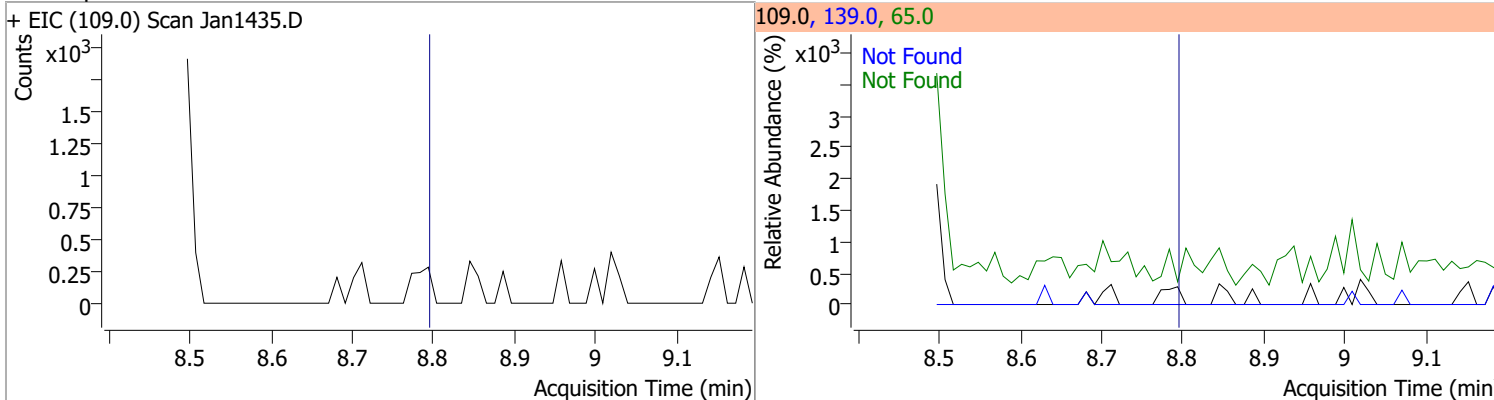


Compound	Conc.	RT	Dev(Min)	Resp.	QIon	QRatio	Lower	Upper
2,4-Dinitrotoluene		0		0	89.0		50.5	93.8
					63.0		36.9	68.4

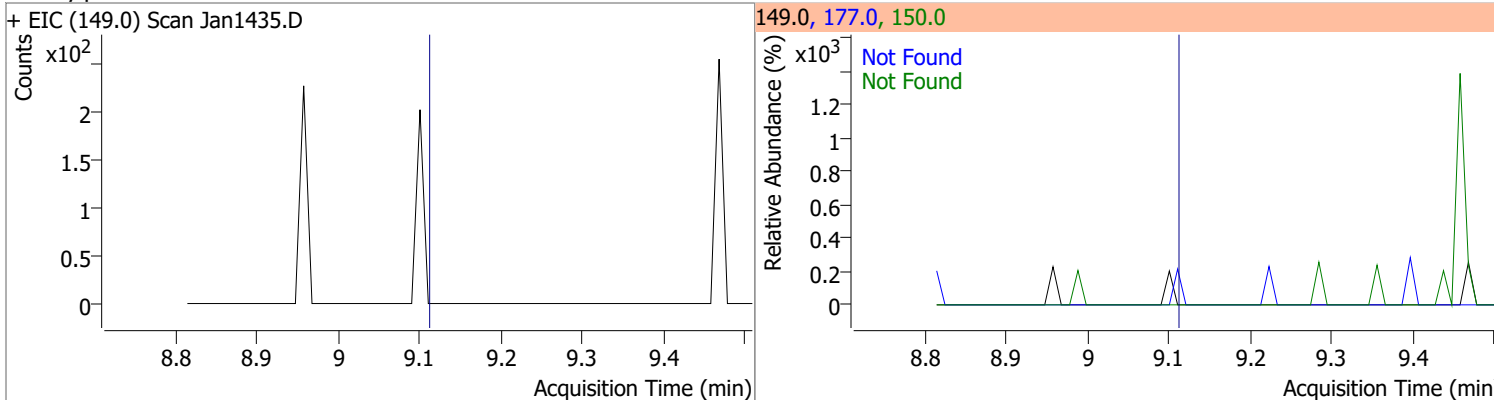


Quantitation Results Report (QT Reviewed)

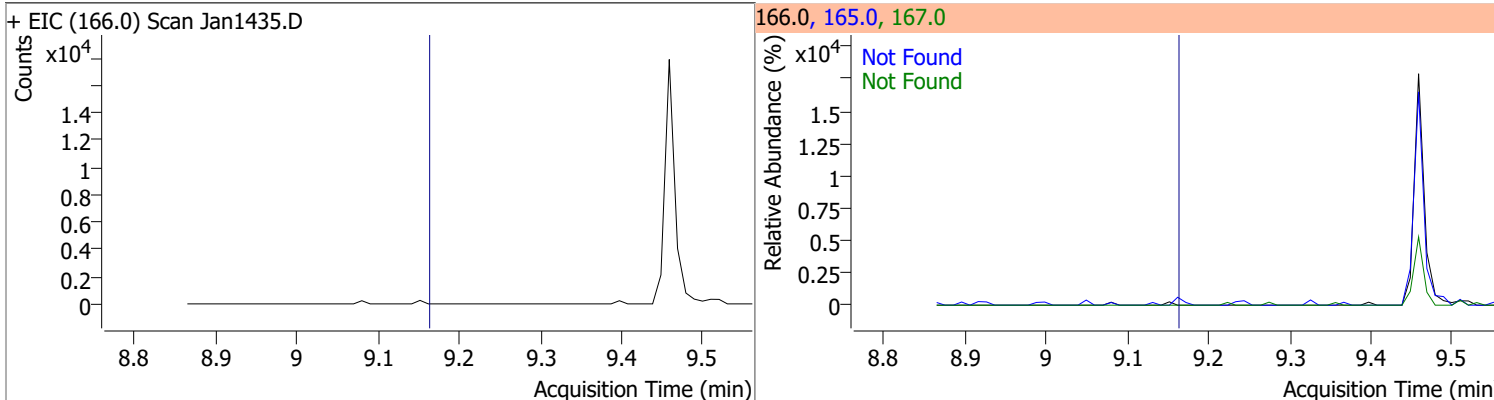
Compound	Conc.	Exp RT	QIon	Exp Ratio	QIon	Exp Ratio
4-Nitrophenol	N.D.	8.79	65.0	84.9	139.0	66.0



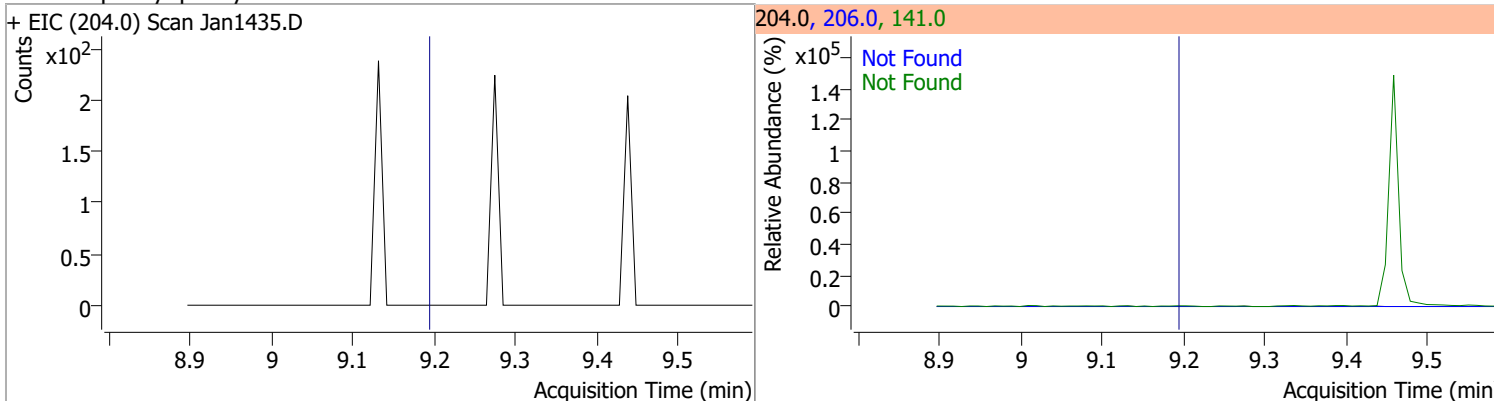
Compound	Conc.	Exp RT	QIon	Exp Ratio	QIon	Exp Ratio
Diethylphthalate	N.D.	9.11	177.0	20.4	150.0	12.3



Compound	Conc.	Exp RT	QIon	Exp Ratio	QIon	Exp Ratio
Fluorene	N.D.	9.16	165.0	94.7	167.0	13.8

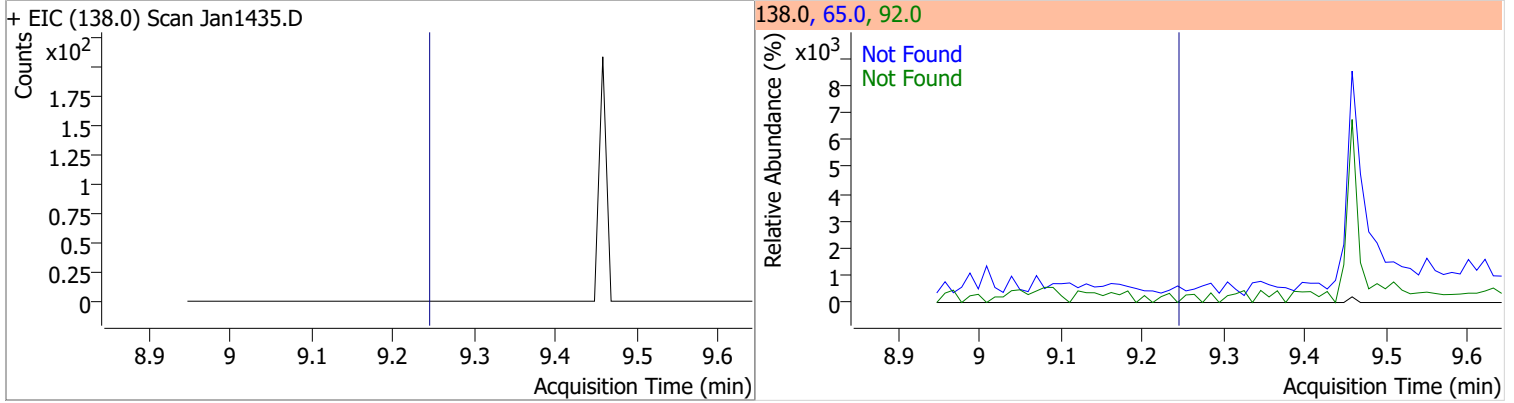


Compound	Conc.	Exp RT	QIon	Exp Ratio	QIon	Exp Ratio
4-Chlorophenyl-phenylether	N.D.	9.19	141.0	61.5	206.0	33.0

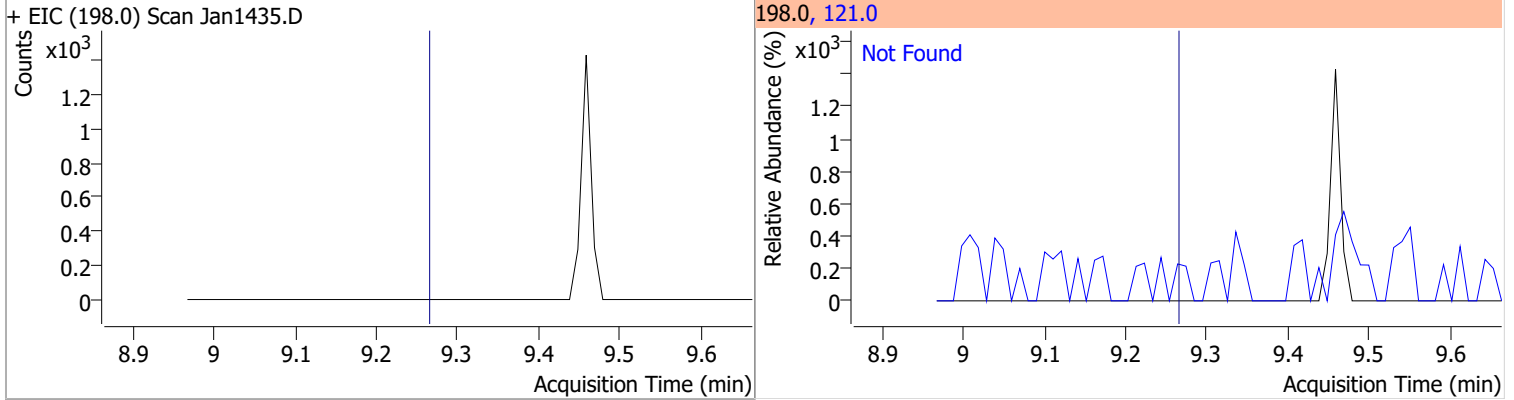


Quantitation Results Report (QT Reviewed)

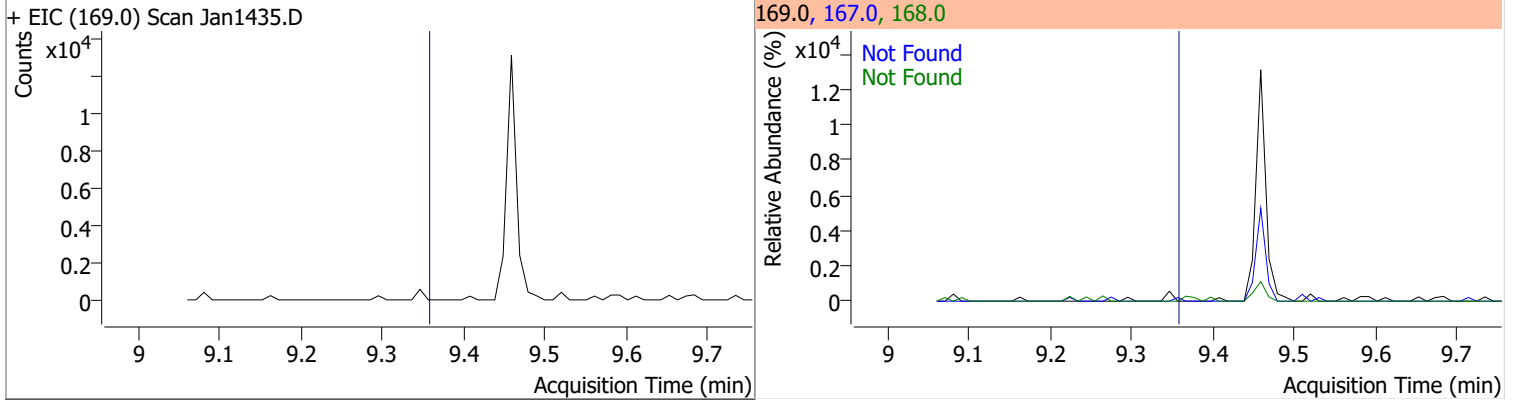
Compound	Conc.	Exp RT	QIon	Exp Ratio	QIon	Exp Ratio
4-Nitroaniline	N.D.	9.24	65.0	119.6	92.0	45.9



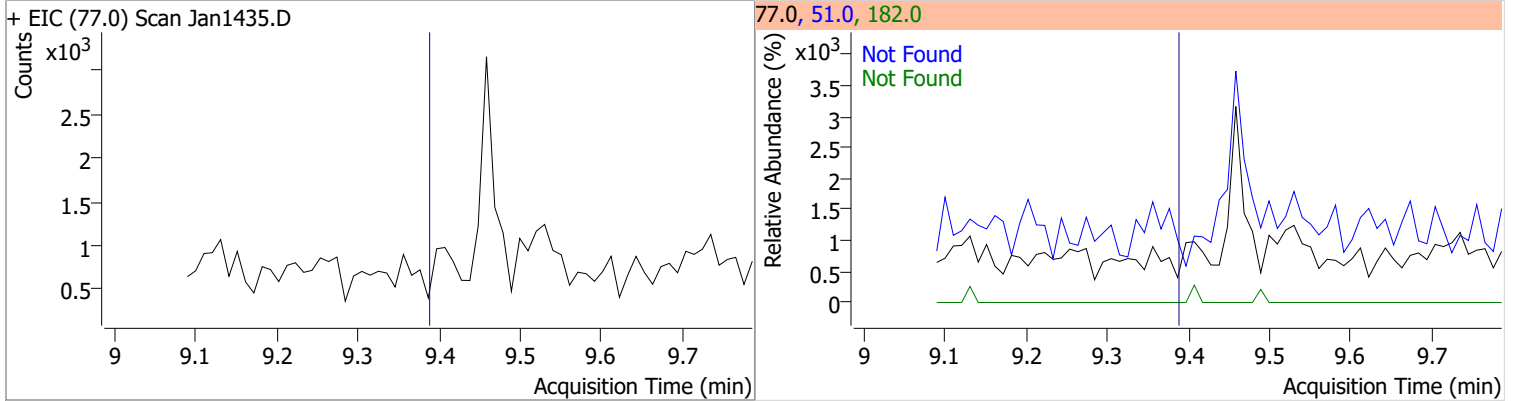
Compound	Conc.	Exp RT	QIon	Exp Ratio
4,6-Dinitro-2-methylphenol	N.D.	9.26	121.0	44.2



Compound	Conc.	Exp RT	QIon	Exp Ratio	QIon	Exp Ratio
N-nitrosodiphenylamine	N.D.	9.36	168.0	61.0	167.0	32.7

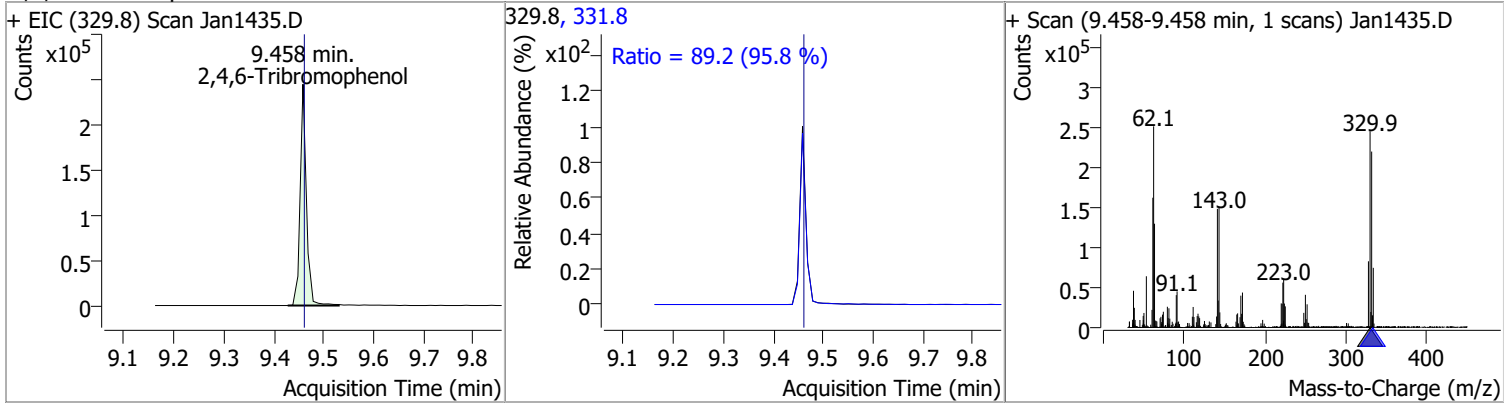


Compound	Conc.	Exp RT	QIon	Exp Ratio	QIon	Exp Ratio
Azobenzene	N.D.	9.39	51.0	46.0	182.0	28.3

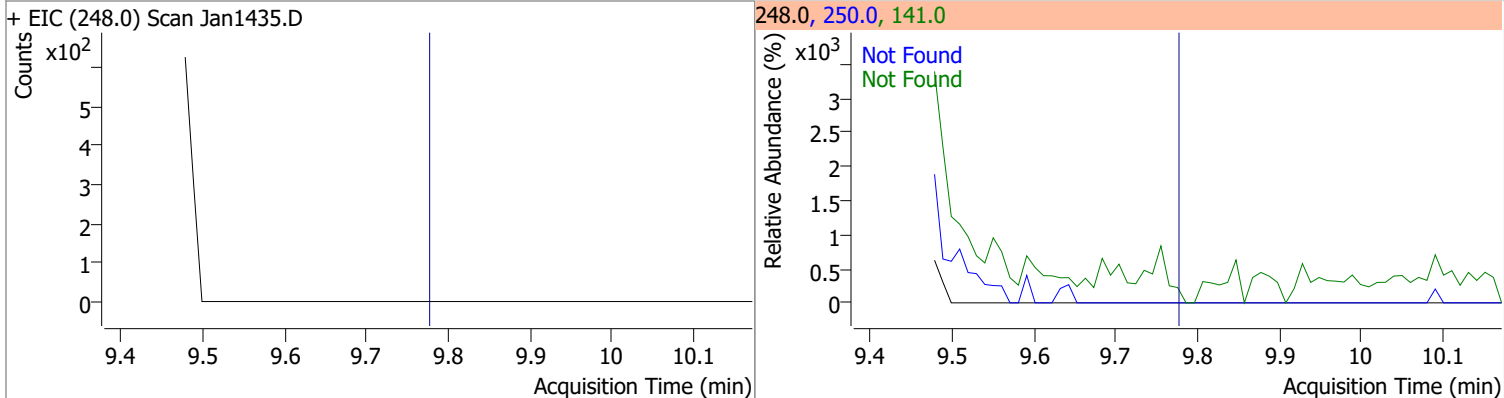


Quantitation Results Report (QT Reviewed)

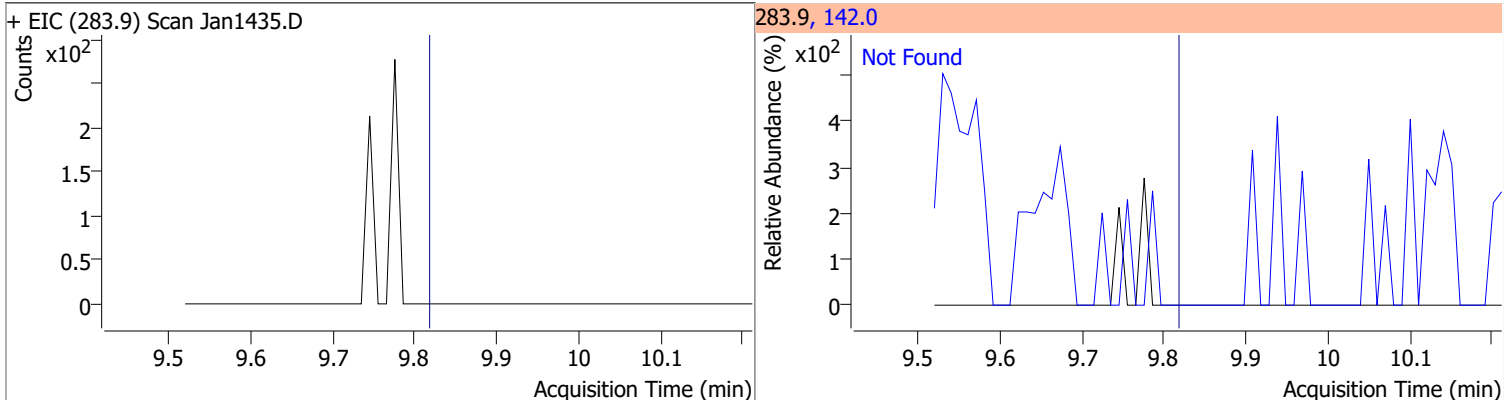
Compound	Conc.	RT	Dev(Min)	Resp.	QIon	QRatio	Lower	Upper
2,4,6-Tribromophenol	139.1431	9.46	0.00	214523	331.8	89.2	65.2	121.0



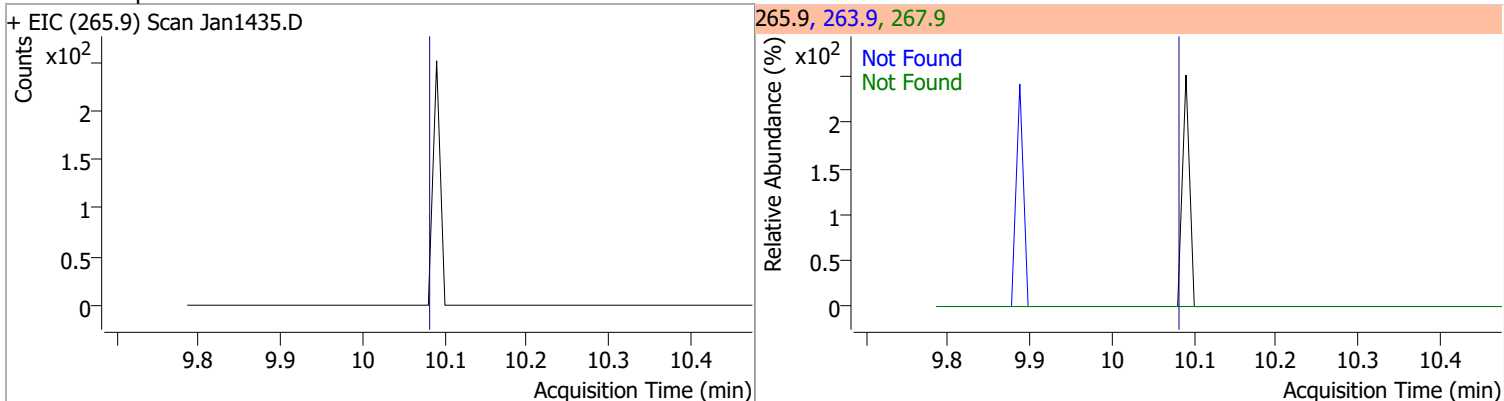
Compound	Conc.	Exp RT	QIon	Exp Ratio	QIon	Exp Ratio
4-Bromophenyl-phenylether	N.D.	9.78	250.0	97.1	141.0	93.8



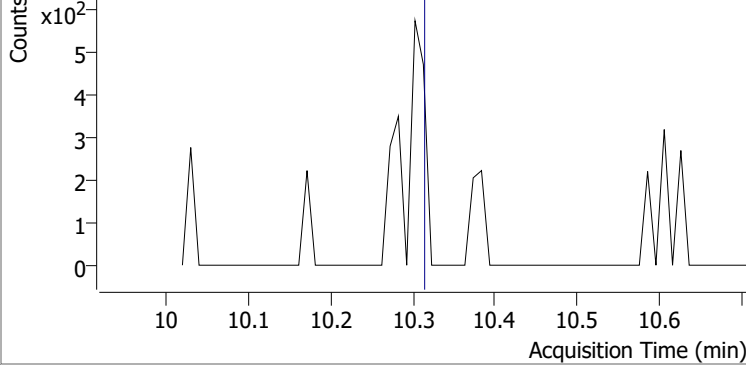
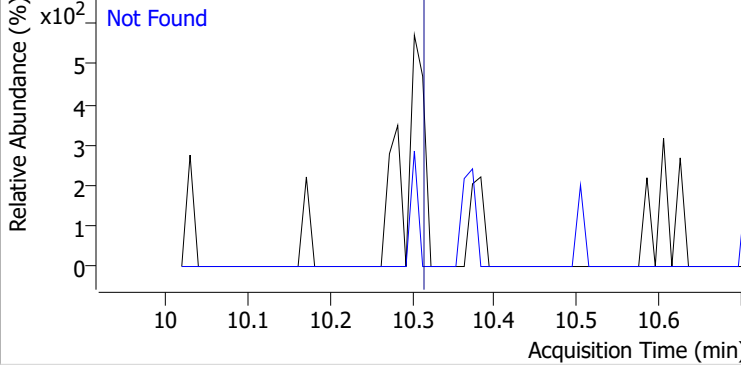
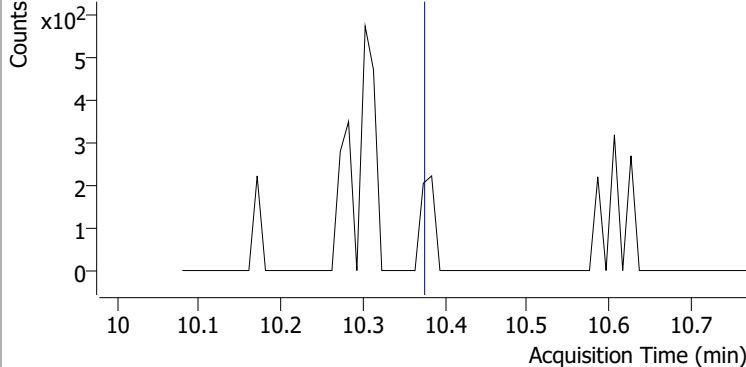
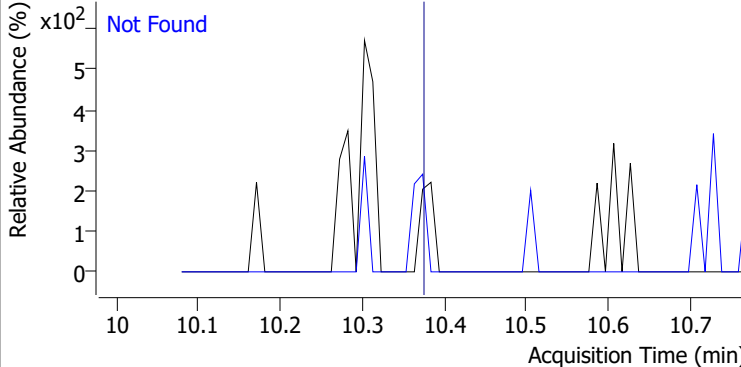
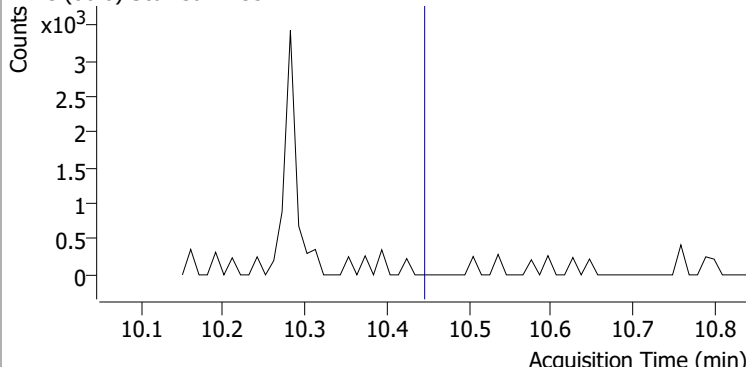
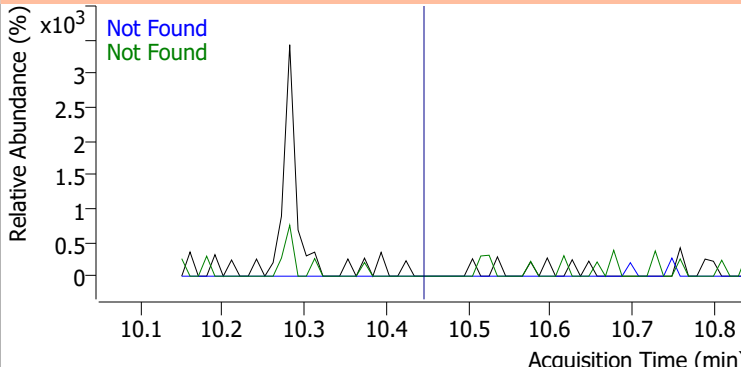
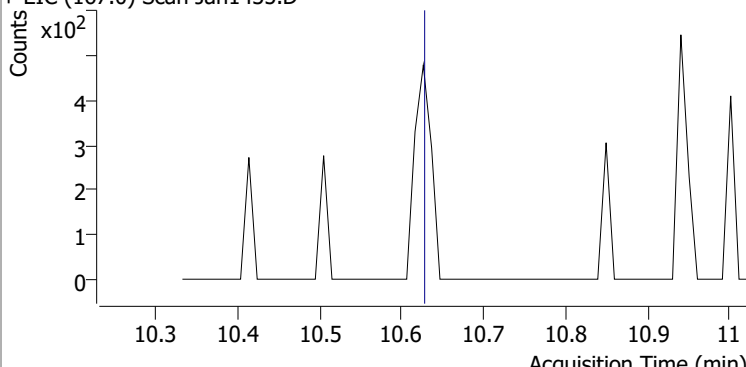
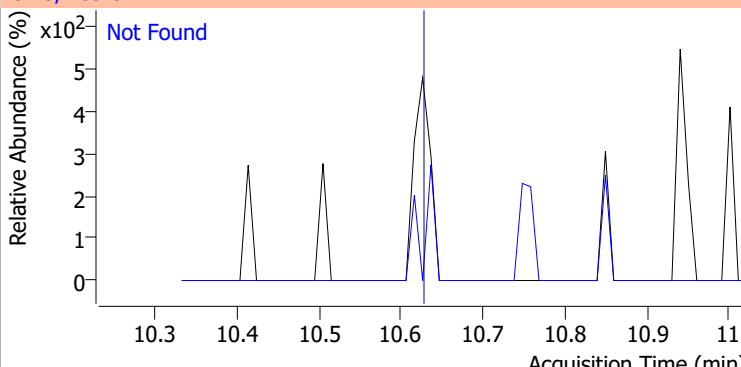
Compound	Conc.	Exp RT	QIon	Exp Ratio	QIon	Exp Ratio
Hexachlorobenzene	N.D.	9.82	142.0	51.2		



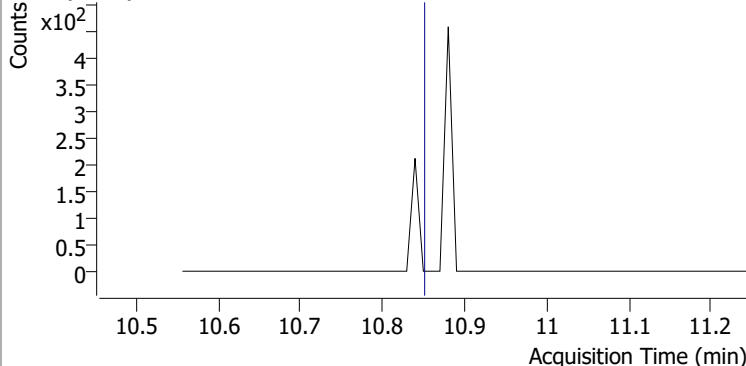
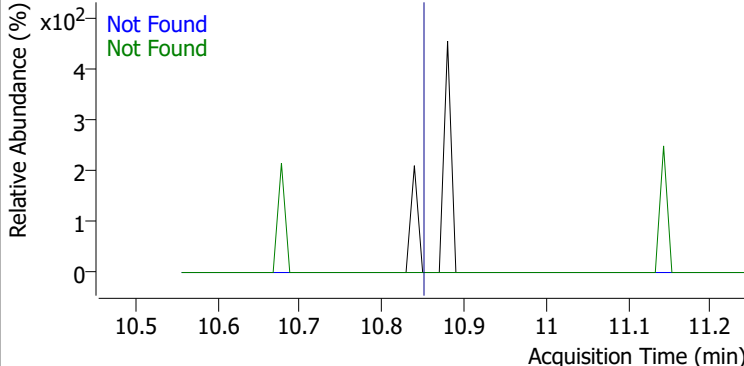
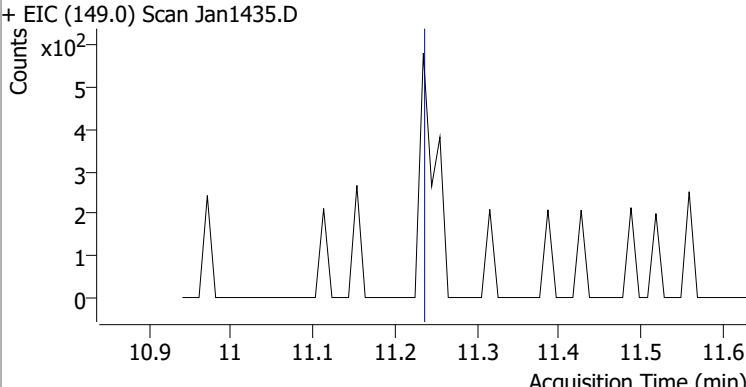
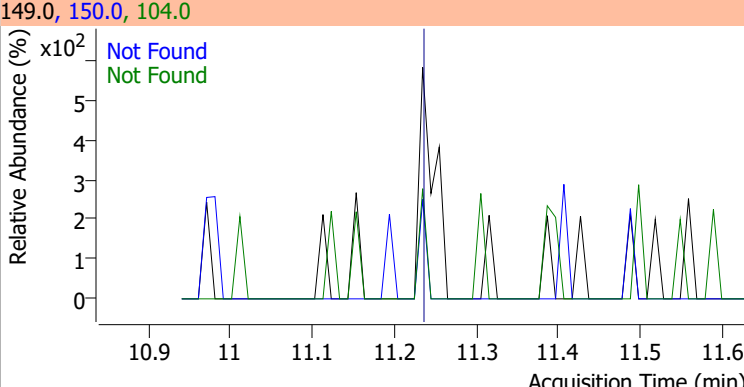
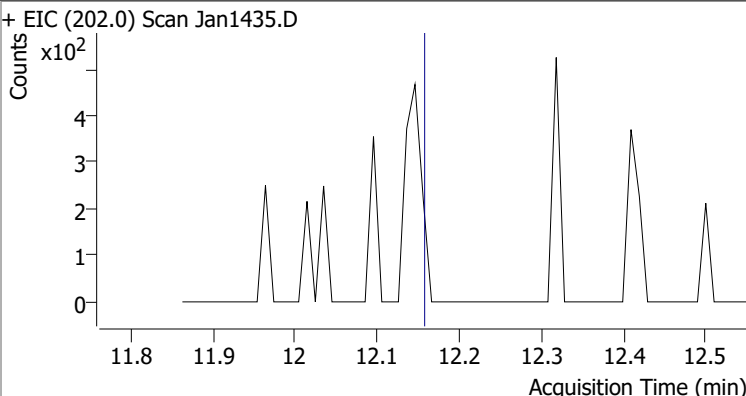
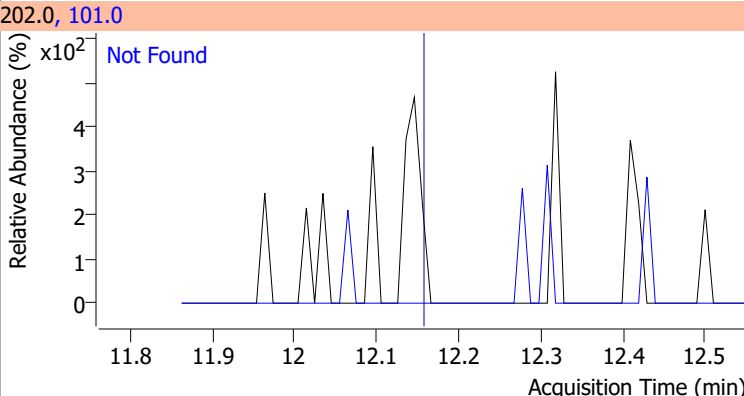
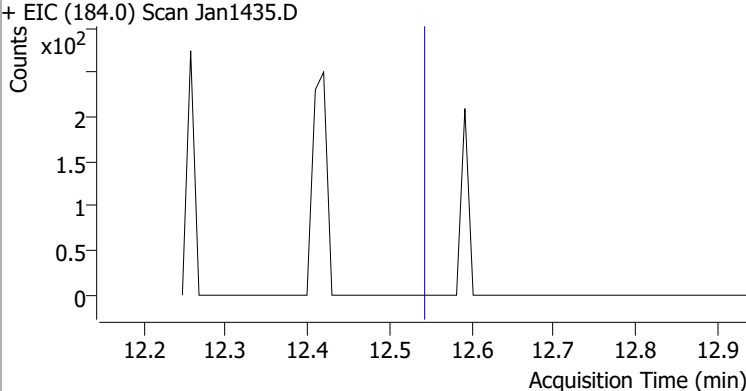
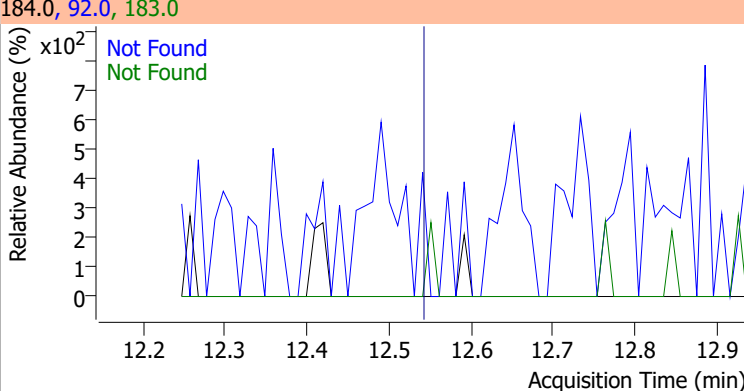
Compound	Conc.	Exp RT	QIon	Exp Ratio	QIon	Exp Ratio
Pentachlorophenol	N.D.	10.08	263.9	64.7	267.9	64.6



Quantitation Results Report (QT Reviewed)

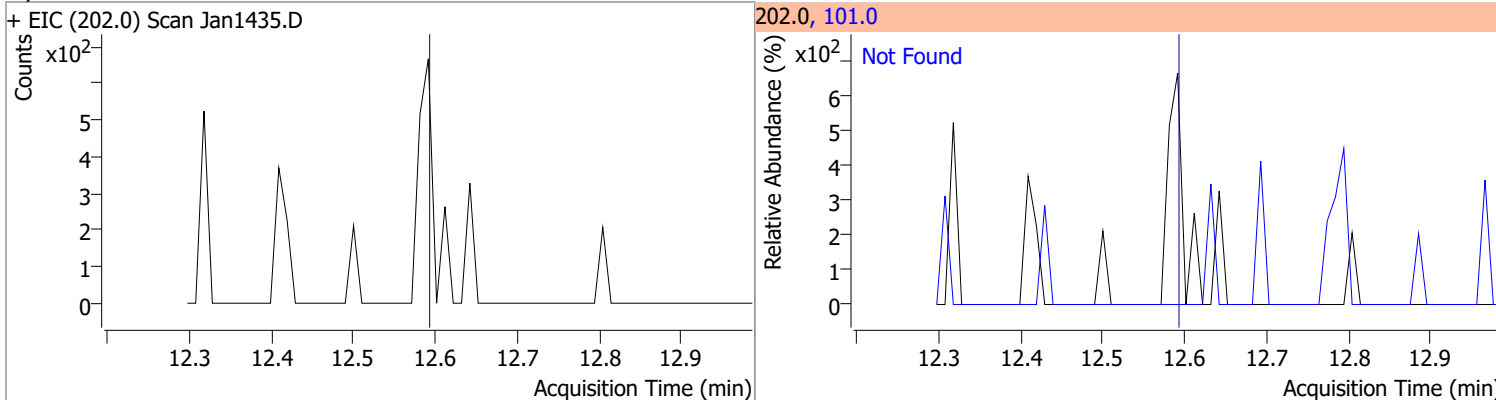
Compound	Conc.	Exp RT	QIon	Exp Ratio		
Phenanthrene	N.D.	10.31	176.0	18.6		
+ EIC (178.0) Scan Jan1435.D			178.0, 176.0			
						
Anthracene	N.D.	10.37	176.0	18.3		
+ EIC (178.0) Scan Jan1435.D			178.0, 176.0			
						
Triallate	N.D.	10.44	268.0	26.6	QIon	Exp Ratio
+ EIC (86.0) Scan Jan1435.D			86.0, 268.0, 143.0			
						
Carbazole	N.D.	10.63	139.0	13.2		
+ EIC (167.0) Scan Jan1435.D			167.0, 139.0			
						

Quantitation Results Report (QT Reviewed)

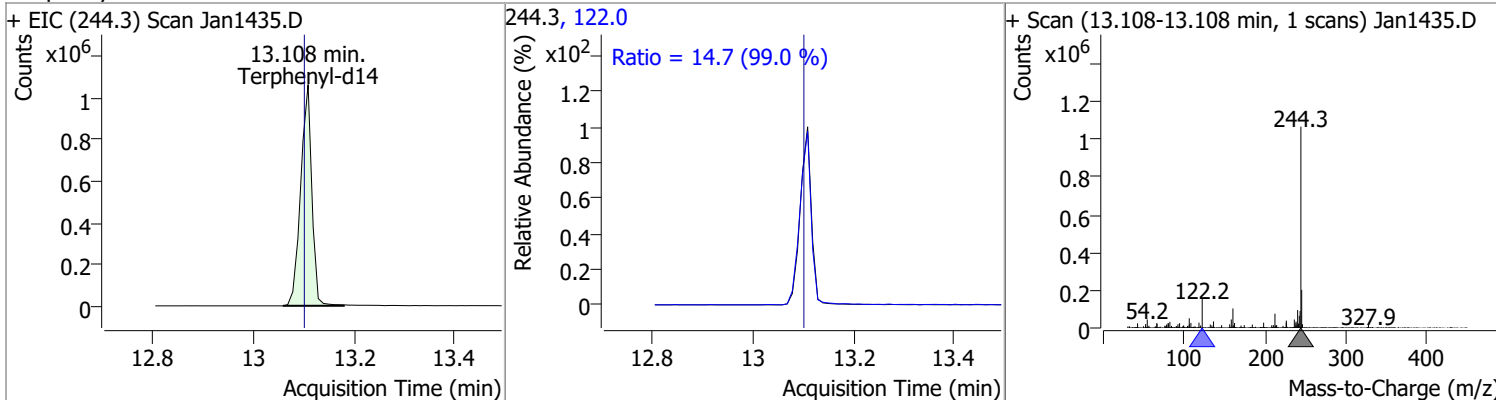
Compound	Conc.	Exp RT	QIon	Exp Ratio	QIon	Exp Ratio
o-Terphenyl	N.D.	10.85	229.0	65.3	215.0	37.2
+ EIC (230.0) Scan Jan1435.D			230.0, 229.0, 215.0			
						
Di-n-Butylphthalate	N.D.	11.23	150.0	9.0	104.0	5.8
+ EIC (149.0) Scan Jan1435.D			149.0, 150.0, 104.0			
						
Fluoranthene	N.D.	12.16	101.0	13.3		
+ EIC (202.0) Scan Jan1435.D			202.0, 101.0			
						
Benzidine	N.D.	12.54	183.0	11.8	92.0	8.2
+ EIC (184.0) Scan Jan1435.D			184.0, 92.0, 183.0			
						

Quantitation Results Report (QT Reviewed)

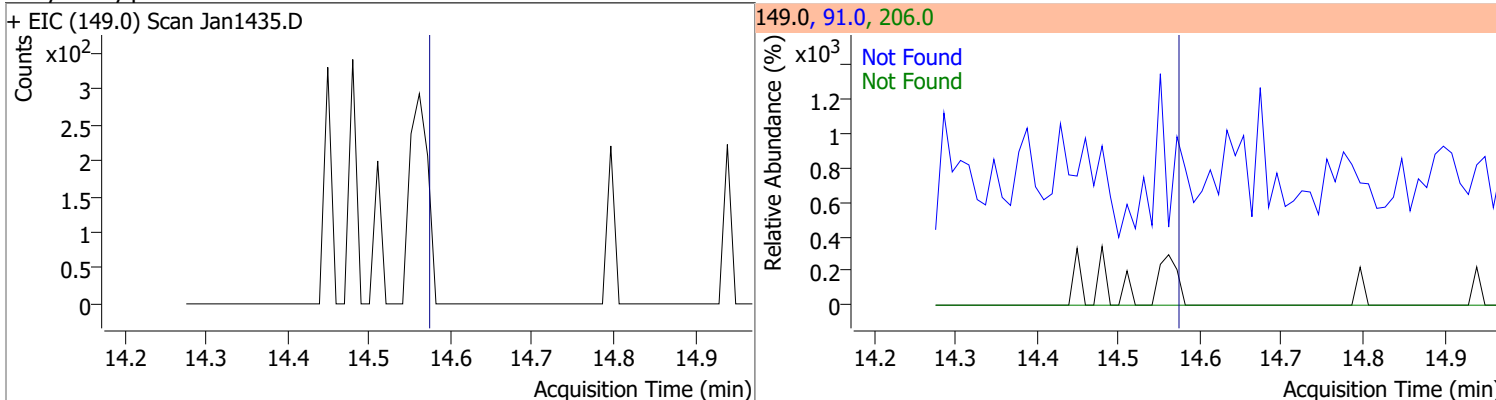
Compound	Conc.	Exp RT	QIon	Exp Ratio
Pyrene	N.D.	12.59	101.0	15.9



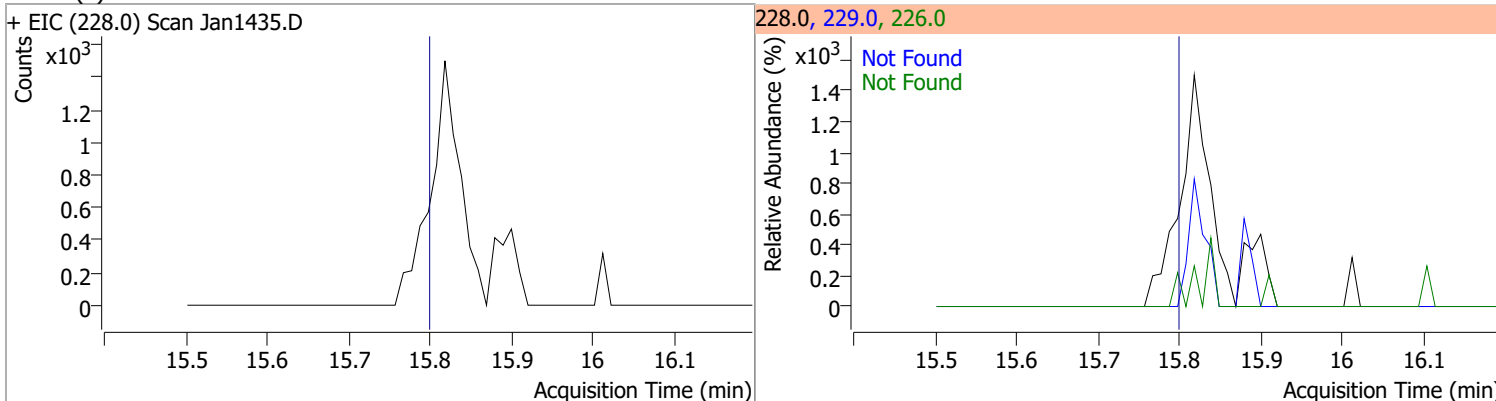
Compound	Conc.	RT	Dev(Min)	Resp.	QIon	QRatio	Lower	Upper
Terphenyl-d14	91.8040	13.11	0.01	1642338	122.0	14.7	10.4	19.2



Compound	Conc.	Exp RT	QIon	Exp Ratio	QIon	Exp Ratio
Butylbenzylphthalate	N.D.	14.58	91.0	79.2	206.0	17.9

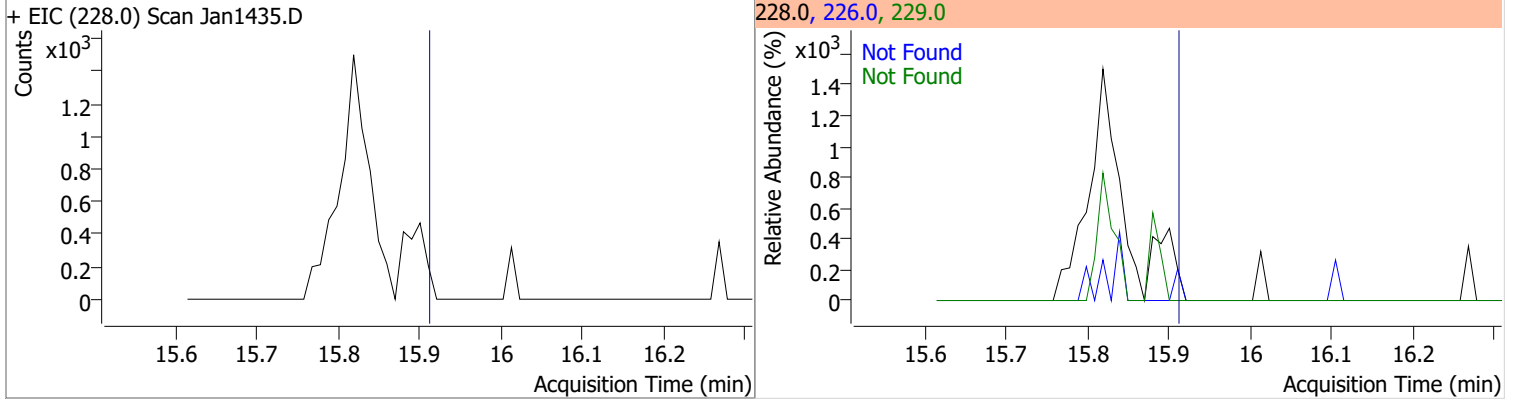


Compound	Conc.	Exp RT	QIon	Exp Ratio	QIon	Exp Ratio
Benzo(a)Anthracene	N.D.	15.81	226.0	26.5	229.0	20.7

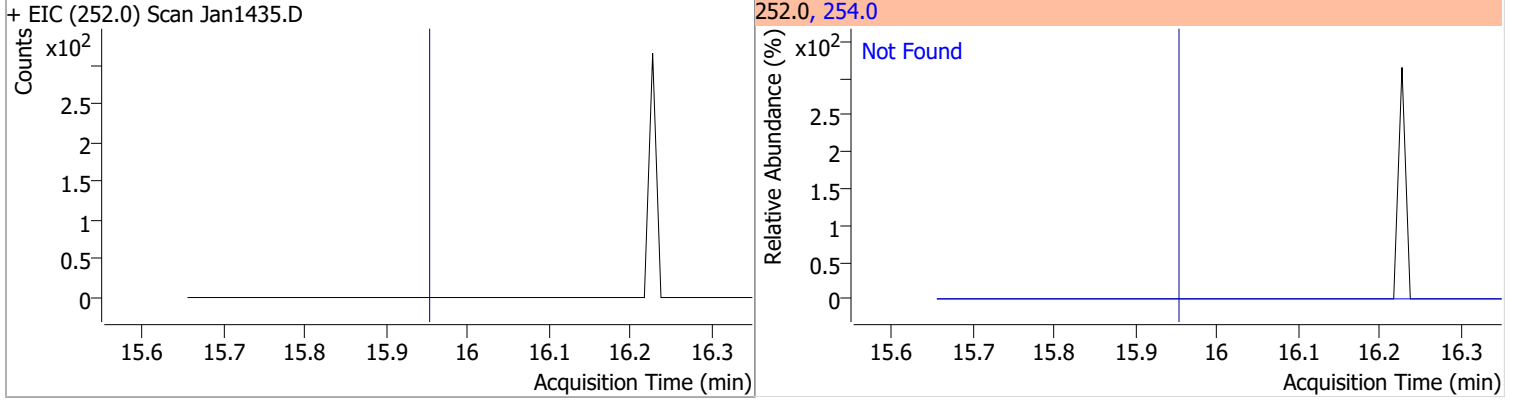


Quantitation Results Report (QT Reviewed)

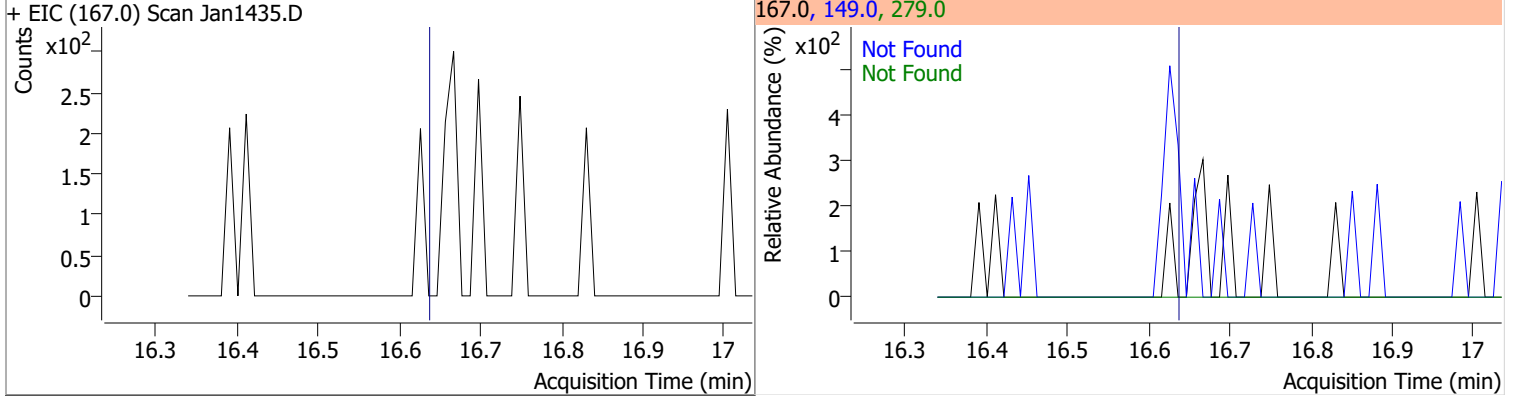
Compound	Conc.	Exp RT	QIon	Exp Ratio	QIon	Exp Ratio
Chrysene	N.D.	15.92	226.0	29.9	229.0	20.5



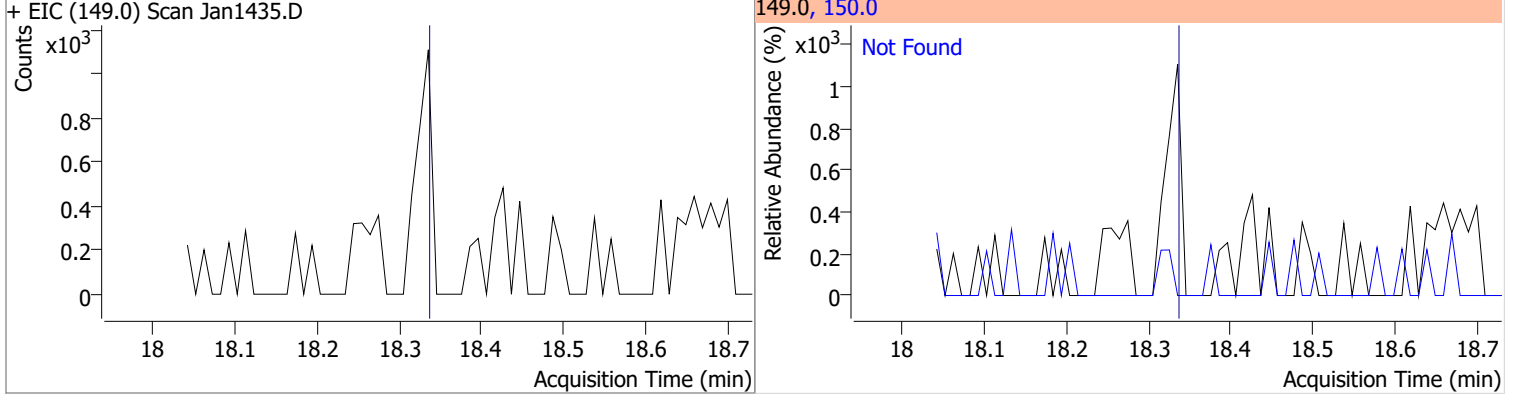
Compound	Conc.	Exp RT	QIon	Exp Ratio
3,3-Dichlorobenzidine	N.D.	15.96	254.0	65.4



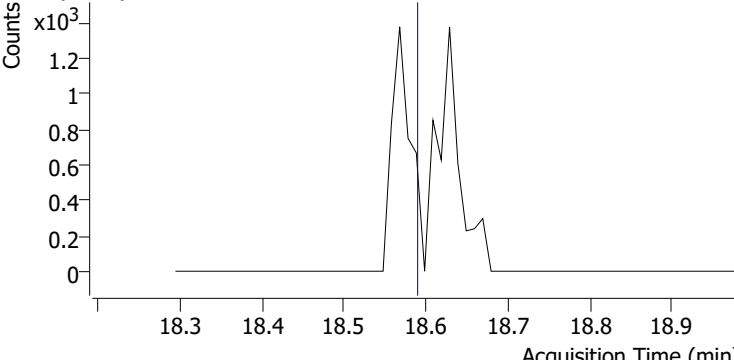
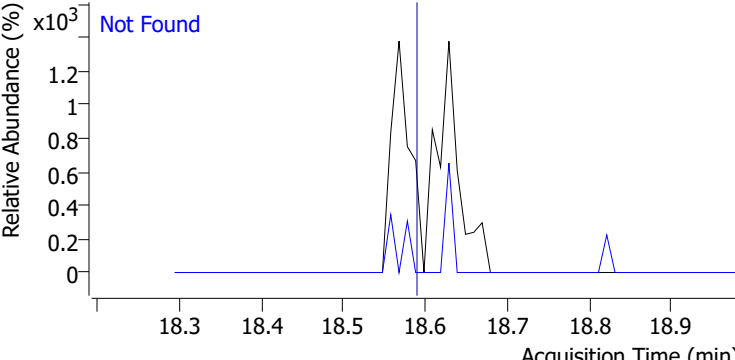
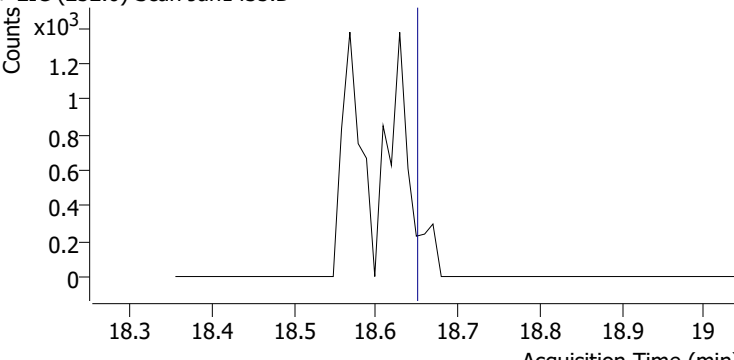
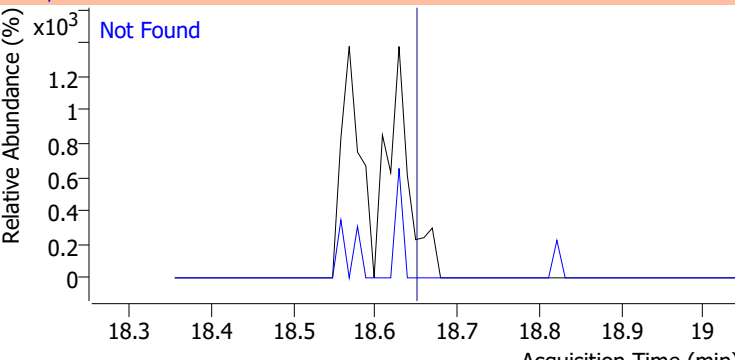
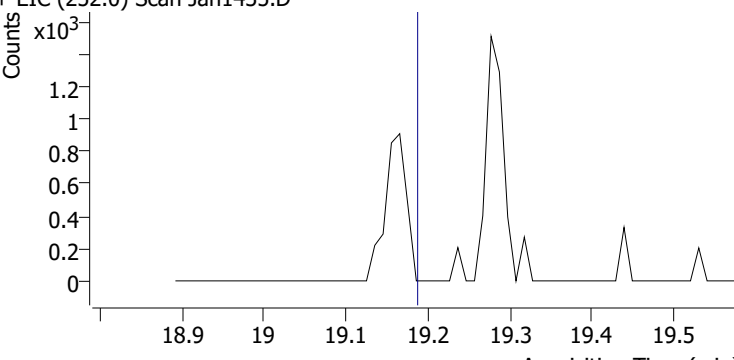
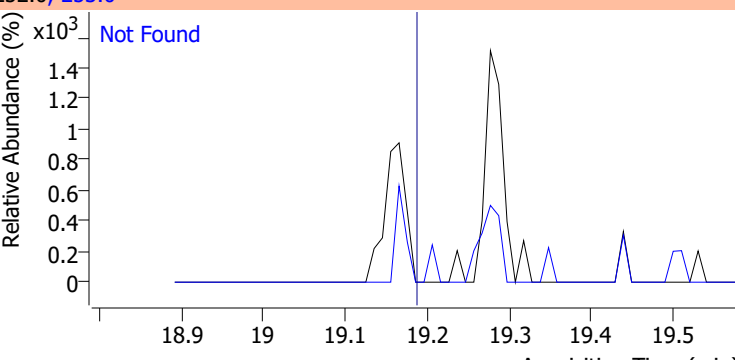
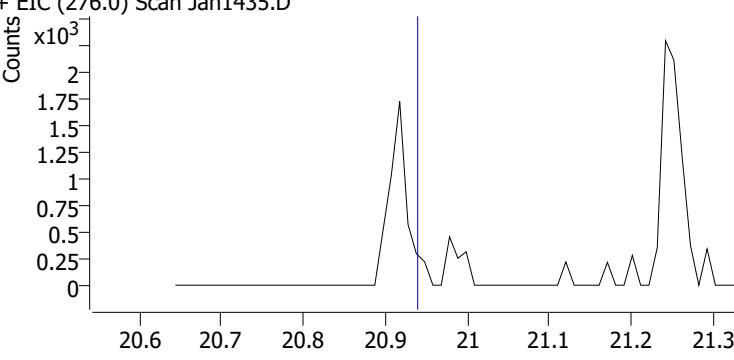
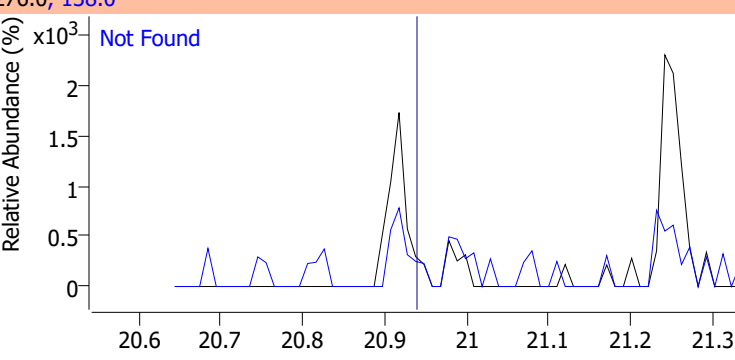
Compound	Conc.	Exp RT	QIon	Exp Ratio	QIon	Exp Ratio
bis(2-ethylhexyl)Phthalate	N.D.	16.65	149.0	389.1	279.0	15.4



Compound	Conc.	Exp RT	QIon	Exp Ratio
Di-n-octyl Phthalate	N.D.	18.34	150.0	9.4

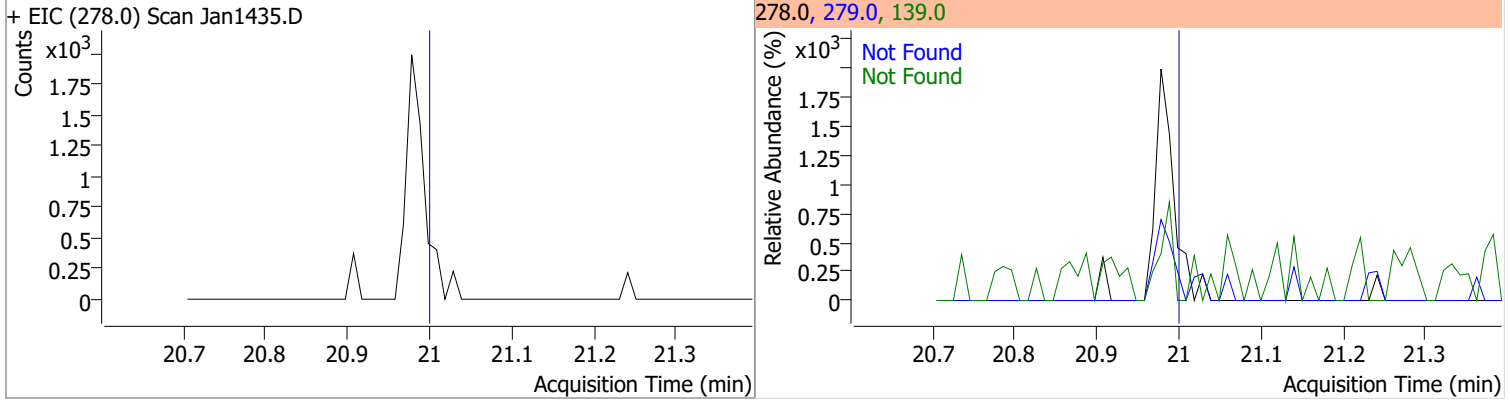


Quantitation Results Report (QT Reviewed)

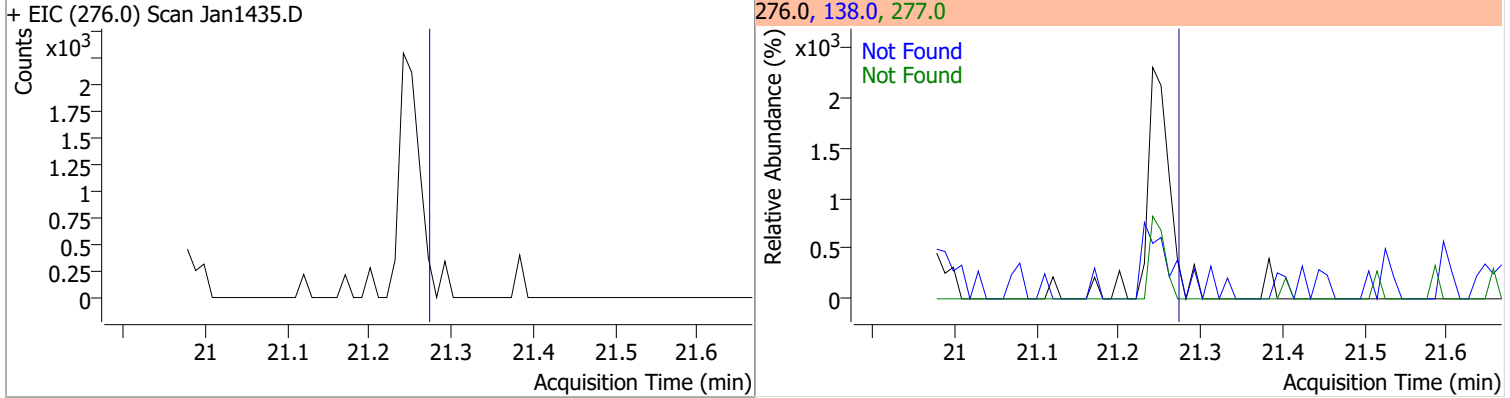
Compound	Conc.	Exp RT	QIon	Exp Ratio
Benzo(b)fluoranthene	N.D.	18.59	253.0	22.0
+ EIC (252.0) Scan Jan1435.D			252.0, 253.0	
				
Benzo(k)fluoranthene	N.D.	18.65	253.0	22.3
+ EIC (252.0) Scan Jan1435.D			252.0, 253.0	
				
Benzo(a)pyrene	N.D.	19.19	253.0	22.7
+ EIC (252.0) Scan Jan1435.D			252.0, 253.0	
				
Indeno(1,2,3-c,d)pyrene	N.D.	20.94	138.0	31.3
+ EIC (276.0) Scan Jan1435.D			276.0, 138.0	
				

Quantitation Results Report (QT Reviewed)

Compound	Conc.	Exp RT	QIon	Exp Ratio	QIon	Exp Ratio
Dibenzo(a,h)anthracene	N.D.	21.00	139.0	25.3	279.0	24.5

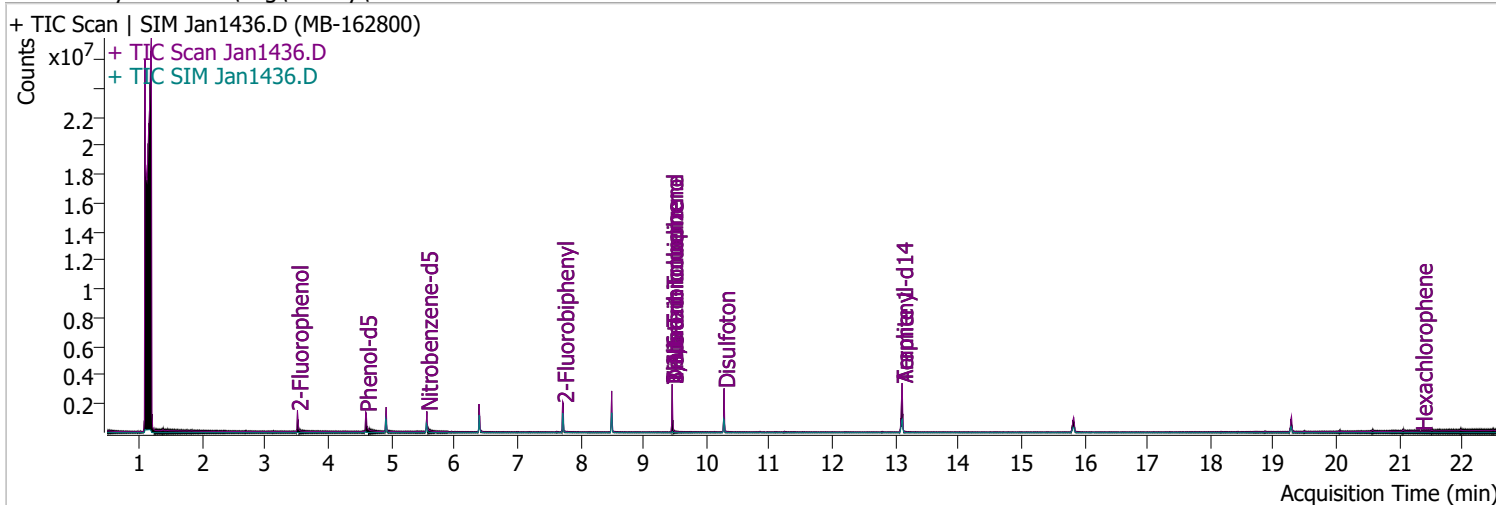


Compound	Conc.	Exp RT	QIon	Exp Ratio	QIon	Exp Ratio
Benzo(g,h,i)perylene	N.D.	21.27	138.0	33.6	277.0	23.4



Quantitation Results Report (QT Reviewed)

Data File	Jan1436.D	Operator	LIMS import
Acq. Method	BNA+SIM.M	Acq. Date-Time	1/15/2022 7:39:37 AM
Sample Name	MB-162800	Instrument	Instrument #1
Vial	36	Multiplier	1.00
DA Method File		Comment	SVOC-8270-W-LARGO
Tune File	dftppdsm.u	Tune Date	1/7/2022 12:13:00 PM
Batch Name	011422 DoD BNA.batch.bin	Last Calib Update	1/17/2022 3:53:35 PM
Ref Library	D:\Org\Library\NIST129K.l		



Compound	RT	QIon	Resp.	Conc.	Units	Dev(Min)
----------	----	------	-------	-------	-------	----------

Internal Standards

System Monitoring Compounds

S 2-Fluorophenol	3.510	112.0	457833	65.2529	µg/L	0.000
Spiked Amount: 200.000	Range: 10.0 - 75.0%			Recovery = 32.63%		
S Phenol-d5	4.593	99.0	681211	72.6238	µg/L	-0.010
Spiked Amount: 200.000	Range: 10.0 - 65.0%			Recovery = 36.31%		
S Nitrobenzene-d5	5.563	82.0	311174	61.0959	µg/L	0.000
Spiked Amount: 100.000	Range: 32.0 - 94.0%			Recovery = 61.10%		
S 2-Fluorobiphenyl	7.728	172.0	944269	53.0194	µg/L	0.010
Spiked Amount: 100.000	Range: 28.0 - 107.0%			Recovery = 53.02%		
S 2,4,6-Tribromophenol	9.458	329.8	248007	160.5070	µg/L	0.000
Spiked Amount: 200.000	Range: 25.0 - 140.0%			Recovery = 80.25%		
S Terphenyl-d14	13.108	244.3	1778857	101.2814	µg/L	0.010
Spiked Amount: 100.000	Range: 32.0 - 122.0%			Recovery = 101.28%		

Target Compounds

Compound	RT	QIon	Resp.	Conc.	Units	Dev(Min)	QValue
T N-Nitrosodimethylamine	0.000		0	N.D.			
T Pyridine	0.000		0	N.D.			
T Aniline	0.000		0	N.D.			
T Phenol	0.000		0	N.D.			
T bis(-2-Chloroethyl)Ether	0.000		0	N.D.			
T 2-Chlorophenol	0.000		0	N.D.			
T 1,3-Dichlorobenzene	0.000		0	N.D.			
T 1,4-Dichlorobenzene	0.000		0	N.D.			
T 1,2-Dichlorobenzene	0.000		0	N.D.			
T Benzyl Alcohol	0.000		0	N.D.			
T bis(2-chloroisopropyl)Ether	0.000		0	N.D.			
T 2-Methylphenol	0.000		0	N.D.			
T N-nitroso-Di-n-propylamine	5.563	70.0	0		µg/L	md	1
T 4Methylphenol/3Methylphenol	0.000		0	N.D.			
T Hexachloroethane	0.000		0	N.D.			

Quantitation Results Report (QT Reviewed)

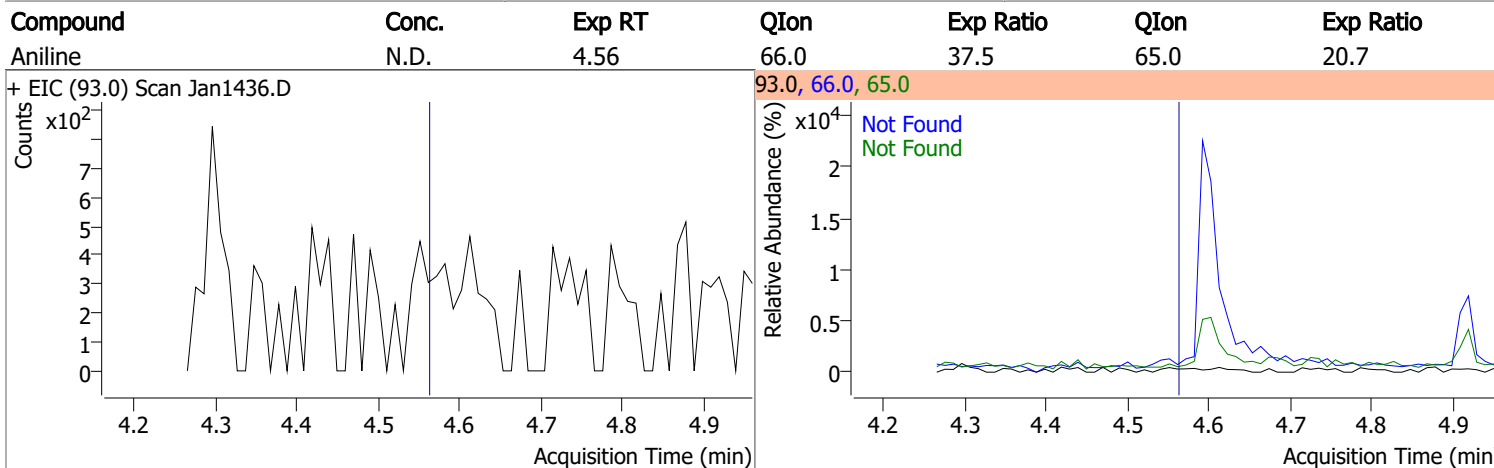
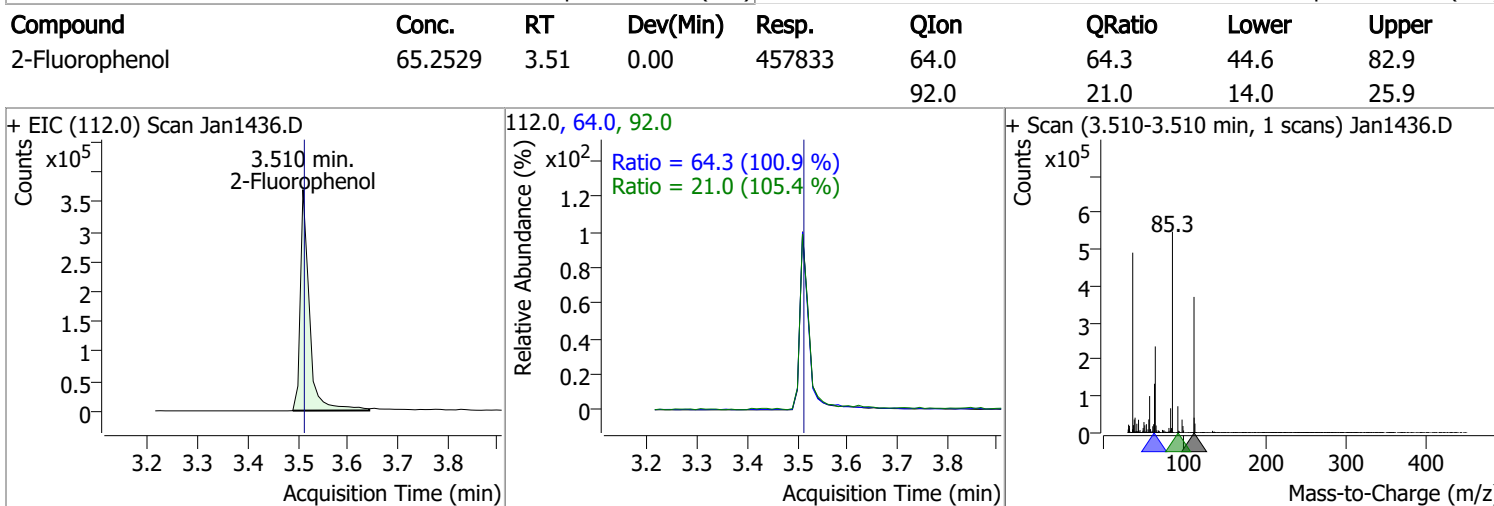
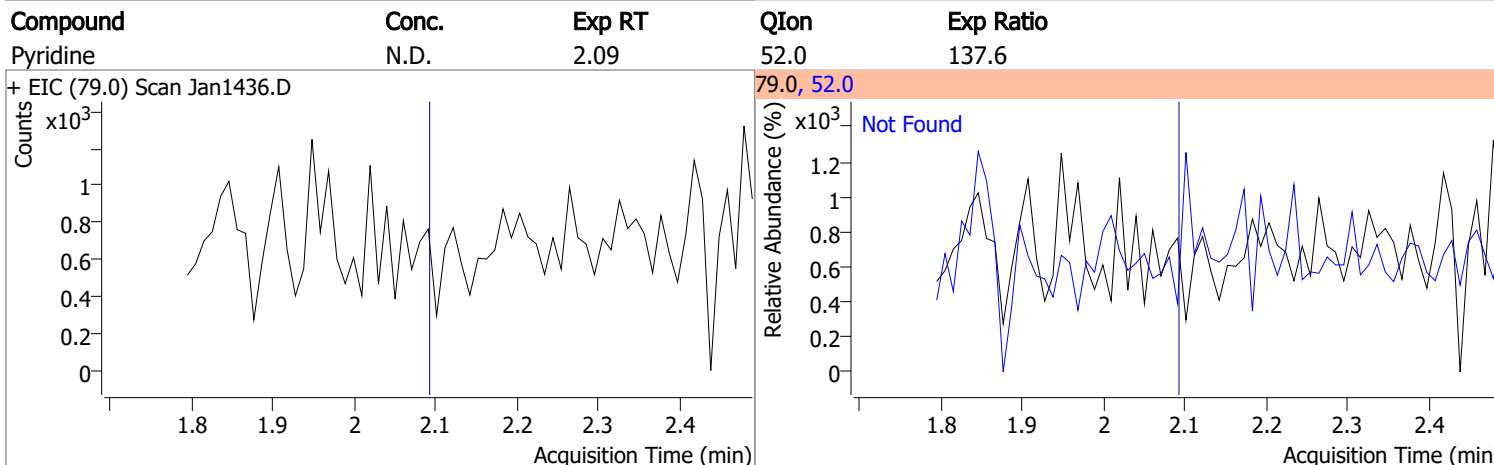
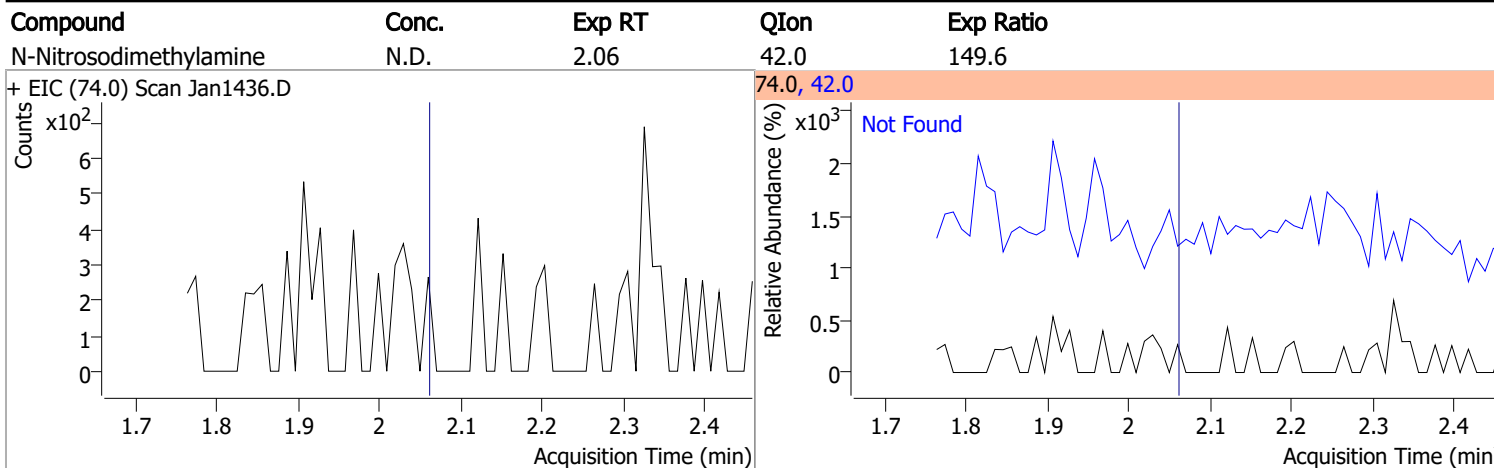
Compound	RT	QIon	Resp.	Conc.	Units	Dev(Min)
T Nitrobenzene	0.000		0	N.D.		
T Isophorone	0.000		0	N.D.		
T 2-Nitrophenol	0.000		0	N.D.		
T 2,4-Dimethylphenol	0.000		0	N.D.		
T bis(-2-Chloroethoxy)Methane	0.000		0	N.D.		
T 2,4-Dichlorophenol	0.000		0	N.D.		
T Benzoic Acid	0.000		0	N.D.		
T 1,2,4-Trichlorobenzene	0.000		0	N.D.		
T Naphthalene	0.000		0	N.D.		
T 4-Chlorophenol	0.000		0	N.D.		
T p-Chloroaniline	0.000		0	N.D.		
T Hexachlorobutadiene	0.000		0	N.D.		
T 4-Chloro-2-Methylphenol	0.000		0	N.D.		
T 4-Chloro-3-Methylphenol	0.000		0	N.D.		
T 2-Methylnaphthalene	0.000		0	N.D.		
T 1-Methylnaphthalene	0.000		0	N.D.		
T Hexachlorocyclopentadiene	0.000		0	N.D.		
T 2,4,6-Trichlorophenol	0.000		0	N.D.		
T 2,4,5-Trichlorophenol	0.000		0	N.D.		
T 2-Chloronaphthalene	0.000		0	N.D.		
T 2-Nitroaniline	0.000		0	N.D.		
T Dimethyl Phthalate	8.497	163.0	0		µg/L md	1
T 2,6-Dinitrotoluene	8.497	165.0	0		µg/L md	1
T Acenaphthylene	0.000		0	N.D.		
T 3-Nitroaniline	0.000		0	N.D.		
T Acenaphthene	0.000		0	N.D.		
T 2,4-Dinitrophenol	0.000		0	N.D.		
T Dibenzofuran	0.000		0	N.D.		
T 2,4-Dinitrotoluene	8.497	165.0	0		µg/L md	1
T 4-Nitrophenol	0.000		0	N.D.		
T Diethylphthalate	0.000		0	N.D.		
T Fluorene	0.000		0	N.D.		
T 4-Chlorophenyl-phenylether	0.000		0	N.D.		
T 4-Nitroaniline	0.000		0	N.D.		
T 4,6-Dinitro-2-methylphenol	0.000		0	N.D.		
T N-nitrosodiphenylamine	0.000		0	N.D.		
T Azobenzene	0.000		0	N.D.		
T 4-Bromophenyl-phenylether	0.000		0	N.D.		
T Hexachlorobenzene	0.000		0	N.D.		
T Pentachlorophenol	0.000		0	N.D.		
T Phenanthrene	0.000		0	N.D.		
T Anthracene	0.000		0	N.D.		
T Triallate	0.000		0	N.D.		
T Carbazole	0.000		0	N.D.		
T o-Terphenyl	0.000		0	N.D.		
T Di-n-Butylphthalate	0.000		0	N.D.		
T Fluoranthene	0.000		0	N.D.		
T Benzidine	0.000		0	N.D.		
T Pyrene	0.000		0	N.D.		
T Butylbenzylphthalate	0.000		0	N.D.		
T Benzo(a)Anthracene	0.000		0	N.D.		
T Chrysene	0.000		0	N.D.		
T 3,3-Dichlorobenzidine	0.000		0	N.D.		
T bis(2-ethylhexyl)Phthalate	0.000		0	N.D.		
T Di-n-octyl Phthalate	0.000		0	N.D.		

Quantitation Results Report (QT Reviewed)

Compound	RT	QIon	Resp.	Conc.	Units	Dev(Min)
T Benzo(b)fluoranthene	0.000		0	N.D.		
T Benzo(k)fluoranthene	0.000		0	N.D.		
T Benzo(a)pyrene	0.000		0	N.D.		
T Indeno(1,2,3-c,d)pyrene	0.000		0	N.D.		
T Dibenzo(a,h)anthracene	0.000		0	N.D.		
T Benzo(g,h,i)perylene	0.000		0	N.D.		

(#) = Qualifier Out of Range; (m) = Manual Integration; (+) = Area Summed; (*) = Surrogate Percent Recovery Out of Range; (d): Zeroed Peak

Quantitation Results Report (QT Reviewed)



Quantitation Results Report (QT Reviewed)

Compound	Conc.	RT	Dev(Min)	Resp.	QIon	QRatio	Lower	Upper
Phenol-d5	72.6238	4.59	-0.01	681211	71.0	32.5	22.2	41.2

+ EIC (99.0) Scan Jan1436.D

99.0, 71.0

+ Scan (4.593-4.593 min, 1 scans) Jan1436.D

Compound	Conc.	Exp RT	QIon	Exp Ratio
Phenol	N.D.	4.61	66.0	49.9

+ EIC (94.0) Scan Jan1436.D

94.0, 66.0

Compound	Conc.	Exp RT	QIon	Exp Ratio
bis(-2-Chloroethyl)Ether	N.D.	4.65	64.0	3.4

+ EIC (63.0) Scan Jan1436.D

63.0, 64.0

Compound	Conc.	Exp RT	QIon	Exp Ratio
2-Chlorophenol	N.D.	4.70	130.0	32.7

+ EIC (128.0) Scan Jan1436.D

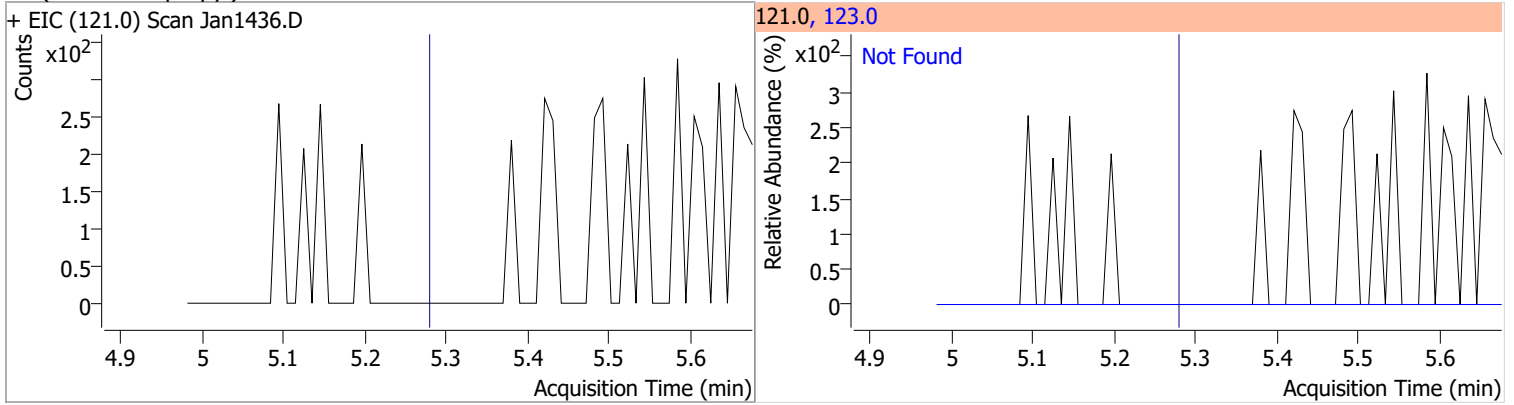
128.0, 130.0

Quantitation Results Report (QT Reviewed)

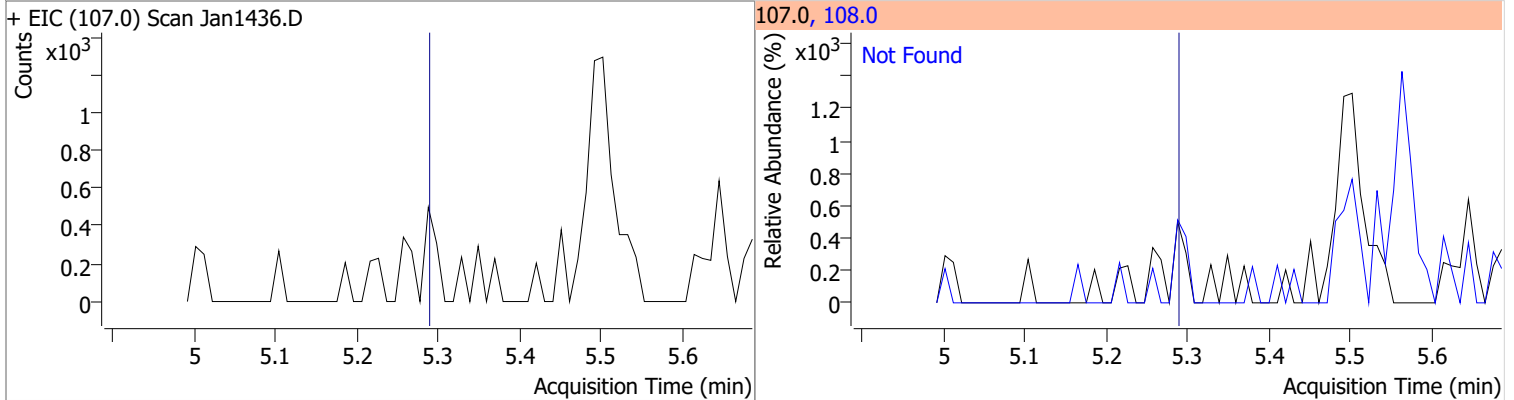
Compound	Conc.	Exp RT	QIon	Exp Ratio	QIon	Exp Ratio
1,3-Dichlorobenzene	N.D.	4.85	148.0	64.0	111.0	35.9
+ EIC (146.0) Scan Jan1436.D			146.0, 148.0, 111.0			
1,4-Dichlorobenzene	N.D.	4.94	148.0	65.1	111.0	35.2
+ EIC (146.0) Scan Jan1436.D			146.0, 148.0, 111.0			
1,2-Dichlorobenzene	N.D.	5.10	148.0	63.6	111.0	36.6
+ EIC (146.0) Scan Jan1436.D			146.0, 148.0, 111.0			
Benzyl Alcohol	N.D.	5.11	79.0	112.9	107.0	67.1
+ EIC (108.0) Scan Jan1436.D			108.0, 79.0, 107.0			

Quantitation Results Report (QT Reviewed)

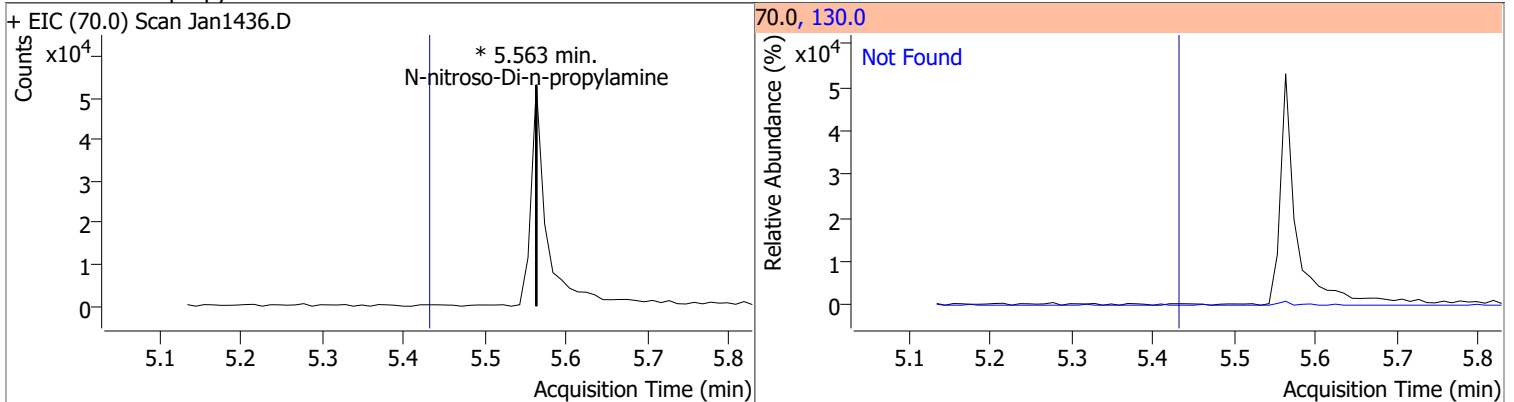
Compound	Conc.	Exp RT	QIon	Exp Ratio
bis(2-chloroisopropyl)Ether	N.D.	5.28	123.0	33.2



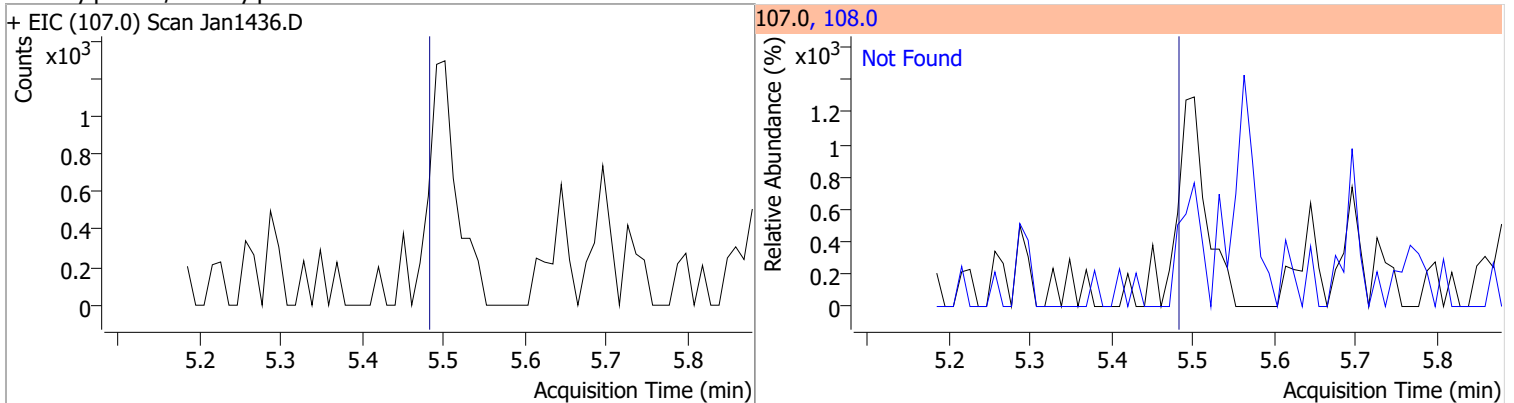
Compound	Conc.	Exp RT	QIon	Exp Ratio
2-Methylphenol	N.D.	5.29	108.0	114.9



Compound	Conc.	RT	Dev(Min)	Resp.	QIon	QRatio	Lower	Upper
N-nitroso-Di-n-propylamine		0		0	130.0		0.0	40.8

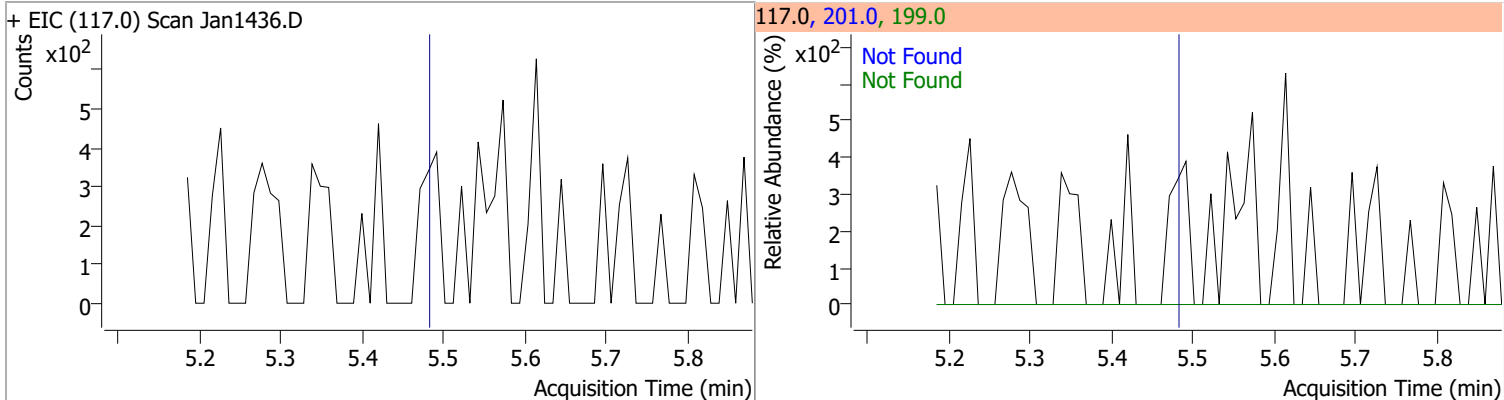


Compound	Conc.	Exp RT	QIon	Exp Ratio
4Methylphenol/3Methylphenol	N.D.	5.48	108.0	80.9

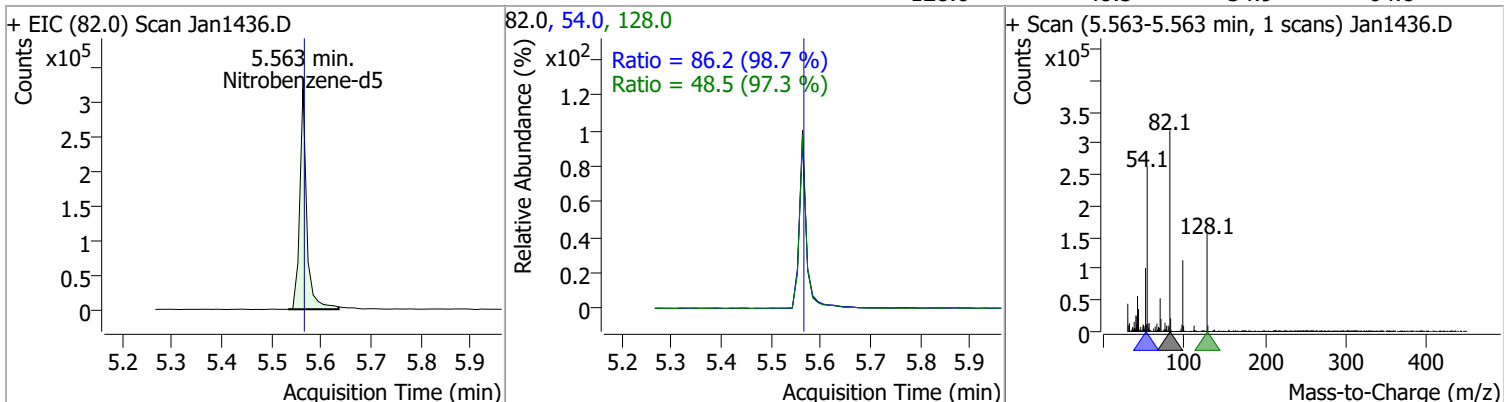


Quantitation Results Report (QT Reviewed)

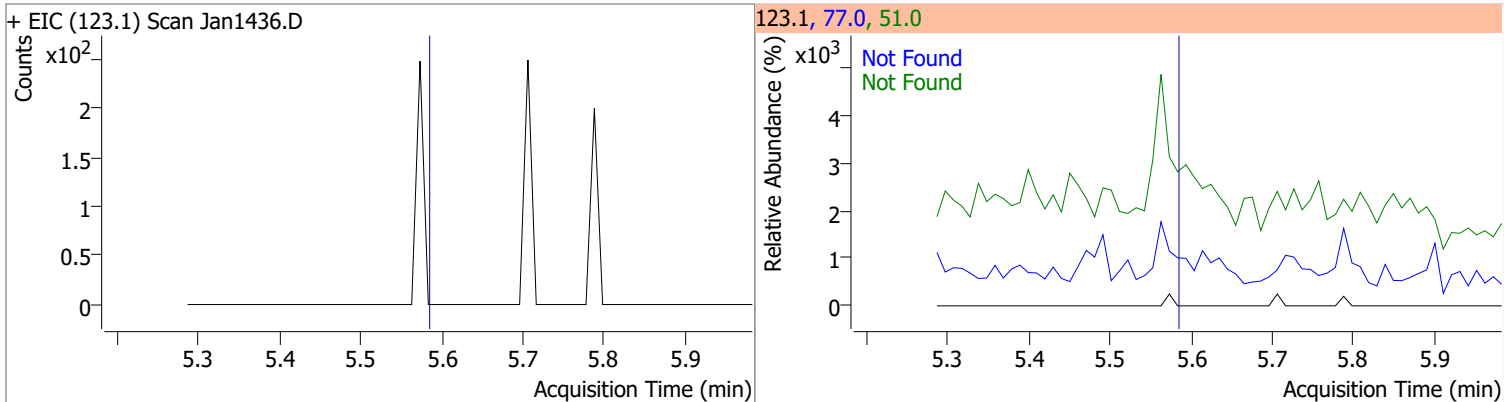
Compound	Conc.	Exp RT	QIon	Exp Ratio	QIon	Exp Ratio
Hexachloroethane	N.D.	5.48	201.0	96.9	199.0	60.2



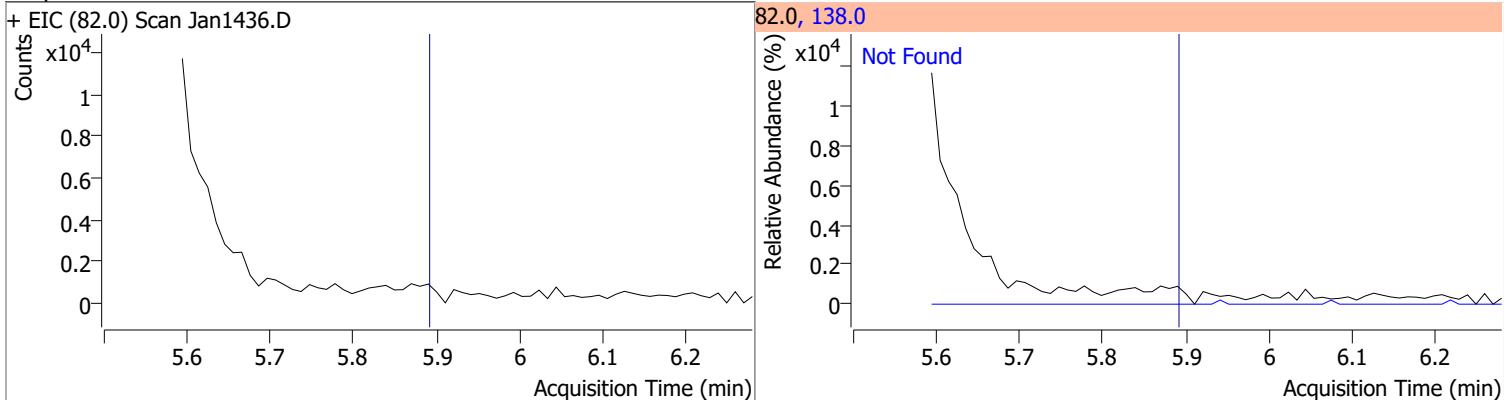
Compound	Conc.	RT	Dev(Min)	Resp.	QIon	QRatio	Lower	Upper
Nitrobenzene-d5	61.0959	5.56	0.00	311174	54.0	86.2	61.2	113.6
					128.0	48.5	34.9	64.8



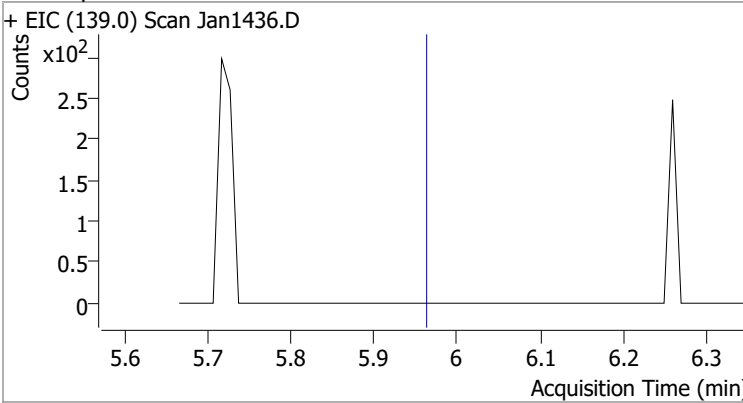
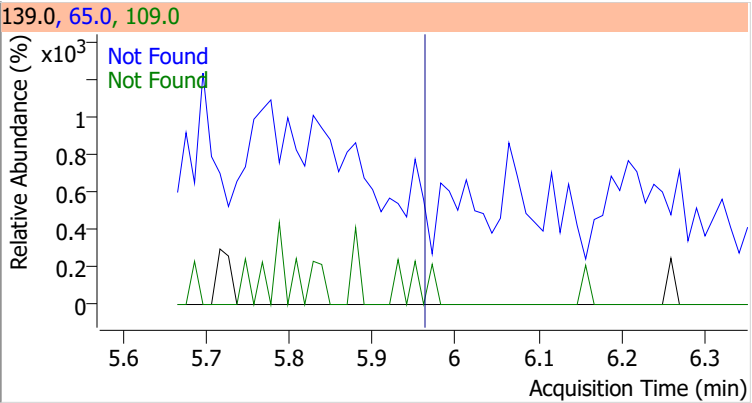
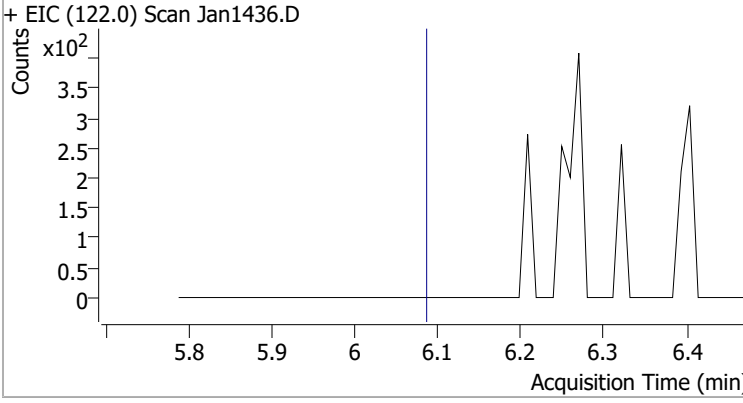
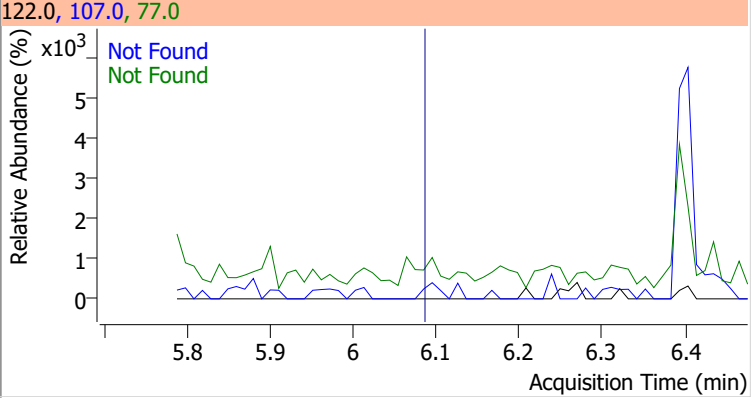
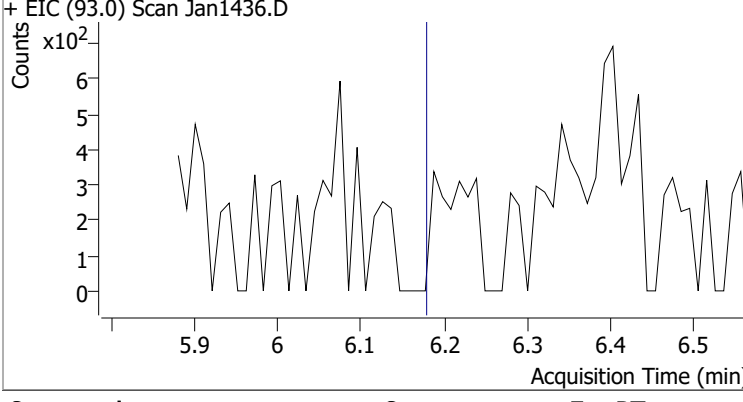
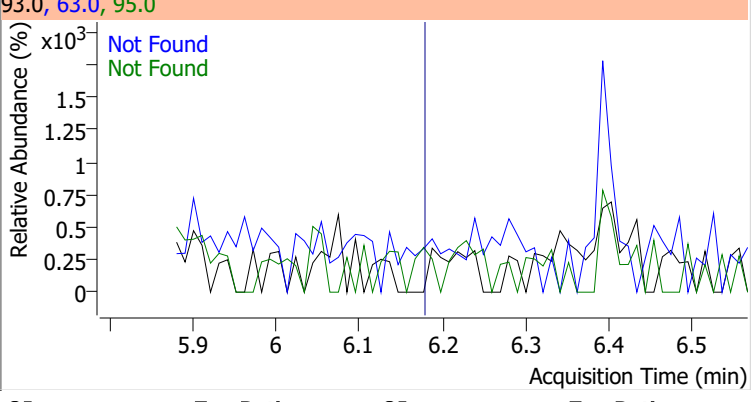
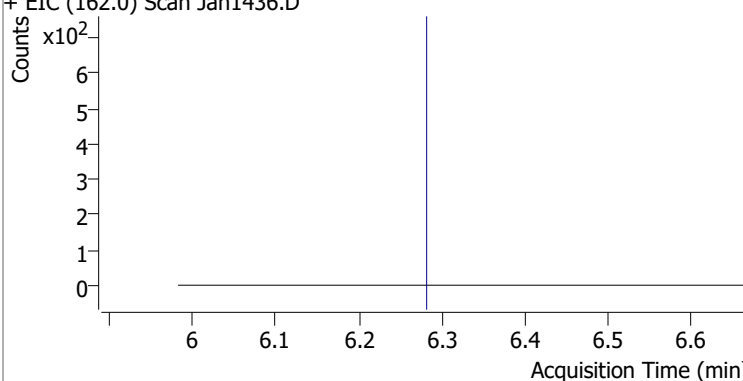
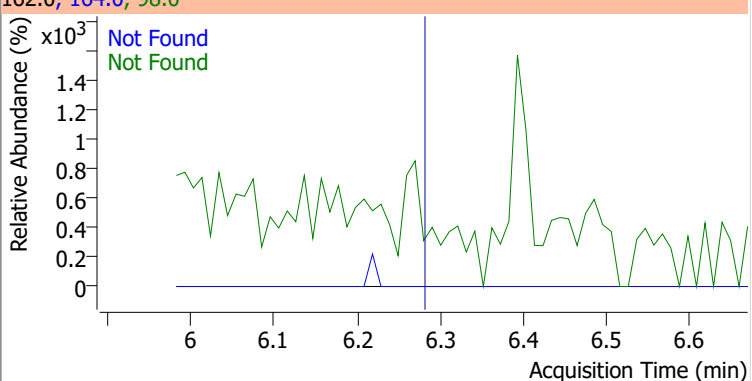
Compound	Conc.	Exp RT	QIon	Exp Ratio	QIon	Exp Ratio
Nitrobenzene	N.D.	5.58	77.0	187.7	51.0	165.1



Compound	Conc.	Exp RT	QIon	Exp Ratio
Isophorone	N.D.	5.89	138.0	21.2



Quantitation Results Report (QT Reviewed)

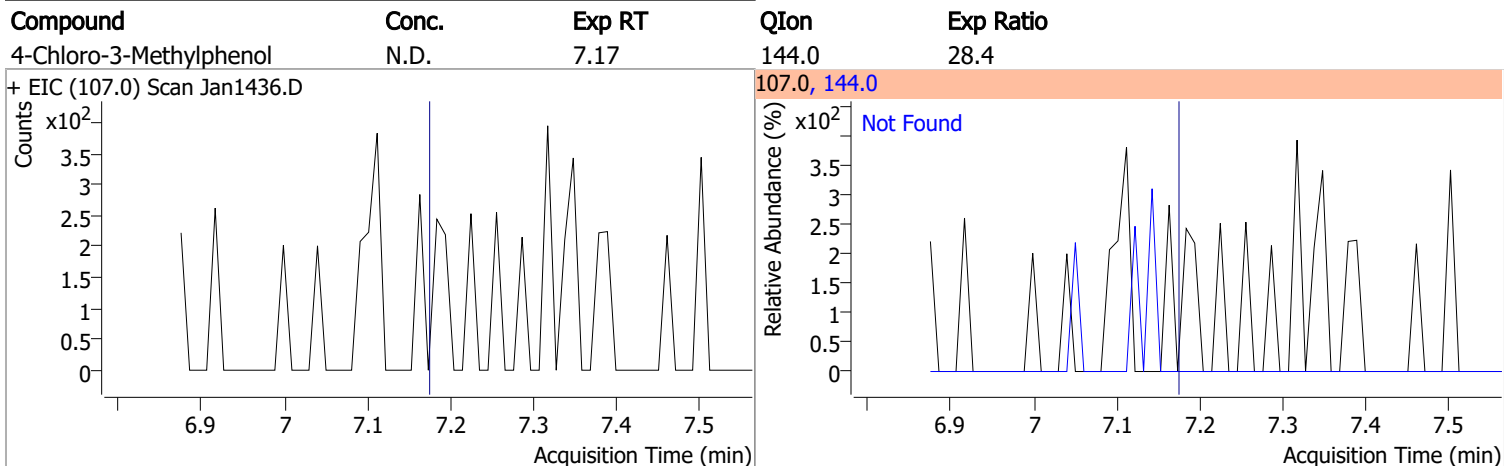
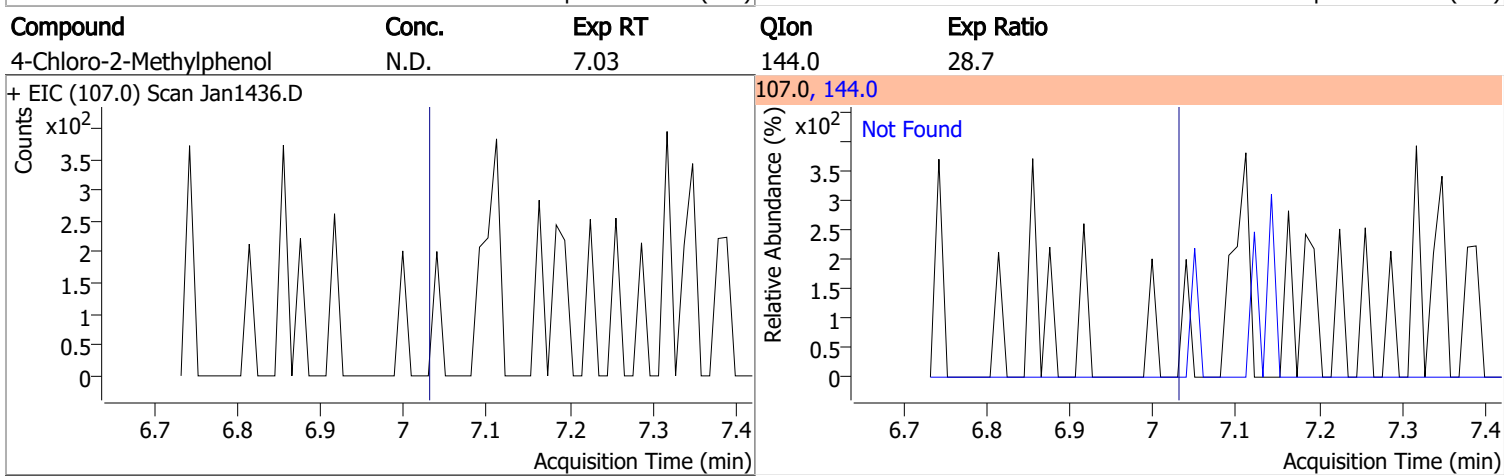
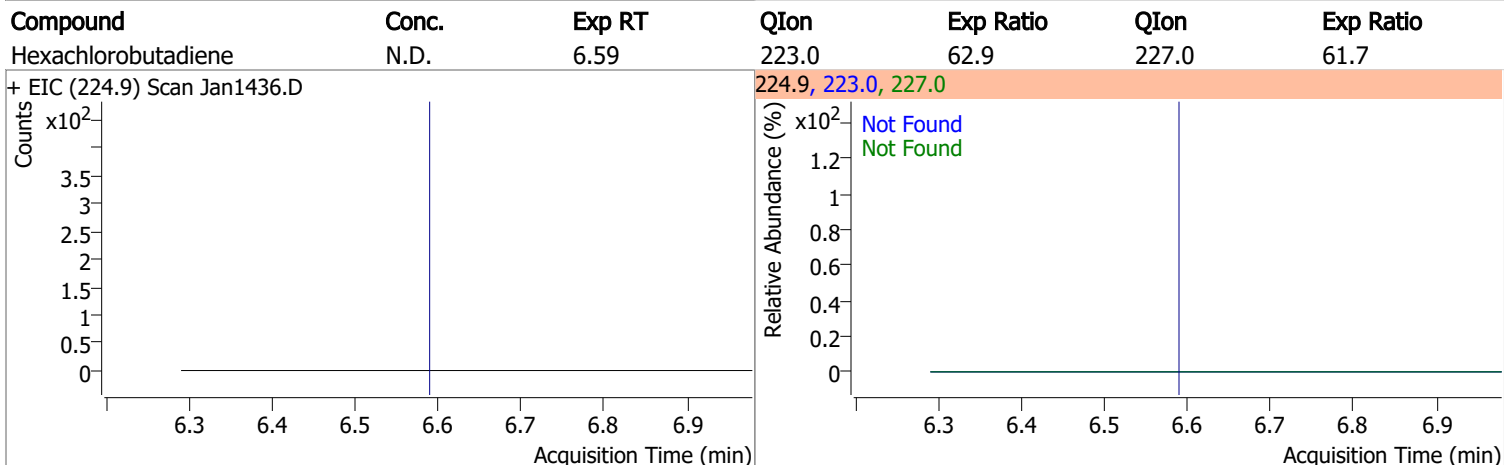
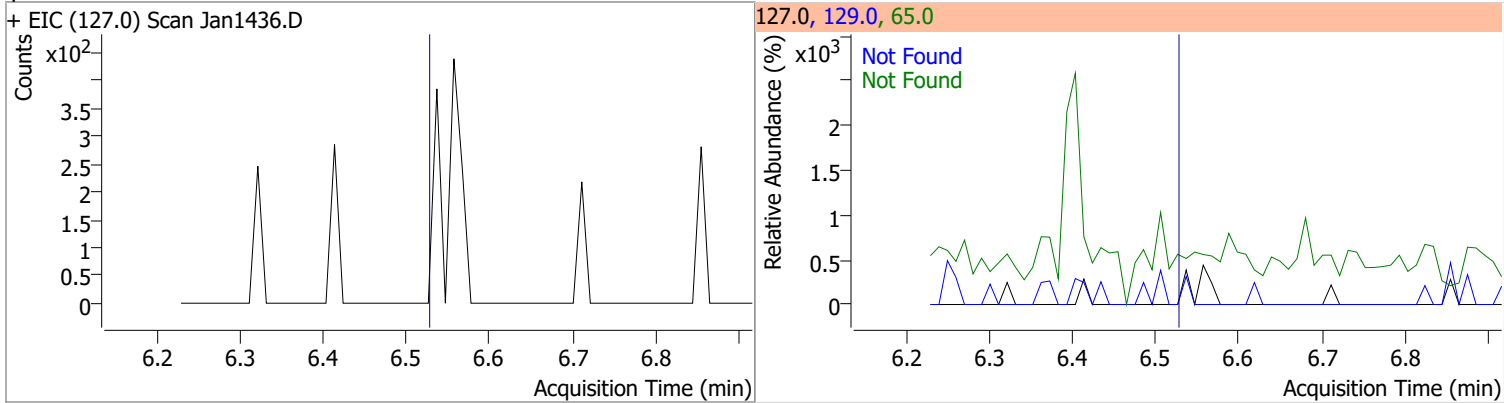
Compound	Conc.	Exp RT	QIon	Exp Ratio	QIon	Exp Ratio
2-Nitrophenol	N.D.	5.96	65.0	52.2	109.0	38.2
+ EIC (139.0) Scan Jan1436.D			139.0, 65.0, 109.0			
						
2,4-Dimethylphenol	N.D.	6.08	107.0	106.7	77.0	29.9
+ EIC (122.0) Scan Jan1436.D			122.0, 107.0, 77.0			
						
bis(-2-Chloroethoxy)Methane	N.D.	6.18	63.0	88.3	95.0	29.8
+ EIC (93.0) Scan Jan1436.D			93.0, 63.0, 95.0			
						
2,4-Dichlorophenol	N.D.	6.28	164.0	63.5	98.0	30.9
+ EIC (162.0) Scan Jan1436.D			162.0, 164.0, 98.0			
						

Quantitation Results Report (QT Reviewed)

Compound	Conc.	Exp RT	QIon	Exp Ratio	QIon	Exp Ratio
Benzoic Acid	N.D.	6.29	122.0	89.3	77.0	71.7
+ EIC (105.0) Scan Jan1436.D			105.0, 122.0, 77.0			
1,2,4-Trichlorobenzene	N.D.	6.34	182.0	98.3	145.0	29.2
+ EIC (180.0) Scan Jan1436.D			180.0, 182.0, 145.0			
Naphthalene	N.D.	6.42	129.0	11.1	102.0	8.9
+ EIC (128.0) Scan Jan1436.D			128.0, 129.0, 102.0			
4-Chlorophenol	N.D.	6.50	128.0	299.5		
+ EIC (130.0) Scan Jan1436.D			130.0, 128.0			

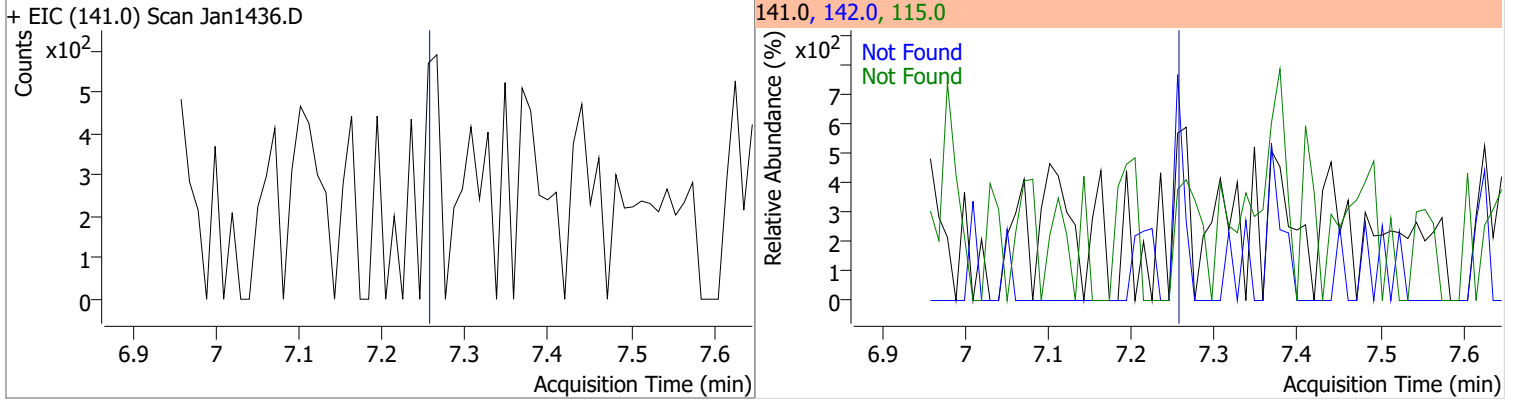
Quantitation Results Report (QT Reviewed)

Compound	Conc.	Exp RT	QIon	Exp Ratio	QIon	Exp Ratio
----------	-------	--------	------	-----------	------	-----------

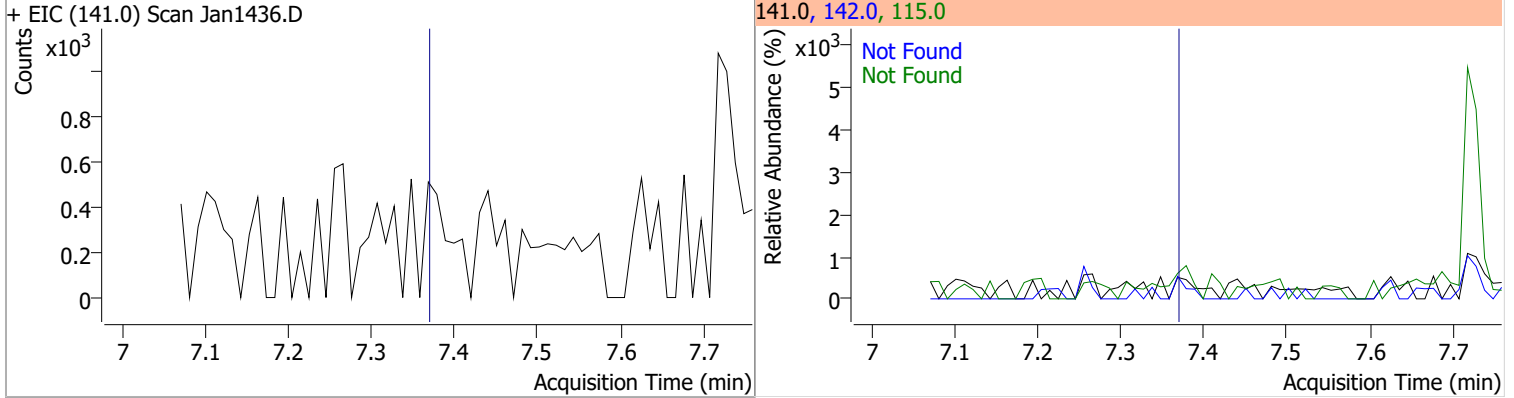


Quantitation Results Report (QT Reviewed)

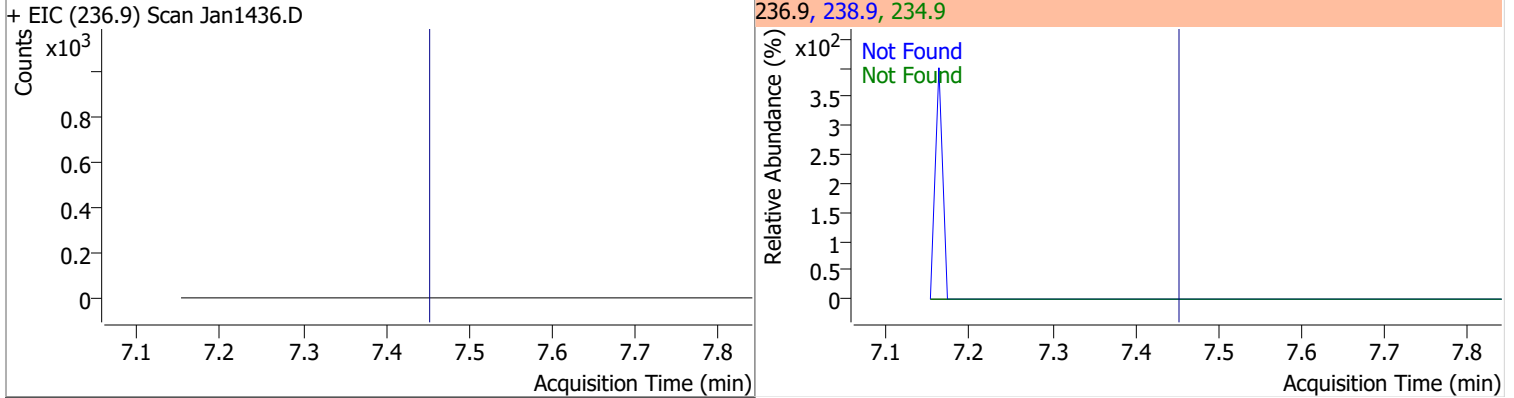
Compound	Conc.	Exp RT	QIon	Exp Ratio	QIon	Exp Ratio
2-Methylnaphthalene	N.D.	7.26	142.0	115.4	115.0	41.1



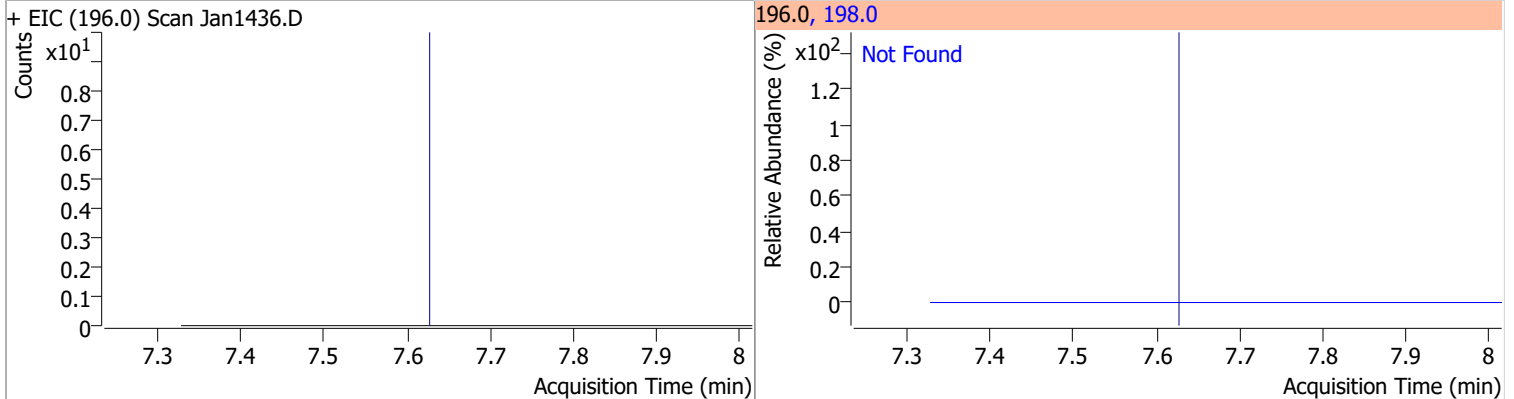
Compound	Conc.	Exp RT	QIon	Exp Ratio	QIon	Exp Ratio
1-Methylnaphthalene	N.D.	7.37	142.0	111.1	115.0	41.1



Compound	Conc.	Exp RT	QIon	Exp Ratio	QIon	Exp Ratio
Hexachlorocyclopentadiene	N.D.	7.45	238.9	65.3	234.9	63.2

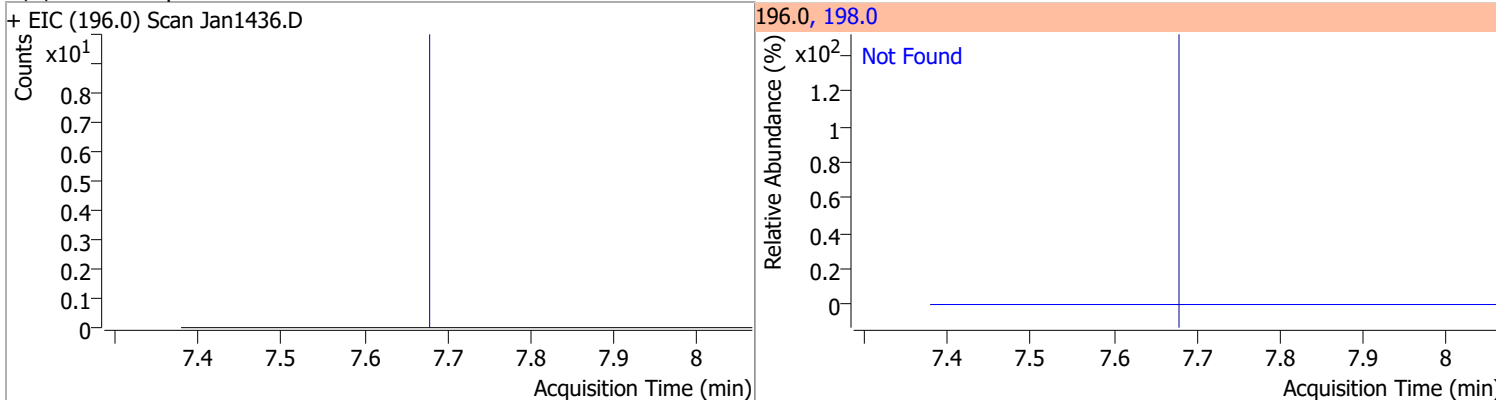


Compound	Conc.	Exp RT	QIon	Exp Ratio
2,4,6-Trichlorophenol	N.D.	7.63	198.0	94.2

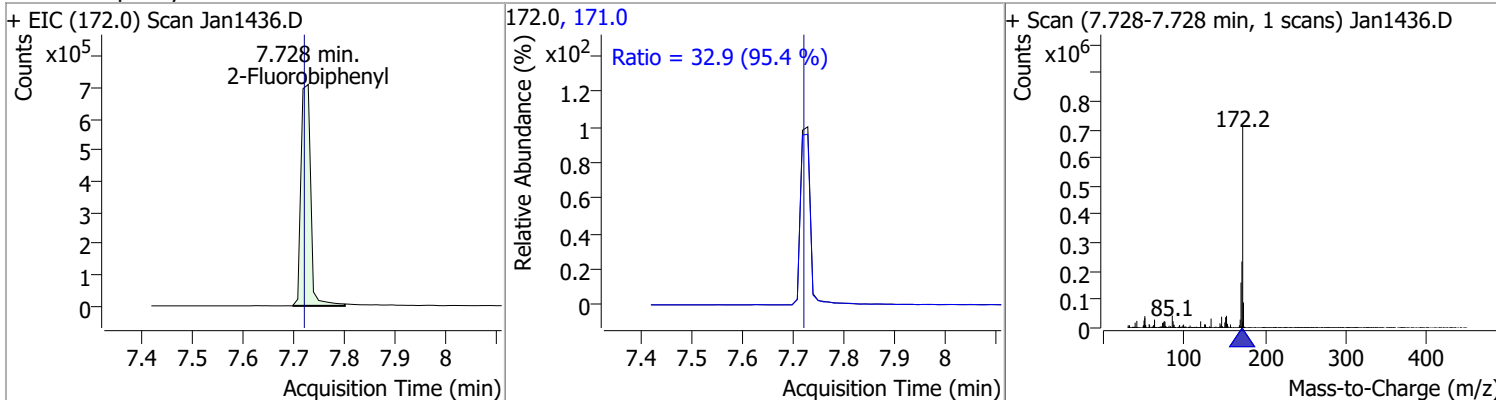


Quantitation Results Report (QT Reviewed)

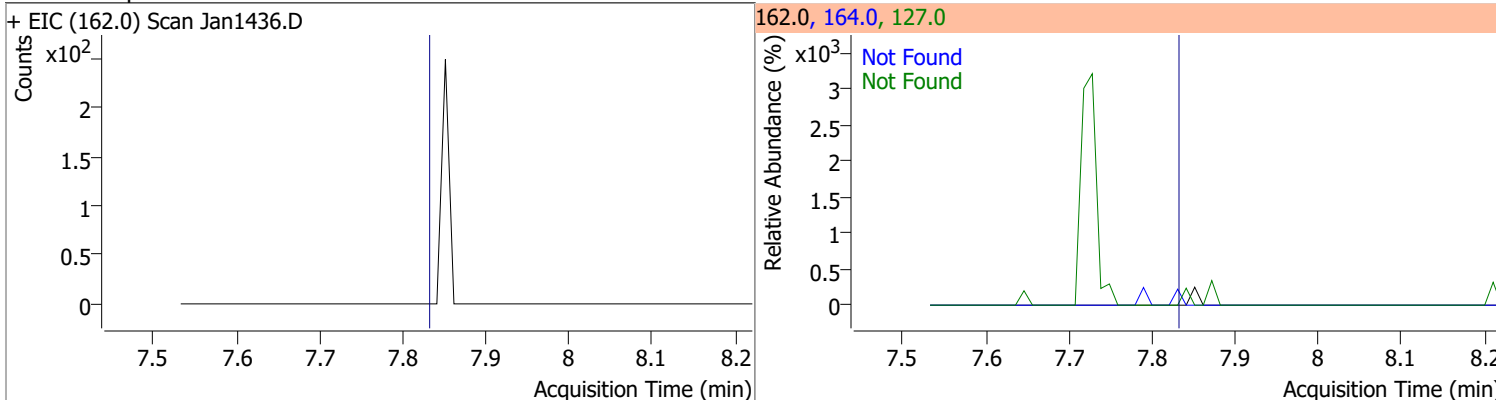
Compound	Conc.	Exp RT	QIon	Exp Ratio
2,4,5-Trichlorophenol	N.D.	7.68	198.0	95.6



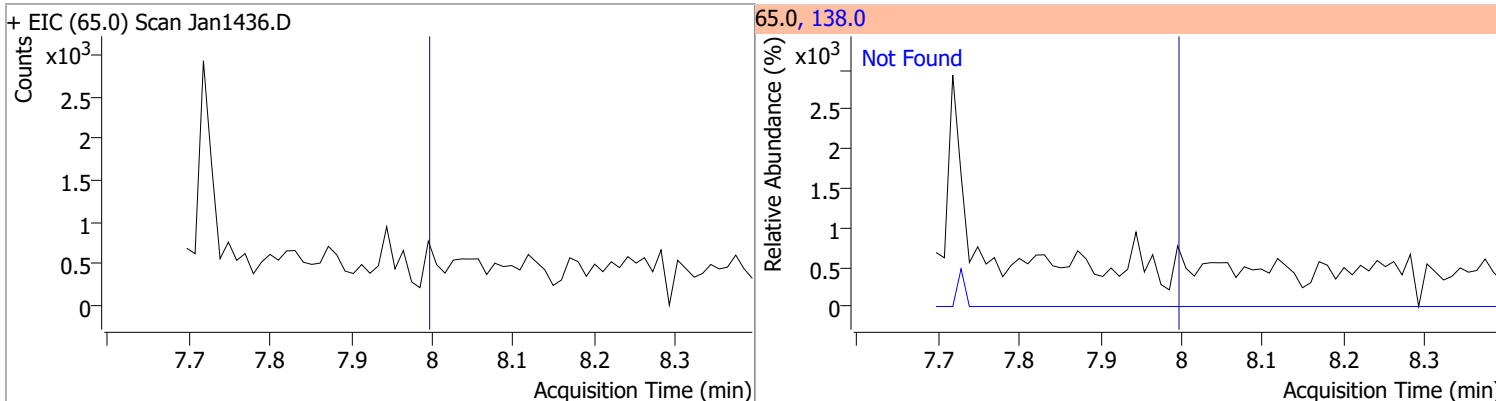
Compound	Conc.	RT	Dev(Min)	Resp.	QIon	QRatio	Lower	Upper
2-Fluorobiphenyl	53.0194	7.73	0.01	944269	171.0	32.9	24.1	44.8



Compound	Conc.	Exp RT	QIon	Exp Ratio	QIon	Exp Ratio
2-Chloronaphthalene	N.D.	7.83	127.0	36.6	164.0	32.9

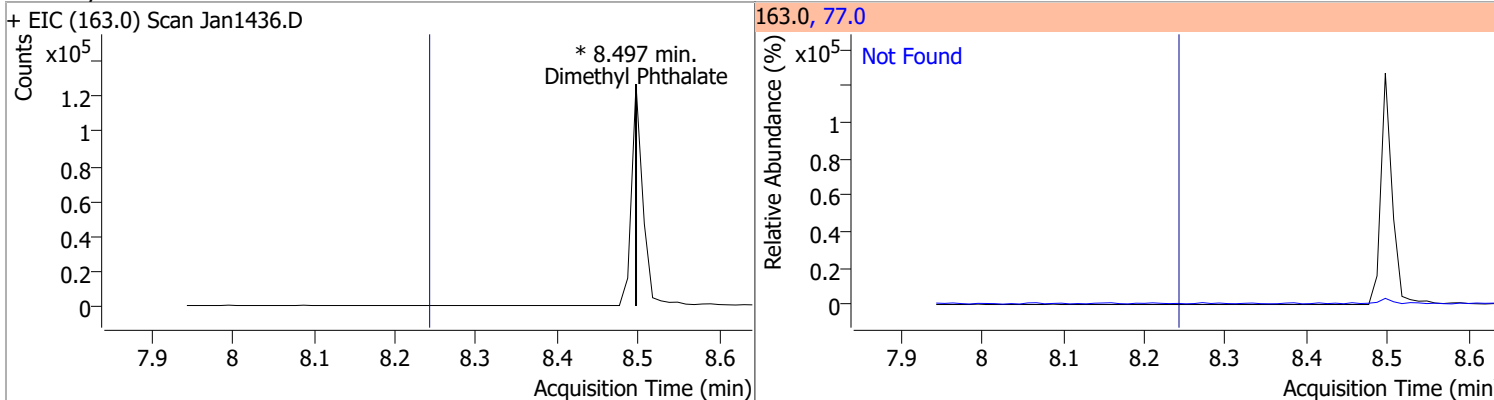


Compound	Conc.	Exp RT	QIon	Exp Ratio
2-Nitroaniline	N.D.	8.00	138.0	108.7

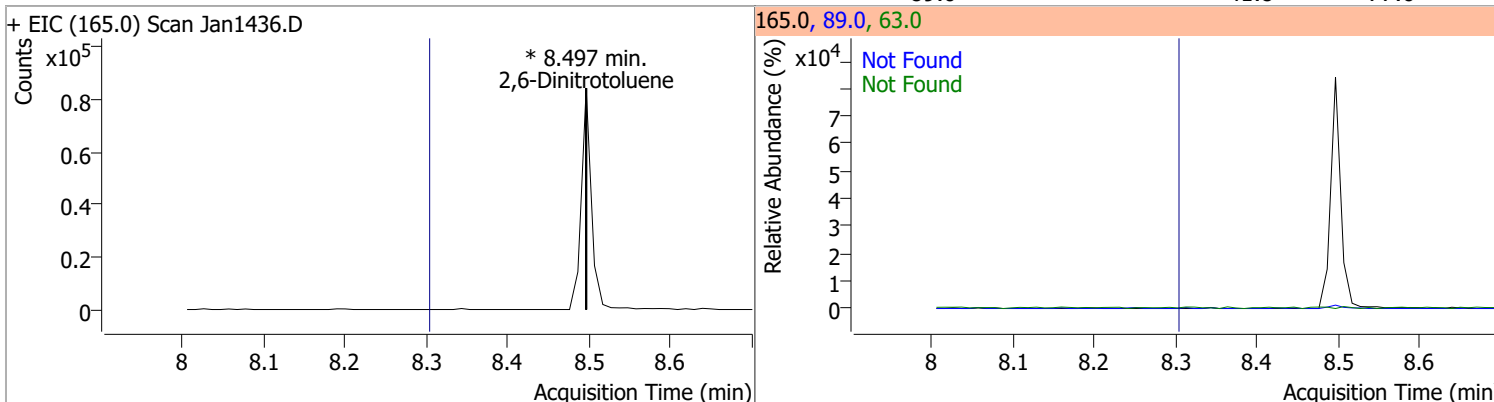


Quantitation Results Report (QT Reviewed)

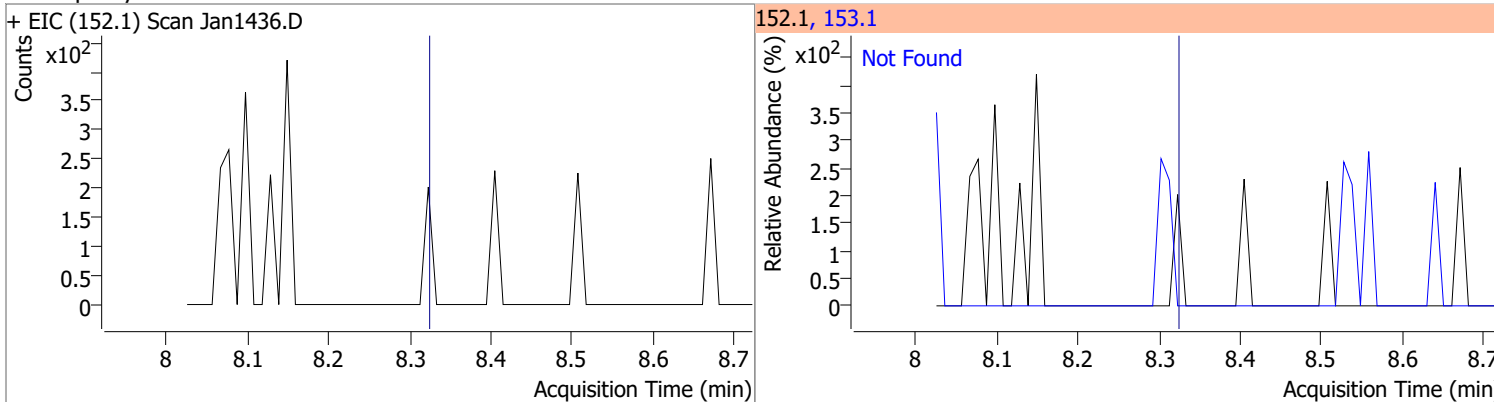
Compound	Conc.	RT	Dev(Min)	Resp.	QIon	QRatio	Lower	Upper
Dimethyl Phthalate	0	0		0	77.0		12.9	24.0



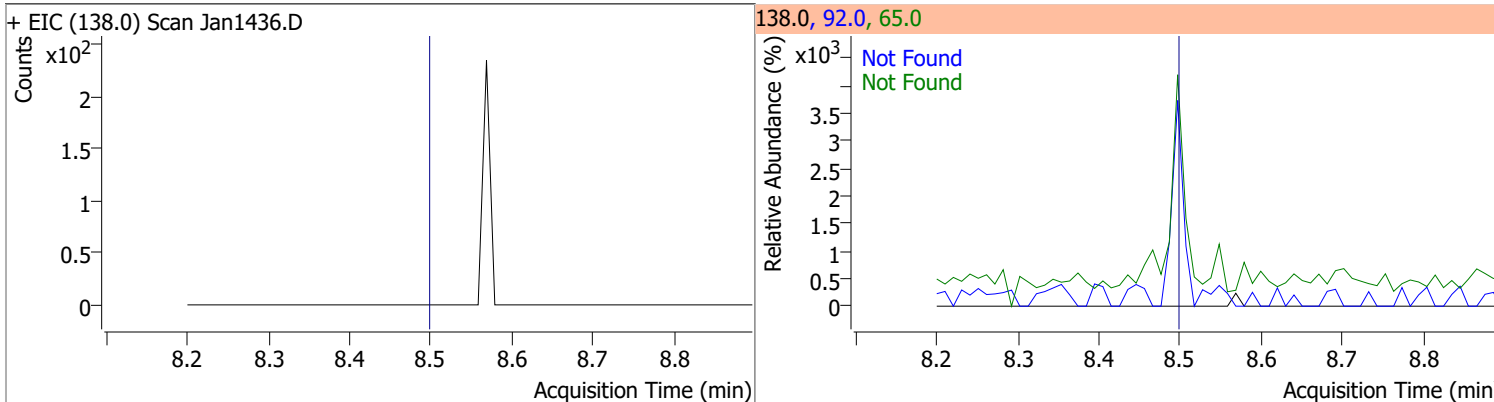
Compound	Conc.	RT	Dev(Min)	Resp.	QIon	QRatio	Lower	Upper
2,6-Dinitrotoluene	0	0		0	63.0 89.0		114.6 41.8	212.8 77.6



Compound	Conc.	Exp RT	QIon	Exp Ratio
Acenaphthylene	N.D.	8.32	153.1	14.0

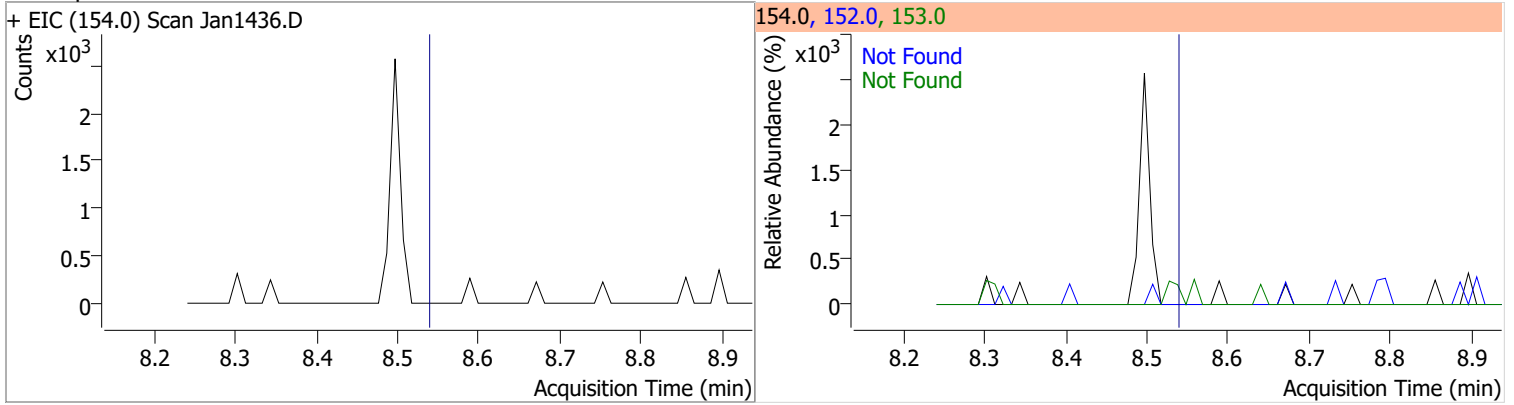


Compound	Conc.	Exp RT	QIon	Exp Ratio	QIon	Exp Ratio
3-Nitroaniline	N.D.	8.50	65.0	131.6	92.0	102.1

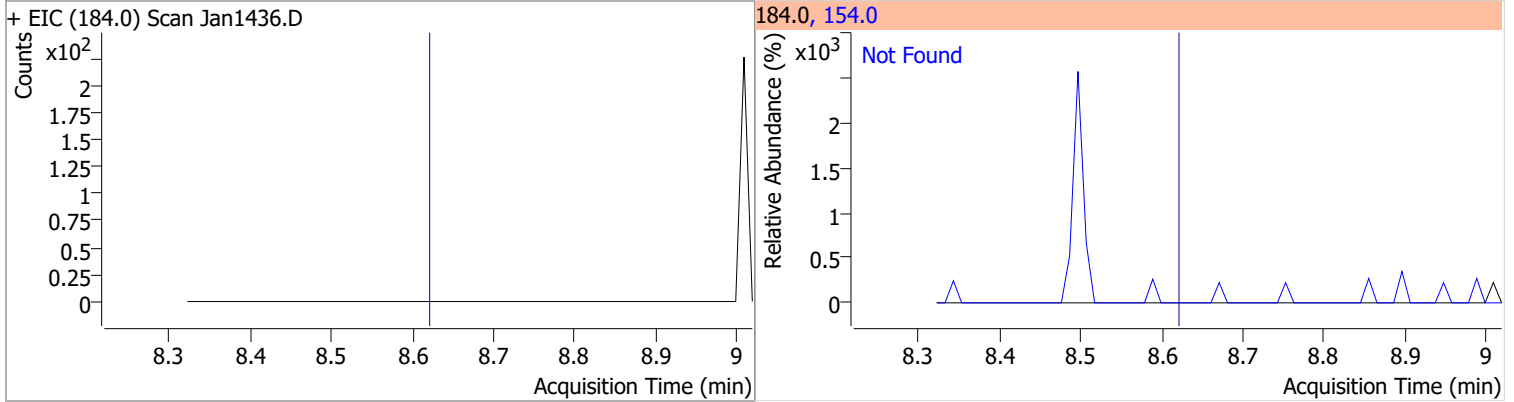


Quantitation Results Report (QT Reviewed)

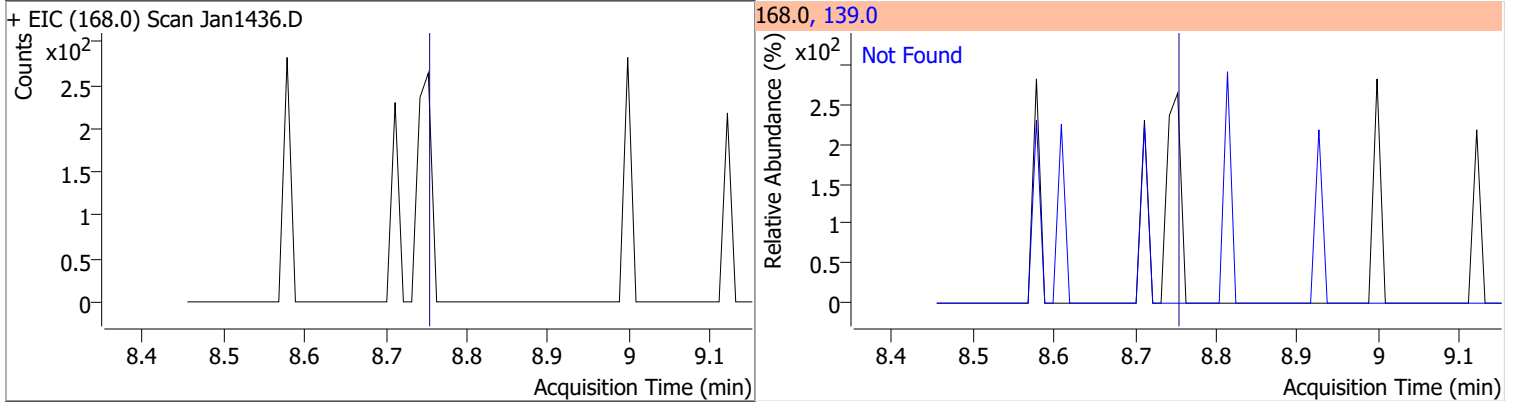
Compound	Conc.	Exp RT	QIon	Exp Ratio	QIon	Exp Ratio
Acenaphthene	N.D.	8.54	153.0	108.2	152.0	50.8



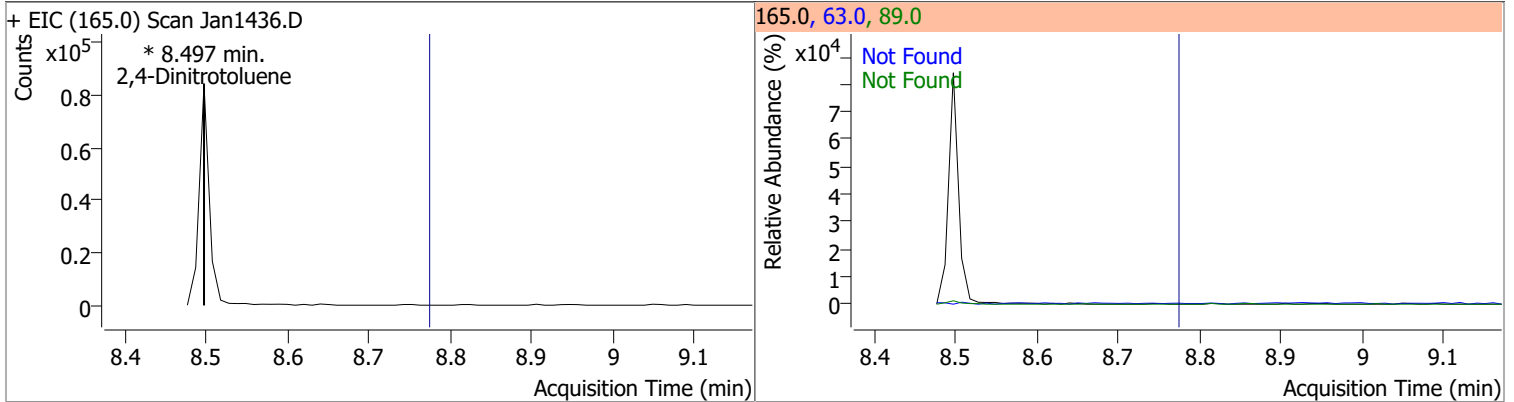
Compound	Conc.	Exp RT	QIon	Exp Ratio
2,4-Dinitrophenol	N.D.	8.62	154.0	53.4



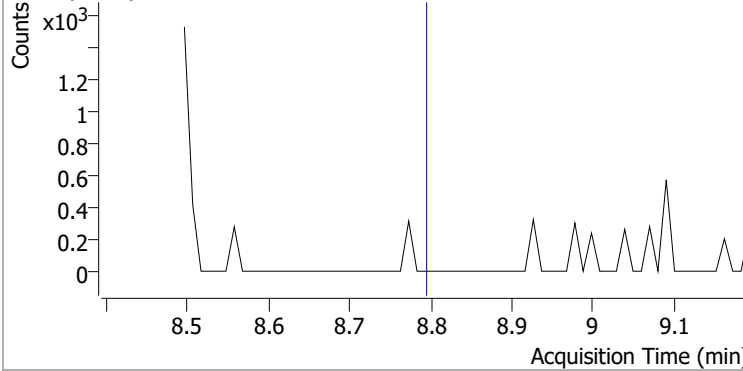
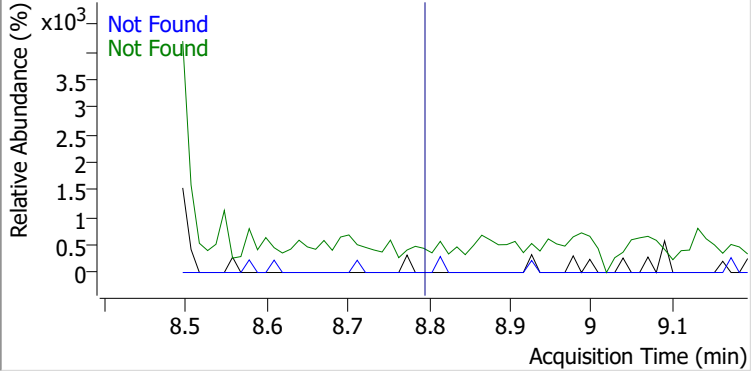
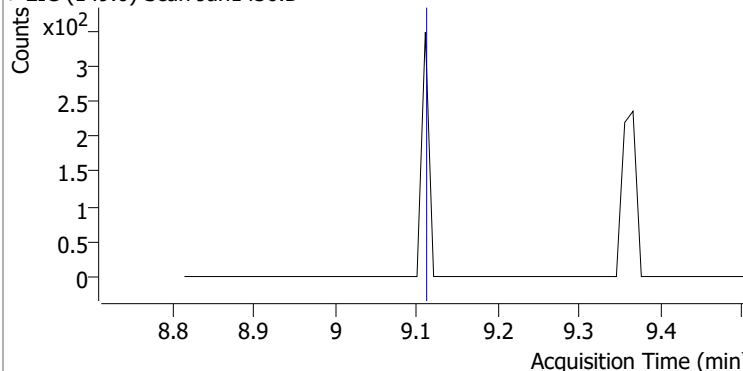
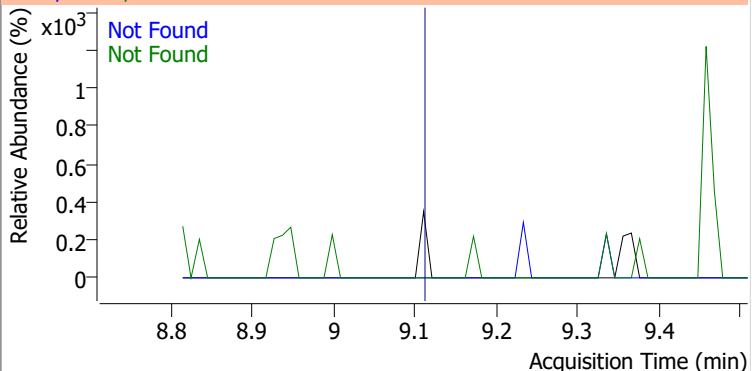
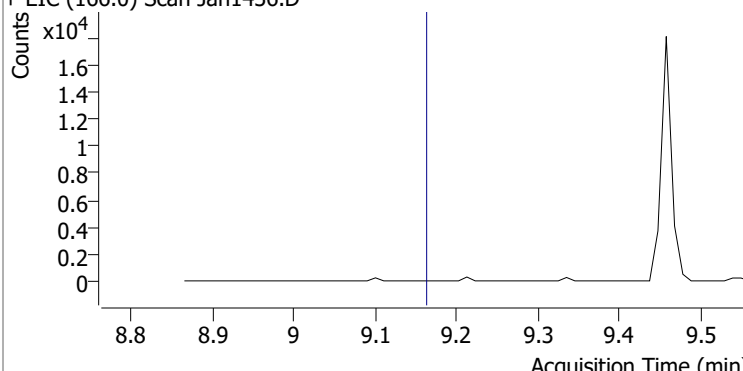
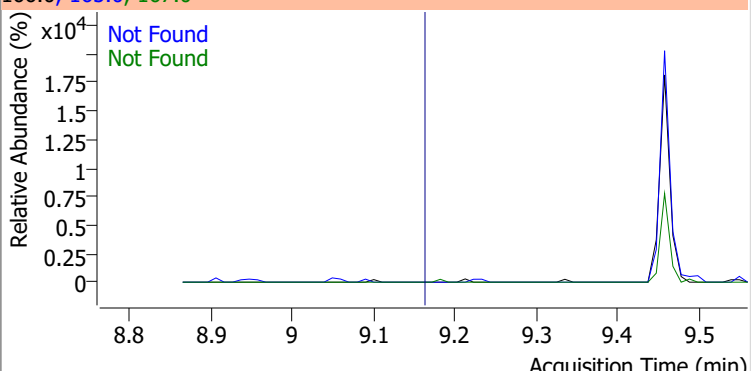
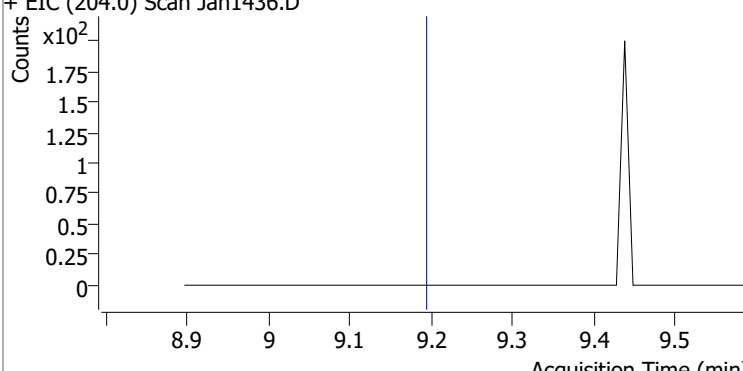
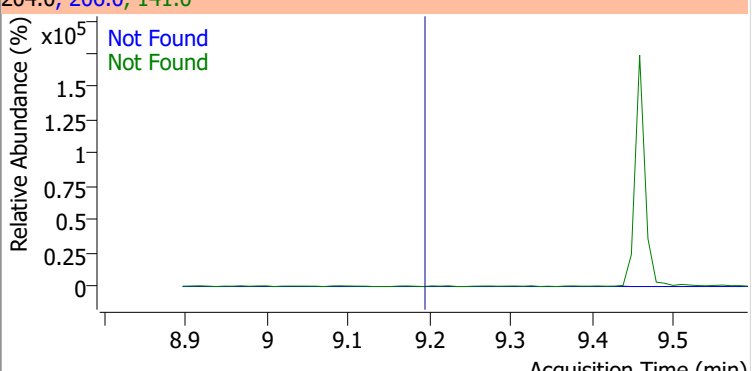
Compound	Conc.	Exp RT	QIon	Exp Ratio
Dibenzofuran	N.D.	8.75	139.0	38.8



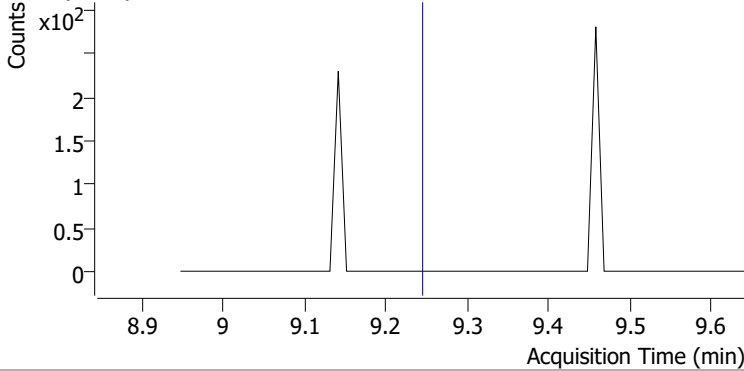
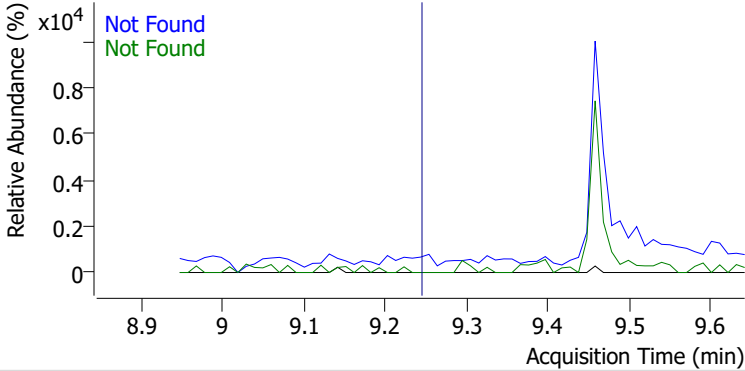
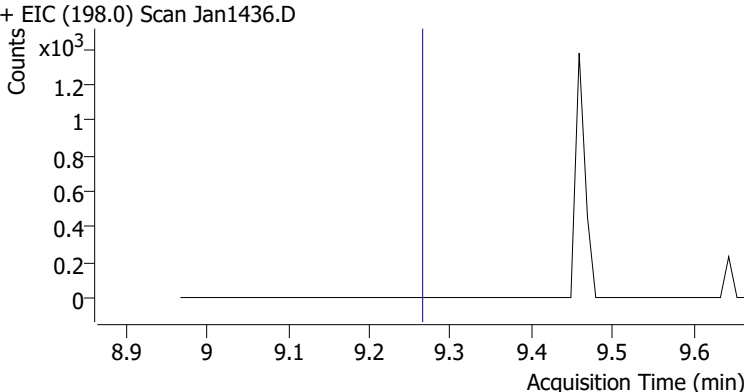
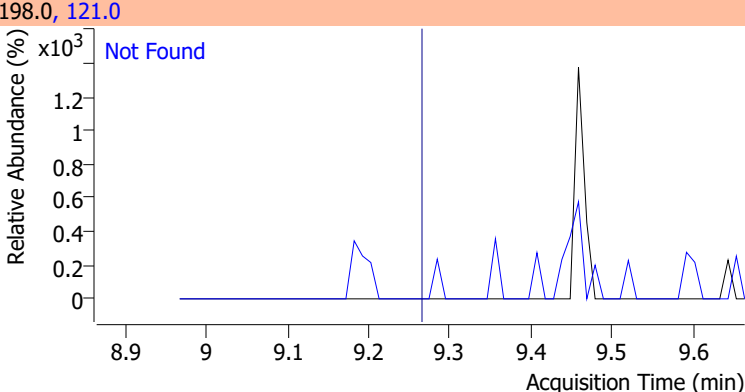
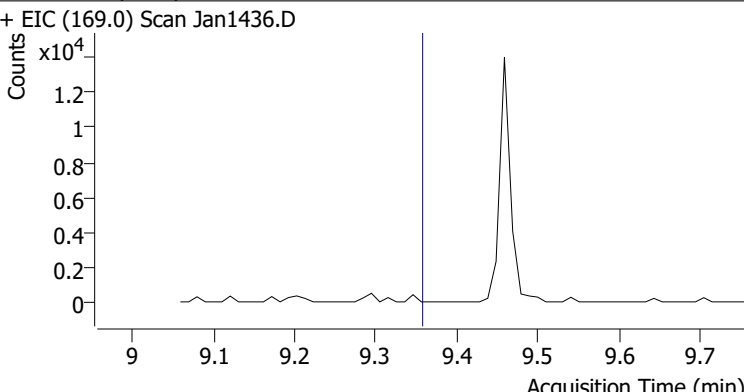
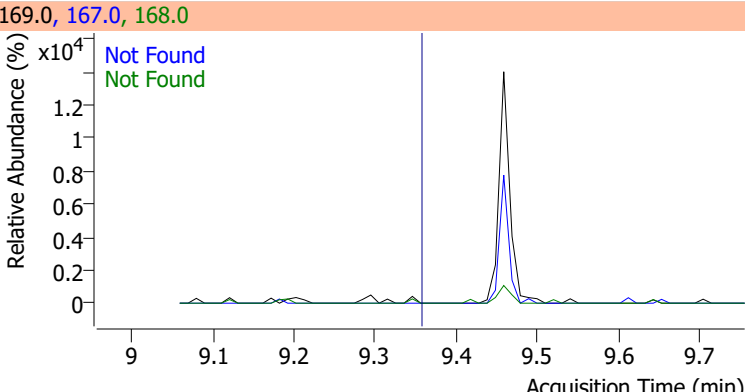
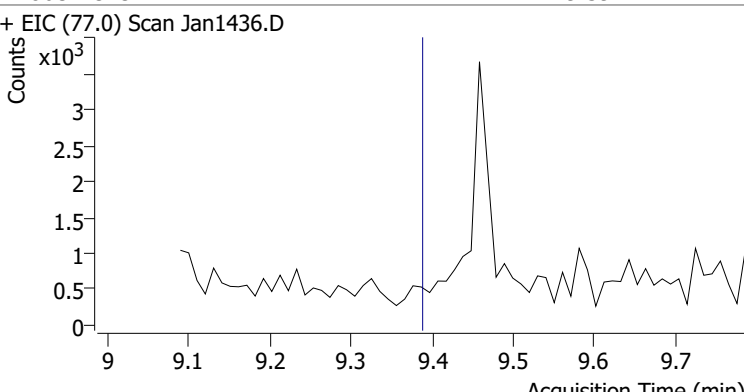
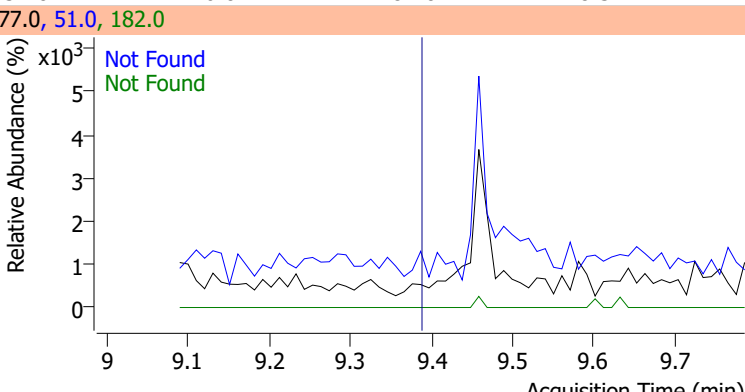
Compound	Conc.	RT	Dev(Min)	Resp.	QIon	QRatio	Lower	Upper
2,4-Dinitrotoluene		0		0	89.0		50.5	93.8
					63.0		36.9	68.4



Quantitation Results Report (QT Reviewed)

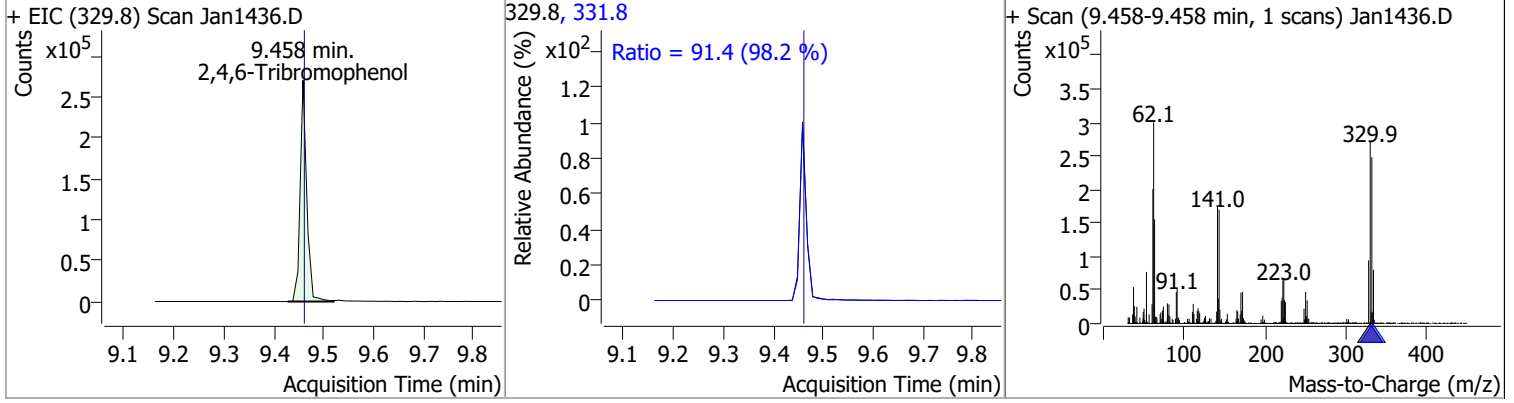
Compound	Conc.	Exp RT	QIon	Exp Ratio	QIon	Exp Ratio
4-Nitrophenol	N.D.	8.79	65.0	84.9	139.0	66.0
+ EIC (109.0) Scan Jan1436.D			109.0, 139.0, 65.0			
						
Diethylphthalate	N.D.	9.11	177.0	20.4	150.0	12.3
+ EIC (149.0) Scan Jan1436.D			149.0, 177.0, 150.0			
						
Fluorene	N.D.	9.16	165.0	94.7	167.0	13.8
+ EIC (166.0) Scan Jan1436.D			166.0, 165.0, 167.0			
						
4-Chlorophenyl-phenylether	N.D.	9.19	141.0	61.5	206.0	33.0
+ EIC (204.0) Scan Jan1436.D			204.0, 206.0, 141.0			
						

Quantitation Results Report (QT Reviewed)

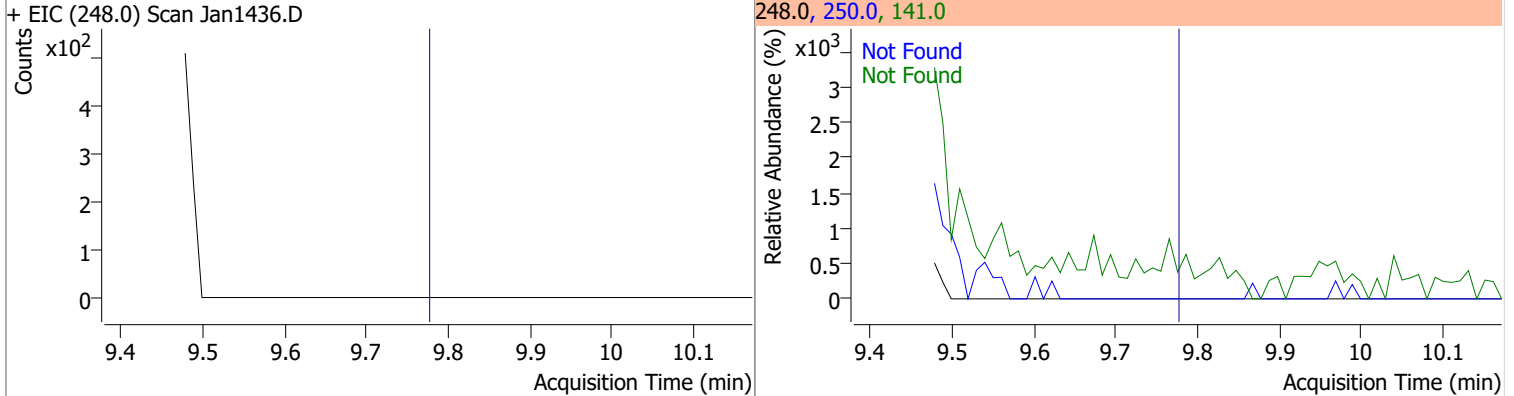
Compound	Conc.	Exp RT	QIon	Exp Ratio	QIon	Exp Ratio
4-Nitroaniline	N.D.	9.24	65.0	119.6	92.0	45.9
+ EIC (138.0) Scan Jan1436.D			138.0, 65.0, 92.0			
						
4,6-Dinitro-2-methylphenol	N.D.	9.26	121.0	44.2		
+ EIC (198.0) Scan Jan1436.D			198.0, 121.0			
						
N-nitrosodiphenylamine	N.D.	9.36	168.0	61.0	167.0	32.7
+ EIC (169.0) Scan Jan1436.D			169.0, 167.0, 168.0			
						
Azobenzene	N.D.	9.39	51.0	46.0	182.0	28.3
+ EIC (77.0) Scan Jan1436.D			77.0, 51.0, 182.0			
						

Quantitation Results Report (QT Reviewed)

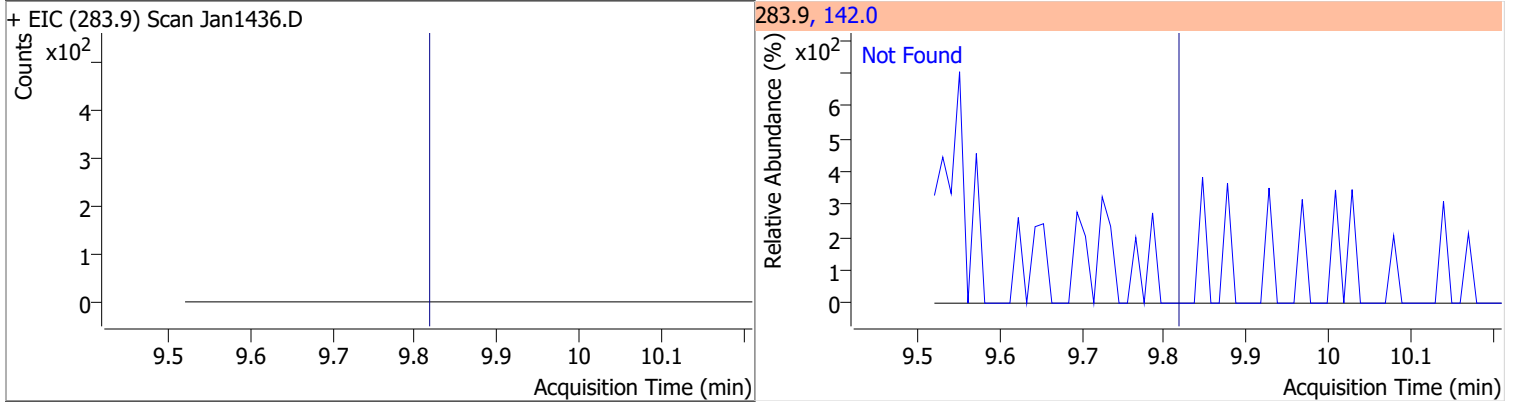
Compound	Conc.	RT	Dev(Min)	Resp.	QIon	QRatio	Lower	Upper
2,4,6-Tribromophenol	160.5070	9.46	0.00	248007	331.8	91.4	65.2	121.0



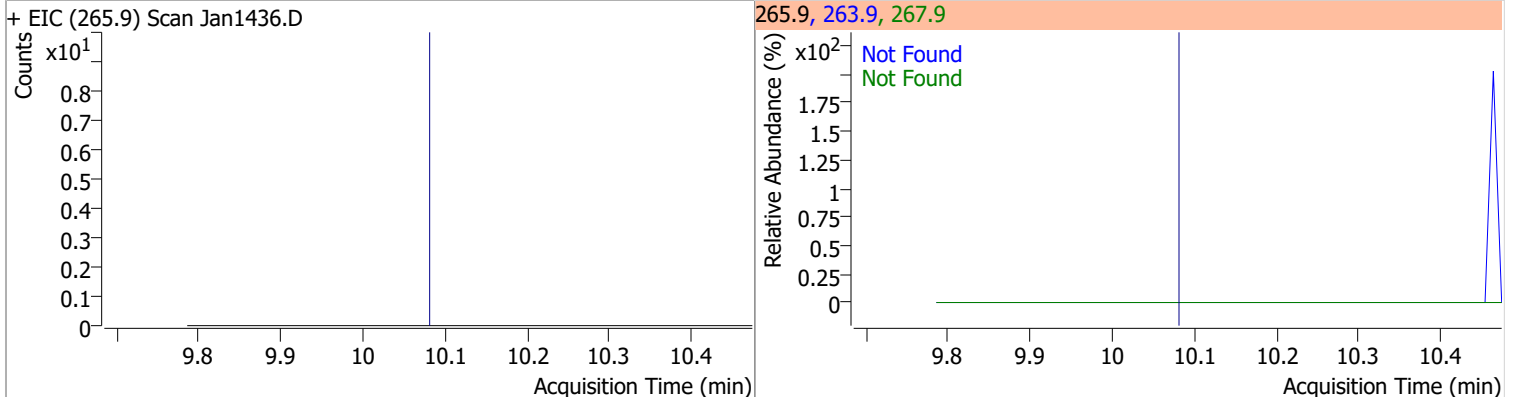
Compound	Conc.	Exp RT	QIon	Exp Ratio	QIon	Exp Ratio
4-Bromophenyl-phenylether	N.D.	9.78	250.0	97.1	141.0	93.8



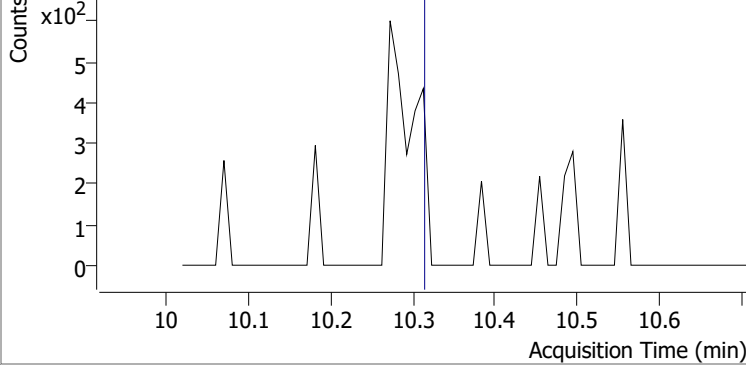
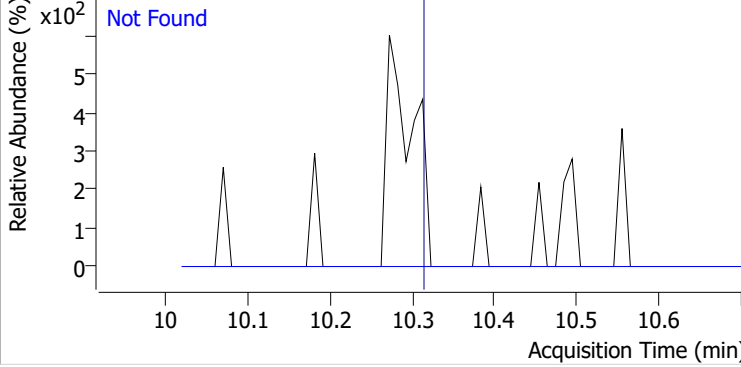
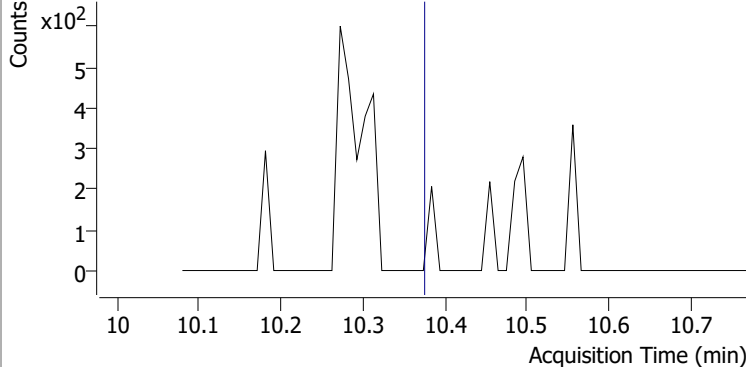
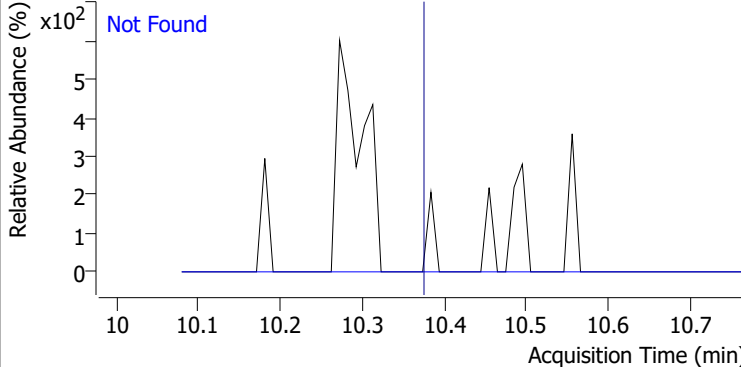
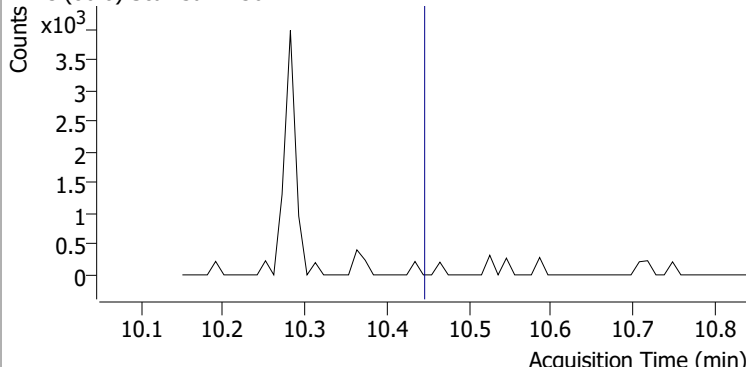
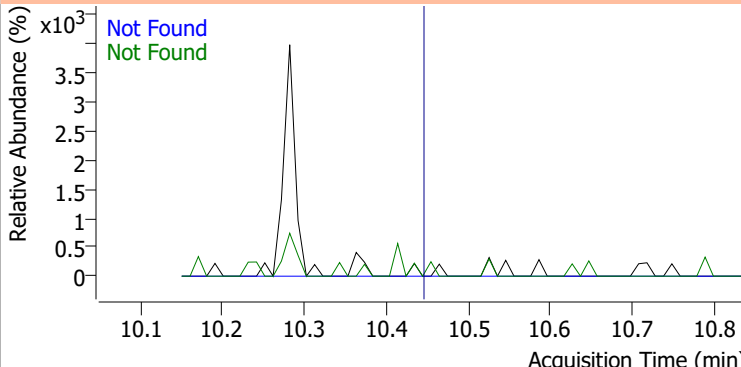
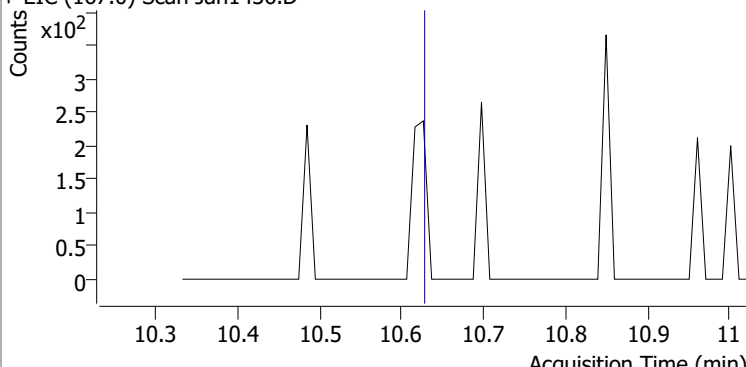
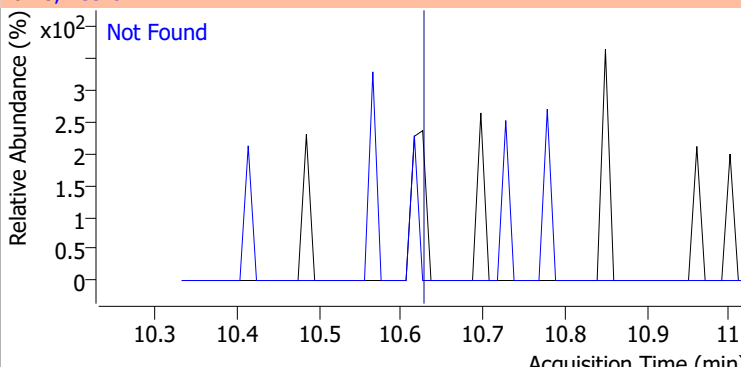
Compound	Conc.	Exp RT	QIon	Exp Ratio	QIon	Exp Ratio
Hexachlorobenzene	N.D.	9.82	142.0	51.2		



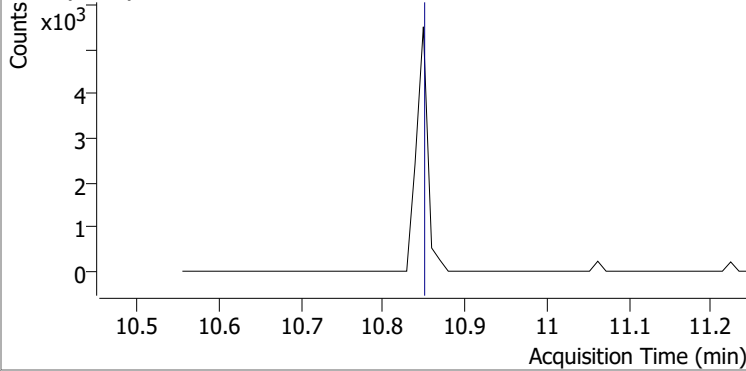
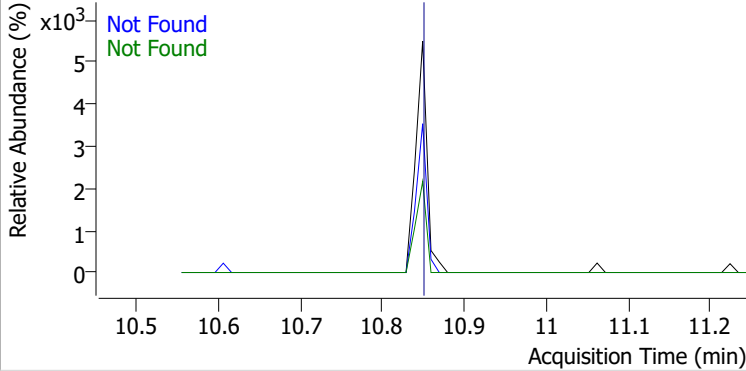
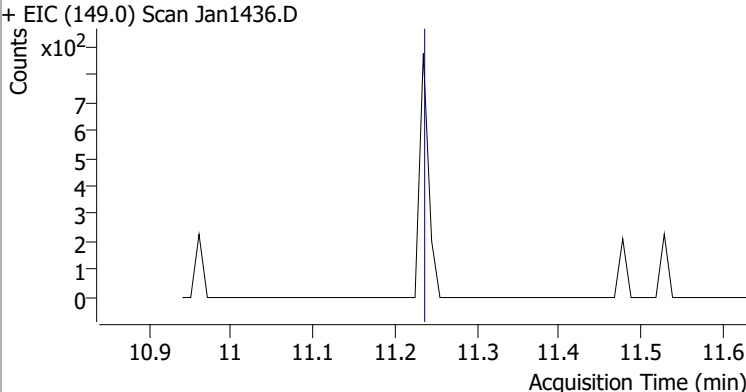
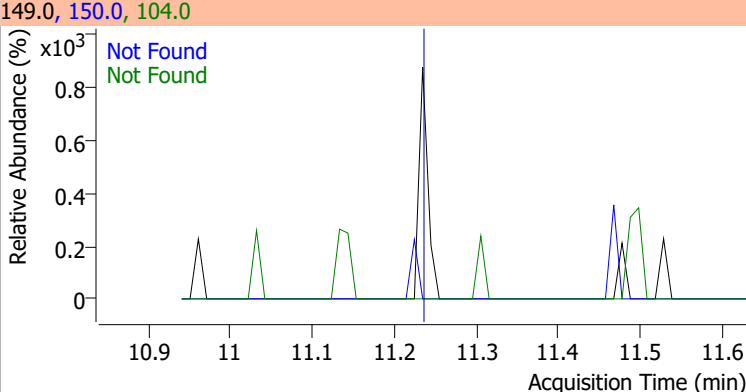
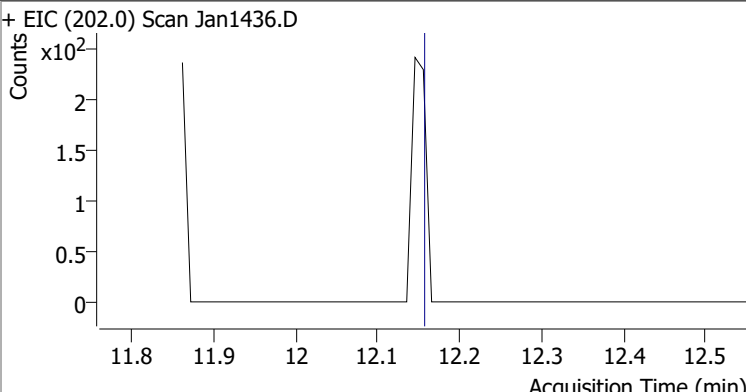
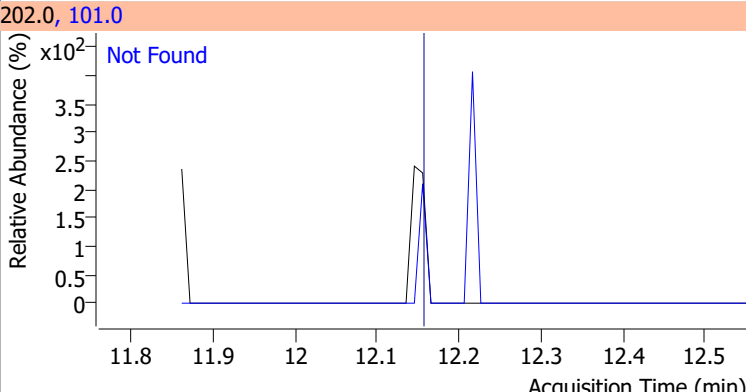
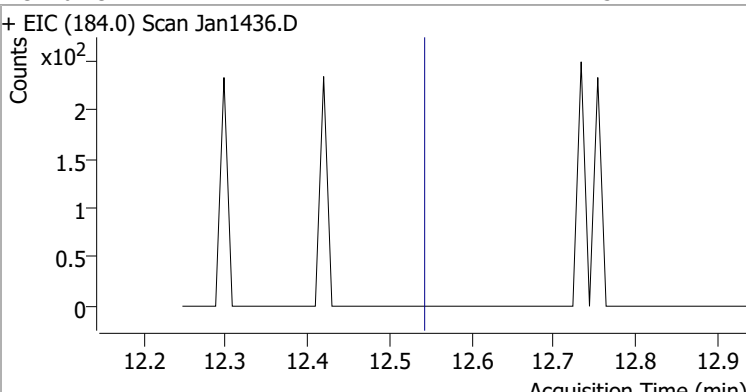
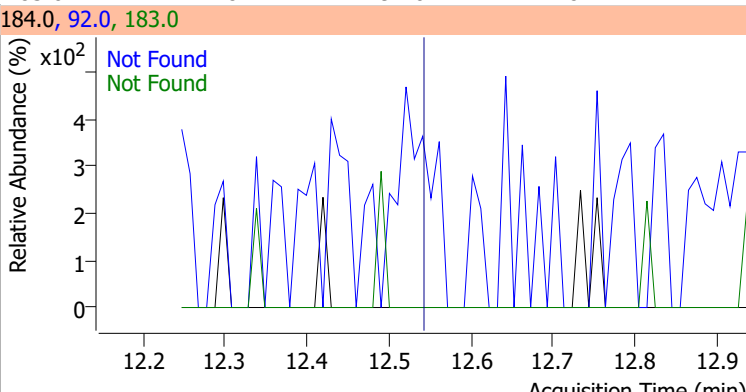
Compound	Conc.	Exp RT	QIon	Exp Ratio	QIon	Exp Ratio
Pentachlorophenol	N.D.	10.08	263.9	64.7	267.9	64.6



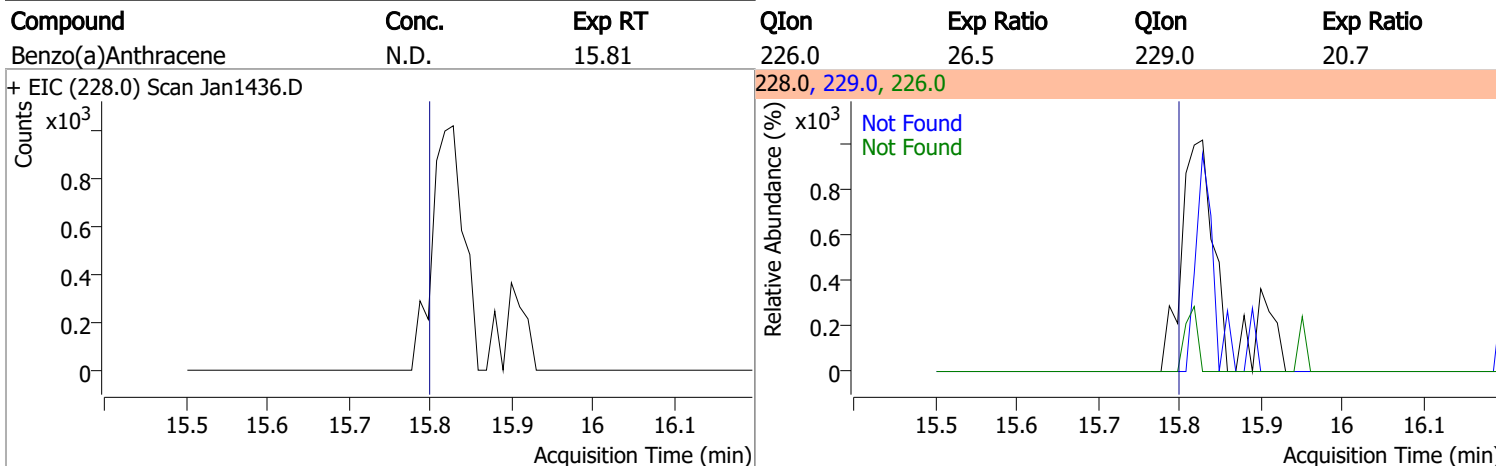
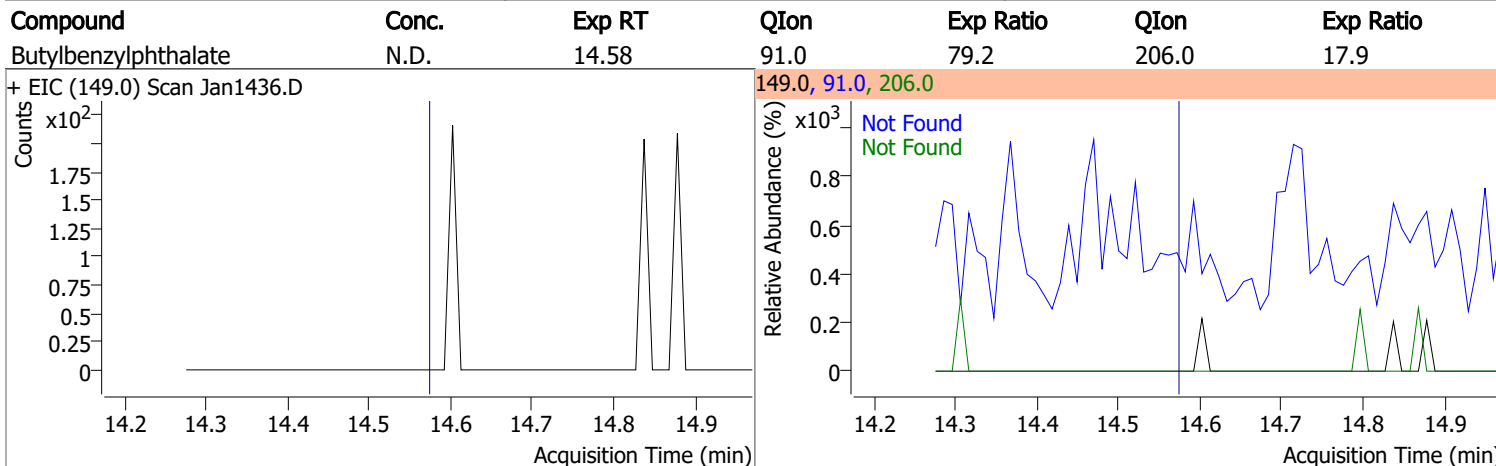
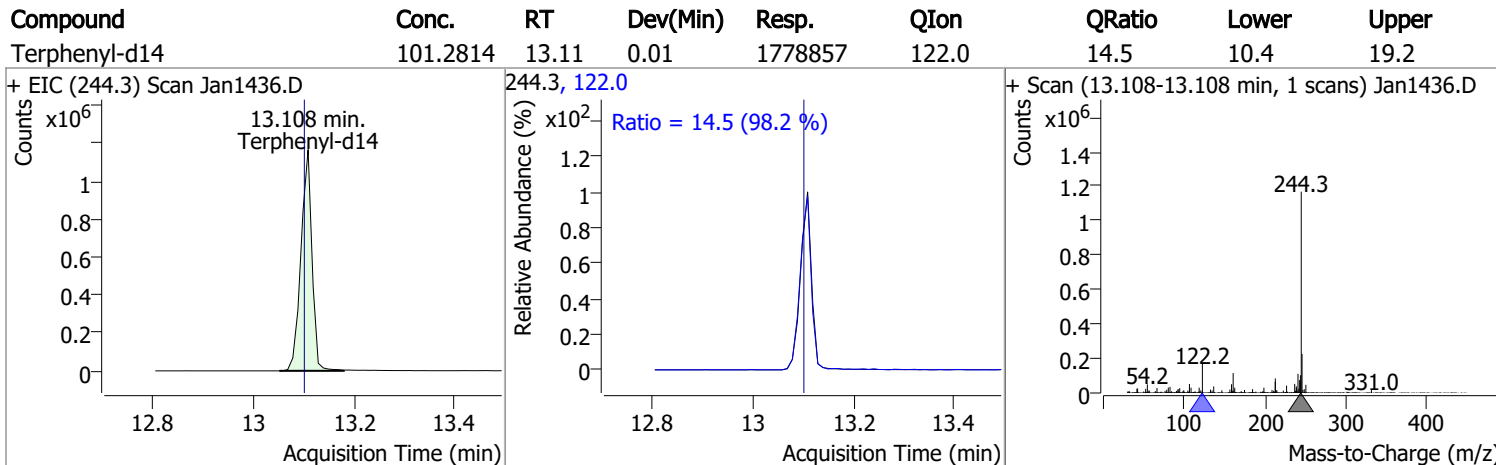
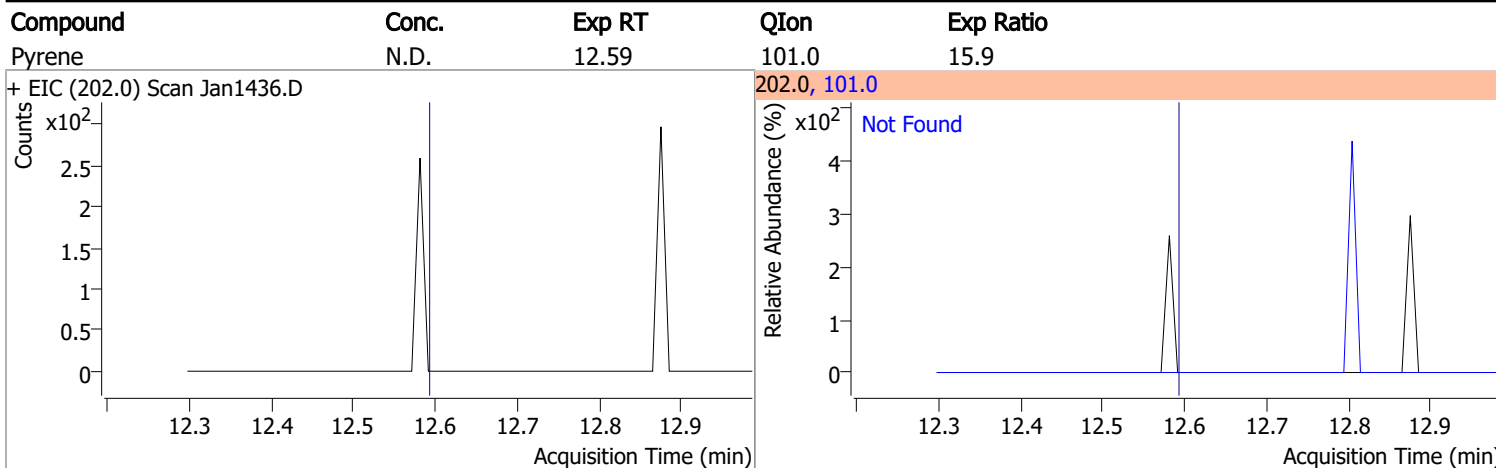
Quantitation Results Report (QT Reviewed)

Compound	Conc.	Exp RT	QIon	Exp Ratio		
Phenanthrene	N.D.	10.31	176.0	18.6		
+ EIC (178.0) Scan Jan1436.D			178.0, 176.0			
						
Anthracene	N.D.	10.37	176.0	18.3		
+ EIC (178.0) Scan Jan1436.D			178.0, 176.0			
						
Triallate	N.D.	10.44	268.0	26.6	QIon	Exp Ratio
					143.0	23.5
+ EIC (86.0) Scan Jan1436.D			86.0, 268.0, 143.0			
						
Carbazole	N.D.	10.63	139.0	13.2		
+ EIC (167.0) Scan Jan1436.D			167.0, 139.0			
						

Quantitation Results Report (QT Reviewed)

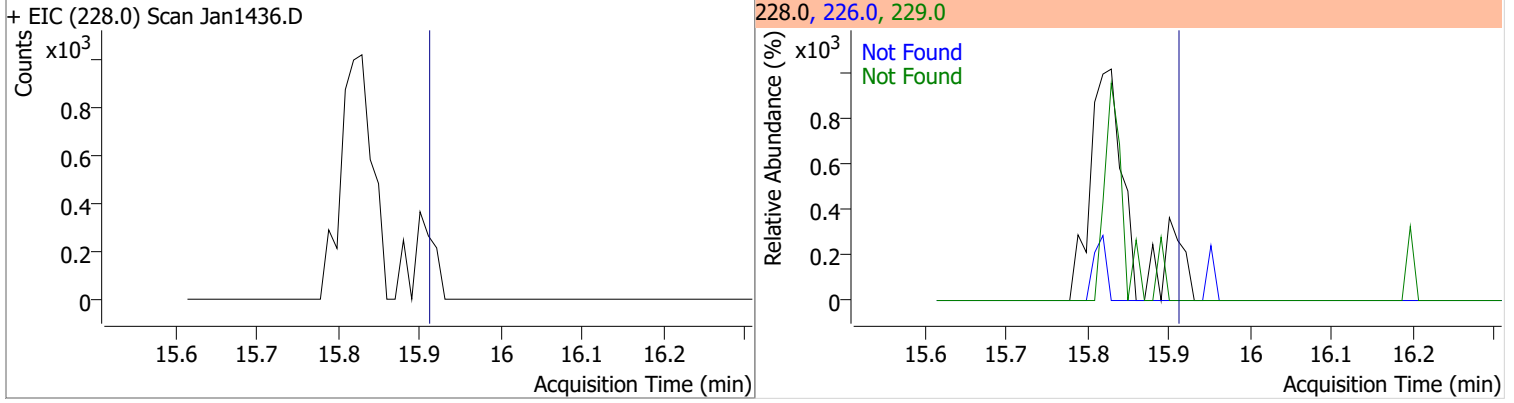
Compound	Conc.	Exp RT	QIon	Exp Ratio	QIon	Exp Ratio
o-Terphenyl	N.D.	10.85	229.0	65.3	215.0	37.2
+ EIC (230.0) Scan Jan1436.D			230.0, 229.0, 215.0			
						
Di-n-Butylphthalate	N.D.	11.23	150.0	9.0	104.0	5.8
+ EIC (149.0) Scan Jan1436.D			149.0, 150.0, 104.0			
						
Fluoranthene	N.D.	12.16	101.0	13.3		
+ EIC (202.0) Scan Jan1436.D			202.0, 101.0			
						
Benzidine	N.D.	12.54	183.0	11.8	92.0	8.2
+ EIC (184.0) Scan Jan1436.D			184.0, 92.0, 183.0			
						

Quantitation Results Report (QT Reviewed)

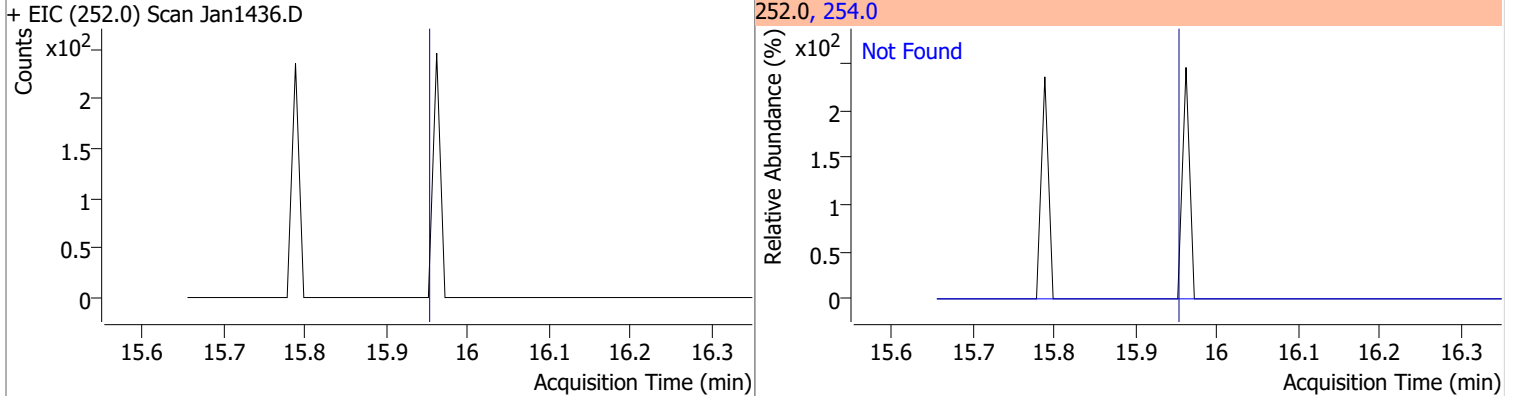


Quantitation Results Report (QT Reviewed)

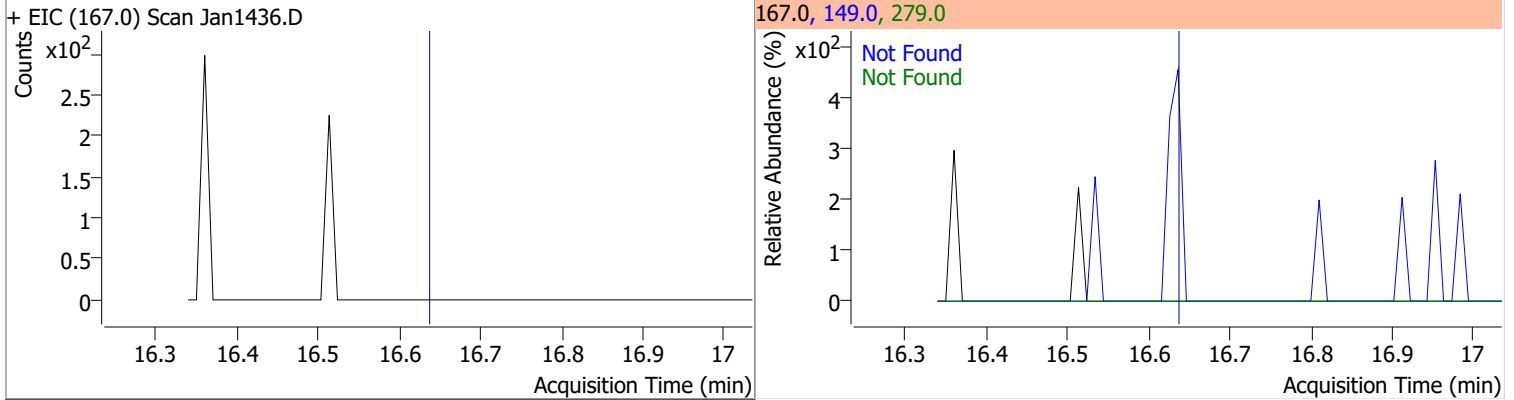
Compound	Conc.	Exp RT	QIon	Exp Ratio	QIon	Exp Ratio
Chrysene	N.D.	15.92	226.0	29.9	229.0	20.5



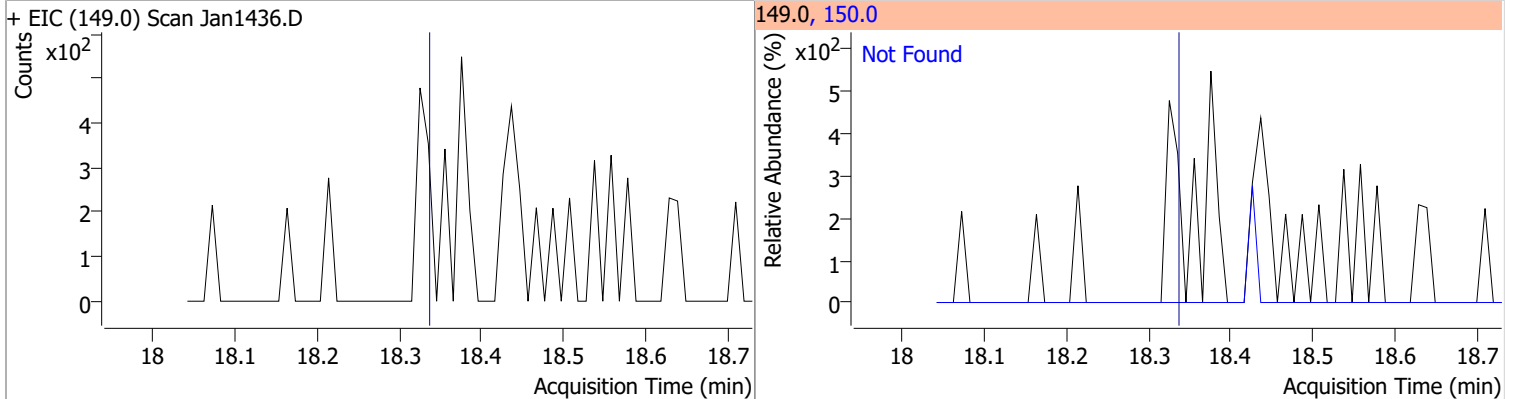
Compound	Conc.	Exp RT	QIon	Exp Ratio
3,3-Dichlorobenzidine	N.D.	15.96	254.0	65.4



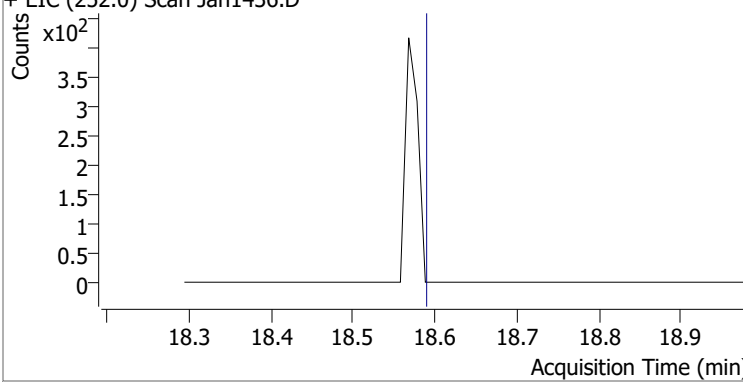
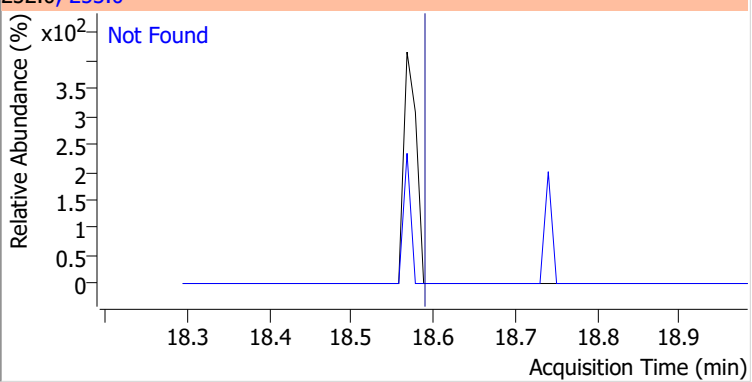
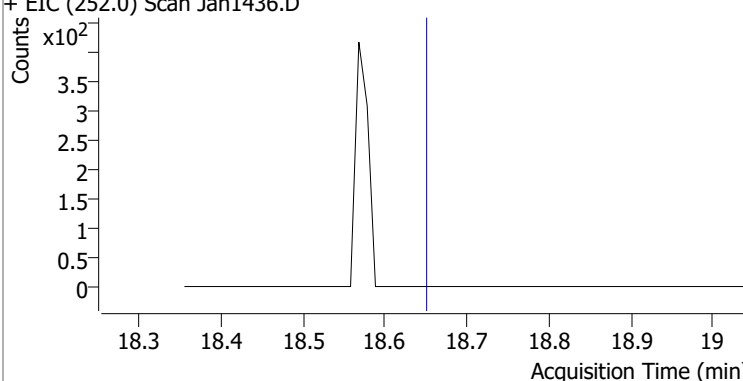
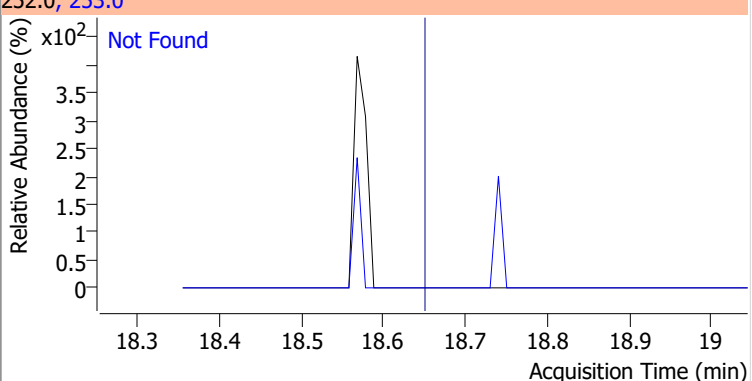
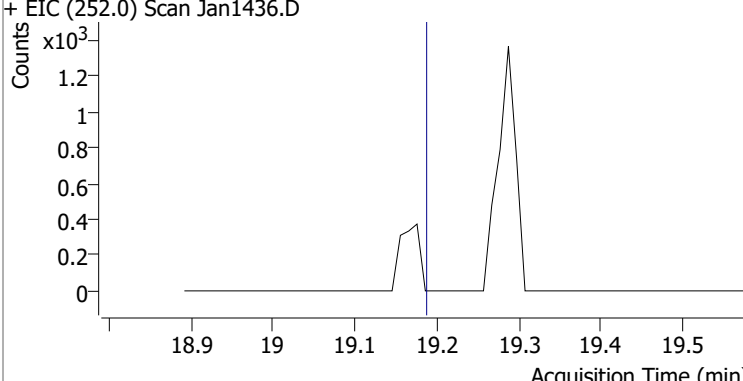
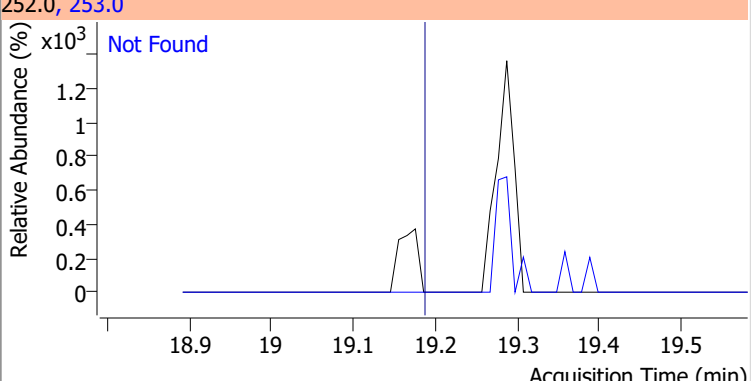
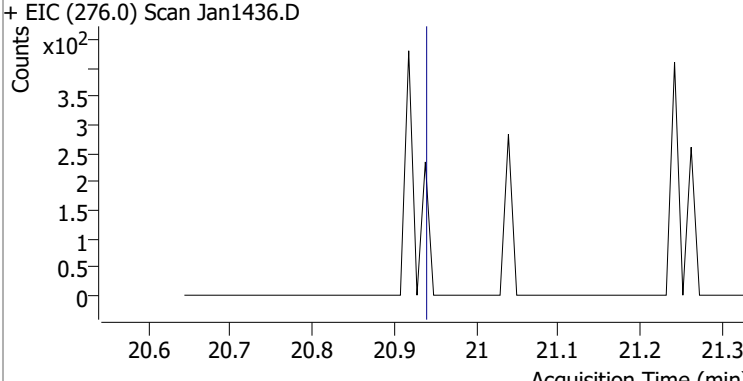
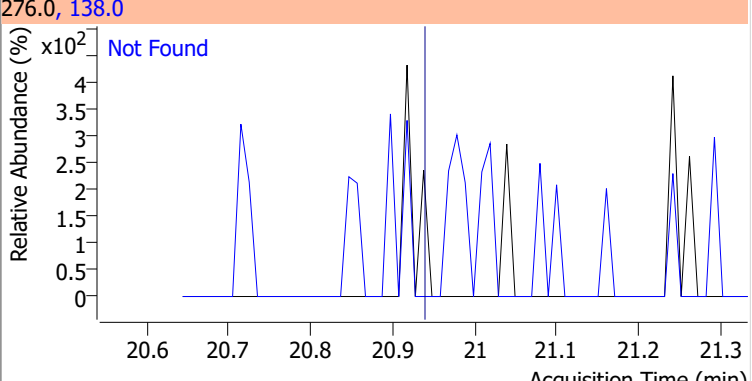
Compound	Conc.	Exp RT	QIon	Exp Ratio	QIon	Exp Ratio
bis(2-ethylhexyl)Phthalate	N.D.	16.65	149.0	389.1	279.0	15.4



Compound	Conc.	Exp RT	QIon	Exp Ratio
Di-n-octyl Phthalate	N.D.	18.34	150.0	9.4

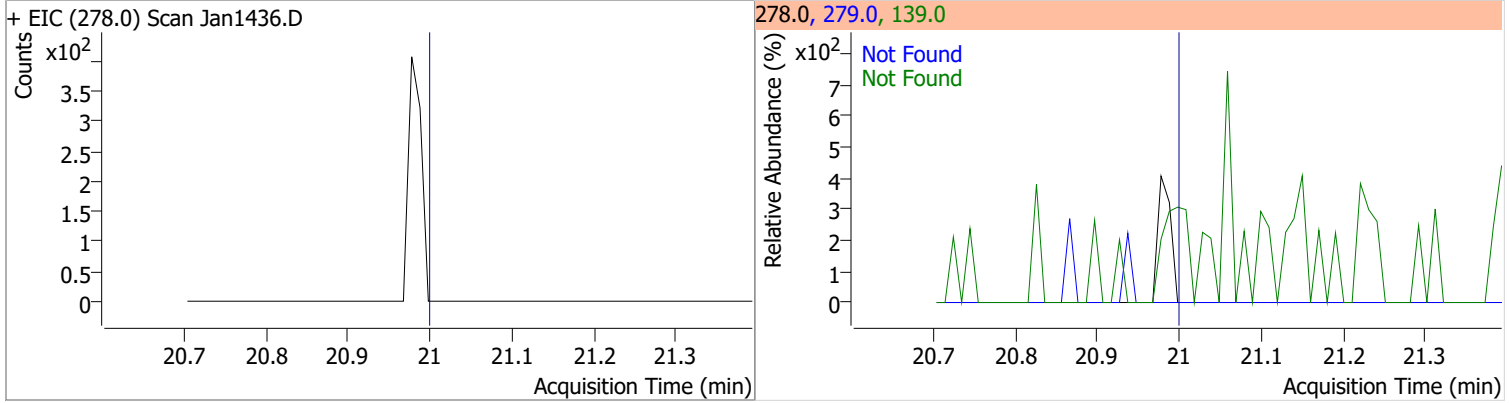


Quantitation Results Report (QT Reviewed)

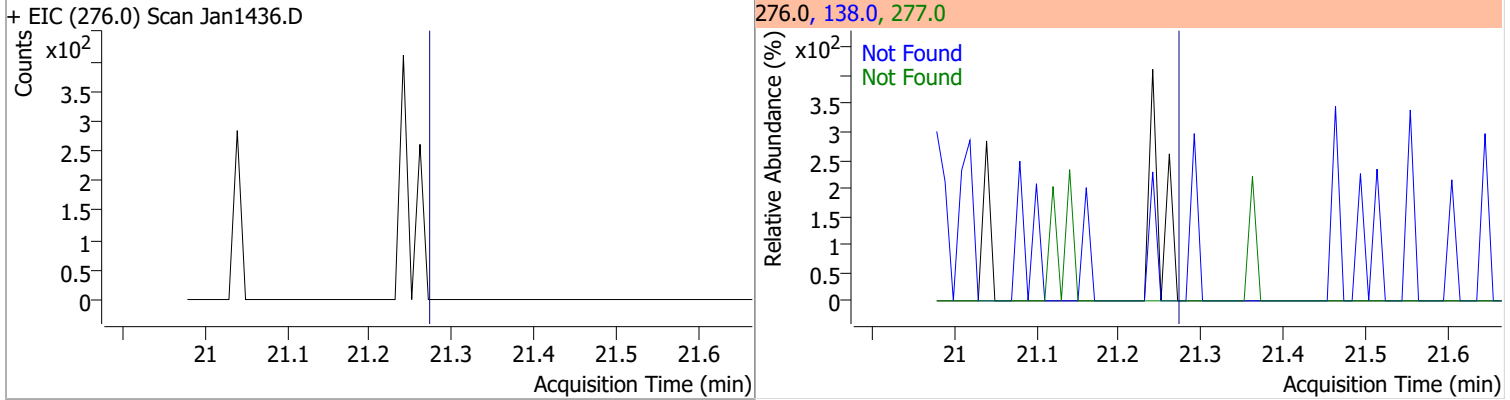
Compound	Conc.	Exp RT	QIon	Exp Ratio
Benzo(b)fluoranthene	N.D.	18.59	253.0	22.0
+ EIC (252.0) Scan Jan1436.D			252.0, 253.0	
				
Benzo(k)fluoranthene	N.D.	18.65	253.0	22.3
+ EIC (252.0) Scan Jan1436.D			252.0, 253.0	
				
Benzo(a)pyrene	N.D.	19.19	253.0	22.7
+ EIC (252.0) Scan Jan1436.D			252.0, 253.0	
				
Indeno(1,2,3-c,d)pyrene	N.D.	20.94	138.0	31.3
+ EIC (276.0) Scan Jan1436.D			276.0, 138.0	
				

Quantitation Results Report (QT Reviewed)

Compound	Conc.	Exp RT	QIon	Exp Ratio	QIon	Exp Ratio
Dibenzo(a,h)anthracene	N.D.	21.00	139.0	25.3	279.0	24.5

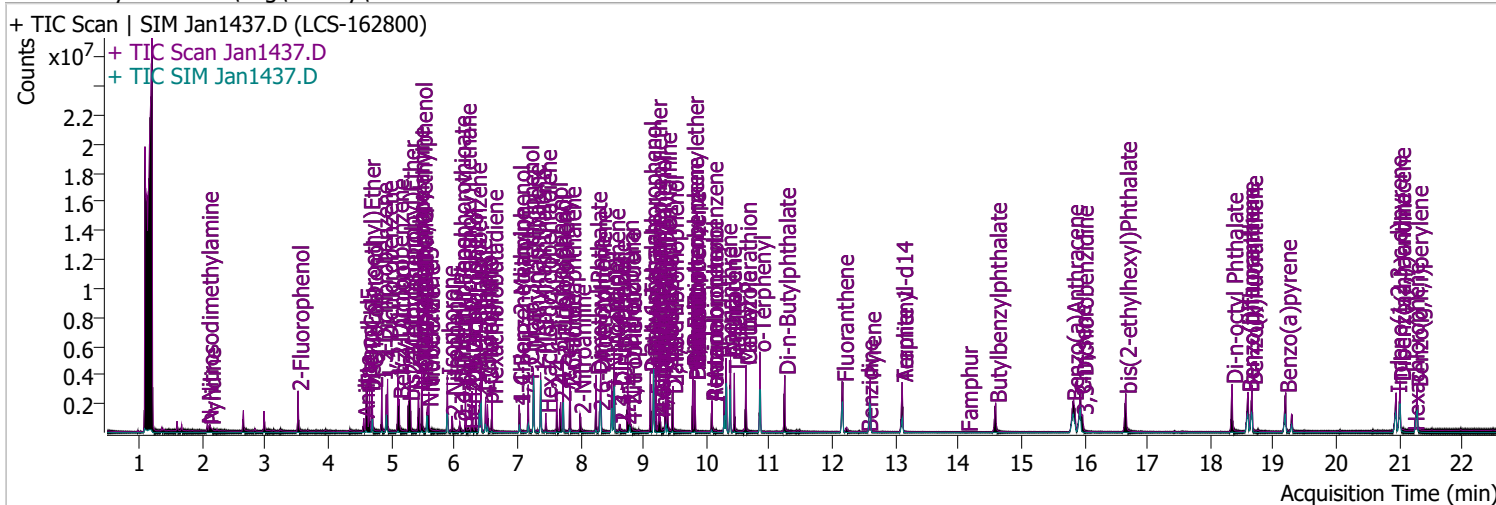


Compound	Conc.	Exp RT	QIon	Exp Ratio	QIon	Exp Ratio
Benzo(g,h,i)perylene	N.D.	21.27	138.0	33.6	277.0	23.4



Quantitation Results Report (QT Reviewed)

Data File	Jan1437.D	Operator	LIMS import
Acq. Method	BNA+SIM.M	Acq. Date-Time	1/15/2022 8:11:45 AM
Sample Name	LCS-162800	Instrument	Instrument #1
Vial	37	Multiplier	1.00
DA Method File		Comment	SVOC-8270-W-LARGO
Tune File	dftppdsm.u	Tune Date	1/7/2022 12:13:00 PM
Batch Name	011422 DoD BNA.batch.bin	Last Calib Update	1/17/2022 3:53:35 PM
Ref Library	D:\Org\Library\NIST129K.I		



Compound	RT	QIon	Resp.	Conc.	Units	Dev(Min)
----------	----	------	-------	-------	-------	----------

Internal Standards

System Monitoring Compounds

S 2-Fluorophenol	3.521	112.0	710372	88.2904	µg/L	0.010
Spiked Amount: 200.000	Range: 10.0 - 75.0%			Recovery = 44.15%		
S Phenol-d5	4.603	99.0	995197	93.1147	µg/L	0.000
Spiked Amount: 200.000	Range: 10.0 - 65.0%			Recovery = 46.56%		
S Nitrobenzene-d5	5.573	82.0	433660	74.2283	µg/L	0.010
Spiked Amount: 100.000	Range: 32.0 - 94.0%			Recovery = 74.23%		
S 2-Fluorobiphenyl	7.728	172.0	1613376	86.7168	µg/L	0.010
Spiked Amount: 100.000	Range: 28.0 - 107.0%			Recovery = 86.72%		
S 2,4,6-Tribromophenol	9.469	329.8	337697	200.2022	µg/L	0.010
Spiked Amount: 200.000	Range: 25.0 - 140.0%			Recovery = 100.10%		
S Terphenyl-d14	13.108	244.3	1856590	100.5036	µg/L	0.010
Spiked Amount: 100.000	Range: 32.0 - 122.0%			Recovery = 100.50%		

Target Compounds

Compound	RT	QIon	Resp.	Conc.	Units	QValue	
T N-Nitrosodimethylamine	2.080	74.0	126904	37.4093	µg/L	89	
T Pyridine	2.121	79.0	216742	29.5196	µg/L	87	
T Aniline	4.562	93.0	313227	21.9464	µg/L	m	99
T Phenol	4.613	94.0	546642	46.4228	µg/L	m	96
T bis(-2-Chloroethyl)Ether	4.654	63.0	695148	78.6341	µg/L		100
T 2-Chlorophenol	4.695	128.0	694354	72.8233	µg/L		99
T 1,3-Dichlorobenzene	4.848	146.0	711788	56.4815	µg/L		96
T 1,4-Dichlorobenzene	4.940	146.0	712639	56.2665	µg/L	m	99
T 1,2-Dichlorobenzene	5.104	146.0	756311	60.5644	µg/L		99
T Benzyl Alcohol	5.124	108.0	365326	67.9973	µg/L	m	97
T bis(2-chloroisopropyl)Ether	5.277	121.0	203522	60.0078	µg/L		98
T 2-Methylphenol	5.298	107.0	592618	70.1340	µg/L	m	94
T N-nitroso-Di-n-propylamine	5.430	70.0	492946	84.2537	µg/L		98
T 4Methylphenol/3Methylphenol	5.481	107.0	765445	67.0910	µg/L		96
T Hexachloroethane	5.492	117.0	180922	50.5019	µg/L		95

Quantitation Results Report (QT Reviewed)

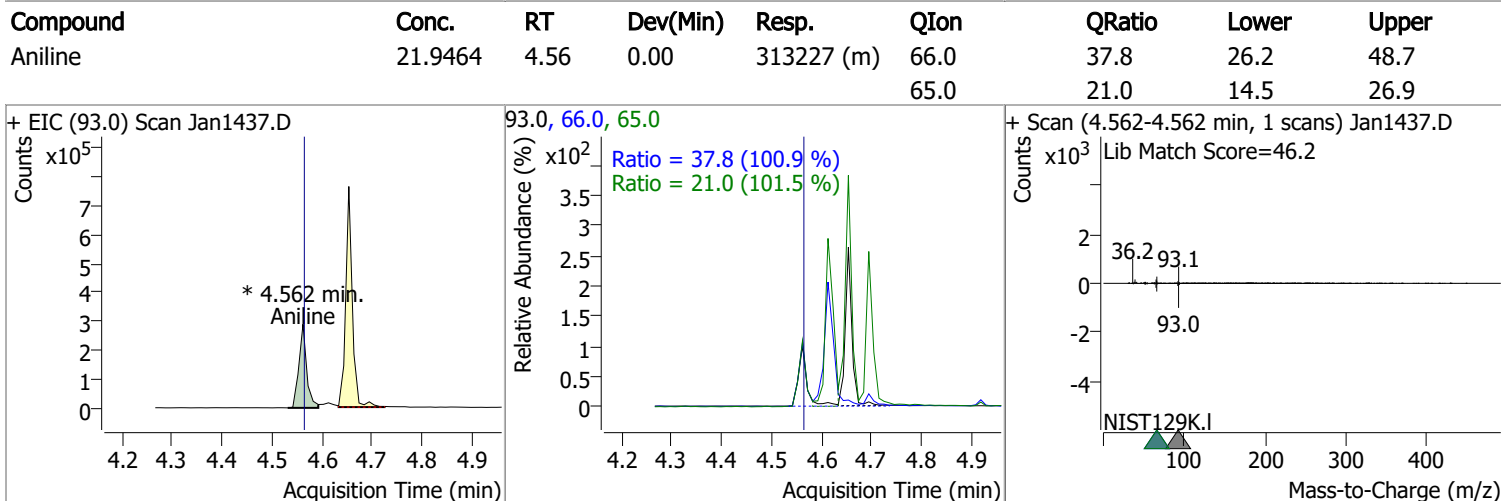
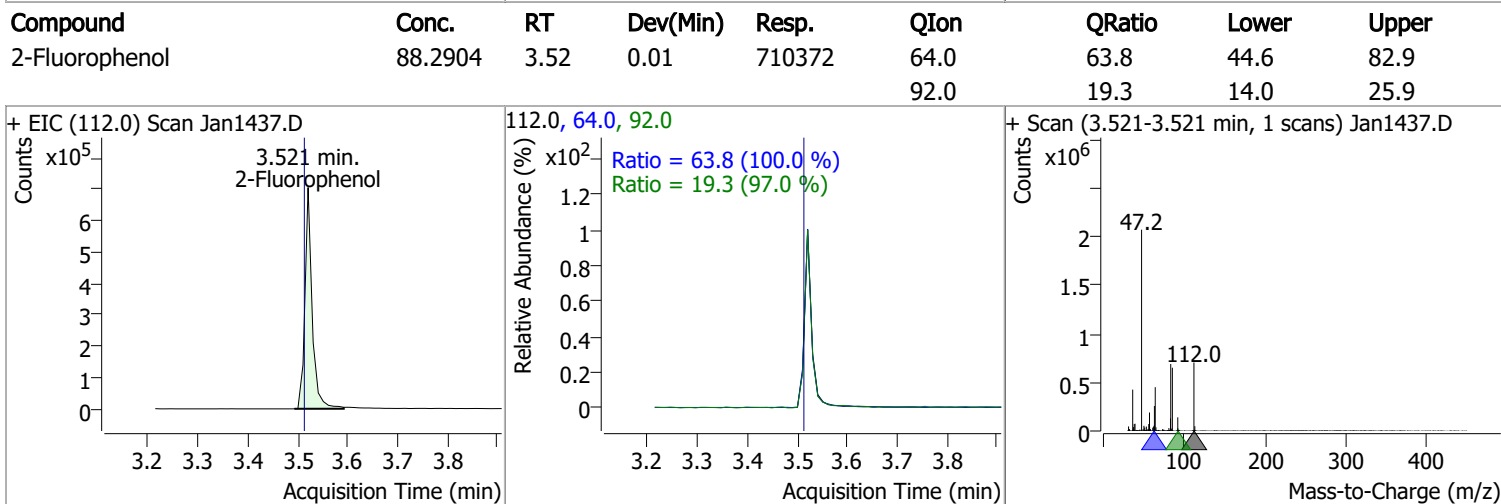
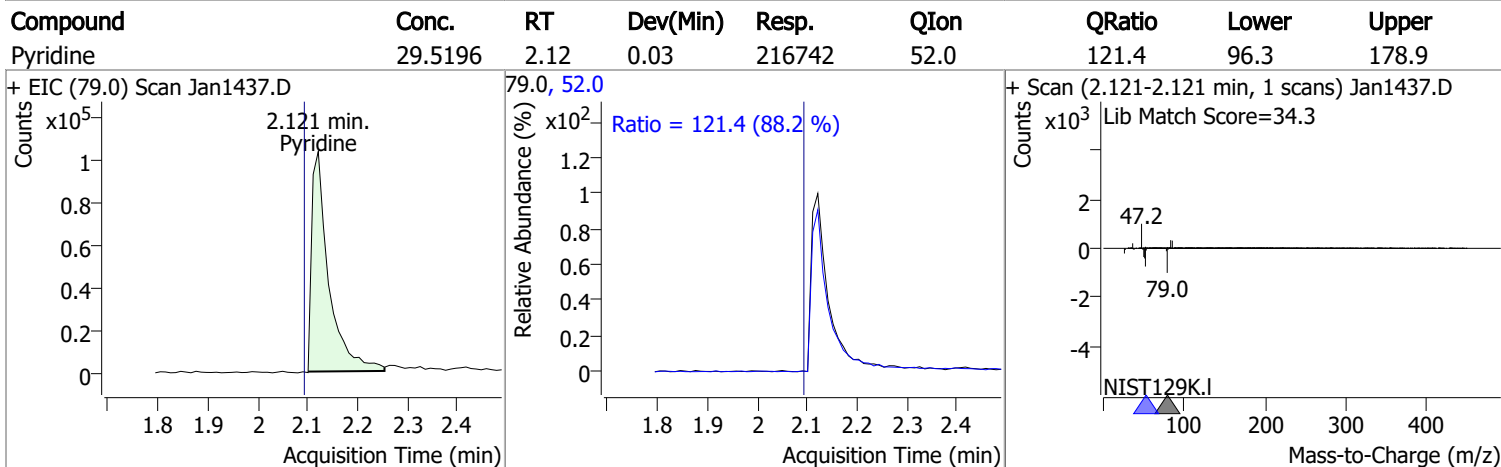
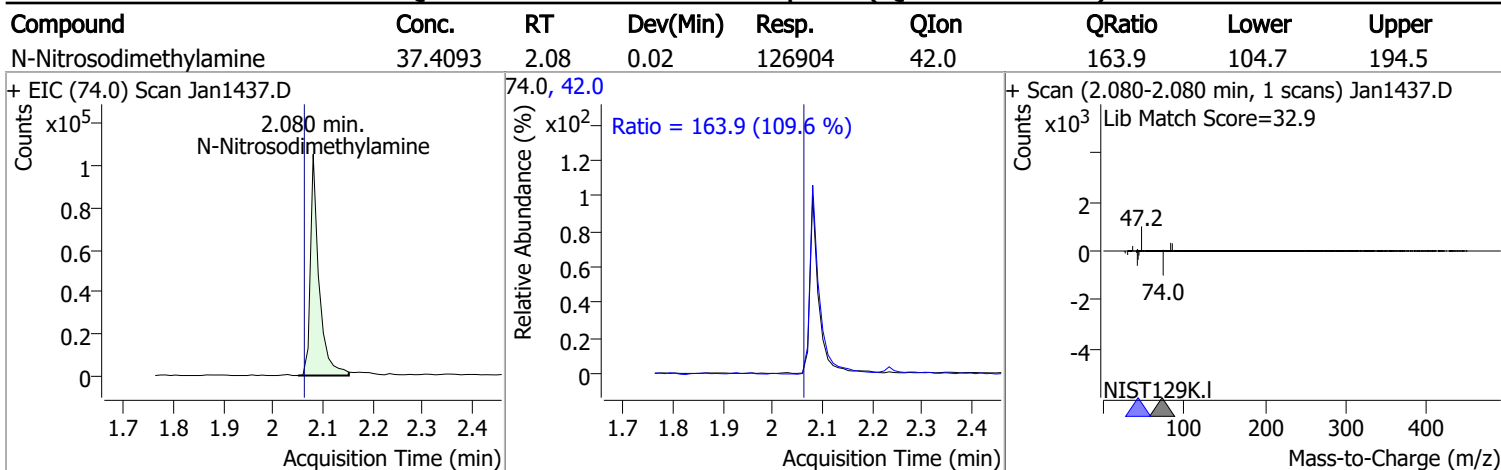
Compound	RT	QIon	Resp.	Conc.	Units	Dev(Min)	
T Nitrobenzene	5.594	123.1	253453	82.1054	µg/L	97	
T Isophorone	5.890	82.0	1184044	87.4837	µg/L	99	
T 2-Nitrophenol	5.962	139.0	201604	84.5023	µg/L	96	
T 2,4-Dimethylphenol	6.085	122.0	173099	26.8837	µg/L	99	
T bis(-2-Chloroethoxy)Methane	6.177	93.0	687016	86.3644	µg/L	94	
T 2,4-Dichlorophenol	6.280	162.0	515942	83.0878	µg/L	100	
T Benzoic Acid	6.249	105.0	100382	30.6271	µg/L	98	
T 1,2,4-Trichlorobenzene	6.342	180.0	509517	64.7018	µg/L	99	
T Naphthalene	6.424	128.0	1816805	79.2740	µg/L	100	
T 4-Chlorophenol	6.496	130.0	170295	80.3031	µg/L	m	96
T p-Chloroaniline	6.527	127.0	572993	64.2668	µg/L	97	
T Hexachlorobutadiene	6.598	224.9	252482	59.9089	µg/L	98	
T 4-Chloro-2-Methylphenol	7.030	107.0	380509	66.1080	µg/L	99	
T 4-Chloro-3-Methylphenol	7.173	107.0	551863	90.7769	µg/L	m	98
T 2-Methylnaphthalene	7.256	141.0	1114756	78.9714	µg/L	99	
T 1-Methylnaphthalene	7.369	141.0	1017584	74.1265	µg/L	m	99
T Hexachlorocyclopentadiene	7.451	236.9	155968	56.2385	µg/L	99	
T 2,4,6-Trichlorophenol	7.625	196.0	374765	89.4956	µg/L	99	
T 2,4,5-Trichlorophenol	7.687	196.0	415007	88.4992	µg/L	99	
T 2-Chloronaphthalene	7.841	162.0	1257708	80.4299	µg/L	99	
T 2-Nitroaniline	7.995	65.0	223449	82.2966	µg/L	96	
T Dimethyl Phthalate	8.251	163.0	1559660	99.1800	µg/L	99	
T 2,6-Dinitrotoluene	8.302	165.0	178822	85.0816	µg/L	87	
T Acenaphthylene	8.323	152.1	1946760	77.9570	µg/L	99	
T 3-Nitroaniline	8.507	138.0	195161	84.8642	µg/L	96	
T Acenaphthene	8.538	154.0	1267918	87.9239	µg/L	99	
T 2,4-Dinitrophenol	8.630	184.0	82452	74.4969	µg/L	93	
T Dibenzofuran	8.753	168.0	2040431	89.4026	µg/L	100	
T 2,4-Dinitrotoluene	8.783	165.0	242207	87.0959	µg/L	95	
T 4-Nitrophenol	8.804	109.0	80434	36.7968	µg/L	89	
T Diethylphthalate	9.111	149.0	1515188	92.8891	µg/L	100	
T Fluorene	9.162	166.0	1575482	85.1640	µg/L	100	
T 4-Chlorophenyl-phenylether	9.203	204.0	792843	92.8915	µg/L	99	
T 4-Nitroaniline	9.244	138.0	182350	80.4245	µg/L	98	
T 4,6-Dinitro-2-methylphenol	9.264	198.0	130524	81.5483	µg/L	98	
T N-nitrosodiphenylamine	9.356	169.0	1120276	94.3455	µg/L	98	
T Azobenzene	9.387	77.0	1203519	85.0023	µg/L	99	
T 4-Bromophenyl-phenylether	9.786	248.0	479233	98.0348	µg/L	99	
T Hexachlorobenzene	9.816	283.9	405117	82.9659	µg/L	99	
T Pentachlorophenol	10.090	265.9	233163	99.4637	µg/L	99	
T Phenanthrene	10.313	178.0	2256944	92.5270	µg/L	100	
T Anthracene	10.384	178.0	2309868	97.1926	µg/L	100	
T Triallate	10.444	86.0	466065	89.5090	µg/L	99	
T Carbazole	10.627	167.0	2124590	91.7327	µg/L	100	
T o-Terphenyl	10.850	230.0	1226468	87.6586	µg/L	98	
T Di-n-Butylphthalate	11.245	149.0	2338693	101.0948	µg/L	100	
T Fluoranthene	12.166	202.0	2444650	95.9011	µg/L	99	
T Benzidine	12.551	184.0	11138	2.4401	µg/L	m	97
T Pyrene	12.602	202.0	2502926	89.6802	µg/L	99	
T Butylbenzylphthalate	14.592	149.0	763842	101.3857	µg/L	100	
T Benzo(a)Anthracene	15.819	228.0	2050523	103.0059	µg/L	99	
T Chrysene	15.931	228.0	2182047	100.9294	µg/L	99	
T 3,3-Dichlorobenzidine	15.972	252.0	466088	69.3821	µg/L	99	
T bis(2-ethylhexyl)Phthalate	16.657	167.0	273965	101.9432	µg/L	94	
T Di-n-octyl Phthalate	18.345	149.0	1975293	104.7254	µg/L	100	

Quantitation Results Report (QT Reviewed)

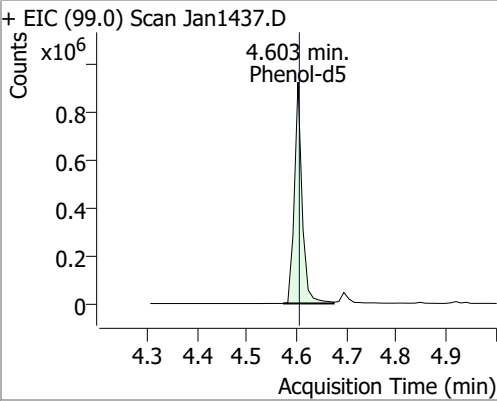
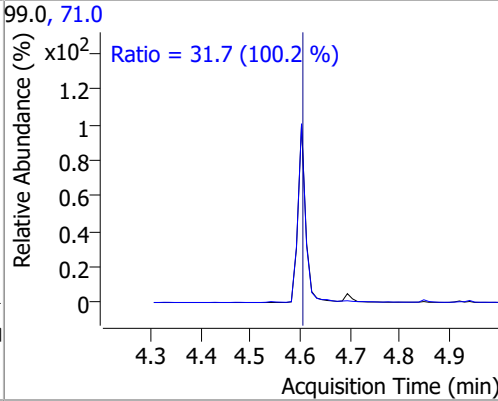
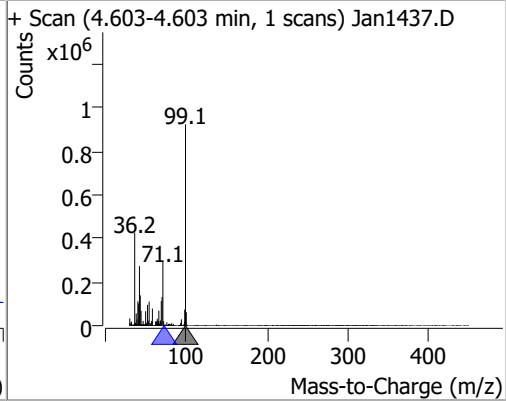
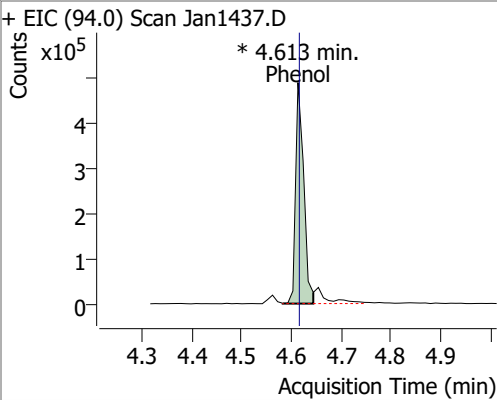
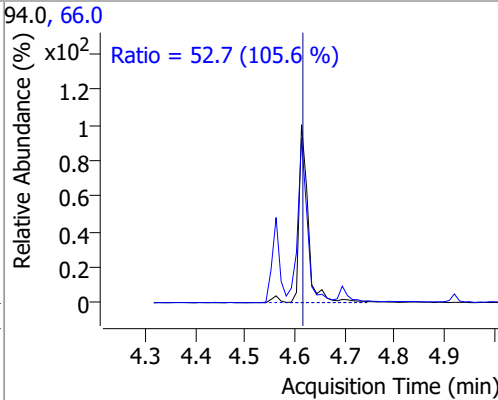
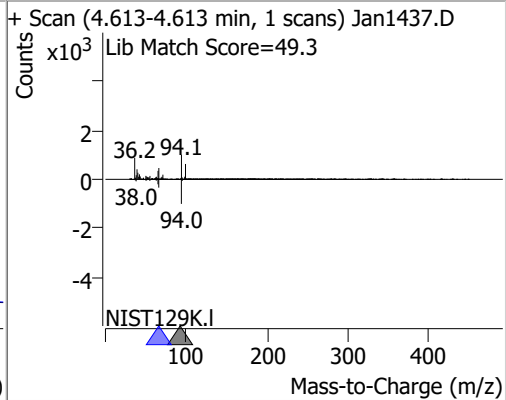
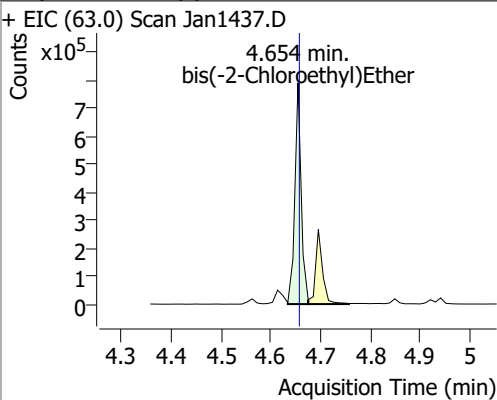
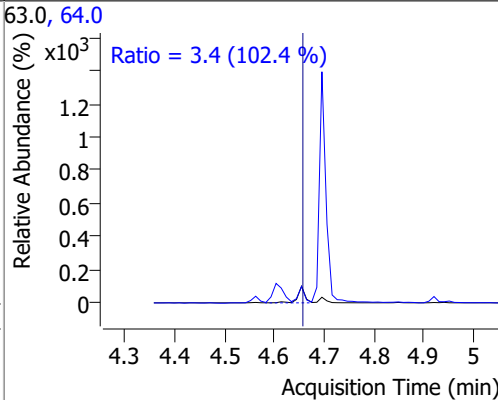
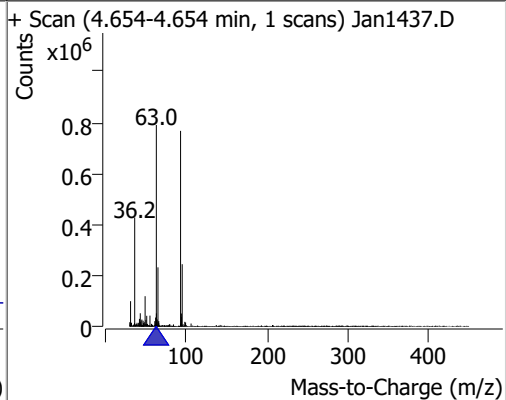
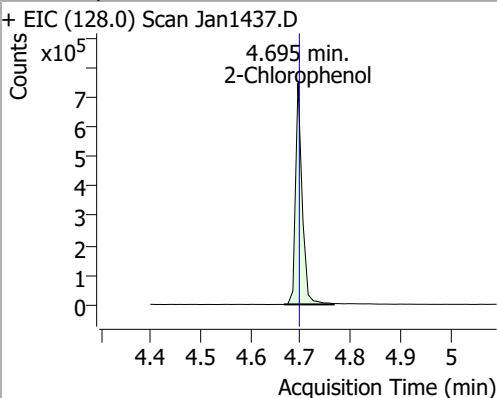
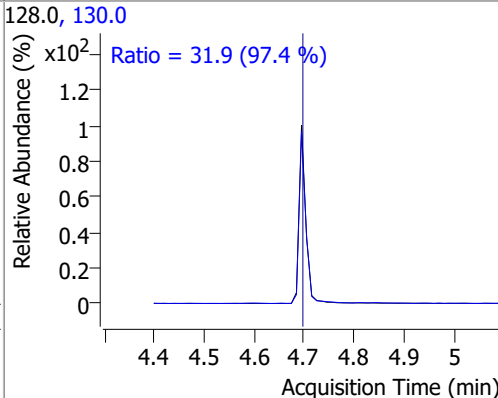
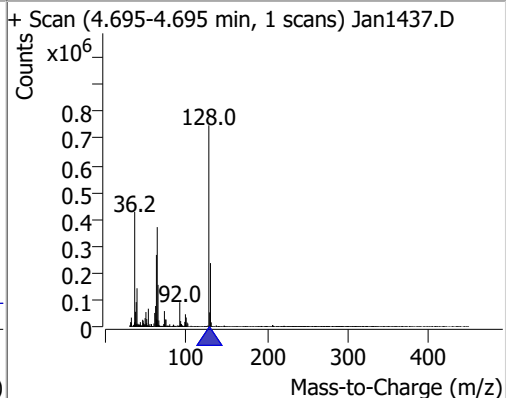
Compound	RT	QIon	Resp.	Conc.	Units	Dev(Min)
T Benzo(b)fluoranthene	18.598	252.0	1960061	100.1834	µg/L	100
T Benzo(k)fluoranthene	18.659	252.0	1973364	97.2890	µg/L	99
T Benzo(a)pyrene	19.196	252.0	1779368	94.7787	µg/L	99
T Indeno(1,2,3-c,d)pyrene	20.948	276.0	1495513	94.4373	µg/L	99
T Dibenzo(a,h)anthracene	21.008	278.0	1653859	96.3686	µg/L	99
T Benzo(g,h,i)perylene	21.282	276.0	1762444	96.1213	µg/L	99

(#) = Qualifier Out of Range; (m) = Manual Integration; (+) = Area Summed; (*) = Surrogate Percent Recovery Out of Range; (d): Zeroed Peak

Quantitation Results Report (QT Reviewed)

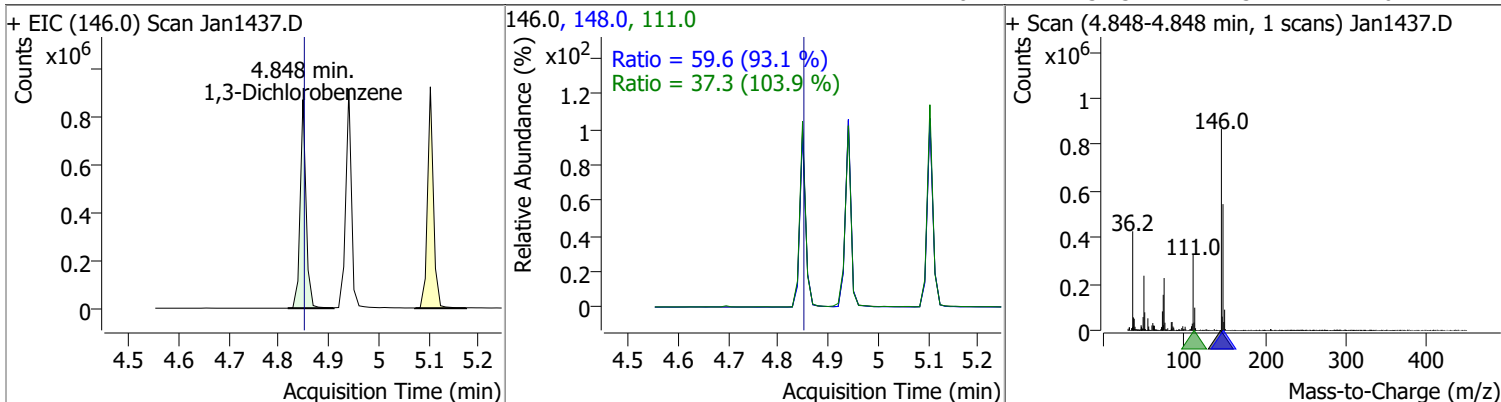


Quantitation Results Report (QT Reviewed)

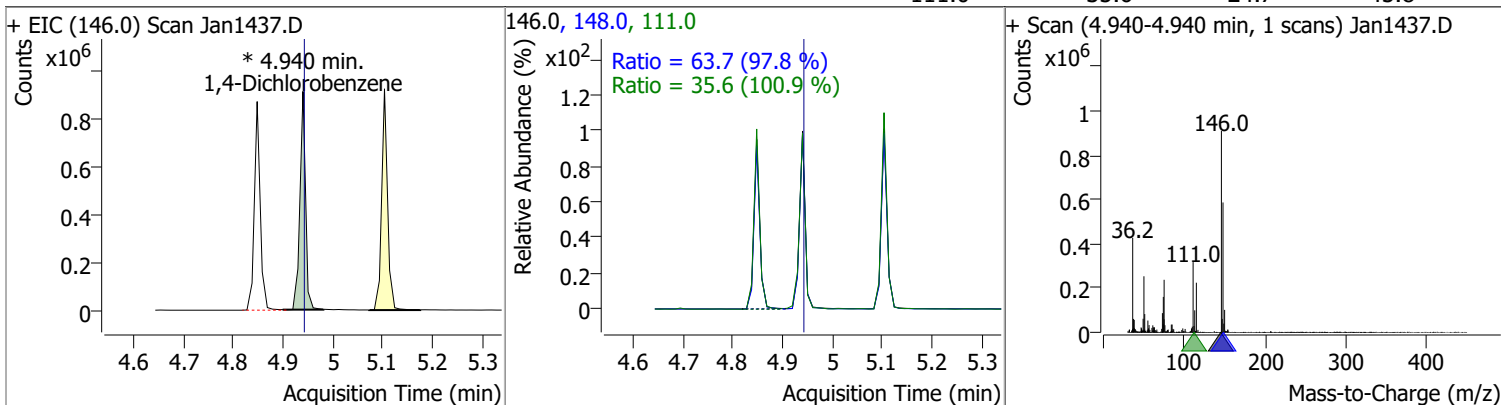
Compound	Conc.	RT	Dev(Min)	Resp.	QIon	QRatio	Lower	Upper
Phenol-d5	93.1147	4.60	0.00	995197	71.0	31.7	22.2	41.2
								
Phenol	46.4228	4.61	0.00	546642 (m)	66.0	52.7	34.9	64.9
								
bis(-2-Chloroethyl)Ether	78.6341	4.65	0.00	695148	64.0	3.4	2.4	4.4
								
2-Chlorophenol	72.8233	4.70	0.00	694354	130.0	31.9	22.9	42.5
								

Quantitation Results Report (QT Reviewed)

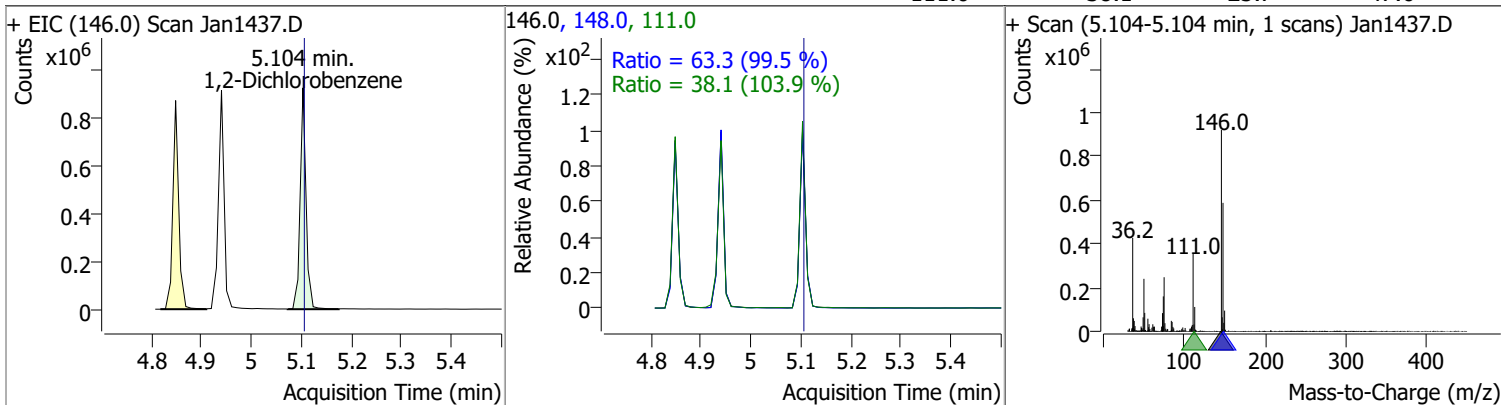
Compound	Conc.	RT	Dev(Min)	Resp.	QIon	QRatio	Lower	Upper
1,3-Dichlorobenzene	56.4815	4.85	0.00	711788	148.0	59.6	44.8	83.2
					111.0	37.3	25.1	46.7



Compound	Conc.	RT	Dev(Min)	Resp.	QIon	QRatio	Lower	Upper
1,4-Dichlorobenzene	56.2665	4.94	0.00	712639 (m)	148.0	63.7	45.6	84.7
					111.0	35.6	24.7	45.8

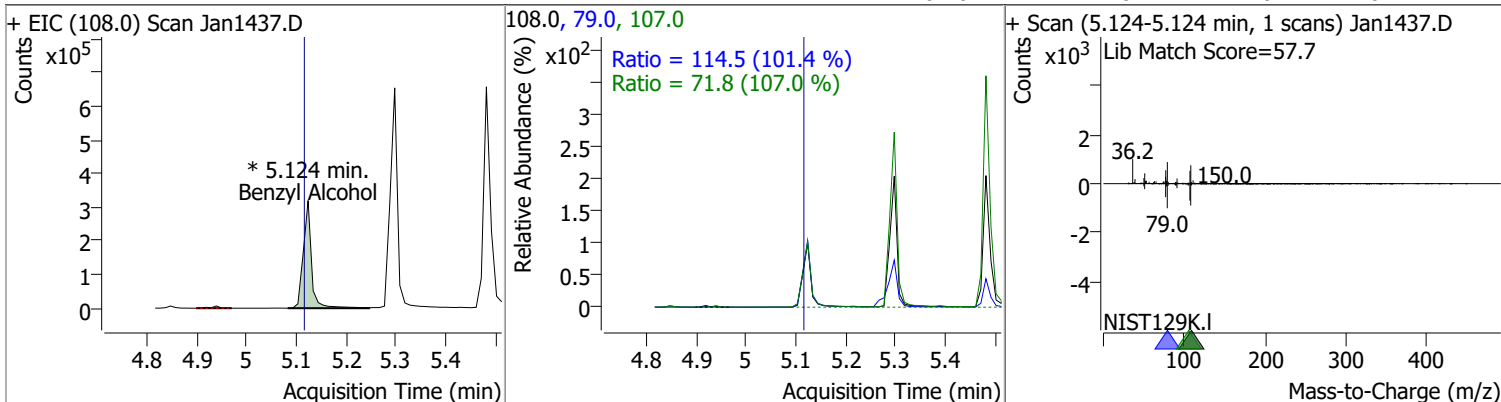


Compound	Conc.	RT	Dev(Min)	Resp.	QIon	QRatio	Lower	Upper
1,2-Dichlorobenzene	60.5644	5.10	0.00	756311	148.0	63.3	44.5	82.7
					111.0	38.1	25.7	47.6

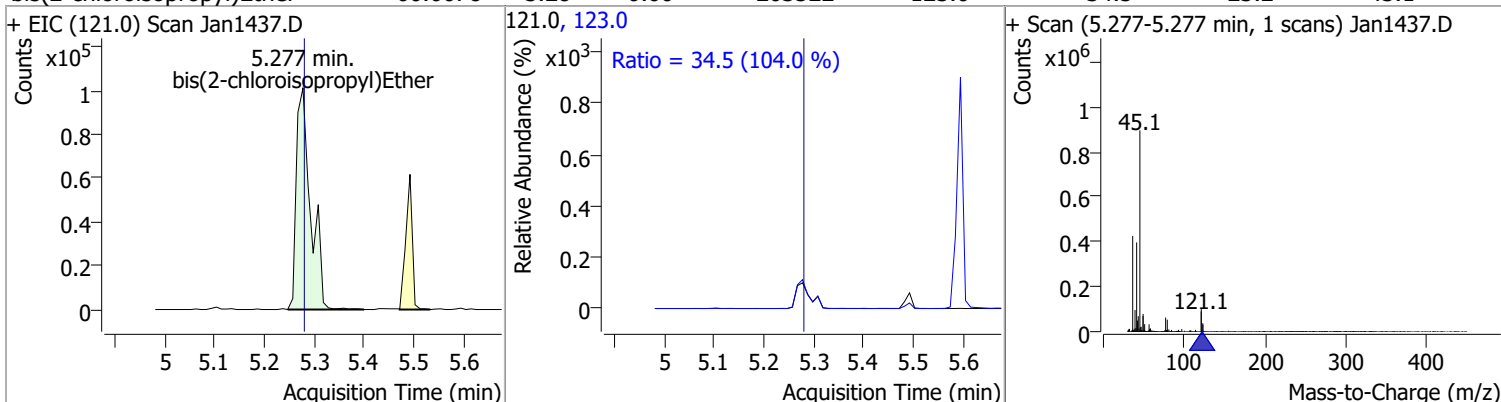


Quantitation Results Report (QT Reviewed)

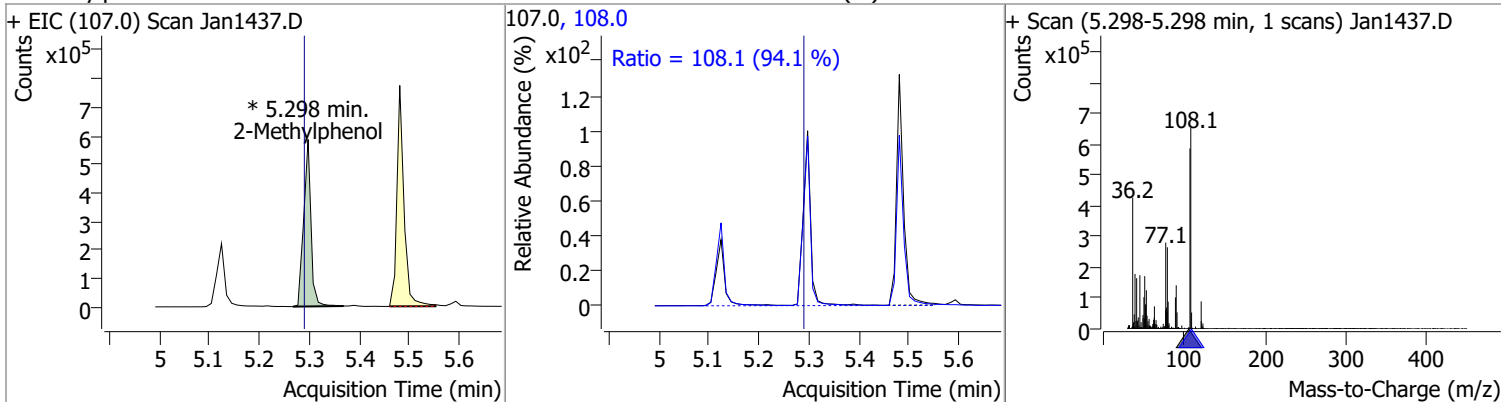
Compound	Conc.	RT	Dev(Min)	Resp.	QIon	QRatio	Lower	Upper
Benzyl Alcohol	67.9973	5.12	0.01	365326 (m)	79.0	114.5	79.0	146.8
					107.0	71.8	47.0	87.2



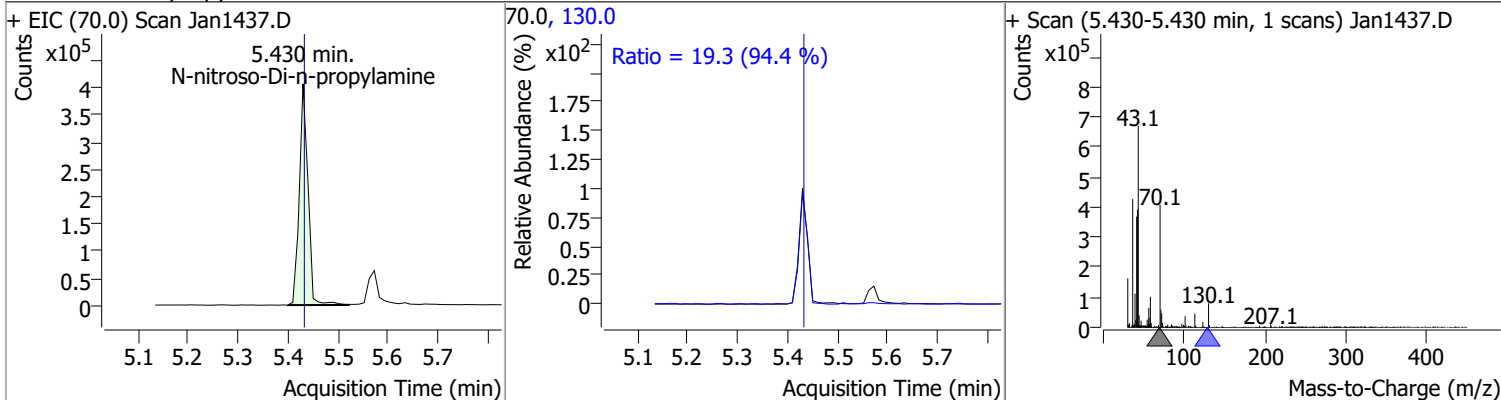
Compound	Conc.	RT	Dev(Min)	Resp.	QIon	QRatio	Lower	Upper
bis(2-chloroisopropyl)Ether	60.0078	5.28	0.00	203522	123.0	34.5	23.2	43.1



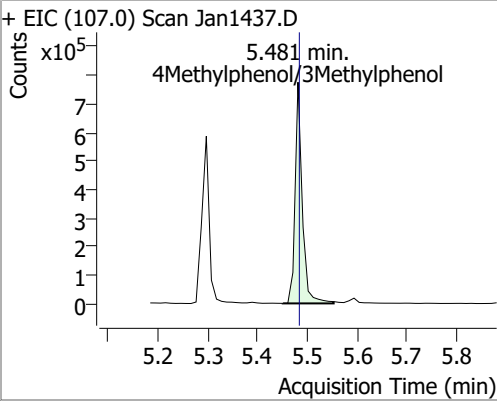
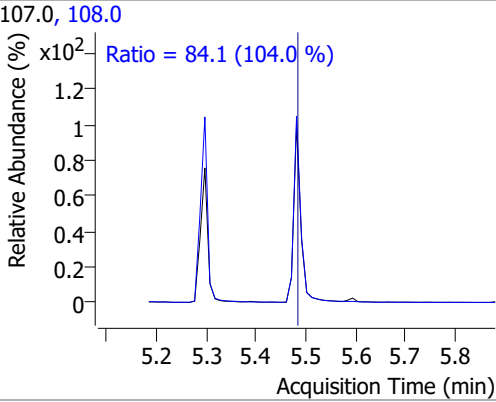
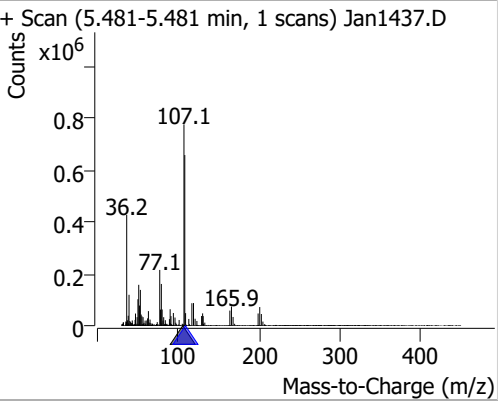
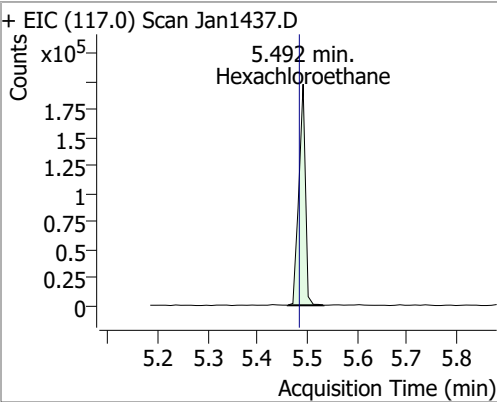
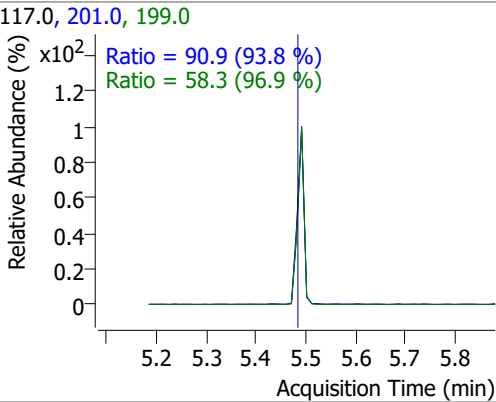
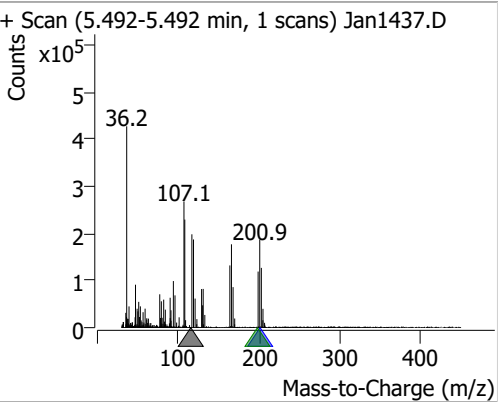
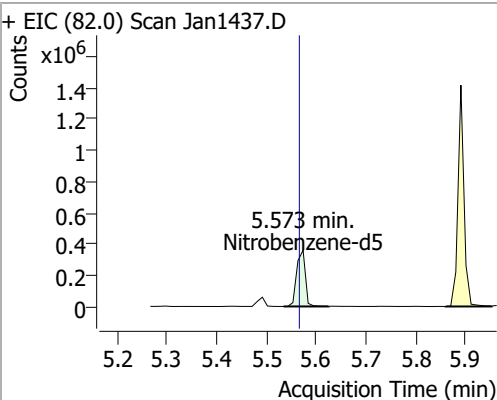
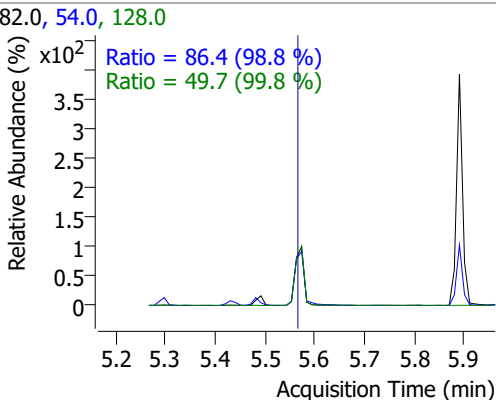
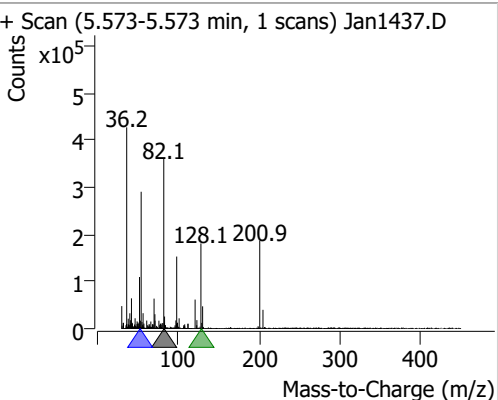
Compound	Conc.	RT	Dev(Min)	Resp.	QIon	QRatio	Lower	Upper
2-Methylphenol	70.1340	5.30	0.01	592618 (m)	108.0	108.1	80.4	149.4



Compound	Conc.	RT	Dev(Min)	Resp.	QIon	QRatio	Lower	Upper
N-nitroso-Di-n-propylamine	84.2537	5.43	0.00	492946	130.0	19.3	0.0	40.8

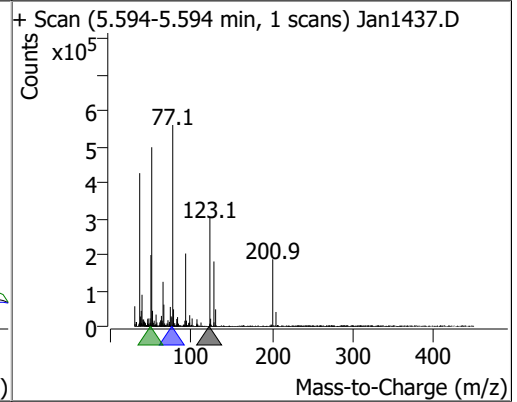
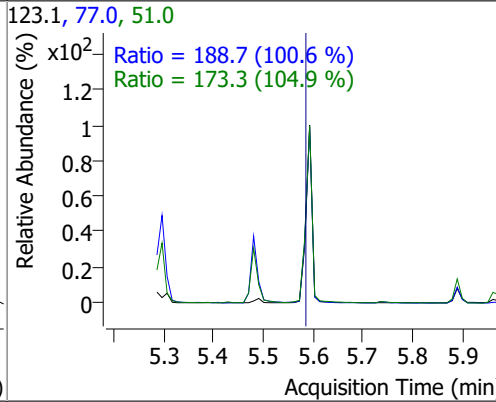
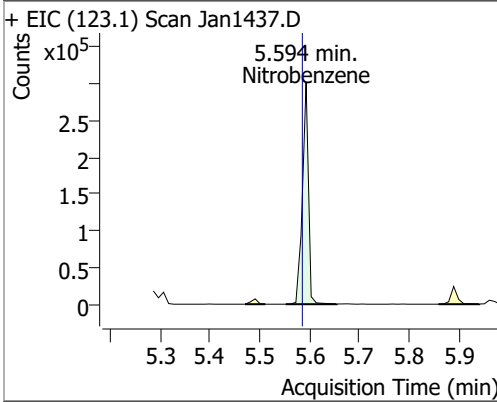


Quantitation Results Report (QT Reviewed)

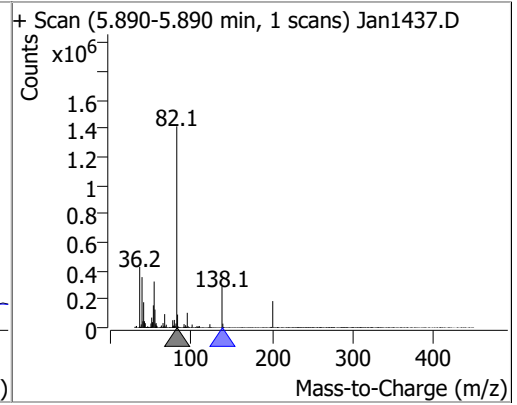
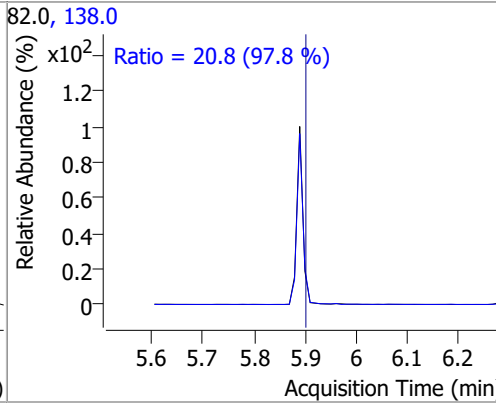
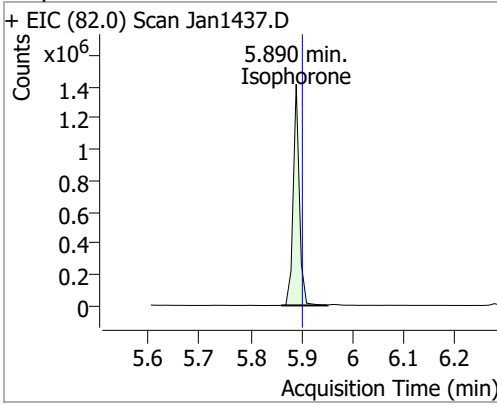
Compound	Conc.	RT	Dev(Min)	Resp.	QIon	QRatio	Lower	Upper
4Methylphenol/3Methylphenol	67.0910	5.48	0.00	765445	108.0	84.1	56.6	105.1
+ EIC (107.0) Scan Jan1437.D			107.0, 108.0			+ Scan (5.481-5.481 min, 1 scans) Jan1437.D		
								
Hexachloroethane	50.5019	5.49	0.01	180922	201.0	90.9	67.9	126.0
+ EIC (117.0) Scan Jan1437.D			117.0, 201.0, 199.0			+ Scan (5.492-5.492 min, 1 scans) Jan1437.D		
								
Nitrobenzene-d5	74.2283	5.57	0.01	433660	54.0	86.4	61.2	113.6
+ EIC (82.0) Scan Jan1437.D			82.0, 54.0, 128.0			+ Scan (5.573-5.573 min, 1 scans) Jan1437.D		
								

Quantitation Results Report (QT Reviewed)

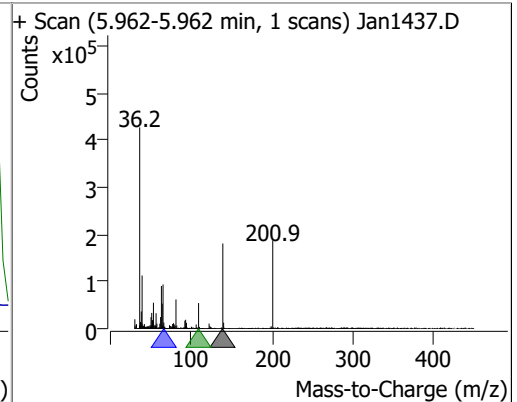
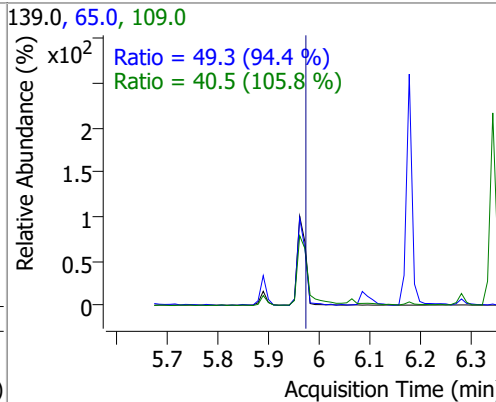
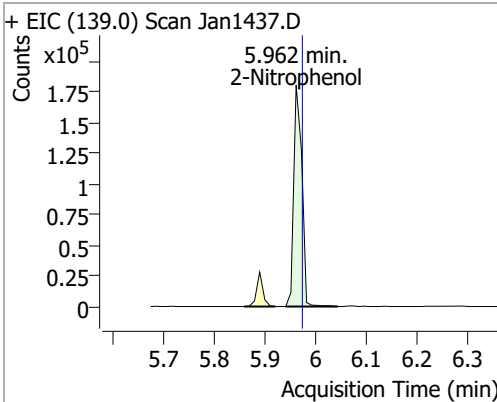
Compound	Conc.	RT	Dev(Min)	Resp.	QIon	QRatio	Lower	Upper
Nitrobenzene	82.1054	5.59	0.01	253453	77.0	188.7	131.4	243.9
					51.0	173.3	115.6	214.7



Compound	Conc.	RT	Dev(Min)	Resp.	QIon	QRatio	Lower	Upper
Isophorone	87.4837	5.89	0.00	1184044	138.0	20.8	14.9	27.6

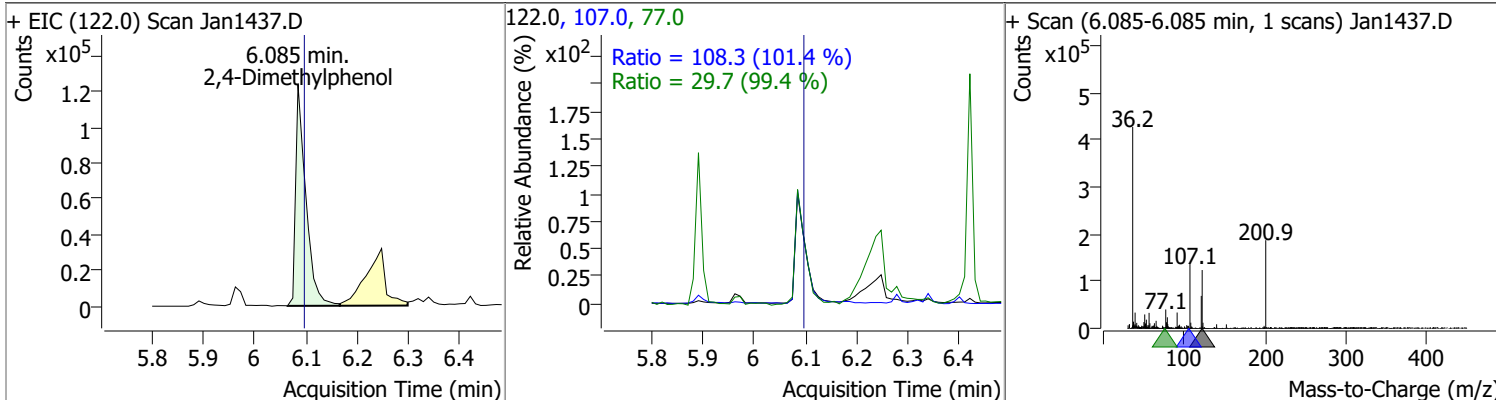


Compound	Conc.	RT	Dev(Min)	Resp.	QIon	QRatio	Lower	Upper
2-Nitrophenol	84.5023	5.96	0.00	201604	65.0	49.3	36.6	67.9
					109.0	40.5	26.8	49.7

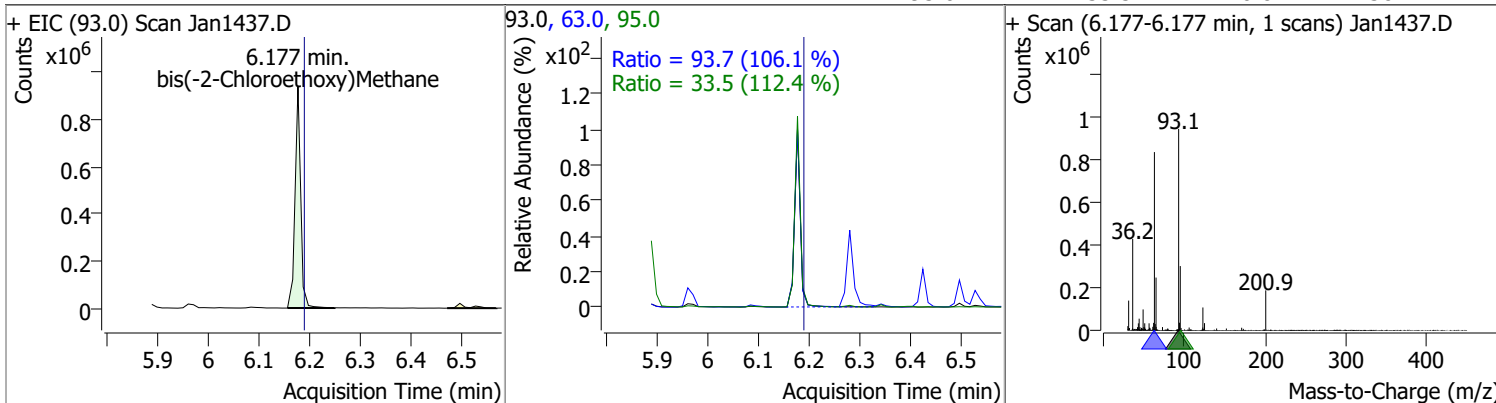


Quantitation Results Report (QT Reviewed)

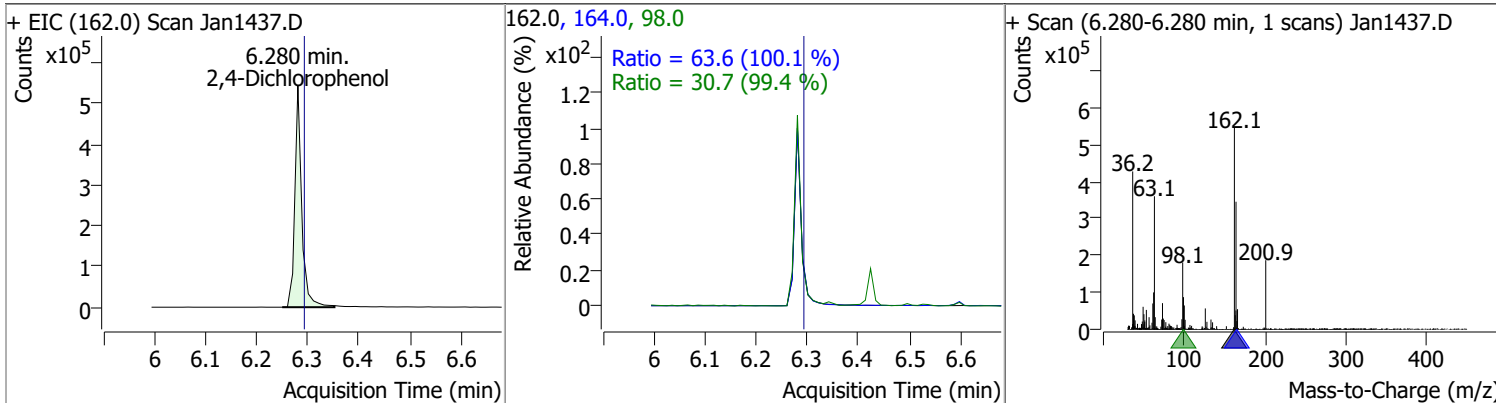
Compound	Conc.	RT	Dev(Min)	Resp.	QIon	QRatio	Lower	Upper
2,4-Dimethylphenol	26.8837	6.08	0.00	173099	107.0	108.3	74.7	138.8
					77.0	29.7	20.9	38.8



Compound	Conc.	RT	Dev(Min)	Resp.	QIon	QRatio	Lower	Upper
bis(-2-Chloroethoxy)Methane	86.3644	6.18	0.00	687016	63.0	93.7	61.8	114.8
					95.0	33.5	20.8	38.7

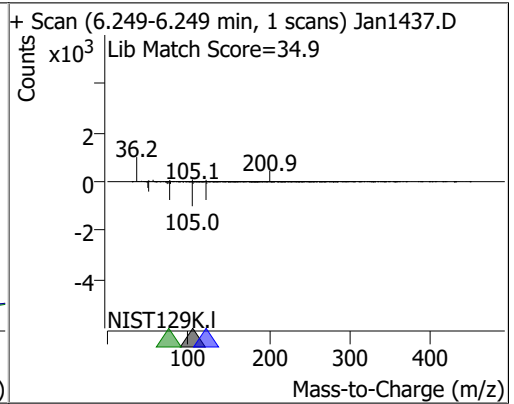
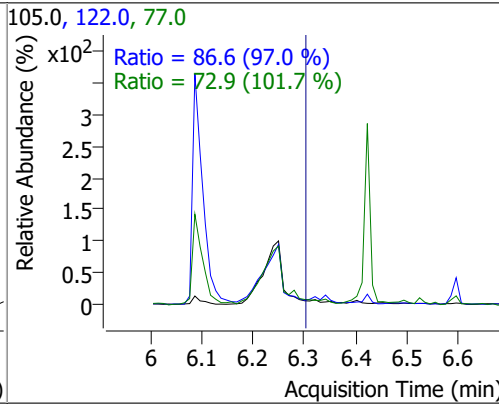
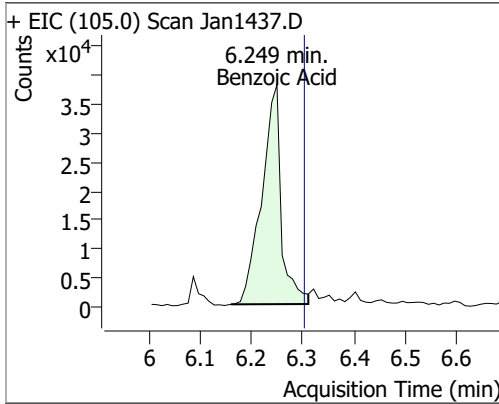


Compound	Conc.	RT	Dev(Min)	Resp.	QIon	QRatio	Lower	Upper
2,4-Dichlorophenol	83.0878	6.28	0.00	515942	164.0	63.6	44.4	82.5
					98.0	30.7	21.6	40.2

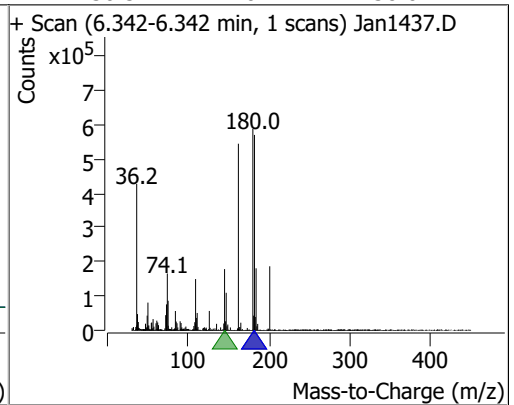
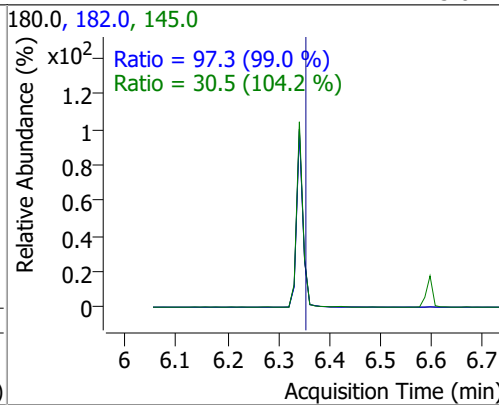
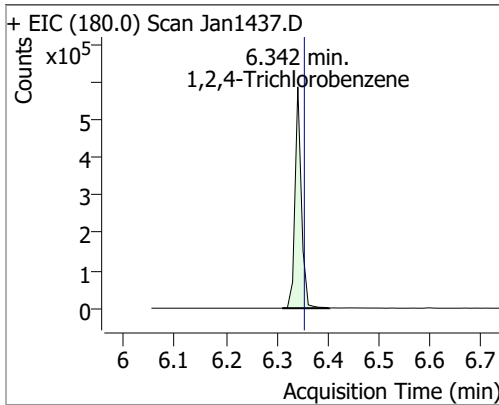


Quantitation Results Report (QT Reviewed)

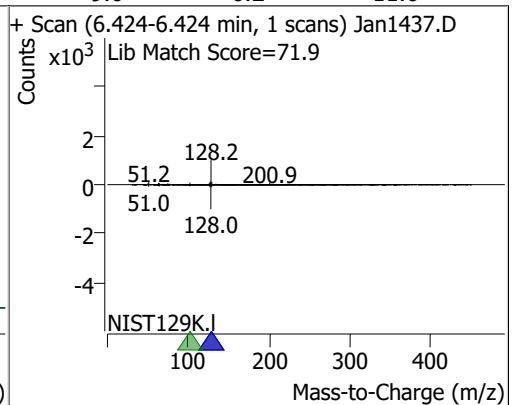
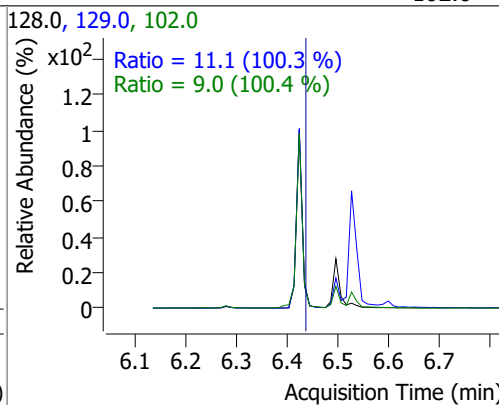
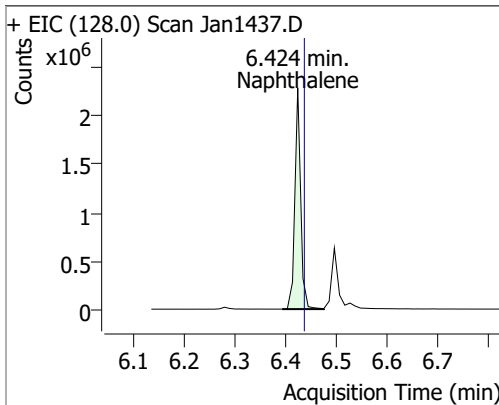
Compound	Conc.	RT	Dev(Min)	Resp.	QIon	QRatio	Lower	Upper
Benzoic Acid	30.6271	6.25	-0.04	100382	122.0	86.6	62.5	116.1
					77.0	72.9	50.2	93.2



Compound	Conc.	RT	Dev(Min)	Resp.	QIon	QRatio	Lower	Upper
1,2,4-Trichlorobenzene	64.7018	6.34	0.00	509517	182.0	97.3	68.8	127.8
					145.0	30.5	20.4	38.0

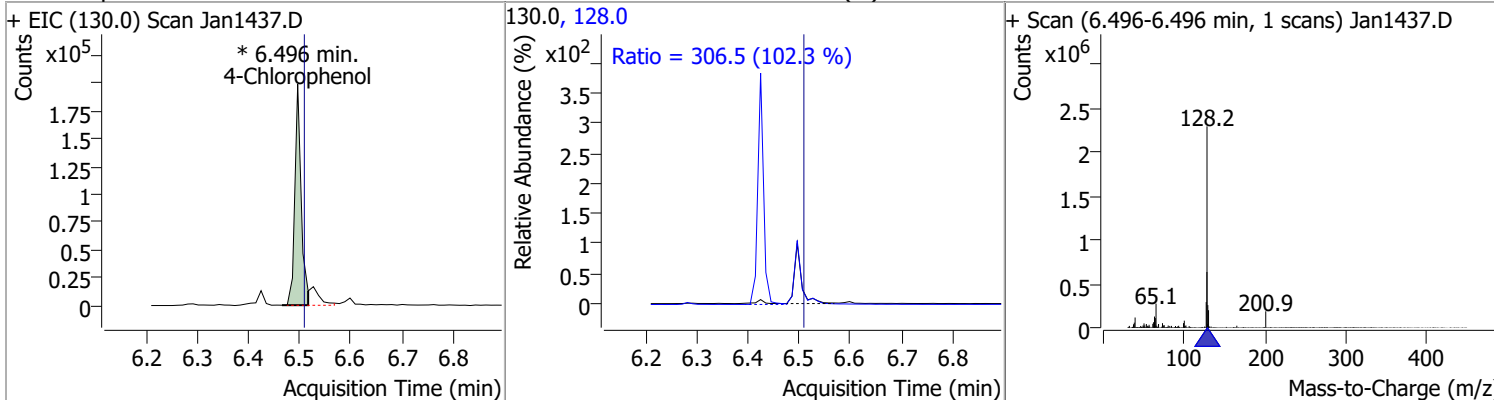


Compound	Conc.	RT	Dev(Min)	Resp.	QIon	QRatio	Lower	Upper
Naphthalene	79.2740	6.42	0.00	1816805	129.0	11.1	7.8	14.4
					102.0	9.0	6.2	11.6

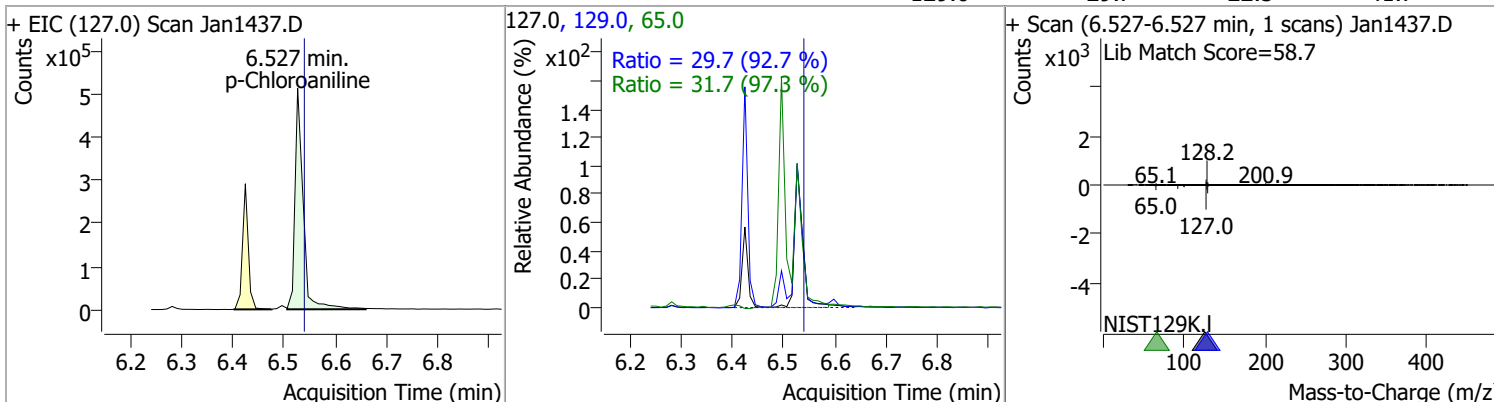


Quantitation Results Report (QT Reviewed)

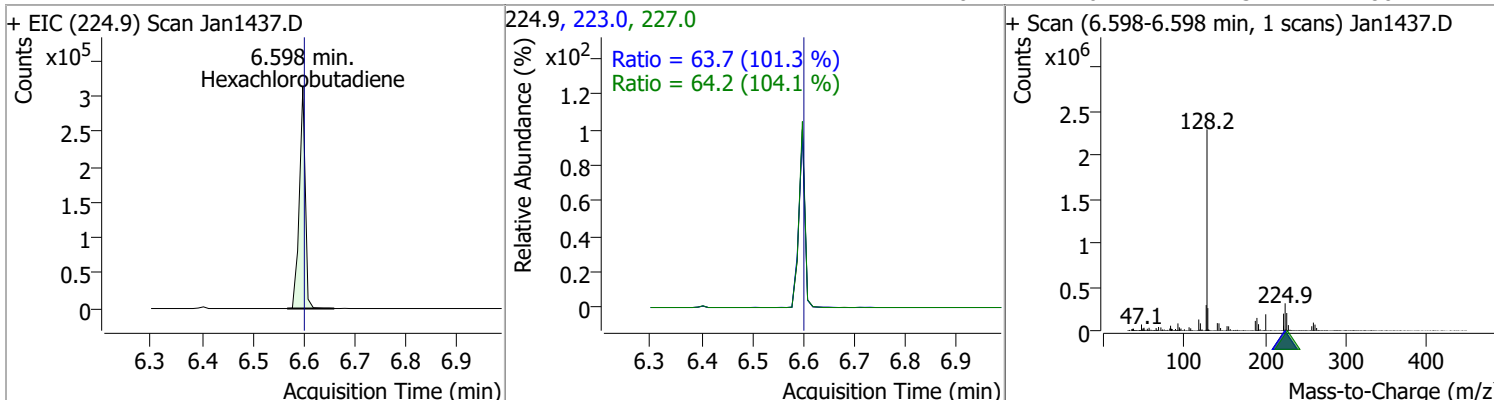
Compound	Conc.	RT	Dev(Min)	Resp.	QIon	QRatio	Lower	Upper
4-Chlorophenol	80.3031	6.50	0.00	170295 (m)	128.0	306.5	209.7	389.4



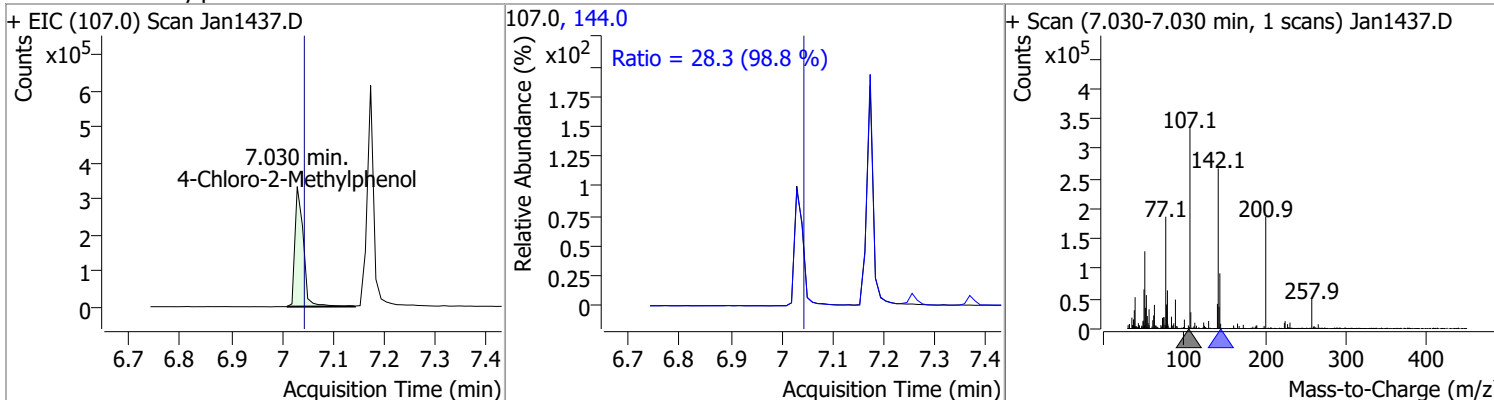
Compound	Conc.	RT	Dev(Min)	Resp.	QIon	QRatio	Lower	Upper
p-Chloroaniline	64.2668	6.53	0.00	572993	65.0	31.7	22.8	42.4
					129.0	29.7	22.5	41.7



Compound	Conc.	RT	Dev(Min)	Resp.	QIon	QRatio	Lower	Upper
Hexachlorobutadiene	59.9089	6.60	0.01	252482	223.0	63.7	44.0	81.8
					227.0	64.2	43.2	80.2

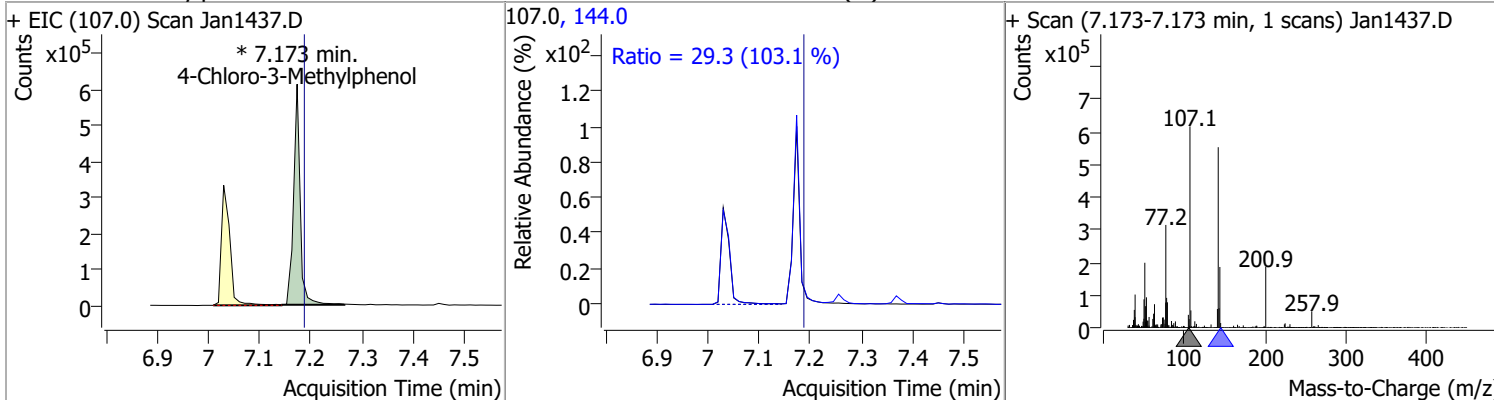


Compound	Conc.	RT	Dev(Min)	Resp.	QIon	QRatio	Lower	Upper
4-Chloro-2-Methylphenol	66.1080	7.03	0.00	380509	144.0	28.3	20.1	37.3

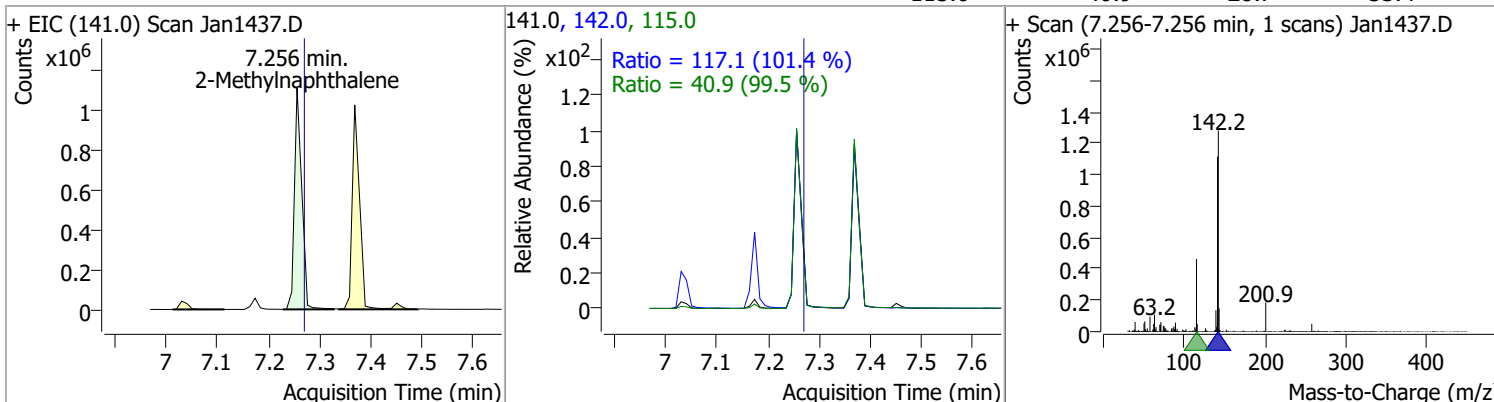


Quantitation Results Report (QT Reviewed)

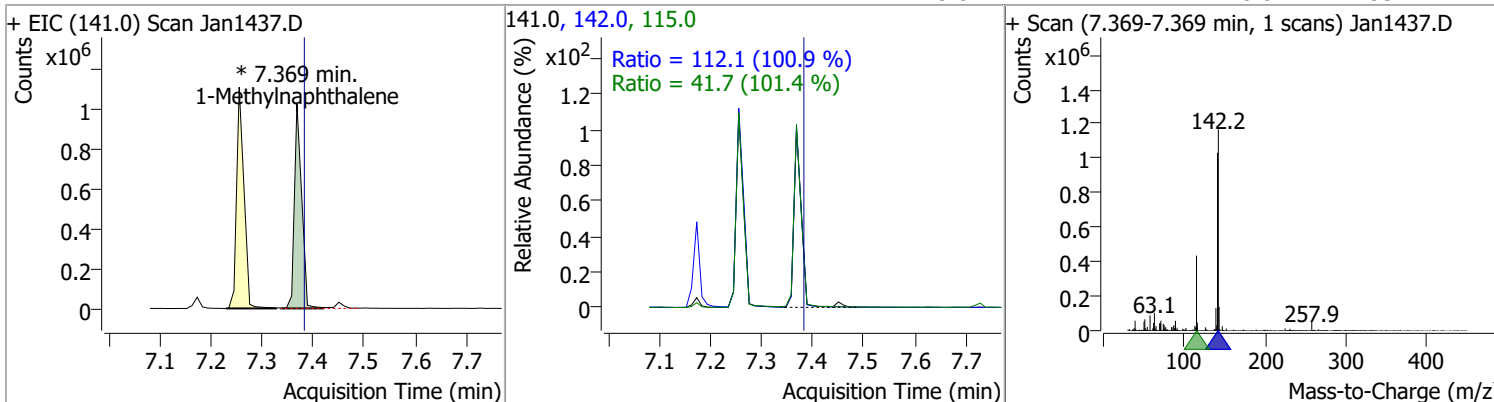
Compound	Conc.	RT	Dev(Min)	Resp.	QIon	QRatio	Lower	Upper
4-Chloro-3-Methylphenol	90.7769	7.17	0.00	551863 (m)	144.0	29.3	19.9	36.9



Compound	Conc.	RT	Dev(Min)	Resp.	QIon	QRatio	Lower	Upper
2-Methylnaphthalene	78.9714	7.26	0.00	1114756	142.0	117.1	80.8	150.0
					115.0	40.9	28.7	53.4

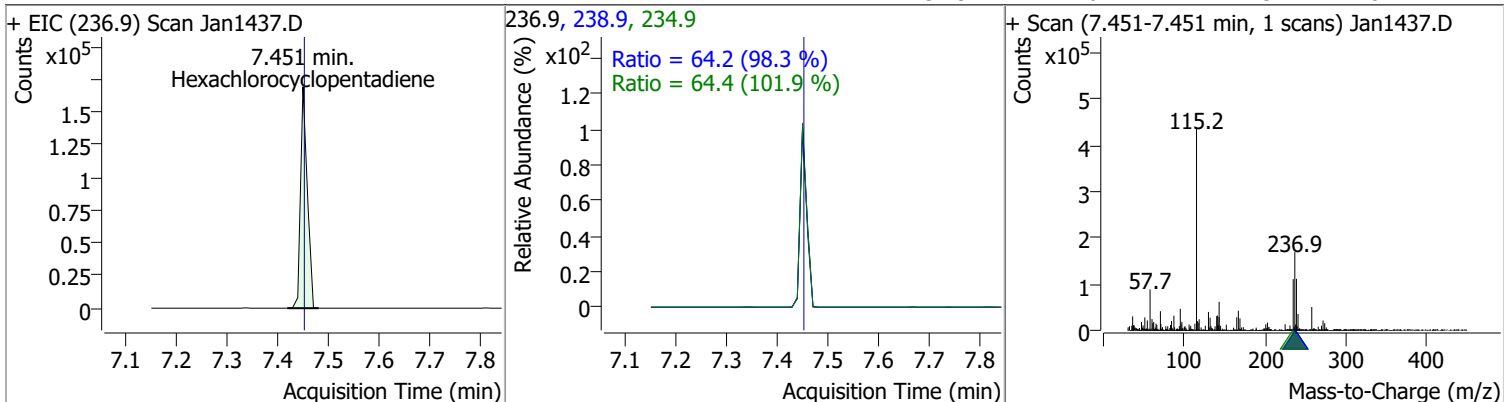


Compound	Conc.	RT	Dev(Min)	Resp.	QIon	QRatio	Lower	Upper
1-Methylnaphthalene	74.1265	7.37	0.00	1017584 (m)	142.0	112.1	77.8	144.5
					115.0	41.7	28.8	53.4

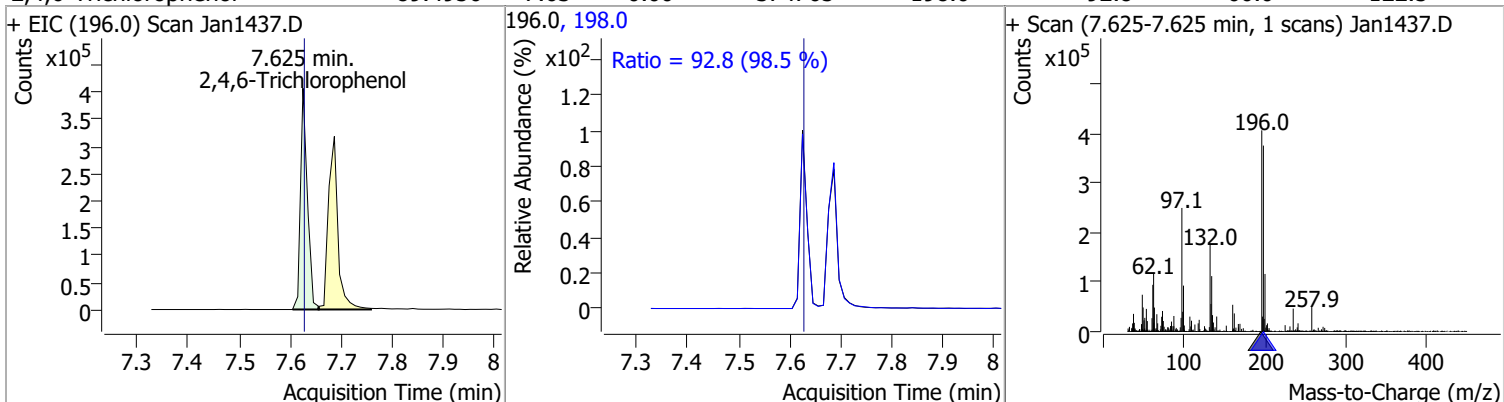


Quantitation Results Report (QT Reviewed)

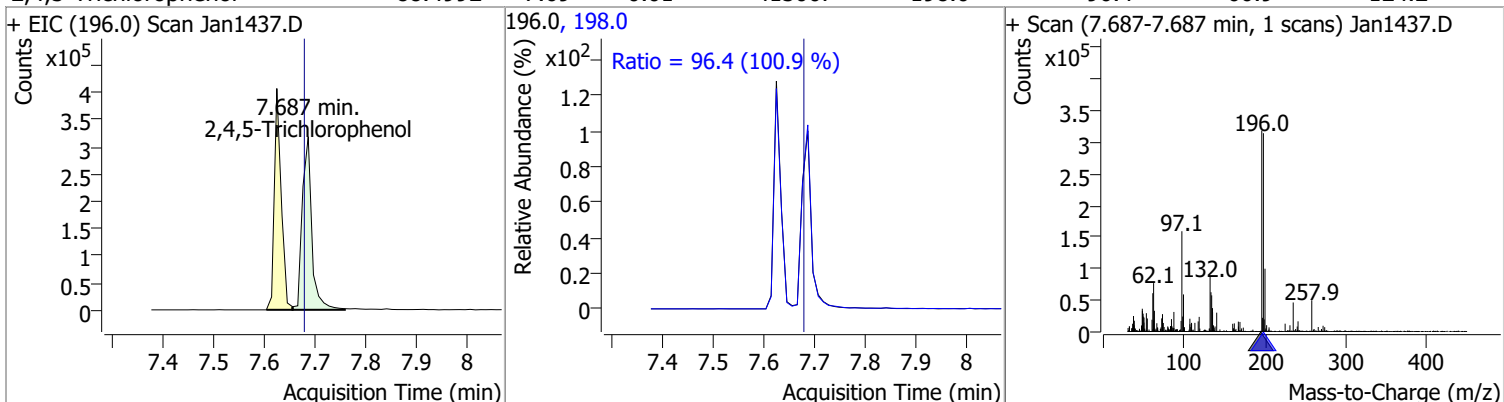
Compound	Conc.	RT	Dev(Min)	Resp.	QIon	QRatio	Lower	Upper
Hexachlorocyclopentadiene	56.2385	7.45	0.00	155968	238.9	64.2	45.7	84.9
					234.9	64.4	44.3	82.2



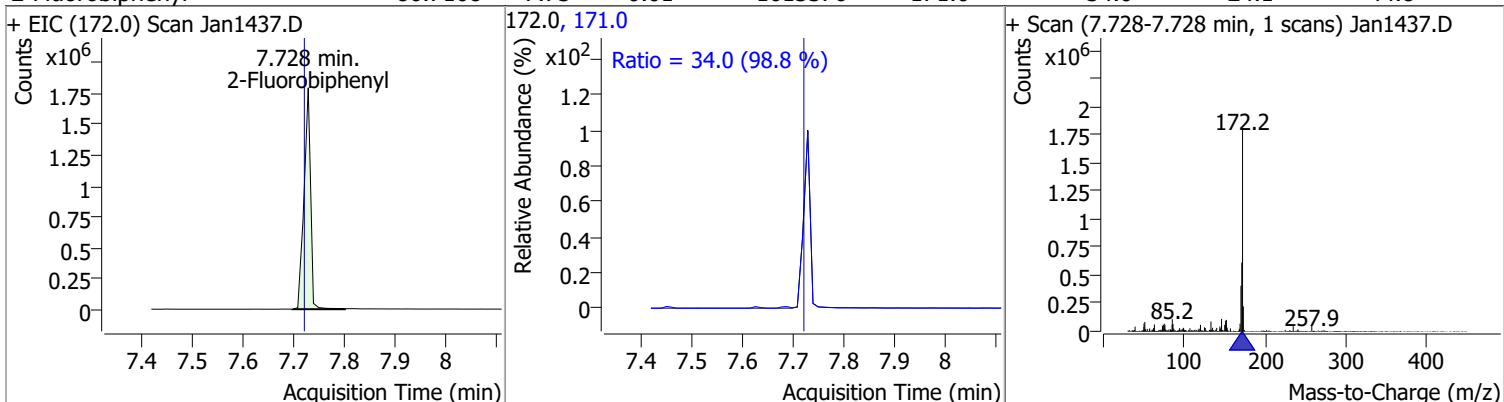
Compound	Conc.	RT	Dev(Min)	Resp.	QIon	QRatio	Lower	Upper
2,4,6-Trichlorophenol	89.4956	7.63	0.00	374765	198.0	92.8	66.0	122.5
					196.0	92.8	66.0	122.5



Compound	Conc.	RT	Dev(Min)	Resp.	QIon	QRatio	Lower	Upper
2,4,5-Trichlorophenol	88.4992	7.69	0.01	415007	198.0	96.4	66.9	124.2
					196.0	96.4	66.9	124.2

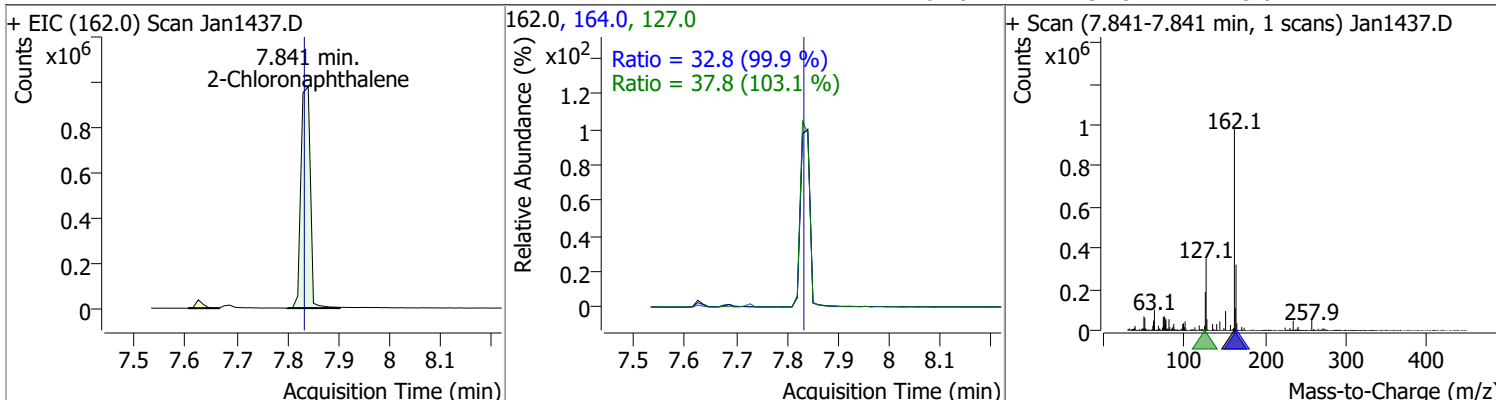


Compound	Conc.	RT	Dev(Min)	Resp.	QIon	QRatio	Lower	Upper
2-Fluorobiphenyl	86.7168	7.73	0.01	1613376	171.0	34.0	24.1	44.8
					172.0	34.0	24.1	44.8

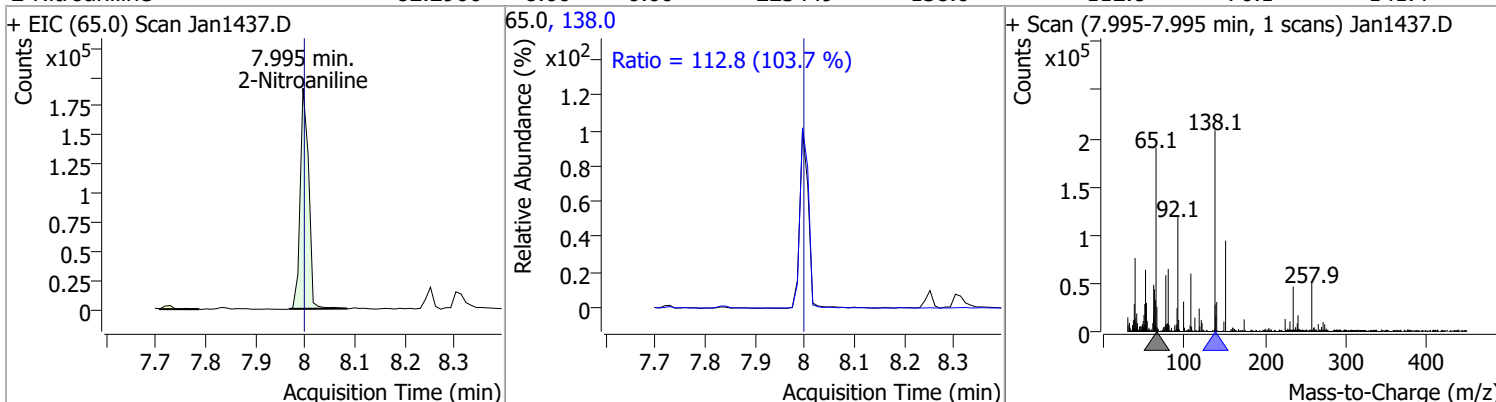


Quantitation Results Report (QT Reviewed)

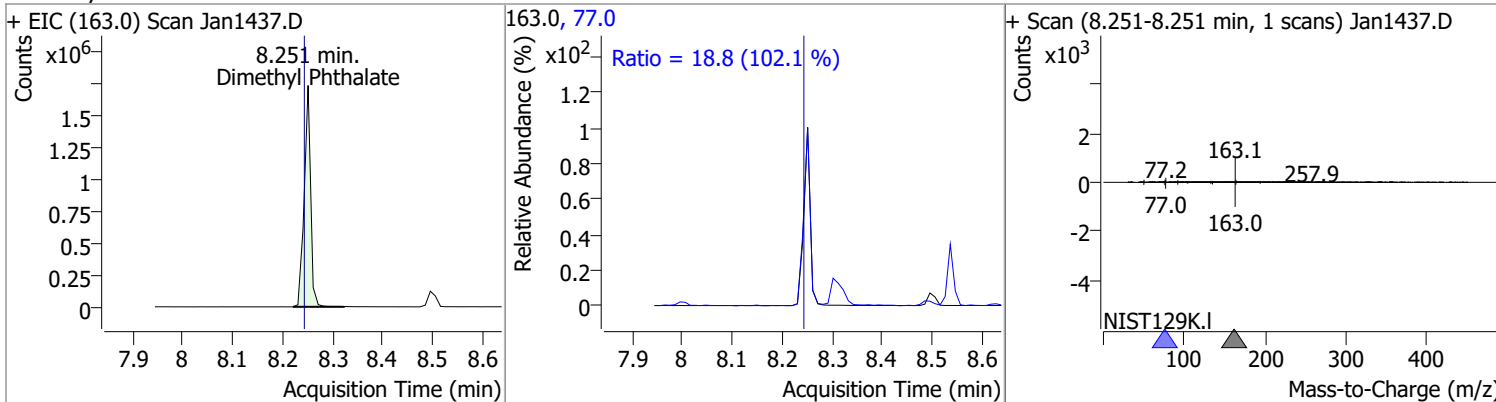
Compound	Conc.	RT	Dev(Min)	Resp.	QIon	QRatio	Lower	Upper
2-Chloronaphthalene	80.4299	7.84	0.01	1257708	127.0	37.8	25.7	47.6
					164.0	32.8	23.0	42.7



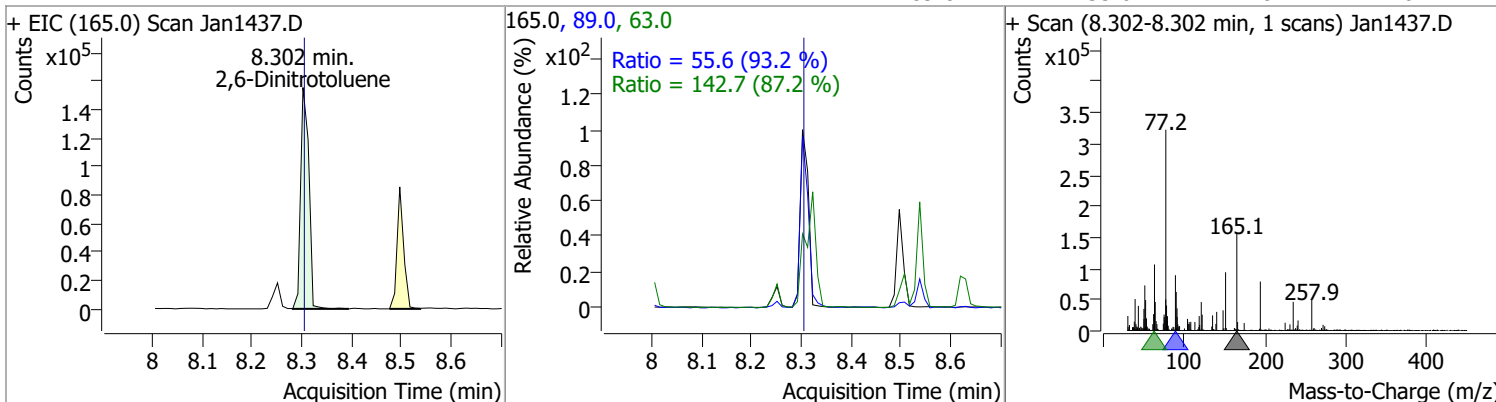
Compound	Conc.	RT	Dev(Min)	Resp.	QIon	QRatio	Lower	Upper
2-Nitroaniline	82.2966	8.00	0.00	223449	138.0	112.8	76.1	141.4



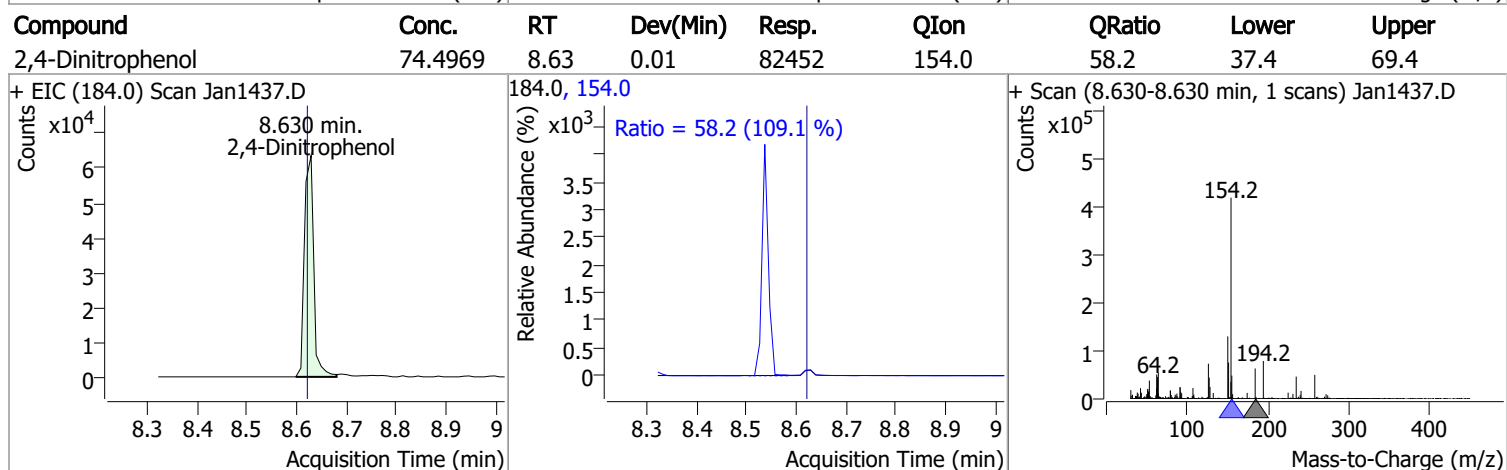
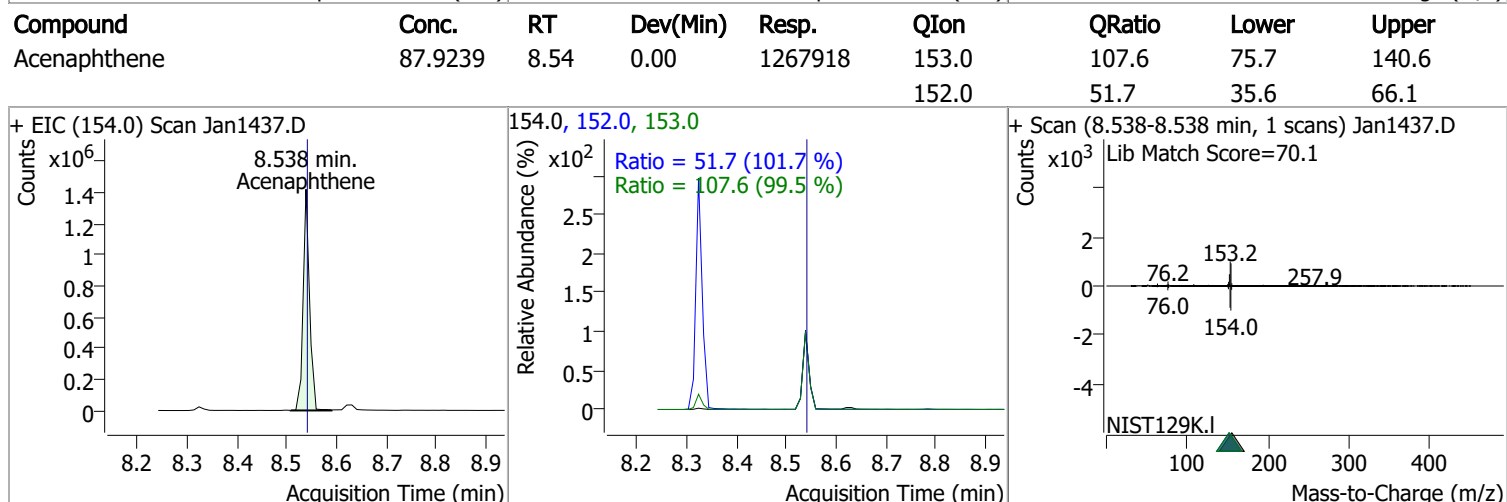
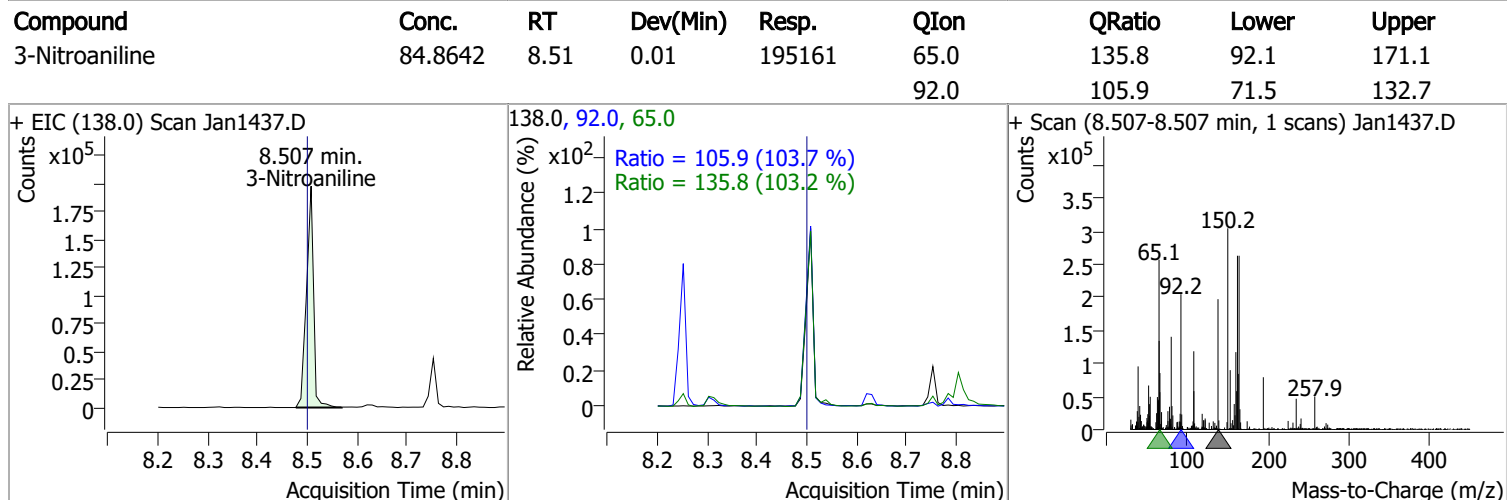
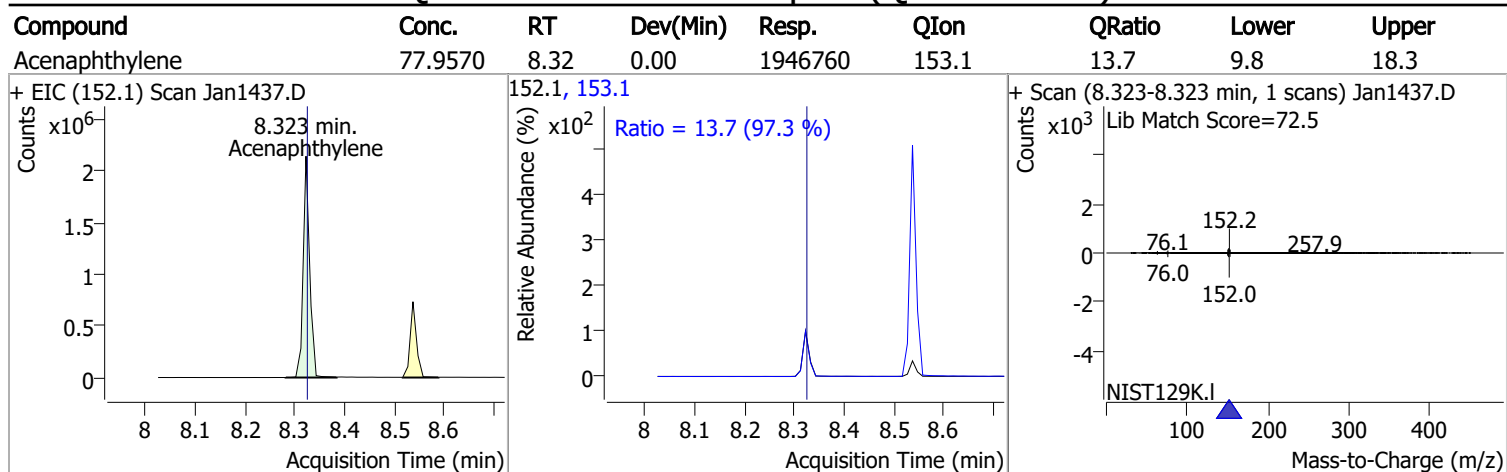
Compound	Conc.	RT	Dev(Min)	Resp.	QIon	QRatio	Lower	Upper
Dimethyl Phthalate	99.1800	8.25	0.01	1559660	77.0	18.8	12.9	24.0



Compound	Conc.	RT	Dev(Min)	Resp.	QIon	QRatio	Lower	Upper
2,6-Dinitrotoluene	85.0816	8.30	0.00	178822	63.0	142.7	114.6	212.8
					89.0	55.6	41.8	77.6

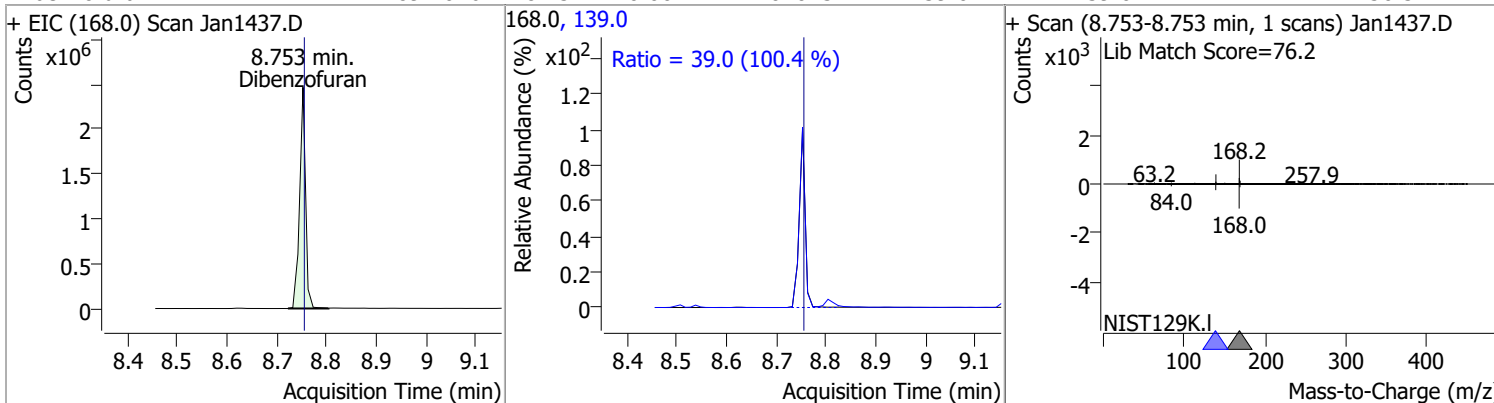


Quantitation Results Report (QT Reviewed)

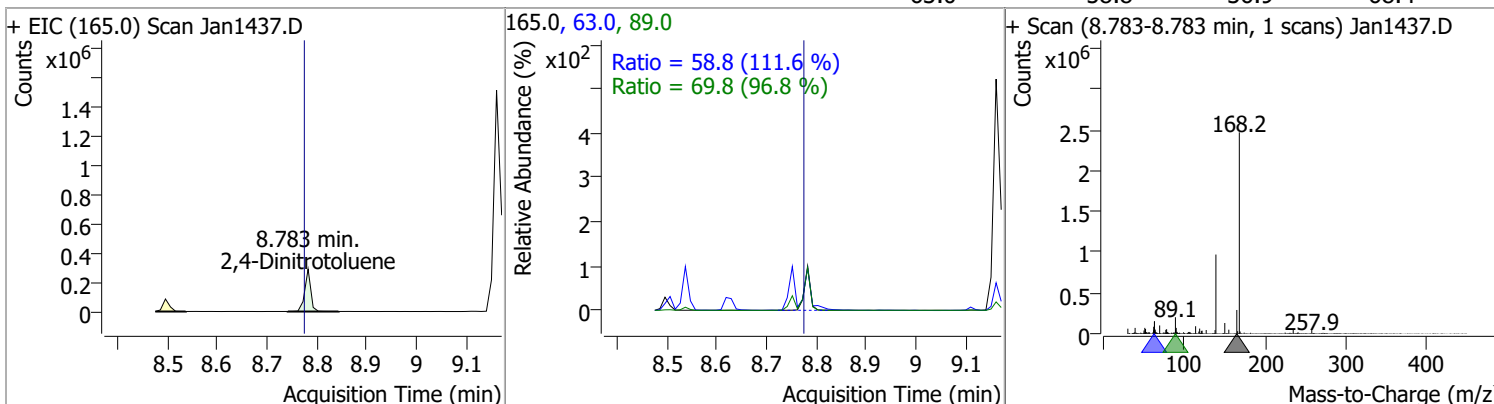


Quantitation Results Report (QT Reviewed)

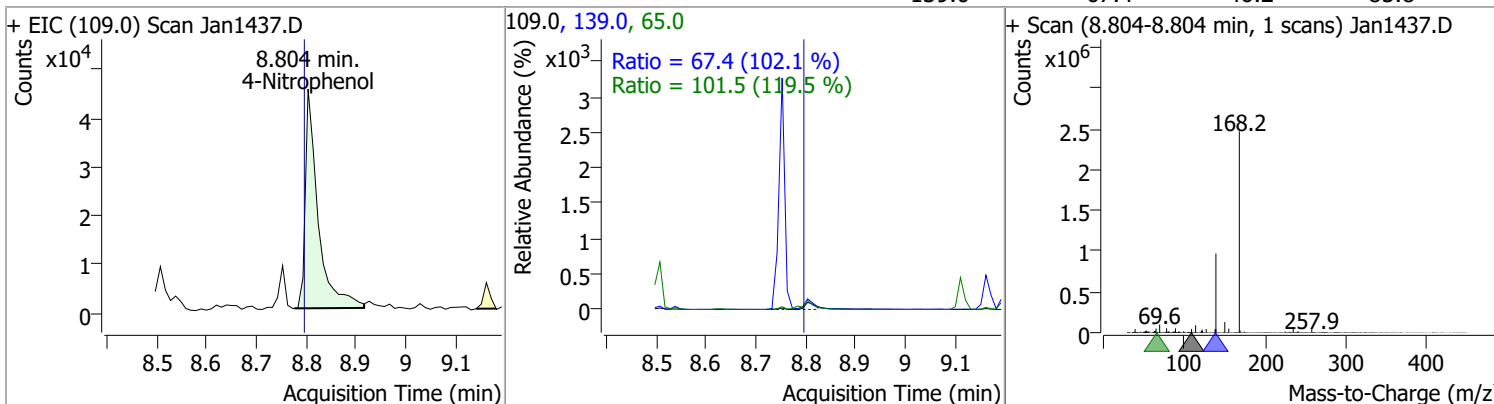
Compound	Conc.	RT	Dev(Min)	Resp.	QIon	QRatio	Lower	Upper
Dibenzofuran	89.4026	8.75	0.00	2040431	139.0	39.0	27.2	50.5



2,4-Dinitrotoluene	87.0959	8.78	0.01	242207	89.0 63.0	69.8 58.8	50.5 36.9	93.8 68.4
--------------------	---------	------	------	--------	--------------	--------------	--------------	--------------

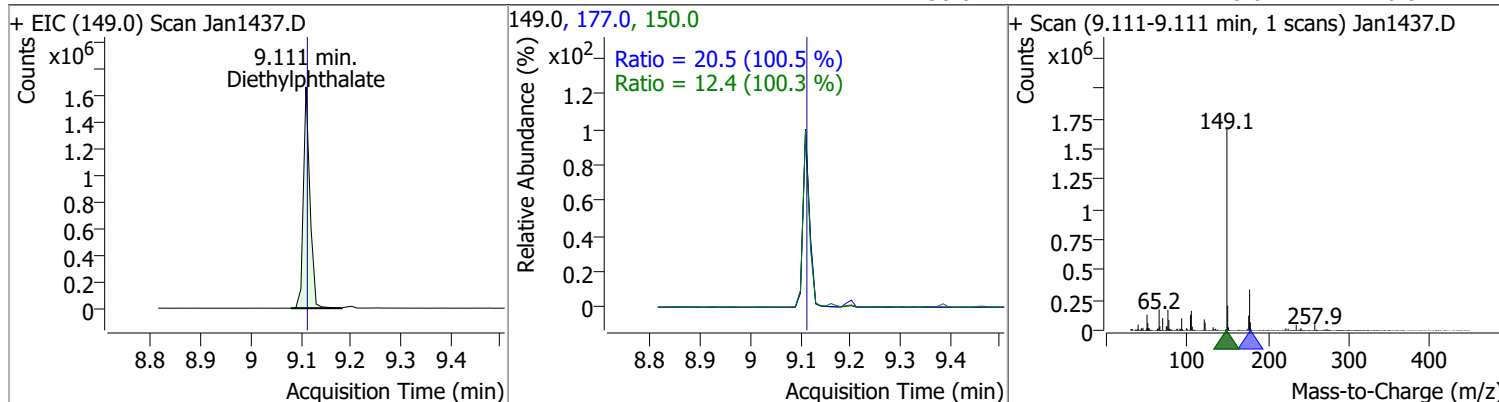


4-Nitrophenol	36.7968	8.80	0.01	80434	65.0 139.0	101.5 67.4	59.4 46.2	110.4 85.8
---------------	---------	------	------	-------	---------------	---------------	--------------	---------------

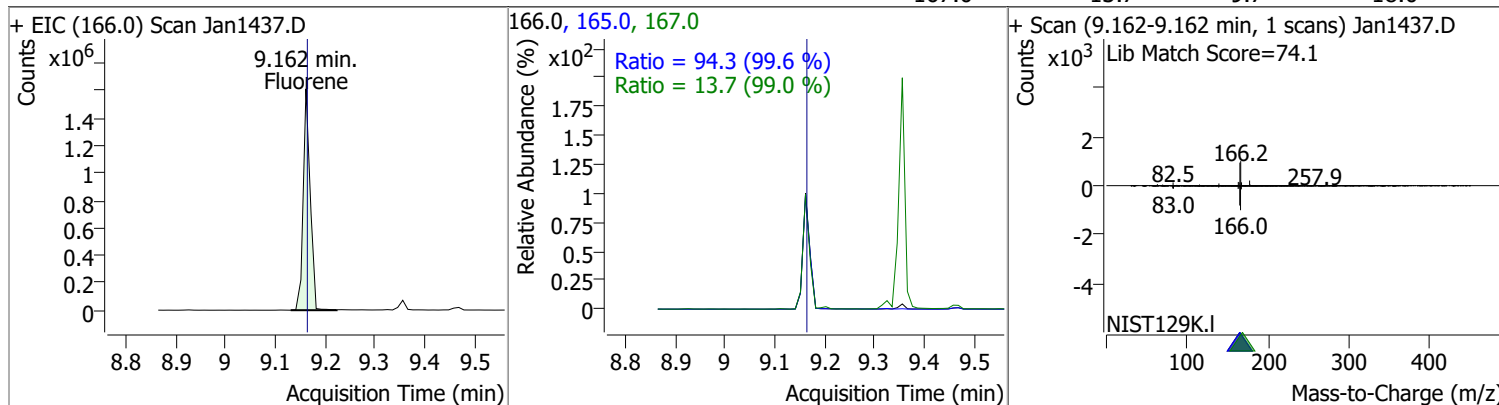


Quantitation Results Report (QT Reviewed)

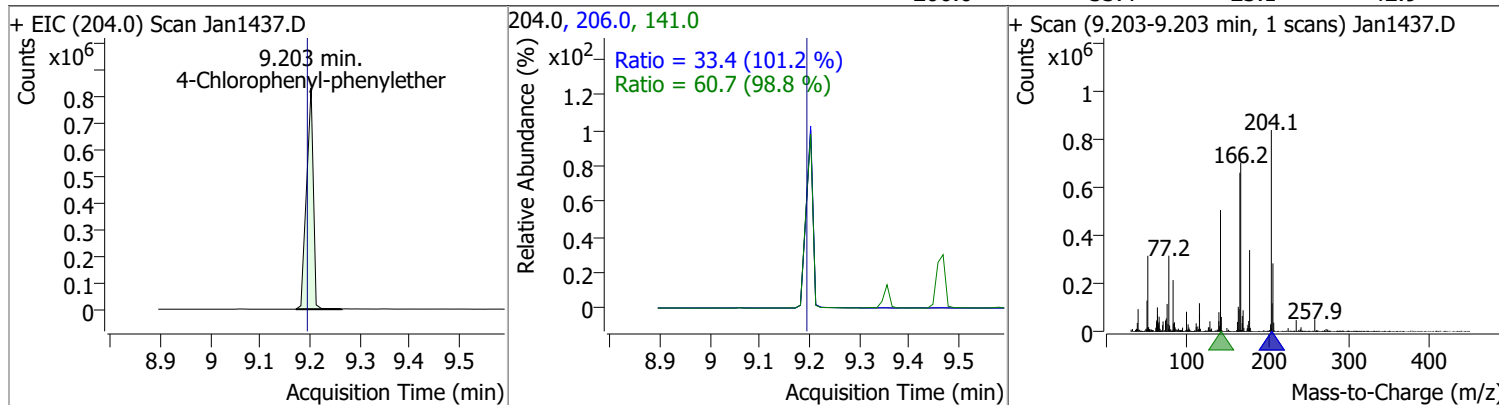
Compound	Conc.	RT	Dev(Min)	Resp.	QIon	QRatio	Lower	Upper
Diethylphthalate	92.8891	9.11	0.00	1515188	177.0	20.5	14.3	26.5
					150.0	12.4	8.6	16.0



Compound	Conc.	RT	Dev(Min)	Resp.	QIon	QRatio	Lower	Upper
Fluorene	85.1640	9.16	0.00	1575482	165.0	94.3	66.3	123.1
					167.0	13.7	9.7	18.0

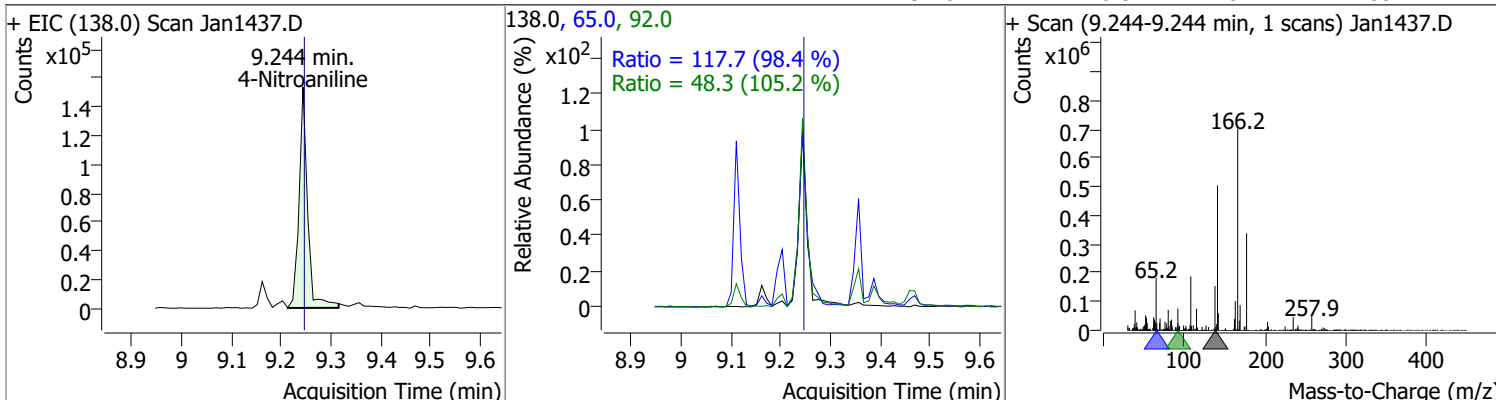


Compound	Conc.	RT	Dev(Min)	Resp.	QIon	QRatio	Lower	Upper
4-Chlorophenyl-phenylether	92.8915	9.20	0.01	792843	141.0	60.7	43.0	79.9
					206.0	33.4	23.1	42.9

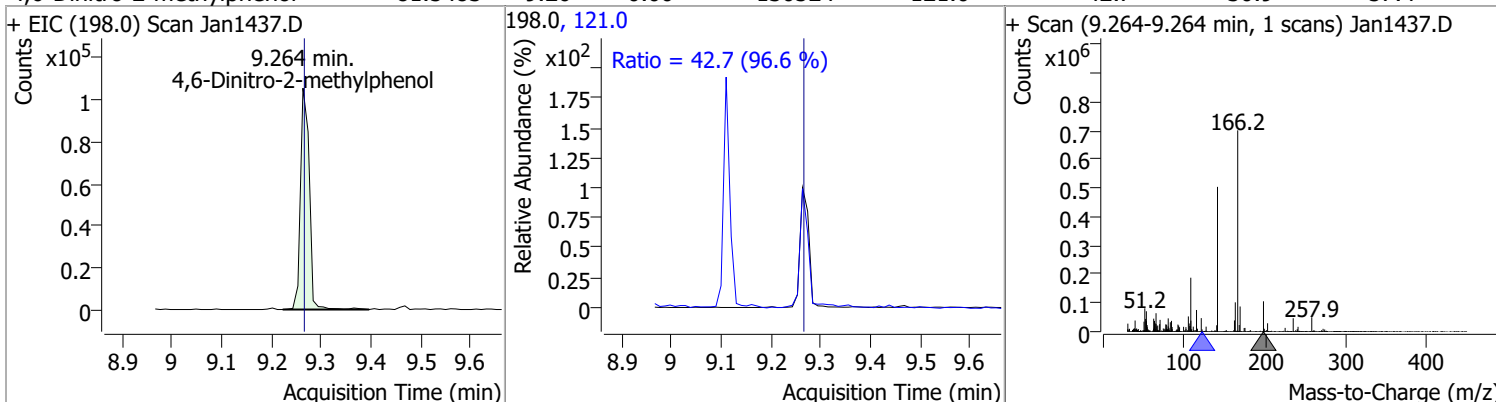


Quantitation Results Report (QT Reviewed)

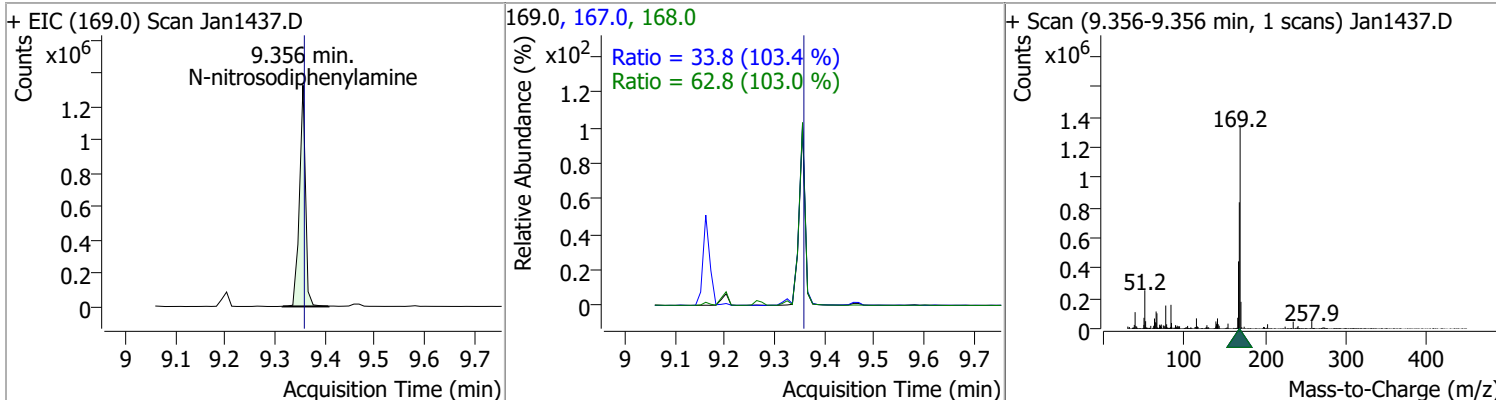
Compound	Conc.	RT	Dev(Min)	Resp.	QIon	QRatio	Lower	Upper
4-Nitroaniline	80.4245	9.24	0.00	182350	65.0	117.7	83.7	155.4
					92.0	48.3	32.1	59.7



Compound	Conc.	RT	Dev(Min)	Resp.	QIon	QRatio	Lower	Upper
4,6-Dinitro-2-methylphenol	81.5483	9.26	0.00	130524	121.0	42.7	30.9	57.4

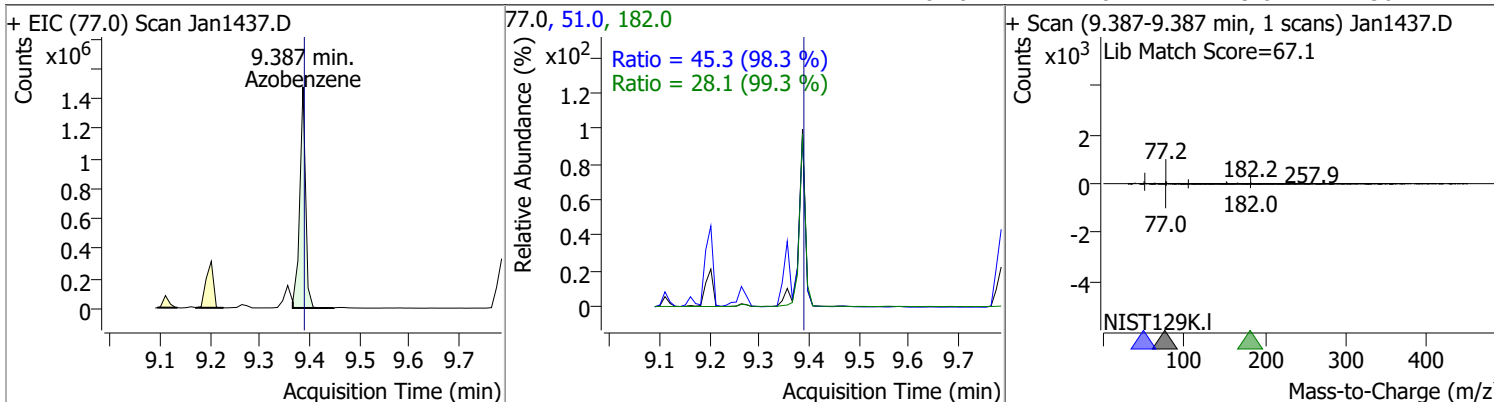


Compound	Conc.	RT	Dev(Min)	Resp.	QIon	QRatio	Lower	Upper
N-nitrosodiphenylamine	94.3455	9.36	0.00	1120276	168.0	62.8	42.7	79.3
					167.0	33.8	22.9	42.5

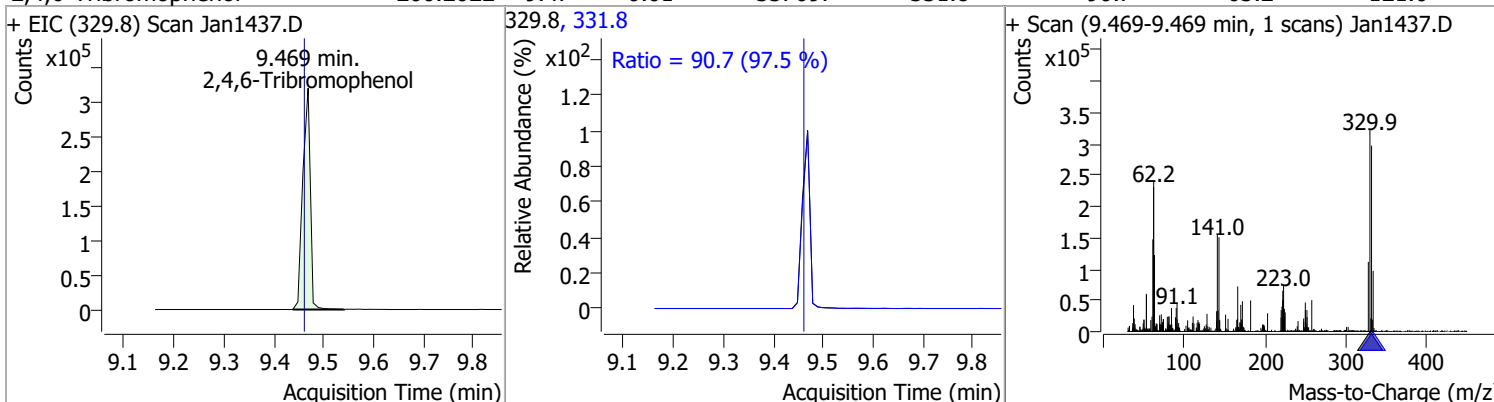


Quantitation Results Report (QT Reviewed)

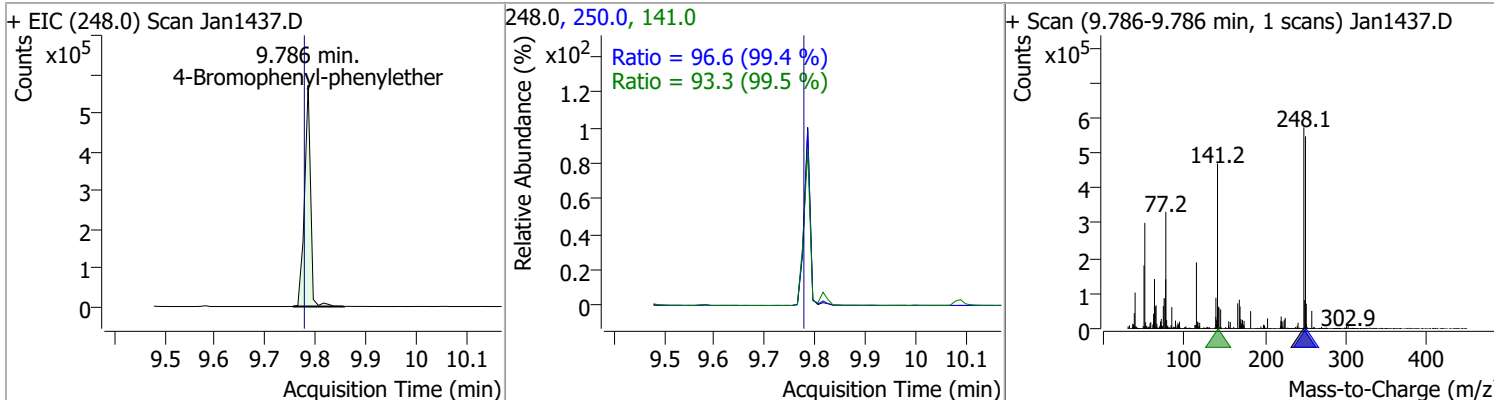
Compound	Conc.	RT	Dev(Min)	Resp.	QIon	QRatio	Lower	Upper
Azobenzene	85.0023	9.39	0.00	1203519	51.0	45.3	32.2	59.9
					182.0	28.1	19.8	36.7



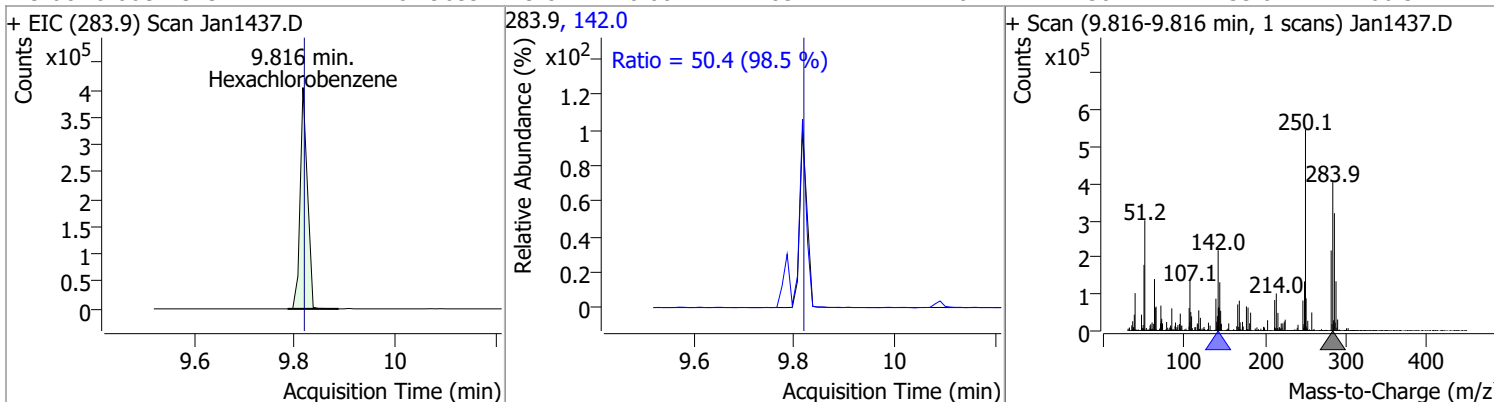
Compound	Conc.	RT	Dev(Min)	Resp.	QIon	QRatio	Lower	Upper
2,4,6-Tribromophenol	200.2022	9.47	0.01	337697	331.8	90.7	65.2	121.0



Compound	Conc.	RT	Dev(Min)	Resp.	QIon	QRatio	Lower	Upper
4-Bromophenyl-phenylether	98.0348	9.79	0.01	479233	250.0	96.6	68.0	126.3
					141.0	93.3	65.6	121.9

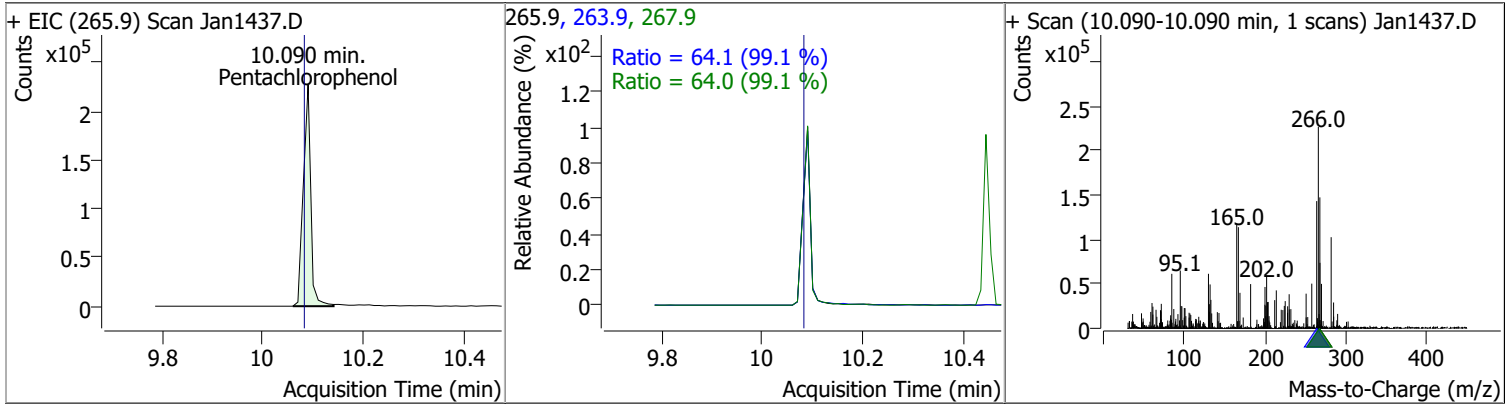


Compound	Conc.	RT	Dev(Min)	Resp.	QIon	QRatio	Lower	Upper
Hexachlorobenzene	82.9659	9.82	0.00	405117	142.0	50.4	35.8	66.5

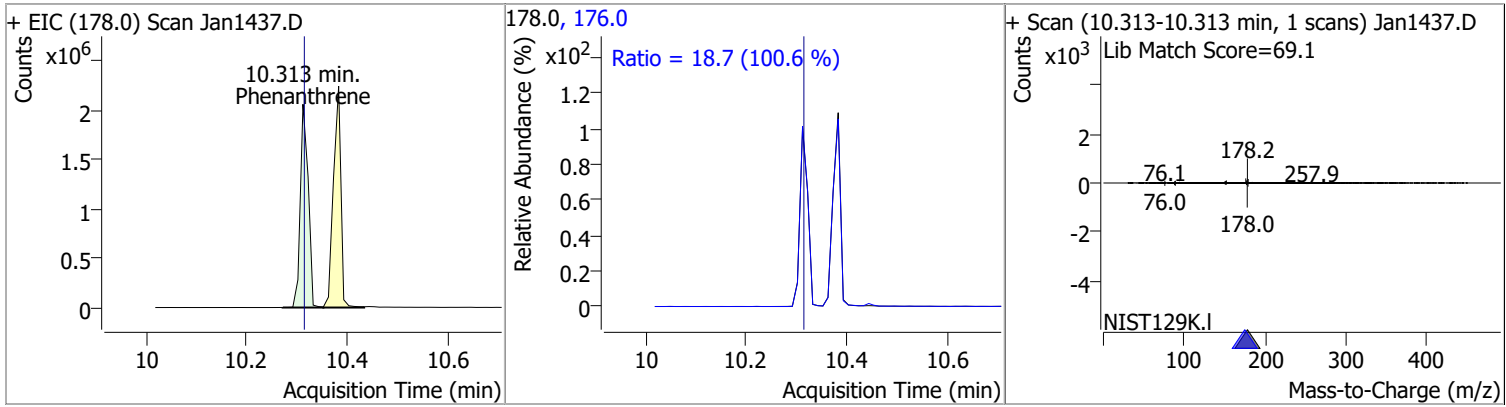


Quantitation Results Report (QT Reviewed)

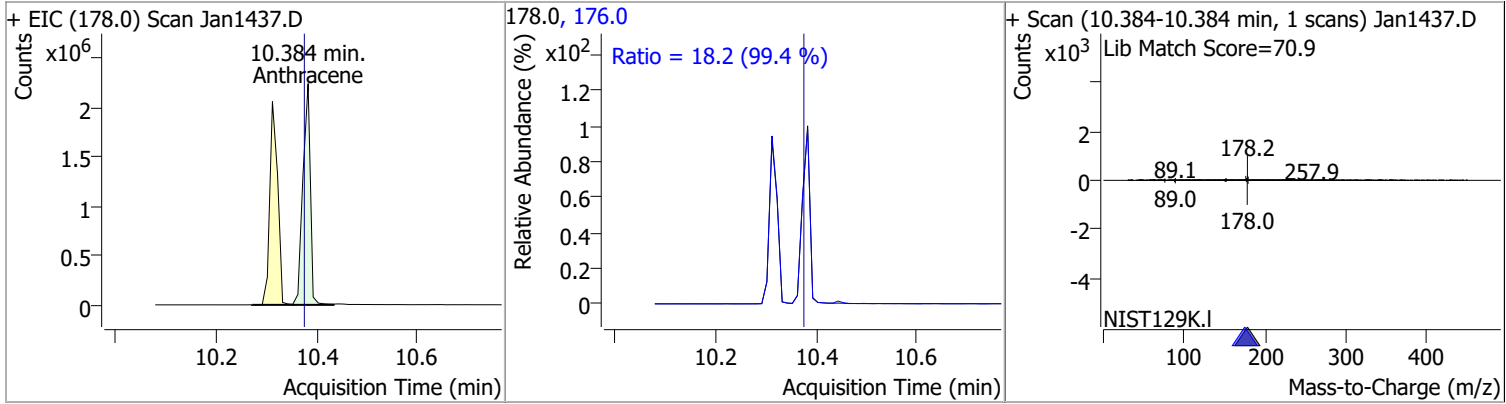
Compound	Conc.	RT	Dev(Min)	Resp.	QIon	QRatio	Lower	Upper
Pentachlorophenol	99.4637	10.09	0.01	233163	263.9	64.1	45.3	84.1
					267.9	64.0	45.2	83.9



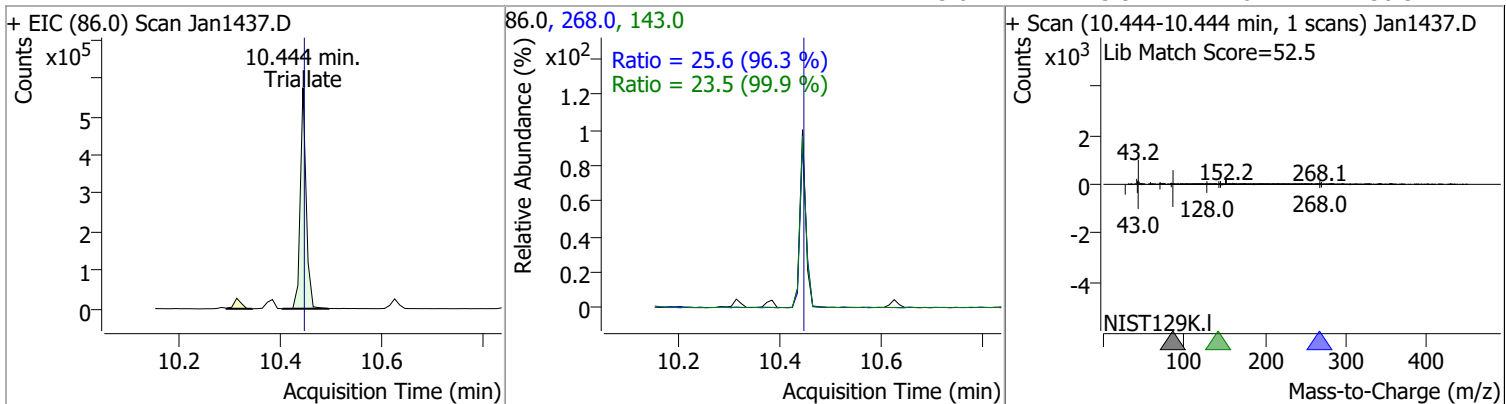
Compound	Conc.	RT	Dev(Min)	Resp.	QIon	QRatio	Lower	Upper
Phenanthrene	92.5270	10.31	0.00	2256944	176.0	18.7	13.0	24.1



Compound	Conc.	RT	Dev(Min)	Resp.	QIon	QRatio	Lower	Upper
Anthracene	97.1926	10.38	0.01	2309868	176.0	18.2	12.8	23.8

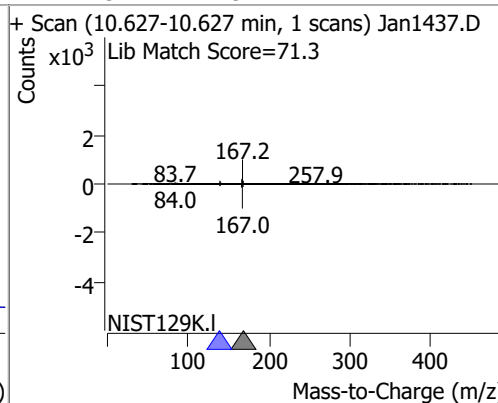
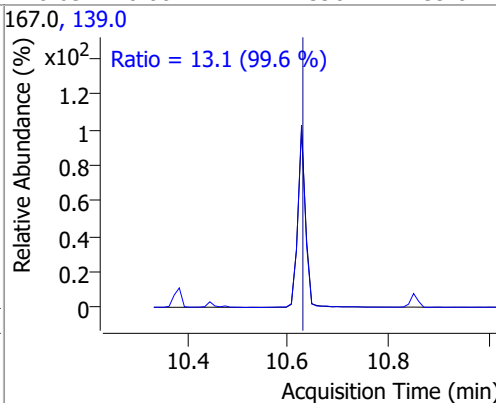
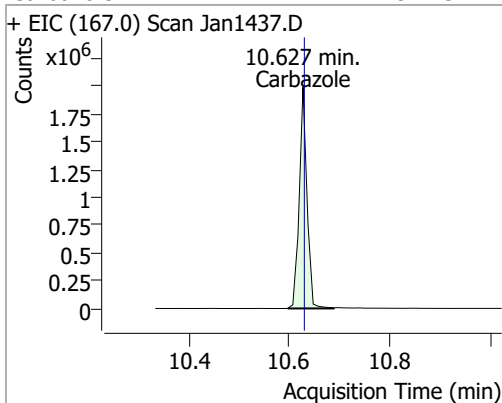


Compound	Conc.	RT	Dev(Min)	Resp.	QIon	QRatio	Lower	Upper
Triallate	89.5090	10.44	0.00	466065	268.0	25.6	18.6	34.6
					143.0	23.5	16.4	30.5

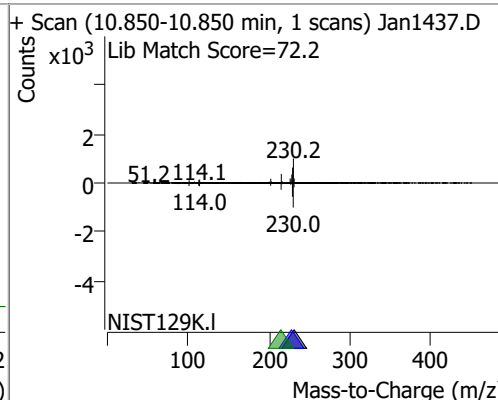
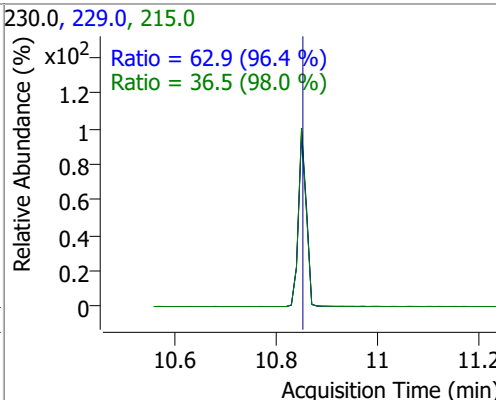
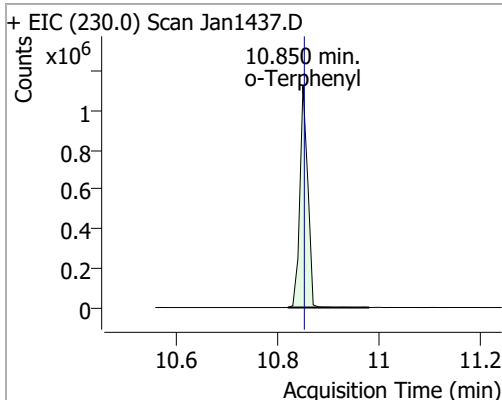


Quantitation Results Report (QT Reviewed)

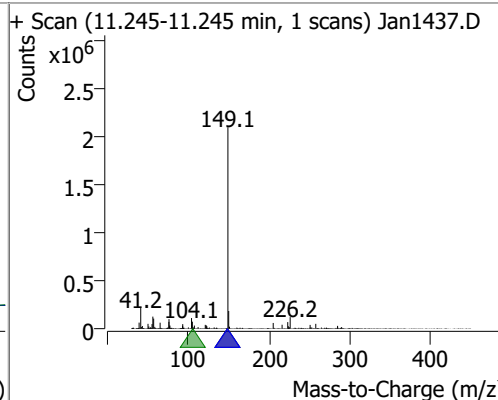
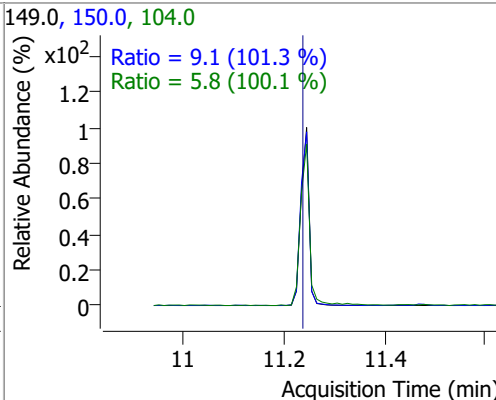
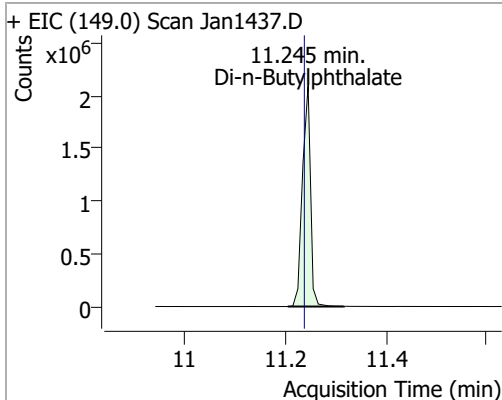
Compound	Conc.	RT	Dev(Min)	Resp.	QIon	QRatio	Lower	Upper
Carbazole	91.7327	10.63	0.00	2124590	139.0	13.1	9.2	17.1



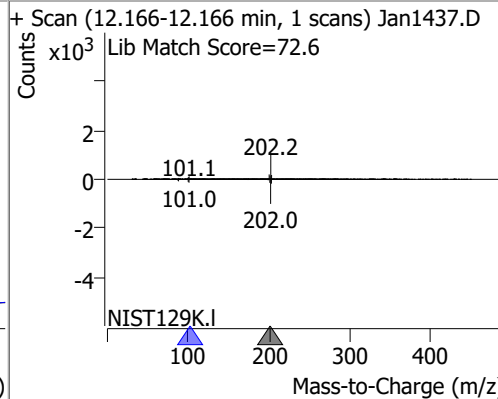
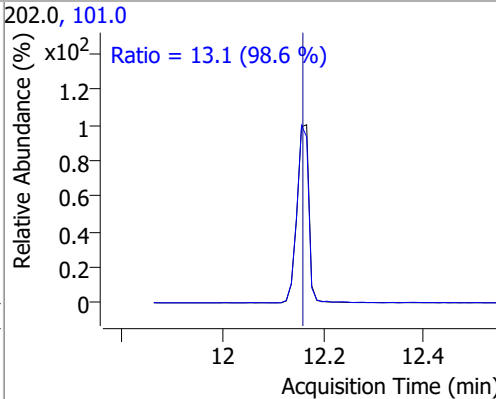
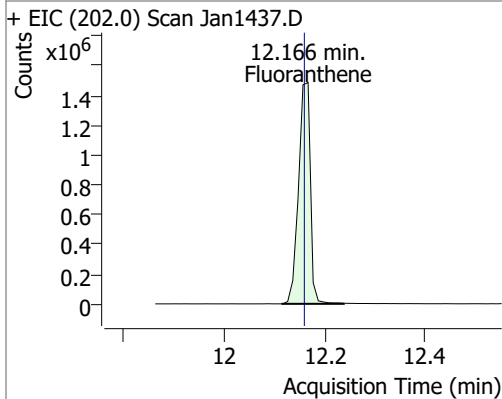
o-Terphenyl	87.6586	10.85	0.00	1226468	229.0	62.9	45.7	84.9
					215.0	36.5	26.1	48.4



Di-n-Butylphthalate	101.0948	11.24	0.01	2338693	150.0	9.1	6.3	11.7
					104.0	5.8	4.1	7.6

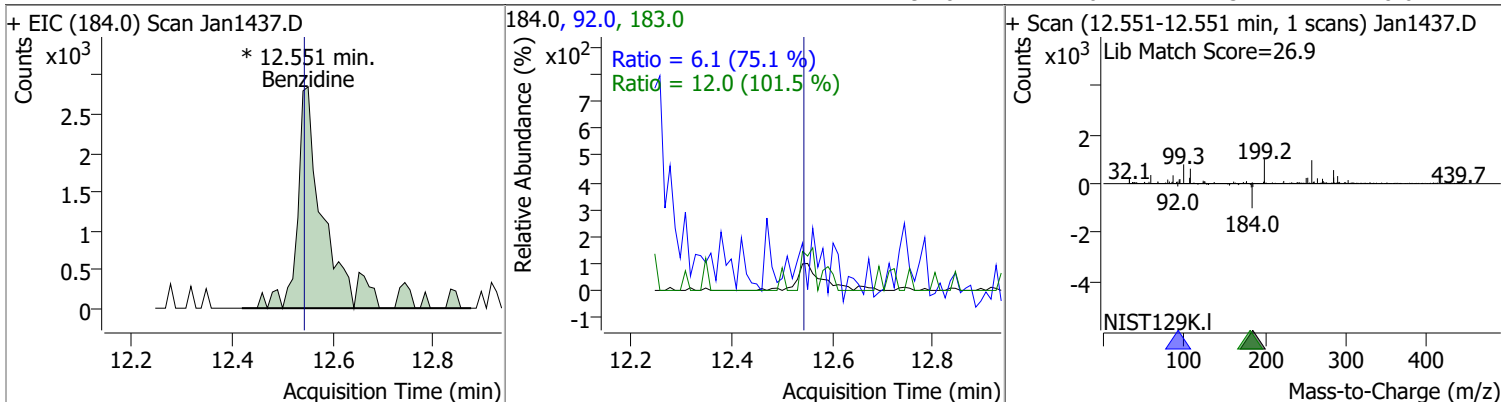


Fluoranthene	95.9011	12.17	0.01	2444650	101.0	13.1	9.3	17.2
--------------	---------	-------	------	---------	-------	------	-----	------

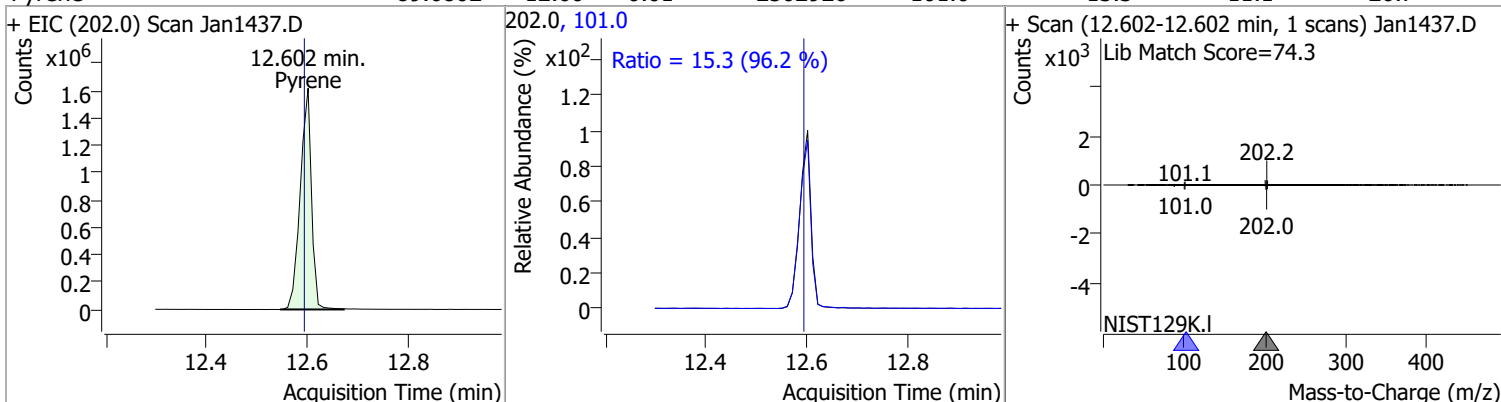


Quantitation Results Report (QT Reviewed)

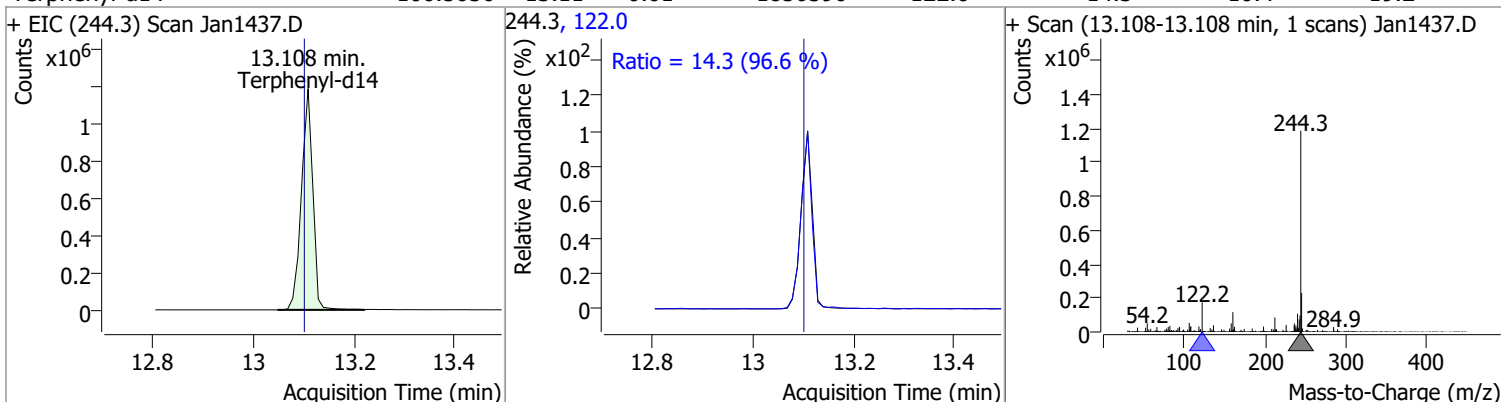
Compound	Conc.	RT	Dev(Min)	Resp.	QIon	QRatio	Lower	Upper
Benzidine	2.4401	12.55	0.01	11138 (m)	183.0	12.0	8.3	15.4
					92.0	6.1	5.7	10.6



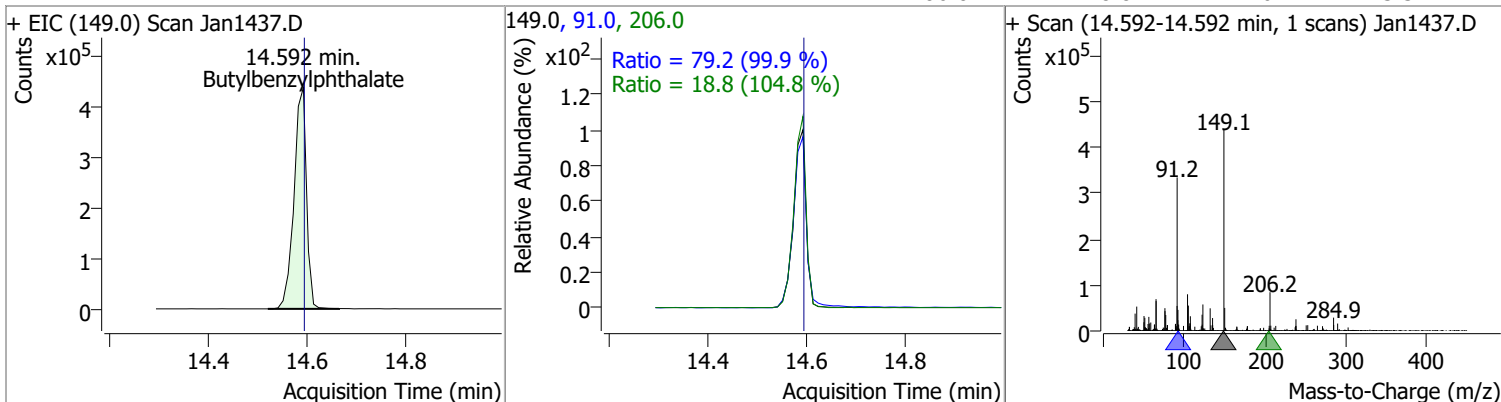
Compound	Conc.	RT	Dev(Min)	Resp.	QIon	QRatio	Lower	Upper
Pyrene	89.6802	12.60	0.01	2502926	101.0	15.3	11.1	20.7



Compound	Conc.	RT	Dev(Min)	Resp.	QIon	QRatio	Lower	Upper
Terphenyl-d14	100.5036	13.11	0.01	1856590	122.0	14.3	10.4	19.2

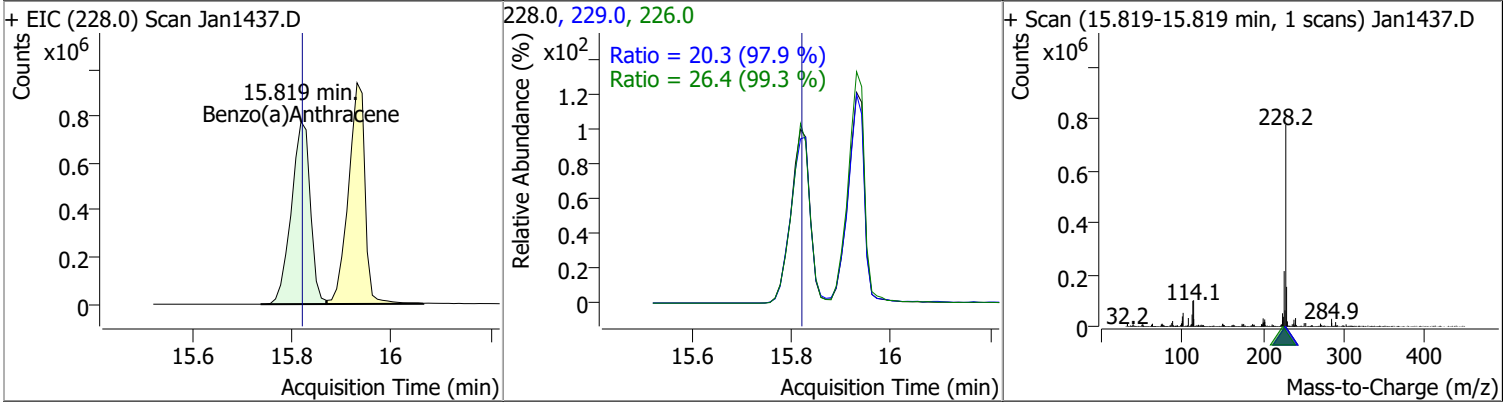


Compound	Conc.	RT	Dev(Min)	Resp.	QIon	QRatio	Lower	Upper
Butylbenzylphthalate	101.3857	14.59	0.01	763842	91.0	79.2	55.5	103.0
					206.0	18.8	12.6	23.3

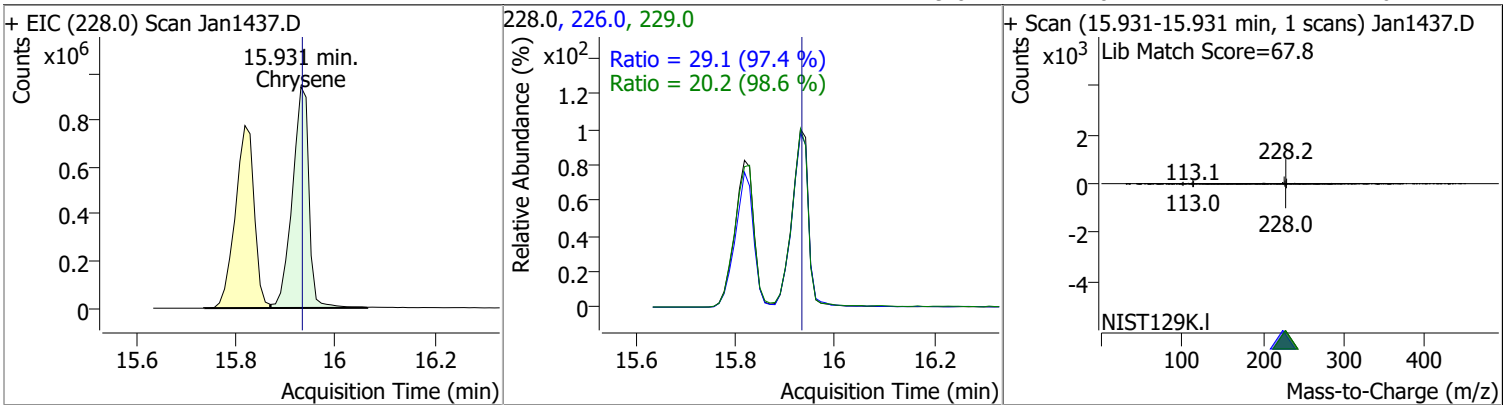


Quantitation Results Report (QT Reviewed)

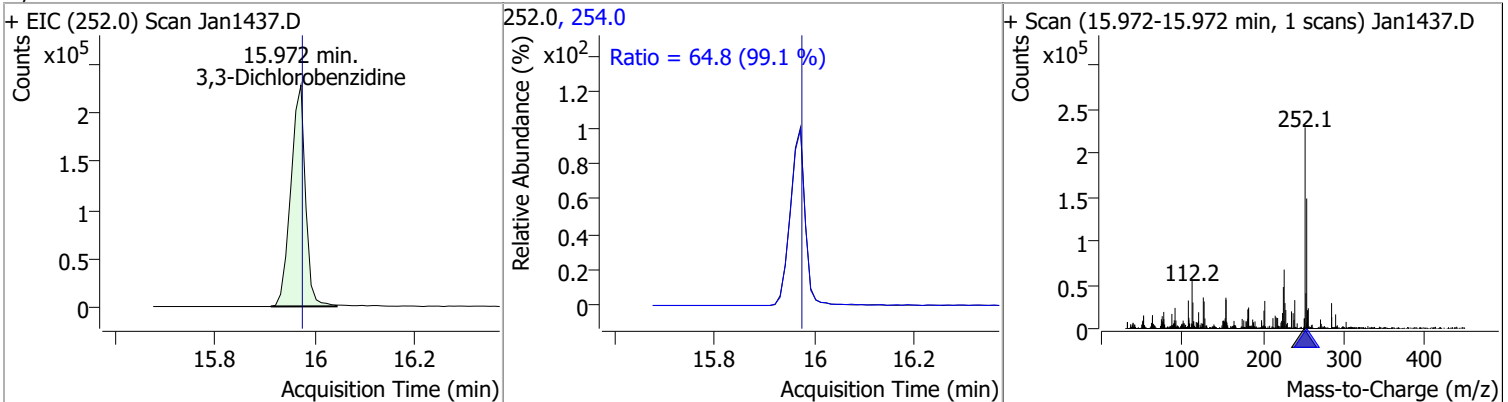
Compound	Conc.	RT	Dev(Min)	Resp.	QIon	QRatio	Lower	Upper
Benzo(a)Anthracene	103.0059	15.82	0.01	2050523	226.0	26.4	18.6	34.5
					229.0	20.3	14.5	27.0



Compound	Conc.	RT	Dev(Min)	Resp.	QIon	QRatio	Lower	Upper
Chrysene	100.9294	15.93	0.01	2182047	226.0	29.1	20.9	38.8
					229.0	20.2	14.4	26.7

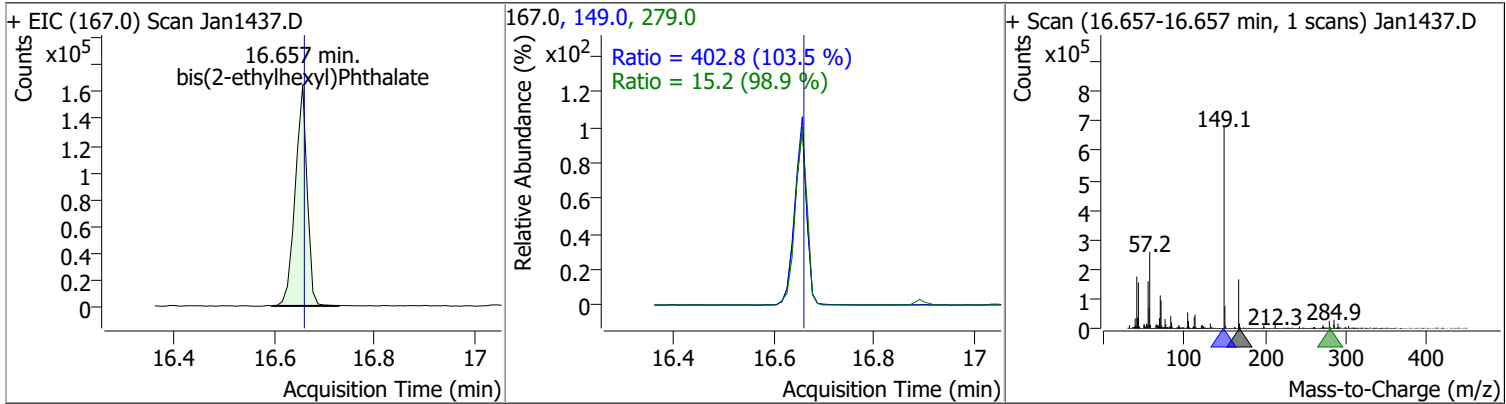


Compound	Conc.	RT	Dev(Min)	Resp.	QIon	QRatio	Lower	Upper
3,3-Dichlorobenzidine	69.3821	15.97	0.01	466088	254.0	64.8	45.8	85.0

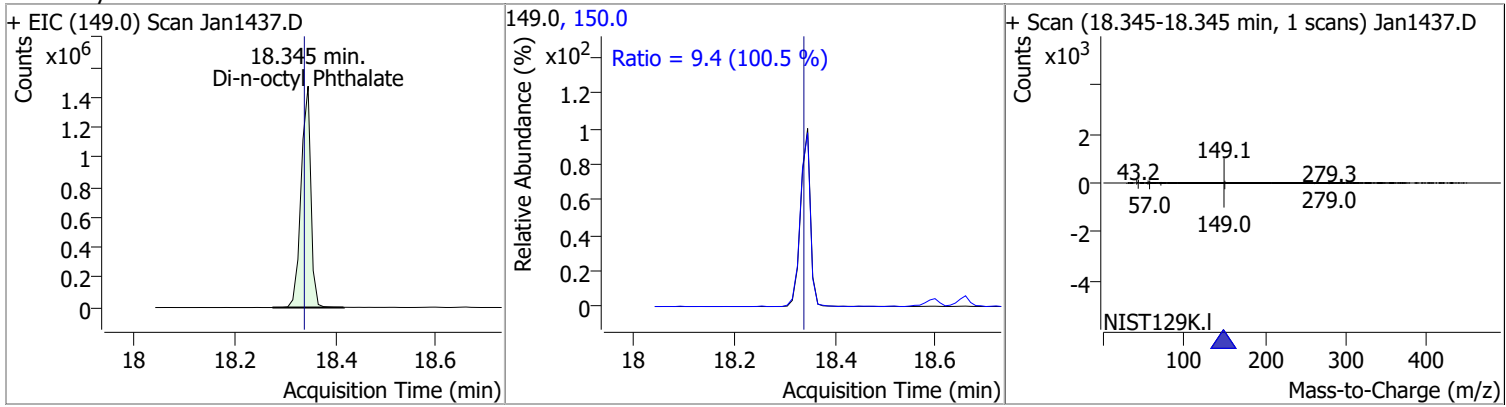


Quantitation Results Report (QT Reviewed)

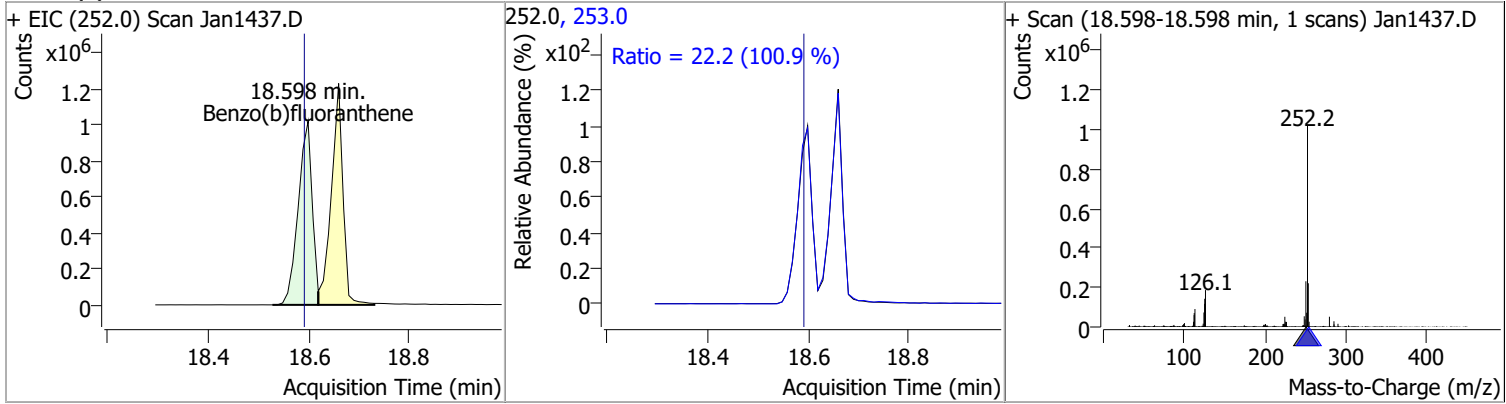
Compound	Conc.	RT	Dev(Min)	Resp.	QIon	QRatio	Lower	Upper
bis(2-ethylhexyl)Phthalate	101.9432	16.66	0.01	273965	149.0	402.8	272.3	505.8
					279.0	15.2	10.8	20.0



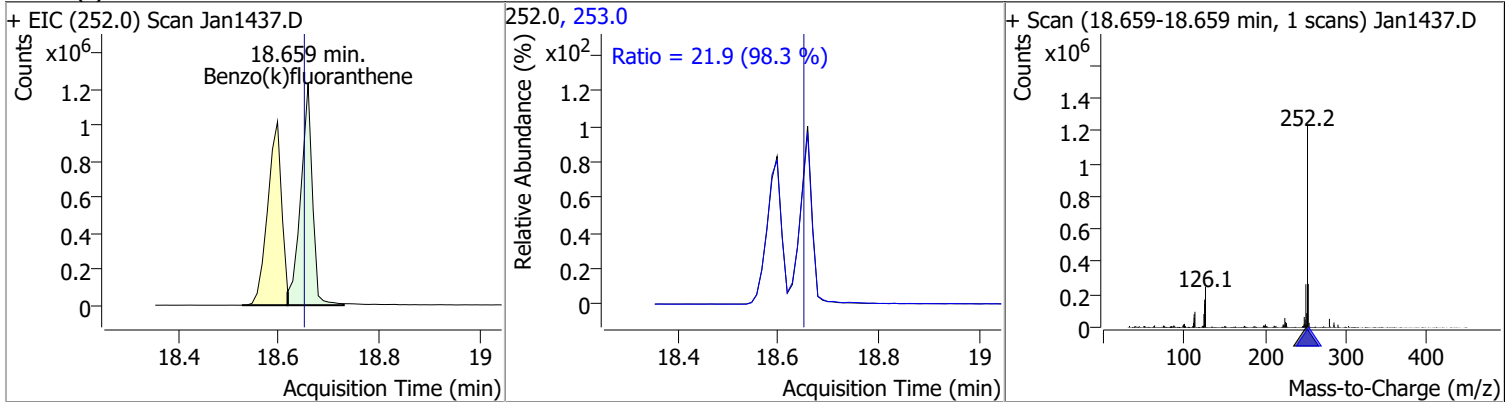
Compound	Conc.	RT	Dev(Min)	Resp.	QIon	QRatio	Lower	Upper
Di-n-octyl Phthalate	104.7254	18.35	0.01	1975293	150.0	9.4	6.6	12.2



Compound	Conc.	RT	Dev(Min)	Resp.	QIon	QRatio	Lower	Upper
Benzo(b)fluoranthene	100.1834	18.60	0.01	1960061	253.0	22.2	15.4	28.6

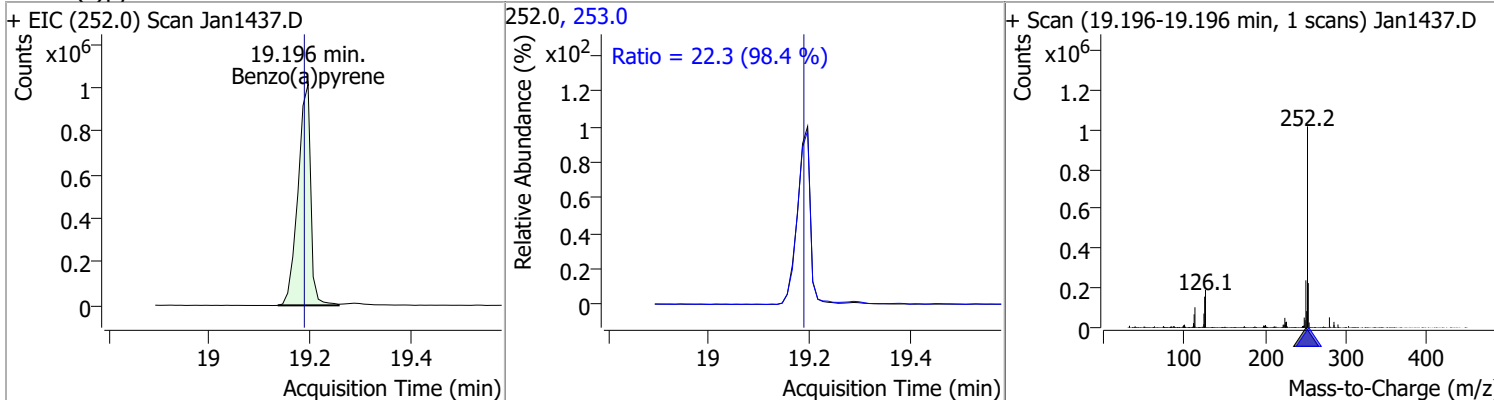


Compound	Conc.	RT	Dev(Min)	Resp.	QIon	QRatio	Lower	Upper
Benzo(k)fluoranthene	97.2890	18.66	0.01	1973364	253.0	21.9	15.6	29.0

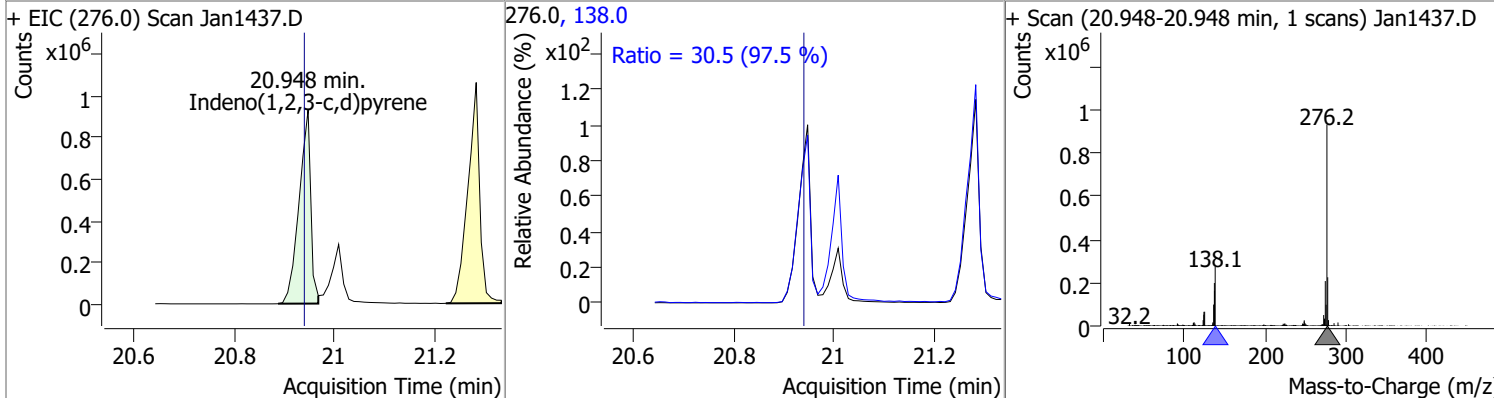


Quantitation Results Report (QT Reviewed)

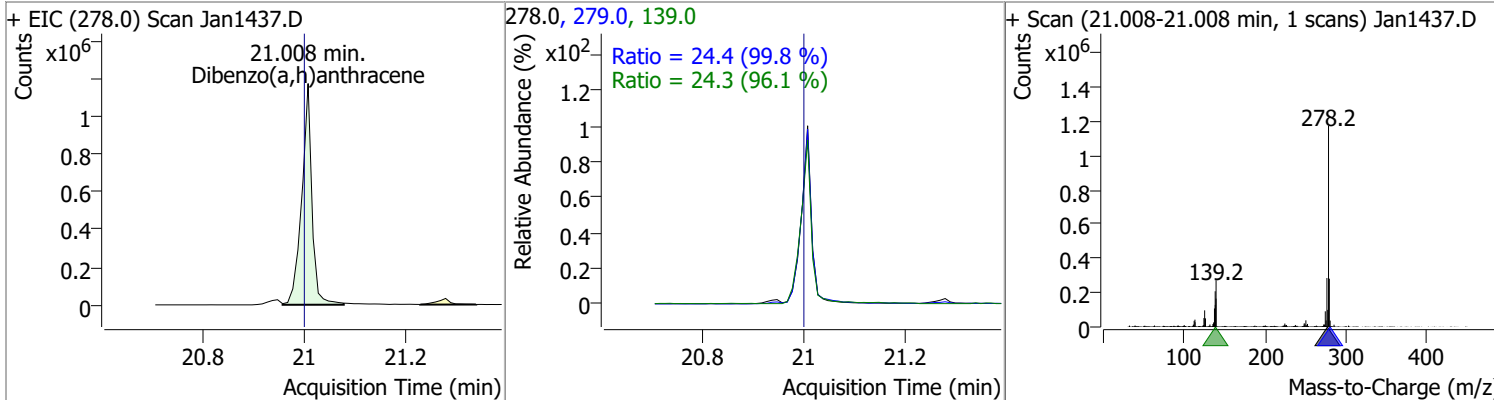
Compound	Conc.	RT	Dev(Min)	Resp.	QIon	QRatio	Lower	Upper
Benzo(a)pyrene	94.7787	19.20	0.01	1779368	253.0	22.3	15.9	29.5



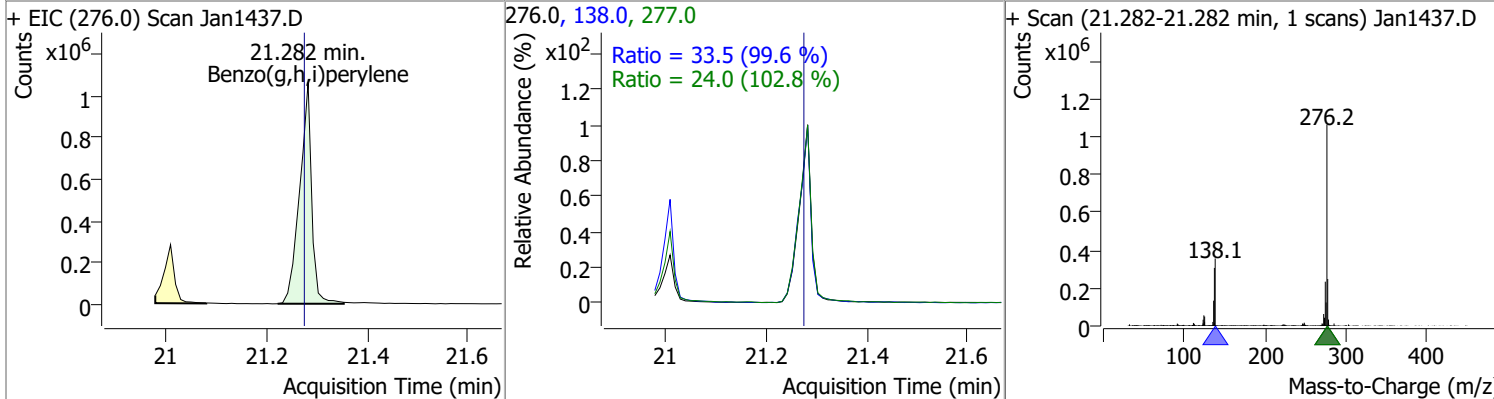
Compound	Conc.	RT	Dev(Min)	Resp.	QIon	QRatio	Lower	Upper
Indeno(1,2,3-c,d)pyrene	94.4373	20.95	0.01	1495513	138.0	30.5	21.9	40.7



Compound	Conc.	RT	Dev(Min)	Resp.	QIon	QRatio	Lower	Upper
Dibenzo(a,h)anthracene	96.3686	21.01	0.01	1653859	139.0	24.3	17.7	32.8
					279.0	24.4	17.1	31.8

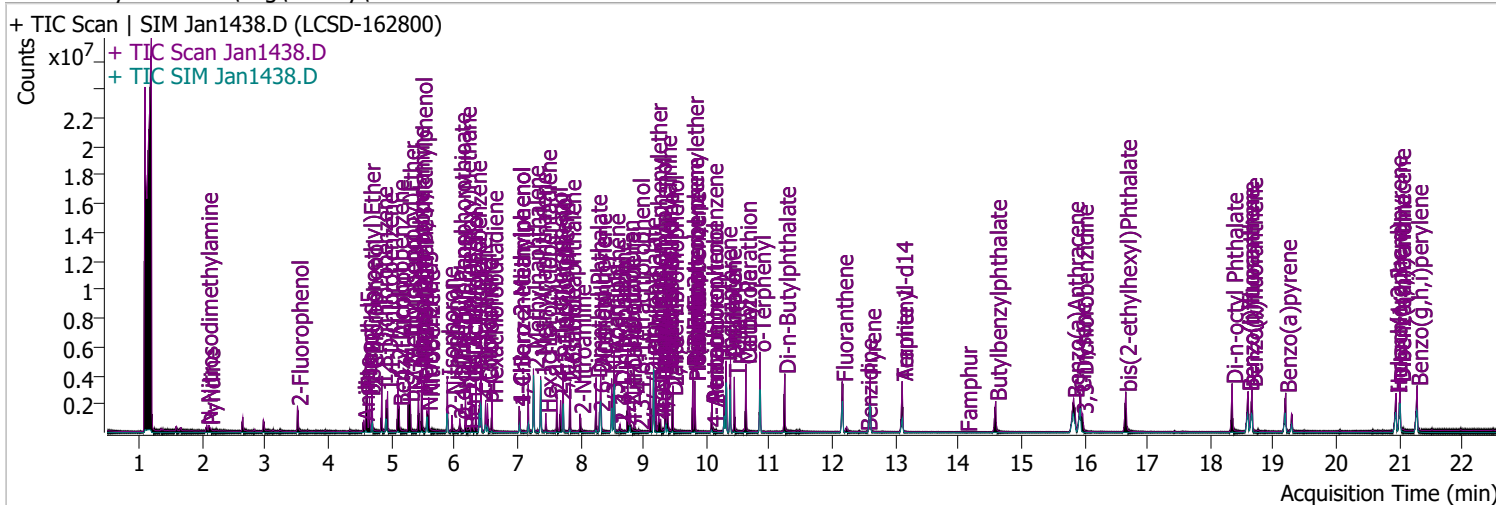


Compound	Conc.	RT	Dev(Min)	Resp.	QIon	QRatio	Lower	Upper
Benzo(g,h,i)perylene	96.1213	21.28	0.01	1762444	138.0	33.5	23.5	43.7
					277.0	24.0	16.4	30.4



Quantitation Results Report (QT Reviewed)

Data File	Jan1438.D	Operator	LIMS import
Acq. Method	BNA+SIM.M	Acq. Date-Time	1/15/2022 8:43:57 AM
Sample Name	LCSD-162800	Instrument	Instrument #1
Vial	38	Multiplier	1.00
DA Method File		Comment	SVOC-8270-W-LARGO
Tune File	dftppdsm.u	Tune Date	1/7/2022 12:13:00 PM
Batch Name	011422 DoD BNA.batch.bin	Last Calib Update	1/17/2022 3:53:35 PM
Ref Library	D:\Org\Library\NIST129K.I		



Compound	RT	QIon	Resp.	Conc.	Units	Dev(Min)
----------	----	------	-------	-------	-------	----------

Internal Standards

System Monitoring Compounds

S 2-Fluorophenol	3.510	112.0	612058	78.2286	µg/L	0.000
Spiked Amount: 200.000	Range: 10.0 - 75.0%			Recovery = 39.11%		
S Phenol-d5	4.603	99.0	937802	90.1441	µg/L	0.000
Spiked Amount: 200.000	Range: 10.0 - 65.0%			Recovery = 45.07%		
S Nitrobenzene-d5	5.563	82.0	398095	70.0718	µg/L	0.000
Spiked Amount: 100.000	Range: 32.0 - 94.0%			Recovery = 70.07%		
S 2-Fluorobiphenyl	7.728	172.0	1504848	84.3259	µg/L	0.010
Spiked Amount: 100.000	Range: 28.0 - 107.0%			Recovery = 84.33%		
S 2,4,6-Tribromophenol	9.469	329.8	338453	195.7012	µg/L	0.010
Spiked Amount: 200.000	Range: 25.0 - 140.0%			Recovery = 97.85%		
S Terphenyl-d14	13.108	244.3	1848554	97.1958	µg/L	0.010
Spiked Amount: 100.000	Range: 32.0 - 122.0%			Recovery = 97.20%		

Target Compounds

Compound	RT	QIon	Resp.	Conc.	Units	QValue
T N-Nitrosodimethylamine	2.070	74.0	128681	38.9569	µg/L	97
T Pyridine	2.111	79.0	180320	25.3462	µg/L	91
T Aniline	4.562	93.0	342254	24.6602	µg/L	97
T Phenol	4.613	94.0	568481	49.8325	µg/L	100
T bis(-2-Chloroethyl)Ether	4.654	63.0	635532	73.9293	µg/L m	99
T 2-Chlorophenol	4.695	128.0	653057	70.3327	µg/L	99
T 1,3-Dichlorobenzene	4.848	146.0	707192	57.7082	µg/L m	100
T 1,4-Dichlorobenzene	4.940	146.0	704285	57.1839	µg/L m	99
T 1,2-Dichlorobenzene	5.103	146.0	746711	61.4914	µg/L m	100
T Benzyl Alcohol	5.124	108.0	323392	62.4043	µg/L	95
T bis(2-chloroisopropyl)Ether	5.277	121.0	203504	61.7042	µg/L	98
T 2-Methylphenol	5.297	107.0	553869	67.4072	µg/L	95
T N-nitroso-Di-n-propylamine	5.430	70.0	472136	82.9069	µg/L	99
T 4Methylphenol/3Methylphenol	5.481	107.0	766935	69.1222	µg/L	97
T Hexachloroethane	5.492	117.0	178752	51.3014	µg/L	97

Quantitation Results Report (QT Reviewed)

Compound	RT	QIon	Resp.	Conc.	Units	Dev(Min)	
T Nitrobenzene	5.594	123.1	241039	80.0905	µg/L	98	
T Isophorone	5.890	82.0	1199687	90.1698	µg/L	99	
T 2-Nitrophenol	5.962	139.0	185309	79.0916	µg/L	95	
T 2,4-Dimethylphenol	6.085	122.0	216574	34.0685	µg/L	98	
T bis(-2-Chloroethoxy)Methane	6.177	93.0	702376	89.5607	µg/L	99	
T 2,4-Dichlorophenol	6.280	162.0	496138	81.1208	µg/L	99	
T Benzoic Acid	6.249	105.0	106375	32.7280	µg/L	100	
T 1,2,4-Trichlorobenzene	6.342	180.0	535255	68.9444	µg/L	99	
T Naphthalene	6.424	128.0	1878474	83.0654	µg/L	99	
T 4-Chlorophenol	6.496	130.0	157712	75.7183	µg/L	m	89
T p-Chloroaniline	6.526	127.0	561411	63.8703	µg/L	m	99
T Hexachlorobutadiene	6.598	224.9	263013	63.0420	µg/L		97
T 4-Chloro-2-Methylphenol	7.030	107.0	395075	69.6224	µg/L		98
T 4-Chloro-3-Methylphenol	7.030	107.0	395251	65.9473	µg/L		99
T 2-Methylnaphthalene	7.256	141.0	1125881	81.0735	µg/L		98
T 1-Methylnaphthalene	7.368	141.0	1038403	76.8542	µg/L	m	99
T Hexachlorocyclopentadiene	7.451	236.9	158127	59.1985	µg/L		97
T 2,4,6-Trichlorophenol	7.625	196.0	357791	89.2832	µg/L	m	97
T 2,4,5-Trichlorophenol	7.687	196.0	400448	89.2063	µg/L	m	99
T 2-Chloronaphthalene	7.841	162.0	1318786	88.1003	µg/L		100
T 2-Nitroaniline	7.995	65.0	230003	88.1556	µg/L		97
T Dimethyl Phthalate	8.251	163.0	1522853	101.0802	µg/L		100
T 2,6-Dinitrotoluene	8.302	165.0	181078	90.0454	µg/L		86
T Acenaphthylene	8.323	152.1	1949106	81.2093	µg/L		98
T 3-Nitroaniline	8.507	138.0	189463	85.9127	µg/L		98
T Acenaphthene	8.538	154.0	1215718	88.0671	µg/L		100
T 2,4-Dinitrophenol	8.630	184.0	73310	70.2147	µg/L		98
T Dibenzofuran	8.752	168.0	2049527	93.8097	µg/L		100
T 2,4-Dinitrotoluene	8.783	165.0	236860	88.7104	µg/L		96
T 4-Nitrophenol	8.804	109.0	80352	38.2924	µg/L		93
T Diethylphthalate	9.110	149.0	1517725	96.2091	µg/L		100
T Fluorene	9.162	166.0	1590368	89.4453	µg/L		99
T 4-Chlorophenyl-phenylether	9.203	204.0	776924	94.9212	µg/L		99
T 4-Nitroaniline	9.243	138.0	181115	77.9310	µg/L		97
T 4,6-Dinitro-2-methylphenol	9.274	198.0	128587	78.6712	µg/L		98
T N-nitrosodiphenylamine	9.356	169.0	1083541	88.6322	µg/L		98
T Azobenzene	9.387	77.0	1178060	80.9232	µg/L		97
T 4-Bromophenyl-phenylether	9.786	248.0	485402	96.5856	µg/L		98
T Hexachlorobenzene	9.816	283.9	403866	80.5845	µg/L		98
T Pentachlorophenol	10.090	265.9	238024	98.7340	µg/L		99
T Phenanthrene	10.313	178.0	2229264	88.9234	µg/L		99
T Anthracene	10.383	178.0	2313325	94.7367	µg/L		99
T Triallate	10.444	86.0	443291	83.5781	µg/L		98
T Carbazole	10.627	167.0	2144972	89.9540	µg/L		99
T o-Terphenyl	10.849	230.0	1207391	83.8177	µg/L		99
T Di-n-Butylphthalate	11.244	149.0	2410751	101.1960	µg/L		99
T Fluoranthene	12.156	202.0	2435053	92.7823	µg/L		99
T Benzidine	12.541	184.0	24381	3.7289	µg/L	#	91
T Pyrene	12.602	202.0	2588215	90.0739	µg/L		99
T Butylbenzylphthalate	14.592	149.0	800721	103.2725	µg/L		99
T Benzo(a)Anthracene	15.829	228.0	2062861	100.9586	µg/L		100
T Chrysene	15.931	228.0	2200886	99.1070	µg/L		99
T 3,3-Dichlorobenzidine	15.972	252.0	509758	73.6135	µg/L		99
T bis(2-ethylhexyl)Phthalate	16.656	167.0	295199	106.3056	µg/L		96
T Di-n-octyl Phthalate	18.345	149.0	1917125	98.8134	µg/L		98

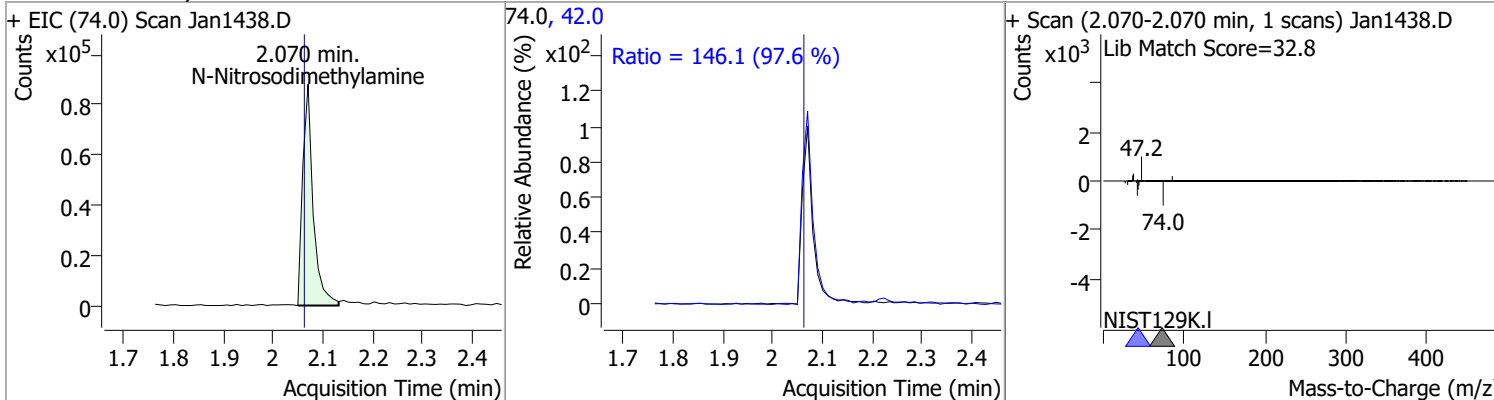
Quantitation Results Report (QT Reviewed)

Compound	RT	QIon	Resp.	Conc.	Units	Dev(Min)
T Benzo(b)fluoranthene	18.598	252.0	1984433	97.8010	µg/L	100
T Benzo(k)fluoranthene	18.659	252.0	1987131	94.4635	µg/L	100
T Benzo(a)pyrene	19.196	252.0	1743373	89.7829	µg/L	98
T Indeno(1,2,3-c,d)pyrene	20.948	276.0	1541263	93.8747	µg/L	99
T Dibenzo(a,h)anthracene	21.008	278.0	1666943	93.8127	µg/L	99
T Benzo(g,h,i)perylene	21.282	276.0	1802236	94.7757	µg/L	100

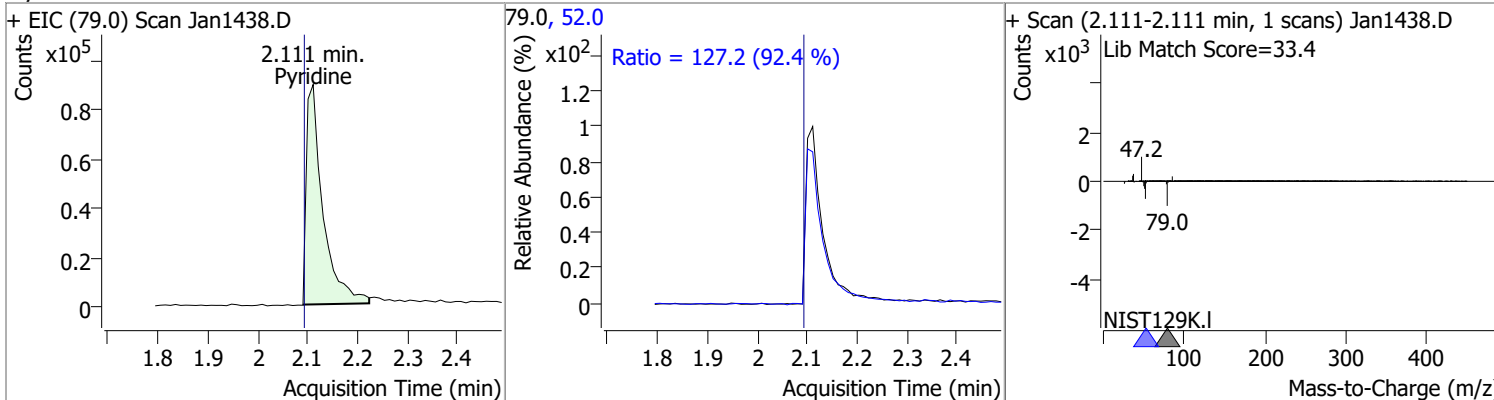
(#) = Qualifier Out of Range; (m) = Manual Integration; (+) = Area Summed; (*) = Surrogate Percent Recovery Out of Range; (d): Zeroed Peak

Quantitation Results Report (QT Reviewed)

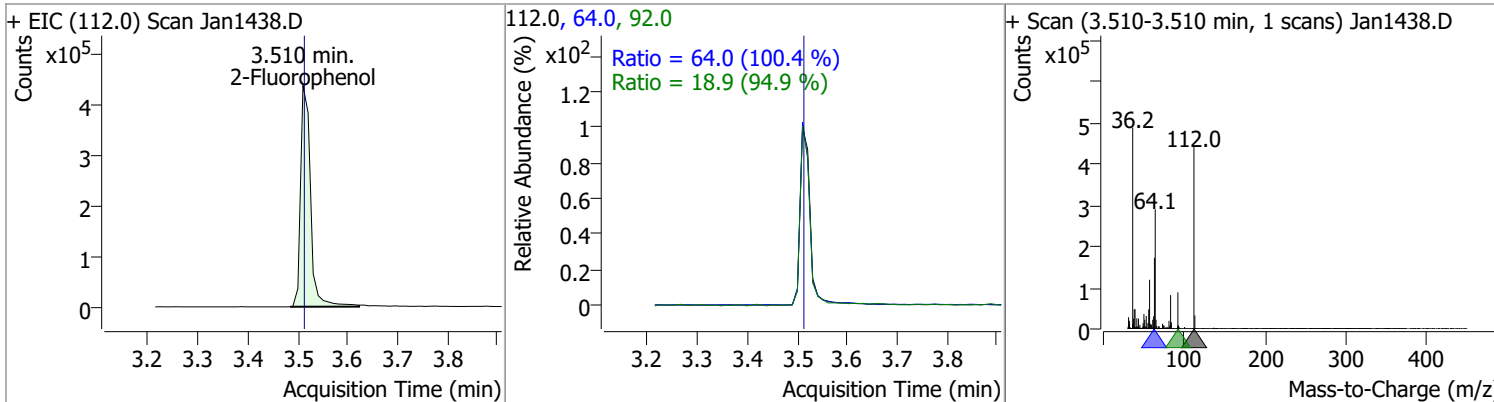
Compound	Conc.	RT	Dev(Min)	Resp.	QIon	QRatio	Lower	Upper
N-Nitrosodimethylamine	38.9569	2.07	0.01	128681	42.0	146.1	104.7	194.5



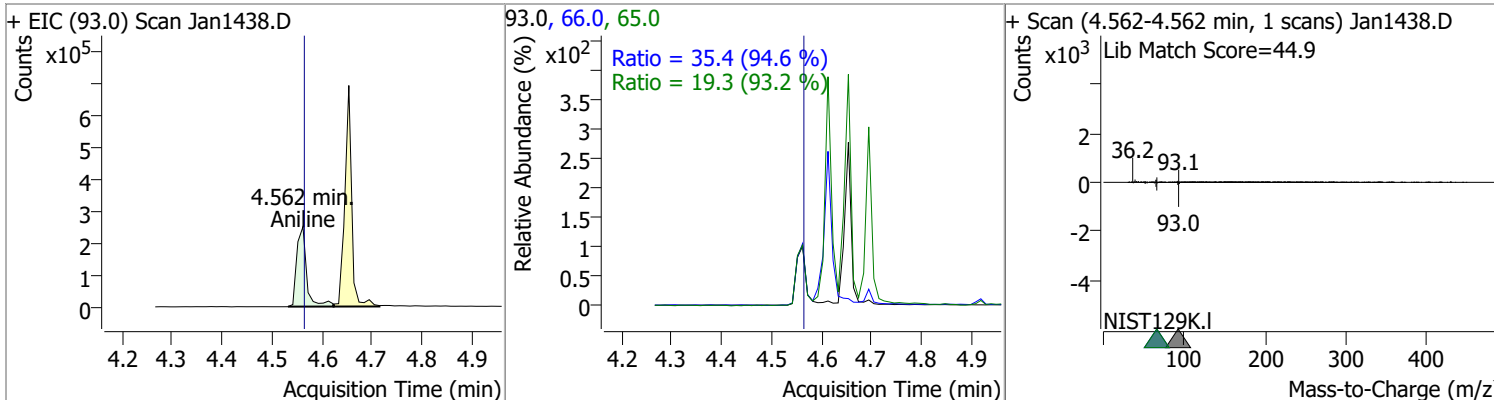
Compound	Conc.	RT	Dev(Min)	Resp.	QIon	QRatio	Lower	Upper
Pyridine	25.3462	2.11	0.02	180320	52.0	127.2	96.3	178.9



Compound	Conc.	RT	Dev(Min)	Resp.	QIon	QRatio	Lower	Upper
2-Fluorophenol	78.2286	3.51	0.00	612058	64.0	64.0	44.6	82.9
					92.0	18.9	14.0	25.9

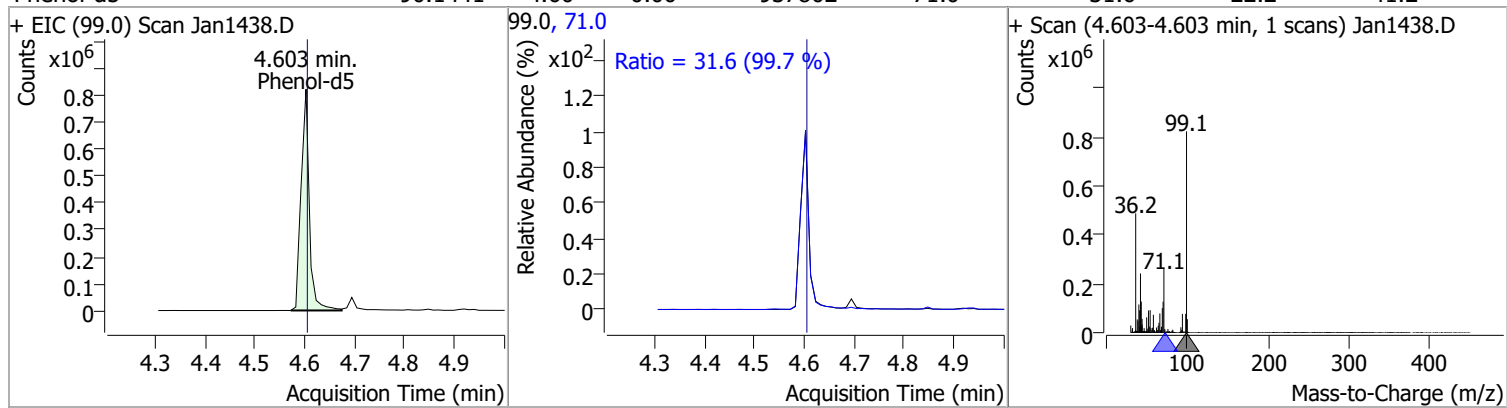


Compound	Conc.	RT	Dev(Min)	Resp.	QIon	QRatio	Lower	Upper
Aniline	24.6602	4.56	0.00	342254	66.0	35.4	26.2	48.7
					65.0	19.3	14.5	26.9

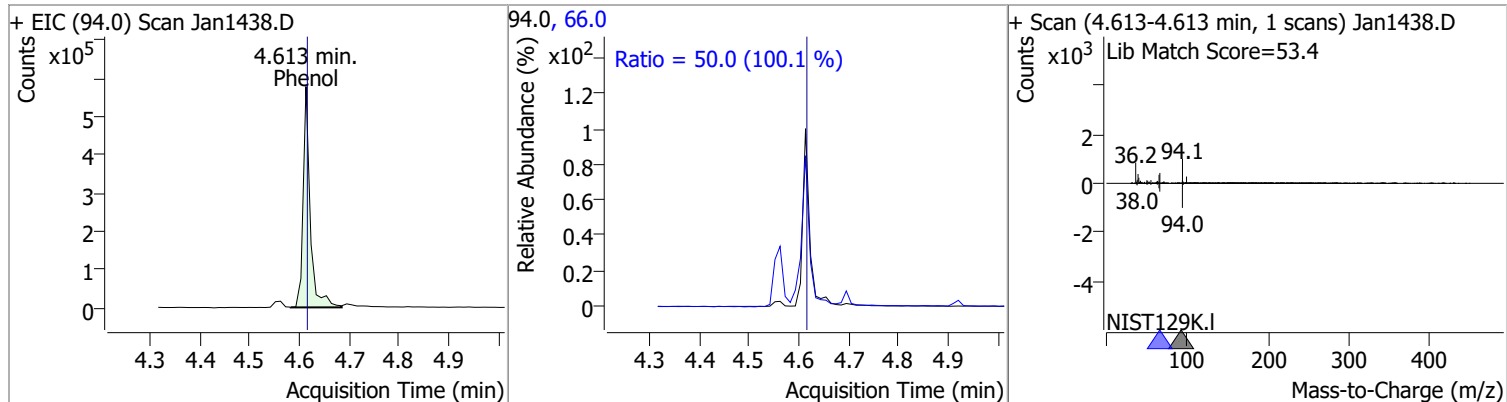


Quantitation Results Report (QT Reviewed)

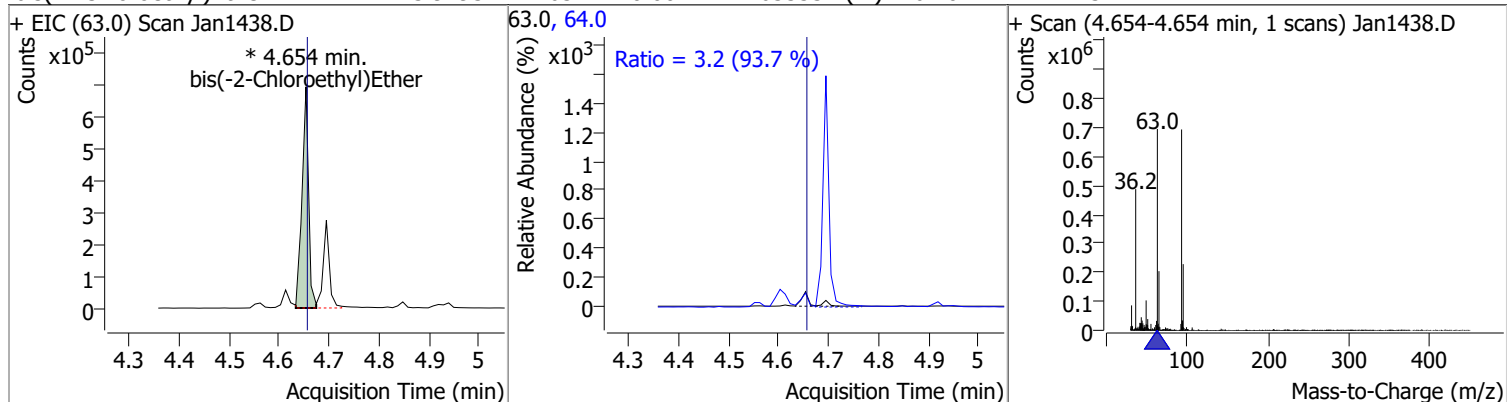
Compound	Conc.	RT	Dev(Min)	Resp.	QIon	QRatio	Lower	Upper
Phenol-d5	90.1441	4.60	0.00	937802	71.0	31.6	22.2	41.2



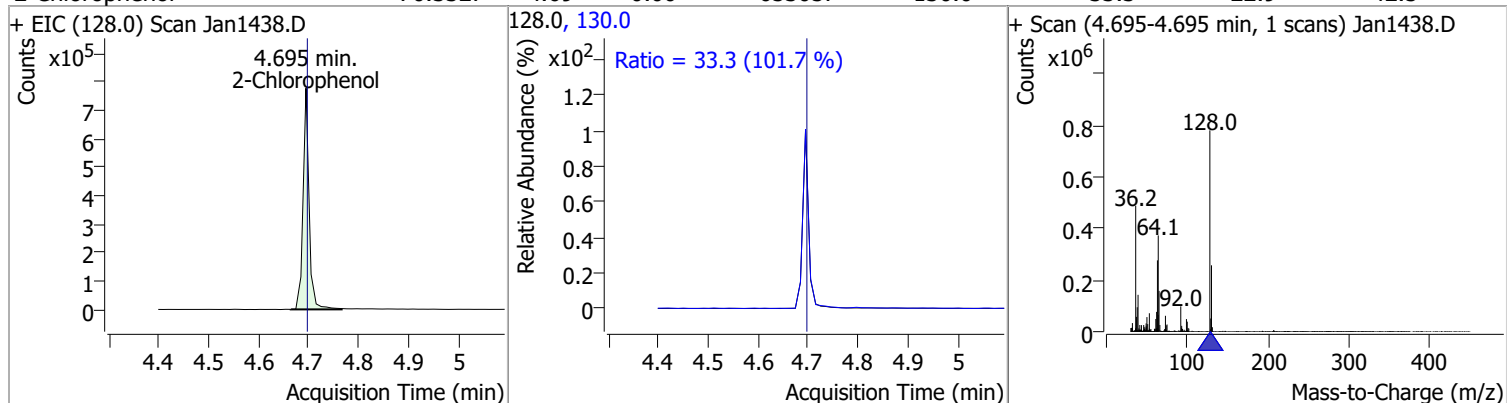
Compound	Conc.	RT	Dev(Min)	Resp.	QIon	QRatio	Lower	Upper
Phenol	49.8325	4.61	0.00	568481	66.0	50.0	34.9	64.9



Compound	Conc.	RT	Dev(Min)	Resp.	QIon	QRatio	Lower	Upper
bis(-2-Chloroethyl)Ether	73.9293	4.65	0.00	635532 (m)	64.0	3.2	2.4	4.4

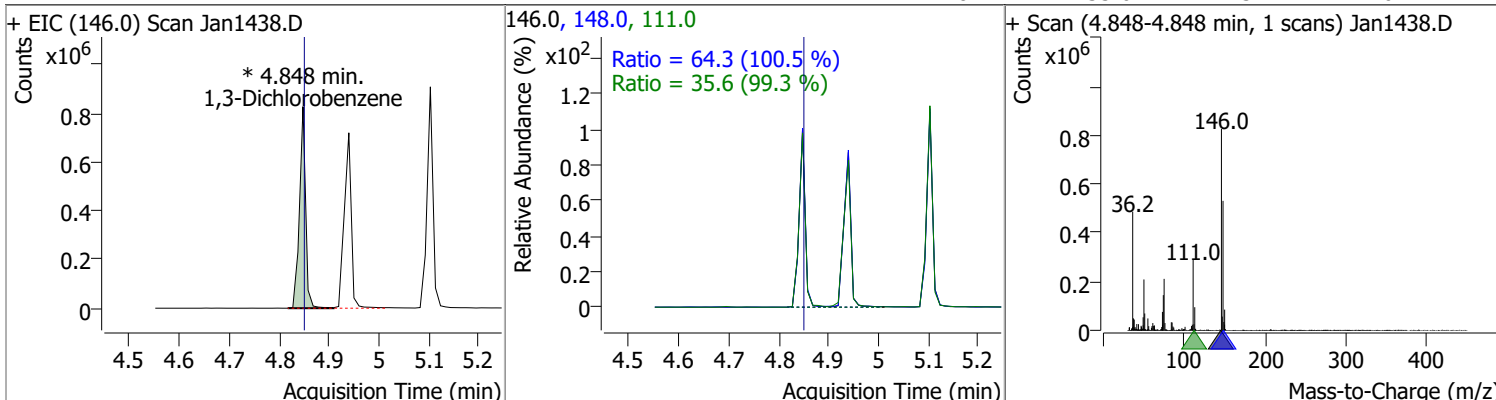


Compound	Conc.	RT	Dev(Min)	Resp.	QIon	QRatio	Lower	Upper
2-Chlorophenol	70.3327	4.69	0.00	653057	130.0	33.3	22.9	42.5

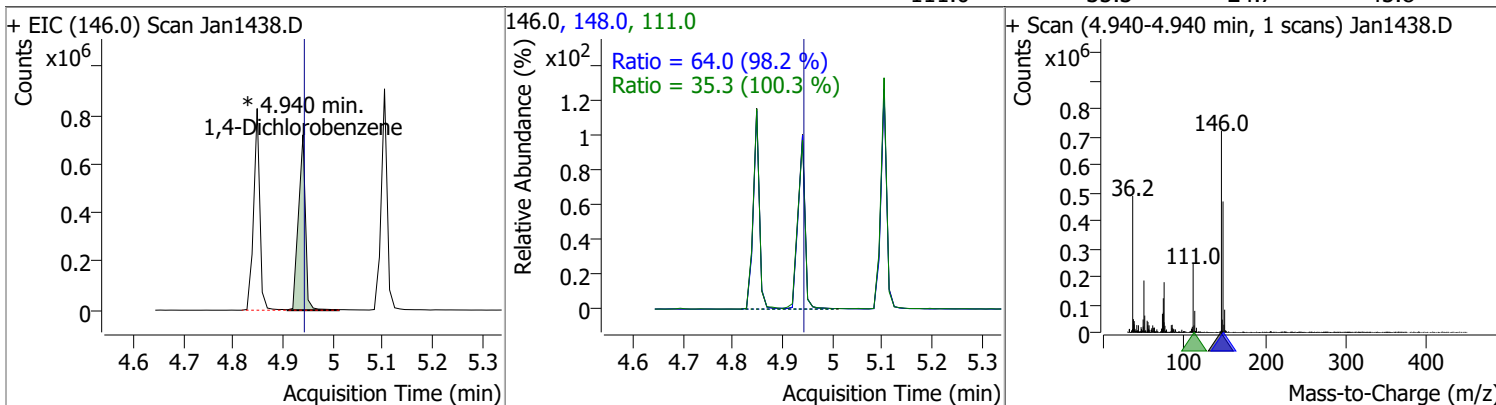


Quantitation Results Report (QT Reviewed)

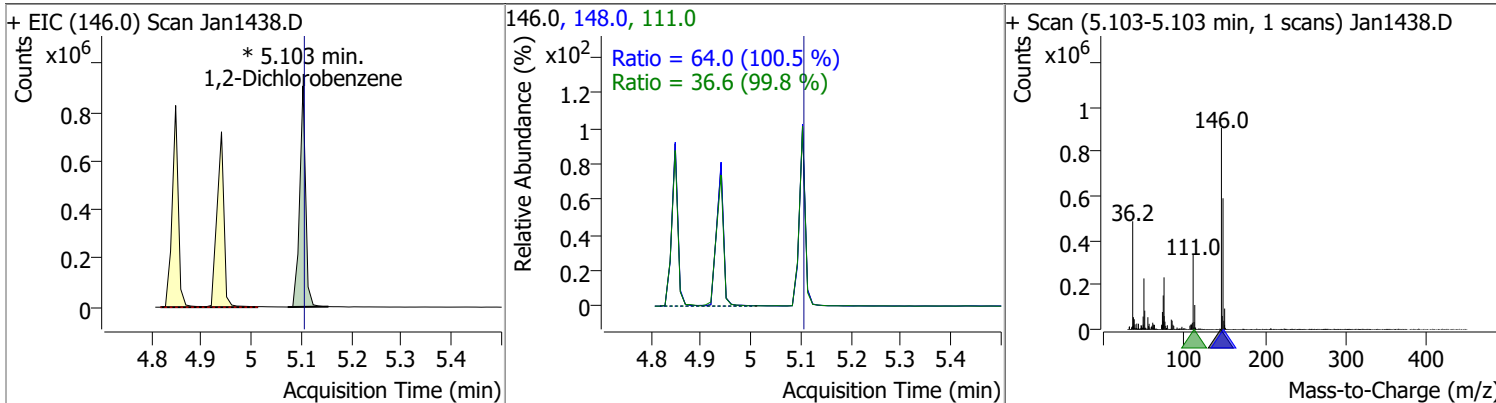
Compound	Conc.	RT	Dev(Min)	Resp.	QIon	QRatio	Lower	Upper
1,3-Dichlorobenzene	57.7082	4.85	0.00	707192 (m)	148.0	64.3	44.8	83.2
					111.0	35.6	25.1	46.7



Compound	Conc.	RT	Dev(Min)	Resp.	QIon	QRatio	Lower	Upper
1,4-Dichlorobenzene	57.1839	4.94	0.00	704285 (m)	148.0	64.0	45.6	84.7
					111.0	35.3	24.7	45.8

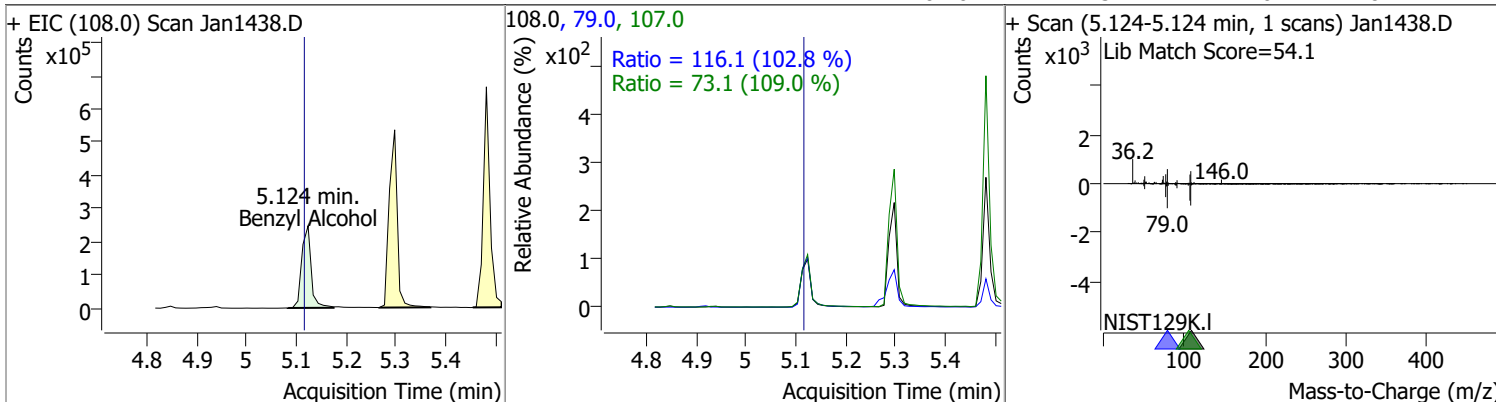


Compound	Conc.	RT	Dev(Min)	Resp.	QIon	QRatio	Lower	Upper
1,2-Dichlorobenzene	61.4914	5.10	0.00	746711 (m)	148.0	64.0	44.5	82.7
					111.0	36.6	25.7	47.6

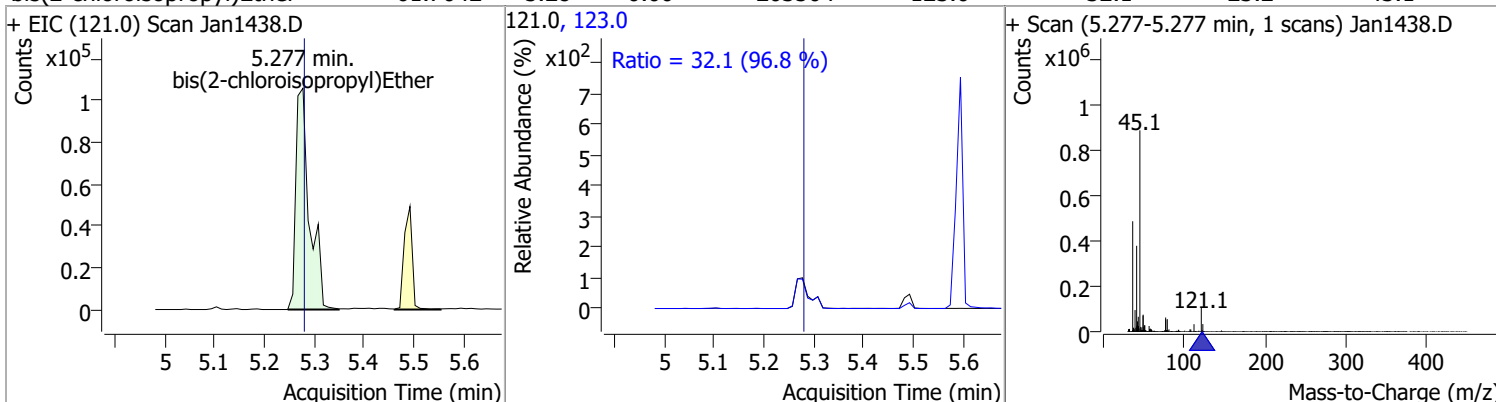


Quantitation Results Report (QT Reviewed)

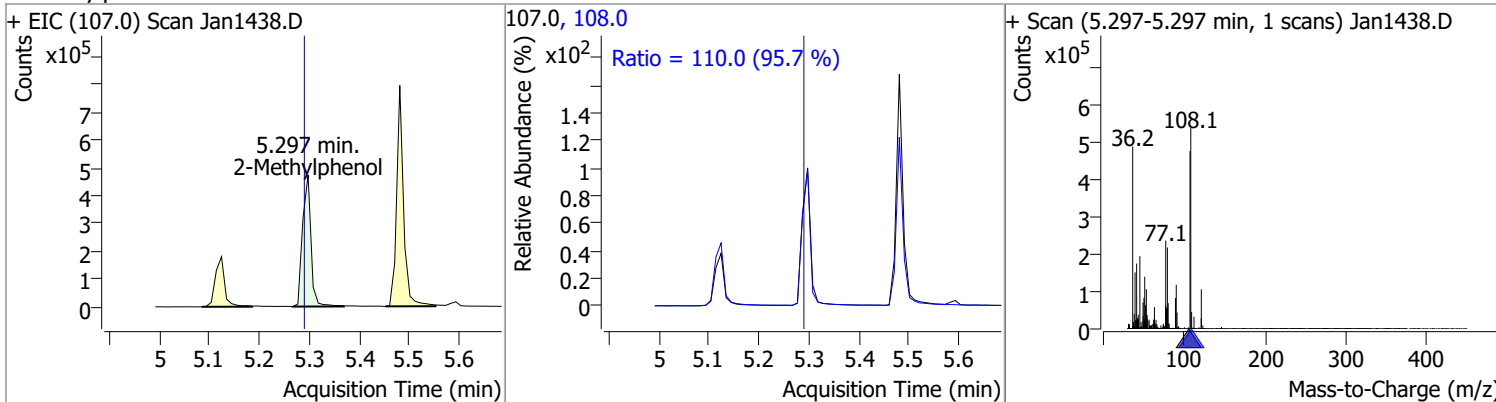
Compound	Conc.	RT	Dev(Min)	Resp.	QIon	QRatio	Lower	Upper
Benzyl Alcohol	62.4043	5.12	0.01	323392	79.0	116.1	79.0	146.8
					107.0	73.1	47.0	87.2



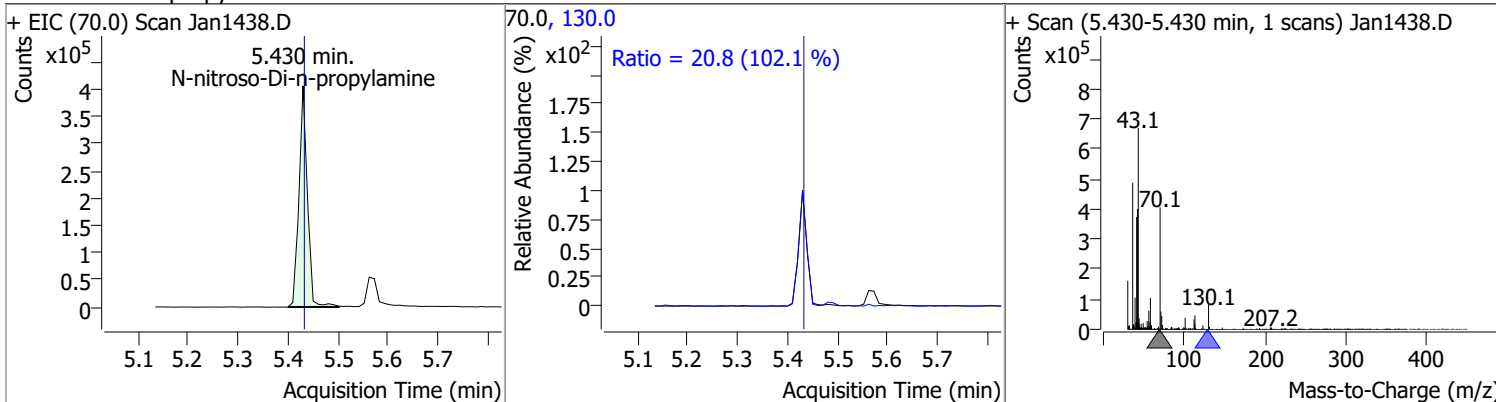
Compound	Conc.	RT	Dev(Min)	Resp.	QIon	QRatio	Lower	Upper
bis(2-chloroisopropyl)Ether	61.7042	5.28	0.00	203504	123.0	32.1	23.2	43.1



Compound	Conc.	RT	Dev(Min)	Resp.	QIon	QRatio	Lower	Upper
2-Methylphenol	67.4072	5.30	0.01	553869	108.0	110.0	80.4	149.4

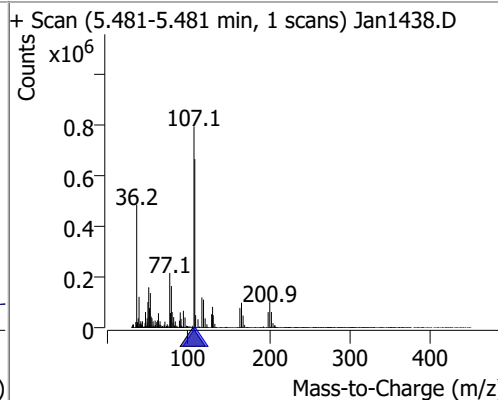
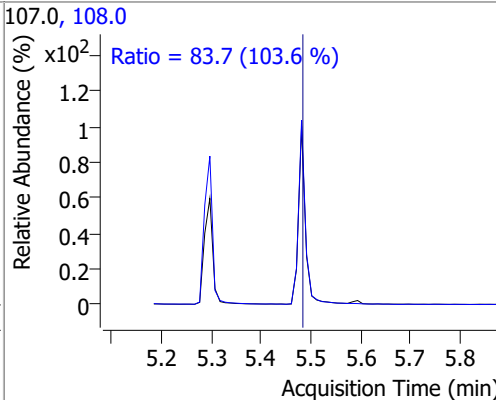
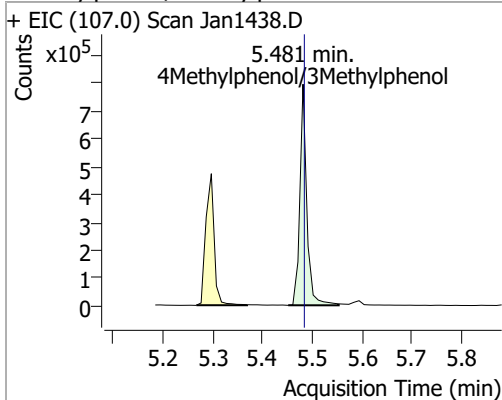


Compound	Conc.	RT	Dev(Min)	Resp.	QIon	QRatio	Lower	Upper
N-nitroso-Di-n-propylamine	82.9069	5.43	0.00	472136	130.0	20.8	0.0	40.8

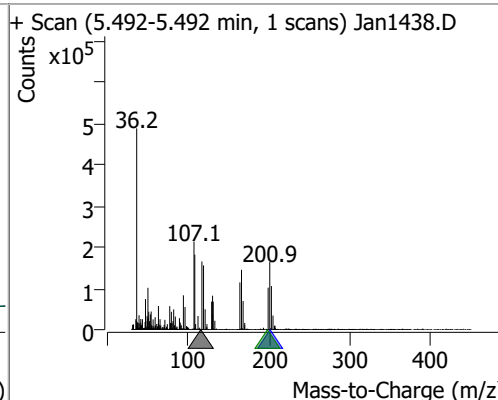
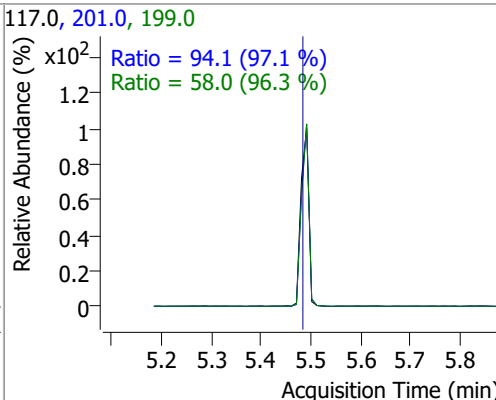
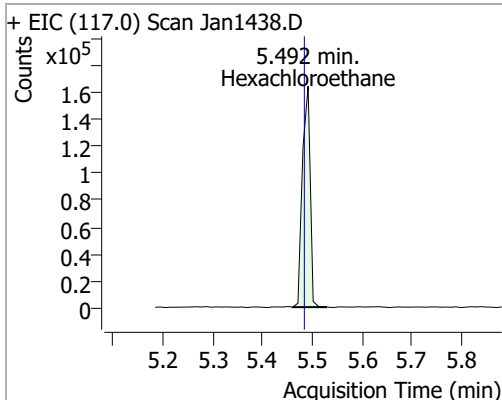


Quantitation Results Report (QT Reviewed)

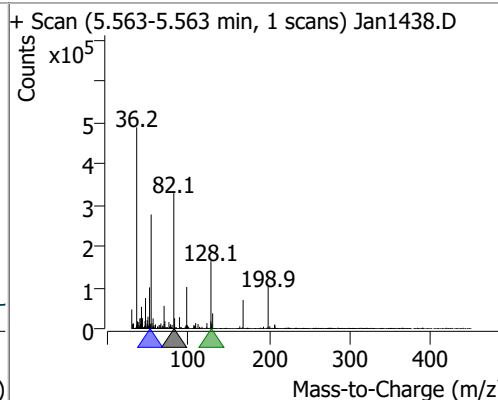
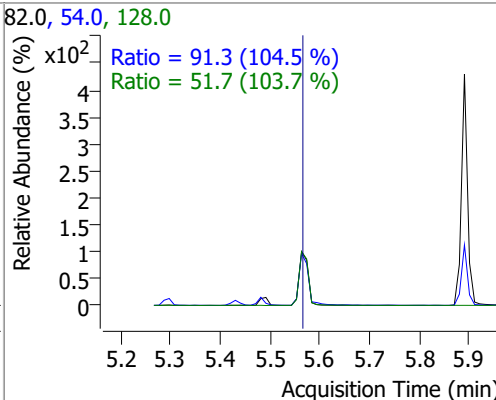
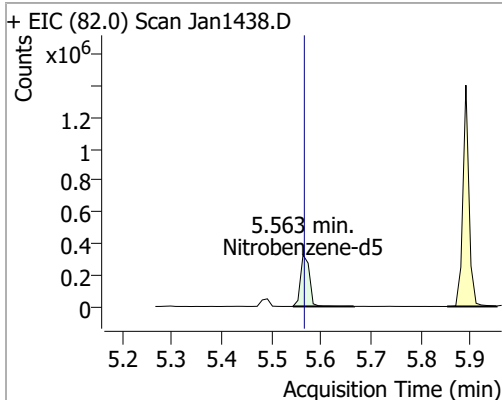
Compound	Conc.	RT	Dev(Min)	Resp.	QIon	QRatio	Lower	Upper
4Methylphenol/3Methylphenol	69.1222	5.48	0.00	766935	108.0	83.7	56.6	105.1



Compound	Conc.	RT	Dev(Min)	Resp.	QIon	QRatio	Lower	Upper
Hexachloroethane	51.3014	5.49	0.01	178752	201.0	94.1	67.9	126.0
					199.0	58.0	42.1	78.3

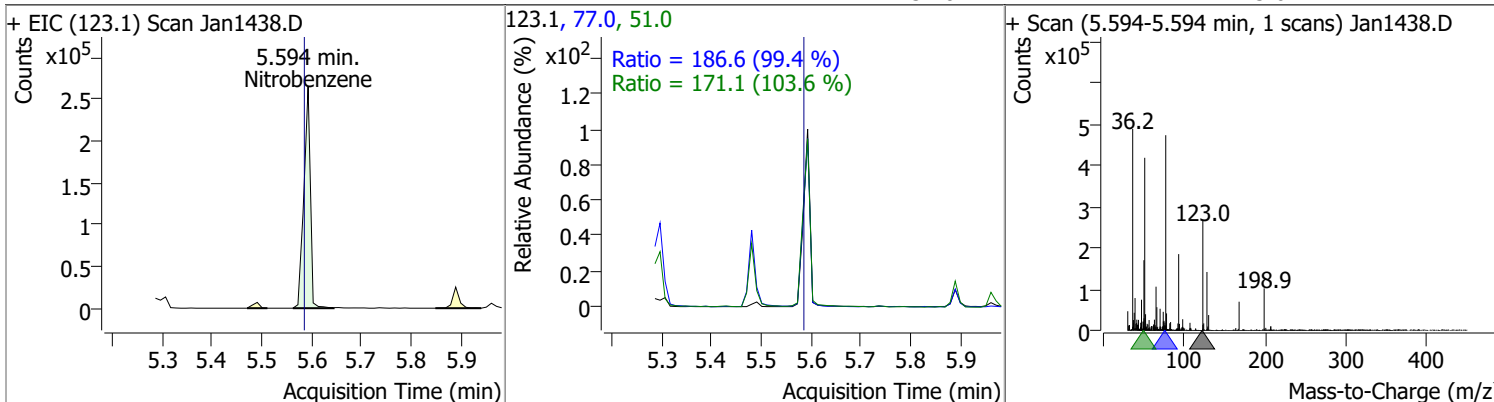


Compound	Conc.	RT	Dev(Min)	Resp.	QIon	QRatio	Lower	Upper
Nitrobenzene-d5	70.0718	5.56	0.00	398095	54.0	91.3	61.2	113.6
					128.0	51.7	34.9	64.8

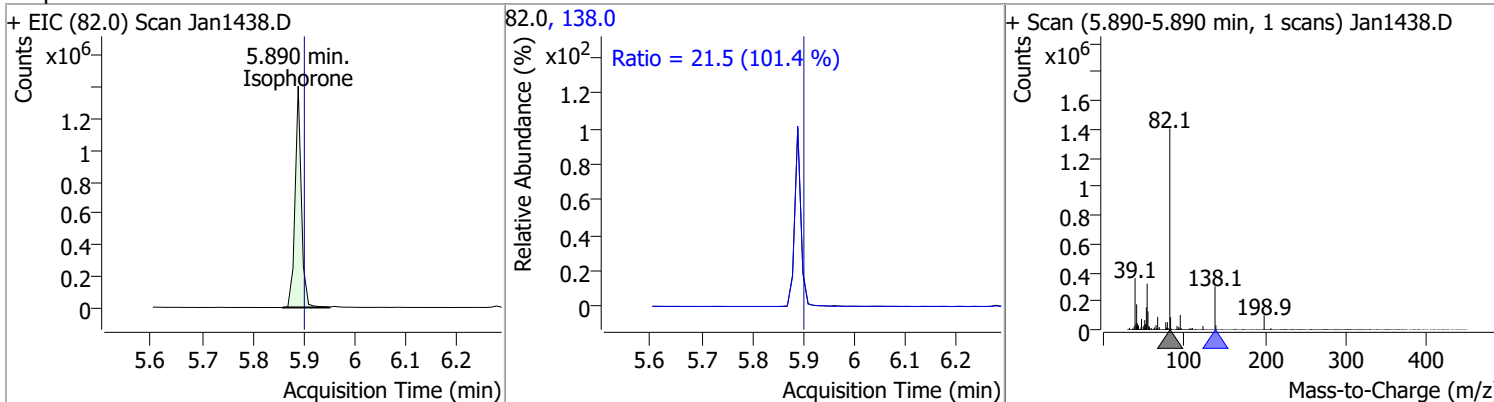


Quantitation Results Report (QT Reviewed)

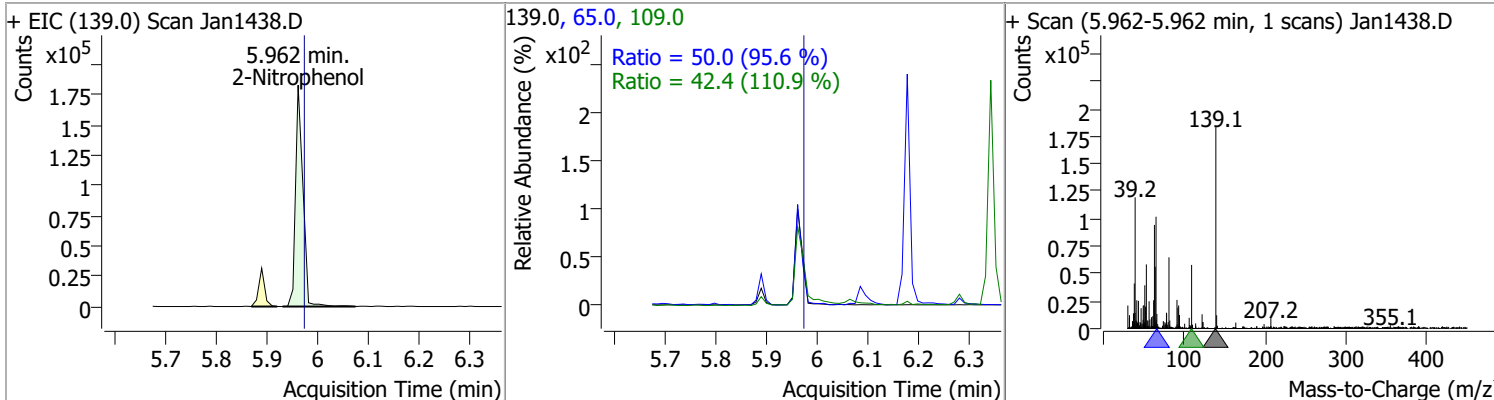
Compound	Conc.	RT	Dev(Min)	Resp.	QIon	QRatio	Lower	Upper
Nitrobenzene	80.0905	5.59	0.01	241039	77.0	186.6	131.4	243.9
					51.0	171.1	115.6	214.7



Compound	Conc.	RT	Dev(Min)	Resp.	QIon	QRatio	Lower	Upper
Isophorone	90.1698	5.89	0.00	1199687	138.0	21.5	14.9	27.6

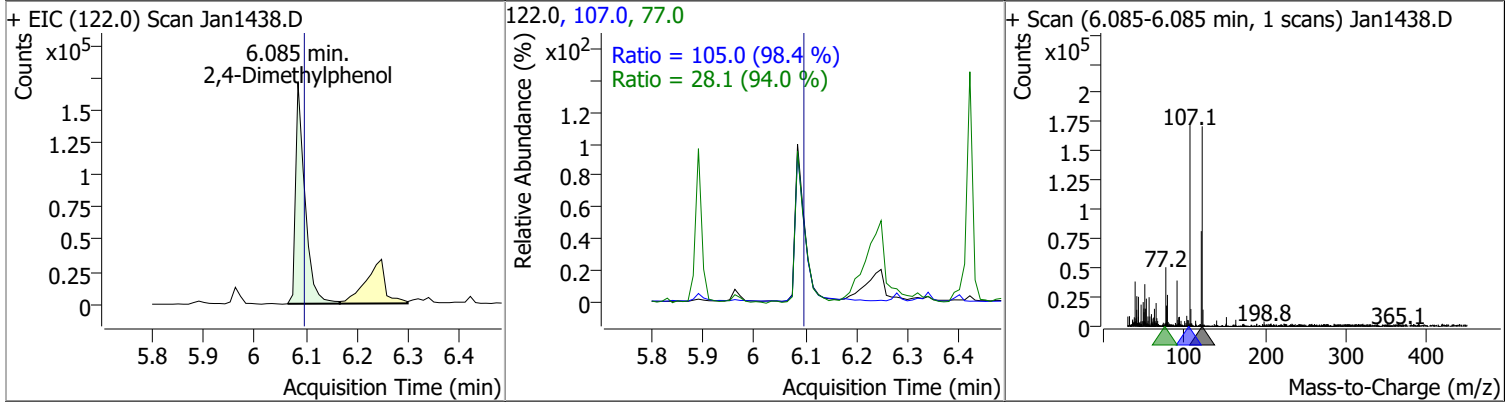


Compound	Conc.	RT	Dev(Min)	Resp.	QIon	QRatio	Lower	Upper
2-Nitrophenol	79.0916	5.96	0.00	185309	65.0	50.0	36.6	67.9
					109.0	42.4	26.8	49.7

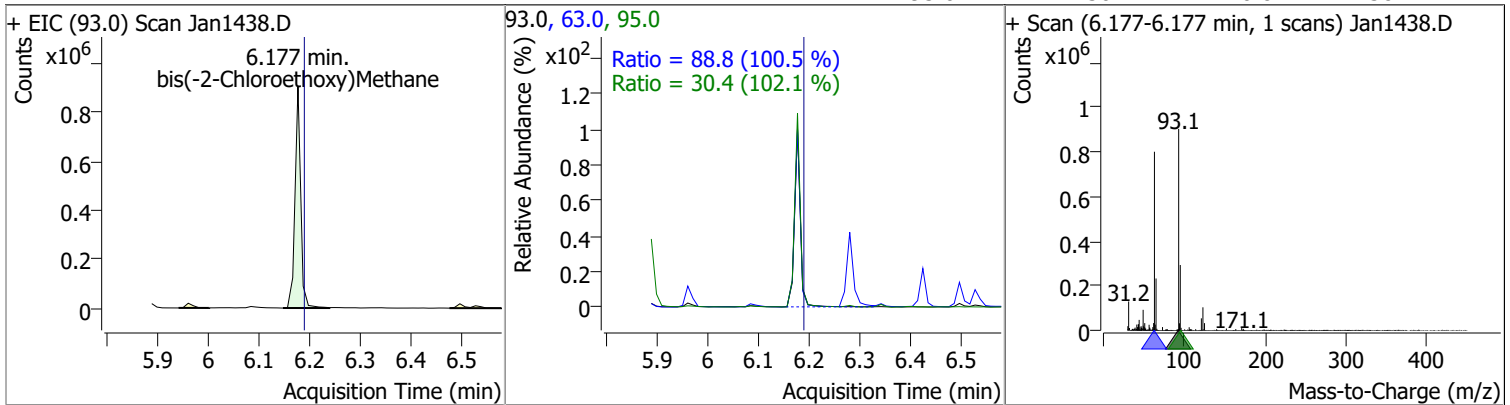


Quantitation Results Report (QT Reviewed)

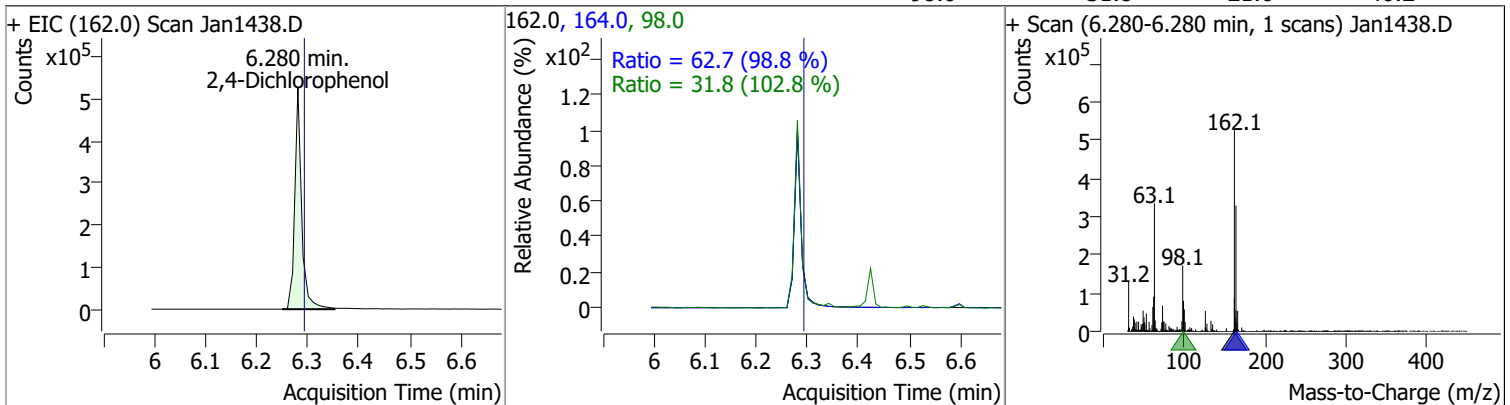
Compound	Conc.	RT	Dev(Min)	Resp.	QIon	QRatio	Lower	Upper
2,4-Dimethylphenol	34.0685	6.08	0.00	216574	107.0	105.0	74.7	138.8
					77.0	28.1	20.9	38.8



Compound	Conc.	RT	Dev(Min)	Resp.	QIon	QRatio	Lower	Upper
bis(-2-Chloroethoxy)Methane	89.5607	6.18	0.00	702376	63.0	88.8	61.8	114.8
					95.0	30.4	20.8	38.7

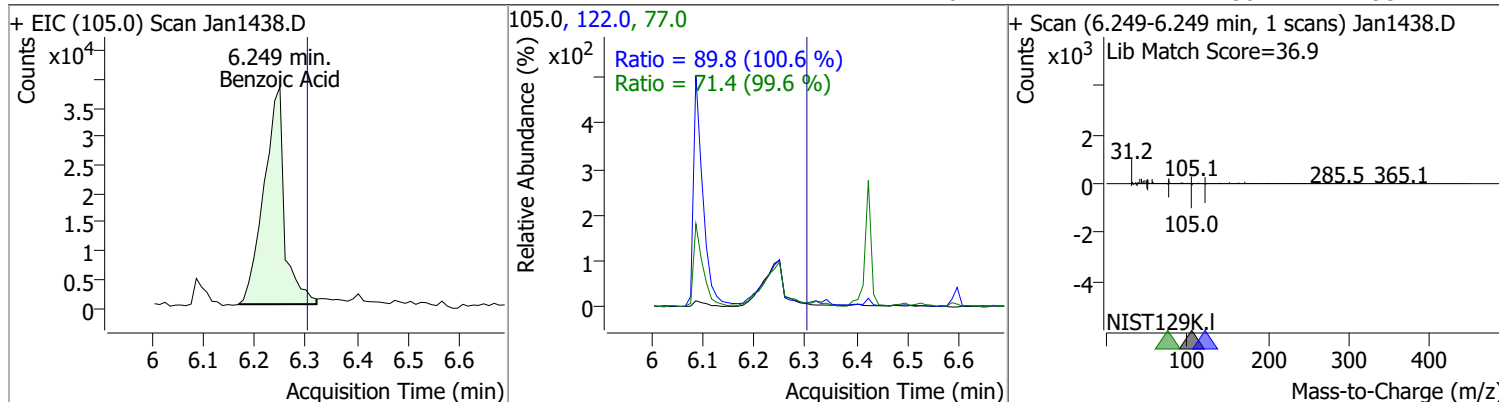


Compound	Conc.	RT	Dev(Min)	Resp.	QIon	QRatio	Lower	Upper
2,4-Dichlorophenol	81.1208	6.28	0.00	496138	164.0	62.7	44.4	82.5
					98.0	31.8	21.6	40.2

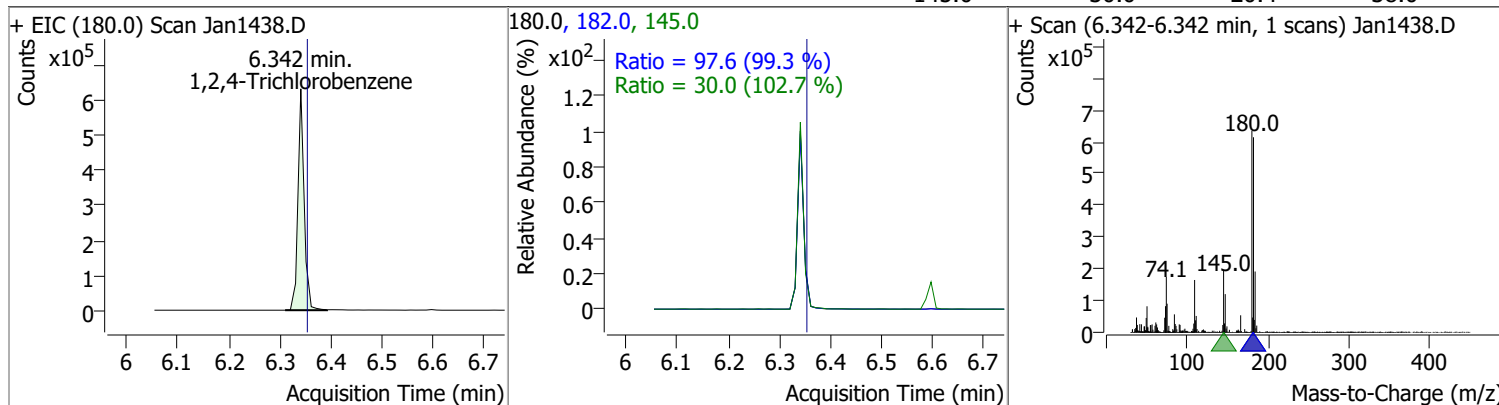


Quantitation Results Report (QT Reviewed)

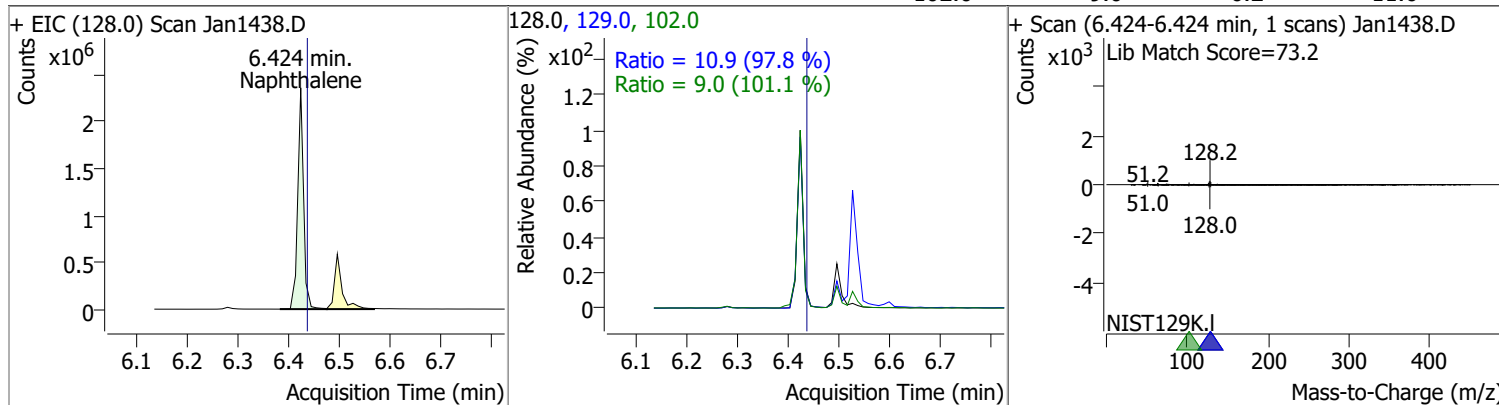
Compound	Conc.	RT	Dev(Min)	Resp.	QIon	QRatio	Lower	Upper
Benzoic Acid	32.7280	6.25	-0.04	106375	122.0	89.8	62.5	116.1
					77.0	71.4	50.2	93.2



Compound	Conc.	RT	Dev(Min)	Resp.	QIon	QRatio	Lower	Upper
1,2,4-Trichlorobenzene	68.9444	6.34	0.00	535255	182.0	97.6	68.8	127.8
					145.0	30.0	20.4	38.0

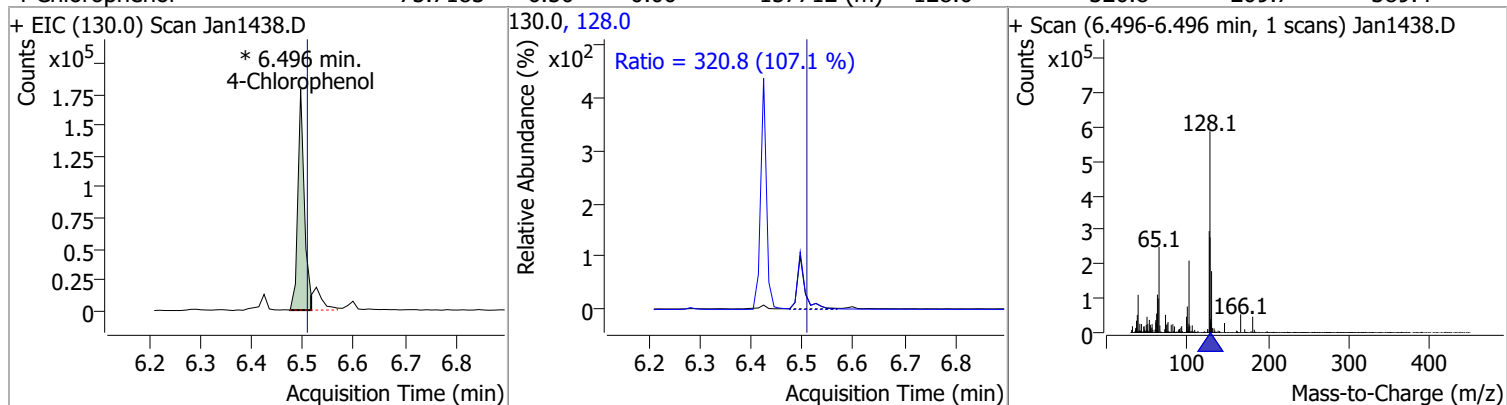


Compound	Conc.	RT	Dev(Min)	Resp.	QIon	QRatio	Lower	Upper
Naphthalene	83.0654	6.42	0.00	1878474	129.0	10.9	7.8	14.4
					102.0	9.0	6.2	11.6

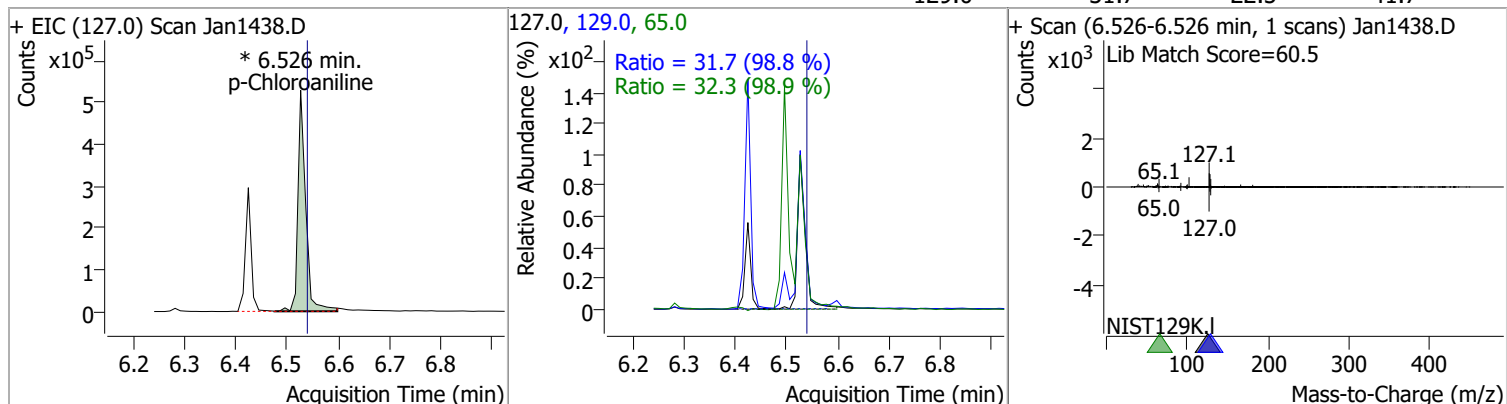


Quantitation Results Report (QT Reviewed)

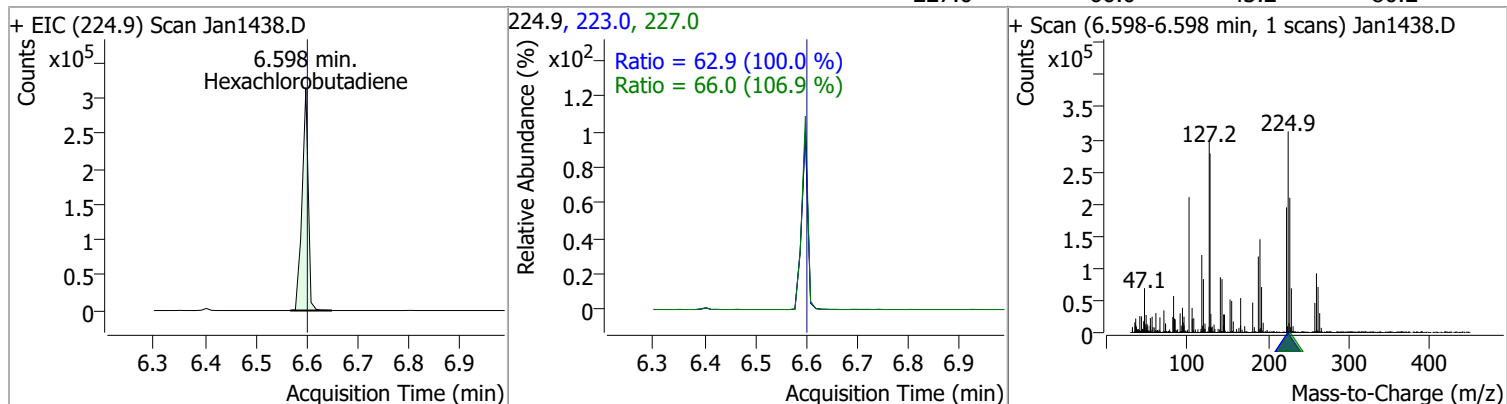
Compound	Conc.	RT	Dev(Min)	Resp.	QIon	QRatio	Lower	Upper
4-Chlorophenol	75.7183	6.50	0.00	157712 (m)	128.0	320.8	209.7	389.4



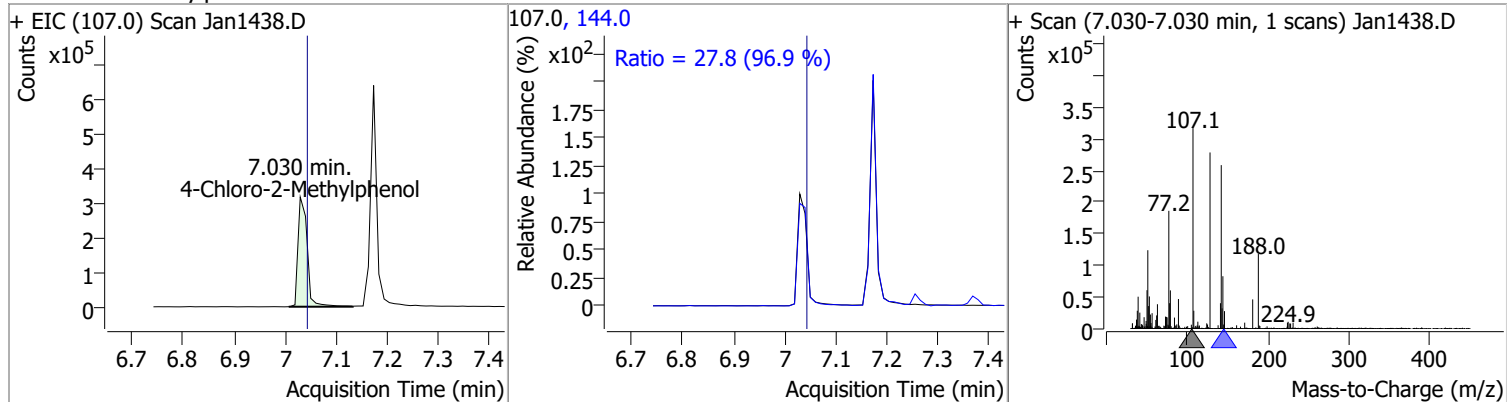
Compound	Conc.	RT	Dev(Min)	Resp.	QIon	QRatio	Lower	Upper
p-Chloroaniline	63.8703	6.53	0.00	561411 (m)	65.0	32.3	22.8	42.4
					129.0	31.7	22.5	41.7



Compound	Conc.	RT	Dev(Min)	Resp.	QIon	QRatio	Lower	Upper
Hexachlorobutadiene	63.0420	6.60	0.01	263013	223.0	62.9	44.0	81.8
					227.0	66.0	43.2	80.2

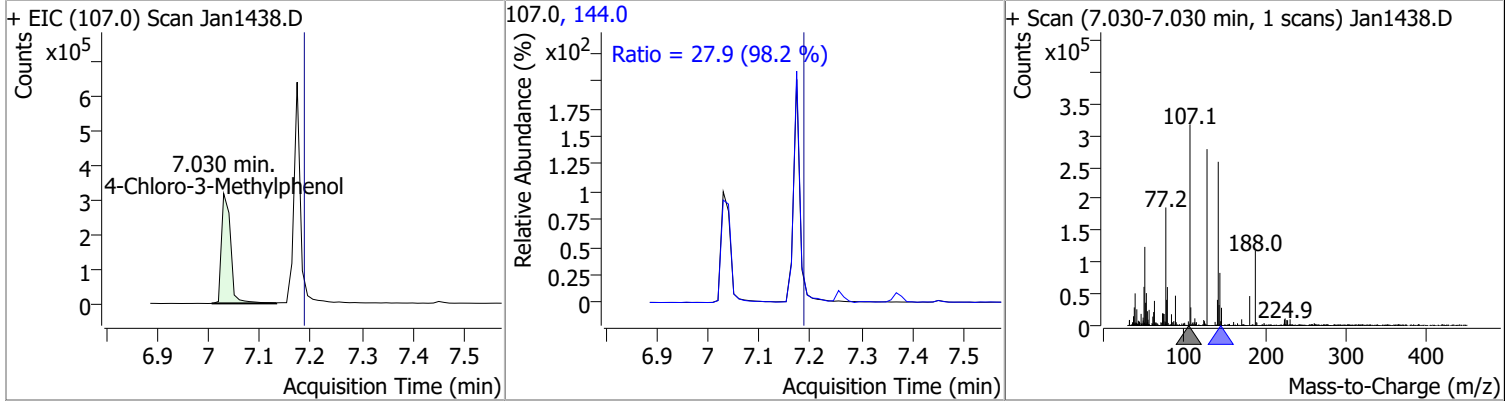


Compound	Conc.	RT	Dev(Min)	Resp.	QIon	QRatio	Lower	Upper
4-Chloro-2-Methylphenol	69.6224	7.03	0.00	395075	144.0	27.8	20.1	37.3

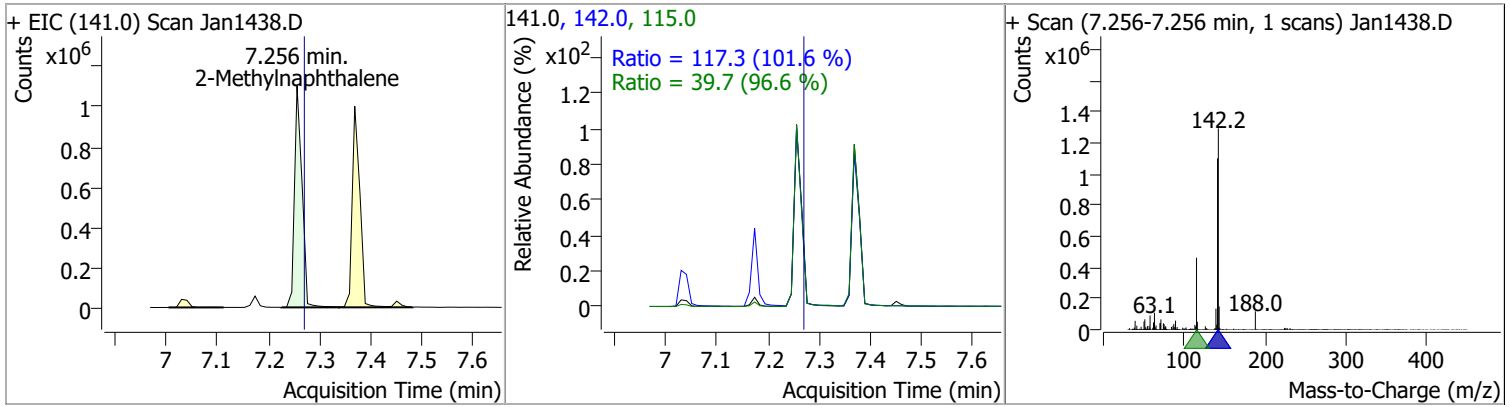


Quantitation Results Report (QT Reviewed)

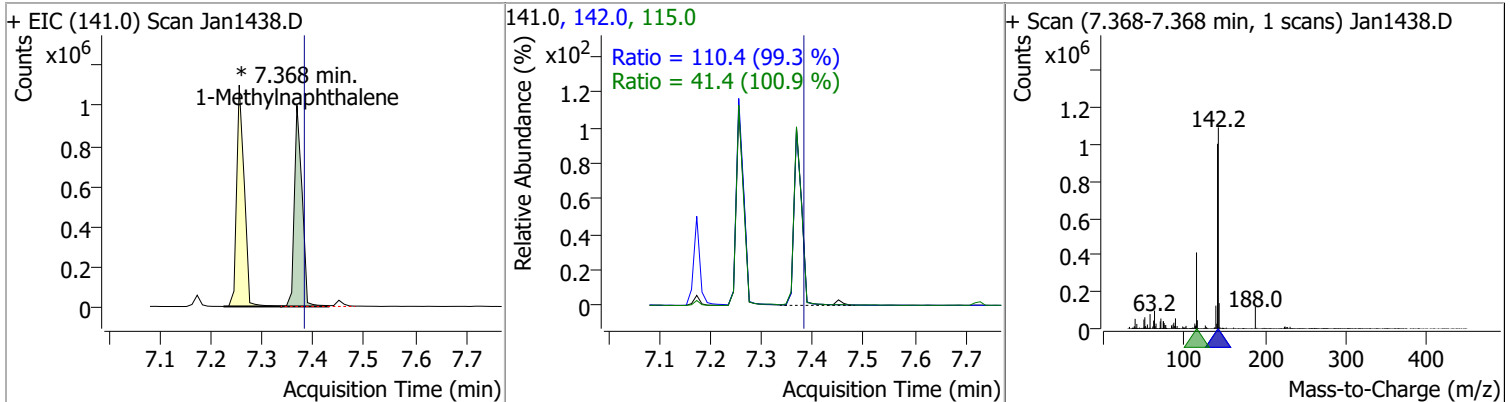
Compound	Conc.	RT	Dev(Min)	Resp.	QIon	QRatio	Lower	Upper
4-Chloro-3-Methylphenol	65.9473	7.03	-0.14	395251	144.0	27.9	19.9	36.9



Compound	Conc.	RT	Dev(Min)	Resp.	QIon	QRatio	Lower	Upper
2-Methylnaphthalene	81.0735	7.26	0.00	1125881	142.0	117.3	80.8	150.0
					115.0	39.7	28.7	53.4

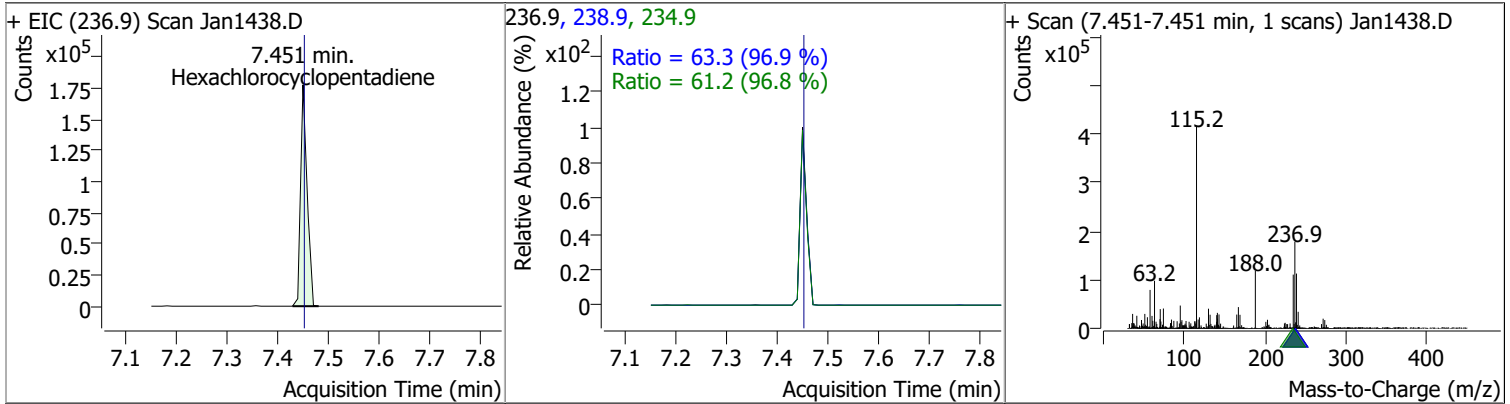


Compound	Conc.	RT	Dev(Min)	Resp.	QIon	QRatio	Lower	Upper
1-Methylnaphthalene	76.8542	7.37	0.00	1038403 (m)	142.0	110.4	77.8	144.5
					115.0	41.4	28.8	53.4

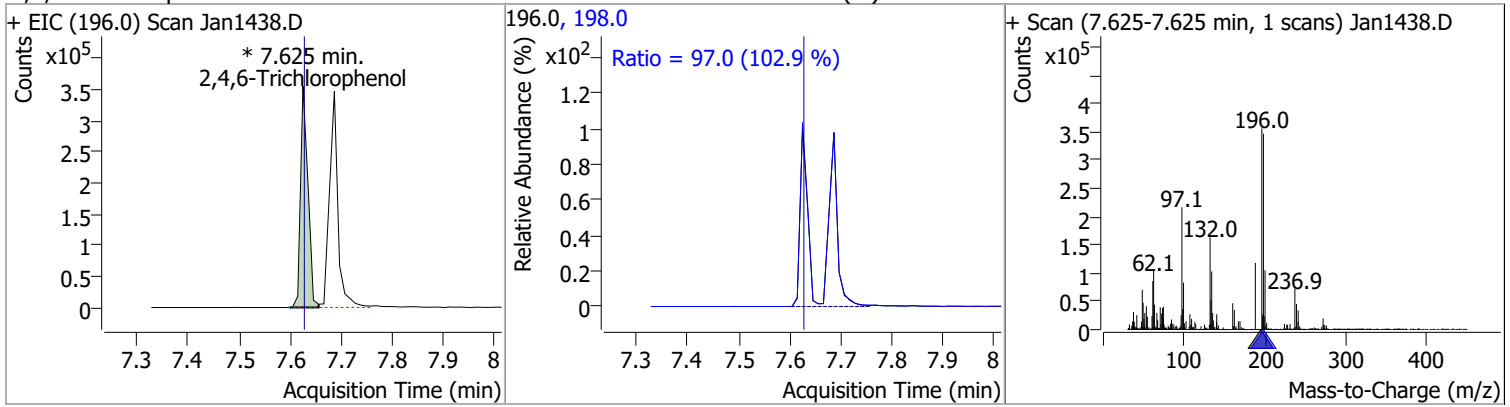


Quantitation Results Report (QT Reviewed)

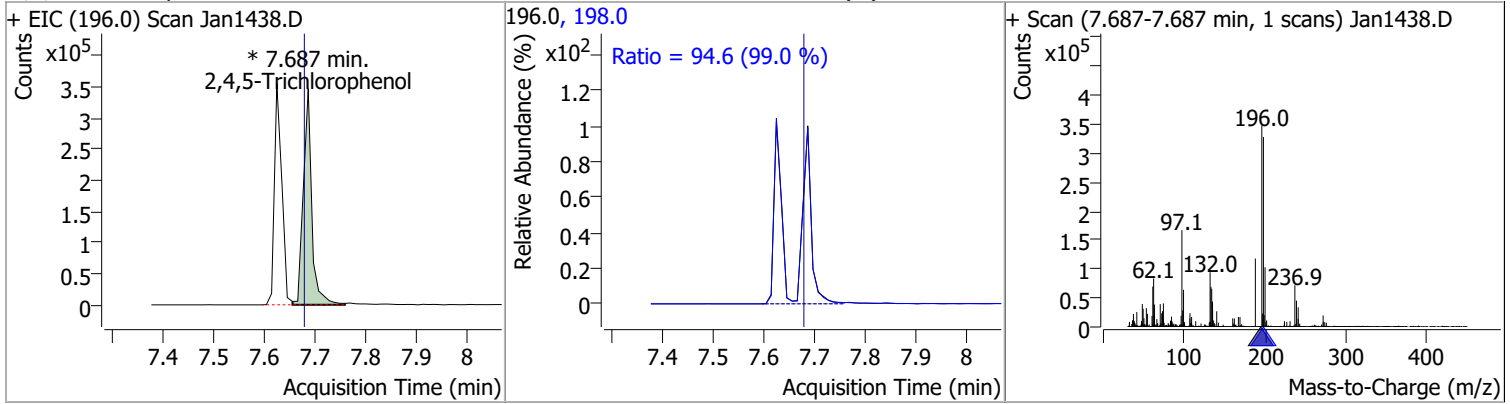
Compound	Conc.	RT	Dev(Min)	Resp.	QIon	QRatio	Lower	Upper
Hexachlorocyclopentadiene	59.1985	7.45	0.00	158127	238.9	63.3	45.7	84.9
					234.9	61.2	44.3	82.2



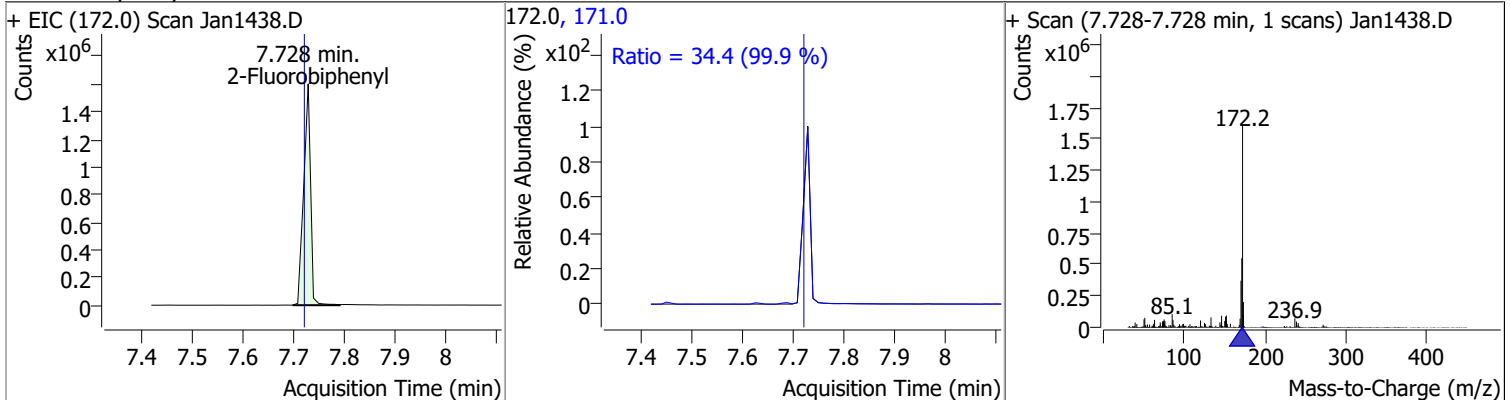
Compound	Conc.	RT	Dev(Min)	Resp.	QIon	QRatio	Lower	Upper
2,4,6-Trichlorophenol	89.2832	7.63	0.00	357791 (m)	198.0	97.0	66.0	122.5



Compound	Conc.	RT	Dev(Min)	Resp.	QIon	QRatio	Lower	Upper
2,4,5-Trichlorophenol	89.2063	7.69	0.01	400448 (m)	198.0	94.6	66.9	124.2

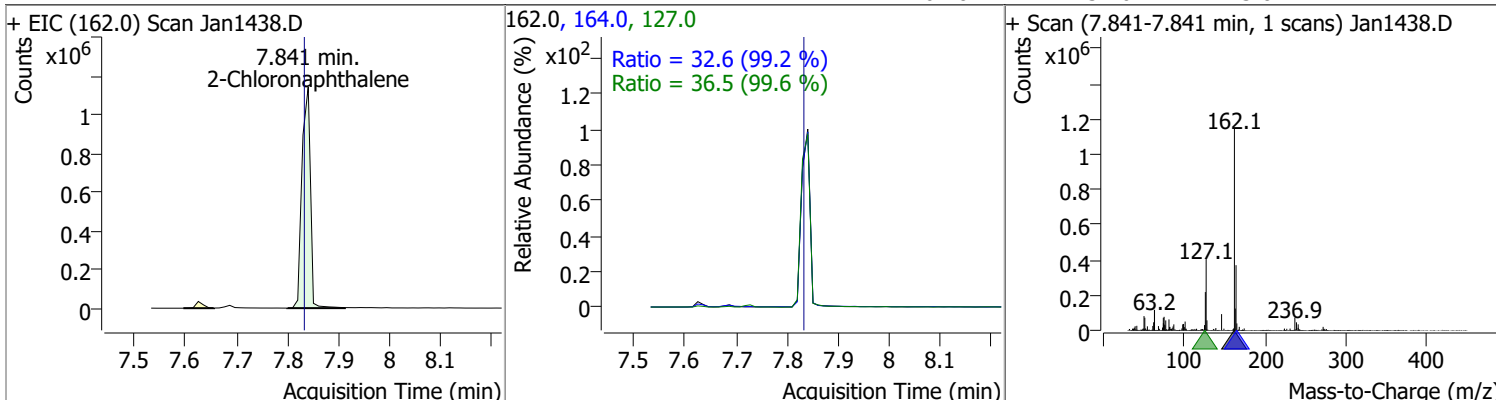


Compound	Conc.	RT	Dev(Min)	Resp.	QIon	QRatio	Lower	Upper
2-Fluorobiphenyl	84.3259	7.73	0.01	1504848	171.0	34.4	24.1	44.8

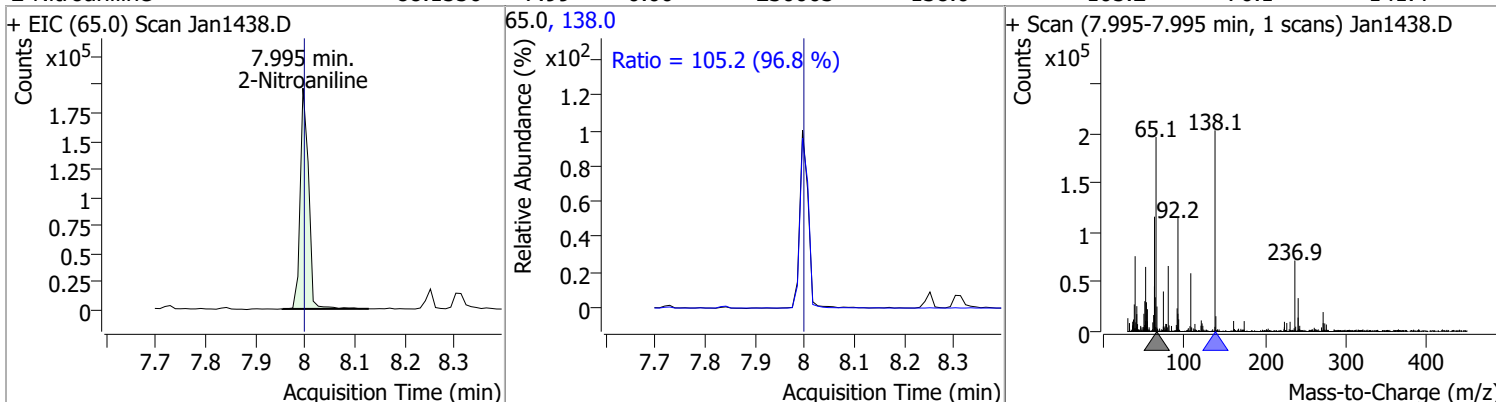


Quantitation Results Report (QT Reviewed)

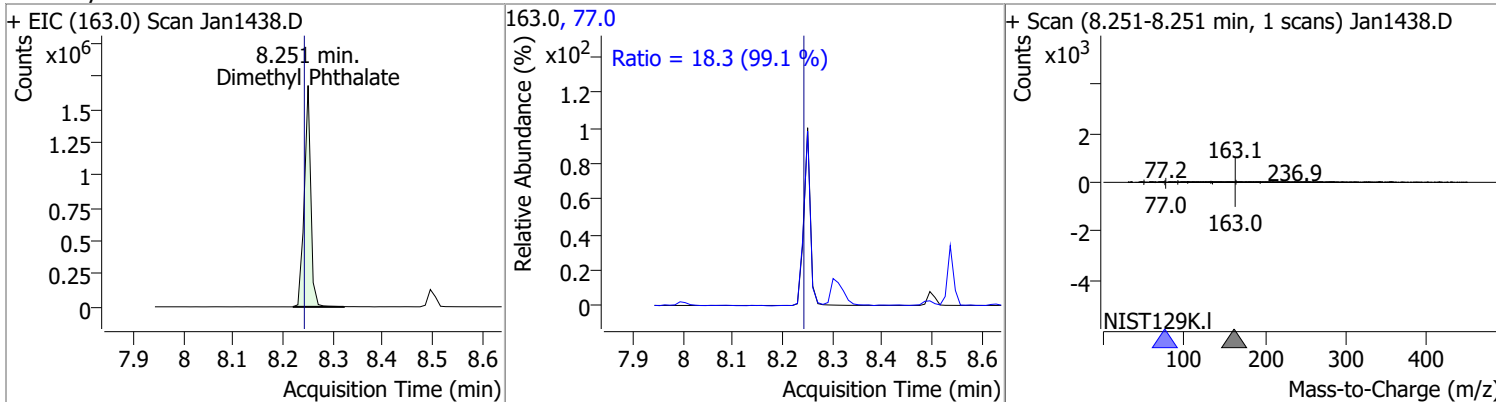
Compound	Conc.	RT	Dev(Min)	Resp.	QIon	QRatio	Lower	Upper
2-Chloronaphthalene	88.1003	7.84	0.01	1318786	127.0	36.5	25.7	47.6
					164.0	32.6	23.0	42.7



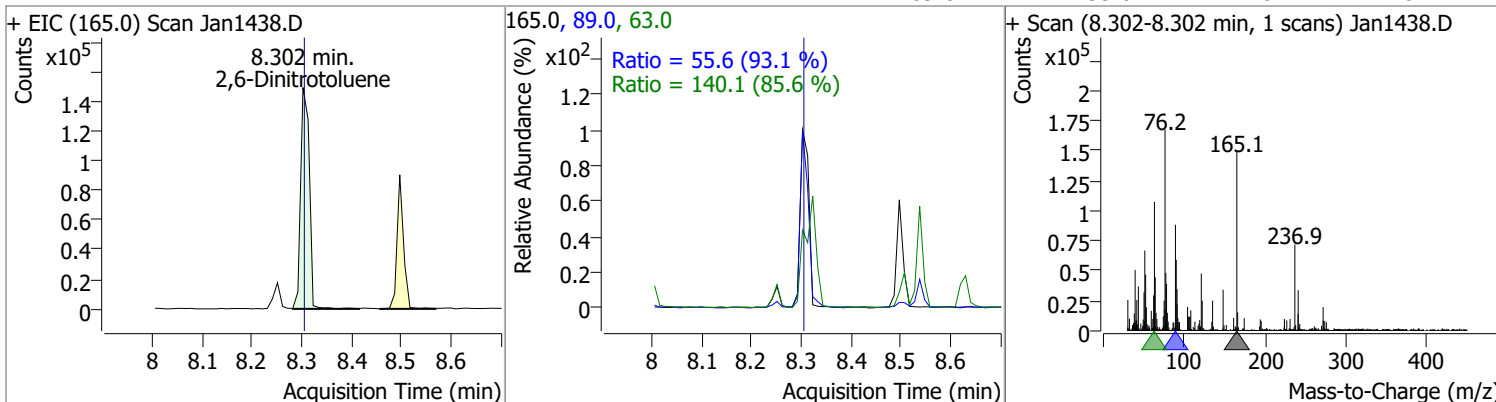
Compound	Conc.	RT	Dev(Min)	Resp.	QIon	QRatio	Lower	Upper
2-Nitroaniline	88.1556	7.99	0.00	230003	138.0	105.2	76.1	141.4



Compound	Conc.	RT	Dev(Min)	Resp.	QIon	QRatio	Lower	Upper
Dimethyl Phthalate	101.0802	8.25	0.01	1522853	77.0	18.3	12.9	24.0

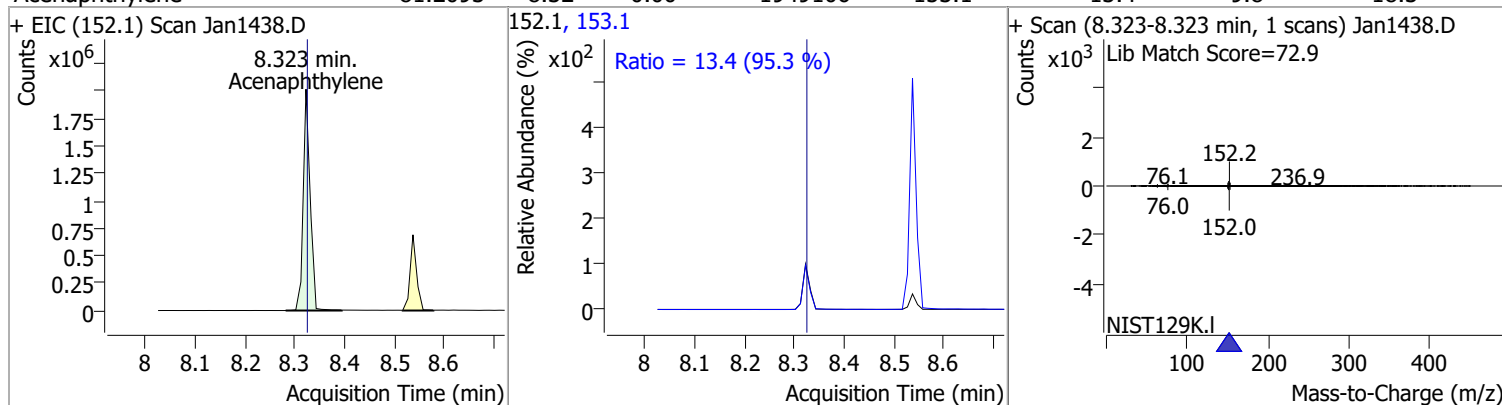


Compound	Conc.	RT	Dev(Min)	Resp.	QIon	QRatio	Lower	Upper
2,6-Dinitrotoluene	90.0454	8.30	0.00	181078	63.0	140.1	114.6	212.8
					89.0	55.6	41.8	77.6

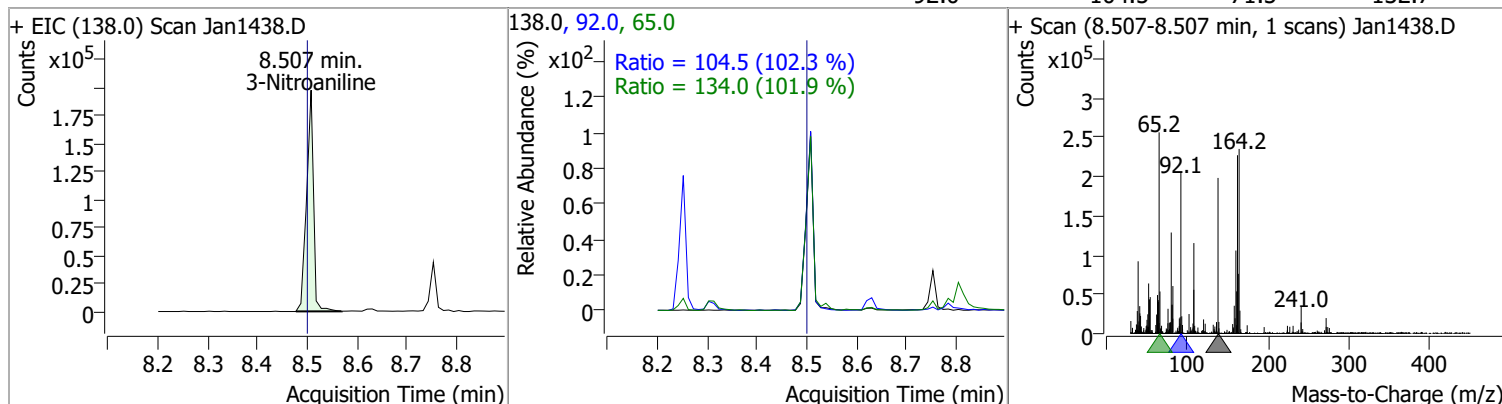


Quantitation Results Report (QT Reviewed)

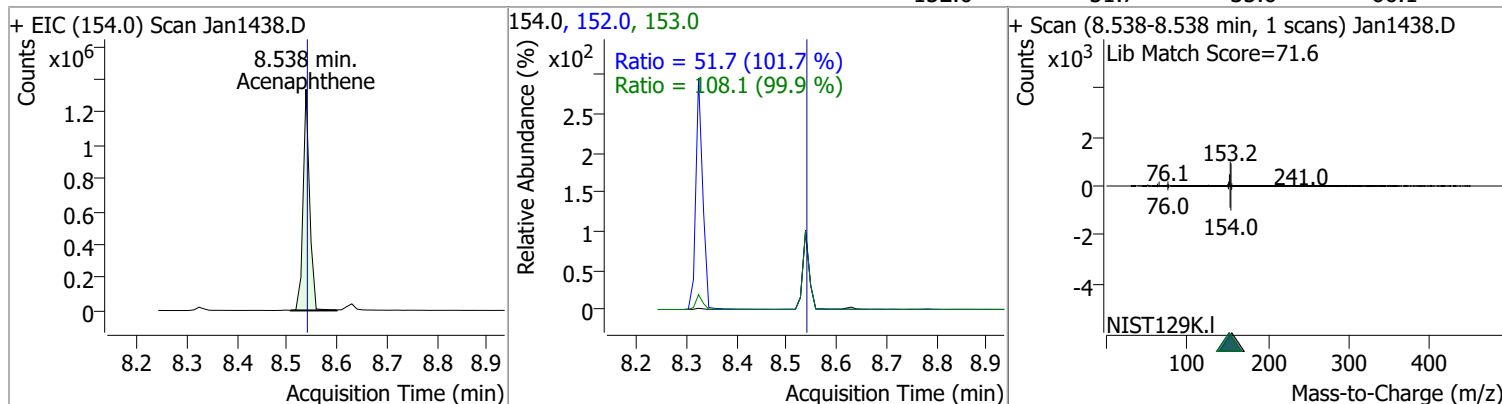
Compound	Conc.	RT	Dev(Min)	Resp.	QIon	QRatio	Lower	Upper
Acenaphthylene	81.2093	8.32	0.00	1949106	153.1	13.4	9.8	18.3



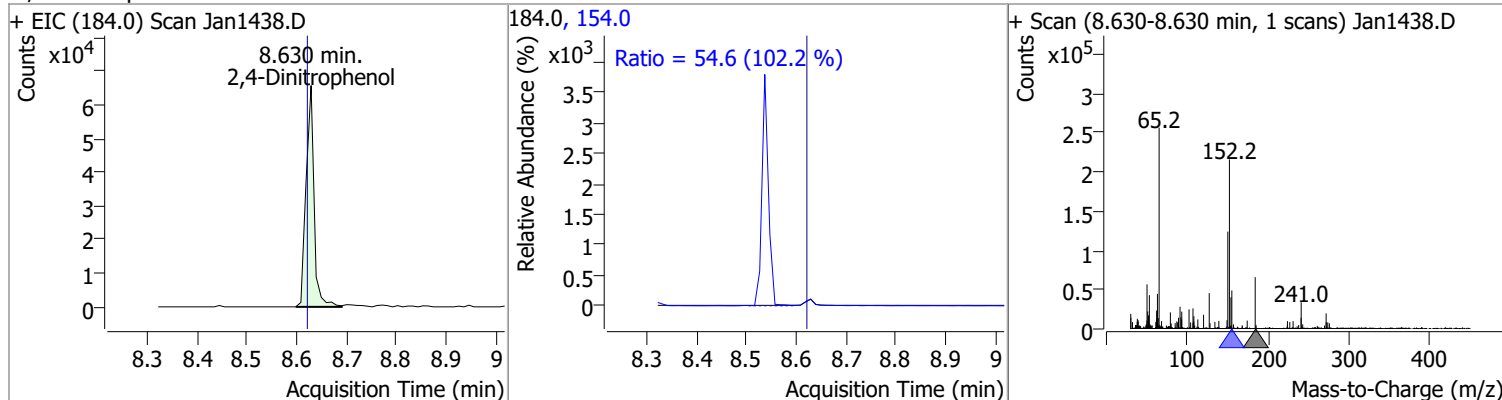
3-Nitroaniline	85.9127	8.51	0.01	189463	65.0	134.0	92.1	171.1
					92.0	104.5	71.5	132.7



Acenaphthene	88.0671	8.54	0.00	1215718	153.0	108.1	75.7	140.6
					152.0	51.7	35.6	66.1

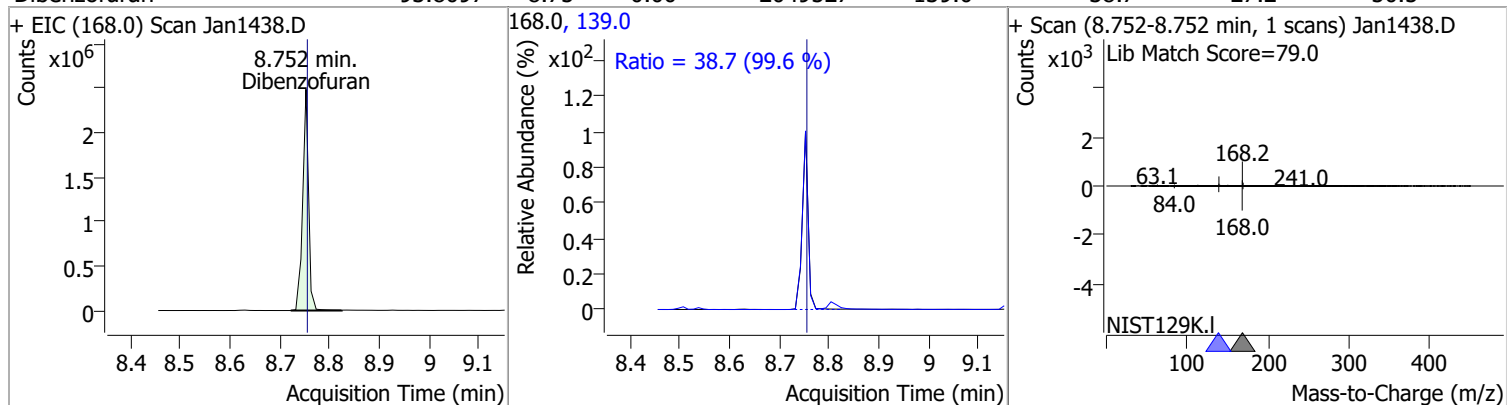


2,4-Dinitrophenol	70.2147	8.63	0.01	73310	154.0	54.6	37.4	69.4
-------------------	---------	------	------	-------	-------	------	------	------

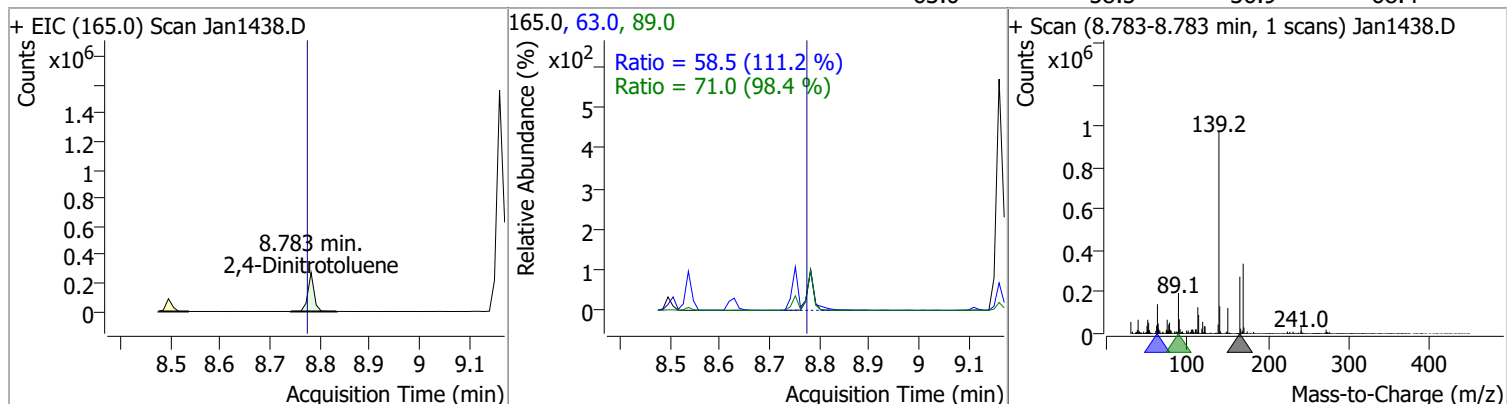


Quantitation Results Report (QT Reviewed)

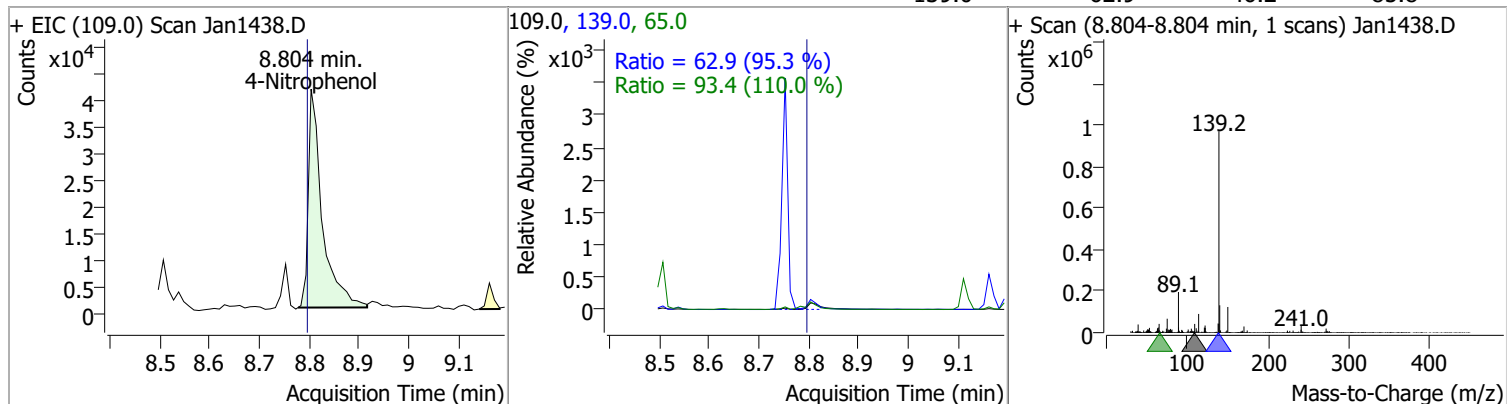
Compound	Conc.	RT	Dev(Min)	Resp.	QIon	QRatio	Lower	Upper
Dibenzofuran	93.8097	8.75	0.00	2049527	139.0	38.7	27.2	50.5



Compound	Conc.	RT	Dev(Min)	Resp.	QIon	QRatio	Lower	Upper
2,4-Dinitrotoluene	88.7104	8.78	0.01	236860	89.0	71.0	50.5	93.8
					63.0	58.5	36.9	68.4

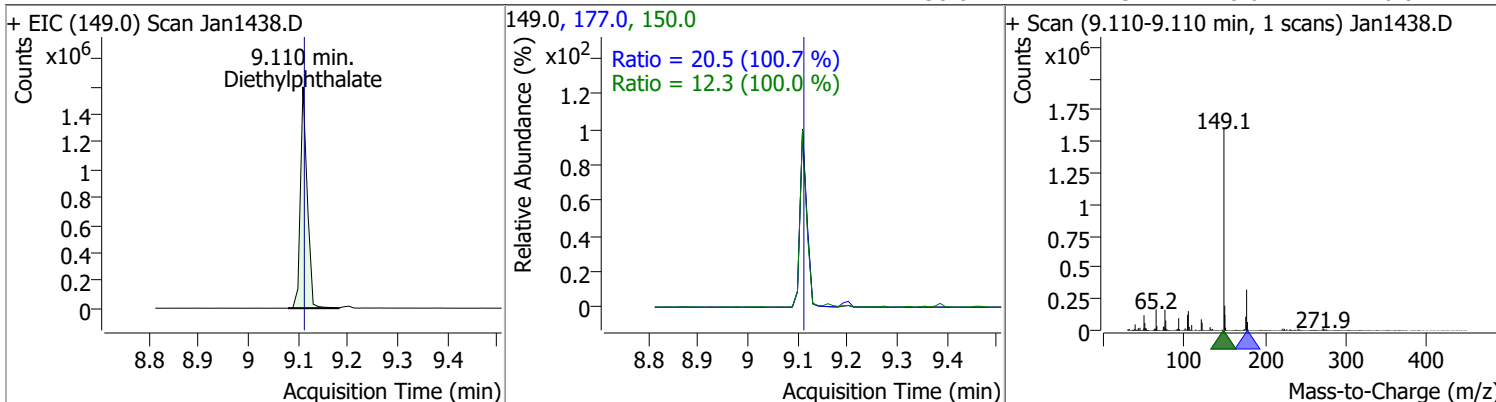


Compound	Conc.	RT	Dev(Min)	Resp.	QIon	QRatio	Lower	Upper
4-Nitrophenol	38.2924	8.80	0.01	80352	65.0	93.4	59.4	110.4
					139.0	62.9	46.2	85.8

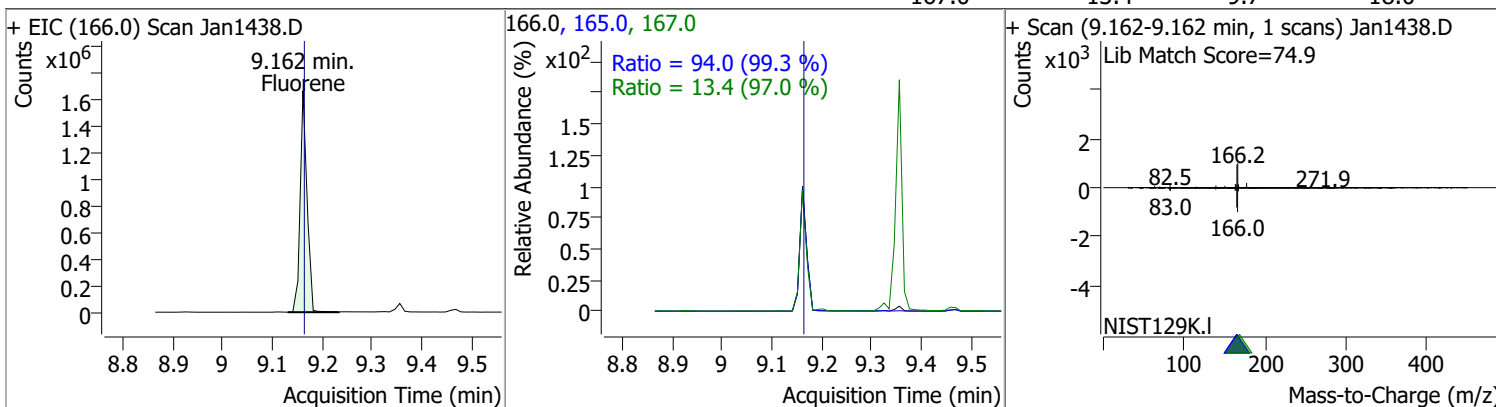


Quantitation Results Report (QT Reviewed)

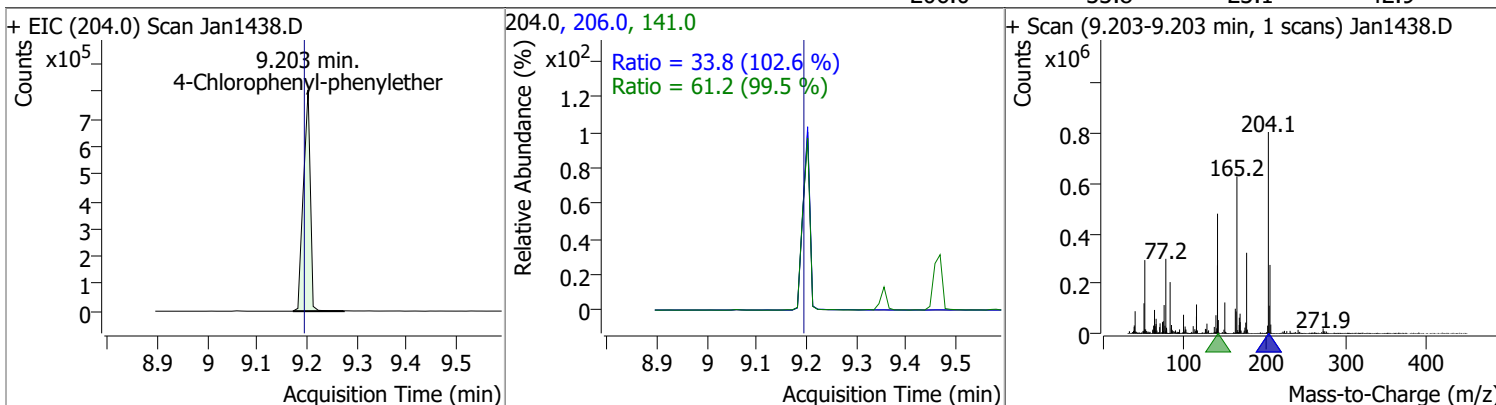
Compound	Conc.	RT	Dev(Min)	Resp.	QIon	QRatio	Lower	Upper
Diethylphthalate	96.2091	9.11	0.00	1517725	177.0	20.5	14.3	26.5
					150.0	12.3	8.6	16.0



Compound	Conc.	RT	Dev(Min)	Resp.	QIon	QRatio	Lower	Upper
Fluorene	89.4453	9.16	0.00	1590368	165.0	94.0	66.3	123.1
					167.0	13.4	9.7	18.0

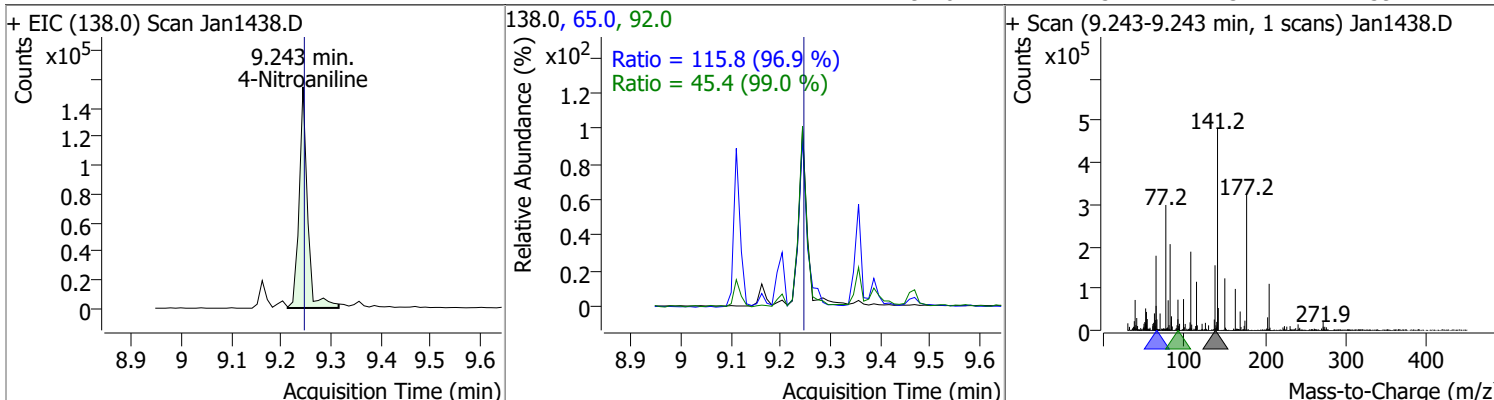


Compound	Conc.	RT	Dev(Min)	Resp.	QIon	QRatio	Lower	Upper
4-Chlorophenyl-phenylether	94.9212	9.20	0.01	776924	141.0	61.2	43.0	79.9
					206.0	33.8	23.1	42.9

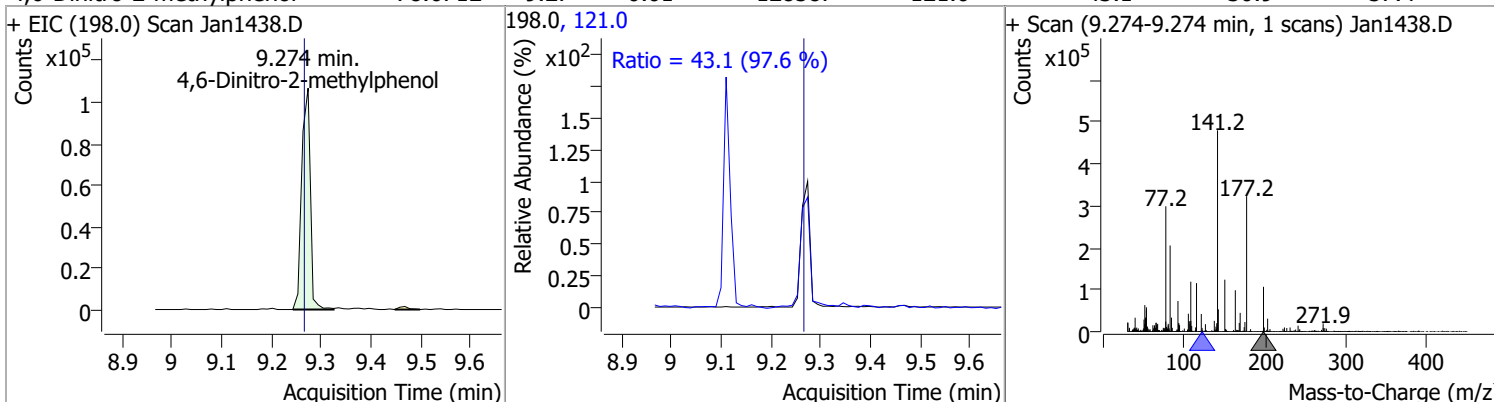


Quantitation Results Report (QT Reviewed)

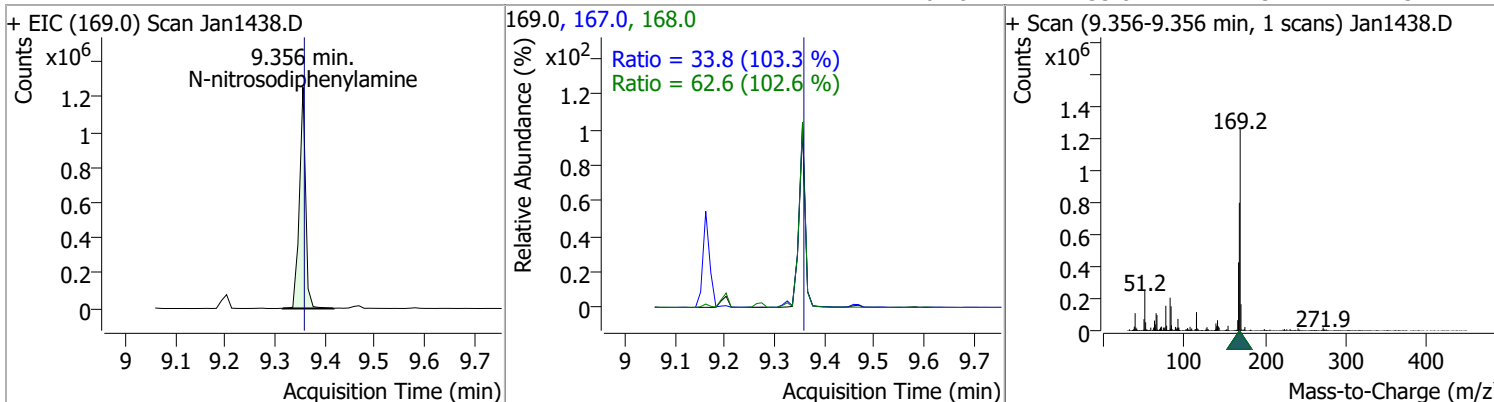
Compound	Conc.	RT	Dev(Min)	Resp.	QIon	QRatio	Lower	Upper
4-Nitroaniline	77.9310	9.24	0.00	181115	65.0	115.8	83.7	155.4
					92.0	45.4	32.1	59.7



Compound	Conc.	RT	Dev(Min)	Resp.	QIon	QRatio	Lower	Upper
4,6-Dinitro-2-methylphenol	78.6712	9.27	0.01	128587	121.0	43.1	30.9	57.4

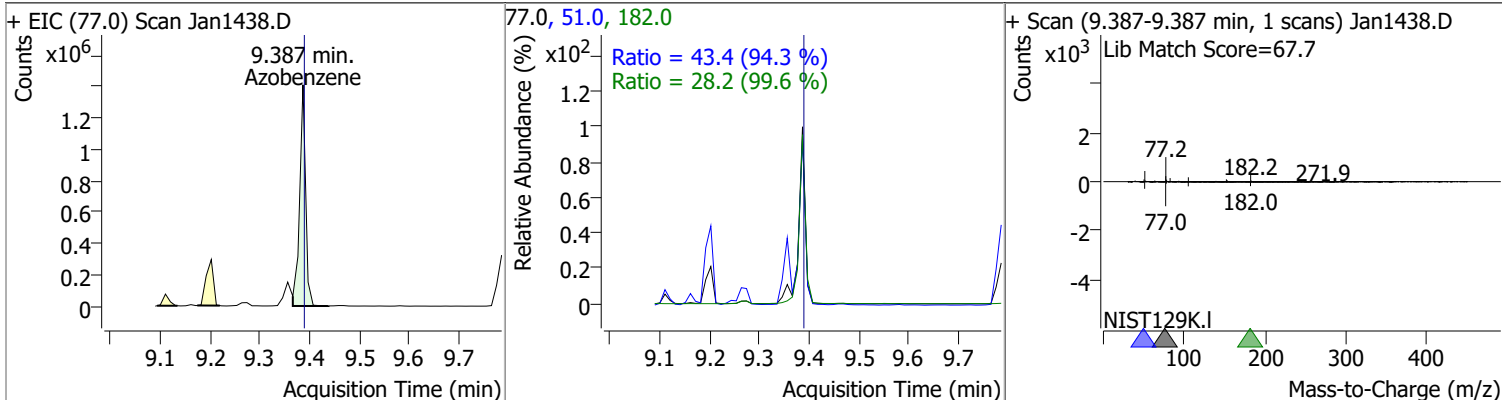


Compound	Conc.	RT	Dev(Min)	Resp.	QIon	QRatio	Lower	Upper
N-nitrosodiphenylamine	88.6322	9.36	0.00	1083541	168.0	62.6	42.7	79.3
					167.0	33.8	22.9	42.5

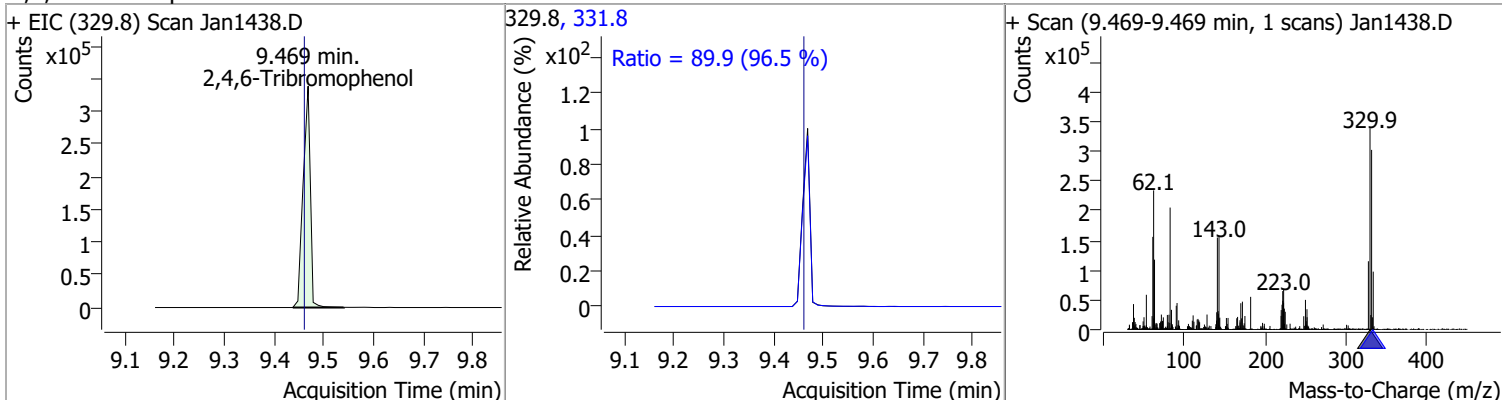


Quantitation Results Report (QT Reviewed)

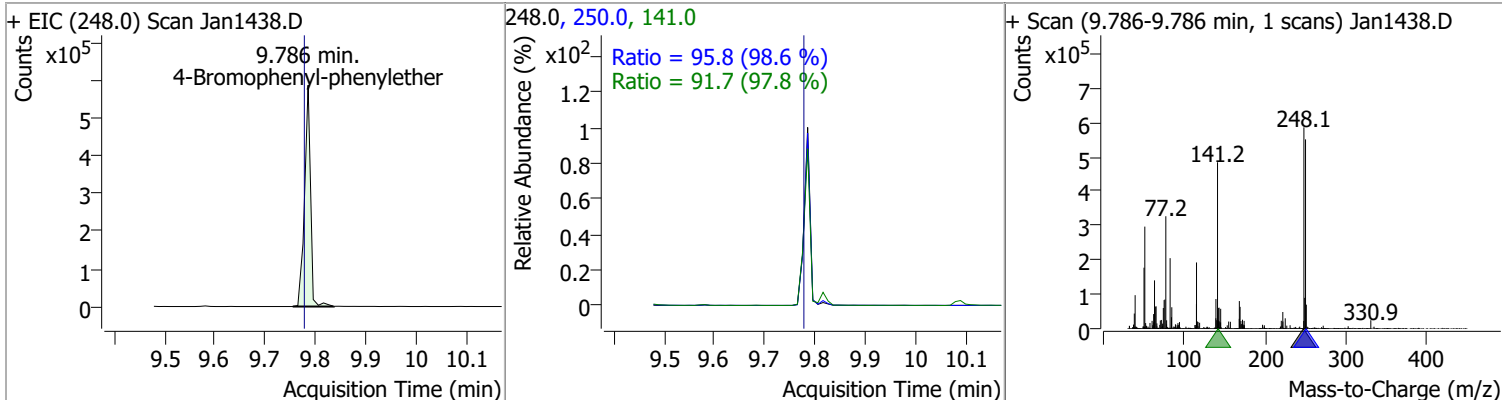
Compound	Conc.	RT	Dev(Min)	Resp.	QIon	QRatio	Lower	Upper
Azobenzene	80.9232	9.39	0.00	1178060	51.0	43.4	32.2	59.9
					182.0	28.2	19.8	36.7



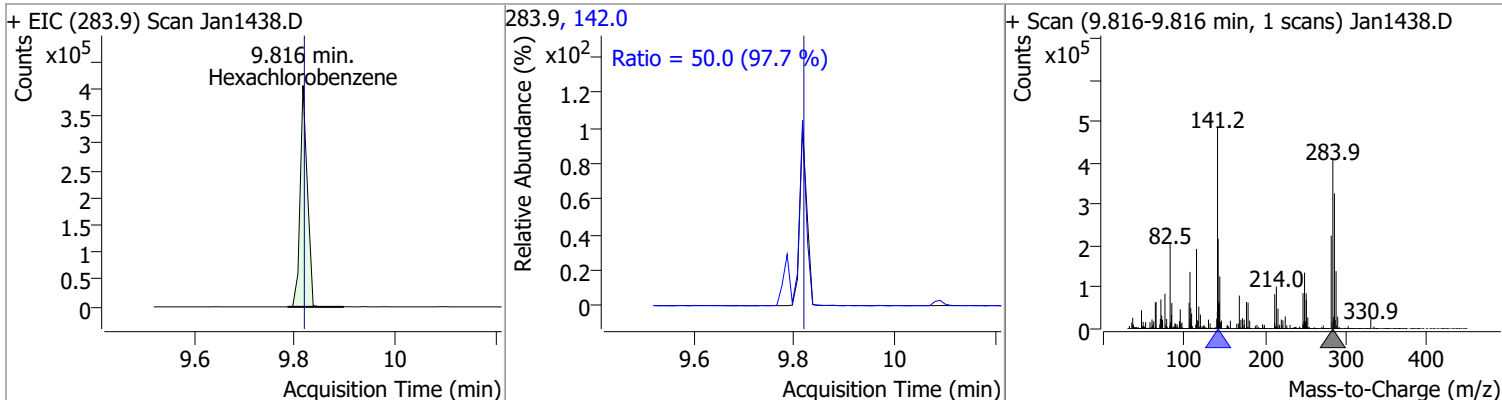
Compound	Conc.	RT	Dev(Min)	Resp.	QIon	QRatio	Lower	Upper
2,4,6-Tribromophenol	195.7012	9.47	0.01	338453	331.8	89.9	65.2	121.0



Compound	Conc.	RT	Dev(Min)	Resp.	QIon	QRatio	Lower	Upper
4-Bromophenyl-phenylether	96.5856	9.79	0.01	485402	250.0	95.8	68.0	126.3
					141.0	91.7	65.6	121.9

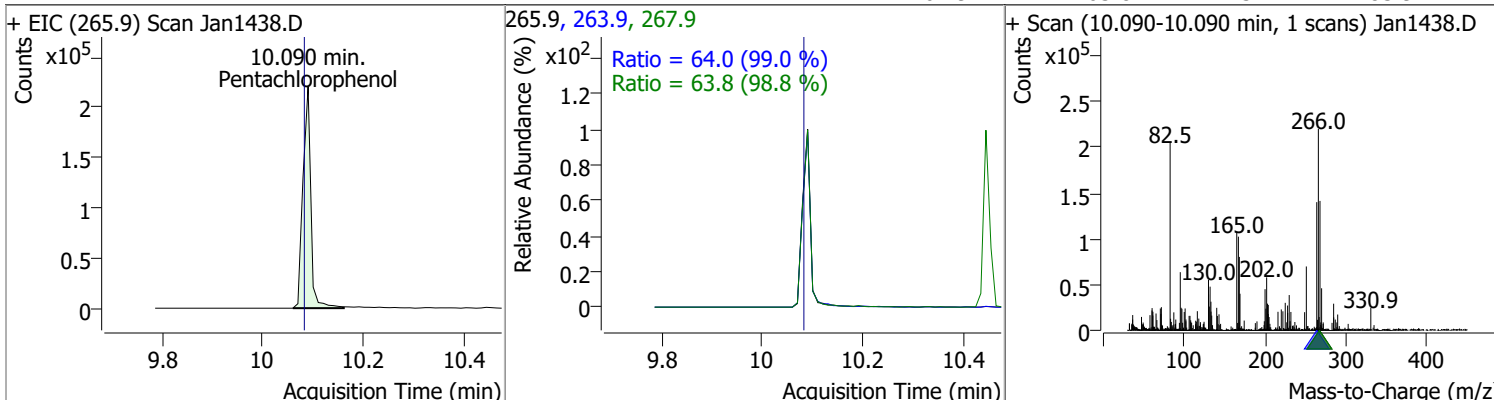


Compound	Conc.	RT	Dev(Min)	Resp.	QIon	QRatio	Lower	Upper
Hexachlorobenzene	80.5845	9.82	0.00	403866	142.0	50.0	35.8	66.5

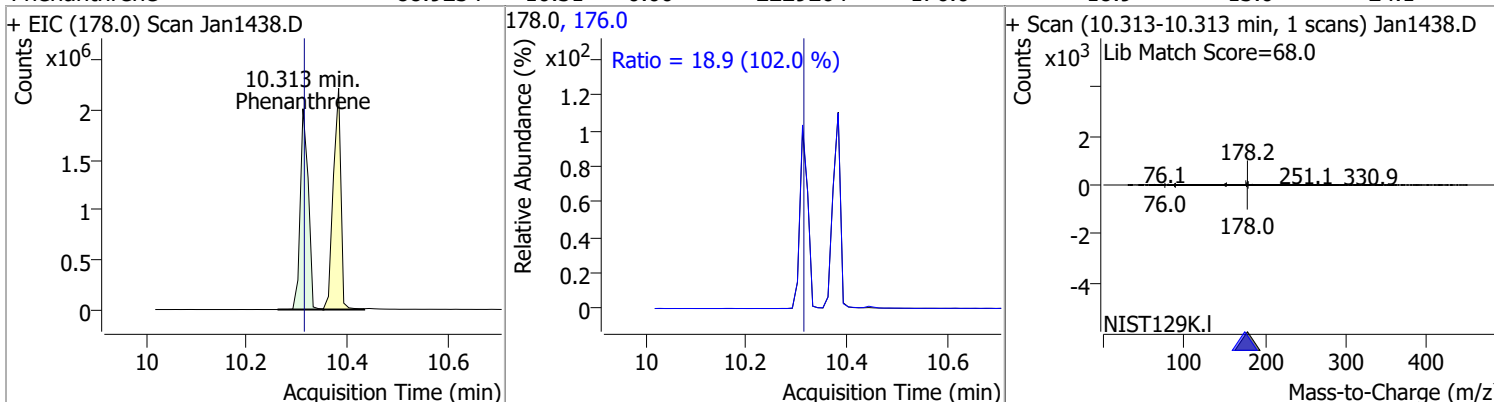


Quantitation Results Report (QT Reviewed)

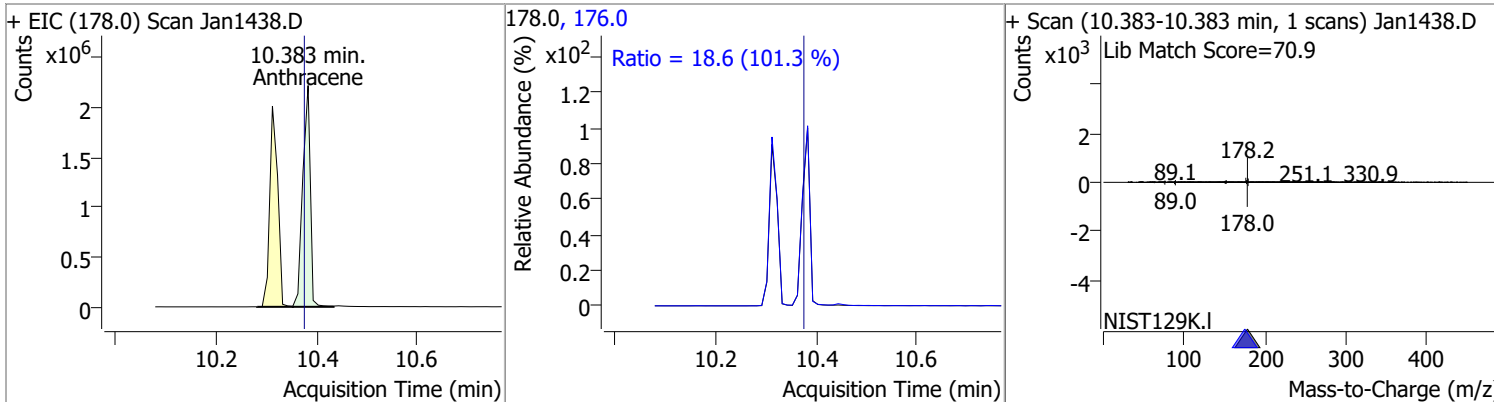
Compound	Conc.	RT	Dev(Min)	Resp.	QIon	QRatio	Lower	Upper
Pentachlorophenol	98.7340	10.09	0.01	238024	263.9	64.0	45.3	84.1
					267.9	63.8	45.2	83.9



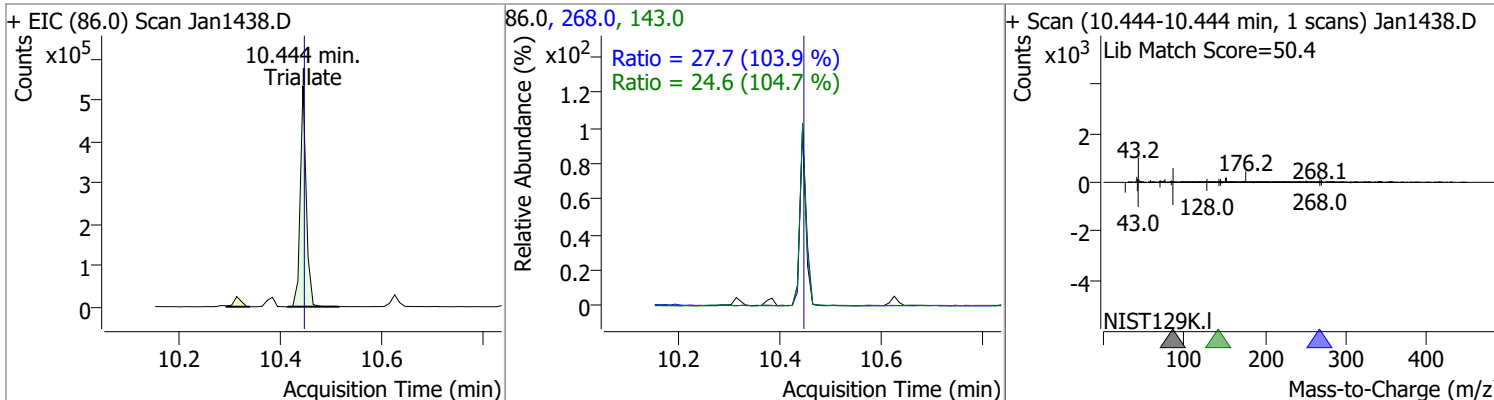
Compound	Conc.	RT	Dev(Min)	Resp.	QIon	QRatio	Lower	Upper
Phenanthrene	88.9234	10.31	0.00	2229264	176.0	18.9	13.0	24.1



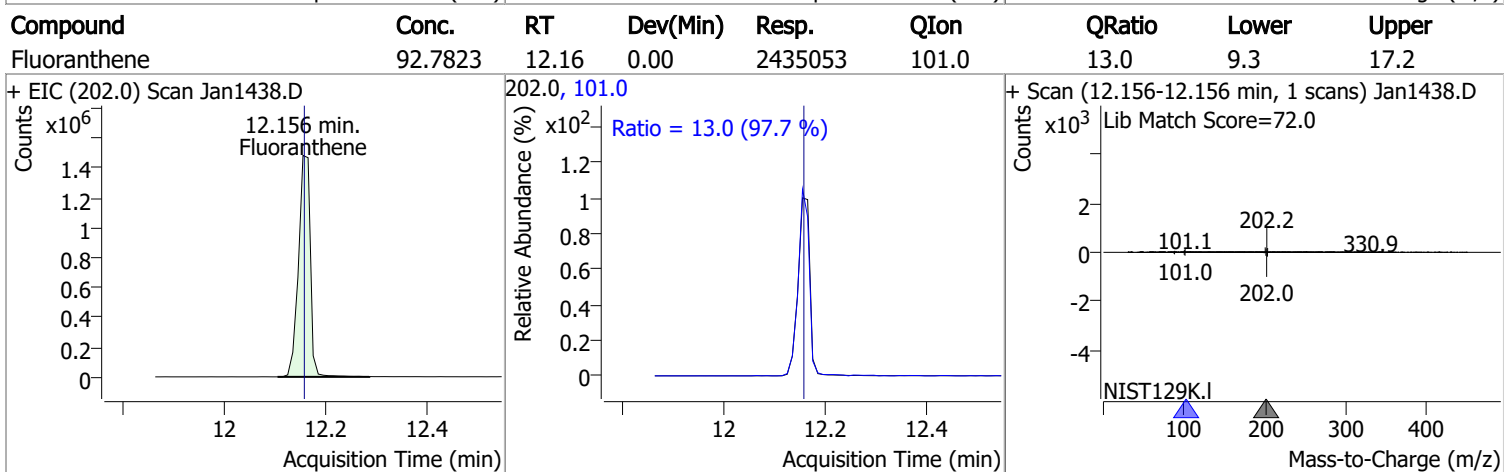
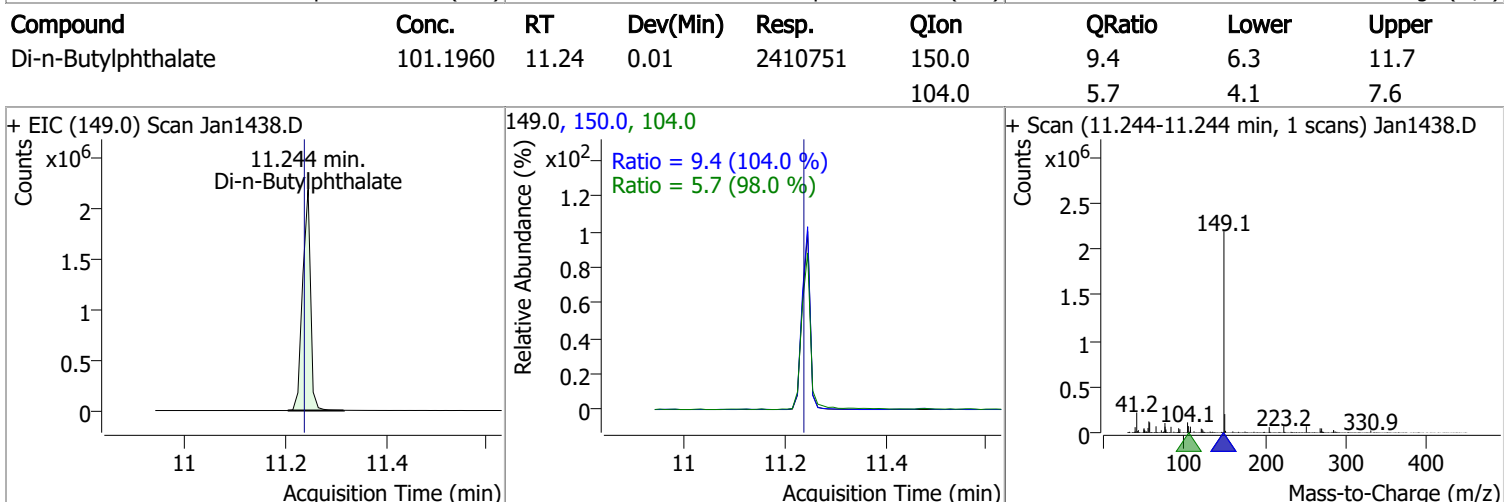
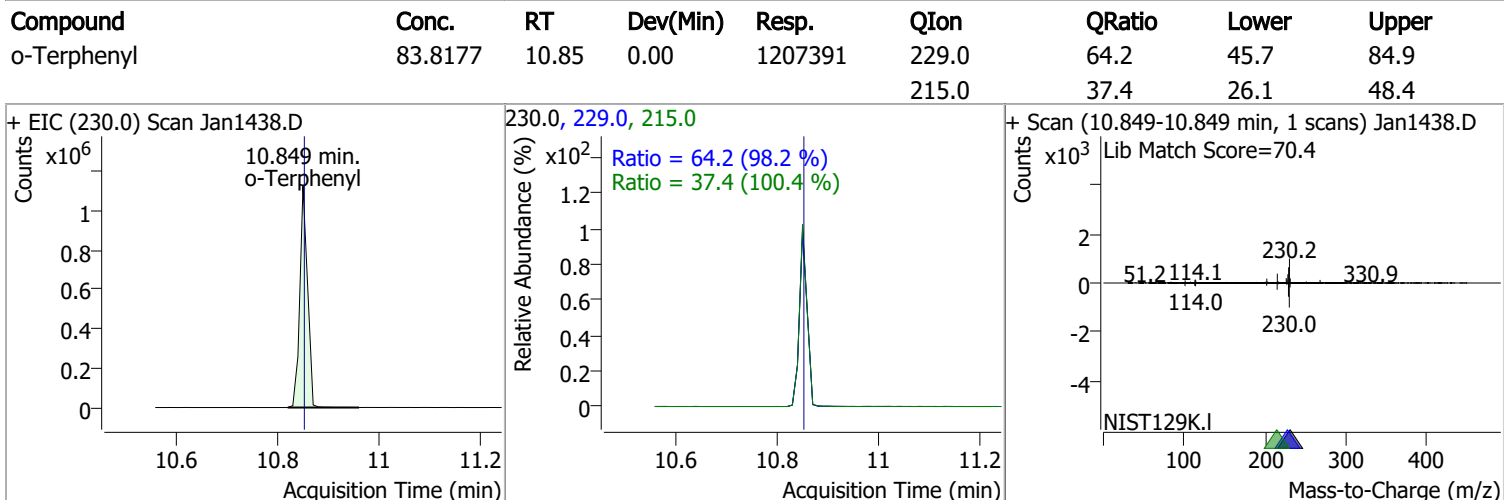
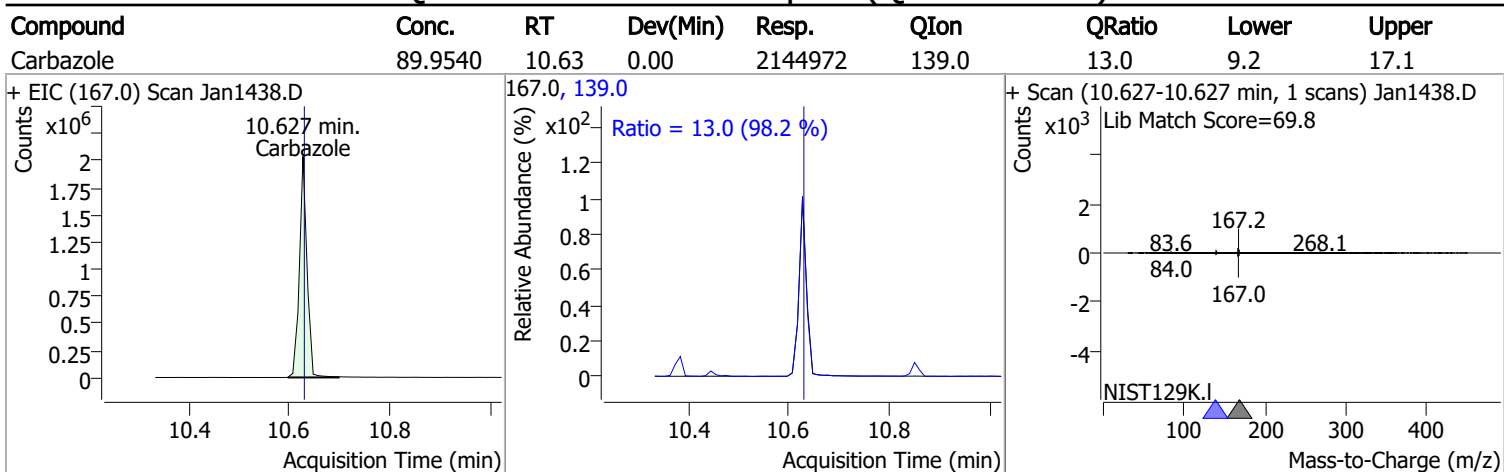
Compound	Conc.	RT	Dev(Min)	Resp.	QIon	QRatio	Lower	Upper
Anthracene	94.7367	10.38	0.01	2313325	176.0	18.6	12.8	23.8



Compound	Conc.	RT	Dev(Min)	Resp.	QIon	QRatio	Lower	Upper
Triallate	83.5781	10.44	0.00	443291	268.0	27.7	18.6	34.6
					143.0	24.6	16.4	30.5

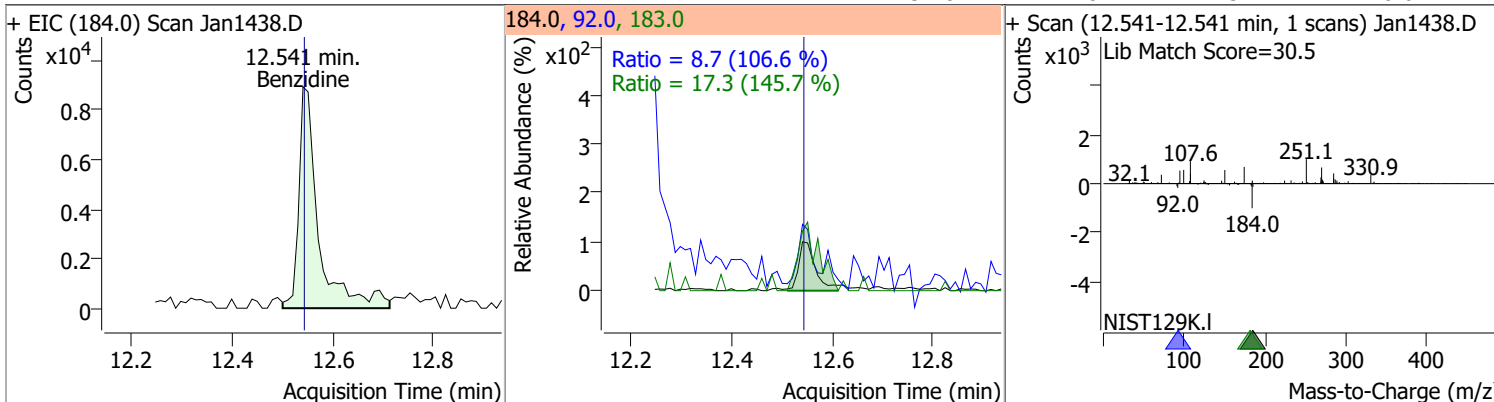


Quantitation Results Report (QT Reviewed)

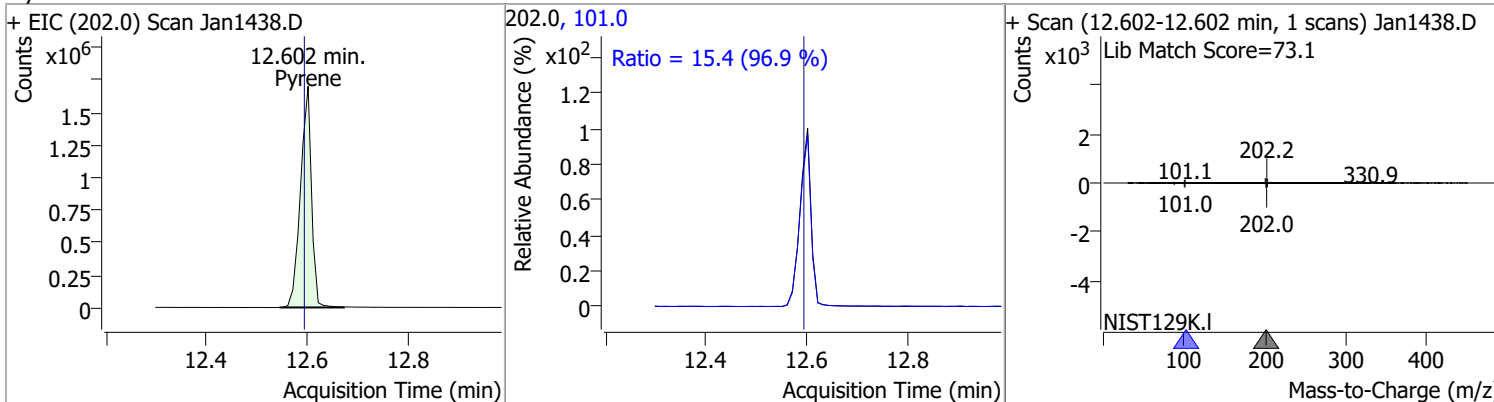


Quantitation Results Report (QT Reviewed)

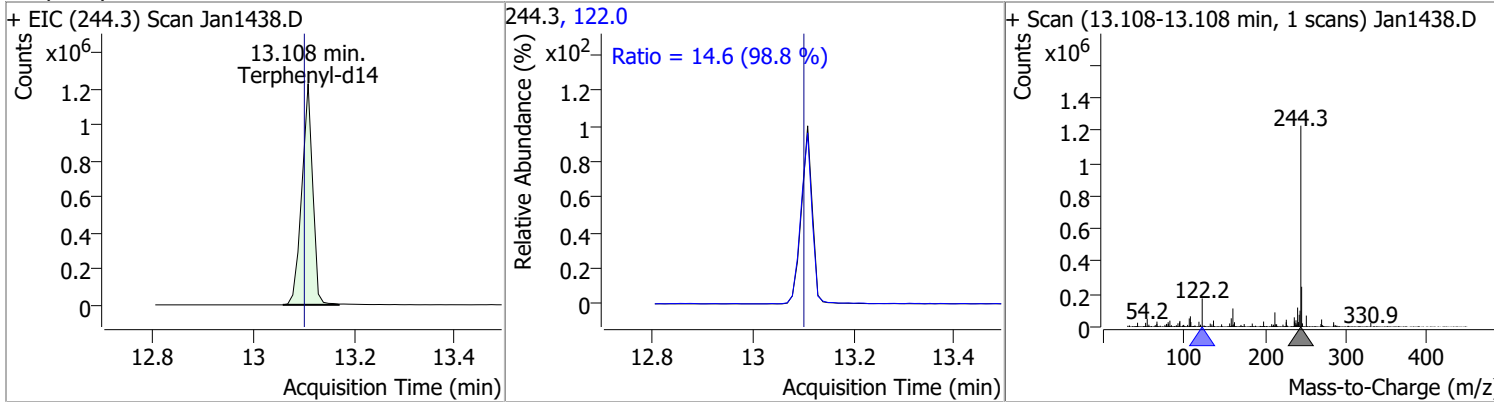
Compound	Conc.	RT	Dev(Min)	Resp.	QIon	QRatio	Lower	Upper
Benzidine	3.7289	12.54	0.00	24381	183.0	17.3	8.3	15.4
					92.0	8.7	5.7	10.6



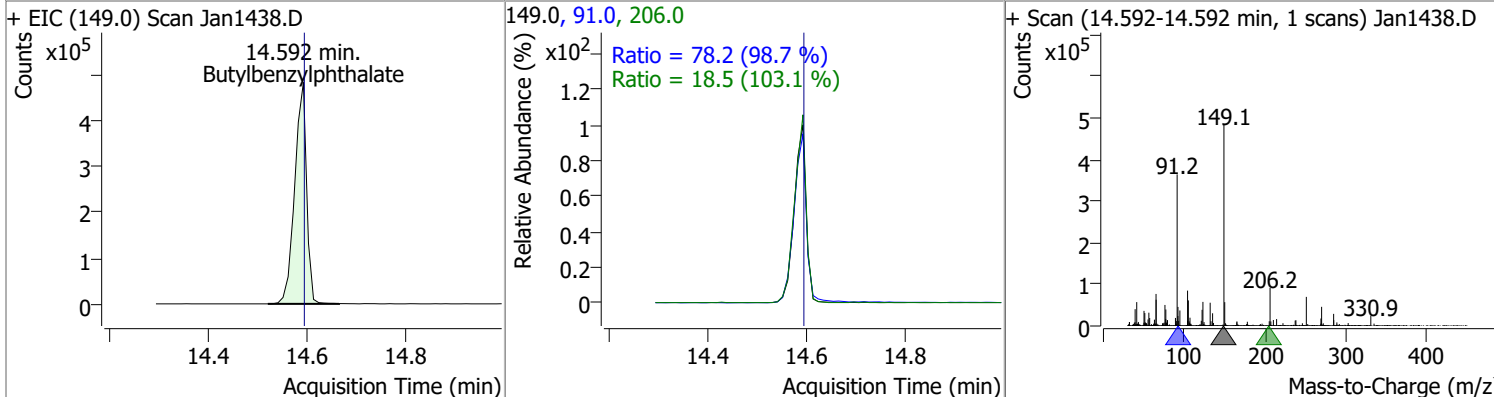
Compound	Conc.	RT	Dev(Min)	Resp.	QIon	QRatio	Lower	Upper
Pyrene	90.0739	12.60	0.01	2588215	101.0	15.4	11.1	20.7



Compound	Conc.	RT	Dev(Min)	Resp.	QIon	QRatio	Lower	Upper
Terphenyl-d14	97.1958	13.11	0.01	1848554	122.0	14.6	10.4	19.2

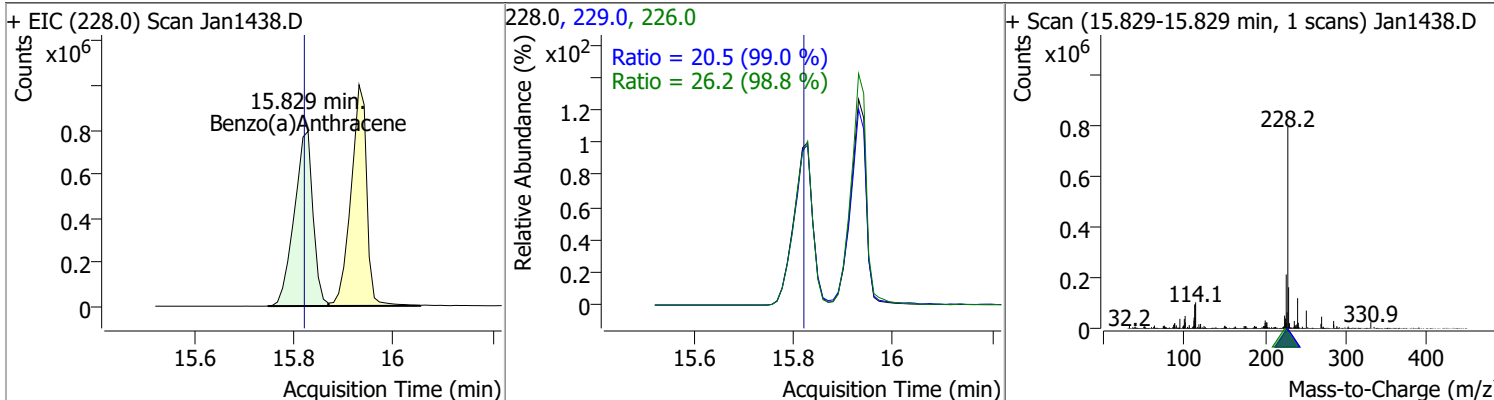


Compound	Conc.	RT	Dev(Min)	Resp.	QIon	QRatio	Lower	Upper
Butylbenzylphthalate	103.2725	14.59	0.01	800721	91.0	78.2	55.5	103.0
					206.0	18.5	12.6	23.3

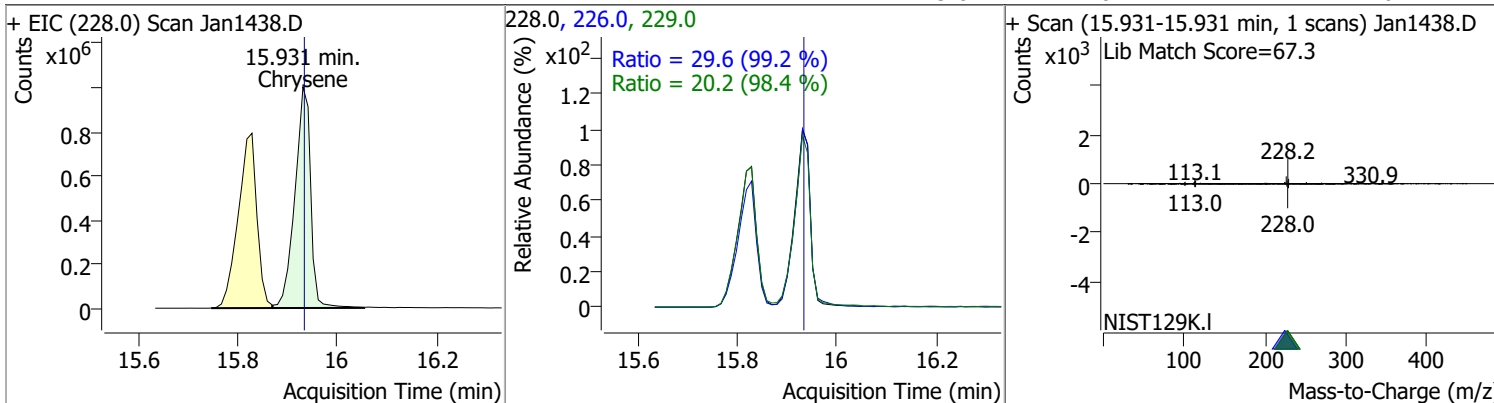


Quantitation Results Report (QT Reviewed)

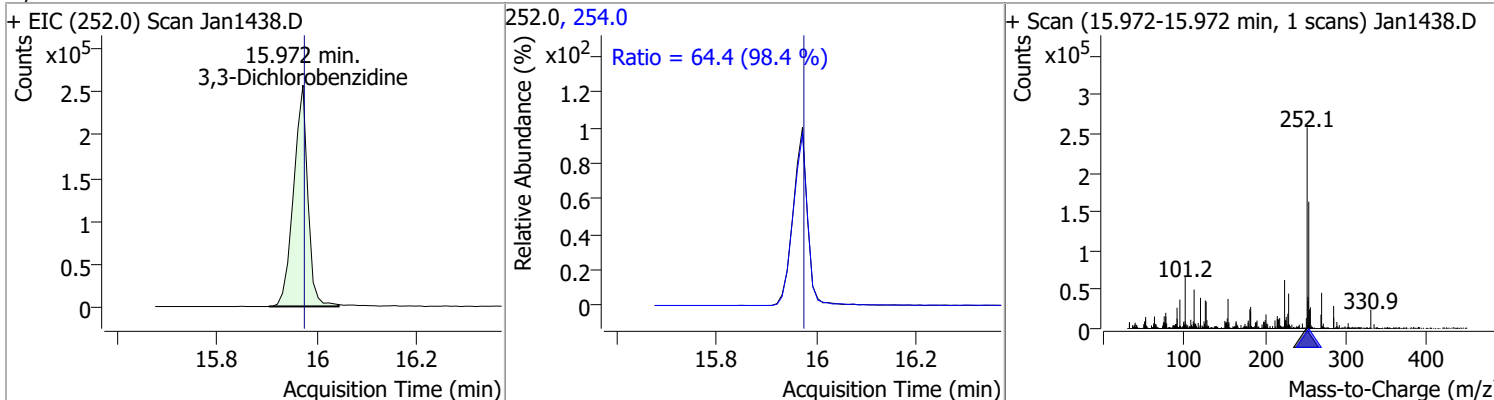
Compound	Conc.	RT	Dev(Min)	Resp.	QIon	QRatio	Lower	Upper
Benzo(a)Anthracene	100.9586	15.83	0.02	2062861	226.0	26.2	18.6	34.5
					229.0	20.5	14.5	27.0



Compound	Conc.	RT	Dev(Min)	Resp.	QIon	QRatio	Lower	Upper
Chrysene	99.1070	15.93	0.01	2200886	226.0	29.6	20.9	38.8
					229.0	20.2	14.4	26.7

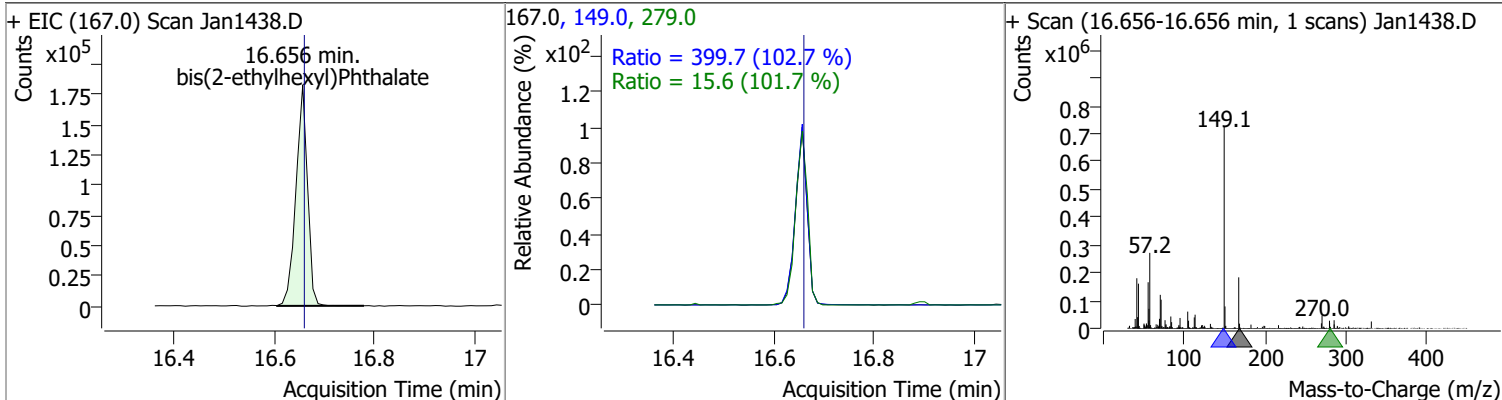


Compound	Conc.	RT	Dev(Min)	Resp.	QIon	QRatio	Lower	Upper
3,3-Dichlorobenzidine	73.6135	15.97	0.01	509758	254.0	64.4	45.8	85.0

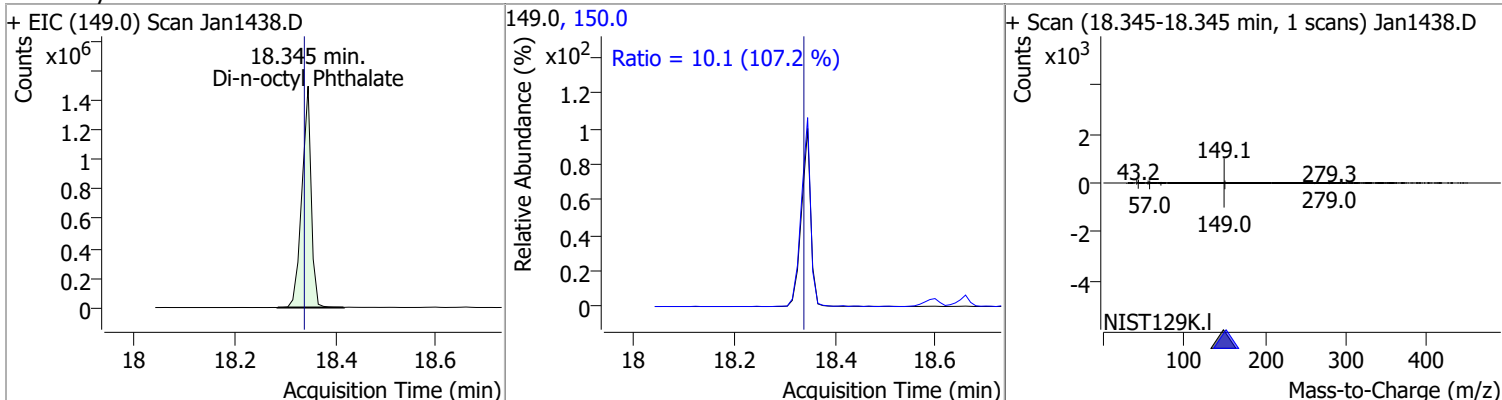


Quantitation Results Report (QT Reviewed)

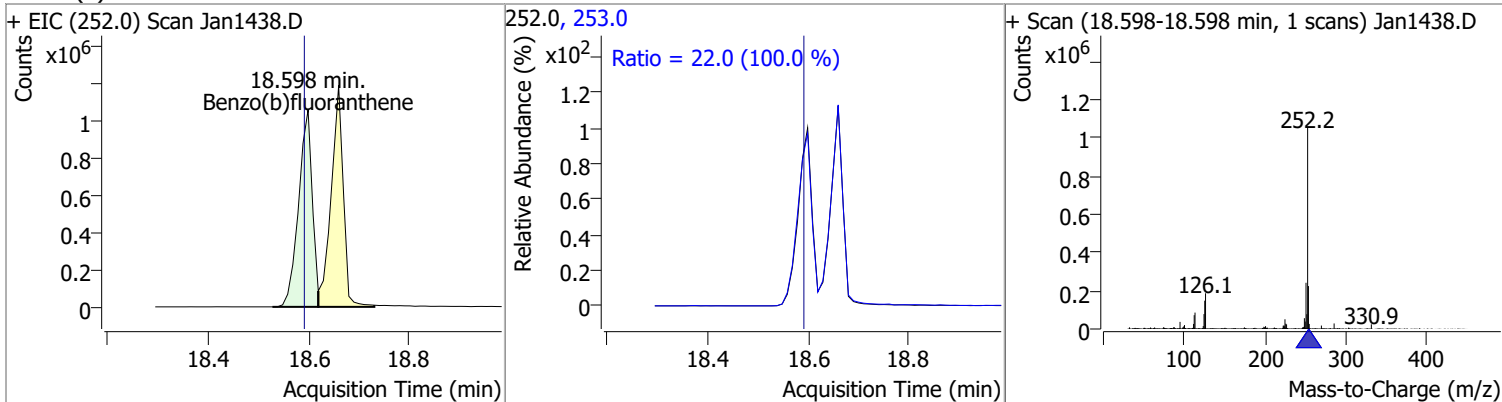
Compound	Conc.	RT	Dev(Min)	Resp.	QIon	QRatio	Lower	Upper
bis(2-ethylhexyl)Phthalate	106.3056	16.66	0.01	295199	149.0	399.7	272.3	505.8
					279.0	15.6	10.8	20.0



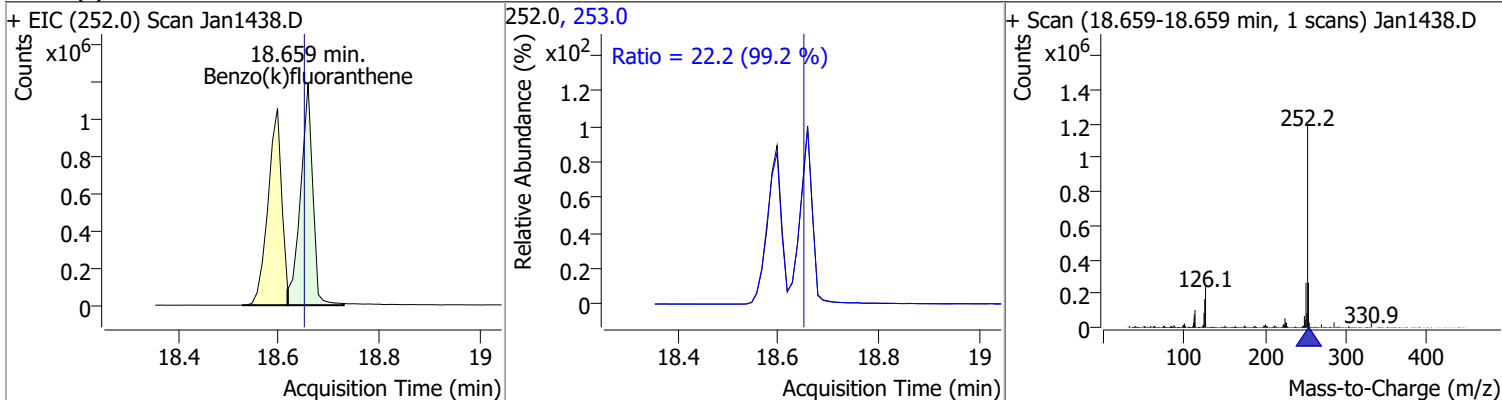
Compound	Conc.	RT	Dev(Min)	Resp.	QIon	QRatio	Lower	Upper
Di-n-octyl Phthalate	98.8134	18.35	0.01	1917125	150.0	10.1	6.6	12.2



Compound	Conc.	RT	Dev(Min)	Resp.	QIon	QRatio	Lower	Upper
Benzo(b)fluoranthene	97.8010	18.60	0.01	1984433	253.0	22.0	15.4	28.6

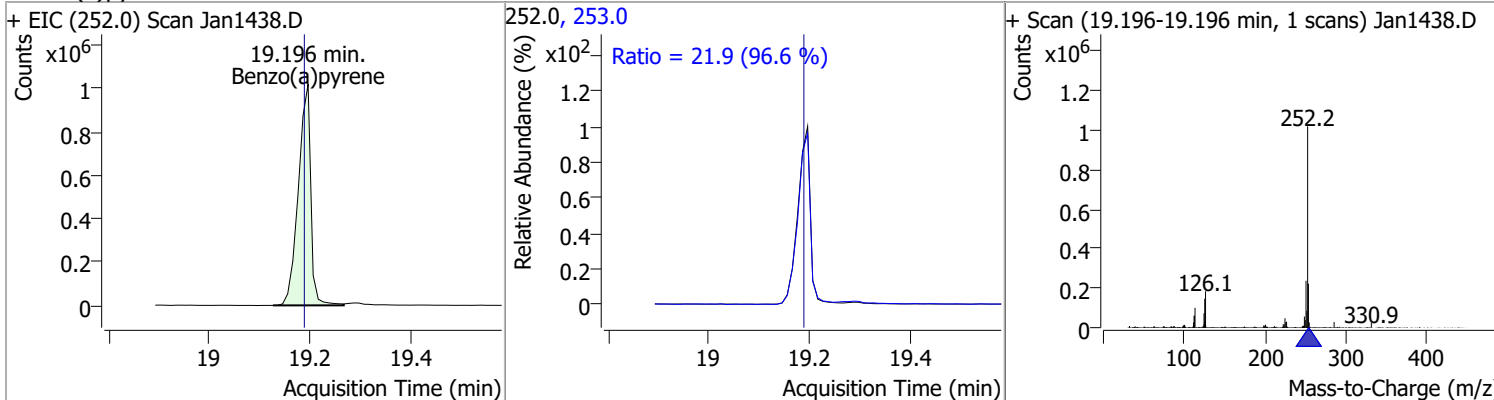


Compound	Conc.	RT	Dev(Min)	Resp.	QIon	QRatio	Lower	Upper
Benzo(k)fluoranthene	94.4635	18.66	0.01	1987131	253.0	22.2	15.6	29.0

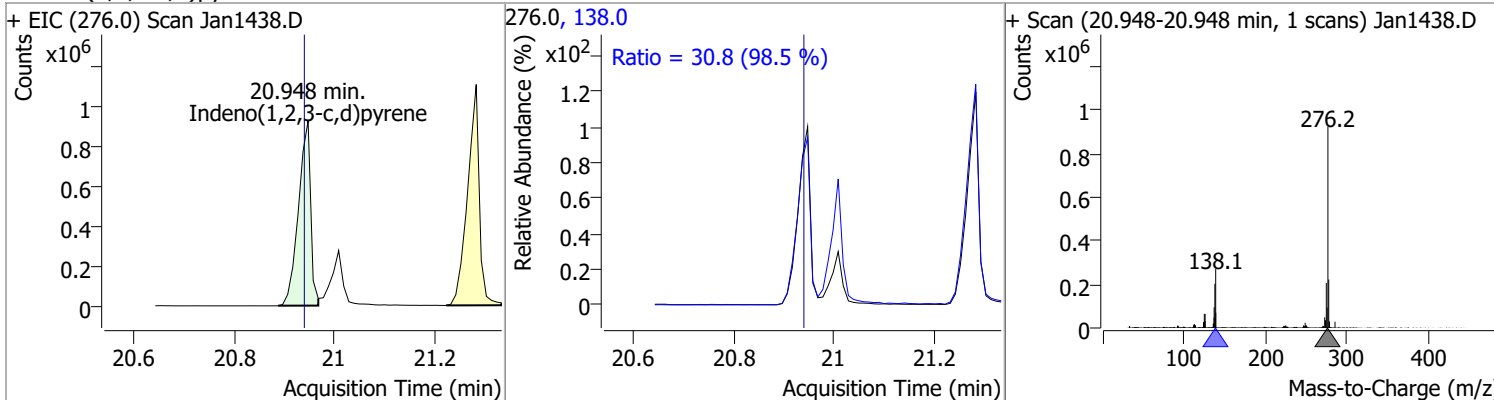


Quantitation Results Report (QT Reviewed)

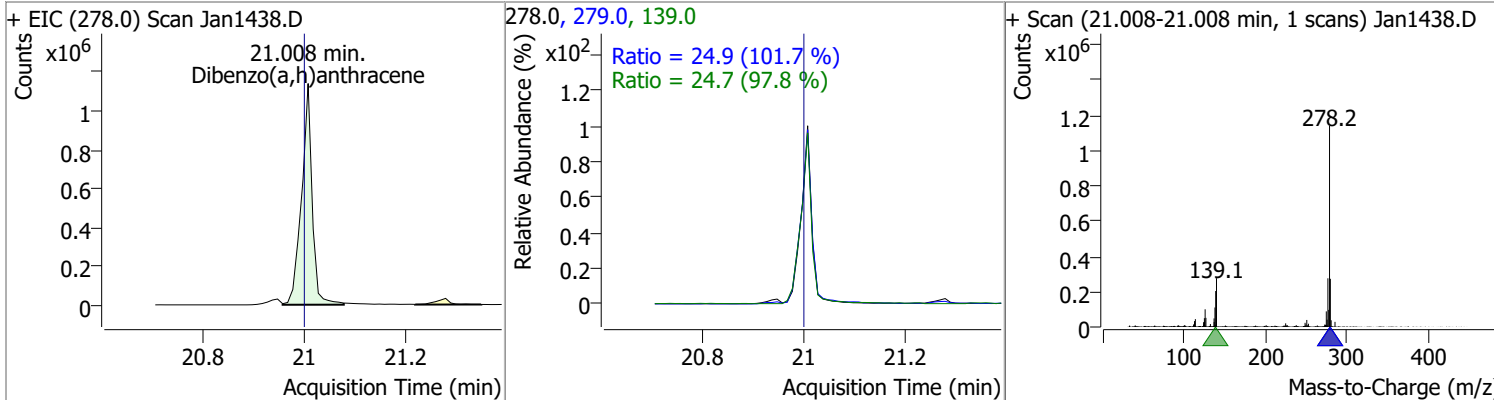
Compound	Conc.	RT	Dev(Min)	Resp.	QIon	QRatio	Lower	Upper
Benzo(a)pyrene	89.7829	19.20	0.01	1743373	253.0	21.9	15.9	29.5



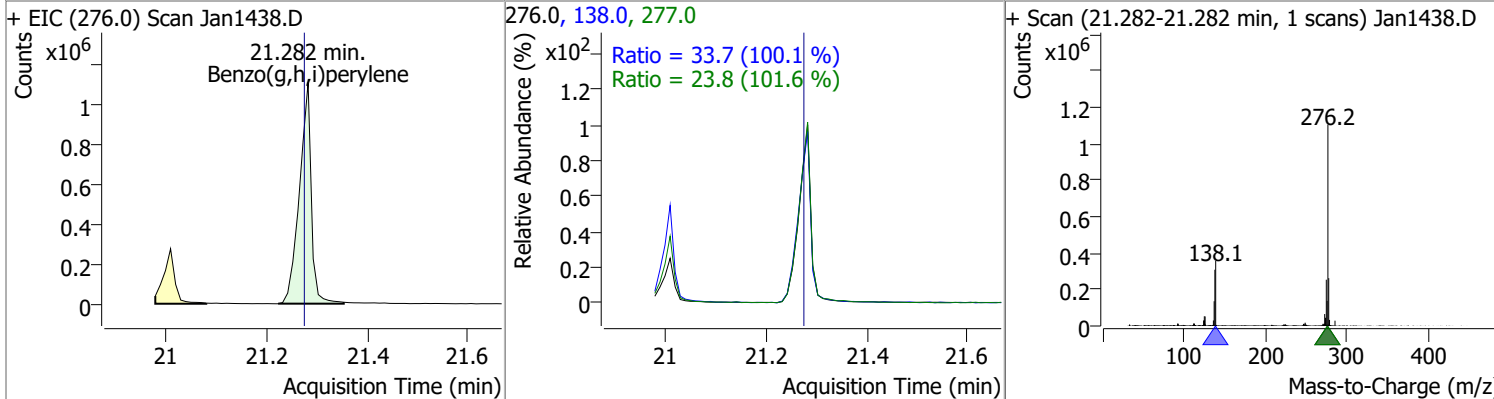
Compound	Conc.	RT	Dev(Min)	Resp.	QIon	QRatio	Lower	Upper
Indeno(1,2,3-c,d)pyrene	93.8747	20.95	0.01	1541263	138.0	30.8	21.9	40.7



Compound	Conc.	RT	Dev(Min)	Resp.	QIon	QRatio	Lower	Upper
Dibenzo(a,h)anthracene	93.8127	21.01	0.01	1666943	139.0	24.7	17.7	32.8
					279.0	24.9	17.1	31.8



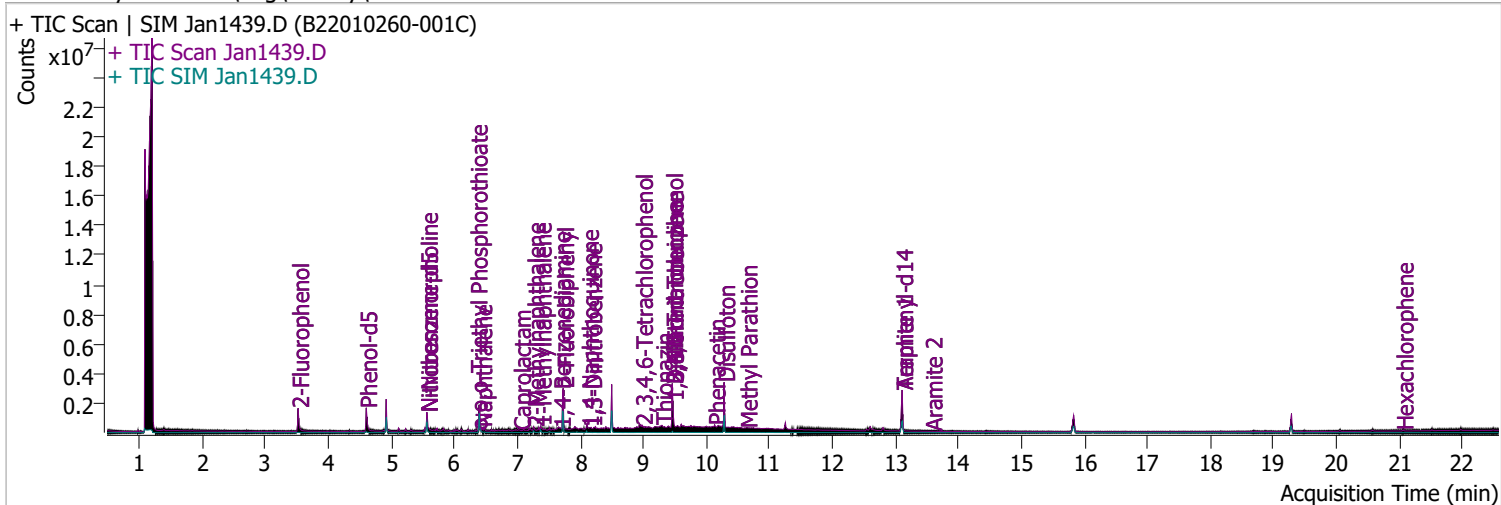
Compound	Conc.	RT	Dev(Min)	Resp.	QIon	QRatio	Lower	Upper
Benzo(g,h,i)perylene	94.7757	21.28	0.01	1802236	138.0	33.7	23.5	43.7
					277.0	23.8	16.4	30.4



Quantitation Results Report (QT Reviewed)

Data File Jan1439.D
 Acq. Method BNA+SIM.M
 Sample Name B22010260-001C
 Vial 39
 DA Method File
 Tune File dftppdsm.u
 Batch Name 011422 DoD BNA.batch.bin
 Ref Library D:\Org\Library\NIST129K.I

Operator LIMS import
 Acq. Date-Time 1/15/2022 9:16:07 AM
 Instrument Instrument #1
 Multiplier 1.00
 Comment SVOC-8270-W-LARGO
 Tune Date 1/7/2022 12:13:00 PM
 Last Calib Update 1/17/2022 3:53:35 PM



Compound	RT	QIon	Resp.	Conc.	Units	Dev(Min)
----------	----	------	-------	-------	-------	----------

Internal Standards

System Monitoring Compounds

S 2-Fluorophenol	3.520	112.0	597325	82.5200	µg/L	0.010
Spiked Amount: 200.000	Range: 10.0 - 75.0%			Recovery = 41.26%		
S Phenol-d5	4.603	99.0	713266	73.7296	µg/L	0.000
Spiked Amount: 200.000	Range: 10.0 - 65.0%			Recovery = 36.86%		
S Nitrobenzene-d5	5.563	82.0	274513	52.2931	µg/L	0.000
Spiked Amount: 100.000	Range: 32.0 - 94.0%			Recovery = 52.29%		
S 2-Fluorobiphenyl	7.728	172.0	1091592	61.6822	µg/L	0.010
Spiked Amount: 100.000	Range: 28.0 - 107.0%			Recovery = 61.68%		
S 2,4,6-Tribromophenol	9.458	329.8	254651	161.1153	µg/L	0.000
Spiked Amount: 200.000	Range: 25.0 - 140.0%			Recovery = 80.56%		
S Terphenyl-d14	13.108	244.3	1454599	81.0112	µg/L	0.010
Spiked Amount: 100.000	Range: 32.0 - 122.0%			Recovery = 81.01%		

Target Compounds

Target Compound	RT	QIon	Resp.	Conc.	Units	Dev	QValue
T N-Nitrosodimethylamine	0.000		0	N.D.			
T Pyridine	0.000		0	N.D.			
T Aniline	0.000		0	N.D.			
T Phenol	0.000		0	N.D.			
T bis(-2-Chloroethyl)Ether	0.000		0	N.D.			
T 2-Chlorophenol	0.000		0	N.D.			
T 1,3-Dichlorobenzene	0.000		0	N.D.			
T 1,4-Dichlorobenzene	0.000		0	N.D.			
T 1,2-Dichlorobenzene	0.000		0	N.D.			
T Benzyl Alcohol	0.000		0	N.D.			
T bis(2-chloroisopropyl)Ether	0.000		0	N.D.			
T 2-Methylphenol	0.000		0	N.D.			
T N-nitroso-Di-n-propylamine	5.563	70.0	0		µg/L	md	1
T 4Methylphenol/3Methylphenol	0.000		0	N.D.			
T Hexachloroethane	5.573	117.0	0		µg/L	md	1

Quantitation Results Report (QT Reviewed)

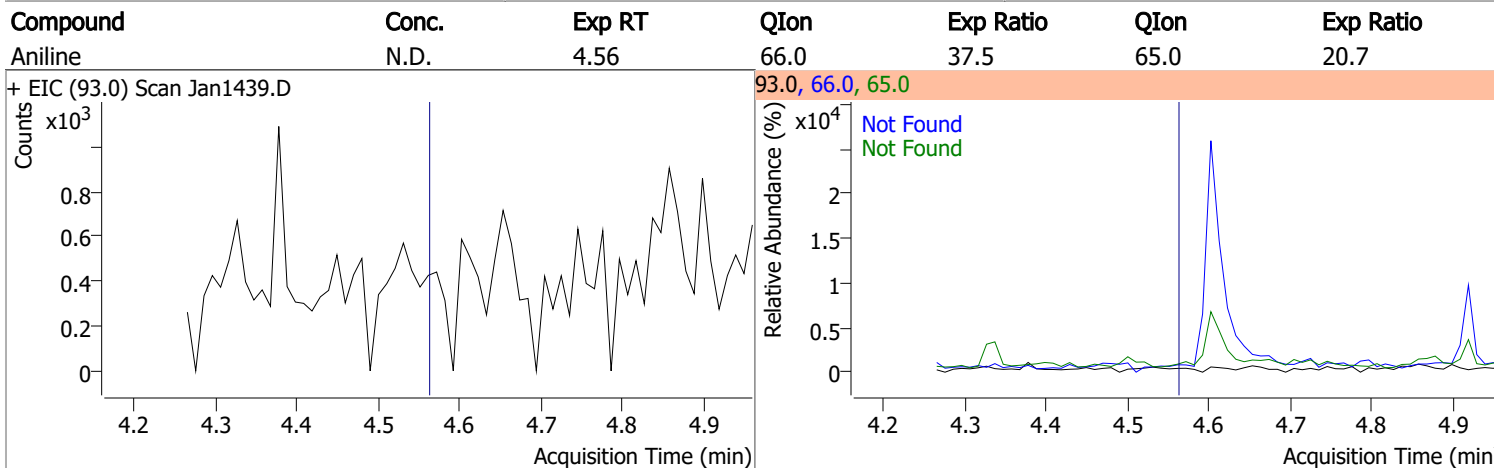
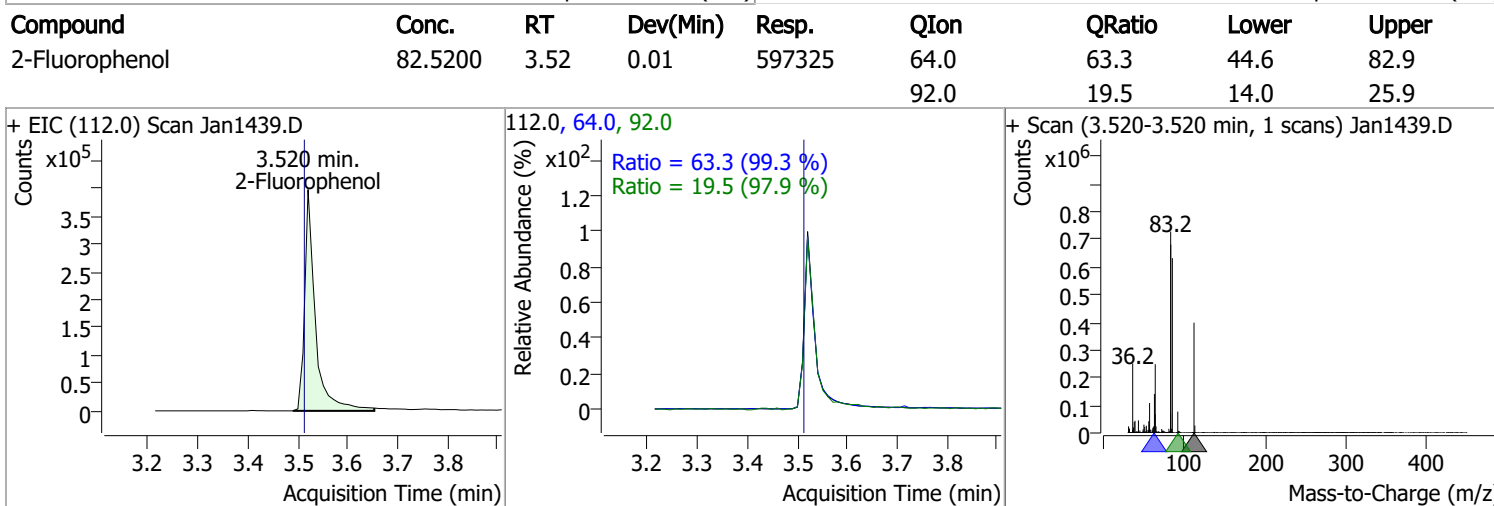
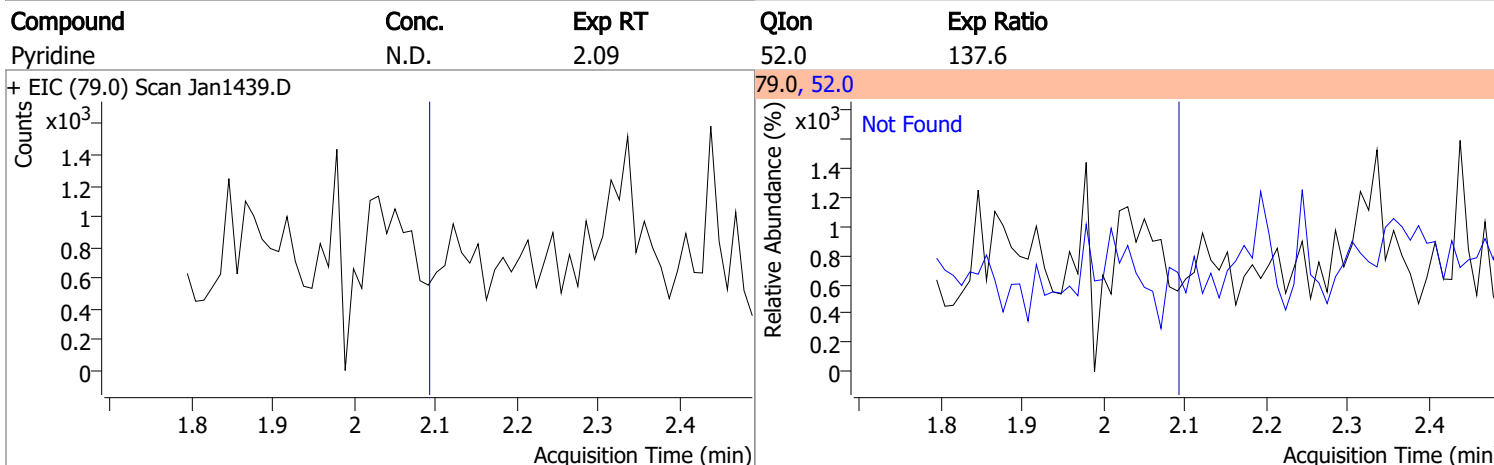
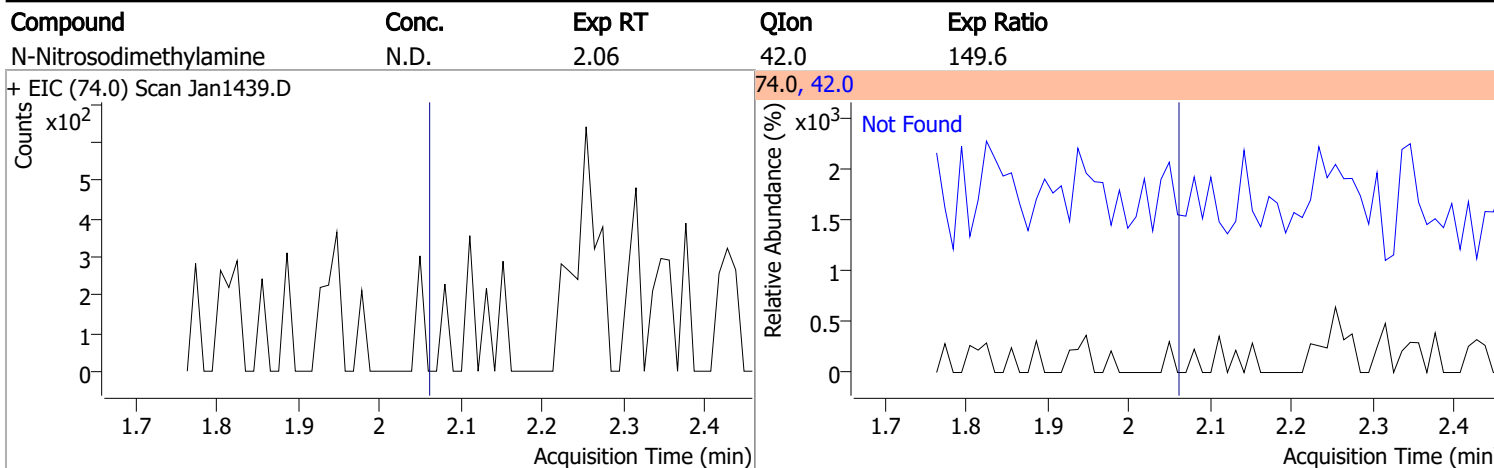
Compound	RT	QIon	Resp.	Conc.	Units	Dev(Min)
T Nitrobenzene	0.000		0	N.D.		
T Isophorone	0.000		0	N.D.		
T 2-Nitrophenol	0.000		0	N.D.		
T 2,4-Dimethylphenol	0.000		0	N.D.		
T bis(-2-Chloroethoxy)Methane	0.000		0	N.D.		
T 2,4-Dichlorophenol	0.000		0	N.D.		
T Benzoic Acid	0.000		0	N.D.		
T 1,2,4-Trichlorobenzene	0.000		0	N.D.		
T Naphthalene	6.424	128.0	68396	2.2332	µg/L #	87
T 4-Chlorophenol	0.000		0	N.D.		
T p-Chloroaniline	0.000		0	N.D.		
T Hexachlorobutadiene	0.000		0	N.D.		
T 4-Chloro-2-Methylphenol	0.000		0	N.D.		
T 4-Chloro-3-Methylphenol	0.000		0	N.D.		
T 2-Methylnaphthalene	7.256	141.0	25028	1.4742	µg/L #m	90
T 1-Methylnaphthalene	7.368	141.0	54377	3.5756	µg/L	98
T Hexachlorocyclopentadiene	0.000		0	N.D.		
T 2,4,6-Trichlorophenol	0.000		0	N.D.		
T 2,4,5-Trichlorophenol	0.000		0	N.D.		
T 2-Chloronaphthalene	0.000		0	N.D.		
T 2-Nitroaniline	7.913	65.0	0		µg/L md	1
T Dimethyl Phthalate	8.497	163.0	0		µg/L md	1
T 2,6-Dinitrotoluene	8.169	165.0	0		µg/L md	1
T Acenaphthylene	0.000		0	N.D.		
T 3-Nitroaniline	0.000		0	N.D.		
T Acenaphthene	0.000		0	N.D.		
T 2,4-Dinitrophenol	8.722	184.0	0		µg/L md	1
T Dibenzofuran	0.000		0	N.D.		
T 2,4-Dinitrotoluene	8.497	165.0	0		µg/L md	1
T 4-Nitrophenol	8.977	109.0	0		µg/L md	1
T Diethylphthalate	9.274	149.0	0		µg/L md	1
T Fluorene	0.000		0	N.D.		
T 4-Chlorophenyl-phenylether	0.000		0	N.D.		
T 4-Nitroaniline	0.000		0	N.D.		
T 4,6-Dinitro-2-methylphenol	0.000		0	N.D.		
T N-nitrosodiphenylamine	0.000		0	N.D.		
T Azobenzene	0.000		0	N.D.		
T 4-Bromophenyl-phenylether	0.000		0	N.D.		
T Hexachlorobenzene	0.000		0	N.D.		
T Pentachlorophenol	0.000		0	N.D.		
T Phenanthrene	0.000		0	N.D.		
T Anthracene	0.000		0	N.D.		
T Triallate	0.000		0	N.D.		
T Carbazole	0.000		0	N.D.		
T o-Terphenyl	0.000		0	N.D.		
T Di-n-Butylphthalate	0.000		0	N.D.		
T Fluoranthene	0.000		0	N.D.		
T Benzidine	0.000		0	N.D.		
T Pyrene	0.000		0	N.D.		
T Butylbenzylphthalate	0.000		0	N.D.		
T Benzo(a)Anthracene	0.000		0	N.D.		
T Chrysene	0.000		0	N.D.		
T 3,3-Dichlorobenzidine	0.000		0	N.D.		
T bis(2-ethylhexyl)Phthalate	0.000		0	N.D.		
T Di-n-octyl Phthalate	0.000		0	N.D.		

Quantitation Results Report (QT Reviewed)

Compound	RT	QIon	Resp.	Conc.	Units	Dev(Min)
T Benzo(b)fluoranthene	0.000		0	N.D.		
T Benzo(k)fluoranthene	0.000		0	N.D.		
T Benzo(a)pyrene	0.000		0	N.D.		
T Indeno(1,2,3-c,d)pyrene	0.000		0	N.D.		
T Dibenzo(a,h)anthracene	0.000		0	N.D.		
T Benzo(g,h,i)perylene	0.000		0	N.D.		

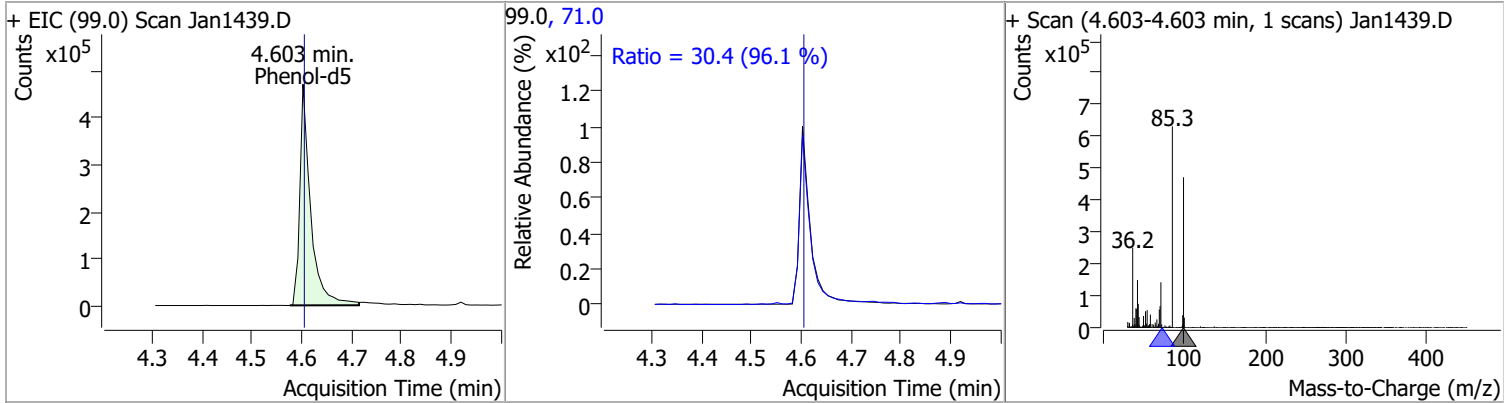
(#) = Qualifier Out of Range; (m) = Manual Integration; (+) = Area Summed; (*) = Surrogate Percent Recovery Out of Range; (d): Zeroed Peak

Quantitation Results Report (QT Reviewed)

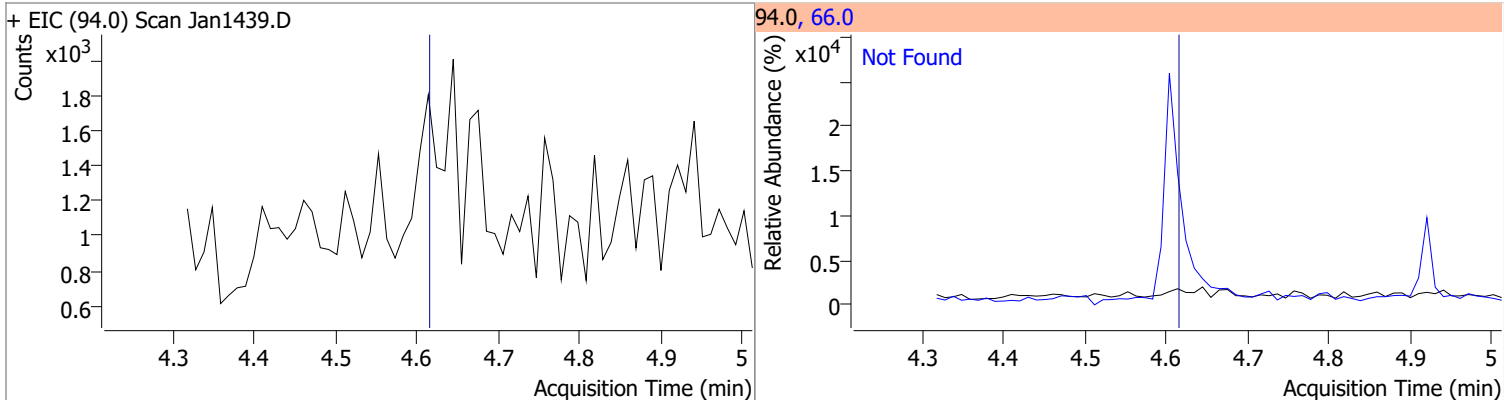


Quantitation Results Report (QT Reviewed)

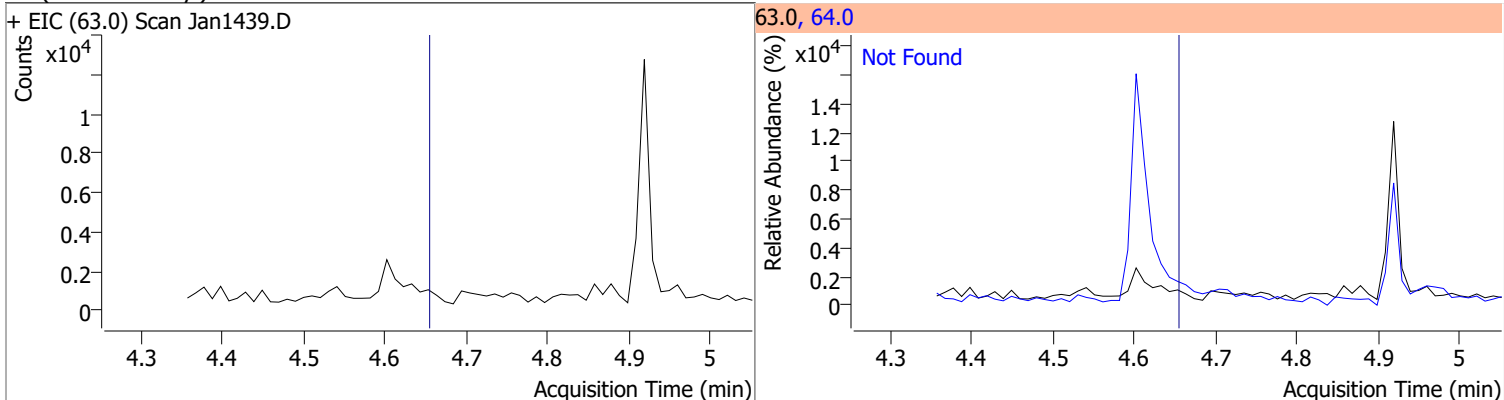
Compound	Conc.	RT	Dev(Min)	Resp.	QIon	QRatio	Lower	Upper
Phenol-d5	73.7296	4.60	0.00	713266	71.0	30.4	22.2	41.2



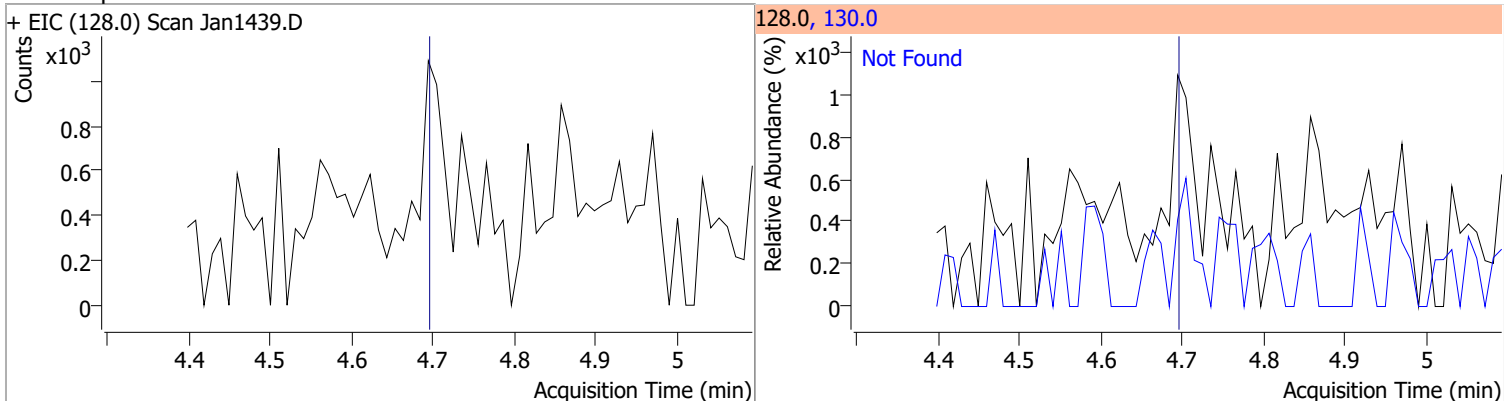
Compound	Conc.	Exp RT	QIon	Exp Ratio
Phenol	N.D.	4.61	66.0	49.9



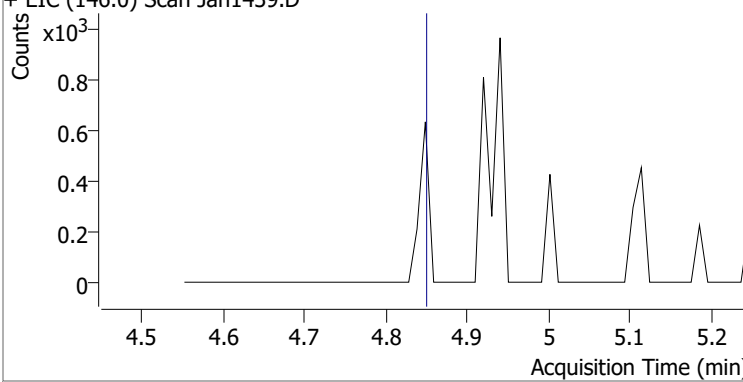
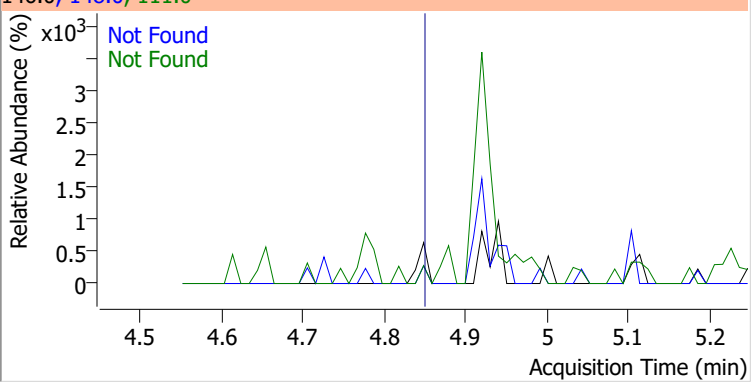
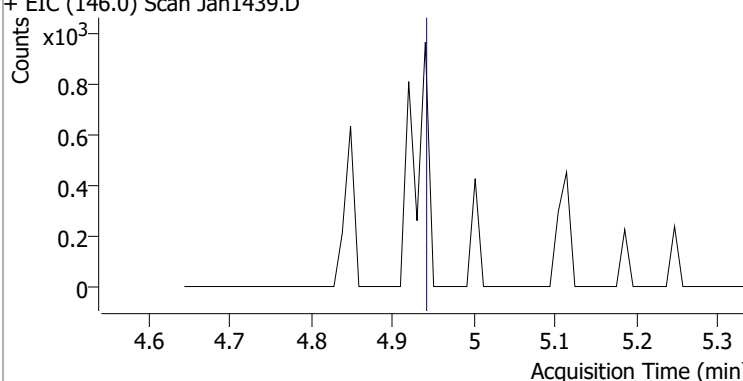
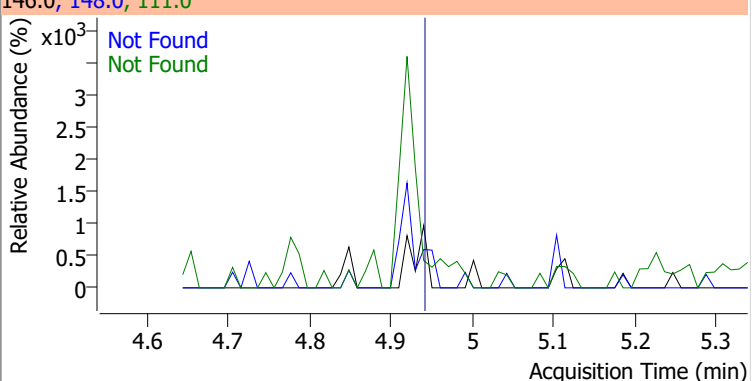
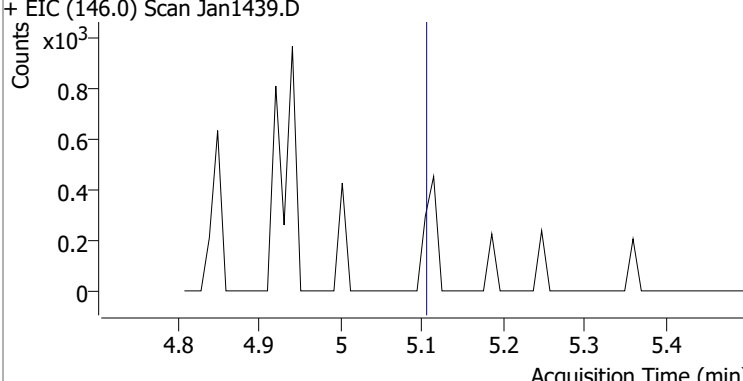
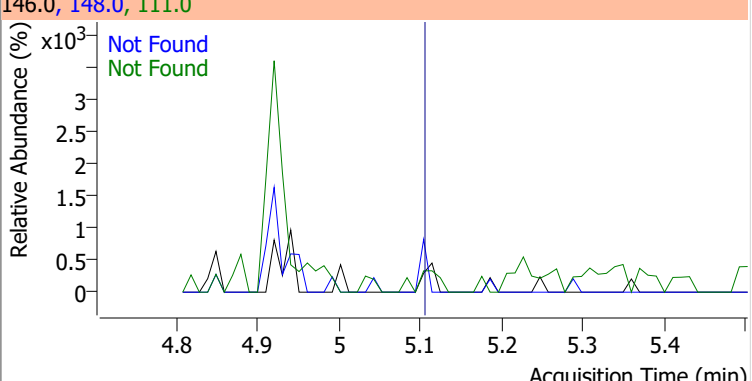
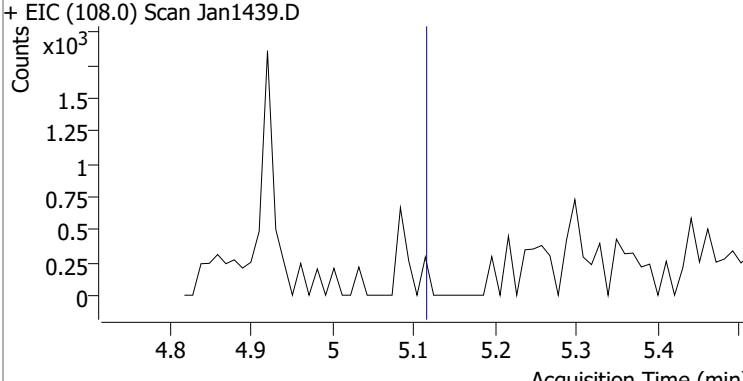
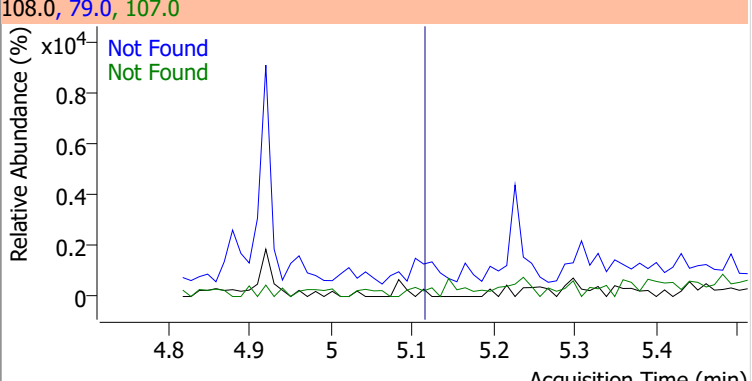
Compound	Conc.	Exp RT	QIon	Exp Ratio
bis(-2-Chloroethyl)Ether	N.D.	4.65	64.0	3.4



Compound	Conc.	Exp RT	QIon	Exp Ratio
2-Chlorophenol	N.D.	4.70	130.0	32.7

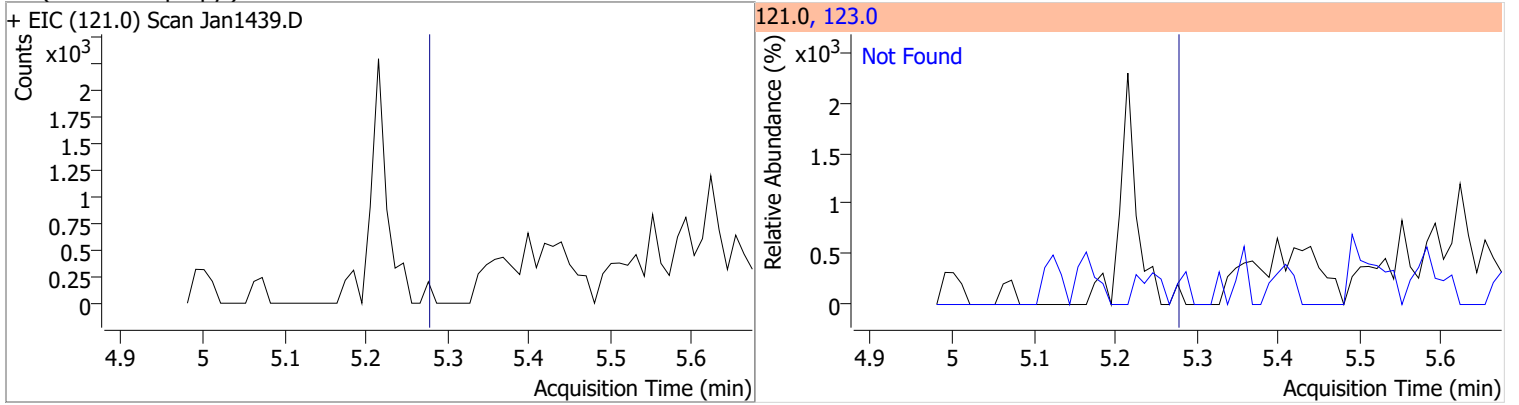


Quantitation Results Report (QT Reviewed)

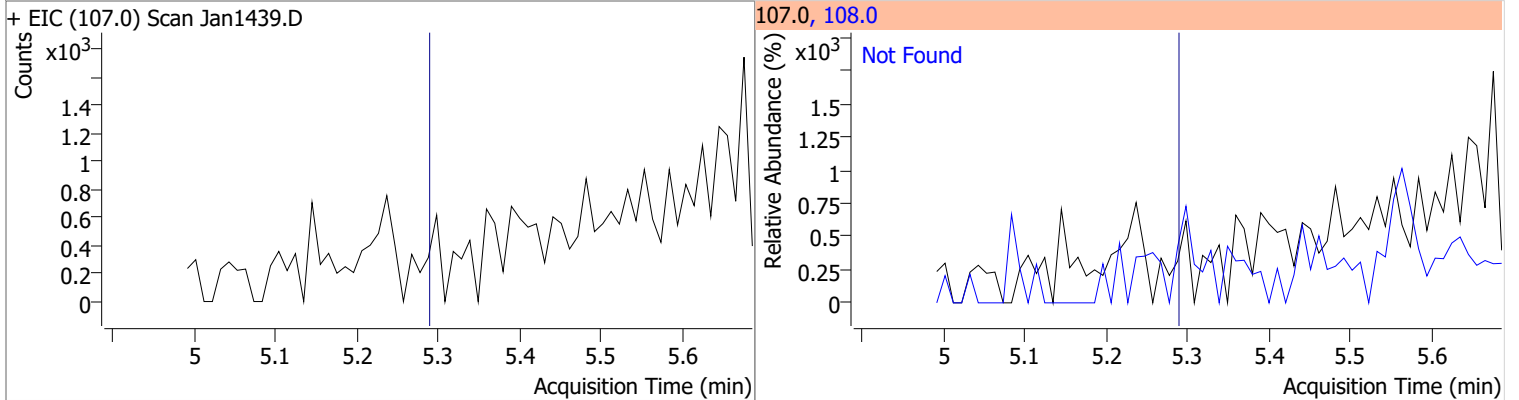
Compound	Conc.	Exp RT	QIon	Exp Ratio	QIon	Exp Ratio
1,3-Dichlorobenzene	N.D.	4.85	148.0	64.0	111.0	35.9
+ EIC (146.0) Scan Jan1439.D			146.0, 148.0, 111.0			
						
1,4-Dichlorobenzene	N.D.	4.94	148.0	65.1	111.0	35.2
+ EIC (146.0) Scan Jan1439.D			146.0, 148.0, 111.0			
						
1,2-Dichlorobenzene	N.D.	5.10	148.0	63.6	111.0	36.6
+ EIC (146.0) Scan Jan1439.D			146.0, 148.0, 111.0			
						
Benzyl Alcohol	N.D.	5.11	79.0	112.9	107.0	67.1
+ EIC (108.0) Scan Jan1439.D			108.0, 79.0, 107.0			
						

Quantitation Results Report (QT Reviewed)

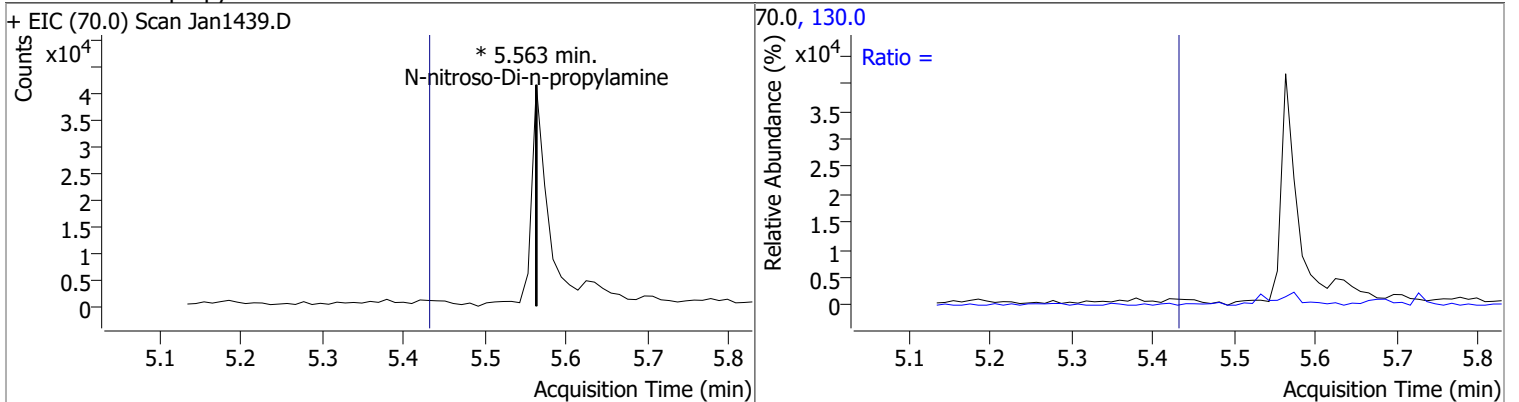
Compound	Conc.	Exp RT	QIon	Exp Ratio
bis(2-chloroisopropyl)Ether	N.D.	5.28	123.0	33.2



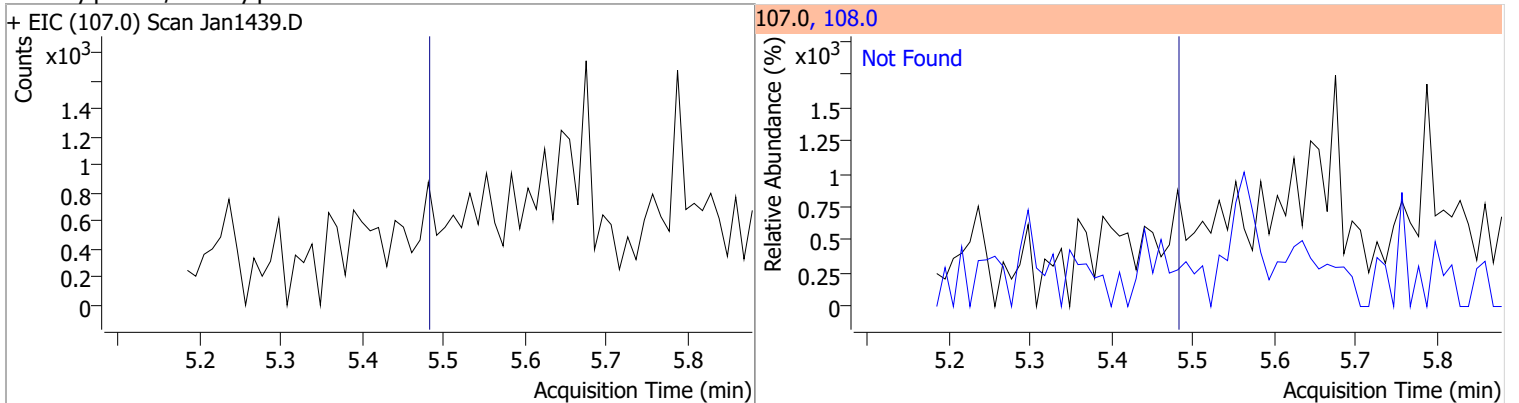
Compound	Conc.	Exp RT	QIon	Exp Ratio
2-Methylphenol	N.D.	5.29	108.0	114.9



Compound	Conc.	RT	Dev(Min)	Resp.	QIon	QRatio	Lower	Upper
N-nitroso-Di-n-propylamine		0		0	130.0		0.0	40.8

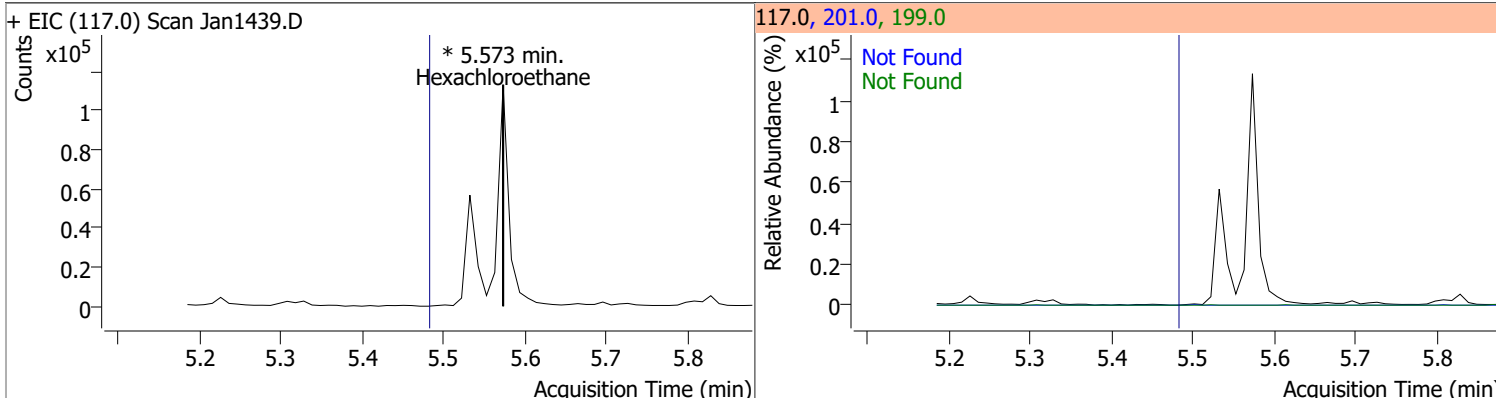


Compound	Conc.	Exp RT	QIon	Exp Ratio
4Methylphenol/3Methylphenol	N.D.	5.48	108.0	80.9

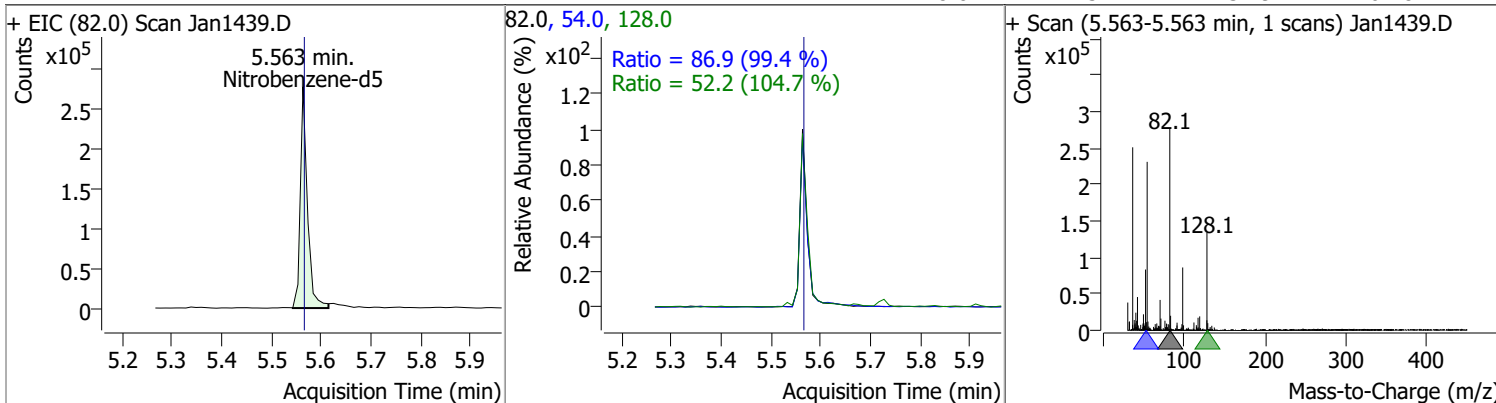


Quantitation Results Report (QT Reviewed)

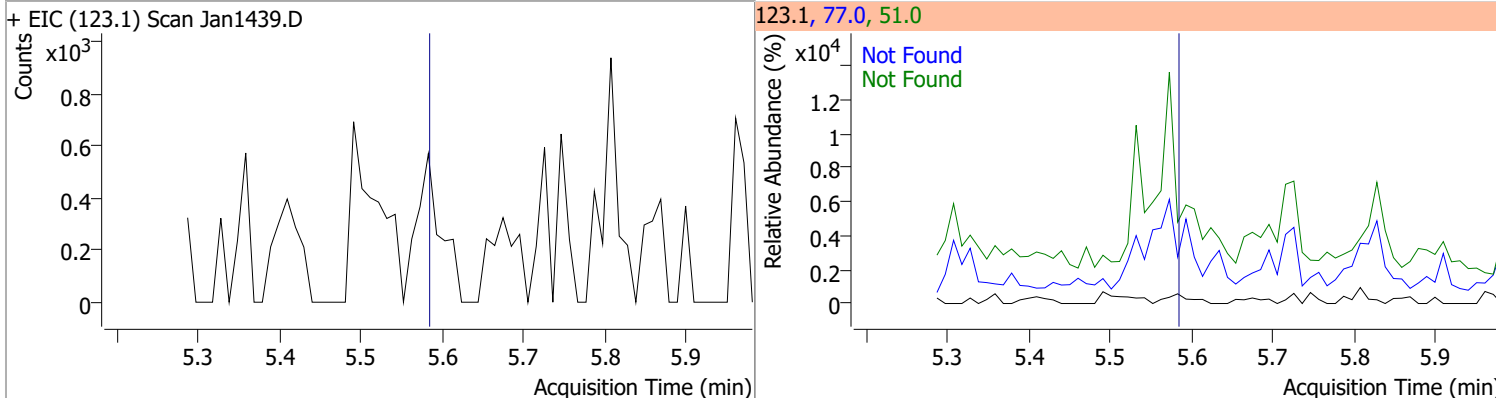
Compound	Conc.	RT	Dev(Min)	Resp.	QIon	QRatio	Lower	Upper
Hexachloroethane		0		0	201.0		67.9	126.0
					199.0		42.1	78.3



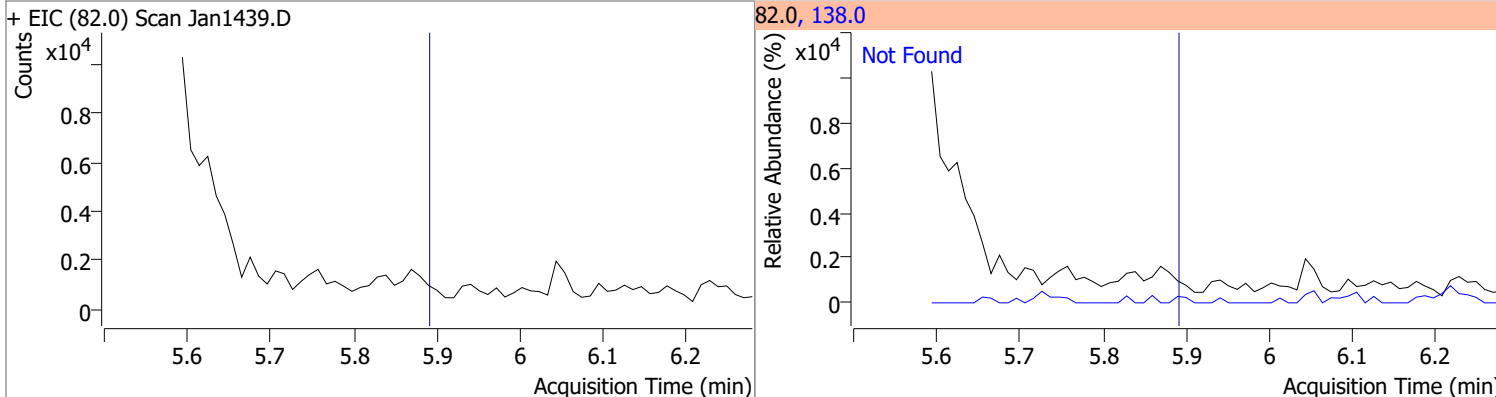
Compound	Conc.	RT	Dev(Min)	Resp.	QIon	QRatio	Lower	Upper
Nitrobenzene-d5	52.2931	5.56	0.00	274513	54.0	86.9	61.2	113.6
					128.0	52.2	34.9	64.8



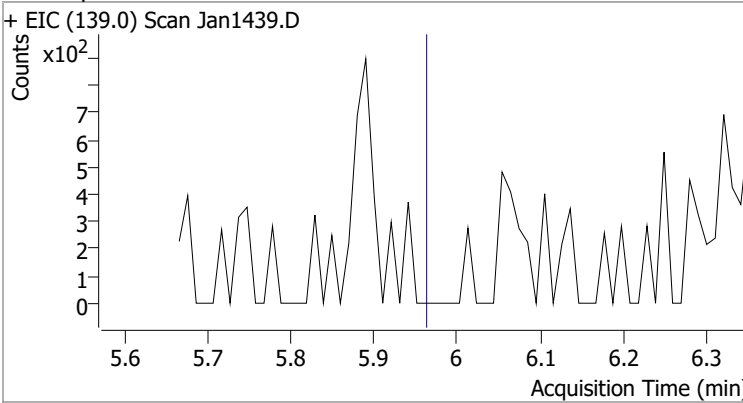
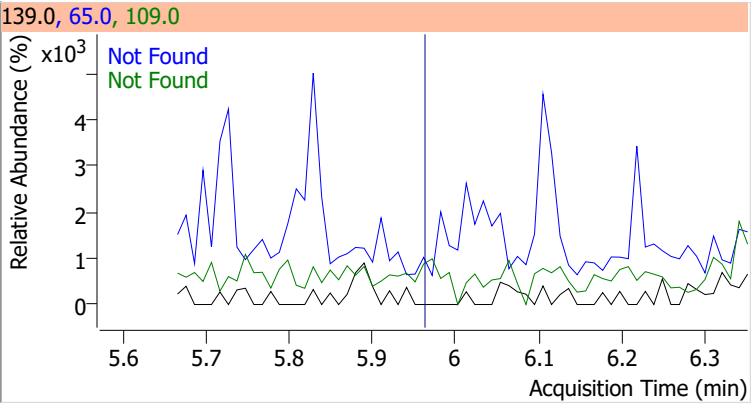
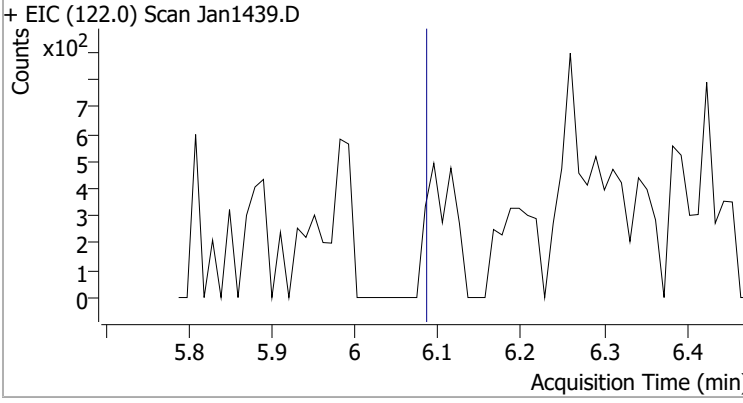
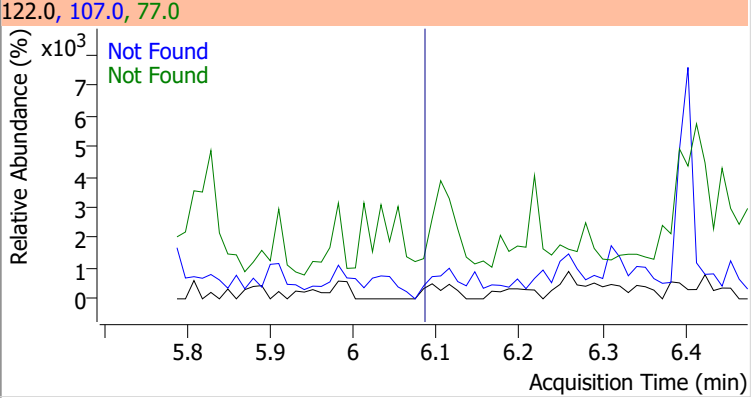
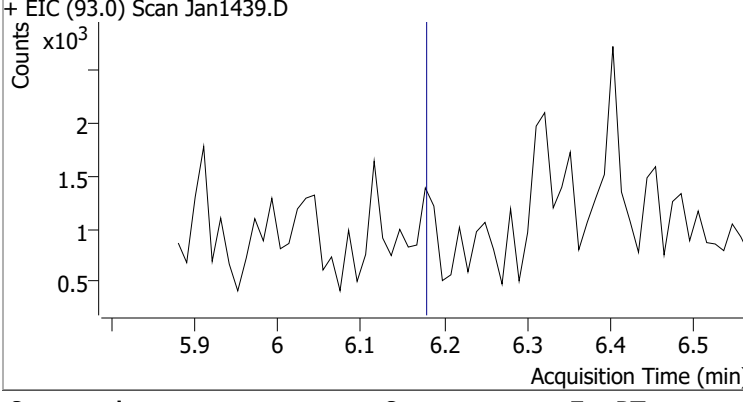
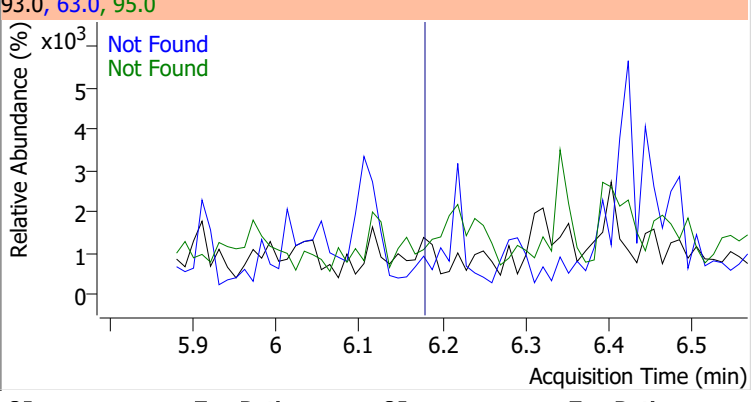
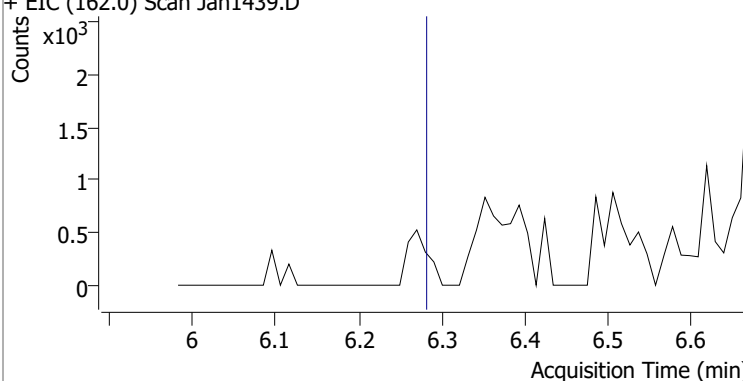
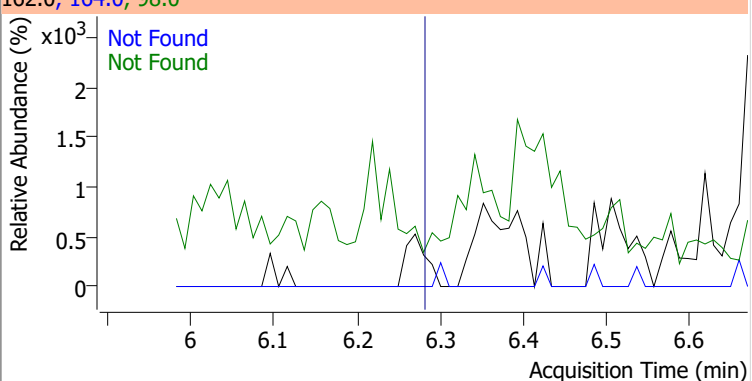
Compound	Conc.	Exp RT	QIon	Exp Ratio	QIon	Exp Ratio
Nitrobenzene	N.D.	5.58	77.0	187.7	51.0	165.1



Compound	Conc.	Exp RT	QIon	Exp Ratio
Isophorone	N.D.	5.89	138.0	21.2

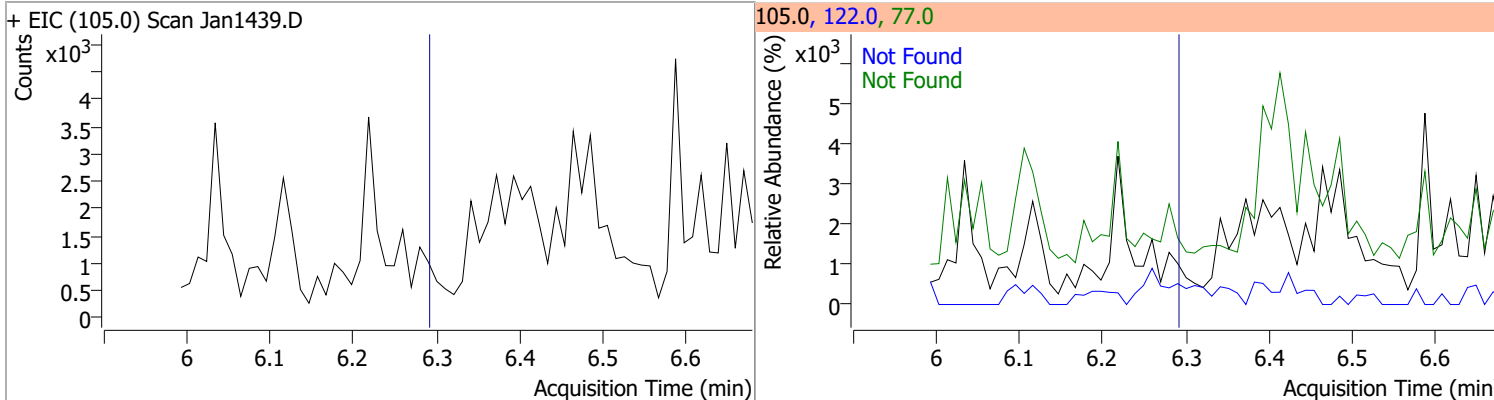


Quantitation Results Report (QT Reviewed)

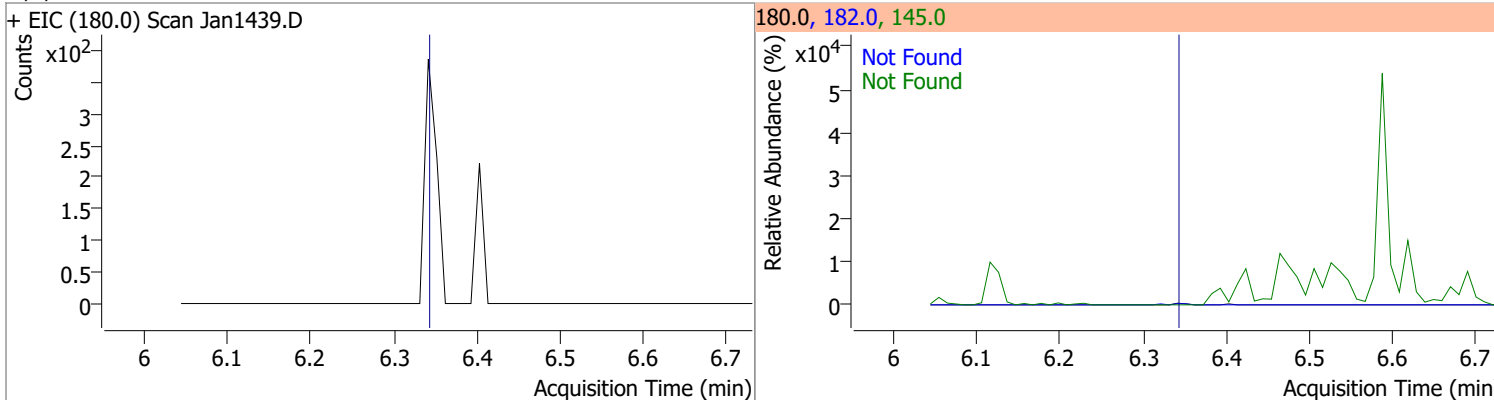
Compound	Conc.	Exp RT	QIon	Exp Ratio	QIon	Exp Ratio
2-Nitrophenol	N.D.	5.96	65.0	52.2	109.0	38.2
+ EIC (139.0) Scan Jan1439.D			139.0, 65.0, 109.0			
						
2,4-Dimethylphenol	N.D.	6.08	107.0	106.7	77.0	29.9
+ EIC (122.0) Scan Jan1439.D			122.0, 107.0, 77.0			
						
bis(-2-Chloroethoxy)Methane	N.D.	6.18	63.0	88.3	95.0	29.8
+ EIC (93.0) Scan Jan1439.D			93.0, 63.0, 95.0			
						
2,4-Dichlorophenol	N.D.	6.28	164.0	63.5	98.0	30.9
+ EIC (162.0) Scan Jan1439.D			162.0, 164.0, 98.0			
						

Quantitation Results Report (QT Reviewed)

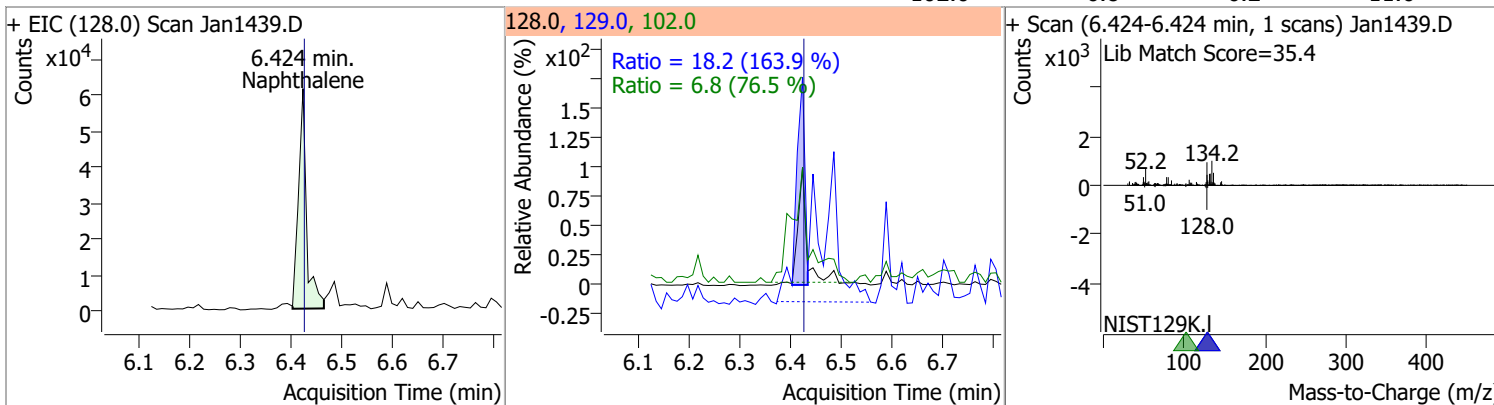
Compound	Conc.	Exp RT	QIon	Exp Ratio	QIon	Exp Ratio
Benzoic Acid	N.D.	6.29	122.0	89.3	77.0	71.7



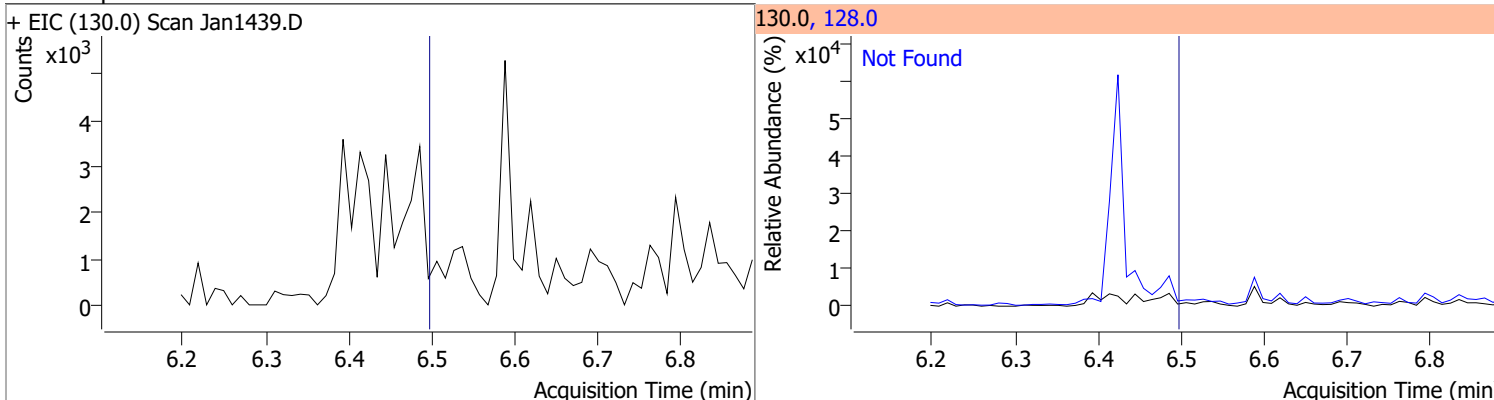
Compound	Conc.	Exp RT	QIon	Exp Ratio	QIon	Exp Ratio
1,2,4-Trichlorobenzene	N.D.	6.34	182.0	98.3	145.0	29.2



Compound	Conc.	RT	Dev(Min)	Resp.	QIon	QRatio	Lower	Upper
Naphthalene	2.2332	6.42	0.00	68396	129.0	18.2	7.8	14.4
					102.0	6.8	6.2	11.6

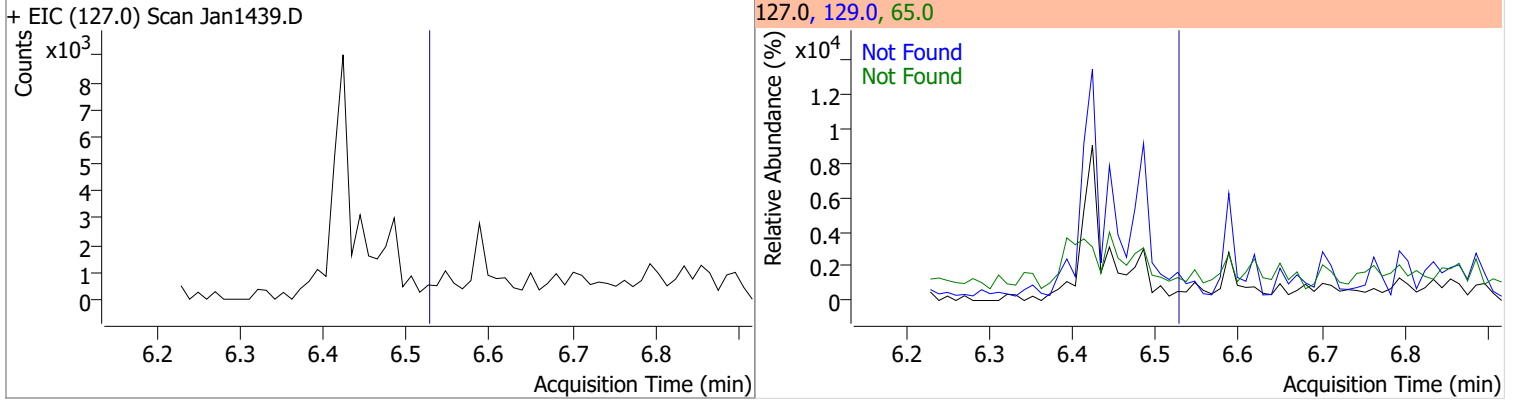


Compound	Conc.	Exp RT	QIon	Exp Ratio
4-Chlorophenol	N.D.	6.50	128.0	299.5

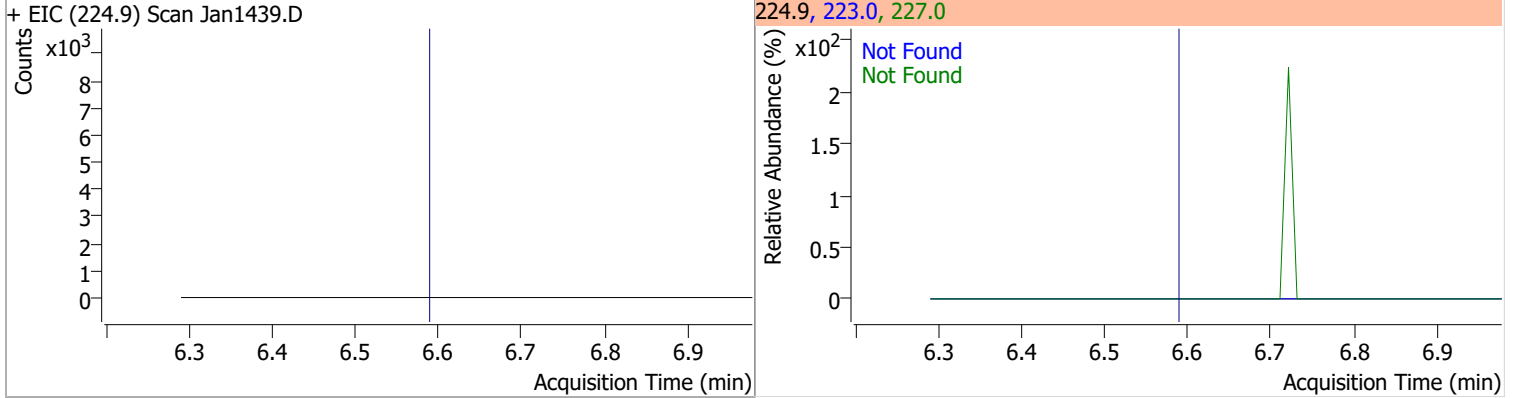


Quantitation Results Report (QT Reviewed)

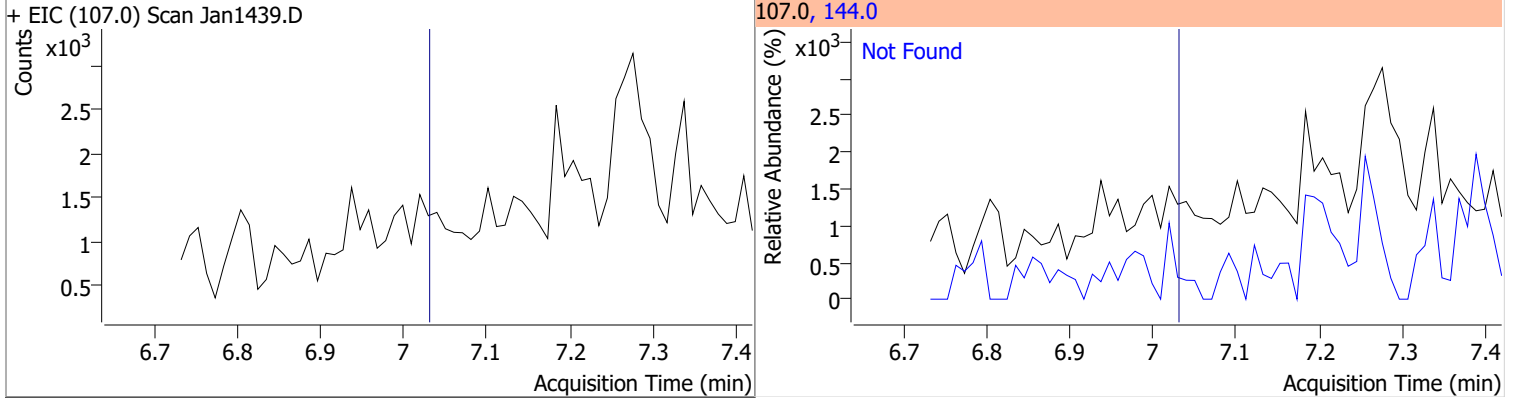
Compound	Conc.	Exp RT	QIon	Exp Ratio	QIon	Exp Ratio
p-Chloroaniline	N.D.	6.53	65.0	32.6	129.0	32.1



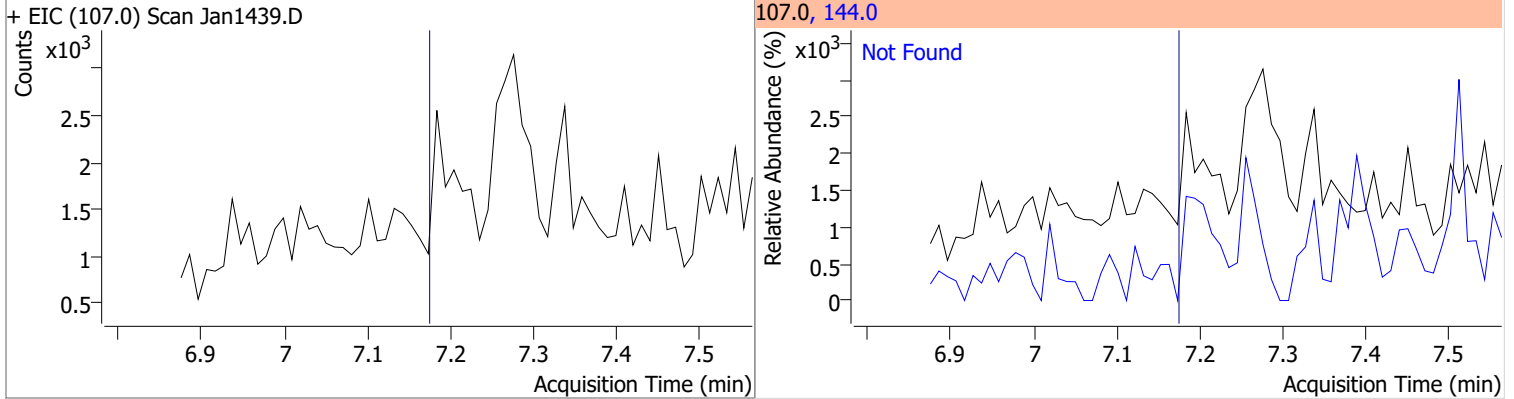
Compound	Conc.	Exp RT	QIon	Exp Ratio	QIon	Exp Ratio
Hexachlorobutadiene	N.D.	6.59	223.0	62.9	227.0	61.7



Compound	Conc.	Exp RT	QIon	Exp Ratio
4-Chloro-2-Methylphenol	N.D.	7.03	144.0	28.7

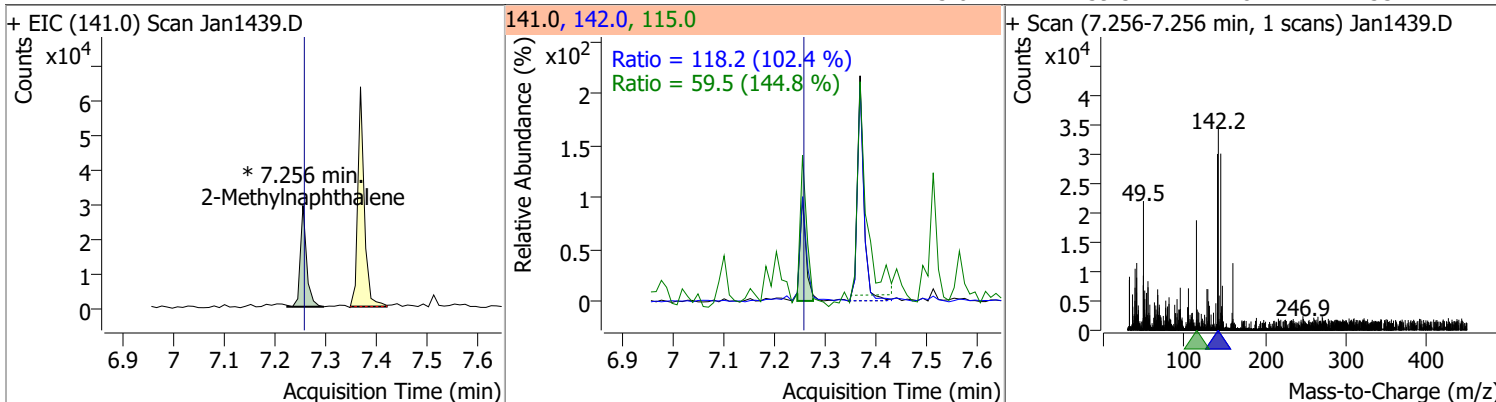


Compound	Conc.	Exp RT	QIon	Exp Ratio
4-Chloro-3-Methylphenol	N.D.	7.17	144.0	28.4

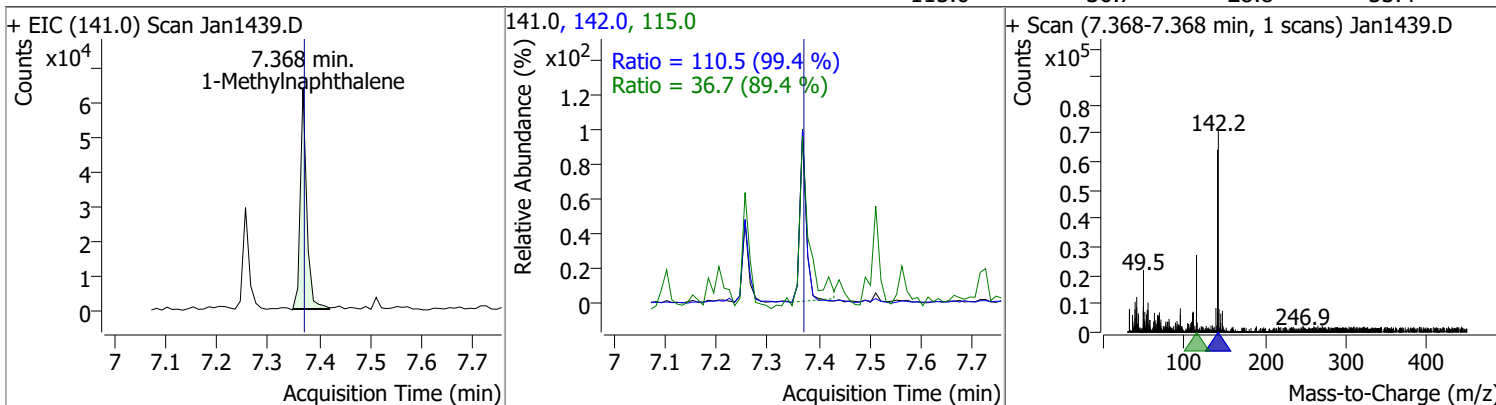


Quantitation Results Report (QT Reviewed)

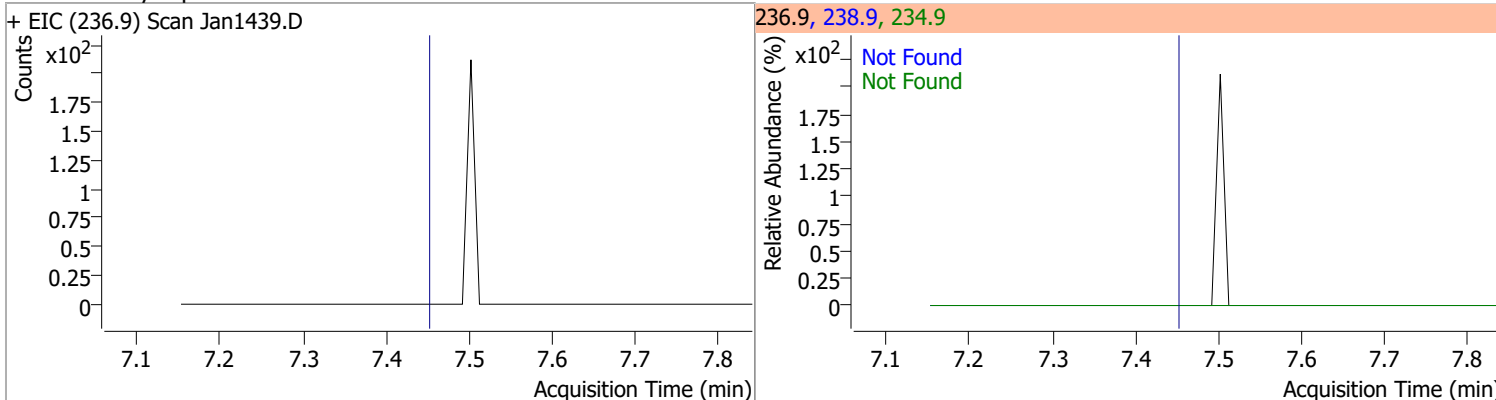
Compound	Conc.	RT	Dev(Min)	Resp.	QIon	QRatio	Lower	Upper
2-Methylnaphthalene	1.4742	7.26	0.00	25028 (m)	142.0	118.2	80.8	150.0
					115.0	59.5	28.7	53.4



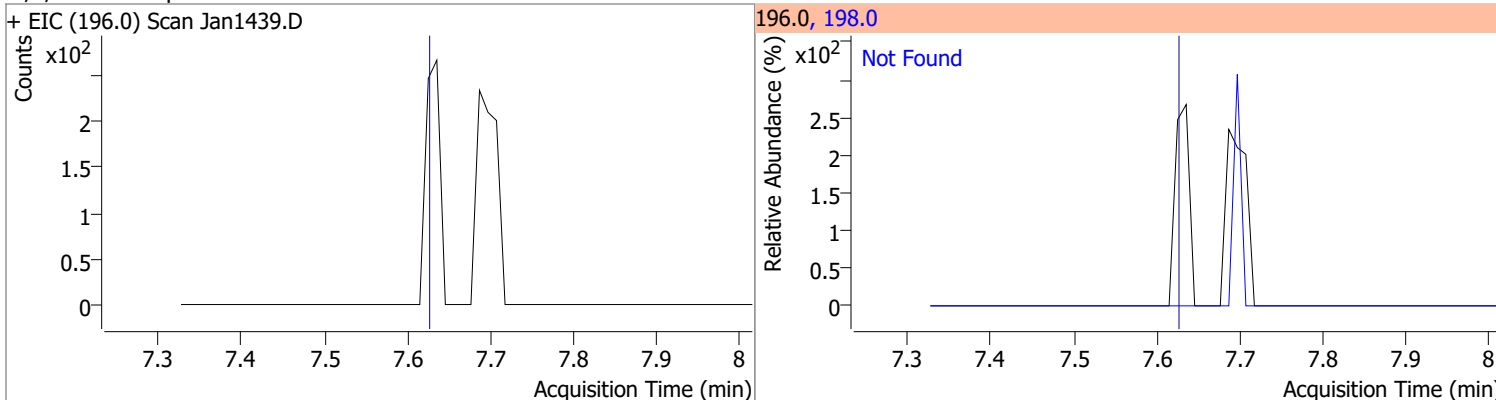
Compound	Conc.	RT	Dev(Min)	Resp.	QIon	QRatio	Lower	Upper
1-Methylnaphthalene	3.5756	7.37	0.00	54377	142.0	110.5	77.8	144.5
					115.0	36.7	28.8	53.4



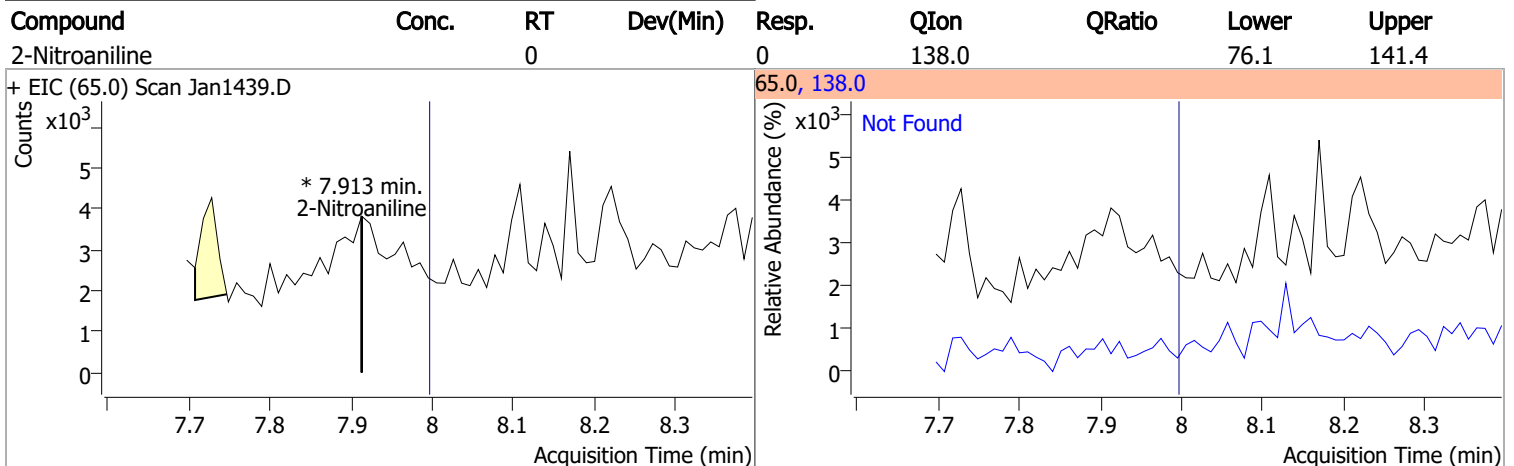
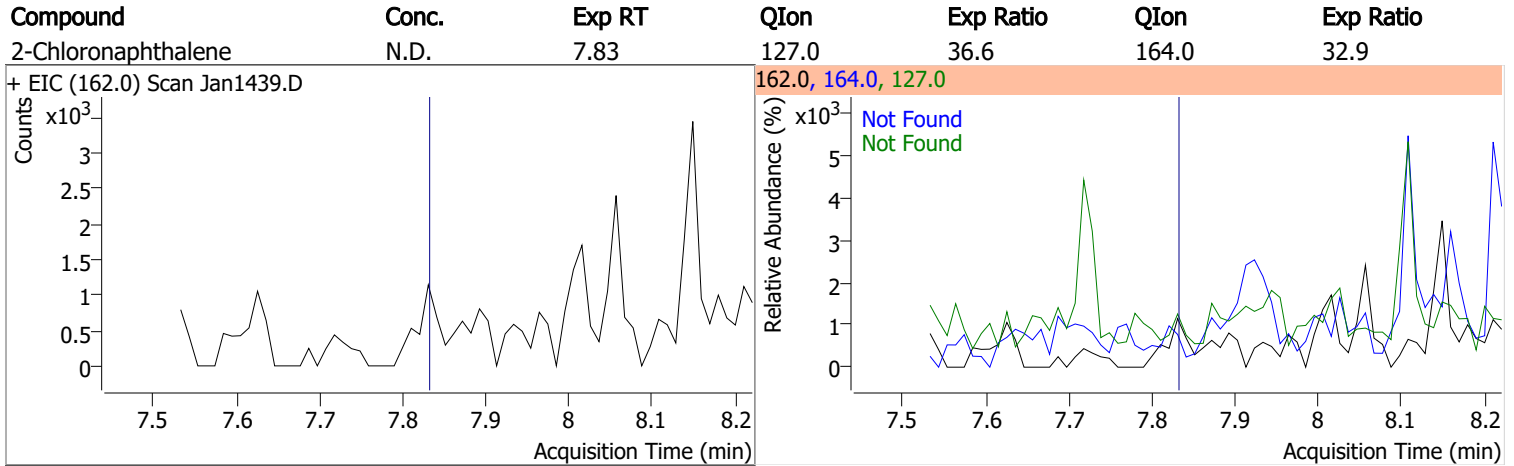
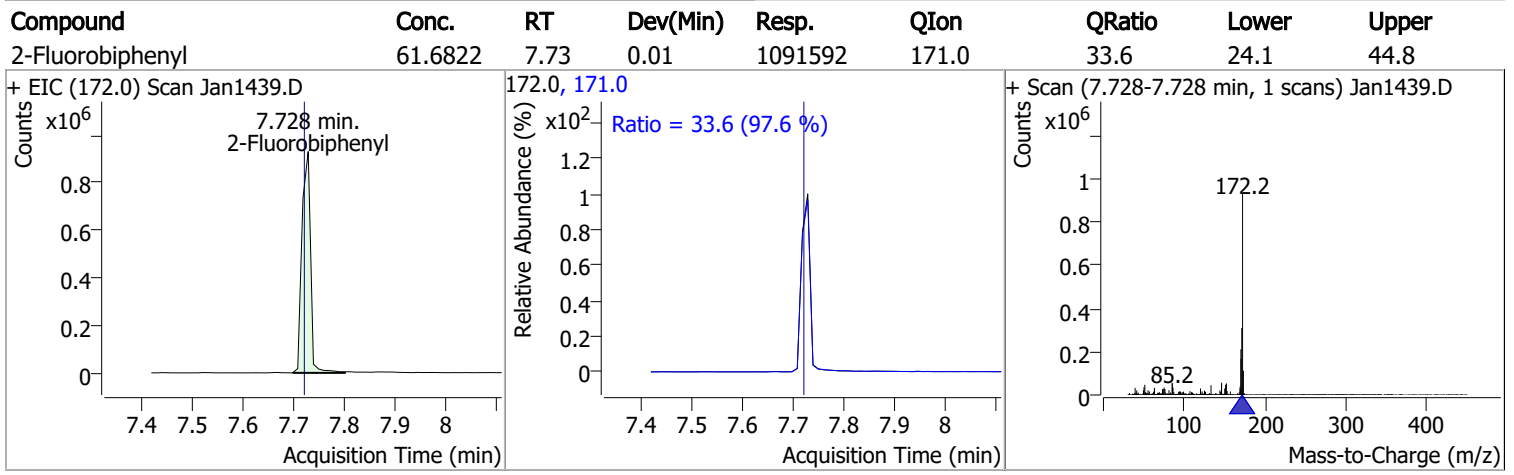
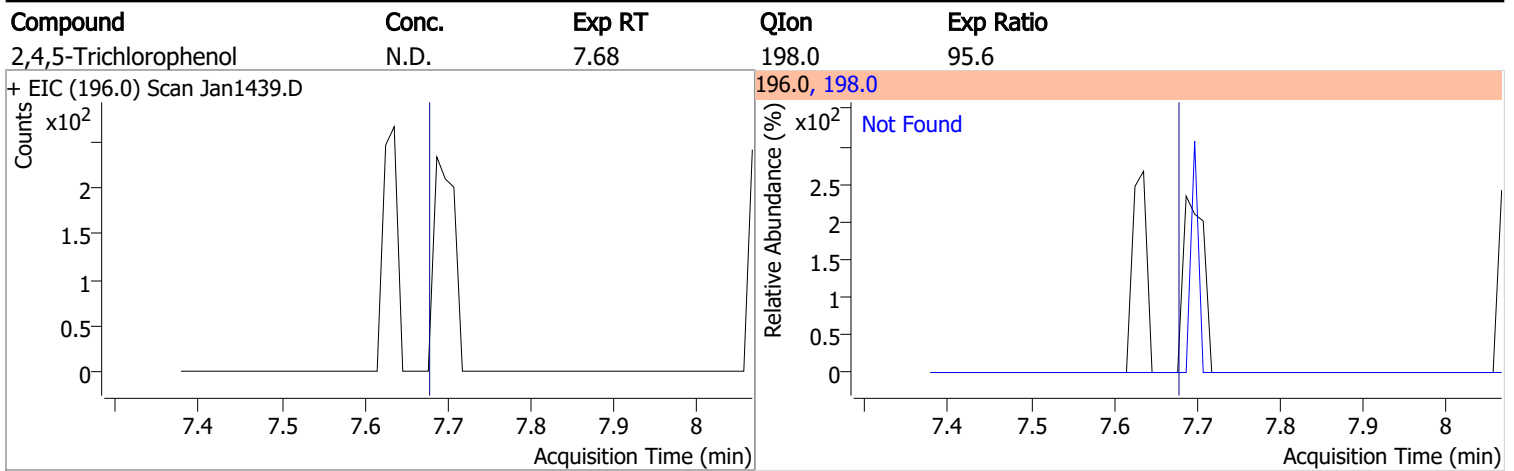
Compound	Conc.	Exp RT	QIon	Exp Ratio	QIon	Exp Ratio
Hexachlorocyclopentadiene	N.D.	7.45	238.9	65.3	234.9	63.2



Compound	Conc.	Exp RT	QIon	Exp Ratio
2,4,6-Trichlorophenol	N.D.	7.63	198.0	94.2

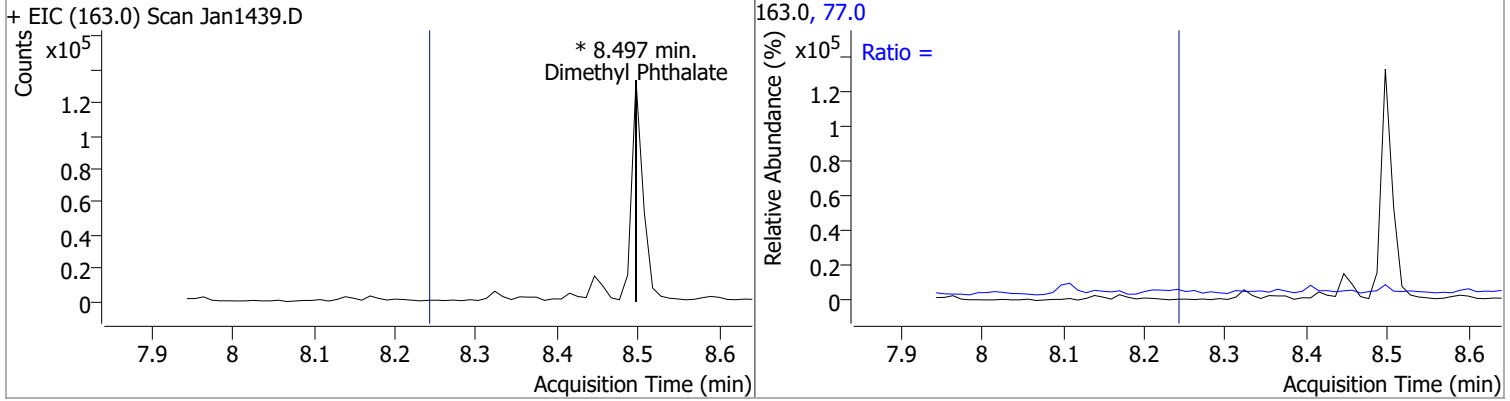


Quantitation Results Report (QT Reviewed)

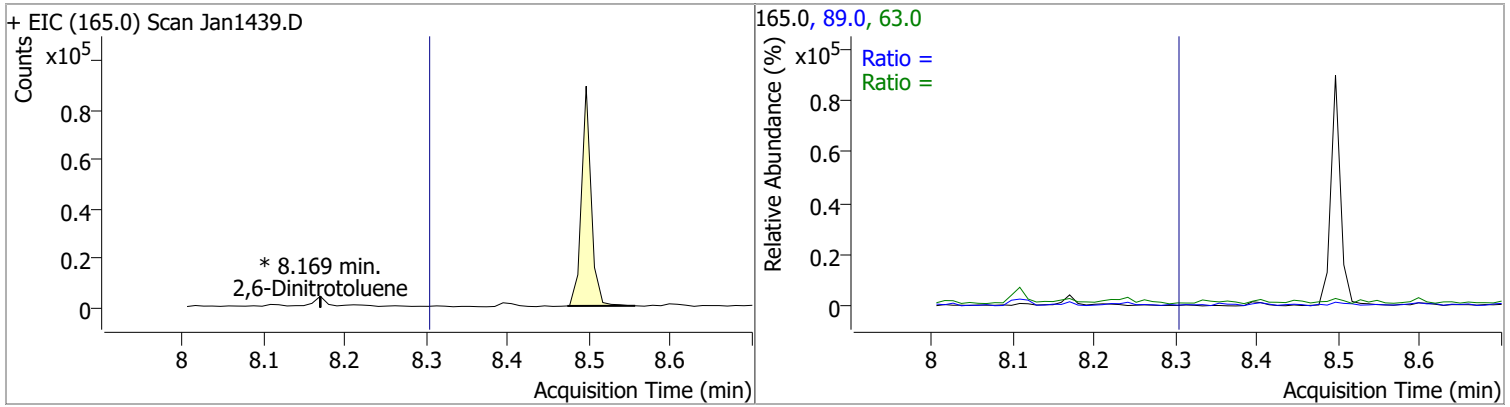


Quantitation Results Report (QT Reviewed)

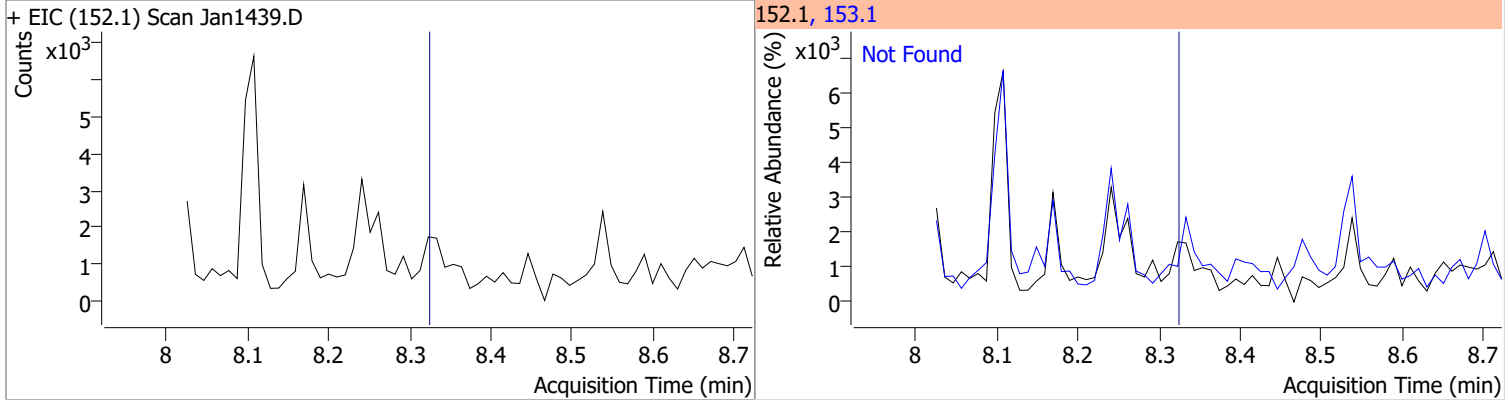
Compound	Conc.	RT	Dev(Min)	Resp.	QIon	QRatio	Lower	Upper
Dimethyl Phthalate	0	0		0	77.0		12.9	24.0



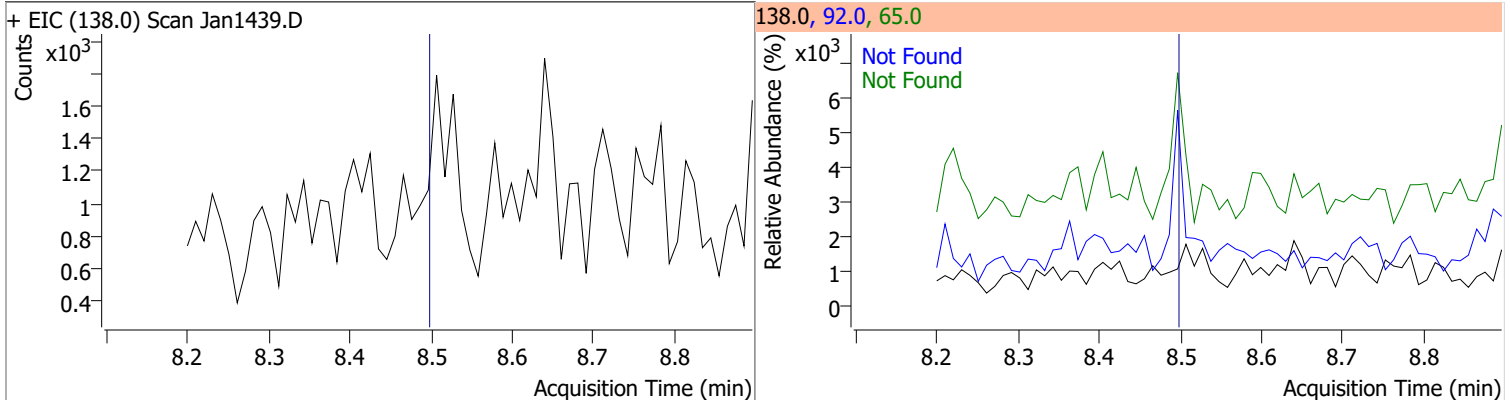
Compound	Conc.	RT	Dev(Min)	Resp.	QIon	QRatio	Lower	Upper
2,6-Dinitrotoluene	0	0		0	63.0 89.0		114.6 41.8	212.8 77.6



Compound	Conc.	Exp RT	QIon	Exp Ratio
Acenaphthylene	N.D.	8.32	153.1	14.0

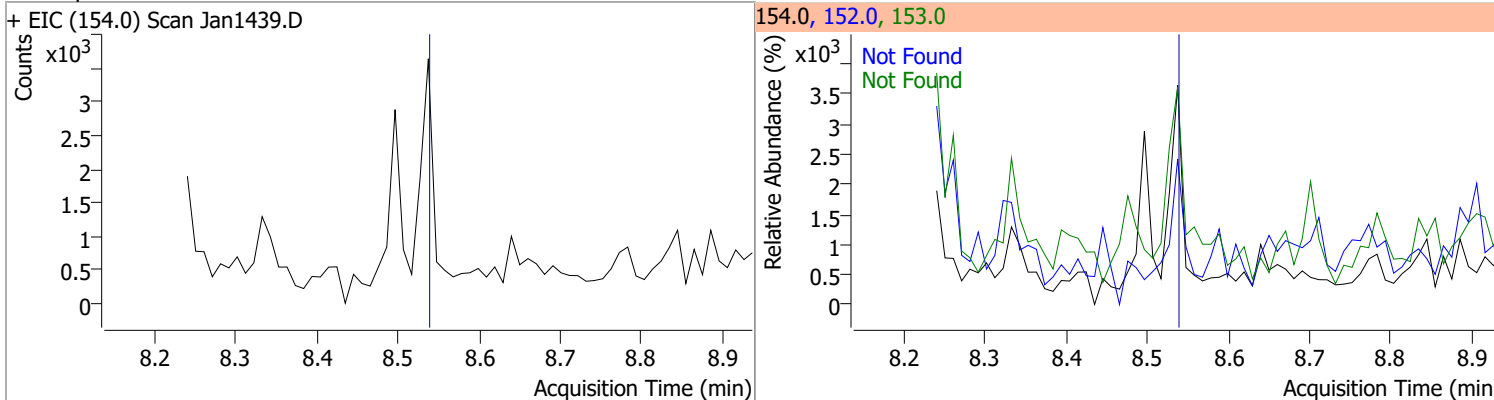


Compound	Conc.	Exp RT	QIon	Exp Ratio	QIon	Exp Ratio
3-Nitroaniline	N.D.	8.50	65.0	131.6	92.0	102.1

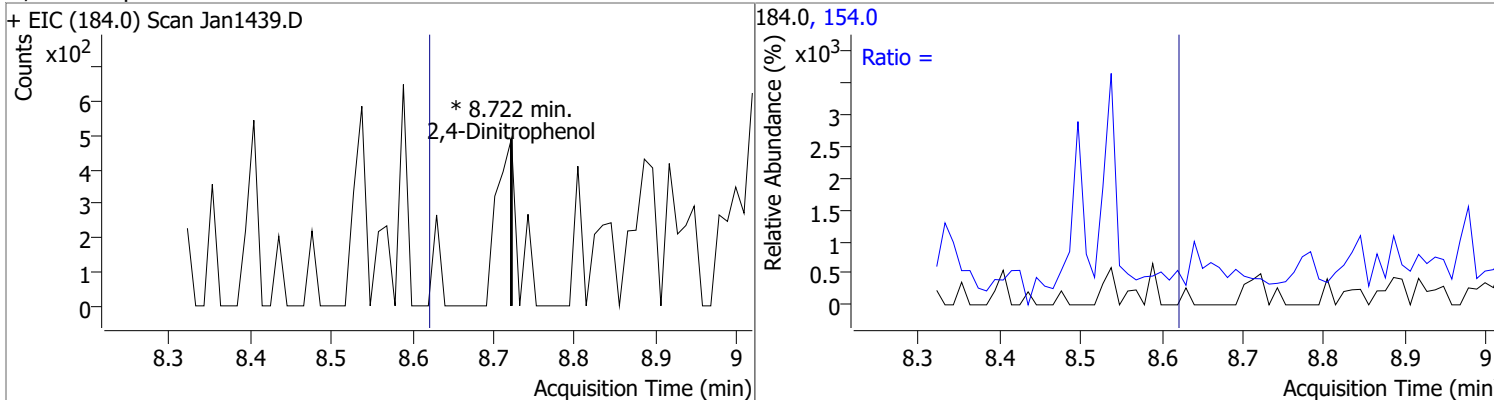


Quantitation Results Report (QT Reviewed)

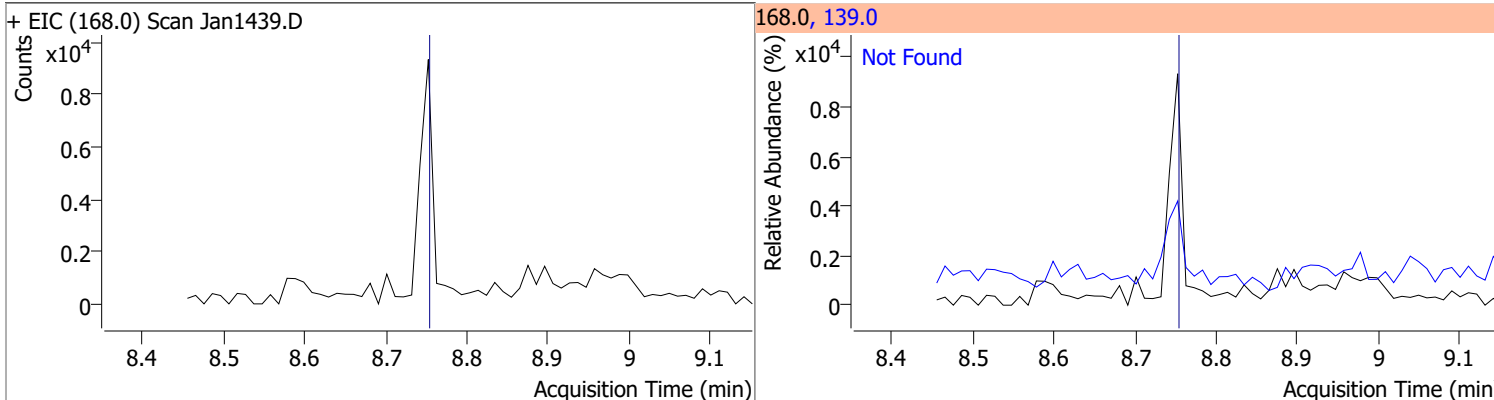
Compound	Conc.	Exp RT	QIon	Exp Ratio	QIon	Exp Ratio
Acenaphthene	N.D.	8.54	153.0	108.2	152.0	50.8



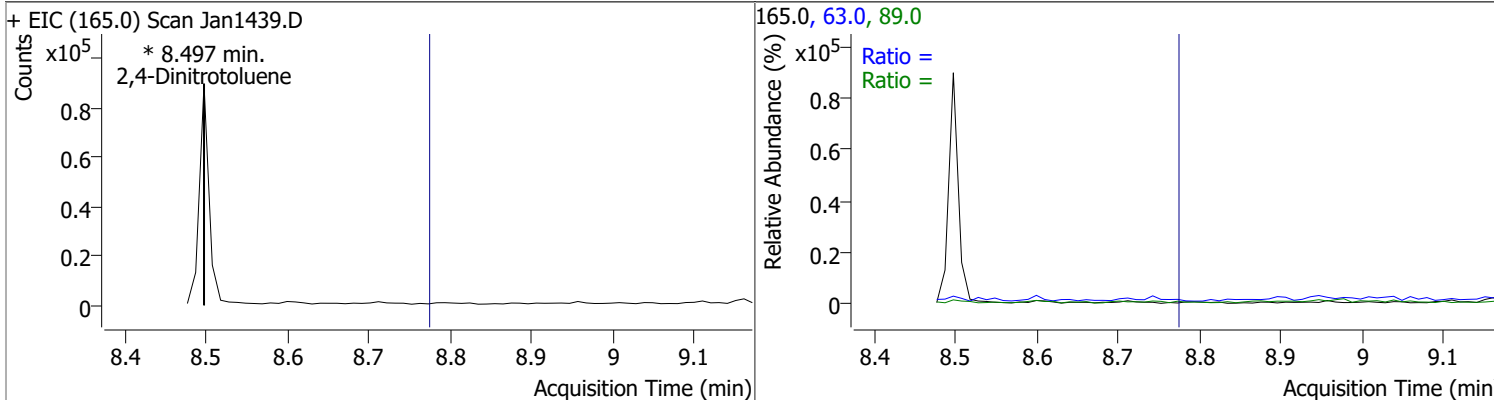
Compound	Conc.	RT	Dev(Min)	Resp.	QIon	QRatio	Lower	Upper
2,4-Dinitrophenol	0	0	0	0	154.0		37.4	69.4



Compound	Conc.	Exp RT	QIon	Exp Ratio
Dibenzofuran	N.D.	8.75	139.0	38.8

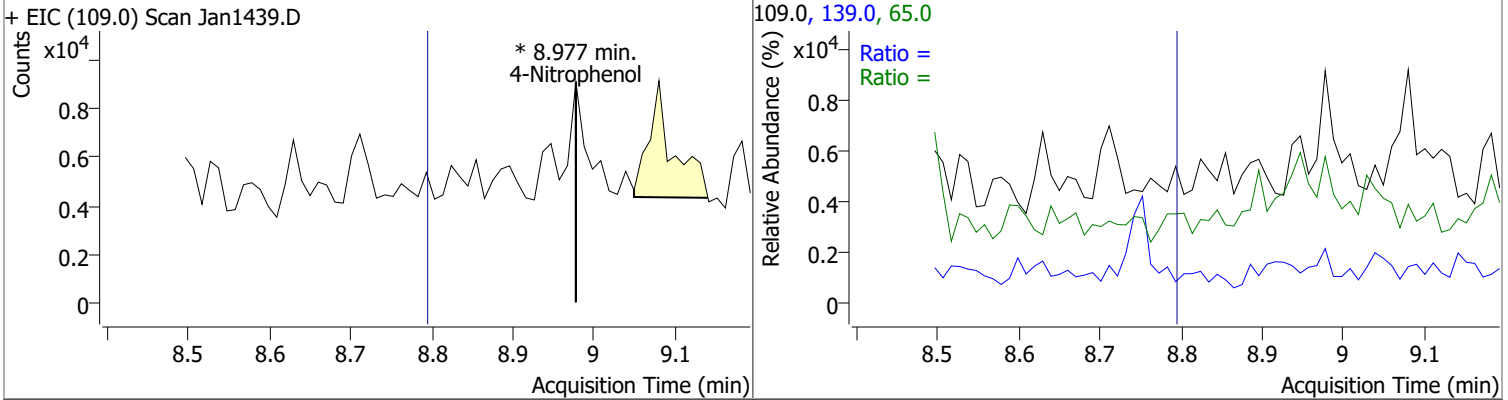


Compound	Conc.	RT	Dev(Min)	Resp.	QIon	QRatio	Lower	Upper
2,4-Dinitrotoluene		0	0	0	89.0		50.5	93.8
					63.0		36.9	68.4

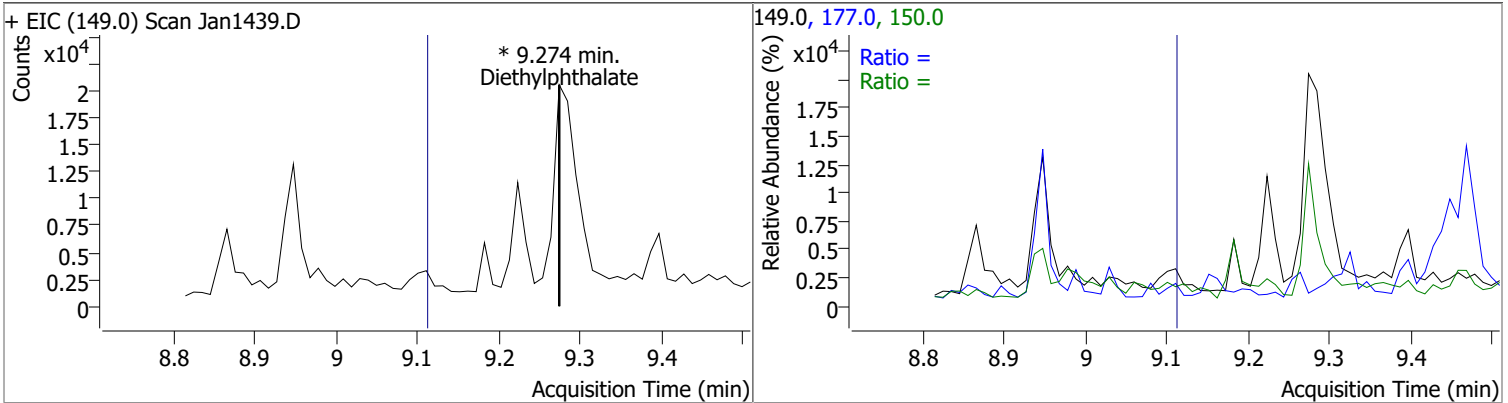


Quantitation Results Report (QT Reviewed)

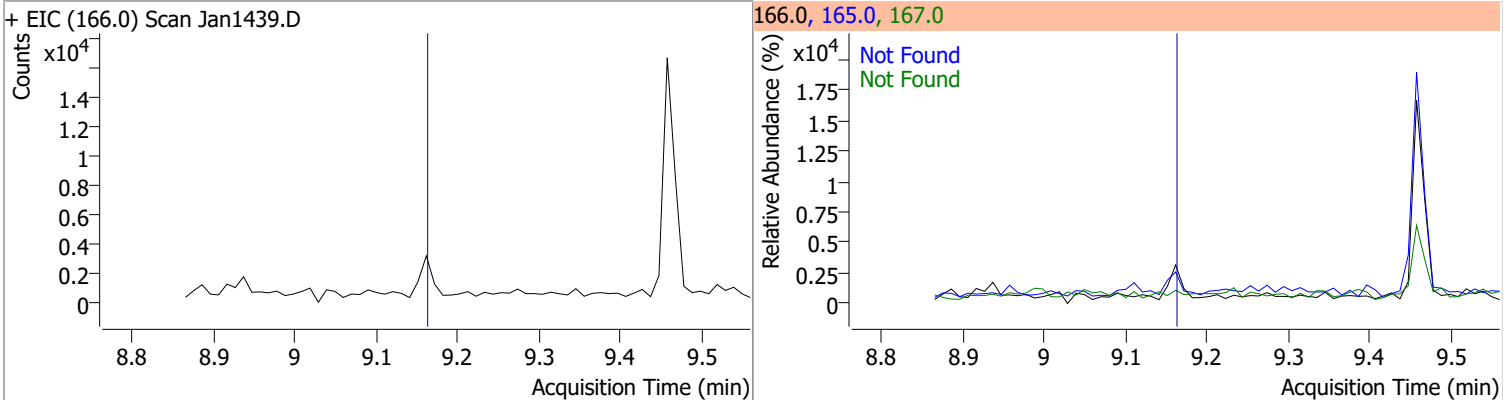
Compound	Conc.	RT	Dev(Min)	Resp.	QIon	QRatio	Lower	Upper
4-Nitrophenol	0	0	0	0	65.0		59.4	110.4
					139.0		46.2	85.8



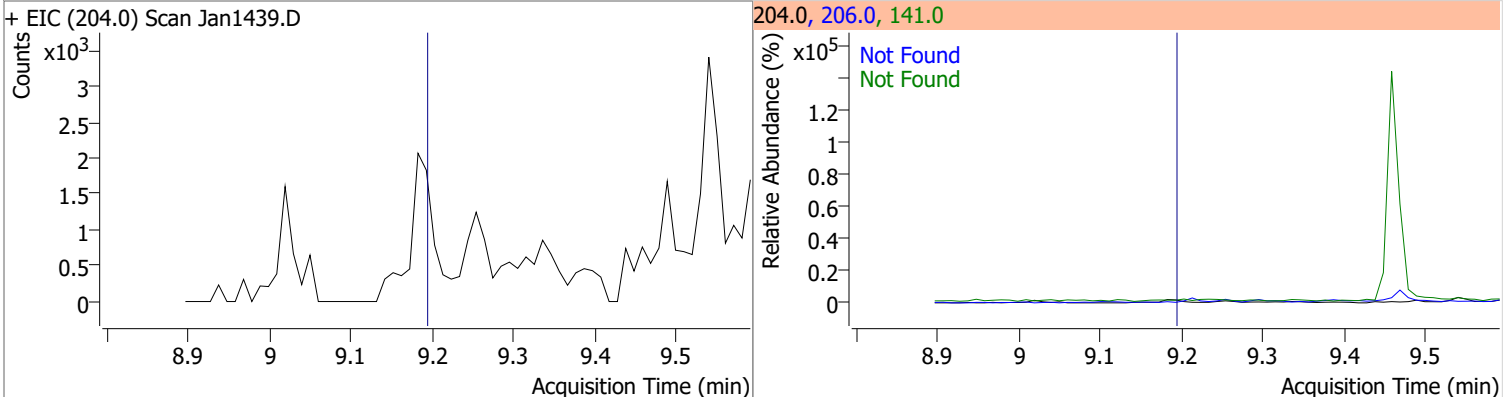
Compound	Conc.	RT	Dev(Min)	Resp.	QIon	QRatio	Lower	Upper
Diethylphthalate	0	0	0	0	177.0		14.3	26.5
					150.0		8.6	16.0



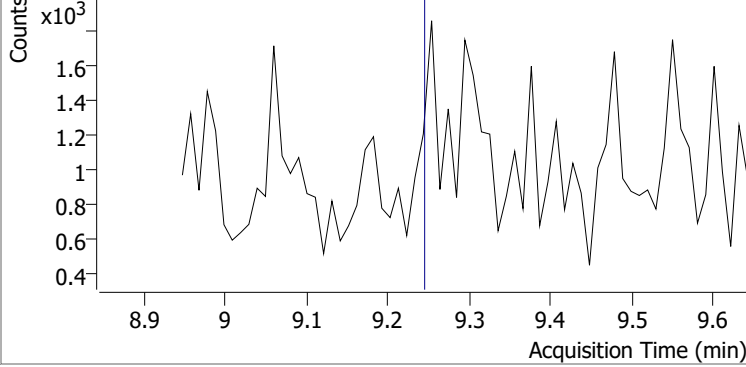
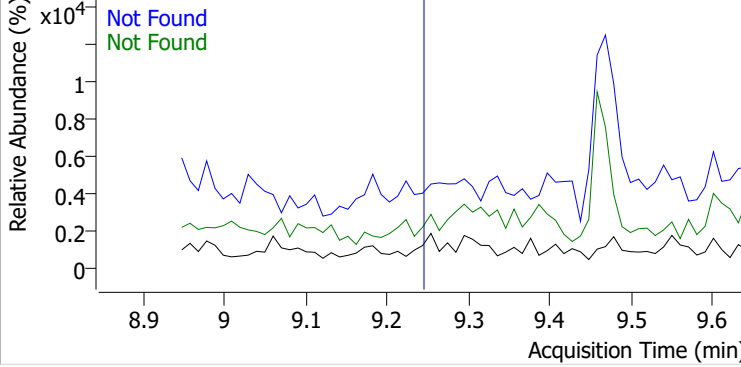
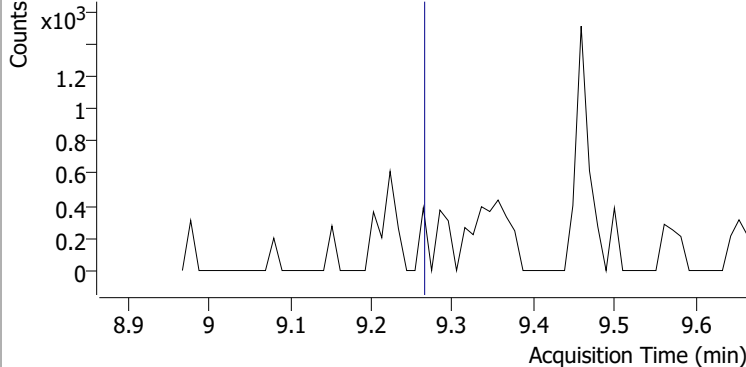
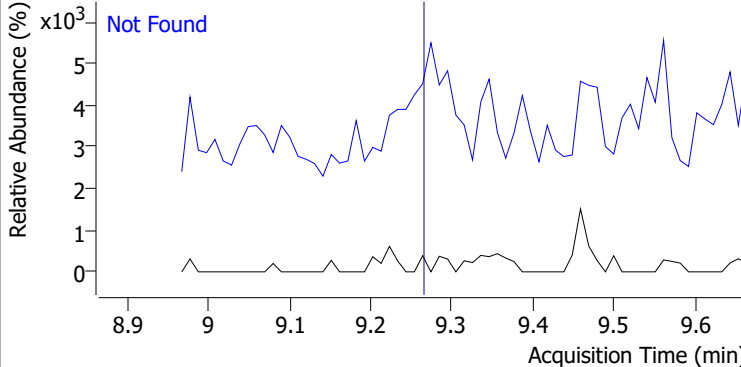
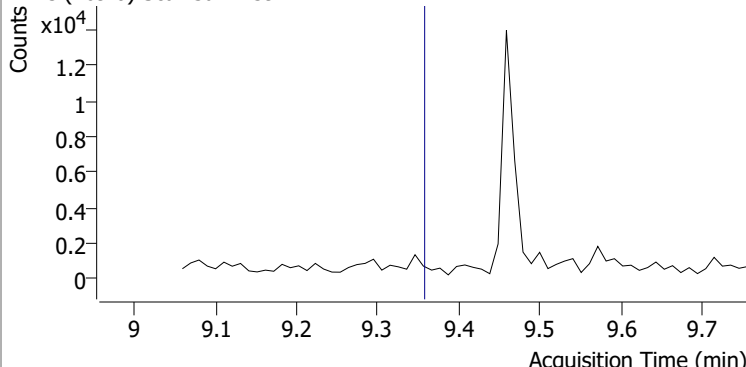
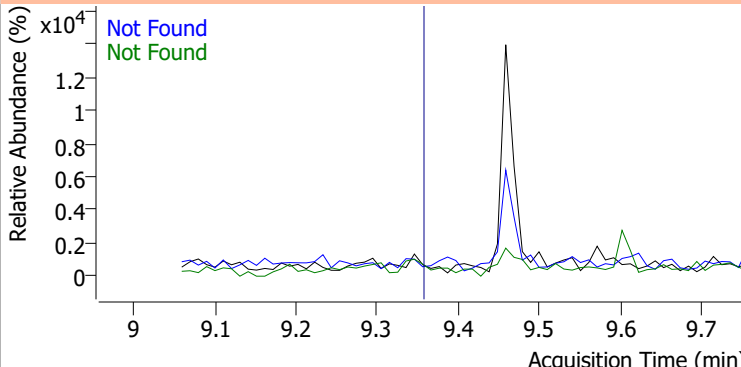
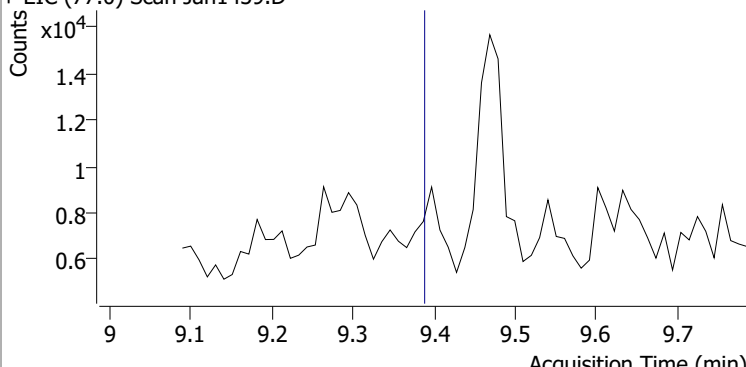
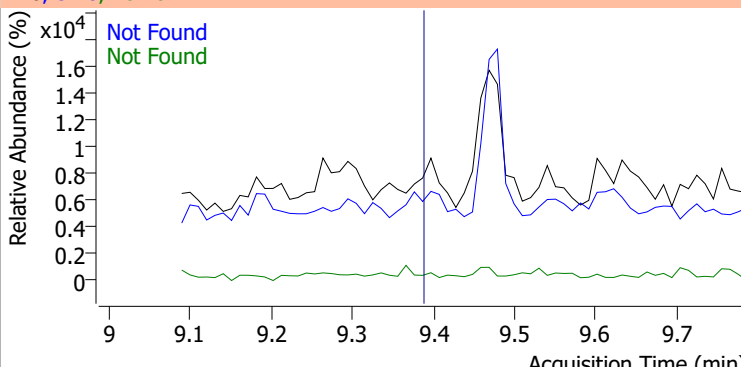
Compound	Conc.	Exp RT	QIon	Exp Ratio	QIon	Exp Ratio
Fluorene	N.D.	9.16	165.0	94.7	167.0	13.8



Compound	Conc.	Exp RT	QIon	Exp Ratio	QIon	Exp Ratio
4-Chlorophenyl-phenylether	N.D.	9.19	141.0	61.5	206.0	33.0

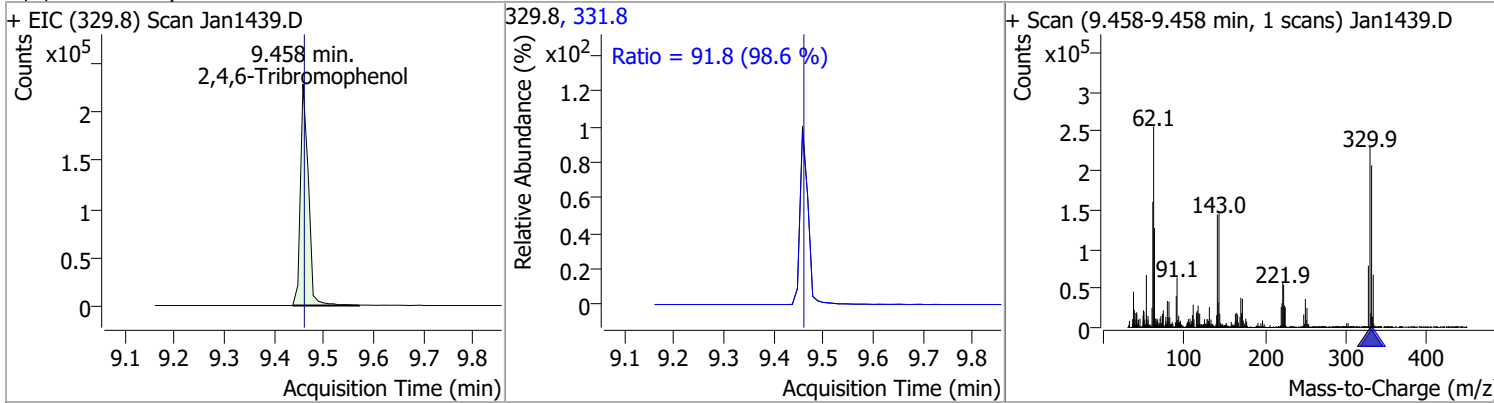


Quantitation Results Report (QT Reviewed)

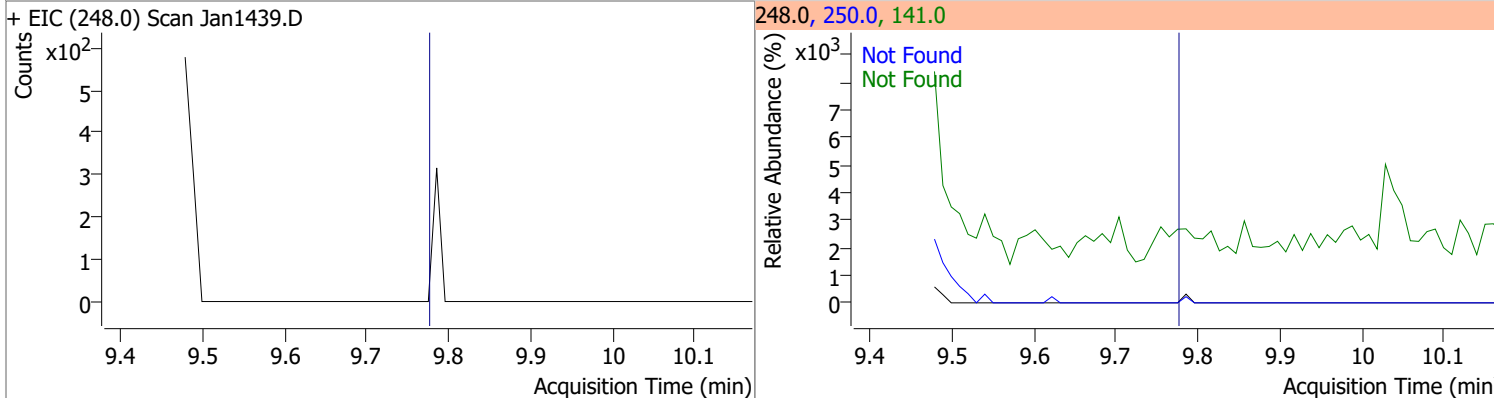
Compound	Conc.	Exp RT	QIon	Exp Ratio	QIon	Exp Ratio
4-Nitroaniline	N.D.	9.24	65.0	119.6	92.0	45.9
+ EIC (138.0) Scan Jan1439.D			138.0, 65.0, 92.0			
						
4,6-Dinitro-2-methylphenol	N.D.	9.26	121.0	44.2		
+ EIC (198.0) Scan Jan1439.D			198.0, 121.0			
						
N-nitrosodiphenylamine	N.D.	9.36	168.0	61.0	167.0	32.7
+ EIC (169.0) Scan Jan1439.D			169.0, 167.0, 168.0			
						
Azobenzene	N.D.	9.39	51.0	46.0	182.0	28.3
+ EIC (77.0) Scan Jan1439.D			77.0, 51.0, 182.0			
						

Quantitation Results Report (QT Reviewed)

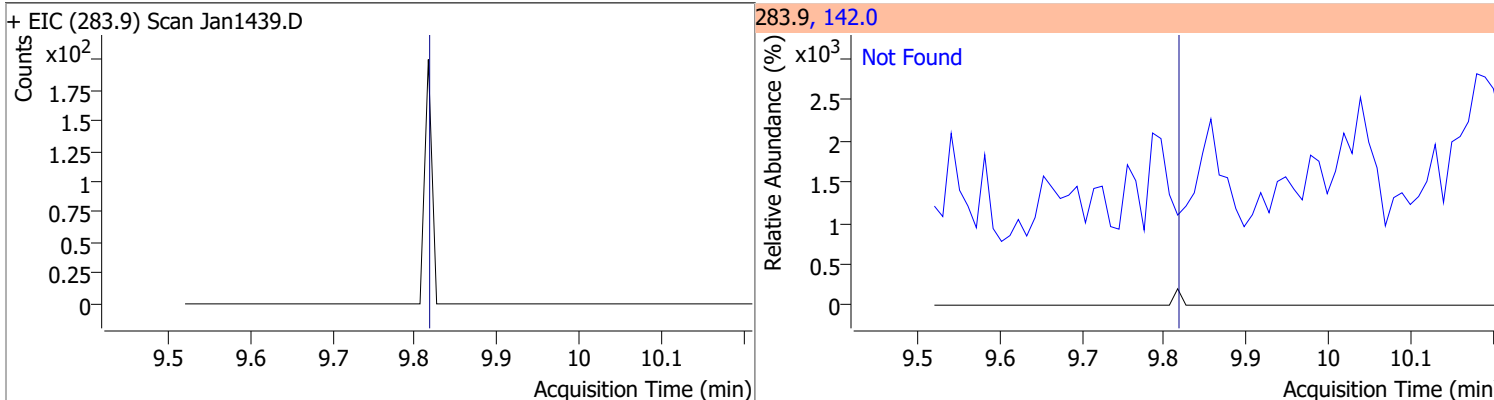
Compound	Conc.	RT	Dev(Min)	Resp.	QIon	QRatio	Lower	Upper
2,4,6-Tribromophenol	161.1153	9.46	0.00	254651	331.8	91.8	65.2	121.0



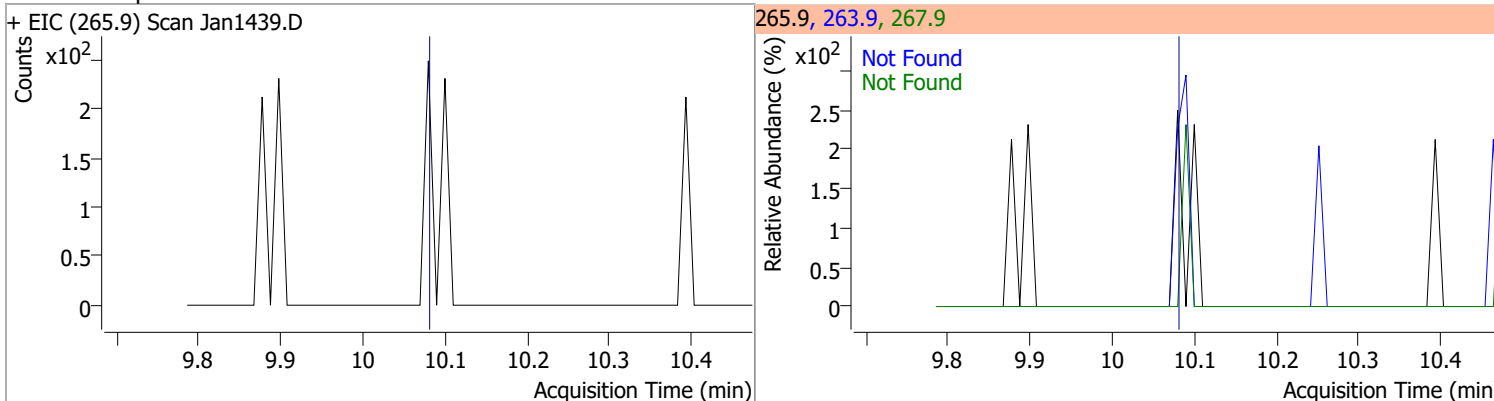
Compound	Conc.	Exp RT	QIon	Exp Ratio	QIon	Exp Ratio
4-Bromophenyl-phenylether	N.D.	9.78	250.0	97.1	141.0	93.8



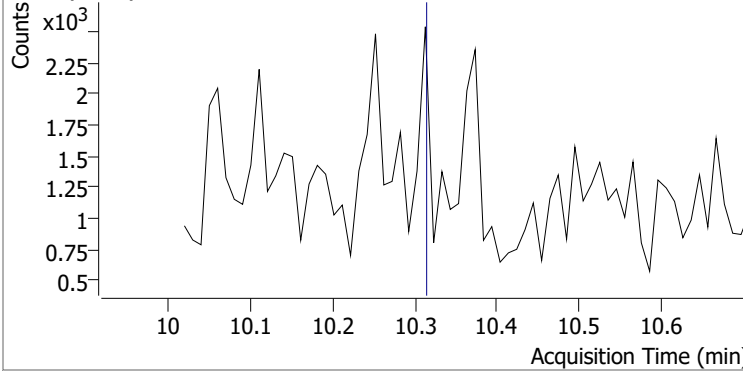
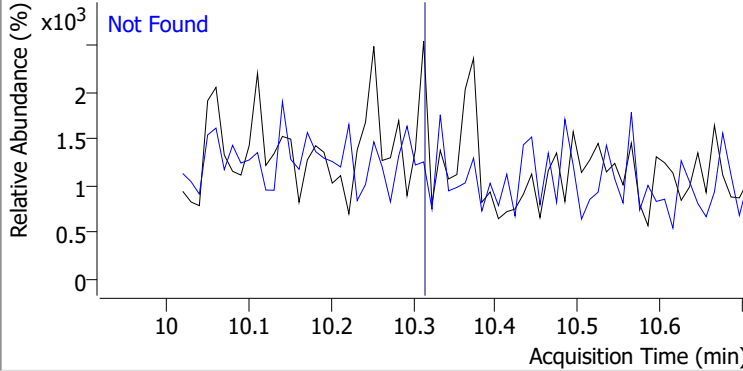
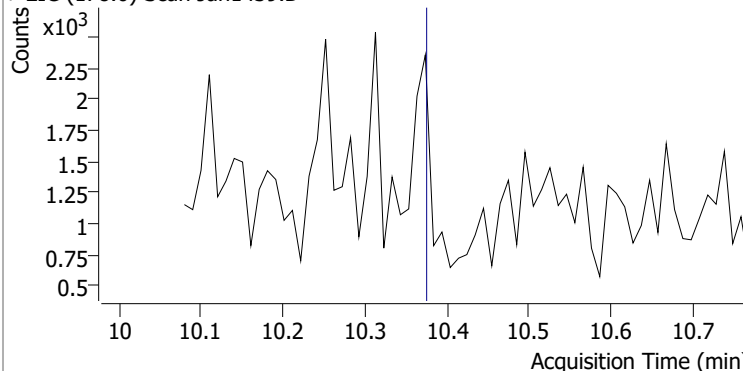
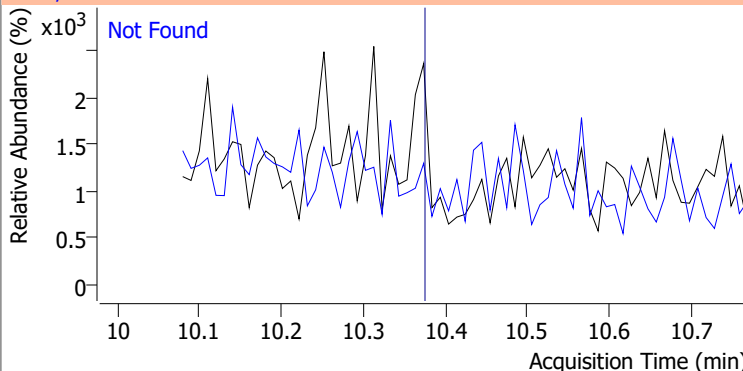
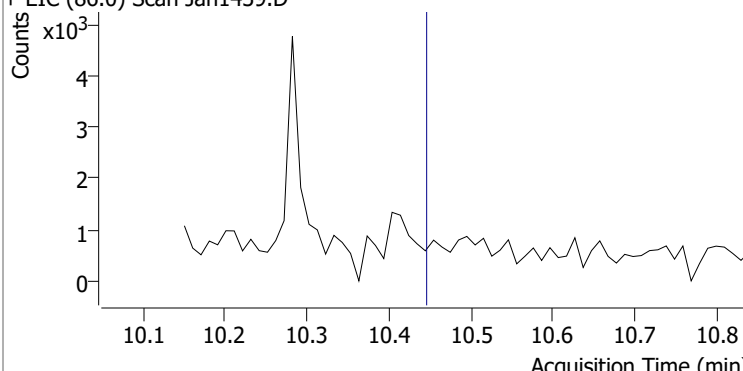
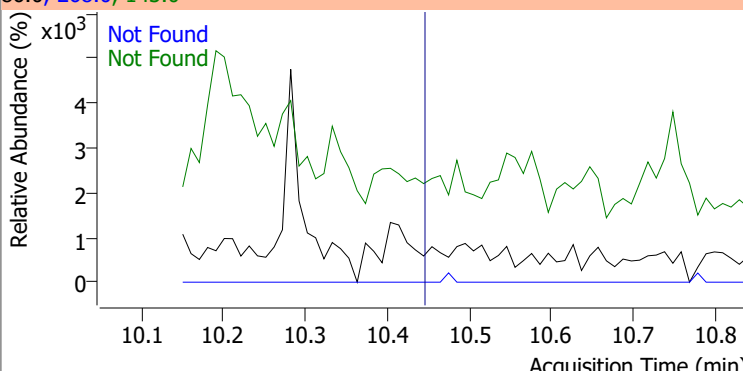
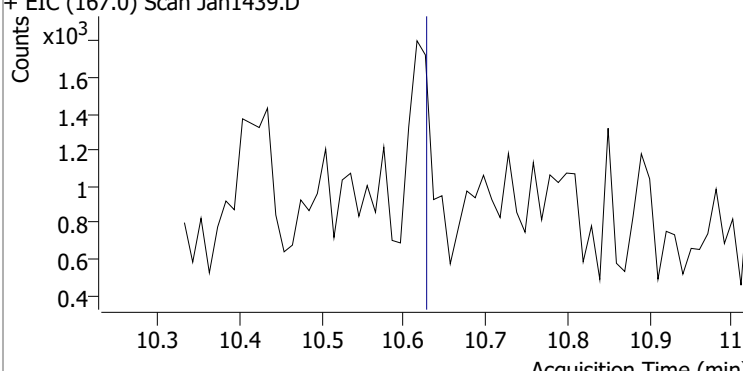
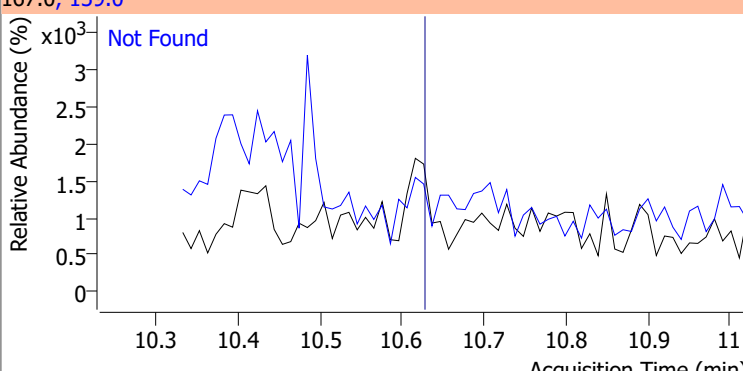
Compound	Conc.	Exp RT	QIon	Exp Ratio	QIon	Exp Ratio
Hexachlorobenzene	N.D.	9.82	142.0	51.2		



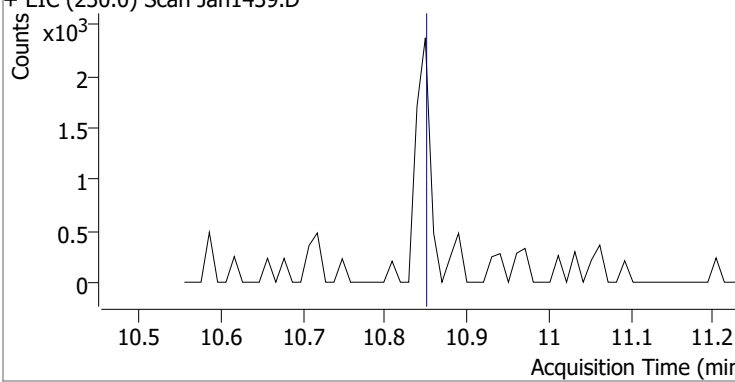
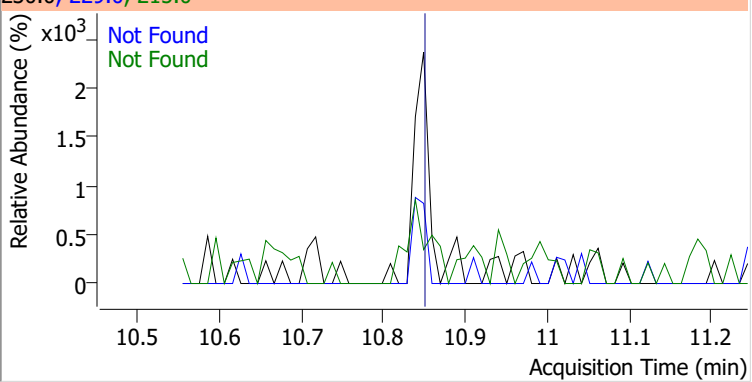
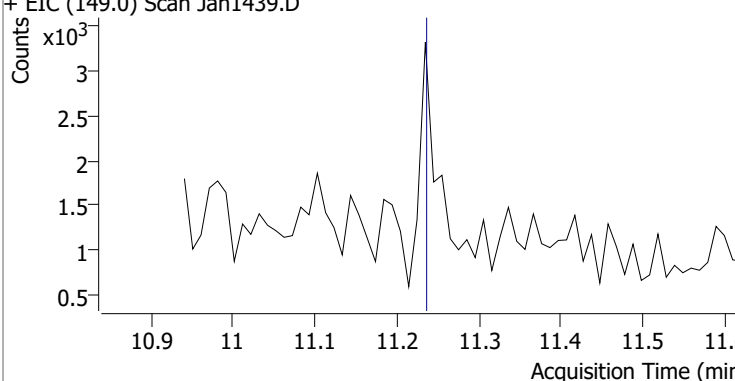
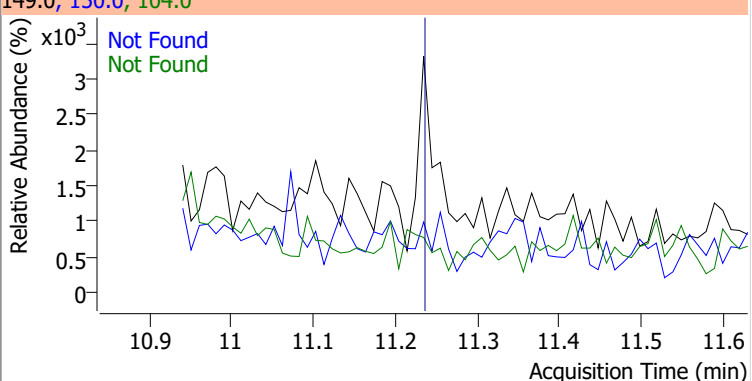
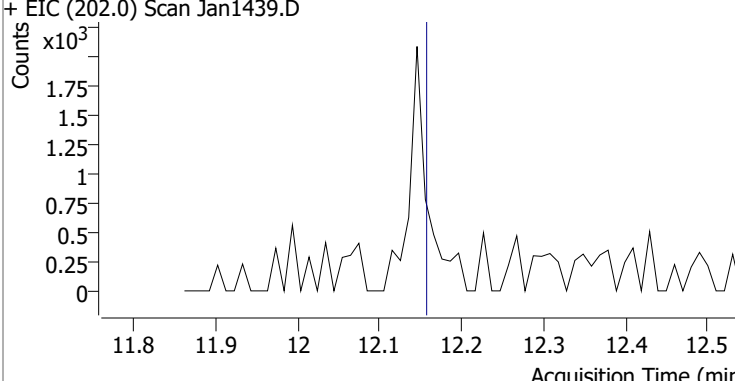
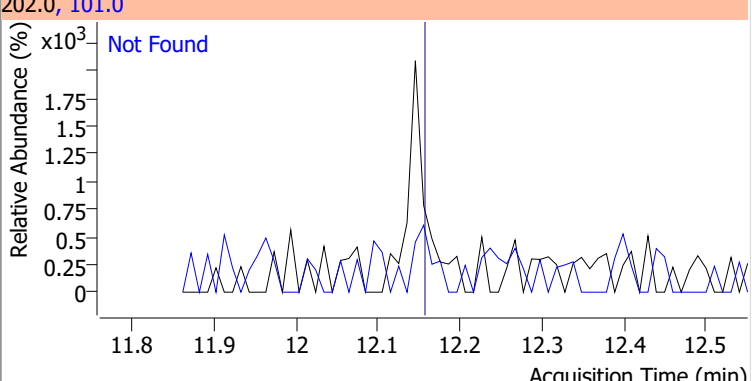
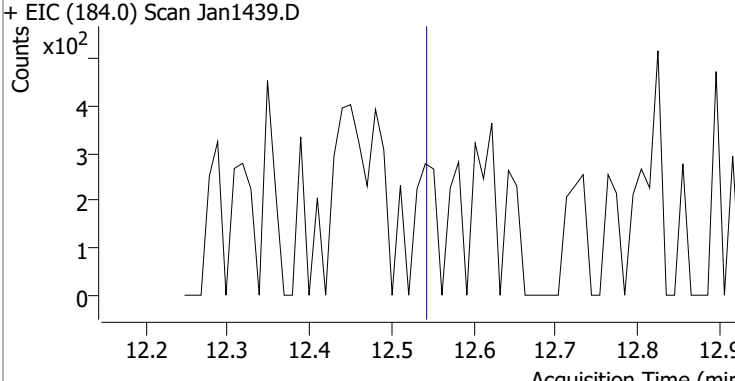
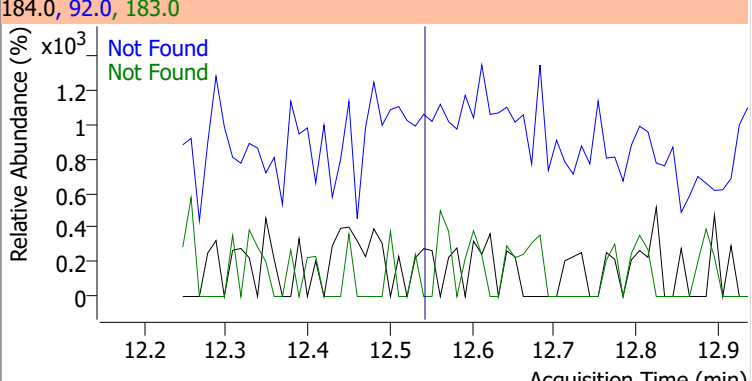
Compound	Conc.	Exp RT	QIon	Exp Ratio	QIon	Exp Ratio
Pentachlorophenol	N.D.	10.08	263.9	64.7	267.9	64.6



Quantitation Results Report (QT Reviewed)

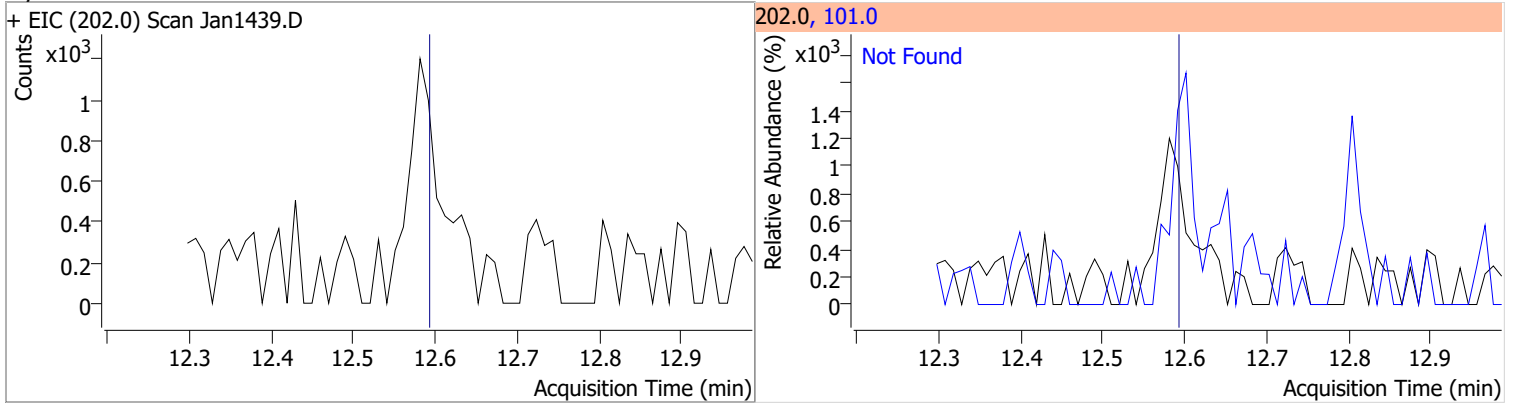
Compound	Conc.	Exp RT	QIon	Exp Ratio		
Phenanthrene	N.D.	10.31	176.0	18.6		
+ EIC (178.0) Scan Jan1439.D			178.0, 176.0			
						
Anthracene	N.D.	10.37	176.0	18.3		
+ EIC (178.0) Scan Jan1439.D			178.0, 176.0			
						
Triallate	N.D.	10.44	268.0	26.6	QIon	Exp Ratio
			143.0	23.5		
+ EIC (86.0) Scan Jan1439.D			86.0, 268.0, 143.0			
						
Carbazole	N.D.	10.63	139.0	13.2		
+ EIC (167.0) Scan Jan1439.D			167.0, 139.0			
						

Quantitation Results Report (QT Reviewed)

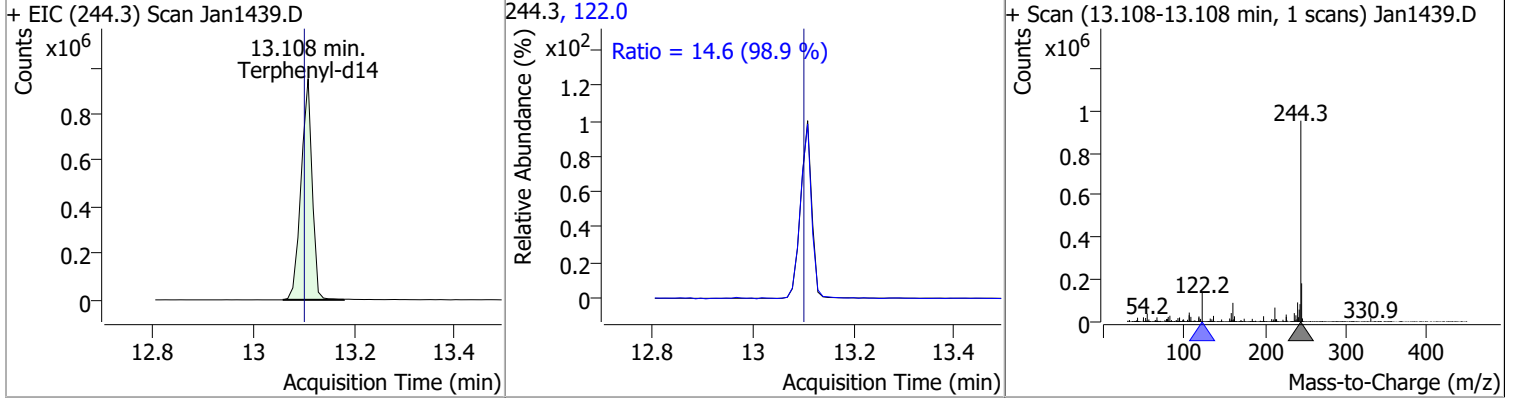
Compound	Conc.	Exp RT	QIon	Exp Ratio	QIon	Exp Ratio
o-Terphenyl	N.D.	10.85	229.0	65.3	215.0	37.2
+ EIC (230.0) Scan Jan1439.D			230.0, 229.0, 215.0			
						
Di-n-Butylphthalate	N.D.	11.23	150.0	9.0	104.0	5.8
+ EIC (149.0) Scan Jan1439.D			149.0, 150.0, 104.0			
						
Fluoranthene	N.D.	12.16	101.0	13.3		
+ EIC (202.0) Scan Jan1439.D			202.0, 101.0			
						
Benzidine	N.D.	12.54	183.0	11.8	92.0	8.2
+ EIC (184.0) Scan Jan1439.D			184.0, 92.0, 183.0			
						

Quantitation Results Report (QT Reviewed)

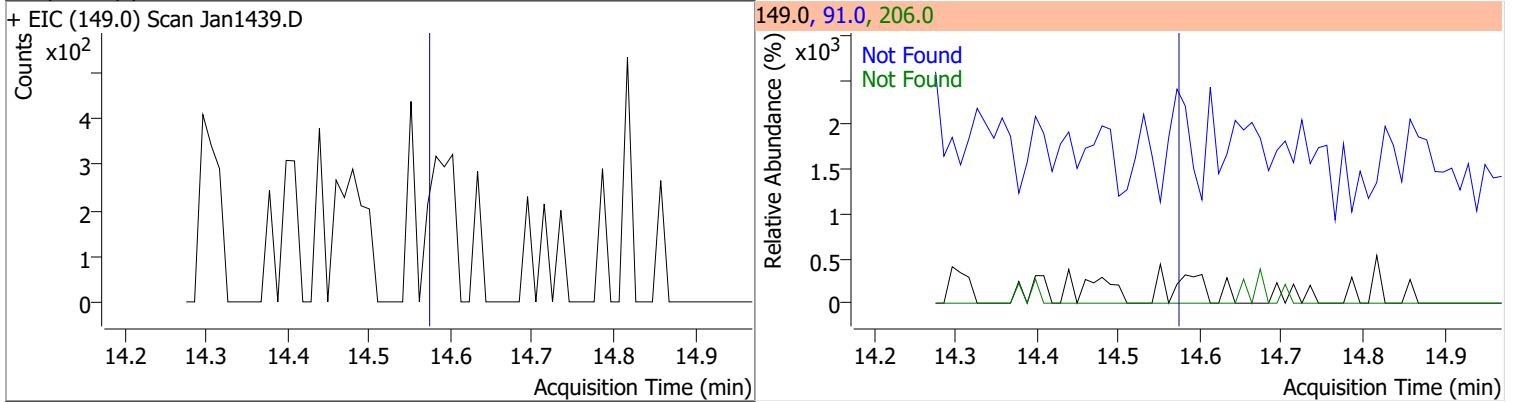
Compound	Conc.	Exp RT	QIon	Exp Ratio
Pyrene	N.D.	12.59	101.0	15.9



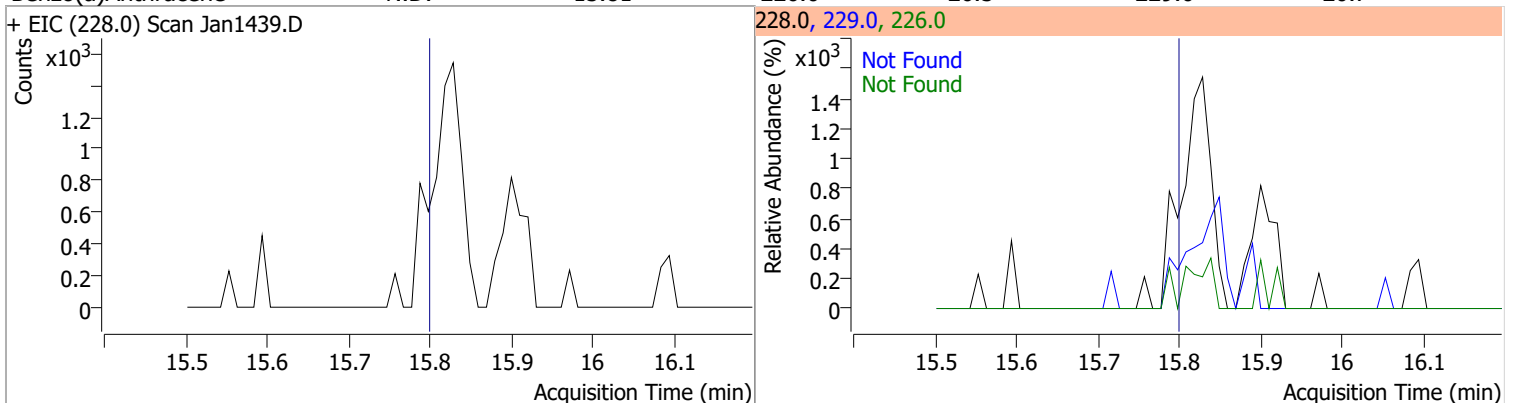
Compound	Conc.	RT	Dev(Min)	Resp.	QIon	QRatio	Lower	Upper
Terphenyl-d14	81.0112	13.11	0.01	1454599	122.0	14.6	10.4	19.2



Compound	Conc.	Exp RT	QIon	Exp Ratio	QIon	Exp Ratio
Butylbenzylphthalate	N.D.	14.58	91.0	79.2	206.0	17.9

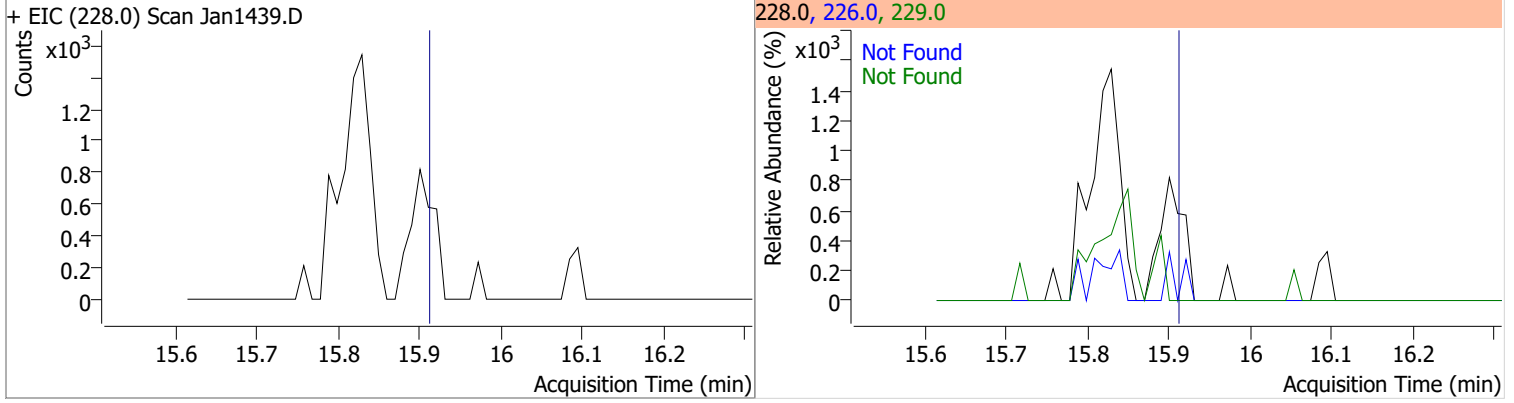


Compound	Conc.	Exp RT	QIon	Exp Ratio	QIon	Exp Ratio
Benzo(a)Anthracene	N.D.	15.81	226.0	26.5	229.0	20.7

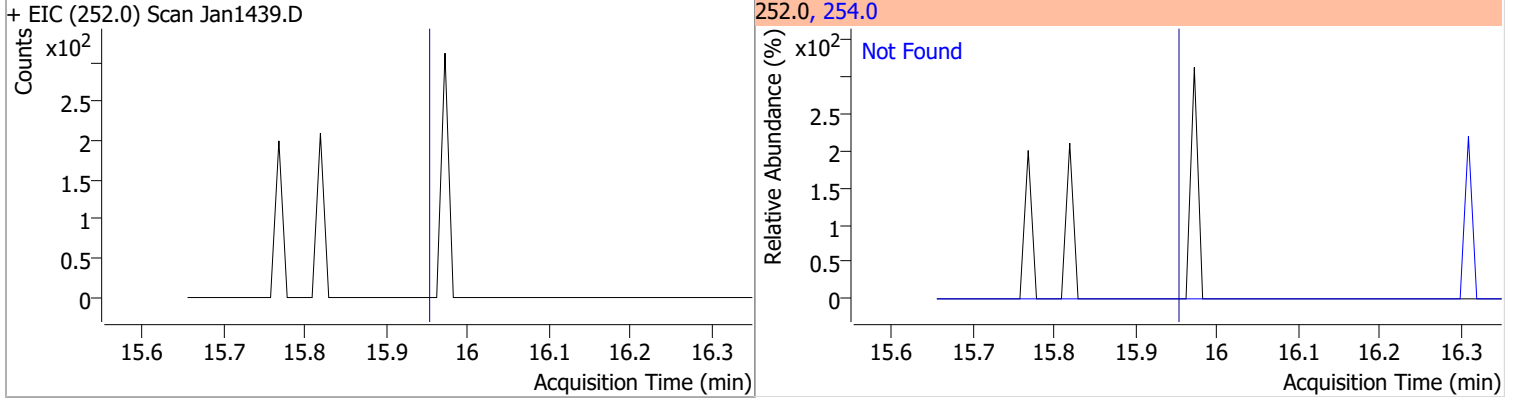


Quantitation Results Report (QT Reviewed)

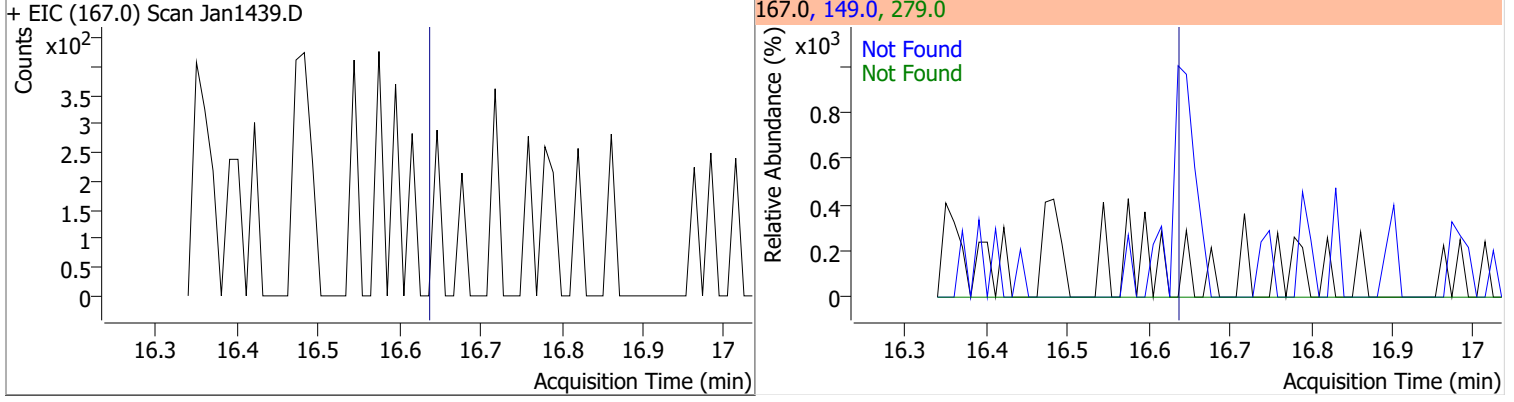
Compound	Conc.	Exp RT	QIon	Exp Ratio	QIon	Exp Ratio
Chrysene	N.D.	15.92	226.0	29.9	229.0	20.5



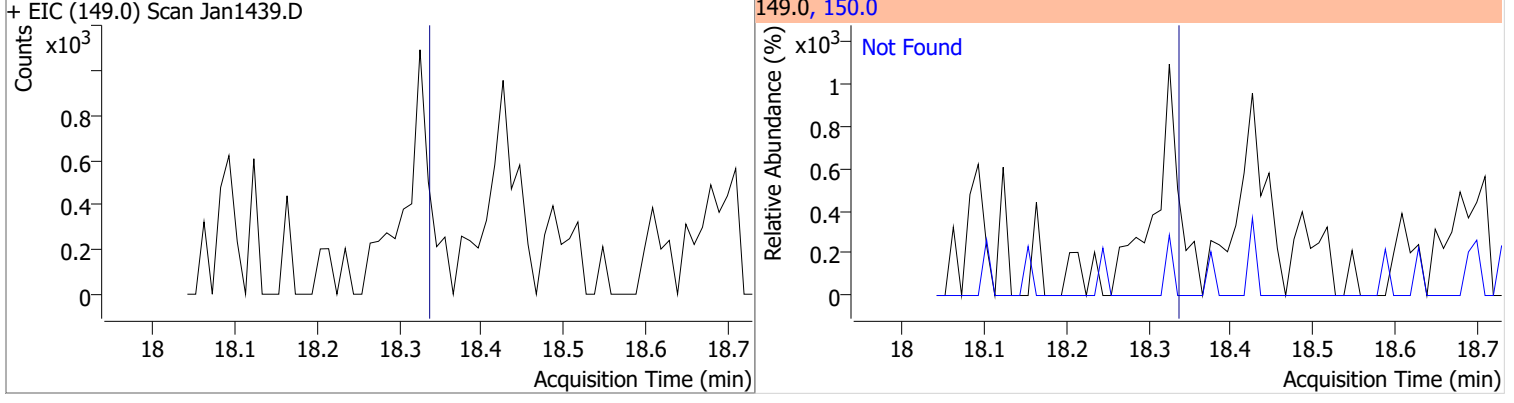
Compound	Conc.	Exp RT	QIon	Exp Ratio
3,3-Dichlorobenzidine	N.D.	15.96	254.0	65.4



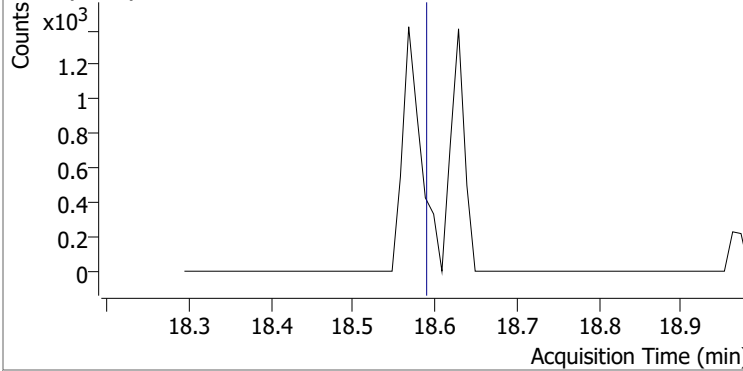
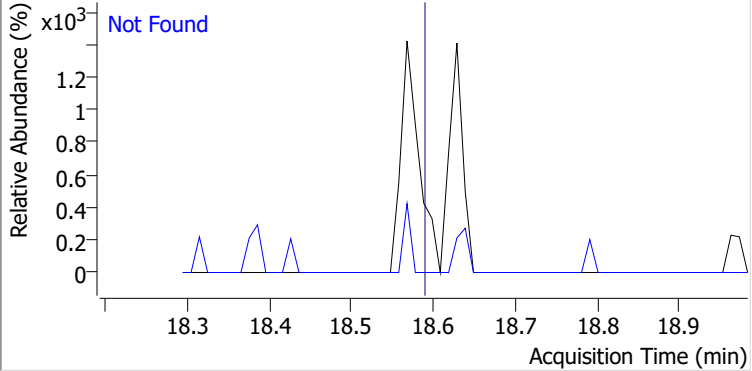
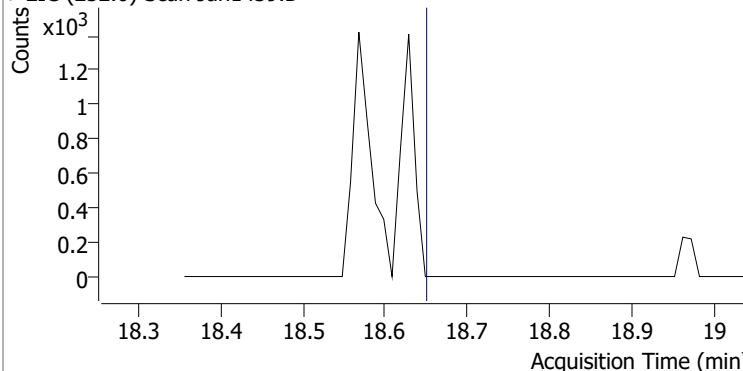
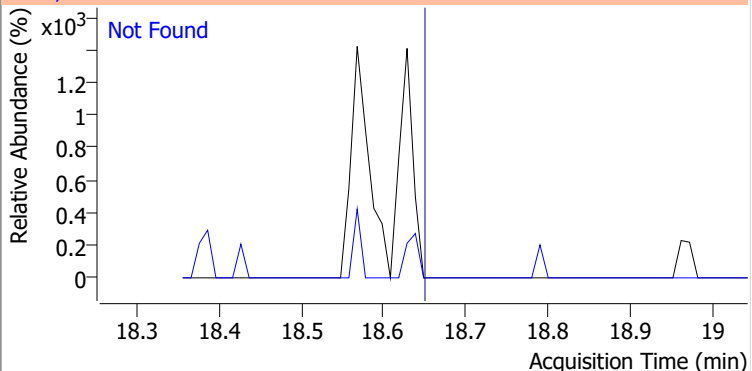
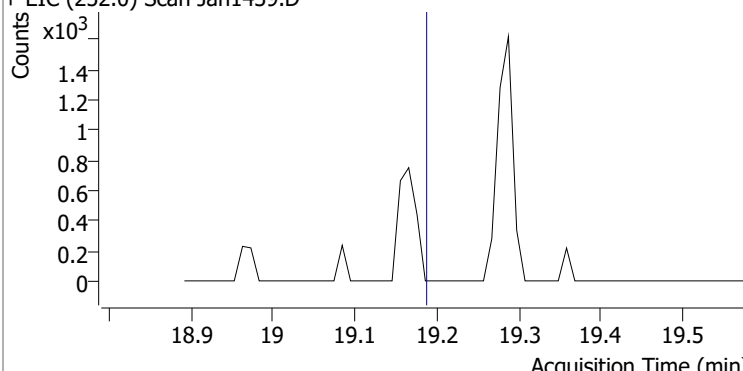
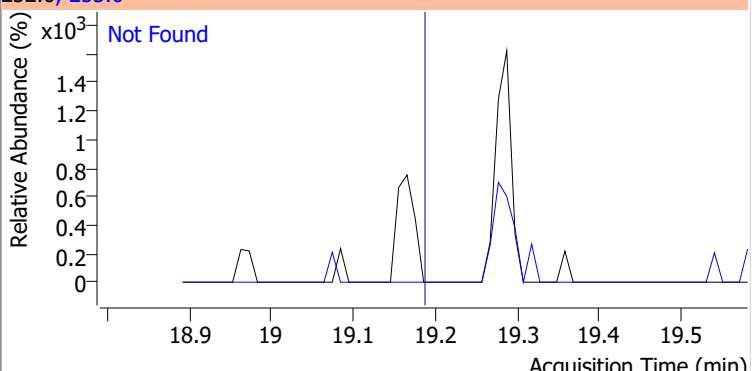
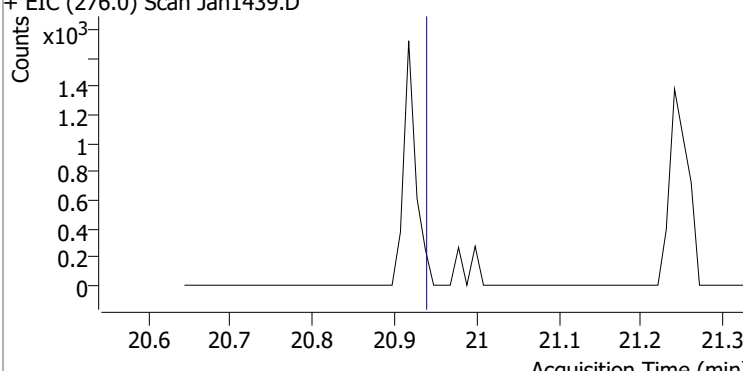
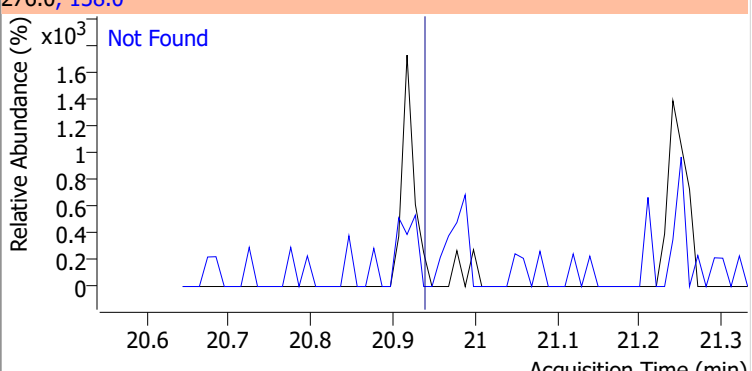
Compound	Conc.	Exp RT	QIon	Exp Ratio	QIon	Exp Ratio
bis(2-ethylhexyl)Phthalate	N.D.	16.65	149.0	389.1	279.0	15.4



Compound	Conc.	Exp RT	QIon	Exp Ratio
Di-n-octyl Phthalate	N.D.	18.34	150.0	9.4

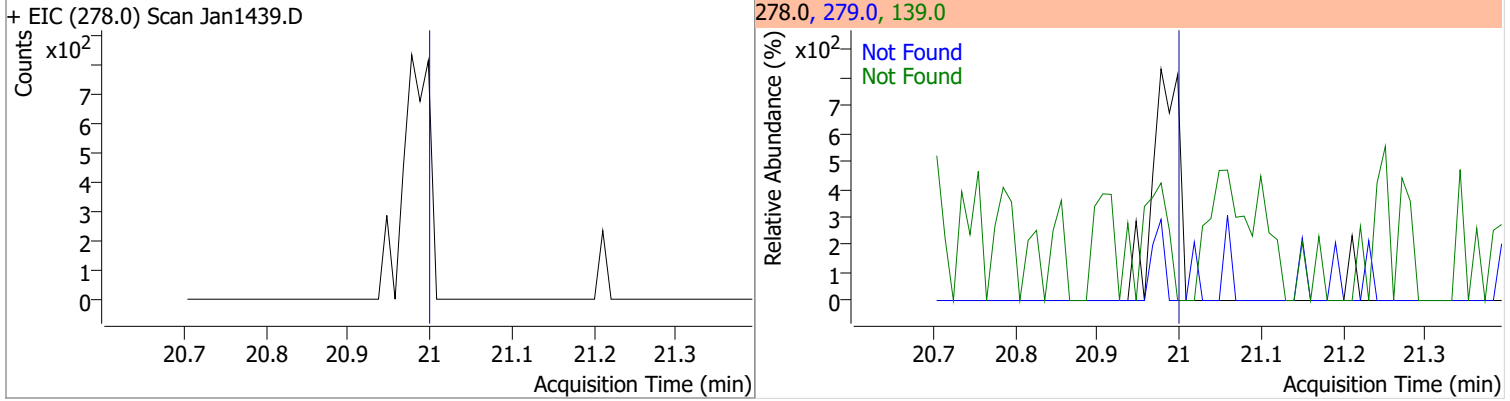


Quantitation Results Report (QT Reviewed)

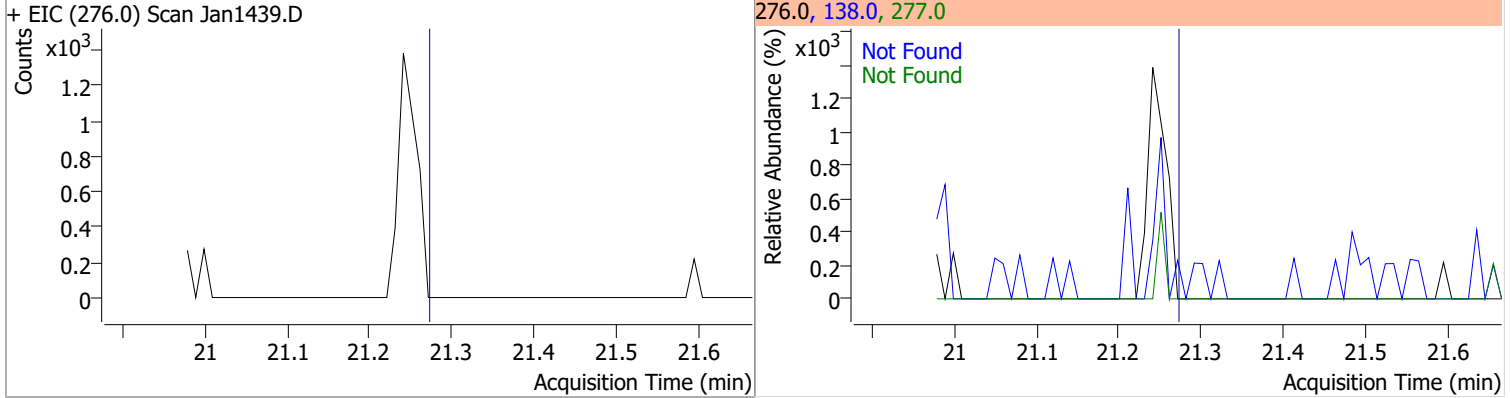
Compound	Conc.	Exp RT	QIon	Exp Ratio
Benzo(b)fluoranthene	N.D.	18.59	253.0	22.0
+ EIC (252.0) Scan Jan1439.D			252.0, 253.0	
				
Benzo(k)fluoranthene	N.D.	18.65	253.0	22.3
+ EIC (252.0) Scan Jan1439.D			252.0, 253.0	
				
Benzo(a)pyrene	N.D.	19.19	253.0	22.7
+ EIC (252.0) Scan Jan1439.D			252.0, 253.0	
				
Indeno(1,2,3-c,d)pyrene	N.D.	20.94	138.0	31.3
+ EIC (276.0) Scan Jan1439.D			276.0, 138.0	
				

Quantitation Results Report (QT Reviewed)

Compound	Conc.	Exp RT	QIon	Exp Ratio	QIon	Exp Ratio
Dibenzo(a,h)anthracene	N.D.	21.00	139.0	25.3	279.0	24.5

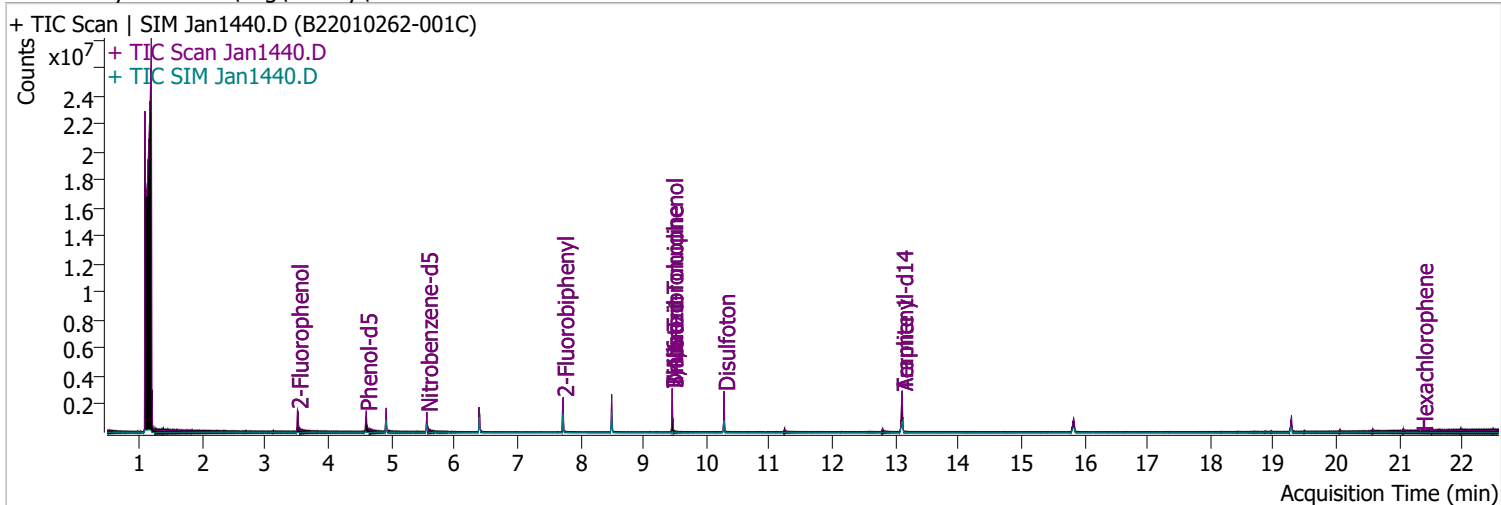


Compound	Conc.	Exp RT	QIon	Exp Ratio	QIon	Exp Ratio
Benzo(g,h,i)perylene	N.D.	21.27	138.0	33.6	277.0	23.4



Quantitation Results Report (QT Reviewed)

Data File	Jan1440.D	Operator	LIMS import
Acq. Method	BNA+SIM.M	Acq. Date-Time	1/15/2022 9:48:22 AM
Sample Name	B22010262-001C	Instrument	Instrument #1
Vial	40	Multiplier	1.00
DA Method File		Comment	SVOC-8270-W-LARGO
Tune File	dftppdsm.u	Tune Date	1/7/2022 12:13:00 PM
Batch Name	011422 DoD BNA.batch.bin	Last Calib Update	1/17/2022 3:53:35 PM
Ref Library	D:\Org\Library\NIST129K.l		



Compound	RT	QIon	Resp.	Conc.	Units	Dev(Min)
----------	----	------	-------	-------	-------	----------

Internal Standards

System Monitoring Compounds

S 2-Fluorophenol	3.510	112.0	616455	90.9622	µg/L	0.000
Spiked Amount: 200.000	Range: 10.0 - 75.0%			Recovery = 45.48%		
S Phenol-d5	4.603	99.0	712057	78.7331	µg/L	0.000
Spiked Amount: 200.000	Range: 10.0 - 65.0%			Recovery = 39.37%		
S Nitrobenzene-d5	5.563	82.0	322588	65.5586	µg/L	0.000
Spiked Amount: 100.000	Range: 32.0 - 94.0%			Recovery = 65.56%		
S 2-Fluorobiphenyl	7.728	172.0	992358	59.6522	µg/L	0.010
Spiked Amount: 100.000	Range: 28.0 - 107.0%			Recovery = 59.65%		
S 2,4,6-Tribromophenol	9.458	329.8	250762	168.3903	µg/L	0.000
Spiked Amount: 200.000	Range: 25.0 - 140.0%			Recovery = 84.20%		
S Terphenyl-d14	13.108	244.3	1544381	91.9236	µg/L	0.010
Spiked Amount: 100.000	Range: 32.0 - 122.0%			Recovery = 91.92%		

Target Compounds

Target Compounds	RT	QIon	Resp.	Conc.	Units	Dev(Min)	QValue
T N-Nitrosodimethylamine	0.000		0	N.D.			
T Pyridine	0.000		0	N.D.			
T Aniline	0.000		0	N.D.			
T Phenol	0.000		0	N.D.			
T bis(-2-Chloroethyl)Ether	0.000		0	N.D.			
T 2-Chlorophenol	0.000		0	N.D.			
T 1,3-Dichlorobenzene	0.000		0	N.D.			
T 1,4-Dichlorobenzene	0.000		0	N.D.			
T 1,2-Dichlorobenzene	0.000		0	N.D.			
T Benzyl Alcohol	0.000		0	N.D.			
T bis(2-chloroisopropyl)Ether	0.000		0	N.D.			
T 2-Methylphenol	0.000		0	N.D.			
T N-nitroso-Di-n-propylamine	5.563	70.0	0		µg/L	md	1
T 4Methylphenol/3Methylphenol	0.000		0	N.D.			
T Hexachloroethane	0.000		0	N.D.			

Quantitation Results Report (QT Reviewed)

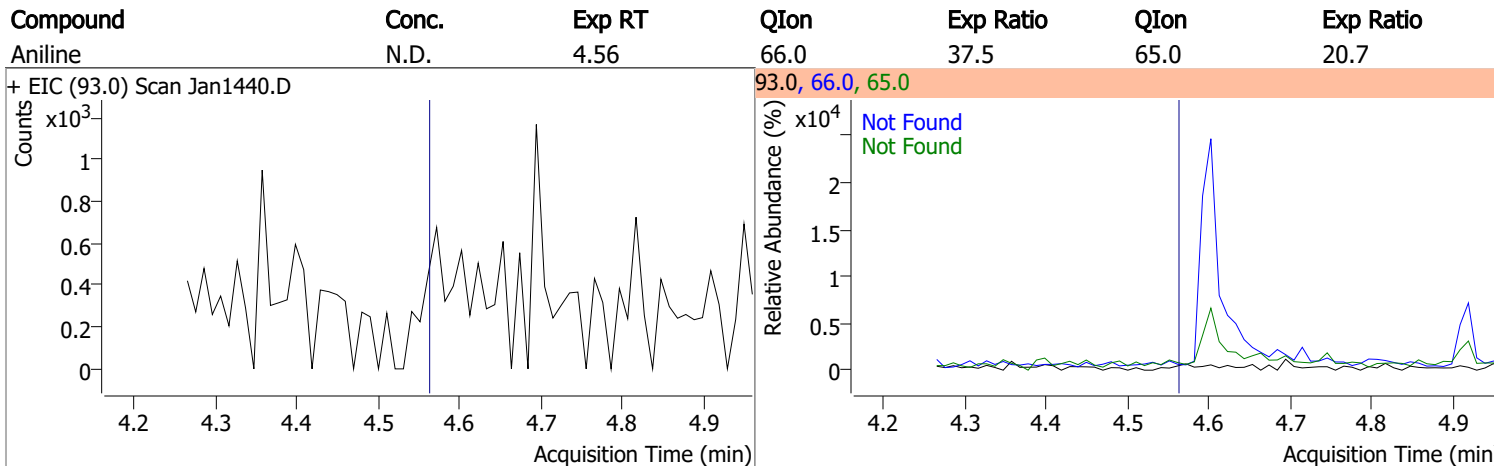
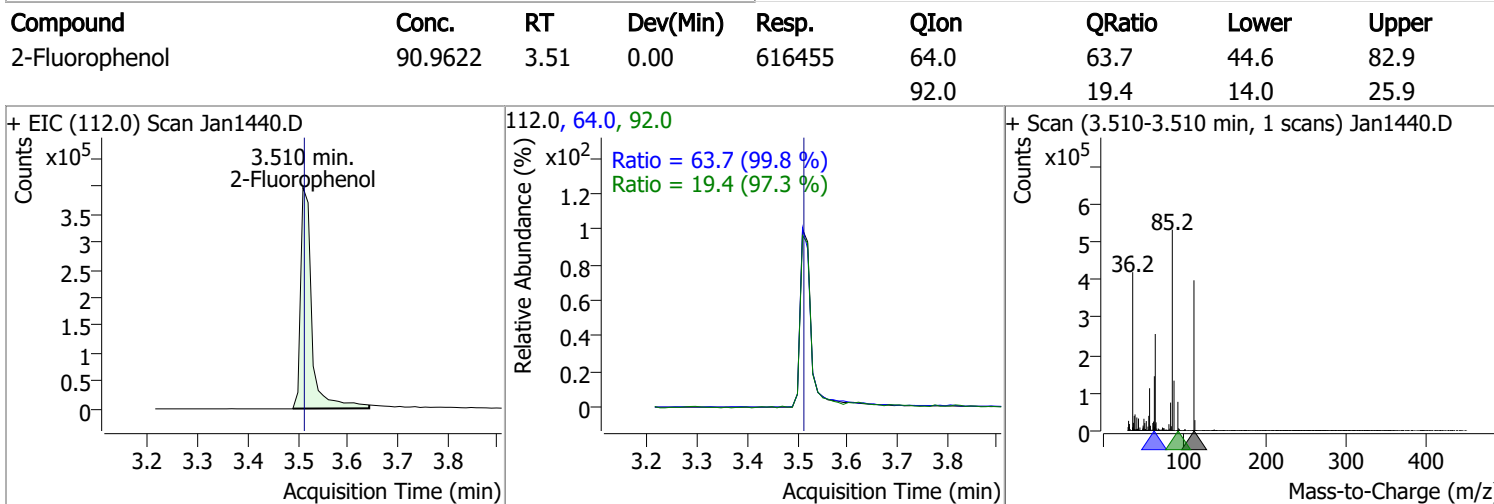
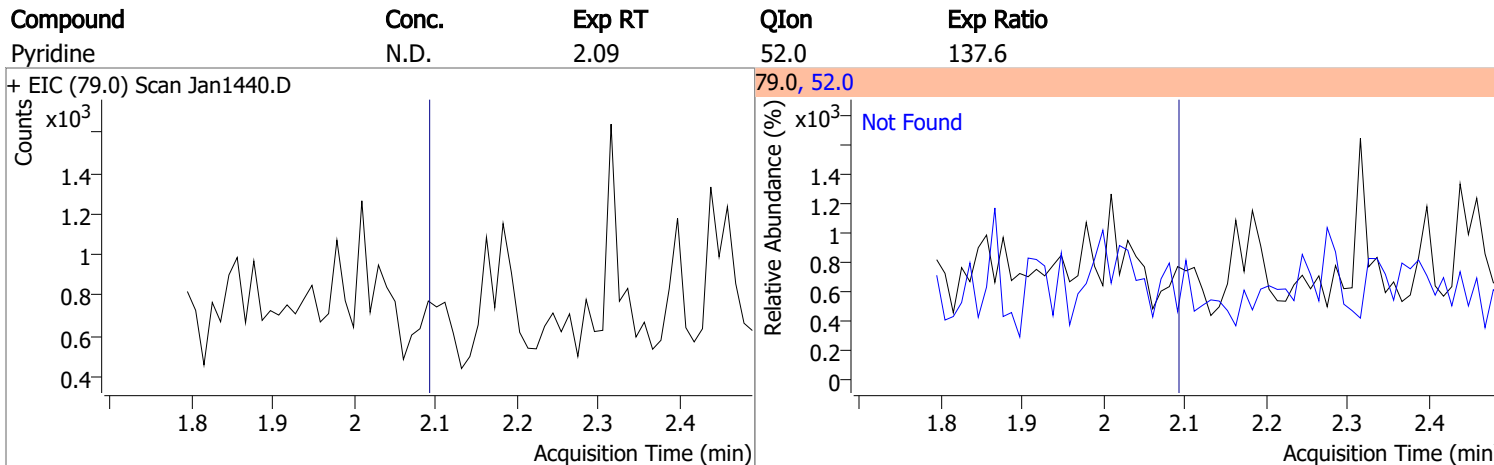
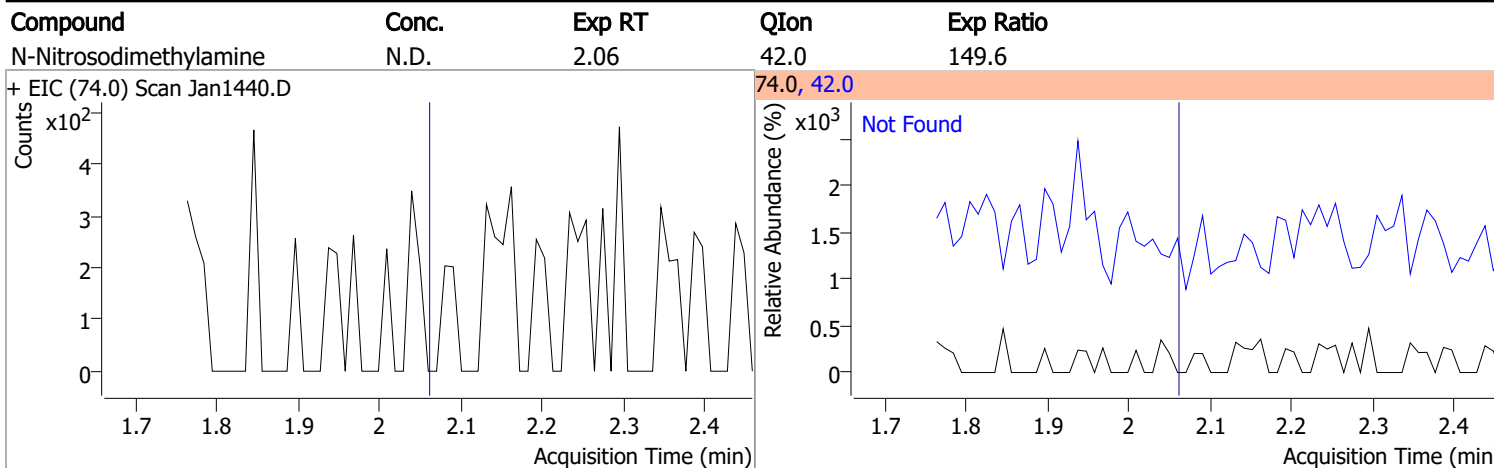
Compound	RT	QIon	Resp.	Conc.	Units	Dev(Min)
T Nitrobenzene	0.000		0	N.D.		
T Isophorone	0.000		0	N.D.		
T 2-Nitrophenol	0.000		0	N.D.		
T 2,4-Dimethylphenol	0.000		0	N.D.		
T bis(-2-Chloroethoxy)Methane	0.000		0	N.D.		
T 2,4-Dichlorophenol	0.000		0	N.D.		
T Benzoic Acid	0.000		0	N.D.		
T 1,2,4-Trichlorobenzene	0.000		0	N.D.		
T Naphthalene	0.000		0	N.D.		
T 4-Chlorophenol	0.000		0	N.D.		
T p-Chloroaniline	0.000		0	N.D.		
T Hexachlorobutadiene	0.000		0	N.D.		
T 4-Chloro-2-Methylphenol	0.000		0	N.D.		
T 4-Chloro-3-Methylphenol	0.000		0	N.D.		
T 2-Methylnaphthalene	0.000		0	N.D.		
T 1-Methylnaphthalene	0.000		0	N.D.		
T Hexachlorocyclopentadiene	0.000		0	N.D.		
T 2,4,6-Trichlorophenol	0.000		0	N.D.		
T 2,4,5-Trichlorophenol	0.000		0	N.D.		
T 2-Chloronaphthalene	0.000		0	N.D.		
T 2-Nitroaniline	0.000		0	N.D.		
T Dimethyl Phthalate	8.497	163.0	0		µg/L md	1
T 2,6-Dinitrotoluene	8.497	165.0	0		µg/L md	1
T Acenaphthylene	0.000		0	N.D.		
T 3-Nitroaniline	0.000		0	N.D.		
T Acenaphthene	0.000		0	N.D.		
T 2,4-Dinitrophenol	0.000		0	N.D.		
T Dibenzofuran	0.000		0	N.D.		
T 2,4-Dinitrotoluene	8.497	165.0	0		µg/L md	1
T 4-Nitrophenol	0.000		0	N.D.		
T Diethylphthalate	0.000		0	N.D.		
T Fluorene	0.000		0	N.D.		
T 4-Chlorophenyl-phenylether	0.000		0	N.D.		
T 4-Nitroaniline	0.000		0	N.D.		
T 4,6-Dinitro-2-methylphenol	0.000		0	N.D.		
T N-nitrosodiphenylamine	0.000		0	N.D.		
T Azobenzene	0.000		0	N.D.		
T 4-Bromophenyl-phenylether	0.000		0	N.D.		
T Hexachlorobenzene	0.000		0	N.D.		
T Pentachlorophenol	0.000		0	N.D.		
T Phenanthrene	0.000		0	N.D.		
T Anthracene	0.000		0	N.D.		
T Triallate	0.000		0	N.D.		
T Carbazole	0.000		0	N.D.		
T o-Terphenyl	0.000		0	N.D.		
T Di-n-Butylphthalate	0.000		0	N.D.		
T Fluoranthene	0.000		0	N.D.		
T Benzidine	0.000		0	N.D.		
T Pyrene	0.000		0	N.D.		
T Butylbenzylphthalate	0.000		0	N.D.		
T Benzo(a)Anthracene	0.000		0	N.D.		
T Chrysene	0.000		0	N.D.		
T 3,3-Dichlorobenzidine	0.000		0	N.D.		
T bis(2-ethylhexyl)Phthalate	0.000		0	N.D.		
T Di-n-octyl Phthalate	0.000		0	N.D.		

Quantitation Results Report (QT Reviewed)

Compound	RT	QIon	Resp.	Conc.	Units	Dev(Min)
T Benzo(b)fluoranthene	0.000		0	N.D.		
T Benzo(k)fluoranthene	0.000		0	N.D.		
T Benzo(a)pyrene	0.000		0	N.D.		
T Indeno(1,2,3-c,d)pyrene	0.000		0	N.D.		
T Dibenzo(a,h)anthracene	0.000		0	N.D.		
T Benzo(g,h,i)perylene	0.000		0	N.D.		

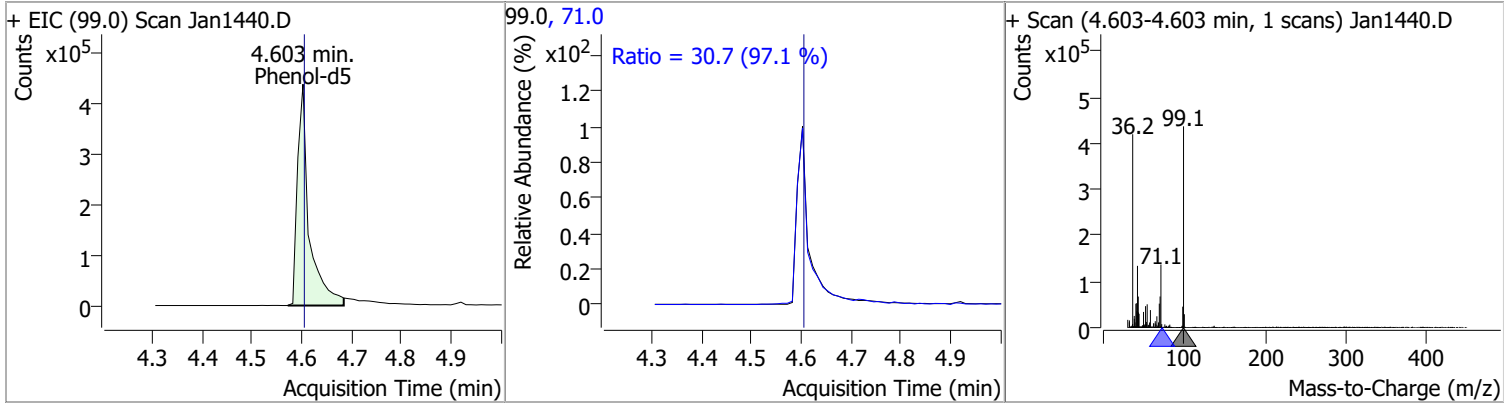
(#) = Qualifier Out of Range; (m) = Manual Integration; (+) = Area Summed; (*) = Surrogate Percent Recovery Out of Range; (d): Zeroed Peak

Quantitation Results Report (QT Reviewed)

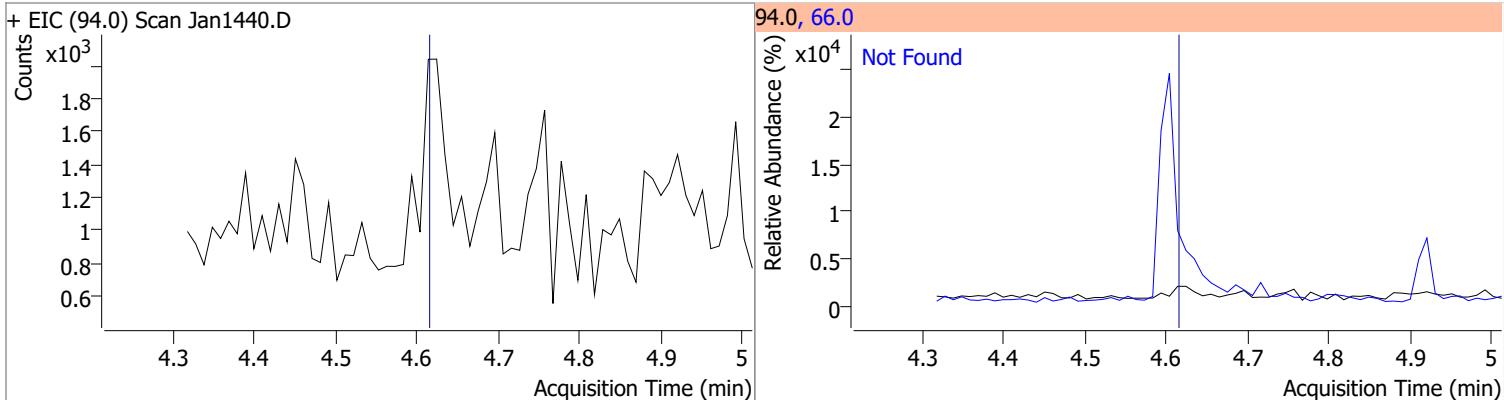


Quantitation Results Report (QT Reviewed)

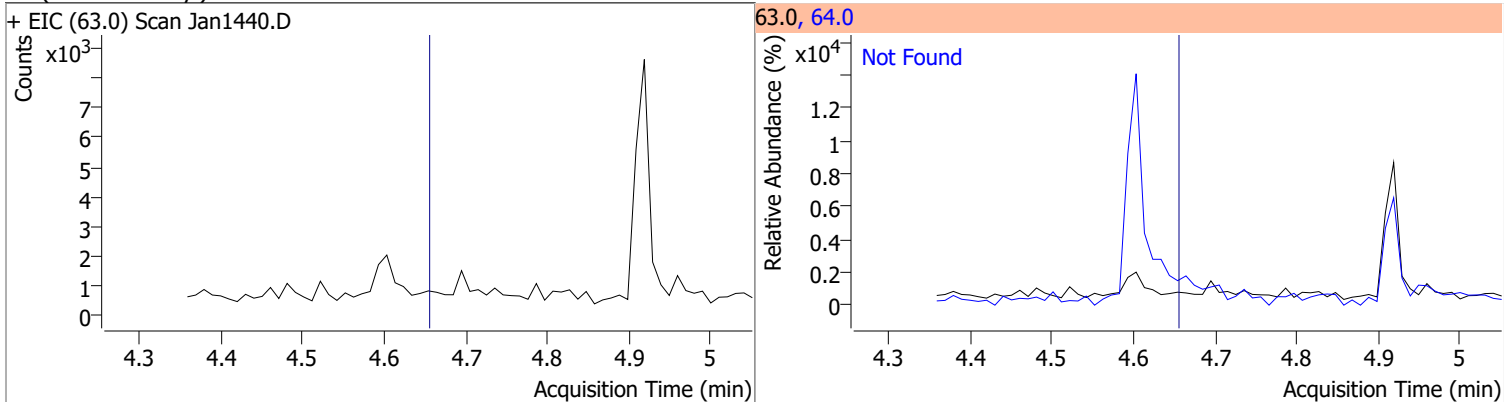
Compound	Conc.	RT	Dev(Min)	Resp.	QIon	QRatio	Lower	Upper
Phenol-d5	78.7331	4.60	0.00	712057	71.0	30.7	22.2	41.2



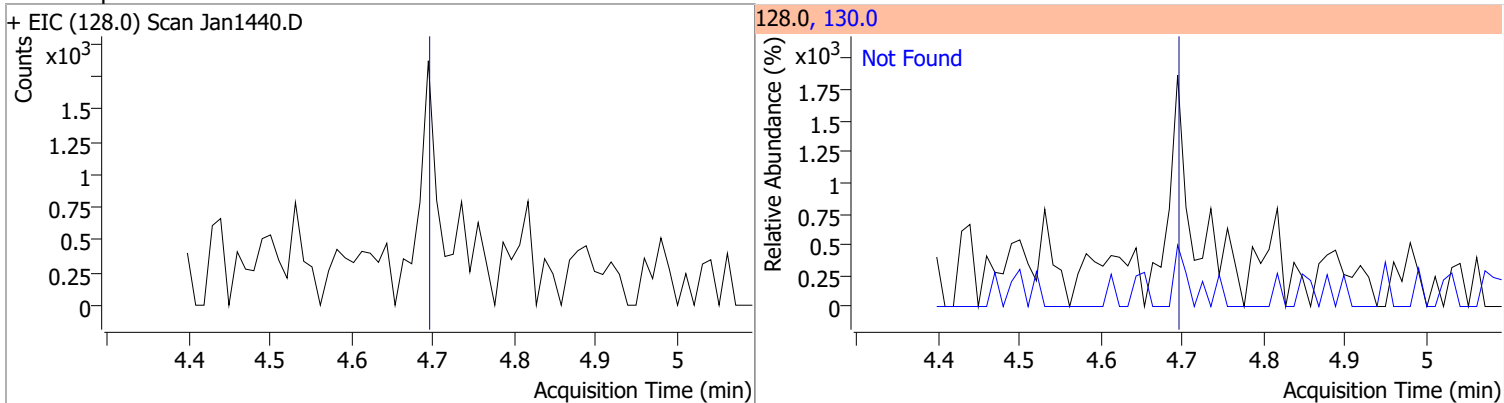
Compound	Conc.	Exp RT	QIon	Exp Ratio
Phenol	N.D.	4.61	66.0	49.9



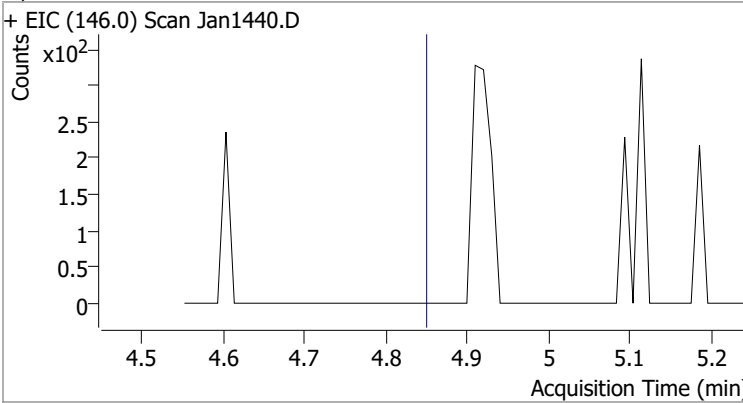
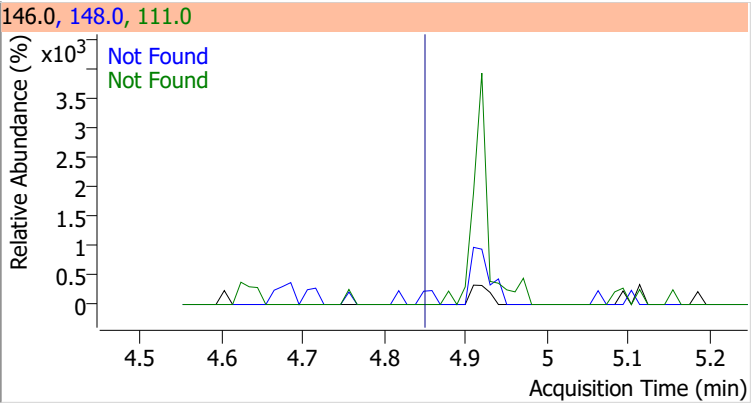
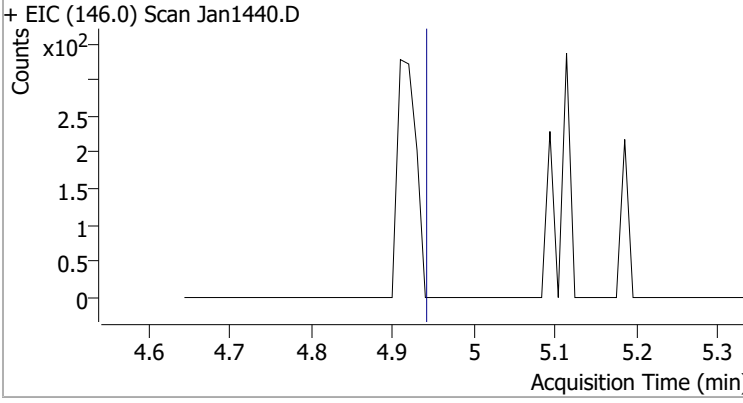
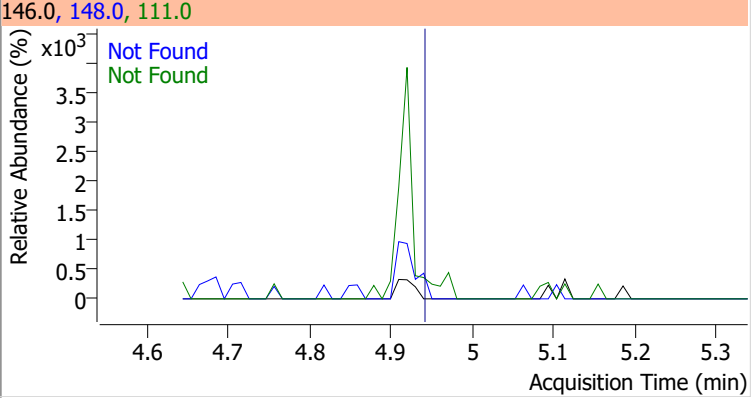
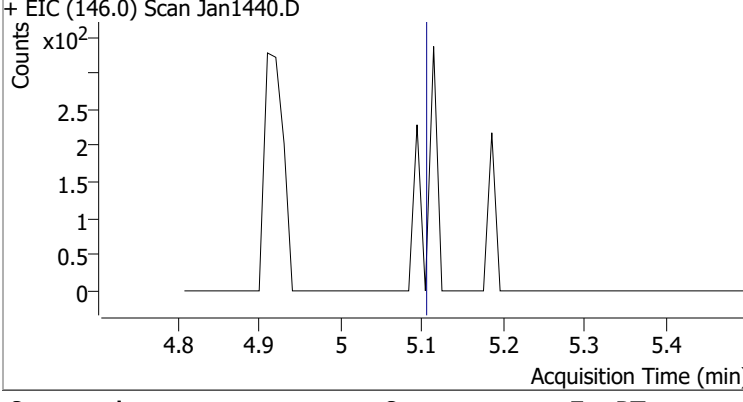
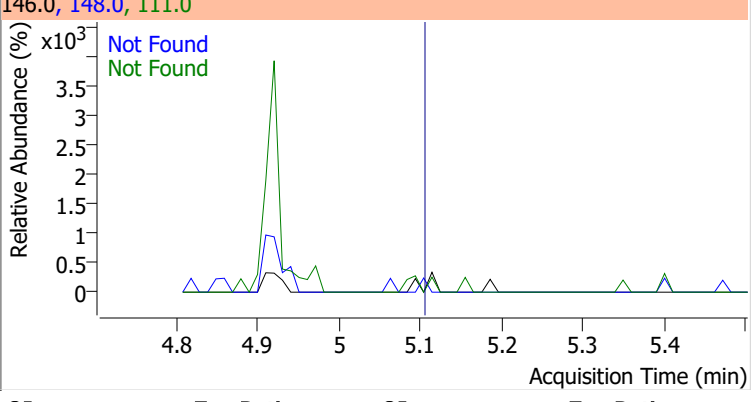
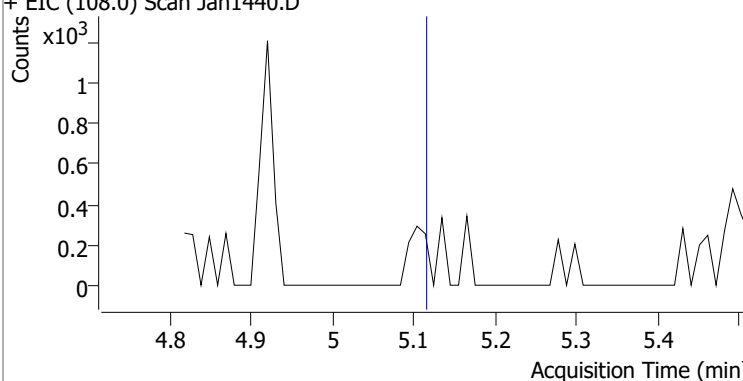
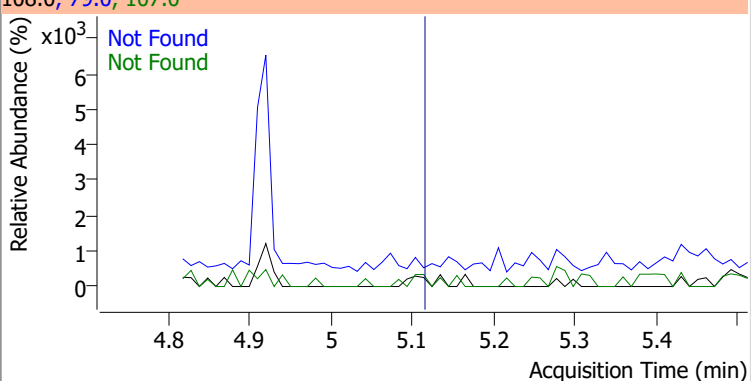
Compound	Conc.	Exp RT	QIon	Exp Ratio
bis(-2-Chloroethyl)Ether	N.D.	4.65	64.0	3.4



Compound	Conc.	Exp RT	QIon	Exp Ratio
2-Chlorophenol	N.D.	4.70	130.0	32.7

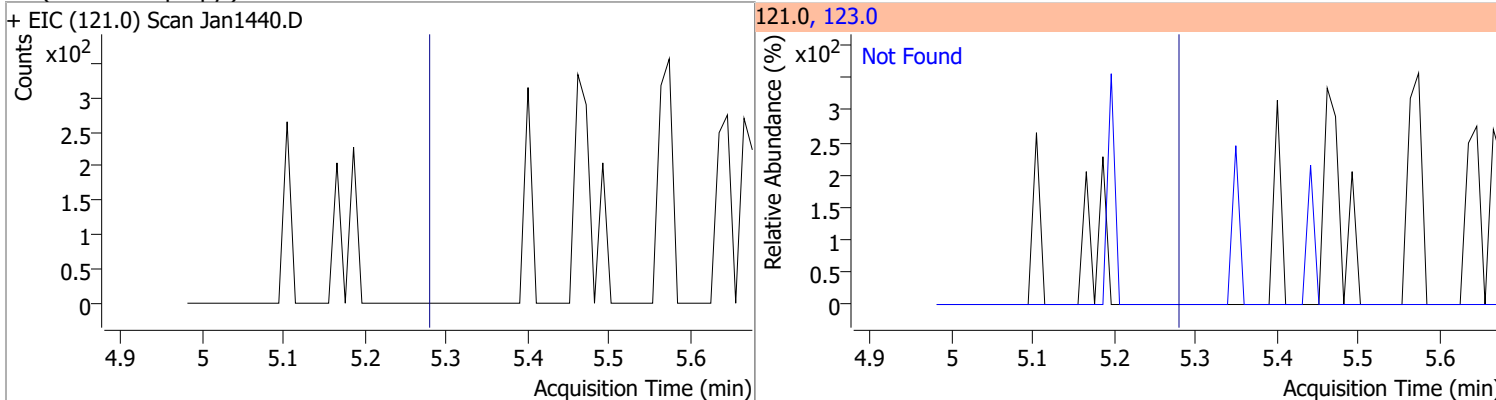


Quantitation Results Report (QT Reviewed)

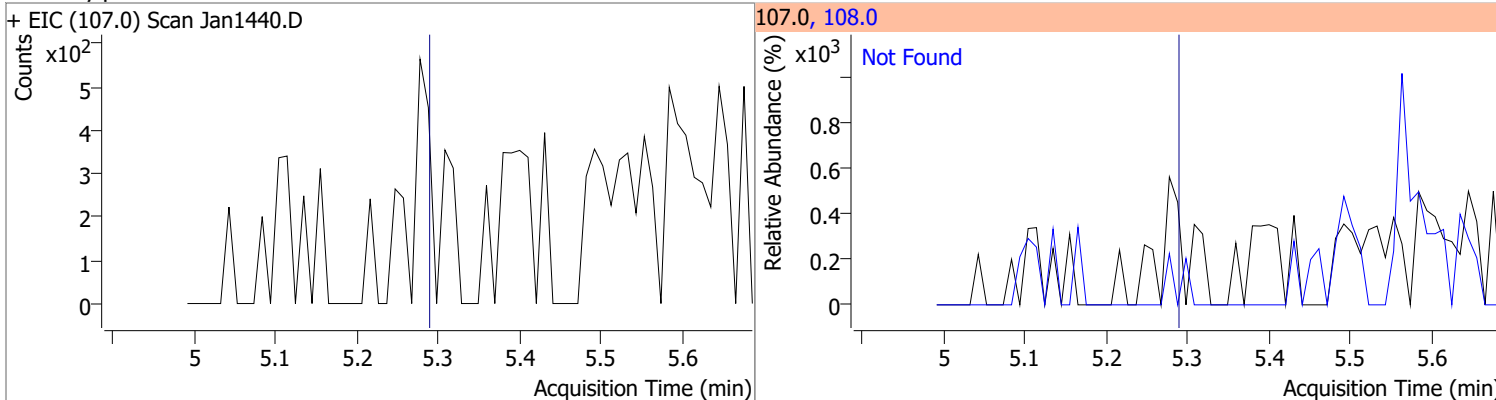
Compound	Conc.	Exp RT	QIon	Exp Ratio	QIon	Exp Ratio
1,3-Dichlorobenzene	N.D.	4.85	148.0	64.0	111.0	35.9
+ EIC (146.0) Scan Jan1440.D			146.0, 148.0, 111.0			
						
1,4-Dichlorobenzene	N.D.	4.94	148.0	65.1	111.0	35.2
+ EIC (146.0) Scan Jan1440.D			146.0, 148.0, 111.0			
						
1,2-Dichlorobenzene	N.D.	5.10	148.0	63.6	111.0	36.6
+ EIC (146.0) Scan Jan1440.D			146.0, 148.0, 111.0			
						
Benzyl Alcohol	N.D.	5.11	79.0	112.9	107.0	67.1
+ EIC (108.0) Scan Jan1440.D			108.0, 79.0, 107.0			
						

Quantitation Results Report (QT Reviewed)

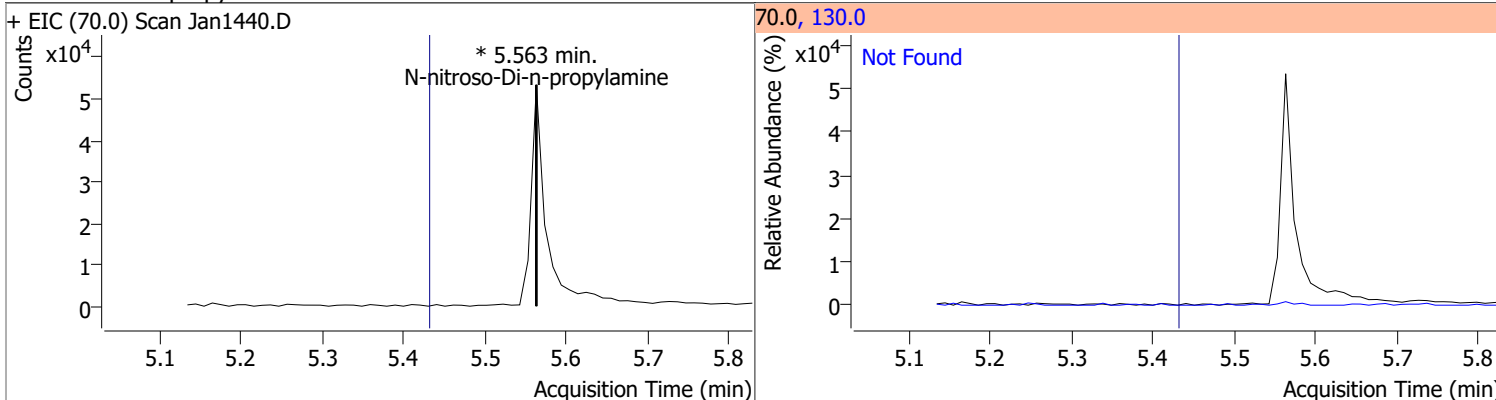
Compound	Conc.	Exp RT	QIon	Exp Ratio
bis(2-chloroisopropyl)Ether	N.D.	5.28	123.0	33.2



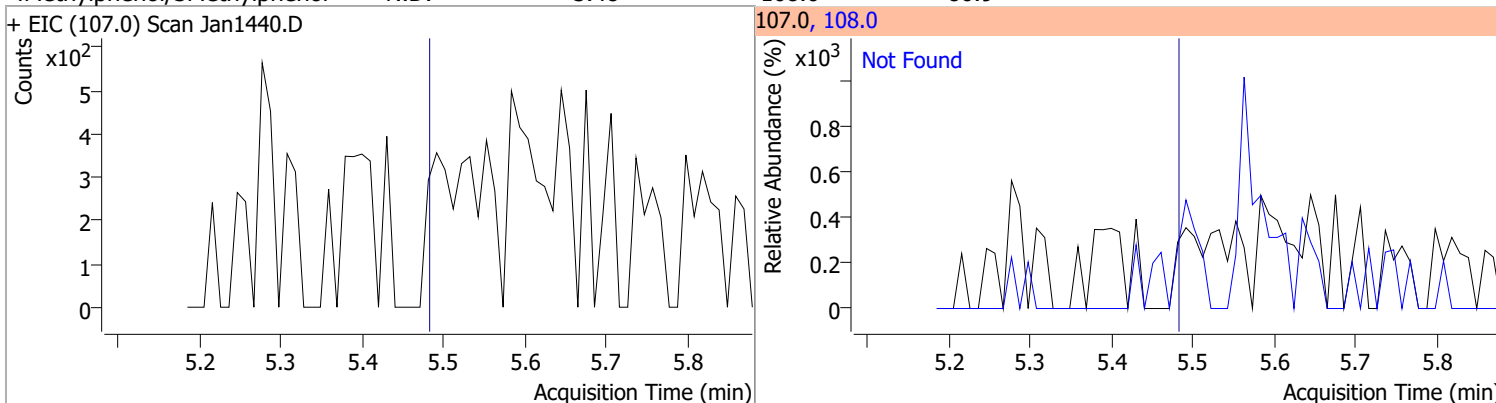
Compound	Conc.	Exp RT	QIon	Exp Ratio
2-Methylphenol	N.D.	5.29	108.0	114.9



Compound	Conc.	RT	Dev(Min)	Resp.	QIon	QRatio	Lower	Upper
N-nitroso-Di-n-propylamine		0		0	130.0		0.0	40.8

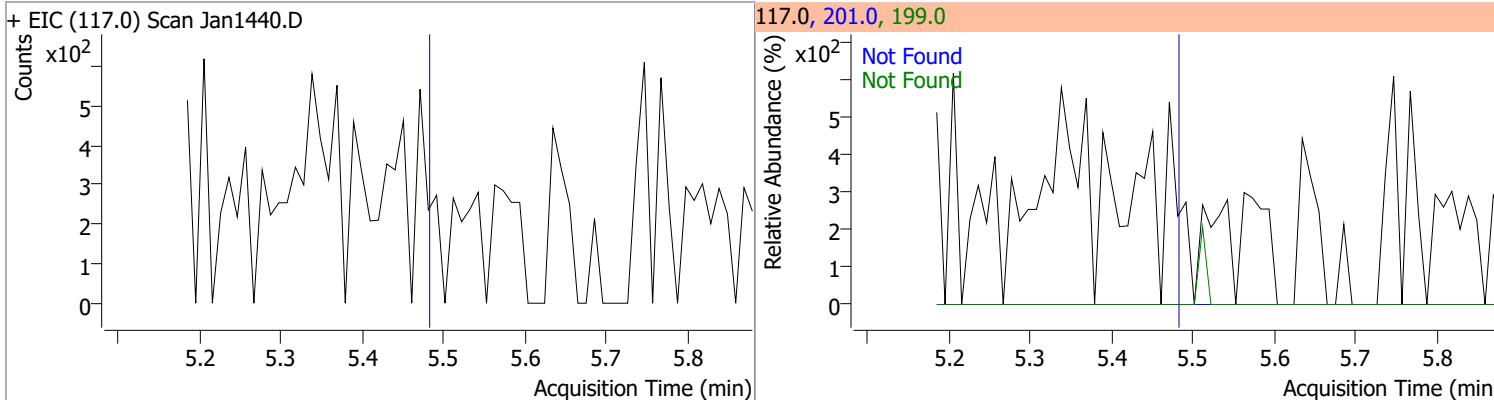


Compound	Conc.	Exp RT	QIon	Exp Ratio
4Methylphenol/3Methylphenol	N.D.	5.48	108.0	80.9

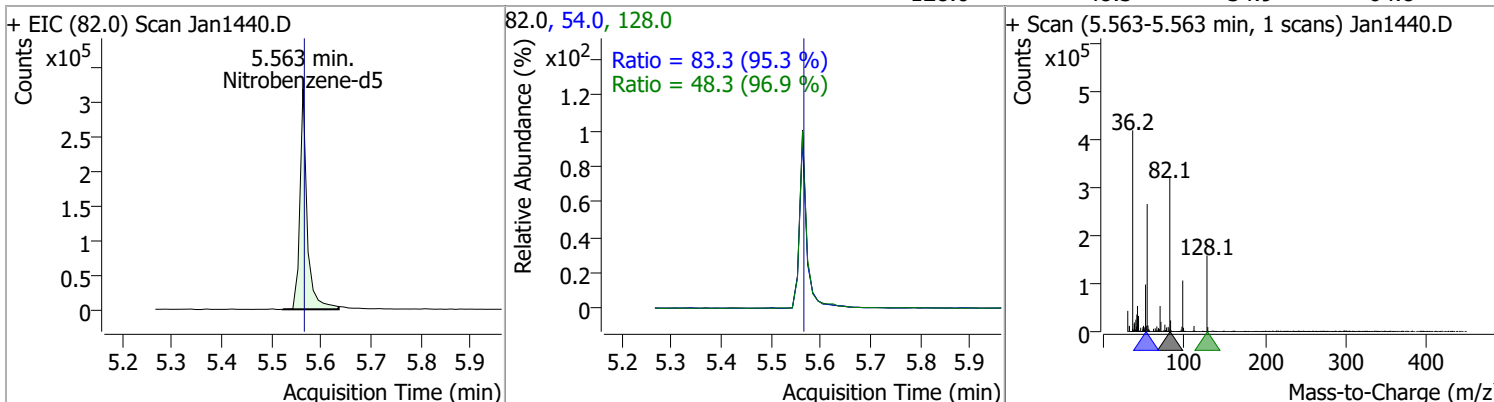


Quantitation Results Report (QT Reviewed)

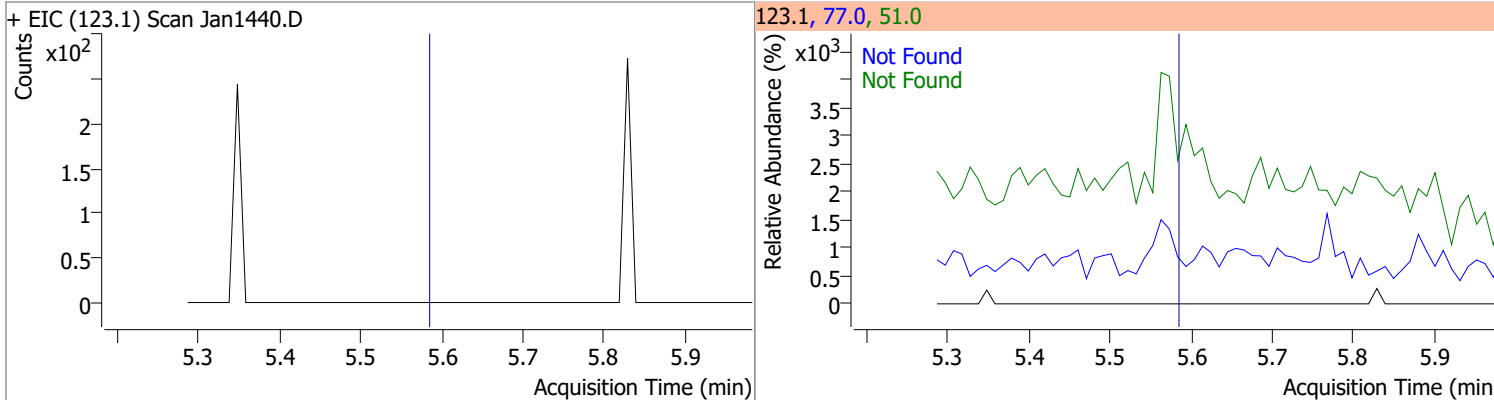
Compound	Conc.	Exp RT	QIon	Exp Ratio	QIon	Exp Ratio
Hexachloroethane	N.D.	5.48	201.0	96.9	199.0	60.2



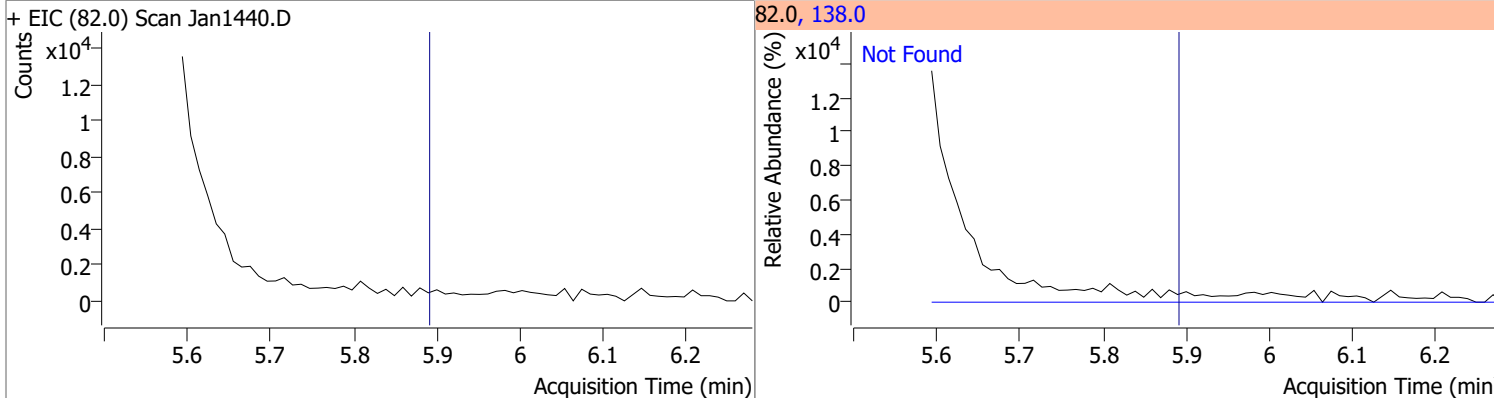
Compound	Conc.	RT	Dev(Min)	Resp.	QIon	QRatio	Lower	Upper
Nitrobenzene-d5	65.5586	5.56	0.00	322588	54.0	83.3	61.2	113.6
					128.0	48.3	34.9	64.8



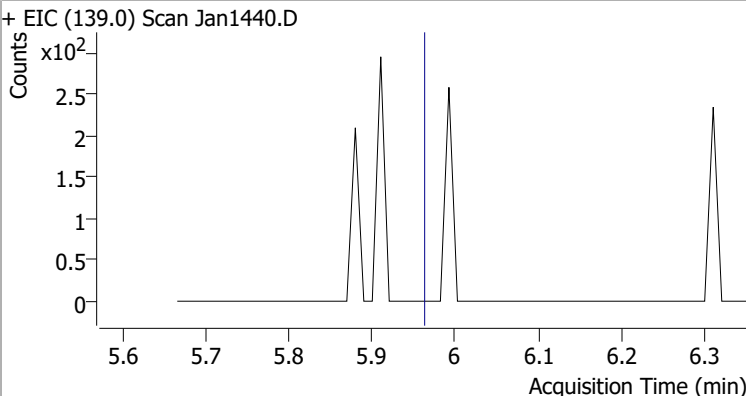
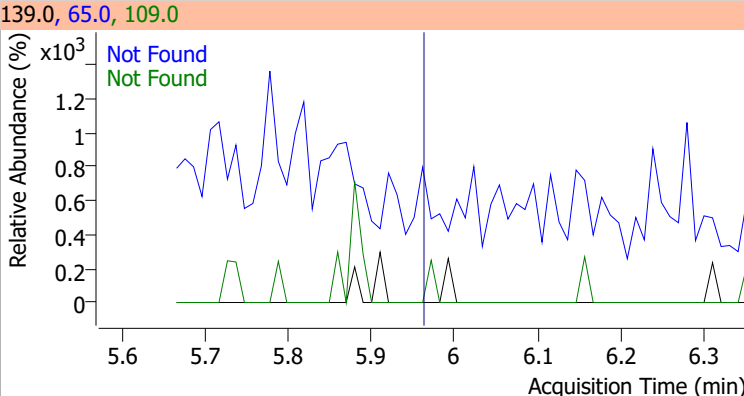
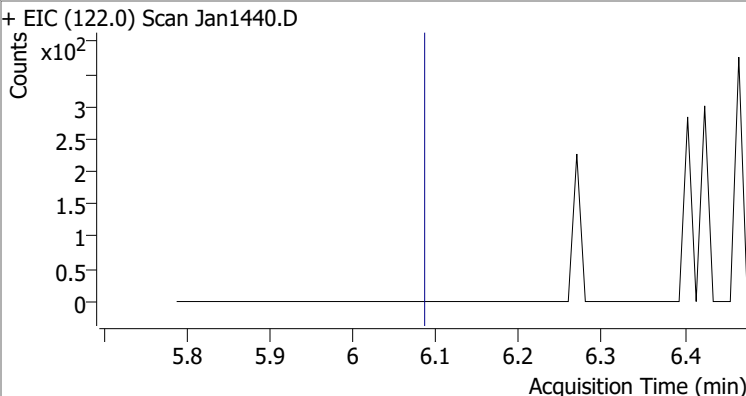
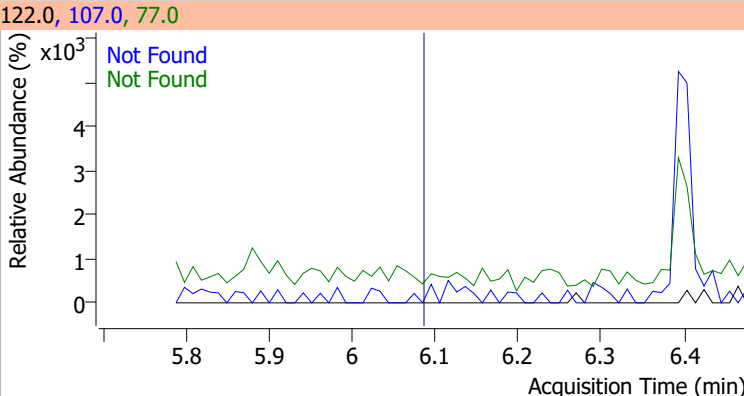
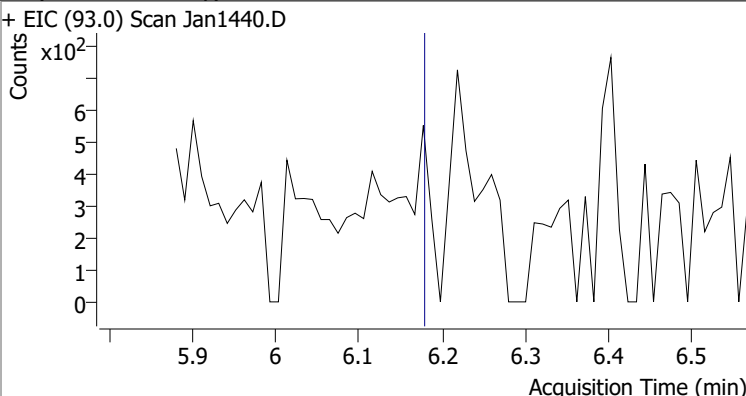
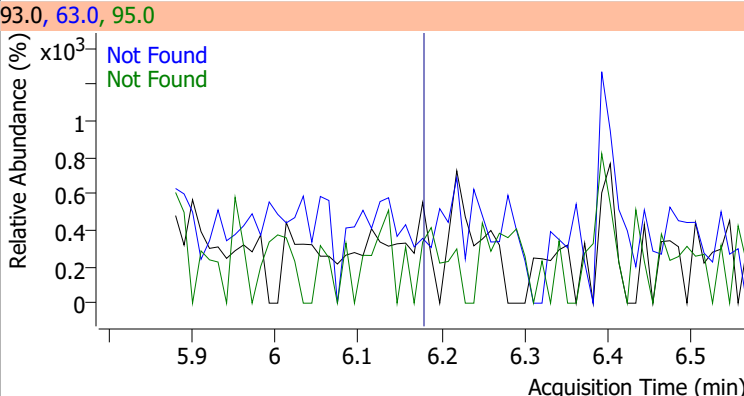
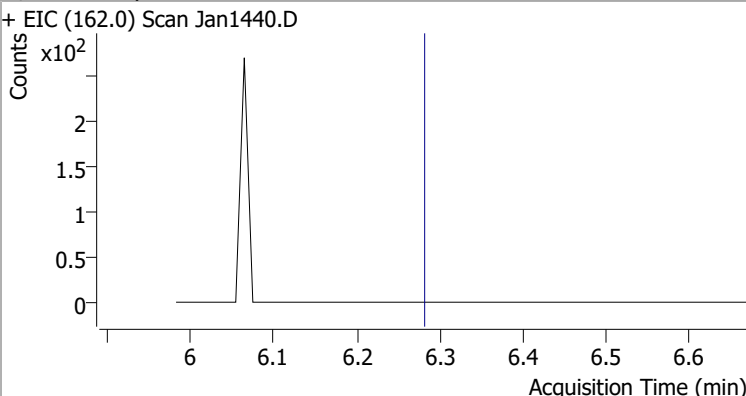
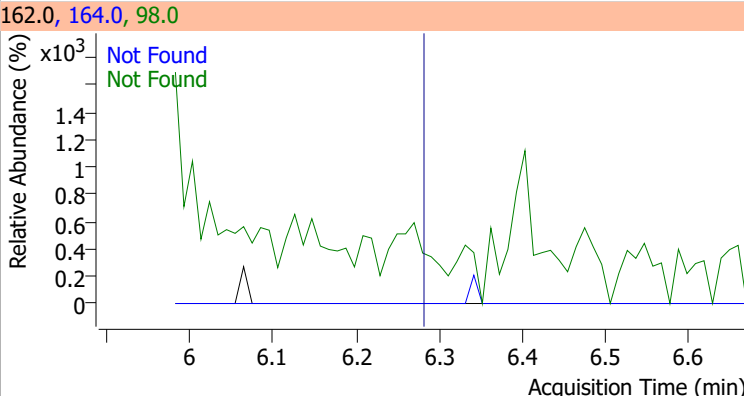
Compound	Conc.	Exp RT	QIon	Exp Ratio	QIon	Exp Ratio
Nitrobenzene	N.D.	5.58	77.0	187.7	51.0	165.1



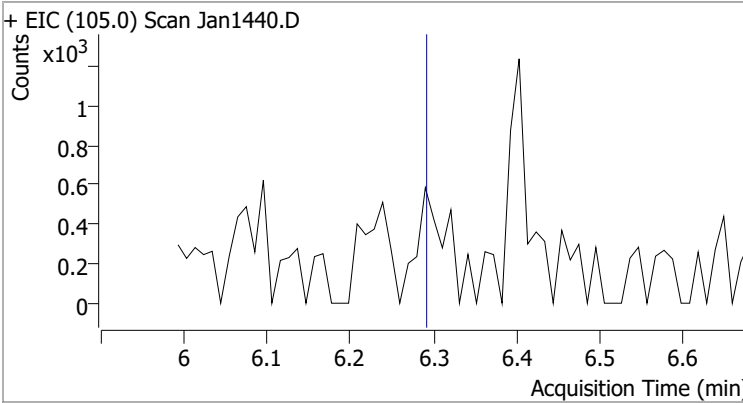
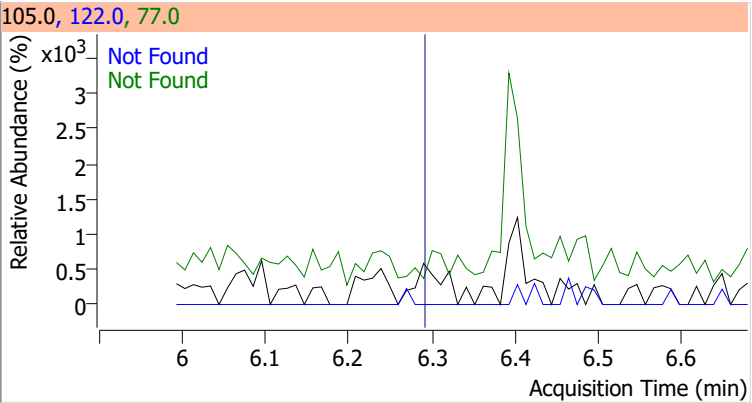
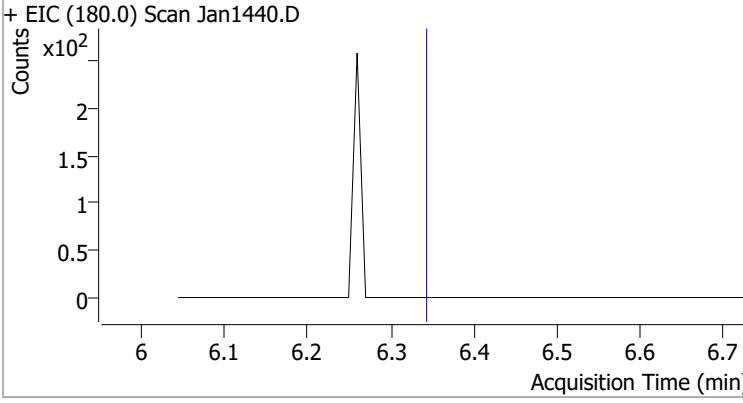
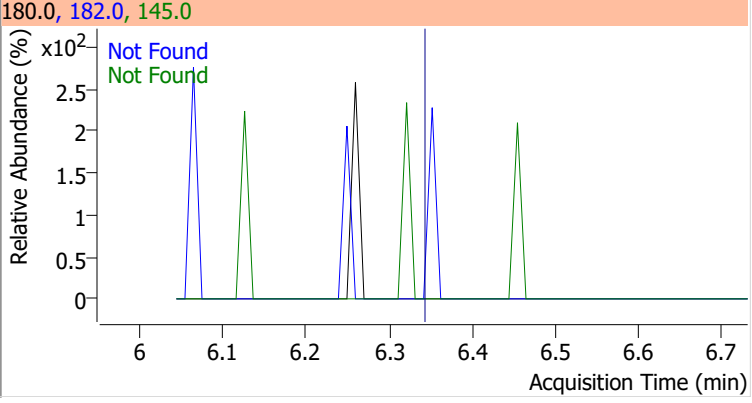
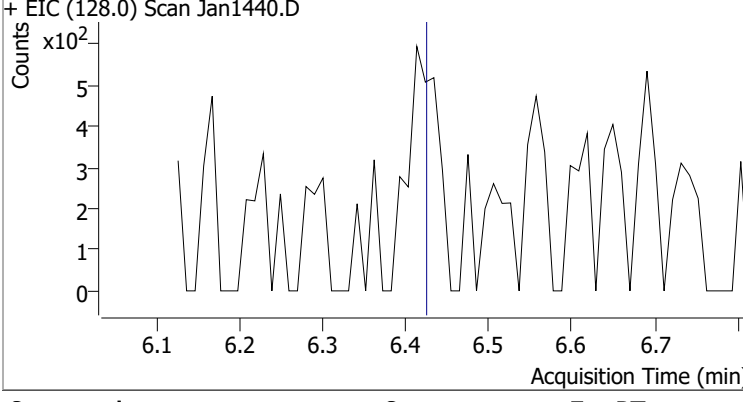
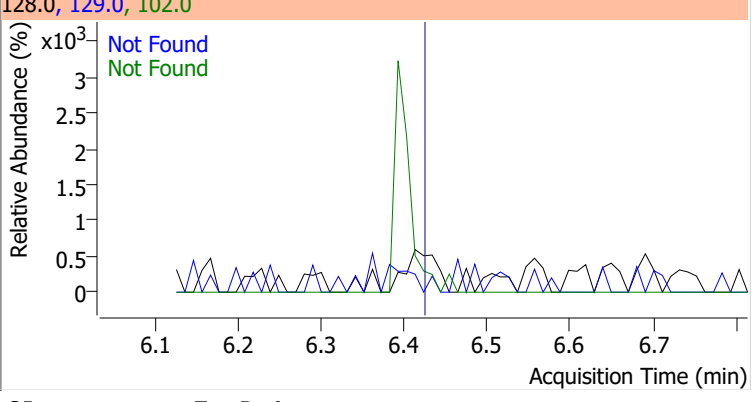
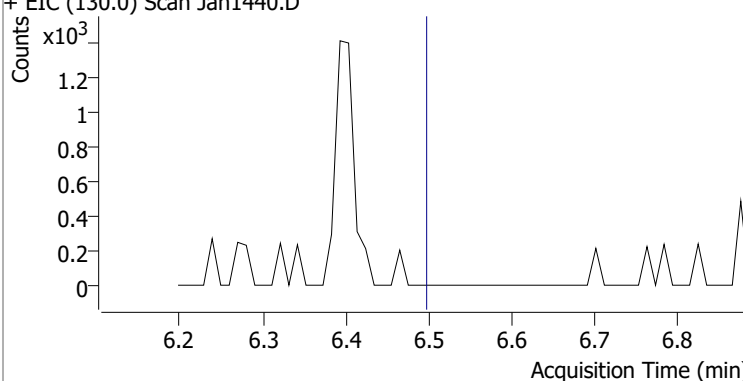
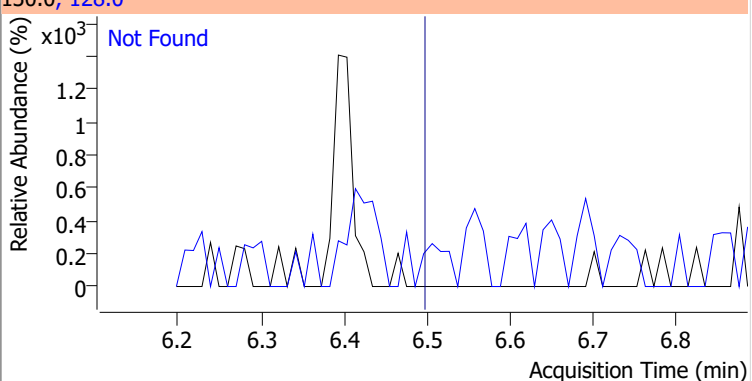
Compound	Conc.	Exp RT	QIon	Exp Ratio
Isophorone	N.D.	5.89	138.0	21.2



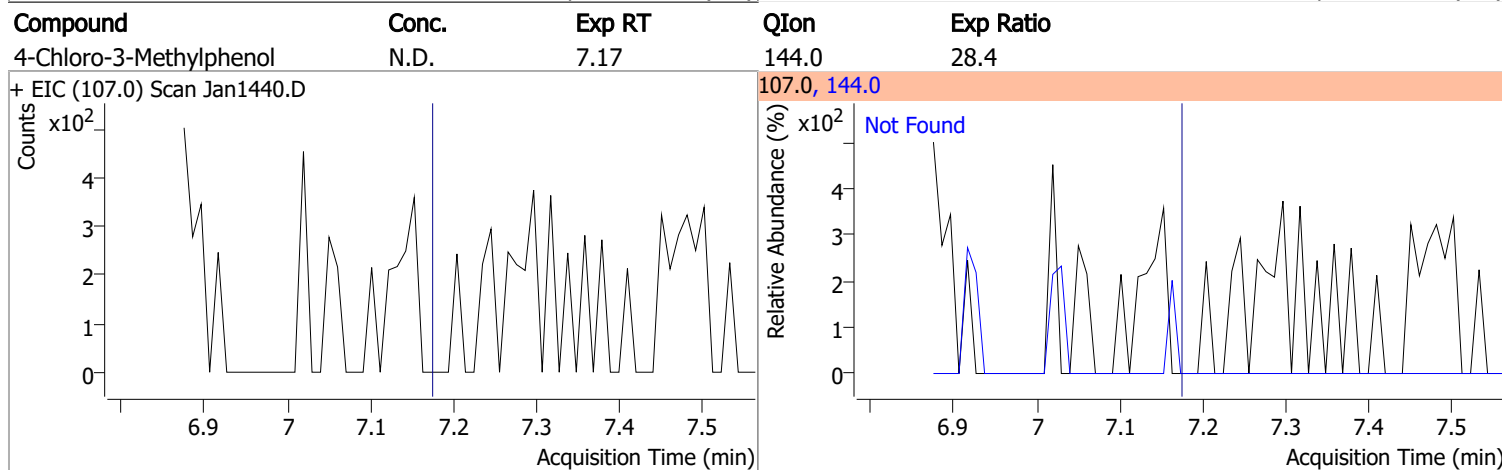
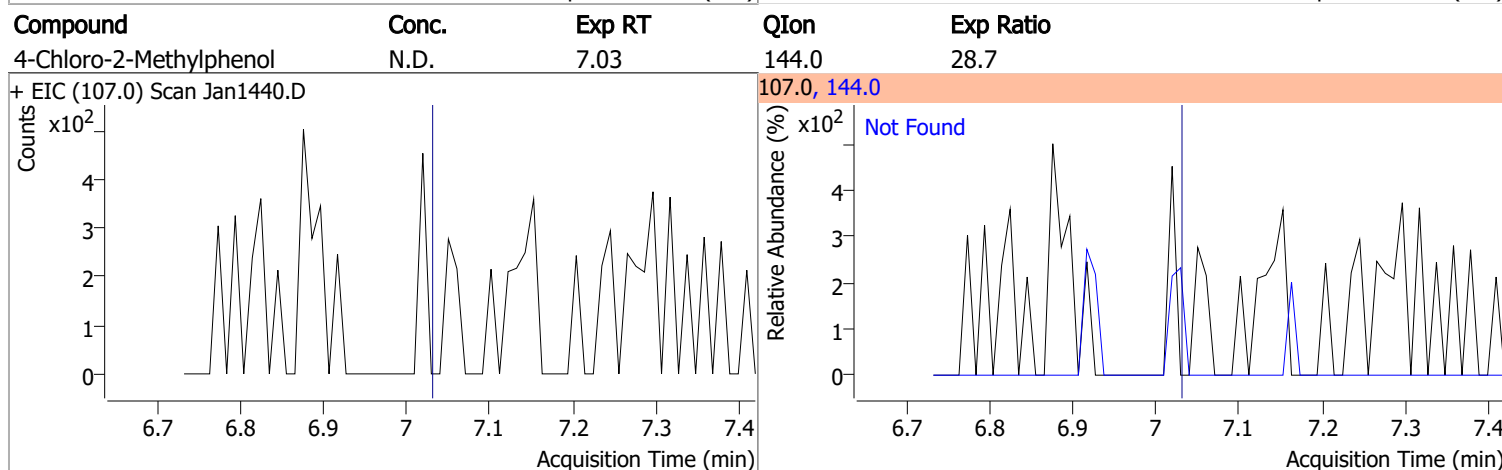
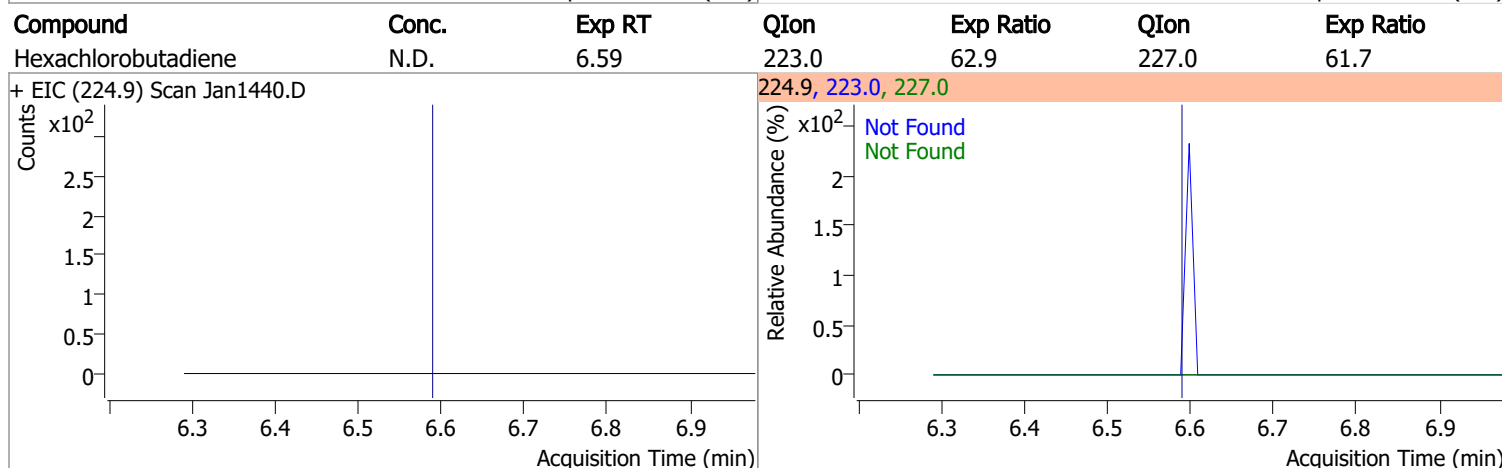
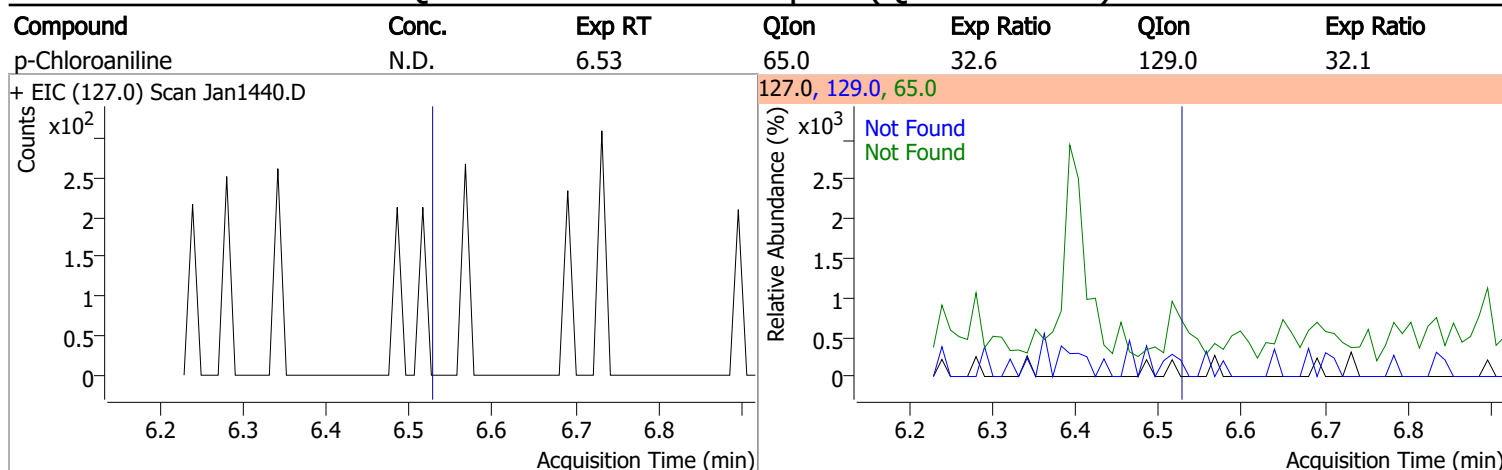
Quantitation Results Report (QT Reviewed)

Compound	Conc.	Exp RT	QIon	Exp Ratio	QIon	Exp Ratio
2-Nitrophenol	N.D.	5.96	65.0	52.2	109.0	38.2
+ EIC (139.0) Scan Jan1440.D			139.0, 65.0, 109.0			
						
2,4-Dimethylphenol	N.D.	6.08	107.0	106.7	77.0	29.9
+ EIC (122.0) Scan Jan1440.D			122.0, 107.0, 77.0			
						
bis(-2-Chloroethoxy)Methane	N.D.	6.18	63.0	88.3	95.0	29.8
+ EIC (93.0) Scan Jan1440.D			93.0, 63.0, 95.0			
						
2,4-Dichlorophenol	N.D.	6.28	164.0	63.5	98.0	30.9
+ EIC (162.0) Scan Jan1440.D			162.0, 164.0, 98.0			
						

Quantitation Results Report (QT Reviewed)

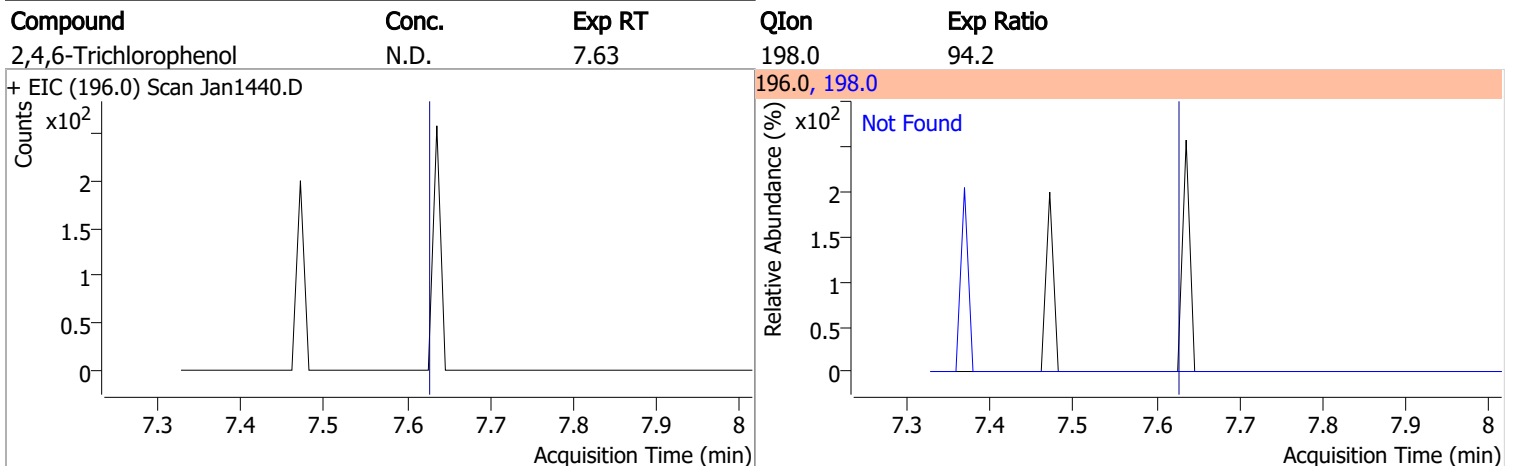
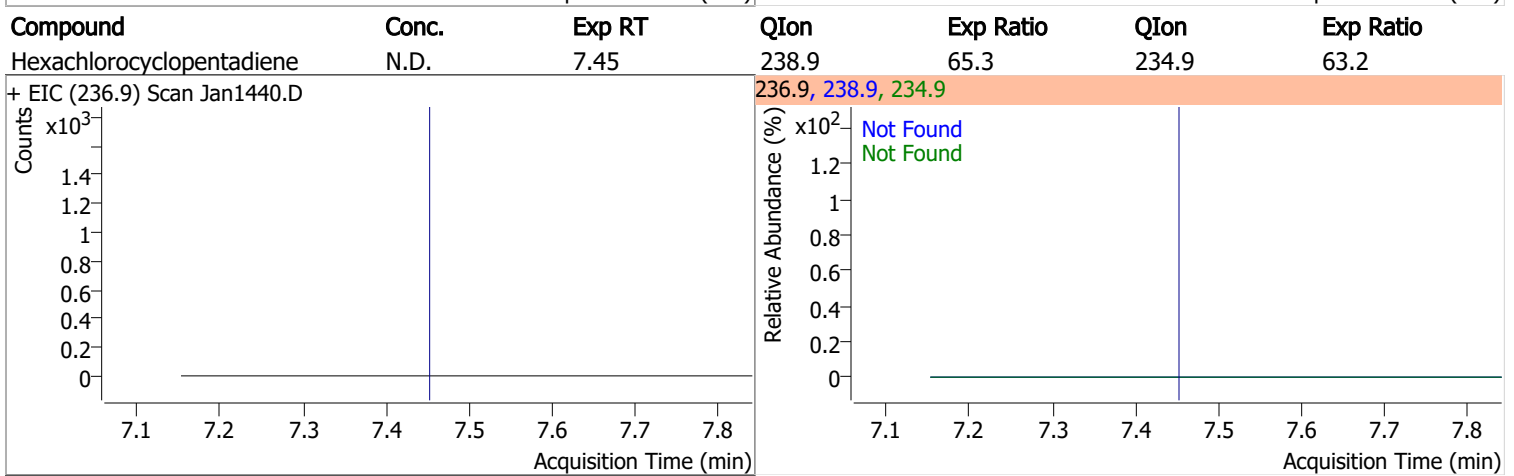
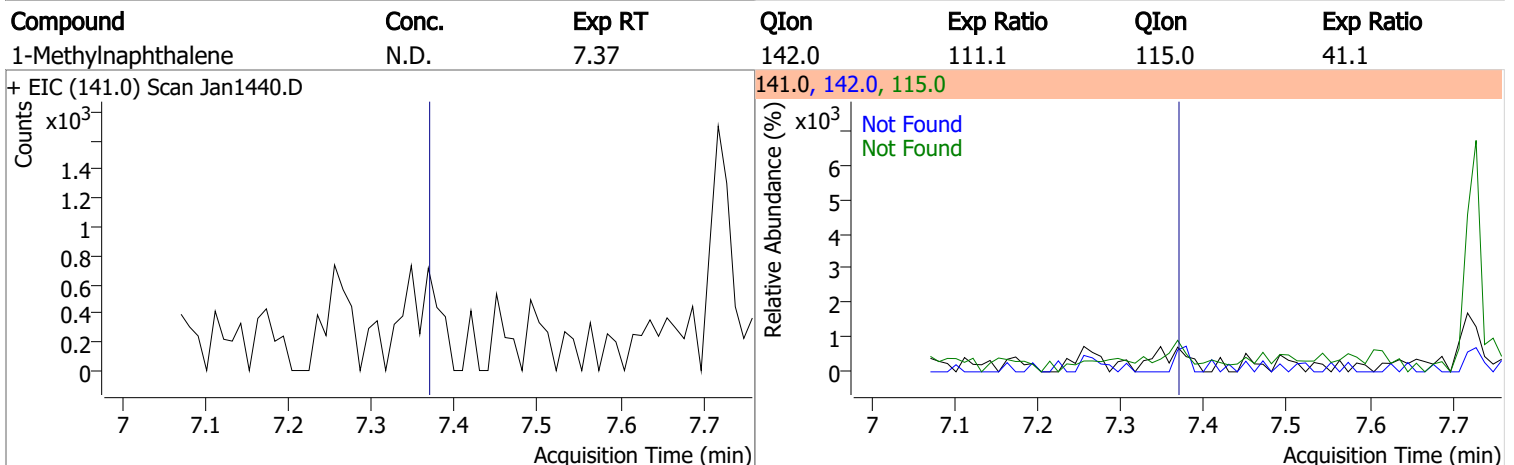
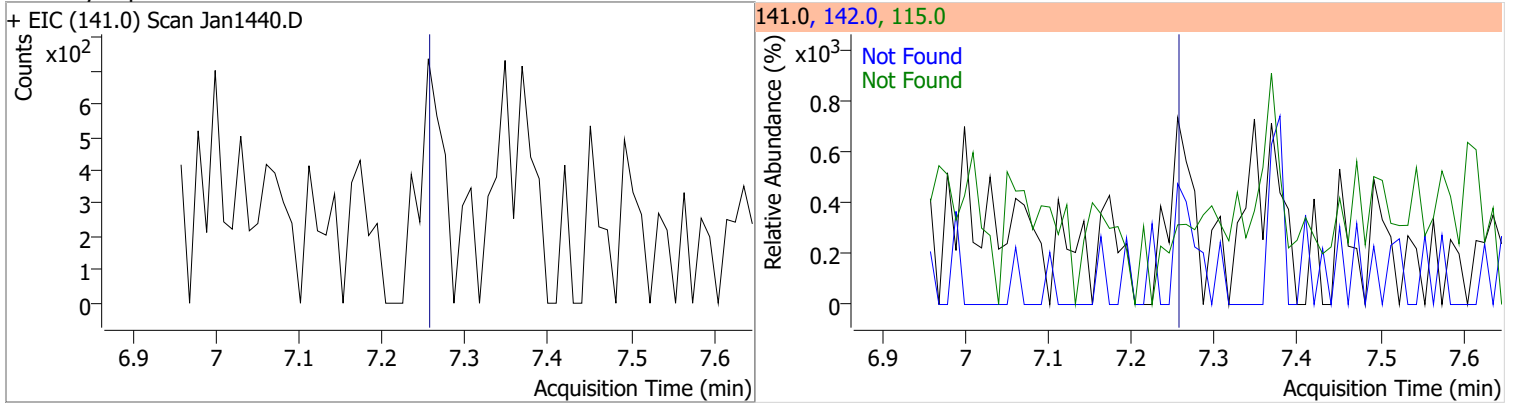
Compound	Conc.	Exp RT	QIon	Exp Ratio	QIon	Exp Ratio
Benzoic Acid	N.D.	6.29	122.0	89.3	77.0	71.7
+ EIC (105.0) Scan Jan1440.D			105.0, 122.0, 77.0			
						
1,2,4-Trichlorobenzene	N.D.	6.34	182.0	98.3	145.0	29.2
+ EIC (180.0) Scan Jan1440.D			180.0, 182.0, 145.0			
						
Naphthalene	N.D.	6.42	129.0	11.1	102.0	8.9
+ EIC (128.0) Scan Jan1440.D			128.0, 129.0, 102.0			
						
4-Chlorophenol	N.D.	6.50	128.0	299.5		
+ EIC (130.0) Scan Jan1440.D			130.0, 128.0			
						

Quantitation Results Report (QT Reviewed)



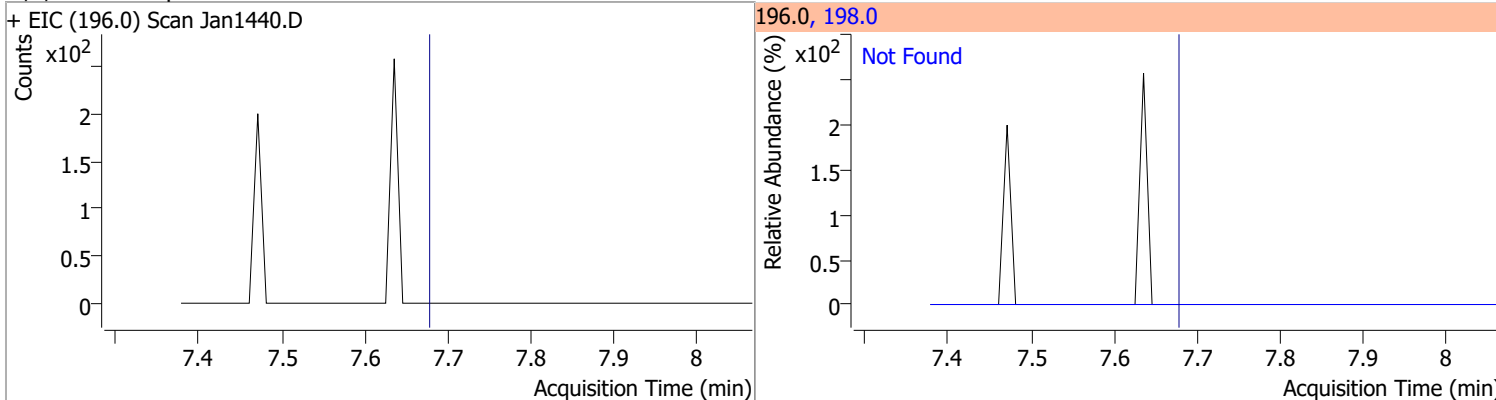
Quantitation Results Report (QT Reviewed)

Compound	Conc.	Exp RT	QIon	Exp Ratio	QIon	Exp Ratio
----------	-------	--------	------	-----------	------	-----------

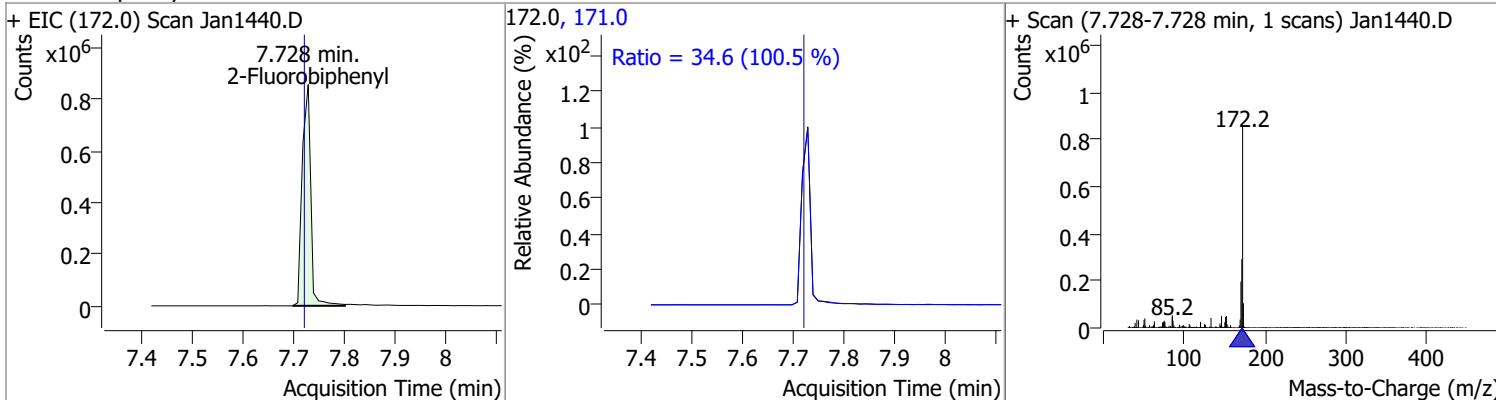


Quantitation Results Report (QT Reviewed)

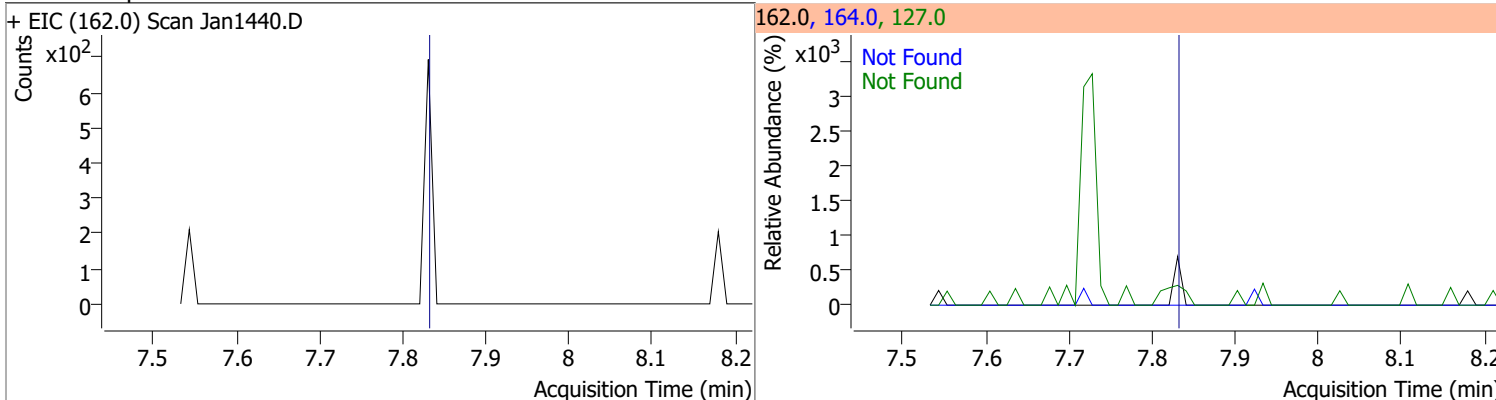
Compound	Conc.	Exp RT	QIon	Exp Ratio
2,4,5-Trichlorophenol	N.D.	7.68	198.0	95.6



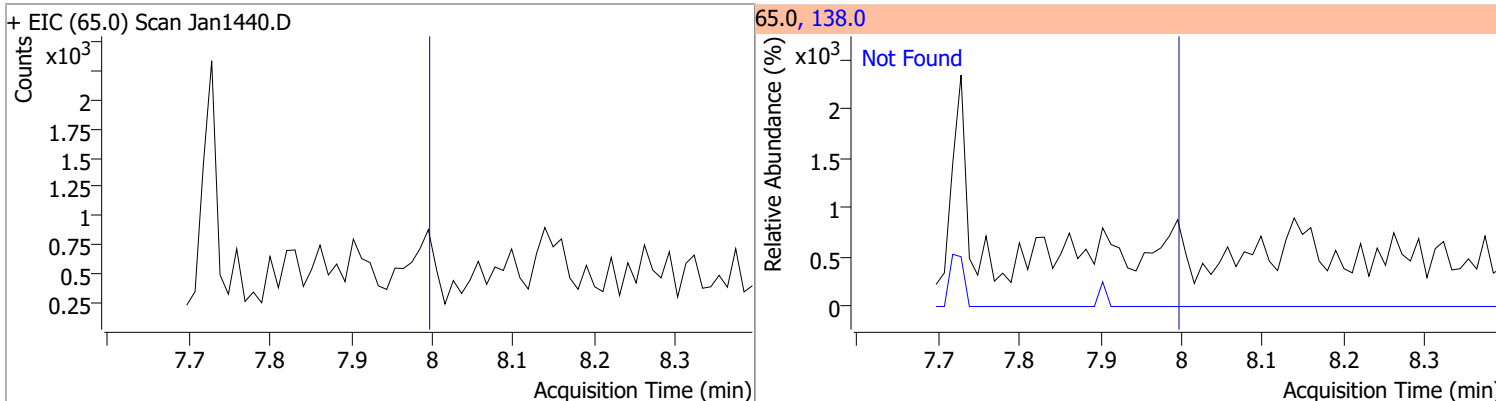
Compound	Conc.	RT	Dev(Min)	Resp.	QIon	QRatio	Lower	Upper
2-Fluorobiphenyl	59.6522	7.73	0.01	992358	171.0	34.6	24.1	44.8



Compound	Conc.	Exp RT	QIon	Exp Ratio	QIon	Exp Ratio
2-Chloronaphthalene	N.D.	7.83	127.0	36.6	164.0	32.9

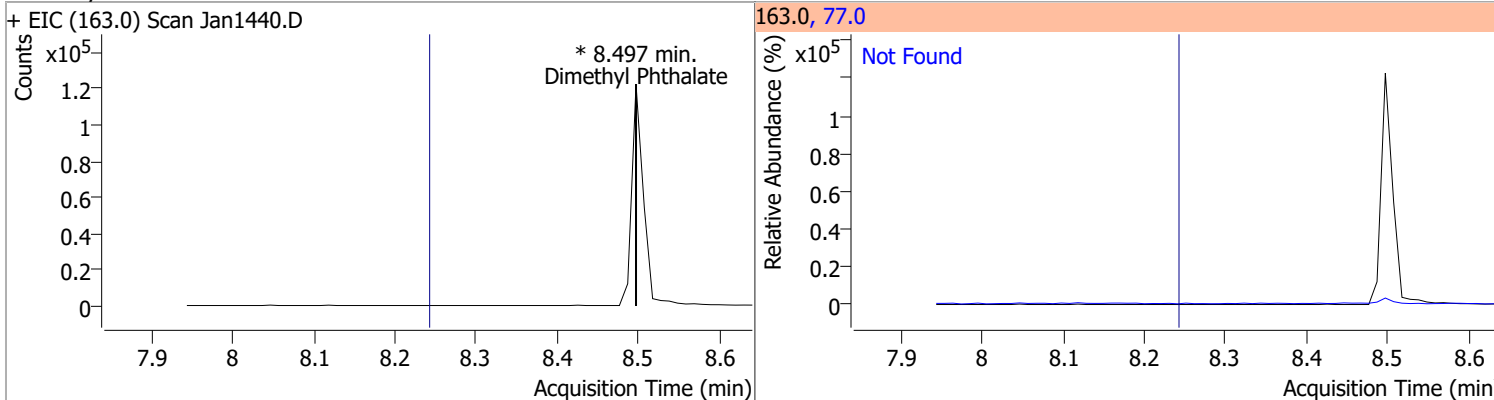


Compound	Conc.	Exp RT	QIon	Exp Ratio
2-Nitroaniline	N.D.	8.00	138.0	108.7

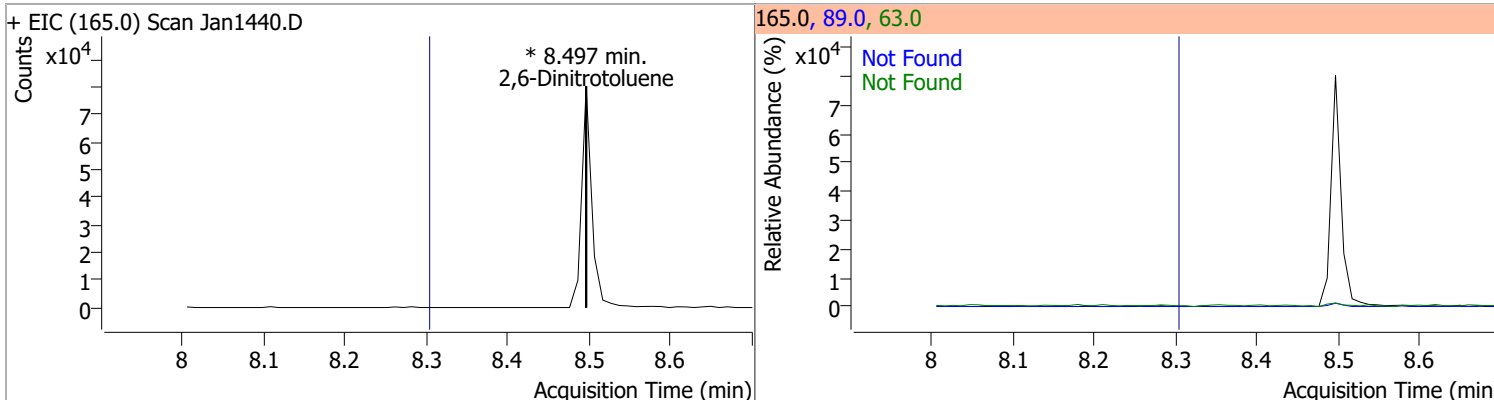


Quantitation Results Report (QT Reviewed)

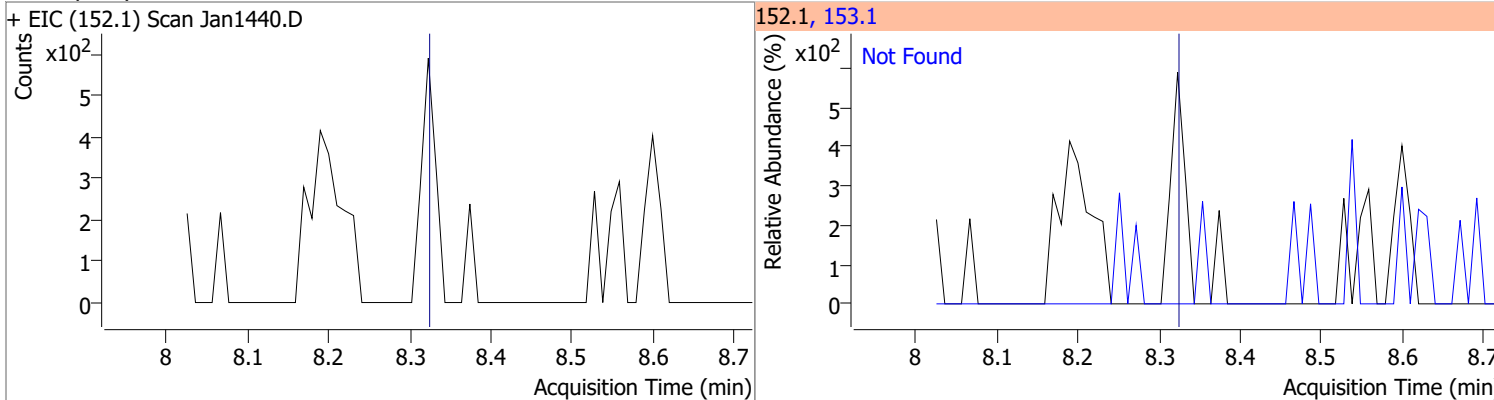
Compound	Conc.	RT	Dev(Min)	Resp.	QIon	QRatio	Lower	Upper
Dimethyl Phthalate	0	0		0	77.0		12.9	24.0



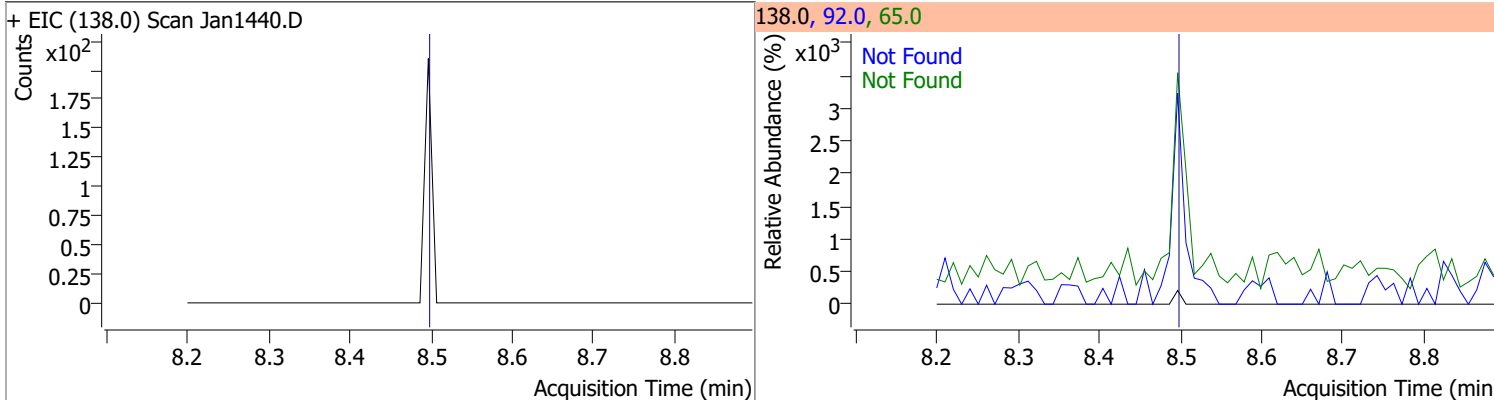
Compound	Conc.	RT	Dev(Min)	Resp.	QIon	QRatio	Lower	Upper
2,6-Dinitrotoluene	0	0		0	63.0		114.6	212.8
					89.0		41.8	77.6



Compound	Conc.	Exp RT	QIon	Exp Ratio
Acenaphthylene	N.D.	8.32	153.1	14.0

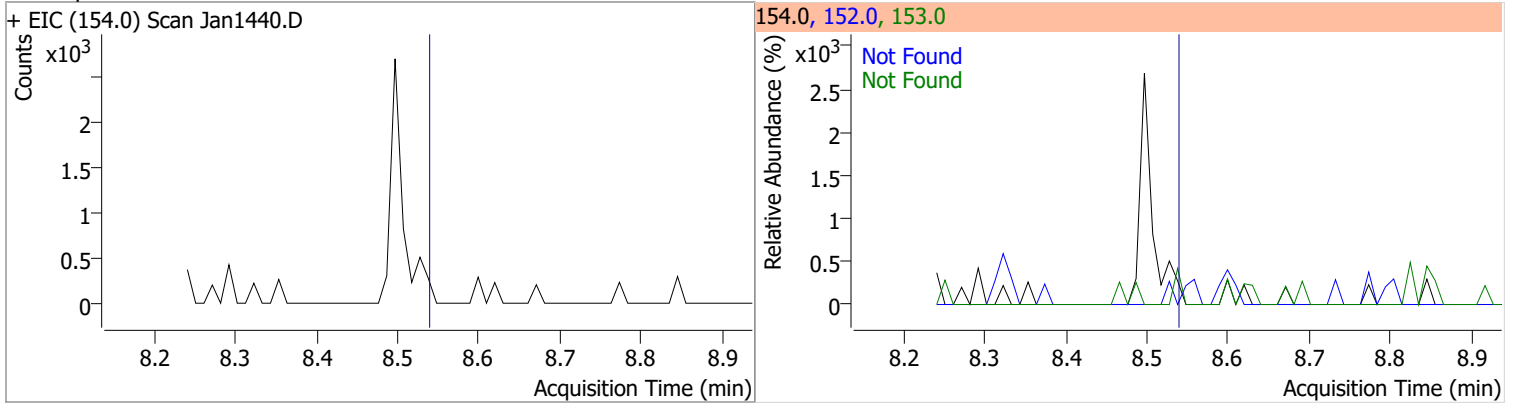


Compound	Conc.	Exp RT	QIon	Exp Ratio	QIon	Exp Ratio
3-Nitroaniline	N.D.	8.50	65.0	131.6	92.0	102.1

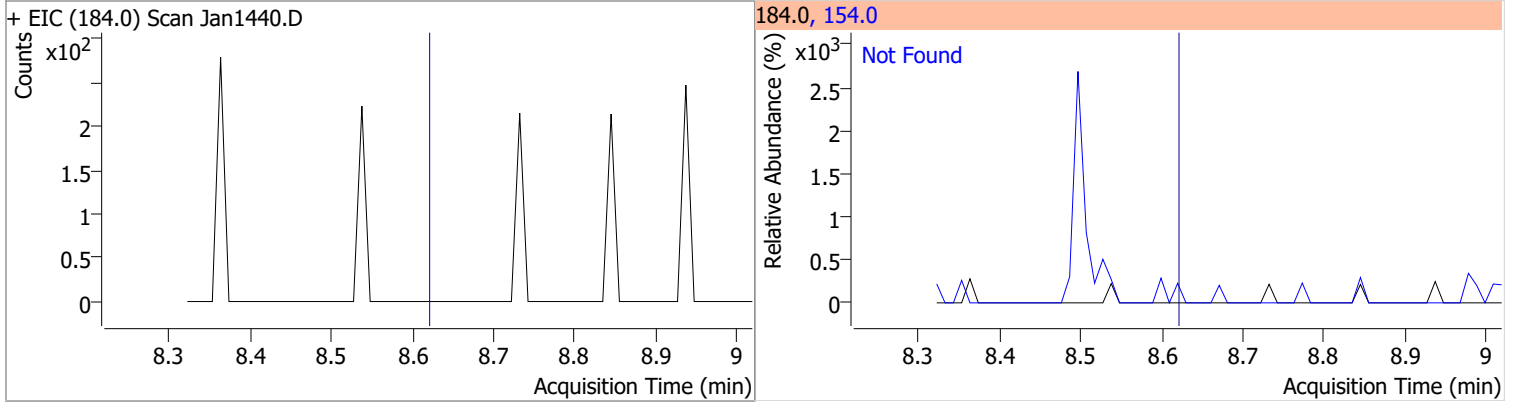


Quantitation Results Report (QT Reviewed)

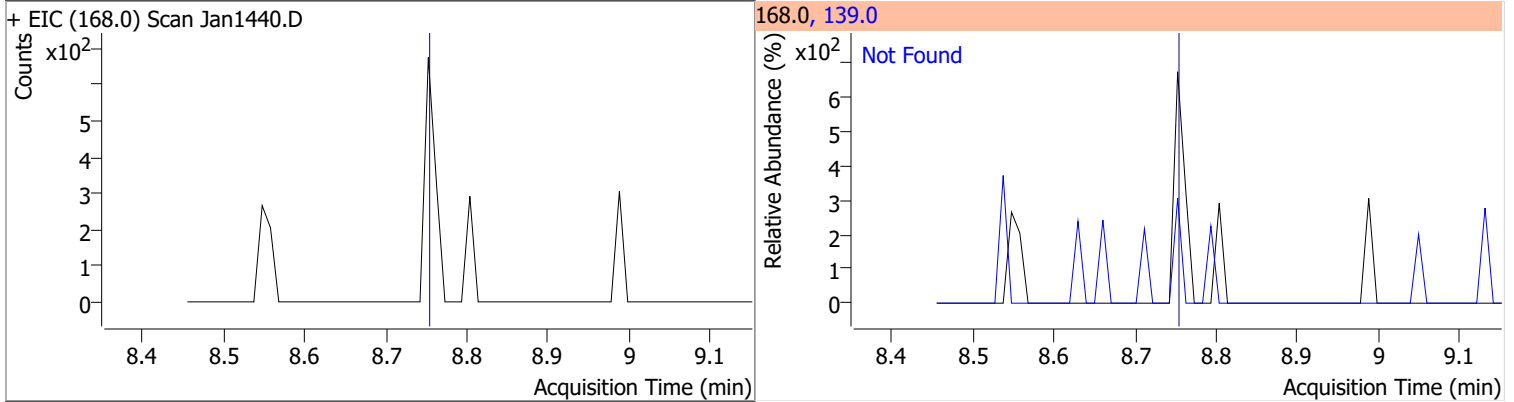
Compound	Conc.	Exp RT	QIon	Exp Ratio	QIon	Exp Ratio
Acenaphthene	N.D.	8.54	153.0	108.2	152.0	50.8



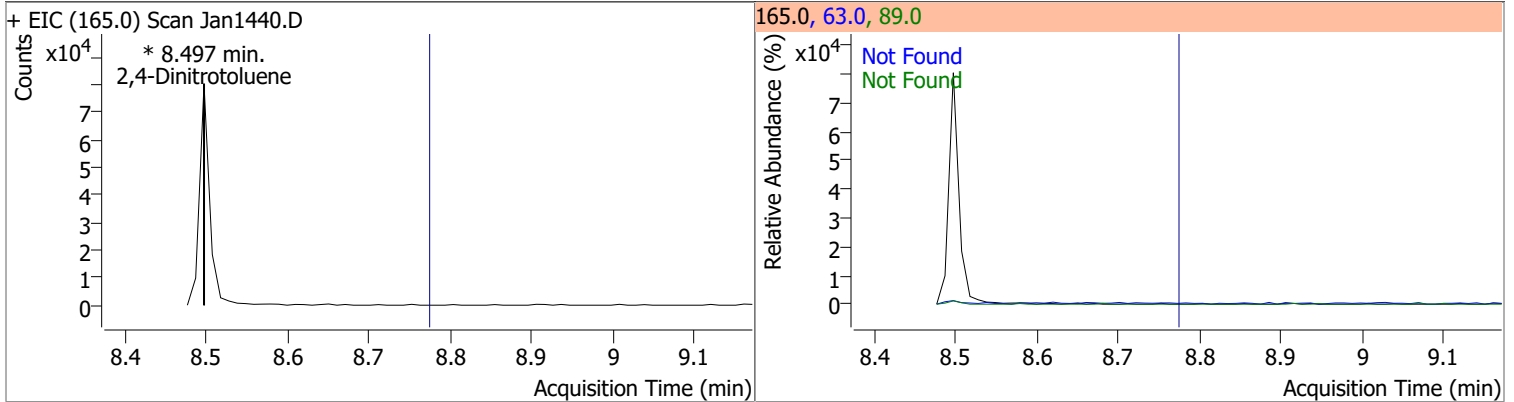
Compound	Conc.	Exp RT	QIon	Exp Ratio
2,4-Dinitrophenol	N.D.	8.62	154.0	53.4



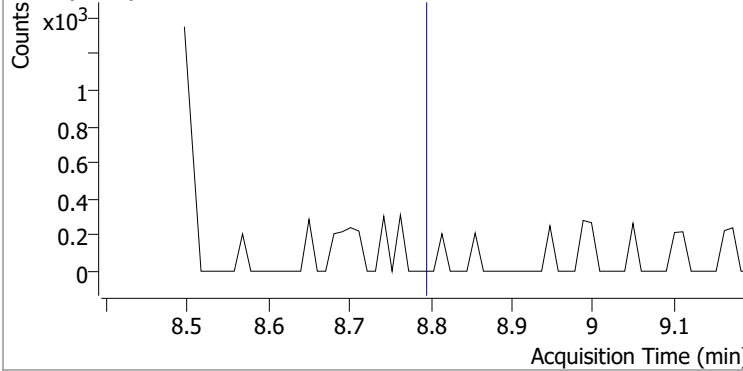
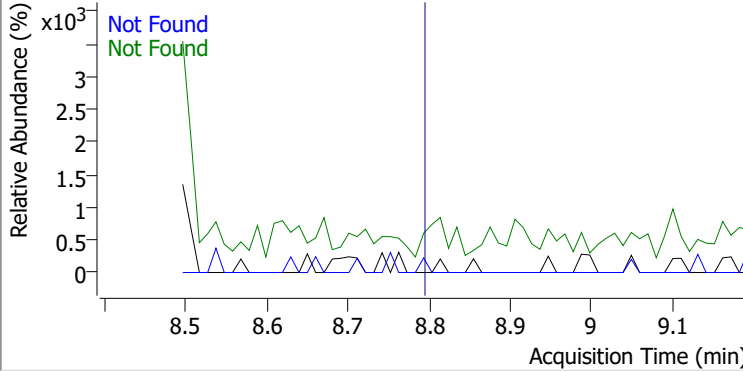
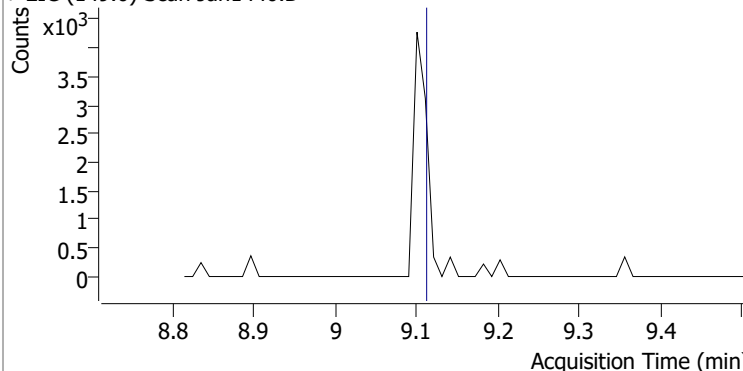
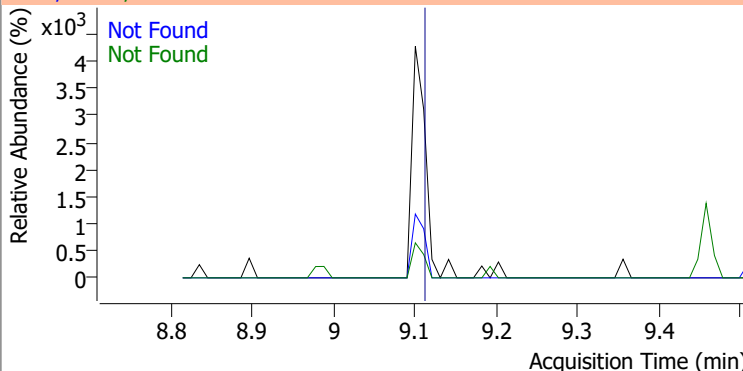
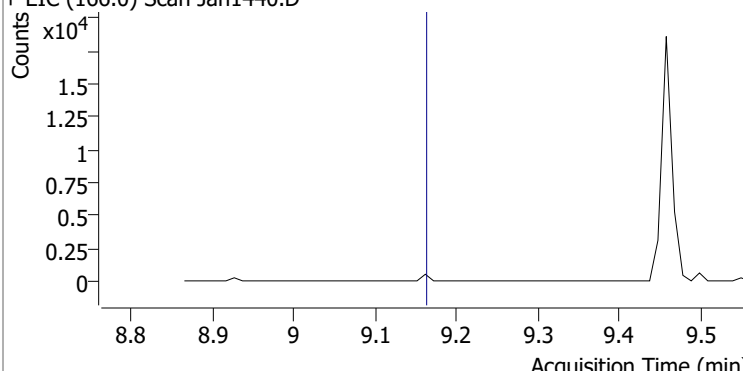
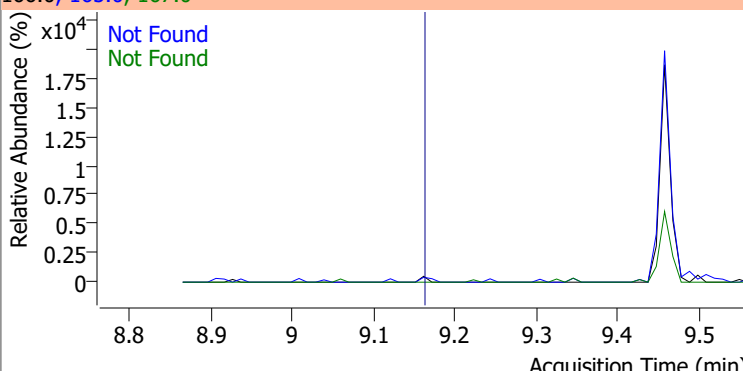
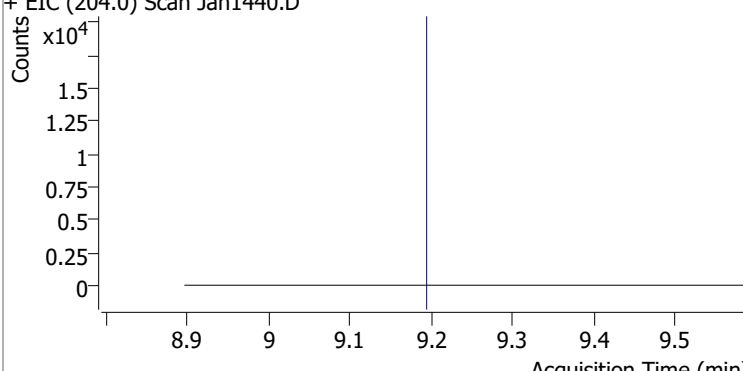
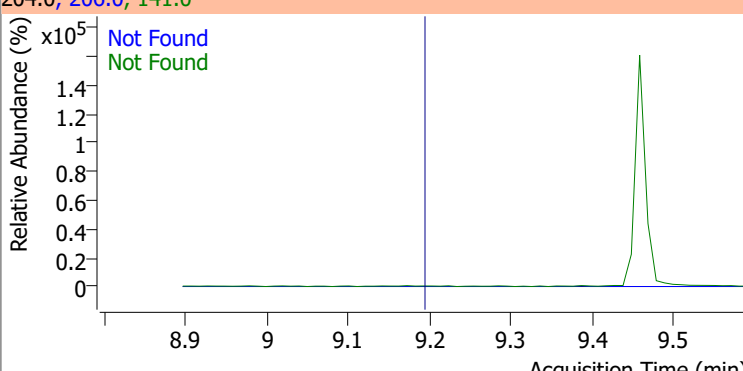
Compound	Conc.	Exp RT	QIon	Exp Ratio
Dibenzofuran	N.D.	8.75	139.0	38.8



Compound	Conc.	RT	Dev(Min)	Resp.	QIon	QRatio	Lower	Upper
2,4-Dinitrotoluene		0		0	89.0		50.5	93.8
					63.0		36.9	68.4

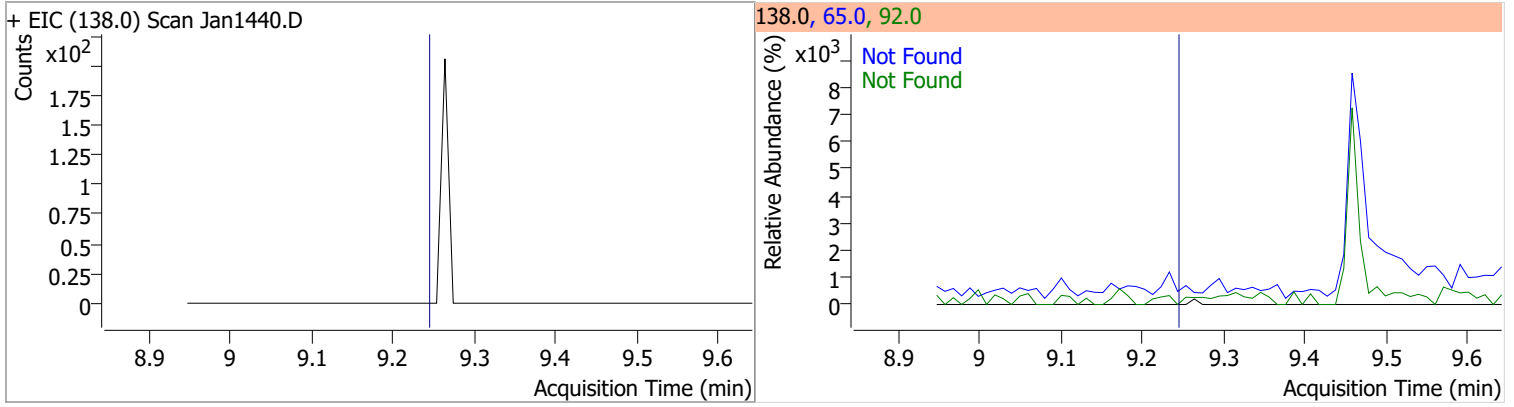


Quantitation Results Report (QT Reviewed)

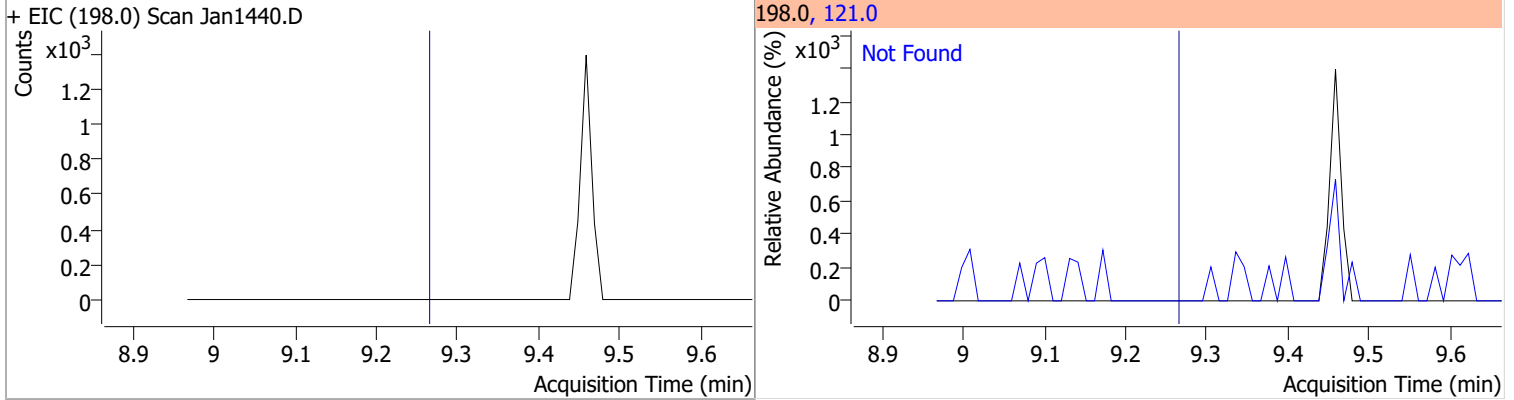
Compound	Conc.	Exp RT	QIon	Exp Ratio	QIon	Exp Ratio
4-Nitrophenol	N.D.	8.79	65.0	84.9	139.0	66.0
+ EIC (109.0) Scan Jan1440.D			109.0, 139.0, 65.0			
						
Diethylphthalate	N.D.	9.11	177.0	20.4	150.0	12.3
+ EIC (149.0) Scan Jan1440.D			149.0, 177.0, 150.0			
						
Fluorene	N.D.	9.16	165.0	94.7	167.0	13.8
+ EIC (166.0) Scan Jan1440.D			166.0, 165.0, 167.0			
						
4-Chlorophenyl-phenylether	N.D.	9.19	141.0	61.5	206.0	33.0
+ EIC (204.0) Scan Jan1440.D			204.0, 206.0, 141.0			
						

Quantitation Results Report (QT Reviewed)

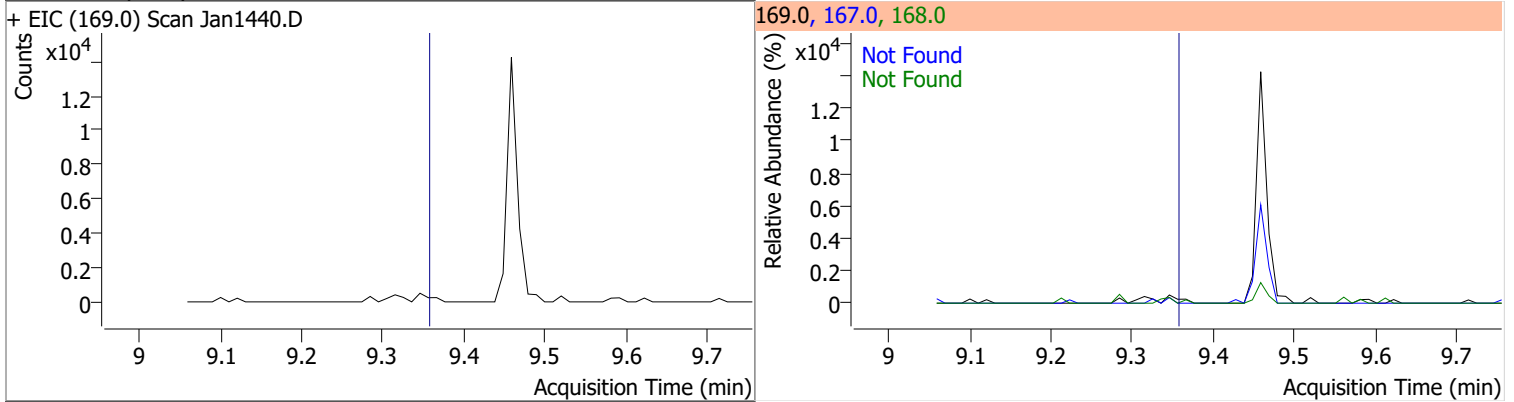
Compound	Conc.	Exp RT	QIon	Exp Ratio	QIon	Exp Ratio
4-Nitroaniline	N.D.	9.24	65.0	119.6	92.0	45.9



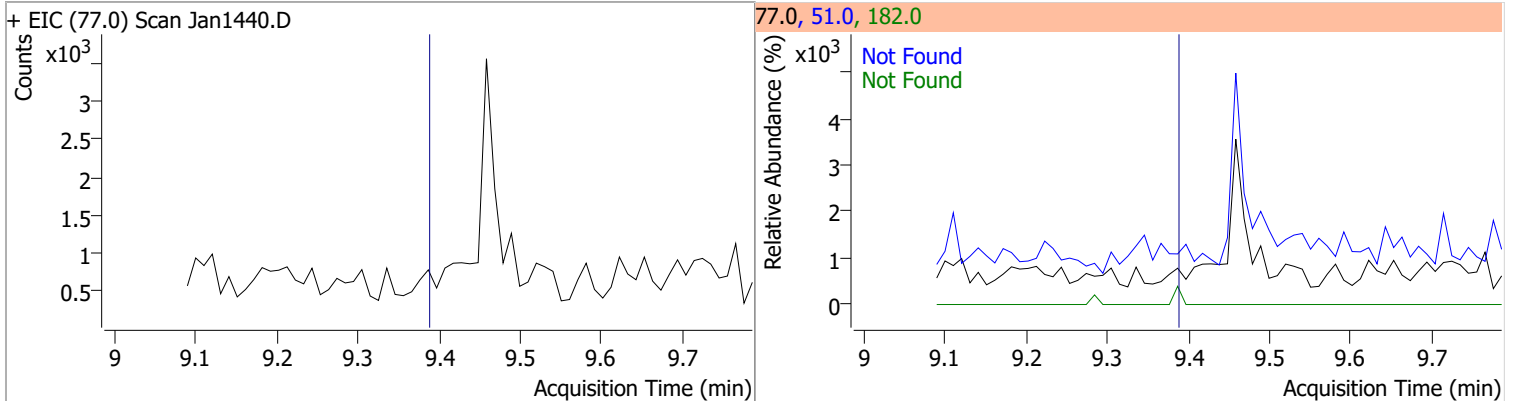
Compound	Conc.	Exp RT	QIon	Exp Ratio
4,6-Dinitro-2-methylphenol	N.D.	9.26	121.0	44.2



Compound	Conc.	Exp RT	QIon	Exp Ratio	QIon	Exp Ratio
N-nitrosodiphenylamine	N.D.	9.36	168.0	61.0	167.0	32.7

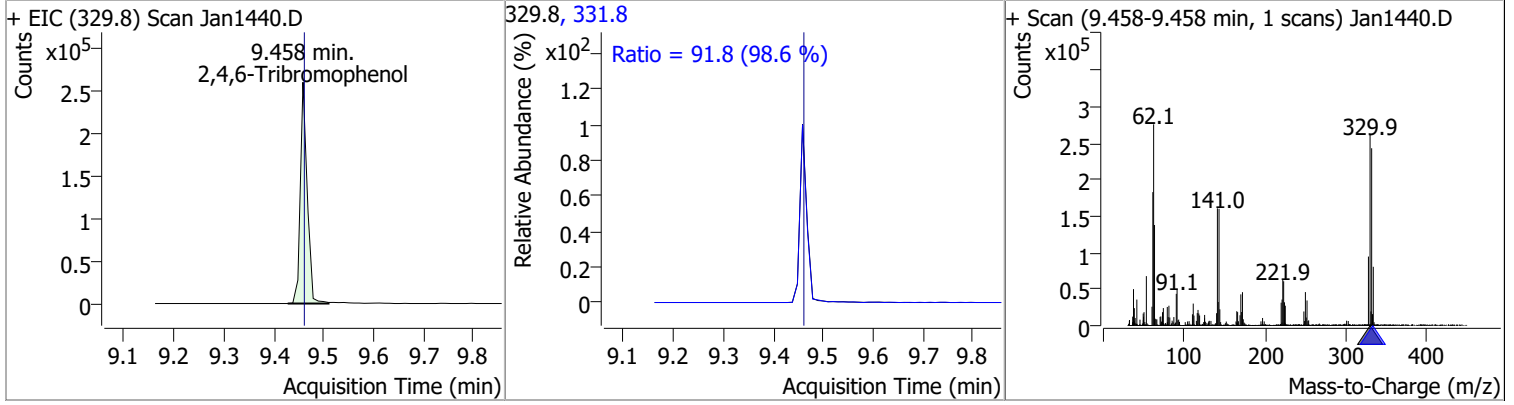


Compound	Conc.	Exp RT	QIon	Exp Ratio	QIon	Exp Ratio
Azobenzene	N.D.	9.39	51.0	46.0	182.0	28.3

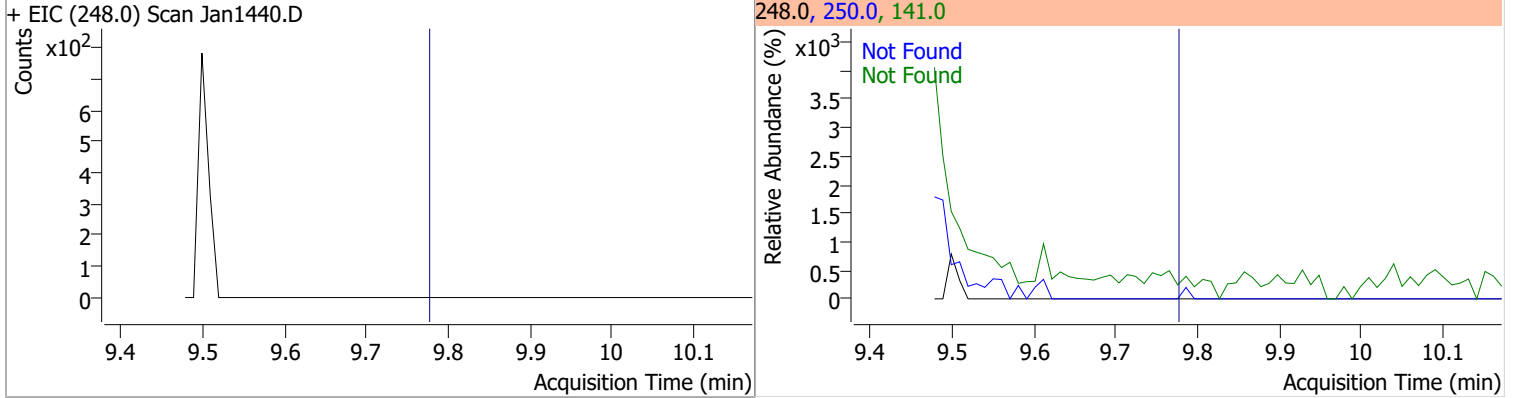


Quantitation Results Report (QT Reviewed)

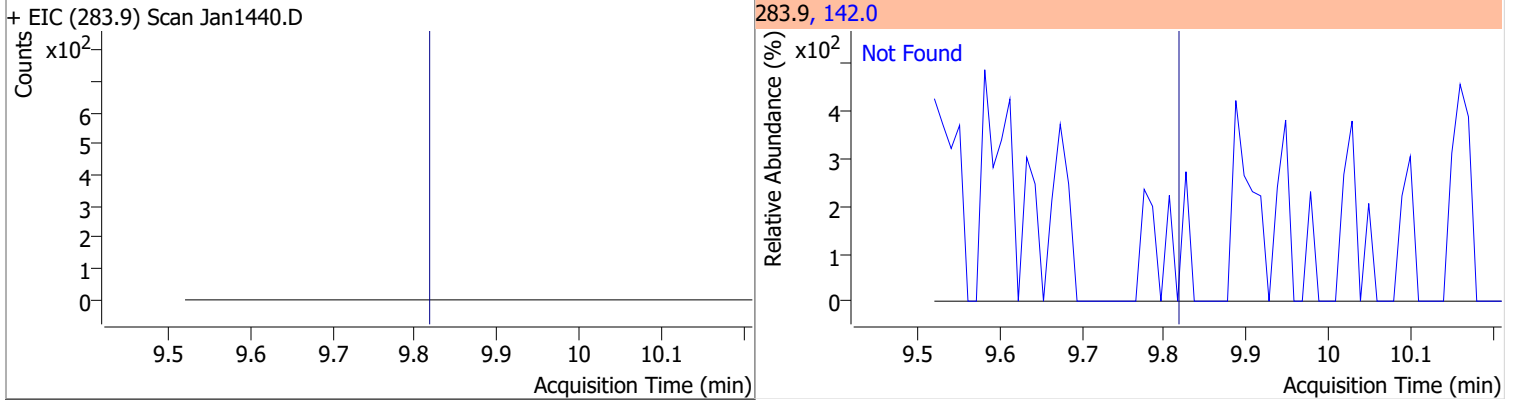
Compound	Conc.	RT	Dev(Min)	Resp.	QIon	QRatio	Lower	Upper
2,4,6-Tribromophenol	168.3903	9.46	0.00	250762	331.8	91.8	65.2	121.0



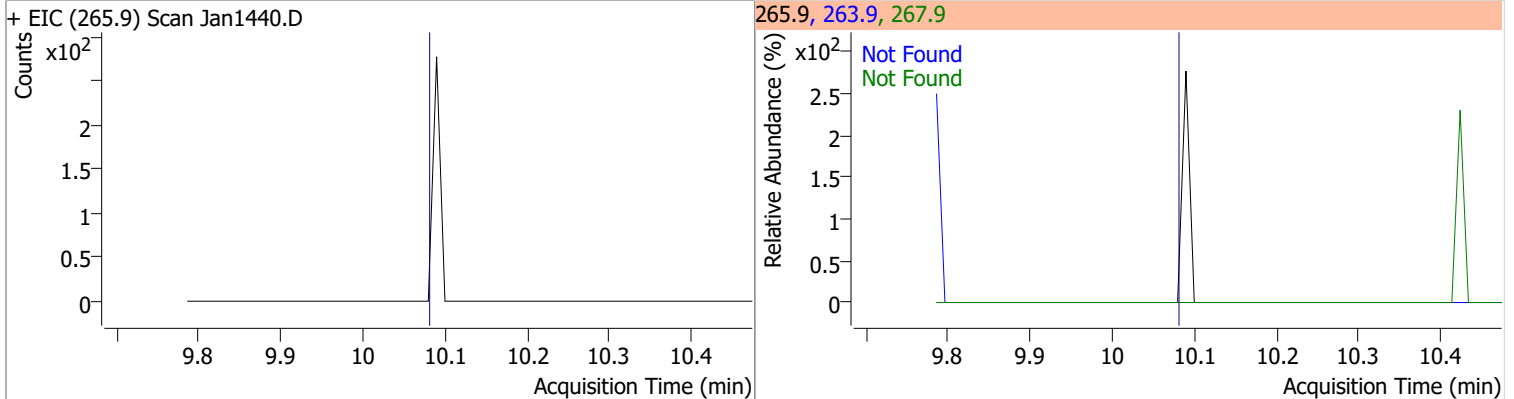
Compound	Conc.	Exp RT	QIon	Exp Ratio	QIon	Exp Ratio
4-Bromophenyl-phenylether	N.D.	9.78	250.0	97.1	141.0	93.8



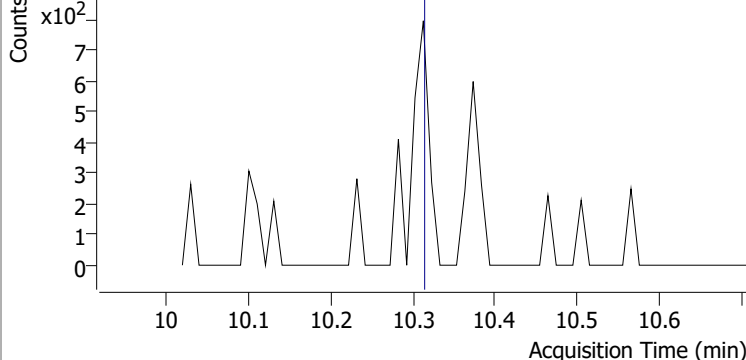
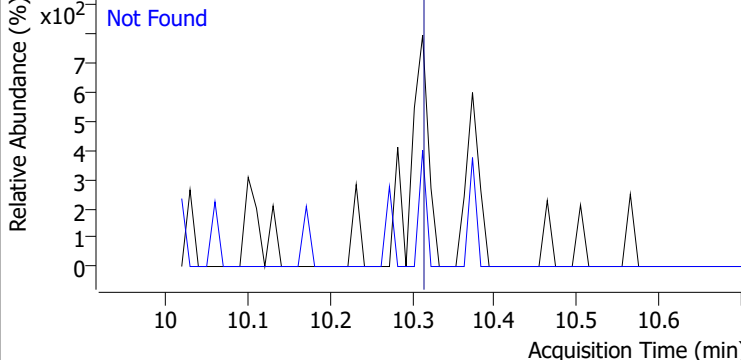
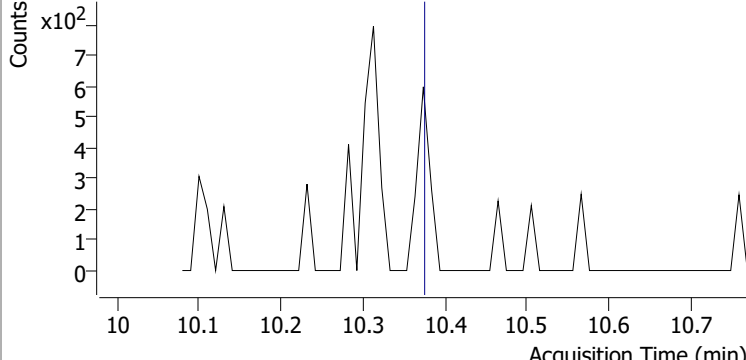
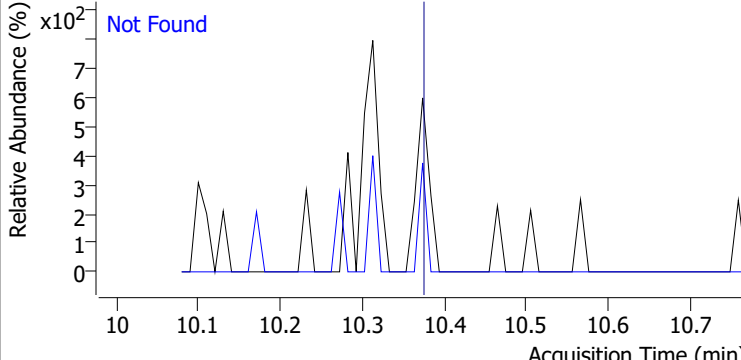
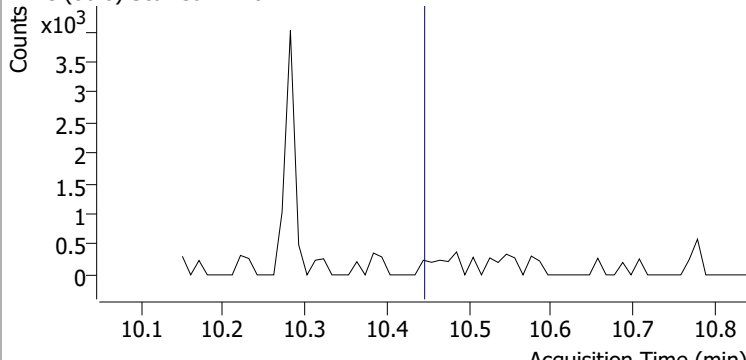
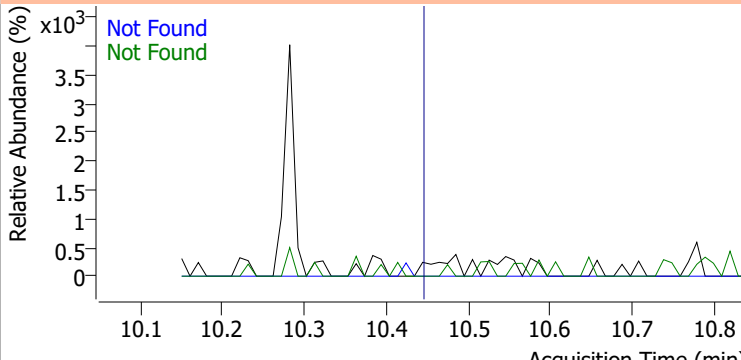
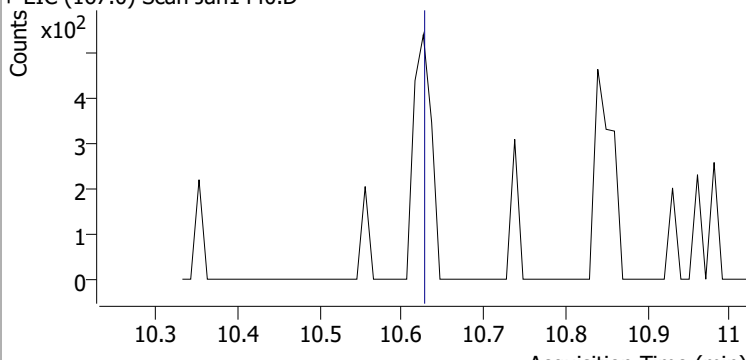
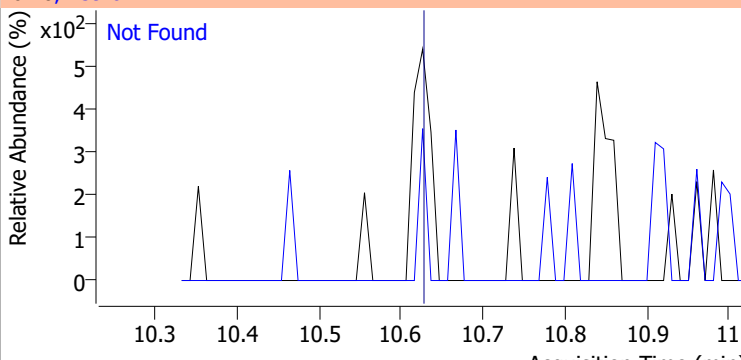
Compound	Conc.	Exp RT	QIon	Exp Ratio	QIon	Exp Ratio
Hexachlorobenzene	N.D.	9.82	142.0	51.2	142.0	51.2



Compound	Conc.	Exp RT	QIon	Exp Ratio	QIon	Exp Ratio
Pentachlorophenol	N.D.	10.08	263.9	64.7	267.9	64.6

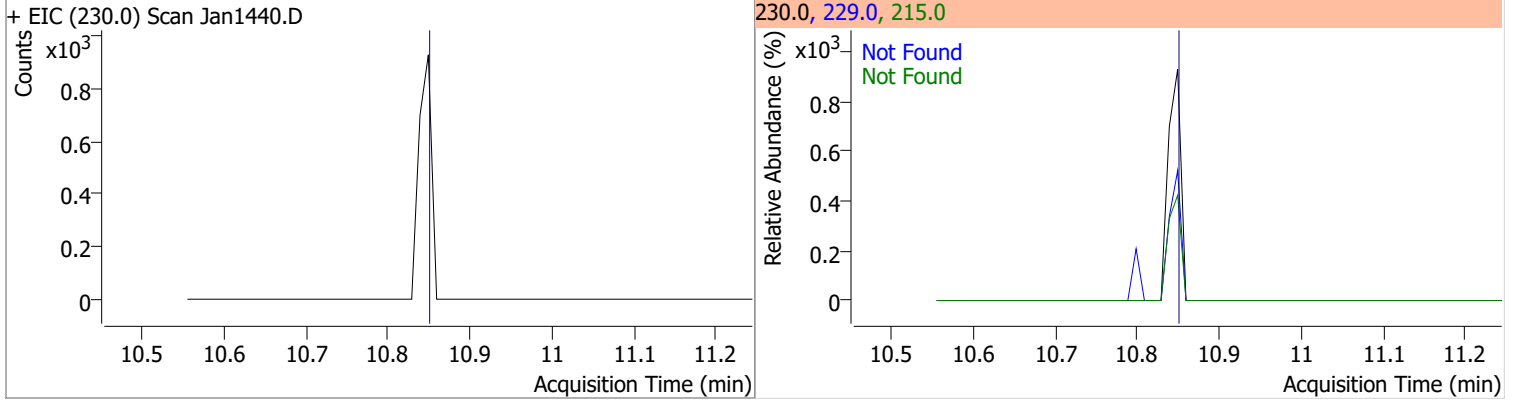


Quantitation Results Report (QT Reviewed)

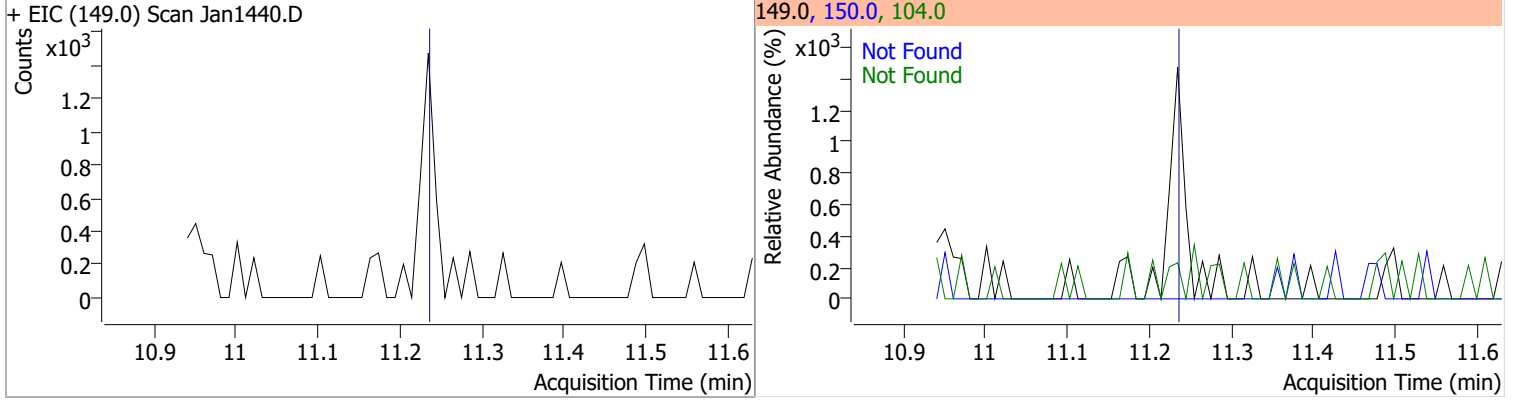
Compound	Conc.	Exp RT	QIon	Exp Ratio		
Phenanthrene	N.D.	10.31	176.0	18.6		
+ EIC (178.0) Scan Jan1440.D			178.0, 176.0			
						
Anthracene	N.D.	10.37	176.0	18.3		
+ EIC (178.0) Scan Jan1440.D			178.0, 176.0			
						
Triallate	N.D.	10.44	268.0	26.6	QIon	Exp Ratio
			143.0	23.5		
+ EIC (86.0) Scan Jan1440.D			86.0, 268.0, 143.0			
						
Carbazole	N.D.	10.63	139.0	13.2		
+ EIC (167.0) Scan Jan1440.D			167.0, 139.0			
						

Quantitation Results Report (QT Reviewed)

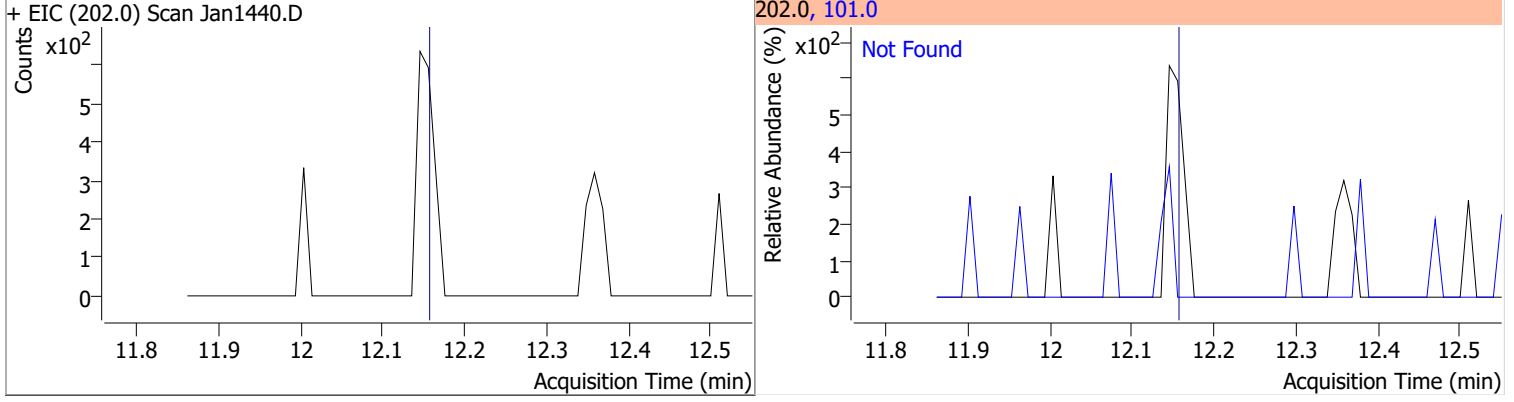
Compound	Conc.	Exp RT	QIon	Exp Ratio	QIon	Exp Ratio
o-Terphenyl	N.D.	10.85	229.0	65.3	215.0	37.2



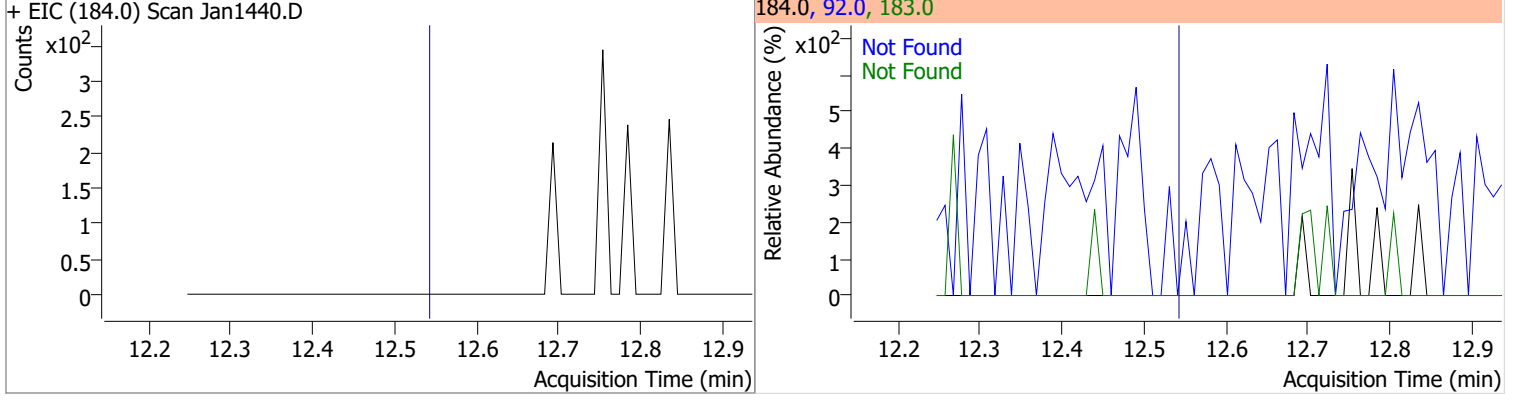
Compound	Conc.	Exp RT	QIon	Exp Ratio	QIon	Exp Ratio
Di-n-Butylphthalate	N.D.	11.23	150.0	9.0	104.0	5.8



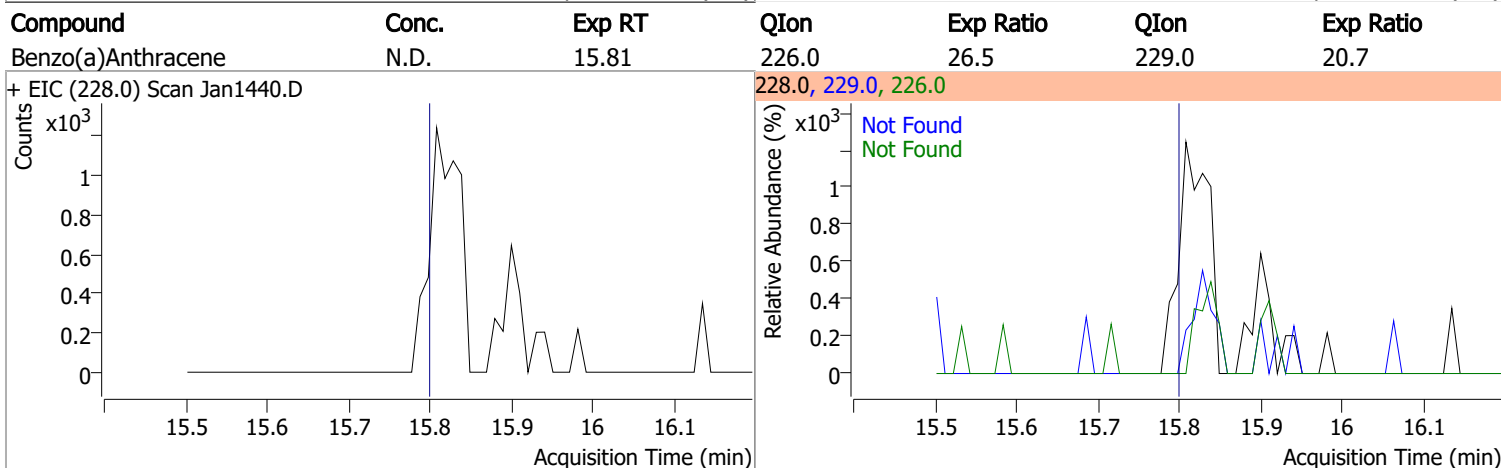
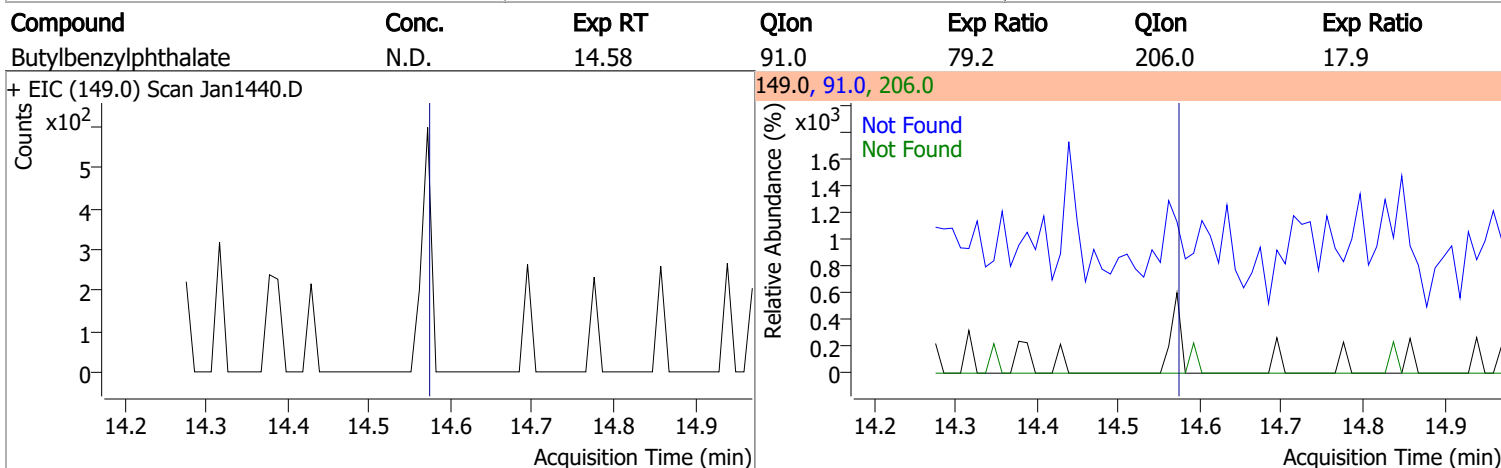
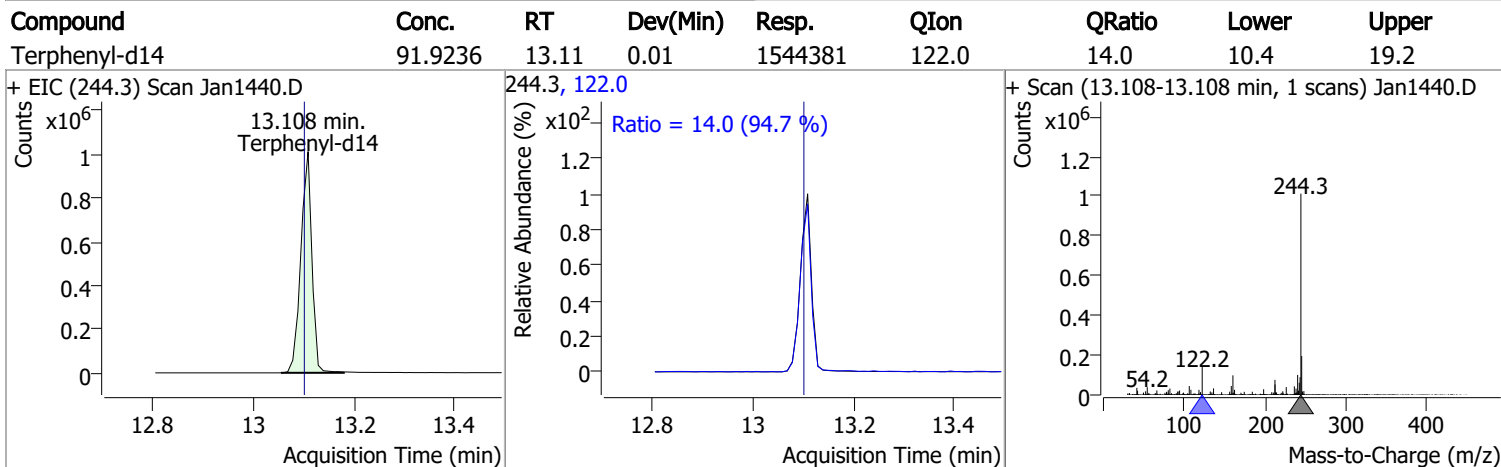
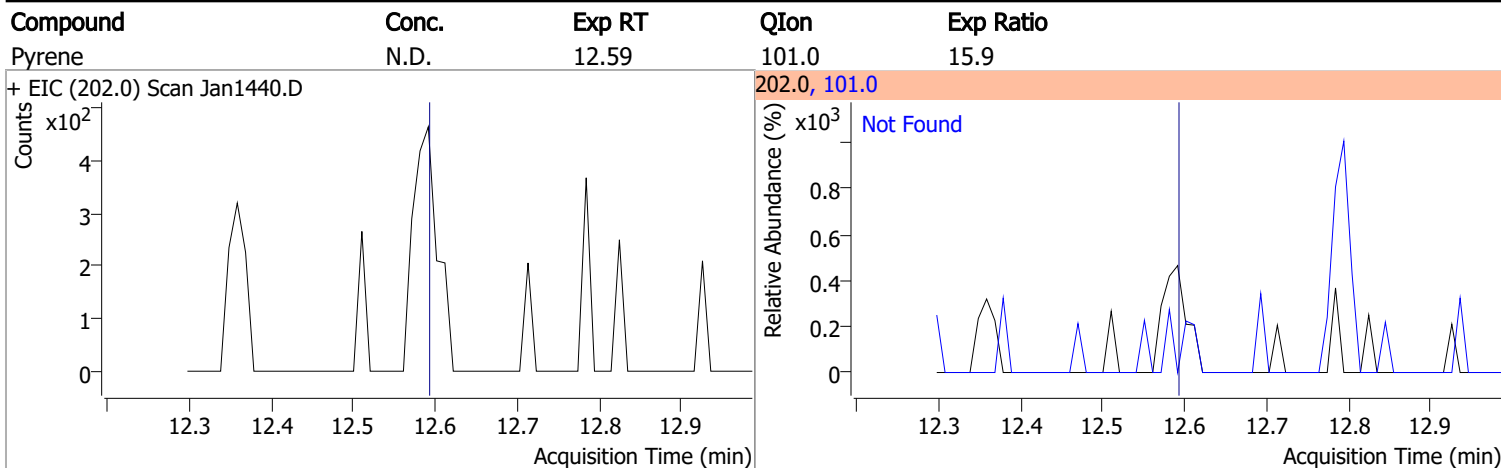
Compound	Conc.	Exp RT	QIon	Exp Ratio
Fluoranthene	N.D.	12.16	101.0	13.3



Compound	Conc.	Exp RT	QIon	Exp Ratio	QIon	Exp Ratio
Benzidine	N.D.	12.54	183.0	11.8	92.0	8.2

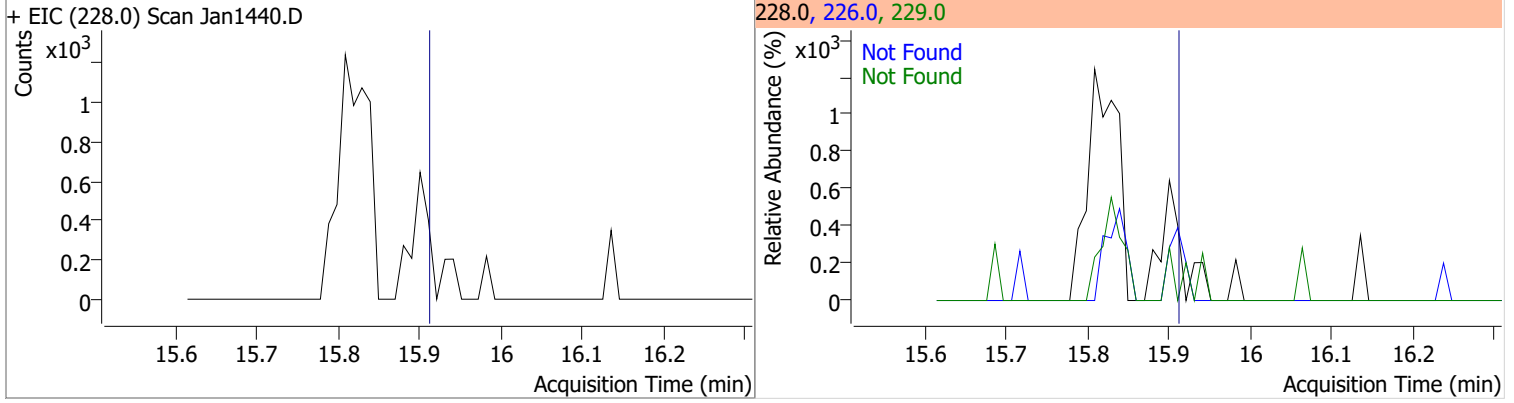


Quantitation Results Report (QT Reviewed)

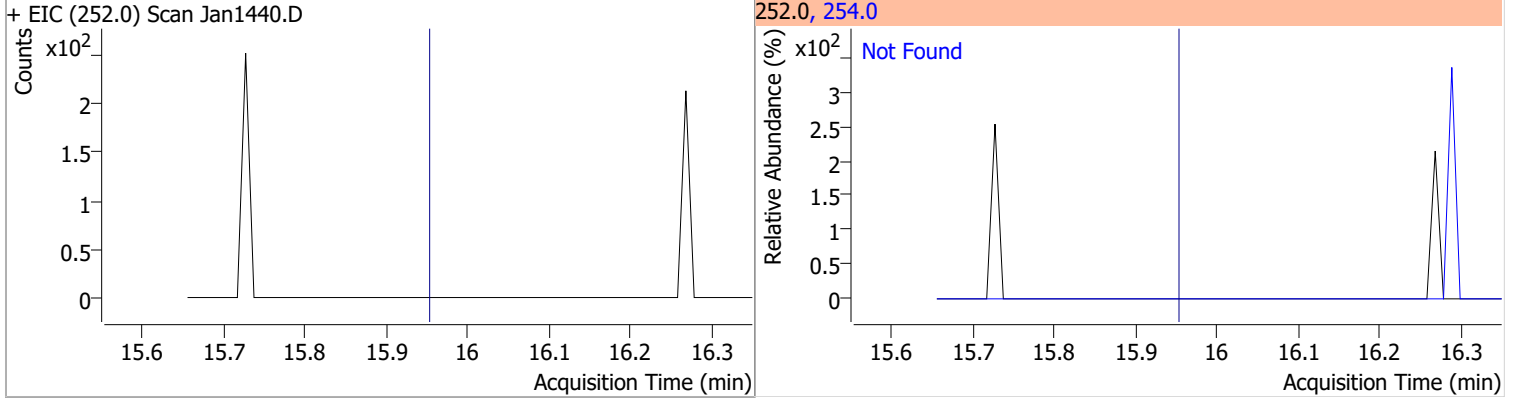


Quantitation Results Report (QT Reviewed)

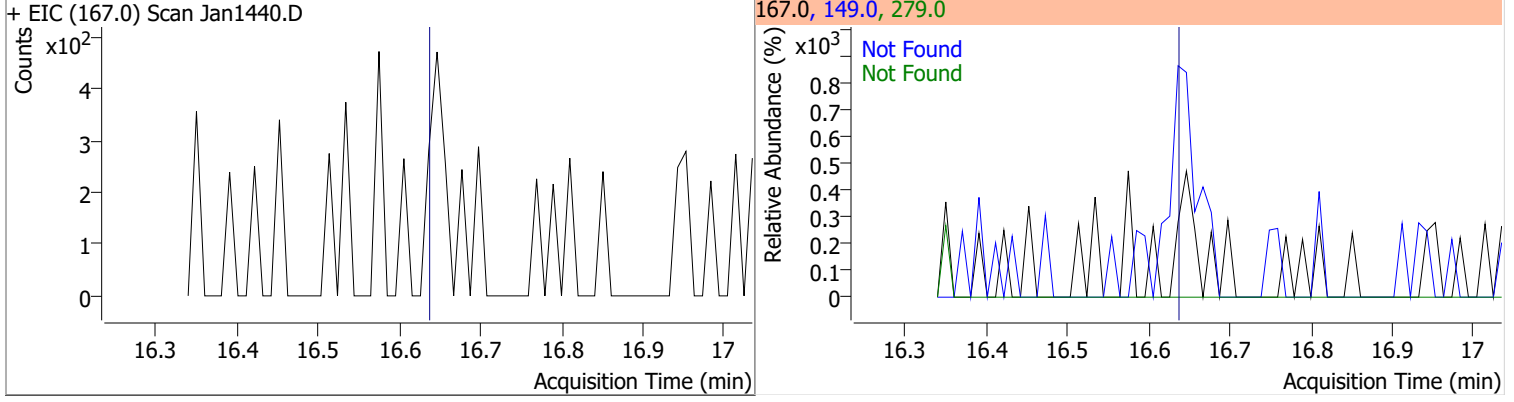
Compound	Conc.	Exp RT	QIon	Exp Ratio	QIon	Exp Ratio
Chrysene	N.D.	15.92	226.0	29.9	229.0	20.5



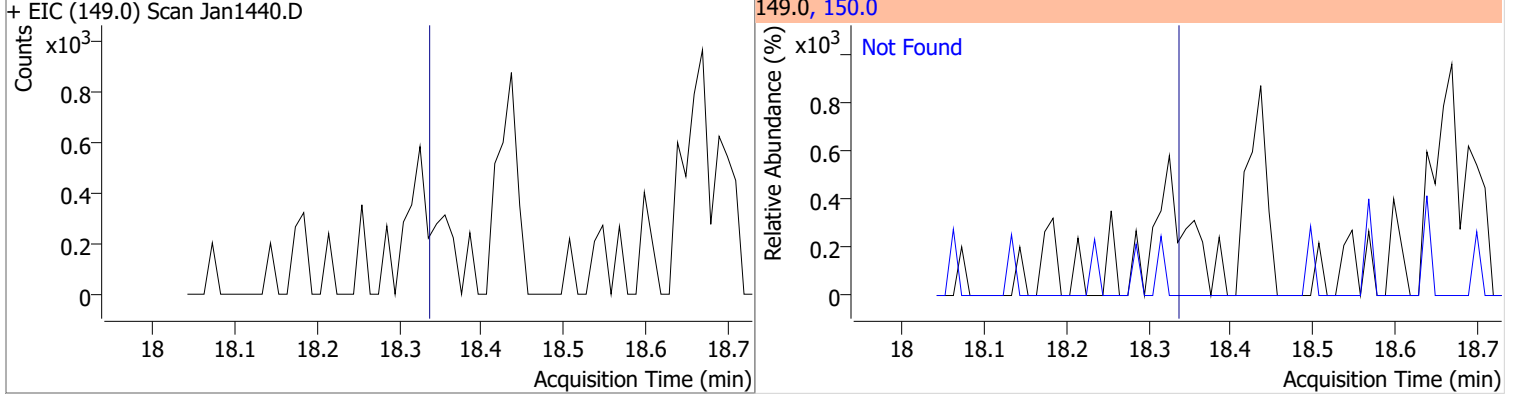
Compound	Conc.	Exp RT	QIon	Exp Ratio
3,3-Dichlorobenzidine	N.D.	15.96	254.0	65.4



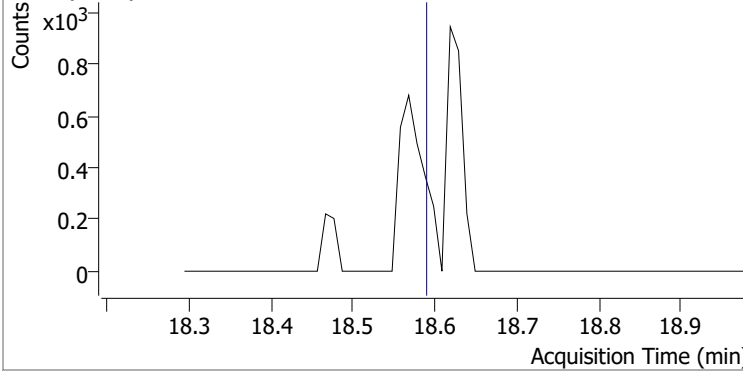
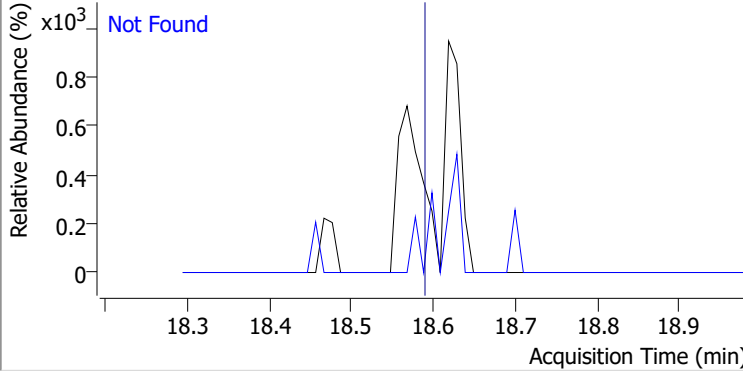
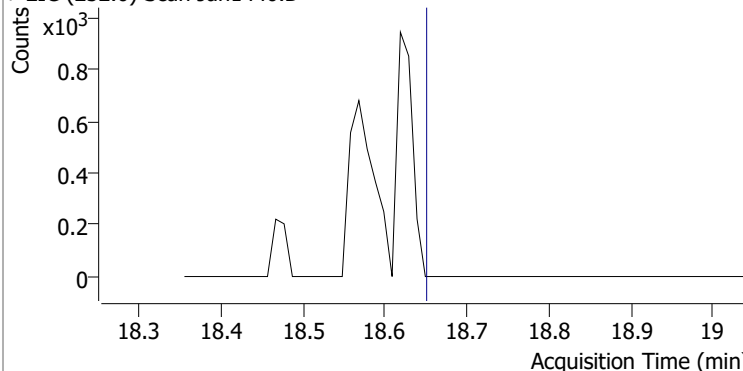
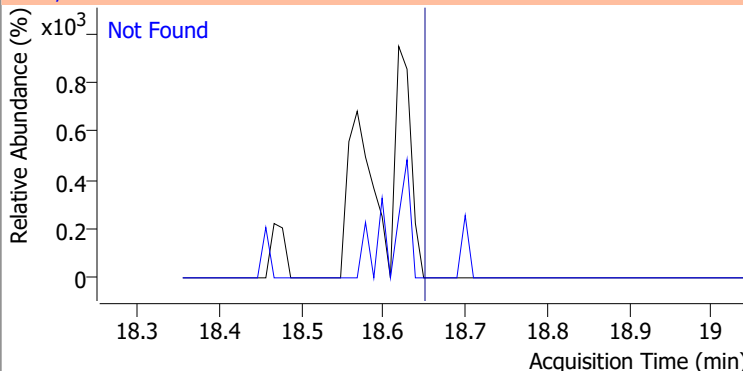
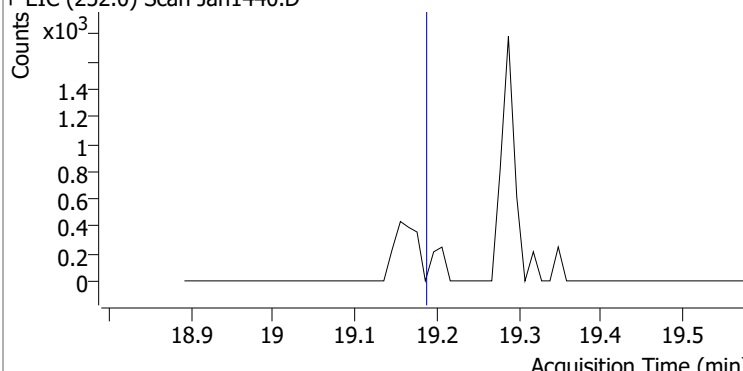
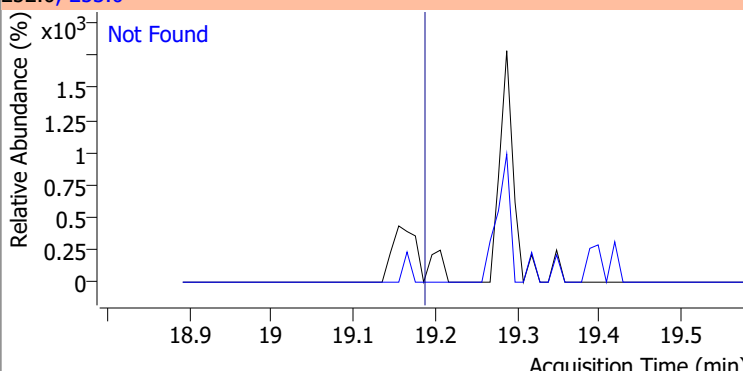
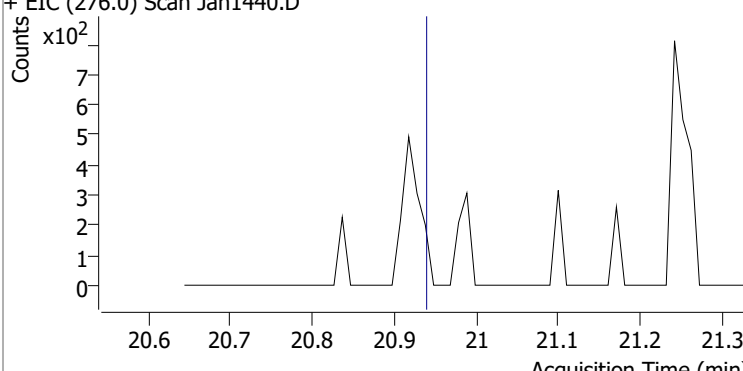
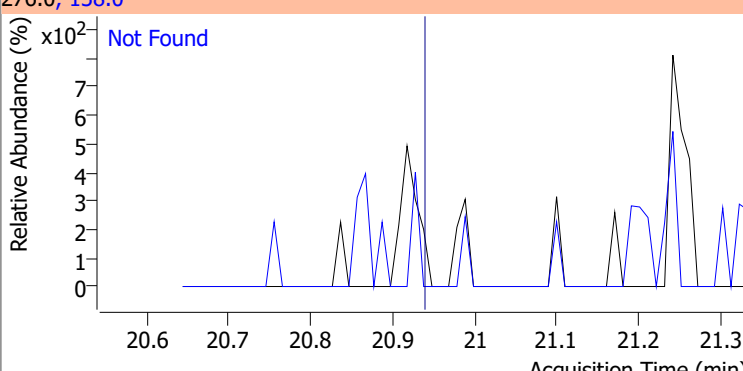
Compound	Conc.	Exp RT	QIon	Exp Ratio	QIon	Exp Ratio
bis(2-ethylhexyl)Phthalate	N.D.	16.65	149.0	389.1	279.0	15.4



Compound	Conc.	Exp RT	QIon	Exp Ratio
Di-n-octyl Phthalate	N.D.	18.34	150.0	9.4

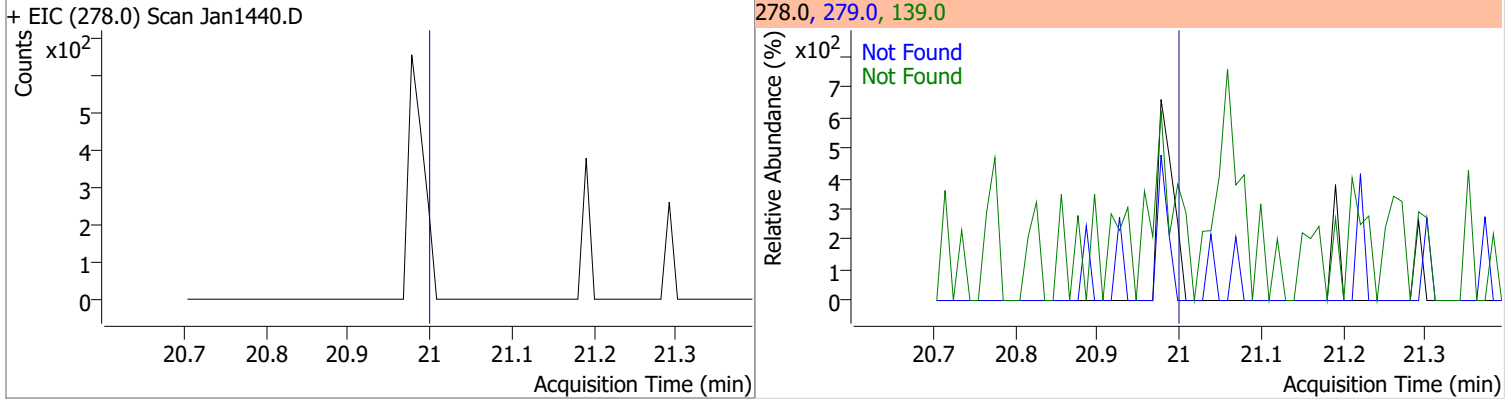


Quantitation Results Report (QT Reviewed)

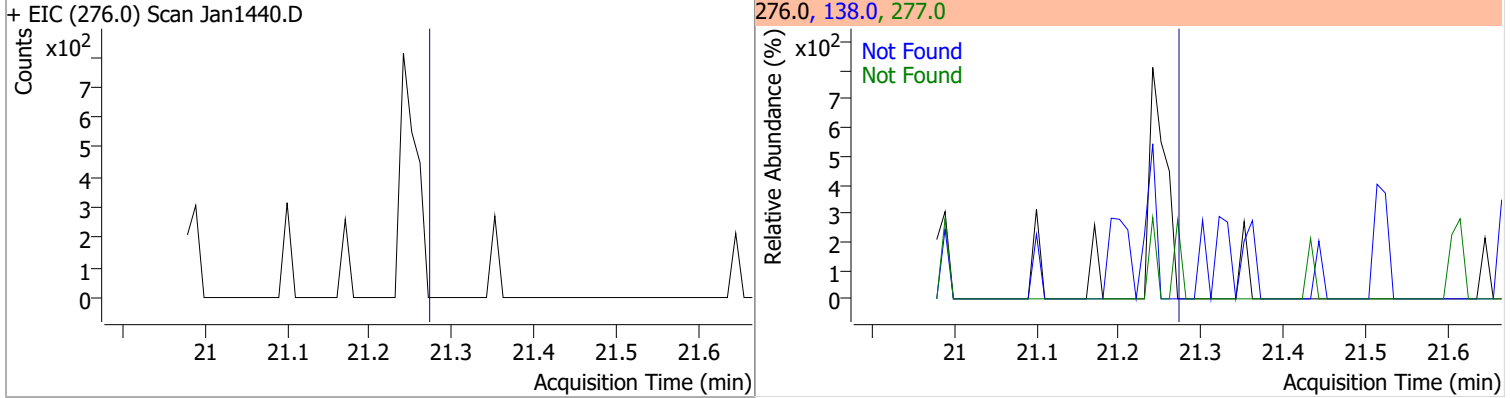
Compound	Conc.	Exp RT	QIon	Exp Ratio
Benzo(b)fluoranthene	N.D.	18.59	253.0	22.0
+ EIC (252.0) Scan Jan1440.D			252.0, 253.0	
				
Benzo(k)fluoranthene	N.D.	18.65	253.0	22.3
+ EIC (252.0) Scan Jan1440.D			252.0, 253.0	
				
Benzo(a)pyrene	N.D.	19.19	253.0	22.7
+ EIC (252.0) Scan Jan1440.D			252.0, 253.0	
				
Indeno(1,2,3-c,d)pyrene	N.D.	20.94	138.0	31.3
+ EIC (276.0) Scan Jan1440.D			276.0, 138.0	
				

Quantitation Results Report (QT Reviewed)

Compound	Conc.	Exp RT	QIon	Exp Ratio	QIon	Exp Ratio
Dibenzo(a,h)anthracene	N.D.	21.00	139.0	25.3	279.0	24.5

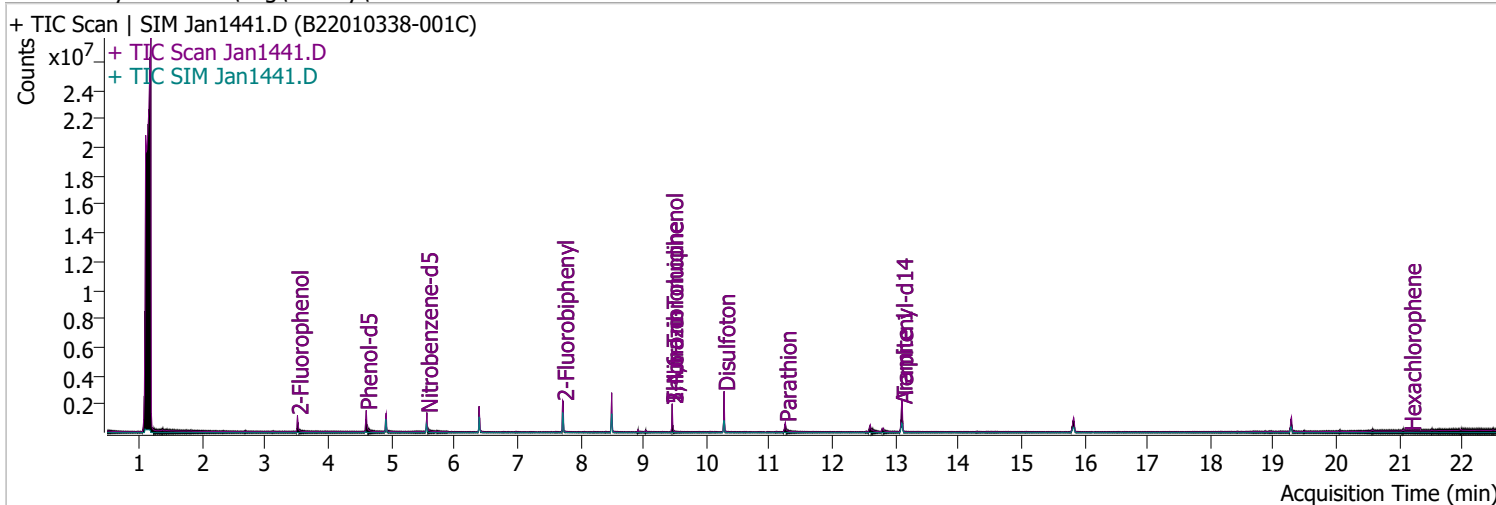


Compound	Conc.	Exp RT	QIon	Exp Ratio	QIon	Exp Ratio
Benzo(g,h,i)perylene	N.D.	21.27	138.0	33.6	277.0	23.4



Quantitation Results Report (QT Reviewed)

Data File	Jan1441.D	Operator	LIMS import
Acq. Method	BNA+SIM.M	Acq. Date-Time	1/15/2022 10:20:33 AM
Sample Name	B22010338-001C	Instrument	Instrument #1
Vial	41	Multiplier	1.00
DA Method File		Comment	SVOC-8270-W-LARGO
Tune File	dftppdsm.u	Tune Date	1/7/2022 12:13:00 PM
Batch Name	011422 DoD BNA.batch.bin	Last Calib Update	1/17/2022 3:53:35 PM
Ref Library	D:\Org\Library\NIST129K.l		



Compound	RT	QIon	Resp.	Conc.	Units	Dev(Min)
----------	----	------	-------	-------	-------	----------

Internal Standards

System Monitoring Compounds

S 2-Fluorophenol	3.510	112.0	380591	63.1514	µg/L	0.000
Spiked Amount: 200.000	Range: 10.0 - 75.0%			Recovery = 31.58%		
S Phenol-d5	4.603	99.0	620440	77.1072	µg/L	0.000
Spiked Amount: 200.000	Range: 10.0 - 65.0%			Recovery = 38.55%		
S Nitrobenzene-d5	5.563	82.0	286926	65.5715	µg/L	0.000
Spiked Amount: 100.000	Range: 32.0 - 94.0%			Recovery = 65.57%		
S 2-Fluorobiphenyl	7.728	172.0	962388	55.4563	µg/L	0.010
Spiked Amount: 100.000	Range: 28.0 - 107.0%			Recovery = 55.46%		
S 2,4,6-Tribromophenol	9.458	329.8	147168	106.4912	µg/L	0.000
Spiked Amount: 200.000	Range: 25.0 - 140.0%			Recovery = 53.25%		
S Terphenyl-d14	13.108	244.3	1247313	75.3117	µg/L	0.010
Spiked Amount: 100.000	Range: 32.0 - 122.0%			Recovery = 75.31%		

Target Compounds

Compound	RT	QIon	Resp.	Conc.	Units	Dev(Min)	QValue
T N-Nitrosodimethylamine	0.000		0	N.D.			
T Pyridine	0.000		0	N.D.			
T Aniline	0.000		0	N.D.			
T Phenol	0.000		0	N.D.			
T bis(-2-Chloroethyl)Ether	0.000		0	N.D.			
T 2-Chlorophenol	0.000		0	N.D.			
T 1,3-Dichlorobenzene	0.000		0	N.D.			
T 1,4-Dichlorobenzene	0.000		0	N.D.			
T 1,2-Dichlorobenzene	0.000		0	N.D.			
T Benzyl Alcohol	0.000		0	N.D.			
T bis(2-chloroisopropyl)Ether	0.000		0	N.D.			
T 2-Methylphenol	0.000		0	N.D.			
T N-nitroso-Di-n-propylamine	5.563	70.0	0		µg/L	md	1
T 4Methylphenol/3Methylphenol	0.000		0	N.D.			
T Hexachloroethane	0.000		0	N.D.			

Quantitation Results Report (QT Reviewed)

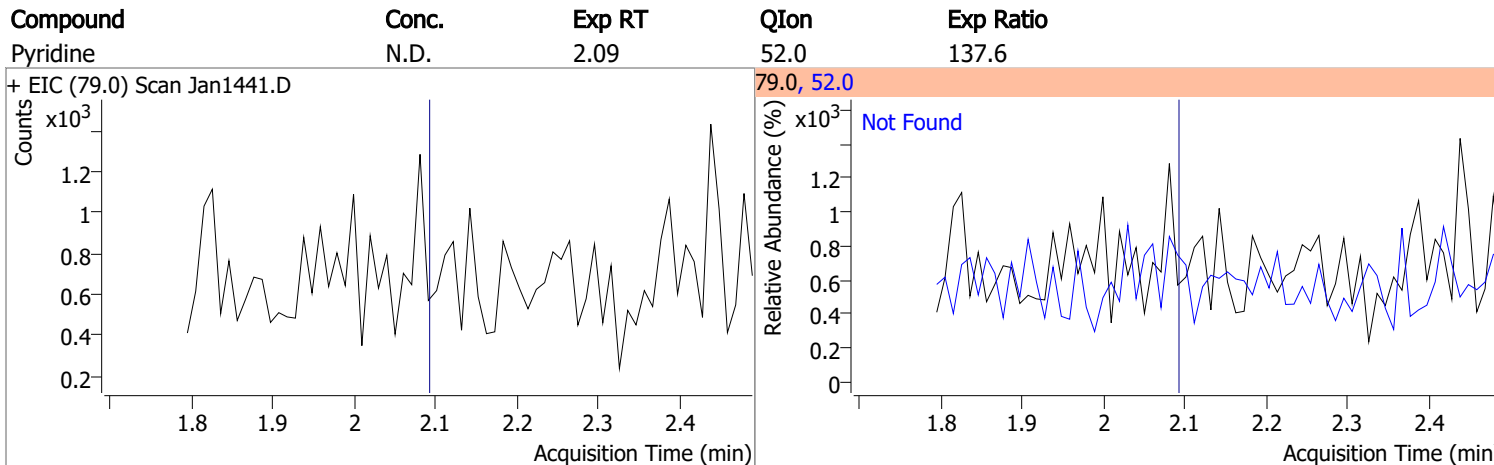
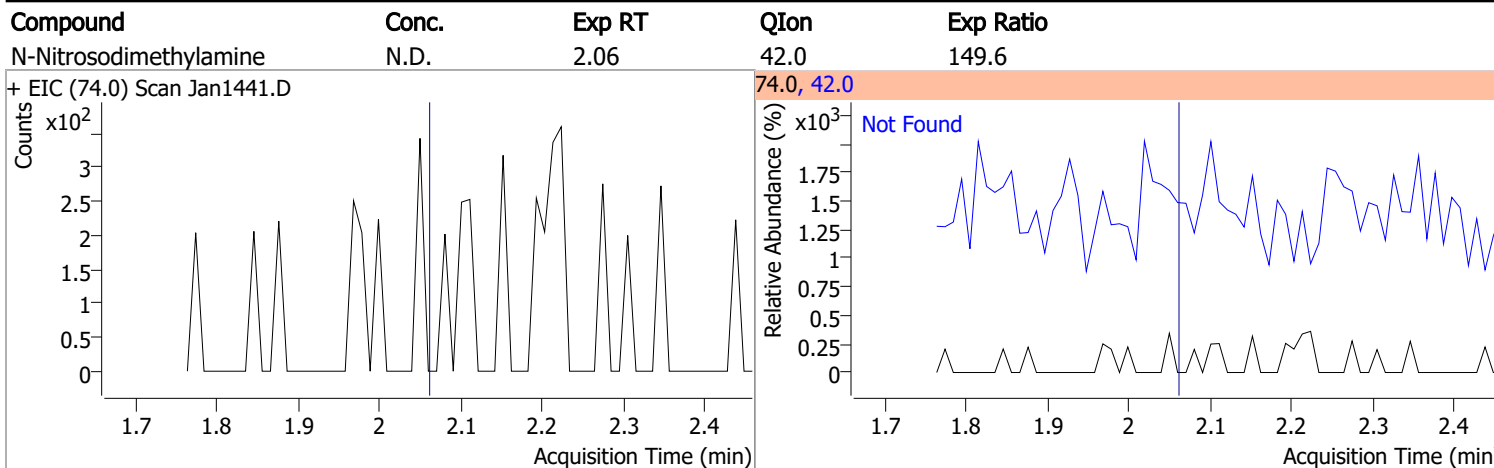
Compound	RT	QIon	Resp.	Conc.	Units	Dev(Min)
T Nitrobenzene	0.000		0	N.D.		
T Isophorone	0.000		0	N.D.		
T 2-Nitrophenol	0.000		0	N.D.		
T 2,4-Dimethylphenol	0.000		0	N.D.		
T bis(-2-Chloroethoxy)Methane	0.000		0	N.D.		
T 2,4-Dichlorophenol	0.000		0	N.D.		
T Benzoic Acid	0.000		0	N.D.		
T 1,2,4-Trichlorobenzene	0.000		0	N.D.		
T Naphthalene	0.000		0	N.D.		
T 4-Chlorophenol	0.000		0	N.D.		
T p-Chloroaniline	0.000		0	N.D.		
T Hexachlorobutadiene	0.000		0	N.D.		
T 4-Chloro-2-Methylphenol	0.000		0	N.D.		
T 4-Chloro-3-Methylphenol	0.000		0	N.D.		
T 2-Methylnaphthalene	0.000		0	N.D.		
T 1-Methylnaphthalene	0.000		0	N.D.		
T Hexachlorocyclopentadiene	0.000		0	N.D.		
T 2,4,6-Trichlorophenol	0.000		0	N.D.		
T 2,4,5-Trichlorophenol	0.000		0	N.D.		
T 2-Chloronaphthalene	0.000		0	N.D.		
T 2-Nitroaniline	0.000		0	N.D.		
T Dimethyl Phthalate	8.497	163.0	0		µg/L md	1
T 2,6-Dinitrotoluene	8.497	165.0	0		µg/L md	1
T Acenaphthylene	0.000		0	N.D.		
T 3-Nitroaniline	0.000		0	N.D.		
T Acenaphthene	0.000		0	N.D.		
T 2,4-Dinitrophenol	0.000		0	N.D.		
T Dibenzofuran	0.000		0	N.D.		
T 2,4-Dinitrotoluene	8.497	165.0	0		µg/L md	1
T 4-Nitrophenol	0.000		0	N.D.		
T Diethylphthalate	0.000		0	N.D.		
T Fluorene	0.000		0	N.D.		
T 4-Chlorophenyl-phenylether	0.000		0	N.D.		
T 4-Nitroaniline	0.000		0	N.D.		
T 4,6-Dinitro-2-methylphenol	0.000		0	N.D.		
T N-nitrosodiphenylamine	0.000		0	N.D.		
T Azobenzene	0.000		0	N.D.		
T 4-Bromophenyl-phenylether	0.000		0	N.D.		
T Hexachlorobenzene	0.000		0	N.D.		
T Pentachlorophenol	0.000		0	N.D.		
T Phenanthrene	0.000		0	N.D.		
T Anthracene	0.000		0	N.D.		
T Triallate	0.000		0	N.D.		
T Carbazole	0.000		0	N.D.		
T o-Terphenyl	0.000		0	N.D.		
T Di-n-Butylphthalate	0.000		0	N.D.		
T Fluoranthene	0.000		0	N.D.		
T Benzidine	0.000		0	N.D.		
T Pyrene	0.000		0	N.D.		
T Butylbenzylphthalate	0.000		0	N.D.		
T Benzo(a)Anthracene	0.000		0	N.D.		
T Chrysene	0.000		0	N.D.		
T 3,3-Dichlorobenzidine	0.000		0	N.D.		
T bis(2-ethylhexyl)Phthalate	0.000		0	N.D.		
T Di-n-octyl Phthalate	0.000		0	N.D.		

Quantitation Results Report (QT Reviewed)

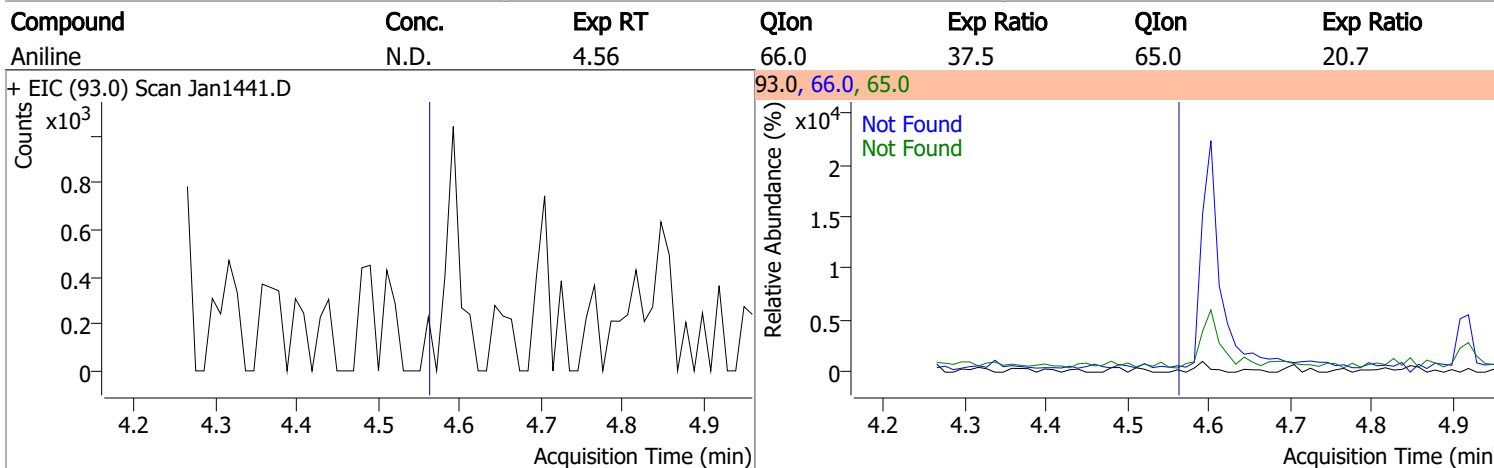
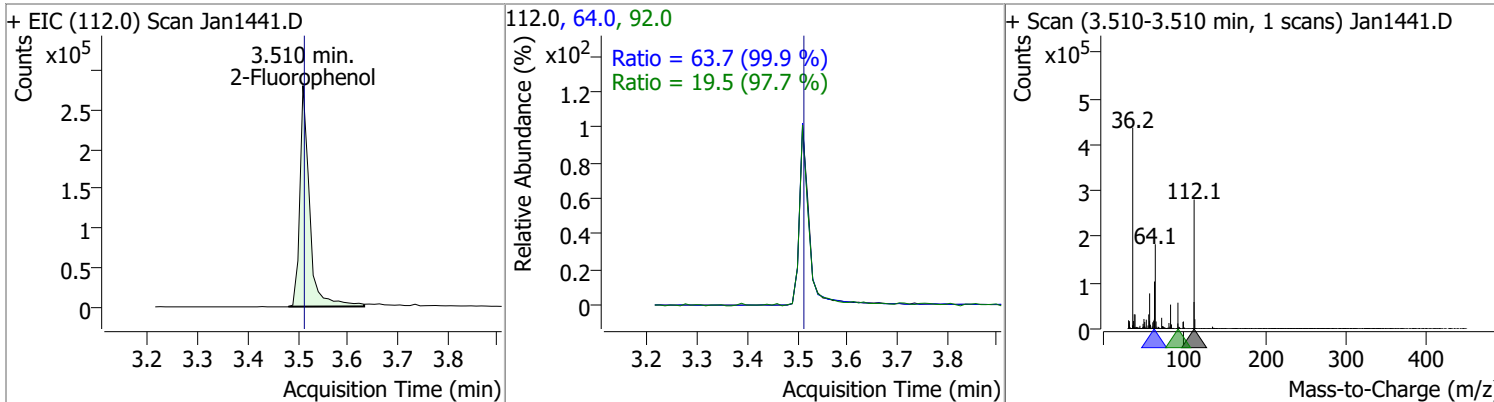
Compound	RT	QIon	Resp.	Conc.	Units	Dev(Min)
T Benzo(b)fluoranthene	0.000		0	N.D.		
T Benzo(k)fluoranthene	0.000		0	N.D.		
T Benzo(a)pyrene	0.000		0	N.D.		
T Indeno(1,2,3-c,d)pyrene	0.000		0	N.D.		
T Dibenzo(a,h)anthracene	0.000		0	N.D.		
T Benzo(g,h,i)perylene	0.000		0	N.D.		

(#) = Qualifier Out of Range; (m) = Manual Integration; (+) = Area Summed; (*) = Surrogate Percent Recovery Out of Range; (d): Zeroed Peak

Quantitation Results Report (QT Reviewed)

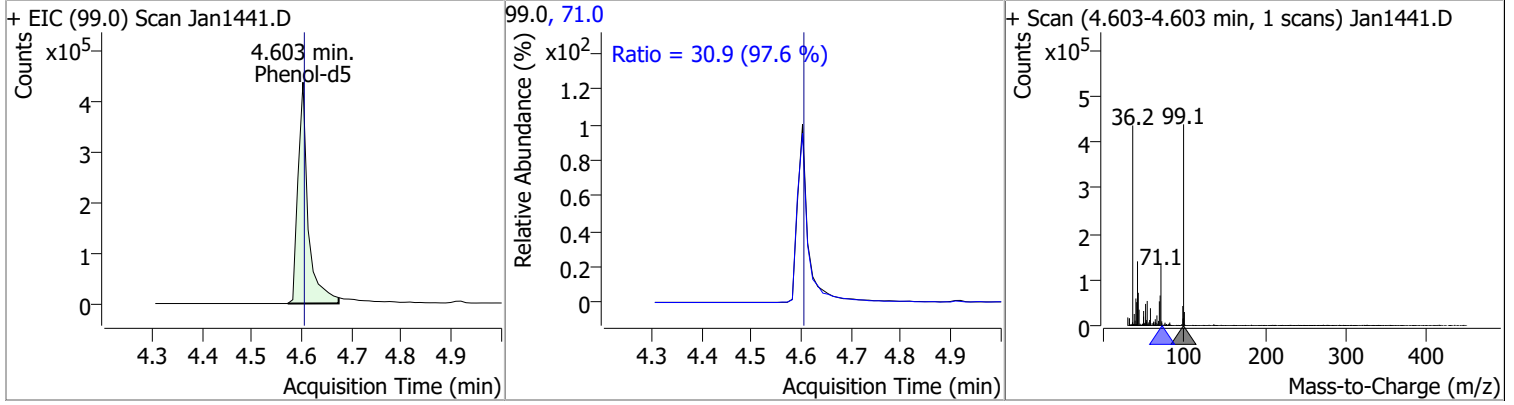


Compound	Conc.	RT	Dev(Min)	Resp.	QIon	QRatio	Lower	Upper
2-Fluorophenol	63.1514	3.51	0.00	380591	64.0	63.7	44.6	82.9
					92.0	19.5	14.0	25.9

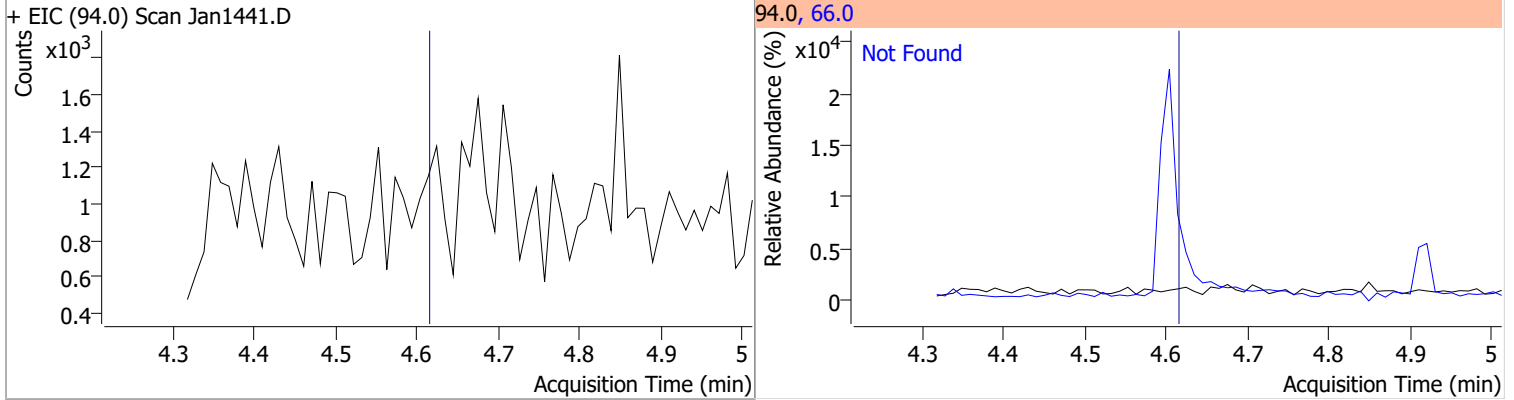


Quantitation Results Report (QT Reviewed)

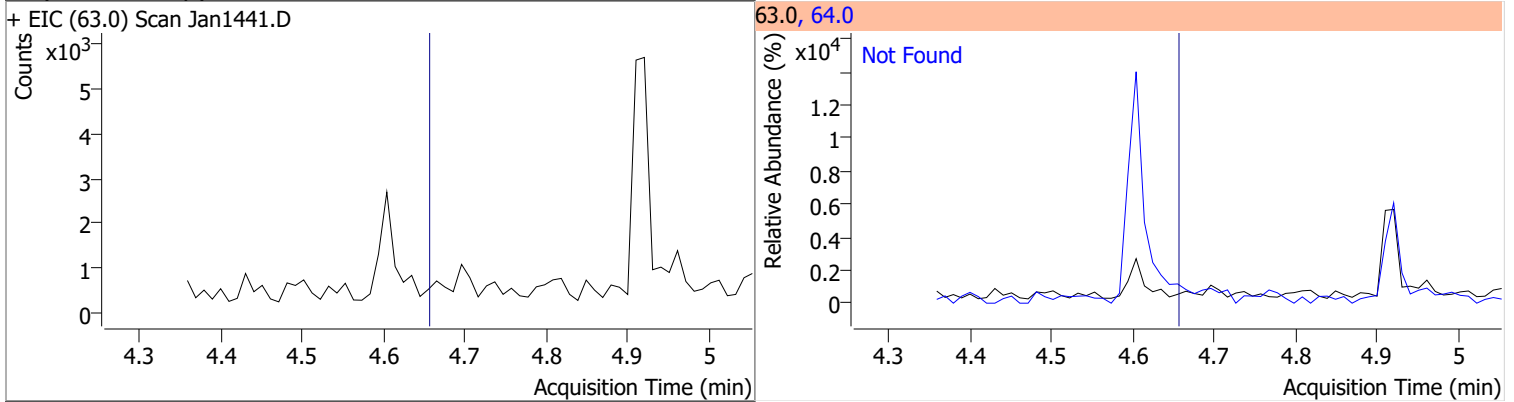
Compound	Conc.	RT	Dev(Min)	Resp.	QIon	QRatio	Lower	Upper
Phenol-d5	77.1072	4.60	0.00	620440	71.0	30.9	22.2	41.2



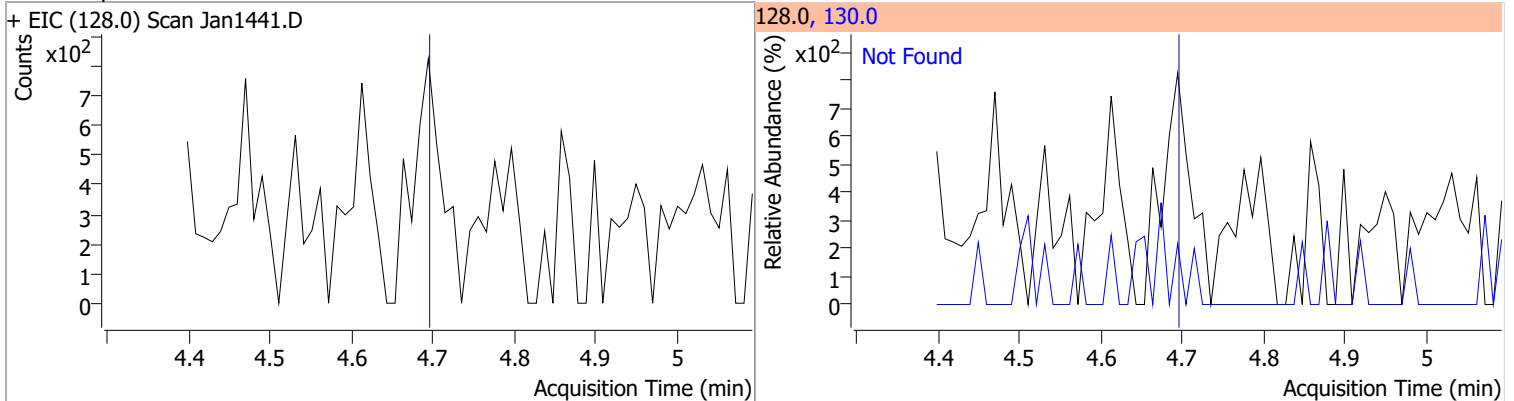
Compound	Conc.	Exp RT	QIon	Exp Ratio
Phenol	N.D.	4.61	66.0	49.9



Compound	Conc.	Exp RT	QIon	Exp Ratio
bis(-2-Chloroethyl)Ether	N.D.	4.65	64.0	3.4



Compound	Conc.	Exp RT	QIon	Exp Ratio
2-Chlorophenol	N.D.	4.70	130.0	32.7

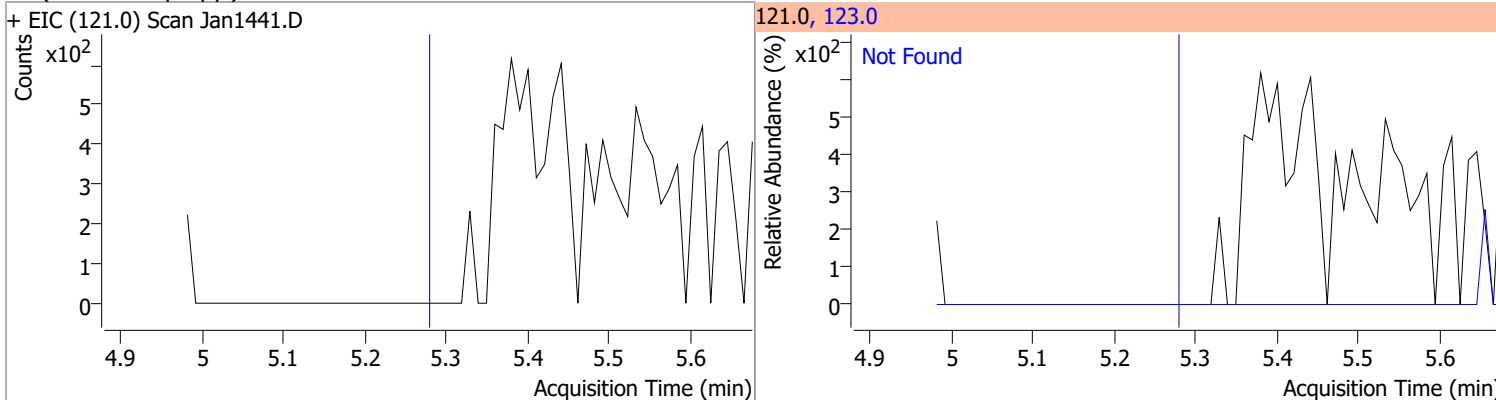


Quantitation Results Report (QT Reviewed)

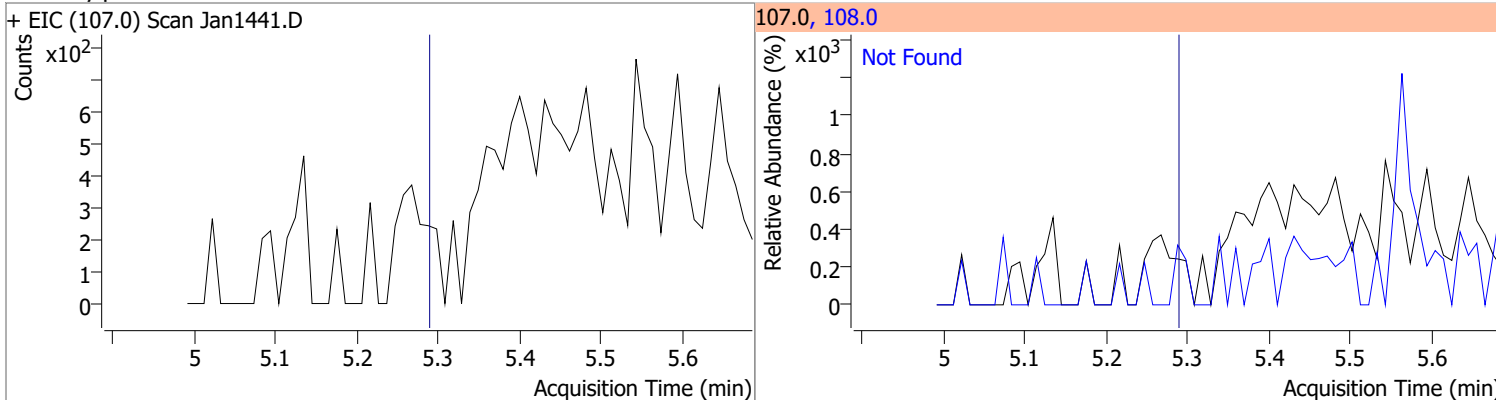
Compound	Conc.	Exp RT	QIon	Exp Ratio	QIon	Exp Ratio
1,3-Dichlorobenzene	N.D.	4.85	148.0	64.0	111.0	35.9
+ EIC (146.0) Scan Jan1441.D			146.0, 148.0, 111.0			
1,4-Dichlorobenzene	N.D.	4.94	148.0	65.1	111.0	35.2
+ EIC (146.0) Scan Jan1441.D			146.0, 148.0, 111.0			
1,2-Dichlorobenzene	N.D.	5.10	148.0	63.6	111.0	36.6
+ EIC (146.0) Scan Jan1441.D			146.0, 148.0, 111.0			
Benzyl Alcohol	N.D.	5.11	79.0	112.9	107.0	67.1
+ EIC (108.0) Scan Jan1441.D			108.0, 79.0, 107.0			

Quantitation Results Report (QT Reviewed)

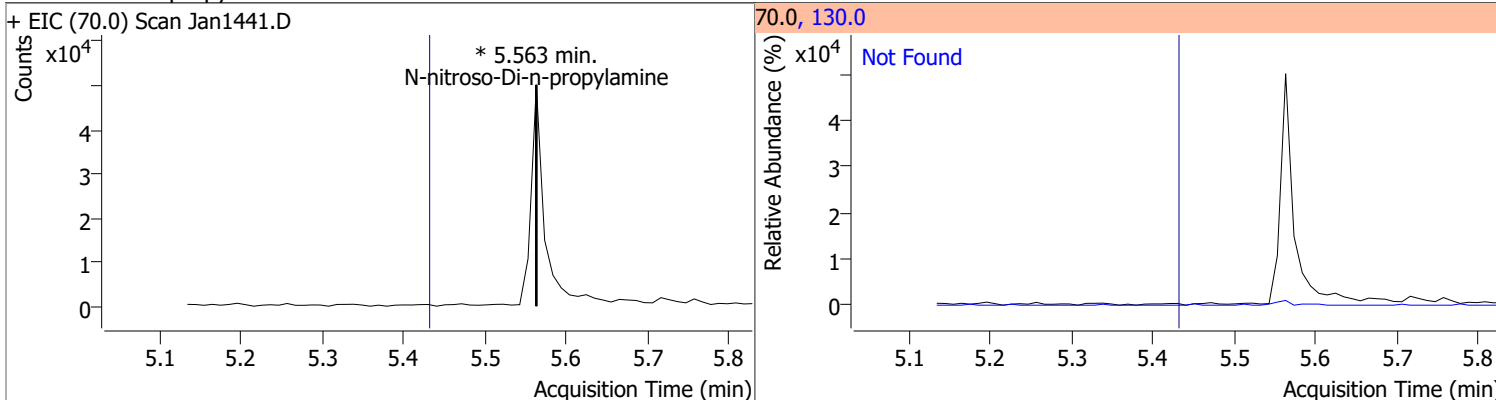
Compound	Conc.	Exp RT	QIon	Exp Ratio
bis(2-chloroisopropyl)Ether	N.D.	5.28	123.0	33.2



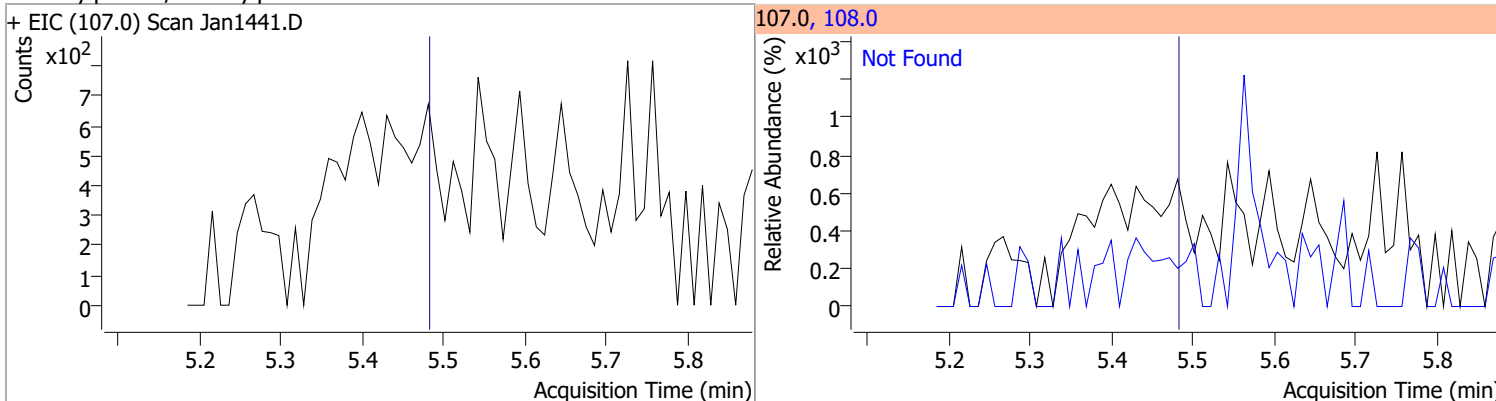
Compound	Conc.	Exp RT	QIon	Exp Ratio
2-Methylphenol	N.D.	5.29	108.0	114.9



Compound	Conc.	RT	Dev(Min)	Resp.	QIon	QRatio	Lower	Upper
N-nitroso-Di-n-propylamine		0		0	130.0		0.0	40.8

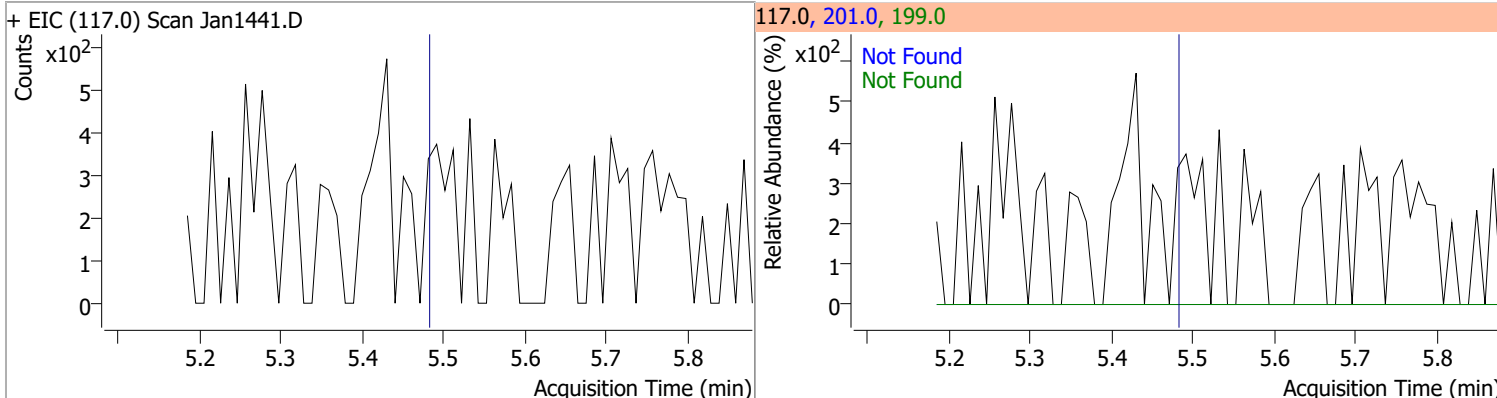


Compound	Conc.	Exp RT	QIon	Exp Ratio
4Methylphenol/3Methylphenol	N.D.	5.48	108.0	80.9

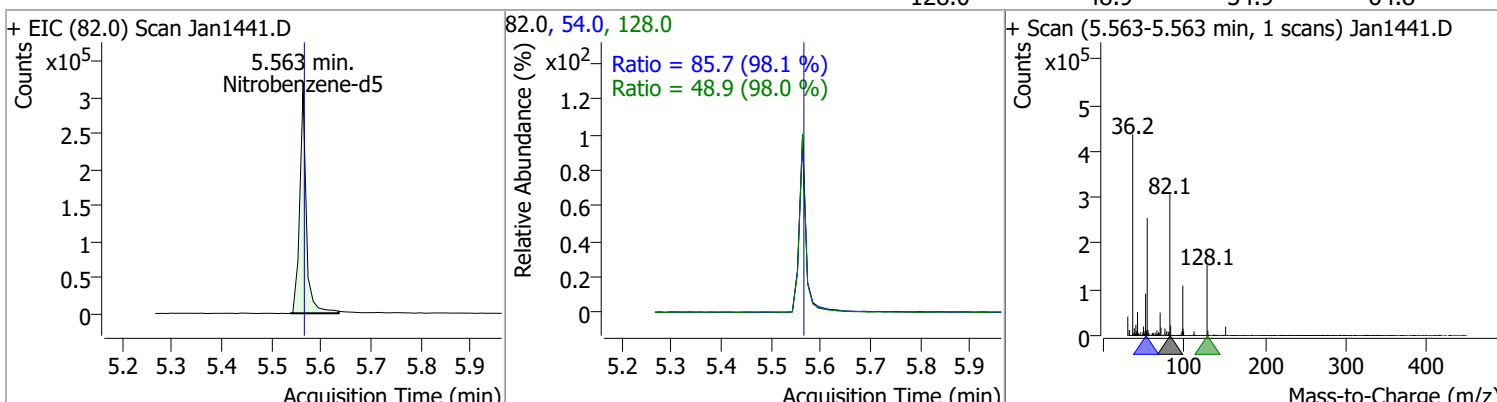


Quantitation Results Report (QT Reviewed)

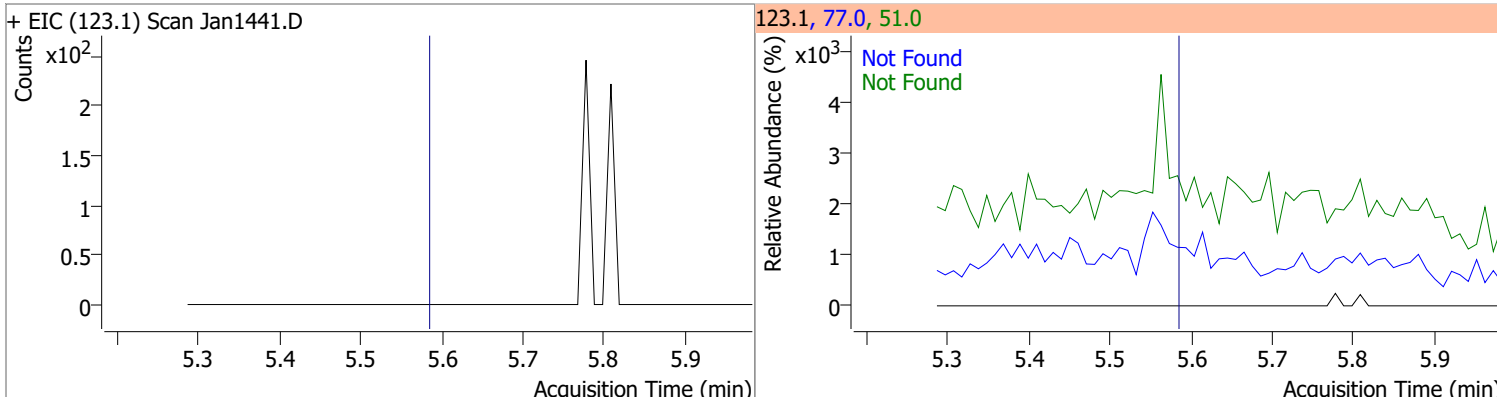
Compound	Conc.	Exp RT	QIon	Exp Ratio	QIon	Exp Ratio
Hexachloroethane	N.D.	5.48	201.0	96.9	199.0	60.2



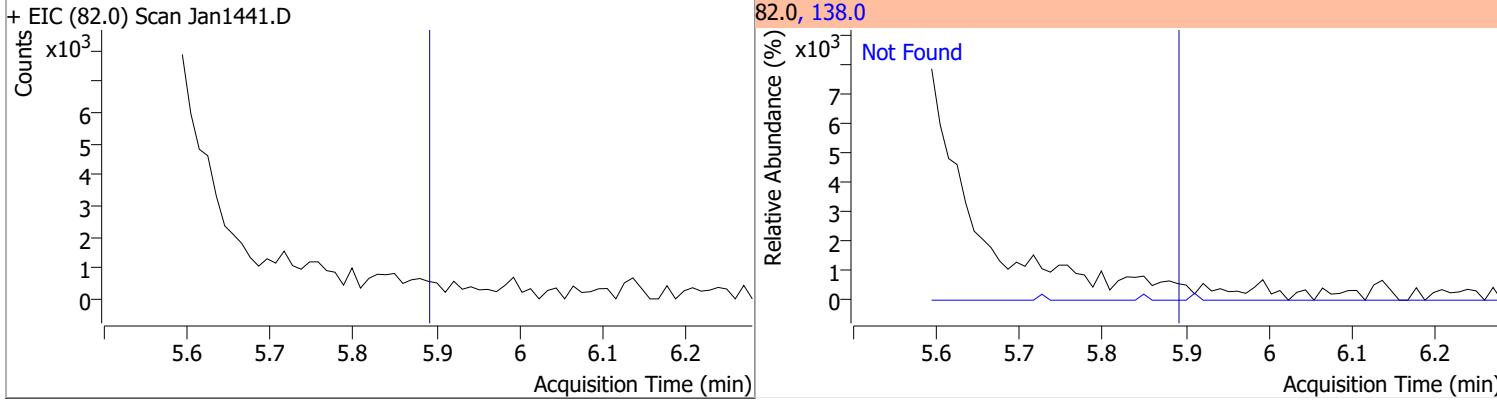
Compound	Conc.	RT	Dev(Min)	Resp.	QIon	QRatio	Lower	Upper
Nitrobenzene-d5	65.5715	5.56	0.00	286926	54.0	85.7	61.2	113.6
					128.0	48.9	34.9	64.8



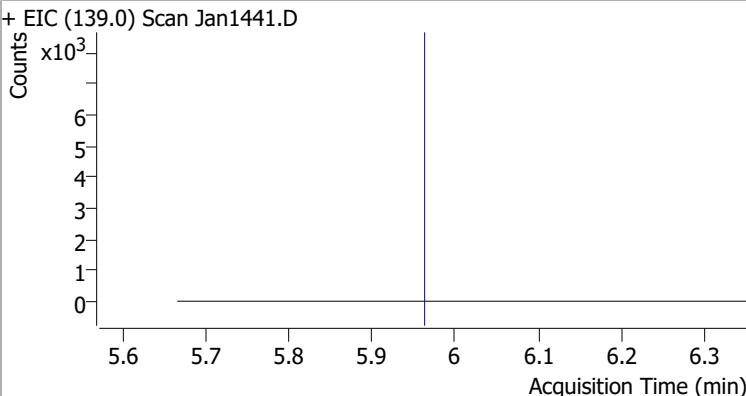
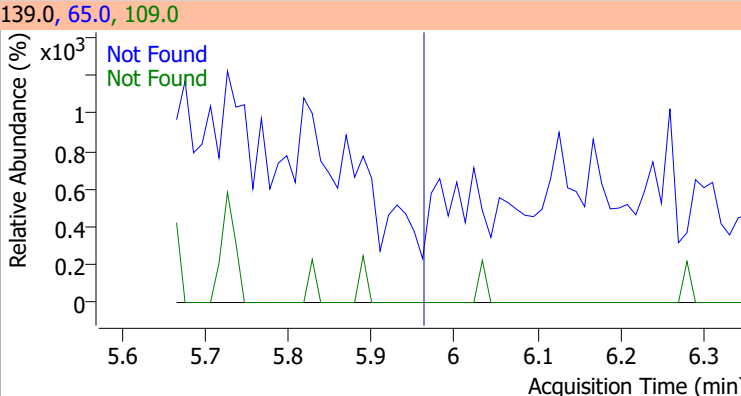
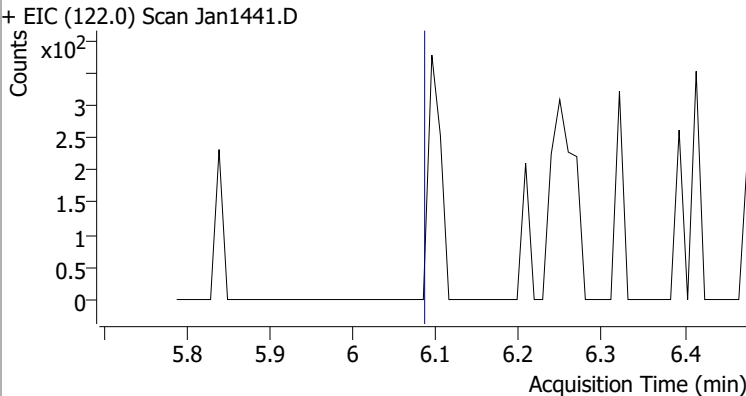
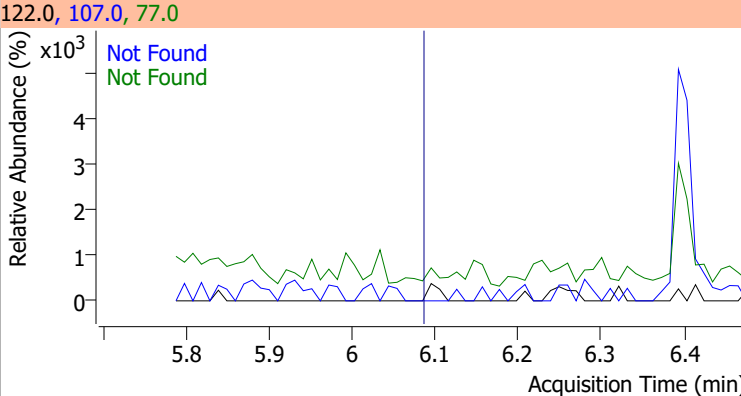
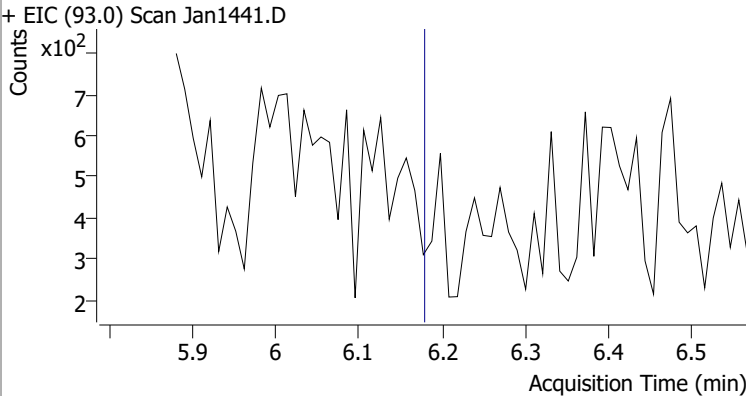
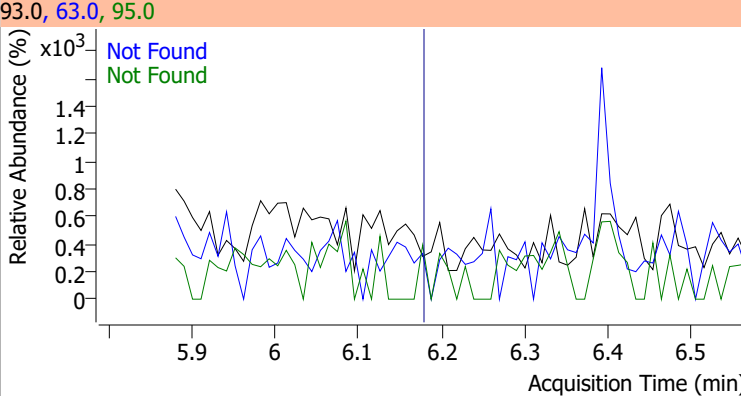
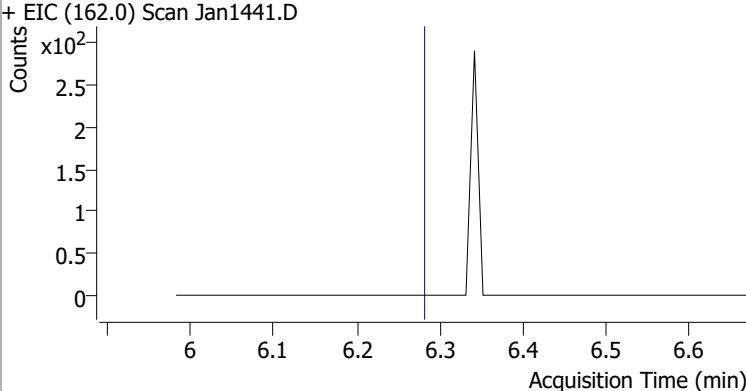
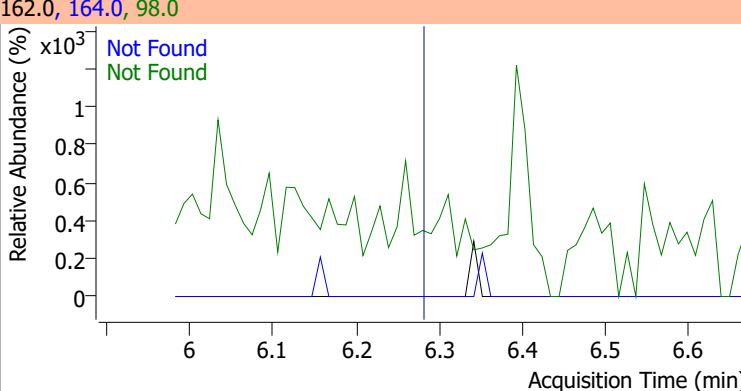
Compound	Conc.	Exp RT	QIon	Exp Ratio	QIon	Exp Ratio
Nitrobenzene	N.D.	5.58	77.0	187.7	51.0	165.1



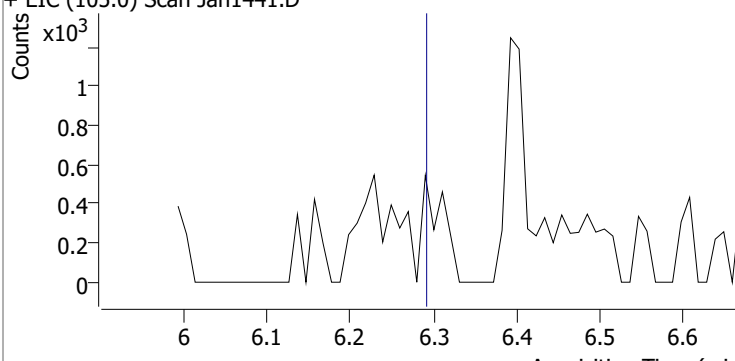
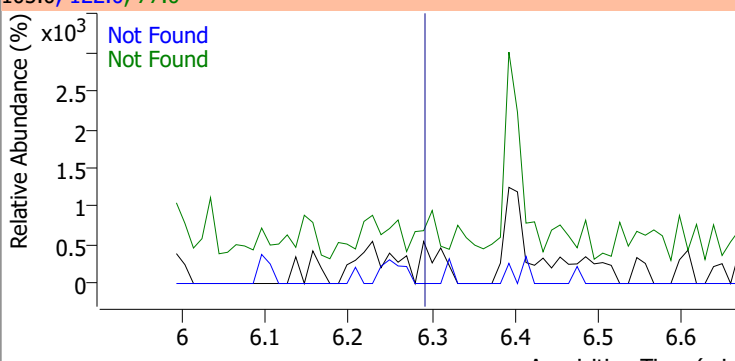
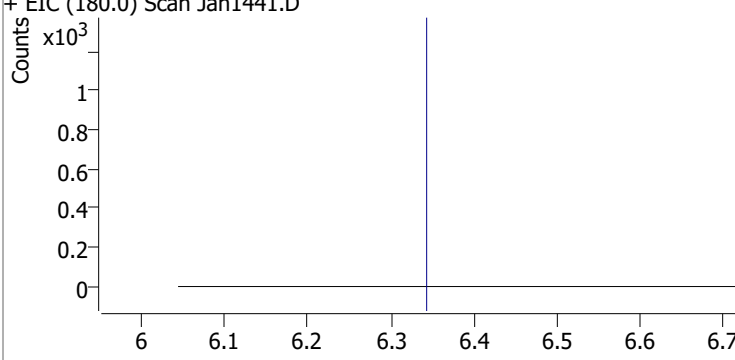
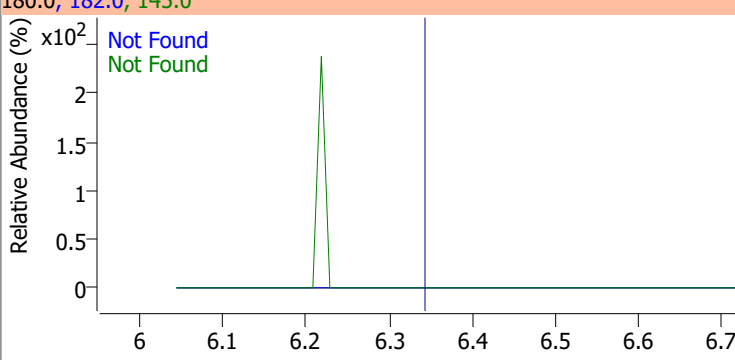
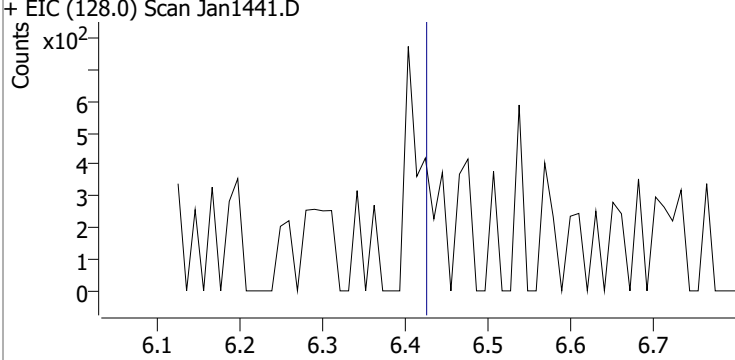
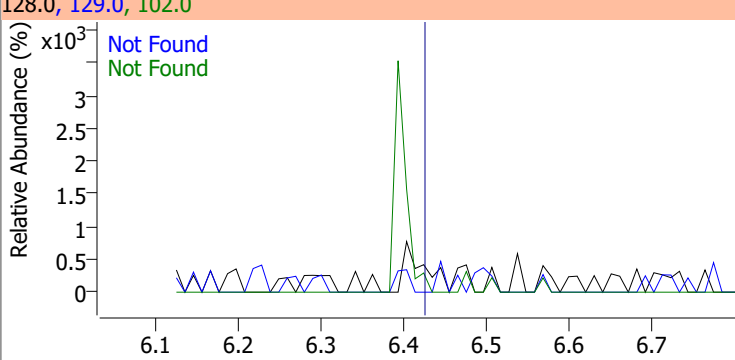
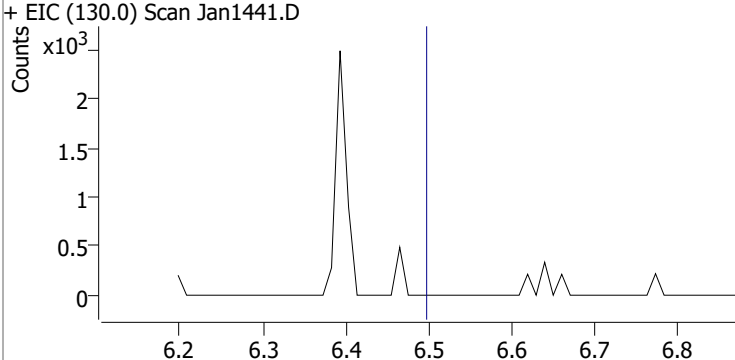
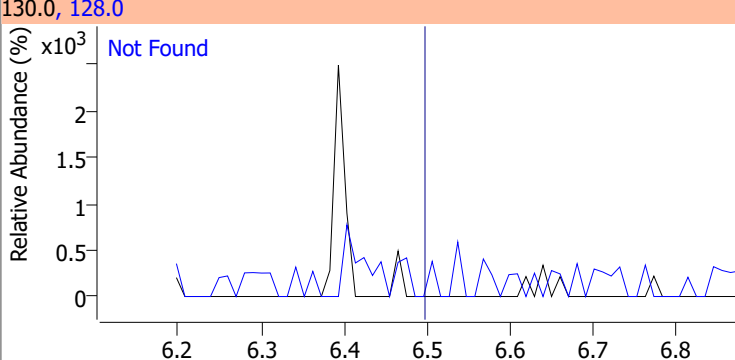
Compound	Conc.	Exp RT	QIon	Exp Ratio
Isophorone	N.D.	5.89	138.0	21.2



Quantitation Results Report (QT Reviewed)

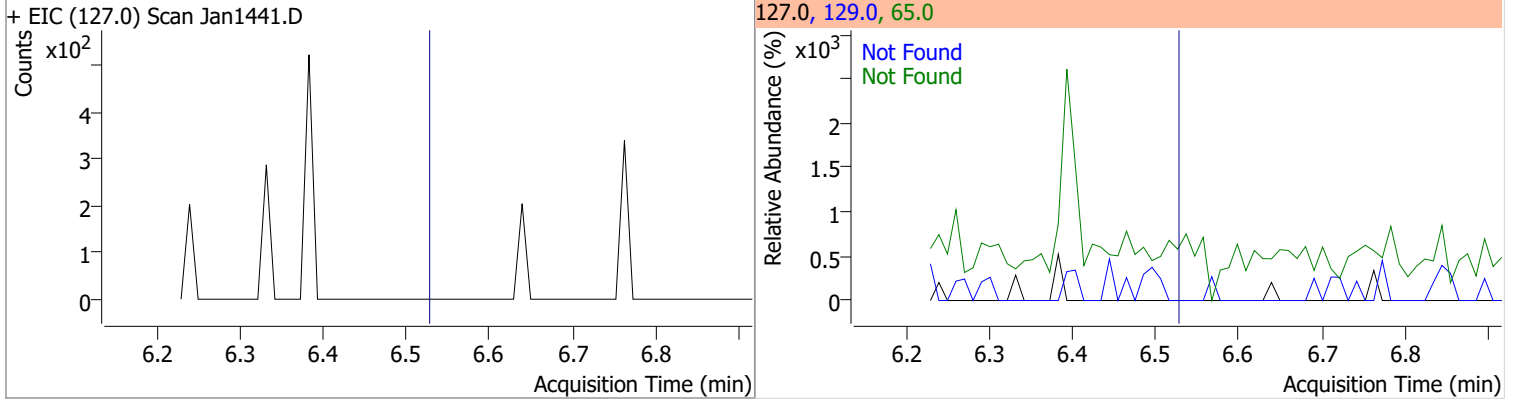
Compound	Conc.	Exp RT	QIon	Exp Ratio	QIon	Exp Ratio
2-Nitrophenol	N.D.	5.96	65.0	52.2	109.0	38.2
+ EIC (139.0) Scan Jan1441.D			139.0, 65.0, 109.0			
						
2,4-Dimethylphenol	N.D.	6.08	107.0	106.7	77.0	29.9
+ EIC (122.0) Scan Jan1441.D			122.0, 107.0, 77.0			
						
bis(-2-Chloroethoxy)Methane	N.D.	6.18	63.0	88.3	95.0	29.8
+ EIC (93.0) Scan Jan1441.D			93.0, 63.0, 95.0			
						
2,4-Dichlorophenol	N.D.	6.28	164.0	63.5	98.0	30.9
+ EIC (162.0) Scan Jan1441.D			162.0, 164.0, 98.0			
						

Quantitation Results Report (QT Reviewed)

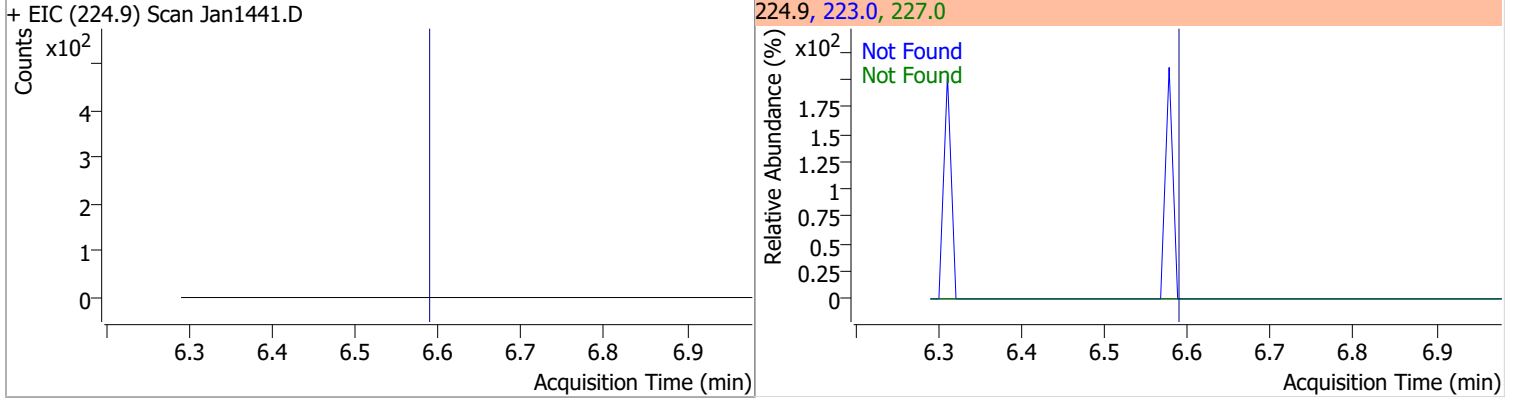
Compound	Conc.	Exp RT	QIon	Exp Ratio	QIon	Exp Ratio
Benzoic Acid	N.D.	6.29	122.0	89.3	77.0	71.7
+ EIC (105.0) Scan Jan1441.D			105.0, 122.0, 77.0			
						
1,2,4-Trichlorobenzene	N.D.	6.34	182.0	98.3	145.0	29.2
+ EIC (180.0) Scan Jan1441.D			180.0, 182.0, 145.0			
						
Naphthalene	N.D.	6.42	129.0	11.1	102.0	8.9
+ EIC (128.0) Scan Jan1441.D			128.0, 129.0, 102.0			
						
4-Chlorophenol	N.D.	6.50	128.0	299.5		
+ EIC (130.0) Scan Jan1441.D			130.0, 128.0			
						

Quantitation Results Report (QT Reviewed)

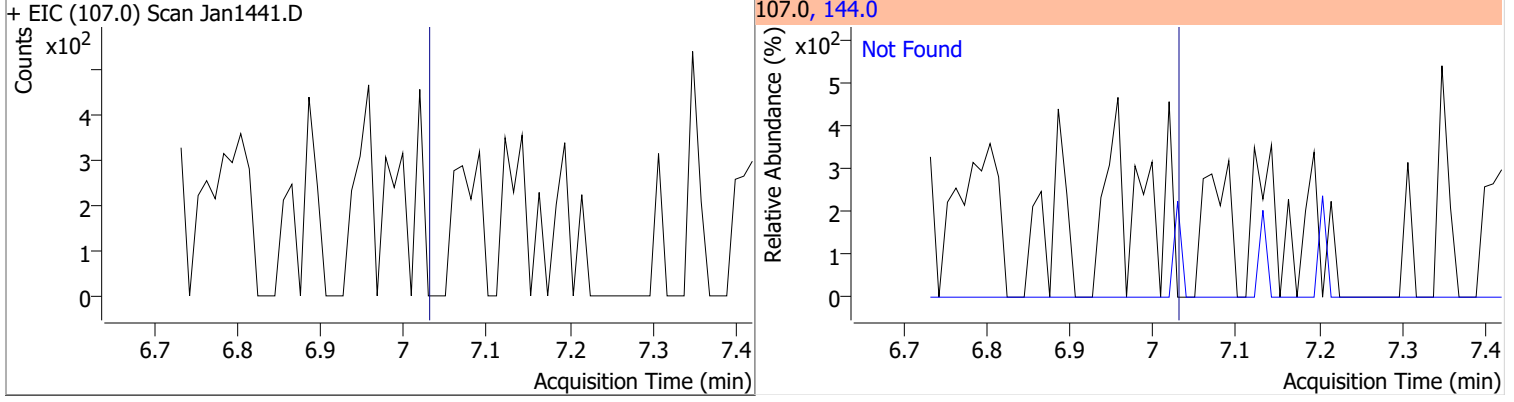
Compound	Conc.	Exp RT	QIon	Exp Ratio	QIon	Exp Ratio
p-Chloroaniline	N.D.	6.53	65.0	32.6	129.0	32.1



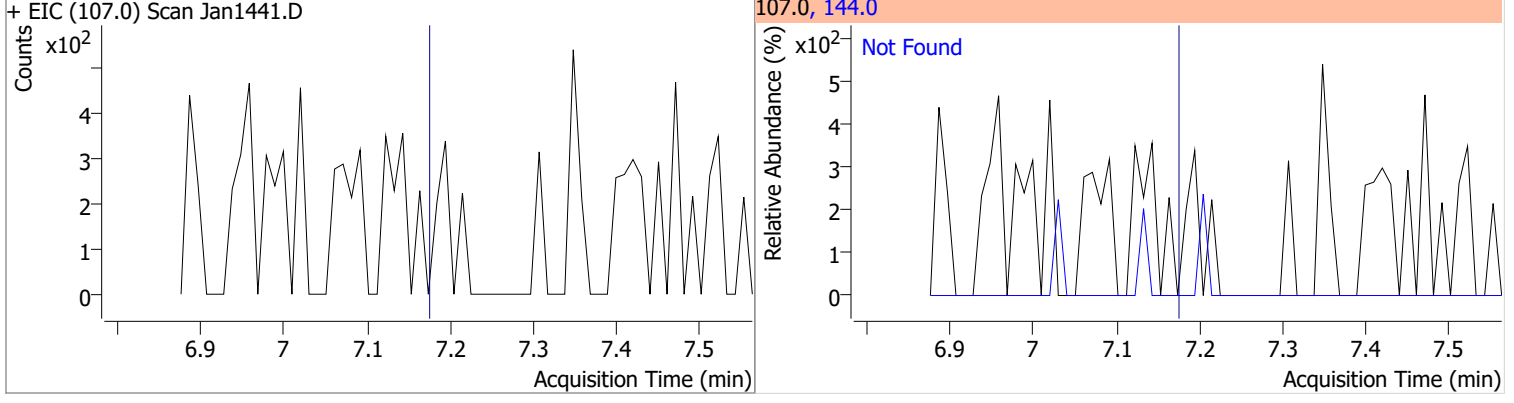
Compound	Conc.	Exp RT	QIon	Exp Ratio	QIon	Exp Ratio
Hexachlorobutadiene	N.D.	6.59	223.0	62.9	227.0	61.7



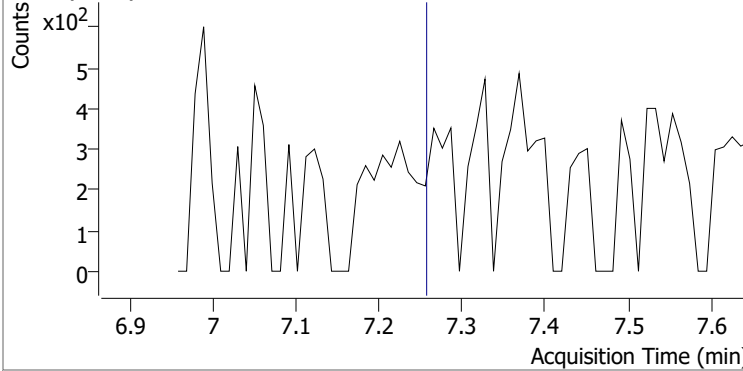
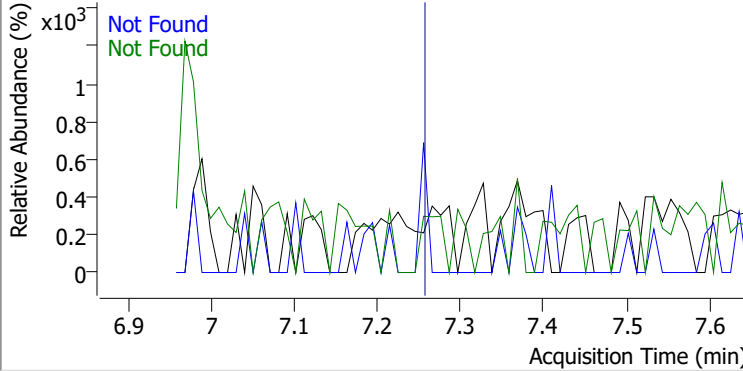
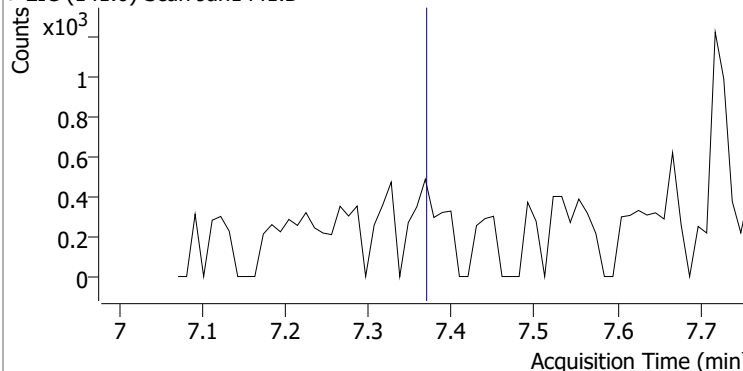
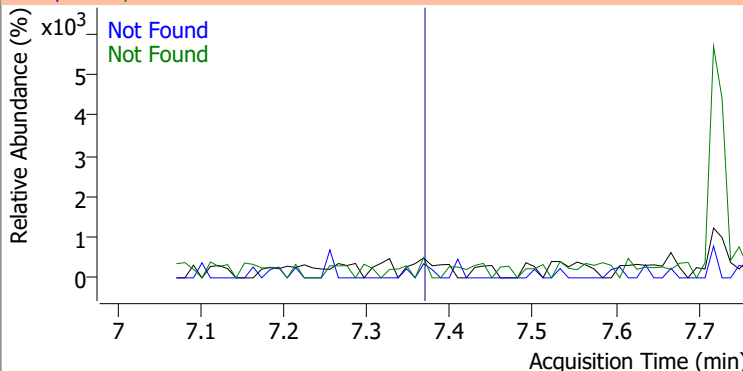
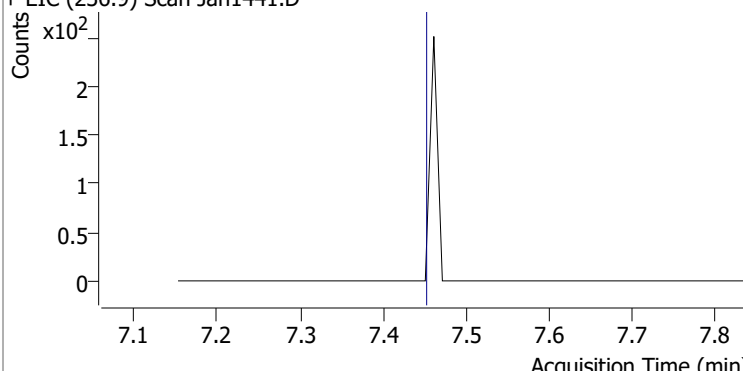
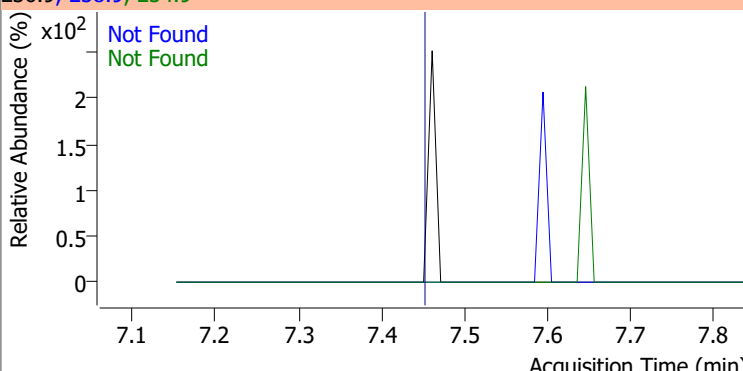
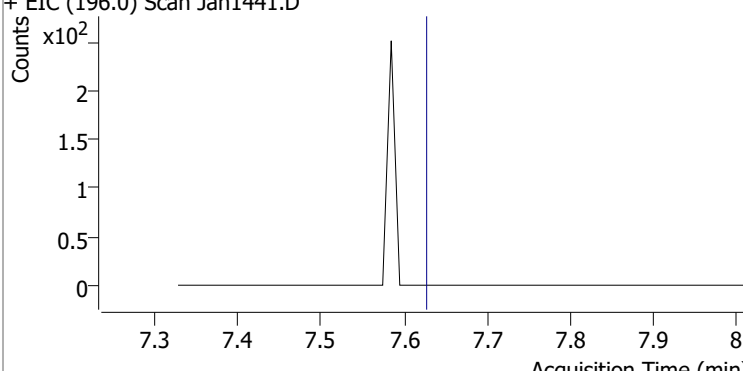
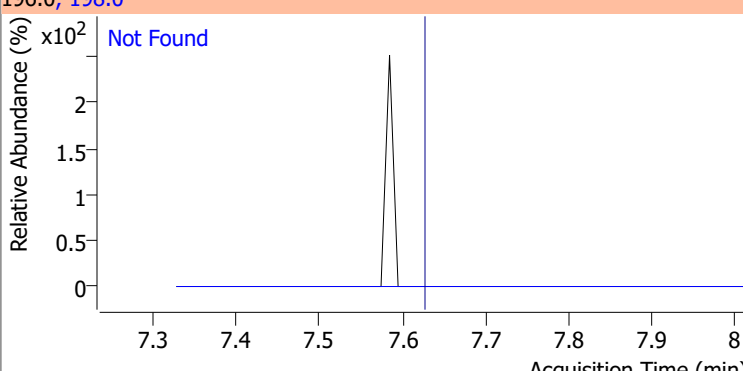
Compound	Conc.	Exp RT	QIon	Exp Ratio
4-Chloro-2-Methylphenol	N.D.	7.03	144.0	28.7



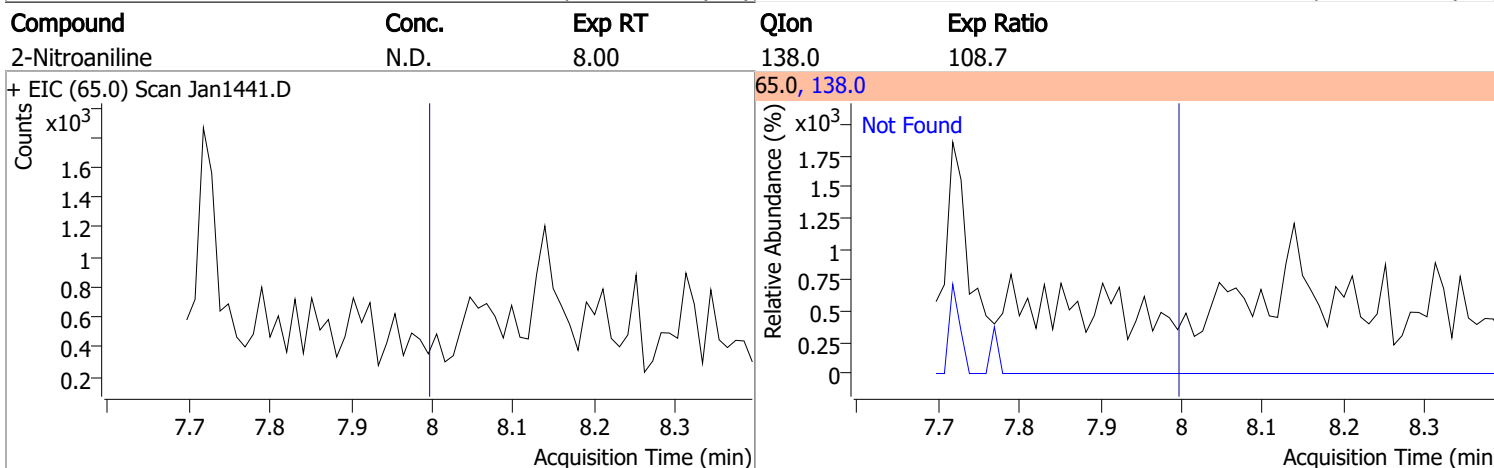
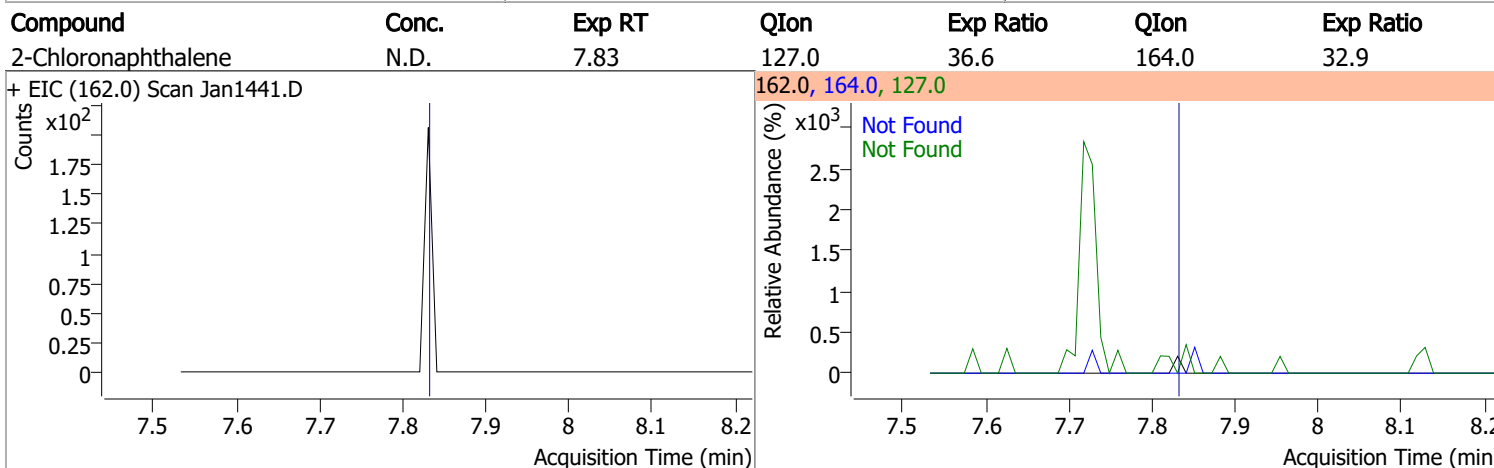
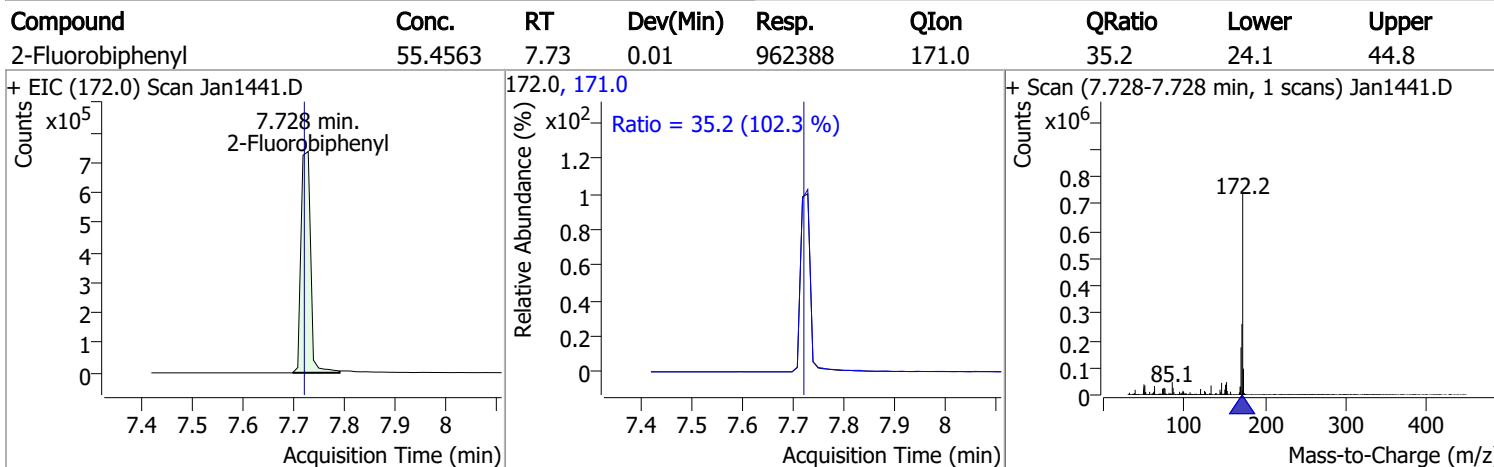
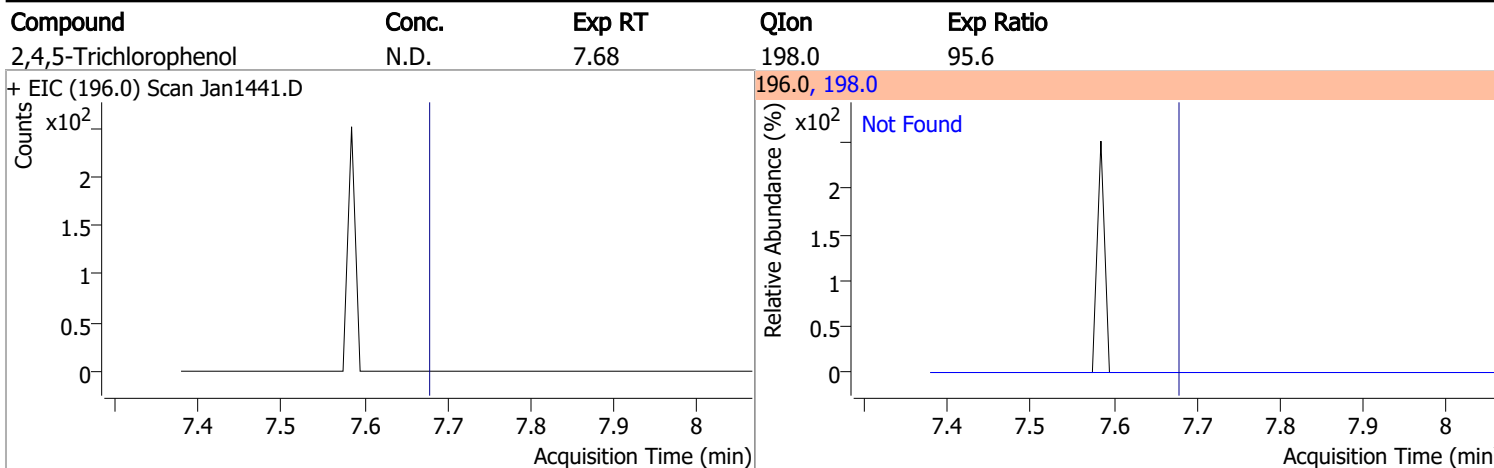
Compound	Conc.	Exp RT	QIon	Exp Ratio
4-Chloro-3-Methylphenol	N.D.	7.17	144.0	28.4



Quantitation Results Report (QT Reviewed)

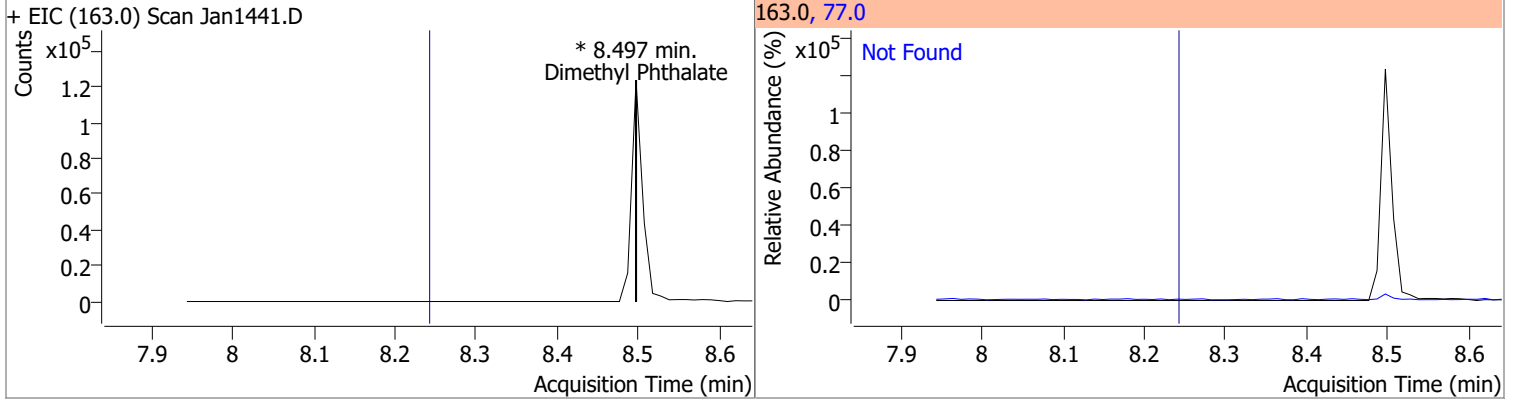
Compound	Conc.	Exp RT	QIon	Exp Ratio	QIon	Exp Ratio
2-Methylnaphthalene	N.D.	7.26	142.0	115.4	115.0	41.1
+ EIC (141.0) Scan Jan1441.D			141.0, 142.0, 115.0			
						
1-Methylnaphthalene	N.D.	7.37	142.0	111.1	115.0	41.1
+ EIC (141.0) Scan Jan1441.D			141.0, 142.0, 115.0			
						
Hexachlorocyclopentadiene	N.D.	7.45	238.9	65.3	234.9	63.2
+ EIC (236.9) Scan Jan1441.D			236.9, 238.9, 234.9			
						
2,4,6-Trichlorophenol	N.D.	7.63	198.0	94.2		
+ EIC (196.0) Scan Jan1441.D			196.0, 198.0			
						

Quantitation Results Report (QT Reviewed)

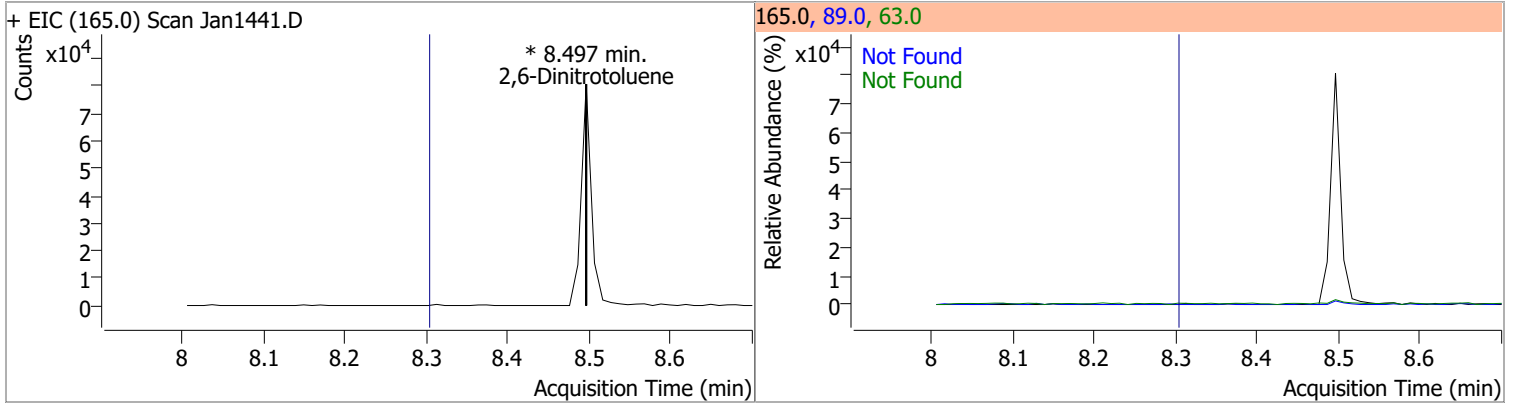


Quantitation Results Report (QT Reviewed)

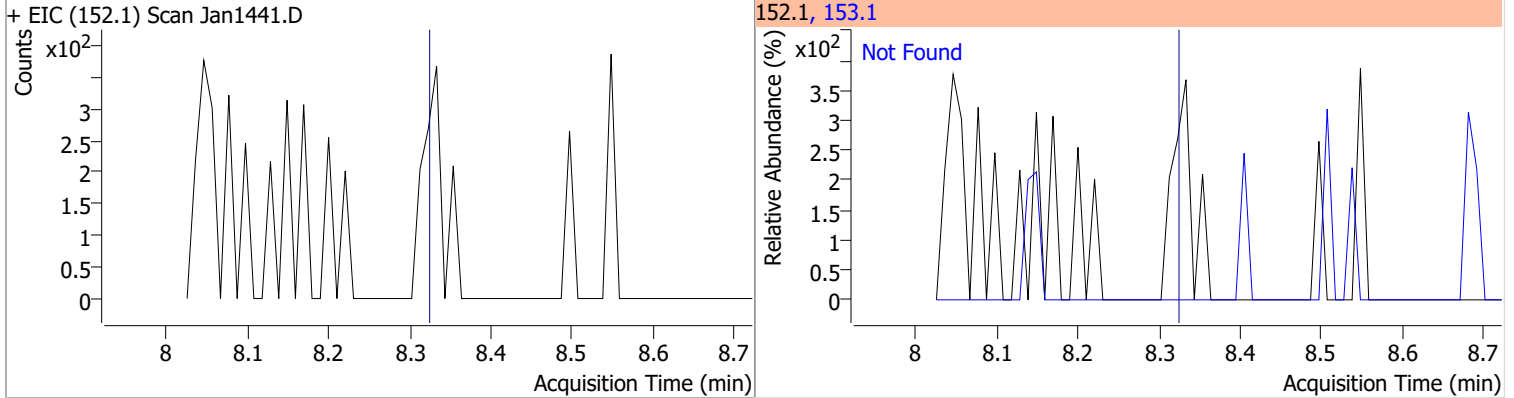
Compound	Conc.	RT	Dev(Min)	Resp.	QIon	QRatio	Lower	Upper
Dimethyl Phthalate	0	0		0	77.0		12.9	24.0



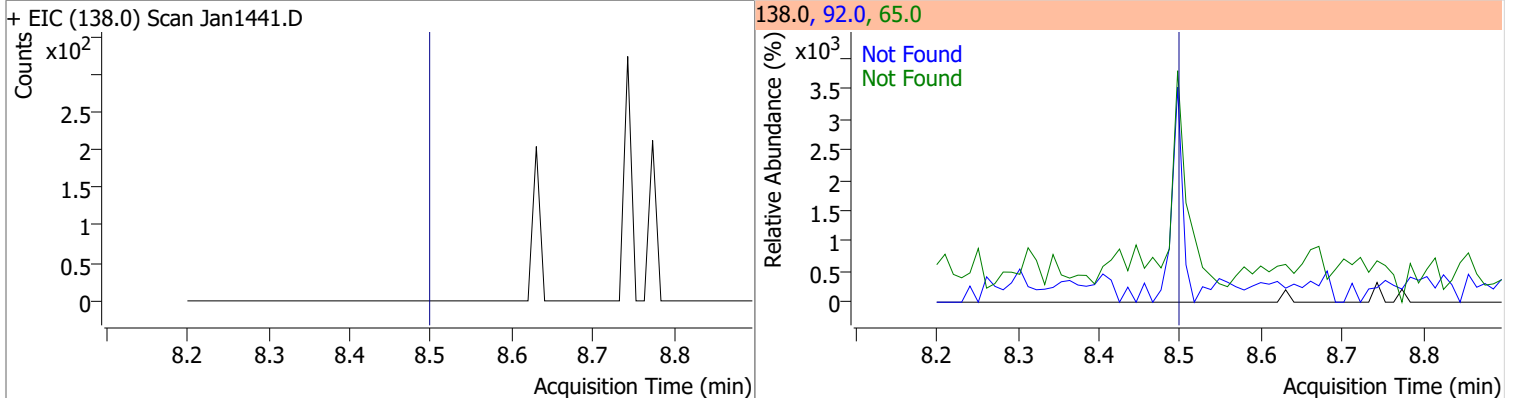
Compound	Conc.	RT	Dev(Min)	Resp.	QIon	QRatio	Lower	Upper
2,6-Dinitrotoluene	0	0		0	63.0 89.0		114.6 41.8	212.8 77.6



Compound	Conc.	Exp RT	QIon	Exp Ratio
Acenaphthylene	N.D.	8.32	153.1	14.0

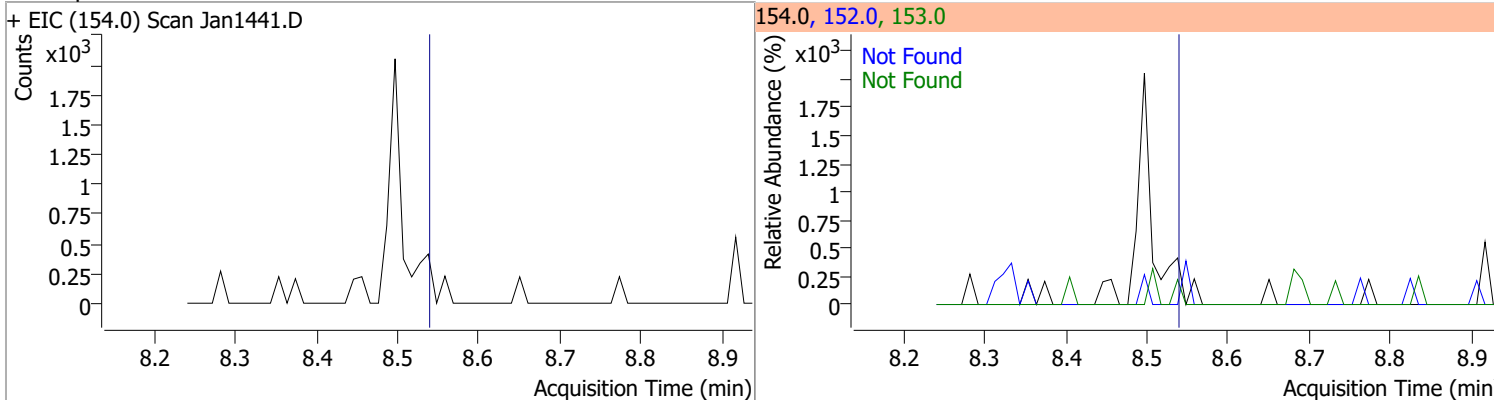


Compound	Conc.	Exp RT	QIon	Exp Ratio	QIon	Exp Ratio
3-Nitroaniline	N.D.	8.50	65.0	131.6	92.0	102.1

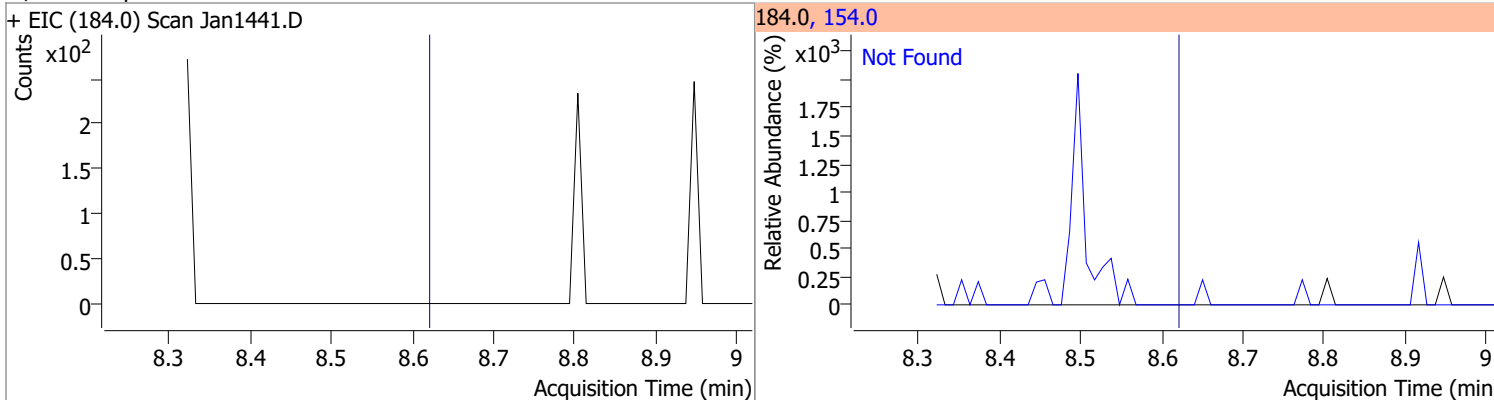


Quantitation Results Report (QT Reviewed)

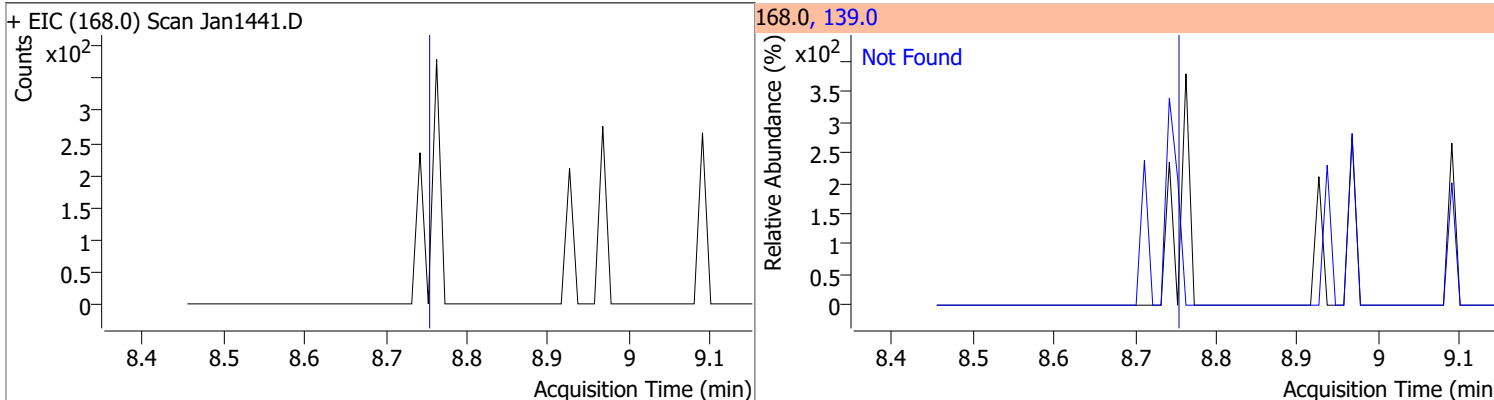
Compound	Conc.	Exp RT	QIon	Exp Ratio	QIon	Exp Ratio
Acenaphthene	N.D.	8.54	153.0	108.2	152.0	50.8



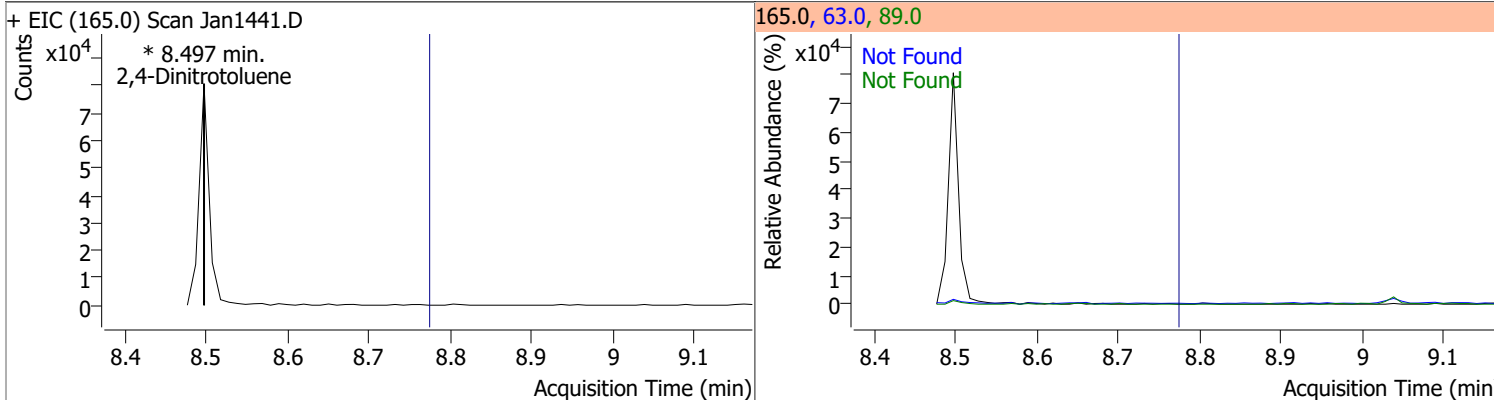
Compound	Conc.	Exp RT	QIon	Exp Ratio
2,4-Dinitrophenol	N.D.	8.62	154.0	53.4



Compound	Conc.	Exp RT	QIon	Exp Ratio
Dibenzofuran	N.D.	8.75	139.0	38.8

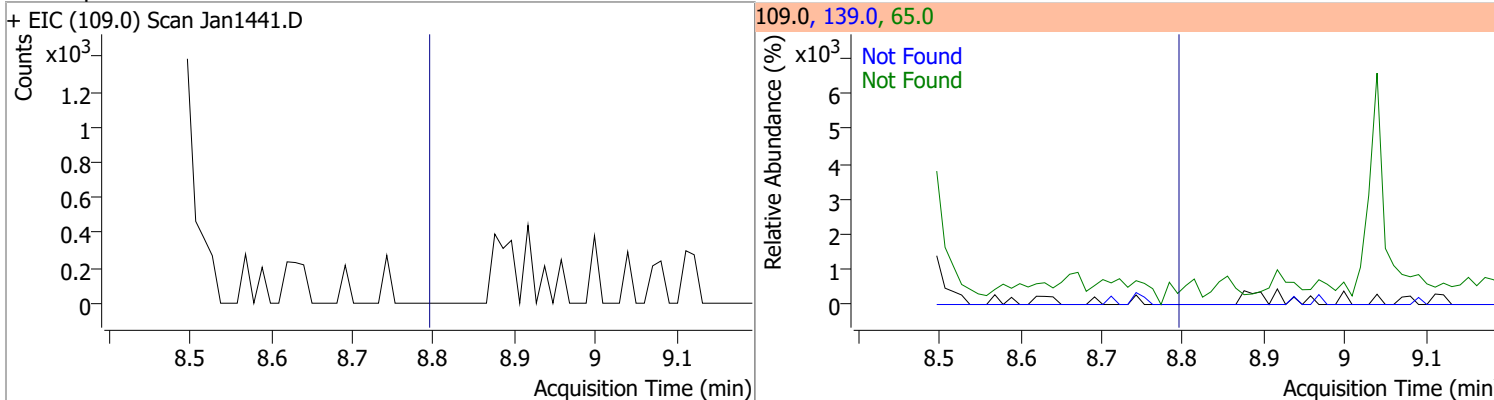


Compound	Conc.	RT	Dev(Min)	Resp.	QIon	QRatio	Lower	Upper
2,4-Dinitrotoluene		0		0	89.0		50.5	93.8
					63.0		36.9	68.4

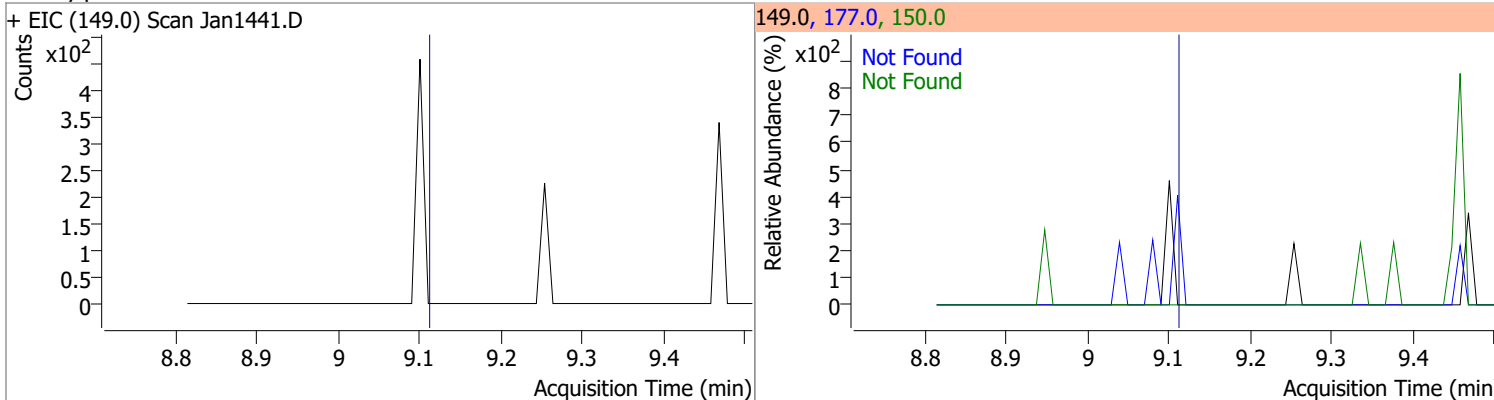


Quantitation Results Report (QT Reviewed)

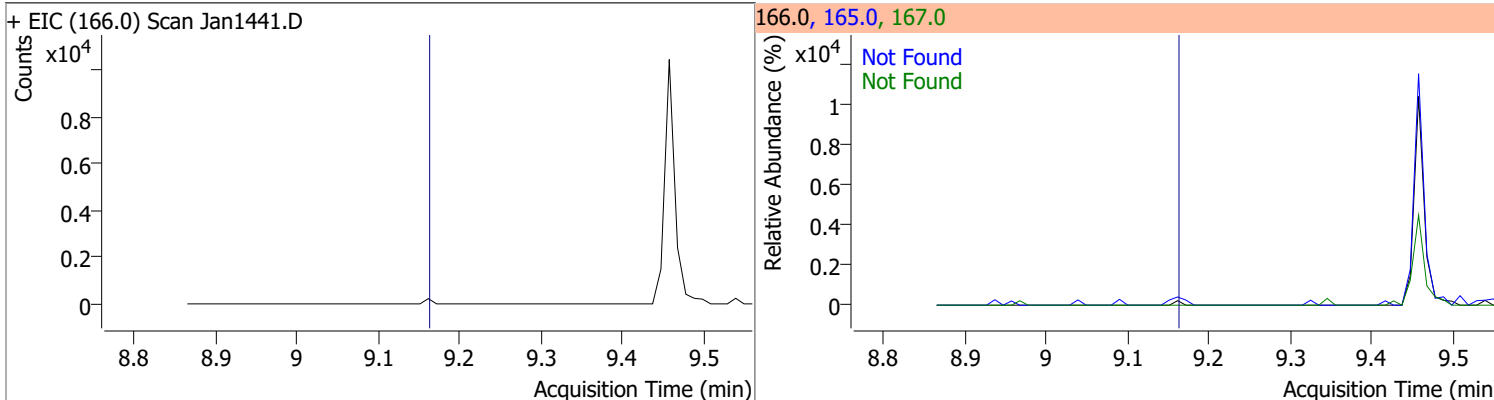
Compound	Conc.	Exp RT	QIon	Exp Ratio	QIon	Exp Ratio
4-Nitrophenol	N.D.	8.79	65.0	84.9	139.0	66.0



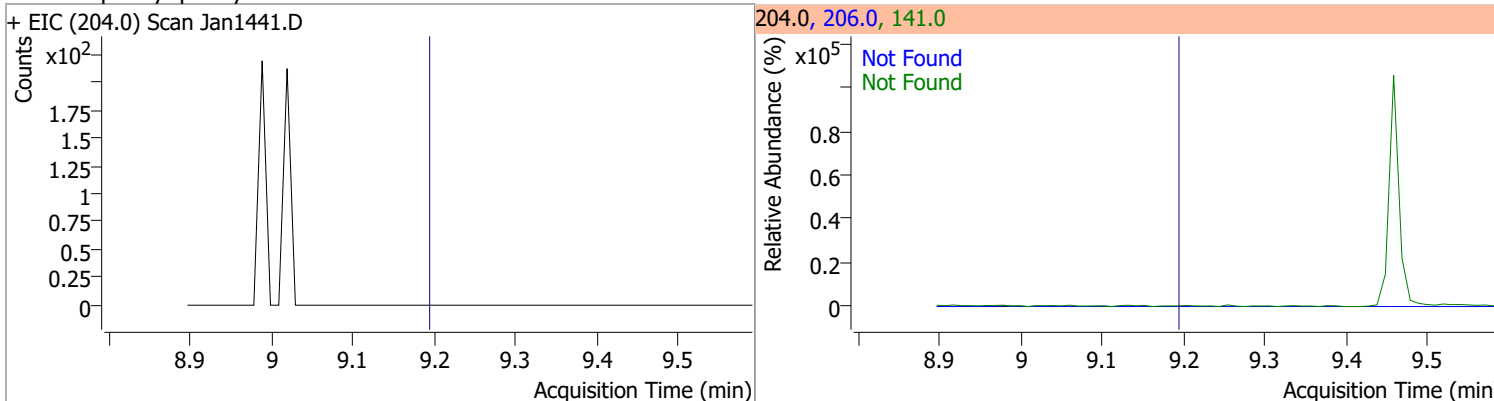
Compound	Conc.	Exp RT	QIon	Exp Ratio	QIon	Exp Ratio
Diethylphthalate	N.D.	9.11	177.0	20.4	150.0	12.3



Compound	Conc.	Exp RT	QIon	Exp Ratio	QIon	Exp Ratio
Fluorene	N.D.	9.16	165.0	94.7	167.0	13.8

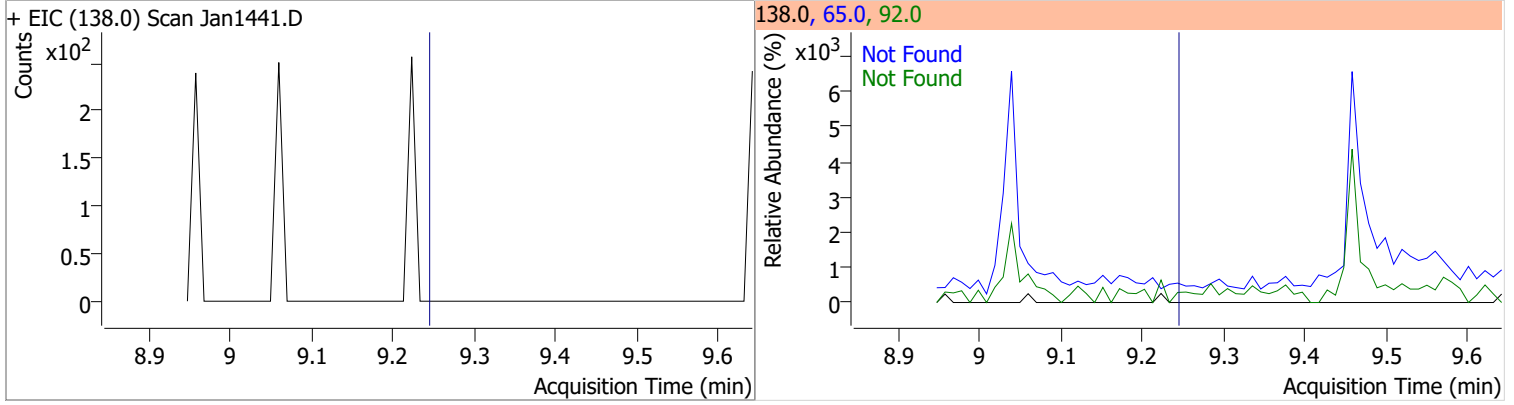


Compound	Conc.	Exp RT	QIon	Exp Ratio	QIon	Exp Ratio
4-Chlorophenyl-phenylether	N.D.	9.19	141.0	61.5	206.0	33.0

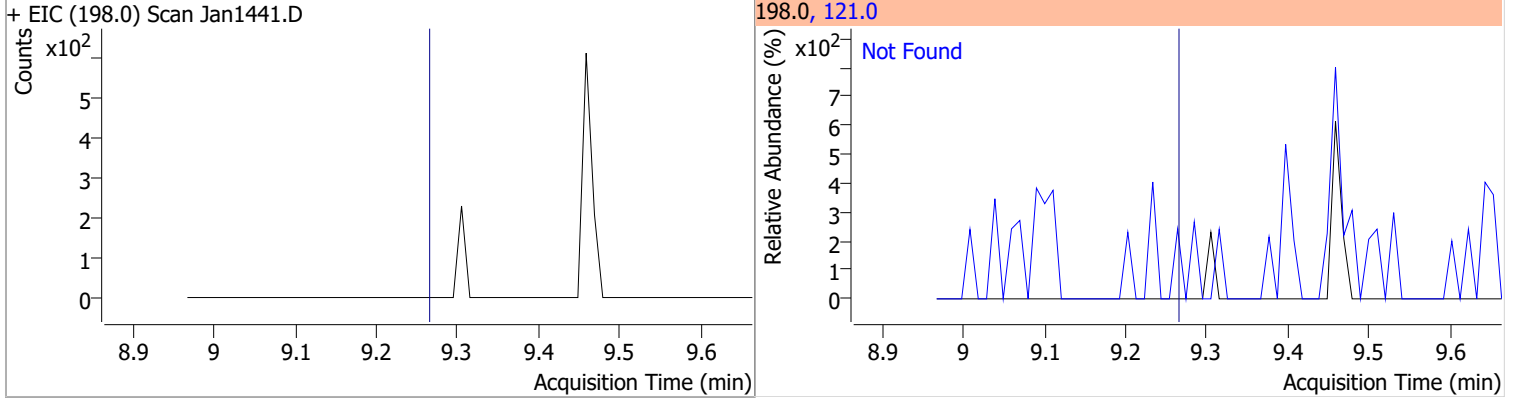


Quantitation Results Report (QT Reviewed)

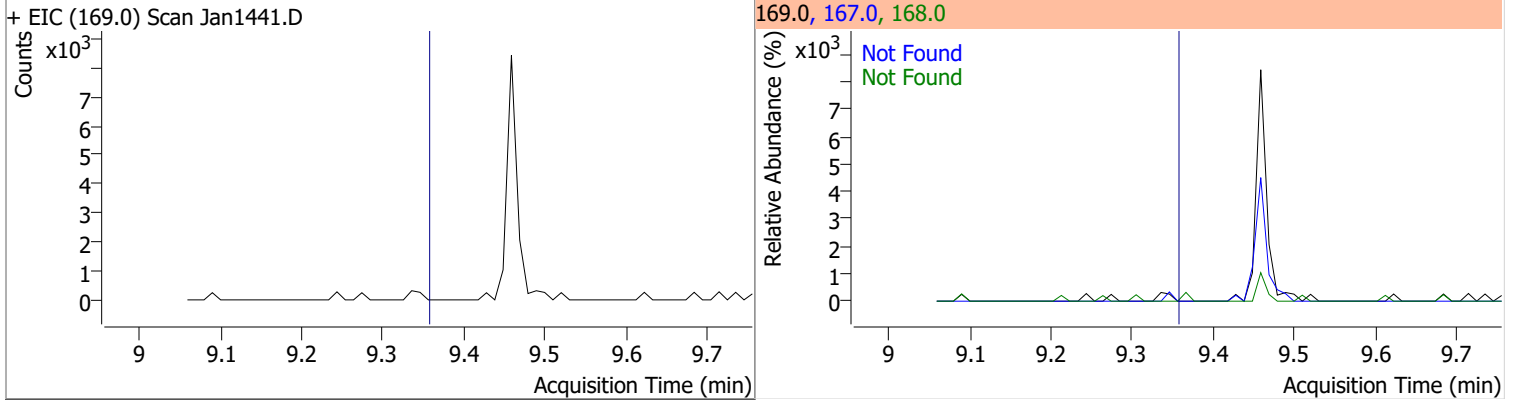
Compound	Conc.	Exp RT	QIon	Exp Ratio	QIon	Exp Ratio
4-Nitroaniline	N.D.	9.24	65.0	119.6	92.0	45.9



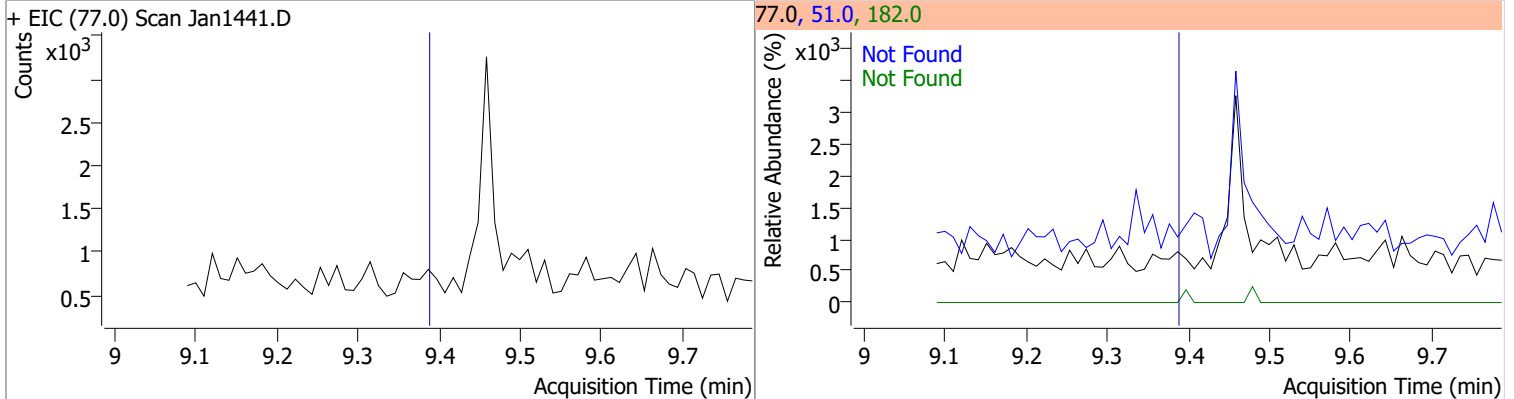
Compound	Conc.	Exp RT	QIon	Exp Ratio
4,6-Dinitro-2-methylphenol	N.D.	9.26	121.0	44.2



Compound	Conc.	Exp RT	QIon	Exp Ratio	QIon	Exp Ratio
N-nitrosodiphenylamine	N.D.	9.36	168.0	61.0	167.0	32.7

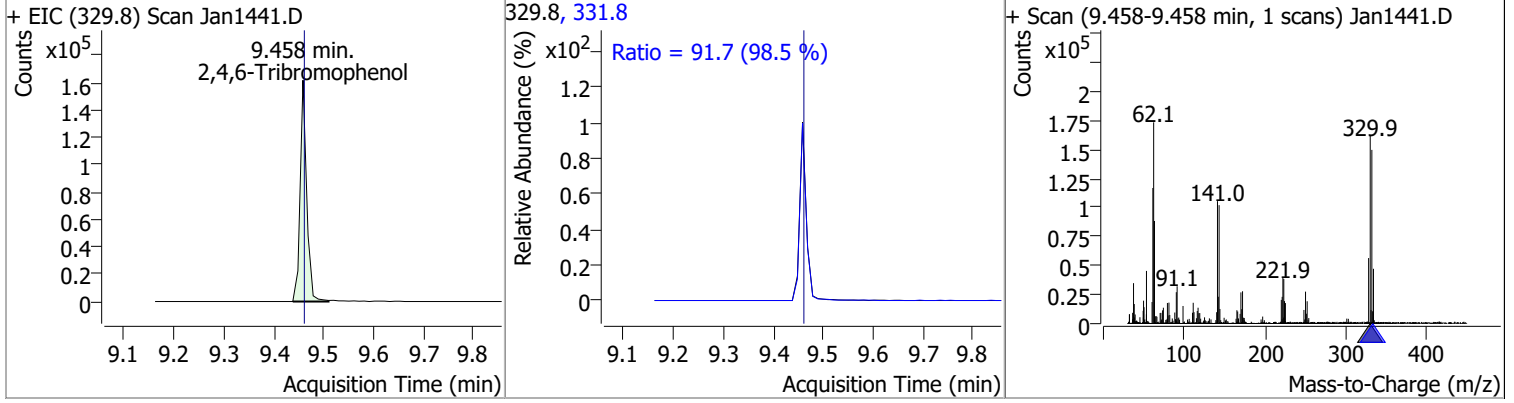


Compound	Conc.	Exp RT	QIon	Exp Ratio	QIon	Exp Ratio
Azobenzene	N.D.	9.39	51.0	46.0	182.0	28.3

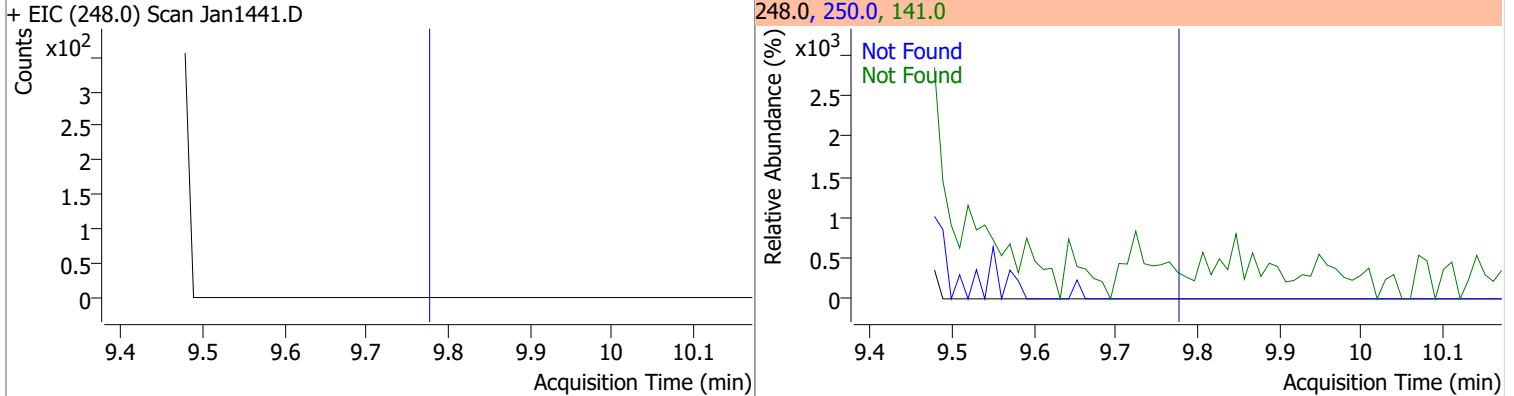


Quantitation Results Report (QT Reviewed)

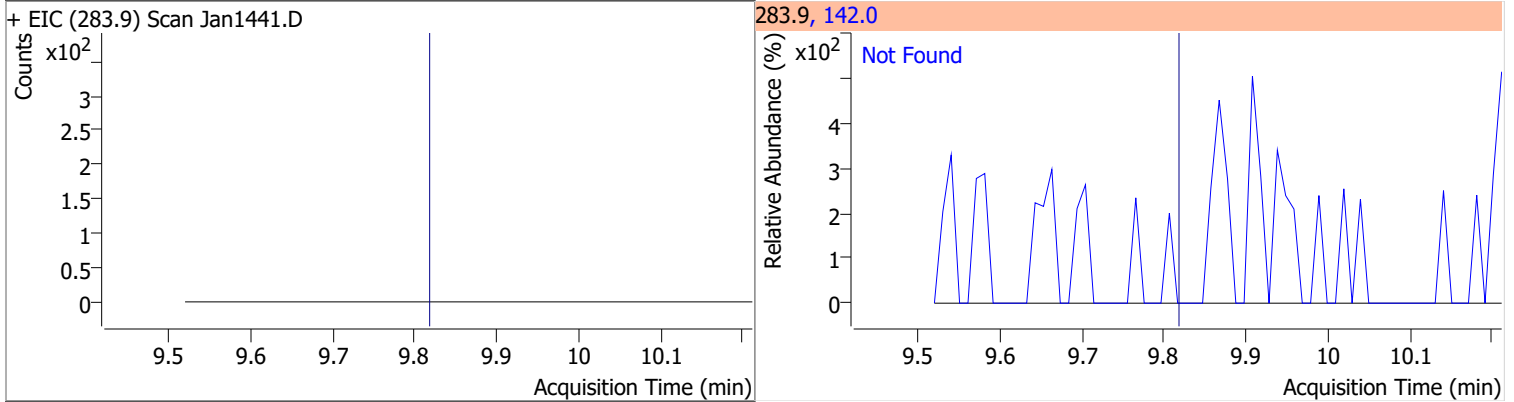
Compound	Conc.	RT	Dev(Min)	Resp.	QIon	QRatio	Lower	Upper
2,4,6-Tribromophenol	106.4912	9.46	0.00	147168	331.8	91.7	65.2	121.0



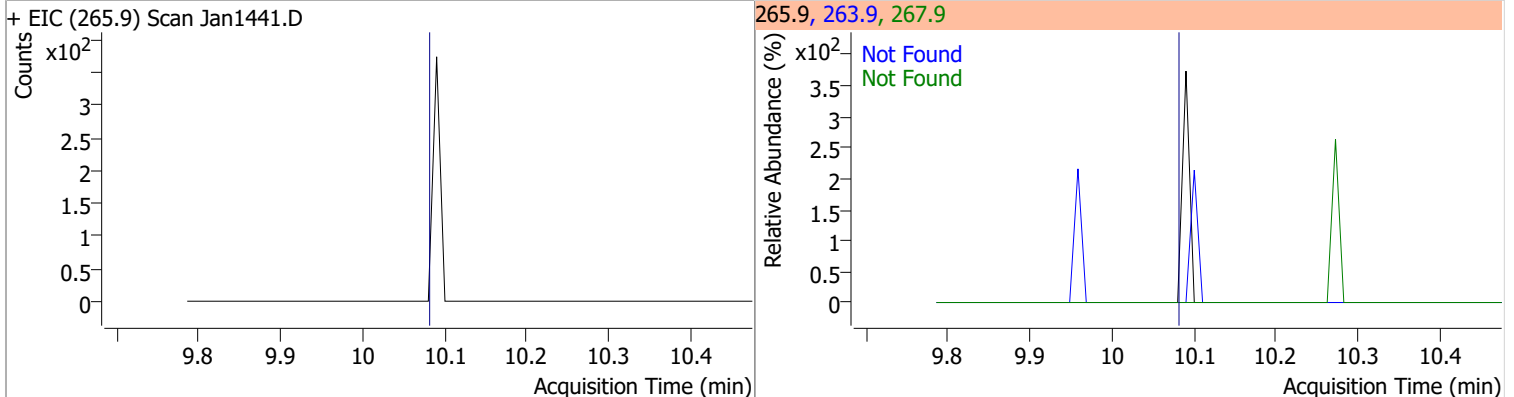
Compound	Conc.	Exp RT	QIon	Exp Ratio	QIon	Exp Ratio
4-Bromophenyl-phenylether	N.D.	9.78	250.0	97.1	141.0	93.8



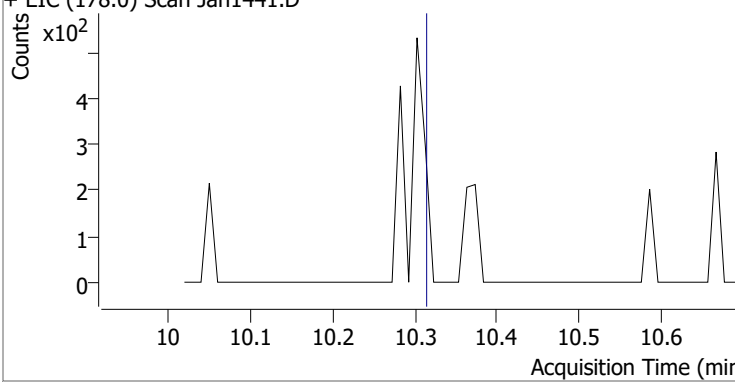
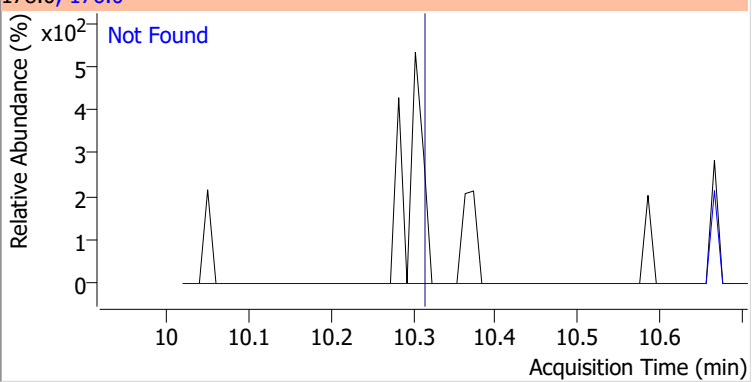
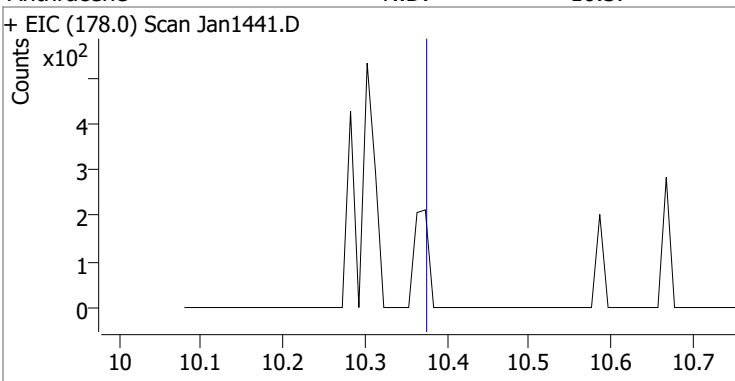
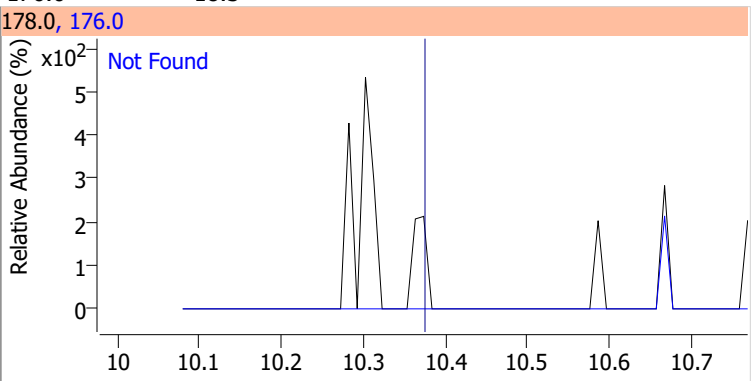
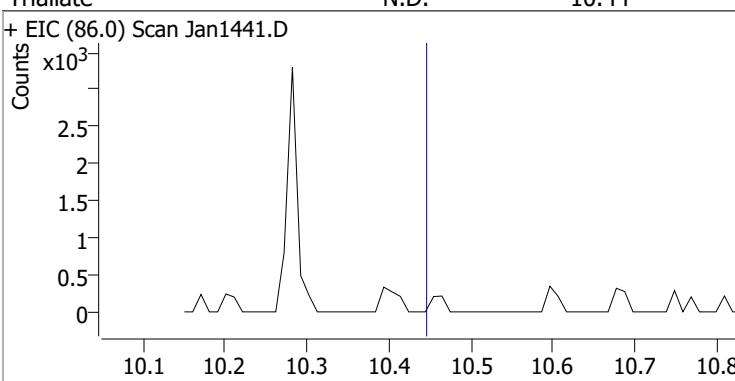
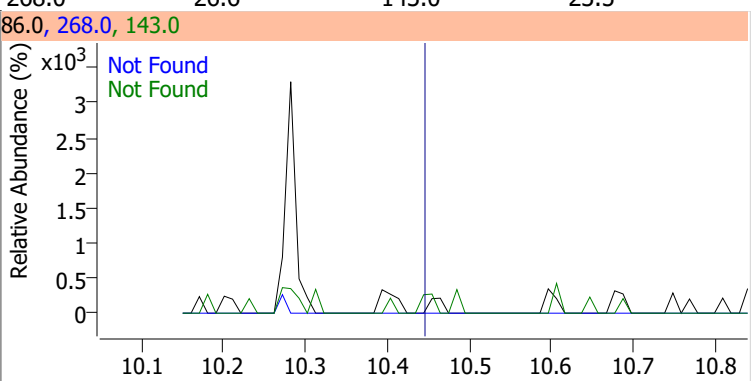
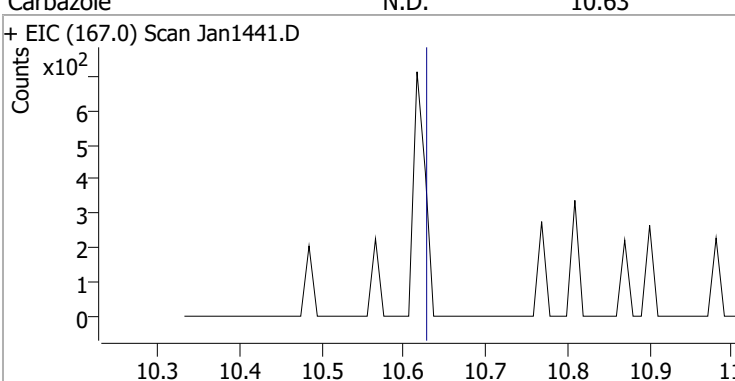
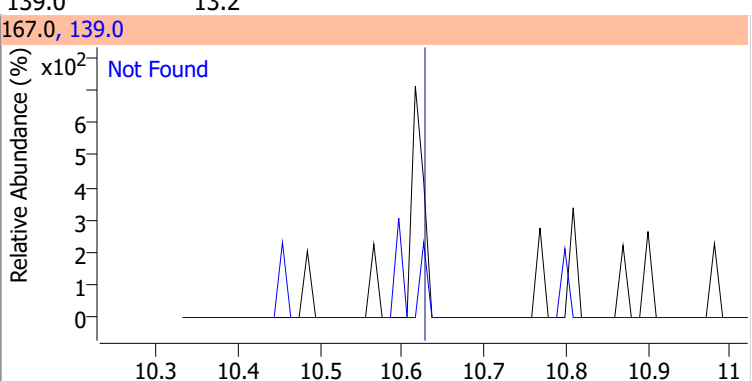
Compound	Conc.	Exp RT	QIon	Exp Ratio	QIon	Exp Ratio
Hexachlorobenzene	N.D.	9.82	142.0	51.2		



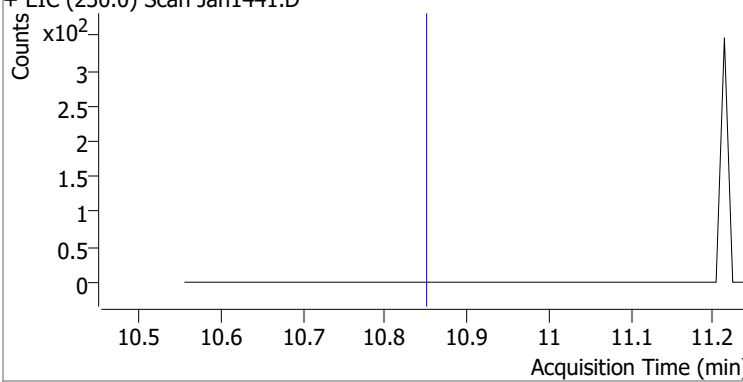
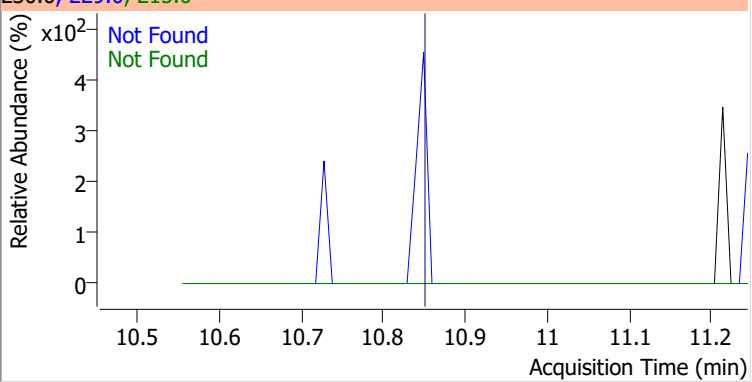
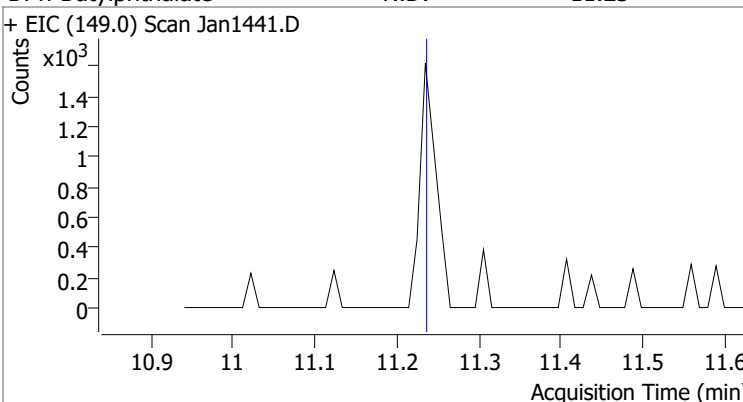
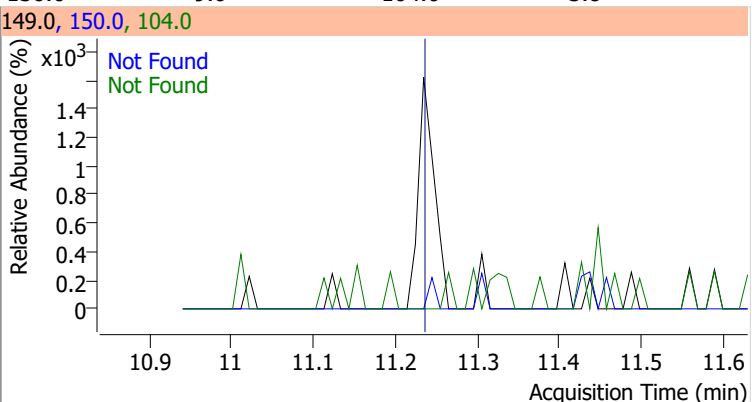
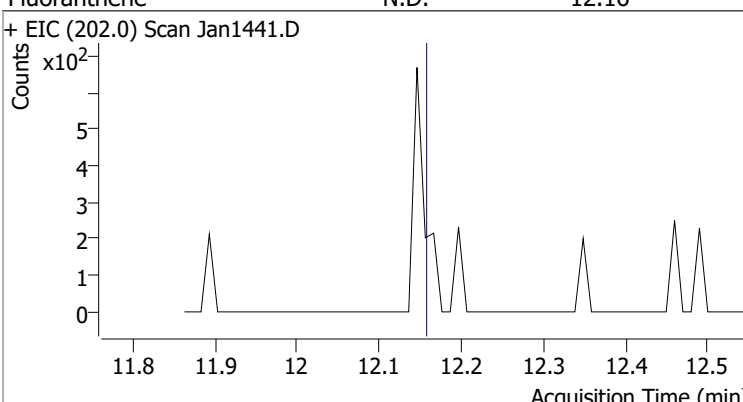
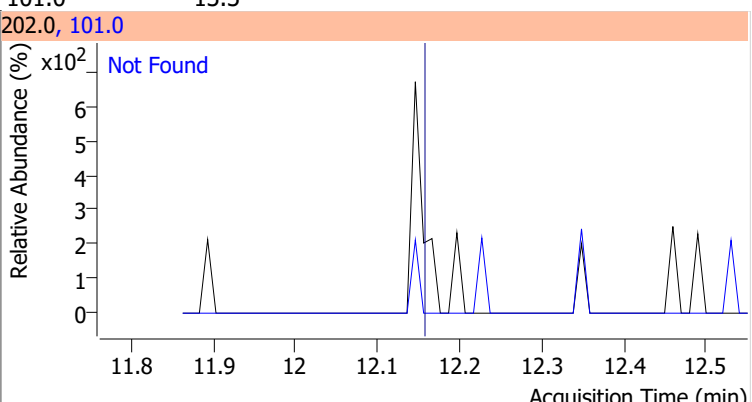
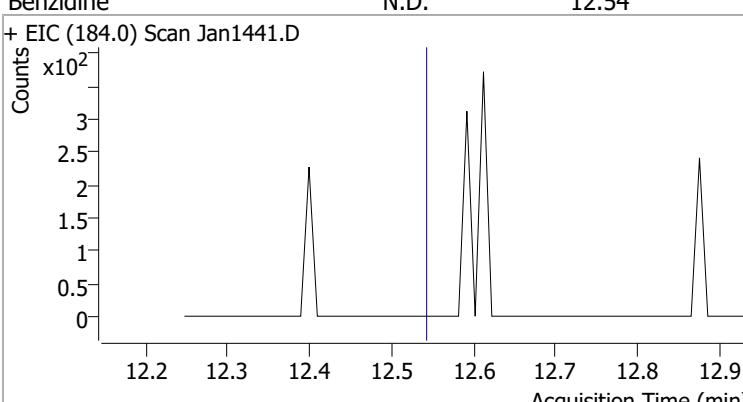
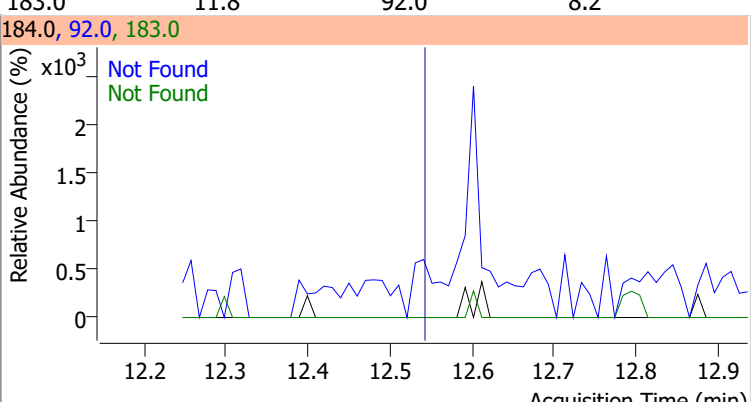
Compound	Conc.	Exp RT	QIon	Exp Ratio	QIon	Exp Ratio
Pentachlorophenol	N.D.	10.08	263.9	64.7	267.9	64.6



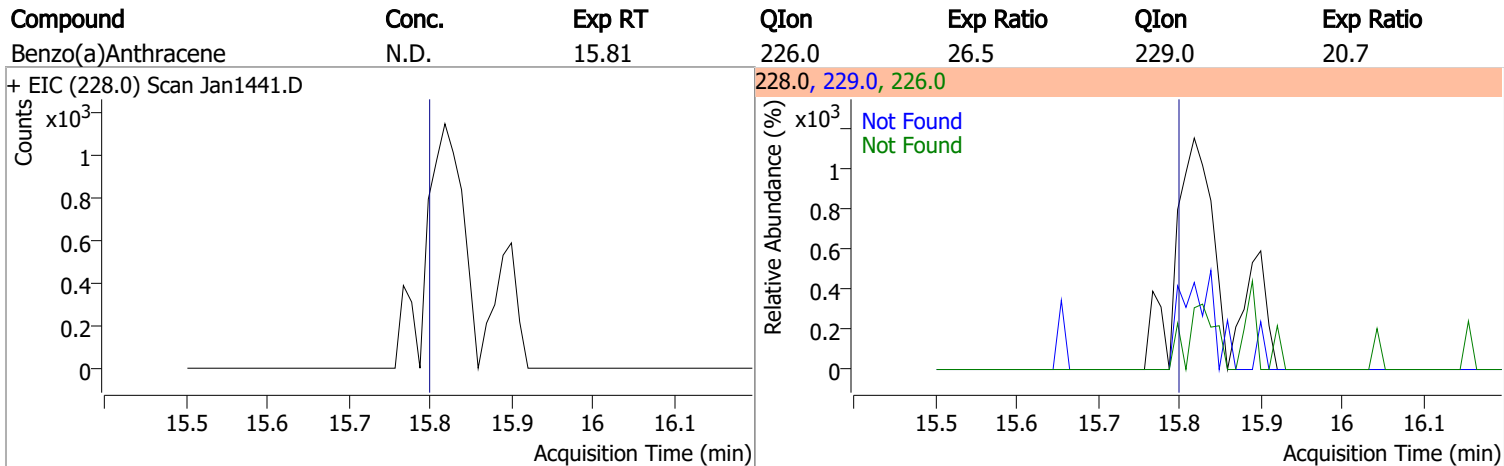
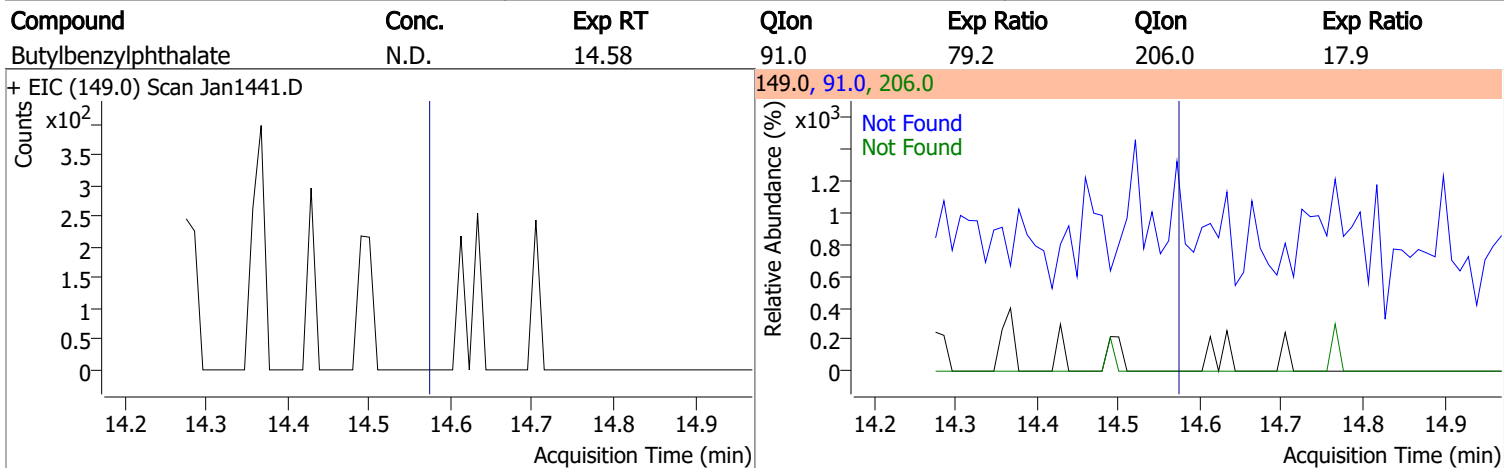
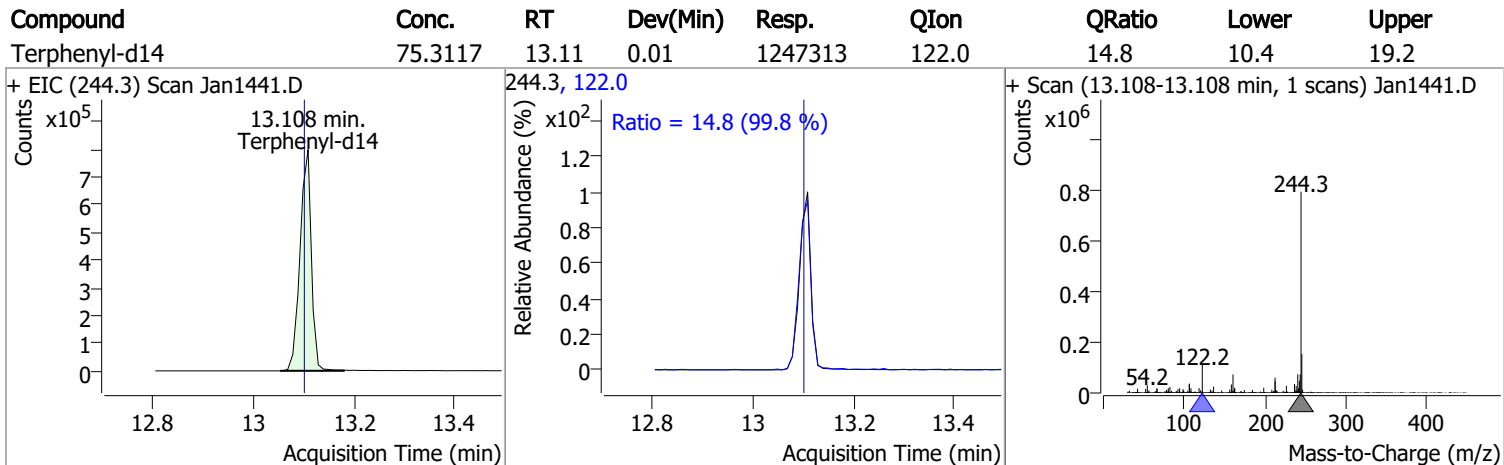
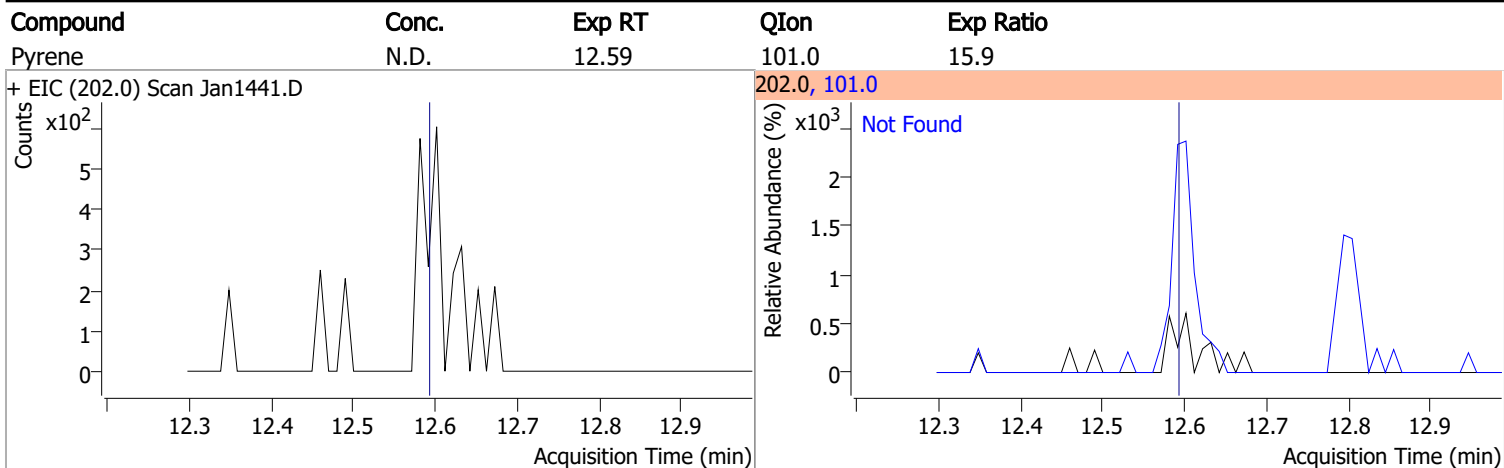
Quantitation Results Report (QT Reviewed)

Compound	Conc.	Exp RT	QIon	Exp Ratio		
Phenanthrene	N.D.	10.31	176.0	18.6		
+ EIC (178.0) Scan Jan1441.D			178.0, 176.0			
						
Anthracene	N.D.	10.37	176.0	18.3		
+ EIC (178.0) Scan Jan1441.D			178.0, 176.0			
						
Triallate	N.D.	10.44	268.0	26.6	QIon	Exp Ratio
					143.0	23.5
+ EIC (86.0) Scan Jan1441.D			86.0, 268.0, 143.0			
						
Carbazole	N.D.	10.63	139.0	13.2		
+ EIC (167.0) Scan Jan1441.D			167.0, 139.0			
						

Quantitation Results Report (QT Reviewed)

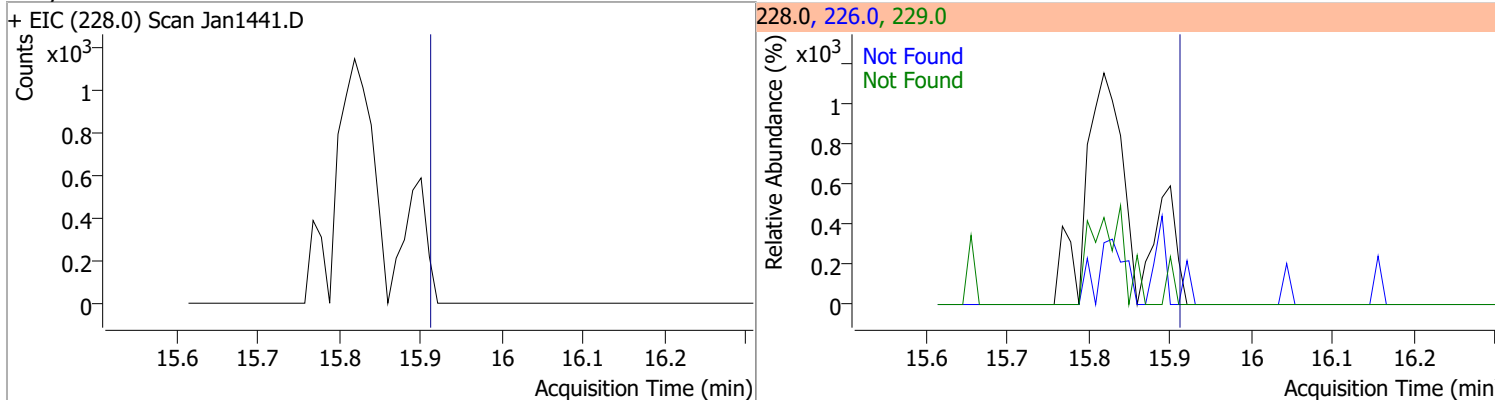
Compound	Conc.	Exp RT	QIon	Exp Ratio	QIon	Exp Ratio
o-Terphenyl	N.D.	10.85	229.0	65.3	215.0	37.2
+ EIC (230.0) Scan Jan1441.D			230.0, 229.0, 215.0			
						
Di-n-Butylphthalate	N.D.	11.23	150.0	9.0	104.0	5.8
+ EIC (149.0) Scan Jan1441.D			149.0, 150.0, 104.0			
						
Fluoranthene	N.D.	12.16	101.0	13.3		
+ EIC (202.0) Scan Jan1441.D			202.0, 101.0			
						
Benzidine	N.D.	12.54	183.0	11.8	92.0	8.2
+ EIC (184.0) Scan Jan1441.D			184.0, 92.0, 183.0			
						

Quantitation Results Report (QT Reviewed)

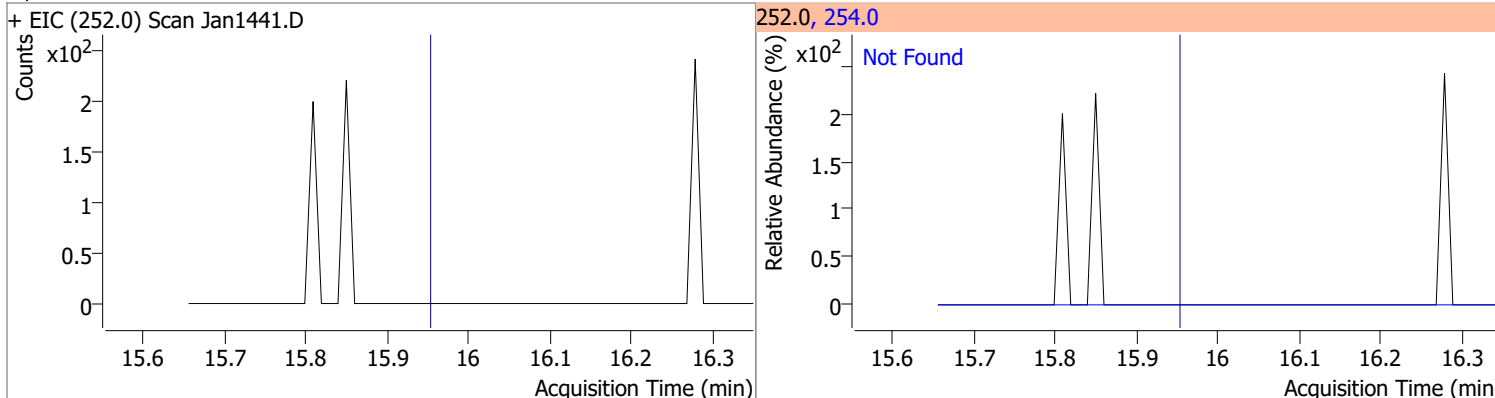


Quantitation Results Report (QT Reviewed)

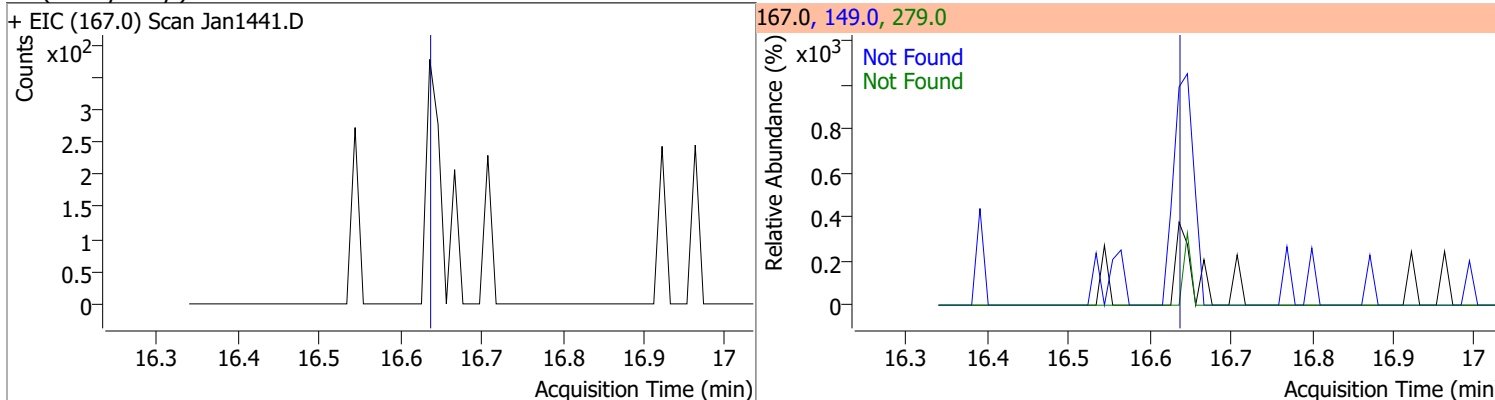
Compound	Conc.	Exp RT	QIon	Exp Ratio	QIon	Exp Ratio
Chrysene	N.D.	15.92	226.0	29.9	229.0	20.5



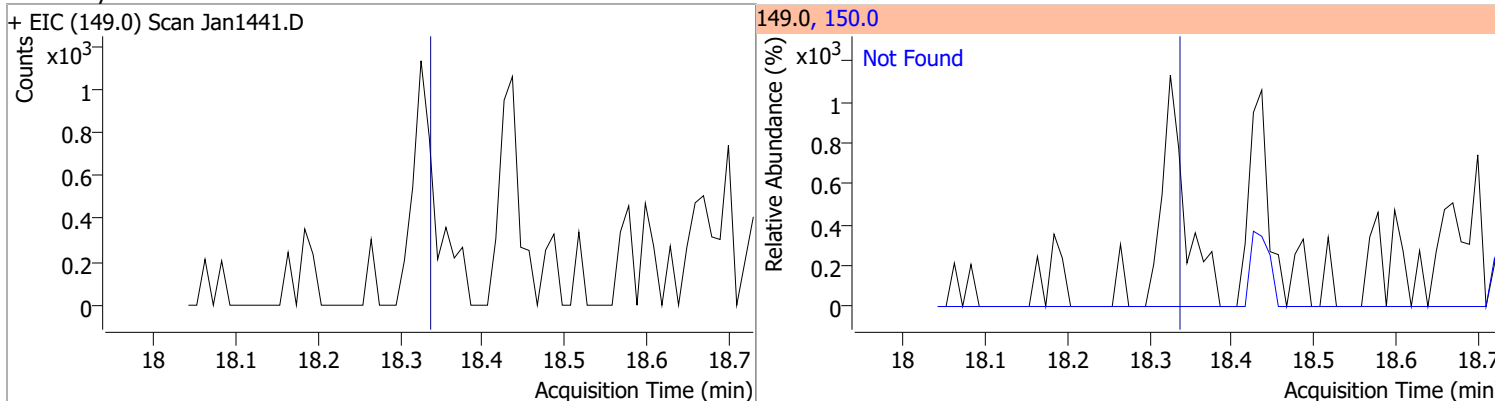
Compound	Conc.	Exp RT	QIon	Exp Ratio
3,3-Dichlorobenzidine	N.D.	15.96	254.0	65.4



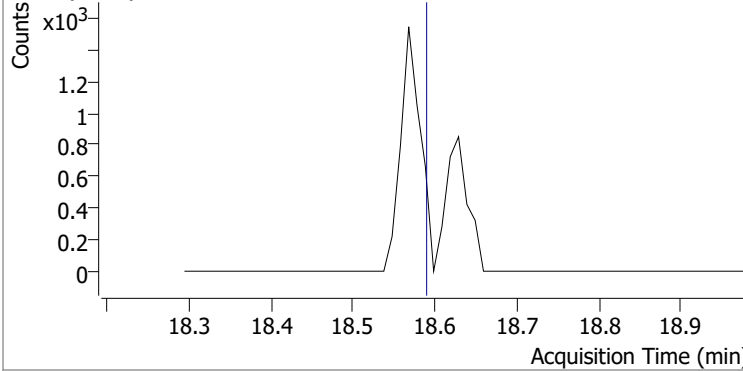
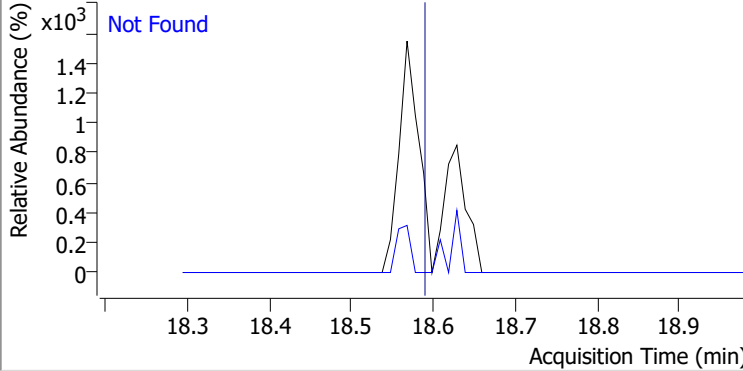
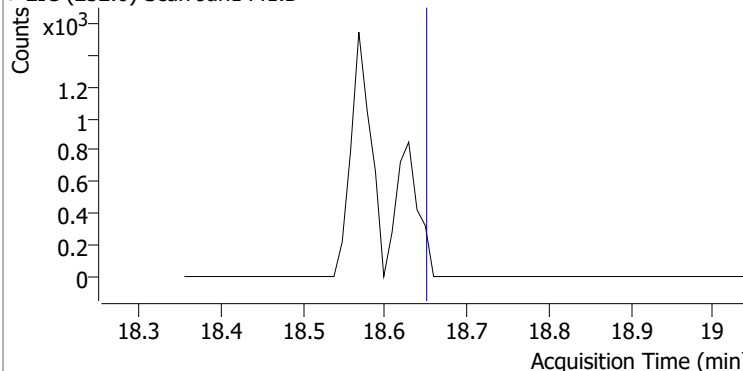
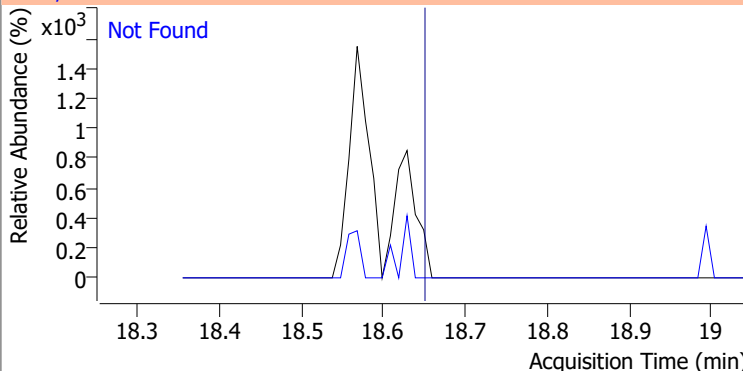
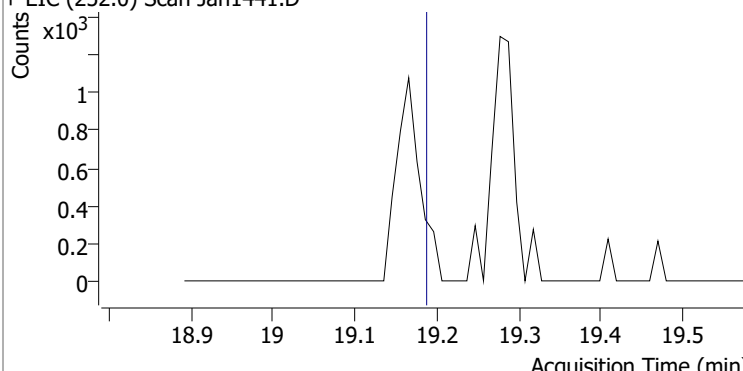
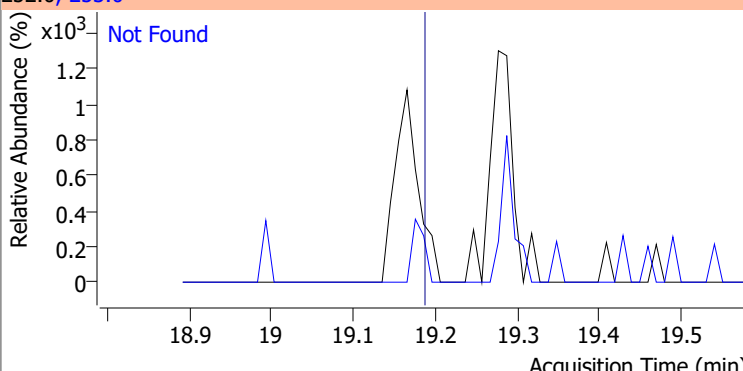
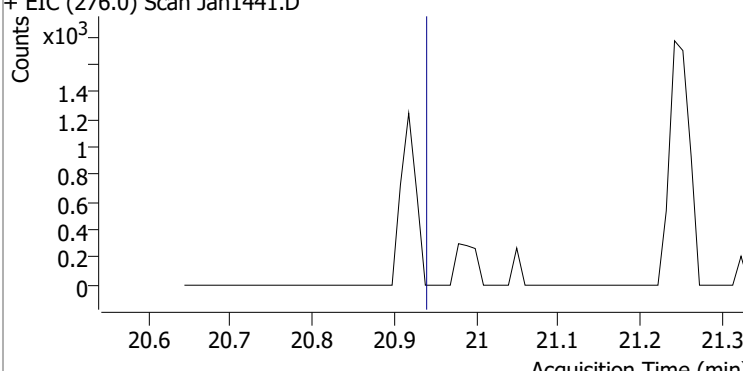
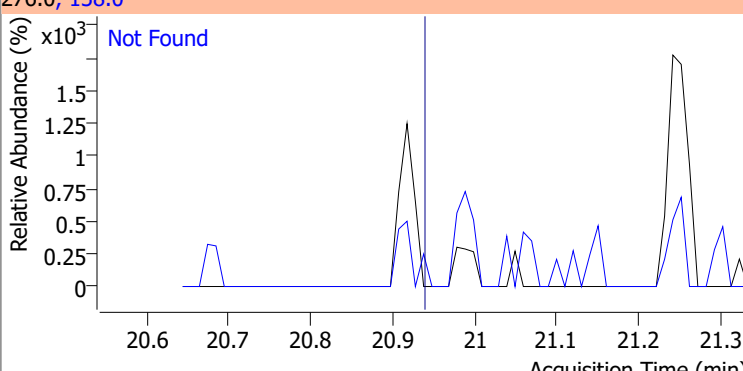
Compound	Conc.	Exp RT	QIon	Exp Ratio	QIon	Exp Ratio
bis(2-ethylhexyl)Phthalate	N.D.	16.65	149.0	389.1	279.0	15.4



Compound	Conc.	Exp RT	QIon	Exp Ratio
Di-n-octyl Phthalate	N.D.	18.34	150.0	9.4

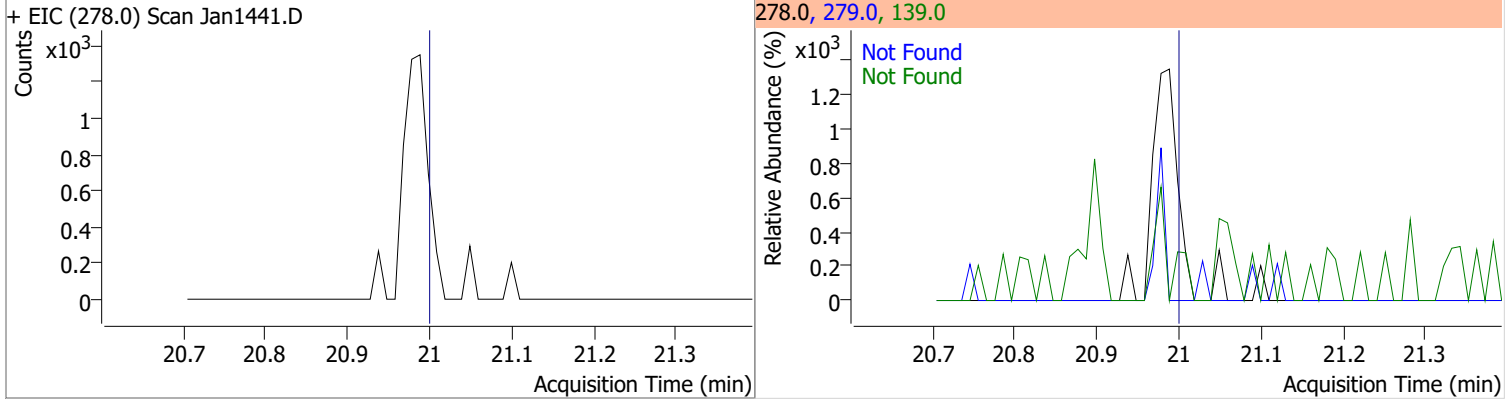


Quantitation Results Report (QT Reviewed)

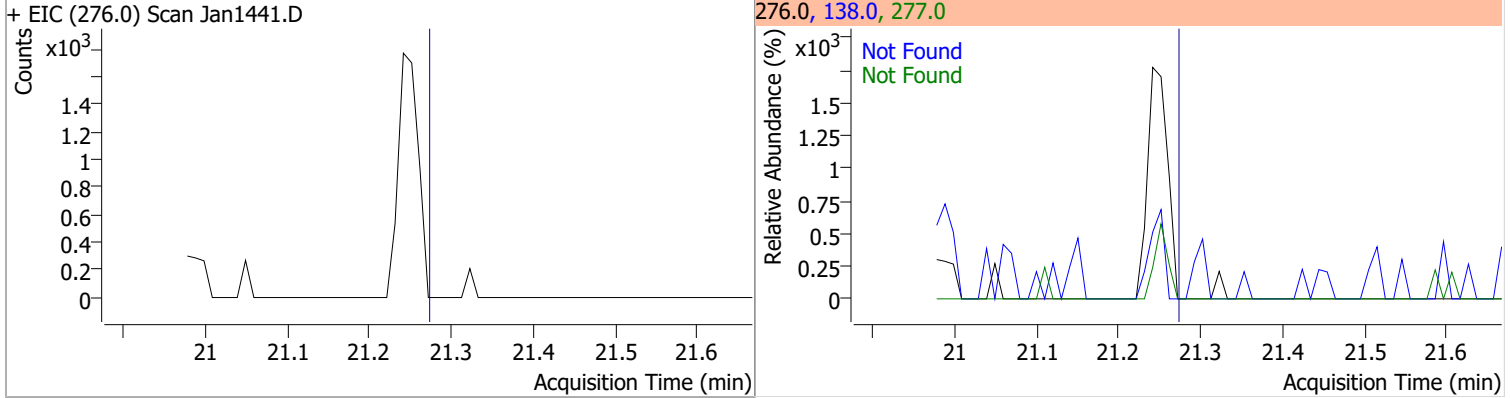
Compound	Conc.	Exp RT	QIon	Exp Ratio
Benzo(b)fluoranthene	N.D.	18.59	253.0	22.0
+ EIC (252.0) Scan Jan1441.D			252.0, 253.0	
				
Benzo(k)fluoranthene	N.D.	18.65	253.0	22.3
+ EIC (252.0) Scan Jan1441.D			252.0, 253.0	
				
Benzo(a)pyrene	N.D.	19.19	253.0	22.7
+ EIC (252.0) Scan Jan1441.D			252.0, 253.0	
				
Indeno(1,2,3-c,d)pyrene	N.D.	20.94	138.0	31.3
+ EIC (276.0) Scan Jan1441.D			276.0, 138.0	
				

Quantitation Results Report (QT Reviewed)

Compound	Conc.	Exp RT	QIon	Exp Ratio	QIon	Exp Ratio
Dibenzo(a,h)anthracene	N.D.	21.00	139.0	25.3	279.0	24.5

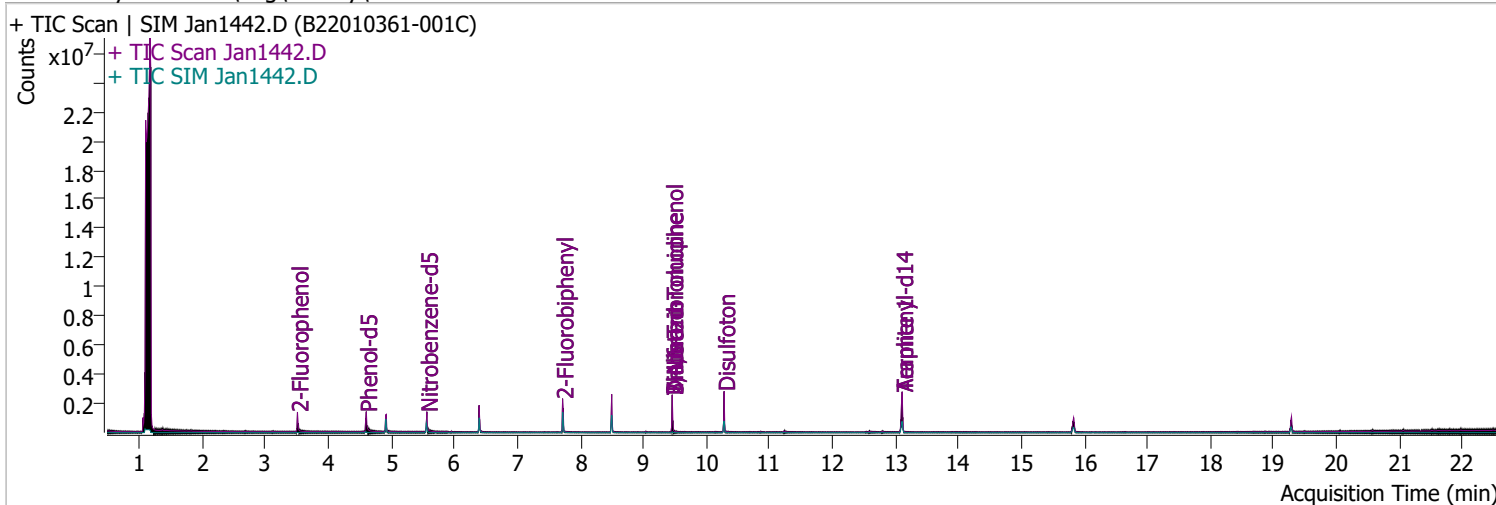


Compound	Conc.	Exp RT	QIon	Exp Ratio	QIon	Exp Ratio
Benzo(g,h,i)perylene	N.D.	21.27	138.0	33.6	277.0	23.4



Quantitation Results Report (QT Reviewed)

Data File	Jan1442.D	Operator	LIMS import
Acq. Method	BNA+SIM.M	Acq. Date-Time	1/15/2022 10:52:49 AM
Sample Name	B22010361-001C	Instrument	Instrument #1
Vial	42	Multiplier	1.00
DA Method File		Comment	SVOC-8270-W-LARGO
Tune File	dftppdsm.u	Tune Date	1/7/2022 12:13:00 PM
Batch Name	011422 DoD BNA.batch.bin	Last Calib Update	1/17/2022 3:53:35 PM
Ref Library	D:\Org\Library\NIST129K.l		



Compound	RT	QIon	Resp.	Conc.	Units	Dev(Min)
----------	----	------	-------	-------	-------	----------

Internal Standards

System Monitoring Compounds

S 2-Fluorophenol	3.510	112.0	385053	63.9966	µg/L	0.000
Spiked Amount: 200.000	Range: 10.0 - 75.0%			Recovery = 32.00%		
S Phenol-d5	4.603	99.0	597262	74.2870	µg/L	0.000
Spiked Amount: 200.000	Range: 10.0 - 65.0%			Recovery = 37.14%		
S Nitrobenzene-d5	5.563	82.0	302085	69.1438	µg/L	0.000
Spiked Amount: 100.000	Range: 32.0 - 94.0%			Recovery = 69.14%		
S 2-Fluorobiphenyl	7.718	172.0	871656	53.6831	µg/L	0.000
Spiked Amount: 100.000	Range: 28.0 - 107.0%			Recovery = 53.68%		
S 2,4,6-Tribromophenol	9.458	329.8	200928	146.0783	µg/L	0.000
Spiked Amount: 200.000	Range: 25.0 - 140.0%			Recovery = 73.04%		
S Terphenyl-d14	13.108	244.3	1481375	93.4425	µg/L	0.010
Spiked Amount: 100.000	Range: 32.0 - 122.0%			Recovery = 93.44%		

Target Compounds

Compound	RT	QIon	Resp.	Conc.	Units	Dev(Min)	QValue
T N-Nitrosodimethylamine	0.000		0	N.D.			
T Pyridine	0.000		0	N.D.			
T Aniline	0.000		0	N.D.			
T Phenol	0.000		0	N.D.			
T bis(-2-Chloroethyl)Ether	0.000		0	N.D.			
T 2-Chlorophenol	0.000		0	N.D.			
T 1,3-Dichlorobenzene	0.000		0	N.D.			
T 1,4-Dichlorobenzene	0.000		0	N.D.			
T 1,2-Dichlorobenzene	0.000		0	N.D.			
T Benzyl Alcohol	0.000		0	N.D.			
T bis(2-chloroisopropyl)Ether	0.000		0	N.D.			
T 2-Methylphenol	0.000		0	N.D.			
T N-nitroso-Di-n-propylamine	5.563	70.0	0		µg/L	md	1
T 4Methylphenol/3Methylphenol	0.000		0	N.D.			
T Hexachloroethane	0.000		0	N.D.			

Quantitation Results Report (QT Reviewed)

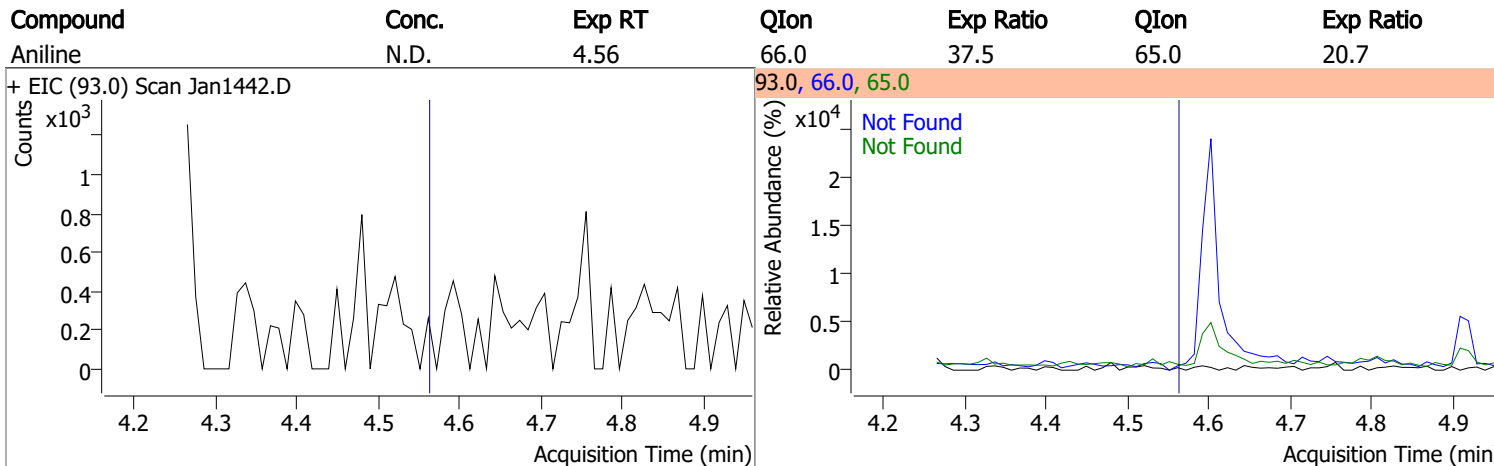
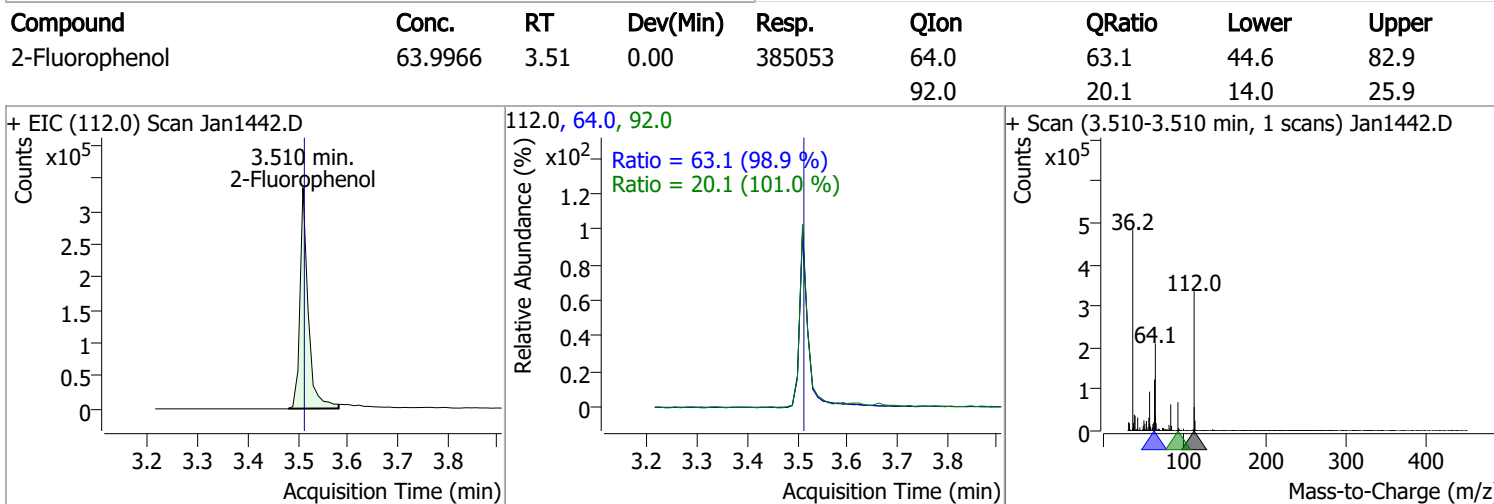
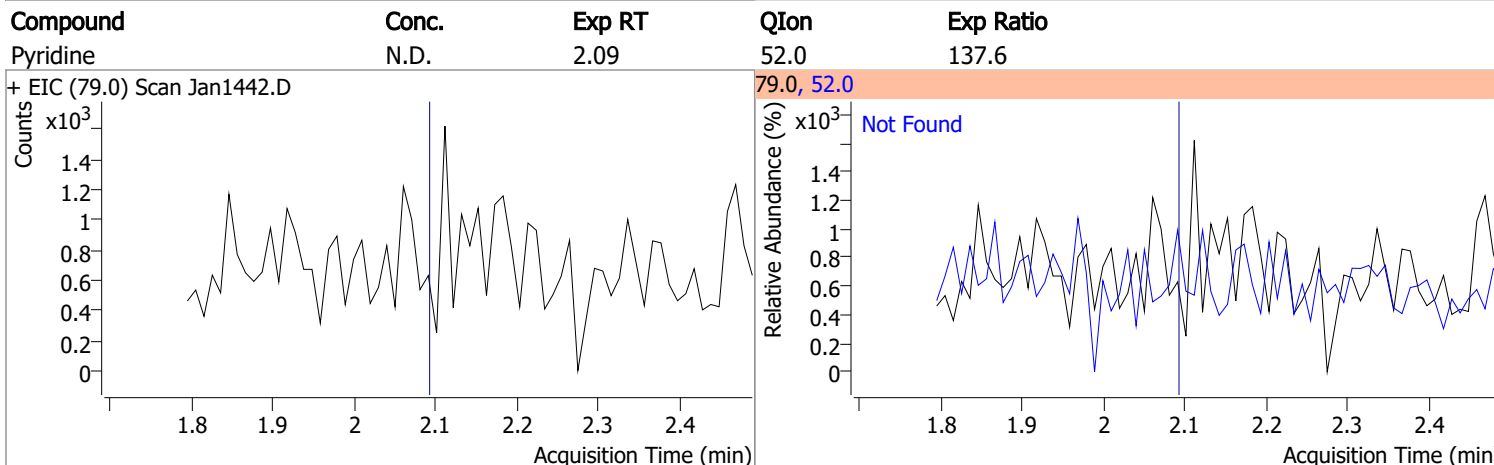
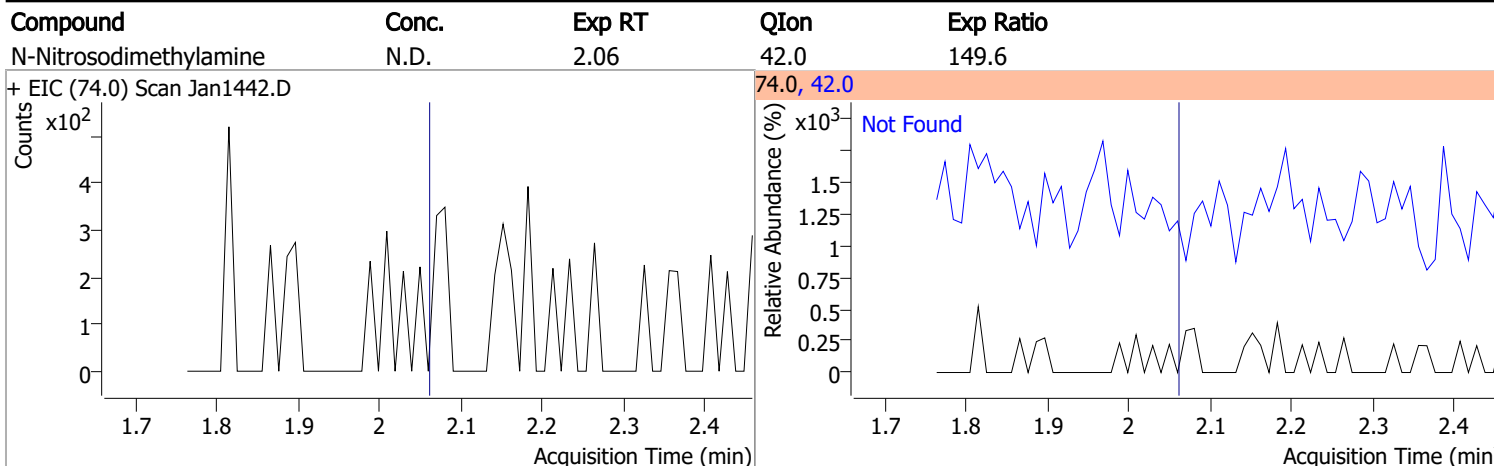
Compound	RT	QIon	Resp.	Conc.	Units	Dev(Min)
T Nitrobenzene	0.000		0	N.D.		
T Isophorone	0.000		0	N.D.		
T 2-Nitrophenol	0.000		0	N.D.		
T 2,4-Dimethylphenol	0.000		0	N.D.		
T bis(-2-Chloroethoxy)Methane	0.000		0	N.D.		
T 2,4-Dichlorophenol	0.000		0	N.D.		
T Benzoic Acid	0.000		0	N.D.		
T 1,2,4-Trichlorobenzene	0.000		0	N.D.		
T Naphthalene	0.000		0	N.D.		
T 4-Chlorophenol	0.000		0	N.D.		
T p-Chloroaniline	0.000		0	N.D.		
T Hexachlorobutadiene	0.000		0	N.D.		
T 4-Chloro-2-Methylphenol	0.000		0	N.D.		
T 4-Chloro-3-Methylphenol	0.000		0	N.D.		
T 2-Methylnaphthalene	0.000		0	N.D.		
T 1-Methylnaphthalene	0.000		0	N.D.		
T Hexachlorocyclopentadiene	0.000		0	N.D.		
T 2,4,6-Trichlorophenol	0.000		0	N.D.		
T 2,4,5-Trichlorophenol	0.000		0	N.D.		
T 2-Chloronaphthalene	0.000		0	N.D.		
T 2-Nitroaniline	7.718	65.0	0		µg/L md	1
T Dimethyl Phthalate	8.497	163.0	0		µg/L md	1
T 2,6-Dinitrotoluene	8.497	165.0	0		µg/L md	1
T Acenaphthylene	0.000		0	N.D.		
T 3-Nitroaniline	0.000		0	N.D.		
T Acenaphthene	0.000		0	N.D.		
T 2,4-Dinitrophenol	0.000		0	N.D.		
T Dibenzofuran	0.000		0	N.D.		
T 2,4-Dinitrotoluene	8.599	165.0	0		µg/L md	1
T 4-Nitrophenol	0.000		0	N.D.		
T Diethylphthalate	0.000		0	N.D.		
T Fluorene	0.000		0	N.D.		
T 4-Chlorophenyl-phenylether	0.000		0	N.D.		
T 4-Nitroaniline	0.000		0	N.D.		
T 4,6-Dinitro-2-methylphenol	0.000		0	N.D.		
T N-nitrosodiphenylamine	0.000		0	N.D.		
T Azobenzene	0.000		0	N.D.		
T 4-Bromophenyl-phenylether	0.000		0	N.D.		
T Hexachlorobenzene	0.000		0	N.D.		
T Pentachlorophenol	0.000		0	N.D.		
T Phenanthrene	0.000		0	N.D.		
T Anthracene	0.000		0	N.D.		
T Triallate	0.000		0	N.D.		
T Carbazole	0.000		0	N.D.		
T o-Terphenyl	0.000		0	N.D.		
T Di-n-Butylphthalate	0.000		0	N.D.		
T Fluoranthene	0.000		0	N.D.		
T Benzidine	0.000		0	N.D.		
T Pyrene	0.000		0	N.D.		
T Butylbenzylphthalate	0.000		0	N.D.		
T Benzo(a)Anthracene	0.000		0	N.D.		
T Chrysene	0.000		0	N.D.		
T 3,3-Dichlorobenzidine	0.000		0	N.D.		
T bis(2-ethylhexyl)Phthalate	0.000		0	N.D.		
T Di-n-octyl Phthalate	0.000		0	N.D.		

Quantitation Results Report (QT Reviewed)

Compound	RT	QIon	Resp.	Conc.	Units	Dev(Min)
T Benzo(b)fluoranthene	0.000		0	N.D.		
T Benzo(k)fluoranthene	0.000		0	N.D.		
T Benzo(a)pyrene	0.000		0	N.D.		
T Indeno(1,2,3-c,d)pyrene	0.000		0	N.D.		
T Dibenzo(a,h)anthracene	0.000		0	N.D.		
T Benzo(g,h,i)perylene	0.000		0	N.D.		

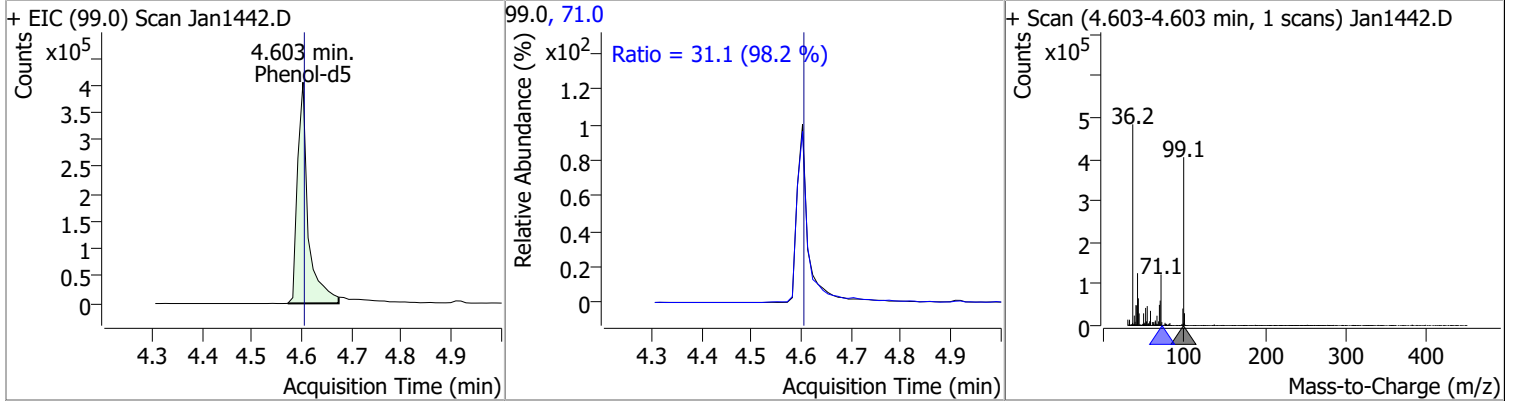
(#) = Qualifier Out of Range; (m) = Manual Integration; (+) = Area Summed; (*) = Surrogate Percent Recovery Out of Range; (d): Zeroed Peak

Quantitation Results Report (QT Reviewed)

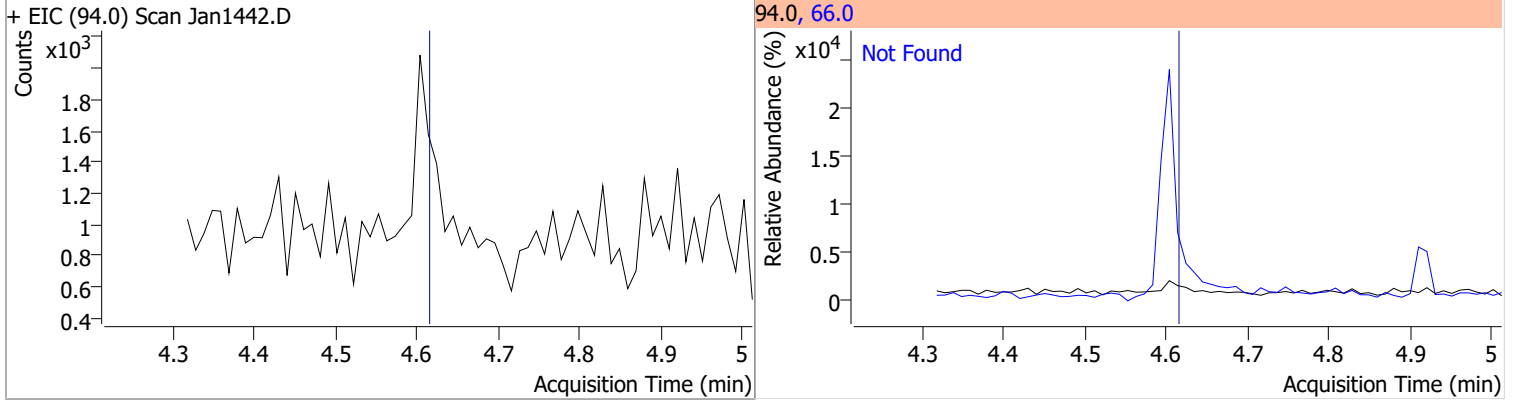


Quantitation Results Report (QT Reviewed)

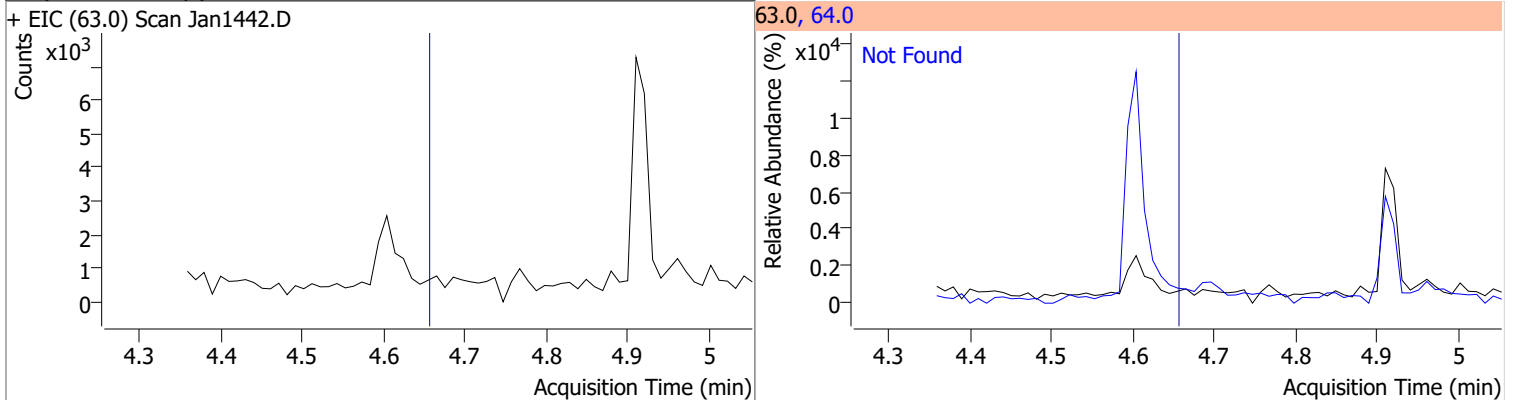
Compound	Conc.	RT	Dev(Min)	Resp.	QIon	QRatio	Lower	Upper
Phenol-d5	74.2870	4.60	0.00	597262	71.0	31.1	22.2	41.2



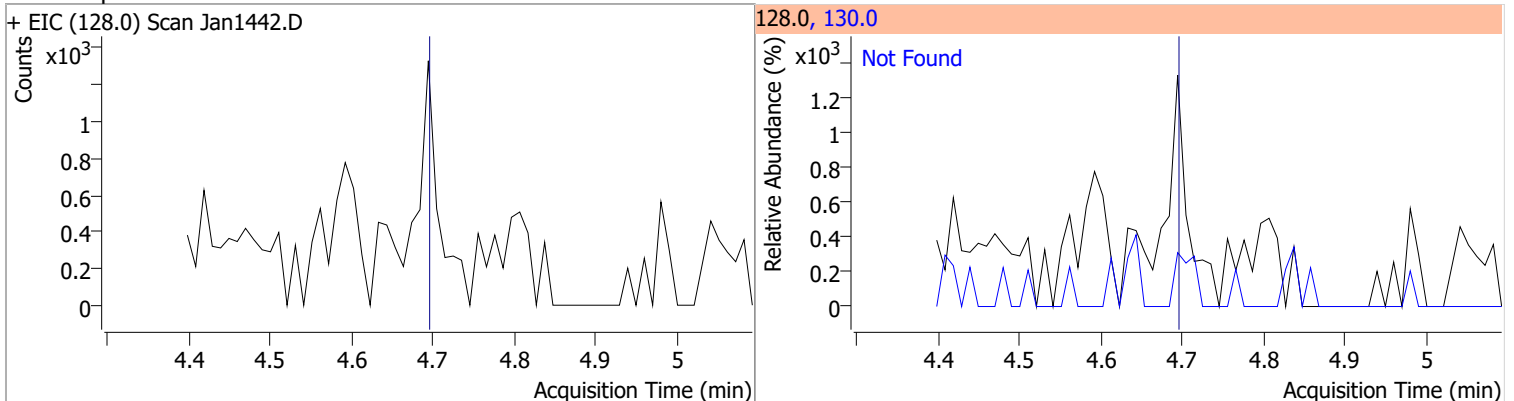
Compound	Conc.	Exp RT	QIon	Exp Ratio
Phenol	N.D.	4.61	66.0	49.9



Compound	Conc.	Exp RT	QIon	Exp Ratio
bis(-2-Chloroethyl)Ether	N.D.	4.65	64.0	3.4

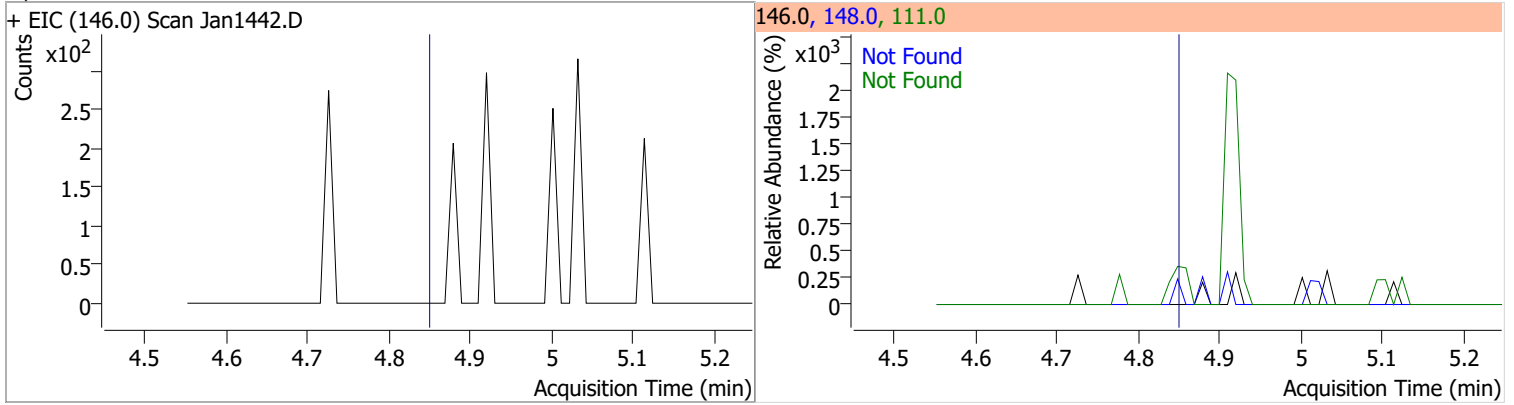


Compound	Conc.	Exp RT	QIon	Exp Ratio
2-Chlorophenol	N.D.	4.70	130.0	32.7

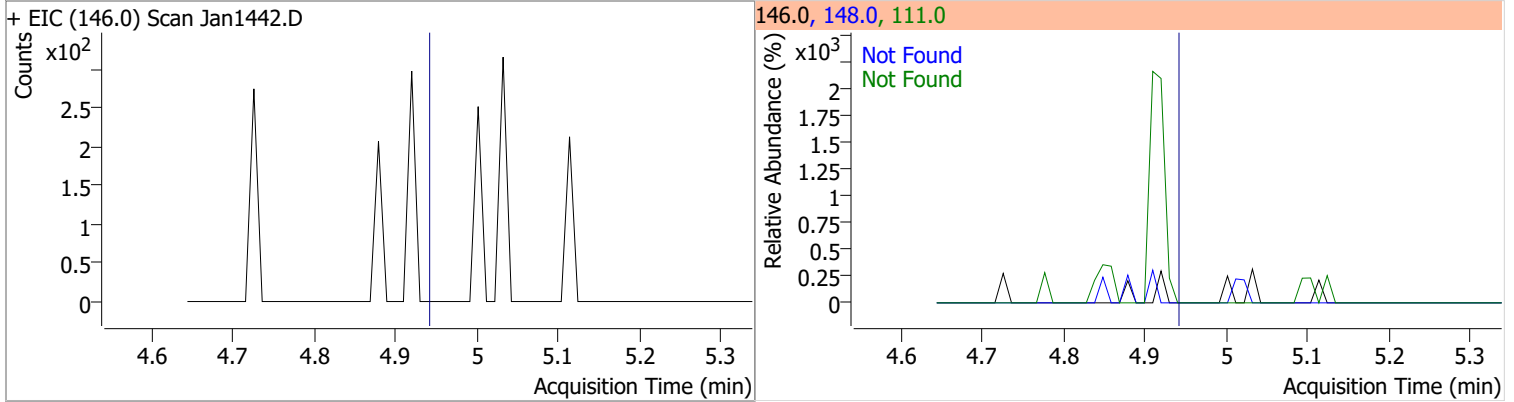


Quantitation Results Report (QT Reviewed)

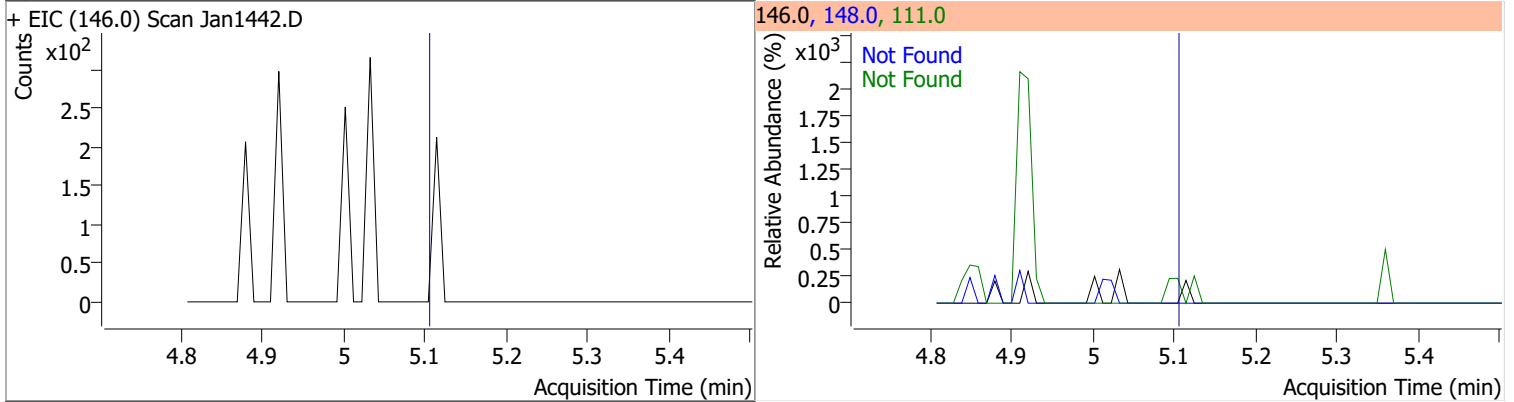
Compound	Conc.	Exp RT	QIon	Exp Ratio	QIon	Exp Ratio
1,3-Dichlorobenzene	N.D.	4.85	148.0	64.0	111.0	35.9



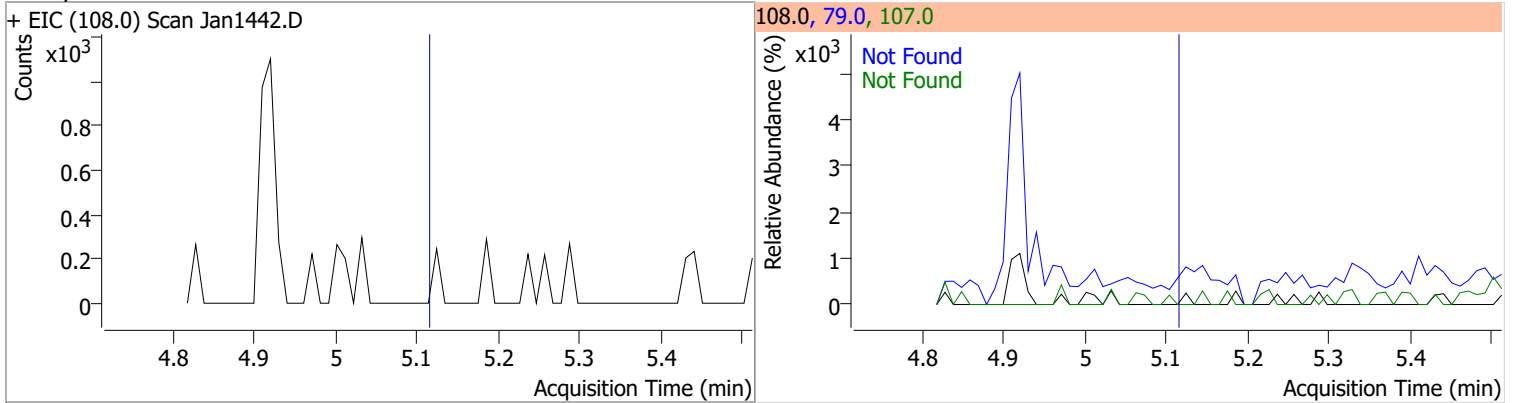
Compound	Conc.	Exp RT	QIon	Exp Ratio	QIon	Exp Ratio
1,4-Dichlorobenzene	N.D.	4.94	148.0	65.1	111.0	35.2



Compound	Conc.	Exp RT	QIon	Exp Ratio	QIon	Exp Ratio
1,2-Dichlorobenzene	N.D.	5.10	148.0	63.6	111.0	36.6

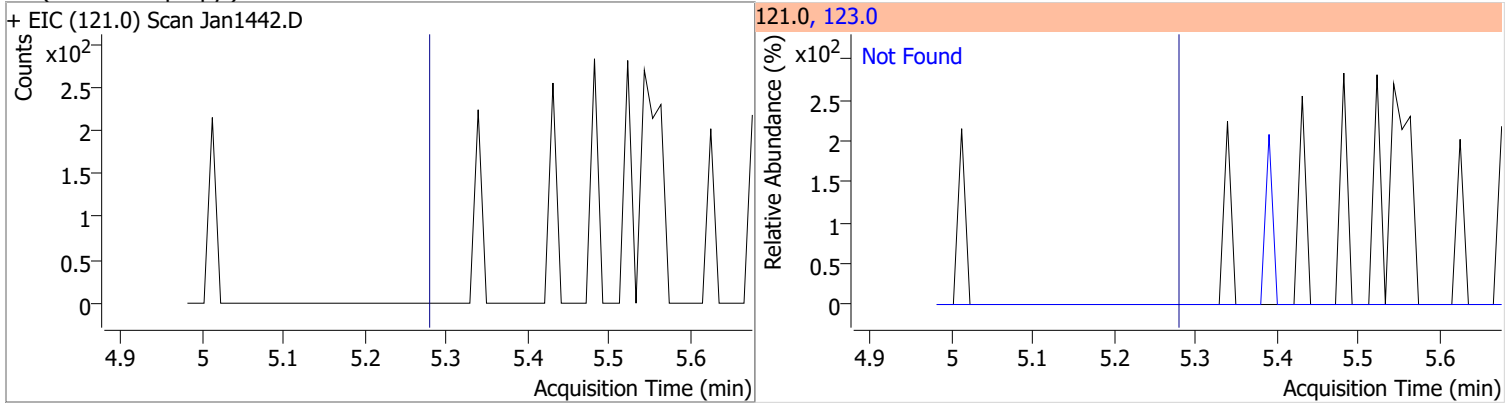


Compound	Conc.	Exp RT	QIon	Exp Ratio	QIon	Exp Ratio
Benzyl Alcohol	N.D.	5.11	79.0	112.9	107.0	67.1

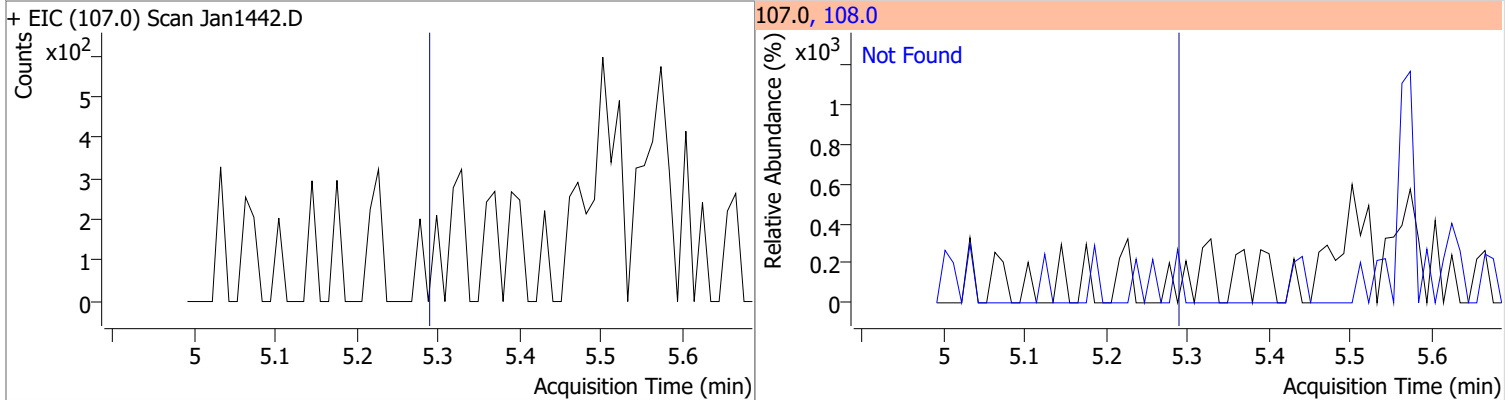


Quantitation Results Report (QT Reviewed)

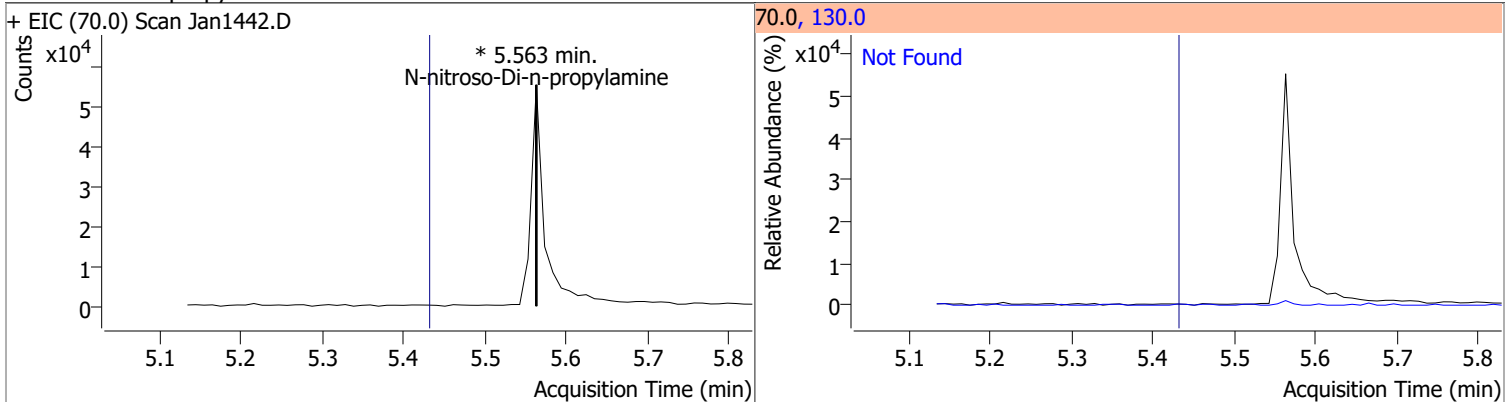
Compound	Conc.	Exp RT	QIon	Exp Ratio
bis(2-chloroisopropyl)Ether	N.D.	5.28	123.0	33.2



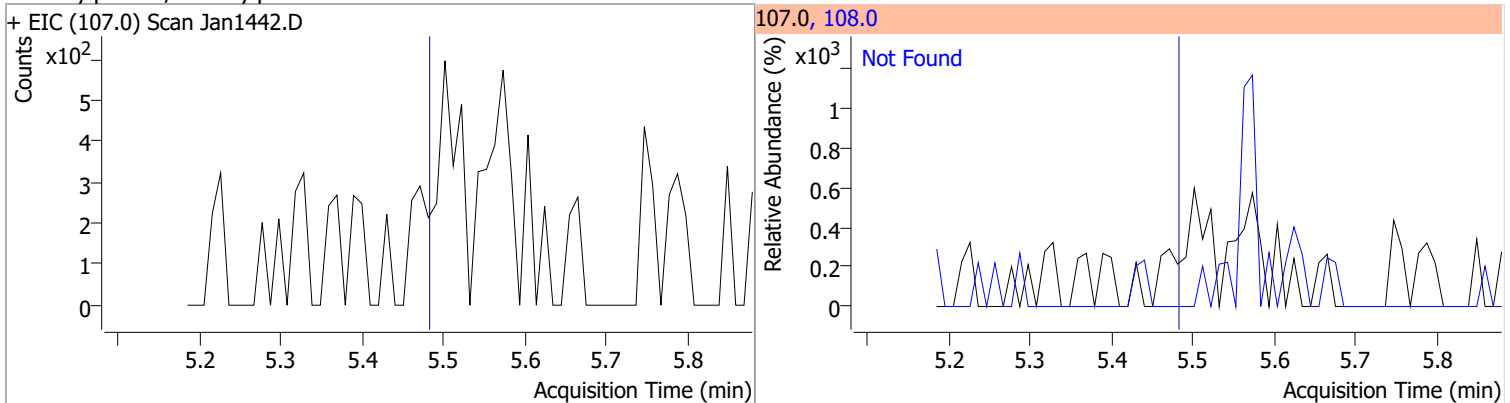
Compound	Conc.	Exp RT	QIon	Exp Ratio
2-Methylphenol	N.D.	5.29	108.0	114.9



Compound	Conc.	RT	Dev(Min)	Resp.	QIon	QRatio	Lower	Upper
N-nitroso-Di-n-propylamine		0		0	130.0		0.0	40.8

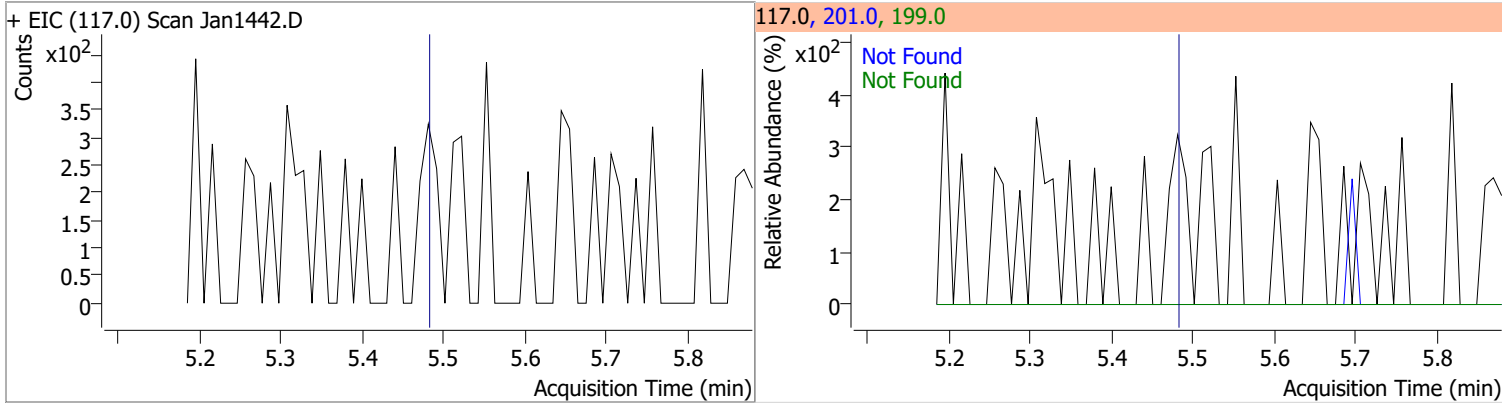


Compound	Conc.	Exp RT	QIon	Exp Ratio
4Methylphenol/3Methylphenol	N.D.	5.48	108.0	80.9

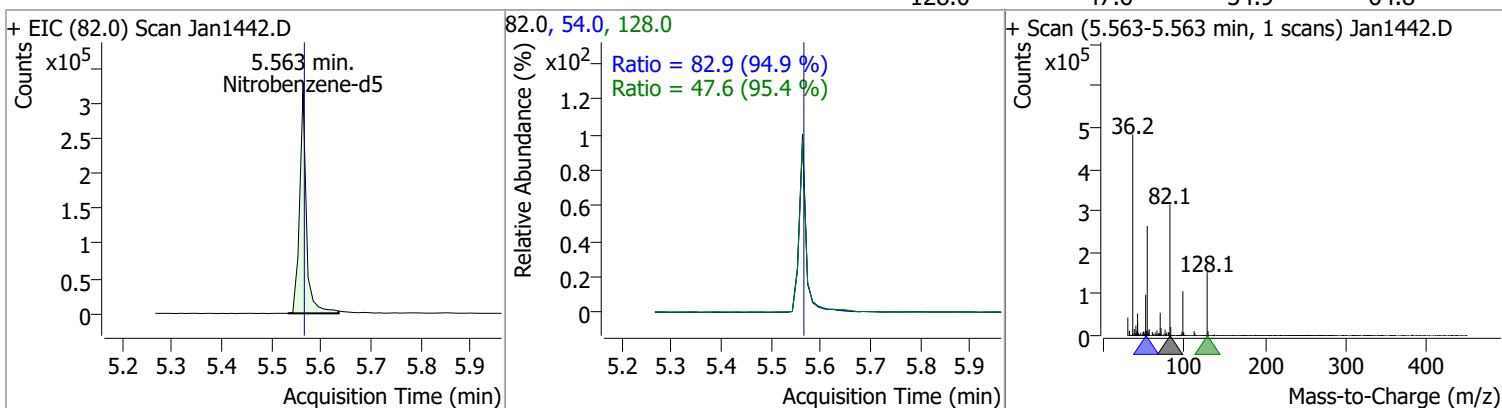


Quantitation Results Report (QT Reviewed)

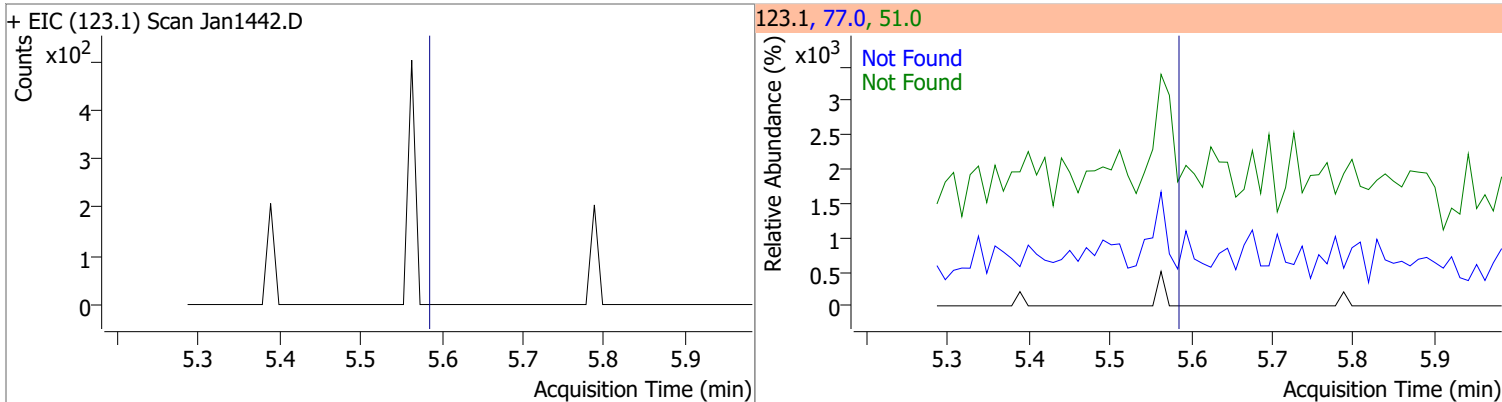
Compound	Conc.	Exp RT	QIon	Exp Ratio	QIon	Exp Ratio
Hexachloroethane	N.D.	5.48	201.0	96.9	199.0	60.2



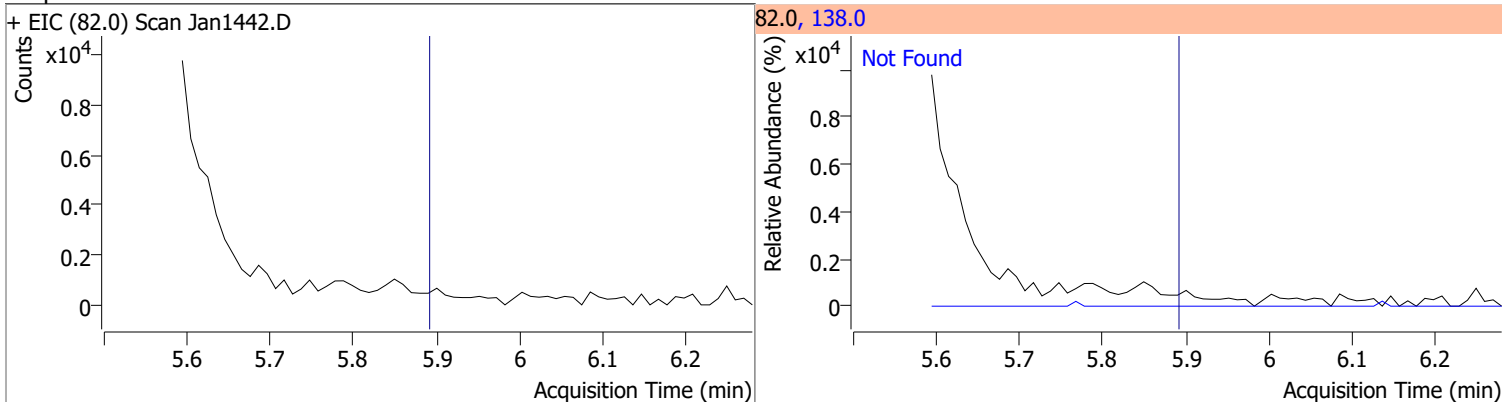
Compound	Conc.	RT	Dev(Min)	Resp.	QIon	QRatio	Lower	Upper
Nitrobenzene-d5	69.1438	5.56	0.00	302085	54.0	82.9	61.2	113.6
					128.0	47.6	34.9	64.8



Compound	Conc.	Exp RT	QIon	Exp Ratio	QIon	Exp Ratio
Nitrobenzene	N.D.	5.58	77.0	187.7	51.0	165.1



Compound	Conc.	Exp RT	QIon	Exp Ratio
Isophorone	N.D.	5.89	138.0	21.2

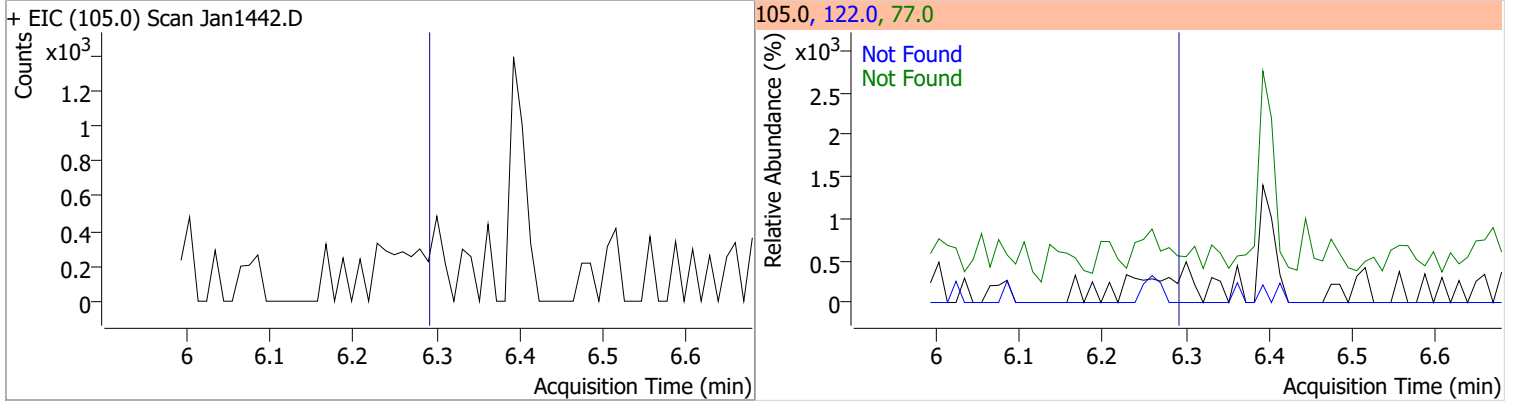


Quantitation Results Report (QT Reviewed)

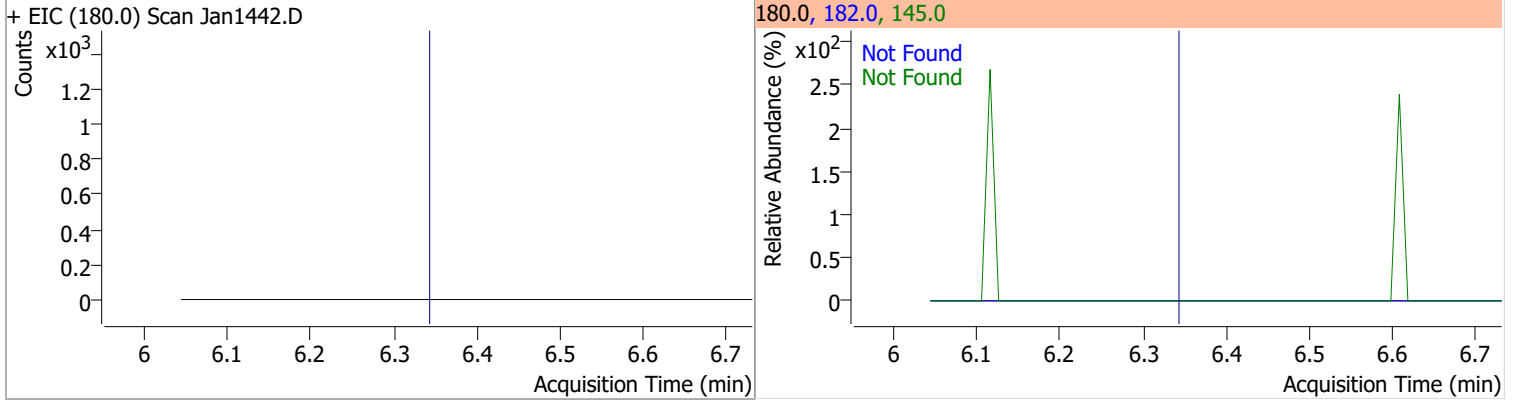
Compound	Conc.	Exp RT	QIon	Exp Ratio	QIon	Exp Ratio
2-Nitrophenol	N.D.	5.96	65.0	52.2	109.0	38.2
+ EIC (139.0) Scan Jan1442.D			139.0, 65.0, 109.0			
2,4-Dimethylphenol	N.D.	6.08	107.0	106.7	77.0	29.9
+ EIC (122.0) Scan Jan1442.D			122.0, 107.0, 77.0			
bis(-2-Chloroethoxy)Methane	N.D.	6.18	63.0	88.3	95.0	29.8
+ EIC (93.0) Scan Jan1442.D			93.0, 63.0, 95.0			
2,4-Dichlorophenol	N.D.	6.28	164.0	63.5	98.0	30.9
+ EIC (162.0) Scan Jan1442.D			162.0, 164.0, 98.0			

Quantitation Results Report (QT Reviewed)

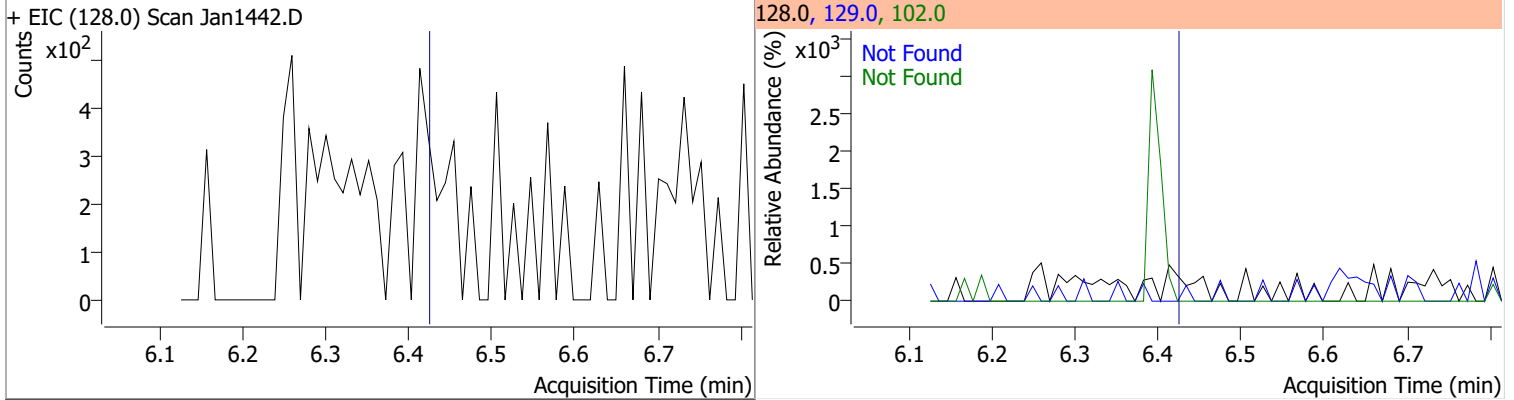
Compound	Conc.	Exp RT	QIon	Exp Ratio	QIon	Exp Ratio
Benzoic Acid	N.D.	6.29	122.0	89.3	77.0	71.7



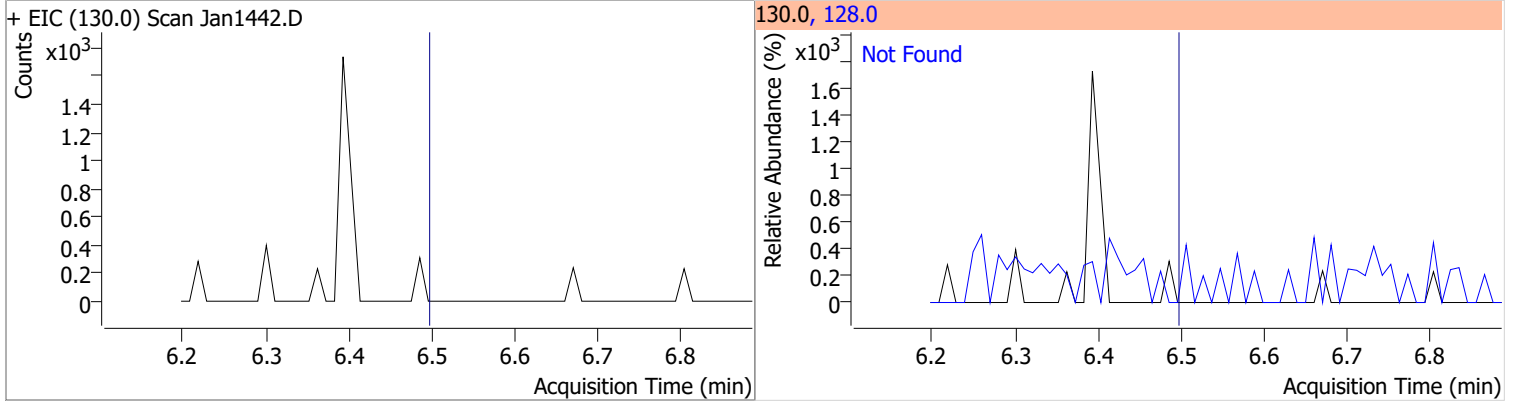
Compound	Conc.	Exp RT	QIon	Exp Ratio	QIon	Exp Ratio
1,2,4-Trichlorobenzene	N.D.	6.34	182.0	98.3	145.0	29.2



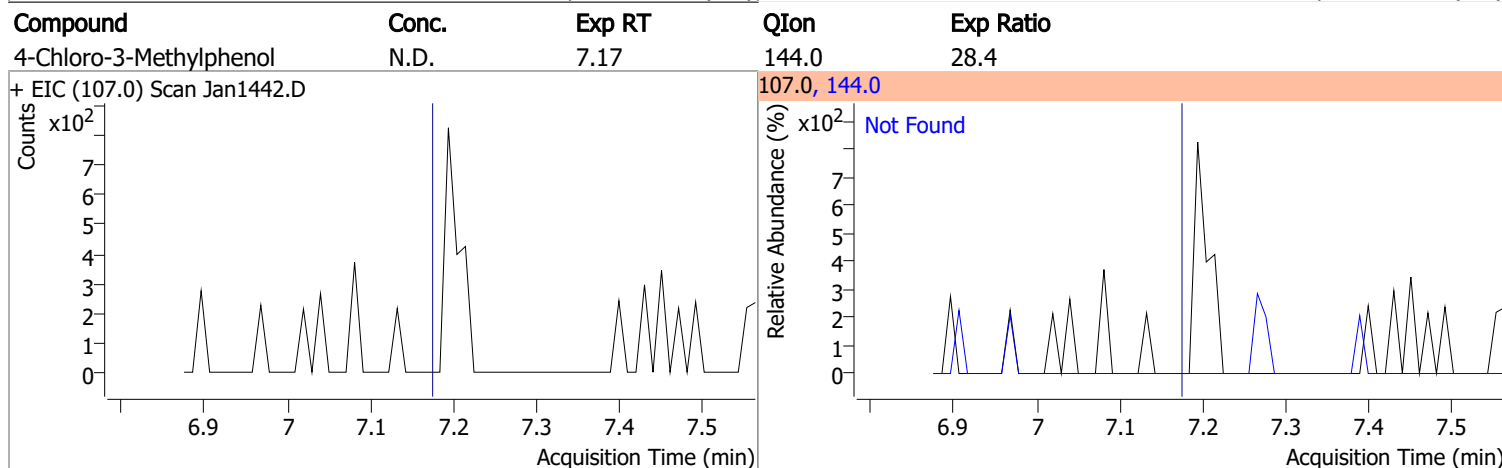
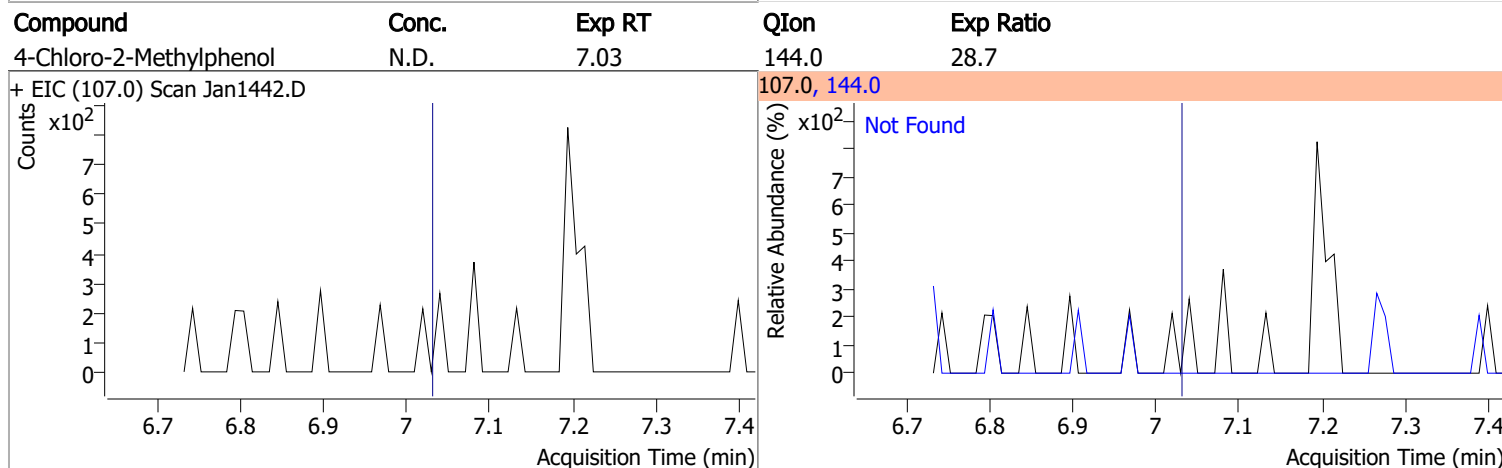
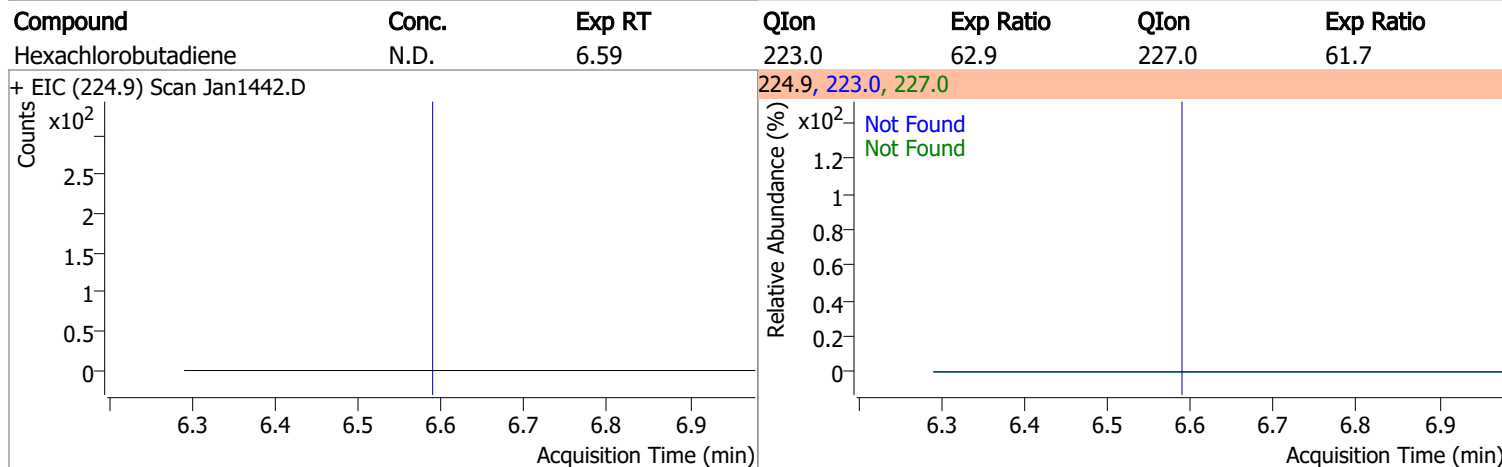
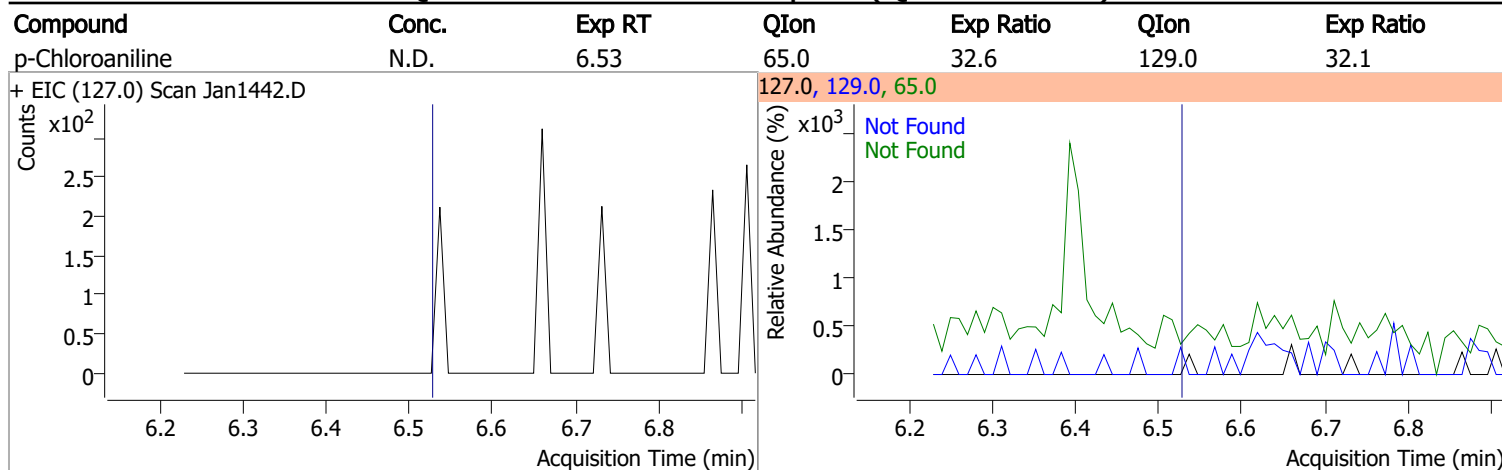
Compound	Conc.	Exp RT	QIon	Exp Ratio	QIon	Exp Ratio
Naphthalene	N.D.	6.42	129.0	11.1	102.0	8.9



Compound	Conc.	Exp RT	QIon	Exp Ratio
4-Chlorophenol	N.D.	6.50	128.0	299.5



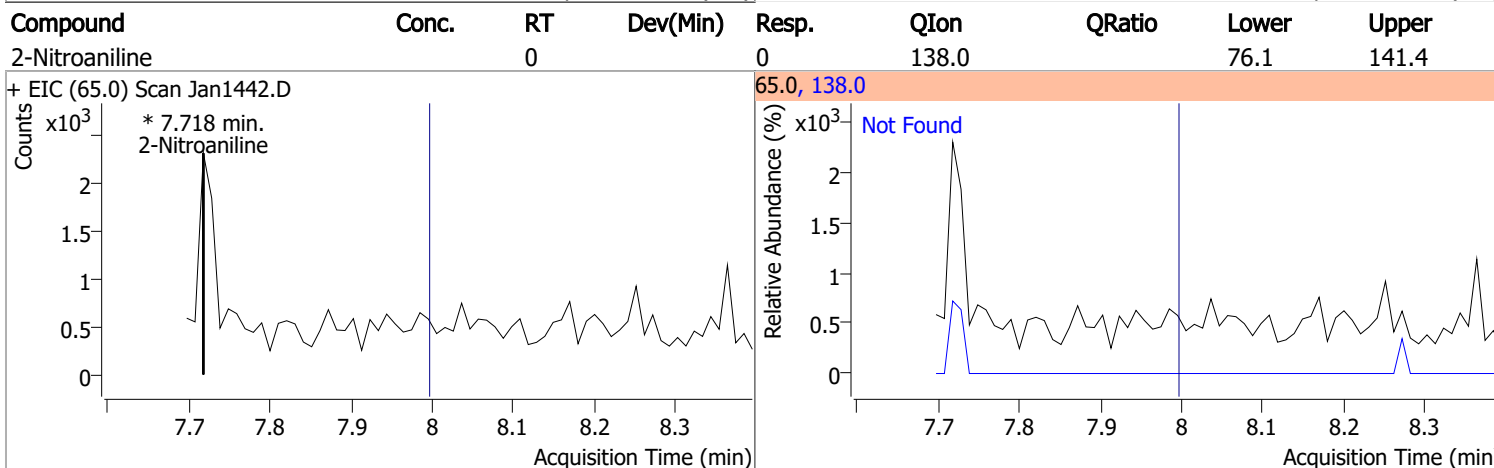
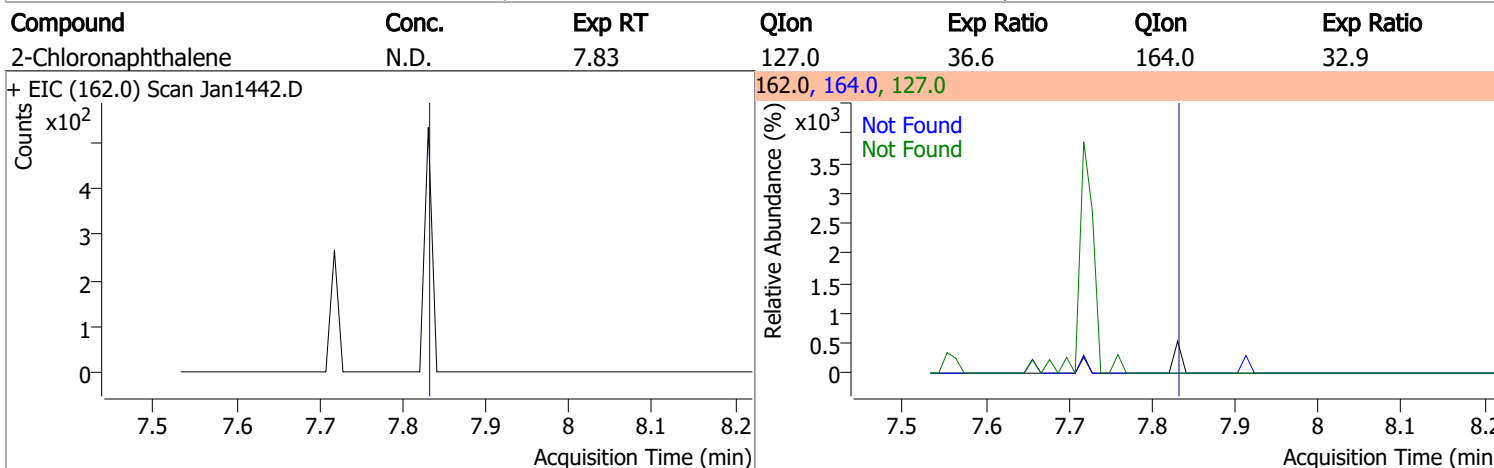
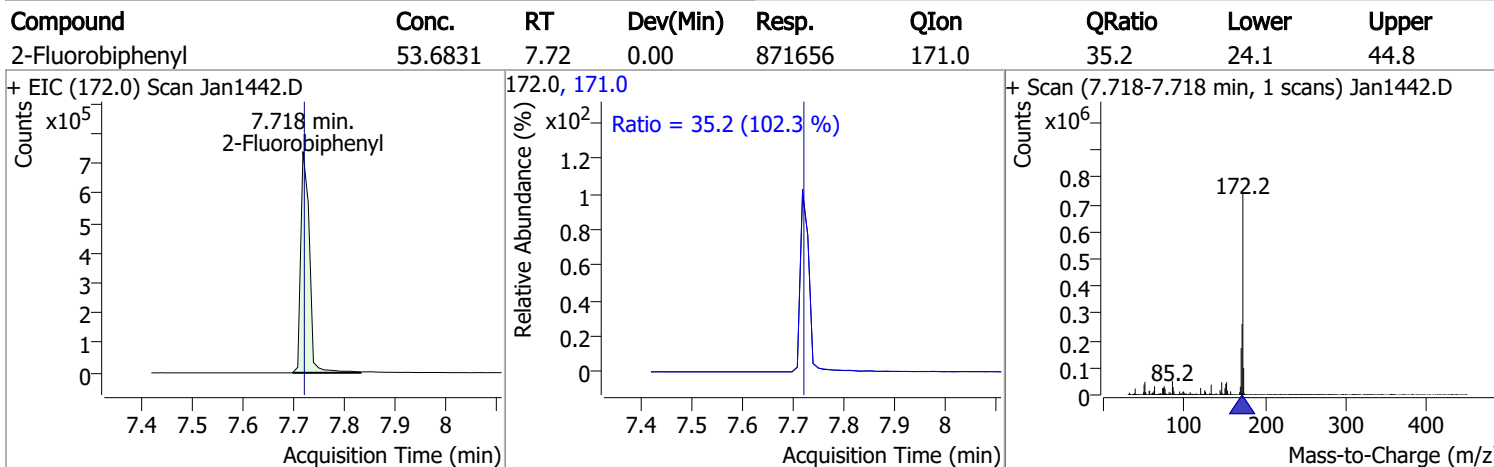
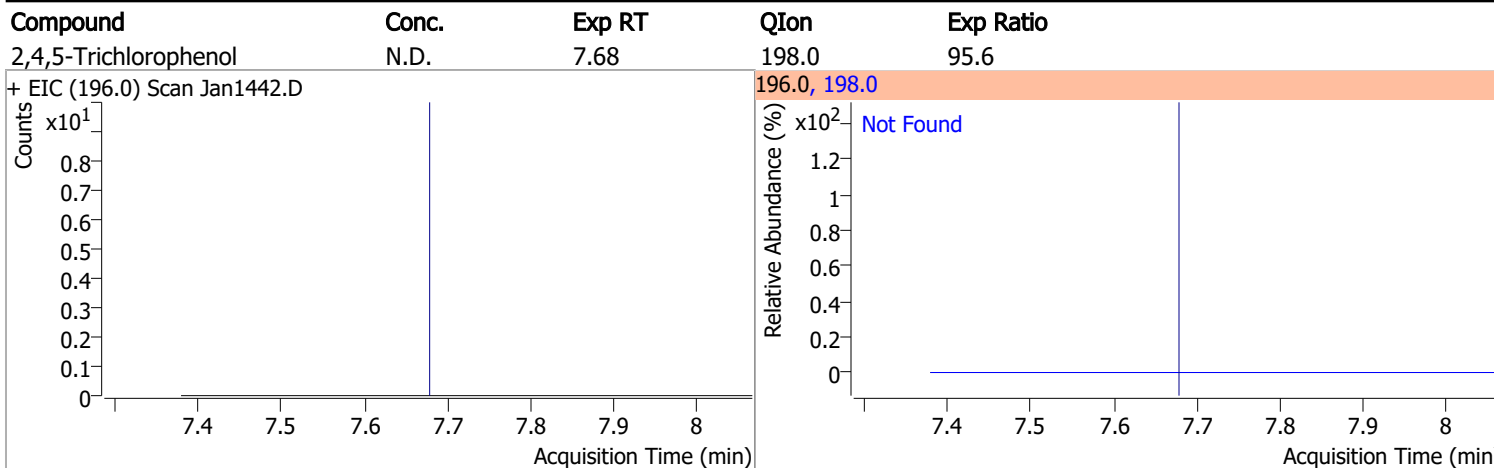
Quantitation Results Report (QT Reviewed)



Quantitation Results Report (QT Reviewed)

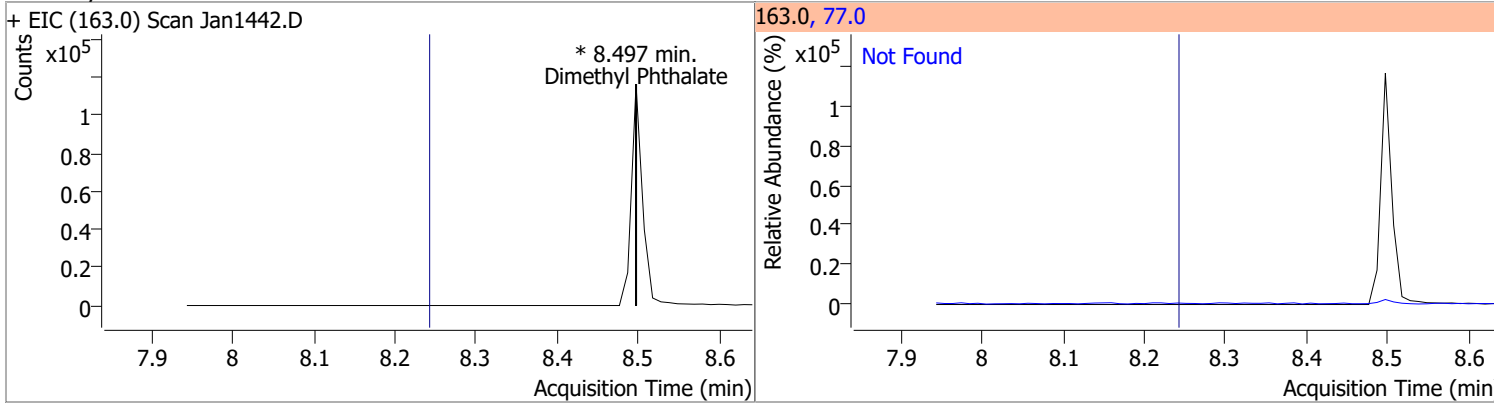
Compound	Conc.	Exp RT	QIon	Exp Ratio	QIon	Exp Ratio
2-Methylnaphthalene	N.D.	7.26	142.0	115.4	115.0	41.1
+ EIC (141.0) Scan Jan1442.D			141.0, 142.0, 115.0			
1-Methylnaphthalene	N.D.	7.37	142.0	111.1	115.0	41.1
+ EIC (141.0) Scan Jan1442.D			141.0, 142.0, 115.0			
Hexachlorocyclopentadiene	N.D.	7.45	238.9	65.3	234.9	63.2
+ EIC (236.9) Scan Jan1442.D			236.9, 238.9, 234.9			
2,4,6-Trichlorophenol	N.D.	7.63	198.0	94.2		
+ EIC (196.0) Scan Jan1442.D			196.0, 198.0			

Quantitation Results Report (QT Reviewed)

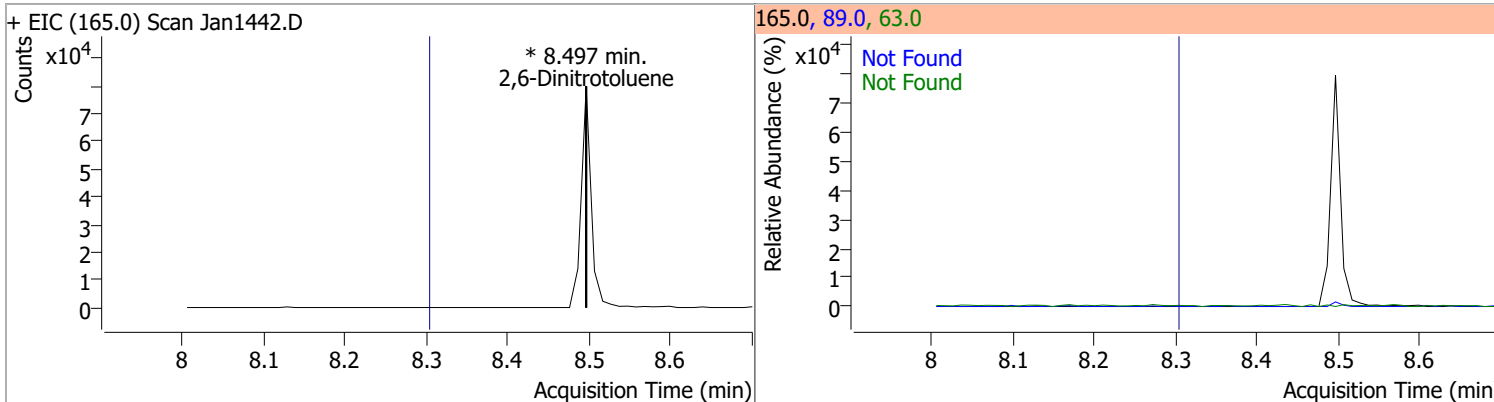


Quantitation Results Report (QT Reviewed)

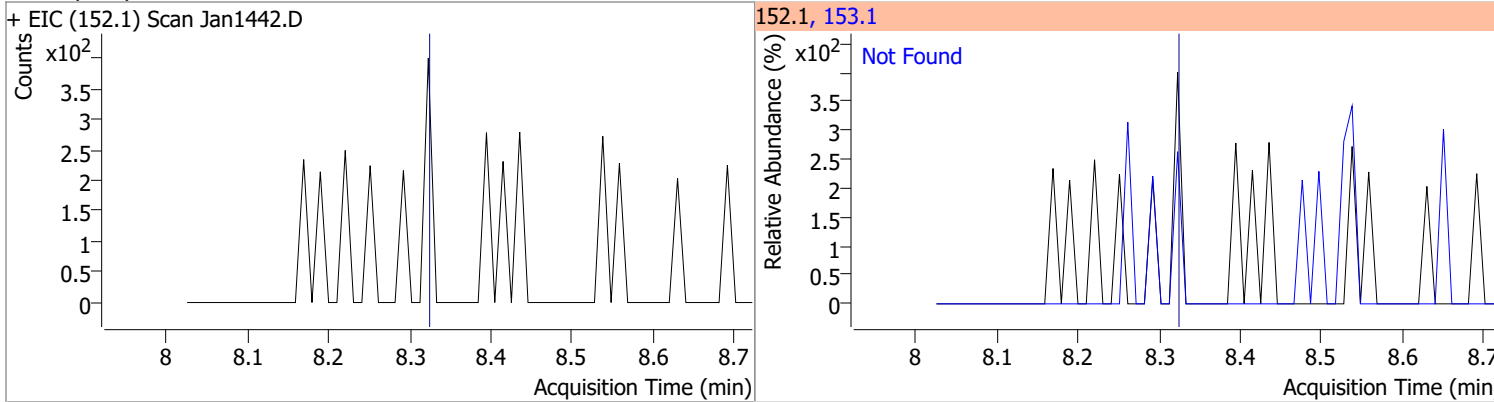
Compound	Conc.	RT	Dev(Min)	Resp.	QIon	QRatio	Lower	Upper
Dimethyl Phthalate	0	0		0	77.0		12.9	24.0



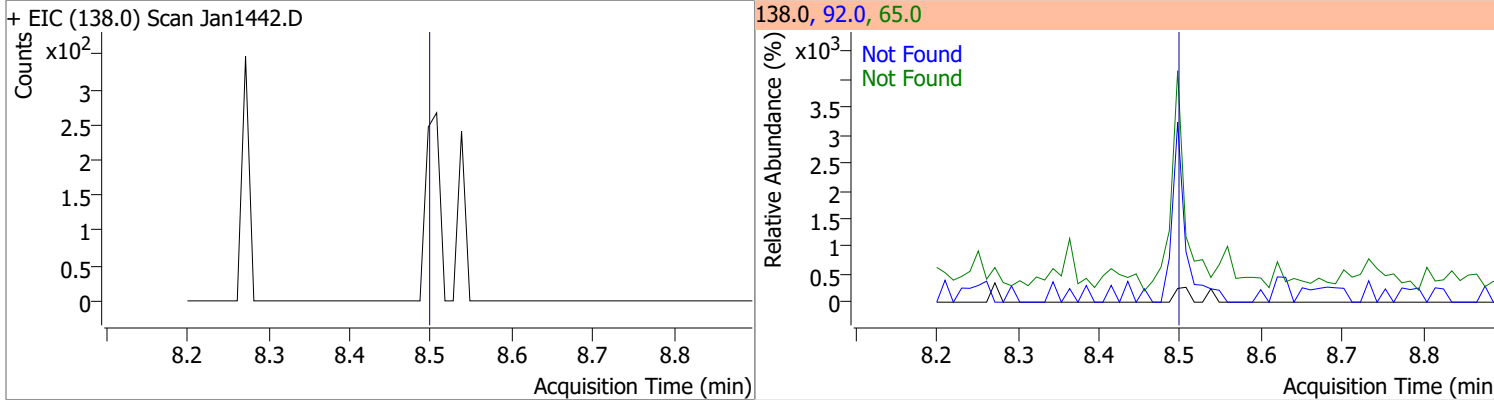
Compound	Conc.	RT	Dev(Min)	Resp.	QIon	QRatio	Lower	Upper
2,6-Dinitrotoluene	0	0		0	63.0 89.0		114.6 41.8	212.8 77.6



Compound	Conc.	Exp RT	QIon	Exp Ratio
Acenaphthylene	N.D.	8.32	153.1	14.0

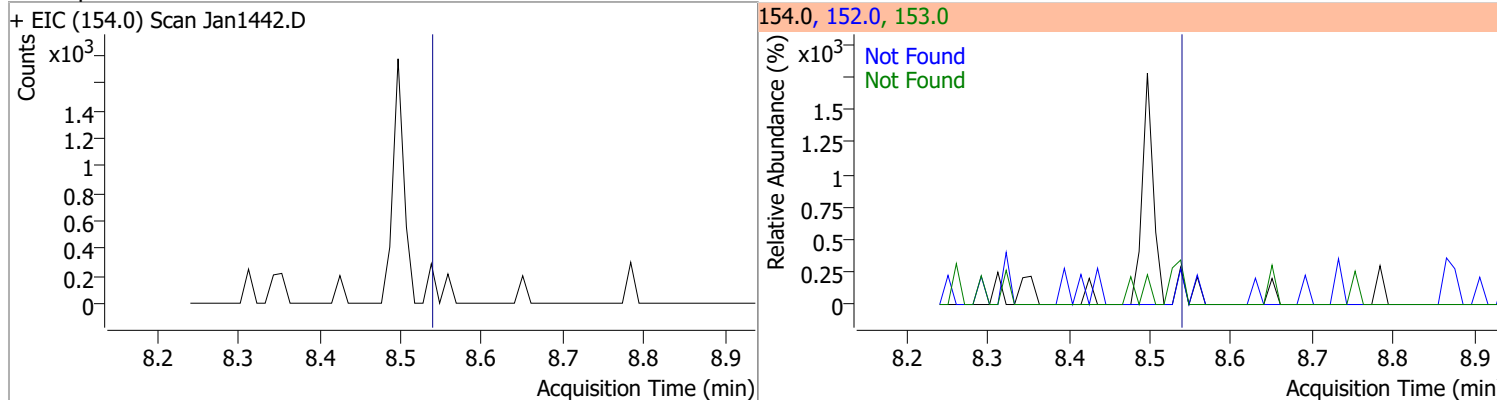


Compound	Conc.	Exp RT	QIon	Exp Ratio	QIon	Exp Ratio
3-Nitroaniline	N.D.	8.50	65.0	131.6	92.0	102.1

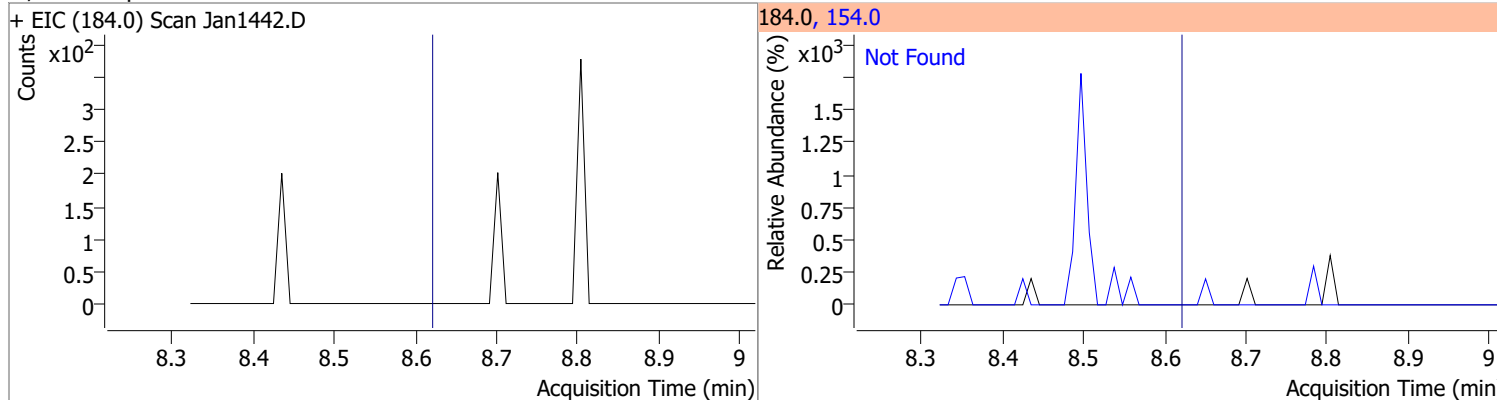


Quantitation Results Report (QT Reviewed)

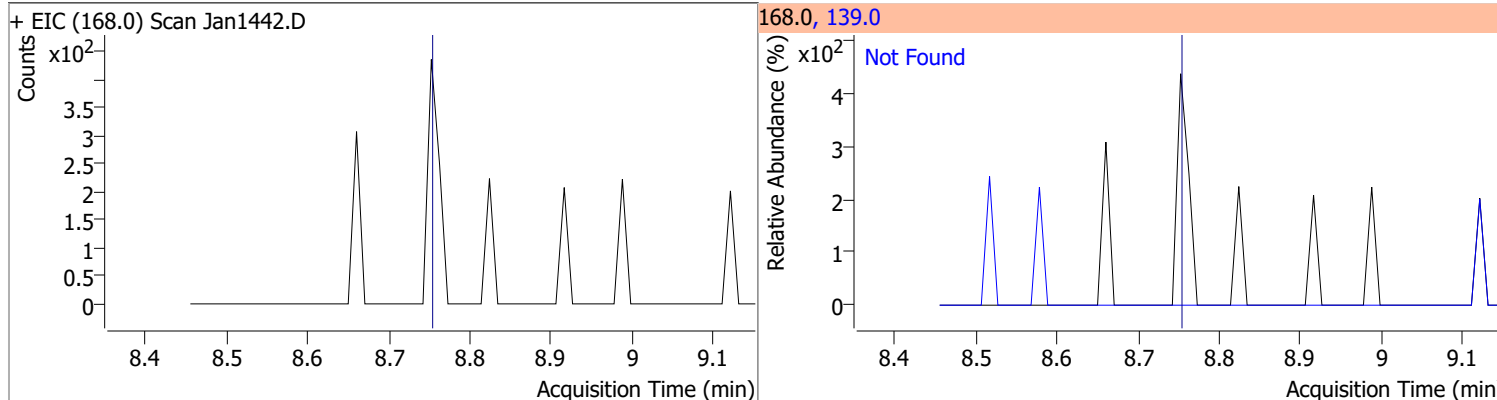
Compound	Conc.	Exp RT	QIon	Exp Ratio	QIon	Exp Ratio
Acenaphthene	N.D.	8.54	153.0	108.2	152.0	50.8



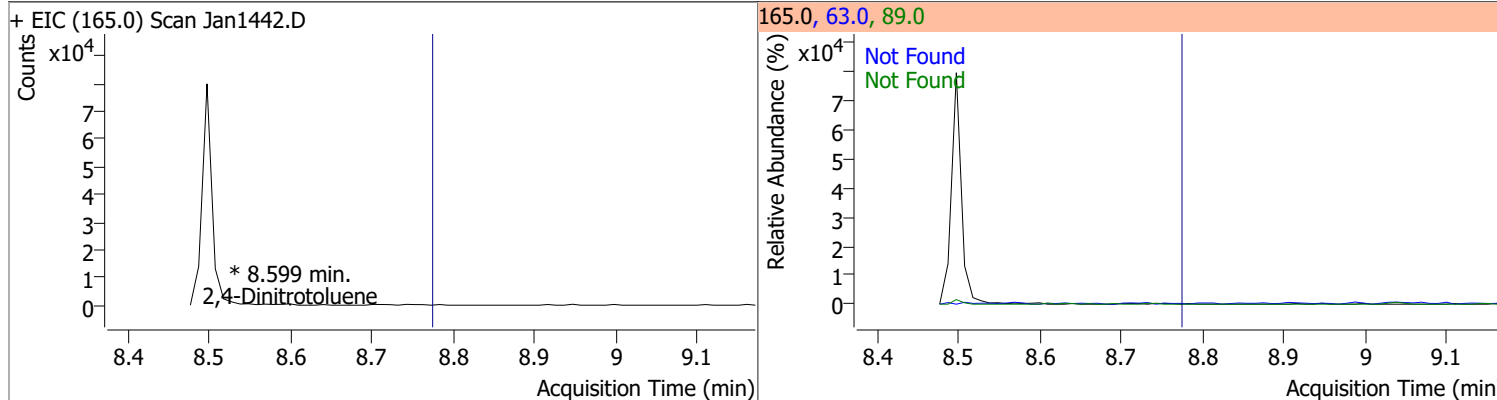
Compound	Conc.	Exp RT	QIon	Exp Ratio
2,4-Dinitrophenol	N.D.	8.62	154.0	53.4



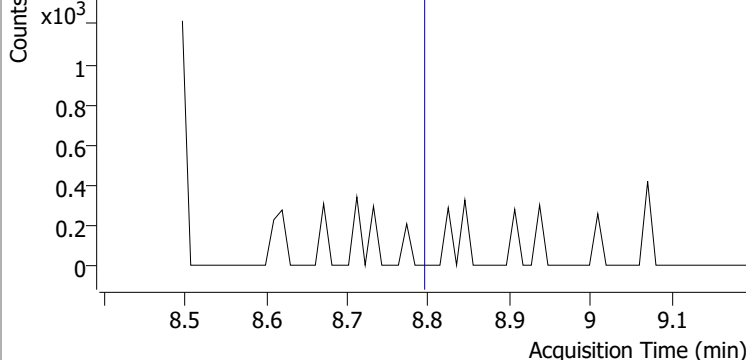
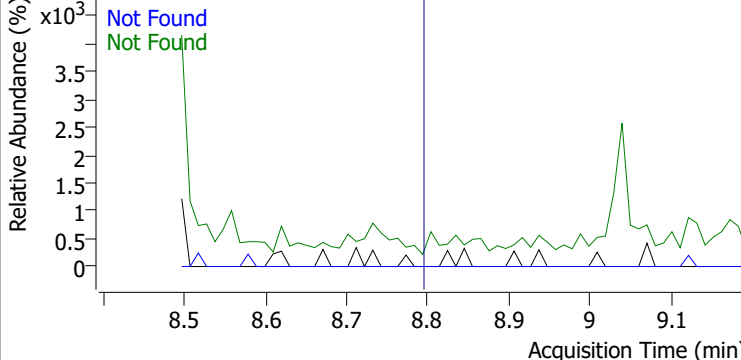
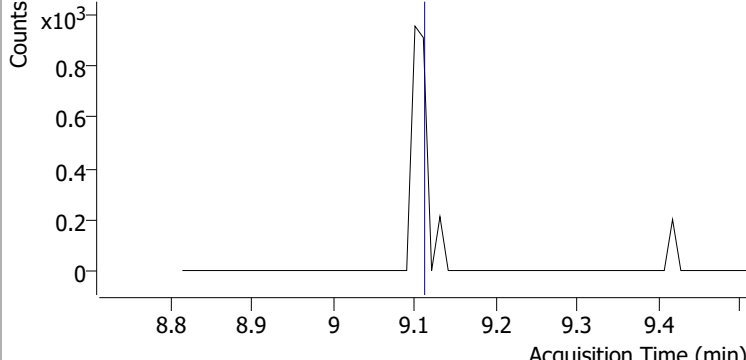
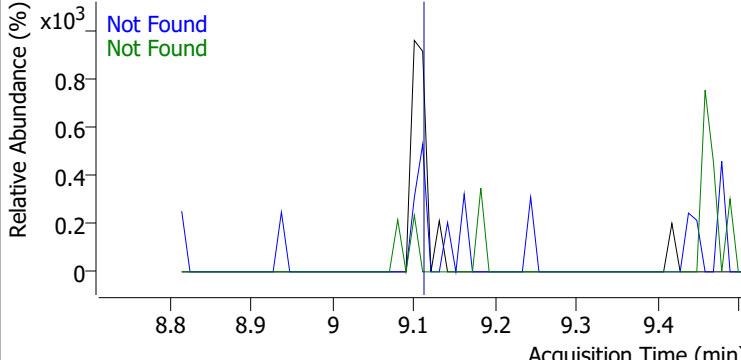
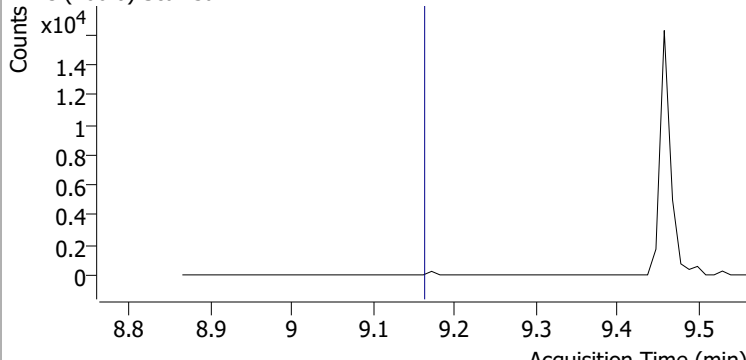
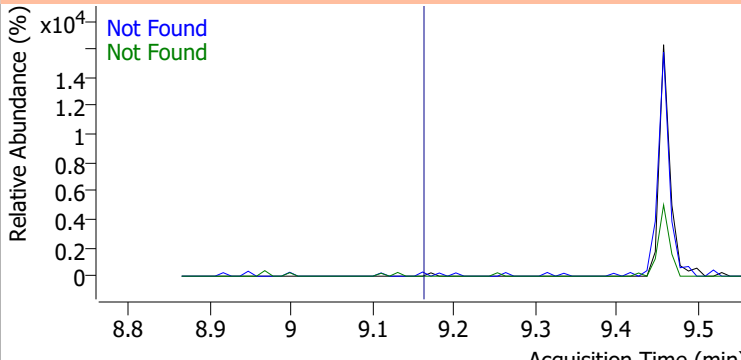
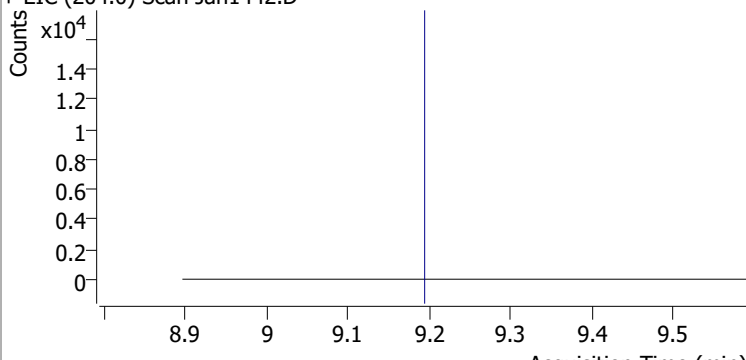
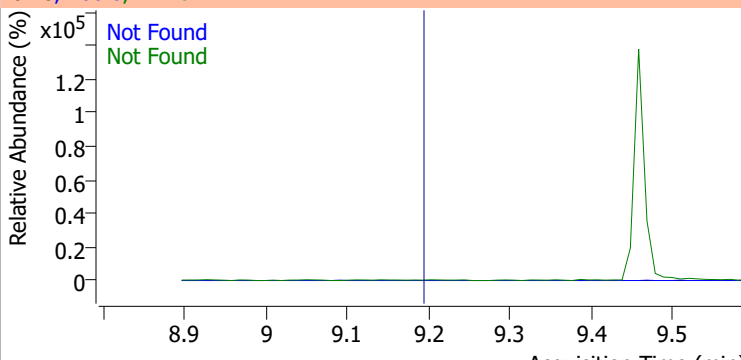
Compound	Conc.	Exp RT	QIon	Exp Ratio
Dibenzofuran	N.D.	8.75	139.0	38.8



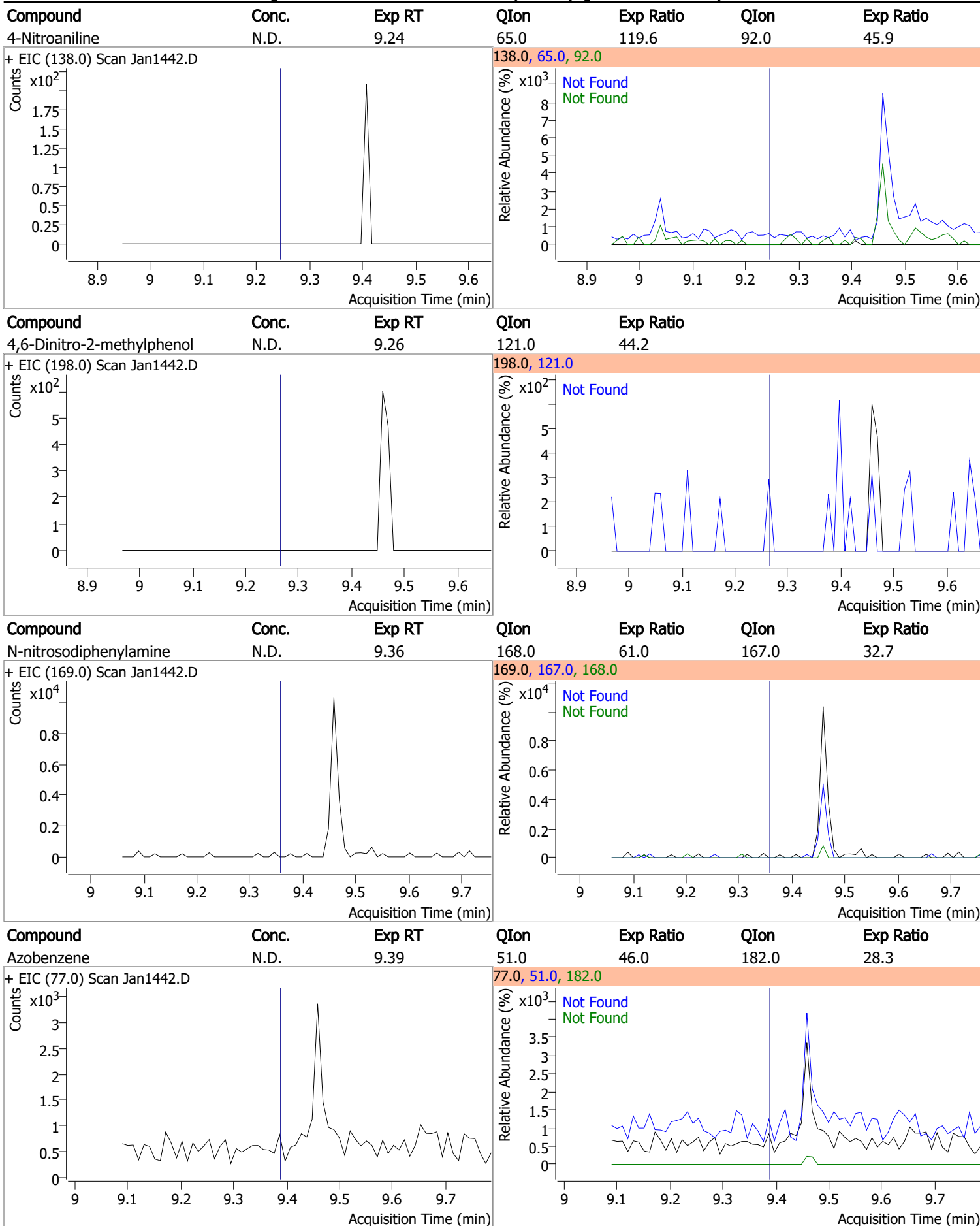
Compound	Conc.	RT	Dev(Min)	Resp.	QIon	QRatio	Lower	Upper
2,4-Dinitrotoluene		0		0	89.0		50.5	93.8
					63.0		36.9	68.4



Quantitation Results Report (QT Reviewed)

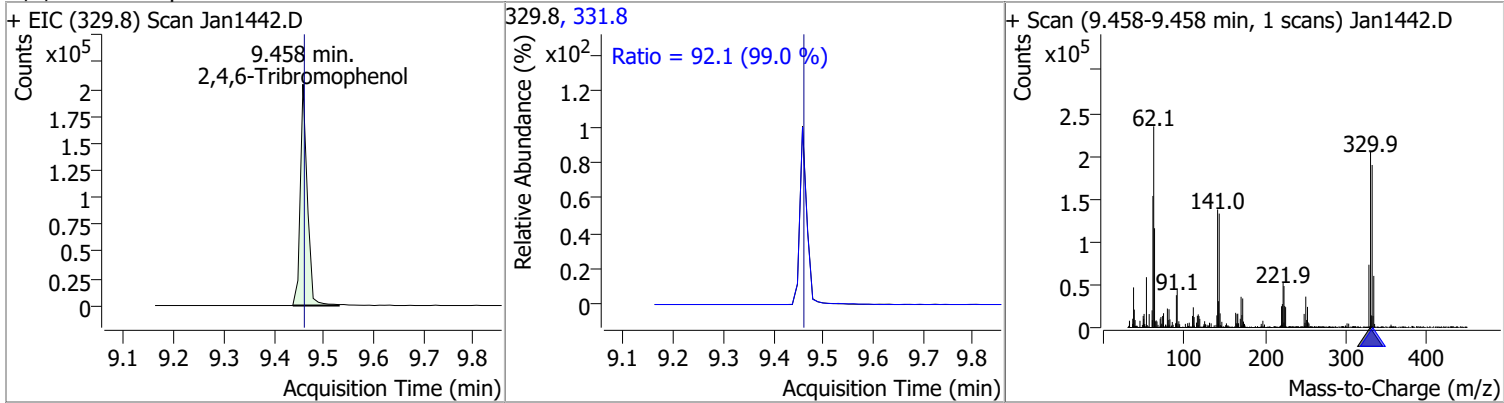
Compound	Conc.	Exp RT	QIon	Exp Ratio	QIon	Exp Ratio
4-Nitrophenol	N.D.	8.79	65.0	84.9	139.0	66.0
+ EIC (109.0) Scan Jan1442.D			109.0, 139.0, 65.0			
						
Diethylphthalate	N.D.	9.11	177.0	20.4	150.0	12.3
+ EIC (149.0) Scan Jan1442.D			149.0, 177.0, 150.0			
						
Fluorene	N.D.	9.16	165.0	94.7	167.0	13.8
+ EIC (166.0) Scan Jan1442.D			166.0, 165.0, 167.0			
						
4-Chlorophenyl-phenylether	N.D.	9.19	141.0	61.5	206.0	33.0
+ EIC (204.0) Scan Jan1442.D			204.0, 206.0, 141.0			
						

Quantitation Results Report (QT Reviewed)

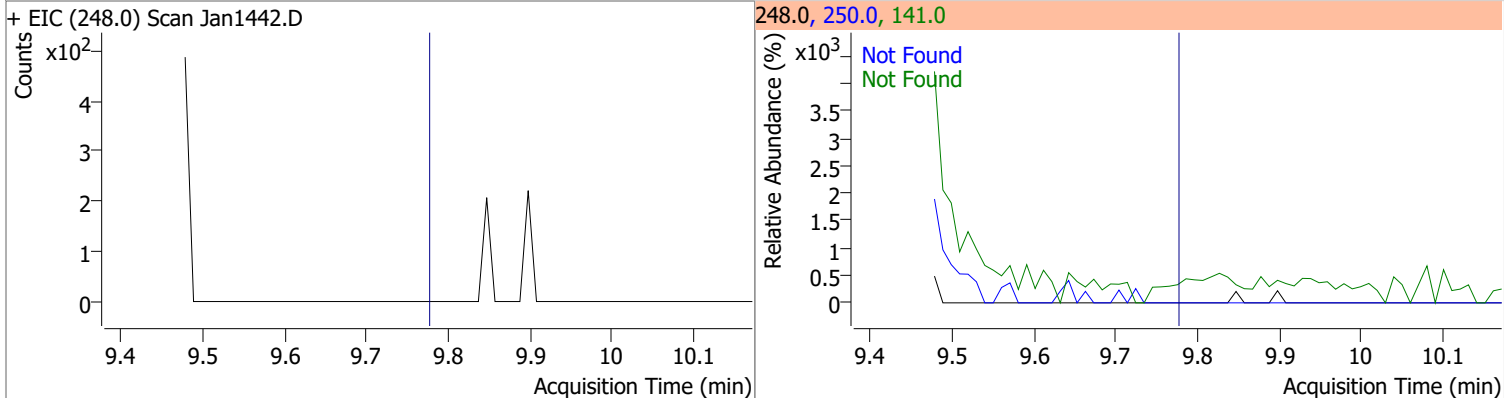


Quantitation Results Report (QT Reviewed)

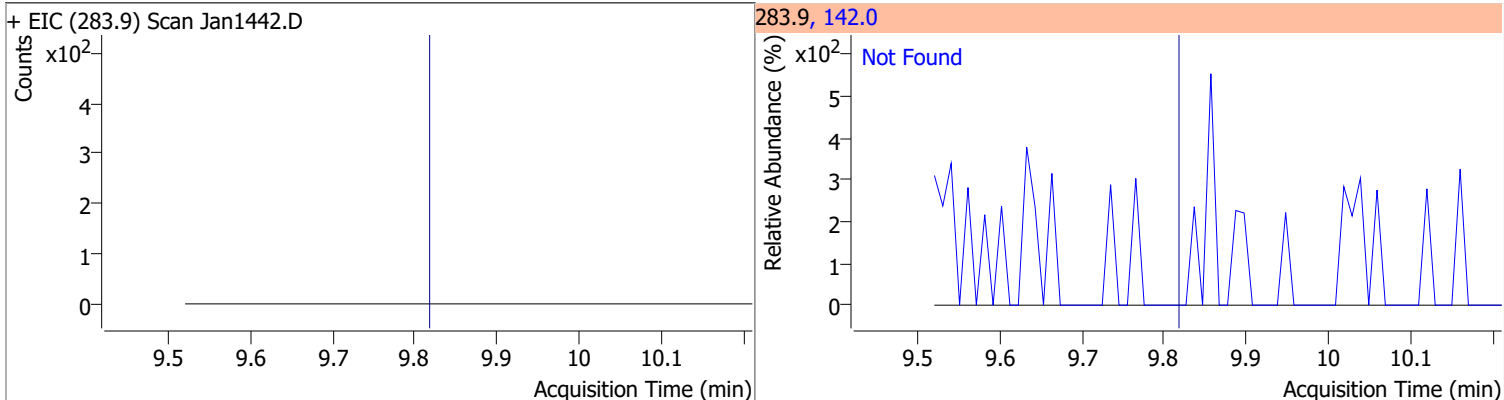
Compound	Conc.	RT	Dev(Min)	Resp.	QIon	QRatio	Lower	Upper
2,4,6-Tribromophenol	146.0783	9.46	0.00	200928	331.8	92.1	65.2	121.0



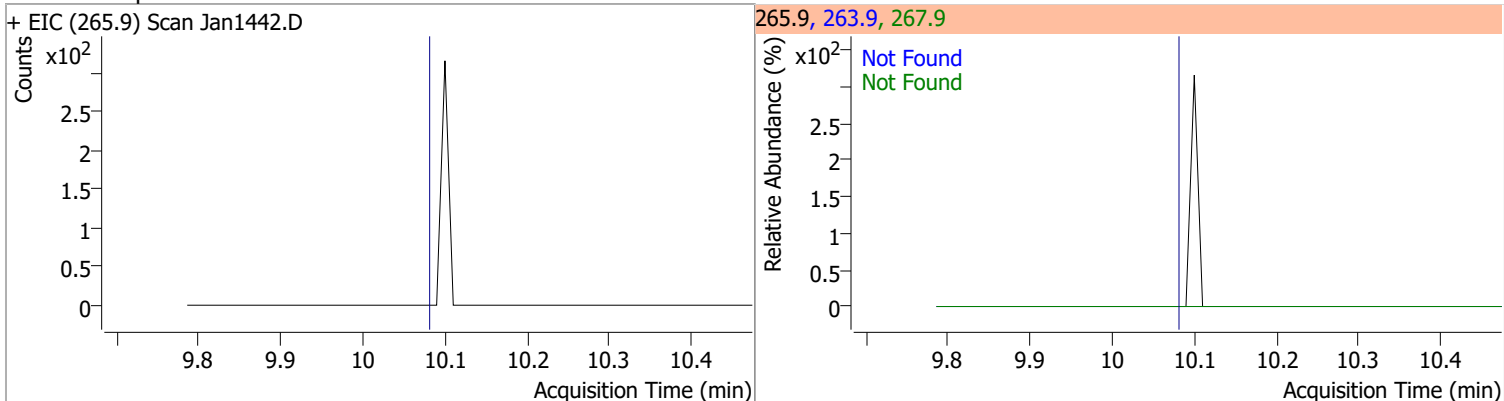
Compound	Conc.	Exp RT	QIon	Exp Ratio	QIon	Exp Ratio
4-Bromophenyl-phenylether	N.D.	9.78	250.0	97.1	141.0	93.8



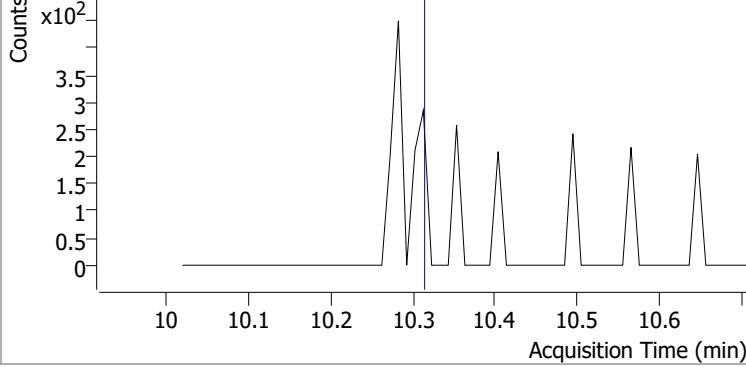
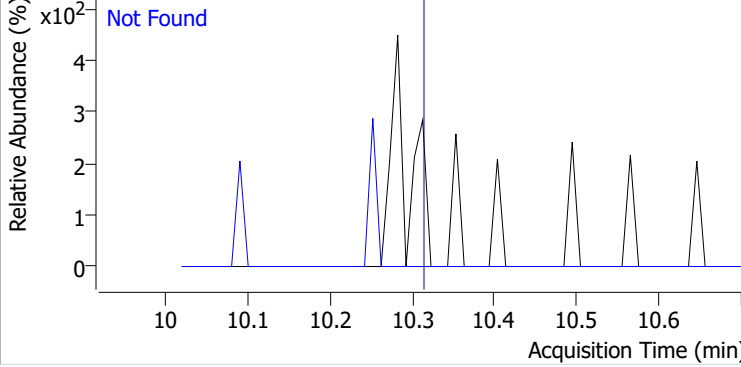
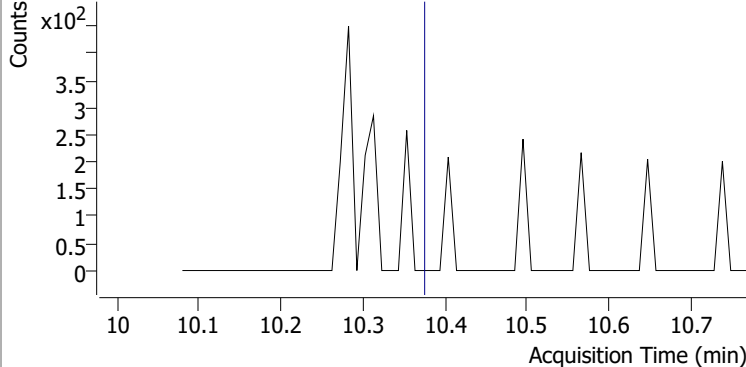
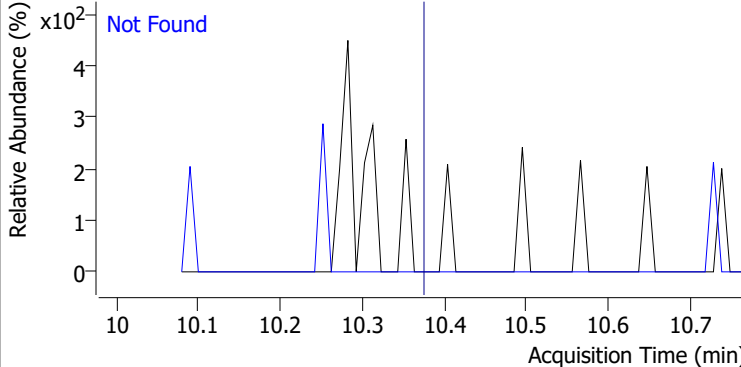
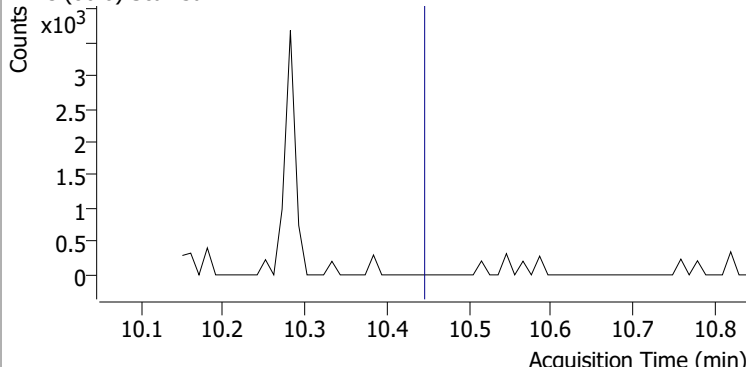
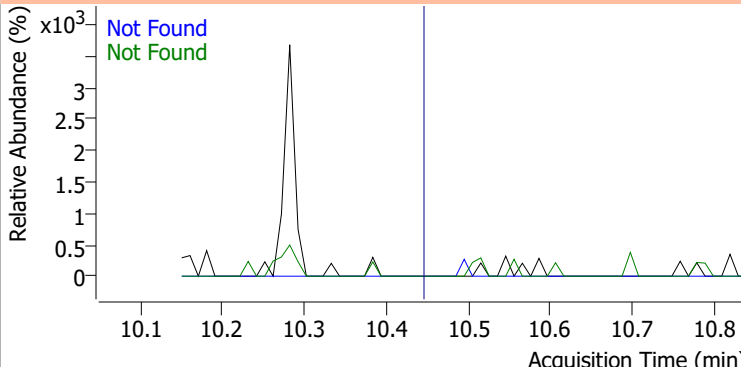
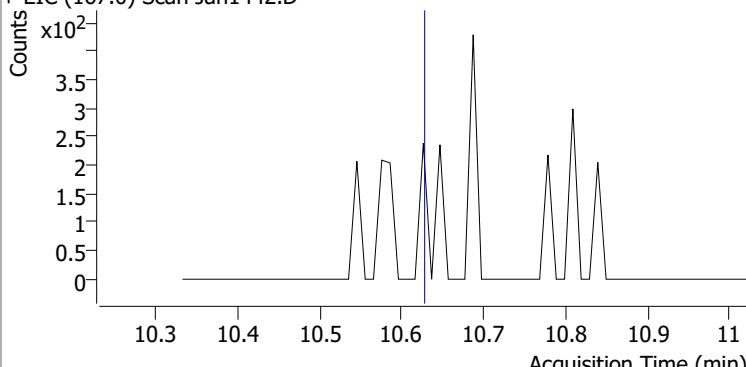
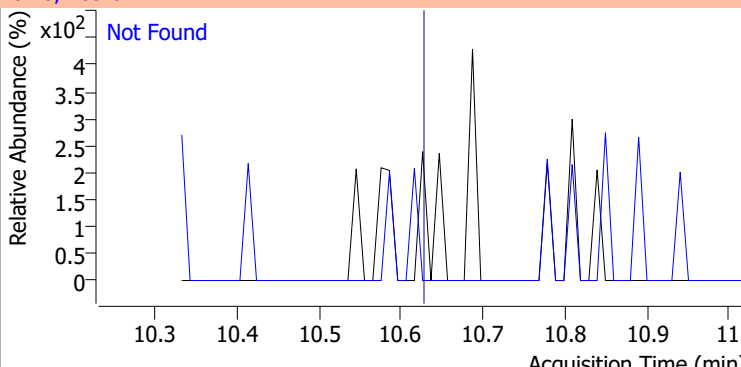
Compound	Conc.	Exp RT	QIon	Exp Ratio	QIon	Exp Ratio
Hexachlorobenzene	N.D.	9.82	142.0	51.2		



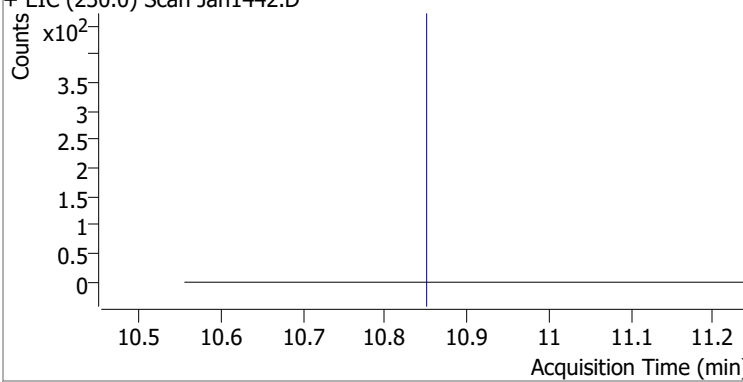
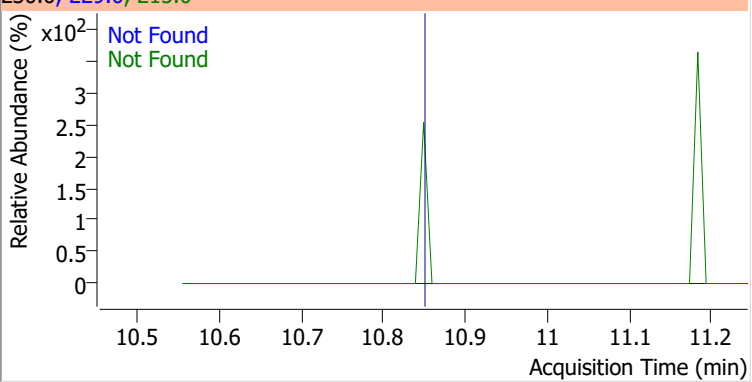
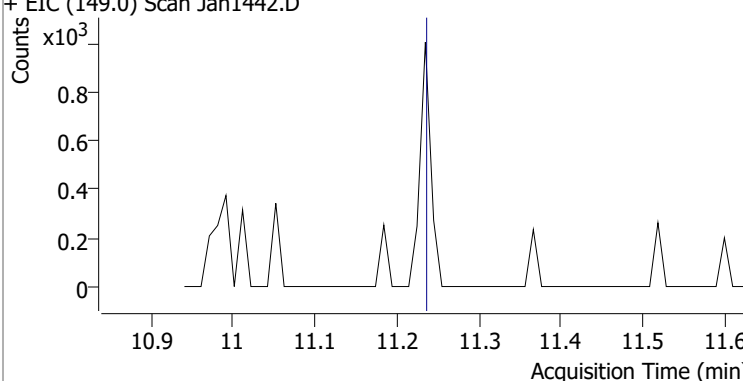
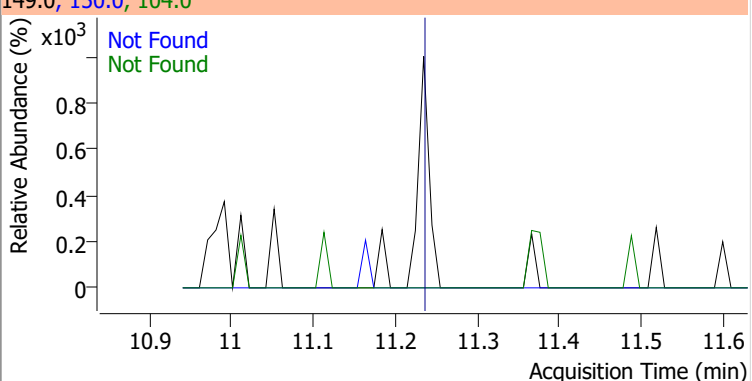
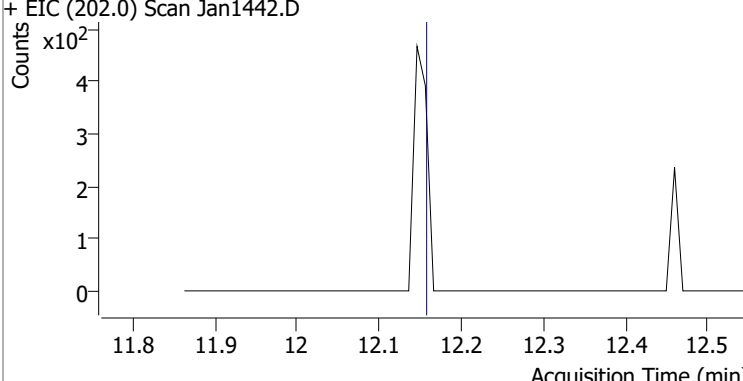
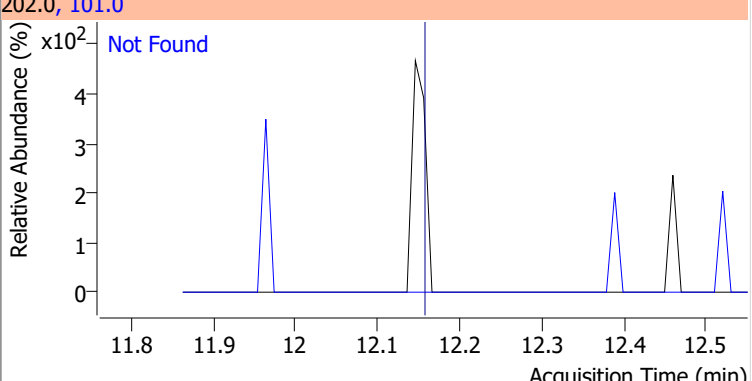
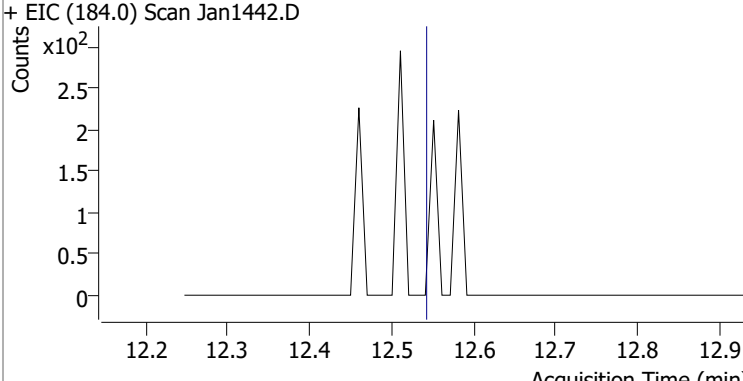
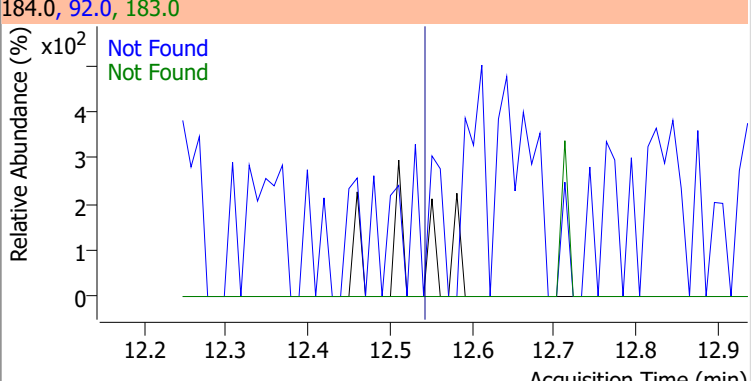
Compound	Conc.	Exp RT	QIon	Exp Ratio	QIon	Exp Ratio
Pentachlorophenol	N.D.	10.08	263.9	64.7	267.9	64.6



Quantitation Results Report (QT Reviewed)

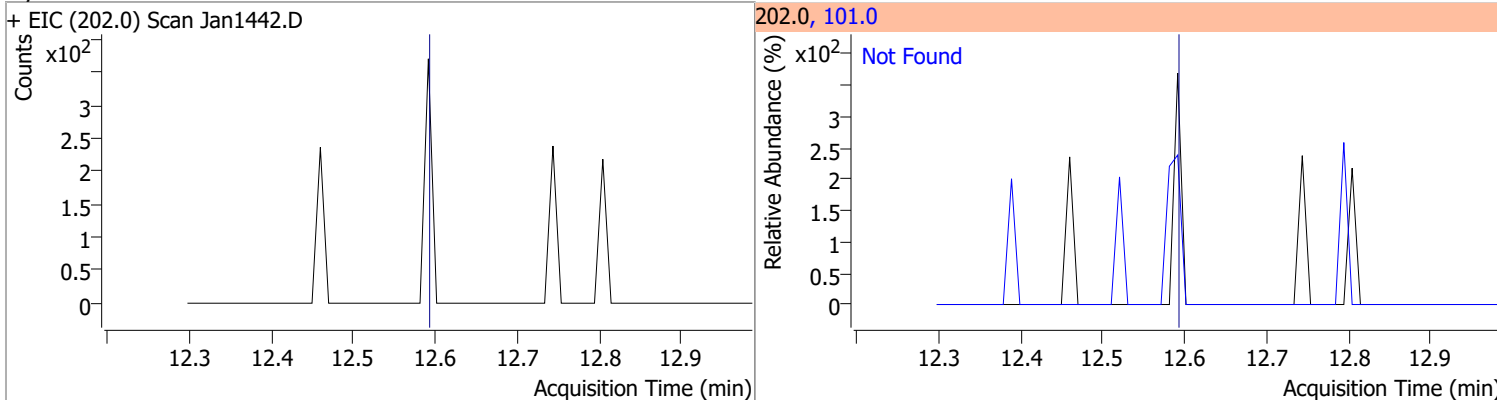
Compound	Conc.	Exp RT	QIon	Exp Ratio		
Phenanthrene	N.D.	10.31	176.0	18.6		
+ EIC (178.0) Scan Jan1442.D			178.0, 176.0			
						
Anthracene	N.D.	10.37	176.0	18.3		
+ EIC (178.0) Scan Jan1442.D			178.0, 176.0			
						
Triallate	N.D.	10.44	268.0	26.6	QIon	Exp Ratio
					143.0	23.5
+ EIC (86.0) Scan Jan1442.D			86.0, 268.0, 143.0			
						
Carbazole	N.D.	10.63	139.0	13.2		
+ EIC (167.0) Scan Jan1442.D			167.0, 139.0			
						

Quantitation Results Report (QT Reviewed)

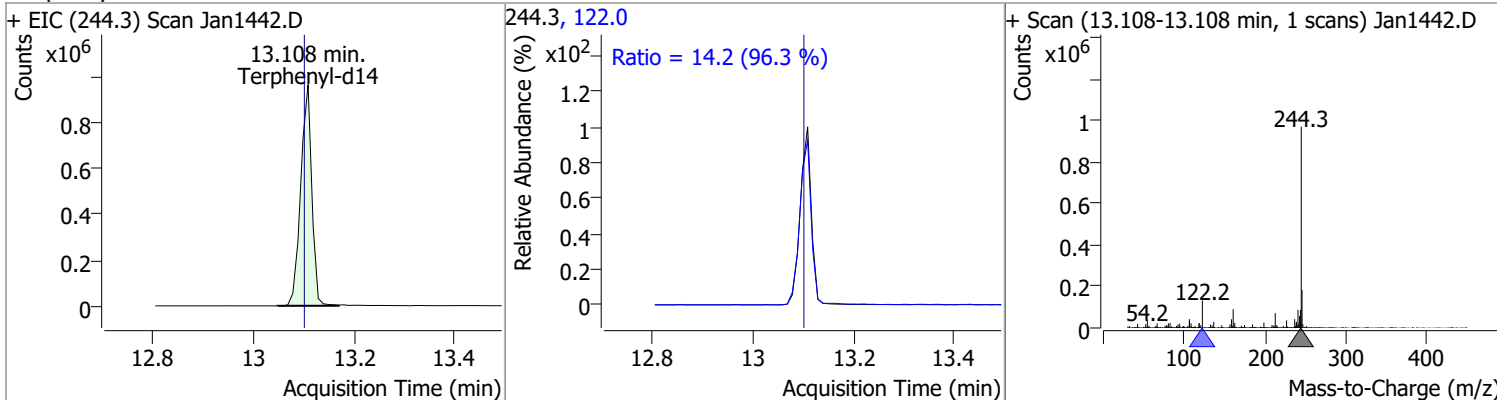
Compound	Conc.	Exp RT	QIon	Exp Ratio	QIon	Exp Ratio
o-Terphenyl	N.D.	10.85	229.0	65.3	215.0	37.2
+ EIC (230.0) Scan Jan1442.D			230.0, 229.0, 215.0			
						
Di-n-Butylphthalate	N.D.	11.23	150.0	9.0	104.0	5.8
+ EIC (149.0) Scan Jan1442.D			149.0, 150.0, 104.0			
						
Fluoranthene	N.D.	12.16	101.0	13.3		
+ EIC (202.0) Scan Jan1442.D			202.0, 101.0			
						
Benzidine	N.D.	12.54	183.0	11.8	92.0	8.2
+ EIC (184.0) Scan Jan1442.D			184.0, 92.0, 183.0			
						

Quantitation Results Report (QT Reviewed)

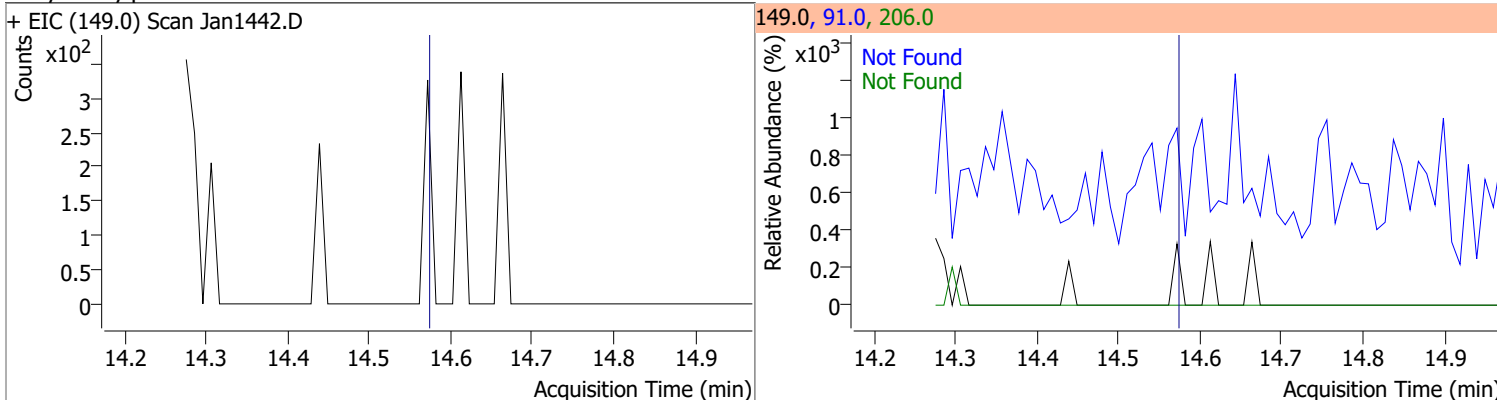
Compound	Conc.	Exp RT	QIon	Exp Ratio
Pyrene	N.D.	12.59	101.0	15.9



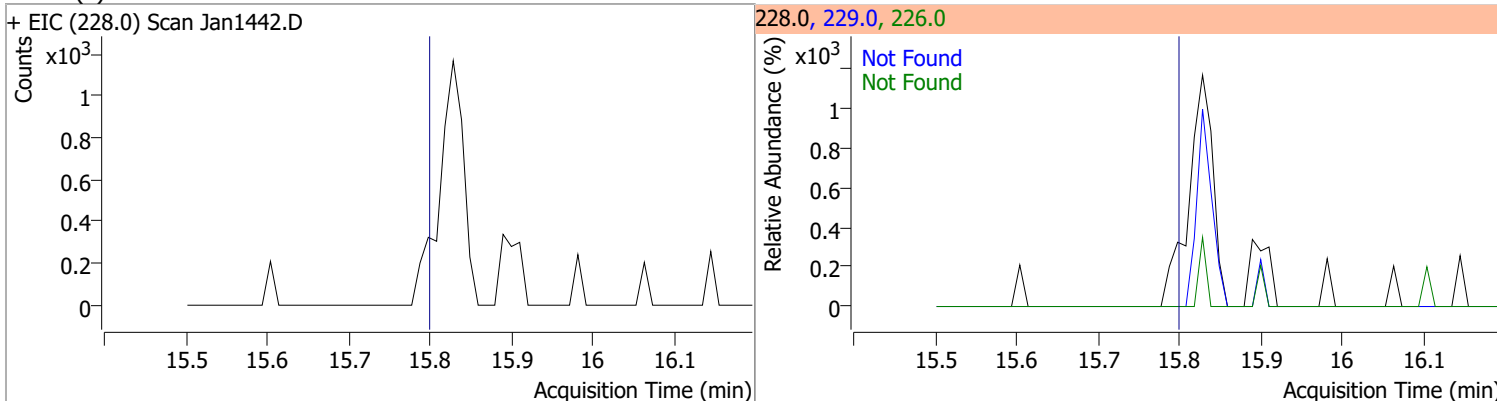
Compound	Conc.	RT	Dev(Min)	Resp.	QIon	QRatio	Lower	Upper
Terphenyl-d14	93.4425	13.11	0.01	1481375	122.0	14.2	10.4	19.2



Compound	Conc.	Exp RT	QIon	Exp Ratio	QIon	Exp Ratio
Butylbenzylphthalate	N.D.	14.58	91.0	79.2	206.0	17.9

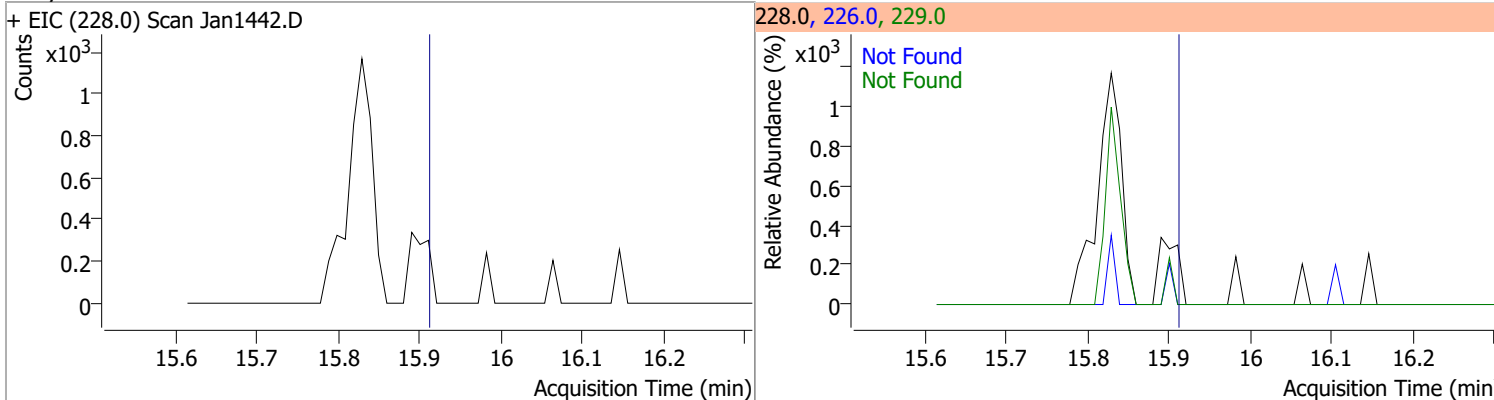


Compound	Conc.	Exp RT	QIon	Exp Ratio	QIon	Exp Ratio
Benzo(a)Anthracene	N.D.	15.81	226.0	26.5	229.0	20.7

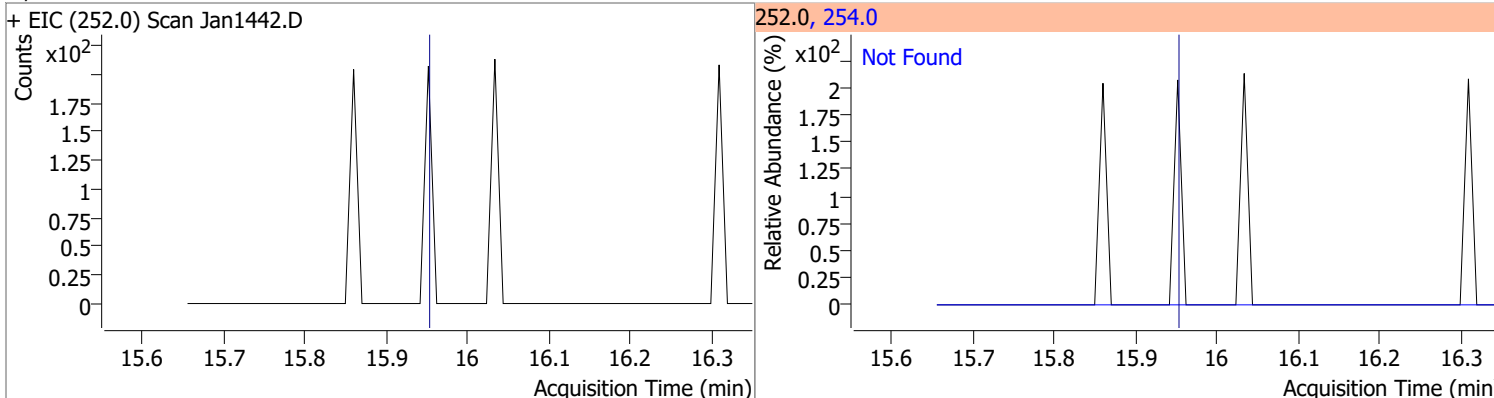


Quantitation Results Report (QT Reviewed)

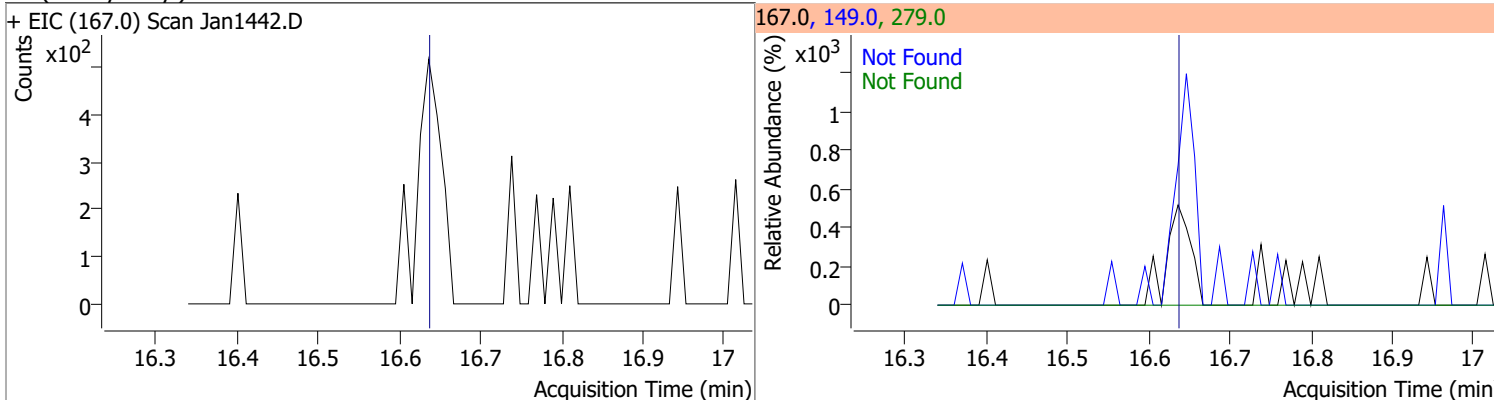
Compound	Conc.	Exp RT	QIon	Exp Ratio	QIon	Exp Ratio
Chrysene	N.D.	15.92	226.0	29.9	229.0	20.5



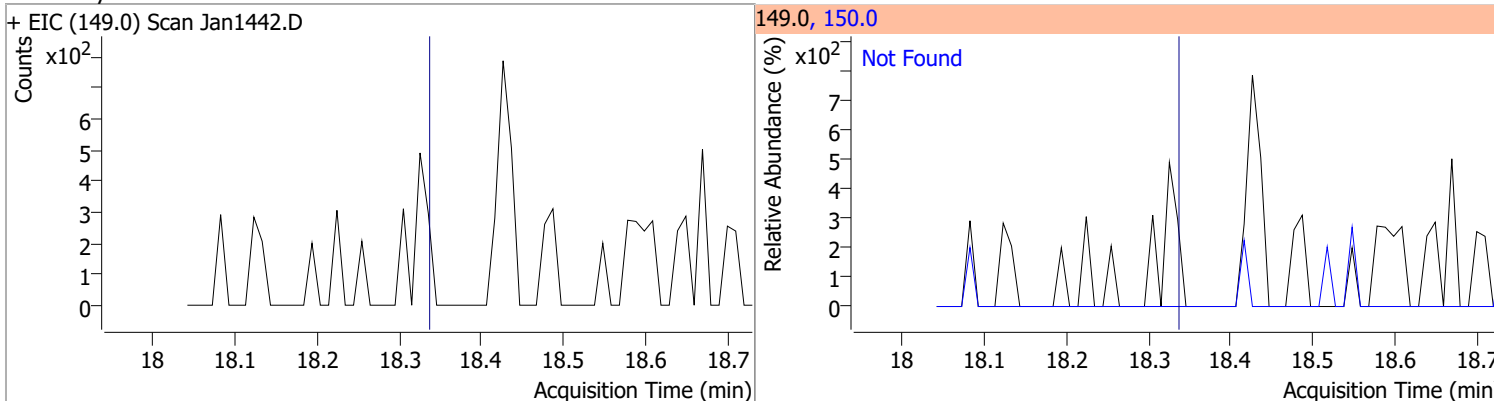
Compound	Conc.	Exp RT	QIon	Exp Ratio
3,3-Dichlorobenzidine	N.D.	15.96	254.0	65.4



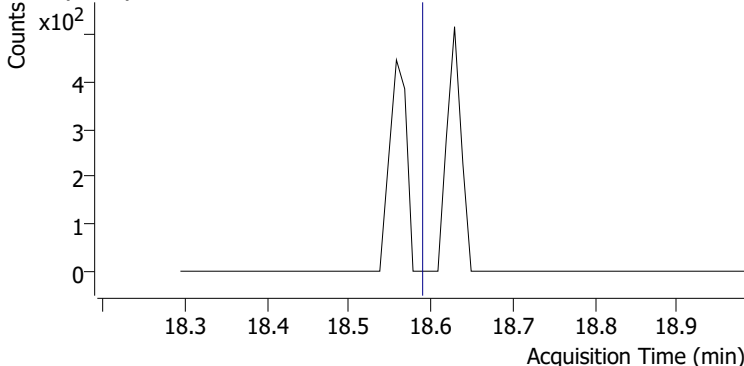
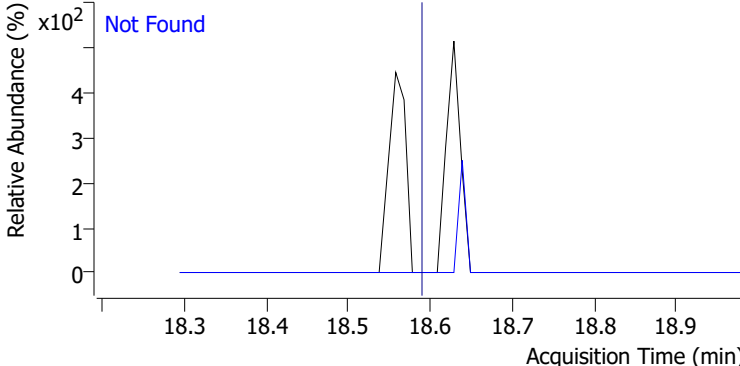
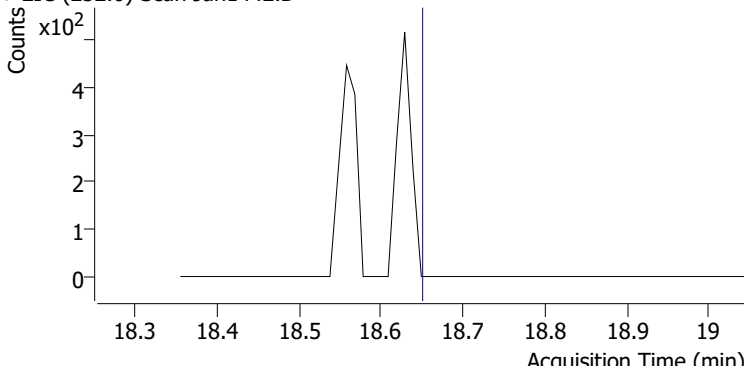
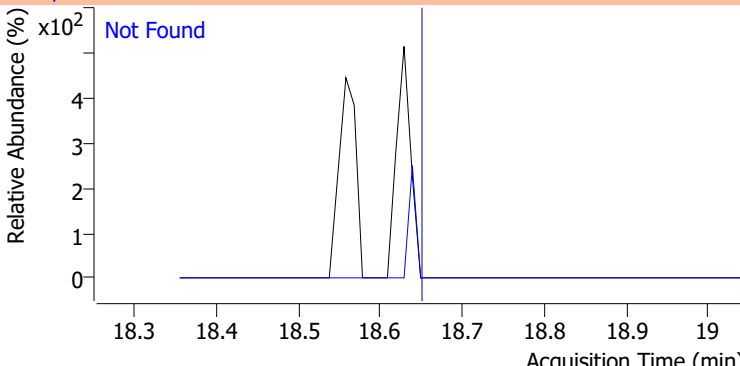
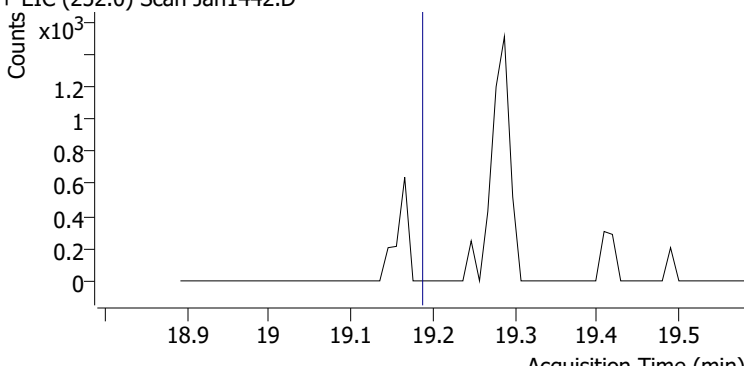
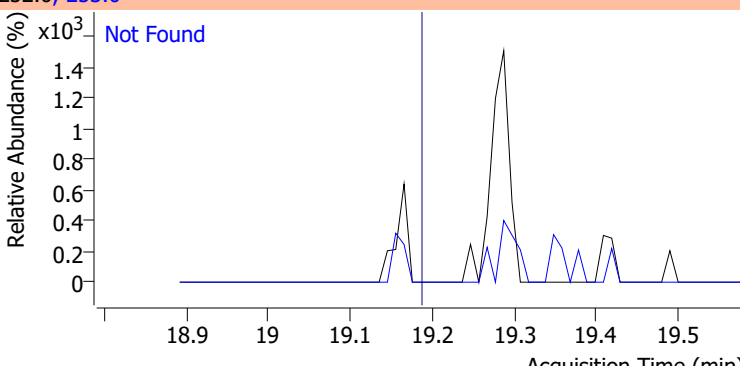
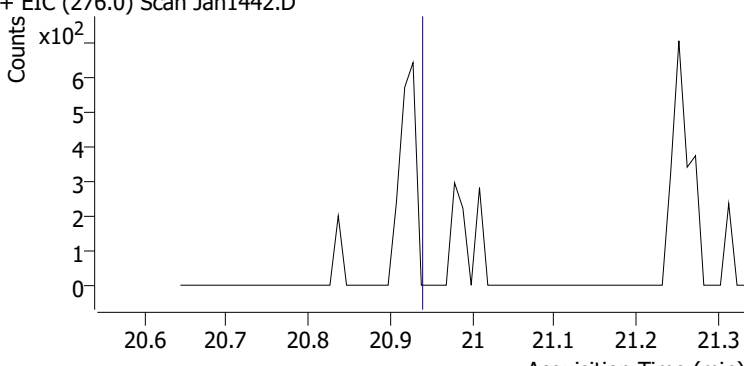
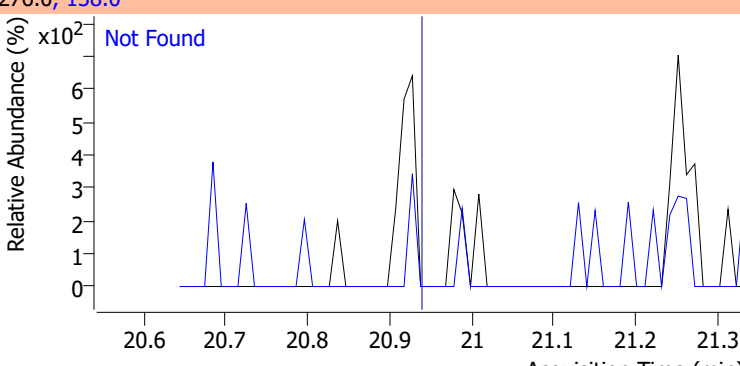
Compound	Conc.	Exp RT	QIon	Exp Ratio	QIon	Exp Ratio
bis(2-ethylhexyl)Phthalate	N.D.	16.65	149.0	389.1	279.0	15.4



Compound	Conc.	Exp RT	QIon	Exp Ratio
Di-n-octyl Phthalate	N.D.	18.34	150.0	9.4

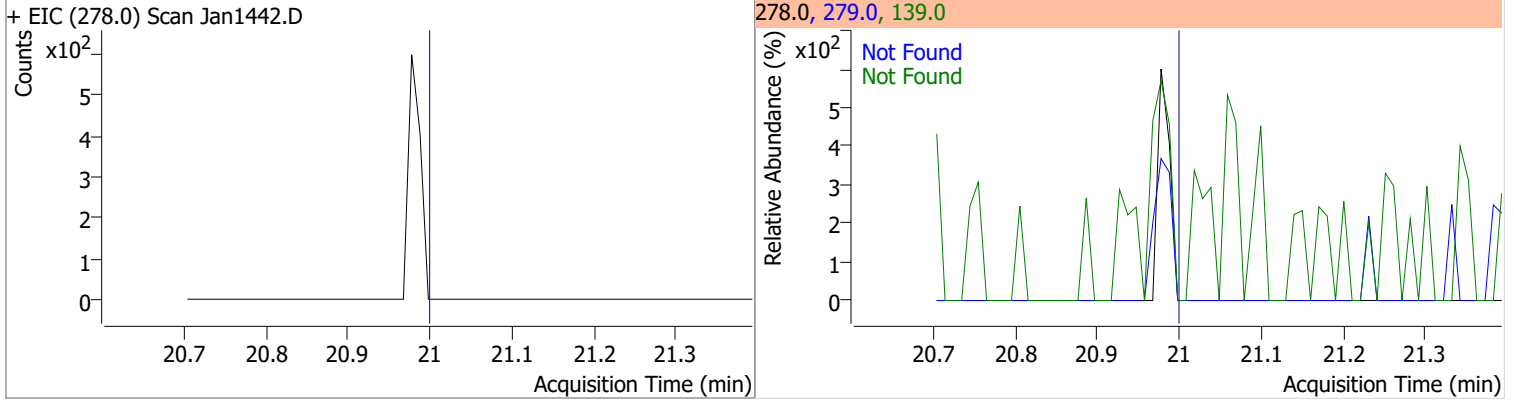


Quantitation Results Report (QT Reviewed)

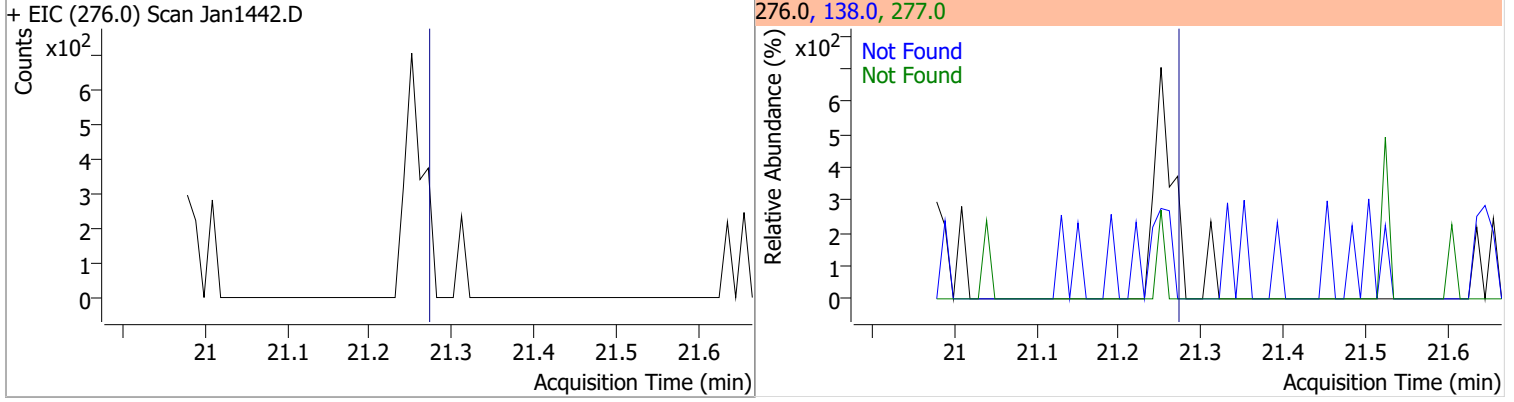
Compound	Conc.	Exp RT	QIon	Exp Ratio
Benzo(b)fluoranthene	N.D.	18.59	253.0	22.0
+ EIC (252.0) Scan Jan1442.D			252.0, 253.0	
				
Benzo(k)fluoranthene	N.D.	18.65	253.0	22.3
+ EIC (252.0) Scan Jan1442.D			252.0, 253.0	
				
Benzo(a)pyrene	N.D.	19.19	253.0	22.7
+ EIC (252.0) Scan Jan1442.D			252.0, 253.0	
				
Indeno(1,2,3-c,d)pyrene	N.D.	20.94	138.0	31.3
+ EIC (276.0) Scan Jan1442.D			276.0, 138.0	
				

Quantitation Results Report (QT Reviewed)

Compound	Conc.	Exp RT	QIon	Exp Ratio	QIon	Exp Ratio
Dibenzo(a,h)anthracene	N.D.	21.00	139.0	25.3	279.0	24.5

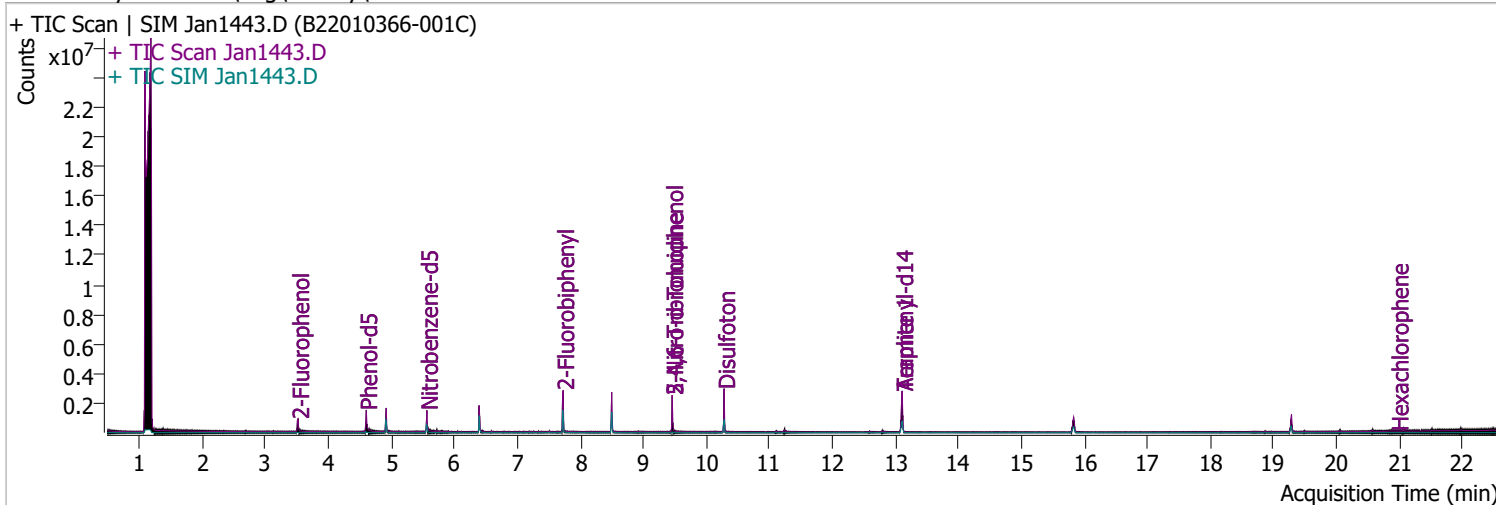


Compound	Conc.	Exp RT	QIon	Exp Ratio	QIon	Exp Ratio
Benzo(g,h,i)perylene	N.D.	21.27	138.0	33.6	277.0	23.4



Quantitation Results Report (QT Reviewed)

Data File	Jan1443.D	Operator	LIMS import
Acq. Method	BNA+SIM.M	Acq. Date-Time	1/15/2022 11:24:56 AM
Sample Name	B22010366-001C	Instrument	Instrument #1
Vial	43	Multiplier	1.00
DA Method File		Comment	SVOC-8270-W-LARGO
Tune File	dftppdsm.u	Tune Date	1/7/2022 12:13:00 PM
Batch Name	011422 DoD BNA.batch.bin	Last Calib Update	1/17/2022 3:53:35 PM
Ref Library	D:\Org\Library\NIST129K.l		



Compound	RT	QIon	Resp.	Conc.	Units	Dev(Min)
----------	----	------	-------	-------	-------	----------

Internal Standards

System Monitoring Compounds

S 2-Fluorophenol	3.520	112.0	339697	53.3634	µg/L	0.010
Spiked Amount: 200.000	Range: 10.0 - 75.0%			Recovery = 26.68%		
S Phenol-d5	4.603	99.0	571911	67.1015	µg/L	0.000
Spiked Amount: 200.000	Range: 10.0 - 65.0%			Recovery = 33.55%		
S Nitrobenzene-d5	5.563	82.0	300170	64.9456	µg/L	0.000
Spiked Amount: 100.000	Range: 32.0 - 94.0%			Recovery = 64.95%		
S 2-Fluorobiphenyl	7.728	172.0	1159736	69.9219	µg/L	0.010
Spiked Amount: 100.000	Range: 28.0 - 107.0%			Recovery = 69.92%		
S 2,4,6-Tribromophenol	9.458	329.8	183864	128.9286	µg/L	0.000
Spiked Amount: 200.000	Range: 25.0 - 140.0%			Recovery = 64.46%		
S Terphenyl-d14	13.108	244.3	1481514	88.6398	µg/L	0.010
Spiked Amount: 100.000	Range: 32.0 - 122.0%			Recovery = 88.64%		

Target Compounds

Compound	RT	QIon	Resp.	Conc.	Units	Dev(Min)	QValue
T N-Nitrosodimethylamine	0.000		0	N.D.			
T Pyridine	0.000		0	N.D.			
T Aniline	0.000		0	N.D.			
T Phenol	0.000		0	N.D.			
T bis(-2-Chloroethyl)Ether	0.000		0	N.D.			
T 2-Chlorophenol	0.000		0	N.D.			
T 1,3-Dichlorobenzene	0.000		0	N.D.			
T 1,4-Dichlorobenzene	0.000		0	N.D.			
T 1,2-Dichlorobenzene	0.000		0	N.D.			
T Benzyl Alcohol	0.000		0	N.D.			
T bis(2-chloroisopropyl)Ether	0.000		0	N.D.			
T 2-Methylphenol	0.000		0	N.D.			
T N-nitroso-Di-n-propylamine	5.563	70.0	0		µg/L	md	1
T 4Methylphenol/3Methylphenol	0.000		0	N.D.			
T Hexachloroethane	0.000		0	N.D.			

Quantitation Results Report (QT Reviewed)

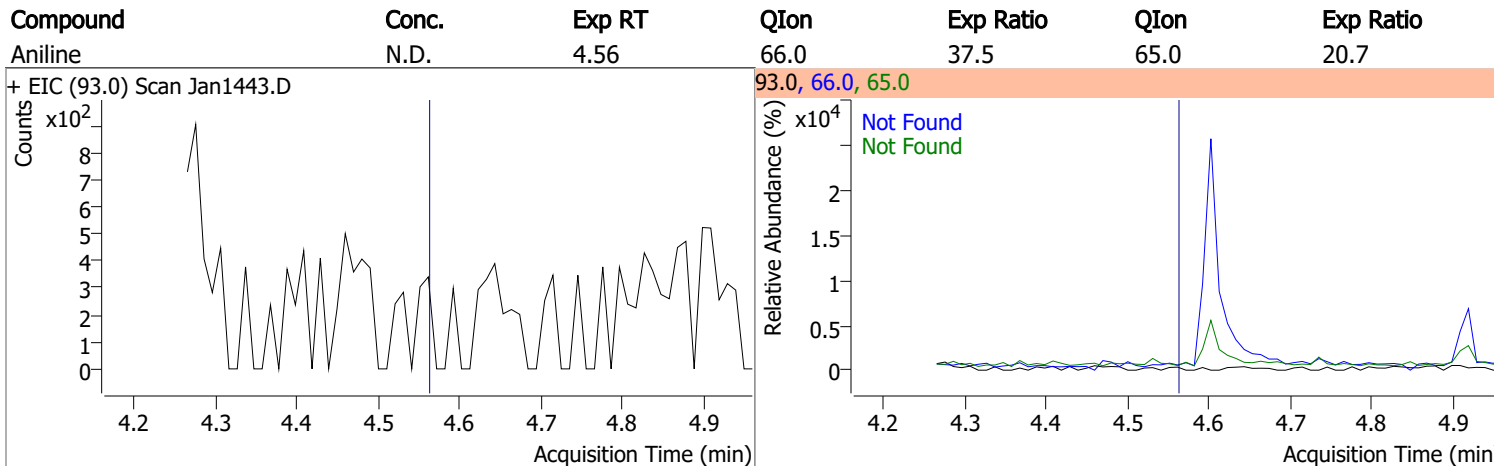
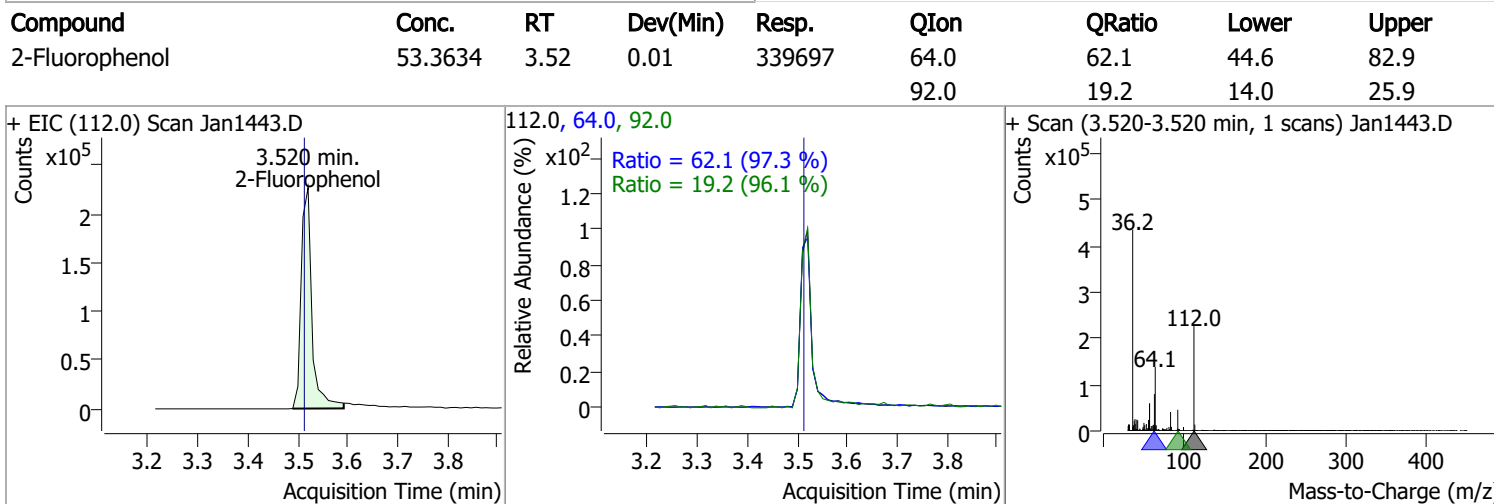
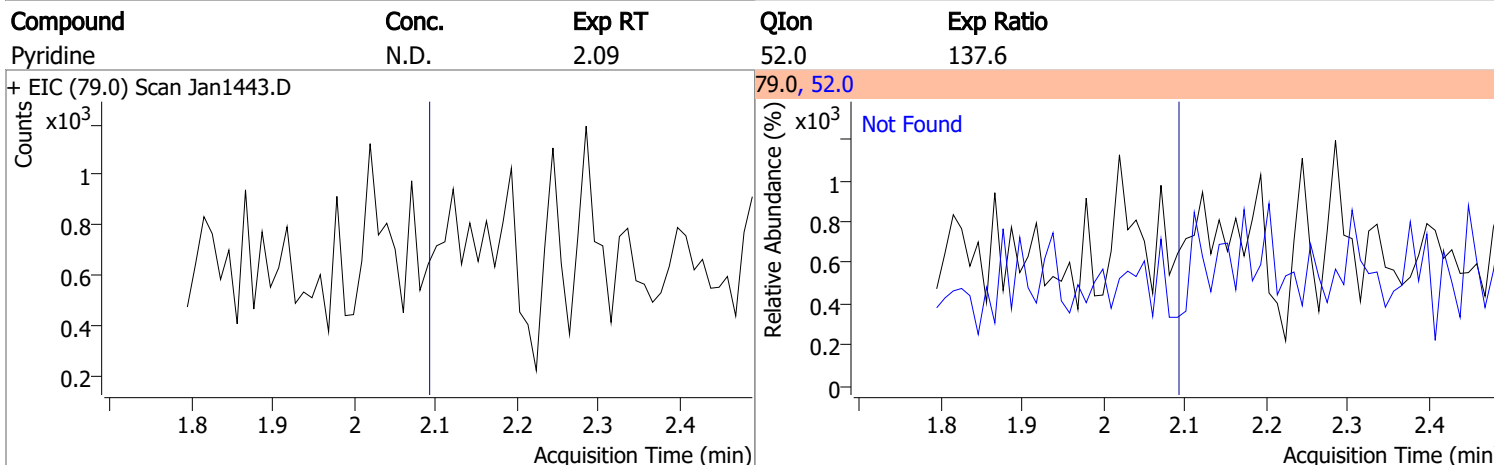
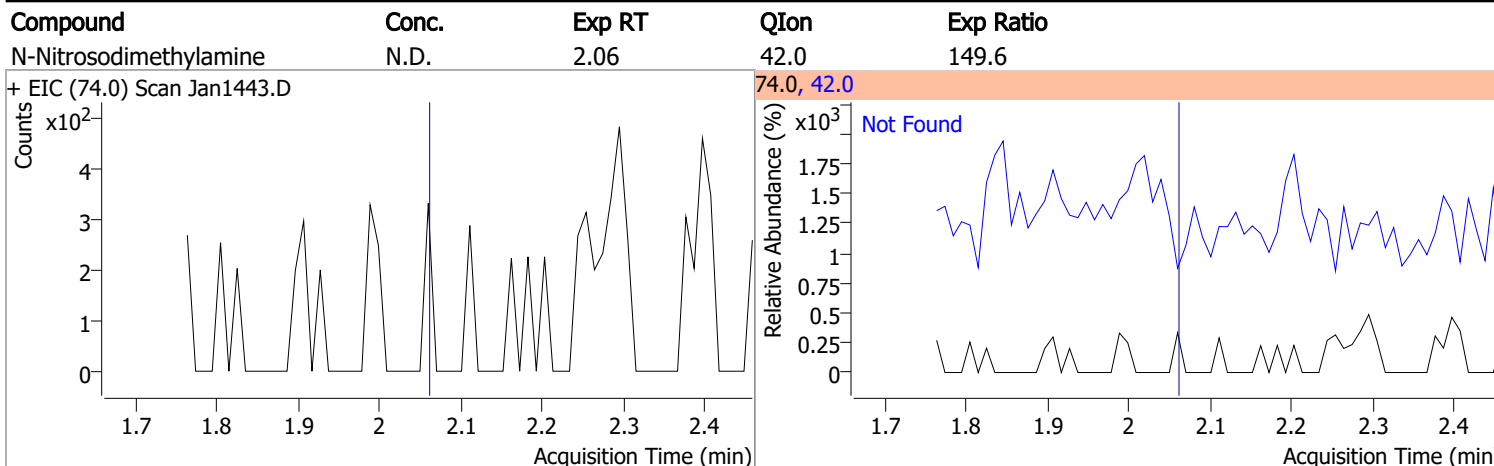
Compound	RT	QIon	Resp.	Conc.	Units	Dev(Min)
T Nitrobenzene	0.000		0	N.D.		
T Isophorone	0.000		0	N.D.		
T 2-Nitrophenol	0.000		0	N.D.		
T 2,4-Dimethylphenol	0.000		0	N.D.		
T bis(-2-Chloroethoxy)Methane	0.000		0	N.D.		
T 2,4-Dichlorophenol	0.000		0	N.D.		
T Benzoic Acid	6.393	105.0	0		µg/L md	1
T 1,2,4-Trichlorobenzene	0.000		0	N.D.		
T Naphthalene	0.000		0	N.D.		
T 4-Chlorophenol	0.000		0	N.D.		
T p-Chloroaniline	0.000		0	N.D.		
T Hexachlorobutadiene	0.000		0	N.D.		
T 4-Chloro-2-Methylphenol	0.000		0	N.D.		
T 4-Chloro-3-Methylphenol	0.000		0	N.D.		
T 2-Methylnaphthalene	0.000		0	N.D.		
T 1-Methylnaphthalene	0.000		0	N.D.		
T Hexachlorocyclopentadiene	0.000		0	N.D.		
T 2,4,6-Trichlorophenol	0.000		0	N.D.		
T 2,4,5-Trichlorophenol	0.000		0	N.D.		
T 2-Chloronaphthalene	0.000		0	N.D.		
T 2-Nitroaniline	7.718	65.0	0		µg/L md	1
T Dimethyl Phthalate	8.497	163.0	0		µg/L md	1
T 2,6-Dinitrotoluene	8.241	165.0	0		µg/L md	1
T Acenaphthylene	0.000		0	N.D.		
T 3-Nitroaniline	0.000		0	N.D.		
T Acenaphthene	0.000		0	N.D.		
T 2,4-Dinitrophenol	0.000		0	N.D.		
T Dibenzofuran	0.000		0	N.D.		
T 2,4-Dinitrotoluene	8.497	165.0	0		µg/L md	1
T 4-Nitrophenol	0.000		0	N.D.		
T Diethylphthalate	0.000		0	N.D.		
T Fluorene	0.000		0	N.D.		
T 4-Chlorophenyl-phenylether	0.000		0	N.D.		
T 4-Nitroaniline	0.000		0	N.D.		
T 4,6-Dinitro-2-methylphenol	0.000		0	N.D.		
T N-nitrosodiphenylamine	0.000		0	N.D.		
T Azobenzene	0.000		0	N.D.		
T 4-Bromophenyl-phenylether	0.000		0	N.D.		
T Hexachlorobenzene	0.000		0	N.D.		
T Pentachlorophenol	0.000		0	N.D.		
T Phenanthrene	0.000		0	N.D.		
T Anthracene	0.000		0	N.D.		
T Triallate	0.000		0	N.D.		
T Carbazole	0.000		0	N.D.		
T o-Terphenyl	0.000		0	N.D.		
T Di-n-Butylphthalate	0.000		0	N.D.		
T Fluoranthene	0.000		0	N.D.		
T Benzidine	0.000		0	N.D.		
T Pyrene	0.000		0	N.D.		
T Butylbenzylphthalate	0.000		0	N.D.		
T Benzo(a)Anthracene	0.000		0	N.D.		
T Chrysene	0.000		0	N.D.		
T 3,3-Dichlorobenzidine	0.000		0	N.D.		
T bis(2-ethylhexyl)Phthalate	0.000		0	N.D.		
T Di-n-octyl Phthalate	0.000		0	N.D.		

Quantitation Results Report (QT Reviewed)

Compound	RT	QIon	Resp.	Conc.	Units	Dev(Min)
T Benzo(b)fluoranthene	0.000		0	N.D.		
T Benzo(k)fluoranthene	0.000		0	N.D.		
T Benzo(a)pyrene	0.000		0	N.D.		
T Indeno(1,2,3-c,d)pyrene	0.000		0	N.D.		
T Dibenzo(a,h)anthracene	0.000		0	N.D.		
T Benzo(g,h,i)perylene	0.000		0	N.D.		

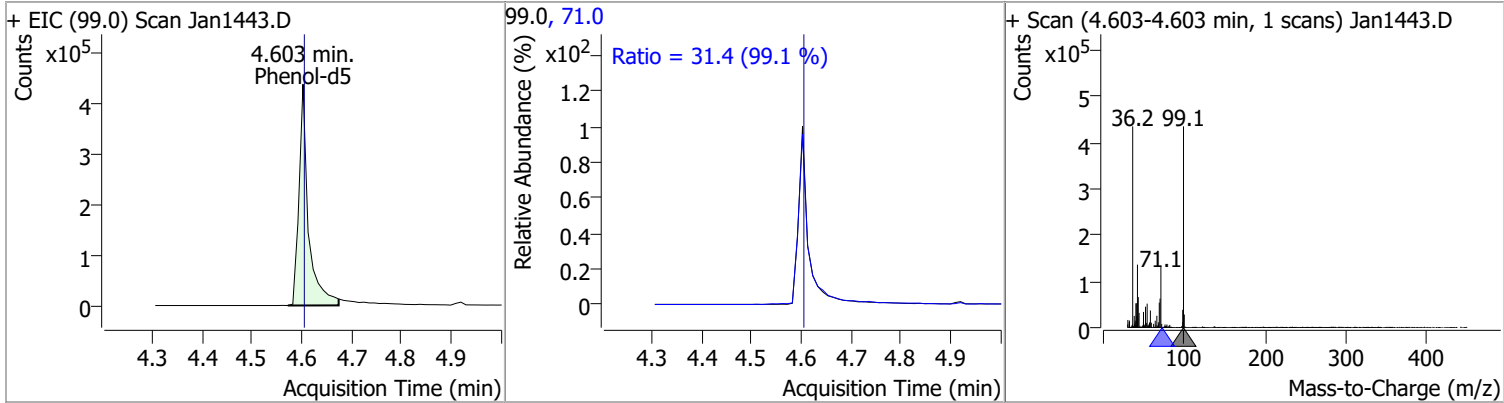
(#) = Qualifier Out of Range; (m) = Manual Integration; (+) = Area Summed; (*) = Surrogate Percent Recovery Out of Range; (d): Zeroed Peak

Quantitation Results Report (QT Reviewed)

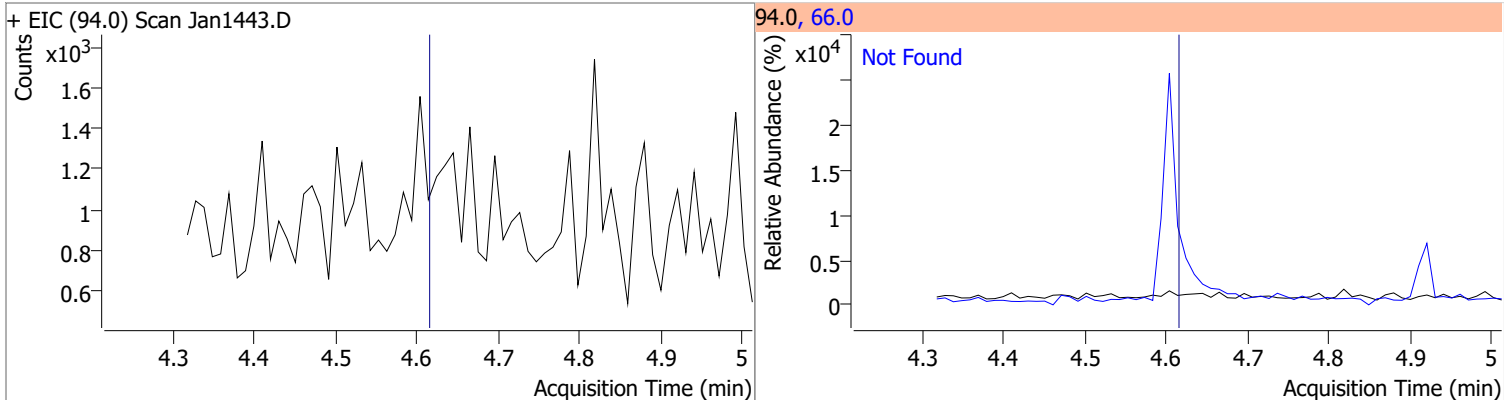


Quantitation Results Report (QT Reviewed)

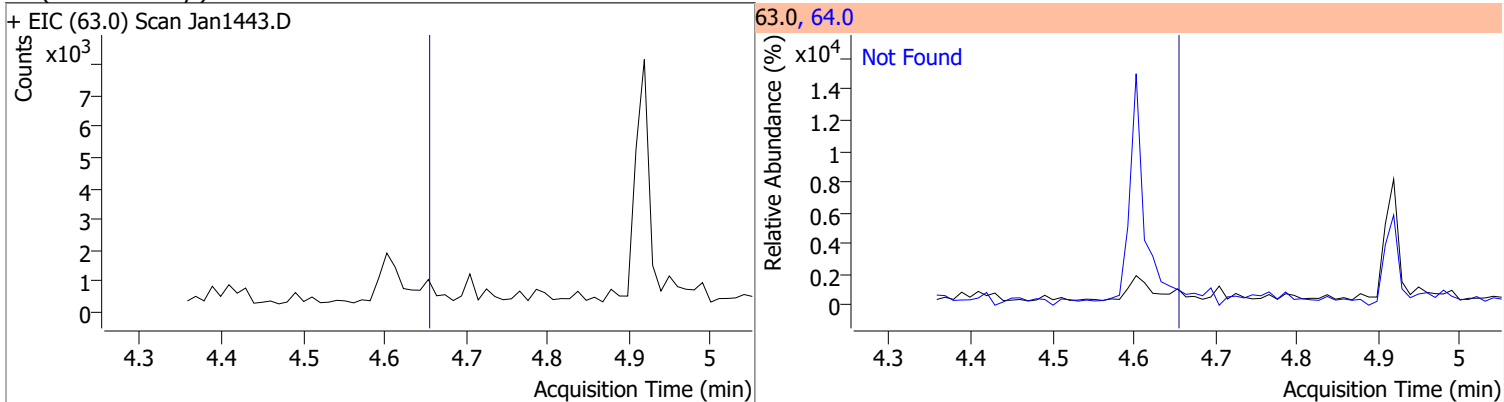
Compound	Conc.	RT	Dev(Min)	Resp.	QIon	QRatio	Lower	Upper
Phenol-d5	67.1015	4.60	0.00	571911	71.0	31.4	22.2	41.2



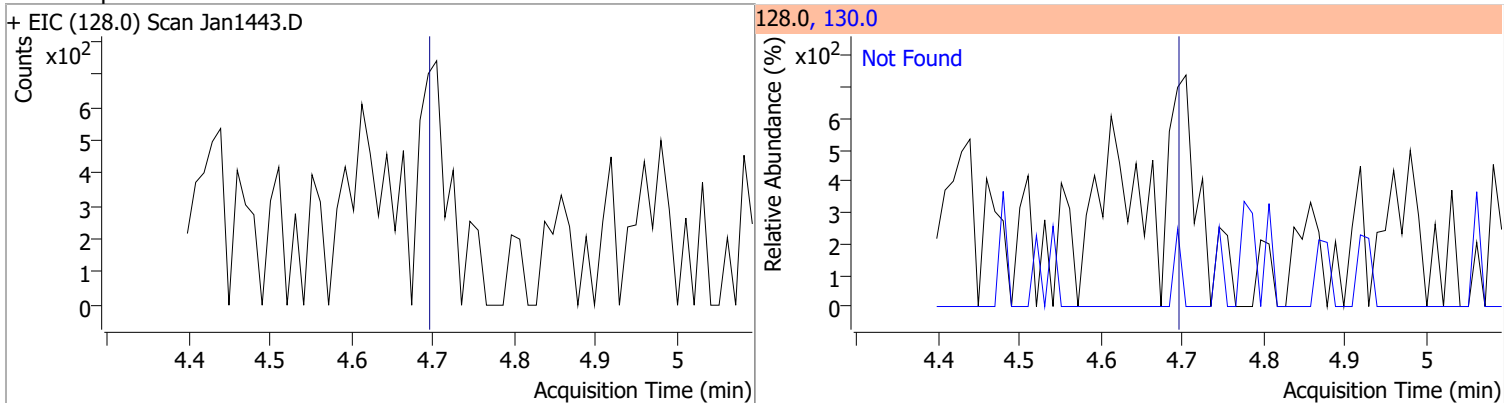
Compound	Conc.	Exp RT	QIon	Exp Ratio
Phenol	N.D.	4.61	66.0	49.9



Compound	Conc.	Exp RT	QIon	Exp Ratio
bis(-2-Chloroethyl)Ether	N.D.	4.65	64.0	3.4

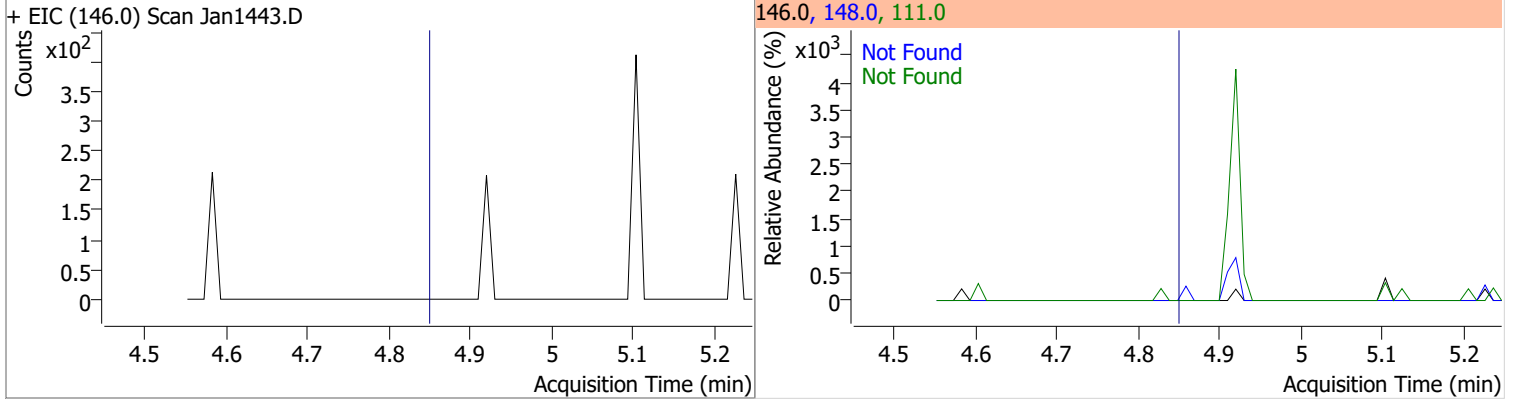


Compound	Conc.	Exp RT	QIon	Exp Ratio
2-Chlorophenol	N.D.	4.70	130.0	32.7

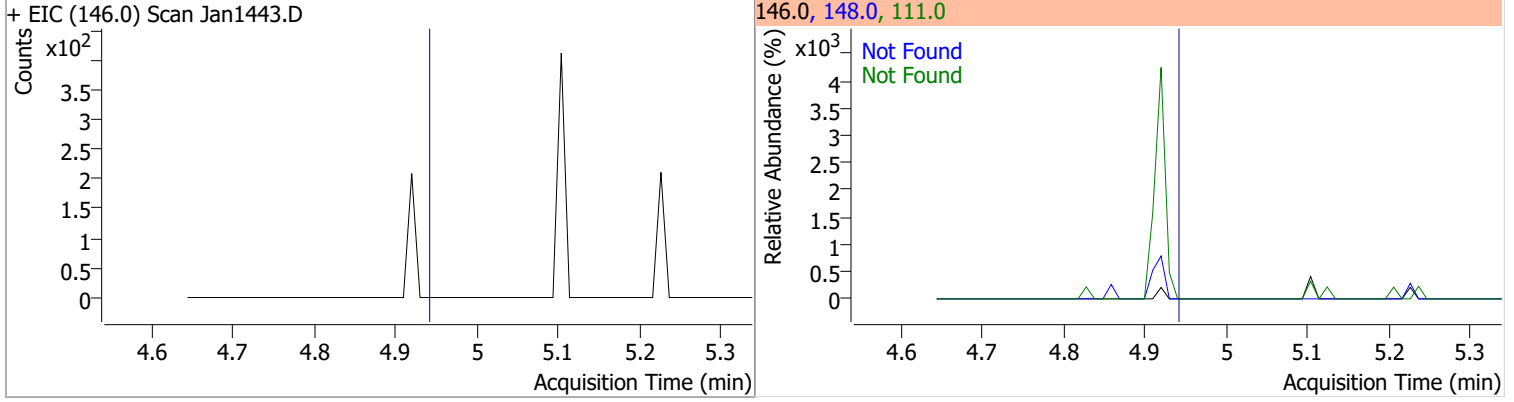


Quantitation Results Report (QT Reviewed)

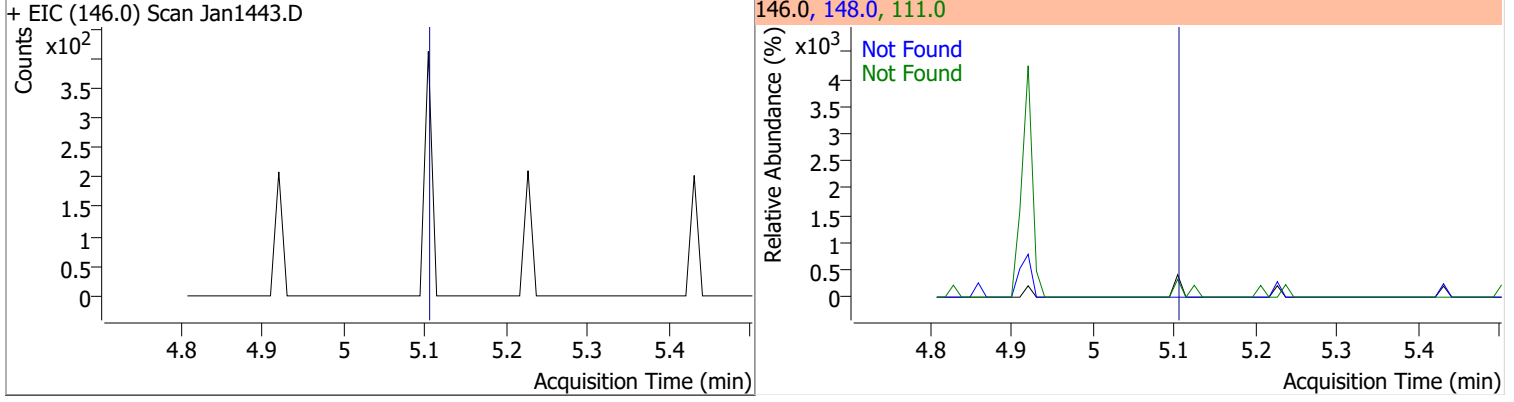
Compound	Conc.	Exp RT	QIon	Exp Ratio	QIon	Exp Ratio
1,3-Dichlorobenzene	N.D.	4.85	148.0	64.0	111.0	35.9



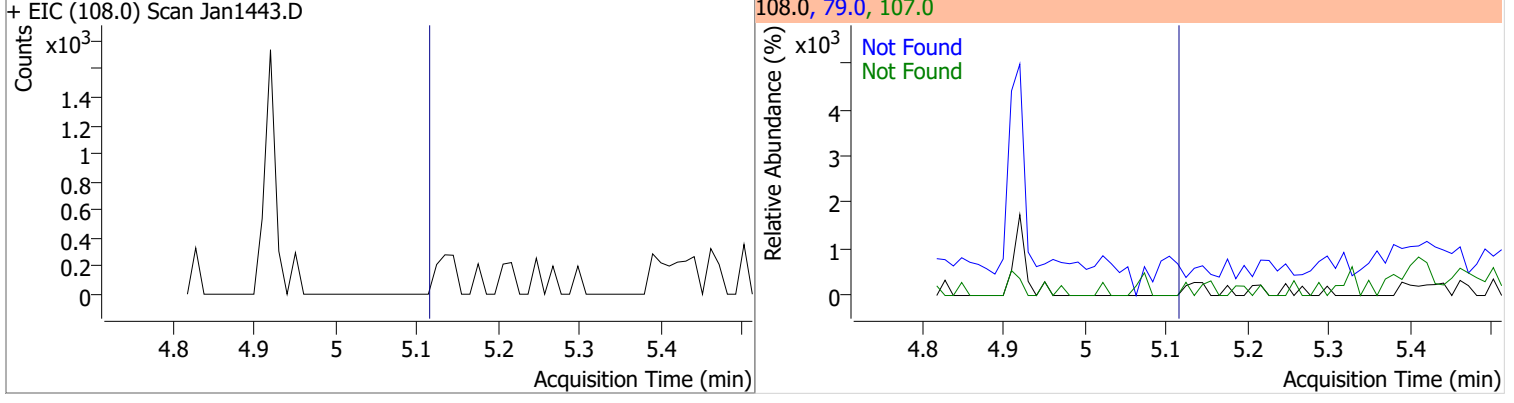
Compound	Conc.	Exp RT	QIon	Exp Ratio	QIon	Exp Ratio
1,4-Dichlorobenzene	N.D.	4.94	148.0	65.1	111.0	35.2



Compound	Conc.	Exp RT	QIon	Exp Ratio	QIon	Exp Ratio
1,2-Dichlorobenzene	N.D.	5.10	148.0	63.6	111.0	36.6

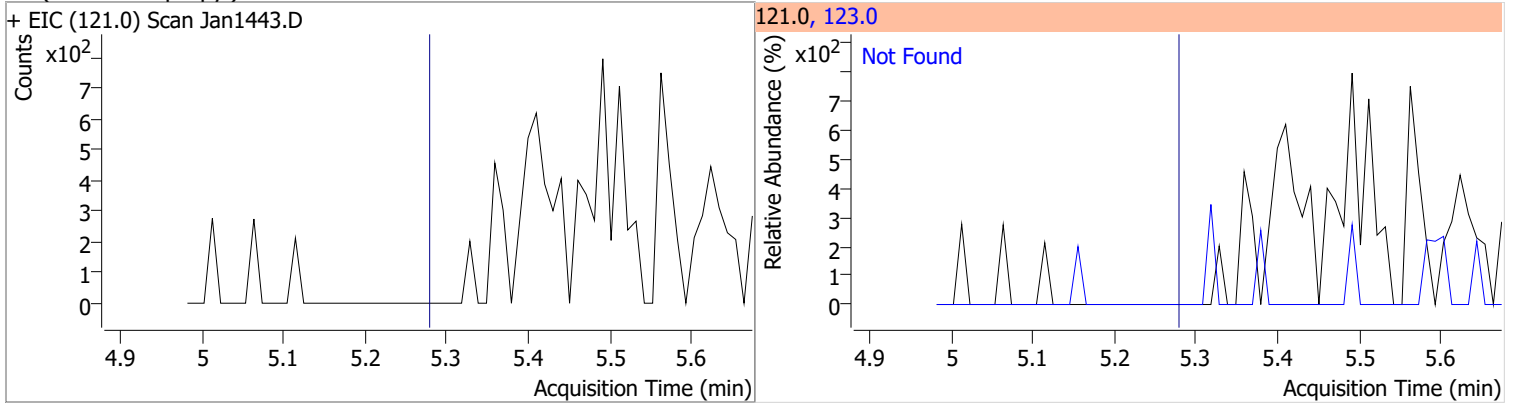


Compound	Conc.	Exp RT	QIon	Exp Ratio	QIon	Exp Ratio
Benzyl Alcohol	N.D.	5.11	79.0	112.9	107.0	67.1

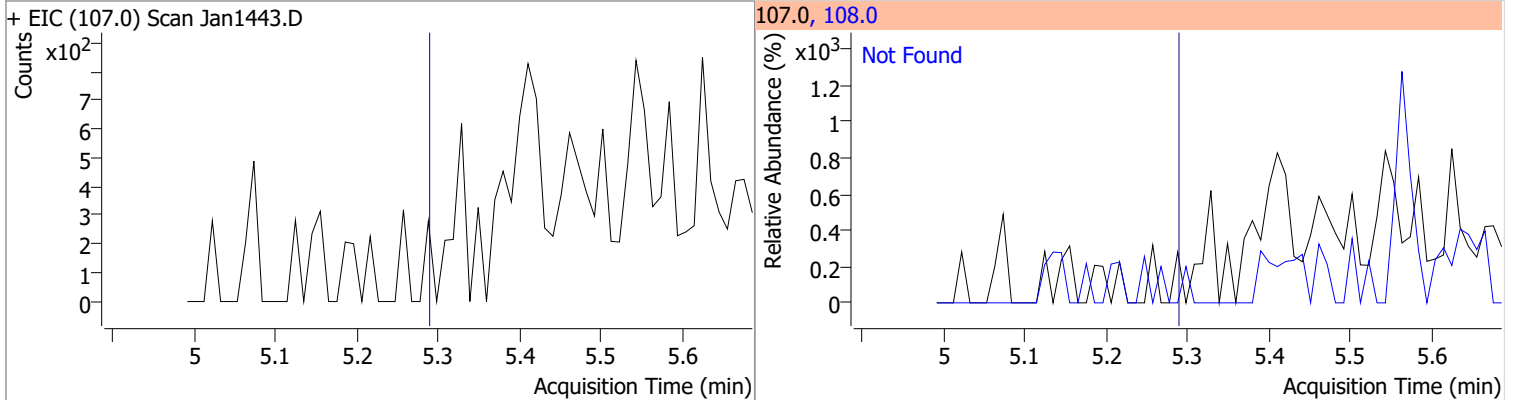


Quantitation Results Report (QT Reviewed)

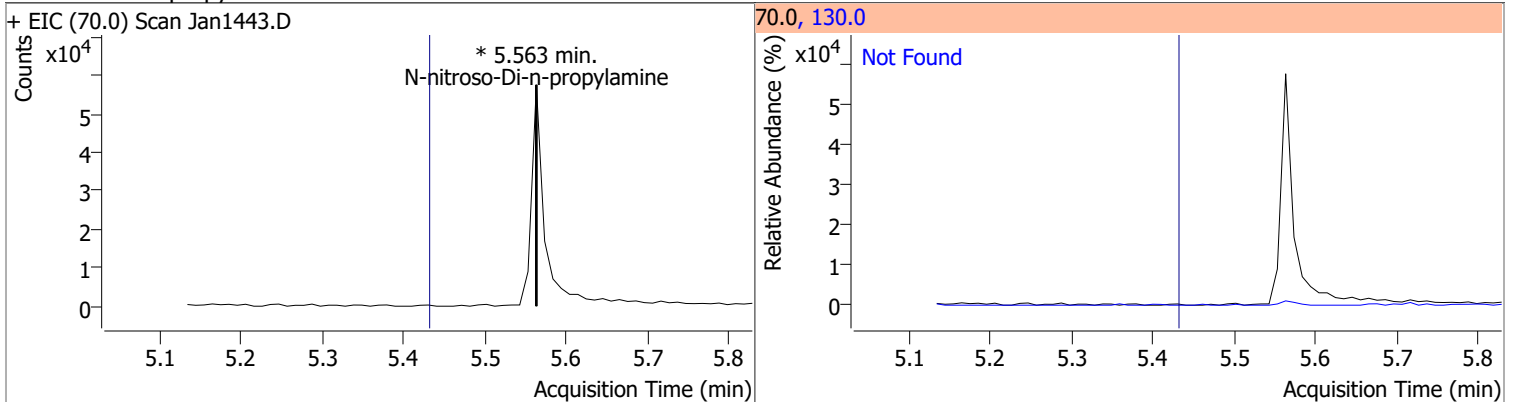
Compound	Conc.	Exp RT	QIon	Exp Ratio
bis(2-chloroisopropyl)Ether	N.D.	5.28	123.0	33.2



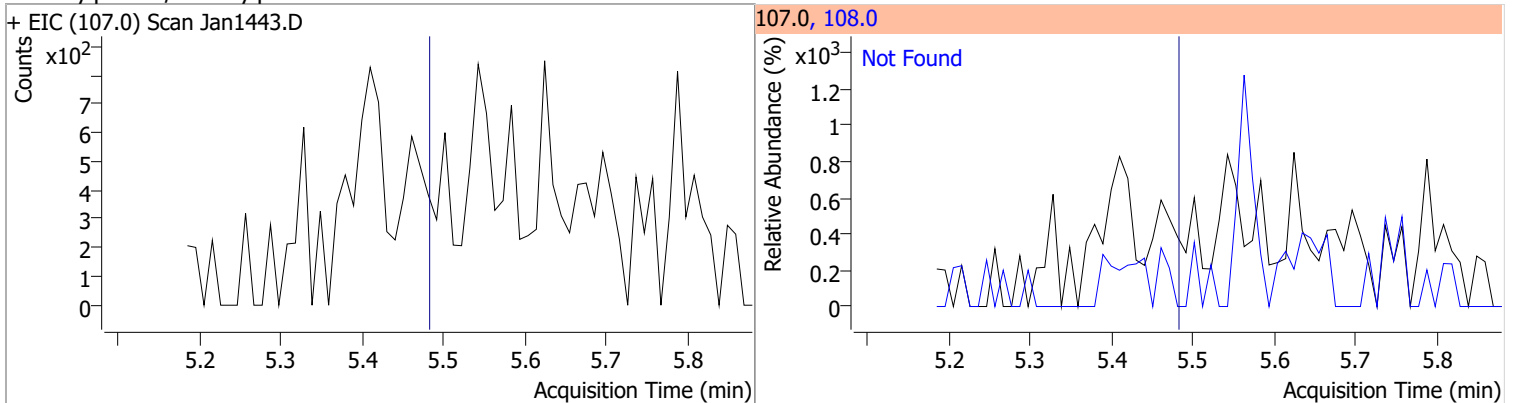
Compound	Conc.	Exp RT	QIon	Exp Ratio
2-Methylphenol	N.D.	5.29	108.0	114.9



Compound	Conc.	RT	Dev(Min)	Resp.	QIon	QRatio	Lower	Upper
N-nitroso-Di-n-propylamine		0		0	130.0		0.0	40.8

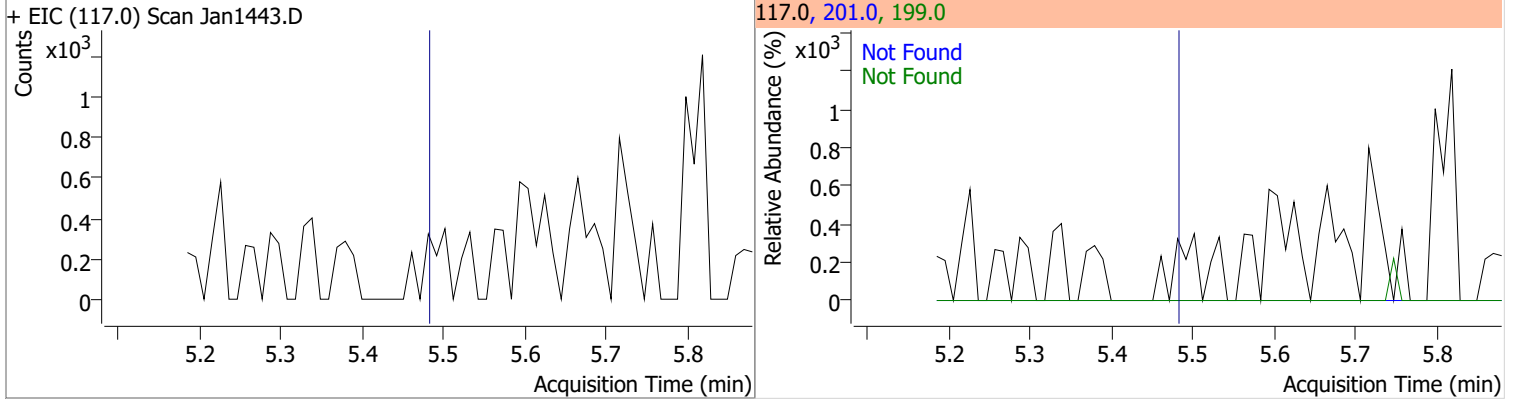


Compound	Conc.	Exp RT	QIon	Exp Ratio
4Methylphenol/3Methylphenol	N.D.	5.48	108.0	80.9

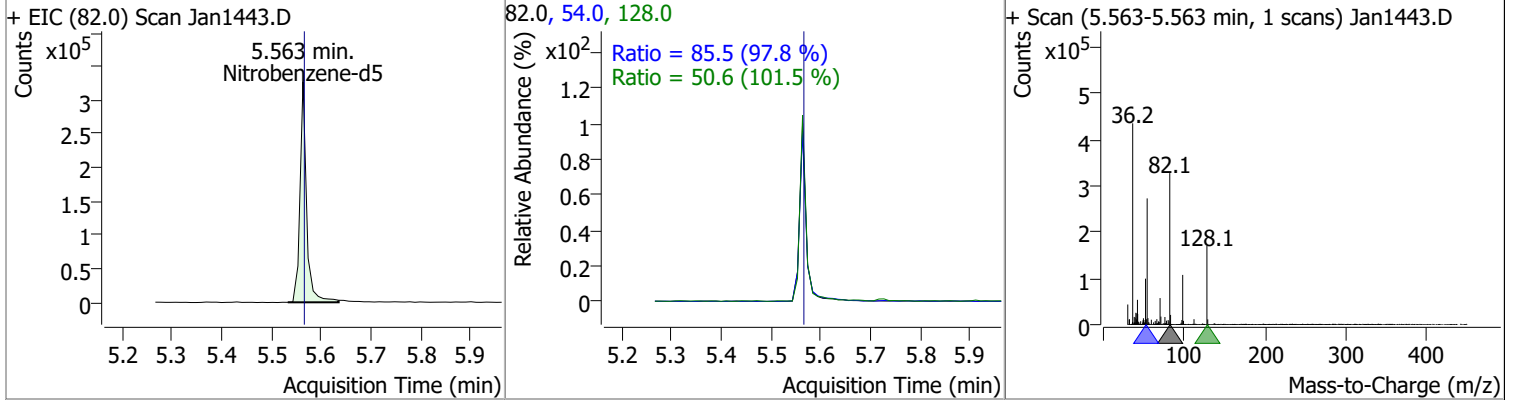


Quantitation Results Report (QT Reviewed)

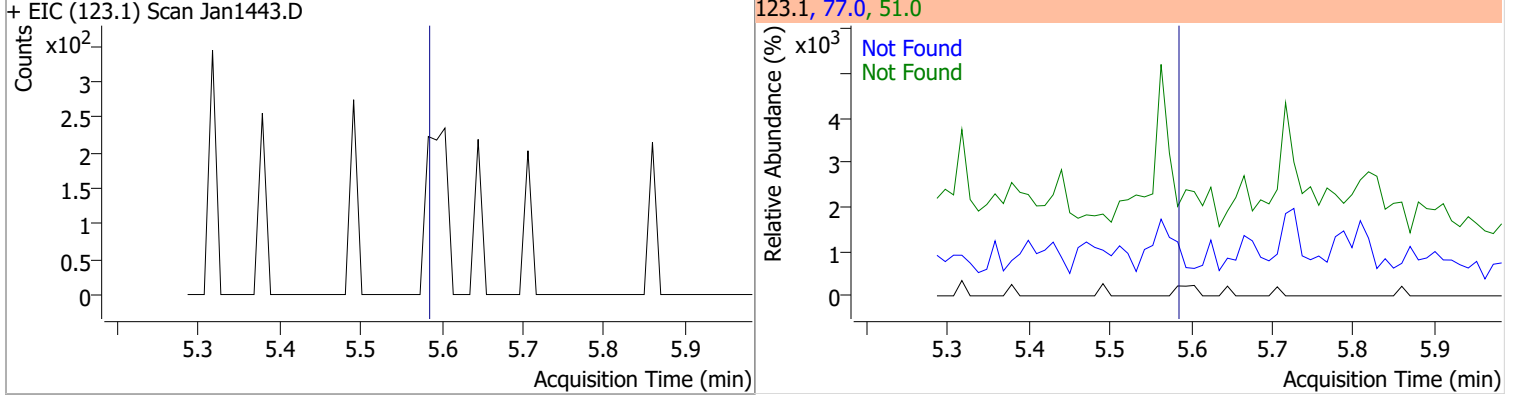
Compound	Conc.	Exp RT	QIon	Exp Ratio	QIon	Exp Ratio
Hexachloroethane	N.D.	5.48	201.0	96.9	199.0	60.2



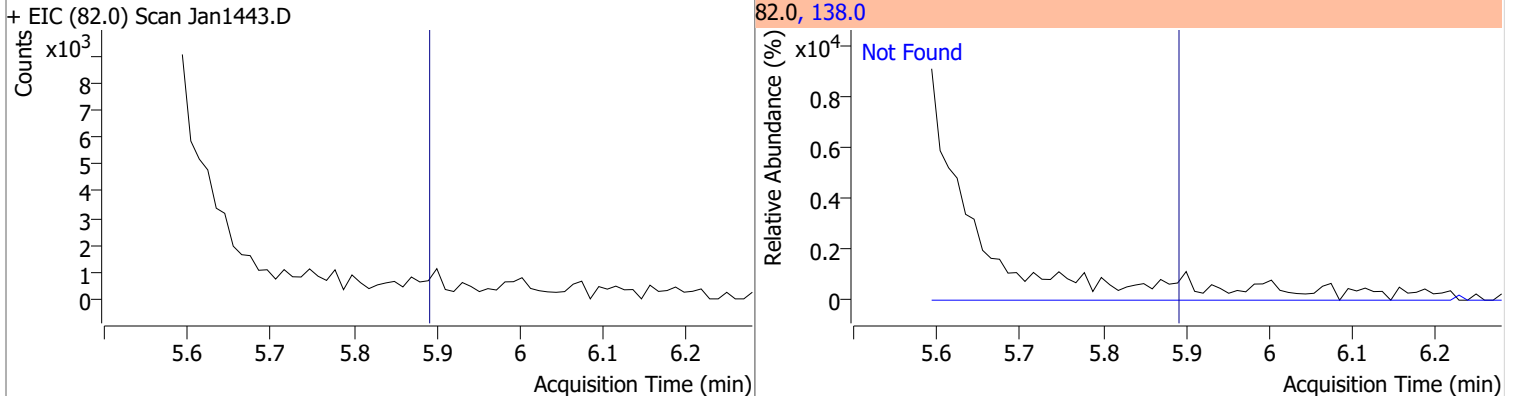
Compound	Conc.	RT	Dev(Min)	Resp.	QIon	QRatio	Lower	Upper
Nitrobenzene-d5	64.9456	5.56	0.00	300170	54.0	85.5	61.2	113.6
					128.0	50.6	34.9	64.8



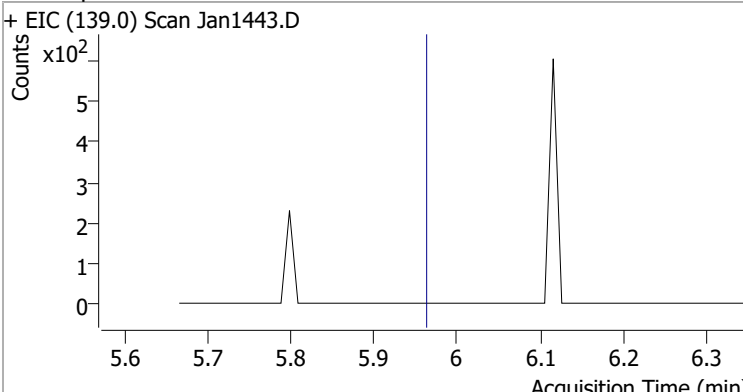
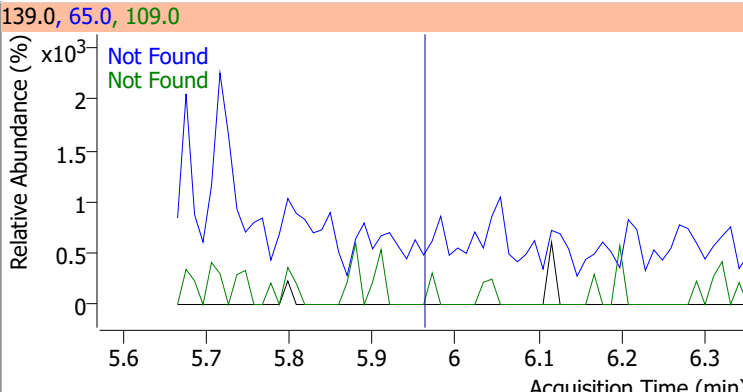
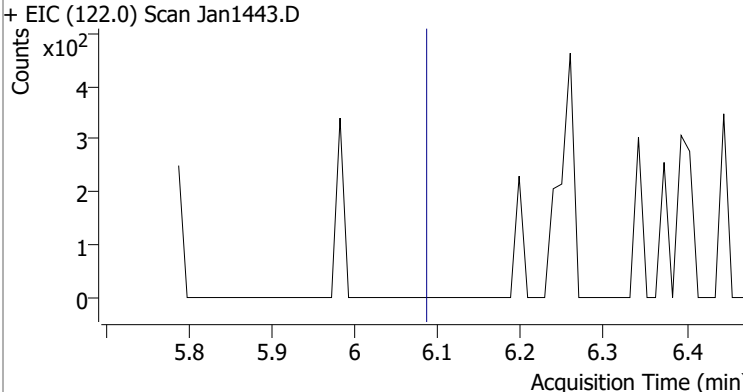
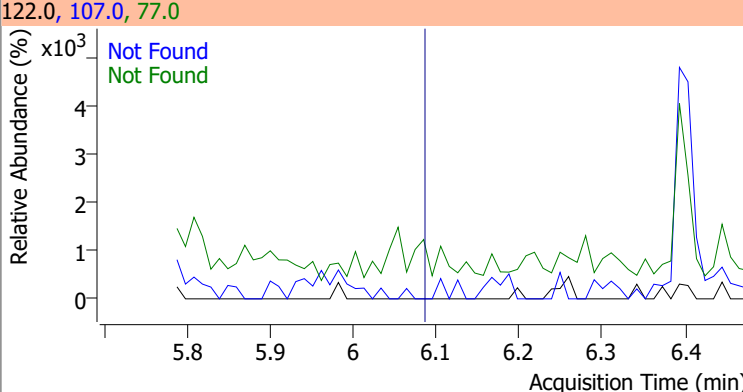
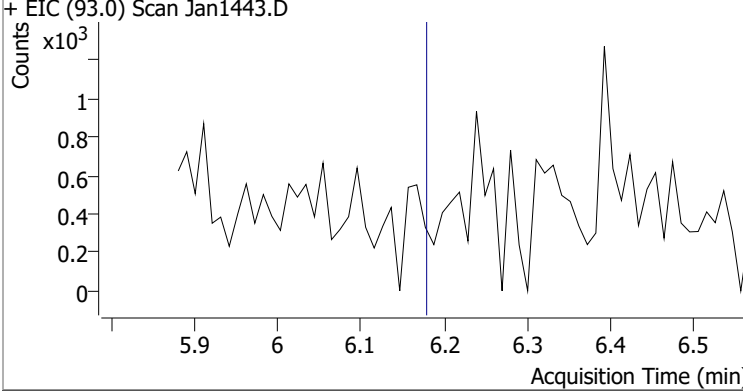
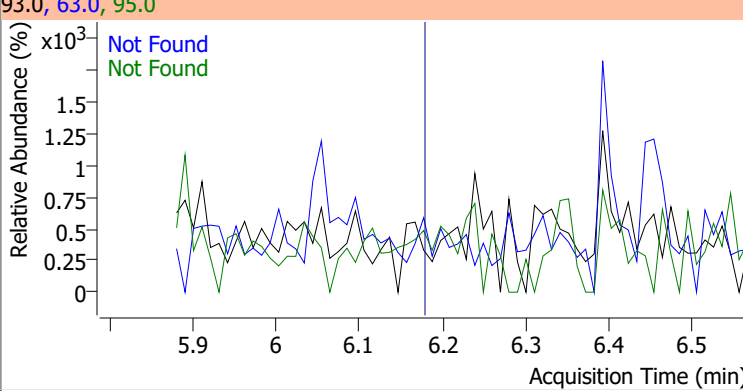
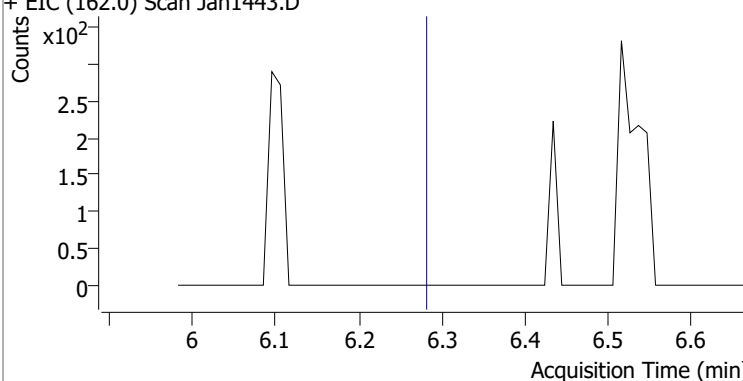
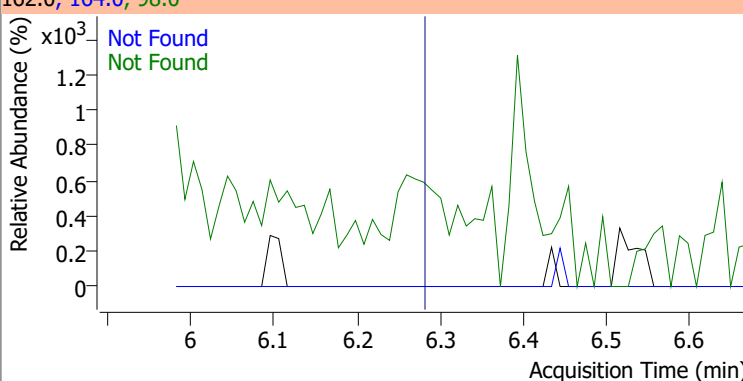
Compound	Conc.	Exp RT	QIon	Exp Ratio	QIon	Exp Ratio
Nitrobenzene	N.D.	5.58	77.0	187.7	51.0	165.1



Compound	Conc.	Exp RT	QIon	Exp Ratio
Isophorone	N.D.	5.89	138.0	21.2

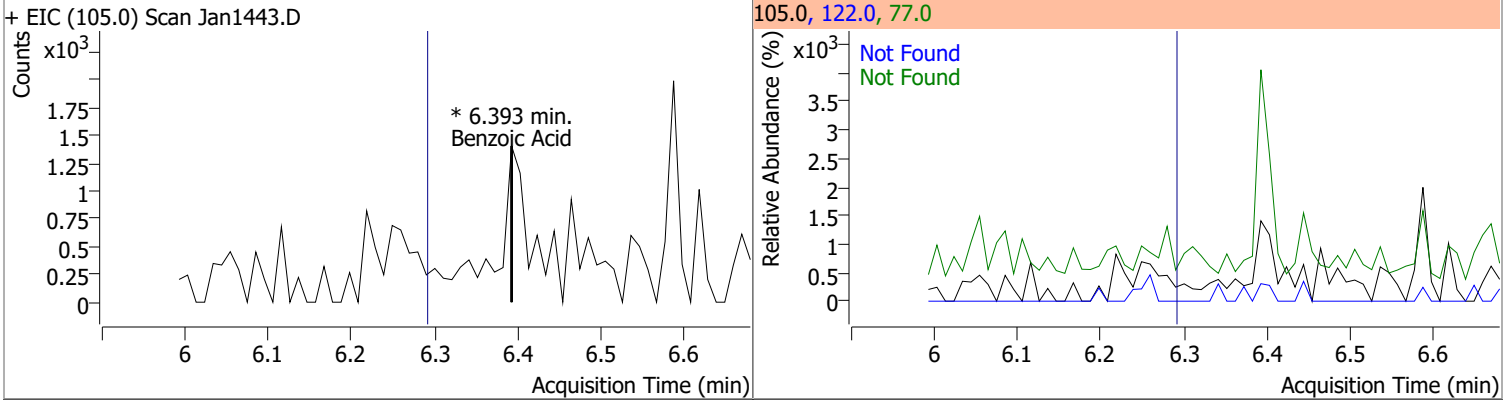


Quantitation Results Report (QT Reviewed)

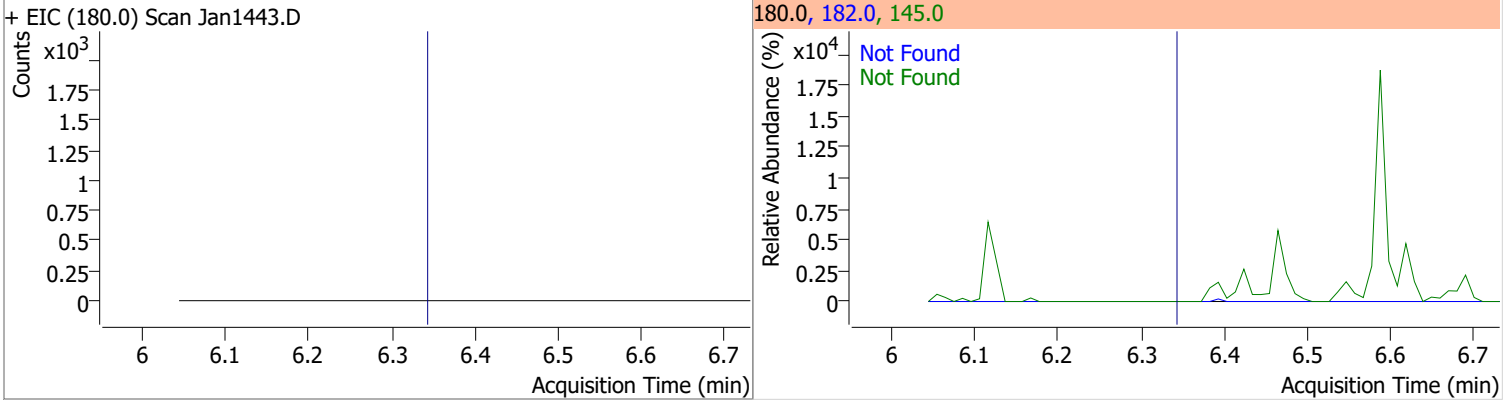
Compound	Conc.	Exp RT	QIon	Exp Ratio	QIon	Exp Ratio
2-Nitrophenol	N.D.	5.96	65.0	52.2	109.0	38.2
+ EIC (139.0) Scan Jan1443.D			139.0, 65.0, 109.0			
						
2,4-Dimethylphenol	N.D.	6.08	107.0	106.7	77.0	29.9
+ EIC (122.0) Scan Jan1443.D			122.0, 107.0, 77.0			
						
bis(-2-Chloroethoxy)Methane	N.D.	6.18	63.0	88.3	95.0	29.8
+ EIC (93.0) Scan Jan1443.D			93.0, 63.0, 95.0			
						
2,4-Dichlorophenol	N.D.	6.28	164.0	63.5	98.0	30.9
+ EIC (162.0) Scan Jan1443.D			162.0, 164.0, 98.0			
						

Quantitation Results Report (QT Reviewed)

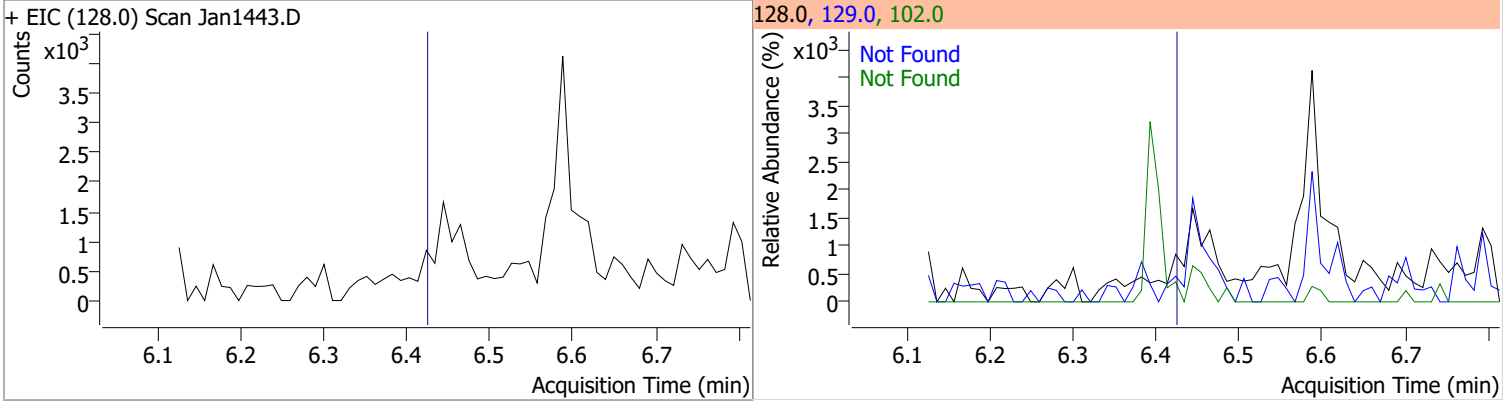
Compound	Conc.	RT	Dev(Min)	Resp.	QIon	QRatio	Lower	Upper
Benzoic Acid		0		0	122.0		62.5	116.1
					77.0		50.2	93.2



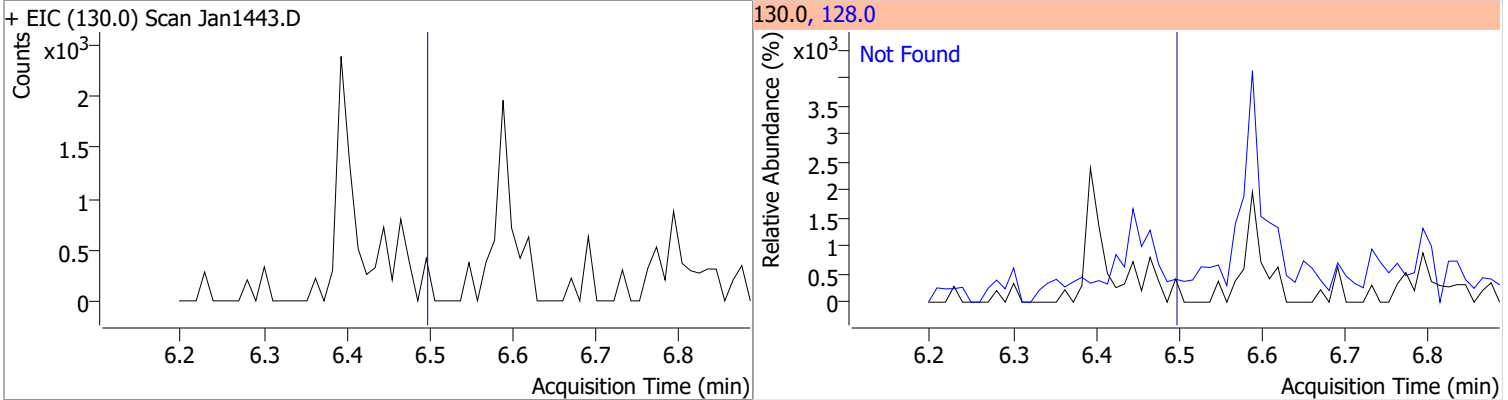
Compound	Conc.	Exp RT	QIon	Exp Ratio	QIon	Exp Ratio
1,2,4-Trichlorobenzene	N.D.	6.34	182.0	98.3	145.0	29.2



Compound	Conc.	Exp RT	QIon	Exp Ratio	QIon	Exp Ratio
Naphthalene	N.D.	6.42	129.0	11.1	102.0	8.9

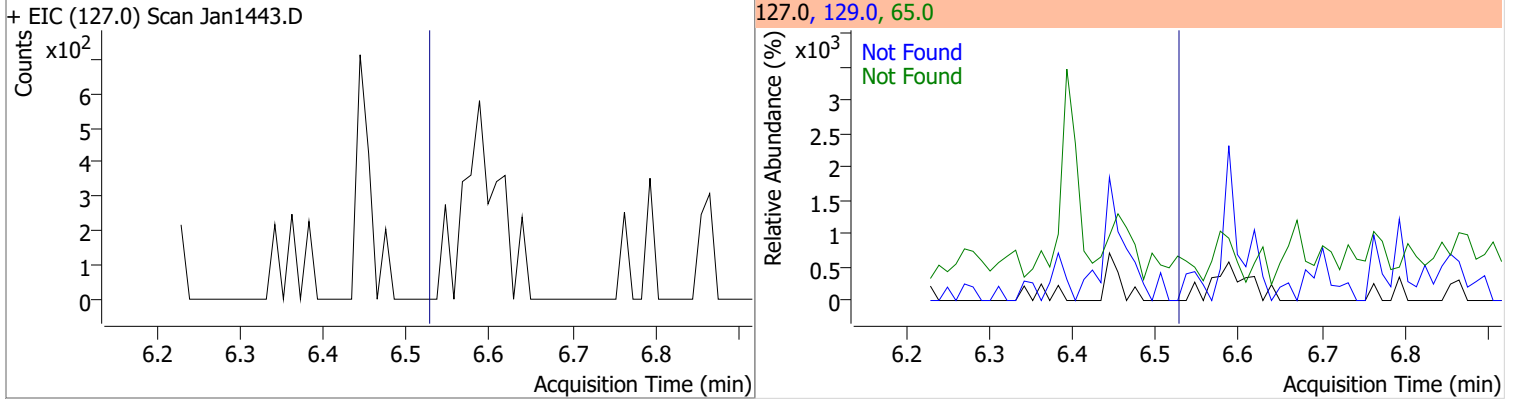


Compound	Conc.	Exp RT	QIon	Exp Ratio
4-Chlorophenol	N.D.	6.50	128.0	299.5

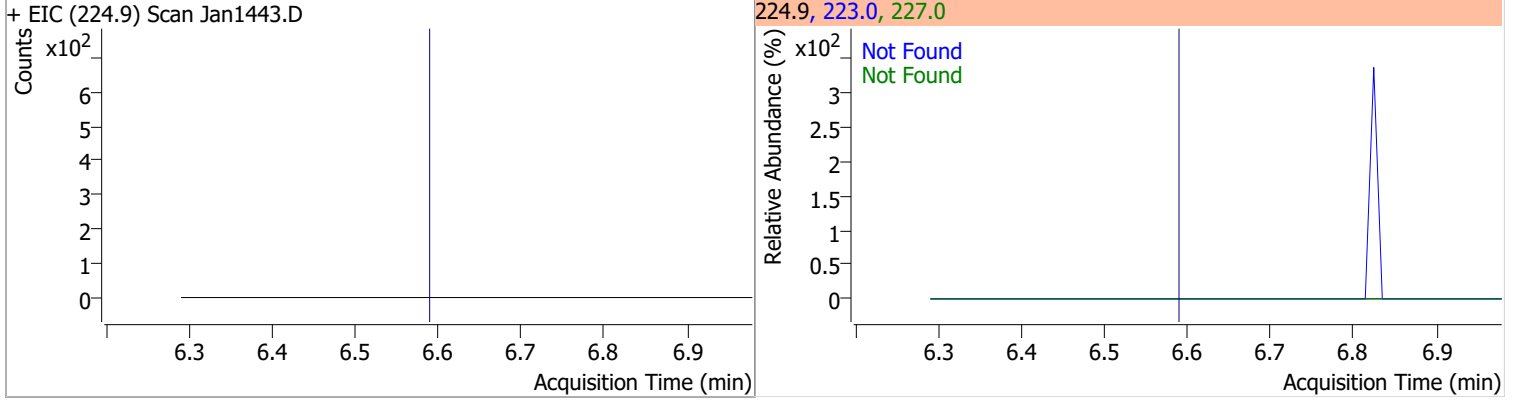


Quantitation Results Report (QT Reviewed)

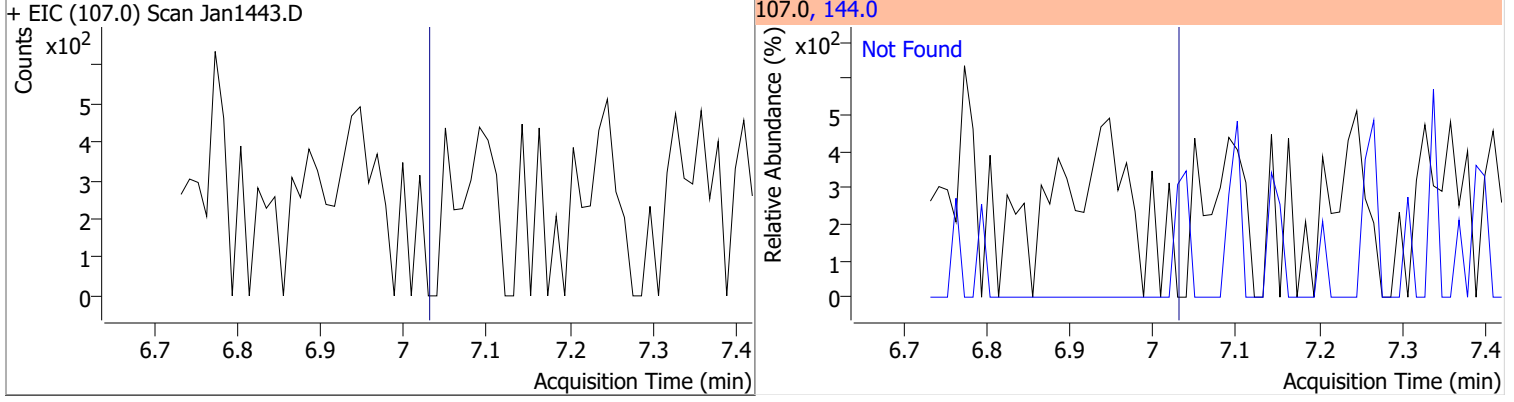
Compound	Conc.	Exp RT	QIon	Exp Ratio	QIon	Exp Ratio
p-Chloroaniline	N.D.	6.53	65.0	32.6	129.0	32.1



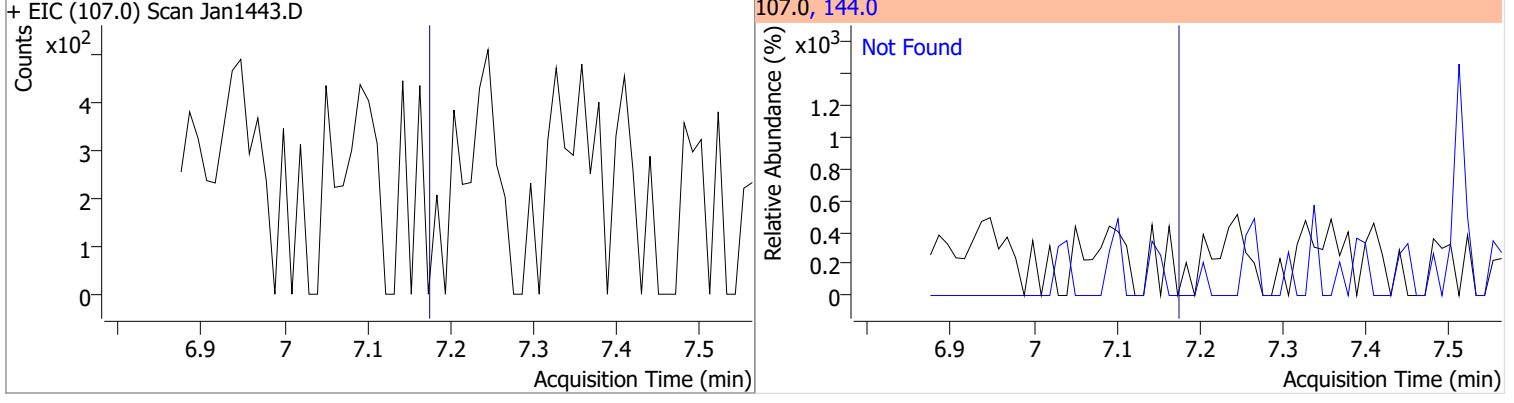
Compound	Conc.	Exp RT	QIon	Exp Ratio	QIon	Exp Ratio
Hexachlorobutadiene	N.D.	6.59	223.0	62.9	227.0	61.7



Compound	Conc.	Exp RT	QIon	Exp Ratio
4-Chloro-2-Methylphenol	N.D.	7.03	144.0	28.7



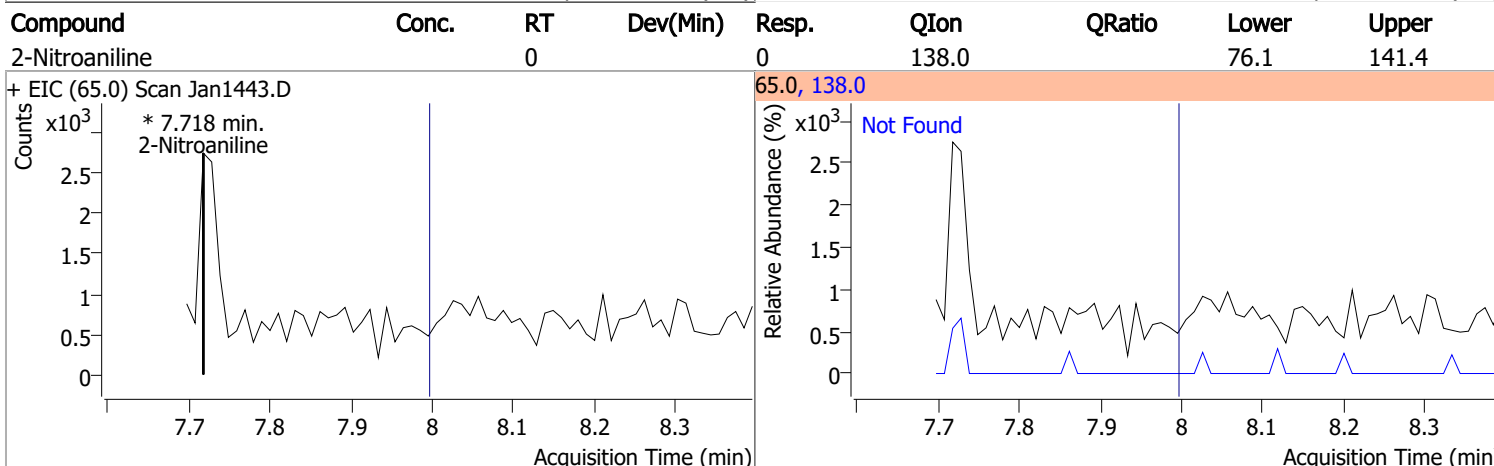
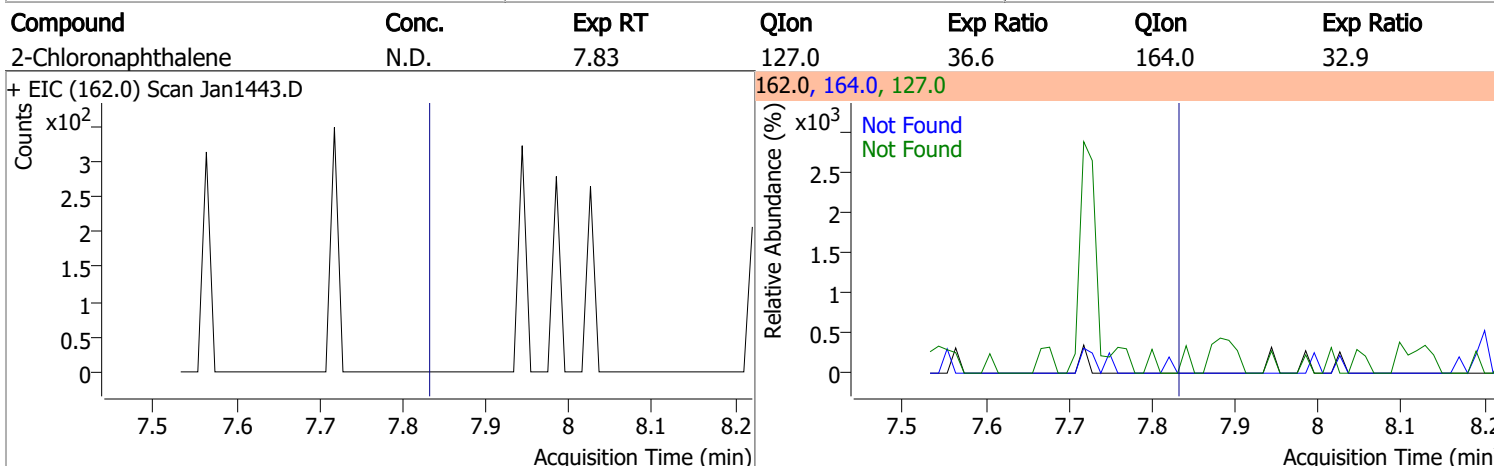
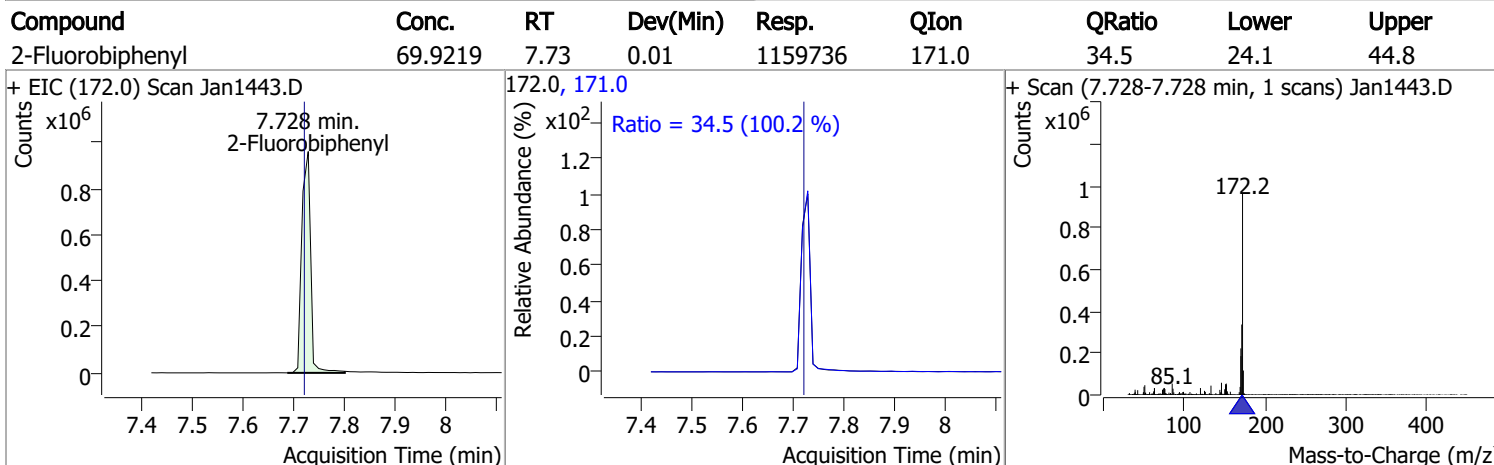
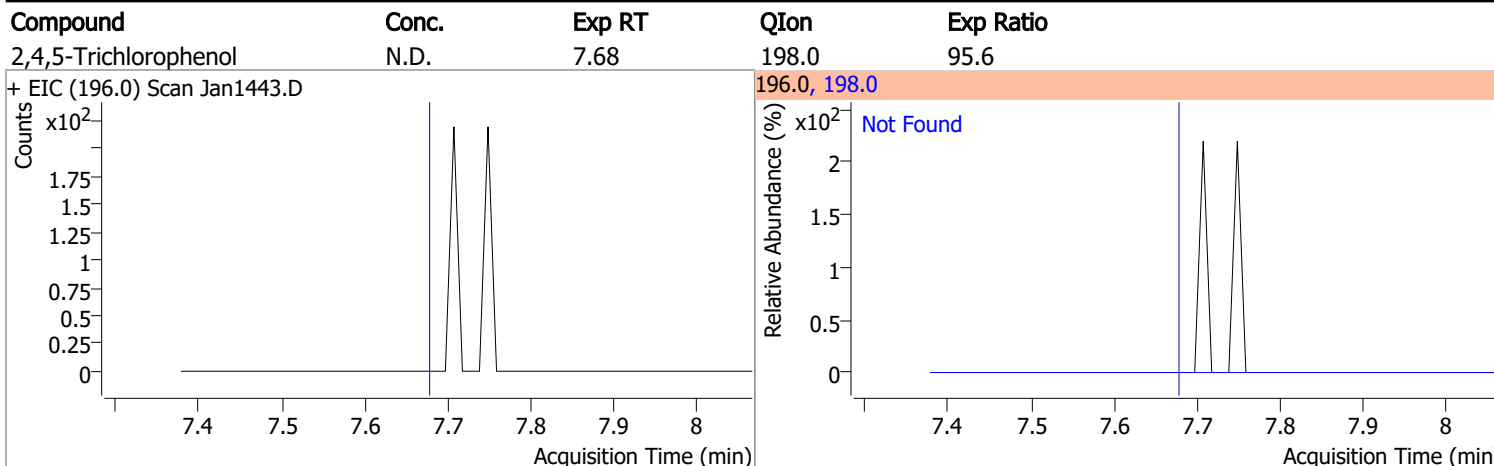
Compound	Conc.	Exp RT	QIon	Exp Ratio
4-Chloro-3-Methylphenol	N.D.	7.17	144.0	28.4



Quantitation Results Report (QT Reviewed)

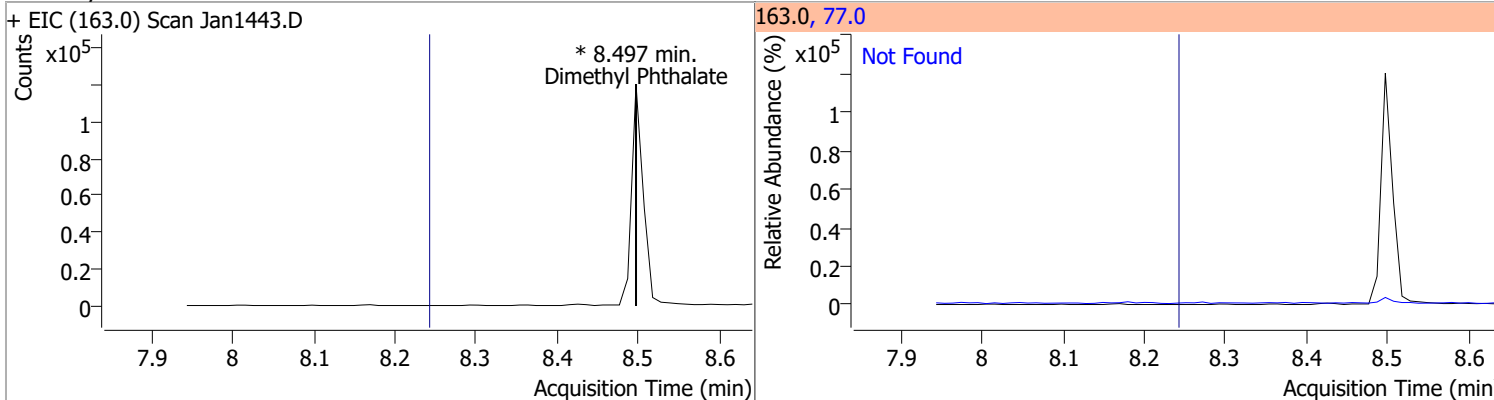
Compound	Conc.	Exp RT	QIon	Exp Ratio	QIon	Exp Ratio
2-Methylnaphthalene	N.D.	7.26	142.0	115.4	115.0	41.1
+ EIC (141.0) Scan Jan1443.D			141.0, 142.0, 115.0			
1-Methylnaphthalene	N.D.	7.37	142.0	111.1	115.0	41.1
+ EIC (141.0) Scan Jan1443.D			141.0, 142.0, 115.0			
Hexachlorocyclopentadiene	N.D.	7.45	238.9	65.3	234.9	63.2
+ EIC (236.9) Scan Jan1443.D			236.9, 238.9, 234.9			
2,4,6-Trichlorophenol	N.D.	7.63	198.0	94.2		
+ EIC (196.0) Scan Jan1443.D			196.0, 198.0			

Quantitation Results Report (QT Reviewed)

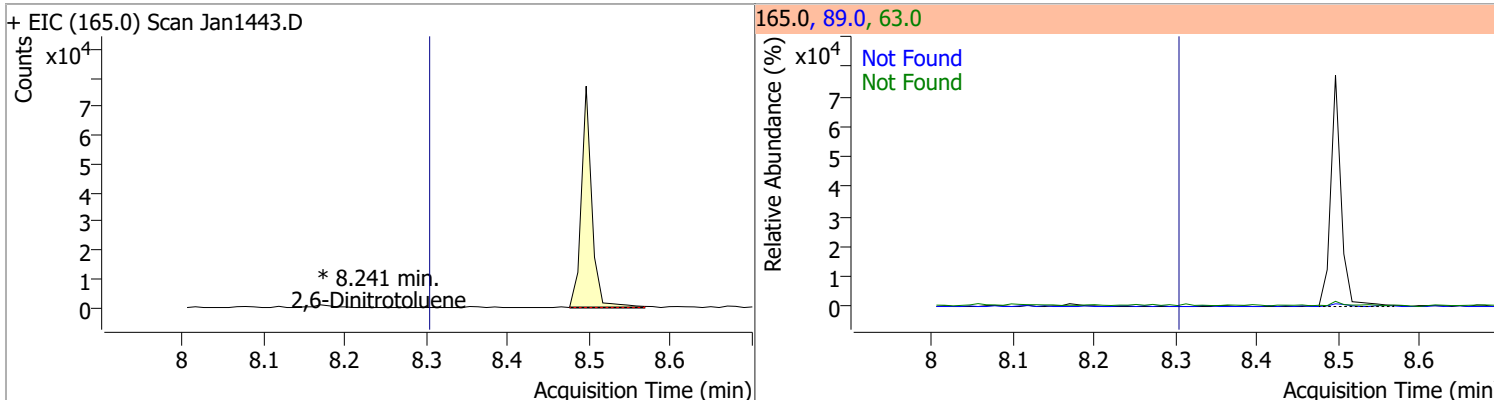


Quantitation Results Report (QT Reviewed)

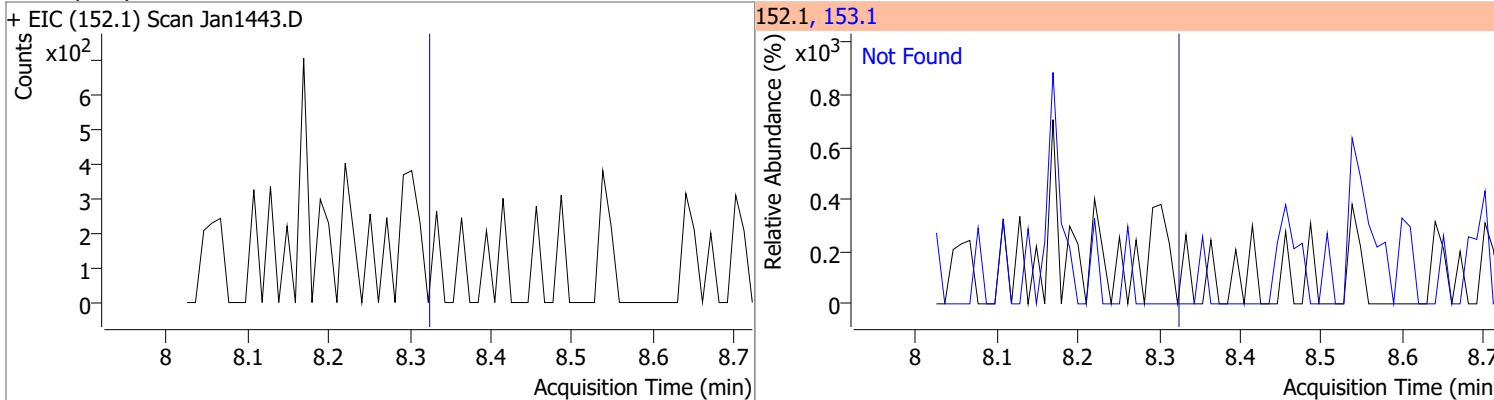
Compound	Conc.	RT	Dev(Min)	Resp.	QIon	QRatio	Lower	Upper
Dimethyl Phthalate	0	0		0	77.0		12.9	24.0



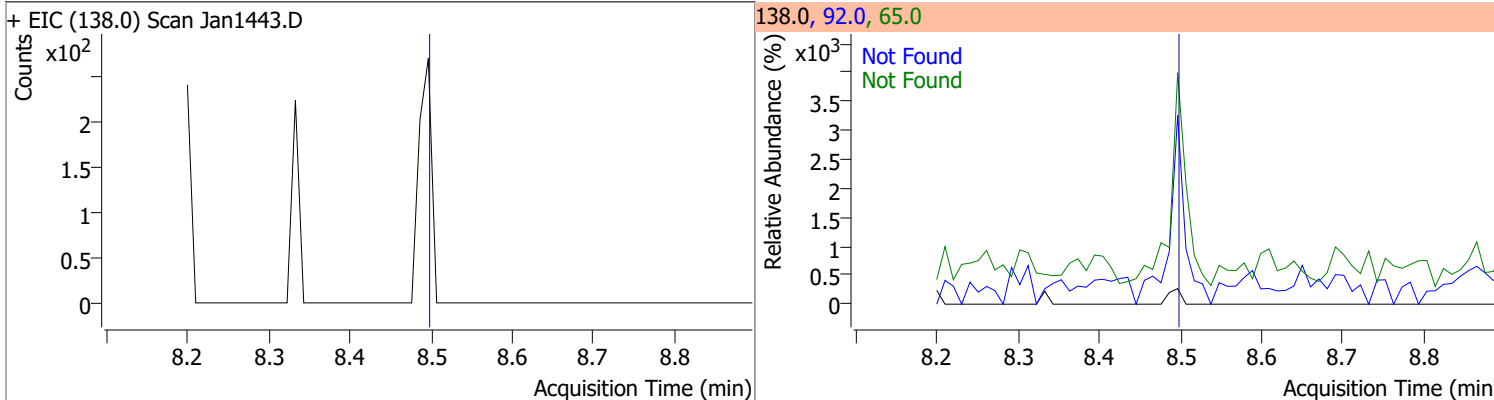
Compound	Conc.	RT	Dev(Min)	Resp.	QIon	QRatio	Lower	Upper
2,6-Dinitrotoluene	0	0		0	63.0		114.6	212.8
					89.0		41.8	77.6



Compound	Conc.	Exp RT	QIon	Exp Ratio
Acenaphthylene	N.D.	8.32	153.1	14.0

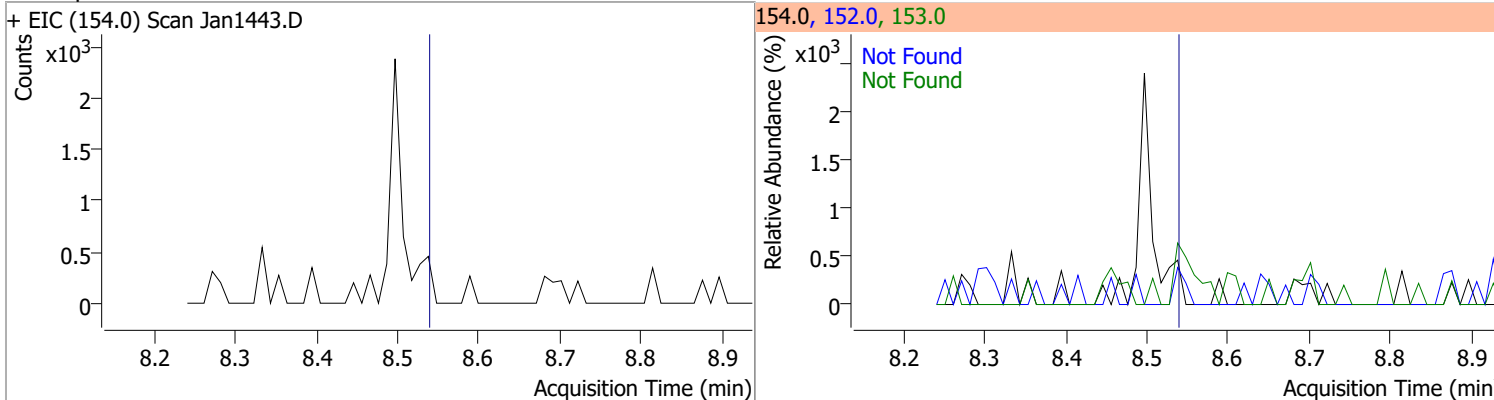


Compound	Conc.	Exp RT	QIon	Exp Ratio	QIon	Exp Ratio
3-Nitroaniline	N.D.	8.50	65.0	131.6	92.0	102.1

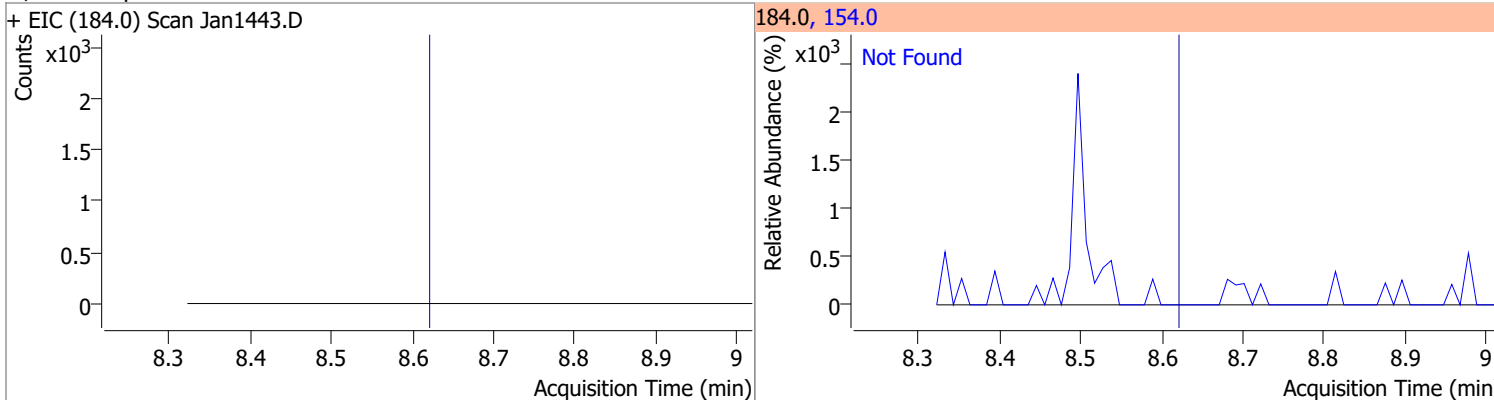


Quantitation Results Report (QT Reviewed)

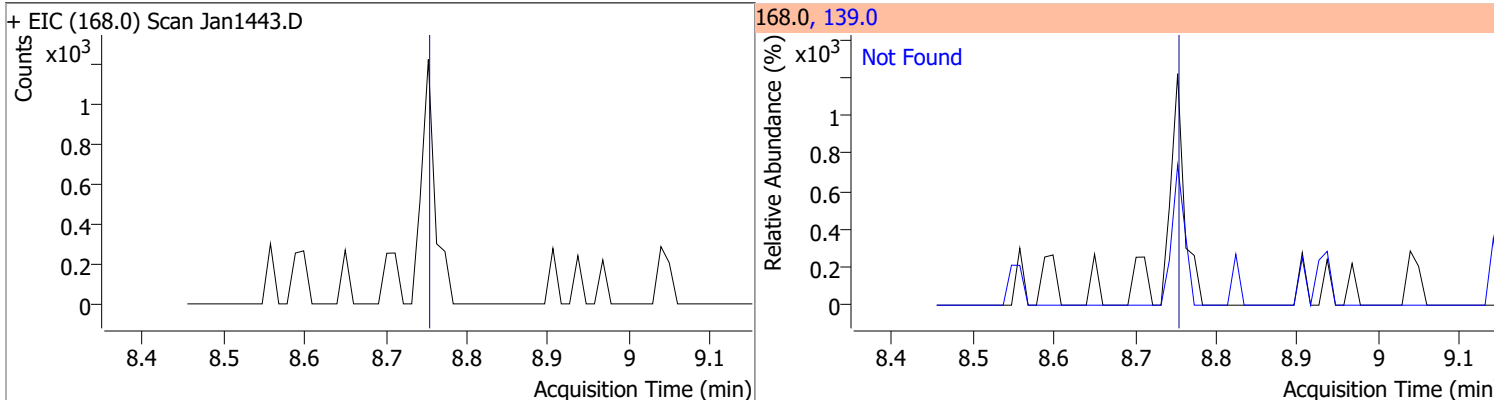
Compound	Conc.	Exp RT	QIon	Exp Ratio	QIon	Exp Ratio
Acenaphthene	N.D.	8.54	153.0	108.2	152.0	50.8



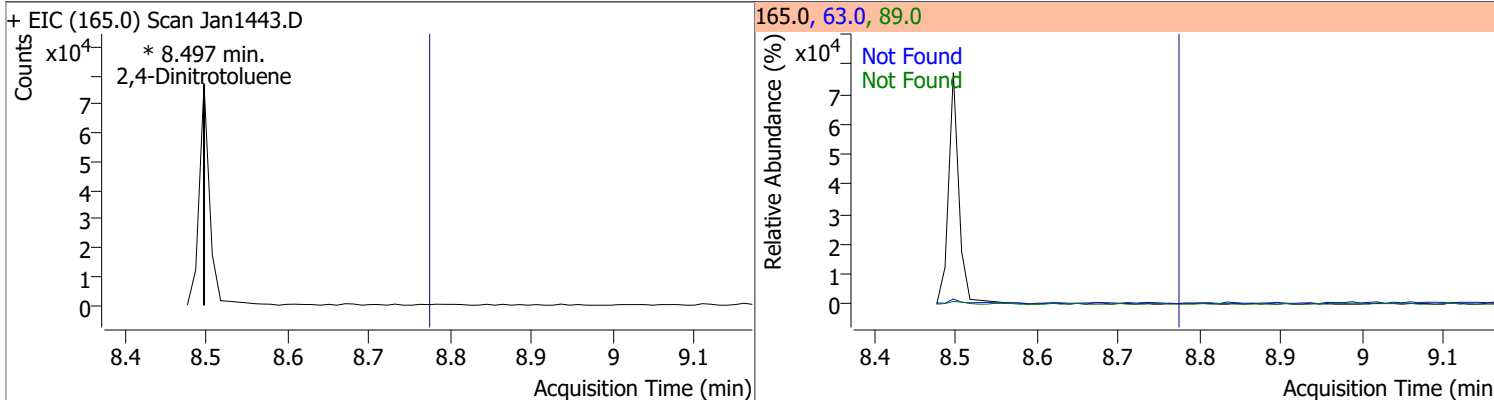
Compound	Conc.	Exp RT	QIon	Exp Ratio
2,4-Dinitrophenol	N.D.	8.62	154.0	53.4



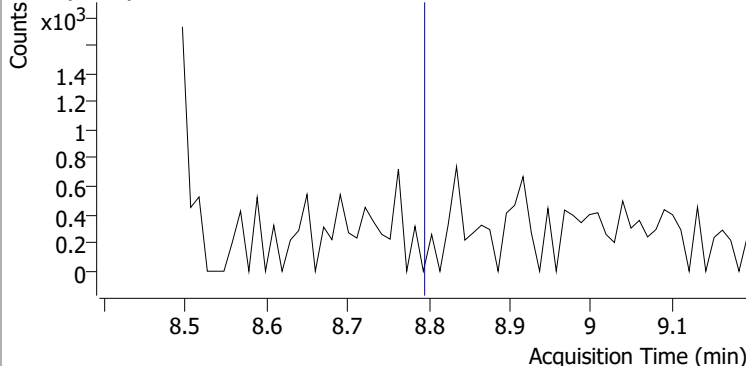
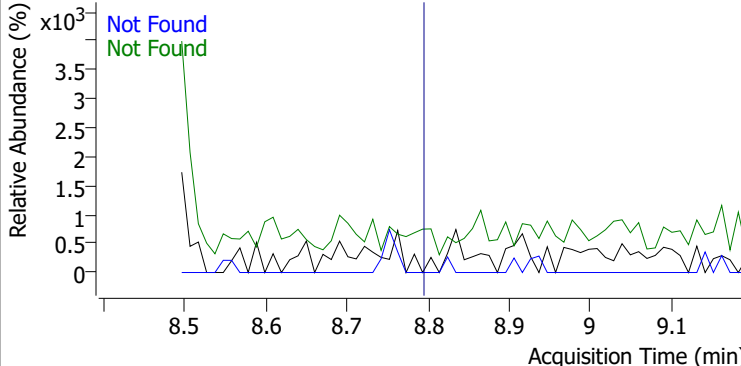
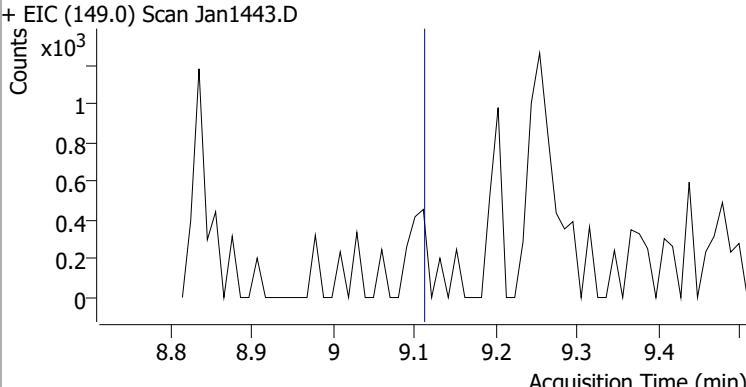
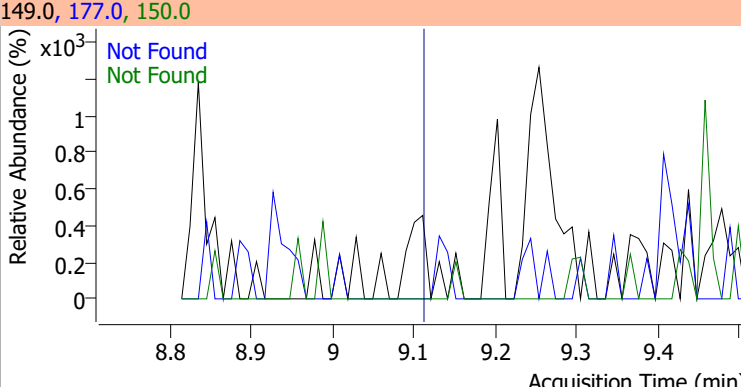
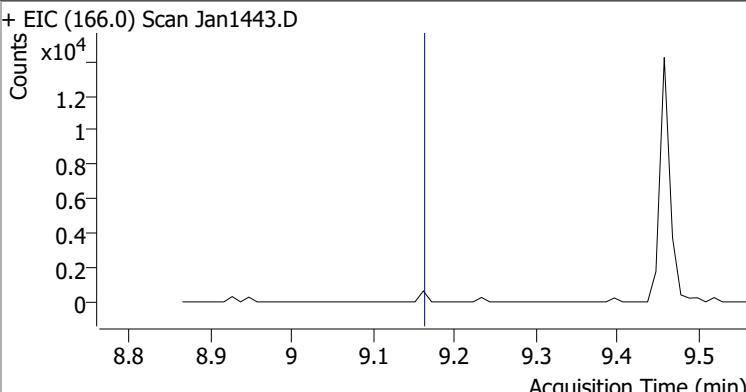
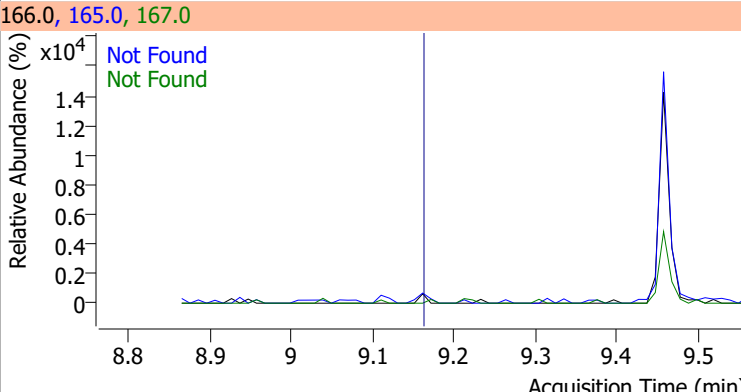
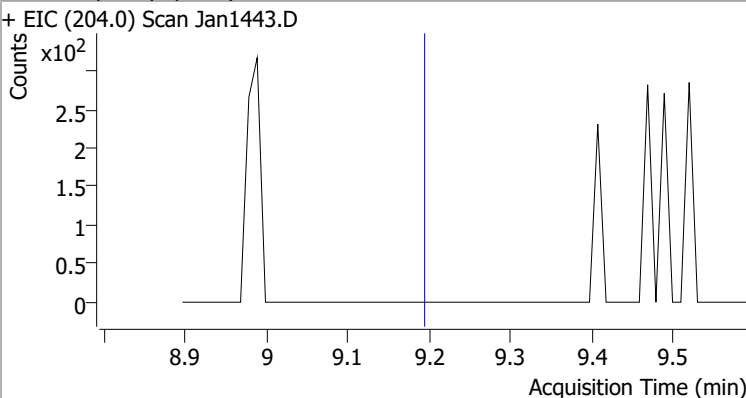
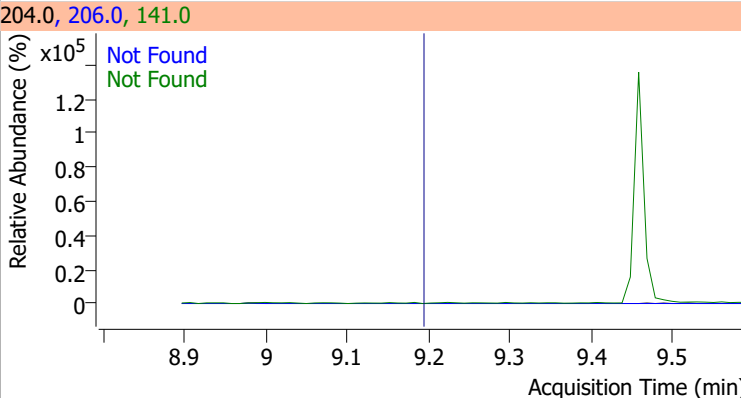
Compound	Conc.	Exp RT	QIon	Exp Ratio
Dibenzofuran	N.D.	8.75	139.0	38.8



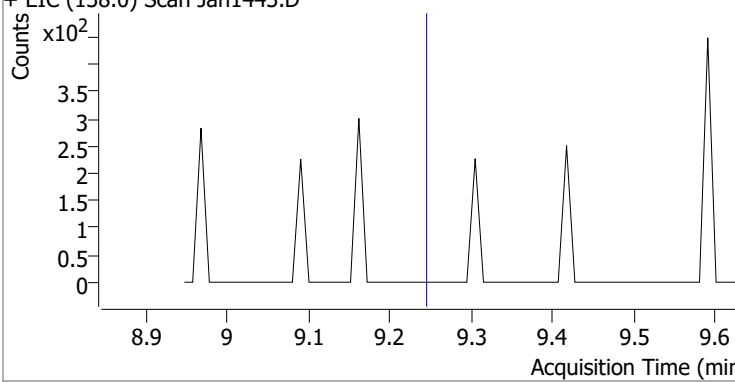
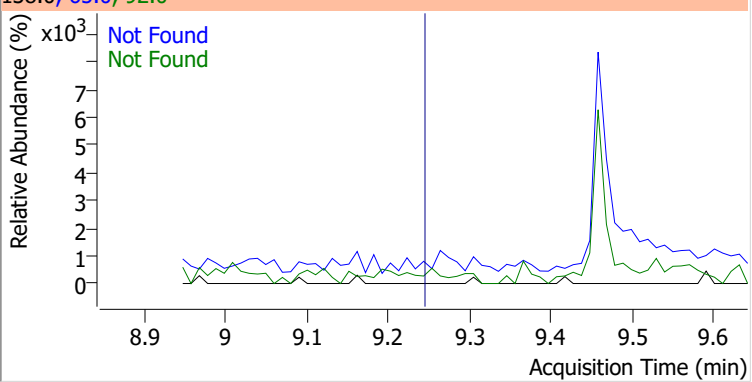
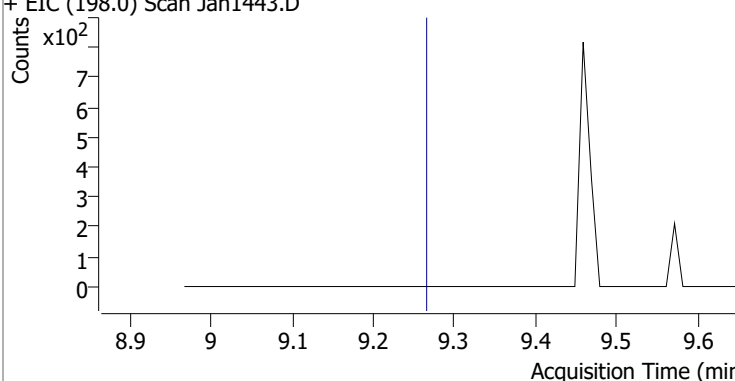
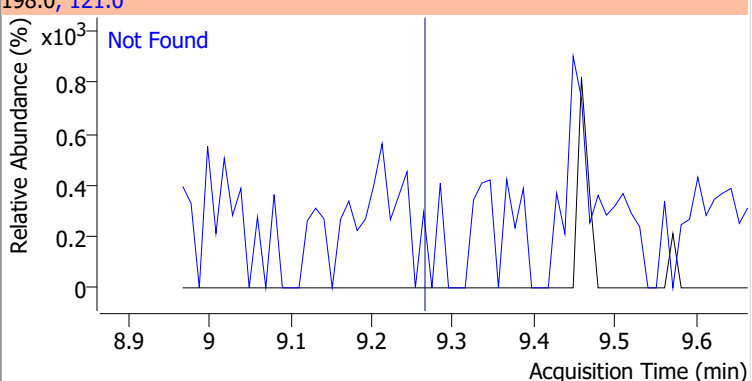
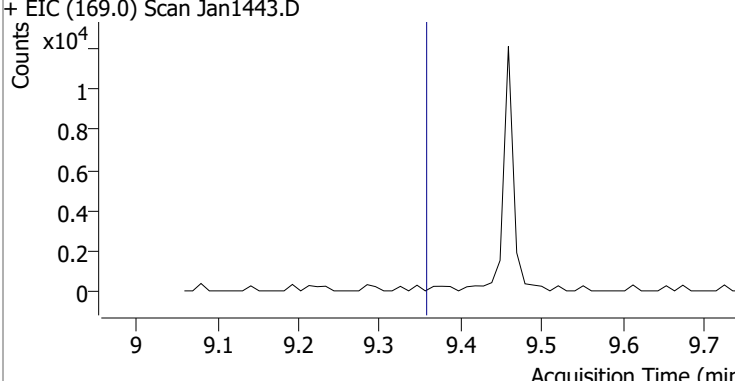
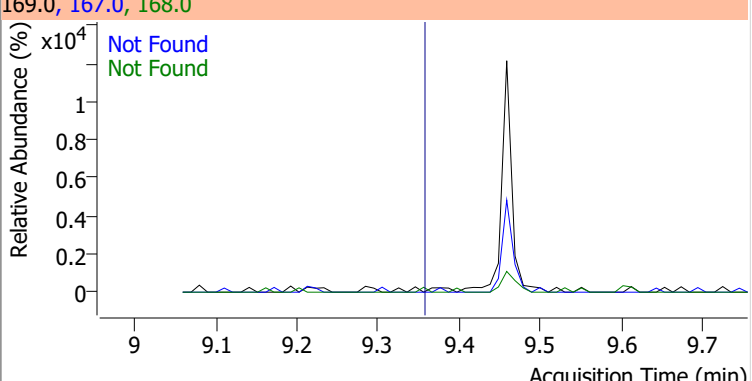
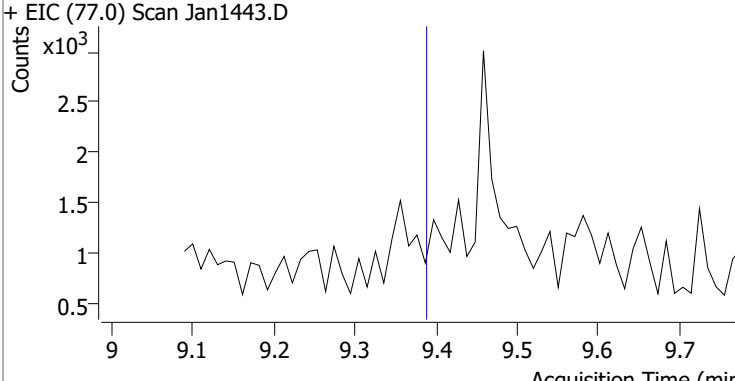
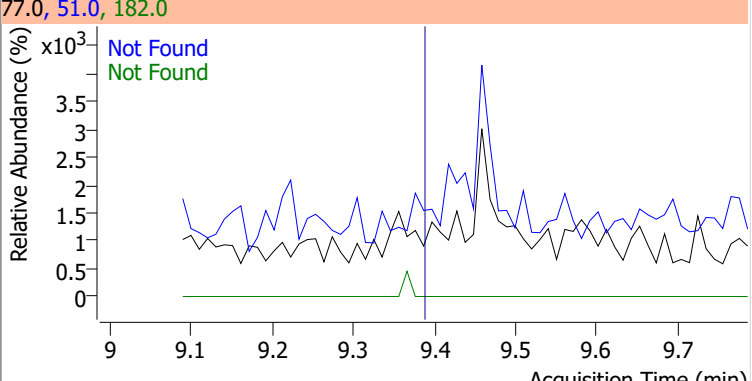
Compound	Conc.	RT	Dev(Min)	Resp.	QIon	QRatio	Lower	Upper
2,4-Dinitrotoluene		0		0	89.0		50.5	93.8
					63.0		36.9	68.4



Quantitation Results Report (QT Reviewed)

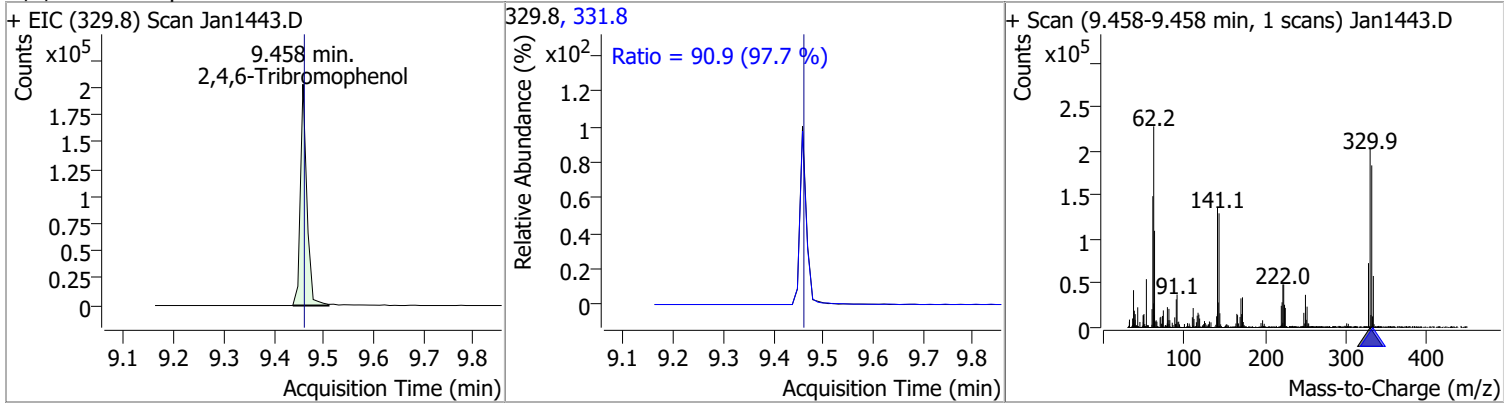
Compound	Conc.	Exp RT	QIon	Exp Ratio	QIon	Exp Ratio
4-Nitrophenol	N.D.	8.79	65.0	84.9	139.0	66.0
+ EIC (109.0) Scan Jan1443.D			109.0, 139.0, 65.0			
						
Diethylphthalate	N.D.	9.11	177.0	20.4	150.0	12.3
+ EIC (149.0) Scan Jan1443.D			149.0, 177.0, 150.0			
						
Fluorene	N.D.	9.16	165.0	94.7	167.0	13.8
+ EIC (166.0) Scan Jan1443.D			166.0, 165.0, 167.0			
						
4-Chlorophenyl-phenylether	N.D.	9.19	141.0	61.5	206.0	33.0
+ EIC (204.0) Scan Jan1443.D			204.0, 206.0, 141.0			
						

Quantitation Results Report (QT Reviewed)

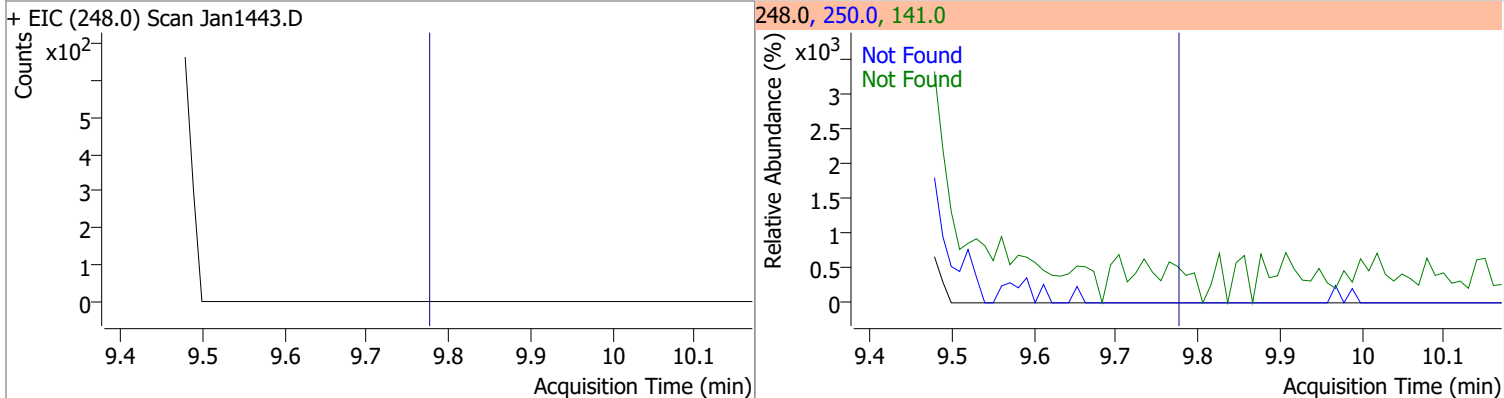
Compound	Conc.	Exp RT	QIon	Exp Ratio	QIon	Exp Ratio
4-Nitroaniline	N.D.	9.24	65.0	119.6	92.0	45.9
+ EIC (138.0) Scan Jan1443.D			138.0, 65.0, 92.0			
						
4,6-Dinitro-2-methylphenol	N.D.	9.26	121.0	44.2		
+ EIC (198.0) Scan Jan1443.D			198.0, 121.0			
						
N-nitrosodiphenylamine	N.D.	9.36	168.0	61.0	167.0	32.7
+ EIC (169.0) Scan Jan1443.D			169.0, 167.0, 168.0			
						
Azobenzene	N.D.	9.39	51.0	46.0	182.0	28.3
+ EIC (77.0) Scan Jan1443.D			77.0, 51.0, 182.0			
						

Quantitation Results Report (QT Reviewed)

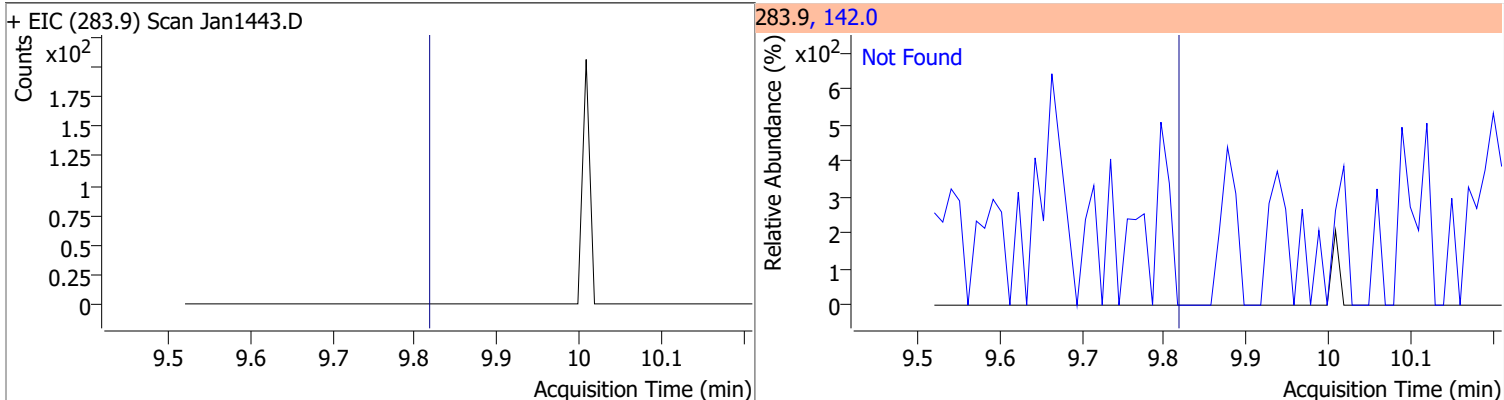
Compound	Conc.	RT	Dev(Min)	Resp.	QIon	QRatio	Lower	Upper
2,4,6-Tribromophenol	128.9286	9.46	0.00	183864	331.8	90.9	65.2	121.0



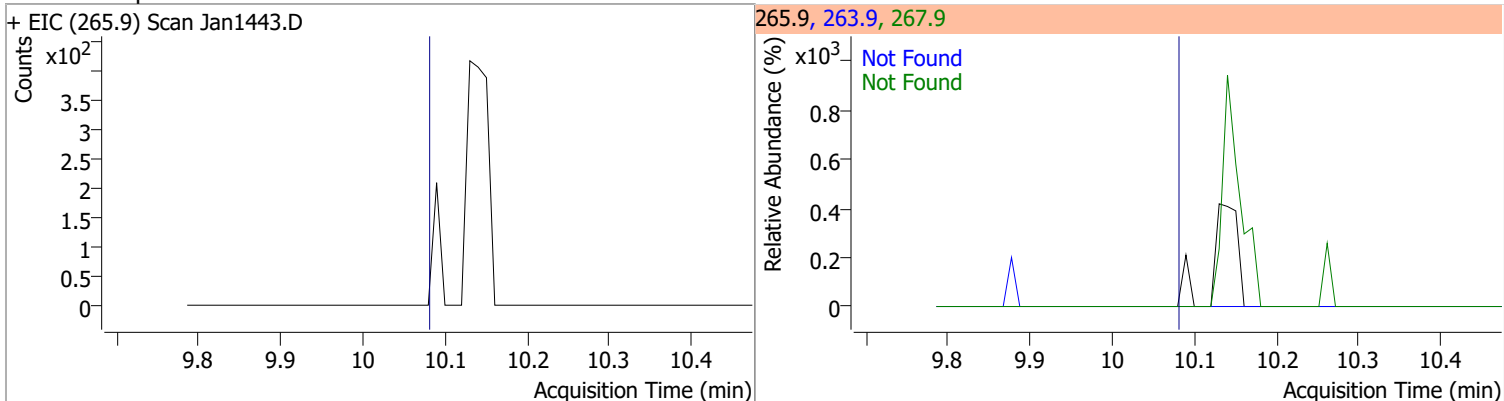
Compound	Conc.	Exp RT	QIon	Exp Ratio	QIon	Exp Ratio
4-Bromophenyl-phenylether	N.D.	9.78	250.0	97.1	141.0	93.8



Compound	Conc.	Exp RT	QIon	Exp Ratio	QIon	Exp Ratio
Hexachlorobenzene	N.D.	9.82	142.0	51.2	142.0	51.2

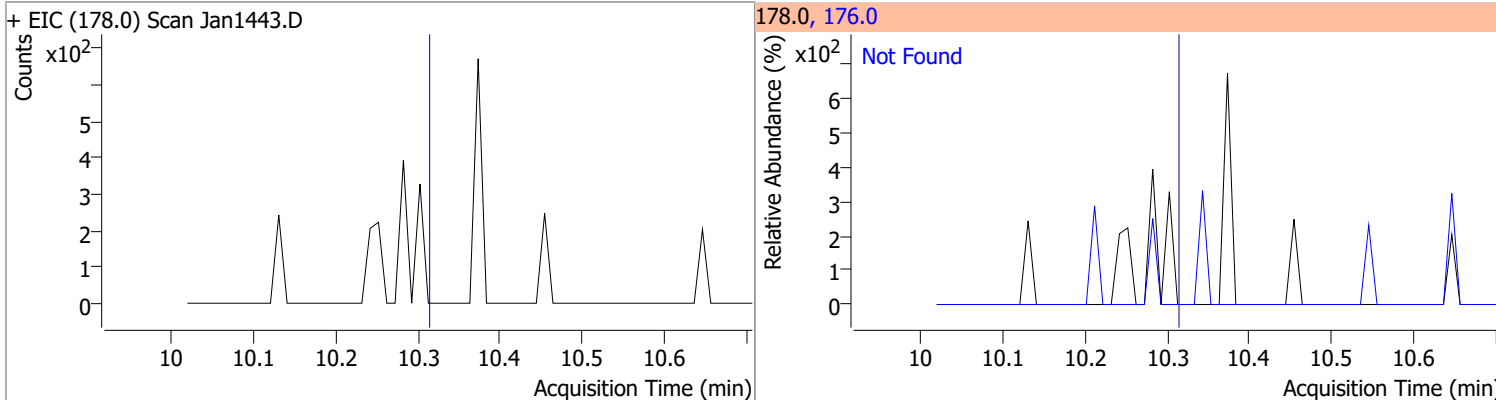


Compound	Conc.	Exp RT	QIon	Exp Ratio	QIon	Exp Ratio
Pentachlorophenol	N.D.	10.08	263.9	64.7	267.9	64.6

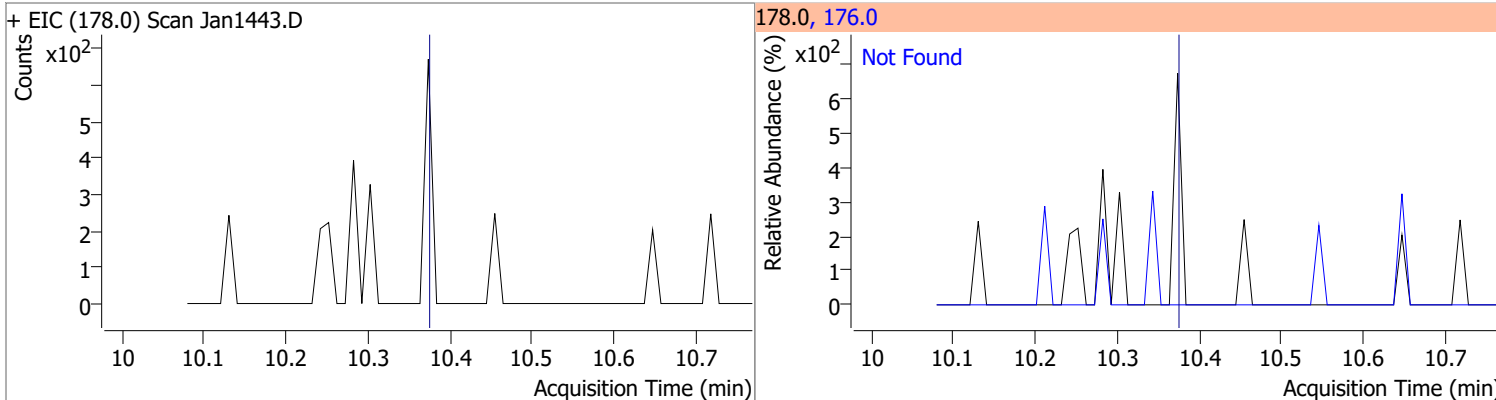


Quantitation Results Report (QT Reviewed)

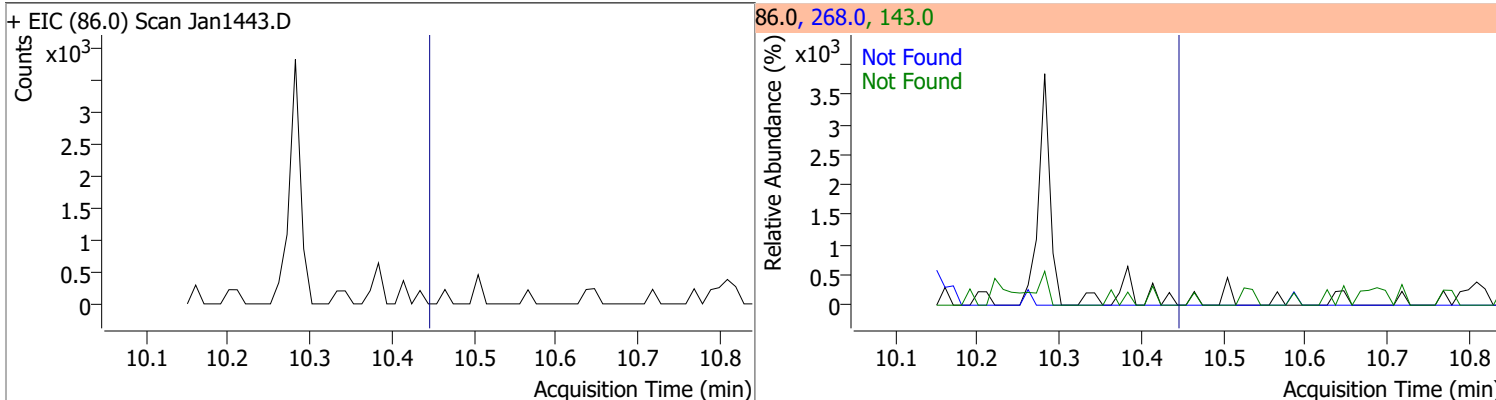
Compound	Conc.	Exp RT	QIon	Exp Ratio
Phenanthrene	N.D.	10.31	176.0	18.6



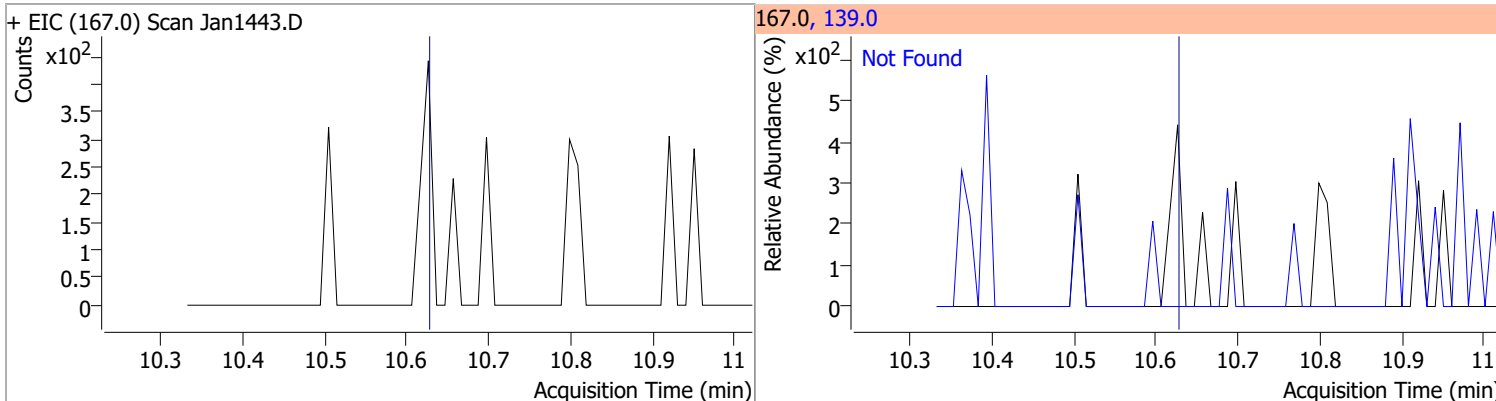
Compound	Conc.	Exp RT	QIon	Exp Ratio
Anthracene	N.D.	10.37	176.0	18.3



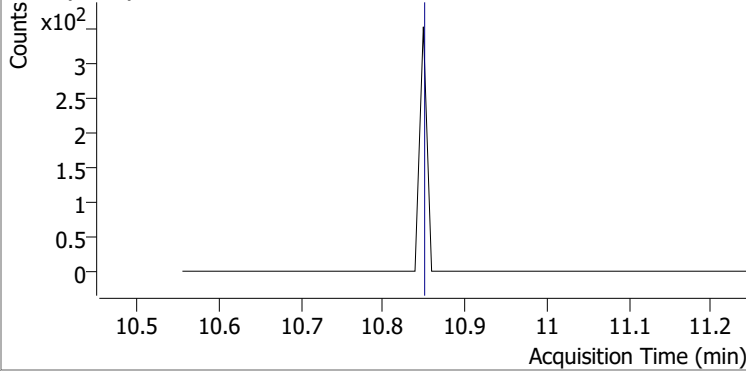
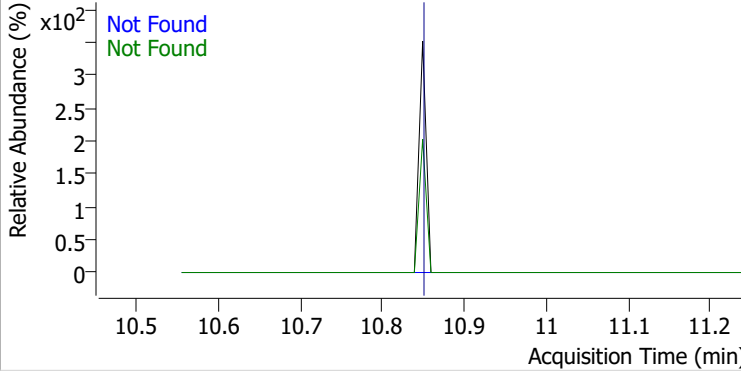
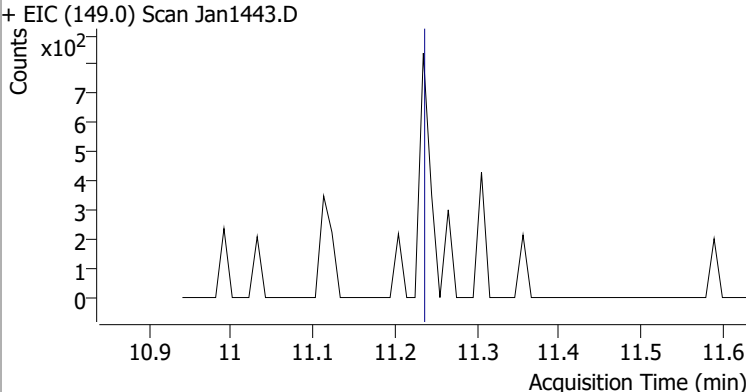
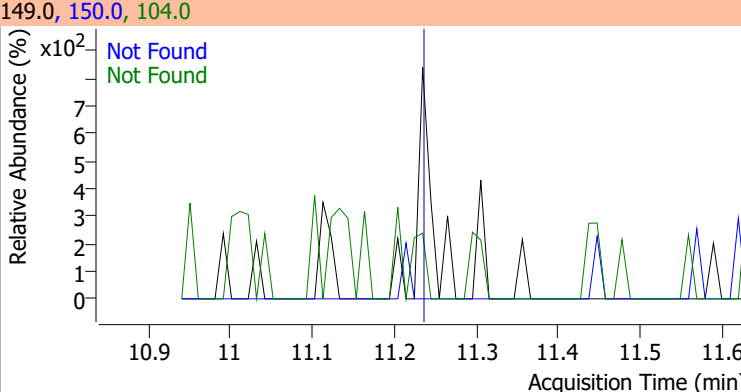
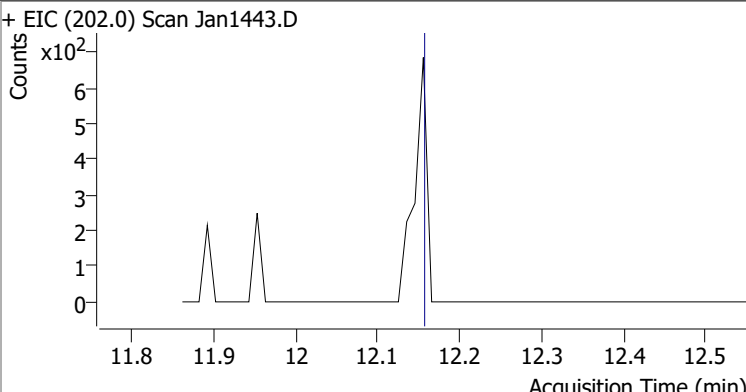
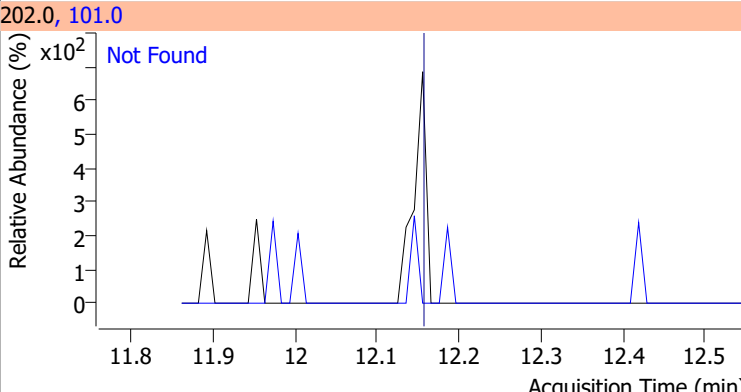
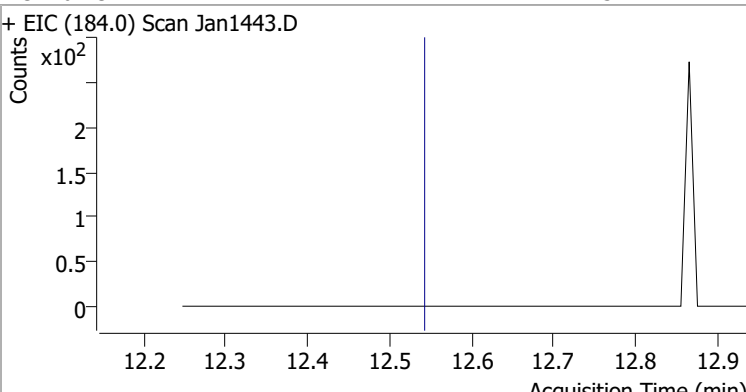
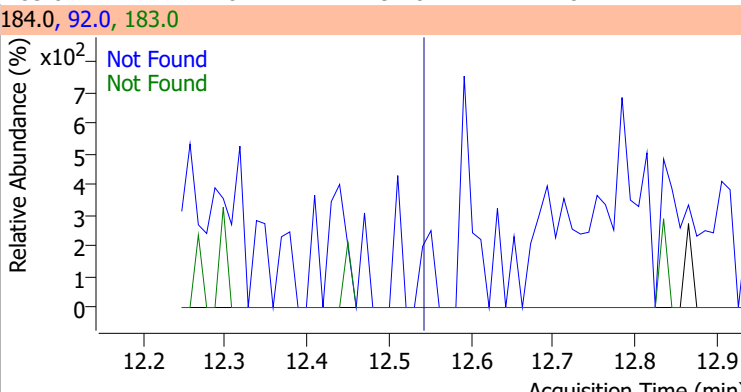
Compound	Conc.	Exp RT	QIon	Exp Ratio	QIon	Exp Ratio
Triallate	N.D.	10.44	268.0	26.6	143.0	23.5



Compound	Conc.	Exp RT	QIon	Exp Ratio
Carbazole	N.D.	10.63	139.0	13.2

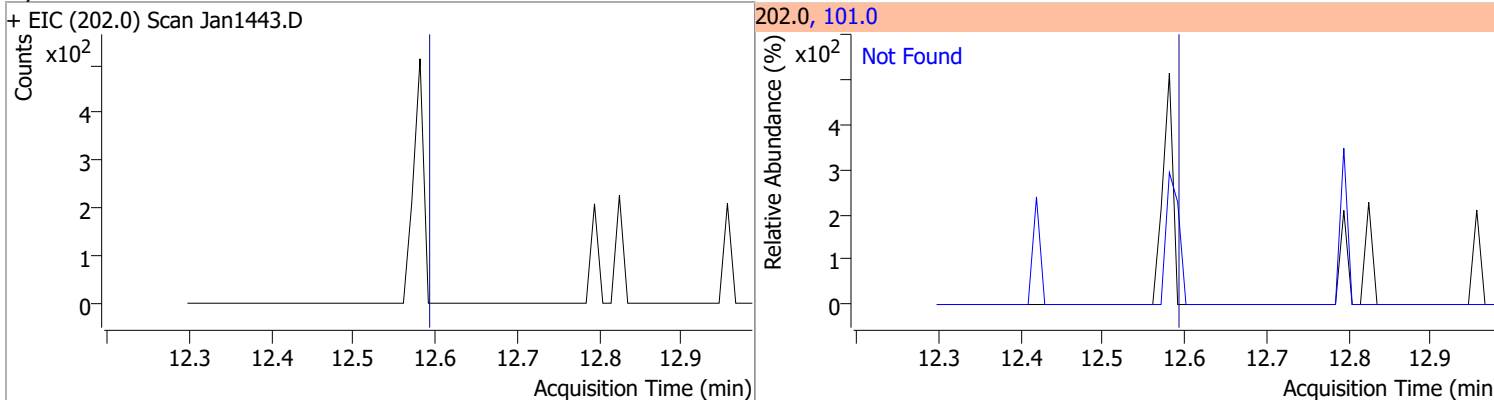


Quantitation Results Report (QT Reviewed)

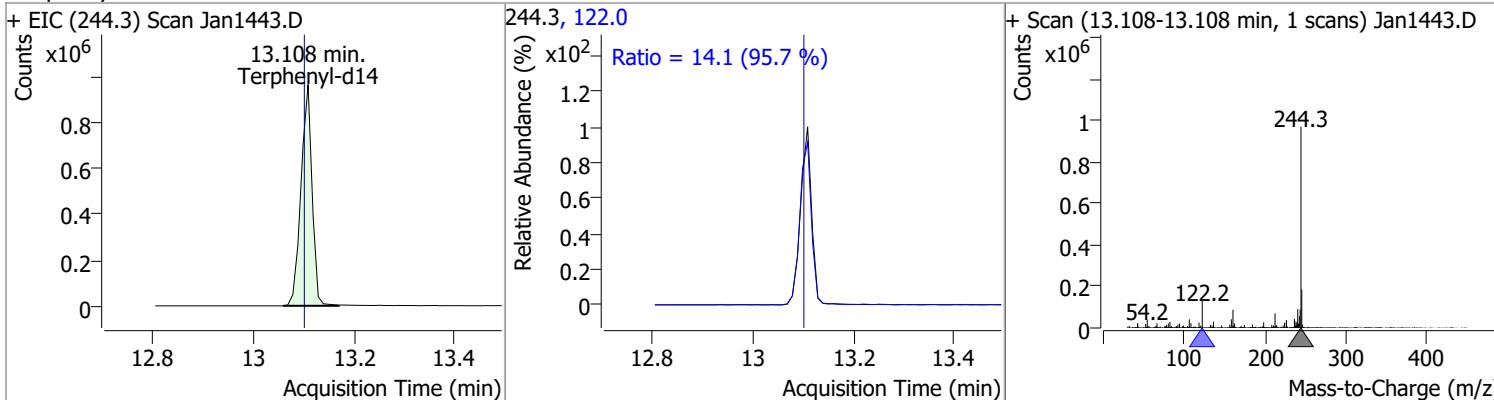
Compound	Conc.	Exp RT	QIon	Exp Ratio	QIon	Exp Ratio
o-Terphenyl	N.D.	10.85	229.0	65.3	215.0	37.2
+ EIC (230.0) Scan Jan1443.D			230.0, 229.0, 215.0			
						
Di-n-Butylphthalate	N.D.	11.23	150.0	9.0	104.0	5.8
+ EIC (149.0) Scan Jan1443.D			149.0, 150.0, 104.0			
						
Fluoranthene	N.D.	12.16	101.0	13.3		
+ EIC (202.0) Scan Jan1443.D			202.0, 101.0			
						
Benzidine	N.D.	12.54	183.0	11.8	92.0	8.2
+ EIC (184.0) Scan Jan1443.D			184.0, 92.0, 183.0			
						

Quantitation Results Report (QT Reviewed)

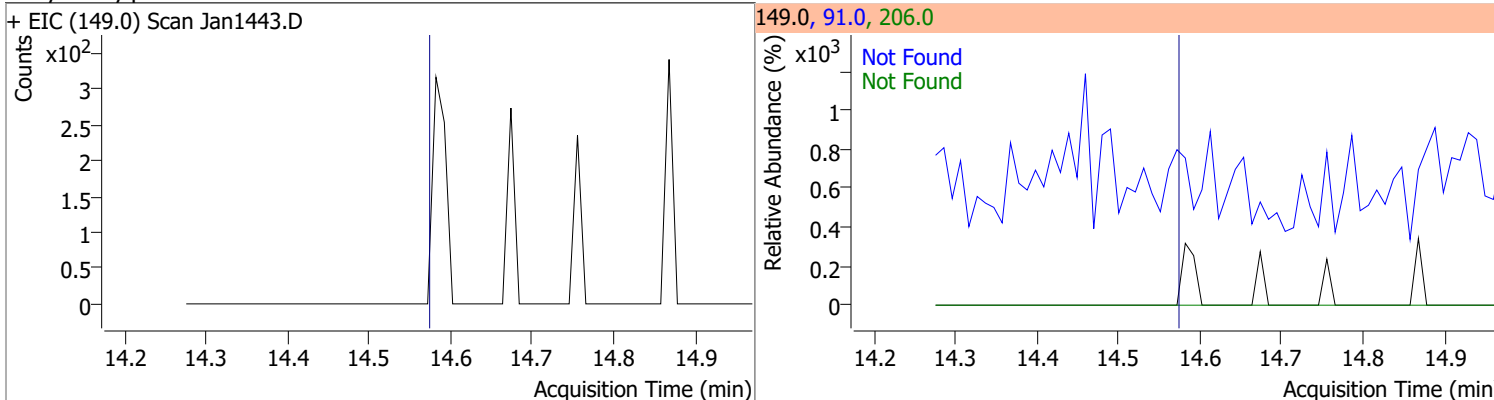
Compound	Conc.	Exp RT	QIon	Exp Ratio
Pyrene	N.D.	12.59	101.0	15.9



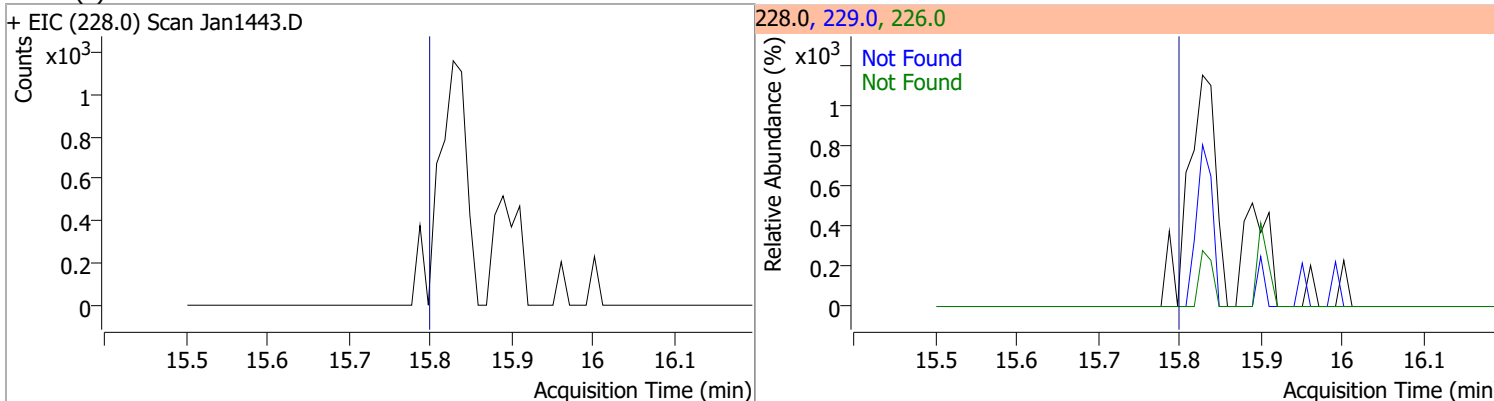
Compound	Conc.	RT	Dev(Min)	Resp.	QIon	QRatio	Lower	Upper
Terphenyl-d14	88.6398	13.11	0.01	1481514	122.0	14.1	10.4	19.2



Compound	Conc.	Exp RT	QIon	Exp Ratio	QIon	Exp Ratio
Butylbenzylphthalate	N.D.	14.58	91.0	79.2	206.0	17.9

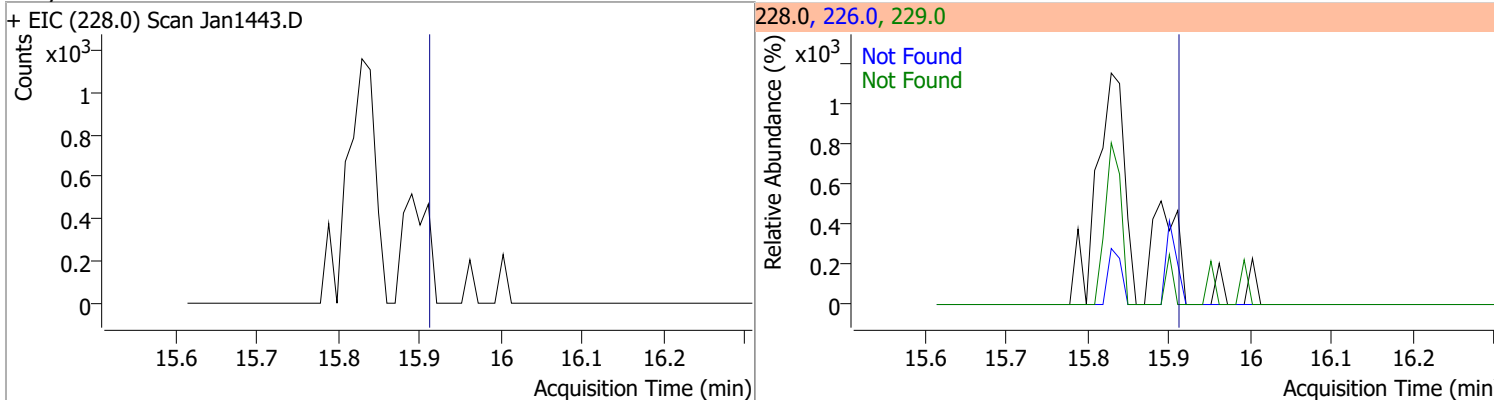


Compound	Conc.	Exp RT	QIon	Exp Ratio	QIon	Exp Ratio
Benzo(a)Anthracene	N.D.	15.81	226.0	26.5	229.0	20.7

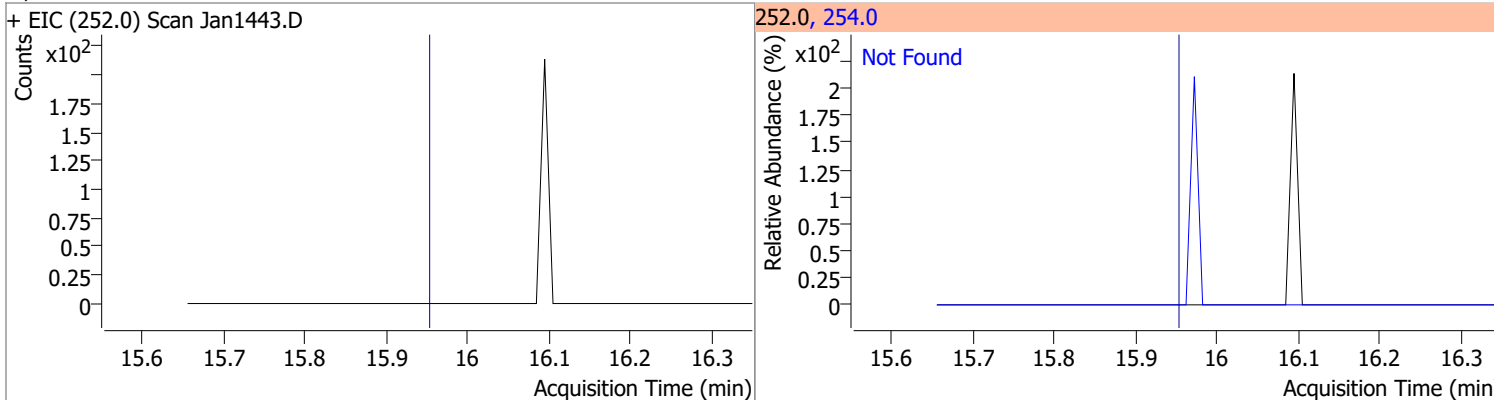


Quantitation Results Report (QT Reviewed)

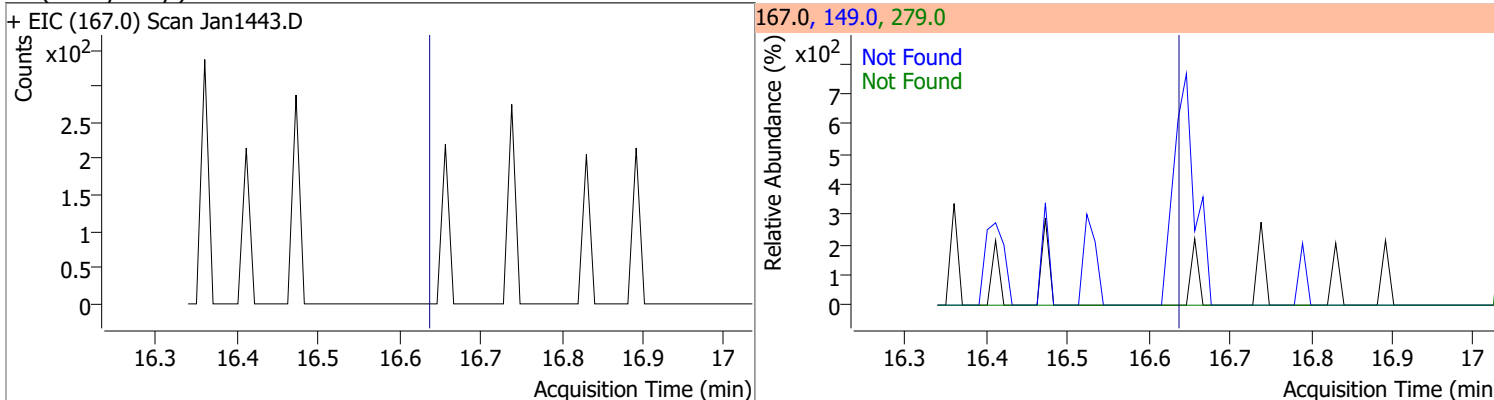
Compound	Conc.	Exp RT	QIon	Exp Ratio	QIon	Exp Ratio
Chrysene	N.D.	15.92	226.0	29.9	229.0	20.5



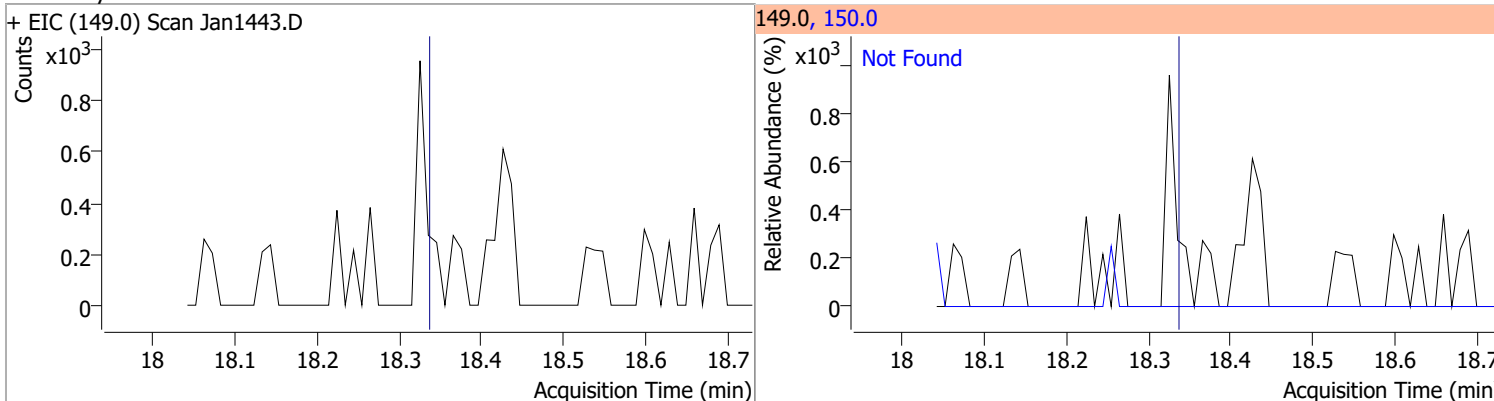
Compound	Conc.	Exp RT	QIon	Exp Ratio
3,3-Dichlorobenzidine	N.D.	15.96	254.0	65.4



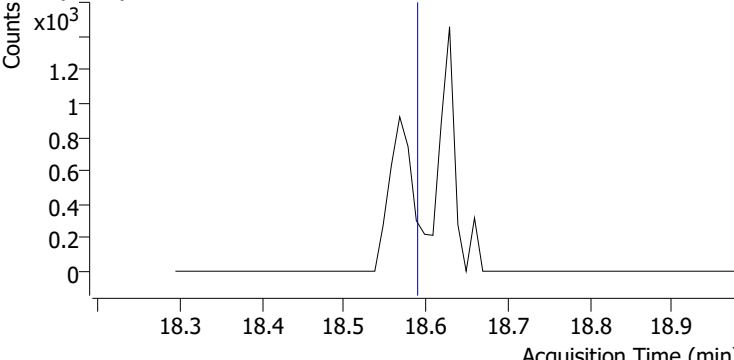
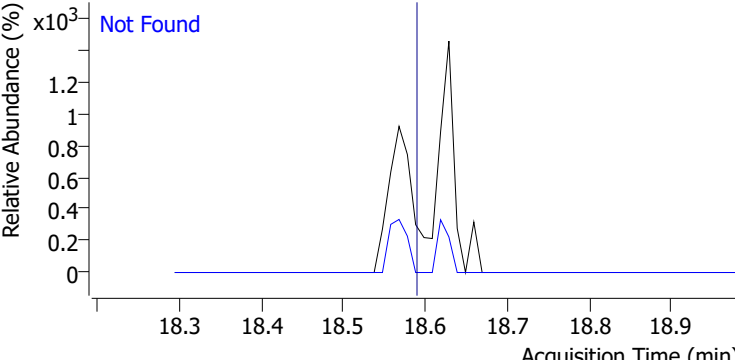
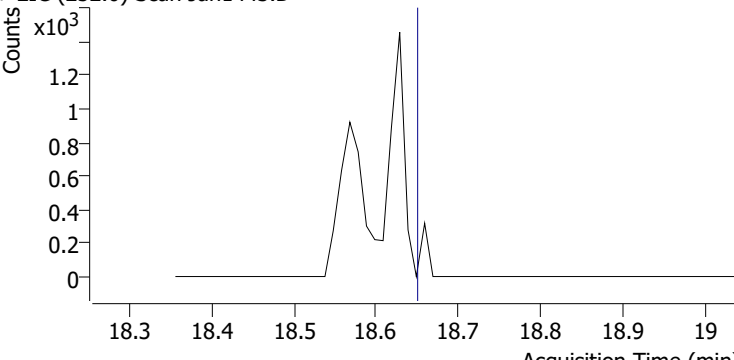
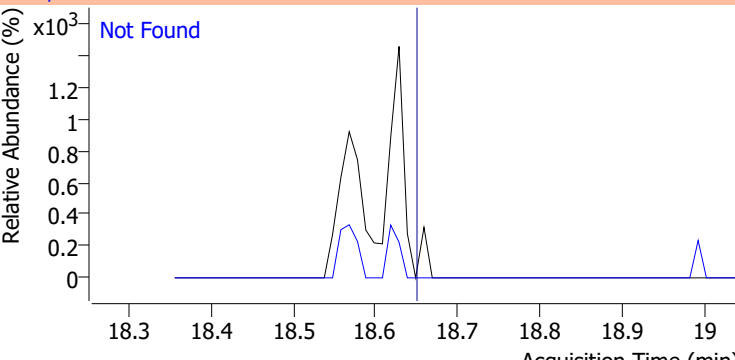
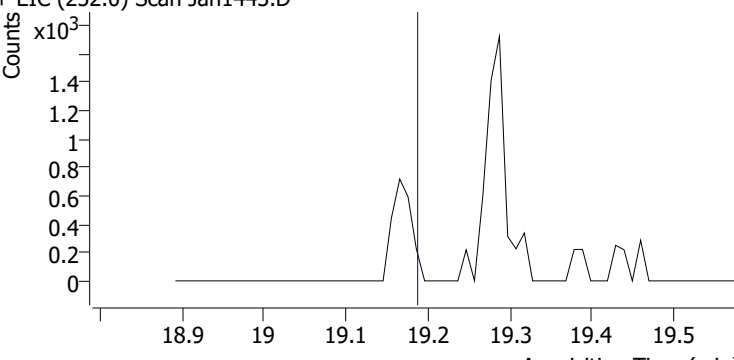
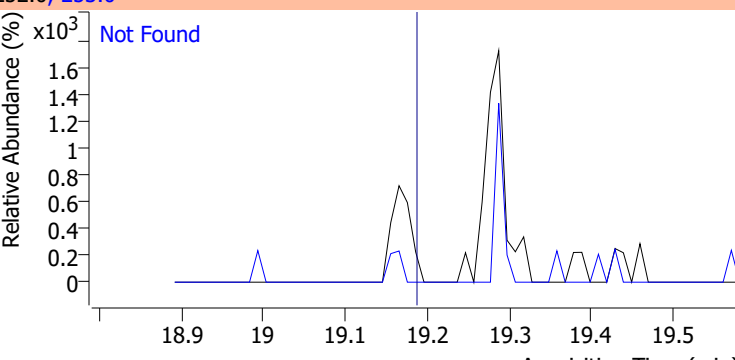
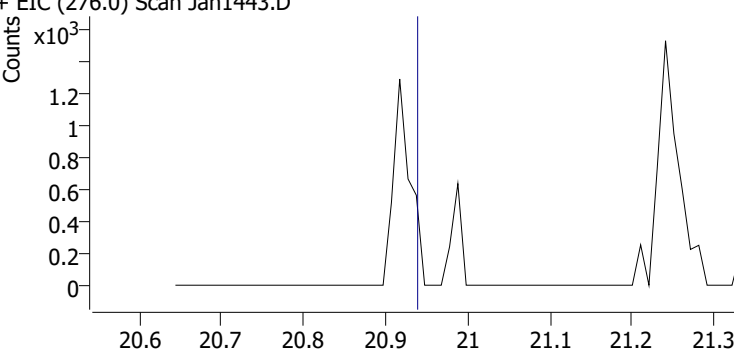
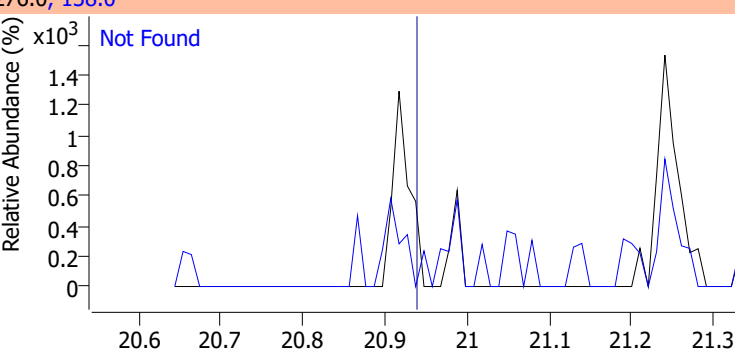
Compound	Conc.	Exp RT	QIon	Exp Ratio	QIon	Exp Ratio
bis(2-ethylhexyl)Phthalate	N.D.	16.65	149.0	389.1	279.0	15.4



Compound	Conc.	Exp RT	QIon	Exp Ratio
Di-n-octyl Phthalate	N.D.	18.34	150.0	9.4

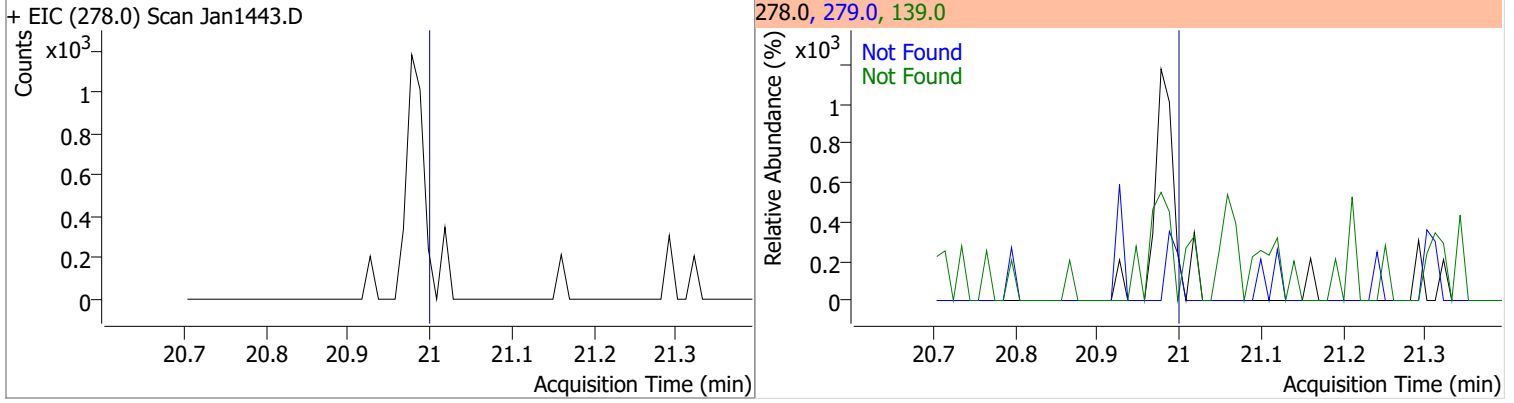


Quantitation Results Report (QT Reviewed)

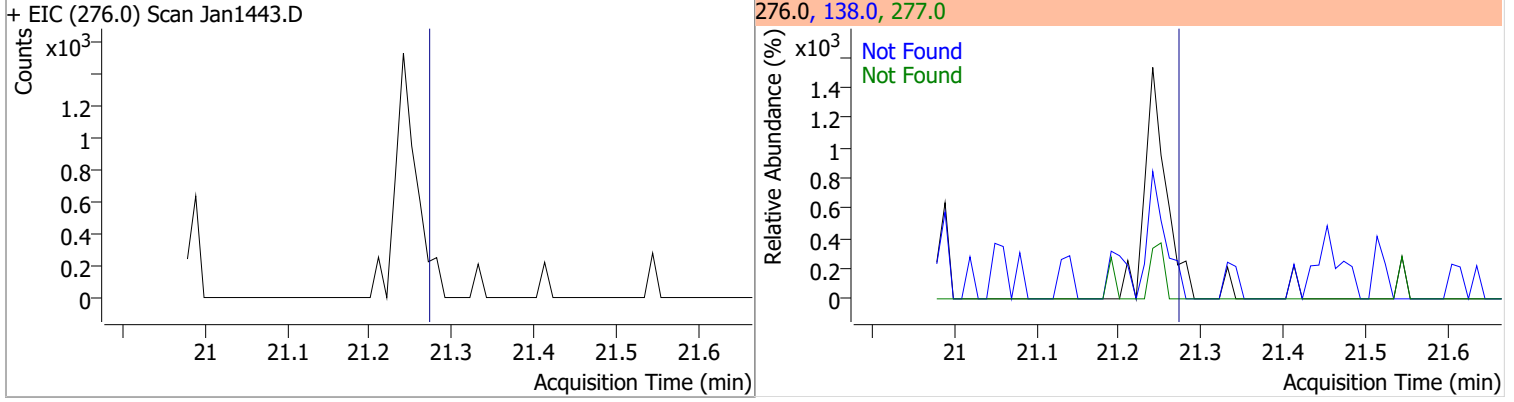
Compound	Conc.	Exp RT	QIon	Exp Ratio
Benzo(b)fluoranthene	N.D.	18.59	253.0	22.0
+ EIC (252.0) Scan Jan1443.D			252.0, 253.0	
				
Benzo(k)fluoranthene	N.D.	18.65	253.0	22.3
+ EIC (252.0) Scan Jan1443.D			252.0, 253.0	
				
Benzo(a)pyrene	N.D.	19.19	253.0	22.7
+ EIC (252.0) Scan Jan1443.D			252.0, 253.0	
				
Indeno(1,2,3-c,d)pyrene	N.D.	20.94	138.0	31.3
+ EIC (276.0) Scan Jan1443.D			276.0, 138.0	
				

Quantitation Results Report (QT Reviewed)

Compound	Conc.	Exp RT	QIon	Exp Ratio	QIon	Exp Ratio
Dibenzo(a,h)anthracene	N.D.	21.00	139.0	25.3	279.0	24.5



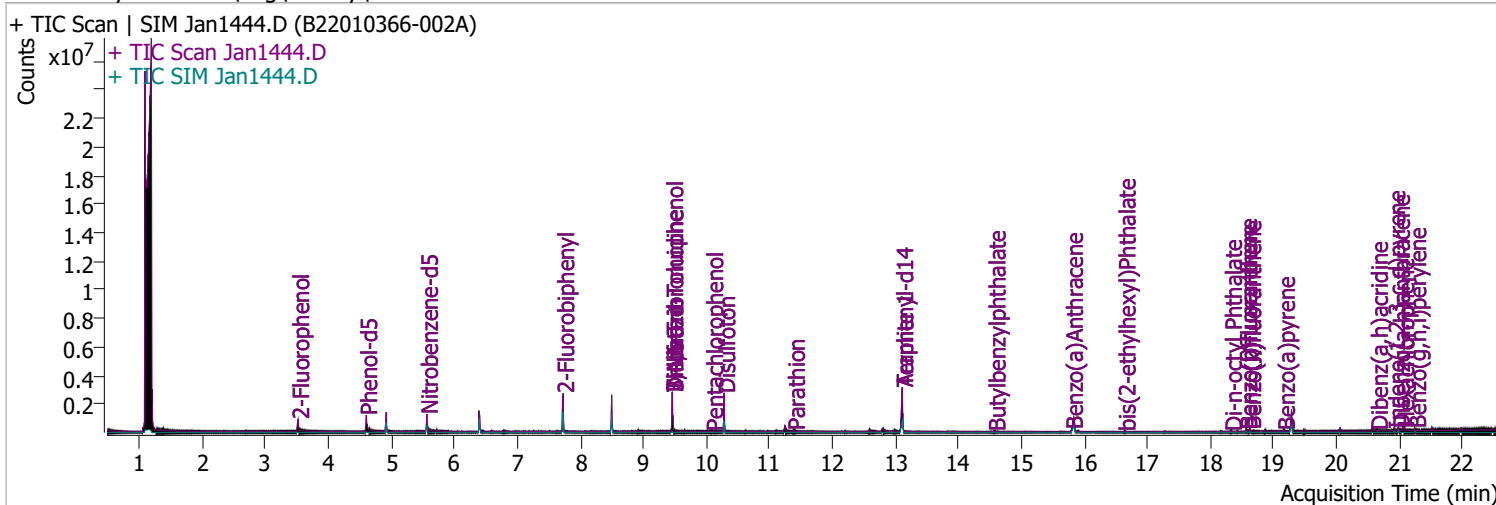
Compound	Conc.	Exp RT	QIon	Exp Ratio	QIon	Exp Ratio
Benzo(g,h,i)perylene	N.D.	21.27	138.0	33.6	277.0	23.4



Quantitation Results Report (QT Reviewed)

Data File Jan1444.D
 Acq. Method BNA+SIM.M
 Sample Name B22010366-002A
 Vial 44
 DA Method File
 Tune File dftppdsm.u
 Batch Name 011422 DoD BNA.batch.bin
 Ref Library D:\Org\Library\NIST129K.I

Operator LIMS import
 Acq. Date-Time 1/15/2022 11:56:59 AM
 Instrument Instrument #1
 Multiplier 1.00
 Comment SVOC-8270-W-LARGO
 Tune Date 1/7/2022 12:13:00 PM
 Last Calib Update 1/17/2022 3:53:35 PM



Compound	RT	QIon	Resp.	Conc.	Units	Dev(Min)
----------	----	------	-------	-------	-------	----------

Internal Standards

System Monitoring Compounds

S 2-Fluorophenol	3.520	112.0	317104	56.2139	µg/L	0.010
Spiked Amount: 200.000	Range: 10.0 - 75.0%			Recovery = 28.11%		
S Phenol-d5	4.603	99.0	524830	69.5334	µg/L	0.000
Spiked Amount: 200.000	Range: 10.0 - 65.0%			Recovery = 34.77%		
S Nitrobenzene-d5	5.563	82.0	289490	70.6739	µg/L	0.000
Spiked Amount: 100.000	Range: 32.0 - 94.0%			Recovery = 70.67%		
S 2-Fluorobiphenyl	7.728	172.0	1107705	71.3099	µg/L	0.010
Spiked Amount: 100.000	Range: 28.0 - 107.0%			Recovery = 71.31%		
S 2,4,6-Tribromophenol	9.458	329.8	252044	177.9759	µg/L	0.000
Spiked Amount: 200.000	Range: 25.0 - 140.0%			Recovery = 88.99%		
S Terphenyl-d14	13.108	244.3	1625939	102.6916	µg/L	0.010
Spiked Amount: 100.000	Range: 32.0 - 122.0%			Recovery = 102.69%		

Target Compounds

Compound	RT	QIon	Resp.	Conc.	Units	Dev(Min)	QValue
T N-Nitrosodimethylamine	0.000		0	N.D.			
T Pyridine	0.000		0	N.D.			
T Aniline	0.000		0	N.D.			
T Phenol	0.000		0	N.D.			
T bis(-2-Chloroethyl)Ether	0.000		0	N.D.			
T 2-Chlorophenol	0.000		0	N.D.			
T 1,3-Dichlorobenzene	0.000		0	N.D.			
T 1,4-Dichlorobenzene	0.000		0	N.D.			
T 1,2-Dichlorobenzene	0.000		0	N.D.			
T Benzyl Alcohol	0.000		0	N.D.			
T bis(2-chloroisopropyl)Ether	0.000		0	N.D.			
T 2-Methylphenol	0.000		0	N.D.			
T N-nitroso-Di-n-propylamine	5.563	70.0	0		µg/L	md	1
T 4Methylphenol/3Methylphenol	0.000		0	N.D.			
T Hexachloroethane	0.000		0	N.D.			

Quantitation Results Report (QT Reviewed)

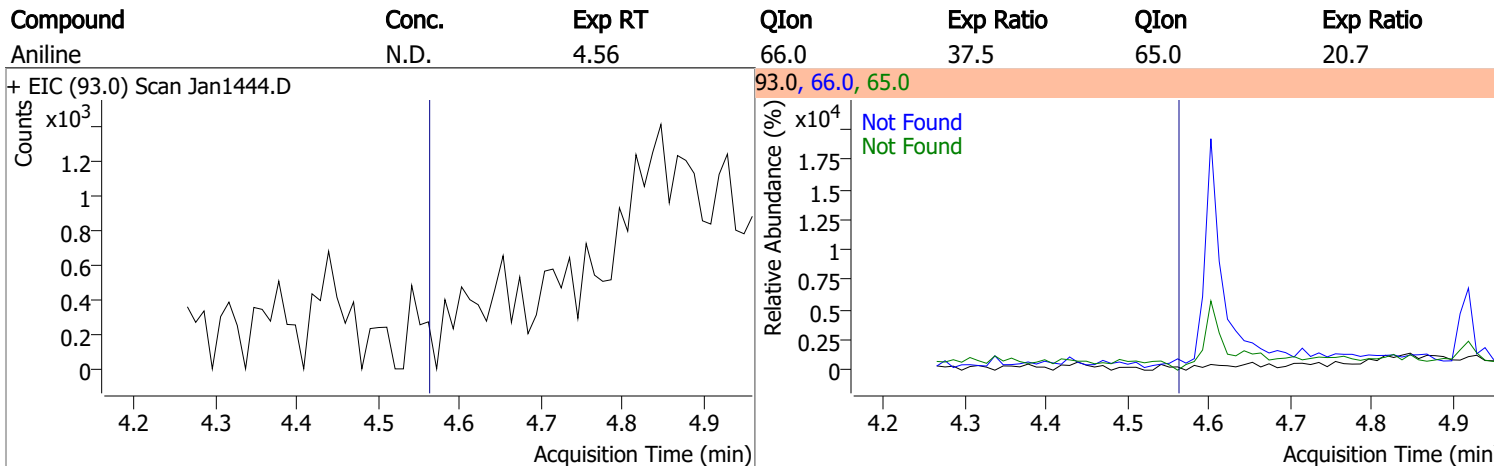
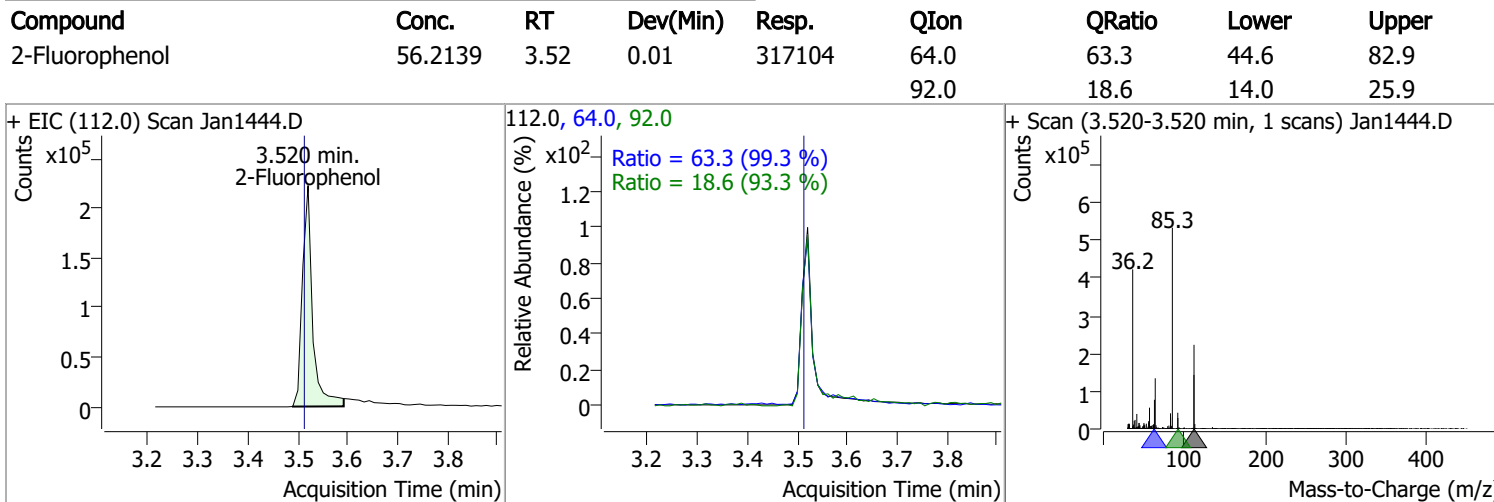
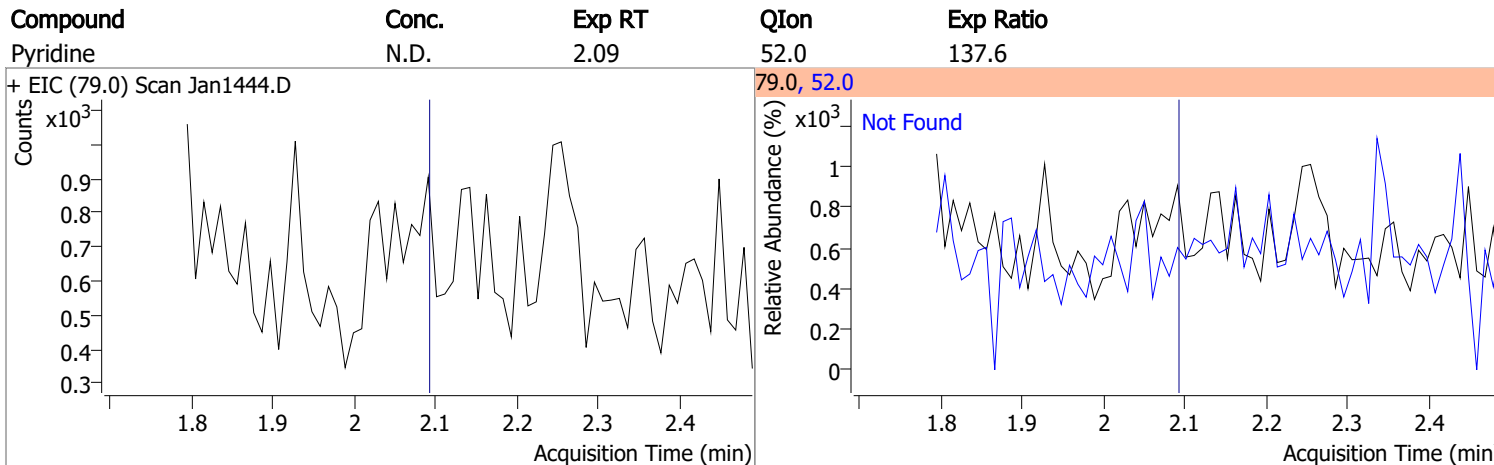
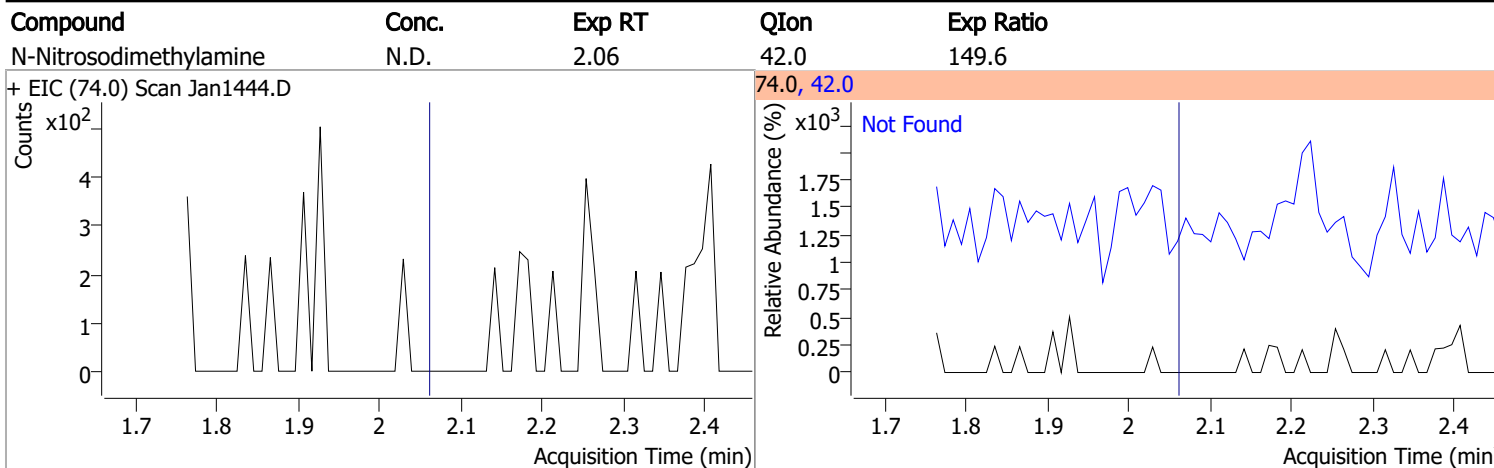
Compound	RT	QIon	Resp.	Conc.	Units	Dev(Min)
T Nitrobenzene	0.000		0	N.D.		
T Isophorone	0.000		0	N.D.		
T 2-Nitrophenol	0.000		0	N.D.		
T 2,4-Dimethylphenol	0.000		0	N.D.		
T bis(-2-Chloroethoxy)Methane	0.000		0	N.D.		
T 2,4-Dichlorophenol	0.000		0	N.D.		
T Benzoic Acid	0.000		0	N.D.		
T 1,2,4-Trichlorobenzene	0.000		0	N.D.		
T Naphthalene	0.000		0	N.D.		
T 4-Chlorophenol	0.000		0	N.D.		
T p-Chloroaniline	0.000		0	N.D.		
T Hexachlorobutadiene	0.000		0	N.D.		
T 4-Chloro-2-Methylphenol	0.000		0	N.D.		
T 4-Chloro-3-Methylphenol	0.000		0	N.D.		
T 2-Methylnaphthalene	0.000		0	N.D.		
T 1-Methylnaphthalene	0.000		0	N.D.		
T Hexachlorocyclopentadiene	0.000		0	N.D.		
T 2,4,6-Trichlorophenol	0.000		0	N.D.		
T 2,4,5-Trichlorophenol	0.000		0	N.D.		
T 2-Chloronaphthalene	0.000		0	N.D.		
T 2-Nitroaniline	0.000		0	N.D.		
T Dimethyl Phthalate	8.497	163.0	0		µg/L md	1
T 2,6-Dinitrotoluene	8.497	165.0	0		µg/L md	1
T Acenaphthylene	0.000		0	N.D.		
T 3-Nitroaniline	0.000		0	N.D.		
T Acenaphthene	0.000		0	N.D.		
T 2,4-Dinitrophenol	0.000		0	N.D.		
T Dibenzofuran	0.000		0	N.D.		
T 2,4-Dinitrotoluene	8.497	165.0	0		µg/L md	1
T 4-Nitrophenol	0.000		0	N.D.		
T Diethylphthalate	0.000		0	N.D.		
T Fluorene	0.000		0	N.D.		
T 4-Chlorophenyl-phenylether	0.000		0	N.D.		
T 4-Nitroaniline	0.000		0	N.D.		
T 4,6-Dinitro-2-methylphenol	0.000		0	N.D.		
T N-nitrosodiphenylamine	0.000		0	N.D.		
T Azobenzene	0.000		0	N.D.		
T 4-Bromophenyl-phenylether	0.000		0	N.D.		
T Hexachlorobenzene	0.000		0	N.D.		
T Pentachlorophenol	10.090	265.9	4268	3.7323	µg/L	91
T Phenanthrene	0.000		0	N.D.		
T Anthracene	0.000		0	N.D.		
T Triallate	0.000		0	N.D.		
T Carbazole	0.000		0	N.D.		
T o-Terphenyl	0.000		0	N.D.		
T Di-n-Butylphthalate	0.000		0	N.D.		
T Fluoranthene	0.000		0	N.D.		
T Benzidine	0.000		0	N.D.		
T Pyrene	0.000		0	N.D.		
T Butylbenzylphthalate	14.572	149.0	17547	3.1959	µg/L	97
T Benzo(a)Anthracene	15.798	228.0	40351	2.0681	µg/L	95
T Chrysene	0.000		0	N.D.		
T 3,3-Dichlorobenzidine	0.000		0	N.D.		
T bis(2-ethylhexyl)Phthalate	16.636	167.0	4581	2.1909	µg/L #	87
T Di-n-octyl Phthalate	18.325	149.0	32214	2.0699	µg/L #	89

Quantitation Results Report (QT Reviewed)

Compound	RT	QIon	Resp.	Conc.	Units	Dev(Min)
T Benzo(b)fluoranthene	18.568	252.0	99492	4.1212	µg/L	92
T Benzo(k)fluoranthene	18.629	252.0	98853	3.9495	µg/L	99
T Benzo(a)pyrene	19.165	252.0	64343	3.7048	µg/L #	85
T Indeno(1,2,3-c,d)pyrene	20.917	276.0	74474	4.3590	µg/L m	94
T Dibenzo(a,h)anthracene	20.988	278.0	118991	6.0895	µg/L	96
T Benzo(g,h,i)perylene	21.251	276.0	99367	4.3919	µg/L	95

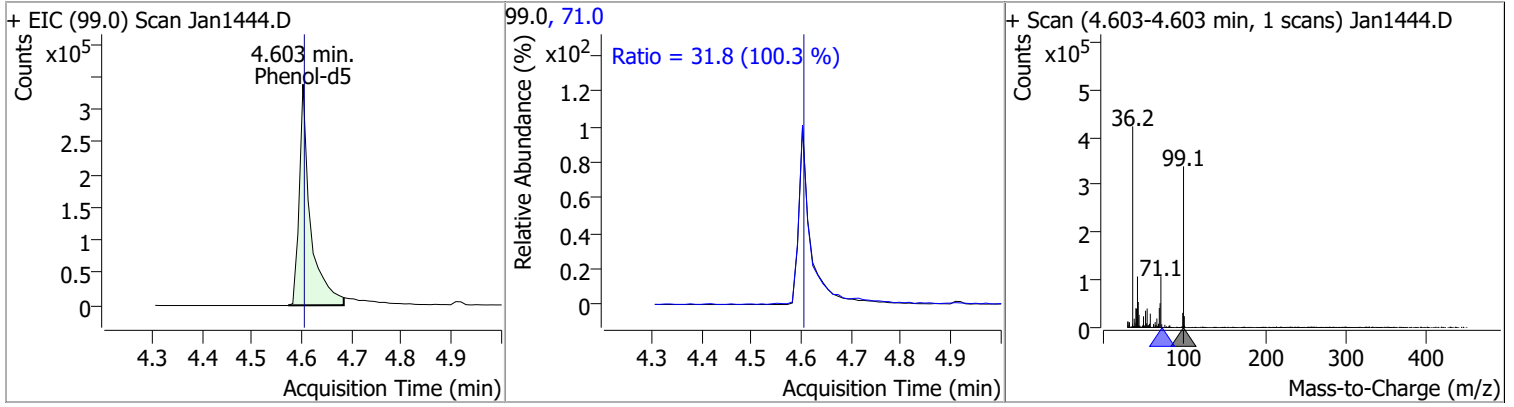
(#) = Qualifier Out of Range; (m) = Manual Integration; (+) = Area Summed; (*) = Surrogate Percent Recovery Out of Range; (d): Zeroed Peak

Quantitation Results Report (QT Reviewed)

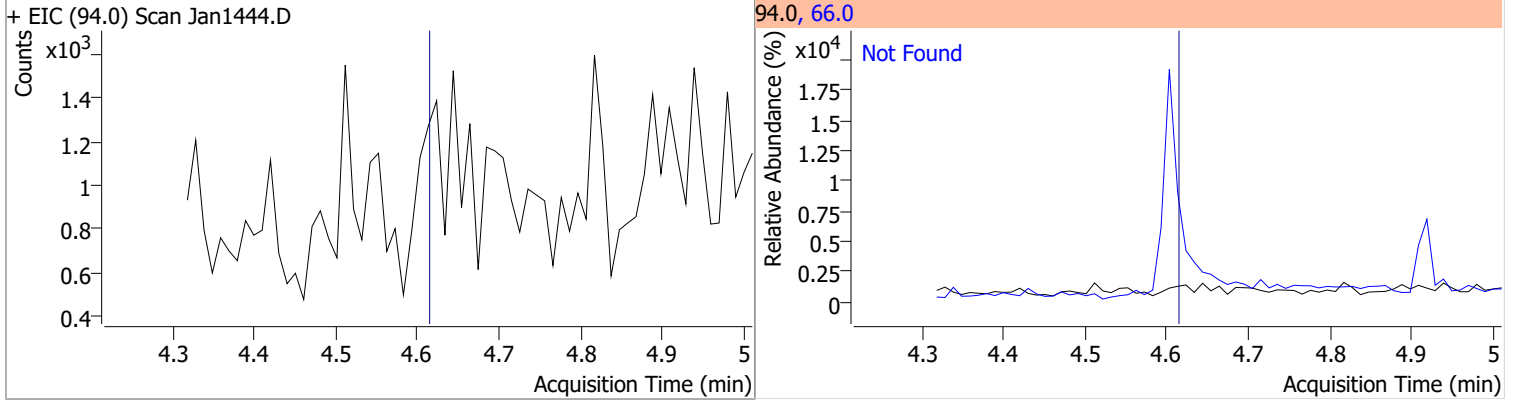


Quantitation Results Report (QT Reviewed)

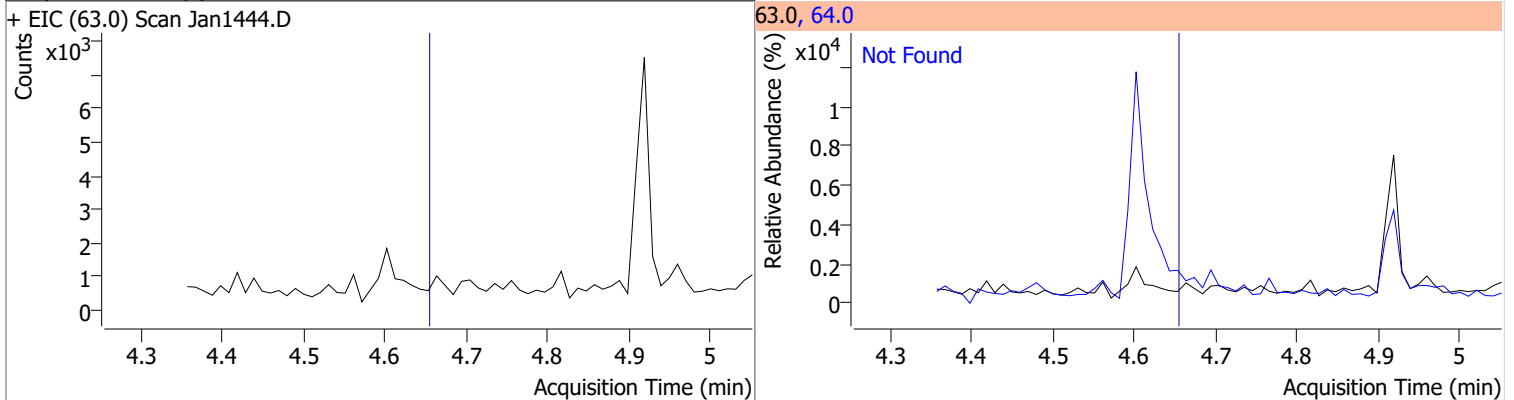
Compound	Conc.	RT	Dev(Min)	Resp.	QIon	QRatio	Lower	Upper
Phenol-d5	69.5334	4.60	0.00	524830	71.0	31.8	22.2	41.2



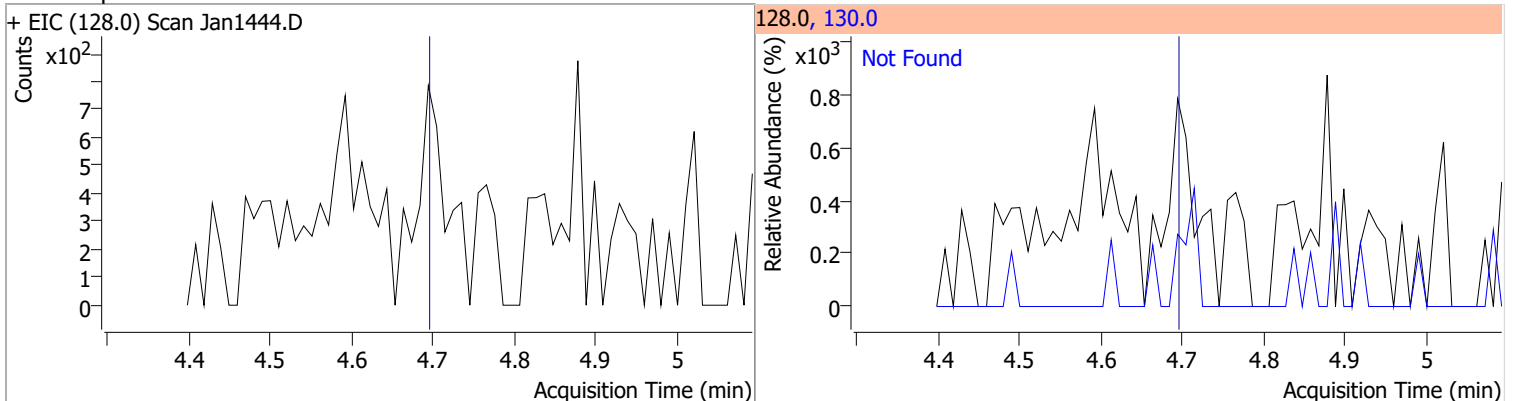
Compound	Conc.	Exp RT	QIon	Exp Ratio
Phenol	N.D.	4.61	66.0	49.9



Compound	Conc.	Exp RT	QIon	Exp Ratio
bis(-2-Chloroethyl)Ether	N.D.	4.65	64.0	3.4

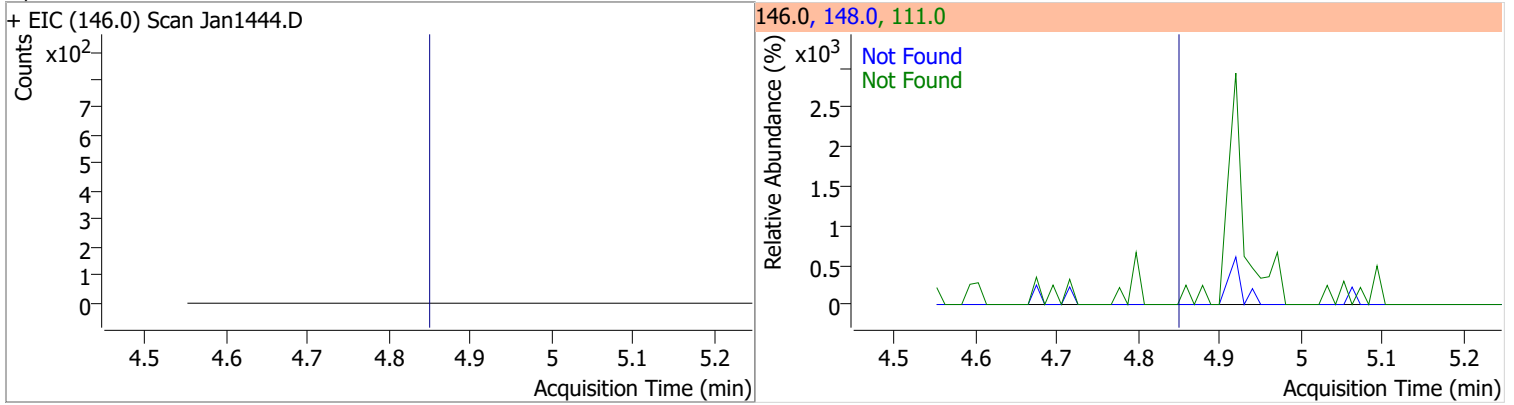


Compound	Conc.	Exp RT	QIon	Exp Ratio
2-Chlorophenol	N.D.	4.70	130.0	32.7

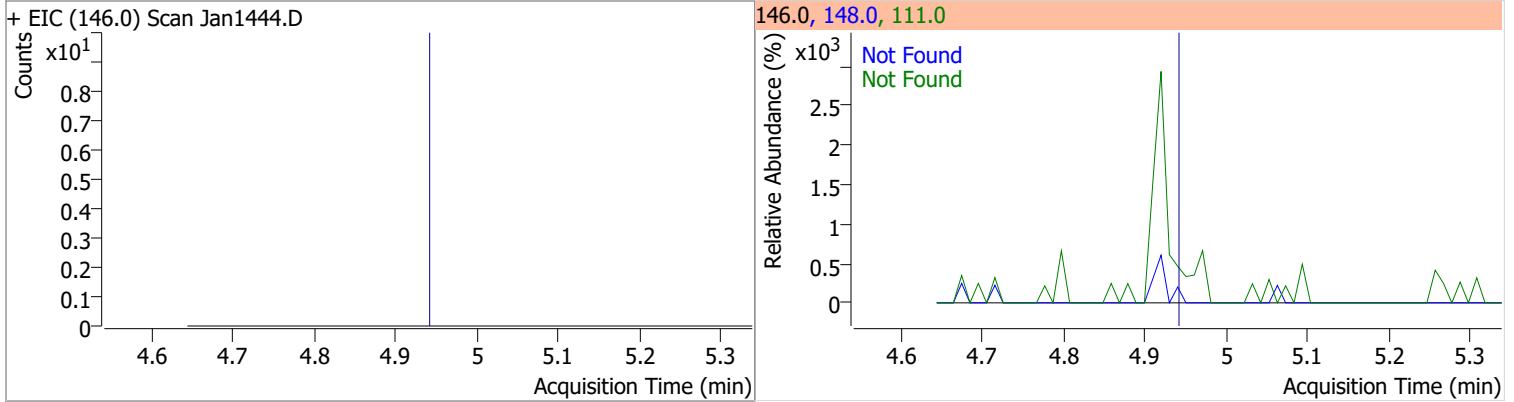


Quantitation Results Report (QT Reviewed)

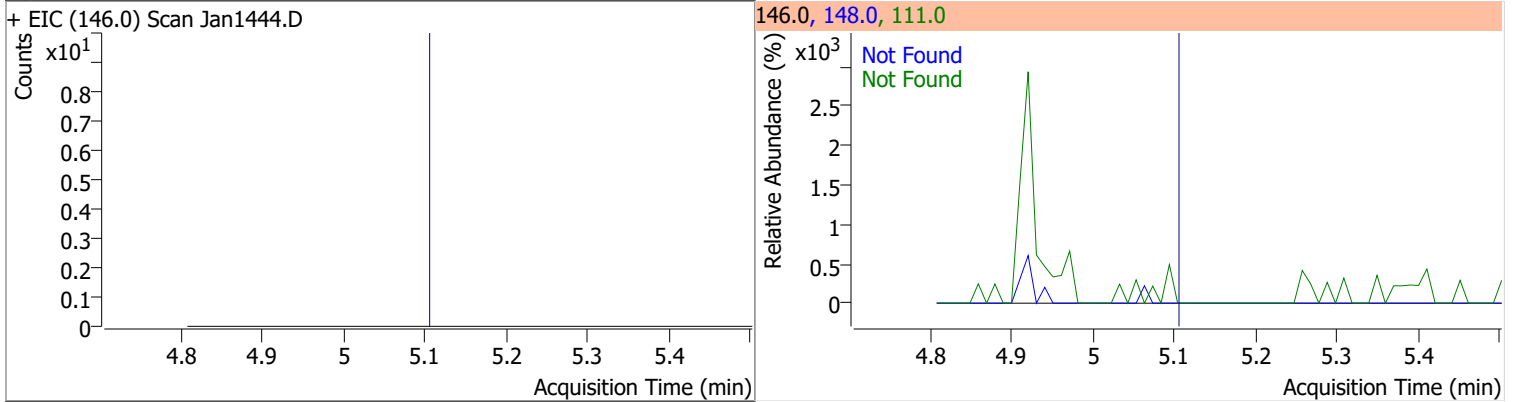
Compound	Conc.	Exp RT	QIon	Exp Ratio	QIon	Exp Ratio
1,3-Dichlorobenzene	N.D.	4.85	148.0	64.0	111.0	35.9



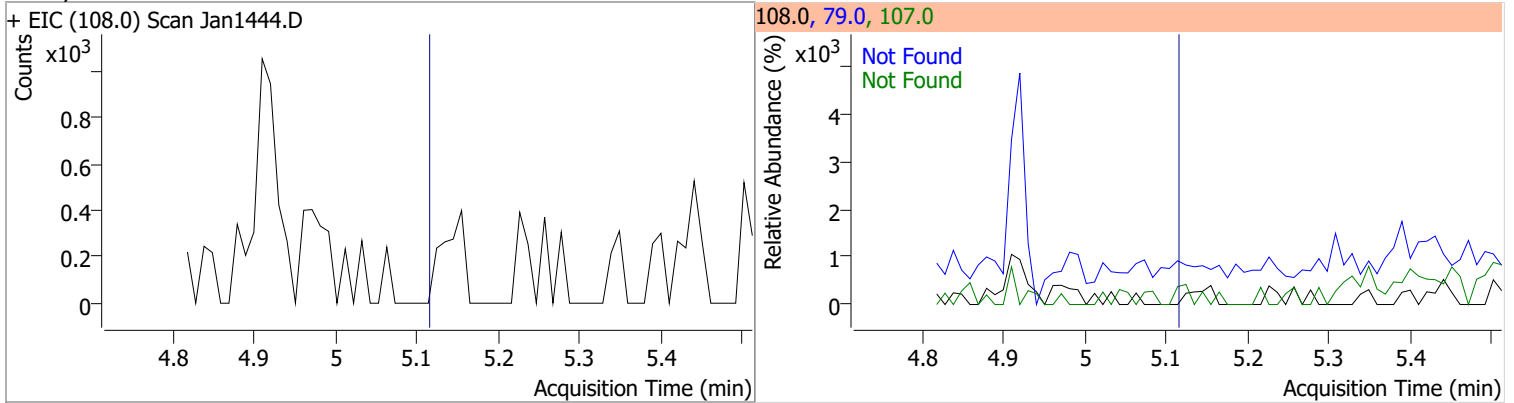
Compound	Conc.	Exp RT	QIon	Exp Ratio	QIon	Exp Ratio
1,4-Dichlorobenzene	N.D.	4.94	148.0	65.1	111.0	35.2



Compound	Conc.	Exp RT	QIon	Exp Ratio	QIon	Exp Ratio
1,2-Dichlorobenzene	N.D.	5.10	148.0	63.6	111.0	36.6

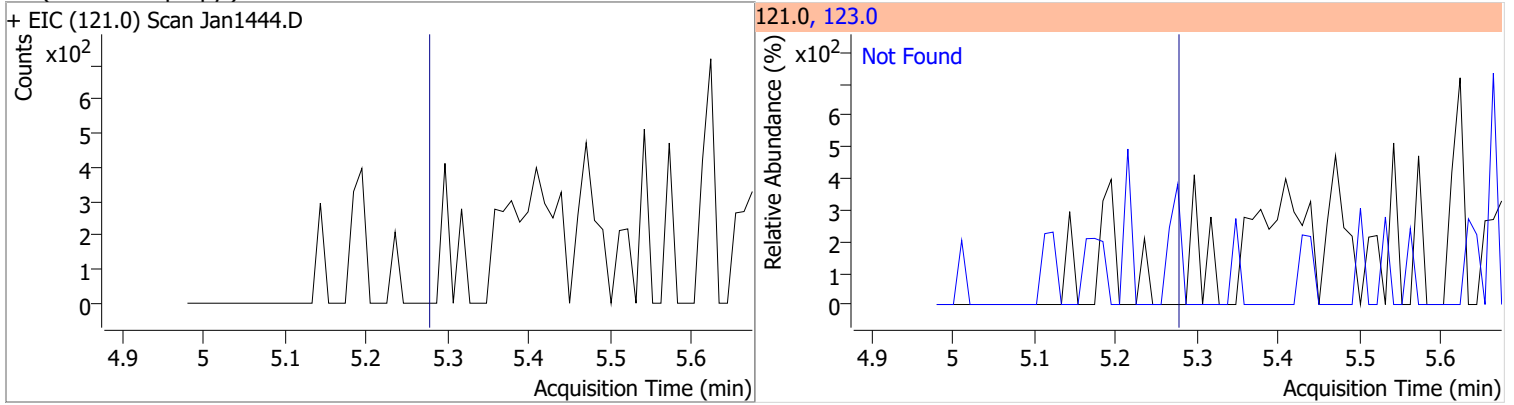


Compound	Conc.	Exp RT	QIon	Exp Ratio	QIon	Exp Ratio
Benzyl Alcohol	N.D.	5.11	79.0	112.9	107.0	67.1

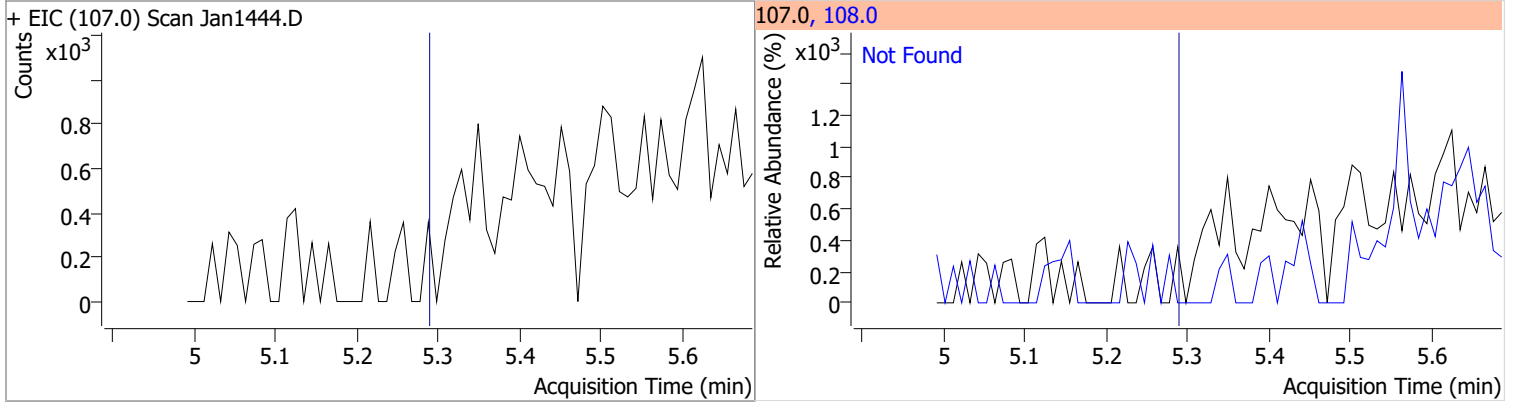


Quantitation Results Report (QT Reviewed)

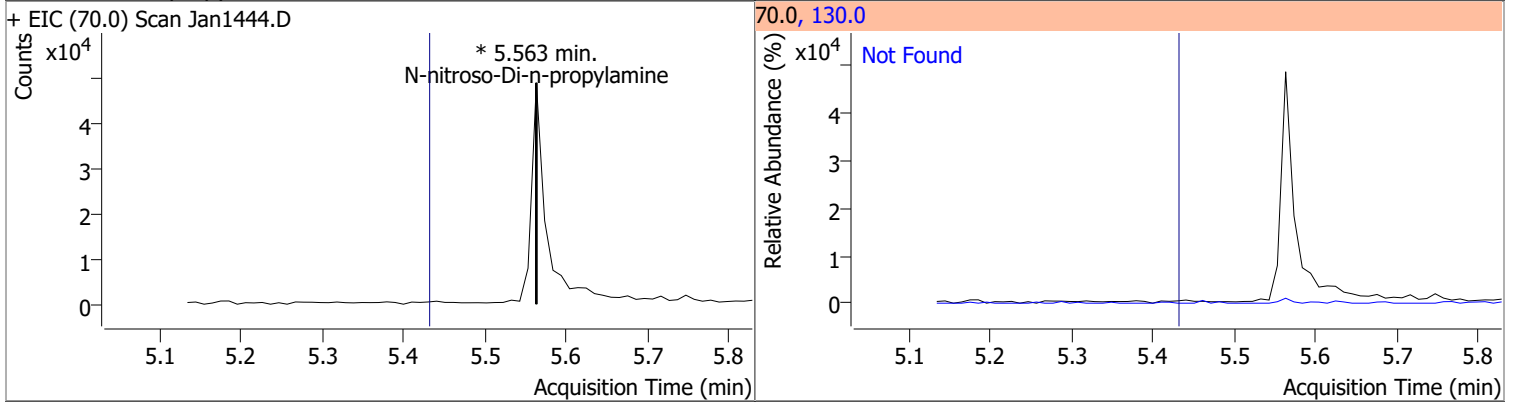
Compound	Conc.	Exp RT	QIon	Exp Ratio
bis(2-chloroisopropyl)Ether	N.D.	5.28	123.0	33.2



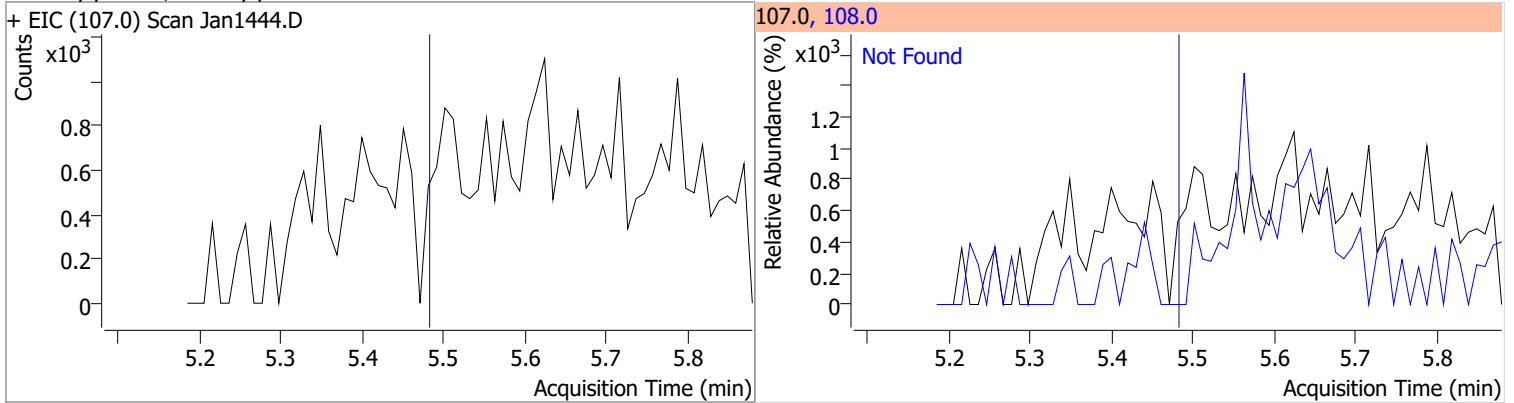
Compound	Conc.	Exp RT	QIon	Exp Ratio
2-Methylphenol	N.D.	5.29	108.0	114.9



Compound	Conc.	RT	Dev(Min)	Resp.	QIon	QRatio	Lower	Upper
N-nitroso-Di-n-propylamine		0		0	130.0		0.0	40.8

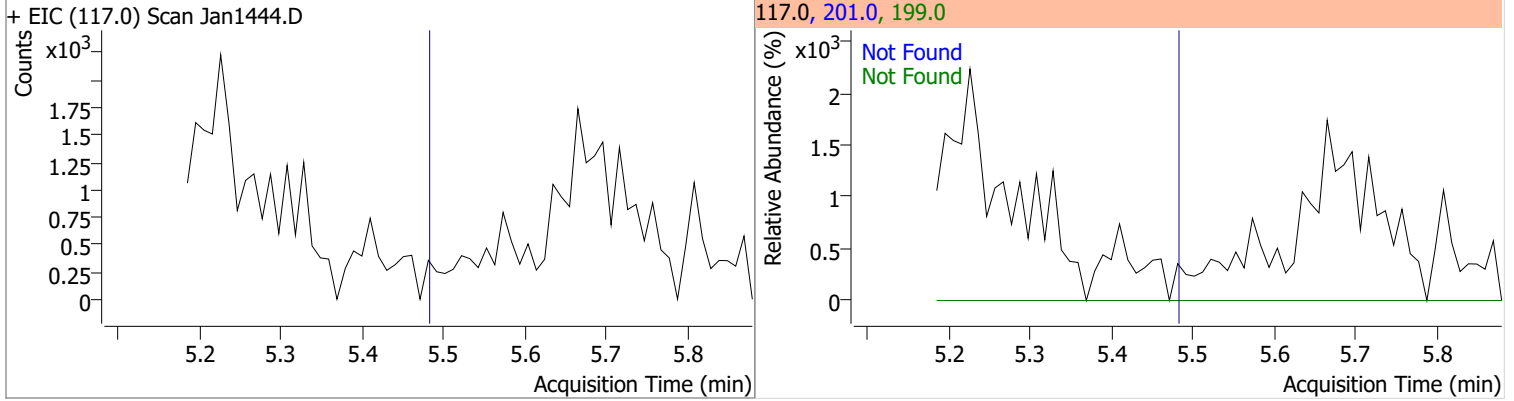


Compound	Conc.	Exp RT	QIon	Exp Ratio
4Methylphenol/3Methylphenol	N.D.	5.48	108.0	80.9

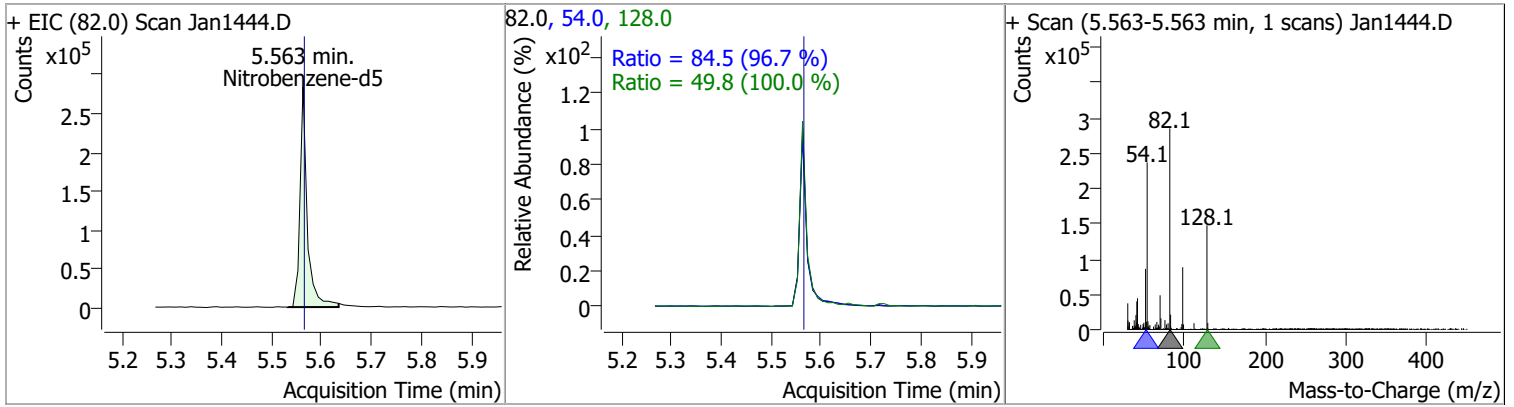


Quantitation Results Report (QT Reviewed)

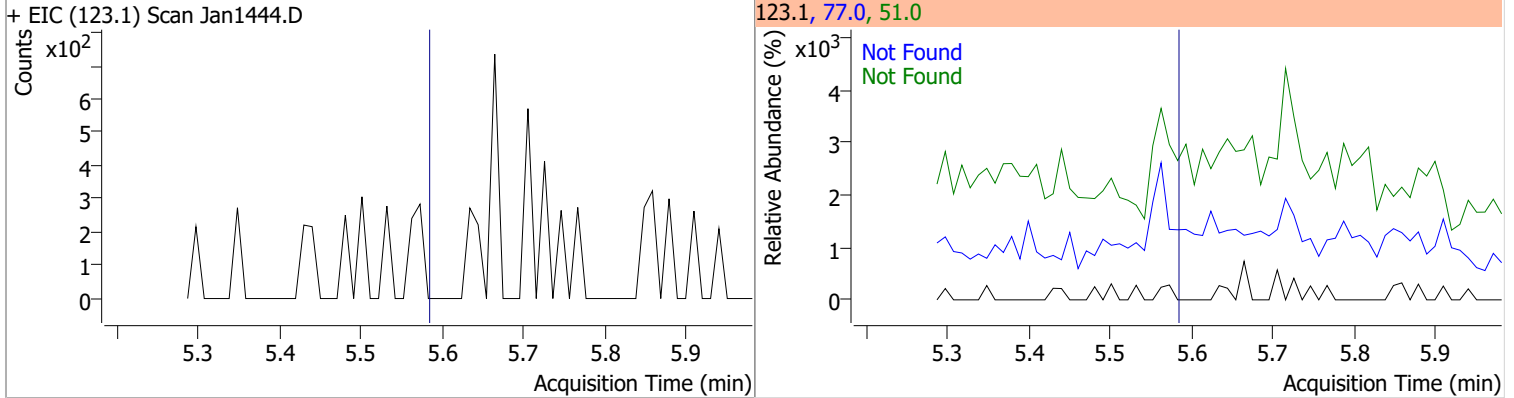
Compound	Conc.	Exp RT	QIon	Exp Ratio	QIon	Exp Ratio
Hexachloroethane	N.D.	5.48	201.0	96.9	199.0	60.2



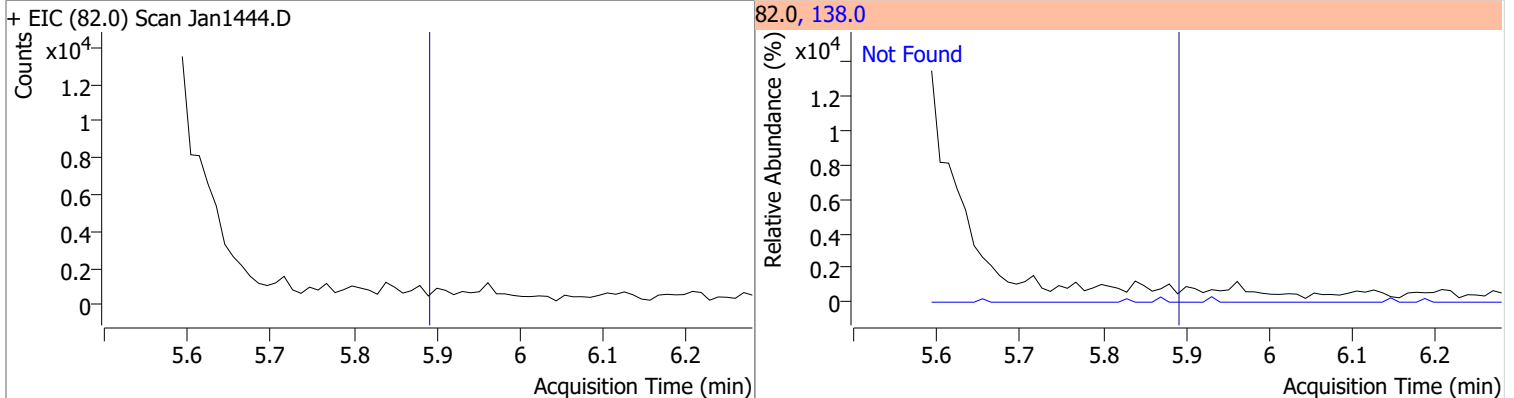
Compound	Conc.	RT	Dev(Min)	Resp.	QIon	QRatio	Lower	Upper
Nitrobenzene-d5	70.6739	5.56	0.00	289490	54.0	84.5	61.2	113.6
					128.0	49.8	34.9	64.8



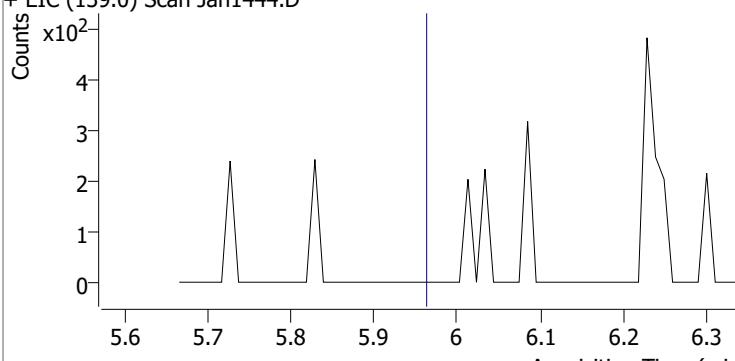
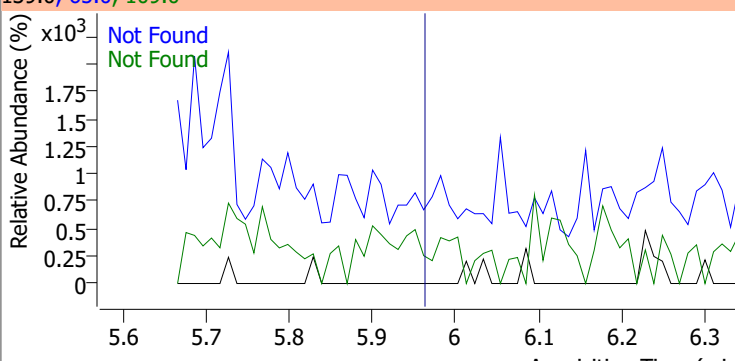
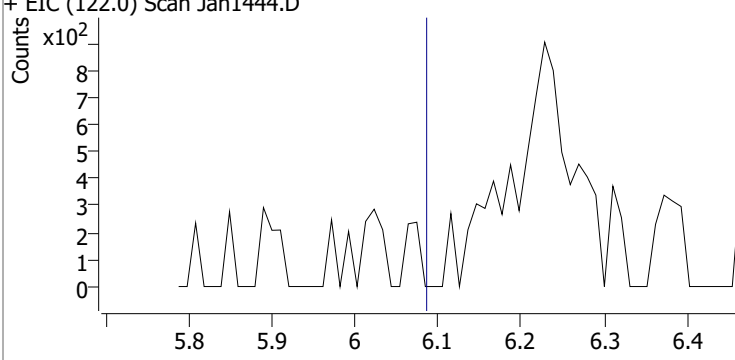
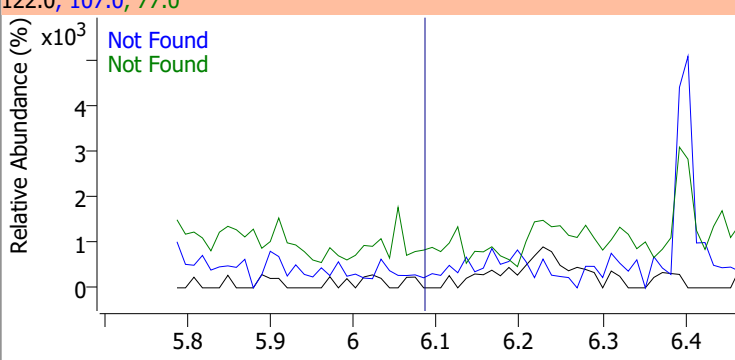
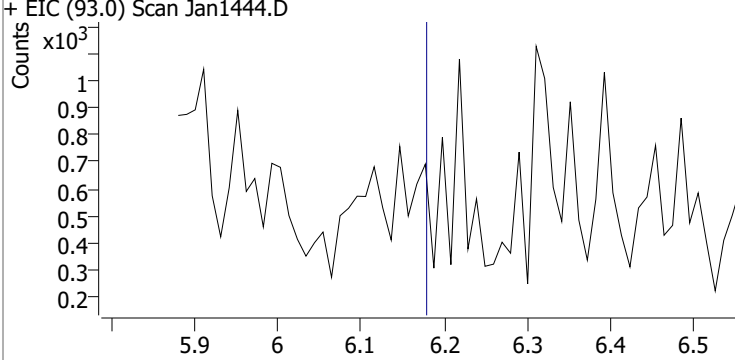
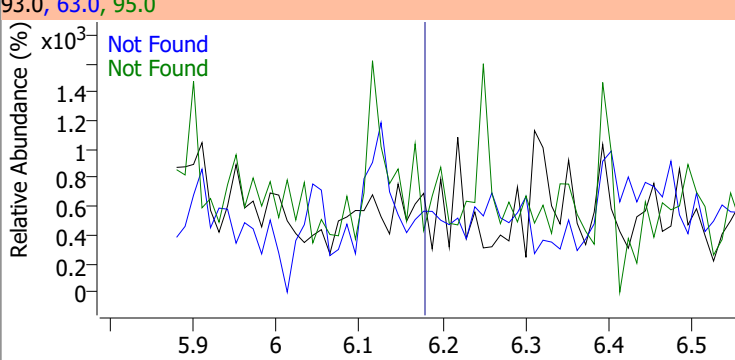
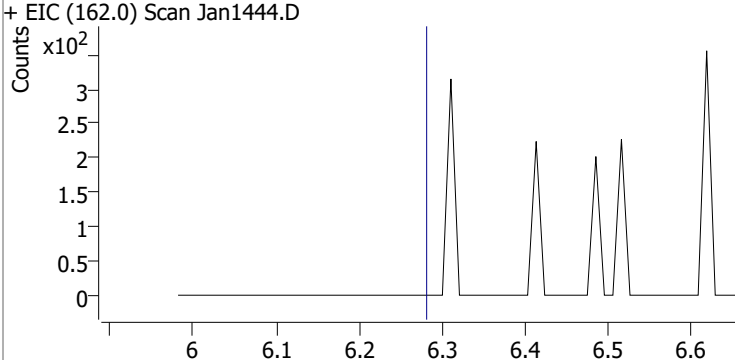
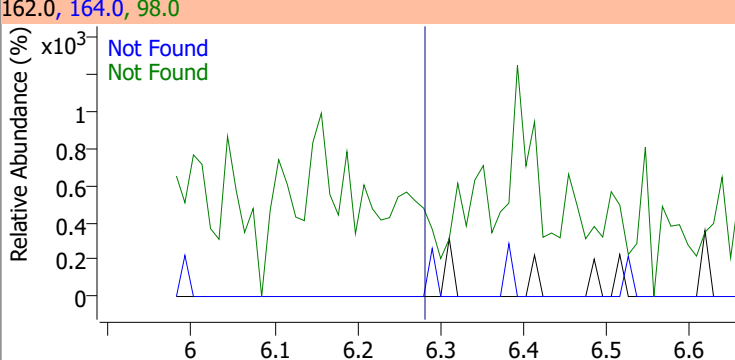
Compound	Conc.	Exp RT	QIon	Exp Ratio	QIon	Exp Ratio
Nitrobenzene	N.D.	5.58	77.0	187.7	51.0	165.1



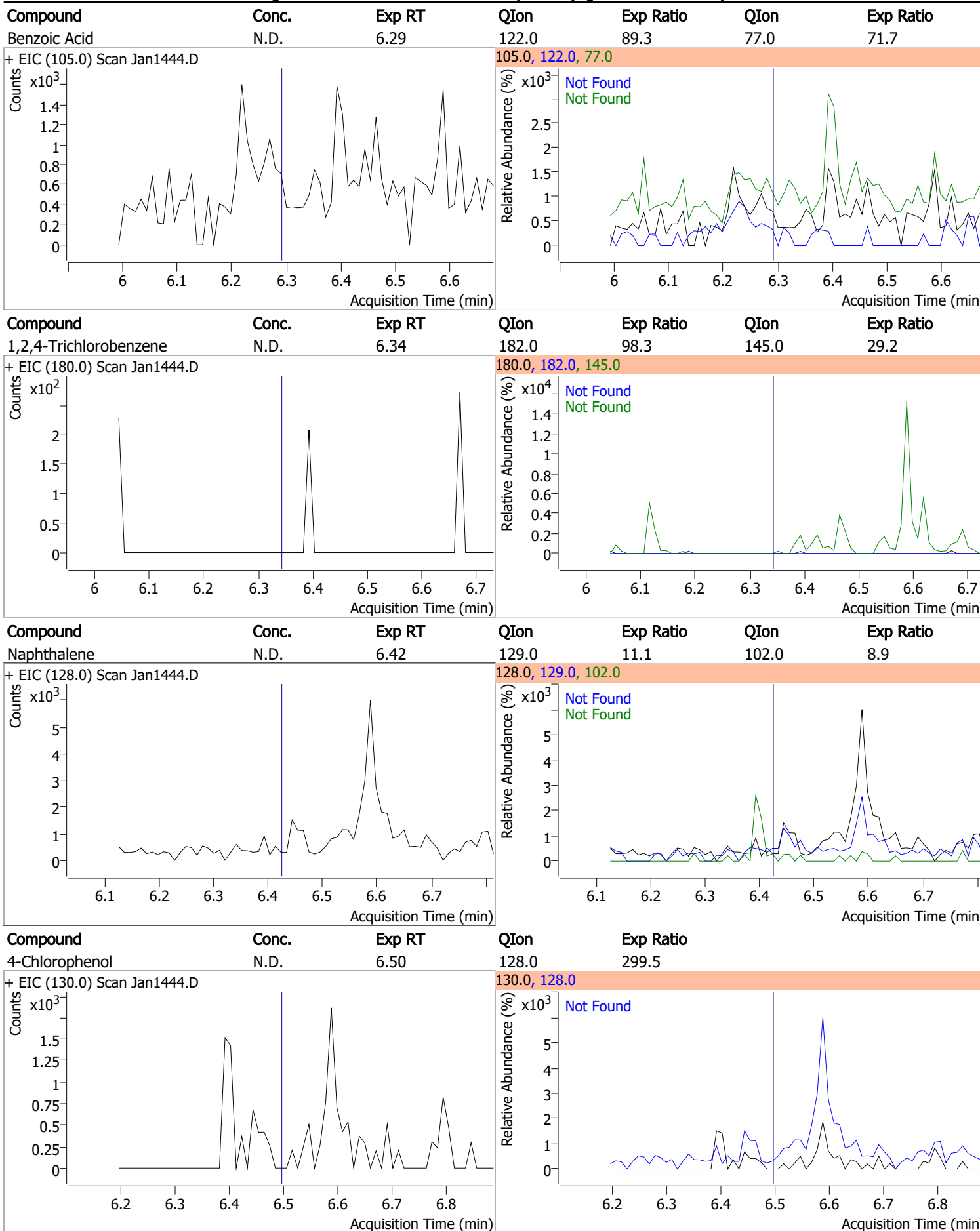
Compound	Conc.	Exp RT	QIon	Exp Ratio
Isophorone	N.D.	5.89	138.0	21.2



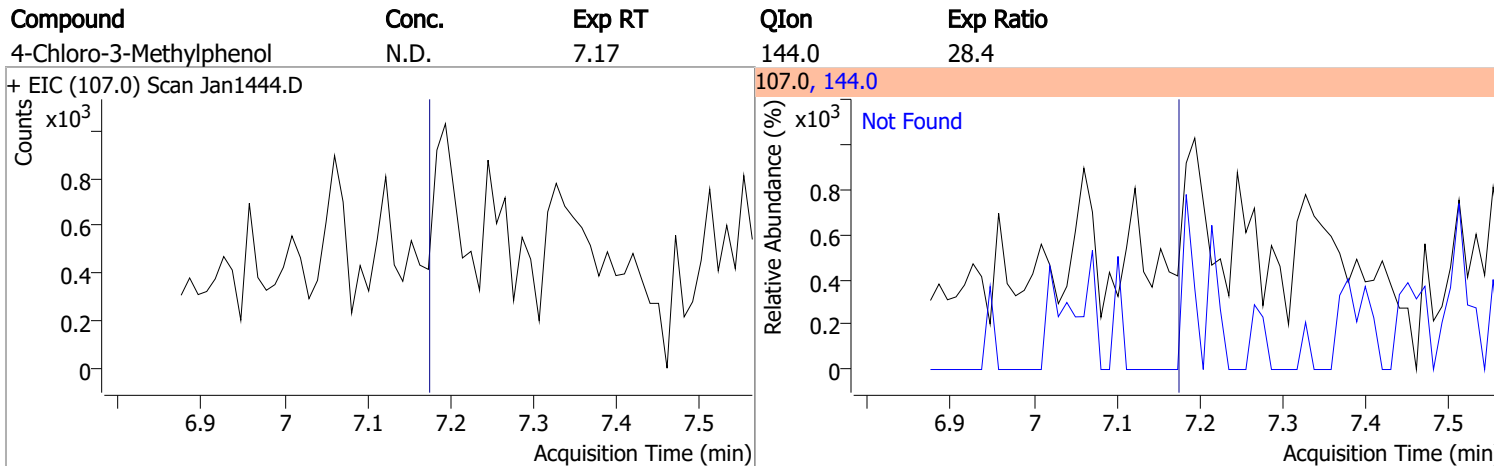
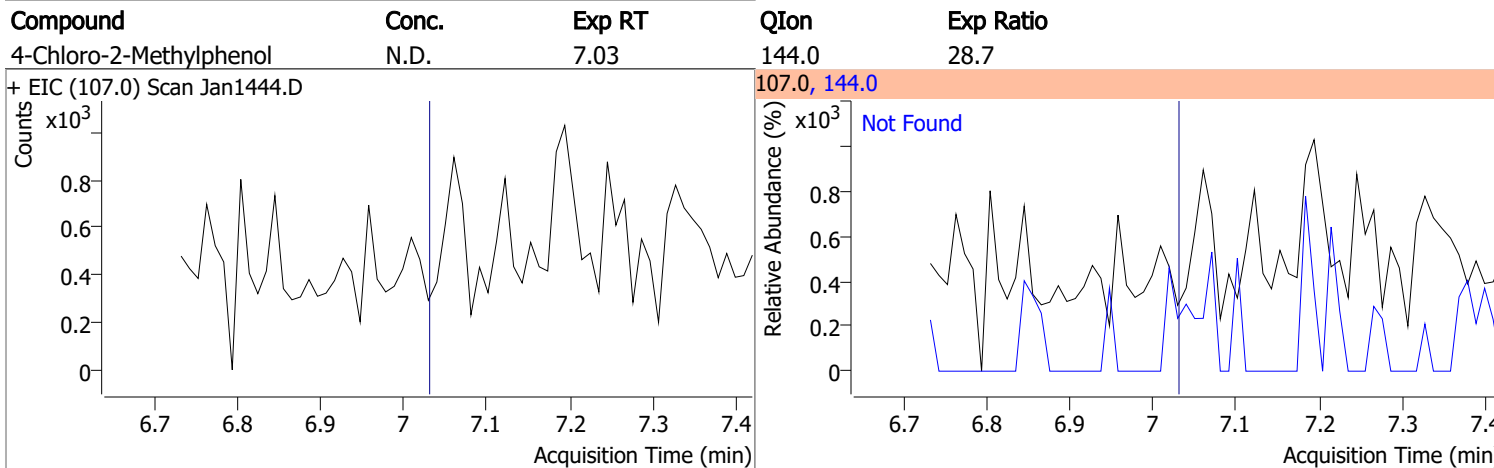
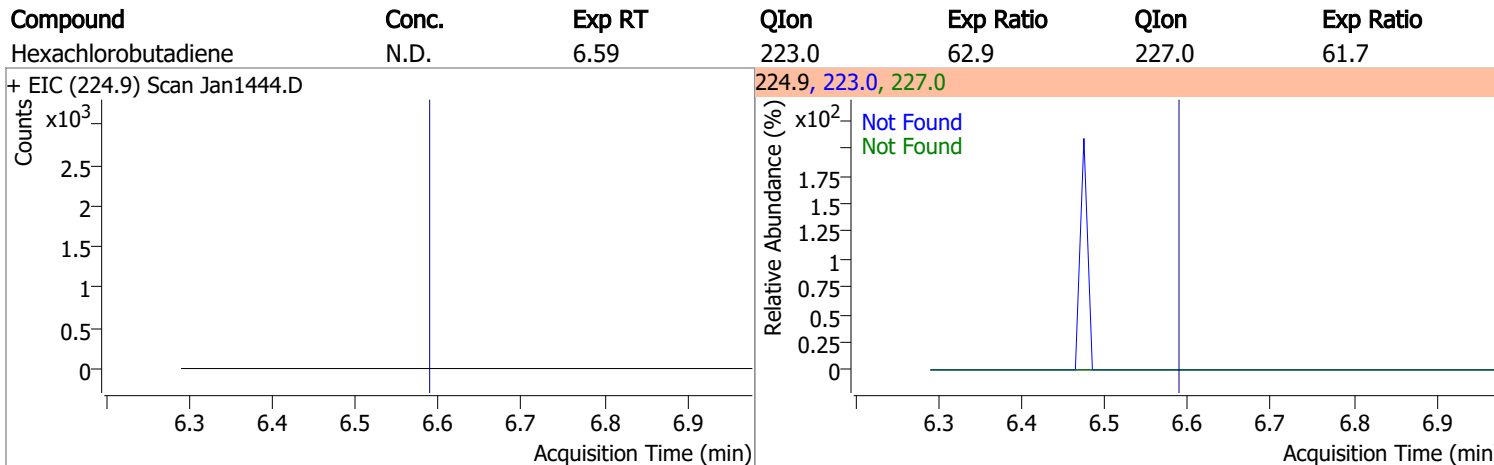
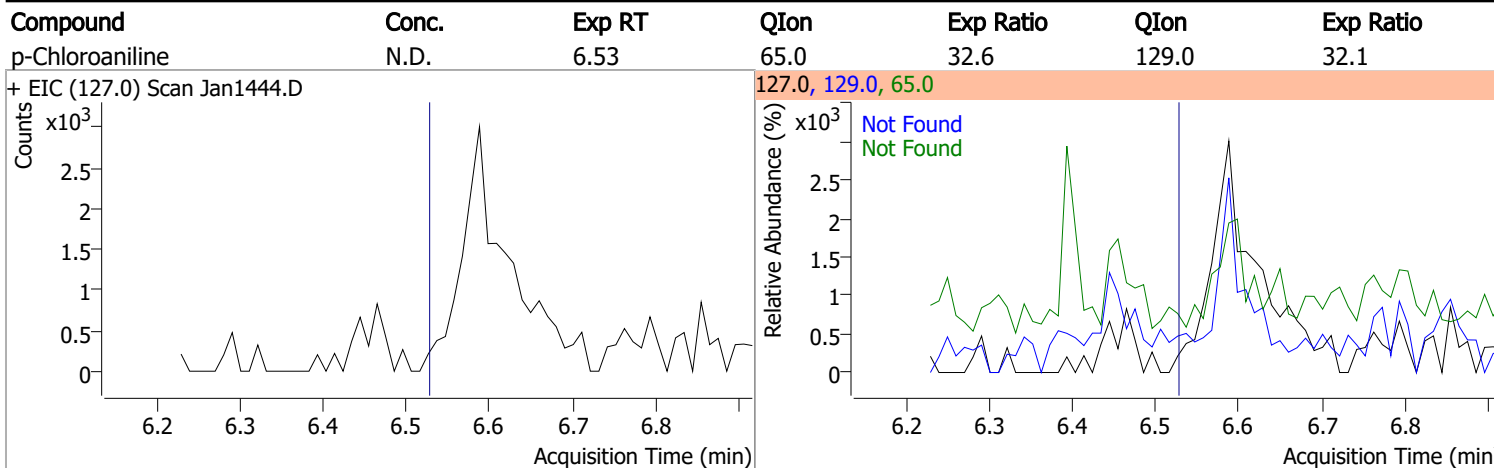
Quantitation Results Report (QT Reviewed)

Compound	Conc.	Exp RT	QIon	Exp Ratio	QIon	Exp Ratio
2-Nitrophenol	N.D.	5.96	65.0	52.2	109.0	38.2
+ EIC (139.0) Scan Jan1444.D			139.0, 65.0, 109.0			
						
2,4-Dimethylphenol	N.D.	6.08	107.0	106.7	77.0	29.9
+ EIC (122.0) Scan Jan1444.D			122.0, 107.0, 77.0			
						
bis(-2-Chloroethoxy)Methane	N.D.	6.18	63.0	88.3	95.0	29.8
+ EIC (93.0) Scan Jan1444.D			93.0, 63.0, 95.0			
						
2,4-Dichlorophenol	N.D.	6.28	164.0	63.5	98.0	30.9
+ EIC (162.0) Scan Jan1444.D			162.0, 164.0, 98.0			
						

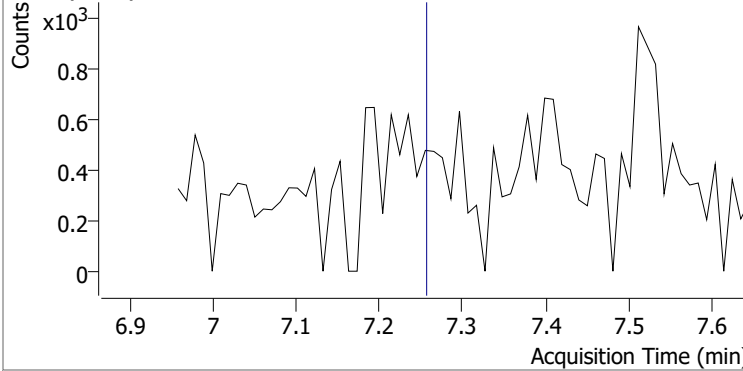
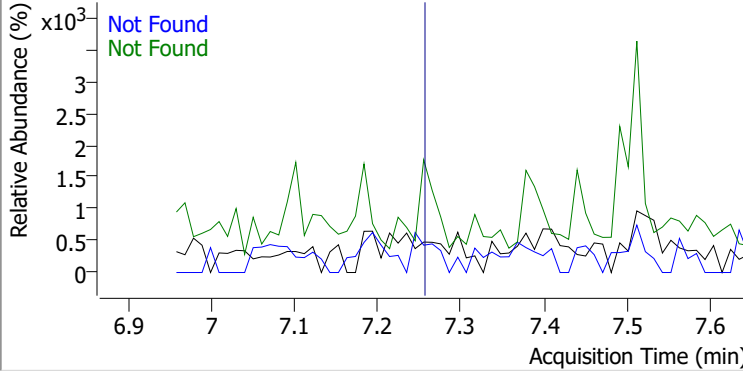
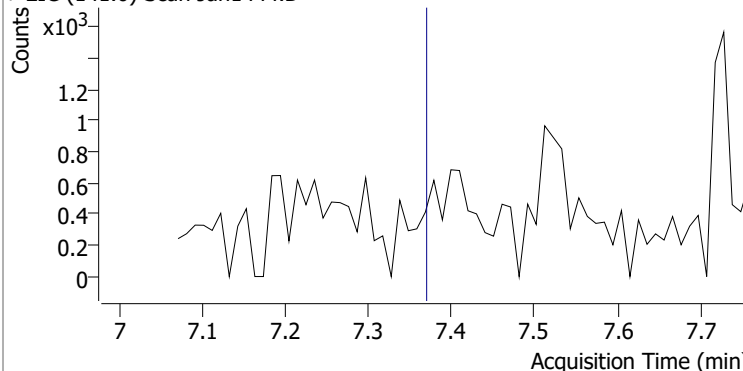
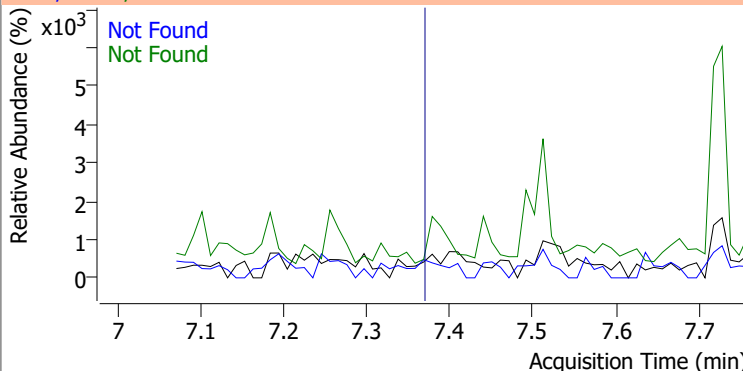
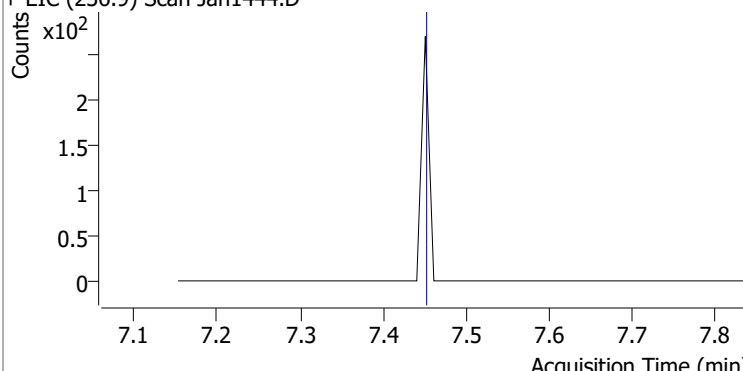
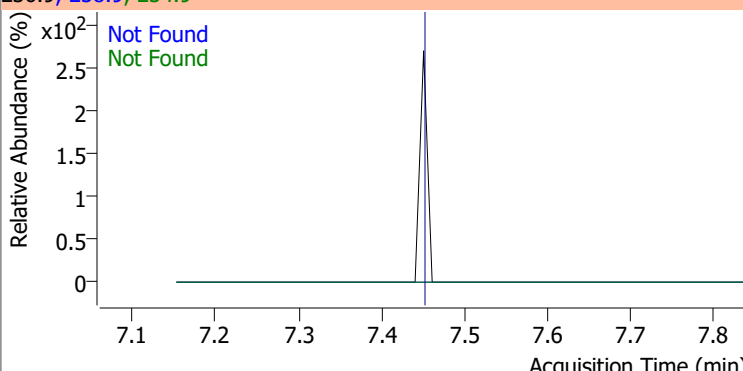
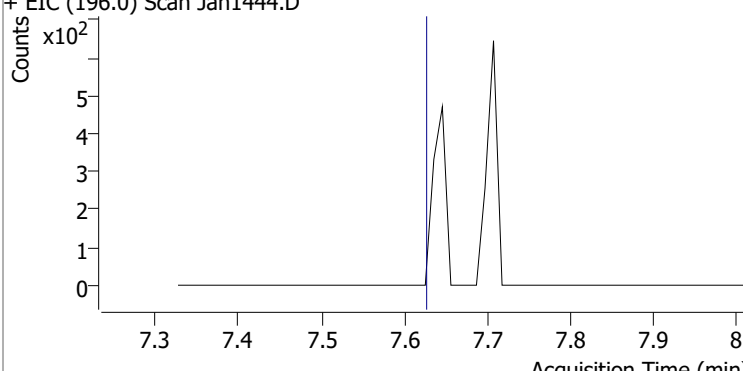
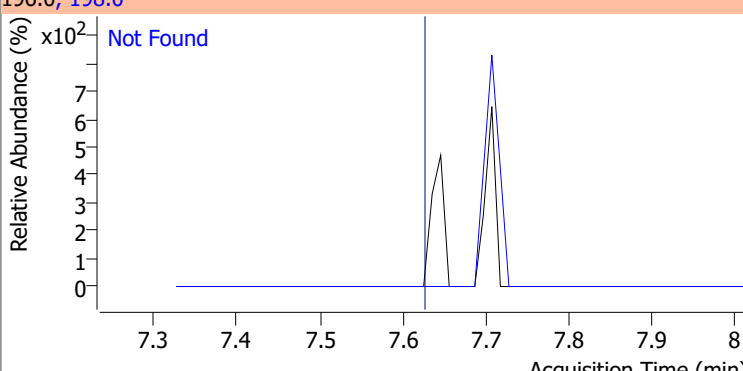
Quantitation Results Report (QT Reviewed)



Quantitation Results Report (QT Reviewed)

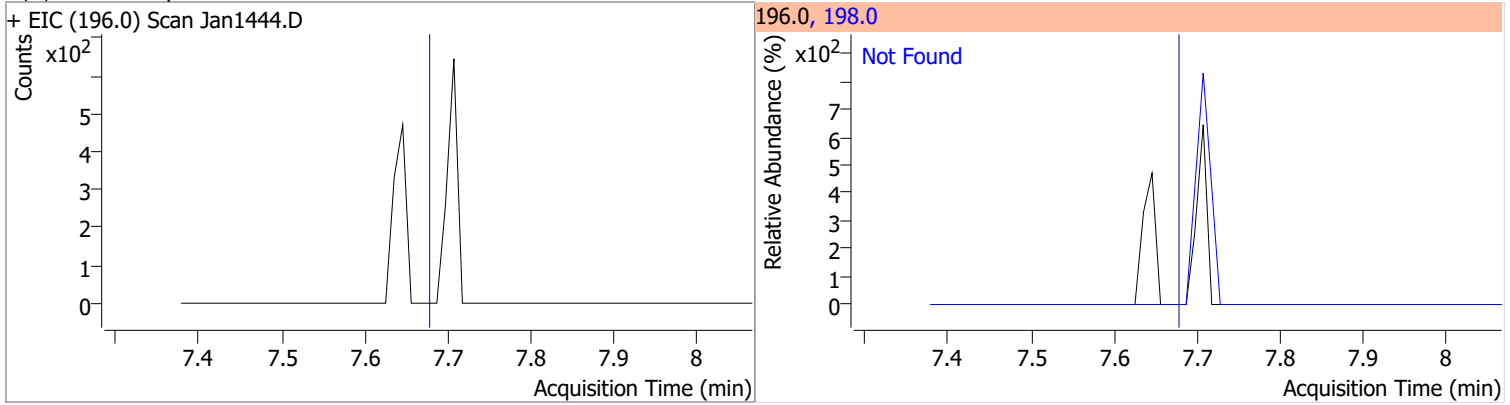


Quantitation Results Report (QT Reviewed)

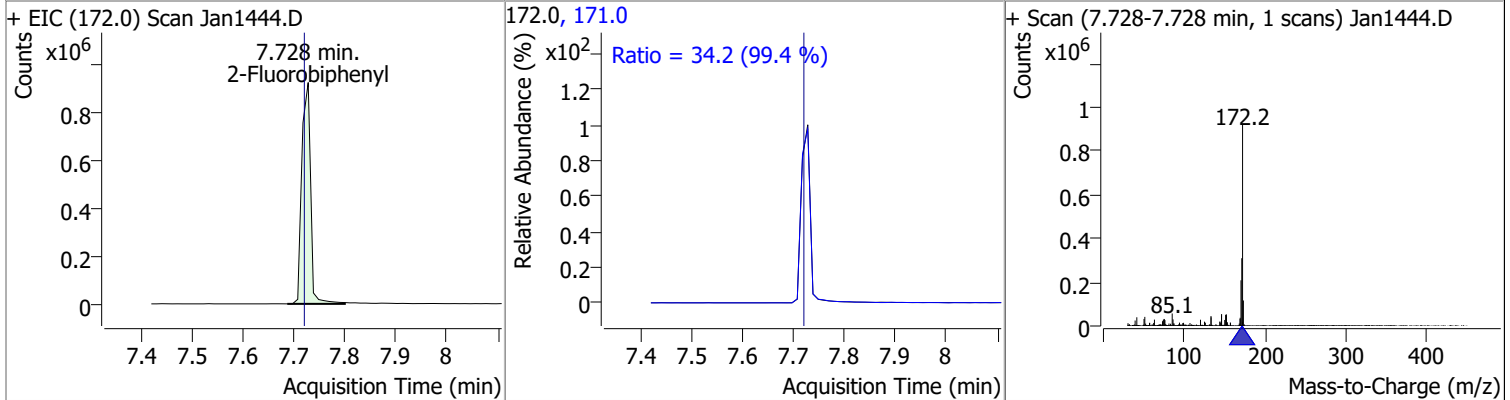
Compound	Conc.	Exp RT	QIon	Exp Ratio	QIon	Exp Ratio
2-Methylnaphthalene	N.D.	7.26	142.0	115.4	115.0	41.1
+ EIC (141.0) Scan Jan1444.D			141.0, 142.0, 115.0			
						
1-Methylnaphthalene	N.D.	7.37	142.0	111.1	115.0	41.1
+ EIC (141.0) Scan Jan1444.D			141.0, 142.0, 115.0			
						
Hexachlorocyclopentadiene	N.D.	7.45	238.9	65.3	234.9	63.2
+ EIC (236.9) Scan Jan1444.D			236.9, 238.9, 234.9			
						
2,4,6-Trichlorophenol	N.D.	7.63	198.0	94.2		
+ EIC (196.0) Scan Jan1444.D			196.0, 198.0			
						

Quantitation Results Report (QT Reviewed)

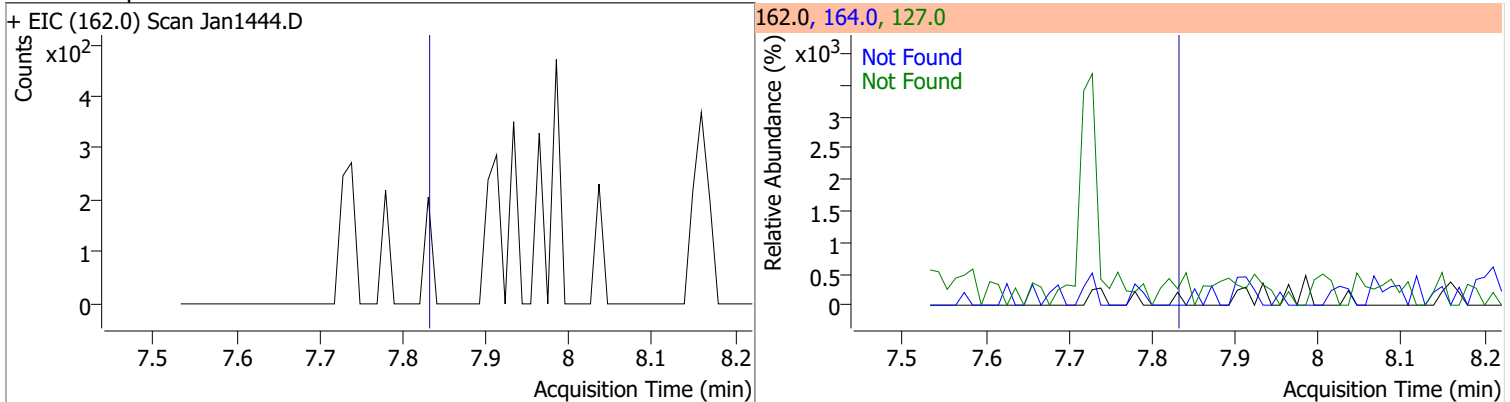
Compound	Conc.	Exp RT	QIon	Exp Ratio
2,4,5-Trichlorophenol	N.D.	7.68	198.0	95.6



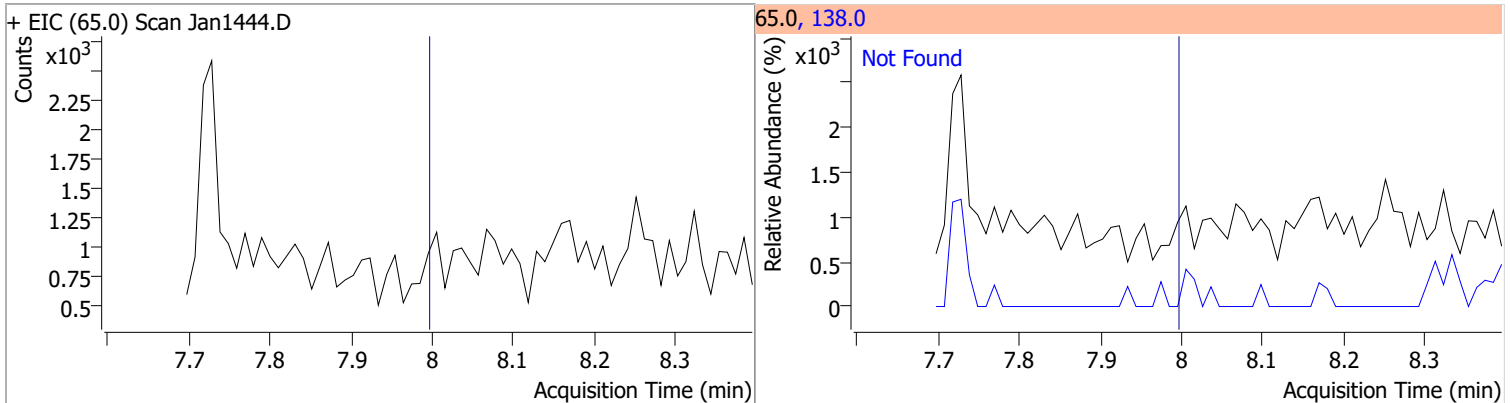
Compound	Conc.	RT	Dev(Min)	Resp.	QIon	QRatio	Lower	Upper
2-Fluorobiphenyl	71.3099	7.73	0.01	1107705	171.0	34.2	24.1	44.8



Compound	Conc.	Exp RT	QIon	Exp Ratio	QIon	Exp Ratio
2-Chloronaphthalene	N.D.	7.83	127.0	36.6	164.0	32.9

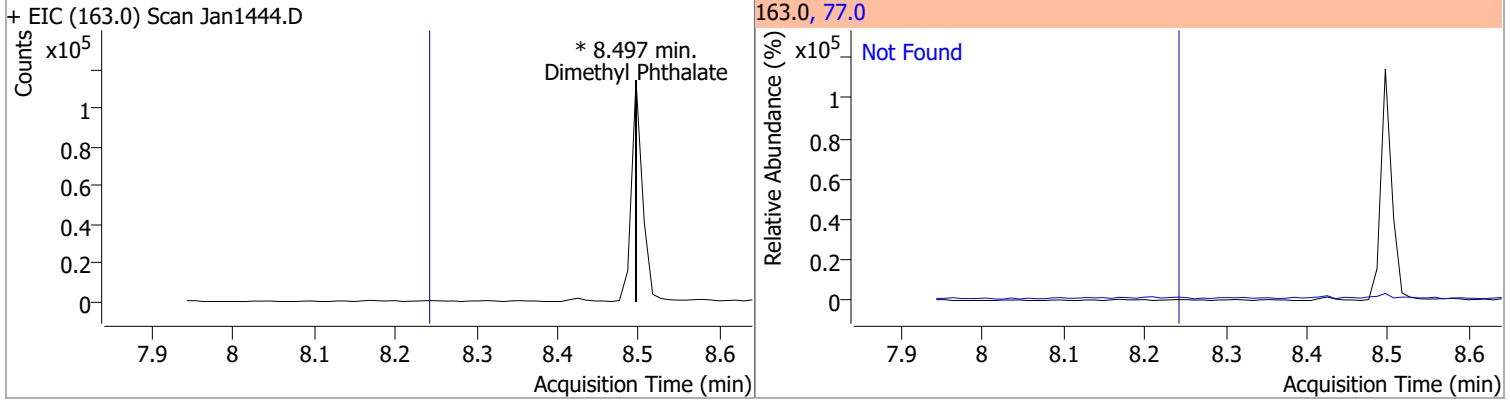


Compound	Conc.	Exp RT	QIon	Exp Ratio
2-Nitroaniline	N.D.	8.00	138.0	108.7

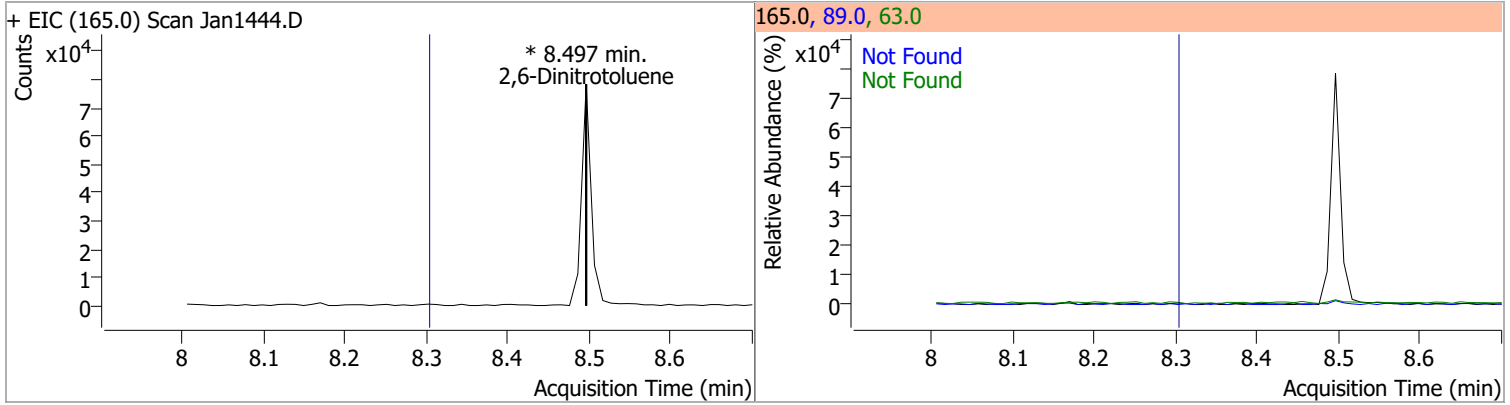


Quantitation Results Report (QT Reviewed)

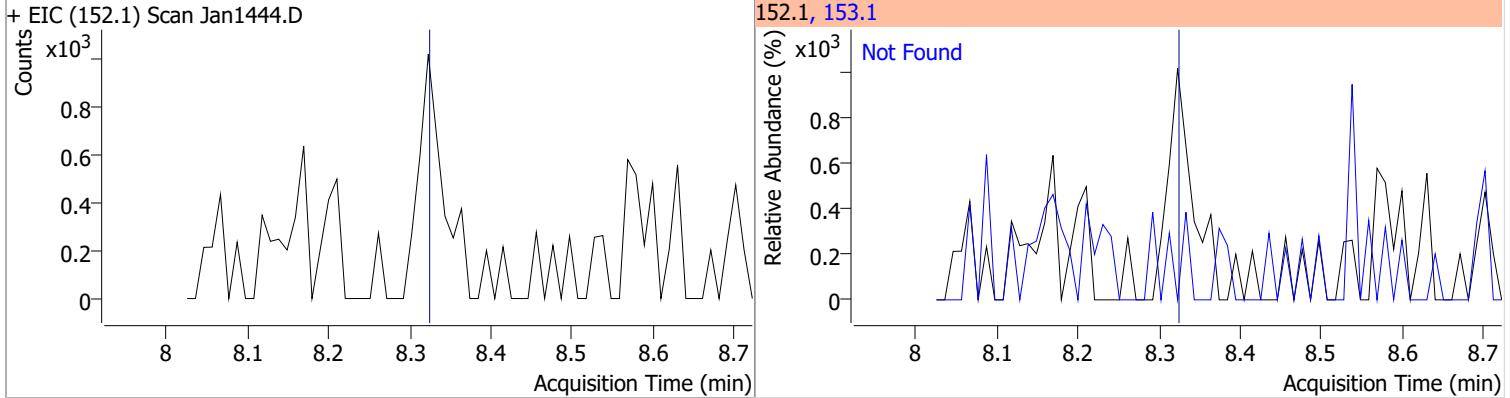
Compound	Conc.	RT	Dev(Min)	Resp.	QIon	QRatio	Lower	Upper
Dimethyl Phthalate	0	0		0	77.0		12.9	24.0



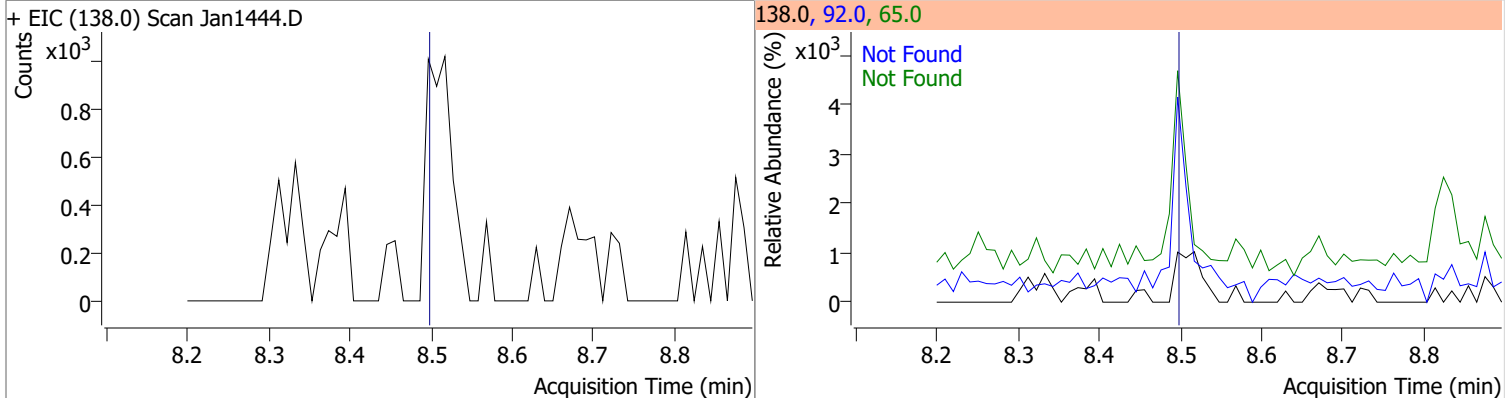
Compound	Conc.	RT	Dev(Min)	Resp.	QIon	QRatio	Lower	Upper
2,6-Dinitrotoluene	0	0		0	63.0 89.0		114.6 41.8	212.8 77.6



Compound	Conc.	Exp RT	QIon	Exp Ratio
Acenaphthylene	N.D.	8.32	153.1	14.0

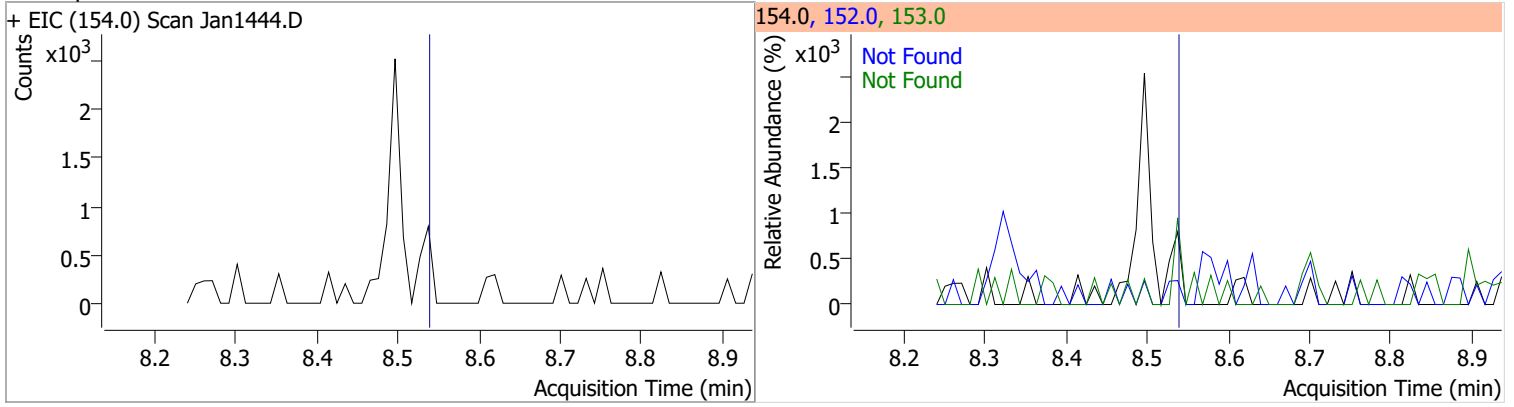


Compound	Conc.	Exp RT	QIon	Exp Ratio	QIon	Exp Ratio
3-Nitroaniline	N.D.	8.50	65.0	131.6	92.0	102.1

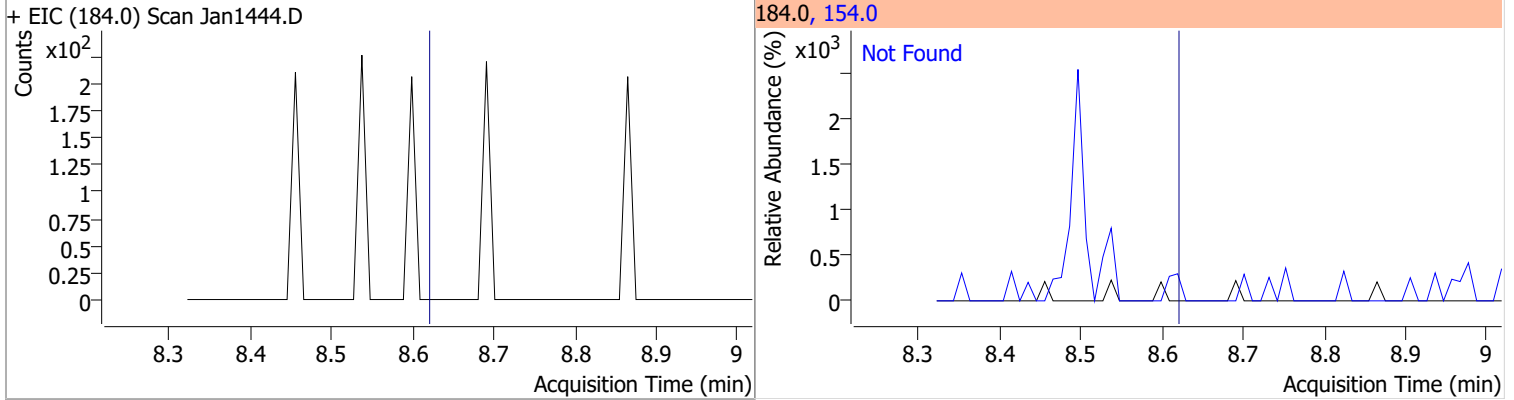


Quantitation Results Report (QT Reviewed)

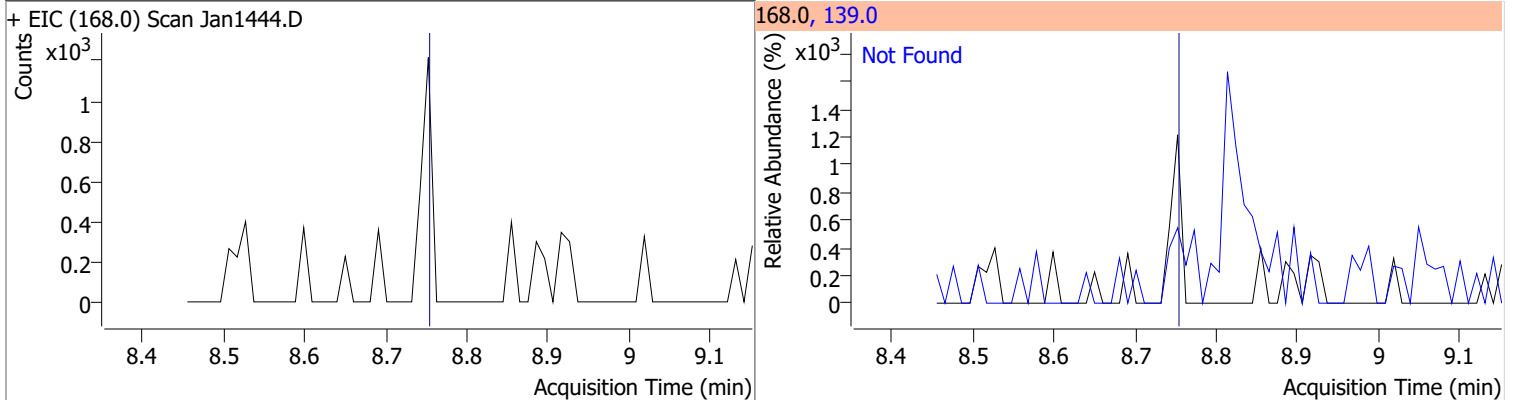
Compound	Conc.	Exp RT	QIon	Exp Ratio	QIon	Exp Ratio
Acenaphthene	N.D.	8.54	153.0	108.2	152.0	50.8



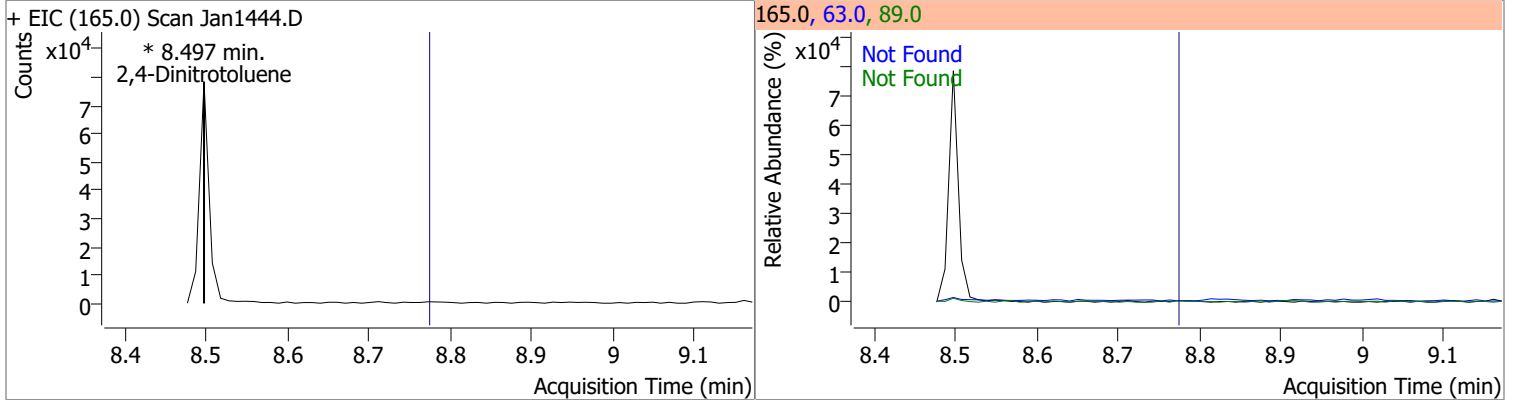
Compound	Conc.	Exp RT	QIon	Exp Ratio
2,4-Dinitrophenol	N.D.	8.62	154.0	53.4



Compound	Conc.	Exp RT	QIon	Exp Ratio
Dibenzofuran	N.D.	8.75	139.0	38.8

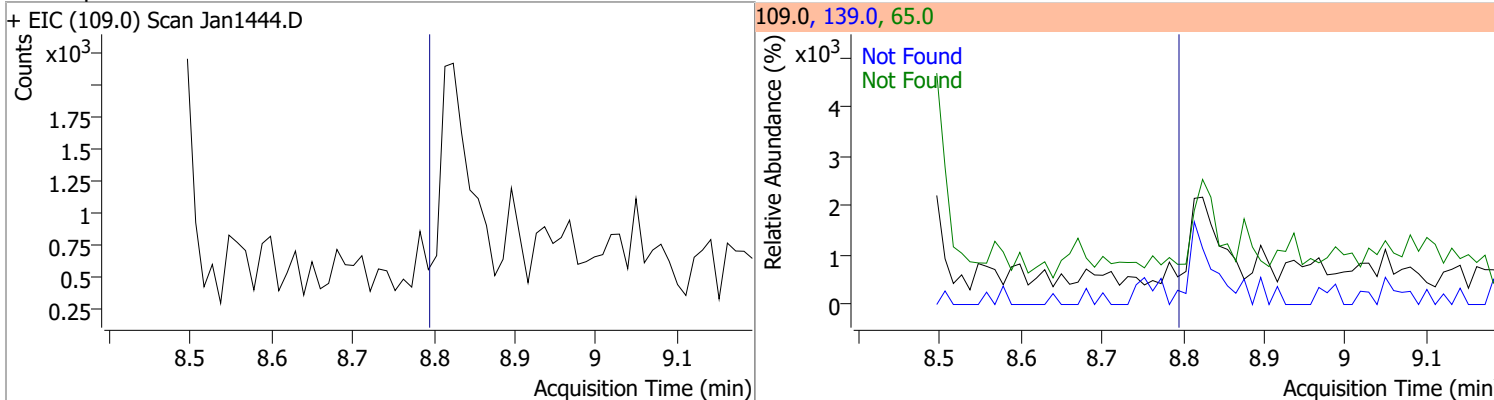


Compound	Conc.	RT	Dev(Min)	Resp.	QIon	QRatio	Lower	Upper
2,4-Dinitrotoluene		0		0	89.0		50.5	93.8
					63.0		36.9	68.4

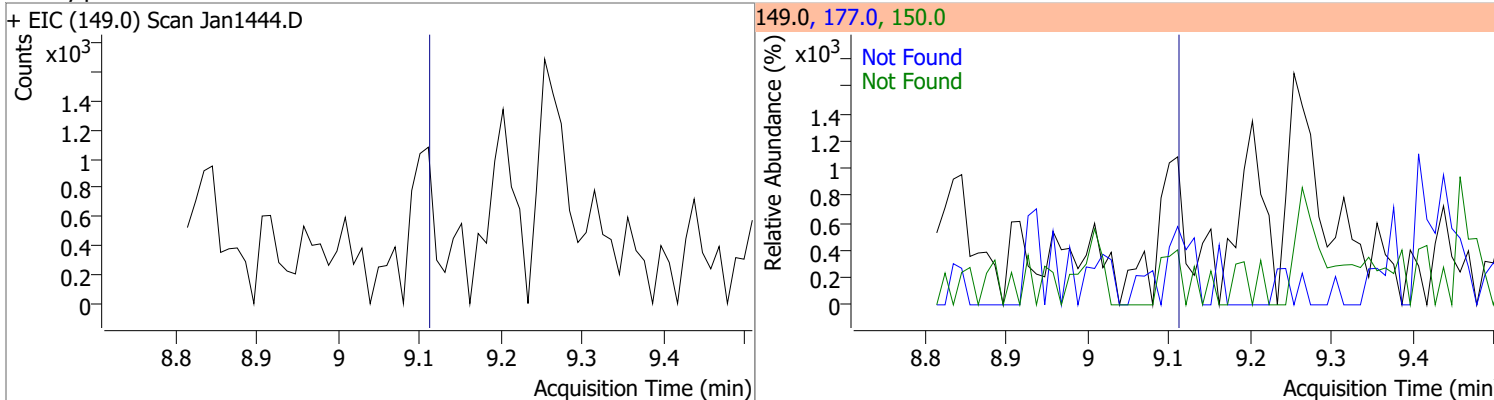


Quantitation Results Report (QT Reviewed)

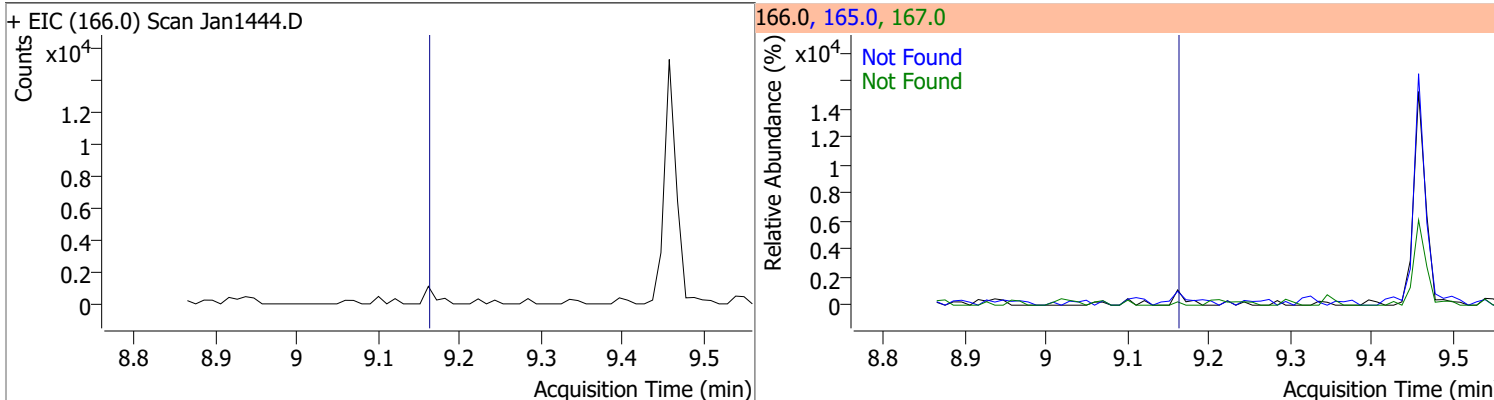
Compound	Conc.	Exp RT	QIon	Exp Ratio	QIon	Exp Ratio
4-Nitrophenol	N.D.	8.79	65.0	84.9	139.0	66.0



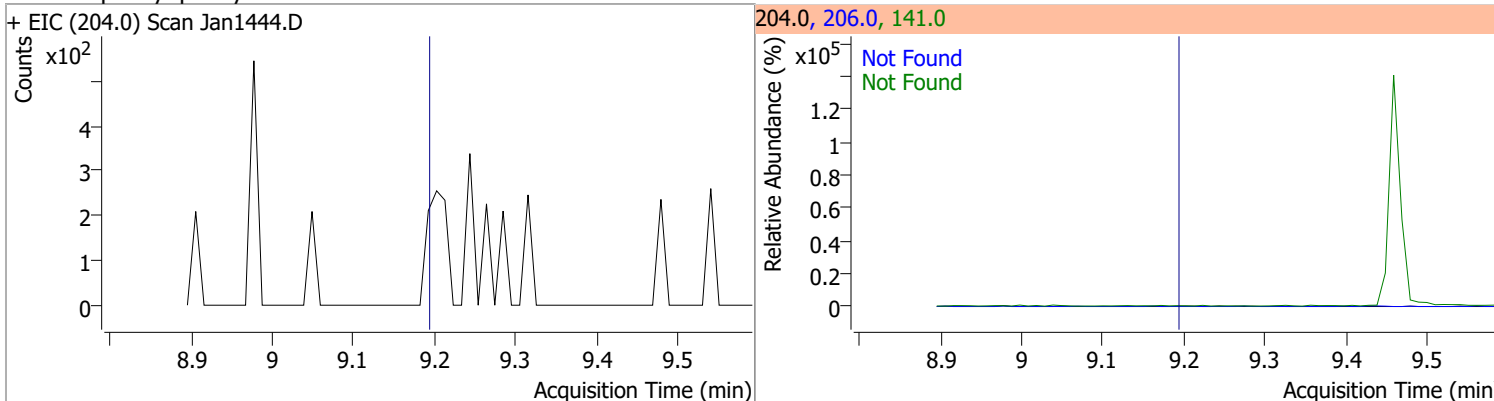
Compound	Conc.	Exp RT	QIon	Exp Ratio	QIon	Exp Ratio
Diethylphthalate	N.D.	9.11	177.0	20.4	150.0	12.3



Compound	Conc.	Exp RT	QIon	Exp Ratio	QIon	Exp Ratio
Fluorene	N.D.	9.16	165.0	94.7	167.0	13.8

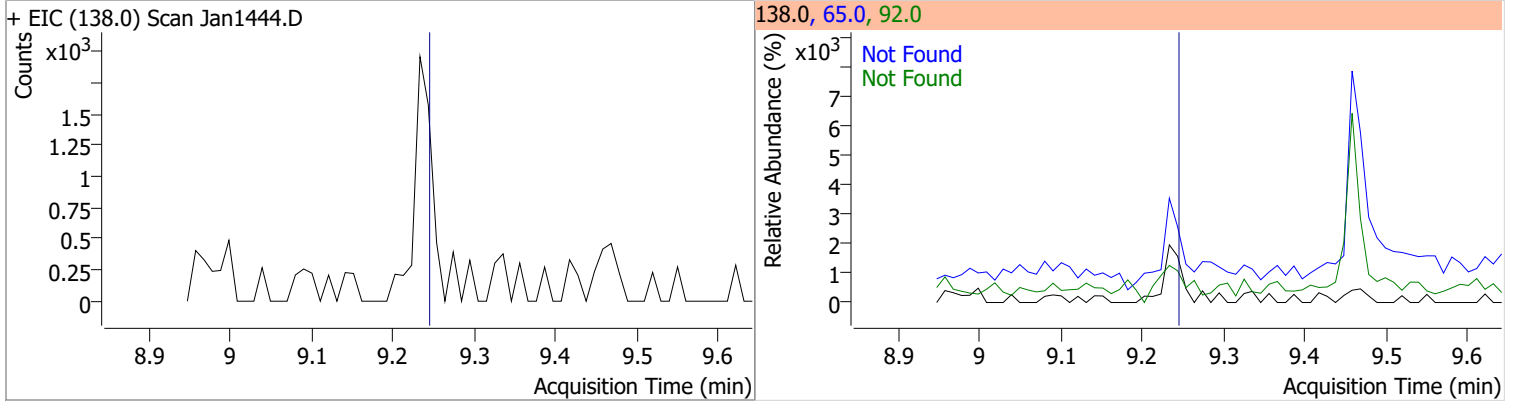


Compound	Conc.	Exp RT	QIon	Exp Ratio	QIon	Exp Ratio
4-Chlorophenyl-phenylether	N.D.	9.19	141.0	61.5	206.0	33.0

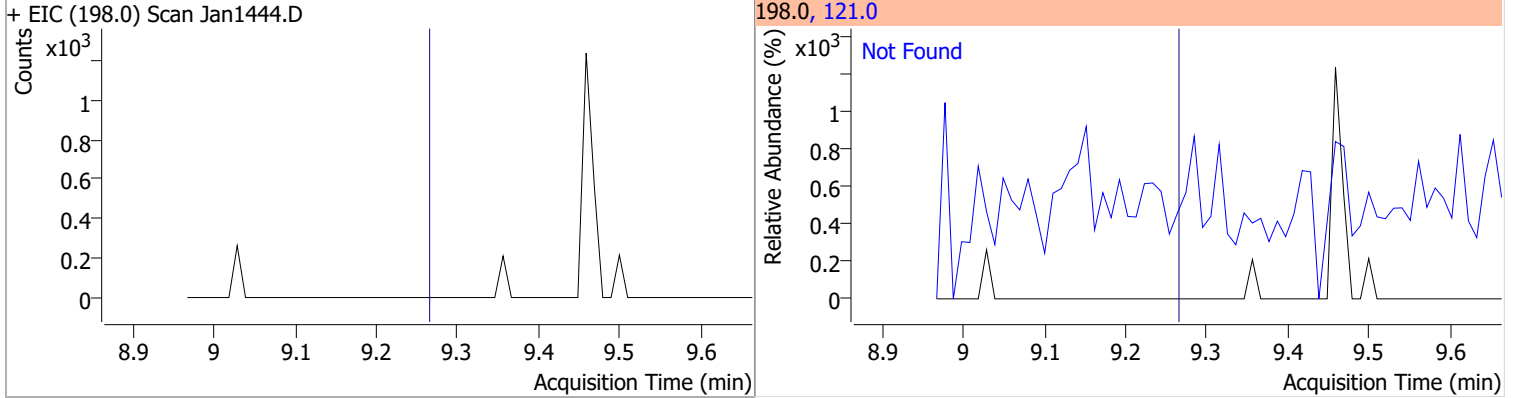


Quantitation Results Report (QT Reviewed)

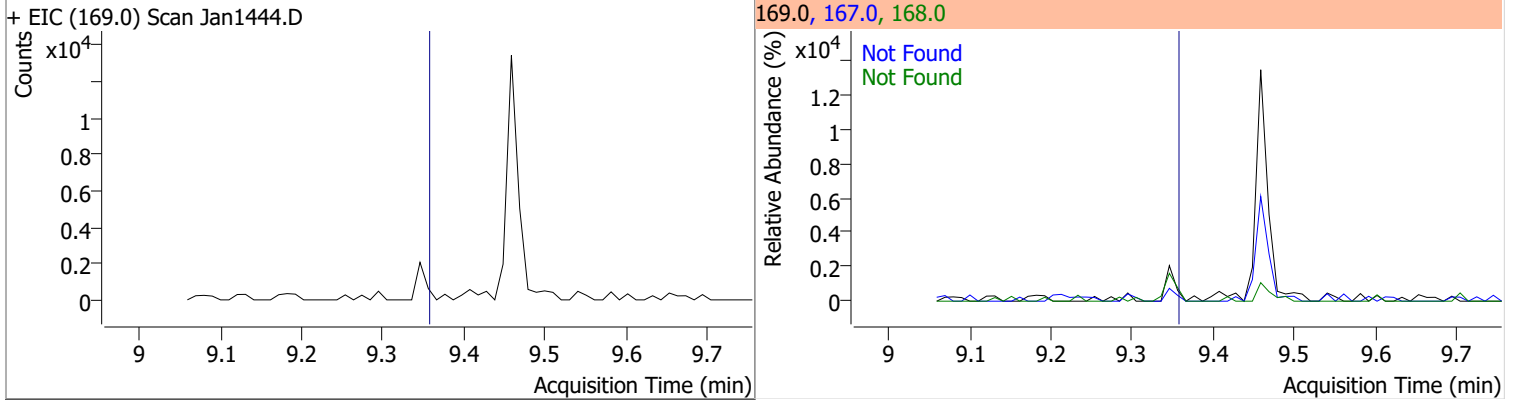
Compound	Conc.	Exp RT	QIon	Exp Ratio	QIon	Exp Ratio
4-Nitroaniline	N.D.	9.24	65.0	119.6	92.0	45.9



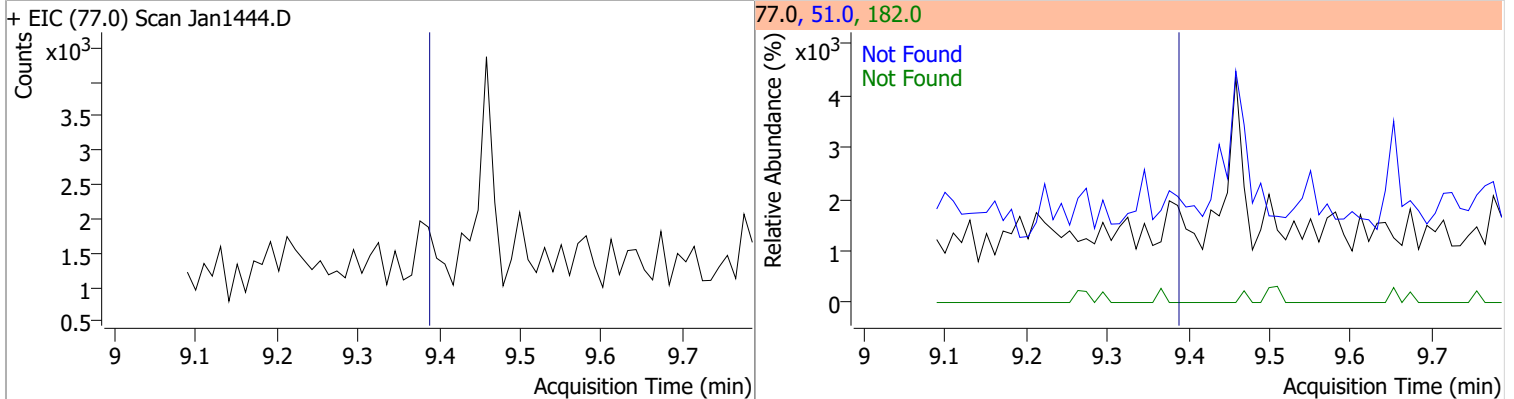
Compound	Conc.	Exp RT	QIon	Exp Ratio
4,6-Dinitro-2-methylphenol	N.D.	9.26	121.0	44.2



Compound	Conc.	Exp RT	QIon	Exp Ratio	QIon	Exp Ratio
N-nitrosodiphenylamine	N.D.	9.36	168.0	61.0	167.0	32.7

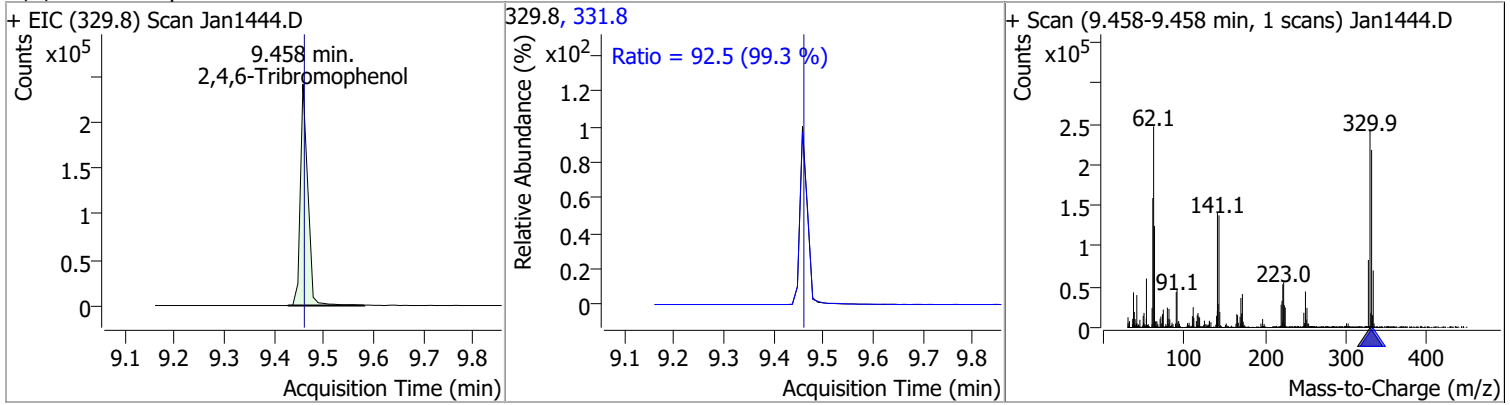


Compound	Conc.	Exp RT	QIon	Exp Ratio	QIon	Exp Ratio
Azobenzene	N.D.	9.39	51.0	46.0	182.0	28.3

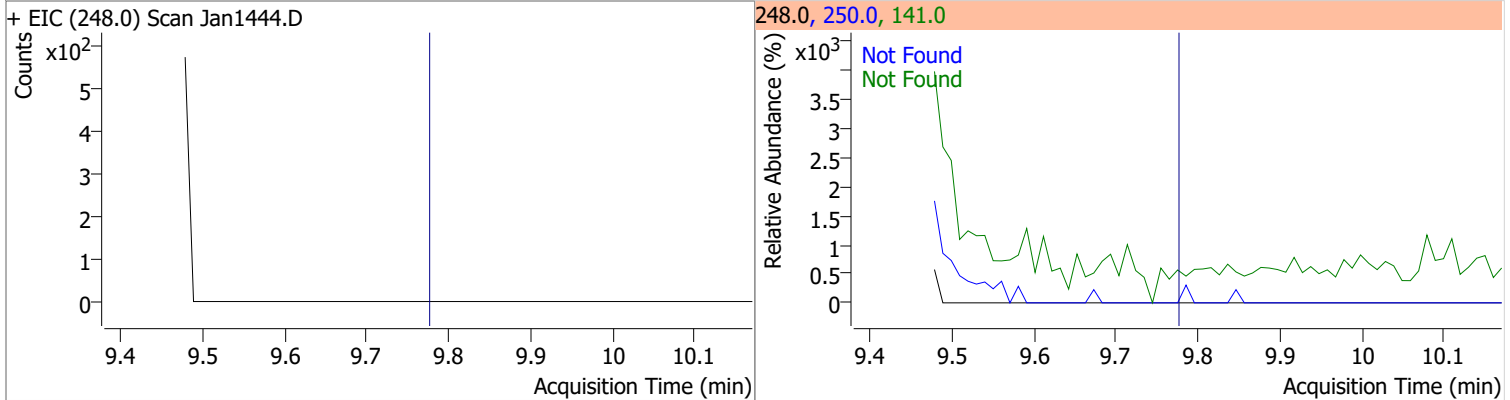


Quantitation Results Report (QT Reviewed)

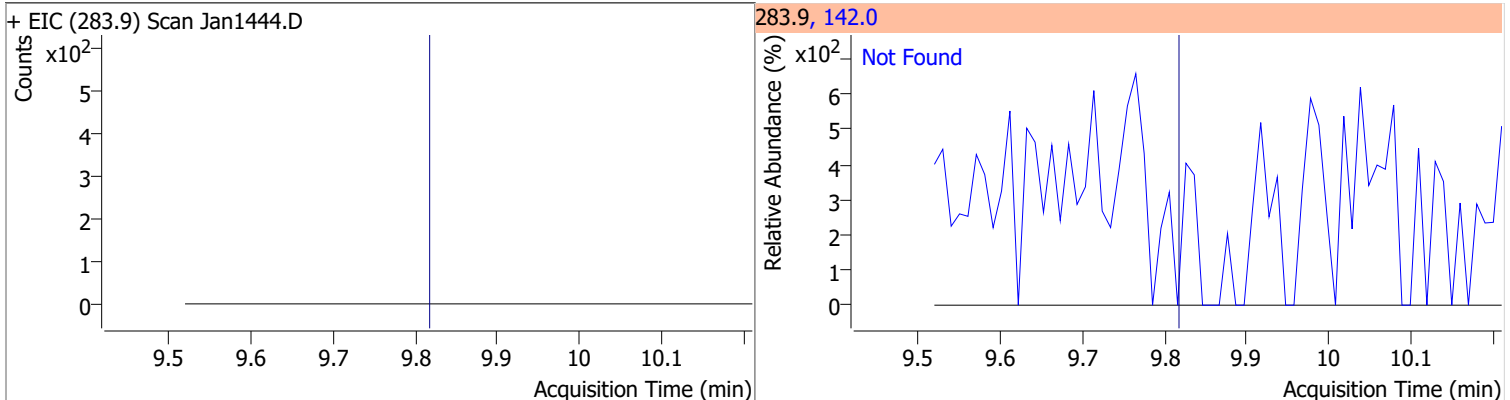
Compound	Conc.	RT	Dev(Min)	Resp.	QIon	QRatio	Lower	Upper
2,4,6-Tribromophenol	177.9759	9.46	0.00	252044	331.8	92.5	65.2	121.0



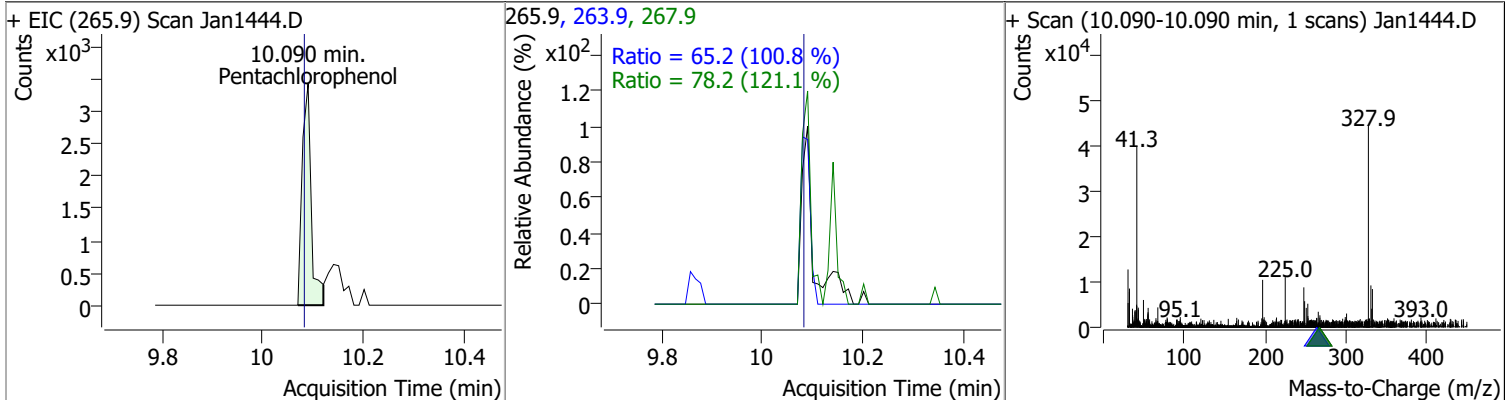
Compound	Conc.	Exp RT	QIon	Exp Ratio	QIon	Exp Ratio
4-Bromophenyl-phenylether	N.D.	9.78	250.0	97.1	141.0	93.8



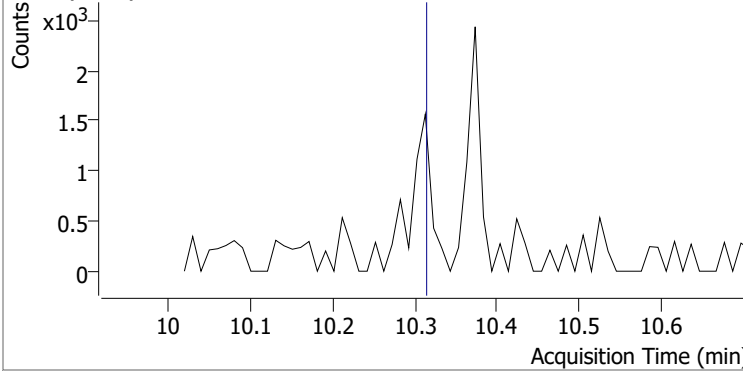
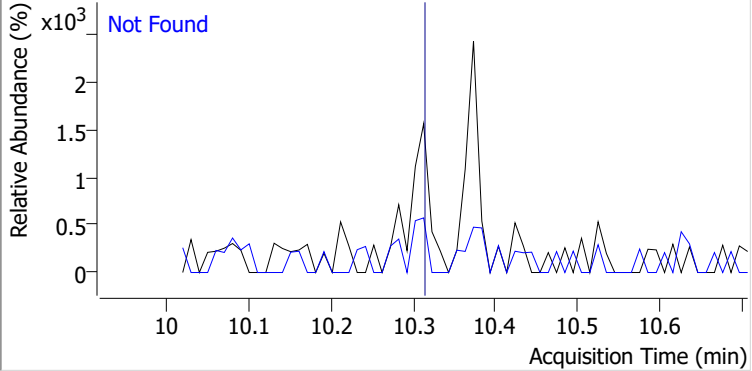
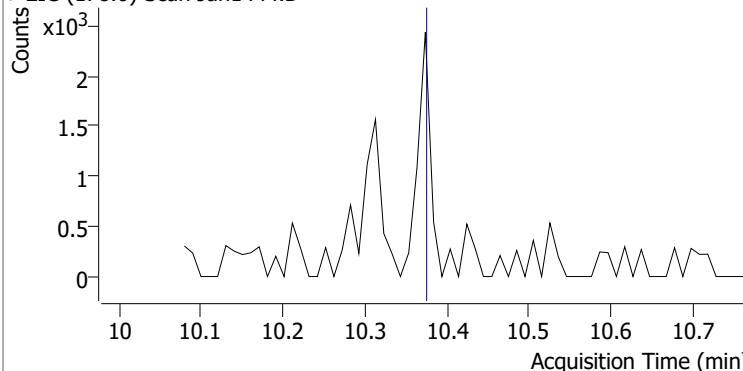
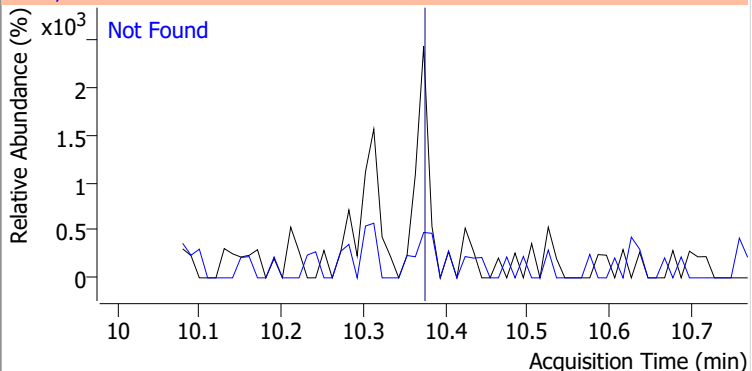
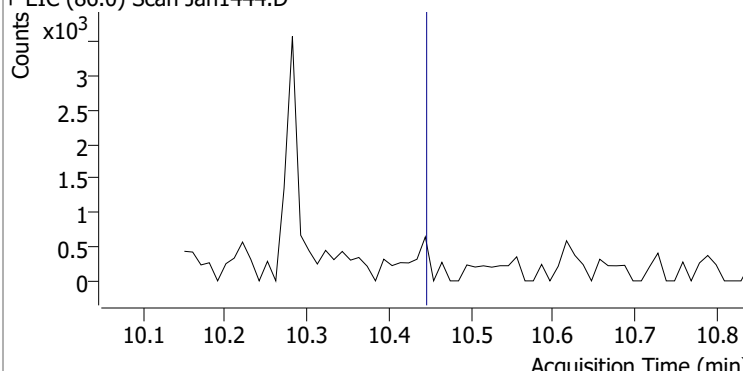
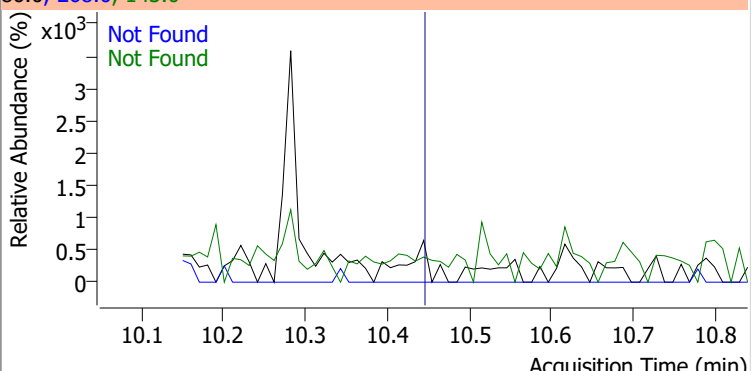
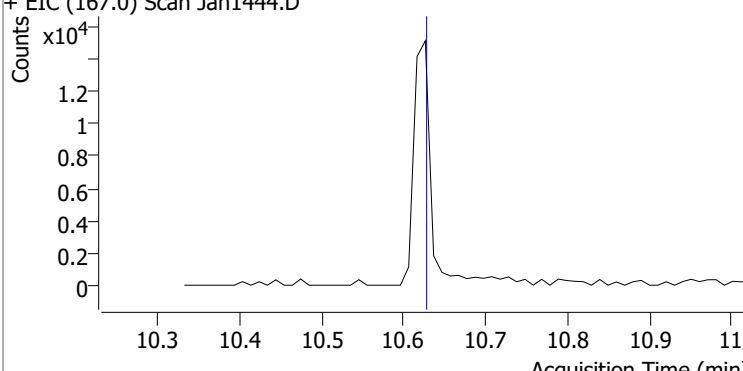
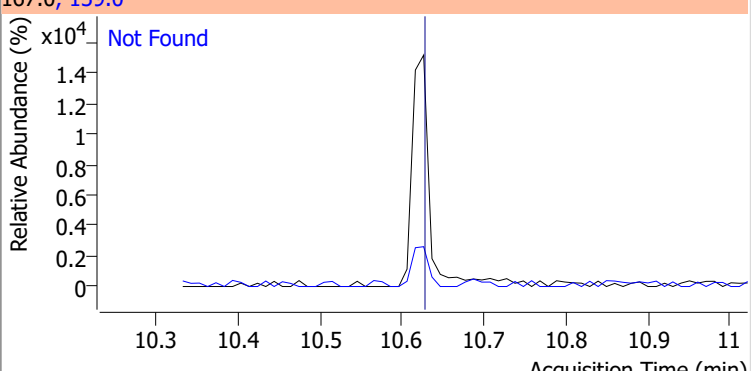
Compound	Conc.	Exp RT	QIon	Exp Ratio
Hexachlorobenzene	N.D.	9.82	142.0	51.2



Compound	Conc.	RT	Dev(Min)	Resp.	QIon	QRatio	Lower	Upper
Pentachlorophenol	3.7323	10.09	0.01	4268	263.9	65.2	45.3	84.1
					267.9	78.2	45.2	83.9

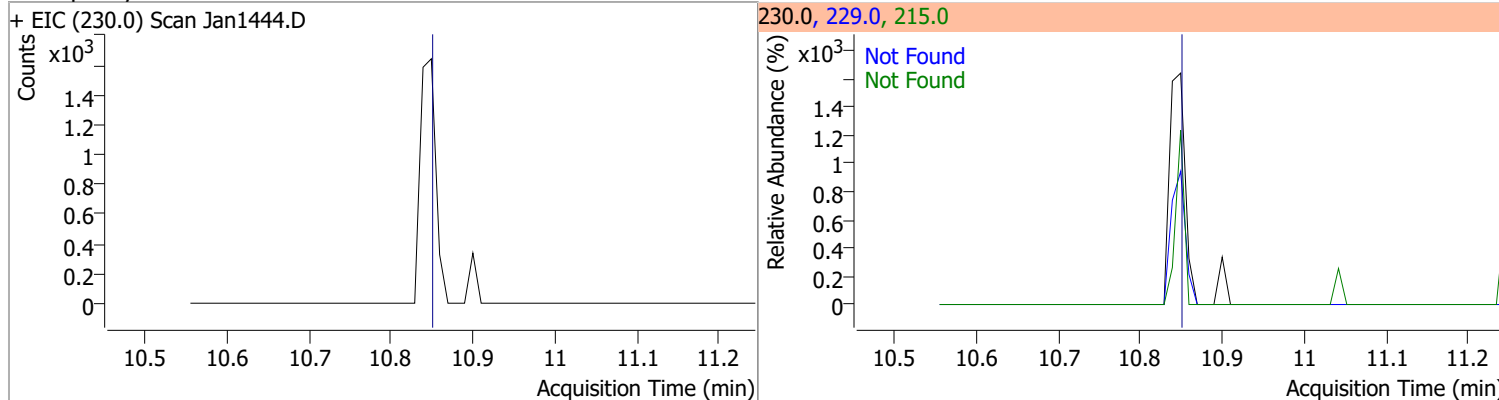


Quantitation Results Report (QT Reviewed)

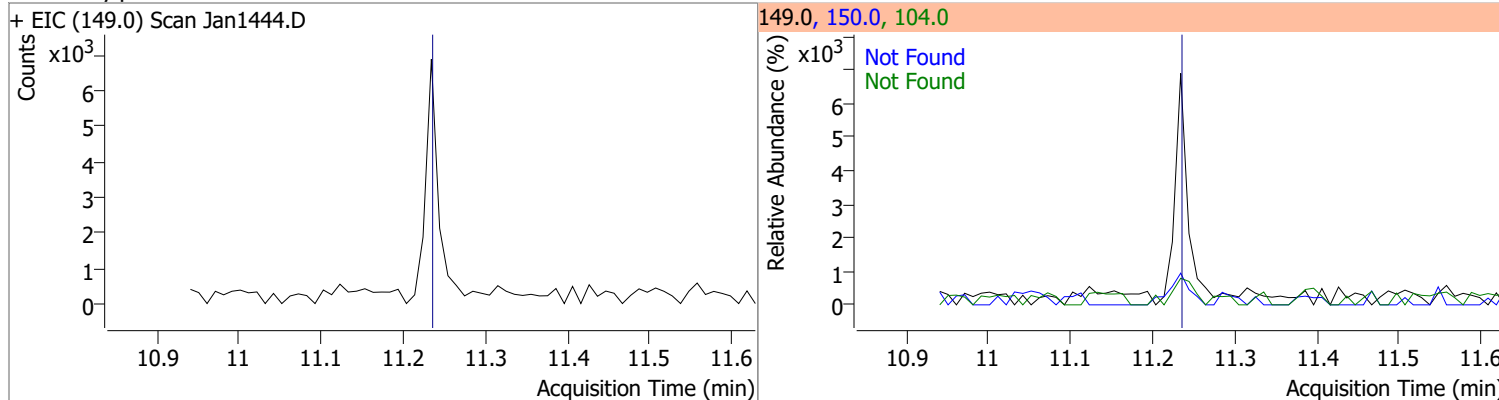
Compound	Conc.	Exp RT	QIon	Exp Ratio		
Phenanthrene	N.D.	10.31	176.0	18.6		
+ EIC (178.0) Scan Jan1444.D			178.0, 176.0			
						
Anthracene	N.D.	10.37	176.0	18.3		
+ EIC (178.0) Scan Jan1444.D			178.0, 176.0			
						
Triallate	N.D.	10.44	268.0	26.6	QIon	Exp Ratio
			143.0	23.5		
+ EIC (86.0) Scan Jan1444.D			86.0, 268.0, 143.0			
						
Carbazole	N.D.	10.63	139.0	13.2		
+ EIC (167.0) Scan Jan1444.D			167.0, 139.0			
						

Quantitation Results Report (QT Reviewed)

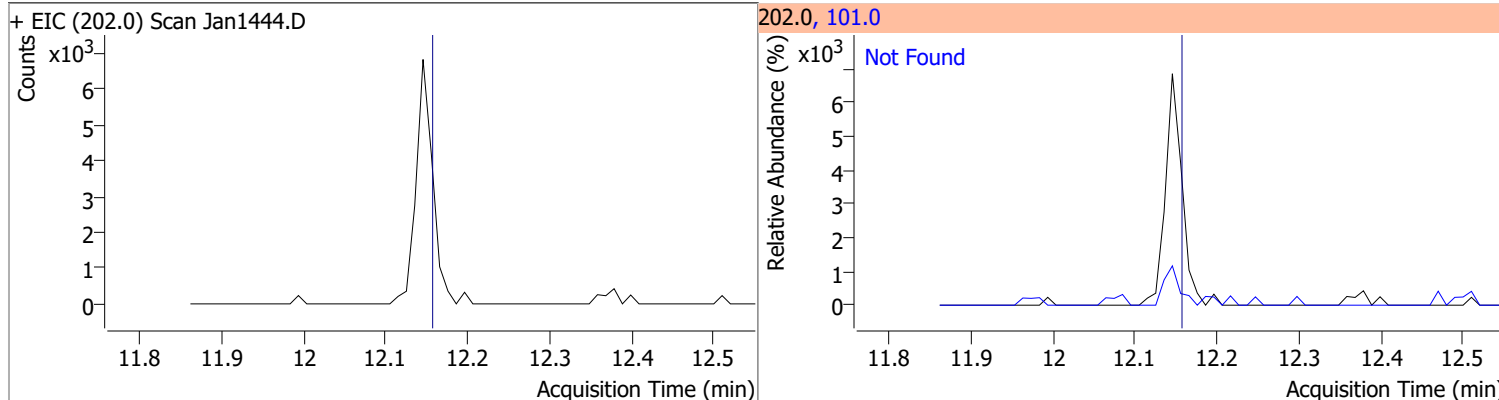
Compound	Conc.	Exp RT	QIon	Exp Ratio	QIon	Exp Ratio
o-Terphenyl	N.D.	10.85	229.0	65.3	215.0	37.2



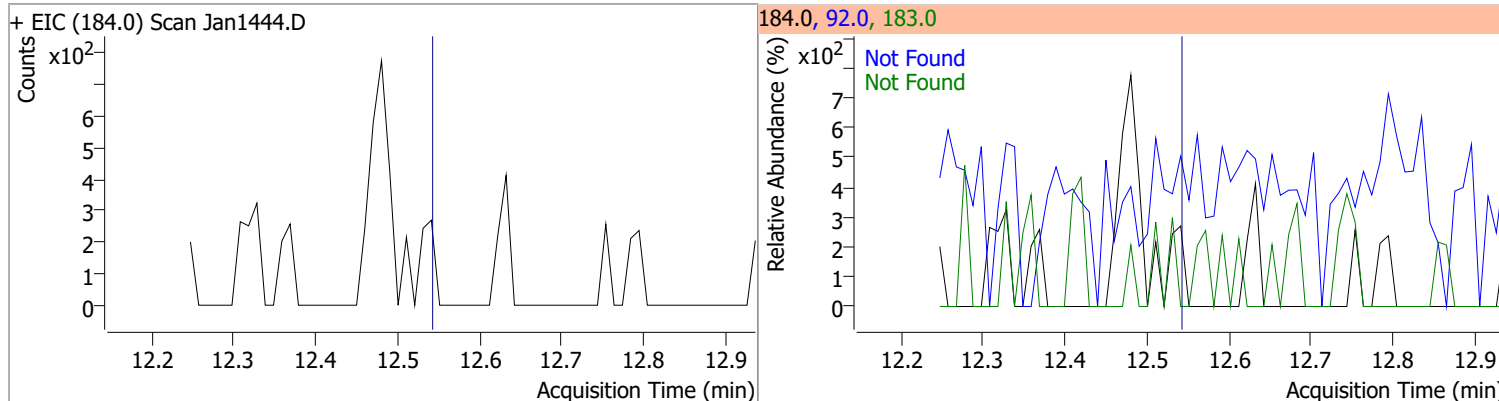
Compound	Conc.	Exp RT	QIon	Exp Ratio	QIon	Exp Ratio
Di-n-Butylphthalate	N.D.	11.23	150.0	9.0	104.0	5.8



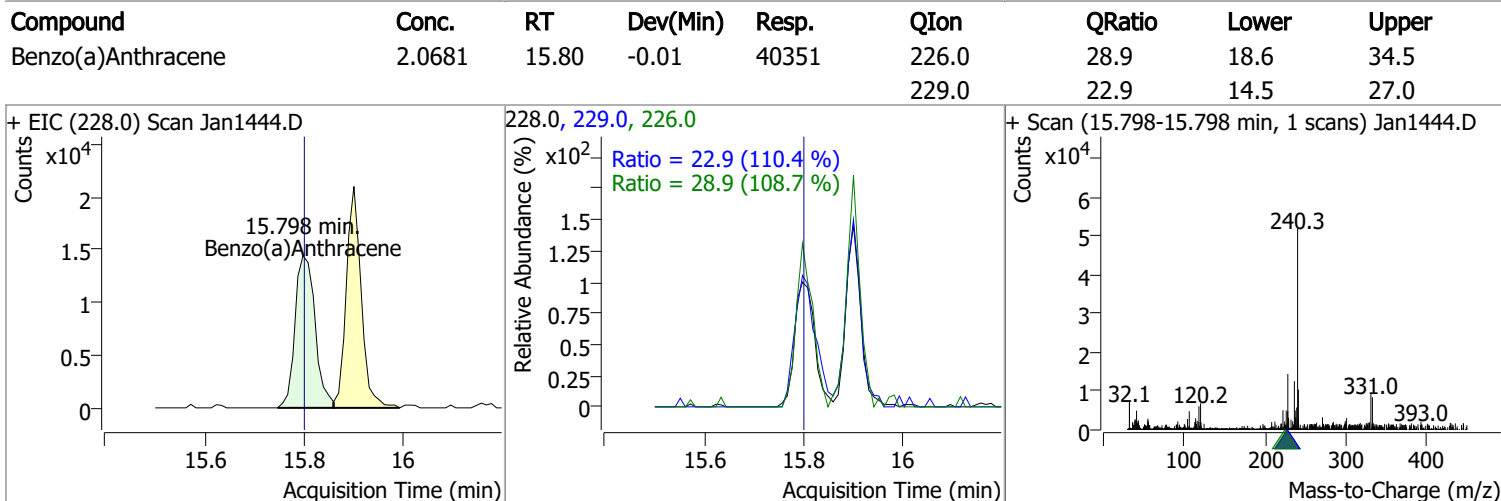
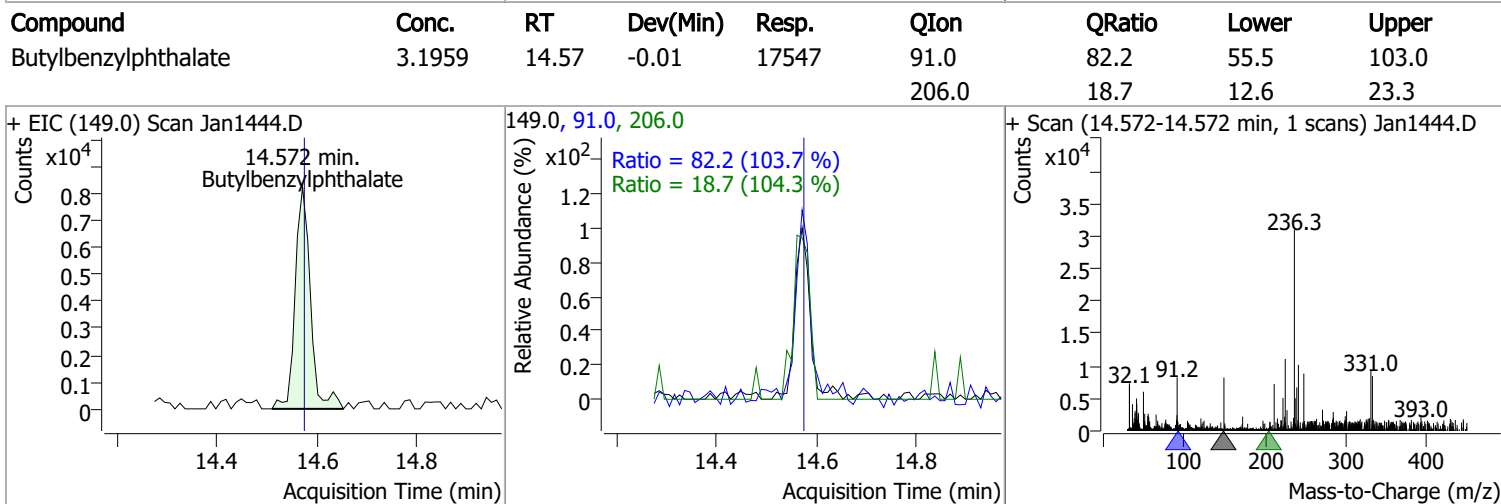
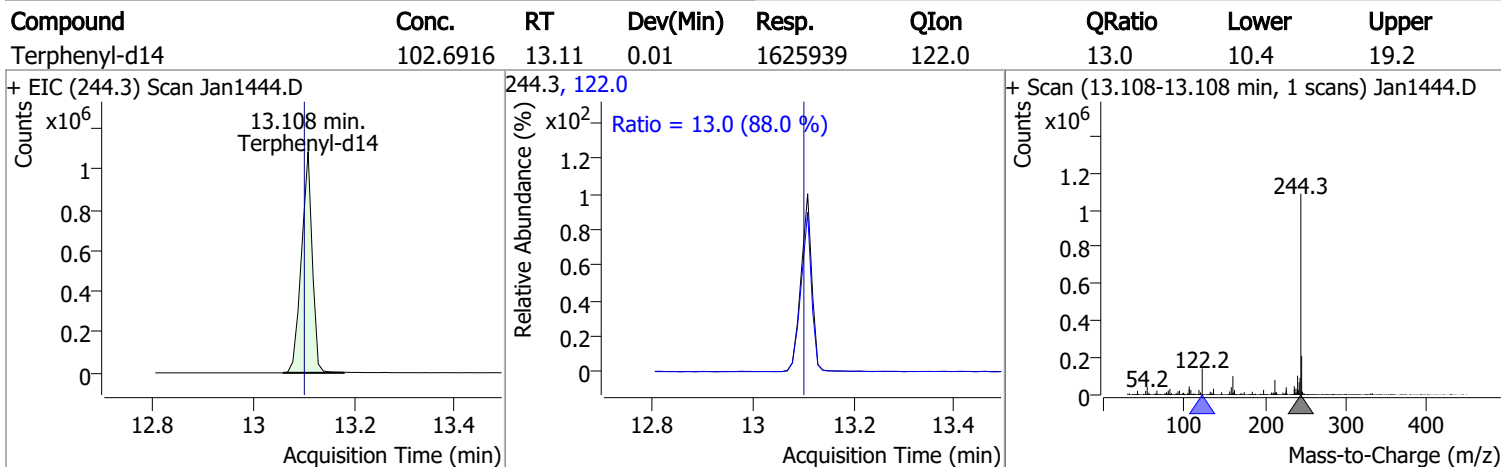
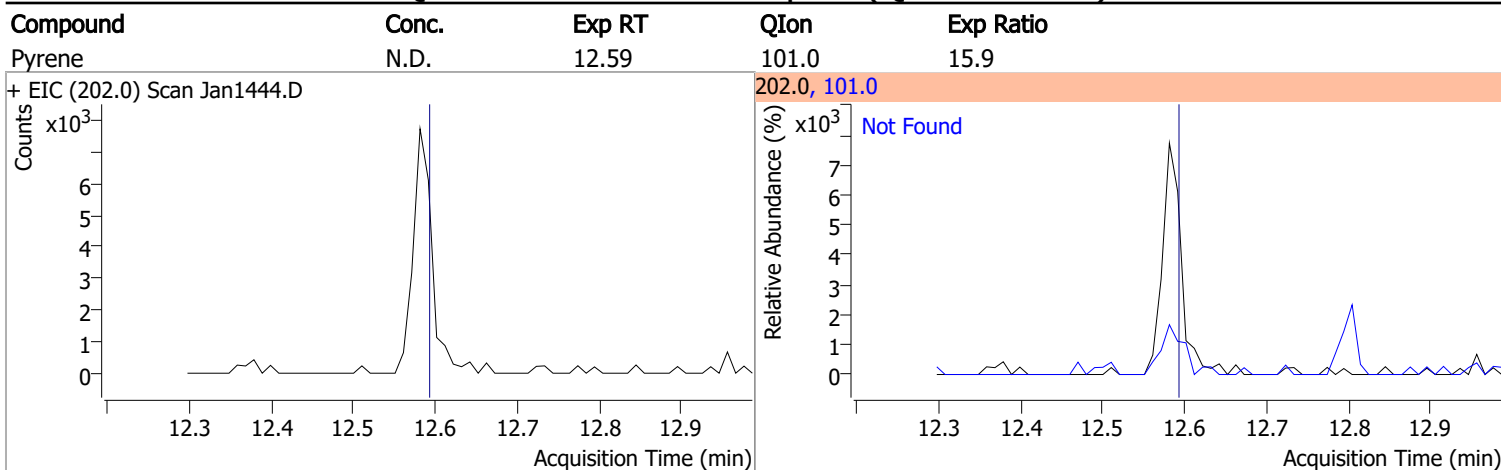
Compound	Conc.	Exp RT	QIon	Exp Ratio
Fluoranthene	N.D.	12.16	101.0	13.3



Compound	Conc.	Exp RT	QIon	Exp Ratio	QIon	Exp Ratio
Benzidine	N.D.	12.54	183.0	11.8	92.0	8.2

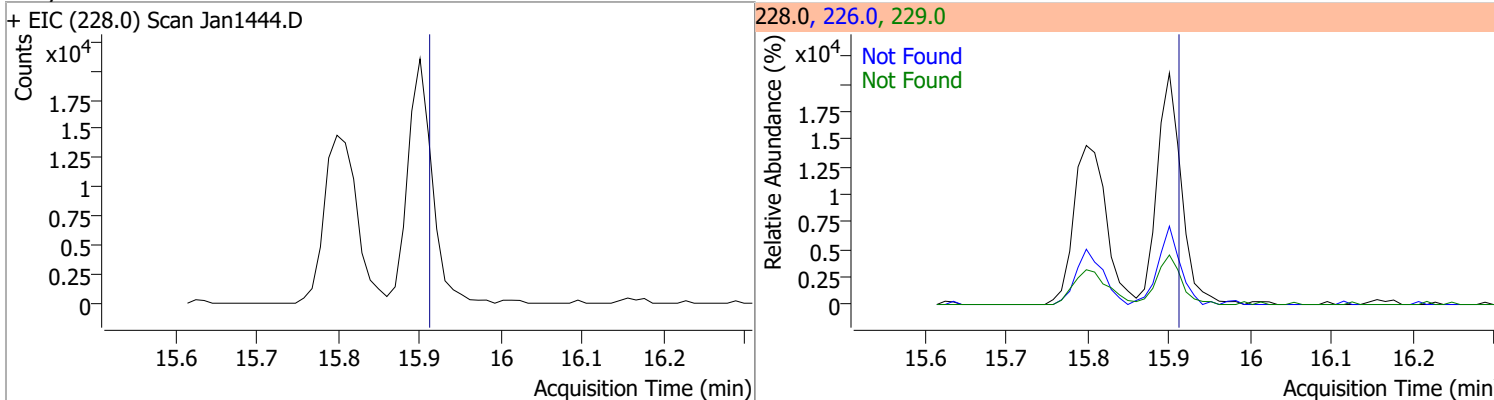


Quantitation Results Report (QT Reviewed)

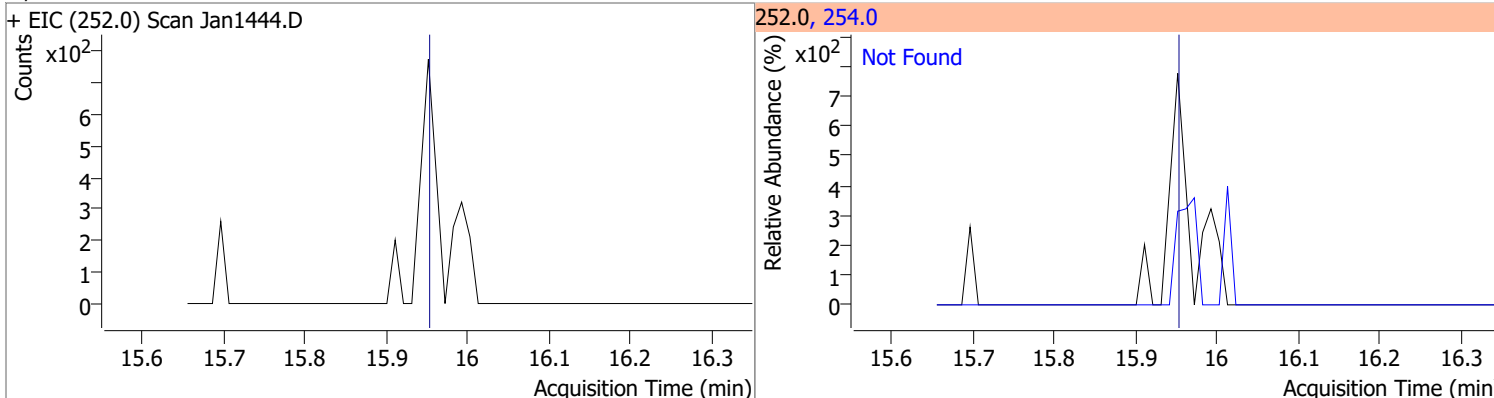


Quantitation Results Report (QT Reviewed)

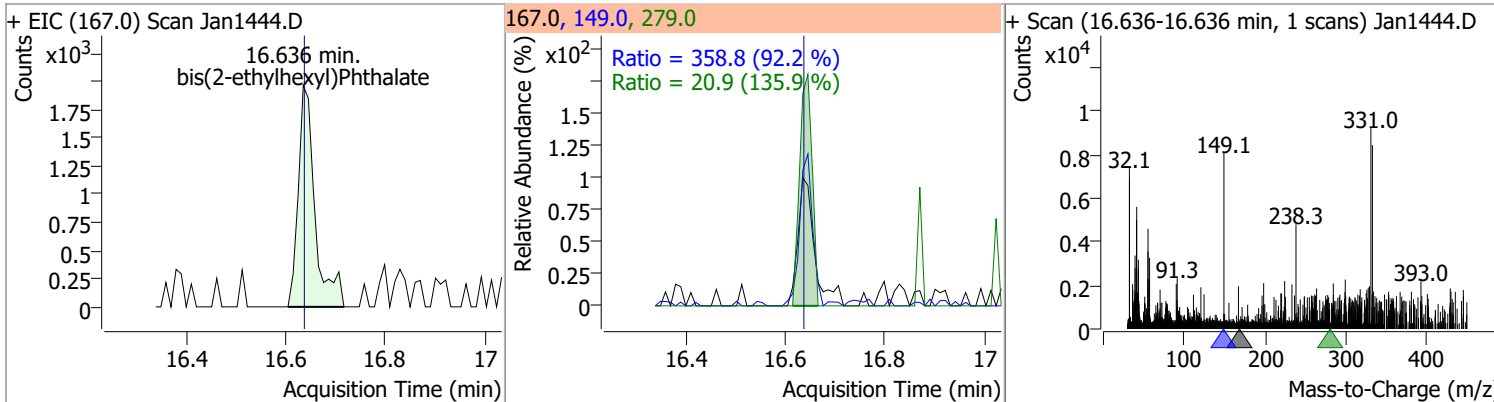
Compound	Conc.	Exp RT	QIon	Exp Ratio	QIon	Exp Ratio
Chrysene	N.D.	15.92	226.0	29.9	229.0	20.5



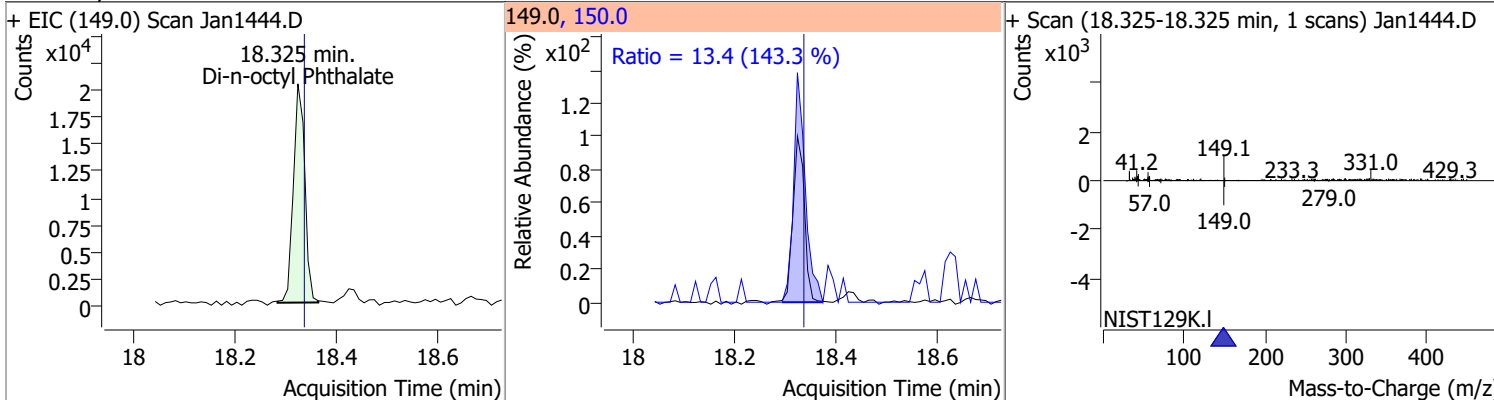
Compound	Conc.	Exp RT	QIon	Exp Ratio
3,3-Dichlorobenzidine	N.D.	15.96	254.0	65.4



Compound	Conc.	RT	Dev(Min)	Resp.	QIon	QRatio	Lower	Upper
bis(2-ethylhexyl)Phthalate	2.1909	16.64	-0.01	4581	149.0	358.8	272.3	505.8
					279.0	20.9	10.8	20.0

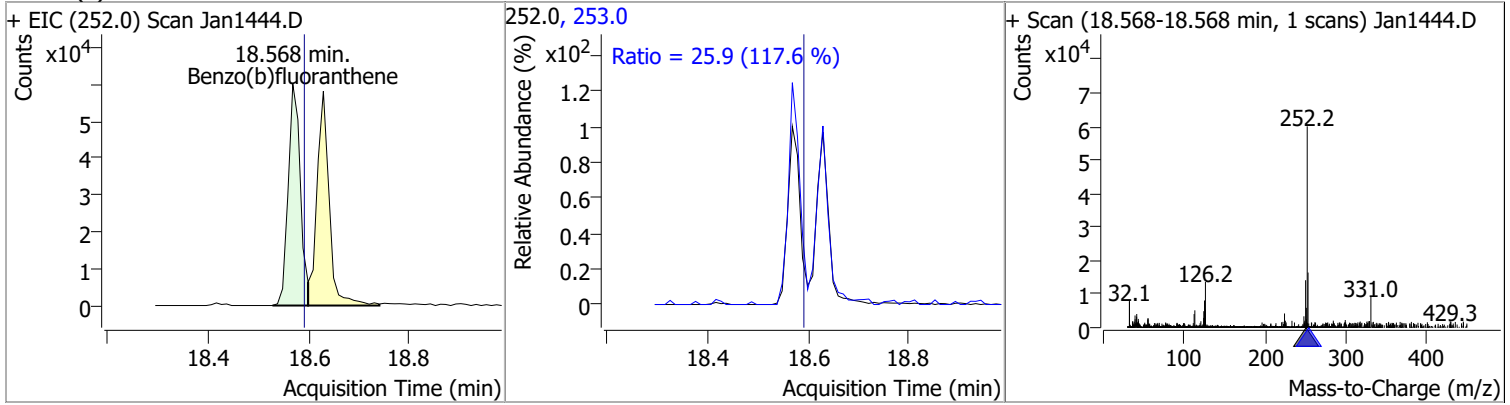


Compound	Conc.	RT	Dev(Min)	Resp.	QIon	QRatio	Lower	Upper
Di-n-octyl Phthalate	2.0699	18.32	-0.01	32214	150.0	13.4	6.6	12.2

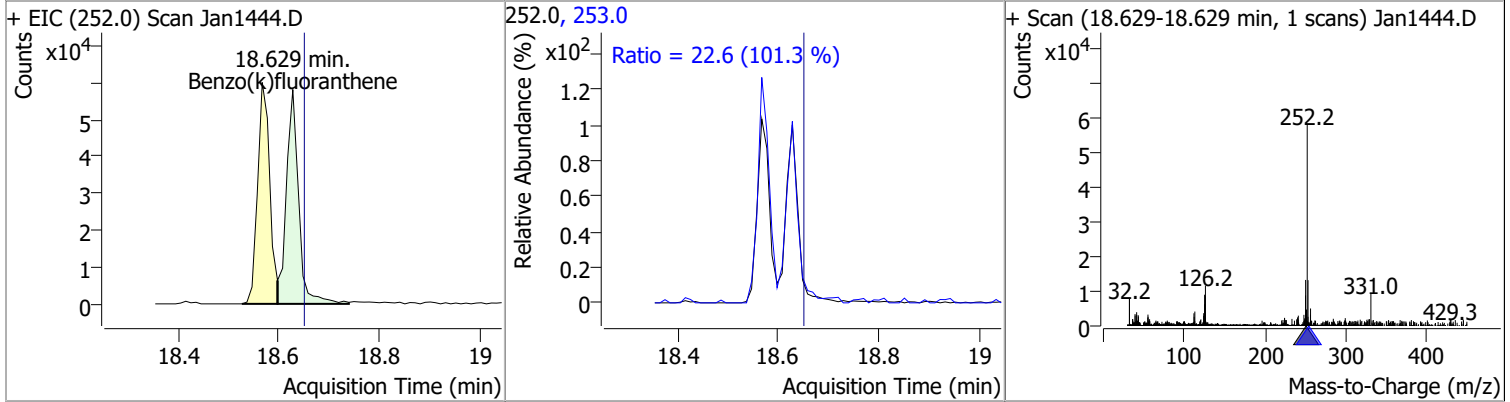


Quantitation Results Report (QT Reviewed)

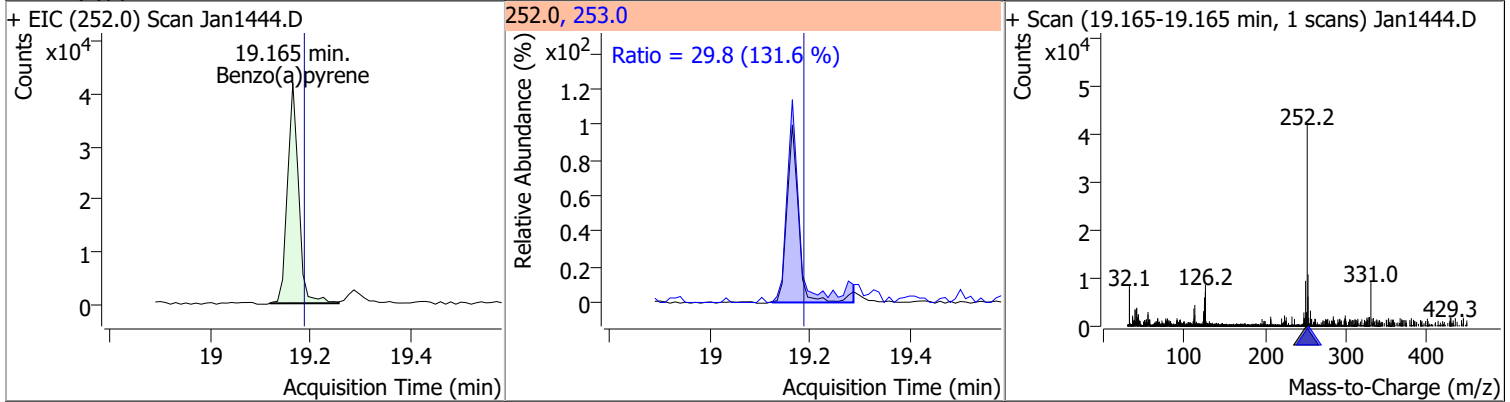
Compound	Conc.	RT	Dev(Min)	Resp.	QIon	QRatio	Lower	Upper
Benzo(b)fluoranthene	4.1212	18.57	-0.02	99492	253.0	25.9	15.4	28.6



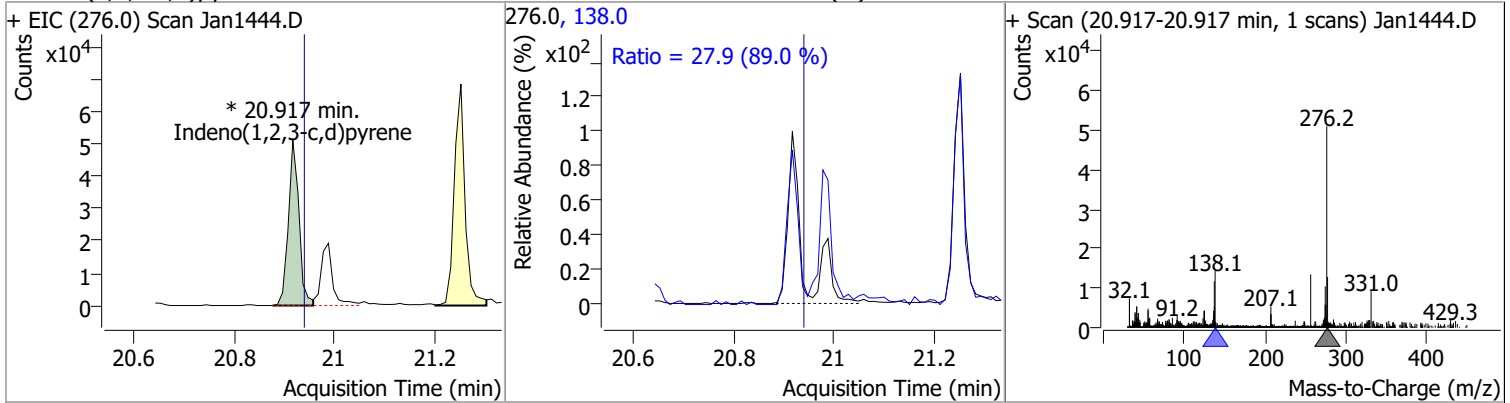
Compound	Conc.	RT	Dev(Min)	Resp.	QIon	QRatio	Lower	Upper
Benzo(k)fluoranthene	3.9495	18.63	-0.02	98853	253.0	22.6	15.6	29.0



Compound	Conc.	RT	Dev(Min)	Resp.	QIon	QRatio	Lower	Upper
Benzo(a)pyrene	3.7048	19.17	-0.02	64343	253.0	29.8	15.9	29.5

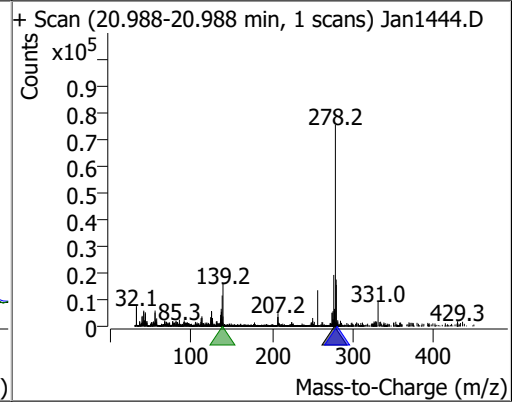
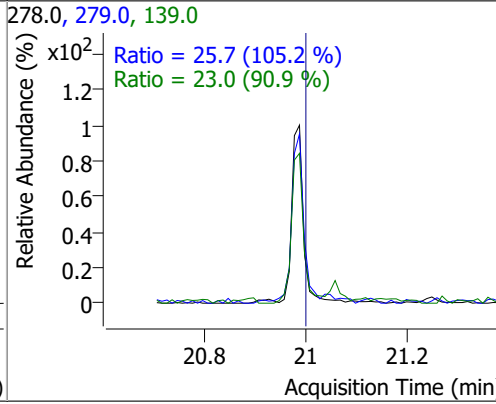
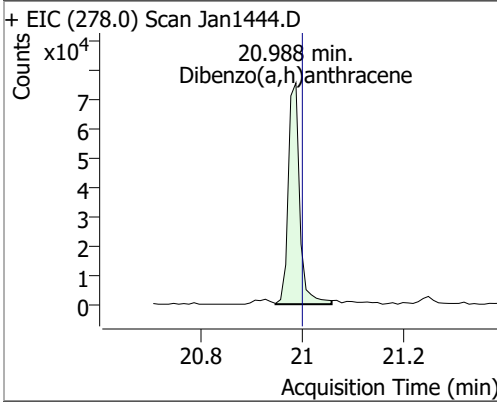


Compound	Conc.	RT	Dev(Min)	Resp.	QIon	QRatio	Lower	Upper
Indeno(1,2,3-c,d)pyrene	4.3590	20.92	-0.02	74474 (m)	138.0	27.9	21.9	40.7

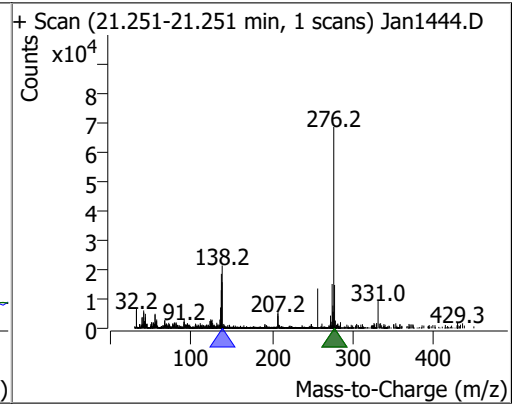
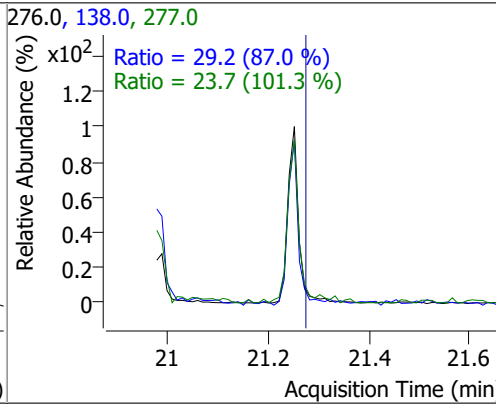
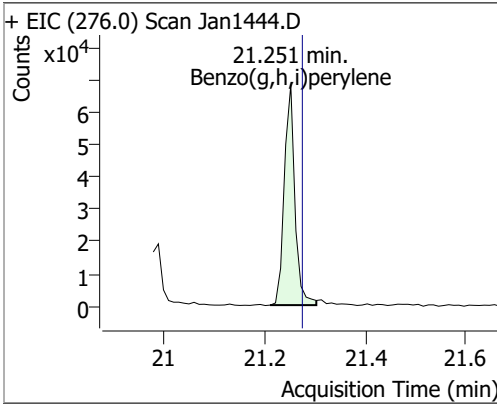


Quantitation Results Report (QT Reviewed)

Compound	Conc.	RT	Dev(Min)	Resp.	QIon	QRatio	Lower	Upper
Dibenzo(a,h)anthracene	6.0895	20.99	-0.01	118991	139.0	23.0	17.7	32.8
					279.0	25.7	17.1	31.8



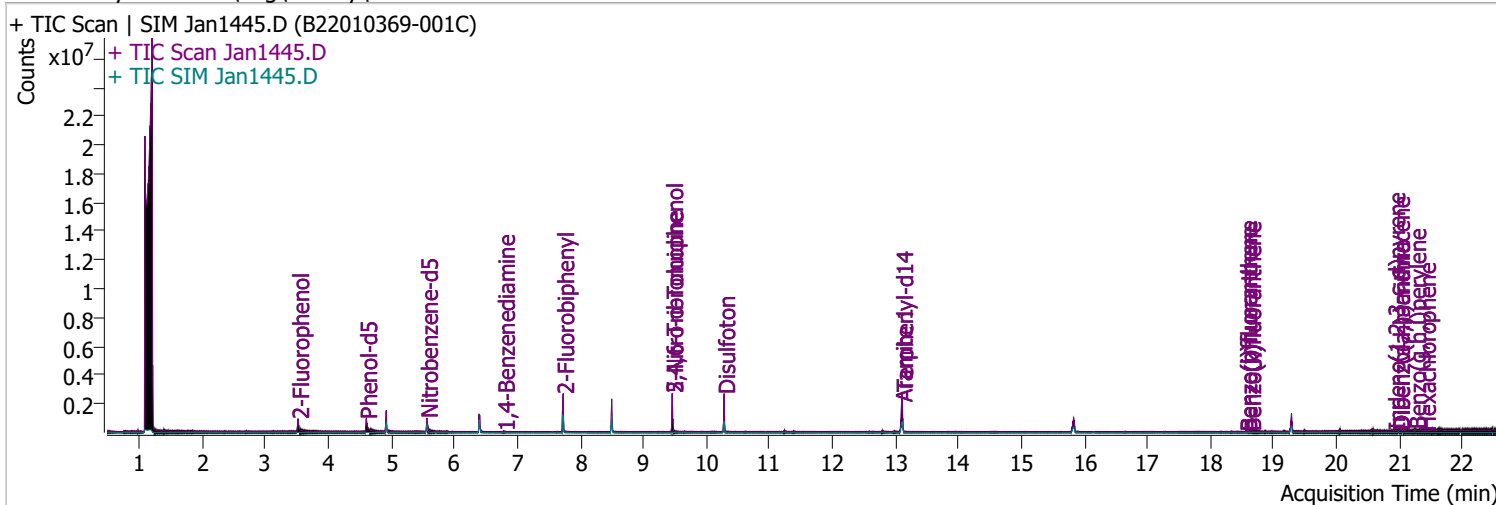
Compound	Conc.	RT	Dev(Min)	Resp.	QIon	QRatio	Lower	Upper
Benzo(g,h,i)perylene	4.3919	21.25	-0.02	99367	138.0	29.2	23.5	43.7
					277.0	23.7	16.4	30.4



Quantitation Results Report (QT Reviewed)

Data File Jan1445.D
 Acq. Method BNA+SIM.M
 Sample Name B22010369-001C
 Vial 45
 DA Method File
 Tune File dftppdsm.u
 Batch Name 011422 DoD BNA.batch.bin
 Ref Library D:\Org\Library\NIST129K.I

Operator LIMS import
 Acq. Date-Time 1/15/2022 12:28:58 PM
 Instrument Instrument #1
 Multiplier 1.00
 Comment SVOC-8270-W-LARGO
 Tune Date 1/7/2022 12:13:00 PM
 Last Calib Update 1/17/2022 3:53:35 PM



Compound	RT	QIon	Resp.	Conc.	Units	Dev(Min)
----------	----	------	-------	-------	-------	----------

Internal Standards

System Monitoring Compounds

S 2-Fluorophenol	3.521	112.0	371702	65.5005	µg/L	0.010
Spiked Amount: 200.000	Range: 10.0 - 75.0%			Recovery = 32.75%		
S Phenol-d5	4.603	99.0	539938	71.1408	µg/L	0.000
Spiked Amount: 200.000	Range: 10.0 - 65.0%			Recovery = 35.57%		
S Nitrobenzene-d5	5.563	82.0	260707	63.2796	µg/L	0.000
Spiked Amount: 100.000	Range: 32.0 - 94.0%			Recovery = 63.28%		
S 2-Fluorobiphenyl	7.728	172.0	1029736	71.0545	µg/L	0.010
Spiked Amount: 100.000	Range: 28.0 - 107.0%			Recovery = 71.05%		
S 2,4,6-Tribromophenol	9.458	329.8	233127	168.7127	µg/L	0.000
Spiked Amount: 200.000	Range: 25.0 - 140.0%			Recovery = 84.36%		
S Terphenyl-d14	13.108	244.3	1505249	96.5855	µg/L	0.010
Spiked Amount: 100.000	Range: 32.0 - 122.0%			Recovery = 96.59%		

Target Compounds

Compound	RT	QIon	Resp.	Conc.	Units	Dev(Min)	QValue
T N-Nitrosodimethylamine	0.000		0	N.D.			
T Pyridine	0.000		0	N.D.			
T Aniline	0.000		0	N.D.			
T Phenol	0.000		0	N.D.			
T bis(-2-Chloroethyl)Ether	0.000		0	N.D.			
T 2-Chlorophenol	0.000		0	N.D.			
T 1,3-Dichlorobenzene	0.000		0	N.D.			
T 1,4-Dichlorobenzene	0.000		0	N.D.			
T 1,2-Dichlorobenzene	0.000		0	N.D.			
T Benzyl Alcohol	0.000		0	N.D.			
T bis(2-chloroisopropyl)Ether	0.000		0	N.D.			
T 2-Methylphenol	0.000		0	N.D.			
T N-nitroso-Di-n-propylamine	5.563	70.0	0		µg/L	md	1
T 4Methylphenol/3Methylphenol	0.000		0	N.D.			
T Hexachloroethane	0.000		0	N.D.			

Quantitation Results Report (QT Reviewed)

Compound	RT	QIon	Resp.	Conc.	Units	Dev(Min)
T Nitrobenzene	0.000		0	N.D.		
T Isophorone	0.000		0	N.D.		
T 2-Nitrophenol	0.000		0	N.D.		
T 2,4-Dimethylphenol	0.000		0	N.D.		
T bis(-2-Chloroethoxy)Methane	0.000		0	N.D.		
T 2,4-Dichlorophenol	0.000		0	N.D.		
T Benzoic Acid	0.000		0	N.D.		
T 1,2,4-Trichlorobenzene	0.000		0	N.D.		
T Naphthalene	0.000		0	N.D.		
T 4-Chlorophenol	0.000		0	N.D.		
T p-Chloroaniline	0.000		0	N.D.		
T Hexachlorobutadiene	0.000		0	N.D.		
T 4-Chloro-2-Methylphenol	0.000		0	N.D.		
T 4-Chloro-3-Methylphenol	0.000		0	N.D.		
T 2-Methylnaphthalene	0.000		0	N.D.		
T 1-Methylnaphthalene	0.000		0	N.D.		
T Hexachlorocyclopentadiene	0.000		0	N.D.		
T 2,4,6-Trichlorophenol	0.000		0	N.D.		
T 2,4,5-Trichlorophenol	0.000		0	N.D.		
T 2-Chloronaphthalene	0.000		0	N.D.		
T 2-Nitroaniline	0.000		0	N.D.		
T Dimethyl Phthalate	8.497	163.0	0		µg/L md	1
T 2,6-Dinitrotoluene	8.497	165.0	0		µg/L md	1
T Acenaphthylene	0.000		0	N.D.		
T 3-Nitroaniline	0.000		0	N.D.		
T Acenaphthene	0.000		0	N.D.		
T 2,4-Dinitrophenol	0.000		0	N.D.		
T Dibenzofuran	0.000		0	N.D.		
T 2,4-Dinitrotoluene	8.497	165.0	0		µg/L md	1
T 4-Nitrophenol	0.000		0	N.D.		
T Diethylphthalate	0.000		0	N.D.		
T Fluorene	0.000		0	N.D.		
T 4-Chlorophenyl-phenylether	0.000		0	N.D.		
T 4-Nitroaniline	0.000		0	N.D.		
T 4,6-Dinitro-2-methylphenol	0.000		0	N.D.		
T N-nitrosodiphenylamine	0.000		0	N.D.		
T Azobenzene	0.000		0	N.D.		
T 4-Bromophenyl-phenylether	0.000		0	N.D.		
T Hexachlorobenzene	0.000		0	N.D.		
T Pentachlorophenol	0.000		0	N.D.		
T Phenanthrene	0.000		0	N.D.		
T Anthracene	0.000		0	N.D.		
T Triallate	0.000		0	N.D.		
T Carbazole	0.000		0	N.D.		
T o-Terphenyl	0.000		0	N.D.		
T Di-n-Butylphthalate	0.000		0	N.D.		
T Fluoranthene	0.000		0	N.D.		
T Benzidine	0.000		0	N.D.		
T Pyrene	0.000		0	N.D.		
T Butylbenzylphthalate	0.000		0	N.D.		
T Benzo(a)Anthracene	0.000		0	N.D.		
T Chrysene	0.000		0	N.D.		
T 3,3-Dichlorobenzidine	0.000		0	N.D.		
T bis(2-ethylhexyl)Phthalate	0.000		0	N.D.		
T Di-n-octyl Phthalate	0.000		0	N.D.		

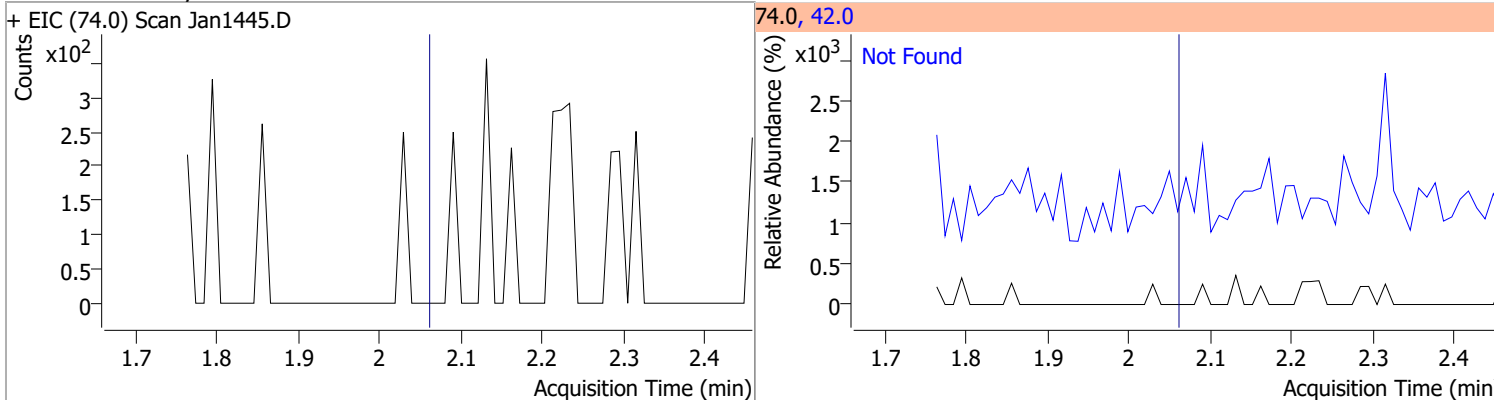
Quantitation Results Report (QT Reviewed)

Compound	RT	QIon	Resp.	Conc.	Units	Dev(Min)
T Benzo(b)fluoranthene	18.568	252.0	41642	2.0457	µg/L	100
T Benzo(k)fluoranthene	18.629	252.0	40099	1.9001	µg/L	99
T Benzo(a)pyrene	0.000		0	N.D.		
T Indeno(1,2,3-c,d)pyrene	20.917	276.0	33810	2.5227	µg/L m	95
T Dibenzo(a,h)anthracene	20.988	278.0	51238	3.1828	µg/L	97
T Benzo(g,h,i)perylene	21.252	276.0	47253	2.4770	µg/L	100

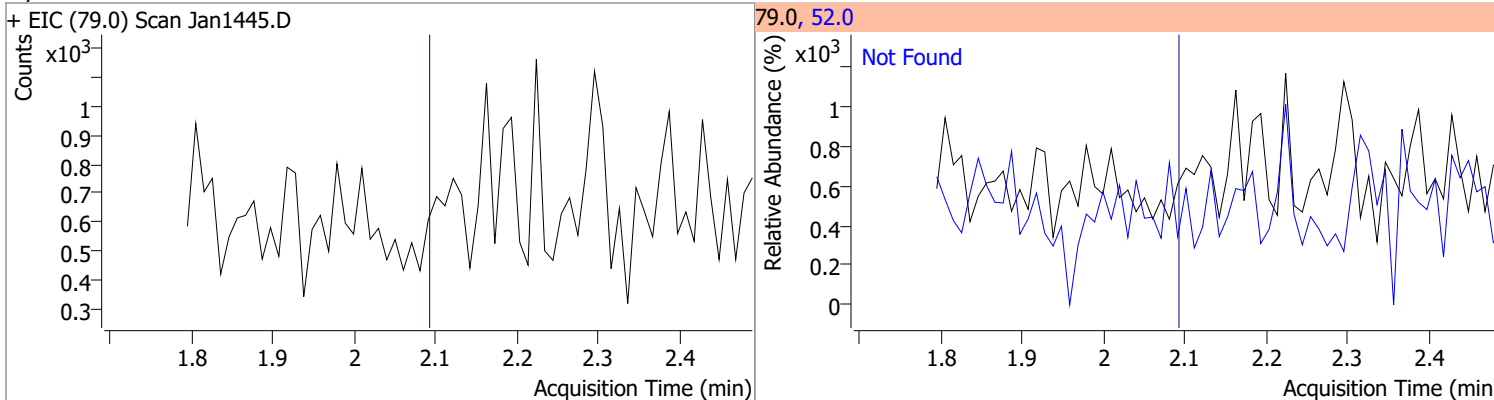
(#) = Qualifier Out of Range; (m) = Manual Integration; (+) = Area Summed; (*) = Surrogate Percent Recovery Out of Range; (d): Zeroed Peak

Quantitation Results Report (QT Reviewed)

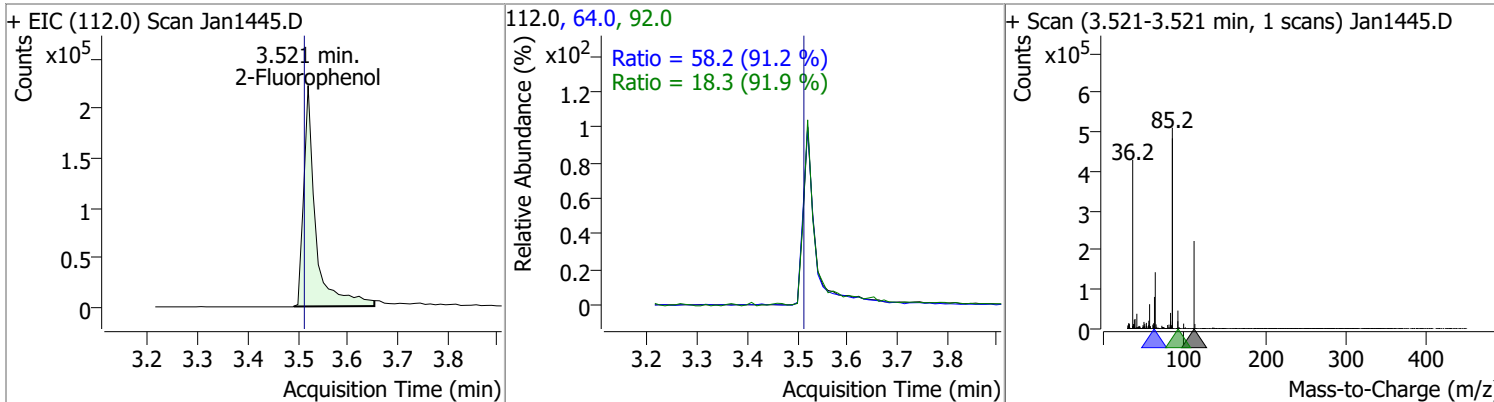
Compound	Conc.	Exp RT	QIon	Exp Ratio
N-Nitrosodimethylamine	N.D.	2.06	42.0	149.6



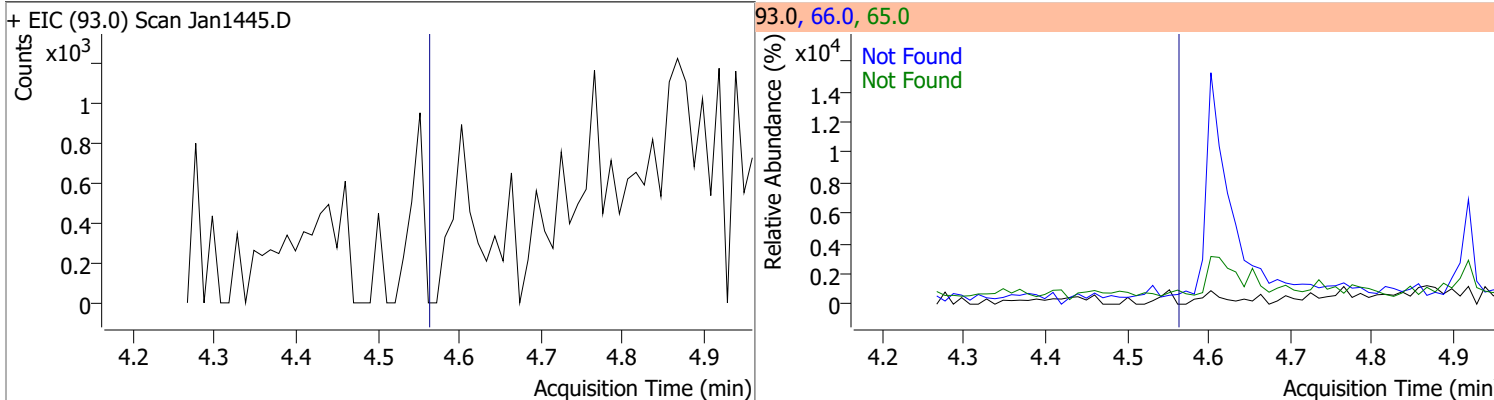
Compound	Conc.	Exp RT	QIon	Exp Ratio
Pyridine	N.D.	2.09	52.0	137.6



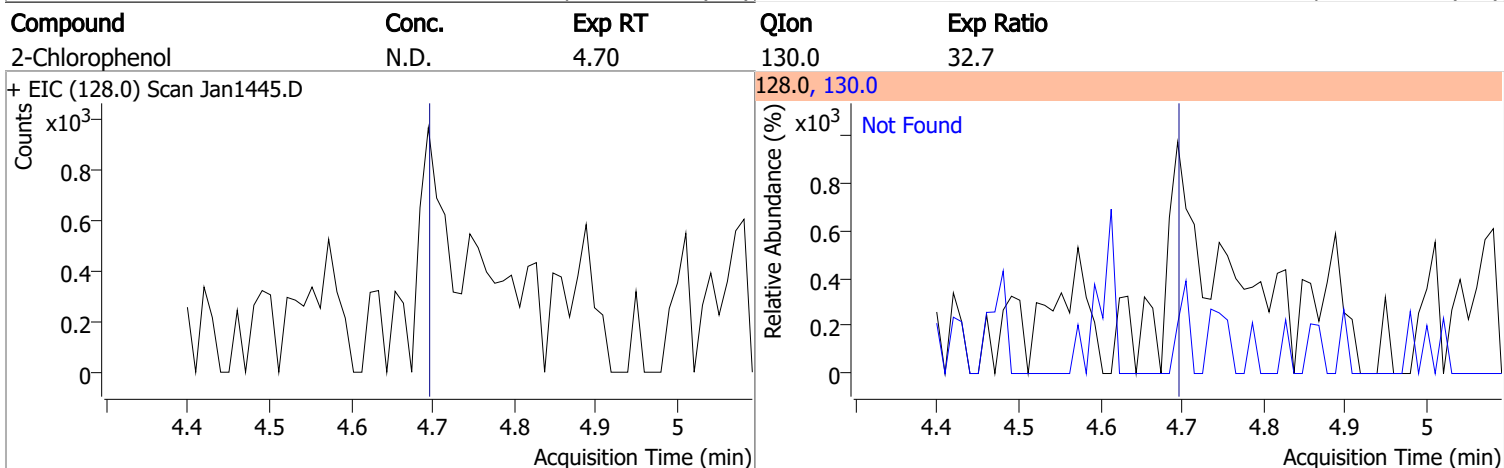
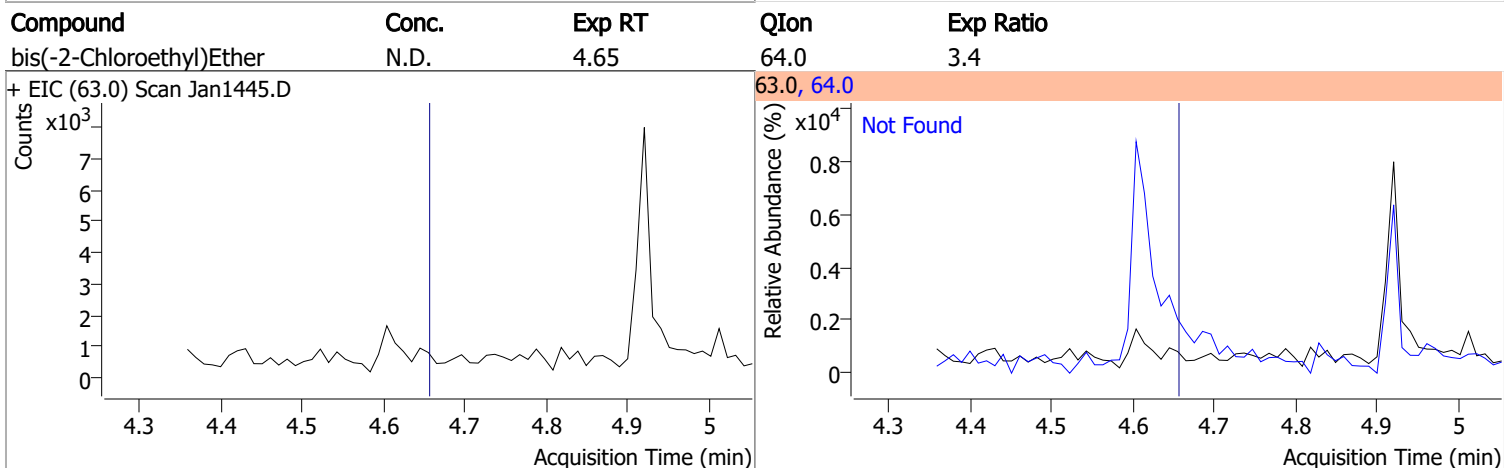
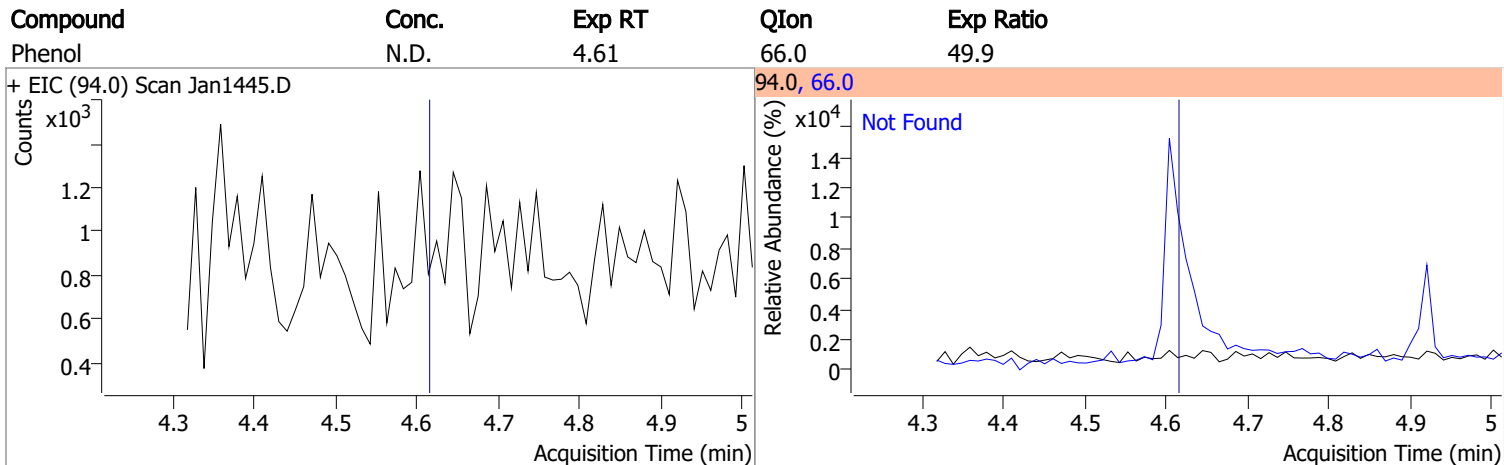
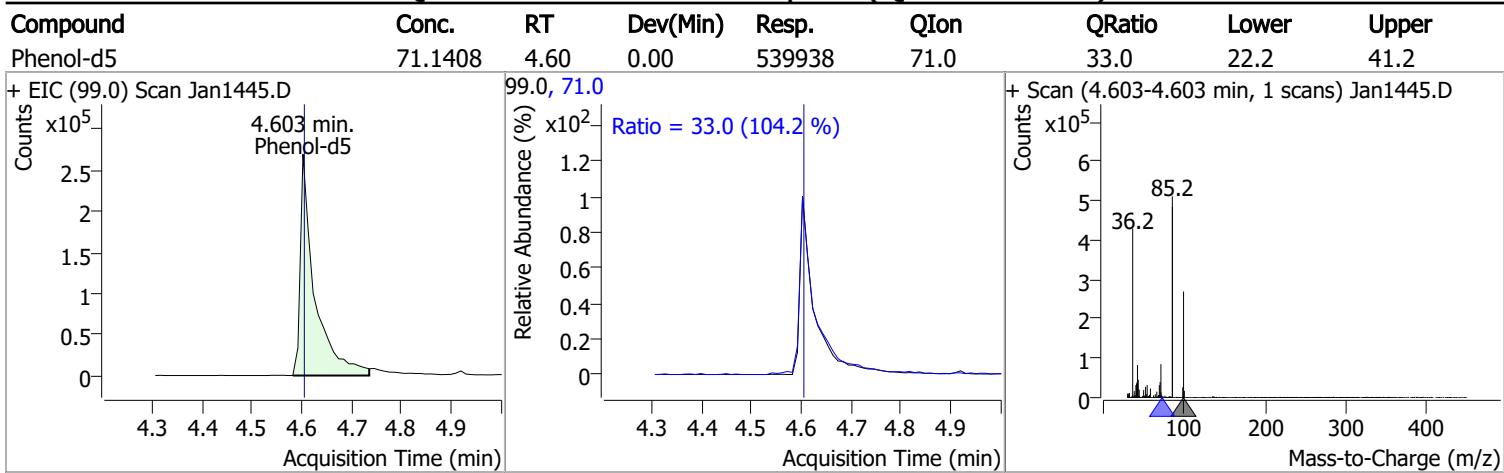
Compound	Conc.	RT	Dev(Min)	Resp.	QIon	QRatio	Lower	Upper
2-Fluorophenol	65.5005	3.52	0.01	371702	64.0	58.2	44.6	82.9
					92.0	18.3	14.0	25.9



Compound	Conc.	Exp RT	QIon	Exp Ratio	QIon	Exp Ratio
Aniline	N.D.	4.56	66.0	37.5	65.0	20.7



Quantitation Results Report (QT Reviewed)

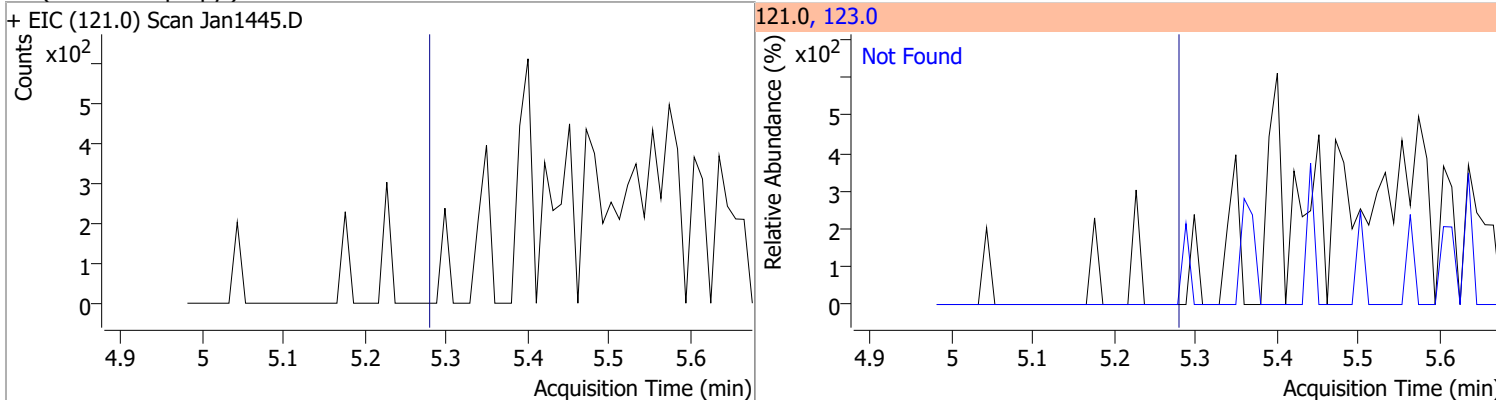


Quantitation Results Report (QT Reviewed)

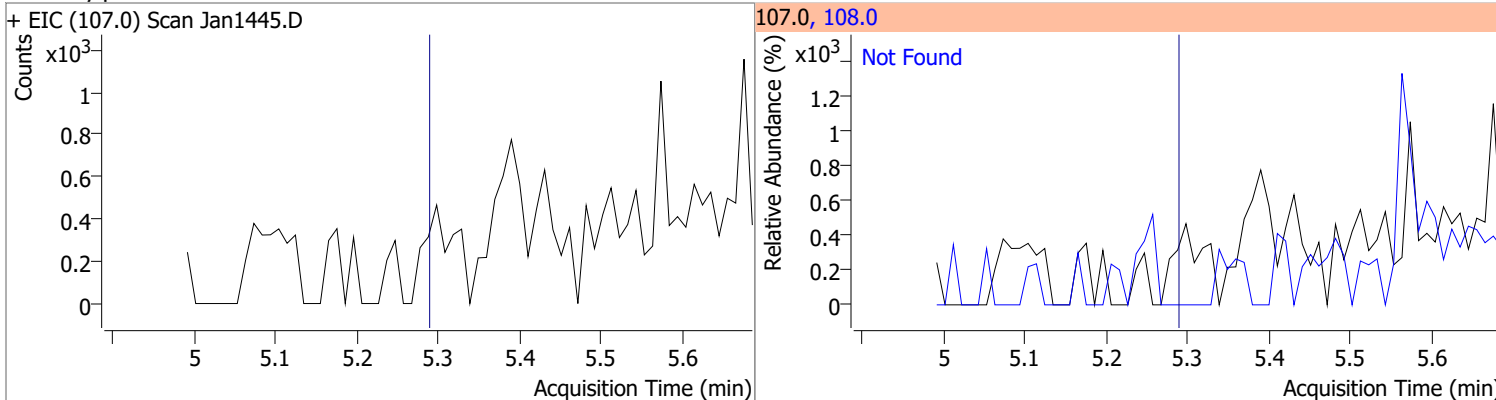
Compound	Conc.	Exp RT	QIon	Exp Ratio	QIon	Exp Ratio
1,3-Dichlorobenzene	N.D.	4.85	148.0	64.0	111.0	35.9
+ EIC (146.0) Scan Jan1445.D			146.0, 148.0, 111.0			
1,4-Dichlorobenzene	N.D.	4.94	148.0	65.1	111.0	35.2
+ EIC (146.0) Scan Jan1445.D			146.0, 148.0, 111.0			
1,2-Dichlorobenzene	N.D.	5.10	148.0	63.6	111.0	36.6
+ EIC (146.0) Scan Jan1445.D			146.0, 148.0, 111.0			
Benzyl Alcohol	N.D.	5.11	79.0	112.9	107.0	67.1
+ EIC (108.0) Scan Jan1445.D			108.0, 79.0, 107.0			

Quantitation Results Report (QT Reviewed)

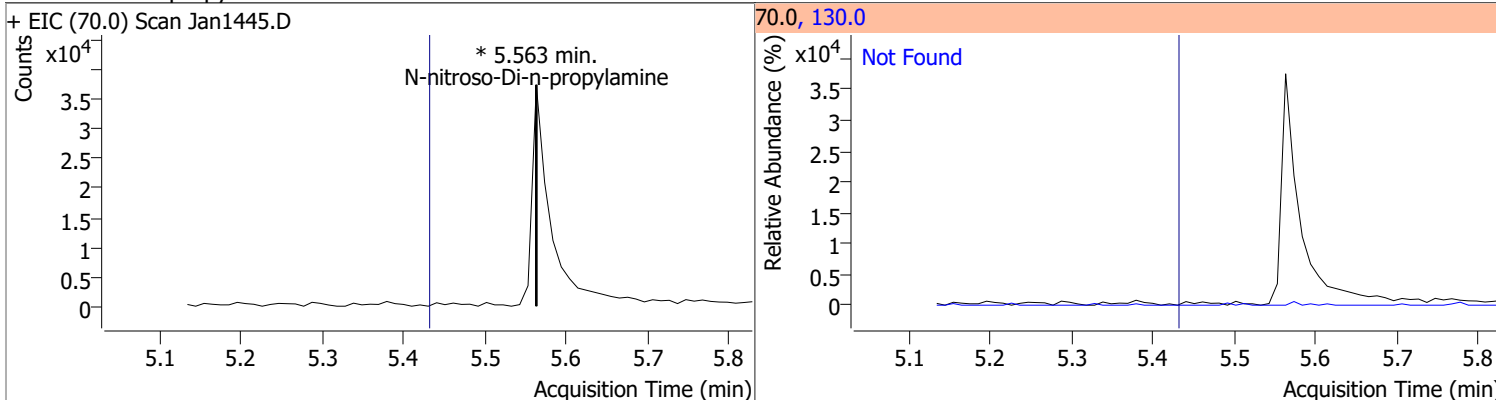
Compound	Conc.	Exp RT	QIon	Exp Ratio
bis(2-chloroisopropyl)Ether	N.D.	5.28	123.0	33.2



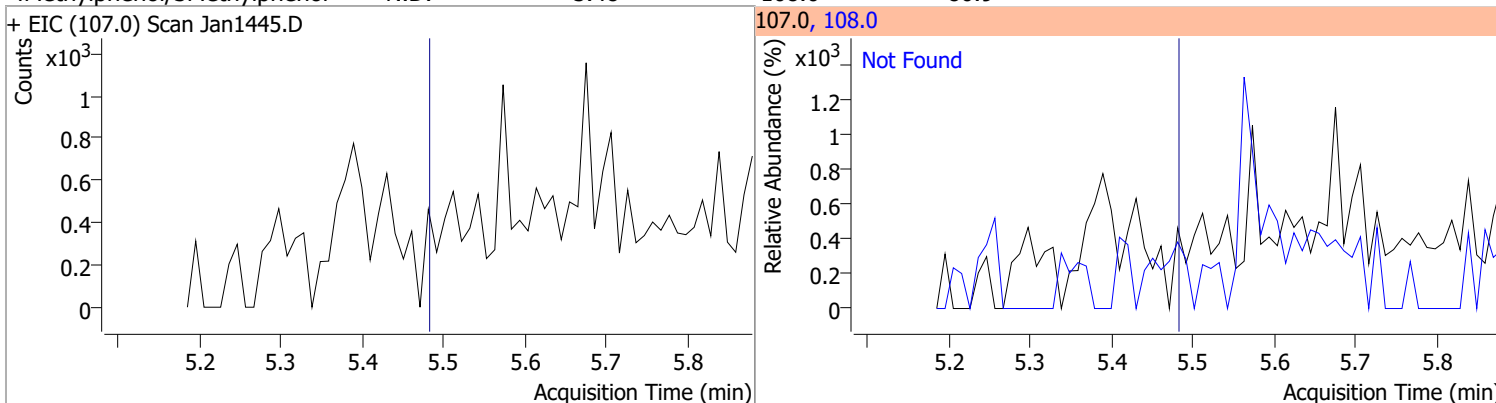
Compound	Conc.	Exp RT	QIon	Exp Ratio
2-Methylphenol	N.D.	5.29	108.0	114.9



Compound	Conc.	RT	Dev(Min)	Resp.	QIon	QRatio	Lower	Upper
N-nitroso-Di-n-propylamine		0		0	130.0		0.0	40.8

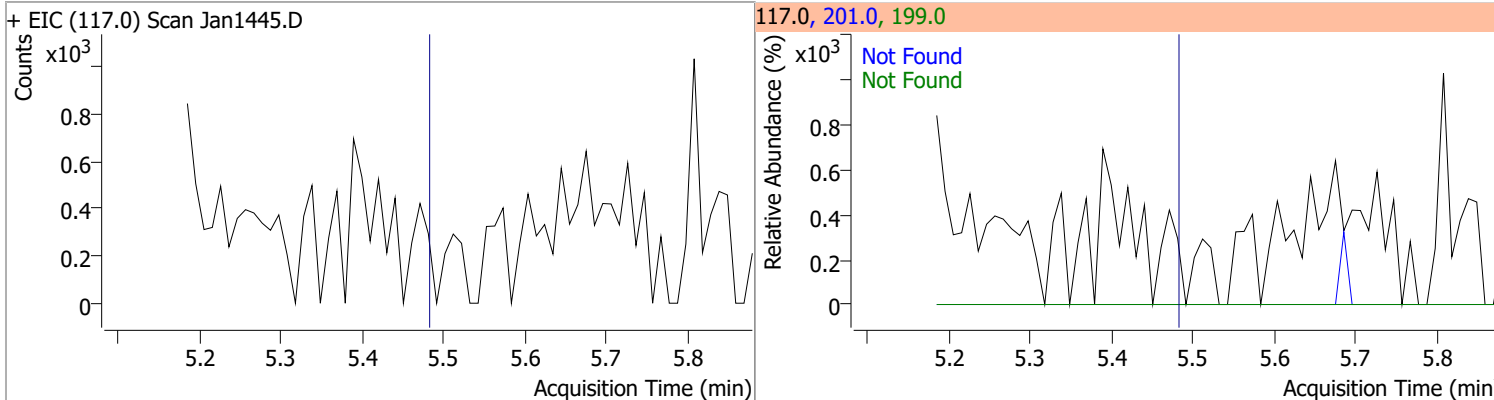


Compound	Conc.	Exp RT	QIon	Exp Ratio
4Methylphenol/3Methylphenol	N.D.	5.48	108.0	80.9

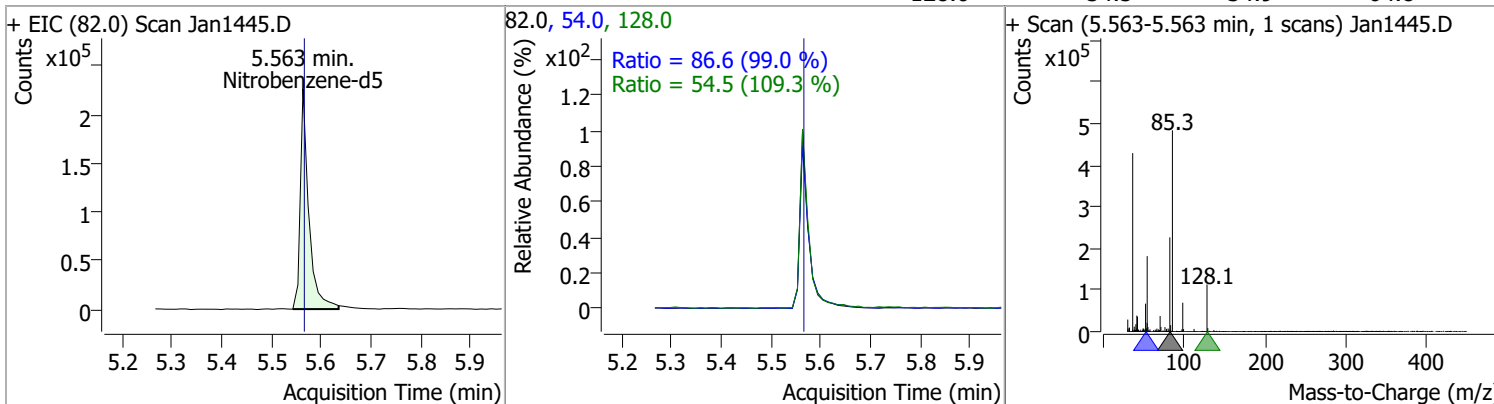


Quantitation Results Report (QT Reviewed)

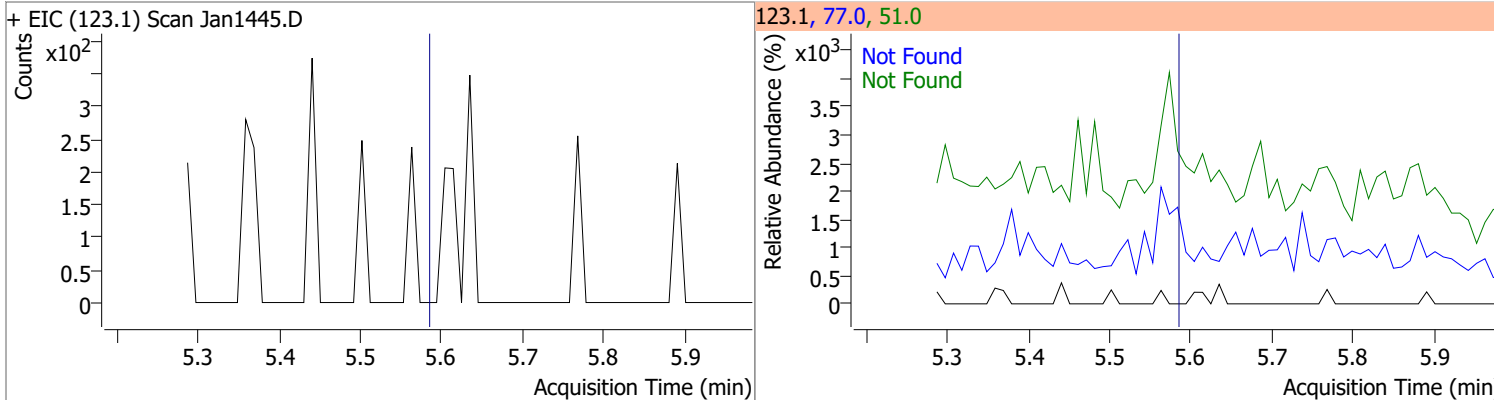
Compound	Conc.	Exp RT	QIon	Exp Ratio	QIon	Exp Ratio
Hexachloroethane	N.D.	5.48	201.0	96.9	199.0	60.2



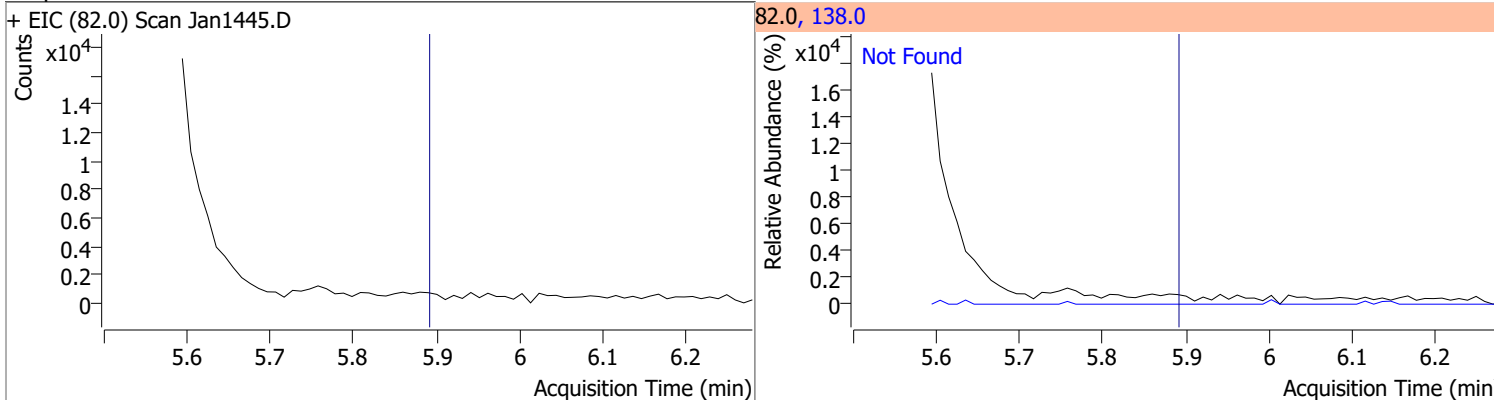
Compound	Conc.	RT	Dev(Min)	Resp.	QIon	QRatio	Lower	Upper
Nitrobenzene-d5	63.2796	5.56	0.00	260707	54.0	86.6	61.2	113.6
					128.0	54.5	34.9	64.8



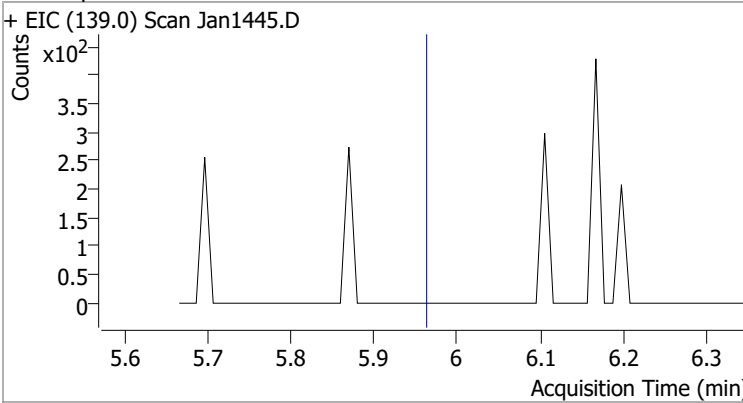
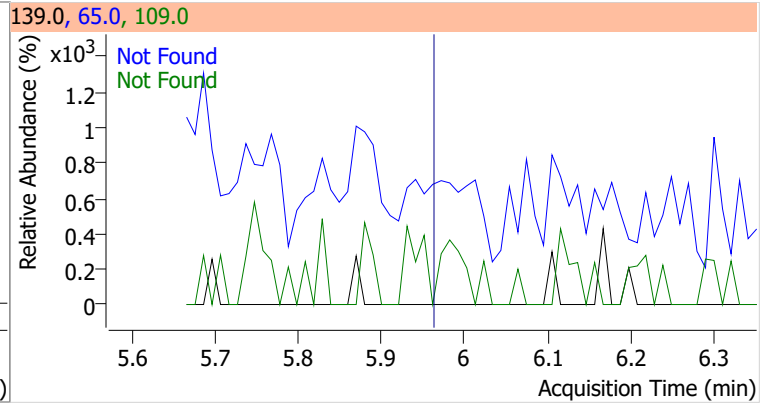
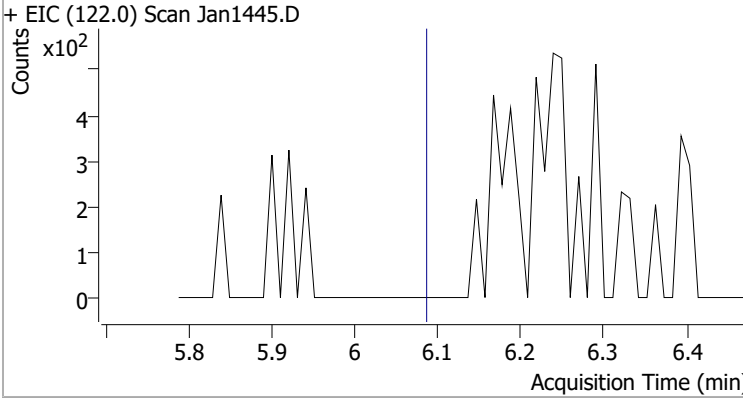
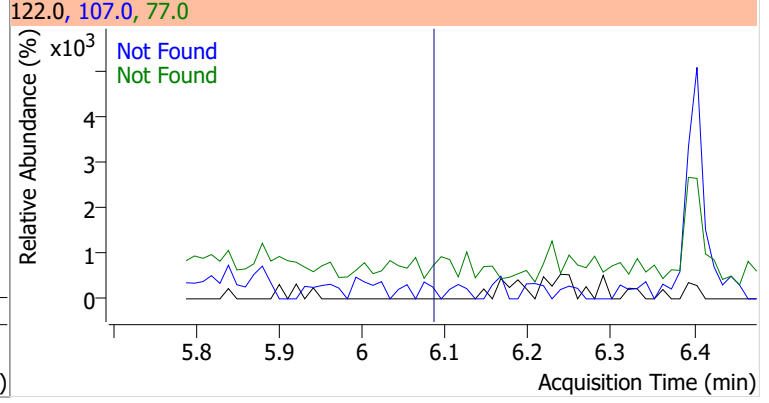
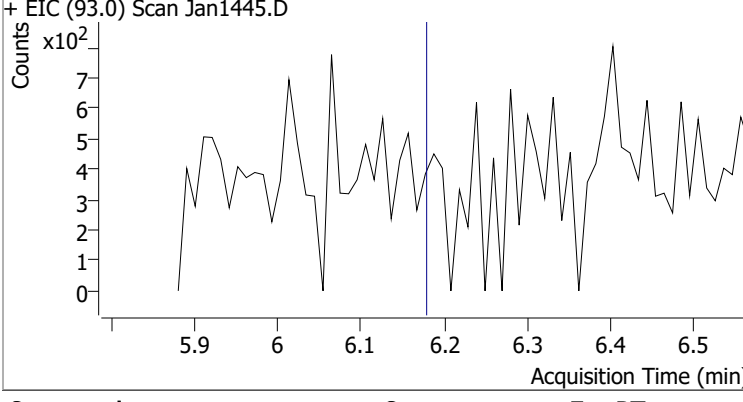
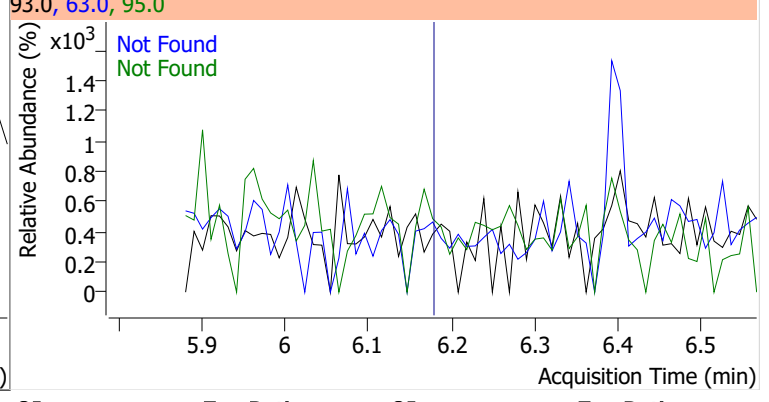
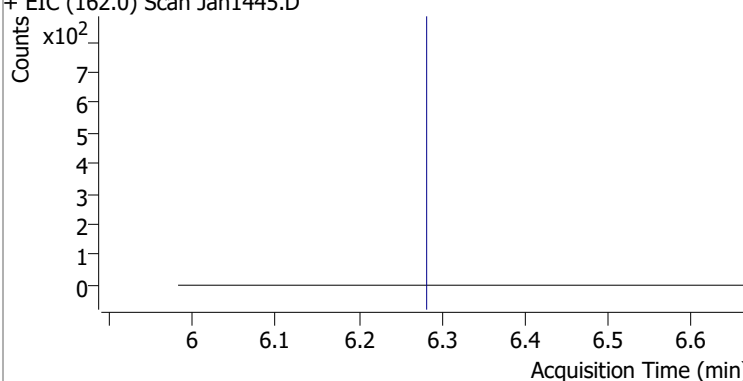
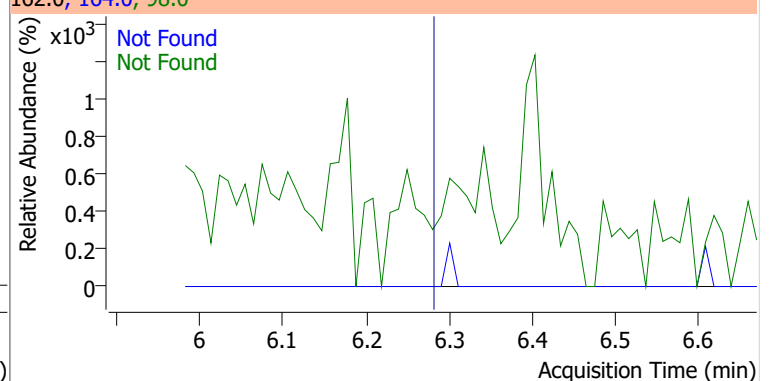
Compound	Conc.	Exp RT	QIon	Exp Ratio	QIon	Exp Ratio
Nitrobenzene	N.D.	5.58	77.0	187.7	51.0	165.1



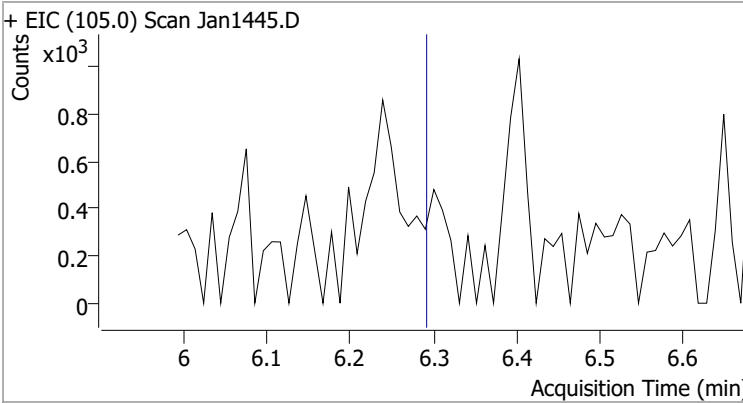
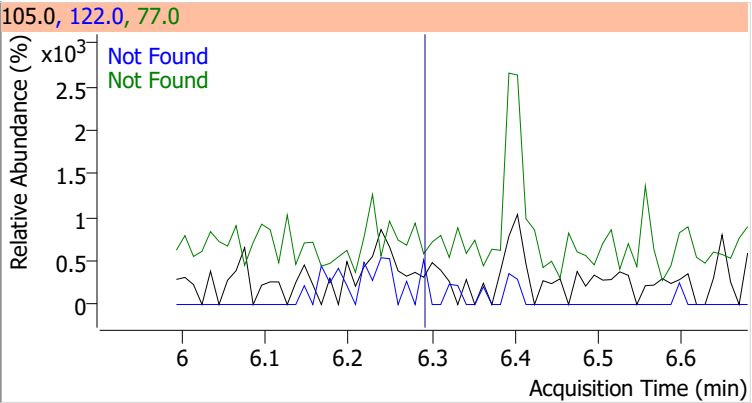
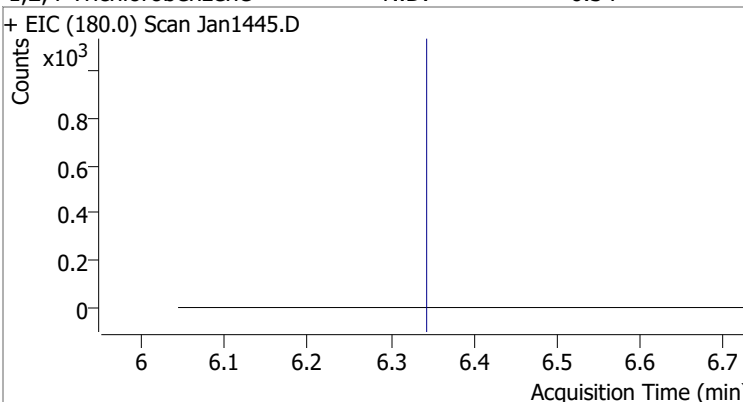
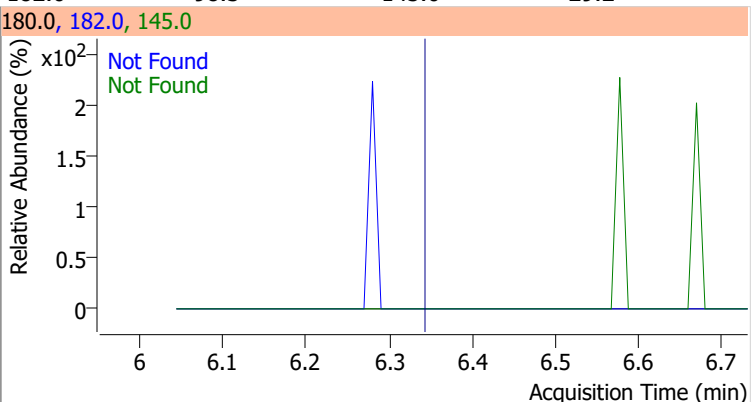
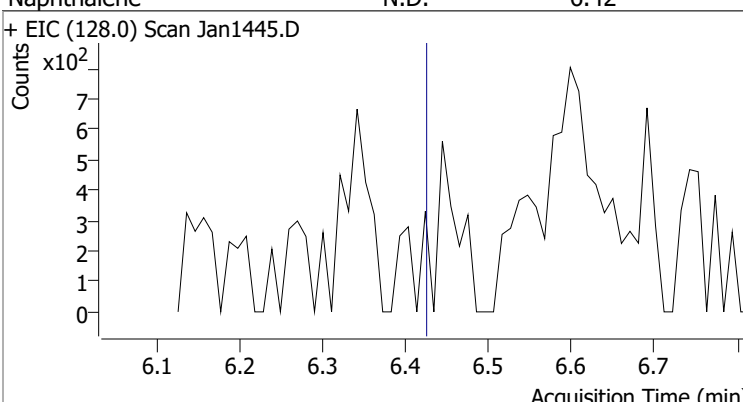
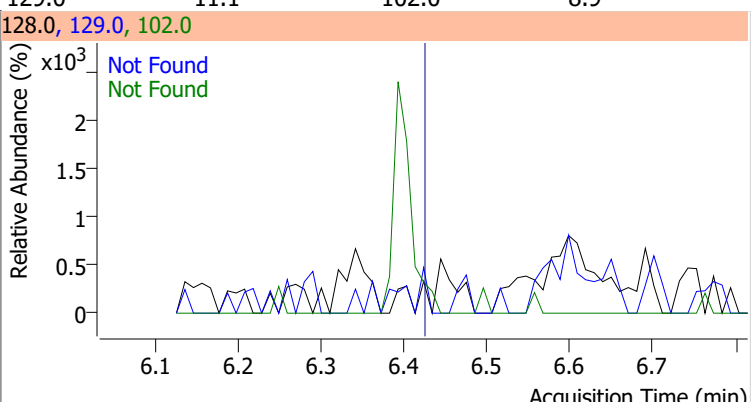
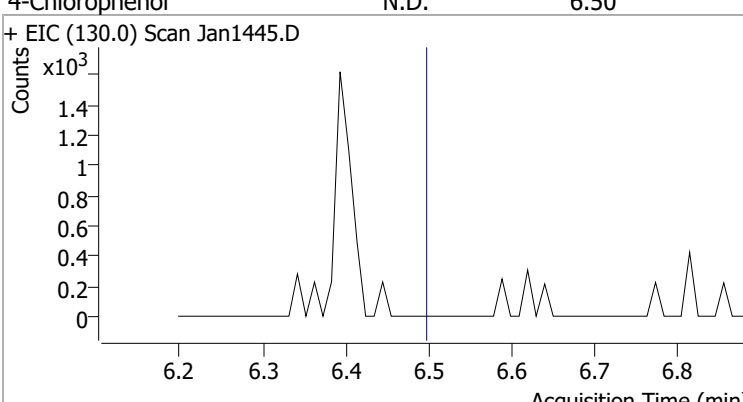
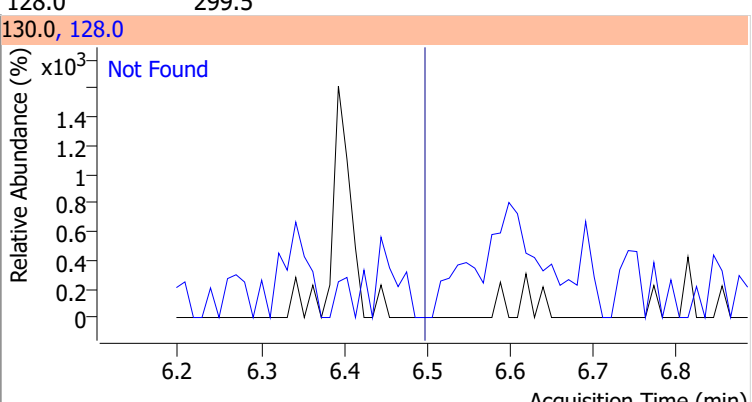
Compound	Conc.	Exp RT	QIon	Exp Ratio
Isophorone	N.D.	5.89	138.0	21.2



Quantitation Results Report (QT Reviewed)

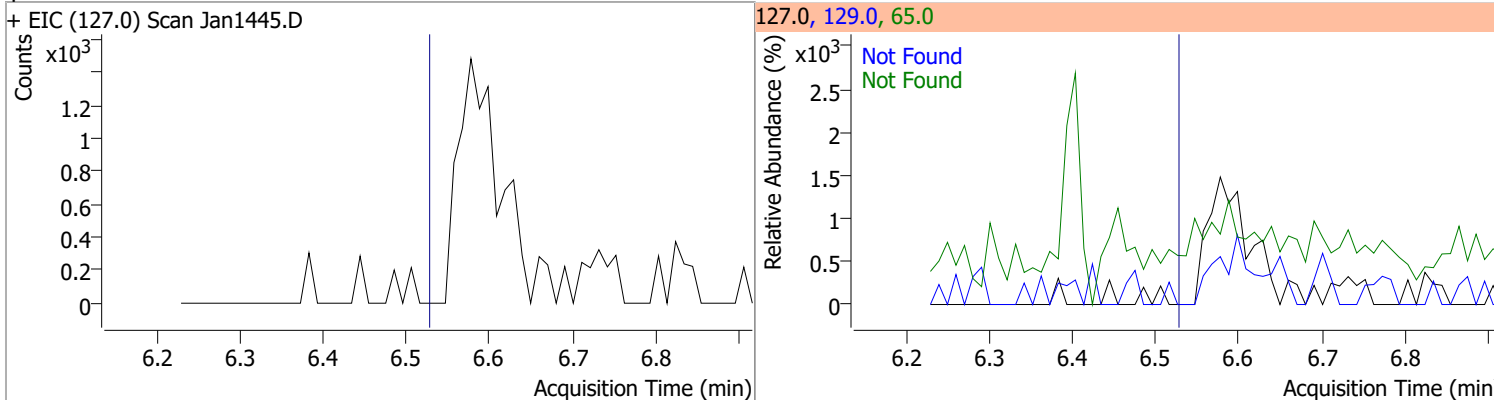
Compound	Conc.	Exp RT	QIon	Exp Ratio	QIon	Exp Ratio
2-Nitrophenol	N.D.	5.96	65.0	52.2	109.0	38.2
+ EIC (139.0) Scan Jan1445.D			139.0, 65.0, 109.0			
						
2,4-Dimethylphenol	N.D.	6.08	107.0	106.7	77.0	29.9
+ EIC (122.0) Scan Jan1445.D			122.0, 107.0, 77.0			
						
bis(-2-Chloroethoxy)Methane	N.D.	6.18	63.0	88.3	95.0	29.8
+ EIC (93.0) Scan Jan1445.D			93.0, 63.0, 95.0			
						
2,4-Dichlorophenol	N.D.	6.28	164.0	63.5	98.0	30.9
+ EIC (162.0) Scan Jan1445.D			162.0, 164.0, 98.0			
						

Quantitation Results Report (QT Reviewed)

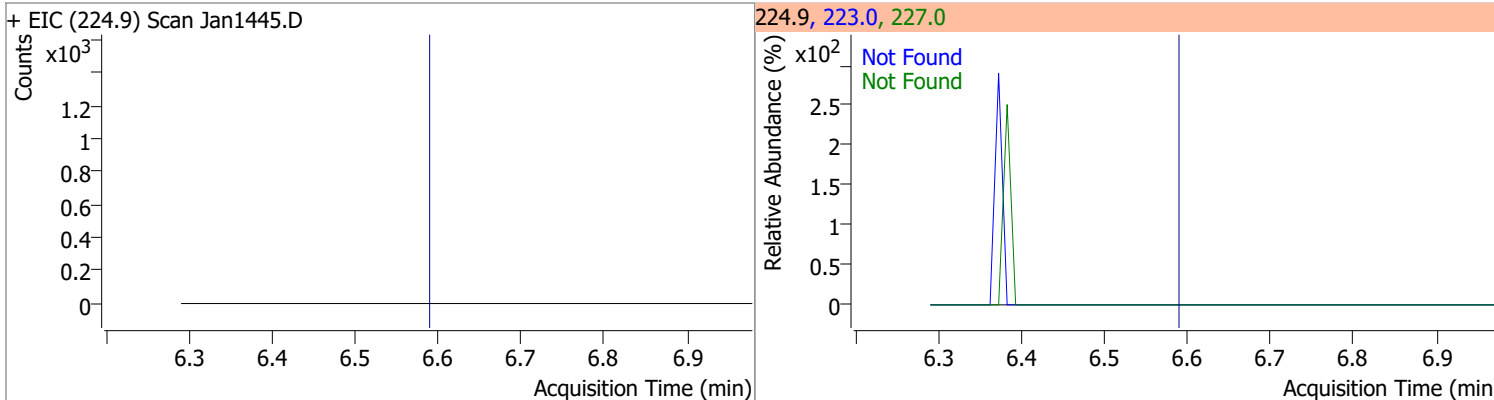
Compound	Conc.	Exp RT	QIon	Exp Ratio	QIon	Exp Ratio
Benzoic Acid	N.D.	6.29	122.0	89.3	77.0	71.7
+ EIC (105.0) Scan Jan1445.D			105.0, 122.0, 77.0			
						
1,2,4-Trichlorobenzene	N.D.	6.34	182.0	98.3	145.0	29.2
+ EIC (180.0) Scan Jan1445.D			180.0, 182.0, 145.0			
						
Naphthalene	N.D.	6.42	129.0	11.1	102.0	8.9
+ EIC (128.0) Scan Jan1445.D			128.0, 129.0, 102.0			
						
4-Chlorophenol	N.D.	6.50	128.0	299.5		
+ EIC (130.0) Scan Jan1445.D			130.0, 128.0			
						

Quantitation Results Report (QT Reviewed)

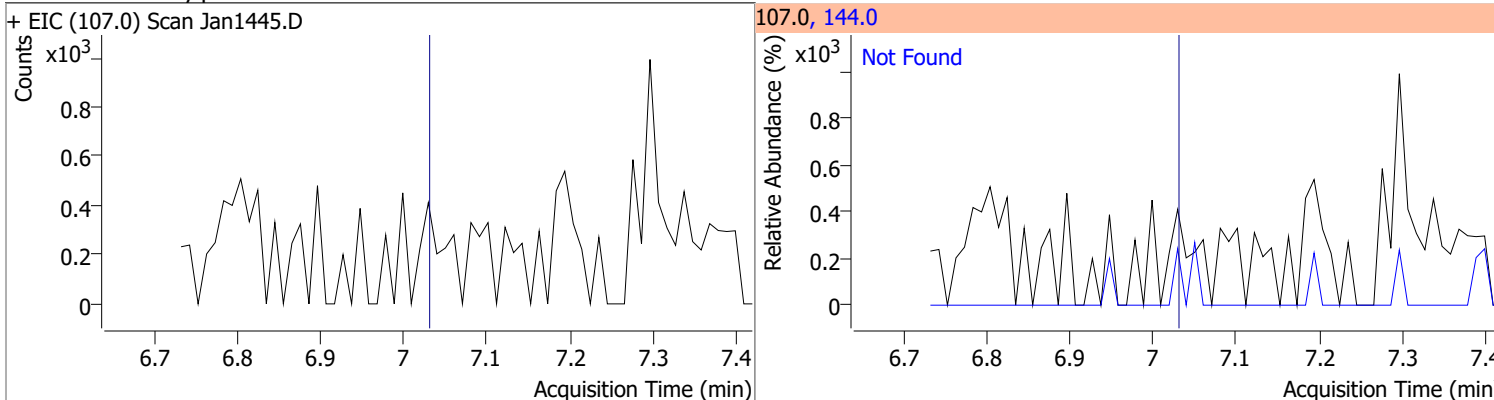
Compound	Conc.	Exp RT	QIon	Exp Ratio	QIon	Exp Ratio
p-Chloroaniline	N.D.	6.53	65.0	32.6	129.0	32.1



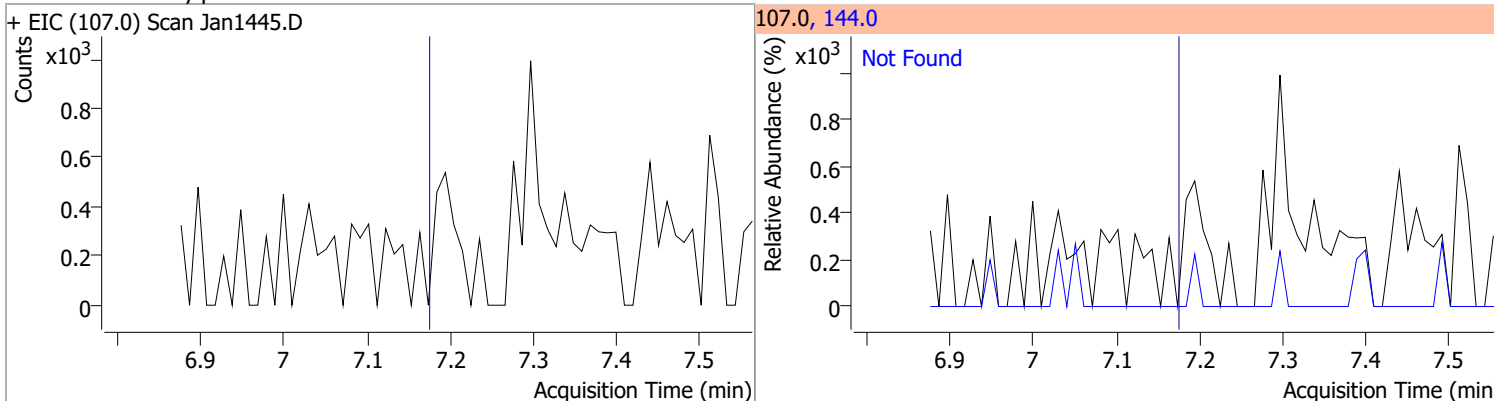
Compound	Conc.	Exp RT	QIon	Exp Ratio	QIon	Exp Ratio
Hexachlorobutadiene	N.D.	6.59	223.0	62.9	227.0	61.7



Compound	Conc.	Exp RT	QIon	Exp Ratio
4-Chloro-2-Methylphenol	N.D.	7.03	144.0	28.7



Compound	Conc.	Exp RT	QIon	Exp Ratio
4-Chloro-3-Methylphenol	N.D.	7.17	144.0	28.4

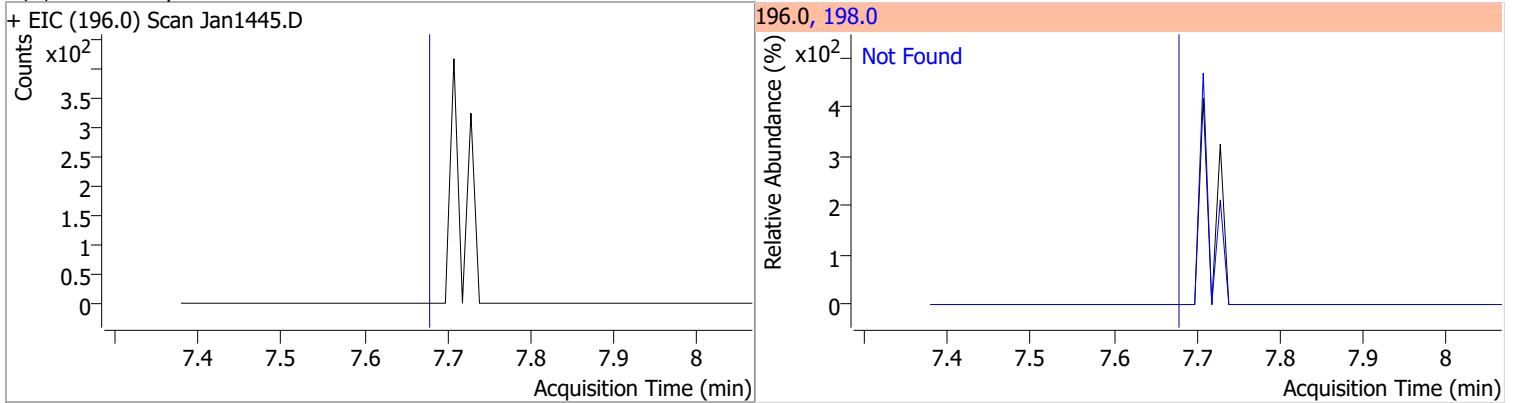


Quantitation Results Report (QT Reviewed)

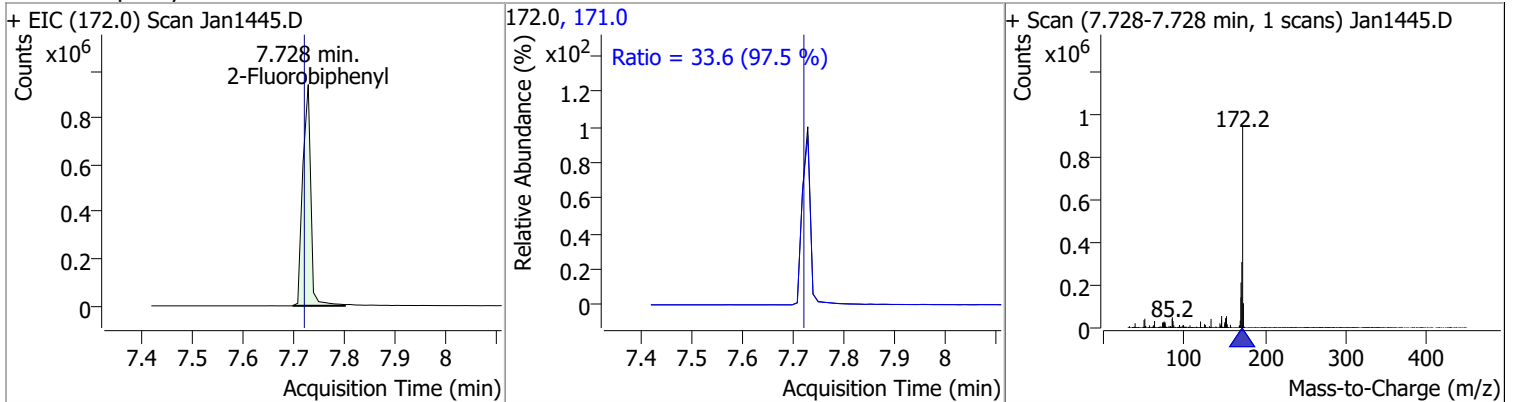
Compound	Conc.	Exp RT	QIon	Exp Ratio	QIon	Exp Ratio
2-Methylnaphthalene	N.D.	7.26	142.0	115.4	115.0	41.1
+ EIC (141.0) Scan Jan1445.D			141.0, 142.0, 115.0			
1-Methylnaphthalene	N.D.	7.37	142.0	111.1	115.0	41.1
+ EIC (141.0) Scan Jan1445.D			141.0, 142.0, 115.0			
Hexachlorocyclopentadiene	N.D.	7.45	238.9	65.3	234.9	63.2
+ EIC (236.9) Scan Jan1445.D			236.9, 238.9, 234.9			
2,4,6-Trichlorophenol	N.D.	7.63	198.0	94.2		
+ EIC (196.0) Scan Jan1445.D			196.0, 198.0			

Quantitation Results Report (QT Reviewed)

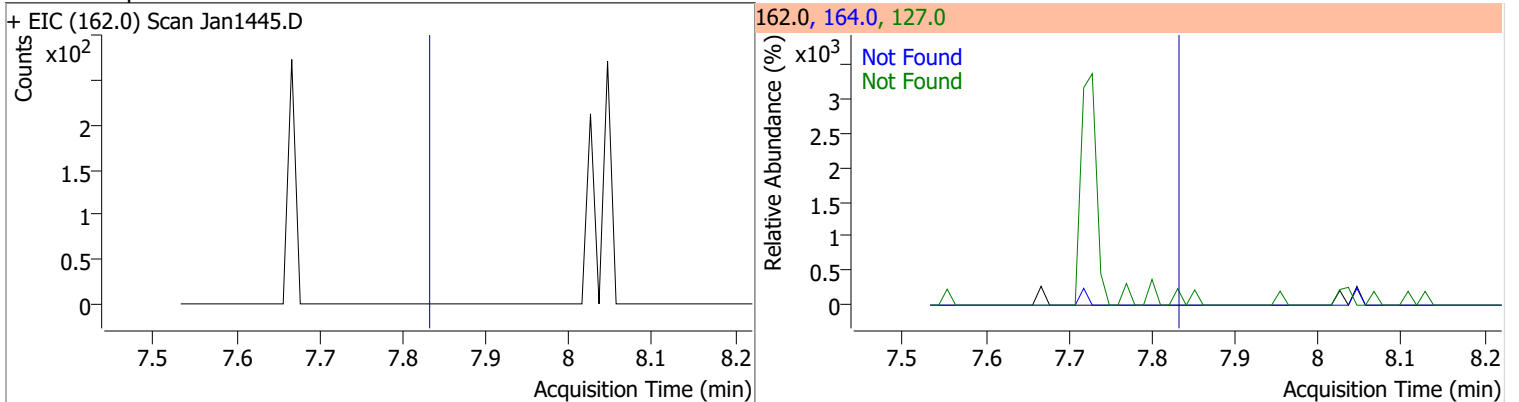
Compound	Conc.	Exp RT	QIon	Exp Ratio
2,4,5-Trichlorophenol	N.D.	7.68	198.0	95.6



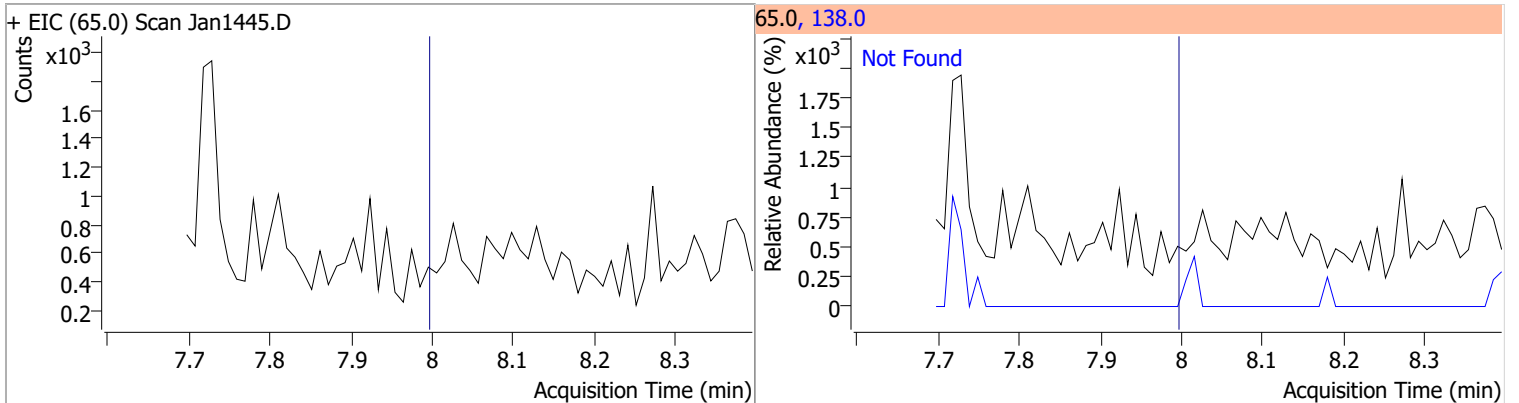
Compound	Conc.	RT	Dev(Min)	Resp.	QIon	QRatio	Lower	Upper
2-Fluorobiphenyl	71.0545	7.73	0.01	1029736	171.0	33.6	24.1	44.8



Compound	Conc.	Exp RT	QIon	Exp Ratio	QIon	Exp Ratio
2-Chloronaphthalene	N.D.	7.83	127.0	36.6	164.0	32.9

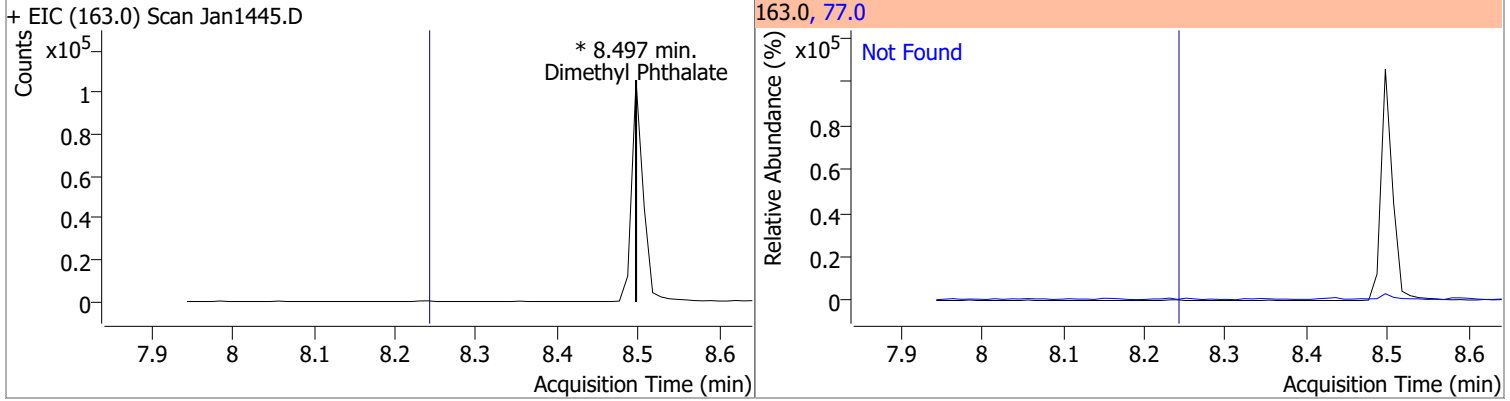


Compound	Conc.	Exp RT	QIon	Exp Ratio
2-Nitroaniline	N.D.	8.00	138.0	108.7

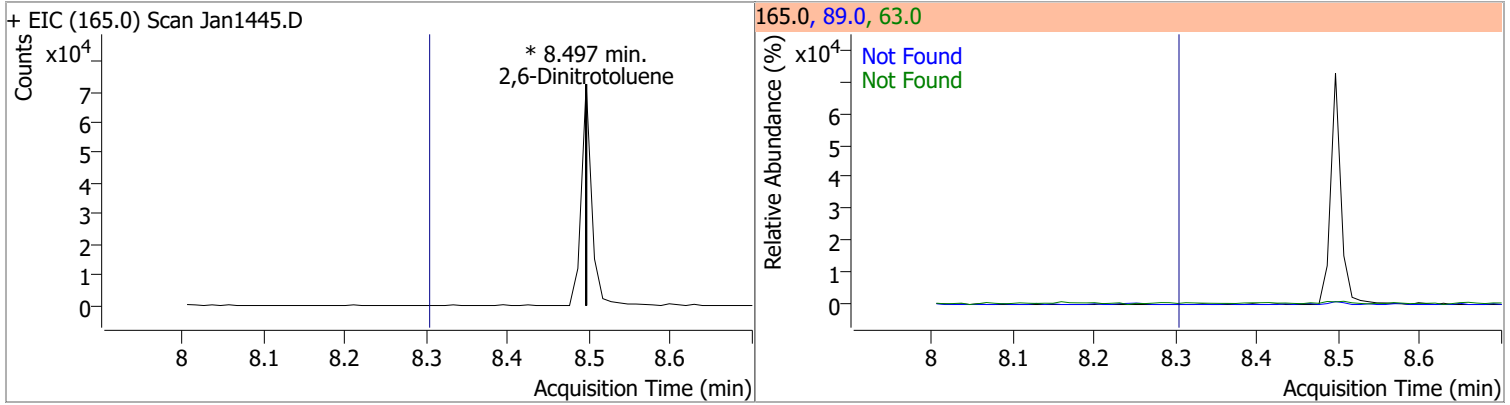


Quantitation Results Report (QT Reviewed)

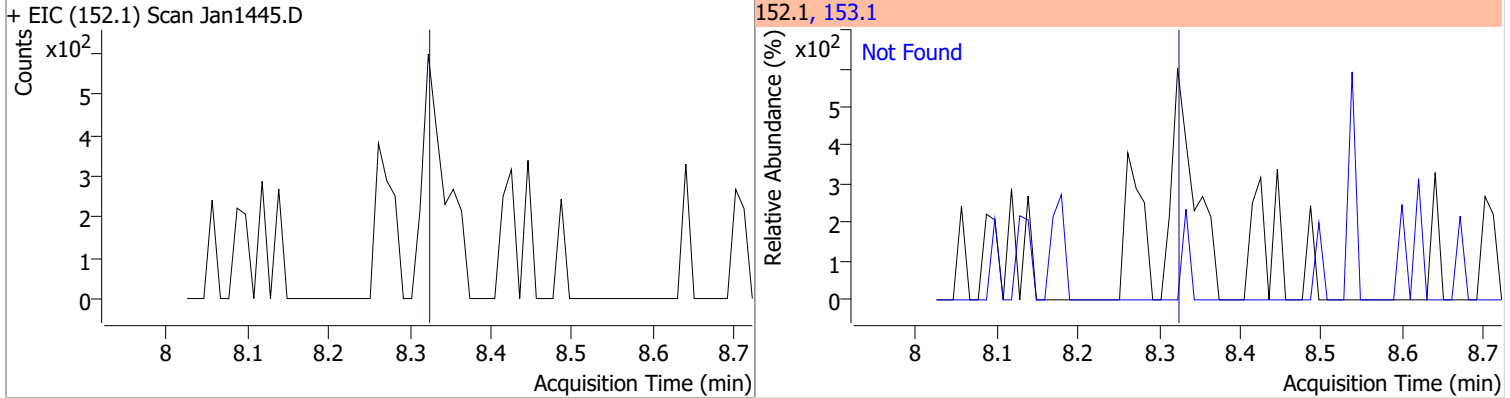
Compound	Conc.	RT	Dev(Min)	Resp.	QIon	QRatio	Lower	Upper
Dimethyl Phthalate	0	0		0	77.0		12.9	24.0



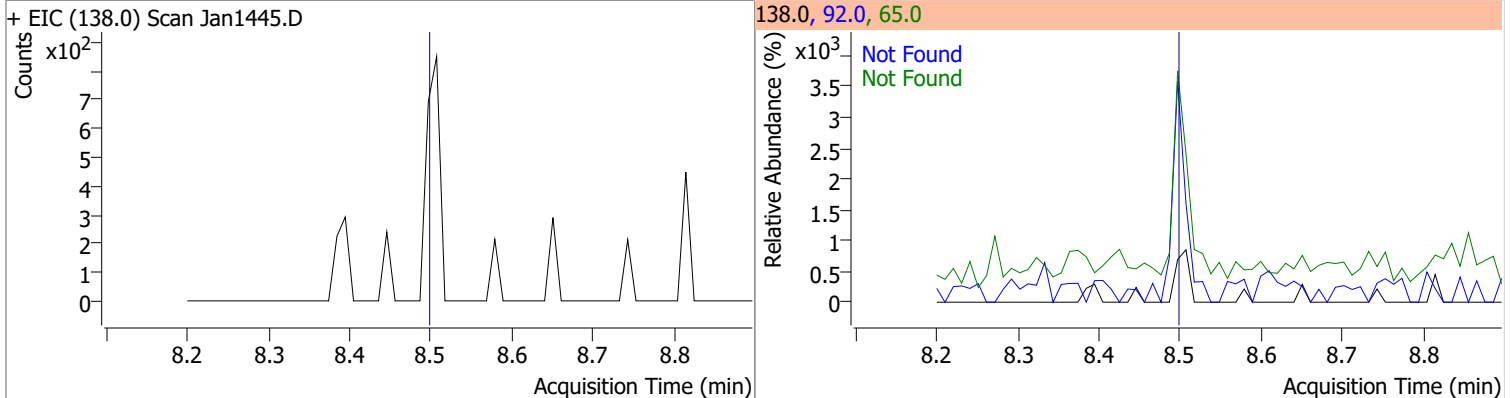
Compound	Conc.	RT	Dev(Min)	Resp.	QIon	QRatio	Lower	Upper
2,6-Dinitrotoluene	0	0		0	63.0 89.0		114.6 41.8	212.8 77.6



Compound	Conc.	Exp RT	QIon	Exp Ratio
Acenaphthylene	N.D.	8.32	153.1	14.0

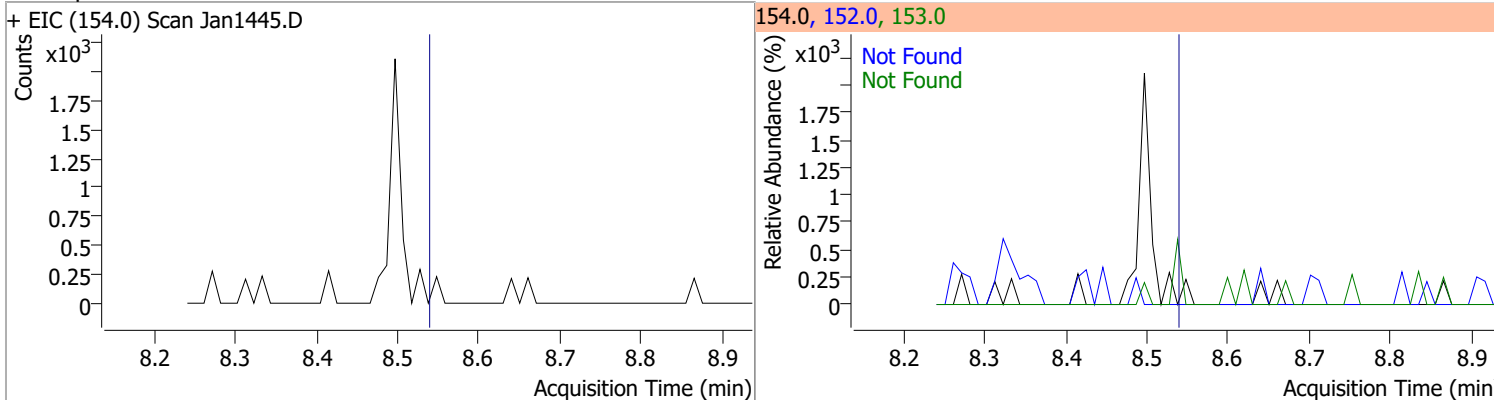


Compound	Conc.	Exp RT	QIon	Exp Ratio	QIon	Exp Ratio
3-Nitroaniline	N.D.	8.50	65.0	131.6	92.0	102.1

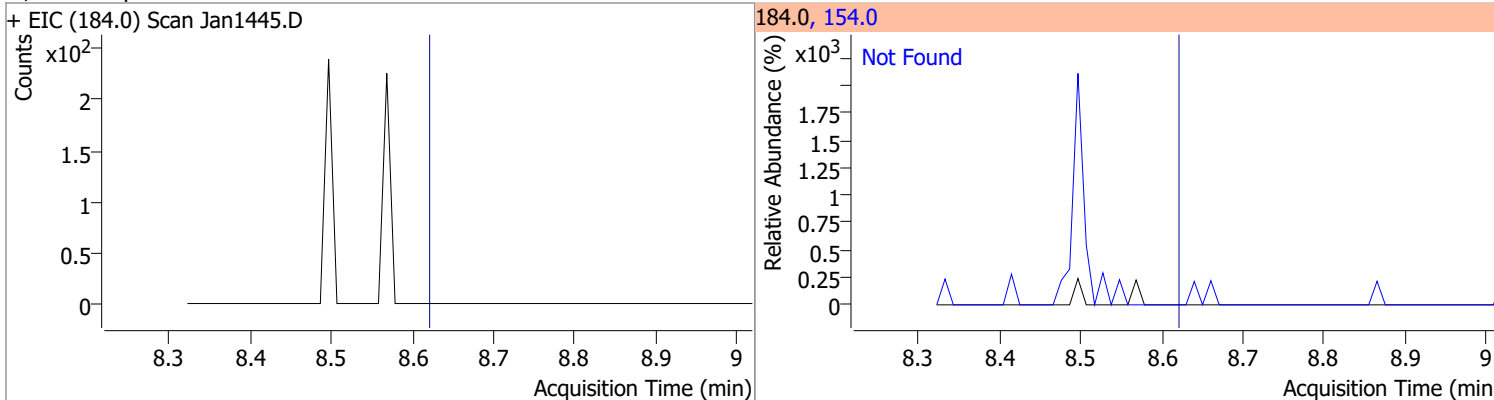


Quantitation Results Report (QT Reviewed)

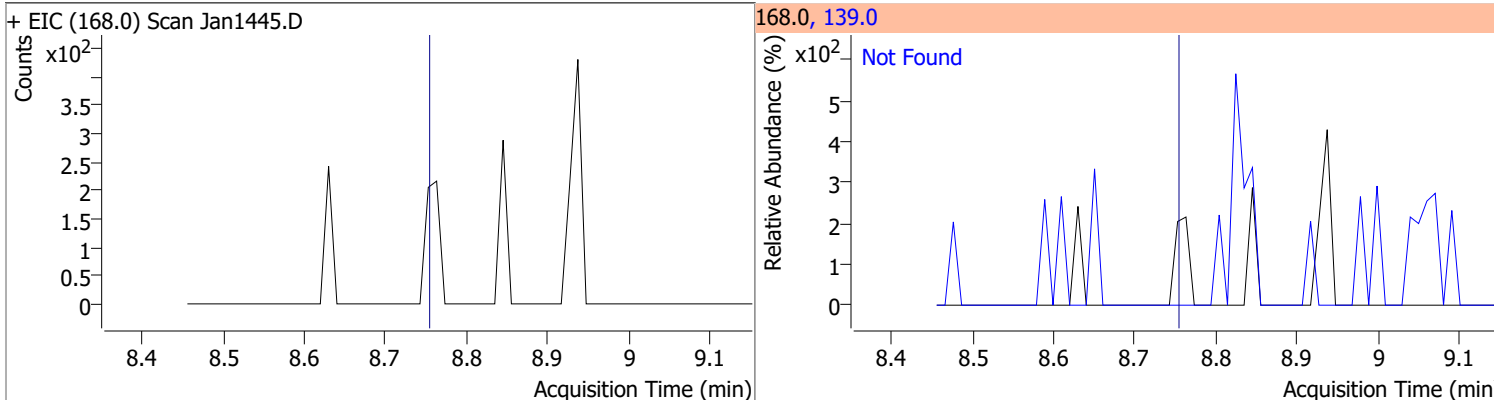
Compound	Conc.	Exp RT	QIon	Exp Ratio	QIon	Exp Ratio
Acenaphthene	N.D.	8.54	153.0	108.2	152.0	50.8



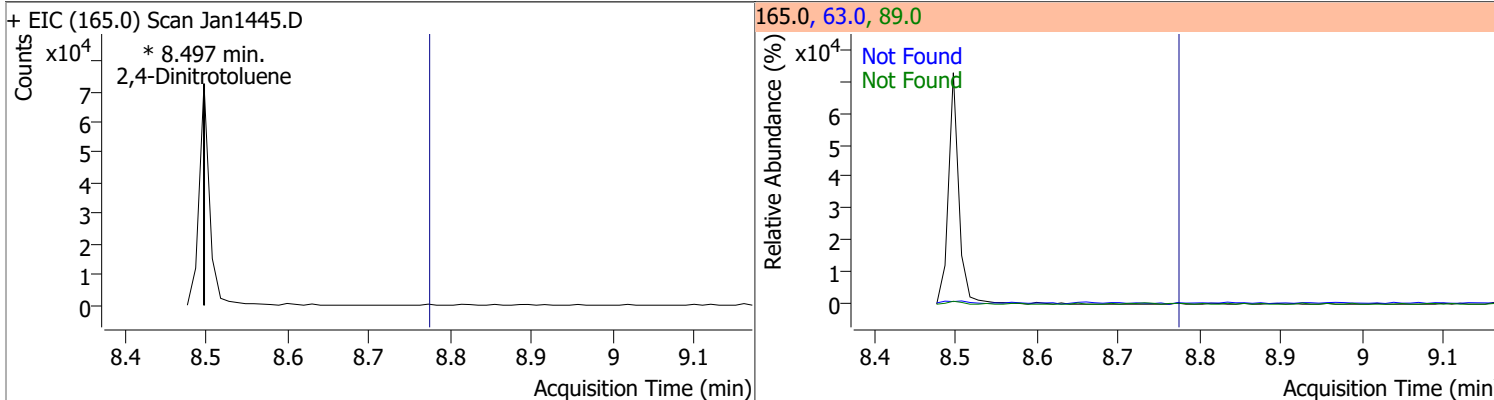
Compound	Conc.	Exp RT	QIon	Exp Ratio
2,4-Dinitrophenol	N.D.	8.62	154.0	53.4



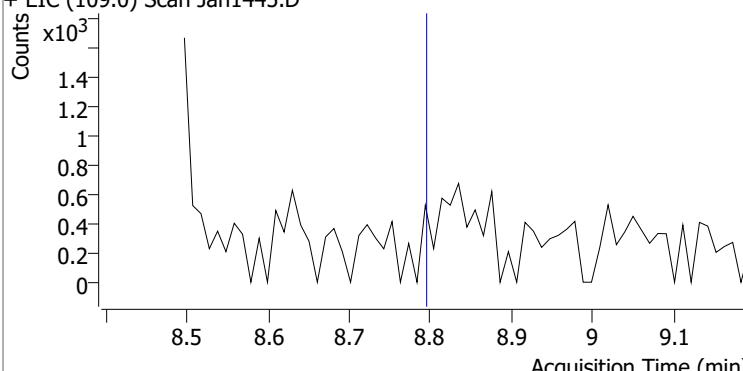
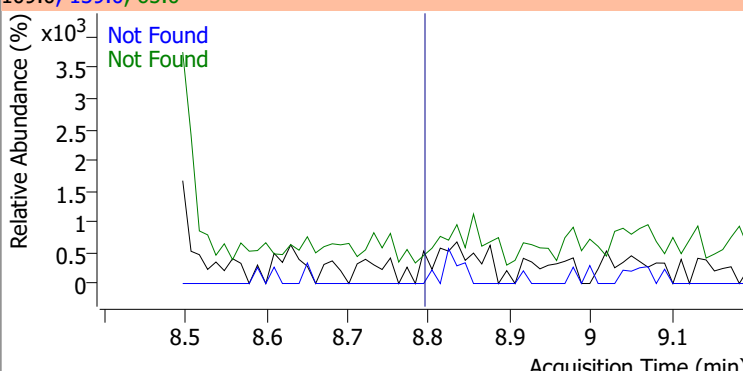
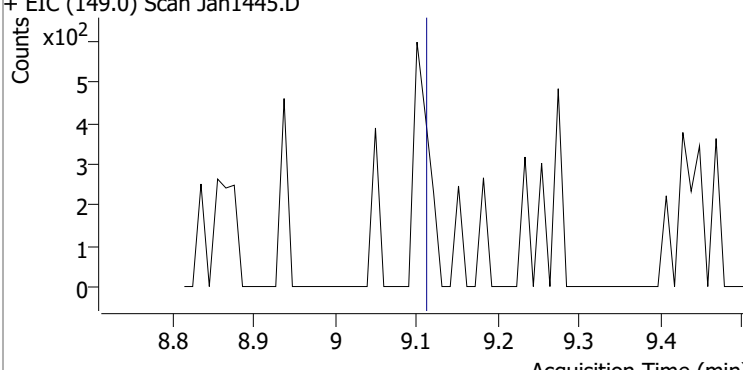
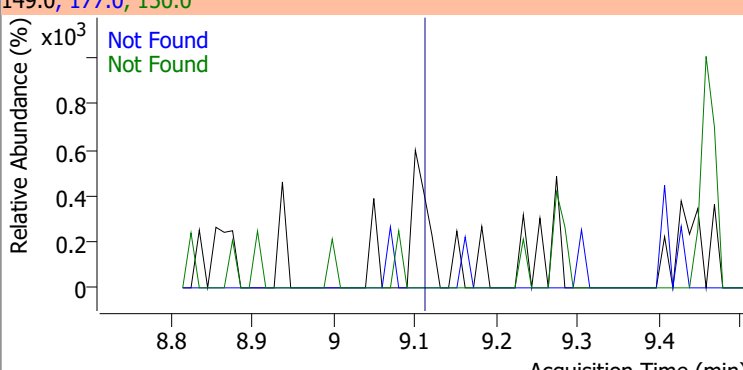
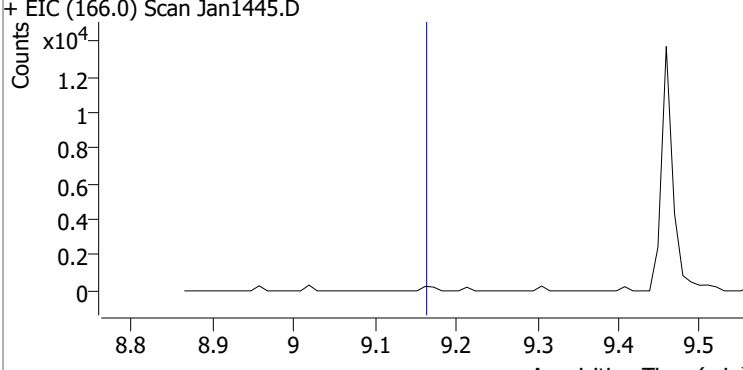
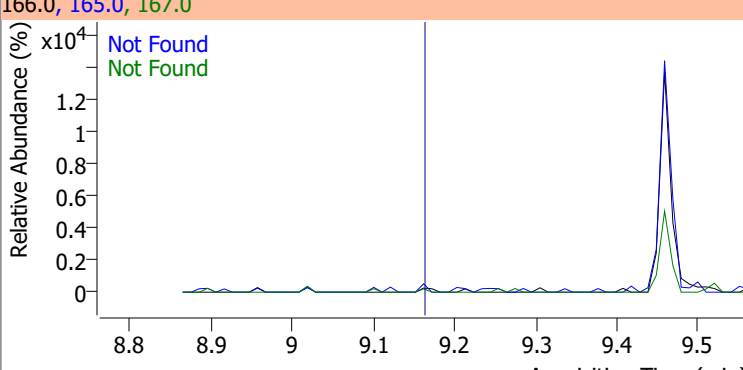
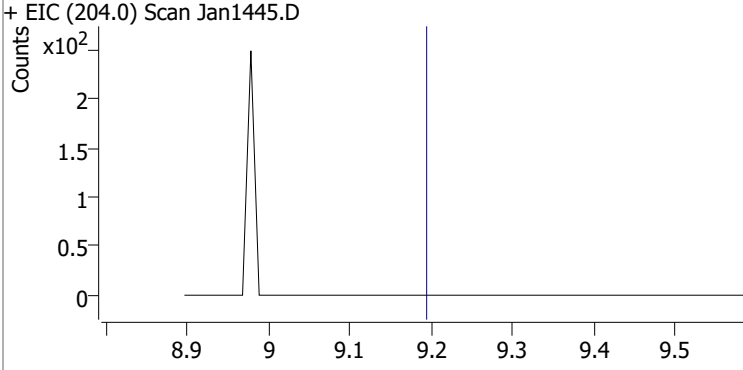
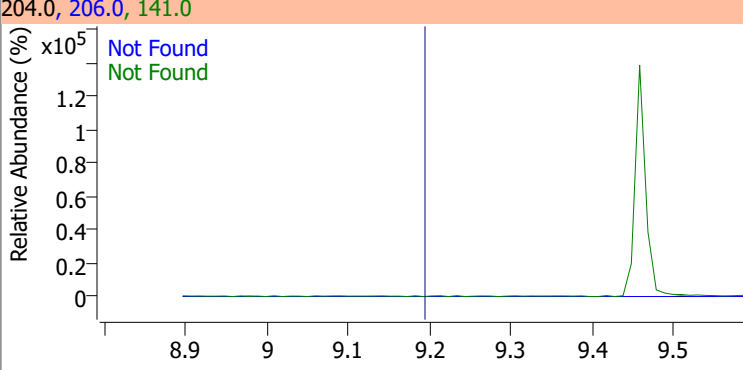
Compound	Conc.	Exp RT	QIon	Exp Ratio
Dibenzofuran	N.D.	8.75	139.0	38.8



Compound	Conc.	RT	Dev(Min)	Resp.	QIon	QRatio	Lower	Upper
2,4-Dinitrotoluene		0		0	89.0		50.5	93.8
					63.0		36.9	68.4

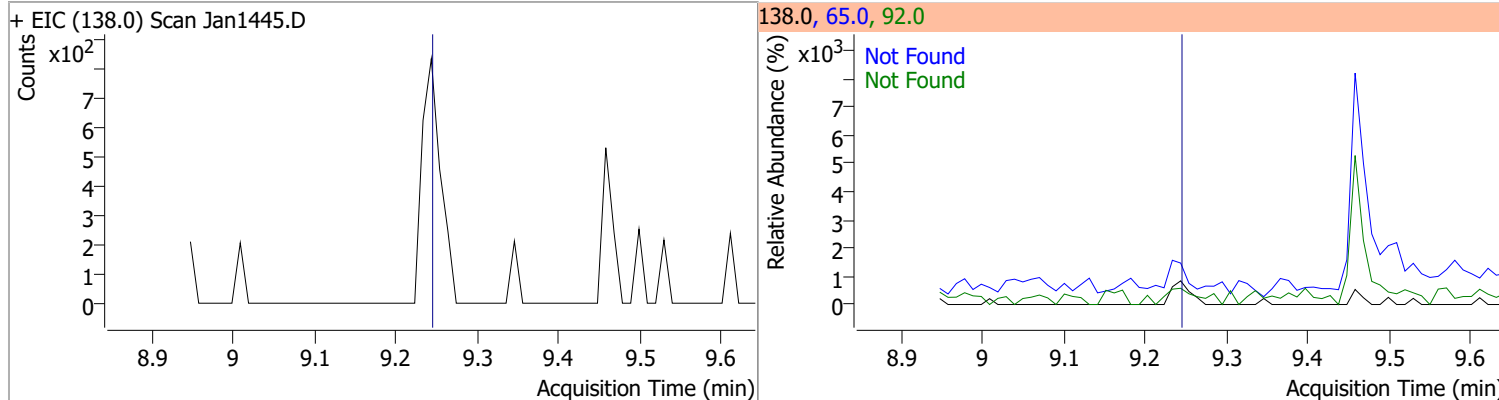


Quantitation Results Report (QT Reviewed)

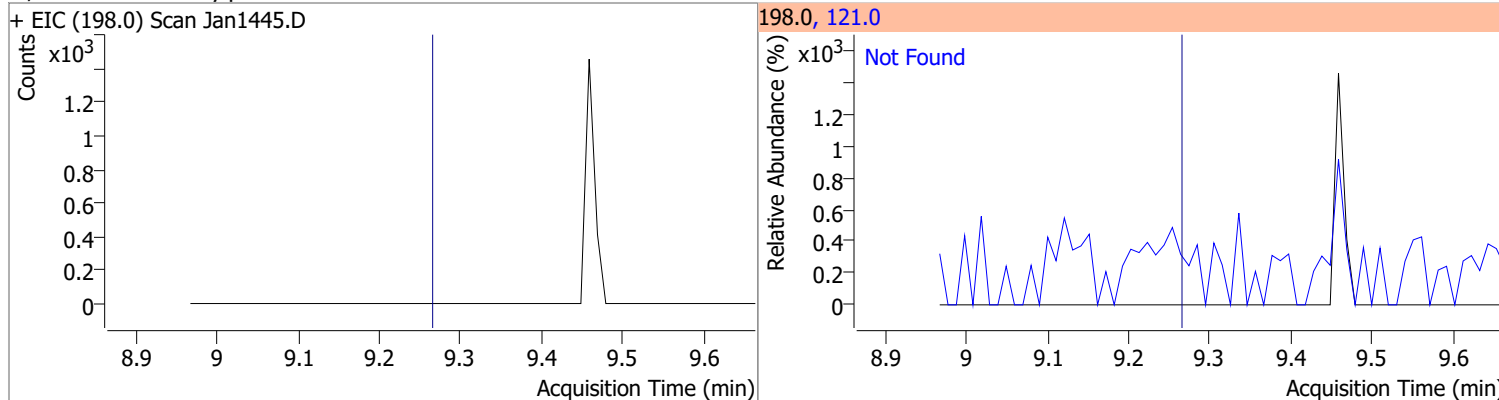
Compound	Conc.	Exp RT	QIon	Exp Ratio	QIon	Exp Ratio
4-Nitrophenol	N.D.	8.79	65.0	84.9	139.0	66.0
+ EIC (109.0) Scan Jan1445.D			109.0, 139.0, 65.0			
						
Diethylphthalate	N.D.	9.11	177.0	20.4	150.0	12.3
+ EIC (149.0) Scan Jan1445.D			149.0, 177.0, 150.0			
						
Fluorene	N.D.	9.16	165.0	94.7	167.0	13.8
+ EIC (166.0) Scan Jan1445.D			166.0, 165.0, 167.0			
						
4-Chlorophenyl-phenylether	N.D.	9.19	141.0	61.5	206.0	33.0
+ EIC (204.0) Scan Jan1445.D			204.0, 206.0, 141.0			
						

Quantitation Results Report (QT Reviewed)

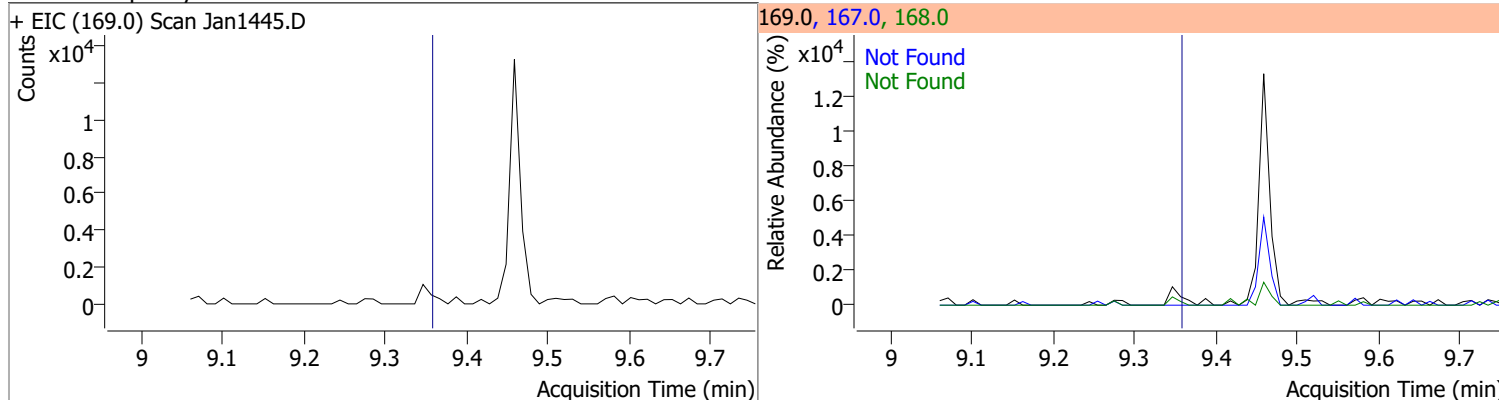
Compound	Conc.	Exp RT	QIon	Exp Ratio	QIon	Exp Ratio
4-Nitroaniline	N.D.	9.24	65.0	119.6	92.0	45.9



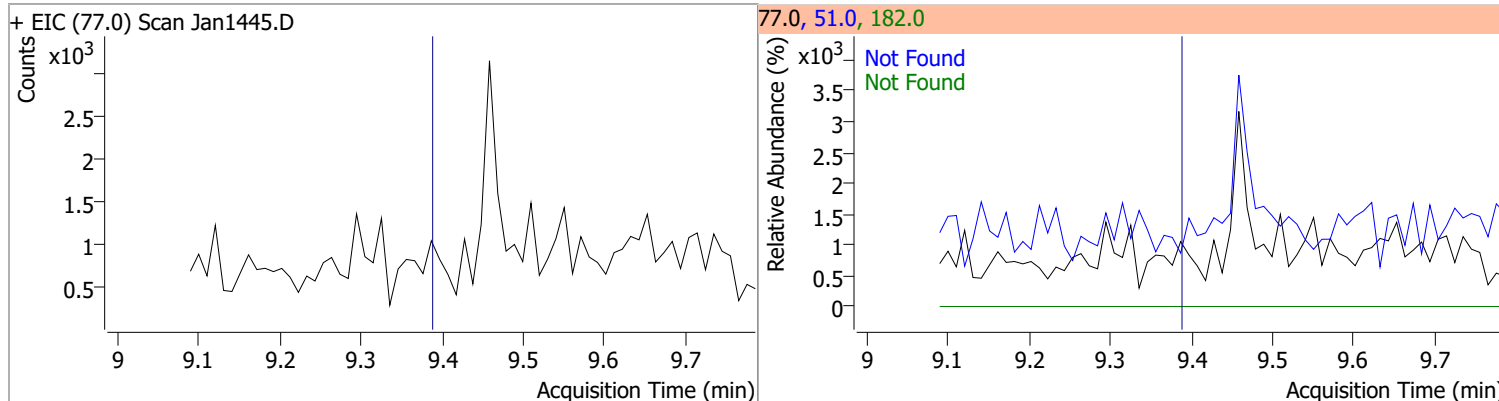
Compound	Conc.	Exp RT	QIon	Exp Ratio
4,6-Dinitro-2-methylphenol	N.D.	9.26	121.0	44.2



Compound	Conc.	Exp RT	QIon	Exp Ratio	QIon	Exp Ratio
N-nitrosodiphenylamine	N.D.	9.36	168.0	61.0	167.0	32.7

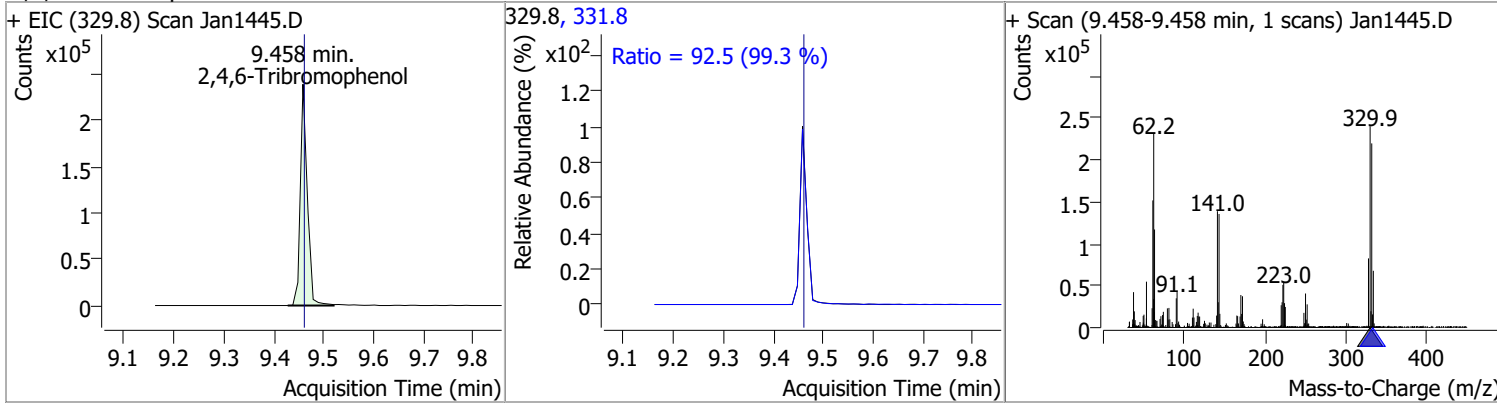


Compound	Conc.	Exp RT	QIon	Exp Ratio	QIon	Exp Ratio
Azobenzene	N.D.	9.39	51.0	46.0	182.0	28.3

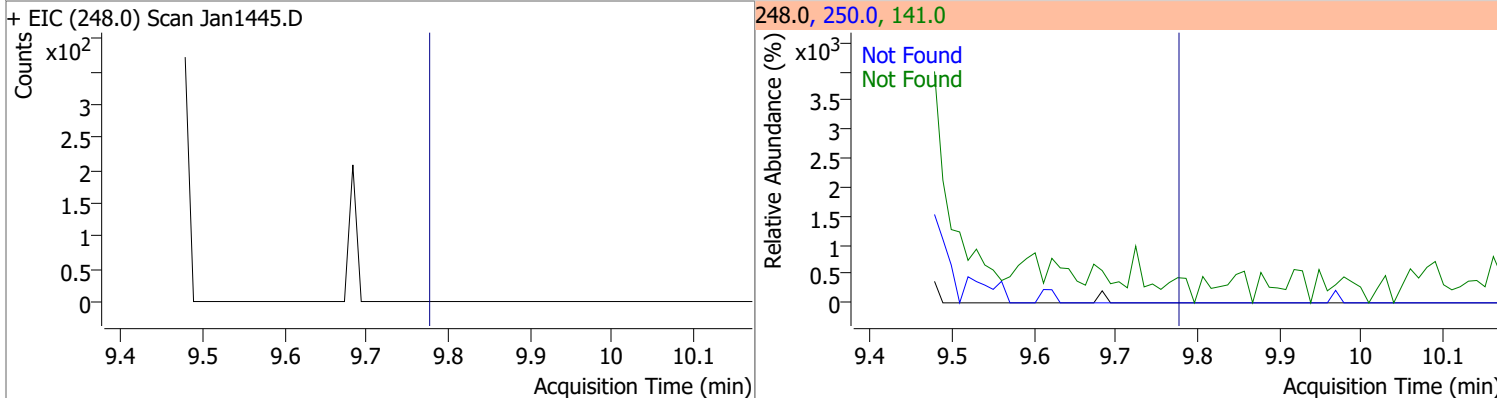


Quantitation Results Report (QT Reviewed)

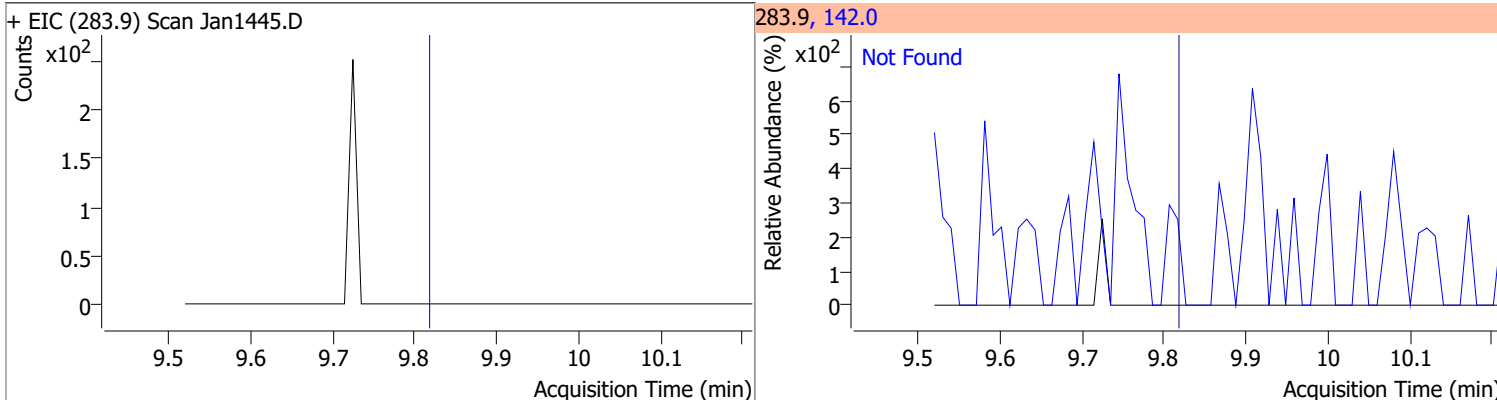
Compound	Conc.	RT	Dev(Min)	Resp.	QIon	QRatio	Lower	Upper
2,4,6-Tribromophenol	168.7127	9.46	0.00	233127	331.8	92.5	65.2	121.0



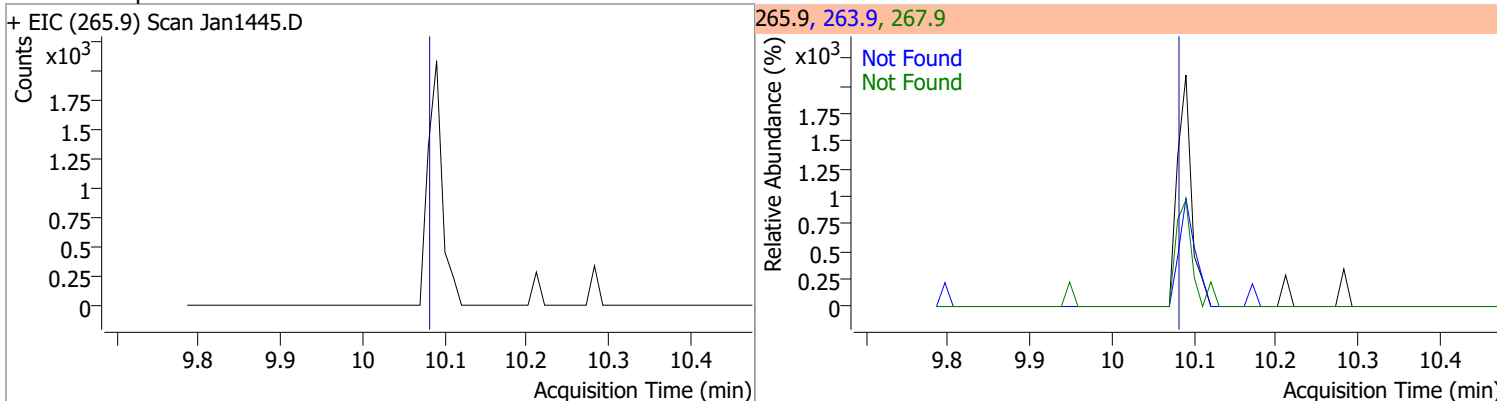
Compound	Conc.	Exp RT	QIon	Exp Ratio	QIon	Exp Ratio
4-Bromophenyl-phenylether	N.D.	9.78	250.0	97.1	141.0	93.8



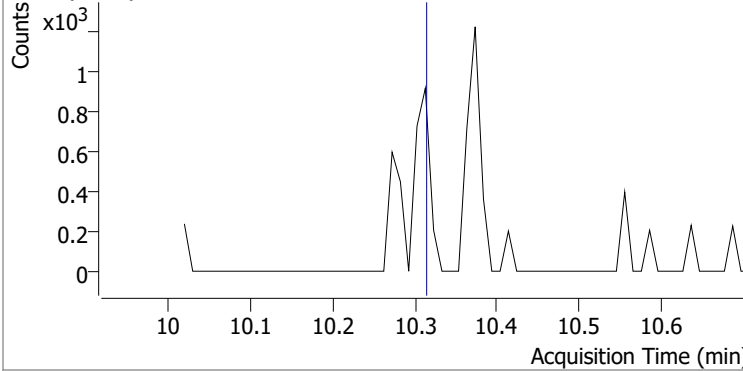
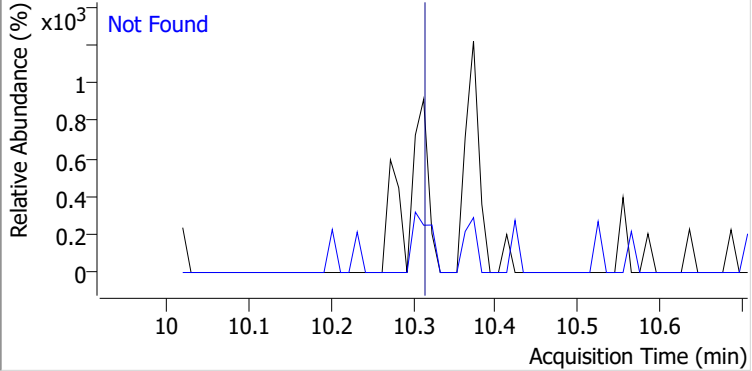
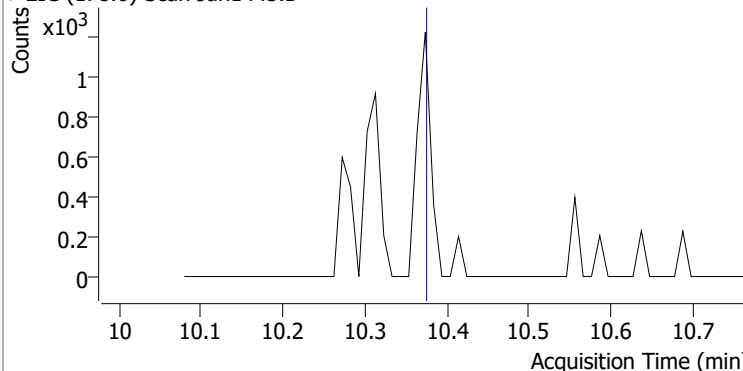
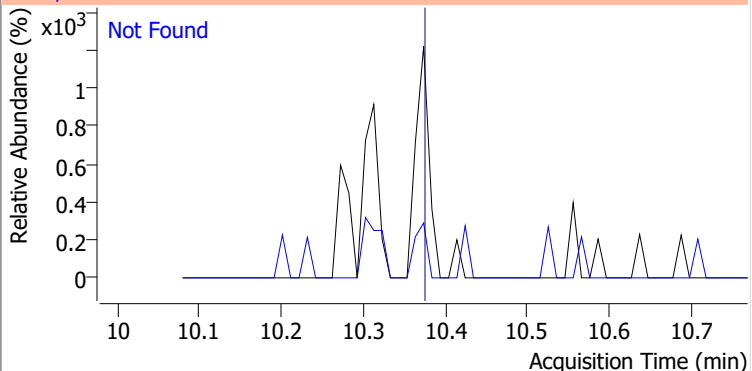
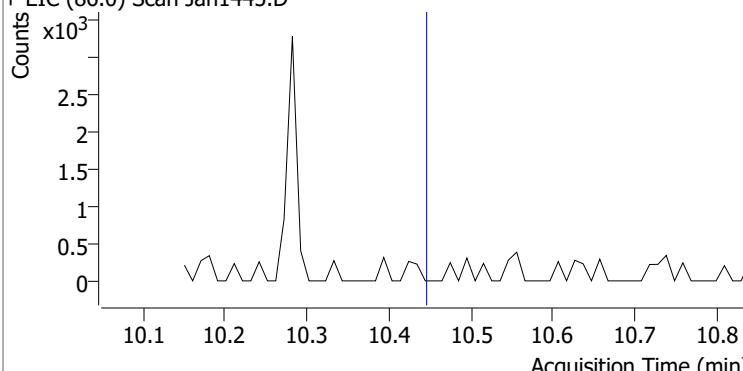
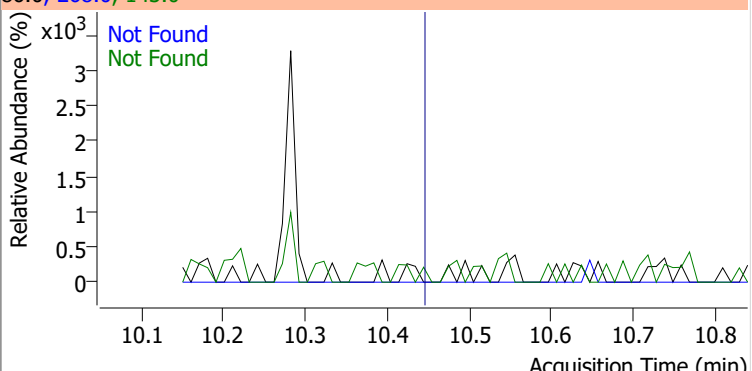
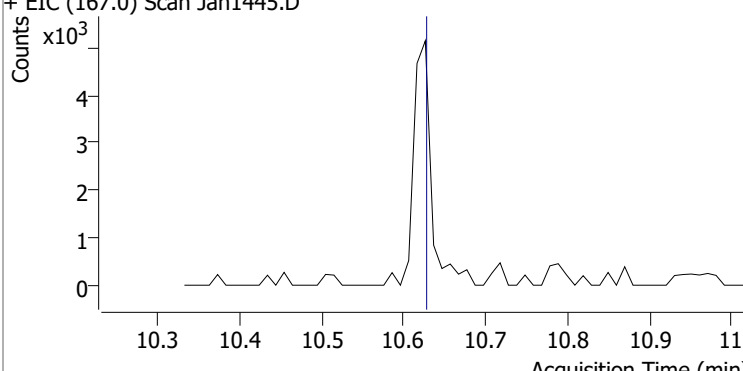
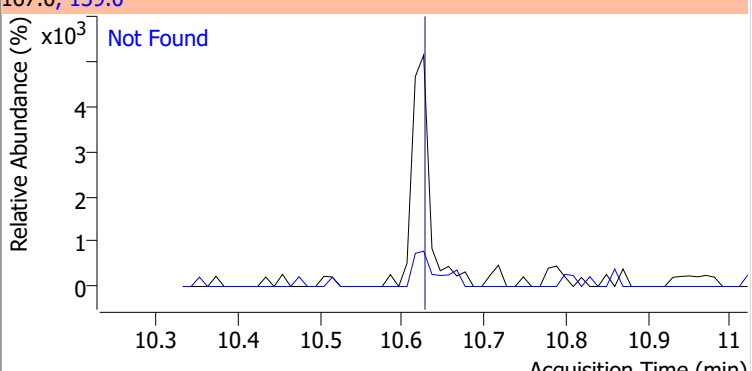
Compound	Conc.	Exp RT	QIon	Exp Ratio	QIon	Exp Ratio
Hexachlorobenzene	N.D.	9.82	142.0	51.2		



Compound	Conc.	Exp RT	QIon	Exp Ratio	QIon	Exp Ratio
Pentachlorophenol	N.D.	10.08	263.9	64.7	267.9	64.6

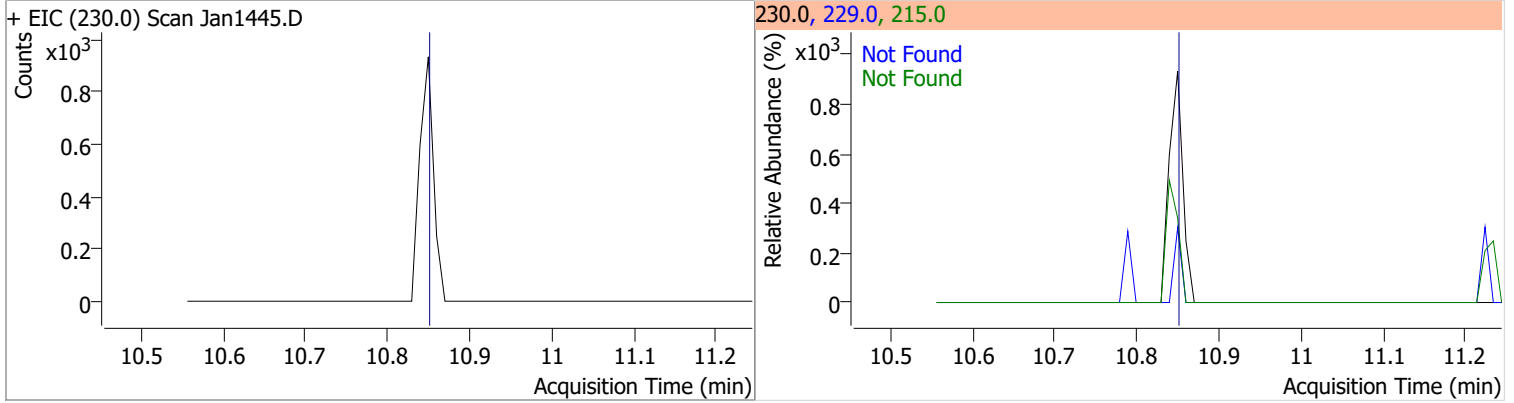


Quantitation Results Report (QT Reviewed)

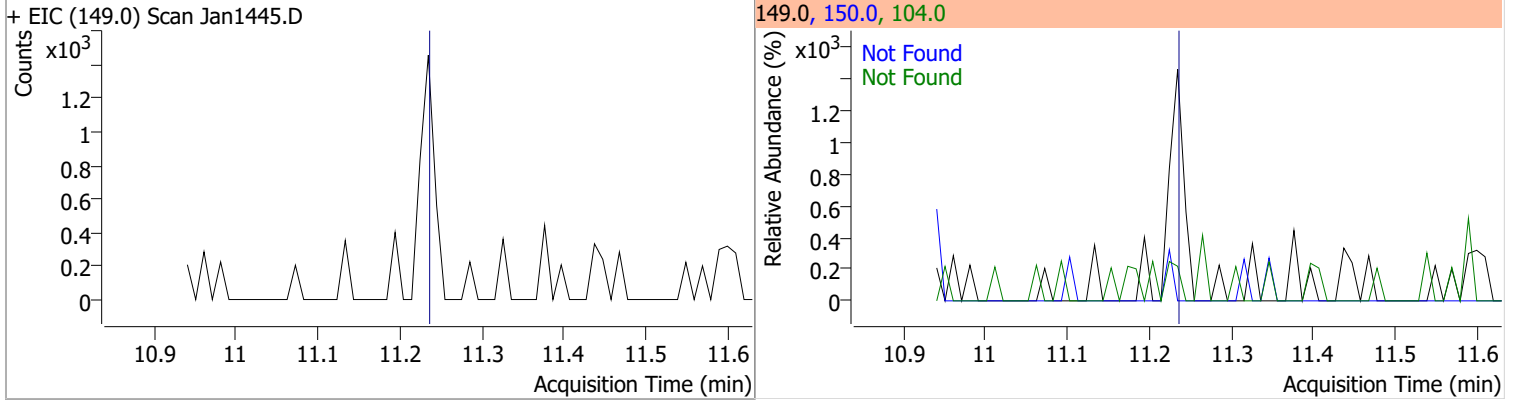
Compound	Conc.	Exp RT	QIon	Exp Ratio		
Phenanthrene	N.D.	10.31	176.0	18.6		
+ EIC (178.0) Scan Jan1445.D			178.0, 176.0			
						
Anthracene	N.D.	10.37	176.0	18.3		
+ EIC (178.0) Scan Jan1445.D			178.0, 176.0			
						
Triallate	N.D.	10.44	268.0	26.6	QIon	Exp Ratio
					143.0	23.5
+ EIC (86.0) Scan Jan1445.D			86.0, 268.0, 143.0			
						
Carbazole	N.D.	10.63	139.0	13.2		
+ EIC (167.0) Scan Jan1445.D			167.0, 139.0			
						

Quantitation Results Report (QT Reviewed)

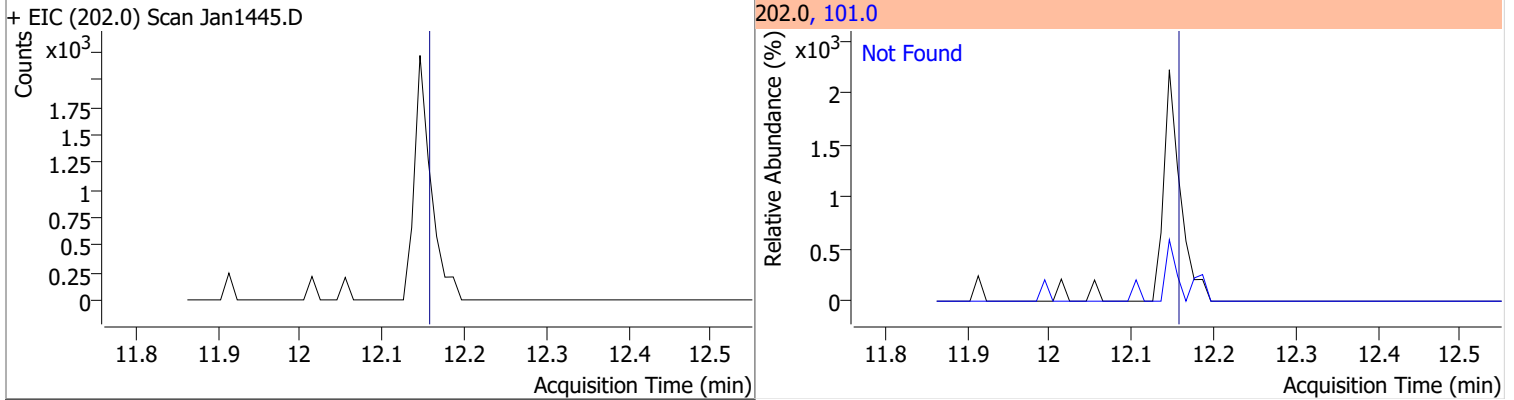
Compound	Conc.	Exp RT	QIon	Exp Ratio	QIon	Exp Ratio
o-Terphenyl	N.D.	10.85	229.0	65.3	215.0	37.2



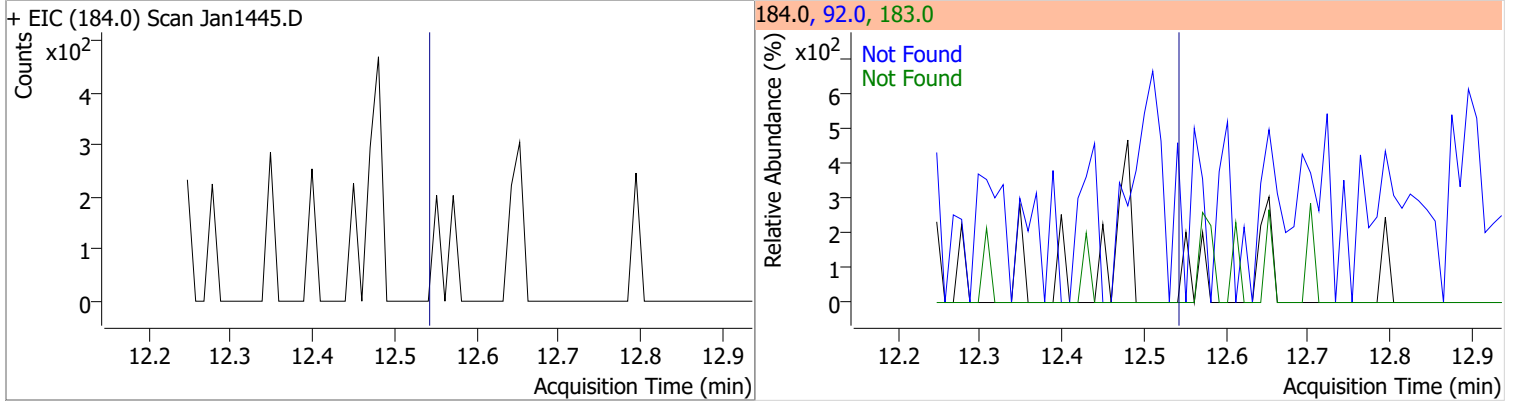
Compound	Conc.	Exp RT	QIon	Exp Ratio	QIon	Exp Ratio
Di-n-Butylphthalate	N.D.	11.23	150.0	9.0	104.0	5.8



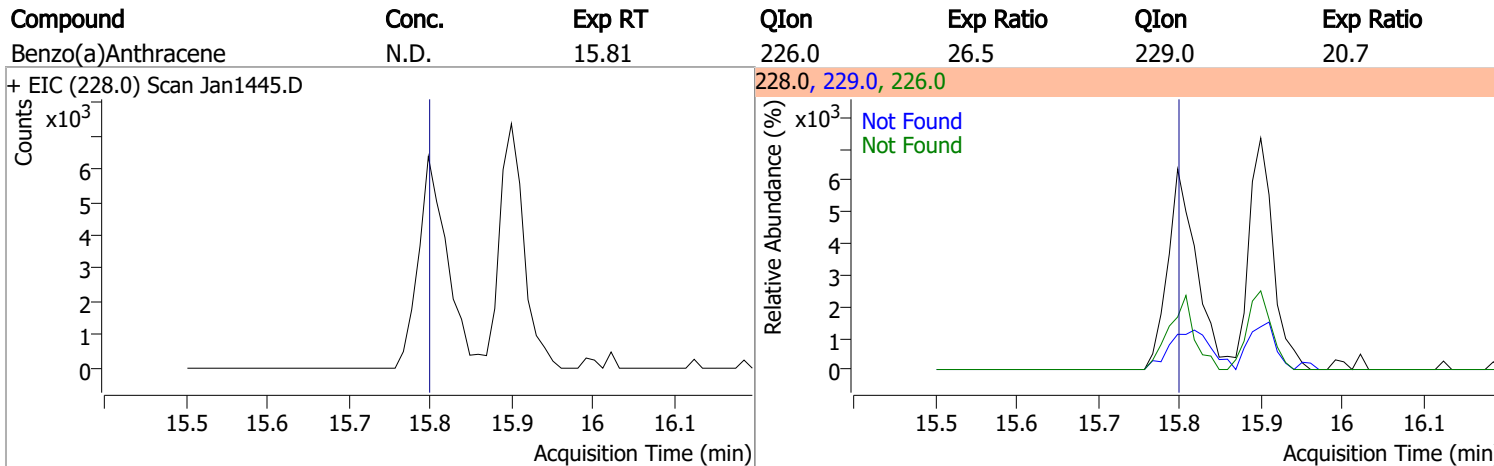
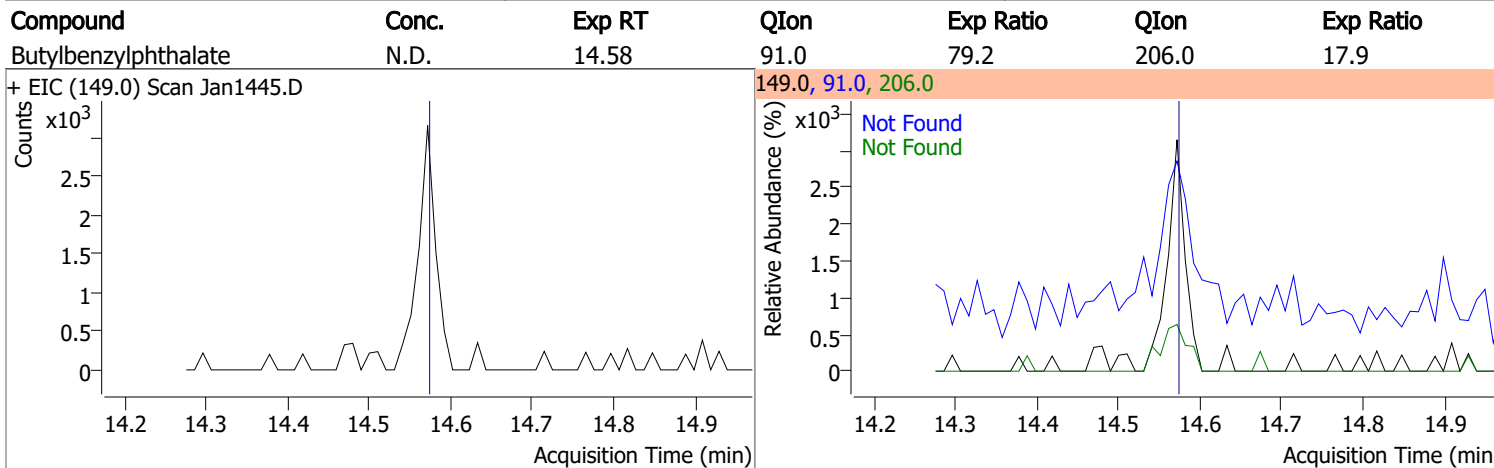
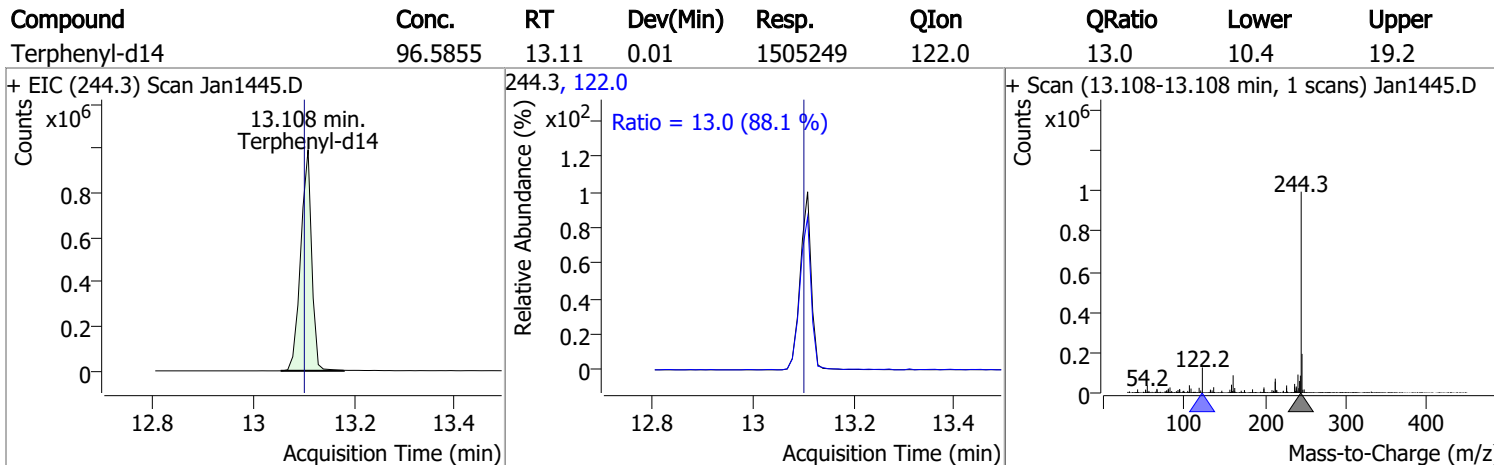
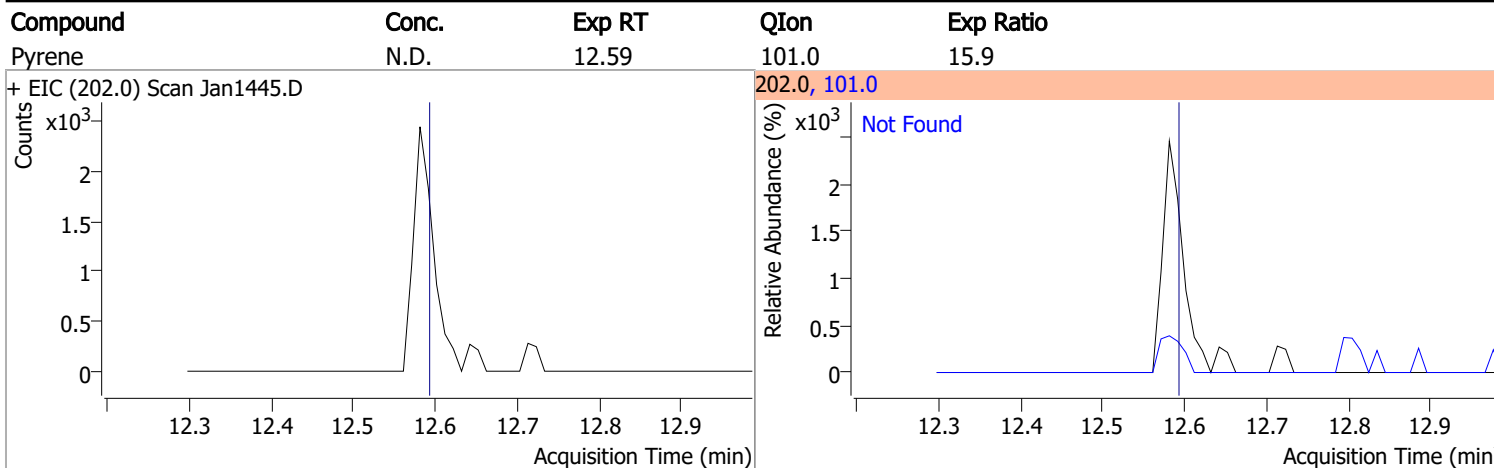
Compound	Conc.	Exp RT	QIon	Exp Ratio
Fluoranthene	N.D.	12.16	101.0	13.3



Compound	Conc.	Exp RT	QIon	Exp Ratio	QIon	Exp Ratio
Benzidine	N.D.	12.54	183.0	11.8	92.0	8.2

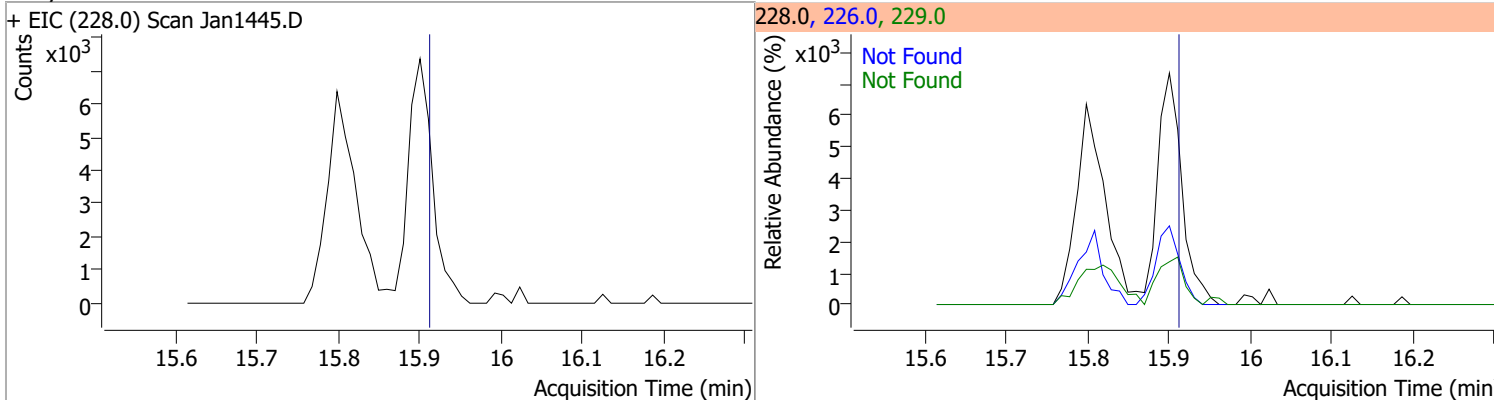


Quantitation Results Report (QT Reviewed)

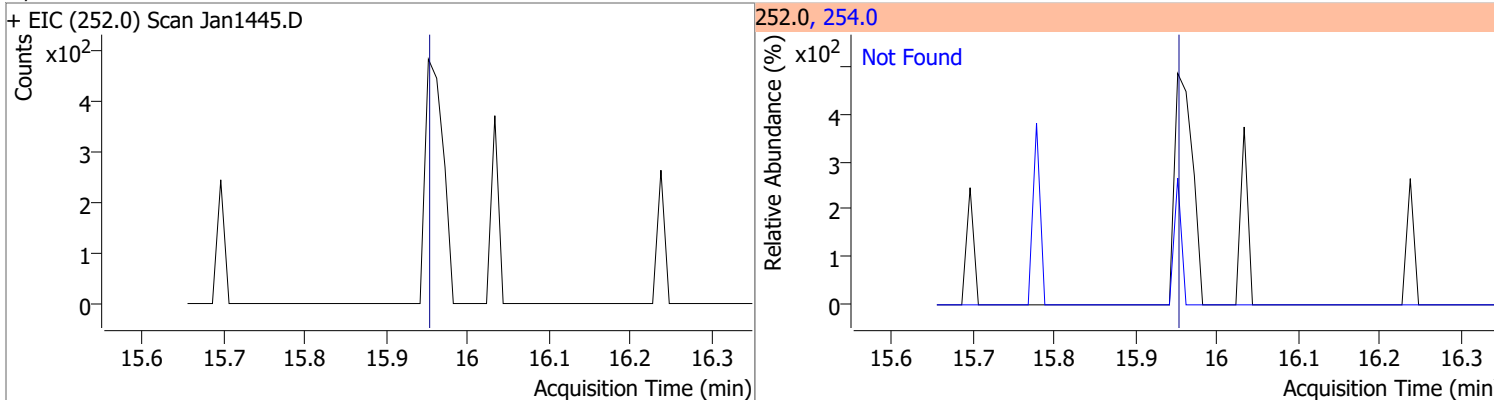


Quantitation Results Report (QT Reviewed)

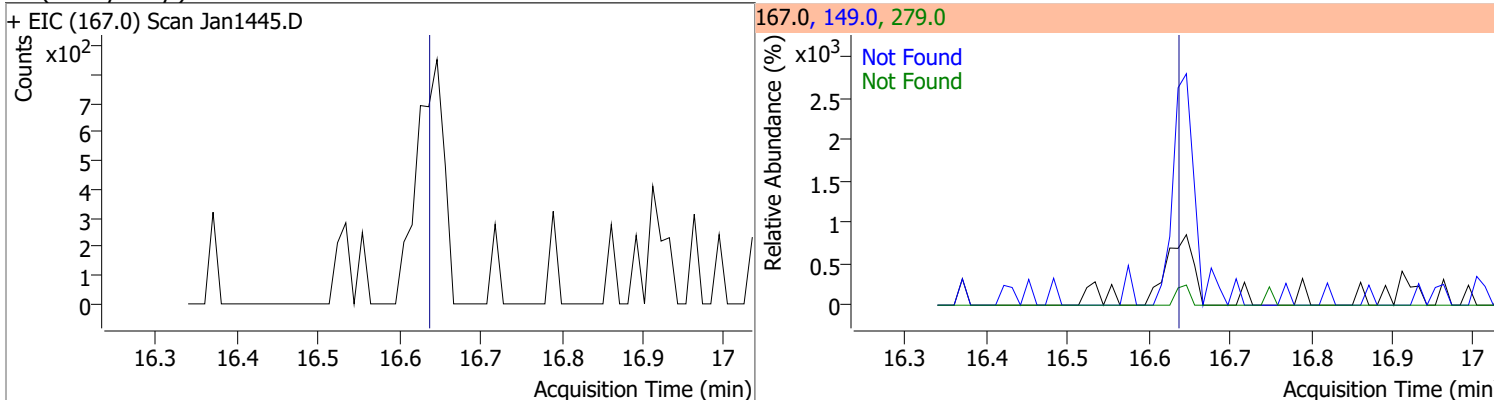
Compound	Conc.	Exp RT	QIon	Exp Ratio	QIon	Exp Ratio
Chrysene	N.D.	15.92	226.0	29.9	229.0	20.5



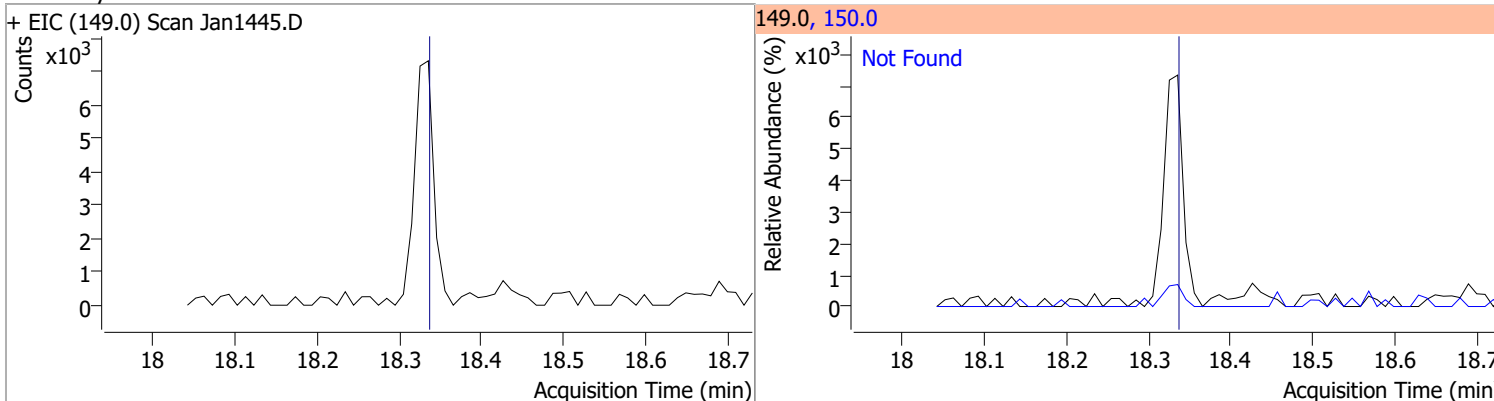
Compound	Conc.	Exp RT	QIon	Exp Ratio
3,3-Dichlorobenzidine	N.D.	15.96	254.0	65.4



Compound	Conc.	Exp RT	QIon	Exp Ratio	QIon	Exp Ratio
bis(2-ethylhexyl)Phthalate	N.D.	16.65	149.0	389.1	279.0	15.4

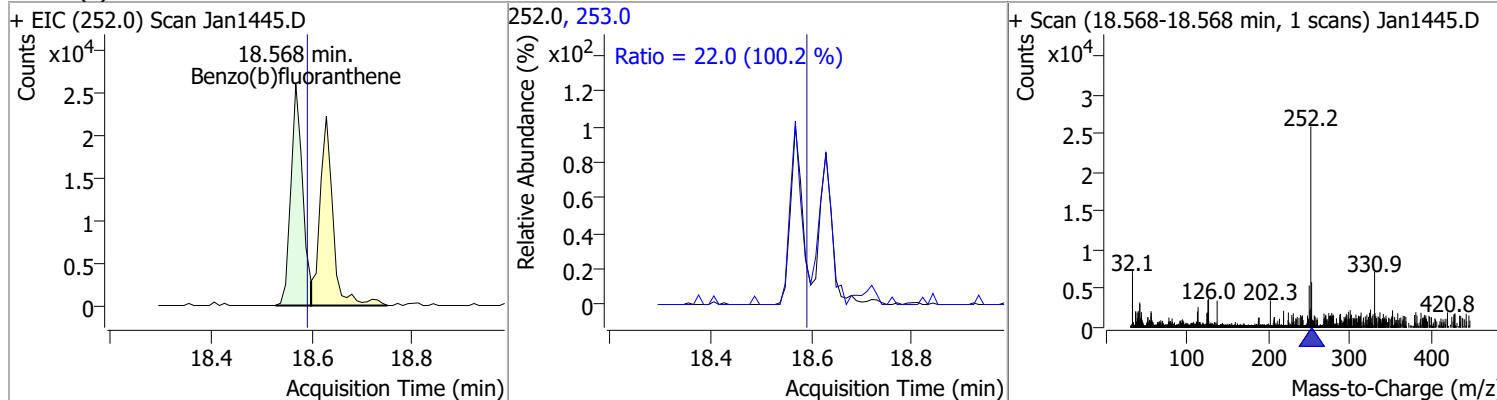


Compound	Conc.	Exp RT	QIon	Exp Ratio
Di-n-octyl Phthalate	N.D.	18.34	150.0	9.4

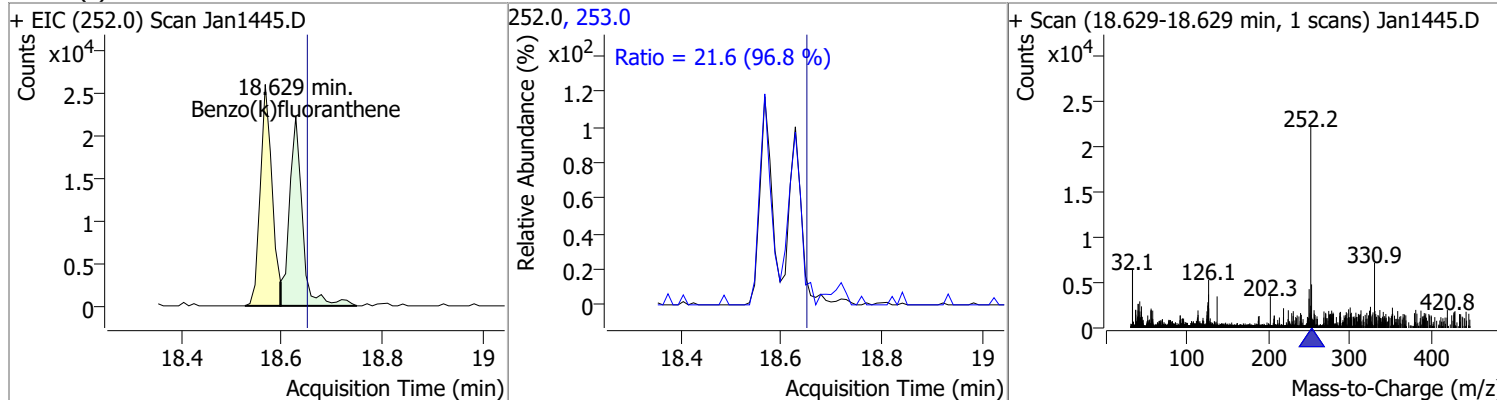


Quantitation Results Report (QT Reviewed)

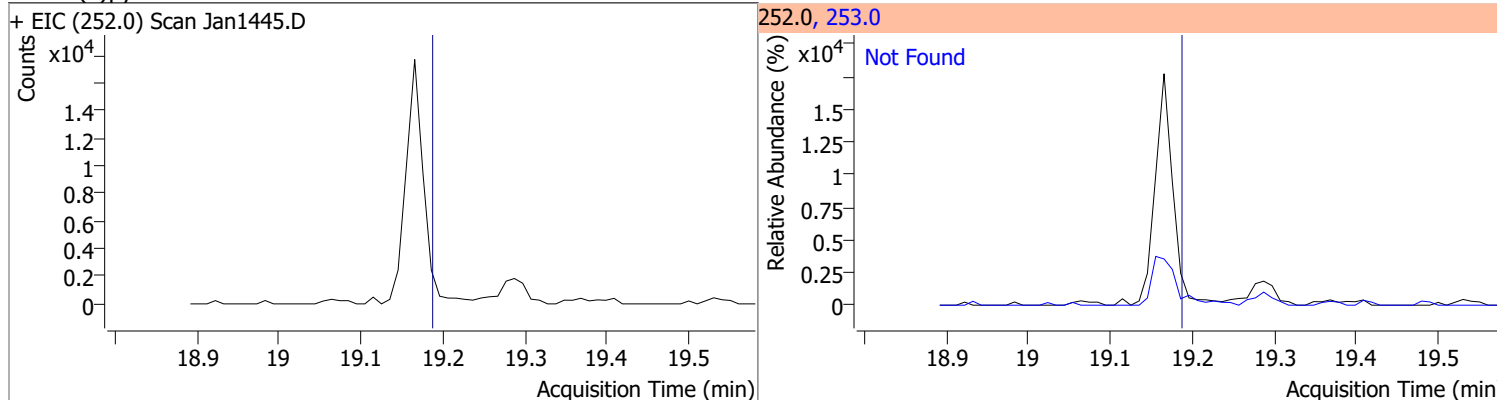
Compound	Conc.	RT	Dev(Min)	Resp.	QIon	QRatio	Lower	Upper
Benzo(b)fluoranthene	2.0457	18.57	-0.02	41642	253.0	22.0	15.4	28.6



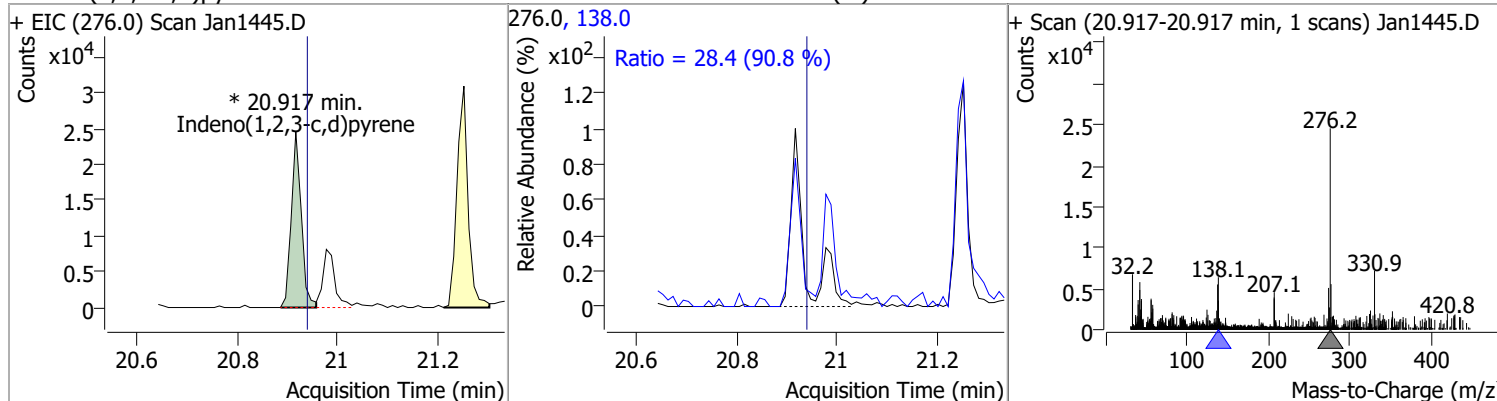
Compound	Conc.	RT	Dev(Min)	Resp.	QIon	QRatio	Lower	Upper
Benzo(k)fluoranthene	1.9001	18.63	-0.02	40099	253.0	21.6	15.6	29.0



Compound	Conc.	Exp RT	QIon	Exp Ratio
Benzo(a)pyrene	N.D.	19.19	253.0	22.7

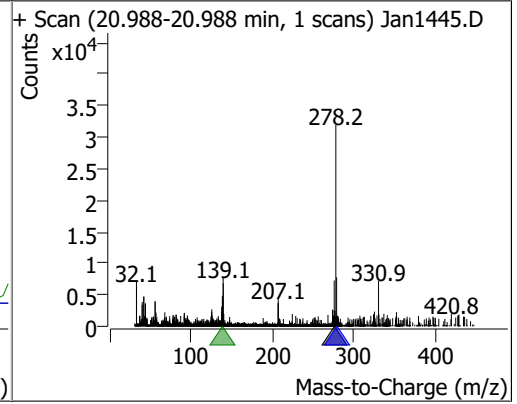
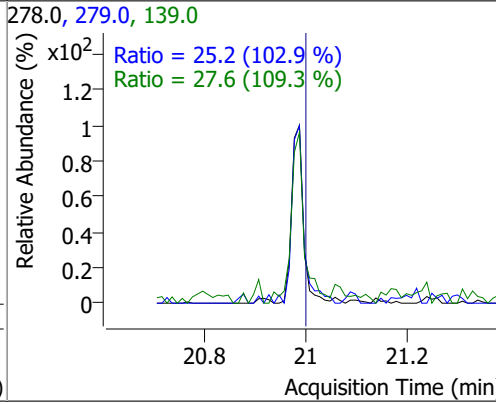
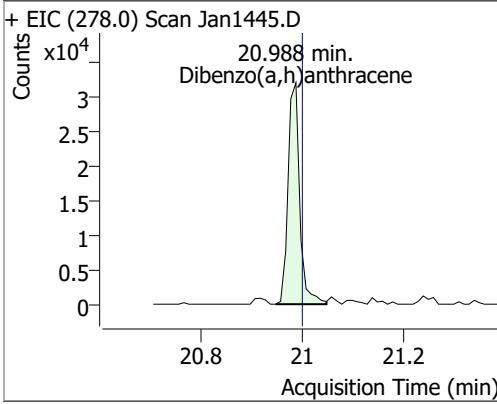


Compound	Conc.	RT	Dev(Min)	Resp.	QIon	QRatio	Lower	Upper
Indeno(1,2,3-c,d)pyrene	2.5227	20.92	-0.02	33810 (m)	138.0	28.4	21.9	40.7

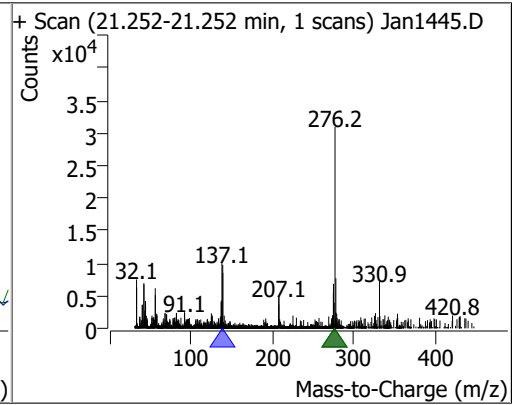
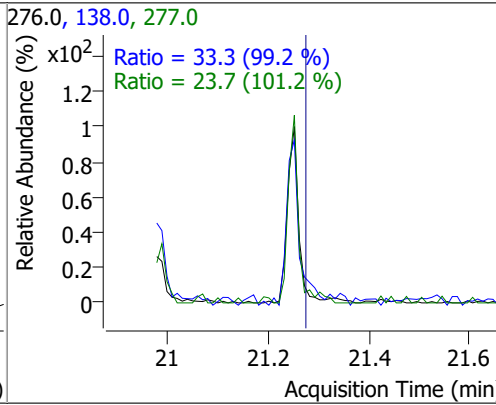
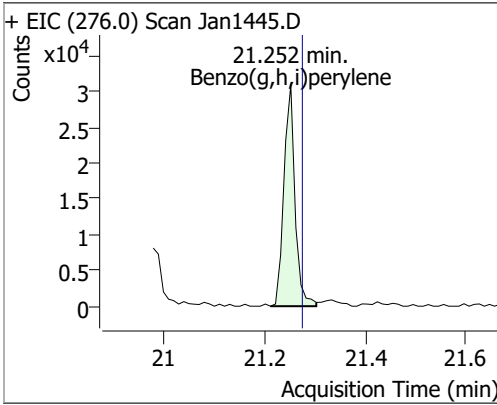


Quantitation Results Report (QT Reviewed)

Compound	Conc.	RT	Dev(Min)	Resp.	QIon	QRatio	Lower	Upper
Dibenzo(a,h)anthracene	3.1828	20.99	-0.01	51238	139.0	27.6	17.7	32.8
					279.0	25.2	17.1	31.8

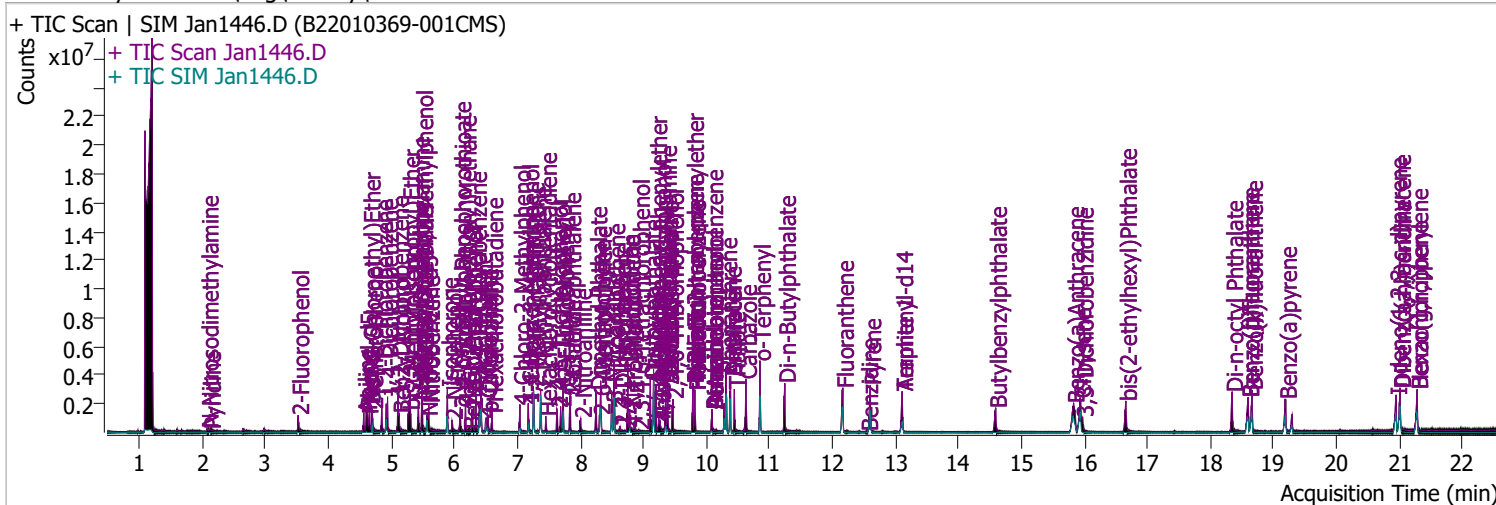


Compound	Conc.	RT	Dev(Min)	Resp.	QIon	QRatio	Lower	Upper
Benzo(g,h,i)perylene	2.4770	21.25	-0.02	47253	138.0	33.3	23.5	43.7
					277.0	23.7	16.4	30.4



Quantitation Results Report (QT Reviewed)

Data File	Jan1446.D	Operator	LIMS import
Acq. Method	BNA+SIM.M	Acq. Date-Time	1/15/2022 1:01:12 PM
Sample Name	B22010369-001CMS	Instrument	Instrument #1
Vial	46	Multiplier	1.00
DA Method File		Comment	SVOC-8270-W-LARGO
Tune File	dftppdsm.u	Tune Date	1/7/2022 12:13:00 PM
Batch Name	011422 DoD BNA.batch.bin	Last Calib Update	1/17/2022 3:53:35 PM
Ref Library	D:\Org\Library\NIST129K.I		



Compound	RT	QIon	Resp.	Conc.	Units	Dev(Min)
----------	----	------	-------	-------	-------	----------

Internal Standards

System Monitoring Compounds

S 2-Fluorophenol	3.520	112.0	383382	60.5746	µg/L	0.010
Spiked Amount: 200.000	Range: 10.0 - 75.0%			Recovery = 30.29%		
S Phenol-d5	4.603	99.0	605083	71.4892	µg/L	0.000
Spiked Amount: 200.000	Range: 10.0 - 65.0%			Recovery = 35.74%		
S Nitrobenzene-d5	5.563	82.0	331059	72.0356	µg/L	0.000
Spiked Amount: 100.000	Range: 32.0 - 94.0%			Recovery = 72.04%		
S 2-Fluorobiphenyl	7.728	172.0	1178099	77.5778	µg/L	0.010
Spiked Amount: 100.000	Range: 28.0 - 107.0%			Recovery = 77.58%		
S 2,4,6-Tribromophenol	9.469	329.8	253243	179.9783	µg/L	0.010
Spiked Amount: 200.000	Range: 25.0 - 140.0%			Recovery = 89.99%		
S Terphenyl-d14	13.108	244.3	1522376	96.9541	µg/L	0.010
Spiked Amount: 100.000	Range: 32.0 - 122.0%			Recovery = 96.95%		

Target Compounds

Compound	RT	QIon	Resp.	Conc.	Units	QValue	
T N-Nitrosodimethylamine	2.080	74.0	80538	30.3372	µg/L	98	
T Pyridine	2.121	79.0	108679	18.9212	µg/L	96	
T Aniline	4.562	93.0	495949	44.1746	µg/L	98	
T Phenol	4.623	94.0	345052	36.9398	µg/L	90	
T bis(-2-Chloroethyl)Ether	4.654	63.0	463198	66.6089	µg/L	98	
T 2-Chlorophenol	4.695	128.0	447743	59.2643	µg/L	99	
T 1,3-Dichlorobenzene	4.848	146.0	528819	53.3449	µg/L	97	
T 1,4-Dichlorobenzene	4.940	146.0	524361	52.6311	µg/L	m	97
T 1,2-Dichlorobenzene	5.103	146.0	558238	56.8287	µg/L	100	
T Benzyl Alcohol	5.124	108.0	235231	56.6099	µg/L	m	98
T bis(2-chloroisopropyl)Ether	5.277	121.0	146337	54.8507	µg/L	97	
T 2-Methylphenol	5.297	107.0	418194	62.9162	µg/L	m	98
T N-nitroso-Di-n-propylamine	5.430	70.0	334301	72.0432	µg/L	98	
T 4Methylphenol/3Methylphenol	5.492	107.0	626559	69.8062	µg/L	98	
T Hexachloroethane	5.492	117.0	149380	52.9755	µg/L	99	

Quantitation Results Report (QT Reviewed)

Compound	RT	QIon	Resp.	Conc.	Units	Dev(Min)	
T Nitrobenzene	5.594	123.1	199190	82.0215	µg/L	99	
T Isophorone	5.890	82.0	944620	78.6431	µg/L	100	
T 2-Nitrophenol	5.962	139.0	152401	73.2390	µg/L	93	
T 2,4-Dimethylphenol	6.095	122.0	364000	62.1786	µg/L	98	
T bis(-2-Chloroethoxy)Methane	6.177	93.0	553759	79.1669	µg/L	99	
T 2,4-Dichlorophenol	6.280	162.0	379353	69.9333	µg/L	98	
T Benzoic Acid	6.239	105.0	77635	27.2043	µg/L	97	
T 1,2,4-Trichlorobenzene	6.342	180.0	443463	64.0428	µg/L	99	
T Naphthalene	6.424	128.0	1510907	75.0441	µg/L	100	
T 4-Chlorophenol	6.506	130.0	127629	69.0561	µg/L	97	
T p-Chloroaniline	6.526	127.0	469291	59.8597	µg/L	98	
T Hexachlorobutadiene	6.598	224.9	211589	57.2928	µg/L	98	
T 4-Chloro-2-Methylphenol	7.040	107.0	337944	66.7711	µg/L	m	98
T 4-Chloro-3-Methylphenol	7.173	107.0	388354	72.6483	µg/L	m	98
T 2-Methylnaphthalene	7.256	141.0	856932	68.3013	µg/L		97
T 1-Methylnaphthalene	7.369	141.0	761283	62.6143	µg/L	m	99
T Hexachlorocyclopentadiene	7.451	236.9	143473	62.9932	µg/L		99
T 2,4,6-Trichlorophenol	7.625	196.0	278097	82.7830	µg/L		97
T 2,4,5-Trichlorophenol	7.687	196.0	311653	82.0446	µg/L		98
T 2-Chloronaphthalene	7.841	162.0	1023174	80.7760	µg/L		99
T 2-Nitroaniline	8.005	65.0	174287	79.4011	µg/L		93
T Dimethyl Phthalate	8.251	163.0	1198217	94.2656	µg/L		99
T 2,6-Dinitrotoluene	8.302	165.0	146125	85.8352	µg/L		75
T Acenaphthylene	8.323	152.1	1473243	73.2520	µg/L		99
T 3-Nitroaniline	8.507	138.0	146567	79.4113	µg/L		98
T Acenaphthene	8.538	154.0	1042398	89.2369	µg/L		98
T 2,4-Dinitrophenol	8.630	184.0	53880	62.6588	µg/L		94
T Dibenzofuran	8.752	168.0	1705794	92.2678	µg/L		100
T 2,4-Dinitrotoluene	8.783	165.0	200823	88.8600	µg/L		96
T 4-Nitrophenol	8.814	109.0	54744	31.2516	µg/L		85
T Diethylphthalate	9.110	149.0	1280779	96.0058	µg/L		99
T Fluorene	9.162	166.0	1300121	86.6404	µg/L		99
T 4-Chlorophenyl-phenylether	9.203	204.0	637369	92.2404	µg/L		100
T 4-Nitroaniline	9.243	138.0	146061	76.3406	µg/L		95
T 4,6-Dinitro-2-methylphenol	9.264	198.0	89127	68.1104	µg/L		97
T N-nitrosodiphenylamine	9.356	169.0	978064	96.9041	µg/L		99
T Azobenzene	9.387	77.0	945859	78.7563	µg/L		99
T 4-Bromophenyl-phenylether	9.786	248.0	377315	91.4106	µg/L		97
T Hexachlorobenzene	9.816	283.9	341960	82.4455	µg/L		94
T Pentachlorophenol	10.090	265.9	190349	96.0397	µg/L		98
T Phenanthrene	10.313	178.0	1810090	87.5141	µg/L		99
T Anthracene	10.383	178.0	1873632	93.0675	µg/L		99
T Triallate	10.444	86.0	342036	78.7961	µg/L		95
T Carbazole	10.627	167.0	1751682	88.9781	µg/L		99
T o-Terphenyl	10.849	230.0	1008106	84.7663	µg/L		98
T Di-n-Butylphthalate	11.244	149.0	2076388	104.7680	µg/L		100
T Fluoranthene	12.166	202.0	2133858	98.4807	µg/L		97
T Benzidine	12.551	184.0	66154	9.2690	µg/L	m	96
T Pyrene	12.602	202.0	2144292	90.3881	µg/L		95
T Butylbenzylphthalate	14.592	149.0	685104	94.9524	µg/L		95
T Benzo(a)Anthracene	15.829	228.0	1853457	96.3426	µg/L		100
T Chrysene	15.931	228.0	1938386	92.4534	µg/L		99
T 3,3-Dichlorobenzidine	15.972	252.0	420035	64.9963	µg/L		98
T bis(2-ethylhexyl)Phthalate	16.656	167.0	248264	96.4105	µg/L		95
T Di-n-octyl Phthalate	18.345	149.0	1713079	92.4222	µg/L		99

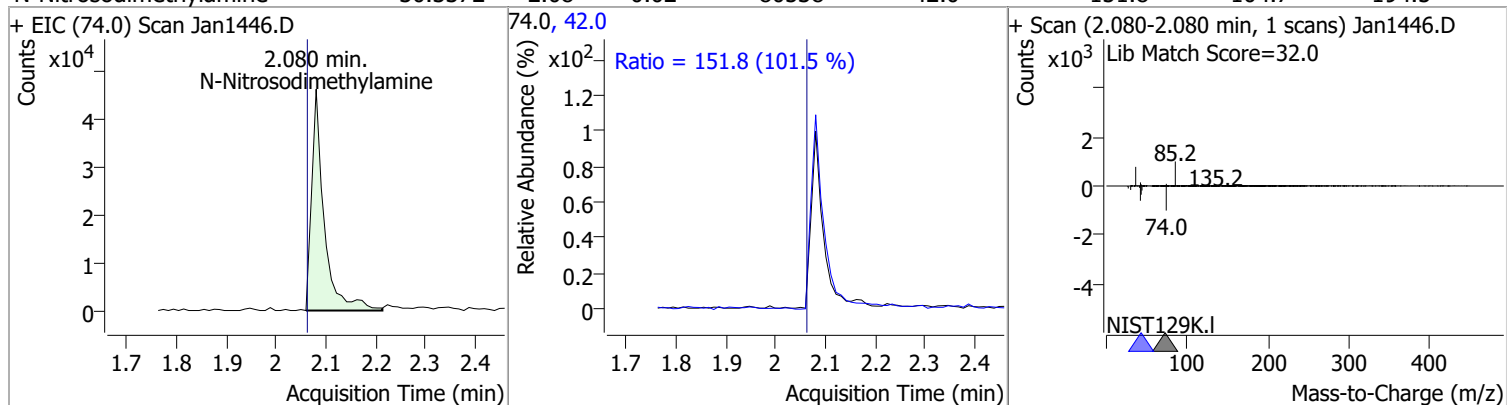
Quantitation Results Report (QT Reviewed)

Compound	RT	QIon	Resp.	Conc.	Units	Dev(Min)
T Benzo(b)fluoranthene	18.598	252.0	1717378	87.8023	µg/L	99
T Benzo(k)fluoranthene	18.659	252.0	1716414	84.6432	µg/L	99
T Benzo(a)pyrene	19.196	252.0	1584298	84.8706	µg/L	99
T Indeno(1,2,3-c,d)pyrene	20.948	276.0	1444279	91.3834	µg/L	96
T Dibenzo(a,h)anthracene	21.008	278.0	1539891	90.1182	µg/L	99
T Benzo(g,h,i)perylene	21.282	276.0	1631800	89.0195	µg/L	98

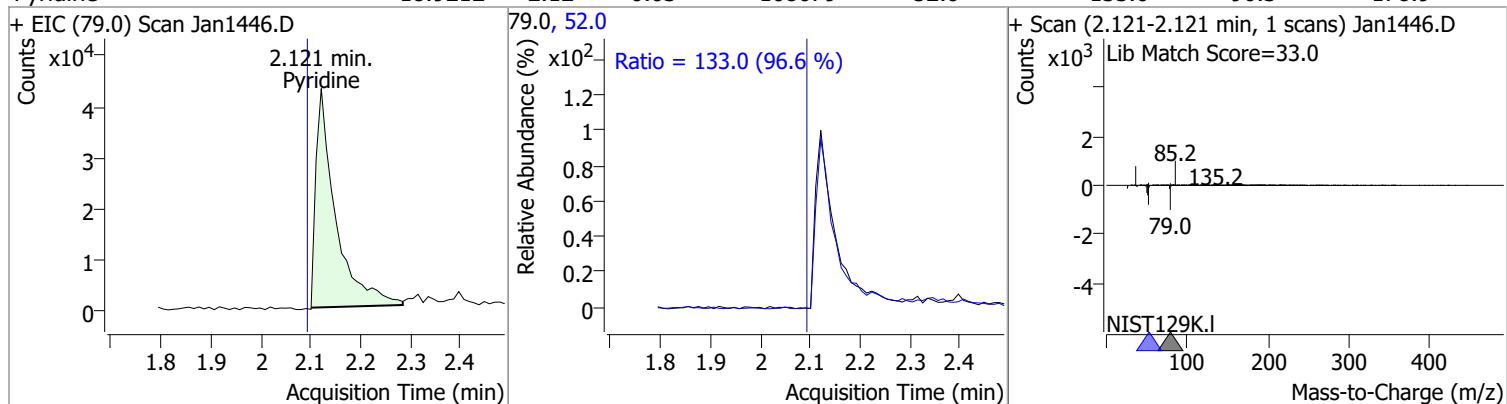
(#) = Qualifier Out of Range; (m) = Manual Integration; (+) = Area Summed; (*) = Surrogate Percent Recovery Out of Range; (d): Zeroed Peak

Quantitation Results Report (QT Reviewed)

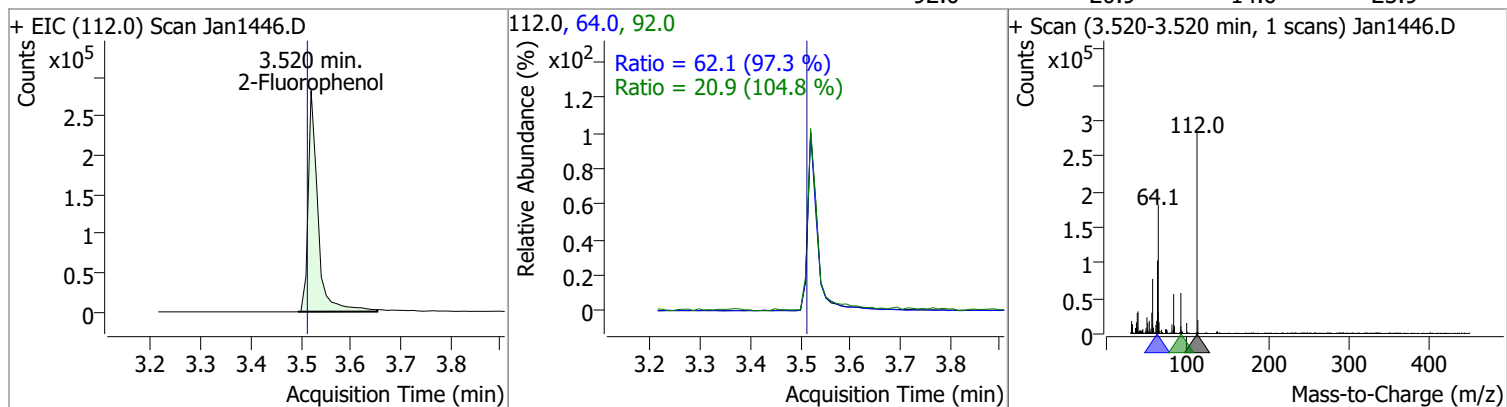
Compound	Conc.	RT	Dev(Min)	Resp.	QIon	QRatio	Lower	Upper
N-Nitrosodimethylamine	30.3372	2.08	0.02	80538	42.0	151.8	104.7	194.5



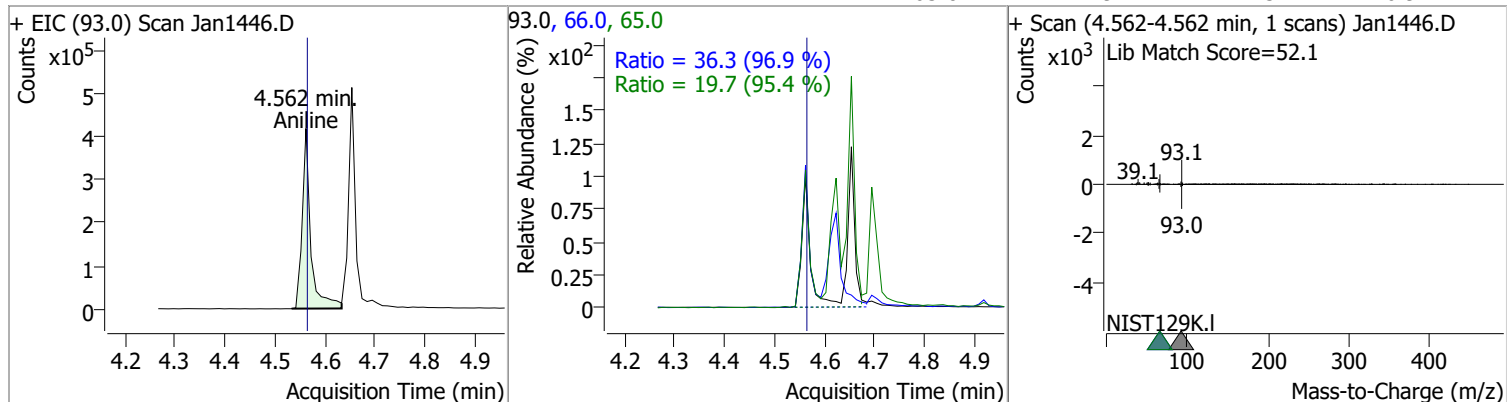
Compound	Conc.	RT	Dev(Min)	Resp.	QIon	QRatio	Lower	Upper
Pyridine	18.9212	2.12	0.03	108679	52.0	133.0	96.3	178.9



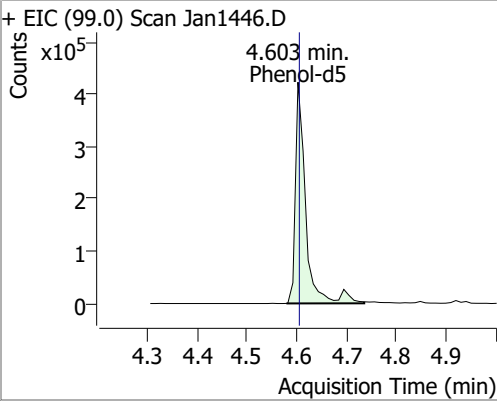
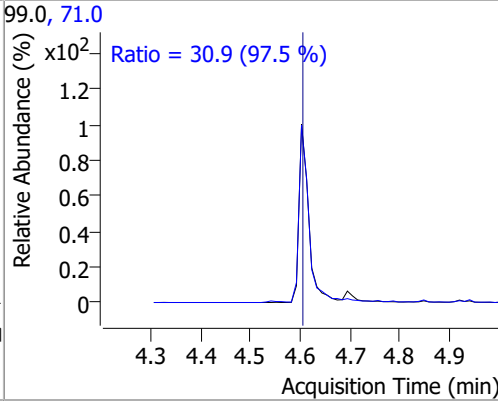
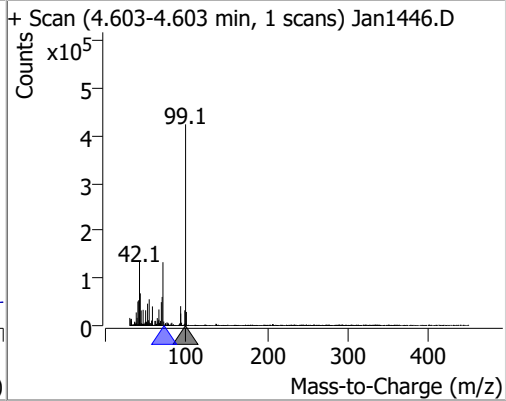
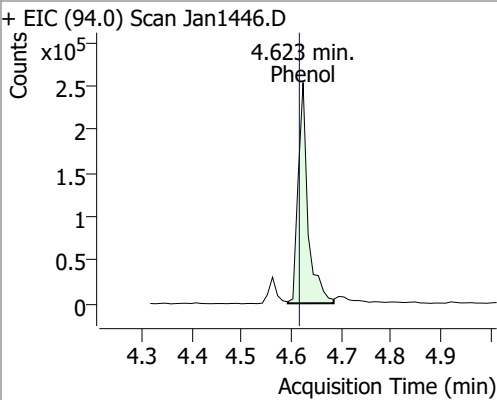
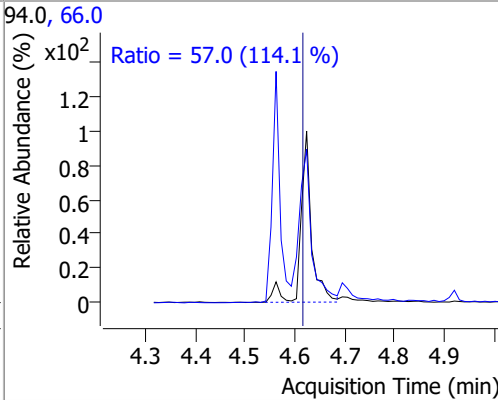
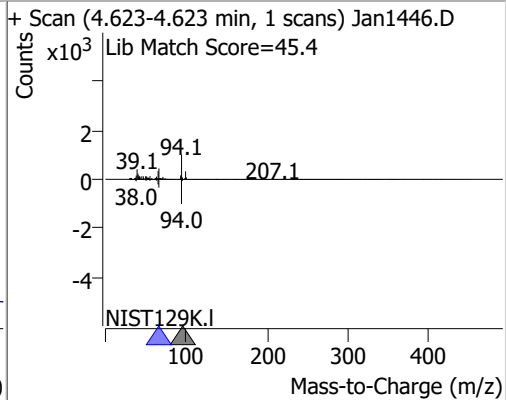
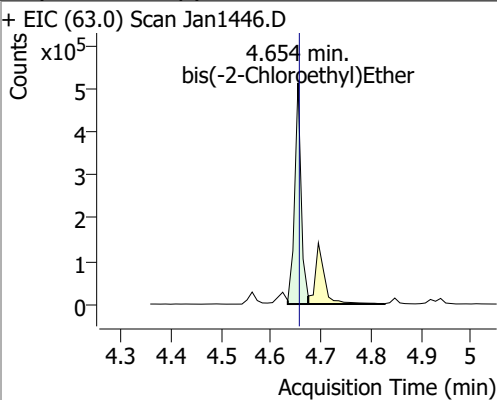
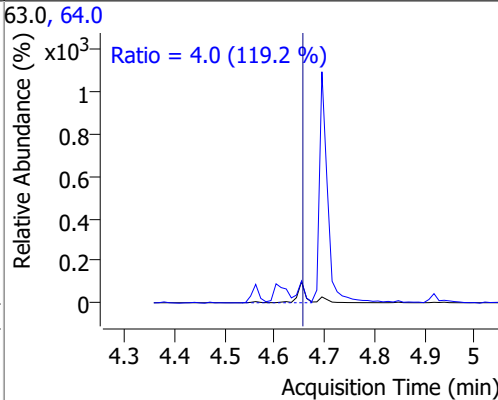
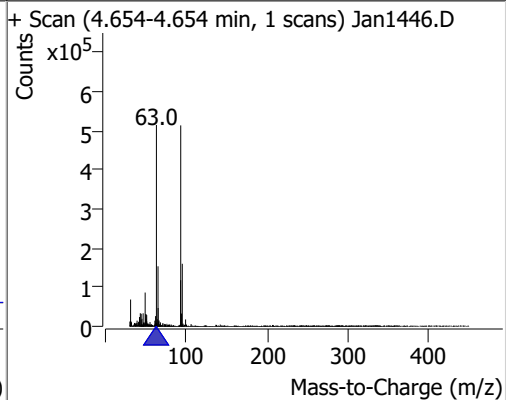
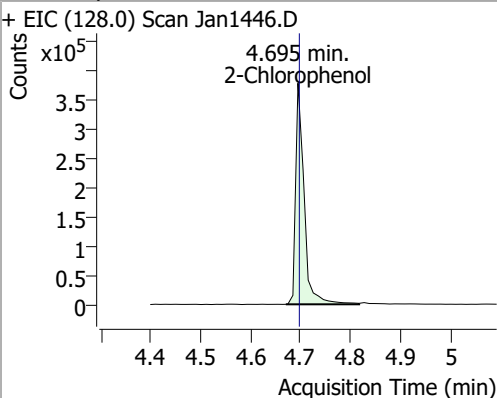
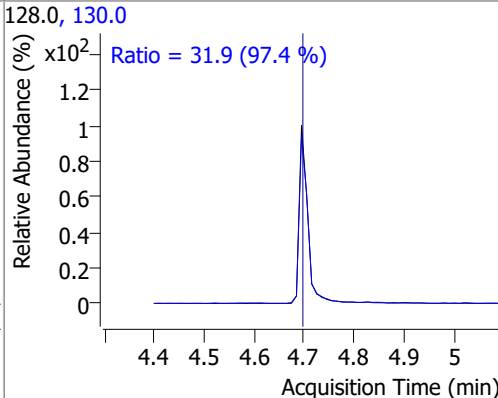
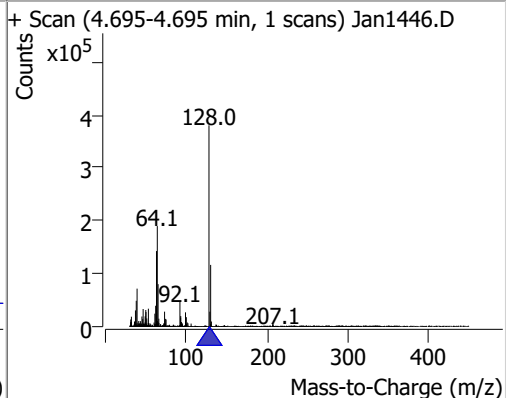
Compound	Conc.	RT	Dev(Min)	Resp.	QIon	QRatio	Lower	Upper
2-Fluorophenol	60.5746	3.52	0.01	383382	64.0	62.1	44.6	82.9
					92.0	20.9	14.0	25.9



Compound	Conc.	RT	Dev(Min)	Resp.	QIon	QRatio	Lower	Upper
Aniline	44.1746	4.56	0.00	495949	66.0	36.3	26.2	48.7
					65.0	19.7	14.5	26.9

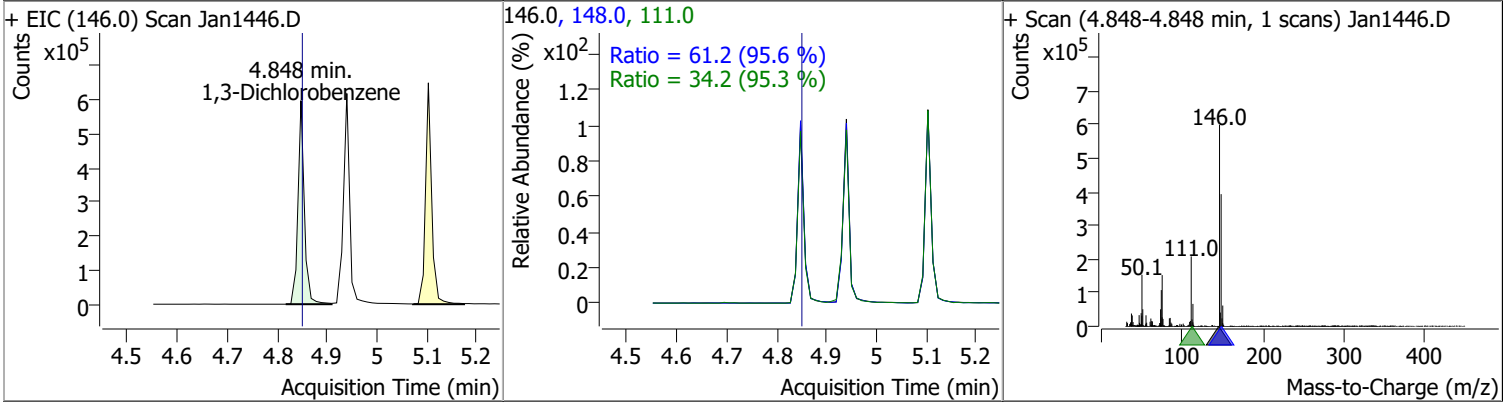


Quantitation Results Report (QT Reviewed)

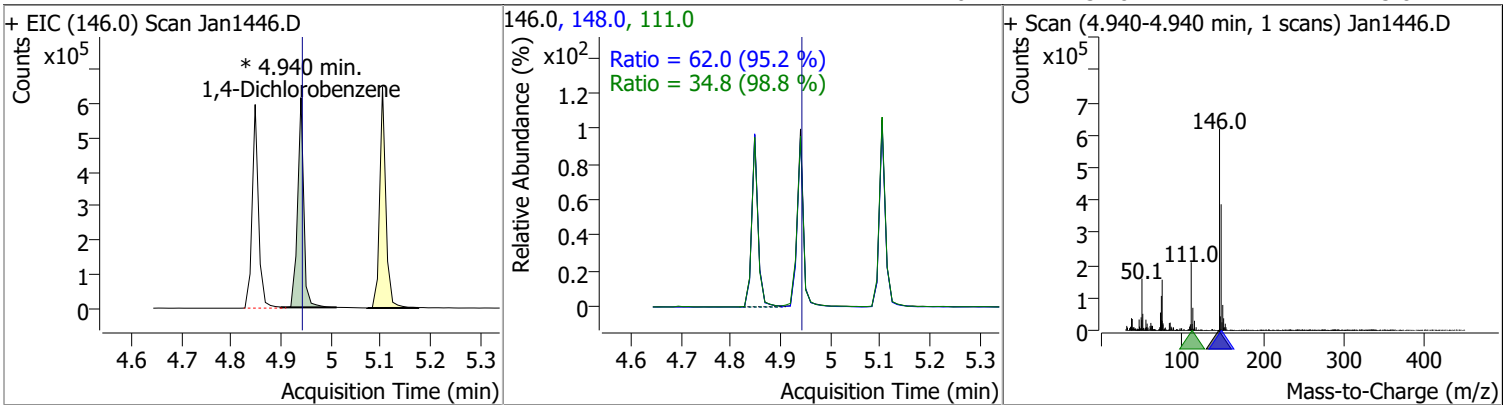
Compound	Conc.	RT	Dev(Min)	Resp.	QIon	QRatio	Lower	Upper
Phenol-d5	71.4892	4.60	0.00	605083	71.0	30.9	22.2	41.2
+ EIC (99.0) Scan Jan1446.D 			99.0, 71.0 			+ Scan (4.603-4.603 min, 1 scans) Jan1446.D 		
Phenol	36.9398	4.62	0.01	345052	66.0	57.0	34.9	64.9
+ EIC (94.0) Scan Jan1446.D 			94.0, 66.0 			+ Scan (4.623-4.623 min, 1 scans) Jan1446.D Lib Match Score=45.4 		
bis(-2-Chloroethyl)Ether	66.6089	4.65	0.00	463198	64.0	4.0	2.4	4.4
+ EIC (63.0) Scan Jan1446.D 			63.0, 64.0 			+ Scan (4.654-4.654 min, 1 scans) Jan1446.D 		
2-Chlorophenol	59.2643	4.69	0.00	447743	130.0	31.9	22.9	42.5
+ EIC (128.0) Scan Jan1446.D 			128.0, 130.0 			+ Scan (4.695-4.695 min, 1 scans) Jan1446.D 		

Quantitation Results Report (QT Reviewed)

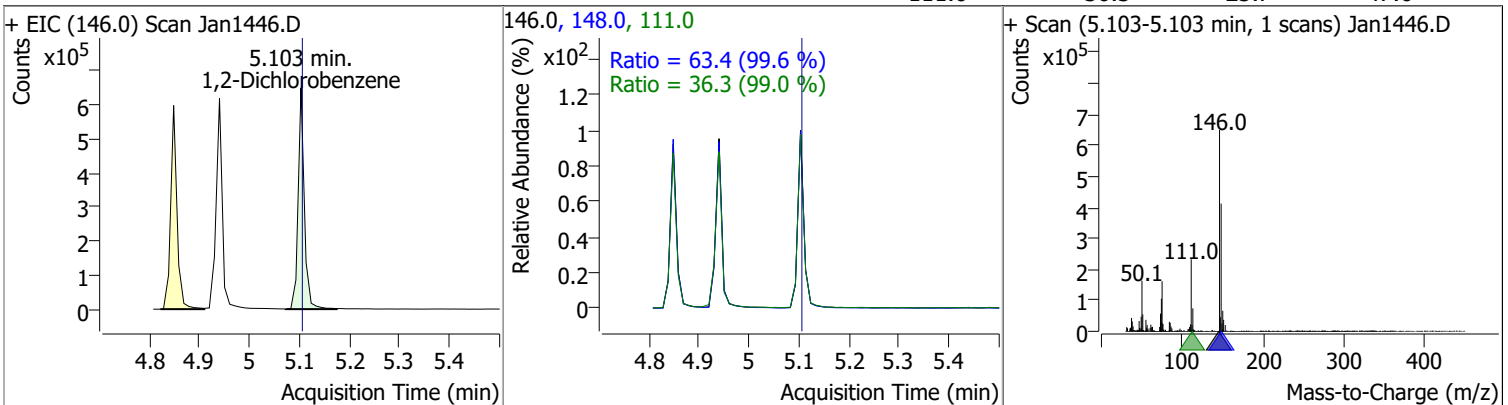
Compound	Conc.	RT	Dev(Min)	Resp.	QIon	QRatio	Lower	Upper
1,3-Dichlorobenzene	53.3449	4.85	0.00	528819	148.0	61.2	44.8	83.2
					111.0	34.2	25.1	46.7



Compound	Conc.	RT	Dev(Min)	Resp.	QIon	QRatio	Lower	Upper
1,4-Dichlorobenzene	52.6311	4.94	0.00	524361 (m)	148.0	62.0	45.6	84.7
					111.0	34.8	24.7	45.8

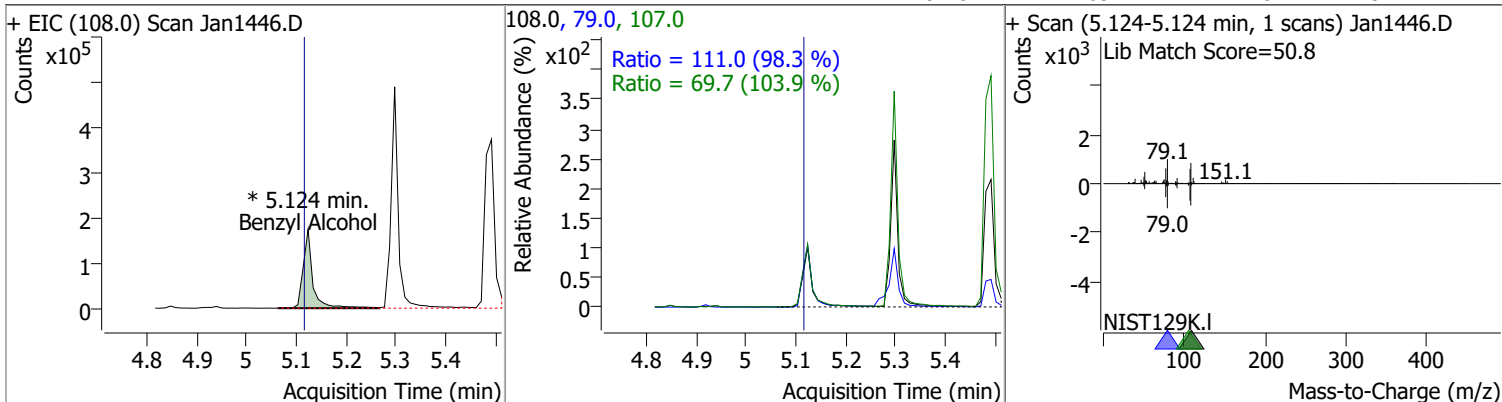


Compound	Conc.	RT	Dev(Min)	Resp.	QIon	QRatio	Lower	Upper
1,2-Dichlorobenzene	56.8287	5.10	0.00	558238	148.0	63.4	44.5	82.7
					111.0	36.3	25.7	47.6

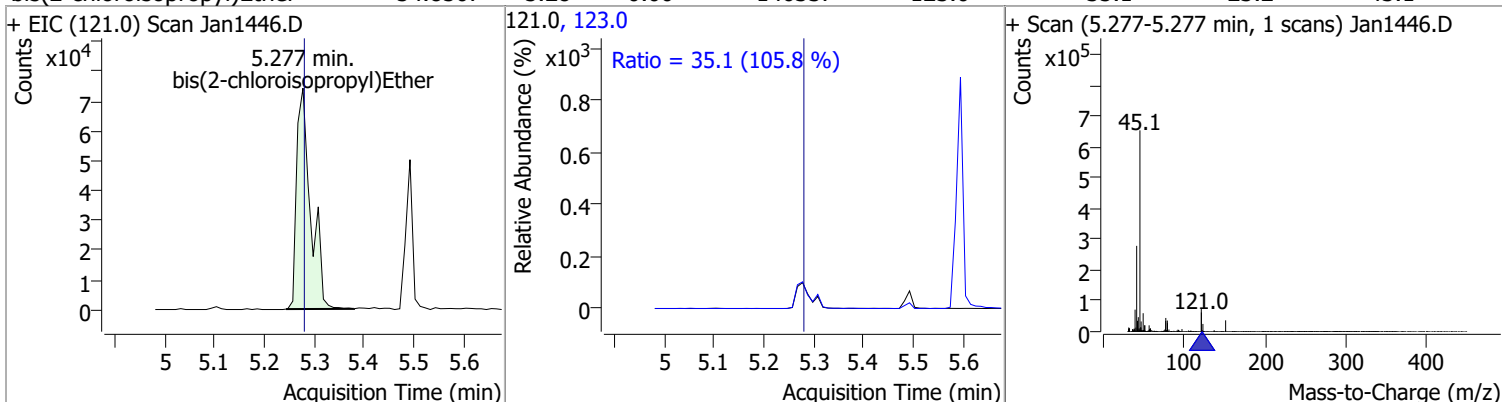


Quantitation Results Report (QT Reviewed)

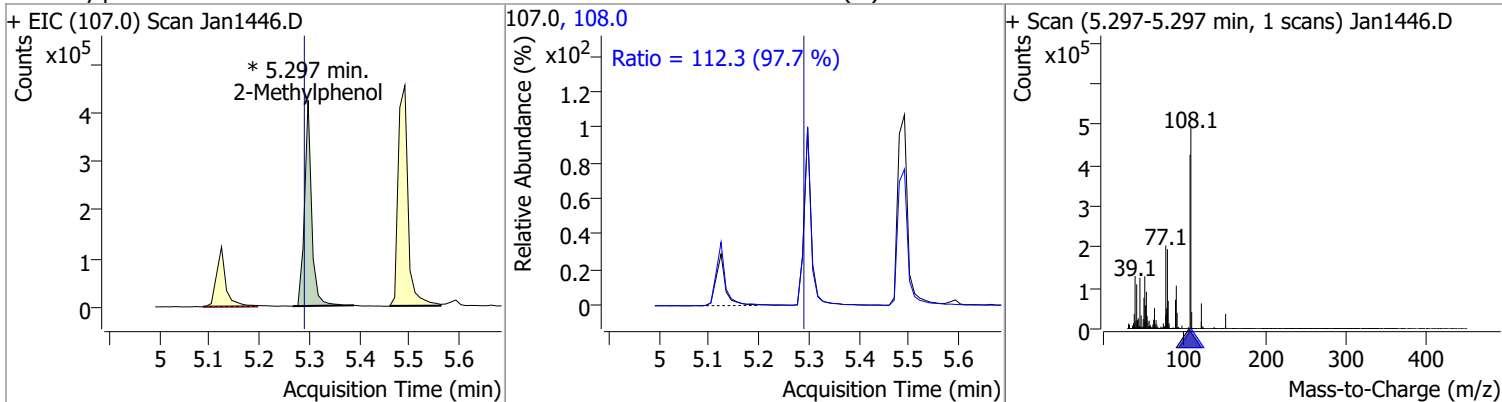
Compound	Conc.	RT	Dev(Min)	Resp.	QIon	QRatio	Lower	Upper
Benzyl Alcohol	56.6099	5.12	0.01	235231 (m)	79.0	111.0	79.0	146.8
					107.0	69.7	47.0	87.2



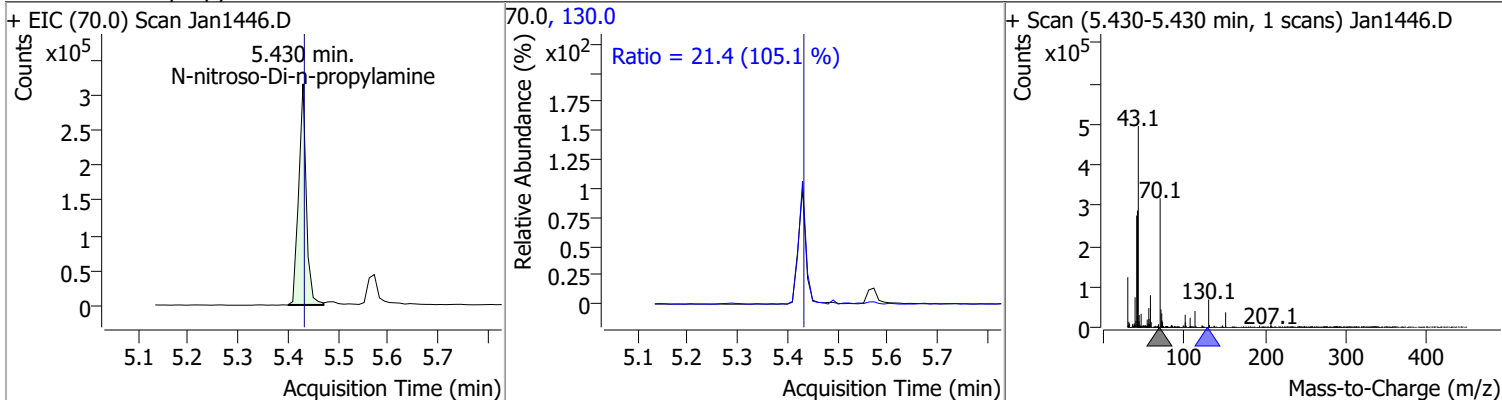
Compound	Conc.	RT	Dev(Min)	Resp.	QIon	QRatio	Lower	Upper
bis(2-chloroisopropyl)Ether	54.8507	5.28	0.00	146337	123.0	35.1	23.2	43.1



Compound	Conc.	RT	Dev(Min)	Resp.	QIon	QRatio	Lower	Upper
2-Methylphenol	62.9162	5.30	0.01	418194 (m)	108.0	112.3	80.4	149.4

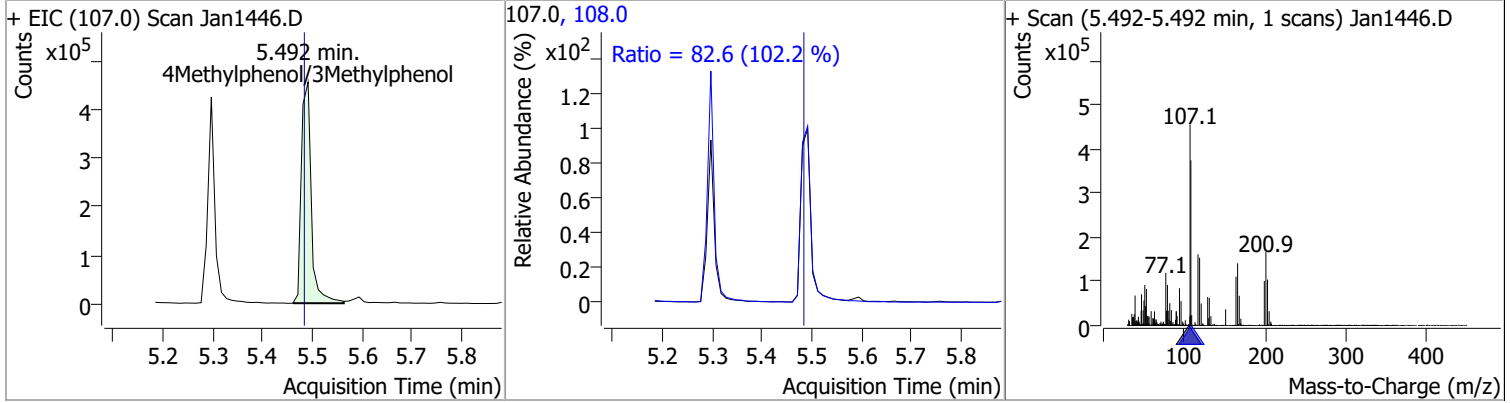


Compound	Conc.	RT	Dev(Min)	Resp.	QIon	QRatio	Lower	Upper
N-nitroso-Di-n-propylamine	72.0432	5.43	0.00	334301	130.0	21.4	0.0	40.8

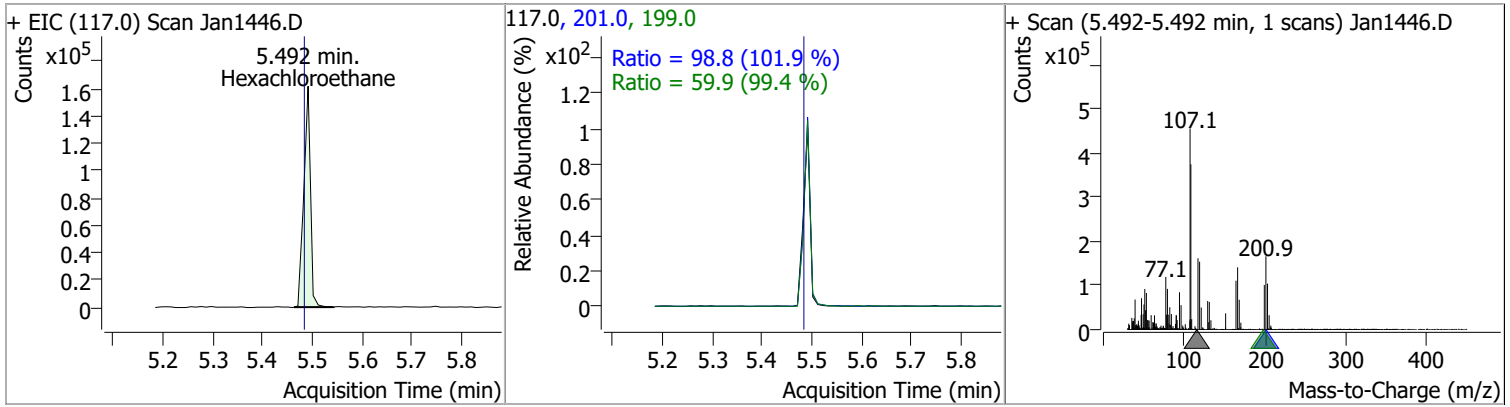


Quantitation Results Report (QT Reviewed)

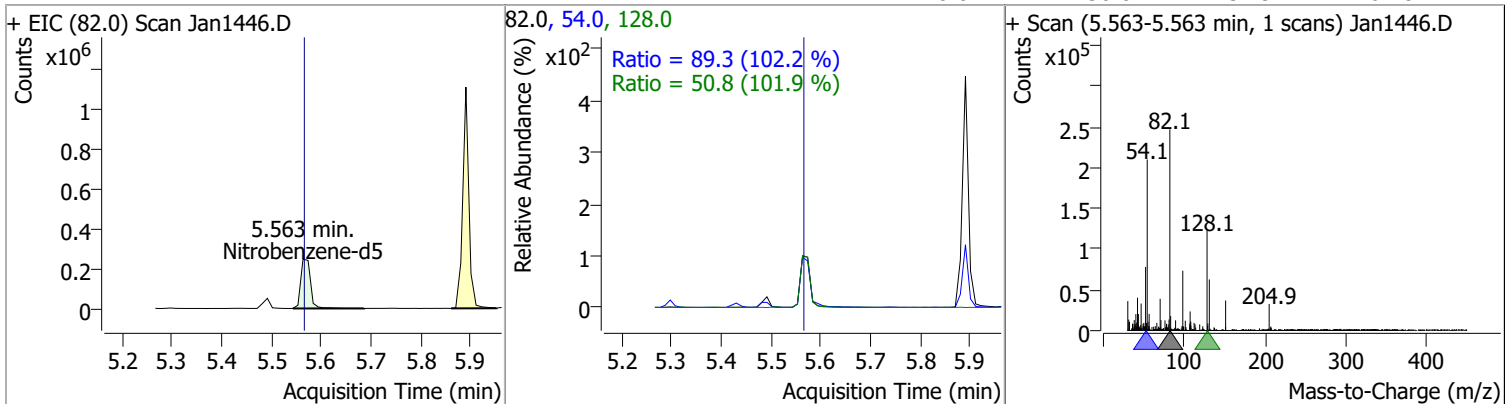
Compound	Conc.	RT	Dev(Min)	Resp.	QIon	QRatio	Lower	Upper
4Methylphenol/3Methylphenol	69.8062	5.49	0.01	626559	108.0	82.6	56.6	105.1



Compound	Conc.	RT	Dev(Min)	Resp.	QIon	QRatio	Lower	Upper
Hexachloroethane	52.9755	5.49	0.01	149380	201.0	98.8	67.9	126.0
					199.0	59.9	42.1	78.3

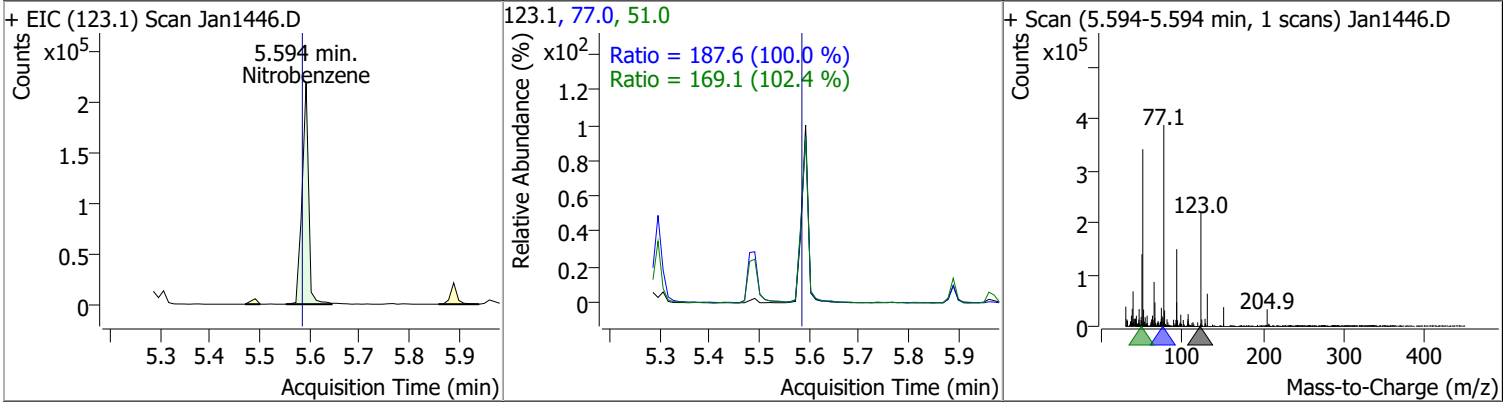


Compound	Conc.	RT	Dev(Min)	Resp.	QIon	QRatio	Lower	Upper
Nitrobenzene-d5	72.0356	5.56	0.00	331059	54.0	89.3	61.2	113.6
					128.0	50.8	34.9	64.8

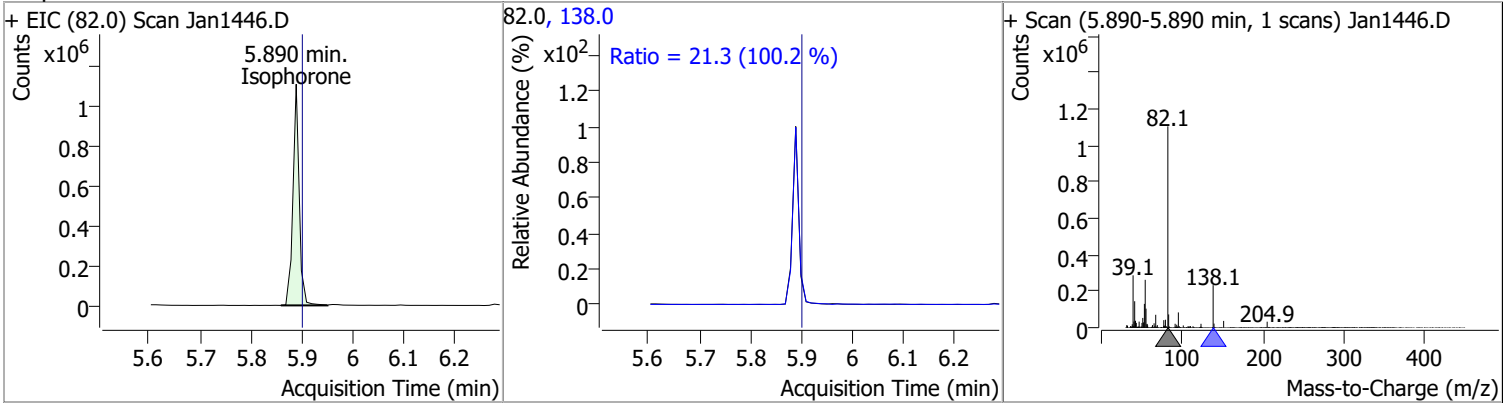


Quantitation Results Report (QT Reviewed)

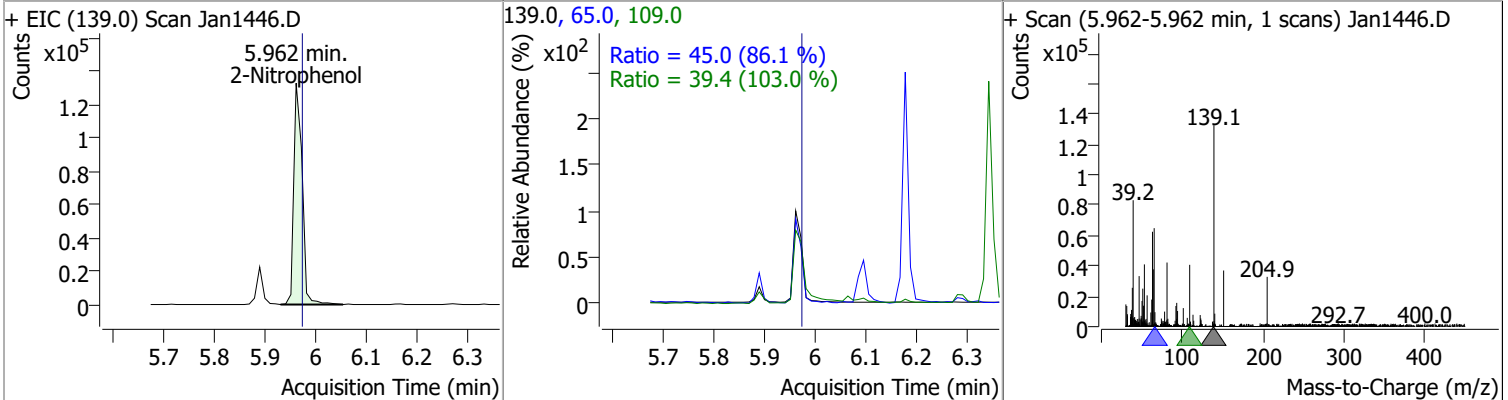
Compound	Conc.	RT	Dev(Min)	Resp.	QIon	QRatio	Lower	Upper
Nitrobenzene	82.0215	5.59	0.01	199190	77.0	187.6	131.4	243.9
					51.0	169.1	115.6	214.7



Compound	Conc.	RT	Dev(Min)	Resp.	QIon	QRatio	Lower	Upper
Isophorone	78.6431	5.89	0.00	944620	138.0	21.3	14.9	27.6

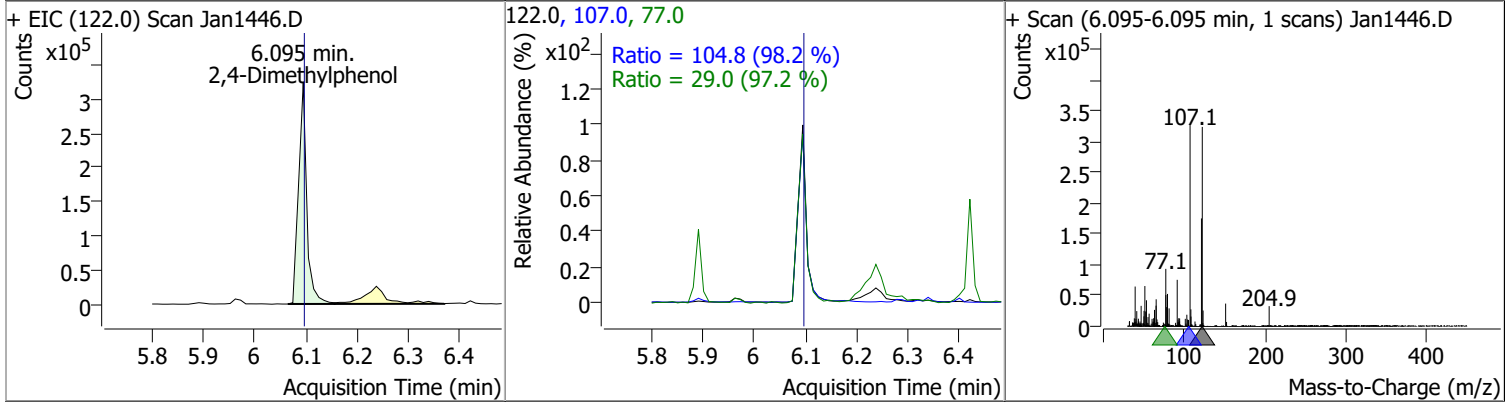


Compound	Conc.	RT	Dev(Min)	Resp.	QIon	QRatio	Lower	Upper
2-Nitrophenol	73.2390	5.96	0.00	152401	65.0	45.0	36.6	67.9
					109.0	39.4	26.8	49.7

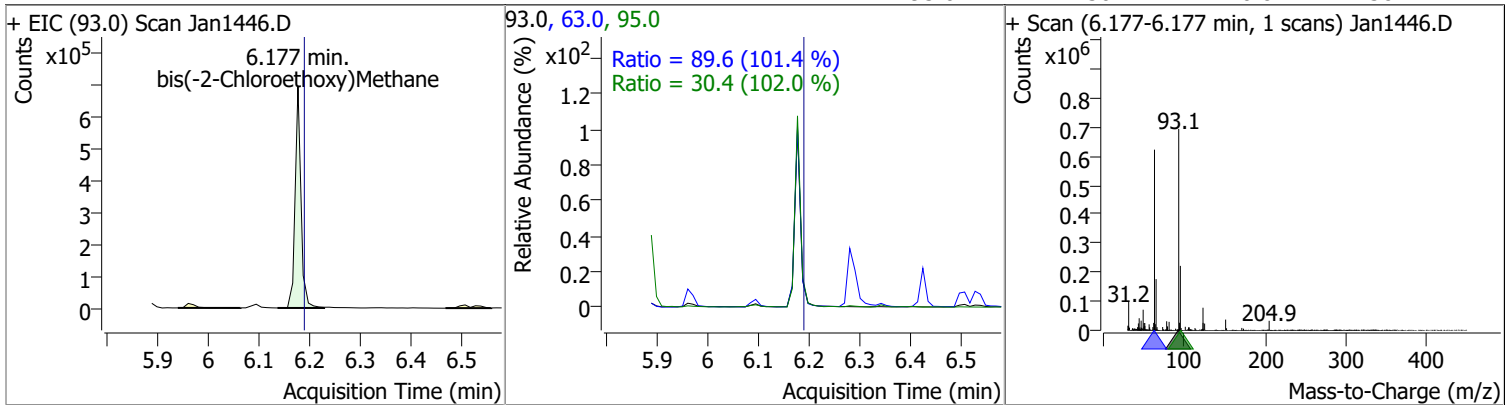


Quantitation Results Report (QT Reviewed)

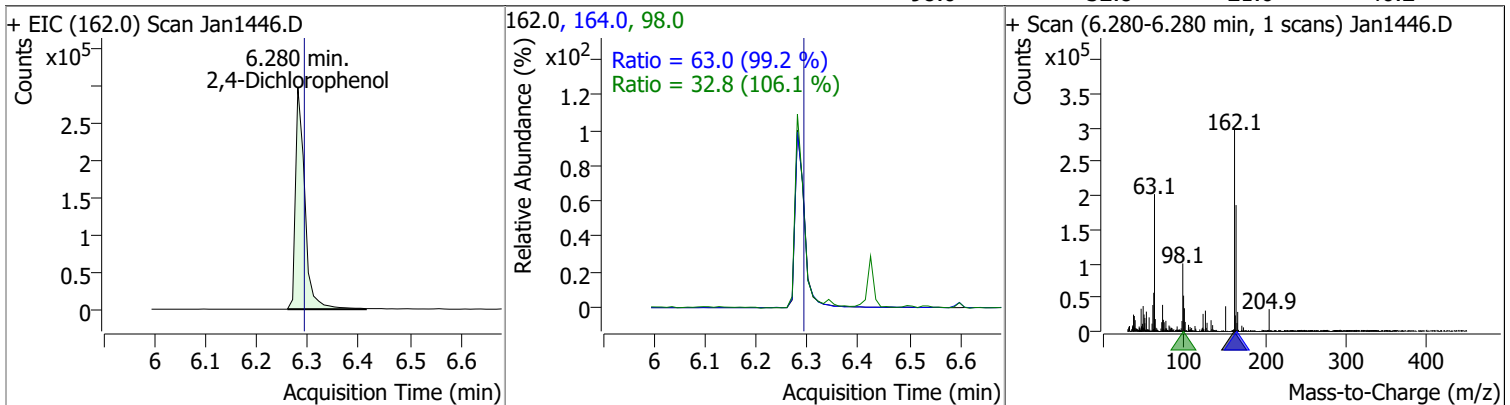
Compound	Conc.	RT	Dev(Min)	Resp.	QIon	QRatio	Lower	Upper
2,4-Dimethylphenol	62.1786	6.10	0.01	364000	107.0	104.8	74.7	138.8
					77.0	29.0	20.9	38.8



Compound	Conc.	RT	Dev(Min)	Resp.	QIon	QRatio	Lower	Upper
bis(-2-Chloroethoxy)Methane	79.1669	6.18	0.00	553759	63.0	89.6	61.8	114.8
					95.0	30.4	20.8	38.7

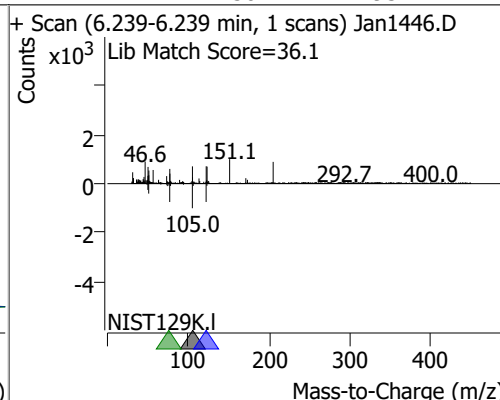
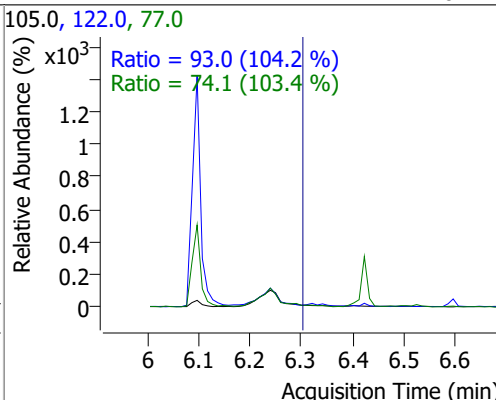
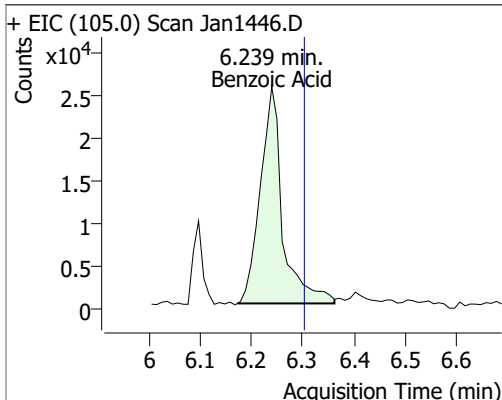


Compound	Conc.	RT	Dev(Min)	Resp.	QIon	QRatio	Lower	Upper
2,4-Dichlorophenol	69.9333	6.28	0.00	379353	164.0	63.0	44.4	82.5
					98.0	32.8	21.6	40.2

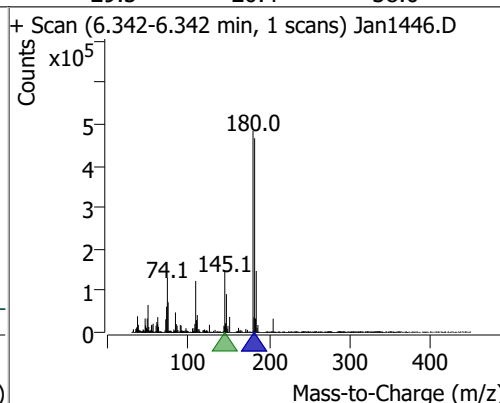
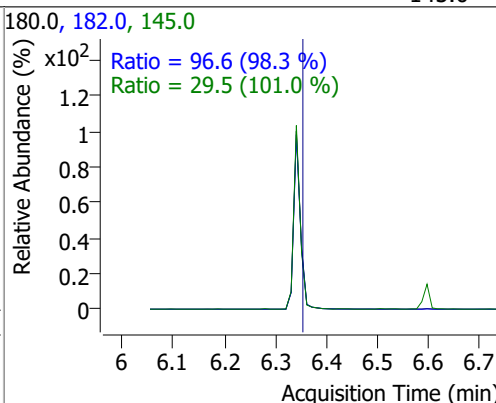
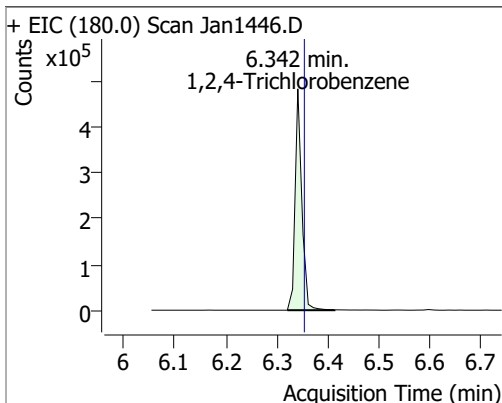


Quantitation Results Report (QT Reviewed)

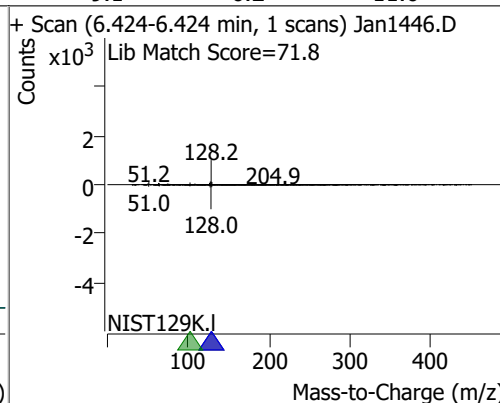
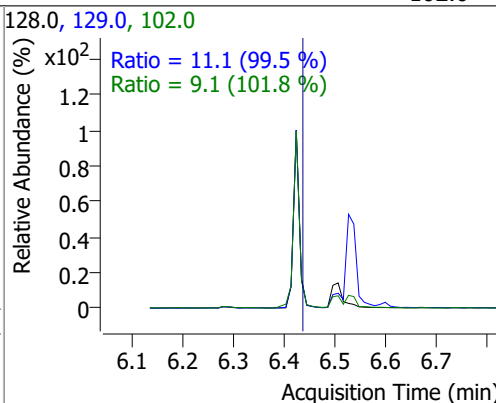
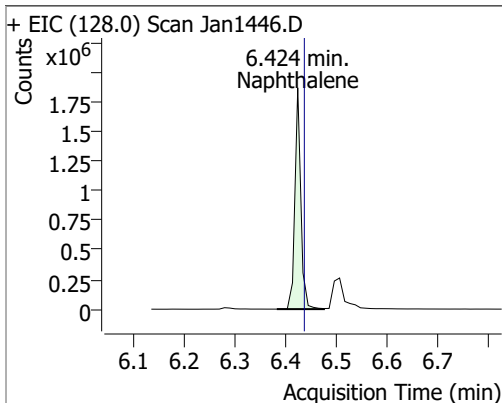
Compound	Conc.	RT	Dev(Min)	Resp.	QIon	QRatio	Lower	Upper
Benzoic Acid	27.2043	6.24	-0.05	77635	122.0	93.0	62.5	116.1
					77.0	74.1	50.2	93.2



Compound	Conc.	RT	Dev(Min)	Resp.	QIon	QRatio	Lower	Upper
1,2,4-Trichlorobenzene	64.0428	6.34	0.00	443463	182.0	96.6	68.8	127.8
					145.0	29.5	20.4	38.0

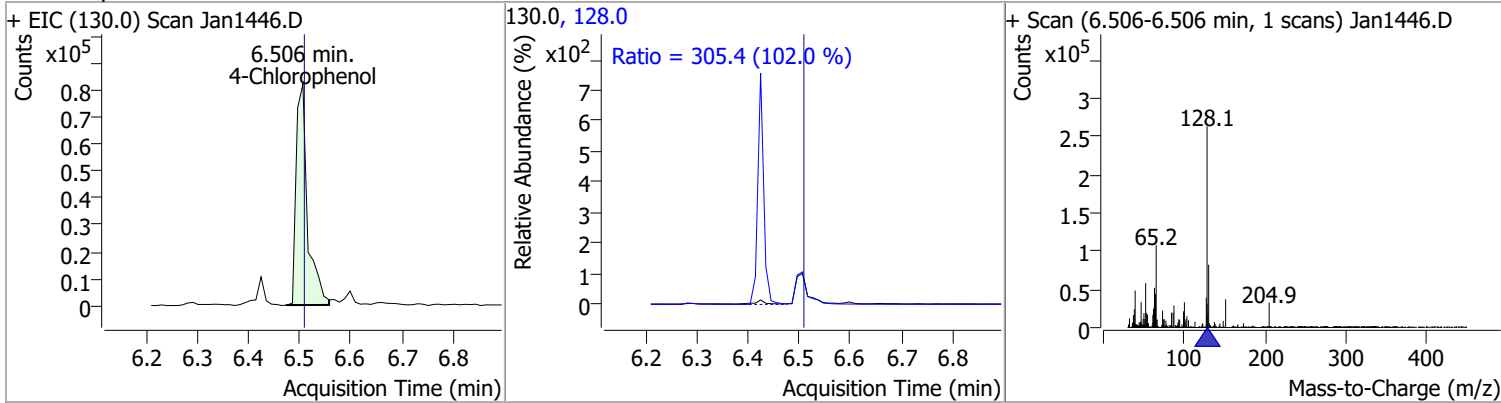


Compound	Conc.	RT	Dev(Min)	Resp.	QIon	QRatio	Lower	Upper
Naphthalene	75.0441	6.42	0.00	1510907	129.0	11.1	7.8	14.4
					102.0	9.1	6.2	11.6

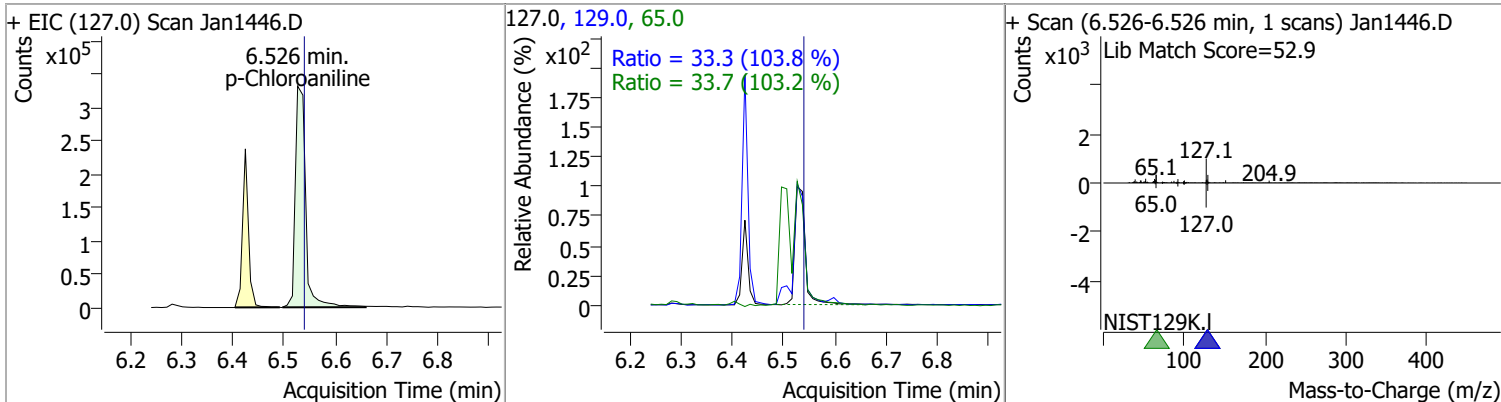


Quantitation Results Report (QT Reviewed)

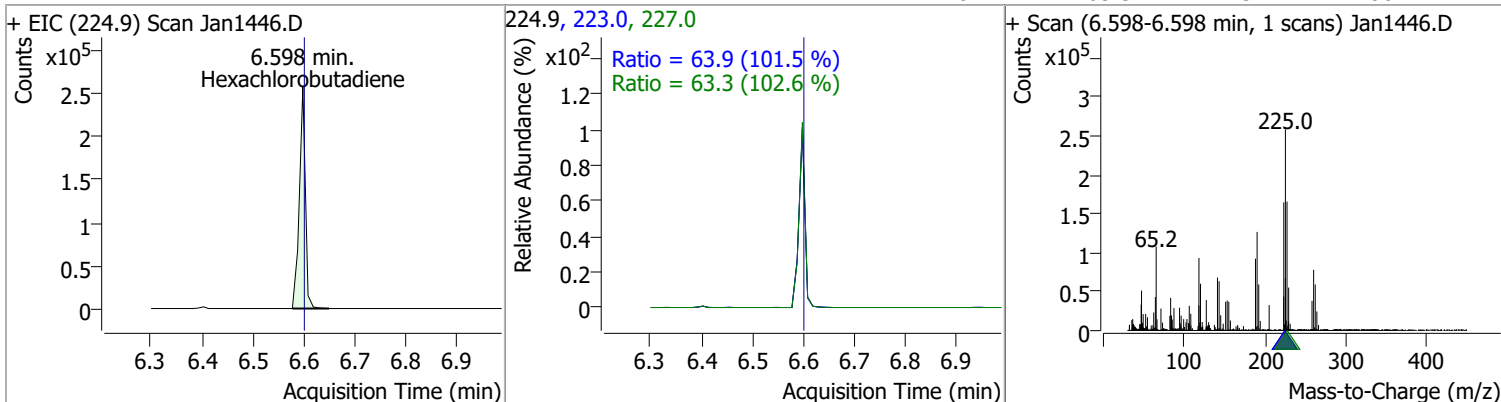
Compound	Conc.	RT	Dev(Min)	Resp.	QIon	QRatio	Lower	Upper
4-Chlorophenol	69.0561	6.51	0.01	127629	128.0	305.4	209.7	389.4



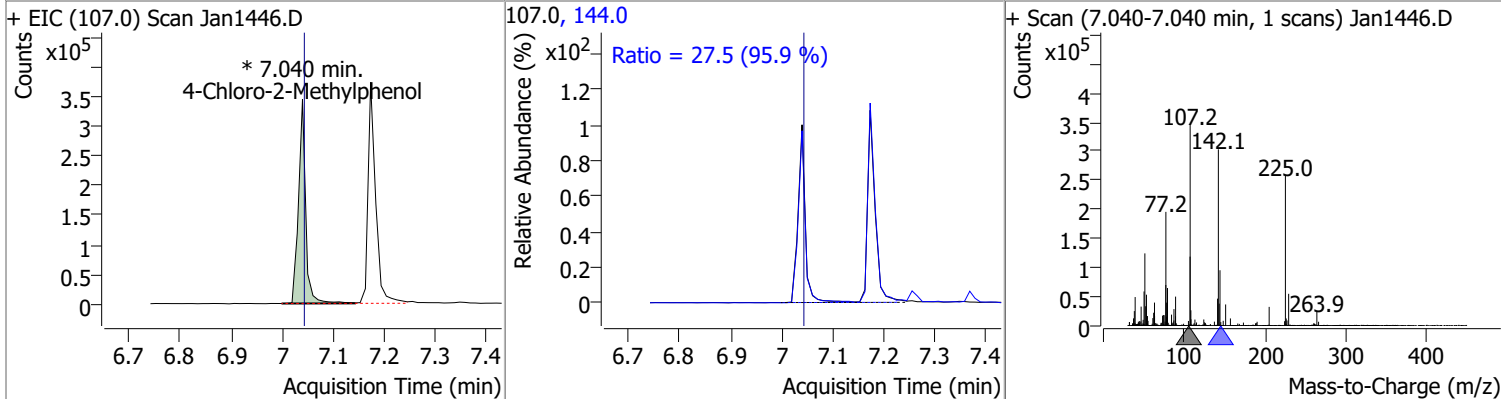
Compound	Conc.	RT	Dev(Min)	Resp.	QIon	QRatio	Lower	Upper
p-Chloroaniline	59.8597	6.53	0.00	469291	65.0	33.7	22.8	42.4
					129.0	33.3	22.5	41.7



Compound	Conc.	RT	Dev(Min)	Resp.	QIon	QRatio	Lower	Upper
Hexachlorobutadiene	57.2928	6.60	0.01	211589	223.0	63.9	44.0	81.8
					227.0	63.3	43.2	80.2

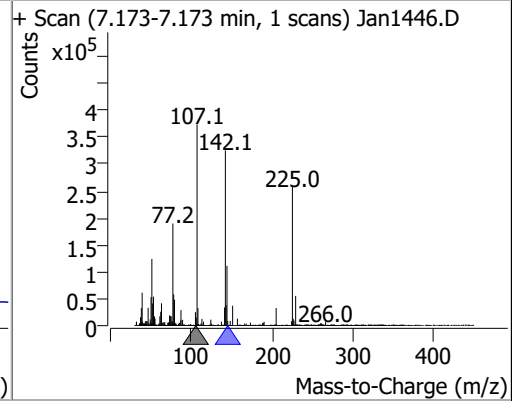
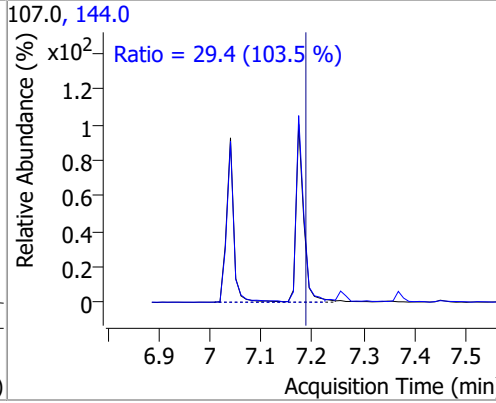
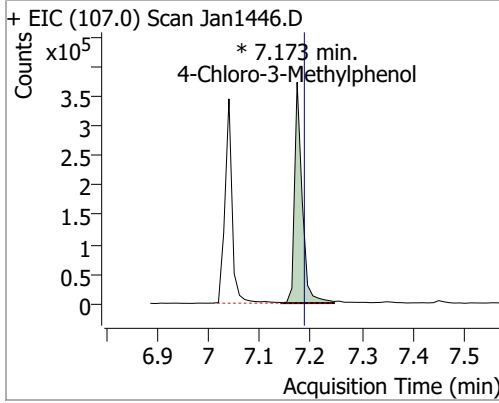


Compound	Conc.	RT	Dev(Min)	Resp.	QIon	QRatio	Lower	Upper
4-Chloro-2-Methylphenol	66.7711	7.04	0.01	337944 (m)	144.0	27.5	20.1	37.3

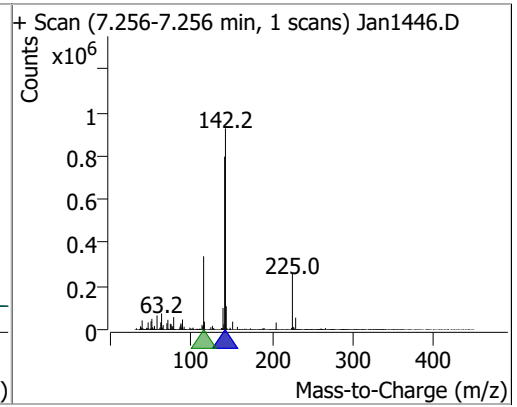
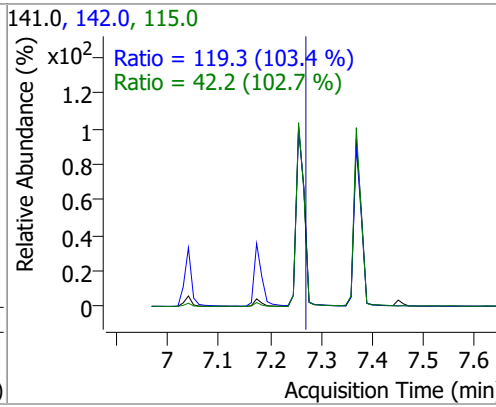
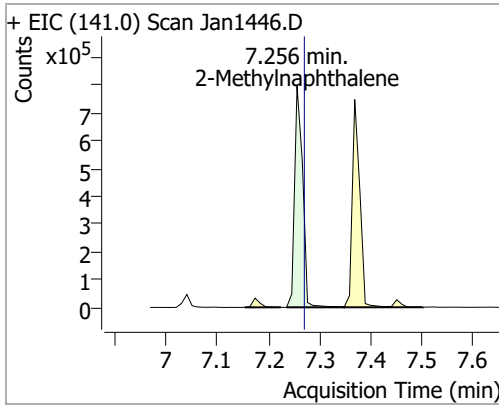


Quantitation Results Report (QT Reviewed)

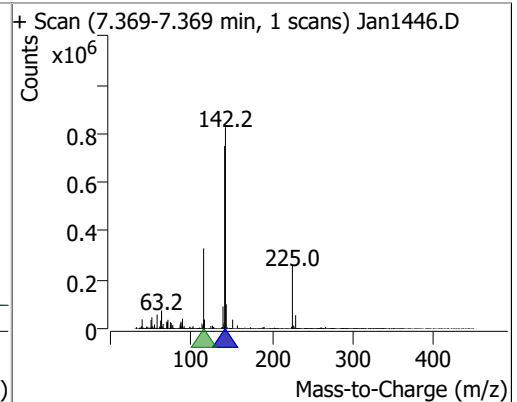
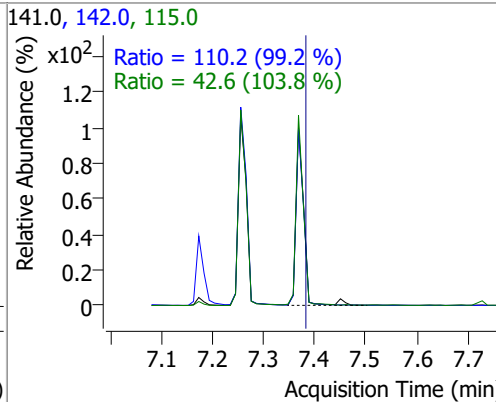
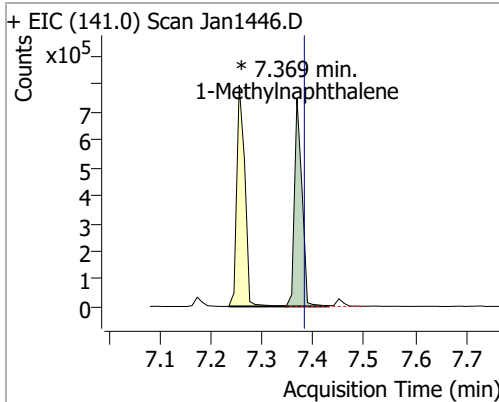
Compound	Conc.	RT	Dev(Min)	Resp.	QIon	QRatio	Lower	Upper
4-Chloro-3-Methylphenol	72.6483	7.17	0.00	388354 (m)	144.0	29.4	19.9	36.9



Compound	Conc.	RT	Dev(Min)	Resp.	QIon	QRatio	Lower	Upper
2-Methylnaphthalene	68.3013	7.26	0.00	856932	142.0	119.3	80.8	150.0
					115.0	42.2	28.7	53.4

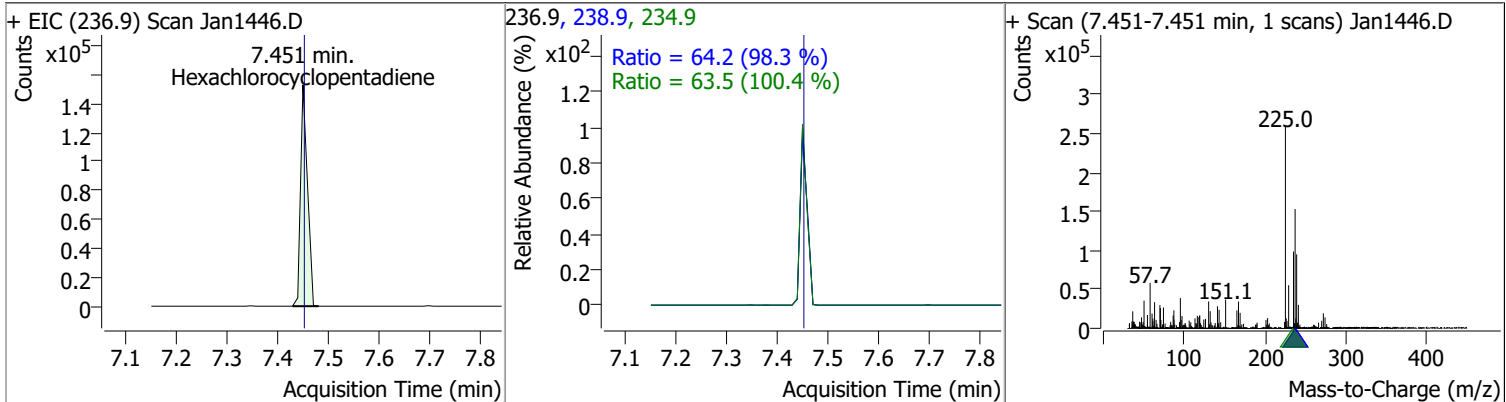


Compound	Conc.	RT	Dev(Min)	Resp.	QIon	QRatio	Lower	Upper
1-Methylnaphthalene	62.6143	7.37	0.00	761283 (m)	142.0	110.2	77.8	144.5
					115.0	42.6	28.8	53.4

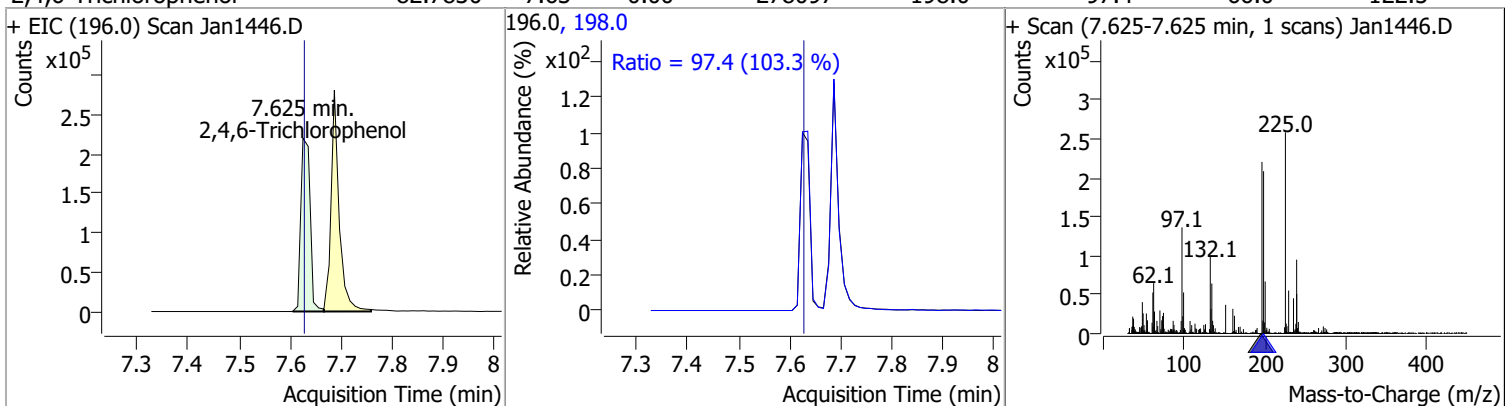


Quantitation Results Report (QT Reviewed)

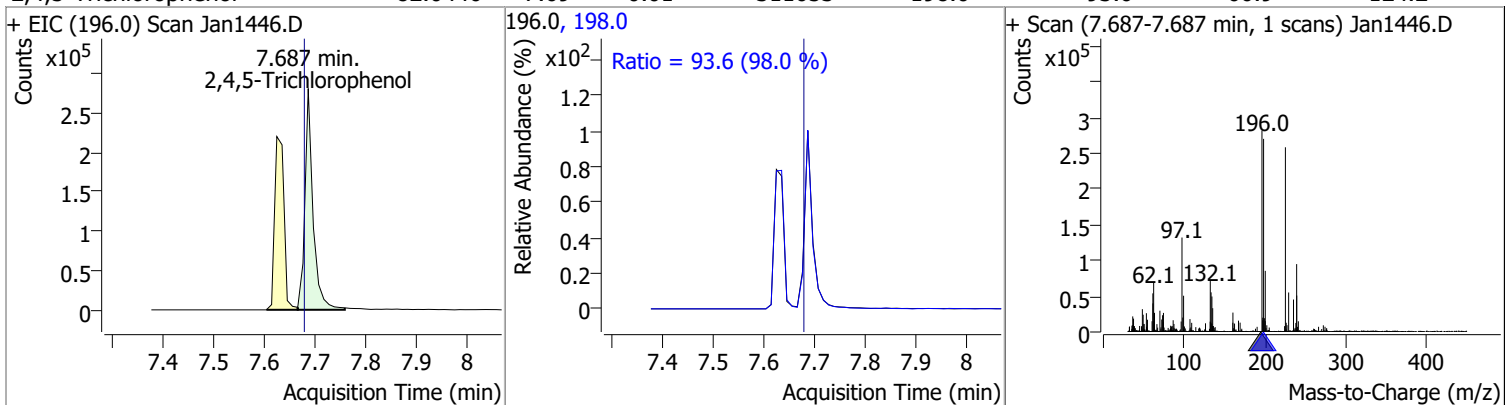
Compound	Conc.	RT	Dev(Min)	Resp.	QIon	QRatio	Lower	Upper
Hexachlorocyclopentadiene	62.9932	7.45	0.00	143473	238.9	64.2	45.7	84.9
					234.9	63.5	44.3	82.2



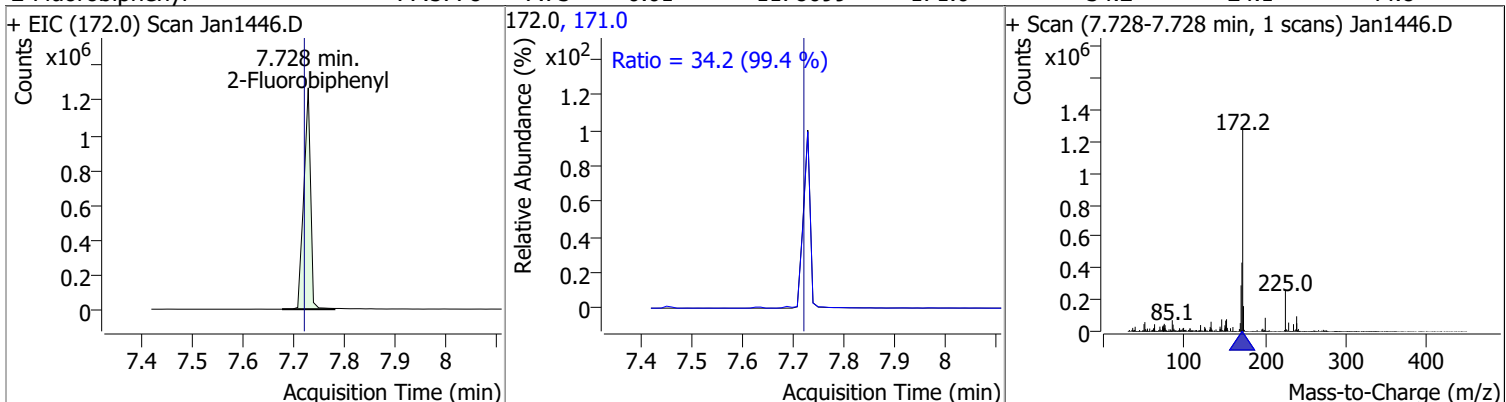
Compound	Conc.	RT	Dev(Min)	Resp.	QIon	QRatio	Lower	Upper
2,4,6-Trichlorophenol	82.7830	7.63	0.00	278097	198.0	97.4	66.0	122.5
					196.0	103.3	62.1	132.1



Compound	Conc.	RT	Dev(Min)	Resp.	QIon	QRatio	Lower	Upper
2,4,5-Trichlorophenol	82.0446	7.69	0.01	311653	198.0	93.6	66.9	124.2
					196.0	98.0	62.1	132.1

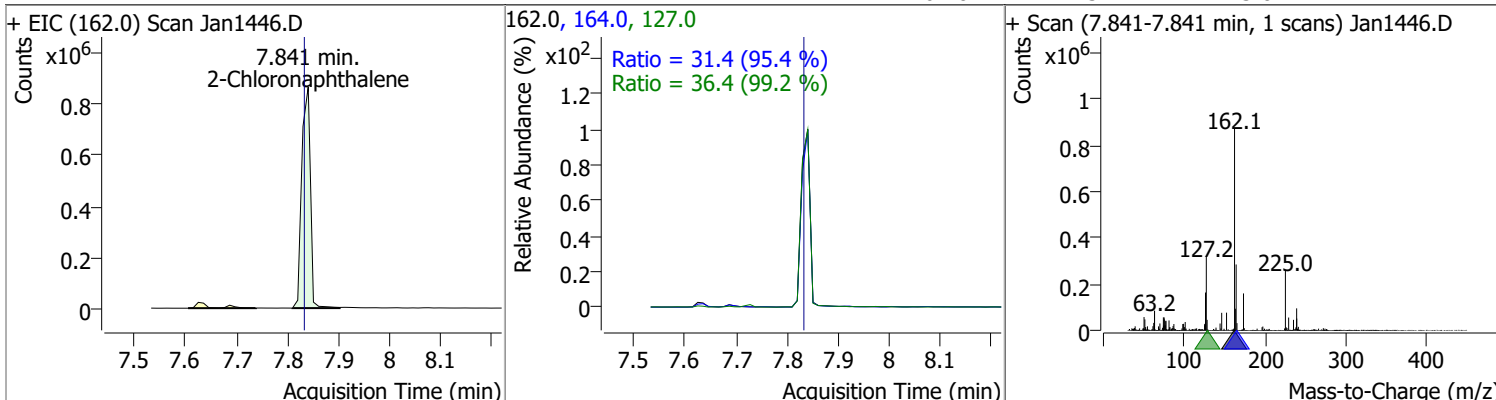


Compound	Conc.	RT	Dev(Min)	Resp.	QIon	QRatio	Lower	Upper
2-Fluorobiphenyl	77.5778	7.73	0.01	1178099	171.0	34.2	24.1	44.8
					172.0	99.4	85.1	225.0

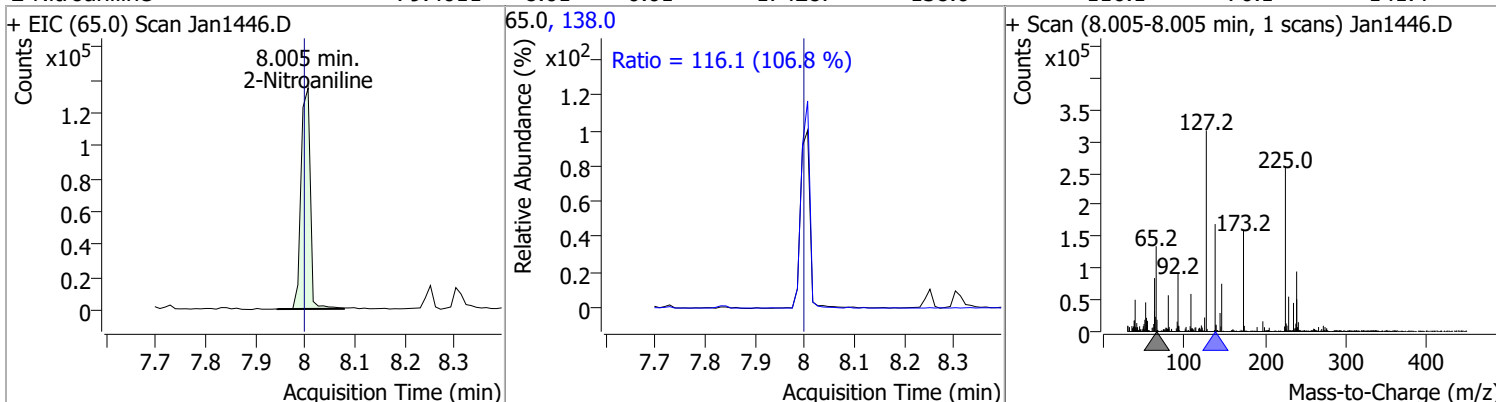


Quantitation Results Report (QT Reviewed)

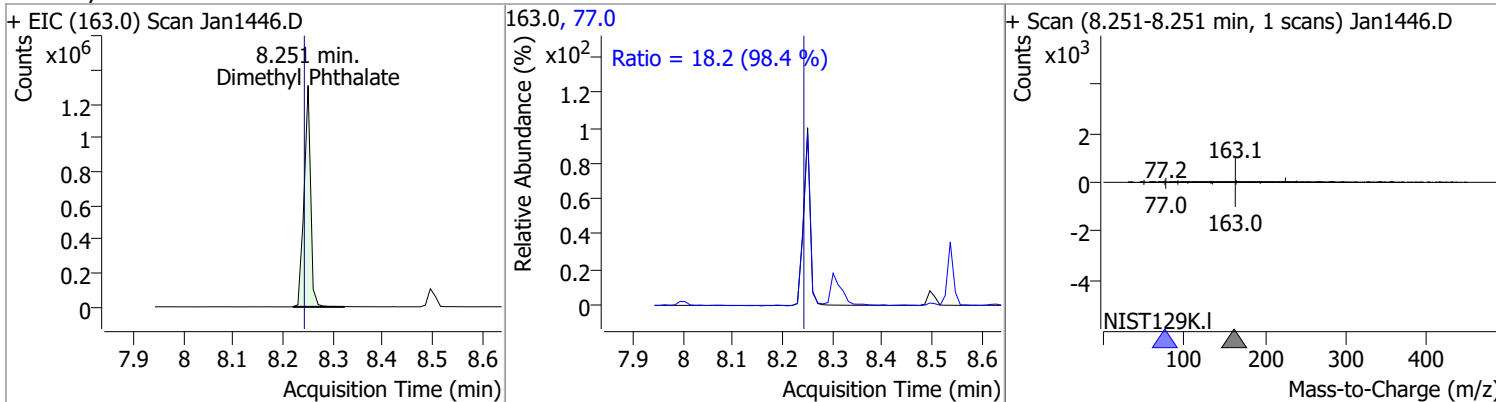
Compound	Conc.	RT	Dev(Min)	Resp.	QIon	QRatio	Lower	Upper
2-Chloronaphthalene	80.7760	7.84	0.01	1023174	127.0	36.4	25.7	47.6
					164.0	31.4	23.0	42.7



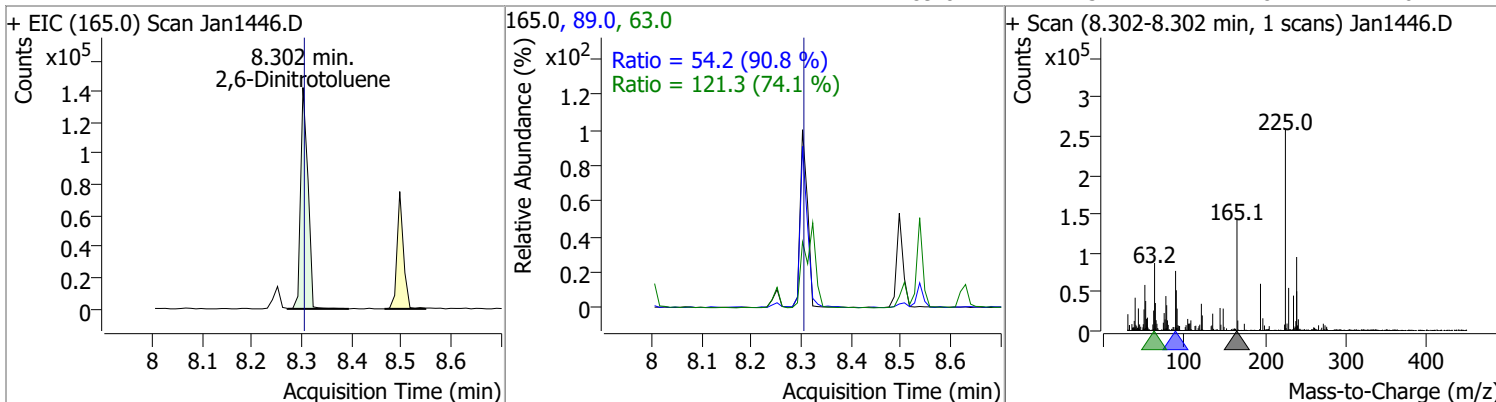
Compound	Conc.	RT	Dev(Min)	Resp.	QIon	QRatio	Lower	Upper
2-Nitroaniline	79.4011	8.01	0.01	174287	138.0	116.1	76.1	141.4



Compound	Conc.	RT	Dev(Min)	Resp.	QIon	QRatio	Lower	Upper
Dimethyl Phthalate	94.2656	8.25	0.01	1198217	77.0	18.2	12.9	24.0

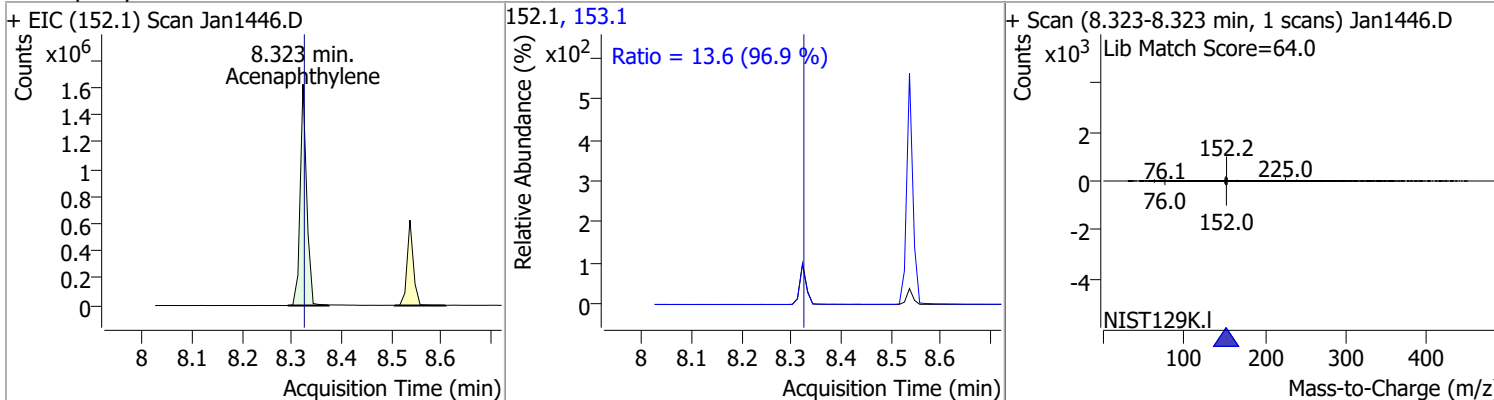


Compound	Conc.	RT	Dev(Min)	Resp.	QIon	QRatio	Lower	Upper
2,6-Dinitrotoluene	85.8352	8.30	0.00	146125	63.0	121.3	114.6	212.8
					89.0	54.2	41.8	77.6

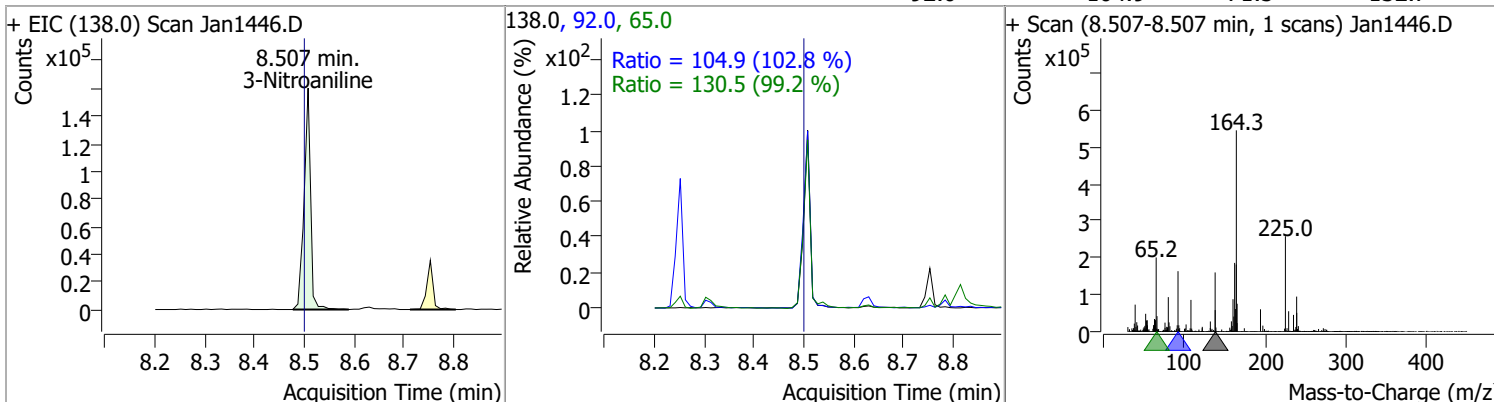


Quantitation Results Report (QT Reviewed)

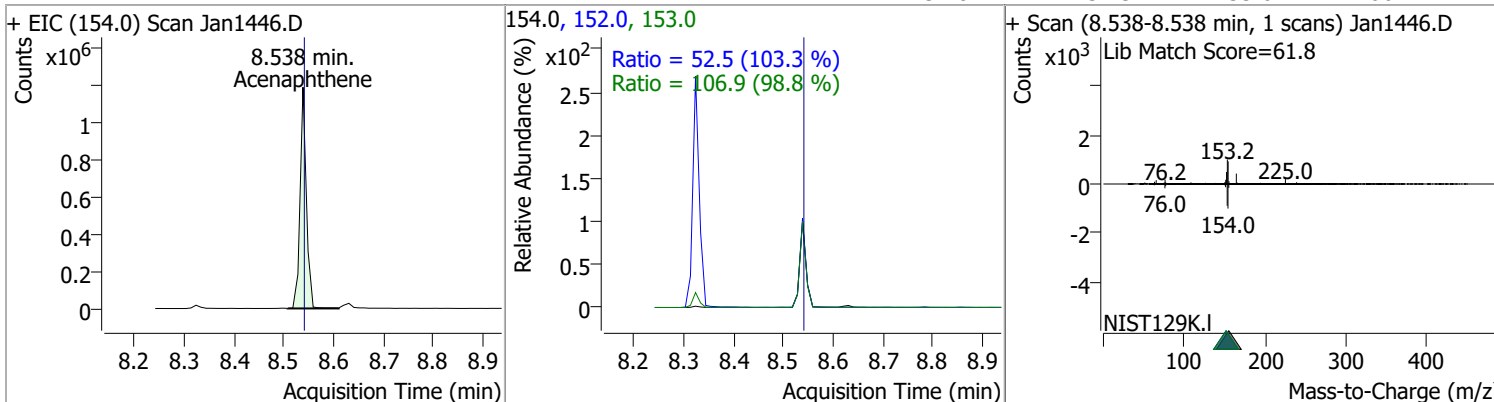
Compound	Conc.	RT	Dev(Min)	Resp.	QIon	QRatio	Lower	Upper
Acenaphthylene	73.2520	8.32	0.00	1473243	153.1	13.6	9.8	18.3



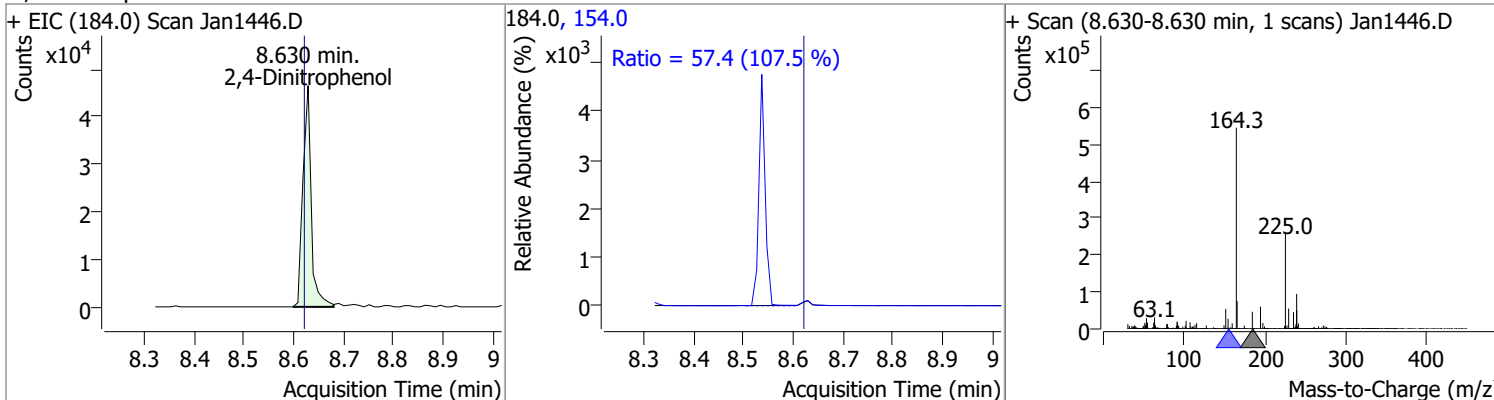
Compound	Conc.	RT	Dev(Min)	Resp.	QIon	QRatio	Lower	Upper
3-Nitroaniline	79.4113	8.51	0.01	146567	65.0	130.5	92.1	171.1
					92.0	104.9	71.5	132.7



Compound	Conc.	RT	Dev(Min)	Resp.	QIon	QRatio	Lower	Upper
Acenaphthene	89.2369	8.54	0.00	1042398	153.0	106.9	75.7	140.6
					152.0	52.5	35.6	66.1

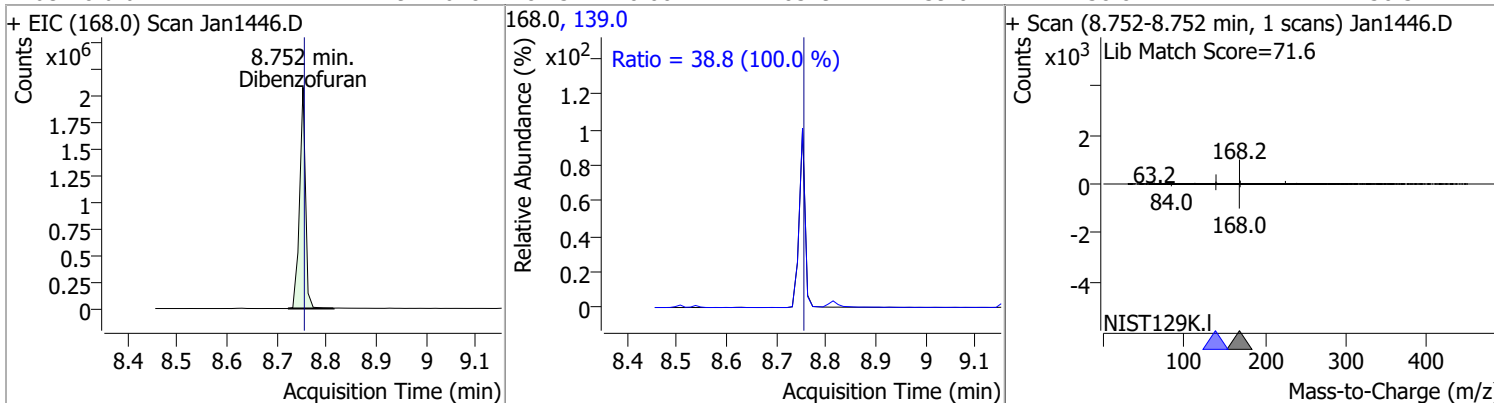


Compound	Conc.	RT	Dev(Min)	Resp.	QIon	QRatio	Lower	Upper
2,4-Dinitrophenol	62.6588	8.63	0.01	53880	154.0	57.4	37.4	69.4

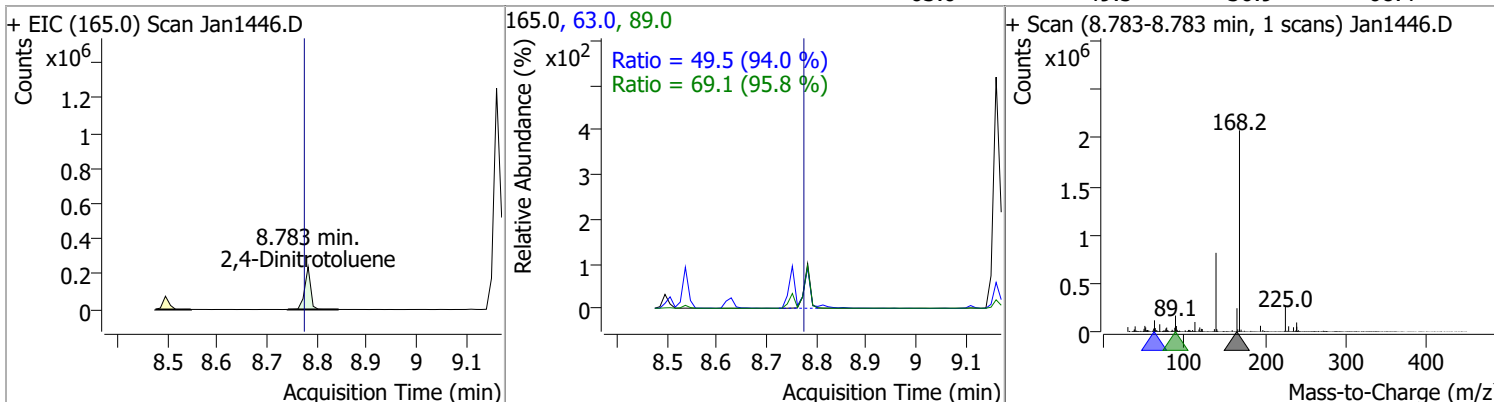


Quantitation Results Report (QT Reviewed)

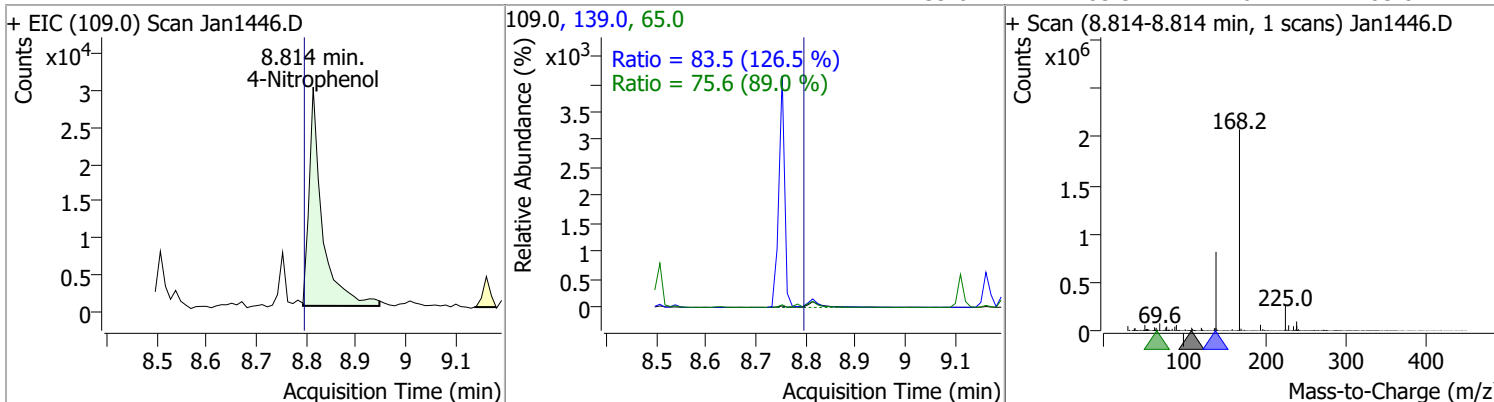
Compound	Conc.	RT	Dev(Min)	Resp.	QIon	QRatio	Lower	Upper
Dibenzofuran	92.2678	8.75	0.00	1705794	139.0	38.8	27.2	50.5



Compound	Conc.	RT	Dev(Min)	Resp.	QIon	QRatio	Lower	Upper
2,4-Dinitrotoluene	88.8600	8.78	0.01	200823	89.0	69.1	50.5	93.8
					63.0	49.5	36.9	68.4

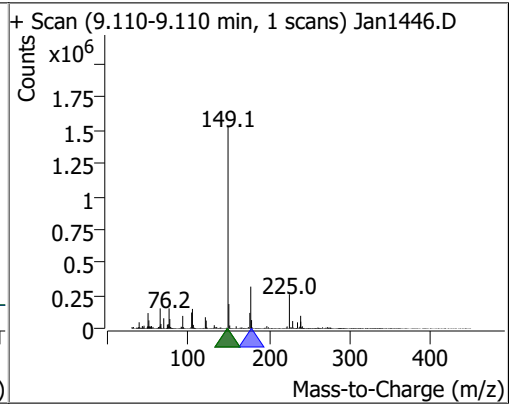
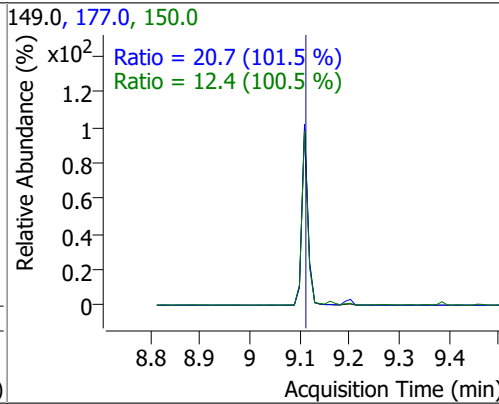
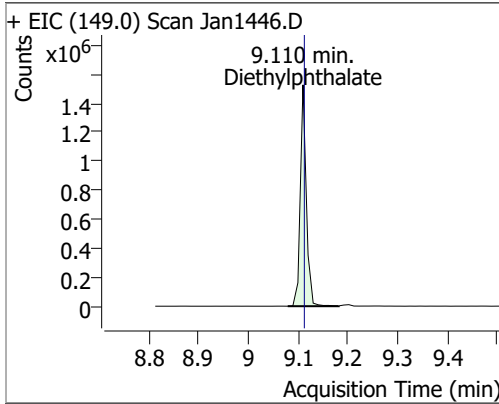


Compound	Conc.	RT	Dev(Min)	Resp.	QIon	QRatio	Lower	Upper
4-Nitrophenol	31.2516	8.81	0.02	54744	65.0	75.6	59.4	110.4
					139.0	83.5	46.2	85.8

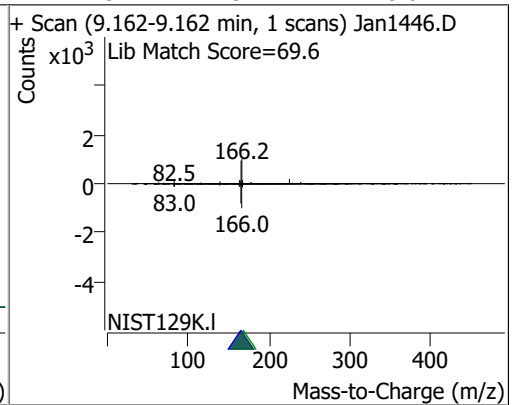
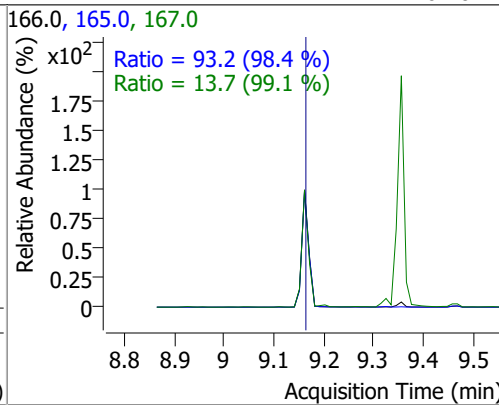
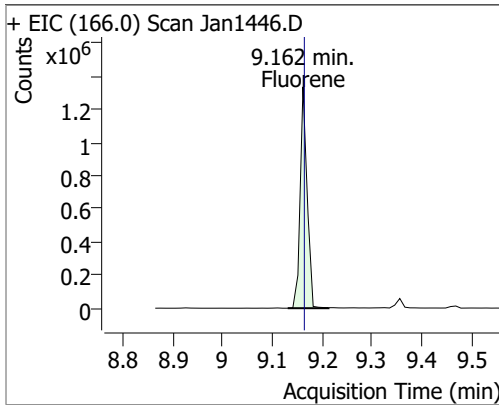


Quantitation Results Report (QT Reviewed)

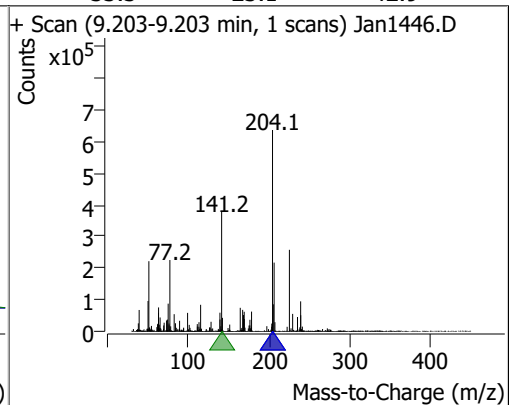
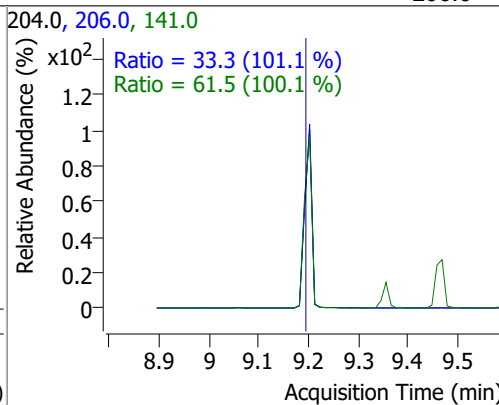
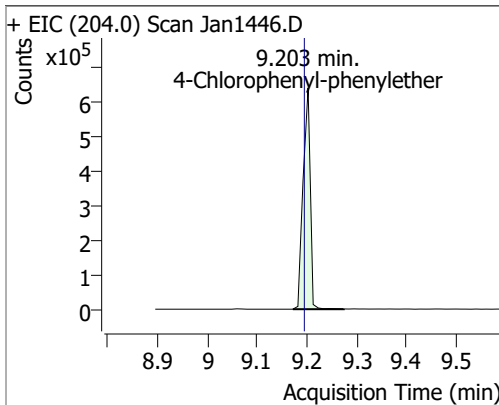
Compound	Conc.	RT	Dev(Min)	Resp.	QIon	QRatio	Lower	Upper
Diethylphthalate	96.0058	9.11	0.00	1280779	177.0	20.7	14.3	26.5
					150.0	12.4	8.6	16.0



Compound	Conc.	RT	Dev(Min)	Resp.	QIon	QRatio	Lower	Upper
Fluorene	86.6404	9.16	0.00	1300121	165.0	93.2	66.3	123.1
					167.0	13.7	9.7	18.0

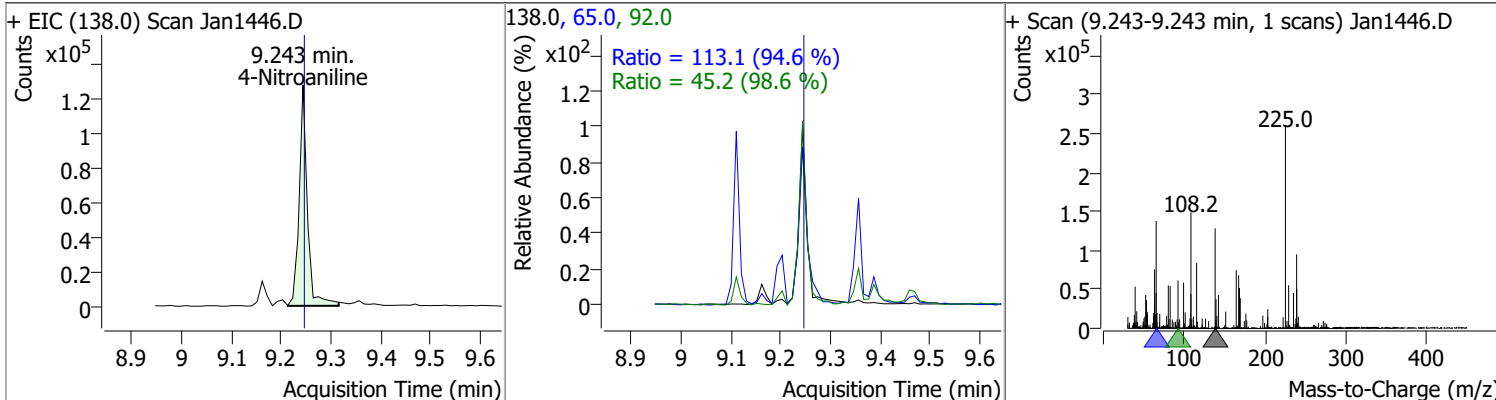


Compound	Conc.	RT	Dev(Min)	Resp.	QIon	QRatio	Lower	Upper
4-Chlorophenyl-phenylether	92.2404	9.20	0.01	637369	141.0	61.5	43.0	79.9
					206.0	33.3	23.1	42.9

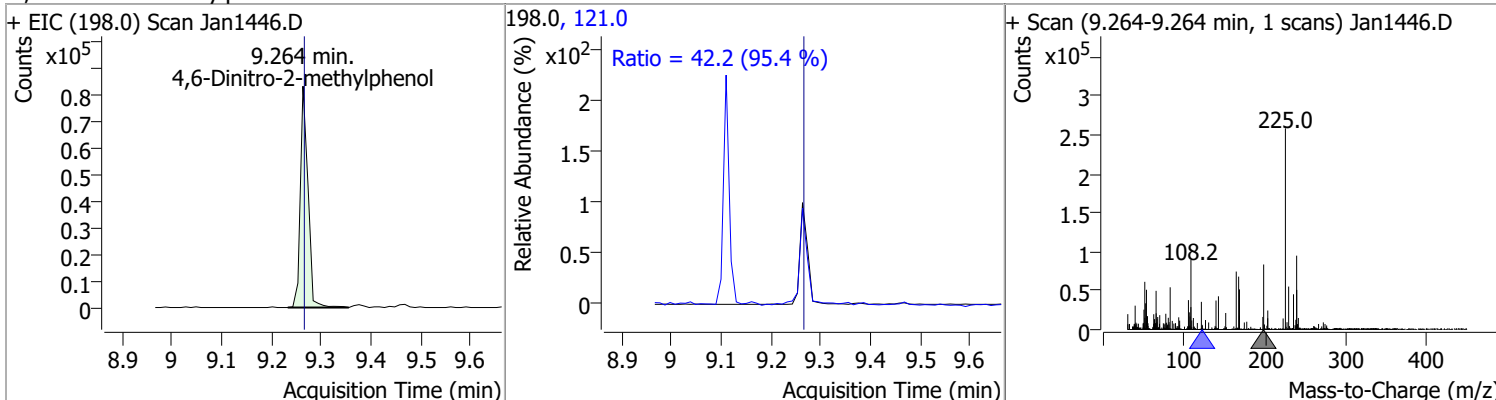


Quantitation Results Report (QT Reviewed)

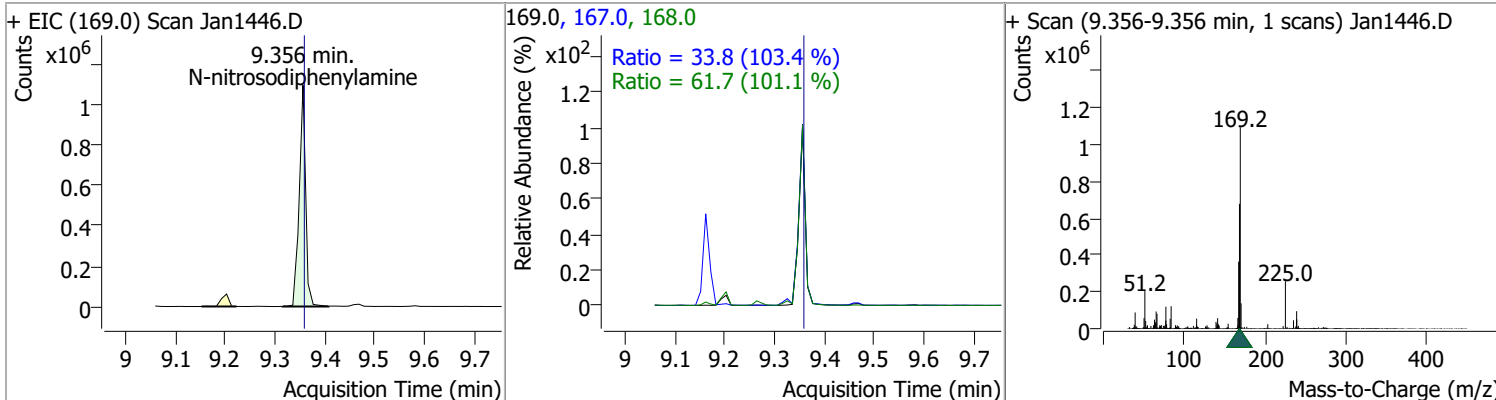
Compound	Conc.	RT	Dev(Min)	Resp.	QIon	QRatio	Lower	Upper
4-Nitroaniline	76.3406	9.24	0.00	146061	65.0	113.1	83.7	155.4
					92.0	45.2	32.1	59.7



Compound	Conc.	RT	Dev(Min)	Resp.	QIon	QRatio	Lower	Upper
4,6-Dinitro-2-methylphenol	68.1104	9.26	0.00	89127	121.0	42.2	30.9	57.4

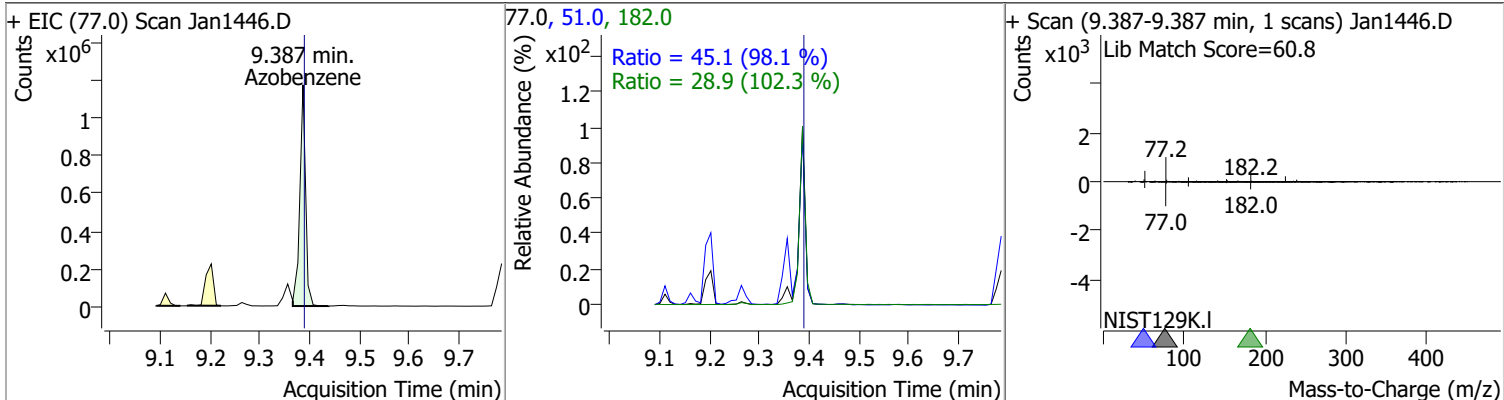


Compound	Conc.	RT	Dev(Min)	Resp.	QIon	QRatio	Lower	Upper
N-nitrosodiphenylamine	96.9041	9.36	0.00	978064	168.0	61.7	42.7	79.3
					167.0	33.8	22.9	42.5

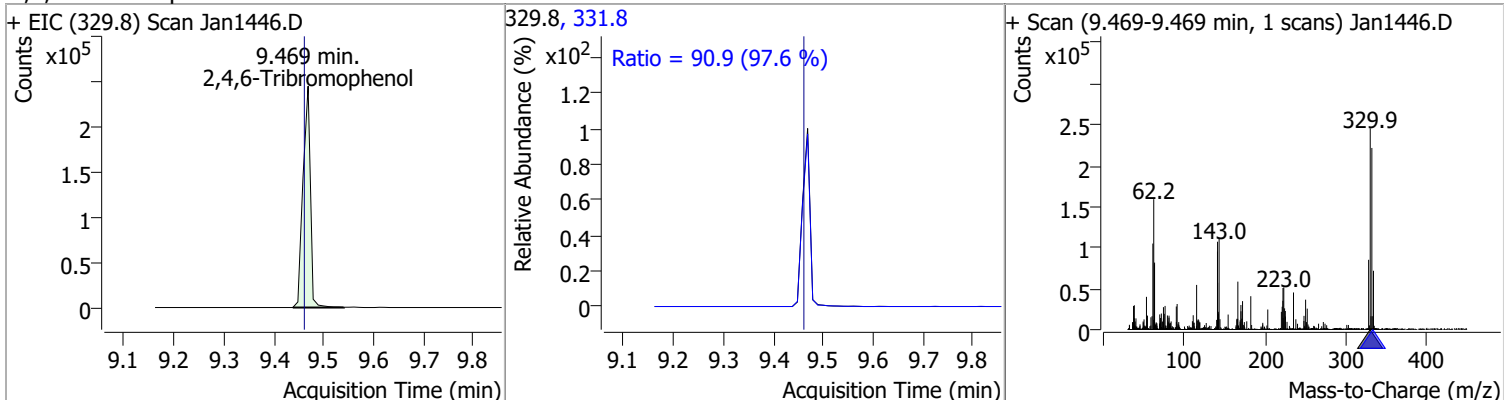


Quantitation Results Report (QT Reviewed)

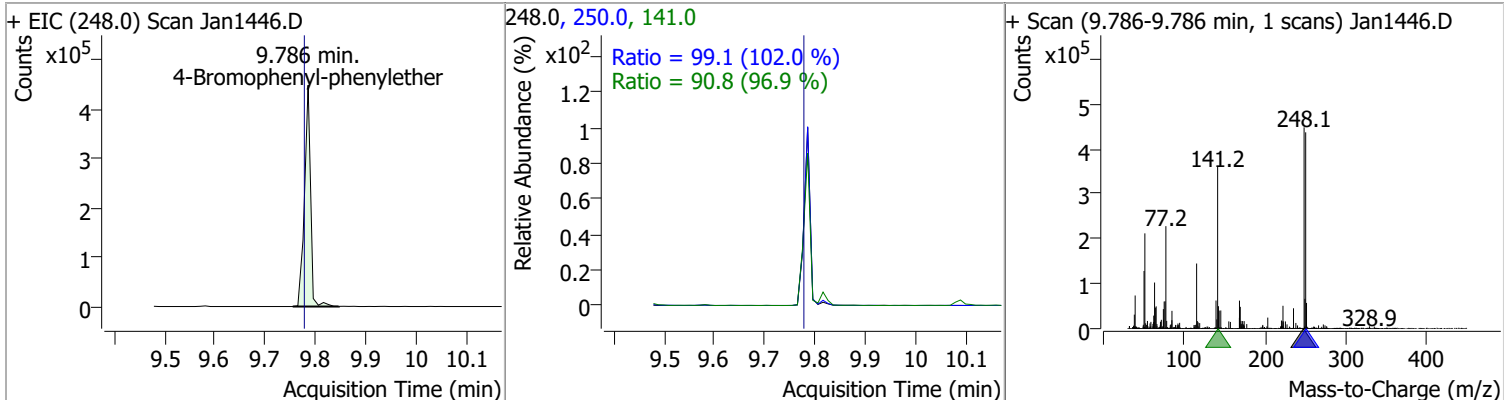
Compound	Conc.	RT	Dev(Min)	Resp.	QIon	QRatio	Lower	Upper
Azobenzene	78.7563	9.39	0.00	945859	51.0	45.1	32.2	59.9
					182.0	28.9	19.8	36.7



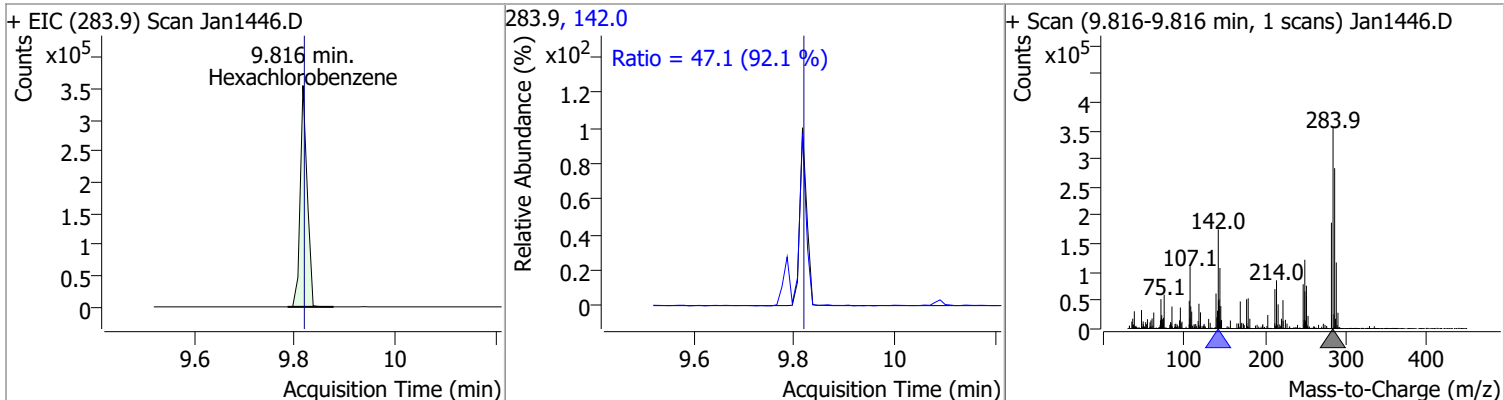
Compound	Conc.	RT	Dev(Min)	Resp.	QIon	QRatio	Lower	Upper
2,4,6-Tribromophenol	179.9783	9.47	0.01	253243	331.8	90.9	65.2	121.0



Compound	Conc.	RT	Dev(Min)	Resp.	QIon	QRatio	Lower	Upper
4-Bromophenyl-phenylether	91.4106	9.79	0.01	377315	250.0	99.1	68.0	126.3
					141.0	90.8	65.6	121.9

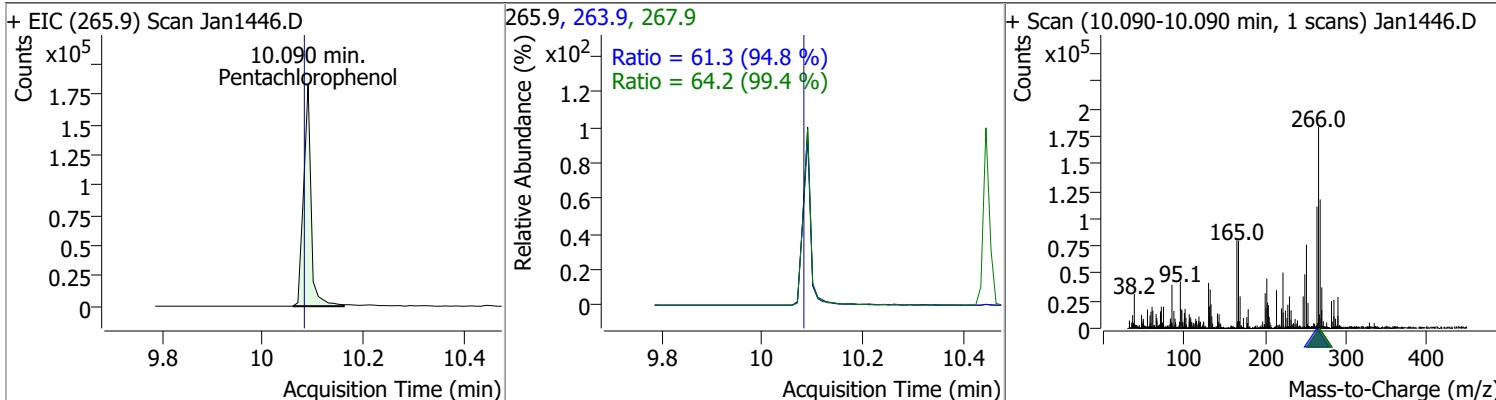


Compound	Conc.	RT	Dev(Min)	Resp.	QIon	QRatio	Lower	Upper
Hexachlorobenzene	82.4455	9.82	0.00	341960	142.0	47.1	35.8	66.5

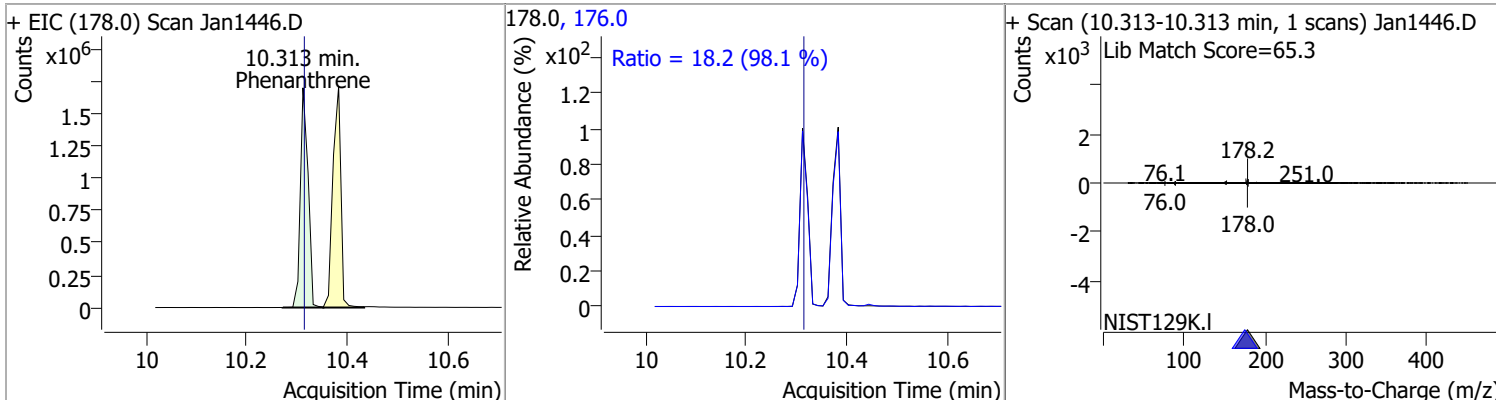


Quantitation Results Report (QT Reviewed)

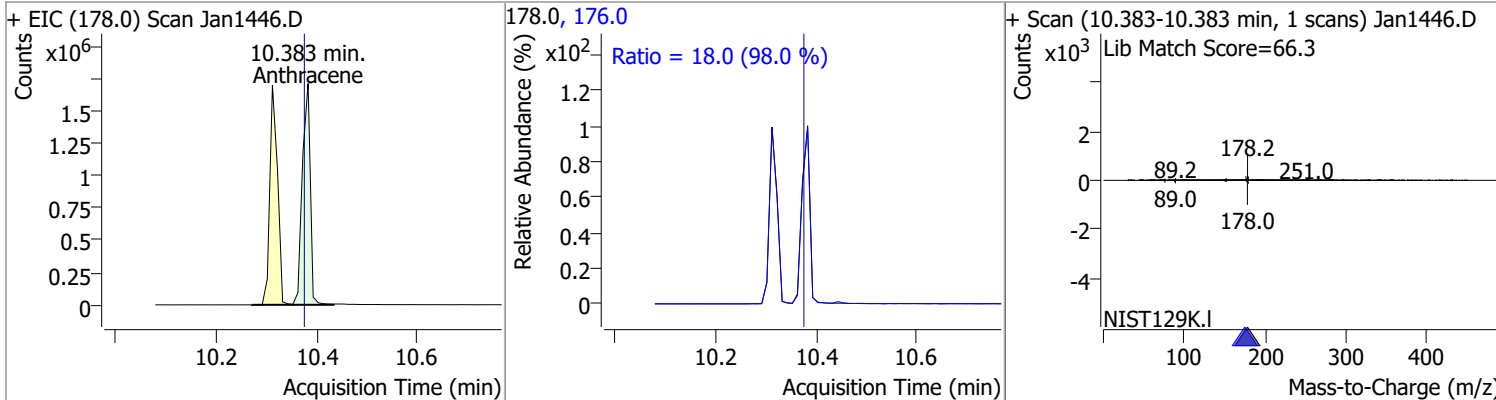
Compound	Conc.	RT	Dev(Min)	Resp.	QIon	QRatio	Lower	Upper
Pentachlorophenol	96.0397	10.09	0.01	190349	263.9	61.3	45.3	84.1
					267.9	64.2	45.2	83.9



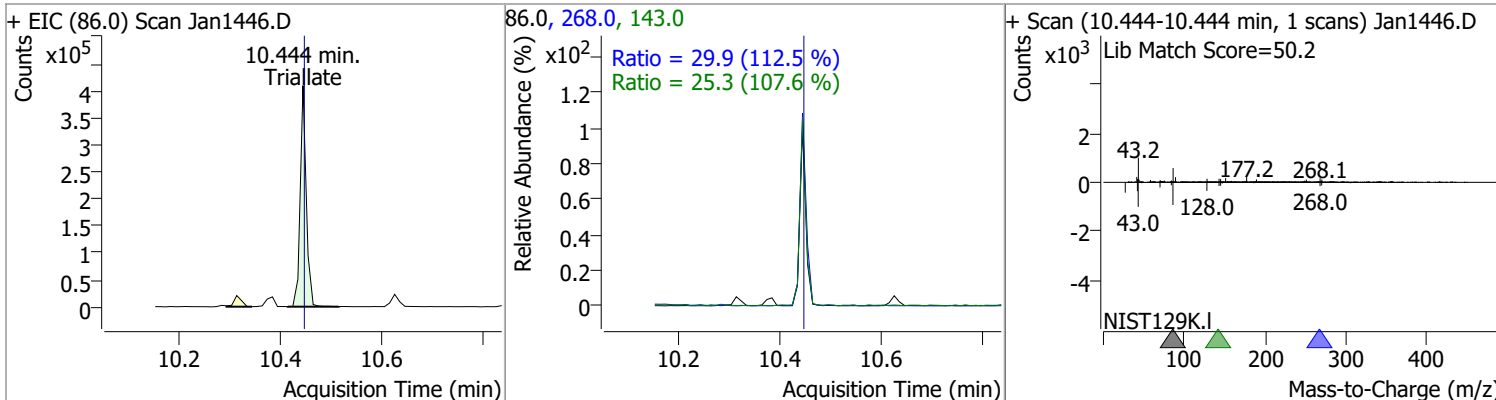
Compound	Conc.	RT	Dev(Min)	Resp.	QIon	QRatio	Lower	Upper
Phenanthrene	87.5141	10.31	0.00	1810090	176.0	18.2	13.0	24.1



Compound	Conc.	RT	Dev(Min)	Resp.	QIon	QRatio	Lower	Upper
Anthracene	93.0675	10.38	0.01	1873632	176.0	18.0	12.8	23.8

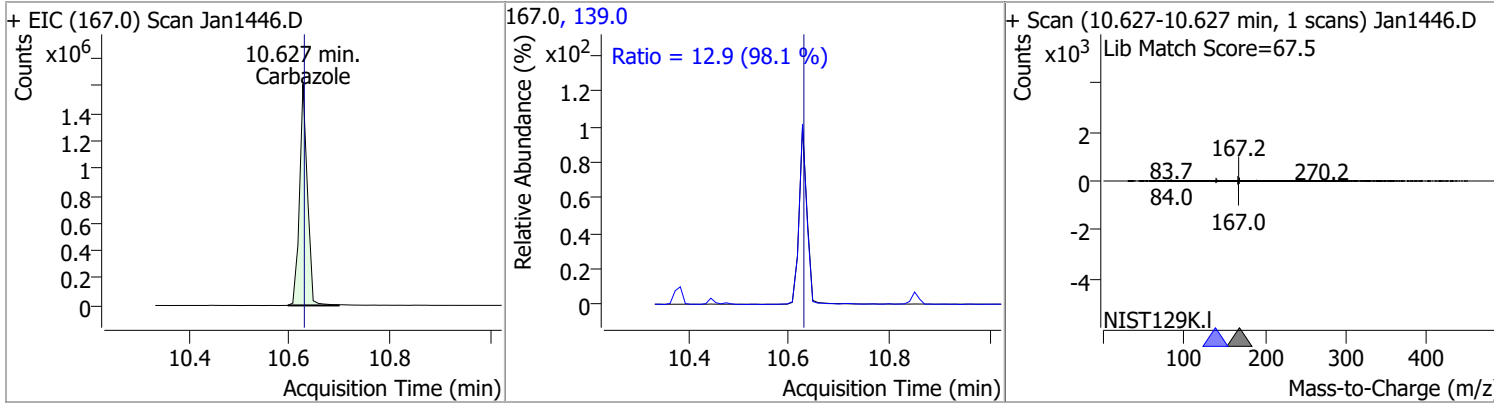


Compound	Conc.	RT	Dev(Min)	Resp.	QIon	QRatio	Lower	Upper
Triallate	78.7961	10.44	0.00	342036	268.0	29.9	18.6	34.6
					143.0	25.3	16.4	30.5

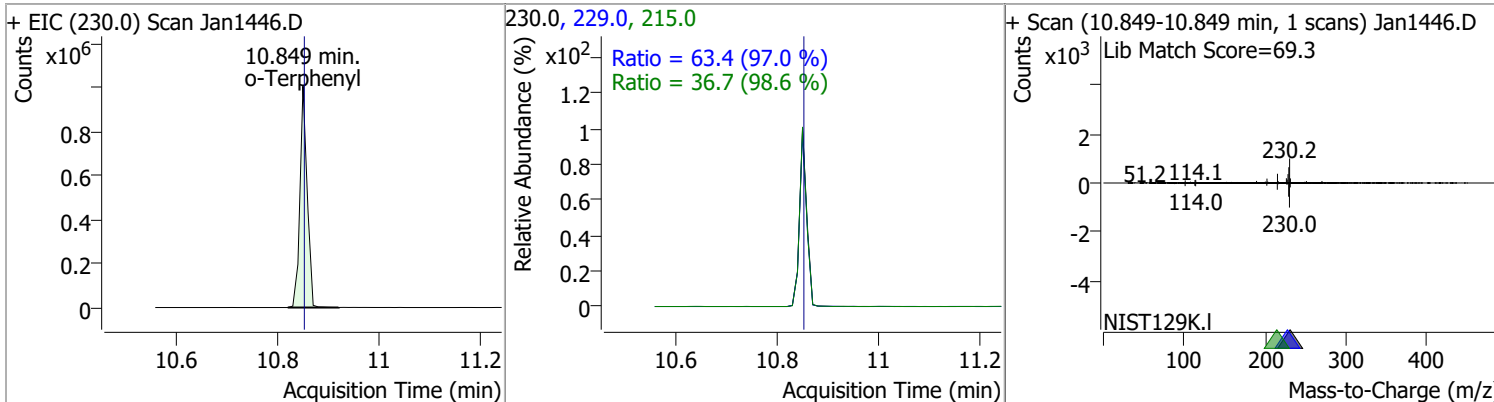


Quantitation Results Report (QT Reviewed)

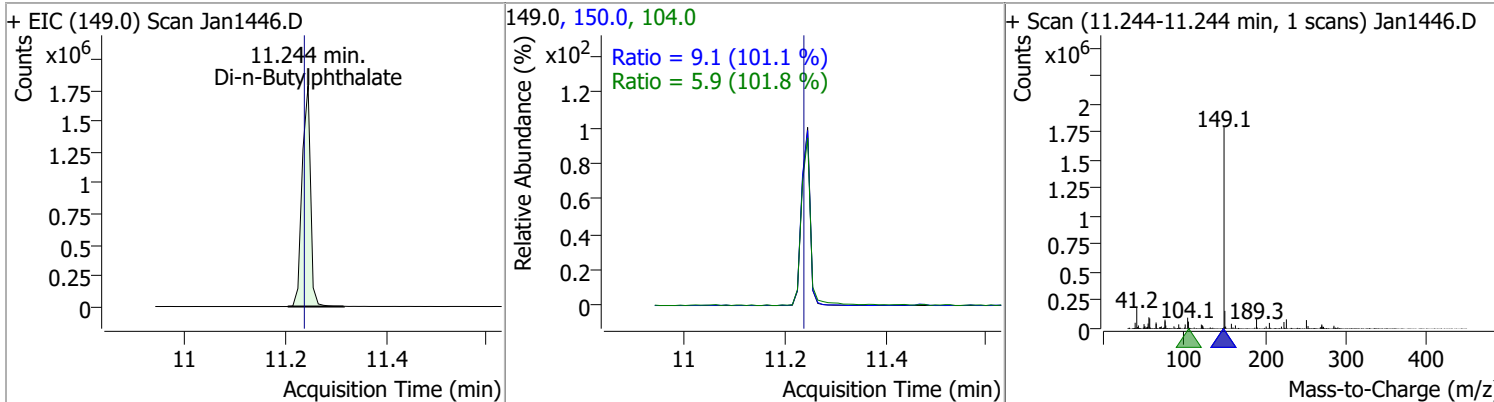
Compound	Conc.	RT	Dev(Min)	Resp.	QIon	QRatio	Lower	Upper
Carbazole	88.9781	10.63	0.00	1751682	139.0	12.9	9.2	17.1



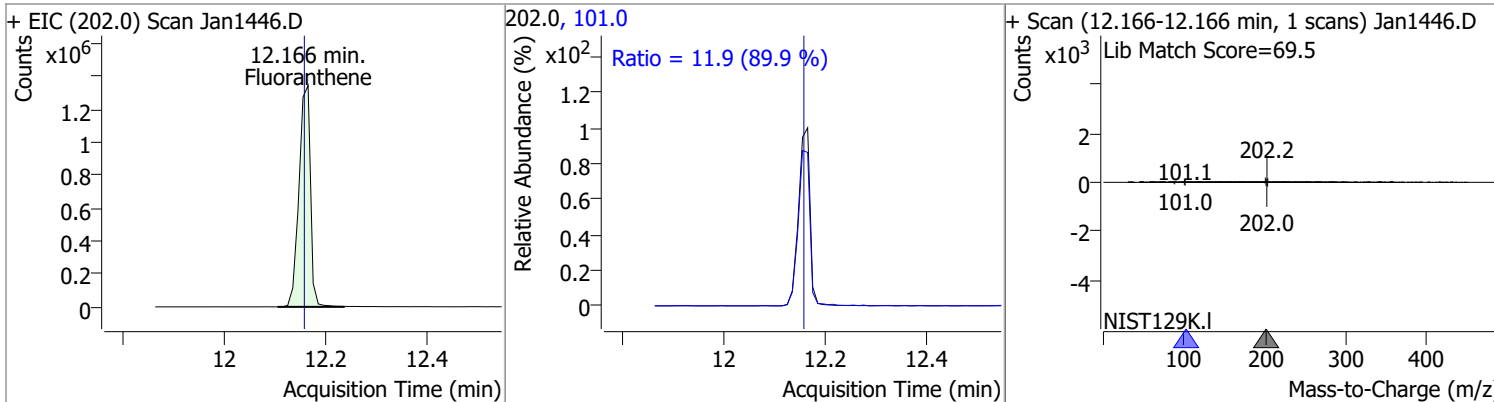
o-Terphenyl	84.7663	10.85	0.00	1008106	229.0	63.4	45.7	84.9
					215.0	36.7	26.1	48.4



Di-n-Butylphthalate	104.7680	11.24	0.01	2076388	150.0	9.1	6.3	11.7
					104.0	5.9	4.1	7.6

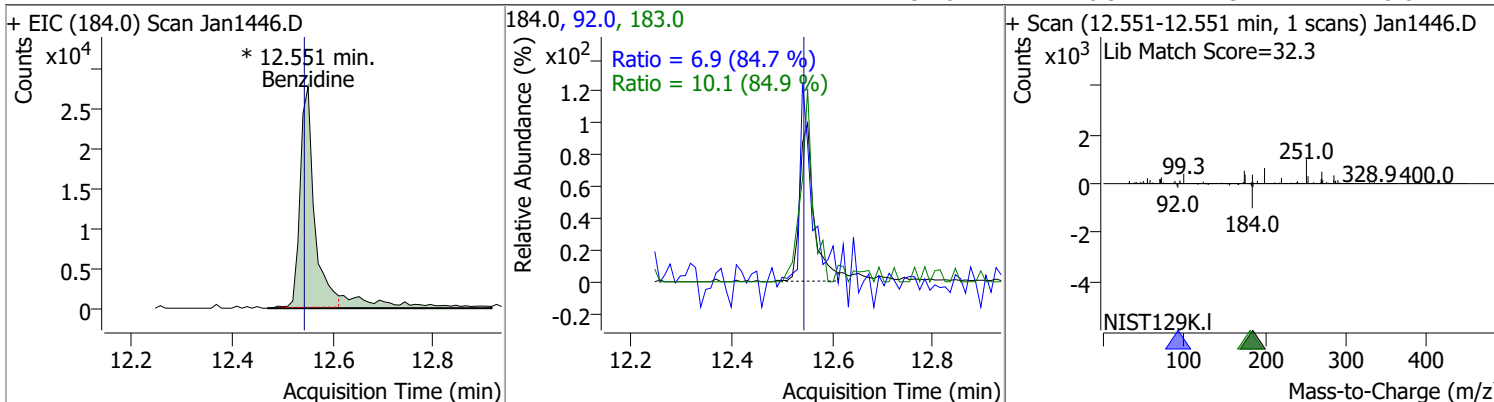


Fluoranthene	98.4807	12.17	0.01	2133858	101.0	11.9	9.3	17.2
--------------	---------	-------	------	---------	-------	------	-----	------

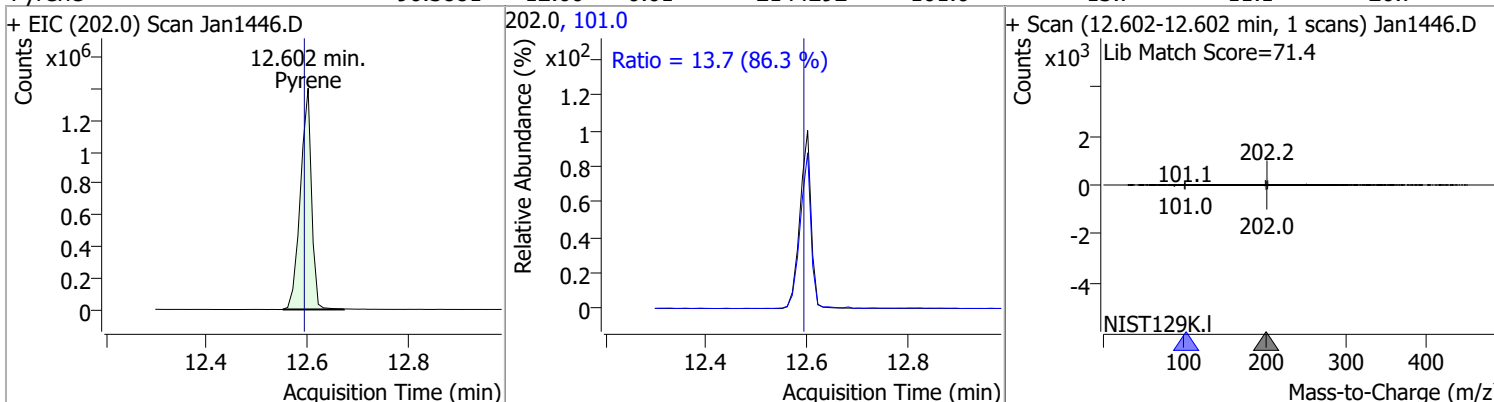


Quantitation Results Report (QT Reviewed)

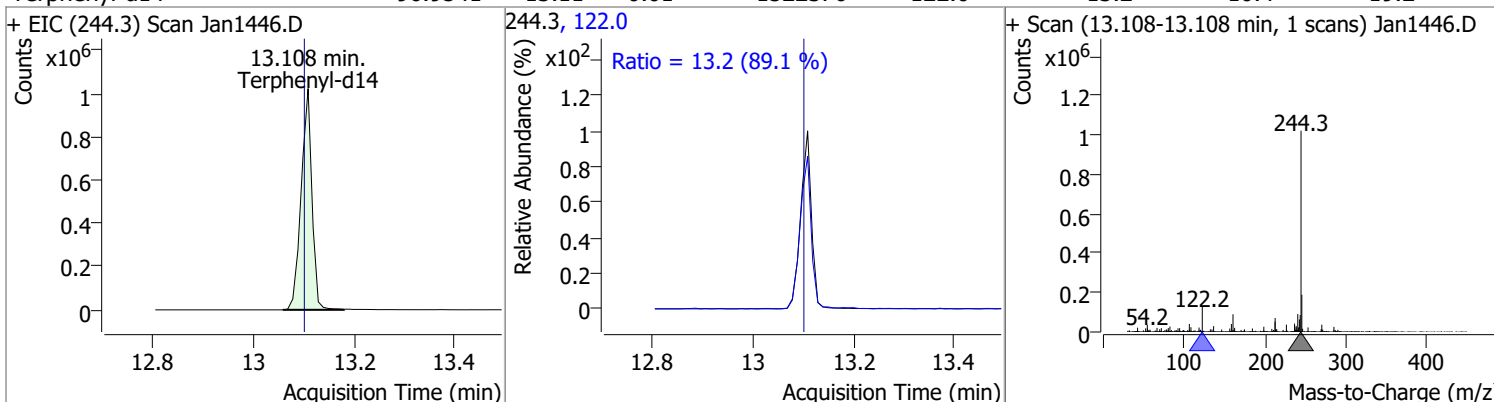
Compound	Conc.	RT	Dev(Min)	Resp.	QIon	QRatio	Lower	Upper
Benzidine	9.2690	12.55	0.01	66154 (m)	183.0	10.1	8.3	15.4
					92.0	6.9	5.7	10.6



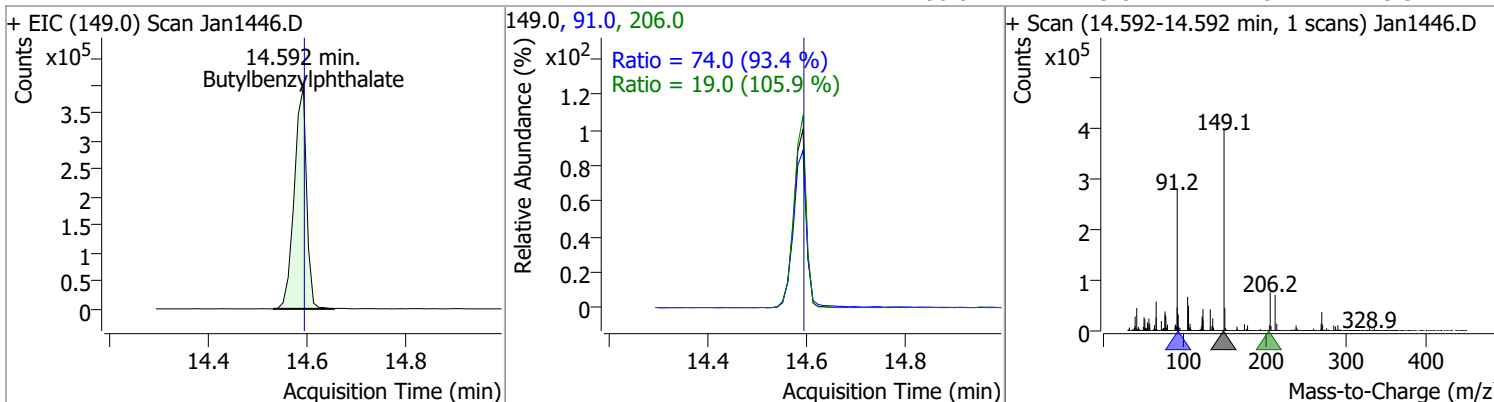
Compound	Conc.	RT	Dev(Min)	Resp.	QIon	QRatio	Lower	Upper
Pyrene	90.3881	12.60	0.01	2144292	101.0	13.7	11.1	20.7



Compound	Conc.	RT	Dev(Min)	Resp.	QIon	QRatio	Lower	Upper
Terphenyl-d14	96.9541	13.11	0.01	1522376	122.0	13.2	10.4	19.2

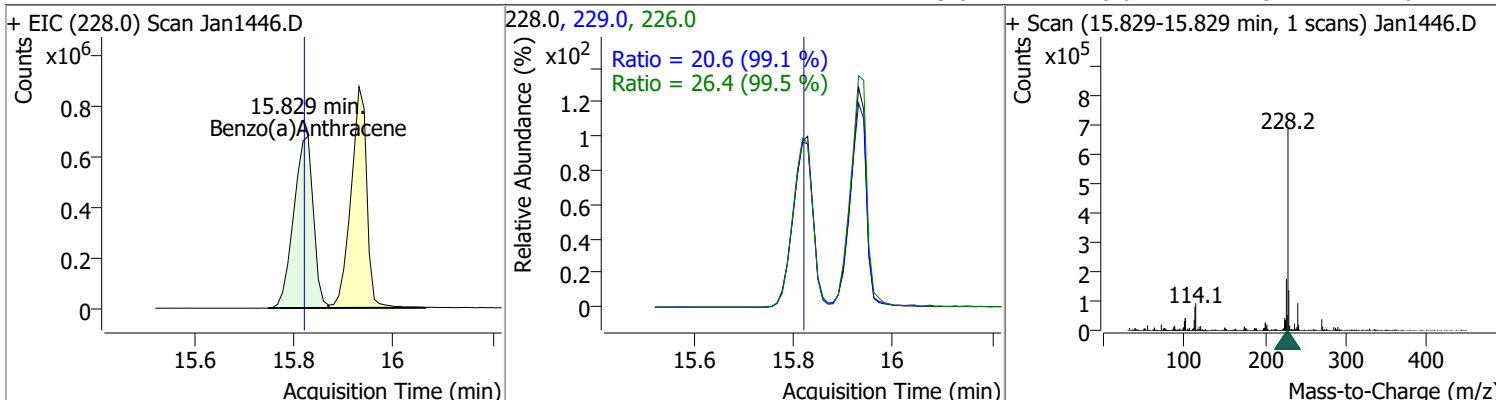


Compound	Conc.	RT	Dev(Min)	Resp.	QIon	QRatio	Lower	Upper
Butylbenzylphthalate	94.9524	14.59	0.01	685104	91.0	74.0	55.5	103.0
					206.0	19.0	12.6	23.3

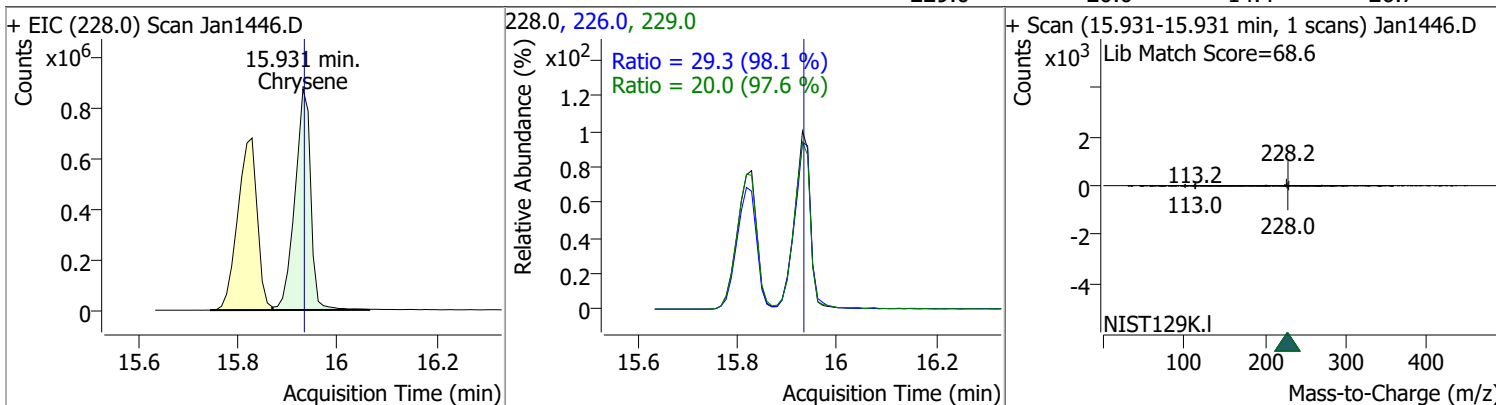


Quantitation Results Report (QT Reviewed)

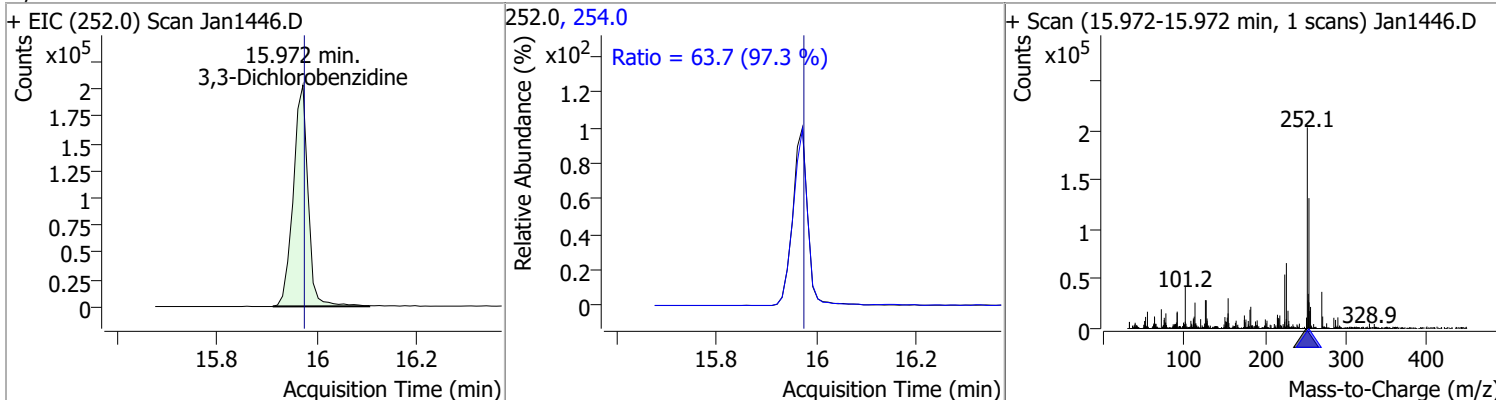
Compound	Conc.	RT	Dev(Min)	Resp.	QIon	QRatio	Lower	Upper
Benzo(a)Anthracene	96.3426	15.83	0.02	1853457	226.0	26.4	18.6	34.5
					229.0	20.6	14.5	27.0



Compound	Conc.	RT	Dev(Min)	Resp.	QIon	QRatio	Lower	Upper
Chrysene	92.4534	15.93	0.01	1938386	226.0	29.3	20.9	38.8
					229.0	20.0	14.4	26.7

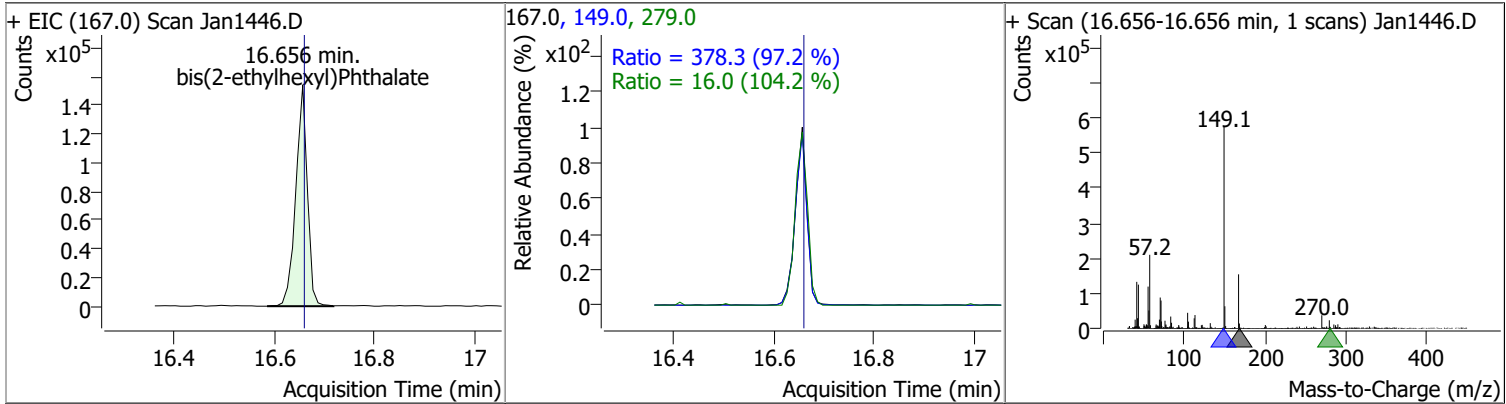


Compound	Conc.	RT	Dev(Min)	Resp.	QIon	QRatio	Lower	Upper
3,3-Dichlorobenzidine	64.9963	15.97	0.01	420035	254.0	63.7	45.8	85.0

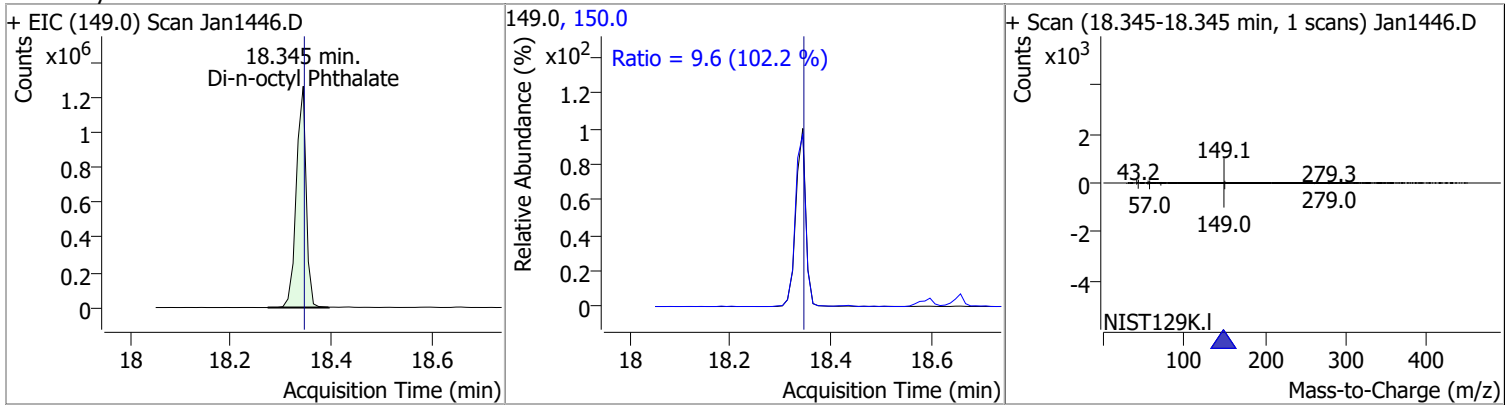


Quantitation Results Report (QT Reviewed)

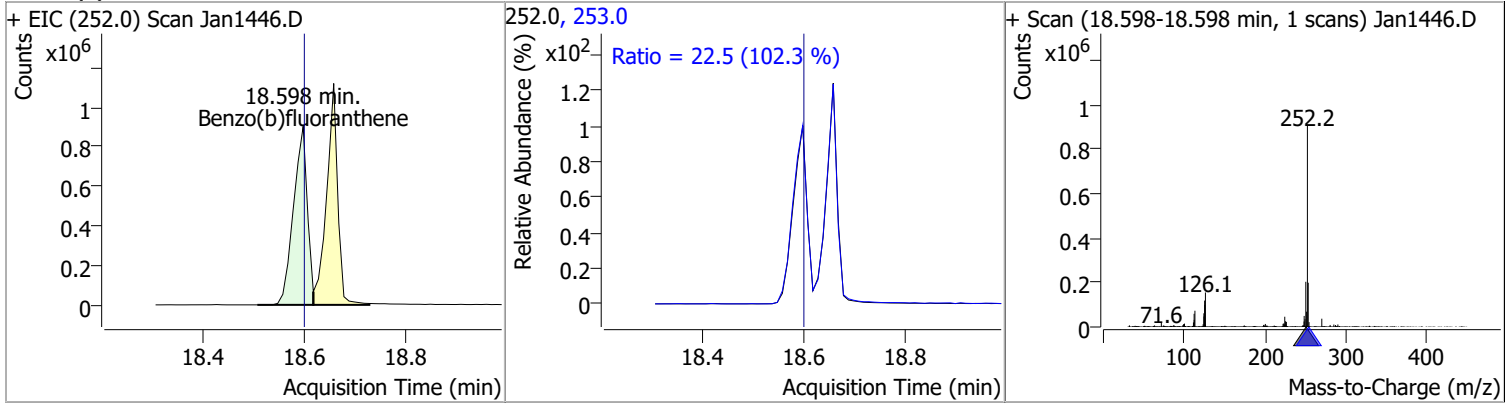
Compound	Conc.	RT	Dev(Min)	Resp.	QIon	QRatio	Lower	Upper
bis(2-ethylhexyl)Phthalate	96.4105	16.66	0.01	248264	149.0	378.3	272.3	505.8
					279.0	16.0	10.8	20.0



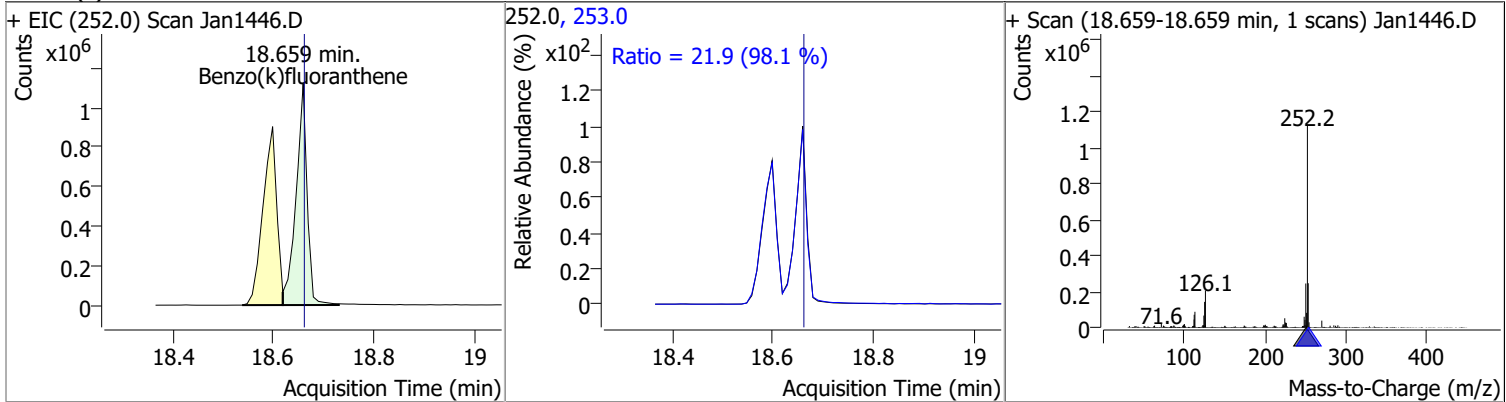
Compound	Conc.	RT	Dev(Min)	Resp.	QIon	QRatio	Lower	Upper
Di-n-octyl Phthalate	92.4222	18.35	0.01	1713079	150.0	9.6	6.6	12.2



Compound	Conc.	RT	Dev(Min)	Resp.	QIon	QRatio	Lower	Upper
Benzo(b)fluoranthene	87.8023	18.60	0.01	1717378	253.0	22.5	15.4	28.6

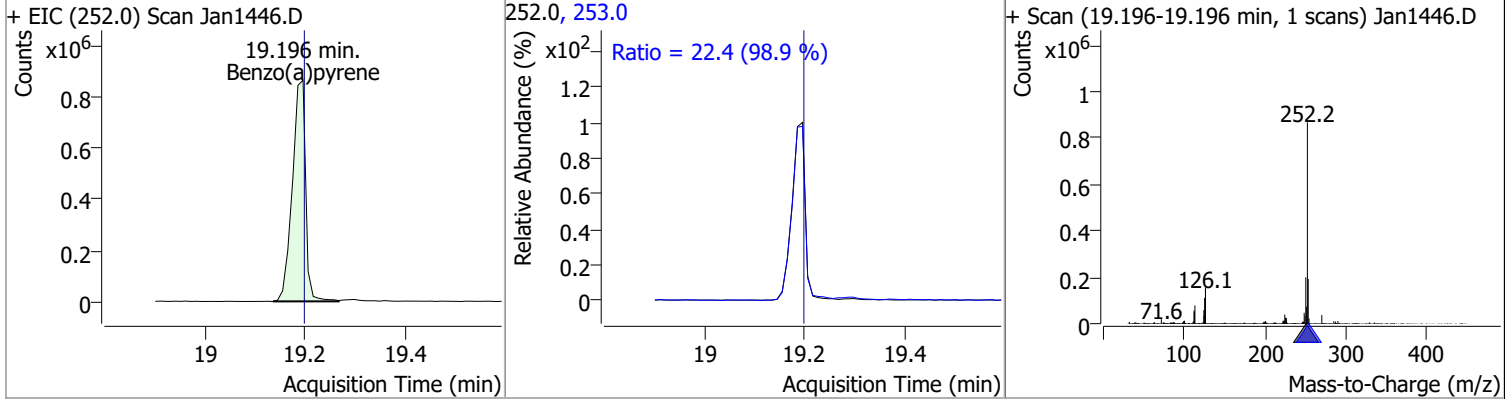


Compound	Conc.	RT	Dev(Min)	Resp.	QIon	QRatio	Lower	Upper
Benzo(k)fluoranthene	84.6432	18.66	0.01	1716414	253.0	21.9	15.6	29.0

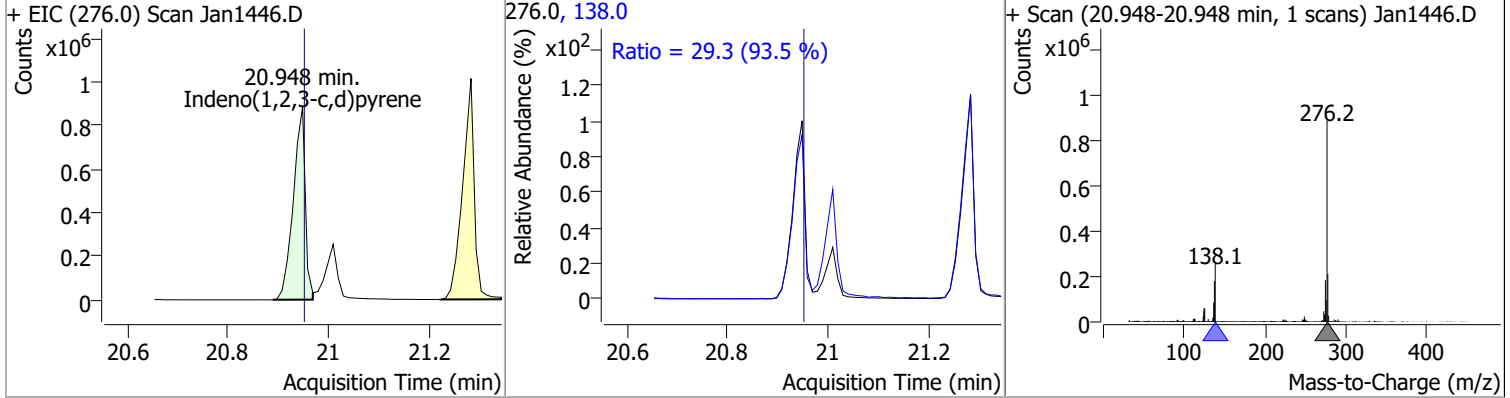


Quantitation Results Report (QT Reviewed)

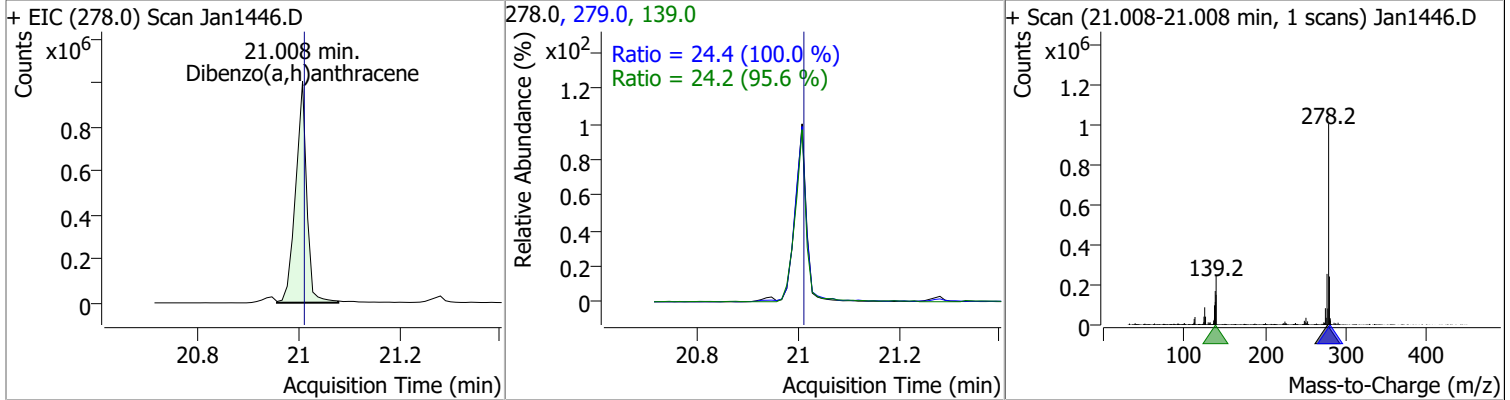
Compound	Conc.	RT	Dev(Min)	Resp.	QIon	QRatio	Lower	Upper
Benzo(a)pyrene	84.8706	19.20	0.01	1584298	253.0	22.4	15.9	29.5



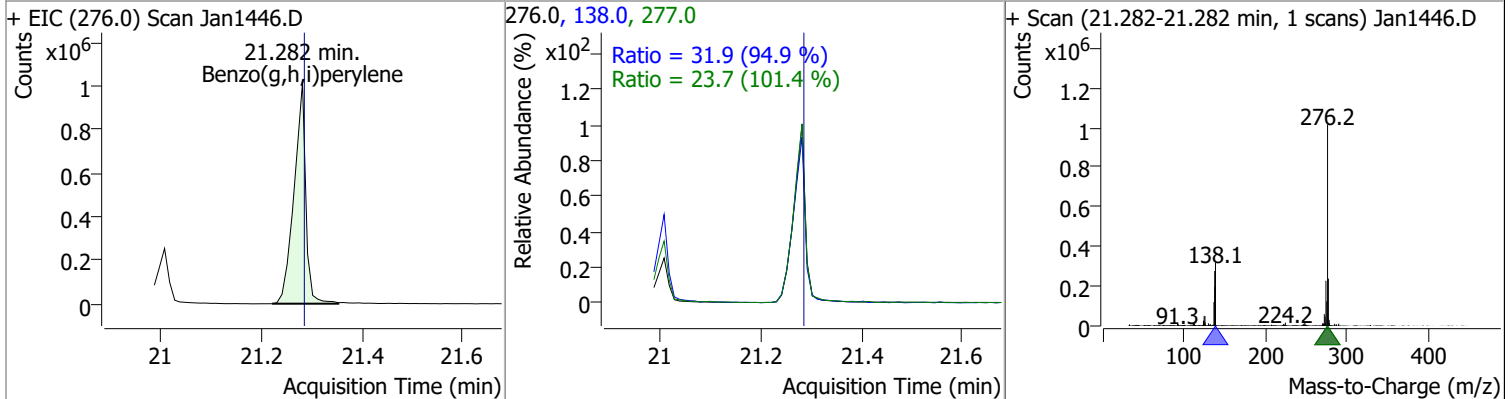
Compound	Conc.	RT	Dev(Min)	Resp.	QIon	QRatio	Lower	Upper
Indeno(1,2,3-c,d)pyrene	91.3834	20.95	0.01	1444279	138.0	29.3	21.9	40.7



Compound	Conc.	RT	Dev(Min)	Resp.	QIon	QRatio	Lower	Upper
Dibenzo(a,h)anthracene	90.1182	21.01	0.01	1539891	139.0	24.2	17.7	32.8
					279.0	24.4	17.1	31.8

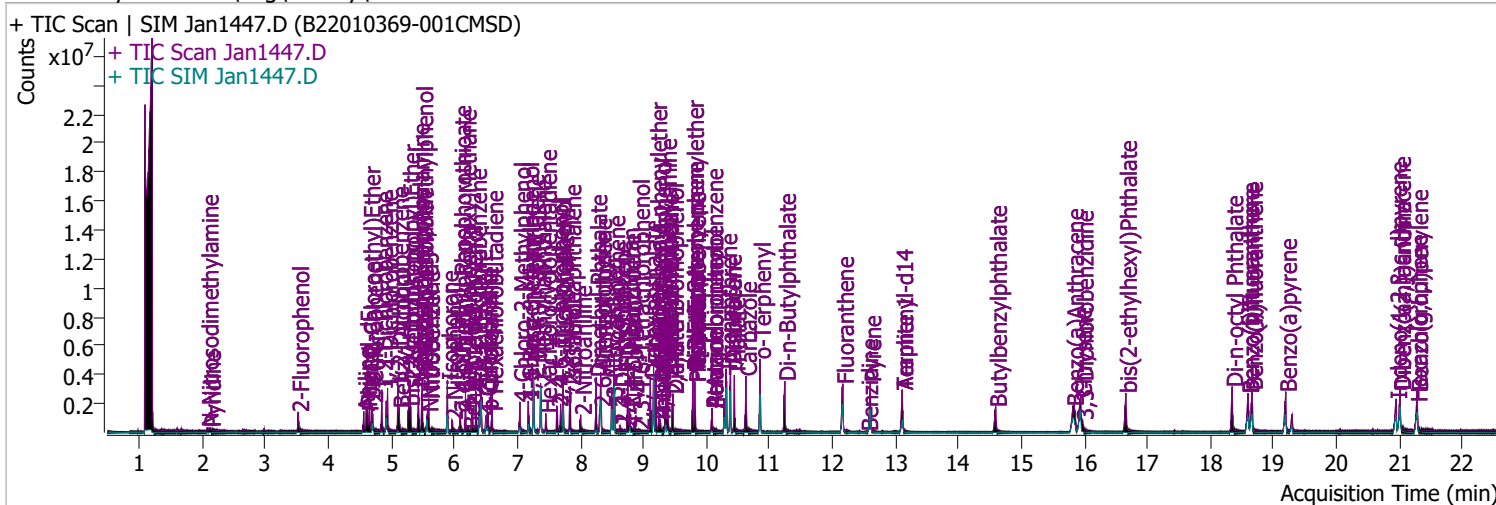


Compound	Conc.	RT	Dev(Min)	Resp.	QIon	QRatio	Lower	Upper
Benzo(g,h,i)perylene	89.0195	21.28	0.01	1631800	138.0	31.9	23.5	43.7
					277.0	23.7	16.4	30.4



Quantitation Results Report (QT Reviewed)

Data File	Jan1447.D	Operator	LIMS import
Acq. Method	BNA+SIM.M	Acq. Date-Time	1/15/2022 1:33:20 PM
Sample Name	B22010369-001CMSD	Instrument	Instrument #1
Vial	47	Multiplier	1.00
DA Method File		Comment	SVOC-8270-W-LARGO
Tune File	dftppdsm.u	Tune Date	1/7/2022 12:13:00 PM
Batch Name	011422 DoD BNA.batch.bin	Last Calib Update	1/17/2022 3:53:35 PM
Ref Library	D:\Org\Library\NIST129K.l		



Compound	RT	QIon	Resp.	Conc.	Units	Dev(Min)
----------	----	------	-------	-------	-------	----------

Internal Standards

System Monitoring Compounds

S 2-Fluorophenol	3.520	112.0	453588	63.6831	µg/L	0.010
Spiked Amount: 200.000	Range: 10.0 - 75.0%			Recovery = 31.84%		
S Phenol-d5	4.603	99.0	665270	69.8114	µg/L	0.000
Spiked Amount: 200.000	Range: 10.0 - 65.0%			Recovery = 34.91%		
S Nitrobenzene-d5	5.573	82.0	349039	67.4895	µg/L	0.010
Spiked Amount: 100.000	Range: 32.0 - 94.0%			Recovery = 67.49%		
S 2-Fluorobiphenyl	7.728	172.0	1354095	75.4211	µg/L	0.010
Spiked Amount: 100.000	Range: 28.0 - 107.0%			Recovery = 75.42%		
S 2,4,6-Tribromophenol	9.469	329.8	265616	166.9793	µg/L	0.010
Spiked Amount: 200.000	Range: 25.0 - 140.0%			Recovery = 83.49%		
S Terphenyl-d14	13.108	244.3	1643509	91.4567	µg/L	0.010
Spiked Amount: 100.000	Range: 32.0 - 122.0%			Recovery = 91.46%		

Target Compounds

Compound	RT	QIon	Resp.	Conc.	Units	QValue
T N-Nitrosodimethylamine	2.080	74.0	107383	35.8052	µg/L	79
T Pyridine	2.121	79.0	135643	20.9856	µg/L	98
T Aniline	4.562	93.0	549176	43.4660	µg/L	m 96
T Phenol	4.623	94.0	399407	38.0245	µg/L	87
T bis(-2-Chloroethyl)Ether	4.654	63.0	558295	71.3398	µg/L	98
T 2-Chlorophenol	4.695	128.0	561116	66.2303	µg/L	98
T 1,3-Dichlorobenzene	4.848	146.0	642739	57.6135	µg/L	99
T 1,4-Dichlorobenzene	4.940	146.0	641647	57.2284	µg/L	m 98
T 1,2-Dichlorobenzene	5.103	146.0	686718	62.1198	µg/L	100
T Benzyl Alcohol	5.124	108.0	275579	58.7380	µg/L	m 94
T bis(2-chloroisopropyl)Ether	5.277	121.0	183747	61.2001	µg/L	m 99
T 2-Methylphenol	5.298	107.0	520453	69.5777	µg/L	96
T N-nitroso-Di-n-propylamine	5.430	70.0	445246	86.0774	µg/L	96
T 4Methylphenol/3Methylphenol	5.492	107.0	671978	66.5348	µg/L	98
T Hexachloroethane	5.492	117.0	163940	51.6789	µg/L	99

Quantitation Results Report (QT Reviewed)

Compound	RT	QIon	Resp.	Conc.	Units	Dev(Min)
T Nitrobenzene	5.594	123.1	224191	82.0329	µg/L	96
T Isophorone	5.890	82.0	1094793	84.3534	µg/L	100
T 2-Nitrophenol	5.962	139.0	166248	73.4901	µg/L	98
T 2,4-Dimethylphenol	6.095	122.0	304209	48.6832	µg/L	98
T bis(-2-Chloroethoxy)Methane	6.177	93.0	667934	87.8525	µg/L	95
T 2,4-Dichlorophenol	6.280	162.0	439877	74.4336	µg/L	98
T Benzoic Acid	6.239	105.0	85262	27.4664	µg/L	84
T 1,2,4-Trichlorobenzene	6.342	180.0	501401	66.6186	µg/L	100
T Naphthalene	6.424	128.0	1651500	75.4601	µg/L	100
T 4-Chlorophenol	6.506	130.0	144561	71.8114	µg/L	99
T p-Chloroaniline	6.526	127.0	540847	63.4694	µg/L	92
T Hexachlorobutadiene	6.598	224.9	252245	62.4170	µg/L	97
T 4-Chloro-2-Methylphenol	7.040	107.0	383699	69.7479	µg/L	m 100
T 4-Chloro-3-Methylphenol	7.173	107.0	477752	82.2240	µg/L	m 99
T 2-Methylnaphthalene	7.256	141.0	1079920	80.1388	µg/L	98
T 1-Methylnaphthalene	7.369	141.0	952758	72.5469	µg/L	m 99
T Hexachlorocyclopentadiene	7.451	236.9	162293	60.6619	µg/L	98
T 2,4,6-Trichlorophenol	7.636	196.0	330526	83.3086	µg/L	98
T 2,4,5-Trichlorophenol	7.687	196.0	367122	81.8955	µg/L	100
T 2-Chloronaphthalene	7.841	162.0	1231442	82.3790	µg/L	99
T 2-Nitroaniline	8.005	65.0	206640	79.7516	µg/L	94
T Dimethyl Phthalate	8.251	163.0	1481323	98.5652	µg/L	99
T 2,6-Dinitrotoluene	8.313	165.0	177755	88.5009	µg/L	82
T Acenaphthylene	8.323	152.1	1902632	79.5452	µg/L	99
T 3-Nitroaniline	8.507	138.0	149889	69.9588	µg/L	95
T Acenaphthene	8.538	154.0	1184949	85.9568	µg/L	99
T 2,4-Dinitrophenol	8.630	184.0	58515	58.5621	µg/L	87
T Dibenzofuran	8.752	168.0	1884869	86.3922	µg/L	100
T 2,4-Dinitrotoluene	8.783	165.0	213651	81.2488	µg/L	97
T 4-Nitrophenol	8.814	109.0	55704	27.1728	µg/L	83
T Diethylphthalate	9.111	149.0	1434883	92.2126	µg/L	100
T Fluorene	9.162	166.0	1582436	89.1472	µg/L	99
T 4-Chlorophenyl-phenylether	9.203	204.0	757604	92.8559	µg/L	99
T 4-Nitroaniline	9.244	138.0	137700	64.3028	µg/L	93
T 4,6-Dinitro-2-methylphenol	9.264	198.0	106560	70.6256	µg/L	99
T N-nitrosodiphenylamine	9.356	169.0	1110464	96.1344	µg/L	99
T Azobenzene	9.387	77.0	1131383	82.2159	µg/L	99
T 4-Bromophenyl-phenylether	9.786	248.0	460387	96.9209	µg/L	98
T Hexachlorobenzene	9.816	283.9	411641	86.2861	µg/L	98
T Pentachlorophenol	10.090	265.9	192197	86.0856	µg/L	100
T Phenanthrene	10.313	178.0	2174527	91.6789	µg/L	100
T Anthracene	10.384	178.0	2214139	95.8747	µg/L	100
T Triallate	10.444	86.0	456361	90.0150	µg/L	99
T Carbazole	10.627	167.0	1949407	86.5226	µg/L	99
T o-Terphenyl	10.849	230.0	1116737	82.0478	µg/L	99
T Di-n-Butylphthalate	11.244	149.0	2252546	100.2716	µg/L	99
T Fluoranthene	12.166	202.0	2369772	95.5634	µg/L	97
T Benzidine	12.551	184.0	23310	3.7577	µg/L	# 94
T Pyrene	12.602	202.0	2384403	87.8227	µg/L	95
T Butylbenzylphthalate	14.592	149.0	755251	104.5899	µg/L	92
T Benzo(a)Anthracene	15.818	228.0	1934064	101.8207	µg/L	99
T Chrysene	15.941	228.0	2033523	98.4774	µg/L	99
T 3,3-Dichlorobenzidine	15.972	252.0	389945	61.3525	µg/L	96
T bis(2-ethylhexyl)Phthalate	16.656	167.0	283249	109.2358	µg/L	98
T Di-n-octyl Phthalate	18.345	149.0	1963841	101.1433	µg/L	99

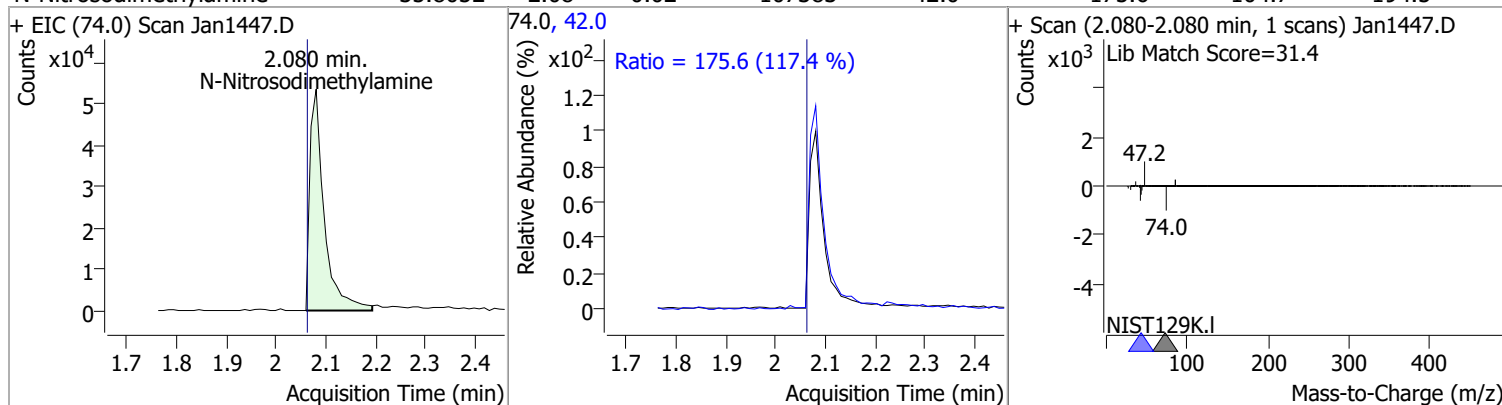
Quantitation Results Report (QT Reviewed)

Compound	RT	QIon	Resp.	Conc.	Units	Dev(Min)
T Benzo(b)fluoranthene	18.598	252.0	1890881	93.4213	µg/L	100
T Benzo(k)fluoranthene	18.659	252.0	2055103	97.9368	µg/L	100
T Benzo(a)pyrene	19.196	252.0	1765832	91.0992	µg/L	99
T Indeno(1,2,3-c,d)pyrene	20.948	276.0	1365777	83.8697	µg/L	93
T Dibenzo(a,h)anthracene	21.008	278.0	1575107	89.1362	µg/L	96
T Benzo(g,h,i)perylene	21.282	276.0	1704613	89.8641	µg/L	98

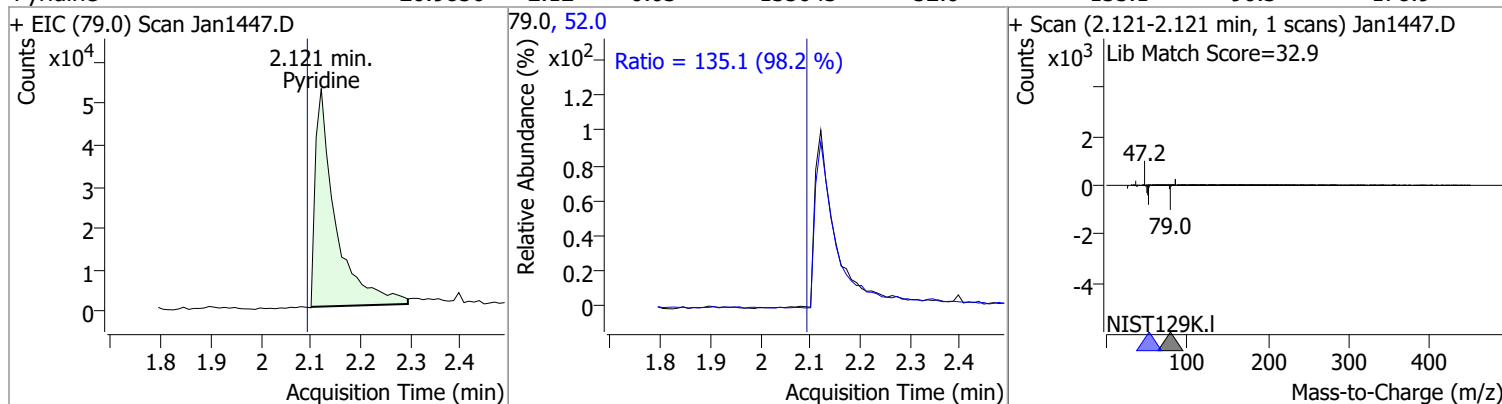
(#) = Qualifier Out of Range; (m) = Manual Integration; (+) = Area Summed; (*) = Surrogate Percent Recovery Out of Range; (d): Zeroed Peak

Quantitation Results Report (QT Reviewed)

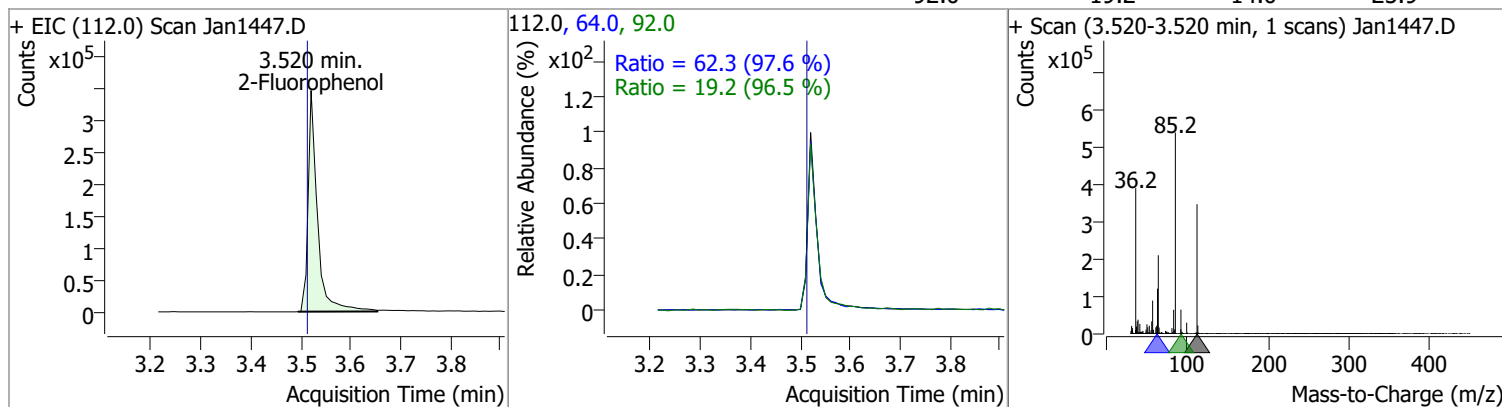
Compound	Conc.	RT	Dev(Min)	Resp.	QIon	QRatio	Lower	Upper
N-Nitrosodimethylamine	35.8052	2.08	0.02	107383	42.0	175.6	104.7	194.5



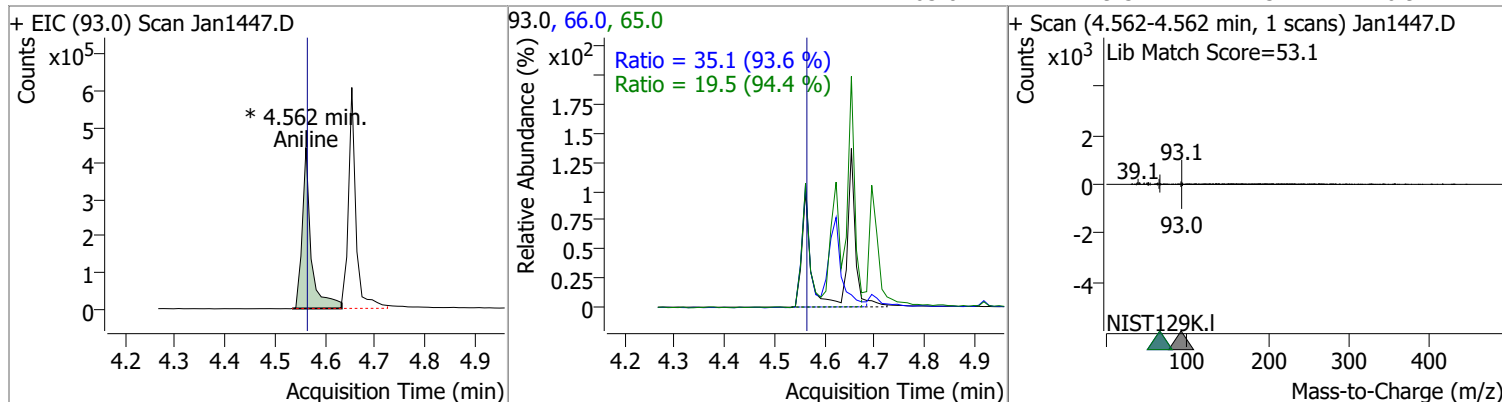
Pyridine	20.9856	2.12	0.03	135643	52.0	135.1	96.3	178.9
----------	---------	------	------	--------	------	-------	------	-------



2-Fluorophenol	63.6831	3.52	0.01	453588	64.0 92.0	62.3 19.2	44.6 14.0	82.9 25.9
----------------	---------	------	------	--------	--------------	--------------	--------------	--------------

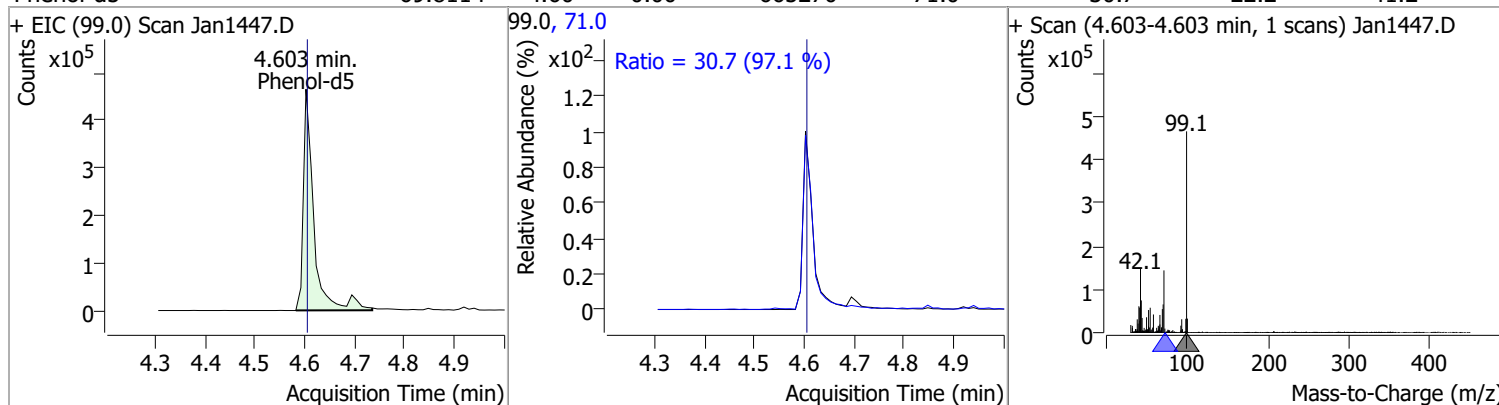


Aniline	43.4660	4.56	0.00	549176 (m)	66.0 65.0	35.1 19.5	26.2 14.5	48.7 26.9
---------	---------	------	------	------------	--------------	--------------	--------------	--------------

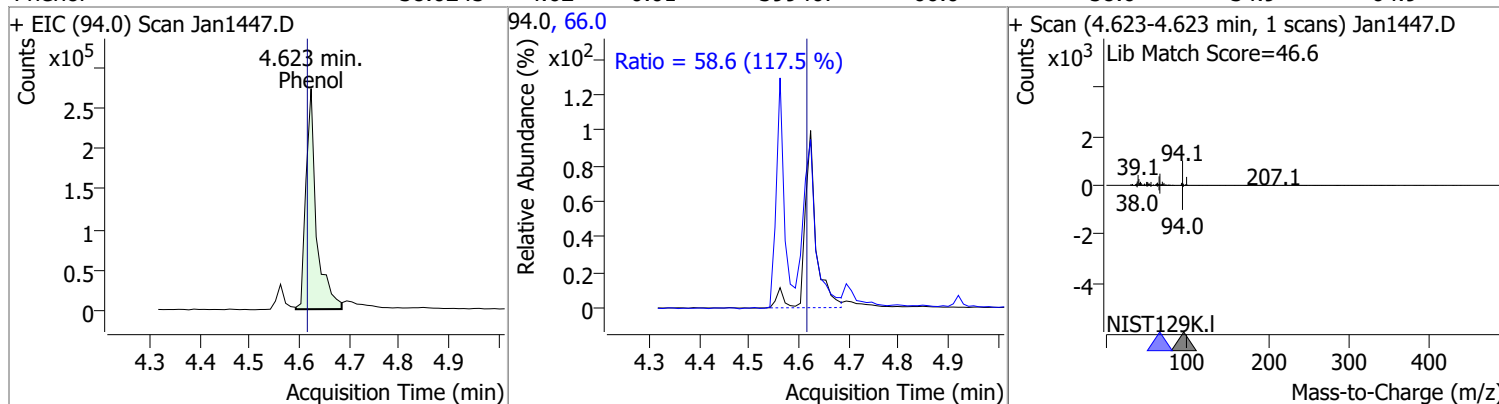


Quantitation Results Report (QT Reviewed)

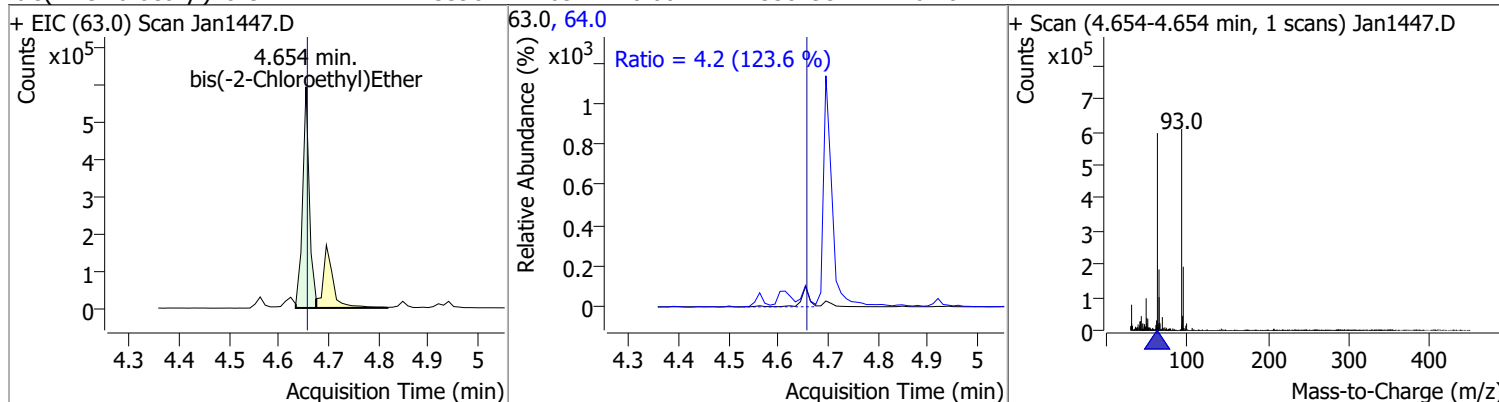
Compound	Conc.	RT	Dev(Min)	Resp.	QIon	QRatio	Lower	Upper
Phenol-d5	69.8114	4.60	0.00	665270	71.0	30.7	22.2	41.2



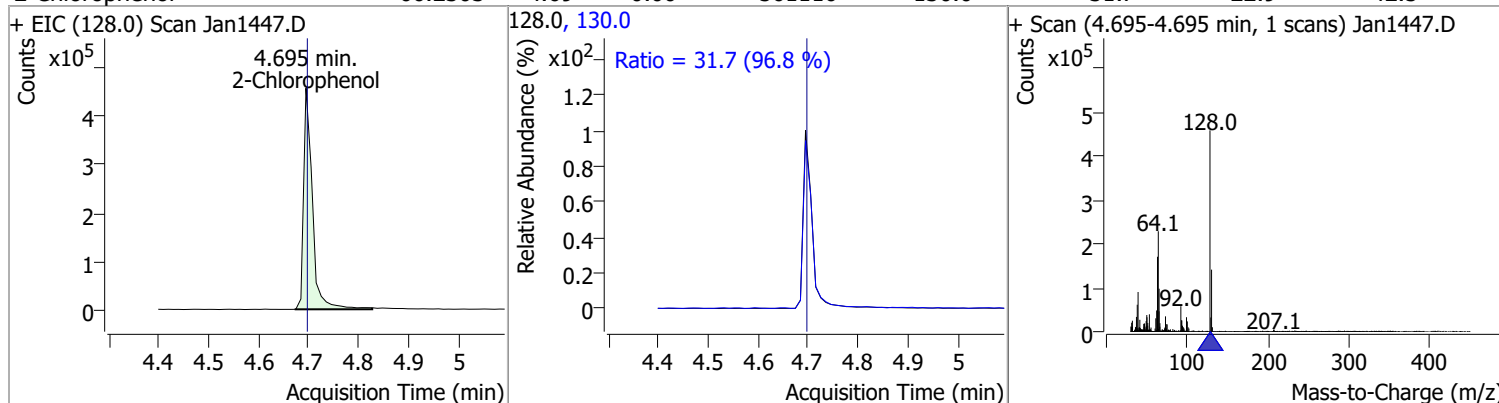
Compound	Conc.	RT	Dev(Min)	Resp.	QIon	QRatio	Lower	Upper
Phenol	38.0245	4.62	0.01	399407	66.0	58.6	34.9	64.9



Compound	Conc.	RT	Dev(Min)	Resp.	QIon	QRatio	Lower	Upper
bis(-2-Chloroethyl)Ether	71.3398	4.65	0.00	558295	64.0	4.2	2.4	4.4

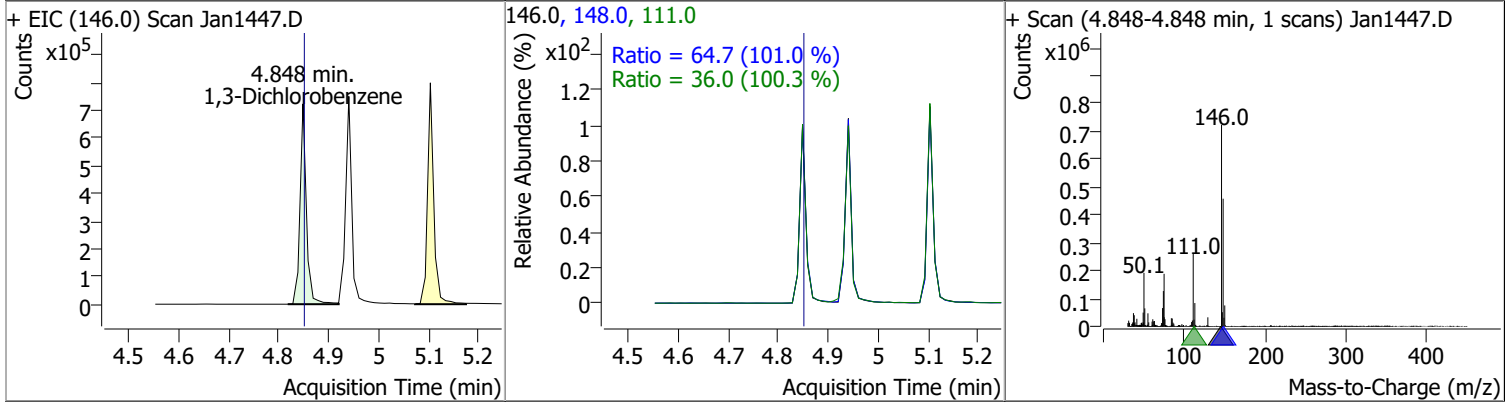


Compound	Conc.	RT	Dev(Min)	Resp.	QIon	QRatio	Lower	Upper
2-Chlorophenol	66.2303	4.69	0.00	561116	130.0	31.7	22.9	42.5

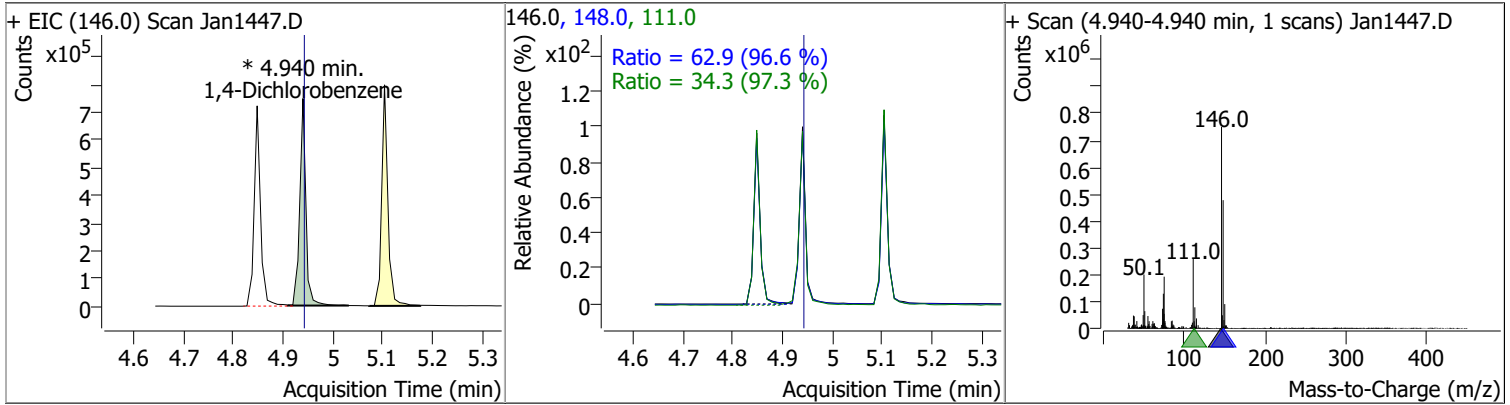


Quantitation Results Report (QT Reviewed)

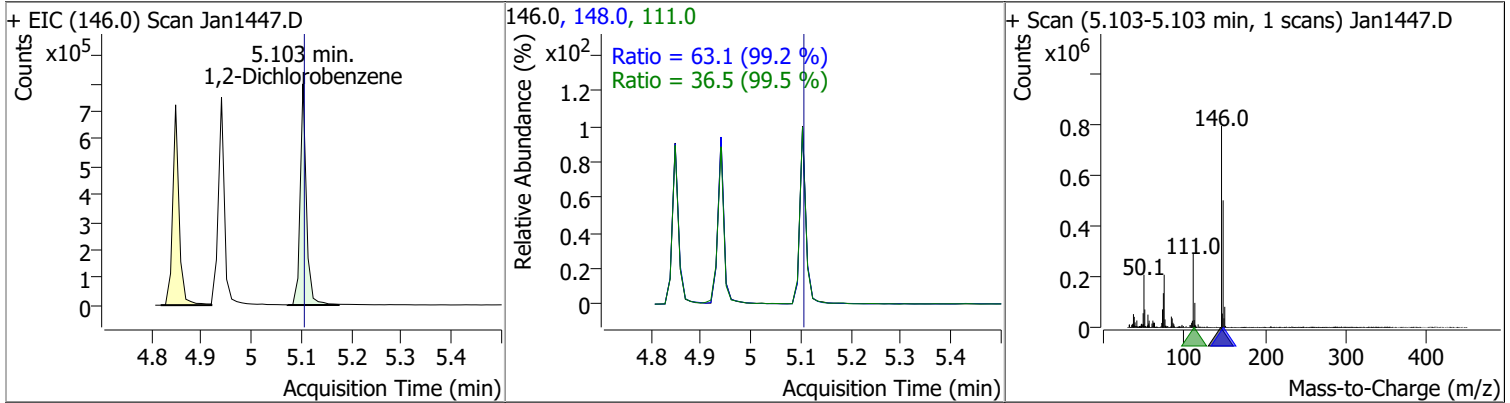
Compound	Conc.	RT	Dev(Min)	Resp.	QIon	QRatio	Lower	Upper
1,3-Dichlorobenzene	57.6135	4.85	0.00	642739	148.0	64.7	44.8	83.2
					111.0	36.0	25.1	46.7



Compound	Conc.	RT	Dev(Min)	Resp.	QIon	QRatio	Lower	Upper
1,4-Dichlorobenzene	57.2284	4.94	0.00	641647 (m)	148.0	62.9	45.6	84.7
					111.0	34.3	24.7	45.8

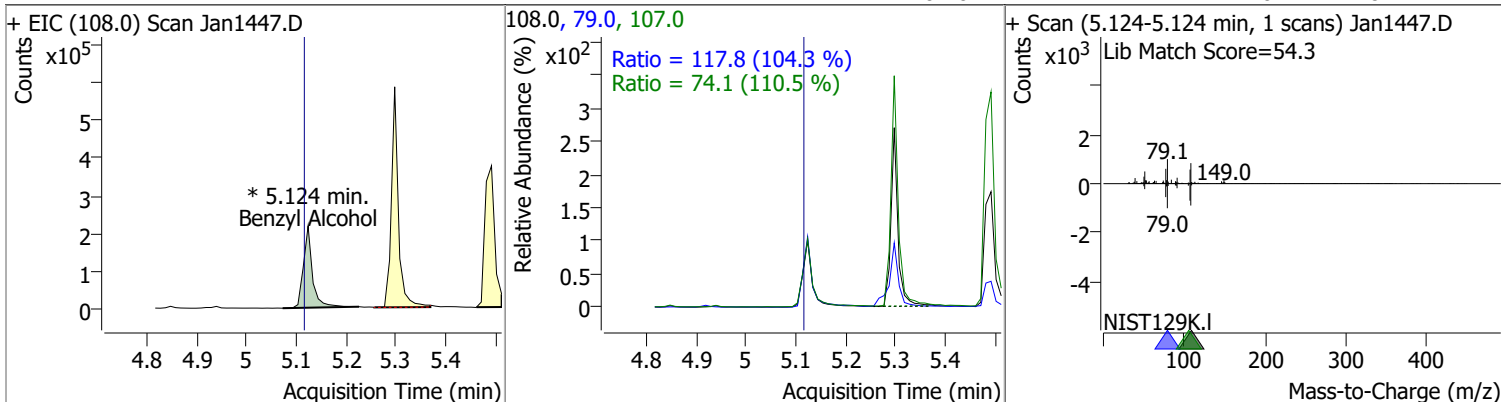


Compound	Conc.	RT	Dev(Min)	Resp.	QIon	QRatio	Lower	Upper
1,2-Dichlorobenzene	62.1198	5.10	0.00	686718	148.0	63.1	44.5	82.7
					111.0	36.5	25.7	47.6

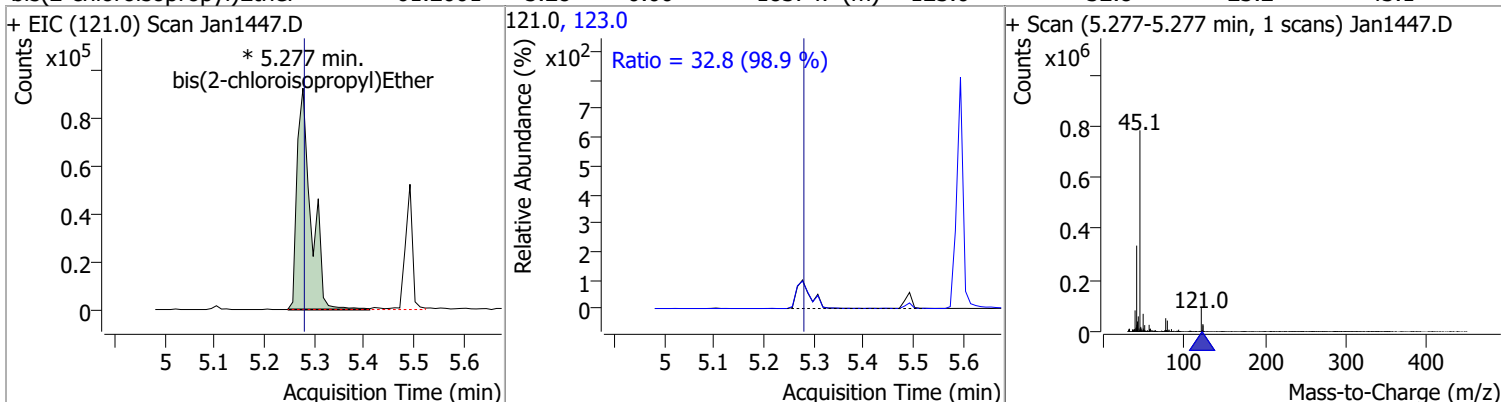


Quantitation Results Report (QT Reviewed)

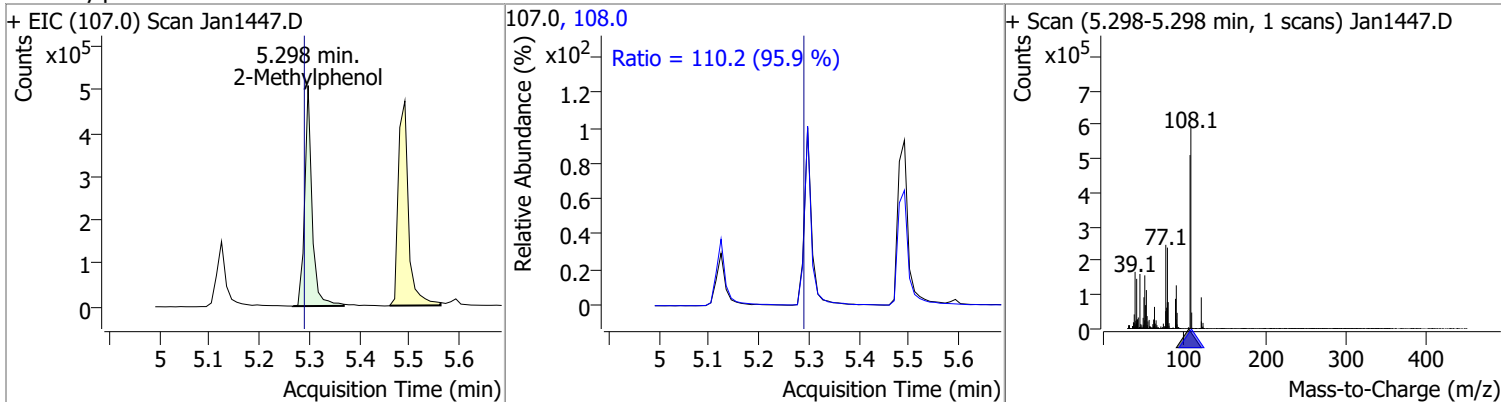
Compound	Conc.	RT	Dev(Min)	Resp.	QIon	QRatio	Lower	Upper
Benzyl Alcohol	58.7380	5.12	0.01	275579 (m)	79.0	117.8	79.0	146.8
					107.0	74.1	47.0	87.2



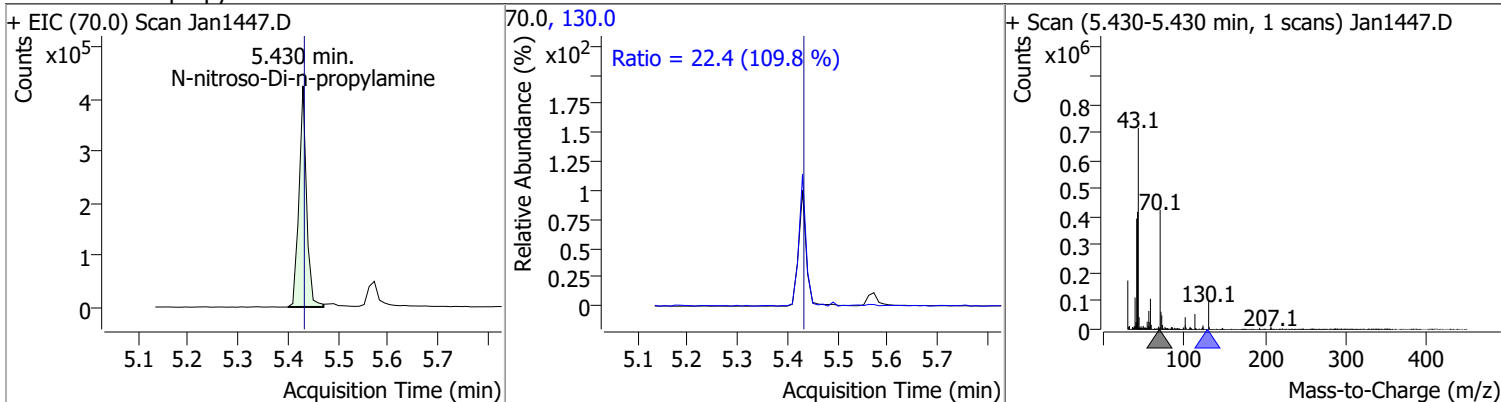
Compound	Conc.	RT	Dev(Min)	Resp.	QIon	QRatio	Lower	Upper
bis(2-chloroisopropyl)Ether	61.2001	5.28	0.00	183747 (m)	123.0	32.8	23.2	43.1



Compound	Conc.	RT	Dev(Min)	Resp.	QIon	QRatio	Lower	Upper
2-Methylphenol	69.5777	5.30	0.01	520453	108.0	110.2	80.4	149.4

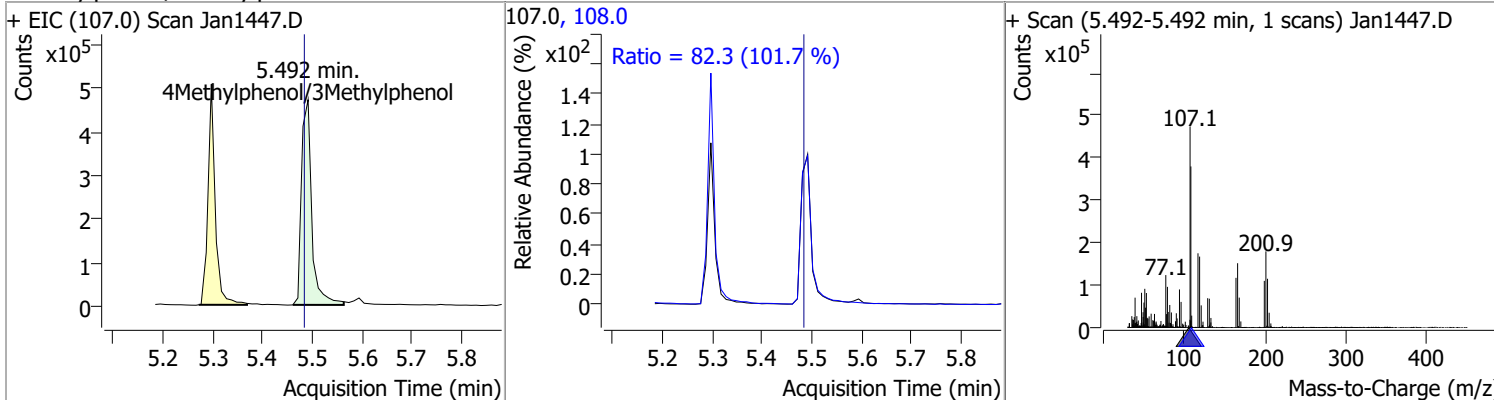


Compound	Conc.	RT	Dev(Min)	Resp.	QIon	QRatio	Lower	Upper
N-nitroso-Di-n-propylamine	86.0774	5.43	0.00	445246	130.0	22.4	0.0	40.8

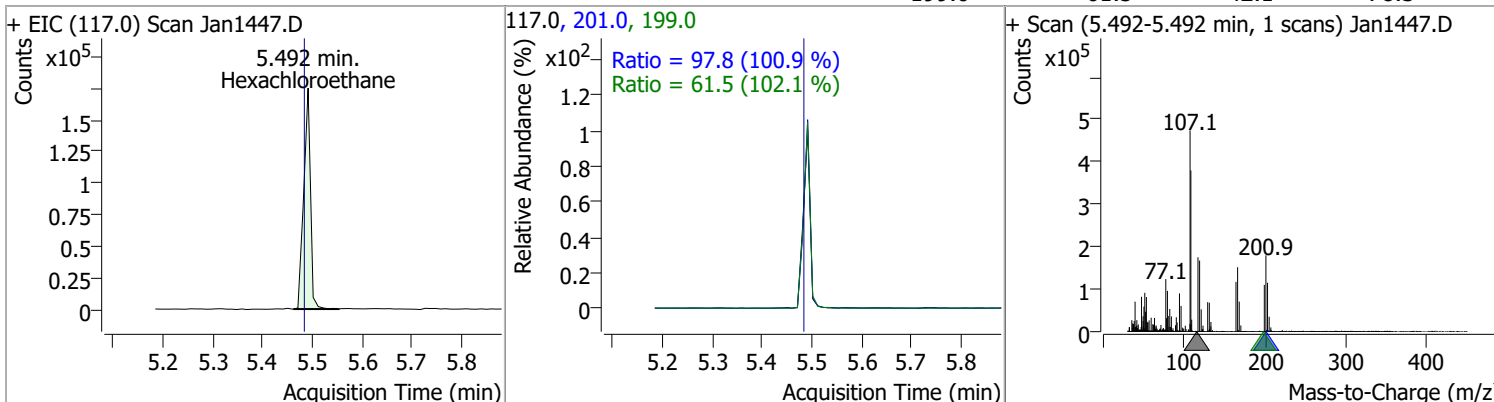


Quantitation Results Report (QT Reviewed)

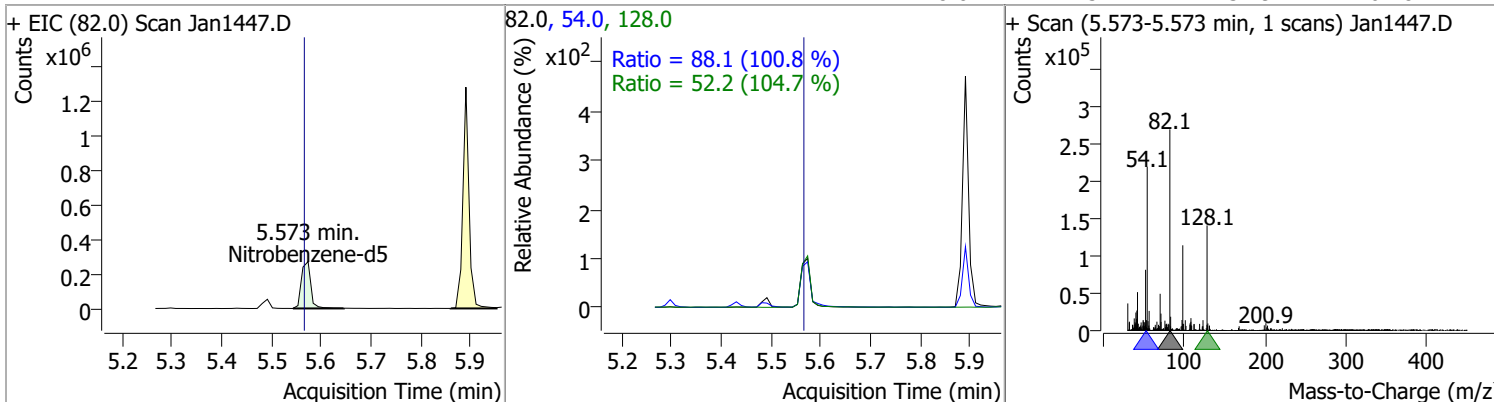
Compound	Conc.	RT	Dev(Min)	Resp.	QIon	QRatio	Lower	Upper
4Methylphenol/3Methylphenol	66.5348	5.49	0.01	671978	108.0	82.3	56.6	105.1



Compound	Conc.	RT	Dev(Min)	Resp.	QIon	QRatio	Lower	Upper
Hexachloroethane	51.6789	5.49	0.01	163940	201.0	97.8	67.9	126.0
					199.0	61.5	42.1	78.3

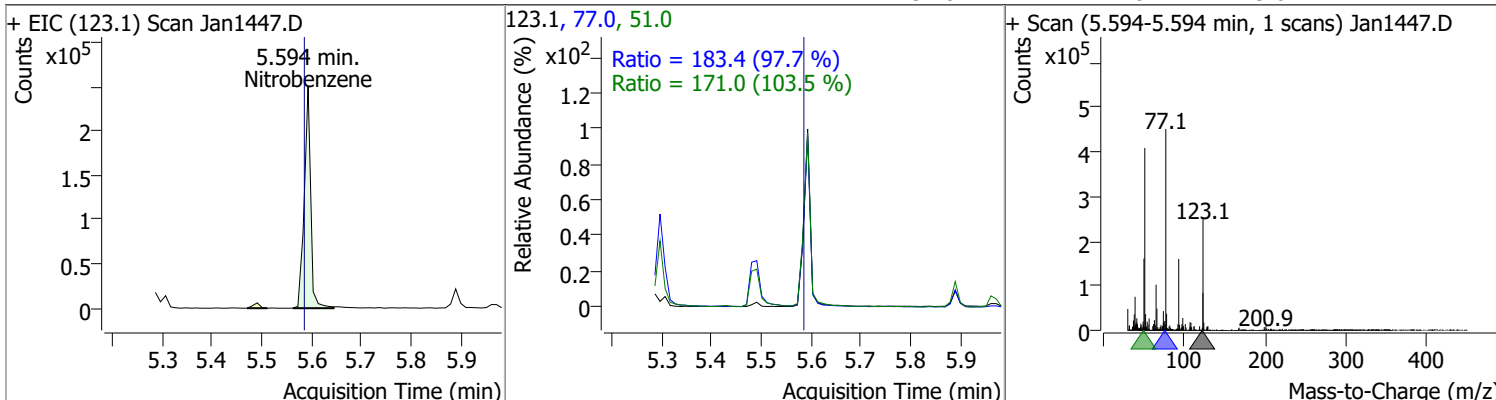


Compound	Conc.	RT	Dev(Min)	Resp.	QIon	QRatio	Lower	Upper
Nitrobenzene-d5	67.4895	5.57	0.01	349039	54.0	88.1	61.2	113.6
					128.0	52.2	34.9	64.8

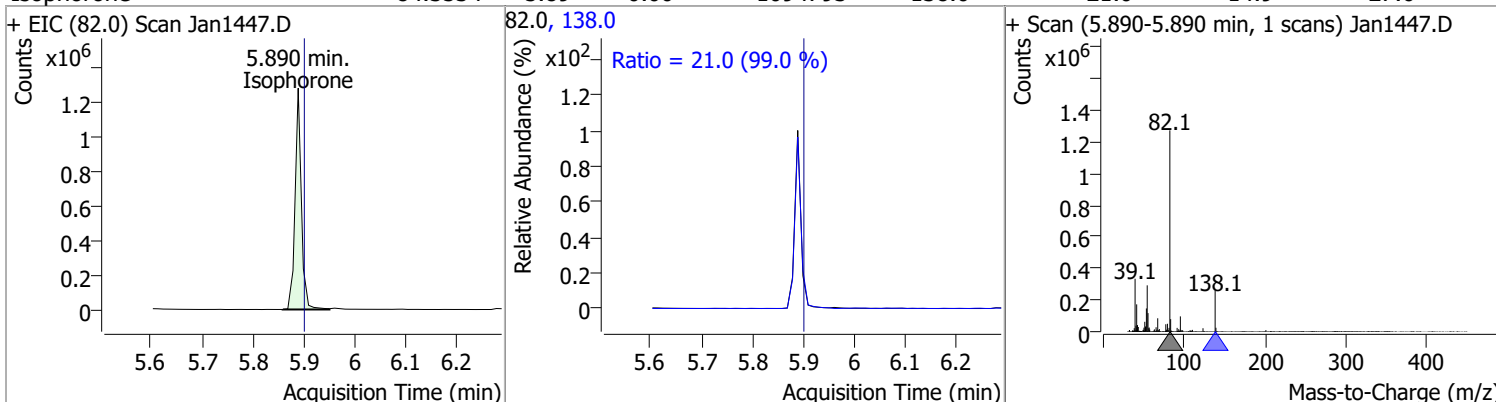


Quantitation Results Report (QT Reviewed)

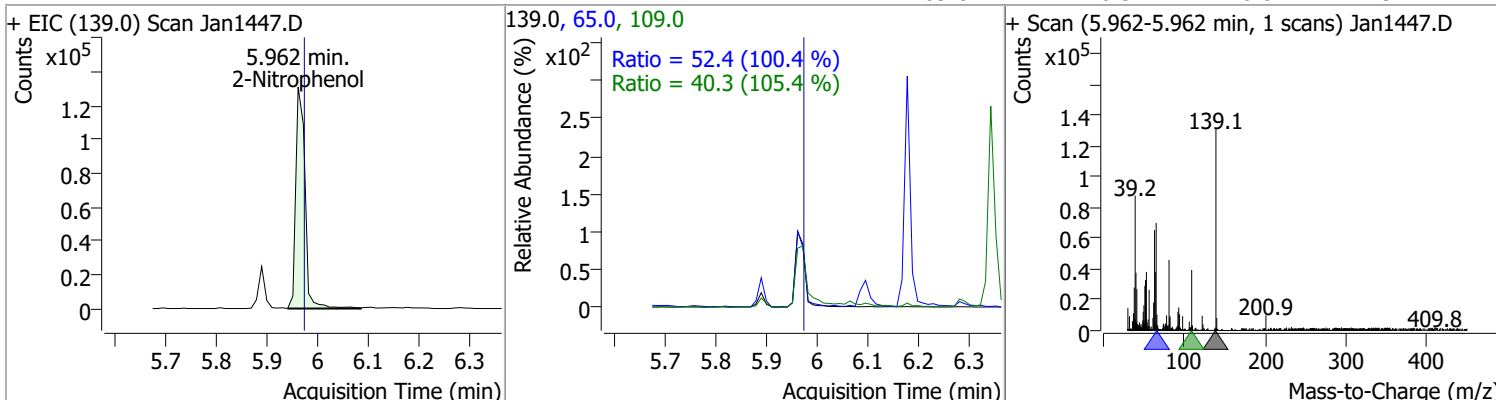
Compound	Conc.	RT	Dev(Min)	Resp.	QIon	QRatio	Lower	Upper
Nitrobenzene	82.0329	5.59	0.01	224191	77.0	183.4	131.4	243.9
					51.0	171.0	115.6	214.7



Compound	Conc.	RT	Dev(Min)	Resp.	QIon	QRatio	Lower	Upper
Isophorone	84.3534	5.89	0.00	1094793	138.0	21.0	14.9	27.6

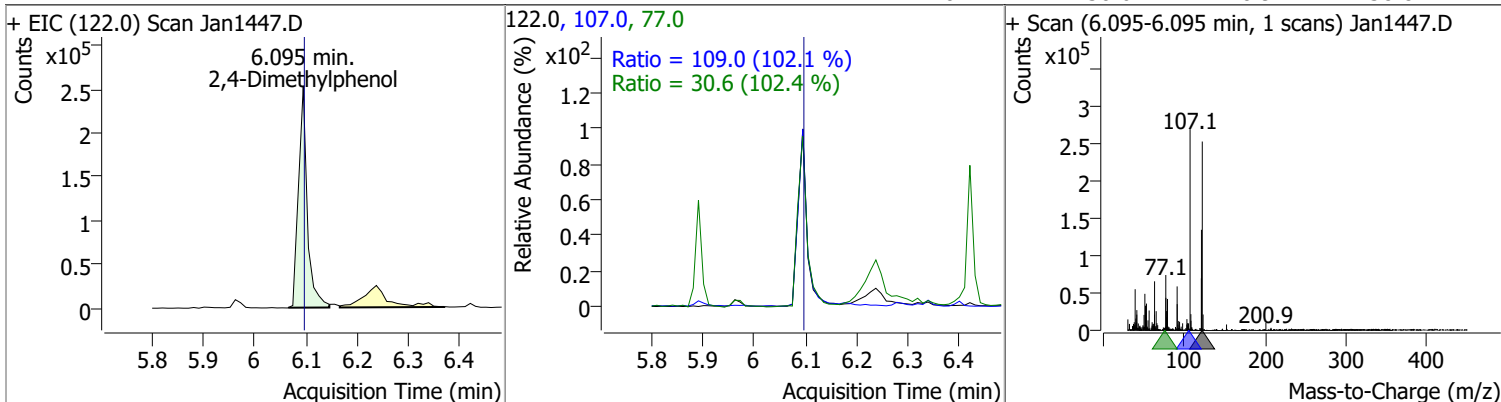


Compound	Conc.	RT	Dev(Min)	Resp.	QIon	QRatio	Lower	Upper
2-Nitrophenol	73.4901	5.96	0.00	166248	65.0	52.4	36.6	67.9
					109.0	40.3	26.8	49.7

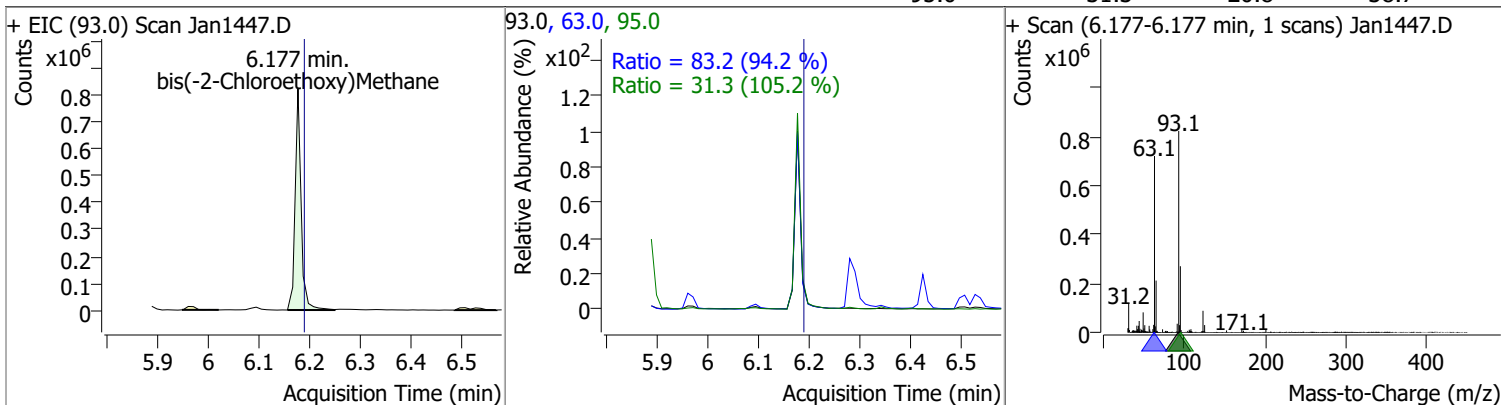


Quantitation Results Report (QT Reviewed)

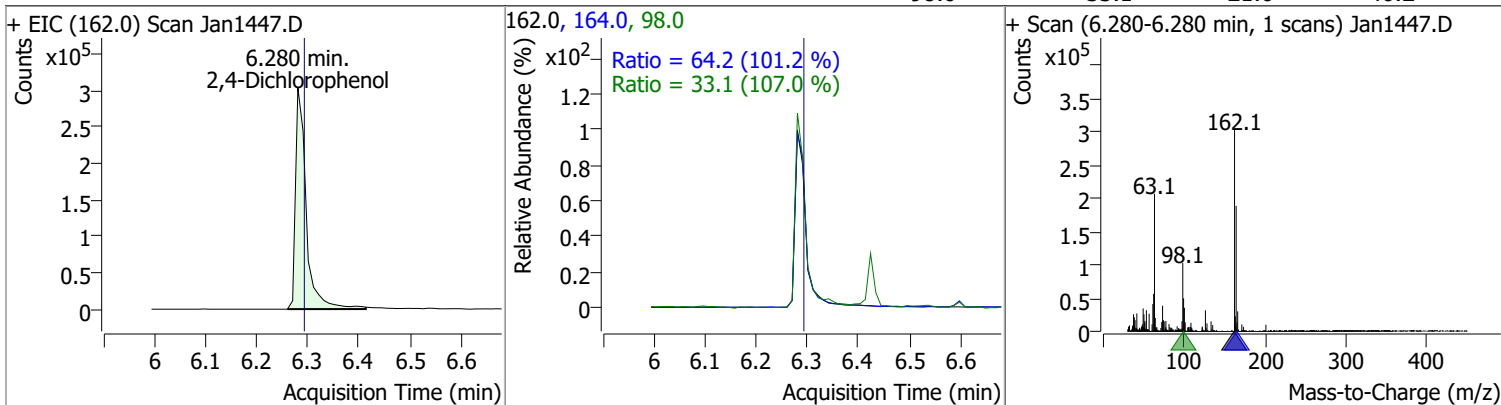
Compound	Conc.	RT	Dev(Min)	Resp.	QIon	QRatio	Lower	Upper
2,4-Dimethylphenol	48.6832	6.10	0.01	304209	107.0	109.0	74.7	138.8
					77.0	30.6	20.9	38.8



Compound	Conc.	RT	Dev(Min)	Resp.	QIon	QRatio	Lower	Upper
bis(-2-Chloroethoxy)Methane	87.8525	6.18	0.00	667934	63.0	83.2	61.8	114.8
					95.0	31.3	20.8	38.7

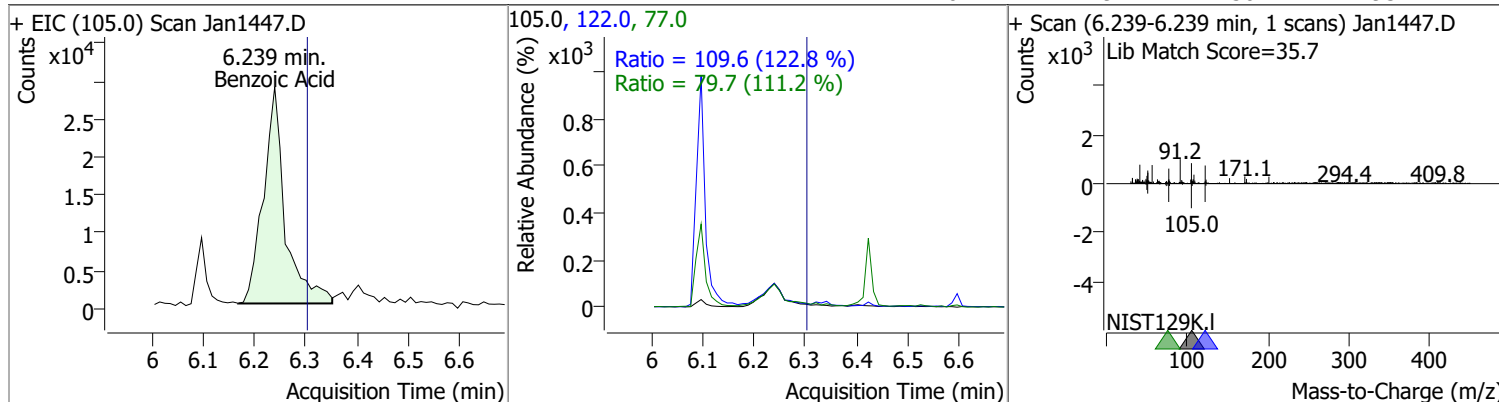


Compound	Conc.	RT	Dev(Min)	Resp.	QIon	QRatio	Lower	Upper
2,4-Dichlorophenol	74.4336	6.28	0.00	439877	164.0	64.2	44.4	82.5
					98.0	33.1	21.6	40.2

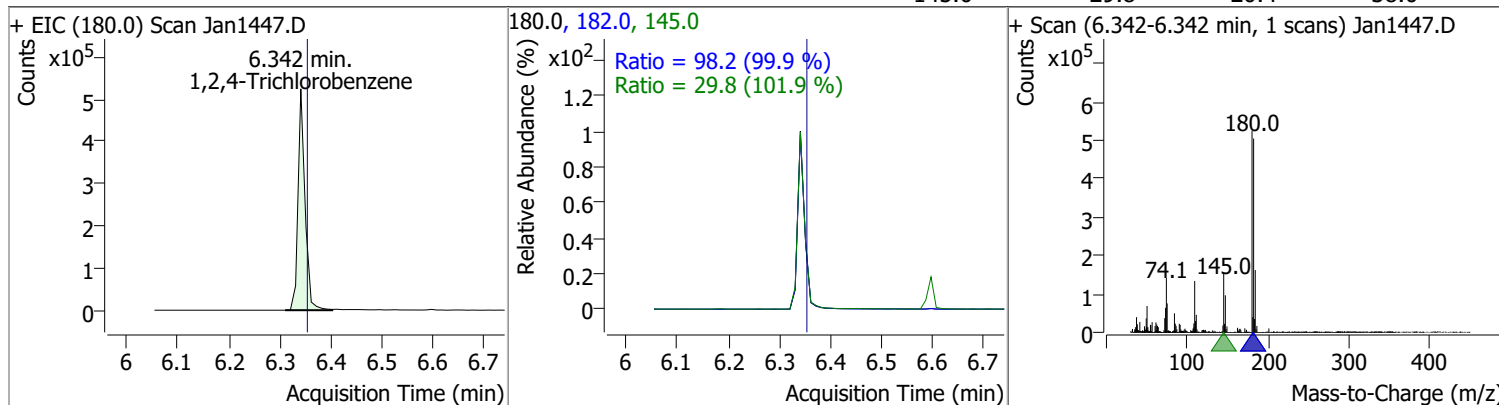


Quantitation Results Report (QT Reviewed)

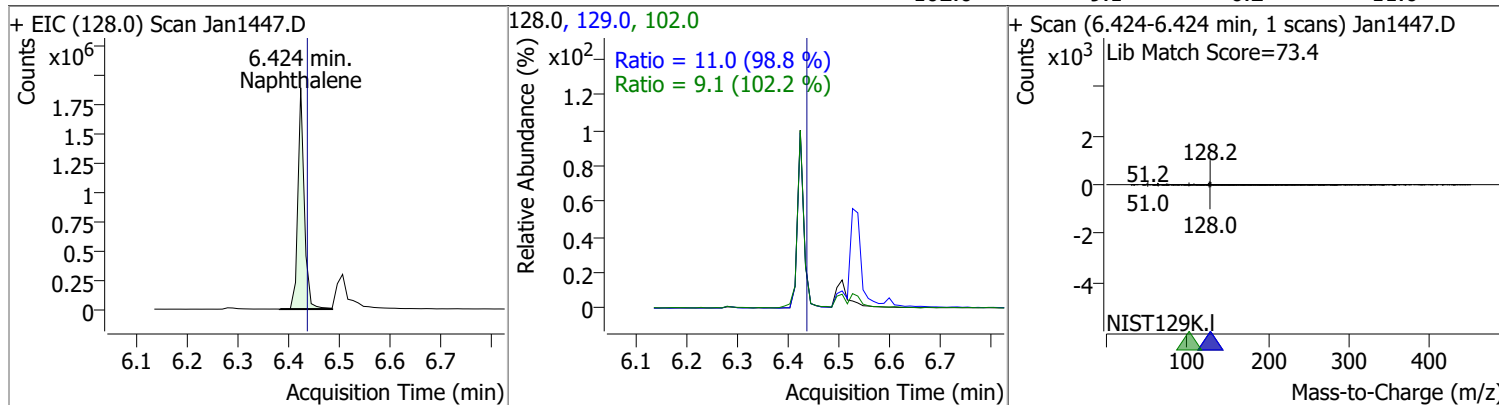
Compound	Conc.	RT	Dev(Min)	Resp.	QIon	QRatio	Lower	Upper
Benzoic Acid	27.4664	6.24	-0.05	85262	122.0	109.6	62.5	116.1
					77.0	79.7	50.2	93.2



Compound	Conc.	RT	Dev(Min)	Resp.	QIon	QRatio	Lower	Upper
1,2,4-Trichlorobenzene	66.6186	6.34	0.00	501401	182.0	98.2	68.8	127.8
					145.0	29.8	20.4	38.0

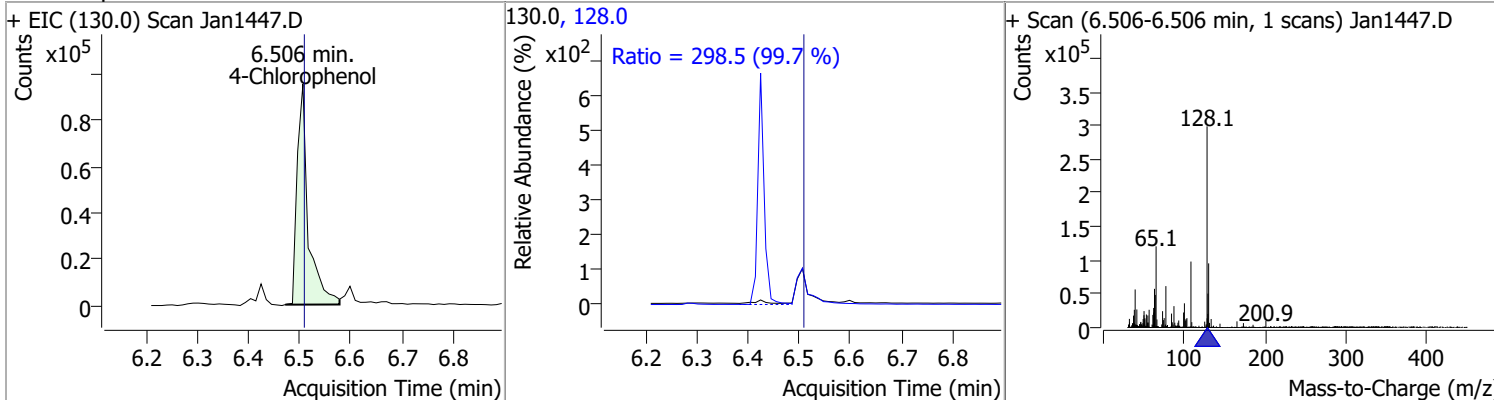


Compound	Conc.	RT	Dev(Min)	Resp.	QIon	QRatio	Lower	Upper
Naphthalene	75.4601	6.42	0.00	1651500	129.0	11.0	7.8	14.4
					102.0	9.1	6.2	11.6

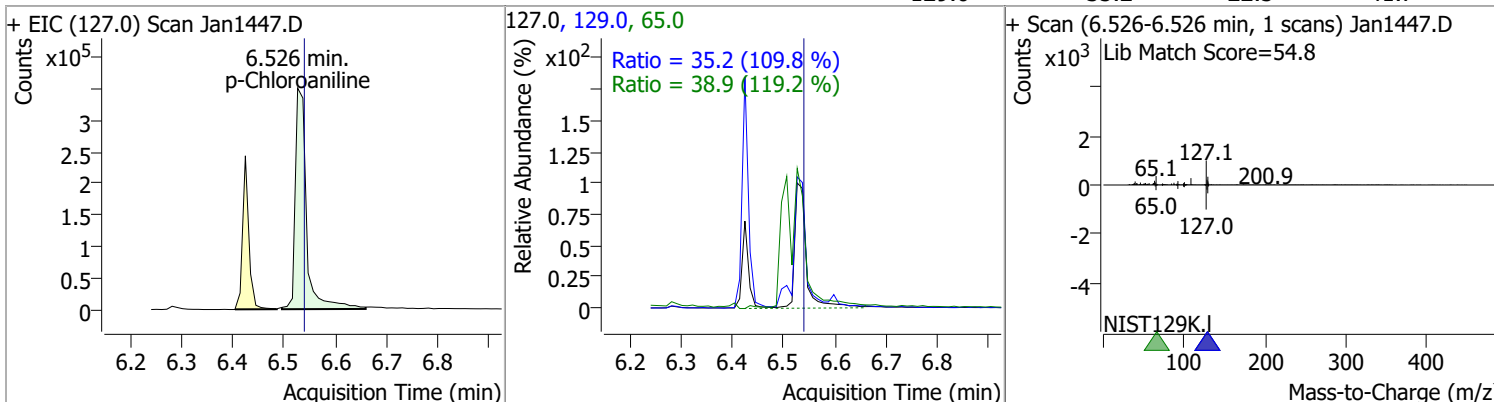


Quantitation Results Report (QT Reviewed)

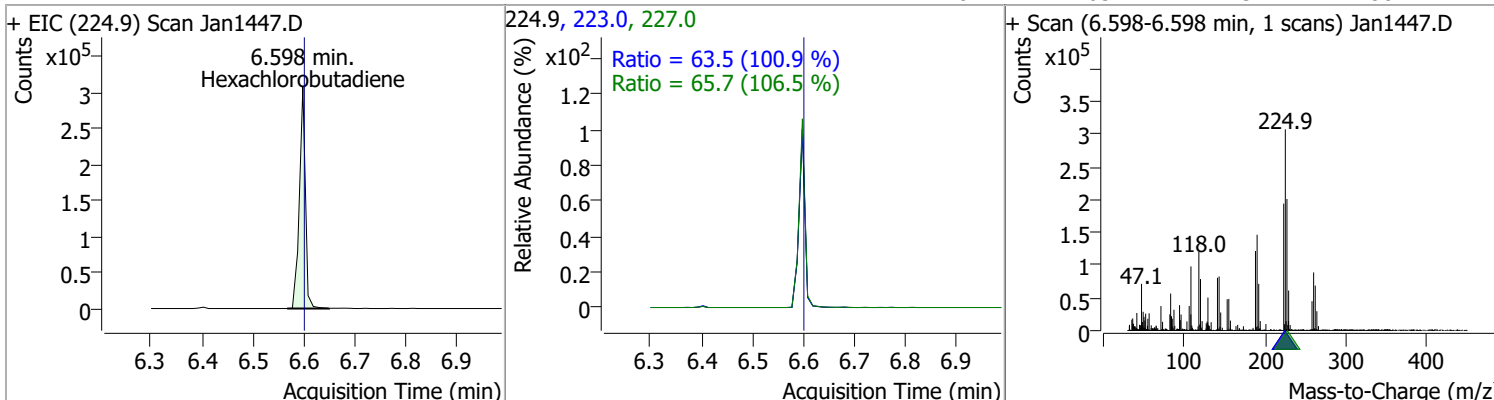
Compound	Conc.	RT	Dev(Min)	Resp.	QIon	QRatio	Lower	Upper
4-Chlorophenol	71.8114	6.51	0.01	144561	128.0	298.5	209.7	389.4



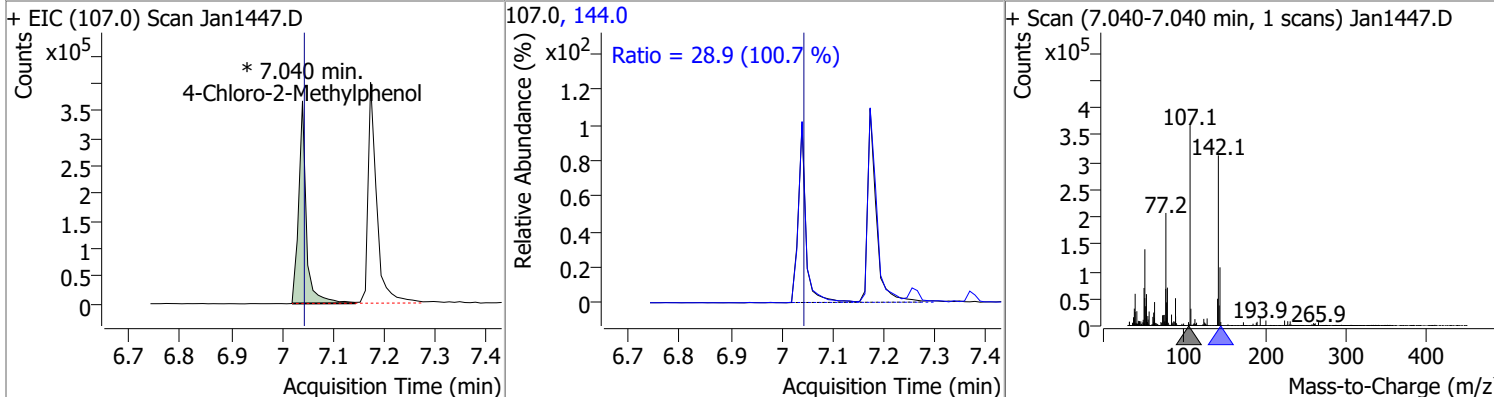
Compound	Conc.	RT	Dev(Min)	Resp.	QIon	QRatio	Lower	Upper
p-Chloroaniline	63.4694	6.53	0.00	540847	65.0	38.9	22.8	42.4
					129.0	35.2	22.5	41.7



Compound	Conc.	RT	Dev(Min)	Resp.	QIon	QRatio	Lower	Upper
Hexachlorobutadiene	62.4170	6.60	0.01	252245	223.0	63.5	44.0	81.8
					227.0	65.7	43.2	80.2

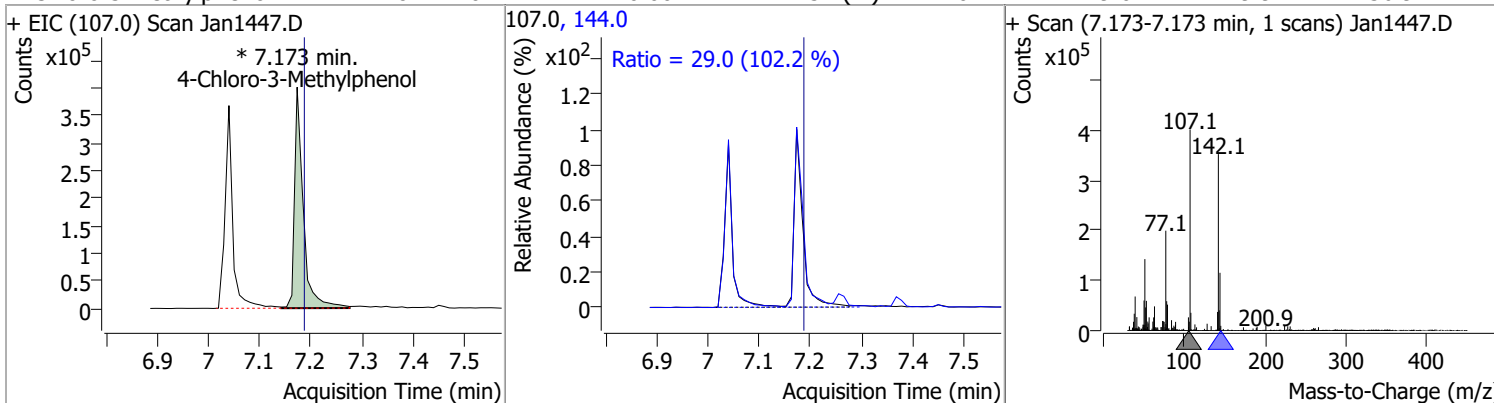


Compound	Conc.	RT	Dev(Min)	Resp.	QIon	QRatio	Lower	Upper
4-Chloro-2-Methylphenol	69.7479	7.04	0.01	383699 (m)	144.0	28.9	20.1	37.3

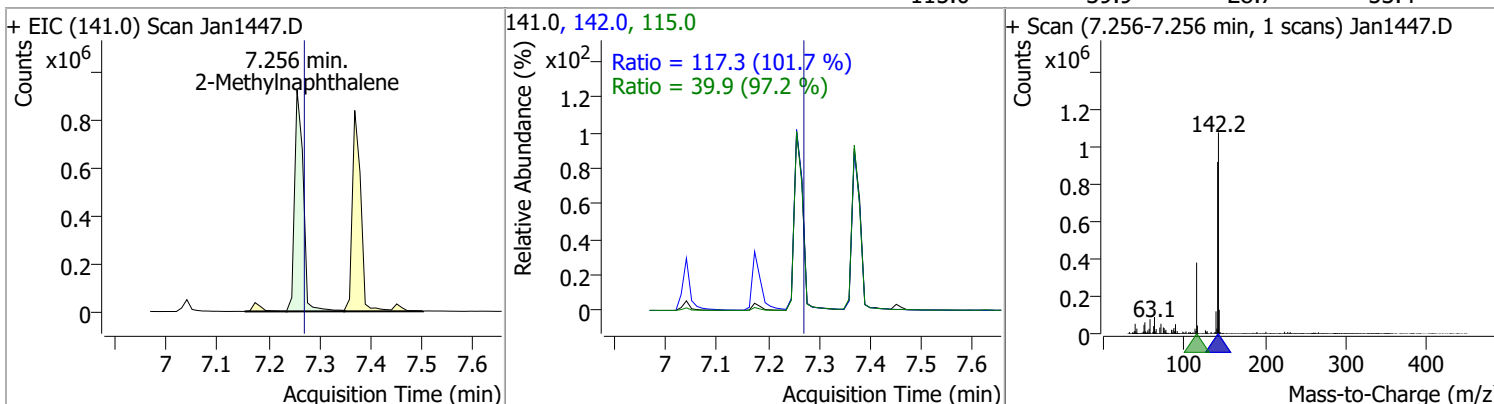


Quantitation Results Report (QT Reviewed)

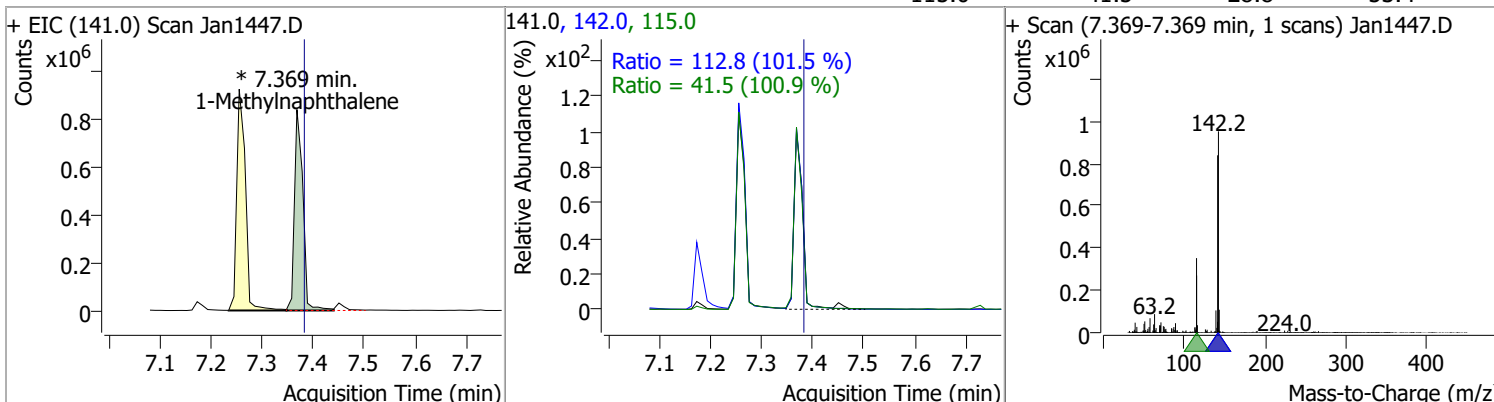
Compound	Conc.	RT	Dev(Min)	Resp.	QIon	QRatio	Lower	Upper
4-Chloro-3-Methylphenol	82.2240	7.17	0.00	477752 (m)	144.0	29.0	19.9	36.9



Compound	Conc.	RT	Dev(Min)	Resp.	QIon	QRatio	Lower	Upper
2-Methylnaphthalene	80.1388	7.26	0.00	1079920	142.0	117.3	80.8	150.0
					115.0	39.9	28.7	53.4

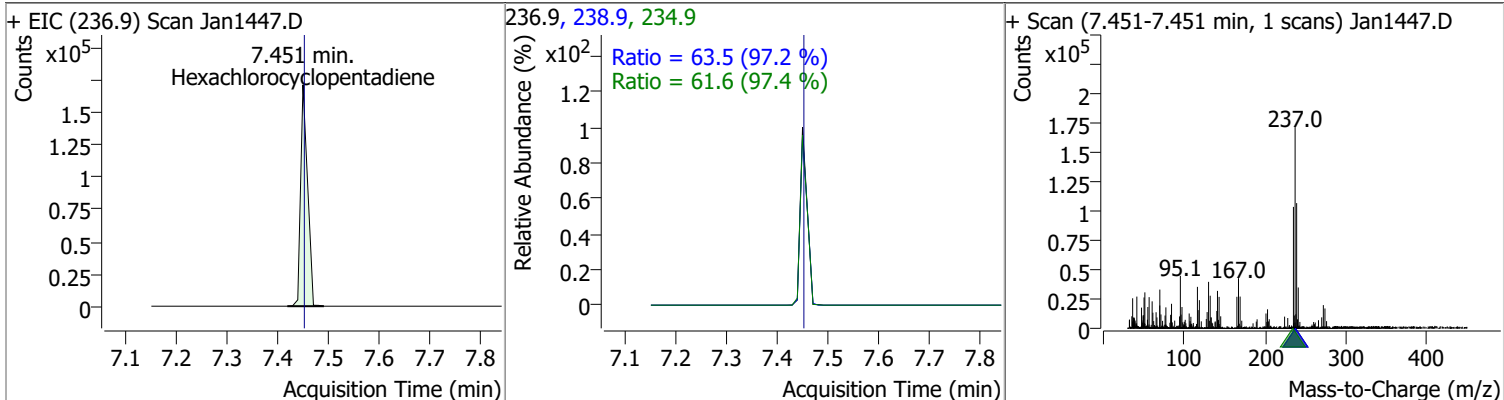


Compound	Conc.	RT	Dev(Min)	Resp.	QIon	QRatio	Lower	Upper
1-Methylnaphthalene	72.5469	7.37	0.00	952758 (m)	142.0	112.8	77.8	144.5
					115.0	41.5	28.8	53.4

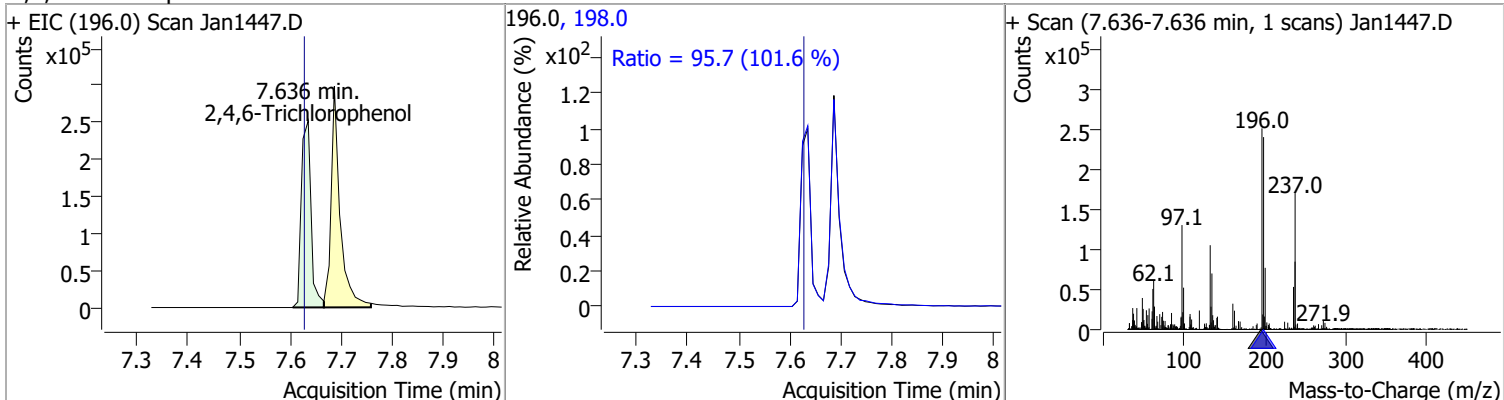


Quantitation Results Report (QT Reviewed)

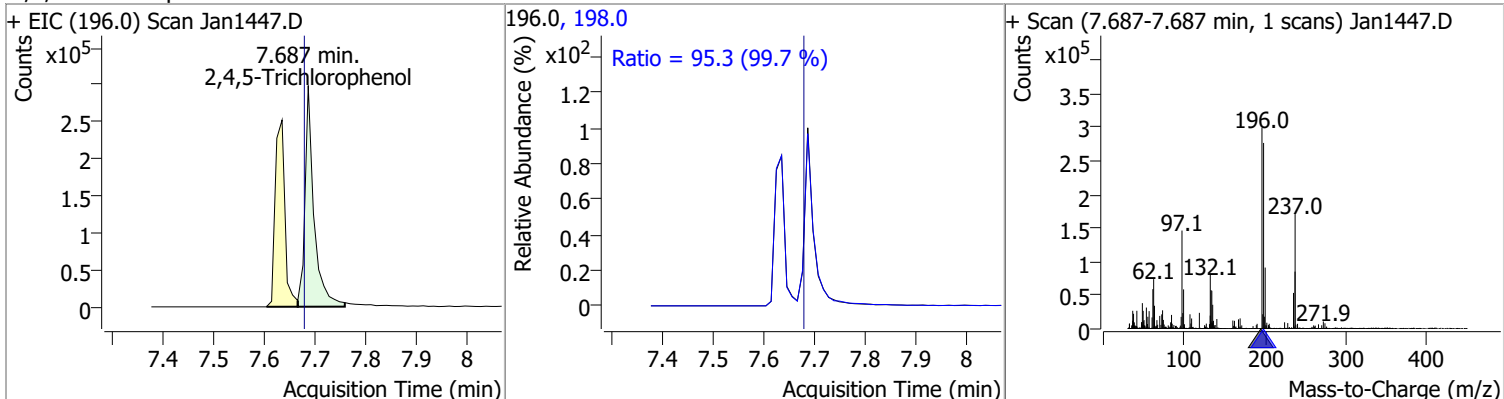
Compound	Conc.	RT	Dev(Min)	Resp.	QIon	QRatio	Lower	Upper
Hexachlorocyclopentadiene	60.6619	7.45	0.00	162293	238.9	63.5	45.7	84.9
					234.9	61.6	44.3	82.2



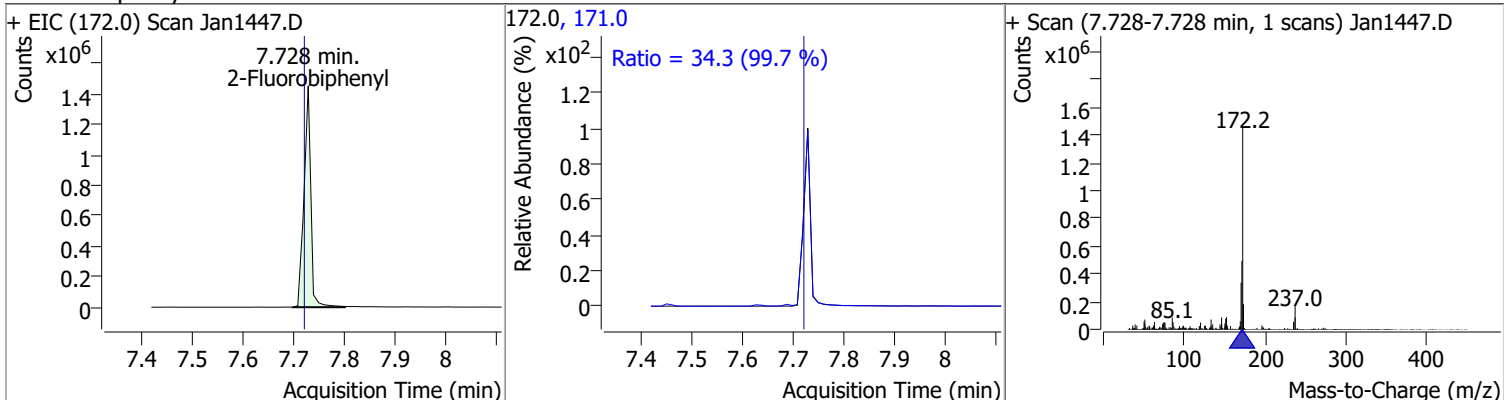
Compound	Conc.	RT	Dev(Min)	Resp.	QIon	QRatio	Lower	Upper
2,4,6-Trichlorophenol	83.3086	7.64	0.01	330526	198.0	95.7	66.0	122.5



Compound	Conc.	RT	Dev(Min)	Resp.	QIon	QRatio	Lower	Upper
2,4,5-Trichlorophenol	81.8955	7.69	0.01	367122	198.0	95.3	66.9	124.2

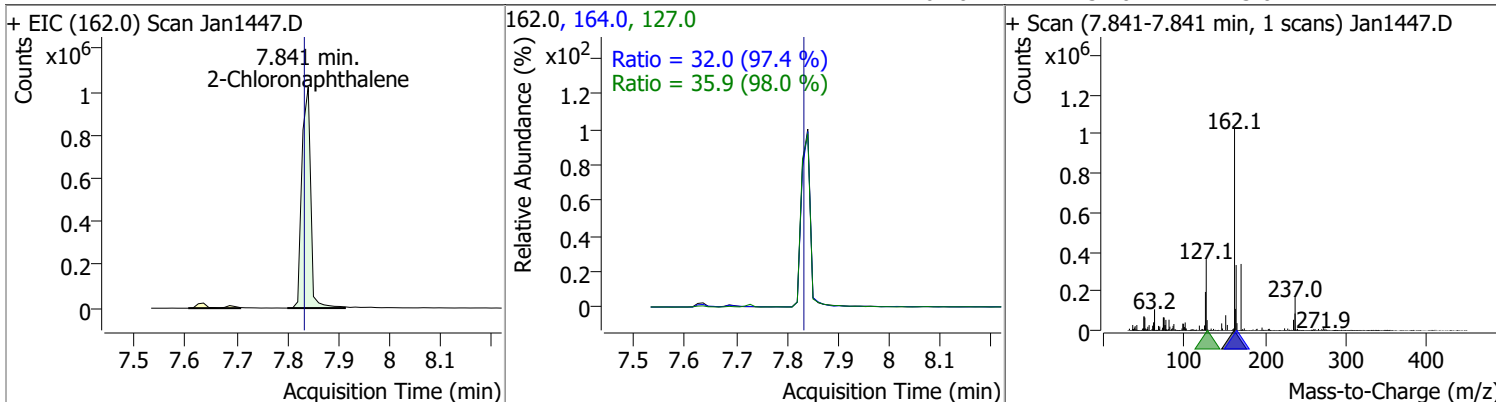


Compound	Conc.	RT	Dev(Min)	Resp.	QIon	QRatio	Lower	Upper
2-Fluorobiphenyl	75.4211	7.73	0.01	1354095	171.0	34.3	24.1	44.8

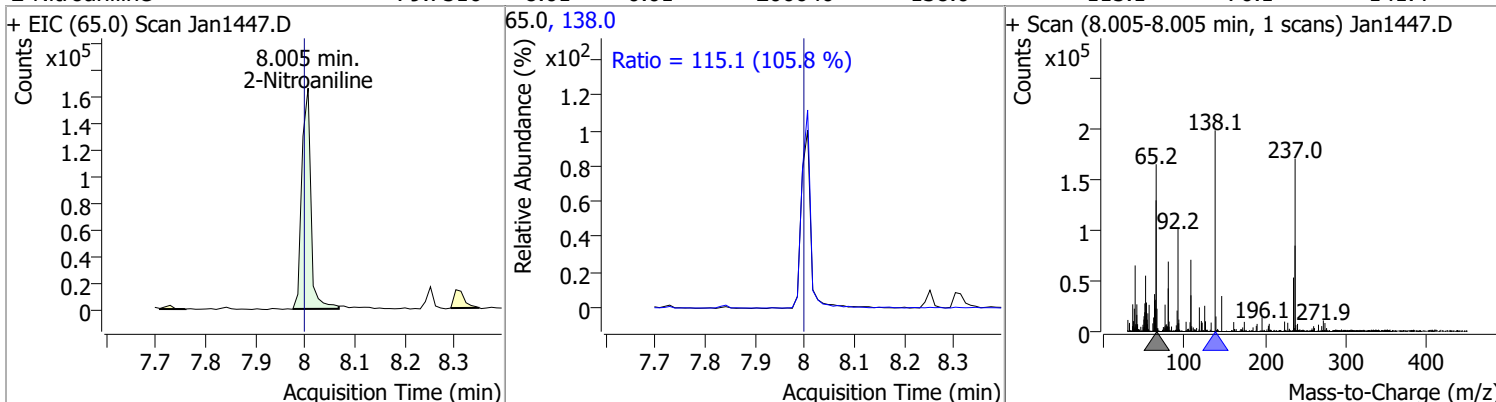


Quantitation Results Report (QT Reviewed)

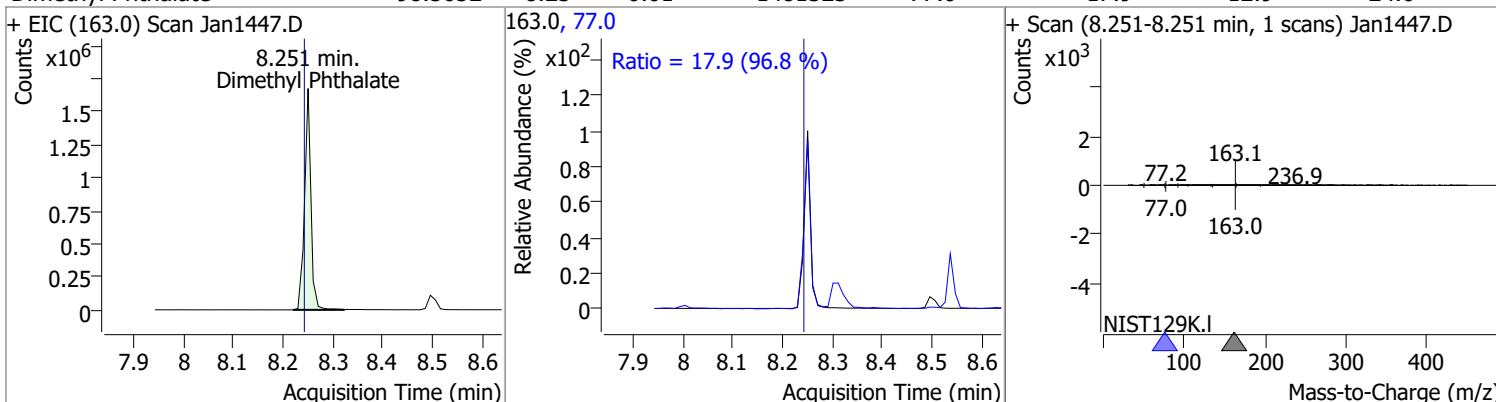
Compound	Conc.	RT	Dev(Min)	Resp.	QIon	QRatio	Lower	Upper
2-Chloronaphthalene	82.3790	7.84	0.01	1231442	127.0	35.9	25.7	47.6
					164.0	32.0	23.0	42.7



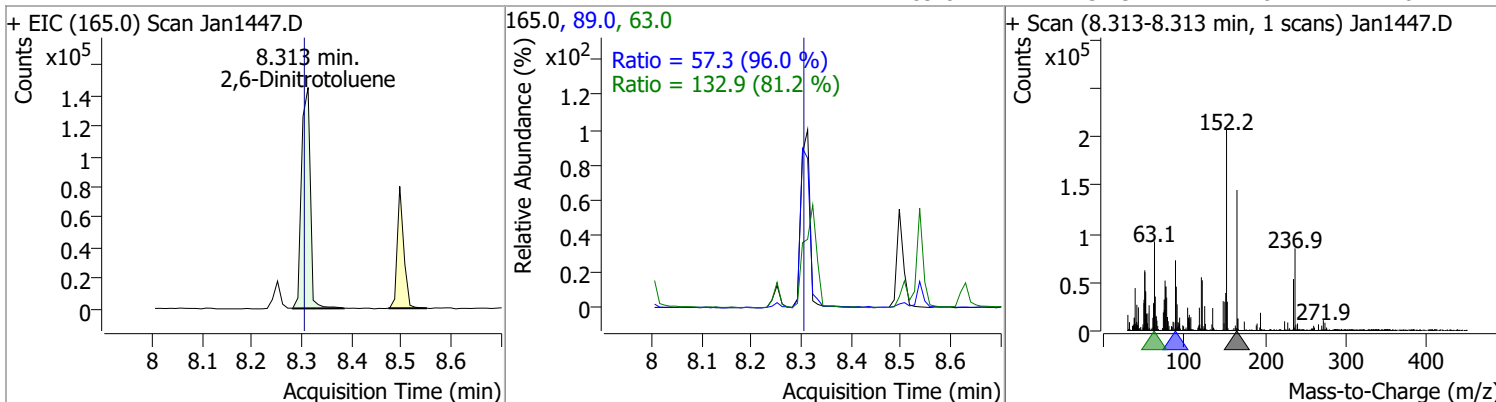
Compound	Conc.	RT	Dev(Min)	Resp.	QIon	QRatio	Lower	Upper
2-Nitroaniline	79.7516	8.01	0.01	206640	138.0	115.1	76.1	141.4



Compound	Conc.	RT	Dev(Min)	Resp.	QIon	QRatio	Lower	Upper
Dimethyl Phthalate	98.5652	8.25	0.01	1481323	77.0	17.9	12.9	24.0

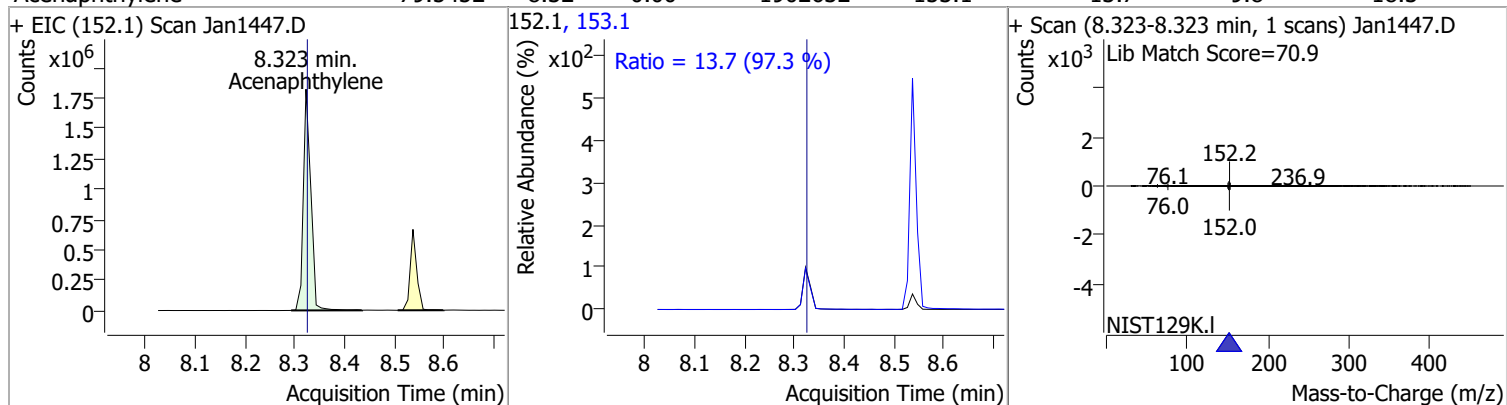


Compound	Conc.	RT	Dev(Min)	Resp.	QIon	QRatio	Lower	Upper
2,6-Dinitrotoluene	88.5009	8.31	0.01	177755	63.0	132.9	114.6	212.8
					89.0	57.3	41.8	77.6

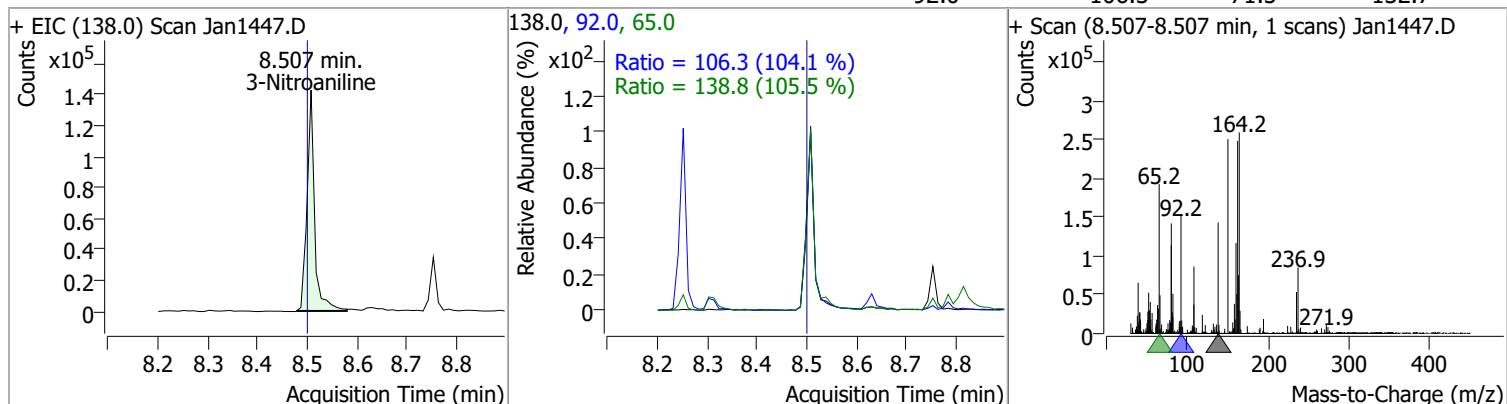


Quantitation Results Report (QT Reviewed)

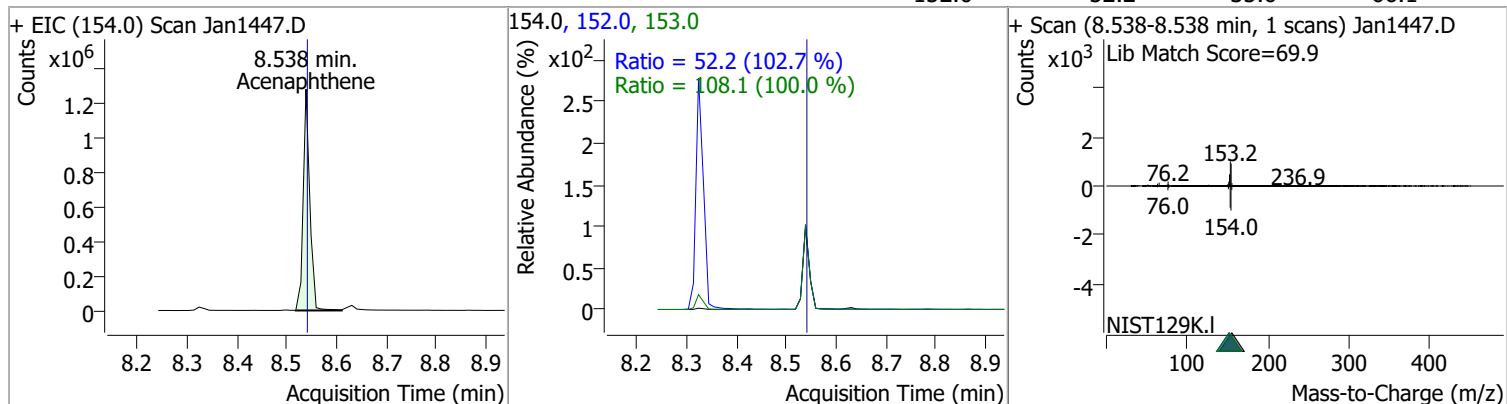
Compound	Conc.	RT	Dev(Min)	Resp.	QIon	QRatio	Lower	Upper
Acenaphthylene	79.5452	8.32	0.00	1902632	153.1	13.7	9.8	18.3



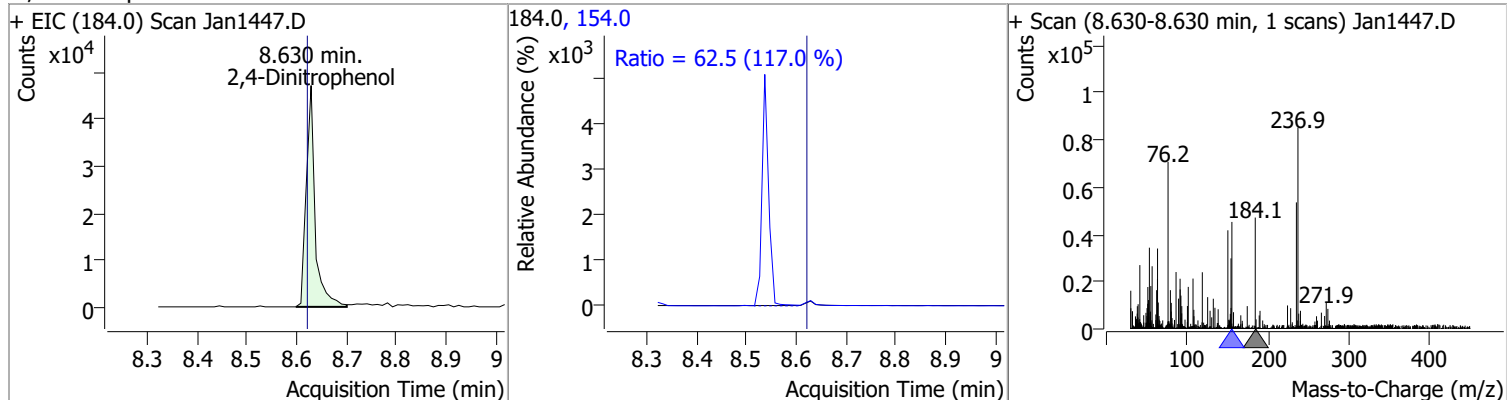
Compound	Conc.	RT	Dev(Min)	Resp.	QIon	QRatio	Lower	Upper
3-Nitroaniline	69.9588	8.51	0.01	149889	65.0	138.8	92.1	171.1



Compound	Conc.	RT	Dev(Min)	Resp.	QIon	QRatio	Lower	Upper
Acenaphthene	85.9568	8.54	0.00	1184949	153.0	108.1	75.7	140.6

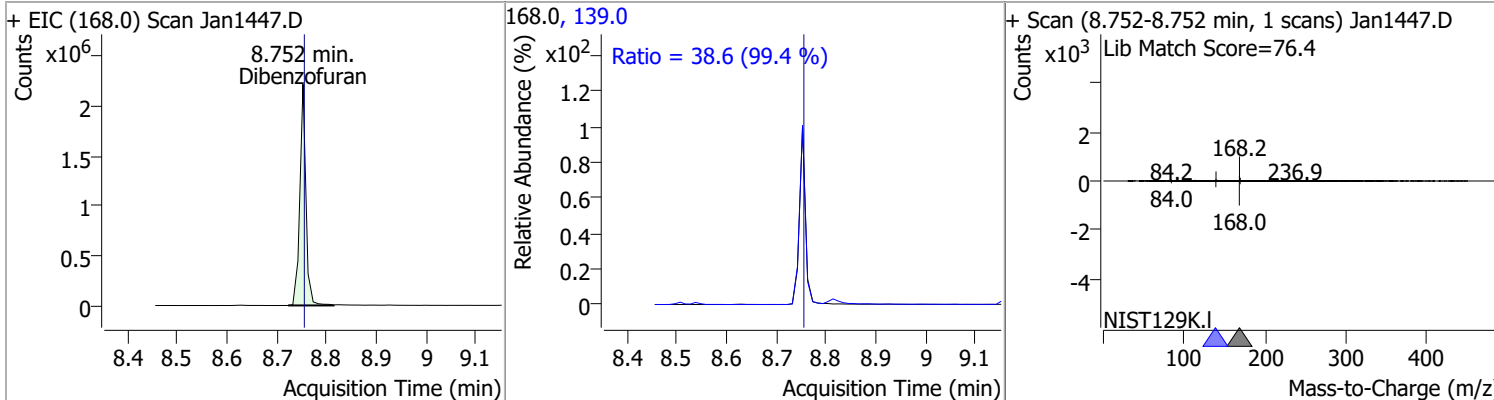


Compound	Conc.	RT	Dev(Min)	Resp.	QIon	QRatio	Lower	Upper
2,4-Dinitrophenol	58.5621	8.63	0.01	58515	154.0	62.5	37.4	69.4

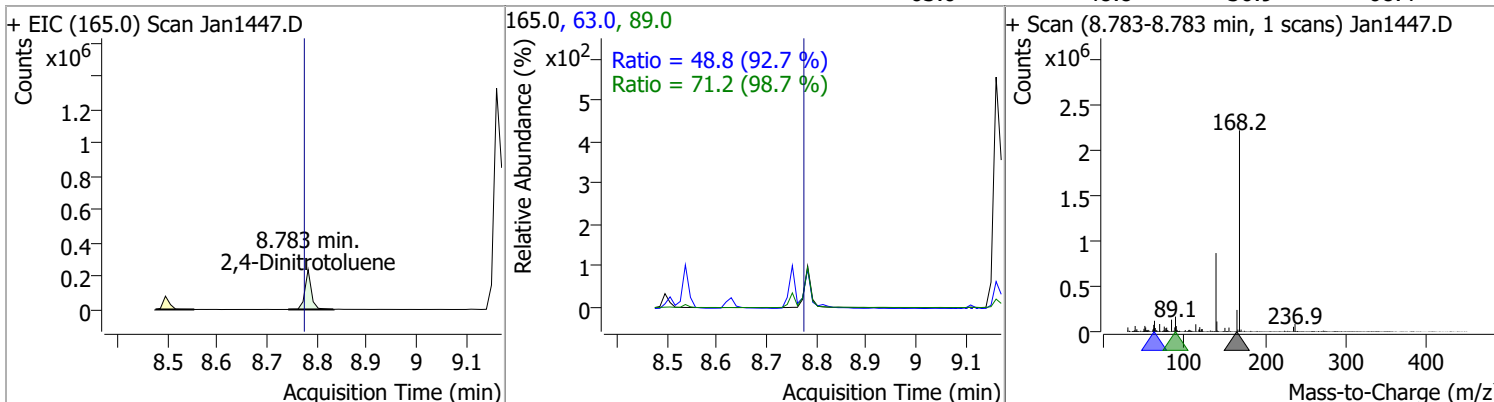


Quantitation Results Report (QT Reviewed)

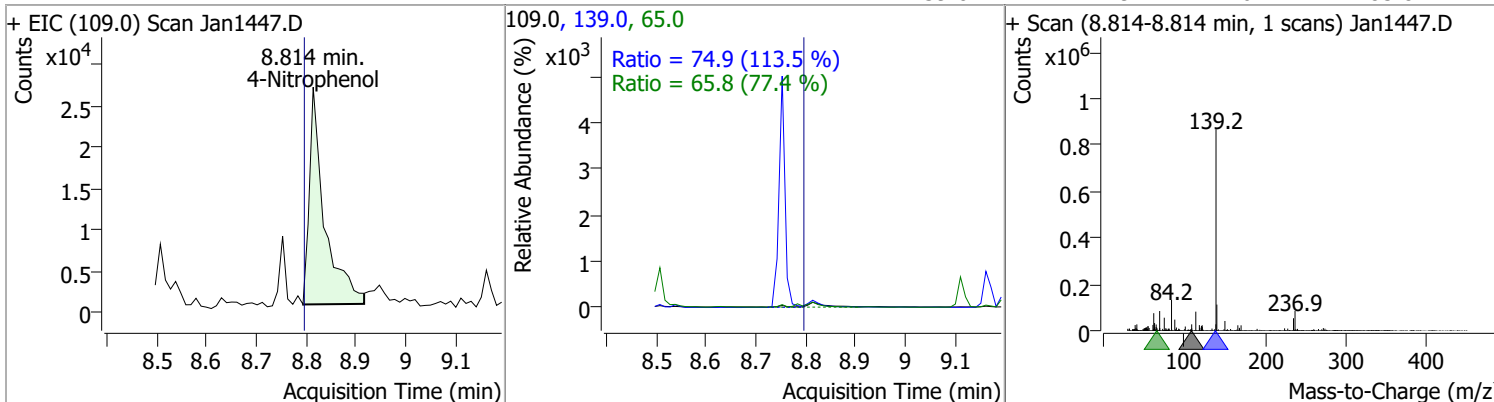
Compound	Conc.	RT	Dev(Min)	Resp.	QIon	QRatio	Lower	Upper
Dibenzofuran	86.3922	8.75	0.00	1884869	139.0	38.6	27.2	50.5



2,4-Dinitrotoluene	81.2488	8.78	0.01	213651	89.0	71.2	50.5	93.8
					63.0	48.8	36.9	68.4

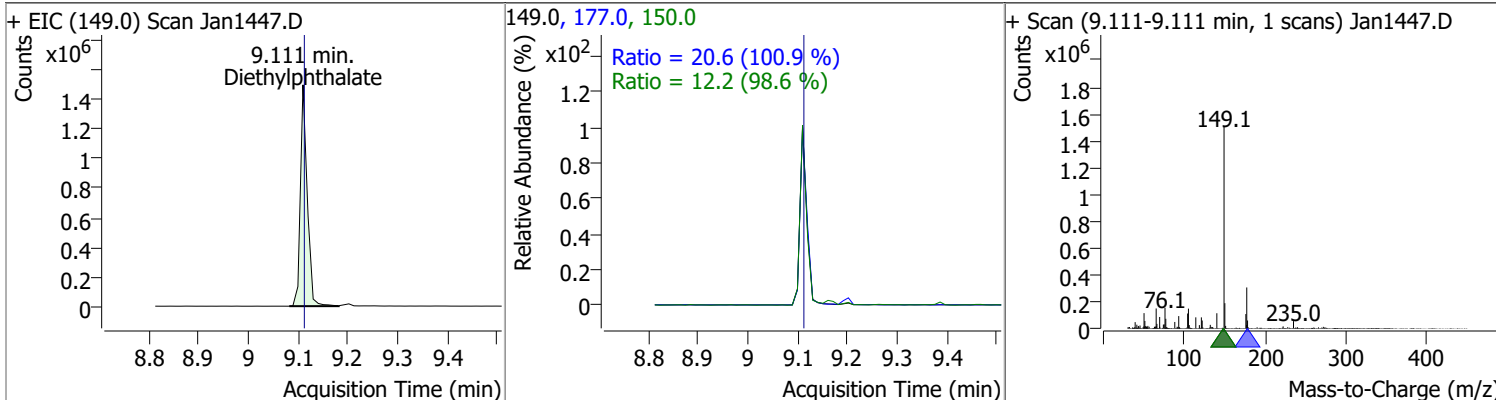


4-Nitrophenol	27.1728	8.81	0.02	55704	65.0	65.8	59.4	110.4
					139.0	74.9	46.2	85.8

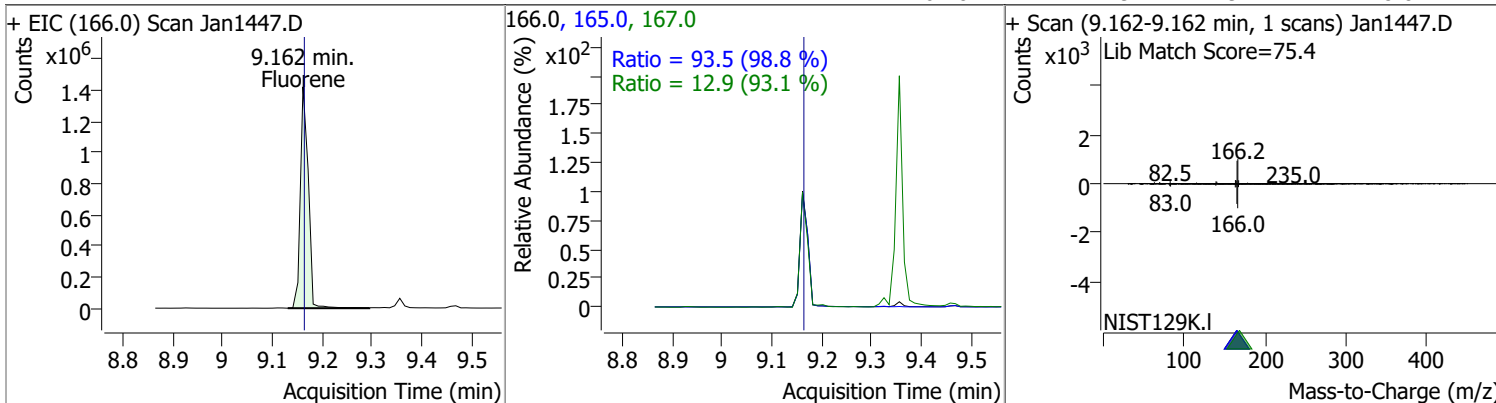


Quantitation Results Report (QT Reviewed)

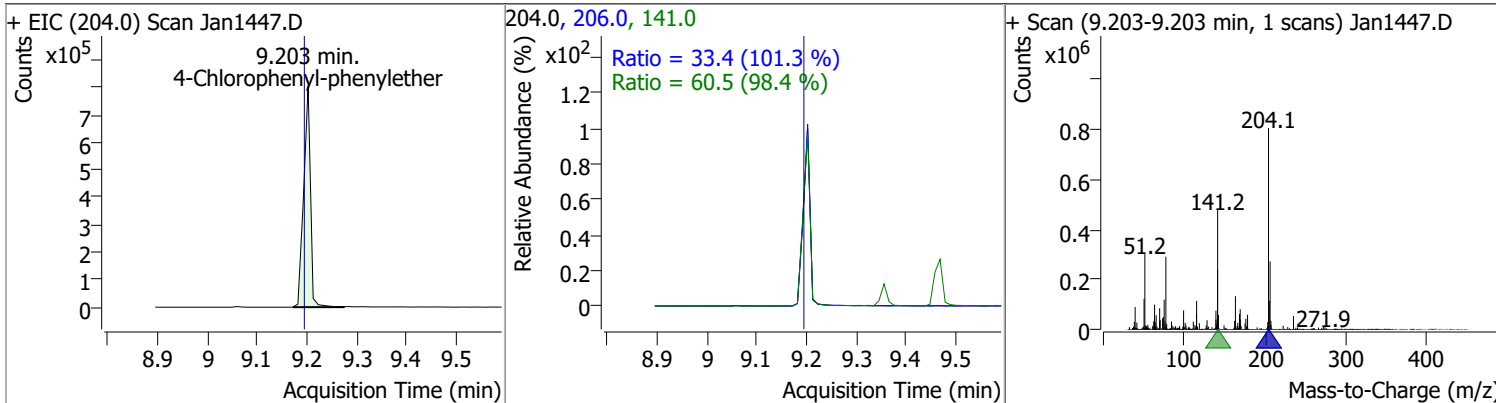
Compound	Conc.	RT	Dev(Min)	Resp.	QIon	QRatio	Lower	Upper
Diethylphthalate	92.2126	9.11	0.00	1434883	177.0	20.6	14.3	26.5
					150.0	12.2	8.6	16.0



Compound	Conc.	RT	Dev(Min)	Resp.	QIon	QRatio	Lower	Upper
Fluorene	89.1472	9.16	0.00	1582436	165.0	93.5	66.3	123.1
					167.0	12.9	9.7	18.0

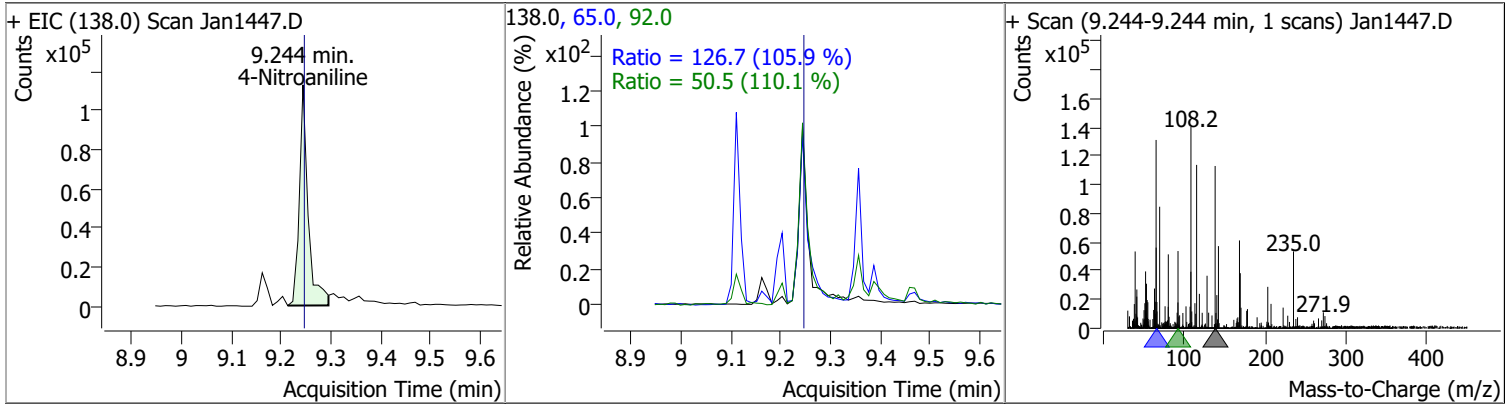


Compound	Conc.	RT	Dev(Min)	Resp.	QIon	QRatio	Lower	Upper
4-Chlorophenyl-phenylether	92.8559	9.20	0.01	757604	141.0	60.5	43.0	79.9
					206.0	33.4	23.1	42.9

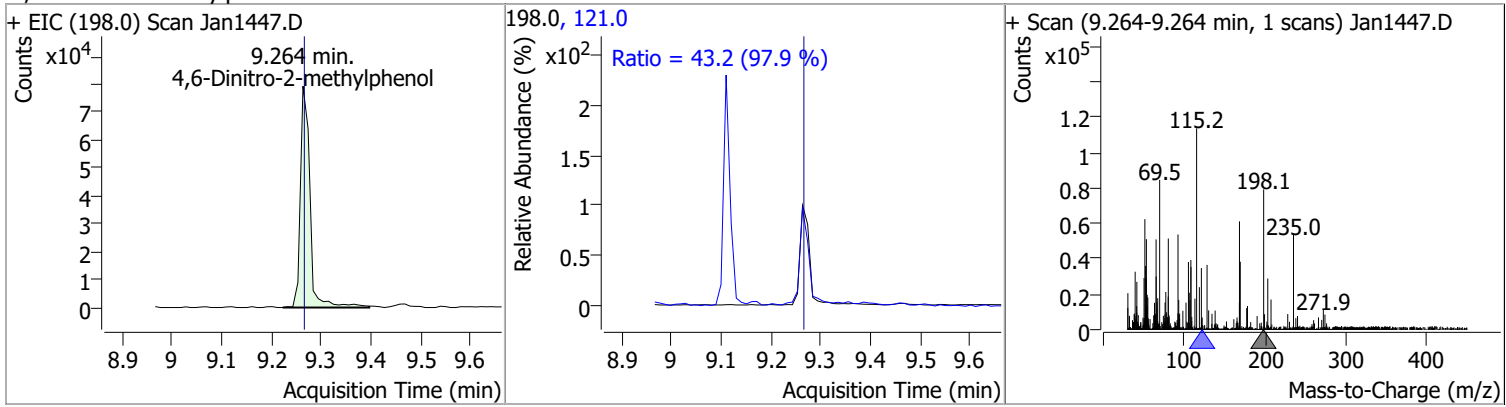


Quantitation Results Report (QT Reviewed)

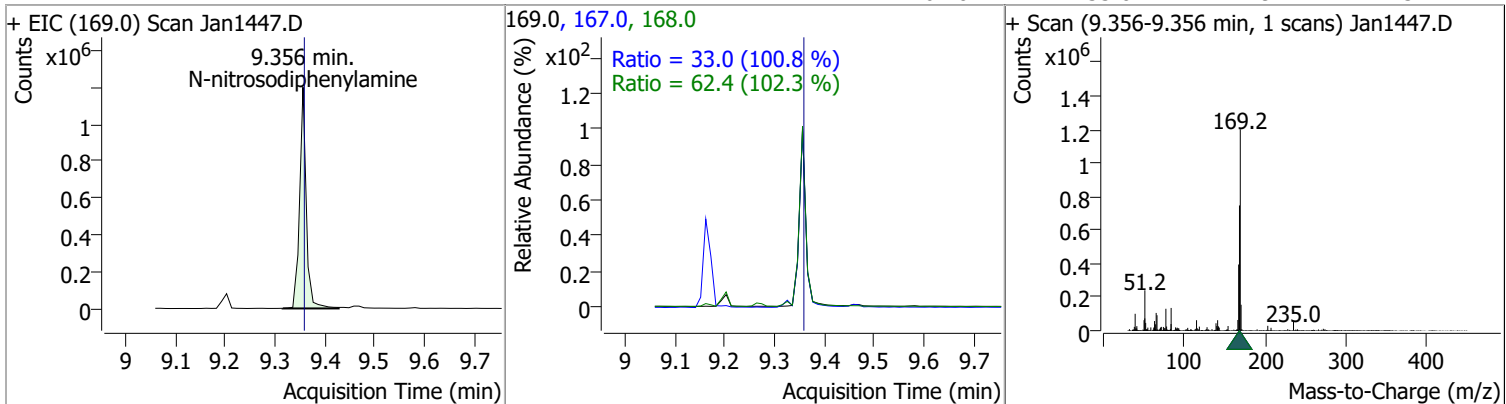
Compound	Conc.	RT	Dev(Min)	Resp.	QIon	QRatio	Lower	Upper
4-Nitroaniline	64.3028	9.24	0.00	137700	65.0	126.7	83.7	155.4
					92.0	50.5	32.1	59.7



Compound	Conc.	RT	Dev(Min)	Resp.	QIon	QRatio	Lower	Upper
4,6-Dinitro-2-methylphenol	70.6256	9.26	0.00	106560	121.0	43.2	30.9	57.4

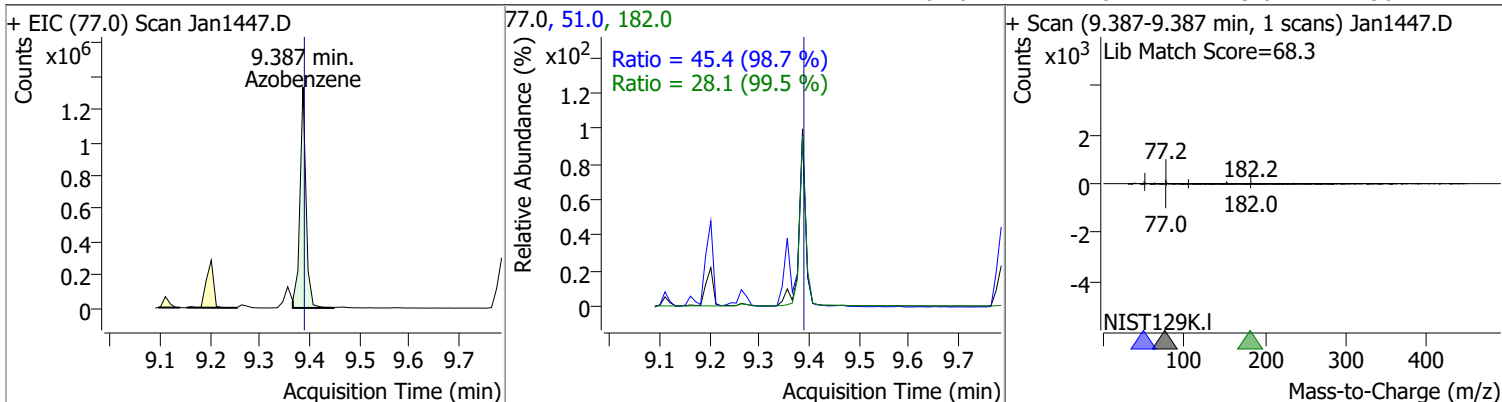


Compound	Conc.	RT	Dev(Min)	Resp.	QIon	QRatio	Lower	Upper
N-nitrosodiphenylamine	96.1344	9.36	0.00	1110464	168.0	62.4	42.7	79.3
					167.0	33.0	22.9	42.5

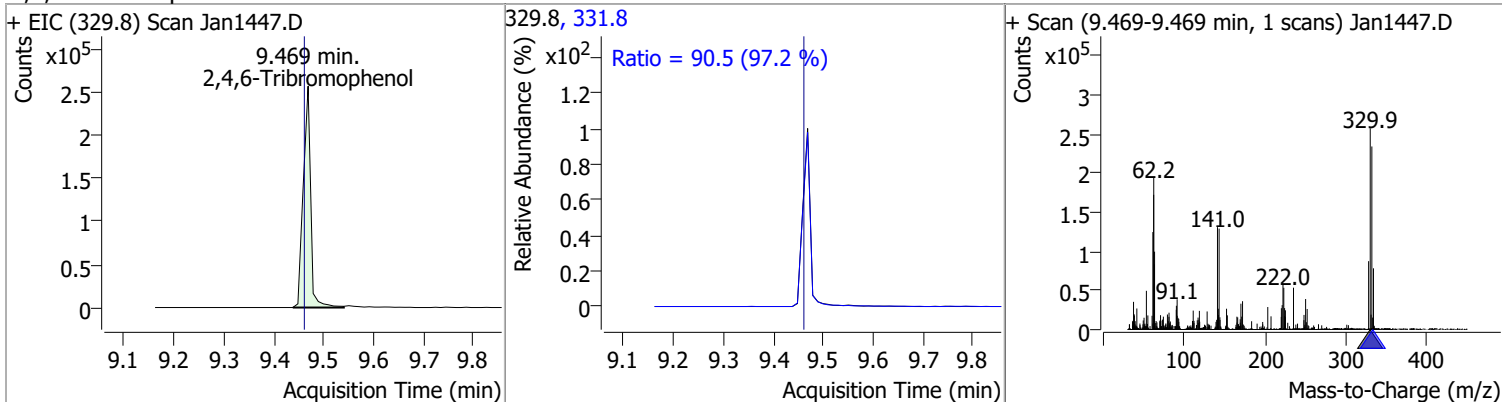


Quantitation Results Report (QT Reviewed)

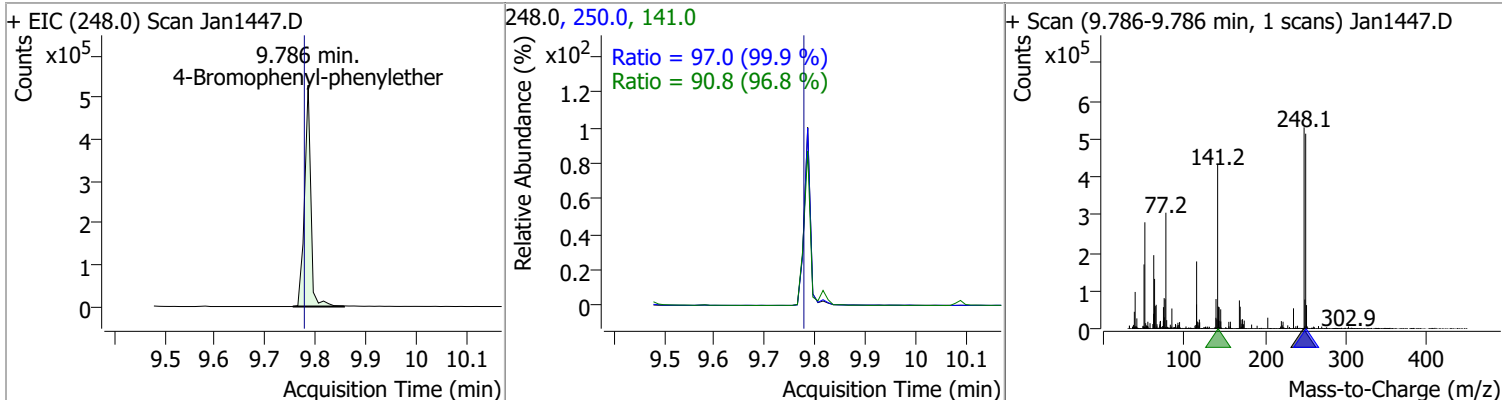
Compound	Conc.	RT	Dev(Min)	Resp.	QIon	QRatio	Lower	Upper
Azobenzene	82.2159	9.39	0.00	1131383	51.0	45.4	32.2	59.9
					182.0	28.1	19.8	36.7



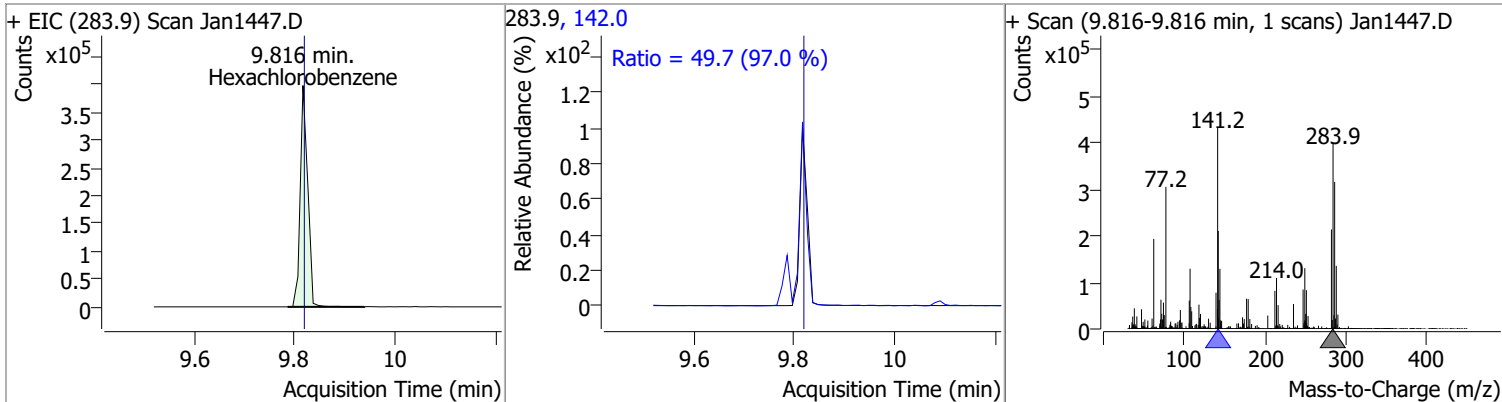
Compound	Conc.	RT	Dev(Min)	Resp.	QIon	QRatio	Lower	Upper
2,4,6-Tribromophenol	166.9793	9.47	0.01	265616	331.8	90.5	65.2	121.0



Compound	Conc.	RT	Dev(Min)	Resp.	QIon	QRatio	Lower	Upper
4-Bromophenyl-phenylether	96.9209	9.79	0.01	460387	250.0	97.0	68.0	126.3
					141.0	90.8	65.6	121.9

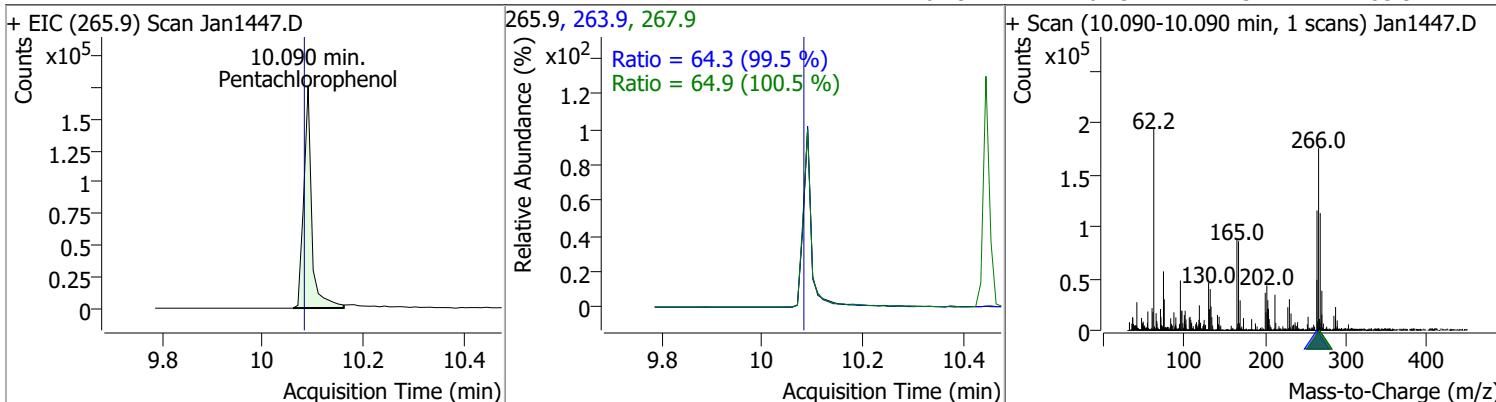


Compound	Conc.	RT	Dev(Min)	Resp.	QIon	QRatio	Lower	Upper
Hexachlorobenzene	86.2861	9.82	0.00	411641	142.0	49.7	35.8	66.5

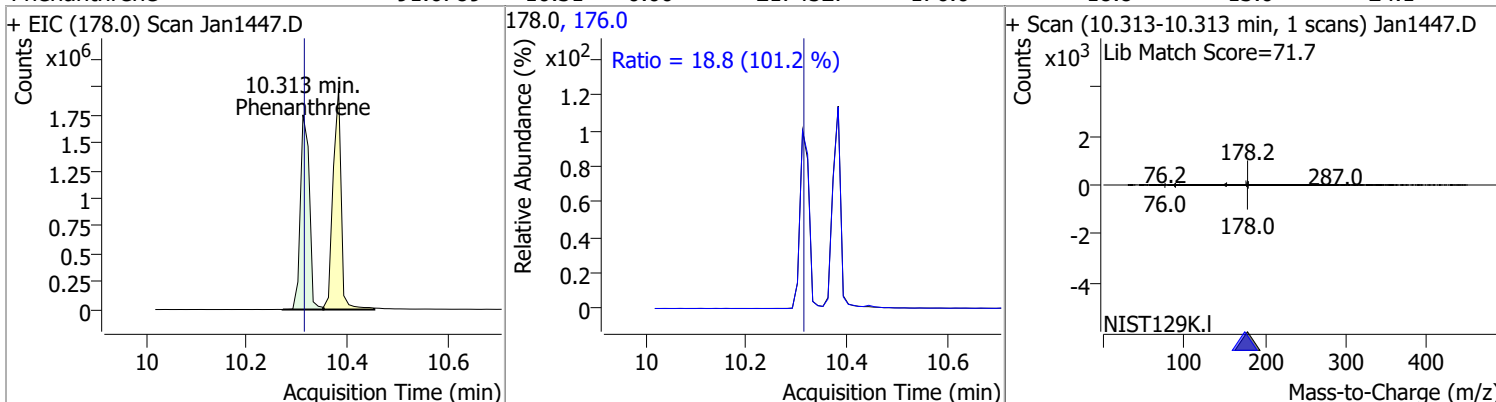


Quantitation Results Report (QT Reviewed)

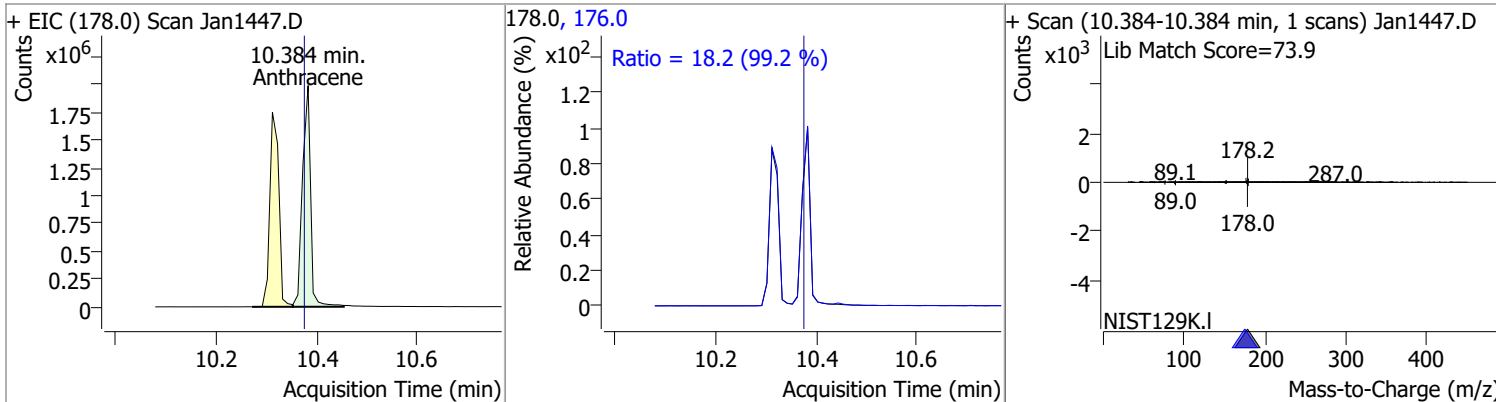
Compound	Conc.	RT	Dev(Min)	Resp.	QIon	QRatio	Lower	Upper
Pentachlorophenol	86.0856	10.09	0.01	192197	263.9	64.3	45.3	84.1
					267.9	64.9	45.2	83.9



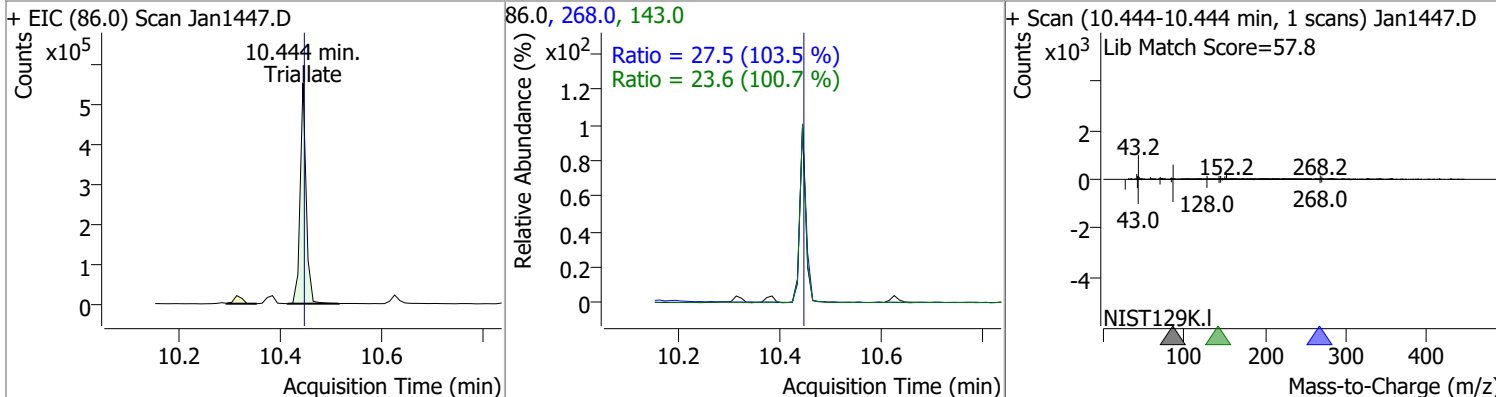
Compound	Conc.	RT	Dev(Min)	Resp.	QIon	QRatio	Lower	Upper
Phenanthrene	91.6789	10.31	0.00	2174527	176.0	18.8	13.0	24.1



Compound	Conc.	RT	Dev(Min)	Resp.	QIon	QRatio	Lower	Upper
Anthracene	95.8747	10.38	0.01	2214139	176.0	18.2	12.8	23.8

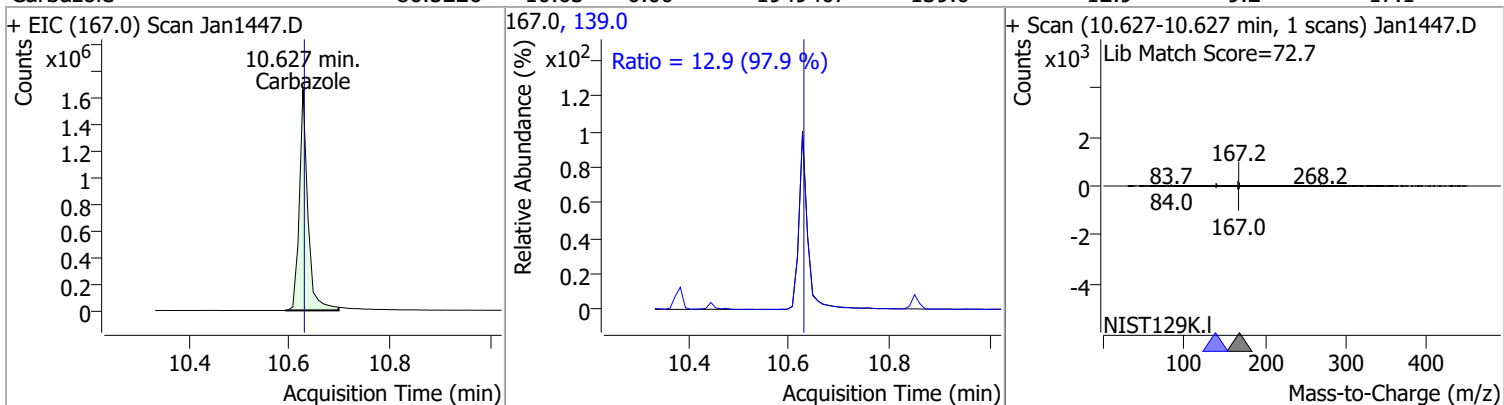


Compound	Conc.	RT	Dev(Min)	Resp.	QIon	QRatio	Lower	Upper
Triallate	90.0150	10.44	0.00	456361	268.0	27.5	18.6	34.6
					143.0	23.6	16.4	30.5

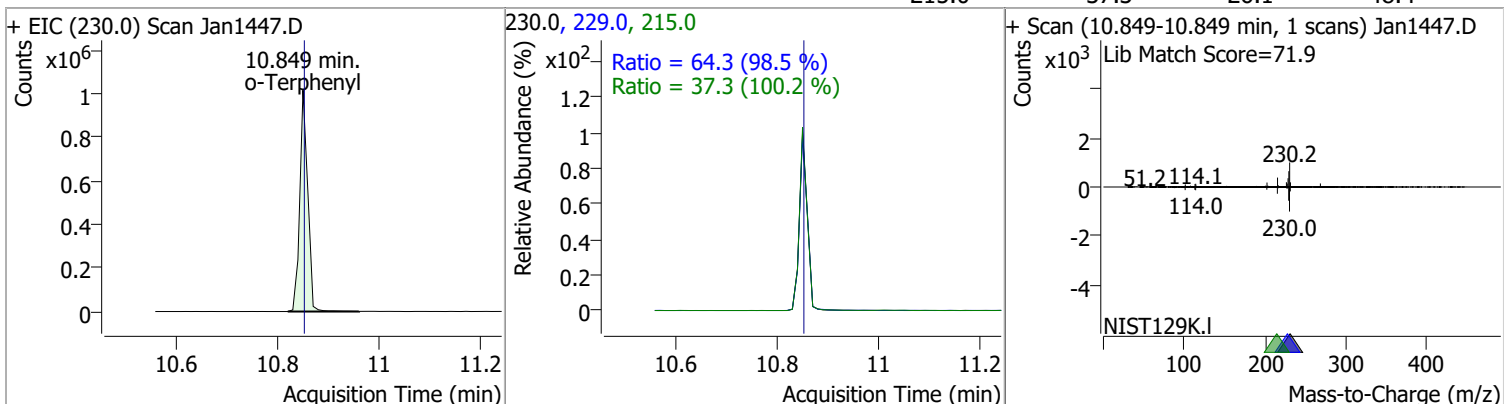


Quantitation Results Report (QT Reviewed)

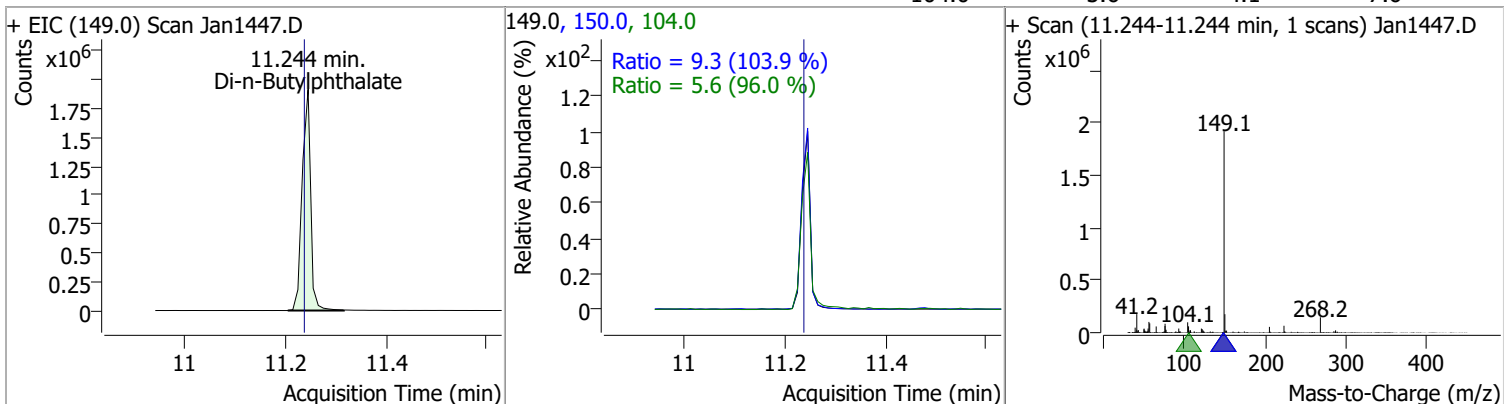
Compound	Conc.	RT	Dev(Min)	Resp.	QIon	QRatio	Lower	Upper
Carbazole	86.5226	10.63	0.00	1949407	139.0	12.9	9.2	17.1



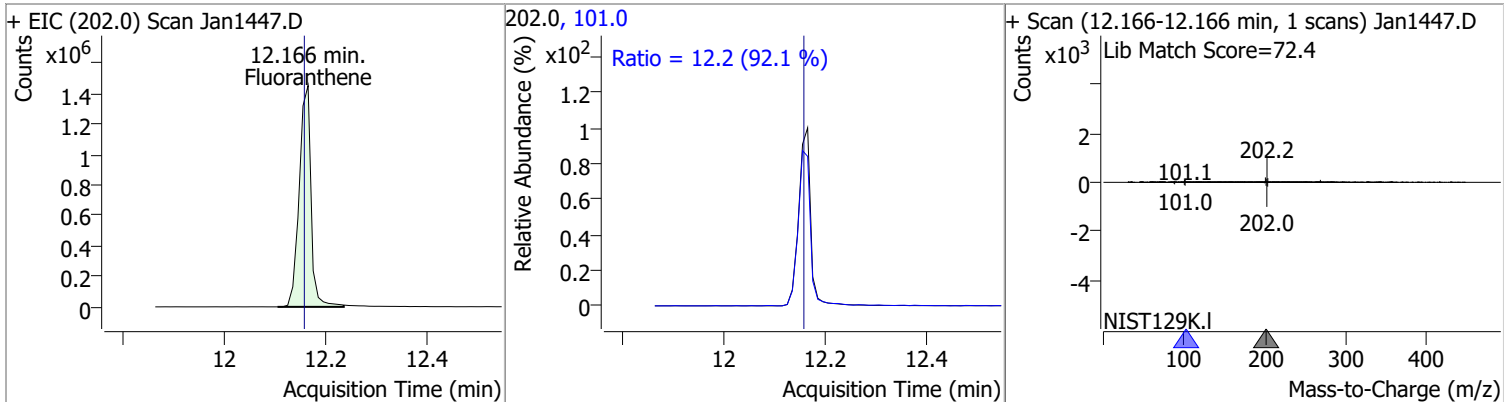
Compound	Conc.	RT	Dev(Min)	Resp.	QIon	QRatio	Lower	Upper
o-Terphenyl	82.0478	10.85	0.00	1116737	229.0	64.3	45.7	84.9
					215.0	37.3	26.1	48.4



Compound	Conc.	RT	Dev(Min)	Resp.	QIon	QRatio	Lower	Upper
Di-n-Butylphthalate	100.2716	11.24	0.01	2252546	150.0	9.3	6.3	11.7
					104.0	5.6	4.1	7.6

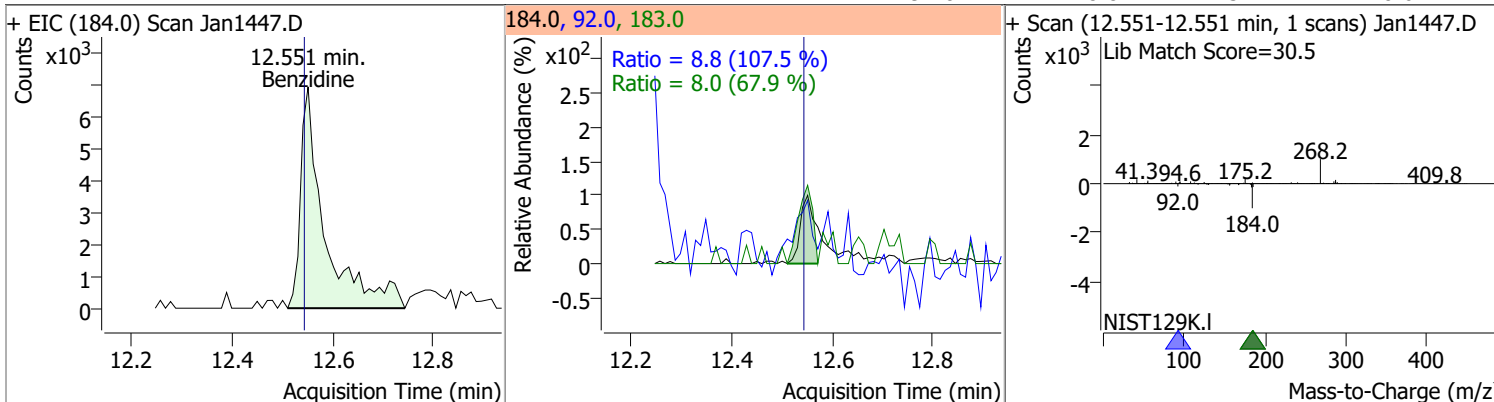


Compound	Conc.	RT	Dev(Min)	Resp.	QIon	QRatio	Lower	Upper
Fluoranthene	95.5634	12.17	0.01	2369772	101.0	12.2	9.3	17.2

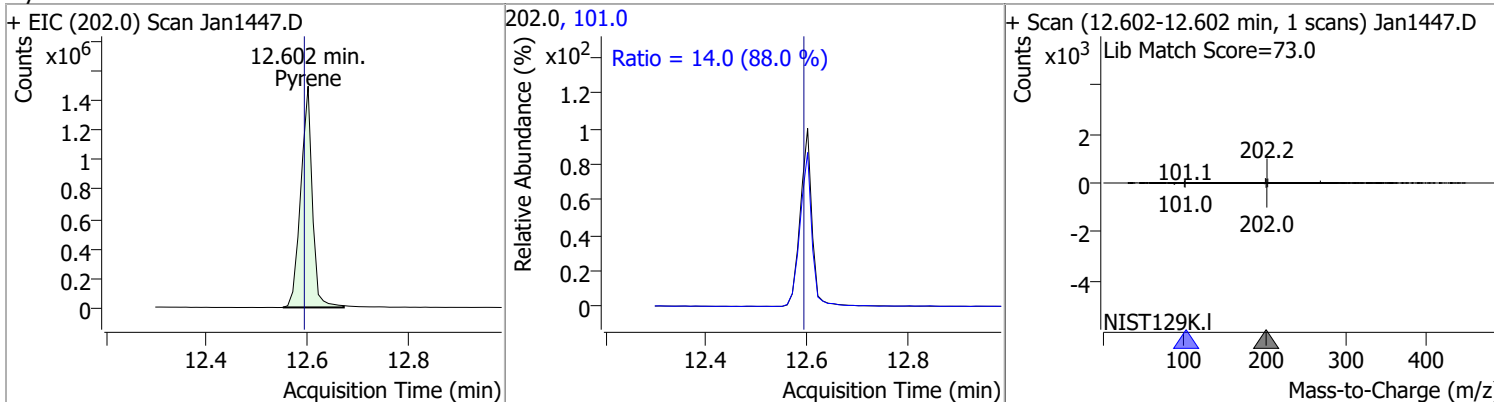


Quantitation Results Report (QT Reviewed)

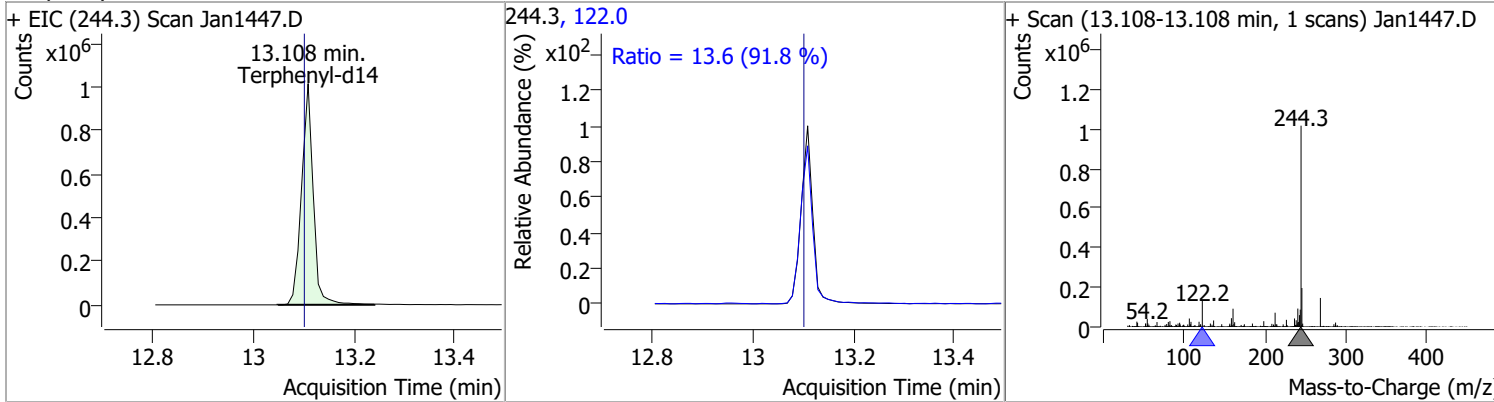
Compound	Conc.	RT	Dev(Min)	Resp.	QIon	QRatio	Lower	Upper
Benzidine	3.7577	12.55	0.01	23310	183.0	8.0	8.3	15.4
					92.0	8.8	5.7	10.6



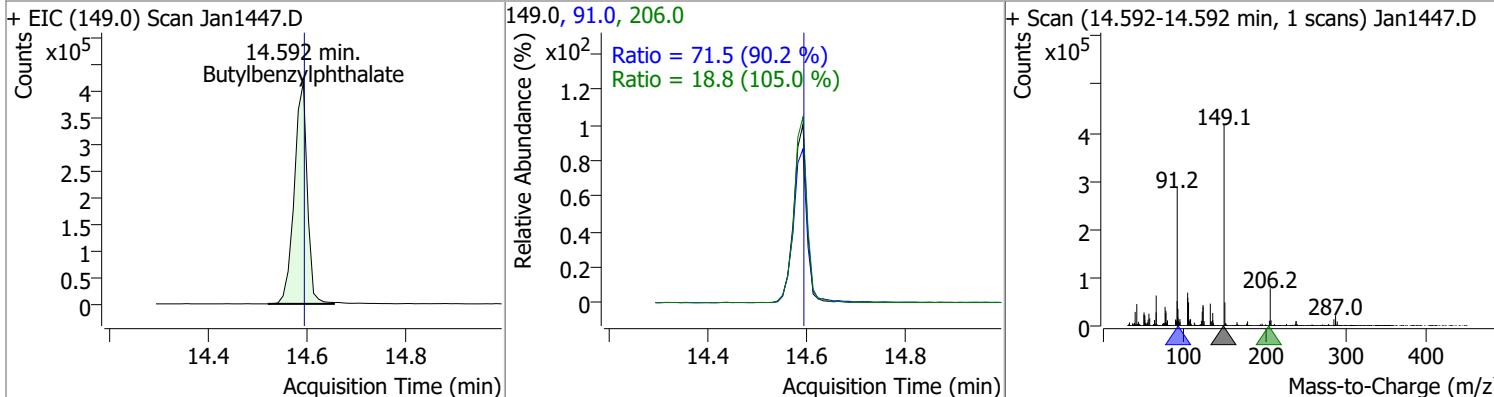
Compound	Conc.	RT	Dev(Min)	Resp.	QIon	QRatio	Lower	Upper
Pyrene	87.8227	12.60	0.01	2384403	101.0	14.0	11.1	20.7



Compound	Conc.	RT	Dev(Min)	Resp.	QIon	QRatio	Lower	Upper
Terphenyl-d14	91.4567	13.11	0.01	1643509	122.0	13.6	10.4	19.2

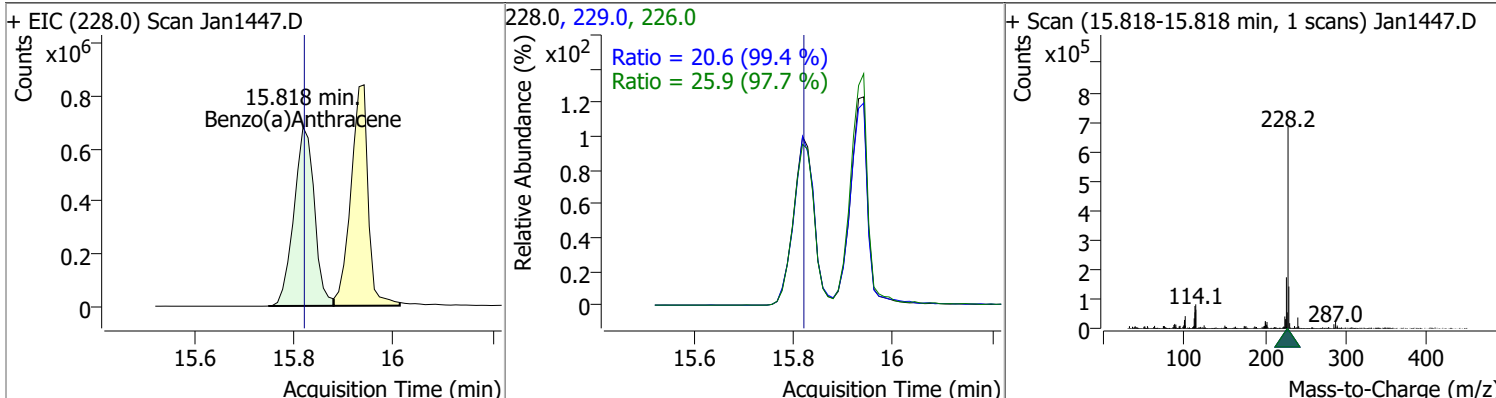


Compound	Conc.	RT	Dev(Min)	Resp.	QIon	QRatio	Lower	Upper
Butylbenzylphthalate	104.5899	14.59	0.01	755251	91.0	71.5	55.5	103.0
					206.0	18.8	12.6	23.3

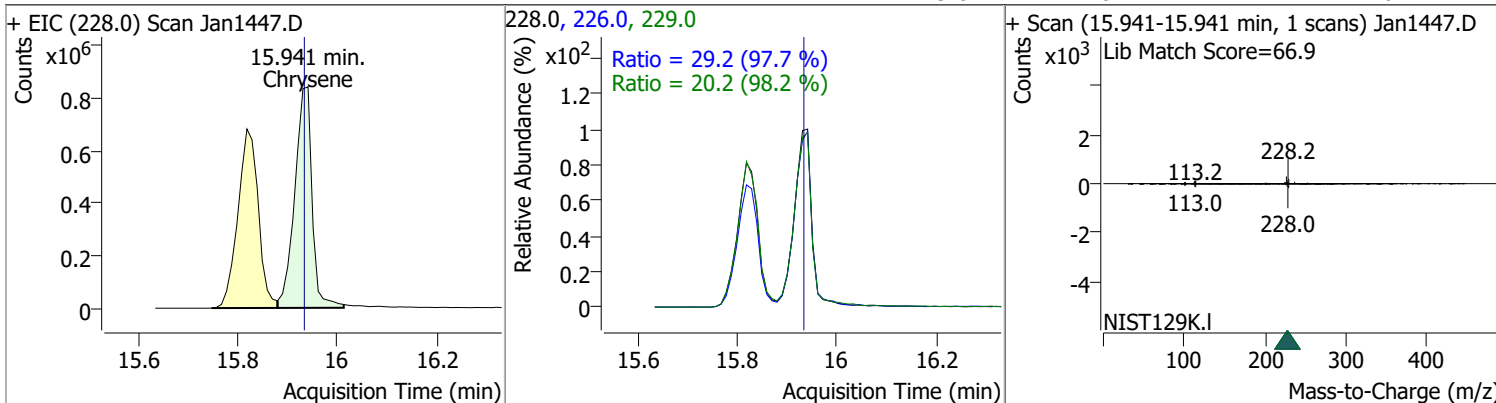


Quantitation Results Report (QT Reviewed)

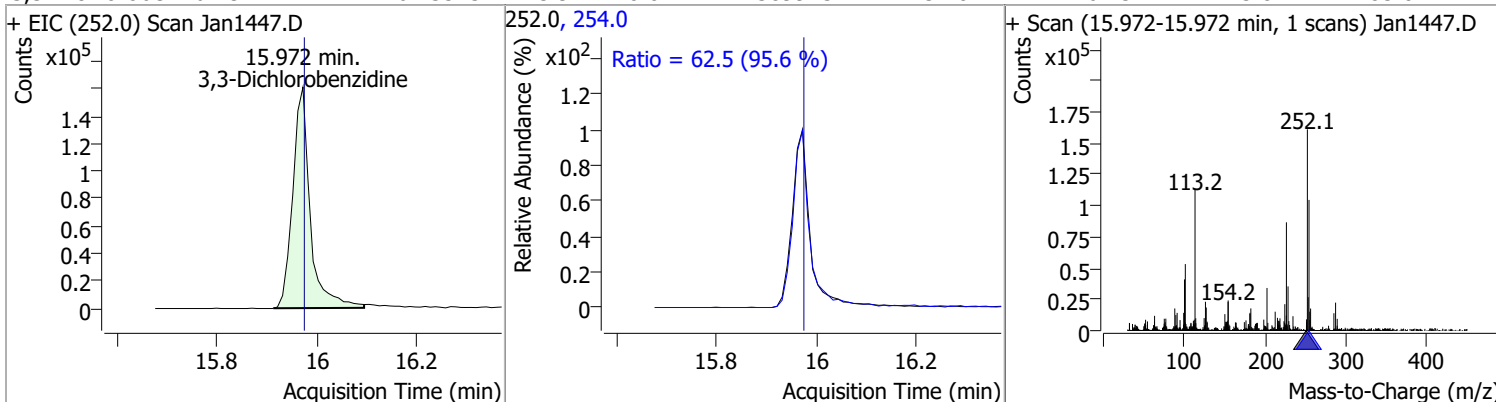
Compound	Conc.	RT	Dev(Min)	Resp.	QIon	QRatio	Lower	Upper
Benzo(a)Anthracene	101.8207	15.82	0.01	1934064	226.0	25.9	18.6	34.5
					229.0	20.6	14.5	27.0



Compound	Conc.	RT	Dev(Min)	Resp.	QIon	QRatio	Lower	Upper
Chrysene	98.4774	15.94	0.02	2033523	226.0	29.2	20.9	38.8
					229.0	20.2	14.4	26.7

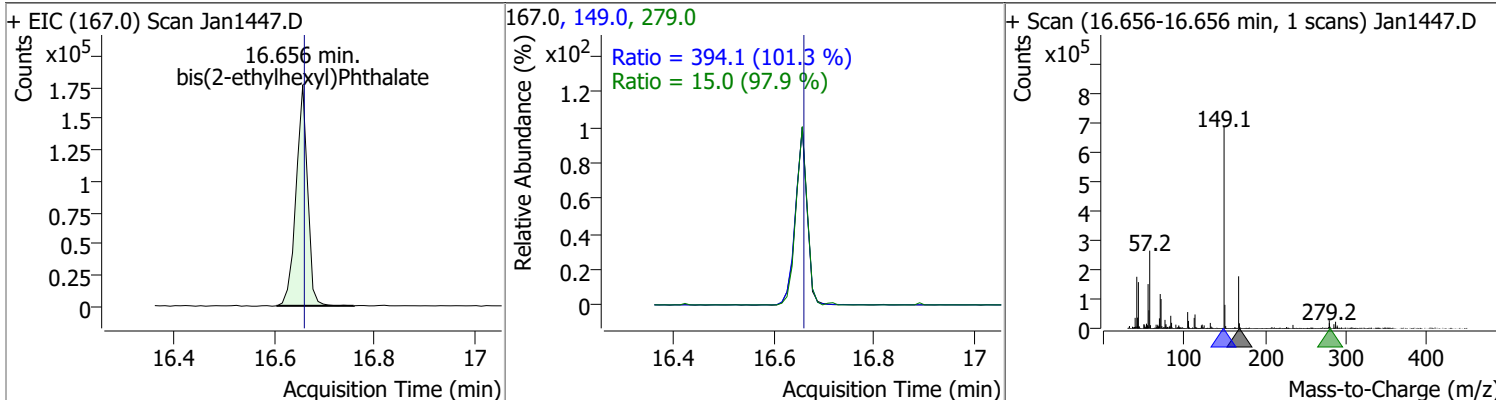


Compound	Conc.	RT	Dev(Min)	Resp.	QIon	QRatio	Lower	Upper
3,3-Dichlorobenzidine	61.3525	15.97	0.01	389945	254.0	62.5	45.8	85.0

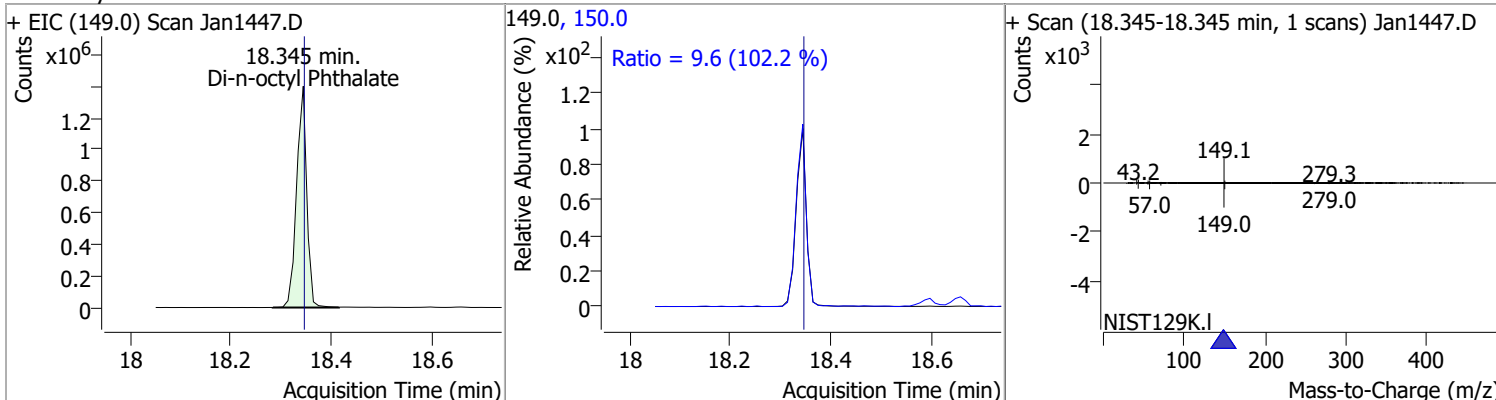


Quantitation Results Report (QT Reviewed)

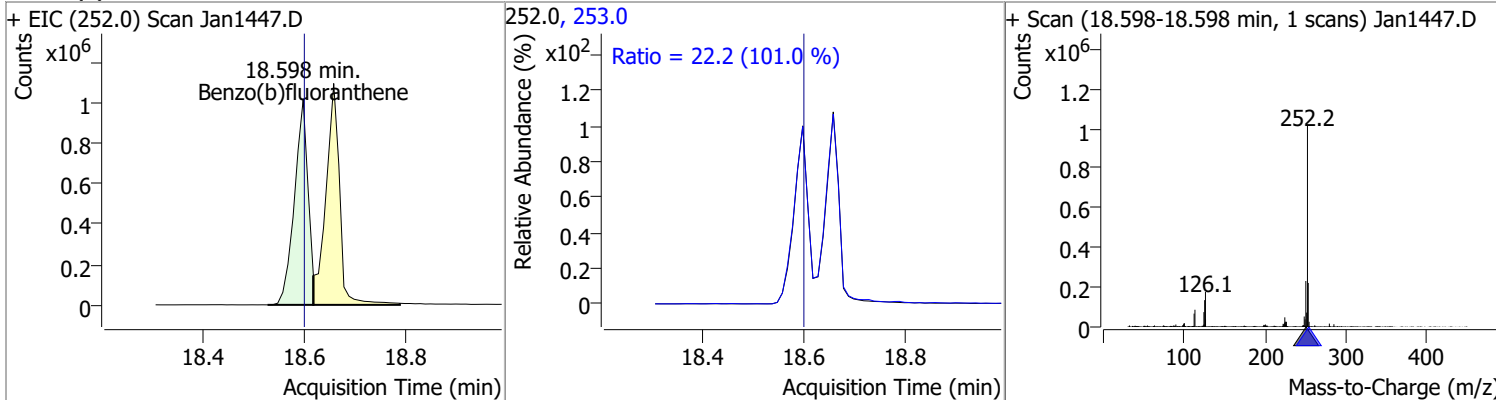
Compound	Conc.	RT	Dev(Min)	Resp.	QIon	QRatio	Lower	Upper
bis(2-ethylhexyl)Phthalate	109.2358	16.66	0.01	283249	149.0	394.1	272.3	505.8
					279.0	15.0	10.8	20.0



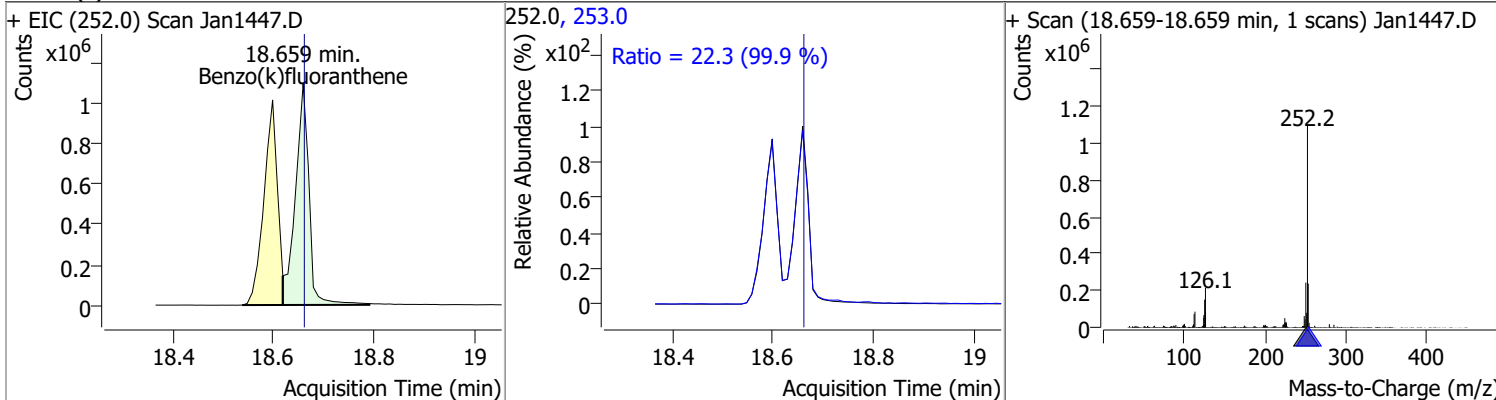
Compound	Conc.	RT	Dev(Min)	Resp.	QIon	QRatio	Lower	Upper
Di-n-octyl Phthalate	101.1433	18.35	0.01	1963841	150.0	9.6	6.6	12.2



Compound	Conc.	RT	Dev(Min)	Resp.	QIon	QRatio	Lower	Upper
Benzo(b)fluoranthene	93.4213	18.60	0.01	1890881	253.0	22.2	15.4	28.6

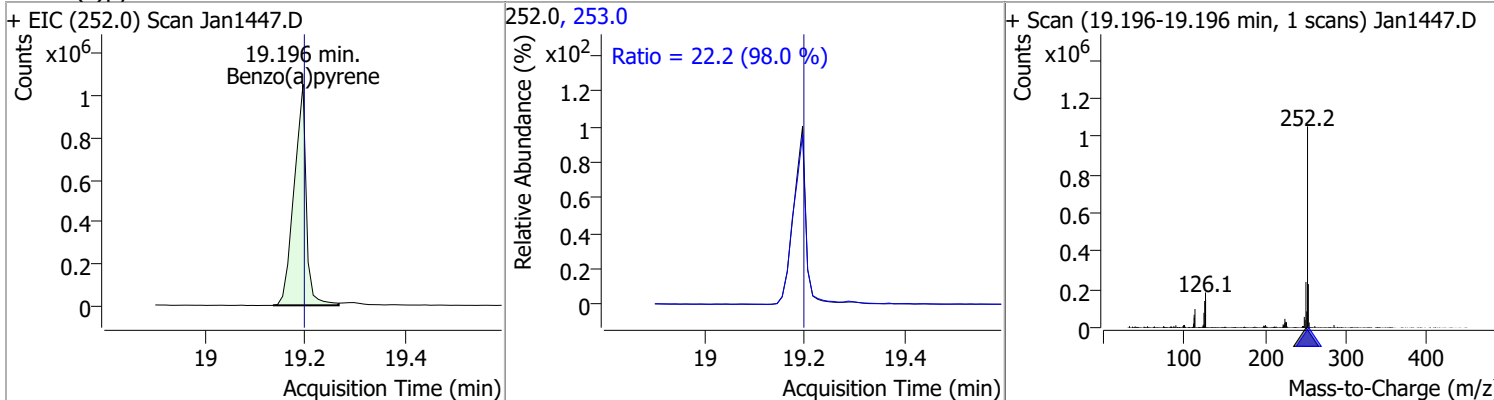


Compound	Conc.	RT	Dev(Min)	Resp.	QIon	QRatio	Lower	Upper
Benzo(k)fluoranthene	97.9368	18.66	0.01	2055103	253.0	22.3	15.6	29.0

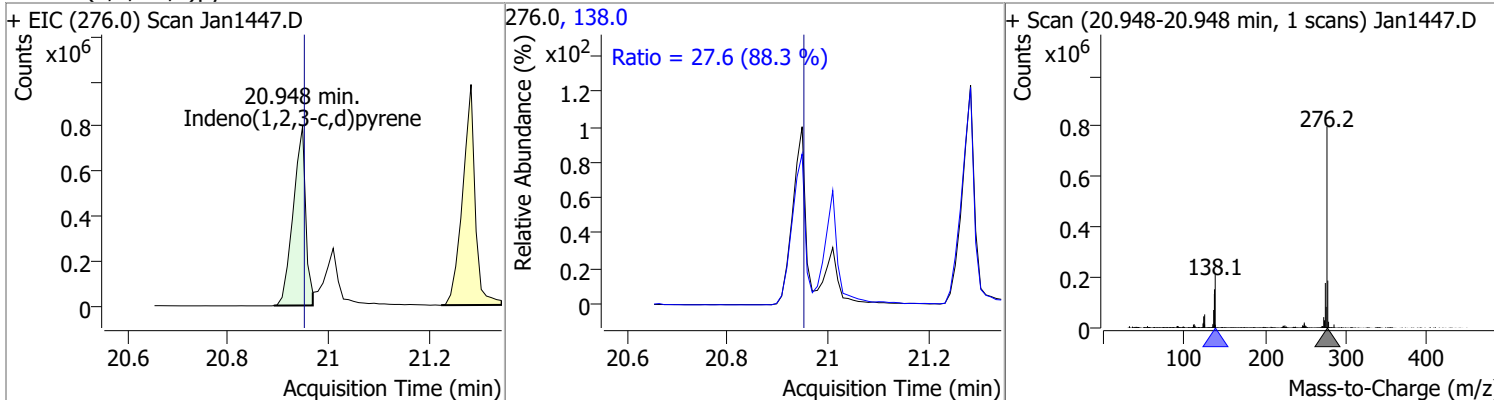


Quantitation Results Report (QT Reviewed)

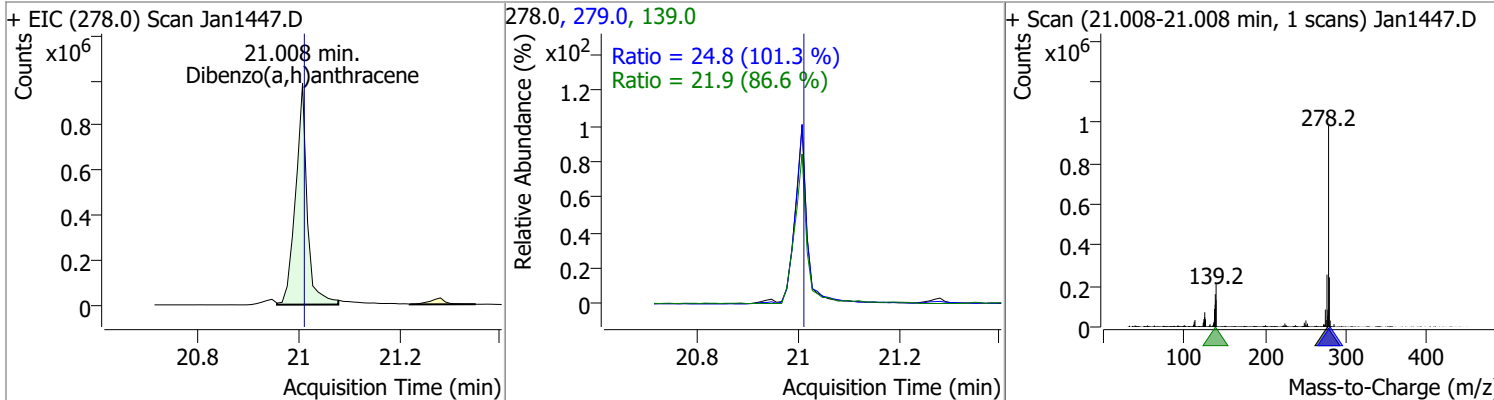
Compound	Conc.	RT	Dev(Min)	Resp.	QIon	QRatio	Lower	Upper
Benzo(a)pyrene	91.0992	19.20	0.01	1765832	253.0	22.2	15.9	29.5



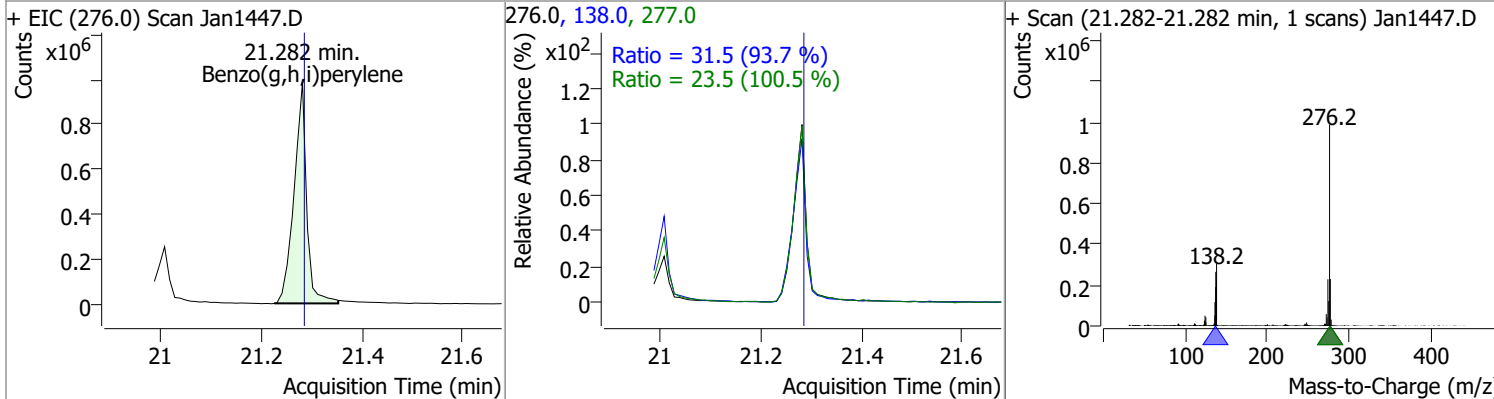
Compound	Conc.	RT	Dev(Min)	Resp.	QIon	QRatio	Lower	Upper
Indeno(1,2,3-c,d)pyrene	83.8697	20.95	0.01	1365777	138.0	27.6	21.9	40.7



Compound	Conc.	RT	Dev(Min)	Resp.	QIon	QRatio	Lower	Upper
Dibenzo(a,h)anthracene	89.1362	21.01	0.01	1575107	139.0	21.9	17.7	32.8
					279.0	24.8	17.1	31.8



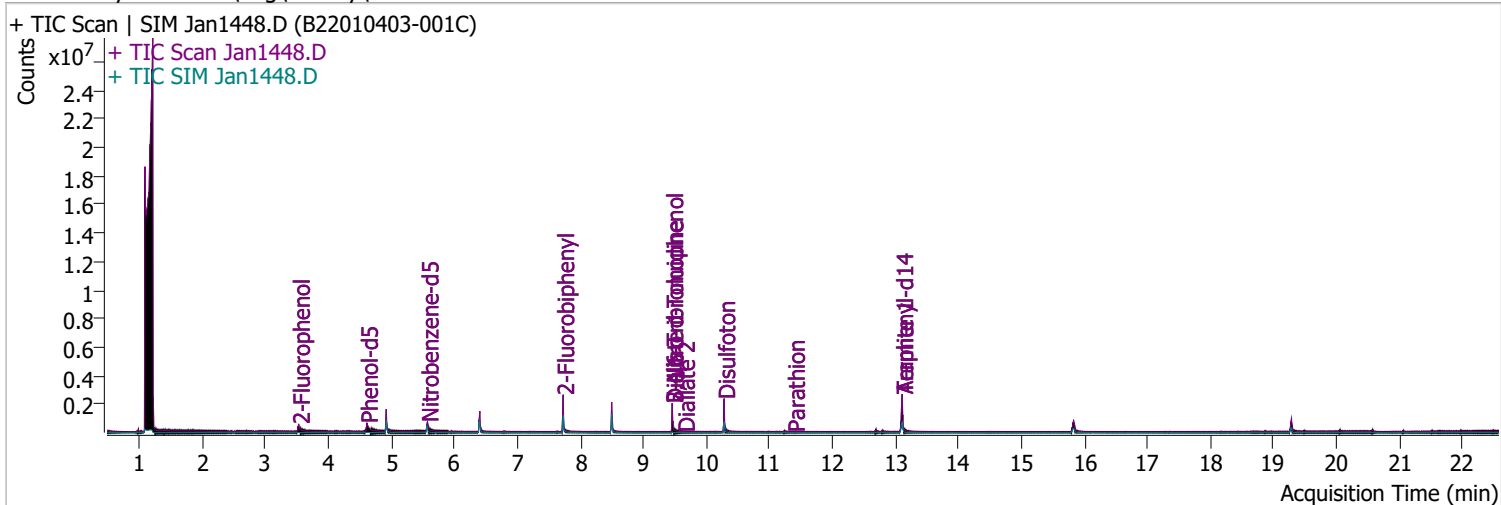
Compound	Conc.	RT	Dev(Min)	Resp.	QIon	QRatio	Lower	Upper
Benzo(g,h,i)perylene	89.8641	21.28	0.01	1704613	138.0	31.5	23.5	43.7
					277.0	23.5	16.4	30.4



Quantitation Results Report (QT Reviewed)

Data File Jan1448.D
 Acq. Method BNA+SIM.M
 Sample Name B22010403-001C
 Vial 48
 DA Method File
 Tune File dftppdsm.u
 Batch Name 011422 DoD BNA.batch.bin
 Ref Library D:\Org\Library\NIST129K.I

Operator LIMS import
 Acq. Date-Time 1/15/2022 2:05:28 PM
 Instrument Instrument #1
 Multiplier 1.00
 Comment SVOC-8270-W-LARGO
 Tune Date 1/7/2022 12:13:00 PM
 Last Calib Update 1/17/2022 3:53:35 PM



Compound	RT	QIon	Resp.	Conc.	Units	Dev(Min)
----------	----	------	-------	-------	-------	----------

Internal Standards

System Monitoring Compounds

S 2-Fluorophenol	3.531	112.0	313424	48.4841	µg/L	0.020
Spiked Amount: 200.000	Range: 10.0 - 75.0%			Recovery = 24.24%		
S Phenol-d5	4.613	99.0	500271	57.6710	µg/L	0.010
Spiked Amount: 200.000	Range: 10.0 - 65.0%			Recovery = 28.84%		
S Nitrobenzene-d5	5.573	82.0	236538	50.4703	µg/L	0.010
Spiked Amount: 100.000	Range: 32.0 - 94.0%			Recovery = 50.47%		
S 2-Fluorobiphenyl	7.728	172.0	988344	60.9269	µg/L	0.010
Spiked Amount: 100.000	Range: 28.0 - 107.0%			Recovery = 60.93%		
S 2,4,6-Tribromophenol	9.458	329.8	172492	124.6564	µg/L	0.000
Spiked Amount: 200.000	Range: 25.0 - 140.0%			Recovery = 62.33%		
S Terphenyl-d14	13.108	244.3	1529956	93.9434	µg/L	0.010
Spiked Amount: 100.000	Range: 32.0 - 122.0%			Recovery = 93.94%		

Target Compounds

Compound	RT	QIon	Resp.	Conc.	Units	Dev(Min)	QValue
T N-Nitrosodimethylamine	0.000		0	N.D.			
T Pyridine	0.000		0	N.D.			
T Aniline	0.000		0	N.D.			
T Phenol	0.000		0	N.D.			
T bis(-2-Chloroethyl)Ether	0.000		0	N.D.			
T 2-Chlorophenol	0.000		0	N.D.			
T 1,3-Dichlorobenzene	0.000		0	N.D.			
T 1,4-Dichlorobenzene	0.000		0	N.D.			
T 1,2-Dichlorobenzene	0.000		0	N.D.			
T Benzyl Alcohol	0.000		0	N.D.			
T bis(2-chloroisopropyl)Ether	5.400	121.0	0		µg/L	md	1
T 2-Methylphenol	0.000		0	N.D.			
T N-nitroso-Di-n-propylamine	5.573	70.0	0		µg/L	md	1
T 4Methylphenol/3Methylphenol	0.000		0	N.D.			
T Hexachloroethane	0.000		0	N.D.			

Quantitation Results Report (QT Reviewed)

Compound	RT	QIon	Resp.	Conc.	Units	Dev(Min)
T Nitrobenzene	0.000		0	N.D.		
T Isophorone	0.000		0	N.D.		
T 2-Nitrophenol	0.000		0	N.D.		
T 2,4-Dimethylphenol	0.000		0	N.D.		
T bis(-2-Chloroethoxy)Methane	0.000		0	N.D.		
T 2,4-Dichlorophenol	0.000		0	N.D.		
T Benzoic Acid	0.000		0	N.D.		
T 1,2,4-Trichlorobenzene	0.000		0	N.D.		
T Naphthalene	0.000		0	N.D.		
T 4-Chlorophenol	0.000		0	N.D.		
T p-Chloroaniline	0.000		0	N.D.		
T Hexachlorobutadiene	0.000		0	N.D.		
T 4-Chloro-2-Methylphenol	0.000		0	N.D.		
T 4-Chloro-3-Methylphenol	0.000		0	N.D.		
T 2-Methylnaphthalene	0.000		0	N.D.		
T 1-Methylnaphthalene	0.000		0	N.D.		
T Hexachlorocyclopentadiene	0.000		0	N.D.		
T 2,4,6-Trichlorophenol	0.000		0	N.D.		
T 2,4,5-Trichlorophenol	0.000		0	N.D.		
T 2-Chloronaphthalene	0.000		0	N.D.		
T 2-Nitroaniline	0.000		0	N.D.		
T Dimethyl Phthalate	8.497	163.0	0		µg/L md	1
T 2,6-Dinitrotoluene	8.497	165.0	0		µg/L md	1
T Acenaphthylene	0.000		0	N.D.		
T 3-Nitroaniline	0.000		0	N.D.		
T Acenaphthene	0.000		0	N.D.		
T 2,4-Dinitrophenol	0.000		0	N.D.		
T Dibenzofuran	0.000		0	N.D.		
T 2,4-Dinitrotoluene	8.497	165.0	0		µg/L md	1
T 4-Nitrophenol	0.000		0	N.D.		
T Diethylphthalate	0.000		0	N.D.		
T Fluorene	0.000		0	N.D.		
T 4-Chlorophenyl-phenylether	0.000		0	N.D.		
T 4-Nitroaniline	0.000		0	N.D.		
T 4,6-Dinitro-2-methylphenol	0.000		0	N.D.		
T N-nitrosodiphenylamine	0.000		0	N.D.		
T Azobenzene	0.000		0	N.D.		
T 4-Bromophenyl-phenylether	0.000		0	N.D.		
T Hexachlorobenzene	0.000		0	N.D.		
T Pentachlorophenol	0.000		0	N.D.		
T Phenanthrene	0.000		0	N.D.		
T Anthracene	0.000		0	N.D.		
T Triallate	0.000		0	N.D.		
T Carbazole	0.000		0	N.D.		
T o-Terphenyl	0.000		0	N.D.		
T Di-n-Butylphthalate	0.000		0	N.D.		
T Fluoranthene	0.000		0	N.D.		
T Benzidine	0.000		0	N.D.		
T Pyrene	0.000		0	N.D.		
T Butylbenzylphthalate	0.000		0	N.D.		
T Benzo(a)Anthracene	0.000		0	N.D.		
T Chrysene	0.000		0	N.D.		
T 3,3-Dichlorobenzidine	0.000		0	N.D.		
T bis(2-ethylhexyl)Phthalate	0.000		0	N.D.		
T Di-n-octyl Phthalate	0.000		0	N.D.		

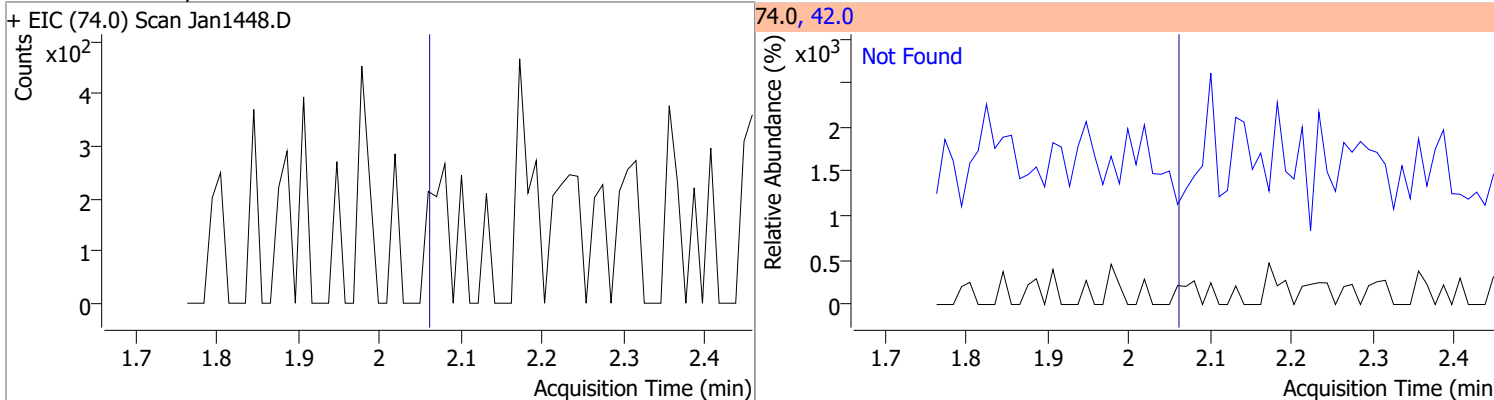
Quantitation Results Report (QT Reviewed)

Compound	RT	QIon	Resp.	Conc.	Units	Dev(Min)
T Benzo(b)fluoranthene	0.000		0	N.D.		
T Benzo(k)fluoranthene	0.000		0	N.D.		
T Benzo(a)pyrene	0.000		0	N.D.		
T Indeno(1,2,3-c,d)pyrene	0.000		0	N.D.		
T Dibenzo(a,h)anthracene	0.000		0	N.D.		
T Benzo(g,h,i)perylene	0.000		0	N.D.		

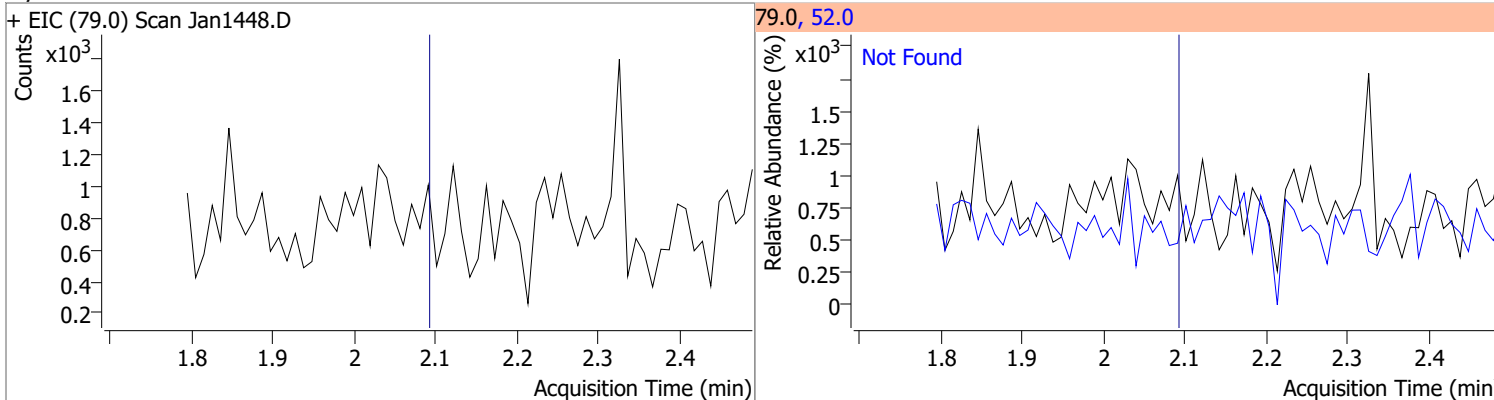
(#) = Qualifier Out of Range; (m) = Manual Integration; (+) = Area Summed; (*) = Surrogate Percent Recovery Out of Range; (d): Zeroed Peak

Quantitation Results Report (QT Reviewed)

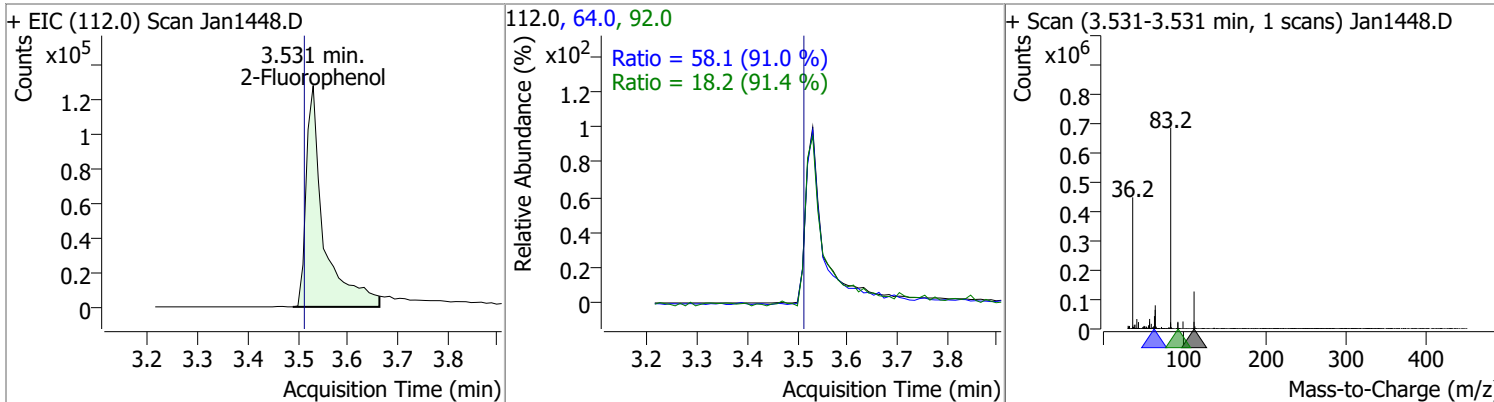
Compound	Conc.	Exp RT	QIon	Exp Ratio
N-Nitrosodimethylamine	N.D.	2.06	42.0	149.6



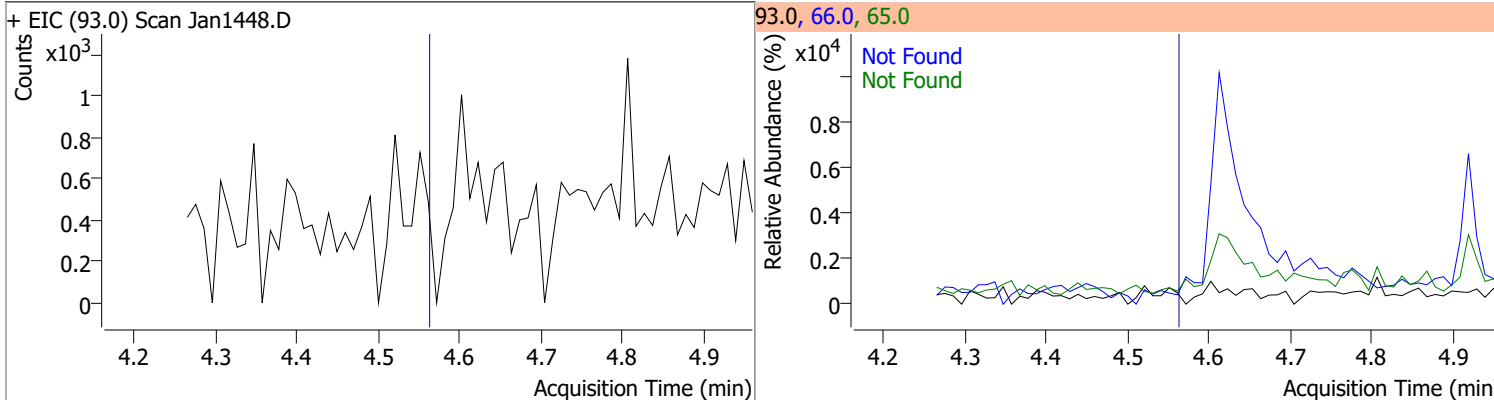
Compound	Conc.	Exp RT	QIon	Exp Ratio
Pyridine	N.D.	2.09	52.0	137.6



Compound	Conc.	RT	Dev(Min)	Resp.	QIon	QRatio	Lower	Upper
2-Fluorophenol	48.4841	3.53	0.02	313424	64.0	58.1	44.6	82.9
					92.0	18.2	14.0	25.9

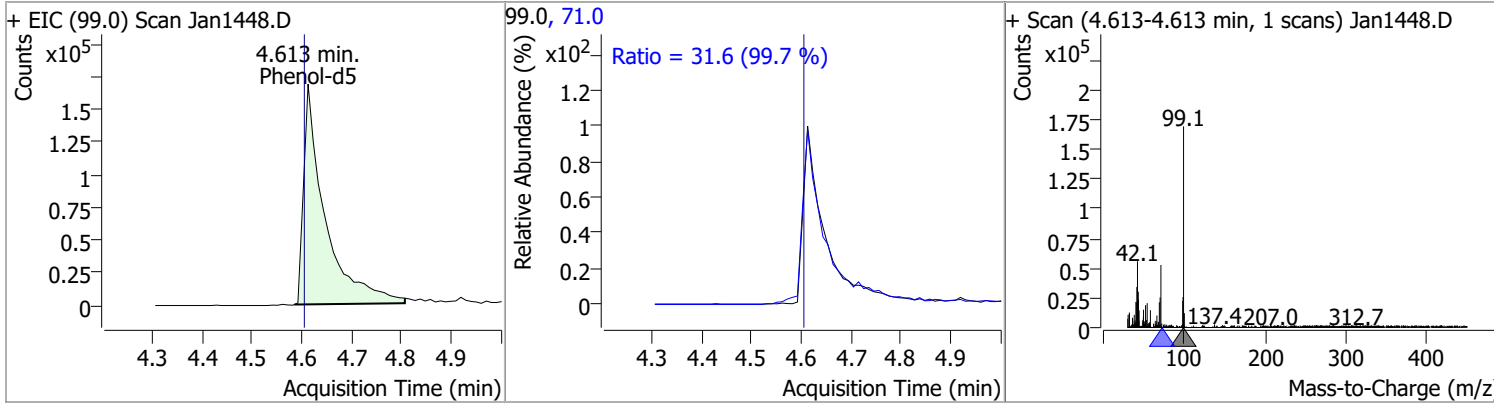


Compound	Conc.	Exp RT	QIon	Exp Ratio	QIon	Exp Ratio
Aniline	N.D.	4.56	66.0	37.5	65.0	20.7

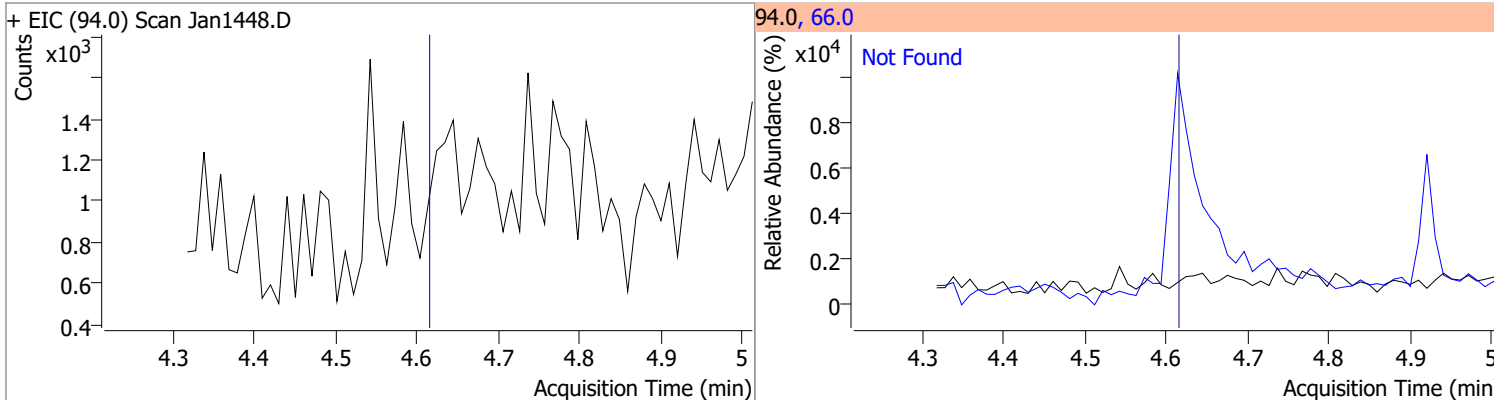


Quantitation Results Report (QT Reviewed)

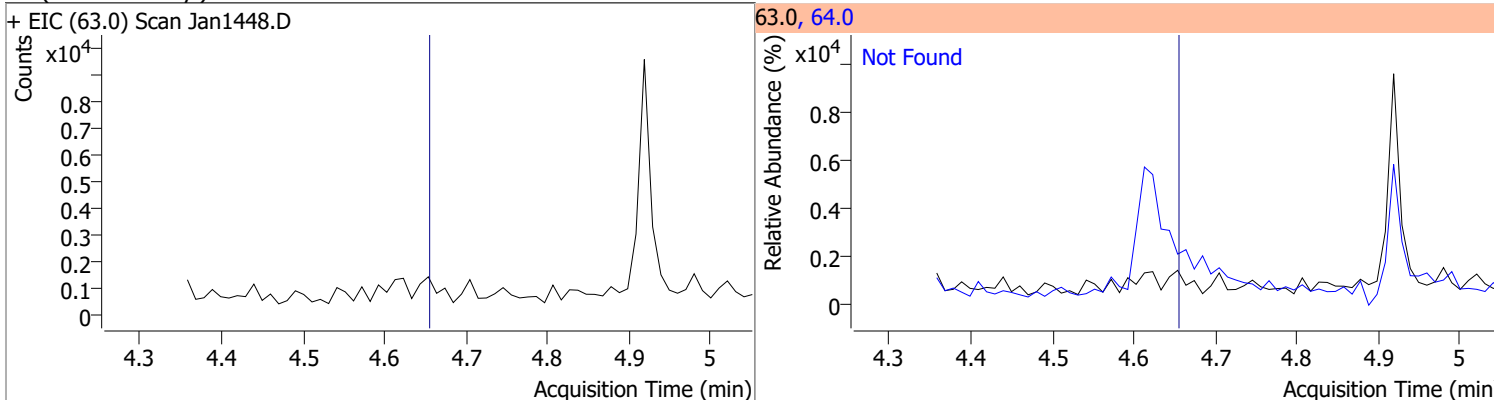
Compound	Conc.	RT	Dev(Min)	Resp.	QIon	QRatio	Lower	Upper
Phenol-d5	57.6710	4.61	0.01	500271	71.0	31.6	22.2	41.2



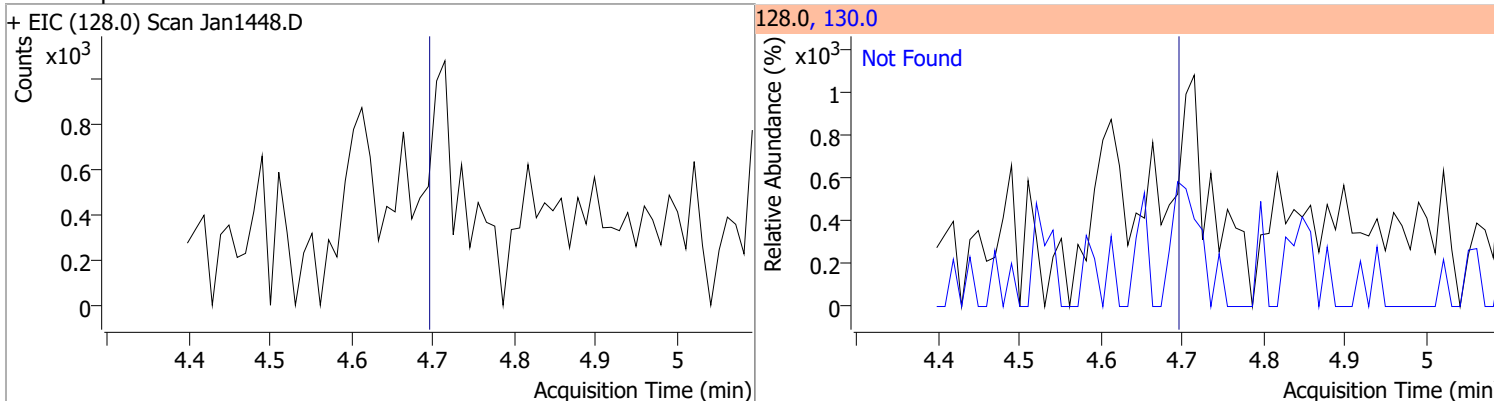
Compound	Conc.	Exp RT	QIon	Exp Ratio
Phenol	N.D.	4.61	66.0	49.9



Compound	Conc.	Exp RT	QIon	Exp Ratio
bis(-2-Chloroethyl)Ether	N.D.	4.65	64.0	3.4



Compound	Conc.	Exp RT	QIon	Exp Ratio
2-Chlorophenol	N.D.	4.70	130.0	32.7

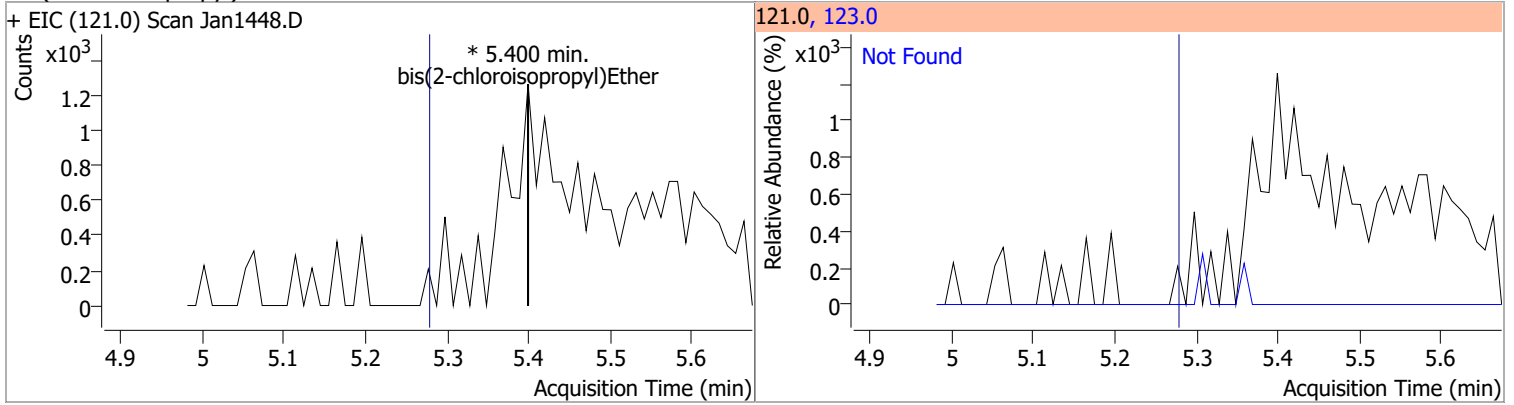


Quantitation Results Report (QT Reviewed)

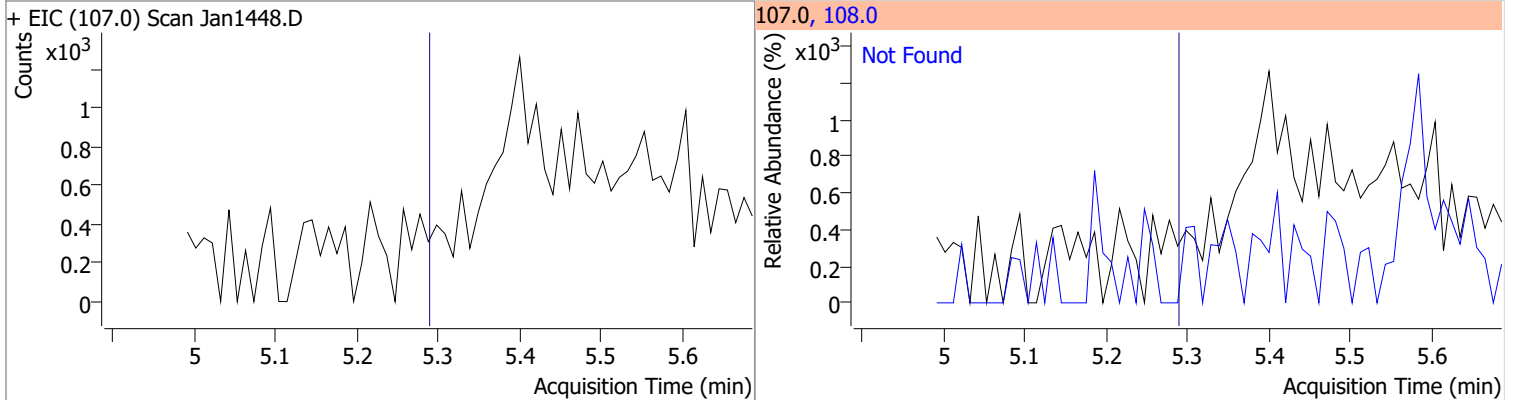
Compound	Conc.	Exp RT	QIon	Exp Ratio	QIon	Exp Ratio
1,3-Dichlorobenzene	N.D.	4.85	148.0	64.0	111.0	35.9
+ EIC (146.0) Scan Jan1448.D			146.0, 148.0, 111.0			
1,4-Dichlorobenzene	N.D.	4.94	148.0	65.1	111.0	35.2
+ EIC (146.0) Scan Jan1448.D			146.0, 148.0, 111.0			
1,2-Dichlorobenzene	N.D.	5.10	148.0	63.6	111.0	36.6
+ EIC (146.0) Scan Jan1448.D			146.0, 148.0, 111.0			
Benzyl Alcohol	N.D.	5.11	79.0	112.9	107.0	67.1
+ EIC (108.0) Scan Jan1448.D			108.0, 79.0, 107.0			

Quantitation Results Report (QT Reviewed)

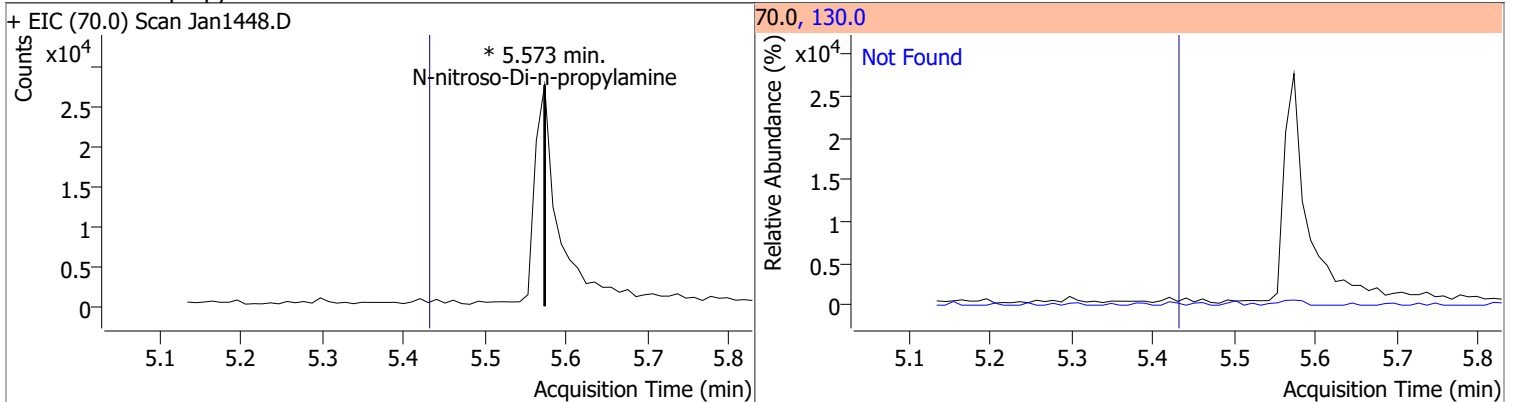
Compound	Conc.	RT	Dev(Min)	Resp.	QIon	QRatio	Lower	Upper
bis(2-chloroisopropyl)Ether	0	0		0	123.0		23.2	43.1



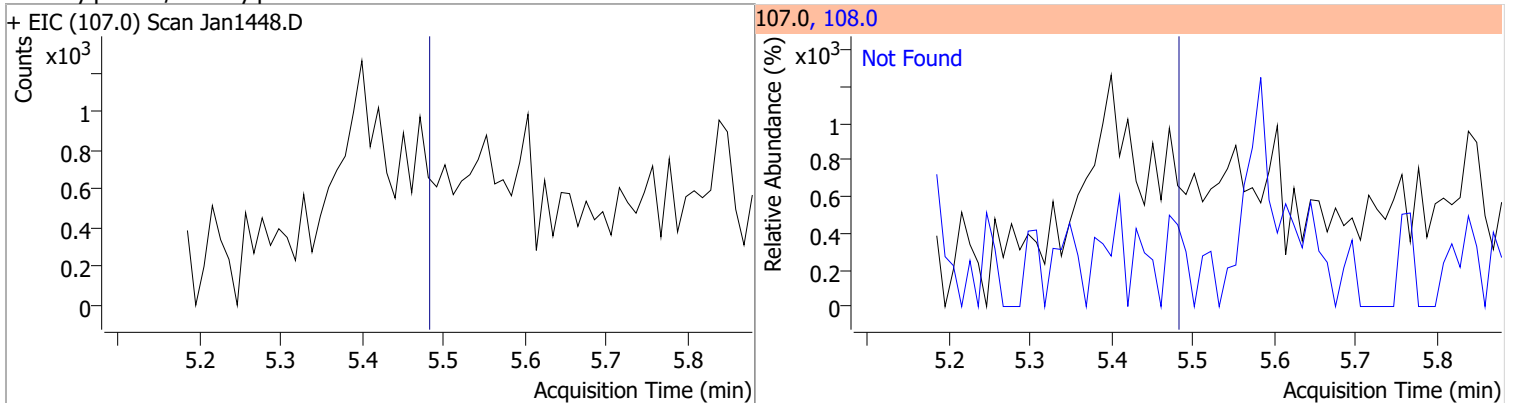
Compound	Conc.	Exp RT	QIon	Exp Ratio
2-Methylphenol	N.D.	5.29	108.0	114.9



Compound	Conc.	RT	Dev(Min)	Resp.	QIon	QRatio	Lower	Upper
N-nitroso-Di-n-propylamine	0	0		0	130.0		0.0	40.8

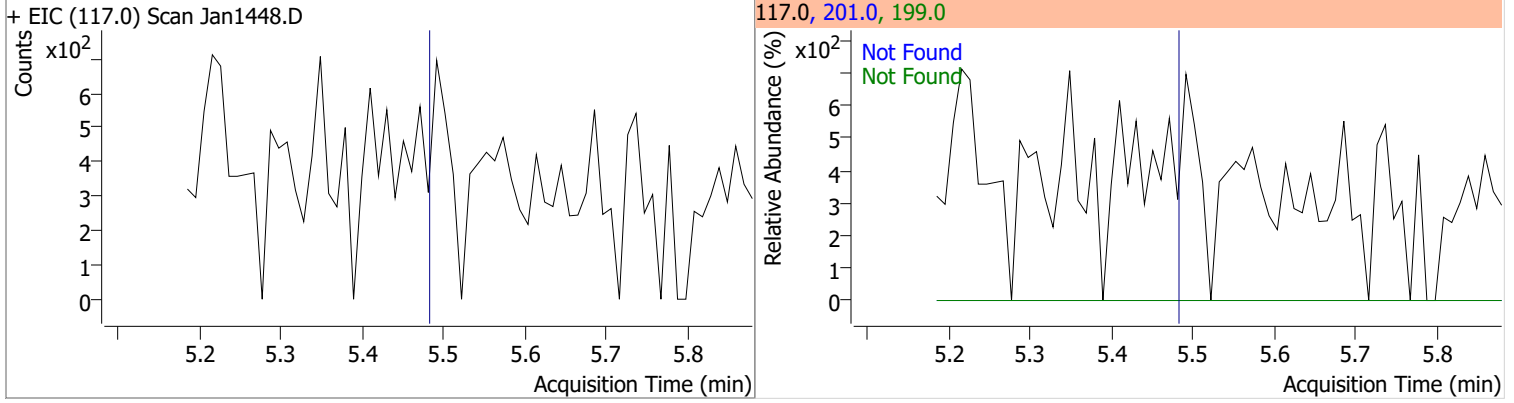


Compound	Conc.	Exp RT	QIon	Exp Ratio
4Methylphenol/3Methylphenol	N.D.	5.48	108.0	80.9

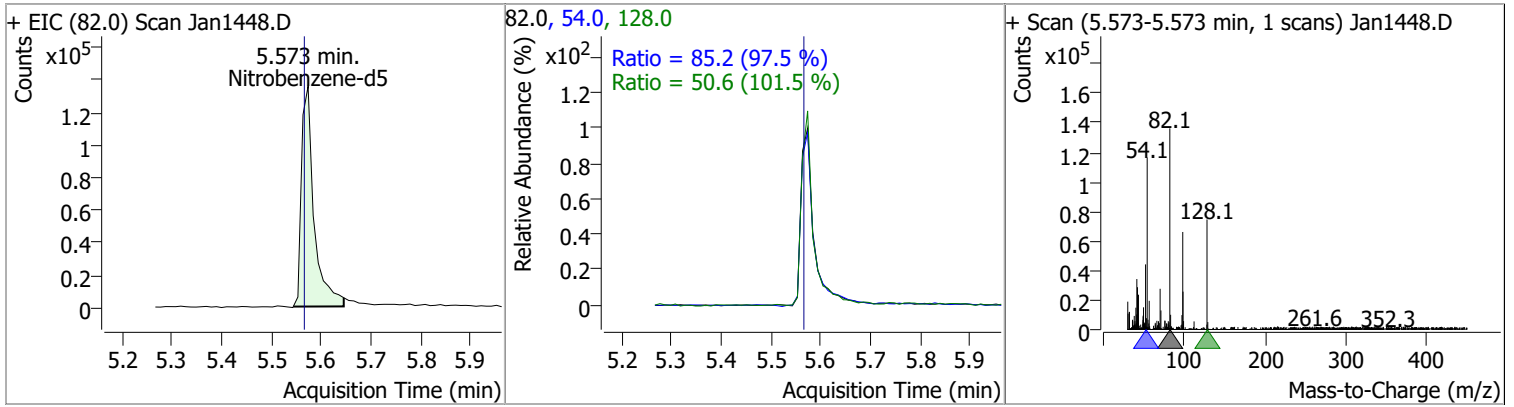


Quantitation Results Report (QT Reviewed)

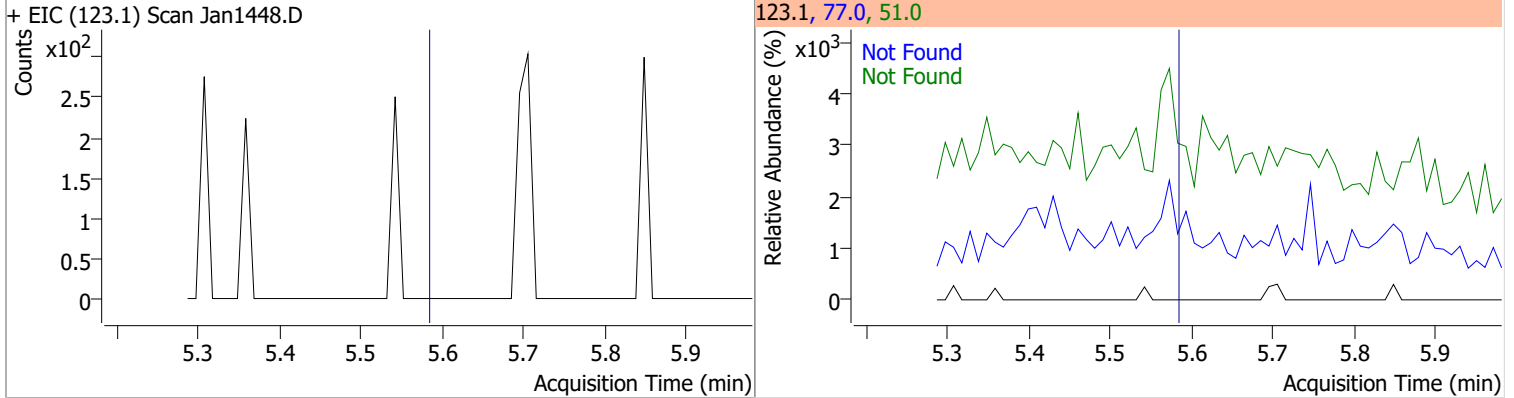
Compound	Conc.	Exp RT	QIon	Exp Ratio	QIon	Exp Ratio
Hexachloroethane	N.D.	5.48	201.0	96.9	199.0	60.2



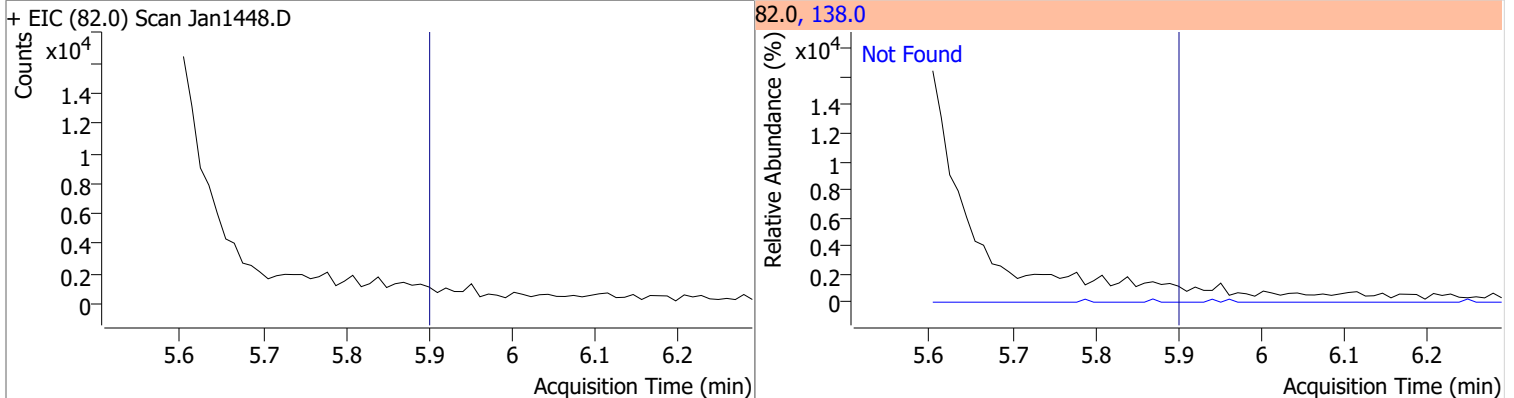
Compound	Conc.	RT	Dev(Min)	Resp.	QIon	QRatio	Lower	Upper
Nitrobenzene-d5	50.4703	5.57	0.01	236538	54.0	85.2	61.2	113.6
					128.0	50.6	34.9	64.8



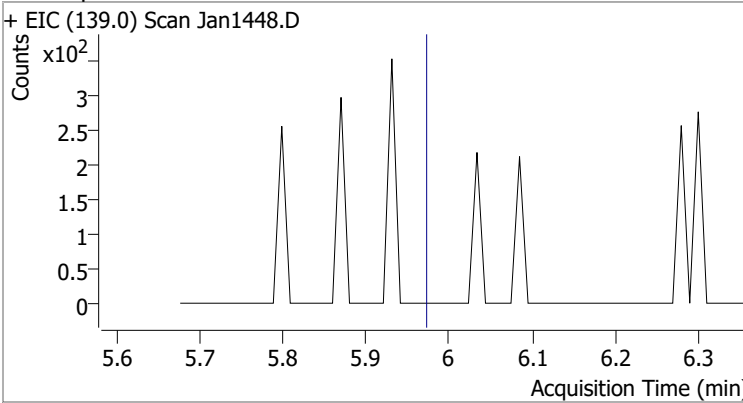
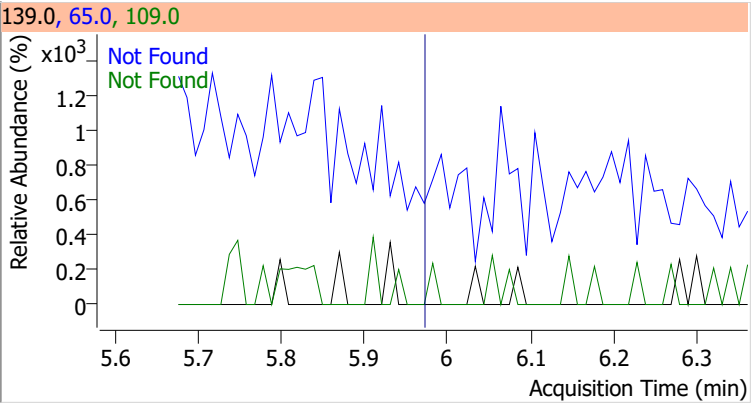
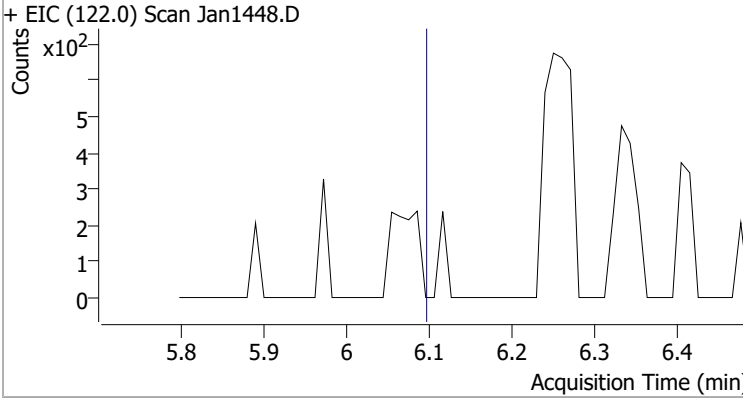
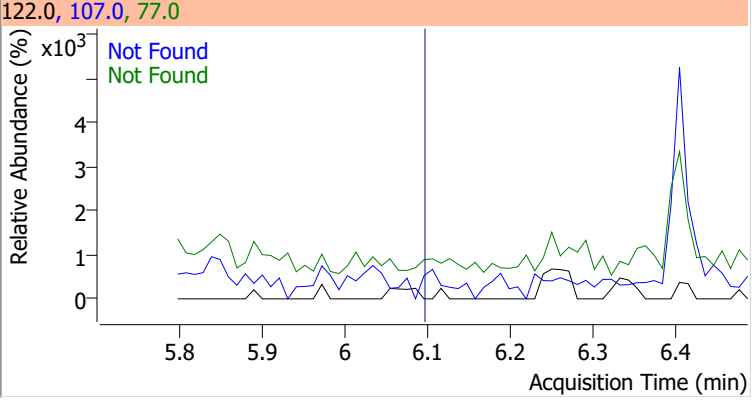
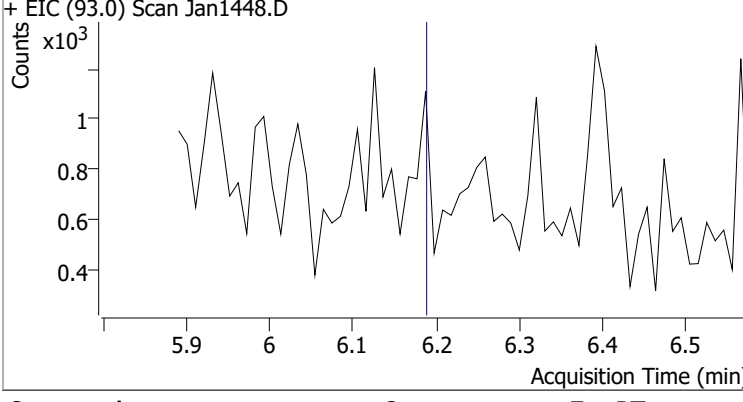
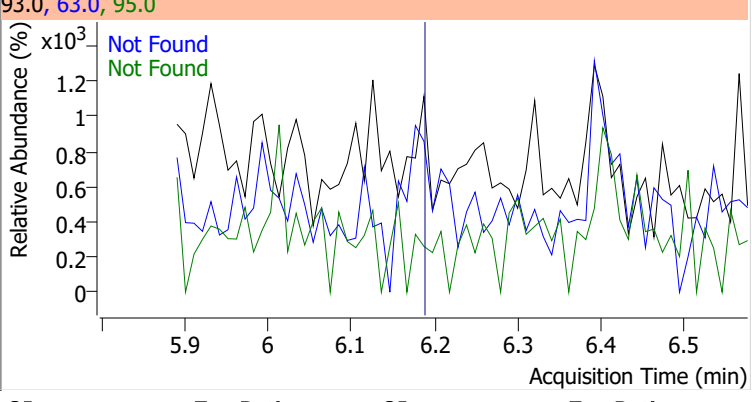
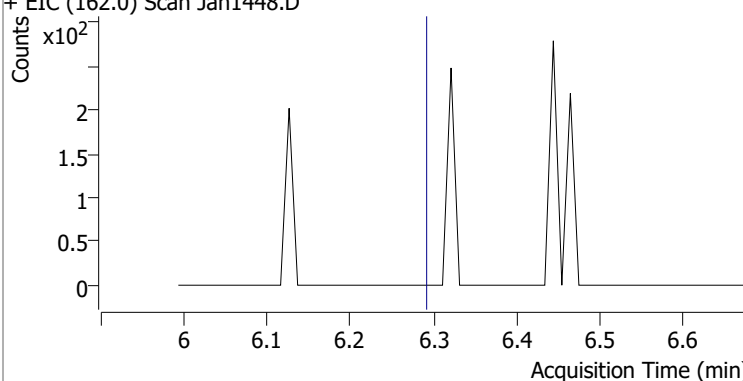
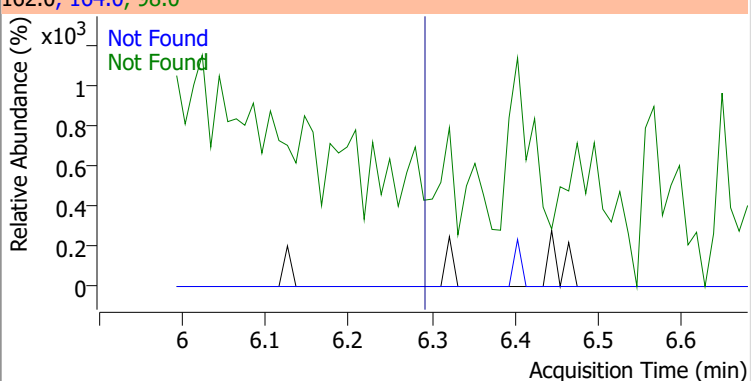
Compound	Conc.	Exp RT	QIon	Exp Ratio	QIon	Exp Ratio
Nitrobenzene	N.D.	5.58	77.0	187.7	51.0	165.1



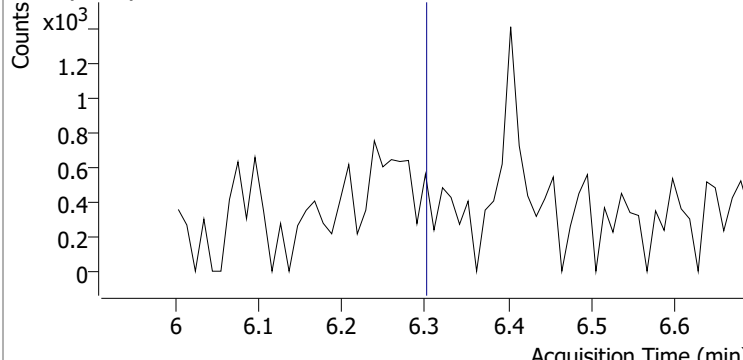
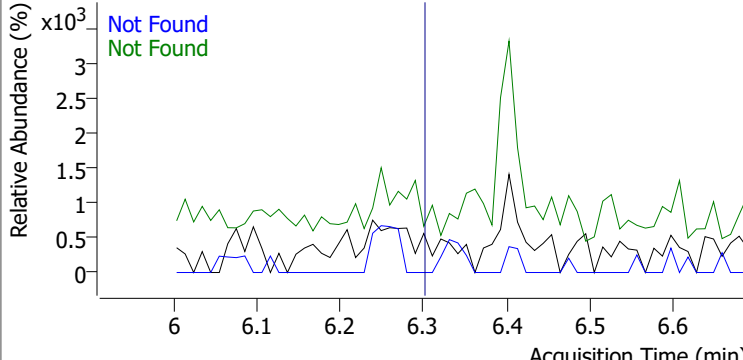
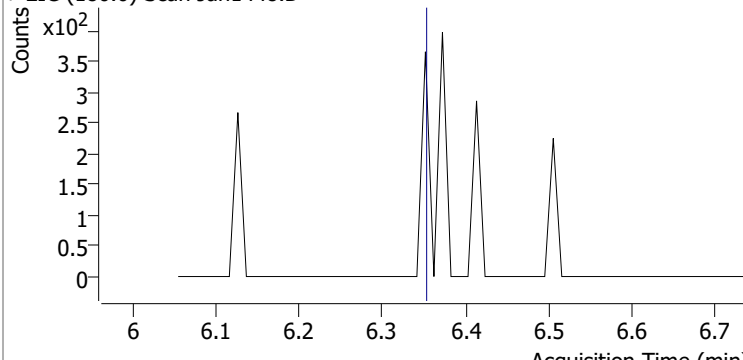
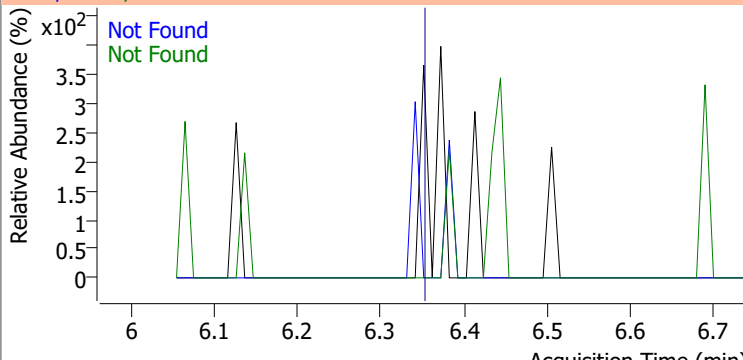
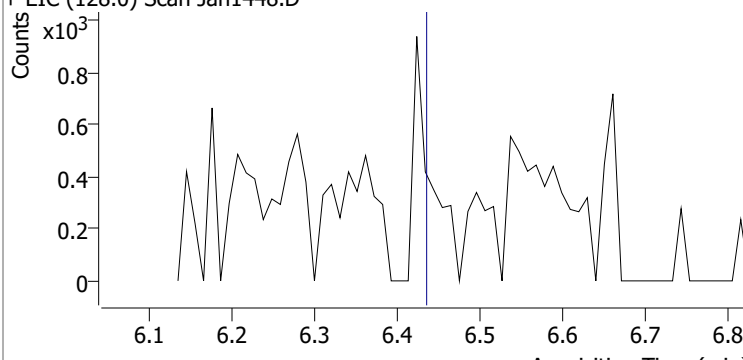
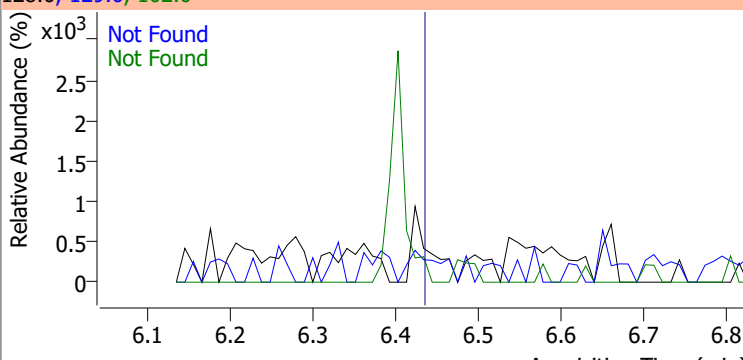
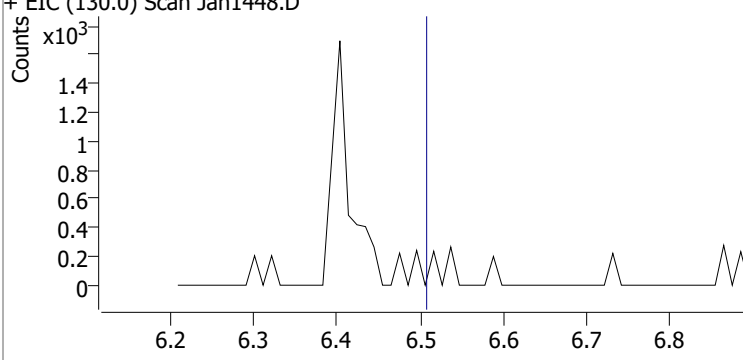
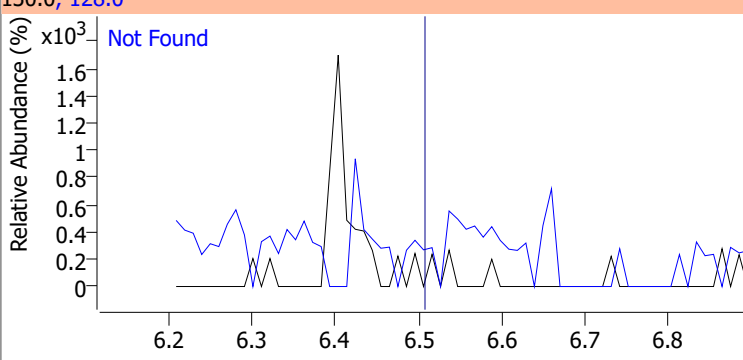
Compound	Conc.	Exp RT	QIon	Exp Ratio
Isophorone	N.D.	5.89	138.0	21.2



Quantitation Results Report (QT Reviewed)

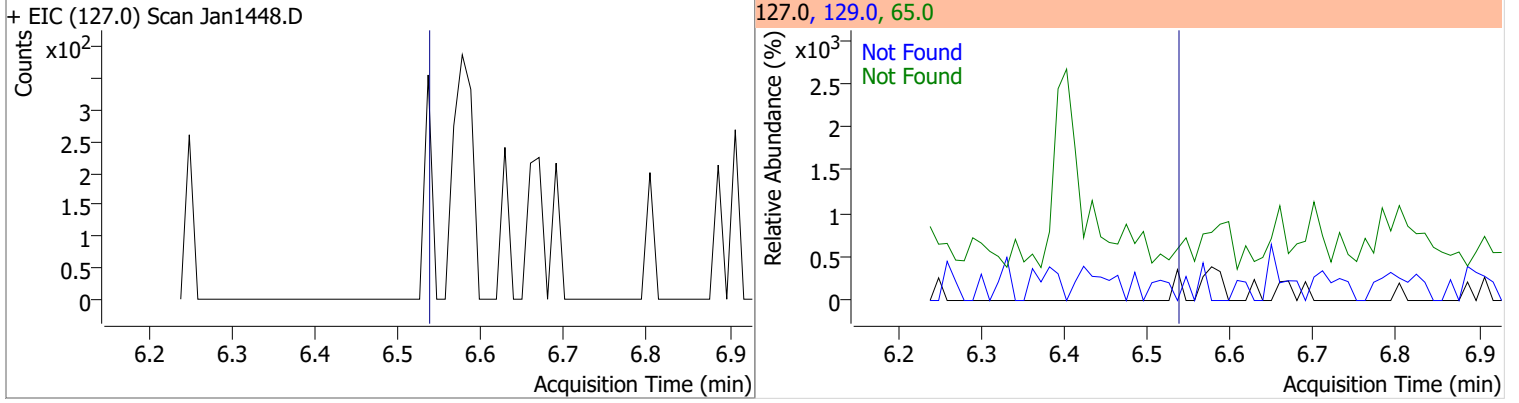
Compound	Conc.	Exp RT	QIon	Exp Ratio	QIon	Exp Ratio
2-Nitrophenol	N.D.	5.96	65.0	52.2	109.0	38.2
+ EIC (139.0) Scan Jan1448.D			139.0, 65.0, 109.0			
						
2,4-Dimethylphenol	N.D.	6.08	107.0	106.7	77.0	29.9
+ EIC (122.0) Scan Jan1448.D			122.0, 107.0, 77.0			
						
bis(-2-Chloroethoxy)Methane	N.D.	6.18	63.0	88.3	95.0	29.8
+ EIC (93.0) Scan Jan1448.D			93.0, 63.0, 95.0			
						
2,4-Dichlorophenol	N.D.	6.28	164.0	63.5	98.0	30.9
+ EIC (162.0) Scan Jan1448.D			162.0, 164.0, 98.0			
						

Quantitation Results Report (QT Reviewed)

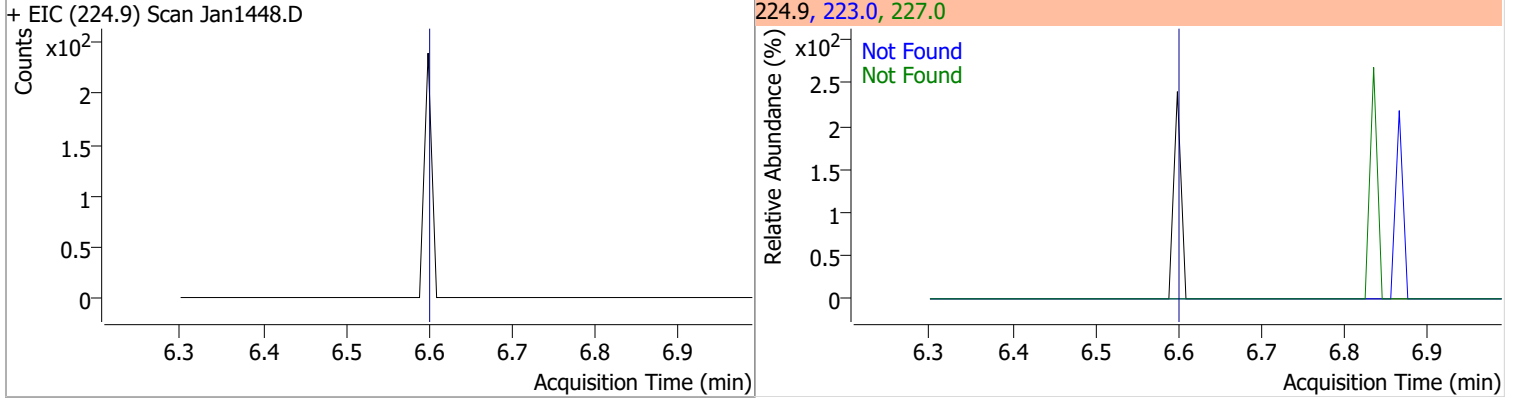
Compound	Conc.	Exp RT	QIon	Exp Ratio	QIon	Exp Ratio
Benzoic Acid	N.D.	6.29	122.0	89.3	77.0	71.7
+ EIC (105.0) Scan Jan1448.D			105.0, 122.0, 77.0			
						
1,2,4-Trichlorobenzene	N.D.	6.34	182.0	98.3	145.0	29.2
+ EIC (180.0) Scan Jan1448.D			180.0, 182.0, 145.0			
						
Naphthalene	N.D.	6.42	129.0	11.1	102.0	8.9
+ EIC (128.0) Scan Jan1448.D			128.0, 129.0, 102.0			
						
4-Chlorophenol	N.D.	6.50	128.0	299.5		
+ EIC (130.0) Scan Jan1448.D			130.0, 128.0			
						

Quantitation Results Report (QT Reviewed)

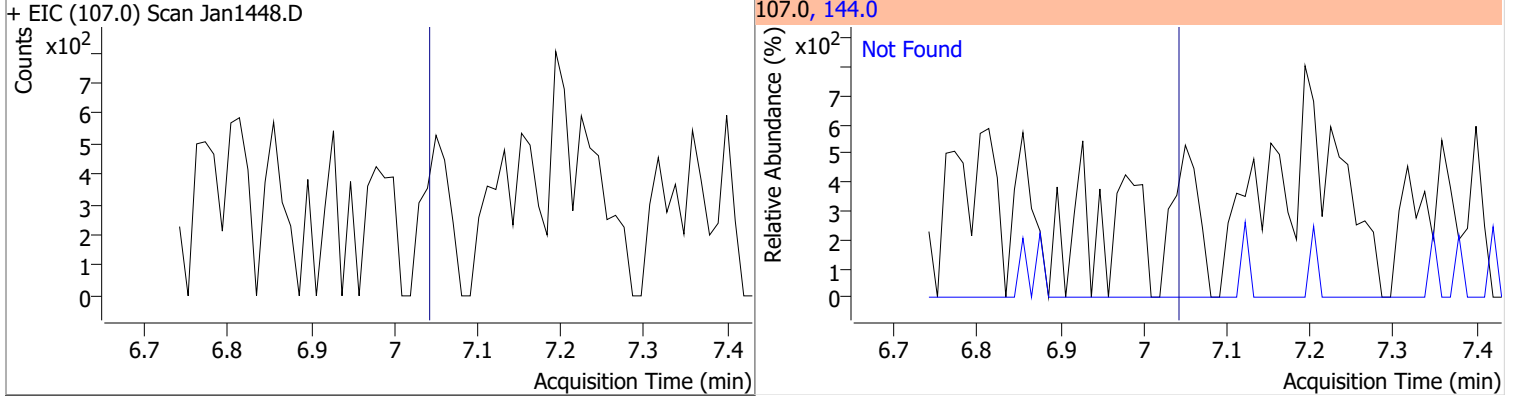
Compound	Conc.	Exp RT	QIon	Exp Ratio	QIon	Exp Ratio
p-Chloroaniline	N.D.	6.53	65.0	32.6	129.0	32.1



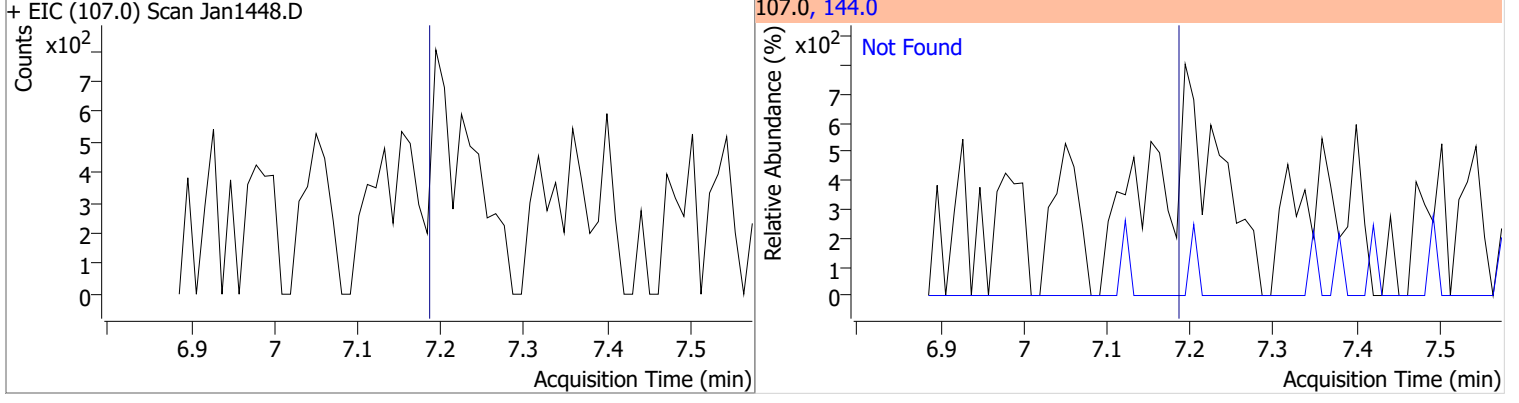
Compound	Conc.	Exp RT	QIon	Exp Ratio	QIon	Exp Ratio
Hexachlorobutadiene	N.D.	6.59	223.0	62.9	227.0	61.7



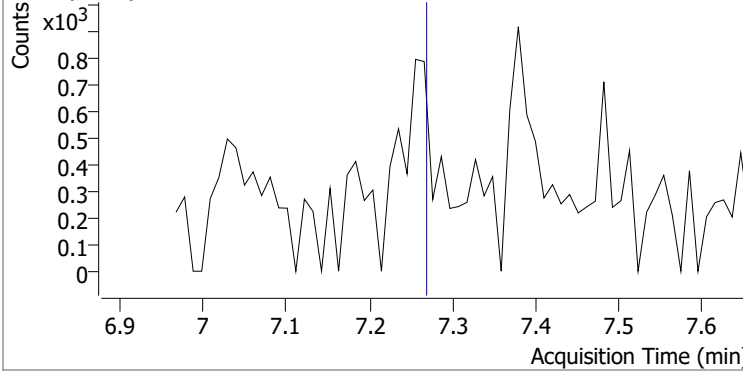
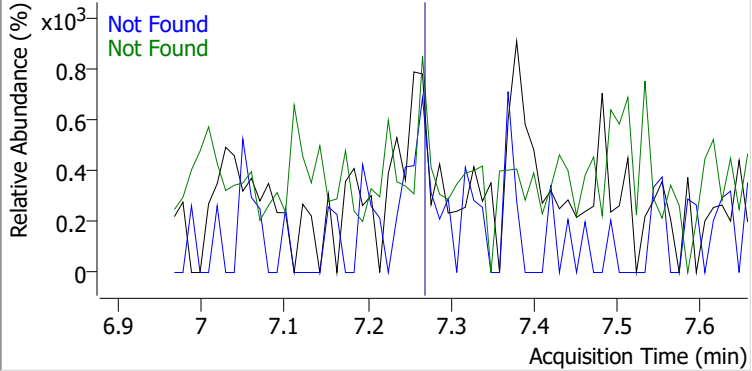
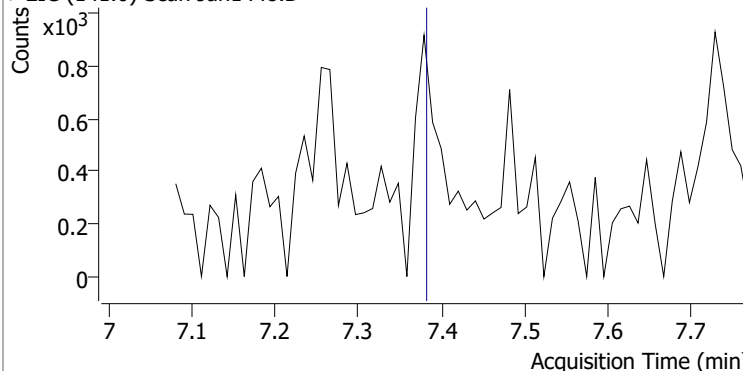
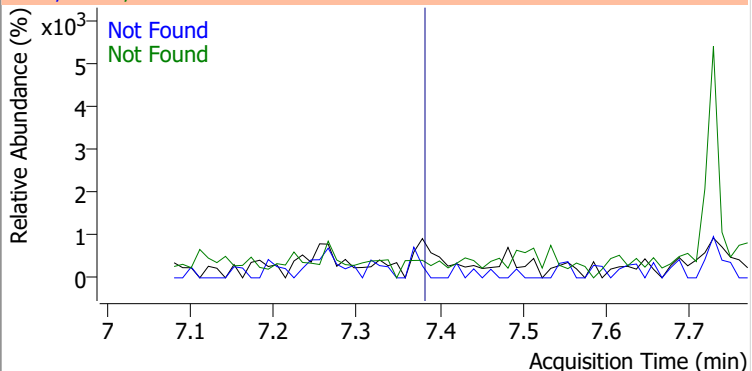
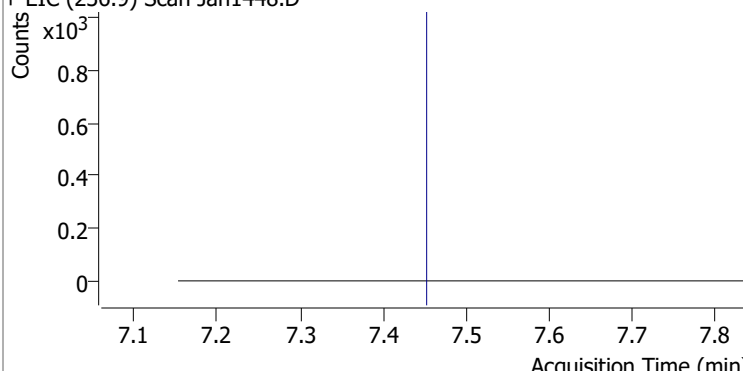
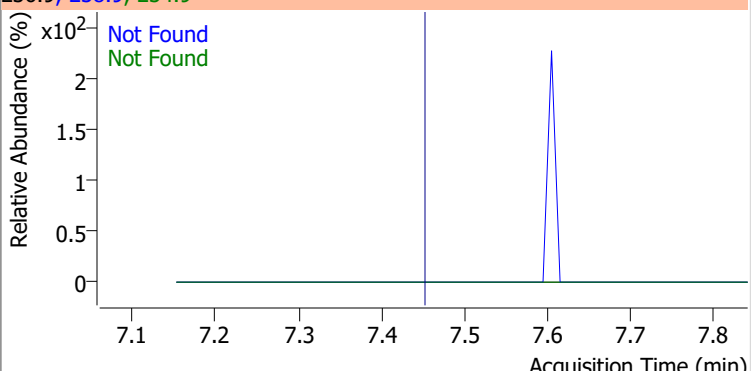
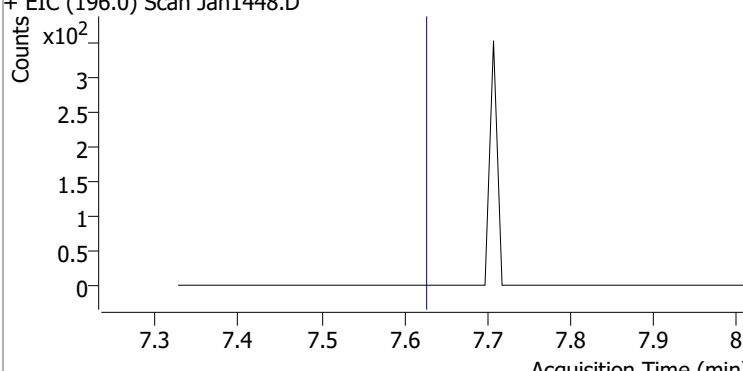
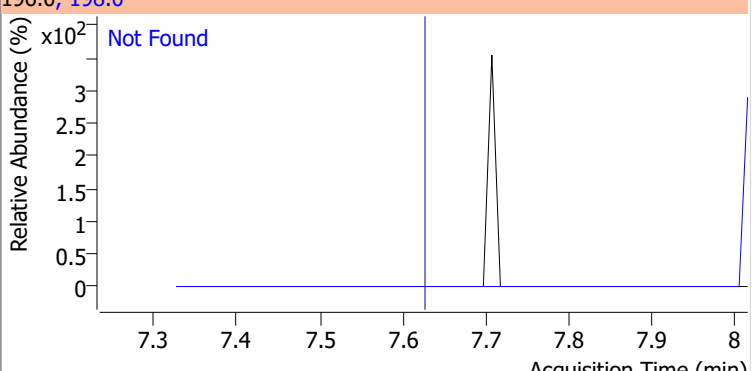
Compound	Conc.	Exp RT	QIon	Exp Ratio
4-Chloro-2-Methylphenol	N.D.	7.03	144.0	28.7



Compound	Conc.	Exp RT	QIon	Exp Ratio
4-Chloro-3-Methylphenol	N.D.	7.17	144.0	28.4

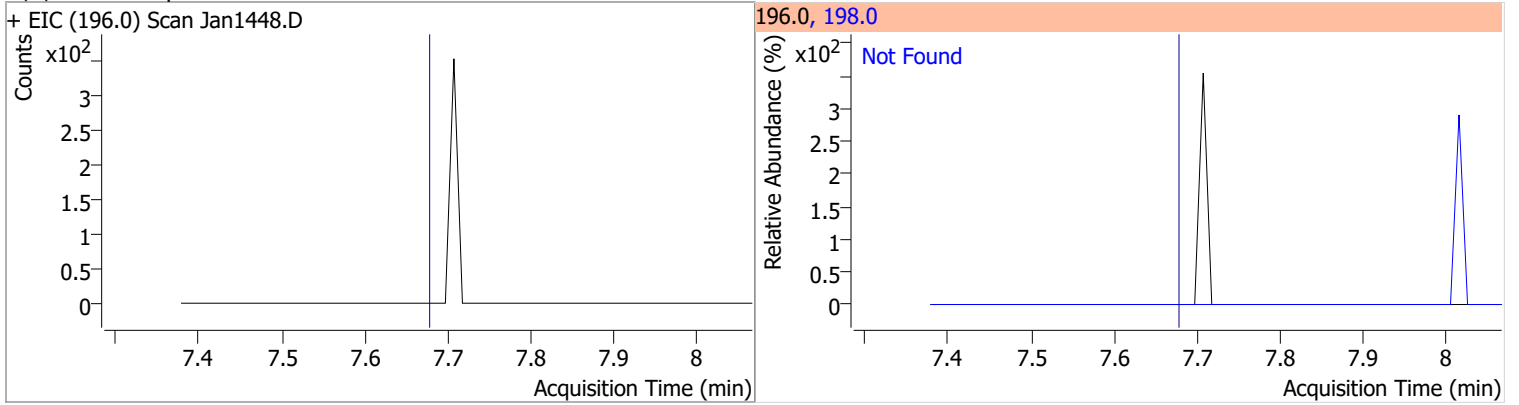


Quantitation Results Report (QT Reviewed)

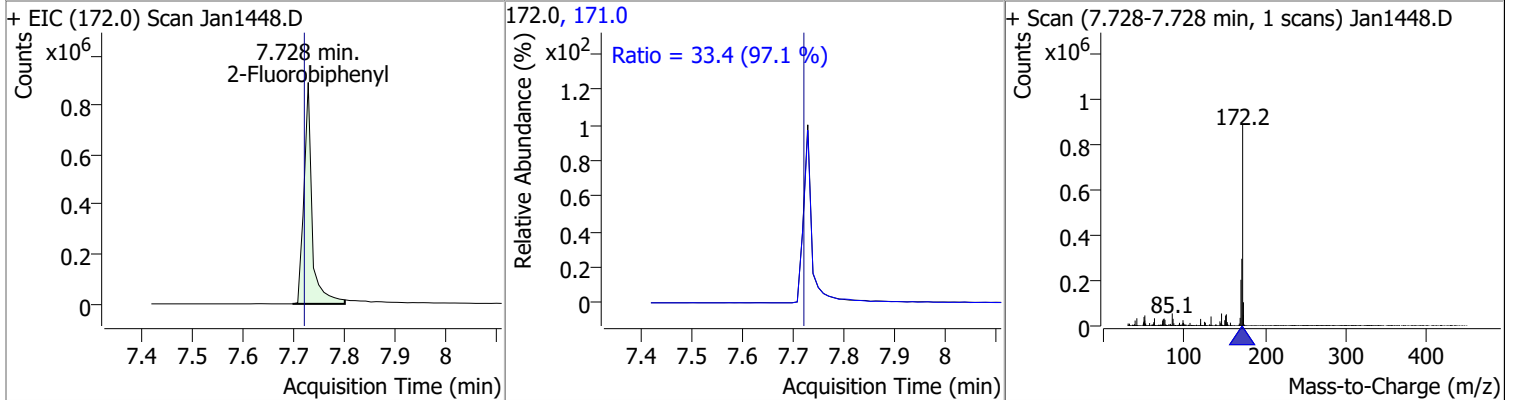
Compound	Conc.	Exp RT	QIon	Exp Ratio	QIon	Exp Ratio
2-Methylnaphthalene	N.D.	7.26	142.0	115.4	115.0	41.1
+ EIC (141.0) Scan Jan1448.D			141.0, 142.0, 115.0			
						
1-Methylnaphthalene	N.D.	7.37	142.0	111.1	115.0	41.1
+ EIC (141.0) Scan Jan1448.D			141.0, 142.0, 115.0			
						
Hexachlorocyclopentadiene	N.D.	7.45	238.9	65.3	234.9	63.2
+ EIC (236.9) Scan Jan1448.D			236.9, 238.9, 234.9			
						
2,4,6-Trichlorophenol	N.D.	7.63	198.0	94.2		
+ EIC (196.0) Scan Jan1448.D			196.0, 198.0			
						

Quantitation Results Report (QT Reviewed)

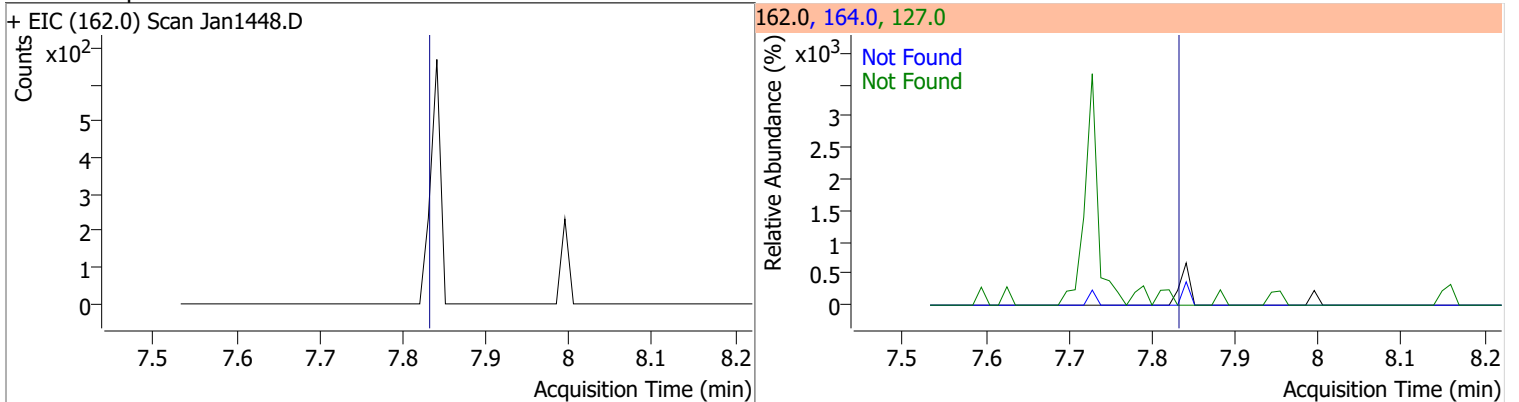
Compound	Conc.	Exp RT	QIon	Exp Ratio
2,4,5-Trichlorophenol	N.D.	7.68	198.0	95.6



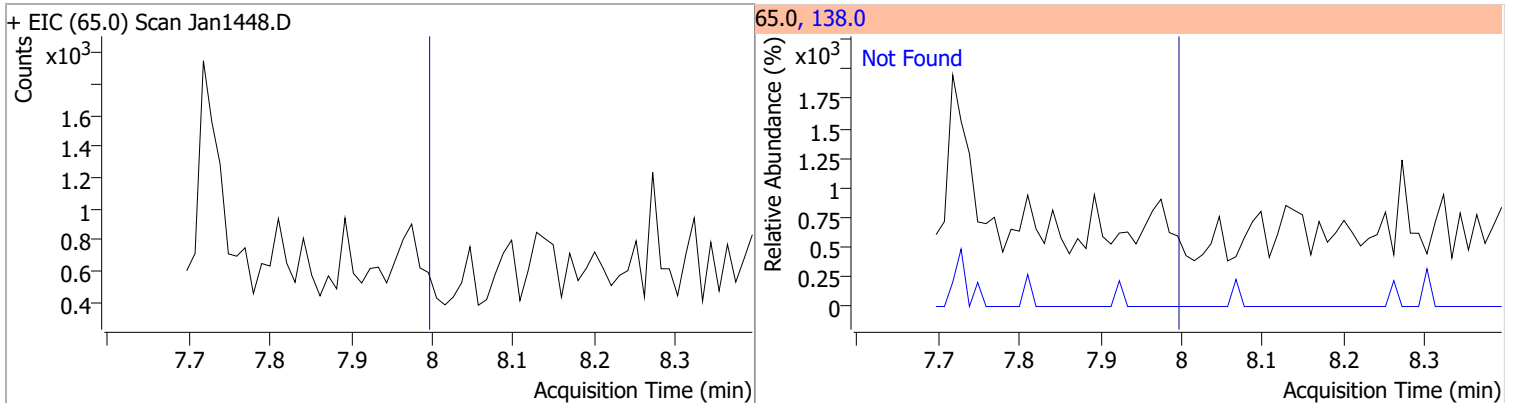
Compound	Conc.	RT	Dev(Min)	Resp.	QIon	QRatio	Lower	Upper
2-Fluorobiphenyl	60.9269	7.73	0.01	988344	171.0	33.4	24.1	44.8



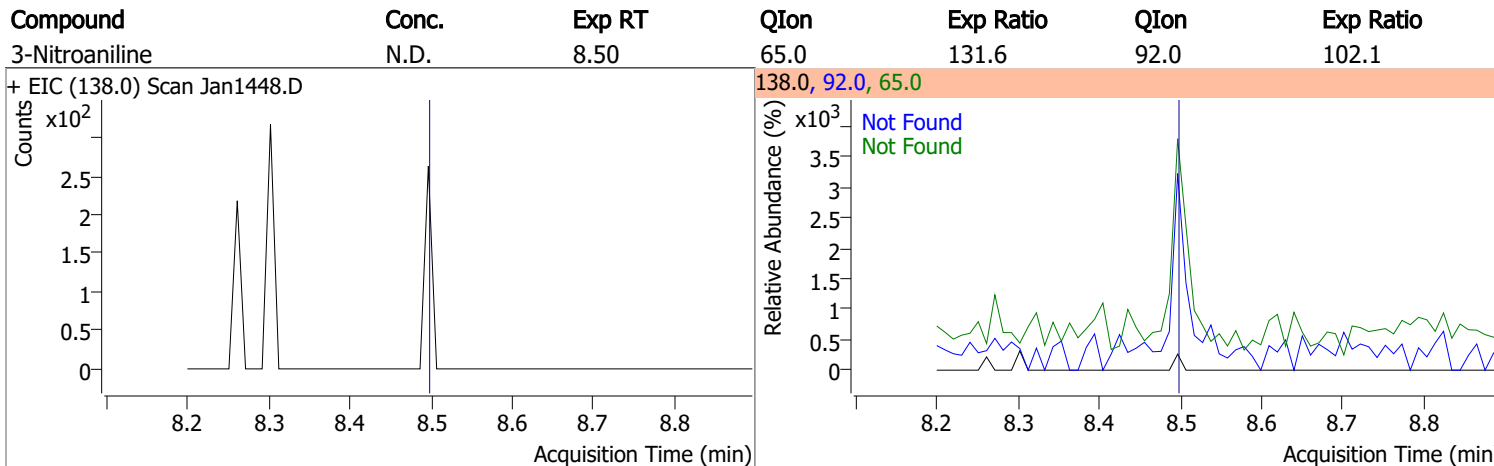
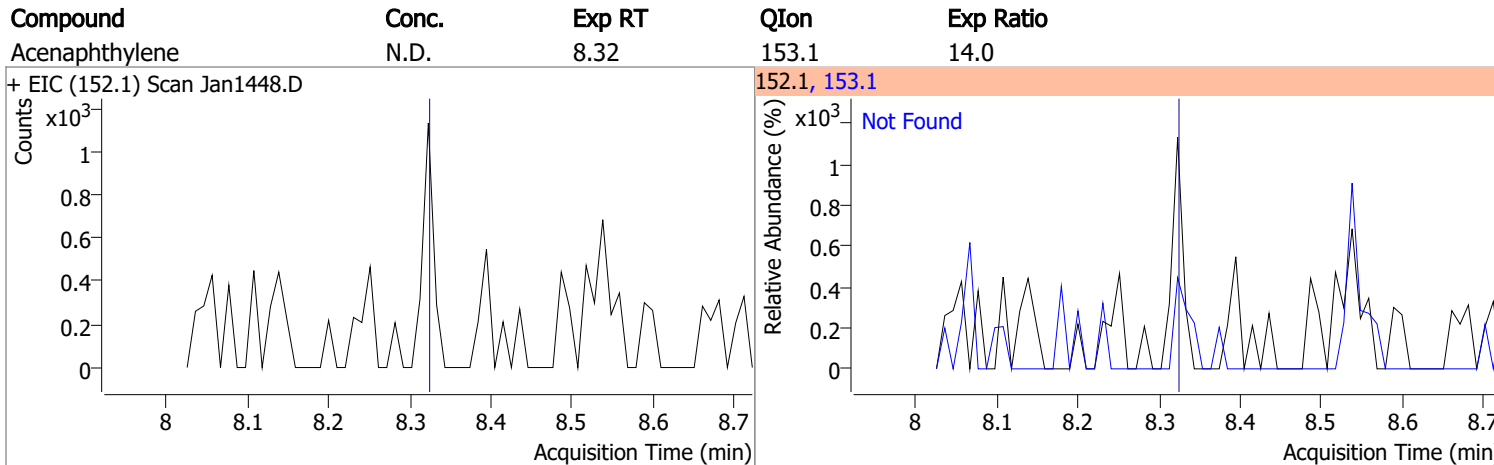
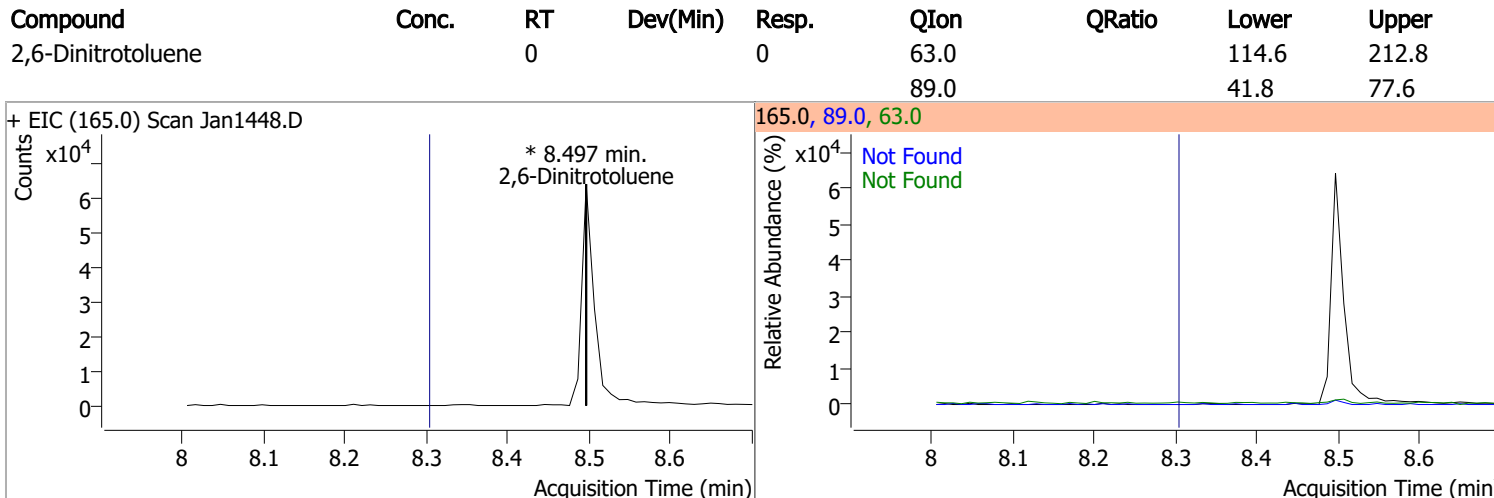
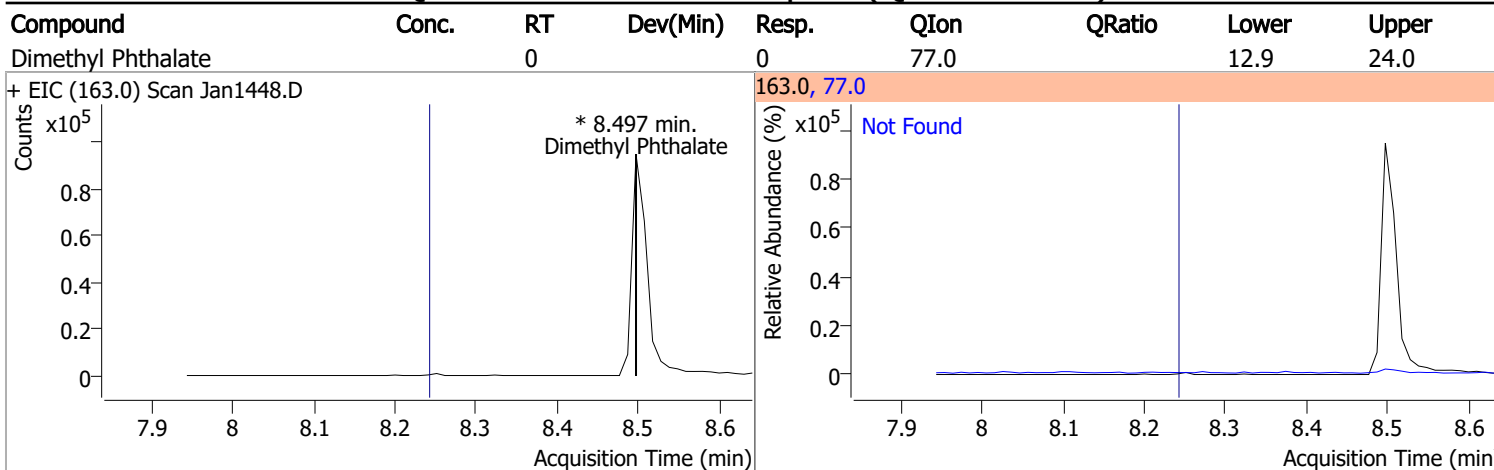
Compound	Conc.	Exp RT	QIon	Exp Ratio	QIon	Exp Ratio
2-Chloronaphthalene	N.D.	7.83	127.0	36.6	164.0	32.9



Compound	Conc.	Exp RT	QIon	Exp Ratio
2-Nitroaniline	N.D.	8.00	138.0	108.7

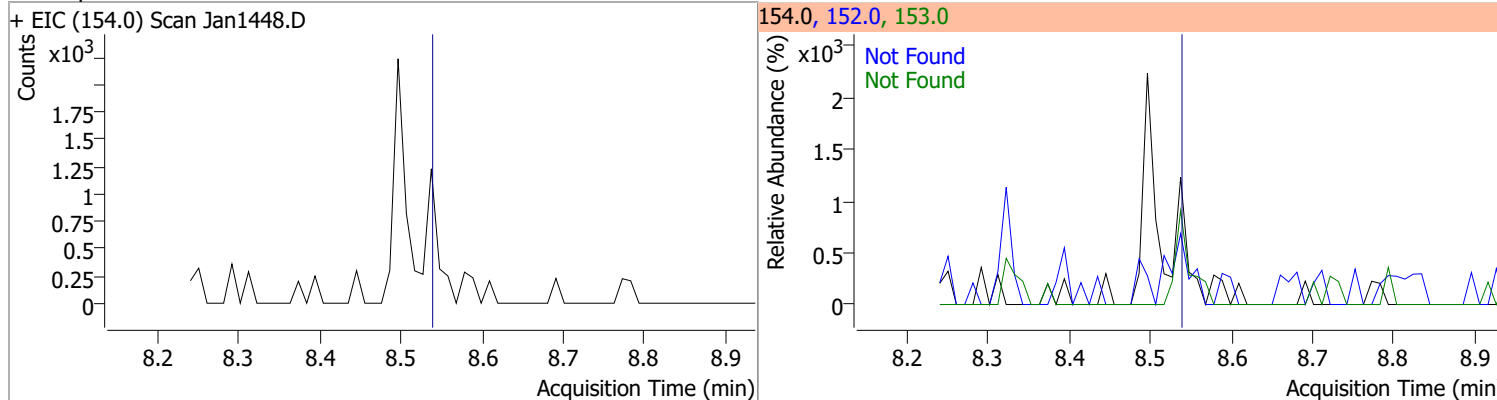


Quantitation Results Report (QT Reviewed)

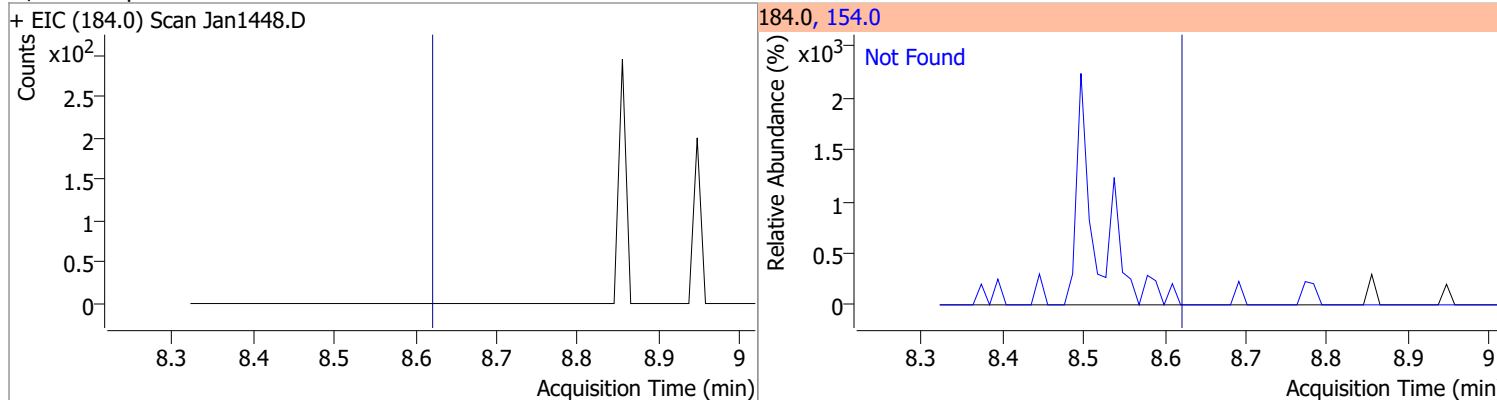


Quantitation Results Report (QT Reviewed)

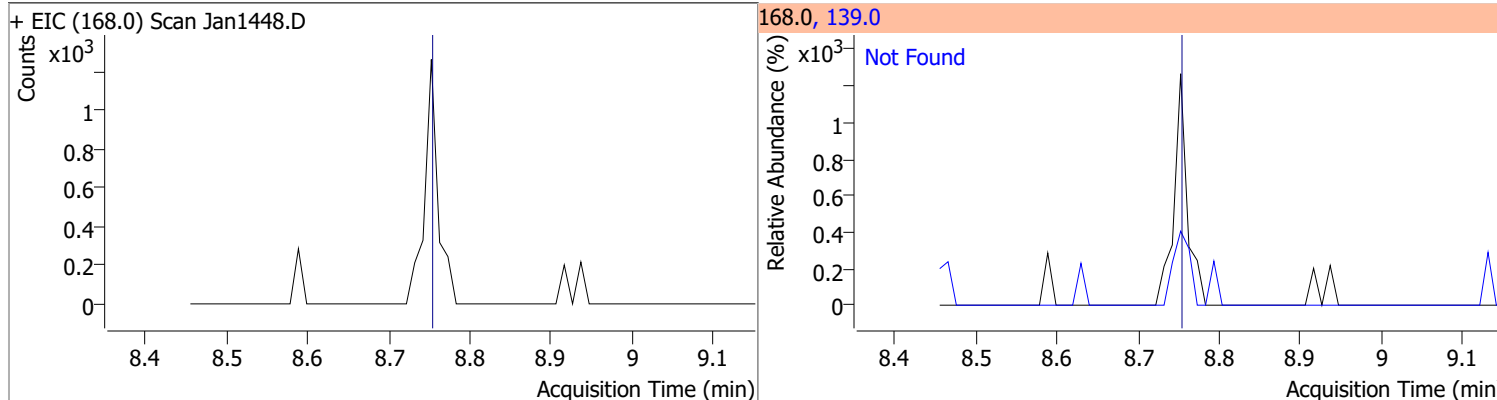
Compound	Conc.	Exp RT	QIon	Exp Ratio	QIon	Exp Ratio
Acenaphthene	N.D.	8.54	153.0	108.2	152.0	50.8



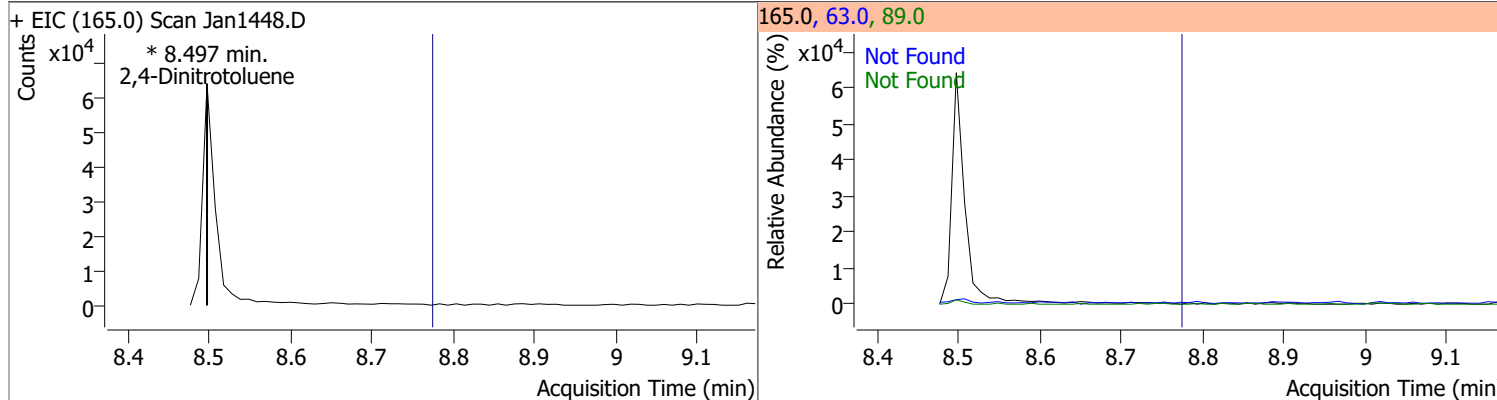
Compound	Conc.	Exp RT	QIon	Exp Ratio
2,4-Dinitrophenol	N.D.	8.62	154.0	53.4



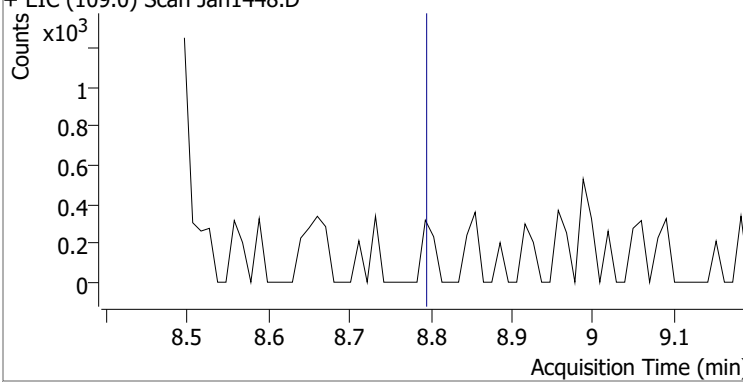
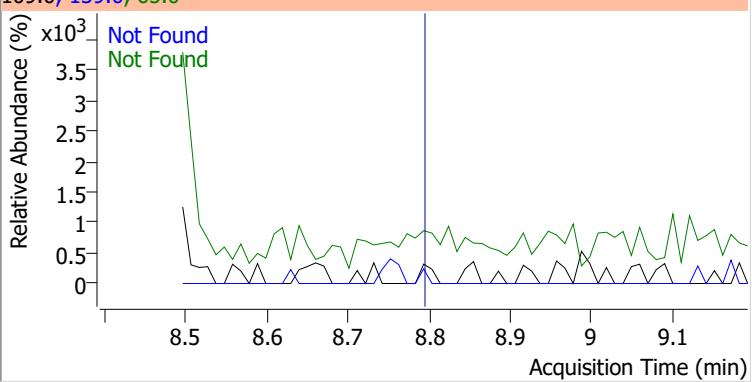
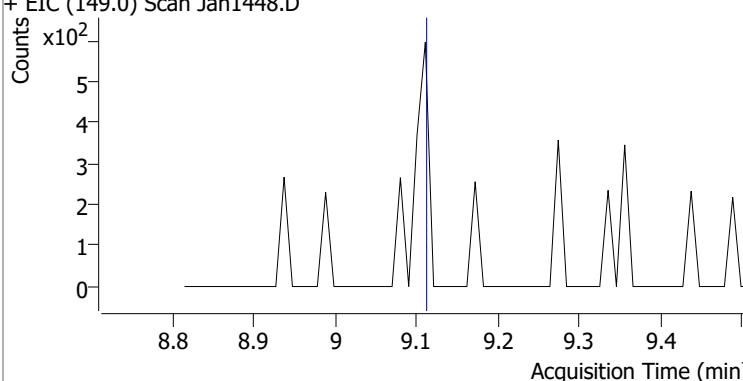
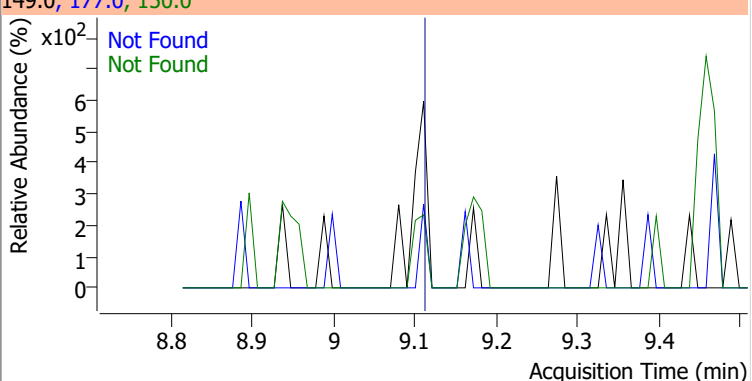
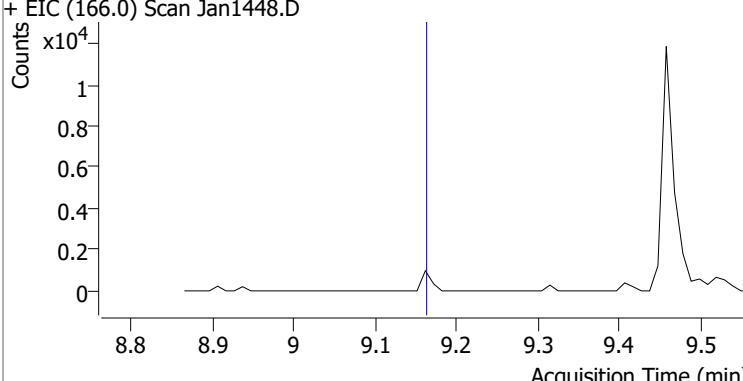
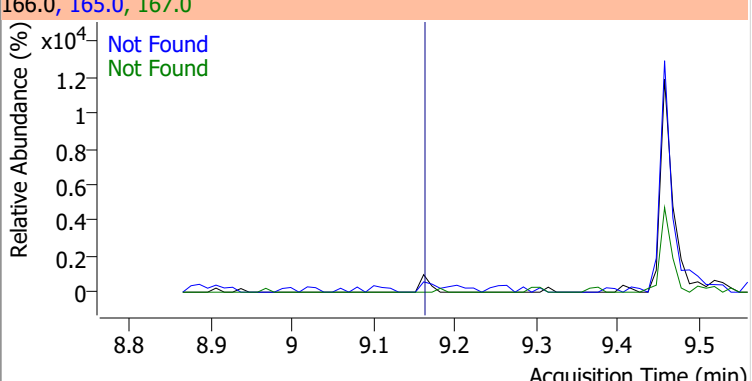
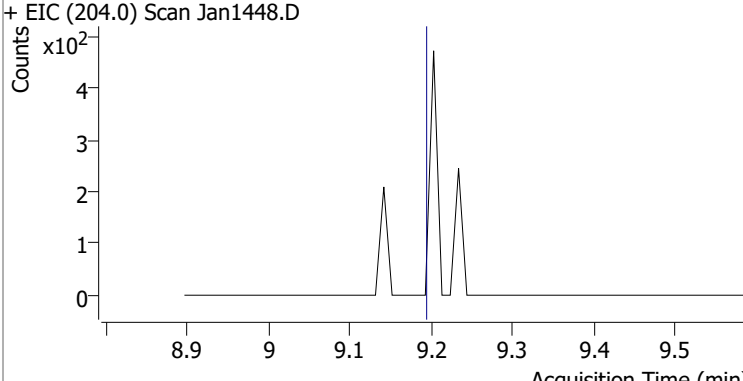
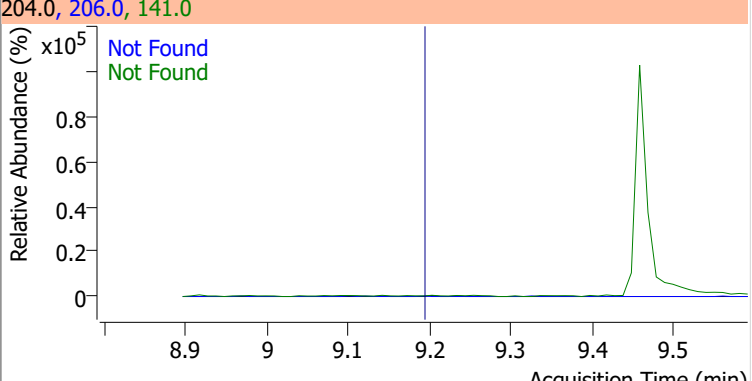
Compound	Conc.	Exp RT	QIon	Exp Ratio
Dibenzofuran	N.D.	8.75	139.0	38.8



Compound	Conc.	RT	Dev(Min)	Resp.	QIon	QRatio	Lower	Upper
2,4-Dinitrotoluene		0		0	89.0		50.5	93.8
					63.0		36.9	68.4

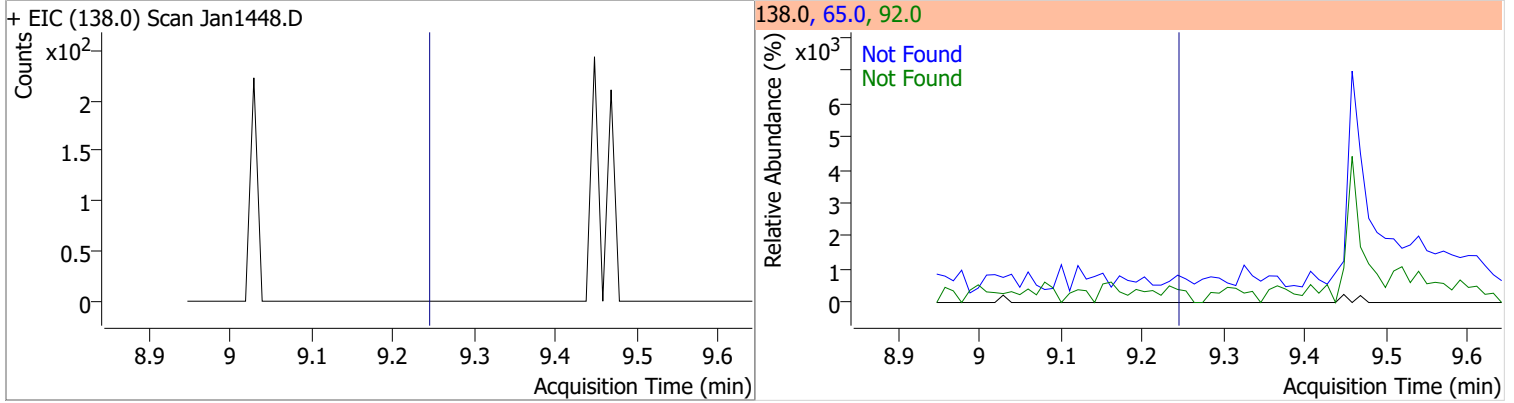


Quantitation Results Report (QT Reviewed)

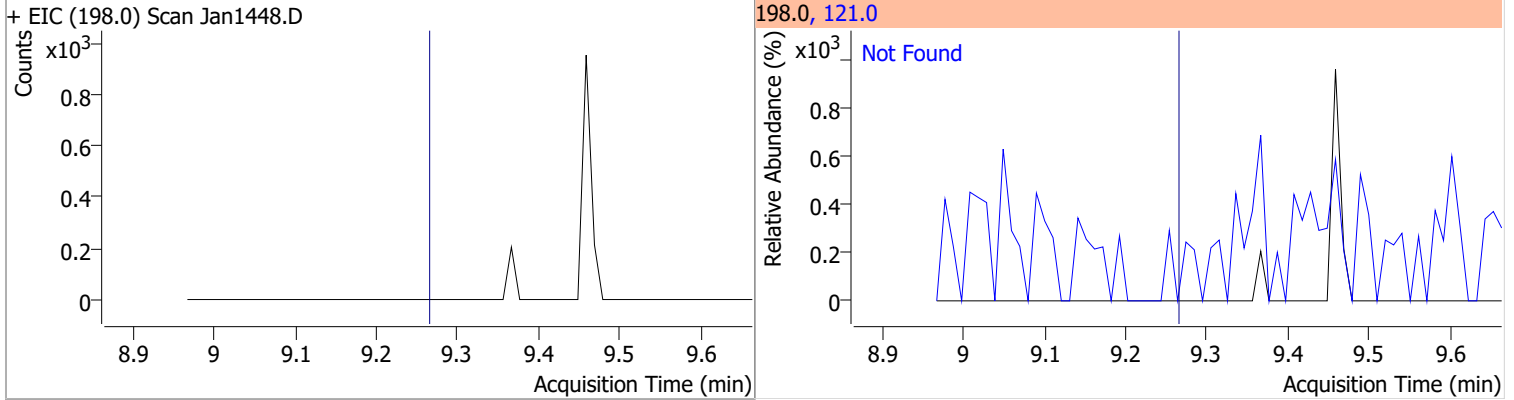
Compound	Conc.	Exp RT	QIon	Exp Ratio	QIon	Exp Ratio
4-Nitrophenol	N.D.	8.79	65.0	84.9	139.0	66.0
+ EIC (109.0) Scan Jan1448.D			109.0, 139.0, 65.0			
						
Diethylphthalate	N.D.	9.11	177.0	20.4	150.0	12.3
+ EIC (149.0) Scan Jan1448.D			149.0, 177.0, 150.0			
						
Fluorene	N.D.	9.16	165.0	94.7	167.0	13.8
+ EIC (166.0) Scan Jan1448.D			166.0, 165.0, 167.0			
						
4-Chlorophenyl-phenylether	N.D.	9.19	141.0	61.5	206.0	33.0
+ EIC (204.0) Scan Jan1448.D			204.0, 206.0, 141.0			
						

Quantitation Results Report (QT Reviewed)

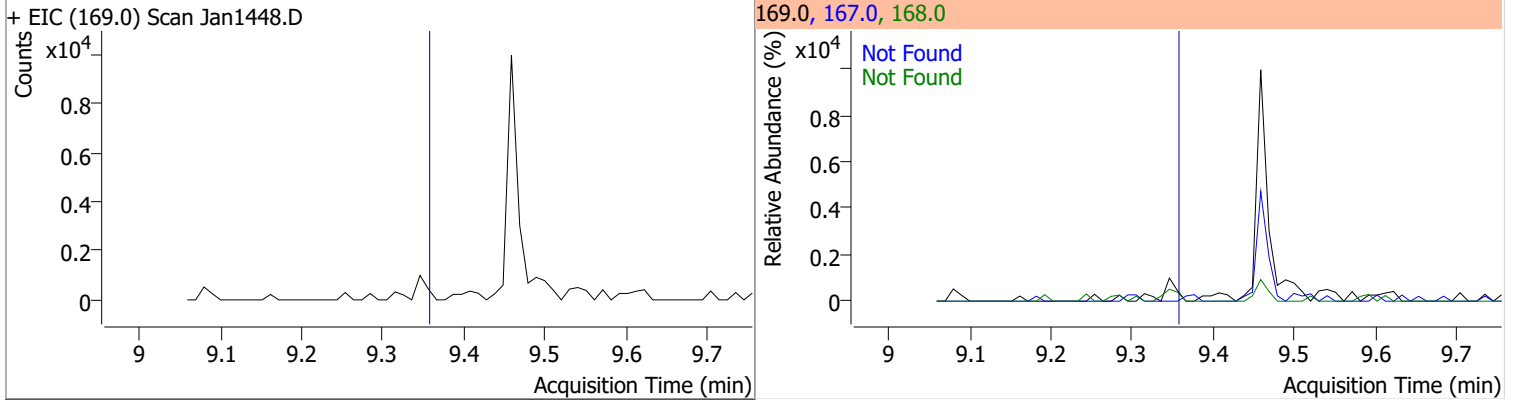
Compound	Conc.	Exp RT	QIon	Exp Ratio	QIon	Exp Ratio
4-Nitroaniline	N.D.	9.24	65.0	119.6	92.0	45.9



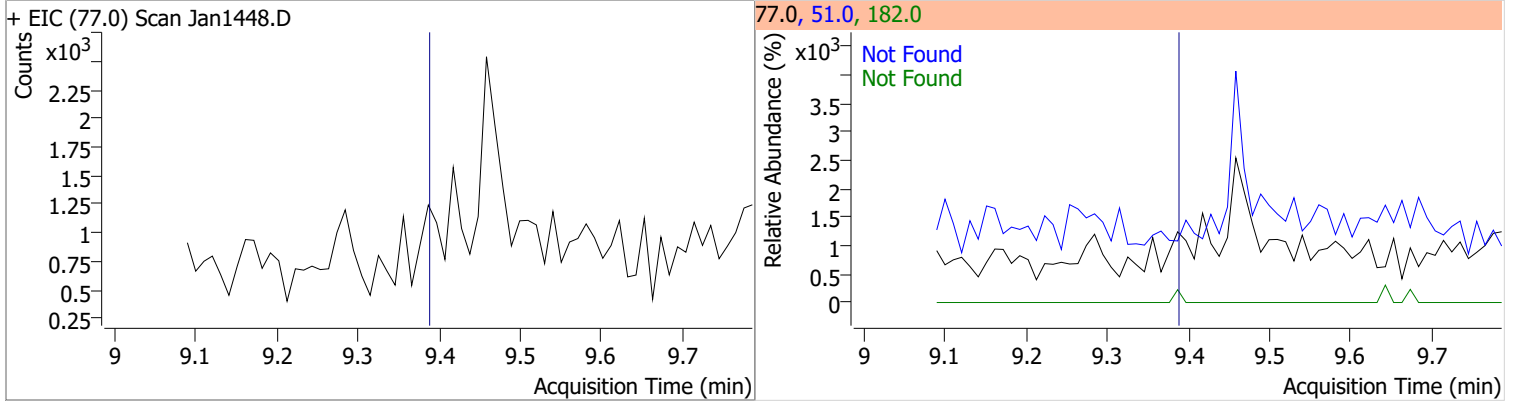
Compound	Conc.	Exp RT	QIon	Exp Ratio
4,6-Dinitro-2-methylphenol	N.D.	9.26	121.0	44.2



Compound	Conc.	Exp RT	QIon	Exp Ratio	QIon	Exp Ratio
N-nitrosodiphenylamine	N.D.	9.36	168.0	61.0	167.0	32.7

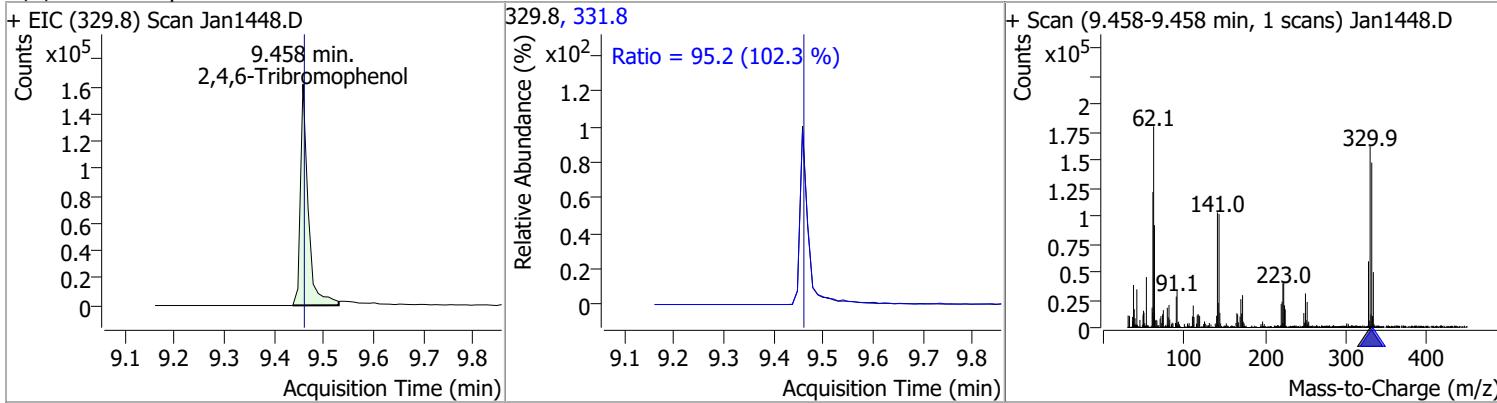


Compound	Conc.	Exp RT	QIon	Exp Ratio	QIon	Exp Ratio
Azobenzene	N.D.	9.39	51.0	46.0	182.0	28.3

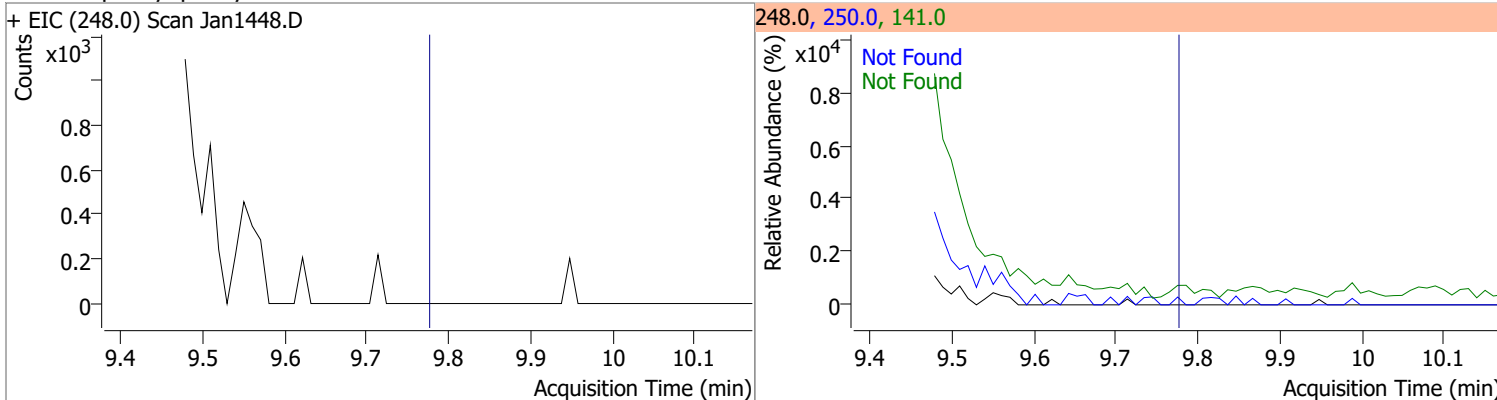


Quantitation Results Report (QT Reviewed)

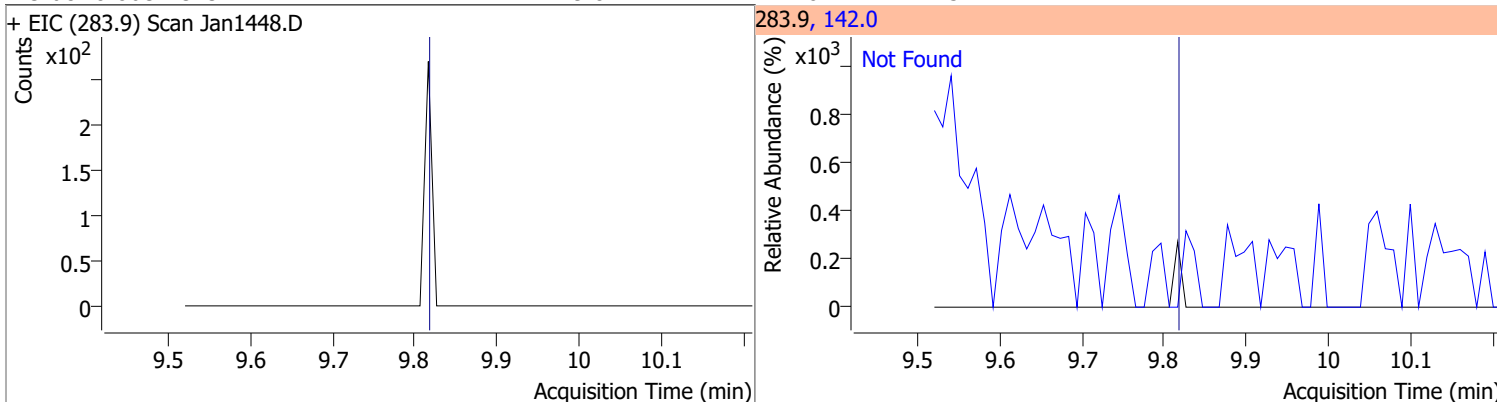
Compound	Conc.	RT	Dev(Min)	Resp.	QIon	QRatio	Lower	Upper
2,4,6-Tribromophenol	124.6564	9.46	0.00	172492	331.8	95.2	65.2	121.0



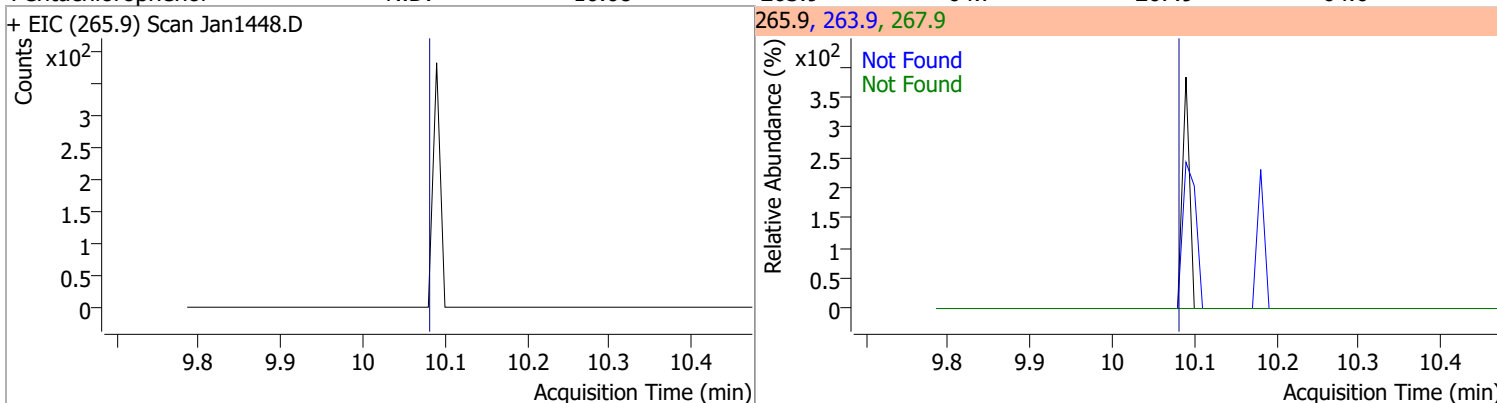
Compound	Conc.	Exp RT	QIon	Exp Ratio	QIon	Exp Ratio
4-Bromophenyl-phenylether	N.D.	9.78	250.0	97.1	141.0	93.8



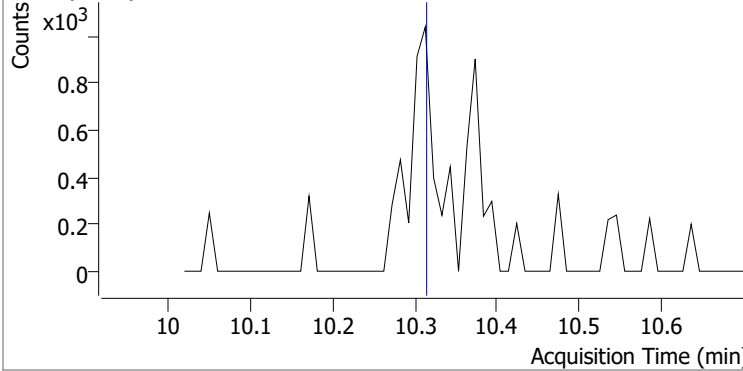
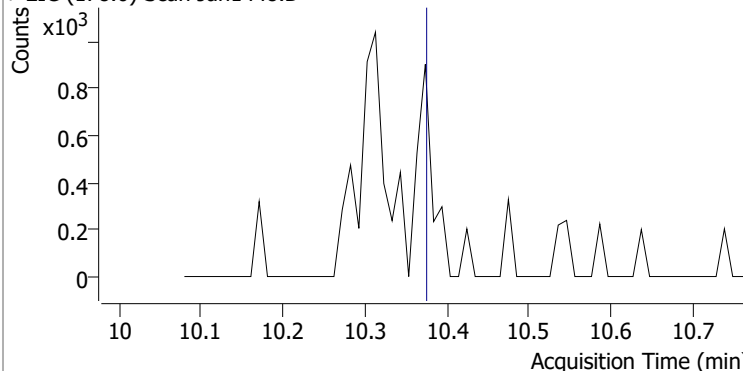
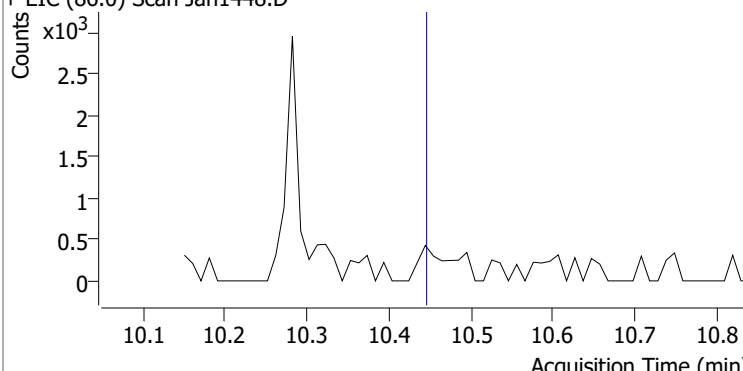
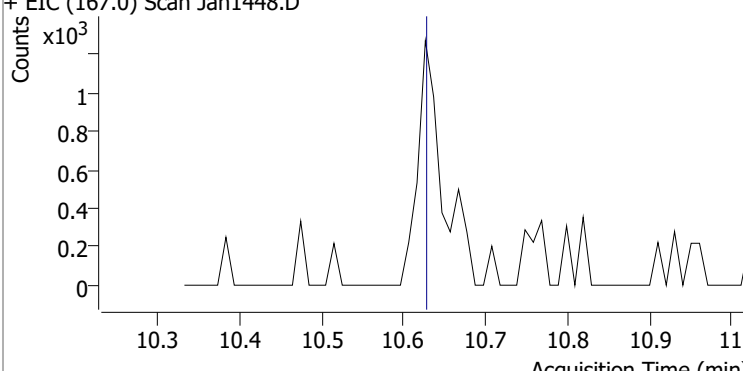
Compound	Conc.	Exp RT	QIon	Exp Ratio
Hexachlorobenzene	N.D.	9.82	142.0	51.2



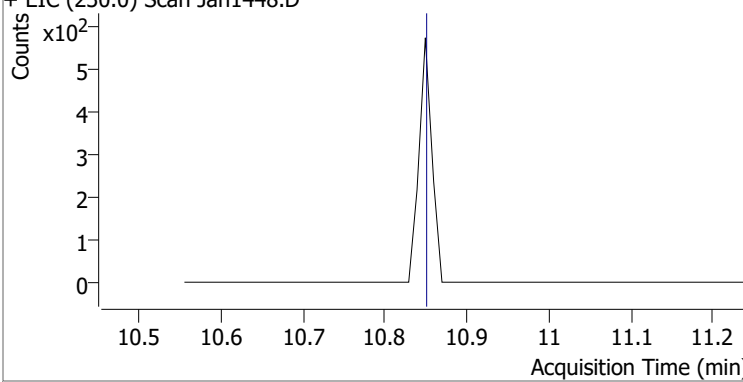
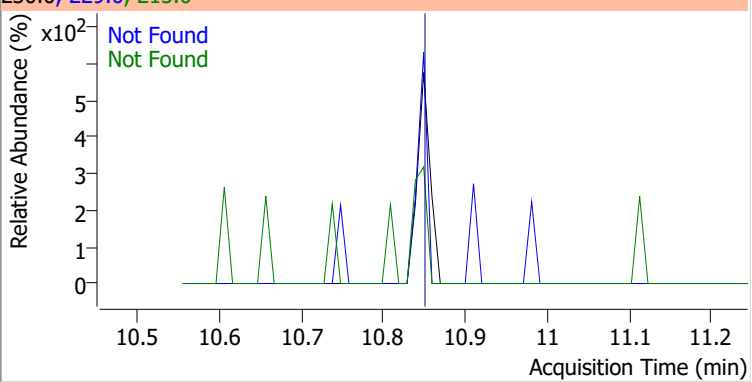
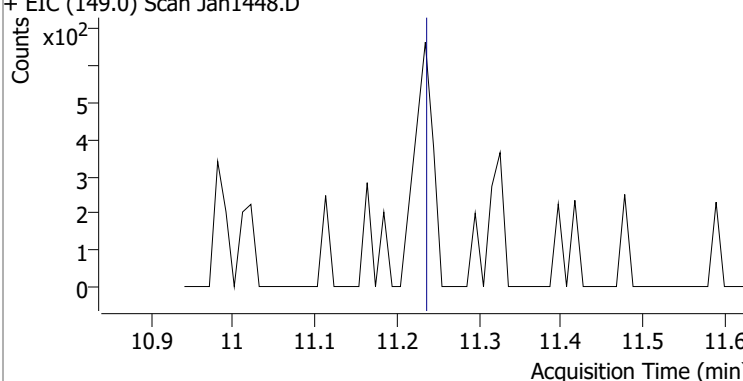
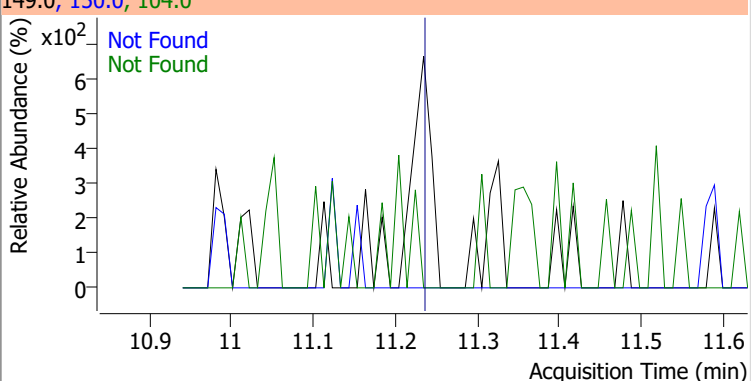
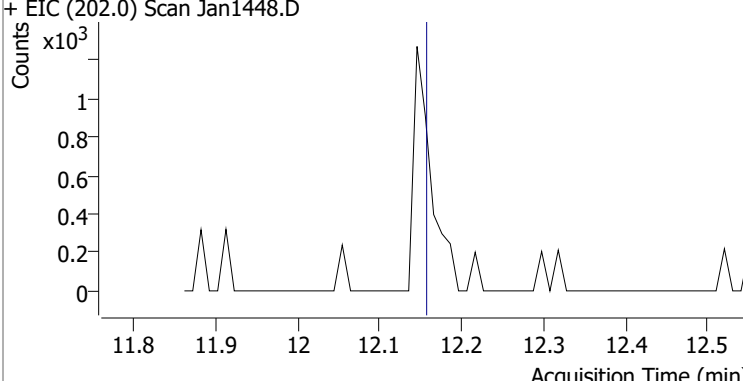
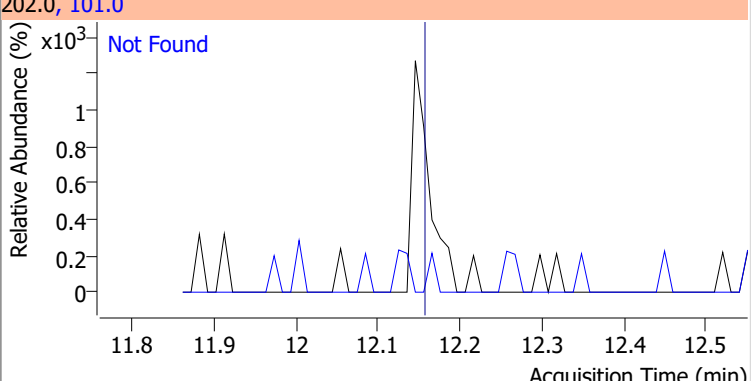
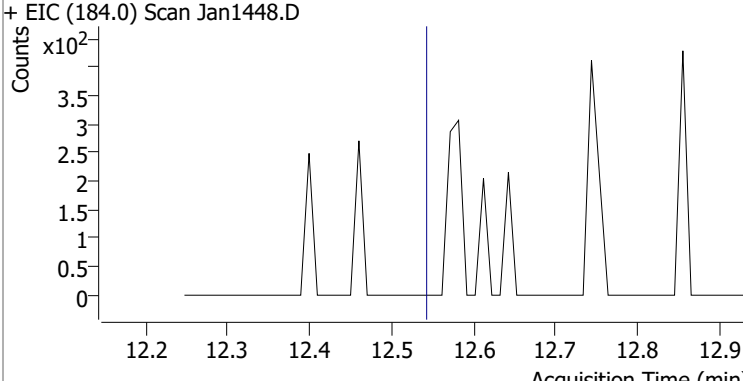
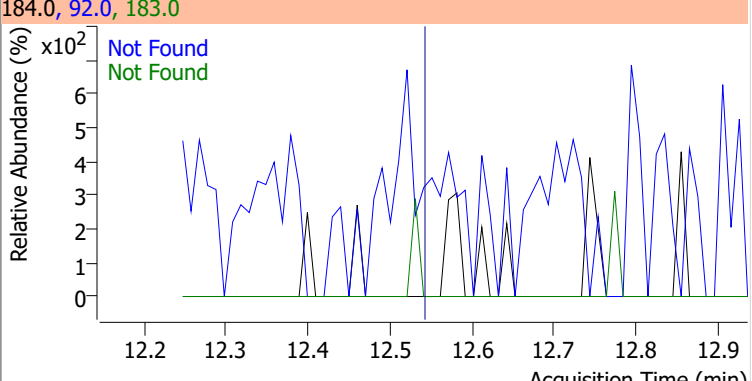
Compound	Conc.	Exp RT	QIon	Exp Ratio	QIon	Exp Ratio
Pentachlorophenol	N.D.	10.08	263.9	64.7	267.9	64.6



Quantitation Results Report (QT Reviewed)

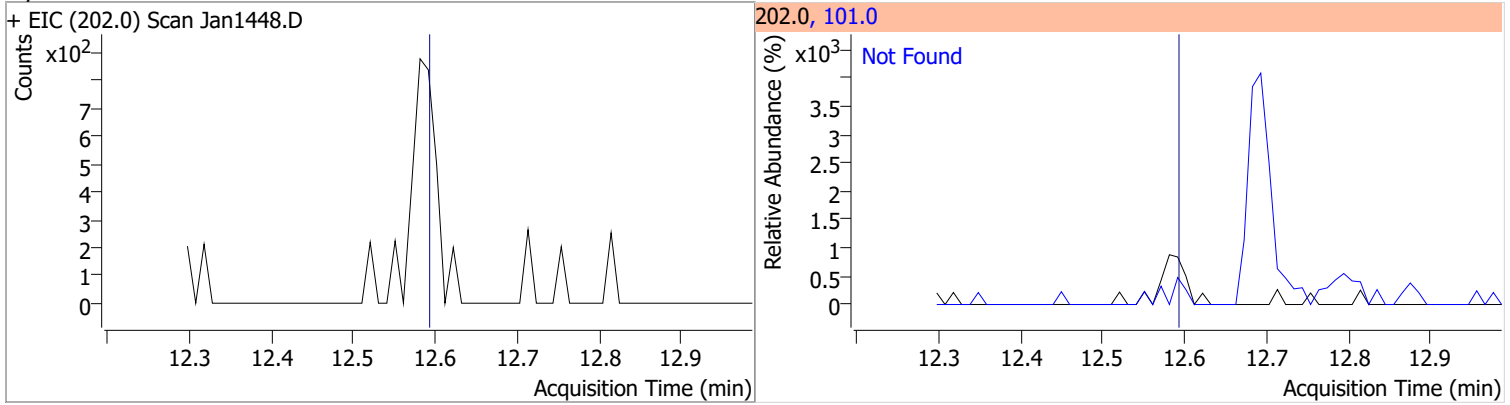
Compound	Conc.	Exp RT	QIon	Exp Ratio		
Phenanthrene	N.D.	10.31	176.0	18.6		
+ EIC (178.0) Scan Jan1448.D			178.0, 176.0			
			Relative Abundance (%) x10 ³ Not Found			
Anthracene	N.D.	10.37	176.0	18.3		
+ EIC (178.0) Scan Jan1448.D			178.0, 176.0			
			Relative Abundance (%) x10 ³ Not Found			
Triallate	N.D.	10.44	268.0	26.6	QIon	Exp Ratio
			143.0	23.5		
+ EIC (86.0) Scan Jan1448.D			86.0, 268.0, 143.0			
			Relative Abundance (%) x10 ³ Not Found Not Found			
Carbazole	N.D.	10.63	139.0	13.2		
+ EIC (167.0) Scan Jan1448.D			167.0, 139.0			
			Relative Abundance (%) x10 ³ Not Found			

Quantitation Results Report (QT Reviewed)

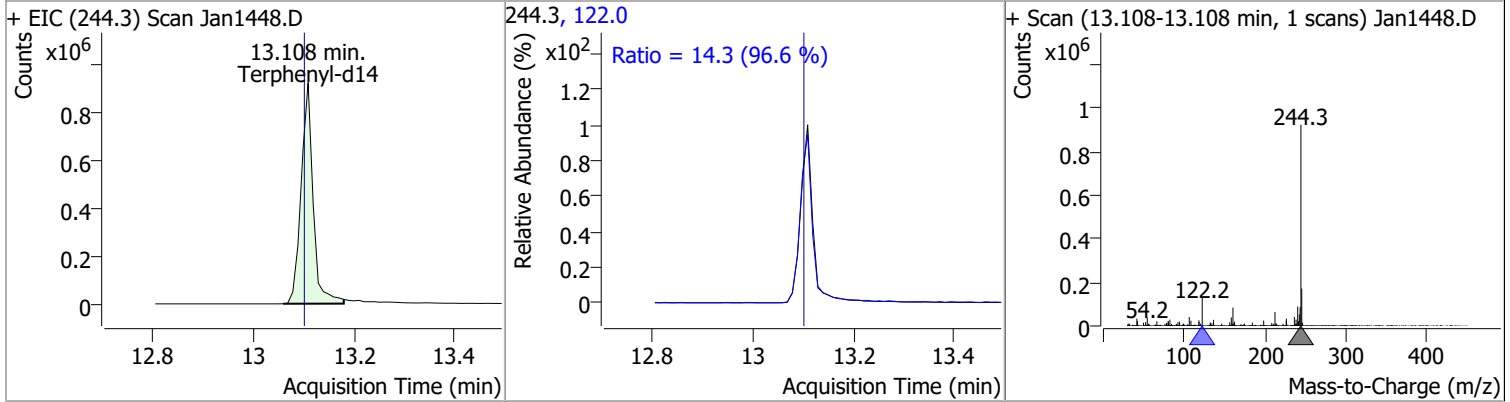
Compound	Conc.	Exp RT	QIon	Exp Ratio	QIon	Exp Ratio
o-Terphenyl	N.D.	10.85	229.0	65.3	215.0	37.2
+ EIC (230.0) Scan Jan1448.D			230.0, 229.0, 215.0			
						
Di-n-Butylphthalate	N.D.	11.23	150.0	9.0	104.0	5.8
+ EIC (149.0) Scan Jan1448.D			149.0, 150.0, 104.0			
						
Fluoranthene	N.D.	12.16	101.0	13.3		
+ EIC (202.0) Scan Jan1448.D			202.0, 101.0			
						
Benzidine	N.D.	12.54	183.0	11.8	92.0	8.2
+ EIC (184.0) Scan Jan1448.D			184.0, 92.0, 183.0			
						

Quantitation Results Report (QT Reviewed)

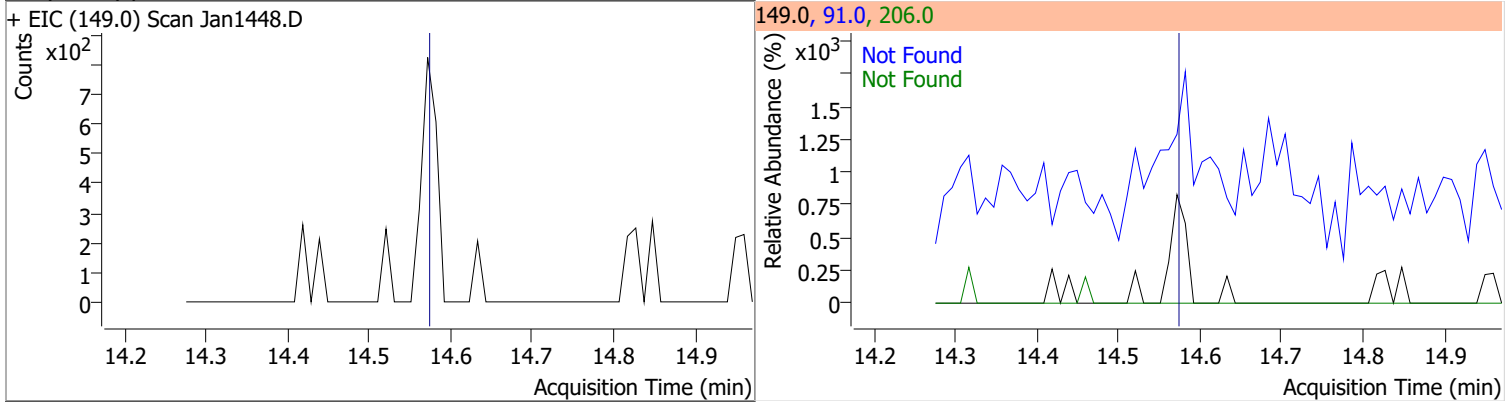
Compound	Conc.	Exp RT	QIon	Exp Ratio
Pyrene	N.D.	12.59	101.0	15.9



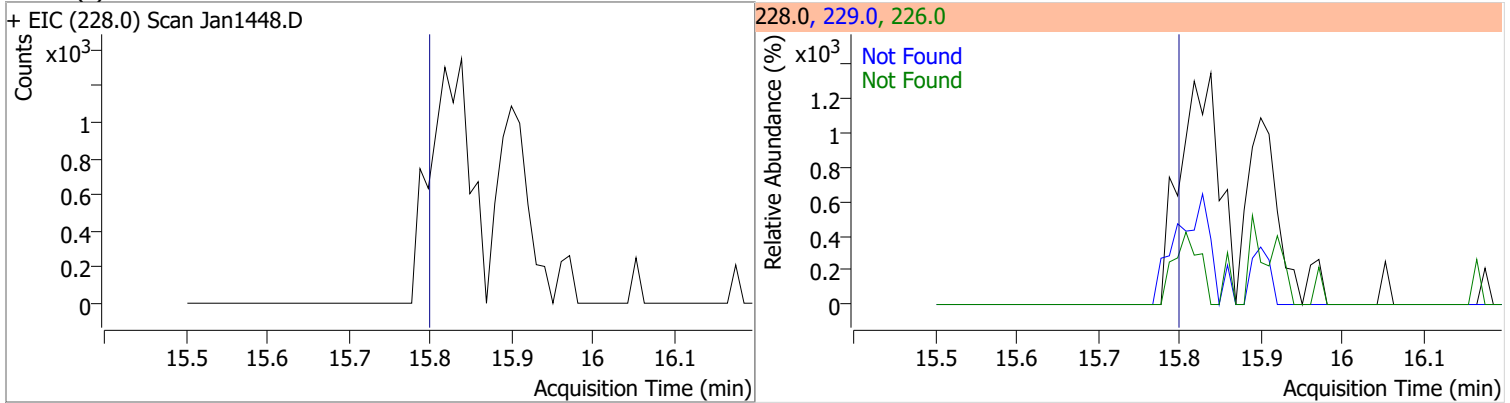
Compound	Conc.	RT	Dev(Min)	Resp.	QIon	QRatio	Lower	Upper
Terphenyl-d14	93.9434	13.11	0.01	1529956	122.0	14.3	10.4	19.2



Compound	Conc.	Exp RT	QIon	Exp Ratio	QIon	Exp Ratio
Butylbenzylphthalate	N.D.	14.58	91.0	79.2	206.0	17.9

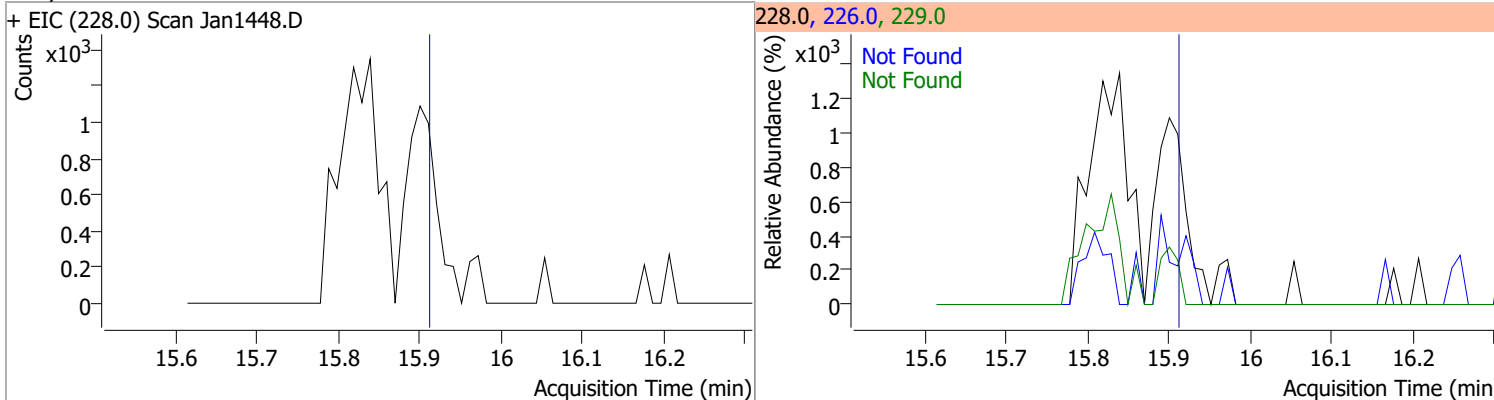


Compound	Conc.	Exp RT	QIon	Exp Ratio	QIon	Exp Ratio
Benzo(a)Anthracene	N.D.	15.81	226.0	26.5	229.0	20.7

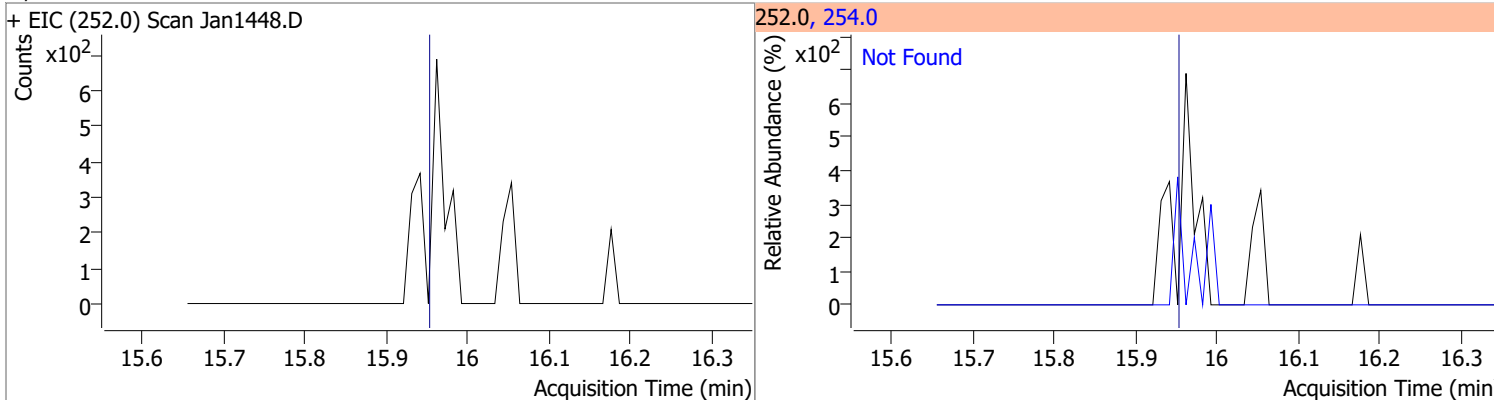


Quantitation Results Report (QT Reviewed)

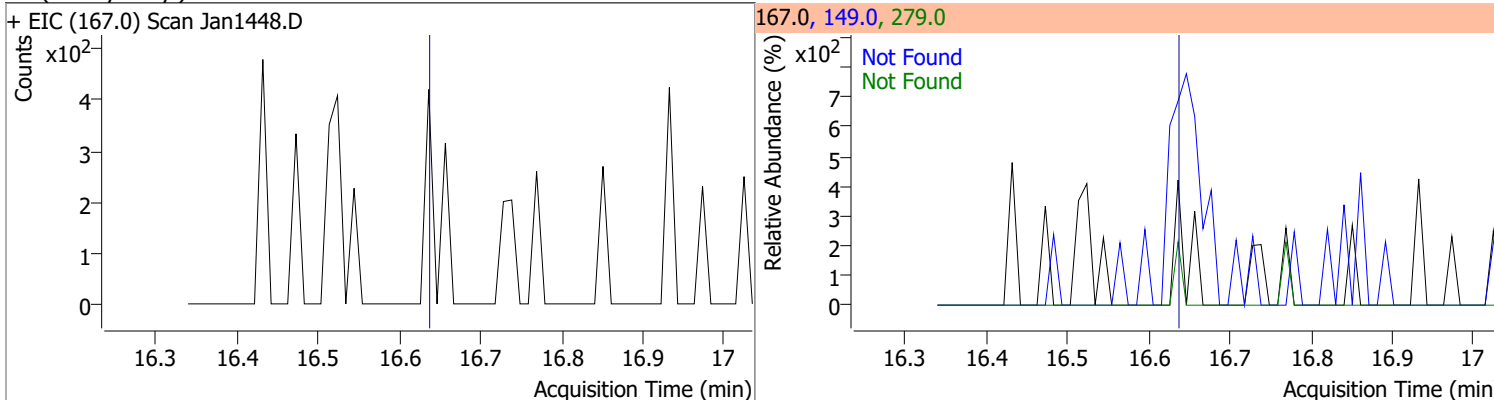
Compound	Conc.	Exp RT	QIon	Exp Ratio	QIon	Exp Ratio
Chrysene	N.D.	15.92	226.0	29.9	229.0	20.5



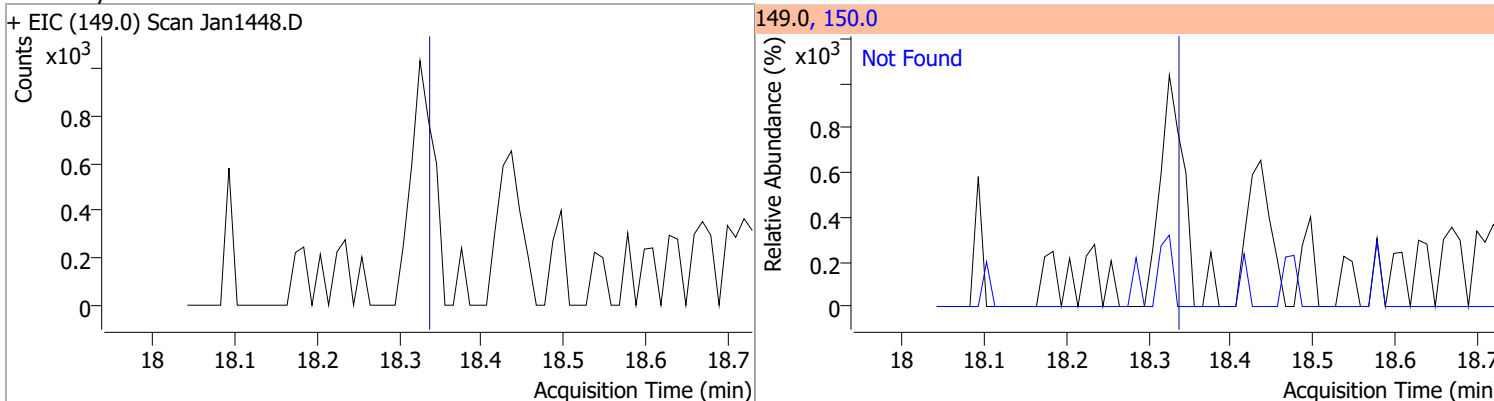
Compound	Conc.	Exp RT	QIon	Exp Ratio
3,3-Dichlorobenzidine	N.D.	15.96	254.0	65.4



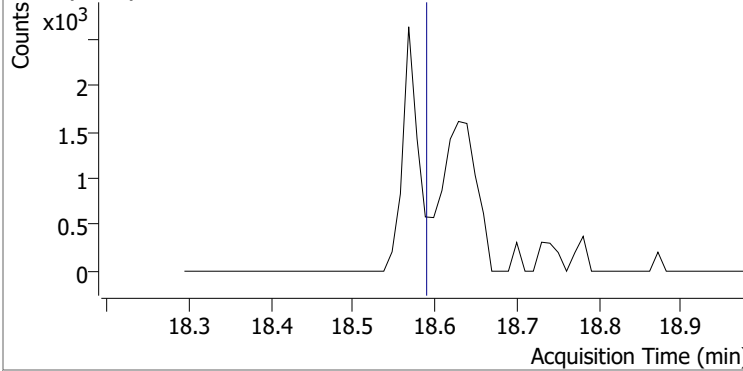
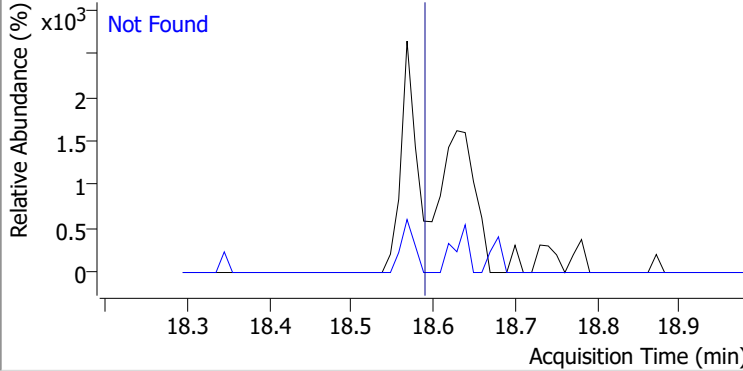
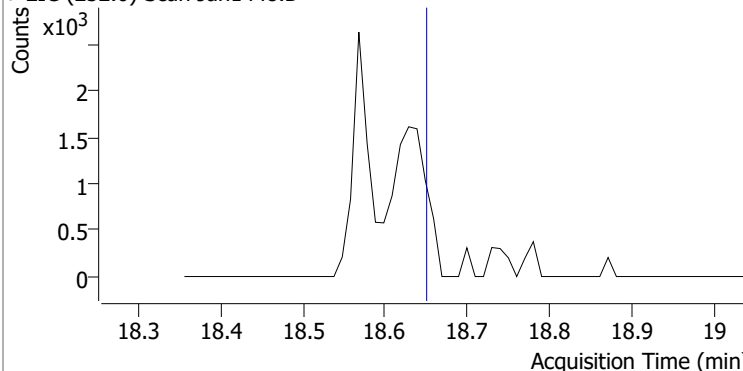
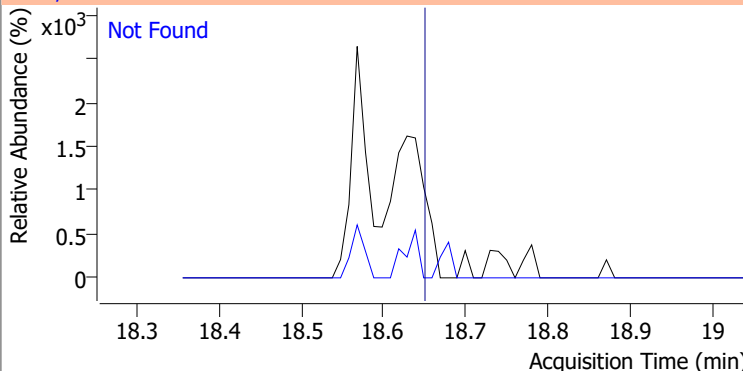
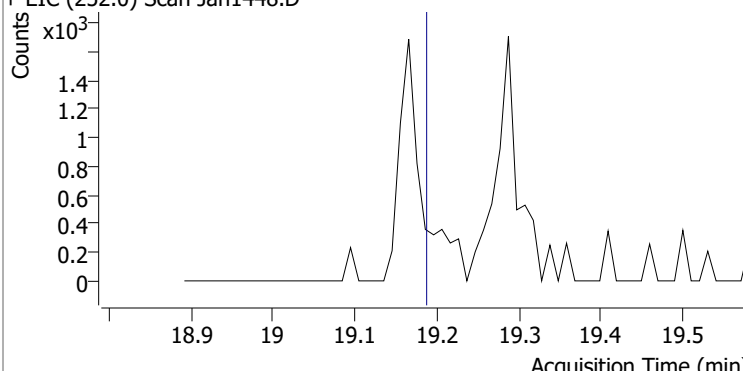
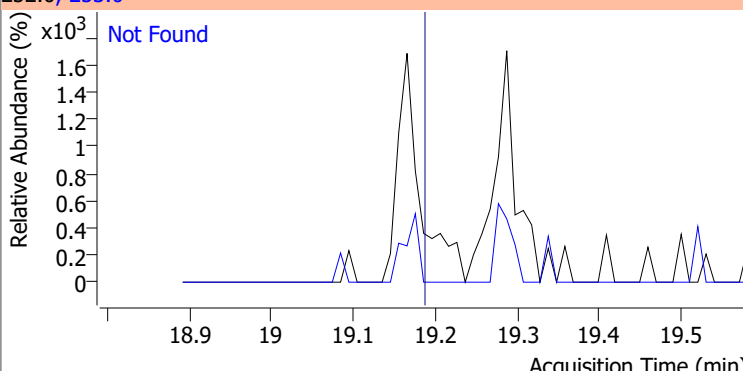
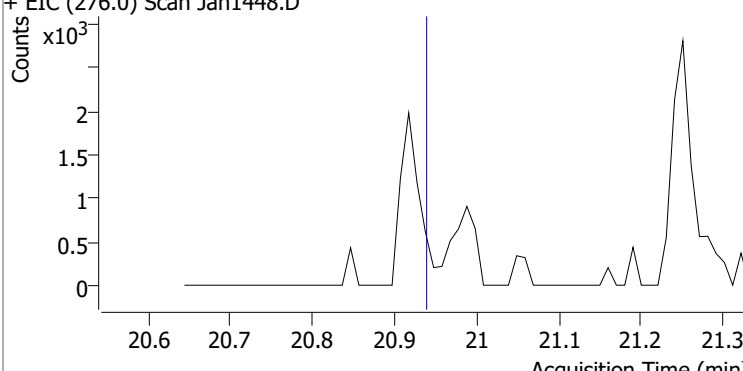
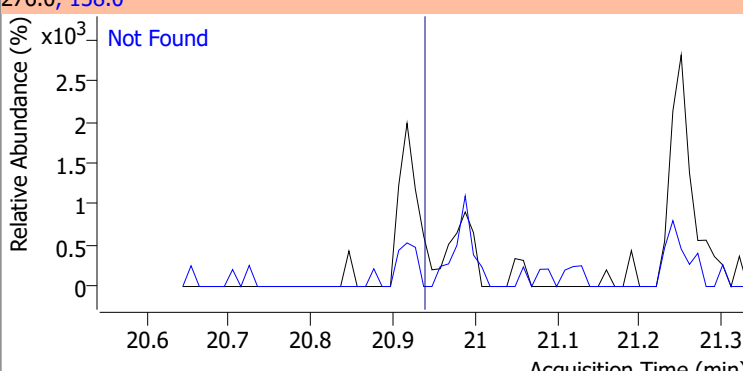
Compound	Conc.	Exp RT	QIon	Exp Ratio	QIon	Exp Ratio
bis(2-ethylhexyl)Phthalate	N.D.	16.65	149.0	389.1	279.0	15.4



Compound	Conc.	Exp RT	QIon	Exp Ratio
Di-n-octyl Phthalate	N.D.	18.34	150.0	9.4

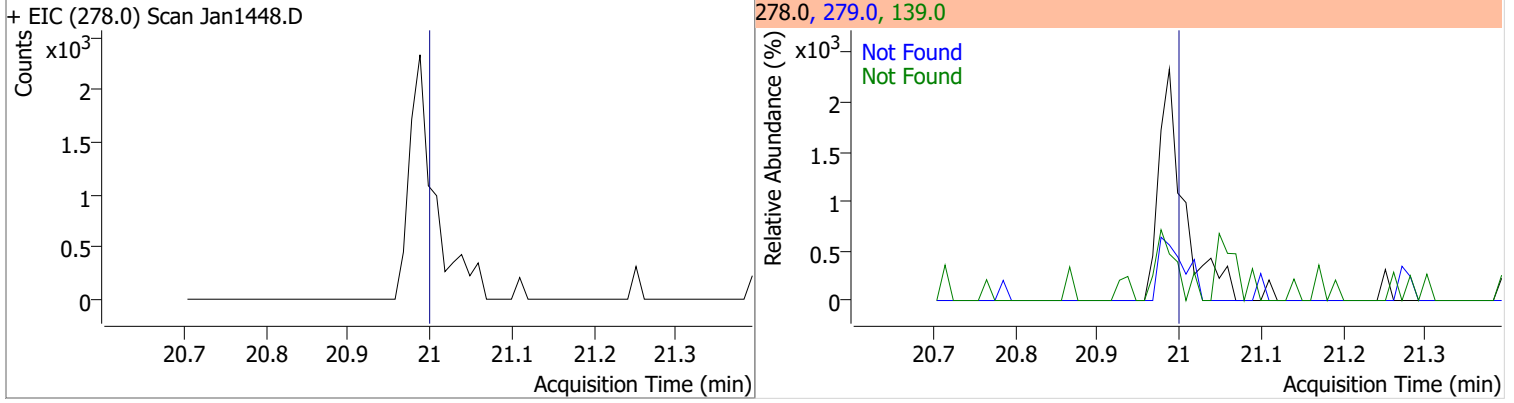


Quantitation Results Report (QT Reviewed)

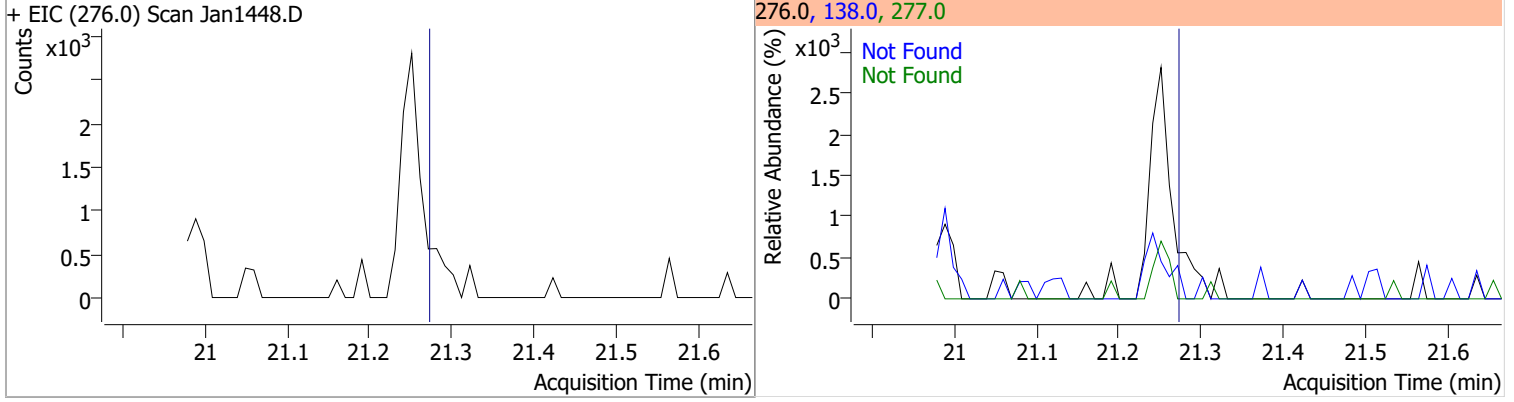
Compound	Conc.	Exp RT	QIon	Exp Ratio
Benzo(b)fluoranthene	N.D.	18.59	253.0	22.0
+ EIC (252.0) Scan Jan1448.D			252.0, 253.0	
				
Benzo(k)fluoranthene	N.D.	18.65	253.0	22.3
+ EIC (252.0) Scan Jan1448.D			252.0, 253.0	
				
Benzo(a)pyrene	N.D.	19.19	253.0	22.7
+ EIC (252.0) Scan Jan1448.D			252.0, 253.0	
				
Indeno(1,2,3-c,d)pyrene	N.D.	20.94	138.0	31.3
+ EIC (276.0) Scan Jan1448.D			276.0, 138.0	
				

Quantitation Results Report (QT Reviewed)

Compound	Conc.	Exp RT	QIon	Exp Ratio	QIon	Exp Ratio
Dibenzo(a,h)anthracene	N.D.	21.00	139.0	25.3	279.0	24.5

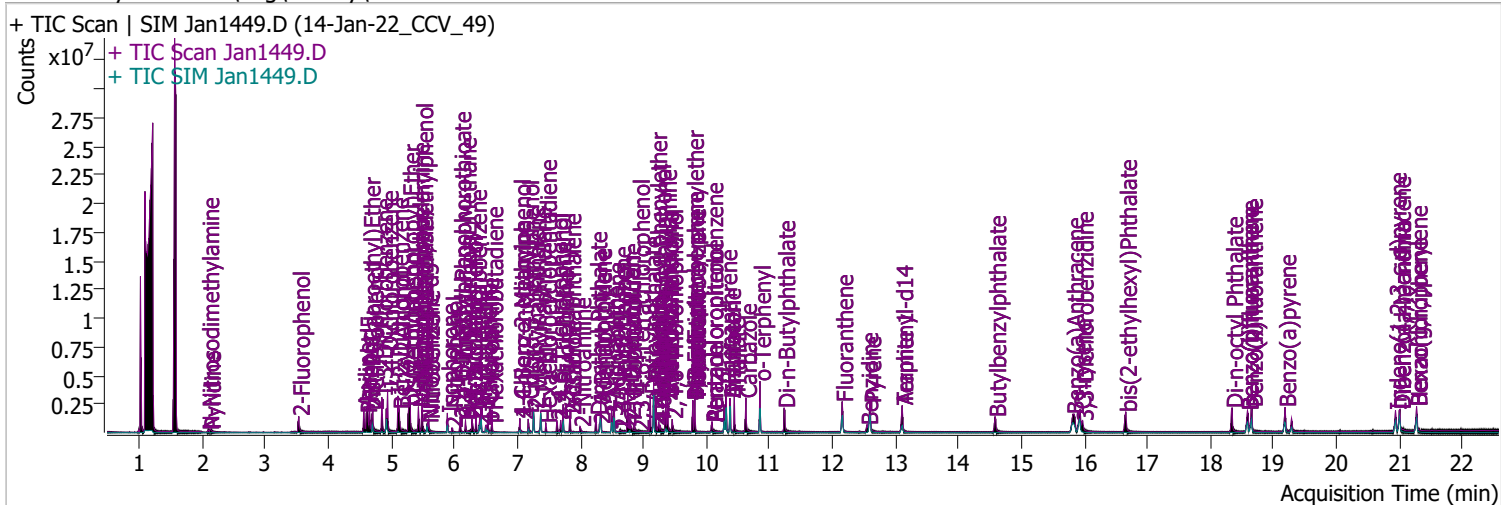


Compound	Conc.	Exp RT	QIon	Exp Ratio	QIon	Exp Ratio
Benzo(g,h,i)perylene	N.D.	21.27	138.0	33.6	277.0	23.4



Quantitation Results Report (QT Reviewed)

Data File	Jan1449.D	Operator	LIMS import
Acq. Method	BNA+SIM.M	Acq. Date-Time	1/15/2022 2:37:40 PM
Sample Name	14-Jan-22_CCV_49	Instrument	Instrument #1
Vial	49	Multiplier	1.00
DA Method File		Comment	SVOC-8270-W-LARGO
Tune File	dftppdsm.u	Tune Date	1/7/2022 12:13:00 PM
Batch Name	011422 DoD BNA.batch.bin	Last Calib Update	1/17/2022 3:53:35 PM
Ref Library	D:\Org\Library\NIST129K.l		



Compound	RT	QIon	Resp.	Conc.	Units	Dev(Min)
----------	----	------	-------	-------	-------	----------

Internal Standards

System Monitoring Compounds

S 2-Fluorophenol	3.531	112.0	477785	70.3335	µg/L	0.020
Spiked Amount: 200.000	Range: 10.0 - 75.0%			Recovery = 35.17%		
S Phenol-d5	4.603	99.0	724146	79.9085	µg/L	0.000
Spiked Amount: 200.000	Range: 10.0 - 65.0%			Recovery = 39.95%		
S Nitrobenzene-d5	5.573	82.0	218027	44.3338	µg/L	0.010
Spiked Amount: 100.000	Range: 32.0 - 94.0%			Recovery = 44.33%		
S 2-Fluorobiphenyl	7.728	172.0	833913	66.3189	µg/L	0.010
Spiked Amount: 100.000	Range: 28.0 - 107.0%			Recovery = 66.32%		
S 2,4,6-Tribromophenol	9.458	329.8	97015	68.8321	µg/L	0.000
Spiked Amount: 200.000	Range: 25.0 - 140.0%			Recovery = 34.42%		
S Terphenyl-d14	13.108	244.3	1281667	73.0180	µg/L	0.010
Spiked Amount: 100.000	Range: 32.0 - 122.0%			Recovery = 73.02%		

Target Compounds

Compound	RT	QIon	Resp.	Conc.	Units	QValue
T N-Nitrosodimethylamine	2.091	74.0	88994	31.2157	µg/L m	82
T Pyridine	2.121	79.0	203843	32.7673	µg/L m	75
T Aniline	4.562	93.0	876955	72.7751	µg/L	97
T Phenol	4.623	94.0	733595	76.8227	µg/L	100
T bis(-2-Chloroethyl)Ether	4.654	63.0	537838	72.0587	µg/L m	100
T 2-Chlorophenol	4.705	128.0	617963	76.9545	µg/L	99
T 1,3-Dichlorobenzene	4.848	146.0	786727	73.9401	µg/L	97
T 1,4-Dichlorobenzene	4.940	146.0	797549	74.5829	µg/L	99
T 1,2-Dichlorobenzene	5.104	146.0	764974	72.5546	µg/L	99
T Benzyl Alcohol	5.124	108.0	335540	73.4110	µg/L	96
T bis(2-chloroisopropyl)Ether	5.277	121.0	196185	68.5115	µg/L	98
T 2-Methylphenol	5.298	107.0	516378	72.3808	µg/L m	95
T N-nitroso-Di-n-propylamine	5.430	70.0	330349	66.0886	µg/L	97
T 4Methylphenol/3Methylphenol	5.492	107.0	518453	53.8356	µg/L	99
T Hexachloroethane	5.492	117.0	163588	54.0362	µg/L	88

Quantitation Results Report (QT Reviewed)

Compound	RT	QIon	Resp.	Conc.	Units	Dev(Min)	
T Nitrobenzene	5.594	123.1	137391	50.9045	µg/L	75	
T Isophorone	5.890	82.0	543374	71.8711	µg/L	97	
T 2-Nitrophenol	5.962	139.0	99808	76.5346	µg/L	93	
T 2,4-Dimethylphenol	6.095	122.0	265922	71.6471	µg/L	97	
T bis(-2-Chloroethoxy)Methane	6.177	93.0	283155	64.7487	µg/L	90	
T 2,4-Dichlorophenol	6.280	162.0	276903	81.1896	µg/L	99	
T Benzoic Acid	6.280	105.0	149280	74.2519	µg/L	97	
T 1,2,4-Trichlorobenzene	6.342	180.0	334337	77.2290	µg/L	99	
T Naphthalene	6.424	128.0	912200	72.5063	µg/L	99	
T 4-Chlorophenol	6.506	130.0	95538	81.8444	µg/L	97	
T p-Chloroaniline	6.537	127.0	344750	70.3364	µg/L	96	
T Hexachlorobutadiene	6.598	224.9	208828	86.9861	µg/L	98	
T 4-Chloro-2-Methylphenol	7.040	107.0	243647	76.9994	µg/L	m	99
T 4-Chloro-3-Methylphenol	7.173	107.0	254478	76.1435	µg/L	m	96
T 2-Methylnaphthalene	7.256	141.0	560659	71.7240	µg/L		99
T 1-Methylnaphthalene	7.369	141.0	539886	71.4206	µg/L	m	98
T Hexachlorocyclopentadiene	7.451	236.9	123873	65.9263	µg/L		99
T 2,4,6-Trichlorophenol	7.625	196.0	200567	73.7519	µg/L		98
T 2,4,5-Trichlorophenol	7.687	196.0	230273	73.9050	µg/L		100
T 2-Chloronaphthalene	7.841	162.0	619349	59.6101	µg/L		98
T 2-Nitroaniline	7.995	65.0	92578	52.6509	µg/L		74
T Dimethyl Phthalate	8.251	163.0	744942	72.2118	µg/L		94
T 2,6-Dinitrotoluene	8.302	165.0	93405	66.8118	µg/L		77
T Acenaphthylene	8.323	152.1	1202159	72.9028	µg/L		99
T 3-Nitroaniline	8.507	138.0	111938	74.5612	µg/L		85
T Acenaphthene	8.538	154.0	595793	62.1811	µg/L		100
T 2,4-Dinitrophenol	8.630	184.0	27807	42.8267	µg/L		95
T Dibenzofuran	8.752	168.0	1545881	101.9417	µg/L		94
T 2,4-Dinitrotoluene	8.783	165.0	163151	88.1291	µg/L		92
T 4-Nitrophenol	8.804	109.0	103497	67.5553	µg/L		95
T Diethylphthalate	9.111	149.0	1067796	97.2190	µg/L		99
T Fluorene	9.162	166.0	1218037	97.9048	µg/L		99
T 4-Chlorophenyl-phenylether	9.203	204.0	550816	96.7972	µg/L		98
T 4-Nitroaniline	9.244	138.0	117072	56.7990	µg/L		97
T 4,6-Dinitro-2-methylphenol	9.264	198.0	60370	44.4720	µg/L		95
T N-nitrosodiphenylamine	9.356	169.0	822238	72.8757	µg/L		98
T Azobenzene	9.387	77.0	899851	67.3279	µg/L		100
T 4-Bromophenyl-phenylether	9.786	248.0	320263	70.8825	µg/L		98
T Hexachlorobenzene	9.816	283.9	318153	69.7552	µg/L		97
T Pentachlorophenol	10.090	265.9	120254	57.9139	µg/L		99
T Phenanthrene	10.313	178.0	1611011	70.2400	µg/L		99
T Anthracene	10.373	178.0	1583851	71.6616	µg/L		100
T Triallate	10.444	86.0	339718	71.0347	µg/L		97
T Carbazole	10.627	167.0	1470758	66.8312	µg/L		99
T o-Terphenyl	10.849	230.0	895354	67.3476	µg/L		99
T Di-n-Butylphthalate	11.234	149.0	1484440	72.1112	µg/L		100
T Fluoranthene	12.156	202.0	1769920	73.0718	µg/L		100
T Benzidine	12.551	184.0	511992	54.9642	µg/L		99
T Pyrene	12.602	202.0	1913006	72.1364	µg/L		100
T Butylbenzylphthalate	14.582	149.0	541427	77.8800	µg/L		98
T Benzo(a)Anthracene	15.818	228.0	1400801	73.7270	µg/L		99
T Chrysene	15.931	228.0	1600709	76.7949	µg/L		99
T 3,3-Dichlorobenzidine	15.972	252.0	434385	67.8565	µg/L		97
T bis(2-ethylhexyl)Phthalate	16.657	167.0	194276	78.5690	µg/L		100
T Di-n-octyl Phthalate	18.345	149.0	1341392	77.8937	µg/L		99

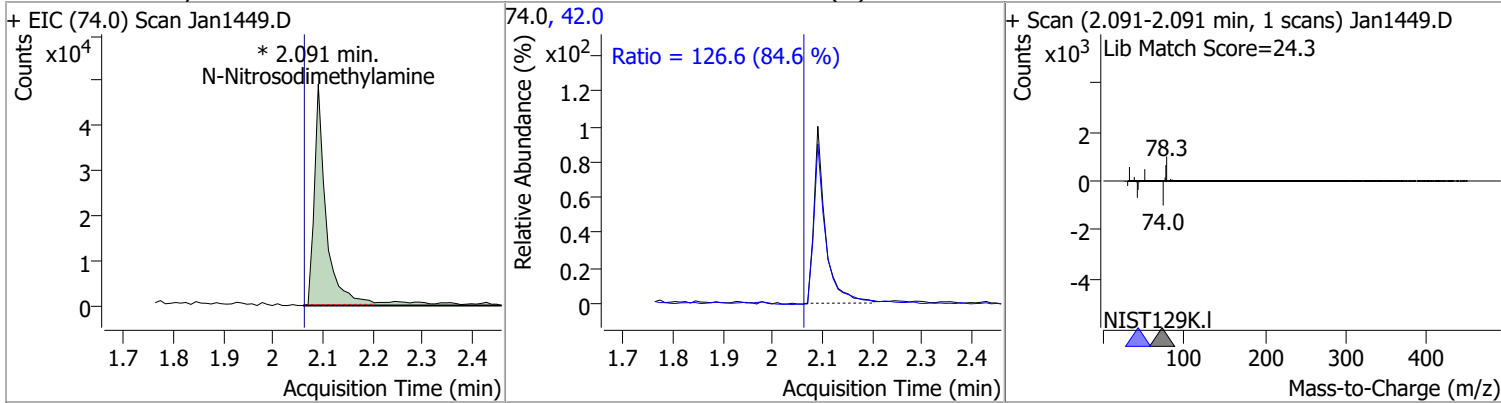
Quantitation Results Report (QT Reviewed)

Compound	RT	QIon	Resp.	Conc.	Units	Dev(Min)
T Benzo(b)fluoranthene	18.588	252.0	1397146	75.2922	µg/L	99
T Benzo(k)fluoranthene	18.659	252.0	1548818	80.5080	µg/L	100
T Benzo(a)pyrene	19.186	252.0	1336108	75.8391	µg/L	100
T Indeno(1,2,3-c,d)pyrene	20.938	276.0	1062412	71.6738	µg/L	98
T Dibenzo(a,h)anthracene	21.008	278.0	1176644	73.3918	µg/L	100
T Benzo(g,h,i)perylene	21.272	276.0	1330797	76.5241	µg/L	100

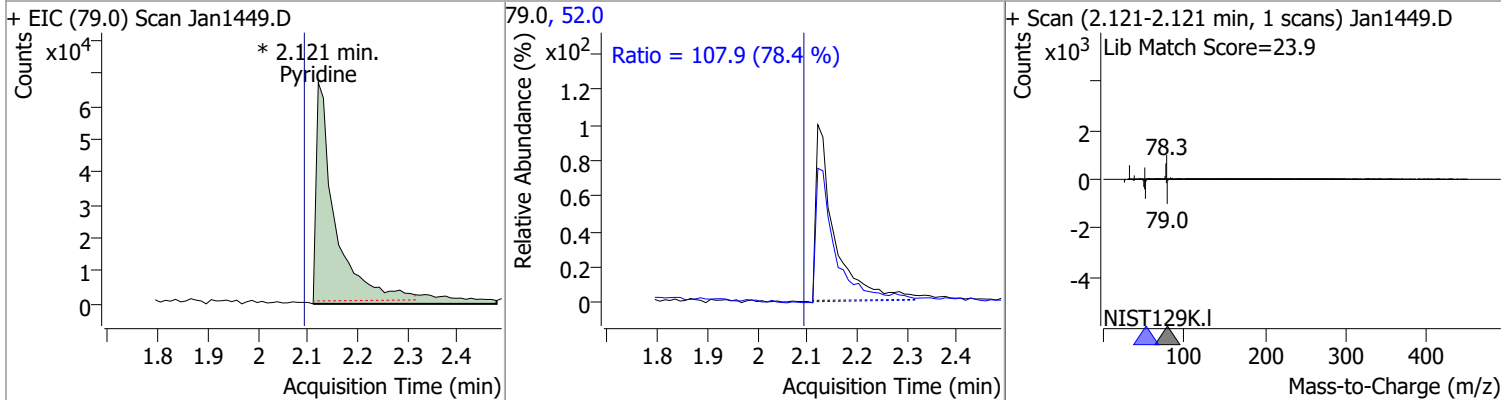
(#) = Qualifier Out of Range; (m) = Manual Integration; (+) = Area Summed; (*) = Surrogate Percent Recovery Out of Range; (d): Zeroed Peak

Quantitation Results Report (QT Reviewed)

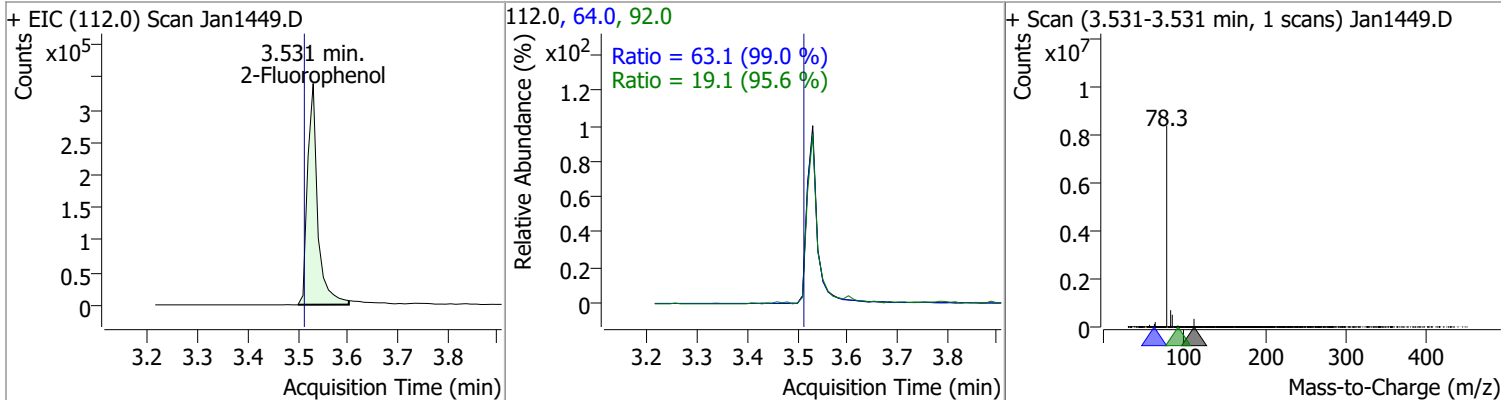
Compound	Conc.	RT	Dev(Min)	Resp.	QIon	QRatio	Lower	Upper
N-Nitrosodimethylamine	31.2157	2.09	0.03	88994 (m)	42.0	126.6	104.7	194.5



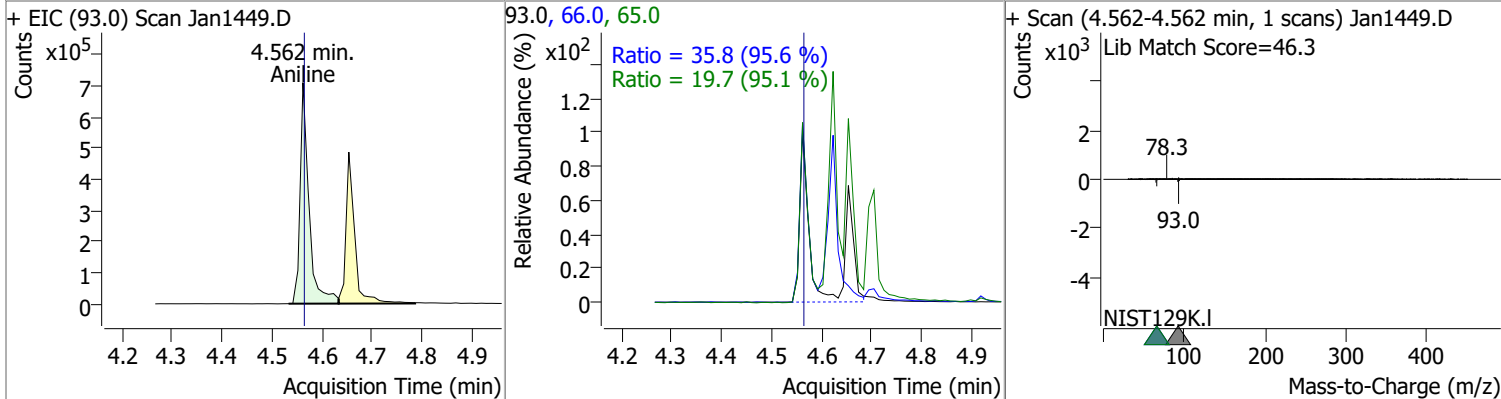
Compound	Conc.	RT	Dev(Min)	Resp.	QIon	QRatio	Lower	Upper
Pyridine	32.7673	2.12	0.03	203843 (m)	52.0	107.9	96.3	178.9



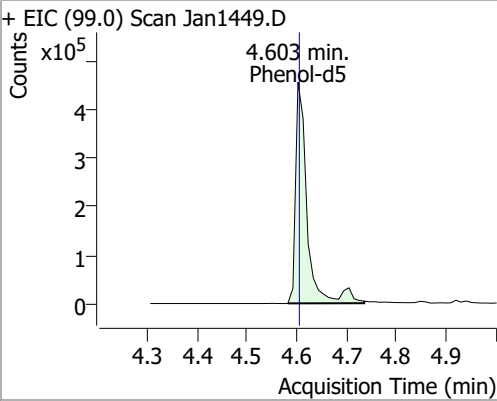
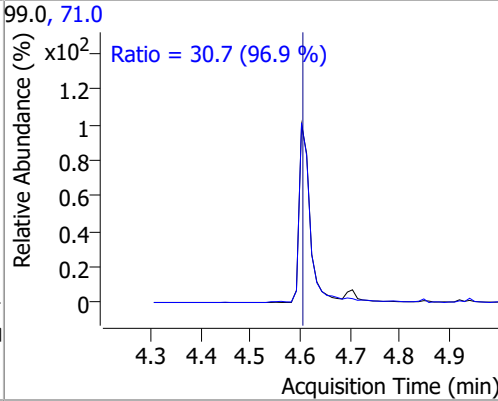
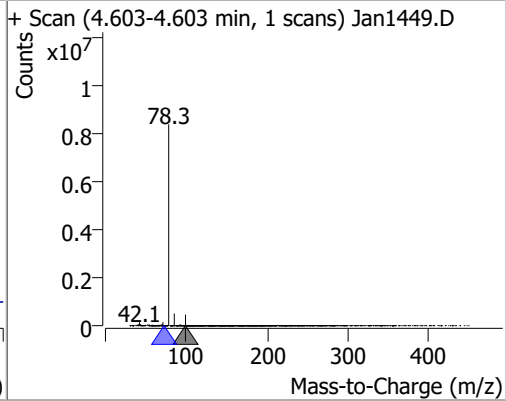
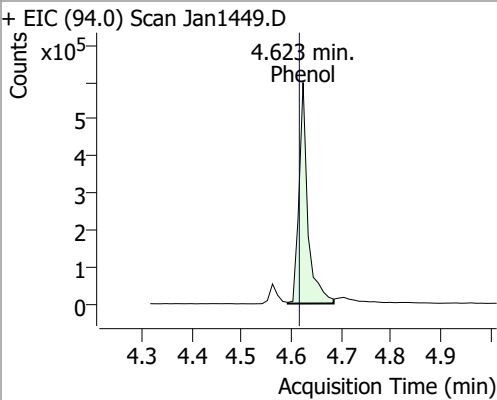
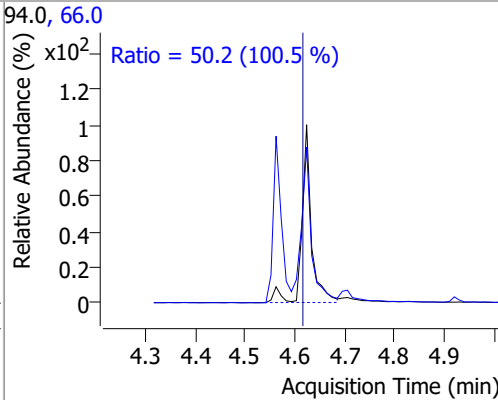
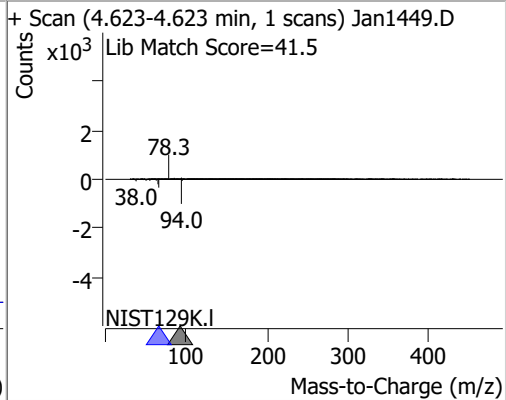
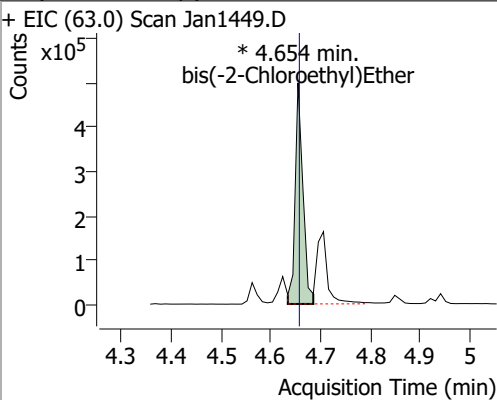
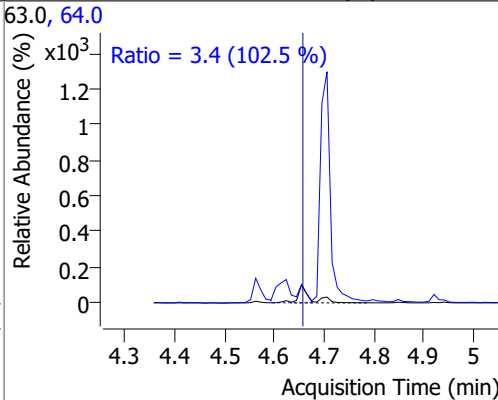
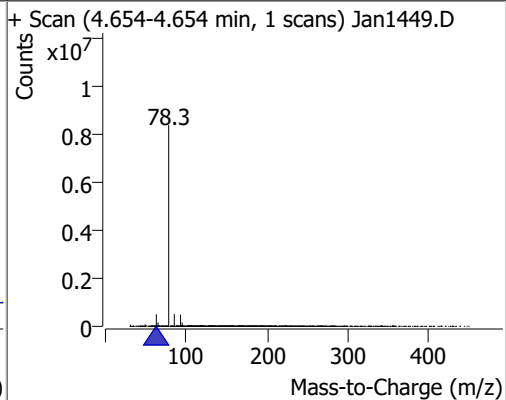
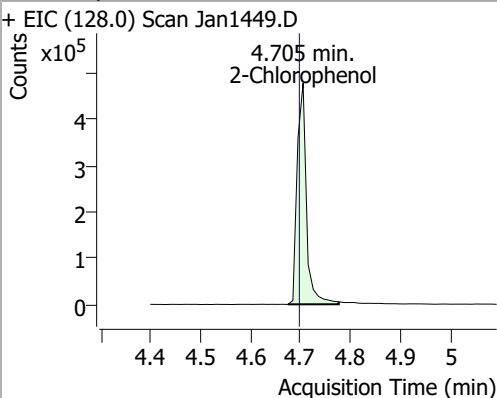
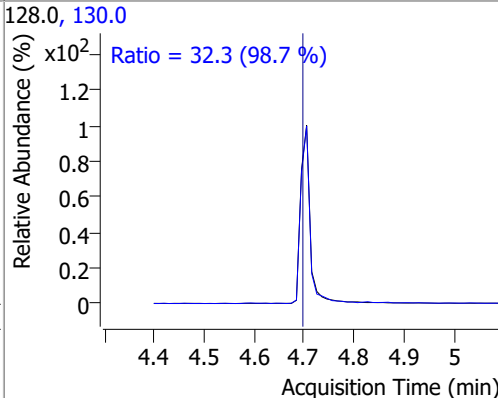
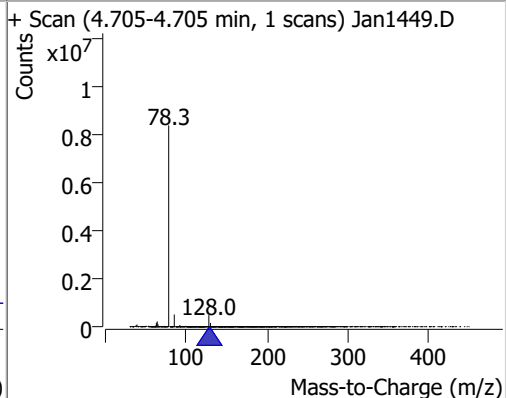
Compound	Conc.	RT	Dev(Min)	Resp.	QIon	QRatio	Lower	Upper
2-Fluorophenol	70.3335	3.53	0.02	477785	64.0	63.1	44.6	82.9
					92.0	19.1	14.0	25.9



Compound	Conc.	RT	Dev(Min)	Resp.	QIon	QRatio	Lower	Upper
Aniline	72.7751	4.56	0.00	876955	66.0	35.8	26.2	48.7
					65.0	19.7	14.5	26.9

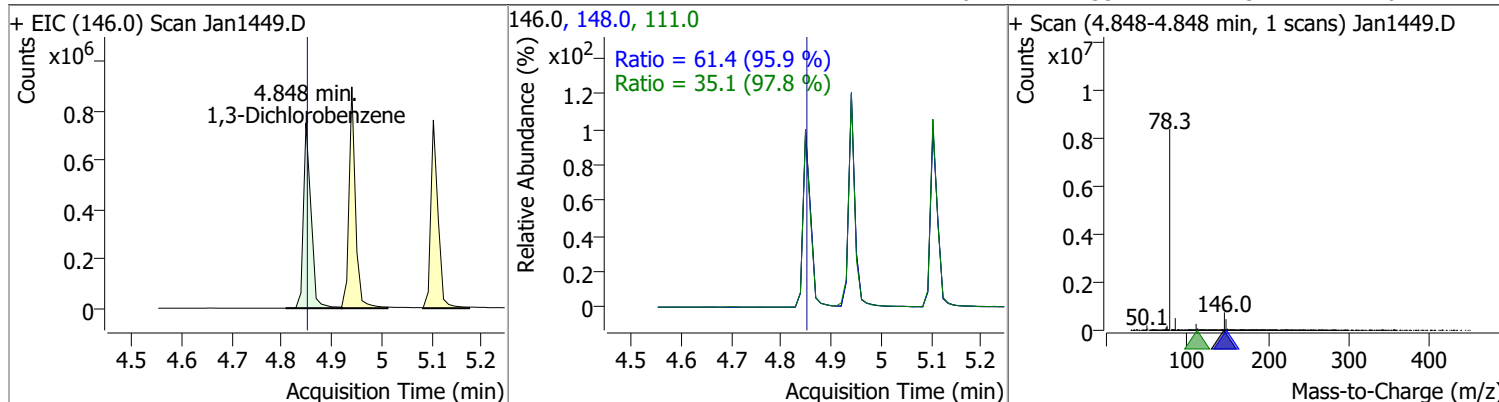


Quantitation Results Report (QT Reviewed)

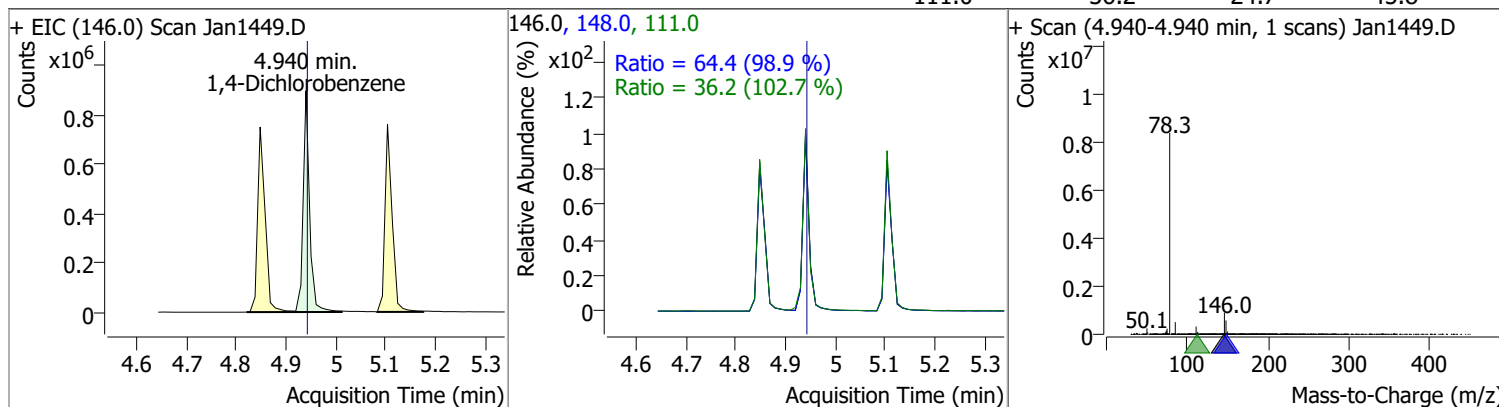
Compound	Conc.	RT	Dev(Min)	Resp.	QIon	QRatio	Lower	Upper
Phenol-d5	79.9085	4.60	0.00	724146	71.0	30.7	22.2	41.2
+ EIC (99.0) Scan Jan1449.D			99.0, 71.0			+ Scan (4.603-4.603 min, 1 scans) Jan1449.D		
		Ratio = 30.7 (96.9 %)						
Phenol	76.8227	4.62	0.01	733595	66.0	50.2	34.9	64.9
+ EIC (94.0) Scan Jan1449.D			94.0, 66.0			+ Scan (4.623-4.623 min, 1 scans) Jan1449.D		
		Ratio = 50.2 (100.5 %)						
				Lib Match Score=41.5				
bis(-2-Chloroethyl)Ether	72.0587	4.65	0.00	537838 (m)	64.0	3.4	2.4	4.4
+ EIC (63.0) Scan Jan1449.D			63.0, 64.0			+ Scan (4.654-4.654 min, 1 scans) Jan1449.D		
		Ratio = 3.4 (102.5 %)						
2-Chlorophenol	76.9545	4.71	0.01	617963	130.0	32.3	22.9	42.5
+ EIC (128.0) Scan Jan1449.D			128.0, 130.0			+ Scan (4.705-4.705 min, 1 scans) Jan1449.D		
		Ratio = 32.3 (98.7 %)						

Quantitation Results Report (QT Reviewed)

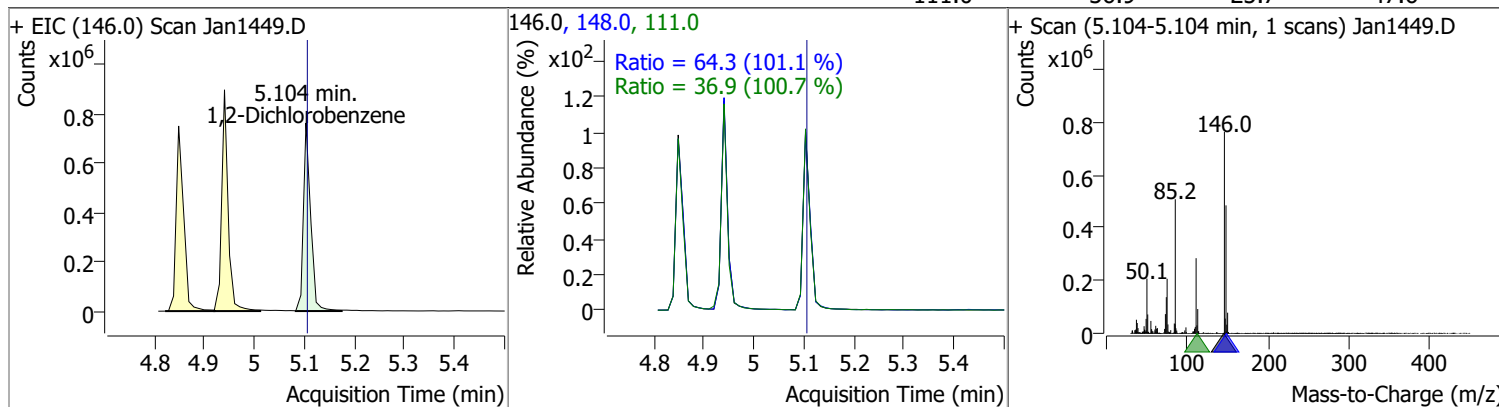
Compound	Conc.	RT	Dev(Min)	Resp.	QIon	QRatio	Lower	Upper
1,3-Dichlorobenzene	73.9401	4.85	0.00	786727	148.0	61.4	44.8	83.2
					111.0	35.1	25.1	46.7



Compound	Conc.	RT	Dev(Min)	Resp.	QIon	QRatio	Lower	Upper
1,4-Dichlorobenzene	74.5829	4.94	0.00	797549	148.0	64.4	45.6	84.7
					111.0	36.2	24.7	45.8

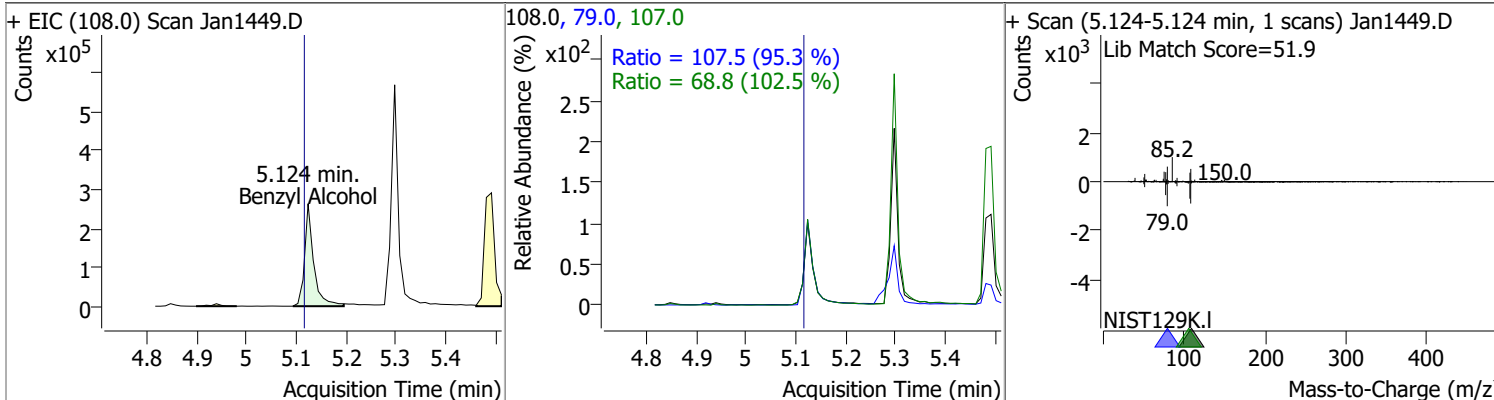


Compound	Conc.	RT	Dev(Min)	Resp.	QIon	QRatio	Lower	Upper
1,2-Dichlorobenzene	72.5546	5.10	0.00	764974	148.0	64.3	44.5	82.7
					111.0	36.9	25.7	47.6

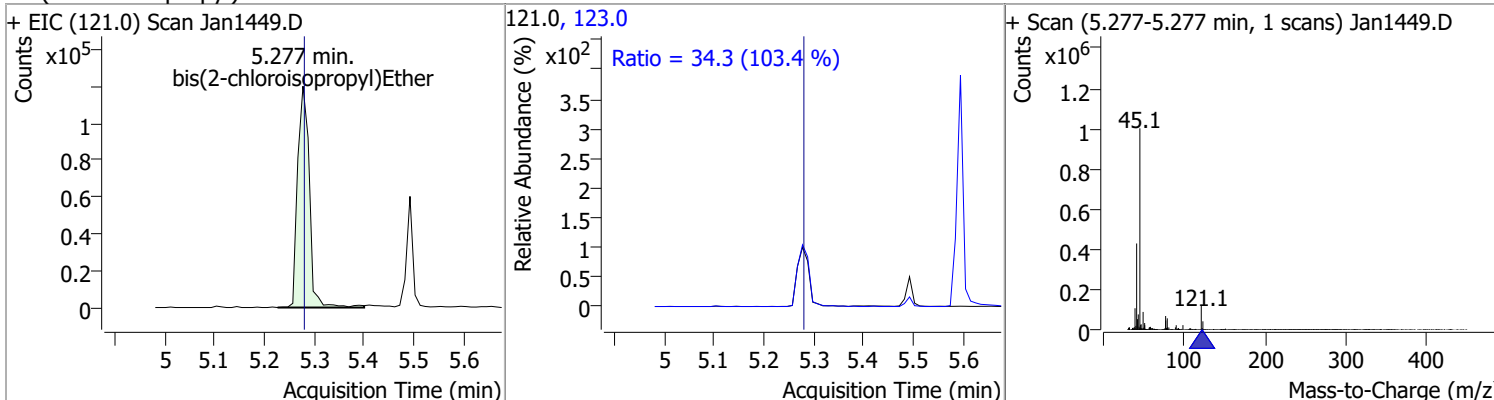


Quantitation Results Report (QT Reviewed)

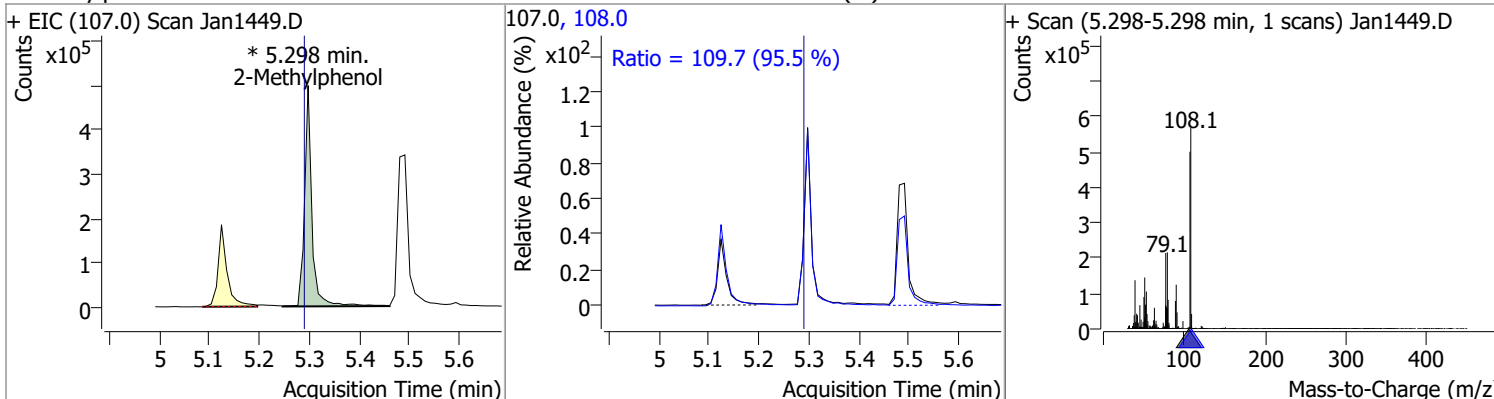
Compound	Conc.	RT	Dev(Min)	Resp.	QIon	QRatio	Lower	Upper
Benzyl Alcohol	73.4110	5.12	0.01	335540	79.0	107.5	79.0	146.8
					107.0	68.8	47.0	87.2



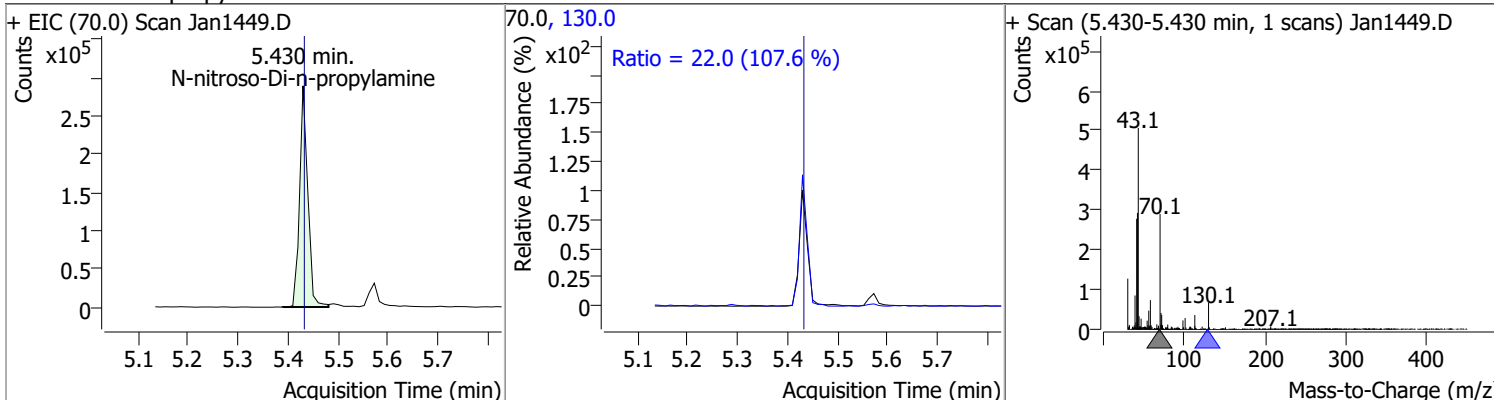
Compound	Conc.	RT	Dev(Min)	Resp.	QIon	QRatio	Lower	Upper
bis(2-chloroisopropyl)Ether	68.5115	5.28	0.00	196185	123.0	34.3	23.2	43.1



Compound	Conc.	RT	Dev(Min)	Resp.	QIon	QRatio	Lower	Upper
2-Methylphenol	72.3808	5.30	0.01	516378 (m)	108.0	109.7	80.4	149.4

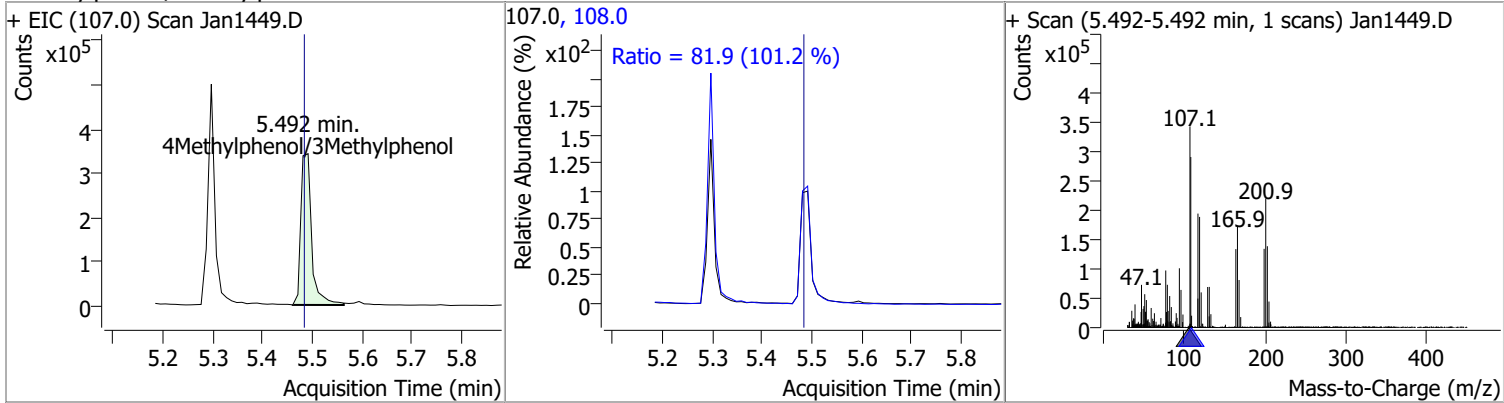


Compound	Conc.	RT	Dev(Min)	Resp.	QIon	QRatio	Lower	Upper
N-nitroso-Di-n-propylamine	66.0886	5.43	0.00	330349	130.0	22.0	0.0	40.8

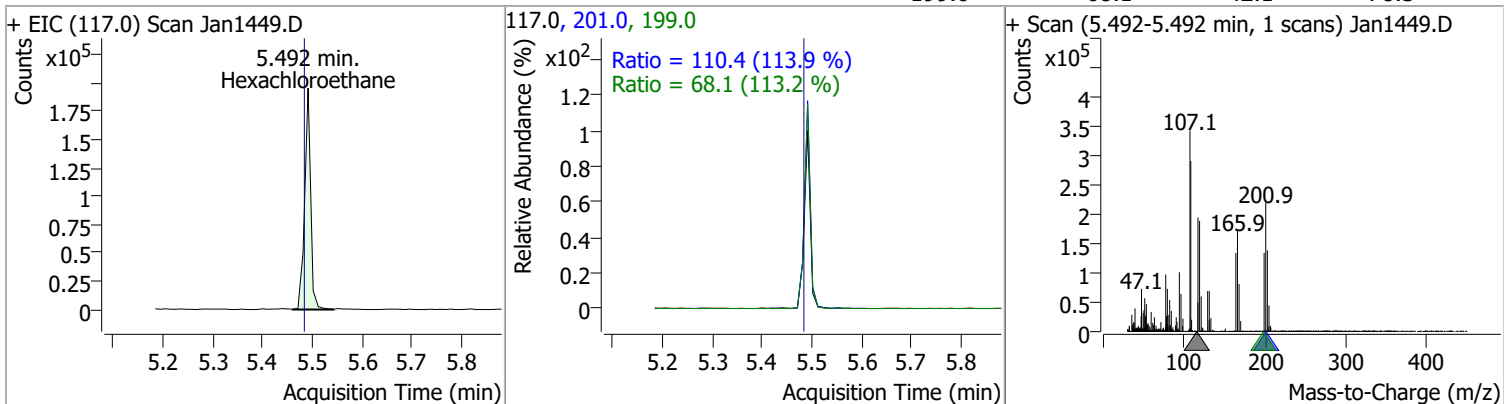


Quantitation Results Report (QT Reviewed)

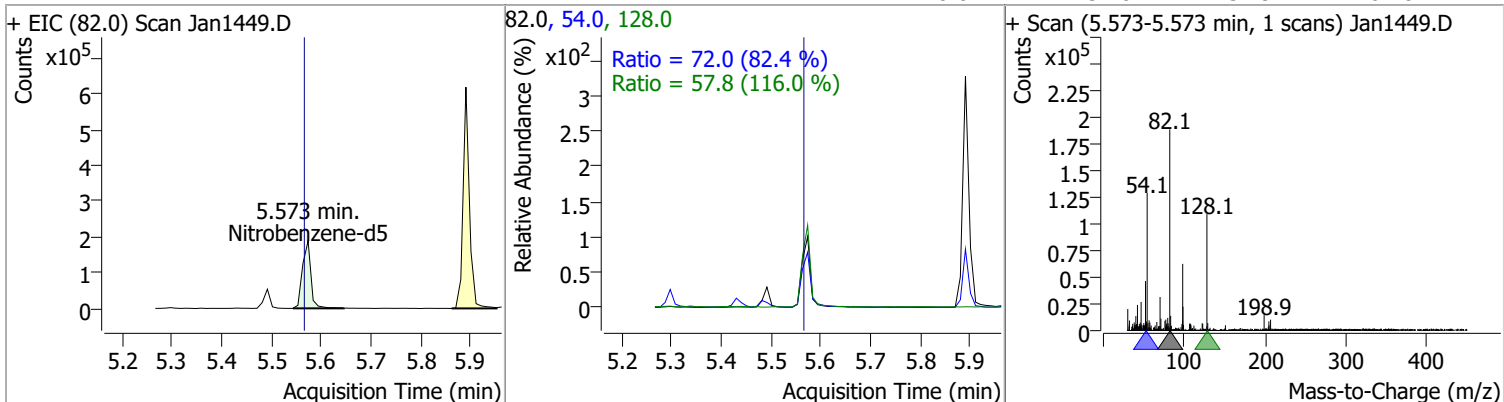
Compound	Conc.	RT	Dev(Min)	Resp.	QIon	QRatio	Lower	Upper
4Methylphenol/3Methylphenol	53.8356	5.49	0.01	518453	108.0	81.9	56.6	105.1



Compound	Conc.	RT	Dev(Min)	Resp.	QIon	QRatio	Lower	Upper
Hexachloroethane	54.0362	5.49	0.01	163588	201.0	110.4	67.9	126.0
					199.0	68.1	42.1	78.3

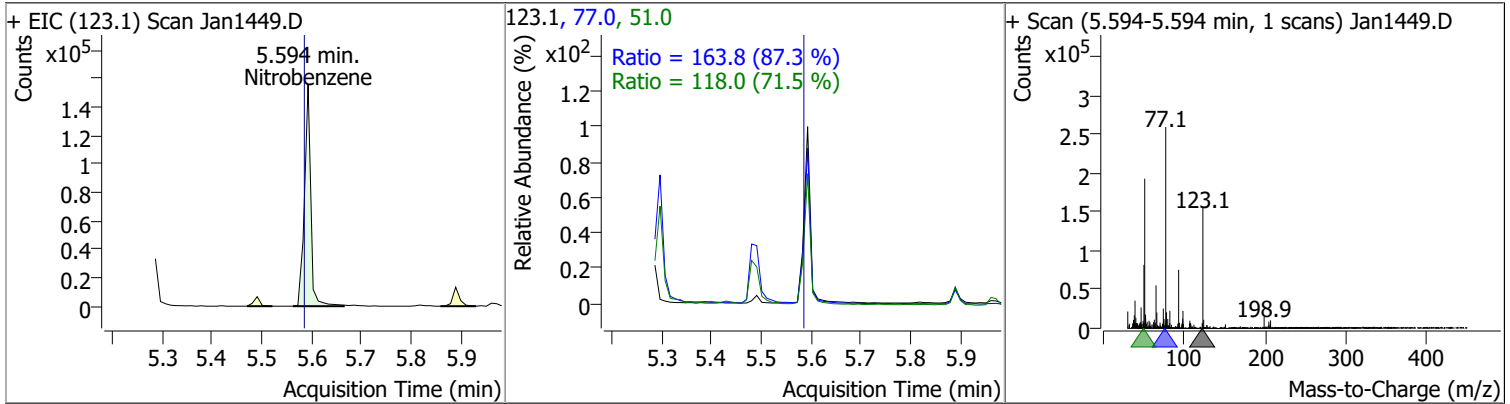


Compound	Conc.	RT	Dev(Min)	Resp.	QIon	QRatio	Lower	Upper
Nitrobenzene-d5	44.3338	5.57	0.01	218027	54.0	72.0	61.2	113.6
					128.0	57.8	34.9	64.8

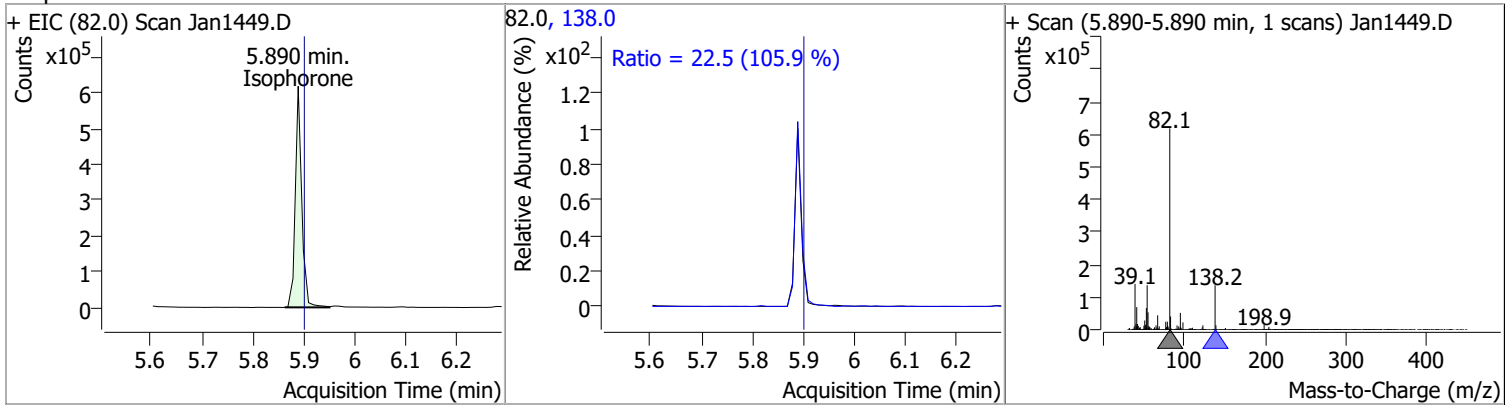


Quantitation Results Report (QT Reviewed)

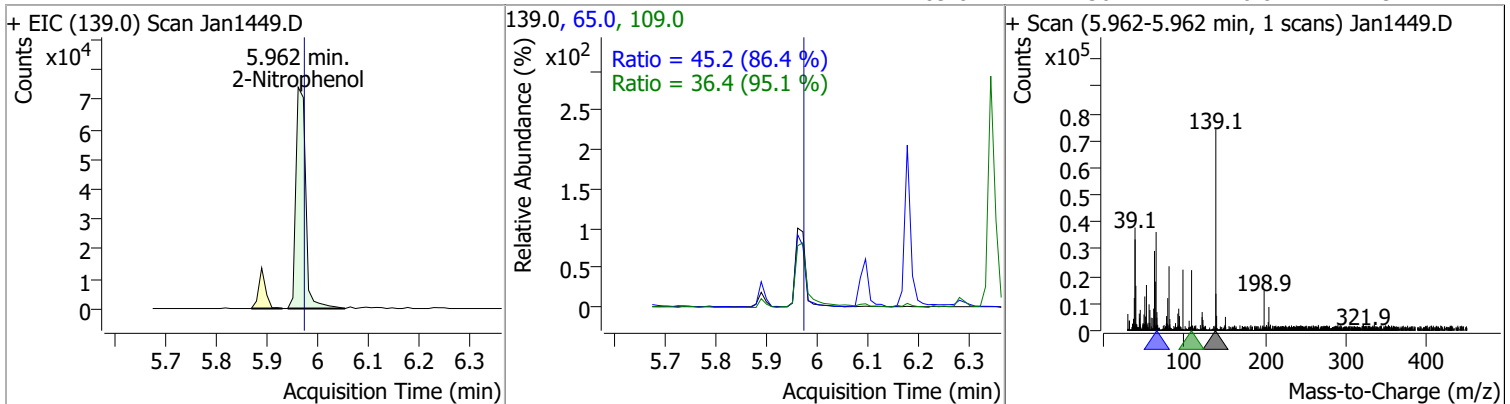
Compound	Conc.	RT	Dev(Min)	Resp.	QIon	QRatio	Lower	Upper
Nitrobenzene	50.9045	5.59	0.01	137391	77.0	163.8	131.4	243.9
					51.0	118.0	115.6	214.7



Compound	Conc.	RT	Dev(Min)	Resp.	QIon	QRatio	Lower	Upper
Isophorone	71.8711	5.89	0.00	543374	138.0	22.5	14.9	27.6

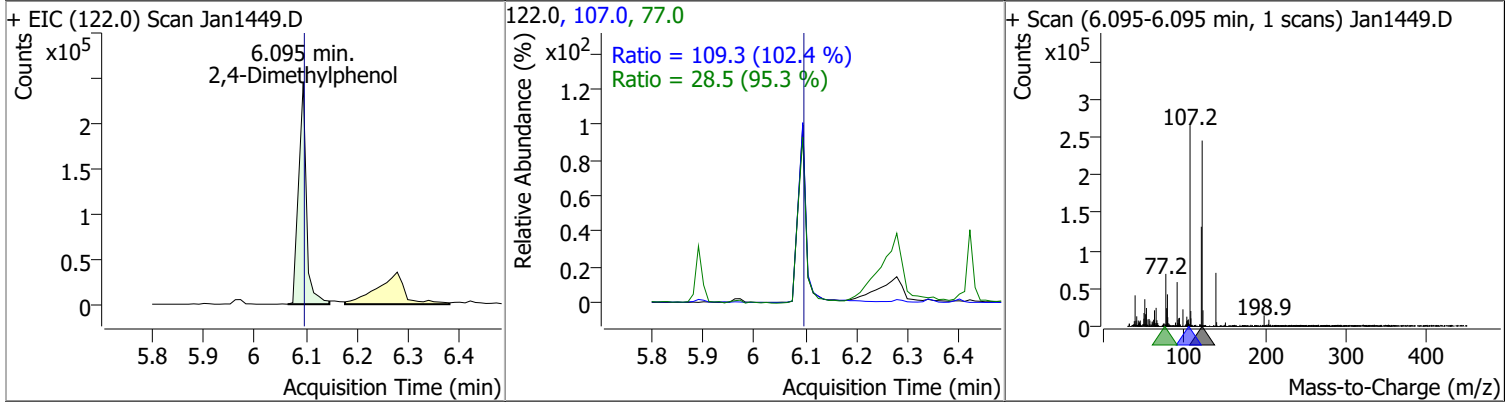


Compound	Conc.	RT	Dev(Min)	Resp.	QIon	QRatio	Lower	Upper
2-Nitrophenol	76.5346	5.96	0.00	99808	65.0	45.2	36.6	67.9
					109.0	36.4	26.8	49.7

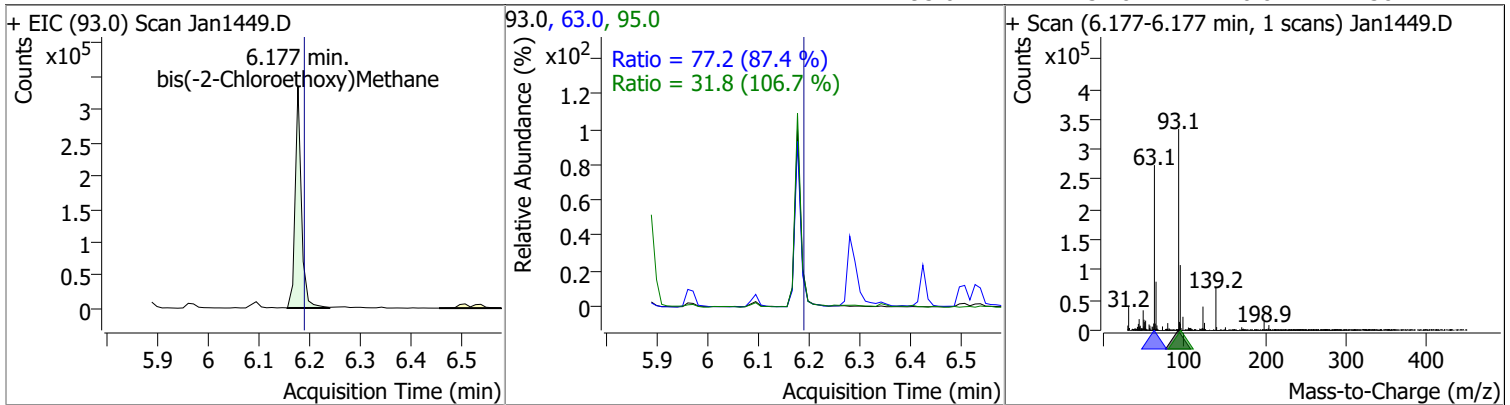


Quantitation Results Report (QT Reviewed)

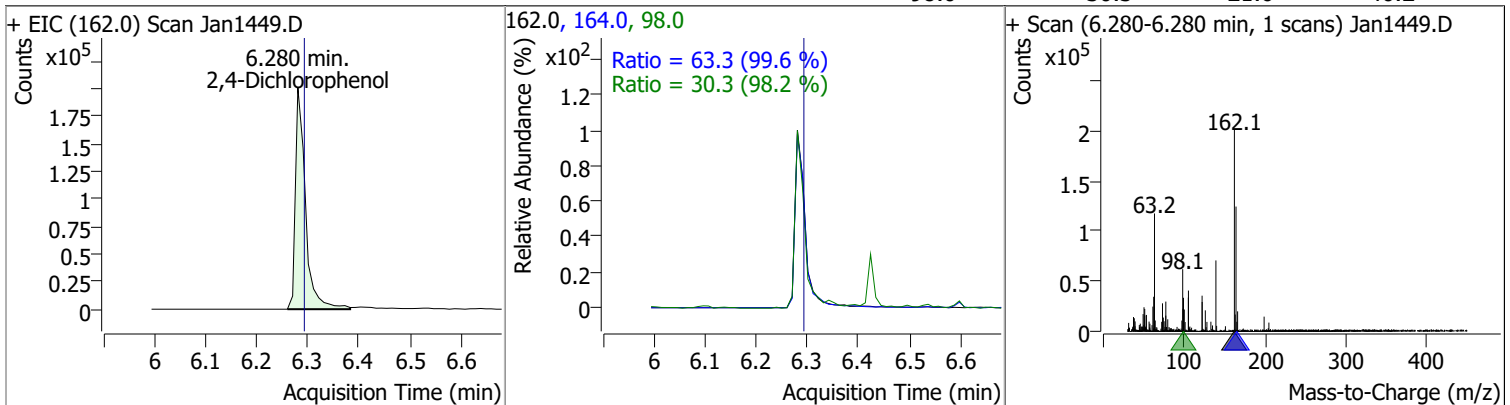
Compound	Conc.	RT	Dev(Min)	Resp.	QIon	QRatio	Lower	Upper
2,4-Dimethylphenol	71.6471	6.10	0.01	265922	107.0	109.3	74.7	138.8
					77.0	28.5	20.9	38.8



Compound	Conc.	RT	Dev(Min)	Resp.	QIon	QRatio	Lower	Upper
bis(-2-Chloroethoxy)Methane	64.7487	6.18	0.00	283155	63.0	77.2	61.8	114.8
					95.0	31.8	20.8	38.7

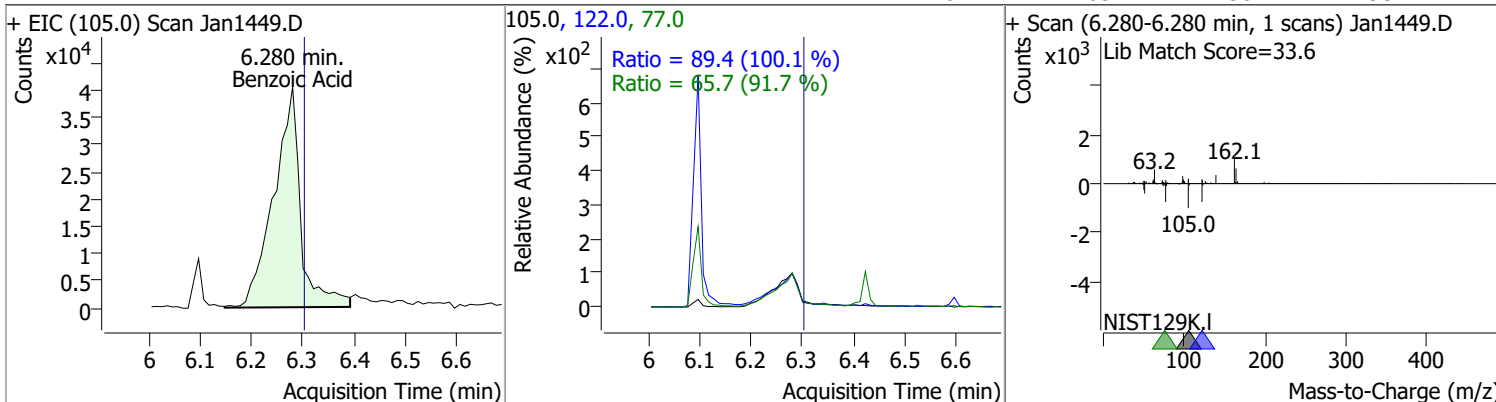


Compound	Conc.	RT	Dev(Min)	Resp.	QIon	QRatio	Lower	Upper
2,4-Dichlorophenol	81.1896	6.28	0.00	276903	164.0	63.3	44.4	82.5
					98.0	30.3	21.6	40.2

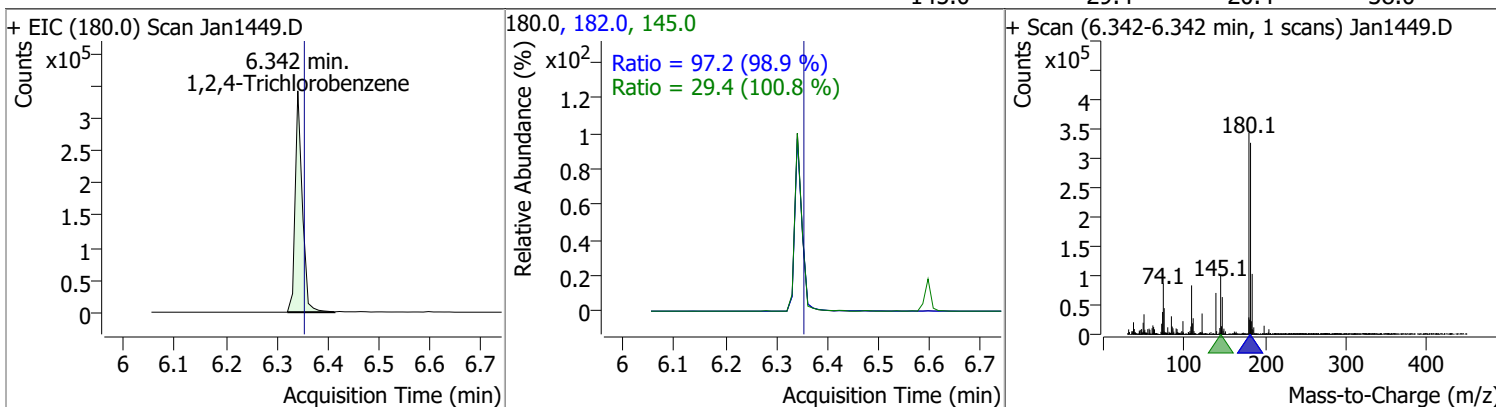


Quantitation Results Report (QT Reviewed)

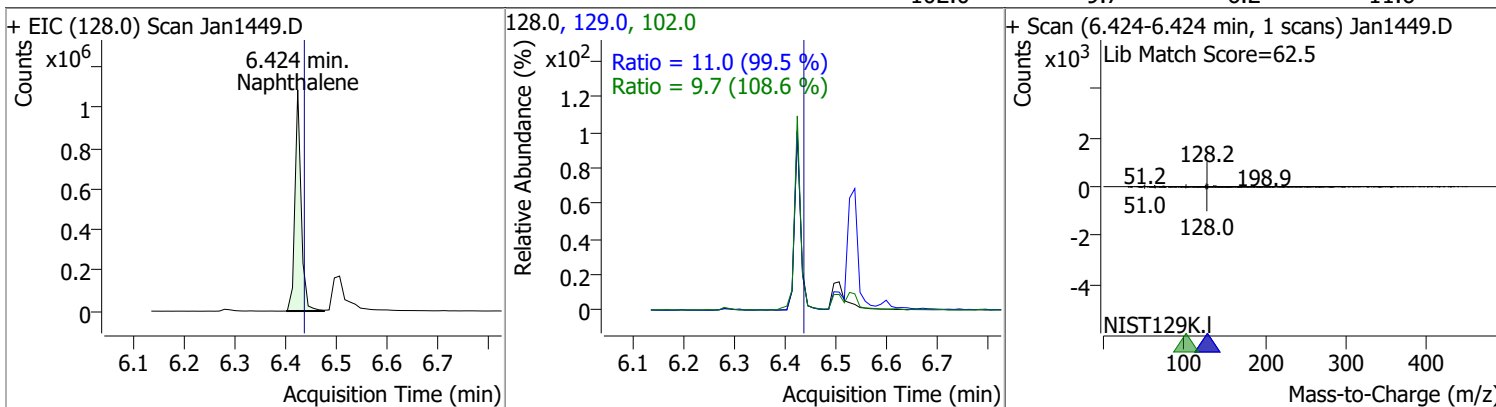
Compound	Conc.	RT	Dev(Min)	Resp.	QIon	QRatio	Lower	Upper
Benzoic Acid	74.2519	6.28	-0.01	149280	122.0	89.4	62.5	116.1
					77.0	65.7	50.2	93.2



Compound	Conc.	RT	Dev(Min)	Resp.	QIon	QRatio	Lower	Upper
1,2,4-Trichlorobenzene	77.2290	6.34	0.00	334337	182.0	97.2	68.8	127.8
					145.0	29.4	20.4	38.0

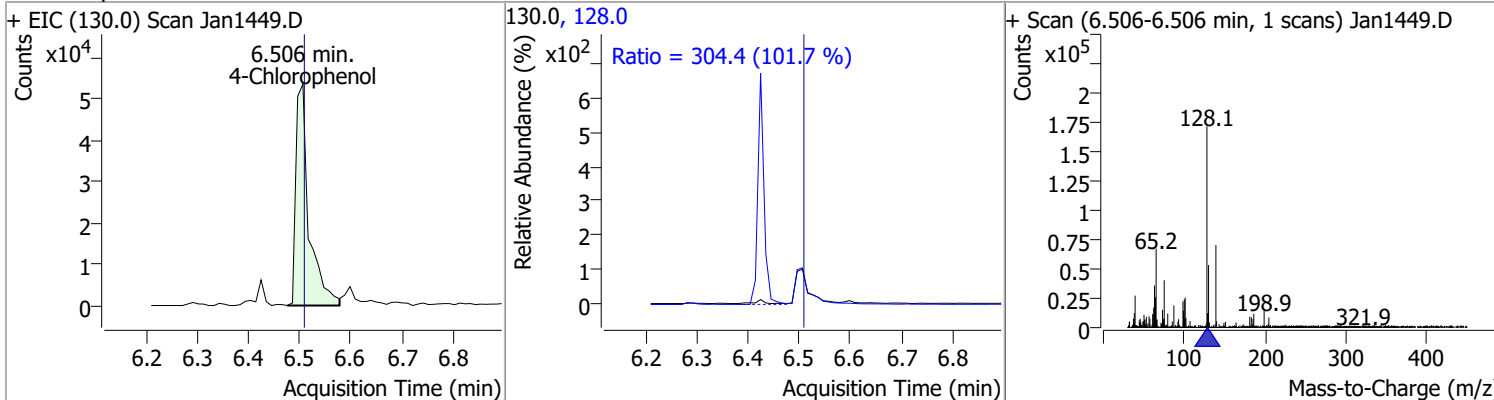


Compound	Conc.	RT	Dev(Min)	Resp.	QIon	QRatio	Lower	Upper
Naphthalene	72.5063	6.42	0.00	912200	129.0	11.0	7.8	14.4
					102.0	9.7	6.2	11.6

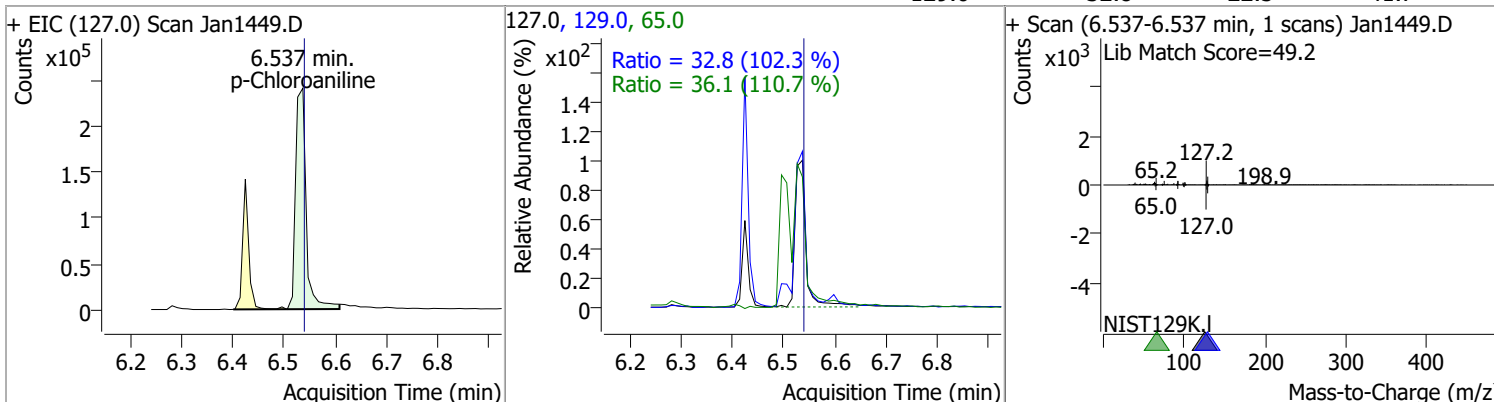


Quantitation Results Report (QT Reviewed)

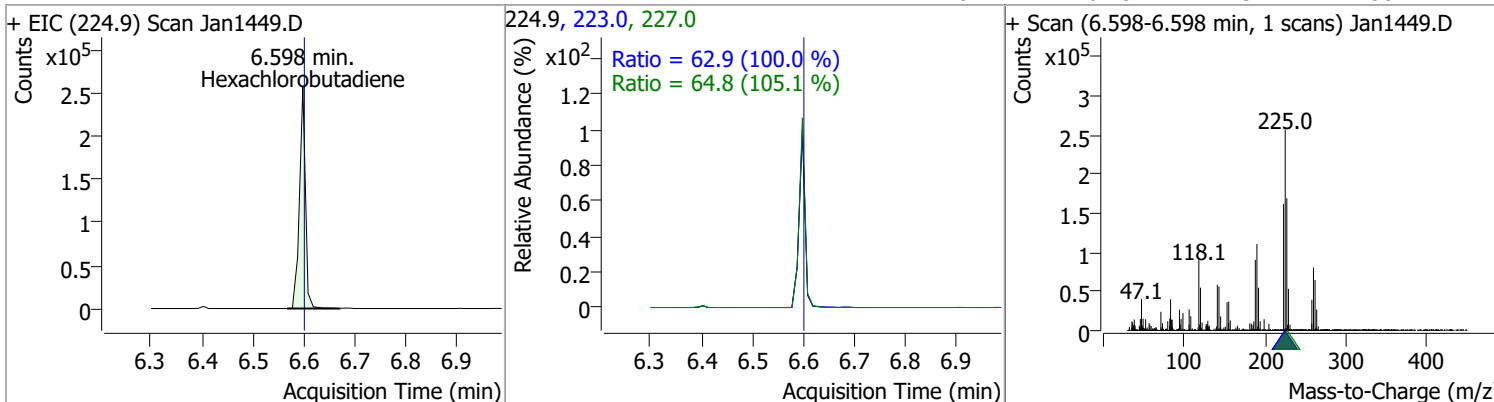
Compound	Conc.	RT	Dev(Min)	Resp.	QIon	QRatio	Lower	Upper
4-Chlorophenol	81.8444	6.51	0.01	95538	128.0	304.4	209.7	389.4



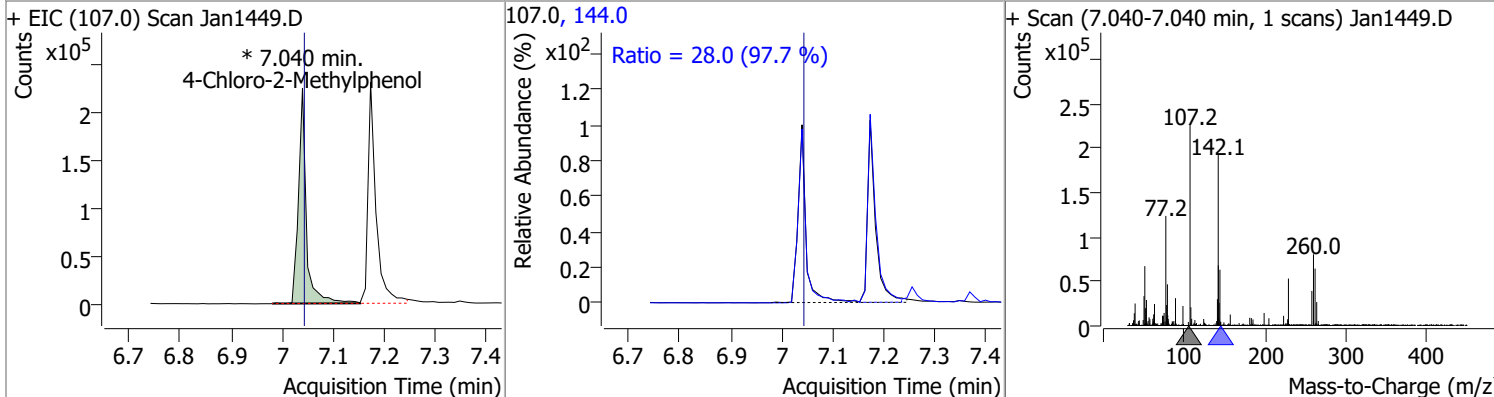
Compound	Conc.	RT	Dev(Min)	Resp.	QIon	QRatio	Lower	Upper
p-Chloroaniline	70.3364	6.54	0.01	344750	65.0	36.1	22.8	42.4
					129.0	32.8	22.5	41.7



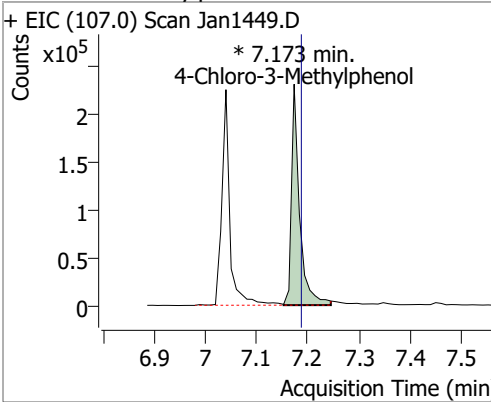
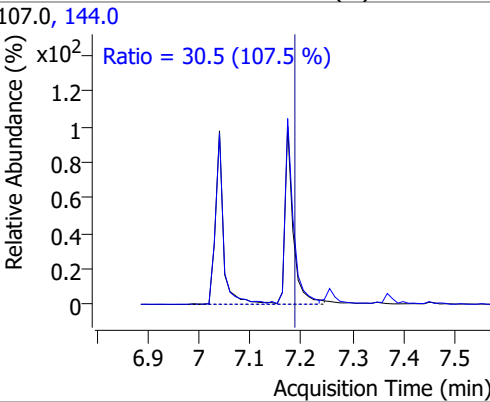
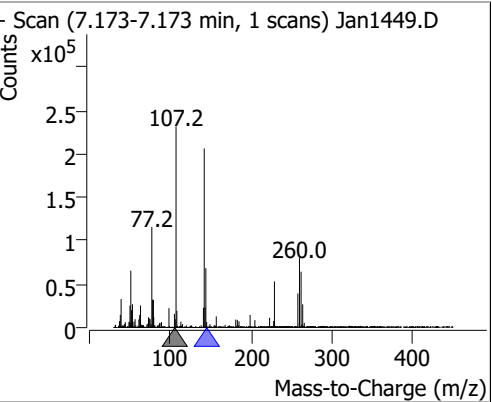
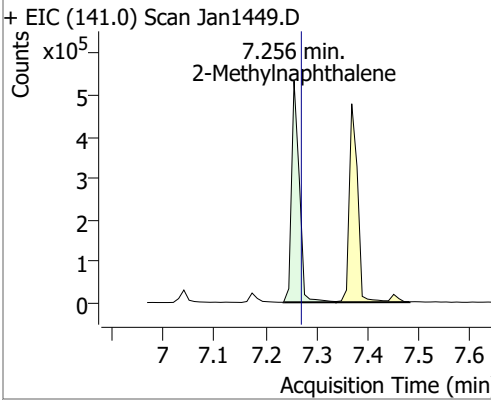
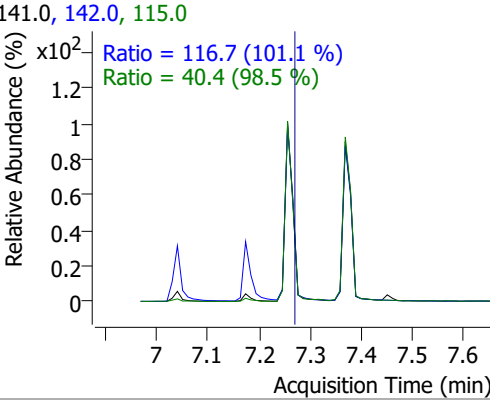
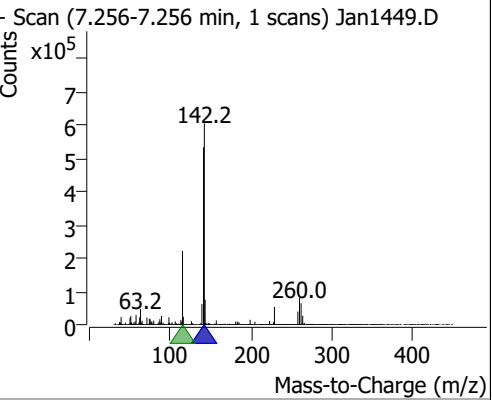
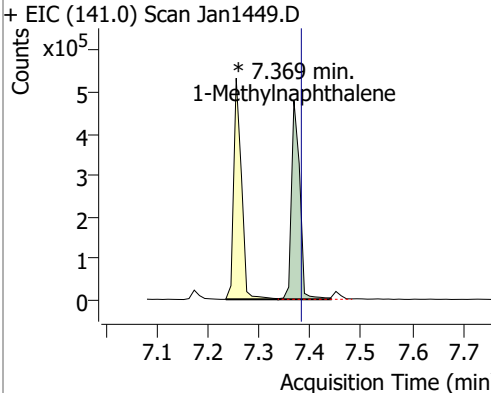
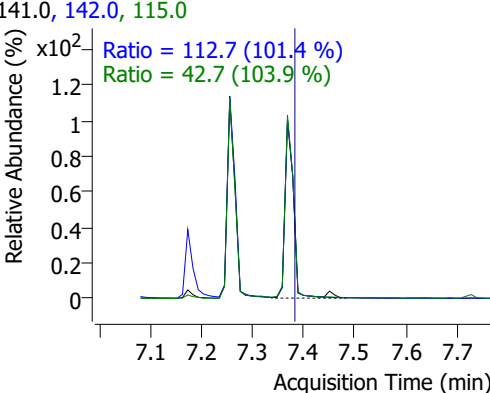
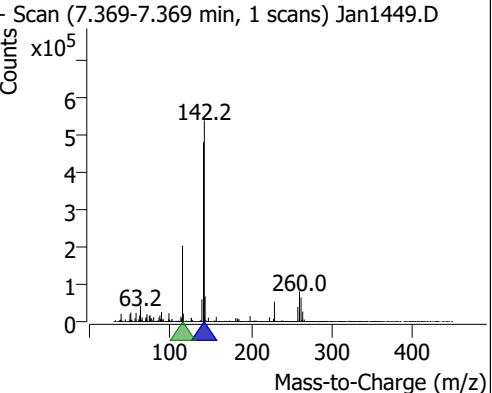
Compound	Conc.	RT	Dev(Min)	Resp.	QIon	QRatio	Lower	Upper
Hexachlorobutadiene	86.9861	6.60	0.01	208828	223.0	62.9	44.0	81.8
					227.0	64.8	43.2	80.2



Compound	Conc.	RT	Dev(Min)	Resp.	QIon	QRatio	Lower	Upper
4-Chloro-2-Methylphenol	76.9994	7.04	0.01	243647 (m)	144.0	28.0	20.1	37.3

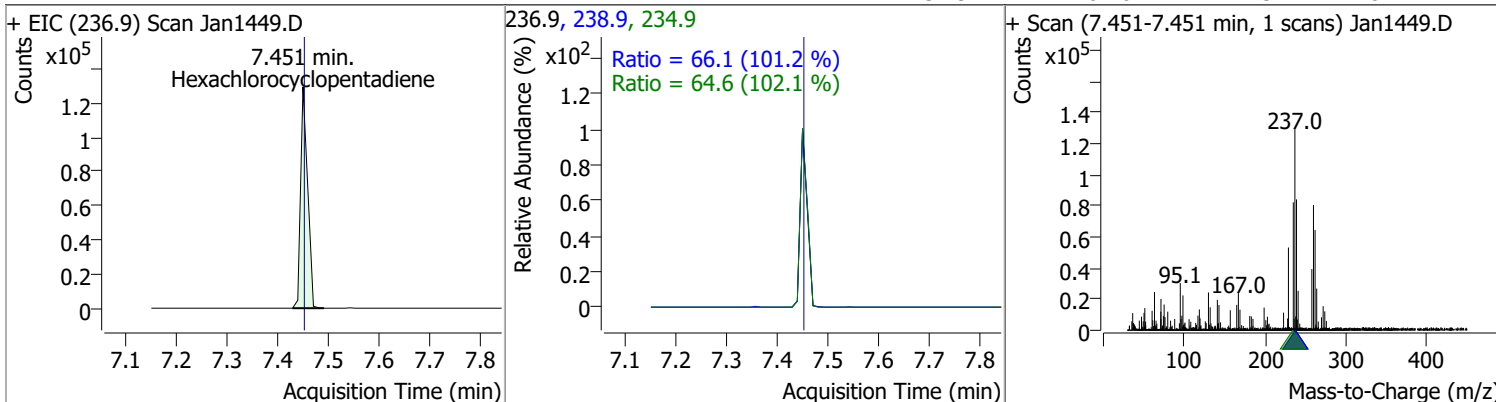


Quantitation Results Report (QT Reviewed)

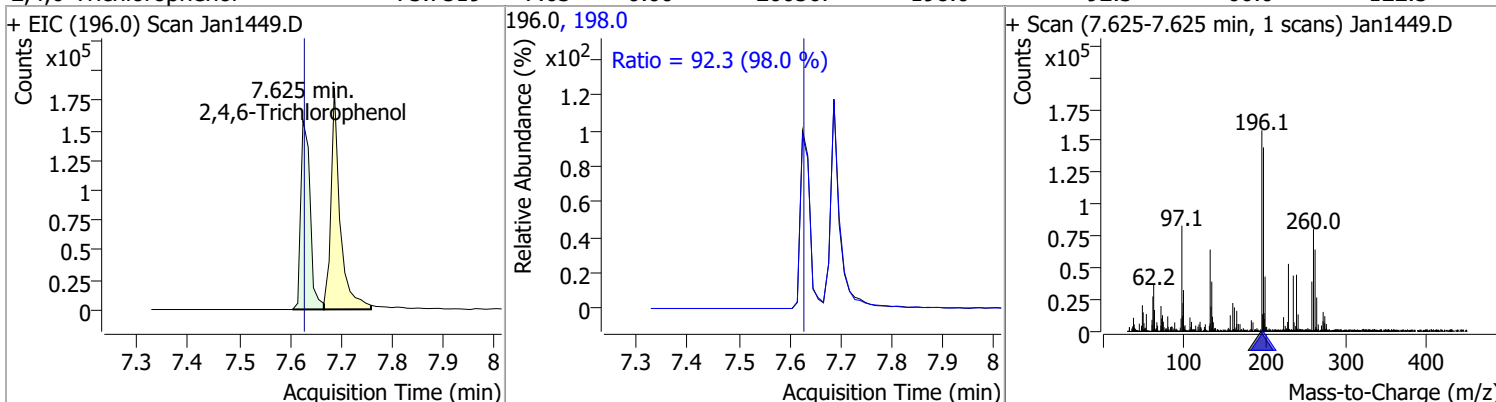
Compound	Conc.	RT	Dev(Min)	Resp.	QIon	QRatio	Lower	Upper
4-Chloro-3-Methylphenol	76.1435	7.17	0.00	254478 (m)	144.0	30.5	19.9	36.9
<div style="display: flex; justify-content: space-between;"> <div style="width: 30%;"> <p>+ EIC (107.0) Scan Jan1449.D</p>  <p style="font-size: small;">Counts x10⁵</p> <p style="font-size: small;">Acquisition Time (min)</p> </div> <div style="width: 30%;"> <p>107.0, 144.0</p>  <p style="font-size: small;">Relative Abundance (%) x10²</p> <p style="font-size: small;">Acquisition Time (min)</p> <p style="color: blue;">Ratio = 30.5 (107.5 %)</p> </div> <div style="width: 30%;"> <p>+ Scan (7.173-7.173 min, 1 scans) Jan1449.D</p>  <p style="font-size: small;">Counts x10⁵</p> <p style="font-size: small;">Mass-to-Charge (m/z)</p> </div> </div>								
2-Methylnaphthalene	71.7240	7.26	0.00	560659	142.0	116.7	80.8	150.0
<div style="display: flex; justify-content: space-between;"> <div style="width: 30%;"> <p>+ EIC (141.0) Scan Jan1449.D</p>  <p style="font-size: small;">Counts x10⁵</p> <p style="font-size: small;">Acquisition Time (min)</p> </div> <div style="width: 30%;"> <p>141.0, 142.0, 115.0</p>  <p style="font-size: small;">Relative Abundance (%) x10²</p> <p style="font-size: small;">Acquisition Time (min)</p> <p style="color: blue;">Ratio = 116.7 (101.1 %)</p> <p style="color: green;">Ratio = 40.4 (98.5 %)</p> </div> <div style="width: 30%;"> <p>+ Scan (7.256-7.256 min, 1 scans) Jan1449.D</p>  <p style="font-size: small;">Counts x10⁵</p> <p style="font-size: small;">Mass-to-Charge (m/z)</p> </div> </div>								
1-Methylnaphthalene	71.4206	7.37	0.00	539886 (m)	142.0	112.7	77.8	144.5
<div style="display: flex; justify-content: space-between;"> <div style="width: 30%;"> <p>+ EIC (141.0) Scan Jan1449.D</p>  <p style="font-size: small;">Counts x10⁵</p> <p style="font-size: small;">Acquisition Time (min)</p> </div> <div style="width: 30%;"> <p>141.0, 142.0, 115.0</p>  <p style="font-size: small;">Relative Abundance (%) x10²</p> <p style="font-size: small;">Acquisition Time (min)</p> <p style="color: blue;">Ratio = 112.7 (101.4 %)</p> <p style="color: green;">Ratio = 42.7 (103.9 %)</p> </div> <div style="width: 30%;"> <p>+ Scan (7.369-7.369 min, 1 scans) Jan1449.D</p>  <p style="font-size: small;">Counts x10⁵</p> <p style="font-size: small;">Mass-to-Charge (m/z)</p> </div> </div>								

Quantitation Results Report (QT Reviewed)

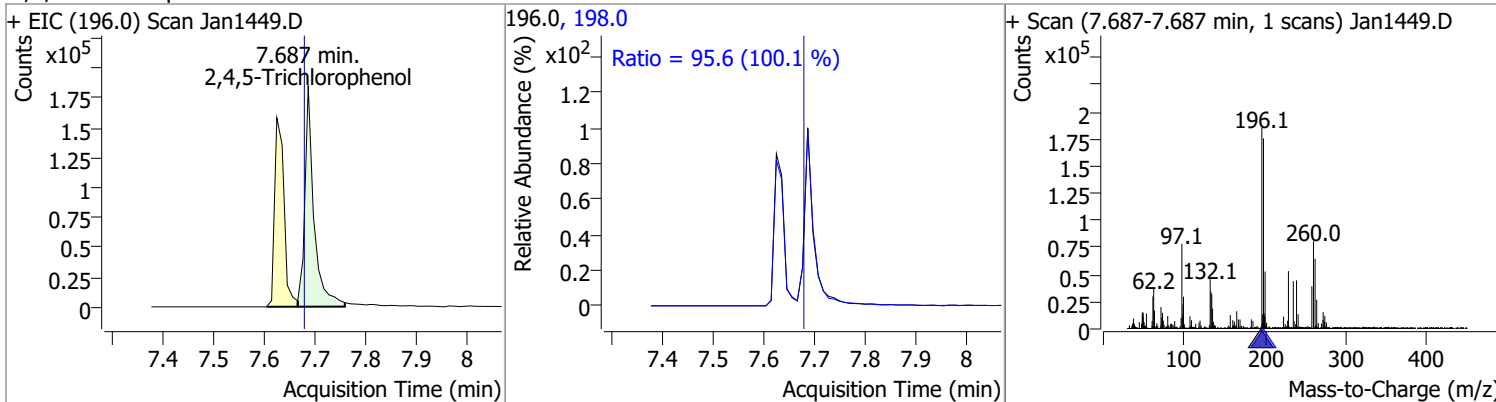
Compound	Conc.	RT	Dev(Min)	Resp.	QIon	QRatio	Lower	Upper
Hexachlorocyclopentadiene	65.9263	7.45	0.00	123873	238.9	66.1	45.7	84.9
					234.9	64.6	44.3	82.2



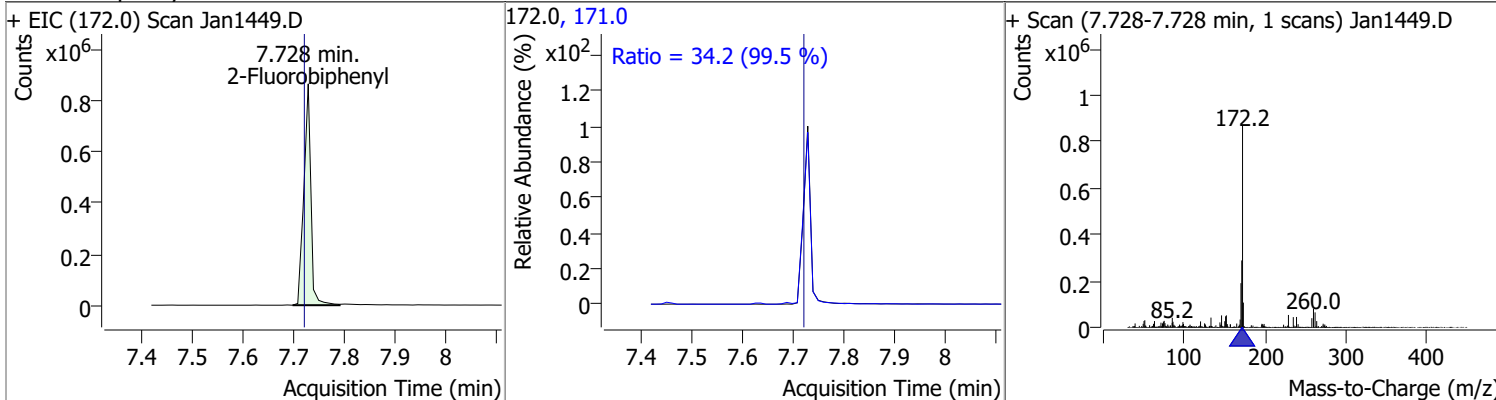
Compound	Conc.	RT	Dev(Min)	Resp.	QIon	QRatio	Lower	Upper
2,4,6-Trichlorophenol	73.7519	7.63	0.00	200567	198.0	92.3	66.0	122.5
					196.0	92.3	66.0	122.5



Compound	Conc.	RT	Dev(Min)	Resp.	QIon	QRatio	Lower	Upper
2,4,5-Trichlorophenol	73.9050	7.69	0.01	230273	198.0	95.6	66.9	124.2
					196.0	95.6	66.9	124.2

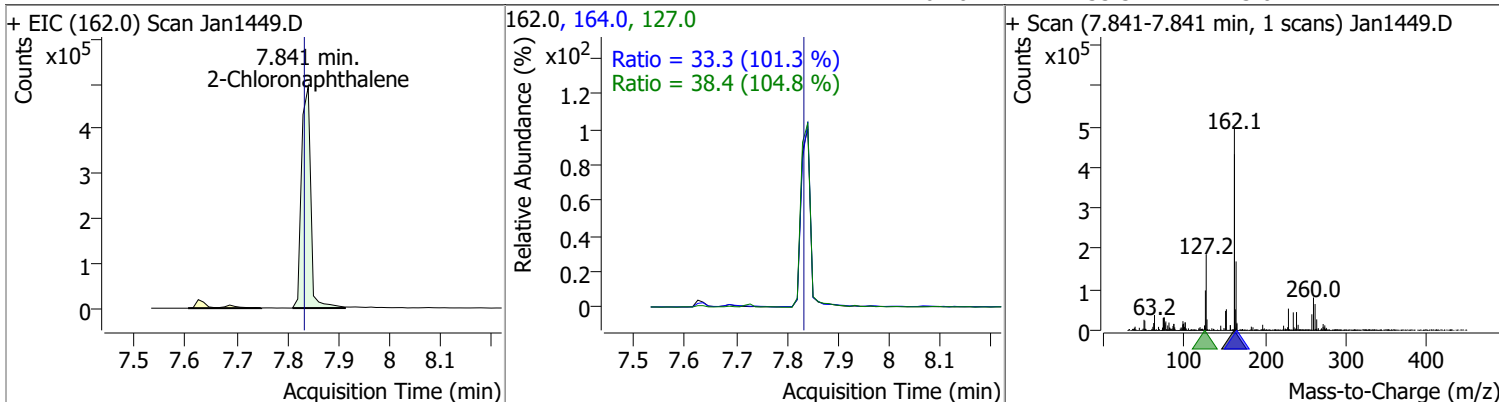


Compound	Conc.	RT	Dev(Min)	Resp.	QIon	QRatio	Lower	Upper
2-Fluorobiphenyl	66.3189	7.73	0.01	833913	171.0	34.2	24.1	44.8
					172.0	34.2	24.1	44.8

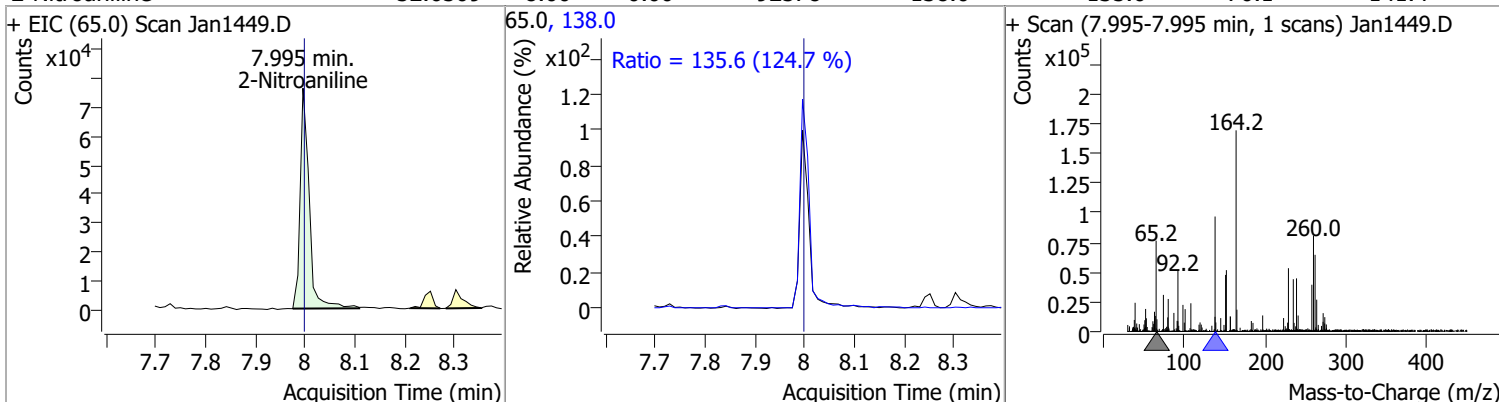


Quantitation Results Report (QT Reviewed)

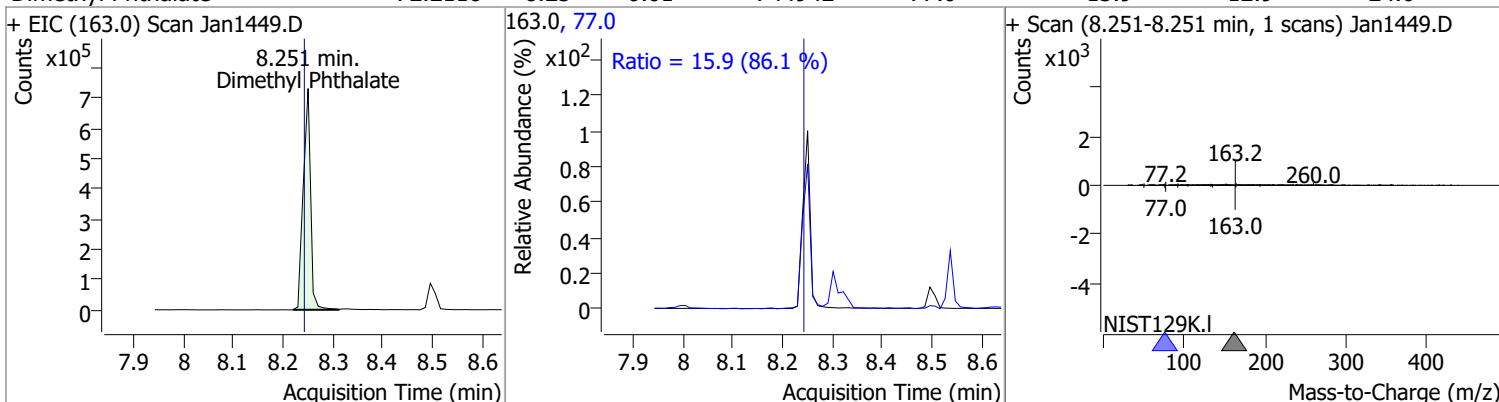
Compound	Conc.	RT	Dev(Min)	Resp.	QIon	QRatio	Lower	Upper
2-Chloronaphthalene	59.6101	7.84	0.01	619349	127.0	38.4	25.7	47.6
					164.0	33.3	23.0	42.7



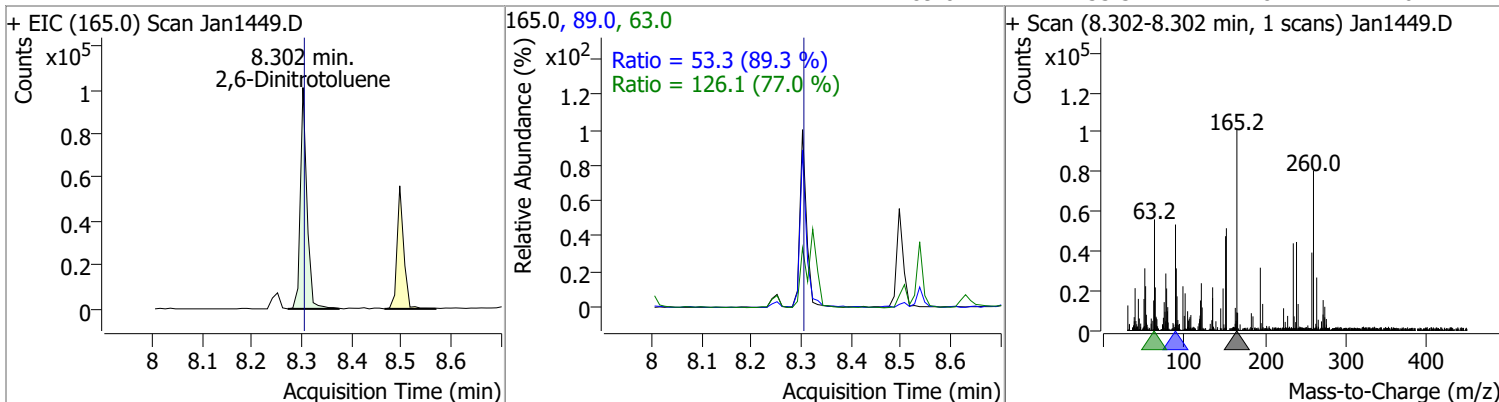
Compound	Conc.	RT	Dev(Min)	Resp.	QIon	QRatio	Lower	Upper
2-Nitroaniline	52.6509	8.00	0.00	92578	138.0	135.6	76.1	141.4



Compound	Conc.	RT	Dev(Min)	Resp.	QIon	QRatio	Lower	Upper
Dimethyl Phthalate	72.2118	8.25	0.01	744942	77.0	15.9	12.9	24.0

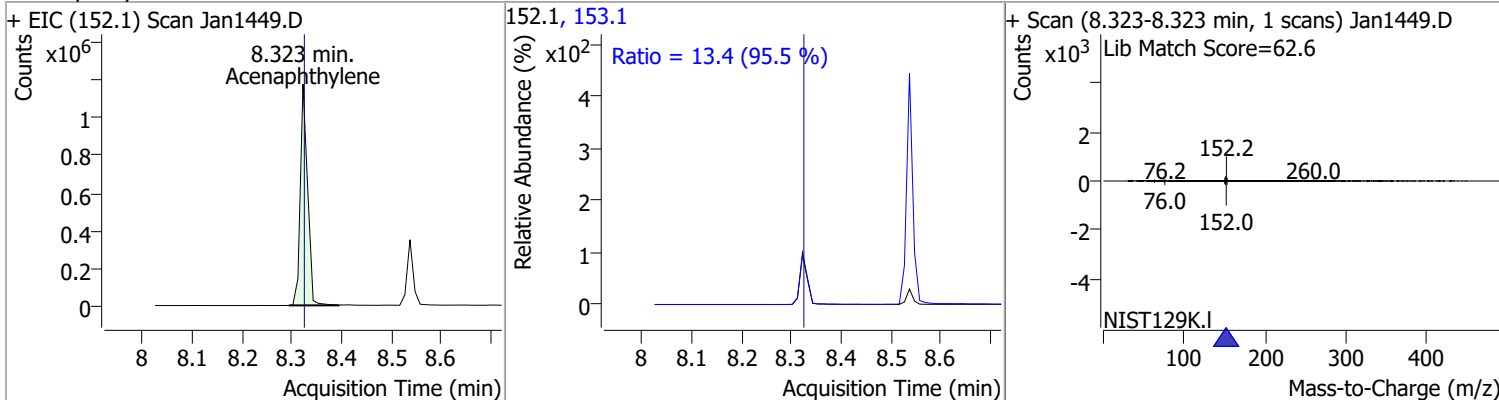


Compound	Conc.	RT	Dev(Min)	Resp.	QIon	QRatio	Lower	Upper
2,6-Dinitrotoluene	66.8118	8.30	0.00	93405	63.0	126.1	114.6	212.8
					89.0	53.3	41.8	77.6

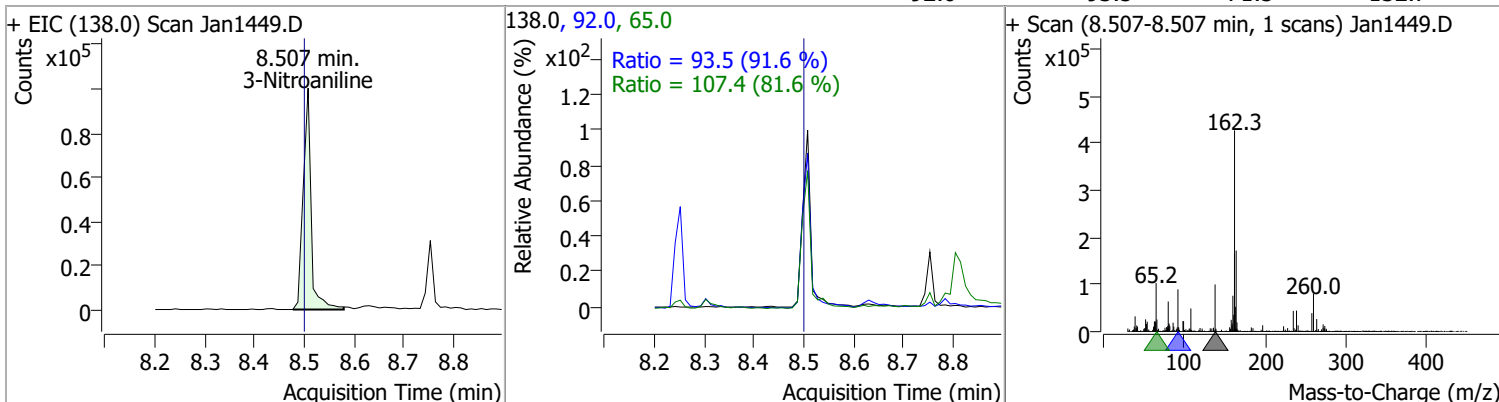


Quantitation Results Report (QT Reviewed)

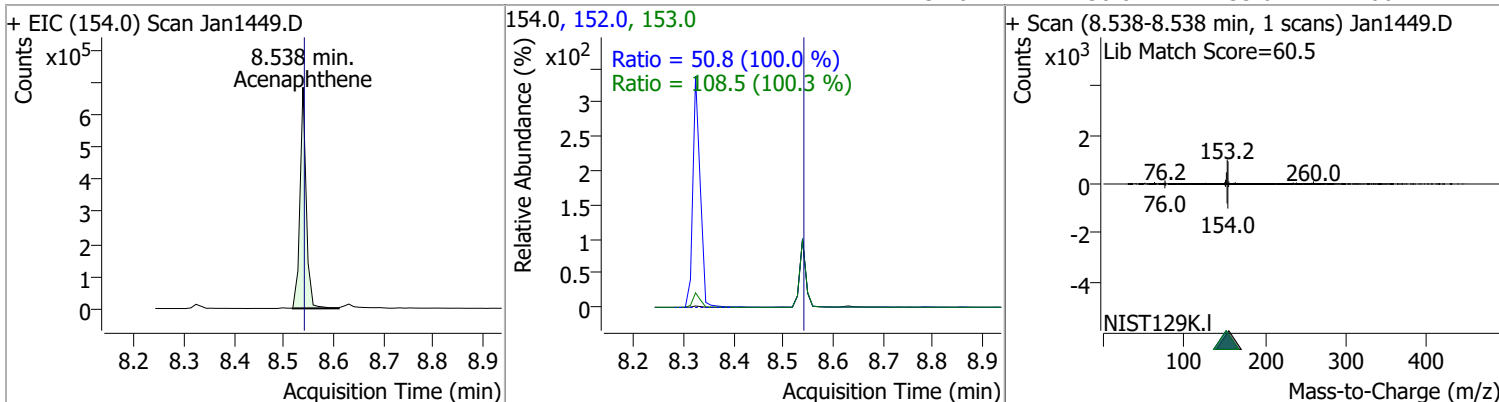
Compound	Conc.	RT	Dev(Min)	Resp.	QIon	QRatio	Lower	Upper
Acenaphthylene	72.9028	8.32	0.00	1202159	153.1	13.4	9.8	18.3



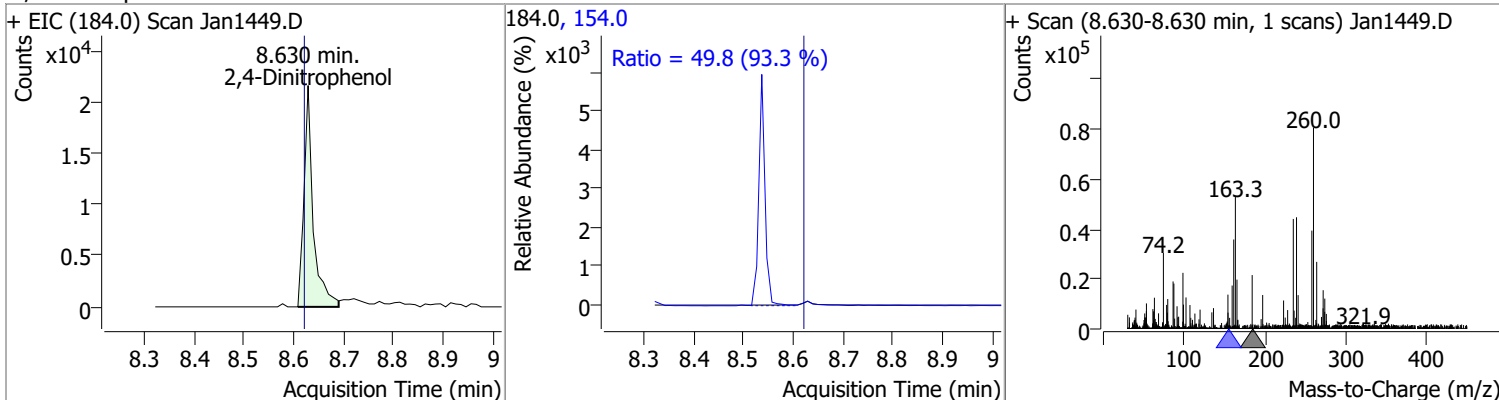
3-Nitroaniline	74.5612	8.51	0.01	111938	65.0	107.4	92.1	171.1
					92.0	93.5	71.5	132.7



Acenaphthene	62.1811	8.54	0.00	595793	153.0	108.5	75.7	140.6
					152.0	50.8	35.6	66.1

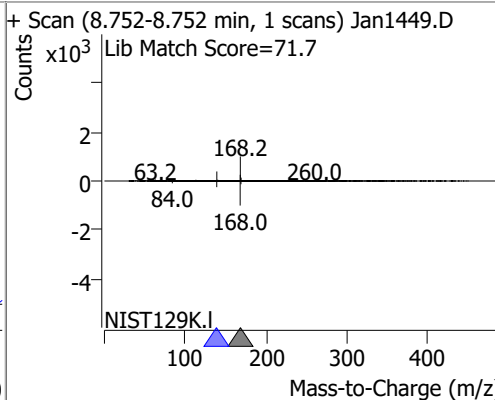
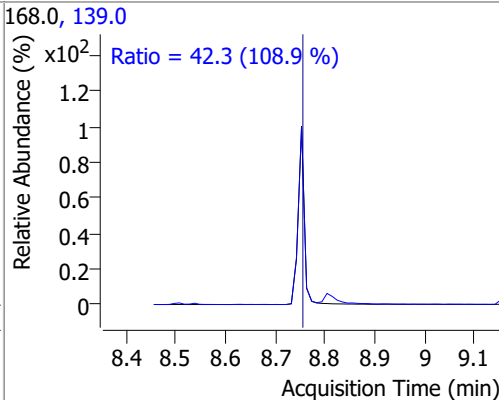
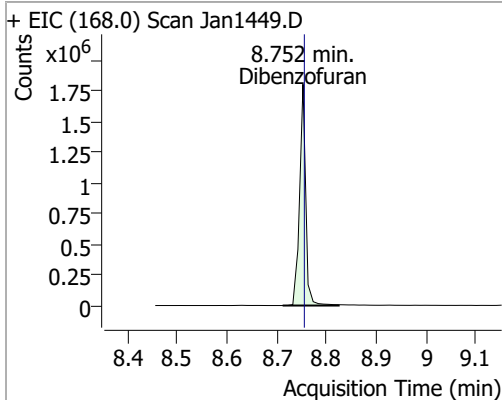


2,4-Dinitrophenol	42.8267	8.63	0.01	27807	154.0	49.8	37.4	69.4
-------------------	---------	------	------	-------	-------	------	------	------

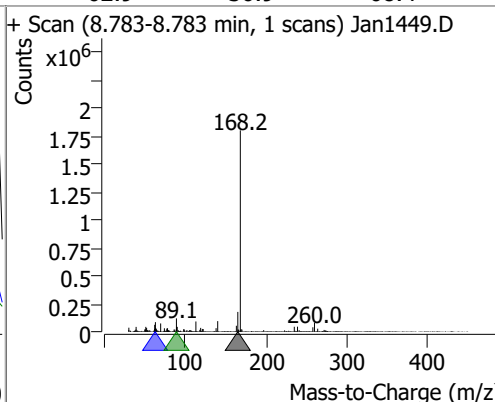
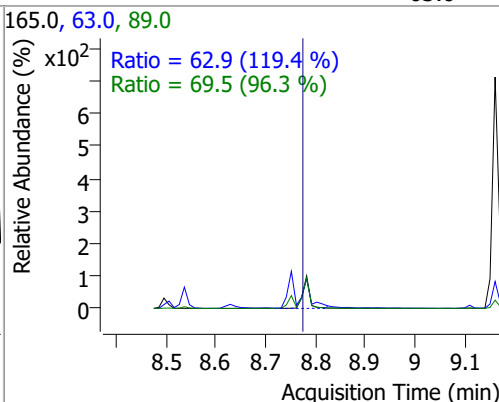
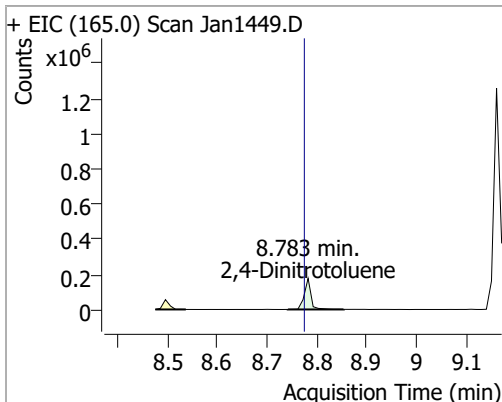


Quantitation Results Report (QT Reviewed)

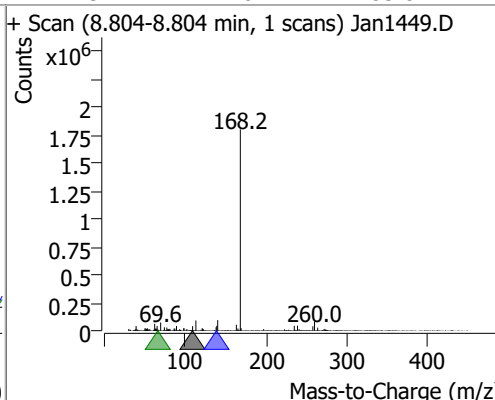
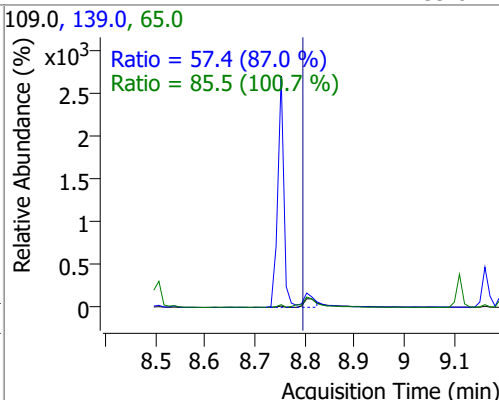
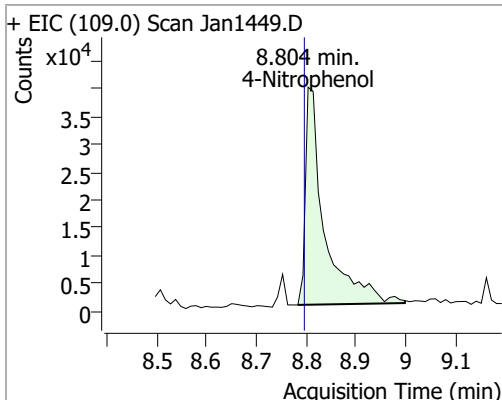
Compound	Conc.	RT	Dev(Min)	Resp.	QIon	QRatio	Lower	Upper
Dibenzofuran	101.9417	8.75	0.00	1545881	139.0	42.3	27.2	50.5



Compound	Conc.	RT	Dev(Min)	Resp.	QIon	QRatio	Lower	Upper
2,4-Dinitrotoluene	88.1291	8.78	0.01	163151	89.0	69.5	50.5	93.8
					63.0	62.9	36.9	68.4

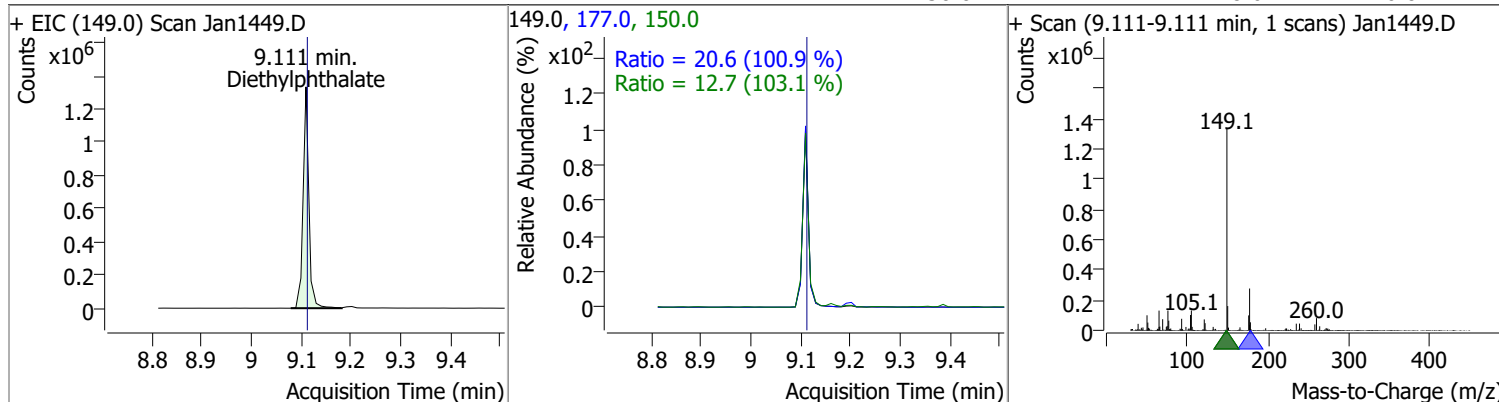


Compound	Conc.	RT	Dev(Min)	Resp.	QIon	QRatio	Lower	Upper
4-Nitrophenol	67.5553	8.80	0.01	103497	65.0	85.5	59.4	110.4
					139.0	57.4	46.2	85.8

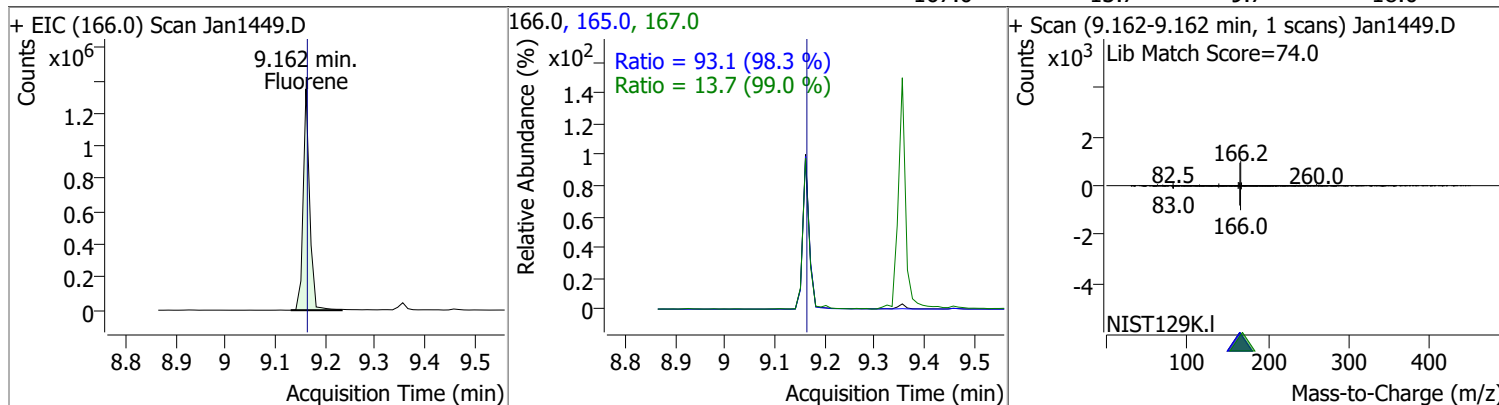


Quantitation Results Report (QT Reviewed)

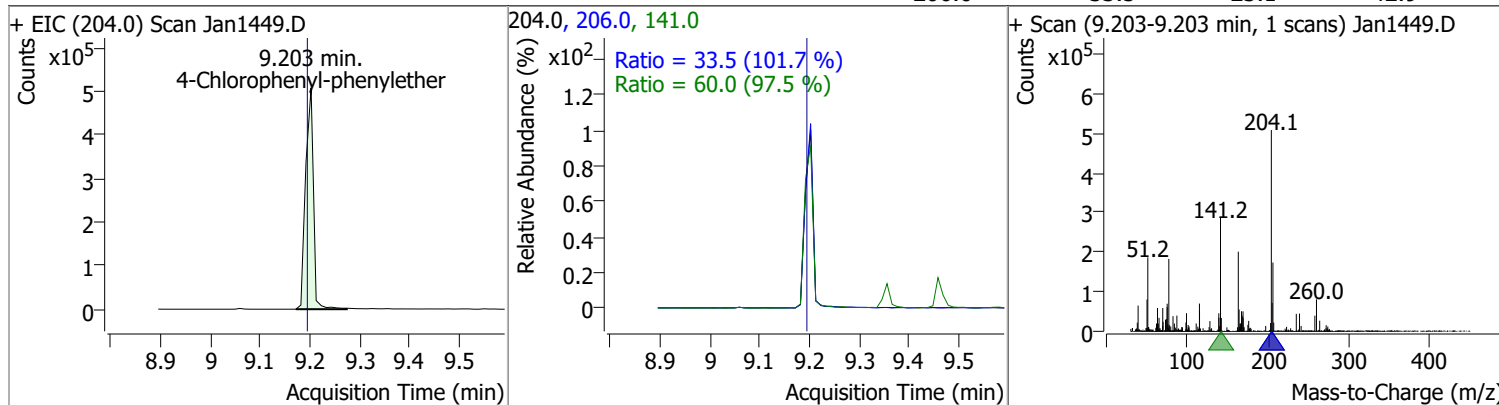
Compound	Conc.	RT	Dev(Min)	Resp.	QIon	QRatio	Lower	Upper
Diethylphthalate	97.2190	9.11	0.00	1067796	177.0	20.6	14.3	26.5
					150.0	12.7	8.6	16.0



Compound	Conc.	RT	Dev(Min)	Resp.	QIon	QRatio	Lower	Upper
Fluorene	97.9048	9.16	0.00	1218037	165.0	93.1	66.3	123.1
					167.0	13.7	9.7	18.0

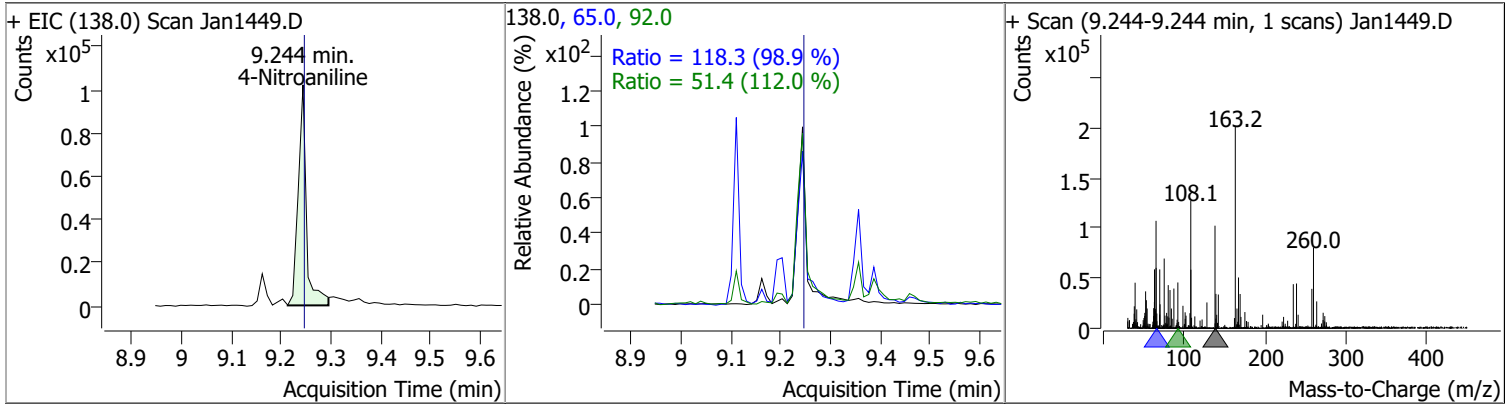


Compound	Conc.	RT	Dev(Min)	Resp.	QIon	QRatio	Lower	Upper
4-Chlorophenyl-phenylether	96.7972	9.20	0.01	550816	141.0	60.0	43.0	79.9
					206.0	33.5	23.1	42.9

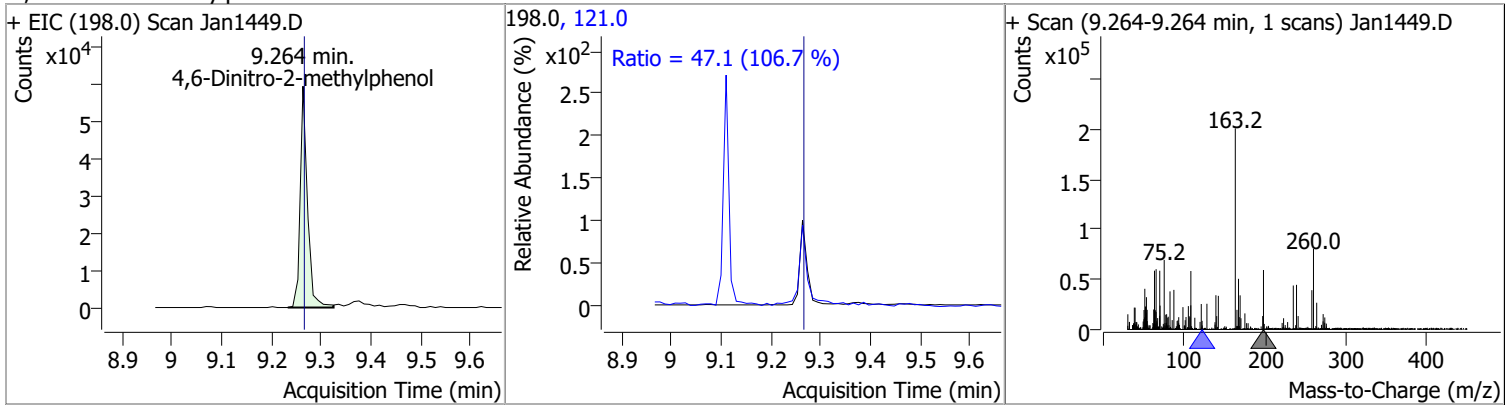


Quantitation Results Report (QT Reviewed)

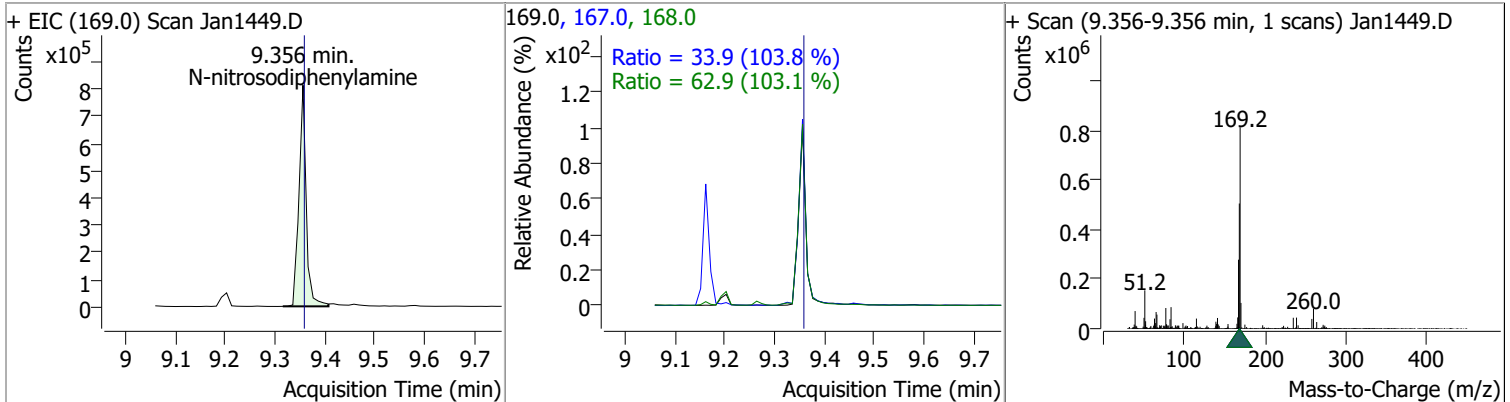
Compound	Conc.	RT	Dev(Min)	Resp.	QIon	QRatio	Lower	Upper
4-Nitroaniline	56.7990	9.24	0.00	117072	65.0	118.3	83.7	155.4
					92.0	51.4	32.1	59.7



Compound	Conc.	RT	Dev(Min)	Resp.	QIon	QRatio	Lower	Upper
4,6-Dinitro-2-methylphenol	44.4720	9.26	0.00	60370	121.0	47.1	30.9	57.4

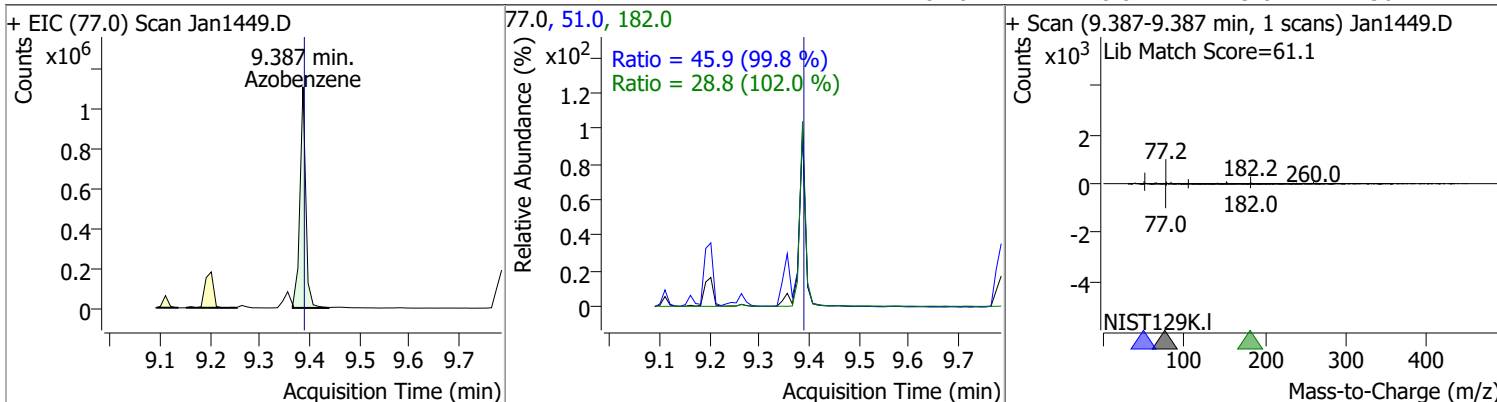


Compound	Conc.	RT	Dev(Min)	Resp.	QIon	QRatio	Lower	Upper
N-nitrosodiphenylamine	72.8757	9.36	0.00	822238	168.0	62.9	42.7	79.3
					167.0	33.9	22.9	42.5

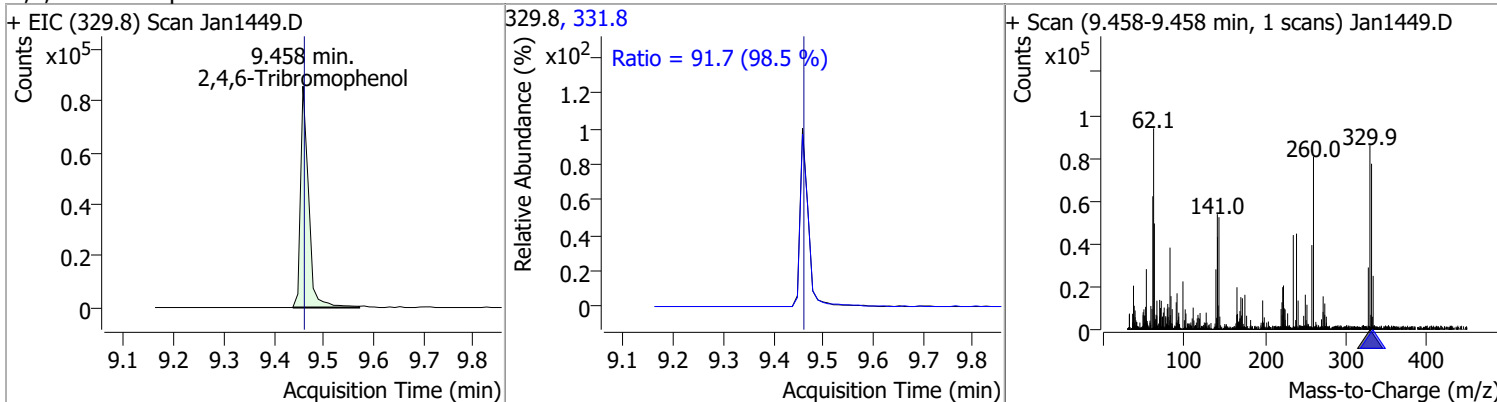


Quantitation Results Report (QT Reviewed)

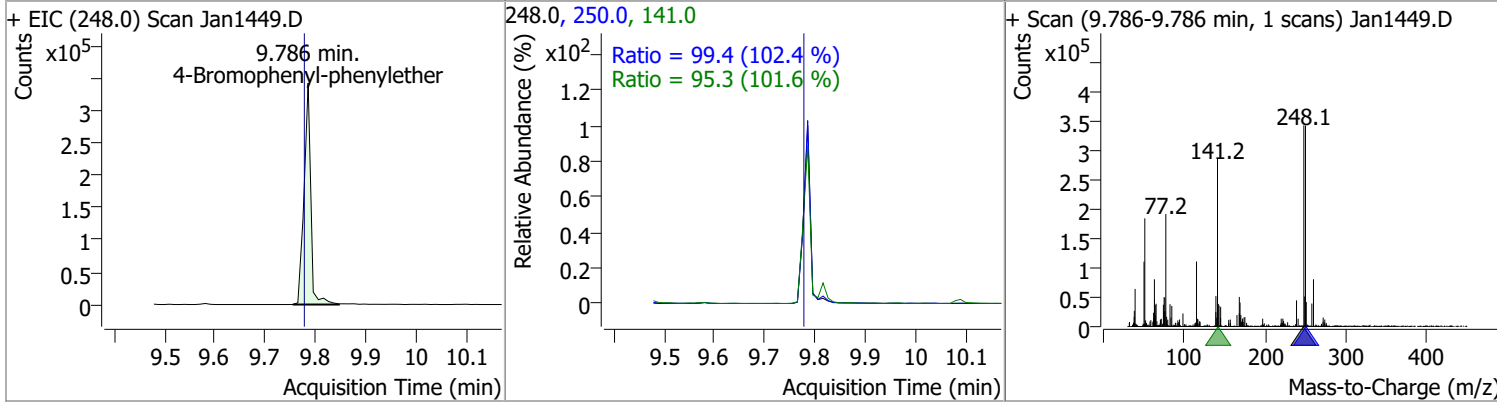
Compound	Conc.	RT	Dev(Min)	Resp.	QIon	QRatio	Lower	Upper
Azobenzene	67.3279	9.39	0.00	899851	51.0	45.9	32.2	59.9
					182.0	28.8	19.8	36.7



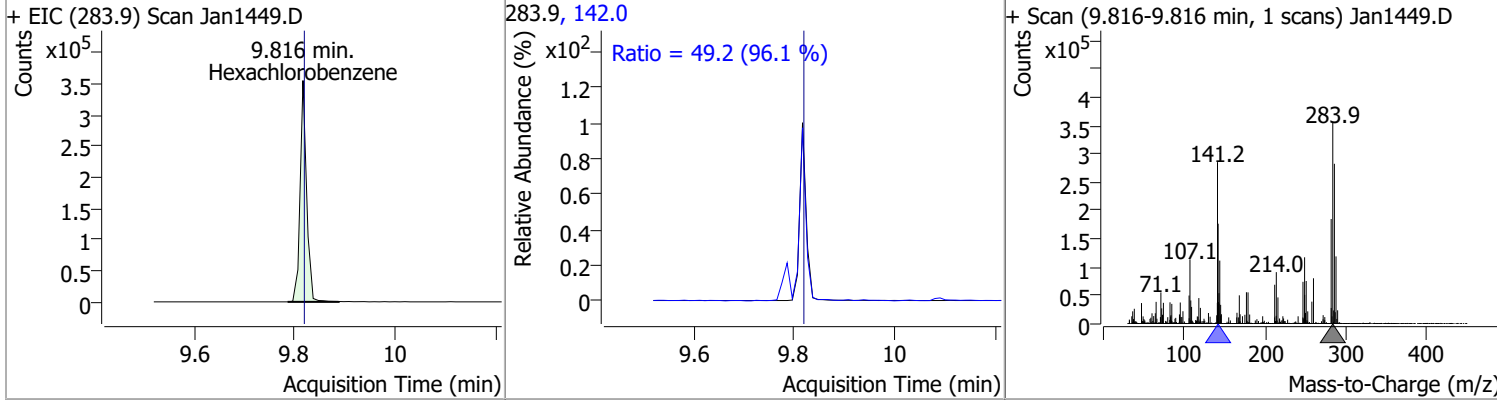
Compound	Conc.	RT	Dev(Min)	Resp.	QIon	QRatio	Lower	Upper
2,4,6-Tribromophenol	68.8321	9.46	0.00	97015	331.8	91.7	65.2	121.0



Compound	Conc.	RT	Dev(Min)	Resp.	QIon	QRatio	Lower	Upper
4-Bromophenyl-phenylether	70.8825	9.79	0.01	320263	250.0	99.4	68.0	126.3
					141.0	95.3	65.6	121.9

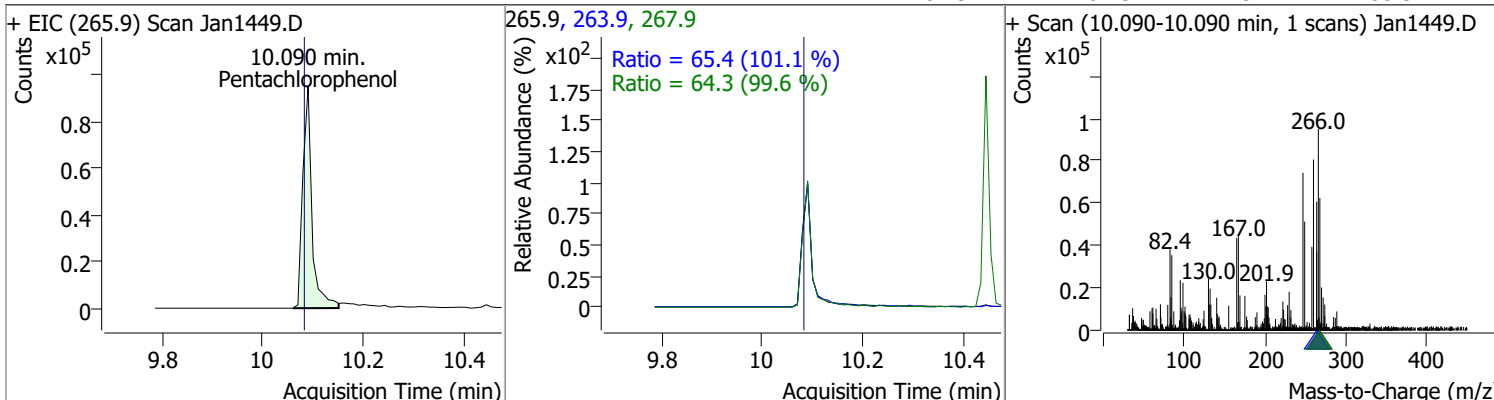


Compound	Conc.	RT	Dev(Min)	Resp.	QIon	QRatio	Lower	Upper
Hexachlorobenzene	69.7552	9.82	0.00	318153	142.0	49.2	35.8	66.5

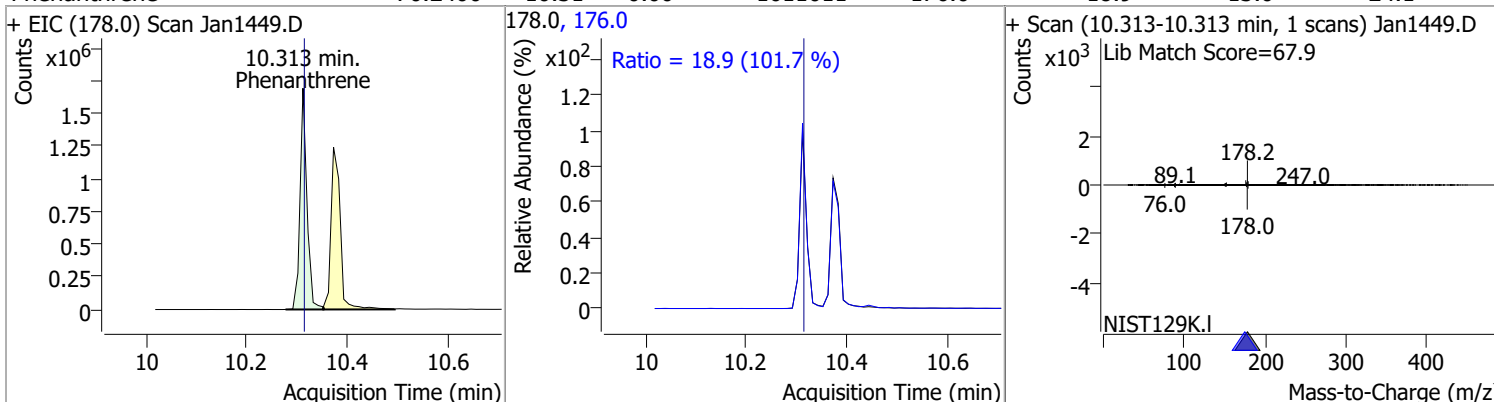


Quantitation Results Report (QT Reviewed)

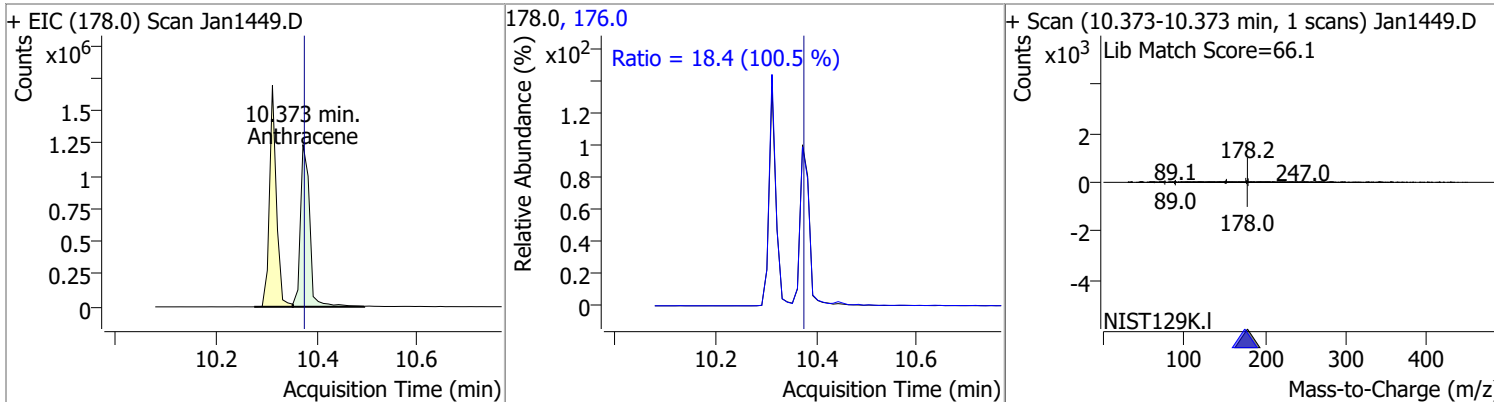
Compound	Conc.	RT	Dev(Min)	Resp.	QIon	QRatio	Lower	Upper
Pentachlorophenol	57.9139	10.09	0.01	120254	263.9	65.4	45.3	84.1
					267.9	64.3	45.2	83.9



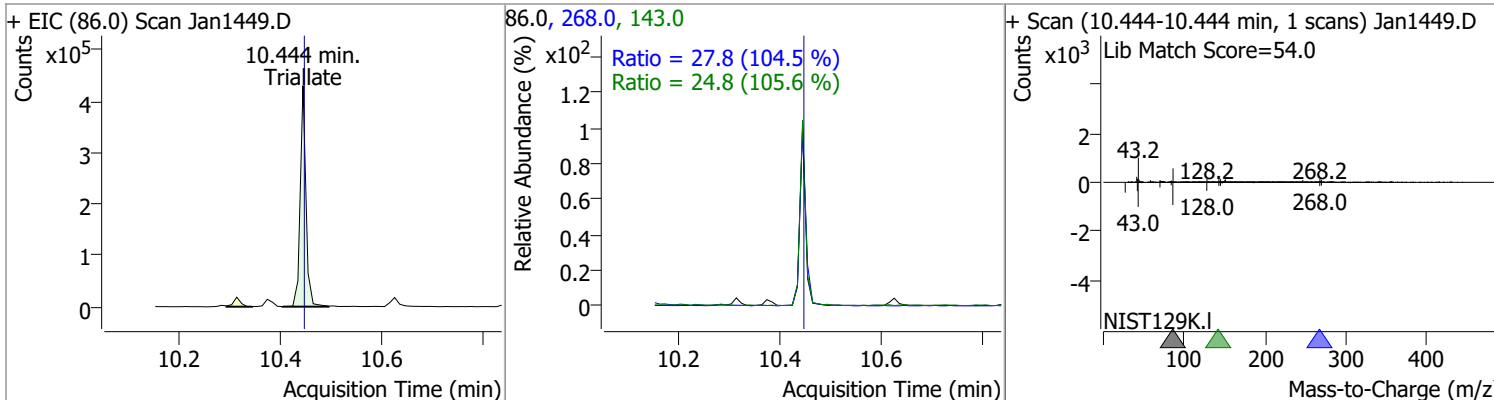
Compound	Conc.	RT	Dev(Min)	Resp.	QIon	QRatio	Lower	Upper
Phenanthrene	70.2400	10.31	0.00	1611011	176.0	18.9	13.0	24.1



Compound	Conc.	RT	Dev(Min)	Resp.	QIon	QRatio	Lower	Upper
Anthracene	71.6616	10.37	0.00	1583851	176.0	18.4	12.8	23.8

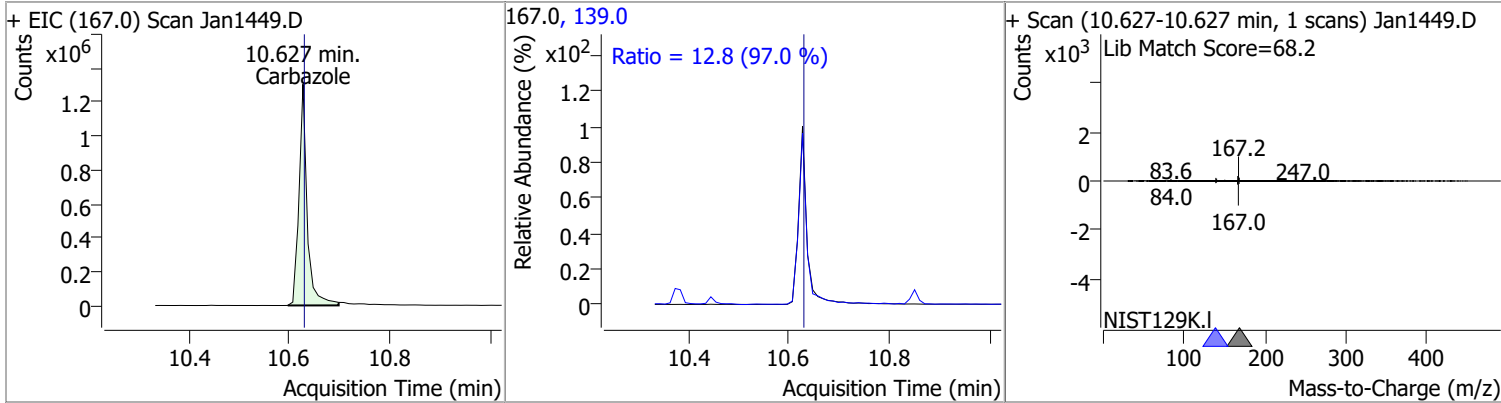


Compound	Conc.	RT	Dev(Min)	Resp.	QIon	QRatio	Lower	Upper
Triallate	71.0347	10.44	0.00	339718	268.0	27.8	18.6	34.6
					143.0	24.8	16.4	30.5

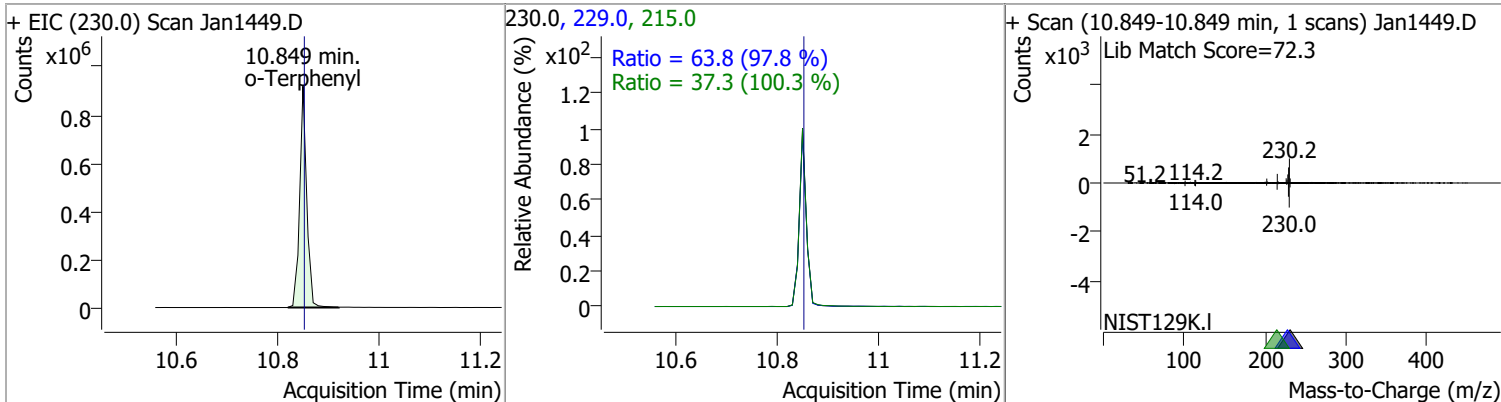


Quantitation Results Report (QT Reviewed)

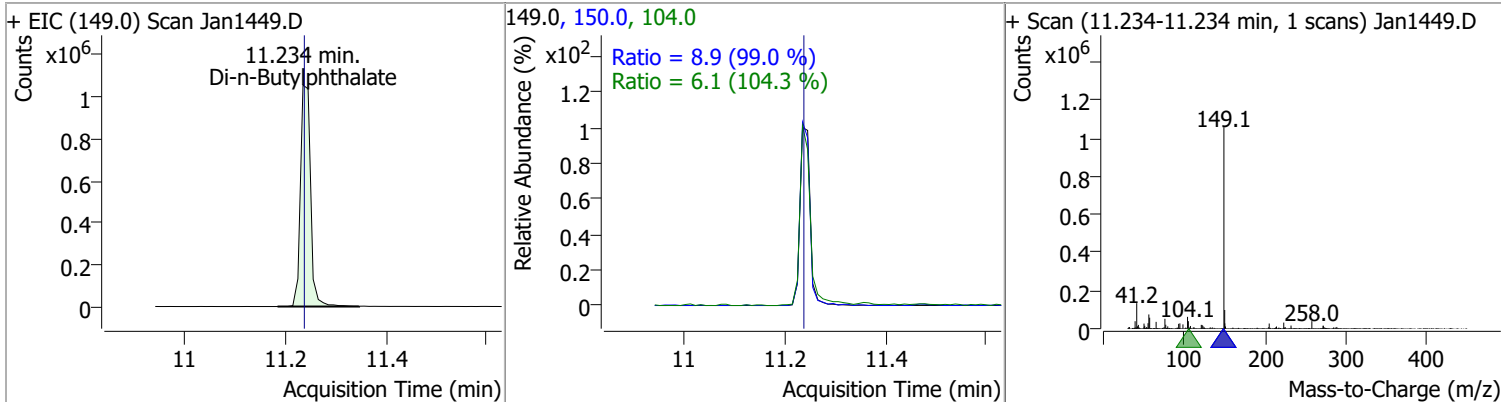
Compound	Conc.	RT	Dev(Min)	Resp.	QIon	QRatio	Lower	Upper
Carbazole	66.8312	10.63	0.00	1470758	139.0	12.8	9.2	17.1



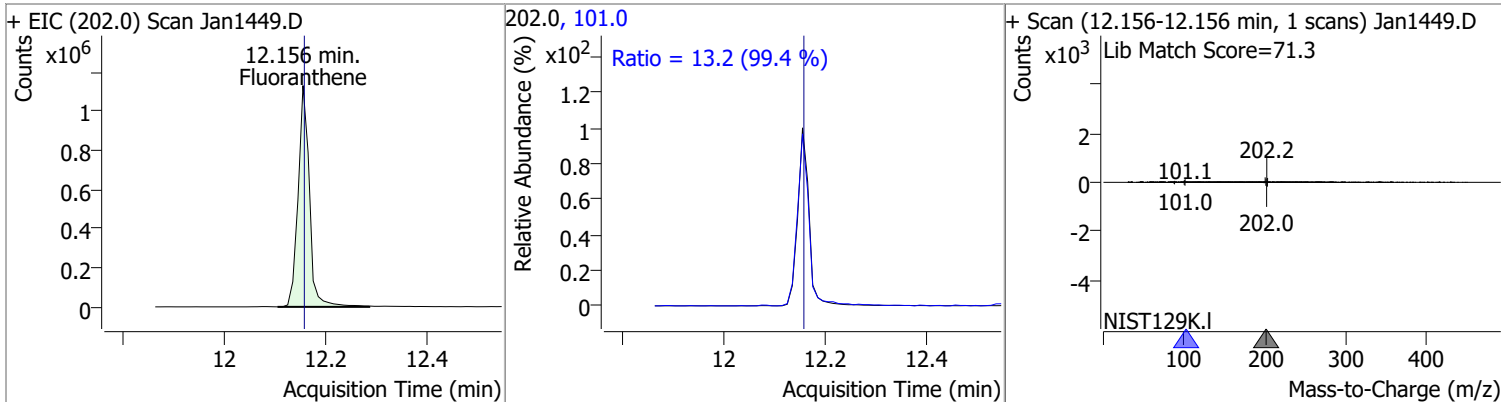
o-Terphenyl	67.3476	10.85	0.00	895354	229.0 215.0	63.8 37.3	45.7 26.1	84.9 48.4
-------------	---------	-------	------	--------	----------------	--------------	--------------	--------------



Di-n-Butylphthalate	72.1112	11.23	0.00	1484440	150.0 104.0	8.9 6.1	6.3 4.1	11.7 7.6
---------------------	---------	-------	------	---------	----------------	------------	------------	-------------

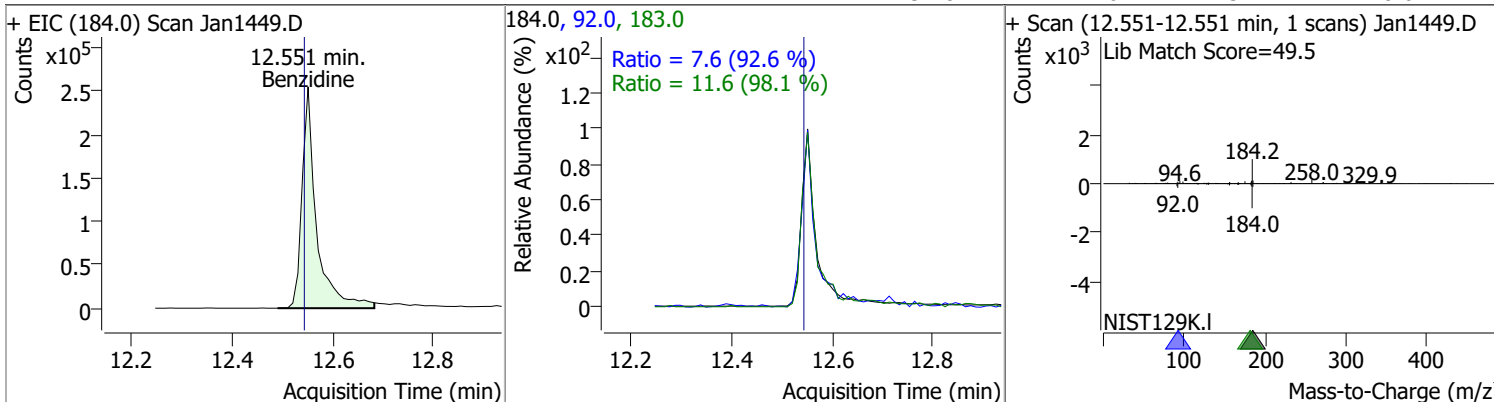


Fluoranthene	73.0718	12.16	0.00	1769920	101.0	13.2	9.3	17.2
--------------	---------	-------	------	---------	-------	------	-----	------

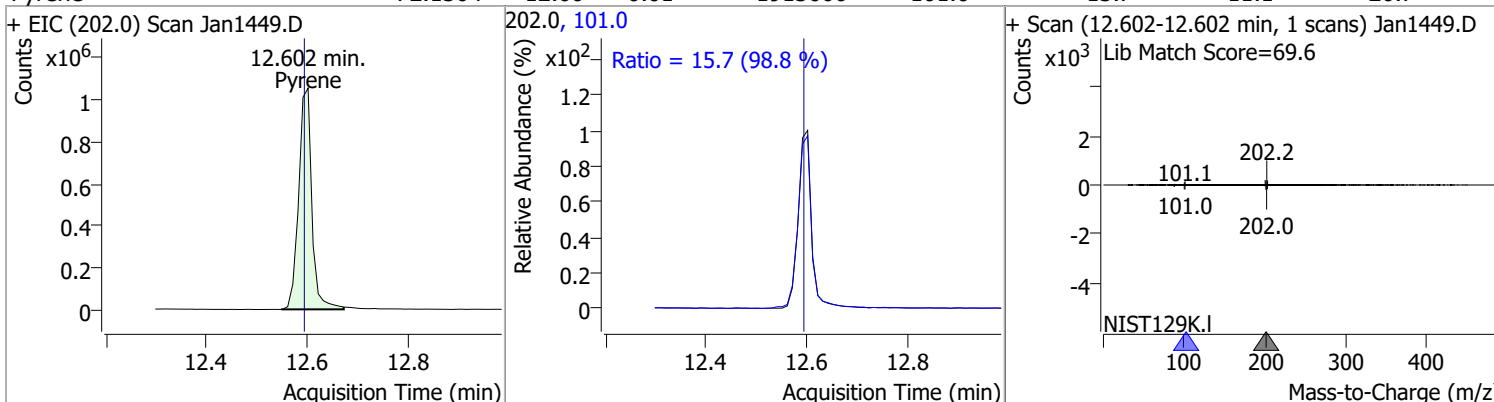


Quantitation Results Report (QT Reviewed)

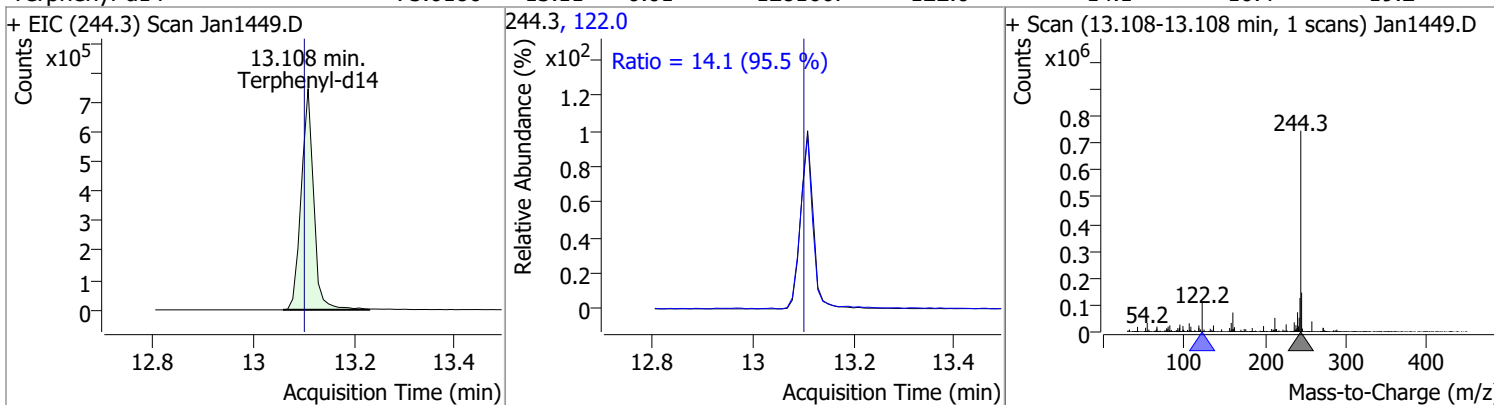
Compound	Conc.	RT	Dev(Min)	Resp.	QIon	QRatio	Lower	Upper
Benzidine	54.9642	12.55	0.01	511992	183.0	11.6	8.3	15.4
					92.0	7.6	5.7	10.6



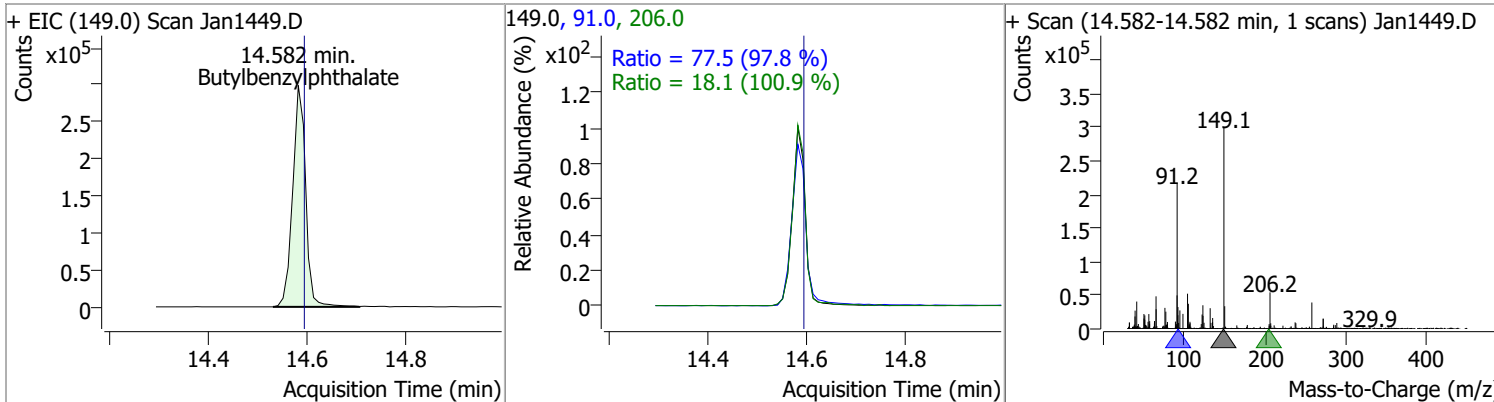
Compound	Conc.	RT	Dev(Min)	Resp.	QIon	QRatio	Lower	Upper
Pyrene	72.1364	12.60	0.01	1913006	101.0	15.7	11.1	20.7



Compound	Conc.	RT	Dev(Min)	Resp.	QIon	QRatio	Lower	Upper
Terphenyl-d14	73.0180	13.11	0.01	1281667	122.0	14.1	10.4	19.2

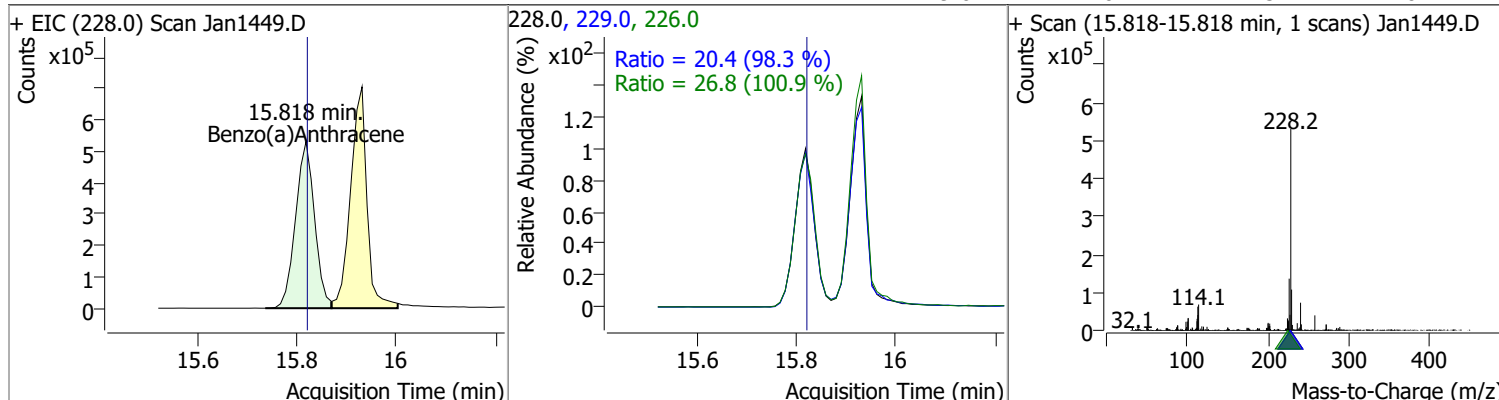


Compound	Conc.	RT	Dev(Min)	Resp.	QIon	QRatio	Lower	Upper
Butylbenzylphthalate	77.8800	14.58	0.00	541427	91.0	77.5	55.5	103.0
					206.0	18.1	12.6	23.3

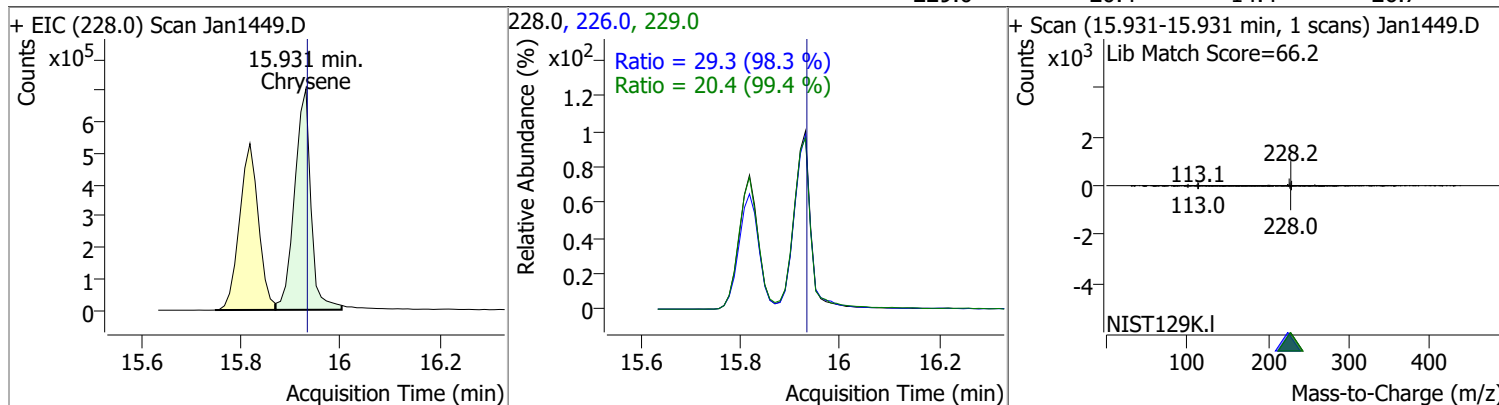


Quantitation Results Report (QT Reviewed)

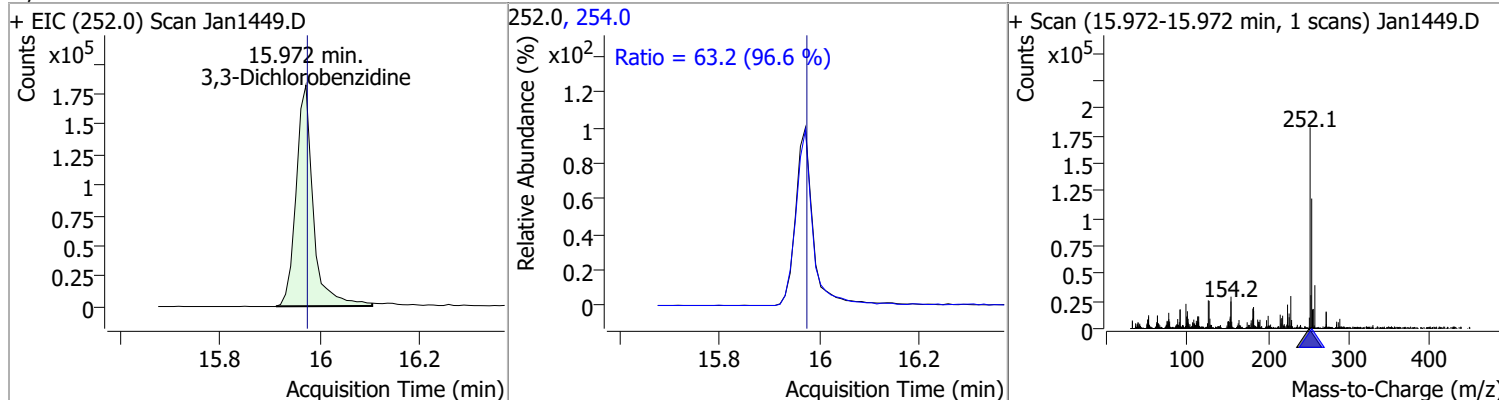
Compound	Conc.	RT	Dev(Min)	Resp.	QIon	QRatio	Lower	Upper
Benzo(a)Anthracene	73.7270	15.82	0.01	1400801	226.0	26.8	18.6	34.5
					229.0	20.4	14.5	27.0



Compound	Conc.	RT	Dev(Min)	Resp.	QIon	QRatio	Lower	Upper
Chrysene	76.7949	15.93	0.01	1600709	226.0	29.3	20.9	38.8
					229.0	20.4	14.4	26.7

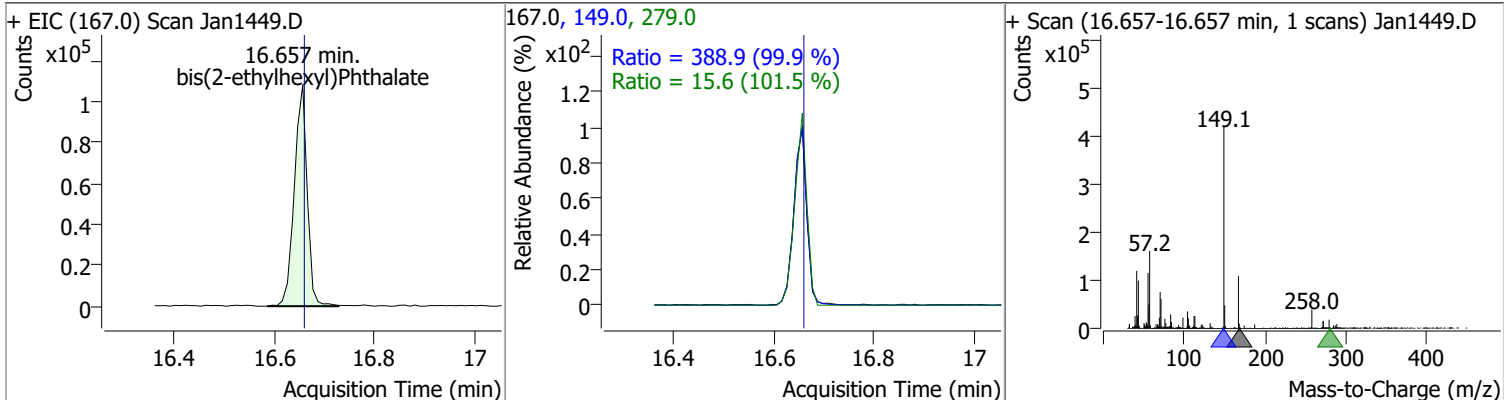


Compound	Conc.	RT	Dev(Min)	Resp.	QIon	QRatio	Lower	Upper
3,3-Dichlorobenzidine	67.8565	15.97	0.01	434385	254.0	63.2	45.8	85.0

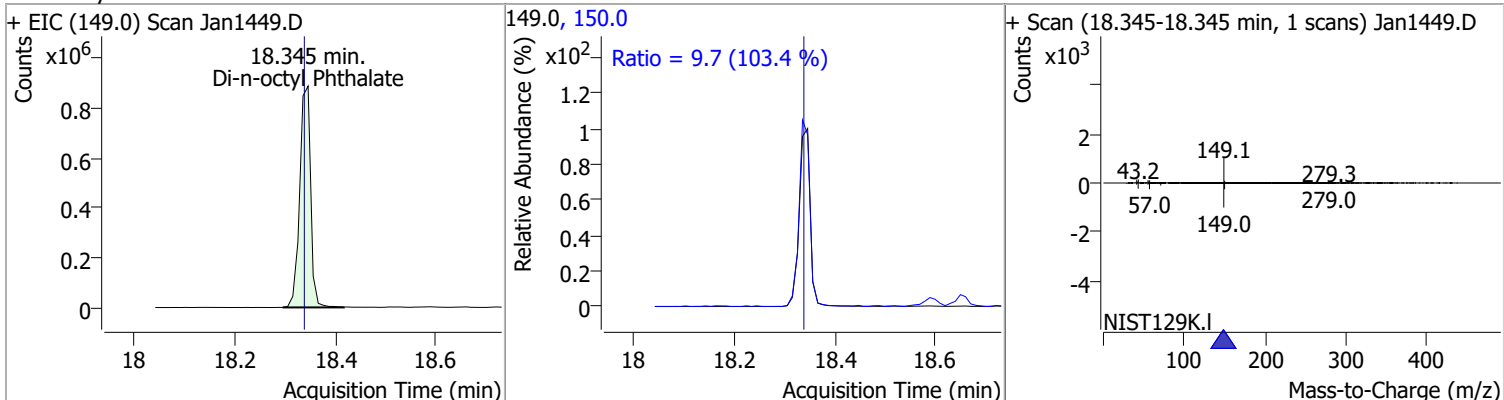


Quantitation Results Report (QT Reviewed)

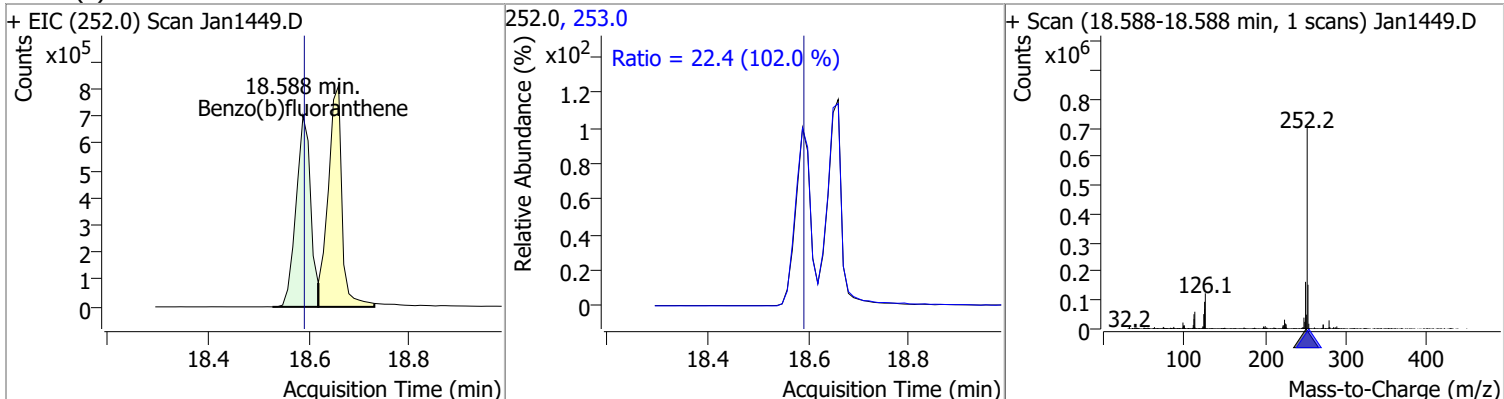
Compound	Conc.	RT	Dev(Min)	Resp.	QIon	QRatio	Lower	Upper
bis(2-ethylhexyl)Phthalate	78.5690	16.66	0.01	194276	149.0	388.9	272.3	505.8
					279.0	15.6	10.8	20.0



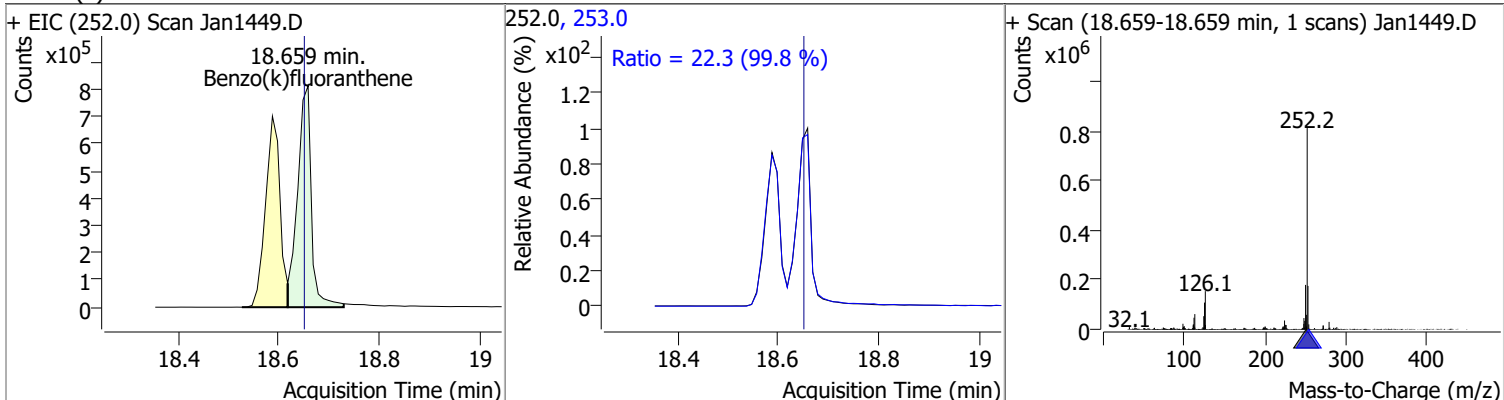
Compound	Conc.	RT	Dev(Min)	Resp.	QIon	QRatio	Lower	Upper
Di-n-octyl Phthalate	77.8937	18.35	0.01	1341392	150.0	9.7	6.6	12.2



Compound	Conc.	RT	Dev(Min)	Resp.	QIon	QRatio	Lower	Upper
Benzo(b)fluoranthene	75.2922	18.59	0.00	1397146	253.0	22.4	15.4	28.6

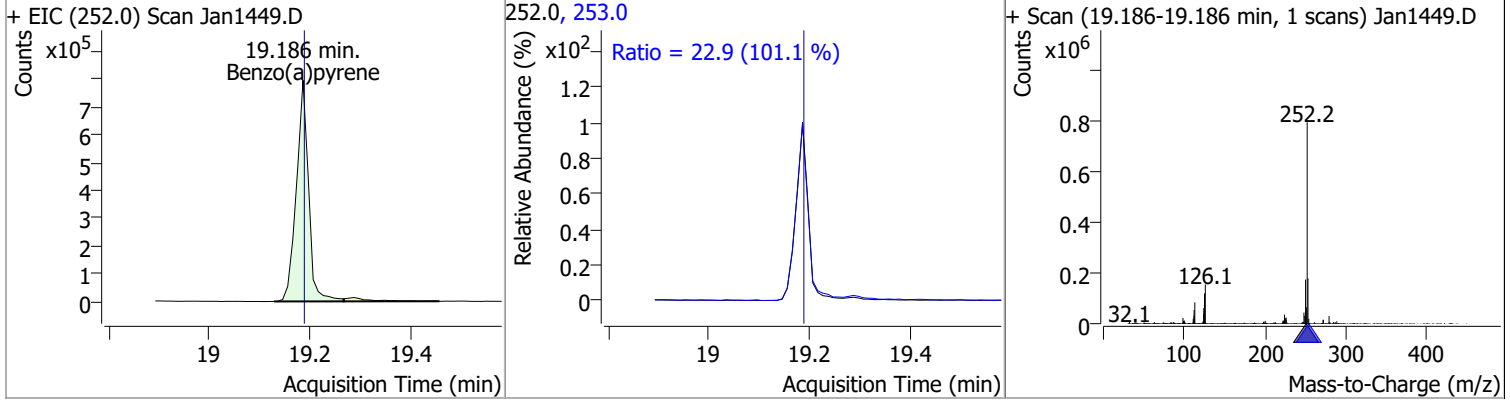


Compound	Conc.	RT	Dev(Min)	Resp.	QIon	QRatio	Lower	Upper
Benzo(k)fluoranthene	80.5080	18.66	0.01	1548818	253.0	22.3	15.6	29.0

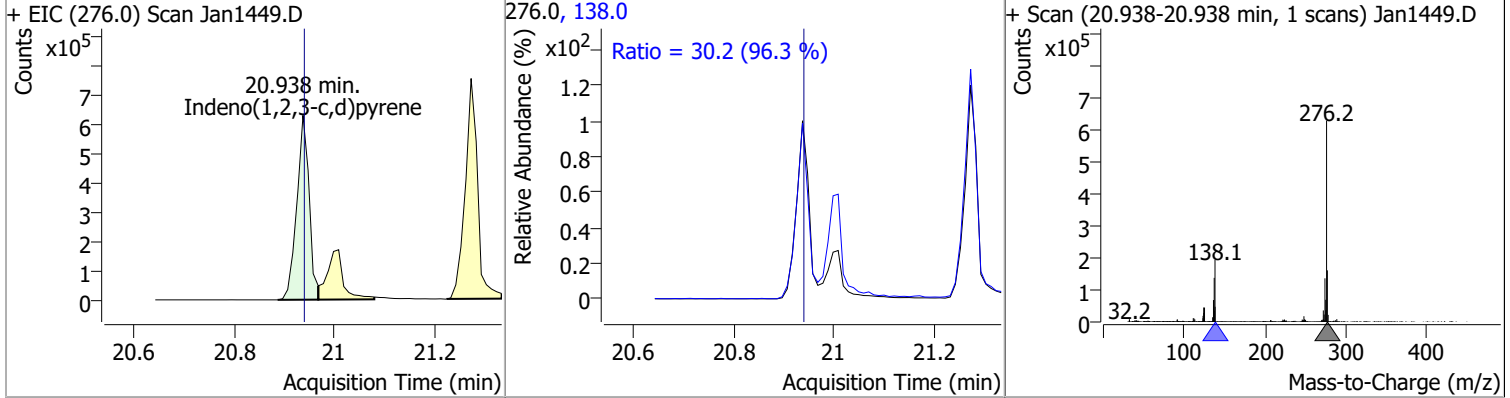


Quantitation Results Report (QT Reviewed)

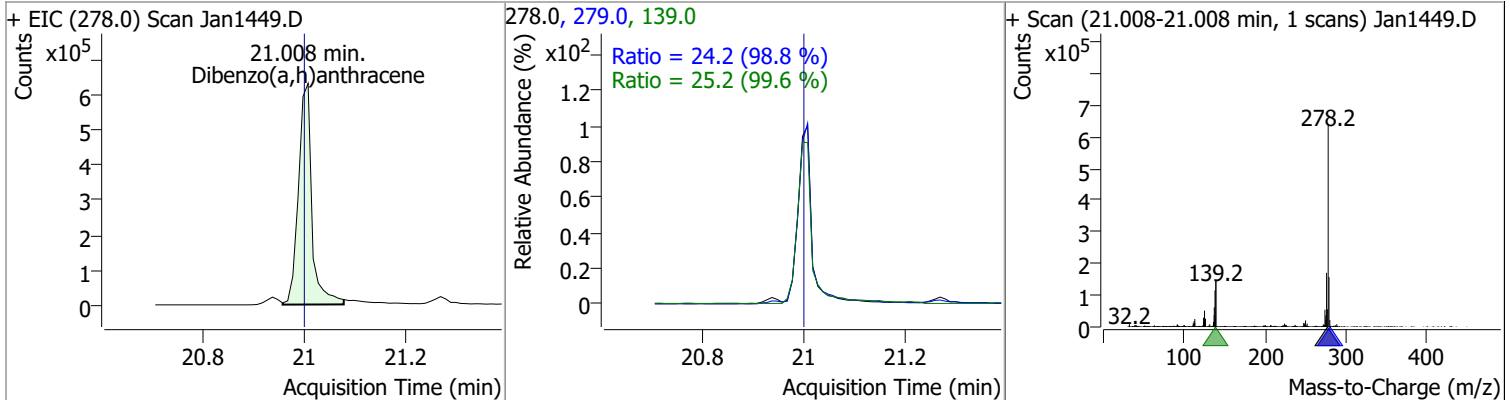
Compound	Conc.	RT	Dev(Min)	Resp.	QIon	QRatio	Lower	Upper
Benzo(a)pyrene	75.8391	19.19	0.00	1336108	253.0	22.9	15.9	29.5



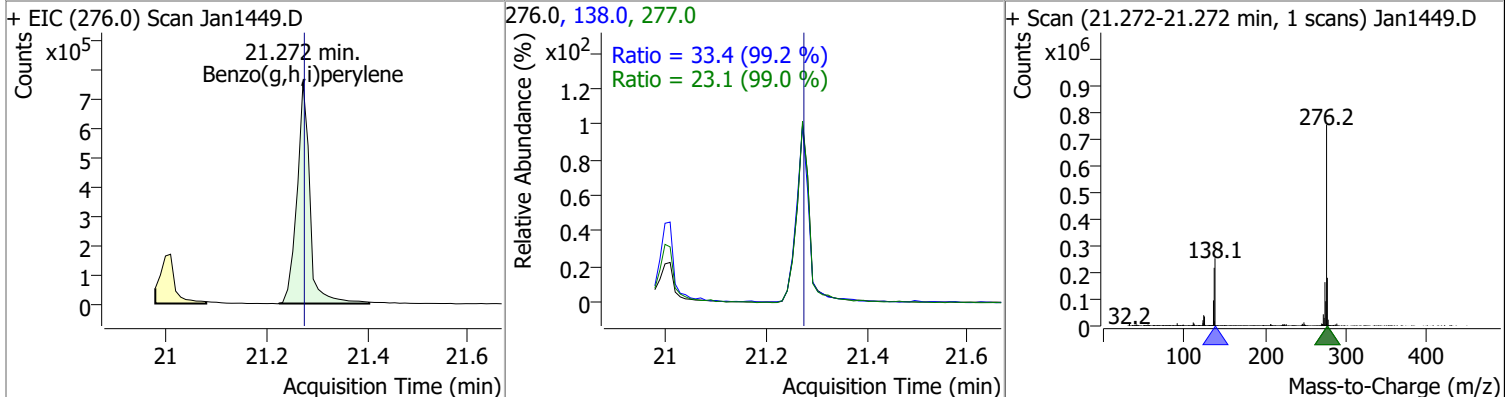
Compound	Conc.	RT	Dev(Min)	Resp.	QIon	QRatio	Lower	Upper
Indeno(1,2,3-c,d)pyrene	71.6738	20.94	0.00	1062412	138.0	30.2	21.9	40.7



Compound	Conc.	RT	Dev(Min)	Resp.	QIon	QRatio	Lower	Upper
Dibenzo(a,h)anthracene	73.3918	21.01	0.01	1176644	139.0	25.2	17.7	32.8
					279.0	24.2	17.1	31.8



Compound	Conc.	RT	Dev(Min)	Resp.	QIon	QRatio	Lower	Upper
Benzo(g,h,i)perylene	76.5241	21.27	0.00	1330797	138.0	33.4	23.5	43.7
					277.0	23.1	16.4	30.4



Audit Trail report

Batch name and path: \\MASSHUNTER\Org\Data\SV5973N.I\sd011422\DoD BNA 2\QuantResults\011422 DoD BNA.batch.bin
Quant batch version: 10.0
Quant reporting version: 10.0

Name	User	Time	Action	Reason	Comment	Succeed	Exception
CmdNewBatchTable	BL2000\sean	1/17/2022 2:52:21 PM	Create new batch \\MASSHUNTER\Org\Data\SV5973N.I\ sd011422\DoD BNA 2\011422 DoD BNA.batch.bin			✓	

Audit Trail report

Name	User	Time	Action	Reason	Comment	Succeed	Exception
CmdImportSamplesFromWorklist	BL2000\sean	1/17/2022 2:57:11 PM	Add samples from worklist: \\MASSHUNTER\Org\Data\SV5973N.I\sd011422\DoD BNA 2\Jan1449.D, \\MASSHUNTER\Org\Data\SV5973N.I\sd011422\DoD BNA 2\Jan1448.D, \\MASSHUNTER\Org\Data\SV5973N.I\sd011422\DoD BNA 2\Jan1447.D, \\MASSHUNTER\Org\Data\SV5973N.I\sd011422\DoD BNA 2\Jan1446.D, \\MASSHUNTER\Org\Data\SV5973N.I\sd011422\DoD BNA 2\Jan1445.D, \\MASSHUNTER\Org\Data\SV5973N.I\sd011422\DoD BNA 2\Jan1444.D, \\MASSHUNTER\Org\Data\SV5973N.I\sd011422\DoD BNA 2\Jan1443.D, \\MASSHUNTER\Org\Data\SV5973N.I\sd011422\DoD BNA 2\Jan1442.D, \\MASSHUNTER\Org\Data\SV5973N.I\sd011422\DoD BNA 2\Jan1441.D, \\MASSHUNTER\Org\Data\SV5973N.I\sd011422\DoD BNA 2\Jan1440.D, \\MASSHUNTER\Org\Data\SV5973N.I\sd011422\DoD BNA 2\Jan1439.D, \\MASSHUNTER\Org\Data\SV5973N.I\sd011422\DoD BNA 2\Jan1438.D, \\MASSHUNTER\Org\Data\SV5973N.I\sd011422\DoD BNA 2\Jan1437.D, \\MASSHUNTER\Org\Data\SV5973N.I\sd011422\DoD BNA 2\Jan1436.D, \\MASSHUNTER\Org\Data\SV5973N.I\sd011422\DoD BNA 2\Jan1435.D, \\MASSHUNTER\Org\Data\SV5973N.I\sd011422\DoD BNA 2\Jan1434.D, \\MASSHUNTER\Org\Data\SV5973N.I\sd011422\DoD BNA 2\Jan1433.D, \\MASSHUNTER\Org\Data\SV5973N.I\sd011422\DoD BNA 2\Jan1432.D, \\MASSHUNTER\Org\Data\SV5973N.I\sd011422\DoD BNA 2\Jan1431.D, \\MASSHUNTER\Org\Data\SV5973N.I\sd011422\DoD BNA 2\Jan1430.D, \\MASSHUNTER\Org\Data\SV5973N.I\sd011422\DoD BNA 2\Jan1429.D, \\MASSHUNTER\Org\Data\SV5973N.I\sd011422\DoD BNA 2\Jan1428.D, \\MASSHUNTER\Org\Data\SV5973N.I\sd011422\DoD BNA 2\Jan1427.D, \\MASSHUNTER\Org\Data\SV5973N.I\sd011422\DoD BNA 2\Jan1426.D, \\MASSHUNTER\Org\Data\SV5973N.I\sd011422\DoD BNA 2\Jan1425.D			✓	
CmdSaveBatchTable	BL2000\sean	1/17/2022 2:59:29 PM	Save batch \\MASSHUNTER\Org\Data\SV5973N.I\sd011422\DoD BNA 2\QuantResults\011422 DoD BNA.batch.bin			✓	

Audit Trail report

Name	User	Time	Action	Reason	Comment	Succeed	Exception
CmdSetSampleAttribute	BL2000\sean	1/17/2022 2:59:32 PM	Set SampleType = TuneCheck for sample Jan1425.D; previous value = Sample			✓	
CmdSetSampleAttribute	BL2000\sean	1/17/2022 3:00:14 PM	Set SampleType = CC for sample Jan1426.D; previous value = Sample			✓	
CmdSetSampleAttribute	BL2000\sean	1/17/2022 3:00:17 PM	Set SampleType = Matrix for sample Jan1429.D; previous value = Sample			✓	
CmdSetSampleAttribute	BL2000\sean	1/17/2022 3:00:20 PM	Set SampleType = Blank for sample Jan1436.D; previous value = Sample			✓	
CmdSetSampleAttribute	BL2000\sean	1/17/2022 3:00:23 PM	Set SampleType = Matrix for sample Jan1437.D; previous value = Sample			✓	
CmdSetSampleAttribute	BL2000\sean	1/17/2022 3:00:26 PM	Set SampleType = MatrixDup for sample Jan1438.D; previous value = Sample			✓	
CmdSetSampleAttribute	BL2000\sean	1/17/2022 3:00:33 PM	Set SampleType = Matrix for sample Jan1446.D; previous value = Sample			✓	
CmdSetSampleAttribute	BL2000\sean	1/17/2022 3:00:36 PM	Set SampleType = MatrixDup for sample Jan1447.D; previous value = Sample			✓	
CmdSetSampleAttribute	BL2000\sean	1/17/2022 3:00:39 PM	Set SampleType = CC for sample Jan1449.D; previous value = Sample			✓	
CmdOpenAndApplyMethodFromBatch	BL2000\sean	1/17/2022 3:01:18 PM	Open and apply method from batch: \\MASSHUNTER\Org\Data\SV5973N.I\sd011422\DoD BNA 1\011422 DoD BNA.batch.bin			✓	
CmdSetSampleAttribute	BL2000\sean	1/17/2022 3:02:35 PM	Set LevelName = CCV for sample Jan1426.D; previous value =			✓	
CmdSetSampleAttribute	BL2000\sean	1/17/2022 3:02:50 PM	Set LevelName = CCV for sample Jan1449.D; previous value =			✓	
CmdSetSampleAttribute	BL2000\sean	1/17/2022 3:02:52 PM	Set SampleInformation = Matrix for sample Jan1446.D; previous value =			✓	
CmdSetSampleAttribute	BL2000\sean	1/17/2022 3:02:58 PM	Set SampleInformation = Matrix for sample Jan1447.D; previous value =			✓	
CmdSetSampleAttribute	BL2000\sean	1/17/2022 3:03:02 PM	Set SampleInformation = Matrix for sample Jan1438.D; previous value =			✓	
CmdSetSampleAttribute	BL2000\sean	1/17/2022 3:03:03 PM	Set SampleInformation = Matrix for sample Jan1437.D; previous value =			✓	
CmdSetSampleAttribute	BL2000\sean	1/17/2022 3:03:05 PM	Set SampleInformation = Matrix for sample Jan1429.D; previous value =			✓	
CmdSetSampleAttribute	BL2000\sean	1/17/2022 3:03:07 PM	Set MatrixSpikeGroup = B22010213-002A for sample Jan1428.D; previous value =			✓	
CmdSetSampleAttribute	BL2000\sean	1/17/2022 3:03:09 PM	Set MatrixSpikeGroup = B22010213-002A for sample Jan1429.D; previous value =			✓	
CmdSetSampleAttribute	BL2000\sean	1/17/2022 3:03:11 PM	Set MatrixSpikeGroup = MB-162800 for sample Jan1436.D; previous value =			✓	

Audit Trail report

Name	User	Time	Action	Reason	Comment	Succeed	Exception
CmdSetSampleAttribute	BL2000\sean	1/17/2022 3:03:13 PM	Set MatrixSpikeGroup = MB-162800 for sample Jan1437.D; previous value =			✓	
CmdSetSampleAttribute	BL2000\sean	1/17/2022 3:03:13 PM	Set MatrixSpikeGroup = MB-162800 for sample Jan1438.D; previous value =			✓	
CmdSetSampleAttribute	BL2000\sean	1/17/2022 3:03:16 PM	Set MatrixSpikeGroup = B22010369-001C for sample Jan1445.D; previous value =			✓	
CmdSetSampleAttribute	BL2000\sean	1/17/2022 3:03:18 PM	Set MatrixSpikeGroup = B22010369-001C for sample Jan1446.D; previous value =			✓	
CmdSetSampleAttribute	BL2000\sean	1/17/2022 3:03:18 PM	Set MatrixSpikeGroup = B22010369-001C for sample Jan1447.D; previous value =			✓	
CmdQuantitate	BL2000\sean	1/17/2022 3:04:43 PM	Quantitate all compounds in all samples			✓	
CmdSelectPeak	BL2000\sean	1/17/2022 3:17:31 PM	Select peak for compound Benzyl Alcohol in sample Jan1426.D			✓	
CmdManuallyIntegrateSplit	BL2000\sean	1/17/2022 3:17:34 PM	Split peak for compound Benzyl Alcohol in sample Jan1426.D and keep left peak, new integration is from x, y = 5.083, 0 to 5.461, 0 and new response = 1227930, previous integration is from x, y = 5.083, 0 to 5.512, 0 and previous response = 1921850.			✓	
CmdManuallyIntegrateSplit	BL2000\sean	1/17/2022 3:17:37 PM	Split peak for compound Benzyl Alcohol in sample Jan1426.D and keep left peak, new integration is from x, y = 5.083, 0 to 5.267, 0 and new response = 458052, previous integration is from x, y = 5.083, 0 to 5.461, 0 and previous response = 1227930.			✓	
CmdSetTargetCompoundAttribute	BL2000\sean	1/17/2022 3:17:39 PM	Set UserAnnotation = CO for compound Benzyl Alcohol in sample Jan1426.D; previous value =			✓	
CmdManuallyIntegrateApplyTargetRtToQualifier	BL2000\sean	1/17/2022 3:17:42 PM	Apply target integration range 5.083-5.267 to qualifier 107.0 for compound Benzyl Alcohol in sample Jan1426.D, new integration is from x, y = 5.083, 337 to 5.267, 1575 and new response = 307262; previously no peak.			✓	
CmdManuallyIntegratePeak	BL2000\sean	1/17/2022 3:17:58 PM	Manually integrate compound N-Nitrosodimethylamine in sample Jan1426.D, from x, y = 2.019, 117 to 2.438, 155, result = 244225; previous integration is from x, y = 2.060, 494 to 2.193, 505 and previous response = 185259.			✓	

Audit Trail report

Name	User	Time	Action	Reason	Comment	Succeed	Exception
CmdManuallyIntegrateDropBaseline	BL2000\sean	1/17/2022 3:18:00 PM	Drop baseline for compound N-Nitrosodimethylamine in sample Jan1426.D to y = 117, new integration is from x, y = 2.019, 117 to 2.438, 117 and new response = 244700; previous integration is from x, y = 2.019, 117 to 2.438, 155 and previous response = 244225.			✓	
CmdSetTargetCompoundAttribute	BL2000\sean	1/17/2022 3:18:01 PM	Set UserAnnotation = BA for compound N-Nitrosodimethylamine in sample Jan1426.D; previous value =			✓	
CmdManuallyIntegrateApplyTargetRtToQualifier	BL2000\sean	1/17/2022 3:18:03 PM	Apply target integration range 2.019-2.438 to qualifier 42.0 for compound N-Nitrosodimethylamine in sample Jan1426.D, new integration is from x, y = 2.019, 2677 to 2.438, 2328 and new response = 361725; previous integration is from x, y = 2.060, 2104 to 2.203, 2230 and previous response = 287267.			✓	
CmdManuallyIntegrateDropBaseline	BL2000\sean	1/17/2022 3:18:05 PM	Drop baseline for qualifier 42.0 of compound N-Nitrosodimethylamine in sample Jan1426.D to y = 2328, new integration is from x, y = 2.019, 2328 to 2.438, 2328 and new response = 366109; previous integration is from x, y = 2.019, 2677 to 2.438, 2328 and previous response = 361725.			✓	
CmdManuallyIntegrateApplyTargetRtToQualifier	BL2000\sean	1/17/2022 3:18:28 PM	Apply target integration range 4.532-4.634 to qualifier 65.0 for compound Aniline in sample Jan1426.D, new integration is from x, y = 4.532, 985 to 4.634, 24760 and new response = 443976; previously no peak.			✓	
CmdManuallyIntegrateDropBaseline	BL2000\sean	1/17/2022 3:18:34 PM	Drop baseline for qualifier 65.0 of compound Aniline in sample Jan1426.D to y = 985, new integration is from x, y = 4.532, 985 to 4.634, 985 and new response = 516822; previous integration is from x, y = 4.532, 985 to 4.634, 24760 and previous response = 443976.			✓	
CmdManuallyIntegrateSplit	BL2000\sean	1/17/2022 3:18:36 PM	Split qualifier 65.0 of compound Aniline in sample Jan1426.D and keep left peak, new integration is from x, y = 4.532, 985 to 4.593, 985 and new response = 246130, previous integration is from x, y = 4.532, 985 to 4.634, 985 and previous response = 516822.			✓	

Audit Trail report

Name	User	Time	Action	Reason	Comment	Succeed	Exception
CmdManuallyIntegrateApplyTargetRtToQualifier	BL2000\sean	1/17/2022 3:18:47 PM	Apply target integration range 4.634-4.675 to qualifier 64.0 for compound bis(-2-Chloroethyl)Ether in sample Jan1426.D, new integration is from x, y = 4.634, 3237 to 4.675, 1372 and new response = 20117; previous integration is from x, y = 4.532, 426 to 4.675, 476 and previous response = 109169.			✓	
CmdManuallyIntegrateDropBaseline	BL2000\sean	1/17/2022 3:18:48 PM	Drop baseline for qualifier 64.0 of compound bis(-2-Chloroethyl)Ether in sample Jan1426.D to y = 1372, new integration is from x, y = 4.634, 1372 to 4.675, 1372 and new response = 22403; previous integration is from x, y = 4.634, 3237 to 4.675, 1372 and previous response = 20117.			✓	
CmdManuallyIntegrateSplit	BL2000\sean	1/17/2022 3:18:55 PM	Split peak for compound 1,3-Dichlorobenzene in sample Jan1426.D and keep left peak, new integration is from x, y = 4.818, 0 to 4.899, 0 and new response = 931868, previous integration is from x, y = 4.818, 0 to 5.001, 0 and previous response = 1872345.			✓	
CmdSetTargetCompoundAttribute	BL2000\sean	1/17/2022 3:18:56 PM	Set UserAnnotation = CO for compound 1,3-Dichlorobenzene in sample Jan1426.D; previous value =			✓	
CmdManuallyIntegrateSplit	BL2000\sean	1/17/2022 3:18:59 PM	Split qualifier 148.0 of compound 1,3-Dichlorobenzene in sample Jan1426.D and keep left peak, new integration is from x, y = 4.818, 0 to 4.910, 0 and new response = 596581, previous integration is from x, y = 4.818, 0 to 5.012, 0 and previous response = 1209005.			✓	
CmdManuallyIntegrateSplit	BL2000\sean	1/17/2022 3:19:02 PM	Split qualifier 111.0 of compound 1,3-Dichlorobenzene in sample Jan1426.D and keep left peak, new integration is from x, y = 4.797, 0 to 4.889, 0 and new response = 334698, previous integration is from x, y = 4.797, 0 to 5.012, 0 and previous response = 665339.			✓	
CmdManuallyIntegrateSplit	BL2000\sean	1/17/2022 3:19:06 PM	Split peak for compound 1,4-Dichlorobenzene in sample Jan1426.D and keep right peak, new integration is from x, y = 4.899, 300.44331337384 to 5.001, 436.231702229588 and new response = 938220, previous integration is from x, y = 4.819, 194 to 5.001, 436 and previous response = 1868647.			✓	

Audit Trail report

Name	User	Time	Action	Reason	Comment	Succeed	Exception
CmdManuallyIntegrateSplit	BL2000\sean	1/17/2022 3:19:09 PM	Split qualifier 148.0 of compound 1,4-Dichlorobenzene in sample Jan1426.D and keep right peak, new integration is from x, y = 4.910, 188.293464020448 to 5.012, 261.732465820427 and new response = 611045, previous integration is from x, y = 4.819, 123 to 5.012, 262 and previous response = 1206618.			✓	
CmdManuallyIntegrateSplit	BL2000\sean	1/17/2022 3:19:12 PM	Split qualifier 111.0 of compound 1,4-Dichlorobenzene in sample Jan1426.D and keep right peak, new integration is from x, y = 4.889, 0 to 5.012, 0 and new response = 330642, previous integration is from x, y = 4.797, 0 to 5.012, 0 and previous response = 665339.			✓	
CmdManuallyIntegratePeak	BL2000\sean	1/17/2022 3:19:17 PM	Manually integrate compound 1,2-Dichlorobenzene in sample Jan1426.D, from x, y = 5.073, 442883 to 5.165, 570434, result = -1856257; previous integration is from x, y = 4.822, 523 to 5.001, 541 and previous response = 1866441.			✓	
CmdManuallyIntegrateSnapBaseline	BL2000\sean	1/17/2022 3:19:18 PM	Snap baseline for compound 1,2-Dichlorobenzene in sample Jan1426.D, from x = 5.073 to x = 5.165, new integration is from x, y = 5.073, 976 to 5.165, 2283 and new response = 928979; previous integration is from x, y = 5.073, 442883 to 5.165, 570434 and previous response = -1856257.			✓	
CmdManuallyIntegrateDropBaseline	BL2000\sean	1/17/2022 3:19:20 PM	Drop baseline for compound 1,2-Dichlorobenzene in sample Jan1426.D to y = 976, new integration is from x, y = 5.073, 976 to 5.165, 976 and new response = 932583; previous integration is from x, y = 5.073, 976 to 5.165, 2283 and previous response = 928979.			✓	
CmdSetTargetCompoundAttribute	BL2000\sean	1/17/2022 3:19:23 PM	Set UserAnnotation = CO for compound 1,2-Dichlorobenzene in sample Jan1426.D; previous value =			✓	
CmdManuallyIntegrateApplyTargetRtToQualifier	BL2000\sean	1/17/2022 3:19:24 PM	Apply target integration range 5.073-5.165 to qualifier 148.0 for compound 1,2-Dichlorobenzene in sample Jan1426.D, new integration is from x, y = 5.073, 533 to 5.165, 1549 and new response = 593470; previously no peak.			✓	

Audit Trail report

Name	User	Time	Action	Reason	Comment	Succeed	Exception
CmdManuallyIntegrateApplyTargetRtToQualifier	BL2000\sean	1/17/2022 3:19:26 PM	Apply target integration range 5.073-5.165 to qualifier 111.0 for compound 1,2-Dichlorobenzene in sample Jan1426.D, new integration is from x, y = 5.073, 552 to 5.165, 1102 and new response = 341737; previously no peak.			✓	
CmdManuallyIntegratePeak	BL2000\sean	1/17/2022 3:19:34 PM	Manually integrate compound 2-Methylphenol in sample Jan1426.D, from x, y = 5.267, 536068 to 5.369, 643968, result = -2957984; previous integration is from x, y = 5.456, 2020 to 5.553, 2429 and previous response = 840775.			✓	
CmdManuallyIntegrateSnapBaseline	BL2000\sean	1/17/2022 3:19:35 PM	Snap baseline for compound 2-Methylphenol in sample Jan1426.D, from x = 5.267 to x = 5.369, new integration is from x, y = 5.267, 1575 to 5.369, 3729 and new response = 641397; previous integration is from x, y = 5.267, 536068 to 5.369, 643968 and previous response = -2957984.			✓	
CmdManuallyIntegrateDropBaseline	BL2000\sean	1/17/2022 3:19:36 PM	Drop baseline for compound 2-Methylphenol in sample Jan1426.D to y = 1575, new integration is from x, y = 5.267, 1575 to 5.369, 1575 and new response = 647997; previous integration is from x, y = 5.267, 1575 to 5.369, 3729 and previous response = 641397.			✓	
CmdManuallyIntegrateApplyTargetRtToQualifier	BL2000\sean	1/17/2022 3:19:39 PM	Apply target integration range 5.267-5.369 to qualifier 108.0 for compound 2-Methylphenol in sample Jan1426.D, new integration is from x, y = 5.267, 1653 to 5.369, 5105 and new response = 734032; previously no peak.			✓	
CmdManuallyIntegrateDropBaseline	BL2000\sean	1/17/2022 3:19:40 PM	Drop baseline for qualifier 108.0 of compound 2-Methylphenol in sample Jan1426.D to y = 1653, new integration is from x, y = 5.267, 1653 to 5.369, 1653 and new response = 744609; previous integration is from x, y = 5.267, 1653 to 5.369, 5105 and previous response = 734032.			✓	
CmdManuallyIntegrateApplyTargetRtToQualifier	BL2000\sean	1/17/2022 3:19:57 PM	Apply target integration range 6.157-6.239 to qualifier 63.0 for compound bis(-2-Chloroethoxy)Methane in sample Jan1426.D, new integration is from x, y = 6.157, 1607 to 6.239, 2782 and new response = 586711; previous integration is from x, y = 6.260, 3114 to 6.321, 3257 and previous response = 322248.			✓	

Audit Trail report

Name	User	Time	Action	Reason	Comment	Succeed	Exception
CmdManuallyIntegrateDropBaseline	BL2000\sean	1/17/2022 3:19:58 PM	Drop baseline for qualifier 63.0 of compound bis(-2-Chloroethoxy)Methane in sample Jan1426.D to y = 1607, new integration is from x, y = 6.157, 1607 to 6.239, 1607 and new response = 589606; previous integration is from x, y = 6.157, 1607 to 6.239, 2782 and previous response = 586711.			✓	
CmdManuallyIntegrateApplyTargetRtToQualifier	BL2000\sean	1/17/2022 3:20:07 PM	Apply target integration range 6.394-6.475 to qualifier 129.0 for compound Naphthalene in sample Jan1426.D, new integration is from x, y = 6.394, 0 to 6.475, 580 and new response = 207174; previously no peak.			✓	
CmdManuallyIntegrateDropBaseline	BL2000\sean	1/17/2022 3:20:09 PM	Drop baseline for qualifier 129.0 of compound Naphthalene in sample Jan1426.D to y = 0, new integration is from x, y = 6.394, 0 to 6.475, 0 and new response = 208588; previous integration is from x, y = 6.394, 0 to 6.475, 580 and previous response = 207174.			✓	
CmdManuallyIntegratePeak	BL2000\sean	1/17/2022 3:20:27 PM	Manually integrate compound 4-Chlorophenol in sample Jan1426.D, from x, y = 6.457, 325 to 6.516, 2928, result = 168335; previous integration is from x, y = 6.457, 325 to 6.568, 358 and previous response = 202794.			✓	
CmdManuallyIntegrateDropBaseline	BL2000\sean	1/17/2022 3:20:28 PM	Drop baseline for compound 4-Chlorophenol in sample Jan1426.D to y = 325, new integration is from x, y = 6.457, 325 to 6.516, 325 and new response = 172966; previous integration is from x, y = 6.457, 325 to 6.516, 2928 and previous response = 168335.			✓	
CmdSetTargetCompoundAttribute	BL2000\sean	1/17/2022 3:20:31 PM	Set UserAnnotation = CO for compound 4-Chlorophenol in sample Jan1426.D; previous value =			✓	
CmdManuallyIntegrateApplyTargetRtToQualifier	BL2000\sean	1/17/2022 3:20:33 PM	Apply target integration range 6.457-6.516 to qualifier 128.0 for compound 4-Chlorophenol in sample Jan1426.D, new integration is from x, y = 6.457, 13619 to 6.516, 53904 and new response = 446395; previous integration is from x, y = 6.475, 652 to 6.568, 748 and previous response = 656619.			✓	

Audit Trail report

Name	User	Time	Action	Reason	Comment	Succeed	Exception
CmdManuallyIntegrateDropBaseline	BL2000\sean	1/17/2022 3:20:34 PM	Drop baseline for qualifier 128.0 of compound 4-Chlorophenol in sample Jan1426.D to y = 13619, new integration is from x, y = 6.457, 13619 to 6.516, 13619 and new response = 518042; previous integration is from x, y = 6.457, 13619 to 6.516, 53904 and previous response = 446395.			✓	
CmdManuallyIntegrateApplyTargetRtToQualifier	BL2000\sean	1/17/2022 3:20:40 PM	Apply target integration range 6.506-6.660 to qualifier 129.0 for compound p-Chloroaniline in sample Jan1426.D, new integration is from x, y = 6.506, 15690 to 6.660, 1445 and new response = 166555; previous integration is from x, y = 6.475, 561 to 6.660, 658 and previous response = 272829.			✓	
CmdManuallyIntegrateDropBaseline	BL2000\sean	1/17/2022 3:20:41 PM	Drop baseline for qualifier 129.0 of compound p-Chloroaniline in sample Jan1426.D to y = 1445, new integration is from x, y = 6.506, 1445 to 6.660, 1445 and new response = 232388; previous integration is from x, y = 6.506, 15690 to 6.660, 1445 and previous response = 166555.			✓	
CmdManuallyIntegrateSplit	BL2000\sean	1/17/2022 3:20:44 PM	Split qualifier 129.0 of compound p-Chloroaniline in sample Jan1426.D and keep left peak, new integration is from x, y = 6.506, 1445 to 6.578, 1445 and new response = 222891, previous integration is from x, y = 6.506, 1445 to 6.660, 1445 and previous response = 232388.			✓	
CmdManuallyIntegrateQualifierPeak	BL2000\sean	1/17/2022 3:20:49 PM	Manually integrate qualifier 65.0 of compound p-Chloroaniline in sample Jan1426.D, from x, y = 6.516, 9885 to 6.629, 1783, result = 199185; previous integration is from x, y = 6.475, 1732 to 6.629, 1783 and previous response = 460340.			✓	
CmdManuallyIntegrateDropBaseline	BL2000\sean	1/17/2022 3:20:50 PM	Drop baseline for qualifier 65.0 of compound p-Chloroaniline in sample Jan1426.D to y = 1783, new integration is from x, y = 6.516, 1783 to 6.629, 1783 and new response = 226643; previous integration is from x, y = 6.516, 9885 to 6.629, 1783 and previous response = 199185.			✓	

Audit Trail report

Name	User	Time	Action	Reason	Comment	Succeed	Exception
CmdManuallyIntegrateSplit	BL2000\sean	1/17/2022 3:21:05 PM	Split peak for compound 1-Methylnaphthalene in sample Jan1426.D and keep left peak, new integration is from x, y = 7.338, 814.876396388264 to 7.430, 818.57734726352 and new response = 1015104, previous integration is from x, y = 7.338, 815 to 7.502, 821 and previous response = 1058211.			✓	
CmdManuallyIntegrateApplyTargetRtToQualifier	BL2000\sean	1/17/2022 3:21:26 PM	Apply target integration range 8.507-8.589 to qualifier 152.0 for compound Acenaphthene in sample Jan1426.D, new integration is from x, y = 8.507, 2507 to 8.589, 2745 and new response = 543857; previously no peak.			✓	
CmdManuallyIntegrateDropBaseline	BL2000\sean	1/17/2022 3:21:27 PM	Drop baseline for qualifier 152.0 of compound Acenaphthene in sample Jan1426.D to y = 2507, new integration is from x, y = 8.507, 2507 to 8.589, 2507 and new response = 544441; previous integration is from x, y = 8.507, 2507 to 8.589, 2745 and previous response = 543857.			✓	
CmdManuallyIntegrateApplyTargetRtToQualifier	BL2000\sean	1/17/2022 3:21:41 PM	Apply target integration range 8.599-8.681 to qualifier 154.0 for compound 2,4-Dinitrophenol in sample Jan1426.D, new integration is from x, y = 8.599, 3616 to 8.681, 2058 and new response = 34679; previous integration is from x, y = 8.507, 717 to 8.589, 729 and previous response = 1069851.			✓	
CmdManuallyIntegrateDropBaseline	BL2000\sean	1/17/2022 3:21:42 PM	Drop baseline for qualifier 154.0 of compound 2,4-Dinitrophenol in sample Jan1426.D to y = 2058, new integration is from x, y = 8.599, 2058 to 8.681, 2058 and new response = 38504; previous integration is from x, y = 8.599, 3616 to 8.681, 2058 and previous response = 34679.			✓	
CmdManuallyIntegrateSplit	BL2000\sean	1/17/2022 3:21:50 PM	Split qualifier 139.0 of compound Dibenzofuran in sample Jan1426.D and keep left peak, new integration is from x, y = 8.701, 0 to 8.783, 0 and new response = 678344, previous integration is from x, y = 8.701, 0 to 8.824, 0 and previous response = 791370.			✓	

Audit Trail report

Name	User	Time	Action	Reason	Comment	Succeed	Exception
CmdManuallyIntegrateSplit	BL2000\sean	1/17/2022 3:21:57 PM	Split qualifier 139.0 of compound 4-Nitrophenol in sample Jan1426.D and keep right peak, new integration is from x, y = 8.783, 270.546749109124 to 8.824, 339.21313146657 and new response = 112277, previous integration is from x, y = 8.701, 133 to 8.824, 339 and previous response = 789630.			✓	
CmdManuallyIntegrateQualifierPeak	BL2000\sean	1/17/2022 3:22:04 PM	Manually integrate qualifier 63.0 of compound 2,4-Dinitrotoluene in sample Jan1426.D, from x, y = 8.763, 1757 to 8.794, 8176, result = 102411; previous integration is from x, y = 8.727, 1630 to 8.855, 1505 and previous response = 256852.			✓	
CmdManuallyIntegrateDropBaseline	BL2000\sean	1/17/2022 3:22:05 PM	Drop baseline for qualifier 63.0 of compound 2,4-Dinitrotoluene in sample Jan1426.D to y = 1757, new integration is from x, y = 8.763, 1757 to 8.794, 1757 and new response = 108322; previous integration is from x, y = 8.763, 1757 to 8.794, 8176 and previous response = 102411.			✓	
CmdManuallyIntegrateQualifierPeak	BL2000\sean	1/17/2022 3:22:15 PM	Manually integrate qualifier 63.0 of compound 2,4-Dinitrotoluene in sample Jan1426.D, from x, y = 8.763, 1757 to 8.804, 3018, result = 123450; previous integration is from x, y = 8.763, 1757 to 8.794, 1757 and previous response = 108322.			✓	
CmdManuallyIntegrateDropBaseline	BL2000\sean	1/17/2022 3:22:16 PM	Drop baseline for qualifier 63.0 of compound 2,4-Dinitrotoluene in sample Jan1426.D to y = 1757, new integration is from x, y = 8.763, 1757 to 8.804, 1757 and new response = 124998; previous integration is from x, y = 8.763, 1757 to 8.804, 3018 and previous response = 123450.			✓	
CmdManuallyIntegrateQualifierPeak	BL2000\sean	1/17/2022 3:22:21 PM	Manually integrate qualifier 63.0 of compound 2,4-Dinitrotoluene in sample Jan1426.D, from x, y = 8.763, 1757 to 8.794, 2370, result = 107758; previous integration is from x, y = 8.763, 1757 to 8.804, 1757 and previous response = 124998.			✓	
CmdManuallyIntegrateDropBaseline	BL2000\sean	1/17/2022 3:22:22 PM	Drop baseline for qualifier 63.0 of compound 2,4-Dinitrotoluene in sample Jan1426.D to y = 1757, new integration is from x, y = 8.763, 1757 to 8.794, 1757 and new response = 108322; previous integration is from x, y = 8.763, 1757 to 8.794, 2370 and previous response = 107758.			✓	

Audit Trail report

Name	User	Time	Action	Reason	Comment	Succeed	Exception
CmdManuallyIntegrateSplit	BL2000\sean	1/17/2022 3:23:10 PM	Split peak for compound Indeno(1,2,3-c,d)pyrene in sample Jan1426.D and keep left peak, new integration is from x, y = 20.890, 1821 to 20.968, 1821 and new response = 1179542, previous integration is from x, y = 20.890, 1821 to 21.069, 1821 and previous response = 1533155.			✓	
CmdSetTargetCompoundAttribute	BL2000\sean	1/17/2022 3:23:11 PM	Set UserAnnotation = CO for compound Indeno(1,2,3-c,d)pyrene in sample Jan1426.D; previous value =			✓	
CmdSaveBatchTable	BL2000\sean	1/17/2022 3:23:31 PM	Save batch \\MASSHUNTER\Org\Data\SV5973N.I\sd011422\DoD BNA 2\QuantResults\011422 DoD BNA.batch.bin			✓	
CmdSaveBatchTable	BL2000\sean	1/17/2022 3:23:40 PM	Save batch \\MASSHUNTER\Org\Data\SV5973N.I\sd011422\DoD BNA 2\QuantResults\011422 DoD BNA.batch.bin			✓	

Audit Trail report

Name	User	Time	Action	Reason	Comment	Succeed	Exception
CmdUpdateQualifierRatios	BL2000\sean	1/17/2022 3:24:28 PM	Update qualifier ratios for compound Perylene-d12; Update qualifier ratios for compound Chrysene-d12; Update qualifier ratios for compound Phenanthrene-d10; Update qualifier ratios for compound Acenaphthene-d10; Update qualifier ratios for compound Naphthalene-d8; Update qualifier ratios for compound Terphenyl-d14; Update qualifier ratios for compound 2,4,6-Tribromophenol; Update qualifier ratios for compound 2-Fluorobiphenyl; Update qualifier ratios for compound Nitrobenzene-d5; Update qualifier ratios for compound Phenol-d5; Update qualifier ratios for compound 2-Fluorophenol; Update qualifier ratios for compound Benzo(g,h,i)perylene; Update qualifier ratios for compound Dibenzo(a,h)anthracene; Update qualifier ratios for compound Indeno(1,2,3-c,d)pyrene; Update qualifier ratios for compound Benzo(a)pyrene; Update qualifier ratios for compound Benzo(k)fluoranthene; Update qualifier ratios for compound Benzo(b)fluoranthene; Update qualifier ratios for compound Di-n-octyl Phthalate; Update qualifier ratios for compound bis(2-ethylhexyl)Phthalate; Update qualifier ratios for compound 3,3-Dichlorobenzidine; Update qualifier ratios for compound Chrysene; Update qualifier ratios for compound Benzo(a)Anthracene; Update qualifier ratios for compound Butylbenzylphthalate; Update qualifier ratios for compound Pyrene; Update qualifier ratios for compound Benzidine; Update qualifier ratios for compound Fluoranthene; Update qualifier ratios for compound Di-n-Butylphthalate; Update qualifier ratios for compound Triallate; Update qualifier ratios for compound Anthracene; Update qualifier ratios for compound Phenanthrene; Update qualifier ratios for compound Pentachlorophenol; Update qualifier ratios for compound Hexachlorobenzene; Update qualifier ratios for compound 4-Bromophenylphenylether; Update qualifier ratios for compound Azobenzene; Update qualifier ratios for compound N-nitrosodiphenylamine; Update qualifier ratios for compound 4,6-Dinitro-2-			✓	

Audit Trail report

Name	User	Time	Action	Reason	Comment	Succeed	Exception
			methylphenol; Update qualifier ratios for compound 4-Nitroaniline; Update qualifier ratios for compound Diethylphthalate; Update qualifier ratios for compound 4-Chlorophenylphenylether; Update qualifier ratios for compound Fluorene; Update qualifier ratios for compound 2,4-Dinitrotoluene; Update qualifier ratios for compound 4-Nitrophenol; Update qualifier ratios for compound Dibenzofuran; Update qualifier ratios for compound 2,4-Dinitrophenol; Update qualifier ratios for compound 3-Nitroaniline; Update qualifier ratios for compound Acenaphthene; Update qualifier ratios for compound 2,6-Dinitrotoluene; Update qualifier ratios for compound Acenaphthylene; Update qualifier ratios for compound Dimethyl Phthalate; Update qualifier ratios for compound 2-Nitroaniline; Update qualifier ratios for compound 2-Chloronaphthalene; Update qualifier ratios for compound 2,4,5-Trichlorophenol; Update qualifier ratios for compound 2,4,6-Trichlorophenol; Update qualifier ratios for compound Hexachlorocyclopentadiene; Update qualifier ratios for compound 4-Chloro-2-Methylphenol; Update qualifier ratios for compound 1-Methylnaphthalene; Update qualifier ratios for compound 2-Methylnaphthalene; Update qualifier ratios for compound 4-Chloro-3-Methylphenol; Update qualifier ratios for compound Hexachlorobutadiene; Update qualifier ratios for compound p-Chloroaniline; Update qualifier ratios for compound 4-Chlorophenol; Update qualifier ratios for compound Naphthalene; Update qualifier ratios for compound 1,2,4-Trichlorobenzene; Update qualifier ratios for compound 2,4-Dichlorophenol; Update qualifier ratios for compound bis(-2-Chloroethoxy)Methane; Update qualifier ratios for compound 2,4-Dimethylphenol; Update qualifier ratios for compound 2-Nitrophenol; Update qualifier ratios for compound Isophorone; Update qualifier ratios for compound Nitrobenzene; Update qualifier ratios for compound N-nitroso-Di-n-propylamine; Update qualifier ratios for compound Hexachloroethane; Update qualifier ratios for compound 4Methylphenol/3Methylphenol; Update				

Audit Trail report

Name	User	Time	Action	Reason	Comment	Succeed	Exception
			qualifier ratios for compound 2-Methylphenol; Update qualifier ratios for compound bis(2-chloroisopropyl)Ether; Update qualifier ratios for compound Benzyl Alcohol; Update qualifier ratios for compound 1,2-Dichlorobenzene; Update qualifier ratios for compound 1,4-Dichlorobenzene; Update qualifier ratios for compound 1,3-Dichlorobenzene; Update qualifier ratios for compound 2-Chlorophenol; Update qualifier ratios for compound bis(-2-Chloroethyl)Ether; Update qualifier ratios for compound Phenol; Update qualifier ratios for compound Aniline; Update qualifier ratios for compound Pyridine; Update qualifier ratios for compound Carbazole; Update qualifier ratios for compound Benzoic Acid; Update qualifier ratios for compound o-Terphenyl; Update qualifier ratios for compound N-Nitrosodimethylamine; Update qualifier ratios for compound 1,4-Dichlorobenzene-d4;				
CmdQuantitate	BL2000\sean	1/17/2022 3:29:26 PM	Quantitate all compounds in all samples			✓	
CmdStartMethodEditing	BL2000\sean	1/17/2022 3:51:46 PM	Start method editing			✓	
CmdImportMethodFromSample	BL2000\sean	1/17/2022 3:51:46 PM	Import method from sample Jan1426.D			✓	
CmdMethodClear	BL2000\sean	1/17/2022 3:52:17 PM	Clear method			✓	
CmdEndMethodEditing	BL2000\sean	1/17/2022 3:52:18 PM	End method editing			✓	
CmdSaveBatchTable	BL2000\sean	1/17/2022 3:52:30 PM	Save batch \\MASSHUNTER\Org\Data\SV5973N.I\sd011422\DoD BNA 2\QuantResults\011422 DoD BNA.batch.bin			✓	

Audit Trail report

Name	User	Time	Action	Reason	Comment	Succeed	Exception
CmdCalibrate	BL2000\sean	1/17/2022 3:53:38 PM	Replace level CCV with CC sample Jan1426.D for compounds {Terphenyl-d14, 2,4,6-Tribromophenol, 2-Fluorobiphenyl, Nitrobenzene-d5, Phenol-d5, 2-Fluorophenol, Benzo(g,h,i)perylene, Dibenzo(a,h)anthracene, Indeno(1,2,3-c,d)pyrene, Benzo(a)pyrene, Benzo(k)fluoranthene, Benzo(b)fluoranthene, Di-n-octyl Phthalate, bis(2-ethylhexyl)Phthalate, 3,3-Dichlorobenzidine, Chrysene, Benzo(a)Anthracene, Butylbenzylphthalate, Pyrene, Benzidine, Fluoranthene, Di-n-Butylphthalate, Triallate, Anthracene, Phenanthrene, Pentachlorophenol, Hexachlorobenzene, 4-Bromophenylphenylether, Azobenzene, N-nitrosodiphenylamine, 4,6-Dinitro-2-methylphenol, 4-Nitroaniline, Diethylphthalate, 4-Chlorophenylphenylether, Fluorene, 2,4-Dinitrotoluene, 4-Nitrophenol, Dibenzofuran, 2,4-Dinitrophenol, 3-Nitroaniline, Acenaphthene, 2,6-Dinitrotoluene, Acenaphthylene, Dimethyl Phthalate, 2-Nitroaniline, 2-Chloronaphthalene, 2,4,5-Trichlorophenol, 2,4,6-Trichlorophenol, Hexachlorocyclopentadiene, 4-Chloro-2-Methylphenol, 1-Methylnaphthalene, 2-Methylnaphthalene, 4-Chloro-3-Methylphenol, Hexachlorobutadiene, p-Chloroaniline, 4-Chlorophenol, Naphthalene, 1,2,4-Trichlorobenzene, 2,4-Dichlorophenol, bis(-2-Chloroethoxy)Methane, 2,4-Dimethylphenol, 2-Nitrophenol, Isophorone, Nitrobenzene, N-nitroso-Di-n-propylamine, Hexachloroethane, 4Methylphenol/3Methylphenol, 2-Methylphenol, bis(2-chloroisopropyl)Ether, Benzyl Alcohol, 1,2-Dichlorobenzene, 1,4-Dichlorobenzene, 1,3-Dichlorobenzene, 2-Chlorophenol, bis(-2-Chloroethyl)Ether, Phenol, Aniline, Pyridine, Carbazole, Benzoic Acid, o-Terphenyl, N-Nitrosodimethylamine};			✓	
CmdQuantitate	BL2000\sean	1/17/2022 3:54:28 PM	Quantitate all compounds in all samples			✓	
CmdSaveBatchTable	BL2000\sean	1/17/2022 3:54:51 PM	Save batch \\MASSHUNTER\Org\Data\SV5973N.I\sd011422\DoD BNA 2\QuantResults\011422 DoD BNA.batch.bin			✓	

Audit Trail report

Name	User	Time	Action	Reason	Comment	Succeed	Exception
CmdZeroOutPeak	BL2000\sean	1/17/2022 3:55:01 PM	Zero out primary peak of compound 2,6-Dinitrotoluene in sample Jan1427.D			✓	
CmdSetTargetCompoundAttribute	BL2000\sean	1/17/2022 3:55:03 PM	Set UserAnnotation = INT for compound 2,6-Dinitrotoluene in sample Jan1427.D; previous value =			✓	
CmdZeroOutPeak	BL2000\sean	1/17/2022 3:55:06 PM	Zero out primary peak of compound Dimethyl Phthalate in sample Jan1427.D			✓	
CmdSetTargetCompoundAttribute	BL2000\sean	1/17/2022 3:55:07 PM	Set UserAnnotation = INT for compound Dimethyl Phthalate in sample Jan1427.D; previous value =			✓	
CmdZeroOutPeak	BL2000\sean	1/17/2022 3:55:14 PM	Zero out primary peak of compound 2,6-Dinitrotoluene in sample Jan1428.D			✓	
CmdSetTargetCompoundAttribute	BL2000\sean	1/17/2022 3:55:15 PM	Set UserAnnotation = INT for compound 2,6-Dinitrotoluene in sample Jan1428.D; previous value =			✓	
CmdZeroOutPeak	BL2000\sean	1/17/2022 3:55:17 PM	Zero out primary peak of compound N-nitroso-Di-n-propylamine in sample Jan1428.D			✓	
CmdSetTargetCompoundAttribute	BL2000\sean	1/17/2022 3:55:18 PM	Set UserAnnotation = INT for compound N-nitroso-Di-n-propylamine in sample Jan1428.D; previous value =			✓	
CmdZeroOutPeak	BL2000\sean	1/17/2022 3:55:24 PM	Zero out primary peak of compound Dimethyl Phthalate in sample Jan1428.D			✓	
CmdSetTargetCompoundAttribute	BL2000\sean	1/17/2022 3:55:25 PM	Set UserAnnotation = INT for compound Dimethyl Phthalate in sample Jan1428.D; previous value =			✓	
CmdZeroOutPeak	BL2000\sean	1/17/2022 3:55:27 PM	Zero out primary peak of compound bis(2-ethylhexyl)Phthalate in sample Jan1428.D			✓	
CmdClearManualIntegration	BL2000\sean	1/17/2022 3:55:30 PM	Clear manual integration of target signal for compound bis(2-ethylhexyl)Phthalate in sample Jan1428.D			✓	
CmdManuallyIntegrateQualifierPeak	BL2000\sean	1/17/2022 3:55:34 PM	Manually integrate qualifier 279.0 of compound bis(2-ethylhexyl)Phthalate in sample Jan1428.D from x, y = 16.605, 0 to 16.677, 0; result = 337			✓	
CmdSaveBatchTable	BL2000\sean	1/17/2022 3:55:46 PM	Save batch \\MASSHUNTER\Org\Data\SV5973N.I\sd011422\DoD BNA 2\QuantResults\011422 DoD BNA.batch.bin			✓	
CmdZeroOutPeak	BL2000\sean	1/17/2022 3:55:59 PM	Zero out primary peak of compound 2,6-Dinitrotoluene in sample Jan1430.D			✓	
CmdSetTargetCompoundAttribute	BL2000\sean	1/17/2022 3:56:01 PM	Set UserAnnotation = INT for compound 2,6-Dinitrotoluene in sample Jan1430.D; previous value =			✓	

Audit Trail report

Name	User	Time	Action	Reason	Comment	Succeed	Exception
CmdZeroOutPeak	BL2000\sean	1/17/2022 3:56:02 PM	Zero out primary peak of compound N-nitroso-Di-n-propylamine in sample Jan1430.D			✓	
CmdSetTargetCompoundAttribute	BL2000\sean	1/17/2022 3:56:03 PM	Set UserAnnotation = INT for compound N-nitroso-Di-n-propylamine in sample Jan1430.D; previous value =			✓	
CmdZeroOutPeak	BL2000\sean	1/17/2022 3:56:06 PM	Zero out primary peak of compound Dimethyl Phthalate in sample Jan1430.D			✓	
CmdSetTargetCompoundAttribute	BL2000\sean	1/17/2022 3:56:07 PM	Set UserAnnotation = INT for compound Dimethyl Phthalate in sample Jan1430.D; previous value =			✓	
CmdZeroOutPeak	BL2000\sean	1/17/2022 3:56:17 PM	Zero out primary peak of compound 2,6-Dinitrotoluene in sample Jan1431.D			✓	
CmdSetTargetCompoundAttribute	BL2000\sean	1/17/2022 3:56:18 PM	Set UserAnnotation = INT for compound 2,6-Dinitrotoluene in sample Jan1431.D; previous value =			✓	
CmdZeroOutPeak	BL2000\sean	1/17/2022 3:56:21 PM	Zero out primary peak of compound 2,4-Dinitrotoluene in sample Jan1431.D			✓	
CmdSetTargetCompoundAttribute	BL2000\sean	1/17/2022 3:56:21 PM	Set UserAnnotation = INT for compound 2,4-Dinitrotoluene in sample Jan1431.D; previous value =			✓	
CmdZeroOutPeak	BL2000\sean	1/17/2022 3:56:24 PM	Zero out primary peak of compound N-nitroso-Di-n-propylamine in sample Jan1431.D			✓	
CmdSetTargetCompoundAttribute	BL2000\sean	1/17/2022 3:56:25 PM	Set UserAnnotation = INT for compound N-nitroso-Di-n-propylamine in sample Jan1431.D; previous value =			✓	
CmdZeroOutPeak	BL2000\sean	1/17/2022 3:56:27 PM	Zero out primary peak of compound Dimethyl Phthalate in sample Jan1431.D			✓	
CmdSetTargetCompoundAttribute	BL2000\sean	1/17/2022 3:56:29 PM	Set UserAnnotation = INT for compound Dimethyl Phthalate in sample Jan1431.D; previous value =			✓	
CmdZeroOutPeak	BL2000\sean	1/17/2022 3:56:38 PM	Zero out primary peak of compound 2,6-Dinitrotoluene in sample Jan1432.D			✓	
CmdSetTargetCompoundAttribute	BL2000\sean	1/17/2022 3:56:39 PM	Set UserAnnotation = INT for compound 2,6-Dinitrotoluene in sample Jan1432.D; previous value =			✓	
CmdZeroOutPeak	BL2000\sean	1/17/2022 3:56:41 PM	Zero out primary peak of compound 2,4-Dinitrotoluene in sample Jan1432.D			✓	
CmdSetTargetCompoundAttribute	BL2000\sean	1/17/2022 3:56:42 PM	Set UserAnnotation = INT for compound 2,4-Dinitrotoluene in sample Jan1432.D; previous value =			✓	
CmdZeroOutPeak	BL2000\sean	1/17/2022 3:56:44 PM	Zero out primary peak of compound N-nitroso-Di-n-propylamine in sample Jan1432.D			✓	

Audit Trail report

Name	User	Time	Action	Reason	Comment	Succeed	Exception
CmdSetTargetCompoundAttribute	BL2000\sean	1/17/2022 3:56:45 PM	Set UserAnnotation = INT for compound N-nitroso-Di-n-propylamine in sample Jan1432.D; previous value =			✓	
CmdZeroOutPeak	BL2000\sean	1/17/2022 3:56:47 PM	Zero out primary peak of compound Dimethyl Phthalate in sample Jan1432.D			✓	
CmdSetTargetCompoundAttribute	BL2000\sean	1/17/2022 3:56:48 PM	Set UserAnnotation = INT for compound Dimethyl Phthalate in sample Jan1432.D; previous value =			✓	
CmdZeroOutPeak	BL2000\sean	1/17/2022 3:56:54 PM	Zero out primary peak of compound Dimethyl Phthalate in sample Jan1433.D			✓	
CmdSetTargetCompoundAttribute	BL2000\sean	1/17/2022 3:56:55 PM	Set UserAnnotation = INT for compound Dimethyl Phthalate in sample Jan1433.D; previous value =			✓	
CmdZeroOutPeak	BL2000\sean	1/17/2022 3:56:57 PM	Zero out primary peak of compound N-nitroso-Di-n-propylamine in sample Jan1433.D			✓	
CmdSetTargetCompoundAttribute	BL2000\sean	1/17/2022 3:56:58 PM	Set UserAnnotation = INT for compound N-nitroso-Di-n-propylamine in sample Jan1433.D; previous value =			✓	
CmdZeroOutPeak	BL2000\sean	1/17/2022 3:56:59 PM	Zero out primary peak of compound 2,4-Dinitrotoluene in sample Jan1433.D			✓	
CmdSetTargetCompoundAttribute	BL2000\sean	1/17/2022 3:57:01 PM	Set UserAnnotation = INT for compound 2,4-Dinitrotoluene in sample Jan1433.D; previous value =			✓	
CmdZeroOutPeak	BL2000\sean	1/17/2022 3:57:02 PM	Zero out primary peak of compound 2,6-Dinitrotoluene in sample Jan1433.D			✓	
CmdSetTargetCompoundAttribute	BL2000\sean	1/17/2022 3:57:04 PM	Set UserAnnotation = INT for compound 2,6-Dinitrotoluene in sample Jan1433.D; previous value =			✓	
CmdZeroOutPeak	BL2000\sean	1/17/2022 3:57:15 PM	Zero out primary peak of compound 2,6-Dinitrotoluene in sample Jan1434.D			✓	
CmdSetTargetCompoundAttribute	BL2000\sean	1/17/2022 3:57:17 PM	Set UserAnnotation = INT for compound 2,6-Dinitrotoluene in sample Jan1434.D; previous value =			✓	
CmdZeroOutPeak	BL2000\sean	1/17/2022 3:57:19 PM	Zero out primary peak of compound 2,4-Dinitrotoluene in sample Jan1434.D			✓	
CmdSetTargetCompoundAttribute	BL2000\sean	1/17/2022 3:57:20 PM	Set UserAnnotation = INT for compound 2,4-Dinitrotoluene in sample Jan1434.D; previous value =			✓	
CmdZeroOutPeak	BL2000\sean	1/17/2022 3:57:22 PM	Zero out primary peak of compound N-nitroso-Di-n-propylamine in sample Jan1434.D			✓	
CmdSetTargetCompoundAttribute	BL2000\sean	1/17/2022 3:57:23 PM	Set UserAnnotation = INT for compound N-nitroso-Di-n-propylamine in sample Jan1434.D; previous value =			✓	

Audit Trail report

Name	User	Time	Action	Reason	Comment	Succeed	Exception
CmdZeroOutPeak	BL2000\sean	1/17/2022 3:57:25 PM	Zero out primary peak of compound Dimethyl Phthalate in sample Jan1434.D			✓	
CmdSetTargetCompoundAttribute	BL2000\sean	1/17/2022 3:57:26 PM	Set UserAnnotation = INT for compound Dimethyl Phthalate in sample Jan1434.D; previous value =			✓	
CmdZeroOutPeak	BL2000\sean	1/17/2022 3:57:36 PM	Zero out primary peak of compound 2,6-Dinitrotoluene in sample Jan1435.D			✓	
CmdSetTargetCompoundAttribute	BL2000\sean	1/17/2022 3:57:38 PM	Set UserAnnotation = INT for compound 2,6-Dinitrotoluene in sample Jan1435.D; previous value =			✓	
CmdZeroOutPeak	BL2000\sean	1/17/2022 3:57:39 PM	Zero out primary peak of compound 2,4-Dinitrotoluene in sample Jan1435.D			✓	
CmdSetTargetCompoundAttribute	BL2000\sean	1/17/2022 3:57:40 PM	Set UserAnnotation = INT for compound 2,4-Dinitrotoluene in sample Jan1435.D; previous value =			✓	
CmdZeroOutPeak	BL2000\sean	1/17/2022 3:57:42 PM	Zero out primary peak of compound N-nitroso-Di-n-propylamine in sample Jan1435.D			✓	
CmdSetTargetCompoundAttribute	BL2000\sean	1/17/2022 3:57:43 PM	Set UserAnnotation = INT for compound N-nitroso-Di-n-propylamine in sample Jan1435.D; previous value =			✓	
CmdZeroOutPeak	BL2000\sean	1/17/2022 3:57:45 PM	Zero out primary peak of compound Dimethyl Phthalate in sample Jan1435.D			✓	
CmdSetTargetCompoundAttribute	BL2000\sean	1/17/2022 3:57:46 PM	Set UserAnnotation = INT for compound Dimethyl Phthalate in sample Jan1435.D; previous value =			✓	
CmdZeroOutPeak	BL2000\sean	1/17/2022 3:57:54 PM	Zero out primary peak of compound Dimethyl Phthalate in sample Jan1436.D			✓	
CmdSetTargetCompoundAttribute	BL2000\sean	1/17/2022 3:57:57 PM	Set UserAnnotation = INT for compound Dimethyl Phthalate in sample Jan1436.D; previous value =			✓	
CmdZeroOutPeak	BL2000\sean	1/17/2022 3:57:59 PM	Zero out primary peak of compound N-nitroso-Di-n-propylamine in sample Jan1436.D			✓	
CmdSetTargetCompoundAttribute	BL2000\sean	1/17/2022 3:58:01 PM	Set UserAnnotation = INT for compound N-nitroso-Di-n-propylamine in sample Jan1436.D; previous value =			✓	
CmdZeroOutPeak	BL2000\sean	1/17/2022 3:58:03 PM	Zero out primary peak of compound 2,4-Dinitrotoluene in sample Jan1436.D			✓	
CmdSetTargetCompoundAttribute	BL2000\sean	1/17/2022 3:58:04 PM	Set UserAnnotation = INT for compound 2,4-Dinitrotoluene in sample Jan1436.D; previous value =			✓	
CmdZeroOutPeak	BL2000\sean	1/17/2022 3:58:06 PM	Zero out primary peak of compound 2,6-Dinitrotoluene in sample Jan1436.D			✓	

Audit Trail report

Name	User	Time	Action	Reason	Comment	Succeed	Exception
CmdSetTargetCompoundAttribute	BL2000\sean	1/17/2022 3:58:07 PM	Set UserAnnotation = INT for compound 2,6-Dinitrotoluene in sample Jan1436.D; previous value =			✓	
CmdZeroOutPeak	BL2000\sean	1/17/2022 3:58:21 PM	Zero out primary peak of compound Hexachloroethane in sample Jan1439.D			✓	
CmdSetTargetCompoundAttribute	BL2000\sean	1/17/2022 3:58:23 PM	Set UserAnnotation = INT for compound Hexachloroethane in sample Jan1439.D; previous value =			✓	
CmdZeroOutPeak	BL2000\sean	1/17/2022 3:58:25 PM	Zero out primary peak of compound 2,4-Dinitrotoluene in sample Jan1439.D			✓	
CmdSetTargetCompoundAttribute	BL2000\sean	1/17/2022 3:58:25 PM	Set UserAnnotation = INT for compound 2,4-Dinitrotoluene in sample Jan1439.D; previous value =			✓	
CmdZeroOutPeak	BL2000\sean	1/17/2022 3:58:31 PM	Zero out primary peak of compound N-nitroso-Di-n-propylamine in sample Jan1439.D			✓	
CmdSetTargetCompoundAttribute	BL2000\sean	1/17/2022 3:58:33 PM	Set UserAnnotation = INT for compound N-nitroso-Di-n-propylamine in sample Jan1439.D; previous value =			✓	
CmdZeroOutPeak	BL2000\sean	1/17/2022 3:58:35 PM	Zero out primary peak of compound Dimethyl Phthalate in sample Jan1439.D			✓	
CmdSetTargetCompoundAttribute	BL2000\sean	1/17/2022 3:58:36 PM	Set UserAnnotation = INT for compound Dimethyl Phthalate in sample Jan1439.D; previous value =			✓	
CmdZeroOutPeak	BL2000\sean	1/17/2022 3:58:38 PM	Zero out primary peak of compound 2-Nitroaniline in sample Jan1439.D			✓	
CmdSetTargetCompoundAttribute	BL2000\sean	1/17/2022 3:58:39 PM	Set UserAnnotation = INT for compound 2-Nitroaniline in sample Jan1439.D; previous value =			✓	
CmdZeroOutPeak	BL2000\sean	1/17/2022 3:58:41 PM	Zero out primary peak of compound 4-Nitrophenol in sample Jan1439.D			✓	
CmdSetTargetCompoundAttribute	BL2000\sean	1/17/2022 3:58:42 PM	Set UserAnnotation = INT for compound 4-Nitrophenol in sample Jan1439.D; previous value =			✓	
CmdZeroOutPeak	BL2000\sean	1/17/2022 3:58:45 PM	Zero out primary peak of compound Diethylphthalate in sample Jan1439.D			✓	
CmdSetTargetCompoundAttribute	BL2000\sean	1/17/2022 3:58:46 PM	Set UserAnnotation = INT for compound Diethylphthalate in sample Jan1439.D; previous value =			✓	
CmdZeroOutPeak	BL2000\sean	1/17/2022 3:58:48 PM	Zero out primary peak of compound 2,4-Dinitrophenol in sample Jan1439.D			✓	
CmdSetTargetCompoundAttribute	BL2000\sean	1/17/2022 3:58:49 PM	Set UserAnnotation = INT for compound 2,4-Dinitrophenol in sample Jan1439.D; previous value =			✓	
CmdZeroOutPeak	BL2000\sean	1/17/2022 3:58:52 PM	Zero out primary peak of compound 1-Methylnaphthalene in sample Jan1439.D			✓	

Audit Trail report

Name	User	Time	Action	Reason	Comment	Succeed	Exception
CmdClearManualIntegration	BL2000\sean	1/17/2022 3:58:54 PM	Clear manual integration of target signal for compound 1-Methylnaphthalene in sample Jan1439.D			✓	
CmdManuallyIntegrateQualifierPeak	BL2000\sean	1/17/2022 3:59:01 PM	Manually integrate qualifier 115.0 of compound 1-Methylnaphthalene in sample Jan1439.D, from x, y = 7.350, 2168 to 7.379, 3910, result = 18445; previous integration is from x, y = 7.350, 2168 to 7.430, 2679 and previous response = 30190.			✓	
CmdManuallyIntegrateDropBaseline	BL2000\sean	1/17/2022 3:59:02 PM	Drop baseline for qualifier 115.0 of compound 1-Methylnaphthalene in sample Jan1439.D to y = 2168, new integration is from x, y = 7.350, 2168 to 7.379, 2168 and new response = 19959; previous integration is from x, y = 7.350, 2168 to 7.379, 3910 and previous response = 18445.			✓	
CmdManuallyIntegratePeak	BL2000\sean	1/17/2022 3:59:10 PM	Manually integrate compound 2-Methylnaphthalene in sample Jan1439.D, from x, y = 7.225, 15594 to 7.297, 18254, result = -44942; previous integration is from x, y = 7.348, 732 to 7.420, 744 and previous response = 54492.			✓	
CmdManuallyIntegrateSnapBaseline	BL2000\sean	1/17/2022 3:59:11 PM	Snap baseline for compound 2-Methylnaphthalene in sample Jan1439.D, from x = 7.225 to x = 7.297, new integration is from x, y = 7.225, 1084 to 7.297, 701 and new response = 24202; previous integration is from x, y = 7.225, 15594 to 7.297, 18254 and previous response = -44942.			✓	
CmdManuallyIntegrateDropBaseline	BL2000\sean	1/17/2022 3:59:12 PM	Drop baseline for compound 2-Methylnaphthalene in sample Jan1439.D to y = 701, new integration is from x, y = 7.225, 701 to 7.297, 701 and new response = 25028; previous integration is from x, y = 7.225, 1084 to 7.297, 701 and previous response = 24202.			✓	
CmdSetTargetCompoundAttribute	BL2000\sean	1/17/2022 3:59:15 PM	Set UserAnnotation = CO for compound 2-Methylnaphthalene in sample Jan1439.D; previous value =			✓	
CmdManuallyIntegrateApplyTargetRtToQualifier	BL2000\sean	1/17/2022 3:59:17 PM	Apply target integration range 7.225-7.297 to qualifier 142.0 for compound 2-Methylnaphthalene in sample Jan1439.D, new integration is from x, y = 7.225, 1953 to 7.297, 835 and new response = 26250; previously no peak.			✓	

Audit Trail report

Name	User	Time	Action	Reason	Comment	Succeed	Exception
CmdManuallyIntegrateApplyTargetRtToQualifier	BL2000\sean	1/17/2022 3:59:18 PM	Apply target integration range 7.225-7.297 to qualifier 115.0 for compound 2-Methylnaphthalene in sample Jan1439.D, new integration is from x, y = 7.225, 4040 to 7.297, 1681 and new response = 11280; previously no peak.			✓	
CmdManuallyIntegrateDropBaseline	BL2000\sean	1/17/2022 3:59:22 PM	Drop baseline for qualifier 115.0 of compound 2-Methylnaphthalene in sample Jan1439.D to y = 1681, new integration is from x, y = 7.225, 1681 to 7.297, 1681 and new response = 16367; previous integration is from x, y = 7.225, 4040 to 7.297, 1681 and previous response = 11280.			✓	
CmdManuallyIntegrateQualifierPeak	BL2000\sean	1/17/2022 3:59:26 PM	Manually integrate qualifier 115.0 of compound 2-Methylnaphthalene in sample Jan1439.D, from x, y = 7.245, 1813 to 7.276, 2123, result = 14593; previous integration is from x, y = 7.225, 1681 to 7.297, 1681 and previous response = 16367.			✓	
CmdManuallyIntegrateDropBaseline	BL2000\sean	1/17/2022 3:59:28 PM	Drop baseline for qualifier 115.0 of compound 2-Methylnaphthalene in sample Jan1439.D to y = 1813, new integration is from x, y = 7.245, 1813 to 7.276, 1813 and new response = 14880; previous integration is from x, y = 7.245, 1813 to 7.276, 2123 and previous response = 14593.			✓	
CmdManuallyIntegrateQualifierPeak	BL2000\sean	1/17/2022 3:59:32 PM	Manually integrate qualifier 142.0 of compound 2-Methylnaphthalene in sample Jan1439.D, from x, y = 7.235, 297 to 7.276, 807, result = 28950; previous integration is from x, y = 7.225, 1953 to 7.297, 835 and previous response = 26250.			✓	
CmdManuallyIntegrateDropBaseline	BL2000\sean	1/17/2022 3:59:33 PM	Drop baseline for qualifier 142.0 of compound 2-Methylnaphthalene in sample Jan1439.D to y = 297, new integration is from x, y = 7.235, 297 to 7.276, 297 and new response = 29578; previous integration is from x, y = 7.235, 297 to 7.276, 807 and previous response = 28950.			✓	
CmdZeroOutPeak	BL2000\sean	1/17/2022 3:59:36 PM	Zero out primary peak of compound 2,6-Dinitrotoluene in sample Jan1439.D			✓	
CmdSetTargetCompoundAttribute	BL2000\sean	1/17/2022 3:59:37 PM	Set UserAnnotation = INT for compound 2,6-Dinitrotoluene in sample Jan1439.D; previous value =			✓	

Audit Trail report

Name	User	Time	Action	Reason	Comment	Succeed	Exception
CmdManuallyIntegrateQualifierPeak	BL2000\sean	1/17/2022 3:59:43 PM	Manually integrate qualifier 129.0 of compound Naphthalene in sample Jan1439.D, from x, y = 6.403, 581 to 6.424, 987, result = 9228; previous integration is from x, y = 6.374, 425 to 6.559, 389 and previous response = 36959.			✓	
CmdManuallyIntegrateDropBaseline	BL2000\sean	1/17/2022 3:59:44 PM	Drop baseline for qualifier 129.0 of compound Naphthalene in sample Jan1439.D to y = 581, new integration is from x, y = 6.403, 581 to 6.424, 581 and new response = 9477; previous integration is from x, y = 6.403, 581 to 6.424, 987 and previous response = 9228.			✓	
CmdManuallyIntegrateQualifierPeak	BL2000\sean	1/17/2022 3:59:50 PM	Manually integrate qualifier 102.0 of compound Naphthalene in sample Jan1439.D, from x, y = 6.413, -109 to 6.434, -139, result = 4673; previous integration is from x, y = 6.362, 0 to 6.516, 0 and previous response = 13939.			✓	
CmdZeroOutPeak	BL2000\sean	1/17/2022 4:00:18 PM	Zero out primary peak of compound 2,6-Dinitrotoluene in sample Jan1440.D			✓	
CmdZeroOutPeak	BL2000\sean	1/17/2022 4:00:20 PM	Zero out primary peak of compound 2,4-Dinitrotoluene in sample Jan1440.D			✓	
CmdZeroOutPeak	BL2000\sean	1/17/2022 4:00:22 PM	Zero out primary peak of compound N-nitroso-Di-n-propylamine in sample Jan1440.D			✓	
CmdZeroOutPeak	BL2000\sean	1/17/2022 4:00:23 PM	Zero out primary peak of compound Dimethyl Phthalate in sample Jan1440.D			✓	
CmdSetTargetCompoundAttribute	BL2000\sean	1/17/2022 4:00:24 PM	Set UserAnnotation = INT for compound Dimethyl Phthalate in sample Jan1440.D; previous value =			✓	
CmdSetTargetCompoundAttribute	BL2000\sean	1/17/2022 4:00:27 PM	Set UserAnnotation = INT for compound N-nitroso-Di-n-propylamine in sample Jan1440.D; previous value =			✓	
CmdSetTargetCompoundAttribute	BL2000\sean	1/17/2022 4:00:29 PM	Set UserAnnotation = INT for compound 2,4-Dinitrotoluene in sample Jan1440.D; previous value =			✓	
CmdSetTargetCompoundAttribute	BL2000\sean	1/17/2022 4:00:31 PM	Set UserAnnotation = INT for compound 2,6-Dinitrotoluene in sample Jan1440.D; previous value =			✓	
CmdZeroOutPeak	BL2000\sean	1/17/2022 4:00:39 PM	Zero out primary peak of compound 2,6-Dinitrotoluene in sample Jan1441.D			✓	
CmdSetTargetCompoundAttribute	BL2000\sean	1/17/2022 4:00:40 PM	Set UserAnnotation = INT for compound 2,6-Dinitrotoluene in sample Jan1441.D; previous value =			✓	

Audit Trail report

Name	User	Time	Action	Reason	Comment	Succeed	Exception
CmdZeroOutPeak	BL2000\sean	1/17/2022 4:00:41 PM	Zero out primary peak of compound 2,4-Dinitrotoluene in sample Jan1441.D			✓	
CmdSetTargetCompoundAttribute	BL2000\sean	1/17/2022 4:00:43 PM	Set UserAnnotation = INT for compound 2,4-Dinitrotoluene in sample Jan1441.D; previous value =			✓	
CmdZeroOutPeak	BL2000\sean	1/17/2022 4:00:45 PM	Zero out primary peak of compound N-nitroso-Di-n-propylamine in sample Jan1441.D			✓	
CmdSetTargetCompoundAttribute	BL2000\sean	1/17/2022 4:00:46 PM	Set UserAnnotation = INT for compound N-nitroso-Di-n-propylamine in sample Jan1441.D; previous value =			✓	
CmdZeroOutPeak	BL2000\sean	1/17/2022 4:00:48 PM	Zero out primary peak of compound Dimethyl Phthalate in sample Jan1441.D			✓	
CmdSetTargetCompoundAttribute	BL2000\sean	1/17/2022 4:00:49 PM	Set UserAnnotation = INT for compound Dimethyl Phthalate in sample Jan1441.D; previous value =			✓	
CmdZeroOutPeak	BL2000\sean	1/17/2022 4:00:59 PM	Zero out primary peak of compound 2,6-Dinitrotoluene in sample Jan1442.D			✓	
CmdSetTargetCompoundAttribute	BL2000\sean	1/17/2022 4:01:00 PM	Set UserAnnotation = INT for compound 2,6-Dinitrotoluene in sample Jan1442.D; previous value =			✓	
CmdZeroOutPeak	BL2000\sean	1/17/2022 4:01:03 PM	Zero out primary peak of compound 2,4-Dinitrotoluene in sample Jan1442.D			✓	
CmdSetTargetCompoundAttribute	BL2000\sean	1/17/2022 4:01:04 PM	Set UserAnnotation = INT for compound 2,4-Dinitrotoluene in sample Jan1442.D; previous value =			✓	
CmdZeroOutPeak	BL2000\sean	1/17/2022 4:01:07 PM	Zero out primary peak of compound N-nitroso-Di-n-propylamine in sample Jan1442.D			✓	
CmdSetTargetCompoundAttribute	BL2000\sean	1/17/2022 4:01:08 PM	Set UserAnnotation = INT for compound N-nitroso-Di-n-propylamine in sample Jan1442.D; previous value =			✓	
CmdZeroOutPeak	BL2000\sean	1/17/2022 4:01:10 PM	Zero out primary peak of compound Dimethyl Phthalate in sample Jan1442.D			✓	
CmdSetTargetCompoundAttribute	BL2000\sean	1/17/2022 4:01:11 PM	Set UserAnnotation = INT for compound Dimethyl Phthalate in sample Jan1442.D; previous value =			✓	
CmdZeroOutPeak	BL2000\sean	1/17/2022 4:01:14 PM	Zero out primary peak of compound 2-Nitroaniline in sample Jan1442.D			✓	
CmdManuallyIntegratePeak	BL2000\sean	1/17/2022 4:02:15 PM	Manually integrate compound 2,6-Dinitrotoluene in sample Jan1443.D, from x, y = 8.241, 86400 to 8.261, 83726, result = -104457; previous integration is from x, y = 8.476, 0 to 8.568, 0 and previous response = 69224.			✓	

Audit Trail report

Name	User	Time	Action	Reason	Comment	Succeed	Exception
CmdZeroOutPeak	BL2000\sean	1/17/2022 4:02:16 PM	Zero out primary peak of compound 2,6-Dinitrotoluene in sample Jan1443.D			✓	
CmdSetTargetCompoundAttribute	BL2000\sean	1/17/2022 4:02:17 PM	Set UserAnnotation = INT for compound 2,6-Dinitrotoluene in sample Jan1443.D; previous value =			✓	
CmdZeroOutPeak	BL2000\sean	1/17/2022 4:02:20 PM	Zero out primary peak of compound 2,4-Dinitrotoluene in sample Jan1443.D			✓	
CmdSetTargetCompoundAttribute	BL2000\sean	1/17/2022 4:02:21 PM	Set UserAnnotation = INT for compound 2,4-Dinitrotoluene in sample Jan1443.D; previous value =			✓	
CmdZeroOutPeak	BL2000\sean	1/17/2022 4:02:24 PM	Zero out primary peak of compound N-nitroso-Di-n-propylamine in sample Jan1443.D			✓	
CmdSetTargetCompoundAttribute	BL2000\sean	1/17/2022 4:02:25 PM	Set UserAnnotation = INT for compound N-nitroso-Di-n-propylamine in sample Jan1443.D; previous value =			✓	
CmdZeroOutPeak	BL2000\sean	1/17/2022 4:02:27 PM	Zero out primary peak of compound Dimethyl Phthalate in sample Jan1443.D			✓	
CmdSetTargetCompoundAttribute	BL2000\sean	1/17/2022 4:02:29 PM	Set UserAnnotation = INT for compound Dimethyl Phthalate in sample Jan1443.D; previous value =			✓	
CmdZeroOutPeak	BL2000\sean	1/17/2022 4:02:31 PM	Zero out primary peak of compound 2-Nitroaniline in sample Jan1443.D			✓	
CmdSetTargetCompoundAttribute	BL2000\sean	1/17/2022 4:02:32 PM	Set UserAnnotation = INT for compound 2-Nitroaniline in sample Jan1443.D; previous value =			✓	
CmdZeroOutPeak	BL2000\sean	1/17/2022 4:02:34 PM	Zero out primary peak of compound Benzoic Acid in sample Jan1443.D			✓	
CmdSetTargetCompoundAttribute	BL2000\sean	1/17/2022 4:02:36 PM	Set UserAnnotation = INT for compound Benzoic Acid in sample Jan1443.D; previous value =			✓	
CmdZeroOutPeak	BL2000\sean	1/17/2022 4:03:09 PM	Zero out primary peak of compound 2,6-Dinitrotoluene in sample Jan1444.D			✓	
CmdSetTargetCompoundAttribute	BL2000\sean	1/17/2022 4:03:10 PM	Set UserAnnotation = INT for compound 2,6-Dinitrotoluene in sample Jan1444.D; previous value =			✓	
CmdZeroOutPeak	BL2000\sean	1/17/2022 4:03:13 PM	Zero out primary peak of compound 2,4-Dinitrotoluene in sample Jan1444.D			✓	
CmdSetTargetCompoundAttribute	BL2000\sean	1/17/2022 4:03:14 PM	Set UserAnnotation = INT for compound 2,4-Dinitrotoluene in sample Jan1444.D; previous value =			✓	
CmdZeroOutPeak	BL2000\sean	1/17/2022 4:03:16 PM	Zero out primary peak of compound N-nitroso-Di-n-propylamine in sample Jan1444.D			✓	

Audit Trail report

Name	User	Time	Action	Reason	Comment	Succeed	Exception
CmdSetTargetCompoundAttribute	BL2000\sean	1/17/2022 4:03:18 PM	Set UserAnnotation = INT for compound N-nitroso-Di-n-propylamine in sample Jan1444.D; previous value =			✓	
CmdZeroOutPeak	BL2000\sean	1/17/2022 4:03:20 PM	Zero out primary peak of compound Dimethyl Phthalate in sample Jan1444.D			✓	
CmdSetTargetCompoundAttribute	BL2000\sean	1/17/2022 4:03:21 PM	Set UserAnnotation = INT for compound Dimethyl Phthalate in sample Jan1444.D; previous value =			✓	
CmdManuallyIntegrateSplit	BL2000\sean	1/17/2022 4:03:29 PM	Split peak for compound Indeno(1,2,3-c,d)pyrene in sample Jan1444.D and keep left peak, new integration is from x, y = 20.877, 0 to 20.958, 0 and new response = 74474, previous integration is from x, y = 20.877, 0 to 21.049, 0 and previous response = 105419.			✓	
CmdSetTargetCompoundAttribute	BL2000\sean	1/17/2022 4:03:30 PM	Set UserAnnotation = CO for compound Indeno(1,2,3-c,d)pyrene in sample Jan1444.D; previous value =			✓	
CmdSaveBatchTable	BL2000\sean	1/17/2022 4:04:00 PM	Save batch \\MASSHUNTER\Org\Data\SV5973N.I\sd011422\DoD BNA 2\QuantResults\011422 DoD BNA.batch.bin			✓	
CmdZeroOutPeak	BL2000\sean	1/17/2022 4:04:15 PM	Zero out primary peak of compound 2,6-Dinitrotoluene in sample Jan1445.D			✓	
CmdSetTargetCompoundAttribute	BL2000\sean	1/17/2022 4:04:17 PM	Set UserAnnotation = INT for compound 2,6-Dinitrotoluene in sample Jan1445.D; previous value =			✓	
CmdZeroOutPeak	BL2000\sean	1/17/2022 4:04:19 PM	Zero out primary peak of compound 2,4-Dinitrotoluene in sample Jan1445.D			✓	
CmdSetTargetCompoundAttribute	BL2000\sean	1/17/2022 4:04:20 PM	Set UserAnnotation = INT for compound 2,4-Dinitrotoluene in sample Jan1445.D; previous value =			✓	
CmdZeroOutPeak	BL2000\sean	1/17/2022 4:04:22 PM	Zero out primary peak of compound N-nitroso-Di-n-propylamine in sample Jan1445.D			✓	
CmdSetTargetCompoundAttribute	BL2000\sean	1/17/2022 4:04:23 PM	Set UserAnnotation = INT for compound N-nitroso-Di-n-propylamine in sample Jan1445.D; previous value =			✓	
CmdZeroOutPeak	BL2000\sean	1/17/2022 4:04:25 PM	Zero out primary peak of compound Dimethyl Phthalate in sample Jan1445.D			✓	
CmdSetTargetCompoundAttribute	BL2000\sean	1/17/2022 4:04:27 PM	Set UserAnnotation = INT for compound Dimethyl Phthalate in sample Jan1445.D; previous value =			✓	

Audit Trail report

Name	User	Time	Action	Reason	Comment	Succeed	Exception
CmdManuallyIntegrateSplit	BL2000\sean	1/17/2022 4:04:32 PM	Split peak for compound Indeno(1,2,3-c,d)pyrene in sample Jan1445.D and keep left peak, new integration is from x, y = 20.887, 0 to 20.958, 0 and new response = 33810, previous integration is from x, y = 20.887, 0 to 21.029, 0 and previous response = 47325.			✓	
CmdSetTargetCompoundAttribute	BL2000\sean	1/17/2022 4:04:34 PM	Set UserAnnotation = INT for compound Indeno(1,2,3-c,d)pyrene in sample Jan1445.D; previous value =			✓	
CmdZeroOutPeak	BL2000\sean	1/17/2022 4:04:57 PM	Zero out primary peak of compound bis(2-chloroisopropyl)Ether in sample Jan1448.D			✓	
CmdSetTargetCompoundAttribute	BL2000\sean	1/17/2022 4:04:58 PM	Set UserAnnotation = INT for compound bis(2-chloroisopropyl)Ether in sample Jan1448.D; previous value =			✓	
CmdZeroOutPeak	BL2000\sean	1/17/2022 4:05:01 PM	Zero out primary peak of compound Dimethyl Phthalate in sample Jan1448.D			✓	
CmdSetTargetCompoundAttribute	BL2000\sean	1/17/2022 4:05:02 PM	Set UserAnnotation = INT for compound Dimethyl Phthalate in sample Jan1448.D; previous value =			✓	
CmdZeroOutPeak	BL2000\sean	1/17/2022 4:05:05 PM	Zero out primary peak of compound N-nitroso-Di-n-propylamine in sample Jan1448.D			✓	
CmdSetTargetCompoundAttribute	BL2000\sean	1/17/2022 4:05:06 PM	Set UserAnnotation = INT for compound N-nitroso-Di-n-propylamine in sample Jan1448.D; previous value =			✓	
CmdZeroOutPeak	BL2000\sean	1/17/2022 4:05:09 PM	Zero out primary peak of compound 2,4-Dinitrotoluene in sample Jan1448.D			✓	
CmdSetTargetCompoundAttribute	BL2000\sean	1/17/2022 4:05:10 PM	Set UserAnnotation = INT for compound 2,4-Dinitrotoluene in sample Jan1448.D; previous value =			✓	
CmdZeroOutPeak	BL2000\sean	1/17/2022 4:05:13 PM	Zero out primary peak of compound 2,6-Dinitrotoluene in sample Jan1448.D			✓	
CmdSetTargetCompoundAttribute	BL2000\sean	1/17/2022 4:05:14 PM	Set UserAnnotation = INT for compound 2,6-Dinitrotoluene in sample Jan1448.D; previous value =			✓	
CmdSaveBatchTable	BL2000\sean	1/17/2022 4:05:24 PM	Save batch \\MASSHUNTER\Org\Data\SV5973N.I\sd011422\DoD BNA 2\QuantResults\011422 DoD BNA.batch.bin			✓	
CmdOpenBatchTable	BL2000\sean	1/18/2022 1:08:23 PM	Open batch \\MASSHUNTER\Org\Data\SV5973N.I\sd011422\DoD BNA 2\011422 DoD BNA.batch.bin			✓	

Audit Trail report

Name	User	Time	Action	Reason	Comment	Succeed	Exception
CmdSaveBatchTable	BL2000\sean	1/18/2022 1:35:08 PM	Save batch \\MASSHUNTER\Org\Data\SV5973N.I\sd011422\DoD BNA 2\QuantResults\011422 DoD BNA.batch.bin			✓	
CmdOpenBatchTable	BL2000\sean	1/19/2022 7:03:29 AM	Open batch \\MASSHUNTER\Org\Data\SV5973N.I\sd011422\DoD BNA 2\011422 DoD BNA.batch.bin			✓	
CmdManuallyIntegratePeak	BL2000\sean	1/19/2022 7:03:59 AM	Manually integrate compound Aniline in sample Jan1429.D, from x, y = 4.532, 247515 to 4.603, 348501, result = -924973; previous integration is from x, y = 4.634, 3266 to 4.726, 3266 and previous response = 692865.			✓	
CmdManuallyIntegrateSnapBaseline	BL2000\sean	1/19/2022 7:04:03 AM	Snap baseline for compound Aniline in sample Jan1429.D, from x = 4.532 to x = 4.603, new integration is from x, y = 4.532, 600 to 4.603, 13707 and new response = 322502; previous integration is from x, y = 4.532, 247515 to 4.603, 348501 and previous response = -924973.			✓	
CmdManuallyIntegrateDropBaseline	BL2000\sean	1/19/2022 7:04:04 AM	Drop baseline for compound Aniline in sample Jan1429.D to y = 600, new integration is from x, y = 4.532, 600 to 4.603, 600 and new response = 350610; previous integration is from x, y = 4.532, 600 to 4.603, 13707 and previous response = 322502.			✓	
CmdManuallyIntegrateApplyTargetRtToQualifier	BL2000\sean	1/19/2022 7:04:07 AM	Apply target integration range 4.532-4.603 to qualifier 66.0 for compound Aniline in sample Jan1429.D, new integration is from x, y = 4.532, 847 to 4.603, 59496 and new response = 30482; previous integration is from x, y = 4.535, 1163 to 4.726, 1578 and previous response = 431220.			✓	
CmdManuallyIntegrateDropBaseline	BL2000\sean	1/19/2022 7:04:10 AM	Drop baseline for qualifier 66.0 of compound Aniline in sample Jan1429.D to y = 847, new integration is from x, y = 4.532, 847 to 4.603, 847 and new response = 156255; previous integration is from x, y = 4.532, 847 to 4.603, 59496 and previous response = 30482.			✓	
CmdManuallyIntegrateSplit	BL2000\sean	1/19/2022 7:04:13 AM	Split qualifier 66.0 of compound Aniline in sample Jan1429.D and keep left peak, new integration is from x, y = 4.532, 847 to 4.603, 847 and new response = 156255, previous integration is from x, y = 4.532, 847 to 4.603, 847 and previous response = 156255.			✓	

Audit Trail report

Name	User	Time	Action	Reason	Comment	Succeed	Exception
CmdManuallyIntegrateSplit	BL2000\sean	1/19/2022 7:04:15 AM	Split qualifier 66.0 of compound Aniline in sample Jan1429.D and keep left peak, new integration is from x, y = 4.532, 847 to 4.603, 847 and new response = 156255, previous integration is from x, y = 4.532, 847 to 4.603, 847 and previous response = 156255.			✓	
CmdManuallyIntegrateQualifierPeak	BL2000\sean	1/19/2022 7:04:22 AM	Manually integrate qualifier 66.0 of compound Aniline in sample Jan1429.D, from x, y = 4.532, 847 to 4.583, 909, result = 126680; previous integration is from x, y = 4.532, 847 to 4.603, 847 and previous response = 156255.			✓	
CmdManuallyIntegrateQualifierPeak	BL2000\sean	1/19/2022 7:04:26 AM	Manually integrate qualifier 65.0 of compound Aniline in sample Jan1429.D, from x, y = 4.538, 1156 to 4.583, 5483, result = 65911; previous integration is from x, y = 4.538, 1156 to 4.675, 1471 and previous response = 454479.			✓	
CmdManuallyIntegrateDropBaseline	BL2000\sean	1/19/2022 7:04:28 AM	Drop baseline for qualifier 65.0 of compound Aniline in sample Jan1429.D to y = 1156, new integration is from x, y = 4.538, 1156 to 4.583, 1156 and new response = 71666; previous integration is from x, y = 4.538, 1156 to 4.583, 5483 and previous response = 65911.			✓	
CmdSetTargetCompoundAttribute	BL2000\sean	1/19/2022 7:04:29 AM	Set UserAnnotation = CO for compound Aniline in sample Jan1429.D; previous value =			✓	
CmdManuallyIntegrateSplit	BL2000\sean	1/19/2022 7:04:35 AM	Split peak for compound Phenol in sample Jan1429.D and keep left peak, new integration is from x, y = 4.593, 1332.65593085913 to 4.685, 1464.81113284639 and new response = 551640, previous integration is from x, y = 4.593, 1333 to 4.746, 1553 and previous response = 574021.			✓	
CmdManuallyIntegrateSplit	BL2000\sean	1/19/2022 7:04:37 AM	Split peak for compound Phenol in sample Jan1429.D and keep left peak, new integration is from x, y = 4.593, 1332.65593085913 to 4.685, 1464.81113284639 and new response = 551640, previous integration is from x, y = 4.593, 1333 to 4.685, 1465 and previous response = 551640.			✓	
CmdManuallyIntegrateQualifierPeak	BL2000\sean	1/19/2022 7:04:41 AM	Manually integrate qualifier 66.0 of compound Phenol in sample Jan1429.D, from x, y = 4.583, 877 to 4.675, 4436, result = 271347; previous integration is from x, y = 4.532, 911 to 4.726, 1305 and previous response = 434095.			✓	

Audit Trail report

Name	User	Time	Action	Reason	Comment	Succeed	Exception
CmdManuallyIntegrateDropBaseline	BL2000\sean	1/19/2022 7:04:42 AM	Drop baseline for qualifier 66.0 of compound Phenol in sample Jan1429.D to y = 877, new integration is from x, y = 4.583, 877 to 4.675, 877 and new response = 281161; previous integration is from x, y = 4.583, 877 to 4.675, 4436 and previous response = 271347.			✓	
CmdManuallyIntegratePeak	BL2000\sean	1/19/2022 7:04:42 AM	Manually integrate compound Phenol in sample Jan1429.D, from x, y = 4.971, 334173 to 5.001, 343876, result = -619605; previous integration is from x, y = 4.593, 1333 to 4.685, 1465 and previous response = 551640.			✓	
CmdClearManualIntegration	BL2000\sean	1/19/2022 7:04:45 AM	Clear manual integration of target signal for compound Phenol in sample Jan1429.D			✓	
CmdManuallyIntegrateSplit	BL2000\sean	1/19/2022 7:04:51 AM	Split peak for compound Phenol in sample Jan1429.D and keep left peak, new integration is from x, y = 4.593, 1332.65593085913 to 4.685, 1464.81113284639 and new response = 551640, previous integration is from x, y = 4.593, 1333 to 4.746, 1553 and previous response = 574021.			✓	
CmdSetTargetCompoundAttribute	BL2000\sean	1/19/2022 7:04:53 AM	Set UserAnnotation = BA for compound Phenol in sample Jan1429.D; previous value =			✓	
CmdManuallyIntegrateSplit	BL2000\sean	1/19/2022 7:04:58 AM	Split qualifier 64.0 of compound bis(-2-Chloroethyl)Ether in sample Jan1429.D and keep right peak, new integration is from x, y = 4.634, 464.773576692888 to 4.675, 474.52630313815 and new response = 24597, previous integration is from x, y = 4.583, 453 to 4.675, 475 and previous response = 67451.			✓	
CmdManuallyIntegratePeak	BL2000\sean	1/19/2022 7:05:00 AM	Manually integrate compound bis(-2-Chloroethyl)Ether in sample Jan1429.D, from x, y = 4.940, 708399 to 4.971, 724319, result = -1307062; previous integration is from x, y = 4.634, 668 to 4.675, 691 and previous response = 676424.			✓	
CmdClearManualIntegration	BL2000\sean	1/19/2022 7:05:05 AM	Clear manual integration of target signal for compound bis(-2-Chloroethyl)Ether in sample Jan1429.D			✓	
CmdManuallyIntegratePeak	BL2000\sean	1/19/2022 7:05:13 AM	Manually integrate compound 1,4-Dichlorobenzene in sample Jan1429.D, from x, y = 4.899, 295158 to 4.991, 331286, result = -989458; previous integration is from x, y = 4.820, 118 to 4.910, 194 and previous response = 733731.			✓	

Audit Trail report

Name	User	Time	Action	Reason	Comment	Succeed	Exception
CmdManuallyIntegrateSnapBaseline	BL2000\sean	1/19/2022 7:05:14 AM	Snap baseline for compound 1,4-Dichlorobenzene in sample Jan1429.D, from x = 4.899 to x = 4.991, new integration is from x, y = 4.899, 1752 to 4.991, 1844 and new response = 728045; previous integration is from x, y = 4.899, 295158 to 4.991, 331286 and previous response = -989458.			✓	
CmdManuallyIntegrateDropBaseline	BL2000\sean	1/19/2022 7:05:15 AM	Drop baseline for compound 1,4-Dichlorobenzene in sample Jan1429.D to y = 1752, new integration is from x, y = 4.899, 1752 to 4.991, 1752 and new response = 728299; previous integration is from x, y = 4.899, 1752 to 4.991, 1844 and previous response = 728045.			✓	
CmdSetTargetCompoundAttribute	BL2000\sean	1/19/2022 7:05:19 AM	Set UserAnnotation = CO for compound 1,4-Dichlorobenzene in sample Jan1429.D; previous value =			✓	
CmdManuallyIntegrateApplyTargetRtToQualifier	BL2000\sean	1/19/2022 7:05:21 AM	Apply target integration range 4.899-4.991 to qualifier 148.0 for compound 1,4-Dichlorobenzene in sample Jan1429.D, new integration is from x, y = 4.899, 1112 to 4.991, 1274 and new response = 461772; previous integration is from x, y = 4.818, 0 to 4.899, 0 and previous response = 463584.			✓	
CmdManuallyIntegrateApplyTargetRtToQualifier	BL2000\sean	1/19/2022 7:05:24 AM	Apply target integration range 4.899-4.991 to qualifier 111.0 for compound 1,4-Dichlorobenzene in sample Jan1429.D, new integration is from x, y = 4.899, 749 to 4.991, 2188 and new response = 253193; previously no peak.			✓	
CmdManuallyIntegratePeak	BL2000\sean	1/19/2022 7:05:43 AM	Manually integrate compound 1,2-Dichlorobenzene in sample Jan1429.D, from x, y = 5.042, 445690 to 5.165, 493859, result = -2724199; previous integration is from x, y = 4.820, 154 to 4.910, 185 and previous response = 733674.			✓	
CmdManuallyIntegrateSnapBaseline	BL2000\sean	1/19/2022 7:05:44 AM	Snap baseline for compound 1,2-Dichlorobenzene in sample Jan1429.D, from x = 5.042 to x = 5.165, new integration is from x, y = 5.042, 1291 to 5.165, 1094 and new response = 721753; previous integration is from x, y = 5.042, 445690 to 5.165, 493859 and previous response = -2724199.			✓	

Audit Trail report

Name	User	Time	Action	Reason	Comment	Succeed	Exception
CmdManuallyIntegrateDropBaseline	BL2000\sean	1/19/2022 7:05:45 AM	Drop baseline for compound 1,2-Dichlorobenzene in sample Jan1429.D to y = 1094, new integration is from x, y = 5.042, 1094 to 5.165, 1094 and new response = 722477; previous integration is from x, y = 5.042, 1291 to 5.165, 1094 and previous response = 721753.			✓	
CmdSetTargetCompoundAttribute	BL2000\sean	1/19/2022 7:05:46 AM	Set UserAnnotation = CO for compound 1,2-Dichlorobenzene in sample Jan1429.D; previous value =			✓	
CmdManuallyIntegrateApplyTargetRtToQualifier	BL2000\sean	1/19/2022 7:05:49 AM	Apply target integration range 5.042-5.165 to qualifier 111.0 for compound 1,2-Dichlorobenzene in sample Jan1429.D, new integration is from x, y = 5.042, 1409 to 5.165, 2429 and new response = 273024; previously no peak.			✓	
CmdSelectPeak	BL2000\sean	1/19/2022 7:05:57 AM	Select peak for compound 2-Methylphenol in sample Jan1429.D			✓	
CmdManuallyIntegrateSplit	BL2000\sean	1/19/2022 7:06:00 AM	Split peak for compound 2-Methylphenol in sample Jan1429.D and keep left peak, new integration is from x, y = 5.247, 1077.65705252093 to 5.451, 1867.58723280156 and new response = 652580, previous integration is from x, y = 5.247, 1078 to 5.614, 2500 and previous response = 1495769.			✓	
CmdSetTargetCompoundAttribute	BL2000\sean	1/19/2022 7:06:01 AM	Set UserAnnotation = CO for compound 2-Methylphenol in sample Jan1429.D; previous value =			✓	
CmdManuallyIntegrateApplyTargetRtToQualifier	BL2000\sean	1/19/2022 7:06:04 AM	Apply target integration range 5.247-5.451 to qualifier 108.0 for compound 2-Methylphenol in sample Jan1429.D, new integration is from x, y = 5.247, 2156 to 5.451, 2221 and new response = 712170; previous integration is from x, y = 5.236, 781 to 5.614, 2014 and previous response = 1421357.			✓	
CmdManuallyIntegrateSplit	BL2000\sean	1/19/2022 7:06:09 AM	Split peak for compound 4Methylphenol/3Methylphenol in sample Jan1429.D and keep left peak, new integration is from x, y = 5.451, 1726.5081353732 to 5.573, 1670.60273622013 and new response = 828451, previous integration is from x, y = 5.451, 1727 to 5.614, 1652 and previous response = 848035.			✓	
CmdSetTargetCompoundAttribute	BL2000\sean	1/19/2022 7:06:10 AM	Set UserAnnotation = CO for compound 4Methylphenol/3Methylphenol in sample Jan1429.D; previous value =			✓	

Audit Trail report

Name	User	Time	Action	Reason	Comment	Succeed	Exception
CmdManuallyIntegrateApplyTargetRtToQualifier	BL2000\sean	1/19/2022 7:06:12 AM	Apply target integration range 5.451-5.573 to qualifier 108.0 for compound 4Methylphenol/3Methylphenol in sample Jan1429.D, new integration is from x, y = 5.451, 2221 to 5.573, 6560 and new response = 670190; previous integration is from x, y = 5.262, 2154 to 5.614, 1815 and previous response = 1407968.			✓	
CmdManuallyIntegrateSplit	BL2000\sean	1/19/2022 7:06:29 AM	Split qualifier 63.0 of compound bis(-2-Chloroethoxy)Methane in sample Jan1429.D and keep left peak, new integration is from x, y = 6.147, 1870.53539504346 to 6.239, 2218.4900551303 and new response = 637046, previous integration is from x, y = 6.147, 1871 to 6.331, 2569 and previous response = 951976.			✓	
CmdManuallyIntegrateSplit	BL2000\sean	1/19/2022 7:06:40 AM	Split peak for compound 4-Chlorophenol in sample Jan1429.D and keep left peak, new integration is from x, y = 6.475, 315.50405817886 to 6.568, 369.470053583879 and new response = 184948, previous integration is from x, y = 6.475, 316 to 6.629, 405 and previous response = 196291.			✓	
CmdManuallyIntegrateSplit	BL2000\sean	1/19/2022 7:06:41 AM	Split peak for compound 4-Chlorophenol in sample Jan1429.D and keep left peak, new integration is from x, y = 6.475, 315.50405817886 to 6.568, 369.470053583879 and new response = 184948, previous integration is from x, y = 6.475, 316 to 6.568, 369 and previous response = 184948.			✓	
CmdManuallyIntegratePeak	BL2000\sean	1/19/2022 7:06:47 AM	Manually integrate compound 4-Chlorophenol in sample Jan1429.D, from x, y = 6.475, 316 to 6.516, 1025, result = 155996; previous integration is from x, y = 6.475, 316 to 6.568, 369 and previous response = 184948.			✓	
CmdManuallyIntegrateDropBaseline	BL2000\sean	1/19/2022 7:06:48 AM	Drop baseline for compound 4-Chlorophenol in sample Jan1429.D to y = 316, new integration is from x, y = 6.475, 316 to 6.516, 316 and new response = 156871; previous integration is from x, y = 6.475, 316 to 6.516, 1025 and previous response = 155996.			✓	

Audit Trail report

Name	User	Time	Action	Reason	Comment	Succeed	Exception
CmdManuallyIntegrateApplyTargetRtToQualifier	BL2000\sean	1/19/2022 7:06:51 AM	Apply target integration range 6.475-6.516 to qualifier 128.0 for compound 4-Chlorophenol in sample Jan1429.D, new integration is from x, y = 6.475, 6054 to 6.516, 51512 and new response = 457004; previous integration is from x, y = 6.393, 781 to 6.475, 947 and previous response = 1724964.			✓	
CmdManuallyIntegrateDropBaseline	BL2000\sean	1/19/2022 7:06:52 AM	Drop baseline for qualifier 128.0 of compound 4-Chlorophenol in sample Jan1429.D to y = 6054, new integration is from x, y = 6.475, 6054 to 6.516, 6054 and new response = 513031; previous integration is from x, y = 6.475, 6054 to 6.516, 51512 and previous response = 457004.			✓	
CmdSetTargetCompoundAttribute	BL2000\sean	1/19/2022 7:06:56 AM	Set UserAnnotation = CO for compound 4-Chlorophenol in sample Jan1429.D; previous value =			✓	
CmdManuallyIntegrateSplit	BL2000\sean	1/19/2022 7:07:02 AM	Split qualifier 129.0 of compound p-Chloroaniline in sample Jan1429.D and keep left peak, new integration is from x, y = 6.516, 746.590051813274 to 6.578, 813.011944799302 and new response = 182204, previous integration is from x, y = 6.516, 747 to 6.660, 902 and previous response = 194337.			✓	
CmdManuallyIntegrateSplit	BL2000\sean	1/19/2022 7:07:03 AM	Split qualifier 65.0 of compound p-Chloroaniline in sample Jan1429.D and keep right peak, new integration is from x, y = 6.527, 3133.83755148337 to 6.650, 3198.99161279441 and new response = 135623, previous integration is from x, y = 6.473, 3105 to 6.650, 3199 and previous response = 410917.			✓	
CmdManuallyIntegrateQualifierPeak	BL2000\sean	1/19/2022 7:09:16 AM	Manually integrate qualifier 65.0 of compound p-Chloroaniline in sample Jan1429.D, from x, y = 6.516, 4308 to 6.650, 3199, result = 190049; previous integration is from x, y = 6.527, 3134 to 6.650, 3199 and previous response = 135623.			✓	
CmdManuallyIntegrateDropBaseline	BL2000\sean	1/19/2022 7:09:20 AM	Drop baseline for qualifier 65.0 of compound p-Chloroaniline in sample Jan1429.D to y = 3199, new integration is from x, y = 6.516, 3199 to 6.650, 3199 and new response = 194490; previous integration is from x, y = 6.516, 4308 to 6.650, 3199 and previous response = 190049.			✓	

Audit Trail report

Name	User	Time	Action	Reason	Comment	Succeed	Exception
CmdManuallyIntegrateSplit	BL2000\sean	1/19/2022 7:09:30 AM	Split peak for compound 1-Methylnaphthalene in sample Jan1429.D and keep left peak, new integration is from x, y = 7.348, 1511.59519794265 to 7.441, 1673.40849226429 and new response = 1007194, previous integration is from x, y = 7.348, 1512 to 7.502, 1781 and previous response = 1038459.			✓	
CmdManuallyIntegrateApplyTargetRtToQualifier	BL2000\sean	1/19/2022 7:09:45 AM	Apply target integration range 8.517-8.589 to qualifier 152.0 for compound Acenaphthene in sample Jan1429.D, new integration is from x, y = 8.517, 2926 to 8.589, 3962 and new response = 613892; previous integration is from x, y = 8.293, 935 to 8.384, 1046 and previous response = 1938481.			✓	
CmdManuallyIntegrateDropBaseline	BL2000\sean	1/19/2022 7:09:46 AM	Drop baseline for qualifier 152.0 of compound Acenaphthene in sample Jan1429.D to y = 2926, new integration is from x, y = 8.517, 2926 to 8.589, 2926 and new response = 616118; previous integration is from x, y = 8.517, 2926 to 8.589, 3962 and previous response = 613892.			✓	
CmdManuallyIntegrateApplyTargetRtToQualifier	BL2000\sean	1/19/2022 7:10:02 AM	Apply target integration range 8.599-8.681 to qualifier 154.0 for compound 2,4-Dinitrophenol in sample Jan1429.D, new integration is from x, y = 8.599, 4485 to 8.681, 2840 and new response = 45247; previous integration is from x, y = 8.517, 783 to 8.589, 846 and previous response = 1213796.			✓	
CmdManuallyIntegrateDropBaseline	BL2000\sean	1/19/2022 7:10:03 AM	Drop baseline for qualifier 154.0 of compound 2,4-Dinitrophenol in sample Jan1429.D to y = 2840, new integration is from x, y = 8.599, 2840 to 8.681, 2840 and new response = 49286; previous integration is from x, y = 8.599, 4485 to 8.681, 2840 and previous response = 45247.			✓	
CmdManuallyIntegrateApplyTargetRtToQualifier	BL2000\sean	1/19/2022 7:10:09 AM	Apply target integration range 8.793-8.945 to qualifier 139.0 for compound 4-Nitrophenol in sample Jan1429.D, new integration is from x, y = 8.793, 4122 to 8.945, 990 and new response = 56158; previous integration is from x, y = 8.722, 791 to 8.783, 691 and previous response = 743349.			✓	

Audit Trail report

Name	User	Time	Action	Reason	Comment	Succeed	Exception
CmdManuallyIntegrateDropBaseline	BL2000\sean	1/19/2022 7:10:10 AM	Drop baseline for qualifier 139.0 of compound 4-Nitrophenol in sample Jan1429.D to y = 990, new integration is from x, y = 8.793, 990 to 8.945, 990 and new response = 70385; previous integration is from x, y = 8.793, 4122 to 8.945, 990 and previous response = 56158.			✓	
CmdManuallyIntegrateDropBaseline	BL2000\sean	1/19/2022 7:10:16 AM	Drop baseline for compound 4-Nitrophenol in sample Jan1429.D to y = 2773, new integration is from x, y = 8.793, 2773 to 8.945, 2773 and new response = 83645; previous integration is from x, y = 8.793, 3109 to 8.945, 2773 and previous response = 81945.			✓	
CmdManuallyIntegrateSplit	BL2000\sean	1/19/2022 7:10:24 AM	Split qualifier 63.0 of compound 2,4-Dinitrotoluene in sample Jan1429.D and keep right peak, new integration is from x, y = 8.763, 3012.64631439522 to 8.804, 2946.08783067601 and new response = 122528, previous integration is from x, y = 8.724, 3076 to 8.804, 2946 and previous response = 236984.			✓	
CmdManuallyIntegrateQualifierPeak	BL2000\sean	1/19/2022 7:10:38 AM	Manually integrate qualifier 65.0 of compound 4-Nitroaniline in sample Jan1429.D, from x, y = 9.213, 3817 to 9.305, 4200, result = 201300; previous integration is from x, y = 9.325, 3068 to 9.418, 3012 and previous response = 127223.			✓	
CmdManuallyIntegrateDropBaseline	BL2000\sean	1/19/2022 7:10:39 AM	Drop baseline for qualifier 65.0 of compound 4-Nitroaniline in sample Jan1429.D to y = 3817, new integration is from x, y = 9.213, 3817 to 9.305, 3817 and new response = 202358; previous integration is from x, y = 9.213, 3817 to 9.305, 4200 and previous response = 201300.			✓	
CmdManuallyIntegratePeak	BL2000\sean	1/19/2022 7:11:05 AM	Manually integrate compound Benzidine in sample Jan1429.D, from x, y = 12.409, 0 to 12.784, 0, result = 27833; previous integration is from x, y = 12.500, 0 to 12.673, 0 and previous response = 22597.			✓	
CmdClearManualIntegration	BL2000\sean	1/19/2022 7:11:10 AM	Clear manual integration of target signal for compound Benzidine in sample Jan1429.D			✓	

Audit Trail report

Name	User	Time	Action	Reason	Comment	Succeed	Exception
CmdManuallyIntegrateSplit	BL2000\sean	1/19/2022 7:11:25 AM	Split peak for compound Indeno(1,2,3-c,d)pyrene in sample Jan1429.D and keep left peak, new integration is from x, y = 20.880, 74.7216312967503 to 20.968, 543.885251547994 and new response = 1391176, previous integration is from x, y = 20.880, 75 to 21.069, 1086 and previous response = 1812910.			✓	
CmdSetTargetCompoundAttribute	BL2000\sean	1/19/2022 7:11:26 AM	Set UserAnnotation = CO for compound Indeno(1,2,3-c,d)pyrene in sample Jan1429.D; previous value =			✓	
CmdManuallyIntegratePeak	BL2000\sean	1/19/2022 7:12:30 AM	Manually integrate compound Aniline in sample Jan1437.D, from x, y = 4.532, 312226 to 4.593, 368511, result = -938307; previous integration is from x, y = 4.634, 2659 to 4.726, 2659 and previous response = 700875.			✓	
CmdManuallyIntegrateSnapBaseline	BL2000\sean	1/19/2022 7:12:31 AM	Snap baseline for compound Aniline in sample Jan1437.D, from x = 4.532 to x = 4.593, new integration is from x, y = 4.532, 0 to 4.593, 11624 and new response = 291856; previous integration is from x, y = 4.532, 312226 to 4.593, 368511 and previous response = -938307.			✓	
CmdManuallyIntegrateDropBaseline	BL2000\sean	1/19/2022 7:12:32 AM	Drop baseline for compound Aniline in sample Jan1437.D to y = 0, new integration is from x, y = 4.532, 0 to 4.593, 0 and new response = 313227; previous integration is from x, y = 4.532, 0 to 4.593, 11624 and previous response = 291856.			✓	
CmdManuallyIntegrateSplit	BL2000\sean	1/19/2022 7:52:18 AM	Split qualifier 66.0 of compound Aniline in sample Jan1437.D and keep left peak, new integration is from x, y = 4.535, 792.771376735121 to 4.583, 864.515202016416 and new response = 118333, previous integration is from x, y = 4.535, 793 to 4.736, 1093 and previous response = 446707.			✓	
CmdManuallyIntegrateQualifierPeak	BL2000\sean	1/19/2022 7:52:23 AM	Manually integrate qualifier 65.0 of compound Aniline in sample Jan1437.D, from x, y = 4.542, 1184 to 4.583, 2418, result = 64244; previous integration is from x, y = 4.583, 1004 to 4.634, 1095 and previous response = 186558.			✓	

Audit Trail report

Name	User	Time	Action	Reason	Comment	Succeed	Exception
CmdManuallyIntegrateDropBaseline	BL2000\sean	1/19/2022 7:52:24 AM	Drop baseline for qualifier 65.0 of compound Aniline in sample Jan1437.D to y = 1184, new integration is from x, y = 4.542, 1184 to 4.583, 1184 and new response = 65756; previous integration is from x, y = 4.542, 1184 to 4.583, 2418 and previous response = 64244.			✓	
CmdManuallyIntegrateSplit	BL2000\sean	1/19/2022 7:52:32 AM	Split peak for compound Phenol in sample Jan1437.D and keep left peak, new integration is from x, y = 4.583, 1158.09039040798 to 4.675, 1237.64372066203 and new response = 585583, previous integration is from x, y = 4.583, 1158 to 4.746, 1300 and previous response = 609561.			✓	
CmdManuallyIntegrateSplit	BL2000\sean	1/19/2022 7:52:34 AM	Split peak for compound Phenol in sample Jan1437.D and keep left peak, new integration is from x, y = 4.583, 1158.09039040798 to 4.675, 1237.64372066203 and new response = 585583, previous integration is from x, y = 4.583, 1158 to 4.675, 1238 and previous response = 585583.			✓	
CmdManuallyIntegratePeak	BL2000\sean	1/19/2022 7:52:38 AM	Manually integrate compound Phenol in sample Jan1437.D, from x, y = 4.583, 1158 to 4.644, 4805, result = 539937; previous integration is from x, y = 4.583, 1158 to 4.675, 1238 and previous response = 585583.			✓	
CmdManuallyIntegrateDropBaseline	BL2000\sean	1/19/2022 7:52:40 AM	Drop baseline for compound Phenol in sample Jan1437.D to y = 1158, new integration is from x, y = 4.583, 1158 to 4.644, 1158 and new response = 546642; previous integration is from x, y = 4.583, 1158 to 4.644, 4805 and previous response = 539937.			✓	
CmdSetTargetCompoundAttribute	BL2000\sean	1/19/2022 7:52:41 AM	Set UserAnnotation = CO for compound Phenol in sample Jan1437.D; previous value =			✓	
CmdManuallyIntegrateQualifierPeak	BL2000\sean	1/19/2022 7:52:47 AM	Manually integrate qualifier 66.0 of compound Phenol in sample Jan1437.D, from x, y = 4.583, 748 to 4.644, 236, result = 288084; previous integration is from x, y = 4.530, 575 to 4.736, 801 and previous response = 449847.			✓	
CmdManuallyIntegrateSplit	BL2000\sean	1/19/2022 7:52:51 AM	Split qualifier 64.0 of compound bis(-2-Chloroethyl)Ether in sample Jan1437.D and keep right peak, new integration is from x, y = 4.634, 537.909308344571 to 4.675, 569.668594104661 and new response = 23955, previous integration is from x, y = 4.583, 498 to 4.675, 570 and previous response = 69955.			✓	

Audit Trail report

Name	User	Time	Action	Reason	Comment	Succeed	Exception
CmdManuallyIntegratePeak	BL2000\sean	1/19/2022 7:52:57 AM	Manually integrate compound 1,4-Dichlorobenzene in sample Jan1437.D, from x, y = 4.899, 559250 to 4.981, 632981, result = -2198563; previous integration is from x, y = 4.819, 94 to 4.910, 203 and previous response = 710757.			✓	
CmdManuallyIntegrateSnapBaseline	BL2000\sean	1/19/2022 7:52:59 AM	Snap baseline for compound 1,4-Dichlorobenzene in sample Jan1437.D, from x = 4.899 to x = 4.981, new integration is from x, y = 4.899, 2356 to 4.981, 3908 and new response = 708835; previous integration is from x, y = 4.899, 559250 to 4.981, 632981 and previous response = -2198563.			✓	
CmdManuallyIntegrateDropBaseline	BL2000\sean	1/19/2022 7:53:00 AM	Drop baseline for compound 1,4-Dichlorobenzene in sample Jan1437.D to y = 2356, new integration is from x, y = 4.899, 2356 to 4.981, 2356 and new response = 712639; previous integration is from x, y = 4.899, 2356 to 4.981, 3908 and previous response = 708835.			✓	
CmdSetTargetCompoundAttribute	BL2000\sean	1/19/2022 7:53:00 AM	Set UserAnnotation = BA for compound 1,4-Dichlorobenzene in sample Jan1437.D; previous value =			✓	
CmdSetTargetCompoundAttribute	BL2000\sean	1/19/2022 7:53:01 AM	Set UserAnnotation = CO for compound 1,4-Dichlorobenzene in sample Jan1437.D; previous value = BA			✓	
CmdManuallyIntegrateApplyTargetRtToQualifier	BL2000\sean	1/19/2022 7:53:03 AM	Apply target integration range 4.899-4.981 to qualifier 148.0 for compound 1,4-Dichlorobenzene in sample Jan1437.D, new integration is from x, y = 4.899, 2130 to 4.981, 2661 and new response = 453951; previous integration is from x, y = 4.828, 541 to 4.910, 564 and previous response = 424905.			✓	
CmdManuallyIntegrateApplyTargetRtToQualifier	BL2000\sean	1/19/2022 7:53:04 AM	Apply target integration range 4.899-4.981 to qualifier 111.0 for compound 1,4-Dichlorobenzene in sample Jan1437.D, new integration is from x, y = 4.899, 864 to 4.981, 1779 and new response = 253495; previous integration is from x, y = 4.828, 0 to 4.899, 0 and previous response = 265603.			✓	
CmdSelectPeak	BL2000\sean	1/19/2022 7:53:11 AM	Select peak for compound Benzyl Alcohol in sample Jan1437.D			✓	

Audit Trail report

Name	User	Time	Action	Reason	Comment	Succeed	Exception
CmdManuallyIntegrateSplit	BL2000\sean	1/19/2022 7:53:13 AM	Split peak for compound Benzyl Alcohol in sample Jan1437.D and keep left peak, new integration is from x, y = 5.083, 0 to 5.451, 0 and new response = 1037772, previous integration is from x, y = 5.083, 0 to 5.512, 0 and previous response = 1665520.			✓	
CmdManuallyIntegrateSplit	BL2000\sean	1/19/2022 7:53:16 AM	Split peak for compound Benzyl Alcohol in sample Jan1437.D and keep left peak, new integration is from x, y = 5.083, 0 to 5.247, 0 and new response = 365326, previous integration is from x, y = 5.083, 0 to 5.451, 0 and previous response = 1037772.			✓	
CmdSetTargetCompoundAttribute	BL2000\sean	1/19/2022 7:53:17 AM	Set UserAnnotation = CO for compound Benzyl Alcohol in sample Jan1437.D; previous value =			✓	
CmdManuallyIntegrateApplyTargetRtToQualifier	BL2000\sean	1/19/2022 7:53:20 AM	Apply target integration range 5.083-5.247 to qualifier 107.0 for compound Benzyl Alcohol in sample Jan1437.D, new integration is from x, y = 5.083, 0 to 5.247, 1506 and new response = 254834; previously no peak.			✓	
CmdManuallyIntegrateDropBaseline	BL2000\sean	1/19/2022 7:53:21 AM	Drop baseline for qualifier 107.0 of compound Benzyl Alcohol in sample Jan1437.D to y = 0, new integration is from x, y = 5.083, 0 to 5.247, 0 and new response = 262216; previous integration is from x, y = 5.083, 0 to 5.247, 1506 and previous response = 254834.			✓	
CmdManuallyIntegratePeak	BL2000\sean	1/19/2022 7:53:27 AM	Manually integrate compound 2-Methylphenol in sample Jan1437.D, from x, y = 5.267, 531429 to 5.369, 603362, result = -2872821; previous integration is from x, y = 5.461, 1739 to 5.553, 2096 and previous response = 728904.			✓	
CmdManuallyIntegrateSnapBaseline	BL2000\sean	1/19/2022 7:53:28 AM	Snap baseline for compound 2-Methylphenol in sample Jan1437.D, from x = 5.267 to x = 5.369, new integration is from x, y = 5.267, 863 to 5.369, 2910 and new response = 592618; previous integration is from x, y = 5.267, 531429 to 5.369, 603362 and previous response = -2872821.			✓	
CmdManuallyIntegrateApplyTargetRtToQualifier	BL2000\sean	1/19/2022 7:53:30 AM	Apply target integration range 5.267-5.369 to qualifier 108.0 for compound 2-Methylphenol in sample Jan1437.D, new integration is from x, y = 5.267, 1741 to 5.369, 3878 and new response = 640515; previously no peak.			✓	

Audit Trail report

Name	User	Time	Action	Reason	Comment	Succeed	Exception
CmdManuallyIntegrateSplit	BL2000\sean	1/19/2022 7:53:46 AM	Split qualifier 63.0 of compound bis(-2-Chloroethoxy)Methane in sample Jan1437.D and keep left peak, new integration is from x, y = 6.157, 1229.35945529905 to 6.260, 1593.86420615834 and new response = 643678, previous integration is from x, y = 6.157, 1229 to 6.331, 1849 and previous response = 984006.			✓	
CmdManuallyIntegrateApplyTargetRtToQualifier	BL2000\sean	1/19/2022 7:53:53 AM	Apply target integration range 6.393-6.475 to qualifier 129.0 for compound Naphthalene in sample Jan1437.D, new integration is from x, y = 6.393, 235 to 6.475, 936 and new response = 200598; previously no peak.			✓	
CmdManuallyIntegrateDropBaseline	BL2000\sean	1/19/2022 7:53:54 AM	Drop baseline for qualifier 129.0 of compound Naphthalene in sample Jan1437.D to y = 235, new integration is from x, y = 6.393, 235 to 6.475, 235 and new response = 202318; previous integration is from x, y = 6.393, 235 to 6.475, 936 and previous response = 200598.			✓	
CmdManuallyIntegrateSplit	BL2000\sean	1/19/2022 7:53:59 AM	Split peak for compound 4-Chlorophenol in sample Jan1437.D and keep left peak, new integration is from x, y = 6.475, 193.956311244517 to 6.568, 241.768553970742 and new response = 194042, previous integration is from x, y = 6.475, 194 to 6.568, 242 and previous response = 194042.			✓	
CmdManuallyIntegratePeak	BL2000\sean	1/19/2022 7:54:05 AM	Manually integrate compound 4-Chlorophenol in sample Jan1437.D, from x, y = 6.527, 2258 to 6.568, 2171, result = 9457; previous integration is from x, y = 6.475, 194 to 6.568, 242 and previous response = 194042.			✓	
CmdManuallyIntegratePeak	BL2000\sean	1/19/2022 7:54:08 AM	Manually integrate compound 4-Chlorophenol in sample Jan1437.D, from x, y = 6.465, -1930 to 6.516, 1094, result = 172540; previous integration is from x, y = 6.527, 2258 to 6.568, 2171 and previous response = 9457.			✓	
CmdManuallyIntegrateSnapBaseline	BL2000\sean	1/19/2022 7:54:10 AM	Snap baseline for compound 4-Chlorophenol in sample Jan1437.D, from x = 6.465 to x = 6.516, new integration is from x, y = 6.465, 311 to 6.516, 13066 and new response = 150646; previous integration is from x, y = 6.465, -1930 to 6.516, 1094 and previous response = 172540.			✓	

Audit Trail report

Name	User	Time	Action	Reason	Comment	Succeed	Exception
CmdManuallyIntegrateDropBaseline	BL2000\sean	1/19/2022 7:54:11 AM	Drop baseline for compound 4-Chlorophenol in sample Jan1437.D to y = 311, new integration is from x, y = 6.465, 311 to 6.516, 311 and new response = 170295; previous integration is from x, y = 6.465, 311 to 6.516, 13066 and previous response = 150646.			✓	
CmdSetTargetCompoundAttribute	BL2000\sean	1/19/2022 7:54:11 AM	Set UserAnnotation = CO for compound 4-Chlorophenol in sample Jan1437.D; previous value =			✓	
CmdManuallyIntegrateApplyTargetRtToQualifier	BL2000\sean	1/19/2022 7:54:13 AM	Apply target integration range 6.465-6.516 to qualifier 128.0 for compound 4-Chlorophenol in sample Jan1437.D, new integration is from x, y = 6.465, 9817 to 6.516, 41512 and new response = 473048; previous integration is from x, y = 6.393, 724 to 6.475, 861 and previous response = 1816999.			✓	
CmdManuallyIntegrateDropBaseline	BL2000\sean	1/19/2022 7:54:14 AM	Drop baseline for qualifier 128.0 of compound 4-Chlorophenol in sample Jan1437.D to y = 9817, new integration is from x, y = 6.465, 9817 to 6.516, 9817 and new response = 521874; previous integration is from x, y = 6.465, 9817 to 6.516, 41512 and previous response = 473048.			✓	
CmdManuallyIntegrateQualifierPeak	BL2000\sean	1/19/2022 7:54:23 AM	Manually integrate qualifier 129.0 of compound p-Chloroaniline in sample Jan1437.D, from x, y = 6.516, 598 to 6.568, -2333, result = 175456; previous integration is from x, y = 6.395, 346 to 6.639, 481 and previous response = 431235.			✓	
CmdManuallyIntegrateQualifierPeak	BL2000\sean	1/19/2022 7:54:29 AM	Manually integrate qualifier 129.0 of compound p-Chloroaniline in sample Jan1437.D, from x, y = 6.516, 598 to 6.568, 923, result = 170440; previous integration is from x, y = 6.516, 598 to 6.568, -2333 and previous response = 175456.			✓	
CmdManuallyIntegrateSplit	BL2000\sean	1/19/2022 7:54:32 AM	Split qualifier 65.0 of compound p-Chloroaniline in sample Jan1437.D and keep right peak, new integration is from x, y = 6.475, 1232.27623527346 to 6.588, 1380.05859353168 and new response = 418226, previous integration is from x, y = 6.475, 1232 to 6.588, 1380 and previous response = 418226.			✓	

Audit Trail report

Name	User	Time	Action	Reason	Comment	Succeed	Exception
CmdManuallyIntegrateQualifierPeak	BL2000\sean	1/19/2022 7:54:37 AM	Manually integrate qualifier 65.0 of compound p-Chloroaniline in sample Jan1437.D, from x, y = 6.516, 11973 to 6.588, 1380, result = 158985; previous integration is from x, y = 6.475, 1232 to 6.588, 1380 and previous response = 418226.			✓	
CmdManuallyIntegrateDropBaseline	BL2000\sean	1/19/2022 7:54:38 AM	Drop baseline for qualifier 65.0 of compound p-Chloroaniline in sample Jan1437.D to y = 1380, new integration is from x, y = 6.516, 1380 to 6.588, 1380 and new response = 181829; previous integration is from x, y = 6.516, 11973 to 6.588, 1380 and previous response = 158985.			✓	
CmdManuallyIntegratePeak	BL2000\sean	1/19/2022 7:54:45 AM	Manually integrate compound 4-Chloro-3-Methylphenol in sample Jan1437.D, from x, y = 7.143, 430094 to 7.266, 483466, result = -2809562; previous integration is from x, y = 7.009, 501 to 7.143, 681 and previous response = 384540.			✓	
CmdManuallyIntegrateSnapBaseline	BL2000\sean	1/19/2022 7:54:46 AM	Snap baseline for compound 4-Chloro-3-Methylphenol in sample Jan1437.D, from x = 7.143 to x = 7.266, new integration is from x, y = 7.143, 2165 to 7.266, 3896 and new response = 545464; previous integration is from x, y = 7.143, 430094 to 7.266, 483466 and previous response = -2809562.			✓	
CmdManuallyIntegrateDropBaseline	BL2000\sean	1/19/2022 7:54:47 AM	Drop baseline for compound 4-Chloro-3-Methylphenol in sample Jan1437.D to y = 2165, new integration is from x, y = 7.143, 2165 to 7.266, 2165 and new response = 551863; previous integration is from x, y = 7.143, 2165 to 7.266, 3896 and previous response = 545464.			✓	
CmdSetTargetCompoundAttribute	BL2000\sean	1/19/2022 7:54:48 AM	Set UserAnnotation = CO for compound 4-Chloro-3-Methylphenol in sample Jan1437.D; previous value =			✓	
CmdManuallyIntegrateApplyTargetRtToQualifier	BL2000\sean	1/19/2022 7:54:51 AM	Apply target integration range 7.143-7.266 to qualifier 144.0 for compound 4-Chloro-3-Methylphenol in sample Jan1437.D, new integration is from x, y = 7.143, 442 to 7.266, 4501 and new response = 156222; previously no peak.			✓	
CmdManuallyIntegrateDropBaseline	BL2000\sean	1/19/2022 7:54:52 AM	Drop baseline for qualifier 144.0 of compound 4-Chloro-3-Methylphenol in sample Jan1437.D to y = 442, new integration is from x, y = 7.143, 442 to 7.266, 442 and new response = 171228; previous integration is from x, y = 7.143, 442 to 7.266, 4501 and previous response = 156222.			✓	

Audit Trail report

Name	User	Time	Action	Reason	Comment	Succeed	Exception
CmdManuallyIntegrateSplit	BL2000\sean	1/19/2022 7:54:54 AM	Split qualifier 144.0 of compound 4-Chloro-3-Methylphenol in sample Jan1437.D and keep left peak, new integration is from x, y = 7.143, 442 to 7.225, 442 and new response = 161443, previous integration is from x, y = 7.143, 442 to 7.266, 442 and previous response = 171228.			✓	
CmdManuallyIntegrateSplit	BL2000\sean	1/19/2022 7:55:02 AM	Split peak for compound 1-Methylnaphthalene in sample Jan1437.D and keep left peak, new integration is from x, y = 7.338, 885.789181600636 to 7.420, 979.917356121908 and new response = 1017584, previous integration is from x, y = 7.338, 886 to 7.492, 1062 and previous response = 1053930.			✓	
CmdManuallyIntegrateApplyTargetRtToQualifier	BL2000\sean	1/19/2022 7:55:16 AM	Apply target integration range 8.282-8.384 to qualifier 153.1 for compound Acenaphthylene in sample Jan1437.D, new integration is from x, y = 8.282, 0 to 8.384, 1825 and new response = 265993; previously no peak.			✓	
CmdManuallyIntegrateApplyTargetRtToQualifier	BL2000\sean	1/19/2022 7:55:25 AM	Apply target integration range 8.599-8.681 to qualifier 154.0 for compound 2,4-Dinitrophenol in sample Jan1437.D, new integration is from x, y = 8.599, 4345 to 8.681, 2205 and new response = 42754; previous integration is from x, y = 8.507, 767 to 8.589, 768 and previous response = 1266552.			✓	
CmdManuallyIntegrateDropBaseline	BL2000\sean	1/19/2022 7:55:26 AM	Drop baseline for qualifier 154.0 of compound 2,4-Dinitrophenol in sample Jan1437.D to y = 2205, new integration is from x, y = 8.599, 2205 to 8.681, 2205 and new response = 48008; previous integration is from x, y = 8.599, 4345 to 8.681, 2205 and previous response = 42754.			✓	
CmdManuallyIntegrateSplit	BL2000\sean	1/19/2022 7:55:32 AM	Split qualifier 139.0 of compound Dibenzofuran in sample Jan1437.D and keep left peak, new integration is from x, y = 8.722, 0 to 8.783, 0 and new response = 795088, previous integration is from x, y = 8.722, 0 to 8.824, 0 and previous response = 849292.			✓	
CmdManuallyIntegrateSplit	BL2000\sean	1/19/2022 7:55:39 AM	Split qualifier 139.0 of compound 4-Nitrophenol in sample Jan1437.D and keep right peak, new integration is from x, y = 8.783, 0 to 8.824, 0 and new response = 54204, previous integration is from x, y = 8.722, 0 to 8.824, 0 and previous response = 849292.			✓	

Audit Trail report

Name	User	Time	Action	Reason	Comment	Succeed	Exception
CmdManuallyIntegrateSplit	BL2000\sean	1/19/2022 7:55:43 AM	Split qualifier 63.0 of compound 2,4-Dinitrotoluene in sample Jan1437.D and keep right peak, new integration is from x, y = 8.763, 1820.37088164087 to 8.824, 1716.37345707126 and new response = 142317, previous integration is from x, y = 8.724, 1886 to 8.824, 1716 and previous response = 265178.			✓	
CmdManuallyIntegratePeak	BL2000\sean	1/19/2022 7:56:10 AM	Manually integrate compound Benzidine in sample Jan1437.D from x, y = 12.419, 0 to 12.875, 0; result = 11138			✓	
CmdSetTargetCompoundAttribute	BL2000\sean	1/19/2022 7:56:14 AM	Set UserAnnotation = BA for compound Benzidine in sample Jan1437.D; previous value =			✓	
CmdManuallyIntegrateQualifierPeak	BL2000\sean	1/19/2022 7:56:17 AM	Manually integrate qualifier 92.0 of compound Benzidine in sample Jan1437.D from x, y = 12.551, 361 to 12.592, 330; result = 684			✓	
CmdManuallyIntegrateQualifierPeak	BL2000\sean	1/19/2022 7:56:20 AM	Manually integrate qualifier 183.0 of compound Benzidine in sample Jan1437.D from x, y = 12.531, 0 to 12.622, 0; result = 1340			✓	
CmdManuallyIntegrateSplit	BL2000\sean	1/19/2022 7:56:57 AM	Split peak for compound bis(-2-Chloroethyl)Ether in sample Jan1438.D and keep left peak, new integration is from x, y = 4.634, 851.230302560482 to 4.674, 894.174393998126 and new response = 635532, previous integration is from x, y = 4.634, 851 to 4.726, 948 and previous response = 873593.			✓	
CmdSetTargetCompoundAttribute	BL2000\sean	1/19/2022 7:56:59 AM	Set UserAnnotation = CO for compound bis(-2-Chloroethyl)Ether in sample Jan1438.D; previous value =			✓	
CmdManuallyIntegrateApplyTargetRtToQualifier	BL2000\sean	1/19/2022 7:57:01 AM	Apply target integration range 4.634-4.674 to qualifier 64.0 for compound bis(-2-Chloroethyl)Ether in sample Jan1438.D, new integration is from x, y = 4.634, 3167 to 4.674, 1603 and new response = 18110; previous integration is from x, y = 4.674, 255 to 4.766, 329 and previous response = 315847.			✓	
CmdManuallyIntegrateDropBaseline	BL2000\sean	1/19/2022 7:57:02 AM	Drop baseline for qualifier 64.0 of compound bis(-2-Chloroethyl)Ether in sample Jan1438.D to y = 1603, new integration is from x, y = 4.634, 1603 to 4.674, 1603 and new response = 20027; previous integration is from x, y = 4.634, 3167 to 4.674, 1603 and previous response = 18110.			✓	

Audit Trail report

Name	User	Time	Action	Reason	Comment	Succeed	Exception
CmdManuallyIntegrateSplit	BL2000\sean	1/19/2022 7:57:12 AM	Split peak for compound 1,3-Dichlorobenzene in sample Jan1438.D and keep left peak, new integration is from x, y = 4.817, 0 to 4.909, 0 and new response = 707192, previous integration is from x, y = 4.817, 0 to 5.012, 0 and previous response = 1411478.			✓	
CmdSetTargetCompoundAttribute	BL2000\sean	1/19/2022 7:57:13 AM	Set UserAnnotation = CO for compound 1,3-Dichlorobenzene in sample Jan1438.D; previous value =			✓	
CmdManuallyIntegrateSplit	BL2000\sean	1/19/2022 7:57:16 AM	Split qualifier 148.0 of compound 1,3-Dichlorobenzene in sample Jan1438.D and keep left peak, new integration is from x, y = 4.817, 0 to 4.909, 0 and new response = 454953, previous integration is from x, y = 4.817, 0 to 5.001, 0 and previous response = 907136.			✓	
CmdManuallyIntegrateQualifierPeak	BL2000\sean	1/19/2022 7:57:17 AM	Manually integrate qualifier 111.0 of compound 1,3-Dichlorobenzene in sample Jan1438.D, from x, y = 4.654, 228269 to 4.664, 228269, result = 500978; previous integration is from x, y = 4.817, 0 to 5.001, 0 and previous response = 500978.			✓	
CmdManuallyIntegrateSplit	BL2000\sean	1/19/2022 7:57:18 AM	Split qualifier 111.0 of compound 1,3-Dichlorobenzene in sample Jan1438.D and keep left peak, new integration is from x, y = 4.817, 0 to 4.899, 0 and new response = 252108, previous integration is from x, y = 4.817, 0 to 5.001, 0 and previous response = 500978.			✓	
CmdManuallyIntegrateSplit	BL2000\sean	1/19/2022 7:57:22 AM	Split peak for compound 1,4-Dichlorobenzene in sample Jan1438.D and keep right peak, new integration is from x, y = 4.909, 0 to 5.012, 0 and new response = 704285, previous integration is from x, y = 4.817, 0 to 5.012, 0 and previous response = 1411478.			✓	
CmdSetTargetCompoundAttribute	BL2000\sean	1/19/2022 7:57:23 AM	Set UserAnnotation = CO for compound 1,4-Dichlorobenzene in sample Jan1438.D; previous value =			✓	
CmdManuallyIntegrateSplit	BL2000\sean	1/19/2022 7:57:25 AM	Split qualifier 148.0 of compound 1,4-Dichlorobenzene in sample Jan1438.D and keep right peak, new integration is from x, y = 4.909, 283.152846423358 to 5.001, 359.995865054958 and new response = 450409, previous integration is from x, y = 4.819, 207 to 5.001, 360 and previous response = 903669.			✓	

Audit Trail report

Name	User	Time	Action	Reason	Comment	Succeed	Exception
CmdManuallyIntegrateQualifierPeak	BL2000\sean	1/19/2022 7:57:26 AM	Manually integrate qualifier 111.0 of compound 1,4-Dichlorobenzene in sample Jan1438.D, from x, y = 4.909, 293274 to 4.930, 300703, result = -319045; previous integration is from x, y = 4.817, 0 to 5.001, 0 and previous response = 500978.			✓	
CmdManuallyIntegrateSplit	BL2000\sean	1/19/2022 7:57:26 AM	Split qualifier 111.0 of compound 1,4-Dichlorobenzene in sample Jan1438.D and keep right peak, new integration is from x, y = 4.909, 293273.718508118 to 4.930, 300702.812110575 and new response = -319045, previous integration is from x, y = 4.909, 293274 to 4.930, 300703 and previous response = -319045.			✓	
CmdClearManualIntegration	BL2000\sean	1/19/2022 7:57:31 AM	Clear manual integration of qualifier 111.0 for compound 1,4-Dichlorobenzene in sample Jan1438.D			✓	
CmdManuallyIntegrateSplit	BL2000\sean	1/19/2022 7:57:34 AM	Split qualifier 111.0 of compound 1,4-Dichlorobenzene in sample Jan1438.D and keep right peak, new integration is from x, y = 4.899, 0 to 5.001, 0 and new response = 248870, previous integration is from x, y = 4.817, 0 to 5.001, 0 and previous response = 500978.			✓	
CmdManuallyIntegratePeak	BL2000\sean	1/19/2022 7:57:38 AM	Manually integrate compound 1,2-Dichlorobenzene in sample Jan1438.D, from x, y = 5.073, 678804 to 5.154, 727282, result = -2692401; previous integration is from x, y = 4.818, 40 to 5.012, 173 and previous response = 1409322.			✓	
CmdManuallyIntegrateSnapBaseline	BL2000\sean	1/19/2022 7:57:39 AM	Snap baseline for compound 1,2-Dichlorobenzene in sample Jan1438.D, from x = 5.073 to x = 5.154, new integration is from x, y = 5.073, 666 to 5.154, 2273 and new response = 746711; previous integration is from x, y = 5.073, 678804 to 5.154, 727282 and previous response = -2692401.			✓	
CmdSetTargetCompoundAttribute	BL2000\sean	1/19/2022 7:57:40 AM	Set UserAnnotation = CO for compound 1,2-Dichlorobenzene in sample Jan1438.D; previous value =			✓	
CmdManuallyIntegrateApplyTargetRtToQualifier	BL2000\sean	1/19/2022 7:57:42 AM	Apply target integration range 5.073-5.154 to qualifier 148.0 for compound 1,2-Dichlorobenzene in sample Jan1438.D, new integration is from x, y = 5.073, 884 to 5.154, 1406 and new response = 477687; previously no peak.			✓	

Audit Trail report

Name	User	Time	Action	Reason	Comment	Succeed	Exception
CmdManuallyIntegrateApplyTargetRtToQualifier	BL2000\sean	1/19/2022 7:57:44 AM	Apply target integration range 5.073-5.154 to qualifier 111.0 for compound 1,2-Dichlorobenzene in sample Jan1438.D, new integration is from x, y = 5.073, 470 to 5.154, 822 and new response = 273202; previously no peak.			✓	
CmdManuallyIntegrateSplit	BL2000\sean	1/19/2022 7:57:59 AM	Split qualifier 63.0 of compound bis(-2-Chloroethoxy)Methane in sample Jan1438.D and keep left peak, new integration is from x, y = 6.157, 1274.44627497624 to 6.259, 1281.40096127346 and new response = 623528, previous integration is from x, y = 6.157, 1274 to 6.331, 1286 and previous response = 904599.			✓	
CmdManuallyIntegrateApplyTargetRtToQualifier	BL2000\sean	1/19/2022 7:58:08 AM	Apply target integration range 6.383-6.475 to qualifier 129.0 for compound Naphthalene in sample Jan1438.D, new integration is from x, y = 6.383, 296 to 6.475, 971 and new response = 202159; previously no peak.			✓	
CmdManuallyIntegrateDropBaseline	BL2000\sean	1/19/2022 7:58:09 AM	Drop baseline for qualifier 129.0 of compound Naphthalene in sample Jan1438.D to y = 296, new integration is from x, y = 6.383, 296 to 6.475, 296 and new response = 204030; previous integration is from x, y = 6.383, 296 to 6.475, 971 and previous response = 202159.			✓	
CmdManuallyIntegratePeak	BL2000\sean	1/19/2022 7:58:19 AM	Manually integrate compound 4-Chlorophenol in sample Jan1438.D, from x, y = 6.475, 341 to 6.516, 3520, result = 153795; previous integration is from x, y = 6.475, 341 to 6.567, 401 and previous response = 182309.			✓	
CmdManuallyIntegrateDropBaseline	BL2000\sean	1/19/2022 7:58:20 AM	Drop baseline for compound 4-Chlorophenol in sample Jan1438.D to y = 341, new integration is from x, y = 6.475, 341 to 6.516, 341 and new response = 157712; previous integration is from x, y = 6.475, 341 to 6.516, 3520 and previous response = 153795.			✓	
CmdSetTargetCompoundAttribute	BL2000\sean	1/19/2022 7:58:21 AM	Set UserAnnotation = CO for compound 4-Chlorophenol in sample Jan1438.D; previous value =			✓	
CmdManuallyIntegrateApplyTargetRtToQualifier	BL2000\sean	1/19/2022 7:58:23 AM	Apply target integration range 6.475-6.516 to qualifier 128.0 for compound 4-Chlorophenol in sample Jan1438.D, new integration is from x, y = 6.475, 7021 to 6.516, 42592 and new response = 462022; previous integration is from x, y = 6.475, 729 to 6.567, 857 and previous response = 606514.			✓	

Audit Trail report

Name	User	Time	Action	Reason	Comment	Succeed	Exception
CmdManuallyIntegrateDropBaseline	BL2000\sean	1/19/2022 7:58:24 AM	Drop baseline for qualifier 128.0 of compound 4-Chlorophenol in sample Jan1438.D to y = 7021, new integration is from x, y = 6.475, 7021 to 6.516, 7021 and new response = 505864; previous integration is from x, y = 6.475, 7021 to 6.516, 42592 and previous response = 462022.			✓	
CmdManuallyIntegrateSplit	BL2000\sean	1/19/2022 7:58:30 AM	Split peak for compound p-Chloroaniline in sample Jan1438.D and keep right peak, new integration is from x, y = 6.475, 431.525248225984 to 6.598, 596.432674869295 and new response = 561411, previous integration is from x, y = 6.403, 335 to 6.598, 596 and previous response = 795408.			✓	
CmdManuallyIntegrateQualifierPeak	BL2000\sean	1/19/2022 7:58:36 AM	Manually integrate qualifier 129.0 of compound p-Chloroaniline in sample Jan1438.D, from x, y = 6.516, -132 to 6.578, 460, result = 178041; previous integration is from x, y = 6.398, 322 to 6.578, 460 and previous response = 420562.			✓	
CmdSetTargetCompoundAttribute	BL2000\sean	1/19/2022 7:58:39 AM	Set UserAnnotation = CO for compound p-Chloroaniline in sample Jan1438.D; previous value =			✓	
CmdManuallyIntegrateQualifierPeak	BL2000\sean	1/19/2022 7:58:43 AM	Manually integrate qualifier 65.0 of compound p-Chloroaniline in sample Jan1438.D, from x, y = 6.516, 6789 to 6.598, 1571, result = 168372; previous integration is from x, y = 6.470, 1460 to 6.598, 1571 and previous response = 402360.			✓	
CmdManuallyIntegrateDropBaseline	BL2000\sean	1/19/2022 7:58:44 AM	Drop baseline for qualifier 65.0 of compound p-Chloroaniline in sample Jan1438.D to y = 1571, new integration is from x, y = 6.516, 1571 to 6.598, 1571 and new response = 181231; previous integration is from x, y = 6.516, 6789 to 6.598, 1571 and previous response = 168372.			✓	
CmdManuallyIntegrateSplit	BL2000\sean	1/19/2022 7:58:53 AM	Split peak for compound 1-Methylnaphthalene in sample Jan1438.D and keep left peak, new integration is from x, y = 7.338, 796.535812144141 to 7.430, 816.150538553248 and new response = 1038403, previous integration is from x, y = 7.338, 797 to 7.481, 827 and previous response = 1070393.			✓	

Audit Trail report

Name	User	Time	Action	Reason	Comment	Succeed	Exception
CmdManuallyIntegrateSplit	BL2000\sean	1/19/2022 7:59:01 AM	Split peak for compound 2,4,6-Trichlorophenol in sample Jan1438.D and keep left peak, new integration is from x, y = 7.597, 80.1475663774845 to 7.656, 110.672335399666 and new response = 357791, previous integration is from x, y = 7.597, 80 to 7.759, 164 and previous response = 758282.			✓	
CmdSetTargetCompoundAttribute	BL2000\sean	1/19/2022 7:59:02 AM	Set UserAnnotation = CO for compound 2,4,6-Trichlorophenol in sample Jan1438.D; previous value =			✓	
CmdManuallyIntegrateSplit	BL2000\sean	1/19/2022 7:59:04 AM	Split qualifier 198.0 of compound 2,4,6-Trichlorophenol in sample Jan1438.D and keep left peak, new integration is from x, y = 7.605, 74.7193075857658 to 7.656, 100.741081928798 and new response = 346926, previous integration is from x, y = 7.605, 75 to 7.759, 153 and previous response = 721037.			✓	
CmdManuallyIntegrateSplit	BL2000\sean	1/19/2022 7:59:08 AM	Split peak for compound 2,4,5-Trichlorophenol in sample Jan1438.D and keep right peak, new integration is from x, y = 7.656, 117.743132034321 to 7.759, 183.150322589123 and new response = 400448, previous integration is from x, y = 7.597, 80 to 7.759, 183 and previous response = 758189.			✓	
CmdSetTargetCompoundAttribute	BL2000\sean	1/19/2022 7:59:09 AM	Set UserAnnotation = CO for compound 2,4,5-Trichlorophenol in sample Jan1438.D; previous value =			✓	
CmdManuallyIntegrateSplit	BL2000\sean	1/19/2022 7:59:11 AM	Split qualifier 198.0 of compound 2,4,5-Trichlorophenol in sample Jan1438.D and keep right peak, new integration is from x, y = 7.656, 98.4186621415764 to 7.759, 157.489517918105 and new response = 378703, previous integration is from x, y = 7.605, 69 to 7.759, 157 and previous response = 721039.			✓	
CmdManuallyIntegrateApplyTargetRtToQualifier	BL2000\sean	1/19/2022 7:59:19 AM	Apply target integration range 8.282-8.394 to qualifier 153.1 for compound Acenaphthylene in sample Jan1438.D, new integration is from x, y = 8.282, 0 to 8.394, 1656 and new response = 260728; previously no peak.			✓	

Audit Trail report

Name	User	Time	Action	Reason	Comment	Succeed	Exception
CmdManuallyIntegrateApplyTargetRtToQualifier	BL2000\sean	1/19/2022 7:59:29 AM	Apply target integration range 8.599-8.691 to qualifier 154.0 for compound 2,4-Dinitrophenol in sample Jan1438.D, new integration is from x, y = 8.599, 3828 to 8.691, 2431 and new response = 39996; previous integration is from x, y = 8.507, 707 to 8.599, 707 and previous response = 1214875.			✓	
CmdManuallyIntegrateSplit	BL2000\sean	1/19/2022 7:59:34 AM	Split qualifier 139.0 of compound Dibenzofuran in sample Jan1438.D and keep left peak, new integration is from x, y = 8.711, 176.776896805206 to 8.783, 266.494575288115 and new response = 792823, previous integration is from x, y = 8.711, 177 to 8.824, 318 and previous response = 843983.			✓	
CmdManuallyIntegrateSplit	BL2000\sean	1/19/2022 7:59:38 AM	Split qualifier 139.0 of compound 4-Nitrophenol in sample Jan1438.D and keep right peak, new integration is from x, y = 8.783, 506.910335164299 to 8.824, 573.720966106878 and new response = 50551, previous integration is from x, y = 8.722, 407 to 8.824, 574 and previous response = 841654.			✓	
CmdManuallyIntegrateSplit	BL2000\sean	1/19/2022 7:59:43 AM	Split qualifier 63.0 of compound 2,4-Dinitrotoluene in sample Jan1438.D and keep right peak, new integration is from x, y = 8.763, 1552.29480402338 to 8.824, 1470.54898843539 and new response = 138667, previous integration is from x, y = 8.722, 1607 to 8.824, 1471 and previous response = 262863.			✓	
CmdManuallyIntegrateQualifierPeak	BL2000\sean	1/19/2022 7:59:58 AM	Manually integrate qualifier 65.0 of compound 4-Nitroaniline in sample Jan1438.D from x, y = 9.213, 2518 to 9.284, 6110; result = 202027			✓	
CmdManuallyIntegrateDropBaseline	BL2000\sean	1/19/2022 7:59:59 AM	Drop baseline for qualifier 65.0 of compound 4-Nitroaniline in sample Jan1438.D to y = 2518, new integration is from x, y = 9.213, 2518 to 9.284, 2518 and new response = 209742; previous integration is from x, y = 9.213, 2518 to 9.284, 6110 and previous response = 202027.			✓	
CmdManuallyIntegrateQualifierPeak	BL2000\sean	1/19/2022 8:00:08 AM	Manually integrate qualifier 51.0 of compound Azobenzene in sample Jan1438.D from x, y = 9.366, 18704 to 9.407, 7688; result = 498030			✓	

Audit Trail report

Name	User	Time	Action	Reason	Comment	Succeed	Exception
CmdManuallyIntegrateDropBaseline	BL2000\sean	1/19/2022 8:00:09 AM	Drop baseline for qualifier 51.0 of compound Azobenzene in sample Jan1438.D to y = 7688, new integration is from x, y = 9.366, 7688 to 9.407, 7688 and new response = 511552; previous integration is from x, y = 9.366, 18704 to 9.407, 7688 and previous response = 498030.			✓	
CmdManuallyIntegrateQualifierPeak	BL2000\sean	1/19/2022 8:00:28 AM	Manually integrate qualifier 92.0 of compound Benzidine in sample Jan1438.D from x, y = 12.490, 247 to 12.571, 247; result = 2125			✓	
CmdZeroOutPeak	BL2000\sean	1/19/2022 8:01:05 AM	Zero out primary peak of compound 1-Methylnaphthalene in sample Jan1439.D			✓	
CmdClearManualIntegration	BL2000\sean	1/19/2022 8:01:07 AM	Clear manual integration of target signal for compound 1-Methylnaphthalene in sample Jan1439.D			✓	
CmdManuallyIntegrateQualifierPeak	BL2000\sean	1/19/2022 8:01:24 AM	Manually integrate qualifier 129.0 of compound Naphthalene in sample Jan1439.D, from x, y = 6.403, 1391 to 6.434, 1391, result = 12446; previous integration is from x, y = 6.403, 581 to 6.424, 581 and previous response = 9477.			✓	
CmdManuallyIntegrateSplit	BL2000\sean	1/19/2022 8:03:12 AM	Split qualifier 66.0 of compound Aniline in sample Jan1446.D and keep left peak, new integration is from x, y = 4.532, 666.294099040029 to 4.593, 837.304608576648 and new response = 180032, previous integration is from x, y = 4.532, 666 to 4.685, 1095 and previous response = 375562.			✓	
CmdManuallyIntegrateSplit	BL2000\sean	1/19/2022 8:03:14 AM	Split qualifier 65.0 of compound Aniline in sample Jan1446.D and keep left peak, new integration is from x, y = 4.533, 699.812934536842 to 4.593, 844.660532259664 and new response = 97929, previous integration is from x, y = 4.533, 700 to 4.674, 1042 and previous response = 354304.			✓	
CmdManuallyIntegrateSplit	BL2000\sean	1/19/2022 8:03:21 AM	Split qualifier 64.0 of compound bis(-2-Chloroethyl)Ether in sample Jan1446.D and keep right peak, new integration is from x, y = 4.583, 339.110628676687 to 4.674, 369.736093069609 and new response = 45245, previous integration is from x, y = 4.535, 323 to 4.674, 370 and previous response = 60407.			✓	

Audit Trail report

Name	User	Time	Action	Reason	Comment	Succeed	Exception
CmdManuallyIntegrateSplit	BL2000\sean	1/19/2022 8:03:23 AM	Split qualifier 64.0 of compound bis(-2-Chloroethyl)Ether in sample Jan1446.D and keep right peak, new integration is from x, y = 4.634, 356.12539257513 to 4.674, 369.736093069609 and new response = 18574, previous integration is from x, y = 4.583, 339 to 4.674, 370 and previous response = 45245.			✓	
CmdManuallyIntegrateSplit	BL2000\sean	1/19/2022 8:03:31 AM	Split qualifier 66.0 of compound Phenol in sample Jan1446.D and keep right peak, new integration is from x, y = 4.593, 762.973055478213 to 4.685, 878.750363898662 and new response = 196620, previous integration is from x, y = 4.532, 686 to 4.685, 879 and previous response = 376471.			✓	
CmdManuallyIntegratePeak	BL2000\sean	1/19/2022 8:03:48 AM	Manually integrate compound 1,4-Dichlorobenzene in sample Jan1446.D, from x, y = 4.899, 364620 to 5.012, 425376, result = -2121452; previous integration is from x, y = 4.825, 209 to 4.909, 331 and previous response = 527359.			✓	
CmdManuallyIntegrateSnapBaseline	BL2000\sean	1/19/2022 8:03:49 AM	Snap baseline for compound 1,4-Dichlorobenzene in sample Jan1446.D, from x = 4.899 to x = 5.012, new integration is from x, y = 4.899, 3546 to 5.012, 2444 and new response = 520647; previous integration is from x, y = 4.899, 364620 to 5.012, 425376 and previous response = -2121452.			✓	
CmdManuallyIntegrateDropBaseline	BL2000\sean	1/19/2022 8:03:50 AM	Drop baseline for compound 1,4-Dichlorobenzene in sample Jan1446.D to y = 2444, new integration is from x, y = 4.899, 2444 to 5.012, 2444 and new response = 524361; previous integration is from x, y = 4.899, 3546 to 5.012, 2444 and previous response = 520647.			✓	
CmdSetTargetCompoundAttribute	BL2000\sean	1/19/2022 8:03:51 AM	Set UserAnnotation = CO for compound 1,4-Dichlorobenzene in sample Jan1446.D; previous value =			✓	
CmdManuallyIntegrateApplyTargetRtToQualifier	BL2000\sean	1/19/2022 8:03:53 AM	Apply target integration range 4.899-5.012 to qualifier 148.0 for compound 1,4-Dichlorobenzene in sample Jan1446.D, new integration is from x, y = 4.899, 2883 to 5.012, 1514 and new response = 324948; previous integration is from x, y = 4.828, 315 to 4.909, 381 and previous response = 324069.			✓	

Audit Trail report

Name	User	Time	Action	Reason	Comment	Succeed	Exception
CmdManuallyIntegrateApplyTargetRtToQualifier	BL2000\sean	1/19/2022 8:03:54 AM	Apply target integration range 4.899-5.012 to qualifier 111.0 for compound 1,4-Dichlorobenzene in sample Jan1446.D, new integration is from x, y = 4.899, 920 to 5.012, 1180 and new response = 182488; previous integration is from x, y = 4.817, 0 to 4.899, 0 and previous response = 182360.			✓	
CmdManuallyIntegrateSplit	BL2000\sean	1/19/2022 8:04:01 AM	Split peak for compound Benzyl Alcohol in sample Jan1446.D and keep left peak, new integration is from x, y = 5.063, 0 to 5.461, 0 and new response = 729588, previous integration is from x, y = 5.063, 0 to 5.512, 0 and previous response = 1227706.			✓	
CmdManuallyIntegrateSplit	BL2000\sean	1/19/2022 8:04:03 AM	Split peak for compound Benzyl Alcohol in sample Jan1446.D and keep left peak, new integration is from x, y = 5.063, 0 to 5.267, 0 and new response = 235231, previous integration is from x, y = 5.063, 0 to 5.461, 0 and previous response = 729588.			✓	
CmdSetTargetCompoundAttribute	BL2000\sean	1/19/2022 8:04:04 AM	Set UserAnnotation = CO for compound Benzyl Alcohol in sample Jan1446.D; previous value =			✓	
CmdManuallyIntegratePeak	BL2000\sean	1/19/2022 8:04:11 AM	Manually integrate compound 2-Methylphenol in sample Jan1446.D, from x, y = 5.267, 295956 to 5.389, 335485, result = -1886474; previous integration is from x, y = 5.086, 384 to 5.195, 844 and previous response = 159748.			✓	
CmdManuallyIntegrateSnapBaseline	BL2000\sean	1/19/2022 8:04:13 AM	Snap baseline for compound 2-Methylphenol in sample Jan1446.D, from x = 5.267 to x = 5.389, new integration is from x, y = 5.267, 1394 to 5.389, 3182 and new response = 418194; previous integration is from x, y = 5.267, 295956 to 5.389, 335485 and previous response = -1886474.			✓	
CmdSetTargetCompoundAttribute	BL2000\sean	1/19/2022 8:04:14 AM	Set UserAnnotation = CO for compound 2-Methylphenol in sample Jan1446.D; previous value =			✓	
CmdManuallyIntegrateApplyTargetRtToQualifier	BL2000\sean	1/19/2022 8:04:16 AM	Apply target integration range 5.267-5.389 to qualifier 108.0 for compound 2-Methylphenol in sample Jan1446.D, new integration is from x, y = 5.267, 1522 to 5.389, 2786 and new response = 469589; previously no peak.			✓	

Audit Trail report

Name	User	Time	Action	Reason	Comment	Succeed	Exception
CmdManuallyIntegrateApplyTargetRtToQualifier	BL2000\sean	1/19/2022 8:04:36 AM	Apply target integration range 6.472-6.557 to qualifier 128.0 for compound 4-Chlorophenol in sample Jan1446.D, new integration is from x, y = 6.472, 5426 to 6.557, 8302 and new response = 382480; previous integration is from x, y = 6.383, 451 to 6.475, 562 and previous response = 1511551.			✓	
CmdManuallyIntegrateDropBaseline	BL2000\sean	1/19/2022 8:04:37 AM	Drop baseline for qualifier 128.0 of compound 4-Chlorophenol in sample Jan1446.D to y = 5426, new integration is from x, y = 6.472, 5426 to 6.557, 5426 and new response = 389789; previous integration is from x, y = 6.472, 5426 to 6.557, 8302 and previous response = 382480.			✓	
CmdManuallyIntegrateQualifierPeak	BL2000\sean	1/19/2022 8:04:44 AM	Manually integrate qualifier 65.0 of compound p-Chloroaniline in sample Jan1446.D, from x, y = 6.516, 9308 to 6.656, 1657, result = 125894; previous integration is from x, y = 6.478, 1910 to 6.656, 1657 and previous response = 297738.			✓	
CmdManuallyIntegrateDropBaseline	BL2000\sean	1/19/2022 8:04:45 AM	Drop baseline for qualifier 65.0 of compound p-Chloroaniline in sample Jan1446.D to y = 1657, new integration is from x, y = 6.516, 1657 to 6.656, 1657 and new response = 157970; previous integration is from x, y = 6.516, 9308 to 6.656, 1657 and previous response = 125894.			✓	
CmdManuallyIntegrateSplit	BL2000\sean	1/19/2022 8:04:52 AM	Split peak for compound 4-Chloro-3-Methylphenol in sample Jan1446.D and keep right peak, new integration is from x, y = 7.143, 703.36598035367 to 7.245, 796.929444870027 and new response = 388354, previous integration is from x, y = 7.009, 582 to 7.245, 797 and previous response = 726765.			✓	
CmdSetTargetCompoundAttribute	BL2000\sean	1/19/2022 8:04:54 AM	Set UserAnnotation = CO for compound 4-Chloro-3-Methylphenol in sample Jan1446.D; previous value =			✓	
CmdManuallyIntegrateSplit	BL2000\sean	1/19/2022 8:04:56 AM	Split qualifier 144.0 of compound 4-Chloro-3-Methylphenol in sample Jan1446.D and keep right peak, new integration is from x, y = 7.143, 0 to 7.225, 0 and new response = 114038, previous integration is from x, y = 7.009, 0 to 7.225, 0 and previous response = 208056.			✓	

Audit Trail report

Name	User	Time	Action	Reason	Comment	Succeed	Exception
CmdManuallyIntegrateSplit	BL2000\sean	1/19/2022 8:05:03 AM	Split peak for compound 1-Methylnaphthalene in sample Jan1446.D and keep left peak, new integration is from x, y = 7.348, 660.568898759637 to 7.430, 673.591776623307 and new response = 761283, previous integration is from x, y = 7.348, 661 to 7.502, 685 and previous response = 790128.			✓	
CmdSetTargetCompoundAttribute	BL2000\sean	1/19/2022 8:05:04 AM	Set UserAnnotation = CO for compound 1-Methylnaphthalene in sample Jan1446.D; previous value =			✓	
CmdManuallyIntegrateSplit	BL2000\sean	1/19/2022 8:05:08 AM	Split peak for compound 4-Chloro-2-Methylphenol in sample Jan1446.D and keep left peak, new integration is from x, y = 6.999, 570.410612456388 to 7.143, 826.242789191232 and new response = 337944, previous integration is from x, y = 6.999, 570 to 7.245, 1009 and previous response = 725266.			✓	
CmdSetTargetCompoundAttribute	BL2000\sean	1/19/2022 8:05:09 AM	Set UserAnnotation = CO for compound 4-Chloro-2-Methylphenol in sample Jan1446.D; previous value =			✓	
CmdManuallyIntegrateSplit	BL2000\sean	1/19/2022 8:05:11 AM	Split qualifier 144.0 of compound 4-Chloro-2-Methylphenol in sample Jan1446.D and keep left peak, new integration is from x, y = 7.014, 100.299308851745 to 7.143, 183.320820621048 and new response = 92895, previous integration is from x, y = 7.014, 100 to 7.225, 236 and previous response = 205898.			✓	
CmdManuallyIntegrateApplyTargetRtToQualifier	BL2000\sean	1/19/2022 8:05:24 AM	Apply target integration range 8.292-8.374 to qualifier 153.1 for compound Acenaphthylene in sample Jan1446.D, new integration is from x, y = 8.292, 0 to 8.374, 1398 and new response = 200467; previously no peak.			✓	
CmdManuallyIntegrateApplyTargetRtToQualifier	BL2000\sean	1/19/2022 8:05:32 AM	Apply target integration range 8.599-8.681 to qualifier 154.0 for compound 2,4-Dinitrophenol in sample Jan1446.D, new integration is from x, y = 8.599, 3001 to 8.681, 1828 and new response = 28043; previous integration is from x, y = 8.507, 529 to 8.609, 556 and previous response = 1041743.			✓	
CmdManuallyIntegrateDropBaseline	BL2000\sean	1/19/2022 8:05:33 AM	Drop baseline for qualifier 154.0 of compound 2,4-Dinitrophenol in sample Jan1446.D to y = 1828, new integration is from x, y = 8.599, 1828 to 8.681, 1828 and new response = 30923; previous integration is from x, y = 8.599, 3001 to 8.681, 1828 and previous response = 28043.			✓	

Audit Trail report

Name	User	Time	Action	Reason	Comment	Succeed	Exception
CmdManuallyIntegrateApplyTargetRtToQualifier	BL2000\sean	1/19/2022 8:05:40 AM	Apply target integration range 8.793-8.947 to qualifier 139.0 for compound 4-Nitrophenol in sample Jan1446.D, new integration is from x, y = 8.793, 2651 to 8.947, 640 and new response = 36460; previous integration is from x, y = 8.723, 421 to 8.793, 524 and previous response = 661328.			✓	
CmdManuallyIntegrateDropBaseline	BL2000\sean	1/19/2022 8:05:41 AM	Drop baseline for qualifier 139.0 of compound 4-Nitrophenol in sample Jan1446.D to y = 640, new integration is from x, y = 8.793, 640 to 8.947, 640 and new response = 45717; previous integration is from x, y = 8.793, 2651 to 8.947, 640 and previous response = 36460.			✓	
CmdManuallyIntegrateSplit	BL2000\sean	1/19/2022 8:05:46 AM	Split qualifier 63.0 of compound 2,4-Dinitrotoluene in sample Jan1446.D and keep right peak, new integration is from x, y = 8.763, 1610.85724353641 to 8.804, 1555.17719476879 and new response = 99390, previous integration is from x, y = 8.726, 1660 to 8.804, 1555 and previous response = 197547.			✓	
CmdManuallyIntegrateApplyTargetRtToQualifier	BL2000\sean	1/19/2022 8:05:55 AM	Apply target integration range 8.793-8.947 to qualifier 65.0 for compound 4-Nitrophenol in sample Jan1446.D, new integration is from x, y = 8.793, 4427 to 8.947, 1986 and new response = 30125; previous integration is from x, y = 8.733, 1617 to 8.885, 1570 and previous response = 63436.			✓	
CmdManuallyIntegrateDropBaseline	BL2000\sean	1/19/2022 8:05:56 AM	Drop baseline for qualifier 65.0 of compound 4-Nitrophenol in sample Jan1446.D to y = 1986, new integration is from x, y = 8.793, 1986 to 8.947, 1986 and new response = 41362; previous integration is from x, y = 8.793, 4427 to 8.947, 1986 and previous response = 30125.			✓	
CmdManuallyIntegratePeak	BL2000\sean	1/19/2022 8:06:27 AM	Manually integrate compound Benzidine in sample Jan1446.D, from x, y = 12.470, 0 to 12.916, 83, result = 65038; previous integration is from x, y = 12.500, 89 to 12.612, 137 and previous response = 54285.			✓	
CmdManuallyIntegrateDropBaseline	BL2000\sean	1/19/2022 8:06:28 AM	Drop baseline for compound Benzidine in sample Jan1446.D to y = 0, new integration is from x, y = 12.470, 0 to 12.916, 0 and new response = 66154; previous integration is from x, y = 12.470, 0 to 12.916, 83 and previous response = 65038.			✓	

Audit Trail report

Name	User	Time	Action	Reason	Comment	Succeed	Exception
CmdSaveBatchTable	BL2000\sean	1/19/2022 8:06:55 AM	Save batch \\MASSHUNTER\Org\Data\SV5973N.I\sd011422\DoD BNA 2\QuantResults\011422 DoD BNA.batch.bin			✓	
CmdManuallyIntegrateSplit	BL2000\sean	1/19/2022 8:07:07 AM	Split peak for compound Aniline in sample Jan1447.D and keep left peak, new integration is from x, y = 4.534, 867.905967739562 to 4.634, 1226.32774392743 and new response = 549176, previous integration is from x, y = 4.534, 868 to 4.726, 1558 and previous response = 1176283.			✓	
CmdSetTargetCompoundAttribute	BL2000\sean	1/19/2022 8:07:08 AM	Set UserAnnotation = CO for compound Aniline in sample Jan1447.D; previous value =			✓	
CmdManuallyIntegrateSplit	BL2000\sean	1/19/2022 8:07:10 AM	Split qualifier 66.0 of compound Aniline in sample Jan1447.D and keep left peak, new integration is from x, y = 4.539, 1168.04027591518 to 4.593, 1302.18807211958 and new response = 192489, previous integration is from x, y = 4.539, 1168 to 4.685, 1531 and previous response = 424012.			✓	
CmdManuallyIntegrateQualifierPeak	BL2000\sean	1/19/2022 8:07:11 AM	Manually integrate qualifier 65.0 of compound Aniline in sample Jan1447.D, from x, y = 4.440, 141757 to 4.460, 142774, result = 412494; previous integration is from x, y = 4.536, 1093 to 4.675, 1394 and previous response = 412494.			✓	
CmdManuallyIntegrateSplit	BL2000\sean	1/19/2022 8:07:12 AM	Split qualifier 65.0 of compound Aniline in sample Jan1447.D and keep left peak, new integration is from x, y = 4.536, 1092.92425076159 to 4.593, 1216.44097685509 and new response = 107324, previous integration is from x, y = 4.536, 1093 to 4.675, 1394 and previous response = 412494.			✓	
CmdSetTargetCompoundAttribute	BL2000\sean	1/19/2022 8:07:20 AM	Set UserAnnotation = CO for compound Aniline in sample Jan1447.D; previous value = CO			✓	
CmdManuallyIntegrateSplit	BL2000\sean	1/19/2022 8:07:24 AM	Split qualifier 66.0 of compound Phenol in sample Jan1447.D and keep right peak, new integration is from x, y = 4.593, 848.559580076124 to 4.685, 997.427994424829 and new response = 234243, previous integration is from x, y = 4.534, 754 to 4.685, 997 and previous response = 428055.			✓	

Audit Trail report

Name	User	Time	Action	Reason	Comment	Succeed	Exception
CmdManuallyIntegrateSplit	BL2000\sean	1/19/2022 8:07:29 AM	Split qualifier 64.0 of compound bis(-2-Chloroethyl)Ether in sample Jan1447.D and keep right peak, new integration is from x, y = 4.583, 592.358087057755 to 4.675, 650.808514484232 and new response = 52031, previous integration is from x, y = 4.530, 559 to 4.675, 651 and previous response = 66429.			✓	
CmdManuallyIntegrateSplit	BL2000\sean	1/19/2022 8:07:31 AM	Split qualifier 64.0 of compound bis(-2-Chloroethyl)Ether in sample Jan1447.D and keep right peak, new integration is from x, y = 4.634, 624.831724344197 to 4.675, 650.808514484232 and new response = 23217, previous integration is from x, y = 4.583, 592 to 4.675, 651 and previous response = 52031.			✓	
CmdManuallyIntegratePeak	BL2000\sean	1/19/2022 8:07:37 AM	Manually integrate compound 1,4-Dichlorobenzene in sample Jan1447.D, from x, y = 4.909, 351969 to 5.032, 394619, result = -2086561; previous integration is from x, y = 4.821, 242 to 4.920, 540 and previous response = 640282.			✓	
CmdManuallyIntegrateSnapBaseline	BL2000\sean	1/19/2022 8:07:38 AM	Snap baseline for compound 1,4-Dichlorobenzene in sample Jan1447.D, from x = 4.909 to x = 5.032, new integration is from x, y = 4.909, 4459 to 5.032, 2311 and new response = 633749; previous integration is from x, y = 4.909, 351969 to 5.032, 394619 and previous response = -2086561.			✓	
CmdManuallyIntegrateDropBaseline	BL2000\sean	1/19/2022 8:07:39 AM	Drop baseline for compound 1,4-Dichlorobenzene in sample Jan1447.D to y = 2311, new integration is from x, y = 4.909, 2311 to 5.032, 2311 and new response = 641647; previous integration is from x, y = 4.909, 4459 to 5.032, 2311 and previous response = 633749.			✓	
CmdManuallyIntegrateApplyTargetRtToQualifier	BL2000\sean	1/19/2022 8:07:42 AM	Apply target integration range 4.909-5.032 to qualifier 148.0 for compound 1,4-Dichlorobenzene in sample Jan1447.D, new integration is from x, y = 4.909, 2951 to 5.032, 1653 and new response = 403875; previous integration is from x, y = 4.820, 380 to 4.909, 542 and previous response = 412869.			✓	

Audit Trail report

Name	User	Time	Action	Reason	Comment	Succeed	Exception
CmdManuallyIntegrateApplyTargetRtToQualifier	BL2000\sean	1/19/2022 8:07:43 AM	Apply target integration range 4.909-5.032 to qualifier 111.0 for compound 1,4-Dichlorobenzene in sample Jan1447.D, new integration is from x, y = 4.909, 3067 to 5.032, 914 and new response = 220042; previously no peak.			✓	
CmdManuallyIntegratePeak	BL2000\sean	1/19/2022 8:07:53 AM	Manually integrate compound Benzyl Alcohol in sample Jan1447.D, from x, y = 5.073, 453550 to 5.226, 508756, result = -4128540; previous integration is from x, y = 5.257, 2108 to 5.369, 2929 and previous response = 568564.			✓	
CmdManuallyIntegrateSnapBaseline	BL2000\sean	1/19/2022 8:07:54 AM	Snap baseline for compound Benzyl Alcohol in sample Jan1447.D, from x = 5.073 to x = 5.226, new integration is from x, y = 5.073, 0 to 5.226, 3951 and new response = 275579; previous integration is from x, y = 5.073, 453550 to 5.226, 508756 and previous response = -4128540.			✓	
CmdSetTargetCompoundAttribute	BL2000\sean	1/19/2022 8:07:55 AM	Set UserAnnotation = CO for compound Benzyl Alcohol in sample Jan1447.D; previous value =			✓	
CmdManuallyIntegrateApplyTargetRtToQualifier	BL2000\sean	1/19/2022 8:07:58 AM	Apply target integration range 5.073-5.226 to qualifier 107.0 for compound Benzyl Alcohol in sample Jan1447.D, new integration is from x, y = 5.073, 218 to 5.226, 2828 and new response = 192346; previously no peak.			✓	
CmdManuallyIntegrateDropBaseline	BL2000\sean	1/19/2022 8:07:59 AM	Drop baseline for qualifier 107.0 of compound Benzyl Alcohol in sample Jan1447.D to y = 218, new integration is from x, y = 5.073, 218 to 5.226, 218 and new response = 204341; previous integration is from x, y = 5.073, 218 to 5.226, 2828 and previous response = 192346.			✓	
CmdManuallyIntegrateSplit	BL2000\sean	1/19/2022 8:08:06 AM	Split peak for compound bis(2-chloroisopropyl)Ether in sample Jan1447.D and keep left peak, new integration is from x, y = 5.246, 0 to 5.410, 0 and new response = 183747, previous integration is from x, y = 5.246, 0 to 5.522, 0 and previous response = 236428.			✓	
CmdSetTargetCompoundAttribute	BL2000\sean	1/19/2022 8:08:07 AM	Set UserAnnotation = CO for compound bis(2-chloroisopropyl)Ether in sample Jan1447.D; previous value =			✓	

Audit Trail report

Name	User	Time	Action	Reason	Comment	Succeed	Exception
CmdManuallyIntegrateApplyTargetRtToQualifier	BL2000\sean	1/19/2022 8:08:27 AM	Apply target integration range 6.471-6.578 to qualifier 128.0 for compound 4-Chlorophenol in sample Jan1447.D, new integration is from x, y = 6.471, 10998 to 6.578, 11998 and new response = 428318; previous integration is from x, y = 6.383, 587 to 6.485, 744 and previous response = 1654261.			✓	
CmdManuallyIntegrateDropBaseline	BL2000\sean	1/19/2022 8:08:28 AM	Drop baseline for qualifier 128.0 of compound 4-Chlorophenol in sample Jan1447.D to y = 10998, new integration is from x, y = 6.471, 10998 to 6.578, 10998 and new response = 431512; previous integration is from x, y = 6.471, 10998 to 6.578, 11998 and previous response = 428318.			✓	
CmdManuallyIntegrateSplit	BL2000\sean	1/19/2022 8:08:33 AM	Split qualifier 65.0 of compound p-Chloroaniline in sample Jan1447.D and keep right peak, new integration is from x, y = 6.526, 301.455006906078 to 6.660, 693.429696132596 and new response = 160591, previous integration is from x, y = 6.424, 0 to 6.660, 693 and previous response = 364693.			✓	
CmdManuallyIntegrateQualifierPeak	BL2000\sean	1/19/2022 8:08:38 AM	Manually integrate qualifier 65.0 of compound p-Chloroaniline in sample Jan1447.D, from x, y = 6.516, 1348 to 6.660, 693, result = 207447; previous integration is from x, y = 6.526, 301 to 6.660, 693 and previous response = 160591.			✓	
CmdManuallyIntegrateDropBaseline	BL2000\sean	1/19/2022 8:08:39 AM	Drop baseline for qualifier 65.0 of compound p-Chloroaniline in sample Jan1447.D to y = 693, new integration is from x, y = 6.516, 693 to 6.660, 693 and new response = 210271; previous integration is from x, y = 6.516, 1348 to 6.660, 693 and previous response = 207447.			✓	
CmdManuallyIntegrateSplit	BL2000\sean	1/19/2022 8:08:47 AM	Split peak for compound 4-Chloro-3-Methylphenol in sample Jan1447.D and keep right peak, new integration is from x, y = 7.143, 926.953604002007 to 7.276, 1151.31403053598 and new response = 477752, previous integration is from x, y = 7.015, 712 to 7.276, 1151 and previous response = 864317.			✓	
CmdSetTargetCompoundAttribute	BL2000\sean	1/19/2022 8:08:48 AM	Set UserAnnotation = CO for compound 4-Chloro-3-Methylphenol in sample Jan1447.D; previous value =			✓	

Audit Trail report

Name	User	Time	Action	Reason	Comment	Succeed	Exception
CmdManuallyIntegrateSplit	BL2000\sean	1/19/2022 8:08:50 AM	Split qualifier 144.0 of compound 4-Chloro-3-Methylphenol in sample Jan1447.D and keep right peak, new integration is from x, y = 7.143, 204.868765902581 to 7.297, 335.903944182203 and new response = 151911, previous integration is from x, y = 7.012, 94 to 7.297, 336 and previous response = 262903.			✓	
CmdManuallyIntegrateSplit	BL2000\sean	1/19/2022 8:08:52 AM	Split qualifier 144.0 of compound 4-Chloro-3-Methylphenol in sample Jan1447.D and keep left peak, new integration is from x, y = 7.143, 204.868765902581 to 7.235, 283.478531515532 and new response = 138615, previous integration is from x, y = 7.143, 205 to 7.297, 336 and previous response = 151911.			✓	
CmdManuallyIntegrateSplit	BL2000\sean	1/19/2022 8:08:59 AM	Split peak for compound 1-Methylnaphthalene in sample Jan1447.D and keep left peak, new integration is from x, y = 7.348, 824.081460900366 to 7.440, 830.409557425939 and new response = 952758, previous integration is from x, y = 7.348, 824 to 7.502, 835 and previous response = 989108.			✓	
CmdSetTargetCompoundAttribute	BL2000\sean	1/19/2022 8:09:00 AM	Set UserAnnotation = CO for compound 1-Methylnaphthalene in sample Jan1447.D; previous value =			✓	
CmdManuallyIntegrateSplit	BL2000\sean	1/19/2022 8:09:04 AM	Split peak for compound 4-Chloro-2-Methylphenol in sample Jan1447.D and keep left peak, new integration is from x, y = 7.019, 985.641319593415 to 7.143, 1436.62764188613 and new response = 383699, previous integration is from x, y = 7.019, 986 to 7.276, 1925 and previous response = 820882.			✓	
CmdSetTargetCompoundAttribute	BL2000\sean	1/19/2022 8:09:05 AM	Set UserAnnotation = CO for compound 4-Chloro-2-Methylphenol in sample Jan1447.D; previous value =			✓	
CmdManuallyIntegrateSplit	BL2000\sean	1/19/2022 8:09:07 AM	Split qualifier 144.0 of compound 4-Chloro-2-Methylphenol in sample Jan1447.D and keep left peak, new integration is from x, y = 7.013, 124.488531014972 to 7.143, 227.698675015503 and new response = 110825, previous integration is from x, y = 7.013, 124 to 7.297, 350 and previous response = 262538.			✓	

Audit Trail report

Name	User	Time	Action	Reason	Comment	Succeed	Exception
CmdManuallyIntegrateApplyTargetRtToQualifier	BL2000\sean	1/19/2022 8:09:19 AM	Apply target integration range 8.293-8.435 to qualifier 153.1 for compound Acenaphthylene in sample Jan1447.D, new integration is from x, y = 8.293, 300 to 8.435, 1141 and new response = 259864; previously no peak.			✓	
CmdManuallyIntegrateApplyTargetRtToQualifier	BL2000\sean	1/19/2022 8:09:27 AM	Apply target integration range 8.599-8.701 to qualifier 154.0 for compound 2,4-Dinitrophenol in sample Jan1447.D, new integration is from x, y = 8.599, 4628 to 8.701, 2089 and new response = 28763; previous integration is from x, y = 8.517, 679 to 8.609, 692 and previous response = 1183364.			✓	
CmdManuallyIntegrateDropBaseline	BL2000\sean	1/19/2022 8:09:28 AM	Drop baseline for qualifier 154.0 of compound 2,4-Dinitrophenol in sample Jan1447.D to y = 2089, new integration is from x, y = 8.599, 2089 to 8.701, 2089 and new response = 36555; previous integration is from x, y = 8.599, 4628 to 8.701, 2089 and previous response = 28763.			✓	
CmdManuallyIntegrateApplyTargetRtToQualifier	BL2000\sean	1/19/2022 8:09:34 AM	Apply target integration range 8.793-8.916 to qualifier 139.0 for compound 4-Nitrophenol in sample Jan1447.D, new integration is from x, y = 8.793, 4373 to 8.916, 2245 and new response = 33877; previous integration is from x, y = 8.723, 597 to 8.793, 730 and previous response = 726526.			✓	
CmdManuallyIntegrateDropBaseline	BL2000\sean	1/19/2022 8:09:35 AM	Drop baseline for qualifier 139.0 of compound 4-Nitrophenol in sample Jan1447.D to y = 2245, new integration is from x, y = 8.793, 2245 to 8.916, 2245 and new response = 41714; previous integration is from x, y = 8.793, 4373 to 8.916, 2245 and previous response = 33877.			✓	
CmdManuallyIntegrateApplyTargetRtToQualifier	BL2000\sean	1/19/2022 8:09:38 AM	Apply target integration range 8.793-8.916 to qualifier 65.0 for compound 4-Nitrophenol in sample Jan1447.D, new integration is from x, y = 8.793, 8228 to 8.916, 3193 and new response = 18083; previous integration is from x, y = 8.730, 2404 to 8.905, 2145 and previous response = 66912.			✓	

Audit Trail report

Name	User	Time	Action	Reason	Comment	Succeed	Exception
CmdManuallyIntegrateDropBaseline	BL2000\sean	1/19/2022 8:09:38 AM	Drop baseline for qualifier 65.0 of compound 4-Nitrophenol in sample Jan1447.D to y = 3193, new integration is from x, y = 8.793, 3193 to 8.916, 3193 and new response = 36627; previous integration is from x, y = 8.793, 8228 to 8.916, 3193 and previous response = 18083.			✓	
CmdManuallyIntegrateDropBaseline	BL2000\sean	1/19/2022 8:09:40 AM	Drop baseline for qualifier 65.0 of compound 4-Nitrophenol in sample Jan1447.D to y = 3193, new integration is from x, y = 8.793, 3193 to 8.916, 3193 and new response = 36627; previous integration is from x, y = 8.793, 3193 to 8.916, 3193 and previous response = 36627.			✓	
CmdManuallyIntegrateQualifierPeak	BL2000\sean	1/19/2022 8:09:49 AM	Manually integrate qualifier 63.0 of compound 2,4-Dinitrotoluene in sample Jan1447.D, from x, y = 8.763, 4258 to 8.804, 9434, result = 97890; previous integration is from x, y = 9.070, 1348 to 9.141, 1278 and previous response = 9930.			✓	
CmdManuallyIntegrateDropBaseline	BL2000\sean	1/19/2022 8:09:50 AM	Drop baseline for qualifier 63.0 of compound 2,4-Dinitrotoluene in sample Jan1447.D to y = 4258, new integration is from x, y = 8.763, 4258 to 8.804, 4258 and new response = 104243; previous integration is from x, y = 8.763, 4258 to 8.804, 9434 and previous response = 97890.			✓	
CmdManuallyIntegrateApplyTargetRtToQualifier	BL2000\sean	1/19/2022 8:10:05 AM	Apply target integration range 9.315-9.428 to qualifier 167.0 for compound N-nitrosodiphenylamine in sample Jan1447.D, new integration is from x, y = 9.315, 5317 to 9.428, 2553 and new response = 356594; previously no peak.			✓	
CmdManuallyIntegrateDropBaseline	BL2000\sean	1/19/2022 8:10:06 AM	Drop baseline for qualifier 167.0 of compound N-nitrosodiphenylamine in sample Jan1447.D to y = 2553, new integration is from x, y = 9.315, 2553 to 9.428, 2553 and new response = 365925; previous integration is from x, y = 9.315, 5317 to 9.428, 2553 and previous response = 356594.			✓	
CmdManuallyIntegrateQualifierPeak	BL2000\sean	1/19/2022 8:10:14 AM	Manually integrate qualifier 51.0 of compound Azobenzene in sample Jan1447.D from x, y = 9.366, 8134 to 9.438, 6343; result = 510320			✓	

Audit Trail report

Name	User	Time	Action	Reason	Comment	Succeed	Exception
CmdManuallyIntegrateDropBaseline	BL2000\sean	1/19/2022 8:10:15 AM	Drop baseline for qualifier 51.0 of compound Azobenzene in sample Jan1447.D to y = 6343, new integration is from x, y = 9.366, 6343 to 9.438, 6343 and new response = 514169; previous integration is from x, y = 9.366, 8134 to 9.438, 6343 and previous response = 510320.			✓	
CmdManuallyIntegrateSplit	BL2000\sean	1/19/2022 8:11:29 AM	Split qualifier 66.0 of compound Aniline in sample Jan1449.D and keep left peak, new integration is from x, y = 4.542, 688.271503905002 to 4.593, 836.029513289116 and new response = 313954, previous integration is from x, y = 4.542, 688 to 4.685, 1102 and previous response = 667667.			✓	
CmdManuallyIntegrateSplit	BL2000\sean	1/19/2022 8:11:35 AM	Split qualifier 66.0 of compound Phenol in sample Jan1449.D and keep right peak, new integration is from x, y = 4.593, 872.804146665305 to 4.685, 1050.28505099571 and new response = 367932, previous integration is from x, y = 4.542, 774 to 4.685, 1050 and previous response = 667570.			✓	
CmdManuallyIntegrateSplit	BL2000\sean	1/19/2022 8:11:39 AM	Split qualifier 64.0 of compound bis(-2-Chloroethyl)Ether in sample Jan1449.D and keep left peak, new integration is from x, y = 4.593, 349.714734756332 to 4.675, 438.246233836532 and new response = 59442, previous integration is from x, y = 4.593, 350 to 4.675, 438 and previous response = 59442.			✓	
CmdManuallyIntegrateSplit	BL2000\sean	1/19/2022 8:11:42 AM	Split peak for compound bis(-2-Chloroethyl)Ether in sample Jan1449.D and keep left peak, new integration is from x, y = 4.634, 875.392716149182 to 4.685, 973.142030134938 and new response = 537838, previous integration is from x, y = 4.634, 875 to 4.787, 1169 and previous response = 779437.			✓	
CmdSetTargetCompoundAttribute	BL2000\sean	1/19/2022 8:11:43 AM	Set UserAnnotation = CO for compound bis(-2-Chloroethyl)Ether in sample Jan1449.D; previous value =			✓	
CmdManuallyIntegrateSplit	BL2000\sean	1/19/2022 8:11:45 AM	Split qualifier 64.0 of compound bis(-2-Chloroethyl)Ether in sample Jan1449.D and keep right peak, new integration is from x, y = 4.593, 349.714734756332 to 4.675, 438.246233836532 and new response = 59442, previous integration is from x, y = 4.593, 350 to 4.675, 438 and previous response = 59442.			✓	

Audit Trail report

Name	User	Time	Action	Reason	Comment	Succeed	Exception
CmdManuallyIntegrateSplit	BL2000\sean	1/19/2022 8:11:50 AM	Split qualifier 64.0 of compound bis(-2-Chloroethyl)Ether in sample Jan1449.D and keep right peak, new integration is from x, y = 4.593, 349.714734756332 to 4.675, 438.246233836532 and new response = 59442, previous integration is from x, y = 4.593, 350 to 4.675, 438 and previous response = 59442.			✓	
CmdManuallyIntegrateQualifierPeak	BL2000\sean	1/19/2022 8:11:56 AM	Manually integrate qualifier 64.0 of compound bis(-2-Chloroethyl)Ether in sample Jan1449.D, from x, y = 4.644, 176 to 4.675, 438, result = 18540; previous integration is from x, y = 4.593, 350 to 4.675, 438 and previous response = 59442.			✓	
CmdSelectPeak	BL2000\sean	1/19/2022 8:12:11 AM	Select peak for compound 2-Methylphenol in sample Jan1449.D			✓	
CmdManuallyIntegrateSplit	BL2000\sean	1/19/2022 8:12:13 AM	Split peak for compound 2-Methylphenol in sample Jan1449.D and keep left peak, new integration is from x, y = 5.246, 884.908584311226 to 5.461, 1713.90118256773 and new response = 516378, previous integration is from x, y = 5.246, 885 to 5.563, 2109 and previous response = 1035531.			✓	
CmdSetTargetCompoundAttribute	BL2000\sean	1/19/2022 8:12:14 AM	Set UserAnnotation = CO for compound 2-Methylphenol in sample Jan1449.D; previous value =			✓	
CmdManuallyIntegrateApplyTargetRtToQualifier	BL2000\sean	1/19/2022 8:12:16 AM	Apply target integration range 5.246-5.461 to qualifier 108.0 for compound 2-Methylphenol in sample Jan1449.D, new integration is from x, y = 5.246, 3780 to 5.461, 2313 and new response = 566455; previous integration is from x, y = 5.461, 1742 to 5.563, 2137 and previous response = 434306.			✓	
CmdManuallyIntegrateApplyTargetRtToQualifier	BL2000\sean	1/19/2022 8:12:37 AM	Apply target integration range 6.475-6.578 to qualifier 128.0 for compound 4-Chlorophenol in sample Jan1449.D, new integration is from x, y = 6.475, 4617 to 6.578, 6973 and new response = 283605; previous integration is from x, y = 6.399, 669 to 6.475, 820 and previous response = 912545.			✓	
CmdManuallyIntegrateDropBaseline	BL2000\sean	1/19/2022 8:12:38 AM	Drop baseline for qualifier 128.0 of compound 4-Chlorophenol in sample Jan1449.D to y = 4617, new integration is from x, y = 6.475, 4617 to 6.578, 4617 and new response = 290862; previous integration is from x, y = 6.475, 4617 to 6.578, 6973 and previous response = 283605.			✓	

Audit Trail report

Name	User	Time	Action	Reason	Comment	Succeed	Exception
CmdManuallyIntegrateQualifierPeak	BL2000\sean	1/19/2022 8:12:44 AM	Manually integrate qualifier 65.0 of compound p-Chloroaniline in sample Jan1449.D, from x, y = 6.516, 1801 to 6.650, 870, result = 120797; previous integration is from x, y = 6.476, 798 to 6.650, 870 and previous response = 217280.			✓	
CmdManuallyIntegrateDropBaseline	BL2000\sean	1/19/2022 8:12:45 AM	Drop baseline for qualifier 65.0 of compound p-Chloroaniline in sample Jan1449.D to y = 870, new integration is from x, y = 6.516, 870 to 6.650, 870 and new response = 124524; previous integration is from x, y = 6.516, 1801 to 6.650, 870 and previous response = 120797.			✓	
CmdManuallyIntegrateSplit	BL2000\sean	1/19/2022 8:12:52 AM	Split peak for compound 4-Chloro-3-Methylphenol in sample Jan1449.D and keep right peak, new integration is from x, y = 7.153, 579.432792385763 to 7.245, 644.221591960104 and new response = 254478, previous integration is from x, y = 6.980, 458 to 7.245, 644 and previous response = 499113.			✓	
CmdSetTargetCompoundAttribute	BL2000\sean	1/19/2022 8:12:54 AM	Set UserAnnotation = CO for compound 4-Chloro-3-Methylphenol in sample Jan1449.D; previous value =			✓	
CmdManuallyIntegrateSplit	BL2000\sean	1/19/2022 8:12:56 AM	Split qualifier 144.0 of compound 4-Chloro-3-Methylphenol in sample Jan1449.D and keep right peak, new integration is from x, y = 7.153, 0 to 7.235, 0 and new response = 77638, previous integration is from x, y = 7.009, 0 to 7.235, 0 and previous response = 147287.			✓	
CmdManuallyIntegrateSplit	BL2000\sean	1/19/2022 8:13:02 AM	Split qualifier 142.0 of compound 1-Methylnaphthalene in sample Jan1449.D and keep left peak, new integration is from x, y = 7.338, 1499.05002040409 to 7.482, 1257.50504043344 and new response = 608203, previous integration is from x, y = 7.338, 1499 to 7.482, 1258 and previous response = 608203.			✓	
CmdManuallyIntegrateSplit	BL2000\sean	1/19/2022 8:13:06 AM	Split peak for compound 1-Methylnaphthalene in sample Jan1449.D and keep left peak, new integration is from x, y = 7.338, 741.822400994037 to 7.440, 756.868763445065 and new response = 539886, previous integration is from x, y = 7.338, 742 to 7.482, 763 and previous response = 558918.			✓	
CmdSetTargetCompoundAttribute	BL2000\sean	1/19/2022 8:13:08 AM	Set UserAnnotation = CO for compound 1-Methylnaphthalene in sample Jan1449.D; previous value =			✓	

Audit Trail report

Name	User	Time	Action	Reason	Comment	Succeed	Exception
CmdManuallyIntegrateSplit	BL2000\sean	1/19/2022 8:13:13 AM	Split peak for compound 4-Chloro-2-Methylphenol in sample Jan1449.D and keep left peak, new integration is from x, y = 6.980, 503.290496911291 to 7.153, 760.670619553161 and new response = 243647, previous integration is from x, y = 6.980, 503 to 7.245, 898 and previous response = 496758.			✓	
CmdSetTargetCompoundAttribute	BL2000\sean	1/19/2022 8:13:14 AM	Set UserAnnotation = CO for compound 4-Chloro-2-Methylphenol in sample Jan1449.D; previous value =			✓	
CmdManuallyIntegrateApplyTargetRtToQualifier	BL2000\sean	1/19/2022 8:13:16 AM	Apply target integration range 6.980-7.153 to qualifier 144.0 for compound 4-Chloro-2-Methylphenol in sample Jan1449.D, new integration is from x, y = 6.980, 0 to 7.153, 264 and new response = 68281; previous integration is from x, y = 7.153, 181 to 7.235, 232 and previous response = 76620.			✓	
CmdManuallyIntegrateApplyTargetRtToQualifier	BL2000\sean	1/19/2022 8:13:31 AM	Apply target integration range 8.517-8.609 to qualifier 152.0 for compound Acenaphthene in sample Jan1449.D, new integration is from x, y = 8.517, 1315 to 8.609, 1760 and new response = 301681; previous integration is from x, y = 8.282, 104 to 8.394, 250 and previous response = 1206338.			✓	
CmdManuallyIntegrateDropBaseline	BL2000\sean	1/19/2022 8:13:32 AM	Drop baseline for qualifier 152.0 of compound Acenaphthene in sample Jan1449.D to y = 1315, new integration is from x, y = 8.517, 1315 to 8.609, 1315 and new response = 302910; previous integration is from x, y = 8.517, 1315 to 8.609, 1760 and previous response = 301681.			✓	
CmdManuallyIntegrateApplyTargetRtToQualifier	BL2000\sean	1/19/2022 8:13:39 AM	Apply target integration range 8.609-8.691 to qualifier 154.0 for compound 2,4-Dinitrophenol in sample Jan1449.D, new integration is from x, y = 8.609, 2420 to 8.691, 2877 and new response = 12725; previous integration is from x, y = 8.517, 453 to 8.609, 526 and previous response = 595918.			✓	
CmdManuallyIntegrateDropBaseline	BL2000\sean	1/19/2022 8:13:40 AM	Drop baseline for qualifier 154.0 of compound 2,4-Dinitrophenol in sample Jan1449.D to y = 2420, new integration is from x, y = 8.609, 2420 to 8.691, 2420 and new response = 13847; previous integration is from x, y = 8.609, 2420 to 8.691, 2877 and previous response = 12725.			✓	

Audit Trail report

Name	User	Time	Action	Reason	Comment	Succeed	Exception
CmdManuallyIntegrateSplit	BL2000\sean	1/19/2022 8:13:47 AM	Split qualifier 139.0 of compound 4-Nitrophenol in sample Jan1449.D and keep right peak, new integration is from x, y = 8.783, 443.56823070404 to 8.824, 523.791483853242 and new response = 59447, previous integration is from x, y = 8.722, 324 to 8.824, 524 and previous response = 650213.			✓	
CmdManuallyIntegrateQualifierPeak	BL2000\sean	1/19/2022 8:13:54 AM	Manually integrate qualifier 63.0 of compound 2,4-Dinitrotoluene in sample Jan1449.D, from x, y = 8.763, 9932 to 8.824, 1015, result = 86145; previous integration is from x, y = 8.722, 935 to 8.824, 1015 and previous response = 191171.			✓	
CmdManuallyIntegrateDropBaseline	BL2000\sean	1/19/2022 8:13:56 AM	Drop baseline for qualifier 63.0 of compound 2,4-Dinitrotoluene in sample Jan1449.D to y = 1015, new integration is from x, y = 8.763, 1015 to 8.824, 1015 and new response = 102565; previous integration is from x, y = 8.763, 9932 to 8.824, 1015 and previous response = 86145.			✓	
CmdManuallyIntegrateQualifierPeak	BL2000\sean	1/19/2022 8:14:13 AM	Manually integrate qualifier 51.0 of compound Azobenzene in sample Jan1449.D from x, y = 9.366, 4393 to 9.417, 9550; result = 405477			✓	
CmdManuallyIntegrateDropBaseline	BL2000\sean	1/19/2022 8:14:14 AM	Drop baseline for qualifier 51.0 of compound Azobenzene in sample Jan1449.D to y = 4393, new integration is from x, y = 9.366, 4393 to 9.417, 4393 and new response = 413391; previous integration is from x, y = 9.366, 4393 to 9.417, 9550 and previous response = 405477.			✓	
CmdSaveBatchTable	BL2000\sean	1/19/2022 8:14:57 AM	Save batch \\MASSHUNTER\Org\Data\SV5973N.I\sd011422\DoD BNA 2\QuantResults\011422 DoD BNA.batch.bin			✓	
CmdManuallyIntegratePeak	BL2000\sean	1/19/2022 8:15:10 AM	Manually integrate compound Pyridine in sample Jan1449.D, from x, y = 2.111, 0 to 2.479, 1007, result = 192735; previous integration is from x, y = 2.111, 878 to 2.315, 1194 and previous response = 152412.			✓	
CmdManuallyIntegrateDropBaseline	BL2000\sean	1/19/2022 8:15:11 AM	Drop baseline for compound Pyridine in sample Jan1449.D to y = 0, new integration is from x, y = 2.111, 0 to 2.479, 0 and new response = 203843; previous integration is from x, y = 2.111, 0 to 2.479, 1007 and previous response = 192735.			✓	

Audit Trail report

Name	User	Time	Action	Reason	Comment	Succeed	Exception
CmdSetTargetCompoundAttribute	BL2000\sean	1/19/2022 8:15:13 AM	Set UserAnnotation = BA for compound Pyridine in sample Jan1449.D; previous value =			✓	
CmdManuallyIntegrateApplyTargetRtToQualifier	BL2000\sean	1/19/2022 8:15:15 AM	Apply target integration range 2.111-2.479 to qualifier 52.0 for compound Pyridine in sample Jan1449.D, new integration is from x, y = 2.111, 693 to 2.479, 1958 and new response = 205987; previous integration is from x, y = 2.111, 1190 to 2.315, 2024 and previous response = 168519.			✓	
CmdManuallyIntegrateDropBaseline	BL2000\sean	1/19/2022 8:15:16 AM	Drop baseline for qualifier 52.0 of compound Pyridine in sample Jan1449.D to y = 693, new integration is from x, y = 2.111, 693 to 2.479, 693 and new response = 219941; previous integration is from x, y = 2.111, 693 to 2.479, 1958 and previous response = 205987.			✓	
CmdManuallyIntegratePeak	BL2000\sean	1/19/2022 8:15:26 AM	Manually integrate compound N-Nitrosodimethylamine in sample Jan1449.D, from x, y = 2.060, 0 to 2.458, 55, result = 88336; previous integration is from x, y = 2.068, 203 to 2.203, 272 and previous response = 78612.			✓	
CmdManuallyIntegrateDropBaseline	BL2000\sean	1/19/2022 8:15:27 AM	Drop baseline for compound N-Nitrosodimethylamine in sample Jan1449.D to y = 0, new integration is from x, y = 2.060, 0 to 2.458, 0 and new response = 88994; previous integration is from x, y = 2.060, 0 to 2.458, 55 and previous response = 88336.			✓	
CmdSetTargetCompoundAttribute	BL2000\sean	1/19/2022 8:15:29 AM	Set UserAnnotation = BA for compound N-Nitrosodimethylamine in sample Jan1449.D; previous value =			✓	
CmdSaveBatchTable	BL2000\sean	1/19/2022 8:15:37 AM	Save batch \\MASSHUNTER\Org\Data\SV5973N.I\sd011422\DoD BNA 2\QuantResults\011422 DoD BNA.batch.bin			✓	
CmdSaveBatchTable	BL2000\sean	1/19/2022 8:16:22 AM	Save batch \\MASSHUNTER\Org\Data\SV5973N.I\sd011422\DoD BNA 2\QuantResults\011422 DoD BNA.batch.bin			✓	
CmdSetSampleAttribute	BL2000\sean	1/19/2022 8:16:34 AM	Set SampleApproved = True for sample Jan1449.D; previous value = False			✓	
CmdSetSampleAttribute	BL2000\sean	1/19/2022 8:16:36 AM	Set SampleApproved = True for sample Jan1448.D; previous value = False			✓	

Audit Trail report

Name	User	Time	Action	Reason	Comment	Succeed	Exception
CmdSetSampleAttribute	BL2000\sean	1/19/2022 8:16:37 AM	Set SampleApproved = True for sample Jan1447.D; previous value = False			✓	
CmdSetSampleAttribute	BL2000\sean	1/19/2022 8:16:38 AM	Set SampleApproved = True for sample Jan1446.D; previous value = False			✓	
CmdSetSampleAttribute	BL2000\sean	1/19/2022 8:16:39 AM	Set SampleApproved = True for sample Jan1445.D; previous value = False			✓	
CmdSetSampleAttribute	BL2000\sean	1/19/2022 8:16:40 AM	Set SampleApproved = True for sample Jan1444.D; previous value = False			✓	
CmdSetSampleAttribute	BL2000\sean	1/19/2022 8:16:41 AM	Set SampleApproved = True for sample Jan1443.D; previous value = False			✓	
CmdSetSampleAttribute	BL2000\sean	1/19/2022 8:16:42 AM	Set SampleApproved = True for sample Jan1442.D; previous value = False			✓	
CmdSetSampleAttribute	BL2000\sean	1/19/2022 8:16:43 AM	Set SampleApproved = True for sample Jan1441.D; previous value = False			✓	
CmdSetSampleAttribute	BL2000\sean	1/19/2022 8:16:44 AM	Set SampleApproved = True for sample Jan1440.D; previous value = False			✓	
CmdSetSampleAttribute	BL2000\sean	1/19/2022 8:16:45 AM	Set SampleApproved = True for sample Jan1439.D; previous value = False			✓	
CmdSetSampleAttribute	BL2000\sean	1/19/2022 8:16:45 AM	Set SampleApproved = True for sample Jan1438.D; previous value = False			✓	
CmdSetSampleAttribute	BL2000\sean	1/19/2022 8:16:46 AM	Set SampleApproved = True for sample Jan1437.D; previous value = False			✓	
CmdSetSampleAttribute	BL2000\sean	1/19/2022 8:16:47 AM	Set SampleApproved = True for sample Jan1436.D; previous value = False			✓	
CmdSetSampleAttribute	BL2000\sean	1/19/2022 8:16:48 AM	Set SampleApproved = True for sample Jan1435.D; previous value = False			✓	
CmdSetSampleAttribute	BL2000\sean	1/19/2022 8:16:49 AM	Set SampleApproved = True for sample Jan1433.D; previous value = False			✓	
CmdSetSampleAttribute	BL2000\sean	1/19/2022 8:16:50 AM	Set SampleApproved = True for sample Jan1432.D; previous value = False			✓	
CmdSetSampleAttribute	BL2000\sean	1/19/2022 8:16:51 AM	Set SampleApproved = True for sample Jan1431.D; previous value = False			✓	
CmdSetSampleAttribute	BL2000\sean	1/19/2022 8:16:52 AM	Set SampleApproved = True for sample Jan1430.D; previous value = False			✓	

Audit Trail report

Name	User	Time	Action	Reason	Comment	Succeed	Exception
CmdSetSampleAttribute	BL2000\sean	1/19/2022 8:16:53 AM	Set SampleApproved = True for sample Jan1429.D; previous value = False			✓	
CmdSetSampleAttribute	BL2000\sean	1/19/2022 8:16:53 AM	Set SampleApproved = True for sample Jan1428.D; previous value = False			✓	
CmdSetSampleAttribute	BL2000\sean	1/19/2022 8:16:54 AM	Set SampleApproved = True for sample Jan1427.D; previous value = False			✓	
CmdSetSampleAttribute	BL2000\sean	1/19/2022 8:16:55 AM	Set SampleApproved = True for sample Jan1426.D; previous value = False			✓	
CmdSetSampleAttribute	BL2000\sean	1/19/2022 8:16:59 AM	Set SampleApproved = True for sample Jan1425.D; previous value = False			✓	
CmdSetSampleAttribute	BL2000\sean	1/19/2022 8:17:01 AM	Set SampleApproved = True for sample Jan1434.D; previous value = False			✓	
CmdSaveBatchTable	BL2000\sean	1/19/2022 8:17:08 AM	Save batch \\MASSHUNTER\Org\Data\SV5973N.I\sd011422\DoD BNA 2\QuantResults\011422 DoD BNA.batch.bin			✓	
CmdQuantitate	BL2000\sean	1/19/2022 8:18:06 AM	Quantitate all compounds in all samples			✓	
CmdSaveBatchTable	BL2000\sean	1/19/2022 11:32:31 AM	Save batch \\MASSHUNTER\Org\Data\SV5973N.I\sd011422\DoD BNA 2\QuantResults\011422 DoD BNA.batch.bin			✓	
CmdOpenBatchTable	BL2000\sean	2/15/2022 4:54:56 PM	Open batch \\MASSHUNTER\Org\Data\SV5973N.I\sd011422\DoD BNA 2\011422 DoD BNA.batch.bin			✓	
CmdSaveBatchTable	BL2000\sean	2/15/2022 5:16:41 PM	Save batch \\MASSHUNTER\Org\Data\SV5973N.I\sd011422\DoD BNA 2\QuantResults\011422 DoD BNA.batch.bin			✓	
GenerateReport	BL2000\sean	2/15/2022 5:17:31 PM	Generates report - Method: \\MASSHUNTER\Org\reports\LevelIV_Reports\Tests_for_LevelIV\CC_mid_rpt.m, Output Path: \\MASSHUNTER\Org\Data\SV5973N.I\sd011422\DoD BNA 2\QuantReports\011422 DoD BNA			✓	
GenerateReport	BL2000\sean	2/15/2022 5:28:12 PM	Generates report - Method: \\MASSHUNTER\Org\reports\LevelIV_Reports\Tests_for_LevelIV\CC_mid_rpt.m, Output Path: \\MASSHUNTER\Org\Data\SV5973N.I\sd011422\DoD BNA 2\QuantReports\011422 DoD BNA-1			✓	

Audit Trail report

Name	User	Time	Action	Reason	Comment	Succeed	Exception
GenerateReport	BL2000\sean	2/15/2022 5:29:14 PM	Generates report - Method: \\MASSHUNTER\Org\reports\LevelIV_Reports\Tests_for_LevelIV\CC_mid_rpt.m, Output Path: \\MASSHUNTER\Org\Data\SV5973N.I\sd011422\DoD BNA 2\QuantReports\011422 DoD BNA-2			✓	

Continuing Calibration Report

Batch Name \\MASSHUNTER\Org\Data\SV5973N.I\sd011422\DoD BNA 2\QuantResults\011422 DoD BNA.batch.bin
Method File
Daily CC \\MASSHUNTER\Org\Data\SV5973N.I\sd011422\DoD BNA 2Jan1426.D

Level name	Injection Time	Calibration Files
1	1/7/2022 4:17:22 PM	\\MASSHUNTER\Org\Data\SV5973N.I\sd010722\DoD BNA cal 1\Jan0708.D
2	1/7/2022 3:45:02 PM	\\MASSHUNTER\Org\Data\SV5973N.I\sd010722\DoD BNA cal 1\Jan0707.D
3	1/7/2022 3:12:34 PM	\\MASSHUNTER\Org\Data\SV5973N.I\sd010722\DoD BNA cal 1\Jan0706.D
4	1/7/2022 2:40:13 PM	\\MASSHUNTER\Org\Data\SV5973N.I\sd010722\DoD BNA cal 1\Jan0705.D
5	1/7/2022 2:07:48 PM	\\MASSHUNTER\Org\Data\SV5973N.I\sd010722\DoD BNA cal 1\Jan0704.D
6	1/7/2022 1:35:33 PM	\\MASSHUNTER\Org\Data\SV5973N.I\sd010722\DoD BNA cal 1\Jan0703.D
7	1/7/2022 1:03:24 PM	\\MASSHUNTER\Org\Data\SV5973N.I\sd010722\DoD BNA cal 1\Jan0702.D
CCV	1/15/2022 2:18:00 AM	\\MASSHUNTER\Org\Data\SV5973N.I\sd011422\DoD BNA 2\Jan1426.D <=====

ISTD Compound:	Avg Resp	Mid Resp	CC Resp	Area%	A/M
1,4-Dichlorobenzene-d4	349980	349946	347942	99.43	M
Naphthalene-d8	1070403	1080735	1082585	100.17	M
Acenaphthene-d10	588466	590099	600415	101.75	M
Phenanthrene-d10	1074321	1057834	1079860	102.08	M
Chrysene-d12	773990	770655	768003	99.66	M
Perylene-d12	599090	601041	581541	96.76	M

Target Compound	AvgRF/R2	CC RF	Exp. Conc	Calc. Conc	%Dev	Area%	Curve Fit
-----ISTD-----							
1,4-Dichlorobenzene-d4							
N-Nitrosodimethylamine	0.9977	0.3751	75.00	70.70	5.73	146.78	Quadratic
Pyridine	0.9981	0.7616	75.00	65.30	12.94	140.34	Quadratic
2-Fluorophenol	0.9109	0.9604	75.00	79.07	-5.43	159.99	Avg RF
Aniline	1.6159	1.8232	75.00	84.62	-12.83	164.86	Avg RF
Phenol-d5	0.9994	1.2563	75.00	77.48	-3.30	158.13	Quadratic
Phenol	0.9985	1.3604	75.00	80.08	-6.77	159.82	Quadratic
bis(-2-Chloroethyl)Ether	1.0009	1.0208	75.00	76.49	-1.99	147.40	Avg RF
2-Chlorophenol	0.9995	1.1510	75.00	80.33	-7.11	161.24	Quadratic
1,3-Dichlorobenzene	1.4268	1.4284	75.00	75.08	-0.11	157.20	Avg RF
1,4-Dichlorobenzene	1.4340	1.4381	75.00	75.22	-0.29	148.82	Avg RF
1,2-Dichlorobenzene	1.4138	1.4295	75.00	75.83	-1.11	149.38	Avg RF
Benzyl Alcohol	0.9980	0.7021	75.00	84.63	-12.84	171.55	Quadratic
bis(2-chloroisopropyl)Ether	0.3840	0.3535	75.00	69.05	7.94	138.88	Avg RF
2-Methylphenol	0.9567	0.9933	75.00	77.87	-3.82	149.94	Avg RF
N-nitroso-Di-n-propylamine	0.9970	0.6411	75.00	71.99	4.01	157.28	Quadratic
4Methylphenol/3Methylphenol	0.9983	1.2951	75.00	75.17	-0.23	142.11	Quadratic
Hexachloroethane	0.9995	0.3917	75.00	71.96	4.05	142.20	Quadratic
Nitrobenzene-d5	0.9987	0.6389	75.00	72.44	3.41	148.56	Quadratic
Nitrobenzene	0.9987	0.3664	75.00	78.24	-4.32	157.78	Quadratic
-----ISTD-----							
Naphthalene-d8							
Isophorone	0.9997	0.5549	75.00	82.21	-9.61	163.20	Quadratic
2-Nitrophenol	0.9992	0.0859	75.00	73.17	2.44	153.38	Quadratic
2,4-Dimethylphenol	0.9992	0.2630	75.00	77.82	-3.76	158.29	Quadratic
bis(-2-Chloroethoxy)Methane	0.2959	0.3124	75.00	79.18	-5.57	162.20	Avg RF
2,4-Dichlorophenol	0.9994	0.2453	75.00	79.79	-6.39	170.11	Quadratic
Benzoic Acid	0.9979	0.1512	75.00	81.93	-9.24	183.63	Quadratic
1,2,4-Trichlorobenzene	0.2929	0.2914	75.00	74.61	0.52	158.96	Avg RF
Naphthalene	0.9997	0.9252	75.00	81.36	-8.48	163.60	Quadratic
4-Chlorophenol	0.9983	0.0852	75.00	80.97	-7.96	159.33	Quadratic
p-Chloroaniline	0.3316	0.3422	75.00	77.40	-3.20	151.55	Avg RF
Hexachlorobutadiene	0.9998	0.1626	75.00	76.14	-1.52	158.83	Quadratic
4-Chloro-2-Methylphenol	0.2141	0.2213	75.00	77.53	-3.38	160.63	Avg RF

Continuing Calibration Report

Target Compound	AvgRF/R2	CC RF	Exp. Conc	Calc. Conc	%Dev	Area%	Curve Fit
4-Chloro-3-Methylphenol	0.2261	0.2366	75.00	78.47	-4.63	163.06	Avg RF
2-Methylnaphthalene	0.9997	0.4961	75.00	70.25	6.34	137.21	Quadratic
1-Methylnaphthalene	0.9999	0.5001	75.00	73.42	2.11	146.41	Quadratic
Acenaphthene-d10	-----ISTD-----						
Hexachlorocyclopentadiene	0.9984	0.1718	75.00	68.76	8.33	152.86	Quadratic
2,4,6-Trichlorophenol	0.9996	0.2921	75.00	80.41	-7.21	175.55	Quadratic
2,4,5-Trichlorophenol	0.3091	0.3371	75.00	81.78	-9.04	169.78	Avg RF
2-Fluorobiphenyl	0.9996	1.2895	75.00	78.31	-4.41	155.74	Quadratic
2-Chloronaphthalene	1.0308	1.0066	75.00	73.24	2.35	153.34	Avg RF
2-Nitroaniline	0.9955	0.1643	75.00	69.48	7.35	163.91	Quadratic
Dimethyl Phthalate	0.9995	1.0684	75.00	78.05	-4.07	167.64	Quadratic
2,6-Dinitrotoluene	0.9948	0.1210	75.00	65.40	12.79	151.87	Quadratic
Acenaphthylene	0.9997	1.5532	75.00	71.34	4.88	150.37	Quadratic
3-Nitroaniline	0.9988	0.1575	75.00	78.72	-4.96	168.80	Quadratic
Acenaphthene	0.9506	0.9514	75.00	75.07	-0.09	156.36	Avg RF
2,4-Dinitrophenol	0.9982	0.0641	75.00	67.48	10.02	150.54	Quadratic
Dibenzofuran	1.5045	1.5493	75.00	77.23	-2.98	153.06	Avg RF
2,4-Dinitrotoluene	0.9993	0.1825	75.00	76.22	-1.62	159.27	Quadratic
4-Nitrophenol	0.9976	0.1511	75.00	73.81	1.59	172.24	Quadratic
Diethylphthalate	0.9981	1.0794	75.00	78.74	-4.99	173.59	Quadratic
Fluorene	0.9992	1.1617	75.00	72.30	3.61	147.36	Quadratic
4-Chlorophenyl-phenylether	0.9992	0.5326	75.00	72.29	3.61	156.66	Quadratic
Phenanthrene-d10	-----ISTD-----						
4-Nitroaniline	0.9931	0.0777	75.00	71.18	5.09	144.68	Quadratic
4,6-Dinitro-2-methylphenol	0.9978	0.0503	75.00	67.01	10.65	143.75	Quadratic
N-nitrosodiphenylamine	0.4357	0.4805	75.00	82.72	-10.29	166.70	Avg RF
Azobenzene	0.9989	0.5265	75.00	76.24	-1.65	156.03	Quadratic
2,4,6-Tribromophenol	0.9994	0.0545	75.00	74.66	0.46	158.21	Quadratic
4-Bromophenyl-phenylether	0.9994	0.1834	75.00	78.23	-4.30	168.64	Quadratic
Hexachlorobenzene	0.9983	0.1729	75.00	73.29	2.28	145.14	Quadratic
Pentachlorophenol	0.9996	0.0861	75.00	77.73	-3.63	166.56	Quadratic
Phenanthrene	0.9984	0.9163	75.00	77.35	-3.13	150.92	Quadratic
Anthracene	0.9994	0.8872	75.00	77.57	-3.42	158.87	Quadratic
Triallate	0.9986	0.1893	75.00	76.15	-1.53	169.96	Quadratic
Carbazole	0.8498	0.8246	75.00	72.77	2.97	152.38	Avg RF
o-Terphenyl	0.5134	0.4939	75.00	72.16	3.79	151.14	Avg RF
Di-n-Butylphthalate	0.9996	0.8556	75.00	79.36	-5.81	177.10	Quadratic
Fluoranthene	0.9353	0.9573	75.00	76.76	-2.35	154.66	Avg RF
Benidine	0.9995	0.3849	75.00	78.54	-4.73	164.44	Quadratic
Pyrene	1.0241	1.0520	75.00	77.05	-2.73	157.63	Avg RF
Terphenyl-d14	0.6778	0.6864	75.00	75.95	-1.27	157.59	Avg RF
Chrysene-d12	-----ISTD-----						
Butylbenzylphthalate	0.9993	0.3965	75.00	79.01	-5.35	173.82	Quadratic
Benzo(a)Anthracene	1.0269	1.0764	75.00	78.62	-4.82	162.57	Avg RF
Chrysene	0.9995	1.1560	75.00	76.97	-2.62	155.45	Quadratic
3,3-Dichlorobenzidine	0.9989	0.3621	75.00	77.72	-3.62	167.01	Quadratic
bis(2-ethylhexyl)Phthalate	0.9992	0.1409	75.00	78.99	-5.33	173.37	Quadratic
Perylene-d12	-----ISTD-----						
Di-n-octyl Phthalate	0.9982	1.2811	75.00	78.78	-5.04	168.95	Quadratic
Benzo(b)fluoranthene	1.3125	1.3949	75.00	79.71	-6.27	157.67	Avg RF
Benzo(k)fluoranthene	1.3608	1.4426	75.00	79.51	-6.01	158.28	Avg RF
Benzo(a)pyrene	0.9993	1.2833	75.00	77.18	-2.90	156.64	Quadratic
Indeno(1,2,3-c,d)pyrene	0.9995	1.0818	75.00	77.13	-2.84	152.09	Quadratic
Dibenzo(a,h)anthracene	0.9995	1.1915	75.00	78.53	-4.71	157.68	Quadratic
Benzo(g,h,i)perylene	1.2301	1.3263	75.00	80.86	-7.82	163.40	Avg RF

A -- against Average; M -- against Mid Point; P -- against Previous CC in the Method;

Continuing Calibration Report

Batch Name \\MASSHUNTER\Org\Data\SV5973N.I\sd011422\DoD BNA 2\QuantResults\011422 DoD BNA.batch.bin
Method File
Daily CC \\MASSHUNTER\Org\Data\SV5973N.I\sd011422\DoD BNA 2Jan1449.D

Level name	Injection Time	Calibration Files
1	1/7/2022 4:17:22 PM	\\MASSHUNTER\Org\Data\SV5973N.I\sd010722\DoD BNA cal 1\Jan0708.D
2	1/7/2022 3:45:02 PM	\\MASSHUNTER\Org\Data\SV5973N.I\sd010722\DoD BNA cal 1\Jan0707.D
3	1/7/2022 3:12:34 PM	\\MASSHUNTER\Org\Data\SV5973N.I\sd010722\DoD BNA cal 1\Jan0706.D
4	1/7/2022 2:40:13 PM	\\MASSHUNTER\Org\Data\SV5973N.I\sd010722\DoD BNA cal 1\Jan0705.D
5	1/7/2022 2:07:48 PM	\\MASSHUNTER\Org\Data\SV5973N.I\sd010722\DoD BNA cal 1\Jan0704.D
6	1/7/2022 1:35:33 PM	\\MASSHUNTER\Org\Data\SV5973N.I\sd010722\DoD BNA cal 1\Jan0703.D
7	1/7/2022 1:03:24 PM	\\MASSHUNTER\Org\Data\SV5973N.I\sd010722\DoD BNA cal 1\Jan0702.D
CCV	1/15/2022 2:18:00 AM	\\MASSHUNTER\Org\Data\SV5973N.I\sd011422\DoD BNA 2\Jan1426.D <=====

ISTD Compound:	Avg Resp	Mid Resp	CC Resp	Area%	A/M
1,4-Dichlorobenzene-d4	349980	349946	298291	85.24	M
Naphthalene-d8	1070403	1080735	591176	54.70	M
Acenaphthene-d10	588466	590099	403179	68.32	M
Phenanthrene-d10	1074321	1057834	1035857	97.92	M
Chrysene-d12	773990	770655	740094	96.03	M
Perylene-d12	599090	601041	565507	94.09	M

Target Compound	AvgRF/R2	CC RF	Exp. Conc	Calc. Conc	%Dev	Area%	Curve Fit
-----ISTD-----							
1,4-Dichlorobenzene-d4							
N-Nitrosodimethylamine	0.9977	0.1591	75.00	31.22	58.38	53.38	Quadratic
Pyridine	0.9981	0.3645	75.00	32.77	56.31	57.57	Quadratic
2-Fluorophenol	0.9109	0.8543	75.00	70.33	6.22	121.99	Avg RF
Aniline	1.6159	1.5680	75.00	72.78	2.97	121.55	Avg RF
Phenol-d5	0.9994	1.2947	75.00	79.91	-6.54	139.72	Quadratic
Phenol	0.9985	1.3116	75.00	76.82	-2.43	132.10	Quadratic
bis(-2-Chloroethyl)Ether	1.0009	0.9616	75.00	72.06	3.92	119.05	Avg RF
2-Chlorophenol	0.9995	1.1049	75.00	76.95	-2.61	132.70	Quadratic
1,3-Dichlorobenzene	1.4268	1.4066	75.00	73.94	1.41	132.72	Avg RF
1,4-Dichlorobenzene	1.4340	1.4260	75.00	74.58	0.56	126.51	Avg RF
1,2-Dichlorobenzene	1.4138	1.3677	75.00	72.55	3.26	122.53	Avg RF
Benzyl Alcohol	0.9980	0.5999	75.00	73.41	2.12	125.67	Quadratic
bis(2-chloroisopropyl)Ether	0.3840	0.3508	75.00	68.51	8.65	118.14	Avg RF
2-Methylphenol	0.9567	0.9233	75.00	72.38	3.49	119.48	Avg RF
N-nitroso-Di-n-propylamine	0.9970	0.5907	75.00	66.09	11.88	124.23	Quadratic
4Methylphenol/3Methylphenol	0.9983	0.9270	75.00	53.84	28.22	87.20	Quadratic
Hexachloroethane	0.9995	0.2925	75.00	54.04	27.95	91.03	Quadratic
Nitrobenzene-d5	0.9987	0.3898	75.00	44.33	40.89	77.70	Quadratic
Nitrobenzene	0.9987	0.2457	75.00	50.90	32.13	90.69	Quadratic
-----ISTD-----							
Naphthalene-d8							
Isophorone	0.9997	0.4902	75.00	71.87	4.17	78.73	Quadratic
2-Nitrophenol	0.9992	0.0900	75.00	76.53	-2.05	87.82	Quadratic
2,4-Dimethylphenol	0.9992	0.2399	75.00	71.65	4.47	78.84	Quadratic
bis(-2-Chloroethoxy)Methane	0.2959	0.2555	75.00	64.75	13.67	72.43	Avg RF
2,4-Dichlorophenol	0.9994	0.2498	75.00	81.19	-8.25	94.59	Quadratic
Benzoic Acid	0.9979	0.1347	75.00	74.25	1.00	89.29	Quadratic
1,2,4-Trichlorobenzene	0.2929	0.3016	75.00	77.23	-2.97	89.85	Avg RF
Naphthalene	0.9997	0.8229	75.00	72.51	3.32	79.47	Quadratic
4-Chlorophenol	0.9983	0.0862	75.00	81.84	-9.13	88.01	Quadratic
p-Chloroaniline	0.3316	0.3110	75.00	70.34	6.22	75.21	Avg RF
Hexachlorobutadiene	0.9998	0.1884	75.00	86.99	-15.98	100.50	Quadratic
4-Chloro-2-Methylphenol	0.2141	0.2198	75.00	77.00	-2.67	87.12	Avg RF

Continuing Calibration Report

Target Compound	AvgRF/R2	CC RF	Exp. Conc	Calc. Conc	%Dev	Area%	Curve Fit
4-Chloro-3-Methylphenol	0.2261	0.2296	75.00	76.14	-1.52	86.40	Avg RF
2-Methylnaphthalene	0.9997	0.5058	75.00	71.72	4.37	76.39	Quadratic
1-Methylnaphthalene	0.9999	0.4871	75.00	71.42	4.77	77.87	Quadratic
Acenaphthene-d10	-----ISTD-----						
Hexachlorocyclopentadiene	0.9984	0.1639	75.00	65.93	12.10	97.89	Quadratic
2,4,6-Trichlorophenol	0.9996	0.2653	75.00	73.75	1.66	107.08	Quadratic
2,4,5-Trichlorophenol	0.3091	0.3046	75.00	73.90	1.46	103.03	Avg RF
2-Fluorobiphenyl	0.9996	1.1031	75.00	66.32	11.57	89.46	Quadratic
2-Chloronaphthalene	1.0308	0.8193	75.00	59.61	20.52	83.81	Avg RF
2-Nitroaniline	0.9955	0.1225	75.00	52.65	29.80	82.06	Quadratic
Dimethyl Phthalate	0.9995	0.9854	75.00	72.21	3.72	103.83	Quadratic
2,6-Dinitrotoluene	0.9948	0.1236	75.00	66.81	10.92	104.17	Quadratic
Acenaphthylene	0.9997	1.5902	75.00	72.90	2.80	103.38	Quadratic
3-Nitroaniline	0.9988	0.1481	75.00	74.56	0.59	106.59	Quadratic
Acenaphthene	0.9506	0.7881	75.00	62.18	17.09	86.97	Avg RF
2,4-Dinitrophenol	0.9982	0.0368	75.00	42.83	42.90	58.03	Quadratic
Dibenzofuran	1.5045	2.0449	75.00	101.94	-35.92	135.66	Avg RF
2,4-Dinitrotoluene	0.9993	0.2158	75.00	88.13	-17.51	126.46	Quadratic
4-Nitrophenol	0.9976	0.1369	75.00	67.56	9.93	104.79	Quadratic
Diethylphthalate	0.9981	1.4125	75.00	97.22	-29.63	152.54	Quadratic
Fluorene	0.9992	1.6112	75.00	97.90	-30.54	137.24	Quadratic
4-Chlorophenyl-phenylether	0.9992	0.7286	75.00	96.80	-29.06	143.92	Quadratic
Phenanthrene-d10	-----ISTD-----						
4-Nitroaniline	0.9931	0.0603	75.00	56.80	24.27	107.72	Quadratic
4,6-Dinitro-2-methylphenol	0.9978	0.0311	75.00	44.47	40.70	85.20	Quadratic
N-nitrosodiphenylamine	0.4357	0.4233	75.00	72.88	2.83	140.88	Avg RF
Azobenzene	0.9989	0.4633	75.00	67.33	10.23	131.71	Quadratic
2,4,6-Tribromophenol	0.9994	0.0500	75.00	68.83	8.22	139.09	Quadratic
4-Bromophenyl-phenylether	0.9994	0.1649	75.00	70.88	5.49	145.47	Quadratic
Hexachlorobenzene	0.9983	0.1638	75.00	69.76	6.99	131.90	Quadratic
Pentachlorophenol	0.9996	0.0619	75.00	57.91	22.78	114.92	Quadratic
Phenanthrene	0.9984	0.8295	75.00	70.24	6.35	131.04	Quadratic
Anthracene	0.9994	0.8155	75.00	71.66	4.45	140.09	Quadratic
Triallate	0.9986	0.1749	75.00	71.03	5.29	150.64	Quadratic
Carbazole	0.8498	0.7573	75.00	66.83	10.89	134.24	Avg RF
o-Terphenyl	0.5134	0.4610	75.00	67.35	10.20	135.31	Avg RF
Di-n-Butylphthalate	0.9996	0.7643	75.00	72.11	3.85	151.75	Quadratic
Fluoranthene	0.9353	0.9113	75.00	73.07	2.57	141.22	Avg RF
Benidine	0.9995	0.2636	75.00	54.96	26.71	108.03	Quadratic
Pyrene	1.0241	0.9850	75.00	72.14	3.82	141.57	Avg RF
Terphenyl-d14	0.6778	0.6599	75.00	73.02	2.64	145.32	Avg RF
Chrysene-d12	-----ISTD-----						
Butylbenzylphthalate	0.9993	0.3902	75.00	77.88	-3.84	164.82	Quadratic
Benzo(a)Anthracene	1.0269	1.0095	75.00	73.73	1.70	146.92	Avg RF
Chrysene	0.9995	1.1535	75.00	76.79	-2.39	149.48	Quadratic
3,3-Dichlorobenzidine	0.9989	0.3130	75.00	67.86	9.52	139.13	Quadratic
bis(2-ethylhexyl)Phthalate	0.9992	0.1400	75.00	78.57	-4.76	166.06	Quadratic
Perylene-d12	-----ISTD-----						
Di-n-octyl Phthalate	0.9982	1.2651	75.00	77.89	-3.86	162.24	Quadratic
Benzo(b)fluoranthene	1.3125	1.3177	75.00	75.29	-0.39	144.83	Avg RF
Benzo(k)fluoranthene	1.3608	1.4607	75.00	80.51	-7.34	155.85	Avg RF
Benzo(a)pyrene	0.9993	1.2601	75.00	75.84	-1.12	149.57	Quadratic
Indeno(1,2,3-c,d)pyrene	0.9995	1.0020	75.00	71.67	4.43	136.98	Quadratic
Dibenzo(a,h)anthracene	0.9995	1.1097	75.00	73.39	2.14	142.81	Quadratic
Benzo(g,h,i)perylene	1.2301	1.2551	75.00	76.52	-2.03	150.36	Avg RF

A -- against Average; M -- against Mid Point; P -- against Previous CC in the Method;



Prep Batch 162701 Standards Traceability Report

Spike ID: sv83514

Spike Name: Additional

Prep Date: 9/22/2021

Exp Date: 10/1/2022

Department: GCMSPR

Vendor: AccuStandard

Lot Number: 22002155-02

Balance ID:

Comments: 12x1mL ampules

Type: Primary

Prep By: Ryan F. Bengel

Status: Open

Final Volume: 1 mL

Chemical/Solvent Used	Bottle No	Amt	Units	Expires
Custom Semi-Volatile Standard	14279	1	mL	10/1/2022

Stock Source	Base Units	Amount Added
--------------	------------	--------------



Prep Batch 162701 Standards Traceability Report

Spike ID: sv83604
Spike Name: BN Surr
Prep Date: 10/25/2021
Exp Date: 7/31/2027
Department: GCMSPR
Vendor: Restek
Lot Number: A0175748
Balance ID:
Comments: 6 ampules

Type: Primary
Prep By: Ryan F. Bengel
Status: New

Final Volume: 5 mL

Chemical/Solvent Used	Bottle No	Amt	Units	Expires
B/N Surrogate Mix (4/89 SOW)	14431	5	mL	7/31/2027

Stock Source	Base Units	Amount Added
--------------	------------	--------------



Prep Batch 162701 Standards Traceability Report

Spike ID: sv83607

Spike Name: APP2A 2nd Source

Prep Date: 11/9/2021

Exp Date: 12/5/2022

Department: GCMSPR

Vendor:

Lot Number:

Balance ID:

Comments: 5x1 mL ampule

Type: Secondary

Prep By: Ryan F. Benge

Status: New

Final Volume: mL

Chemical/Solvent Used	Bottle No	Amt	Units	Expires
Custom SemiVolatile Standard	14503		mL	12/5/2022
Stock Source	Base Units	Amount Added		



Prep Batch 162701 Standards Traceability Report

Spike ID: sv83608

Spike Name: 625 LCS

Prep Date: 11/29/2021

Exp Date: 9/15/2026

Department: GCMSPR

Vendor:

Lot Number:

Balance ID:

Comments: 20x1 mL ampule

Type: Secondary

Prep By: Ryan F. Benge

Status: New

Final Volume: mL

Chemical/Solvent Used	Bottle No	Amt	Units	Expires
CLP Semi-volatile calibration standard	14546		mL	9/15/2026
Stock Source	Base Units	Amount Added		



Prep Batch 162701 Standards Traceability Report

Spike ID: sv83609

Spike Name: AE Surrogate

Prep Date: 11/29/2021

Exp Date: 3/6/2023

Department: GCMSPR

Vendor:

Lot Number:

Balance ID:

Comments: 5x1 mL ampule

Type: Secondary

Prep By: Ryan F. Bengé

Status: New

Final Volume: mL

Chemical/Solvent Used	Bottle No	Amt	Units	Expires
Acid Surrogate	14527		mL	3/6/2023
Stock Source	Base Units	Amount Added		



Prep Batch 162701 Standards Traceability Report

Spike ID: sv92616

Spike Name: APPIIA/Acetone

Prep Date: 11/30/2021

Exp Date: 9/24/2022

Department:

Vendor:

Lot Number:

Balance ID:

Comments:

Type: Secondary

Prep By: Ryan F. Benge

Status: New

Final Volume: 4 mL

Chemical/Solvent Used	Bottle No	Amt	Units	Expires
Acetone DZ963	13755	3.8	mL	9/24/2022
Stock Source	Base Units	Amount Added		
sv83607	ug/mL	0.2 mL		



Prep Batch 162701 Standards Traceability Report

Spike ID: sv92706

Spike Name: BNA Surr

Prep Date: 12/22/2021

Exp Date: 3/31/2022

Department: GCMSPR

Vendor:

Lot Number:

Balance ID:

Comments: 2000/1000ug/mL

Type: Tertiary

Prep By: Zachary B. Zaccardi

Status: New

Final Volume: 25 mL

Chemical/Solvent Used	Bottle No	Amt	Units	Expires
Acetone DZ963	13755	17.5	mL	3/31/2022

Stock Source	Base Units	Amount Added
sv83609	ug/mL	2.5 mL
sv83604	ug/mL	5 mL



Prep Batch 162701 Standards Traceability Report

Spike ID: sv92710

Spike Name: LCS/Add Extractions

Prep Date: 12/14/2021

Exp Date: 1/14/2022

Department: GCMSPR

Vendor:

Lot Number:

Balance ID:

Comments: 100ug/mL. Spike 1mL into water.

Type: Secondary

Prep By: Zachary B. Zaccardi

Status:

Final Volume: 25 mL

Chemical/Solvent Used	Bottle No	Amt	Units	Expires
Acetone DZ963	13755	21.25	mL	1/14/2022

Stock Source	Base Units	Amount Added
sv83514	ug/mL	1.25 mL
sv83608	ug/mL	2.5 mL



Prep Batch 162701 Standards Traceability Report

Spike ID: sv92712

Spike Name: LL BNA Surr

Prep Date: 12/29/2021

Exp Date: 3/31/2022

Department: GCMSPR

Vendor:

Lot Number:

Balance ID:

Comments: 100/50 ug/mL

Type: Tertiary

Prep By: Zachary B. Zaccardi

Status: New

Final Volume: 4 mL

Chemical/Solvent Used	Bottle No	Amt	Units	Expires
Acetone DZ963	13755	3.8	mL	3/31/2022

Stock Source	Base Units	Amount Added
sv92706	ug/mL	0.2 mL

ID #: 13755

Opened: _____

Acetone DZ963

Expires: 9/24/2022

Rec'd: 4/13/2021

Energy Laboratories Inc 1120 So. 27th Street
Billings MT 59107

Honeywell

CERTIFICATE OF ANALYSIS

Honeywell Burdick & Jackson®


1953 South Harvey Street
Muskegon, MI 49442
Phone: (800) 368-0050
Fax: (231) 728-8226
lab.honeywell.com

Brand: Research Chemicals - B&J
Product: 010
Lot No.: DZ963
Production Date: 24-Sep-2020
Best Before: 24-Sep-2022

Acetone, B&J Brand™, >99.9%
for HPLC, GC, pesticide residue analysis and spectrophotometry

Parameter	Specification		Result	Units
	Min.	Max.		
Water by Karl Fischer Titration		0.50	0.45	%
UV Cutoff		330	328	nm
Refractive Index (20°C)	1.3583	1.3589	1.3585	
Residue		1	<0.5	mg/L
GC Analysis (excluding water)	99.9		99.98	%
Electron Capture GC		10	<10	ng/L
UV Absorbance @ 340 nm		0.060	0.0482	AU
UV Absorbance @ 350 nm		0.010	0.0047	AU
UV Absorbance @ 375 nm		0.005	<0.0001	AU
UV Absorbance @ 400 nm		0.005	<0.0001	AU

Honeywell
Quality Control Approval



Muskegon 9/24/2020 LIMS Sample No.: AL03008

CERTIFICATE OF ANALYSIS

Catalog No: S-14500-R2
Description: Custom Semi-Volatile Standard
Lot: 220021255-02
Solvent: Dichloromethane
Hazards: Refer to SDS for complete safety information

Date Certified: Aug 31, 2021
Expiration: Oct 1, 2022
Sample Size: 1 mL
Components: 10
Storage Condition: Freeze (<-10 °C)/Sonicate



Signal Word: Warning

Certified Reference Material



AR-1463

Component	CAS #	Purity % (GC/MS)	Prepared Concentration ² (µg/mL)	Certified Analyte Concentration ¹ (µg/mL)
Pyridine				
4-Chlorophenol	110-86-1	98.7	2026	2000
1-Methylnaphthalene	106-48-9	100.0	2019	2019
N-Nitrosodiphenylamine	90-12-0	98.5	2003	1973
4-Chloro-2-methylphenol	86-30-6	100.0	2022	2022
Benzoic acid	1570-64-5	97.0	2069*	2007
Aniline	65-85-0	99.5	2010	2000
Benzyl alcohol	62-53-3	98.0	2002	1962
Triallate	100-51-6	99.9	2011	2009
o-Terphenyl	2303-17-5	99.9	2013	2011
	84-15-1	99.9	2019	2017

ID #: 14279
Opened: _____
Custom Semi-Volatile Standard
Expires: 10/1/2022
Rec'd: 9/16/2021
Enerav Laboratories Inc 1120 So. 27th Street
Billings MT 59107

This Certified Reference Material was verified in accordance with ISO/IEC 17025

* Weight compensated to 100% purity.

A product with a suffix (-1A, -2B, etc. or -01, -02, etc.) on its lot number has had its expiration date extended and is identical to the same lot number without the suffix.

² All weights are traceable through NIST, Test No. 684/289871-17

¹ Certified Analyte Concentration = Purity x Prepared Concentration.

The Uncertainty associated with the certified concentration reported on this certificate is ±2.4%. This value is the combined expanded uncertainty and represents an estimated standard deviation equal to the positive square root of the total variation of the uncertainty of components. A normal distribution is assumed and a coverage factor of K=2 is chosen using approximately a 95% confidence level.

Labels and certificates follow U.S. Conventions in reporting numerical values: A comma (,) is used to separate units of one-thousand or greater. A period (.) is used as a decimal place marker.

The information on this certificate may not be reproduced without the express permission of the manufacturer. See reverse side for additional information

Hazard Information: Please refer to the SDS for information regarding the hazards associated with using this material.

This product was prepared according to in-house procedures and is guaranteed to be homogeneous.

Certified By:



Larry Decker, Organic QC Manager

For use in routine laboratory analysis.



CERTIFIED REFERENCE MATERIAL

110 Benner Circle
Bellefonte, PA 16823-8812
Tel: (800)356-1688
Fax: (814)353-1309

www.restek.com

Certificate of Analysis



FOR LABORATORY USE ONLY-READ SDS PRIOR TO USE.

This Reference Material is intended for Laboratory Use Only as a standard for the qualitative and/or quantitative determination of the analyte(s) listed.

Catalog No. : 31086

Lot No.: A0175748

Description : B/N Surrogate Mix (4/89 SOW)

Base Neutral Surrogate 5000µg/mL, Methylene Chloride, 5mL/ampul

Container Size : 5 mL

Pkg Amt: > 5 mL

Expiration Date : July 31, 2027

Storage: 10°C or colder

Handling: Sonicate prior to use.

Ship: Ambient

ID #: **14431**

Opened: _____

B/N Surrogate Mix (4/89 SOW)

Expires: **7/31/2027**

Rec'd: 10/25/2021

Energy Laboratories Inc. 1120 So. 27th Street
Billings MT 59107

CERTIFIED VALUES

Elution Order	Compound	Grav. Conc. (weight/volume)	Expanded Uncertainty (95% C.L.; K=2)	
1	Nitrobenzene-d5 CAS # 4165-60-0 Purity 99% (Lot PR-29940A)	5,027.3 µg/mL	+/- 29.2293 µg/mL	Gravimetric
			+/- 226.4341 µg/mL	Unstressed
			+/- 251.2566 µg/mL	Stressed
2	2-Fluorobiphenyl CAS # 321-60-8 Purity 99% (Lot 00019169)	5,001.1 µg/mL	+/- 29.0767 µg/mL	Gravimetric
			+/- 225.2518 µg/mL	Unstressed
			+/- 249.9447 µg/mL	Stressed
3	p-Terphenyl-d14 CAS # 1718-51-0 Purity 99% (Lot PR-30504)	5,001.4 µg/mL	+/- 29.0787 µg/mL	Gravimetric
			+/- 225.2668 µg/mL	Unstressed
			+/- 249.9613 µg/mL	Stressed

Solvent: Methylene chloride
CAS # 75-09-2
Purity 99%

Tech Tips:

Due to the limited solubility of p-terphenyl-d14 in methanol, we do not recommend that this mixture be diluted in methanol.

Column:

30m x 0.25mm x 0.25µm
Rtx-5 (cat.#10223)

Carrier Gas:

hydrogen-constant pressure 10 psi.

Temp. Program:

40°C (hold 2 min.) to 330°C
@ 10°C/min. (hold 10 min.)

Inj. Temp:

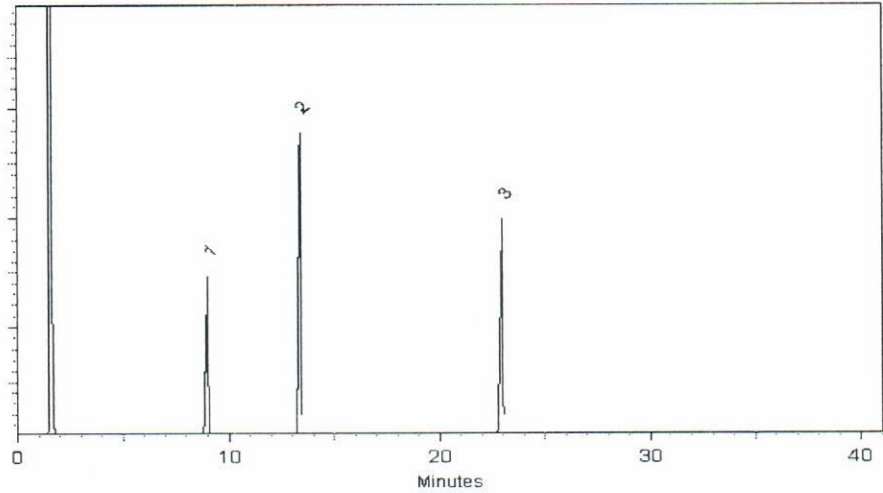
250°C

Det. Temp:

330°C

Det. Type:

FID



This chromatogram represents a general set of testing conditions chosen for product acceptance. For optimal results in your lab, conditions should be adjusted for your specific instrument, method, and application.

Sam Moodler
Sam Moodler - Operations Tech I

Date Mixed: 25-Aug-2021 Balance: B345965662

Marline Cowan
Marline Cowan - Operations Tech I

Date Passed: 27-Aug-2021

Manufactured under Restek's ISO 9001:2015
Registered Quality System
Certificate #FM 80397

General Certified Reference Material Notes

Expiration Notes:

- Expiration date valid for unopened ampul stored in compliance with the recommended conditions.
- Uncertainty, concentration, and expiration of the CRM are based on the unopened product being stored according to the recommended condition found in the storage field.

Purity Notes:

- Purity and/or chemical identity are determined by one or more of the following techniques: GC/FID, HPLC, GC/ μ ECD, GC/MS, LC/MS, RI, and/or melting point.
- Compounds with a listed purity of less than 99% have been weight corrected to compensate for impurities and/or salts. A correction factor is used to calculate the amount of compound necessary to achieve the desired concentration of the parent compound in solution.
- Purity of isomeric compounds is reported as the sum of the isomers.
- Purity values are rounded to the nearest whole number.

Certified Uncertainty Value Notes:

- The uncertainties are determined in accordance with ISO 17034 and Guide 35. The certified combined stressed uncertainty value (includes gravimetric uncertainty, homogeneity between-ampul uncertainty, storage stability uncertainty and shipping stability uncertainty and were combined using the following formula:

$$U_{combined\ stressed} = k \sqrt{U_{gravimetric}^2 + U_{homogeneity}^2 + U_{storage\ stability}^2 + U_{shipping\ stability}^2}$$

k is a coverage factor of 2, which gives a level of confidence of approximately 95%.

- It is important to note that the shipping stability uncertainty was obtained under temperature extremes for specific time intervals; therefore, the certified combined stressed uncertainty value should only be applied to the product if it was stored at non-standard temperature conditions up to and including 7 days. Contact Restek Technical Service at www.restek.com/Contact-Us for use recommendations if your shipment was in-transit for more than 7 days at non-standard temperature conditions.
- Apply the certified combined unstressed uncertainty value if the product was received under standard shipping conditions. Apply the certified combined stressed uncertainty value if the product was received under non-standard conditions as specified below.

Label Conditions	Standard Conditions	Non-Standard Conditions
25°C Nominal (Room Temperature)	< 60°C	≥ 60°C up to 7 days
10°C or colder (Refrigerate)	< 40°C	≥ 40°C up to 7 days
0°C or colder (Freezer) -20°C or colder (Deep Freezer)	< 25°C	≥ 25°C up to 7 days

- Separate (not combined) uncertainty values for gravimetric uncertainty are also displayed on the certificate, if needed, separate homogeneity between-ampul uncertainty, storage stability uncertainty and shipping stability uncertainty values are available by contacting Restek Technical Service at www.restek.com/Contact-Us.
- The packaged amount is the minimum sample size for which uncertainty is valid. The ampules are over-filled to ensure that the minimum packaged amount can be sufficiently transferred.

Manufacturing Notes:

- Concentration is based upon gravimetric preparation using either a balance whose calibration has been verified daily using NIST traceable weights, and/or dilutions with Class A glassware.

Handling Notes:

- Stability of the unopened product, when stored in compliance with the recommended conditions, is guaranteed through the expiration displayed on the product label and certificate. Contact Restek for additional opened product stability information, with the knowledge/understanding that open product stability is subject to the specific handling and environmental conditions to which the product is exposed. For your convenience Restek supplies deactivated vials with most standards packed in 2mL ampules. Larger volume deactivated vials are available through Restek as a custom ordered item. Additionally, Restek sells DMDCS for the purpose of glassware deactivation as catalog number 31861, which includes complete instructions.

CERTIFICATE OF ANALYSIS

Catalog No: CLP-AS-10X
Description: Acid Surrogate
Lot: 220031065
Solvent: Methanol
Hazards: Refer to SDS for complete safety information

Date Certified: Mar 6, 2020
Expiration: Mar 6, 2023
Sample Size: 1 mL
Components: 3
Storage Condition: Ambient (>5 °C)



Signal Word: Danger

Certified Reference Material



Component	CAS #	Purity % (GC/MS)	Prepared Concentration ² (mg/mL)	Certified Analyte Concentration ¹ (mg/mL)
2-Fluorophenol	367-12-4	99.8	20.20	20.16
Phenol-d5	4165-62-2	99.9	20.05	20.03
2,4,6-Tribromophenol	118-79-6	99.9	20.19	20.17

ID #: 14527
Opened: _____
Acid Surrogate
Expires: 3/6/2023
Rec'd: 11/17/2021
Energy Laboratories Inc 1120 So. 27th Street
Billings MT 59107

A product with a suffix (-1A, -2B, etc. or -01, -02, etc.) on its lot number has had its expiration date extended and is identical to the same lot number without the suffix.

² All weights are traceable through NIST, Test No. 684/289871-17

¹ Certified Analyte Concentration = Purity x Prepared Concentration.

The Uncertainty associated with the certified concentration reported on this certificate is $\pm 2.4\%$. This value is the combined expanded uncertainty and represents an estimated standard deviation equal to the positive square root of the total variation of the uncertainty of components. A normal distribution is assumed and a coverage factor of K=2 is chosen using approximately a 95% confidence level.

Labels and certificates follow U.S. Conventions in reporting numerical values: A comma (,) is used to separate units of one-thousand or greater. A period (.) is used as a decimal place marker.

The information on this certificate may not be reproduced without the express permission of the manufacturer. See reverse side for additional information

Hazard Information: Please refer to the SDS for information regarding the hazards associated with using this material.

This product was prepared according to in-house procedures and is guaranteed to be homogeneous.

Certified By: 

Larry Decker, Organic QC Manager

CERTIFIED WEIGHT REPORT

Part Number: **92180**
Lot Number: **091521**
Description: **CLP Semi-Volatile Calibration Standard**
64 components
Expiration Date: **091526**
Recommended Storage: **Freezer (0 °C)**
Nominal Concentration (µg/mL): **1000**
NIST Test ID#: **6UTB**

Solvent: **Methylene chloride**
Lot#: **104929**

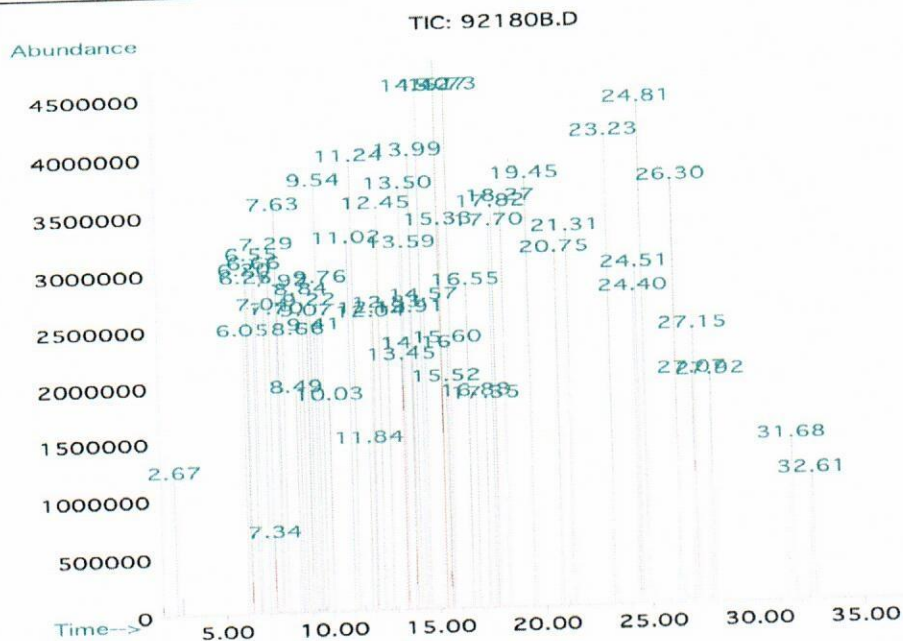
Formulated By: <i>Prashant Chauhan</i>	091521 DATE
Reviewed By: <i>Pedro L. Rentas</i>	091521 DATE

Weight(s) shown below were combined and diluted to (mL):
100.0 0.003 Balance Uncertainty
Flask Uncertainty

Compound	RM#	Lot Number	Dil. Factor	Initial Vol. (mL)	Initial Conc. (µg/mL)	Nominal Conc. (µg/mL)	Purity (%)	Uncertainty Purity (%)	Uncertainty Pipette (mL)	Target Weight (g)	Actual Weight (g)	Actual Conc. (µg/mL)	Expanded Uncertainty (+/-) (µg/mL)	SDS Information (Solvent Safety Info. On Attached pg.)		
														CAS#	OSHA PEL (TWA)	LO50
1. 2,2'-Oxybis(1-chloropropane)	10078	012016AR	NA	NA	NA	1000	98.9	0.2	NA	0.10112	0.10129	1001.7	4.2	108-60-1	N/A	ori-rat 240mg/kg
2. Hexachlorobenzene	0195	051697	NA	NA	NA	1000	99	0.2	NA	0.10102	0.10128	1002.6	4.2	118-74-1	N/A	ori-rat 10g/kg
3. bis(2-Chloroethoxy) methane	10111	011214	0.05	5.00	20018.4	1000	NA	NA	0.017	NA	NA	1000.8	8.0	111-91-1	N/A	N/A
4. bis(2-Chloroethyl) ether	10111	011214	0.05	5.00	20014.3	1000	NA	NA	0.017	NA	NA	1000.5	8.0	111-44-4	15 ppm (80mg/m3/8H)(skin)	ori-rat 75mg/kg
5. bis(2-Ethylhexyl) phthalate	10111	011214	0.05	5.00	20008.8	1000	NA	NA	0.017	NA	NA	1000.3	8.0	117-81-7	5mg/m3/8H	ori-rat 30600mg/kg
6. 4-Bromophenyl phenyl ether	10111	011214	0.05	5.00	20011.3	1000	NA	NA	0.017	NA	NA	1000.4	8.0	101-55-3	N/A	N/A
7. Benzyl butyl phthalate	10111	011214	0.05	5.00	20009.5	1000	NA	NA	0.017	NA	NA	1000.5	8.0	85-68-7	N/A	N/A
8. 4-Chlorophenyl phenyl ether	10111	011214	0.05	5.00	20013.6	1000	NA	NA	0.017	NA	NA	1000.4	8.0	7005-72-3	N/A	ori-rat 2330mg/kg
9. Diethyl phthalate	10111	011214	0.05	5.00	20015.7	1000	NA	NA	0.017	NA	NA	1000.6	8.0	84-66-2	5mg/m3/8H	ori-rat 8600mg/kg
10. Dimethyl phthalate	10111	011214	0.05	5.00	20011.6	1000	NA	NA	0.017	NA	NA	1000.7	8.0	131-11-3	5mg/m3/8H	ori-rat 6800mg/kg
11. Di-n-butyl phthalate	10111	011214	0.05	5.00	20012.2	1000	NA	NA	0.017	NA	NA	1000.5	8.0	84-74-2	5mg/m3/8H	ori-rat 8000mg/kg
12. Di-n-octyl phthalate	10111	011214	0.05	5.00	20010.0	1000	NA	NA	0.017	NA	NA	1000.5	8.0	117-84-0	N/A	ori-rat 47000mg/kg
13. N-Nitrosodimethylamine	10111	011214	0.05	5.00	20010.5	1000	NA	NA	0.017	NA	NA	1000.4	8.0	62-75-9	N/A	ori-rat 47000mg/kg
14. N-Nitroso-n-propylamine	10111	011214	0.05	5.00	20003.9	1000	NA	NA	0.017	NA	NA	1000.4	8.0	62-75-9	N/A	ori-rat 58mg/kg
15. 1,2-Diphenylhydrazine (as Azobenzene)	10112	042820	0.05	5.00	20003.3	1000	NA	NA	0.017	NA	NA	1000.1	8.1	103-33-3	N/A	ori-rat 4800mg/kg
16. 2-Chloronaphthalene	10112	042820	0.05	5.00	20005.4	1000	NA	NA	0.017	NA	NA	1000.0	8.0	84-74-2	N/A	ori-rat 1000mg/kg
17. 1,2-Dichlorobenzene	10112	042820	0.05	5.00	20005.4	1000	NA	NA	0.017	NA	NA	1000.0	8.0	91-58-7	N/A	ori-rat 2078mg/kg
18. 1,3-Dichlorobenzene	10112	042820	0.05	5.00	20003.7	1000	NA	NA	0.017	NA	NA	1000.2	8.0	95-50-1	50 ppm (300mg/m3) (CL)	ori-rat 500mg/kg
19. 1,4-Dichlorobenzene	10112	042820	0.05	5.00	20005.4	1000	NA	NA	0.017	NA	NA	1000.1	8.0	541-73-1	N/A	ipr-mus 1062mg/kg
20. 2,4-Dinitrotoluene	10112	042820	0.05	5.00	20003.3	1000	NA	NA	0.017	NA	NA	1000.2	8.0	106-46-7	75 ppm (450mg/m3/8H)	ori-rat 500mg/kg
21. 2,6-Dinitrotoluene	10112	042820	0.05	5.00	20002.4	1000	NA	NA	0.017	NA	NA	1000.1	8.1	121-14-2	1.5mg/m3/8H (skin)	ori-rat 268mg/kg
22. Hexachloro-1,3-butadiene	10112	042820	0.05	5.00	20009.4	1000	NA	NA	0.017	NA	NA	1000.0	8.0	806-20-2	1.5mg/m3/8H (skin)	ori-rat 177mg/kg
23. Hexachlorocyclopentadiene	10112	042820	0.05	5.00	20001.8	1000	NA	NA	0.017	NA	NA	1000.4	12.4	87-68-3	0.02 ppm (0.24mg/m3/8H)	ori-rat 82mg/kg
24. Hexachloroethane	10112	042820	0.05	5.00	20002.4	1000	NA	NA	0.017	NA	NA	1000.0	8.0	77-47-4	0.01 ppm (0.1mg/m3/8H)	ori-rat 1300mg/kg
25. Isophorone	10112	042820	0.05	5.00	20003.8	1000	NA	NA	0.017	NA	NA	1000.0	8.0	67-72-1	1 ppm (10mg/m3/8H)(skin)	ori-gpg 4870mg/kg
26. Nitrobenzene	10112	042820	0.05	5.00	20004.9	1000	NA	NA	0.017	NA	NA	1000.1	8.1	78-59-1	25 ppm	ori-rat 2330mg/kg
27. 1,2,4-Trichlorobenzene	10112	042820	0.05	5.00	20002.0	1000	NA	NA	0.017	NA	NA	1000.1	8.0	98-95-3	1 ppm (5mg/m3/8H)(skin)	ori-rat 780mg/kg
28. o-Cresol (2-Methylphenol)	10114	081919	0.05	5.00	20010.2	1000	NA	NA	0.017	NA	NA	1000.0	8.0	120-82-1	5 ppm (CL) (40mg/3)	ori-rat 756mg/kg
29. p-Cresol (4-Methylphenol)	10114	081919	0.05	5.00	20061.2	1000	NA	NA	0.017	NA	NA	1000.4	8.0	95-48-7	5 ppm (22mg/m3/8H)(skin)	ori-rat 121mg/kg
30. 2,4,5-Trichlorophenol	10114	081919	0.05	5.00	20023.2	1000	NA	NA	0.017	NA	NA	1003.0	8.0	106-44-5	5 ppm (22mg/m3/8H)(skin)	ori-rat 207mg/kg
31. 4-Chloroaniline	10115	060512	0.05	5.00	20009.6	1000	NA	NA	0.017	NA	NA	1001.1	8.0	95-95-4	N/A	N/A
32. Dibenzofuran	10115	060512	0.05	5.00	20020.2	1000	NA	NA	0.017	NA	NA	1000.4	8.0	106-47-8	N/A	ori-rat 820mg/kg
33. 2-Methylnaphthalene	10115	060512	0.05	5.00	20012.9	1000	NA	NA	0.017	NA	NA	1000.9	8.0	132-64-9	N/A	ori-rat 310mg/kg
34. 2-Nitroaniline	10115	060512	0.05	5.00	20011.8	1000	NA	NA	0.017	NA	NA	1000.5	8.1	91-57-6	N/A	N/A
35. 3-Nitroaniline	10115	060512	0.05	5.00	20018.6	1000	NA	NA	0.017	NA	NA	1000.5	8.0	88-74-4	N/A	ori-rat 1600mg/kg
36. 4-Nitroaniline	10115	060512	0.05	5.00	20014.9	1000	NA	NA	0.017	NA	NA	1000.8	8.0	99-09-2	N/A	ori-rat 535mg/kg
37. 4-Chloro-3-methylphenol	10118	072120	0.05	5.00	20003.9	1000	NA	NA	0.017	NA	NA	1000.8	8.0	100-01-6	1 ppm (6mg/m3/8H)(skin)	ori-rat 750mg/kg
38. 2-Chlorophenol	10118	072120	0.05	5.00	20002.9	1000	NA	NA	0.017	NA	NA	1000.1	8.0	59-50-7	N/A	ori-rat 1830mg/kg
39. 2,4-Dichlorophenol	10118	072120	0.05	5.00	20003.1	1000	NA	NA	0.017	NA	NA	1000.0	8.0	95-57-8	N/A	ori-rat 670mg/kg
40. 2,4-Dimethylphenol	10118	072120	0.05	5.00	20003.3	1000	NA	NA	0.017	NA	NA	1000.1	8.0	120-83-2	N/A	ori-rat 580mg/kg
41. 2,4-Dinitrophenol	10118	072120	0.05	5.00	20001.8	1000	NA	NA	0.017	NA	NA	1000.1	8.1	105-67-9	N/A	ori-rat 3200mg/kg
42. 4,6-Dinitro-2-methylphenol	10118	072120	0.05	5.00	20002.5	1000	NA	NA	0.017	NA	NA	1000.0	8.0	51-28-5	N/A	ori-rat 30mg/kg
43. 2-Nitrophenol	10118	072120	0.05	5.00	20003.7	1000	NA	NA	0.017	NA	NA	1000.0	8.0	534-52-1	N/A	N/A
44. 4-Nitrophenol	10118	072120	0.05	5.00	20002.0	1000	NA	NA	0.017	NA	NA	1000.1	8.0	88-75-5	N/A	ori-rat 334mg/kg
45. Pentachlorophenol	10118	072120	0.05	5.00	20002.8	1000	NA	NA	0.017	NA	NA	1000.0	8.0	100-02-7	N/A	ori-rat 250mg/kg
46. Phenol	10118	072120	0.05	5.00	20003.9	1000	NA	NA	0.017	NA	NA	1000.0	8.0	87-86-5	0.5mg/m3/8H (skin)	ori-rat 27mg/kg
47. 2,4,6-Trichlorophenol	10118	072120	0.05	5.00	20004.2	1000	NA	NA	0.017	NA	NA	1000.1	8.0	108-95-2	5 ppm (19mg/m3/8H)(skin)	ori-rat 317mg/kg
48. Acenaphthene	1007	042420	0.50	50.00	2001.2	1000	NA	NA	0.018	NA	NA	1000.1	8.0	88-06-2	N/A	ori-rat 820mg/kg
49. Acenaphthylene	1007	042420	0.50	50.00	2000.2	1000	NA	NA	0.018	NA	NA	1000.5	4.1	83-32-9	N/A	ipr-rat 800mg/kg
50. Anthracene	1007	042420	0.50	50.00	2000.3	1000	NA	NA	0.018	NA	NA	1000.0	4.2	208-96-8	N/A	N/A
51. Benzo(a)anthracene	1007	042420	0.50	50.00	2001.3	1000	NA	NA	0.018	NA	NA	1000.1	4.1	120-12-7	0.2mg/m3 (8H)	ipr-mus 430mg/kg
52. Benzo(a)pyrene	1007	042420	0.50	50.00	2000.0	1000	NA	NA	0.018	NA	NA	1000.6	4.2	56-55-3	N/A	N/A
53. Benzo(b)fluoranthene	1007	042420	0.50	50.00	2000.9	1000	NA	NA	0.018	NA	NA	999.9	4.1	50-32-8	0.2mg/m3 (8H)	scu-rat 50mg/kg
54. Benzo(k)fluoranthene	1007	042420	0.50	50.00	2001.2	1000	NA	NA	0.018	NA	NA	1000.4	4.1	205-99-2	N/A	N/A
55. Benzo(g,h)perylene	1007	042420	0.50	50.00	2000.0	1000	NA	NA	0.018	NA	NA	1000.5	4.1	207-08-9	N/A	N/A
56. Carbazole	1007	042420	0.50	50.00	2000.3	1000	NA	NA	0.018	NA	NA	999.9	4.1	191-24-2	N/A	N/A
57. Chrysene	1007	042420	0.50	50.00	2000.8	1000	NA	NA	0.018	NA	NA	1000.0	4.2	86-74-8	N/A	ipr-mus 200mg/kg
58. Dibenzo(a,h)anthracene	1007	042420	0.50	50.00	2000.8	1000	NA	NA	0.018	NA	NA	1000.3	4.2	218-01-9	0.2mg/m3	N/A
59. Fluoranthene	1007	042420	0.50	50.00	2000.3	1000	NA	NA	0.018	NA	NA	1000.3	4.2	53-70-3	0.2mg/m3	N/A
60. Fluorene	1007	042420	0.50	50.00	2000.9	1000	NA	NA	0.018	NA	NA	1000.1	4.2	206-44-0	N/A	ori-rat 2000mg/kg
61. Indeno(1,2,3-cd)pyrene	1007	042420	0.50	50.00	2000.1	1000	NA	NA	0.018	NA	NA	1000.3	4.2	86-73-7	N/A	ipr-mus 2 g/kg



Method GC8MSD-2.M: Column:SBB-5 (30m X 0.25mm ID X 0.25µm film thickness) Temp 1 = 50°C (1min.), Temp 2 = 300°C (14 min.), Rate = 10°C/min., Injector B = 250°C, Detector B = 290°C, Split Ratio = 100:1, Scan Rate = 2. Analysis performed by Melissa Stonier.



Peak No	Name	MSD RT (min.)
1	N-nitrosodimethylamine	2.67
2	Phenol	6.05
3	bis(2-Chloroethyl)ether	6.20
4	2-Chlorophenol	6.26
5	1,3-Dichlorobenzene	6.55
6	1,4-Dichlorobenzene	6.63
7	1,2-Dichlorobenzene	7.04
8	o-Cresol (2-methylphenol)	7.29
9	bis(2-Chloroisopropyl)ether	7.34
10	p-Cresol (4-methylphenol)/N-nitrosodi-n-propylamine	7.63
11	Hexachloroethane	7.70
12	Nitrobenzene	7.92
13	Isophorone	8.49
14	2-Nitrophenol	8.66
15	2,4-Dimethylphenol	8.84
16	bis(2-Chloroethoxy)methane	9.07
17	2,4-Dichlorophenol	9.22
18	1,2,4-Trichlorobenzene	9.41
19	Naphthalene	9.54
20	4-Chloroaniline	9.76
21	Hexachloro-1,3-Butadiene	10.03
22	4-Chloro-3-methylphenol	11.02
23	2-Methylnaphthalene	11.24
24	Hexachlorocyclopentadiene	11.84
25	2,4,6-Trichlorophenol	12.13
26	2,4,5-Trichlorophenol	12.45
27	2-Chloronaphthalene	12.84
28	2-Nitroaniline	13.45
29	Dimethyl phthalate	13.50
30	Acenaphthylene	13.59
31	2,6-Dinitrotoluene	13.91
32	3-Nitroaniline	13.99
33	Acenaphthene	14.16
34	2,4-Dinitrophenol	14.40
35	Dibenzofuran/4-Nitrophenol	14.57
36	2,4-Dinitrotoluene	15.27
37	Diethyl phthalate/fluorene	15.33
38	4-Chlorophenyl phenyl ether	15.52
39	4-Nitroaniline	15.60
40	4,6-Dinitro-2-methylphenol	15.73
41	Azobenzene	16.56
42	4-Bromophenyl phenyl ether	16.89
43	Hexachlorobenzene	17.70
44	Pentachlorophenol	17.82
45	Phenanthrene	17.82
46	Anthracene	18.27
47	Carbazole	18.27
48	Di-n-butyl phthalate	19.45
49	Fluoranthene	20.75
50	Pyrene	21.31
51	Benzyl butyl phthalate	23.23
52	Benzo(a)anthracene	24.40
53	Chrysene	24.51
54	bis(2-Ethylhexyl)phthalate	24.82
55	Di-n-octyl phthalate	26.30
56	Benzo(b)fluoranthene	27.07
57	Benzo(k)fluoranthene	27.15
58	Benzo(a)pyrene	27.92
59	Indeno(1,2,3-cd)pyrene/Dibenz(a,h)anthracene	31.68
60	Benzo(g,h,i)perylene	32.61



Prep Batch 162744 Standards Traceability Report

Spike ID: sv83514

Spike Name: Additional

Prep Date: 9/22/2021

Exp Date: 10/1/2022

Department: GCMSPR

Vendor: AccuStandard

Lot Number: 22002155-02

Balance ID:

Comments: 12x1mL ampules

Type: Primary

Prep By: Ryan F. Bengel

Status: Open

Final Volume: 1 mL

Chemical/Solvent Used	Bottle No	Amt	Units	Expires
Custom Semi-Volatile Standard	14279	1	mL	10/1/2022

Stock Source	Base Units	Amount Added
--------------	------------	--------------



Prep Batch 162744 Standards Traceability Report

Spike ID: sv83604
Spike Name: BN Surr
Prep Date: 10/25/2021
Exp Date: 7/31/2027
Department: GCMSPR
Vendor: Restek
Lot Number: A0175748
Balance ID:
Comments: 6 ampules

Type: Primary
Prep By: Ryan F. Bengel
Status: New

Final Volume: 5 mL

Chemical/Solvent Used	Bottle No	Amt	Units	Expires
B/N Surrogate Mix (4/89 SOW)	14431	5	mL	7/31/2027
Stock Source	Base Units	Amount Added		



Prep Batch 162744 Standards Traceability Report

Spike ID: sv83607

Spike Name: APP2A 2nd Source

Prep Date: 11/9/2021

Exp Date: 12/5/2022

Department: GCMSPR

Vendor:

Lot Number:

Balance ID:

Comments: 5x1 mL ampule

Type: Secondary

Prep By: Ryan F. Benge

Status: New

Final Volume: mL

Chemical/Solvent Used	Bottle No	Amt	Units	Expires
Custom SemiVolatile Standard	14503		mL	12/5/2022
Stock Source	Base Units	Amount Added		



Prep Batch 162744 Standards Traceability Report

Spike ID: sv83608

Spike Name: 625 LCS

Prep Date: 11/29/2021

Exp Date: 9/15/2026

Department: GCMSPR

Vendor:

Lot Number:

Balance ID:

Comments: 20x1 mL ampule

Type: Secondary

Prep By: Ryan F. Benge

Status: New

Final Volume: mL

Chemical/Solvent Used	Bottle No	Amt	Units	Expires
CLP Semi-volatile calibration standard	14546		mL	9/15/2026
Stock Source	Base Units	Amount Added		



Prep Batch 162744 Standards Traceability Report

Spike ID: sv83609

Spike Name: AE Surrogate

Prep Date: 11/29/2021

Exp Date: 3/6/2023

Department: GCMSPR

Vendor:

Lot Number:

Balance ID:

Comments: 5x1 mL ampule

Type: Secondary

Prep By: Ryan F. Benge

Status: New

Final Volume: mL

Chemical/Solvent Used	Bottle No	Amt	Units	Expires
Acid Surrogate	14527		mL	3/6/2023
Stock Source	Base Units	Amount Added		



Prep Batch 162744 Standards Traceability Report

Spike ID: sv92616

Spike Name: APPIIA/Acetone

Prep Date: 11/30/2021

Exp Date: 9/24/2022

Department:

Vendor:

Lot Number:

Balance ID:

Comments:

Type: Secondary

Prep By: Ryan F. Benge

Status: New

Final Volume: 4 mL

Chemical/Solvent Used	Bottle No	Amt	Units	Expires
Acetone DZ963	13755	3.8	mL	9/24/2022

Stock Source	Base Units	Amount Added
sv83607	ug/mL	0.2 mL



Prep Batch 162744 Standards Traceability Report

Spike ID: sv92706

Spike Name: BNA Surr

Prep Date: 12/22/2021

Exp Date: 3/31/2022

Department: GCMSPR

Vendor:

Lot Number:

Balance ID:

Comments: 2000/1000ug/mL

Type: Tertiary

Prep By: Zachary B. Zaccardi

Status: New

Final Volume: 25 mL

Chemical/Solvent Used	Bottle No	Amt	Units	Expires
Acetone DZ963	13755	17.5	mL	3/31/2022

Stock Source	Base Units	Amount Added
sv83609	ug/mL	2.5 mL
sv83604	ug/mL	5 mL



Prep Batch 162744 Standards Traceability Report

Spike ID: sv92710

Spike Name: LCS/Add Extractions

Prep Date: 12/14/2021

Exp Date: 1/14/2022

Department: GCMSPR

Vendor:

Lot Number:

Balance ID:

Comments: 100ug/mL. Spike 1mL into water.

Type: Secondary

Prep By: Zachary B. Zaccardi

Status:

Final Volume: 25 mL

Chemical/Solvent Used	Bottle No	Amt	Units	Expires
Acetone DZ963	13755	21.25	mL	1/14/2022

Stock Source	Base Units	Amount Added
sv83514	ug/mL	1.25 mL
sv83608	ug/mL	2.5 mL



Prep Batch 162744 Standards Traceability Report

Spike ID: sv92712

Spike Name: LL BNA Surr

Prep Date: 12/29/2021

Exp Date: 3/31/2022

Department: GCMSPR

Vendor:

Lot Number:

Balance ID:

Comments: 100/50 ug/mL

Type: Tertiary

Prep By: Zachary B. Zaccardi

Status: New

Final Volume: 4 mL

Chemical/Solvent Used	Bottle No	Amt	Units	Expires
Acetone DZ963	13755	3.8	mL	3/31/2022

Stock Source	Base Units	Amount Added
sv92706	ug/mL	0.2 mL

ID #: 13755

Opened: _____

Acetone DZ963

Expires: 9/24/2022

Rec'd: 4/13/2021

Energy Laboratories Inc 1120 So. 27th Street
Billings MT 59107

Honeywell

CERTIFICATE OF ANALYSIS

Honeywell Burdick & Jackson®


1953 South Harvey Street
Muskegon, MI 49442
Phone: (800) 368-0050
Fax: (231) 728-8226
lab.honeywell.com

Brand: Research Chemicals - B&J
Product: 010
Lot No.: DZ963
Production Date: 24-Sep-2020
Best Before: 24-Sep-2022

Acetone, B&J Brand™, >99.9%
for HPLC, GC, pesticide residue analysis and spectrophotometry

Parameter	Specification		Result	Units
	Min.	Max.		
Water by Karl Fischer Titration		0.50	0.45	%
UV Cutoff		330	328	nm
Refractive Index (20°C)	1.3583	1.3589	1.3585	
Residue		1	<0.5	mg/L
GC Analysis (excluding water)	99.9		99.98	%
Electron Capture GC		10	<10	ng/L
UV Absorbance @ 340 nm		0.060	0.0482	AU
UV Absorbance @ 350 nm		0.010	0.0047	AU
UV Absorbance @ 375 nm		0.005	<0.0001	AU
UV Absorbance @ 400 nm		0.005	<0.0001	AU

Honeywell
Quality Control Approval



Muskegon 9/24/2020 LIMS Sample No.: AL03008

CERTIFICATE OF ANALYSIS

Catalog No: S-14500-R2
Description: Custom Semi-Volatile Standard
Lot: 220021255-02
Solvent: Dichloromethane
Hazards: Refer to SDS for complete safety information

Date Certified: Aug 31, 2021
Expiration: Oct 1, 2022
Sample Size: 1 mL
Components: 10
Storage Condition: Freeze (<-10 °C)/Sonicate



Signal Word: Warning

Certified Reference Material



Component	CAS #	Purity % (GC/MS)	Prepared Concentration ² (µg/mL)	Certified Analyte Concentration ¹ (µg/mL)
Pyridine				
4-Chlorophenol	110-86-1	98.7	2026	2000
1-Methylnaphthalene	106-48-9	100.0	2019	2019
N-Nitrosodiphenylamine	90-12-0	98.5	2003	1973
4-Chloro-2-methylphenol	86-30-6	100.0	2022	2022
Benzoic acid	1570-64-5	97.0	2069*	2007
Aniline	65-85-0	99.5	2010	2000
Benzyl alcohol	62-53-3	98.0	2002	1962
Triallate	100-51-6	99.9	2011	2009
o-Terphenyl	2303-17-5	99.9	2013	2011
	84-15-1	99.9	2019	2017

ID #: 14279
Opened: _____
Custom Semi-Volatile Standard
Expires: 10/1/2022
Rec'd: 9/16/2021
Enerav Laboratories Inc 1120 So. 27th Street
Billings MT 59107

This Certified Reference Material was verified in accordance with ISO/IEC 17025

* Weight compensated to 100% purity.

A product with a suffix (-1A, -2B, etc. or -01, -02, etc.) on its lot number has had its expiration date extended and is identical to the same lot number without the suffix.

² All weights are traceable through NIST, Test No. 684/289871-17

¹ Certified Analyte Concentration = Purity x Prepared Concentration.


The Uncertainty associated with the certified concentration reported on this certificate is ±2.4%. This value is the combined expanded uncertainty and represents an estimated standard deviation equal to the positive square root of the total variation of the uncertainty of components. A normal distribution is assumed and a coverage factor of K=2 is chosen using approximately a 95% confidence level.

Labels and certificates follow U.S. Conventions in reporting numerical values: A comma (,) is used to separate units of one-thousand or greater. A period (.) is used as a decimal place marker.

The information on this certificate may not be reproduced without the express permission of the manufacturer. See reverse side for additional information

Hazard Information: Please refer to the SDS for information regarding the hazards associated with using this material.

This product was prepared according to in-house procedures and is guaranteed to be homogeneous.

Certified By: 
Larry Decker, Organic QC Manager



CERTIFIED REFERENCE MATERIAL

110 Benner Circle
Bellefonte, PA 16823-8812
Tel: (800)356-1688
Fax: (814)353-1309

www.restek.com

Certificate of Analysis



FOR LABORATORY USE ONLY-READ SDS PRIOR TO USE.

This Reference Material is intended for Laboratory Use Only as a standard for the qualitative and/or quantitative determination of the analyte(s) listed.

Catalog No. : 31086

Lot No.: A0175748

Description : B/N Surrogate Mix (4/89 SOW)

Base Neutral Surrogate 5000µg/mL, Methylene Chloride, 5mL/ampul

Container Size : 5 mL

Pkg Amt: > 5 mL

Expiration Date : July 31, 2027

Storage: 10°C or colder

Handling: Sonicate prior to use.

Ship: Ambient

ID #: **14431**

Opened: _____

B/N Surrogate Mix (4/89 SOW)

Expires: 7/31/2027

Rec'd: 10/25/2021

Energy Laboratories Inc. 1120 So. 27th Street
Billings MT 59107

CERTIFIED VALUES

Elution Order	Compound	Grav. Conc. (weight/volume)	Expanded Uncertainty (95% C.L.; K=2)	
1	Nitrobenzene-d5	5,027.3 µg/mL	+/- 29.2293 µg/mL	Gravimetric
	CAS # 4165-60-0 (Lot PR-29940A)			+/- 226.4341 µg/mL Unstressed
	Purity 99%			+/- 251.2566 µg/mL Stressed
2	2-Fluorobiphenyl	5,001.1 µg/mL	+/- 29.0767 µg/mL	Gravimetric
	CAS # 321-60-8 (Lot 00019169)			+/- 225.2518 µg/mL Unstressed
	Purity 99%			+/- 249.9447 µg/mL Stressed
3	p-Terphenyl-d14	5,001.4 µg/mL	+/- 29.0787 µg/mL	Gravimetric
	CAS # 1718-51-0 (Lot PR-30504)			+/- 225.2668 µg/mL Unstressed
	Purity 99%			+/- 249.9613 µg/mL Stressed

Solvent: Methylene chloride
CAS # 75-09-2
Purity 99%

Tech Tips:

Due to the limited solubility of p-terphenyl-d14 in methanol, we do not recommend that this mixture be diluted in methanol.

Column:

30m x 0.25mm x 0.25µm
Rtx-5 (cat.#10223)

Carrier Gas:

hydrogen-constant pressure 10 psi.

Temp. Program:

40°C (hold 2 min.) to 330°C
@ 10°C/min. (hold 10 min.)

Inj. Temp:

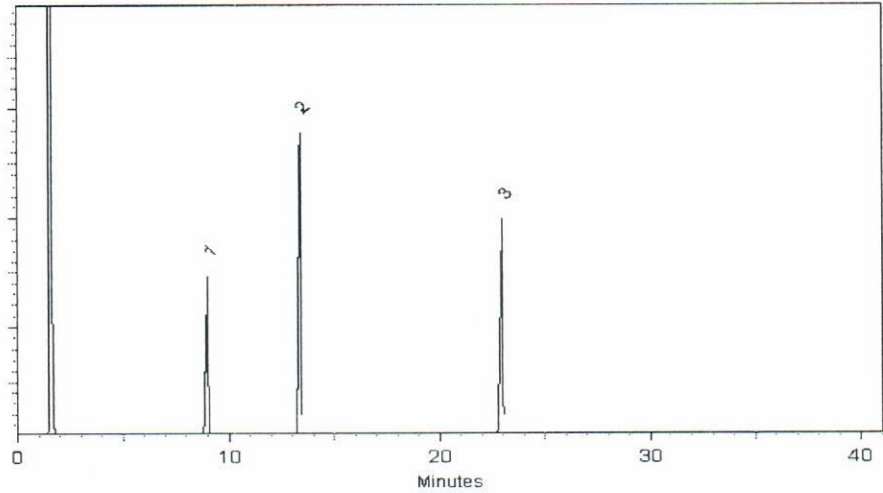
250°C

Det. Temp:

330°C

Det. Type:

FID



This chromatogram represents a general set of testing conditions chosen for product acceptance. For optimal results in your lab, conditions should be adjusted for your specific instrument, method, and application.

Sam Moodler
Sam Moodler - Operations Tech I

Date Mixed: 25-Aug-2021 Balance: B345965662

Marline Cowan
Marline Cowan - Operations Tech I

Date Passed: 27-Aug-2021

Manufactured under Restek's ISO 9001:2015
Registered Quality System
Certificate #FM 80397

General Certified Reference Material Notes

Expiration Notes:

- Expiration date valid for unopened ampul stored in compliance with the recommended conditions.
- Uncertainty, concentration, and expiration of the CRM are based on the unopened product being stored according to the recommended condition found in the storage field.

Purity Notes:

- Purity and/or chemical identity are determined by one or more of the following techniques: GC/FID, HPLC, GC/μECD, GC/MS, LC/MS, RI, and/or melting point.
- Compounds with a listed purity of less than 99% have been weight corrected to compensate for impurities and/or salts. A correction factor is used to calculate the amount of compound necessary to achieve the desired concentration of the parent compound in solution.
- Purity of isomeric compounds is reported as the sum of the isomers.
- Purity values are rounded to the nearest whole number.

Certified Uncertainty Value Notes:

- The uncertainties are determined in accordance with ISO 17034 and Guide 35. The certified combined stressed uncertainty value (includes gravimetric uncertainty, homogeneity between-ampul uncertainty, storage stability uncertainty and shipping stability uncertainty and were combined using the following formula:

$$U_{combined\ stressed} = k \sqrt{U_{gravimetric}^2 + U_{homogeneity}^2 + U_{storage\ stability}^2 + U_{shipping\ stability}^2}$$

k is a coverage factor of 2, which gives a level of confidence of approximately 95%.

- It is important to note that the shipping stability uncertainty was obtained under temperature extremes for specific time intervals; therefore, the certified combined stressed uncertainty value should only be applied to the product if it was stored at non-standard temperature conditions up to and including 7 days. Contact Restek Technical Service at www.restek.com/Contact-Us for use recommendations if your shipment was in-transit for more than 7 days at non-standard temperature conditions.
- Apply the certified combined unstressed uncertainty value if the product was received under standard shipping conditions. Apply the certified combined stressed uncertainty value if the product was received under non-standard conditions as specified below.

Label Conditions	Standard Conditions	Non-Standard Conditions
25°C Nominal (Room Temperature)	< 60°C	≥ 60°C up to 7 days
10°C or colder (Refrigerate)	< 40°C	≥ 40°C up to 7 days
0°C or colder (Freezer) -20°C or colder (Deep Freezer)	< 25°C	≥ 25°C up to 7 days

- Separate (not combined) uncertainty values for gravimetric uncertainty are also displayed on the certificate, if needed, separate homogeneity between-ampul uncertainty, storage stability uncertainty and shipping stability uncertainty values are available by contacting Restek Technical Service at www.restek.com/Contact-Us.
- The packaged amount is the minimum sample size for which uncertainty is valid. The ampules are over-filled to ensure that the minimum packaged amount can be sufficiently transferred.

Manufacturing Notes:

- Concentration is based upon gravimetric preparation using either a balance whose calibration has been verified daily using NIST traceable weights, and/or dilutions with Class A glassware.

Handling Notes:

- Stability of the unopened product, when stored in compliance with the recommended conditions, is guaranteed through the expiration displayed on the product label and certificate. Contact Restek for additional opened product stability information, with the knowledge/understanding that open product stability is subject to the specific handling and environmental conditions to which the product is exposed. For your convenience Restek supplies deactivated vials with most standards packed in 2mL ampules. Larger volume deactivated vials are available through Restek as a custom ordered item. Additionally, Restek sells DMDCS for the purpose of glassware deactivation as catalog number 31861, which includes complete instructions.

CERTIFICATE OF ANALYSIS

Catalog No: CLP-AS-10X
Description: Acid Surrogate
Lot: 220031065
Solvent: Methanol
Hazards: Refer to SDS for complete safety information

Date Certified: Mar 6, 2020
Expiration: Mar 6, 2023
Sample Size: 1 mL
Components: 3
Storage Condition: Ambient (>5 °C)



Signal Word: Danger

Certified Reference Material



Component	CAS #	Purity % (GC/MS)	Prepared Concentration ² (mg/mL)	Certified Analyte Concentration ¹ (mg/mL)
2-Fluorophenol	367-12-4	99.8	20.20	20.16
Phenol-d5	4165-62-2	99.9	20.05	20.03
2,4,6-Tribromophenol	118-79-6	99.9	20.19	20.17

ID #: 14527
Opened: _____
Acid Surrogate
Expires: 3/6/2023
Rec'd: 11/17/2021
Energy Laboratories Inc 1120 So. 27th Street
Billings MT 59107

A product with a suffix (-1A, -2B, etc. or -01, -02, etc.) on its lot number has had its expiration date extended and is identical to the same lot number without the suffix.

² All weights are traceable through NIST, Test No. 684/289871-17

¹ Certified Analyte Concentration = Purity x Prepared Concentration.

The Uncertainty associated with the certified concentration reported on this certificate is $\pm 2.4\%$. This value is the combined expanded uncertainty and represents an estimated standard deviation equal to the positive square root of the total variation of the uncertainty of components. A normal distribution is assumed and a coverage factor of K=2 is chosen using approximately a 95% confidence level.

Labels and certificates follow U.S. Conventions in reporting numerical values: A comma (,) is used to separate units of one-thousand or greater. A period (.) is used as a decimal place marker.

The information on this certificate may not be reproduced without the express permission of the manufacturer. See reverse side for additional information

Hazard Information: Please refer to the SDS for information regarding the hazards associated with using this material.

This product was prepared according to in-house procedures and is guaranteed to be homogeneous.


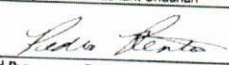
Certified By: 

Larry Decker, Organic QC Manager

CERTIFIED WEIGHT REPORT

Part Number: **92180**
Lot Number: **091521**
Description: **CLP Semi-Volatile Calibration Standard**
64 components
Expiration Date: **091526**
Recommended Storage: **Freezer (0 °C)**
Nominal Concentration (µg/mL): **1000**
NIST Test ID#: **6UTB**

Solvent: **Methylene chloride**
Lot# **104929**

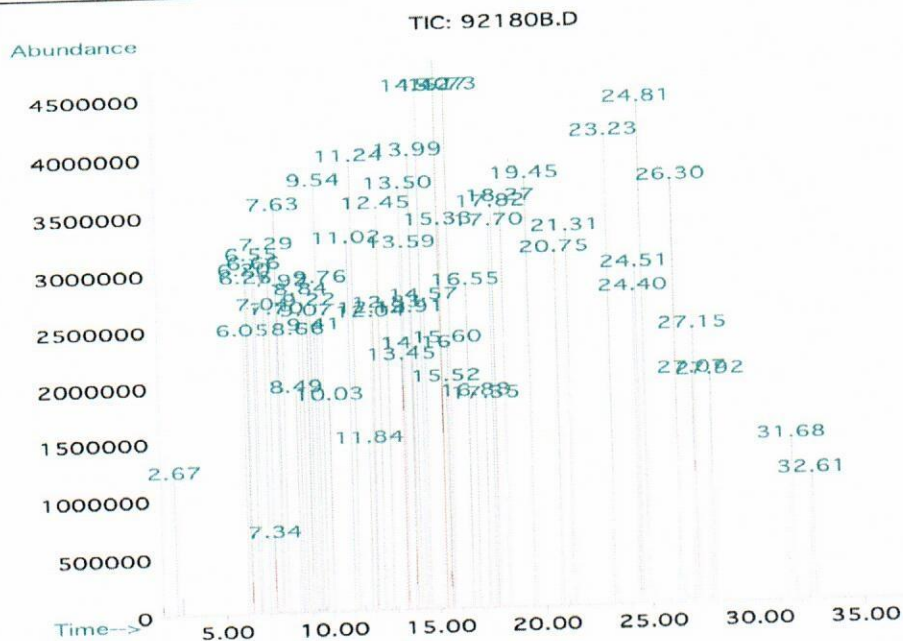
Formulated By:  **Prashant Chauhan** 091521
DATE
Reviewed By:  **Pedro L. Rentas** 091521
DATE

Weight(s) shown below were combined and diluted to (mL): **100.0** **0.003**
Balance Uncertainty: **5E-05**
Flask Uncertainty: **0.003**

Compound	(RM#) Part Number	Lot Number	Dil. Factor	Initial Vol. (mL)	Initial Conc. (µg/mL)	Nominal Conc. (µg/mL)	Purity (%)	Uncertainty Purity (%)	Uncertainty Pipette (mL)	Target Weight(g)	Actual Weight(g)	Actual Conc. (µg/mL)	Expanded Uncertainty (+/-) (µg/mL)	Solvent CAS#	SDS Information (Solvent Safety Info. On Attached pg.)	OSHA PEL (TWA)	L050
1. 2,2'-Oxybis(1-chloropropane)	0078	012016AR	NA	NA	NA	1000	98.9	0.2	NA	0.10112	0.10129	1001.7	4.2	108-60-1	N/A		ori-rat 240mg/kg
2. Hexachlorobenzene	0195	051697	NA	NA	NA	1000	99	0.2	NA	0.10102	0.10128	1002.6	4.2	118-74-1	N/A		ori-rat 10µg/kg
3. bis(2-Chloroethoxy) methane	10111	011214	0.05	5.00	20018.4	1000	NA	NA	0.017	NA	NA	1000.8	8.0	111-91-1	N/A		ori-rat 10µg/kg
4. bis(2-Chloroethyl) ether	10111	011214	0.05	5.00	20014.3	1000	NA	NA	0.017	NA	NA	1000.5	8.0	111-44-4	15 ppm (90mg/m3/8H)(skin)		ori-rat 75mg/kg
5. bis(2-Ethylhexyl) phthalate	10111	011214	0.05	5.00	20008.8	1000	NA	NA	0.017	NA	NA	1000.3	8.0	117-81-7	5mg/m3/8H		ori-rat 30600mg/kg
6. 4-Bromophenyl phenyl ether	10111	011214	0.05	5.00	20011.3	1000	NA	NA	0.017	NA	NA	1000.5	8.0	101-55-3	N/A		ori-rat 75mg/kg
7. Benzyl butyl phthalate	10111	011214	0.05	5.00	20009.5	1000	NA	NA	0.017	NA	NA	1000.4	8.0	85-68-7	N/A		ori-rat 2330mg/kg
8. 4-Chlorophenyl phenyl ether	10111	011214	0.05	5.00	20013.6	1000	NA	NA	0.017	NA	NA	1000.6	8.0	7005-72-3	N/A		ori-rat 2330mg/kg
9. Diethyl phthalate	10111	011214	0.05	5.00	20015.7	1000	NA	NA	0.017	NA	NA	1000.7	8.0	84-66-2	5mg/m3/8H		ori-rat 8600mg/kg
10. Dimethyl phthalate	10111	011214	0.05	5.00	20011.6	1000	NA	NA	0.017	NA	NA	1000.5	8.0	131-11-3	5mg/m3/8H		ori-rat 6800mg/kg
11. Di-n-butyl phthalate	10111	011214	0.05	5.00	20012.2	1000	NA	NA	0.017	NA	NA	1000.5	8.0	84-74-2	5mg/m3/8H		ori-rat 8000mg/kg
12. Di-n-octyl phthalate	10111	011214	0.05	5.00	20010.0	1000	NA	NA	0.017	NA	NA	1000.4	8.0	117-84-0	N/A		ori-rat 47000mg/kg
13. N-Nitrosodimethylamine	10111	011214	0.05	5.00	20010.5	1000	NA	NA	0.017	NA	NA	1000.4	8.0	62-75-9	N/A		ori-rat 47000mg/kg
14. N-Nitroso-n-propylamine	10111	011214	0.05	5.00	20003.9	1000	NA	NA	0.017	NA	NA	1000.4	8.0	62-75-9	N/A		ori-rat 47000mg/kg
15. 1,2-Diphenylhydrazine (as Azobenzene)	0112	042820	0.05	5.00	20003.9	1000	NA	NA	0.017	NA	NA	1000.4	8.0	62-75-9	N/A		ori-rat 47000mg/kg
16. 2-Chloronaphthalene	0112	042820	0.05	5.00	20002.3	1000	NA	NA	0.017	NA	NA	1000.1	8.1	103-33-3	N/A		ori-rat 480mg/kg
17. 1,2-Dichlorobenzene	0112	042820	0.05	5.00	20005.4	1000	NA	NA	0.017	NA	NA	1000.0	8.0	91-58-7	N/A		ori-rat 1000mg/kg
18. 1,3-Dichlorobenzene	0112	042820	0.05	5.00	20003.7	1000	NA	NA	0.017	NA	NA	1000.2	8.0	95-50-1	50 ppm (300mg/m3) (CL)		ori-rat 2078mg/kg
19. 1,4-Dichlorobenzene	0112	042820	0.05	5.00	20005.4	1000	NA	NA	0.017	NA	NA	1000.1	8.0	541-73-1	N/A		ori-rat 500mg/kg
20. 2,4-Dinitrotoluene	0112	042820	0.05	5.00	20003.3	1000	NA	NA	0.017	NA	NA	1000.2	8.0	106-46-7	75 ppm (450mg/m3/8H)		ori-rat 1062mg/kg
21. 2,6-Dinitrotoluene	0112	042820	0.05	5.00	20002.4	1000	NA	NA	0.017	NA	NA	1000.1	8.1	121-14-2	1.5mg/m3/8H (skin)		ori-rat 268mg/kg
22. Hexachloro-1,3-butadiene	0112	042820	0.05	5.00	20009.4	1000	NA	NA	0.017	NA	NA	1000.0	8.0	606-20-2	1.5mg/m3/8H (skin)		ori-rat 177mg/kg
23. Hexachlorocyclopentadiene	0112	042820	0.05	5.00	20001.8	1000	NA	NA	0.017	NA	NA	1000.4	12.4	87-68-3	0.02 ppm (0.24mg/m3/8H)		ori-rat 82mg/kg
24. Hexachloroethane	0112	042820	0.05	5.00	20002.4	1000	NA	NA	0.017	NA	NA	1000.0	8.0	77-47-4	0.01 ppm (0.1mg/m3/8H)		ori-rat 1300mg/kg
25. Isophorone	0112	042820	0.05	5.00	20003.8	1000	NA	NA	0.017	NA	NA	1000.0	8.0	67-72-1	1 ppm (10mg/m3/8H)(skin)		ori-rat 4870mg/kg
26. Nitrobenzene	0112	042820	0.05	5.00	20004.9	1000	NA	NA	0.017	NA	NA	1000.1	8.1	78-59-1	25 ppm		ori-rat 2330mg/kg
27. 1,2,4-Trichlorobenzene	0112	042820	0.05	5.00	20002.0	1000	NA	NA	0.017	NA	NA	1000.1	8.0	98-95-3	1 ppm (5mg/m3/8H)(skin)		ori-rat 780mg/kg
28. o-Cresol (2-Methylphenol)	0114	081919	0.05	5.00	20010.2	1000	NA	NA	0.017	NA	NA	1000.0	8.0	120-82-1	5 ppm (CL) (40mg/m3)		ori-rat 756mg/kg
29. p-Cresol (4-Methylphenol)	0114	081919	0.05	5.00	20061.2	1000	NA	NA	0.017	NA	NA	1000.4	8.0	95-48-7	5 ppm (22mg/m3/8H)(skin)		ori-rat 121mg/kg
30. 2,4,5-Trichlorophenol	0114	081919	0.05	5.00	20023.2	1000	NA	NA	0.017	NA	NA	1003.0	8.0	106-44-5	5 ppm (22mg/m3/8H)(skin)		ori-rat 207mg/kg
31. 4-Chloroaniline	10115	060512	0.05	5.00	20009.6	1000	NA	NA	0.017	NA	NA	1001.1	8.0	95-95-4	N/A		ori-rat 820mg/kg
32. Dibenzofuran	10115	060512	0.05	5.00	20020.2	1000	NA	NA	0.017	NA	NA	1000.9	8.0	106-47-8	N/A		ori-rat 310mg/kg
33. 2-Methylnaphthalene	10115	060512	0.05	5.00	20012.9	1000	NA	NA	0.017	NA	NA	1000.5	8.1	132-64-9	N/A		ori-rat 1630mg/kg
34. 2-Nitroaniline	10115	060512	0.05	5.00	20011.8	1000	NA	NA	0.017	NA	NA	1000.5	8.0	91-57-6	N/A		ori-rat 1600mg/kg
35. 3-Nitroaniline	10115	060512	0.05	5.00	20018.6	1000	NA	NA	0.017	NA	NA	1000.8	8.0	88-74-4	N/A		ori-rat 535mg/kg
36. 4-Nitroaniline	10115	060512	0.05	5.00	20014.9	1000	NA	NA	0.017	NA	NA	1000.8	8.0	99-09-2	N/A		ori-rat 750mg/kg
37. 4-Chloro-3-methylphenol	10118	072120	0.05	5.00	20003.9	1000	NA	NA	0.017	NA	NA	1000.6	8.0	100-01-6	1 ppm (6mg/m3/8H)(skin)		ori-rat 1830mg/kg
38. 2-Chlorophenol	10118	072120	0.05	5.00	20002.9	1000	NA	NA	0.017	NA	NA	1000.1	8.0	59-50-7	N/A		ori-rat 670mg/kg
39. 2,4-Dichlorophenol	10118	072120	0.05	5.00	20003.1	1000	NA	NA	0.017	NA	NA	1000.0	8.0	95-57-8	N/A		ori-rat 580mg/kg
40. 2,4-Dimethylphenol	10118	072120	0.05	5.00	20001.8	1000	NA	NA	0.017	NA	NA	1000.1	8.1	105-67-9	N/A		ori-rat 3200mg/kg
41. 2,4-Dinitrophenol	10118	072120	0.05	5.00	20002.5	1000	NA	NA	0.017	NA	NA	1000.0	8.0	51-28-5	N/A		ori-rat 30mg/kg
42. 4,6-Dinitro-2-methylphenol	10118	072120	0.05	5.00	20002.0	1000	NA	NA	0.017	NA	NA	1000.1	8.0	88-75-5	N/A		ori-rat 334mg/kg
43. 2-Nitrophenol	10118	072120	0.05	5.00	20002.8	1000	NA	NA	0.017	NA	NA	1000.0	8.0	100-02-7	N/A		ori-rat 250mg/kg
44. 4-Nitrophenol	10118	072120	0.05	5.00	20003.9	1000	NA	NA	0.017	NA	NA	1000.0	8.0	87-86-5	0.5mg/m3/8H (skin)		ori-rat 27mg/kg
45. Pentachlorophenol	10118	072120	0.05	5.00	20004.2	1000	NA	NA	0.017	NA	NA	1000.1	8.0	108-95-2	5 ppm (19mg/m3/8H)(skin)		ori-rat 317mg/kg
46. Phenol	10118	072120	0.05	5.00	20001.2	1000	NA	NA	0.018	NA	NA	1000.5	4.1	83-32-9	N/A		ori-rat 820mg/kg
47. 2,4,6-Trichlorophenol	10118	072120	0.05	5.00	20002.2	1000	NA	NA	0.018	NA	NA	1000.0	4.2	208-96-8	N/A		ori-rat 600mg/kg
48. Acenaphthene	1007	042420	0.50	50.00	2001.2	1000	NA	NA	0.018	NA	NA	1000.1	4.1	120-12-7	0.2mg/m3 (8H)		ori-rat 430mg/kg
49. Acenaphthylene	1007	042420	0.50	50.00	2000.2	1000	NA	NA	0.018	NA	NA	1000.6	4.2	56-55-3	N/A		ori-rat 50mg/kg
50. Anthracene	1007	042420	0.50	50.00	2000.3	1000	NA	NA	0.018	NA	NA	999.9	4.1	50-32-8	0.2mg/m3 (8H)		ori-rat 50mg/kg
51. Benzo(a)anthracene	1007	042420	0.50	50.00	2000.2	1000	NA	NA	0.018	NA	NA	1000.4	4.1	205-99-2	N/A		ori-rat 200mg/kg
52. Benzo(a)pyrene	1007	042420	0.50	50.00	2000.3	1000	NA	NA	0.018	NA	NA	999.9	4.1	191-24-2	N/A		ori-rat 200mg/kg
53. Benzo(b)fluoranthene	1007	042420	0.50	50.00	2000.8	1000	NA	NA	0.018	NA	NA	1000.3	4.2	86-74-8	N/A		ori-rat 200mg/kg
54. Benzo(k)fluoranthene	1007	042420	0.50	50.00	2000.9	1000	NA	NA	0.018	NA	NA	1000.3	4.2	218-01-9	0.2mg/m3		ori-rat 200mg/kg
55. Benzo(g,h)perylene	1007	042420	0.50	50.00	2000.9	1000	NA	NA	0.018	NA	NA	1000.3	4.2	53-70-3	0.2mg/m3		ori-rat 200mg/kg
56. Carbazole	1007	042420	0.50	50.00	2000.3	1000	NA	NA	0.018	NA	NA	999.9	4.1	191-24-2	N/A		ori-rat 200mg/kg
57. Chrysene	1007	042420	0.50	50.00	2000.8	1000	NA	NA	0.018	NA	NA	1000.0	4.2	86-74-8	N/A		ori-rat 200mg/kg
58. Dibenzo(a,h)anthracene	1007	042420	0.50	50.00	2000.8	1000	NA	NA	0.018	NA	NA	1000.3	4.2	218-01-9	0.2mg/m3		ori-rat 200mg/kg
59. Fluoranthene	1007	042420	0.50	50.00	2000.3	1000	NA	NA	0.018	NA							



Method GC8MSD-2.M: Column:SBB-5 (30m X 0.25mm ID X 0.25µm film thickness) Temp 1 = 50°C (1min.), Temp 2 = 300°C (14 min.), Rate = 10°C/min., Injector B = 250°C, Detector B = 290°C, Split Ratio = 100:1, Scan Rate = 2. Analysis performed by Melissa Stonier.



Peak No	Name	MSD RT (min.)
1	N-nitrosodimethylamine	2.67
2	Phenol	6.05
3	bis(2-Chloroethyl)ether	6.20
4	2-Chlorophenol	6.26
5	1,3-Dichlorobenzene	6.55
6	1,4-Dichlorobenzene	6.63
7	1,2-Dichlorobenzene	7.04
8	o-Cresol (2-methylphenol)	7.29
9	bis(2-Chloroisopropyl)ether	7.34
10	p-Cresol (4-methylphenol)/N-nitrosodi-n-propylamine	7.63
11	Hexachloroethane	7.70
12	Nitrobenzene	7.92
13	Isophorone	8.49
14	2-Nitrophenol	8.66
15	2,4-Dimethylphenol	8.84
16	bis(2-Chloroethoxy)methane	9.07
17	2,4-Dichlorophenol	9.22
18	1,2,4-Trichlorobenzene	9.41
19	Naphthalene	9.54
20	4-Chloroaniline	9.76
21	Hexachloro-1,3-Butadiene	10.03
22	4-Chloro-3-methylphenol	11.02
23	2-Methylnaphthalene	11.24
24	Hexachlorocyclopentadiene	11.84
25	2,4,6-Trichlorophenol	12.13
26	2,4,5-Trichlorophenol	12.45
27	2-Chloronaphthalene	12.84
28	2-Nitroaniline	13.45
29	Dimethyl phthalate	13.50
30	Acenaphthylene	13.59
31	2,6-Dinitrotoluene	13.91
32	3-Nitroaniline	13.99
33	Acenaphthene	14.16
34	2,4-Dinitrophenol	14.40
35	Dibenzofuran/4-Nitrophenol	14.57
36	2,4-Dinitrotoluene	15.27
37	Diethyl phthalate/fluorene	15.33
38	4-Chlorophenyl phenyl ether	15.52
39	4-Nitroaniline	15.60
40	4,6-Dinitro-2-methylphenol	15.73
41	Azobenzene	16.56
42	4-Bromophenyl phenyl ether	16.89
43	Hexachlorobenzene	17.70
44	Pentachlorophenol	17.82
45	Phenanthrene	17.82
46	Anthracene	18.27
47	Carbazole	18.27
48	Di-n-butyl phthalate	19.45
49	Fluoranthene	20.75
50	Pyrene	21.31
51	Benzyl butyl phthalate	23.23
52	Benzo(a)anthracene	24.40
53	Chrysene	24.51
54	bis(2-Ethylhexyl)phthalate	24.82
55	Di-n-octyl phthalate	26.30
56	Benzo(b)fluoranthene	27.07
57	Benzo(k)fluoranthene	27.15
58	Benzo(a)pyrene	27.92
59	Indeno(1,2,3-cd)pyrene/Dibenz(a,h)anthracene	31.68
60	Benzo(g,h,i)perylene	32.61



Prep Batch 162800 Standards Traceability Report

Spike ID: sv83514

Spike Name: Additional

Prep Date: 9/22/2021

Exp Date: 10/1/2022

Department: GCMSPR

Vendor: AccuStandard

Lot Number: 22002155-02

Balance ID:

Comments: 12x1mL ampules

Type: Primary

Prep By: Ryan F. Bengel

Status: Open

Final Volume: 1 mL

Chemical/Solvent Used	Bottle No	Amt	Units	Expires
Custom Semi-Volatile Standard	14279	1	mL	10/1/2022

Stock Source	Base Units	Amount Added
--------------	------------	--------------



Prep Batch 162800 Standards Traceability Report

Spike ID: sv83604
Spike Name: BN Surr
Prep Date: 10/25/2021
Exp Date: 7/31/2027
Department: GCMSPR
Vendor: Restek
Lot Number: A0175748
Balance ID:
Comments: 6 ampules

Type: Primary
Prep By: Ryan F. Bengel
Status: New

Final Volume: 5 mL

Chemical/Solvent Used	Bottle No	Amt	Units	Expires
B/N Surrogate Mix (4/89 SOW)	14431	5	mL	7/31/2027
Stock Source	Base Units	Amount Added		



Prep Batch 162800 Standards Traceability Report

Spike ID: sv83607

Spike Name: APP2A 2nd Source

Prep Date: 11/9/2021

Exp Date: 12/5/2022

Department: GCMSPR

Vendor:

Lot Number:

Balance ID:

Comments: 5x1 mL ampule

Type: Secondary

Prep By: Ryan F. Benge

Status: New

Final Volume: mL

Chemical/Solvent Used	Bottle No	Amt	Units	Expires
Custom SemiVolatile Standard	14503		mL	12/5/2022
Stock Source	Base Units	Amount Added		



Prep Batch 162800 Standards Traceability Report

Spike ID: sv83608

Spike Name: 625 LCS

Prep Date: 11/29/2021

Exp Date: 9/15/2026

Department: GCMSPR

Vendor:

Lot Number:

Balance ID:

Comments: 20x1 mL ampule

Type: Secondary

Prep By: Ryan F. Benge

Status: New

Final Volume: mL

Chemical/Solvent Used	Bottle No	Amt	Units	Expires
CLP Semi-volatile calibration standard	14546		mL	9/15/2026
Stock Source	Base Units	Amount Added		



Prep Batch 162800 Standards Traceability Report

Spike ID: sv83609

Spike Name: AE Surrogate

Prep Date: 11/29/2021

Exp Date: 3/6/2023

Department: GCMSPR

Vendor:

Lot Number:

Balance ID:

Comments: 5x1 mL ampule

Type: Secondary

Prep By: Ryan F. Benge

Status: New

Final Volume: mL

Chemical/Solvent Used	Bottle No	Amt	Units	Expires
Acid Surrogate	14527		mL	3/6/2023
Stock Source	Base Units	Amount Added		



Prep Batch 162800 Standards Traceability Report

Spike ID: sv92706
Spike Name: BNA Surr
Prep Date: 12/22/2021
Exp Date: 3/31/2022
Department: GCMSPR
Vendor:
Lot Number:
Balance ID:
Comments: 2000/1000ug/mL

Type: Tertiary
Prep By: Zachary B. Zaccardi
Status: New

Final Volume: 25 mL

Chemical/Solvent Used	Bottle No	Amt	Units	Expires
Acetone DZ963	13755	17.5	mL	3/31/2022

Stock Source	Base Units	Amount Added
sv83609	ug/mL	2.5 mL
sv83604	ug/mL	5 mL



Prep Batch 162800 Standards Traceability Report

Spike ID: sv92710

Spike Name: LCS/Add Extractions

Prep Date: 12/14/2021

Exp Date: 1/14/2022

Department: GCMSPR

Vendor:

Lot Number:

Balance ID:

Comments: 100ug/mL. Spike 1mL into water.

Type: Secondary

Prep By: Zachary B. Zaccardi

Status:

Final Volume: 25 mL

Chemical/Solvent Used	Bottle No	Amt	Units	Expires
Acetone DZ963	13755	21.25	mL	1/14/2022

Stock Source	Base Units	Amount Added
sv83514	ug/mL	1.25 mL
sv83608	ug/mL	2.5 mL



Prep Batch 162800 Standards Traceability Report

Spike ID: sv92712
Spike Name: LL BNA Surr
Prep Date: 12/29/2021
Exp Date: 3/31/2022
Department: GCMSPR
Vendor:
Lot Number:
Balance ID:
Comments: 100/50 ug/mL

Type: Tertiary
Prep By: Zachary B. Zaccardi
Status: New

Final Volume: 4 mL

Chemical/Solvent Used	Bottle No	Amt	Units	Expires
Acetone DZ963	13755	3.8	mL	3/31/2022

Stock Source	Base Units	Amount Added
sv92706	ug/mL	0.2 mL



Prep Batch 162800 Standards Traceability Report

Spike ID: sv92714

Spike Name: APPIIA/Acetone

Prep Date: 1/4/2022

Exp Date: 9/24/2022

Department: GCMSPR

Vendor:

Lot Number:

Balance ID:

Comments:

Type: Secondary

Prep By: Zachary B. Zaccardi

Status: New

Final Volume: 4 mL

Chemical/Solvent Used	Bottle No	Amt	Units	Expires
Acetone DZ963	13755	3.8	mL	9/24/2022
Stock Source	Base Units	Amount Added		
sv83607	ug/mL	0.2 mL		

ID #: 13755

Opened: _____

Acetone DZ963

Expires: 9/24/2022

Rec'd: 4/13/2021

Energy Laboratories Inc 1120 So. 27th Street
Billings MT 59107

Honeywell

CERTIFICATE OF ANALYSIS

Honeywell Burdick & Jackson®

1953 South Harvey Street
Muskegon, MI 49442
Phone: (800) 368-0050
Fax: (231) 728-8226
lab.honeywell.com

Brand: Research Chemicals - B&J
Product: 010
Lot No.: DZ963
Production Date: 24-Sep-2020
Best Before: 24-Sep-2022

Acetone, B&J Brand™, >99.9%
for HPLC, GC, pesticide residue analysis and spectrophotometry

Parameter	Specification		Result	Units
	Min.	Max.		
Water by Karl Fischer Titration		0.50	0.45	%
UV Cutoff		330	328	nm
Refractive Index (20°C)	1.3583	1.3589	1.3585	
Residue		1	<0.5	mg/L
GC Analysis (excluding water)	99.9		99.98	%
Electron Capture GC		10	<10	ng/L
UV Absorbance @ 340 nm		0.060	0.0482	AU
UV Absorbance @ 350 nm		0.010	0.0047	AU
UV Absorbance @ 375 nm		0.005	<0.0001	AU
UV Absorbance @ 400 nm		0.005	<0.0001	AU

Honeywell
Quality Control Approval

Muskegon 9/24/2020 LIMS Sample No.: AL03008

CERTIFICATE OF ANALYSIS

Catalog No: S-14500-R2
Description: Custom Semi-Volatile Standard
Lot: 220021255-02
Solvent: Dichloromethane
Hazards: Refer to SDS for complete safety information

Date Certified: Aug 31, 2021
Expiration: Oct 1, 2022
Sample Size: 1 mL
Components: 10
Storage Condition: Freeze (<-10 °C)/Sonicate



Signal Word: Warning

Certified Reference Material



AR-1463

Component	CAS #	Purity % (GC/MS)	Prepared Concentration ² (µg/mL)	Certified Analyte Concentration ¹ (µg/mL)
Pyridine				
4-Chlorophenol	110-86-1	98.7	2026	2000
1-Methylnaphthalene	106-48-9	100.0	2019	2019
N-Nitrosodiphenylamine	90-12-0	98.5	2003	1973
4-Chloro-2-methylphenol	86-30-6	100.0	2022	2022
Benzoic acid	1570-64-5	97.0	2069*	2007
Aniline	65-85-0	99.5	2010	2000
Benzyl alcohol	62-53-3	98.0	2002	1962
Triallate	100-51-6	99.9	2011	2009
o-Terphenyl	2303-17-5	99.9	2013	2011
	84-15-1	99.9	2019	2017

ID #: 14279
Opened: _____
Custom Semi-Volatile Standard
Expires: 10/1/2022
Rec'd: 9/16/2021
Enerav Laboratories Inc 1120 So. 27th Street
Billings MT 59107

This Certified Reference Material was verified in accordance with ISO/IEC 17025

* Weight compensated to 100% purity.

A product with a suffix (-1A, -2B, etc. or -01, -02, etc.) on its lot number has had its expiration date extended and is identical to the same lot number without the suffix.

² All weights are traceable through NIST, Test No. 684/289871-17

¹ Certified Analyte Concentration = Purity x Prepared Concentration.


The Uncertainty associated with the certified concentration reported on this certificate is ±2.4%. This value is the combined expanded uncertainty and represents an estimated standard deviation equal to the positive square root of the total variation of the uncertainty of components. A normal distribution is assumed and a coverage factor of K=2 is chosen using approximately a 95% confidence level.

Labels and certificates follow U.S. Conventions in reporting numerical values: A comma (,) is used to separate units of one-thousand or greater. A period (.) is used as a decimal place marker.

The information on this certificate may not be reproduced without the express permission of the manufacturer. See reverse side for additional information

Hazard Information: Please refer to the SDS for information regarding the hazards associated with using this material.

This product was prepared according to in-house procedures and is guaranteed to be homogeneous.

Certified By: 
Larry Decker, Organic QC Manager



CERTIFIED REFERENCE MATERIAL

110 Benner Circle
Bellefonte, PA 16823-8812
Tel: (800)356-1688
Fax: (814)353-1309

www.restek.com

Certificate of Analysis



FOR LABORATORY USE ONLY-READ SDS PRIOR TO USE.

This Reference Material is intended for Laboratory Use Only as a standard for the qualitative and/or quantitative determination of the analyte(s) listed.

Catalog No. : 31086

Lot No.: A0175748

Description : B/N Surrogate Mix (4/89 SOW)

Base Neutral Surrogate 5000µg/mL, Methylene Chloride, 5mL/ampul

Container Size : 5 mL

Pkg Amt: > 5 mL

Expiration Date : July 31, 2027

Storage: 10°C or colder

Handling: Sonicate prior to use.

Ship: Ambient

ID #: **14431**

Opened: _____

B/N Surrogate Mix (4/89 SOW)

Expires: **7/31/2027**

Rec'd: 10/25/2021

Energy Laboratories Inc. 1120 So. 27th Street
Billings MT 59107

CERTIFIED VALUES

Elution Order	Compound	Grav. Conc. (weight/volume)	Expanded Uncertainty (95% C.L.; K=2)	
1	Nitrobenzene-d5 CAS # 4165-60-0 Purity 99% (Lot PR-29940A)	5,027.3 µg/mL	+/- 29.2293 µg/mL	Gravimetric
			+/- 226.4341 µg/mL	Unstressed
			+/- 251.2566 µg/mL	Stressed
2	2-Fluorobiphenyl CAS # 321-60-8 Purity 99% (Lot 00019169)	5,001.1 µg/mL	+/- 29.0767 µg/mL	Gravimetric
			+/- 225.2518 µg/mL	Unstressed
			+/- 249.9447 µg/mL	Stressed
3	p-Terphenyl-d14 CAS # 1718-51-0 Purity 99% (Lot PR-30504)	5,001.4 µg/mL	+/- 29.0787 µg/mL	Gravimetric
			+/- 225.2668 µg/mL	Unstressed
			+/- 249.9613 µg/mL	Stressed

Solvent: Methylene chloride
CAS # 75-09-2
Purity 99%

Tech Tips:

Due to the limited solubility of p-terphenyl-d14 in methanol, we do not recommend that this mixture be diluted in methanol.

Column:

30m x 0.25mm x 0.25µm
Rtx-5 (cat.#10223)

Carrier Gas:

hydrogen-constant pressure 10 psi.

Temp. Program:

40°C (hold 2 min.) to 330°C
@ 10°C/min. (hold 10 min.)

Inj. Temp:

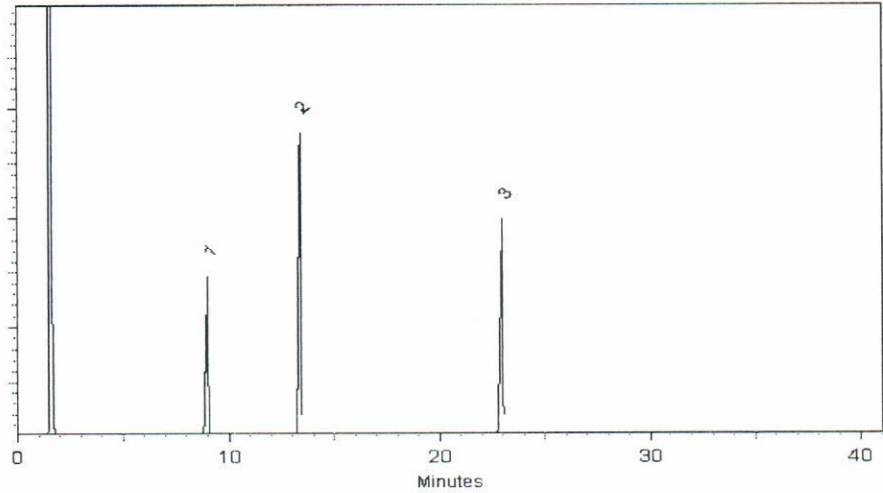
250°C

Det. Temp:

330°C

Det. Type:

FID



This chromatogram represents a general set of testing conditions chosen for product acceptance. For optimal results in your lab, conditions should be adjusted for your specific instrument, method, and application.

Sam Moodler
Sam Moodler - Operations Tech I

Date Mixed: 25-Aug-2021

Balance: B345965662

Marline Cowan
Marline Cowan - Operations Tech I

Date Passed: 27-Aug-2021

Manufactured under Restek's ISO 9001:2015
Registered Quality System
Certificate #FM 80397

General Certified Reference Material Notes

Expiration Notes:

- Expiration date valid for unopened ampul stored in compliance with the recommended conditions.
- Uncertainty, concentration, and expiration of the CRM are based on the unopened product being stored according to the recommended condition found in the storage field.

Purity Notes:

- Purity and/or chemical identity are determined by one or more of the following techniques: GC/FID, HPLC, GC/μECD, GC/MS, LC/MS, RI, and/or melting point.
- Compounds with a listed purity of less than 99% have been weight corrected to compensate for impurities and/or salts. A correction factor is used to calculate the amount of compound necessary to achieve the desired concentration of the parent compound in solution.
- Purity of isomeric compounds is reported as the sum of the isomers.
- Purity values are rounded to the nearest whole number.

Certified Uncertainty Value Notes:

- The uncertainties are determined in accordance with ISO 17034 and Guide 35. The certified combined stressed uncertainty value (includes gravimetric uncertainty, homogeneity between-ampul uncertainty, storage stability uncertainty and shipping stability uncertainty and were combined using the following formula:

$$U_{combined\ stressed} = k \sqrt{U_{gravimetric}^2 + U_{homogeneity}^2 + U_{storage\ stability}^2 + U_{shipping\ stability}^2}$$

k is a coverage factor of 2, which gives a level of confidence of approximately 95%.

- It is important to note that the shipping stability uncertainty was obtained under temperature extremes for specific time intervals; therefore, the certified combined stressed uncertainty value should only be applied to the product if it was stored at non-standard temperature conditions up to and including 7 days. Contact Restek Technical Service at www.restek.com/Contact-Us for use recommendations if your shipment was in-transit for more than 7 days at non-standard temperature conditions.
- Apply the certified combined unstressed uncertainty value if the product was received under standard shipping conditions. Apply the certified combined stressed uncertainty value if the product was received under non-standard conditions as specified below.

Label Conditions	Standard Conditions	Non-Standard Conditions
25°C Nominal (Room Temperature)	< 60°C	≥ 60°C up to 7 days
10°C or colder (Refrigerate)	< 40°C	≥ 40°C up to 7 days
0°C or colder (Freezer) -20°C or colder (Deep Freezer)	< 25°C	≥ 25°C up to 7 days

- Separate (not combined) uncertainty values for gravimetric uncertainty are also displayed on the certificate, if needed, separate homogeneity between-ampul uncertainty, storage stability uncertainty and shipping stability uncertainty values are available by contacting Restek Technical Service at www.restek.com/Contact-Us.
- The packaged amount is the minimum sample size for which uncertainty is valid. The ampules are over-filled to ensure that the minimum packaged amount can be sufficiently transferred.

Manufacturing Notes:

- Concentration is based upon gravimetric preparation using either a balance whose calibration has been verified daily using NIST traceable weights, and/or dilutions with Class A glassware.

Handling Notes:

- Stability of the unopened product, when stored in compliance with the recommended conditions, is guaranteed through the expiration displayed on the product label and certificate. Contact Restek for additional opened product stability information, with the knowledge/understanding that open product stability is subject to the specific handling and environmental conditions to which the product is exposed. For your convenience Restek supplies deactivated vials with most standards packed in 2mL ampules. Larger volume deactivated vials are available through Restek as a custom ordered item. Additionally, Restek sells DMDCS for the purpose of glassware deactivation as catalog number 31861, which includes complete instructions.

CERTIFICATE OF ANALYSIS

Catalog No: CLP-AS-10X
Description: Acid Surrogate
Lot: 220031065
Solvent: Methanol
Hazards: Refer to SDS for complete safety information

Date Certified: Mar 6, 2020
Expiration: Mar 6, 2023
Sample Size: 1 mL
Components: 3
Storage Condition: Ambient (>5 °C)



Signal Word: Danger

Certified Reference Material



Component	CAS #	Purity % (GC/MS)	Prepared Concentration ² (mg/mL)	Certified Analyte Concentration ¹ (mg/mL)
2-Fluorophenol	367-12-4	99.8	20.20	20.16
Phenol-d5	4165-62-2	99.9	20.05	20.03
2,4,6-Tribromophenol	118-79-6	99.9	20.19	20.17

ID #: 14527
Opened: _____
Acid Surrogate
Expires: 3/6/2023
Rec'd: 11/17/2021
Energy Laboratories Inc 1120 So. 27th Street
Billings MT 59107

A product with a suffix (-1A, -2B, etc. or -01, -02, etc.) on its lot number has had its expiration date extended and is identical to the same lot number without the suffix.

² All weights are traceable through NIST, Test No. 684/289871-17

¹ Certified Analyte Concentration = Purity x Prepared Concentration.

The Uncertainty associated with the certified concentration reported on this certificate is $\pm 2.4\%$. This value is the combined expanded uncertainty and represents an estimated standard deviation equal to the positive square root of the total variation of the uncertainty of components. A normal distribution is assumed and a coverage factor of K=2 is chosen using approximately a 95% confidence level.

Labels and certificates follow U.S. Conventions in reporting numerical values: A comma (,) is used to separate units of one-thousand or greater. A period (.) is used as a decimal place marker.

The information on this certificate may not be reproduced without the express permission of the manufacturer. See reverse side for additional information

Hazard Information: Please refer to the SDS for information regarding the hazards associated with using this material.

This product was prepared according to in-house procedures and is guaranteed to be homogeneous.

Certified By: 

Larry Decker, Organic QC Manager

CERTIFIED WEIGHT REPORT

Part Number: 92180
Lot Number: 091521
Description: CLP Semi-Volatile Calibration Standard
64 components
Expiration Date: 091526
Recommended Storage: Freezer (0 °C)
Nominal Concentration (µg/mL): 1000
NIST Test ID#: 6UTB

Solvent: Lot#
Methylene chloride 104929

Formulated By: Prashant Chauhan
Reviewed By: Pedro L. Rentas
DATE: 091521

Weight(s) shown below were combined and diluted to (mL): 100.0 0.003
5E-05 Balance Uncertainty
Flask Uncertainty

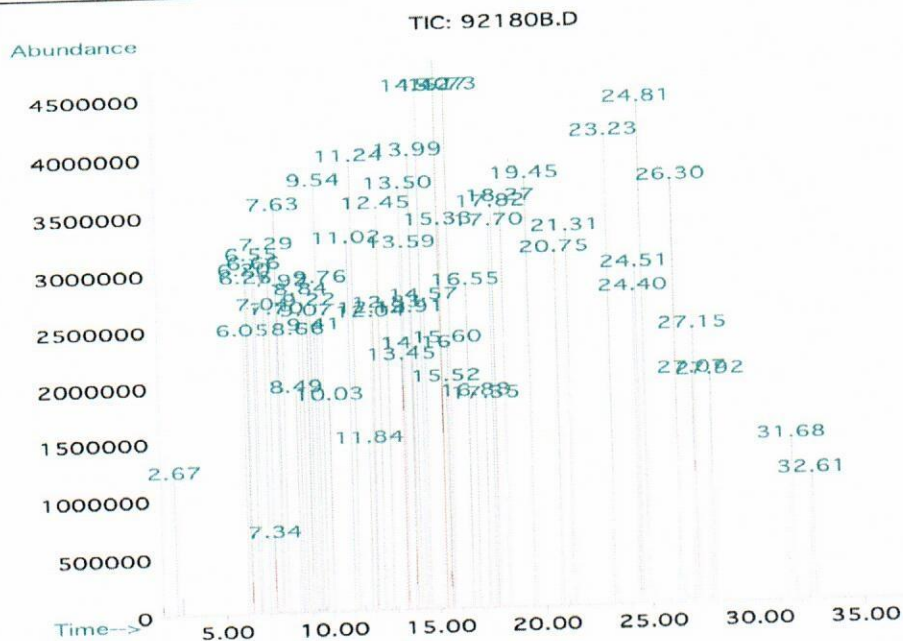
Table with columns: Compound, Part Number, Lot Number, Dil. Factor, Initial Vol. (mL), Initial Conc. (µg/mL), Nominal Conc. (µg/mL), Purity (%), Uncertainty Purity (%), Uncertainty Pipette (mL), Target Weight (g), Actual Weight (g), Actual Conc. (µg/mL), Expanded Uncertainty (µg/mL), CAS#, OSHA PEL (TWA), L50, and SDS Information.

* The certified value is the concentration calculated from gravimetric and volumetric measurements unless otherwise stated.
Standards are prepared gravimetrically using balances that are calibrated with weights traceable to NIST (see above).
Standards are certified (+/-) 0.5% of the stated value, unless otherwise stated.
All Standards, after opening ampule, should be stored with caps tight and under appropriate laboratory conditions.
Uncertainty Reference: Taylor, B.N. and Kuyat, C.E., "Guidelines for Evaluating and Expressing the Uncertainty of NIST Measurement Result," NIST Technical Note 1297, U.S. Government Printing Office, Washington, DC, (1994).

ID #: 14546
Opened:
CLP Semi-volatile calibration standard
Expires: 9/15/2026
Rec'd: 11/23/2021
Erery Laboratories Inc 1120 So. 27th Street
Billings MT 59107



Method GC8MSD-2.M: Column:SBB-5 (30m X 0.25mm ID X 0.25µm film thickness) Temp 1 = 50°C (1min.), Temp 2 = 300°C (14 min.), Rate = 10°C/min., Injector B = 250°C, Detector B = 290°C, Split Ratio = 100:1, Scan Rate = 2. Analysis performed by Melissa Stonier.



Peak No	Name	MSD RT (min.)
1	N-nitrosodimethylamine	2.67
2	Phenol	6.05
3	bis(2-Chloroethyl)ether	6.20
4	2-Chlorophenol	6.26
5	1,3-Dichlorobenzene	6.55
6	1,4-Dichlorobenzene	6.63
7	1,2-Dichlorobenzene	7.04
8	o-Cresol (2-methylphenol)	7.29
9	bis(2-Chloroisopropyl)ether	7.34
10	p-Cresol (4-methylphenol)/N-nitrosodi-n-propylamine	7.63
11	Hexachloroethane	7.70
12	Nitrobenzene	7.92
13	Isophorone	8.49
14	2-Nitrophenol	8.66
15	2,4-Dimethylphenol	8.84
16	bis(2-Chloroethoxy)methane	9.07
17	2,4-Dichlorophenol	9.22
18	1,2,4-Trichlorobenzene	9.41
19	Naphthalene	9.54
20	4-Chloroaniline	9.76
21	Hexachloro-1,3-Butadiene	10.03
22	4-Chloro-3-methylphenol	11.02
23	2-Methylnaphthalene	11.24
24	Hexachlorocyclopentadiene	11.84
25	2,4,6-Trichlorophenol	12.13
26	2,4,5-Trichlorophenol	12.45
27	2-Chloronaphthalene	12.84
28	2-Nitroaniline	13.45
29	Dimethyl phthalate	13.50
30	Acenaphthylene	13.59
31	2,6-Dinitrotoluene	13.91
32	3-Nitroaniline	13.99
33	Acenaphthene	14.16
34	2,4-Dinitrophenol	14.40
35	Dibenzofuran/4-Nitrophenol	14.57
36	2,4-Dinitrotoluene	15.27
37	Diethyl phthalate/fluorene	15.33
38	4-Chlorophenyl phenyl ether	15.52
39	4-Nitroaniline	15.60
40	4,6-Dinitro-2-methylphenol	15.73
41	Azobenzene	16.56
42	4-Bromophenyl phenyl ether	16.89
43	Hexachlorobenzene	17.70
44	Pentachlorophenol	17.82
45	Phenanthrene	17.82
46	Anthracene	18.27
47	Carbazole	18.27
48	Di-n-butyl phthalate	19.45
49	Fluoranthene	20.75
50	Pyrene	21.31
51	Benzyl butyl phthalate	23.23
52	Benzo(a)anthracene	24.40
53	Chrysene	24.51
54	bis(2-Ethylhexyl)phthalate	24.82
55	Di-n-octyl phthalate	26.30
56	Benzo(b)fluoranthene	27.07
57	Benzo(k)fluoranthene	27.15
58	Benzo(a)pyrene	27.92
59	Indeno(1,2,3-cd)pyrene/Dibenz(a,h)anthracene	31.68
60	Benzo(g,h,i)perylene	32.61



Analytical RunID SV5973N.I_220114A Standards Traceability Report

Spike ID: sv100507
Spike Name: BNA mix
Prep Date: 6/9/2021
Exp Date: 3/31/2022
Department: GCMSSEMI
Vendor:
Lot Number:
Balance ID:
Comments: 200 ug/mL

Type: Secondary
Prep By: Sean McGrew
Status: New

Final Volume: 1.5 mL

Chemical/Solvent Used	Bottle No	Amt	Units	Expires
Dichloromethane EA342	13510	0.51	mL	3/31/2022

Stock Source	Base Units	Amount Added
sv82908	ug/mL	0.03 mL
sv83301	ug/mL	0.15 mL
sv83406	ug/mL	0.15 mL
sv83419	ug/mL	0.15 mL
sv82913	ug/mL	0.15 mL
sv83410	ug/mL	0.15 mL
sv83407	ug/mL	0.06 mL
sv83201	ug/mL	0.15 mL



Analytical RunID SV5973N.I_220114A Standards Traceability Report

Spike ID: sv100516

Spike Name: BNA Internals 2000 ug/mL

Prep Date: 7/25/2021

Exp Date: 6/30/2023

Department: GCMSSEMI

Vendor: Chemservice

Lot Number: 8443500

Balance ID:

Comments:

Type: Secondary

Prep By: John P. Heine

Status: New

Final Volume: 2.12 mL

Chemical/Solvent Used	Bottle No	Amt	Units	Expires
Dichloromethane EA342	13510	1.06	mL	6/30/2023

Stock Source	Base Units	Amount Added
sv83506	ug/mL	1.06 mL



Analytical RunID SV5973N.I_220114A Standards Traceability Report

Spike ID: sv100714

Spike Name: BNA 2nd source

Prep Date: 12/20/2021

Exp Date: 10/1/2022

Department: GCMSSEMI

Vendor:

Lot Number:

Balance ID:

Comments: 200 ug/mL

Type: Secondary

Prep By: Sean McGrew

Status: New

Final Volume: 1 mL

Chemical/Solvent Used	Bottle No	Amt	Units	Expires
Dichloromethane EA342	13510	0.54	mL	10/1/2022

Stock Source	Base Units	Amount Added
sv83514	ug/mL	0.1 mL
sv82702	ug/mL	0.02 mL
sv83218	ug/mL	0.1 mL
sv83408	ug/mL	0.2 mL
sv83411	ug/mL	0.04 mL



Analytical RunID SV5973N.I_220114A Standards Traceability Report

Standard ID: sv82702

Standard Name: AE Surr

Prep Date: 8/28/2018

Exp Date: 4/30/2023

Department: GCMSPR

Vendor: Restek

Lot Number: A0137474

Balance ID:

Comments:

Type: Primary

Prep By: Craig A. Bardelli

Status: New

Final Volume: mL

Chemical/Solvent Used	Bottle No	Amt	Units	Expires
Acid Surrogate Standard Mix (4/89)	10707	1	mL	4/30/2023
Stock Source	Base Units	Amount Added		



Analytical RunID SV5973N.I_220114A Standards Traceability Report

Spike ID: sv82908

Spike Name: AE surr

Prep Date: 4/10/2019

Exp Date: 3/31/2022

Department: GCMSSEMI

Vendor: Sigma-Aldrich

Lot Number: LRAC2239

Balance ID:

Comments:

Type: Primary

Prep By: Sean McGrew

Status: New

Final Volume: mL

Chemical/Solvent Used	Bottle No	Amt	Units	Expires
EPA 8270 Acids Surrogate Spike Mix HC	11383		mL	3/31/2022
Stock Source	Base Units	Amount Added		



Analytical RunID SV5973N.I_220114A Standards Traceability Report

Spike ID: sv82913

Spike Name: BNA Custom for cal

Prep Date: 5/2/2019

Exp Date: 5/28/2023

Department: GCMSSEMI

Vendor: AccuStandard

Lot Number: 219041483

Balance ID:

Comments:

Type: Primary

Prep By: Sean McGrew

Status: New

Final Volume: 1 mL

Chemical/Solvent Used	Bottle No	Amt	Units	Expires
Custom BNA Mix	11451		mL	5/28/2023
Stock Source	Base Units	Amount Added		



Analytical RunID SV5973N.I_220114A Standards Traceability Report

Spike ID: sv83201

Spike Name: Phenols mix

Prep Date: 3/17/2020

Exp Date: 1/31/2028

Department: GCMSSEMI

Vendor: Restek

Lot Number: A0157111

Balance ID:

Comments:

Type: Primary

Prep By: Sean McGrew

Status: New

Final Volume: 1 mL

Chemical/Solvent Used	Bottle No	Amt	Units	Expires
604 Phenols Calibration Mix	12512		mL	1/31/2028
Stock Source	Base Units	Amount Added		



Analytical RunID SV5973N.I_220114A Standards Traceability Report

Spike ID: SV83202

Spike Name: BNA 2nd source short

Prep Date: 3/24/2020

Exp Date: 3/16/2023

Department: GCMSSEMI

Vendor: Absolute Standards

Lot Number: 031620

Balance ID:

Comments:

Type: Primary

Prep By: Sean McGrew

Status: New

Final Volume: 1 mL

Chemical/Solvent Used	Bottle No	Amt	Units	Expires
BNA 2nd Source Standard Rev 1	12532		mL	3/16/2023
Stock Source	Base Units	Amount Added		



Analytical RunID SV5973N.I_220114A Standards Traceability Report

Spike ID: sv83218

Spike Name: Benzidines

Prep Date: 7/7/2020

Exp Date: 5/1/2024

Department: GCMSSSEMI

Vendor: AccuStandard

Lot Number: 220041353

Balance ID:

Comments: 2000 ug/mL 12839

Type: Primary

Prep By: John P. Heine

Status: New

Final Volume: 1 mL

Chemical/Solvent Used	Bottle No	Amt	Units	Expires
Benzidine & 3,3'-Dichlorobenzidine	12839	1	mL	5/1/2024

Stock Source	Base Units	Amount Added
--------------	------------	--------------



Analytical RunID SV5973N.I_220114A Standards Traceability Report

Spike ID: sv83301

Spike Name: PAH Mix

Prep Date: 7/13/2020

Exp Date: 9/30/2022

Department: GCMSSEMI

Vendor: Sigma-Aldrich

Lot Number: LRAC3877

Balance ID:

Comments: 4 x 1mL

Type: Primary

Prep By: John P. Heine

Status: New

Final Volume: 6 mL

Chemical/Solvent Used	Bottle No	Amt	Units	Expires
TCL PAH Mix	12846	6	mL	9/30/2022
Stock Source	Base Units	Amount Added		



Analytical RunID SV5973N.I_220114A Standards Traceability Report

Spike ID: sv83406

Spike Name: BN mix 2000ug/mL

Prep Date: 1/20/2021

Exp Date: 1/31/2023

Department: GCMSSEMI

Vendor: Sigma-Aldrich

Lot Number: LRAC4915

Balance ID:

Comments:

Type: Primary

Prep By: Sean McGrew

Status: New

Final Volume: 1 mL

Chemical/Solvent Used	Bottle No	Amt	Units	Expires
TCL Base-Neutrals Mix	13494	1	mL	1/31/2023

Stock Source	Base Units	Amount Added
--------------	------------	--------------



Analytical RunID SV5973N.I_220114A Standards Traceability Report

Standard ID: sv83407

Standard Name: BN Surr 5000 ug/mL

Prep Date: 12/14/2020

Exp Date: 10/31/2026

Department: GCMSSEMI

Vendor: Restek

Lot Number: A0166081

Balance ID:

Comments:

Type: Primary

Prep By: John P. Heine

Status: New

Final Volume: 5 mL

Chemical/Solvent Used	Bottle No	Amt	Units	Expires
B/N Surrogate Mix (4/89 SOW)	13328	1	mL	10/31/2026

Stock Source	Base Units	Amount Added
--------------	------------	--------------



Analytical RunID SV5973N.I_220114A Standards Traceability Report

Spike ID: sv83408

Spike Name: 625 LCS Spk

Prep Date: 2/9/2021

Exp Date: 2/2/2026

Department: GCMSPR

Vendor: Absolute Standards

Lot Number: 050120

Balance ID:

Comments: 12x1mL ampules

Type: Primary

Prep By: Ryan F. Benge

Status: Open

Final Volume: 1 mL

Chemical/Solvent Used	Bottle No	Amt	Units	Expires
CLP Semi-Volatiel Calibration Standard	13539	1	mL	2/2/2026
Stock Source	Base Units	Amount Added		



Analytical RunID SV5973N.I_220114A Standards Traceability Report

Spike ID: sv83410

Spike Name: H.S. Mix

Prep Date: 4/7/2021

Exp Date: 2/28/2024

Department: GCMSSEMI

Vendor: Sigma-Aldrich

Lot Number: LRAC9004

Balance ID:

Comments: 2000 ug/mL

Type: Primary

Prep By: Sean McGrew

Status: New

Final Volume: mL

Chemical/Solvent Used	Bottle No	Amt	Units	Expires
EPA TCL Hazardous Substances Mix (12 cmpds)	13691		mL	2/28/2024

Stock Source	Base Units	Amount Added
--------------	------------	--------------



Analytical RunID SV5973N.I_220114A Standards Traceability Report

Spike ID: sv83411

Spike Name: BN surr

Prep Date: 4/7/2021

Exp Date: 11/20/2026

Department: GCMSSEMI

Vendor: Restek

Lot Number: A6167670

Balance ID:

Comments: 5000 ug/mL

Type: Primary

Prep By: Sean McGrew

Status: New

Final Volume: mL

Chemical/Solvent Used	Bottle No	Amt	Units	Expires
B/N Surrogate Mix (4/89 SOW)	13666		mL	11/20/2026
Stock Source	Base Units	Amount Added		



Analytical RunID SV5973N.I_220114A Standards Traceability Report

Spike ID: sv83419

Spike Name: Benzidines CAL 2000ug/mL

Prep Date: 5/18/2021

Exp Date: 4/30/2023

Department: GCMSSEMI

Vendor: Agilent

Lot Number: 0006592783

Balance ID:

Comments: 2000 ug/mL

Type: Primary

Prep By: John P. Heine

Status: New

Final Volume: 1 mL

Chemical/Solvent Used	Bottle No	Amt	Units	Expires
Benzidines Standard	13854	1	mL	4/30/2023
Stock Source	Base Units	Amount Added		



Analytical RunID SV5973N.I_220114A Standards Traceability Report

Standard ID: sv83506

Standard Name: BNA Internals 4000 ug/mL

Prep Date: 6/18/2021

Exp Date: 6/30/2023

Department: GCMSSEMI

Vendor: Chemservice

Lot Number: 8443500

Balance ID:

Comments:

Type: Secondary

Prep By: John P. Heine

Status: New

Final Volume: 8 mL

Chemical/Solvent Used	Bottle No	Amt	Units	Expires
Mixture #8-Internal Standards	13968	8	mL	6/30/2023
Stock Source	Base Units	Amount Added		



Analytical RunID SV5973N.I_220114A Standards Traceability Report

Spike ID: sv83514

Spike Name: Additional

Prep Date: 9/22/2021

Exp Date: 10/1/2022

Department: GCMSPR

Vendor: AccuStandard

Lot Number: 22002155-02

Balance ID:

Comments: 12x1mL ampules

Type: Primary

Prep By: Ryan F. Bengel

Status: Open

Final Volume: 1 mL

Chemical/Solvent Used	Bottle No	Amt	Units	Expires
Custom Semi-Volatile Standard	14279	1	mL	10/1/2022

Stock Source	Base Units	Amount Added
--------------	------------	--------------



Analytical RunID SV5973N.I_220114A Standards Traceability Report

Spike ID: sv90820

Spike Name: BNA 2nd source short (new)

Prep Date: 3/24/2020

Exp Date: 3/16/2023

Department: GCMSSEMI

Vendor:

Lot Number:

Balance ID:

Comments: 200 ug/mL

Type: Secondary

Prep By: Sean McGrew

Status: New

Final Volume: 1.5 mL

Chemical/Solvent Used	Bottle No	Amt	Units	Expires
Dichloromethane DX975	12485	1.35	mL	3/16/2023

Stock Source	Base Units	Amount Added
sv83202	ug/mL	0.15 mL

RESTEK CERTIFIED REFERENCE MATERIAL

110 Benner Circle
 Bellefonte, PA 16823-8812
 Tel: (800)356-1688
 Fax: (814)353-1309

www.restek.com

Certificate of Analysis



FOR LABORATORY USE ONLY-READ SDS PRIOR TO USE.
 This Reference Material is intended for Laboratory Use Only as a standard for the qualitative and/or quantitative determination of the analyte(s) listed.

Catalog No. : 31063 Lot No.: A0137474
 Description : Acid Surrogate Standard Mix (4/89)
 Acid Surrogate Standard Mix (4/89) 10,000 µg/mL, Methanol, 1mL/ampul
 Container Size : 2 mL Pkg Amt: > 1 mL
 Expiration Date : April 30, 2023 Storage: 10°C or colder

CERTIFIED VALUES

Elution Order	Compound	Grav. Conc. (weight/volume)	Expanded Uncertainty (35 % C.L.; K=2)			
1	2-Fluorophenol	10,046.4 µg/mL (Lot STBD7945V)	+/-	58.8239	µg/mL	Gravimetric
	CAS # 367-12-4		+/-	293.2702	µg/mL	Unstressed
	Purity 99%		+/-	355.8400	µg/mL	Stressed
2	Phenol-d6	10,023.6 µg/mL (Lot PR-27801)	+/-	58.6904	µg/mL	Gravimetric
	CAS # 13127-88-3		+/-	292.6047	µg/mL	Unstressed
	Purity 99%		+/-	355.0324	µg/mL	Stressed
3	2,4,6-Tribromophenol	10,057.2 µg/mL (Lot 29699MJV)	+/-	58.8871	µg/mL	Gravimetric
	CAS # 118-79-6		+/-	293.5855	µg/mL	Unstressed
	Purity 99%		+/-	356.2225	µg/mL	Stressed
Solvent:	Methanol					
	CAS # 67-56-1					
	Purity 99%					

ID #: 10707
 Opened:
 Acid Surrogate Standard Mix (4/89)
 Expires: 4/30/2023
 Rec'd: 8/24/2018
 Energy Laboratories Inc 1120 So 27th Street
 Billings MT 59107

Certificate of Analysis

EPA 8270 ACIDS SURROGATE SPIKE MIX
HC, 1X1ML, 10MG/ML, METHANOL

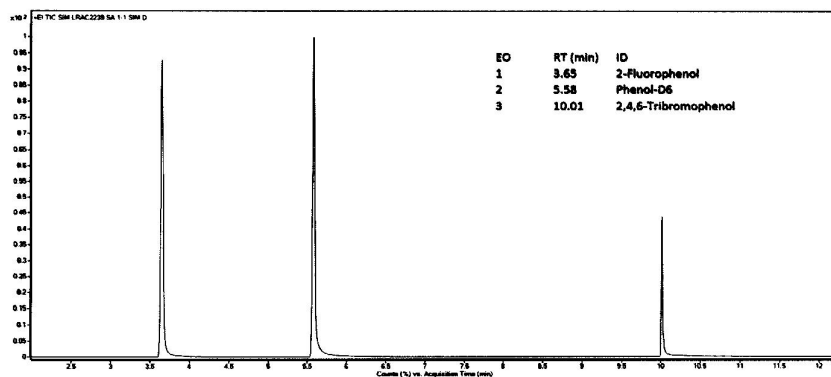
*Certified
Reference
Material*

Description

Product ID 47260-U
Lot LRAC2239
Expiration Date March 2022
Manufacturing Date March 2019
Storage Conditions Room Temperature
Solvent/Matrix METHANOL

Certified Values

Analyte	Units	Certified Value ^{1,4}	Raw Material Purity, %	Analytical Value	Elution order	Raw Material Lot	CAS
2-FLUOROPHENOL	µg/mL	9930 ± 288	99.9	10037	1	LB92543	367-12-4
PHENOL-D6	µg/mL	9930 ± 290	99.4	9900	2	LB91168	13127-88-3
2,4,6-TRIBROMOPHENOL	µg/mL	9930 ± 318	99.7	9900	3	LB81262	118-79-6



Additional Information:

Analytical Method Parameters:

Column: SLB-5MS, 30 m x 0.25 mm x 0.25 µm df, Flow: 1.0 ml/min
Inlet: 200 °C, Injection Mode: Split, 60:1
80 °C (5 min) to 250 °C (3 min) at 40 °C/min
Detector: MSD, SIM, Transfer line: 250 °C
Injection Volume: 0.5 µL

ID #: 11383

Opened:

EPA 8270 Acids Surrogate Spike Mix HC

Expires: 3/31/2022

Rec'd: 4/10/2019

Energry Laboratories Inc 1120 So. 27th Street
Billings MT 59107



SIGMA-ALDRICH
2601 Soldier Springs Rd. Laramie, Wyoming 82070 USA
307.745.5432
rctechgroup@sigmaaldrich.com www.sigmaaldrich.com

125 Market Street
New Haven, CT 06513
USA



AccuStandard®

CERTIFICATE OF ANALYSIS


Tel (203)786-5290
Fax (203)786-5287
www.AccuStandard.com

Catalog No: S-6237A-R1
Description: Custom BNA Mix
Lot: 219041483
Solvent: Dichloromethane
Hazards: Refer to SDS for complete safety information

Date Certified: Apr 24, 2019
Expiration: May 24, 2021
Sample Size: 1 mL
Components: 6
Storage Condition: Ambient (>5 °C)



Signal Word: Warning



Component	CAS #	Purity % (GC/MS)	Prepared	Certified Analyte
			Concentration ² (µg/mL)	Concentration ¹ (µg/mL)
4-Chloro-2-methylphenol	1570-64-5	97.0	2068*	2006
4-Chlorophenol	106-48-9	98.6	2000	1972
1-Methylnaphthalene	90-12-0	98.4	2000	1968
Pyridine	110-86-1	98.7	2008	1982
o-Terphenyl	84-15-1	99.9	2000	1998
Triallate	2303-17-5	99.6	2004	2002

ID #: 11451

Opened:

Custom BNA Mix

Expires: 5/24/2021

Rec'd: 5/2/2019

Enerov Laboratories, Inc 1120 So. 27th Street
Billings MT 59107

* Weight compensated to 100% purity.

A product with a suffix (-1A, -2B, etc. or -01, -02, etc.) on its lot number has had its expiration date extended and is identical to the same lot number without the suffix.

² All weights are traceable through NIST, Test No. 684/289871-17

¹ Certified Analyte Concentration = Purity x Prepared Concentration.

The Uncertainty associated with the certified concentration reported on this certificate is ±2.4%. This value is the combined expanded uncertainty and represents an estimated standard deviation equal to the positive square root of the total variation of the uncertainty of components. A normal distribution is assumed and a coverage factor of K=2 is chosen using approximately a 95% confidence level.

Labels and certificates follow U.S. Conventions in reporting numerical values: A comma (,) is used to separate units of one-thousand or greater. A period (.) is used as a decimal place marker.

The information on this certificate may not be reproduced without the express permission of the manufacturer. See reverse side for additional information

Certified By:
Larry Decker, Organic QC Manager

Page 1 of 1

For use in routine laboratory analysis.

AccuStandard is accredited to ISO 17034, ISO/IEC 17025 and certified to ISO 9001:2015

QR-ORG/NO-001
Rev. 5/18

2

Honeywell

CERTIFICATE OF ANALYSIS

Honeywell Burdick & Jackson®
1953 South Harvey Street
Muskegon, MI 49442
Phone: (800) 368-0050
Fax: (231) 728-8226
www.lab-honeywell.com

Brand: Research Chemicals - B&J
Product: CS299AA-200
Lot No.: DX975
Production Date: 16-Dec-2019
Best Before: 15-Dec-2021

Dichloromethane, Custom, Contains Amylene Preservative, >99.9%
for pesticide residue analysis

Parameter	Specification		Result	Units
	Min.	Max.		
Water by Karl Fischer Titration		0.010	0.0014	%
UV Cutoff		233	230	nm
Refractive Index (20°C)	1.4236	1.4246	1.4243	
Residue		1	<0.5	mg/L
GC Analysis	99.9		>99.99	%
Acidity (as HCl)		1	<1	mg/L
Chloride		10	<10	mg/L
Electron Capture GC		10	<10	ng/L
Flame Ionization GC		5	<5	ppb
UV Absorbance @ 240 nm		0.100	0.0898	AU
UV Absorbance @ 250 nm		0.010	0.0097	AU
UV Absorbance @ 300 nm		0.005	0.0004	AU
UV Absorbance @ 400 nm		0.005	0.0020	AU

ID #: 12485
Opened:
Dichloromethane DX975
Expires: 12/15/2021
Rec'd: 3/10/2020
Energy Laboratories Inc 1120 So. 27th Street
Billings MT 59107

Honeywell
Quality Control Approval

Muskegon 12/16/2019 LIMS Sample No.: AK03676

RESTEK® CERTIFIED REFERENCE MATERIAL

110 Benner Circle
 Bellefonte, PA 16823-8812
 Tel: (800)356-1688
 Fax: (814)353-1309

www.restek.com

Certificate of Analysis



FOR LABORATORY USE ONLY-READ SDS PRIOR TO USE.

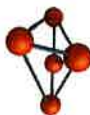
This Reference Material is intended for Laboratory Use Only as a standard for the qualitative and/or quantitative determination of the analyte(s) listed.

Catalog No.: 31029 Lot No.: A0157111
 Description: 604 Phenols Calibration Mix
 604 Calibration Std Phenols 2000µg/mL, Methanol, 1mL/ampul
 Container Size: 2 mL Pkg Amt: > 1 mL
 Expiration Date: January 31, 2028 Storage: 10°C or colder

ID #: 12512
 Opened: _____
 604 Phenols Calibration Mix
 Expires: 1/31/2028
 Rec'd: 3/17/2020
 Energy Laboratories Inc 1120 So. 27th Street
 Billings MT 59107

CERTIFIED VALUES

Elution Order	Compound	Grav. Conc. (weight/volume)	Expanded Uncertainty (95% C.L., K=2)		
1	Phenol CAS # 108-95-2 Purity 99% (Lot SHBF9719V)	2,004.0 µg/mL	+/-	11.9032 µg/mL	Gravimetric
			+/-	58.5341 µg/mL	Unstressed
			+/-	71.0092 µg/mL	Stressed
2	2-Chlorophenol CAS # 95-57-8 Purity 99% (Lot STBH7290)	2,000.0 µg/mL	+/-	11.8794 µg/mL	Gravimetric
			+/-	58.4173 µg/mL	Unstressed
			+/-	70.8674 µg/mL	Stressed
3	2-Nitrophenol CAS # 88-75-5 Purity 99% (Lot BCBH7602V)	2,000.0 µg/mL	+/-	11.8794 µg/mL	Gravimetric
			+/-	58.4173 µg/mL	Unstressed
			+/-	70.8674 µg/mL	Stressed
4	2,4-Dimethylphenol CAS # 105-67-9 Purity 99% (Lot 10165155)	2,000.0 µg/mL	+/-	11.8794 µg/mL	Gravimetric
			+/-	58.4173 µg/mL	Unstressed
			+/-	70.8674 µg/mL	Stressed
5	2,4-Dichlorophenol CAS # 120-83-2 Purity 99% (Lot BCBJ8113V)	2,004.0 µg/mL	+/-	11.9032 µg/mL	Gravimetric
			+/-	58.5341 µg/mL	Unstressed
			+/-	71.0092 µg/mL	Stressed
6	4-Chloro-3-methylphenol CAS # 59-50-7 Purity 99% (Lot STBC7309V)	2,004.0 µg/mL	+/-	11.9032 µg/mL	Gravimetric
			+/-	58.5341 µg/mL	Unstressed
			+/-	71.0092 µg/mL	Stressed
7	2,4,6-Trichlorophenol CAS # 88-06-2 Purity 99% (Lot STBH7520)	2,002.0 µg/mL	+/-	11.8913 µg/mL	Gravimetric
			+/-	58.4757 µg/mL	Unstressed
			+/-	70.9383 µg/mL	Stressed



CERTIFIED WEIGHT REPORT

Part Number: 64480
Lot Number: 031620
Description: BNA 2nd Source Standard Rev 1

Solvent: Methylene chloride
Lot# 104929

Expiration Date: 031623
Recommended Storage: Refrigerate (4 °C)
Nominal Concentration (µg/mL): 2000
NIST Test ID#: 6UTB

5 components
SE-05 Balance Uncertainty
0.003 Flask Uncertainty

Weight(s) shown below were combined and diluted to (mL): 20.0

Formulated By:	Gabriel Holland	031620
Reviewed By:	Pedro L. Rantas	031620
DATE		

Compound	RM#	Lot Number	Nominal Conc (µg/mL)	Purity (%)	Uncertainty Purity	Target Weight(g)	Actual Weight(g)	Actual Conc (µg/mL)	Expanded Uncertainty (±) (µg/mL)	CAS#	OSHA PEL (TWA)	LDSO
1. Aniline	11	039291TV	2000	99	0.2	0.04043	0.04075	2015.9	9.6	62-53-3	5 ppm (8H)	on-ret 250mg/kg
2. Benzidine	27	SLBH53ZTV	2000	98	0.2	0.04084	0.04088	2001.9	9.5	92-87-5	N/A	on-ret 309mg/kg
3. 4-Chloroaniline	67	052897	2000	98	0.2	0.04084	0.04094	2004.9	9.6	106-47-8	N/A	on-ret 310mg/kg
4. 3,3'-Dichlorobenzidine	130	040919	2000	98	0.2	0.04084	0.04087	2001.5	9.5	91-94-1	Cancer Suspect Agent	on-ret 3.82µg/kg
5. Pyridine	260	SHBG3194V	2000	99.8	0.2	0.04010	0.04030	2009.8	9.5	110-86-1	5 ppm (15mg/m3/8H)	on-ret 891mg/kg

SDS Information

Expanded Uncertainty (Solvent Safety Info. On Attached pg.)

- The certified value is the concentration calculated from gravimetric and volumetric measurements unless otherwise stated.
- Standards are prepared gravimetrically using balances that are calibrated with weights traceable to NIST (see above).
- Standards are certified (+/-) 0.5% of the stated value, unless otherwise stated.
- All Standards, after opening ampule, should be stored with caps tight and under appropriate laboratory conditions.
- Uncertainty Reference: Taylor, B. N. and Kuyat, C. E., "Guidelines for Evaluating and Expressing the Uncertainty of NIST Measurement Results," NIST Technical Note 1297, U.S. Government Printing Office, Washington, DC, (1996).

ID #: 12532

Opened: _____
BNA 2nd Source Standard Rev 1
Expires: 3/16/2023
Rec'd: 3/23/2020
Energy Laboratories Inc 1120 So 27th Street
Billings MT 59107

CERTIFICATE OF ANALYSIS

Catalog No: Z-014F
Description: Benzidine & 3,3'-Dichlorobenzidine
Lot: 220041353
Solvent: Methanol
Hazards: Refer to SDS for complete safety information

Date Certified: May 1, 2020
Expiration: May 1, 2024
Sample Size: 1 mL
Components: 2
Storage Condition: Ambient (>5 °C)



Signal Word: Danger

Certified Reference Material



Component	CAS #	Purity % (GC/MS)	Prepared Concentration ² (µg/mL)	Certified Analyte Concentration ¹ (µg/mL)
Benzidine **	92-87-5	99.9	2004	2002
3,3'-Dichlorobenzidine **	91-94-1	100.0	2001	2001

ID #: 12839

Opened: _____
Benzidine & 3,3'-Dichlorobenzidine
Expires: 5/1/2024
Rec'd: 7/7/2020
Energy Laboratories Inc 1120 So. 27th Street
Billings MT 59107

**Benzidine and 3,3'-Dichlorobenzidine are subject to oxidative degradation

**Benzidine and 3,3'-Dichlorobenzidine are subject to oxidative degradation

A product with a suffix (-1A, -2B, etc. or -01, -02, etc.) on its lot number has had its expiration date extended and is identical to the same lot number without the suffix.

² All weights are traceable through NIST, Test No. 684/289871-17


¹ Certified Analyte Concentration = Purity x Prepared Concentration.

The Uncertainty associated with the certified concentration reported on this certificate is $\pm 2.4\%$. This value is the combined expanded uncertainty and represents an estimated standard deviation equal to the positive square root of the total variation of the uncertainty of components. A normal distribution is assumed and a coverage factor of K=2 is chosen using approximately a 95% confidence level.

Labels and certificates follow U.S. Conventions in reporting numerical values: A comma (,) is used to separate units of one-thousand or greater. A period (.) is used as a decimal place marker.

The information on this certificate may not be reproduced without the express permission of the manufacturer. See reverse side for additional information

Certified By: _____


Larry Decker, Organic QC Manager

CERTIFICATE OF ANALYSIS

Catalog No: Z-014F
Description: Benzidine & 3,3'-Dichlorobenzidine
Lot: 220041353
Solvent: Methanol

Date Certified: May 1, 2020
Expiration: May 1, 2024
Sample Size: 1 mL
Components: 2

I-TEST

AccuStandard, Inc.
 Statistical Report for CLP (SOW 1997)
 1-May-2020

QR-CO-003 rev. 3/16

Peak	Z-014F 220041353								Z-014F 220031213								NOTES:						
	Run #1	Run #2	Run #3	Run #4	Mean	Std Dev	% RSD		Run #1	Run #2	Run #3	Run #4	Mean	Std Dev	% RSD		L029	CI	Q	# of	10 % error		
# Component																	test	220041353	Component	220031213	Runs	Conc.	check of
1 Benzidine (92-87-5)	90	83	79	78	83	5.45	6.60%	84	84	80	76	81	3.83	4.73%	0.45	23.7	Benzidine (92-87-5)	21.3	4	2000	2 %		
2 3,3'-Dichlorobenzidine (91-94-1)	104	96	93	91	96	5.72	5.95%	98	99	94	89	95	4.27	4.51%	0.35	20.9	3,3'-Dichlorobenzidine (91-94-1)	15.8	4	2000	1 %		

AccuStandard


CERTIFICATE OF ANALYSIS

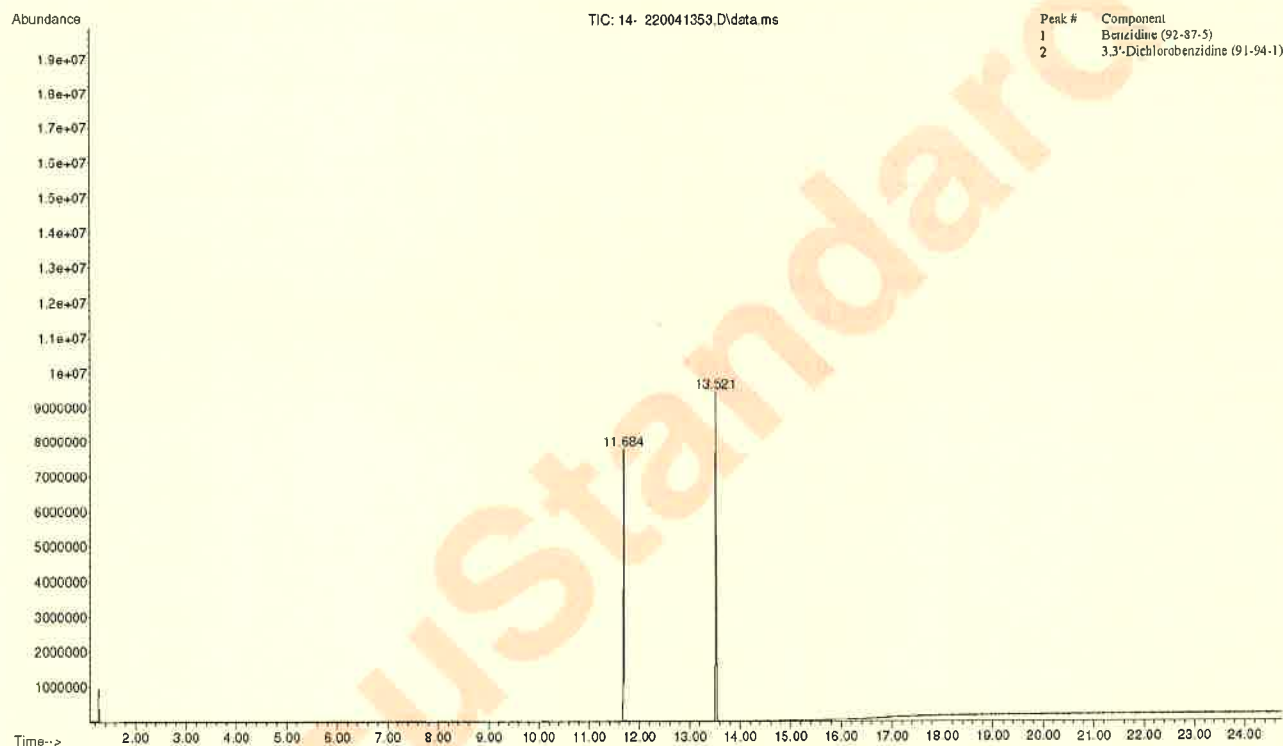
Catalog No: Z-014F
Description: Benzidine & 3,3'-Dichlorobenzidine
Lot: 220041353
Solvent: Methanol

Date Certified: May 1, 2020
Expiration: May 1, 2024
Sample Size: 1 mL
Components: 2

Chromatogram

File :D:\MassHunter\GCMS\1\DATA\043020\14- 220041353.D
Operator : Organic QC Lab
Acquired : 30 Apr 2020 17:16 using AcqMethod CHICK_2019_S100.M
Instrument : GCMS 6
Sample Name: Z-014F (220041353)
Misc Info : Z-014F @2000ug/mL in Methanol
Vial Number: 138

 **AccuStandard®**
Leader in Analytical Reference Standards
Column: DB-5MS, 30m, 0.25 ID, 0.25 um
Oven Program: 80c 17c/min to 340c, 8min
GC Parameters: Cons. Split, 12psi constant flow
Split 100:1, 1uL inj.; GC/MS; INJ 270c



CERTIFICATE OF ANALYSIS

Catalog No: Z-014F
Description: Benzidine & 3,3'-Dichlorobenzidine
Lot: 220041353
Solvent: Methanol

Date Certified: May 1, 2020
Expiration: May 1, 2024
Sample Size: 1 mL
Components: 2

RAW DATA

Data Path : D:\MassHunter\GCMS\1\DATA\043020\
Data File : 14- 220041353.D
Acq On : 30 Apr 20 05:16 pm
Operator : Organic QC Lab
Sample : Z-014F (220041353)
Misc : Z-014F @2000ug/mL in Methanol
ALS Vial : 138 Sample Multiplier: 1

Integration Parameters: events.e
Integrator: ChemStation

Method : D:\MassHunter\GCMS\1\methods\CHICK_2019.M
Title :

Signal : TIC: 14- 220041353.D\data.ms

peak #	R.T. min	first scan	max scan	last scan	PK TY	peak height	corr. area	corr. % max.	% of total
1	11.684	2371	2386	2399	PV	7555441	90932217	86.94%	46.506%
2	13.521	2790	2799	2825	BB	9071921	104594086	100.00%	53.494%

Certificate of Analysis

Certified
Reference
Material

TCL PAH

MIX,1X1ML,2000UG/ML,BENZENE:DICHLOROMETHANE

Description

Product ID CRM48905
Lot LRAC3877
Expiration Date September 2022
Manufacturing Date September 2019
Storage Conditions Refrigerate
Solvent/Matrix methylene chloride: benzene (1:1)

Certified Values

Analyte	Certified Value ^{1,4}	Units	Raw Material Purity,%	Analytical Value ⁶	Elution order	Raw Material Lot	CAS
NAPHTHALENE	2000 ± 32	µg/mL	100.0	2022	01	01112017-5	91-20-
ACENAPHTHYLENE	2000 ± 66	µg/mL	99.8	2005	02	LC21494	208-96-
ACENAPHTHENE	2000 ± 63	µg/mL	99.9	2031	03	MKCC8329	83-32-'
FLUORENE	2000 ± 90	µg/mL	99.4	2009	04	LC19126	86-73-'
PHENANTHRENE	2000 ± 56	µg/mL	99.6	2043	05	MKCD3760	85-01-i
ANTHRACENE	2000 ± 39	µg/mL	99.9	2005	06	LC14310	120-12-
FLUORANTHENE	2000 ± 69	µg/mL	98.5	2031	07	LB99099	206-44-
PYRENE	2000 ± 68	µg/mL	91.6	2078	08	LB70761	129-00-
BENZO (A) ANTHRACENE	2000 ± 63	µg/mL	99.9	2002	09	LC19271	56-55-;
CHRYSENE	2000 ± 59	µg/mL	99.0	2026	10	21L74	218-01-
BENZO (B) FLUORANTHENE	2000 ± 62	µg/mL	99.5	1998	11	LB95773	205-99-
BENZO (K) FLUORANTHENE	2000 ± 62	µg/mL	99.9	2043	12	0000029501	207-08-
BENZO(A)PYRENE	2002 ± 64	µg/mL	99.6	2037	13	LB73826	50-32-i
DIBENZ (A,H) ANTHRACENE	2000 ± 64	µg/mL	99.0	2050	14	0012014	53-70-
BENZO (G,I,I) PERYLENE	2000 ± 67	µg/mL	98.5	2059	15	LC19498	191-24-
INDENO (1,2,3-CD) PYRENE	2000 ± 64	µg/mL	99.5	1995	16	ER082107-02	193-39-

ID #: 12846

Opened: _____

TCL PAH

Expires: 9/30/2022

Rec'd: 7/13/2020

Eneray Laboratories Inc 1120 So. 27th Street
Billings MT 59107

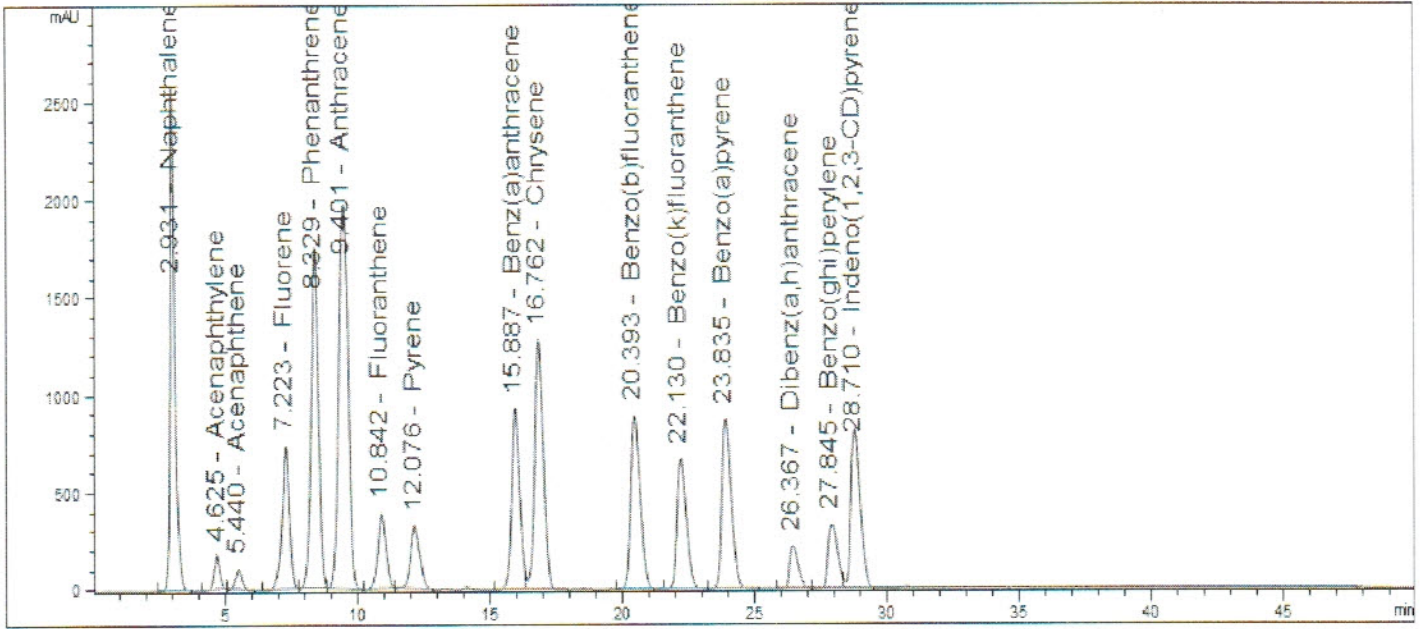


SIGMA-ALDRICH
2931 Soldier Springs Rd. Laramie, Wyoming 82070 USA
307-742-5452
rtctechgroup@sial.com www.sigma-aldrich.com

Description

Lot LRAC3877
Expiration Date September 2022
Manufacturing Date September 2019
Storage Conditions Refrigerate
Solvent/Matrix methylene chloride: benzene (1:1)

Informational Values



Additional Information:

Analytical Method Parameters:
Column: Supelco LC-PAH, 250 mm x 4.6mm, 5µm particle size
Mobile Phase A: Water
Mobile Phase B: Acetonitrile
Detector: UV/DAD/VWD, Wavelength: 254 nm
Flow Rate: 1.7 mL/min
Column Temperature: 30 °C
Injection Volume: 2 µL

Gradient

TIME (min)	A%	B%
0	40	60
5	40	60
30	0	100
45	0	100
50	40	60

Certificate of Analysis

Certified
Reference
Material

TCL PAH

MIX,1X1ML,2000UG/ML,BENZENE:DICHLOROMETHANE

Description

Product ID CRM48905
Lot LRAC3877
Expiration Date September 2022
Manufacturing Date September 2019
Storage Conditions Refrigerate
Solvent/Matrix methylene chloride: benzene (1:1)

1 Metrological traceability: Traceable to the SI and higher order standards from NIST through an unbroken chain of comparisons. The balance used to weigh raw materials is accurate to +/-0.0001 g and calibrated regularly using mass standards traceable to NIST. All dilutions were performed gravimetrically. Additionally, individual analytes are traceable to NIST SRMs where available and specified above.
4 Ucrm - Uncertainty values in this document are expressed as Expanded Uncertainty (Ucrm) corresponding to the 95% confidence interval. Ucrm is derived from the combined standard uncertainty multiplied by the coverage factor k, which is obtained from a t-distribution and degrees of freedom. The components of combined standard uncertainty include the uncertainties due to characterization, homogeneity, long term stability, and short term stability (transport). The components due to stability are generally considered to be negligible unless otherwise indicated by stability studies. The mathematical representation of the Ucrm calculation is as follows:

$$u_{CRM} = \sqrt{u_{char}^2 + u_{homogeneity}^2 + u_{stability}^2}$$

k: Coverage factor derived from a t-distribution table, based on the degrees of freedom of the data set. Assume 2.0 for a **Confidence interval = 95%**

6 Analytical Value- For QC verification of the certified value only- not to be used in calculations. Represents the analytical data obtained by comparison to a standard as analyzed by the method described in the CoA or another acceptable method. The result may differ from the certified value and UCRM based on method uncertainty as well as the uncertainty associated with the standard used for comparison.

Traceability: The standard was manufactured under an ISO/IEC 17025:2017 certified quality system. The balance used to weigh raw materials is accurate to +/- 0.0001g and calibrated regularly using mass standards traceable to NIST. All dilutions were performed gravimetrically. Additionally, individual analytes are traceable to NIST SRMs where available and specified above.

Homogeneity: Homogeneity was assessed in accordance with ISO 17034:2016. Completed units were sampled using a random stratified sampling protocol. The results of chemical analysis were then compared using a one-way analysis of variance approach as described by TNI EL-V3-2009 Appendix A.2. See Instructions for minimum sub-sample size.

Expiration is at end of month given on certificate and label.

THIS PRODUCT WAS DESIGNED, PRODUCED AND VERIFIED FOR ACCURACY AND STABILITY IN ACCORDANCE WITH **ISO/IEC 17025:2017 (ANAB Cert AT-1467)** and **ISO 17034:2016 (ANAB Cert AR-1470)**.

MSDS reports for components comprising greater than 1.0% of the solution or 0.1% for components known to be carcinogens are available upon request.



Andy Ommen - QC Manager



Mark Pooler - QA Supervisor

Certification Date October 17, 2019
Version 0-10172019



SIGMA-ALDRICH

2931 Soldier Springs Rd. Laramie, Wyoming 82070 USA
307-742-5452
rtctechgroup@sial.com www.sigma-aldrich.com



CERTIFIED REFERENCE MATERIAL

110 Benner Circle
Bellefonte, PA 16823-8812
Tel: (800)356-1688
Fax: (814)353-1309

www.restek.com

Certificate of Analysis



FOR LABORATORY USE ONLY-READ SDS PRIOR TO USE.

This Reference Material is intended for Laboratory Use Only as a standard for the qualitative and/or quantitative determination of the analyte(s) listed.

Catalog No. : 31086 **Lot No.:** A0166081

Description : B/N Surrogate Mix (4/89 SOW)
Base Neutral Surrogate 5000µg/mL, Methylene Chloride, 5mL/ampul

Container Size : 5 mL **Pkg Amt:** > 5 mL

Expiration Date : October 31, 2026 **Storage:** 10°C or colder

Handling: Sonicate prior to use. **Ship:** Ambient

ID #: 13328
Opened: _____
B/N Surrogate Mix (4/89 SOW)
Expires: 10/31/2026
Rec'd: 12/14/2020
Enerav Laboratories Inc 1120 So. 27th Street
Billings MT 59107

CERTIFIED VALUES

Elution Order	Compound	Grav. Conc. (weight/volume)	Expanded Uncertainty (95% C.L.; K=2)			
1	Nitrobenzene-d5 CAS # 4165-60-0 Purity 99% (Lot PR-29940B)	5,017.7 µg/mL	+/-	29.1731	µg/mL	Gravimetric
			+/-	225.9987	µg/mL	Unstressed
			+/-	250.7735	µg/mL	Stressed
2	2-Fluorobiphenyl CAS # 321-60-8 Purity 99% (Lot 00019169)	5,049.7 µg/mL	+/-	29.3592	µg/mL	Gravimetric
			+/-	227.4400	µg/mL	Unstressed
			+/-	252.3728	µg/mL	Stressed
3	p-Terphenyl-d14 CAS # 1718-51-0 Purity 99% (Lot PR-27278)	5,029.9 µg/mL	+/-	29.2444	µg/mL	Gravimetric
			+/-	226.5505	µg/mL	Unstressed
			+/-	251.3857	µg/mL	Stressed

Solvent: Methylene chloride
CAS # 75-09-2
Purity 99%

Tech Tips:

Due to the limited solubility of p-terphenyl-d14 in methanol, we do not recommend that this mixture be diluted in methanol.

Column:

30m x 0.25mm x 0.25µm
Rtx-5 (cat.#10223)

Carrier Gas:

hydrogen-constant pressure 10 psi.

Temp. Program:

40°C (hold 2 min.) to 330°C
@ 10°C/min. (hold 10 min.)

Inj. Temp:

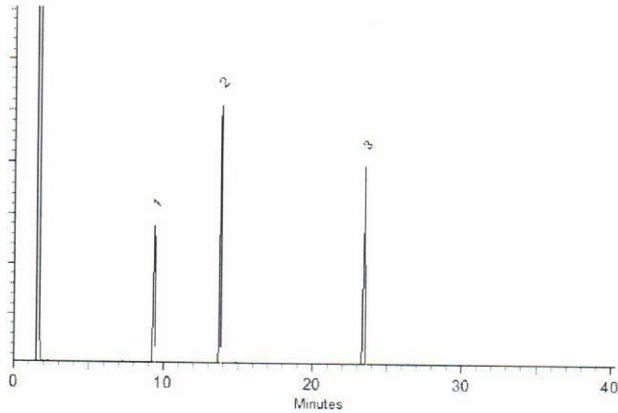
250°C

Det. Temp:

330°C

Det. Type:

FID



This chromatogram represents a general set of testing conditions chosen for product acceptance. For optimal results in your lab, conditions should be adjusted for your specific instrument, method, and application.

Dalton Stover - Operations Technician I

Date Mixed: 04-Nov-2020

Balance: 1128353505

Justine Albertson - Operations Tech-ARM QC

Date Passed: 06-Nov-2020

Manufactured under Restek's ISO 9001:2015
Registered Quality System
Certificate #FM 80397

General Certified Reference Material Notes

Expiration Notes:

- Expiration date valid for unopened ampul stored in compliance with the recommended conditions.
- Uncertainty, concentration, and expiration of the CRM are based on the unopened product being stored according to the recommended condition found in the storage field.

Purity Notes:

- Purity and/or chemical identity are determined by one or more of the following techniques: GC/FID, HPLC, GC/μECD, GC/MS, LC/MS, RI, and/or melting point.
- Compounds with a listed purity of less than 99% have been weight corrected to compensate for impurities and/or salts. A correction factor is used to calculate the amount of compound necessary to achieve the desired concentration of the parent compound in solution.
- Purity of isomeric compounds is reported as the sum of the isomers.
- Purity values are rounded to the nearest whole number.

Certified Uncertainty Value Notes:

- The uncertainties are determined in accordance with ISO 17034 and Guide 35. The certified combined stressed uncertainty value (includes gravimetric uncertainty, homogeneity between-ampul uncertainty, storage stability uncertainty and shipping stability uncertainty and were combined using the following formula:

$$U_{combined\ stressed} = k \sqrt{U_{gravimetric}^2 + U_{homogeneity}^2 + U_{storage\ stability}^2 + U_{shipping\ stability}^2}$$

k is a coverage factor of 2, which gives a level of confidence of approximately 95%.

- It is important to note that the shipping stability uncertainty was obtained under temperature extremes for specific time intervals; therefore, the certified combined stressed uncertainty value should only be applied to the product if it was stored at non-standard temperature conditions up to and including 7 days. Contact Restek Technical Service at www.restek.com/Contact-Us for use recommendations if your shipment was in-transit for more than 7 days at non-standard temperature conditions.
- Apply the certified combined unstressed uncertainty value if the product was received under standard shipping conditions. Apply the certified combined stressed uncertainty value if the product was received under non-standard conditions as specified below.

Label Conditions	Standard Conditions	Non-Standard Conditions
25°C Nominal (Room Temperature)	< 60°C	≥ 60°C up to 7 days
10°C or colder (Refrigerate)	< 40°C	≥ 40°C up to 7 days
0°C or colder (Freezer) -20°C or colder (Deep Freezer)	< 25°C	≥ 25°C up to 7 days

- Separate (not combined) uncertainty values for gravimetric uncertainty are also displayed on the certificate, if needed, separate homogeneity between-ampul uncertainty, storage stability uncertainty and shipping stability uncertainty values are available by contacting Restek Technical Service at www.restek.com/Contact-Us.
- The packaged amount is the minimum sample size for which uncertainty is valid. The ampules are over-filled to ensure that the minimum packaged amount can be sufficiently transferred.

Manufacturing Notes:

- Concentration is based upon gravimetric preparation using either a balance whose calibration has been verified daily using NIST traceable weights, and/or dilutions with Class A glassware.

Handling Notes:

- Stability of the unopened product, when stored in compliance with the recommended conditions, is guaranteed through the expiration displayed on the product label and certificate. Contact Restek for additional opened product stability information, with the knowledge/understanding that open product stability is subject to the specific handling and environmental conditions to which the product is exposed. For your convenience Restek supplies deactivated vials with most standards packed in 2mL ampules. Larger volume deactivated vials are available through Restek as a custom ordered item. Additionally, Restek sells DMDCS for the purpose of glassware deactivation as catalog number 31861, which includes complete instructions.

CERTIFICATE OF ANALYSIS

Catalog No: S-14500-R2
Description: Custom Semi-Volatile Standard
Lot: 220021255-01
Solvent: Dichloromethane
Hazards: Refer to SDS for complete safety information

Date Certified: Dec 15, 2020
Expiration: Jan 15, 2022
Sample Size: 1 mL
Components: 10
Storage Condition: Freeze (<-10 °C)/Sonicate



Certified Reference Material



Component	CAS #	Purity % (GC/MS)	Prepared Concentration ² (µg/mL)	Certified Analyte Concentration ¹ (µg/mL)
Pyridine	110-86-1	98.7	2026	2000
4-Chlorophenol	106-48-9	100.0	2019	2019
1-Methylnaphthalene	90-12-0	98.5	2003	1973
N-Nitrosodiphenylamine	86-30-6	100.0	2022	2022
4-Chloro-2-methylphenol	1570-64-5	97.0	2069*	2007
Benzoic acid	65-85-0	99.5	2010	2000
Aniline	62-53-3	98.0	2002	1962
Benzyl alcohol	100-51-6	99.9	2011	2009
Triallate	2303-17-5	99.9	2013	2011
o-Terphenyl	84-15-1	99.9	2019	2017

ID #: 13342

Opened:

Custom Semi-Volatile Standard

Expires: 1/15/2022

Rec'd: 12/17/2020

Energry Laboratories Inc 1120 So. 27th Street
Billings MT 59107

* Weight compensated to 100% purity.

A product with a suffix (-1A, -2B, etc. or -01, -02, etc.) on its lot number has had its expiration date extended and is identical to the same lot number without the suffix.

² All weights are traceable through NIST, Test No. 684/289871-17

¹ Certified Analyte Concentration = Purity x Prepared Concentration.

The Uncertainty associated with the certified concentration reported on this certificate is $\pm 2.4\%$. This value is the combined expanded uncertainty and represents an estimated standard deviation equal to the positive square root of the total variation of the uncertainty of components. A normal distribution is assumed and a coverage factor of K=2 is chosen using approximately a 95% confidence level.

Labels and certificates follow U.S. Conventions in reporting numerical values: A comma (,) is used to separate units of one-thousand or greater. A period (.) is used as a decimal place marker.

The information on this certificate may not be reproduced without the express permission of the manufacturer. See reverse side for additional information

Hazard Information: Please refer to the SDS for information regarding the hazards associated with using this material.

This product was prepared according to in-house procedures and is guaranteed to be homogeneous.

Certified By:



Larry Decker, Organic QC Manager

For use in routine laboratory analysis.

Certificate of Analysis

TCL BASE-NEUTRALS
MIX, 1X1ML, 2000UG/ML, DICHLOROMETHANE

Certified
Reference
Material

Description

Product ID 47991-U
Lot LRAC4915
Expiration Date January 2023
Manufacturing Date January 2020
Storage Conditions Refrigerate
Solvent/Matrix DICHLOROMETHANE

ID #: 13494

Opened: _____

TCL Base-Neutrals Mix

Expires: 1/31/2023

Rec'd: 1/20/2021

Energy Laboratories Inc 1120 So. 27th Street

Billings MT 59107

Certified Values

Analyte	Certified Value ^{1,4}	Units	Raw Material Purity, %	Elution order	Raw Material Lot	CAS
N-NITROSODIMETHYLAMINE	1999 ± 39	µg/mL	98.1	1	11-RFS-142-1	62-75-9
BIS (2-CHLOROETHYL) ETHER	2003 ± 42	µg/mL	99.4	2	06413MS	111-44-4
1,3-DICHLOROBENZENE	2001 ± 47	µg/mL	99.6	3	11221HC	541-73-1
1,4-DICHLOROBENZENE	2000 ± 66	µg/mL	99.9	4	MKBG7690V	106-46-7
1,2-DICHLOROBENZENE	2005 ± 65	µg/mL	99.4	5	LB58923	95-50-1
BIS (2-CHLOROISOPROPYL) ETHER	2000 ± 45	µg/mL	96.7	6	LC19632	108-60-1
N-NITROSODI-N-PROPYLAMINE	2001 ± 36	µg/mL	100.0	7	2D5VJ-PB	621-64-7
HEXACHLOROETHANE	2000 ± 125	µg/mL	99.9	8	12719A0	67-72-1
NITROBENZENE	2000 ± 53	µg/mL	99.9	9	LB47070	98-95-3
ISOPHORONE	1999 ± 34	µg/mL	99.5	10	LC14006	78-59-1
BIS (2-CHLOROETHOXY) METHANE	2000 ± 33	µg/mL	98.7	11	LB46081	111-91-1
1,2,4-TRICHLOROBENZENE	2003 ± 91	µg/mL	99.9	12	447	120-82-1
HEXACHLOROBUTADIENE	1999 ± 97	µg/mL	97.2	13	MKCG6212	87-68-3
HEXACHLOROCYCLOPENTADIENE	2001 ± 111	µg/mL	96.0	14	LB95525	77-47-4
2-CHLORONAPHTHALENE	2000 ± 120	µg/mL	99.9	15	LC11403	91-58-7
DIMETHYL PHTHALATE	2006 ± 44	µg/mL	99.9	16	LB30494	131-11-3
2,6-DINITROTOLUENE	2000 ± 91	µg/mL	99.2	17	11231AN	606-20-2
2,4-DINITROTOLUENE	2000 ± 71	µg/mL	98.9	18	12316HF	121-14-2
DIETHYL PHTHALATE	1998 ± 51	µg/mL	99.9	19	207	84-66-2
4-CHLOROPHENYLPHENYL ETHER	2006 ± 52	µg/mL	99.3	20	JS00081	7005-72-3
N-NITROSODIPHENYLAMINE	2000 ± 72	µg/mL	95.5	21	LC07185	86-30-6
AZOBENZENE	2000 ± 48	µg/mL	98.2	22	BCBS6535V	103-33-3
4-BROMOPHENYLPHENYL ETHER	2006 ± 48	µg/mL	99.0	23	05916LS	101-55-3



SIGMA-ALDRICH

2931 Soldier Springs Rd. Laramie, Wyoming 82070 USA

800-325-5832

TechService@milliporesigma.com www.sigma-aldrich.com

Description

Lot **LRAC4915**

Expiration Date January 2023


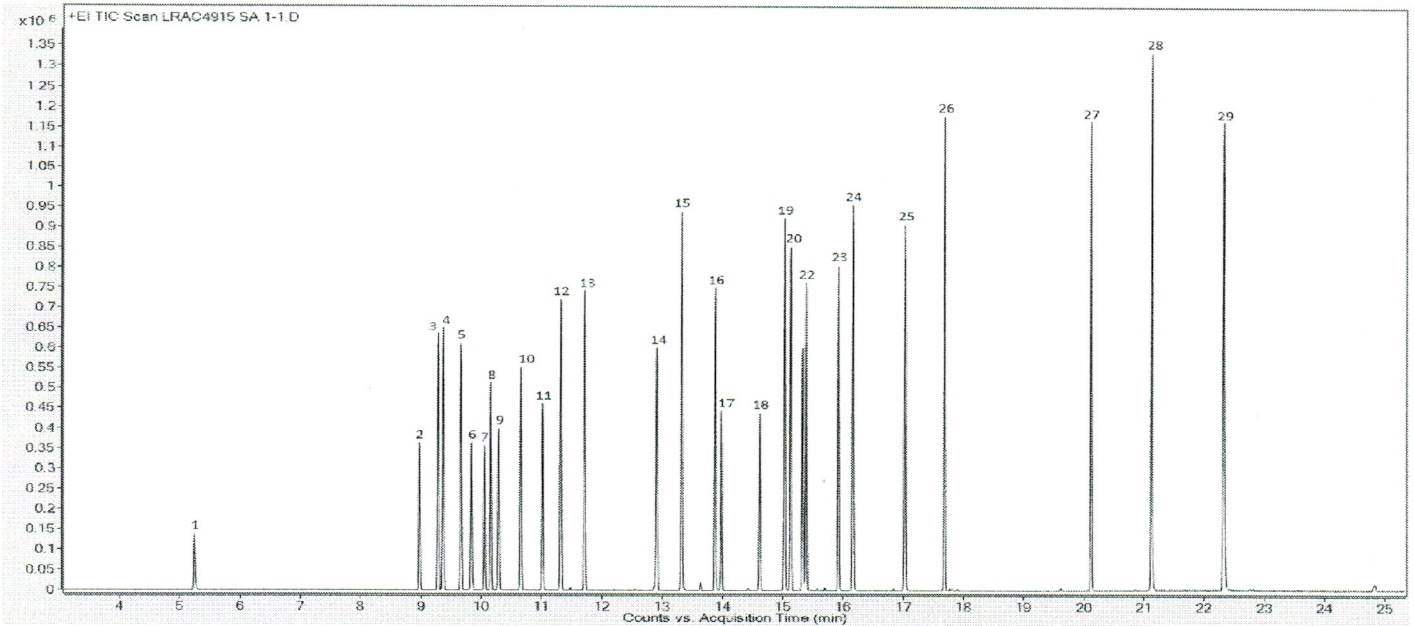
Manufacturing Date January 2020

Storage Conditions Refrigerate

Solvent/Matrix DICHLOROMETHANE

HEXACHLOROBENZENE	2000 ± 116	µg/mL	98.0	24	1-AWT-44-1	118-74-1
CARBAZOLE	2000 ± 117	µg/mL	98.1	25	LC13236	86-74-8
DI-N-BUTYL PHTHALATE	1999 ± 81	µg/mL	99.9	26	10202KN	84-74-2
BENZYL BUTYL PHTHALATE	2001 ± 40	µg/mL	99.0	27	1628	85-68-7
BIS (2-ETHYLHEXYL) PHTHALATE	1999 ± 51	µg/mL	99.7	28	LB39572	117-81-7
DI-N-OCTYL PHTHALATE	2004 ± 51	µg/mL	98.3	29	BCBR9722V	117-84-0

Informational Values



Certificate of Analysis

TCL BASE-NEUTRALS

MIX, 1X1ML, 2000UG/ML, DICHLOROMETHANE

Certified
Reference
Material

Description

Product ID 47991-U

Lot LRAC4915

Expiration Date January 2023

Manufacturing Date January 2020

Storage Conditions Refrigerate

Solvent/Matrix DICHLOROMETHANE

ELUTION DETAILS

EO	RT(MIN)	ANALYTE
1	5.25	N-nitrosodimethylamine
2	8.98	Bis-(2-chloroethyl) ether
3	9.29	1,3-dichlorobenzene
4	9.37	1,4-dichlorobenzene
5	9.67	1,2-dichlorobenzene
6	9.84	Bis-(2-chloroisopropyl) ether
7	10.06	N-nitrosodipropylamine
8	10.16	Hexachloroethane
9	10.29	Nitrobenzene
10	10.66	Isophorone
11	11.02	Bis-(2-chloroethoxy) methane
12	11.32	1,2,4-trichlorobenzene
13	11.72	Hexachlorobutadiene
14	12.91	Hexachlorocyclopentadiene
15	13.33	2-chloronaphthalene
16	13.88	Dimethyl phthalate
17	13.99	2,6-dinitrotoluene
18	14.62	2,4-dinitrotoluene
19	15.03	Diethyl Phthalate
20	15.13	4-chlorodiphenylether
21	15.33	N-nitrosodipheylamine
22	15.39	Azobenzene
23	15.93	4-bromodiphenylether
24	16.17	Hexachlorobenzene
25	17.04	Carbazole
26	17.69	Dibutyl phthalate
27	20.12	Benzyl butyl phthalate
28	21.13	Bis-(2-ethylhexyl) phthalate
29	22.33	Di-n-octyl phthalate

Additional Information:

Analytical Method Parameters:

Column: SPB-5, 30 m × 0.25 mm I.D., 0.25 µm film thickness (Column #230)

Carrier Gas: He, Flow: 0.8 mL/min

Inlet Temperature: 240 °C, Injection Volume: 0.5 µL

Injection Mode: Split with Split Ratio 70:1

Temperature Program: 40 °C (Hold 3 min) @ 15 °C/min to 300 °C (Hold 5 min)

Detector: MSD, Mode: FS, Mass Range: 40-400 m/z, Scan Rate: 4 scans/sec Solvent delay: 3.0 min

Detector Temperature: Transfer line: 300 °C, Ion Source: 230 °C, and Quadrupole: 150 °C



SIGMA-ALDRICH®

2931 Soldier Springs Rd. Laramie, Wyoming 82070 USA

800-325-5832

TechService@milliporesigma.com www.sigma-aldrich.com

Description

Lot **LRAC4915**
Expiration Date January 2023
Manufacturing Date January 2020
Storage Conditions Refrigerate
Solvent/Matrix DICHLOROMETHANE

1 Metrological traceability: Traceable to the SI and higher order standards from NIST through an unbroken chain of comparisons. The balance used to weigh raw materials is accurate to +/-0.0001 g and calibrated regularly using mass standards traceable to NIST. All dilutions were performed gravimetrically. Additionally, individual analytes are traceable to NIST SRMs where available and specified above.
4 Ucrm - Uncertainty values in this document are expressed as Expanded Uncertainty (Ucrm) corresponding to the 95% confidence interval. Ucrm is derived from the combined standard uncertainty multiplied by the coverage factor k, which is obtained from a t-distribution and degrees of freedom. The components of combined standard uncertainty include the uncertainties due to characterization, homogeneity, long term stability, and short term stability (transport). The components due to stability are generally considered to be negligible unless otherwise indicated by stability studies. The mathematical representation of the Ucrm calculation is as follows:

$$U_{CRM} = \sqrt{U_{char}^2 + U_{homogeneity}^2 + U_{stability}^2}$$

k: Coverage factor derived from a t-distribution table, based on the degrees of freedom of the data set. Assume 2.0 for a **Confidence Interval = 95%**

6 Analytical Value- For QC verification of the certified value only- not to be used in calculations. Represents the analytical data obtained by comparison to a standard as analyzed by the method described in the CoA or another acceptable method. The result may differ from the certified value and UCRM based on method uncertainty as well as the uncertainty associated with the standard used for comparison.


Traceability: The standard was manufactured under an ISO/IEC 17025:2017 certified quality system. The balance used to weigh raw materials is accurate to +/- 0.0001g and calibrated regularly using mass standards traceable to NIST. All dilutions were performed gravimetrically. Additionally, individual analytes are traceable to NIST SRMs where available and specified above.

Homogeneity: Homogeneity was assessed in accordance with ISO 17034:2016. Completed units were sampled using a random stratified sampling protocol. The results of chemical analysis were then compared using a one-way analysis of variance approach as described by TNI EL-V3-2009 Appendix A.2. See Instructions for minimum sub-sample size.

Expiration is at end of month given on certificate and label.

MSDS reports for components comprising greater than 1.0% of the solution or 0.1% for components known to be carcinogens are available upon request.

THIS PRODUCT WAS DESIGNED, PRODUCED AND VERIFIED FOR ACCURACY AND STABILITY IN ACCORDANCE WITH **ISO/IEC 17025:2017 (ANAB Cert AT-1467)** and **ISO 17034:2016 (ANAB Cert AR-1470)**.



Andy Ommen - QC Manager



Mark Pooler - QA Supervisor

Certification Date February 28, 2020
Version 0-2282020



ID #: 13510

Opened: _____

Dichloromethane EA342

Expires: 11/17/2022

Rec'd: 1/26/2021

Energy Laboratories Inc 1120 So 27th Street
Billings MT 59107

Honeywell

CERTIFICATE OF ANALYSIS

Honeywell Burdick & Jackson®

1953 South Harvey Street
Muskegon, MI 49442
Phone: (800) 368-0050
Fax: (231) 728-8226
lab.honeywell.com

Brand: Research Chemicals - B&J
Product: CS299AA-200
Lot No.: EA342
Production Date: 17-Nov-2020
Best Before: 17-Nov-2022

Dichloromethane, Custom, Contains Amylene Preservative, >99.9%
for pesticide residue analysis

Parameter	Specification		Result	Units
	Min.	Max.		
Water by Karl Fischer Titration		0.010	0.0016	%
UV Cutoff		233	230	nm
Refractive Index (20°C)	1.4236	1.4246	1.4241	
Residue		1	<0.5	mg/L
GC Analysis	99.9		>99.99	%
Acidity (as HCl)		1	<1	mg/L
Chloride		10	<10	mg/L
Electron Capture GC		10	<10	ng/L
Flame Ionization GC		5	<5	ppb
UV Absorbance @ 240 nm		0.100	0.0920	AU
UV Absorbance @ 250 nm		0.010	0.0099	AU
UV Absorbance @ 300 nm		0.005	0.0008	AU
UV Absorbance @ 400 nm		0.005	0.0028	AU

Honeywell
Quality Control Approval

Janna Dickinson

Muskegon 11/17/2020 LIMS Sample No.: AL03611



CERTIFIED WEIGHT REPORT

Part Number: **92180**
Lot Number: **020221**
Description: **CLP Semi-Volatile Calibration Standard**
64 components

Solvent: **Methylene chloride**
Lot#: **104929**

Expiration Date: **020228**
Recommended Storage: **Freezer (0 °C)**

Nominal Concentration (µg/mL): **1000**
NIST Test ID#: **23060**

Weight(s) shown below were combined and diluted to (mL): **100.0** **0.003** Balance Uncertainty
Flask Uncertainty

<i>Eli Aliaga</i>		020221
Formulated By:	Eli Aliaga	DATE
<i>Pedro L. Rentas</i>		020221
Reviewed By:	Pedro L. Rentas	DATE

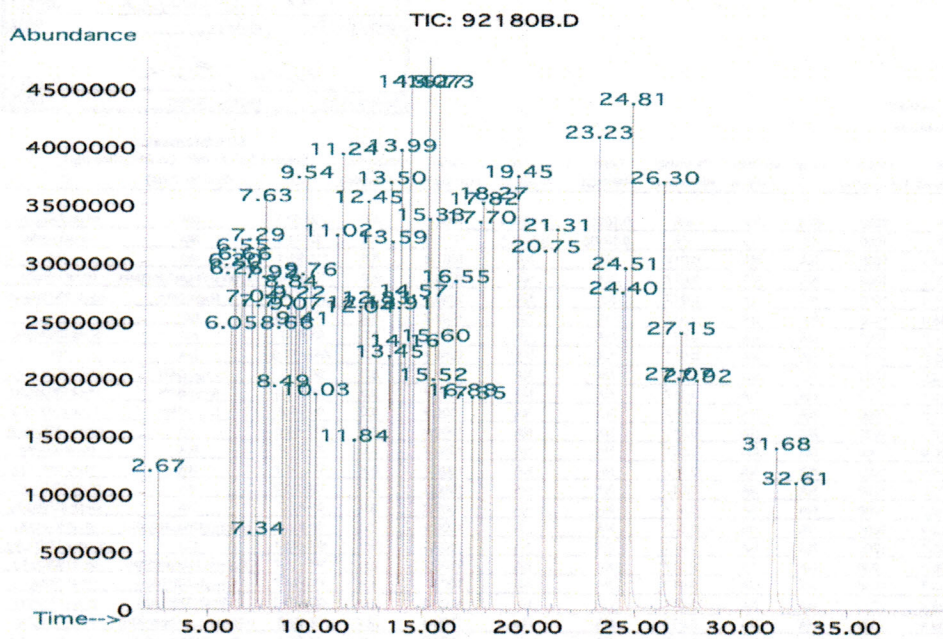
Compound	(RM#)	Lot	Dil.	Initial	Initial	Nominal	Purity	Uncertainty	Uncertainty	Target	Actual	Actual	Expanded			SDS Information	
													Uncertainty	(Solvent Safety Info. On Attached pg.)			
	Part Number	Number	Factor	Vol. (mL)	Conc.(µg/mL)	Conc (µg/mL)	(%)	Purity (%)	Pipette (mL)	Weight(g)	Weight(g)	Conc (µg/mL)	(+/-) (µg/mL)	CAS#	OSHA PEL (TWA)	LD50	
1. 2,2'-Oxybis(1-chloropropane)	(0078)	012016AR	NA	NA	NA	1000	98.9	0.2	NA	0.10112	0.10135	1002.3	4.2	108-60-1	N/A	ori-rat 240mg/kg	
2. Hexachlorobenzene	(0195)	051897	NA	NA	NA	1000	99	0.2	NA	0.10102	0.10121	1001.9	4.2	118-74-1	N/A	ori-rat 10g/kg	
3. bis(2-Chloroethoxy) methane	10111	011214	0.05	5.00	20018.4	1000	NA	NA	0.017	NA	NA	1000.8	8.0	111-91-1	N/A	N/A	
4. bis(2-Chloroethyl) ether	10111	011214	0.05	5.00	20012.4	1000	NA	NA	0.017	NA	NA	1000.5	8.0	111-44-4	15 ppm (90mg/m3/8H)(skin)	ori-rat 75mg/kg	
5. bis(2-Ethylhexyl) phthalate	10111	011214	0.05	5.00	20014.3	1000	NA	NA	0.017	NA	NA	1000.6	8.0	117-81-7	5mg/m3/8H	ori-rat 3060mg/kg	
6. 4-Bromophenyl phenyl ether	10111	011214	0.05	5.00	20008.8	1000	NA	NA	0.017	NA	NA	1000.3	8.0	101-55-3	N/A	N/A	
7. Benzyl butyl phthalate	10111	011214	0.05	5.00	20011.3	1000	NA	NA	0.017	NA	NA	1000.5	8.0	85-68-7	N/A	ori-rat 2330mg/kg	
8. 4-Chlorophenyl phenyl ether	10111	011214	0.05	5.00	20009.5	1000	NA	NA	0.017	NA	NA	1000.4	8.0	7005-72-3	N/A	N/A	
9. Diethyl phthalate	10111	011214	0.05	5.00	20013.6	1000	NA	NA	0.017	NA	NA	1000.6	8.0	84-66-2	5mg/m3/8H	ori-rat 8600mg/kg	
10. Dimethyl phthalate	10111	011214	0.05	5.00	20015.7	1000	NA	NA	0.017	NA	NA	1000.7	8.0	131-11-3	5mg/m3/8H	ori-rat 6800mg/kg	
11. Di-n-butyl phthalate	10111	011214	0.05	5.00	20011.6	1000	NA	NA	0.017	NA	NA	1000.5	8.0	84-74-2	5mg/m3/8H	ori-rat 8000mg/kg	
12. Di-n-octyl phthalate	10111	011214	0.05	5.00	20012.2	1000	NA	NA	0.017	NA	NA	1000.5	8.0	117-84-0	N/A	ori-rat 4700mg/kg	
13. N-Nitrosodimethylamine	10111	011214	0.05	5.00	20010.0	1000	NA	NA	0.017	NA	NA	1000.4	8.0	62-75-9	N/A	ori-rat 58mg/kg	
14. N-Nitrosodi-n-propylamine	10111	011214	0.05	5.00	20010.5	1000	NA	NA	0.017	NA	NA	1000.4	8.0	621-64-7	N/A	ori-rat 460mg/kg	
15. 1,2-Diphenylhydrazine (as Azobenzene)	10112	042820	0.05	5.00	20003.9	1000	NA	NA	0.017	NA	NA	1000.1	8.1	103-33-3	N/A	ori-rat 1000mg/kg	
16. 2-Chloronaphthalene	10112	042820	0.05	5.00	20002.3	1000	NA	NA	0.017	NA	NA	1000.0	8.0	91-58-7	N/A	ori-rat 2078mg/kg	
17. 1,2-Dichlorobenzene	10112	042820	0.05	5.00	20005.4	1000	NA	NA	0.017	NA	NA	1000.2	8.0	95-50-1	50 ppm (300mg/m3) (CL)	ori-rat 500mg/kg	
18. 1,3-Dichlorobenzene	10112	042820	0.05	5.00	20007.7	1000	NA	NA	0.017	NA	NA	1000.1	8.0	541-73-1	N/A	ipr-mus 1062mg/kg	
19. 1,4-Dichlorobenzene	10112	042820	0.05	5.00	20005.4	1000	NA	NA	0.017	NA	NA	1000.2	8.0	108-46-7	75 ppm (450mg/m3/8H)	ori-rat 500mg/kg	
20. 2,4-Dinitrotoluene	10112	042820	0.05	5.00	20003.3	1000	NA	NA	0.017	NA	NA	1000.1	8.1	121-14-2	1.5mg/m3/8H (skin)	ori-rat 268mg/kg	
21. 2,6-Dinitrotoluene	10112	042820	0.05	5.00	20002.4	1000	NA	NA	0.017	NA	NA	1000.0	8.0	606-20-2	1.5mg/m3/8H (skin)	ori-rat 177mg/kg	
22. Hexachloro-1,3-butadiene	10112	042820	0.05	5.00	20009.4	1000	NA	NA	0.017	NA	NA	1000.4	12.4	87-68-3	0.02 ppm (0.24mg/m3/8H)	ori-rat 82mg/kg	
23. Hexachlorocyclopentadiene	10112	042820	0.05	5.00	20001.8	1000	NA	NA	0.017	NA	NA	1000.0	8.0	77-47-4	0.01 ppm (0.1mg/m3/8H)	ori-rat 1300mg/kg	
24. Hexachloroethane	10112	042820	0.05	5.00	20002.4	1000	NA	NA	0.017	NA	NA	1000.0	8.0	67-72-1	1 ppm (10mg/m3/8H)(skin)	ori-gp 4070mg/kg	
25. Isophorone	10112	042820	0.05	5.00	20003.8	1000	NA	NA	0.017	NA	NA	1000.1	8.1	78-59-1	25 ppm	ori-rat 2330mg/kg	
26. Nitrobenzene	10112	042820	0.05	5.00	20004.9	1000	NA	NA	0.017	NA	NA	1000.1	8.0	98-95-3	1 ppm (8mg/m3/8H)(skin)	ori-rat 780mg/kg	
27. 1,2,4-Trichlorobenzene	10112	042820	0.05	5.00	20002.0	1000	NA	NA	0.017	NA	NA	1000.0	8.0	120-82-1	5 ppm (CL) (40mg/m3)	ori-rat 758mg/kg	
28. o-Cresol (2-Methylphenol)	10114	081919	0.05	5.00	20010.2	1000	NA	NA	0.017	NA	NA	1000.4	8.0	95-48-7	5 ppm (22mg/m3/8H)(skin)	ori-rat 121mg/kg	
29. p-Cresol (4-Methylphenol)	10114	081919	0.05	5.00	20061.2	1000	NA	NA	0.017	NA	NA	1003.0	8.0	106-44-5	5 ppm (22mg/m3/8H)(skin)	ori-rat 207mg/kg	
30. 2,4,5-Trichlorophenol	10114	081919	0.05	5.00	20023.2	1000	NA	NA	0.017	NA	NA	1001.1	8.0	95-95-4	N/A	ori-rat 820mg/kg	
31. 4-Chloroaniline	10115	080512	0.05	5.00	20009.6	1000	NA	NA	0.017	NA	NA	1000.4	8.0	106-47-8	N/A	ori-rat 310mg/kg	
32. Dibenzofuran	10115	080512	0.05	5.00	20020.2	1000	NA	NA	0.017	NA	NA	1000.9	8.0	132-64-9	N/A	N/A	
33. 2-Methylnaphthalene	10115	080512	0.05	5.00	20012.9	1000	NA	NA	0.017	NA	NA	1000.5	8.1	91-57-6	N/A	ori-rat 1630mg/kg	
34. 2-Nitroaniline	10115	080512	0.05	5.00	20011.8	1000	NA	NA	0.017	NA	NA	1000.5	8.0	88-74-4	N/A	ori-rat 1600mg/kg	
35. 3-Nitroaniline	10115	080512	0.05	5.00	20018.6	1000	NA	NA	0.017	NA	NA	1000.8	8.0	99-09-2	N/A	ori-rat 535mg/kg	
36. 4-Nitroaniline	10115	080512	0.05	5.00	20014.9	1000	NA	NA	0.017	NA	NA	1000.6	8.0	100-01-6	1 ppm (8mg/m3/8H)(skin)	ori-rat 750mg/kg	
37. 4-Chloro-3-methylphenol	10118	072120	0.05	5.00	20003.9	1000	NA	NA	0.017	NA	NA	1000.1	8.0	59-50-7	N/A	ori-rat 1830mg/kg	
38. 2-Chlorophenol	10118	072120	0.05	5.00	20002.9	1000	NA	NA	0.017	NA	NA	1000.0	8.0	95-57-8	N/A	ori-rat 670mg/kg	
39. 2,4-Dichlorophenol	10118	072120	0.05	5.00	20003.1	1000	NA	NA	0.017	NA	NA	1000.1	8.0	120-83-2	N/A	ori-rat 560mg/kg	
40. 2,4-Dimethylphenol	10118	072120	0.05	5.00	20003.3	1000	NA	NA	0.017	NA	NA	1000.1	8.1	105-67-9	N/A	ori-rat 3200mg/kg	
41. 2,4-Dinitrophenol	10118	072120	0.05	5.00	20001.8	1000	NA	NA	0.017	NA	NA	1000.0	8.0	51-28-5	N/A	ori-rat 30mg/kg	
42. 4,6-Dinitro-2-methylphenol	10118	072120	0.05	5.00	20002.5	1000	NA	NA	0.017	NA	NA	1000.0	8.0	534-52-1	N/A	N/A	
43. 2-Nitrophenol	10118	072120	0.05	5.00	20003.7	1000	NA	NA	0.017	NA	NA	1000.1	8.0	88-75-5	N/A	ori-rat 334mg/kg	
44. 4-Nitrophenol	10118	072120	0.05	5.00	20002.0	1000	NA	NA	0.017	NA	NA	1000.0	8.0	100-02-7	N/A	ori-rat 250mg/kg	
45. Pentachlorophenol	10118	072120	0.05	5.00	20002.8	1000	NA	NA	0.017	NA	NA	1000.0	8.0	87-86-5	0.5mg/m3/8H (skin)	ori-rat 27mg/kg	
46. Phenol	10118	072120	0.05	5.00	20003.9	1000	NA	NA	0.017	NA	NA	1000.1	8.0	108-95-2	5 ppm (19mg/m3/8H)(skin)	ori-rat 317mg/kg	
47. 2,4,6-Trichlorophenol	10118	072120	0.05	5.00	20004.2	1000	NA	NA	0.017	NA	NA	1000.1	8.0	88-06-2	N/A	ori-rat 820mg/kg	
48. Acenaphthene	10007	042420	0.50	50.00	2001.2	1000	NA	NA	0.018	NA	NA	1000.5	4.1	83-32-9	N/A	ipr-rat 600mg/kg	
49. Acenaphthylene	10007	042420	0.50	50.00	2000.2	1000	NA	NA	0.018	NA	NA	1000.0	4.2	208-96-8	N/A	N/A	
50. Anthracene	10007	042420	0.50	50.00	2000.3	1000	NA	NA	0.018	NA	NA	1000.1	4.1	120-12-7	0.2mg/m3 (8H)	ipr-mus 430mg/kg	
51. Benzo(a)anthracene	10007	042420	0.50	50.00	2001.3	1000	NA	NA	0.018	NA	NA	1000.6	4.2	56-55-3	N/A	N/A	
52. Benzo(a)pyrene	10007	042420	0.50	50.00	2000.0	1000	NA	NA	0.018	NA	NA	999.9	4.1	50-32-8	0.2mg/m3 (8H)	scu-rat 50mg/kg	
53. Benzo(b)fluoranthene	10007	042420	0.50	50.00	2000.9	1000	NA	NA	0.018	NA	NA	1000.4	4.1	205-99-2	N/A	N/A	
54. Benzo(k)fluoranthene	10007	042420	0.50	50.00	2001.2	1000	NA	NA	0.018	NA	NA	1000.5	4.1	207-08-9	N/A	N/A	
55. Benzo(g,h,i)perylene	10007	042420	0.50	50.00	2000.0	1000	NA	NA	0.018	NA	NA	999.9	4.1	191-24-2	N/A	N/A	
56. Carbazole	10007	042420	0.50	50.00	2000.3	1000	NA	NA	0.018	NA	NA	1000.0	4.2	86-74-8	N/A	ipr-mus 200mg/kg	
57. Chrysene	10007	042420	0.50	50.00	2000.8	1000	NA	NA	0.018	NA	NA	1000.3	4.2	218-01-9	0.2mg/m3	N/A	
58. Dibenzo(a,h)anthracene	10007	042420	0.50	50.00	2000.8	1000	NA	NA	0.018	NA	NA	1000.3	4.2	53-70-3	0.2mg/m3	N/A	
59. Fluoranthene	10007	042420	0.50	50.00	2000.3	1000	NA	NA	0.018	NA	NA	1000.1	4.2	206-44-0	N/A	ori-rat 2000mg/kg	
60. Fluorene	10007	042420	0.50	50.00	2000.9	1000	NA	NA	0.018	NA	NA	1000.3	4.2	86-73-7	N/A	ipr-mus 2 g/kg	
61. Indeno(1,2,3-cd)pyrene	10007	042420	0.50	50.00	2000.1	1000	NA	NA	0.018	NA	NA	1000.0	4.1	193-39-5	N/A	N/A	
62. Naphthalene	10007	042420	0.50	50.00	2000.9	1000	NA	NA	0.018	NA	NA	1000.4	4.1	91-20-3	10 ppm (50mg/m3/8H)	ori-rat 480mg/kg	
63. Phenanthrene	10007	042420	0.50	50.00	2000.9	1000	NA	NA	0.018	NA	NA	1000.4	4.1	85-01-8	0.2mg/m3/8H	ori-mus 700mg/kg	
64. Pyrene	10007	042420	0.50	50.00	2001.0	1000	NA	NA	0.018	NA	NA	1000.4	4.2	129-00-0	0.2mg/m3/8H	ori-rat 2700mg/kg	

* The certified value is the concentration calculated from gravimetric and volumetric measurements unless otherwise stated.
* Standards are prepared gravimetrically using balances that are calibrated with weights traceable to NIST (see above).
* Standards are certified (±) 0.5% of the stated value, unless otherwise stated.
* All Standards, after opening ampule, should be stored with caps tight and under appropriate laboratory conditions.
* Uncertainty Reference: Taylor, B.N. and Kuyat, C.E., "Guidelines for Evaluating and Expressing the Uncertainty of NIST Measurement Result," NIST Technical Note 1297, U.S. Government Printing Office, Washington, DC, (1994).

ID #: **13539**



Method GC8MSD-2.M: Column:SBB-5 (30m X 0.25mm ID X 0.25µm film thickness) Temp 1 = 50°C (1min.), Temp 2 = 300°C (14 min.), Rate = 10°C/min., Injector B= 250°C, Detector B = 290°C, Split Ratio = 100:1, Scan Rate = 2. Analysis performed by Melissa Stonier.



Peak No	Name	MSD RT (min.)
1	N-nitrosodimethylamine	2.67
2	Phenol	6.05
3	bis(2-Chloroethyl)ether	6.20
4	2-Chlorophenol	6.26
5	1,3-Dichlorobenzene	6.55
6	1,4-Dichlorobenzene	6.63
7	1,2-Dichlorobenzene	7.04
8	o-Cresol (2-methylphenol)	7.29
9	bis(2-Chloroisopropyl)ether	7.34
10	p-Cresol (4-methylphenol)/N-nitrosodi-n-propylamine	7.63
11	Hexachloroethane	7.70
12	Nitrobenzene	7.92
13	Isophorone	8.49
14	2-Nitrophenol	8.66
15	2,4-Dimethylphenol	8.84
16	bis(2-Chloroethoxy)methane	9.07
17	2,4-Dichlorophenol	9.22
18	1,2,4-Trichlorobenzene	9.41
19	Naphthalene	9.54
20	4-Chloroaniline	9.76
21	Hexachloro-1,3-butadiene	10.03
22	4-Chloro-3-methylphenol	11.02
23	2-Methylnaphthalene	11.24
24	Hexachlorocyclopentadiene	11.84
25	2,4,6-Trichlorophenol	12.04
26	2,4,5-Trichlorophenol	12.13
27	2-Chloronaphthalene	12.45
28	2-Nitroaniline	12.84
29	Dimethyl phthalate	13.45
30	Acenaphthylene	13.50
31	2,6-Dinitrotoluene	13.59
32	3-Nitroaniline	13.91
33	Acenaphthene	13.99
34	2,4-Dinitrophenol	14.16
35	Dibenzofuran/4-Nitrophenol	14.40
36	2,4-Dinitrotoluene	14.57
37	Diethyl phthalate/Fluorene	15.27
38	4-Chlorophenyl phenyl ether	15.33
39	4-Nitroaniline	15.52
40	4,6-Dinitro-2-methylphenol	15.60
41	Azobenzene	15.73
42	4-Bromophenyl phenyl ether	16.56
43	Hexachlorobenzene	16.89
44	Pentachlorophenol	13.35
45	Phenanthrene	17.70
46	Anthracene	17.82
47	Carbazole	18.27
48	Di-n-butyl phthalate	19.45
49	Fluoranthene	20.75
50	Pyrene	21.31
51	Benzyl butyl phthalate	23.23
52	Benzo(a)anthracene	24.40
53	Chrysene	24.51
54	bis(2-Ethylhexyl)phthalate	24.82
55	Di-n-octyl phthalate	26.30
56	Benzo(b)fluoranthene	27.07
57	Benzo(k)fluoranthene	27.15
58	Benzo(a)pyrene	27.92
59	Indeno(1,2,3-cd)pyrene/Dibenzo(a,h)anthracene	31.68
60	Benzo(g,h,i)perylene	32.61



CERTIFIED REFERENCE MATERIAL

110 Benner Circle
Bellefonte, PA 16823-8812
Tel: (800)356-1688
Fax: (814)353-1309

www.restek.com

Certificate of Analysis



FOR LABORATORY USE ONLY-READ SDS PRIOR TO USE.

This Reference Material is intended for Laboratory Use Only as a standard for the qualitative and/or quantitative determination of the analyte(s) listed.

Catalog No. : 31062 **Lot No.:** A0167670

Description : B/N Surrogate Mix (4/89 SOW)
Base Neutral Surrogate 4/89(SOW) 5000µg/mL, Methylene Chloride, 1mL/ampul

Container Size : 2 mL **Pkg Amt:** > 1 mL

Expiration Date : November 30, 2026 **Storage:** 10°C or colder

Handling: Sonicate prior to use. **Ship:** Ambient

CERTIFIED VALUES

Elution Order	Compound	Grav. Conc. (weight/volume)	Expanded Uncertainty (95% C.L.; K=2)			
1	Nitrobenzene-d5 CAS # 4165-60-0 Purity 99% (Lot PR-29940B)	5,014.0 µg/mL	+/-	29.3583	µg/mL	Gravimetric
			+/-	225.8621	µg/mL	Unstressed
			+/-	250.6163	µg/mL	Stressed
2	2-Fluorobiphenyl CAS # 321-60-8 Purity 99% (Lot 00019169)	5,019.6 µg/mL	+/-	29.3911	µg/mL	Gravimetric
			+/-	226.1143	µg/mL	Unstressed
			+/-	250.8962	µg/mL	Stressed
3	p-Terphenyl-d14 CAS # 1718-51-0 Purity 99% (Lot PR-27278)	5,020.6 µg/mL	+/-	29.3967	µg/mL	Gravimetric
			+/-	226.1576	µg/mL	Unstressed
			+/-	250.9442	µg/mL	Stressed

Solvent: Methylene chloride
CAS # 75-09-2
Purity 99%

ID #: 13666

Opened: _____

B/N Surrogate Mix (4/89 SOW)

Expires: 11/30/2026

Rec'd: 3/19/2021

Energry Laboratories Inc 1120 So. 27th Street
Billings MT 59107

Tech Tips:

Due to the limited solubility of p-terphenyl-d14 in methanol, we do not recommend that this mixture be diluted in methanol.

Column:

30m x 0.25mm x 0.25µm
Rtx-5 (cat.#10223)

Carrier Gas:

hydrogen-constant pressure 10 psi.

Temp. Program:

75°C (hold 1 min.) to 330°C
@ 20°C/min. (hold 10 min.)

Inj. Temp:

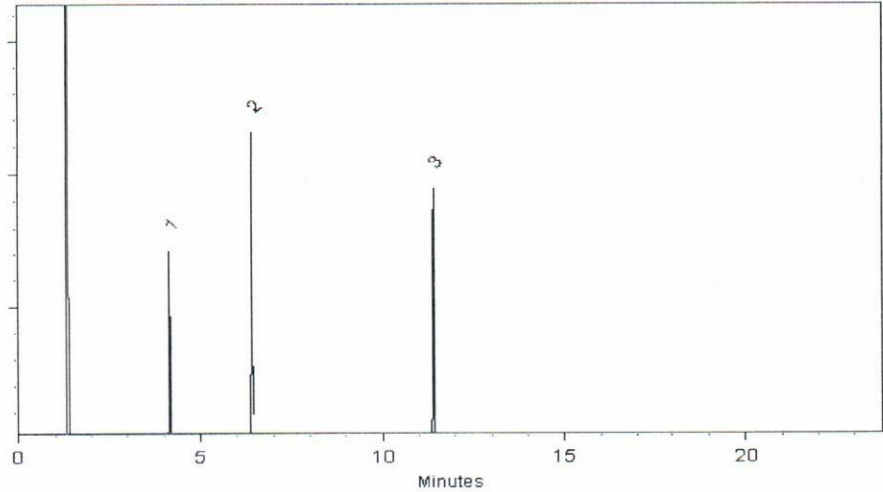
250°C

Det. Temp:

330°C

Det. Type:


FID



This chromatogram represents a general set of testing conditions chosen for product acceptance. For optimal results in your lab, conditions should be adjusted for your specific instrument, method, and application.


Katelyn McGinni - Operations Tech I

Date Mixed: 30-Dec-2020 Balance: 1128353505


Alexis Shelow - Operations Tech I

Date Passed: 06-Jan-2021

Manufactured under Restek's ISO 9001:2015
Registered Quality System
Certificate #FM 80397

General Certified Reference Material Notes

Expiration Notes:

- Expiration date valid for unopened ampul stored in compliance with the recommended conditions.
- Uncertainty, concentration, and expiration of the CRM are based on the unopened product being stored according to the recommended condition found in the storage field.

Purity Notes:

- Purity and/or chemical identity are determined by one or more of the following techniques: GC/FID, HPLC, GC/μECD, GC/MS, LC/MS, RI, and/or melting point.
- Compounds with a listed purity of less than 99% have been weight corrected to compensate for impurities and/or salts. A correction factor is used to calculate the amount of compound necessary to achieve the desired concentration of the parent compound in solution.
- Purity of isomeric compounds is reported as the sum of the isomers.
- Purity values are rounded to the nearest whole number.

Certified Uncertainty Value Notes:

- The uncertainties are determined in accordance with ISO 17034 and Guide 35. The certified combined stressed uncertainty value (includes gravimetric uncertainty, homogeneity between-ampul uncertainty, storage stability uncertainty and shipping stability uncertainty and were combined using the following formula:

$$U_{combined\ stressed} = k \sqrt{U_{gravimetric}^2 + U_{homogeneity}^2 + U_{storage\ stability}^2 + U_{shipping\ stability}^2}$$

k is a coverage factor of 2, which gives a level of confidence of approximately 95%.

- It is important to note that the shipping stability uncertainty was obtained under temperature extremes for specific time intervals; therefore, the certified combined stressed uncertainty value should only be applied to the product if it was stored at non-standard temperature conditions up to and including 7 days. Contact Restek Technical Service at www.restek.com/Contact-Us for use recommendations if your shipment was in-transit for more than 7 days at non-standard temperature conditions.
- Apply the certified combined unstressed uncertainty value if the product was received under standard shipping conditions. Apply the certified combined stressed uncertainty value if the product was received under non-standard conditions as specified below.

Label Conditions	Standard Conditions	Non-Standard Conditions
25°C Nominal (Room Temperature)	< 60°C	≥ 60°C up to 7 days
10°C or colder (Refrigerate)	< 40°C	≥ 40°C up to 7 days
0°C or colder (Freezer) -20°C or colder (Deep Freezer)	< 25°C	≥ 25°C up to 7 days

- Separate (not combined) uncertainty values for gravimetric uncertainty are also displayed on the certificate, if needed, separate homogeneity between-ampul uncertainty, storage stability uncertainty and shipping stability uncertainty values are available by contacting Restek Technical Service at www.restek.com/Contact-Us.
- The packaged amount is the minimum sample size for which uncertainty is valid. The ampules are over-filled to ensure that the minimum packaged amount can be sufficiently transferred.

Manufacturing Notes:

- Concentration is based upon gravimetric preparation using either a balance whose calibration has been verified daily using NIST traceable weights, and/or dilutions with Class A glassware.

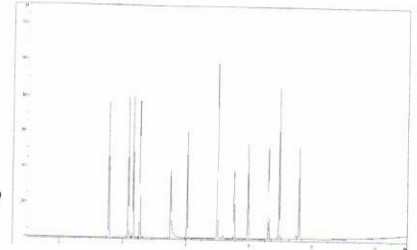
Handling Notes:

- Stability of the unopened product, when stored in compliance with the recommended conditions, is guaranteed through the expiration displayed on the product label and certificate. Contact Restek for additional opened product stability information, with the knowledge/understanding that open product stability is subject to the specific handling and environmental conditions to which the product is exposed. For your convenience Restek supplies deactivated vials with most standards packed in 2mL ampules. Larger volume deactivated vials are available through Restek as a custom ordered item. Additionally, Restek sells DMDCS for the purpose of glassware deactivation as catalog number 31861, which includes complete instructions.

Certificate of Analysis - Certified Reference Material

EPA TCL Hazardous Substances Mix (12 cmpds)

Product no.: 47990-U
Lot no.: LRAC9004
Expiry Date: February 2024
Manufacturing Date: February 2021
Storage: Refrigerate
Solvent/Matrix: Dichloromethane
Certificate version: LRAC9004.01 (Note: Certificates may be updated due to the availability of new data. Check our website at: www.sigma-aldrich.com for the most current version.)



Certified Values:

Analyte	Certified Value	Units	Raw Material Purity, %	Raw Material Elution order	Raw Material Lot
ANILINE CAS# 62-53-3	2022 ± 25	µg/mL	99.9	01	LA41596
BENZYL ALCOHOL CAS# 100-51-6	2022 ± 15	µg/mL	99.7	02	LB99705
2-METHYLPHENOL CAS# 95-48-7	2022 ± 14	µg/mL	99.9	03	LB91878
4-METHYLPHENOL CAS# 106-44-5	2022 ± 17	µg/mL	99.9	04	LB32518
BENZOIC ACID CAS# 65-85-0	2021 ± 27	µg/mL	98.8	05	442-137B
4-CHLOROANILINE CAS# 106-47-8	2022 ± 32	µg/mL	100.0	06	MKBZ6909V
2,4,5-TRICHLOROPHENOL CAS# 95-95-4	2022 ± 18	µg/mL	99.9	07	JS00008
2-METHYLNAPHTHALENE CAS# 91-57-6	2021 ± 11	µg/mL	98.2	08	LB97828
2-NITROANILINE CAS# 88-74-4	2022 ± 12	µg/mL	99.9	09	07411KN
3-NITROANILINE CAS# 99-09-2	2022 ± 15	µg/mL	99.9	10	LC09264
DIBENZOFURAN CAS# 132-64-9	2021 ± 10	µg/mL	98.8	11	LB78814
4-NITROANILINE CAS# 100-01-6	2022 ± 23	µg/mL	99.9	12	15609AA

ID #: 13691

Opened:

EPA TCL Hazardous Substances Mix (12 cmp)

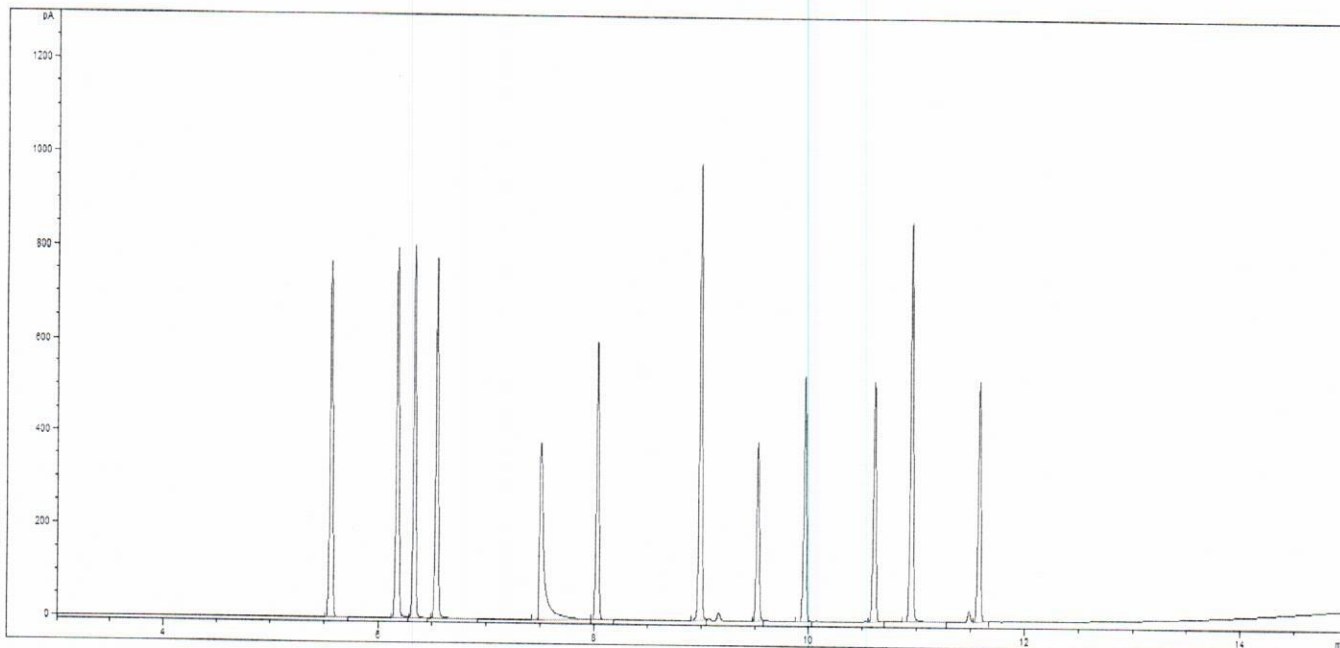
Expires: 2/28/2024

Rec'd: 3/26/2021

Energv Laboratories Inc 1120 So. 27th Street
Billings MT 59107



Informational Values:



Additional Information:

Analytical Method Parameters:
Column: SPB-5, 30 m x 0.53 mm I.D., 1.5 µm film thickness (Column #214)
Carrier Gas: H2, Flow: 4.5 mL/min
Inlet Temperature: 240 °C, Injection Volume: 1 µL
Injection Mode: Split, Split Ratio: 25:1
Temperature Program: 80 °C (Hold 2 min) @ 15 °C/min to 280 °C (Hold 2 min)
Detector: FID
Detector Temperature: 310 °C

Metrological traceability:

Traceable to the SI and higher order standards from NIST through an unbroken chain of comparisons. The balance used to weigh raw materials is accurate to +/-0.0001 g and calibrated regularly using mass standards traceable to NIST. All dilutions were performed gravimetrically. Additionally, individual analytes are traceable to NIST SRMs where available and specified above.

Measurement method:

Where applicable, the assigned value is based on a purity determination by mass balance and gravimetrically prepared value.

Intended use:

Intended for R&D and Analytical Use only. Not for drug, household or other uses.

Minimum sample size:

1 µL

Packaging:

1 ML IN AMBER AMPULE

Instructions for handling and correct use:

Use on the as is basis. The internal pressure of the container may be slightly different from the atmospheric pressure at the user's location. Open slowly and carefully to avoid dispersion of the material.

Health and safety information:

All chemical reference materials should be considered potentially hazardous and should be used only by qualified laboratory personnel. Please refer to the Safety Data Sheet for detailed information about the nature of any hazard and appropriate precautions to be taken.

Accreditation:

Sigma-Aldrich RTC is accredited by the US accreditation authority ANAB as a registered reference material producer AR-1470 in accordance with ISO 17034.

Certificate issue date:

26-Feb-2021



Andy Ommen - QC Manager

Mark Pooler - QA Supervisor

Details on metrological traceability:

This standard has been gravimetrically prepared using balances that have been fully qualified and calibrated to ISO 17025 requirements. All calibrations utilize NIST traceable weights which are calibrated externally by a qualified ISO 17025 accredited calibration laboratory to NIST standards. Qualification of each balance includes the assignment of a minimum weighing by a qualified and ISO 17025 accredited calibration vendor taking into consideration the balance and installed environmental conditions to ensure compliance with USP tolerances of NMT 0.10% relative error. Fill volume to predetermined specifications is gravimetrically verified throughout the dispensing process using qualified and calibrated balances. Further traceability to a corresponding Primary Standard may be achieved through a direct comparison assay. Where a Primary Standard is available, the assay value will be included in the specified section of the COA.

Details on metrological traceability:

Ucrm - Uncertainty values in this document are expressed as Expanded Uncertainty (Ucrm) corresponding to the 95% confidence interval. Ucrm is derived from the combined standard uncertainty multiplied by the coverage factor k , which is obtained from a t -distribution and degrees of freedom. The components of combined standard uncertainty include the uncertainties due to characterization, homogeneity, long term stability, and short term stability (transport). The components due to stability are generally considered to be negligible unless otherwise indicated by stability studies. The mathematical

$$u_{CRM} = \sqrt{u_{char}^2 + u_{homogeneity}^2 + u_{stability}^2}$$

Homogeneity assessment:

Homogeneity was assessed in accordance with ISO Guide 35. Completed units were sampled using a random stratified sampling protocol. The results of chemical analysis were then compared by Single Factor Analysis of Variance (ANOVA). The uncertainty due to homogeneity was derived from the ANOVA. Heterogeneity was not detected under the conditions of the ANOVA.

Stability assessment:

Significance of the stability assessment will be demonstrated if the analytical result of the study and the range of values represented by the Expanded Uncertainty do not overlap the result of the original assay and the range of its values represented by the Expanded Uncertainty. The method employed will usually be the same method used to characterize the assay value in the initial

Certificate of analysis revision history:

Certificate version	Date	Reason for version
LRAC9004.01	26-Feb-2021	Original Release Date

Disclaimer: The purchaser is required to determine the suitability of this product for any particular application. Sigma-Aldrich RTC makes no warranty of any kind, express or implied, other than its products meet all quality control standards set by Sigma-Aldrich RTC. We do not guarantee that the product can be used for any particular application.

The vibrant M, Supelco, TraceCERT and Sigma-Aldrich are trademarks of Merck KGaA, Darmstadt, Germany or its affiliates. All other trademarks are the property of their respective owners. Detailed information on trademarks is available via publicly accessible resources. © 2018 Merck KGaA, Darmstadt, Germany and/or its affiliates. All Rights Reserved.

The life science business of Merck KGaA, Darmstadt, Germany operates as MilliporeSigma in the US and Canada.



Certificate of Analysis

Product Name: Benzidines Standard

Product Number: US-290-1

Lot Number: 0006592783

Lot Issue Date: 03-Mar-2021

Expiration Date: 30-Apr-2023

Description:

This analytical reference material (RM) was manufactured and verified in accordance with an ISO 9001 registered quality system and analyte concentrations were verified by an ISO 17025 accredited laboratory. The concentration and uncertainty value at the 95% confidence level for each analyte, determined gravimetrically, is listed below.

Analyte	CAS#	Analyte Lot	Concentration ± Uncertainty
benzidine	000092-87-5	RM10200	2004 ± 10 µg/mL
3,3'-dichlorobenzidine	000091-94-1	RM12559	2001 ± 10 µg/mL

Matrix: methylene chloride (dichloromethane)

Storage Conditions: Store at Room Temperature (15° to 30°C).

Traceability:

The balances used for these measurements are calibrated with weights traceable to NIST in compliance with ANSI/NCCL Z540.3, ISO 9001, ISO 17025, and ISO 17034. Calibrated Class A glassware is used for volumetric measurements. Thermometers are calibrated against a NIST traceable thermometer in accordance with NIST Special Publication 1088.

Homogeneity:

This RM was unitized according to an in-house procedure and is guaranteed to be homogeneous. There is no minimum sub-sample size required.

Intended Use:

This RM is intended for the preparation of working reference samples for use in routine laboratory analyses, calibration of instruments, validation of analytical methods, assessments of measurement methods, and continuing calibration verification.

Instructions for Use:

Sample aliquots for analysis should be withdrawn at 20°C to 25°C immediately after opening the container and should be processed without delay for the certified values to be valid within the stated uncertainties.

Hazards:

Refer to the Safety Data Sheet on www.agilent.com for information regarding this RM.

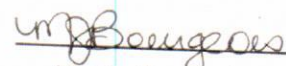
Expiration of Certification:

The certification of this RM is valid until the expiration date specified above, provided the RM is handled and stored in accordance with the instructions given in this certificate. This certification is nullified if the RM is damaged, contaminated, or otherwise modified.

Maintenance of Certification:

If substantive changes are noted that affect the certification before the expiration of this certificate, Agilent will notify the purchaser.

Sample lot approver:



Monica Bourgeois

QMS Representative



ISO 17034 Cert
No. AR-1936

RM was produced in accordance with the LRQA registered ISO 9001:2015 Quality Management System. Cert # 10303760

Page: 1 of 1

www.agilent.com/quality/
CSD-QA-015.1



ISO 17025 Cert
No. AT-1937

John

660 Tower Lane • P.O. Box 599 • West Chester, PA 19381-0599
1-800-452-9994 • 1-610-692-3026 • Fax 1-610-692-8729
info@chemservice.com • www.chemservice.com

CERTIFICATE OF ANALYSIS

Mixture #8-Internal Standards

CONCENTRATION 4000ug/ml in Methylene chloride
CATALOG NUMBER M-PPHC8X12-1ML
LOT NUMBER 11925100
DATE CERTIFIED 06/09/21
EXPIRATION DATE 06/30/23
STORAGE Store at room temperature (20 - 25 °C).
HANDLING See Safety Data Sheet
INTENDED USE For laboratory use only.
ISO 17034:2016 CERTIFIED [X]

ID	Analyte	CAS	Weight Analyte (mg)	Lot	Purity	Certified Concentration (ug/mL)
N-11000	Acenaphthene-d10	15067-26-2	804.000	00026778	99.5	3999.9
N-11467	Chrysene-d12	1719-03-5	809.700	00025144	99.5	4028.3
N-10217	1,4-Dichlorobenzene-d4	3855-82-1	804.000	00027328	99.5	3999.9
N-12645	Naphthalene-d8	1146-65-2	807.500	00029881	99.3	4009.2
N-12851	Perylene-d12	1520-96-3	805.100	00024295	99.5	4005.4
N-12856	Phenanthrene-d10	1517-22-2	808.700	00027331	99.0	4003.1

Analytical Test	Value
CONCENTRATION (GC/FID)	VERIFIED

ID #: 13968
Opened: _____
Mixture #8-Internal Standards
Expires: 6/30/2023
Rec'd: 6/18/2021
Energy Laboratories Inc 1120 So. 27th Street
Billings MT 59107

COA Form
Revision 3 (3/2015)



Print Date: 06/14/21

CHEM SERVICE INC.

660 Tower Lane • P.O. Box 599 • West Chester, PA 19381-0599
1-800-452-9994 • 1-610-692-3026 • Fax 1-610-692-8729
info@chemservice.com • www.chemservice.com

Instructions for Use:

Shake mixture prior to use. If particles are present, sonicate for homogeneity. If sample is diluted to lower concentrations, Class A volumetric glassware must be used.

Minimum Sample Size- 0.2 uL for Direct Injection.

Chem Service Inc. guarantees the expanded uncertainty of the above analytes to be +/- 2.0% of the certified concentrations based on gravimetric preparation. The test results published in this report were obtained using equipment capable of producing results that are traceable to NIST and through NIST to the International System of Units (SI). The reported expanded uncertainty of measurement is stated as the combined standard uncertainty of measurement multiplied by the coverage factor k ($k=2$) such that the coverage probability corresponds to approximately 95%. For certified reference materials, homogeneity and thermal stability testing are available upon request.

Certified By:

Mary Beth O'Donnell

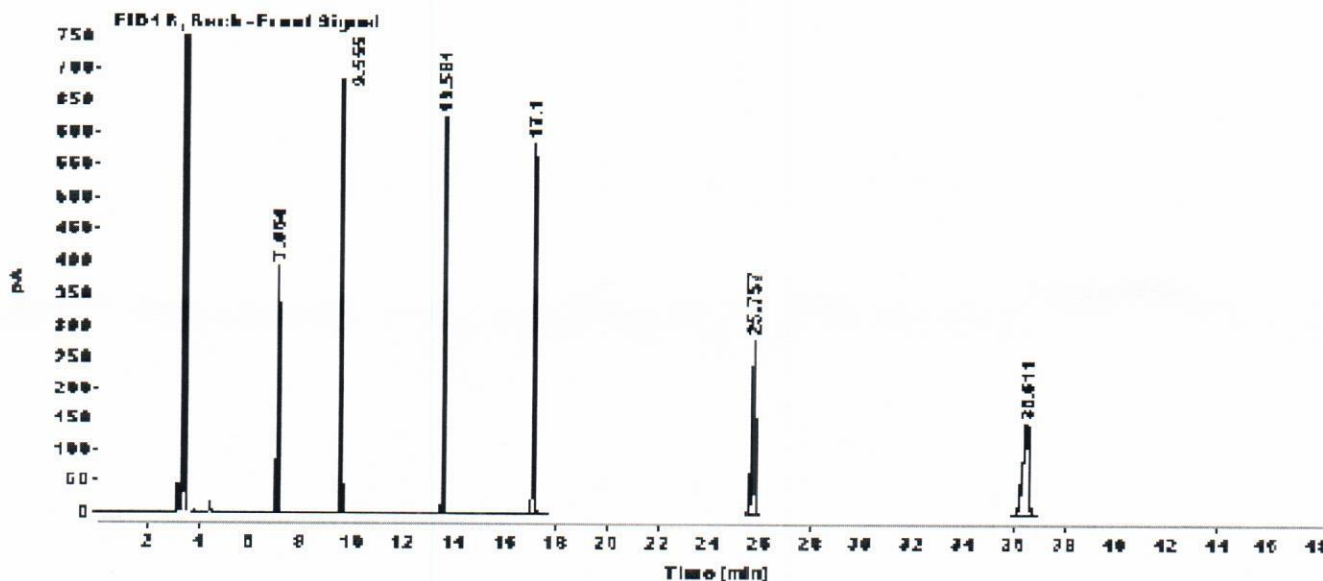
Mary Beth O'Donnell
CSM/TC



CERTIFICATE OF ANALYSIS

Gas Chromatography / Flame Ionization Detector (GC/FID)

Data file: C:\CHEM32\1\DATA\2021 DATA\0621\1\M-PPHC8X12.D
 Sample name: M-PPHC8X12
 Acq. method: SCREEN-BACK.M
 Instrument: GC3
 Injection date: 6/9/2021 11:58:12 AM
 Column name: RTX-5MS (30m x 0.25mm x 0.5µm)
 Location: 201
 Injection Vol: 1.000
 # Of Injections: 1



Signal: FID1 B, Back - Front Signal

RT [min]	Type	Width [min]	Area	Height	Area%
7.064	BB	0.0442	1119.2875	393.3396	8.4245
9.555	BV R	0.0512	2239.5649	684.7053	16.8565
13.581	BB	0.0598	2394.9761	624.3607	18.0262
17.100	BB	0.0685	2531.9221	584.9907	19.0569
25.757	BB	0.1314	2450.2429	284.7773	18.4422
36.511	BB	0.2375	2550.0964	149.1623	19.1937
Sum			13286.0900		



CERTIFICATE OF ANALYSIS

Catalog No: S-14500-R2
Description: Custom Semi-Volatile Standard
Lot: 220021255-02
Solvent: Dichloromethane
Hazards: Refer to SDS for complete safety information

Date Certified: Aug 31, 2021
Expiration: Oct 1, 2022
Sample Size: 1 mL
Components: 10
Storage Condition: Freeze (<-10 °C)/Sonicate



Signal Word: Warning

Certified Reference Material



AR-1463

Component	CAS #	Purity % (GC/MS)	Prepared Concentration ² (µg/mL)	Certified Analyte Concentration ¹ (µg/mL)
Pyridine				
4-Chlorophenol	110-86-1	98.7	2026	2000
1-Methylnaphthalene	106-48-9	100.0	2019	2019
N-Nitrosodiphenylamine	90-12-0	98.5	2003	1973
4-Chloro-2-methylphenol	86-30-6	100.0	2022	2022
Benzoic acid	1570-64-5	97.0	2069*	2007
Aniline	65-85-0	99.5	2010	2000
Benzyl alcohol	62-53-3	98.0	2002	1962
Triallate	100-51-6	99.9	2011	2009
o-Terphenyl	2303-17-5	99.9	2013	2011
	84-15-1	99.9	2019	2017

ID #: 14279
Opened: _____
Custom Semi-Volatile Standard
Expires: 10/1/2022
Rec'd: 9/16/2021
Enerav Laboratories Inc 1120 So. 27th Street
Billings MT 59107

This Certified Reference Material was verified in accordance with ISO/IEC 17025

* Weight compensated to 100% purity.

A product with a suffix (-1A, -2B, etc. or -01, -02, etc.) on its lot number has had its expiration date extended and is identical to the same lot number without the suffix.

² All weights are traceable through NIST, Test No. 684/289871-17

¹ Certified Analyte Concentration = Purity x Prepared Concentration.


The Uncertainty associated with the certified concentration reported on this certificate is ±2.4%. This value is the combined expanded uncertainty and represents an estimated standard deviation equal to the positive square root of the total variation of the uncertainty of components. A normal distribution is assumed and a coverage factor of K=2 is chosen using approximately a 95% confidence level.

Labels and certificates follow U.S. Conventions in reporting numerical values: A comma (,) is used to separate units of one-thousand or greater. A period (.) is used as a decimal place marker.

The information on this certificate may not be reproduced without the express permission of the manufacturer. See reverse side for additional information

Hazard Information: Please refer to the SDS for information regarding the hazards associated with using this material.

This product was prepared according to in-house procedures and is guaranteed to be homogeneous.

Certified By: 
Larry Decker, Organic QC Manager



Analytical RunID SV5973N.I_220114B Standards Traceability Report

Spike ID: sv100507

Spike Name: BNA mix

Prep Date: 6/9/2021

Exp Date: 3/31/2022

Department: GCMSSEMI

Vendor:

Lot Number:

Balance ID:

Comments: 200 ug/mL

Type: Secondary

Prep By: Sean McGrew

Status: New

Final Volume: 1.5 mL

Chemical/Solvent Used	Bottle No	Amt	Units	Expires
Dichloromethane EA342	13510	0.51	mL	3/31/2022

Stock Source	Base Units	Amount Added
sv82908	ug/mL	0.03 mL
sv83301	ug/mL	0.15 mL
sv83406	ug/mL	0.15 mL
sv83419	ug/mL	0.15 mL
sv82913	ug/mL	0.15 mL
sv83410	ug/mL	0.15 mL
sv83407	ug/mL	0.06 mL
sv83201	ug/mL	0.15 mL



Analytical RunID SV5973N.I_220114B Standards Traceability Report

Spike ID: sv100516

Spike Name: BNA Internals 2000 ug/mL

Prep Date: 7/25/2021

Exp Date: 6/30/2023

Department: GCMSSEMI

Vendor: Chemservice

Lot Number: 8443500

Balance ID:

Comments:

Type: Secondary

Prep By: John P. Heine

Status: New

Final Volume: 2.12 mL

Chemical/Solvent Used	Bottle No	Amt	Units	Expires
Dichloromethane EA342	13510	1.06	mL	6/30/2023
Stock Source	Base Units	Amount Added		
sv83506	ug/mL	1.06 mL		



Analytical RunID SV5973N.I_220114B Standards Traceability Report

Spike ID: sv100714

Spike Name: BNA 2nd source

Prep Date: 12/20/2021

Exp Date: 10/1/2022

Department: GCMSSEMI

Vendor:

Lot Number:

Balance ID:

Comments: 200 ug/mL

Type: Secondary

Prep By: Sean McGrew

Status: New

Final Volume: 1 mL

Chemical/Solvent Used	Bottle No	Amt	Units	Expires
Dichloromethane EA342	13510	0.54	mL	10/1/2022

Stock Source	Base Units	Amount Added
sv83514	ug/mL	0.1 mL
sv82702	ug/mL	0.02 mL
sv83218	ug/mL	0.1 mL
sv83408	ug/mL	0.2 mL
sv83411	ug/mL	0.04 mL



Analytical RunID SV5973N.I_220114B Standards Traceability Report

Standard ID: sv82702

Standard Name: AE Surr

Prep Date: 8/28/2018

Exp Date: 4/30/2023

Department: GCMSPR

Vendor: Restek

Lot Number: A0137474

Balance ID:

Comments:

Type: Primary

Prep By: Craig A. Bardelli

Status: New

Final Volume: mL

Chemical/Solvent Used	Bottle No	Amt	Units	Expires
Acid Surrogate Standard Mix (4/89)	10707	1	mL	4/30/2023
Stock Source	Base Units	Amount Added		



Analytical RunID SV5973N.I_220114B Standards Traceability Report

Spike ID: sv82908

Spike Name: AE surr

Prep Date: 4/10/2019

Exp Date: 3/31/2022

Department: GCMSSEMI

Vendor: Sigma-Aldrich

Lot Number: LRAC2239

Balance ID:

Comments:

Type: Primary

Prep By: Sean McGrew

Status: New

Final Volume: mL

Chemical/Solvent Used	Bottle No	Amt	Units	Expires
EPA 8270 Acids Surrogate Spike Mix HC	11383		mL	3/31/2022
Stock Source	Base Units	Amount Added		



Analytical RunID SV5973N.I_220114B Standards Traceability Report

Spike ID: sv82913

Spike Name: BNA Custom for cal

Prep Date: 5/2/2019

Exp Date: 5/28/2023

Department: GCMSSEMI

Vendor: AccuStandard

Lot Number: 219041483

Balance ID:

Comments:

Type: Primary

Prep By: Sean McGrew

Status: New

Final Volume: 1 mL

Chemical/Solvent Used	Bottle No	Amt	Units	Expires
Custom BNA Mix	11451		mL	5/28/2023
Stock Source	Base Units	Amount Added		



Analytical RunID SV5973N.I_220114B Standards Traceability Report

Spike ID: sv83201

Spike Name: Phenols mix

Prep Date: 3/17/2020

Exp Date: 1/31/2028

Department: GCMSSEMI

Vendor: Restek

Lot Number: A0157111

Balance ID:

Comments:

Type: Primary

Prep By: Sean McGrew

Status: New

Final Volume: 1 mL

Chemical/Solvent Used	Bottle No	Amt	Units	Expires
604 Phenols Calibration Mix	12512		mL	1/31/2028

Stock Source	Base Units	Amount Added
--------------	------------	--------------



Analytical RunID SV5973N.I_220114B Standards Traceability Report

Spike ID: SV83202

Spike Name: BNA 2nd source short

Prep Date: 3/24/2020

Exp Date: 3/16/2023

Department: GCMSSEMI

Vendor: Absolute Standards

Lot Number: 031620

Balance ID:

Comments:

Type: Primary

Prep By: Sean McGrew

Status: New

Final Volume: 1 mL

Chemical/Solvent Used	Bottle No	Amt	Units	Expires
BNA 2nd Source Standard Rev 1	12532		mL	3/16/2023
Stock Source	Base Units	Amount Added		



Analytical RunID SV5973N.I_220114B Standards Traceability Report

Spike ID: sv83218

Spike Name: Benzidines

Prep Date: 7/7/2020

Exp Date: 5/1/2024

Department: GCMSSEMI

Vendor: AccuStandard

Lot Number: 220041353

Balance ID:

Comments: 2000 ug/mL 12839

Type: Primary

Prep By: John P. Heine

Status: New

Final Volume: 1 mL

Chemical/Solvent Used	Bottle No	Amt	Units	Expires
Benzidine & 3,3'-Dichlorobenzidine	12839	1	mL	5/1/2024
Stock Source	Base Units	Amount Added		



Analytical RunID SV5973N.I_220114B Standards Traceability Report

Spike ID: sv83301

Spike Name: PAH Mix

Prep Date: 7/13/2020

Exp Date: 9/30/2022

Department: GCMSSEMI

Vendor: Sigma-Aldrich

Lot Number: LRAC3877

Balance ID:

Comments: 4 x 1mL

Type: Primary

Prep By: John P. Heine

Status: New

Final Volume: 6 mL

Chemical/Solvent Used	Bottle No	Amt	Units	Expires
TCL PAH Mix	12846	6	mL	9/30/2022
Stock Source	Base Units	Amount Added		



Analytical RunID SV5973N.I_220114B Standards Traceability Report

Spike ID: sv83406

Spike Name: BN mix 2000ug/mL

Prep Date: 1/20/2021

Exp Date: 1/31/2023

Department: GCMSSEMI

Vendor: Sigma-Aldrich

Lot Number: LRAC4915

Balance ID:

Comments:

Type: Primary

Prep By: Sean McGrew

Status: New

Final Volume: 1 mL

Chemical/Solvent Used	Bottle No	Amt	Units	Expires
TCL Base-Neutrals Mix	13494	1	mL	1/31/2023

Stock Source	Base Units	Amount Added
--------------	------------	--------------



Analytical RunID SV5973N.I_220114B Standards Traceability Report

Standard ID: sv83407

Standard Name: BN Surr 5000 ug/mL

Prep Date: 12/14/2020

Exp Date: 10/31/2026

Department: GCMSSEMI

Vendor: Restek

Lot Number: A0166081

Balance ID:

Comments:

Type: Primary

Prep By: John P. Heine

Status: New

Final Volume: 5 mL

Chemical/Solvent Used	Bottle No	Amt	Units	Expires
B/N Surrogate Mix (4/89 SOW)	13328	1	mL	10/31/2026
Stock Source	Base Units	Amount Added		



Analytical RunID SV5973N.I_220114B Standards Traceability Report

Spike ID: sv83408

Spike Name: 625 LCS Spk

Prep Date: 2/9/2021

Exp Date: 2/2/2026

Department: GCMSPR

Vendor: Absolute Standards

Lot Number: 050120

Balance ID:

Comments: 12x1mL ampules

Type: Primary

Prep By: Ryan F. Bengel

Status: Open

Final Volume: 1 mL

Chemical/Solvent Used	Bottle No	Amt	Units	Expires
CLP Semi-Volatiel Calibration Standard	13539	1	mL	2/2/2026

Stock Source	Base Units	Amount Added
--------------	------------	--------------



Analytical RunID SV5973N.I_220114B Standards Traceability Report

Spike ID: sv83410

Spike Name: H.S. Mix

Prep Date: 4/7/2021

Exp Date: 2/28/2024

Department: GCMSSEMI

Vendor: Sigma-Aldrich

Lot Number: LRAC9004

Balance ID:

Comments: 2000 ug/mL

Type: Primary

Prep By: Sean McGrew

Status: New

Final Volume: mL

Chemical/Solvent Used	Bottle No	Amt	Units	Expires
EPA TCL Hazardous Substances Mix (12 cmpds)	13691		mL	2/28/2024

Stock Source	Base Units	Amount Added
--------------	------------	--------------



Analytical RunID SV5973N.I_220114B Standards Traceability Report

Spike ID: sv83411
Spike Name: BN surr
Prep Date: 4/7/2021
Exp Date: 11/20/2026
Department: GCMSSEMI
Vendor: Restek
Lot Number: A6167670
Balance ID:
Comments: 5000 ug/mL

Type: Primary
Prep By: Sean McGrew
Status: New

Final Volume: mL

Chemical/Solvent Used	Bottle No	Amt	Units	Expires
B/N Surrogate Mix (4/89 SOW)	13666		mL	11/20/2026
Stock Source	Base Units	Amount Added		



Analytical RunID SV5973N.I_220114B Standards Traceability Report

Spike ID: sv83419

Spike Name: Benzidines CAL 2000ug/mL

Prep Date: 5/18/2021

Exp Date: 4/30/2023

Department: GCMSSEMI

Vendor: Agilent

Lot Number: 0006592783

Balance ID:

Comments: 2000 ug/mL

Type: Primary

Prep By: John P. Heine

Status: New

Final Volume: 1 mL

Chemical/Solvent Used	Bottle No	Amt	Units	Expires
Benzidines Standard	13854	1	mL	4/30/2023
Stock Source	Base Units	Amount Added		



Analytical RunID SV5973N.I_220114B Standards Traceability Report

Standard ID: sv83506

Standard Name: BNA Internals 4000 ug/mL

Prep Date: 6/18/2021

Exp Date: 6/30/2023

Department: GCMSSEMI

Vendor: Chemservice

Lot Number: 8443500

Balance ID:

Comments:

Type: Secondary

Prep By: John P. Heine

Status: New

Final Volume: 8 mL

Chemical/Solvent Used	Bottle No	Amt	Units	Expires
Mixture #8-Internal Standards	13968	8	mL	6/30/2023
Stock Source	Base Units	Amount Added		



Analytical RunID SV5973N.I_220114B Standards Traceability Report

Spike ID: sv83514

Spike Name: Additional

Prep Date: 9/22/2021

Exp Date: 10/1/2022

Department: GCMSPR

Vendor: AccuStandard

Lot Number: 22002155-02

Balance ID:

Comments: 12x1mL ampules

Type: Primary

Prep By: Ryan F. Bengel

Status: Open

Final Volume: 1 mL

Chemical/Solvent Used	Bottle No	Amt	Units	Expires
Custom Semi-Volatile Standard	14279	1	mL	10/1/2022

Stock Source	Base Units	Amount Added
--------------	------------	--------------



Analytical RunID SV5973N.I_220114B Standards Traceability Report

Spike ID: sv90820

Spike Name: BNA 2nd source short (new)

Prep Date: 3/24/2020

Exp Date: 3/16/2023

Department: GCMSSEMI

Vendor:

Lot Number:

Balance ID:

Comments: 200 ug/mL

Type: Secondary

Prep By: Sean McGrew

Status: New

Final Volume: 1.5 mL

Chemical/Solvent Used	Bottle No	Amt	Units	Expires
Dichloromethane DX975	12485	1.35	mL	3/16/2023

Stock Source	Base Units	Amount Added
sv83202	ug/mL	0.15 mL

RESTEK CERTIFIED REFERENCE MATERIAL

110 Benner Circle
 Bellefonte, PA 16823-8812
 Tel: (800)356-1688
 Fax: (814)353-1309

www.restek.com

Certificate of Analysis



FOR LABORATORY USE ONLY-READ SDS PRIOR TO USE.

This Reference Material is intended for Laboratory Use Only as a standard for the qualitative and/or quantitative determination of the analyte(s) listed.

Catalog No. : 31063 Lot No.: A0137474
 Description : Acid Surrogate Standard Mix (4/89)
 Acid Surrogate Standard Mix (4/89) 10,000 µg/mL, Methanol, 1mL/ampul
 Container Size : 2 mL Pkg Amt: > 1 mL
 Expiration Date : April 30, 2023 Storage: 10°C or colder

CERTIFIED VALUES

Elution Order	Compound	Grav. Conc. (weight/volume)	Expanded Uncertainty (35 % C.L.; K=2)			
1	2-Fluorophenol	10,046.4 µg/mL (Lot STBD7945V)	+/-	58.8239	µg/mL	Gravimetric
	CAS # 367-12-4		+/-	293.2702	µg/mL	Unstressed
	Purity 99%		+/-	355.8400	µg/mL	Stressed
2	Phenol-d6	10,023.6 µg/mL (Lot PR-27801)	+/-	58.6904	µg/mL	Gravimetric
	CAS # 13127-88-3		+/-	292.6047	µg/mL	Unstressed
	Purity 99%		+/-	355.0324	µg/mL	Stressed
3	2,4,6-Tribromophenol	10,057.2 µg/mL (Lot 29699MJV)	+/-	58.8871	µg/mL	Gravimetric
	CAS # 118-79-6		+/-	293.5855	µg/mL	Unstressed
	Purity 99%		+/-	356.2225	µg/mL	Stressed
Solvent:	Methanol					
	CAS # 67-56-1					
	Purity 99%					

ID #: 10707
 Opened:
 Acid Surrogate Standard Mix (4/89)
 Expires: 4/30/2023
 Rec'd: 8/24/2018
 Energy Laboratories Inc 1120 So 27th Street
 Billings MT 59107

Certificate of Analysis

EPA 8270 ACIDS SURROGATE SPIKE MIX
HC, 1X1ML, 10MG/ML, METHANOL

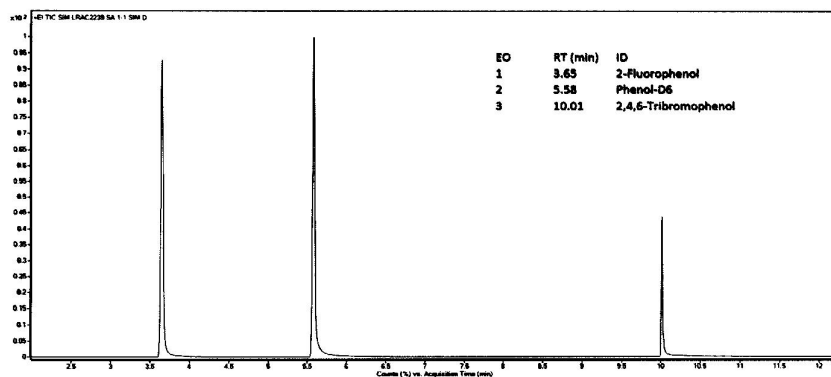
*Certified
Reference
Material*

Description

Product ID 47260-U
Lot LRAC2239
Expiration Date March 2022
Manufacturing Date March 2019
Storage Conditions Room Temperature
Solvent/Matrix METHANOL

Certified Values

Analyte	Units	Certified Value ^{1,4}	Raw Material Purity, %	Analytical Value	Elution order	Raw Material Lot	CAS
2-FLUOROPHENOL	µg/mL	9930 ± 288	99.9	10037	1	LB92543	367-12-4
PHENOL-D6	µg/mL	9930 ± 290	99.4	9900	2	LB91168	13127-88-3
2,4,6-TRIBROMOPHENOL	µg/mL	9930 ± 318	99.7	9900	3	LB81262	118-79-6



Additional Information:

Analytical Method Parameters:

Column: SLB-5MS, 30 m x 0.25 mm x 0.25 µm df, Flow: 1.0 ml/min
Inlet: 200 °C, Injection Mode: Split, 60:1
80 °C (5 min) to 250 °C (3 min) at 40 °C/min
Detector: MSD, SIM, Transfer line: 250 °C
Injection Volume: 0.5 µL

ID #: 11383

Opened:

EPA 8270 Acids Surrogate Spike Mix HC

Expires: 3/31/2022

Rec'd: 4/10/2019

Energry Laboratories Inc 1120 So. 27th Street
Billings MT 59107



SIGMA-ALDRICH
2601 Soldier Springs Rd. Laramie, Wyoming 82070 USA
307.745.5432
rntechgroup@sigmaaldrich.com www.sigma-aldrich.com

125 Market Street
New Haven, CT 06513
USA



AccuStandard®

Tel (203)786-5290
Fax (203)786-5287
www.AccuStandard.com

CERTIFICATE OF ANALYSIS

Catalog No: S-6237A-R1
Description: Custom BNA Mix
Lot: 219041483
Solvent: Dichloromethane
Hazards: Refer to SDS for complete safety information

Date Certified: Apr 24, 2019
Expiration: May 24, 2021
Sample Size: 1 mL
Components: 6
Storage Condition: Ambient (>5 °C)



Signal Word: Warning

Certified Reference Material



Component	CAS #	Purity % (GC/MS)	Prepared Concentration ² (µg/mL)	Certified Analyte Concentration ¹ (µg/mL)
4-Chloro-2-methylphenol	1570-64-5	97.0	2068*	2006
4-Chlorophenol	106-48-9	98.6	2000	1972
1-Methylnaphthalene	90-12-0	98.4	2000	1968
Pyridine	110-86-1	98.7	2008	1982
o-Terphenyl	84-15-1	99.9	2000	1998
Triallate	2303-17-5	99.6	2004	2002

ID #: 11451

Opened:

Custom BNA Mix

Expires: 5/24/2021

Rec'd: 5/2/2019

Enerov Laboratories, Inc. 1120 So. 27th Street
Billings MT 59107

* Weight compensated to 100% purity.

A product with a suffix (-1A, -2B, etc. or -01, -02, etc.) on its lot number has had its expiration date extended and is identical to the same lot number without the suffix.

² All weights are traceable through NIST, Test No. 684/289871-17

¹ Certified Analyte Concentration = Purity x Prepared Concentration.

The Uncertainty associated with the certified concentration reported on this certificate is ±2.4%. This value is the combined expanded uncertainty and represents an estimated standard deviation equal to the positive square root of the total variation of the uncertainty of components. A normal distribution is assumed and a coverage factor of K=2 is chosen using approximately a 95% confidence level.

Labels and certificates follow U.S. Conventions in reporting numerical values: A comma (,) is used to separate units of one-thousand or greater. A period (.) is used as a decimal place marker.

The information on this certificate may not be reproduced without the express permission of the manufacturer. See reverse side for additional information

Certified By: 
Larry Decker, Organic QC Manager

Page 1 of 1

For use in routine laboratory analysis.

AccuStandard is accredited to ISO 17034, ISO/IEC 17025 and certified to ISO 9001:2015

QR-ORG/NO-001
Rev. 5/18

2

Honeywell

CERTIFICATE OF ANALYSIS

Honeywell Burdick & Jackson®
1953 South Harvey Street
Muskegon, MI 49442
Phone: (800) 368-0050
Fax: (231) 728-8226
www.lab-honeywell.com

Brand: Research Chemicals - B&J
Product: CS299AA-200
Lot No.: DX975
Production Date: 16-Dec-2019
Best Before: 15-Dec-2021

Dichloromethane, Custom, Contains Amylene Preservative, >99.9%
for pesticide residue analysis

Parameter	Specification		Result	Units
	Min.	Max.		
Water by Karl Fischer Titration		0.010	0.0014	%
UV Cutoff		233	230	nm
Refractive Index (20°C)	1.4236	1.4246	1.4243	
Residue		1	<0.5	mg/L
GC Analysis	99.9		>99.99	%
Acidity (as HCl)		1	<1	mg/L
Chloride		10	<10	mg/L
Electron Capture GC		10	<10	ng/L
Flame Ionization GC		5	<5	ppb
UV Absorbance @ 240 nm		0.100	0.0898	AU
UV Absorbance @ 250 nm		0.010	0.0097	AU
UV Absorbance @ 300 nm		0.005	0.0004	AU
UV Absorbance @ 400 nm		0.005	0.0020	AU

ID #: 12485
Opened: _____
Dichloromethane DX975
Expires: 12/15/2021
Rec'd: 3/10/2020
Energy Laboratories Inc 1120 So. 27th Street
Billings MT 59107

Honeywell
Quality Control Approval

Muskegon 12/16/2019 LIMS Sample No.: AK03676

RESTEK® CERTIFIED REFERENCE MATERIAL

110 Benner Circle
 Bellefonte, PA 16823-8812
 Tel: (800)356-1688
 Fax: (814)353-1309

www.restek.com

Certificate of Analysis



FOR LABORATORY USE ONLY-READ SDS PRIOR TO USE.

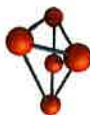
This Reference Material is intended for Laboratory Use Only as a standard for the qualitative and/or quantitative determination of the analyte(s) listed.

Catalog No.: 31029 Lot No.: A0157111
 Description: 604 Phenols Calibration Mix
 604 Calibration Std Phenols 2000µg/mL, Methanol, 1mL/ampul
 Container Size: 2 mL Pkg Amt: > 1 mL
 Expiration Date: January 31, 2028 Storage: 10°C or colder

ID #: 12512
 Opened: _____
 604 Phenols Calibration Mix
 Expires: 1/31/2028
 Rec'd: 3/17/2020
 Energy Laboratories Inc 1120 So. 27th Street
 Billings MT 59107

CERTIFIED VALUES

Elution Order	Compound	Grav. Conc. (weight/volume)	Expanded Uncertainty (95% C.L., K=2)		
1	Phenol CAS # 108-95-2 Purity 99% (Lot SHBF9719V)	2,004.0 µg/mL	+/-	11.9032 µg/mL	Gravimetric
			+/-	58.5341 µg/mL	Unstressed
			+/-	71.0092 µg/mL	Stressed
2	2-Chlorophenol CAS # 95-57-8 Purity 99% (Lot STBH7290)	2,000.0 µg/mL	+/-	11.8794 µg/mL	Gravimetric
			+/-	58.4173 µg/mL	Unstressed
			+/-	70.8674 µg/mL	Stressed
3	2-Nitrophenol CAS # 88-75-5 Purity 99% (Lot BCBH7602V)	2,000.0 µg/mL	+/-	11.8794 µg/mL	Gravimetric
			+/-	58.4173 µg/mL	Unstressed
			+/-	70.8674 µg/mL	Stressed
4	2,4-Dimethylphenol CAS # 105-67-9 Purity 99% (Lot 10165155)	2,000.0 µg/mL	+/-	11.8794 µg/mL	Gravimetric
			+/-	58.4173 µg/mL	Unstressed
			+/-	70.8674 µg/mL	Stressed
5	2,4-Dichlorophenol CAS # 120-83-2 Purity 99% (Lot BCBJ8113V)	2,004.0 µg/mL	+/-	11.9032 µg/mL	Gravimetric
			+/-	58.5341 µg/mL	Unstressed
			+/-	71.0092 µg/mL	Stressed
6	4-Chloro-3-methylphenol CAS # 59-50-7 Purity 99% (Lot STBC7309V)	2,004.0 µg/mL	+/-	11.9032 µg/mL	Gravimetric
			+/-	58.5341 µg/mL	Unstressed
			+/-	71.0092 µg/mL	Stressed
7	2,4,6-Trichlorophenol CAS # 88-06-2 Purity 99% (Lot STBH7520)	2,002.0 µg/mL	+/-	11.8913 µg/mL	Gravimetric
			+/-	58.4757 µg/mL	Unstressed
			+/-	70.9383 µg/mL	Stressed



CERTIFIED WEIGHT REPORT

Part Number: 64480
Lot Number: 031620
Description: BNA 2nd Source Standard Rev 1

Solvent: Methylene chloride
Lot# 104929

Formulated By:	Gabriel Holland	DATE	031620
Reviewed By:	Pedro L. Rerras	DATE	031620

Expiration Date: 031623
Recommended Storage: Refrigerate (4 °C)
Nominal Concentration (µg/mL): 2000
NIST Test ID#: 6UTB

Weight(s) shown below were combined and diluted to (mL): 20.0
SE-05 Balance Uncertainty
0.003 Flask Uncertainty

Compound	RM#	Lot Number	Nominal Conc (µg/mL)	Purity (%)	Uncertainty Purity	Target Weight(g)	Actual Weight(g)	Actual Conc (µg/mL)	Expanded Uncertainty (±) (µg/mL)	CAS#	SDS Information	
											OSHA PEL (TWA)	LDSO
1. Aniline	11	039291TV	2000	99	0.2	0.04043	0.04075	2015.9	9.6	62-53-3	5 ppm (8H)	or-hat 250mg/kg
2. Benzidine	27	SLBH53ZTV	2000	98	0.2	0.04084	0.04088	2001.9	9.5	92-87-5	N/A	or-hat 309mg/kg
3. 4-Chloroaniline	67	052897	2000	98	0.2	0.04084	0.04094	2004.9	9.6	106-47-8	N/A	or-hat 310mg/kg
4. 3,3'-Dichlorobenzidine	130	040919	2000	98	0.2	0.04084	0.04087	2001.5	9.5	91-94-1	Cancer Suspect Agent	or-hat 3.82µg/kg
5. Pyridine	260	SHBG3194V	2000	99.8	0.2	0.04010	0.04030	2009.8	9.5	110-86-1	5 ppm (15mg/m3/8H)	or-hat 891mg/kg

- The certified value is the concentration calculated from gravimetric and volumetric measurements unless otherwise stated.
- Standards are prepared gravimetrically using balances that are calibrated with weights traceable to NIST (see above).
- Standards are certified (+/-) 0.5% of the stated value, unless otherwise stated.
- All Standards, after opening ampule, should be stored with caps tight and under appropriate laboratory conditions.
- Uncertainty Reference: Taylor, B. N. and Kuyat, C. E., "Guidelines for Evaluating and Expressing the Uncertainty of NIST Measurement Results," NIST Technical Note 1297, U.S. Government Printing Office, Washington, DC, (1994).

ID #: 12532
Opened: _____
BNA 2nd Source Standard Rev 1
Expires: 3/16/2023
Rec'd: 3/23/2020
Energy Laboratories Inc 1120 So 27th Street
Billings MT 59107

CERTIFICATE OF ANALYSIS

Catalog No: Z-014F
Description: Benzidine & 3,3'-Dichlorobenzidine
Lot: 220041353
Solvent: Methanol
Hazards: Refer to SDS for complete safety information

Date Certified: May 1, 2020
Expiration: May 1, 2024
Sample Size: 1 mL
Components: 2
Storage Condition: Ambient (>5 °C)



Signal Word: Danger

Certified Reference Material



Component	CAS #	Purity % (GC/MS)	Prepared Concentration ² (µg/mL)	Certified Analyte Concentration ¹ (µg/mL)
Benzidine **	92-87-5	99.9	2004	2002
3,3'-Dichlorobenzidine **	91-94-1	100.0	2001	2001

ID #: 12839

Opened: _____
Benzidine & 3,3'-Dichlorobenzidine
Expires: 5/1/2024
Rec'd: 7/7/2020
Energy Laboratories Inc 1120 So. 27th Street
Billings MT 59107

**Benzidine and 3,3'-Dichlorobenzidine are subject to oxidative degradation

**Benzidine and 3,3'-Dichlorobenzidine are subject to oxidative degradation

A product with a suffix (-1A, -2B, etc. or -01, -02, etc.) on its lot number has had its expiration date extended and is identical to the same lot number without the suffix.

² All weights are traceable through NIST, Test No. 684/289871-17

¹ Certified Analyte Concentration = Purity x Prepared Concentration.

The Uncertainty associated with the certified concentration reported on this certificate is $\pm 2.4\%$. This value is the combined expanded uncertainty and represents an estimated standard deviation equal to the positive square root of the total variation of the uncertainty of components. A normal distribution is assumed and a coverage factor of K=2 is chosen using approximately a 95% confidence level.

Labels and certificates follow U.S. Conventions in reporting numerical values: A comma (,) is used to separate units of one-thousand or greater. A period (.) is used as a decimal place marker.

The information on this certificate may not be reproduced without the express permission of the manufacturer. See reverse side for additional information

Certified By: _____

Larry Decker, Organic QC Manager

CERTIFICATE OF ANALYSIS

Catalog No: Z-014F
Description: Benzidine & 3,3'-Dichlorobenzidine
Lot: 220041353
Solvent: Methanol

Date Certified: May 1, 2020
Expiration: May 1, 2024
Sample Size: 1 mL
Components: 2

I-TEST

AccuStandard, Inc.
 Statistical Report for CLP (SOW 1997)
 1-May-2020

QR-CCO-003 rev. 3/16

Peak	Z-014F 220041353								Z-014F 220031213								NOTES:						
	Run #1	Run #2	Run #3	Run #4	Mean	Std Dev	% RSD		Run #1	Run #2	Run #3	Run #4	Mean	Std Dev	% RSD		L029	CI	Q	# of	10 % error		
# Component																	test	220041353	Component	220031213	Runs	Conc.	check of
1 Benzidine (92-87-5)	90	83	79	78	83	5.45	6.60%	84	84	80	76	81	3.83	4.73%	0.45	23.7	Benzidine (92-87-5)		21.3	4	2000	2 %	
2 3,3'-Dichlorobenzidine (91-94-1)	104	96	93	91	96	5.72	5.95%	98	99	94	89	95	4.27	4.51%	0.35	20.9	3,3'-Dichlorobenzidine (91-94-1)		15.8	4	2000	1 %	

AccuStandard


CERTIFICATE OF ANALYSIS

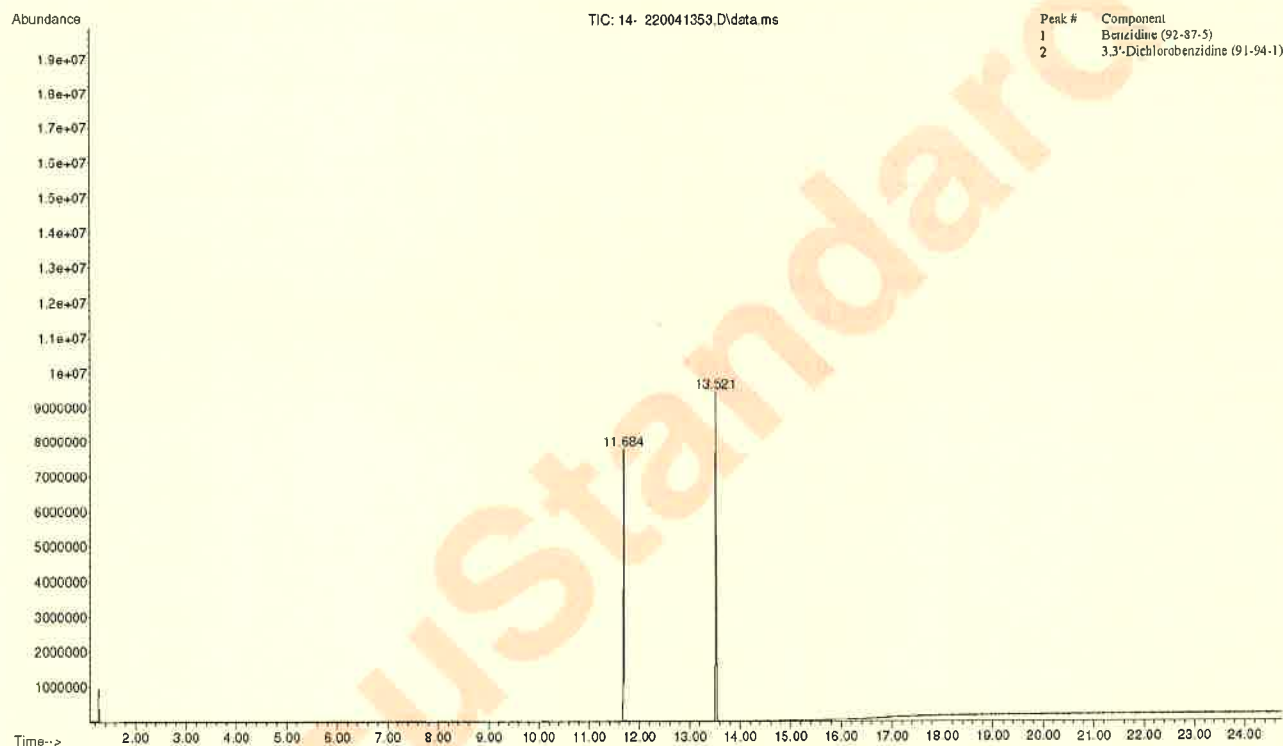
Catalog No: Z-014F
Description: Benzidine & 3,3'-Dichlorobenzidine
Lot: 220041353
Solvent: Methanol

Date Certified: May 1, 2020
Expiration: May 1, 2024
Sample Size: 1 mL
Components: 2

Chromatogram

File :D:\MassHunter\GCMS\1\DATA\043020\14- 220041353.D
Operator : Organic QC Lab
Acquired : 30 Apr 2020 17:16 using AcqMethod CHICK_2019_S100.M
Instrument : GCMS 6
Sample Name : Z-014F (220041353)
Misc Info : Z-014F @2000ug/mL in Methanol
Vial Number: 138

 **AccuStandard®**
Leader in Analytical Reference Standards
Column: DB-5MS, 30m, 0.25 ID, 0.25 um
Oven Program: 80c 17c/min to 340c, 8min
GC Parameters: Cons. Split, 12psi constant flow
Split 100:1, 1uL inj.; GC/MS; INJ 270c



CERTIFICATE OF ANALYSIS

Catalog No: Z-014F
Description: Benzidine & 3,3'-Dichlorobenzidine
Lot: 220041353
Solvent: Methanol

Date Certified: May 1, 2020
Expiration: May 1, 2024
Sample Size: 1 mL
Components: 2

RAW DATA

Data Path : D:\MassHunter\GCMS\1\DATA\043020\
Data File : 14- 220041353.D
Acq On : 30 Apr 20 05:16 pm
Operator : Organic QC Lab
Sample : Z-014F (220041353)
Misc : Z-014F @2000ug/mL in Methanol
ALS Vial : 138 Sample Multiplier: 1

Integration Parameters: events.e
Integrator: ChemStation

Method : D:\MassHunter\GCMS\1\methods\CHICK_2019.M
Title :

Signal : TIC: 14- 220041353.D\data.ms

peak #	R.T. min	first scan	max scan	last scan	PK TY	peak height	corr. area	corr. % max.	% of total
1	11.684	2371	2386	2399	PV	7555441	90932217	86.94%	46.506%
2	13.521	2790	2799	2825	BB	9071921	104594086	100.00%	53.494%

Certificate of Analysis

Certified
Reference
Material

TCL PAH

MIX,1X1ML,2000UG/ML,BENZENE:DICHLOROMETHANE

Description

Product ID CRM48905
Lot LRAC3877
Expiration Date September 2022
Manufacturing Date September 2019
Storage Conditions Refrigerate
Solvent/Matrix methylene chloride: benzene (1:1)

Certified Values

Analyte	Certified Value ^{1,4}	Units	Raw Material Purity,%	Analytical Value ⁶	Elution order	Raw Material Lot	CAS
NAPHTHALENE	2000 ± 32	µg/mL	100.0	2022	01	01112017-5	91-20-
ACENAPHTHYLENE	2000 ± 66	µg/mL	99.8	2005	02	LC21494	208-96-
ACENAPHTHENE	2000 ± 63	µg/mL	99.9	2031	03	MKCC8329	83-32-'
FLUORENE	2000 ± 90	µg/mL	99.4	2009	04	LC19126	86-73-'
PHENANTHRENE	2000 ± 56	µg/mL	99.6	2043	05	MKCD3760	85-01-i
ANTHRACENE	2000 ± 39	µg/mL	99.9	2005	06	LC14310	120-12-
FLUORANTHENE	2000 ± 69	µg/mL	98.5	2031	07	LB99099	206-44-
PYRENE	2000 ± 68	µg/mL	91.6	2078	08	LB70761	129-00-
BENZO (A) ANTHRACENE	2000 ± 63	µg/mL	99.9	2002	09	LC19271	56-55-;
CHRYSENE	2000 ± 59	µg/mL	99.0	2026	10	21L74	218-01-
BENZO (B) FLUORANTHENE	2000 ± 62	µg/mL	99.5	1998	11	LB95773	205-99-
BENZO (K) FLUORANTHENE	2000 ± 62	µg/mL	99.9	2043	12	0000029501	207-08-
BENZO(A)PYRENE	2002 ± 64	µg/mL	99.6	2037	13	LB73826	50-32-i
DIBENZ (A,H) ANTHRACENE	2000 ± 64	µg/mL	99.0	2050	14	0012014	53-70-
BENZO (G,I,I) PERYLENE	2000 ± 67	µg/mL	98.5	2059	15	LC19498	191-24-
INDENO (1,2,3-CD) PYRENE	2000 ± 64	µg/mL	99.5	1995	16	ER082107-02	193-39-

ID #: 12846

Opened: _____

TCL PAH

Expires: 9/30/2022

Rec'd: 7/13/2020

Eneray Laboratories Inc 1120 So. 27th Street
Billings MT 59107

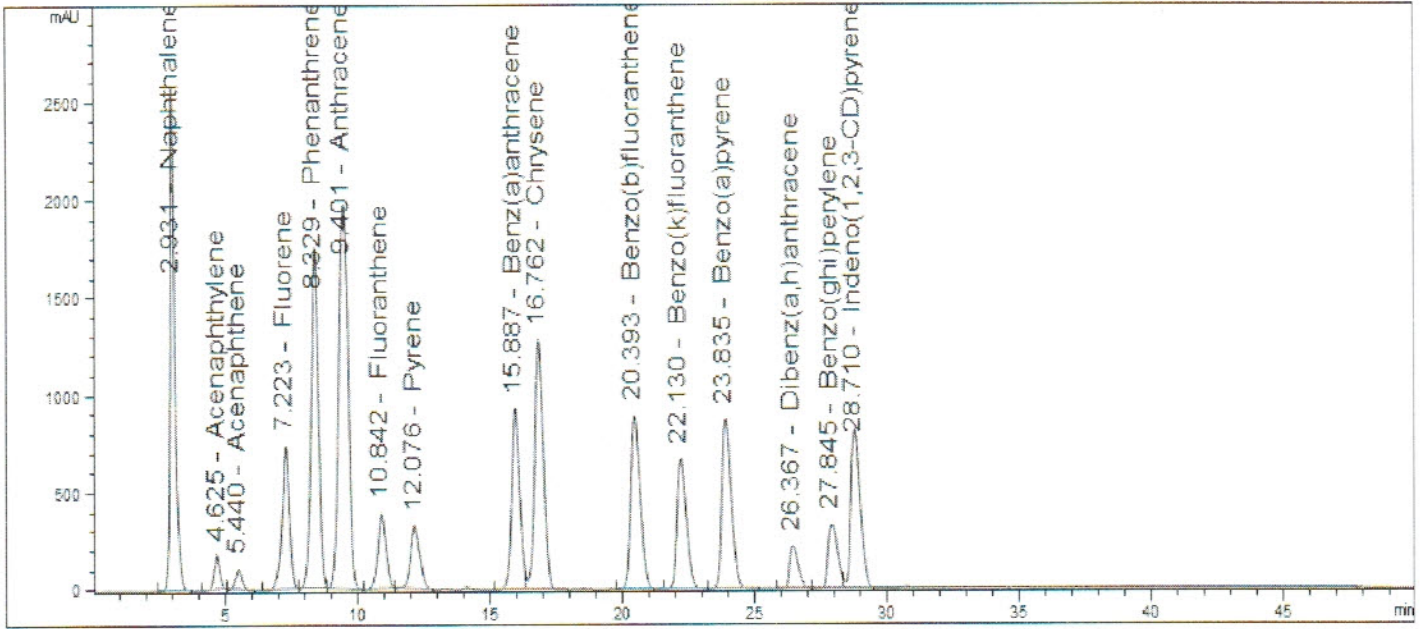


SIGMA-ALDRICH
2931 Soldier Springs Rd. Laramie, Wyoming 82070 USA
307-742-5452
rtctechgroup@sial.com www.sigma-aldrich.com

Description

Lot LRAC3877
Expiration Date September 2022
Manufacturing Date September 2019
Storage Conditions Refrigerate
Solvent/Matrix methylene chloride: benzene (1:1)

Informational Values



Additional Information:

Analytical Method Parameters:
Column: Supelco LC-PAH, 250 mm x 4.6mm, 5µm particle size
Mobile Phase A: Water
Mobile Phase B: Acetonitrile
Detector: UV/DAD/VWD, Wavelength: 254 nm
Flow Rate: 1.7 mL/min
Column Temperature: 30 °C
Injection Volume: 2 µL

Gradient

TIME (min)	A%	B%
0	40	60
5	40	60
30	0	100
45	0	100
50	40	60

Certificate of Analysis

Certified
Reference
Material

TCL PAH

MIX,1X1ML,2000UG/ML,BENZENE:DICHLOROMETHANE

Description

Product ID CRM48905
Lot LRAC3877
Expiration Date September 2022
Manufacturing Date September 2019
Storage Conditions Refrigerate
Solvent/Matrix methylene chloride: benzene (1:1)

1 Metrological traceability: Traceable to the SI and higher order standards from NIST through an unbroken chain of comparisons. The balance used to weigh raw materials is accurate to +/-0.0001 g and calibrated regularly using mass standards traceable to NIST. All dilutions were performed gravimetrically. Additionally, individual analytes are traceable to NIST SRMs where available and specified above.
4 Ucrm - Uncertainty values in this document are expressed as Expanded Uncertainty (Ucrm) corresponding to the 95% confidence interval. Ucrm is derived from the combined standard uncertainty multiplied by the coverage factor k, which is obtained from a t-distribution and degrees of freedom. The components of combined standard uncertainty include the uncertainties due to characterization, homogeneity, long term stability, and short term stability (transport). The components due to stability are generally considered to be negligible unless otherwise indicated by stability studies. The mathematical representation of the Ucrm calculation is as follows:

$$u_{CRM} = \sqrt{u_{char}^2 + u_{homogeneity}^2 + u_{stability}^2}$$

k: Coverage factor derived from a t-distribution table, based on the degrees of freedom of the data set. Assume 2.0 for a **Confidence interval = 95%**

6 Analytical Value- For QC verification of the certified value only- not to be used in calculations. Represents the analytical data obtained by comparison to a standard as analyzed by the method described in the CoA or another acceptable method. The result may differ from the certified value and UCRM based on method uncertainty as well as the uncertainty associated with the standard used for comparison.

Traceability: The standard was manufactured under an ISO/IEC 17025:2017 certified quality system. The balance used to weigh raw materials is accurate to +/- 0.0001g and calibrated regularly using mass standards traceable to NIST. All dilutions were performed gravimetrically. Additionally, individual analytes are traceable to NIST SRMs where available and specified above.

Homogeneity: Homogeneity was assessed in accordance with ISO 17034:2016. Completed units were sampled using a random stratified sampling protocol. The results of chemical analysis were then compared using a one-way analysis of variance approach as described by TNI EL-V3-2009 Appendix A.2. See Instructions for minimum sub-sample size.

Expiration is at end of month given on certificate and label.

THIS PRODUCT WAS DESIGNED, PRODUCED AND VERIFIED FOR ACCURACY AND STABILITY IN ACCORDANCE WITH **ISO/IEC 17025:2017 (ANAB Cert AT-1467)** and **ISO 17034:2016 (ANAB Cert AR-1470)**.

MSDS reports for components comprising greater than 1.0% of the solution or 0.1% for components known to be carcinogens are available upon request.



Andy Ommen - QC Manager



Mark Pooler - QA Supervisor

Certification Date October 17, 2019
Version 0-10172019



SIGMA-ALDRICH

2931 Soldier Springs Rd. Laramie, Wyoming 82070 USA
307-742-5452
rtctechgroup@sial.com www.sigma-aldrich.com



CERTIFIED REFERENCE MATERIAL

110 Benner Circle
Bellefonte, PA 16823-8812
Tel: (800)356-1688
Fax: (814)353-1309

www.restek.com

Certificate of Analysis



FOR LABORATORY USE ONLY-READ SDS PRIOR TO USE.

This Reference Material is intended for Laboratory Use Only as a standard for the qualitative and/or quantitative determination of the analyte(s) listed.

Catalog No. : 31086 **Lot No.:** A0166081

Description : B/N Surrogate Mix (4/89 SOW)
Base Neutral Surrogate 5000µg/mL, Methylene Chloride, 5mL/ampul

Container Size : 5 mL **Pkg Amt:** > 5 mL

Expiration Date : October 31, 2026 **Storage:** 10°C or colder

Handling: Sonicate prior to use. **Ship:** Ambient

ID #: 13328
Opened: _____
B/N Surrogate Mix (4/89 SOW)
Expires: 10/31/2026
Rec'd: 12/14/2020
Enerav Laboratories Inc 1120 So. 27th Street
Billings MT 59107

CERTIFIED VALUES

Elution Order	Compound	Grav. Conc. (weight/volume)	Expanded Uncertainty (95% C.L.; K=2)		
1	Nitrobenzene-d5 CAS # 4165-60-0 (Lot PR-29940B) Purity 99%	5,017.7 µg/mL	+/- 29.1731	µg/mL	Gravimetric
			+/- 225.9987	µg/mL	Unstressed
			+/- 250.7735	µg/mL	Stressed
2	2-Fluorobiphenyl CAS # 321-60-8 (Lot 00019169) Purity 99%	5,049.7 µg/mL	+/- 29.3592	µg/mL	Gravimetric
			+/- 227.4400	µg/mL	Unstressed
			+/- 252.3728	µg/mL	Stressed
3	p-Terphenyl-d14 CAS # 1718-51-0 (Lot PR-27278) Purity 99%	5,029.9 µg/mL	+/- 29.2444	µg/mL	Gravimetric
			+/- 226.5505	µg/mL	Unstressed
			+/- 251.3857	µg/mL	Stressed

Solvent: Methylene chloride
CAS # 75-09-2
Purity 99%

Tech Tips:

Due to the limited solubility of p-terphenyl-d14 in methanol, we do not recommend that this mixture be diluted in methanol.

Column:

30m x 0.25mm x 0.25µm
Rtx-5 (cat.#10223)

Carrier Gas:

hydrogen-constant pressure 10 psi.

Temp. Program:

40°C (hold 2 min.) to 330°C
@ 10°C/min. (hold 10 min.)

Inj. Temp:

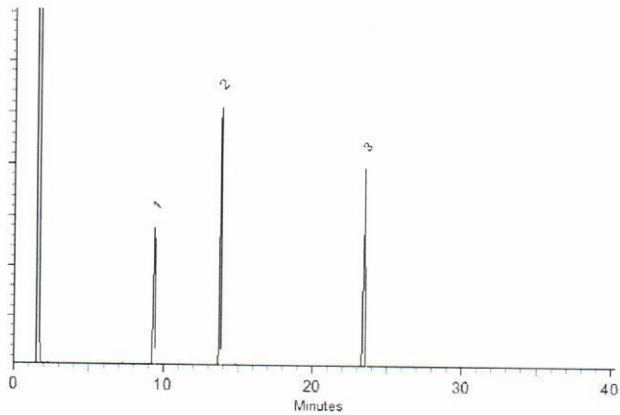
250°C

Det. Temp:

330°C

Det. Type:

FID



This chromatogram represents a general set of testing conditions chosen for product acceptance. For optimal results in your lab, conditions should be adjusted for your specific instrument, method, and application.

Dalton Stover - Operations Technician I

Date Mixed: 04-Nov-2020

Balance: 1128353505

Justine Albertson - Operations Tech-ARM QC

Date Passed: 06-Nov-2020

Manufactured under Restek's ISO 9001:2015
Registered Quality System
Certificate #FM 80397

General Certified Reference Material Notes

Expiration Notes:

- Expiration date valid for unopened ampul stored in compliance with the recommended conditions.
- Uncertainty, concentration, and expiration of the CRM are based on the unopened product being stored according to the recommended condition found in the storage field.

Purity Notes:

- Purity and/or chemical identity are determined by one or more of the following techniques: GC/FID, HPLC, GC/μECD, GC/MS, LC/MS, RI, and/or melting point.
- Compounds with a listed purity of less than 99% have been weight corrected to compensate for impurities and/or salts. A correction factor is used to calculate the amount of compound necessary to achieve the desired concentration of the parent compound in solution.
- Purity of isomeric compounds is reported as the sum of the isomers.
- Purity values are rounded to the nearest whole number.

Certified Uncertainty Value Notes:

- The uncertainties are determined in accordance with ISO 17034 and Guide 35. The certified combined stressed uncertainty value (includes gravimetric uncertainty, homogeneity between-ampul uncertainty, storage stability uncertainty and shipping stability uncertainty and were combined using the following formula:

$$U_{combined\ stressed} = k \sqrt{U_{gravimetric}^2 + U_{homogeneity}^2 + U_{storage\ stability}^2 + U_{shipping\ stability}^2}$$

k is a coverage factor of 2, which gives a level of confidence of approximately 95%.

- It is important to note that the shipping stability uncertainty was obtained under temperature extremes for specific time intervals; therefore, the certified combined stressed uncertainty value should only be applied to the product if it was stored at non-standard temperature conditions up to and including 7 days. Contact Restek Technical Service at www.restek.com/Contact-Us for use recommendations if your shipment was in-transit for more than 7 days at non-standard temperature conditions.
- Apply the certified combined unstressed uncertainty value if the product was received under standard shipping conditions. Apply the certified combined stressed uncertainty value if the product was received under non-standard conditions as specified below.

Label Conditions	Standard Conditions	Non-Standard Conditions
25°C Nominal (Room Temperature)	< 60°C	≥ 60°C up to 7 days
10°C or colder (Refrigerate)	< 40°C	≥ 40°C up to 7 days
0°C or colder (Freezer) -20°C or colder (Deep Freezer)	< 25°C	≥ 25°C up to 7 days

- Separate (not combined) uncertainty values for gravimetric uncertainty are also displayed on the certificate, if needed, separate homogeneity between-ampul uncertainty, storage stability uncertainty and shipping stability uncertainty values are available by contacting Restek Technical Service at www.restek.com/Contact-Us.
- The packaged amount is the minimum sample size for which uncertainty is valid. The ampules are over-filled to ensure that the minimum packaged amount can be sufficiently transferred.

Manufacturing Notes:

- Concentration is based upon gravimetric preparation using either a balance whose calibration has been verified daily using NIST traceable weights, and/or dilutions with Class A glassware.

Handling Notes:

- Stability of the unopened product, when stored in compliance with the recommended conditions, is guaranteed through the expiration displayed on the product label and certificate. Contact Restek for additional opened product stability information, with the knowledge/understanding that open product stability is subject to the specific handling and environmental conditions to which the product is exposed. For your convenience Restek supplies deactivated vials with most standards packed in 2mL ampules. Larger volume deactivated vials are available through Restek as a custom ordered item. Additionally, Restek sells DMDCS for the purpose of glassware deactivation as catalog number 31861, which includes complete instructions.

CERTIFICATE OF ANALYSIS

Catalog No: S-14500-R2
Description: Custom Semi-Volatile Standard
Lot: 220021255-01
Solvent: Dichloromethane
Hazards: Refer to SDS for complete safety information

Date Certified: Dec 15, 2020
Expiration: Jan 15, 2022
Sample Size: 1 mL
Components: 10
Storage Condition: Freeze (<-10 °C)/Sonicate



Certified Reference Material



Component	CAS #	Purity % (GC/MS)	Prepared Concentration ² (µg/mL)	Certified Analyte Concentration ¹ (µg/mL)
Pyridine	110-86-1	98.7	2026	2000
4-Chlorophenol	106-48-9	100.0	2019	2019
1-Methylnaphthalene	90-12-0	98.5	2003	1973
N-Nitrosodiphenylamine	86-30-6	100.0	2022	2022
4-Chloro-2-methylphenol	1570-64-5	97.0	2069*	2007
Benzoic acid	65-85-0	99.5	2010	2000
Aniline	62-53-3	98.0	2002	1962
Benzyl alcohol	100-51-6	99.9	2011	2009
Triallate	2303-17-5	99.9	2013	2011
o-Terphenyl	84-15-1	99.9	2019	2017

ID #: 13342

Opened:

Custom Semi-Volatile Standard

Expires: 1/15/2022

Rec'd: 12/17/2020

Energry Laboratories Inc 1120 So. 27th Street
Billings MT 59107

* Weight compensated to 100% purity.

A product with a suffix (-1A, -2B, etc. or -01, -02, etc.) on its lot number has had its expiration date extended and is identical to the same lot number without the suffix.

² All weights are traceable through NIST, Test No. 684/289871-17

¹ Certified Analyte Concentration = Purity x Prepared Concentration.

The Uncertainty associated with the certified concentration reported on this certificate is $\pm 2.4\%$. This value is the combined expanded uncertainty and represents an estimated standard deviation equal to the positive square root of the total variation of the uncertainty of components. A normal distribution is assumed and a coverage factor of K=2 is chosen using approximately a 95% confidence level.

Labels and certificates follow U.S. Conventions in reporting numerical values: A comma (,) is used to separate units of one-thousand or greater. A period (.) is used as a decimal place marker.

The information on this certificate may not be reproduced without the express permission of the manufacturer. See reverse side for additional information

Hazard Information: Please refer to the SDS for information regarding the hazards associated with using this material.

This product was prepared according to in-house procedures and is guaranteed to be homogeneous.

Certified By:



Larry Decker, Organic QC Manager

For use in routine laboratory analysis.

Certificate of Analysis

TCL BASE-NEUTRALS
MIX, 1X1ML, 2000UG/ML, DICHLOROMETHANE

Certified
Reference
Material

Description

Product ID 47991-U
Lot LRAC4915
Expiration Date January 2023
Manufacturing Date January 2020
Storage Conditions Refrigerate
Solvent/Matrix DICHLOROMETHANE

ID #: 13494

Opened: _____

TCL Base-Neutrals Mix

Expires: 1/31/2023

Rec'd: 1/20/2021

Energy Laboratories Inc 1120 So. 27th Street

Billings MT 59107

Certified Values

Analyte	Certified Value ^{1,4}	Units	Raw Material Purity, %	Elution order	Raw Material Lot	CAS
N-NITROSODIMETHYLAMINE	1999 ± 39	µg/mL	98.1	1	11-RFS-142-1	62-75-9
BIS (2-CHLOROETHYL) ETHER	2003 ± 42	µg/mL	99.4	2	06413MS	111-44-4
1,3-DICHLOROBENZENE	2001 ± 47	µg/mL	99.6	3	11221HC	541-73-1
1,4-DICHLOROBENZENE	2000 ± 66	µg/mL	99.9	4	MKBG7690V	106-46-7
1,2-DICHLOROBENZENE	2005 ± 65	µg/mL	99.4	5	LB58923	95-50-1
BIS (2-CHLOROISOPROPYL) ETHER	2000 ± 45	µg/mL	96.7	6	LC19632	108-60-1
N-NITROSODI-N-PROPYLAMINE	2001 ± 36	µg/mL	100.0	7	2D5VJ-PB	621-64-7
HEXACHLOROETHANE	2000 ± 125	µg/mL	99.9	8	12719A0	67-72-1
NITROBENZENE	2000 ± 53	µg/mL	99.9	9	LB47070	98-95-3
ISOPHORONE	1999 ± 34	µg/mL	99.5	10	LC14006	78-59-1
BIS (2-CHLOROETHOXY) METHANE	2000 ± 33	µg/mL	98.7	11	LB46081	111-91-1
1,2,4-TRICHLOROBENZENE	2003 ± 91	µg/mL	99.9	12	447	120-82-1
HEXACHLOROBUTADIENE	1999 ± 97	µg/mL	97.2	13	MKCG6212	87-68-3
HEXACHLOROCYCLOPENTADIENE	2001 ± 111	µg/mL	96.0	14	LB95525	77-47-4
2-CHLORONAPHTHALENE	2000 ± 120	µg/mL	99.9	15	LC11403	91-58-7
DIMETHYL PHTHALATE	2006 ± 44	µg/mL	99.9	16	LB30494	131-11-3
2,6-DINITROTOLUENE	2000 ± 91	µg/mL	99.2	17	11231AN	606-20-2
2,4-DINITROTOLUENE	2000 ± 71	µg/mL	98.9	18	12316HF	121-14-2
DIETHYL PHTHALATE	1998 ± 51	µg/mL	99.9	19	207	84-66-2
4-CHLOROPHENYLPHENYL ETHER	2006 ± 52	µg/mL	99.3	20	JS00081	7005-72-3
N-NITROSODIPHENYLAMINE	2000 ± 72	µg/mL	95.5	21	LC07185	86-30-6
AZOBENZENE	2000 ± 48	µg/mL	98.2	22	BCBS6535V	103-33-3
4-BROMOPHENYLPHENYL ETHER	2006 ± 48	µg/mL	99.0	23	05916LS	101-55-3



SIGMA-ALDRICH

2931 Soldier Springs Rd. Laramie, Wyoming 82070 USA
800-325-5832
TechService@milliporesigma.com www.sigma-aldrich.com

Description

Lot **LRAC4915**

Expiration Date January 2023


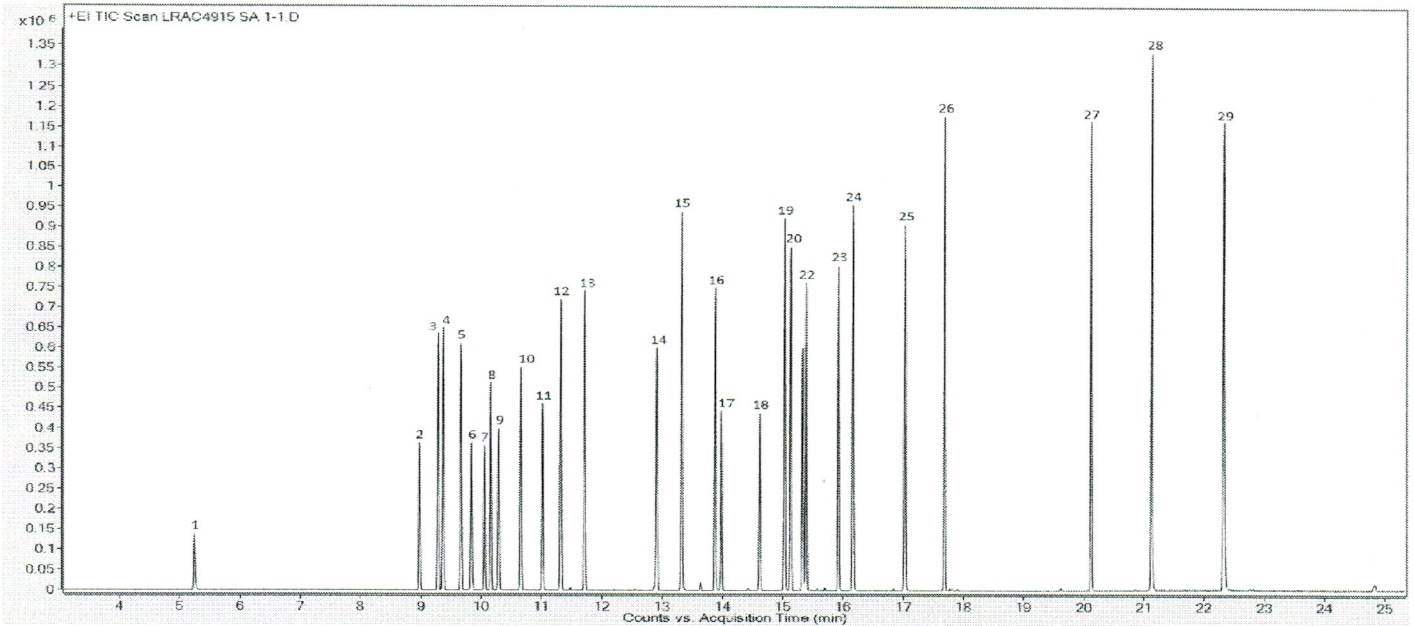
Manufacturing Date January 2020

Storage Conditions Refrigerate

Solvent/Matrix DICHLOROMETHANE

HEXACHLOROBENZENE	2000 ± 116	µg/mL	98.0	24	1-AWT-44-1	118-74-1
CARBAZOLE	2000 ± 117	µg/mL	98.1	25	LC13236	86-74-8
DI-N-BUTYL PHTHALATE	1999 ± 81	µg/mL	99.9	26	10202KN	84-74-2
BENZYL BUTYL PHTHALATE	2001 ± 40	µg/mL	99.0	27	1628	85-68-7
BIS (2-ETHYLHEXYL) PHTHALATE	1999 ± 51	µg/mL	99.7	28	LB39572	117-81-7
DI-N-OCTYL PHTHALATE	2004 ± 51	µg/mL	98.3	29	BCBR9722V	117-84-0

Informational Values



Certificate of Analysis

TCL BASE-NEUTRALS

MIX, 1X1ML, 2000UG/ML, DICHLOROMETHANE

Certified
Reference
Material

Description

Product ID 47991-U

Lot LRAC4915

Expiration Date January 2023

Manufacturing Date January 2020

Storage Conditions Refrigerate

Solvent/Matrix DICHLOROMETHANE

ELUTION DETAILS

EO	RT(MIN)	ANALYTE
1	5.25	N-nitrosodimethylamine
2	8.98	Bis-(2-chloroethyl) ether
3	9.29	1,3-dichlorobenzene
4	9.37	1,4-dichlorobenzene
5	9.67	1,2-dichlorobenzene
6	9.84	Bis-(2-chloroisopropyl) ether
7	10.06	N-nitrosodipropylamine
8	10.16	Hexachloroethane
9	10.29	Nitrobenzene
10	10.66	Isophorone
11	11.02	Bis-(2-chloroethoxy) methane
12	11.32	1,2,4-trichlorobenzene
13	11.72	Hexachlorobutadiene
14	12.91	Hexachlorocyclopentadiene
15	13.33	2-chloronaphthalene
16	13.88	Dimethyl phthalate
17	13.99	2,6-dinitrotoluene
18	14.62	2,4-dinitrotoluene
19	15.03	Diethyl Phthalate
20	15.13	4-chlorodiphenylether
21	15.33	N-nitrosodipheylamine
22	15.39	Azobenzene
23	15.93	4-bromodiphenylether
24	16.17	Hexachlorobenzene
25	17.04	Carbazole
26	17.69	Dibutyl phthalate
27	20.12	Benzyl butyl phthalate
28	21.13	Bis-(2-ethylhexyl) phthalate
29	22.33	Di-n-octyl phthalate

Additional Information:

Analytical Method Parameters:

Column: SPB-5, 30 m x 0.25 mm I.D., 0.25 µm film thickness (Column #230)

Carrier Gas: He, Flow: 0.8 mL/min

Inlet Temperature: 240 °C, Injection Volume: 0.5 µL

Injection Mode: Split with Split Ratio 70:1

Temperature Program: 40 °C (Hold 3 min) @ 15 °C/min to 300 °C (Hold 5 min)

Detector: MSD, Mode: FS, Mass Range: 40-400 m/z, Scan Rate: 4 scans/sec Solvent delay: 3.0 min

Detector Temperature: Transfer line: 300 °C, Ion Source: 230 °C, and Quadrupole: 150 °C



SIGMA-ALDRICH®

2931 Soldier Springs Rd. Laramie, Wyoming 82070 USA

800-325-5832

TechService@milliporesigma.com www.sigma-aldrich.com

Description

Lot **LRAC4915**
Expiration Date January 2023
Manufacturing Date January 2020
Storage Conditions Refrigerate
Solvent/Matrix DICHLOROMETHANE

1 Metrological traceability: Traceable to the SI and higher order standards from NIST through an unbroken chain of comparisons. The balance used to weigh raw materials is accurate to +/-0.0001 g and calibrated regularly using mass standards traceable to NIST. All dilutions were performed gravimetrically. Additionally, individual analytes are traceable to NIST SRMs where available and specified above.
4 Ucrm - Uncertainty values in this document are expressed as Expanded Uncertainty (Ucrm) corresponding to the 95% confidence interval. Ucrm is derived from the combined standard uncertainty multiplied by the coverage factor k, which is obtained from a t-distribution and degrees of freedom. The components of combined standard uncertainty include the uncertainties due to characterization, homogeneity, long term stability, and short term stability (transport). The components due to stability are generally considered to be negligible unless otherwise indicated by stability studies. The mathematical representation of the Ucrm calculation is as follows:

$$U_{CRM} = \sqrt{U_{char}^2 + U_{homogeneity}^2 + U_{stability}^2}$$

k: Coverage factor derived from a t-distribution table, based on the degrees of freedom of the data set. Assume 2.0 for a **Confidence Interval = 95%**

6 Analytical Value- For QC verification of the certified value only- not to be used in calculations. Represents the analytical data obtained by comparison to a standard as analyzed by the method described in the CoA or another acceptable method. The result may differ from the certified value and UCRM based on method uncertainty as well as the uncertainty associated with the standard used for comparison.


Traceability: The standard was manufactured under an ISO/IEC 17025:2017 certified quality system. The balance used to weigh raw materials is accurate to +/- 0.0001g and calibrated regularly using mass standards traceable to NIST. All dilutions were performed gravimetrically. Additionally, individual analytes are traceable to NIST SRMs where available and specified above.

Homogeneity: Homogeneity was assessed in accordance with ISO 17034:2016. Completed units were sampled using a random stratified sampling protocol. The results of chemical analysis were then compared using a one-way analysis of variance approach as described by TNI EL-V3-2009 Appendix A.2. See Instructions for minimum sub-sample size.

Expiration is at end of month given on certificate and label.

MSDS reports for components comprising greater than 1.0% of the solution or 0.1% for components known to be carcinogens are available upon request.

THIS PRODUCT WAS DESIGNED, PRODUCED AND VERIFIED FOR ACCURACY AND STABILITY IN ACCORDANCE WITH **ISO/IEC 17025:2017 (ANAB Cert AT-1467)** and **ISO 17034:2016 (ANAB Cert AR-1470)**.



Andy Ommen - QC Manager



Mark Pooler - QA Supervisor

Certification Date February 28, 2020
Version 0-2282020



ID #: 13510

Opened: _____

Dichloromethane EA342

Expires: 11/17/2022

Rec'd: 1/26/2021

Energy Laboratories Inc 1120 So 27th Street
Billings MT 59107

Honeywell

CERTIFICATE OF ANALYSIS

Honeywell Burdick & Jackson®

1953 South Harvey Street
Muskegon, MI 49442
Phone: (800) 368-0050
Fax: (231) 728-8226
lab.honeywell.com

Brand: Research Chemicals - B&J
Product: CS299AA-200
Lot No.: EA342
Production Date: 17-Nov-2020
Best Before: 17-Nov-2022

Dichloromethane, Custom, Contains Amylene Preservative, >99.9%
for pesticide residue analysis

Parameter	Specification		Result	Units
	Min.	Max.		
Water by Karl Fischer Titration		0.010	0.0016	%
UV Cutoff		233	230	nm
Refractive Index (20°C)	1.4236	1.4246	1.4241	
Residue		1	<0.5	mg/L
GC Analysis	99.9		>99.99	%
Acidity (as HCl)		1	<1	mg/L
Chloride		10	<10	mg/L
Electron Capture GC		10	<10	ng/L
Flame Ionization GC		5	<5	ppb
UV Absorbance @ 240 nm		0.100	0.0920	AU
UV Absorbance @ 250 nm		0.010	0.0099	AU
UV Absorbance @ 300 nm		0.005	0.0008	AU
UV Absorbance @ 400 nm		0.005	0.0028	AU

Honeywell
Quality Control Approval

Muskegon 11/17/2020 LIMS Sample No.: AL03611



CERTIFIED WEIGHT REPORT

Part Number: **92180**
Lot Number: **020221**
Description: **CLP Semi-Volatile Calibration Standard**
64 components
Expiration Date: **020228**
Recommended Storage: **Freezer (0 °C)**
Nominal Concentration (µg/mL): **1000**
NIST Test ID#: **23060**

Solvent: **Methylene chloride**
Lot#: **104929**

Eli Aliaga 020221
Formulated By: **Eli Aliaga** DATE
Pedro L. Rentas 020221
Reviewed By: **Pedro L. Rentas** DATE

Weight(s) shown below were combined and diluted to (mL): **100.0 0.003** Balance Uncertainty
Flask Uncertainty

Compound	RM# Part Number	Lot Number	Dil. Factor	Initial Vol. (mL)	Initial Conc. (µg/mL)	Nominal Conc. (µg/mL)	Purity (%)	Uncertainty Purity (%)	Uncertainty Pipette (mL)	Target Weight(g)	Actual Weight(g)	Actual Conc. (µg/mL)	Expanded Uncertainty (Solvent Safety Info. On Attached pg.)			
													(+/-) (µg/mL)	CAS#	OSHA PEL (TWA)	LD50
1. 2,2'-Oxybis(1-chloropropane)	(0078)	012016AR	NA	NA	NA	1000	98.9	0.2	NA	0.10112	0.10135	1002.3	4.2	108-60-1	NA	ori-rat 240mg/kg
2. Hexachlorobenzene	(0195)	051897	NA	NA	NA	1000	99	0.2	NA	0.10102	0.10121	1001.9	4.2	118-74-1	NA	ori-rat 10g/kg
3. bis(2-Chloroethoxy) methane	10111	011214	0.05	5.00	20018.4	1000	NA	NA	0.017	NA	NA	1000.8	8.0	111-91-1	NA	N/A
4. bis(2-Chloroethyl) ether	10111	011214	0.05	5.00	20012.4	1000	NA	NA	0.017	NA	NA	1000.5	8.0	111-44-4	15 ppm (80mg/m3/8H)(skin)	ori-rat 75mg/kg
5. bis(2-Ethylhexyl) phthalate	10111	011214	0.05	5.00	20014.3	1000	NA	NA	0.017	NA	NA	1000.6	8.0	117-81-7	5mg/m3/8H	ori-rat 3060mg/kg
6. 4-Bromophenyl phenyl ether	10111	011214	0.05	5.00	20008.8	1000	NA	NA	0.017	NA	NA	1000.3	8.0	101-55-3	NA	N/A
7. Benzyl butyl phthalate	10111	011214	0.05	5.00	20011.3	1000	NA	NA	0.017	NA	NA	1000.5	8.0	85-68-7	NA	ori-rat 2330mg/kg
8. 4-Chlorophenyl phenyl ether	10111	011214	0.05	5.00	20009.5	1000	NA	NA	0.017	NA	NA	1000.4	8.0	7005-72-3	NA	N/A
9. Diethyl phthalate	10111	011214	0.05	5.00	20013.6	1000	NA	NA	0.017	NA	NA	1000.6	8.0	84-66-2	5mg/m3/8H	ori-rat 8600mg/kg
10. Dimethyl phthalate	10111	011214	0.05	5.00	20015.7	1000	NA	NA	0.017	NA	NA	1000.7	8.0	131-11-3	5mg/m3/8H	ori-rat 6800mg/kg
11. Di-n-butyl phthalate	10111	011214	0.05	5.00	20011.6	1000	NA	NA	0.017	NA	NA	1000.5	8.0	84-74-2	5mg/m3/8H	ori-rat 8000mg/kg
12. Di-n-octyl phthalate	10111	011214	0.05	5.00	20012.2	1000	NA	NA	0.017	NA	NA	1000.5	8.0	117-84-0	NA	ori-rat 4700mg/kg
13. N-Nitrosodimethylamine	10111	011214	0.05	5.00	20010.0	1000	NA	NA	0.017	NA	NA	1000.4	8.0	62-75-9	NA	ori-rat 58mg/kg
14. N-Nitrosodi-n-propylamine	10111	011214	0.05	5.00	20010.5	1000	NA	NA	0.017	NA	NA	1000.4	8.0	621-64-7	NA	ori-rat 460mg/kg
15. 1,2-Diphenylhydrazine (as Azobenzene)	10112	042820	0.05	5.00	20003.9	1000	NA	NA	0.017	NA	NA	1000.1	8.1	103-33-3	NA	ori-rat 1000mg/kg
16. 2-Chloronaphthalene	10112	042820	0.05	5.00	20002.3	1000	NA	NA	0.017	NA	NA	1000.0	8.0	91-58-7	NA	ori-rat 2078mg/kg
17. 1,2-Dichlorobenzene	10112	042820	0.05	5.00	20005.4	1000	NA	NA	0.017	NA	NA	1000.2	8.0	95-50-1	50 ppm (300mg/m3) (CL)	ori-rat 500mg/kg
18. 1,3-Dichlorobenzene	10112	042820	0.05	5.00	20003.7	1000	NA	NA	0.017	NA	NA	1000.1	8.0	541-73-1	NA	ipr-mus 1062mg/kg
19. 1,4-Dichlorobenzene	10112	042820	0.05	5.00	20005.4	1000	NA	NA	0.017	NA	NA	1000.2	8.0	108-46-7	75 ppm (450mg/m3/8H)	ori-rat 500mg/kg
20. 2,4-Dinitrotoluene	10112	042820	0.05	5.00	20003.3	1000	NA	NA	0.017	NA	NA	1000.1	8.1	121-14-2	1.5mg/m3/8H (skin)	ori-rat 268mg/kg
21. 2,6-Dinitrotoluene	10112	042820	0.05	5.00	20002.4	1000	NA	NA	0.017	NA	NA	1000.0	8.0	606-20-2	1.5mg/m3/8H (skin)	ori-rat 177mg/kg
22. Hexachloro-1,3-butadiene	10112	042820	0.05	5.00	20009.4	1000	NA	NA	0.017	NA	NA	1000.4	12.4	87-66-3	0.02 ppm (0.24mg/m3/8H)	ori-rat 82mg/kg
23. Hexachlorocyclopentadiene	10112	042820	0.05	5.00	20001.8	1000	NA	NA	0.017	NA	NA	1000.0	8.0	77-47-4	0.01 ppm (0.1mg/m3/8H)	ori-rat 1300mg/kg
24. Hexachloroethane	10112	042820	0.05	5.00	20002.4	1000	NA	NA	0.017	NA	NA	1000.0	8.0	67-72-1	1 ppm (10mg/m3/8H)(skin)	ori-gp 4070mg/kg
25. Isophorone	10112	042820	0.05	5.00	20003.8	1000	NA	NA	0.017	NA	NA	1000.1	8.1	78-59-1	25 ppm	ori-rat 2330mg/kg
26. Nitrobenzene	10112	042820	0.05	5.00	20004.9	1000	NA	NA	0.017	NA	NA	1000.1	8.0	98-95-3	1 ppm (8mg/m3/8H)(skin)	ori-rat 780mg/kg
27. 1,2,4-Trichlorobenzene	10112	042820	0.05	5.00	20002.0	1000	NA	NA	0.017	NA	NA	1000.0	8.0	120-82-1	5 ppm (CL) (40mg/m3)	ori-rat 758mg/kg
28. o-Cresol (2-Methylphenol)	10114	081919	0.05	5.00	20010.2	1000	NA	NA	0.017	NA	NA	1000.4	8.0	95-48-7	5 ppm (22mg/m3/8H)(skin)	ori-rat 121mg/kg
29. p-Cresol (4-Methylphenol)	10114	081919	0.05	5.00	20061.2	1000	NA	NA	0.017	NA	NA	1003.0	8.0	106-44-5	5 ppm (22mg/m3/8H)(skin)	ori-rat 207mg/kg
30. 2,4,5-Trichlorophenol	10114	081919	0.05	5.00	20023.2	1000	NA	NA	0.017	NA	NA	1001.1	8.0	95-95-4	NA	ori-rat 820mg/kg
31. 4-Chloroaniline	10115	060512	0.05	5.00	20009.6	1000	NA	NA	0.017	NA	NA	1000.4	8.0	106-47-8	NA	ori-rat 310mg/kg
32. Dibenzofuran	10115	060512	0.05	5.00	20020.2	1000	NA	NA	0.017	NA	NA	1000.9	8.0	132-64-9	NA	N/A
33. 2-Methylnaphthalene	10115	060512	0.05	5.00	20012.9	1000	NA	NA	0.017	NA	NA	1000.5	8.1	91-57-6	NA	ori-rat 1630mg/kg
34. 2-Nitroaniline	10115	060512	0.05	5.00	20011.8	1000	NA	NA	0.017	NA	NA	1000.5	8.0	88-74-4	NA	ori-rat 1600mg/kg
35. 3-Nitroaniline	10115	060512	0.05	5.00	20018.6	1000	NA	NA	0.017	NA	NA	1000.8	8.0	99-09-2	NA	ori-rat 535mg/kg
36. 4-Nitroaniline	10115	060512	0.05	5.00	20014.9	1000	NA	NA	0.017	NA	NA	1000.6	8.0	100-01-6	1 ppm (8mg/m3/8H)(skin)	ori-rat 750mg/kg
37. 4-Chloro-3-methylphenol	10118	072120	0.05	5.00	20003.9	1000	NA	NA	0.017	NA	NA	1000.1	8.0	59-50-7	NA	ori-rat 1830mg/kg
38. 2-Chlorophenol	10118	072120	0.05	5.00	20002.9	1000	NA	NA	0.017	NA	NA	1000.0	8.0	95-57-8	NA	ori-rat 670mg/kg
39. 2,4-Dichlorophenol	10118	072120	0.05	5.00	20003.1	1000	NA	NA	0.017	NA	NA	1000.1	8.0	120-83-2	NA	ori-rat 560mg/kg
40. 2,4-Dimethylphenol	10118	072120	0.05	5.00	20003.3	1000	NA	NA	0.017	NA	NA	1000.1	8.1	105-67-9	NA	ori-rat 3200mg/kg
41. 2,4-Dinitrophenol	10118	072120	0.05	5.00	20001.8	1000	NA	NA	0.017	NA	NA	1000.0	8.0	51-28-5	NA	ori-rat 30mg/kg
42. 4,6-Dinitro-2-methylphenol	10118	072120	0.05	5.00	20002.5	1000	NA	NA	0.017	NA	NA	1000.0	8.0	534-52-1	NA	N/A
43. 2-Nitrophenol	10118	072120	0.05	5.00	20003.7	1000	NA	NA	0.017	NA	NA	1000.1	8.0	88-75-5	NA	ori-rat 334mg/kg
44. 4-Nitrophenol	10118	072120	0.05	5.00	20002.0	1000	NA	NA	0.017	NA	NA	1000.0	8.0	100-02-7	NA	ori-rat 250mg/kg
45. Pentachlorophenol	10118	072120	0.05	5.00	20002.8	1000	NA	NA	0.017	NA	NA	1000.0	8.0	87-86-5	0.5mg/m3/8H (skin)	ori-rat 27mg/kg
46. Phenol	10118	072120	0.05	5.00	20003.9	1000	NA	NA	0.017	NA	NA	1000.1	8.0	108-95-2	5 ppm (19mg/m3/8H)(skin)	ori-rat 317mg/kg
47. 2,4,6-Trichlorophenol	10118	072120	0.05	5.00	20004.2	1000	NA	NA	0.017	NA	NA	1000.1	8.0	88-06-2	NA	ori-rat 820mg/kg
48. Acenaphthene	10007	042420	0.50	50.00	2001.2	1000	NA	NA	0.018	NA	NA	1000.5	4.1	83-32-9	NA	ipr-rat 600mg/kg
49. Acenaphthylene	10007	042420	0.50	50.00	2000.2	1000	NA	NA	0.018	NA	NA	1000.0	4.2	208-96-8	NA	N/A
50. Anthracene	10007	042420	0.50	50.00	2000.3	1000	NA	NA	0.018	NA	NA	1000.1	4.1	120-12-7	0.2mg/m3 (8H)	ipr-mus 430mg/kg
51. Benzo(a)anthracene	10007	042420	0.50	50.00	2001.3	1000	NA	NA	0.018	NA	NA	1000.6	4.2	56-55-3	NA	N/A
52. Benzo(a)pyrene	10007	042420	0.50	50.00	2000.0	1000	NA	NA	0.018	NA	NA	999.9	4.1	50-32-8	0.2mg/m3 (8H)	scu-rat 50mg/kg
53. Benzo(b)fluoranthene	10007	042420	0.50	50.00	2000.9	1000	NA	NA	0.018	NA	NA	1000.4	4.1	205-99-2	NA	N/A
54. Benzo(k)fluoranthene	10007	042420	0.50	50.00	2001.2	1000	NA	NA	0.018	NA	NA	1000.5	4.1	207-08-9	NA	N/A
55. Benzo(g,h,i)perylene	10007	042420	0.50	50.00	2000.0	1000	NA	NA	0.018	NA	NA	999.9	4.1	191-24-2	NA	N/A
56. Carbazole	10007	042420	0.50	50.00	2000.3	1000	NA	NA	0.018	NA	NA	1000.0	4.2	86-74-8	NA	ipr-mus 200mg/kg
57. Chrysene	10007	042420	0.50	50.00	2000.8	1000	NA	NA	0.018	NA	NA	1000.3	4.2	218-01-9	0.2mg/m3	N/A
58. Dibenzo(a,h)anthracene	10007	042420	0.50	50.00	2000.8	1000	NA	NA	0.018	NA	NA	1000.3	4.2	53-70-3	0.2mg/m3	N/A
59. Fluoranthene	10007	042420	0.50	50.00	2000.3	1000	NA	NA	0.018	NA	NA	1000.1	4.2	206-44-0	NA	ori-rat 2000mg/kg
60. Fluorene	10007	042420	0.50	50.00	2000.9	1000	NA	NA	0.018	NA	NA	1000.3	4.2	86-73-7	NA	ipr-mus 2 g/kg
61. Indeno(1,2,3-cd)pyrene	10007	042420	0.50	50.00	2000.1	1000	NA	NA	0.018	NA	NA	1000.0	4.1	193-39-5	NA	N/A
62. Naphthalene	10007	042420	0.50	50.00	2000.9	1000	NA	NA	0.018	NA	NA	1000.4	4.1	91-20-3	10 ppm (50mg/m3/8H)	ori-rat 480mg/kg
63. Phenanthrene	10007	042420	0.50	50.00	2000.9	1000	NA	NA	0.018	NA	NA	1000.4	4.1	85-01-8	0.2mg/m3/8H	ori-mus 700mg/kg
64. Pyrene	10007	042420	0.50	50.00	2001.0	1000	NA	NA	0.018	NA	NA	1000.4	4.2	129-00-0	0.2mg/m3/8H	ori-rat 2700mg/kg

* The certified value is the concentration calculated from gravimetric and volumetric measurements unless otherwise stated.
* Standards are prepared gravimetrically using balances that are calibrated with weights traceable to NIST (see above).
* Standards are certified (±) 0.5% of the stated value, unless otherwise stated.
* All Standards, after opening ampule, should be stored with caps tight and under appropriate laboratory conditions.
* Uncertainty Reference: Taylor, B.N. and Kuyat, C.E., "Guidelines for Evaluating and Expressing the Uncertainty of NIST Measurement Result," NIST Technical Note 1297, U.S. Government Printing Office, Washington, DC, (1994).

ID #: 13539

Opened:

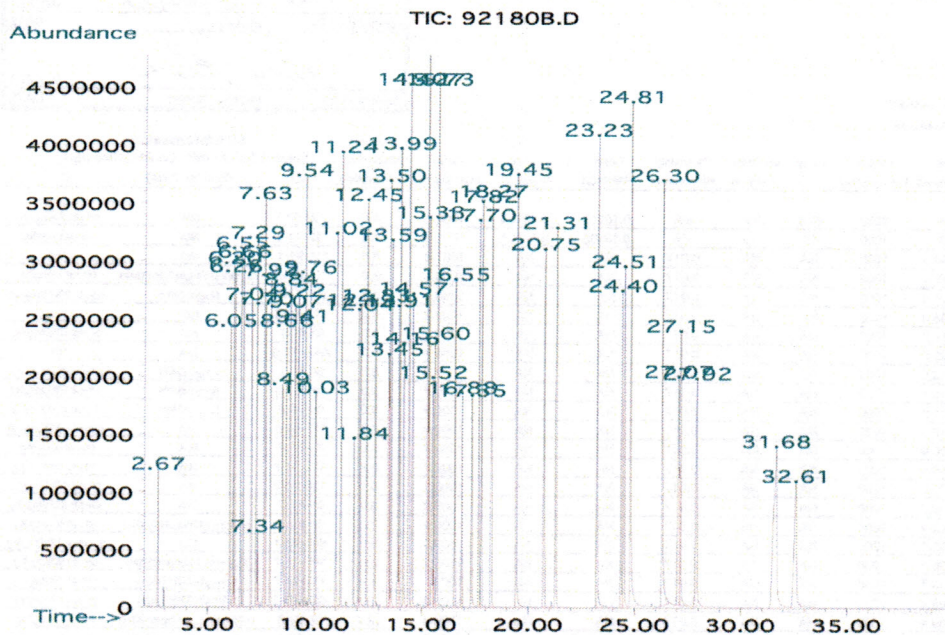
CLP Semi-Volatile Calibration Standard
Expires: 2/2/2026

Rec'd: 2/5/2021

Energry Laboratories inc 1120 So. 27th Street
Billings MT 59107



Method GC8MSD-2.M: Column:SBB-5 (30m X 0.25mm ID X 0.25µm film thickness) Temp 1 = 50°C (1min.), Temp 2 = 300°C (14 min.), Rate = 10°C/min., Injector B= 250°C, Detector B = 290°C, Split Ratio = 100:1, Scan Rate = 2. Analysis performed by Melissa Stonier.



Peak No	Name	MSD RT (min.)
1	N-nitrosodimethylamine	2.67
2	Phenol	6.05
3	bis(2-Chloroethyl)ether	6.20
4	2-Chlorophenol	6.26
5	1,3-Dichlorobenzene	6.55
6	1,4-Dichlorobenzene	6.63
7	1,2-Dichlorobenzene	7.04
8	o-Cresol (2-methylphenol)	7.29
9	bis(2-Chloroisopropyl)ether	7.34
10	p-Cresol (4-methylphenol)/N-nitrosodi-n-propylamine	7.63
11	Hexachloroethane	7.70
12	Nitrobenzene	7.92
13	Isophorone	8.49
14	2-Nitrophenol	8.66
15	2,4-Dimethylphenol	8.84
16	bis(2-Chloroethoxy)methane	9.07
17	2,4-Dichlorophenol	9.22
18	1,2,4-Trichlorobenzene	9.41
19	Naphthalene	9.54
20	4-Chloroaniline	9.76
21	Hexachloro-1,3-butadiene	10.03
22	4-Chloro-3-methylphenol	11.02
23	2-Methylnaphthalene	11.24
24	Hexachlorocyclopentadiene	11.84
25	2,4,6-Trichlorophenol	12.04
26	2,4,5-Trichlorophenol	12.13
27	2-Chloronaphthalene	12.45
28	2-Nitroaniline	12.84
29	Dimethyl phthalate	13.45
30	Acenaphthylene	13.50
31	2,6-Dinitrotoluene	13.59
32	3-Nitroaniline	13.91
33	Acenaphthene	13.99
34	2,4-Dinitrophenol	14.16
35	Dibenzofuran/4-Nitrophenol	14.40
36	2,4-Dinitrotoluene	14.57
37	Diethyl phthalate/Fluorene	15.27
38	4-Chlorophenyl phenyl ether	15.33
39	4-Nitroaniline	15.52
40	4,6-Dinitro-2-methylphenol	15.60
41	Azobenzene	15.73
42	4-Bromophenyl phenyl ether	16.56
43	Hexachlorobenzene	16.89
44	Pentachlorophenol	13.35
45	Phenanthrene	17.70
46	Anthracene	17.82
47	Carbazole	18.27
48	Di-n-butyl phthalate	19.45
49	Fluoranthene	20.75
50	Pyrene	21.31
51	Benzyl butyl phthalate	23.23
52	Benzo(a)anthracene	24.40
53	Chrysene	24.51
54	bis(2-Ethylhexyl)phthalate	24.82
55	Di-n-octyl phthalate	26.30
56	Benzo(b)fluoranthene	27.07
57	Benzo(k)fluoranthene	27.15
58	Benzo(a)pyrene	27.92
59	Indeno(1,2,3-cd)pyrene/Dibenzo(a,h)anthracene	31.68
60	Benzo(g,h,i)perylene	32.61



CERTIFIED REFERENCE MATERIAL

110 Benner Circle
Bellefonte, PA 16823-8812
Tel: (800)356-1688
Fax: (814)353-1309

www.restek.com

Certificate of Analysis



FOR LABORATORY USE ONLY-READ SDS PRIOR TO USE.

This Reference Material is intended for Laboratory Use Only as a standard for the qualitative and/or quantitative determination of the analyte(s) listed.

Catalog No. : 31062 **Lot No.:** A0167670

Description : B/N Surrogate Mix (4/89 SOW)
Base Neutral Surrogate 4/89(SOW) 5000µg/mL, Methylene Chloride, 1mL/ampul

Container Size : 2 mL **Pkg Amt:** > 1 mL

Expiration Date : November 30, 2026 **Storage:** 10°C or colder

Handling: Sonicate prior to use. **Ship:** Ambient

CERTIFIED VALUES

Elution Order	Compound	Grav. Conc. (weight/volume)	Expanded Uncertainty (95% C.L.; K=2)		
1	Nitrobenzene-d5 CAS # 4165-60-0 Purity 99% (Lot PR-29940B)	5,014.0 µg/mL	+/- 29.3583	µg/mL	Gravimetric
			+/- 225.8621	µg/mL	Unstressed
			+/- 250.6163	µg/mL	Stressed
2	2-Fluorobiphenyl CAS # 321-60-8 Purity 99% (Lot 00019169)	5,019.6 µg/mL	+/- 29.3911	µg/mL	Gravimetric
			+/- 226.1143	µg/mL	Unstressed
			+/- 250.8962	µg/mL	Stressed
3	p-Terphenyl-d14 CAS # 1718-51-0 Purity 99% (Lot PR-27278)	5,020.6 µg/mL	+/- 29.3967	µg/mL	Gravimetric
			+/- 226.1576	µg/mL	Unstressed
			+/- 250.9442	µg/mL	Stressed

Solvent: Methylene chloride
CAS # 75-09-2
Purity 99%

ID #: 13666

Opened: _____

B/N Surrogate Mix (4/89 SOW)

Expires: 11/30/2026

Rec'd: 3/19/2021

Energv Laboratories Inc 1120 So. 27th Street
Billings MT 59107

Tech Tips:

Due to the limited solubility of p-terphenyl-d14 in methanol, we do not recommend that this mixture be diluted in methanol.

Column:

30m x 0.25mm x 0.25µm
Rtx-5 (cat.#10223)

Carrier Gas:

hydrogen-constant pressure 10 psi.

Temp. Program:

75°C (hold 1 min.) to 330°C
@ 20°C/min. (hold 10 min.)

Inj. Temp:

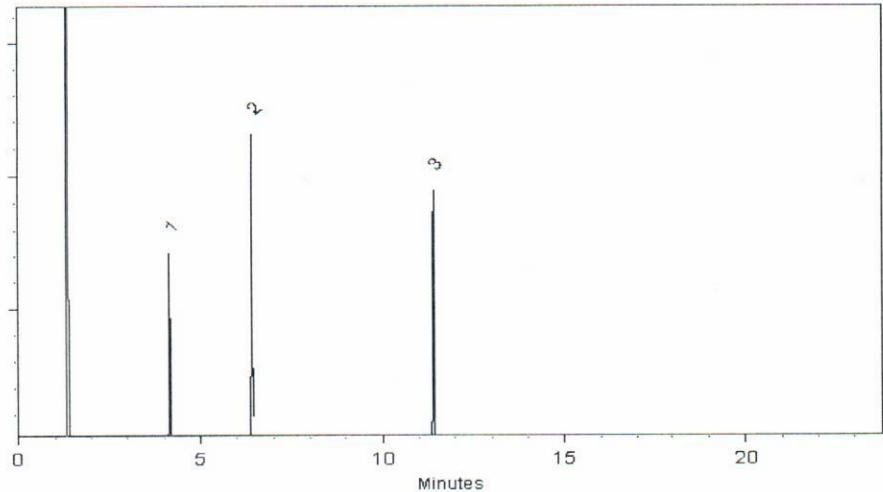
250°C

Det. Temp:

330°C

Det. Type:

FID



This chromatogram represents a general set of testing conditions chosen for product acceptance. For optimal results in your lab, conditions should be adjusted for your specific instrument, method, and application.


Katelyn McGinni - Operations Tech I

Date Mixed: 30-Dec-2020 Balance: 1128353505


Alexis Shelow - Operations Tech I

Date Passed: 06-Jan-2021

Manufactured under Restek's ISO 9001:2015
Registered Quality System
Certificate #FM 80397

General Certified Reference Material Notes

Expiration Notes:

- Expiration date valid for unopened ampul stored in compliance with the recommended conditions.
- Uncertainty, concentration, and expiration of the CRM are based on the unopened product being stored according to the recommended condition found in the storage field.

Purity Notes:

- Purity and/or chemical identity are determined by one or more of the following techniques: GC/FID, HPLC, GC/ μ ECD, GC/MS, LC/MS, RI, and/or melting point.
- Compounds with a listed purity of less than 99% have been weight corrected to compensate for impurities and/or salts. A correction factor is used to calculate the amount of compound necessary to achieve the desired concentration of the parent compound in solution.
- Purity of isomeric compounds is reported as the sum of the isomers.
- Purity values are rounded to the nearest whole number.

Certified Uncertainty Value Notes:

- The uncertainties are determined in accordance with ISO 17034 and Guide 35. The certified combined stressed uncertainty value (includes gravimetric uncertainty, homogeneity between-ampul uncertainty, storage stability uncertainty and shipping stability uncertainty and were combined using the following formula:

$$U_{combined\ stressed} = k \sqrt{U_{gravimetric}^2 + U_{homogeneity}^2 + U_{storage\ stability}^2 + U_{shipping\ stability}^2}$$

k is a coverage factor of 2, which gives a level of confidence of approximately 95%.

- It is important to note that the shipping stability uncertainty was obtained under temperature extremes for specific time intervals; therefore, the certified combined stressed uncertainty value should only be applied to the product if it was stored at non-standard temperature conditions up to and including 7 days. Contact Restek Technical Service at www.restek.com/Contact-Us for use recommendations if your shipment was in-transit for more than 7 days at non-standard temperature conditions.
- Apply the certified combined unstressed uncertainty value if the product was received under standard shipping conditions. Apply the certified combined stressed uncertainty value if the product was received under non-standard conditions as specified below.

Label Conditions	Standard Conditions	Non-Standard Conditions
25°C Nominal (Room Temperature)	< 60°C	≥ 60°C up to 7 days
10°C or colder (Refrigerate)	< 40°C	≥ 40°C up to 7 days
0°C or colder (Freezer) -20°C or colder (Deep Freezer)	< 25°C	≥ 25°C up to 7 days

- Separate (not combined) uncertainty values for gravimetric uncertainty are also displayed on the certificate, if needed, separate homogeneity between-ampul uncertainty, storage stability uncertainty and shipping stability uncertainty values are available by contacting Restek Technical Service at www.restek.com/Contact-Us.
- The packaged amount is the minimum sample size for which uncertainty is valid. The ampules are over-filled to ensure that the minimum packaged amount can be sufficiently transferred.

Manufacturing Notes:

- Concentration is based upon gravimetric preparation using either a balance whose calibration has been verified daily using NIST traceable weights, and/or dilutions with Class A glassware.

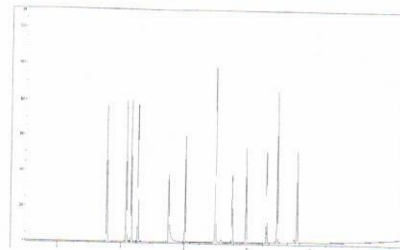
Handling Notes:

- Stability of the unopened product, when stored in compliance with the recommended conditions, is guaranteed through the expiration displayed on the product label and certificate. Contact Restek for additional opened product stability information, with the knowledge/understanding that open product stability is subject to the specific handling and environmental conditions to which the product is exposed. For your convenience Restek supplies deactivated vials with most standards packed in 2mL ampules. Larger volume deactivated vials are available through Restek as a custom ordered item. Additionally, Restek sells DMDCS for the purpose of glassware deactivation as catalog number 31861, which includes complete instructions.

Certificate of Analysis - Certified Reference Material

EPA TCL Hazardous Substances Mix (12 cmpds)

Product no.: 47990-U
Lot no.: LRAC9004
Expiry Date: February 2024
Manufacturing Date: February 2021
Storage: Refrigerate
Solvent/Matrix: Dichloromethane
Certificate version: LRAC9004.01 (Note: Certificates may be updated due to the availability of new data. Check our website at: www.sigma-aldrich.com for the most current version.)



Certified Values:

Analyte	Certified Value	Units	Raw Material Purity, %	Raw Material Elution order	Raw Material Lot
ANILINE CAS# 62-53-3	2022 ± 25	µg/mL	99.9	01	LA41596
BENZYL ALCOHOL CAS# 100-51-6	2022 ± 15	µg/mL	99.7	02	LB99705
2-METHYLPHENOL CAS# 95-48-7	2022 ± 14	µg/mL	99.9	03	LB91878
4-METHYLPHENOL CAS# 106-44-5	2022 ± 17	µg/mL	99.9	04	LB32518
BENZOIC ACID CAS# 65-85-0	2021 ± 27	µg/mL	98.8	05	442-137B
4-CHLOROANILINE CAS# 106-47-8	2022 ± 32	µg/mL	100.0	06	MKBZ6909V
2,4,5-TRICHLOROPHENOL CAS# 95-95-4	2022 ± 18	µg/mL	99.9	07	JS00008
2-METHYLNAPHTHALENE CAS# 91-57-6	2021 ± 11	µg/mL	98.2	08	LB97828
2-NITROANILINE CAS# 88-74-4	2022 ± 12	µg/mL	99.9	09	07411KN
3-NITROANILINE CAS# 99-09-2	2022 ± 15	µg/mL	99.9	10	LC09264
DIBENZOFURAN CAS# 132-64-9	2021 ± 10	µg/mL	98.8	11	LB78814
4-NITROANILINE CAS# 100-01-6	2022 ± 23	µg/mL	99.9	12	15609AA

ID #: 13691

Opened:

EPA TCL Hazardous Substances Mix (12 cmp)

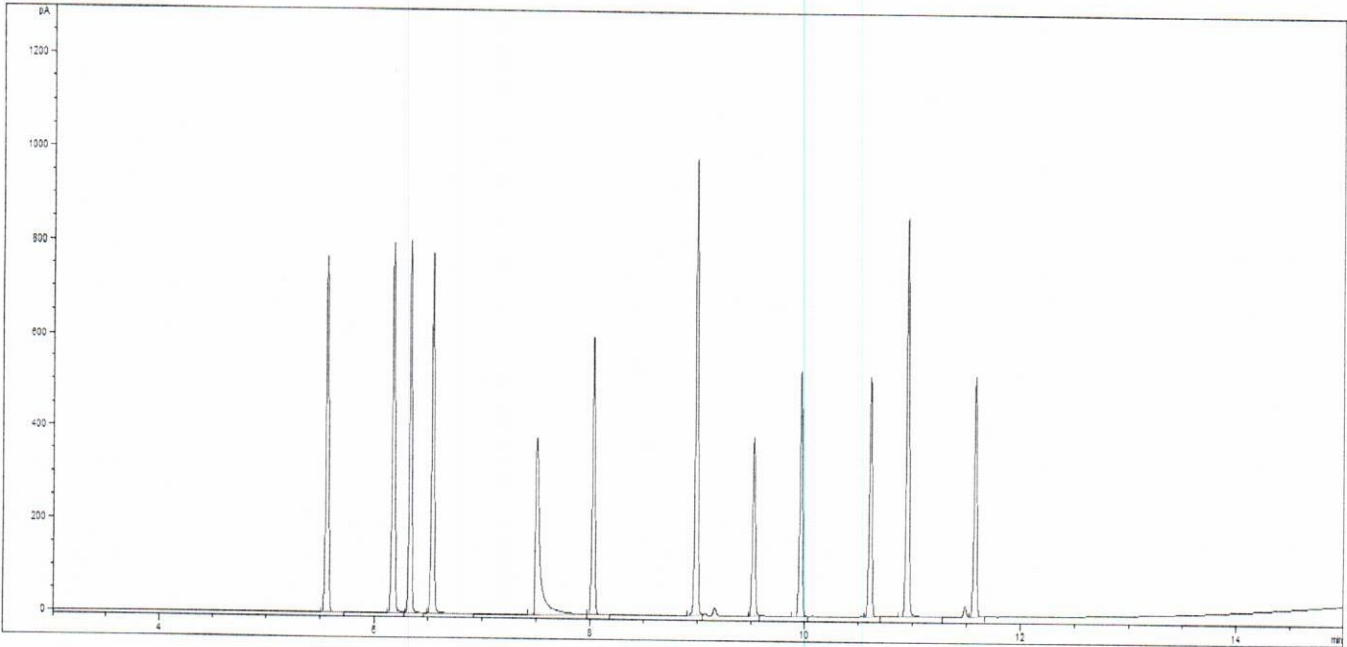
Expires: 2/28/2024

Rec'd: 3/26/2021

Energv Laboratories Inc 1120 So. 27th Street
Billings MT 59107



Informational Values:



Additional Information:

Analytical Method Parameters:
Column: SPB-5, 30 m x 0.53 mm I.D., 1.5 µm film thickness (Column #214)
Carrier Gas: H2, Flow: 4.5 mL/min
Inlet Temperature: 240 °C, Injection Volume: 1 µL
Injection Mode: Split, Split Ratio: 25:1
Temperature Program: 80 °C (Hold 2 min) @ 15 °C/min to 280 °C (Hold 2 min)
Detector: FID
Detector Temperature: 310 °C

Metrological traceability:

Traceable to the SI and higher order standards from NIST through an unbroken chain of comparisons. The balance used to weigh raw materials is accurate to +/-0.0001 g and calibrated regularly using mass standards traceable to NIST. All dilutions were performed gravimetrically. Additionally, individual analytes are traceable to NIST SRMs where available and specified above.

Measurement method:

Where applicable, the assigned value is based on a purity determination by mass balance and gravimetrically prepared value.

Intended use:

Intended for R&D and Analytical Use only. Not for drug, household or other uses.

Minimum sample size:

1 µL

Packaging:

1 ML IN AMBER AMPULE

Instructions for handling and correct use:

Use on the as is basis. The internal pressure of the container may be slightly different from the atmospheric pressure at the user`s location. Open slowly and carefully to avoid dispersion of the material.

Health and safety information:

All chemical reference materials should be considered potentially hazardous and should be used only by qualified laboratory personnel. Please refer to the Safety Data Sheet for detailed information about the nature of any hazard and appropriate precautions to be taken.

Accreditation:

Sigma-Aldrich RTC is accredited by the US accreditation authority ANAB as a registered reference material producer AR-1470 in accordance with ISO 17034.

Certificate issue date:

26-Feb-2021



Andy Ommen - QC Manager

Mark Pooler - QA Supervisor

Details on metrological traceability:

This standard has been gravimetrically prepared using balances that have been fully qualified and calibrated to ISO 17025 requirements. All calibrations utilize NIST traceable weights which are calibrated externally by a qualified ISO 17025 accredited calibration laboratory to NIST standards. Qualification of each balance includes the assignment of a minimum weighing by a qualified and ISO 17025 accredited calibration vendor taking into consideration the balance and installed environmental conditions to ensure compliance with USP tolerances of NMT 0.10% relative error. Fill volume to predetermined specifications is gravimetrically verified throughout the dispensing process using qualified and calibrated balances. Further traceability to a corresponding Primary Standard may be achieved through a direct comparison assay. Where a Primary Standard is available, the assay value will be included in the specified section of the COA.

Details on metrological traceability:

Ucrm - Uncertainty values in this document are expressed as Expanded Uncertainty (Ucrm) corresponding to the 95% confidence interval. Ucrm is derived from the combined standard uncertainty multiplied by the coverage factor k , which is obtained from a t -distribution and degrees of freedom. The components of combined standard uncertainty include the uncertainties due to characterization, homogeneity, long term stability, and short term stability (transport). The components due to stability are generally considered to be negligible unless otherwise indicated by stability studies. The mathematical

$$u_{CRM} = \sqrt{u_{char}^2 + u_{homogeneity}^2 + u_{stability}^2}$$

Homogeneity assessment:

Homogeneity was assessed in accordance with ISO Guide 35. Completed units were sampled using a random stratified sampling protocol. The results of chemical analysis were then compared by Single Factor Analysis of Variance (ANOVA). The uncertainty due to homogeneity was derived from the ANOVA. Heterogeneity was not detected under the conditions of the ANOVA.

Stability assessment:

Significance of the stability assessment will be demonstrated if the analytical result of the study and the range of values represented by the Expanded Uncertainty do not overlap the result of the original assay and the range of its values represented by the Expanded Uncertainty. The method employed will usually be the same method used to characterize the assay value in the initial

Certificate of analysis revision history:

Certificate version	Date	Reason for version
LRAC9004.01	26-Feb-2021	Original Release Date

Disclaimer: The purchaser is required to determine the suitability of this product for any particular application. Sigma-Aldrich RTC makes no warranty of any kind, express or implied, other than its products meet all quality control standards set by Sigma-Aldrich RTC. We do not guarantee that the product can be used for any particular application.

The vibrant M, Supelco, TraceCERT and Sigma-Aldrich are trademarks of Merck KGaA, Darmstadt, Germany or its affiliates. All other trademarks are the property of their respective owners. Detailed information on trademarks is available via publicly accessible resources. © 2018 Merck KGaA, Darmstadt, Germany and/or its affiliates. All Rights Reserved.

The life science business of Merck KGaA, Darmstadt, Germany operates as MilliporeSigma in the US and Canada.



Certificate of Analysis

Product Name: Benzidines Standard

Product Number: US-290-1

Lot Number: 0006592783

Lot Issue Date: 03-Mar-2021

Expiration Date: 30-Apr-2023

Description:

This analytical reference material (RM) was manufactured and verified in accordance with an ISO 9001 registered quality system and analyte concentrations were verified by an ISO 17025 accredited laboratory. The concentration and uncertainty value at the 95% confidence level for each analyte, determined gravimetrically, is listed below.

Analyte	CAS#	Analyte Lot	Concentration ± Uncertainty
benzidine	000092-87-5	RM10200	2004 ± 10 µg/mL
3,3'-dichlorobenzidine	000091-94-1	RM12559	2001 ± 10 µg/mL

Matrix: methylene chloride (dichloromethane)

Storage Conditions: Store at Room Temperature (15° to 30°C).

Traceability:

The balances used for these measurements are calibrated with weights traceable to NIST in compliance with ANSI/NCCL Z540.3, ISO 9001, ISO 17025, and ISO 17034. Calibrated Class A glassware is used for volumetric measurements. Thermometers are calibrated against a NIST traceable thermometer in accordance with NIST Special Publication 1088.

Homogeneity:

This RM was unitized according to an in-house procedure and is guaranteed to be homogeneous. There is no minimum sub-sample size required.

Intended Use:

This RM is intended for the preparation of working reference samples for use in routine laboratory analyses, calibration of instruments, validation of analytical methods, assessments of measurement methods, and continuing calibration verification.

Instructions for Use:

Sample aliquots for analysis should be withdrawn at 20°C to 25°C immediately after opening the container and should be processed without delay for the certified values to be valid within the stated uncertainties.

Hazards:

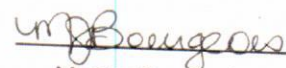
Refer to the Safety Data Sheet on www.agilent.com for information regarding this RM.

Expiration of Certification:

The certification of this RM is valid until the expiration date specified above, provided the RM is handled and stored in accordance with the instructions given in this certificate. This certification is nullified if the RM is damaged, contaminated, or otherwise modified.

Maintenance of Certification:

If substantive changes are noted that affect the certification before the expiration of this certificate, Agilent will notify the purchaser.

Sample lot approver:


Monica Bourgeois

QMS Representative


 ISO 17034 Cert
 No. AR-1936

RM was produced in accordance with the LRQA registered ISO 9001:2015 Quality Management System. Cert # 10303760

Page: 1 of 1

www.agilent.com/quality/CSD-QA-015.1

 ISO 17025 Cert
 No. AT-1937

John

660 Tower Lane • P.O. Box 599 • West Chester, PA 19381-0599
1-800-452-9994 • 1-610-692-3026 • Fax 1-610-692-8729
info@chemservice.com • www.chemservice.com

CERTIFICATE OF ANALYSIS

Mixture #8-Internal Standards

CONCENTRATION 4000ug/ml in Methylene chloride
CATALOG NUMBER M-PPHC8X12-1ML
LOT NUMBER 11925100
DATE CERTIFIED 06/09/21
EXPIRATION DATE 06/30/23
STORAGE Store at room temperature (20 - 25 °C).
HANDLING See Safety Data Sheet
INTENDED USE For laboratory use only.
ISO 17034:2016 CERTIFIED [X]

ID	Analyte	CAS	Weight Analyte (mg)	Lot	Purity	Certified Concentration (ug/mL)
N-11000	Acenaphthene-d10	15067-26-2	804.000	00026778	99.5	3999.9
N-11467	Chrysene-d12	1719-03-5	809.700	00025144	99.5	4028.3
N-10217	1,4-Dichlorobenzene-d4	3855-82-1	804.000	00027328	99.5	3999.9
N-12645	Naphthalene-d8	1146-65-2	807.500	00029881	99.3	4009.2
N-12851	Perylene-d12	1520-96-3	805.100	00024295	99.5	4005.4
N-12856	Phenanthrene-d10	1517-22-2	808.700	00027331	99.0	4003.1

Analytical Test	Value
CONCENTRATION (GC/FID)	VERIFIED

ID #: 13968
Opened: _____
Mixture #8-Internal Standards
Expires: 6/30/2023
Rec'd: 6/18/2021
Enerqa Laboratories Inc 1120 So. 27th Street
Billings MT 59107

COA Form
Revision 3 (3/2015)



Print Date: 06/14/21

CHEM SERVICE INC.

660 Tower Lane • P.O. Box 599 • West Chester, PA 19381-0599
1-800-452-9994 • 1-610-692-3026 • Fax 1-610-692-8729
info@chemservice.com • www.chemservice.com

Instructions for Use:

Shake mixture prior to use. If particles are present, sonicate for homogeneity. If sample is diluted to lower concentrations, Class A volumetric glassware must be used.


Minimum Sample Size- 0.2 uL for Direct Injection.

Chem Service Inc. guarantees the expanded uncertainty of the above analytes to be +/- 2.0% of the certified concentrations based on gravimetric preparation. The test results published in this report were obtained using equipment capable of producing results that are traceable to NIST and through NIST to the International System of Units (SI). The reported expanded uncertainty of measurement is stated as the combined standard uncertainty of measurement multiplied by the coverage factor k ($k=2$) such that the coverage probability corresponds to approximately 95%. For certified reference materials, homogeneity and thermal stability testing are available upon request.

Certified By:

Mary Beth O'Donnell

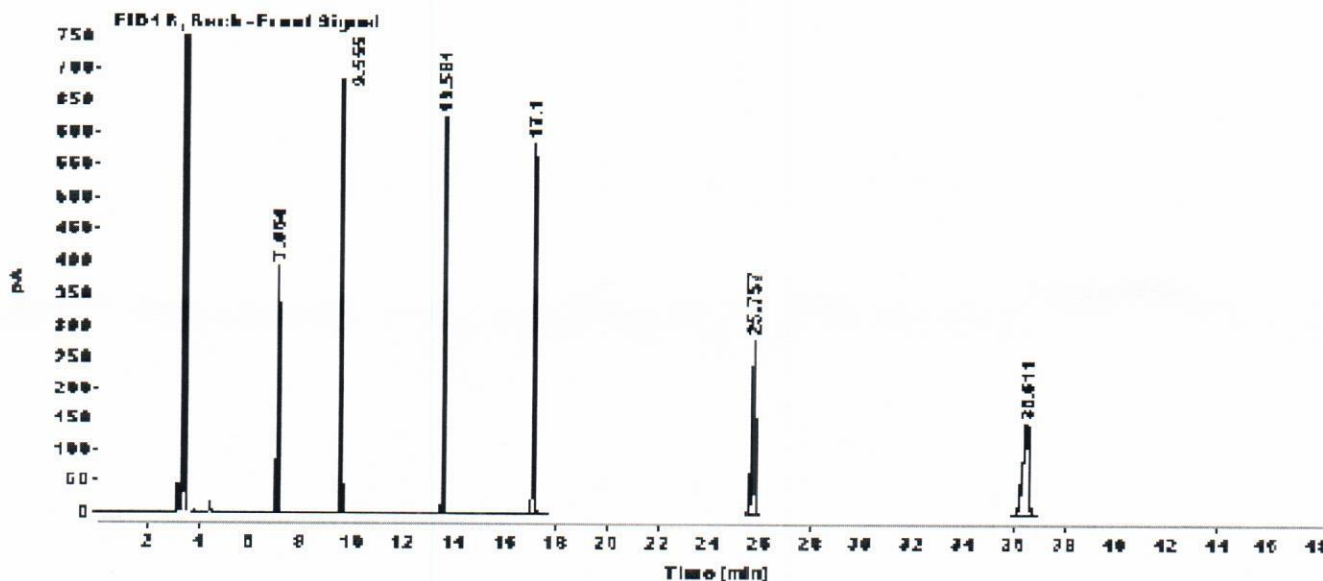
Mary Beth O'Donnell
CSM/TC



CERTIFICATE OF ANALYSIS

Gas Chromatography / Flame Ionization Detector (GC/FID)

Data file: C:\CHEM32\1\DATA\2021 DATA\0621\1\M-PPHC8X12.D
 Sample name: M-PPHC8X12
 Acq. method: SCREEN-BACK.M
 Instrument: GC3
 Injection date: 6/9/2021 11:58:12 AM
 Column name: RTX-5MS (30m x 0.25mm x 0.5µm)
 Location: 201
 Injection Vol: 1.000
 # Of Injections: 1



Signal: FID1 B, Back - Front Signal

RT [min]	Type	Width [min]	Area	Height	Area%
7.064	BB	0.0442	1119.2875	393.3396	8.4245
9.555	BV R	0.0512	2239.5649	684.7053	16.8565
13.581	BB	0.0598	2394.9761	624.3607	18.0262
17.100	BB	0.0685	2531.9221	584.9907	19.0569
25.757	BB	0.1314	2450.2429	284.7773	18.4422
36.511	BB	0.2375	2550.0964	149.1623	19.1937
Sum			13286.0900		



CERTIFICATE OF ANALYSIS

Catalog No: S-14500-R2
Description: Custom Semi-Volatile Standard
Lot: 220021255-02
Solvent: Dichloromethane
Hazards: Refer to SDS for complete safety information

Date Certified: Aug 31, 2021
Expiration: Oct 1, 2022
Sample Size: 1 mL
Components: 10
Storage Condition: Freeze (<-10 °C)/Sonicate



Signal Word: Warning

Certified Reference Material



AR-1463

Component	CAS #	Purity % (GC/MS)	Prepared Concentration ² (µg/mL)	Certified Analyte Concentration ¹ (µg/mL)
Pyridine				
4-Chlorophenol	110-86-1	98.7	2026	2000
1-Methylnaphthalene	106-48-9	100.0	2019	2019
N-Nitrosodiphenylamine	90-12-0	98.5	2003	1973
4-Chloro-2-methylphenol	86-30-6	100.0	2022	2022
Benzoic acid	1570-64-5	97.0	2069*	2007
Aniline	65-85-0	99.5	2010	2000
Benzyl alcohol	62-53-3	98.0	2002	1962
Triallate	100-51-6	99.9	2011	2009
o-Terphenyl	2303-17-5	99.9	2013	2011
	84-15-1	99.9	2019	2017

ID #: 14279
Opened: _____
Custom Semi-Volatile Standard
Expires: 10/1/2022
Rec'd: 9/16/2021
Enerav Laboratories Inc 1120 So. 27th Street
Billings MT 59107

This Certified Reference Material was verified in accordance with ISO/IEC 17025

* Weight compensated to 100% purity.

A product with a suffix (-1A, -2B, etc. or -01, -02, etc.) on its lot number has had its expiration date extended and is identical to the same lot number without the suffix.

² All weights are traceable through NIST, Test No. 684/289871-17

¹ Certified Analyte Concentration = Purity x Prepared Concentration.


The Uncertainty associated with the certified concentration reported on this certificate is ±2.4%. This value is the combined expanded uncertainty and represents an estimated standard deviation equal to the positive square root of the total variation of the uncertainty of components. A normal distribution is assumed and a coverage factor of K=2 is chosen using approximately a 95% confidence level.

Labels and certificates follow U.S. Conventions in reporting numerical values: A comma (,) is used to separate units of one-thousand or greater. A period (.) is used as a decimal place marker.

The information on this certificate may not be reproduced without the express permission of the manufacturer. See reverse side for additional information

Hazard Information: Please refer to the SDS for information regarding the hazards associated with using this material.

This product was prepared according to in-house procedures and is guaranteed to be homogeneous.

Certified By: 
Larry Decker, Organic QC Manager

For use in routine laboratory analysis.