

# PREP BATCH REPORT

Prep Code: **SVOC-3510C-8270**  
 Prep Batch **162577** Prep Temp **NA °C**

Technician: **Ryan F. Bengel**  
 Batch Units: **ML**

Prep Start Date: **12/29/2021 1:59:13 P**  
 Prep End Date: **1/7/2022 4:26:00 PM**

Sample ID	Matrix	pH	Initial Samp Amt	Sol Added	Sol Recovered	Final Vol (mL)	Factor	Balance	Prep Start Date	Prep End Date
MB-162577			1000	0	0	1.00	0.001		12/29/2021	12/30/2021
LCS-162577			1000	0	0	1.00	0.001		12/29/2021	12/30/2021
LCSD-162577			1000	0	0	1.00	0.001		12/29/2021	12/30/2021
LLCS-162577			1000	0	0	1.00	0.001		12/29/2021	12/30/2021
LLCSD-162577			1000	0	0	1.00	0.001		12/29/2021	12/30/2021
B21122077-001C	Ground Water	6	1020	0	0	1.00	0.00098		12/29/2021	12/30/2021
	Sample was clear									
B21122088-001C	Ground Water	6	950	0	0	1.00	0.00105		12/29/2021	12/30/2021
	Sample was clear									
B21122090-001C	Ground Water	6	1000	0	0	1.00	0.001		12/29/2021	12/30/2021
	Sample was clear									
B21122105-001C	Ground Water	6	1040	0	0	1.00	0.000962		12/29/2021	12/30/2021
	Sample was clear									
B21122105-001CLMS	Ground Water	6	1000	0	0	1.00	0.001		12/29/2021	12/30/2021
	Sample was clear									
B21122088-001CMS	Ground Water	6	1000	0	0	1.00	0.001		12/29/2021	12/30/2021
	Sample was clear									
B21122110-002B	Aqueous	6	1030	0	0	1.00	0.000971		12/29/2021	12/30/2021
	Sample had a yellow tint, and had suspended organic matter									

Number	Reagent Name	Exp Date	
13124	Sulfuric Acid 2020070739	7/2/2022	2mL
13273	pH-indicator Strips 0-14 HC025486	9/30/2024	
14196	Dichloromethane EB867	6/18/2023	100,50
14647	Dichloromethane EC832	10/28/2023	

Spk ID	Spike Name	SampType	AmtAdd	Exp Date
FP211227 14446	DCM RINSED FILTER PAPER	ALL		4/6/2026
Sulfate 12/27/21 (	Baked Sodium Sulfate	ALL	varies	11/29/2026
sv83418	Benzidines	LCS, MS	50 uL	3/17/2024
sv92710	LCS/Add Extractions	LCS, MS; LLCS/D	1.0 mL; 5	1/14/2022
SVOC NaOH 122	10 N NaOH	MB, LCS, SAMP,	5 drops	7/31/2023
sv92712	LL BNA Surr	SAMP, LMS, LLC	100 uL	1/30/2022
sv92706	BNA Surr	SAMP, MB, LCS,	100 uL	3/31/2022

# PREP BATCH REPORT

Prep Code: **SVOC-3510C-8270**  
 Prep Batch **162636** Prep Temp **NA °C**

Technician: **Zachary B. Zaccardi**  
 Batch Units: **ML**

Prep Start Date: **1/3/2022 9:59:12 AM**  
 Prep End Date: **1/7/2022 4:25:00 PM**

Sample ID	Matrix	pH	Initial Samp Amt	Sol Added	Sol Recovered	Final Vol (mL)	Factor	Balance	Prep Start Date	Prep End Date
MB-162636		6	1000	0	0	1.00	0.001		1/3/2022	1/5/2022
	Supervised by RJB									
LCS-162636		6	1000	0	0	1.00	0.001		1/3/2022	1/5/2022
B21122168-001C	Ground Water	6	1020	0	0	1.00	0.00098		1/3/2022	1/5/2022
	Sample was a cloudy yellow (1/6)									
B21122168-006C	Ground Water	6	1040	0	0	1.00	0.000962		1/3/2022	1/5/2022
	Sample was clear (2/2)									
B21122168-007A	Ground Water	6	990	0	0	1.00	0.00101		1/3/2022	1/5/2022
	Sample was clear (1/2)									
B21122180-001C	Ground Water	6	1050	0	0	1.00	0.000952		1/3/2022	1/5/2022
	Sample was clear (1/2)									
B21122188-001C	Drinking Water	6	960	0	0	1.00	0.00104		1/3/2022	1/5/2022
	Sample was clear (1/2)									
LCSD-162636		6	1000	0	0	1.00	0.001		1/3/2022	1/5/2022
LLCS-162636		6	1000	0	0	1.00	0.001		1/3/2022	1/5/2022
LLCSD-162636		6	1000	0	0	1.00	0.001		1/3/2022	1/5/2022
APP2A-162636		6	1000	0	0	1.00	0.001		1/3/2022	1/5/2022
APP2AD-162636		6	1000	0	0	1.00	0.001		1/3/2022	1/5/2022
B21122168-001CMS	Ground Water	6	990	0	0	1.00	0.00101		1/3/2022	1/5/2022
	Sample was a cloudy yellow (6/6)									
B21122168-001CMSD	Ground Water	6	970	0	0	1.00	0.00103		1/3/2022	1/5/2022
	Sample was a cloudy yellow (2/6)									
B21122168-001CLMS	Ground Water	6	990	0	0	1.00	0.00101		1/3/2022	1/5/2022
	Sample was a cloudy yellow (3/6)									
B21122168-001CLMSD	Ground Water	6	1010	0	0	1.00	0.00099		1/3/2022	1/5/2022
	Sample was a cloudy yellow (4/6)									

Number	Reagent Name	Exp Date	
13124	Sulfuric Acid 2020070739	7/2/2022	2mL
13273	pH-indicator Strips 0-14 HC025486	9/30/2024	
14196	Dichloromethane EB867	6/18/2023	100,50
14647	Dichloromethane EC832	10/28/2023	

Spk ID	Spike Name	SampType	AmtAdd	Exp Date
FP211227 14446	DCM RINSED FILTER PAPER	ALL		4/6/2026
Sulfate 12/27/21 (	Baked Sodium Sulfate	ALL	varies	11/29/2026
sv92616	APP1IA/Acetone	APP2A/D	1.0 mL	9/24/2022
sv83418	Benzidines	LCS, MS	50 uL	3/17/2024
sv92710	LCS/Add Extractions	LCS, MS; LLCS/D	1.0 mL; 5	1/14/2022
SVOC NaOH 122	10 N NaOH	MB, LCS, SAMP,	5 drops	7/31/2023
sv92712	LL BNA Surr	SAMP, LMS, LLC	100 uL	1/30/2022
sv92706	BNA Surr	SAMP, MB, LCS,	100 uL	3/31/2022



# PREP BATCH REPORT

Prep Code: **SVOC-3510C-8270**  
 Prep Batch **162636** Prep Temp **NA °C**

Technician: **Zachary B. Zaccardi**  
 Batch Units: **ML**

Prep Start Date: **1/3/2022 9:59:12 AM**  
 Prep End Date: **1/7/2022 4:25:00 PM**

Sample ID	Matrix	pH	Initial Samp Amt	Sol Added	Sol Recovered	Final Vol (mL)	Factor	Balance	Prep Start Date	Prep End Date
B21122190-001C	Drinking Water Sample had a yellow tint (1/2)	6	990	0	0	1.00	0.00101		1/3/2022	1/5/2022
B21122198-001C	Drinking Water Sample was clear (1/2)	6	1020	0	0	1.00	0.00098		1/3/2022	1/5/2022
B21122204-001C	Drinking Water Sample had a yellow tint (1/2)	6	980	0	0	1.00	0.00102		1/3/2022	1/5/2022
B21122211-001C	Ground Water Sample was clear (1/2)	6	1050	0	0	1.00	0.000952		1/3/2022	1/5/2022
B22010002-001C	Ground Water Sample was clear (2/2)	6	1010	0	0	1.00	0.00099		1/3/2022	1/5/2022
B22010002-002C	Ground Water Sample was clear (1/2)	6	1000	0	0	1.00	0.001		1/3/2022	1/5/2022
B22010002-003A	Ground Water Sample was clear (2/2)	6	1030	0	0	1.00	0.000971		1/3/2022	1/5/2022

Number	Reagent Name	Exp Date	
13124	Sulfuric Acid 2020070739	7/2/2022	2mL
13273	pH-indicator Strips 0-14 HC025486	9/30/2024	
14196	Dichloromethane EB867	6/18/2023	100,50
14647	Dichloromethane EC832	10/28/2023	

Spk ID	Spike Name	SampType	AmtAdd	Exp Date
FP211227 14446	DCM RINSED FILTER PAPER	ALL		4/6/2026
Sulfate 12/27/21 (	Baked Sodium Sulfate	ALL	varies	11/29/2026
sv92616	APP1IA/Acetone	APP2A/D	1.0 mL	9/24/2022
sv83418	Benzidines	LCS, MS	50 uL	3/17/2024
sv92710	LCS/Add Extractions	LCS, MS; LLCS/D	1.0 mL; 5	1/14/2022
SVOC NaOH 122	10 N NaOH	MB, LCS, SAMP,	5 drops	7/31/2023
sv92712	LL BNA Surr	SAMP, LMS, LLC	100 uL	1/30/2022
sv92706	BNA Surr	SAMP, MB, LCS,	100 uL	3/31/2022

# Energy Laboratories Inc

# ANALYTICAL RUN Summary

23-Feb-22

Run ID SV5973N.I\_220107A

<b>Run Start Date:</b> 1/7/2022
<b>Analyst:</b> Sean McGrew
<b>Ical:</b> 0
<b>Column ID:</b> XT1-5
<b>Comments:</b>

Std ID	Std Name	Std Amount	Std Units	Samp Amount	Samp Units	SampType	Expiration Date
dcmsvoc13	DCM						11/17/2022
sv100507	BNA mix	37.5	ul	62.5	ul	CCV	3/31/2022
sv100516	BNA Internals 2000 ug/mL	2	ul	100	ul	all HL SVOC	6/30/2023
sv100714	BNA 2nd source 200 ug/mL	37.5	ul	62.5	ul	ICV	10/1/2022
sv83311	DFTPP 1000 ug/mL	50	ul	50	ul	TUNE	10/31/2022
sv90820	BNA 2nd source short (new)	37.5	ul	62.5	ul	ICV	3/16/2023

Seq No	Lab ID	Test Code	Sample Typ	File ID	Analysis Date	DF	Batch ID	Prep Date	SPKref	RPDref	pmoist					
14972062	Jan0701_D_TU	SVOC-8270-DF	TUNE	V5973N.I.ssd0107	1/7/2022 12:36:0	1	R372990		0	0						
Analyte	T	Units	RAW	Final	Text	Spike	SPKref	RPDref	MDL	PQL	UQL	%REC	LOW	HIGH	%RPD	Q
127, % of mass 198	A	%	55	55		100	0	0	0	0.01	0	55%	40	60	0%	
197, % of mass 198	A	%	0	0		100	0	0	0	0.01	0	0%	0	0.99	0%	
198, Base Peak	A	%	100	100		100	0	0	0	0.01	0	100%	100	100	0%	
199, % of mass 198	A	%	6.8	6.8		100	0	0	0	0.01	0	7%	5	9	0%	
275, % of mass 198	A	%	27.9	27.9		100	0	0	0	0.01	0	28%	10	30	0%	
365, % of mass 198	A	%	3.8	3.8		100	0	0	0	0.01	0	4%	1	99.99	0%	
441, % of mass 443	A	%	16.5	16.5		100	0	0	0	0.01	0	17%	0.01	150	0%	
442, % of mass 198	A	%	61.5	61.5		100	0	0	0	0.01	0	62%	40	100	0%	
443, % of mass 442	A	%	18.1	18.1		100	0	0	0	0.01	0	18%	17	23	0%	
51, % of mass 198	A	%	40.9	40.9		100	0	0	0	0.01	0	41%	30	60	0%	
68, % of mass 69	A	%	0.2	0.2		100	0	0	0	0.01	0	0%	0	1.99	0%	
70, % of mass 69	A	%	0.7	0.7		100	0	0	0	0.01	0	1%	0	1.99	0%	

Seq No	Lab ID	Test Code	Sample Typ	File ID	Analysis Date	DF	Batch ID	Prep Date	SPKref	RPDref	pmoist					
14972079	07-Jan-22_CAL_SVOC-8270-W-	ICAL	V5973N.I	sd0107.1/7/2022	1:03:24	1	R372990		0	0						
Analyte	T	Units	RAW	Final	Text	Spike	SPKref	RPDref	MDL	PQL	UQL	%REC	LOW	HIGH	%RPD	Q
1,2,4-Trichlorobenzene	A	ug/L	149.06646	149.06646		150	0	0	1.9	10	150	99%	80	120	0%	
1,2-Dichlorobenzene	A	ug/L	146.85625	146.85625		150	0	0	1.97	10	150	98%	80	120	0%	
1,3-Dichlorobenzene	A	ug/L	142.63779	142.63779		150	0	0	2.13	10	150	95%	80	120	0%	
1,4-Dichlorobenzene	A	ug/L	146.9415	146.9415		150	0	0	2.02	10	150	98%	80	120	0%	
1-Methylnaphthalene	A	ug/L	149.84263	149.84263		150	0	0	2.39	10	150	100%	80	120	0%	
2,2'-Oxybis(1-Chloropropane)	A	ug/L	146.14466	146.14466		150	0	0	1.45	10	150	97%	80	120	0%	
2,4,5-Trichlorophenol	A	ug/L	152.96296	152.96296		150	0	0	2.23	10	150	102%	80	120	0%	
2,4,6-Trichlorophenol	A	ug/L	149.36869	149.36869		150	0	0	2.64	10	150	100%	80	120	0%	
2,4-Dichlorophenol	A	ug/L	147.35865	147.35865		150	0	0	1.69	10	150	98%	80	120	0%	
2,4-Dimethylphenol	A	ug/L	149.6814	149.6814		150	0	0	1.69	10	150	100%	80	120	0%	
2,4-Dinitrophenol	A	ug/L	147.39676	147.39676		150	0	0	4.26	10	150	98%	80	120	0%	
2,4-Dinitrotoluene	A	ug/L	148.45574	148.45574		150	0	0	3.04	10	150	99%	80	120	0%	
2,6-Dinitrotoluene	A	ug/L	142.06539	142.06539		150	0	0	3.2	10	150	95%	80	120	0%	
2-Chloronaphthalene	A	ug/L	146.19955	146.19955		150	0	0	2.14	10	150	97%	80	120	0%	
2-Chlorophenol	A	ug/L	146.89388	146.89388		150	0	0	2.48	10	150	98%	80	120	0%	
2-Methylnaphthalene	A	ug/L	152.65858	152.65858		150	0	0	1.92	10	150	102%	80	120	0%	
2-Nitroaniline	A	ug/L	143.33355	143.33355		150	0	0	2.4	10	150	96%	80	120	0%	
2-Nitrophenol	A	ug/L	148.78705	148.78705		150	0	0	2.36	10	150	99%	80	120	0%	
3,3'-Dichlorobenzidine	A	ug/L	147.84149	147.84149		150	0	0	2.11	10	150	99%	80	120	0%	
3-Nitroaniline	A	ug/L	152.27794	152.27794		150	0	0	2.77	10	150	102%	80	120	0%	
4,6-Dinitro-2-methylphenol	A	ug/L	152.09924	152.09924		150	0	0	2.33	10	150	101%	80	120	0%	
4-Bromophenyl phenyl ether	A	ug/L	148.34408	148.34408		150	0	0	1.74	10	150	99%	80	120	0%	
4-Chloro-2-methylphenol	A	ug/L	151.78767	151.78767		150	0	0	1.6	10	150	101%	80	120	0%	
4-Chloro-3-methylphenol	A	ug/L	155.72918	155.72918		150	0	0	1.46	10	150	104%	80	120	0%	
4-Chlorophenol	A	ug/L	147.88755	147.88755		150	0	0	2.64	10	150	99%	80	120	0%	
4-Chlorophenyl phenyl ether	A	ug/L	147.62264	147.62264		150	0	0	2.03	10	150	98%	80	120	0%	
4-Nitroaniline	A	ug/L	152.78081	152.78081		150	0	0	1.63	10	150	102%	80	120	0%	
4-Nitrophenol	A	ug/L	145.44934	145.44934		150	0	0	2.5	10	150	97%	80	120	0%	
Acenaphthene	A	ug/L	155.09445	155.09445		150	0	0	1.89	10	150	103%	80	120	0%	
Acenaphthylene	A	ug/L	149.56933	149.56933		150	0	0	1.57	10	150	100%	80	120	0%	
Aniline	A	ug/L	145.35235	145.35235		150	0	0	3.74	10	150	97%	80	120	0%	
Anthracene	A	ug/L	150.73656	150.73656		150	0	0	1.23	10	150	100%	80	120	0%	
Azobenzene	A	ug/L	151.18465	151.18465		150	0	0	1.09	10	150	101%	80	120	0%	
Benzidine	A	ug/L	148.66578	148.66578		150	0	0	6.72	10	150	99%	80	120	0%	
Benzo(a)anthracene	A	ug/L	148.18298	148.18298		150	0	0	0.856	10	150	99%	80	120	0%	

Seq No	Lab ID	Test Code	Sample Typ	File ID	Analysis Date	DF	Batch ID	Prep Date	SPKref	RPDref	pmoist					
14972079	07-Jan-22_CAL_SVOC-8270-W-	ICAL	V5973N.I	sd0107.1/7/2022	1:03:24	1	R372990		0	0						
Analyte	T	Units	RAW	Final	Text	Spike	SPKref	RPDref	MDL	PQL	UQL	%REC	LOW	HIGH	%RPD	Q
Benzo(a)pyrene	A	ug/L	148.07999	148.07999		150	0	0	1.24	10	150	99%	80	120	0%	
Benzo(b)fluoranthene	A	ug/L	148.54664	148.54664		150	0	0	0.903	10	150	99%	80	120	0%	
Benzo(g,h,i)perylene	A	ug/L	152.25854	152.25854		150	0	0	1.01	10	150	102%	80	120	0%	
Benzo(k)fluoranthene	A	ug/L	150.31397	150.31397		150	0	0	0.97	10	150	100%	80	120	0%	
Benzoic acid	A	ug/L	148.69135	148.69135		150	0	0	1.51	10	150	99%	80	120	0%	
Benzyl alcohol	A	ug/L	146.62467	146.62467		150	0	0	3.13	10	150	98%	80	120	0%	
bis(-2-chloroethoxy)Methane	A	ug/L	155.26188	155.26188		150	0	0	1.36	10	150	104%	80	120	0%	
bis(-2-chloroethyl)Ether	A	ug/L	141.27961	141.27961		150	0	0	2.57	10	150	94%	80	120	0%	
bis(2-chloroisopropyl)Ether	A	ug/L	146.14466	146.14466		150	0	0	1.49	10	150	97%	80	120	0%	
bis(2-ethylhexyl)Phthalate	A	ug/L	147.8651	147.8651		150	0	0	1.91	10	150	99%	80	120	0%	
Butylbenzylphthalate	A	ug/L	149.21534	149.21534		150	0	0	1.57	10	150	99%	80	120	0%	
Carbazole	A	ug/L	155.4746	155.4746		150	0	0	0.842	10	150	104%	80	120	0%	
Chrysene	A	ug/L	148.55788	148.55788		150	0	0	1.17	10	150	99%	80	120	0%	
Di-n-butyl phthalate	A	ug/L	149.44177	149.44177		150	0	0	0.932	10	150	100%	80	120	0%	
Di-n-octyl phthalate	A	ug/L	146.62249	146.62249		150	0	0	1.34	10	150	98%	80	120	0%	
Dibenzo(a,h)anthracene	A	ug/L	147.80716	147.80716		150	0	0	1.17	10	150	99%	80	120	0%	
Dibenzofuran	A	ug/L	146.68591	146.68591		150	0	0	1.74	10	150	98%	80	120	0%	
Diethyl phthalate	A	ug/L	131.95834	131.95834		150	0	0	2.18	10	150	88%	80	120	0%	
Dimethyl phthalate	A	ug/L	147.52755	147.52755		150	0	0	1.72	10	150	98%	80	120	0%	
Fluoranthene	A	ug/L	154.72493	154.72493		150	0	0	0.883	10	150	103%	80	120	0%	
Fluorene	A	ug/L	149.10662	149.10662		150	0	0	1.82	10	150	99%	80	120	0%	
Hexachlorobenzene	A	ug/L	153.77037	153.77037		150	0	0	1.33	10	150	103%	80	120	0%	
Hexachlorobutadiene	A	ug/L	150.73858	150.73858		150	0	0	2.32	10	150	100%	80	120	0%	
Hexachlorocyclopentadiene	A	ug/L	146.59525	146.59525		150	0	0	2.97	10	150	98%	80	120	0%	
Hexachloroethane	A	ug/L	148.35925	148.35925		150	0	0	1.79	10	150	99%	80	120	0%	
Indeno(1,2,3-cd)pyrene	A	ug/L	150.52194	150.52194		150	0	0	1.25	10	150	100%	80	120	0%	
Isophorone	A	ug/L	150.00029	150.00029		150	0	0	1.67	10	150	100%	80	120	0%	
m+p-Cresols	A	ug/L	148.27013	148.27013		150	0	0	1.78	10	150	99%	80	120	0%	
n-Nitroso-di-n-propylamine	A	ug/L	145.11536	145.11536		150	0	0	1.54	10	150	97%	80	120	0%	
n-Nitrosodimethylamine	A	ug/L	145.84631	145.84631		150	0	0	1.53	10	150	97%	80	120	0%	
n-Nitrosodiphenylamine	A	ug/L	146.2947	146.2947		150	0	0	1.16	10	150	98%	80	120	0%	
Naphthalene	A	ug/L	150.85243	150.85243		150	0	0	1.74	10	150	101%	80	120	0%	
Nitrobenzene	A	ug/L	147.32056	147.32056		150	0	0	2.31	10	150	98%	80	120	0%	
o-Cresol	A	ug/L	152.63061	152.63061		150	0	0	1.83	10	150	102%	80	120	0%	
p-Chloroaniline	A	ug/L	155.77573	155.77573		150	0	0	1.52	10	150	104%	80	120	0%	

Seq No	Lab ID	Test Code	Sample Typ	File ID	Analysis Date	DF	Batch ID	Prep Date	SPKref	RPDref	pmoist					
14972079	07-Jan-22_CAL_SVOC-8270-W-	ICAL	V5973N.I	sd0107.1/7/2022	1:03:24	1	R372990		0	0						
Analyte	T	Units	RAW	Final	Text	Spike	SPKref	RPDref	MDL	PQL	UQL	%REC	LOW	HIGH	%RPD	Q
Pentachlorophenol	A	ug/L	150.16885	150.16885		150	0	0	4.24	10	150	100%	80	120	0%	
Phenanthrene	A	ug/L	153.86156	153.86156		150	0	0	0.784	10	150	103%	80	120	0%	
Phenol	A	ug/L	147.66994	147.66994		150	0	0	1.46	10	150	98%	80	120	0%	
Pyrene	A	ug/L	149.8111	149.8111		150	0	0	0.921	10	150	100%	80	120	0%	
Pyridine	A	ug/L	147.33203	147.33203		150	0	0	3.22	10	150	98%	80	120	0%	
Triallate	A	ug/L	148.61484	148.61484		150	0	0	1.51	10	150	99%	80	120	0%	
1,4-Dichlorobenzene-d4	I	ug/L	40	40		0	0	0	0	10	150	0%			0%	
Acenaphthene-d10	I	ug/L	40	40		0	0	0	0	10	150	0%			0%	
Chrysene-d12	I	ug/L	40	40		0	0	0	0	10	150	0%			0%	
Naphthalene-d8	I	ug/L	40	40		0	0	0	0	10	150	0%			0%	
Perylene-d12	I	ug/L	40	40		0	0	0	0	10	150	0%			0%	
Phenanthrene-d10	I	ug/L	40	40		0	0	0	0	10	150	0%			0%	
2,4,6-Tribromophenol	S	ug/L	150.57531	150.57531		150	0	0	2.88	10	0	100%	80	120	0%	
2-Fluorobiphenyl	S	ug/L	151.79731	151.79731		150	0	0	0.724	10	0	101%	80	120	0%	
2-Fluorophenol	S	ug/L	152.38895	152.38895		150	0	0	3.52	10	0	102%	80	120	0%	
Nitrobenzene-d5	S	ug/L	145.62278	145.62278		150	0	0	2.34	10	0	97%	80	120	0%	
Phenol-d5	S	ug/L	147.02095	147.02095		150	0	0	2.06	10	0	98%	80	120	0%	
Terphenyl-d14	S	ug/L	155.52662	155.52662		150	0	0	1.17	10	0	104%	80	120	0%	
4-Chloroaniline	X	ug/L	155.77573	155.77573		150	0	0	1.61	10	150	104%	80	120	0%	
o-Terphenyl	X	ug/L	146.43896	146.43896		150	0	0	1.27	10	150	98%	80	120	0%	

Seq No	Lab ID	Test Code	Sample Typ	File ID	Analysis Date	DF	Batch ID	Prep Date	SPKref	RPDref	pmoist					
14972080	07-Jan-22_CAL_SVOC-8270-W-	ICAL	V5973N.I	sd0107.1/7/2022	1:35:33	1	R372990		0	0						
Analyte	T	Units	RAW	Final	Text	Spike	SPKref	RPDref	MDL	PQL	UQL	%REC	LOW	HIGH	%RPD	Q
1,2,4-Trichlorobenzene	A	ug/L	122.20427	122.20427		120	0	0	1.9	10	150	102%	80	120	0%	
1,2-Dichlorobenzene	A	ug/L	117.81881	117.81881		120	0	0	1.97	10	150	98%	80	120	0%	
1,3-Dichlorobenzene	A	ug/L	125.76817	125.76817		120	0	0	2.13	10	150	105%	80	120	0%	
1,4-Dichlorobenzene	A	ug/L	114.96233	114.96233		120	0	0	2.02	10	150	96%	80	120	0%	
1-Methylnaphthalene	A	ug/L	119.09341	119.09341		120	0	0	2.39	10	150	99%	80	120	0%	
2,2'-Oxybis(1-Chloropropane)	A	ug/L	120.89427	120.89427		120	0	0	1.45	10	150	101%	80	120	0%	
2,4,5-Trichlorophenol	A	ug/L	123.85742	123.85742		120	0	0	2.23	10	150	103%	80	120	0%	
2,4,6-Trichlorophenol	A	ug/L	119.24416	119.24416		120	0	0	2.64	10	150	99%	80	120	0%	
2,4-Dichlorophenol	A	ug/L	122.13533	122.13533		120	0	0	1.69	10	150	102%	80	120	0%	
2,4-Dimethylphenol	A	ug/L	122.97903	122.97903		120	0	0	1.69	10	150	102%	80	120	0%	

Seq No	Lab ID	Test Code	Sample Typ	File ID	Analysis Date	DF	Batch ID	Prep Date	SPKref	RPDref	pmoist					
14972080	07-Jan-22_CAL_SVOC-8270-W-	ICAL	V5973N.I	sd0107.1/7/2022	1:35:33	1	R372990		0	0						
Analyte	T	Units	RAW	Final	Text	Spike	SPKref	RPDref	MDL	PQL	UQL	%REC	LOW	HIGH	%RPD	Q
2,4-Dinitrophenol	A	ug/L	121.17069	121.17069		120	0	0	4.26	10	150	101%	80	120	0%	
2,4-Dinitrotoluene	A	ug/L	123.06546	123.06546		120	0	0	3.04	10	150	103%	80	120	0%	
2,6-Dinitrotoluene	A	ug/L	124.92732	124.92732		120	0	0	3.2	10	150	104%	80	120	0%	
2-Chloronaphthalene	A	ug/L	118.90523	118.90523		120	0	0	2.14	10	150	99%	80	120	0%	
2-Chlorophenol	A	ug/L	123.77814	123.77814		120	0	0	2.48	10	150	103%	80	120	0%	
2-Methylnaphthalene	A	ug/L	116.53039	116.53039		120	0	0	1.92	10	150	97%	80	120	0%	
2-Nitroaniline	A	ug/L	124.19044	124.19044		120	0	0	2.4	10	150	103%	80	120	0%	
2-Nitrophenol	A	ug/L	118.6744	118.6744		120	0	0	2.36	10	150	99%	80	120	0%	
3,3'-Dichlorobenzidine	A	ug/L	119.78485	119.78485		120	0	0	2.11	10	150	100%	80	120	0%	
3-Nitroaniline	A	ug/L	115.88876	115.88876		120	0	0	2.77	10	150	97%	80	120	0%	
4,6-Dinitro-2-methylphenol	A	ug/L	113.88153	113.88153		120	0	0	2.33	10	150	95%	80	120	0%	
4-Bromophenyl phenyl ether	A	ug/L	120.47224	120.47224		120	0	0	1.74	10	150	100%	80	120	0%	
4-Chloro-2-methylphenol	A	ug/L	124.72536	124.72536		120	0	0	1.6	10	150	104%	80	120	0%	
4-Chloro-3-methylphenol	A	ug/L	122.54689	122.54689		120	0	0	1.46	10	150	102%	80	120	0%	
4-Chlorophenol	A	ug/L	123.49735	123.49735		120	0	0	2.64	10	150	103%	80	120	0%	
4-Chlorophenyl phenyl ether	A	ug/L	121.58299	121.58299		120	0	0	2.03	10	150	101%	80	120	0%	
4-Nitroaniline	A	ug/L	110.11031	110.11031		120	0	0	1.63	10	150	92%	80	120	0%	
4-Nitrophenol	A	ug/L	124.568	124.568		120	0	0	2.5	10	150	104%	80	120	0%	
Acenaphthene	A	ug/L	118.60569	118.60569		120	0	0	1.89	10	150	99%	80	120	0%	
Acenaphthylene	A	ug/L	119.68549	119.68549		120	0	0	1.57	10	150	100%	80	120	0%	
Aniline	A	ug/L	120.9152	120.9152		120	0	0	3.74	10	150	101%	80	120	0%	
Anthracene	A	ug/L	117.48681	117.48681		120	0	0	1.23	10	150	98%	80	120	0%	
Azobenzene	A	ug/L	115.83419	115.83419		120	0	0	1.09	10	150	97%	80	120	0%	
Benzidine	A	ug/L	120.61038	120.61038		120	0	0	6.72	10	150	101%	80	120	0%	
Benzo(a)anthracene	A	ug/L	117.99162	117.99162		120	0	0	0.856	10	150	98%	80	120	0%	
Benzo(a)pyrene	A	ug/L	122.24558	122.24558		120	0	0	1.24	10	150	102%	80	120	0%	
Benzo(b)fluoranthene	A	ug/L	119.89384	119.89384		120	0	0	0.903	10	150	100%	80	120	0%	
Benzo(g,h,i)perylene	A	ug/L	123.54461	123.54461		120	0	0	1.01	10	150	103%	80	120	0%	
Benzo(k)fluoranthene	A	ug/L	123.97967	123.97967		120	0	0	0.97	10	150	103%	80	120	0%	
Benzoic acid	A	ug/L	117.82772	117.82772		120	0	0	1.51	10	150	98%	80	120	0%	
Benzyl alcohol	A	ug/L	125.50167	125.50167		120	0	0	3.13	10	150	105%	80	120	0%	
bis(-2-chloroethoxy)Methane	A	ug/L	123.25602	123.25602		120	0	0	1.36	10	150	103%	80	120	0%	
bis(-2-chloroethyl)Ether	A	ug/L	122.05462	122.05462		120	0	0	2.57	10	150	102%	80	120	0%	
bis(2-chloroisopropyl)Ether	A	ug/L	120.89427	120.89427		120	0	0	1.49	10	150	101%	80	120	0%	
bis(2-ethylhexyl)Phthalate	A	ug/L	121.49072	121.49072		120	0	0	1.91	10	150	101%	80	120	0%	

Seq No	Lab ID	Test Code	Sample Typ	File ID	Analysis Date	DF	Batch ID	Prep Date	SPKref	RPDref	pmoist					
14972080	07-Jan-22_CAL_SVOC-8270-W-	ICAL	V5973N.I	sd0107.1/7/2022	1:35:33	1	R372990		0	0						
Analyte	T	Units	RAW	Final	Text	Spike	SPKref	RPDref	MDL	PQL	UQL	%REC	LOW	HIGH	%RPD	Q
Butylbenzylphthalate	A	ug/L	118.98748	118.98748		120	0	0	1.57	10	150	99%	80	120	0%	
Carbazole	A	ug/L	114.98443	114.98443		120	0	0	0.842	10	150	96%	80	120	0%	
Chrysene	A	ug/L	119.35288	119.35288		120	0	0	1.17	10	150	99%	80	120	0%	
Di-n-butyl phthalate	A	ug/L	119.3053	119.3053		120	0	0	0.932	10	150	99%	80	120	0%	
Di-n-octyl phthalate	A	ug/L	121.47475	121.47475		120	0	0	1.34	10	150	101%	80	120	0%	
Dibenzo(a,h)anthracene	A	ug/L	123.29461	123.29461		120	0	0	1.17	10	150	103%	80	120	0%	
Dibenzofuran	A	ug/L	117.02228	117.02228		120	0	0	1.74	10	150	98%	80	120	0%	
Diethyl phthalate	A	ug/L	118.80225	118.80225		120	0	0	2.18	10	150	99%	80	120	0%	
Dimethyl phthalate	A	ug/L	122.48515	122.48515		120	0	0	1.72	10	150	102%	80	120	0%	
Fluoranthene	A	ug/L	116.21102	116.21102		120	0	0	0.883	10	150	97%	80	120	0%	
Fluorene	A	ug/L	121.52992	121.52992		120	0	0	1.82	10	150	101%	80	120	0%	
Hexachlorobenzene	A	ug/L	115.51326	115.51326		120	0	0	1.33	10	150	96%	80	120	0%	
Hexachlorobutadiene	A	ug/L	118.13923	118.13923		120	0	0	2.32	10	150	98%	80	120	0%	
Hexachlorocyclopentadiene	A	ug/L	122.27212	122.27212		120	0	0	2.97	10	150	102%	80	120	0%	
Hexachloroethane	A	ug/L	123.21694	123.21694		120	0	0	1.79	10	150	103%	80	120	0%	
Indeno(1,2,3-cd)pyrene	A	ug/L	117.27039	117.27039		120	0	0	1.25	10	150	98%	80	120	0%	
Isophorone	A	ug/L	119.24248	119.24248		120	0	0	1.67	10	150	99%	80	120	0%	
m+p-Cresols	A	ug/L	125.47509	125.47509		120	0	0	1.78	10	150	105%	80	120	0%	
n-Nitroso-di-n-propylamine	A	ug/L	121.41619	121.41619		120	0	0	1.54	10	150	101%	80	120	0%	
n-Nitrosodimethylamine	A	ug/L	124.9068	124.9068		120	0	0	1.53	10	150	104%	80	120	0%	
n-Nitrosodiphenylamine	A	ug/L	110.03771	110.03771		120	0	0	1.16	10	150	92%	80	120	0%	
Naphthalene	A	ug/L	120.22038	120.22038		120	0	0	1.74	10	150	100%	80	120	0%	
Nitrobenzene	A	ug/L	118.43637	118.43637		120	0	0	2.31	10	150	99%	80	120	0%	
o-Cresol	A	ug/L	126.85538	126.85538		120	0	0	1.83	10	150	106%	80	120	0%	
p-Chloroaniline	A	ug/L	119.13348	119.13348		120	0	0	1.52	10	150	99%	80	120	0%	
Pentachlorophenol	A	ug/L	117.94979	117.94979		120	0	0	4.24	10	150	98%	80	120	0%	
Phenanthrene	A	ug/L	116.02421	116.02421		120	0	0	0.784	10	150	97%	80	120	0%	
Phenol	A	ug/L	118.61158	118.61158		120	0	0	1.46	10	150	99%	80	120	0%	
Pyrene	A	ug/L	118.36637	118.36637		120	0	0	0.921	10	150	99%	80	120	0%	
Pyridine	A	ug/L	122.18767	122.18767		120	0	0	3.22	10	150	102%	80	120	0%	
Triallate	A	ug/L	118.6003	118.6003		120	0	0	1.51	10	150	99%	80	120	0%	
1,4-Dichlorobenzene-d4	I	ug/L	40	40		0	0	0	0	10	150	0%			0%	
Acenaphthene-d10	I	ug/L	40	40		0	0	0	0	10	150	0%			0%	
Chrysene-d12	I	ug/L	40	40		0	0	0	0	10	150	0%			0%	
Naphthalene-d8	I	ug/L	40	40		0	0	0	0	10	150	0%			0%	

Seq No	Lab ID	Test Code	Sample Typ	File ID	Analysis Date	DF	Batch ID	Prep Date	SPKref	RPDref	pmoist					
14972080	07-Jan-22_CAL_SVOC-8270-W-	ICAL	V5973N.I	sd0107.1/7/2022	1:35:33	1	R372990		0	0						
Analyte	T	Units	RAW	Final	Text	Spike	SPKref	RPDref	MDL	PQL	UQL	%REC	LOW	HIGH	%RPD	Q
Perylene-d12	I	ug/L	40	40		0	0	0	0	10	150	0%			0%	
Phenanthrene-d10	I	ug/L	40	40		0	0	0	0	10	150	0%			0%	
2,4,6-Tribromophenol	S	ug/L	117.39331	117.39331		120	0	0	2.88	10	0	98%	80	120	0%	
2-Fluorobiphenyl	S	ug/L	118.94403	118.94403		120	0	0	0.724	10	0	99%	80	120	0%	
2-Fluorophenol	S	ug/L	126.39667	126.39667		120	0	0	3.52	10	0	105%	80	120	0%	
Nitrobenzene-d5	S	ug/L	123.66399	123.66399		120	0	0	2.34	10	0	103%	80	120	0%	
Phenol-d5	S	ug/L	122.44081	122.44081		120	0	0	2.06	10	0	102%	80	120	0%	
Terphenyl-d14	S	ug/L	119.96141	119.96141		120	0	0	1.17	10	0	100%	80	120	0%	
4-Chloroaniline	X	ug/L	119.13348	119.13348		120	0	0	1.61	10	150	99%	80	120	0%	
o-Terphenyl	X	ug/L	115.94506	115.94506		120	0	0	1.27	10	150	97%	80	120	0%	

Seq No	Lab ID	Test Code	Sample Typ	File ID	Analysis Date	DF	Batch ID	Prep Date	SPKref	RPDref	pmoist					
14972081	07-Jan-22_CAL_SVOC-8270-W-	ICAL	V5973N.I	sd0107.1/7/2022	2:07:48	1	R372990		0	0						
Analyte	T	Units	RAW	Final	Text	Spike	SPKref	RPDref	MDL	PQL	UQL	%REC	LOW	HIGH	%RPD	Q
1,2,4-Trichlorobenzene	A	ug/L	93.86626	93.86626		100	0	0	1.9	10	150	94%	80	120	0%	
1,2-Dichlorobenzene	A	ug/L	100.42043	100.42043		100	0	0	1.97	10	150	100%	80	120	0%	
1,3-Dichlorobenzene	A	ug/L	100.61928	100.61928		100	0	0	2.13	10	150	101%	80	120	0%	
1,4-Dichlorobenzene	A	ug/L	99.56575	99.56575		100	0	0	2.02	10	150	100%	80	120	0%	
1-Methylnaphthalene	A	ug/L	101.17877	101.17877		100	0	0	2.39	10	150	101%	80	120	0%	
2,2'-Oxybis(1-Chloropropane)	A	ug/L	101.45844	101.45844		100	0	0	1.45	10	150	101%	80	120	0%	
2,4,5-Trichlorophenol	A	ug/L	104.46061	104.46061		100	0	0	2.23	10	150	104%	80	120	0%	
2,4,6-Trichlorophenol	A	ug/L	102.90147	102.90147		100	0	0	2.64	10	150	103%	80	120	0%	
2,4-Dichlorophenol	A	ug/L	102.05913	102.05913		100	0	0	1.69	10	150	102%	80	120	0%	
2,4-Dimethylphenol	A	ug/L	96.51551	96.51551		100	0	0	1.69	10	150	97%	80	120	0%	
2,4-Dinitrophenol	A	ug/L	104.83101	104.83101		100	0	0	4.26	10	150	105%	80	120	0%	
2,4-Dinitrotoluene	A	ug/L	100.04811	100.04811		100	0	0	3.04	10	150	100%	80	120	0%	
2,6-Dinitrotoluene	A	ug/L	108.44903	108.44903		100	0	0	3.2	10	150	108%	80	120	0%	
2-Chloronaphthalene	A	ug/L	102.31121	102.31121		100	0	0	2.14	10	150	102%	80	120	0%	
2-Chlorophenol	A	ug/L	100.80711	100.80711		100	0	0	2.48	10	150	101%	80	120	0%	
2-Methylnaphthalene	A	ug/L	99.72913	99.72913		100	0	0	1.92	10	150	100%	80	120	0%	
2-Nitroaniline	A	ug/L	106.82977	106.82977		100	0	0	2.4	10	150	107%	80	120	0%	
2-Nitrophenol	A	ug/L	104.23701	104.23701		100	0	0	2.36	10	150	104%	80	120	0%	
3,3'-Dichlorobenzidine	A	ug/L	104.64187	104.64187		100	0	0	2.11	10	150	105%	80	120	0%	
3-Nitroaniline	A	ug/L	99.0603	99.0603		100	0	0	2.77	10	150	99%	80	120	0%	



Seq No	Lab ID	Test Code	Sample Typ	File ID	Analysis Date	DF	Batch ID	Prep Date	SPKref	RPDref	pmoist					
14972081	07-Jan-22_CAL_SVOC-8270-W-	ICAL	V5973N.I	sd0107.1/7/2022	2:07:48	1	R372990		0	0						
Analyte	T	Units	RAW	Final	Text	Spike	SPKref	RPDref	MDL	PQL	UQL	%REC	LOW	HIGH	%RPD	Q
4,6-Dinitro-2-methylphenol	A	ug/L	104.34367	104.34367		100	0	0	2.33	10	150	104%	80	120	0%	
4-Bromophenyl phenyl ether	A	ug/L	102.21889	102.21889		100	0	0	1.74	10	150	102%	80	120	0%	
4-Chloro-2-methylphenol	A	ug/L	100.39021	100.39021		100	0	0	1.6	10	150	100%	80	120	0%	
4-Chloro-3-methylphenol	A	ug/L	99.39705	99.39705		100	0	0	1.46	10	150	99%	80	120	0%	
4-Chlorophenol	A	ug/L	99.56531	99.56531		100	0	0	2.64	10	150	100%	80	120	0%	
4-Chlorophenyl phenyl ether	A	ug/L	103.40917	103.40917		100	0	0	2.03	10	150	103%	80	120	0%	
4-Nitroaniline	A	ug/L	109.24051	109.24051		100	0	0	1.63	10	150	109%	80	120	0%	
4-Nitrophenol	A	ug/L	102.98943	102.98943		100	0	0	2.5	10	150	103%	80	120	0%	
Acenaphthene	A	ug/L	101.52137	101.52137		100	0	0	1.89	10	150	102%	80	120	0%	
Acenaphthylene	A	ug/L	102.22656	102.22656		100	0	0	1.57	10	150	102%	80	120	0%	
Aniline	A	ug/L	102.56781	102.56781		100	0	0	3.74	10	150	103%	80	120	0%	
Anthracene	A	ug/L	102.88543	102.88543		100	0	0	1.23	10	150	103%	80	120	0%	
Azobenzene	A	ug/L	102.5692	102.5692		100	0	0	1.09	10	150	103%	80	120	0%	
Benzidine	A	ug/L	101.58232	101.58232		100	0	0	6.72	10	150	102%	80	120	0%	
Benzo(a)anthracene	A	ug/L	103.41186	103.41186		100	0	0	0.856	10	150	103%	80	120	0%	
Benzo(a)pyrene	A	ug/L	99.34679	99.34679		100	0	0	1.24	10	150	99%	80	120	0%	
Benzo(b)fluoranthene	A	ug/L	101.05061	101.05061		100	0	0	0.903	10	150	101%	80	120	0%	
Benzo(g,h,i)perylene	A	ug/L	106.86297	106.86297		100	0	0	1.01	10	150	107%	80	120	0%	
Benzo(k)fluoranthene	A	ug/L	104.61413	104.61413		100	0	0	0.97	10	150	105%	80	120	0%	
Benzoic acid	A	ug/L	106.6005	106.6005		100	0	0	1.51	10	150	107%	80	120	0%	
Benzyl alcohol	A	ug/L	100.87613	100.87613		100	0	0	3.13	10	150	101%	80	120	0%	
bis(-2-chloroethoxy)Methane	A	ug/L	98.31276	98.31276		100	0	0	1.36	10	150	98%	80	120	0%	
bis(-2-chloroethyl)Ether	A	ug/L	103.47614	103.47614		100	0	0	2.57	10	150	103%	80	120	0%	
bis(2-chloroisopropyl)Ether	A	ug/L	101.45844	101.45844		100	0	0	1.49	10	150	101%	80	120	0%	
bis(2-ethylhexyl)Phthalate	A	ug/L	103.0508	103.0508		100	0	0	1.91	10	150	103%	80	120	0%	
Butylbenzylphthalate	A	ug/L	102.08728	102.08728		100	0	0	1.57	10	150	102%	80	120	0%	
Carbazole	A	ug/L	106.30746	106.30746		100	0	0	0.842	10	150	106%	80	120	0%	
Chrysene	A	ug/L	104.04158	104.04158		100	0	0	1.17	10	150	104%	80	120	0%	
Di-n-butyl phthalate	A	ug/L	101.56114	101.56114		100	0	0	0.932	10	150	102%	80	120	0%	
Di-n-octyl phthalate	A	ug/L	105.49974	105.49974		100	0	0	1.34	10	150	105%	80	120	0%	
Dibenzo(a,h)anthracene	A	ug/L	99.66512	99.66512		100	0	0	1.17	10	150	100%	80	120	0%	
Dibenzofuran	A	ug/L	98.24422	98.24422		100	0	0	1.74	10	150	98%	80	120	0%	
Diethyl phthalate	A	ug/L	103.0905	103.0905		100	0	0	2.18	10	150	103%	80	120	0%	
Dimethyl phthalate	A	ug/L	101.54323	101.54323		100	0	0	1.72	10	150	102%	80	120	0%	
Fluoranthene	A	ug/L	100.77084	100.77084		100	0	0	0.883	10	150	101%	80	120	0%	

Seq No	Lab ID	Test Code	Sample Typ	File ID	Analysis Date	DF	Batch ID	Prep Date	SPKref	RPDref	pmoist					
14972081	07-Jan-22_CAL_SVOC-8270-W-	ICAL	V5973N.I	sd0107.1/7/2022	2:07:48	1	R372990		0	0						
Analyte	T	Units	RAW	Final	Text	Spike	SPKref	RPDref	MDL	PQL	UQL	%REC	LOW	HIGH	%RPD	Q
Fluorene	A	ug/L	101.75995	101.75995		100	0	0	1.82	10	150	102%	80	120	0%	
Hexachlorobenzene	A	ug/L	97.3435	97.3435		100	0	0	1.33	10	150	97%	80	120	0%	
Hexachlorobutadiene	A	ug/L	100.96669	100.96669		100	0	0	2.32	10	150	101%	80	120	0%	
Hexachlorocyclopentadiene	A	ug/L	104.55129	104.55129		100	0	0	2.97	10	150	105%	80	120	0%	
Hexachloroethane	A	ug/L	99.13094	99.13094		100	0	0	1.79	10	150	99%	80	120	0%	
Indeno(1,2,3-cd)pyrene	A	ug/L	102.24349	102.24349		100	0	0	1.25	10	150	102%	80	120	0%	
Isophorone	A	ug/L	99.62286	99.62286		100	0	0	1.67	10	150	100%	80	120	0%	
m+p-Cresols	A	ug/L	96.98571	96.98571		100	0	0	1.78	10	150	97%	80	120	0%	
n-Nitroso-di-n-propylamine	A	ug/L	104.41221	104.41221		100	0	0	1.54	10	150	104%	80	120	0%	
n-Nitrosodimethylamine	A	ug/L	103.97926	103.97926		100	0	0	1.53	10	150	104%	80	120	0%	
n-Nitrosodiphenylamine	A	ug/L	103.47584	103.47584		100	0	0	1.16	10	150	103%	80	120	0%	
Naphthalene	A	ug/L	98.09337	98.09337		100	0	0	1.74	10	150	98%	80	120	0%	
Nitrobenzene	A	ug/L	104.99427	104.99427		100	0	0	2.31	10	150	105%	80	120	0%	
o-Cresol	A	ug/L	102.74652	102.74652		100	0	0	1.83	10	150	103%	80	120	0%	
p-Chloroaniline	A	ug/L	97.55217	97.55217		100	0	0	1.52	10	150	98%	80	120	0%	
Pentachlorophenol	A	ug/L	102.66708	102.66708		100	0	0	4.24	10	150	103%	80	120	0%	
Phenanthrene	A	ug/L	96.48965	96.48965		100	0	0	0.784	10	150	96%	80	120	0%	
Phenol	A	ug/L	102.67127	102.67127		100	0	0	1.46	10	150	103%	80	120	0%	
Pyrene	A	ug/L	101.82178	101.82178		100	0	0	0.921	10	150	102%	80	120	0%	
Pyridine	A	ug/L	104.51421	104.51421		100	0	0	3.22	10	150	105%	80	120	0%	
Triallate	A	ug/L	104.379	104.379		100	0	0	1.51	10	150	104%	80	120	0%	
1,4-Dichlorobenzene-d4	I	ug/L	40	40		0	0	0	0	10	150	0%				0%
Acenaphthene-d10	I	ug/L	40	40		0	0	0	0	10	150	0%				0%
Chrysene-d12	I	ug/L	40	40		0	0	0	0	10	150	0%				0%
Naphthalene-d8	I	ug/L	40	40		0	0	0	0	10	150	0%				0%
Perylene-d12	I	ug/L	40	40		0	0	0	0	10	150	0%				0%
Phenanthrene-d10	I	ug/L	40	40		0	0	0	0	10	150	0%				0%
2,4,6-Tribromophenol	S	ug/L	101.18507	101.18507		100	0	0	2.88	10	0	101%	80	120	0%	
2-Fluorobiphenyl	S	ug/L	97.09907	97.09907		100	0	0	0.724	10	0	97%	80	120	0%	
2-Fluorophenol	S	ug/L	103.00267	103.00267		100	0	0	3.52	10	0	103%	80	120	0%	
Nitrobenzene-d5	S	ug/L	103.7169	103.7169		100	0	0	2.34	10	0	104%	80	120	0%	
Phenol-d5	S	ug/L	102.82643	102.82643		100	0	0	2.06	10	0	103%	80	120	0%	
Terphenyl-d14	S	ug/L	103.88467	103.88467		100	0	0	1.17	10	0	104%	80	120	0%	
4-Chloroaniline	X	ug/L	97.55217	97.55217		100	0	0	1.61	10	150	98%	80	120	0%	
o-Terphenyl	X	ug/L	102.52814	102.52814		100	0	0	1.27	10	150	103%	80	120	0%	

Seq No	Lab ID	Test Code	Sample Typ	File ID	Analysis Date	DF	Batch ID	Prep Date	SPKref	RPDref	pmoist					
14972082	07-Jan-22_CAL_SVOC-8270-W-	ICAL	V5973N.I	sd0107.1/7/2022	2:40:13	1	R372990		0	0						
Analyte	T	Units	RAW	Final	Text	Spike	SPKref	RPDref	MDL	PQL	UQL	%REC	LOW	HIGH	%RPD	Q
1,2,4-Trichlorobenzene	A	ug/L	72.51082	72.51082		75	0	0	1.9	10	150	97%	80	120	0%	
1,2-Dichlorobenzene	A	ug/L	73.93925	73.93925		75	0	0	1.97	10	150	99%	80	120	0%	
1,3-Dichlorobenzene	A	ug/L	75.49219	75.49219		75	0	0	2.13	10	150	101%	80	120	0%	
1,4-Dichlorobenzene	A	ug/L	71.1983	71.1983		75	0	0	2.02	10	150	95%	80	120	0%	
1-Methylnaphthalene	A	ug/L	75.54339	75.54339		75	0	0	2.39	10	150	101%	80	120	0%	
2,2'-Oxybis(1-Chloropropane)	A	ug/L	76.93808	76.93808		75	0	0	1.45	10	150	103%	80	120	0%	
2,4,5-Trichlorophenol	A	ug/L	76.79623	76.79623		75	0	0	2.23	10	150	102%	80	120	0%	
2,4,6-Trichlorophenol	A	ug/L	74.42454	74.42454		75	0	0	2.64	10	150	99%	80	120	0%	
2,4-Dichlorophenol	A	ug/L	75.68443	75.68443		75	0	0	1.69	10	150	101%	80	120	0%	
2,4-Dimethylphenol	A	ug/L	74.56881	74.56881		75	0	0	1.69	10	150	99%	80	120	0%	
2,4-Dinitrophenol	A	ug/L	73.15374	73.15374		75	0	0	4.26	10	150	98%	80	120	0%	
2,4-Dinitrotoluene	A	ug/L	72.40807	72.40807		75	0	0	3.04	10	150	97%	80	120	0%	
2,6-Dinitrotoluene	A	ug/L	75.67187	75.67187		75	0	0	3.2	10	150	101%	80	120	0%	
2-Chloronaphthalene	A	ug/L	76.25375	76.25375		75	0	0	2.14	10	150	102%	80	120	0%	
2-Chlorophenol	A	ug/L	74.7068	74.7068		75	0	0	2.48	10	150	100%	80	120	0%	
2-Methylnaphthalene	A	ug/L	75.7041	75.7041		75	0	0	1.92	10	150	101%	80	120	0%	
2-Nitroaniline	A	ug/L	76.55688	76.55688		75	0	0	2.4	10	150	102%	80	120	0%	
2-Nitrophenol	A	ug/L	74.95764	74.95764		75	0	0	2.36	10	150	100%	80	120	0%	
3,3'-Dichlorobenzidine	A	ug/L	75.13396	75.13396		75	0	0	2.11	10	150	100%	80	120	0%	
3-Nitroaniline	A	ug/L	78.22351	78.22351		75	0	0	2.77	10	150	104%	80	120	0%	
4,6-Dinitro-2-methylphenol	A	ug/L	74.39494	74.39494		75	0	0	2.33	10	150	99%	80	120	0%	
4-Bromophenyl phenyl ether	A	ug/L	75.66988	75.66988		75	0	0	1.74	10	150	101%	80	120	0%	
4-Chloro-2-methylphenol	A	ug/L	74.05668	74.05668		75	0	0	1.6	10	150	99%	80	120	0%	
4-Chloro-3-methylphenol	A	ug/L	72.66188	72.66188		75	0	0	1.46	10	150	97%	80	120	0%	
4-Chlorophenol	A	ug/L	73.28825	73.28825		75	0	0	2.64	10	150	98%	80	120	0%	
4-Chlorophenyl phenyl ether	A	ug/L	74.12617	74.12617		75	0	0	2.03	10	150	99%	80	120	0%	
4-Nitroaniline	A	ug/L	71.26405	71.26405		75	0	0	1.63	10	150	95%	80	120	0%	
4-Nitrophenol	A	ug/L	76.04478	76.04478		75	0	0	2.5	10	150	101%	80	120	0%	
Acenaphthene	A	ug/L	69.97003	69.97003		75	0	0	1.89	10	150	93%	80	120	0%	
Acenaphthylene	A	ug/L	73.66054	73.66054		75	0	0	1.57	10	150	98%	80	120	0%	
Aniline	A	ug/L	76.30947	76.30947		75	0	0	3.74	10	150	102%	80	120	0%	
Anthracene	A	ug/L	73.01747	73.01747		75	0	0	1.23	10	150	97%	80	120	0%	
Azobenzene	A	ug/L	75.65554	75.65554		75	0	0	1.09	10	150	101%	80	120	0%	
Benzidine	A	ug/L	74.75907	74.75907		75	0	0	6.72	10	150	100%	80	120	0%	
Benzo(a)anthracene	A	ug/L	75.07613	75.07613		75	0	0	0.856	10	150	100%	80	120	0%	

Seq No	Lab ID	Test Code	Sample Typ	File ID	Analysis Date	DF	Batch ID	Prep Date	SPKref	RPDref	pmoist					
14972082	07-Jan-22_CAL_SVOC-8270-W-	ICAL	V5973N.I	sd0107.1/7/2022	2:40:13	1	R372990		0	0						
Analyte	T	Units	RAW	Final	Text	Spike	SPKref	RPDref	MDL	PQL	UQL	%REC	LOW	HIGH	%RPD	Q
Benzo(a)pyrene	A	ug/L	77.24257	77.24257		75	0	0	1.24	10	150	103%	80	120	0%	
Benzo(b)fluoranthene	A	ug/L	75.07373	75.07373		75	0	0	0.903	10	150	100%	80	120	0%	
Benzo(g,h,i)perylene	A	ug/L	74.10169	74.10169		75	0	0	1.01	10	150	99%	80	120	0%	
Benzo(k)fluoranthene	A	ug/L	76.15765	76.15765		75	0	0	0.97	10	150	102%	80	120	0%	
Benzoic acid	A	ug/L	73.69146	73.69146		75	0	0	1.51	10	150	98%	80	120	0%	
Benzyl alcohol	A	ug/L	71.02909	71.02909		75	0	0	3.13	10	150	95%	80	120	0%	
bis(-2-chloroethoxy)Methane	A	ug/L	73.46953	73.46953		75	0	0	1.36	10	150	98%	80	120	0%	
bis(-2-chloroethyl)Ether	A	ug/L	73.52661	73.52661		75	0	0	2.57	10	150	98%	80	120	0%	
bis(2-chloroisopropyl)Ether	A	ug/L	76.93808	76.93808		75	0	0	1.49	10	150	103%	80	120	0%	
bis(2-ethylhexyl)Phthalate	A	ug/L	74.41459	74.41459		75	0	0	1.91	10	150	99%	80	120	0%	
Butylbenzylphthalate	A	ug/L	77.24057	77.24057		75	0	0	1.57	10	150	103%	80	120	0%	
Carbazole	A	ug/L	79.21801	79.21801		75	0	0	0.842	10	150	106%	80	120	0%	
Chrysene	A	ug/L	74.34077	74.34077		75	0	0	1.17	10	150	99%	80	120	0%	
Di-n-butyl phthalate	A	ug/L	75.9353	75.9353		75	0	0	0.932	10	150	101%	80	120	0%	
Di-n-octyl phthalate	A	ug/L	74.23183	74.23183		75	0	0	1.34	10	150	99%	80	120	0%	
Dibenzo(a,h)anthracene	A	ug/L	75.24492	75.24492		75	0	0	1.17	10	150	100%	80	120	0%	
Dibenzofuran	A	ug/L	72.37661	72.37661		75	0	0	1.74	10	150	97%	80	120	0%	
Diethyl phthalate	A	ug/L	72.19883	72.19883		75	0	0	2.18	10	150	96%	80	120	0%	
Dimethyl phthalate	A	ug/L	75.13166	75.13166		75	0	0	1.72	10	150	100%	80	120	0%	
Fluoranthene	A	ug/L	75.21977	75.21977		75	0	0	0.883	10	150	100%	80	120	0%	
Fluorene	A	ug/L	71.32037	71.32037		75	0	0	1.82	10	150	95%	80	120	0%	
Hexachlorobenzene	A	ug/L	75.93666	75.93666		75	0	0	1.33	10	150	101%	80	120	0%	
Hexachlorobutadiene	A	ug/L	75.34187	75.34187		75	0	0	2.32	10	150	100%	80	120	0%	
Hexachlorocyclopentadiene	A	ug/L	73.99458	73.99458		75	0	0	2.97	10	150	99%	80	120	0%	
Hexachloroethane	A	ug/L	73.95511	73.95511		75	0	0	1.79	10	150	99%	80	120	0%	
Indeno(1,2,3-cd)pyrene	A	ug/L	75.49725	75.49725		75	0	0	1.25	10	150	101%	80	120	0%	
Isophorone	A	ug/L	77.31331	77.31331		75	0	0	1.67	10	150	103%	80	120	0%	
m+p-Cresols	A	ug/L	72.02383	72.02383		75	0	0	1.78	10	150	96%	80	120	0%	
n-Nitroso-di-n-propylamine	A	ug/L	79.43172	79.43172		75	0	0	1.54	10	150	106%	80	120	0%	
n-Nitrosodimethylamine	A	ug/L	70.91674	70.91674		75	0	0	1.53	10	150	95%	80	120	0%	
n-Nitrosodiphenylamine	A	ug/L	75.10578	75.10578		75	0	0	1.16	10	150	100%	80	120	0%	
Naphthalene	A	ug/L	75.31763	75.31763		75	0	0	1.74	10	150	100%	80	120	0%	
Nitrobenzene	A	ug/L	76.88488	76.88488		75	0	0	2.31	10	150	103%	80	120	0%	
o-Cresol	A	ug/L	73.68076	73.68076		75	0	0	1.83	10	150	98%	80	120	0%	
p-Chloroaniline	A	ug/L	70.88596	70.88596		75	0	0	1.52	10	150	95%	80	120	0%	

Seq No	Lab ID	Test Code	Sample Typ	File ID	Analysis Date	DF	Batch ID	Prep Date	SPKref	RPDref	pmoist					
14972082	07-Jan-22_CAL_SVOC-8270-W-	ICAL	V5973N.I	sd0107.1/7/2022	2:40:13	1	R372990		0	0						
Analyte	T	Units	RAW	Final	Text	Spike	SPKref	RPDref	MDL	PQL	UQL	%REC	LOW	HIGH	%RPD	Q
Pentachlorophenol	A	ug/L	74.43816	74.43816		75	0	0	4.24	10	150	99%	80	120	0%	
Phenanthrene	A	ug/L	76.31157	76.31157		75	0	0	0.784	10	150	102%	80	120	0%	
Phenol	A	ug/L	78.84397	78.84397		75	0	0	1.46	10	150	105%	80	120	0%	
Pyrene	A	ug/L	76.71714	76.71714		75	0	0	0.921	10	150	102%	80	120	0%	
Pyridine	A	ug/L	72.39652	72.39652		75	0	0	3.22	10	150	97%	80	120	0%	
Triallate	A	ug/L	75.76411	75.76411		75	0	0	1.51	10	150	101%	80	120	0%	
1,4-Dichlorobenzene-d4	I	ug/L	40	40		0	0	0	0	10	150	0%				
Acenaphthene-d10	I	ug/L	40	40		0	0	0	0	10	150	0%				
Chrysene-d12	I	ug/L	40	40		0	0	0	0	10	150	0%				
Naphthalene-d8	I	ug/L	40	40		0	0	0	0	10	150	0%				
Perylene-d12	I	ug/L	40	40		0	0	0	0	10	150	0%				
Phenanthrene-d10	I	ug/L	40	40		0	0	0	0	10	150	0%				
2,4,6-Tribromophenol	S	ug/L	76.98921	76.98921		75	0	0	2.88	10	0	103%	80	120	0%	
2-Fluorobiphenyl	S	ug/L	77.16631	77.16631		75	0	0	0.724	10	0	103%	80	120	0%	
2-Fluorophenol	S	ug/L	75.20788	75.20788		75	0	0	3.52	10	0	100%	80	120	0%	
Nitrobenzene-d5	S	ug/L	73.89991	73.89991		75	0	0	2.34	10	0	99%	80	120	0%	
Phenol-d5	S	ug/L	74.23971	74.23971		75	0	0	2.06	10	0	99%	80	120	0%	
Terphenyl-d14	S	ug/L	73.34627	73.34627		75	0	0	1.17	10	0	98%	80	120	0%	
4-Chloroaniline	X	ug/L	70.88596	70.88596		75	0	0	1.61	10	150	95%	80	120	0%	
o-Terphenyl	X	ug/L	75.60143	75.60143		75	0	0	1.27	10	150	101%	80	120	0%	

Seq No	Lab ID	Test Code	Sample Typ	File ID	Analysis Date	DF	Batch ID	Prep Date	SPKref	RPDref	pmoist					
14972083	07-Jan-22_CAL_SVOC-8270-W-	ICAL	V5973N.I	sd0107.1/7/2022	3:12:34	1	R372990		0	0						
Analyte	T	Units	RAW	Final	Text	Spike	SPKref	RPDref	MDL	PQL	UQL	%REC	LOW	HIGH	%RPD	Q
1,2,4-Trichlorobenzene	A	ug/L	47.01496	47.01496		50	0	0	1.9	10	150	94%	80	120	0%	
1,2-Dichlorobenzene	A	ug/L	50.4731	50.4731		50	0	0	1.97	10	150	101%	80	120	0%	
1,3-Dichlorobenzene	A	ug/L	47.48888	47.48888		50	0	0	2.13	10	150	95%	80	120	0%	
1,4-Dichlorobenzene	A	ug/L	50.25358	50.25358		50	0	0	2.02	10	150	101%	80	120	0%	
1-Methylnaphthalene	A	ug/L	49.44647	49.44647		50	0	0	2.39	10	150	99%	80	120	0%	
2,2'-Oxybis(1-Chloropropane)	A	ug/L	49.43255	49.43255		50	0	0	1.45	10	150	99%	80	120	0%	
2,4,5-Trichlorophenol	A	ug/L	49.01049	49.01049		50	0	0	2.23	10	150	98%	80	120	0%	
2,4,6-Trichlorophenol	A	ug/L	48.83606	48.83606		50	0	0	2.64	10	150	98%	80	120	0%	
2,4-Dichlorophenol	A	ug/L	47.82615	47.82615		50	0	0	1.69	10	150	96%	80	120	0%	
2,4-Dimethylphenol	A	ug/L	51.1751	51.1751		50	0	0	1.69	10	150	102%	80	120	0%	

Seq No	Lab ID	Test Code	Sample Typ	File ID	Analysis Date	DF	Batch ID	Prep Date	SPKref	RPDref	pmoist					
14972083	07-Jan-22_CAL_SVOC-8270-W-	ICAL	V5973N.I	sd0107.1/7/2022	3:12:34	1	R372990		0	0						
Analyte	T	Units	RAW	Final	Text	Spike	SPKref	RPDref	MDL	PQL	UQL	%REC	LOW	HIGH	%RPD	Q
2,4-Dinitrophenol	A	ug/L	49.01612	49.01612		50	0	0	4.26	10	150	98%	80	120	0%	
2,4-Dinitrotoluene	A	ug/L	51.18651	51.18651		50	0	0	3.04	10	150	102%	80	120	0%	
2,6-Dinitrotoluene	A	ug/L	43.90219	43.90219		50	0	0	3.2	10	150	88%	80	120	0%	
2-Chloronaphthalene	A	ug/L	48.59756	48.59756		50	0	0	2.14	10	150	97%	80	120	0%	
2-Chlorophenol	A	ug/L	48.74841	48.74841		50	0	0	2.48	10	150	97%	80	120	0%	
2-Methylnaphthalene	A	ug/L	50.24649	50.24649		50	0	0	1.92	10	150	100%	80	120	0%	
2-Nitroaniline	A	ug/L	44.32694	44.32694		50	0	0	2.4	10	150	89%	80	120	0%	
2-Nitrophenol	A	ug/L	48.69936	48.69936		50	0	0	2.36	10	150	97%	80	120	0%	
3,3'-Dichlorobenzidine	A	ug/L	47.90613	47.90613		50	0	0	2.11	10	150	96%	80	120	0%	
3-Nitroaniline	A	ug/L	50.0162	50.0162		50	0	0	2.77	10	150	100%	80	120	0%	
4,6-Dinitro-2-methylphenol	A	ug/L	50.1558	50.1558		50	0	0	2.33	10	150	100%	80	120	0%	
4-Bromophenyl phenyl ether	A	ug/L	48.85839	48.85839		50	0	0	1.74	10	150	98%	80	120	0%	
4-Chloro-2-methylphenol	A	ug/L	48.34905	48.34905		50	0	0	1.6	10	150	97%	80	120	0%	
4-Chloro-3-methylphenol	A	ug/L	48.20545	48.20545		50	0	0	1.46	10	150	96%	80	120	0%	
4-Chlorophenol	A	ug/L	51.95816	51.95816		50	0	0	2.64	10	150	104%	80	120	0%	
4-Chlorophenyl phenyl ether	A	ug/L	47.97656	47.97656		50	0	0	2.03	10	150	96%	80	120	0%	
4-Nitroaniline	A	ug/L	52.12742	52.12742		50	0	0	1.63	10	150	104%	80	120	0%	
4-Nitrophenol	A	ug/L	45.7114	45.7114		50	0	0	2.5	10	150	91%	80	120	0%	
Acenaphthene	A	ug/L	48.84886	48.84886		50	0	0	1.89	10	150	98%	80	120	0%	
Acenaphthylene	A	ug/L	49.54089	49.54089		50	0	0	1.57	10	150	99%	80	120	0%	
Aniline	A	ug/L	51.03471	51.03471		50	0	0	3.74	10	150	102%	80	120	0%	
Anthracene	A	ug/L	51.00322	51.00322		50	0	0	1.23	10	150	102%	80	120	0%	
Azobenzene	A	ug/L	50.5302	50.5302		50	0	0	1.09	10	150	101%	80	120	0%	
Benzidine	A	ug/L	50.08884	50.08884		50	0	0	6.72	10	150	100%	80	120	0%	
Benzo(a)anthracene	A	ug/L	48.19049	48.19049		50	0	0	0.856	10	150	96%	80	120	0%	
Benzo(a)pyrene	A	ug/L	48.59925	48.59925		50	0	0	1.24	10	150	97%	80	120	0%	
Benzo(b)fluoranthene	A	ug/L	48.9135	48.9135		50	0	0	0.903	10	150	98%	80	120	0%	
Benzo(g,h,i)perylene	A	ug/L	47.88381	47.88381		50	0	0	1.01	10	150	96%	80	120	0%	
Benzo(k)fluoranthene	A	ug/L	48.60473	48.60473		50	0	0	0.97	10	150	97%	80	120	0%	
Benzoic acid	A	ug/L	48.41261	48.41261		50	0	0	1.51	10	150	97%	80	120	0%	
Benzyl alcohol	A	ug/L	51.45305	51.45305		50	0	0	3.13	10	150	103%	80	120	0%	
bis(-2-chloroethoxy)Methane	A	ug/L	48.90019	48.90019		50	0	0	1.36	10	150	98%	80	120	0%	
bis(-2-chloroethyl)Ether	A	ug/L	51.59545	51.59545		50	0	0	2.57	10	150	103%	80	120	0%	
bis(2-chloroisopropyl)Ether	A	ug/L	49.43255	49.43255		50	0	0	1.49	10	150	99%	80	120	0%	
bis(2-ethylhexyl)Phthalate	A	ug/L	47.81135	47.81135		50	0	0	1.91	10	150	96%	80	120	0%	

Seq No	Lab ID	Test Code	Sample Typ	File ID	Analysis Date	DF	Batch ID	Prep Date	SPKref	RPDref	pmoist					
14972083	07-Jan-22_CAL_SVOC-8270-W-	ICAL	V5973N.I	sd0107.1/7/2022	3:12:34	1	R372990		0	0						
Analyte	T	Units	RAW	Final	Text	Spike	SPKref	RPDref	MDL	PQL	UQL	%REC	LOW	HIGH	%RPD	Q
Butylbenzylphthalate	A	ug/L	47.56919	47.56919		50	0	0	1.57	10	150	95%	80	120	0%	
Carbazole	A	ug/L	48.74998	48.74998		50	0	0	0.842	10	150	97%	80	120	0%	
Chrysene	A	ug/L	48.68271	48.68271		50	0	0	1.17	10	150	97%	80	120	0%	
Di-n-butyl phthalate	A	ug/L	49.33381	49.33381		50	0	0	0.932	10	150	99%	80	120	0%	
Di-n-octyl phthalate	A	ug/L	47.35801	47.35801		50	0	0	1.34	10	150	95%	80	120	0%	
Dibenzo(a,h)anthracene	A	ug/L	49.16656	49.16656		50	0	0	1.17	10	150	98%	80	120	0%	
Dibenzofuran	A	ug/L	51.34161	51.34161		50	0	0	1.74	10	150	103%	80	120	0%	
Diethyl phthalate	A	ug/L	50.78027	50.78027		50	0	0	2.18	10	150	102%	80	120	0%	
Dimethyl phthalate	A	ug/L	48.25725	48.25725		50	0	0	1.72	10	150	97%	80	120	0%	
Fluoranthene	A	ug/L	50.66778	50.66778		50	0	0	0.883	10	150	101%	80	120	0%	
Fluorene	A	ug/L	50.79724	50.79724		50	0	0	1.82	10	150	102%	80	120	0%	
Hexachlorobenzene	A	ug/L	52.89946	52.89946		50	0	0	1.33	10	150	106%	80	120	0%	
Hexachlorobutadiene	A	ug/L	49.71578	49.71578		50	0	0	2.32	10	150	99%	80	120	0%	
Hexachlorocyclopentadiene	A	ug/L	47.79811	47.79811		50	0	0	2.97	10	150	96%	80	120	0%	
Hexachloroethane	A	ug/L	50.63998	50.63998		50	0	0	1.79	10	150	101%	80	120	0%	
Indeno(1,2,3-cd)pyrene	A	ug/L	49.91522	49.91522		50	0	0	1.25	10	150	100%	80	120	0%	
Isophorone	A	ug/L	48.97147	48.97147		50	0	0	1.67	10	150	98%	80	120	0%	
m+p-Cresols	A	ug/L	52.62471	52.62471		50	0	0	1.78	10	150	105%	80	120	0%	
n-Nitroso-di-n-propylamine	A	ug/L	44.9333	44.9333		50	0	0	1.54	10	150	90%	80	120	0%	
n-Nitrosodimethylamine	A	ug/L	49.06452	49.06452		50	0	0	1.53	10	150	98%	80	120	0%	
n-Nitrosodiphenylamine	A	ug/L	50.65422	50.65422		50	0	0	1.16	10	150	101%	80	120	0%	
Naphthalene	A	ug/L	50.02777	50.02777		50	0	0	1.74	10	150	100%	80	120	0%	
Nitrobenzene	A	ug/L	47.71953	47.71953		50	0	0	2.31	10	150	95%	80	120	0%	
o-Cresol	A	ug/L	51.63608	51.63608		50	0	0	1.83	10	150	103%	80	120	0%	
p-Chloroaniline	A	ug/L	51.15851	51.15851		50	0	0	1.52	10	150	102%	80	120	0%	
Pentachlorophenol	A	ug/L	50.11191	50.11191		50	0	0	4.24	10	150	100%	80	120	0%	
Phenanthrene	A	ug/L	52.86893	52.86893		50	0	0	0.784	10	150	106%	80	120	0%	
Phenol	A	ug/L	47.67768	47.67768		50	0	0	1.46	10	150	95%	80	120	0%	
Pyrene	A	ug/L	49.89642	49.89642		50	0	0	0.921	10	150	100%	80	120	0%	
Pyridine	A	ug/L	47.5526	47.5526		50	0	0	3.22	10	150	95%	80	120	0%	
Triallate	A	ug/L	48.33795	48.33795		50	0	0	1.51	10	150	97%	80	120	0%	
1,4-Dichlorobenzene-d4	I	ug/L	40	40		0	0	0	0	10	150	0%			0%	
Acenaphthene-d10	I	ug/L	40	40		0	0	0	0	10	150	0%			0%	
Chrysene-d12	I	ug/L	40	40		0	0	0	0	10	150	0%			0%	
Naphthalene-d8	I	ug/L	40	40		0	0	0	0	10	150	0%			0%	

Seq No	Lab ID	Test Code	Sample Typ	File ID	Analysis Date	DF	Batch ID	Prep Date	SPKref	RPDref	pmoist					
14972083	07-Jan-22_CAL_SVOC-8270-W-	ICAL	V5973N.I	sd0107.1/7/2022	3:12:34	1	R372990		0	0						
Analyte	T	Units	RAW	Final	Text	Spike	SPKref	RPDref	MDL	PQL	UQL	%REC	LOW	HIGH	%RPD	Q
Perylene-d12	I	ug/L	40	40		0	0	0	0	10	150	0%			0%	
Phenanthrene-d10	I	ug/L	40	40		0	0	0	0	10	150	0%			0%	
2,4,6-Tribromophenol	S	ug/L	49.44851	49.44851		50	0	0	2.88	10	0	99%	80	120	0%	
2-Fluorobiphenyl	S	ug/L	49.948	49.948		50	0	0	0.724	10	0	100%	80	120	0%	
2-Fluorophenol	S	ug/L	49.14296	49.14296		50	0	0	3.52	10	0	98%	80	120	0%	
Nitrobenzene-d5	S	ug/L	48.58052	48.58052		50	0	0	2.34	10	0	97%	80	120	0%	
Phenol-d5	S	ug/L	48.38906	48.38906		50	0	0	2.06	10	0	97%	80	120	0%	
Terphenyl-d14	S	ug/L	49.20181	49.20181		50	0	0	1.17	10	0	98%	80	120	0%	
4-Chloroaniline	X	ug/L	51.15851	51.15851		50	0	0	1.61	10	150	102%	80	120	0%	
o-Terphenyl	X	ug/L	48.73704	48.73704		50	0	0	1.27	10	150	97%	80	120	0%	

Seq No	Lab ID	Test Code	Sample Typ	File ID	Analysis Date	DF	Batch ID	Prep Date	SPKref	RPDref	pmoist					
14972084	07-Jan-22_CAL_SVOC-8270-W-	ICAL	V5973N.I	sd0107.1/7/2022	3:45:02	1	R372990		0	0						
Analyte	T	Units	RAW	Final	Text	Spike	SPKref	RPDref	MDL	PQL	UQL	%REC	LOW	HIGH	%RPD	Q
1,2,4-Trichlorobenzene	A	ug/L	10.44907	10.44907		10	0	0	1.9	10	150	104%	80	120	0%	
1,2-Dichlorobenzene	A	ug/L	9.74531	9.74531		10	0	0	1.97	10	150	97%	80	120	0%	
1,3-Dichlorobenzene	A	ug/L	10.22943	10.22943		10	0	0	2.13	10	150	102%	80	120	0%	
1,4-Dichlorobenzene	A	ug/L	10.5471	10.5471		10	0	0	2.02	10	150	105%	80	120	0%	
1-Methylnaphthalene	A	ug/L	9.81869	9.81869		10	0	0	2.39	10	150	98%	80	120	0%	
2,2'-Oxybis(1-Chloropropane)	A	ug/L	9.68293	9.68293		10	0	0	1.45	10	150	97%	80	120	0%	
2,4,5-Trichlorophenol	A	ug/L	9.82731	9.82731		10	0	0	2.23	10	150	98%	80	120	0%	
2,4,6-Trichlorophenol	A	ug/L	10.23133	10.23133		10	0	0	2.64	10	150	102%	80	120	0%	
2,4-Dichlorophenol	A	ug/L	9.78023	9.78023		10	0	0	1.69	10	150	98%	80	120	0%	
2,4-Dimethylphenol	A	ug/L	10.17164	10.17164		10	0	0	1.69	10	150	102%	80	120	0%	
2,4-Dinitrophenol	A	ug/L	8.4111	8.4111		10	0	0	4.26	10	150	84%	80	120	0%	
2,4-Dinitrotoluene	A	ug/L	9.6692	9.6692		10	0	0	3.04	10	150	97%	80	120	0%	
2,6-Dinitrotoluene	A	ug/L	9.76245	9.76245		10	0	0	3.2	10	150	98%	80	120	0%	
2-Chloronaphthalene	A	ug/L	10.18487	10.18487		10	0	0	2.14	10	150	102%	80	120	0%	
2-Chlorophenol	A	ug/L	10.03391	10.03391		10	0	0	2.48	10	150	100%	80	120	0%	
2-Methylnaphthalene	A	ug/L	10.31786	10.31786		10	0	0	1.92	10	150	103%	80	120	0%	
2-Nitroaniline	A	ug/L	9.28167	9.28167		10	0	0	2.4	10	150	93%	80	120	0%	
2-Nitrophenol	A	ug/L	9.33821	9.33821		10	0	0	2.36	10	150	93%	80	120	0%	
3,3'-Dichlorobenzidine	A	ug/L	9.33394	9.33394		10	0	0	2.11	10	150	93%	80	120	0%	
3-Nitroaniline	A	ug/L	9.27936	9.27936		10	0	0	2.77	10	150	93%	80	120	0%	



Seq No	Lab ID	Test Code	Sample Typ	File ID	Analysis Date	DF	Batch ID	Prep Date	SPKref	RPDref	pmoist					
14972084	07-Jan-22_CAL_SVOC-8270-W-	ICAL	V5973N.I	sd0107.1	7/2022 3:45:02	1	R372990		0	0						
Analyte	T	Units	RAW	Final	Text	Spike	SPKref	RPDref	MDL	PQL	UQL	%REC	LOW	HIGH	%RPD	Q
4,6-Dinitro-2-methylphenol	A	ug/L	10.12313	10.12313		10	0	0	2.33	10	150	101%	80	120	0%	
4-Bromophenyl phenyl ether	A	ug/L	8.99726	8.99726		10	0	0	1.74	10	150	90%	80	120	0%	
4-Chloro-2-methylphenol	A	ug/L	9.77873	9.77873		10	0	0	1.6	10	150	98%	80	120	0%	
4-Chloro-3-methylphenol	A	ug/L	10.27934	10.27934		10	0	0	1.46	10	150	103%	80	120	0%	
4-Chlorophenol	A	ug/L	8.08559	8.08559		10	0	0	2.64	10	150	81%	80	120	0%	
4-Chlorophenyl phenyl ether	A	ug/L	10.26239	10.26239		10	0	0	2.03	10	150	103%	80	120	0%	
4-Nitroaniline	A	ug/L	8.82801	8.82801		10	0	0	1.63	10	150	88%	80	120	0%	
4-Nitrophenol	A	ug/L	9.80766	9.80766		10	0	0	2.5	10	150	98%	80	120	0%	
Acenaphthene	A	ug/L	9.72877	9.72877		10	0	0	1.89	10	150	97%	80	120	0%	
Acenaphthylene	A	ug/L	10.43884	10.43884		10	0	0	1.57	10	150	104%	80	120	0%	
Aniline	A	ug/L	9.63608	9.63608		10	0	0	3.74	10	150	96%	80	120	0%	
Anthracene	A	ug/L	9.8068	9.8068		10	0	0	1.23	10	150	98%	80	120	0%	
Azobenzene	A	ug/L	8.82729	8.82729		10	0	0	1.09	10	150	88%	80	120	0%	
Benzidine	A	ug/L	8.87045	8.87045		10	0	0	6.72	10	150	89%	80	120	0%	
Benzo(a)anthracene	A	ug/L	9.82642	9.82642		10	0	0	0.856	10	150	98%	80	120	0%	
Benzo(a)pyrene	A	ug/L	9.12842	9.12842		10	0	0	1.24	10	150	91%	80	120	0%	
Benzo(b)fluoranthene	A	ug/L	9.75953	9.75953		10	0	0	0.903	10	150	98%	80	120	0%	
Benzo(g,h,i)perylene	A	ug/L	9.56387	9.56387		10	0	0	1.01	10	150	96%	80	120	0%	
Benzo(k)fluoranthene	A	ug/L	9.43626	9.43626		10	0	0	0.97	10	150	94%	80	120	0%	
Benzoic acid	A	ug/L	9.14547	9.14547		10	0	0	1.51	10	150	91%	80	120	0%	
Benzyl alcohol	A	ug/L	9.08708	9.08708		10	0	0	3.13	10	150	91%	80	120	0%	
bis(-2-chloroethoxy)Methane	A	ug/L	9.69268	9.69268		10	0	0	1.36	10	150	97%	80	120	0%	
bis(-2-chloroethyl)Ether	A	ug/L	10.0816	10.0816		10	0	0	2.57	10	150	101%	80	120	0%	
bis(2-chloroisopropyl)Ether	A	ug/L	9.68293	9.68293		10	0	0	1.49	10	150	97%	80	120	0%	
bis(2-ethylhexyl)Phthalate	A	ug/L	10.31622	10.31622		10	0	0	1.91	10	150	103%	80	120	0%	
Butylbenzylphthalate	A	ug/L	9.64396	9.64396		10	0	0	1.57	10	150	96%	80	120	0%	
Carbazole	A	ug/L	9.32378	9.32378		10	0	0	0.842	10	150	93%	80	120	0%	
Chrysene	A	ug/L	9.98121	9.98121		10	0	0	1.17	10	150	100%	80	120	0%	
Di-n-butyl phthalate	A	ug/L	8.90612	8.90612		10	0	0	0.932	10	150	89%	80	120	0%	
Di-n-octyl phthalate	A	ug/L	9.30497	9.30497		10	0	0	1.34	10	150	93%	80	120	0%	
Dibenzo(a,h)anthracene	A	ug/L	9.64319	9.64319		10	0	0	1.17	10	150	96%	80	120	0%	
Dibenzofuran	A	ug/L	10.23136	10.23136		10	0	0	1.74	10	150	102%	80	120	0%	
Diethyl phthalate	A	ug/L	9.998	9.998		10	0	0	2.18	10	150	100%	80	120	0%	
Dimethyl phthalate	A	ug/L	9.98825	9.98825		10	0	0	1.72	10	150	100%	80	120	0%	
Fluoranthene	A	ug/L	9.23395	9.23395		10	0	0	0.883	10	150	92%	80	120	0%	

Seq No	Lab ID	Test Code	Sample Typ	File ID	Analysis Date	DF	Batch ID	Prep Date	SPKref	RPDref	pmoist					
14972084	07-Jan-22_CAL_SVOC-8270-W-	ICAL	V5973N.I	sd0107.1/7/2022	3:45:02	1	R372990		0	0						
Analyte	T	Units	RAW	Final	Text	Spike	SPKref	RPDref	MDL	PQL	UQL	%REC	LOW	HIGH	%RPD	Q
Fluorene	A	ug/L	10.72899	10.72899		10	0	0	1.82	10	150	107%	80	120	0%	
Hexachlorobenzene	A	ug/L	9.45982	9.45982		10	0	0	1.33	10	150	95%	80	120	0%	
Hexachlorobutadiene	A	ug/L	10.15257	10.15257		10	0	0	2.32	10	150	102%	80	120	0%	
Hexachlorocyclopentadiene	A	ug/L	9.26376	9.26376		10	0	0	2.97	10	150	93%	80	120	0%	
Hexachloroethane	A	ug/L	9.52098	9.52098		10	0	0	1.79	10	150	95%	80	120	0%	
Indeno(1,2,3-cd)pyrene	A	ug/L	9.29128	9.29128		10	0	0	1.25	10	150	93%	80	120	0%	
Isophorone	A	ug/L	9.73107	9.73107		10	0	0	1.67	10	150	97%	80	120	0%	
m+p-Cresols	A	ug/L	9.46836	9.46836		10	0	0	1.78	10	150	95%	80	120	0%	
n-Nitroso-di-n-propylamine	A	ug/L	9.34716	9.34716		10	0	0	1.54	10	150	93%	80	120	0%	
n-Nitrosodimethylamine	A	ug/L	10.11	10.11		10	0	0	1.53	10	150	101%	80	120	0%	
n-Nitrosodiphenylamine	A	ug/L	9.36383	9.36383		10	0	0	1.16	10	150	94%	80	120	0%	
Naphthalene	A	ug/L	10.77204	10.77204		10	0	0	1.74	10	150	108%	80	120	0%	
Nitrobenzene	A	ug/L	9.18133	9.18133		10	0	0	2.31	10	150	92%	80	120	0%	
o-Cresol	A	ug/L	9.38306	9.38306		10	0	0	1.83	10	150	94%	80	120	0%	
p-Chloroaniline	A	ug/L	9.60027	9.60027		10	0	0	1.52	10	150	96%	80	120	0%	
Pentachlorophenol	A	ug/L	9.41975	9.41975		10	0	0	4.24	10	150	94%	80	120	0%	
Phenanthrene	A	ug/L	9.26654	9.26654		10	0	0	0.784	10	150	93%	80	120	0%	
Phenol	A	ug/L	8.89243	8.89243		10	0	0	1.46	10	150	89%	80	120	0%	
Pyrene	A	ug/L	9.66457	9.66457		10	0	0	0.921	10	150	97%	80	120	0%	
Pyridine	A	ug/L	11.24258	11.24258		10	0	0	3.22	10	150	112%	80	120	0%	
Triallate	A	ug/L	8.58625	8.58625		10	0	0	1.51	10	150	86%	80	120	0%	
1,4-Dichlorobenzene-d4	I	ug/L	40	40		0	0	0	0	10	150	0%				0%
Acenaphthene-d10	I	ug/L	40	40		0	0	0	0	10	150	0%				0%
Chrysene-d12	I	ug/L	40	40		0	0	0	0	10	150	0%				0%
Naphthalene-d8	I	ug/L	40	40		0	0	0	0	10	150	0%				0%
Perylene-d12	I	ug/L	40	40		0	0	0	0	10	150	0%				0%
Phenanthrene-d10	I	ug/L	40	40		0	0	0	0	10	150	0%				0%
2,4,6-Tribromophenol	S	ug/L	9.03266	9.03266		10	0	0	2.88	10	0	90%	80	120	0%	
2-Fluorobiphenyl	S	ug/L	10.14431	10.14431		10	0	0	0.724	10	0	101%	80	120	0%	
2-Fluorophenol	S	ug/L	9.567	9.567		10	0	0	3.52	10	0	96%	80	120	0%	
Nitrobenzene-d5	S	ug/L	9.17413	9.17413		10	0	0	2.34	10	0	92%	80	120	0%	
Phenol-d5	S	ug/L	10.05328	10.05328		10	0	0	2.06	10	0	101%	80	120	0%	
Terphenyl-d14	S	ug/L	9.58663	9.58663		10	0	0	1.17	10	0	96%	80	120	0%	
4-Chloroaniline	X	ug/L	9.60027	9.60027		10	0	0	1.61	10	150	96%	80	120	0%	
o-Terphenyl	X	ug/L	9.53803	9.53803		10	0	0	1.27	10	150	95%	80	120	0%	

Seq No	Lab ID	Test Code	Sample Typ	File ID	Analysis Date	DF	Batch ID	Prep Date	SPKref	RPDref	pmoist					
14972085	07-Jan-22_CAL_SVOC-8270-W-	ICAL	V5973N.I	sd0107.1/7/2022	4:17:22	1	R372990		0	0						
Analyte	T	Units	RAW	Final	Text	Spike	SPKref	RPDref	MDL	PQL	UQL	%REC	LOW	HIGH	%RPD	Q
1,2,4-Trichlorobenzene	A	ug/L	4.3887	4.3887		4	0	0	1.9	10	150	110%	80	120	0%	
1,2-Dichlorobenzene	A	ug/L	4.26032	4.26032		4	0	0	1.97	10	150	107%	80	120	0%	
1,3-Dichlorobenzene	A	ug/L	4.06215	4.06215		4	0	0	2.13	10	150	102%	80	120	0%	
1,4-Dichlorobenzene	A	ug/L	4.23049	4.23049		4	0	0	2.02	10	150	106%	80	120	0%	
1-Methylnaphthalene	A	ug/L	4.07516	4.07516		4	0	0	2.39	10	150	102%	80	120	0%	
2,2'-Oxybis(1-Chloropropane)	A	ug/L	4.08352	4.08352		4	0	0	1.45	10	150	102%	80	120	0%	
2,4,5-Trichlorophenol	A	ug/L	3.66642	3.66642		4	0	0	2.23	10	150	92%	80	120	0%	
2,4,6-Trichlorophenol	A	ug/L	3.95688	3.95688		4	0	0	2.64	10	150	99%	80	120	0%	
2,4-Dichlorophenol	A	ug/L	4.14187	4.14187		4	0	0	1.69	10	150	104%	80	120	0%	
2,4-Dimethylphenol	A	ug/L	3.90698	3.90698		4	0	0	1.69	10	150	98%	80	120	0%	
2,4-Dinitrophenol	A	ug/L	4.65029	4.65029		4	0	0	4.26	10	150	116%	80	120	0%	
2,4-Dinitrotoluene	A	ug/L	4.11174	4.11174		4	0	0	3.04	10	150	103%	80	120	0%	
2,6-Dinitrotoluene	A	ug/L	4.25819	4.25819		4	0	0	3.2	10	150	106%	80	120	0%	
2-Chloronaphthalene	A	ug/L	4.01677	4.01677		4	0	0	2.14	10	150	100%	80	120	0%	
2-Chlorophenol	A	ug/L	4.02746	4.02746		4	0	0	2.48	10	150	101%	80	120	0%	
2-Methylnaphthalene	A	ug/L	3.8722	3.8722		4	0	0	1.92	10	150	97%	80	120	0%	
2-Nitroaniline	A	ug/L	4.42085	4.42085		4	0	0	2.4	10	150	111%	80	120	0%	
2-Nitrophenol	A	ug/L	4.2774	4.2774		4	0	0	2.36	10	150	107%	80	120	0%	
3,3'-Dichlorobenzidine	A	ug/L	4.3048	4.3048		4	0	0	2.11	10	150	108%	80	120	0%	
3-Nitroaniline	A	ug/L	4.22653	4.22653		4	0	0	2.77	10	150	106%	80	120	0%	
4,6-Dinitro-2-methylphenol	A	ug/L	3.93903	3.93903		4	0	0	2.33	10	150	98%	80	120	0%	
4-Bromophenyl phenyl ether	A	ug/L	4.3957	4.3957		4	0	0	1.74	10	150	110%	80	120	0%	
4-Chloro-2-methylphenol	A	ug/L	4.0501	4.0501		4	0	0	1.6	10	150	101%	80	120	0%	
4-Chloro-3-methylphenol	A	ug/L	3.94297	3.94297		4	0	0	1.46	10	150	99%	80	120	0%	
4-Chlorophenol	A	ug/L	4.65467	4.65467		4	0	0	2.64	10	150	116%	80	120	0%	
4-Chlorophenyl phenyl ether	A	ug/L	3.97707	3.97707		4	0	0	2.03	10	150	99%	80	120	0%	
4-Nitroaniline	A	ug/L	4.37193	4.37193		4	0	0	1.63	10	150	109%	80	120	0%	
4-Nitrophenol	A	ug/L	4.21128	4.21128		4	0	0	2.5	10	150	105%	80	120	0%	
Acenaphthene	A	ug/L	4.31862	4.31862		4	0	0	1.89	10	150	108%	80	120	0%	
Acenaphthylene	A	ug/L	3.86508	3.86508		4	0	0	1.57	10	150	97%	80	120	0%	
Aniline	A	ug/L	3.98367	3.98367		4	0	0	3.74	10	150	100%	80	120	0%	
Anthracene	A	ug/L	4.05079	4.05079		4	0	0	1.23	10	150	101%	80	120	0%	
Azobenzene	A	ug/L	4.39604	4.39604		4	0	0	1.09	10	150	110%	80	120	0%	
Benzidine	A	ug/L	4.40904	4.40904		4	0	0	6.72	10	150	110%	80	120	0%	
Benzo(a)anthracene	A	ug/L	4.18906	4.18906		4	0	0	0.856	10	150	105%	80	120	0%	

Seq No	Lab ID	Test Code	Sample Typ	File ID	Analysis Date	DF	Batch ID	Prep Date	SPKref	RPDref	pmoist					
14972085	07-Jan-22_CAL_SVOC-8270-W-	ICAL	V5973N.I	sd0107.1	7/2022 4:17:22	1	R372990		0	0						
Analyte	T	Units	RAW	Final	Text	Spike	SPKref	RPDref	MDL	PQL	UQL	%REC	LOW	HIGH	%RPD	Q
Benzo(a)pyrene	A	ug/L	4.34309	4.34309		4	0	0	1.24	10	150	109%	80	120	0%	
Benzo(b)fluoranthene	A	ug/L	4.17945	4.17945		4	0	0	0.903	10	150	104%	80	120	0%	
Benzo(g,h,i)perylene	A	ug/L	3.93876	3.93876		4	0	0	1.01	10	150	98%	80	120	0%	
Benzo(k)fluoranthene	A	ug/L	3.94978	3.94978		4	0	0	0.97	10	150	99%	80	120	0%	
Benzoic acid	A	ug/L	4.38006	4.38006		4	0	0	1.51	10	150	110%	80	120	0%	
Benzyl alcohol	A	ug/L	4.32975	4.32975		4	0	0	3.13	10	150	108%	80	120	0%	
bis(-2-chloroethoxy)Methane	A	ug/L	4.11118	4.11118		4	0	0	1.36	10	150	103%	80	120	0%	
bis(-2-chloroethyl)Ether	A	ug/L	3.94331	3.94331		4	0	0	2.57	10	150	99%	80	120	0%	
bis(2-chloroisopropyl)Ether	A	ug/L	4.08352	4.08352		4	0	0	1.49	10	150	102%	80	120	0%	
bis(2-ethylhexyl)Phthalate	A	ug/L	3.96447	3.96447		4	0	0	1.91	10	150	99%	80	120	0%	
Butylbenzylphthalate	A	ug/L	4.18778	4.18778		4	0	0	1.57	10	150	105%	80	120	0%	
Carbazole	A	ug/L	3.91443	3.91443		4	0	0	0.842	10	150	98%	80	120	0%	
Chrysene	A	ug/L	4.04674	4.04674		4	0	0	1.17	10	150	101%	80	120	0%	
Di-n-butyl phthalate	A	ug/L	4.41642	4.41642		4	0	0	0.932	10	150	110%	80	120	0%	
Di-n-octyl phthalate	A	ug/L	4.34936	4.34936		4	0	0	1.34	10	150	109%	80	120	0%	
Dibenzo(a,h)anthracene	A	ug/L	4.15807	4.15807		4	0	0	1.17	10	150	104%	80	120	0%	
Dibenzofuran	A	ug/L	4.19791	4.19791		4	0	0	1.74	10	150	105%	80	120	0%	
Diethyl phthalate	A	ug/L	3.88906	3.88906		4	0	0	2.18	10	150	97%	80	120	0%	
Dimethyl phthalate	A	ug/L	4.05826	4.05826		4	0	0	1.72	10	150	101%	80	120	0%	
Fluoranthene	A	ug/L	4.21074	4.21074		4	0	0	0.883	10	150	105%	80	120	0%	
Fluorene	A	ug/L	3.74191	3.74191		4	0	0	1.82	10	150	94%	80	120	0%	
Hexachlorobenzene	A	ug/L	4.08589	4.08589		4	0	0	1.33	10	150	102%	80	120	0%	
Hexachlorobutadiene	A	ug/L	3.94683	3.94683		4	0	0	2.32	10	150	99%	80	120	0%	
Hexachlorocyclopentadiene	A	ug/L	4.35596	4.35596		4	0	0	2.97	10	150	109%	80	120	0%	
Hexachloroethane	A	ug/L	4.16715	4.16715		4	0	0	1.79	10	150	104%	80	120	0%	
Indeno(1,2,3-cd)pyrene	A	ug/L	4.25072	4.25072		4	0	0	1.25	10	150	106%	80	120	0%	
Isophorone	A	ug/L	4.10718	4.10718		4	0	0	1.67	10	150	103%	80	120	0%	
m+p-Cresols	A	ug/L	4.1453	4.1453		4	0	0	1.78	10	150	104%	80	120	0%	
n-Nitroso-di-n-propylamine	A	ug/L	4.34067	4.34067		4	0	0	1.54	10	150	109%	80	120	0%	
n-Nitrosodimethylamine	A	ug/L	4.03416	4.03416		4	0	0	1.53	10	150	101%	80	120	0%	
n-Nitrosodiphenylamine	A	ug/L	4.48834	4.48834		4	0	0	1.16	10	150	112%	80	120	0%	
Naphthalene	A	ug/L	3.718	3.718		4	0	0	1.74	10	150	93%	80	120	0%	
Nitrobenzene	A	ug/L	4.33484	4.33484		4	0	0	2.31	10	150	108%	80	120	0%	
o-Cresol	A	ug/L	3.77773	3.77773		4	0	0	1.83	10	150	94%	80	120	0%	
p-Chloroaniline	A	ug/L	4.2594	4.2594		4	0	0	1.52	10	150	106%	80	120	0%	

Seq No	Lab ID	Test Code	Sample Typ	File ID	Analysis Date	DF	Batch ID	Prep Date	SPKref	RPDref	pmoist					
14972085	07-Jan-22_CAL	SVOC-8270-W-	ICAL	V5973N.I	sd0107.1/7/2022 4:17:22	1	R372990		0	0						
Analyte	T	Units	RAW	Final	Text	Spike	SPKref	RPDref	MDL	PQL	UQL	%REC	LOW	HIGH	%RPD	Q
Pentachlorophenol	A	ug/L	4.2097	4.2097		4	0	0	4.24	10	150	105%	80	120	0%	
Phenanthrene	A	ug/L	4.16257	4.16257		4	0	0	0.784	10	150	104%	80	120	0%	
Phenol	A	ug/L	4.42648	4.42648		4	0	0	1.46	10	150	111%	80	120	0%	
Pyrene	A	ug/L	4.0375	4.0375		4	0	0	0.921	10	150	101%	80	120	0%	
Pyridine	A	ug/L	3.65172	3.65172		4	0	0	3.22	10	150	91%	80	120	0%	
Triallate	A	ug/L	4.56412	4.56412		4	0	0	1.51	10	150	114%	80	120	0%	
1,4-Dichlorobenzene-d4	I	ug/L	40	40		0	0	0	0	10	150	0%			0%	
Acenaphthene-d10	I	ug/L	40	40		0	0	0	0	10	150	0%			0%	
Chrysene-d12	I	ug/L	40	40		0	0	0	0	10	150	0%			0%	
Naphthalene-d8	I	ug/L	40	40		0	0	0	0	10	150	0%			0%	
Perylene-d12	I	ug/L	40	40		0	0	0	0	10	150	0%			0%	
Phenanthrene-d10	I	ug/L	40	40		0	0	0	0	10	150	0%			0%	
2,4,6-Tribromophenol	S	ug/L	4.34821	4.34821		4	0	0	2.88	10	0	109%	80	120	0%	
2-Fluorobiphenyl	S	ug/L	3.93496	3.93496		4	0	0	0.724	10	0	98%	80	120	0%	
2-Fluorophenol	S	ug/L	3.83364	3.83364		4	0	0	3.52	10	0	96%	80	120	0%	
Nitrobenzene-d5	S	ug/L	4.34889	4.34889		4	0	0	2.34	10	0	109%	80	120	0%	
Phenol-d5	S	ug/L	4.03354	4.03354		4	0	0	2.06	10	0	101%	80	120	0%	
Terphenyl-d14	S	ug/L	4.01593	4.01593		4	0	0	1.17	10	0	100%	80	120	0%	
4-Chloroaniline	X	ug/L	4.2594	4.2594		4	0	0	1.61	10	150	106%	80	120	0%	
o-Terphenyl	X	ug/L	4.38275	4.38275		4	0	0	1.27	10	150	110%	80	120	0%	

Seq No	Lab ID	Test Code	Sample Typ	File ID	Analysis Date	DF	Batch ID	Prep Date	SPKref	RPDref	pmoist					
14972086	07-Jan-22_CCV	SVOC-8270-W-	ICV	V5973N.I	sd0107.1/7/2022 4:49:47	1	R372990		0	0						
Analyte	T	Units	RAW	Final	Text	Spike	SPKref	RPDref	MDL	PQL	UQL	%REC	LOW	HIGH	%RPD	Q
1,2,4-Trichlorobenzene	A	ug/L	73.34281	73.34281		75	0	0	1.9	10	150	98%	70	130	0%	
1,2-Dichlorobenzene	A	ug/L	77.97229	77.97229		75	0	0	1.97	10	150	104%	70	130	0%	
1,3-Dichlorobenzene	A	ug/L	80.0418	80.0418		75	0	0	2.13	10	150	107%	70	130	0%	
1,4-Dichlorobenzene	A	ug/L	82.87898	82.87898		75	0	0	2.02	10	150	111%	70	130	0%	
1-Methylnaphthalene	A	ug/L	74.39741	74.39741		75	0	0	2.39	10	150	99%	70	130	0%	
2,2'-Oxybis(1-Chloropropane)	A	ug/L	67.02857	67.02857		75	0	0	1.45	10	150	89%	70	130	0%	
2,4,5-Trichlorophenol	A	ug/L	78.19009	78.19009		75	0	0	2.23	10	150	104%	70	130	0%	
2,4,6-Trichlorophenol	A	ug/L	77.22582	77.22582		75	0	0	2.64	10	150	103%	70	130	0%	
2,4-Dichlorophenol	A	ug/L	76.10805	76.10805		75	0	0	1.69	10	150	101%	70	130	0%	
2,4-Dimethylphenol	A	ug/L	71.95913	71.95913		75	0	0	1.69	10	150	96%	70	130	0%	

Seq No	Lab ID	Test Code	Sample Typ	File ID	Analysis Date	DF	Batch ID	Prep Date	SPKref	RPDref	pmoist					
14972086	07-Jan-22_CCV	SVOC-8270-W-	ICV	V5973N.I	sd0107.1/7/2022 4:49:47	1	R372990		0	0						
Analyte	T	Units	RAW	Final	Text	Spike	SPKref	RPDref	MDL	PQL	UQL	%REC	LOW	HIGH	%RPD	Q
2,4-Dinitrophenol	A	ug/L	76.93129	76.93129		75	0	0	4.26	10	150	103%	70	130	0%	
2,4-Dinitrotoluene	A	ug/L	75.56815	75.56815		75	0	0	3.04	10	150	101%	70	130	0%	
2,6-Dinitrotoluene	A	ug/L	87.62111	87.62111		75	0	0	3.2	10	150	117%	70	130	0%	
2-Chloronaphthalene	A	ug/L	84.33968	84.33968		75	0	0	2.14	10	150	112%	70	130	0%	
2-Chlorophenol	A	ug/L	83.27986	83.27986		75	0	0	2.48	10	150	111%	70	130	0%	
2-Methylnaphthalene	A	ug/L	79.04494	79.04494		75	0	0	1.92	10	150	105%	70	130	0%	
2-Nitroaniline	A	ug/L	79.15164	79.15164		75	0	0	2.4	10	150	106%	70	130	0%	
2-Nitrophenol	A	ug/L	80.44174	80.44174		75	0	0	2.36	10	150	107%	70	130	0%	
3,3'-Dichlorobenzidine	A	ug/L	70.23063	70.23063		75	0	0	2.11	10	150	94%	70	130	0%	
3-Nitroaniline	A	ug/L	85.52461	85.52461		75	0	0	2.77	10	150	114%	70	130	0%	
4,6-Dinitro-2-methylphenol	A	ug/L	73.23531	73.23531		75	0	0	2.33	10	150	98%	70	130	0%	
4-Bromophenyl phenyl ether	A	ug/L	84.45963	84.45963		75	0	0	1.74	10	150	113%	70	130	0%	
4-Chloro-2-methylphenol	A	ug/L	73.04608	73.04608		75	0	0	1.6	10	150	97%	70	130	0%	
4-Chloro-3-methylphenol	A	ug/L	78.15005	78.15005		75	0	0	1.46	10	150	104%	70	130	0%	
4-Chlorophenol	A	ug/L	78.19908	78.19908		75	0	0	2.64	10	150	104%	70	130	0%	
4-Chlorophenyl phenyl ether	A	ug/L	84.92117	84.92117		75	0	0	2.03	10	150	113%	70	130	0%	
4-Nitroaniline	A	ug/L	75.04871	75.04871		75	0	0	1.63	10	150	100%	70	130	0%	
4-Nitrophenol	A	ug/L	79.44204	79.44204		75	0	0	2.5	10	150	106%	70	130	0%	
Acenaphthene	A	ug/L	82.41017	82.41017		75	0	0	1.89	10	150	110%	70	130	0%	
Acenaphthylene	A	ug/L	74.10128	74.10128		75	0	0	1.57	10	150	99%	70	130	0%	
Anthracene	A	ug/L	78.37744	78.37744		75	0	0	1.23	10	150	105%	70	130	0%	
Azobenzene	A	ug/L	79.70333	79.70333		75	0	0	1.09	10	150	106%	70	130	0%	
Benzidine	A	ug/L	63.958	63.958		75	0	0	6.72	10	150	85%	70	130	0%	
Benzo(a)anthracene	A	ug/L	84.0229	84.0229		75	0	0	0.856	10	150	112%	70	130	0%	
Benzo(a)pyrene	A	ug/L	77.63794	77.63794		75	0	0	1.24	10	150	104%	70	130	0%	
Benzo(b)fluoranthene	A	ug/L	77.57603	77.57603		75	0	0	0.903	10	150	103%	70	130	0%	
Benzo(g,h,i)perylene	A	ug/L	75.92887	75.92887		75	0	0	1.01	10	150	101%	70	130	0%	
Benzo(k)fluoranthene	A	ug/L	76.37732	76.37732		75	0	0	0.97	10	150	102%	70	130	0%	
Benzoic acid	A	ug/L	75.8763	75.8763		75	0	0	1.51	10	150	101%	70	130	0%	
Benzyl alcohol	A	ug/L	78.267	78.267		75	0	0	3.13	10	150	104%	70	130	0%	
bis(-2-chloroethoxy)Methane	A	ug/L	75.81856	75.81856		75	0	0	1.36	10	150	101%	70	130	0%	
bis(-2-chloroethyl)Ether	A	ug/L	84.43149	84.43149		75	0	0	2.57	10	150	113%	70	130	0%	
bis(2-chloroisopropyl)Ether	A	ug/L	67.02857	67.02857		75	0	0	1.49	10	150	89%	70	130	0%	
bis(2-ethylhexyl)Phthalate	A	ug/L	87.66116	87.66116		75	0	0	1.91	10	150	117%	70	130	0%	
Butylbenzylphthalate	A	ug/L	83.01663	83.01663		75	0	0	1.57	10	150	111%	70	130	0%	

Seq No	Lab ID	Test Code	Sample Typ	File ID	Analysis Date	DF	Batch ID	Prep Date	SPKref	RPDref	pmoist					
14972086	07-Jan-22_CCV	SVOC-8270-W-	ICV	V5973N.I	sd0107.1/7/2022 4:49:47	1	R372990		0	0						
Analyte	T	Units	RAW	Final	Text	Spike	SPKref	RPDref	MDL	PQL	UQL	%REC	LOW	HIGH	%RPD	Q
Carbazole	A	ug/L	80.17815	80.17815		75	0	0	0.842	10	150	107%	70	130	0%	
Chrysene	A	ug/L	81.46949	81.46949		75	0	0	1.17	10	150	109%	70	130	0%	
Di-n-butyl phthalate	A	ug/L	81.83956	81.83956		75	0	0	0.932	10	150	109%	70	130	0%	
Di-n-octyl phthalate	A	ug/L	80.5239	80.5239		75	0	0	1.34	10	150	107%	70	130	0%	
Dibenzo(a,h)anthracene	A	ug/L	80.17492	80.17492		75	0	0	1.17	10	150	107%	70	130	0%	
Dibenzofuran	A	ug/L	77.75594	77.75594		75	0	0	1.74	10	150	104%	70	130	0%	
Diethyl phthalate	A	ug/L	85.99038	85.99038		75	0	0	2.18	10	150	115%	70	130	0%	
Dimethyl phthalate	A	ug/L	82.97069	82.97069		75	0	0	1.72	10	150	111%	70	130	0%	
Fluoranthene	A	ug/L	78.28935	78.28935		75	0	0	0.883	10	150	104%	70	130	0%	
Fluorene	A	ug/L	76.887	76.887		75	0	0	1.82	10	150	103%	70	130	0%	
Hexachlorobenzene	A	ug/L	74.96074	74.96074		75	0	0	1.33	10	150	100%	70	130	0%	
Hexachlorobutadiene	A	ug/L	75.04336	75.04336		75	0	0	2.32	10	150	100%	70	130	0%	
Hexachlorocyclopentadiene	A	ug/L	77.72895	77.72895		75	0	0	2.97	10	150	104%	70	130	0%	
Hexachloroethane	A	ug/L	83.33874	83.33874		75	0	0	1.79	10	150	111%	70	130	0%	
Indeno(1,2,3-cd)pyrene	A	ug/L	73.68389	73.68389		75	0	0	1.25	10	150	98%	70	130	0%	
Isophorone	A	ug/L	70.83229	70.83229		75	0	0	1.67	10	150	94%	70	130	0%	
m+p-Cresols	A	ug/L	84.07446	84.07446		75	0	0	1.78	10	150	112%	70	130	0%	
n-Nitroso-di-n-propylamine	A	ug/L	91.81709	91.81709		75	0	0	1.54	10	150	122%	70	130	0%	
n-Nitrosodimethylamine	A	ug/L	82.87078	82.87078		75	0	0	1.53	10	150	110%	70	130	0%	
n-Nitrosodiphenylamine	A	ug/L	85.69107	85.69107		75	0	0	1.16	10	150	114%	70	130	0%	
Naphthalene	A	ug/L	77.49959	77.49959		75	0	0	1.74	10	150	103%	70	130	0%	
Nitrobenzene	A	ug/L	89.0583	89.0583		75	0	0	2.31	10	150	119%	70	130	0%	
o-Cresol	A	ug/L	88.26304	88.26304		75	0	0	1.83	10	150	118%	70	130	0%	
p-Chloroaniline	A	ug/L	67.31907	67.31907		75	0	0	1.52	10	150	90%	70	130	0%	
Pentachlorophenol	A	ug/L	77.9034	77.9034		75	0	0	4.24	10	150	104%	70	130	0%	
Phenanthrene	A	ug/L	79.9704	79.9704		75	0	0	0.784	10	150	107%	70	130	0%	
Phenol	A	ug/L	87.89792	87.89792		75	0	0	1.46	10	150	117%	70	130	0%	
Pyrene	A	ug/L	75.81671	75.81671		75	0	0	0.921	10	150	101%	70	130	0%	
Pyridine	A	ug/L	81.93979	81.93979		75	0	0	3.22	10	150	109%	70	130	0%	
Triallate	A	ug/L	77.95685	77.95685		75	0	0	1.51	10	150	104%	70	130	0%	
1,4-Dichlorobenzene-d4	I	ug/L	40	40		0	0	0	0	10	150	0%	70	130	0%	
Acenaphthene-d10	I	ug/L	40	40		0	0	0	0	10	150	0%	70	130	0%	
Chrysene-d12	I	ug/L	40	40		0	0	0	0	10	150	0%	70	130	0%	
Naphthalene-d8	I	ug/L	40	40		0	0	0	0	10	150	0%	70	130	0%	
Perylene-d12	I	ug/L	40	40		0	0	0	0	10	150	0%	70	130	0%	

Seq No	Lab ID	Test Code	Sample Typ	File ID	Analysis Date	DF	Batch ID	Prep Date	SPKref	RPDref	pmoist					
14972086	07-Jan-22_CC	SVOC-8270-W-	ICV	V5973N.I	107.1/7/2022 4:49:47	1	R372990		0	0						
Analyte	T	Units	RAW	Final	Text	Spike	SPKref	RPDref	MDL	PQL	UQL	%REC	LOW	HIGH	%RPD	Q
Phenanthrene-d10	I	ug/L	40	40		0	0	0	0	10	150	0%	70	130	0%	
2,4,6-Tribromophenol	S	ug/L	80.73732	80.73732		75	0	0	2.88	10	0	108%	70	130	0%	
2-Fluorobiphenyl	S	ug/L	75.4709	75.4709		75	0	0	0.724	10	0	101%	70	130	0%	
2-Fluorophenol	S	ug/L	89.62845	89.62845		75	0	0	3.52	10	0	120%	70	130	0%	
Nitrobenzene-d5	S	ug/L	75.67463	75.67463		75	0	0	2.34	10	0	101%	70	130	0%	
Phenol-d5	S	ug/L	89.173	89.173		75	0	0	2.06	10	0	119%	70	130	0%	
Terphenyl-d14	S	ug/L	75.97396	75.97396		75	0	0	1.17	10	0	101%	70	130	0%	
4-Chloroaniline	X	ug/L	67.31907	67.31907		75	0	0	1.61	10	150	90%	70	130	0%	
o-Terphenyl	X	ug/L	76.04498	76.04498		75	0	0	1.27	10	150	101%	70	130	0%	

Seq No	Lab ID	Test Code	Sample Typ	File ID	Analysis Date	DF	Batch ID	Prep Date	SPKref	RPDref	pmoist					
14972087	07-Jan-22_CC	SVOC-8270-W-	ICV	V5973N.I	107.1/7/2022 5:22:06	1	R372990		0	0						
Analyte	T	Units	RAW	Final	Text	Spike	SPKref	RPDref	MDL	PQL	UQL	%REC	LOW	HIGH	%RPD	Q
Aniline	A	ug/L	78.62423	78.62423		75	0	0	3.74	10	150	105%	70	130	0%	

Seq No	Lab ID	Test Code	Sample Typ	File ID	Analysis Date	DF	Batch ID	Prep Date	SPKref	RPDref	pmoist					
14972088	07-Jan-22_ISTB	SVOC-8270-W-	SAMP	V5973N.I	107.1/7/2022 5:54:29	1	R372990		0	0						
Analyte	T	Units	RAW	Final	Text	Spike	SPKref	RPDref	MDL	PQL	UQL	%REC	LOW	HIGH	%RPD	Q
1,2,4-Trichlorobenzene	A	ug/L	0	0		0	0	0	1.9	10	150	0%	0	0	0%	
1,2-Dichlorobenzene	A	ug/L	0	0		0	0	0	1.97	10	150	0%	0	0	0%	
1,3-Dichlorobenzene	A	ug/L	0	0		0	0	0	2.13	10	150	0%	0	0	0%	
1,4-Dichlorobenzene	A	ug/L	0	0		0	0	0	2.02	10	150	0%	0	0	0%	
1-Methylnaphthalene	A	ug/L	0	0		0	0	0	2.39	10	150	0%	0	0	0%	
2,2'-Oxybis(1-Chloropropane)	A	ug/L	0	0		0	0	0	1.45	10	150	0%	0	0	0%	
2,4,5-Trichlorophenol	A	ug/L	0	0		0	0	0	2.23	10	150	0%	0	0	0%	
2,4,6-Trichlorophenol	A	ug/L	0	0		0	0	0	2.64	10	150	0%	0	0	0%	
2,4-Dichlorophenol	A	ug/L	0	0		0	0	0	1.69	10	150	0%	0	0	0%	
2,4-Dimethylphenol	A	ug/L	0	0		0	0	0	1.69	10	150	0%	0	0	0%	
2,4-Dinitrophenol	A	ug/L	0	0		0	0	0	4.26	10	150	0%	0	0	0%	
2,4-Dinitrotoluene	A	ug/L	0	0		0	0	0	3.04	10	150	0%	0	0	0%	
2,6-Dinitrotoluene	A	ug/L	0	0		0	0	0	3.2	10	150	0%	0	0	0%	
2-Chloronaphthalene	A	ug/L	0	0		0	0	0	2.14	10	150	0%	0	0	0%	



Seq No	Lab ID	Test Code	Sample Typ	File ID	Analysis Date	DF	Batch ID	Prep Date	SPKref	RPDref	pmoist					
14972088	07-Jan-22_ISTB	SVOC-8270-W-	SAMP	V5973N.I\sd0107.1	7/2022 5:54:29	1	R372990		0	0						
Analyte	T	Units	RAW	Final	Text	Spike	SPKref	RPDref	MDL	PQL	UQL	%REC	LOW	HIGH	%RPD	Q
2-Chlorophenol	A	ug/L	0	0		0	0	0	2.48	10	150	0%	0	0	0%	
2-Methylnaphthalene	A	ug/L	0	0		0	0	0	1.92	10	150	0%	0	0	0%	
2-Nitroaniline	A	ug/L	0	0		0	0	0	2.4	10	150	0%	0	0	0%	
2-Nitrophenol	A	ug/L	0	0		0	0	0	2.36	10	150	0%	0	0	0%	
3,3'-Dichlorobenzidine	A	ug/L	0	0		0	0	0	2.11	10	150	0%	0	0	0%	
3-Nitroaniline	A	ug/L	0	0		0	0	0	2.77	10	150	0%	0	0	0%	
4,6-Dinitro-2-methylphenol	A	ug/L	0	0		0	0	0	2.33	10	150	0%	0	0	0%	
4-Bromophenyl phenyl ether	A	ug/L	0	0		0	0	0	1.74	10	150	0%	0	0	0%	
4-Chloro-2-methylphenol	A	ug/L	0	0		0	0	0	1.6	10	150	0%	0	0	0%	
4-Chloro-3-methylphenol	A	ug/L	0	0		0	0	0	1.46	10	150	0%	0	0	0%	
4-Chlorophenol	A	ug/L	0	0		0	0	0	2.64	10	150	0%	0	0	0%	
4-Chlorophenyl phenyl ether	A	ug/L	0	0		0	0	0	2.03	10	150	0%	0	0	0%	
4-Nitroaniline	A	ug/L	0	0		0	0	0	1.63	10	150	0%	0	0	0%	
4-Nitrophenol	A	ug/L	0	0		0	0	0	2.5	10	150	0%	0	0	0%	
Acenaphthene	A	ug/L	0	0		0	0	0	1.89	10	150	0%	0	0	0%	
Acenaphthylene	A	ug/L	0	0		0	0	0	1.57	10	150	0%	0	0	0%	
Aniline	A	ug/L	0	0		0	0	0	3.74	10	150	0%	0	0	0%	
Anthracene	A	ug/L	0	0		0	0	0	1.23	10	150	0%	0	0	0%	
Azobenzene	A	ug/L	0	0		0	0	0	1.09	10	150	0%	0	0	0%	
Benzidine	A	ug/L	0	0		0	0	0	6.72	10	150	0%	0	0	0%	
Benzo(a)anthracene	A	ug/L	0	0		0	0	0	0.856	10	150	0%	0	0	0%	
Benzo(a)pyrene	A	ug/L	0	0		0	0	0	1.24	10	150	0%	0	0	0%	
Benzo(b)fluoranthene	A	ug/L	0	0		0	0	0	0.903	10	150	0%	0	0	0%	
Benzo(g,h,i)perylene	A	ug/L	0	0		0	0	0	1.01	10	150	0%	0	0	0%	
Benzo(k)fluoranthene	A	ug/L	0	0		0	0	0	0.97	10	150	0%	0	0	0%	
Benzoic acid	A	ug/L	0	0		0	0	0	1.51	10	150	0%	0	0	0%	
Benzyl alcohol	A	ug/L	0	0		0	0	0	3.13	10	150	0%	0	0	0%	
bis(-2-chloroethoxy)Methane	A	ug/L	0	0		0	0	0	1.36	10	150	0%	0	0	0%	
bis(-2-chloroethyl)Ether	A	ug/L	0	0		0	0	0	2.57	10	150	0%	0	0	0%	
bis(2-chloroisopropyl)Ether	A	ug/L	0	0		0	0	0	1.49	10	150	0%	0	0	0%	
bis(2-ethylhexyl)Phthalate	A	ug/L	0	0		0	0	0	1.91	10	150	0%	0	0	0%	
Butylbenzylphthalate	A	ug/L	0	0		0	0	0	1.57	10	150	0%	0	0	0%	
Carbazole	A	ug/L	0	0		0	0	0	0.842	10	150	0%	0	0	0%	
Chrysene	A	ug/L	0	0		0	0	0	1.17	10	150	0%	0	0	0%	
Di-n-butyl phthalate	A	ug/L	0	0		0	0	0	0.932	10	150	0%	0	0	0%	

Seq No	Lab ID	Test Code	Sample Typ	File ID	Analysis Date	DF	Batch ID	Prep Date	SPKref	RPDref	pmoist					
14972088	07-Jan-22_ISTB	SVOC-8270-W-	SAMP	V5973N.I\sd0107.1	7/2022 5:54:29	1	R372990		0	0						
Analyte	T	Units	RAW	Final	Text	Spike	SPKref	RPDref	MDL	PQL	UQL	%REC	LOW	HIGH	%RPD	Q
Di-n-octyl phthalate	A	ug/L	0	0		0	0	0	1.34	10	150	0%	0	0	0%	
Dibenzo(a,h)anthracene	A	ug/L	0	0		0	0	0	1.17	10	150	0%	0	0	0%	
Dibenzofuran	A	ug/L	0	0		0	0	0	1.74	10	150	0%	0	0	0%	
Diethyl phthalate	A	ug/L	0	0		0	0	0	2.18	10	150	0%	0	0	0%	
Dimethyl phthalate	A	ug/L	0	0		0	0	0	1.72	10	150	0%	0	0	0%	
Fluoranthene	A	ug/L	0	0		0	0	0	0.883	10	150	0%	0	0	0%	
Fluorene	A	ug/L	0	0		0	0	0	1.82	10	150	0%	0	0	0%	
Hexachlorobenzene	A	ug/L	0	0		0	0	0	1.33	10	150	0%	0	0	0%	
Hexachlorobutadiene	A	ug/L	0	0		0	0	0	2.32	10	150	0%	0	0	0%	
Hexachlorocyclopentadiene	A	ug/L	0	0		0	0	0	2.97	10	150	0%	0	0	0%	
Hexachloroethane	A	ug/L	0	0		0	0	0	1.79	10	150	0%	0	0	0%	
Indeno(1,2,3-cd)pyrene	A	ug/L	0	0		0	0	0	1.25	10	150	0%	0	0	0%	
Isophorone	A	ug/L	0	0		0	0	0	1.67	10	150	0%	0	0	0%	
m+p-Cresols	A	ug/L	0	0		0	0	0	1.78	10	150	0%	0	0	0%	
n-Nitroso-di-n-propylamine	A	ug/L	0	0		0	0	0	1.54	10	150	0%	0	0	0%	
n-Nitrosodimethylamine	A	ug/L	0	0		0	0	0	1.53	10	150	0%	0	0	0%	
n-Nitrosodiphenylamine	A	ug/L	0	0		0	0	0	1.16	10	150	0%	0	0	0%	
Naphthalene	A	ug/L	0	0		0	0	0	1.74	10	150	0%	0	0	0%	
Nitrobenzene	A	ug/L	0	0		0	0	0	2.31	10	150	0%	0	0	0%	
o-Cresol	A	ug/L	0	0		0	0	0	1.83	10	150	0%	0	0	0%	
p-Chloroaniline	A	ug/L	0	0		0	0	0	1.52	10	150	0%	0	0	0%	
Pentachlorophenol	A	ug/L	0	0		0	0	0	4.24	10	150	0%	0	0	0%	
Phenanthrene	A	ug/L	0	0		0	0	0	0.784	10	150	0%	0	0	0%	
Phenol	A	ug/L	0	0		0	0	0	1.46	10	150	0%	0	0	0%	
Pyrene	A	ug/L	0	0		0	0	0	0.921	10	150	0%	0	0	0%	
Pyridine	A	ug/L	0	0		0	0	0	3.22	10	150	0%	0	0	0%	
Triallate	A	ug/L	0	0		0	0	0	1.51	10	150	0%	0	0	0%	
1,4-Dichlorobenzene-d4	I	ug/L	40	40		0	0	0	0	10	150	0%	0	0	0%	
Acenaphthene-d10	I	ug/L	40	40		0	0	0	0	10	150	0%	0	0	0%	
Chrysene-d12	I	ug/L	40	40		0	0	0	0	10	150	0%	0	0	0%	
Naphthalene-d8	I	ug/L	40	40		0	0	0	0	10	150	0%	0	0	0%	
Perylene-d12	I	ug/L	40	40		0	0	0	0	10	150	0%	0	0	0%	
Phenanthrene-d10	I	ug/L	40	40		0	0	0	0	10	150	0%	0	0	0%	
2,4,6-Tribromophenol	S	ug/L	0	0		200	0	0	2.88	10	0	0%	25	140	0%	S
2-Fluorobiphenyl	S	ug/L	0	0		100	0	0	0.724	10	0	0%	28	107	0%	S

Seq No	Lab ID	Test Code	Sample Typ	File ID	Analysis Date	DF	Batch ID	Prep Date	SPKref	RPDref	pmoist					
14972088	07-Jan-22_ISTB	SVOC-8270-W-	SAMP	V5973N.I	sd0107.1/7/2022 5:54:29	1	R372990		0	0						
Analyte	T	Units	RAW	Final	Text	Spike	SPKref	RPDref	MDL	PQL	UQL	%REC	LOW	HIGH	%RPD	Q
2-Fluorophenol	S	ug/L	0	0		200	0	0	3.52	10	0	0%	10	75	0%	S
Nitrobenzene-d5	S	ug/L	0	0		100	0	0	2.34	10	0	0%	32	94	0%	S
Phenol-d5	S	ug/L	0	0		200	0	0	2.06	10	0	0%	10	65	0%	S
Terphenyl-d14	S	ug/L	0	0		100	0	0	1.17	10	0	0%	32	122	0%	S
4-Chloroaniline	X	ug/L	0	0		0	0	0	1.61	10	150	0%	0	0	0%	
o-Terphenyl	X	ug/L	0	0		0	0	0	1.27	10	150	0%	0	0	0%	

Seq No	Lab ID	Test Code	Sample Typ	File ID	Analysis Date	DF	Batch ID	Prep Date	SPKref	RPDref	pmoist					
14972089	MB-162577	SVOC-8270-W-	MBLK	V5973N.I	sd0107.1/7/2022 6:26:50	1	162577	12/29/2021	0	0						
Analyte	T	Units	RAW	Final	Text	Spike	SPKref	RPDref	MDL	PQL	UQL	%REC	LOW	HIGH	%RPD	Q
1,2,4-Trichlorobenzene	A	ug/L	0	0		0	0	0	1.9	5	150	0%	0	0	0%	
1,2-Dichlorobenzene	A	ug/L	0	0		0	0	0	1.97	5	150	0%	0	0	0%	
1,3-Dichlorobenzene	A	ug/L	0	0		0	0	0	2.13	5	150	0%	0	0	0%	
1,4-Dichlorobenzene	A	ug/L	0	0		0	0	0	2.02	5	150	0%	0	0	0%	
1-Methylnaphthalene	A	ug/L	0	0		0	0	0	2.39	5	150	0%	0	0	0%	
2,2'-Oxybis(1-Chloropropane)	A	ug/L	0	0		0	0	0	1.45	5	150	0%	0	0	0%	
2,4,5-Trichlorophenol	A	ug/L	0	0		0	0	0	2.23	5	150	0%	0	0	0%	
2,4,6-Trichlorophenol	A	ug/L	0	0		0	0	0	2.64	5	150	0%	0	0	0%	
2,4-Dichlorophenol	A	ug/L	0	0		0	0	0	1.69	5	150	0%	0	0	0%	
2,4-Dimethylphenol	A	ug/L	0	0		0	0	0	1.69	5	150	0%	0	0	0%	
2,4-Dinitrophenol	A	ug/L	0	0		0	0	0	4.26	10	150	0%	0	0	0%	
2,4-Dinitrotoluene	A	ug/L	0	0		0	0	0	3.04	5	150	0%	0	0	0%	
2,6-Dinitrotoluene	A	ug/L	0	0		0	0	0	3.2	5	150	0%	0	0	0%	
2-Chloronaphthalene	A	ug/L	0	0		0	0	0	2.14	5	150	0%	0	0	0%	
2-Chlorophenol	A	ug/L	0	0		0	0	0	2.48	5	150	0%	0	0	0%	
2-Methylnaphthalene	A	ug/L	0	0		0	0	0	1.92	5	150	0%	0	0	0%	
2-Nitroaniline	A	ug/L	0	0		0	0	0	2.4	5	150	0%	0	0	0%	
2-Nitrophenol	A	ug/L	0	0		0	0	0	2.36	5	150	0%	0	0	0%	
3,3'-Dichlorobenzidine	A	ug/L	0	0		0	0	0	2.11	10	150	0%	0	0	0%	
3-Nitroaniline	A	ug/L	0	0		0	0	0	2.77	5	150	0%	0	0	0%	
4,6-Dinitro-2-methylphenol	A	ug/L	0	0		0	0	0	2.33	10	150	0%	0	0	0%	
4-Bromophenyl phenyl ether	A	ug/L	0	0		0	0	0	1.74	5	150	0%	0	0	0%	
4-Chloro-2-methylphenol	A	ug/L	0	0		0	0	0	1.6	5	150	0%	0	0	0%	
4-Chloro-3-methylphenol	A	ug/L	0	0		0	0	0	1.46	5	150	0%	0	0	0%	

Seq No	Lab ID	Test Code	Sample Typ	File ID	Analysis Date	DF	Batch ID	Prep Date	SPKref	RPDref	pmoist					
14972089	MB-162577	SVOC-8270-W-	MBLK	V5973N.I	sd0107.1/7/2022 6:26:50	1	162577	12/29/2021	0	0						
Analyte	T	Units	RAW	Final	Text	Spike	SPKref	RPDref	MDL	PQL	UQL	%REC	LOW	HIGH	%RPD	Q
4-Chlorophenol	A	ug/L	0	0		0	0	0	2.64	5	150	0%	0	0	0%	
4-Chlorophenyl phenyl ether	A	ug/L	0	0		0	0	0	2.03	5	150	0%	0	0	0%	
4-Nitroaniline	A	ug/L	0	0		0	0	0	1.63	5	150	0%	0	0	0%	
4-Nitrophenol	A	ug/L	0	0		0	0	0	2.5	10	150	0%	0	0	0%	
Acenaphthene	A	ug/L	0	0		0	0	0	1.89	5	150	0%	0	0	0%	
Acenaphthylene	A	ug/L	0	0		0	0	0	1.57	5	150	0%	0	0	0%	
Aniline	A	ug/L	0	0		0	0	0	3.74	5	150	0%	0	0	0%	
Anthracene	A	ug/L	0	0		0	0	0	1.23	5	150	0%	0	0	0%	
Azobenzene	A	ug/L	0	0		0	0	0	1.09	5	150	0%	0	0	0%	
Benzidine	A	ug/L	0	0		0	0	0	6.72	10	150	0%	0	0	0%	
Benzo(a)anthracene	A	ug/L	0	0		0	0	0	0.856	5	150	0%	0	0	0%	
Benzo(a)pyrene	A	ug/L	0	0		0	0	0	1.24	5	150	0%	0	0	0%	
Benzo(b)fluoranthene	A	ug/L	0	0		0	0	0	0.903	5	150	0%	0	0	0%	
Benzo(g,h,i)perylene	A	ug/L	0	0		0	0	0	1.01	5	150	0%	0	0	0%	
Benzo(k)fluoranthene	A	ug/L	0	0		0	0	0	0.97	5	150	0%	0	0	0%	
Benzoic acid	A	ug/L	0	0		0	0	0	1.51	5	150	0%	0	0	0%	
Benzyl alcohol	A	ug/L	0	0		0	0	0	3.13	5	150	0%	0	0	0%	
bis(-2-chloroethoxy)Methane	A	ug/L	0	0		0	0	0	1.36	5	150	0%	0	0	0%	
bis(-2-chloroethyl)Ether	A	ug/L	0	0		0	0	0	2.57	5	150	0%	0	0	0%	
bis(2-chloroisopropyl)Ether	A	ug/L	0	0		0	0	0	1.49	5	150	0%	0	0	0%	
bis(2-ethylhexyl)Phthalate	A	ug/L	0	0		0	0	0	1.91	5	150	0%	0	0	0%	
Butylbenzylphthalate	A	ug/L	0	0		0	0	0	1.57	5	150	0%	0	0	0%	
Carbazole	A	ug/L	0	0		0	0	0	0.842	5	150	0%	0	0	0%	
Chrysene	A	ug/L	0	0		0	0	0	1.17	5	150	0%	0	0	0%	
Di-n-butyl phthalate	A	ug/L	0	0		0	0	0	0.932	5	150	0%	0	0	0%	
Di-n-octyl phthalate	A	ug/L	0	0		0	0	0	1.34	5	150	0%	0	0	0%	
Dibenzo(a,h)anthracene	A	ug/L	0	0		0	0	0	1.17	5	150	0%	0	0	0%	
Dibenzofuran	A	ug/L	0	0		0	0	0	1.74	5	150	0%	0	0	0%	
Diethyl phthalate	A	ug/L	0	0		0	0	0	2.18	5	150	0%	0	0	0%	
Dimethyl phthalate	A	ug/L	0	0		0	0	0	1.72	5	150	0%	0	0	0%	
Fluoranthene	A	ug/L	0	0		0	0	0	0.883	5	150	0%	0	0	0%	
Fluorene	A	ug/L	0	0		0	0	0	1.82	5	150	0%	0	0	0%	
Hexachlorobenzene	A	ug/L	0	0		0	0	0	1.33	5	150	0%	0	0	0%	
Hexachlorobutadiene	A	ug/L	0	0		0	0	0	2.32	5	150	0%	0	0	0%	
Hexachlorocyclopentadiene	A	ug/L	0	0		0	0	0	2.97	5	150	0%	0	0	0%	

Seq No	Lab ID	Test Code	Sample Typ	File ID	Analysis Date	DF	Batch ID	Prep Date	SPKref	RPDref	pmoist					
14972089	MB-162577	SVOC-8270-W-	MBLK	V5973N.I	sd0107.1/7/2022 6:26:50	1	162577	12/29/2021	0	0						
Analyte	T	Units	RAW	Final	Text	Spike	SPKref	RPDref	MDL	PQL	UQL	%REC	LOW	HIGH	%RPD	Q
Hexachloroethane	A	ug/L	0	0		0	0	0	1.79	5	150	0%	0	0	0%	
Indeno(1,2,3-cd)pyrene	A	ug/L	0	0		0	0	0	1.25	5	150	0%	0	0	0%	
Isophorone	A	ug/L	0	0		0	0	0	1.67	5	150	0%	0	0	0%	
m+p-Cresols	A	ug/L	0	0		0	0	0	1.78	5	150	0%	0	0	0%	
n-Nitroso-di-n-propylamine	A	ug/L	0	0		0	0	0	1.54	5	150	0%	0	0	0%	
n-Nitrosodimethylamine	A	ug/L	0	0		0	0	0	1.53	5	150	0%	0	0	0%	
n-Nitrosodiphenylamine	A	ug/L	0	0		0	0	0	1.16	10	150	0%	0	0	0%	
Naphthalene	A	ug/L	0	0		0	0	0	1.74	5	150	0%	0	0	0%	
Nitrobenzene	A	ug/L	0	0		0	0	0	2.31	5	150	0%	0	0	0%	
o-Cresol	A	ug/L	0	0		0	0	0	1.83	5	150	0%	0	0	0%	
p-Chloroaniline	A	ug/L	0	0		0	0	0	1.52	5	150	0%	0	0	0%	
Pentachlorophenol	A	ug/L	0	0		0	0	0	4.24	10	150	0%	0	0	0%	
Phenanthrene	A	ug/L	0	0		0	0	0	0.784	5	150	0%	0	0	0%	
Phenol	A	ug/L	0	0		0	0	0	1.46	5	150	0%	0	0	0%	
Pyrene	A	ug/L	0	0		0	0	0	0.921	5	150	0%	0	0	0%	
Pyridine	A	ug/L	0	0		0	0	0	3.22	5	150	0%	0	0	0%	
Triallate	A	ug/L	0	0		0	0	0	1.51	5	150	0%	0	0	0%	
1,4-Dichlorobenzene-d4	I	ug/L	40	40		0	0	0	0	5	150	0%	0	0	0%	
Acenaphthene-d10	I	ug/L	40	40		0	0	0	0	5	150	0%	0	0	0%	
Chrysene-d12	I	ug/L	40	40		0	0	0	0	5	150	0%	0	0	0%	
Naphthalene-d8	I	ug/L	40	40		0	0	0	0	5	150	0%	0	0	0%	
Perylene-d12	I	ug/L	40	40		0	0	0	0	5	150	0%	0	0	0%	
Phenanthrene-d10	I	ug/L	40	40		0	0	0	0	5	150	0%	0	0	0%	
2,4,6-Tribromophenol	S	ug/L	156.81628	156.81628		200	0	0	2.88	5	0	78%	43	140	0%	
2-Fluorobiphenyl	S	ug/L	47.72253	47.72253		100	0	0	0.724	5	0	48%	44	119	0%	
2-Fluorophenol	S	ug/L	99.23203	99.23203		200	0	0	3.52	5	0	50%	19	119	0%	
Nitrobenzene-d5	S	ug/L	68.35119	68.35119		100	0	0	2.34	5	0	68%	44	120	0%	
Phenol-d5	S	ug/L	83.57662	83.57662		200	0	0	2.06	5	0	42%	10	65	0%	
Terphenyl-d14	S	ug/L	97.04805	97.04805		100	0	0	1.17	5	0	97%	50	134	0%	
4-Chloroaniline	X	ug/L	0	0		0	0	0	1.61	5	150	0%	0	0	0%	
o-Terphenyl	X	ug/L	0	0		0	0	0	1.27	5	150	0%	0	0	0%	

Seq No	Lab ID	Test Code	Sample Typ	File ID	Analysis Date	DF	Batch ID	Prep Date	SPKref	RPDref	pmoist					
14972090	LCS-162577	SVOC-8270-W-	LCS-DOD	V5973N.I	sd0107.1/7/2022 6:59:14	1	162577	12/29/2021	0	0						
Analyte	T	Units	RAW	Final	Text	Spike	SPKref	RPDref	MDL	PQL	UQL	%REC	LOW	HIGH	%RPD	Q
1,2,4-Trichlorobenzene	A	ug/L	69.95789	69.95789		100	0	0	1.9	10	150	70%	29	116	0%	
1,2-Dichlorobenzene	A	ug/L	64.44736	64.44736		100	0	0	1.97	10	150	64%	32	111	0%	
1,3-Dichlorobenzene	A	ug/L	61.01916	61.01916		100	0	0	2.13	10	150	61%	28	110	0%	
1,4-Dichlorobenzene	A	ug/L	61.16365	61.16365		100	0	0	2.02	10	150	61%	29	112	0%	
1-Methylnaphthalene	A	ug/L	82.61439	82.61439		100	0	0	2.39	10	150	83%	41	119	0%	
2,2'-Oxybis(1-Chloropropane)	A	ug/L	69.03682	69.03682		100	0	0	1.45	10	150	69%	37	130	0%	
2,4,5-Trichlorophenol	A	ug/L	91.94773	91.94773		100	0	0	2.23	10	150	92%	53	123	0%	
2,4,6-Trichlorophenol	A	ug/L	92.38945	92.38945		100	0	0	2.64	10	150	92%	50	125	0%	
2,4-Dichlorophenol	A	ug/L	88.54726	88.54726		100	0	0	1.69	10	150	89%	47	121	0%	
2,4-Dimethylphenol	A	ug/L	85.47324	85.47324		100	0	0	1.69	10	150	85%	31	124	0%	
2,4-Dinitrophenol	A	ug/L	83.80778	83.80778		100	0	0	4.26	10	150	84%	23	142	0%	
2,4-Dinitrotoluene	A	ug/L	97.29247	97.29247		100	0	0	3.04	10	150	97%	57	128	0%	
2,6-Dinitrotoluene	A	ug/L	101.92921	101.92921		100	0	0	3.2	10	150	102%	50	118	0%	
2-Chloronaphthalene	A	ug/L	90.13036	90.13036		100	0	0	2.14	10	150	90%	40	116	0%	
2-Chlorophenol	A	ug/L	83.21837	83.21837		100	0	0	2.48	10	150	83%	38	117	0%	
2-Methylnaphthalene	A	ug/L	91.60319	91.60319		100	0	0	1.92	10	150	92%	40	121	0%	
2-Nitroaniline	A	ug/L	107.56644	107.56644		100	0	0	2.4	10	150	108%	55	127	0%	
2-Nitrophenol	A	ug/L	91.97322	91.97322		100	0	0	2.36	10	150	92%	47	123	0%	
3,3'-Dichlorobenzidine	A	ug/L	83.09941	83.09941		100	0	0	2.11	10	150	83%	27	129	0%	
3-Nitroaniline	A	ug/L	92.39817	92.39817		100	0	0	2.77	10	150	92%	41	128	0%	
4,6-Dinitro-2-methylphenol	A	ug/L	88.53397	88.53397		100	0	0	2.33	10	150	89%	44	137	0%	
4-Bromophenyl phenyl ether	A	ug/L	100.85417	100.85417		100	0	0	1.74	10	150	101%	55	124	0%	
4-Chloro-2-methylphenol	A	ug/L	86.23403	86.23403		100	0	0	1.6	10	150	86%	49	89	0%	
4-Chloro-3-methylphenol	A	ug/L	97.35946	97.35946		100	0	0	1.46	10	150	97%	52	119	0%	
4-Chlorophenol	A	ug/L	82.55355	82.55355		100	0	0	2.64	10	150	83%	41	81	0%	S
4-Chlorophenyl phenyl ether	A	ug/L	97.78796	97.78796		100	0	0	2.03	10	150	98%	53	121	0%	
4-Nitroaniline	A	ug/L	89.38102	89.38102		100	0	0	1.63	10	150	89%	57	101	0%	
4-Nitrophenol	A	ug/L	48.36256	48.36256		100	0	0	2.5	10	150	48%	15	36	0%	S
Acenaphthene	A	ug/L	97.56972	97.56972		100	0	0	1.89	10	150	98%	47	122	0%	
Acenaphthylene	A	ug/L	86.30565	86.30565		100	0	0	1.57	10	150	86%	41	130	0%	
Aniline	A	ug/L	29.86151	29.86151		100	0	0	3.74	10	150	30%	24	60	0%	
Anthracene	A	ug/L	100.30767	100.30767		100	0	0	1.23	10	150	100%	57	123	0%	
Azobenzene	A	ug/L	90.974	90.974		100	0	0	1.09	10	150	91%	61	116	0%	
Benzidine	A	ug/L	13.87083	13.87083		100	0	0	6.72	10	150	14%	10	100	0%	
Benzo(a)anthracene	A	ug/L	106.72704	106.72704		100	0	0	0.856	10	150	107%	58	125	0%	

Seq No	Lab ID	Test Code	Sample Typ	File ID	Analysis Date	DF	Batch ID	Prep Date	SPKref	RPDref	pmoist					
14972090	LCS-162577	SVOC-8270-W-	LCS-DOD	V5973N.I	sd0107.1/7/2022 6:59:14	1	162577	12/29/2021	0	0						
Analyte	T	Units	RAW	Final	Text	Spike	SPKref	RPDref	MDL	PQL	UQL	%REC	LOW	HIGH	%RPD	Q
Benzo(a)pyrene	A	ug/L	97.06895	97.06895		100	0	0	1.24	10	150	97%	54	128	0%	
Benzo(b)fluoranthene	A	ug/L	107.41481	107.41481		100	0	0	0.903	10	150	107%	53	131	0%	
Benzo(g,h,i)perylene	A	ug/L	105.055	105.055		100	0	0	1.01	10	150	105%	50	134	0%	
Benzo(k)fluoranthene	A	ug/L	101.04331	101.04331		100	0	0	0.97	10	150	101%	57	129	0%	
Benzoic acid	A	ug/L	26.2263	26.2263		100	0	0	1.51	10	150	26%	10	30	0%	
Benzyl alcohol	A	ug/L	72.01732	72.01732		100	0	0	3.13	10	150	72%	31	112	0%	
bis(-2-chloroethoxy)Methane	A	ug/L	92.38797	92.38797		100	0	0	1.36	10	150	92%	48	120	0%	
bis(-2-chloroethyl)Ether	A	ug/L	89.04726	89.04726		100	0	0	2.57	10	150	89%	43	118	0%	
bis(2-chloroisopropyl)Ether	A	ug/L	69.03682	69.03682		100	0	0	1.49	10	150	69%	37	130	0%	
bis(2-ethylhexyl)Phthalate	A	ug/L	104.98531	104.98531		100	0	0	1.91	10	150	105%	55	135	0%	
Butylbenzylphthalate	A	ug/L	108.29959	108.29959		100	0	0	1.57	10	150	108%	53	134	0%	
Carbazole	A	ug/L	104.09179	104.09179		100	0	0	0.842	10	150	104%	60	122	0%	
Chrysene	A	ug/L	106.73604	106.73604		100	0	0	1.17	10	150	107%	59	123	0%	
Di-n-butyl phthalate	A	ug/L	104.46786	104.46786		100	0	0	0.932	10	150	104%	59	127	0%	
Di-n-octyl phthalate	A	ug/L	104.49708	104.49708		100	0	0	1.34	10	150	104%	51	140	0%	
Dibenzo(a,h)anthracene	A	ug/L	101.85089	101.85089		100	0	0	1.17	10	150	102%	51	134	0%	
Dibenzofuran	A	ug/L	88.34455	88.34455		100	0	0	1.74	10	150	88%	53	118	0%	
Diethyl phthalate	A	ug/L	106.9246	106.9246		100	0	0	2.18	10	150	107%	56	125	0%	
Dimethyl phthalate	A	ug/L	100.48416	100.48416		100	0	0	1.72	10	150	100%	45	127	0%	
Fluoranthene	A	ug/L	101.60816	101.60816		100	0	0	0.883	10	150	102%	57	128	0%	
Fluorene	A	ug/L	91.41872	91.41872		100	0	0	1.82	10	150	91%	52	124	0%	
Hexachlorobenzene	A	ug/L	88.74508	88.74508		100	0	0	1.33	10	150	89%	53	125	0%	
Hexachlorobutadiene	A	ug/L	63.02378	63.02378		100	0	0	2.32	10	150	63%	22	124	0%	
Hexachlorocyclopentadiene	A	ug/L	69.08663	69.08663		100	0	0	2.97	10	150	69%	39	91	0%	
Hexachloroethane	A	ug/L	58.39199	58.39199		100	0	0	1.79	10	150	58%	21	115	0%	
Indeno(1,2,3-cd)pyrene	A	ug/L	100.55541	100.55541		100	0	0	1.25	10	150	101%	52	134	0%	
Isophorone	A	ug/L	94.40115	94.40115		100	0	0	1.67	10	150	94%	42	124	0%	
m+p-Cresols	A	ug/L	84.24565	84.24565		100	0	0	1.78	10	150	84%	29	110	0%	
n-Nitroso-di-n-propylamine	A	ug/L	103.88602	103.88602		100	0	0	1.54	10	150	104%	49	119	0%	
n-Nitrosodimethylamine	A	ug/L	49.22434	49.22434		100	0	0	1.53	10	150	49%	20	45	0%	S
n-Nitrosodiphenylamine	A	ug/L	101.96226	101.96226		100	0	0	1.16	10	150	102%	51	123	0%	
Naphthalene	A	ug/L	81.87748	81.87748		100	0	0	1.74	10	150	82%	40	121	0%	
Nitrobenzene	A	ug/L	92.69274	92.69274		100	0	0	2.31	10	150	93%	45	121	0%	
o-Cresol	A	ug/L	84.31962	84.31962		100	0	0	1.83	10	150	84%	30	117	0%	
p-Chloroaniline	A	ug/L	74.81102	74.81102		100	0	0	1.52	10	150	75%	33	117	0%	

Seq No	Lab ID	Test Code	Sample Typ	File ID	Analysis Date	DF	Batch ID	Prep Date	SPKref	RPDref	pmoist					
14972090	LCS-162577	SVOC-8270-W-	LCS-DOD	V5973N.I	sd0107.1/7/2022 6:59:14	1	162577	12/29/2021	0	0						
Analyte	T	Units	RAW	Final	Text	Spike	SPKref	RPDref	MDL	PQL	UQL	%REC	LOW	HIGH	%RPD	Q
Pentachlorophenol	A	ug/L	98.73788	98.73788		100	0	0	4.24	10	150	99%	35	138	0%	
Phenanthrene	A	ug/L	96.29123	96.29123		100	0	0	0.784	10	150	96%	59	120	0%	
Phenol	A	ug/L	56.32212	56.32212		100	0	0	1.46	10	150	56%	37	75	0%	
Pyrene	A	ug/L	96.47321	96.47321		100	0	0	0.921	10	150	96%	57	126	0%	
Pyridine	A	ug/L	34.50419	34.50419		100	0	0	3.22	10	150	35%	16	45	0%	
Triallate	A	ug/L	100.49402	100.49402		100	0	0	1.51	10	150	100%	59	105	0%	
1,4-Dichlorobenzene-d4	I	ug/L	40	40		0	0	0	0	10	150	0%				
Acenaphthene-d10	I	ug/L	40	40		0	0	0	0	10	150	0%				
Chrysene-d12	I	ug/L	40	40		0	0	0	0	10	150	0%				
Naphthalene-d8	I	ug/L	40	40		0	0	0	0	10	150	0%				
Perylene-d12	I	ug/L	40	40		0	0	0	0	10	150	0%				
Phenanthrene-d10	I	ug/L	40	40		0	0	0	0	10	150	0%				
2,4,6-Tribromophenol	S	ug/L	194.78666	194.78666		200	0	0	2.88	10	0	97%	43	140	0%	
2-Fluorobiphenyl	S	ug/L	76.08387	76.08387		100	0	0	0.724	10	0	76%	44	119	0%	
2-Fluorophenol	S	ug/L	119.05034	119.05034		200	0	0	3.52	10	0	60%	19	119	0%	
Nitrobenzene-d5	S	ug/L	80.33257	80.33257		100	0	0	2.34	10	0	80%	44	120	0%	
Phenol-d5	S	ug/L	107.77746	107.77746		200	0	0	2.06	10	0	54%	10	65	0%	
Terphenyl-d14	S	ug/L	103.14913	103.14913		100	0	0	1.17	10	0	103%	50	134	0%	
4-Chloroaniline	X	ug/L	74.81102	74.81102		100	0	0	1.61	10	150	75%	33	117	0%	
o-Terphenyl	X	ug/L	94.59808	94.59808		100	0	0	1.27	10	150	95%	40	140	0%	

Seq No	Lab ID	Test Code	Sample Typ	File ID	Analysis Date	DF	Batch ID	Prep Date	SPKref	RPDref	pmoist					
14972091	LCSD-162577	SVOC-8270-W-	LCSD-DOD	V5973N.I	sd0107.1/7/2022 7:31:36	1	162577	12/29/2021	0	1E+07						
Analyte	T	Units	RAW	Final	Text	Spike	SPKref	RPDref	MDL	PQL	UQL	%REC	LOW	HIGH	%RPD	Q
1,2,4-Trichlorobenzene	A	ug/L	74.22619	74.22619		100	0	69.95789	1.9	10	150	74%	29	116	6%	
1,2-Dichlorobenzene	A	ug/L	74.6413	74.6413		100	0	64.44736	1.97	10	150	75%	32	111	15%	
1,3-Dichlorobenzene	A	ug/L	71.15147	71.15147		100	0	61.01916	2.13	10	150	71%	28	110	15%	
1,4-Dichlorobenzene	A	ug/L	71.46467	71.46467		100	0	61.16365	2.02	10	150	71%	29	112	16%	
1-Methylnaphthalene	A	ug/L	87.382	87.382		100	0	82.61439	2.39	10	150	87%	41	119	6%	
2,2'-Oxybis(1-Chloropropane)	A	ug/L	75.30213	75.30213		100	0	69.03682	1.45	10	150	75%	37	130	9%	
2,4,5-Trichlorophenol	A	ug/L	109.51543	109.51543		100	0	91.94773	2.23	10	150	110%	53	123	17%	
2,4,6-Trichlorophenol	A	ug/L	98.17243	98.17243		100	0	92.38945	2.64	10	150	98%	50	125	6%	
2,4-Dichlorophenol	A	ug/L	96.00889	96.00889		100	0	88.54726	1.69	10	150	96%	47	121	8%	
2,4-Dimethylphenol	A	ug/L	87.70412	87.70412		100	0	85.47324	1.69	10	150	88%	31	124	3%	



Seq No	Lab ID	Test Code	Sample Typ	File ID	Analysis Date	DF	Batch ID	Prep Date	SPKref	RPDref	pmoist					
14972091	LCSD-162577	SVOC-8270-W-	LCSD-DOD	V5973N.I	sd0107.1/7/2022 7:31:36	1	162577	12/29/2021	0	1E+07						
Analyte	T	Units	RAW	Final	Text	Spike	SPKref	RPDref	MDL	PQL	UQL	%REC	LOW	HIGH	%RPD	Q
2,4-Dinitrophenol	A	ug/L	90.13325	90.13325		100	0	83.80778	4.26	10	150	90%	23	142	7%	
2,4-Dinitrotoluene	A	ug/L	107.73664	107.73664		100	0	97.29247	3.04	10	150	108%	57	128	10%	
2,6-Dinitrotoluene	A	ug/L	119.19525	119.19525		100	0	101.92921	3.2	10	150	119%	50	118	16%	S
2-Chloronaphthalene	A	ug/L	105.2932	105.2932		100	0	90.13036	2.14	10	150	105%	40	116	16%	
2-Chlorophenol	A	ug/L	92.80825	92.80825		100	0	83.21837	2.48	10	150	93%	38	117	11%	
2-Methylnaphthalene	A	ug/L	97.03335	97.03335		100	0	91.60319	1.92	10	150	97%	40	121	6%	
2-Nitroaniline	A	ug/L	120.11188	120.11188		100	0	107.56644	2.4	10	150	120%	55	127	11%	
2-Nitrophenol	A	ug/L	101.7903	101.7903		100	0	91.97322	2.36	10	150	102%	47	123	10%	
3,3'-Dichlorobenzidine	A	ug/L	85.42671	85.42671		100	0	83.09941	2.11	10	150	85%	27	129	3%	
3-Nitroaniline	A	ug/L	97.23276	97.23276		100	0	92.39817	2.77	10	150	97%	41	128	5%	
4,6-Dinitro-2-methylphenol	A	ug/L	92.48665	92.48665		100	0	88.53397	2.33	10	150	92%	44	137	4%	
4-Bromophenyl phenyl ether	A	ug/L	106.66616	106.66616		100	0	100.85417	1.74	10	150	107%	55	124	6%	
4-Chloro-2-methylphenol	A	ug/L	89.77698	89.77698		100	0	86.23403	1.6	10	150	90%	49	89	4%	S
4-Chloro-3-methylphenol	A	ug/L	99.30029	99.30029		100	0	97.35946	1.46	10	150	99%	52	119	2%	
4-Chlorophenol	A	ug/L	89.36254	89.36254		100	0	82.55355	2.64	10	150	89%	41	81	8%	S
4-Chlorophenyl phenyl ether	A	ug/L	107.94206	107.94206		100	0	97.78796	2.03	10	150	108%	53	121	10%	
4-Nitroaniline	A	ug/L	102.45659	102.45659		100	0	89.38102	1.63	10	150	102%	57	101	14%	S
4-Nitrophenol	A	ug/L	51.68683	51.68683		100	0	48.36256	2.5	10	150	52%	15	36	7%	S
Acenaphthene	A	ug/L	109.77457	109.77457		100	0	97.56972	1.89	10	150	110%	47	122	12%	
Acenaphthylene	A	ug/L	98.49633	98.49633		100	0	86.30565	1.57	10	150	98%	41	130	13%	
Aniline	A	ug/L	36.31005	36.31005		100	0	29.86151	3.74	10	150	36%	24	60	19%	
Anthracene	A	ug/L	107.85375	107.85375		100	0	100.30767	1.23	10	150	108%	57	123	7%	
Azobenzene	A	ug/L	99.80919	99.80919		100	0	90.974	1.09	10	150	100%	61	116	9%	
Benzidine	A	ug/L	20.17616	20.17616		100	0	13.87083	6.72	10	150	20%	10	100	37%	R
Benzo(a)anthracene	A	ug/L	112.32251	112.32251		100	0	106.72704	0.856	10	150	112%	58	125	5%	
Benzo(a)pyrene	A	ug/L	102.10182	102.10182		100	0	97.06895	1.24	10	150	102%	54	128	5%	
Benzo(b)fluoranthene	A	ug/L	108.48906	108.48906		100	0	107.41481	0.903	10	150	108%	53	131	1%	
Benzo(g,h,i)perylene	A	ug/L	105.72078	105.72078		100	0	105.055	1.01	10	150	106%	50	134	1%	
Benzo(k)fluoranthene	A	ug/L	101.67488	101.67488		100	0	101.04331	0.97	10	150	102%	57	129	1%	
Benzoic acid	A	ug/L	33.4704	33.4704		100	0	26.2263	1.51	10	150	33%	10	30	24%	SR
Benzyl alcohol	A	ug/L	75.11801	75.11801		100	0	72.01732	3.13	10	150	75%	31	112	4%	
bis(-2-chloroethoxy)Methane	A	ug/L	95.7299	95.7299		100	0	92.38797	1.36	10	150	96%	48	120	4%	
bis(-2-chloroethyl)Ether	A	ug/L	95.64605	95.64605		100	0	89.04726	2.57	10	150	96%	43	118	7%	
bis(2-chloroisopropyl)Ether	A	ug/L	75.30213	75.30213		100	0	69.03682	1.49	10	150	75%	37	130	9%	
bis(2-ethylhexyl)Phthalate	A	ug/L	113.97935	113.97935		100	0	104.98531	1.91	10	150	114%	55	135	8%	

Seq No	Lab ID	Test Code	Sample Typ	File ID	Analysis Date	DF	Batch ID	Prep Date	SPKref	RPDref	pmoist					
14972091	LCSD-162577	SVOC-8270-W-	LCSD-DOD	V5973N.I	sd0107.1/7/2022 7:31:36	1	162577	12/29/2021	0	1E+07						
Analyte	T	Units	RAW	Final	Text	Spike	SPKref	RPDref	MDL	PQL	UQL	%REC	LOW	HIGH	%RPD	Q
Butylbenzylphthalate	A	ug/L	115.50315	115.50315		100	0	108.29959	1.57	10	150	116%	53	134	6%	
Carbazole	A	ug/L	108.43672	108.43672		100	0	104.09179	0.842	10	150	108%	60	122	4%	
Chrysene	A	ug/L	111.16976	111.16976		100	0	106.73604	1.17	10	150	111%	59	123	4%	
Di-n-butyl phthalate	A	ug/L	110.37524	110.37524		100	0	104.46786	0.932	10	150	110%	59	127	5%	
Di-n-octyl phthalate	A	ug/L	111.65546	111.65546		100	0	104.49708	1.34	10	150	112%	51	140	7%	
Dibenzo(a,h)anthracene	A	ug/L	105.11179	105.11179		100	0	101.85089	1.17	10	150	105%	51	134	3%	
Dibenzofuran	A	ug/L	101.5589	101.5589		100	0	88.34455	1.74	10	150	102%	53	118	14%	
Diethyl phthalate	A	ug/L	117.81987	117.81987		100	0	106.9246	2.18	10	150	118%	56	125	10%	
Dimethyl phthalate	A	ug/L	111.22953	111.22953		100	0	100.48416	1.72	10	150	111%	45	127	10%	
Fluoranthene	A	ug/L	104.48504	104.48504		100	0	101.60816	0.883	10	150	104%	57	128	3%	
Fluorene	A	ug/L	100.10947	100.10947		100	0	91.41872	1.82	10	150	100%	52	124	9%	
Hexachlorobenzene	A	ug/L	95.64742	95.64742		100	0	88.74508	1.33	10	150	96%	53	125	7%	
Hexachlorobutadiene	A	ug/L	72.97979	72.97979		100	0	63.02378	2.32	10	150	73%	22	124	15%	
Hexachlorocyclopentadiene	A	ug/L	84.98495	84.98495		100	0	69.08663	2.97	10	150	85%	39	91	21%	R
Hexachloroethane	A	ug/L	68.04843	68.04843		100	0	58.39199	1.79	10	150	68%	21	115	15%	
Indeno(1,2,3-cd)pyrene	A	ug/L	103.01881	103.01881		100	0	100.55541	1.25	10	150	103%	52	134	2%	
Isophorone	A	ug/L	97.00523	97.00523		100	0	94.40115	1.67	10	150	97%	42	124	3%	
m+p-Cresols	A	ug/L	91.73986	91.73986		100	0	84.24565	1.78	10	150	92%	29	110	9%	
n-Nitroso-di-n-propylamine	A	ug/L	115.85021	115.85021		100	0	103.88602	1.54	10	150	116%	49	119	11%	
n-Nitrosodimethylamine	A	ug/L	46.12702	46.12702		100	0	49.22434	1.53	10	150	46%	20	45	6%	S
n-Nitrosodiphenylamine	A	ug/L	111.32724	111.32724		100	0	101.96226	1.16	10	150	111%	51	123	9%	
Naphthalene	A	ug/L	83.79245	83.79245		100	0	81.87748	1.74	10	150	84%	40	121	2%	
Nitrobenzene	A	ug/L	101.39421	101.39421		100	0	92.69274	2.31	10	150	101%	45	121	9%	
o-Cresol	A	ug/L	91.01555	91.01555		100	0	84.31962	1.83	10	150	91%	30	117	8%	
p-Chloroaniline	A	ug/L	77.65935	77.65935		100	0	74.81102	1.52	10	150	78%	33	117	4%	
Pentachlorophenol	A	ug/L	111.54196	111.54196		100	0	98.73788	4.24	10	150	112%	35	138	12%	
Phenanthrene	A	ug/L	103.27719	103.27719		100	0	96.29123	0.784	10	150	103%	59	120	7%	
Phenol	A	ug/L	67.8686	67.8686		100	0	56.32212	1.46	10	150	68%	37	75	19%	
Pyrene	A	ug/L	101.92282	101.92282		100	0	96.47321	0.921	10	150	102%	57	126	5%	
Pyridine	A	ug/L	39.59159	39.59159		100	0	34.50419	3.22	10	150	40%	16	45	14%	
Triallate	A	ug/L	103.18239	103.18239		100	0	100.49402	1.51	10	150	103%	59	105	3%	
1,4-Dichlorobenzene-d4	I	ug/L	40	40		0	0	0	0	10	150	0%			0%	
Acenaphthene-d10	I	ug/L	40	40		0	0	0	0	10	150	0%			0%	
Chrysene-d12	I	ug/L	40	40		0	0	0	0	10	150	0%			0%	
Naphthalene-d8	I	ug/L	40	40		0	0	0	0	10	150	0%			0%	

Seq No	Lab ID	Test Code	Sample Typ	File ID	Analysis Date	DF	Batch ID	Prep Date	SPKref	RPDref	pmoist					
14972091	LCSD-162577	SVOC-8270-W-	LCSD-DOD	V5973N.I	107.1/7/2022 7:31:36	1	162577	12/29/2021	0	1E+07						
Analyte	T	Units	RAW	Final	Text	Spike	SPKref	RPDref	MDL	PQL	UQL	%REC	LOW	HIGH	%RPD	Q
Perylene-d12	I	ug/L	40	40		0	0	0	0	10	150	0%			0%	
Phenanthrene-d10	I	ug/L	40	40		0	0	0	0	10	150	0%			0%	
2,4,6-Tribromophenol	S	ug/L	209.38535	209.38535		200	0	0	2.88	10	0	105%	43	140	0%	
2-Fluorobiphenyl	S	ug/L	87.42083	87.42083		100	0	0	0.724	10	0	87%	44	119	0%	
2-Fluorophenol	S	ug/L	129.80162	129.80162		200	0	0	3.52	10	0	65%	19	119	0%	
Nitrobenzene-d5	S	ug/L	88.10304	88.10304		100	0	0	2.34	10	0	88%	44	120	0%	
Phenol-d5	S	ug/L	119.65982	119.65982		200	0	0	2.06	10	0	60%	10	65	0%	
Terphenyl-d14	S	ug/L	103.66115	103.66115		100	0	0	1.17	10	0	104%	50	134	0%	
4-Chloroaniline	X	ug/L	77.65935	77.65935		100	0	74.81102	1.61	10	150	78%	33	117	4%	
o-Terphenyl	X	ug/L	97.22705	97.22705		100	0	94.59808	1.27	10	150	97%	40	140	3%	

Seq No	Lab ID	Test Code	Sample Typ	File ID	Analysis Date	DF	Batch ID	Prep Date	SPKref	RPDref	pmoist					
14972092	B21122077-001	SVOC-8270-W	SAMP	V5973N.I	107.1/7/2022 8:03:58	1	162577	12/29/2021	0	0						
Analyte	T	Units	RAW	Final	Text	Spike	SPKref	RPDref	MDL	PQL	UQL	%REC	LOW	HIGH	%RPD	Q
1,2,4-Trichlorobenzene	A	ug/L	0	0		0	0	0	1.862	10	150	0%	0	0	0%	U
1,2-Dichlorobenzene	A	ug/L	0	0		0	0	0	1.9306	10	150	0%	0	0	0%	U
1,3-Dichlorobenzene	A	ug/L	0	0		0	0	0	2.0874	10	150	0%	0	0	0%	U
1,4-Dichlorobenzene	A	ug/L	0	0		0	0	0	1.9796	10	150	0%	0	0	0%	U
1-Methylnaphthalene	A	ug/L	0	0		0	0	0	2.3422	10	150	0%	0	0	0%	U
2,4,5-Trichlorophenol	A	ug/L	0	0		0	0	0	2.1854	10	150	0%	0	0	0%	U
2,4,6-Trichlorophenol	A	ug/L	0	0		0	0	0	2.5872	10	150	0%	0	0	0%	U
2,4-Dichlorophenol	A	ug/L	0	0		0	0	0	1.6562	10	150	0%	0	0	0%	U
2,4-Dimethylphenol	A	ug/L	0	0		0	0	0	1.6562	10	150	0%	0	0	0%	U
2,4-Dinitrophenol	A	ug/L	0	0		0	0	0	4.1748	10	150	0%	0	0	0%	U
2,4-Dinitrotoluene	A	ug/L	0	0		0	0	0	2.9792	10	150	0%	0	0	0%	U
2,6-Dinitrotoluene	A	ug/L	0	0		0	0	0	3.136	10	150	0%	0	0	0%	U
2-Chloronaphthalene	A	ug/L	0	0		0	0	0	2.0972	10	150	0%	0	0	0%	U
2-Chlorophenol	A	ug/L	0	0		0	0	0	2.4304	10	150	0%	0	0	0%	U
2-Methylnaphthalene	A	ug/L	0	0		0	0	0	1.8816	10	150	0%	0	0	0%	U
2-Nitrophenol	A	ug/L	0	0		0	0	0	2.3128	10	150	0%	0	0	0%	U
3,3'-Dichlorobenzidine	A	ug/L	0	0		0	0	0	2.0678	10	150	0%	0	0	0%	U
4,6-Dinitro-2-methylphenol	A	ug/L	0	0		0	0	0	2.2834	10	150	0%	0	0	0%	U
4-Bromophenyl phenyl ether	A	ug/L	0	0		0	0	0	1.7052	10	150	0%	0	0	0%	U
4-Chloro-3-methylphenol	A	ug/L	0	0		0	0	0	1.4308	10	150	0%	0	0	0%	U

Seq No	Lab ID	Test Code	Sample Typ	File ID	Analysis Date	DF	Batch ID	Prep Date	SPKref	RPDref	pmoist					
14972092	B21122077-001	SVOC-8270-W	SAMP	V5973N.I\sd0107.1/7/2022	8:03:58	1	162577	12/29/2021	0	0						
Analyte	T	Units	RAW	Final	Text	Spike	SPKref	RPDref	MDL	PQL	UQL	%REC	LOW	HIGH	%RPD	Q
4-Chlorophenol	A	ug/L	0	0		0	0	0	2.5872	10	150	0%	0	0	0%	U
4-Chlorophenyl phenyl ether	A	ug/L	0	0		0	0	0	1.9894	10	150	0%	0	0	0%	U
4-Nitrophenol	A	ug/L	0	0		0	0	0	2.45	10	150	0%	0	0	0%	U
Acenaphthene	A	ug/L	0	0		0	0	0	1.8522	10	150	0%	0	0	0%	U
Acenaphthylene	A	ug/L	0	0		0	0	0	1.5386	10	150	0%	0	0	0%	U
Anthracene	A	ug/L	0	0		0	0	0	1.2054	10	150	0%	0	0	0%	U
Azobenzene	A	ug/L	0	0		0	0	0	1.0682	10	150	0%	0	0	0%	U
Benzidine	A	ug/L	0	0		0	0	0	6.5856	10	150	0%	0	0	0%	U
Benzo(a)anthracene	A	ug/L	0	0		0	0	0	0.83888	10	150	0%	0	0	0%	U
Benzo(a)pyrene	A	ug/L	0	0		0	0	0	1.2152	10	150	0%	0	0	0%	U
Benzo(b)fluoranthene	A	ug/L	0	0		0	0	0	0.88494	10	150	0%	0	0	0%	U
Benzo(g,h,i)perylene	A	ug/L	0	0		0	0	0	0.9898	10	150	0%	0	0	0%	U
Benzo(k)fluoranthene	A	ug/L	0	0		0	0	0	0.9506	10	150	0%	0	0	0%	U
bis(-2-chloroethoxy)Methane	A	ug/L	0	0		0	0	0	1.3328	10	150	0%	0	0	0%	U
bis(-2-chloroethyl)Ether	A	ug/L	0	0		0	0	0	2.5186	10	150	0%	0	0	0%	U
bis(2-chloroisopropyl)Ether	A	ug/L	0	0		0	0	0	1.4602	10	150	0%	0	0	0%	U
bis(2-ethylhexyl)Phthalate	A	ug/L	2.22451	2.1800198		0	0	0	1.8718	10	150	0%	0	0	0%	J
Butylbenzylphthalate	A	ug/L	0	0		0	0	0	1.5386	10	150	0%	0	0	0%	U
Chrysene	A	ug/L	0	0		0	0	0	1.1466	10	150	0%	0	0	0%	U
Di-n-butyl phthalate	A	ug/L	0	0		0	0	0	0.91336	10	150	0%	0	0	0%	U
Di-n-octyl phthalate	A	ug/L	0	0		0	0	0	1.3132	10	150	0%	0	0	0%	U
Dibenzo(a,h)anthracene	A	ug/L	0	0		0	0	0	1.1466	10	150	0%	0	0	0%	U
Diethyl phthalate	A	ug/L	0	0		0	0	0	2.1364	10	150	0%	0	0	0%	U
Dimethyl phthalate	A	ug/L	0	0		0	0	0	1.6856	10	150	0%	0	0	0%	U
Fluoranthene	A	ug/L	0	0		0	0	0	0.86534	10	150	0%	0	0	0%	U
Fluorene	A	ug/L	0	0		0	0	0	1.7836	10	150	0%	0	0	0%	U
Hexachlorobenzene	A	ug/L	0	0		0	0	0	1.3034	10	150	0%	0	0	0%	U
Hexachlorobutadiene	A	ug/L	0	0		0	0	0	2.2736	10	150	0%	0	0	0%	U
Hexachlorocyclopentadiene	A	ug/L	0	0		0	0	0	2.9106	10	150	0%	0	0	0%	U
Hexachloroethane	A	ug/L	0	0		0	0	0	1.7542	10	150	0%	0	0	0%	U
Indeno(1,2,3-cd)pyrene	A	ug/L	0	0		0	0	0	1.225	10	150	0%	0	0	0%	U
Isophorone	A	ug/L	0	0		0	0	0	1.6366	10	150	0%	0	0	0%	U
m+p-Cresols	A	ug/L	0	0		0	0	0	1.7444	10	150	0%	0	0	0%	U
n-Nitroso-di-n-propylamine	A	ug/L	0	0		0	0	0	1.5092	10	150	0%	0	0	0%	U
n-Nitrosodimethylamine	A	ug/L	0	0		0	0	0	1.4994	10	150	0%	0	0	0%	U

Seq No	Lab ID	Test Code	Sample Typ	File ID	Analysis Date	DF	Batch ID	Prep Date	SPKref	RPDref	pmoist					
14972092	B21122077-001	SVOC-8270-W	SAMP	V5973N.I\sd0107.1/7/2022	8:03:58	1	162577	12/29/2021	0	0						
Analyte	T	Units	RAW	Final	Text	Spike	SPKref	RPDref	MDL	PQL	UQL	%REC	LOW	HIGH	%RPD	Q
n-Nitrosodiphenylamine	A	ug/L	0	0		0	0	0	1.1368	10	150	0%	0	0	0%	U
Naphthalene	A	ug/L	0	0		0	0	0	1.7052	10	150	0%	0	0	0%	U
Nitrobenzene	A	ug/L	0	0		0	0	0	2.2638	10	150	0%	0	0	0%	U
o-Cresol	A	ug/L	0	0		0	0	0	1.7934	10	150	0%	0	0	0%	U
Pentachlorophenol	A	ug/L	0	0		0	0	0	4.1552	10	150	0%	0	0	0%	U
Phenanthrene	A	ug/L	0	0		0	0	0	0.76832	10	150	0%	0	0	0%	U
Phenol	A	ug/L	0	0		0	0	0	1.4308	10	150	0%	0	0	0%	U
Pyrene	A	ug/L	0	0		0	0	0	0.90258	10	150	0%	0	0	0%	U
Pyridine	A	ug/L	0	0		0	0	0	3.1556	10	150	0%	0	0	0%	U
1,4-Dichlorobenzene-d4	I	ug/L	40	39.2		0	0	0	0	10	150	0%	0	0	0%	
Acenaphthene-d10	I	ug/L	40	39.2		0	0	0	0	10	150	0%	0	0	0%	
Chrysene-d12	I	ug/L	40	39.2		0	0	0	0	10	150	0%	0	0	0%	
Naphthalene-d8	I	ug/L	40	39.2		0	0	0	0	10	150	0%	0	0	0%	
Perylene-d12	I	ug/L	40	39.2		0	0	0	0	10	150	0%	0	0	0%	
Phenanthrene-d10	I	ug/L	40	39.2		0	0	0	0	10	150	0%	0	0	0%	
2,4,6-Tribromophenol	S	ug/L	159.67051	156.4771		196	0	0	2.8224	10		80%	43	140	0%	
2-Fluorobiphenyl	S	ug/L	72.59386	71.1419828		98	0	0	0.70952	10		73%	44	119	0%	
2-Fluorophenol	S	ug/L	95.96891	94.0495318		196	0	0	3.4496	10		48%	19	119	0%	
Nitrobenzene-d5	S	ug/L	67.22433	65.8798434		98	0	0	2.2932	10		67%	44	120	0%	
Phenol-d5	S	ug/L	70.31571	68.9093958		196	0	0	2.0188	10		35%	10	65	0%	
Terphenyl-d14	S	ug/L	93.22932	91.3647336		98	0	0	1.1466	10		93%	50	134	0%	
2,2'-Oxybis(1-Chloropropane)	X	ug/L	0	0		0	0	0	1.421	10	150	0%	0	0	0%	U
2-Nitroaniline	X	ug/L	0	0		0	0	0	2.352	10	150	0%	0	0	0%	U
3-Nitroaniline	X	ug/L	0	0		0	0	0	2.7146	10	150	0%	0	0	0%	U
4-Chloro-2-methylphenol	X	ug/L	0	0		0	0	0	1.568	10	150	0%	0	0	0%	U
4-Chloroaniline	X	ug/L	0	0		0	0	0	1.5778	10	150	0%	0	0	0%	U
4-Nitroaniline	X	ug/L	0	0		0	0	0	1.5974	10	150	0%	0	0	0%	U
Carbazole	X	ug/L	0	0		0	0	0	0.82516	10	150	0%	0	0	0%	U
Dibenzofuran	X	ug/L	0	0		0	0	0	1.7052	10	150	0%	0	0	0%	U
p-Chloroaniline	X	ug/L	0	0		0	0	0	1.4896	10	150	0%	0	0	0%	U
Triallate	X	ug/L	0	0		0	0	0	1.4798	10	150	0%	0	0	0%	U

Seq No	Lab ID	Test Code	Sample Typ	File ID	Analysis Date	DF	Batch ID	Prep Date	SPKref	RPDref	pmoist					
14972093	B21122088-001	SVOC-8270-W	SAMP	V5973N.I	sd0107.1/7/2022 8:36:16	1	162577	12/29/2021	0	0						
Analyte	T	Units	RAW	Final	Text	Spike	SPKref	RPDref	MDL	PQL	UQL	%REC	LOW	HIGH	%RPD	Q
1,2,4-Trichlorobenzene	A	ug/L	0	0		0	0	0	1.995	10	150	0%	0	0	0%	U
1,2-Dichlorobenzene	A	ug/L	0	0		0	0	0	2.0685	10	150	0%	0	0	0%	U
1,3-Dichlorobenzene	A	ug/L	0	0		0	0	0	2.2365	10	150	0%	0	0	0%	U
1,4-Dichlorobenzene	A	ug/L	0	0		0	0	0	2.121	10	150	0%	0	0	0%	U
1-Methylnaphthalene	A	ug/L	0	0		0	0	0	2.5095	10	150	0%	0	0	0%	U
2,4,5-Trichlorophenol	A	ug/L	0	0		0	0	0	2.3415	10	150	0%	0	0	0%	U
2,4,6-Trichlorophenol	A	ug/L	0	0		0	0	0	2.772	10	150	0%	0	0	0%	U
2,4-Dichlorophenol	A	ug/L	0	0		0	0	0	1.7745	10	150	0%	0	0	0%	U
2,4-Dimethylphenol	A	ug/L	0	0		0	0	0	1.7745	10	150	0%	0	0	0%	U
2,4-Dinitrophenol	A	ug/L	0	0		0	0	0	4.473	10.5	150	0%	0	0	0%	U
2,4-Dinitrotoluene	A	ug/L	0	0		0	0	0	3.192	10	150	0%	0	0	0%	U
2,6-Dinitrotoluene	A	ug/L	0	0		0	0	0	3.36	10	150	0%	0	0	0%	U
2-Chloronaphthalene	A	ug/L	0	0		0	0	0	2.247	10	150	0%	0	0	0%	U
2-Chlorophenol	A	ug/L	0	0		0	0	0	2.604	10	150	0%	0	0	0%	U
2-Methylnaphthalene	A	ug/L	0	0		0	0	0	2.016	10	150	0%	0	0	0%	U
2-Nitrophenol	A	ug/L	0	0		0	0	0	2.478	10	150	0%	0	0	0%	U
3,3'-Dichlorobenzidine	A	ug/L	0	0		0	0	0	2.2155	10.5	150	0%	0	0	0%	U
4,6-Dinitro-2-methylphenol	A	ug/L	0	0		0	0	0	2.4465	10.5	150	0%	0	0	0%	U
4-Bromophenyl phenyl ether	A	ug/L	0	0		0	0	0	1.827	10	150	0%	0	0	0%	U
4-Chloro-3-methylphenol	A	ug/L	0	0		0	0	0	1.533	10	150	0%	0	0	0%	U
4-Chlorophenol	A	ug/L	0	0		0	0	0	2.772	10	150	0%	0	0	0%	U
4-Chlorophenyl phenyl ether	A	ug/L	0	0		0	0	0	2.1315	10	150	0%	0	0	0%	U
4-Nitrophenol	A	ug/L	0	0		0	0	0	2.625	10.5	150	0%	0	0	0%	U
Acenaphthene	A	ug/L	0	0		0	0	0	1.9845	10	150	0%	0	0	0%	U
Acenaphthylene	A	ug/L	0	0		0	0	0	1.6485	10	150	0%	0	0	0%	U
Anthracene	A	ug/L	0	0		0	0	0	1.2915	10	150	0%	0	0	0%	U
Azobenzene	A	ug/L	0	0		0	0	0	1.1445	10	150	0%	0	0	0%	U
Benzidine	A	ug/L	0	0		0	0	0	7.056	10.5	150	0%	0	0	0%	U
Benzo(a)anthracene	A	ug/L	0	0		0	0	0	0.8988	10	150	0%	0	0	0%	U
Benzo(a)pyrene	A	ug/L	0	0		0	0	0	1.302	10	150	0%	0	0	0%	U
Benzo(b)fluoranthene	A	ug/L	0	0		0	0	0	0.94815	10	150	0%	0	0	0%	U
Benzo(g,h,i)perylene	A	ug/L	0	0		0	0	0	1.0605	10	150	0%	0	0	0%	U
Benzo(k)fluoranthene	A	ug/L	0	0		0	0	0	1.0185	10	150	0%	0	0	0%	U
bis(-2-chloroethoxy)Methane	A	ug/L	0	0		0	0	0	1.428	10	150	0%	0	0	0%	U
bis(-2-chloroethyl)Ether	A	ug/L	0	0		0	0	0	2.6985	10	150	0%	0	0	0%	U

Seq No	Lab ID	Test Code	Sample Typ	File ID	Analysis Date	DF	Batch ID	Prep Date	SPKref	RPDref	pmoist					
14972093	B21122088-001	SVOC-8270-W	SAMP	V5973N.I	sd0107.1/7/2022 8:36:16	1	162577	12/29/2021	0	0						
Analyte	T	Units	RAW	Final	Text	Spike	SPKref	RPDref	MDL	PQL	UQL	%REC	LOW	HIGH	%RPD	Q
bis(2-chloroisopropyl)Ether	A	ug/L	0	0		0	0	0	1.5645	10	150	0%	0	0	0%	U
bis(2-ethylhexyl)Phthalate	A	ug/L	3.14524	3.302502		0	0	0	2.0055	10	150	0%	0	0	0%	J
Butylbenzylphthalate	A	ug/L	0	0		0	0	0	1.6485	10	150	0%	0	0	0%	U
Chrysene	A	ug/L	0	0		0	0	0	1.2285	10	150	0%	0	0	0%	U
Di-n-butyl phthalate	A	ug/L	0	0		0	0	0	0.9786	10	150	0%	0	0	0%	U
Di-n-octyl phthalate	A	ug/L	0	0		0	0	0	1.407	10	150	0%	0	0	0%	U
Dibenzo(a,h)anthracene	A	ug/L	0	0		0	0	0	1.2285	10	150	0%	0	0	0%	U
Diethyl phthalate	A	ug/L	0	0		0	0	0	2.289	10	150	0%	0	0	0%	U
Dimethyl phthalate	A	ug/L	0	0		0	0	0	1.806	10	150	0%	0	0	0%	U
Fluoranthene	A	ug/L	0	0		0	0	0	0.92715	10	150	0%	0	0	0%	U
Fluorene	A	ug/L	0	0		0	0	0	1.911	10	150	0%	0	0	0%	U
Hexachlorobenzene	A	ug/L	0	0		0	0	0	1.3965	10	150	0%	0	0	0%	U
Hexachlorobutadiene	A	ug/L	0	0		0	0	0	2.436	10	150	0%	0	0	0%	U
Hexachlorocyclopentadiene	A	ug/L	0	0		0	0	0	3.1185	10	150	0%	0	0	0%	U
Hexachloroethane	A	ug/L	0	0		0	0	0	1.8795	10	150	0%	0	0	0%	U
Indeno(1,2,3-cd)pyrene	A	ug/L	0	0		0	0	0	1.3125	10	150	0%	0	0	0%	U
Isophorone	A	ug/L	0	0		0	0	0	1.7535	10	150	0%	0	0	0%	U
m+p-Cresols	A	ug/L	0	0		0	0	0	1.869	10	150	0%	0	0	0%	U
n-Nitroso-di-n-propylamine	A	ug/L	0	0		0	0	0	1.617	10	150	0%	0	0	0%	U
n-Nitrosodimethylamine	A	ug/L	0	0		0	0	0	1.6065	10	150	0%	0	0	0%	U
n-Nitrosodiphenylamine	A	ug/L	0	0		0	0	0	1.218	10	150	0%	0	0	0%	U
Naphthalene	A	ug/L	0	0		0	0	0	1.827	10	150	0%	0	0	0%	U
Nitrobenzene	A	ug/L	0	0		0	0	0	2.4255	10	150	0%	0	0	0%	U
o-Cresol	A	ug/L	0	0		0	0	0	1.9215	10	150	0%	0	0	0%	U
Pentachlorophenol	A	ug/L	0	0		0	0	0	4.452	10.5	150	0%	0	0	0%	U
Phenanthrene	A	ug/L	0	0		0	0	0	0.8232	10	150	0%	0	0	0%	U
Phenol	A	ug/L	0	0		0	0	0	1.533	10	150	0%	0	0	0%	U
Pyrene	A	ug/L	0	0		0	0	0	0.96705	10	150	0%	0	0	0%	U
Pyridine	A	ug/L	0	0		0	0	0	3.381	10	150	0%	0	0	0%	U
1,4-Dichlorobenzene-d4	I	ug/L	40	42		0	0	0	0	10	150	0%	0	0	0%	
Acenaphthene-d10	I	ug/L	40	42		0	0	0	0	10	150	0%	0	0	0%	
Chrysene-d12	I	ug/L	40	42		0	0	0	0	10	150	0%	0	0	0%	
Naphthalene-d8	I	ug/L	40	42		0	0	0	0	10	150	0%	0	0	0%	
Perylene-d12	I	ug/L	40	42		0	0	0	0	10	150	0%	0	0	0%	
Phenanthrene-d10	I	ug/L	40	42		0	0	0	0	10	150	0%	0	0	0%	

Seq No	Lab ID	Test Code	Sample Typ	File ID	Analysis Date	DF	Batch ID	Prep Date	SPKref	RPDref	pmoist					
14972093	B21122088-001	SVOC-8270-W	SAMP	V5973N.I	sd0107.1/7/2022 8:36:16	1	162577	12/29/2021	0	0						
Analyte	T	Units	RAW	Final	Text	Spike	SPKref	RPDref	MDL	PQL	UQL	%REC	LOW	HIGH	%RPD	Q
2,4,6-Tribromophenol	S	ug/L	175.97604	184.774842		210	0	0	3.024	10		88%	43	140	0%	
2-Fluorobiphenyl	S	ug/L	64.10245	67.3075725		105	0	0	0.7602	10		64%	44	119	0%	
2-Fluorophenol	S	ug/L	103.29512	108.459876		210	0	0	3.696	10		52%	19	119	0%	
Nitrobenzene-d5	S	ug/L	74.47992	78.203916		105	0	0	2.457	10		74%	44	120	0%	
Phenol-d5	S	ug/L	92.88872	97.533156		210	0	0	2.163	10		46%	10	65	0%	
Terphenyl-d14	S	ug/L	100.84926	105.891723		105	0	0	1.2285	10		101%	50	134	0%	
2,2'-Oxybis(1-Chloropropane)	X	ug/L	0	0		0	0	0	1.5225	10	150	0%	0	0	0%	U
2-Nitroaniline	X	ug/L	0	0		0	0	0	2.52	10	150	0%	0	0	0%	U
3-Nitroaniline	X	ug/L	0	0		0	0	0	2.9085	10	150	0%	0	0	0%	U
4-Chloro-2-methylphenol	X	ug/L	0	0		0	0	0	1.68	10	150	0%	0	0	0%	U
4-Chloroaniline	X	ug/L	0	0		0	0	0	1.6905	10	150	0%	0	0	0%	U
4-Nitroaniline	X	ug/L	0	0		0	0	0	1.7115	10	150	0%	0	0	0%	U
Carbazole	X	ug/L	0	0		0	0	0	0.8841	10	150	0%	0	0	0%	U
Dibenzofuran	X	ug/L	0	0		0	0	0	1.827	10	150	0%	0	0	0%	U
p-Chloroaniline	X	ug/L	0	0		0	0	0	1.596	10	150	0%	0	0	0%	U
Triallate	X	ug/L	0	0		0	0	0	1.5855	10	150	0%	0	0	0%	U

Seq No	Lab ID	Test Code	Sample Typ	File ID	Analysis Date	DF	Batch ID	Prep Date	SPKref	RPDref	pmoist					
14972094	B21122088-001	SVOC-8270-W-	MS-DOD	V5973N.I	sd0107.1/7/2022 9:08:42	1	162577	12/29/2021	1E+07	0						
Analyte	T	Units	RAW	Final	Text	Spike	SPKref	RPDref	MDL	PQL	UQL	%REC	LOW	HIGH	%RPD	Q
1,2,4-Trichlorobenzene	A	ug/L	77.25061	77.25061		100	0	0	1.9	10	150	77%	29	116	0%	
1,2-Dichlorobenzene	A	ug/L	72.0713	72.0713		100	0	0	1.97	10	150	72%	32	111	0%	
1,3-Dichlorobenzene	A	ug/L	72.32621	72.32621		100	0	0	2.13	10	150	72%	28	110	0%	
1,4-Dichlorobenzene	A	ug/L	71.47272	71.47272		100	0	0	2.02	10	150	71%	29	112	0%	
1-Methylnaphthalene	A	ug/L	82.77091	82.77091		100	0	0	2.39	10	150	83%	41	119	0%	
2,2'-Oxybis(1-Chloropropane)	A	ug/L	66.16403	66.16403		100	0	0	1.45	10	150	66%	37	130	0%	
2,4,5-Trichlorophenol	A	ug/L	93.27817	93.27817		100	0	0	2.23	10	150	93%	53	123	0%	
2,4,6-Trichlorophenol	A	ug/L	98.07574	98.07574		100	0	0	2.64	10	150	98%	50	125	0%	
2,4-Dichlorophenol	A	ug/L	89.79061	89.79061		100	0	0	1.69	10	150	90%	47	121	0%	
2,4-Dimethylphenol	A	ug/L	92.11466	92.11466		100	0	0	1.69	10	150	92%	31	124	0%	
2,4-Dinitrophenol	A	ug/L	72.08043	72.08043		100	0	0	4.26	10	150	72%	23	142	0%	
2,4-Dinitrotoluene	A	ug/L	103.62025	103.62025		100	0	0	3.04	10	150	104%	57	128	0%	
2,6-Dinitrotoluene	A	ug/L	97.34214	97.34214		100	0	0	3.2	10	150	97%	50	118	0%	
2-Chloronaphthalene	A	ug/L	85.90357	85.90357		100	0	0	2.14	10	150	86%	40	116	0%	



Seq No	Lab ID	Test Code	Sample Typ	File ID	Analysis Date	DF	Batch ID	Prep Date	SPKref	RPDref	pmoist					
14972094	B21122088-001	SVOC-8270-W-	MS-DOD	V5973N.I	sd0107.1/7/2022 9:08:42	1	162577	12/29/2021	1E+07	0						
Analyte	T	Units	RAW	Final	Text	Spike	SPKref	RPDref	MDL	PQL	UQL	%REC	LOW	HIGH	%RPD	Q
2-Chlorophenol	A	ug/L	81.64155	81.64155		100	0	0	2.48	10	150	82%	38	117	0%	
2-Methylnaphthalene	A	ug/L	91.83369	91.83369		100	0	0	1.92	10	150	92%	40	121	0%	
2-Nitroaniline	A	ug/L	94.33821	94.33821		100	0	0	2.4	10	150	94%	55	127	0%	
2-Nitrophenol	A	ug/L	88.41891	88.41891		100	0	0	2.36	10	150	88%	47	123	0%	
3,3'-Dichlorobenzidine	A	ug/L	65.08423	65.08423		100	0	0	2.11	10	150	65%	27	129	0%	
3-Nitroaniline	A	ug/L	78.05262	78.05262		100	0	0	2.77	10	150	78%	41	128	0%	
4,6-Dinitro-2-methylphenol	A	ug/L	79.08328	79.08328		100	0	0	2.33	10	150	79%	44	137	0%	
4-Bromophenyl phenyl ether	A	ug/L	92.98497	92.98497		100	0	0	1.74	10	150	93%	55	124	0%	
4-Chloro-2-methylphenol	A	ug/L	87.57351	87.57351		100	0	0	1.6	10	150	88%	49	89	0%	
4-Chloro-3-methylphenol	A	ug/L	94.4824	94.4824		100	0	0	1.46	10	150	94%	52	119	0%	
4-Chlorophenol	A	ug/L	87.15629	87.15629		100	0	0	2.64	10	150	87%	41	81	0%	S
4-Chlorophenyl phenyl ether	A	ug/L	93.9221	93.9221		100	0	0	2.03	10	150	94%	53	121	0%	
4-Nitroaniline	A	ug/L	82.15273	82.15273		100	0	0	1.63	10	150	82%	57	101	0%	
4-Nitrophenol	A	ug/L	50.29007	50.29007		100	0	0	2.5	10	150	50%	15	36	0%	S
Acenaphthene	A	ug/L	103.60218	103.60218		100	0	0	1.89	10	150	104%	47	122	0%	
Acenaphthylene	A	ug/L	93.19696	93.19696		100	0	0	1.57	10	150	93%	41	130	0%	
Aniline	A	ug/L	22.28091	22.28091		100	0	0	3.74	10	150	22%	24	60	0%	S
Anthracene	A	ug/L	100.85894	100.85894		100	0	0	1.23	10	150	101%	57	123	0%	
Azobenzene	A	ug/L	90.4569	90.4569		100	0	0	1.09	10	150	90%	61	116	0%	
Benzidine	A	ug/L	4.85284	0		100	0	0	6.72	10	150	0%	10	100	0%	S
Benzo(a)anthracene	A	ug/L	98.04145	98.04145		100	0	0	0.856	10	150	98%	58	125	0%	
Benzo(a)pyrene	A	ug/L	92.23557	92.23557		100	0	0	1.24	10	150	92%	54	128	0%	
Benzo(b)fluoranthene	A	ug/L	92.1306	92.1306		100	0	0	0.903	10	150	92%	53	131	0%	
Benzo(g,h,i)perylene	A	ug/L	92.81269	92.81269		100	0	0	1.01	10	150	93%	50	134	0%	
Benzo(k)fluoranthene	A	ug/L	89.30808	89.30808		100	0	0	0.97	10	150	89%	57	129	0%	
Benzoic acid	A	ug/L	34.763	34.763		100	0	0	1.51	10	150	35%	10	30	0%	S
Benzyl alcohol	A	ug/L	66.55547	66.55547		100	0	0	3.13	10	150	67%	31	112	0%	
bis(-2-chloroethoxy)Methane	A	ug/L	90.89586	90.89586		100	0	0	1.36	10	150	91%	48	120	0%	
bis(-2-chloroethyl)Ether	A	ug/L	86.46794	86.46794		100	0	0	2.57	10	150	86%	43	118	0%	
bis(2-chloroisopropyl)Ether	A	ug/L	66.16403	66.16403		100	0	0	1.49	10	150	66%	37	130	0%	
bis(2-ethylhexyl)Phthalate	A	ug/L	100.80648	100.80648		100	3.302502	0	1.91	10	150	98%	55	135	0%	
Butylbenzylphthalate	A	ug/L	105.77705	105.77705		100	0	0	1.57	10	150	106%	53	134	0%	
Carbazole	A	ug/L	102.29697	102.29697		100	0	0	0.842	10	150	102%	60	122	0%	
Chrysene	A	ug/L	95.13315	95.13315		100	0	0	1.17	10	150	95%	59	123	0%	
Di-n-butyl phthalate	A	ug/L	105.83241	105.83241		100	0	0	0.932	10	150	106%	59	127	0%	

Seq No	Lab ID	Test Code	Sample Typ	File ID	Analysis Date	DF	Batch ID	Prep Date	SPKref	RPDref	pmoist					
14972094	B21122088-001	SVOC-8270-W-	MS-DOD	V5973N.I	sd0107.1/7/2022 9:08:42	1	162577	12/29/2021	1E+07	0						
Analyte	T	Units	RAW	Final	Text	Spike	SPKref	RPDref	MDL	PQL	UQL	%REC	LOW	HIGH	%RPD	Q
Di-n-octyl phthalate	A	ug/L	94.82295	94.82295		100	0	0	1.34	10	150	95%	51	140	0%	
Dibenzo(a,h)anthracene	A	ug/L	96.06646	96.06646		100	0	0	1.17	10	150	96%	51	134	0%	
Dibenzofuran	A	ug/L	92.36989	92.36989		100	0	0	1.74	10	150	92%	53	118	0%	
Diethyl phthalate	A	ug/L	104.99675	104.99675		100	0	0	2.18	10	150	105%	56	125	0%	
Dimethyl phthalate	A	ug/L	99.7686	99.7686		100	0	0	1.72	10	150	100%	45	127	0%	
Fluoranthene	A	ug/L	91.95338	91.95338		100	0	0	0.883	10	150	92%	57	128	0%	
Fluorene	A	ug/L	98.46157	98.46157		100	0	0	1.82	10	150	98%	52	124	0%	
Hexachlorobenzene	A	ug/L	82.40779	82.40779		100	0	0	1.33	10	150	82%	53	125	0%	
Hexachlorobutadiene	A	ug/L	71.7542	71.7542		100	0	0	2.32	10	150	72%	22	124	0%	
Hexachlorocyclopentadiene	A	ug/L	67.50704	67.50704		100	0	0	2.97	10	150	68%	39	91	0%	
Hexachloroethane	A	ug/L	68.47725	68.47725		100	0	0	1.79	10	150	68%	21	115	0%	
Indeno(1,2,3-cd)pyrene	A	ug/L	90.82361	90.82361		100	0	0	1.25	10	150	91%	52	134	0%	
Isophorone	A	ug/L	97.46573	97.46573		100	0	0	1.67	10	150	97%	42	124	0%	
m+p-Cresols	A	ug/L	82.16777	82.16777		100	0	0	1.78	10	150	82%	29	110	0%	
n-Nitroso-di-n-propylamine	A	ug/L	98.00018	98.00018		100	0	0	1.54	10	150	98%	49	119	0%	
n-Nitrosodimethylamine	A	ug/L	46.19352	46.19352		100	0	0	1.53	10	150	46%	20	45	0%	S
n-Nitrosodiphenylamine	A	ug/L	97.92046	97.92046		100	0	0	1.16	10	150	98%	51	123	0%	
Naphthalene	A	ug/L	89.80694	89.80694		100	0	0	1.74	10	150	90%	40	121	0%	
Nitrobenzene	A	ug/L	83.63033	83.63033		100	0	0	2.31	10	150	84%	45	121	0%	
o-Cresol	A	ug/L	82.17741	82.17741		100	0	0	1.83	10	150	82%	30	117	0%	
p-Chloroaniline	A	ug/L	54.38548	54.38548		100	0	0	1.52	10	150	54%	33	117	0%	
Pentachlorophenol	A	ug/L	107.01091	107.01091		100	0	0	4.24	10	150	107%	35	138	0%	
Phenanthrene	A	ug/L	98.15458	98.15458		100	0	0	0.784	10	150	98%	59	120	0%	
Phenol	A	ug/L	58.05841	58.05841		100	0	0	1.46	10	150	58%	37	75	0%	
Pyrene	A	ug/L	91.03571	91.03571		100	0	0	0.921	10	150	91%	57	126	0%	
Pyridine	A	ug/L	26.48101	26.48101		100	0	0	3.22	10	150	26%	16	45	0%	
Triallate	A	ug/L	93.19834	93.19834		100	0	0	1.51	10	150	93%	59	105	0%	
1,4-Dichlorobenzene-d4	I	ug/L	40	40		0	0	0	0	10	150	0%			0%	
Acenaphthene-d10	I	ug/L	40	40		0	0	0	0	10	150	0%			0%	
Chrysene-d12	I	ug/L	40	40		0	0	0	0	10	150	0%			0%	
Naphthalene-d8	I	ug/L	40	40		0	0	0	0	10	150	0%			0%	
Perylene-d12	I	ug/L	40	40		0	0	0	0	10	150	0%			0%	
Phenanthrene-d10	I	ug/L	40	40		0	0	0	0	10	150	0%			0%	
2,4,6-Tribromophenol	S	ug/L	183.7926	183.7926		200	0	0	2.88	10	0	92%	43	140	0%	
2-Fluorobiphenyl	S	ug/L	78.78162	78.78162		100	0	0	0.724	10	0	79%	44	119	0%	

Seq No	Lab ID	Test Code	Sample Typ	File ID	Analysis Date	DF	Batch ID	Prep Date	SPKref	RPDref	pmoist					
14972094	B21122088-001	SVOC-8270-W-	MS-DOD	V5973N.I	107.1/7/2022 9:08:42	1	162577	12/29/2021	1E+07	0						
Analyte	T	Units	RAW	Final	Text	Spike	SPKref	RPDref	MDL	PQL	UQL	%REC	LOW	HIGH	%RPD	Q
2-Fluorophenol	S	ug/L	116.03277	116.03277		200	0	0	3.52	10	0	58%	19	119	0%	
Nitrobenzene-d5	S	ug/L	84.00656	84.00656		100	0	0	2.34	10	0	84%	44	120	0%	
Phenol-d5	S	ug/L	104.12236	104.12236		200	0	0	2.06	10	0	52%	10	65	0%	
Terphenyl-d14	S	ug/L	98.17626	98.17626		100	0	0	1.17	10	0	98%	50	134	0%	
4-Chloroaniline	X	ug/L	54.38548	54.38548		100	0	0	1.61	10	150	54%	33	117	0%	
o-Terphenyl	X	ug/L	82.50518	82.50518		100	0	0	1.27	10	150	83%	40	140	0%	

Seq No	Lab ID	Test Code	Sample Typ	File ID	Analysis Date	DF	Batch ID	Prep Date	SPKref	RPDref	pmoist					
14972095	B21122090-001	SVOC-8270-W	SAMP	V5973N.I	107.1/7/2022 9:40:57	1	162577	12/29/2021	0	0						
Analyte	T	Units	RAW	Final	Text	Spike	SPKref	RPDref	MDL	PQL	UQL	%REC	LOW	HIGH	%RPD	Q
1,2,4-Trichlorobenzene	A	ug/L	0	0		0	0	0	1.9	10	150	0%	0	0	0%	U
1,2-Dichlorobenzene	A	ug/L	0	0		0	0	0	1.97	10	150	0%	0	0	0%	U
1,3-Dichlorobenzene	A	ug/L	0	0		0	0	0	2.13	10	150	0%	0	0	0%	U
1,4-Dichlorobenzene	A	ug/L	0	0		0	0	0	2.02	10	150	0%	0	0	0%	U
1-Methylnaphthalene	A	ug/L	0	0		0	0	0	2.39	10	150	0%	0	0	0%	U
2,4,5-Trichlorophenol	A	ug/L	0	0		0	0	0	2.23	10	150	0%	0	0	0%	U
2,4,6-Trichlorophenol	A	ug/L	0	0		0	0	0	2.64	10	150	0%	0	0	0%	U
2,4-Dichlorophenol	A	ug/L	0	0		0	0	0	1.69	10	150	0%	0	0	0%	U
2,4-Dimethylphenol	A	ug/L	0	0		0	0	0	1.69	10	150	0%	0	0	0%	U
2,4-Dinitrophenol	A	ug/L	0	0		0	0	0	4.26	10	150	0%	0	0	0%	U
2,4-Dinitrotoluene	A	ug/L	0	0		0	0	0	3.04	10	150	0%	0	0	0%	U
2,6-Dinitrotoluene	A	ug/L	0	0		0	0	0	3.2	10	150	0%	0	0	0%	U
2-Chloronaphthalene	A	ug/L	0	0		0	0	0	2.14	10	150	0%	0	0	0%	U
2-Chlorophenol	A	ug/L	0	0		0	0	0	2.48	10	150	0%	0	0	0%	U
2-Methylnaphthalene	A	ug/L	0	0		0	0	0	1.92	10	150	0%	0	0	0%	U
2-Nitrophenol	A	ug/L	0	0		0	0	0	2.36	10	150	0%	0	0	0%	U
3,3'-Dichlorobenzidine	A	ug/L	0	0		0	0	0	2.11	10	150	0%	0	0	0%	U
4,6-Dinitro-2-methylphenol	A	ug/L	0	0		0	0	0	2.33	10	150	0%	0	0	0%	U
4-Bromophenyl phenyl ether	A	ug/L	0	0		0	0	0	1.74	10	150	0%	0	0	0%	U
4-Chloro-3-methylphenol	A	ug/L	0	0		0	0	0	1.46	10	150	0%	0	0	0%	U
4-Chlorophenol	A	ug/L	0	0		0	0	0	2.64	10	150	0%	0	0	0%	U
4-Chlorophenyl phenyl ether	A	ug/L	0	0		0	0	0	2.03	10	150	0%	0	0	0%	U
4-Nitrophenol	A	ug/L	0	0		0	0	0	2.5	10	150	0%	0	0	0%	U
Acenaphthene	A	ug/L	0	0		0	0	0	1.89	10	150	0%	0	0	0%	U

Seq No	Lab ID	Test Code	Sample Typ	File ID	Analysis Date	DF	Batch ID	Prep Date	SPKref	RPDref	pmoist					
14972095	B21122090-001	SVOC-8270-W	SAMP	V5973N.I\sd0107.1	7/2022 9:40:57	1	162577	12/29/2021	0	0						
Analyte	T	Units	RAW	Final	Text	Spike	SPKref	RPDref	MDL	PQL	UQL	%REC	LOW	HIGH	%RPD	Q
Acenaphthylene	A	ug/L	0	0		0	0	0	1.57	10	150	0%	0	0	0%	U
Anthracene	A	ug/L	0	0		0	0	0	1.23	10	150	0%	0	0	0%	U
Azobenzene	A	ug/L	0	0		0	0	0	1.09	10	150	0%	0	0	0%	U
Benzidine	A	ug/L	0	0		0	0	0	6.72	10	150	0%	0	0	0%	U
Benzo(a)anthracene	A	ug/L	0	0		0	0	0	0.856	10	150	0%	0	0	0%	U
Benzo(a)pyrene	A	ug/L	0	0		0	0	0	1.24	10	150	0%	0	0	0%	U
Benzo(b)fluoranthene	A	ug/L	0	0		0	0	0	0.903	10	150	0%	0	0	0%	U
Benzo(g,h,i)perylene	A	ug/L	0	0		0	0	0	1.01	10	150	0%	0	0	0%	U
Benzo(k)fluoranthene	A	ug/L	0	0		0	0	0	0.97	10	150	0%	0	0	0%	U
bis(-2-chloroethoxy)Methane	A	ug/L	0	0		0	0	0	1.36	10	150	0%	0	0	0%	U
bis(-2-chloroethyl)Ether	A	ug/L	0	0		0	0	0	2.57	10	150	0%	0	0	0%	U
bis(2-chloroisopropyl)Ether	A	ug/L	0	0		0	0	0	1.49	10	150	0%	0	0	0%	U
bis(2-ethylhexyl)Phthalate	A	ug/L	15.53062	15.53062		0	0	0	1.91	10	150	0%	0	0	0%	U
Butylbenzylphthalate	A	ug/L	0	0		0	0	0	1.57	10	150	0%	0	0	0%	U
Chrysene	A	ug/L	0	0		0	0	0	1.17	10	150	0%	0	0	0%	U
Di-n-butyl phthalate	A	ug/L	0	0		0	0	0	0.932	10	150	0%	0	0	0%	U
Di-n-octyl phthalate	A	ug/L	0	0		0	0	0	1.34	10	150	0%	0	0	0%	U
Dibenzo(a,h)anthracene	A	ug/L	0	0		0	0	0	1.17	10	150	0%	0	0	0%	U
Diethyl phthalate	A	ug/L	0	0		0	0	0	2.18	10	150	0%	0	0	0%	U
Dimethyl phthalate	A	ug/L	0	0		0	0	0	1.72	10	150	0%	0	0	0%	U
Fluoranthene	A	ug/L	0	0		0	0	0	0.883	10	150	0%	0	0	0%	U
Fluorene	A	ug/L	0	0		0	0	0	1.82	10	150	0%	0	0	0%	U
Hexachlorobenzene	A	ug/L	0	0		0	0	0	1.33	10	150	0%	0	0	0%	U
Hexachlorobutadiene	A	ug/L	0	0		0	0	0	2.32	10	150	0%	0	0	0%	U
Hexachlorocyclopentadiene	A	ug/L	0	0		0	0	0	2.97	10	150	0%	0	0	0%	U
Hexachloroethane	A	ug/L	0	0		0	0	0	1.79	10	150	0%	0	0	0%	U
Indeno(1,2,3-cd)pyrene	A	ug/L	0	0		0	0	0	1.25	10	150	0%	0	0	0%	U
Isophorone	A	ug/L	0	0		0	0	0	1.67	10	150	0%	0	0	0%	U
m+p-Cresols	A	ug/L	0	0		0	0	0	1.78	10	150	0%	0	0	0%	U
n-Nitroso-di-n-propylamine	A	ug/L	0	0		0	0	0	1.54	10	150	0%	0	0	0%	U
n-Nitrosodimethylamine	A	ug/L	0	0		0	0	0	1.53	10	150	0%	0	0	0%	U
n-Nitrosodiphenylamine	A	ug/L	0	0		0	0	0	1.16	10	150	0%	0	0	0%	U
Naphthalene	A	ug/L	0	0		0	0	0	1.74	10	150	0%	0	0	0%	U
Nitrobenzene	A	ug/L	0	0		0	0	0	2.31	10	150	0%	0	0	0%	U
o-Cresol	A	ug/L	0	0		0	0	0	1.83	10	150	0%	0	0	0%	U

Seq No	Lab ID	Test Code	Sample Typ	File ID	Analysis Date	DF	Batch ID	Prep Date	SPKref	RPDref	pmoist					
14972095	B21122090-001	SVOC-8270-W	SAMP	V5973N.I	107.1/7/2022 9:40:57	1	162577	12/29/2021	0	0						
Analyte	T	Units	RAW	Final	Text	Spike	SPKref	RPDref	MDL	PQL	UQL	%REC	LOW	HIGH	%RPD	Q
Pentachlorophenol	A	ug/L	0	0		0	0	0	4.24	10	150	0%	0	0	0%	U
Phenanthrene	A	ug/L	0	0		0	0	0	0.784	10	150	0%	0	0	0%	U
Phenol	A	ug/L	0	0		0	0	0	1.46	10	150	0%	0	0	0%	U
Pyrene	A	ug/L	0	0		0	0	0	0.921	10	150	0%	0	0	0%	U
Pyridine	A	ug/L	0	0		0	0	0	3.22	10	150	0%	0	0	0%	U
1,4-Dichlorobenzene-d4	I	ug/L	40	40		0	0	0	0	10	150	0%	0	0	0%	
Acenaphthene-d10	I	ug/L	40	40		0	0	0	0	10	150	0%	0	0	0%	
Chrysene-d12	I	ug/L	40	40		0	0	0	0	10	150	0%	0	0	0%	
Naphthalene-d8	I	ug/L	40	40		0	0	0	0	10	150	0%	0	0	0%	
Perylene-d12	I	ug/L	40	40		0	0	0	0	10	150	0%	0	0	0%	
Phenanthrene-d10	I	ug/L	40	40		0	0	0	0	10	150	0%	0	0	0%	
2,4,6-Tribromophenol	S	ug/L	161.15008	161.15008		200	0	0	2.88	10		81%	43	140	0%	
2-Fluorobiphenyl	S	ug/L	63.49777	63.49777		100	0	0	0.724	10		63%	44	119	0%	
2-Fluorophenol	S	ug/L	75.80387	75.80387		200	0	0	3.52	10		38%	19	119	0%	
Nitrobenzene-d5	S	ug/L	58.54112	58.54112		100	0	0	2.34	10		59%	44	120	0%	
Phenol-d5	S	ug/L	68.79306	68.79306		200	0	0	2.06	10		34%	10	65	0%	
Terphenyl-d14	S	ug/L	98.91145	98.91145		100	0	0	1.17	10		99%	50	134	0%	
2,2'-Oxybis(1-Chloropropane)	X	ug/L	0	0		0	0	0	1.45	10	150	0%	0	0	0%	U
2-Nitroaniline	X	ug/L	0	0		0	0	0	2.4	10	150	0%	0	0	0%	U
3-Nitroaniline	X	ug/L	0	0		0	0	0	2.77	10	150	0%	0	0	0%	U
4-Chloro-2-methylphenol	X	ug/L	0	0		0	0	0	1.6	10	150	0%	0	0	0%	U
4-Chloroaniline	X	ug/L	0	0		0	0	0	1.61	10	150	0%	0	0	0%	U
4-Nitroaniline	X	ug/L	0	0		0	0	0	1.63	10	150	0%	0	0	0%	U
Carbazole	X	ug/L	0	0		0	0	0	0.842	10	150	0%	0	0	0%	U
Dibenzofuran	X	ug/L	0	0		0	0	0	1.74	10	150	0%	0	0	0%	U
p-Chloroaniline	X	ug/L	0	0		0	0	0	1.52	10	150	0%	0	0	0%	U
Triallate	X	ug/L	0	0		0	0	0	1.51	10	150	0%	0	0	0%	U

Seq No	Lab ID	Test Code	Sample Typ	File ID	Analysis Date	DF	Batch ID	Prep Date	SPKref	RPDref	pmoist					
14972096	MB-162636	SVOC-8270-W-	MBLK	V5973N.I	107.1/7/2022 10:13:2	1	162636	1/3/2022 9:5	0	0						
Analyte	T	Units	RAW	Final	Text	Spike	SPKref	RPDref	MDL	PQL	UQL	%REC	LOW	HIGH	%RPD	Q
1,2,4-Trichlorobenzene	A	ug/L	0	0		0	0	0	1.9	10	150	0%	0	0	0%	
1,2-Dichlorobenzene	A	ug/L	0	0		0	0	0	1.97	10	150	0%	0	0	0%	
1,3-Dichlorobenzene	A	ug/L	0	0		0	0	0	2.13	10	150	0%	0	0	0%	

Seq No	Lab ID	Test Code	Sample Typ	File ID	Analysis Date	DF	Batch ID	Prep Date	SPKref	RPDref	pmoist					
14972096	MB-162636	SVOC-8270-W-	MBLK	V5973N.I	sd0107.1/7/2022 10:13:2	1	162636	1/3/2022 9:5	0	0						
Analyte	T	Units	RAW	Final	Text	Spike	SPKref	RPDref	MDL	PQL	UQL	%REC	LOW	HIGH	%RPD	Q
1,4-Dichlorobenzene	A	ug/L	0	0		0	0	0	2.02	10	150	0%	0	0	0%	
1-Methylnaphthalene	A	ug/L	0	0		0	0	0	2.39	10	150	0%	0	0	0%	
2,2'-Oxybis(1-Chloropropane)	A	ug/L	0	0		0	0	0	1.45	10	150	0%	0	0	0%	
2,4,5-Trichlorophenol	A	ug/L	0	0		0	0	0	2.23	10	150	0%	0	0	0%	
2,4,6-Trichlorophenol	A	ug/L	0	0		0	0	0	2.64	10	150	0%	0	0	0%	
2,4-Dichlorophenol	A	ug/L	0	0		0	0	0	1.69	10	150	0%	0	0	0%	
2,4-Dimethylphenol	A	ug/L	0	0		0	0	0	1.69	10	150	0%	0	0	0%	
2,4-Dinitrophenol	A	ug/L	0	0		0	0	0	4.26	10	150	0%	0	0	0%	
2,4-Dinitrotoluene	A	ug/L	0	0		0	0	0	3.04	10	150	0%	0	0	0%	
2,6-Dinitrotoluene	A	ug/L	0	0		0	0	0	3.2	10	150	0%	0	0	0%	
2-Chloronaphthalene	A	ug/L	0	0		0	0	0	2.14	10	150	0%	0	0	0%	
2-Chlorophenol	A	ug/L	0	0		0	0	0	2.48	10	150	0%	0	0	0%	
2-Methylnaphthalene	A	ug/L	0	0		0	0	0	1.92	10	150	0%	0	0	0%	
2-Nitroaniline	A	ug/L	0	0		0	0	0	2.4	10	150	0%	0	0	0%	
2-Nitrophenol	A	ug/L	0	0		0	0	0	2.36	10	150	0%	0	0	0%	
3,3'-Dichlorobenzidine	A	ug/L	0	0		0	0	0	2.11	10	150	0%	0	0	0%	
3-Nitroaniline	A	ug/L	0	0		0	0	0	2.77	10	150	0%	0	0	0%	
4,6-Dinitro-2-methylphenol	A	ug/L	0	0		0	0	0	2.33	10	150	0%	0	0	0%	
4-Bromophenyl phenyl ether	A	ug/L	0	0		0	0	0	1.74	10	150	0%	0	0	0%	
4-Chloro-2-methylphenol	A	ug/L	0	0		0	0	0	1.6	10	150	0%	0	0	0%	
4-Chloro-3-methylphenol	A	ug/L	0	0		0	0	0	1.46	10	150	0%	0	0	0%	
4-Chlorophenol	A	ug/L	0	0		0	0	0	2.64	10	150	0%	0	0	0%	
4-Chlorophenyl phenyl ether	A	ug/L	0	0		0	0	0	2.03	10	150	0%	0	0	0%	
4-Nitroaniline	A	ug/L	0	0		0	0	0	1.63	10	150	0%	0	0	0%	
4-Nitrophenol	A	ug/L	0	0		0	0	0	2.5	10	150	0%	0	0	0%	
Acenaphthene	A	ug/L	0	0		0	0	0	1.89	10	150	0%	0	0	0%	
Acenaphthylene	A	ug/L	0	0		0	0	0	1.57	10	150	0%	0	0	0%	
Aniline	A	ug/L	0	0		0	0	0	3.74	10	150	0%	0	0	0%	
Anthracene	A	ug/L	0	0		0	0	0	1.23	10	150	0%	0	0	0%	
Azobenzene	A	ug/L	0	0		0	0	0	1.09	10	150	0%	0	0	0%	
Benzidine	A	ug/L	0	0		0	0	0	6.72	10	150	0%	0	0	0%	
Benzo(a)anthracene	A	ug/L	0	0		0	0	0	0.856	10	150	0%	0	0	0%	
Benzo(a)pyrene	A	ug/L	0	0		0	0	0	1.24	10	150	0%	0	0	0%	
Benzo(b)fluoranthene	A	ug/L	0	0		0	0	0	0.903	10	150	0%	0	0	0%	
Benzo(g,h,i)perylene	A	ug/L	0	0		0	0	0	1.01	10	150	0%	0	0	0%	

Seq No	Lab ID	Test Code	Sample Typ	File ID	Analysis Date	DF	Batch ID	Prep Date	SPKref	RPDref	pmoist					
14972096	MB-162636	SVOC-8270-W-	MBLK	V5973N.I	sd0107.1/7/2022 10:13:2	1	162636	1/3/2022 9:5	0	0						
Analyte	T	Units	RAW	Final	Text	Spike	SPKref	RPDref	MDL	PQL	UQL	%REC	LOW	HIGH	%RPD	Q
Benzo(k)fluoranthene	A	ug/L	0	0		0	0	0	0.97	10	150	0%	0	0	0%	
Benzoic acid	A	ug/L	0	0		0	0	0	1.51	10	150	0%	0	0	0%	
Benzyl alcohol	A	ug/L	0	0		0	0	0	3.13	10	150	0%	0	0	0%	
bis(-2-chloroethoxy)Methane	A	ug/L	0	0		0	0	0	1.36	10	150	0%	0	0	0%	
bis(-2-chloroethyl)Ether	A	ug/L	0	0		0	0	0	2.57	10	150	0%	0	0	0%	
bis(2-chloroisopropyl)Ether	A	ug/L	0	0		0	0	0	1.49	10	150	0%	0	0	0%	
bis(2-ethylhexyl)Phthalate	A	ug/L	0	0		0	0	0	1.91	10	150	0%	0	0	0%	
Butylbenzylphthalate	A	ug/L	0	0		0	0	0	1.57	10	150	0%	0	0	0%	
Carbazole	A	ug/L	0	0		0	0	0	0.842	10	150	0%	0	0	0%	
Chrysene	A	ug/L	0	0		0	0	0	1.17	10	150	0%	0	0	0%	
Di-n-butyl phthalate	A	ug/L	0	0		0	0	0	0.932	10	150	0%	0	0	0%	
Di-n-octyl phthalate	A	ug/L	0	0		0	0	0	1.34	10	150	0%	0	0	0%	
Dibenzo(a,h)anthracene	A	ug/L	0	0		0	0	0	1.17	10	150	0%	0	0	0%	
Dibenzofuran	A	ug/L	0	0		0	0	0	1.74	10	150	0%	0	0	0%	
Diethyl phthalate	A	ug/L	0	0		0	0	0	2.18	10	150	0%	0	0	0%	
Dimethyl phthalate	A	ug/L	0	0		0	0	0	1.72	10	150	0%	0	0	0%	
Fluoranthene	A	ug/L	0	0		0	0	0	0.883	10	150	0%	0	0	0%	
Fluorene	A	ug/L	0	0		0	0	0	1.82	10	150	0%	0	0	0%	
Hexachlorobenzene	A	ug/L	0	0		0	0	0	1.33	10	150	0%	0	0	0%	
Hexachlorobutadiene	A	ug/L	0	0		0	0	0	2.32	10	150	0%	0	0	0%	
Hexachlorocyclopentadiene	A	ug/L	0	0		0	0	0	2.97	10	150	0%	0	0	0%	
Hexachloroethane	A	ug/L	0	0		0	0	0	1.79	10	150	0%	0	0	0%	
Indeno(1,2,3-cd)pyrene	A	ug/L	0	0		0	0	0	1.25	10	150	0%	0	0	0%	
Isophorone	A	ug/L	0	0		0	0	0	1.67	10	150	0%	0	0	0%	
m+p-Cresols	A	ug/L	0	0		0	0	0	1.78	10	150	0%	0	0	0%	
n-Nitroso-di-n-propylamine	A	ug/L	0	0		0	0	0	1.54	10	150	0%	0	0	0%	
n-Nitrosodimethylamine	A	ug/L	0	0		0	0	0	1.53	10	150	0%	0	0	0%	
n-Nitrosodiphenylamine	A	ug/L	0	0		0	0	0	1.16	10	150	0%	0	0	0%	
Naphthalene	A	ug/L	0	0		0	0	0	1.74	10	150	0%	0	0	0%	
Nitrobenzene	A	ug/L	0	0		0	0	0	2.31	10	150	0%	0	0	0%	
o-Cresol	A	ug/L	0	0		0	0	0	1.83	10	150	0%	0	0	0%	
p-Chloroaniline	A	ug/L	0	0		0	0	0	1.52	10	150	0%	0	0	0%	
Pentachlorophenol	A	ug/L	0	0		0	0	0	4.24	10	150	0%	0	0	0%	
Phenanthrene	A	ug/L	0	0		0	0	0	0.784	10	150	0%	0	0	0%	
Phenol	A	ug/L	0	0		0	0	0	1.46	10	150	0%	0	0	0%	

Seq No	Lab ID	Test Code	Sample Typ	File ID	Analysis Date	DF	Batch ID	Prep Date	SPKref	RPDref	pmoist					
14972096	MB-162636	SVOC-8270-W-	MBLK	V5973N.I	sd0107.1/7/2022 10:13:2	1	162636	1/3/2022 9:5	0	0						
Analyte	T	Units	RAW	Final	Text	Spike	SPKref	RPDref	MDL	PQL	UQL	%REC	LOW	HIGH	%RPD	Q
Pyrene	A	ug/L	0	0		0	0	0	0.921	10	150	0%	0	0	0%	
Pyridine	A	ug/L	0	0		0	0	0	3.22	10	150	0%	0	0	0%	
Triallate	A	ug/L	0	0		0	0	0	1.51	10	150	0%	0	0	0%	
1,4-Dichlorobenzene-d4	I	ug/L	40	40		0	0	0	0	10	150	0%	0	0	0%	
Acenaphthene-d10	I	ug/L	40	40		0	0	0	0	10	150	0%	0	0	0%	
Chrysene-d12	I	ug/L	40	40		0	0	0	0	10	150	0%	0	0	0%	
Naphthalene-d8	I	ug/L	40	40		0	0	0	0	10	150	0%	0	0	0%	
Perylene-d12	I	ug/L	40	40		0	0	0	0	10	150	0%	0	0	0%	
Phenanthrene-d10	I	ug/L	40	40		0	0	0	0	10	150	0%	0	0	0%	
2,4,6-Tribromophenol	S	ug/L	167.24314	167.24314		200	0	0	2.88	10	0	84%	43	140	0%	
2-Fluorobiphenyl	S	ug/L	56.45333	56.45333		100	0	0	0.724	10	0	56%	44	119	0%	
2-Fluorophenol	S	ug/L	102.85808	102.85808		200	0	0	3.52	10	0	51%	19	119	0%	
Nitrobenzene-d5	S	ug/L	72.33687	72.33687		100	0	0	2.34	10	0	72%	44	120	0%	
Phenol-d5	S	ug/L	85.43792	85.43792		200	0	0	2.06	10	0	43%	10	65	0%	
Terphenyl-d14	S	ug/L	96.74173	96.74173		100	0	0	1.17	10	0	97%	50	134	0%	
4-Chloroaniline	X	ug/L	0	0		0	0	0	1.61	10	150	0%	0	0	0%	
o-Terphenyl	X	ug/L	0	0		0	0	0	1.27	10	150	0%	0	0	0%	

Seq No	Lab ID	Test Code	Sample Typ	File ID	Analysis Date	DF	Batch ID	Prep Date	SPKref	RPDref	pmoist					
14972097	LCS-162636	SVOC-8270-W-	LCS-DOD	V5973N.I	sd0107.1/7/2022 10:45:3	1	162636	1/3/2022 9:5	0	0						
Analyte	T	Units	RAW	Final	Text	Spike	SPKref	RPDref	MDL	PQL	UQL	%REC	LOW	HIGH	%RPD	Q
1,2,4-Trichlorobenzene	A	ug/L	64.14482	64.14482		100	0	0	1.9	10	150	64%	29	116	0%	
1,2-Dichlorobenzene	A	ug/L	59.14991	59.14991		100	0	0	1.97	10	150	59%	32	111	0%	
1,3-Dichlorobenzene	A	ug/L	58.00116	58.00116		100	0	0	2.13	10	150	58%	28	110	0%	
1,4-Dichlorobenzene	A	ug/L	56.86667	56.86667		100	0	0	2.02	10	150	57%	29	112	0%	
1-Methylnaphthalene	A	ug/L	73.9781	73.9781		100	0	0	2.39	10	150	74%	41	119	0%	
2,2'-Oxybis(1-Chloropropane)	A	ug/L	61.15714	61.15714		100	0	0	1.45	10	150	61%	37	130	0%	
2,4,5-Trichlorophenol	A	ug/L	80.28873	80.28873		100	0	0	2.23	10	150	80%	53	123	0%	
2,4,6-Trichlorophenol	A	ug/L	86.46758	86.46758		100	0	0	2.64	10	150	86%	50	125	0%	
2,4-Dichlorophenol	A	ug/L	78.90891	78.90891		100	0	0	1.69	10	150	79%	47	121	0%	
2,4-Dimethylphenol	A	ug/L	37.82973	37.82973		100	0	0	1.69	10	150	38%	31	124	0%	
2,4-Dinitrophenol	A	ug/L	80.50978	80.50978		100	0	0	4.26	10	150	81%	23	142	0%	
2,4-Dinitrotoluene	A	ug/L	90.02448	90.02448		100	0	0	3.04	10	150	90%	57	128	0%	
2,6-Dinitrotoluene	A	ug/L	80.25782	80.25782		100	0	0	3.2	10	150	80%	50	118	0%	



Seq No	Lab ID	Test Code	Sample Typ	File ID	Analysis Date	DF	Batch ID	Prep Date	SPKref	RPDref	pmoist					
14972097	LCS-162636	SVOC-8270-W-	LCS-DOD	V5973N.I	107.1/7/2022 10:45:3	1	162636	1/3/2022 9:5	0	0						
Analyte	T	Units	RAW	Final	Text	Spike	SPKref	RPDref	MDL	PQL	UQL	%REC	LOW	HIGH	%RPD	Q
2-Chloronaphthalene	A	ug/L	79.09807	79.09807		100	0	0	2.14	10	150	79%	40	116	0%	
2-Chlorophenol	A	ug/L	73.19712	73.19712		100	0	0	2.48	10	150	73%	38	117	0%	
2-Methylnaphthalene	A	ug/L	75.58153	75.58153		100	0	0	1.92	10	150	76%	40	121	0%	
2-Nitroaniline	A	ug/L	95.60493	95.60493		100	0	0	2.4	10	150	96%	55	127	0%	
2-Nitrophenol	A	ug/L	76.99381	76.99381		100	0	0	2.36	10	150	77%	47	123	0%	
3,3'-Dichlorobenzidine	A	ug/L	67.48914	67.48914		100	0	0	2.11	10	150	67%	27	129	0%	
3-Nitroaniline	A	ug/L	70.94332	70.94332		100	0	0	2.77	10	150	71%	41	128	0%	
4,6-Dinitro-2-methylphenol	A	ug/L	81.19169	81.19169		100	0	0	2.33	10	150	81%	44	137	0%	
4-Bromophenyl phenyl ether	A	ug/L	85.82833	85.82833		100	0	0	1.74	10	150	86%	55	124	0%	
4-Chloro-2-methylphenol	A	ug/L	66.22456	66.22456		100	0	0	1.6	10	150	66%	49	89	0%	
4-Chloro-3-methylphenol	A	ug/L	83.34252	83.34252		100	0	0	1.46	10	150	83%	52	119	0%	
4-Chlorophenol	A	ug/L	84.36838	84.36838		100	0	0	2.64	10	150	84%	41	81	0%	S
4-Chlorophenyl phenyl ether	A	ug/L	86.38325	86.38325		100	0	0	2.03	10	150	86%	53	121	0%	
4-Nitroaniline	A	ug/L	90.07322	90.07322		100	0	0	1.63	10	150	90%	57	101	0%	
4-Nitrophenol	A	ug/L	36.58793	36.58793		100	0	0	2.5	10	150	37%	15	36	0%	S
Acenaphthene	A	ug/L	94.52393	94.52393		100	0	0	1.89	10	150	95%	47	122	0%	
Acenaphthylene	A	ug/L	82.66166	82.66166		100	0	0	1.57	10	150	83%	41	130	0%	
Aniline	A	ug/L	24.27837	24.27837		100	0	0	3.74	10	150	24%	24	60	0%	
Anthracene	A	ug/L	86.82005	86.82005		100	0	0	1.23	10	150	87%	57	123	0%	
Azobenzene	A	ug/L	92.12338	92.12338		100	0	0	1.09	10	150	92%	61	116	0%	
Benzidine	A	ug/L	2.07258	0		100	0	0	6.72	10	150	0%	10	100	0%	S
Benzo(a)anthracene	A	ug/L	96.12607	96.12607		100	0	0	0.856	10	150	96%	58	125	0%	
Benzo(a)pyrene	A	ug/L	85.04862	85.04862		100	0	0	1.24	10	150	85%	54	128	0%	
Benzo(b)fluoranthene	A	ug/L	89.51588	89.51588		100	0	0	0.903	10	150	90%	53	131	0%	
Benzo(g,h,i)perylene	A	ug/L	91.39767	91.39767		100	0	0	1.01	10	150	91%	50	134	0%	
Benzo(k)fluoranthene	A	ug/L	87.23479	87.23479		100	0	0	0.97	10	150	87%	57	129	0%	
Benzoic acid	A	ug/L	31.44777	31.44777		100	0	0	1.51	10	150	31%	10	30	0%	S
Benzyl alcohol	A	ug/L	64.83216	64.83216		100	0	0	3.13	10	150	65%	31	112	0%	
bis(-2-chloroethoxy)Methane	A	ug/L	86.17708	86.17708		100	0	0	1.36	10	150	86%	48	120	0%	
bis(-2-chloroethyl)Ether	A	ug/L	82.29609	82.29609		100	0	0	2.57	10	150	82%	43	118	0%	
bis(2-chloroisopropyl)Ether	A	ug/L	61.15714	61.15714		100	0	0	1.49	10	150	61%	37	130	0%	
bis(2-ethylhexyl)Phthalate	A	ug/L	96.4373	96.4373		100	0	0	1.91	10	150	96%	55	135	0%	
Butylbenzylphthalate	A	ug/L	99.90795	99.90795		100	0	0	1.57	10	150	100%	53	134	0%	
Carbazole	A	ug/L	93.01863	93.01863		100	0	0	0.842	10	150	93%	60	122	0%	
Chrysene	A	ug/L	94.07704	94.07704		100	0	0	1.17	10	150	94%	59	123	0%	

Seq No	Lab ID	Test Code	Sample Typ	File ID	Analysis Date	DF	Batch ID	Prep Date	SPKref	RPDref	pmoist					
14972097	LCS-162636	SVOC-8270-W-	LCS-DOD	V5973N.I	sd0107.1/7/2022 10:45:3	1	162636	1/3/2022 9:5	0	0						
Analyte	T	Units	RAW	Final	Text	Spike	SPKref	RPDref	MDL	PQL	UQL	%REC	LOW	HIGH	%RPD	Q
Di-n-butyl phthalate	A	ug/L	96.44752	96.44752		100	0	0	0.932	10	150	96%	59	127	0%	
Di-n-octyl phthalate	A	ug/L	95.75932	95.75932		100	0	0	1.34	10	150	96%	51	140	0%	
Dibenzo(a,h)anthracene	A	ug/L	90.62485	90.62485		100	0	0	1.17	10	150	91%	51	134	0%	
Dibenzofuran	A	ug/L	87.30464	87.30464		100	0	0	1.74	10	150	87%	53	118	0%	
Diethyl phthalate	A	ug/L	94.79636	94.79636		100	0	0	2.18	10	150	95%	56	125	0%	
Dimethyl phthalate	A	ug/L	93.40166	93.40166		100	0	0	1.72	10	150	93%	45	127	0%	
Fluoranthene	A	ug/L	88.24871	88.24871		100	0	0	0.883	10	150	88%	57	128	0%	
Fluorene	A	ug/L	91.15664	91.15664		100	0	0	1.82	10	150	91%	52	124	0%	
Hexachlorobenzene	A	ug/L	83.19724	83.19724		100	0	0	1.33	10	150	83%	53	125	0%	
Hexachlorobutadiene	A	ug/L	59.8762	59.8762		100	0	0	2.32	10	150	60%	22	124	0%	
Hexachlorocyclopentadiene	A	ug/L	62.3405	62.3405		100	0	0	2.97	10	150	62%	39	91	0%	
Hexachloroethane	A	ug/L	54.28845	54.28845		100	0	0	1.79	10	150	54%	21	115	0%	
Indeno(1,2,3-cd)pyrene	A	ug/L	89.36597	89.36597		100	0	0	1.25	10	150	89%	52	134	0%	
Isophorone	A	ug/L	85.1456	85.1456		100	0	0	1.67	10	150	85%	42	124	0%	
m+p-Cresols	A	ug/L	72.77256	72.77256		100	0	0	1.78	10	150	73%	29	110	0%	
n-Nitroso-di-n-propylamine	A	ug/L	93.06562	93.06562		100	0	0	1.54	10	150	93%	49	119	0%	
n-Nitrosodimethylamine	A	ug/L	41.31964	41.31964		100	0	0	1.53	10	150	41%	20	45	0%	
n-Nitrosodiphenylamine	A	ug/L	86.07464	86.07464		100	0	0	1.16	10	150	86%	51	123	0%	
Naphthalene	A	ug/L	76.0356	76.0356		100	0	0	1.74	10	150	76%	40	121	0%	
Nitrobenzene	A	ug/L	73.36418	73.36418		100	0	0	2.31	10	150	73%	45	121	0%	
o-Cresol	A	ug/L	71.05931	71.05931		100	0	0	1.83	10	150	71%	30	117	0%	
p-Chloroaniline	A	ug/L	61.46685	61.46685		100	0	0	1.52	10	150	61%	33	117	0%	
Pentachlorophenol	A	ug/L	91.93662	91.93662		100	0	0	4.24	10	150	92%	35	138	0%	
Phenanthrene	A	ug/L	93.35765	93.35765		100	0	0	0.784	10	150	93%	59	120	0%	
Phenol	A	ug/L	51.17074	51.17074		100	0	0	1.46	10	150	51%	37	75	0%	
Pyrene	A	ug/L	82.12956	82.12956		100	0	0	0.921	10	150	82%	57	126	0%	
Pyridine	A	ug/L	31.03301	31.03301		100	0	0	3.22	10	150	31%	16	45	0%	
Triallate	A	ug/L	84.72729	84.72729		100	0	0	1.51	10	150	85%	59	105	0%	
1,4-Dichlorobenzene-d4	I	ug/L	40	40		0	0	0	0	10	150	0%			0%	
Acenaphthene-d10	I	ug/L	40	40		0	0	0	0	10	150	0%			0%	
Chrysene-d12	I	ug/L	40	40		0	0	0	0	10	150	0%			0%	
Naphthalene-d8	I	ug/L	40	40		0	0	0	0	10	150	0%			0%	
Perylene-d12	I	ug/L	40	40		0	0	0	0	10	150	0%			0%	
Phenanthrene-d10	I	ug/L	40	40		0	0	0	0	10	150	0%			0%	
2,4,6-Tribromophenol	S	ug/L	162.08972	162.08972		200	0	0	2.88	10	0	81%	43	140	0%	

Seq No	Lab ID	Test Code	Sample Typ	File ID	Analysis Date	DF	Batch ID	Prep Date	SPKref	RPDref	pmoist					
14972097	LCS-162636	SVOC-8270-W-	LCS-DOD	V5973N.I	107.1/7/2022 10:45:3	1	162636	1/3/2022 9:5	0	0						
Analyte	T	Units	RAW	Final	Text	Spike	SPKref	RPDref	MDL	PQL	UQL	%REC	LOW	HIGH	%RPD	Q
2-Fluorobiphenyl	S	ug/L	73.94487	73.94487		100	0	0	0.724	10	0	74%	44	119	0%	
2-Fluorophenol	S	ug/L	86.86347	86.86347		200	0	0	3.52	10	0	43%	19	119	0%	
Nitrobenzene-d5	S	ug/L	75.30593	75.30593		100	0	0	2.34	10	0	75%	44	120	0%	
Phenol-d5	S	ug/L	93.06137	93.06137		200	0	0	2.06	10	0	47%	10	65	0%	
Terphenyl-d14	S	ug/L	88.83327	88.83327		100	0	0	1.17	10	0	89%	50	134	0%	
4-Chloroaniline	X	ug/L	61.46685	61.46685		100	0	0	1.61	10	150	61%	33	117	0%	
o-Terphenyl	X	ug/L	79.12938	79.12938		100	0	0	1.27	10	150	79%	40	140	0%	

Seq No	Lab ID	Test Code	Sample Typ	File ID	Analysis Date	DF	Batch ID	Prep Date	SPKref	RPDref	pmoist					
14972098	LCSD-162636	SVOC-8270-W-	LCSD-DOD	V5973N.I	107.1/7/2022 11:18:0	1	162636	1/3/2022 9:5	0	1E+07						
Analyte	T	Units	RAW	Final	Text	Spike	SPKref	RPDref	MDL	PQL	UQL	%REC	LOW	HIGH	%RPD	Q
1,2,4-Trichlorobenzene	A	ug/L	64.42726	64.42726		100	0	64.14482	1.9	10	150	64%	29	116	0%	
1,2-Dichlorobenzene	A	ug/L	60.43692	60.43692		100	0	59.14991	1.97	10	150	60%	32	111	2%	
1,3-Dichlorobenzene	A	ug/L	60.11564	60.11564		100	0	58.00116	2.13	10	150	60%	28	110	4%	
1,4-Dichlorobenzene	A	ug/L	58.02515	58.02515		100	0	56.86667	2.02	10	150	58%	29	112	2%	
1-Methylnaphthalene	A	ug/L	73.80288	73.80288		100	0	73.9781	2.39	10	150	74%	41	119	0%	
2,2'-Oxybis(1-Chloropropane)	A	ug/L	62.76589	62.76589		100	0	61.15714	1.45	10	150	63%	37	130	3%	
2,4,5-Trichlorophenol	A	ug/L	83.45601	83.45601		100	0	80.28873	2.23	10	150	83%	53	123	4%	
2,4,6-Trichlorophenol	A	ug/L	86.8326	86.8326		100	0	86.46758	2.64	10	150	87%	50	125	0%	
2,4-Dichlorophenol	A	ug/L	79.72027	79.72027		100	0	78.90891	1.69	10	150	80%	47	121	1%	
2,4-Dimethylphenol	A	ug/L	46.00004	46.00004		100	0	37.82973	1.69	10	150	46%	31	124	19%	
2,4-Dinitrophenol	A	ug/L	81.42302	81.42302		100	0	80.50978	4.26	10	150	81%	23	142	1%	
2,4-Dinitrotoluene	A	ug/L	92.93897	92.93897		100	0	90.02448	3.04	10	150	93%	57	128	3%	
2,6-Dinitrotoluene	A	ug/L	82.70963	82.70963		100	0	80.25782	3.2	10	150	83%	50	118	3%	
2-Chloronaphthalene	A	ug/L	83.99959	83.99959		100	0	79.09807	2.14	10	150	84%	40	116	6%	
2-Chlorophenol	A	ug/L	72.01125	72.01125		100	0	73.19712	2.48	10	150	72%	38	117	2%	
2-Methylnaphthalene	A	ug/L	79.43958	79.43958		100	0	75.58153	1.92	10	150	79%	40	121	5%	
2-Nitroaniline	A	ug/L	95.30006	95.30006		100	0	95.60493	2.4	10	150	95%	55	127	0%	
2-Nitrophenol	A	ug/L	76.21846	76.21846		100	0	76.99381	2.36	10	150	76%	47	123	1%	
3,3'-Dichlorobenzidine	A	ug/L	70.5697	70.5697		100	0	67.48914	2.11	10	150	71%	27	129	4%	
3-Nitroaniline	A	ug/L	71.19232	71.19232		100	0	70.94332	2.77	10	150	71%	41	128	0%	
4,6-Dinitro-2-methylphenol	A	ug/L	82.69937	82.69937		100	0	81.19169	2.33	10	150	83%	44	137	2%	
4-Bromophenyl phenyl ether	A	ug/L	88.61515	88.61515		100	0	85.82833	1.74	10	150	89%	55	124	3%	
4-Chloro-2-methylphenol	A	ug/L	68.6846	68.6846		100	0	66.22456	1.6	10	150	69%	49	89	4%	

Seq No	Lab ID	Test Code	Sample Typ	File ID	Analysis Date	DF	Batch ID	Prep Date	SPKref	RPDref	pmoist					
14972098	LCSD-162636	SVOC-8270-W-	LCSD-DOD	V5973N.I	sd0107.1/7/2022 11:18:0	1	162636	1/3/2022 9:5	0	1E+07						
Analyte	T	Units	RAW	Final	Text	Spike	SPKref	RPDref	MDL	PQL	UQL	%REC	LOW	HIGH	%RPD	Q
4-Chloro-3-methylphenol	A	ug/L	88.30202	88.30202		100	0	83.34252	1.46	10	150	88%	52	119	6%	
4-Chlorophenol	A	ug/L	83.88811	83.88811		100	0	84.36838	2.64	10	150	84%	41	81	1%	S
4-Chlorophenyl phenyl ether	A	ug/L	88.39645	88.39645		100	0	86.38325	2.03	10	150	88%	53	121	2%	
4-Nitroaniline	A	ug/L	95.1203	95.1203		100	0	90.07322	1.63	10	150	95%	57	101	5%	
4-Nitrophenol	A	ug/L	42.18605	42.18605		100	0	36.58793	2.5	10	150	42%	15	36	14%	S
Acenaphthene	A	ug/L	96.79016	96.79016		100	0	94.52393	1.89	10	150	97%	47	122	2%	
Acenaphthylene	A	ug/L	85.92307	85.92307		100	0	82.66166	1.57	10	150	86%	41	130	4%	
Aniline	A	ug/L	26.91159	26.91159		100	0	24.27837	3.74	10	150	27%	24	60	10%	
Anthracene	A	ug/L	96.18166	96.18166		100	0	86.82005	1.23	10	150	96%	57	123	10%	
Azobenzene	A	ug/L	83.46959	83.46959		100	0	92.12338	1.09	10	150	83%	61	116	10%	
Benzidine	A	ug/L	2.53638	0		100	0	0	6.72	10	150	0%	10	100		S
Benzo(a)anthracene	A	ug/L	98.90883	98.90883		100	0	96.12607	0.856	10	150	99%	58	125	3%	
Benzo(a)pyrene	A	ug/L	89.14436	89.14436		100	0	85.04862	1.24	10	150	89%	54	128	5%	
Benzo(b)fluoranthene	A	ug/L	93.76623	93.76623		100	0	89.51588	0.903	10	150	94%	53	131	5%	
Benzo(g,h,i)perylene	A	ug/L	95.32634	95.32634		100	0	91.39767	1.01	10	150	95%	50	134	4%	
Benzo(k)fluoranthene	A	ug/L	92.7695	92.7695		100	0	87.23479	0.97	10	150	93%	57	129	6%	
Benzoic acid	A	ug/L	33.29833	33.29833		100	0	31.44777	1.51	10	150	33%	10	30	6%	S
Benzyl alcohol	A	ug/L	67.15742	67.15742		100	0	64.83216	3.13	10	150	67%	31	112	4%	
bis(-2-chloroethoxy)Methane	A	ug/L	84.14258	84.14258		100	0	86.17708	1.36	10	150	84%	48	120	2%	
bis(-2-chloroethyl)Ether	A	ug/L	78.14603	78.14603		100	0	82.29609	2.57	10	150	78%	43	118	5%	
bis(2-chloroisopropyl)Ether	A	ug/L	62.76589	62.76589		100	0	61.15714	1.49	10	150	63%	37	130	3%	
bis(2-ethylhexyl)Phthalate	A	ug/L	103.72229	103.72229		100	0	96.4373	1.91	10	150	104%	55	135	7%	
Butylbenzylphthalate	A	ug/L	102.93836	102.93836		100	0	99.90795	1.57	10	150	103%	53	134	3%	
Carbazole	A	ug/L	100.19384	100.19384		100	0	93.01863	0.842	10	150	100%	60	122	7%	
Chrysene	A	ug/L	96.59244	96.59244		100	0	94.07704	1.17	10	150	97%	59	123	3%	
Di-n-butyl phthalate	A	ug/L	101.37691	101.37691		100	0	96.44752	0.932	10	150	101%	59	127	5%	
Di-n-octyl phthalate	A	ug/L	103.28173	103.28173		100	0	95.75932	1.34	10	150	103%	51	140	8%	
Dibenzo(a,h)anthracene	A	ug/L	96.74435	96.74435		100	0	90.62485	1.17	10	150	97%	51	134	7%	
Dibenzofuran	A	ug/L	92.59194	92.59194		100	0	87.30464	1.74	10	150	93%	53	118	6%	
Diethyl phthalate	A	ug/L	99.44784	99.44784		100	0	94.79636	2.18	10	150	99%	56	125	5%	
Dimethyl phthalate	A	ug/L	95.68091	95.68091		100	0	93.40166	1.72	10	150	96%	45	127	2%	
Fluoranthene	A	ug/L	94.58965	94.58965		100	0	88.24871	0.883	10	150	95%	57	128	7%	
Fluorene	A	ug/L	93.85522	93.85522		100	0	91.15664	1.82	10	150	94%	52	124	3%	
Hexachlorobenzene	A	ug/L	86.41446	86.41446		100	0	83.19724	1.33	10	150	86%	53	125	4%	
Hexachlorobutadiene	A	ug/L	62.29096	62.29096		100	0	59.8762	2.32	10	150	62%	22	124	4%	

Seq No	Lab ID	Test Code	Sample Typ	File ID	Analysis Date	DF	Batch ID	Prep Date	SPKref	RPDref	pmoist					
14972098	LCSD-162636	SVOC-8270-W-	LCSD-DOD	V5973N.I	1/7/2022 11:18:0	1	162636	1/3/2022 9:5	0	1E+07						
Analyte	T	Units	RAW	Final	Text	Spike	SPKref	RPDref	MDL	PQL	UQL	%REC	LOW	HIGH	%RPD	Q
Hexachlorocyclopentadiene	A	ug/L	65.89284	65.89284		100	0	62.3405	2.97	10	150	66%	39	91	6%	
Hexachloroethane	A	ug/L	56.01505	56.01505		100	0	54.28845	1.79	10	150	56%	21	115	3%	
Indeno(1,2,3-cd)pyrene	A	ug/L	91.28592	91.28592		100	0	89.36597	1.25	10	150	91%	52	134	2%	
Isophorone	A	ug/L	85.26754	85.26754		100	0	85.1456	1.67	10	150	85%	42	124	0%	
m+p-Cresols	A	ug/L	72.36148	72.36148		100	0	72.77256	1.78	10	150	72%	29	110	1%	
n-Nitroso-di-n-propylamine	A	ug/L	92.35297	92.35297		100	0	93.06562	1.54	10	150	92%	49	119	1%	
n-Nitrosodimethylamine	A	ug/L	37.88976	37.88976		100	0	41.31964	1.53	10	150	38%	20	45	9%	
n-Nitrosodiphenylamine	A	ug/L	93.86975	93.86975		100	0	86.07464	1.16	10	150	94%	51	123	9%	
Naphthalene	A	ug/L	78.17828	78.17828		100	0	76.0356	1.74	10	150	78%	40	121	3%	
Nitrobenzene	A	ug/L	74.57096	74.57096		100	0	73.36418	2.31	10	150	75%	45	121	2%	
o-Cresol	A	ug/L	73.56991	73.56991		100	0	71.05931	1.83	10	150	74%	30	117	3%	
p-Chloroaniline	A	ug/L	60.89117	60.89117		100	0	61.46685	1.52	10	150	61%	33	117	1%	
Pentachlorophenol	A	ug/L	97.94845	97.94845		100	0	91.93662	4.24	10	150	98%	35	138	6%	
Phenanthrene	A	ug/L	98.57875	98.57875		100	0	93.35765	0.784	10	150	99%	59	120	5%	
Phenol	A	ug/L	50.71618	50.71618		100	0	51.17074	1.46	10	150	51%	37	75	1%	
Pyrene	A	ug/L	89.59329	89.59329		100	0	82.12956	0.921	10	150	90%	57	126	9%	
Pyridine	A	ug/L	30.05939	30.05939		100	0	31.03301	3.22	10	150	30%	16	45	3%	
Triallate	A	ug/L	90.27869	90.27869		100	0	84.72729	1.51	10	150	90%	59	105	6%	
1,4-Dichlorobenzene-d4	I	ug/L	40	40		0	0	0	0	10	150	0%			0%	
Acenaphthene-d10	I	ug/L	40	40		0	0	0	0	10	150	0%			0%	
Chrysene-d12	I	ug/L	40	40		0	0	0	0	10	150	0%			0%	
Naphthalene-d8	I	ug/L	40	40		0	0	0	0	10	150	0%			0%	
Perylene-d12	I	ug/L	40	40		0	0	0	0	10	150	0%			0%	
Phenanthrene-d10	I	ug/L	40	40		0	0	0	0	10	150	0%			0%	
2,4,6-Tribromophenol	S	ug/L	170.06244	170.06244		200	0	0	2.88	10	0	85%	43	140	0%	
2-Fluorobiphenyl	S	ug/L	77.77101	77.77101		100	0	0	0.724	10	0	78%	44	119	0%	
2-Fluorophenol	S	ug/L	85.08852	85.08852		200	0	0	3.52	10	0	43%	19	119	0%	
Nitrobenzene-d5	S	ug/L	77.64415	77.64415		100	0	0	2.34	10	0	78%	44	120	0%	
Phenol-d5	S	ug/L	92.26335	92.26335		200	0	0	2.06	10	0	46%	10	65	0%	
Terphenyl-d14	S	ug/L	93.58452	93.58452		100	0	0	1.17	10	0	94%	50	134	0%	
4-Chloroaniline	X	ug/L	60.89117	60.89117		100	0	61.46685	1.61	10	150	61%	33	117	1%	
o-Terphenyl	X	ug/L	82.1911	82.1911		100	0	79.12938	1.27	10	150	82%	40	140	4%	

Seq No	Lab ID	Test Code	Sample Typ	File ID	Analysis Date	DF	Batch ID	Prep Date	SPKref	RPDref	pmoist					
14972099	B21122168-001	SVOC-8270-W-	SAMP	V5973N.I\sd0107.1	7/2022 11:50:2	1	162636	1/3/2022 9:5	0	0						
Analyte	T	Units	RAW	Final	Text	Spike	SPKref	RPDref	MDL	PQL	UQL	%REC	LOW	HIGH	%RPD	Q
1,2,4-Trichlorobenzene	A	ug/L	0	0		0	0	0	1.862	10	150	0%	0	0	0%	U
1,2-Dichlorobenzene	A	ug/L	0	0		0	0	0	1.9306	10	150	0%	0	0	0%	U
1,3-Dichlorobenzene	A	ug/L	0	0		0	0	0	2.0874	10	150	0%	0	0	0%	U
1,4-Dichlorobenzene	A	ug/L	0	0		0	0	0	1.9796	10	150	0%	0	0	0%	U
1-Methylnaphthalene	A	ug/L	0	0		0	0	0	2.3422	10	150	0%	0	0	0%	U
2,2'-Oxybis(1-Chloropropane)	A	ug/L	0	0		0	0	0	1.421	10	150	0%	0	0	0%	U
2,4,5-Trichlorophenol	A	ug/L	0	0		0	0	0	2.1854	10	150	0%	0	0	0%	U
2,4,6-Trichlorophenol	A	ug/L	0	0		0	0	0	2.5872	10	150	0%	0	0	0%	U
2,4-Dichlorophenol	A	ug/L	0	0		0	0	0	1.6562	10	150	0%	0	0	0%	U
2,4-Dimethylphenol	A	ug/L	0	0		0	0	0	1.6562	10	150	0%	0	0	0%	U
2,4-Dinitrophenol	A	ug/L	0	0		0	0	0	4.1748	10	150	0%	0	0	0%	U
2,4-Dinitrotoluene	A	ug/L	0	0		0	0	0	2.9792	10	150	0%	0	0	0%	U
2,6-Dinitrotoluene	A	ug/L	0	0		0	0	0	3.136	10	150	0%	0	0	0%	U
2-Chloronaphthalene	A	ug/L	0	0		0	0	0	2.0972	10	150	0%	0	0	0%	U
2-Chlorophenol	A	ug/L	0	0		0	0	0	2.4304	10	150	0%	0	0	0%	U
2-Methylnaphthalene	A	ug/L	0	0		0	0	0	1.8816	10	150	0%	0	0	0%	U
2-Nitroaniline	A	ug/L	0	0		0	0	0	2.352	10	150	0%	0	0	0%	U
2-Nitrophenol	A	ug/L	0	0		0	0	0	2.3128	10	150	0%	0	0	0%	U
3,3'-Dichlorobenzidine	A	ug/L	0	0		0	0	0	2.0678	10	150	0%	0	0	0%	U
3-Nitroaniline	A	ug/L	0	0		0	0	0	2.7146	10	150	0%	0	0	0%	U
4,6-Dinitro-2-methylphenol	A	ug/L	0	0		0	0	0	2.2834	10	150	0%	0	0	0%	U
4-Bromophenyl phenyl ether	A	ug/L	0	0		0	0	0	1.7052	10	150	0%	0	0	0%	U
4-Chloro-2-methylphenol	A	ug/L	0	0		0	0	0	1.568	10	150	0%	0	0	0%	U
4-Chloro-3-methylphenol	A	ug/L	0	0		0	0	0	1.4308	10	150	0%	0	0	0%	U
4-Chloroaniline	A	ug/L	0	0		0	0	0	1.5778	10	150	0%	0	0	0%	U
4-Chlorophenol	A	ug/L	0	0		0	0	0	2.5872	10	150	0%	0	0	0%	U
4-Chlorophenyl phenyl ether	A	ug/L	0	0		0	0	0	1.9894	10	150	0%	0	0	0%	U
4-Nitroaniline	A	ug/L	0	0		0	0	0	1.5974	10	150	0%	0	0	0%	U
4-Nitrophenol	A	ug/L	0	0		0	0	0	2.45	10	150	0%	0	0	0%	U
Acenaphthene	A	ug/L	0	0		0	0	0	1.8522	10	150	0%	0	0	0%	U
Acenaphthylene	A	ug/L	0	0		0	0	0	1.5386	10	150	0%	0	0	0%	U
Aniline	A	ug/L	0	0		0	0	0	3.6652	10	150	0%	0	0	0%	U
Anthracene	A	ug/L	0	0		0	0	0	1.2054	10	150	0%	0	0	0%	U
Azobenzene	A	ug/L	0	0		0	0	0	1.0682	10	150	0%	0	0	0%	U
Benzidine	A	ug/L	0	0		0	0	0	6.5856	10	150	0%	0	0	0%	U

Seq No	Lab ID	Test Code	Sample Typ	File ID	Analysis Date	DF	Batch ID	Prep Date	SPKref	RPDref	pmoist					
14972099	B21122168-001	SVOC-8270-W-	SAMP	V5973N.I\sd0107.1	7/2022 11:50:2	1	162636	1/3/2022 9:5	0	0						
Analyte	T	Units	RAW	Final	Text	Spike	SPKref	RPDref	MDL	PQL	UQL	%REC	LOW	HIGH	%RPD	Q
Benzo(a)anthracene	A	ug/L	0	0		0	0	0	0.83888	10	150	0%	0	0	0%	U
Benzo(a)pyrene	A	ug/L	0	0		0	0	0	1.2152	10	150	0%	0	0	0%	U
Benzo(b)fluoranthene	A	ug/L	0	0		0	0	0	0.88494	10	150	0%	0	0	0%	U
Benzo(g,h,i)perylene	A	ug/L	0	0		0	0	0	0.9898	10	150	0%	0	0	0%	U
Benzo(k)fluoranthene	A	ug/L	0	0		0	0	0	0.9506	10	150	0%	0	0	0%	U
Benzoic acid	A	ug/L	0	0		0	0	0	1.4798	10	150	0%	0	0	0%	U
Benzyl alcohol	A	ug/L	0	0		0	0	0	3.0674	10	150	0%	0	0	0%	U
bis(-2-chloroethoxy)Methane	A	ug/L	0	0		0	0	0	1.3328	10	150	0%	0	0	0%	U
bis(-2-chloroethyl)Ether	A	ug/L	0	0		0	0	0	2.5186	10	150	0%	0	0	0%	U
bis(2-chloroisopropyl)Ether	A	ug/L	0	0		0	0	0	1.4602	10	150	0%	0	0	0%	U
bis(2-ethylhexyl)Phthalate	A	ug/L	0	0		0	0	0	1.8718	10	150	0%	0	0	0%	U
Butylbenzylphthalate	A	ug/L	0	0		0	0	0	1.5386	10	150	0%	0	0	0%	U
Carbazole	A	ug/L	0	0		0	0	0	0.82516	10	150	0%	0	0	0%	U
Chrysene	A	ug/L	0	0		0	0	0	1.1466	10	150	0%	0	0	0%	U
Di-n-butyl phthalate	A	ug/L	0	0		0	0	0	0.91336	10	150	0%	0	0	0%	U
Di-n-octyl phthalate	A	ug/L	0	0		0	0	0	1.3132	10	150	0%	0	0	0%	U
Dibenzo(a,h)anthracene	A	ug/L	0	0		0	0	0	1.1466	10	150	0%	0	0	0%	U
Dibenzofuran	A	ug/L	0	0		0	0	0	1.7052	10	150	0%	0	0	0%	U
Diethyl phthalate	A	ug/L	0	0		0	0	0	2.1364	10	150	0%	0	0	0%	U
Dimethyl phthalate	A	ug/L	0	0		0	0	0	1.6856	10	150	0%	0	0	0%	U
Fluoranthene	A	ug/L	0	0		0	0	0	0.86534	10	150	0%	0	0	0%	U
Fluorene	A	ug/L	0	0		0	0	0	1.7836	10	150	0%	0	0	0%	U
Hexachlorobenzene	A	ug/L	0	0		0	0	0	1.3034	10	150	0%	0	0	0%	U
Hexachlorobutadiene	A	ug/L	0	0		0	0	0	2.2736	10	150	0%	0	0	0%	U
Hexachlorocyclopentadiene	A	ug/L	0	0		0	0	0	2.9106	10	150	0%	0	0	0%	U
Hexachloroethane	A	ug/L	0	0		0	0	0	1.7542	10	150	0%	0	0	0%	U
Indeno(1,2,3-cd)pyrene	A	ug/L	0	0		0	0	0	1.225	10	150	0%	0	0	0%	U
Isophorone	A	ug/L	0	0		0	0	0	1.6366	10	150	0%	0	0	0%	U
m+p-Cresols	A	ug/L	0	0		0	0	0	1.7444	10	150	0%	0	0	0%	U
n-Nitroso-di-n-propylamine	A	ug/L	0	0		0	0	0	1.5092	10	150	0%	0	0	0%	U
n-Nitrosodimethylamine	A	ug/L	0	0		0	0	0	1.4994	10	150	0%	0	0	0%	U
n-Nitrosodiphenylamine	A	ug/L	0	0		0	0	0	1.1368	10	150	0%	0	0	0%	U
Naphthalene	A	ug/L	0	0		0	0	0	1.7052	10	150	0%	0	0	0%	U
Nitrobenzene	A	ug/L	0	0		0	0	0	2.2638	10	150	0%	0	0	0%	U
o-Cresol	A	ug/L	0	0		0	0	0	1.7934	10	150	0%	0	0	0%	U

Seq No	Lab ID	Test Code	Sample Typ	File ID	Analysis Date	DF	Batch ID	Prep Date	SPKref	RPDref	pmoist					
14972099	B21122168-001	SVOC-8270-W-	SAMP	V5973N.I	107.1/7/2022 11:50:2	1	162636	1/3/2022 9:5	0	0						
Analyte	T	Units	RAW	Final	Text	Spike	SPKref	RPDref	MDL	PQL	UQL	%REC	LOW	HIGH	%RPD	Q
p-Chloroaniline	A	ug/L	0	0		0	0	0	1.4896	10	150	0%	0	0	0%	U
Pentachlorophenol	A	ug/L	0	0		0	0	0	4.1552	10	150	0%	0	0	0%	U
Phenanthrene	A	ug/L	0	0		0	0	0	0.76832	10	150	0%	0	0	0%	U
Phenol	A	ug/L	0	0		0	0	0	1.4308	10	150	0%	0	0	0%	U
Pyrene	A	ug/L	0	0		0	0	0	0.90258	10	150	0%	0	0	0%	U
Pyridine	A	ug/L	0	0		0	0	0	3.1556	10	150	0%	0	0	0%	U
Triallate	A	ug/L	0	0		0	0	0	1.4798	10	150	0%	0	0	0%	U
1,4-Dichlorobenzene-d4	I	ug/L	40	39.2		0	0	0	0	10	150	0%	0	0	0%	
Acenaphthene-d10	I	ug/L	40	39.2		0	0	0	0	10	150	0%	0	0	0%	
Chrysene-d12	I	ug/L	40	39.2		0	0	0	0	10	150	0%	0	0	0%	
Naphthalene-d8	I	ug/L	40	39.2		0	0	0	0	10	150	0%	0	0	0%	
Perylene-d12	I	ug/L	40	39.2		0	0	0	0	10	150	0%	0	0	0%	
Phenanthrene-d10	I	ug/L	40	39.2		0	0	0	0	10	150	0%	0	0	0%	
2,4,6-Tribromophenol	S	ug/L	154.10193	151.019891		196	0	0	2.8224	10	0	77%	43	140	0%	
2-Fluorobiphenyl	S	ug/L	52.23262	51.1879676		98	0	0	0.70952	10	0	52%	44	119	0%	
2-Fluorophenol	S	ug/L	64.21212	62.9278776		196	0	0	3.4496	10	0	32%	19	119	0%	
Nitrobenzene-d5	S	ug/L	58.05991	56.8987118		98	0	0	2.2932	10	0	58%	44	120	0%	
Phenol-d5	S	ug/L	61.86157	60.6243386		196	0	0	2.0188	10	0	31%	10	65	0%	
Terphenyl-d14	S	ug/L	85.91555	84.197239		98	0	0	1.1466	10	0	86%	50	134	0%	
o-Terphenyl	X	ug/L	0	0		0	0	0	1.2446	10	150	0%	0	0	0%	U

Seq No	Lab ID	Test Code	Sample Typ	File ID	Analysis Date	DF	Batch ID	Prep Date	SPKref	RPDref	pmoist					
14972100	B21122168-001	SVOC-8270-W-	MS-DOD	V5973N.I	107.1/8/2022 12:22:3	1	162636	1/3/2022 10:	1E+07	0						
Analyte	T	Units	RAW	Final	Text	Spike	SPKref	RPDref	MDL	PQL	UQL	%REC	LOW	HIGH	%RPD	Q
1,2,4-Trichlorobenzene	A	ug/L	68.84465	69.5330965		101	0	0	1.919	10	150	69%	29	116	0%	
1,2-Dichlorobenzene	A	ug/L	64.37652	65.0202852		101	0	0	1.9897	10	150	64%	32	111	0%	
1,3-Dichlorobenzene	A	ug/L	63.42792	64.0621992		101	0	0	2.1513	10	150	63%	28	110	0%	
1,4-Dichlorobenzene	A	ug/L	62.98175	63.6115675		101	0	0	2.0402	10	150	63%	29	112	0%	
1-Methylnaphthalene	A	ug/L	80.79731	81.6052831		101	0	0	2.4139	10	150	81%	41	119	0%	
2,2'-Oxybis(1-Chloropropane)	A	ug/L	66.18741	66.8492841		101	0	0	1.4645	10	150	66%	37	130	0%	
2,4,5-Trichlorophenol	A	ug/L	92.07916	92.9999516		101	0	0	2.2523	10	150	92%	53	123	0%	
2,4,6-Trichlorophenol	A	ug/L	89.94538	90.8448338		101	0	0	2.6664	10	150	90%	50	125	0%	
2,4-Dichlorophenol	A	ug/L	84.55203	85.3975503		101	0	0	1.7069	10	150	85%	47	121	0%	
2,4-Dimethylphenol	A	ug/L	66.19143	66.8533443		101	0	0	1.7069	10	150	66%	31	124	0%	



Seq No	Lab ID	Test Code	Sample Typ	File ID	Analysis Date	DF	Batch ID	Prep Date	SPKref	RPDref	pmoist					
14972100	B21122168-001	SVOC-8270-W-	MS-DOD	V5973N.I	107.1/8/2022 12:22:3	1	162636	1/3/2022 10:	1E+07	0						
Analyte	T	Units	RAW	Final	Text	Spike	SPKref	RPDref	MDL	PQL	UQL	%REC	LOW	HIGH	%RPD	Q
2,4-Dinitrophenol	A	ug/L	90.21606	91.1182206		101	0	0	4.3026	10.1	150	90%	23	142	0%	
2,4-Dinitrotoluene	A	ug/L	99.8274	100.825674		101	0	0	3.0704	10	150	100%	57	128	0%	
2,6-Dinitrotoluene	A	ug/L	93.60337	94.5394037		101	0	0	3.232	10	150	94%	50	118	0%	
2-Chloronaphthalene	A	ug/L	86.73511	87.6024611		101	0	0	2.1614	10	150	87%	40	116	0%	
2-Chlorophenol	A	ug/L	77.3248	78.098048		101	0	0	2.5048	10	150	77%	38	117	0%	
2-Methylnaphthalene	A	ug/L	80.63302	81.4393502		101	0	0	1.9392	10	150	81%	40	121	0%	
2-Nitroaniline	A	ug/L	96.12143	97.0826443		101	0	0	2.424	10	150	96%	55	127	0%	
2-Nitrophenol	A	ug/L	80.97925	81.7890425		101	0	0	2.3836	10	150	81%	47	123	0%	
3,3'-Dichlorobenzidine	A	ug/L	63.1636	63.795236		101	0	0	2.1311	10.1	150	63%	27	129	0%	
3-Nitroaniline	A	ug/L	80.51396	81.3190996		101	0	0	2.7977	10	150	81%	41	128	0%	
4,6-Dinitro-2-methylphenol	A	ug/L	82.88163	83.7104463		101	0	0	2.3533	10.1	150	83%	44	137	0%	
4-Bromophenyl phenyl ether	A	ug/L	95.74275	96.7001775		101	0	0	1.7574	10	150	96%	55	124	0%	
4-Chloro-2-methylphenol	A	ug/L	81.75913	82.5767213		101	0	0	1.616	10	150	82%	49	89	0%	
4-Chloro-3-methylphenol	A	ug/L	90.93067	91.8399767		101	0	0	1.4746	10	150	91%	52	119	0%	
4-Chlorophenol	A	ug/L	88.19716	89.0791316		101	0	0	2.6664	10	150	88%	41	81	0%	S
4-Chlorophenyl phenyl ether	A	ug/L	94.86262	95.8112462		101	0	0	2.0503	10	150	95%	53	121	0%	
4-Nitroaniline	A	ug/L	98.22267	99.2048967		101	0	0	1.6463	10	150	98%	57	101	0%	
4-Nitrophenol	A	ug/L	45.02881	45.4790981		101	0	0	2.525	10.1	150	45%	15	36	0%	S
Acenaphthene	A	ug/L	103.53755	104.572926		101	0	0	1.9089	10	150	104%	47	122	0%	
Acenaphthylene	A	ug/L	93.99642	94.9363842		101	0	0	1.5857	10	150	94%	41	130	0%	
Aniline	A	ug/L	25.14674	25.3982074		101	0	0	3.7774	10	150	25%	24	60	0%	
Anthracene	A	ug/L	103.57083	104.606538		101	0	0	1.2423	10	150	104%	57	123	0%	
Azobenzene	A	ug/L	85.88002	86.7388202		101	0	0	1.1009	10	150	86%	61	116	0%	
Benzidine	A	ug/L	9.26841	9.3610941		101	0	0	6.7872	10.1	150	9%	10	100	0%	S
Benzo(a)anthracene	A	ug/L	101.14417	102.155612		101	0	0	0.86456	10	150	101%	58	125	0%	
Benzo(a)pyrene	A	ug/L	92.68758	93.6144558		101	0	0	1.2524	10	150	93%	54	128	0%	
Benzo(b)fluoranthene	A	ug/L	98.14938	99.1308738		101	0	0	0.91203	10	150	98%	53	131	0%	
Benzo(g,h,i)perylene	A	ug/L	92.43221	93.3565321		101	0	0	1.0201	10	150	92%	50	134	0%	
Benzo(k)fluoranthene	A	ug/L	92.1276	93.048876		101	0	0	0.9797	10	150	92%	57	129	0%	
Benzoic acid	A	ug/L	36.17997	36.5417697		101	0	0	1.5251	10	150	36%	10	30	0%	S
Benzyl alcohol	A	ug/L	74.22448	74.9667248		101	0	0	3.1613	10	150	74%	31	112	0%	
bis(-2-chloroethoxy)Methane	A	ug/L	91.51224	92.4273624		101	0	0	1.3736	10	150	92%	48	120	0%	
bis(-2-chloroethyl)Ether	A	ug/L	85.43197	86.2862897		101	0	0	2.5957	10	150	85%	43	118	0%	
bis(2-chloroisopropyl)Ether	A	ug/L	66.18741	66.8492841		101	0	0	1.5049	10	150	66%	37	130	0%	
bis(2-ethylhexyl)Phthalate	A	ug/L	86.25992	87.1225192		101	0	0	1.9291	10	150	86%	55	135	0%	

Seq No	Lab ID	Test Code	Sample Typ	File ID	Analysis Date	DF	Batch ID	Prep Date	SPKref	RPDref	pmoist					
14972100	B21122168-001	SVOC-8270-W-	MS-DOD	V5973N.I	107.1/8/2022 12:22:3	1	162636	1/3/2022 10:	1E+07	0						
Analyte	T	Units	RAW	Final	Text	Spike	SPKref	RPDref	MDL	PQL	UQL	%REC	LOW	HIGH	%RPD	Q
Butylbenzylphthalate	A	ug/L	98.8095	99.797595		101	0	0	1.5857	10	150	99%	53	134	0%	
Carbazole	A	ug/L	105.01306	106.063191		101	0	0	0.85042	10	150	105%	60	122	0%	
Chrysene	A	ug/L	99.18897	100.18086		101	0	0	1.1817	10	150	99%	59	123	0%	
Di-n-butyl phthalate	A	ug/L	100.51165	101.516767		101	0	0	0.94132	10	150	101%	59	127	0%	
Di-n-octyl phthalate	A	ug/L	88.28534	89.1681934		101	0	0	1.3534	10	150	88%	51	140	0%	
Dibenzo(a,h)anthracene	A	ug/L	92.75198	93.6794998		101	0	0	1.1817	10	150	93%	51	134	0%	
Dibenzofuran	A	ug/L	94.50664	95.4517064		101	0	0	1.7574	10	150	95%	53	118	0%	
Diethyl phthalate	A	ug/L	105.61822	106.674402		101	0	0	2.2018	10	150	106%	56	125	0%	
Dimethyl phthalate	A	ug/L	101.88021	102.899012		101	0	0	1.7372	10	150	102%	45	127	0%	
Fluoranthene	A	ug/L	95.31384	96.2669784		101	0	0	0.89183	10	150	95%	57	128	0%	
Fluorene	A	ug/L	99.07438	100.065124		101	0	0	1.8382	10	150	99%	52	124	0%	
Hexachlorobenzene	A	ug/L	83.15265	83.9841765		101	0	0	1.3433	10	150	83%	53	125	0%	
Hexachlorobutadiene	A	ug/L	64.51506	65.1602106		101	0	0	2.3432	10	150	65%	22	124	0%	
Hexachlorocyclopentadiene	A	ug/L	73.36972	74.1034172		101	0	0	2.9997	10	150	73%	39	91	0%	
Hexachloroethane	A	ug/L	59.17778	59.7695578		101	0	0	1.8079	10	150	59%	21	115	0%	
Indeno(1,2,3-cd)pyrene	A	ug/L	89.90972	90.8088172		101	0	0	1.2625	10	150	90%	52	134	0%	
Isophorone	A	ug/L	85.28875	86.1416375		101	0	0	1.6867	10	150	85%	42	124	0%	
m+p-Cresols	A	ug/L	82.54341	83.3688441		101	0	0	1.7978	10	150	83%	29	110	0%	
n-Nitroso-di-n-propylamine	A	ug/L	95.44848	96.4029648		101	0	0	1.5554	10	150	95%	49	119	0%	
n-Nitrosodimethylamine	A	ug/L	43.68428	44.1211228		101	0	0	1.5453	10	150	44%	20	45	0%	
n-Nitrosodiphenylamine	A	ug/L	88.88451	89.7733551		101	0	0	1.1716	10.1	150	89%	51	123	0%	
Naphthalene	A	ug/L	81.07234	81.8830634		101	0	0	1.7574	10	150	81%	40	121	0%	
Nitrobenzene	A	ug/L	78.90366	79.6926966		101	0	0	2.3331	10	150	79%	45	121	0%	
o-Cresol	A	ug/L	79.26719	80.0598619		101	0	0	1.8483	10	150	79%	30	117	0%	
p-Chloroaniline	A	ug/L	60.85381	61.4623481		101	0	0	1.5352	10	150	61%	33	117	0%	
Pentachlorophenol	A	ug/L	94.5444	95.489844		101	0	0	4.2824	10.1	150	95%	35	138	0%	
Phenanthrene	A	ug/L	99.7092	100.706292		101	0	0	0.79184	10	150	100%	59	120	0%	
Phenol	A	ug/L	53.1847	53.716547		101	0	0	1.4746	10	150	53%	37	75	0%	
Pyrene	A	ug/L	90.86162	91.7702362		101	0	0	0.93021	10	150	91%	57	126	0%	
Pyridine	A	ug/L	25.79188	26.0497988		101	0	0	3.2522	10	150	26%	16	45	0%	
Triallate	A	ug/L	92.61054	93.5366454		101	0	0	1.5251	10	150	93%	59	105	0%	
1,4-Dichlorobenzene-d4	I	ug/L	40	40.4		0	0	0	0	10	150	0%			0%	
Acenaphthene-d10	I	ug/L	40	40.4		0	0	0	0	10	150	0%			0%	
Chrysene-d12	I	ug/L	40	40.4		0	0	0	0	10	150	0%			0%	
Naphthalene-d8	I	ug/L	40	40.4		0	0	0	0	10	150	0%			0%	

Seq No	Lab ID	Test Code	Sample Typ	File ID	Analysis Date	DF	Batch ID	Prep Date	SPKref	RPDref	pmoist					
14972100	B21122168-001	SVOC-8270-W-	MS-DOD	V5973N.I	107.1/8/2022 12:22:3	1	162636	1/3/2022 10:	1E+07	0						
Analyte	T	Units	RAW	Final	Text	Spike	SPKref	RPDref	MDL	PQL	UQL	%REC	LOW	HIGH	%RPD	Q
Perylene-d12	I	ug/L	40	40.4		0	0	0	0	10	150	0%			0%	
Phenanthrene-d10	I	ug/L	40	40.4		0	0	0	0	10	150	0%			0%	
2,4,6-Tribromophenol	S	ug/L	172.96613	174.695791		202	0	0	2.9088	10	0	86%	43	140	0%	
2-Fluorobiphenyl	S	ug/L	85.22579	86.0780479		101	0	0	0.73124	10	0	85%	44	119	0%	
2-Fluorophenol	S	ug/L	91.71849	92.6356749		202	0	0	3.5552	10	0	46%	19	119	0%	
Nitrobenzene-d5	S	ug/L	83.37862	84.2124062		101	0	0	2.3634	10	0	83%	44	120	0%	
Phenol-d5	S	ug/L	97.29559	98.2685459		202	0	0	2.0806	10	0	49%	10	65	0%	
Terphenyl-d14	S	ug/L	96.25455	97.2170955		101	0	0	1.1817	10	0	96%	50	134	0%	
4-Chloroaniline	X	ug/L	60.85381	61.4623481		101	0	0	1.6261	10	150	61%	33	117	0%	
o-Terphenyl	X	ug/L	86.35745	87.2210245		101	0	0	1.2827	10	150	86%	40	140	0%	

Seq No	Lab ID	Test Code	Sample Typ	File ID	Analysis Date	DF	Batch ID	Prep Date	SPKref	RPDref	pmoist					
14972101	B21122168-001	SVOC-8270-W-	MSD-DOD	V5973N.I	107.1/8/2022 12:54:5	1	162636	1/3/2022 10:	1E+07	1E+07						
Analyte	T	Units	RAW	Final	Text	Spike	SPKref	RPDref	MDL	PQL	UQL	%REC	LOW	HIGH	%RPD	Q
1,2,4-Trichlorobenzene	A	ug/L	70.75924	72.8820172		103	0	69.533097	1.957	10	150	71%	29	116	5%	
1,2-Dichlorobenzene	A	ug/L	62.28908	64.1577524		103	0	65.020285	2.0291	10	150	62%	32	111	1%	
1,3-Dichlorobenzene	A	ug/L	64.05461	65.9762483		103	0	64.062199	2.1939	10	150	64%	28	110	3%	
1,4-Dichlorobenzene	A	ug/L	62.2369	64.104007		103	0	63.611568	2.0806	10	150	62%	29	112	1%	
1-Methylnaphthalene	A	ug/L	78.62847	80.9873241		103	0	81.605283	2.4617	10	150	79%	41	119	1%	
2,2'-Oxybis(1-Chloropropane)	A	ug/L	62.07181	63.9339643		103	0	66.849284	1.4935	10	150	62%	37	130	4%	
2,4,5-Trichlorophenol	A	ug/L	76.32355	78.6132565		103	0	92.999952	2.2969	10	150	76%	53	123	17%	
2,4,6-Trichlorophenol	A	ug/L	78.35151	80.7020553		103	0	90.844834	2.7192	10	150	78%	50	125	12%	
2,4-Dichlorophenol	A	ug/L	76.46165	78.7554995		103	0	85.397550	1.7407	10	150	76%	47	121	8%	
2,4-Dimethylphenol	A	ug/L	65.79685	67.7707555		103	0	66.853344	1.7407	10	150	66%	31	124	1%	
2,4-Dinitrophenol	A	ug/L	76.47139	78.7655317		103	0	91.118221	4.3878	10.3	150	76%	23	142	15%	
2,4-Dinitrotoluene	A	ug/L	91.85881	94.6145743		103	0	100.82567	3.1312	10	150	92%	57	128	6%	
2,6-Dinitrotoluene	A	ug/L	90.8422	93.567466		103	0	94.539404	3.296	10	150	91%	50	118	1%	
2-Chloronaphthalene	A	ug/L	84.16397	86.6888891		103	0	87.602461	2.2042	10	150	84%	40	116	1%	
2-Chlorophenol	A	ug/L	69.70056	71.7915768		103	0	78.098048	2.5544	10	150	70%	38	117	8%	
2-Methylnaphthalene	A	ug/L	88.11581	90.7592843		103	0	81.439350	1.9776	10	150	88%	40	121	11%	
2-Nitroaniline	A	ug/L	84.17138	86.6965214		103	0	97.082644	2.472	10	150	84%	55	127	11%	
2-Nitrophenol	A	ug/L	80.37749	82.7888147		103	0	81.789043	2.4308	10	150	80%	47	123	1%	
3,3'-Dichlorobenzidine	A	ug/L	61.21202	63.0483806		103	0	63.795236	2.1733	10.3	150	61%	27	129	1%	
3-Nitroaniline	A	ug/L	73.91233	76.1296999		103	0	81.3191	2.8531	10	150	74%	41	128	7%	

Seq No	Lab ID	Test Code	Sample Typ	File ID	Analysis Date	DF	Batch ID	Prep Date	SPKref	RPDref	pmoist					
14972101	B21122168-001	SVOC-8270-W-	MSD-DOD	V5973N.I	107.1/8/2022 12:54:5	1	162636	1/3/2022 10:	1E+07	1E+07						
Analyte	T	Units	RAW	Final	Text	Spike	SPKref	RPDref	MDL	PQL	UQL	%REC	LOW	HIGH	%RPD	Q
4,6-Dinitro-2-methylphenol	A	ug/L	80.9974	83.427322		103	0	83.710446	2.3999	10.3	150	81%	44	137	0%	
4-Bromophenyl phenyl ether	A	ug/L	87.08443	89.6969629		103	0	96.700178	1.7922	10	150	87%	55	124	8%	
4-Chloro-2-methylphenol	A	ug/L	80.66457	83.0845071		103	0	82.576721	1.648	10	150	81%	49	89	1%	
4-Chloro-3-methylphenol	A	ug/L	89.1637	91.838611		103	0	91.839977	1.5038	10	150	89%	52	119	0%	
4-Chlorophenol	A	ug/L	82.08364	84.5461492		103	0	89.079132	2.7192	10	150	82%	41	81	5%	S
4-Chlorophenyl phenyl ether	A	ug/L	86.12584	88.7096152		103	0	95.811246	2.0909	10	150	86%	53	121	8%	
4-Nitroaniline	A	ug/L	82.98947	85.4791541		103	0	99.204897	1.6789	10	150	83%	57	101	15%	
4-Nitrophenol	A	ug/L	38.07593	39.2182079		103	0	45.479098	2.575	10.3	150	38%	15	36	15%	S
Acenaphthene	A	ug/L	96.14105	99.0252815		103	0	104.57293	1.9467	10	150	96%	47	122	5%	
Acenaphthylene	A	ug/L	85.67549	88.2457547		103	0	94.936384	1.6171	10	150	86%	41	130	7%	
Aniline	A	ug/L	21.80411	22.4582333		103	0	25.398207	3.8522	10	150	22%	24	60	12%	S
Anthracene	A	ug/L	95.33578	98.1958534		103	0	104.60654	1.2669	10	150	95%	57	123	6%	
Azobenzene	A	ug/L	84.08679	86.6093937		103	0	86.738820	1.1227	10	150	84%	61	116	0%	
Benzidine	A	ug/L	3.52835	0		103	0	9.3610941	6.9216	10.3	150	0%	10	100		S
Benzo(a)anthracene	A	ug/L	91.99913	94.7591039		103	0	102.15561	0.88168	10	150	92%	58	125	8%	
Benzo(a)pyrene	A	ug/L	86.51338	89.1087814		103	0	93.614456	1.2772	10	150	87%	54	128	5%	
Benzo(b)fluoranthene	A	ug/L	92.79943	95.5834129		103	0	99.130874	0.93009	10	150	93%	53	131	4%	
Benzo(g,h,i)perylene	A	ug/L	94.01573	96.8362019		103	0	93.356532	1.0403	10	150	94%	50	134	4%	
Benzo(k)fluoranthene	A	ug/L	85.8938	88.470614		103	0	93.048876	0.9991	10	150	86%	57	129	5%	
Benzoic acid	A	ug/L	34.77593	35.8192079		103	0	36.54177	1.5553	10	150	35%	10	30	2%	S
Benzyl alcohol	A	ug/L	63.10535	64.9985105		103	0	74.966725	3.2239	10	150	63%	31	112	14%	
bis(-2-chloroethoxy)Methane	A	ug/L	85.37845	87.9398035		103	0	92.427362	1.4008	10	150	85%	48	120	5%	
bis(-2-chloroethyl)Ether	A	ug/L	80.78415	83.2076745		103	0	86.28629	2.6471	10	150	81%	43	118	4%	
bis(2-chloroisopropyl)Ether	A	ug/L	62.07181	63.9339643		103	0	66.849284	1.5347	10	150	62%	37	130	4%	
bis(2-ethylhexyl)Phthalate	A	ug/L	84.67432	87.2145496		103	0	87.122519	1.9673	10	150	85%	55	135	0%	
Butylbenzylphthalate	A	ug/L	90.13386	92.8378758		103	0	99.797595	1.6171	10	150	90%	53	134	7%	
Carbazole	A	ug/L	97.4078	100.330034		103	0	106.06319	0.86726	10	150	97%	60	122	6%	
Chrysene	A	ug/L	91.42561	94.1683783		103	0	100.18086	1.2051	10	150	91%	59	123	6%	
Di-n-butyl phthalate	A	ug/L	91.58769	94.3353207		103	0	101.51677	0.95996	10	150	92%	59	127	7%	
Di-n-octyl phthalate	A	ug/L	81.41262	83.8549986		103	0	89.168193	1.3802	10	150	81%	51	140	6%	
Dibenzo(a,h)anthracene	A	ug/L	92.23381	95.0008243		103	0	93.6795	1.2051	10	150	92%	51	134	1%	
Dibenzofuran	A	ug/L	91.04118	93.7724154		103	0	95.451706	1.7922	10	150	91%	53	118	2%	
Diethyl phthalate	A	ug/L	98.70089	101.661917		103	0	106.67440	2.2454	10	150	99%	56	125	5%	
Dimethyl phthalate	A	ug/L	91.89896	94.6559288		103	0	102.89901	1.7716	10	150	92%	45	127	8%	
Fluoranthene	A	ug/L	86.89846	89.5054138		103	0	96.266978	0.90949	10	150	87%	57	128	7%	

Seq No	Lab ID	Test Code	Sample Typ	File ID	Analysis Date	DF	Batch ID	Prep Date	SPKref	RPDref	pmoist					
14972101	B21122168-001	SVOC-8270-W-	MSD-DOD	V5973N.I	107.1/8/2022 12:54:5	1	162636	1/3/2022 10:	1E+07	1E+07						
Analyte	T	Units	RAW	Final	Text	Spike	SPKref	RPDref	MDL	PQL	UQL	%REC	LOW	HIGH	%RPD	Q
Fluorene	A	ug/L	92.43826	95.2114078		103	0	100.06512	1.8746	10	150	92%	52	124	5%	
Hexachlorobenzene	A	ug/L	76.19294	78.4787282		103	0	83.984177	1.3699	10	150	76%	53	125	7%	
Hexachlorobutadiene	A	ug/L	63.81765	65.7321795		103	0	65.160211	2.3896	10	150	64%	22	124	1%	
Hexachlorocyclopentadiene	A	ug/L	62.72049	64.6021047		103	0	74.103417	3.0591	10	150	63%	39	91	14%	
Hexachloroethane	A	ug/L	56.67852	58.3788756		103	0	59.769558	1.8437	10	150	57%	21	115	2%	
Indeno(1,2,3-cd)pyrene	A	ug/L	86.16864	88.7536992		103	0	90.808817	1.2875	10	150	86%	52	134	2%	
Isophorone	A	ug/L	88.83843	91.5035829		103	0	86.141638	1.7201	10	150	89%	42	124	6%	
m+p-Cresols	A	ug/L	74.39997	76.6319691		103	0	83.368844	1.8334	10	150	74%	29	110	8%	
n-Nitroso-di-n-propylamine	A	ug/L	87.14826	89.7627078		103	0	96.402965	1.5862	10	150	87%	49	119	7%	
n-Nitrosodimethylamine	A	ug/L	42.74275	44.0250325		103	0	44.121123	1.5759	10	150	43%	20	45	0%	
n-Nitrosodiphenylamine	A	ug/L	90.45134	93.1648802		103	0	89.773355	1.1948	10.3	150	90%	51	123	4%	
Naphthalene	A	ug/L	82.9949	85.484747		103	0	81.883063	1.7922	10	150	83%	40	121	4%	
Nitrobenzene	A	ug/L	77.03581	79.3468843		103	0	79.692697	2.3793	10	150	77%	45	121	0%	
o-Cresol	A	ug/L	74.02736	76.2481808		103	0	80.059862	1.8849	10	150	74%	30	117	5%	
p-Chloroaniline	A	ug/L	53.29117	54.8899051		103	0	61.462348	1.5656	10	150	53%	33	117	11%	
Pentachlorophenol	A	ug/L	89.60338	92.2914814		103	0	95.489844	4.3672	10.3	150	90%	35	138	3%	
Phenanthrene	A	ug/L	95.40417	98.2662951		103	0	100.70629	0.80752	10	150	95%	59	120	2%	
Phenol	A	ug/L	47.47362	48.8978286		103	0	53.716547	1.5038	10	150	47%	37	75	9%	
Pyrene	A	ug/L	84.54419	87.0805157		103	0	91.770236	0.94863	10	150	85%	57	126	5%	
Pyridine	A	ug/L	23.57591	24.2831873		103	0	26.049799	3.3166	10	150	24%	16	45	7%	
Triallate	A	ug/L	85.12906	87.6829318		103	0	93.536645	1.5553	10	150	85%	59	105	6%	
1,4-Dichlorobenzene-d4	I	ug/L	40	41.2		0	0	0	0	10	150	0%			0%	
Acenaphthene-d10	I	ug/L	40	41.2		0	0	0	0	10	150	0%			0%	
Chrysene-d12	I	ug/L	40	41.2		0	0	0	0	10	150	0%			0%	
Naphthalene-d8	I	ug/L	40	41.2		0	0	0	0	10	150	0%			0%	
Perylene-d12	I	ug/L	40	41.2		0	0	0	0	10	150	0%			0%	
Phenanthrene-d10	I	ug/L	40	41.2		0	0	0	0	10	150	0%			0%	
2,4,6-Tribromophenol	S	ug/L	162.22928	167.096158		206	0	0	2.9664	10	0	81%	43	140	0%	
2-Fluorobiphenyl	S	ug/L	77.83724	80.1723572		103	0	0	0.74572	10	0	78%	44	119	0%	
2-Fluorophenol	S	ug/L	79.8786	82.274958		206	0	0	3.6256	10	0	40%	19	119	0%	
Nitrobenzene-d5	S	ug/L	78.54243	80.8987029		103	0	0	2.4102	10	0	79%	44	120	0%	
Phenol-d5	S	ug/L	90.68372	93.4042316		206	0	0	2.1218	10	0	45%	10	65	0%	
Terphenyl-d14	S	ug/L	93.76507	96.5780221		103	0	0	1.2051	10	0	94%	50	134	0%	
4-Chloroaniline	X	ug/L	53.29117	54.8899051		103	0	61.462348	1.6583	10	150	53%	33	117	11%	
o-Terphenyl	X	ug/L	78.43767	80.7908001		103	0	87.221025	1.3081	10	150	78%	40	140	8%	

Seq No	Lab ID	Test Code	Sample Typ	File ID	Analysis Date	DF	Batch ID	Prep Date	SPKref	RPDref	pmoist					
14972102	07-Jan-22_CC	SVOC-8270-W-	CCV	V5973N.I	107.1/8/2022 1:27:15	1	R372990		0	0						
Analyte	T	Units	RAW	Final	Text	Spike	SPKref	RPDref	MDL	PQL	UQL	%REC	LOW	HIGH	%RPD	Q
1,2,4-Trichlorobenzene	A	ug/L	69.239	69.239		75	0	0	1.9	10	150	92%	50	150	0%	
1,2-Dichlorobenzene	A	ug/L	72.04446	72.04446		75	0	0	1.97	10	150	96%	50	150	0%	
1,3-Dichlorobenzene	A	ug/L	73.17315	73.17315		75	0	0	2.13	10	150	98%	50	150	0%	
1,4-Dichlorobenzene	A	ug/L	71.12306	71.12306		75	0	0	2.02	10	150	95%	50	150	0%	
1-Methylnaphthalene	A	ug/L	72.1499	72.1499		75	0	0	2.39	10	150	96%	50	150	0%	
2,2'-Oxybis(1-Chloropropane)	A	ug/L	70.54182	70.54182		75	0	0	1.45	10	150	94%	50	150	0%	
2,4,5-Trichlorophenol	A	ug/L	78.09307	78.09307		75	0	0	2.23	10	150	104%	50	150	0%	
2,4,6-Trichlorophenol	A	ug/L	74.98114	74.98114		75	0	0	2.64	10	150	100%	50	150	0%	
2,4-Dichlorophenol	A	ug/L	76.14251	76.14251		75	0	0	1.69	10	150	102%	50	150	0%	
2,4-Dimethylphenol	A	ug/L	70.41663	70.41663		75	0	0	1.69	10	150	94%	50	150	0%	
2,4-Dinitrophenol	A	ug/L	69.35977	69.35977		75	0	0	4.26	10	150	92%	50	150	0%	
2,4-Dinitrotoluene	A	ug/L	74.00005	74.00005		75	0	0	3.04	10	150	99%	50	150	0%	
2,6-Dinitrotoluene	A	ug/L	73.14183	73.14183		75	0	0	3.2	10	150	98%	50	150	0%	
2-Chloronaphthalene	A	ug/L	71.3136	71.3136		75	0	0	2.14	10	150	95%	50	150	0%	
2-Chlorophenol	A	ug/L	72.86393	72.86393		75	0	0	2.48	10	150	97%	50	150	0%	
2-Methylnaphthalene	A	ug/L	66.97524	66.97524		75	0	0	1.92	10	150	89%	50	150	0%	
2-Nitroaniline	A	ug/L	74.62182	74.62182		75	0	0	2.4	10	150	99%	50	150	0%	
2-Nitrophenol	A	ug/L	67.66563	67.66563		75	0	0	2.36	10	150	90%	50	150	0%	
3,3'-Dichlorobenzidine	A	ug/L	74.95789	74.95789		75	0	0	2.11	10	150	100%	50	150	0%	
3-Nitroaniline	A	ug/L	72.91776	72.91776		75	0	0	2.77	10	150	97%	50	150	0%	
4,6-Dinitro-2-methylphenol	A	ug/L	72.73482	72.73482		75	0	0	2.33	10	150	97%	50	150	0%	
4-Bromophenyl phenyl ether	A	ug/L	74.8743	74.8743		75	0	0	1.74	10	150	100%	50	150	0%	
4-Chloro-2-methylphenol	A	ug/L	76.44708	76.44708		75	0	0	1.6	10	150	102%	50	150	0%	
4-Chloro-3-methylphenol	A	ug/L	72.39295	72.39295		75	0	0	1.46	10	150	97%	50	150	0%	
4-Chlorophenol	A	ug/L	86.03346	86.03346		75	0	0	2.64	10	150	115%	50	150	0%	
4-Chlorophenyl phenyl ether	A	ug/L	73.07031	73.07031		75	0	0	2.03	10	150	97%	50	150	0%	
4-Nitroaniline	A	ug/L	80.56169	80.56169		75	0	0	1.63	10	150	107%	50	150	0%	
4-Nitrophenol	A	ug/L	76.74046	76.74046		75	0	0	2.5	10	150	102%	50	150	0%	
Acenaphthene	A	ug/L	73.57898	73.57898		75	0	0	1.89	10	150	98%	50	150	0%	
Acenaphthylene	A	ug/L	75.76242	75.76242		75	0	0	1.57	10	150	101%	50	150	0%	
Aniline	A	ug/L	77.01689	77.01689		75	0	0	3.74	10	150	103%	50	150	0%	
Anthracene	A	ug/L	78.78679	78.78679		75	0	0	1.23	10	150	105%	50	150	0%	
Azobenzene	A	ug/L	75.38426	75.38426		75	0	0	1.09	10	150	101%	50	150	0%	
Benzidine	A	ug/L	73.38169	73.38169		75	0	0	6.72	10	150	98%	50	150	0%	
Benzo(a)anthracene	A	ug/L	73.96195	73.96195		75	0	0	0.856	10	150	99%	50	150	0%	

Seq No	Lab ID	Test Code	Sample Typ	File ID	Analysis Date	DF	Batch ID	Prep Date	SPKref	RPDref	pmoist					
14972102	07-Jan-22_CC	SVOC-8270-W-	CCV	V5973N.I	sd0107.1/8/2022 1:27:15	1	R372990		0	0						
Analyte	T	Units	RAW	Final	Text	Spike	SPKref	RPDref	MDL	PQL	UQL	%REC	LOW	HIGH	%RPD	Q
Benzo(a)pyrene	A	ug/L	75.63706	75.63706		75	0	0	1.24	10	150	101%	50	150	0%	
Benzo(b)fluoranthene	A	ug/L	74.99073	74.99073		75	0	0	0.903	10	150	100%	50	150	0%	
Benzo(g,h,i)perylene	A	ug/L	75.42395	75.42395		75	0	0	1.01	10	150	101%	50	150	0%	
Benzo(k)fluoranthene	A	ug/L	75.95591	75.95591		75	0	0	0.97	10	150	101%	50	150	0%	
Benzoic acid	A	ug/L	77.14687	77.14687		75	0	0	1.51	10	150	103%	50	150	0%	
Benzyl alcohol	A	ug/L	71.46853	71.46853		75	0	0	3.13	10	150	95%	50	150	0%	
bis(-2-chloroethoxy)Methane	A	ug/L	75.25656	75.25656		75	0	0	1.36	10	150	100%	50	150	0%	
bis(-2-chloroethyl)Ether	A	ug/L	73.2858	73.2858		75	0	0	2.57	10	150	98%	50	150	0%	
bis(2-chloroisopropyl)Ether	A	ug/L	70.54182	70.54182		75	0	0	1.49	10	150	94%	50	150	0%	
bis(2-ethylhexyl)Phthalate	A	ug/L	75.93009	75.93009		75	0	0	1.91	10	150	101%	50	150	0%	
Butylbenzylphthalate	A	ug/L	77.8613	77.8613		75	0	0	1.57	10	150	104%	50	150	0%	
Carbazole	A	ug/L	78.5127	78.5127		75	0	0	0.842	10	150	105%	50	150	0%	
Chrysene	A	ug/L	73.78356	73.78356		75	0	0	1.17	10	150	98%	50	150	0%	
Di-n-butyl phthalate	A	ug/L	80.19704	80.19704		75	0	0	0.932	10	150	107%	50	150	0%	
Di-n-octyl phthalate	A	ug/L	76.71988	76.71988		75	0	0	1.34	10	150	102%	50	150	0%	
Dibenzo(a,h)anthracene	A	ug/L	72.88269	72.88269		75	0	0	1.17	10	150	97%	50	150	0%	
Dibenzofuran	A	ug/L	73.77169	73.77169		75	0	0	1.74	10	150	98%	50	150	0%	
Diethyl phthalate	A	ug/L	79.78991	79.78991		75	0	0	2.18	10	150	106%	50	150	0%	
Dimethyl phthalate	A	ug/L	73.33468	73.33468		75	0	0	1.72	10	150	98%	50	150	0%	
Fluoranthene	A	ug/L	73.1544	73.1544		75	0	0	0.883	10	150	98%	50	150	0%	
Fluorene	A	ug/L	77.93149	77.93149		75	0	0	1.82	10	150	104%	50	150	0%	
Hexachlorobenzene	A	ug/L	73.27955	73.27955		75	0	0	1.33	10	150	98%	50	150	0%	
Hexachlorobutadiene	A	ug/L	71.9656	71.9656		75	0	0	2.32	10	150	96%	50	150	0%	
Hexachlorocyclopentadiene	A	ug/L	71.65088	71.65088		75	0	0	2.97	10	150	96%	50	150	0%	
Hexachloroethane	A	ug/L	74.4784	74.4784		75	0	0	1.79	10	150	99%	50	150	0%	
Indeno(1,2,3-cd)pyrene	A	ug/L	75.49768	75.49768		75	0	0	1.25	10	150	101%	50	150	0%	
Isophorone	A	ug/L	72.6913	72.6913		75	0	0	1.67	10	150	97%	50	150	0%	
m+p-Cresols	A	ug/L	79.92795	79.92795		75	0	0	1.78	10	150	107%	50	150	0%	
n-Nitroso-di-n-propylamine	A	ug/L	74.683	74.683		75	0	0	1.54	10	150	100%	50	150	0%	
n-Nitrosodimethylamine	A	ug/L	65.59702	65.59702		75	0	0	1.53	10	150	87%	50	150	0%	
n-Nitrosodiphenylamine	A	ug/L	76.07479	76.07479		75	0	0	1.16	10	150	101%	50	150	0%	
Naphthalene	A	ug/L	72.72494	72.72494		75	0	0	1.74	10	150	97%	50	150	0%	
Nitrobenzene	A	ug/L	65.94514	65.94514		75	0	0	2.31	10	150	88%	50	150	0%	
o-Cresol	A	ug/L	71.74811	71.74811		75	0	0	1.83	10	150	96%	50	150	0%	
o-Terphenyl	A	ug/L	70.68767	70.68767		75	0	0	1.27	10	150	94%	50	150	0%	

Seq No	Lab ID	Test Code	Sample Typ	File ID	Analysis Date	DF	Batch ID	Prep Date	SPKref	RPDref	pmoist					
14972102	07-Jan-22_CC	SVOC-8270-W-	CCV	V5973N.I	107.1/8/2022 1:27:15	1	R372990		0	0						
Analyte	T	Units	RAW	Final	Text	Spike	SPKref	RPDref	MDL	PQL	UQL	%REC	LOW	HIGH	%RPD	Q
p-Chloroaniline	A	ug/L	76.1235	76.1235		75	0	0	1.52	10	150	101%	50	150	0%	
Pentachlorophenol	A	ug/L	79.14401	79.14401		75	0	0	4.24	10	150	106%	50	150	0%	
Phenanthrene	A	ug/L	77.15786	77.15786		75	0	0	0.784	10	150	103%	50	150	0%	
Phenol	A	ug/L	77.57892	77.57892		75	0	0	1.46	10	150	103%	50	150	0%	
Pyrene	A	ug/L	75.61842	75.61842		75	0	0	0.921	10	150	101%	50	150	0%	
Pyridine	A	ug/L	62.39633	62.39633		75	0	0	3.22	10	150	83%	50	150	0%	
Triallate	A	ug/L	80.19005	80.19005		75	0	0	1.51	10	150	107%	50	150	0%	
1,4-Dichlorobenzene-d4	I	ug/L	40	40		0	0	0	0	10	150	0%	50	150	0%	
Acenaphthene-d10	I	ug/L	40	40		0	0	0	0	10	150	0%	50	150	0%	
Chrysene-d12	I	ug/L	40	40		0	0	0	0	10	150	0%	50	150	0%	
Naphthalene-d8	I	ug/L	40	40		0	0	0	0	10	150	0%	50	150	0%	
Perylene-d12	I	ug/L	40	40		0	0	0	0	10	150	0%	50	150	0%	
Phenanthrene-d10	I	ug/L	40	40		0	0	0	0	10	150	0%	50	150	0%	
2,4,6-Tribromophenol	S	ug/L	76.34038	76.34038		75	0	0	2.88	10	0	102%	50	150	0%	
2-Fluorobiphenyl	S	ug/L	72.6781	72.6781		75	0	0	0.724	10	0	97%	50	150	0%	
2-Fluorophenol	S	ug/L	74.48156	74.48156		75	0	0	3.52	10	0	99%	50	150	0%	
Nitrobenzene-d5	S	ug/L	75.59352	75.59352		75	0	0	2.34	10	0	101%	50	150	0%	
Phenol-d5	S	ug/L	80.37213	80.37213		75	0	0	2.06	10	0	107%	50	150	0%	
Terphenyl-d14	S	ug/L	74.58804	74.58804		75	0	0	1.17	10	0	99%	50	150	0%	
4-Chloroaniline	X	ug/L	76.1235	76.1235		75	0	0	1.61	10	150	101%	50	150	0%	

Seq No	Lab ID	Test Code	Sample Typ	File ID	Analysis Date	DF	Batch ID	Prep Date	SPKref	RPDref	pmoist					
14972710	07-Jan-22_CAL_	SVOC-625.1-W	CCV	V5973N.I	107.1/7/2022 2:40:13	1	R372990		0	0						
Analyte	T	Units	RAW	Final	Text	Spike	SPKref	RPDref	MDL	PQL	UQL	%REC	LOW	HIGH	%RPD	Q
1,2,4-Trichlorobenzene	A	ug/L	72.51082	72.51082		75	0	0	1.95	10	150	97%	80	120	0%	
1,2-Diphenylhydrazine as Azobenzen	A	ug/L	75.65554	75.65554		75	0	0	1.22	10	150	101%	80	120	0%	
2,4,6-Trichlorophenol	A	ug/L	74.42454	74.42454		75	0	0	2.12	10	150	99%	80	120	0%	
2,4-Dichlorophenol	A	ug/L	75.68443	75.68443		75	0	0	1.71	10	150	101%	80	120	0%	
2,4-Dimethylphenol	A	ug/L	74.56881	74.56881		75	0	0	1.72	10	150	99%	80	120	0%	
2,4-Dinitrophenol	A	ug/L	73.15374	73.15374		75	0	0	4.29	10	150	98%	80	120	0%	
2,4-Dinitrotoluene	A	ug/L	72.40807	72.40807		75	0	0	2.17	10	150	97%	80	120	0%	
2,6-Dinitrotoluene	A	ug/L	75.67187	75.67187		75	0	0	3.02	10	150	101%	80	120	0%	
2-Chloronaphthalene	A	ug/L	76.25375	76.25375		75	0	0	2.24	10	150	102%	80	120	0%	
2-Chlorophenol	A	ug/L	74.7068	74.7068		75	0	0	2.52	10	150	100%	80	120	0%	



Seq No	Lab ID	Test Code	Sample Typ	File ID	Analysis Date	DF	Batch ID	Prep Date	SPKref	RPDref	pmoist					
14972710	07-Jan-22_CAL_SVOC-625.1-W	CCV	V5973N.I	sd0107.1/7/2022	2:40:13	1	R372990		0	0						
Analyte	T	Units	RAW	Final	Text	Spike	SPKref	RPDref	MDL	PQL	UQL	%REC	LOW	HIGH	%RPD	Q
2-Nitrophenol	A	ug/L	74.95764	74.95764		75	0	0	1.99	10	150	100%	80	120	0%	
3,3'-Dichlorobenzidine	A	ug/L	75.13396	75.13396		75	0	0	2.11	10	150	100%	80	120	0%	
4,6-Dinitro-2-methylphenol	A	ug/L	74.39494	74.39494		75	0	0	1.84	10	150	99%	80	120	0%	
4-Bromophenyl phenyl ether	A	ug/L	75.66988	75.66988		75	0	0	1.85	10	150	101%	80	120	0%	
4-Chloro-3-methylphenol	A	ug/L	72.66188	72.66188		75	0	0	1.53	10	150	97%	80	120	0%	
4-Chlorophenyl phenyl ether	A	ug/L	74.12617	74.12617		75	0	0	2.04	10	150	99%	80	120	0%	
4-Nitrophenol	A	ug/L	76.04478	76.04478		75	0	0	2.59	10	150	101%	80	120	0%	
Acenaphthene	A	ug/L	69.97003	69.97003		75	0	0	1.98	10	150	93%	80	120	0%	
Acenaphthylene	A	ug/L	73.66054	73.66054		75	0	0	1.67	10	150	98%	80	120	0%	
Anthracene	A	ug/L	73.01747	73.01747		75	0	0	1.03	10	150	97%	80	120	0%	
Azobenzene	A	ug/L	75.65554	75.65554		75	0	0	1.14	10	150	101%	80	120	0%	
Benzidine	A	ug/L	74.75907	74.75907		75	0	0	5.92	10	150	100%	80	120	0%	
Benzo(a)anthracene	A	ug/L	75.07613	75.07613		75	0	0	0.863	10	150	100%	80	120	0%	
Benzo(a)pyrene	A	ug/L	77.24257	77.24257		75	0	0	1.16	10	150	103%	80	120	0%	
Benzo(b)fluoranthene	A	ug/L	75.07373	75.07373		75	0	0	0.846	10	150	100%	80	120	0%	
Benzo(g,h,i)perylene	A	ug/L	74.10169	74.10169		75	0	0	1.08	10	150	99%	80	120	0%	
Benzo(k)fluoranthene	A	ug/L	76.15765	76.15765		75	0	0	0.939	10	150	102%	80	120	0%	
bis(-2-chloroethoxy)Methane	A	ug/L	73.46953	73.46953		75	0	0	1.38	10	150	98%	80	120	0%	
bis(-2-chloroethyl)Ether	A	ug/L	73.52661	73.52661		75	0	0	2.72	10	150	98%	80	120	0%	
bis(2-chloroisopropyl)Ether	A	ug/L	76.93808	76.93808		75	0	0	1.39	10	150	103%	80	120	0%	
bis(2-ethylhexyl)Phthalate	A	ug/L	74.41459	74.41459		75	0	0	1.72	10	150	99%	80	120	0%	
Butylbenzylphthalate	A	ug/L	77.24057	77.24057		75	0	0	1.6	10	150	103%	80	120	0%	
Chrysene	A	ug/L	74.34077	74.34077		75	0	0	1.14	10	150	99%	80	120	0%	
Di-n-butyl phthalate	A	ug/L	75.9353	75.9353		75	0	0	0.913	10	150	101%	80	120	0%	
Di-n-octyl phthalate	A	ug/L	74.23183	74.23183		75	0	0	1.12	10	150	99%	80	120	0%	
Dibenzo(a,h)anthracene	A	ug/L	75.24492	75.24492		75	0	0	1.16	10	150	100%	80	120	0%	
Diethyl phthalate	A	ug/L	72.19883	72.19883		75	0	0	2.2	10	150	96%	80	120	0%	
Dimethyl phthalate	A	ug/L	75.13166	75.13166		75	0	0	1.76	10	150	100%	80	120	0%	
Fluoranthene	A	ug/L	75.21977	75.21977		75	0	0	0.93	10	150	100%	80	120	0%	
Fluorene	A	ug/L	71.32037	71.32037		75	0	0	1.88	10	150	95%	80	120	0%	
Hexachlorobenzene	A	ug/L	75.93666	75.93666		75	0	0	0.859	10	150	101%	80	120	0%	
Hexachlorobutadiene	A	ug/L	75.34187	75.34187		75	0	0	2.47	10	150	100%	80	120	0%	
Hexachlorocyclopentadiene	A	ug/L	73.99458	73.99458		75	0	0	3.11	10	150	99%	80	120	0%	
Hexachloroethane	A	ug/L	73.95511	73.95511		75	0	0	1.91	10	150	99%	80	120	0%	
Indeno(1,2,3-cd)pyrene	A	ug/L	75.49725	75.49725		75	0	0	1.11	10	150	101%	80	120	0%	

Seq No	Lab ID	Test Code	Sample Typ	File ID	Analysis Date	DF	Batch ID	Prep Date	SPKref	RPDref	pmoist					
14972710	07-Jan-22_CAL_SVOC-625.1-W	CCV	V5973N.I	sd0107.1/7/2022	2:40:13	1	R372990		0	0						
Analyte	T	Units	RAW	Final	Text	Spike	SPKref	RPDref	MDL	PQL	UQL	%REC	LOW	HIGH	%RPD	Q
Isophorone	A	ug/L	77.31331	77.31331		75	0	0	1.16	10	150	103%	80	120	0%	
n-Nitroso-di-n-propylamine	A	ug/L	79.43172	79.43172		75	0	0	1.54	10	150	106%	80	120	0%	
n-Nitrosodimethylamine	A	ug/L	70.91674	70.91674		75	0	0	1.04	10	150	95%	80	120	0%	
n-Nitrosodiphenylamine	A	ug/L	75.10578	75.10578		75	0	0	1.16	10	150	100%	80	120	0%	
Naphthalene	A	ug/L	75.31763	75.31763		75	0	0	1.73	10	150	100%	80	120	0%	
Nitrobenzene	A	ug/L	76.88488	76.88488		75	0	0	2.32	10	150	103%	80	120	0%	
Pentachlorophenol	A	ug/L	74.43816	74.43816		75	0	0	4.46	10	150	99%	80	120	0%	
Phenanthrene	A	ug/L	76.31157	76.31157		75	0	0	0.831	10	150	102%	80	120	0%	
Phenol	A	ug/L	78.84397	78.84397		75	0	0	1.54	10	150	105%	80	120	0%	
Pyrene	A	ug/L	76.71714	76.71714		75	0	0	0.859	10	150	102%	80	120	0%	
1,4-Dichlorobenzene-d4	I	ug/L	40	40		0	0	0	0	10	150	0%	80	120	0%	
Acenaphthene-d10	I	ug/L	40	40		0	0	0	0	10	150	0%	80	120	0%	
Chrysene-d12	I	ug/L	40	40		0	0	0	0	10	150	0%	80	120	0%	
Naphthalene-d8	I	ug/L	40	40		0	0	0	0	10	150	0%	80	120	0%	
Perylene-d12	I	ug/L	40	40		0	0	0	0	10	150	0%	80	120	0%	
Phenanthrene-d10	I	ug/L	40	40		0	0	0	0	10	150	0%	80	120	0%	
2,4,6-Tribromophenol	S	ug/L	76.98921	76.98921		75	0	0	2.99	10	0	103%	80	120	0%	
2-Fluorobiphenyl	S	ug/L	77.16631	77.16631		75	0	0	0.76	10	0	103%	80	120	0%	
2-Fluorophenol	S	ug/L	75.20788	75.20788		75	0	0	3.74	10	0	100%	80	120	0%	
Nitrobenzene-d5	S	ug/L	73.89991	73.89991		75	0	0	2.47	10	0	99%	80	120	0%	
Phenol-d5	S	ug/L	74.23971	74.23971		75	0	0	2.19	10	0	99%	80	120	0%	
Terphenyl-d14	S	ug/L	73.34627	73.34627		75	0	0	1.15	10	0	98%	80	120	0%	
1,2-Dichlorobenzene	X	ug/L	73.93925	73.93925		75	0	0	2.09	10	150	99%	80	120	0%	
1,3-Dichlorobenzene	X	ug/L	75.49219	75.49219		75	0	0	2.32	10	150	101%	80	120	0%	
1,4-Dichlorobenzene	X	ug/L	71.1983	71.1983		75	0	0	2.33	10	150	95%	80	120	0%	
1-Methylnaphthalene	X	ug/L	75.54339	75.54339		75	0	0	2.31	10	150	101%	80	120	0%	
2,2'-Oxybis(1-Chloropropane)	X	ug/L	76.93808	76.93808		75	0	0	1.51	10	150	103%	80	120	0%	
2,4,5-Trichlorophenol	X	ug/L	76.79623	76.79623		75	0	0	2.23	10	150	102%	80	120	0%	
2-Methylnaphthalene	X	ug/L	75.7041	75.7041		75	0	0	1.88	10	150	101%	80	120	0%	
2-Nitroaniline	X	ug/L	76.55688	76.55688		75	0	0	2.36	10	150	102%	80	120	0%	
3-Nitroaniline	X	ug/L	78.22351	78.22351		75	0	0	2.57	10	150	104%	80	120	0%	
4-Nitroaniline	X	ug/L	71.26405	71.26405		75	0	0	1.74	10	150	95%	80	120	0%	
Aniline	X	ug/L	76.30947	76.30947		75	0	0	3.49	10	150	102%	80	120	0%	
Benzoic acid	X	ug/L	73.69146	73.69146		75	0	0	1.61	10	150	98%	80	120	0%	
Benzyl alcohol	X	ug/L	71.02909	71.02909		75	0	0	2.97	10	150	95%	80	120	0%	

Seq No	Lab ID	Test Code	Sample Typ	File ID	Analysis Date	DF	Batch ID	Prep Date	SPKref	RPDref	pmoist					
14972710	07-Jan-22_CAL_SVOC-625.1-W	CCV		V5973N.I\sd0107.1/7/2022	2:40:13	1	R372990		0	0						
Analyte	T	Units	RAW	Final	Text	Spike	SPKref	RPDref	MDL	PQL	UQL	%REC	LOW	HIGH	%RPD	Q
Carbazole	X	ug/L	79.21801	79.21801		75	0	0	0.834	10	150	106%	80	120	0%	
Dibenzofuran	X	ug/L	72.37661	72.37661		75	0	0	1.68	10	150	97%	80	120	0%	
m+p-Cresols	X	ug/L	72.02383	72.02383		75	0	0	1.84	10	150	96%	80	120	0%	
o-Cresol	X	ug/L	73.68076	73.68076		75	0	0	1.87	10	150	98%	80	120	0%	
p-Chloroaniline	X	ug/L	70.88596	70.88596		75	0	0	1.5	10	150	95%	80	120	0%	
Pyridine	X	ug/L	72.39652	72.39652		75	0	0	2.47	10	150	97%	80	120	0%	

Seq No	Lab ID	Test Code	Sample Typ	File ID	Analysis Date	DF	Batch ID	Prep Date	SPKref	RPDref	pmoist					
14972711	MB-162577	SVOC-625.1-W	MBLK	V5973N.I\sd0107.1/7/2022	6:26:50	1	162577	12/29/2021	0	0						
Analyte	T	Units	RAW	Final	Text	Spike	SPKref	RPDref	MDL	PQL	UQL	%REC	LOW	HIGH	%RPD	Q
1,2,4-Trichlorobenzene	A	ug/L	0	0		0	0	0	1.95	10	150	0%	0	0	0%	
1,2-Diphenylhydrazine as Azobenzen	A	ug/L	0	0		0	0	0	1.22	10	150	0%	0	0	0%	
2,4,6-Trichlorophenol	A	ug/L	0	0		0	0	0	2.12	10	150	0%	0	0	0%	
2,4-Dichlorophenol	A	ug/L	0	0		0	0	0	1.71	10	150	0%	0	0	0%	
2,4-Dimethylphenol	A	ug/L	0	0		0	0	0	1.72	10	150	0%	0	0	0%	
2,4-Dinitrophenol	A	ug/L	0	0		0	0	0	4.29	10	150	0%	0	0	0%	
2,4-Dinitrotoluene	A	ug/L	0	0		0	0	0	2.17	10	150	0%	0	0	0%	
2,6-Dinitrotoluene	A	ug/L	0	0		0	0	0	3.02	10	150	0%	0	0	0%	
2-Chloronaphthalene	A	ug/L	0	0		0	0	0	2.24	10	150	0%	0	0	0%	
2-Chlorophenol	A	ug/L	0	0		0	0	0	2.52	10	150	0%	0	0	0%	
2-Nitrophenol	A	ug/L	0	0		0	0	0	1.99	10	150	0%	0	0	0%	
3,3'-Dichlorobenzidine	A	ug/L	0	0		0	0	0	2.11	10	150	0%	0	0	0%	
4,6-Dinitro-2-methylphenol	A	ug/L	0	0		0	0	0	1.84	10	150	0%	0	0	0%	
4-Bromophenyl phenyl ether	A	ug/L	0	0		0	0	0	1.85	10	150	0%	0	0	0%	
4-Chloro-3-methylphenol	A	ug/L	0	0		0	0	0	1.53	10	150	0%	0	0	0%	
4-Chlorophenyl phenyl ether	A	ug/L	0	0		0	0	0	2.04	10	150	0%	0	0	0%	
4-Nitrophenol	A	ug/L	0	0		0	0	0	2.59	10	150	0%	0	0	0%	
Acenaphthene	A	ug/L	0	0		0	0	0	1.98	10	150	0%	0	0	0%	
Acenaphthylene	A	ug/L	0	0		0	0	0	1.67	10	150	0%	0	0	0%	
Anthracene	A	ug/L	0	0		0	0	0	1.03	10	150	0%	0	0	0%	
Azobenzene	A	ug/L	0	0		0	0	0	1.14	10	150	0%	0	0	0%	
Benzidine	A	ug/L	0	0		0	0	0	5.92	10	150	0%	0	0	0%	
Benzo(a)anthracene	A	ug/L	0	0		0	0	0	0.863	10	150	0%	0	0	0%	
Benzo(a)pyrene	A	ug/L	0	0		0	0	0	1.16	10	150	0%	0	0	0%	

Seq No	Lab ID	Test Code	Sample Typ	File ID	Analysis Date	DF	Batch ID	Prep Date	SPKref	RPDref	pmoist					
14972711	MB-162577	SVOC-625.1-W	MBLK	V5973N.I	sd0107.1/7/2022 6:26:50	1	162577	12/29/2021	0	0						
Analyte	T	Units	RAW	Final	Text	Spike	SPKref	RPDref	MDL	PQL	UQL	%REC	LOW	HIGH	%RPD	Q
Benzo(b)fluoranthene	A	ug/L	0	0		0	0	0	0.846	10	150	0%	0	0	0%	
Benzo(g,h,i)perylene	A	ug/L	0	0		0	0	0	1.08	10	150	0%	0	0	0%	
Benzo(k)fluoranthene	A	ug/L	0	0		0	0	0	0.939	10	150	0%	0	0	0%	
bis(-2-chloroethoxy)Methane	A	ug/L	0	0		0	0	0	1.38	10	150	0%	0	0	0%	
bis(-2-chloroethyl)Ether	A	ug/L	0	0		0	0	0	2.72	10	150	0%	0	0	0%	
bis(2-chloroisopropyl)Ether	A	ug/L	0	0		0	0	0	1.39	10	150	0%	0	0	0%	
bis(2-ethylhexyl)Phthalate	A	ug/L	0	0		0	0	0	1.72	10	150	0%	0	0	0%	
Butylbenzylphthalate	A	ug/L	0	0		0	0	0	1.6	10	150	0%	0	0	0%	
Chrysene	A	ug/L	0	0		0	0	0	1.14	10	150	0%	0	0	0%	
Di-n-butyl phthalate	A	ug/L	0	0		0	0	0	0.913	10	150	0%	0	0	0%	
Di-n-octyl phthalate	A	ug/L	0	0		0	0	0	1.12	10	150	0%	0	0	0%	
Dibenzo(a,h)anthracene	A	ug/L	0	0		0	0	0	1.16	10	150	0%	0	0	0%	
Diethyl phthalate	A	ug/L	0	0		0	0	0	2.2	10	150	0%	0	0	0%	
Dimethyl phthalate	A	ug/L	0	0		0	0	0	1.76	10	150	0%	0	0	0%	
Fluoranthene	A	ug/L	0	0		0	0	0	0.93	10	150	0%	0	0	0%	
Fluorene	A	ug/L	0	0		0	0	0	1.88	10	150	0%	0	0	0%	
Hexachlorobenzene	A	ug/L	0	0		0	0	0	0.859	10	150	0%	0	0	0%	
Hexachlorobutadiene	A	ug/L	0	0		0	0	0	2.47	10	150	0%	0	0	0%	
Hexachlorocyclopentadiene	A	ug/L	0	0		0	0	0	3.11	10	150	0%	0	0	0%	
Hexachloroethane	A	ug/L	0	0		0	0	0	1.91	10	150	0%	0	0	0%	
Indeno(1,2,3-cd)pyrene	A	ug/L	0	0		0	0	0	1.11	10	150	0%	0	0	0%	
Isophorone	A	ug/L	0	0		0	0	0	1.16	10	150	0%	0	0	0%	
n-Nitroso-di-n-propylamine	A	ug/L	0	0		0	0	0	1.54	10	150	0%	0	0	0%	
n-Nitrosodimethylamine	A	ug/L	0	0		0	0	0	1.04	10	150	0%	0	0	0%	
n-Nitrosodiphenylamine	A	ug/L	0	0		0	0	0	1.16	10	150	0%	0	0	0%	
Naphthalene	A	ug/L	0	0		0	0	0	1.73	10	150	0%	0	0	0%	
Nitrobenzene	A	ug/L	0	0		0	0	0	2.32	10	150	0%	0	0	0%	
Pentachlorophenol	A	ug/L	0	0		0	0	0	4.46	10	150	0%	0	0	0%	
Phenanthrene	A	ug/L	0	0		0	0	0	0.831	10	150	0%	0	0	0%	
Phenol	A	ug/L	0	0		0	0	0	1.54	10	150	0%	0	0	0%	
Pyrene	A	ug/L	0	0		0	0	0	0.859	10	150	0%	0	0	0%	
1,4-Dichlorobenzene-d4	I	ug/L	40	40		0	0	0	0	10	150	0%	0	0	0%	
Acenaphthene-d10	I	ug/L	40	40		0	0	0	0	10	150	0%	0	0	0%	
Chrysene-d12	I	ug/L	40	40		0	0	0	0	10	150	0%	0	0	0%	
Naphthalene-d8	I	ug/L	40	40		0	0	0	0	10	150	0%	0	0	0%	

Seq No	Lab ID	Test Code	Sample Typ	File ID	Analysis Date	DF	Batch ID	Prep Date	SPKref	RPDref	pmoist					
14972711	MB-162577	SVOC-625.1-W	MBLK	V5973N.I	sd0107.1/7/2022 6:26:50	1	162577	12/29/2021	0	0						
Analyte	T	Units	RAW	Final	Text	Spike	SPKref	RPDref	MDL	PQL	UQL	%REC	LOW	HIGH	%RPD	Q
Perylene-d12	I	ug/L	40	40		0	0	0	0	10	150	0%	0	0	0%	
Phenanthrene-d10	I	ug/L	40	40		0	0	0	0	10	150	0%	0	0	0%	
2,4,6-Tribromophenol	S	ug/L	156.81628	156.81628		200	0	0	2.99	10	0	78%	25	140	0%	
2-Fluorobiphenyl	S	ug/L	47.72253	47.72253		100	0	0	0.76	10	0	48%	28	107	0%	
2-Fluorophenol	S	ug/L	99.23203	99.23203		200	0	0	3.74	10	0	50%	10	75	0%	
Nitrobenzene-d5	S	ug/L	68.35119	68.35119		100	0	0	2.47	10	0	68%	32	94	0%	
Phenol-d5	S	ug/L	83.57662	83.57662		200	0	0	2.19	10	0	42%	10	65	0%	
Terphenyl-d14	S	ug/L	97.04805	97.04805		100	0	0	1.15	10	0	97%	32	122	0%	
1,2-Dichlorobenzene	X	ug/L	0	0		0	0	0	2.09	10	150	0%	0	0	0%	
1,3-Dichlorobenzene	X	ug/L	0	0		0	0	0	2.32	10	150	0%	0	0	0%	
1,4-Dichlorobenzene	X	ug/L	0	0		0	0	0	2.33	10	150	0%	0	0	0%	
1-Methylnaphthalene	X	ug/L	0	0		0	0	0	2.31	10	150	0%	0	0	0%	
2,2'-Oxybis(1-Chloropropane)	X	ug/L	0	0		0	0	0	1.51	10	150	0%	0	0	0%	
2,4,5-Trichlorophenol	X	ug/L	0	0		0	0	0	2.23	10	150	0%	0	0	0%	
2-Methylnaphthalene	X	ug/L	0	0		0	0	0	1.88	10	150	0%	0	0	0%	
2-Nitroaniline	X	ug/L	0	0		0	0	0	2.36	10	150	0%	0	0	0%	
3-Nitroaniline	X	ug/L	0	0		0	0	0	2.57	10	150	0%	0	0	0%	
4-Nitroaniline	X	ug/L	0	0		0	0	0	1.74	10	150	0%	0	0	0%	
Aniline	X	ug/L	0	0		0	0	0	3.49	10	150	0%	0	0	0%	
Benzoic acid	X	ug/L	0	0		0	0	0	1.61	10	150	0%	0	0	0%	
Benzyl alcohol	X	ug/L	0	0		0	0	0	2.97	10	150	0%	0	0	0%	
Carbazole	X	ug/L	0	0		0	0	0	0.834	10	150	0%	0	0	0%	
Dibenzofuran	X	ug/L	0	0		0	0	0	1.68	10	150	0%	0	0	0%	
m+p-Cresols	X	ug/L	0	0		0	0	0	1.84	10	150	0%	0	0	0%	
o-Cresol	X	ug/L	0	0		0	0	0	1.87	10	150	0%	0	0	0%	
p-Chloroaniline	X	ug/L	0	0		0	0	0	1.5	10	150	0%	0	0	0%	
Pyridine	X	ug/L	0	0		0	0	0	2.47	10	150	0%	0	0	0%	

Seq No	Lab ID	Test Code	Sample Typ	File ID	Analysis Date	DF	Batch ID	Prep Date	SPKref	RPDref	pmoist					
14972712	LCS-162577	SVOC-625.1-W	LCS	V5973N.I	sd0107.1/7/2022 6:59:14	1	162577	12/29/2021	0	0						
Analyte	T	Units	RAW	Final	Text	Spike	SPKref	RPDref	MDL	PQL	UQL	%REC	LOW	HIGH	%RPD	Q
1,2,4-Trichlorobenzene	A	ug/L	69.95789	69.95789		100	0	0	1.95	10	150	70%	48	98	0%	
1,2-Diphenylhydrazine as Azobenzen	A	ug/L	90.974	90.974		100	0	0	1.22	10	150	91%	58	107	0%	
2,4,6-Trichlorophenol	A	ug/L	92.38945	92.38945		100	0	0	2.12	10	150	92%	24	120	0%	

Seq No	Lab ID	Test Code	Sample Typ	File ID	Analysis Date	DF	Batch ID	Prep Date	SPKref	RPDref	pmoist					
14972712	LCS-162577	SVOC-625.1-W	LCS	V5973N.I	sd0107.1/7/2022 6:59:14	1	162577	12/29/2021	0	0						
Analyte	T	Units	RAW	Final	Text	Spike	SPKref	RPDref	MDL	PQL	UQL	%REC	LOW	HIGH	%RPD	Q
2,4-Dichlorophenol	A	ug/L	88.54726	88.54726		100	0	0	1.71	10	150	89%	24	107	0%	
2,4-Dimethylphenol	A	ug/L	85.47324	85.47324		100	0	0	1.72	10	150	85%	39	96	0%	
2,4-Dinitrophenol	A	ug/L	83.80778	83.80778		100	0	0	4.29	10	150	84%	16	105	0%	
2,4-Dinitrotoluene	A	ug/L	97.29247	97.29247		100	0	0	2.17	10	150	97%	64	116	0%	
2,6-Dinitrotoluene	A	ug/L	101.92921	101.92921		100	0	0	3.02	10	150	102%	56	116	0%	
2-Chloronaphthalene	A	ug/L	90.13036	90.13036		100	0	0	2.24	10	150	90%	55	104	0%	
2-Chlorophenol	A	ug/L	83.21837	83.21837		100	0	0	2.52	10	150	83%	22	97	0%	
2-Nitrophenol	A	ug/L	91.97322	91.97322		100	0	0	1.99	10	150	92%	30	105	0%	
3,3'-Dichlorobenzidine	A	ug/L	83.09941	83.09941		100	0	0	2.11	10	150	83%	36	120	0%	
4,6-Dinitro-2-methylphenol	A	ug/L	88.53397	88.53397		100	0	0	1.84	10	150	89%	19	128	0%	
4-Bromophenyl phenyl ether	A	ug/L	100.85417	100.85417		100	0	0	1.85	10	150	101%	60	113	0%	
4-Chloro-3-methylphenol	A	ug/L	97.35946	97.35946		100	0	0	1.53	10	150	97%	35	101	0%	
4-Chlorophenyl phenyl ether	A	ug/L	97.78796	97.78796		100	0	0	2.04	10	150	98%	60	108	0%	
4-Nitrophenol	A	ug/L	48.36256	48.36256		100	0	0	2.59	10	150	48%	10	77	0%	
Acenaphthene	A	ug/L	97.56972	97.56972		100	0	0	1.98	10	150	98%	62	105	0%	
Acenaphthylene	A	ug/L	86.30565	86.30565		100	0	0	1.67	10	150	86%	58	97	0%	
Anthracene	A	ug/L	100.30767	100.30767		100	0	0	1.03	10	150	100%	61	108	0%	
Azobenzene	A	ug/L	90.974	90.974		100	0	0	1.14	10	150	91%	58	107	0%	
Benzidine	A	ug/L	13.87083	13.87083		100	0	0	5.92	10	150	14%	10	121	0%	
Benzo(a)anthracene	A	ug/L	106.72704	106.72704		100	0	0	0.863	10	150	107%	62	111	0%	
Benzo(a)pyrene	A	ug/L	97.06895	97.06895		100	0	0	1.16	10	150	97%	56	109	0%	
Benzo(b)fluoranthene	A	ug/L	107.41481	107.41481		100	0	0	0.846	10	150	107%	53	123	0%	
Benzo(g,h,i)perylene	A	ug/L	105.055	105.055		100	0	0	1.08	10	150	105%	62	122	0%	
Benzo(k)fluoranthene	A	ug/L	101.04331	101.04331		100	0	0	0.939	10	150	101%	55	116	0%	
bis(-2-chloroethoxy)Methane	A	ug/L	92.38797	92.38797		100	0	0	1.38	10	150	92%	54	102	0%	
bis(-2-chloroethyl)Ether	A	ug/L	89.04726	89.04726		100	0	0	2.72	10	150	89%	45	92	0%	
bis(2-chloroisopropyl)Ether	A	ug/L	69.03682	69.03682		100	0	0	1.39	10	150	69%	43	85	0%	
bis(2-ethylhexyl)Phthalate	A	ug/L	104.98531	104.98531		100	0	0	1.72	10	150	105%	44	128	0%	
Butylbenzylphthalate	A	ug/L	108.29959	108.29959		100	0	0	1.6	10	150	108%	57	121	0%	
Chrysene	A	ug/L	106.73604	106.73604		100	0	0	1.14	10	150	107%	66	107	0%	
Di-n-butyl phthalate	A	ug/L	104.46786	104.46786		100	0	0	0.913	10	150	104%	57	121	0%	
Di-n-octyl phthalate	A	ug/L	104.49708	104.49708		100	0	0	1.12	10	150	104%	45	127	0%	
Dibenzo(a,h)anthracene	A	ug/L	101.85089	101.85089		100	0	0	1.16	10	150	102%	61	115	0%	
Diethyl phthalate	A	ug/L	106.9246	106.9246		100	0	0	2.2	10	150	107%	56	115	0%	
Dimethyl phthalate	A	ug/L	100.48416	100.48416		100	0	0	1.76	10	150	100%	46	115	0%	

Seq No	Lab ID	Test Code	Sample Typ	File ID	Analysis Date	DF	Batch ID	Prep Date	SPKref	RPDref	pmoist					
14972712	LCS-162577	SVOC-625.1-W	LCS	V5973N.I	sd0107.1/7/2022 6:59:14	1	162577	12/29/2021	0	0						
Analyte	T	Units	RAW	Final	Text	Spike	SPKref	RPDref	MDL	PQL	UQL	%REC	LOW	HIGH	%RPD	Q
Fluoranthene	A	ug/L	101.60816	101.60816		100	0	0	0.93	10	150	102%	60	111	0%	
Fluorene	A	ug/L	91.41872	91.41872		100	0	0	1.88	10	150	91%	60	106	0%	
Hexachlorobenzene	A	ug/L	88.74508	88.74508		100	0	0	0.859	10	150	89%	57	106	0%	
Hexachlorobutadiene	A	ug/L	63.02378	63.02378		100	0	0	2.47	10	150	63%	38	95	0%	
Hexachlorocyclopentadiene	A	ug/L	69.08663	69.08663		100	0	0	3.11	10	150	69%	44	95	0%	
Hexachloroethane	A	ug/L	58.39199	58.39199		100	0	0	1.91	10	150	58%	39	98	0%	
Indeno(1,2,3-cd)pyrene	A	ug/L	100.55541	100.55541		100	0	0	1.11	10	150	101%	50	109	0%	
Isophorone	A	ug/L	94.40115	94.40115		100	0	0	1.16	10	150	94%	51	97	0%	
n-Nitroso-di-n-propylamine	A	ug/L	103.88602	103.88602		100	0	0	1.54	10	150	104%	55	106	0%	
n-Nitrosodimethylamine	A	ug/L	49.22434	49.22434		100	0	0	1.04	10	150	49%	21	65	0%	
n-Nitrosodiphenylamine	A	ug/L	101.96226	101.96226		100	0	0	1.16	10	150	102%	58	117	0%	
Naphthalene	A	ug/L	81.87748	81.87748		100	0	0	1.73	10	150	82%	50	99	0%	
Nitrobenzene	A	ug/L	92.69274	92.69274		100	0	0	2.32	10	150	93%	49	110	0%	
Pentachlorophenol	A	ug/L	98.73788	98.73788		100	0	0	4.46	10	150	99%	24	130	0%	
Phenanthrene	A	ug/L	96.29123	96.29123		100	0	0	0.831	10	150	96%	60	107	0%	
Phenol	A	ug/L	56.32212	56.32212		100	0	0	1.54	10	150	56%	10	62	0%	
Pyrene	A	ug/L	96.47321	96.47321		100	0	0	0.859	10	150	96%	61	113	0%	
1,4-Dichlorobenzene-d4	I	ug/L	40	40		0	0	0	0	10	150	0%				0%
Acenaphthene-d10	I	ug/L	40	40		0	0	0	0	10	150	0%				0%
Chrysene-d12	I	ug/L	40	40		0	0	0	0	10	150	0%				0%
Naphthalene-d8	I	ug/L	40	40		0	0	0	0	10	150	0%				0%
Perylene-d12	I	ug/L	40	40		0	0	0	0	10	150	0%				0%
Phenanthrene-d10	I	ug/L	40	40		0	0	0	0	10	150	0%				0%
2,4,6-Tribromophenol	S	ug/L	194.78666	194.78666		200	0	0	2.99	10	0	97%	25	140	0%	
2-Fluorobiphenyl	S	ug/L	76.08387	76.08387		100	0	0	0.76	10	0	76%	28	107	0%	
2-Fluorophenol	S	ug/L	119.05034	119.05034		200	0	0	3.74	10	0	60%	10	75	0%	
Nitrobenzene-d5	S	ug/L	80.33257	80.33257		100	0	0	2.47	10	0	80%	32	94	0%	
Phenol-d5	S	ug/L	107.77746	107.77746		200	0	0	2.19	10	0	54%	10	65	0%	
Terphenyl-d14	S	ug/L	103.14913	103.14913		100	0	0	1.15	10	0	103%	32	122	0%	
1,2-Dichlorobenzene	X	ug/L	64.44736	64.44736		100	0	0	2.09	10	150	64%	15	93	0%	
1,3-Dichlorobenzene	X	ug/L	61.01916	61.01916		100	0	0	2.32	10	150	61%	23	77	0%	
1,4-Dichlorobenzene	X	ug/L	61.16365	61.16365		100	0	0	2.33	10	150	61%	13	90	0%	
1-Methylnaphthalene	X	ug/L	82.61439	82.61439		100	0	0	2.31	10	150	83%	36	95	0%	
2,2'-Oxybis(1-Chloropropane)	X	ug/L	69.03682	69.03682		100	0	0	1.51	10	150	69%	32	78	0%	
2,4,5-Trichlorophenol	X	ug/L	91.94773	91.94773		100	0	0	2.23	10	150	92%	27	100	0%	

Seq No	Lab ID	Test Code	Sample Typ	File ID	Analysis Date	DF	Batch ID	Prep Date	SPKref	RPDref	pmoist					
14972712	LCS-162577	SVOC-625.1-W	LCS	V5973N.I.ssd0107.1/7/2022	6:59:14	1	162577	12/29/2021	0	0						
Analyte	T	Units	RAW	Final	Text	Spike	SPKref	RPDref	MDL	PQL	UQL	%REC	LOW	HIGH	%RPD	Q
2-Methylnaphthalene	X	ug/L	91.60319	91.60319		100	0	0	1.88	10	150	92%	36	89	0%	S
2-Nitroaniline	X	ug/L	107.56644	107.56644		100	0	0	2.36	10	150	108%	38	98	0%	S
3-Nitroaniline	X	ug/L	92.39817	92.39817		100	0	0	2.57	10	150	92%	33	86	0%	S
4-Nitroaniline	X	ug/L	89.38102	89.38102		100	0	0	1.74	10	150	89%	33	104	0%	
Aniline	X	ug/L	29.86151	29.86151		100	0	0	3.49	10	150	30%	10	101	0%	
Benzoic acid	X	ug/L	26.2263	26.2263		100	0	0	1.61	10	150	26%	10	34	0%	
Benzyl alcohol	X	ug/L	72.01732	72.01732		100	0	0	2.97	10	150	72%	27	64	0%	S
Carbazole	X	ug/L	104.09179	104.09179		100	0	0	0.834	10	150	104%	45	109	0%	
Dibenzofuran	X	ug/L	88.34455	88.34455		100	0	0	1.68	10	150	88%	36	110	0%	
m+p-Cresols	X	ug/L	84.24565	84.24565		100	0	0	1.84	10	150	84%	24	83	0%	S
o-Cresol	X	ug/L	84.31962	84.31962		100	0	0	1.87	10	150	84%	22	88	0%	
p-Chloroaniline	X	ug/L	74.81102	74.81102		100	0	0	1.5	10	150	75%	20	80	0%	
Pyridine	X	ug/L	34.50419	34.50419		100	0	0	2.47	10	150	35%	10	47	0%	

Seq No	Lab ID	Test Code	Sample Typ	File ID	Analysis Date	DF	Batch ID	Prep Date	SPKref	RPDref	pmoist					
14972713	LCSD-162577	SVOC-625.1-W	LCSD	V5973N.I.ssd0107.1/7/2022	7:31:36	1	162577	12/29/2021	0	1E+07						
Analyte	T	Units	RAW	Final	Text	Spike	SPKref	RPDref	MDL	PQL	UQL	%REC	LOW	HIGH	%RPD	Q
1,2,4-Trichlorobenzene	A	ug/L	74.22619	74.22619		100	0	69.95789	1.95	10	150	74%	48	98	6%	
1,2-Diphenylhydrazine as Azobenzen	A	ug/L	99.80919	99.80919		100	0	90.974	1.22	10	150	100%	58	107	9%	
2,4,6-Trichlorophenol	A	ug/L	98.17243	98.17243		100	0	92.38945	2.12	10	150	98%	24	120	6%	
2,4-Dichlorophenol	A	ug/L	96.00889	96.00889		100	0	88.54726	1.71	10	150	96%	24	107	8%	
2,4-Dimethylphenol	A	ug/L	87.70412	87.70412		100	0	85.47324	1.72	10	150	88%	39	96	3%	
2,4-Dinitrophenol	A	ug/L	90.13325	90.13325		100	0	83.80778	4.29	10	150	90%	16	105	7%	
2,4-Dinitrotoluene	A	ug/L	107.73664	107.73664		100	0	97.29247	2.17	10	150	108%	64	116	10%	
2,6-Dinitrotoluene	A	ug/L	119.19525	119.19525		100	0	101.92921	3.02	10	150	119%	56	116	16%	S
2-Chloronaphthalene	A	ug/L	105.2932	105.2932		100	0	90.13036	2.24	10	150	105%	55	104	16%	S
2-Chlorophenol	A	ug/L	92.80825	92.80825		100	0	83.21837	2.52	10	150	93%	22	97	11%	
2-Nitrophenol	A	ug/L	101.7903	101.7903		100	0	91.97322	1.99	10	150	102%	30	105	10%	
3,3'-Dichlorobenzidine	A	ug/L	85.42671	85.42671		100	0	83.09941	2.11	10	150	85%	36	120	3%	
4,6-Dinitro-2-methylphenol	A	ug/L	92.48665	92.48665		100	0	88.53397	1.84	10	150	92%	19	128	4%	
4-Bromophenyl phenyl ether	A	ug/L	106.66616	106.66616		100	0	100.85417	1.85	10	150	107%	60	113	6%	
4-Chloro-3-methylphenol	A	ug/L	99.30029	99.30029		100	0	97.35946	1.53	10	150	99%	35	101	2%	
4-Chlorophenyl phenyl ether	A	ug/L	107.94206	107.94206		100	0	97.78796	2.04	10	150	108%	60	108	10%	
4-Nitrophenol	A	ug/L	51.68683	51.68683		100	0	48.36256	2.59	10	150	52%	10	77	7%	



Seq No	Lab ID	Test Code	Sample Typ	File ID	Analysis Date	DF	Batch ID	Prep Date	SPKref	RPDref	pmoist					
14972713	LCSD-162577	SVOC-625.1-W	LCSD	V5973N.I	sd0107.1/7/2022 7:31:36	1	162577	12/29/2021	0	1E+07						
Analyte	T	Units	RAW	Final	Text	Spike	SPKref	RPDref	MDL	PQL	UQL	%REC	LOW	HIGH	%RPD	Q
Acenaphthene	A	ug/L	109.77457	109.77457		100	0	97.56972	1.98	10	150	110%	62	105	12%	S
Acenaphthylene	A	ug/L	98.49633	98.49633		100	0	86.30565	1.67	10	150	98%	58	97	13%	S
Anthracene	A	ug/L	107.85375	107.85375		100	0	100.30767	1.03	10	150	108%	61	108	7%	
Azobenzene	A	ug/L	99.80919	99.80919		100	0	90.974	1.14	10	150	100%	58	107	9%	
Benzidine	A	ug/L	20.17616	20.17616		100	0	13.87083	5.92	10	150	20%	10	121	37%	
Benzo(a)anthracene	A	ug/L	112.32251	112.32251		100	0	106.72704	0.863	10	150	112%	62	111	5%	S
Benzo(a)pyrene	A	ug/L	102.10182	102.10182		100	0	97.06895	1.16	10	150	102%	56	109	5%	
Benzo(b)fluoranthene	A	ug/L	108.48906	108.48906		100	0	107.41481	0.846	10	150	108%	53	123	1%	
Benzo(g,h,i)perylene	A	ug/L	105.72078	105.72078		100	0	105.055	1.08	10	150	106%	62	122	1%	
Benzo(k)fluoranthene	A	ug/L	101.67488	101.67488		100	0	101.04331	0.939	10	150	102%	55	116	1%	
bis(-2-chloroethoxy)Methane	A	ug/L	95.7299	95.7299		100	0	92.38797	1.38	10	150	96%	54	102	4%	
bis(-2-chloroethyl)Ether	A	ug/L	95.64605	95.64605		100	0	89.04726	2.72	10	150	96%	45	92	7%	S
bis(2-chloroisopropyl)Ether	A	ug/L	75.30213	75.30213		100	0	69.03682	1.39	10	150	75%	43	85	9%	
bis(2-ethylhexyl)Phthalate	A	ug/L	113.97935	113.97935		100	0	104.98531	1.72	10	150	114%	44	128	8%	
Butylbenzylphthalate	A	ug/L	115.50315	115.50315		100	0	108.29959	1.6	10	150	116%	57	121	6%	
Chrysene	A	ug/L	111.16976	111.16976		100	0	106.73604	1.14	10	150	111%	66	107	4%	S
Di-n-butyl phthalate	A	ug/L	110.37524	110.37524		100	0	104.46786	0.913	10	150	110%	57	121	5%	
Di-n-octyl phthalate	A	ug/L	111.65546	111.65546		100	0	104.49708	1.12	10	150	112%	45	127	7%	
Dibenzo(a,h)anthracene	A	ug/L	105.11179	105.11179		100	0	101.85089	1.16	10	150	105%	61	115	3%	
Diethyl phthalate	A	ug/L	117.81987	117.81987		100	0	106.9246	2.2	10	150	118%	56	115	10%	S
Dimethyl phthalate	A	ug/L	111.22953	111.22953		100	0	100.48416	1.76	10	150	111%	46	115	10%	
Fluoranthene	A	ug/L	104.48504	104.48504		100	0	101.60816	0.93	10	150	104%	60	111	3%	
Fluorene	A	ug/L	100.10947	100.10947		100	0	91.41872	1.88	10	150	100%	60	106	9%	
Hexachlorobenzene	A	ug/L	95.64742	95.64742		100	0	88.74508	0.859	10	150	96%	57	106	7%	
Hexachlorobutadiene	A	ug/L	72.97979	72.97979		100	0	63.02378	2.47	10	150	73%	38	95	15%	
Hexachlorocyclopentadiene	A	ug/L	84.98495	84.98495		100	0	69.08663	3.11	10	150	85%	44	95	21%	
Hexachloroethane	A	ug/L	68.04843	68.04843		100	0	58.39199	1.91	10	150	68%	39	98	15%	
Indeno(1,2,3-cd)pyrene	A	ug/L	103.01881	103.01881		100	0	100.55541	1.11	10	150	103%	50	109	2%	
Isophorone	A	ug/L	97.00523	97.00523		100	0	94.40115	1.16	10	150	97%	51	97	3%	
n-Nitroso-di-n-propylamine	A	ug/L	115.85021	115.85021		100	0	103.88602	1.54	10	150	116%	55	106	11%	S
n-Nitrosodimethylamine	A	ug/L	46.12702	46.12702		100	0	49.22434	1.04	10	150	46%	21	65	6%	
n-Nitrosodiphenylamine	A	ug/L	111.32724	111.32724		100	0	101.96226	1.16	10	150	111%	58	117	9%	
Naphthalene	A	ug/L	83.79245	83.79245		100	0	81.87748	1.73	10	150	84%	50	99	2%	
Nitrobenzene	A	ug/L	101.39421	101.39421		100	0	92.69274	2.32	10	150	101%	49	110	9%	
Pentachlorophenol	A	ug/L	111.54196	111.54196		100	0	98.73788	4.46	10	150	112%	24	130	12%	

Seq No	Lab ID	Test Code	Sample Typ	File ID	Analysis Date	DF	Batch ID	Prep Date	SPKref	RPDref	pmoist					
14972713	LCSD-162577	SVOC-625.1-W	LCSD	V5973N.I	sd0107.1/7/2022 7:31:36	1	162577	12/29/2021	0	1E+07						
Analyte	T	Units	RAW	Final	Text	Spike	SPKref	RPDref	MDL	PQL	UQL	%REC	LOW	HIGH	%RPD	Q
Phenanthrene	A	ug/L	103.27719	103.27719		100	0	96.29123	0.831	10	150	103%	60	107	7%	
Phenol	A	ug/L	67.8686	67.8686		100	0	56.32212	1.54	10	150	68%	10	62	19%	S
Pyrene	A	ug/L	101.92282	101.92282		100	0	96.47321	0.859	10	150	102%	61	113	5%	
1,4-Dichlorobenzene-d4	I	ug/L	40	40		0	0	0	0	10	150	0%			0%	
Acenaphthene-d10	I	ug/L	40	40		0	0	0	0	10	150	0%			0%	
Chrysene-d12	I	ug/L	40	40		0	0	0	0	10	150	0%			0%	
Naphthalene-d8	I	ug/L	40	40		0	0	0	0	10	150	0%			0%	
Perylene-d12	I	ug/L	40	40		0	0	0	0	10	150	0%			0%	
Phenanthrene-d10	I	ug/L	40	40		0	0	0	0	10	150	0%			0%	
2,4,6-Tribromophenol	S	ug/L	209.38535	209.38535		200	0	0	2.99	10	0	105%	25	140	0%	
2-Fluorobiphenyl	S	ug/L	87.42083	87.42083		100	0	0	0.76	10	0	87%	28	107	0%	
2-Fluorophenol	S	ug/L	129.80162	129.80162		200	0	0	3.74	10	0	65%	10	75	0%	
Nitrobenzene-d5	S	ug/L	88.10304	88.10304		100	0	0	2.47	10	0	88%	32	94	0%	
Phenol-d5	S	ug/L	119.65982	119.65982		200	0	0	2.19	10	0	60%	10	65	0%	
Terphenyl-d14	S	ug/L	103.66115	103.66115		100	0	0	1.15	10	0	104%	32	122	0%	
1,2-Dichlorobenzene	X	ug/L	74.6413	74.6413		100	0	64.44736	2.09	10	150	75%	15	93	15%	
1,3-Dichlorobenzene	X	ug/L	71.15147	71.15147		100	0	61.01916	2.32	10	150	71%	23	77	15%	
1,4-Dichlorobenzene	X	ug/L	71.46467	71.46467		100	0	61.16365	2.33	10	150	71%	13	90	16%	
1-Methylnaphthalene	X	ug/L	87.382	87.382		100	0	82.61439	2.31	10	150	87%	36	95	6%	
2,2'-Oxybis(1-Chloropropane)	X	ug/L	75.30213	75.30213		100	0	69.03682	1.51	10	150	75%	32	78	9%	
2,4,5-Trichlorophenol	X	ug/L	109.51543	109.51543		100	0	91.94773	2.23	10	150	110%	27	100	17%	S
2-Methylnaphthalene	X	ug/L	97.03335	97.03335		100	0	91.60319	1.88	10	150	97%	36	89	6%	S
2-Nitroaniline	X	ug/L	120.11188	120.11188		100	0	107.56644	2.36	10	150	120%	38	98	11%	S
3-Nitroaniline	X	ug/L	97.23276	97.23276		100	0	92.39817	2.57	10	150	97%	33	86	5%	S
4-Nitroaniline	X	ug/L	102.45659	102.45659		100	0	89.38102	1.74	10	150	102%	33	104	14%	
Aniline	X	ug/L	36.31005	36.31005		100	0	29.86151	3.49	10	150	36%	10	101	19%	
Benzoic acid	X	ug/L	33.4704	33.4704		100	0	26.2263	1.61	10	150	33%	10	34	24%	
Benzyl alcohol	X	ug/L	75.11801	75.11801		100	0	72.01732	2.97	10	150	75%	27	64	4%	S
Carbazole	X	ug/L	108.43672	108.43672		100	0	104.09179	0.834	10	150	108%	45	109	4%	
Dibenzofuran	X	ug/L	101.5589	101.5589		100	0	88.34455	1.68	10	150	102%	36	110	14%	
m+p-Cresols	X	ug/L	91.73986	91.73986		100	0	84.24565	1.84	10	150	92%	24	83	9%	S
o-Cresol	X	ug/L	91.01555	91.01555		100	0	84.31962	1.87	10	150	91%	22	88	8%	S
p-Chloroaniline	X	ug/L	77.65935	77.65935		100	0	74.81102	1.5	10	150	78%	20	80	4%	
Pyridine	X	ug/L	39.59159	39.59159		100	0	34.50419	2.47	10	150	40%	10	47	14%	

Seq No	Lab ID	Test Code	Sample Typ	File ID	Analysis Date	DF	Batch ID	Prep Date	SPKref	RPDref	pmoist					
14972714	B21122088-001	SVOC-625.1-W	MS	V5973N.I	sd0107.1/7/2022 9:08:42	1	162577	12/29/2021	1E+07	0						
Analyte	T	Units	RAW	Final	Text	Spike	SPKref	RPDref	MDL	PQL	UQL	%REC	LOW	HIGH	%RPD	Q
1,2,4-Trichlorobenzene	A	ug/L	77.25061	77.25061		100	0	0	1.95	10	150	77%	48	98	0%	
1,2-Diphenylhydrazine as Azobenzen	A	ug/L	90.4569	90.4569		100	0	0	1.22	10	150	90%	58	107	0%	
2,4,6-Trichlorophenol	A	ug/L	98.07574	98.07574		100	0	0	2.12	10	150	98%	24	120	0%	
2,4-Dichlorophenol	A	ug/L	89.79061	89.79061		100	0	0	1.71	10	150	90%	24	107	0%	
2,4-Dimethylphenol	A	ug/L	92.11466	92.11466		100	0	0	1.72	10	150	92%	39	96	0%	
2,4-Dinitrophenol	A	ug/L	72.08043	72.08043		100	0	0	4.29	10	150	72%	16	105	0%	
2,4-Dinitrotoluene	A	ug/L	103.62025	103.62025		100	0	0	2.17	10	150	104%	64	116	0%	
2,6-Dinitrotoluene	A	ug/L	97.34214	97.34214		100	0	0	3.02	10	150	97%	56	116	0%	
2-Chloronaphthalene	A	ug/L	85.90357	85.90357		100	0	0	2.24	10	150	86%	55	104	0%	
2-Chlorophenol	A	ug/L	81.64155	81.64155		100	0	0	2.52	10	150	82%	22	97	0%	
2-Nitrophenol	A	ug/L	88.41891	88.41891		100	0	0	1.99	10	150	88%	30	105	0%	
3,3'-Dichlorobenzidine	A	ug/L	65.08423	65.08423		100	0	0	2.11	10	150	65%	36	120	0%	
4,6-Dinitro-2-methylphenol	A	ug/L	79.08328	79.08328		100	0	0	1.84	10	150	79%	19	128	0%	
4-Bromophenyl phenyl ether	A	ug/L	92.98497	92.98497		100	0	0	1.85	10	150	93%	60	113	0%	
4-Chloro-3-methylphenol	A	ug/L	94.4824	94.4824		100	0	0	1.53	10	150	94%	35	101	0%	
4-Chlorophenyl phenyl ether	A	ug/L	93.9221	93.9221		100	0	0	2.04	10	150	94%	60	108	0%	
4-Nitrophenol	A	ug/L	50.29007	50.29007		100	0	0	2.59	10	150	50%	10	77	0%	
Acenaphthene	A	ug/L	103.60218	103.60218		100	0	0	1.98	10	150	104%	62	105	0%	
Acenaphthylene	A	ug/L	93.19696	93.19696		100	0	0	1.67	10	150	93%	58	97	0%	
Anthracene	A	ug/L	100.85894	100.85894		100	0	0	1.03	10	150	101%	61	108	0%	
Azobenzene	A	ug/L	90.4569	90.4569		100	0	0	1.14	10	150	90%	58	107	0%	
Benzidine	A	ug/L	4.85284	0		100	0	0	5.92	10	150	0%	10	121	0%	S1
Benzo(a)anthracene	A	ug/L	98.04145	98.04145		100	0	0	0.863	10	150	98%	62	111	0%	
Benzo(a)pyrene	A	ug/L	92.23557	92.23557		100	0	0	1.16	10	150	92%	56	109	0%	
Benzo(b)fluoranthene	A	ug/L	92.1306	92.1306		100	0	0	0.846	10	150	92%	53	123	0%	
Benzo(g,h,i)perylene	A	ug/L	92.81269	92.81269		100	0	0	1.08	10	150	93%	62	122	0%	
Benzo(k)fluoranthene	A	ug/L	89.30808	89.30808		100	0	0	0.939	10	150	89%	55	116	0%	
bis(-2-chloroethoxy)Methane	A	ug/L	90.89586	90.89586		100	0	0	1.38	10	150	91%	54	102	0%	
bis(-2-chloroethyl)Ether	A	ug/L	86.46794	86.46794		100	0	0	2.72	10	150	86%	45	92	0%	
bis(2-chloroisopropyl)Ether	A	ug/L	66.16403	66.16403		100	0	0	1.39	10	150	66%	43	85	0%	
bis(2-ethylhexyl)Phthalate	A	ug/L	100.80648	100.80648		100	3.302502	0	1.72	10	150	98%	44	128	0%	
Butylbenzylphthalate	A	ug/L	105.77705	105.77705		100	0	0	1.6	10	150	106%	57	121	0%	
Chrysene	A	ug/L	95.13315	95.13315		100	0	0	1.14	10	150	95%	66	107	0%	
Di-n-butyl phthalate	A	ug/L	105.83241	105.83241		100	0	0	0.913	10	150	106%	57	121	0%	
Di-n-octyl phthalate	A	ug/L	94.82295	94.82295		100	0	0	1.12	10	150	95%	45	127	0%	

Seq No	Lab ID	Test Code	Sample Typ	File ID	Analysis Date	DF	Batch ID	Prep Date	SPKref	RPDref	pmoist					
14972714	B21122088-001	SVOC-625.1-W	MS	V5973N.I	sd0107.1/7/2022 9:08:42	1	162577	12/29/2021	1E+07	0						
Analyte	T	Units	RAW	Final	Text	Spike	SPKref	RPDref	MDL	PQL	UQL	%REC	LOW	HIGH	%RPD	Q
Dibenzo(a,h)anthracene	A	ug/L	96.06646	96.06646		100	0	0	1.16	10	150	96%	61	115	0%	
Diethyl phthalate	A	ug/L	104.99675	104.99675		100	0	0	2.2	10	150	105%	56	115	0%	
Dimethyl phthalate	A	ug/L	99.7686	99.7686		100	0	0	1.76	10	150	100%	46	115	0%	
Fluoranthene	A	ug/L	91.95338	91.95338		100	0	0	0.93	10	150	92%	60	111	0%	
Fluorene	A	ug/L	98.46157	98.46157		100	0	0	1.88	10	150	98%	60	106	0%	
Hexachlorobenzene	A	ug/L	82.40779	82.40779		100	0	0	0.859	10	150	82%	57	106	0%	
Hexachlorobutadiene	A	ug/L	71.7542	71.7542		100	0	0	2.47	10	150	72%	38	95	0%	
Hexachlorocyclopentadiene	A	ug/L	67.50704	67.50704		100	0	0	3.11	10	150	68%	44	95	0%	
Hexachloroethane	A	ug/L	68.47725	68.47725		100	0	0	1.91	10	150	68%	39	98	0%	
Indeno(1,2,3-cd)pyrene	A	ug/L	90.82361	90.82361		100	0	0	1.11	10	150	91%	50	109	0%	
Isophorone	A	ug/L	97.46573	97.46573		100	0	0	1.16	10	150	97%	51	97	0%	
n-Nitroso-di-n-propylamine	A	ug/L	98.00018	98.00018		100	0	0	1.54	10	150	98%	55	106	0%	
n-Nitrosodimethylamine	A	ug/L	46.19352	46.19352		100	0	0	1.04	10	150	46%	21	65	0%	
n-Nitrosodiphenylamine	A	ug/L	97.92046	97.92046		100	0	0	1.16	10	150	98%	58	117	0%	
Naphthalene	A	ug/L	89.80694	89.80694		100	0	0	1.73	10	150	90%	50	99	0%	
Nitrobenzene	A	ug/L	83.63033	83.63033		100	0	0	2.32	10	150	84%	49	110	0%	
Pentachlorophenol	A	ug/L	107.01091	107.01091		100	0	0	4.46	10	150	107%	24	130	0%	
Phenanthrene	A	ug/L	98.15458	98.15458		100	0	0	0.831	10	150	98%	60	107	0%	
Phenol	A	ug/L	58.05841	58.05841		100	0	0	1.54	10	150	58%	10	62	0%	
Pyrene	A	ug/L	91.03571	91.03571		100	0	0	0.859	10	150	91%	61	113	0%	
1,4-Dichlorobenzene-d4	I	ug/L	40	40		0	0	0	0	10	150	0%			0%	
Acenaphthene-d10	I	ug/L	40	40		0	0	0	0	10	150	0%			0%	
Chrysene-d12	I	ug/L	40	40		0	0	0	0	10	150	0%			0%	
Naphthalene-d8	I	ug/L	40	40		0	0	0	0	10	150	0%			0%	
Perylene-d12	I	ug/L	40	40		0	0	0	0	10	150	0%			0%	
Phenanthrene-d10	I	ug/L	40	40		0	0	0	0	10	150	0%			0%	
2,4,6-Tribromophenol	S	ug/L	183.7926	183.7926		200	0	0	2.99	10	0	92%	25	140	0%	
2-Fluorobiphenyl	S	ug/L	78.78162	78.78162		100	0	0	0.76	10	0	79%	28	107	0%	
2-Fluorophenol	S	ug/L	116.03277	116.03277		200	0	0	3.74	10	0	58%	10	75	0%	
Nitrobenzene-d5	S	ug/L	84.00656	84.00656		100	0	0	2.47	10	0	84%	32	94	0%	
Phenol-d5	S	ug/L	104.12236	104.12236		200	0	0	2.19	10	0	52%	10	65	0%	
Terphenyl-d14	S	ug/L	98.17626	98.17626		100	0	0	1.15	10	0	98%	32	122	0%	
1,2-Dichlorobenzene	X	ug/L	72.0713	72.0713		100	0	0	2.09	10	150	72%	15	93	0%	
1,3-Dichlorobenzene	X	ug/L	72.32621	72.32621		100	0	0	2.32	10	150	72%	23	77	0%	
1,4-Dichlorobenzene	X	ug/L	71.47272	71.47272		100	0	0	2.33	10	150	71%	13	90	0%	

Seq No	Lab ID	Test Code	Sample Typ	File ID	Analysis Date	DF	Batch ID	Prep Date	SPKref	RPDref	pmoist					
14972714	B21122088-001	SVOC-625.1-W	MS	V5973N.I	sd0107.1/7/2022 9:08:42	1	162577	12/29/2021	1E+07	0						
Analyte	T	Units	RAW	Final	Text	Spike	SPKref	RPDref	MDL	PQL	UQL	%REC	LOW	HIGH	%RPD	Q
1-Methylnaphthalene	X	ug/L	82.77091	82.77091		100	0	0	2.31	10	150	83%	36	95	0%	
2,2'-Oxybis(1-Chloropropane)	X	ug/L	66.16403	66.16403		100	0	0	1.51	10	150	66%	32	78	0%	
2,4,5-Trichlorophenol	X	ug/L	93.27817	93.27817		100	0	0	2.23	10	150	93%	27	100	0%	
2-Methylnaphthalene	X	ug/L	91.83369	91.83369		100	0	0	1.88	10	150	92%	36	89	0%	S
2-Nitroaniline	X	ug/L	94.33821	94.33821		100	0	0	2.36	10	150	94%	38	98	0%	
3-Nitroaniline	X	ug/L	78.05262	78.05262		100	0	0	2.57	10	150	78%	33	86	0%	
4-Nitroaniline	X	ug/L	82.15273	82.15273		100	0	0	1.74	10	150	82%	33	104	0%	
Aniline	X	ug/L	22.28091	22.28091		100	0	0	3.49	10	150	22%	10	101	0%	
Benzoic acid	X	ug/L	34.763	34.763		100	0	0	1.61	10	150	35%	10	34	0%	S
Benzyl alcohol	X	ug/L	66.55547	66.55547		100	0	0	2.97	10	150	67%	27	64	0%	S
Carbazole	X	ug/L	102.29697	102.29697		100	0	0	0.834	10	150	102%	45	109	0%	
Dibenzofuran	X	ug/L	92.36989	92.36989		100	0	0	1.68	10	150	92%	36	110	0%	
m+p-Cresols	X	ug/L	82.16777	82.16777		100	0	0	1.84	10	150	82%	24	83	0%	
o-Cresol	X	ug/L	82.17741	82.17741		100	0	0	1.87	10	150	82%	22	88	0%	
p-Chloroaniline	X	ug/L	54.38548	54.38548		100	0	0	1.5	10	150	54%	20	80	0%	
Pyridine	X	ug/L	26.48101	26.48101		100	0	0	2.47	10	150	26%	10	47	0%	

Seq No	Lab ID	Test Code	Sample Typ	File ID	Analysis Date	DF	Batch ID	Prep Date	SPKref	RPDref	pmoist					
15033579	07-Jan-22_CCV	SVOC-8270-W-	CCV	V5973N.I	sd0107.1/7/2022 4:49:47	1	R372990		0	0						
Analyte	T	Units	RAW	Final	Text	Spike	SPKref	RPDref	MDL	PQL	UQL	%REC	LOW	HIGH	%RPD	Q
1,2,4-Trichlorobenzene	A	ug/L	73.34281	73.34281		75	0	0	1.9	10	150	98%	80	130	0%	
1,2-Dichlorobenzene	A	ug/L	77.97229	77.97229		75	0	0	1.97	10	150	104%	80	130	0%	
1,3-Dichlorobenzene	A	ug/L	80.0418	80.0418		75	0	0	2.13	10	150	107%	80	130	0%	
1,4-Dichlorobenzene	A	ug/L	82.87898	82.87898		75	0	0	2.02	10	150	111%	80	120	0%	
1-Methylnaphthalene	A	ug/L	74.39741	74.39741		75	0	0	2.39	10	150	99%	80	130	0%	
2,2'-Oxybis(1-Chloropropane)	A	ug/L	67.02857	67.02857		75	0	0	1.45	10	150	89%	80	130	0%	
2,4,5-Trichlorophenol	A	ug/L	78.19009	78.19009		75	0	0	2.23	10	150	104%	80	130	0%	
2,4,6-Trichlorophenol	A	ug/L	77.22582	77.22582		75	0	0	2.64	10	150	103%	80	120	0%	
2,4-Dichlorophenol	A	ug/L	76.10805	76.10805		75	0	0	1.69	10	150	101%	80	120	0%	
2,4-Dimethylphenol	A	ug/L	71.95913	71.95913		75	0	0	1.69	10	150	96%	80	130	0%	
2,4-Dinitrophenol	A	ug/L	76.93129	76.93129		75	0	0	4.26	10	150	103%	80	130	0%	
2,4-Dinitrotoluene	A	ug/L	75.56815	75.56815		75	0	0	3.04	10	150	101%	80	130	0%	
2,6-Dinitrotoluene	A	ug/L	87.62111	87.62111		75	0	0	3.2	10	150	117%	80	130	0%	
2-Chloronaphthalene	A	ug/L	84.33968	84.33968		75	0	0	2.14	10	150	112%	80	130	0%	

Seq No	Lab ID	Test Code	Sample Typ	File ID	Analysis Date	DF	Batch ID	Prep Date	SPKref	RPDref	pmoist					
15033579	07-Jan-22_CC	SVOC-8270-W-	CCV	V5973N.I	sd0107.1/7/2022 4:49:47	1	R372990		0	0						
Analyte	T	Units	RAW	Final	Text	Spike	SPKref	RPDref	MDL	PQL	UQL	%REC	LOW	HIGH	%RPD	Q
2-Chlorophenol	A	ug/L	83.27986	83.27986		75	0	0	2.48	10	150	111%	80	130	0%	
2-Methylnaphthalene	A	ug/L	79.04494	79.04494		75	0	0	1.92	10	150	105%	80	130	0%	
2-Nitroaniline	A	ug/L	79.15164	79.15164		75	0	0	2.4	10	150	106%	80	130	0%	
2-Nitrophenol	A	ug/L	80.44174	80.44174		75	0	0	2.36	10	150	107%	80	120	0%	
3,3'-Dichlorobenzidine	A	ug/L	70.23063	70.23063		75	0	0	2.11	10	150	94%	80	130	0%	
3-Nitroaniline	A	ug/L	85.52461	85.52461		75	0	0	2.77	10	150	114%	80	130	0%	
4,6-Dinitro-2-methylphenol	A	ug/L	73.23531	73.23531		75	0	0	2.33	10	150	98%	80	130	0%	
4-Bromophenyl phenyl ether	A	ug/L	84.45963	84.45963		75	0	0	1.74	10	150	113%	80	130	0%	
4-Chloro-2-methylphenol	A	ug/L	73.04608	73.04608		75	0	0	1.6	10	150	97%	80	130	0%	
4-Chloro-3-methylphenol	A	ug/L	78.15005	78.15005		75	0	0	1.46	10	150	104%	80	120	0%	
4-Chlorophenol	A	ug/L	78.19908	78.19908		75	0	0	2.64	10	150	104%	80	130	0%	
4-Chlorophenyl phenyl ether	A	ug/L	84.92117	84.92117		75	0	0	2.03	10	150	113%	80	130	0%	
4-Nitroaniline	A	ug/L	75.04871	75.04871		75	0	0	1.63	10	150	100%	80	130	0%	
4-Nitrophenol	A	ug/L	79.44204	79.44204		75	0	0	2.5	10	150	106%	80	130	0%	
Acenaphthene	A	ug/L	82.41017	82.41017		75	0	0	1.89	10	150	110%	80	120	0%	
Acenaphthylene	A	ug/L	74.10128	74.10128		75	0	0	1.57	10	150	99%	80	130	0%	
Anthracene	A	ug/L	78.37744	78.37744		75	0	0	1.23	10	150	105%	80	130	0%	
Azobenzene	A	ug/L	79.70333	79.70333		75	0	0	1.09	10	150	106%	80	130	0%	
Benzidine	A	ug/L	63.958	63.958		75	0	0	6.72	10	150	85%	80	130	0%	
Benzo(a)anthracene	A	ug/L	84.0229	84.0229		75	0	0	0.856	10	150	112%	80	130	0%	
Benzo(a)pyrene	A	ug/L	77.63794	77.63794		75	0	0	1.24	10	150	104%	80	120	0%	
Benzo(b)fluoranthene	A	ug/L	77.57603	77.57603		75	0	0	0.903	10	150	103%	80	130	0%	
Benzo(g,h,i)perylene	A	ug/L	75.92887	75.92887		75	0	0	1.01	10	150	101%	80	130	0%	
Benzo(k)fluoranthene	A	ug/L	76.37732	76.37732		75	0	0	0.97	10	150	102%	80	130	0%	
Benzoic acid	A	ug/L	75.8763	75.8763		75	0	0	1.51	10	150	101%	80	130	0%	
Benzyl alcohol	A	ug/L	78.267	78.267		75	0	0	3.13	10	150	104%	80	130	0%	
bis(-2-chloroethoxy)Methane	A	ug/L	75.81856	75.81856		75	0	0	1.36	10	150	101%	80	130	0%	
bis(-2-chloroethyl)Ether	A	ug/L	84.43149	84.43149		75	0	0	2.57	10	150	113%	80	130	0%	
bis(2-chloroisopropyl)Ether	A	ug/L	67.02857	67.02857		75	0	0	1.49	10	150	89%	80	130	0%	
bis(2-ethylhexyl)Phthalate	A	ug/L	87.66116	87.66116		75	0	0	1.91	10	150	117%	80	130	0%	
Butylbenzylphthalate	A	ug/L	83.01663	83.01663		75	0	0	1.57	10	150	111%	80	130	0%	
Carbazole	A	ug/L	80.17815	80.17815		75	0	0	0.842	10	150	107%	80	130	0%	
Chrysene	A	ug/L	81.46949	81.46949		75	0	0	1.17	10	150	109%	80	130	0%	
Di-n-butyl phthalate	A	ug/L	81.83956	81.83956		75	0	0	0.932	10	150	109%	80	130	0%	
Di-n-octyl phthalate	A	ug/L	80.5239	80.5239		75	0	0	1.34	10	150	107%	80	120	0%	

Seq No	Lab ID	Test Code	Sample Typ	File ID	Analysis Date	DF	Batch ID	Prep Date	SPKref	RPDref	pmoist					
15033579	07-Jan-22_CCV	SVOC-8270-W-	CCV	V5973N.I	sd0107.1/7/2022 4:49:47	1	R372990		0	0						
Analyte	T	Units	RAW	Final	Text	Spike	SPKref	RPDref	MDL	PQL	UQL	%REC	LOW	HIGH	%RPD	Q
Dibenzo(a,h)anthracene	A	ug/L	80.17492	80.17492		75	0	0	1.17	10	150	107%	80	130	0%	
Dibenzofuran	A	ug/L	77.75594	77.75594		75	0	0	1.74	10	150	104%	80	130	0%	
Diethyl phthalate	A	ug/L	85.99038	85.99038		75	0	0	2.18	10	150	115%	80	130	0%	
Dimethyl phthalate	A	ug/L	82.97069	82.97069		75	0	0	1.72	10	150	111%	80	130	0%	
Fluoranthene	A	ug/L	78.28935	78.28935		75	0	0	0.883	10	150	104%	80	120	0%	
Fluorene	A	ug/L	76.887	76.887		75	0	0	1.82	10	150	103%	80	130	0%	
Hexachlorobenzene	A	ug/L	74.96074	74.96074		75	0	0	1.33	10	150	100%	80	130	0%	
Hexachlorobutadiene	A	ug/L	75.04336	75.04336		75	0	0	2.32	10	150	100%	80	120	0%	
Hexachlorocyclopentadiene	A	ug/L	77.72895	77.72895		75	0	0	2.97	10	150	104%	80	130	0%	
Hexachloroethane	A	ug/L	83.33874	83.33874		75	0	0	1.79	10	150	111%	80	130	0%	
Indeno(1,2,3-cd)pyrene	A	ug/L	73.68389	73.68389		75	0	0	1.25	10	150	98%	80	130	0%	
Isophorone	A	ug/L	70.83229	70.83229		75	0	0	1.67	10	150	94%	80	130	0%	
m+p-Cresols	A	ug/L	84.07446	84.07446		75	0	0	1.78	10	150	112%	80	130	0%	
n-Nitroso-di-n-propylamine	A	ug/L	91.81709	91.81709		75	0	0	1.54	10	150	122%	80	130	0%	
n-Nitrosodimethylamine	A	ug/L	82.87078	82.87078		75	0	0	1.53	10	150	110%	80	130	0%	
n-Nitrosodiphenylamine	A	ug/L	85.69107	85.69107		75	0	0	1.16	10	150	114%	80	120	0%	
Naphthalene	A	ug/L	77.49959	77.49959		75	0	0	1.74	10	150	103%	80	130	0%	
Nitrobenzene	A	ug/L	89.0583	89.0583		75	0	0	2.31	10	150	119%	80	130	0%	
o-Cresol	A	ug/L	88.26304	88.26304		75	0	0	1.83	10	150	118%	80	130	0%	
p-Chloroaniline	A	ug/L	67.31907	67.31907		75	0	0	1.52	10	150	90%	80	130	0%	
Pentachlorophenol	A	ug/L	77.9034	77.9034		75	0	0	4.24	10	150	104%	80	120	0%	
Phenanthrene	A	ug/L	79.9704	79.9704		75	0	0	0.784	10	150	107%	80	130	0%	
Phenol	A	ug/L	87.89792	87.89792		75	0	0	1.46	10	150	117%	80	120	0%	
Pyrene	A	ug/L	75.81671	75.81671		75	0	0	0.921	10	150	101%	80	130	0%	
Pyridine	A	ug/L	81.93979	81.93979		75	0	0	3.22	10	150	109%	80	130	0%	
Triallate	A	ug/L	77.95685	77.95685		75	0	0	1.51	10	150	104%	80	130	0%	
1,4-Dichlorobenzene-d4	I	ug/L	40	40		0	0	0	0	10	150	0%	80	130	0%	
Acenaphthene-d10	I	ug/L	40	40		0	0	0	0	10	150	0%	80	130	0%	
Chrysene-d12	I	ug/L	40	40		0	0	0	0	10	150	0%	80	130	0%	
Naphthalene-d8	I	ug/L	40	40		0	0	0	0	10	150	0%	80	130	0%	
Perylene-d12	I	ug/L	40	40		0	0	0	0	10	150	0%	80	130	0%	
Phenanthrene-d10	I	ug/L	40	40		0	0	0	0	10	150	0%	80	130	0%	
2,4,6-Tribromophenol	S	ug/L	80.73732	80.73732		75	0	0	2.88	10	0	108%	80	130	0%	
2-Fluorobiphenyl	S	ug/L	75.4709	75.4709		75	0	0	0.724	10	0	101%	80	130	0%	
2-Fluorophenol	S	ug/L	89.62845	89.62845		75	0	0	3.52	10	0	120%	80	130	0%	

Seq No	Lab ID	Test Code	Sample Typ	File ID	Analysis Date	DF	Batch ID	Prep Date	SPKref	RPDref	pmoist					
15033579	07-Jan-22_CC	SVOC-8270-W-	CCV	V5973N.I\sd0107.1	7/2022 4:49:47	1	R372990		0	0						
Analyte	T	Units	RAW	Final	Text	Spike	SPKref	RPDref	MDL	PQL	UQL	%REC	LOW	HIGH	%RPD	Q
Nitrobenzene-d5	S	ug/L	75.67463	75.67463		75	0	0	2.34	10	0	101%	80	130	0%	
Phenol-d5	S	ug/L	89.173	89.173		75	0	0	2.06	10	0	119%	80	130	0%	
Terphenyl-d14	S	ug/L	75.97396	75.97396		75	0	0	1.17	10	0	101%	80	130	0%	
4-Chloroaniline	X	ug/L	67.31907	67.31907		75	0	0	1.61	10	150	90%	80	130	0%	
o-Terphenyl	X	ug/L	76.04498	76.04498		75	0	0	1.27	10	150	101%	80	130	0%	
Seq No	Lab ID	Test Code	Sample Typ	File ID	Analysis Date	DF	Batch ID	Prep Date	SPKref	RPDref	pmoist					
15033580	07-Jan-22_CC	SVOC-8270-W-	CCV	V5973N.I\sd0107.1	7/2022 5:22:06	1	R372990		0	0						
Analyte	T	Units	RAW	Final	Text	Spike	SPKref	RPDref	MDL	PQL	UQL	%REC	LOW	HIGH	%RPD	Q
Aniline	A	ug/L	78.62423	78.62423		75	0	0	3.74	10	150	105%	80	120	0%	

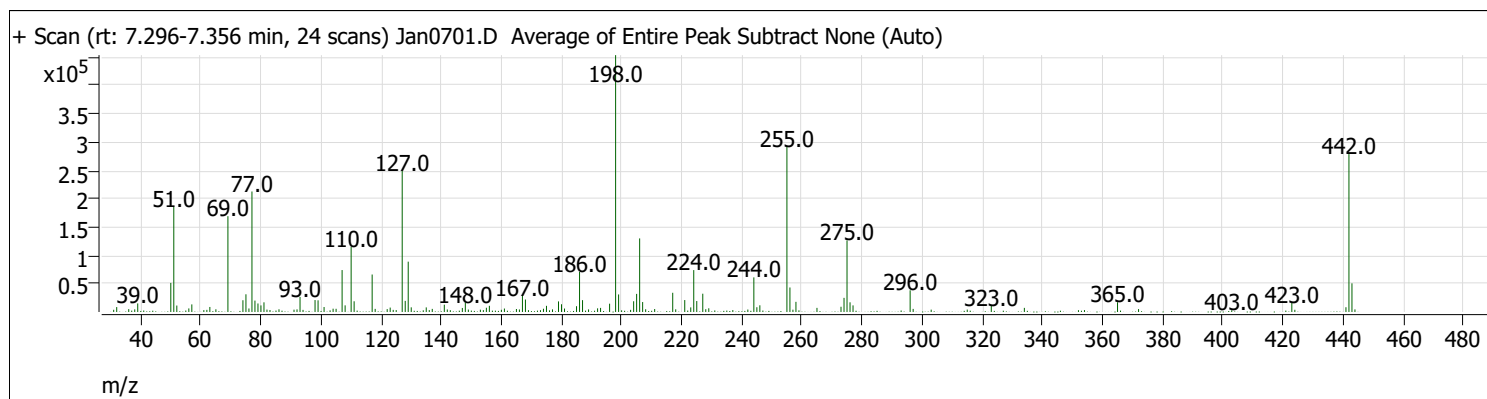
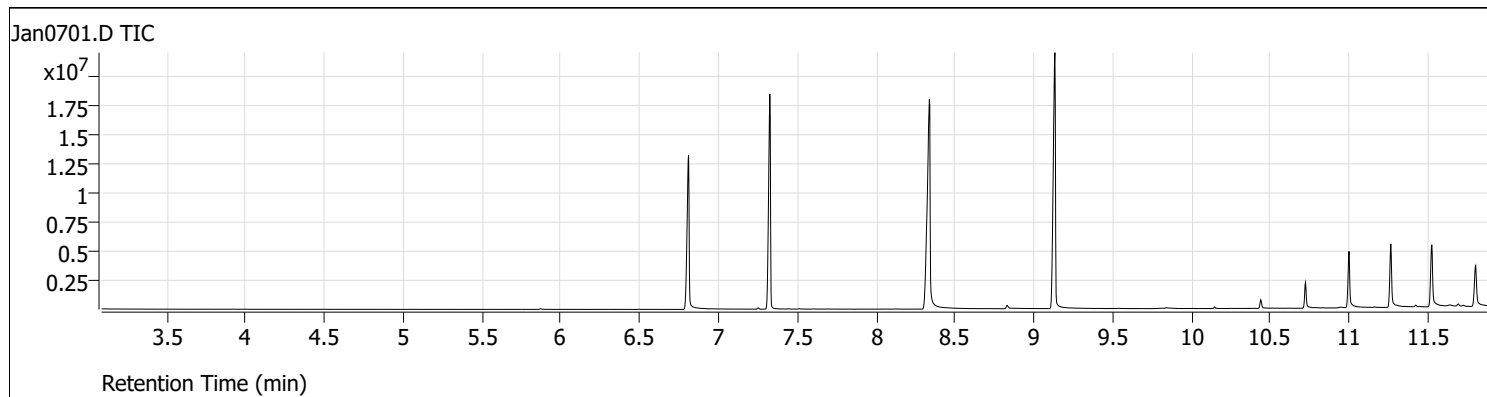


Write Sequence Insert Entries(Have the first cell for entries selected)

File Name	Sample Name	Line No.	Test Code	Multiplier	Divisor	Method Name
Jan0701.d	07-Jan-22_TUNE_1	1		1	1	5973NTUN.M
Jan0702.d	07-Jan-22_CAL_7	2	SVOC-8270-W-LARGO	1	1	BNA+SIM.M
Jan0703.d	07-Jan-22_CAL_6	3	SVOC-8270-W-LARGO	1	1	BNA+SIM.M
Jan0704.d	07-Jan-22_CAL_5	4	SVOC-8270-W-LARGO	1	1	BNA+SIM.M
Jan0705.d	07-Jan-22_CAL_4	5	SVOC-8270-W-LARGO	1	1	BNA+SIM.M
Jan0706.d	07-Jan-22_CAL_3	6	SVOC-8270-W-LARGO	1	1	BNA+SIM.M
Jan0707.d	07-Jan-22_CAL_2	7	SVOC-8270-W-LARGO	1	1	BNA+SIM.M
Jan0708.d	07-Jan-22_CAL_1	8	SVOC-8270-W-LARGO	1	1	BNA+SIM.M
Jan0709.d	07-Jan-22_CCV_9	9	SVOC-8270-W-LARGO	1	1	BNA+SIM.M
Jan0710.d	07-Jan-22_CCV_10	10	SVOC-8270-W-LARGO	1	1	BNA+SIM.M
Jan0711.d	07-Jan-22_ISTBLK_11	11	SVOC-8270-W-LARGO	1	1	BNA+SIM.M
Jan0712.d	MB-162577	12	SVOC-8270-W-LARGO	1	1	BNA+SIM.M
Jan0713.d	LCS-162577	13	SVOC-8270-W-LARGO	1	1	BNA+SIM.M
Jan0714.d	LCSD-162577	14	SVOC-8270-W-LARGO	1	1	BNA+SIM.M
Jan0715.d	B21122077-001C	15	SVOC-8270-W	1	1	BNA+SIM.M
Jan0716.d	B21122088-001C	16	SVOC-8270-W	1	1	BNA+SIM.M
Jan0717.d	B21122088-001CMS	17	SVOC-8270-W-LARGO	1	1	BNA+SIM.M
Jan0718.d	B21122090-001C	18	SVOC-8270-W	1	1	BNA+SIM.M
Jan0719.d	MB-162636	19	SVOC-8270-W-LARGO	1	1	BNA+SIM.M
Jan0720.d	LCS-162636	20	SVOC-8270-W-LARGO	1	1	BNA+SIM.M
Jan0721.d	LCSD-162636	21	SVOC-8270-W-LARGO	1	1	BNA+SIM.M
Jan0722.d	B21122168-001C	22	SVOC-8270-W-LARGO	1	1	BNA+SIM.M
Jan0723.d	B21122168-001CMS	23	SVOC-8270-W-LARGO	1	1	BNA+SIM.M
Jan0724.d	B21122168-001CMSD	24	SVOC-8270-W-LARGO	1	1	BNA+SIM.M
Jan0725.d	07-Jan-22_CCV_25	25	SVOC-8270-W-LARGO	1	1	BNA+SIM.M
Jan0726.d	07-Jan-22_TUNE_26	26		1	1	5973NTUN.M
Jan0727.d	07-Jan-22_CCV_27	27	SVOC-8270-W-LARGO	1	1	BNA+SIM.M
Jan0728.d	07-Jan-22_ISTBLK_28	28	SVOC-8270-W-LARGO	1	1	BNA+SIM.M
Jan0729.d	B21122105-001C	29	SVOC-8270-W	1	1	BNA+SIM.M
Jan0730.d	B21122110-002B	30	SVOC-625.1-W	1	1	BNA+SIM.M
Jan0731.d	B21122168-006C	31	SVOC-8270-W-LARGO	1	1	BNA+SIM.M
Jan0732.d	B21122168-007A	32	SVOC-8270-W-LARGO	1	1	BNA+SIM.M
Jan0733.d	B21122180-001C	33	SVOC-8270-W-LARGO	1	1	BNA+SIM.M
Jan0734.d	B21122188-001C	34	SVOC-8270-W-LARGO	1	1	BNA+SIM.M
Jan0735.d	B21122190-001C	35	SVOC-8270-W-LARGO	1	1	BNA+SIM.M
Jan0736.d	B21122198-001C	36	SVOC-8270-W-LARGO	1	1	BNA+SIM.M
Jan0737.d	B21122204-001C	37	SVOC-8270-W-LARGO	1	1	BNA+SIM.M
Jan0738.d	B21122211-001C	38	SVOC-8270-W-LARGO	1	1	BNA+SIM.M
Jan0739.d	B22010002-001C	39	SVOC-8270-W-LARGO	1	1	BNA+SIM.M
Jan0740.d	B22010002-002C	40	SVOC-8270-W-LARGO	1	1	BNA+SIM.M
Jan0741.d	B22010002-003A	41	SVOC-8270-W-LARGO	1	1	BNA+SIM.M
Jan0742.d	07-Jan-22_CCV_42	42	SVOC-8270-W-LARGO	1	1	BNA+SIM.M

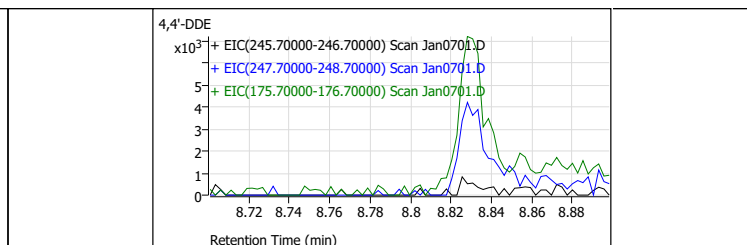
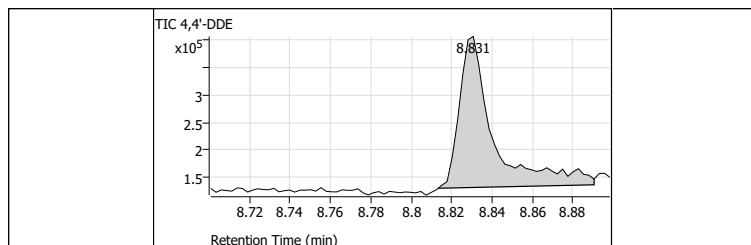
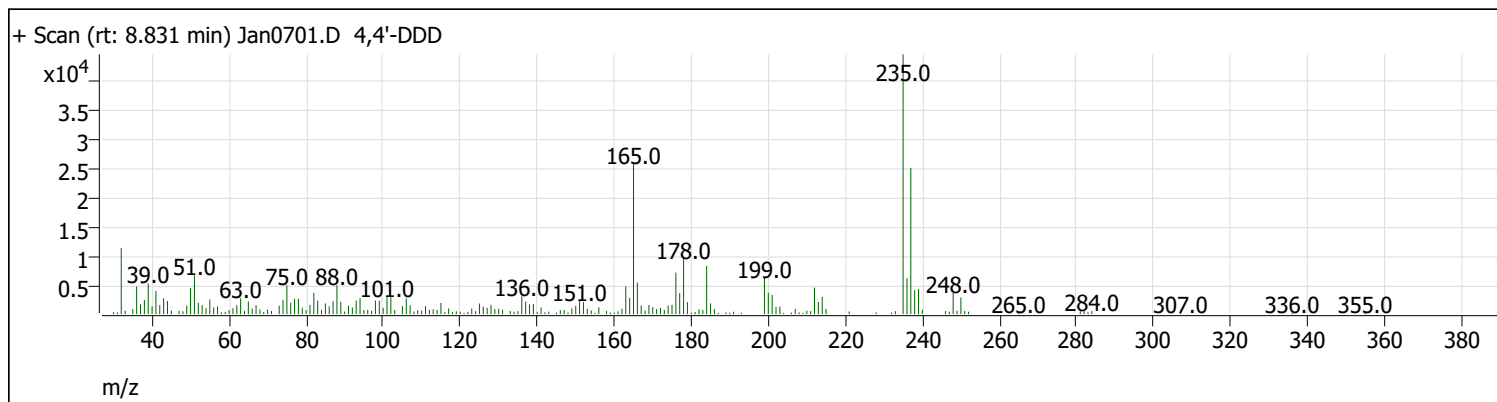
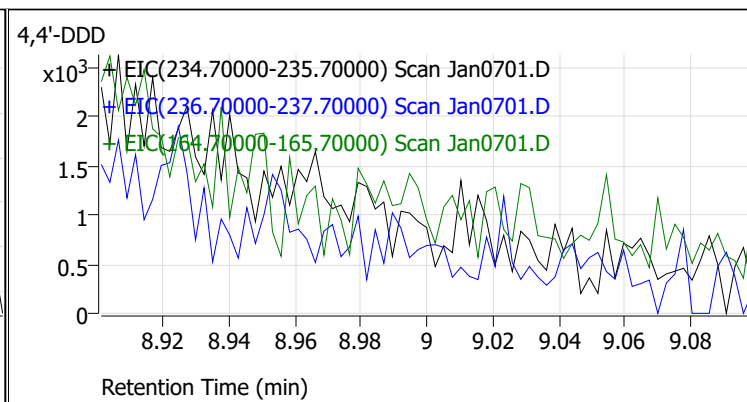
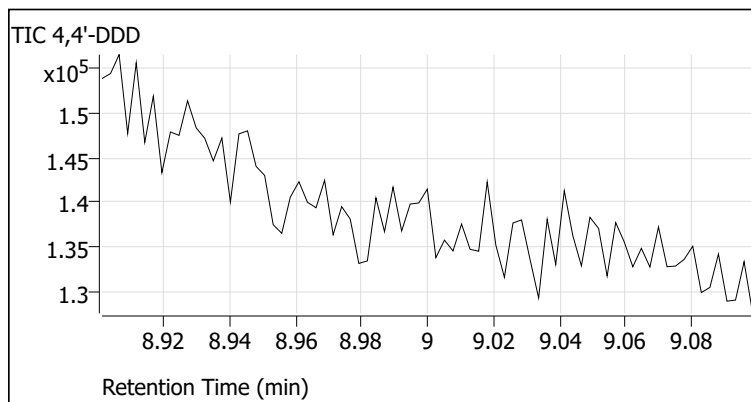
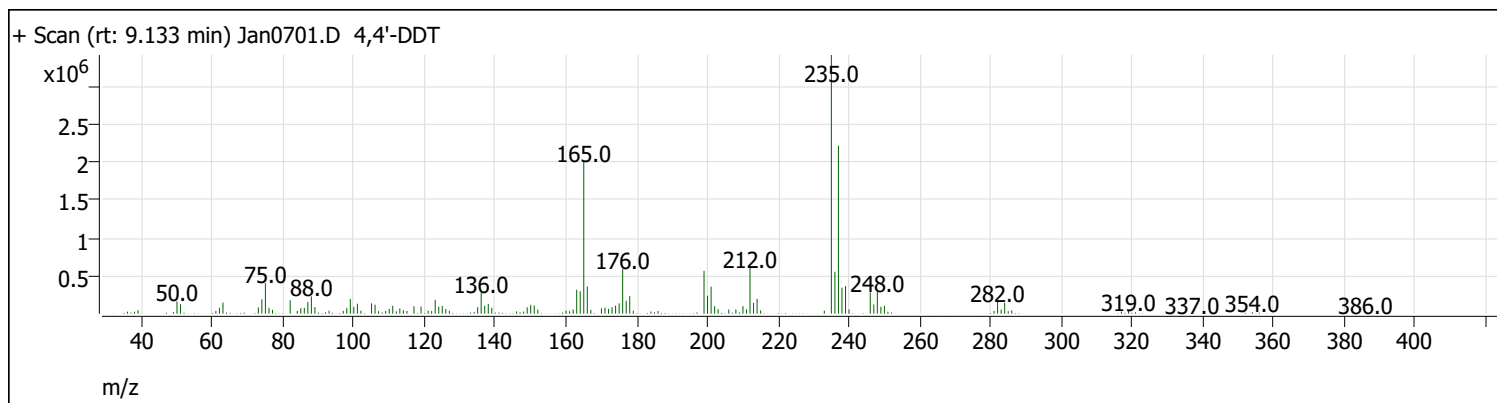
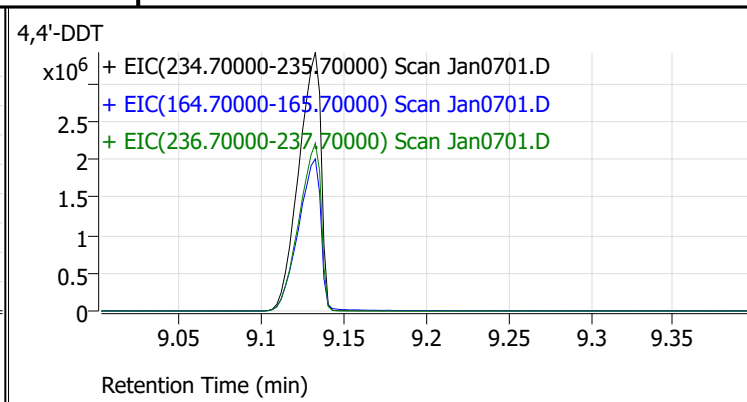
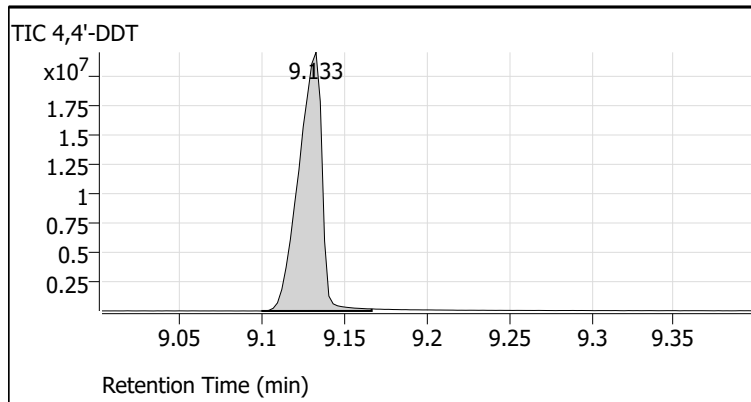
# Tune Evaluation Report

Data Path: \\MASSHUNTER\Org\Data\SV5973N.I\sd010722\DoD BNA cal 1\Jan0701.D  
 Acq on: 1/7/2022 12:36:38 PM  
 Operator: LIMS import  
 Sample: 07-Jan-22\_TUNE\_1  
 Inst Name: Instrument #1  
 ALS Vial: 1  
 Method: \\MASSHUNTER\Org\Data\SV5973N.I\DFTPP5973N625.m



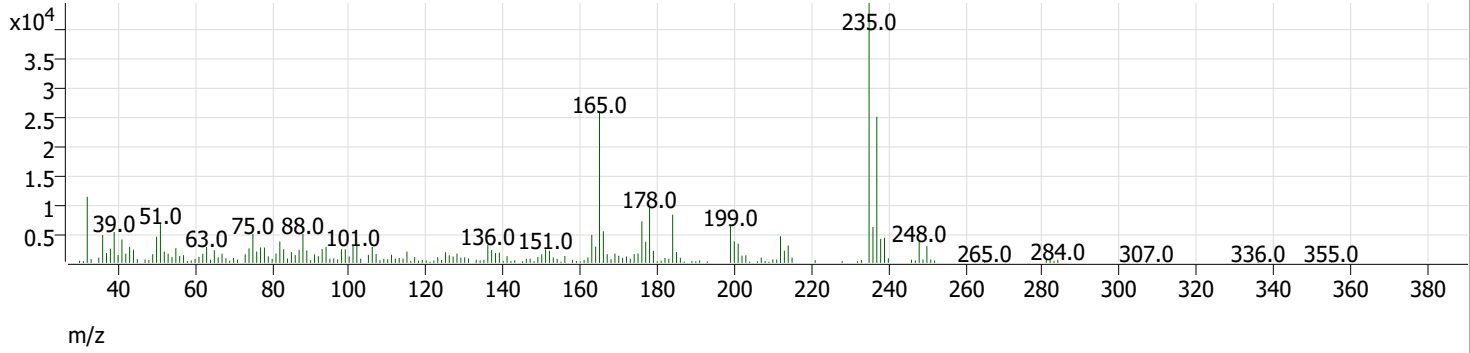
Target Mass	Rel. To Mass	Lower Limit%	Upper Limit%	Rel. Abn%	Raw Abn	Pass/Fail
51	198	30	60	40.9	185497	Pass
68	69	0	2	0.2	419	Pass
70	69	0	2	0.7	1233	Pass
127	198	40	60	55.0	249493	Pass
197	198	0	1	0.0	9	Pass
198	198	100	100	100.0	453503	Pass
199	198	5	9	6.8	30981	Pass
275	198	10	30	27.9	126437	Pass
365	198	1	100	3.8	17201	Pass
441	443	1E-10	150	16.5	8365	Pass
442	198	40	100	61.5	278834	Pass
443	442	17	23	18.1	50576	Pass
69	69	100	100	100.0	169140	Pass

# Tune Evaluation Report



# Tune Evaluation Report

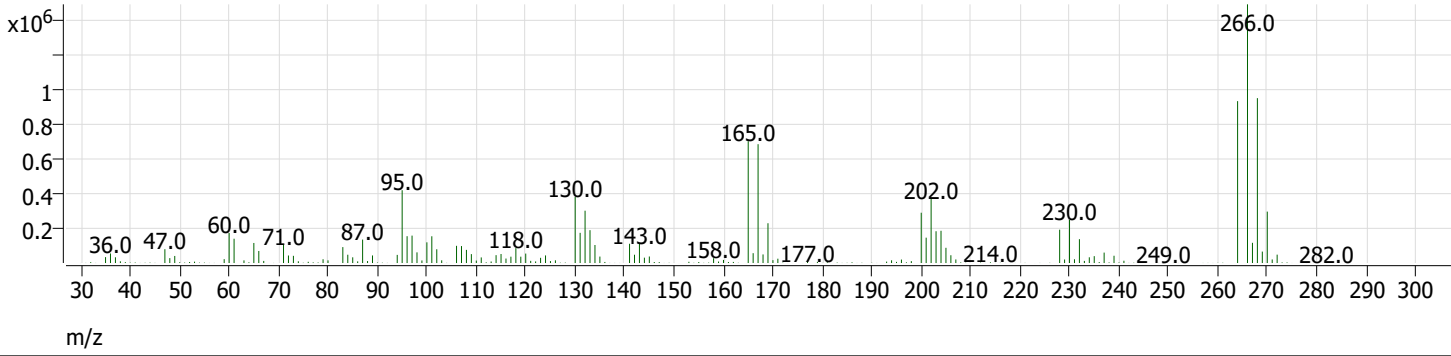
+ Scan (rt: 8.831 min) Jan0701.D 4,4'-DDE



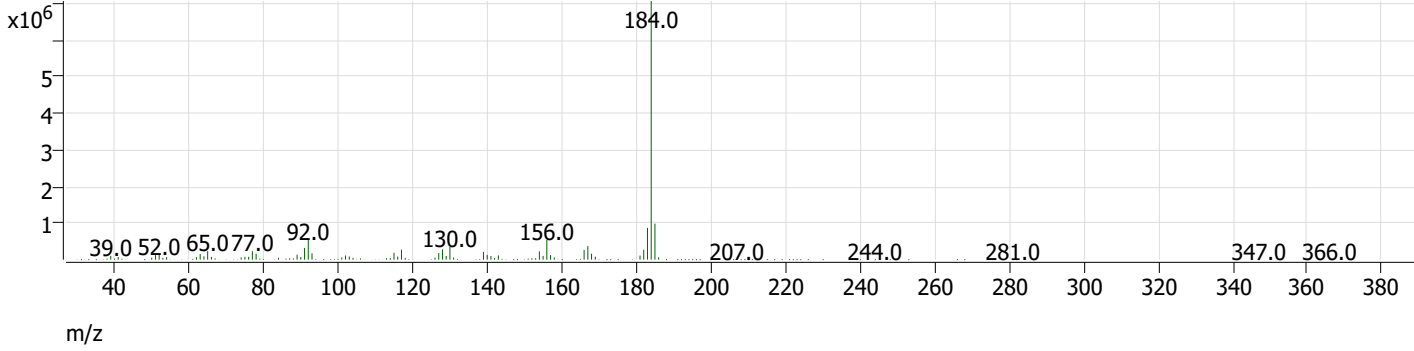
Compound Name	Expected RT	Observed RT	TIC Area	Breakdown %	Pass/Fail
4,4'-DDT	9.200	9.133	21496434	2.9	Pass
4,4'-DDD	9.000	8.831	320554		
4,4'-DDE	8.800	8.831	320554		

# Tune Evaluation Report

+ Scan (rt: 6.809 min) Jan0701.D Pentachlorophenol



+ Scan (rt: 8.337 min) Jan0701.D Benzidine



Compound Name	Expected RT	Observed RT	Tailing Factor	PGF	Pass/Fail
Pentachlorophenol	6.900	6.809	0.4	12.4	Pass
Benzidine	8.500	8.337	0.3	9.3	Pass

# Quantitative Analysis Results Summary Report

Batch Path	\\MASSHUNTER\Org\Data\SV5973N.I\sd010722\DoD BNA cal 1\QuantResults\010722 DoD BNA cal 1.batch.bin	Analyst Name	BL2000\sean
Analysis Time	2/15/2022 10:08 AM	Reporter Name	BL2000\sean
Report Time	2/15/2022 10:11:19 AM	Batch State	Processed
Last Calib Update	1/11/2022 8:55 AM	Quant Report Version	10.0
Quant Batch Version	10.0		

## Sequence Table

Data File	sample Name	Sample Type	Vial Position	Inj Vol	Level	Acq Method File
Jan0702.D	07-Jan-22_CAL_7	Cal	2	0	7	BNA+SIM.M
Jan0703.D	07-Jan-22_CAL_6	Cal	3	0	6	BNA+SIM.M
Jan0704.D	07-Jan-22_CAL_5	Cal	4	0	5	BNA+SIM.M
Jan0705.D	07-Jan-22_CAL_4	Cal	5	0	4	BNA+SIM.M
Jan0706.D	07-Jan-22_CAL_3	Cal	6	0	3	BNA+SIM.M
Jan0707.D	07-Jan-22_CAL_2	Cal	7	0	2	BNA+SIM.M
Jan0708.D	07-Jan-22_CAL_1	Cal	8	0	1	BNA+SIM.M
Jan0709.D	07-Jan-22_CCV_9	QC	9	0	ICV	BNA+SIM.M

## Quantitation Results

### Compound: N-Nitrosodimethylamine

Data File	Sample Type	ISTD	RT	Resp	ISTD Resp	Resp Ratio	Final Conc	Exp. Conc	Accuracy
Jan0702.D	Calibration	1,4-Dichlorobenzene-d4	2.254	594411	375039	1.5849	145.8463	150.0000	97.2
Jan0703.D	Calibration	1,4-Dichlorobenzene-d4	2.254	480784	362965	1.3246	124.9068	120.0000	104.1
Jan0704.D	Calibration	1,4-Dichlorobenzene-d4	2.244	387178	359922	1.0757	103.9793	100.0000	104.0
Jan0705.D	Calibration	1,4-Dichlorobenzene-d4	2.254	255551	362195	0.7056	70.9167	75.0000	94.6
Jan0706.D	Calibration	1,4-Dichlorobenzene-d4	2.254	166711	349946	0.4764	49.0645	50.0000	98.1
Jan0707.D	Calibration	1,4-Dichlorobenzene-d4	2.244	31448	319531	0.0984	10.1100	10.0000	101.1
Jan0708.D	Calibration	1,4-Dichlorobenzene-d4	2.254	13769	320263	0.0430	4.0342	4.0000	100.9
Jan0709.D	QC	1,4-Dichlorobenzene-d4	2.244	287555	343906	0.8361	82.8708	75.0000	110.5

### Compound: Pyridine

Data File	Sample Type	ISTD	RT	Resp	ISTD Resp	Resp Ratio	Final Conc	Exp. Conc	Accuracy
Jan0702.D	Calibration	1,4-Dichlorobenzene-d4	2.274	1375531	375039	3.6677	147.3320	150.0000	98.2
Jan0703.D	Calibration	1,4-Dichlorobenzene-d4	2.285	1062127	362965	2.9263	122.1877	120.0000	101.8
Jan0704.D	Calibration	1,4-Dichlorobenzene-d4	2.274	876124	359922	2.4342	104.5142	100.0000	104.5
Jan0705.D	Calibration	1,4-Dichlorobenzene-d4	2.285	580053	362195	1.6015	72.3965	75.0000	96.5
Jan0706.D	Calibration	1,4-Dichlorobenzene-d4	2.285	354071	349946	1.0118	47.5526	50.0000	95.1
Jan0707.D	Calibration	1,4-Dichlorobenzene-d4	2.285	75186	319531	0.2353	11.2426	10.0000	112.4
Jan0708.D	Calibration	1,4-Dichlorobenzene-d4	2.295	27474	320263	0.0858	3.6517	4.0000	91.3
Jan0709.D	QC	1,4-Dichlorobenzene-d4	2.275	633006	343906	1.8406	81.9398	75.0000	109.3

### Compound: 2-Fluorophenol

Data File	Sample Type	ISTD	RT	Resp	ISTD Resp	Resp Ratio	Final Conc	Exp. Conc	Accuracy
Jan0702.D	Calibration	1,4-Dichlorobenzene-d4	3.582	1301547	375039	3.4704	152.3889	150.0000	101.6
Jan0703.D	Calibration	1,4-Dichlorobenzene-d4	3.582	1044793	362965	2.8785	126.3967	120.0000	105.3
Jan0704.D	Calibration	1,4-Dichlorobenzene-d4	3.582	844282	359922	2.3457	103.0027	100.0000	103.0

# Quantitative Analysis Results Summary Report

**Compound: 2-Fluorophenol**

Data File	Sample Type	ISTD	RT	Resp	ISTD Resp	Resp Ratio	Final Conc	Exp. Conc	Accuracy
Jan0705.D	Calibration	1,4-Dichlorobenzene-d4	3.582	620349	362195	1.7127	75.2079	75.0000	100.3
Jan0706.D	Calibration	1,4-Dichlorobenzene-d4	3.582	391645	349946	1.1192	49.1430	50.0000	98.3
Jan0707.D	Calibration	1,4-Dichlorobenzene-d4	3.582	69618	319531	0.2179	9.5670	10.0000	95.7
Jan0708.D	Calibration	1,4-Dichlorobenzene-d4	3.582	27961	320263	0.0873	3.8336	4.0000	95.8
Jan0709.D	QC	1,4-Dichlorobenzene-d4	3.582	701965	343906	2.0412	89.6284	75.0000	119.5

**Compound: Aniline**

Data File	Sample Type	ISTD	RT	Resp	ISTD Resp	Resp Ratio	Final Conc	Exp. Conc	Accuracy
Jan0702.D	Calibration	1,4-Dichlorobenzene-d4	4.593	2202178	375039	5.8719	145.3524	150.0000	96.9
Jan0703.D	Calibration	1,4-Dichlorobenzene-d4	4.593	1772963	362965	4.8847	120.9152	120.0000	100.8
Jan0704.D	Calibration	1,4-Dichlorobenzene-d4	4.593	1491332	359922	4.1435	102.5678	100.0000	102.6
Jan0705.D	Calibration	1,4-Dichlorobenzene-d4	4.593	1116541	362195	3.0827	76.3095	75.0000	101.7
Jan0706.D	Calibration	1,4-Dichlorobenzene-d4	4.593	721474	349946	2.0617	51.0347	50.0000	102.1
Jan0707.D	Calibration	1,4-Dichlorobenzene-d4	4.593	124385	319531	0.3893	9.6361	10.0000	96.4
Jan0708.D	Calibration	1,4-Dichlorobenzene-d4	4.593	51540	320263	0.1609	3.9837	4.0000	99.6
Jan0709.D	QC	1,4-Dichlorobenzene-d4	4.593	696401	343906	2.0250	50.1263	75.0000	66.8

**Compound: Phenol-d5**

Data File	Sample Type	ISTD	RT	Resp	ISTD Resp	Resp Ratio	Final Conc	Exp. Conc	Accuracy
Jan0702.D	Calibration	1,4-Dichlorobenzene-d4	4.623	1635334	375039	4.3604	147.0209	150.0000	98.0
Jan0703.D	Calibration	1,4-Dichlorobenzene-d4	4.623	1330488	362965	3.6656	122.4408	120.0000	102.0
Jan0704.D	Calibration	1,4-Dichlorobenzene-d4	4.623	1115876	359922	3.1003	102.8264	100.0000	102.8
Jan0705.D	Calibration	1,4-Dichlorobenzene-d4	4.623	818282	362195	2.2592	74.2397	75.0000	99.0
Jan0706.D	Calibration	1,4-Dichlorobenzene-d4	4.613	518291	349946	1.4811	48.3891	50.0000	96.8
Jan0707.D	Calibration	1,4-Dichlorobenzene-d4	4.613	94681	319531	0.2963	10.0533	10.0000	100.5
Jan0708.D	Calibration	1,4-Dichlorobenzene-d4	4.624	34249	320263	0.1069	4.0335	4.0000	100.8
Jan0709.D	QC	1,4-Dichlorobenzene-d4	4.613	928942	343906	2.7012	89.1730	75.0000	118.9

**Compound: Phenol**

Data File	Sample Type	ISTD	RT	Resp	ISTD Resp	Resp Ratio	Final Conc	Exp. Conc	Accuracy
Jan0702.D	Calibration	1,4-Dichlorobenzene-d4	4.634	1569021	375039	4.1836	147.6699	150.0000	98.4
Jan0703.D	Calibration	1,4-Dichlorobenzene-d4	4.634	1286467	362965	3.5443	118.6116	120.0000	98.8
Jan0704.D	Calibration	1,4-Dichlorobenzene-d4	4.634	1135018	359922	3.1535	102.6713	100.0000	102.7
Jan0705.D	Calibration	1,4-Dichlorobenzene-d4	4.634	911392	362195	2.5163	78.8440	75.0000	105.1
Jan0706.D	Calibration	1,4-Dichlorobenzene-d4	4.634	555346	349946	1.5869	47.6777	50.0000	95.4
Jan0707.D	Calibration	1,4-Dichlorobenzene-d4	4.634	89027	319531	0.2786	8.8924	10.0000	88.9
Jan0708.D	Calibration	1,4-Dichlorobenzene-d4	4.634	37523	320263	0.1172	4.4265	4.0000	110.7
Jan0709.D	QC	1,4-Dichlorobenzene-d4	4.634	951213	343906	2.7659	87.8979	75.0000	117.2

**Compound: bis(-2-Chloroethyl)Ether**

Data File	Sample Type	ISTD	RT	Resp	ISTD Resp	Resp Ratio	Final Conc	Exp. Conc	Accuracy
Jan0702.D	Calibration	1,4-Dichlorobenzene-d4	4.685	1325806	375039	3.5351	141.2796	150.0000	94.2

# Quantitative Analysis Results Summary Report

**Compound: bis(-2-Chloroethyl)Ether**

Data File	Sample Type	ISTD	RT	Resp	ISTD Resp	Resp Ratio	Final Conc	Exp. Conc	Accuracy
Jan0703.D	Calibration	1,4-Dichlorobenzene-d4	4.685	1108519	362965	3.0541	122.0546	120.0000	101.7
Jan0704.D	Calibration	1,4-Dichlorobenzene-d4	4.685	931909	359922	2.5892	103.4761	100.0000	103.5
Jan0705.D	Calibration	1,4-Dichlorobenzene-d4	4.685	666364	362195	1.8398	73.5266	75.0000	98.0
Jan0706.D	Calibration	1,4-Dichlorobenzene-d4	4.685	451790	349946	1.2910	51.5955	50.0000	103.2
Jan0707.D	Calibration	1,4-Dichlorobenzene-d4	4.675	80606	319531	0.2523	10.0816	10.0000	100.8
Jan0708.D	Calibration	1,4-Dichlorobenzene-d4	4.685	31600	320263	0.0987	3.9433	4.0000	98.6
Jan0709.D	QC	1,4-Dichlorobenzene-d4	4.685	726555	343906	2.1127	84.4315	75.0000	112.6

**Compound: 2-Chlorophenol**

Data File	Sample Type	ISTD	RT	Resp	ISTD Resp	Resp Ratio	Final Conc	Exp. Conc	Accuracy
Jan0702.D	Calibration	1,4-Dichlorobenzene-d4	4.725	1409359	375039	3.7579	146.8939	150.0000	97.9
Jan0703.D	Calibration	1,4-Dichlorobenzene-d4	4.725	1170338	362965	3.2244	123.7781	120.0000	103.1
Jan0704.D	Calibration	1,4-Dichlorobenzene-d4	4.726	961327	359922	2.6709	100.8071	100.0000	100.8
Jan0705.D	Calibration	1,4-Dichlorobenzene-d4	4.725	729430	362195	2.0139	74.7068	75.0000	99.6
Jan0706.D	Calibration	1,4-Dichlorobenzene-d4	4.726	465695	349946	1.3308	48.7484	50.0000	97.5
Jan0707.D	Calibration	1,4-Dichlorobenzene-d4	4.726	82073	319531	0.2569	10.0339	10.0000	100.3
Jan0708.D	Calibration	1,4-Dichlorobenzene-d4	4.726	27009	320263	0.0843	4.0275	4.0000	100.7
Jan0709.D	QC	1,4-Dichlorobenzene-d4	4.726	767950	343906	2.2330	83.2799	75.0000	111.0

**Compound: 1,3-Dichlorobenzene**

Data File	Sample Type	ISTD	RT	Resp	ISTD Resp	Resp Ratio	Final Conc	Exp. Conc	Accuracy
Jan0702.D	Calibration	1,4-Dichlorobenzene-d4	4.879	1908156	375039	5.0879	142.6378	150.0000	95.1
Jan0703.D	Calibration	1,4-Dichlorobenzene-d4	4.879	1628314	362965	4.4862	125.7682	120.0000	104.8
Jan0704.D	Calibration	1,4-Dichlorobenzene-d4	4.879	1291794	359922	3.5891	100.6193	100.0000	100.6
Jan0705.D	Calibration	1,4-Dichlorobenzene-d4	4.879	975320	362195	2.6928	75.4922	75.0000	100.7
Jan0706.D	Calibration	1,4-Dichlorobenzene-d4	4.879	592783	349946	1.6939	47.4889	50.0000	95.0
Jan0707.D	Calibration	1,4-Dichlorobenzene-d4	4.869	116592	319531	0.3649	10.2294	10.0000	102.3
Jan0708.D	Calibration	1,4-Dichlorobenzene-d4	4.869	46405	320263	0.1449	4.0622	4.0000	101.6
Jan0709.D	QC	1,4-Dichlorobenzene-d4	4.879	981882	343906	2.8551	80.0418	75.0000	106.7

**Compound: 1,4-Dichlorobenzene**

Data File	Sample Type	ISTD	RT	Resp	ISTD Resp	Resp Ratio	Final Conc	Exp. Conc	Accuracy
Jan0702.D	Calibration	1,4-Dichlorobenzene-d4	4.960	1975597	375039	5.2677	146.9415	150.0000	98.0
Jan0703.D	Calibration	1,4-Dichlorobenzene-d4	4.960	1495883	362965	4.1213	114.9623	120.0000	95.8
Jan0704.D	Calibration	1,4-Dichlorobenzene-d4	4.960	1284685	359922	3.5693	99.5657	100.0000	99.6
Jan0705.D	Calibration	1,4-Dichlorobenzene-d4	4.960	924463	362195	2.5524	71.1983	75.0000	94.9
Jan0706.D	Calibration	1,4-Dichlorobenzene-d4	4.961	630442	349946	1.8015	50.2536	50.0000	100.5
Jan0707.D	Calibration	1,4-Dichlorobenzene-d4	4.961	120816	319531	0.3781	10.5471	10.0000	105.5
Jan0708.D	Calibration	1,4-Dichlorobenzene-d4	4.961	48571	320263	0.1517	4.2305	4.0000	105.8
Jan0709.D	QC	1,4-Dichlorobenzene-d4	4.961	1021790	343906	2.9711	82.8790	75.0000	110.5



# Quantitative Analysis Results Summary Report

## Compound: 1,2-Dichlorobenzene

Data File	Sample Type	ISTD	RT	Resp	ISTD Resp	Resp Ratio	Final Conc	Exp. Conc	Accuracy
Jan0702.D	Calibration	1,4-Dichlorobenzene-d4	5.124	1946748	375039	5.1908	146.8562	150.0000	97.9
Jan0703.D	Calibration	1,4-Dichlorobenzene-d4	5.124	1511542	362965	4.1644	117.8188	120.0000	98.2
Jan0704.D	Calibration	1,4-Dichlorobenzene-d4	5.124	1277533	359922	3.5495	100.4204	100.0000	100.4
Jan0705.D	Calibration	1,4-Dichlorobenzene-d4	5.124	946583	362195	2.6135	73.9393	75.0000	98.6
Jan0706.D	Calibration	1,4-Dichlorobenzene-d4	5.124	624312	349946	1.7840	50.4731	50.0000	100.9
Jan0707.D	Calibration	1,4-Dichlorobenzene-d4	5.124	110065	319531	0.3445	9.7453	10.0000	97.5
Jan0708.D	Calibration	1,4-Dichlorobenzene-d4	5.124	48227	320263	0.1506	4.2603	4.0000	106.5
Jan0709.D	QC	1,4-Dichlorobenzene-d4	5.124	947809	343906	2.7560	77.9723	75.0000	104.0

## Compound: Benzyl Alcohol

Data File	Sample Type	ISTD	RT	Resp	ISTD Resp	Resp Ratio	Final Conc	Exp. Conc	Accuracy
Jan0702.D	Calibration	1,4-Dichlorobenzene-d4	5.144	921253	375039	2.4564	146.6247	150.0000	97.7
Jan0703.D	Calibration	1,4-Dichlorobenzene-d4	5.144	744997	362965	2.0525	125.5017	120.0000	104.6
Jan0704.D	Calibration	1,4-Dichlorobenzene-d4	5.134	576547	359922	1.6019	100.8761	100.0000	100.9
Jan0705.D	Calibration	1,4-Dichlorobenzene-d4	5.134	392902	362195	1.0848	71.0291	75.0000	94.7
Jan0706.D	Calibration	1,4-Dichlorobenzene-d4	5.134	267001	349946	0.7630	51.4531	50.0000	102.9
Jan0707.D	Calibration	1,4-Dichlorobenzene-d4	5.134	36291	319531	0.1136	9.0871	10.0000	90.9
Jan0708.D	Calibration	1,4-Dichlorobenzene-d4	5.134	14306	320263	0.0447	4.3298	4.0000	108.2
Jan0709.D	QC	1,4-Dichlorobenzene-d4	5.134	415177	343906	1.2072	78.2670	75.0000	104.4

## Compound: bis(2-chloroisopropyl)Ether

Data File	Sample Type	ISTD	RT	Resp	ISTD Resp	Resp Ratio	Final Conc	Exp. Conc	Accuracy
Jan0702.D	Calibration	1,4-Dichlorobenzene-d4	5.297	526163	375039	1.4030	146.1447	150.0000	97.4
Jan0703.D	Calibration	1,4-Dichlorobenzene-d4	5.297	421242	362965	1.1606	120.8943	120.0000	100.7
Jan0704.D	Calibration	1,4-Dichlorobenzene-d4	5.297	350557	359922	0.9740	101.4584	100.0000	101.5
Jan0705.D	Calibration	1,4-Dichlorobenzene-d4	5.297	267513	362195	0.7386	76.9381	75.0000	102.6
Jan0706.D	Calibration	1,4-Dichlorobenzene-d4	5.298	166064	349946	0.4745	49.4325	50.0000	98.9
Jan0707.D	Calibration	1,4-Dichlorobenzene-d4	5.287	29702	319531	0.0930	9.6829	10.0000	96.8
Jan0708.D	Calibration	1,4-Dichlorobenzene-d4	5.287	12555	320263	0.0392	4.0835	4.0000	102.1
Jan0709.D	QC	1,4-Dichlorobenzene-d4	5.298	221289	343906	0.6435	67.0286	75.0000	89.4

## Compound: 2-Methylphenol

Data File	Sample Type	ISTD	RT	Resp	ISTD Resp	Resp Ratio	Final Conc	Exp. Conc	Accuracy
Jan0702.D	Calibration	1,4-Dichlorobenzene-d4	5.297	1369059	375039	3.6504	152.6306	150.0000	101.8
Jan0703.D	Calibration	1,4-Dichlorobenzene-d4	5.297	1101229	362965	3.0340	126.8554	120.0000	105.7
Jan0704.D	Calibration	1,4-Dichlorobenzene-d4	5.297	884464	359922	2.4574	102.7465	100.0000	102.7
Jan0705.D	Calibration	1,4-Dichlorobenzene-d4	5.297	638264	362195	1.7622	73.6808	75.0000	98.2
Jan0706.D	Calibration	1,4-Dichlorobenzene-d4	5.298	432174	349946	1.2350	51.6361	50.0000	103.3
Jan0707.D	Calibration	1,4-Dichlorobenzene-d4	5.298	71707	319531	0.2244	9.3831	10.0000	93.8
Jan0708.D	Calibration	1,4-Dichlorobenzene-d4	5.298	28936	320263	0.0904	3.7777	4.0000	94.4
Jan0709.D	QC	1,4-Dichlorobenzene-d4	5.298	725976	343906	2.1110	88.2630	75.0000	117.7

# Quantitative Analysis Results Summary Report

**Compound: N-nitroso-Di-n-propylamine**

Data File	Sample Type	ISTD	RT	Resp	ISTD Resp	Resp Ratio	Final Conc	Exp. Conc	Accuracy
Jan0702.D	Calibration	1,4-Dichlorobenzene-d4	5.451	858039	375039	2.2879	145.1154	150.0000	96.7
Jan0703.D	Calibration	1,4-Dichlorobenzene-d4	5.451	709020	362965	1.9534	121.4162	120.0000	101.2
Jan0704.D	Calibration	1,4-Dichlorobenzene-d4	5.451	612996	359922	1.7031	104.4122	100.0000	104.4
Jan0705.D	Calibration	1,4-Dichlorobenzene-d4	5.451	478035	362195	1.3198	79.4317	75.0000	105.9
Jan0706.D	Calibration	1,4-Dichlorobenzene-d4	5.441	265927	349946	0.7599	44.9333	50.0000	89.9
Jan0707.D	Calibration	1,4-Dichlorobenzene-d4	5.441	46392	319531	0.1452	9.3472	10.0000	93.5
Jan0708.D	Calibration	1,4-Dichlorobenzene-d4	5.441	17831	320263	0.0557	4.3407	4.0000	108.5
Jan0709.D	QC	1,4-Dichlorobenzene-d4	5.451	520053	343906	1.5122	91.8171	75.0000	122.4

**Compound: 4Methylphenol/3Methylphenol**

Data File	Sample Type	ISTD	RT	Resp	ISTD Resp	Resp Ratio	Final Conc	Exp. Conc	Accuracy
Jan0702.D	Calibration	1,4-Dichlorobenzene-d4	5.491	1807773	375039	4.8202	148.2701	150.0000	98.8
Jan0703.D	Calibration	1,4-Dichlorobenzene-d4	5.491	1477253	362965	4.0700	125.4751	120.0000	104.6
Jan0704.D	Calibration	1,4-Dichlorobenzene-d4	5.481	1129399	359922	3.1379	96.9857	100.0000	97.0
Jan0705.D	Calibration	1,4-Dichlorobenzene-d4	5.481	842599	362195	2.3264	72.0238	75.0000	96.0
Jan0706.D	Calibration	1,4-Dichlorobenzene-d4	5.482	594558	349946	1.6990	52.6247	50.0000	105.2
Jan0707.D	Calibration	1,4-Dichlorobenzene-d4	5.481	100240	319531	0.3137	9.4684	10.0000	94.7
Jan0708.D	Calibration	1,4-Dichlorobenzene-d4	5.481	46065	320263	0.1438	4.1453	4.0000	103.6
Jan0709.D	QC	1,4-Dichlorobenzene-d4	5.481	934579	343906	2.7175	84.0745	75.0000	112.1

**Compound: Hexachloroethane**

Data File	Sample Type	ISTD	RT	Resp	ISTD Resp	Resp Ratio	Final Conc	Exp. Conc	Accuracy
Jan0702.D	Calibration	1,4-Dichlorobenzene-d4	5.502	585134	375039	1.5602	148.3592	150.0000	98.9
Jan0703.D	Calibration	1,4-Dichlorobenzene-d4	5.502	465508	362965	1.2825	123.2169	120.0000	102.7
Jan0704.D	Calibration	1,4-Dichlorobenzene-d4	5.502	367821	359922	1.0219	99.1309	100.0000	99.1
Jan0705.D	Calibration	1,4-Dichlorobenzene-d4	5.502	273558	362195	0.7553	73.9551	75.0000	98.6
Jan0706.D	Calibration	1,4-Dichlorobenzene-d4	5.502	179701	349946	0.5135	50.6400	50.0000	101.3
Jan0707.D	Calibration	1,4-Dichlorobenzene-d4	5.502	31726	319531	0.0993	9.5210	10.0000	95.2
Jan0708.D	Calibration	1,4-Dichlorobenzene-d4	5.502	14891	320263	0.0465	4.1671	4.0000	104.2
Jan0709.D	QC	1,4-Dichlorobenzene-d4	5.502	293693	343906	0.8540	83.3387	75.0000	111.1

**Compound: Nitrobenzene-d5**

Data File	Sample Type	ISTD	RT	Resp	ISTD Resp	Resp Ratio	Final Conc	Exp. Conc	Accuracy
Jan0702.D	Calibration	1,4-Dichlorobenzene-d4	5.583	896740	375039	2.3911	145.6228	150.0000	97.1
Jan0703.D	Calibration	1,4-Dichlorobenzene-d4	5.583	739181	362965	2.0365	123.6640	120.0000	103.1
Jan0704.D	Calibration	1,4-Dichlorobenzene-d4	5.583	616140	359922	1.7119	103.7169	100.0000	103.7
Jan0705.D	Calibration	1,4-Dichlorobenzene-d4	5.583	442614	362195	1.2220	73.8999	75.0000	98.5
Jan0706.D	Calibration	1,4-Dichlorobenzene-d4	5.573	280583	349946	0.8018	48.5805	50.0000	97.2
Jan0707.D	Calibration	1,4-Dichlorobenzene-d4	5.573	44700	319531	0.1399	9.1741	10.0000	91.7
Jan0708.D	Calibration	1,4-Dichlorobenzene-d4	5.573	18636	320263	0.0582	4.3489	4.0000	108.7
Jan0709.D	QC	1,4-Dichlorobenzene-d4	5.584	430344	343906	1.2513	75.6746	75.0000	100.9

# Quantitative Analysis Results Summary Report

**Compound: Nitrobenzene**

Data File	Sample Type	ISTD	RT	Resp	ISTD Resp	Resp Ratio	Final Conc	Exp. Conc	Accuracy
Jan0702.D	Calibration	1,4-Dichlorobenzene-d4	5.604	438485	375039	1.1692	147.3206	150.0000	98.2
Jan0703.D	Calibration	1,4-Dichlorobenzene-d4	5.604	356887	362965	0.9833	118.4364	120.0000	98.7
Jan0704.D	Calibration	1,4-Dichlorobenzene-d4	5.604	319987	359922	0.8890	104.9943	100.0000	105.0
Jan0705.D	Calibration	1,4-Dichlorobenzene-d4	5.604	244936	362195	0.6763	76.8849	75.0000	102.5
Jan0706.D	Calibration	1,4-Dichlorobenzene-d4	5.604	151492	349946	0.4329	47.7195	50.0000	95.4
Jan0707.D	Calibration	1,4-Dichlorobenzene-d4	5.594	24313	319531	0.0761	9.1813	10.0000	91.8
Jan0708.D	Calibration	1,4-Dichlorobenzene-d4	5.594	9087	320263	0.0284	4.3348	4.0000	108.4
Jan0709.D	QC	1,4-Dichlorobenzene-d4	5.604	265161	343906	0.7710	89.0583	75.0000	118.7

**Compound: Isophorone**

Data File	Sample Type	ISTD	RT	Resp	ISTD Resp	Resp Ratio	Final Conc	Exp. Conc	Accuracy
Jan0702.D	Calibration	Naphthalene-d8	5.900	1933610	1102555	1.7538	150.0003	150.0000	100.0
Jan0703.D	Calibration	Naphthalene-d8	5.900	1612764	1113949	1.4478	119.2425	120.0000	99.4
Jan0704.D	Calibration	Naphthalene-d8	5.900	1372347	1109157	1.2373	99.6229	100.0000	99.6
Jan0705.D	Calibration	Naphthalene-d8	5.900	1081439	1099678	0.9834	77.3133	75.0000	103.1
Jan0706.D	Calibration	Naphthalene-d8	5.900	690181	1080735	0.6386	48.9715	50.0000	97.9
Jan0707.D	Calibration	Naphthalene-d8	5.890	117278	976505	0.1201	9.7311	10.0000	97.3
Jan0708.D	Calibration	Naphthalene-d8	5.900	42300	1010243	0.0419	4.1072	4.0000	102.7
Jan0709.D	QC	Naphthalene-d8	5.900	1036878	1143489	0.9068	70.8323	75.0000	94.4

**Compound: 2-Nitrophenol**

Data File	Sample Type	ISTD	RT	Resp	ISTD Resp	Resp Ratio	Final Conc	Exp. Conc	Accuracy
Jan0702.D	Calibration	Naphthalene-d8	5.972	380110	1102555	0.3448	148.7870	150.0000	99.2
Jan0703.D	Calibration	Naphthalene-d8	5.972	300282	1113949	0.2696	118.6744	120.0000	98.9
Jan0704.D	Calibration	Naphthalene-d8	5.972	260056	1109157	0.2345	104.2370	100.0000	104.2
Jan0705.D	Calibration	Naphthalene-d8	5.972	181624	1099678	0.1652	74.9576	75.0000	99.9
Jan0706.D	Calibration	Naphthalene-d8	5.972	113647	1080735	0.1052	48.6994	50.0000	97.4
Jan0707.D	Calibration	Naphthalene-d8	5.972	18568	976505	0.0190	9.3382	10.0000	93.4
Jan0708.D	Calibration	Naphthalene-d8	5.972	8355	1010243	0.0083	4.2774	4.0000	106.9
Jan0709.D	QC	Naphthalene-d8	5.972	203483	1143489	0.1779	80.4417	75.0000	107.3

**Compound: 2,4-Dimethylphenol**

Data File	Sample Type	ISTD	RT	Resp	ISTD Resp	Resp Ratio	Final Conc	Exp. Conc	Accuracy
Jan0702.D	Calibration	Naphthalene-d8	6.095	1170390	1102555	1.0615	149.6814	150.0000	99.8
Jan0703.D	Calibration	Naphthalene-d8	6.095	932080	1113949	0.8367	122.9790	120.0000	102.5
Jan0704.D	Calibration	Naphthalene-d8	6.085	698587	1109157	0.6298	96.5155	100.0000	96.5
Jan0705.D	Calibration	Naphthalene-d8	6.085	517117	1099678	0.4702	74.5688	75.0000	99.4
Jan0706.D	Calibration	Naphthalene-d8	6.085	337300	1080735	0.3121	51.1751	50.0000	102.4
Jan0707.D	Calibration	Naphthalene-d8	6.085	63204	976505	0.0647	10.1716	10.0000	101.7
Jan0708.D	Calibration	Naphthalene-d8	6.085	30582	1010243	0.0303	3.9070	4.0000	97.7
Jan0709.D	QC	Naphthalene-d8	6.085	516846	1143489	0.4520	71.9591	75.0000	95.9

# Quantitative Analysis Results Summary Report

**Compound: bis(-2-Chloroethoxy)Methane**

Data File	Sample Type	ISTD	RT	Resp	ISTD Resp	Resp Ratio	Final Conc	Exp. Conc	Accuracy
Jan0702.D	Calibration	Naphthalene-d8	6.177	1266316	1102555	1.1485	155.2619	150.0000	103.5
Jan0703.D	Calibration	Naphthalene-d8	6.187	1015665	1113949	0.9118	123.2560	120.0000	102.7
Jan0704.D	Calibration	Naphthalene-d8	6.177	806641	1109157	0.7273	98.3128	100.0000	98.3
Jan0705.D	Calibration	Naphthalene-d8	6.177	597654	1099678	0.5435	73.4695	75.0000	98.0
Jan0706.D	Calibration	Naphthalene-d8	6.177	390937	1080735	0.3617	48.9002	50.0000	97.8
Jan0707.D	Calibration	Naphthalene-d8	6.177	70016	976505	0.0717	9.6927	10.0000	96.9
Jan0708.D	Calibration	Naphthalene-d8	6.177	30723	1010243	0.0304	4.1112	4.0000	102.8
Jan0709.D	QC	Naphthalene-d8	6.177	641334	1143489	0.5609	75.8186	75.0000	101.1

**Compound: Benzoic Acid**

Data File	Sample Type	ISTD	RT	Resp	ISTD Resp	Resp Ratio	Final Conc	Exp. Conc	Accuracy
Jan0702.D	Calibration	Naphthalene-d8	6.321	652694	1102555	0.5920	148.6914	150.0000	99.1
Jan0703.D	Calibration	Naphthalene-d8	6.311	491082	1113949	0.4408	117.8277	120.0000	98.2
Jan0704.D	Calibration	Naphthalene-d8	6.300	432037	1109157	0.3895	106.6005	100.0000	106.6
Jan0705.D	Calibration	Naphthalene-d8	6.280	275230	1099678	0.2503	73.6915	75.0000	98.3
Jan0706.D	Calibration	Naphthalene-d8	6.260	167177	1080735	0.1547	48.4126	50.0000	96.8
Jan0707.D	Calibration	Naphthalene-d8	6.198	25166	976505	0.0258	9.1455	10.0000	91.5
Jan0708.D	Calibration	Naphthalene-d8	6.188	11867	1010243	0.0117	4.3801	4.0000	109.5
Jan0709.D	QC	Naphthalene-d8	6.280	296172	1143489	0.2590	75.8763	75.0000	101.2

**Compound: 2,4-Dichlorophenol**

Data File	Sample Type	ISTD	RT	Resp	ISTD Resp	Resp Ratio	Final Conc	Exp. Conc	Accuracy
Jan0702.D	Calibration	Naphthalene-d8	6.280	964965	1102555	0.8752	147.3586	150.0000	98.2
Jan0703.D	Calibration	Naphthalene-d8	6.280	799558	1113949	0.7178	122.1353	120.0000	101.8
Jan0704.D	Calibration	Naphthalene-d8	6.280	659436	1109157	0.5945	102.0591	100.0000	102.1
Jan0705.D	Calibration	Naphthalene-d8	6.280	478855	1099678	0.4355	75.6844	75.0000	100.9
Jan0706.D	Calibration	Naphthalene-d8	6.280	292741	1080735	0.2709	47.8261	50.0000	95.7
Jan0707.D	Calibration	Naphthalene-d8	6.280	50631	976505	0.0518	9.7802	10.0000	97.8
Jan0708.D	Calibration	Naphthalene-d8	6.290	20158	1010243	0.0200	4.1419	4.0000	103.5
Jan0709.D	QC	Naphthalene-d8	6.280	500826	1143489	0.4380	76.1081	75.0000	101.5

**Compound: 1,2,4-Trichlorobenzene**

Data File	Sample Type	ISTD	RT	Resp	ISTD Resp	Resp Ratio	Final Conc	Exp. Conc	Accuracy
Jan0702.D	Calibration	Naphthalene-d8	6.341	1203558	1102555	1.0916	149.0665	150.0000	99.4
Jan0703.D	Calibration	Naphthalene-d8	6.352	996871	1113949	0.8949	122.2043	120.0000	101.8
Jan0704.D	Calibration	Naphthalene-d8	6.342	762412	1109157	0.6874	93.8663	100.0000	93.9
Jan0705.D	Calibration	Naphthalene-d8	6.341	583923	1099678	0.5310	72.5108	75.0000	96.7
Jan0706.D	Calibration	Naphthalene-d8	6.342	372085	1080735	0.3443	47.0150	50.0000	94.0
Jan0707.D	Calibration	Naphthalene-d8	6.342	74720	976505	0.0765	10.4491	10.0000	104.5
Jan0708.D	Calibration	Naphthalene-d8	6.342	32468	1010243	0.0321	4.3887	4.0000	109.7
Jan0709.D	QC	Naphthalene-d8	6.342	614153	1143489	0.5371	73.3428	75.0000	97.8

# Quantitative Analysis Results Summary Report

**Compound: Naphthalene**

Data File	Sample Type	ISTD	RT	Resp	ISTD Resp	Resp Ratio	Final Conc	Exp. Conc	Accuracy
Jan0702.D	Calibration	Naphthalene-d8	6.424	3622950	1102555	3.2860	150.8524	150.0000	100.6
Jan0703.D	Calibration	Naphthalene-d8	6.424	2887482	1113949	2.5921	120.2204	120.0000	100.2
Jan0704.D	Calibration	Naphthalene-d8	6.424	2330127	1109157	2.1008	98.0934	100.0000	98.1
Jan0705.D	Calibration	Naphthalene-d8	6.424	1763631	1099678	1.6038	75.3176	75.0000	100.4
Jan0706.D	Calibration	Naphthalene-d8	6.424	1147925	1080735	1.0622	50.0278	50.0000	100.1
Jan0707.D	Calibration	Naphthalene-d8	6.424	237250	976505	0.2430	10.7720	10.0000	107.7
Jan0708.D	Calibration	Naphthalene-d8	6.424	99529	1010243	0.0985	3.7180	4.0000	92.9
Jan0709.D	QC	Naphthalene-d8	6.424	1887908	1143489	1.6510	77.4996	75.0000	103.3

**Compound: 4-Chlorophenol**

Data File	Sample Type	ISTD	RT	Resp	ISTD Resp	Resp Ratio	Final Conc	Exp. Conc	Accuracy
Jan0702.D	Calibration	Naphthalene-d8	6.485	342009	1102555	0.3102	147.8875	150.0000	98.6
Jan0703.D	Calibration	Naphthalene-d8	6.485	282014	1113949	0.2532	123.4973	120.0000	102.9
Jan0704.D	Calibration	Naphthalene-d8	6.485	221454	1109157	0.1997	99.5653	100.0000	99.6
Jan0705.D	Calibration	Naphthalene-d8	6.485	158036	1099678	0.1437	73.2882	75.0000	97.7
Jan0706.D	Calibration	Naphthalene-d8	6.485	108559	1080735	0.1004	51.9582	50.0000	103.9
Jan0707.D	Calibration	Naphthalene-d8	6.496	17127	976505	0.0175	8.0856	10.0000	80.9
Jan0708.D	Calibration	Naphthalene-d8	6.496	11516	1010243	0.0114	4.6547	4.0000	116.4
Jan0709.D	QC	Naphthalene-d8	6.485	176034	1143489	0.1539	78.1991	75.0000	104.3

**Compound: p-Chloroaniline**

Data File	Sample Type	ISTD	RT	Resp	ISTD Resp	Resp Ratio	Final Conc	Exp. Conc	Accuracy
Jan0702.D	Calibration	Naphthalene-d8	6.526	1423991	1102555	1.2915	155.7757	150.0000	103.9
Jan0703.D	Calibration	Naphthalene-d8	6.526	1100288	1113949	0.9877	119.1335	120.0000	99.3
Jan0704.D	Calibration	Naphthalene-d8	6.526	897093	1109157	0.8088	97.5522	100.0000	97.6
Jan0705.D	Calibration	Naphthalene-d8	6.526	646298	1099678	0.5877	70.8860	75.0000	94.5
Jan0706.D	Calibration	Naphthalene-d8	6.527	458400	1080735	0.4242	51.1585	50.0000	102.3
Jan0707.D	Calibration	Naphthalene-d8	6.526	77726	976505	0.0796	9.6003	10.0000	96.0
Jan0708.D	Calibration	Naphthalene-d8	6.527	35676	1010243	0.0353	4.2594	4.0000	106.5
Jan0709.D	QC	Naphthalene-d8	6.527	638230	1143489	0.5581	67.3191	75.0000	89.8

**Compound: Hexachlorobutadiene**

Data File	Sample Type	ISTD	RT	Resp	ISTD Resp	Resp Ratio	Final Conc	Exp. Conc	Accuracy
Jan0702.D	Calibration	Naphthalene-d8	6.598	731642	1102555	0.6636	150.7386	150.0000	100.5
Jan0703.D	Calibration	Naphthalene-d8	6.598	556283	1113949	0.4994	118.1392	120.0000	98.4
Jan0704.D	Calibration	Naphthalene-d8	6.598	463095	1109157	0.4175	100.9667	100.0000	101.0
Jan0705.D	Calibration	Naphthalene-d8	6.598	331361	1099678	0.3013	75.3419	75.0000	100.5
Jan0706.D	Calibration	Naphthalene-d8	6.598	207782	1080735	0.1923	49.7158	50.0000	99.4
Jan0707.D	Calibration	Naphthalene-d8	6.598	36995	976505	0.0379	10.1526	10.0000	101.5
Jan0708.D	Calibration	Naphthalene-d8	6.598	15368	1010243	0.0152	3.9468	4.0000	98.7
Jan0709.D	QC	Naphthalene-d8	6.598	343063	1143489	0.3000	75.0434	75.0000	100.1



# Quantitative Analysis Results Summary Report

## Compound: 4-Chloro-2-Methylphenol

Data File	Sample Type	ISTD	RT	Resp	ISTD Resp	Resp Ratio	Final Conc	Exp. Conc	Accuracy
Jan0702.D	Calibration	Naphthalene-d8	7.019	895763	1102555	0.8124	151.7877	150.0000	101.2
Jan0703.D	Calibration	Naphthalene-d8	7.019	743664	1113949	0.6676	124.7254	120.0000	103.9
Jan0704.D	Calibration	Naphthalene-d8	7.019	595993	1109157	0.5373	100.3902	100.0000	100.4
Jan0705.D	Calibration	Naphthalene-d8	7.019	435899	1099678	0.3964	74.0567	75.0000	98.7
Jan0706.D	Calibration	Naphthalene-d8	7.020	279681	1080735	0.2588	48.3490	50.0000	96.7
Jan0707.D	Calibration	Naphthalene-d8	7.030	51111	976505	0.0523	9.7787	10.0000	97.8
Jan0708.D	Calibration	Naphthalene-d8	7.030	21900	1010243	0.0217	4.0501	4.0000	101.3
Jan0709.D	QC	Naphthalene-d8	7.019	447080	1143489	0.3910	73.0461	75.0000	97.4

## Compound: 4-Chloro-3-Methylphenol

Data File	Sample Type	ISTD	RT	Resp	ISTD Resp	Resp Ratio	Final Conc	Exp. Conc	Accuracy
Jan0702.D	Calibration	Naphthalene-d8	7.163	970669	1102555	0.8804	155.7292	150.0000	103.8
Jan0703.D	Calibration	Naphthalene-d8	7.163	771736	1113949	0.6928	122.5469	120.0000	102.1
Jan0704.D	Calibration	Naphthalene-d8	7.163	623258	1109157	0.5619	99.3971	100.0000	99.4
Jan0705.D	Calibration	Naphthalene-d8	7.163	451724	1099678	0.4108	72.6619	75.0000	96.9
Jan0706.D	Calibration	Naphthalene-d8	7.163	294521	1080735	0.2725	48.2054	50.0000	96.4
Jan0707.D	Calibration	Naphthalene-d8	7.163	56747	976505	0.0581	10.2793	10.0000	102.8
Jan0708.D	Calibration	Naphthalene-d8	7.173	22519	1010243	0.0223	3.9430	4.0000	98.6
Jan0709.D	QC	Naphthalene-d8	7.163	505199	1143489	0.4418	78.1501	75.0000	104.2

## Compound: 2-Methylnaphthalene

Data File	Sample Type	ISTD	RT	Resp	ISTD Resp	Resp Ratio	Final Conc	Exp. Conc	Accuracy
Jan0702.D	Calibration	Naphthalene-d8	7.255	2050156	1102555	1.8595	152.6586	150.0000	101.8
Jan0703.D	Calibration	Naphthalene-d8	7.255	1640822	1113949	1.4730	116.5304	120.0000	97.1
Jan0704.D	Calibration	Naphthalene-d8	7.256	1422096	1109157	1.2821	99.7291	100.0000	99.7
Jan0705.D	Calibration	Naphthalene-d8	7.255	1096388	1099678	0.9970	75.7041	75.0000	100.9
Jan0706.D	Calibration	Naphthalene-d8	7.256	733974	1080735	0.6791	50.2465	50.0000	100.5
Jan0707.D	Calibration	Naphthalene-d8	7.256	144517	976505	0.1480	10.3179	10.0000	103.2
Jan0708.D	Calibration	Naphthalene-d8	7.256	59117	1010243	0.0585	3.8722	4.0000	96.8
Jan0709.D	QC	Naphthalene-d8	7.256	1186393	1143489	1.0375	79.0449	75.0000	105.4

## Compound: 1-Methylnaphthalene

Data File	Sample Type	ISTD	RT	Resp	ISTD Resp	Resp Ratio	Final Conc	Exp. Conc	Accuracy
Jan0702.D	Calibration	Naphthalene-d8	7.368	2020150	1102555	1.8322	149.8426	150.0000	99.9
Jan0703.D	Calibration	Naphthalene-d8	7.368	1650148	1113949	1.4813	119.0934	120.0000	99.2
Jan0704.D	Calibration	Naphthalene-d8	7.368	1410070	1109157	1.2713	101.1788	100.0000	101.2
Jan0705.D	Calibration	Naphthalene-d8	7.368	1059571	1099678	0.9635	75.5434	75.0000	100.7
Jan0706.D	Calibration	Naphthalene-d8	7.369	693309	1080735	0.6415	49.4465	50.0000	98.9
Jan0707.D	Calibration	Naphthalene-d8	7.369	132574	976505	0.1358	9.8187	10.0000	98.2
Jan0708.D	Calibration	Naphthalene-d8	7.369	61404	1010243	0.0608	4.0752	4.0000	101.9
Jan0709.D	QC	Naphthalene-d8	7.369	1085825	1143489	0.9496	74.3974	75.0000	99.2

# Quantitative Analysis Results Summary Report

**Compound: Hexachlorocyclopentadiene**

Data File	Sample Type	ISTD	RT	Resp	ISTD Resp	Resp Ratio	Final Conc	Exp. Conc	Accuracy
Jan0702.D	Calibration	Acenaphthene-d10	7.451	474921	608574	0.7804	146.5953	150.0000	97.7
Jan0703.D	Calibration	Acenaphthene-d10	7.451	382644	609918	0.6274	122.2721	120.0000	101.9
Jan0704.D	Calibration	Acenaphthene-d10	7.451	311138	596600	0.5215	104.5513	100.0000	104.6
Jan0705.D	Calibration	Acenaphthene-d10	7.451	212271	606249	0.3501	73.9946	75.0000	98.7
Jan0706.D	Calibration	Acenaphthene-d10	7.451	126544	590099	0.2144	47.7981	50.0000	95.6
Jan0707.D	Calibration	Acenaphthene-d10	7.451	18318	543750	0.0337	9.2638	10.0000	92.6
Jan0708.D	Calibration	Acenaphthene-d10	7.451	6925	564071	0.0123	4.3560	4.0000	108.9
Jan0709.D	QC	Acenaphthene-d10	7.451	223093	602421	0.3703	77.7289	75.0000	103.6

**Compound: 2,4,6-Trichlorophenol**

Data File	Sample Type	ISTD	RT	Resp	ISTD Resp	Resp Ratio	Final Conc	Exp. Conc	Accuracy
Jan0702.D	Calibration	Acenaphthene-d10	7.625	681396	608574	1.1197	149.3687	150.0000	99.6
Jan0703.D	Calibration	Acenaphthene-d10	7.625	523385	609918	0.8581	119.2442	120.0000	99.4
Jan0704.D	Calibration	Acenaphthene-d10	7.625	431825	596600	0.7238	102.9015	100.0000	102.9
Jan0705.D	Calibration	Acenaphthene-d10	7.615	304637	606249	0.5025	74.4245	75.0000	99.2
Jan0706.D	Calibration	Acenaphthene-d10	7.615	187310	590099	0.3174	48.8361	50.0000	97.7
Jan0707.D	Calibration	Acenaphthene-d10	7.625	34208	543750	0.0629	10.2313	10.0000	102.3
Jan0708.D	Calibration	Acenaphthene-d10	7.625	13737	564071	0.0244	3.9569	4.0000	98.9
Jan0709.D	QC	Acenaphthene-d10	7.615	315397	602421	0.5235	77.2258	75.0000	103.0

**Compound: 2,4,5-Trichlorophenol**

Data File	Sample Type	ISTD	RT	Resp	ISTD Resp	Resp Ratio	Final Conc	Exp. Conc	Accuracy
Jan0702.D	Calibration	Acenaphthene-d10	7.677	719400	608574	1.1821	152.9630	150.0000	102.0
Jan0703.D	Calibration	Acenaphthene-d10	7.676	583800	609918	0.9572	123.8574	120.0000	103.2
Jan0704.D	Calibration	Acenaphthene-d10	7.677	481623	596600	0.8073	104.4606	100.0000	104.5
Jan0705.D	Calibration	Acenaphthene-d10	7.677	359800	606249	0.5935	76.7962	75.0000	102.4
Jan0706.D	Calibration	Acenaphthene-d10	7.677	223504	590099	0.3788	49.0105	50.0000	98.0
Jan0707.D	Calibration	Acenaphthene-d10	7.677	41296	543750	0.0759	9.8273	10.0000	98.3
Jan0708.D	Calibration	Acenaphthene-d10	7.687	15983	564071	0.0283	3.6664	4.0000	91.7
Jan0709.D	QC	Acenaphthene-d10	7.677	364018	602421	0.6043	78.1901	75.0000	104.3

**Compound: 2-Fluorobiphenyl**

Data File	Sample Type	ISTD	RT	Resp	ISTD Resp	Resp Ratio	Final Conc	Exp. Conc	Accuracy
Jan0702.D	Calibration	Acenaphthene-d10	7.718	2681298	608574	4.4059	151.7973	150.0000	101.2
Jan0703.D	Calibration	Acenaphthene-d10	7.718	2165215	609918	3.5500	118.9440	120.0000	99.1
Jan0704.D	Calibration	Acenaphthene-d10	7.718	1760874	596600	2.9515	97.0991	100.0000	97.1
Jan0705.D	Calibration	Acenaphthene-d10	7.718	1445848	606249	2.3849	77.1663	75.0000	102.9
Jan0706.D	Calibration	Acenaphthene-d10	7.718	932127	590099	1.5796	49.9480	50.0000	99.9
Jan0707.D	Calibration	Acenaphthene-d10	7.718	182856	543750	0.3363	10.1443	10.0000	101.4
Jan0708.D	Calibration	Acenaphthene-d10	7.718	76317	564071	0.1353	3.9350	4.0000	98.4
Jan0709.D	QC	Acenaphthene-d10	7.718	1407142	602421	2.3358	75.4709	75.0000	100.6

# Quantitative Analysis Results Summary Report

## Compound: 2-Chloronaphthalene

Data File	Sample Type	ISTD	RT	Resp	ISTD Resp	Resp Ratio	Final Conc	Exp. Conc	Accuracy
Jan0702.D	Calibration	Acenaphthene-d10	7.831	2292857	608574	3.7676	146.1996	150.0000	97.5
Jan0703.D	Calibration	Acenaphthene-d10	7.831	1868917	609918	3.0642	118.9052	120.0000	99.1
Jan0704.D	Calibration	Acenaphthene-d10	7.831	1572984	596600	2.6366	102.3112	100.0000	102.3
Jan0705.D	Calibration	Acenaphthene-d10	7.831	1191324	606249	1.9651	76.2537	75.0000	101.7
Jan0706.D	Calibration	Acenaphthene-d10	7.831	739021	590099	1.2524	48.5976	50.0000	97.2
Jan0707.D	Calibration	Acenaphthene-d10	7.831	142716	543750	0.2625	10.1849	10.0000	101.8
Jan0708.D	Calibration	Acenaphthene-d10	7.831	58389	564071	0.1035	4.0168	4.0000	100.4
Jan0709.D	QC	Acenaphthene-d10	7.831	1309332	602421	2.1734	84.3397	75.0000	112.5

## Compound: 2-Nitroaniline

Data File	Sample Type	ISTD	RT	Resp	ISTD Resp	Resp Ratio	Final Conc	Exp. Conc	Accuracy
Jan0702.D	Calibration	Acenaphthene-d10	7.995	403061	608574	0.6623	143.3335	150.0000	95.6
Jan0703.D	Calibration	Acenaphthene-d10	7.995	346934	609918	0.5688	124.1904	120.0000	103.5
Jan0704.D	Calibration	Acenaphthene-d10	7.995	289372	596600	0.4850	106.8298	100.0000	106.8
Jan0705.D	Calibration	Acenaphthene-d10	7.995	206845	606249	0.3412	76.5569	75.0000	102.1
Jan0706.D	Calibration	Acenaphthene-d10	7.985	112823	590099	0.1912	44.3269	50.0000	88.7
Jan0707.D	Calibration	Acenaphthene-d10	7.985	17284	543750	0.0318	9.2817	10.0000	92.8
Jan0708.D	Calibration	Acenaphthene-d10	7.995	5629	564071	0.0100	4.4209	4.0000	110.5
Jan0709.D	QC	Acenaphthene-d10	7.995	212899	602421	0.3534	79.1516	75.0000	105.5

## Compound: Dimethyl Phthalate

Data File	Sample Type	ISTD	RT	Resp	ISTD Resp	Resp Ratio	Final Conc	Exp. Conc	Accuracy
Jan0702.D	Calibration	Acenaphthene-d10	8.251	2370816	608574	3.8957	147.5275	150.0000	98.4
Jan0703.D	Calibration	Acenaphthene-d10	8.241	1954420	609918	3.2044	122.4852	120.0000	102.1
Jan0704.D	Calibration	Acenaphthene-d10	8.241	1571564	596600	2.6342	101.5432	100.0000	101.5
Jan0705.D	Calibration	Acenaphthene-d10	8.241	1167232	606249	1.9253	75.1317	75.0000	100.2
Jan0706.D	Calibration	Acenaphthene-d10	8.241	717440	590099	1.2158	48.2573	50.0000	96.5
Jan0707.D	Calibration	Acenaphthene-d10	8.241	122818	543750	0.2259	9.9882	10.0000	99.9
Jan0708.D	Calibration	Acenaphthene-d10	8.241	42096	564071	0.0746	4.0583	4.0000	101.5
Jan0709.D	QC	Acenaphthene-d10	8.241	1285888	602421	2.1345	82.9707	75.0000	110.6

## Compound: 2,6-Dinitrotoluene

Data File	Sample Type	ISTD	RT	Resp	ISTD Resp	Resp Ratio	Final Conc	Exp. Conc	Accuracy
Jan0702.D	Calibration	Acenaphthene-d10	8.302	297058	608574	0.4881	142.0654	150.0000	94.7
Jan0703.D	Calibration	Acenaphthene-d10	8.302	262540	609918	0.4305	124.9273	120.0000	104.1
Jan0704.D	Calibration	Acenaphthene-d10	8.302	223482	596600	0.3746	108.4490	100.0000	108.4
Jan0705.D	Calibration	Acenaphthene-d10	8.302	159018	606249	0.2623	75.6719	75.0000	100.9
Jan0706.D	Calibration	Acenaphthene-d10	8.292	89664	590099	0.1519	43.9022	50.0000	87.8
Jan0707.D	Calibration	Acenaphthene-d10	8.292	17243	543750	0.0317	9.7625	10.0000	97.6
Jan0708.D	Calibration	Acenaphthene-d10	8.302	6863	564071	0.0122	4.2582	4.0000	106.5
Jan0709.D	QC	Acenaphthene-d10	8.302	182786	602421	0.3034	87.6211	75.0000	116.8



# Quantitative Analysis Results Summary Report

**Compound: Acenaphthylene**

Data File	Sample Type	ISTD	RT	Resp	ISTD Resp	Resp Ratio	Final Conc	Exp. Conc	Accuracy
Jan0702.D	Calibration	Acenaphthene-d10	8.323	4087281	608574	6.7162	149.5693	150.0000	99.7
Jan0703.D	Calibration	Acenaphthene-d10	8.323	3162196	609918	5.1846	119.6855	120.0000	99.7
Jan0704.D	Calibration	Acenaphthene-d10	8.323	2586097	596600	4.3347	102.2266	100.0000	102.2
Jan0705.D	Calibration	Acenaphthene-d10	8.312	1828135	606249	3.0155	73.6605	75.0000	98.2
Jan0706.D	Calibration	Acenaphthene-d10	8.313	1162826	590099	1.9706	49.5409	50.0000	99.1
Jan0707.D	Calibration	Acenaphthene-d10	8.313	223338	543750	0.4107	10.4388	10.0000	104.4
Jan0708.D	Calibration	Acenaphthene-d10	8.313	92958	564071	0.1648	3.8651	4.0000	96.6
Jan0709.D	QC	Acenaphthene-d10	8.313	1828449	602421	3.0352	74.1013	75.0000	98.8

**Compound: 3-Nitroaniline**

Data File	Sample Type	ISTD	RT	Resp	ISTD Resp	Resp Ratio	Final Conc	Exp. Conc	Accuracy
Jan0702.D	Calibration	Acenaphthene-d10	8.507	389918	608574	0.6407	152.2779	150.0000	101.5
Jan0703.D	Calibration	Acenaphthene-d10	8.497	281617	609918	0.4617	115.8888	120.0000	96.6
Jan0704.D	Calibration	Acenaphthene-d10	8.497	229277	596600	0.3843	99.0603	100.0000	99.1
Jan0705.D	Calibration	Acenaphthene-d10	8.497	177709	606249	0.2931	78.2235	75.0000	104.3
Jan0706.D	Calibration	Acenaphthene-d10	8.487	105012	590099	0.1780	50.0162	50.0000	100.0
Jan0707.D	Calibration	Acenaphthene-d10	8.486	15441	543750	0.0284	9.2794	10.0000	92.8
Jan0708.D	Calibration	Acenaphthene-d10	8.497	6333	564071	0.0112	4.2265	4.0000	105.7
Jan0709.D	QC	Acenaphthene-d10	8.497	195477	602421	0.3245	85.5246	75.0000	114.0

**Compound: Acenaphthene**

Data File	Sample Type	ISTD	RT	Resp	ISTD Resp	Resp Ratio	Final Conc	Exp. Conc	Accuracy
Jan0702.D	Calibration	Acenaphthene-d10	8.538	2243102	608574	3.6858	155.0944	150.0000	103.4
Jan0703.D	Calibration	Acenaphthene-d10	8.537	1719160	609918	2.8187	118.6057	120.0000	98.8
Jan0704.D	Calibration	Acenaphthene-d10	8.527	1439396	596600	2.4127	101.5214	100.0000	101.5
Jan0705.D	Calibration	Acenaphthene-d10	8.527	1008097	606249	1.6628	69.9700	75.0000	93.3
Jan0706.D	Calibration	Acenaphthene-d10	8.528	685044	590099	1.1609	48.8489	50.0000	97.7
Jan0707.D	Calibration	Acenaphthene-d10	8.527	125718	543750	0.2312	9.7288	10.0000	97.3
Jan0708.D	Calibration	Acenaphthene-d10	8.527	57892	564071	0.1026	4.3186	4.0000	108.0
Jan0709.D	QC	Acenaphthene-d10	8.527	1179832	602421	1.9585	82.4102	75.0000	109.9

**Compound: 2,4-Dinitrophenol**

Data File	Sample Type	ISTD	RT	Resp	ISTD Resp	Resp Ratio	Final Conc	Exp. Conc	Accuracy
Jan0702.D	Calibration	Acenaphthene-d10	8.619	201190	608574	0.3306	147.3968	150.0000	98.3
Jan0703.D	Calibration	Acenaphthene-d10	8.619	154925	609918	0.2540	121.1707	120.0000	101.0
Jan0704.D	Calibration	Acenaphthene-d10	8.619	125291	596600	0.2100	104.8310	100.0000	104.8
Jan0705.D	Calibration	Acenaphthene-d10	8.619	80525	606249	0.1328	73.1537	75.0000	97.5
Jan0706.D	Calibration	Acenaphthene-d10	8.620	47919	590099	0.0812	49.0161	50.0000	98.0
Jan0707.D	Calibration	Acenaphthene-d10	8.619	4568	543750	0.0084	8.4111	10.0000	84.1
Jan0708.D	Calibration	Acenaphthene-d10	8.630	1437	564071	0.0025	4.6503	4.0000	116.3
Jan0709.D	QC	Acenaphthene-d10	8.620	85223	602421	0.1415	76.9313	75.0000	102.6

# Quantitative Analysis Results Summary Report

**Compound: Dibenzofuran**

Data File	Sample Type	ISTD	RT	Resp	ISTD Resp	Resp Ratio	Final Conc	Exp. Conc	Accuracy
Jan0702.D	Calibration	Acenaphthene-d10	8.742	3357596	608574	5.5172	146.6859	150.0000	97.8
Jan0703.D	Calibration	Acenaphthene-d10	8.742	2684520	609918	4.4014	117.0223	120.0000	97.5
Jan0704.D	Calibration	Acenaphthene-d10	8.742	2204535	596600	3.6952	98.2442	100.0000	98.2
Jan0705.D	Calibration	Acenaphthene-d10	8.742	1650349	606249	2.7222	72.3766	75.0000	96.5
Jan0706.D	Calibration	Acenaphthene-d10	8.742	1139517	590099	1.9311	51.3416	50.0000	102.7
Jan0707.D	Calibration	Acenaphthene-d10	8.742	209247	543750	0.3848	10.2314	10.0000	102.3
Jan0708.D	Calibration	Acenaphthene-d10	8.742	89062	564071	0.1579	4.1979	4.0000	104.9
Jan0709.D	QC	Acenaphthene-d10	8.742	1761815	602421	2.9246	77.7559	75.0000	103.7

**Compound: 2,4-Dinitrotoluene**

Data File	Sample Type	ISTD	RT	Resp	ISTD Resp	Resp Ratio	Final Conc	Exp. Conc	Accuracy
Jan0702.D	Calibration	Acenaphthene-d10	8.783	460401	608574	0.7565	148.4557	150.0000	99.0
Jan0703.D	Calibration	Acenaphthene-d10	8.783	366661	609918	0.6012	123.0655	120.0000	102.6
Jan0704.D	Calibration	Acenaphthene-d10	8.783	280076	596600	0.4695	100.0481	100.0000	100.0
Jan0705.D	Calibration	Acenaphthene-d10	8.773	195674	606249	0.3228	72.4081	75.0000	96.5
Jan0706.D	Calibration	Acenaphthene-d10	8.773	129012	590099	0.2186	51.1865	50.0000	102.4
Jan0707.D	Calibration	Acenaphthene-d10	8.773	19708	543750	0.0362	9.6692	10.0000	96.7
Jan0708.D	Calibration	Acenaphthene-d10	8.773	7882	564071	0.0140	4.1117	4.0000	102.8
Jan0709.D	QC	Acenaphthene-d10	8.773	204160	602421	0.3389	75.5681	75.0000	100.8

**Compound: 4-Nitrophenol**

Data File	Sample Type	ISTD	RT	Resp	ISTD Resp	Resp Ratio	Final Conc	Exp. Conc	Accuracy
Jan0702.D	Calibration	Acenaphthene-d10	8.793	378288	608574	0.6216	145.4493	150.0000	97.0
Jan0703.D	Calibration	Acenaphthene-d10	8.783	315129	609918	0.5167	124.5680	120.0000	103.8
Jan0704.D	Calibration	Acenaphthene-d10	8.783	246823	596600	0.4137	102.9894	100.0000	103.0
Jan0705.D	Calibration	Acenaphthene-d10	8.783	177604	606249	0.2930	76.0448	75.0000	101.4
Jan0706.D	Calibration	Acenaphthene-d10	8.783	98767	590099	0.1674	45.7114	50.0000	91.4
Jan0707.D	Calibration	Acenaphthene-d10	8.793	17901	543750	0.0329	9.8077	10.0000	98.1
Jan0708.D	Calibration	Acenaphthene-d10	8.804	7530	564071	0.0133	4.2113	4.0000	105.3
Jan0709.D	QC	Acenaphthene-d10	8.783	185367	602421	0.3077	79.4420	75.0000	105.9

**Compound: Diethylphthalate**

Data File	Sample Type	ISTD	RT	Resp	ISTD Resp	Resp Ratio	Final Conc	Exp. Conc	Accuracy
Jan0702.D	Calibration	Acenaphthene-d10	9.110	2419479	608574	3.9757	131.9583	150.0000	88.0
Jan0703.D	Calibration	Acenaphthene-d10	9.110	2103927	609918	3.4495	118.8023	120.0000	99.0
Jan0704.D	Calibration	Acenaphthene-d10	9.110	1705521	596600	2.8587	103.0905	100.0000	103.1
Jan0705.D	Calibration	Acenaphthene-d10	9.100	1101126	606249	1.8163	72.1988	75.0000	96.3
Jan0706.D	Calibration	Acenaphthene-d10	9.100	700006	590099	1.1863	50.7803	50.0000	101.6
Jan0707.D	Calibration	Acenaphthene-d10	9.100	106876	543750	0.1966	9.9980	10.0000	100.0
Jan0708.D	Calibration	Acenaphthene-d10	9.100	40619	564071	0.0720	3.8891	4.0000	97.2
Jan0709.D	QC	Acenaphthene-d10	9.111	1362780	602421	2.2622	85.9904	75.0000	114.7

# Quantitative Analysis Results Summary Report

**Compound: Fluorene**

Data File	Sample Type	ISTD	RT	Resp	ISTD Resp	Resp Ratio	Final Conc	Exp. Conc	Accuracy
Jan0702.D	Calibration	Acenaphthene-d10	9.162	2942770	608574	4.8355	149.1066	150.0000	99.4
Jan0703.D	Calibration	Acenaphthene-d10	9.162	2340165	609918	3.8369	121.5299	120.0000	101.3
Jan0704.D	Calibration	Acenaphthene-d10	9.151	1880300	596600	3.1517	101.7600	100.0000	101.8
Jan0705.D	Calibration	Acenaphthene-d10	9.151	1301635	606249	2.1470	71.3204	75.0000	95.1
Jan0706.D	Calibration	Acenaphthene-d10	9.152	887548	590099	1.5041	50.7972	50.0000	101.6
Jan0707.D	Calibration	Acenaphthene-d10	9.151	178697	543750	0.3286	10.7290	10.0000	107.3
Jan0708.D	Calibration	Acenaphthene-d10	9.152	75858	564071	0.1345	3.7419	4.0000	93.5
Jan0709.D	QC	Acenaphthene-d10	9.152	1401354	602421	2.3262	76.8870	75.0000	102.5

**Compound: 4-Chlorophenyl-phenylether**

Data File	Sample Type	ISTD	RT	Resp	ISTD Resp	Resp Ratio	Final Conc	Exp. Conc	Accuracy
Jan0702.D	Calibration	Acenaphthene-d10	9.192	1324217	608574	2.1759	147.6226	150.0000	98.4
Jan0703.D	Calibration	Acenaphthene-d10	9.192	1069238	609918	1.7531	121.5830	120.0000	101.3
Jan0704.D	Calibration	Acenaphthene-d10	9.192	875753	596600	1.4679	103.4092	100.0000	103.4
Jan0705.D	Calibration	Acenaphthene-d10	9.192	621769	606249	1.0256	74.1262	75.0000	98.8
Jan0706.D	Calibration	Acenaphthene-d10	9.193	382712	590099	0.6486	47.9766	50.0000	96.0
Jan0707.D	Calibration	Acenaphthene-d10	9.192	73170	543750	0.1346	10.2624	10.0000	102.6
Jan0708.D	Calibration	Acenaphthene-d10	9.192	29516	564071	0.0523	3.9771	4.0000	99.4
Jan0709.D	QC	Acenaphthene-d10	9.192	714583	602421	1.1862	84.9212	75.0000	113.2

**Compound: 4-Nitroaniline**

Data File	Sample Type	ISTD	RT	Resp	ISTD Resp	Resp Ratio	Final Conc	Exp. Conc	Accuracy
Jan0702.D	Calibration	Phenanthrene-d10	9.254	392349	1099911	0.3567	152.7808	150.0000	101.9
Jan0703.D	Calibration	Phenanthrene-d10	9.243	273670	1136769	0.2407	110.1103	120.0000	91.8
Jan0704.D	Calibration	Phenanthrene-d10	9.243	256247	1074383	0.2385	109.2405	100.0000	109.2
Jan0705.D	Calibration	Phenanthrene-d10	9.233	158269	1085596	0.1458	71.2640	75.0000	95.0
Jan0706.D	Calibration	Phenanthrene-d10	9.233	108677	1057834	0.1027	52.1274	50.0000	104.3
Jan0707.D	Calibration	Phenanthrene-d10	9.223	15222	1058284	0.0144	8.8280	10.0000	88.3
Jan0708.D	Calibration	Phenanthrene-d10	9.223	6050	1007472	0.0060	4.3719	4.0000	109.3
Jan0709.D	QC	Phenanthrene-d10	9.233	171048	1106415	0.1546	75.0487	75.0000	100.1

**Compound: 4,6-Dinitro-2-methylphenol**

Data File	Sample Type	ISTD	RT	Resp	ISTD Resp	Resp Ratio	Final Conc	Exp. Conc	Accuracy
Jan0702.D	Calibration	Phenanthrene-d10	9.274	293814	1099911	0.2671	152.0992	150.0000	101.4
Jan0703.D	Calibration	Phenanthrene-d10	9.264	207259	1136769	0.1823	113.8815	120.0000	94.9
Jan0704.D	Calibration	Phenanthrene-d10	9.264	175110	1074383	0.1630	104.3437	100.0000	104.3
Jan0705.D	Calibration	Phenanthrene-d10	9.264	116175	1085596	0.1070	74.3949	75.0000	99.2
Jan0706.D	Calibration	Phenanthrene-d10	9.254	70858	1057834	0.0670	50.1558	50.0000	100.3
Jan0707.D	Calibration	Phenanthrene-d10	9.254	11846	1058284	0.0112	10.1231	10.0000	101.2
Jan0708.D	Calibration	Phenanthrene-d10	9.264	3750	1007472	0.0037	3.9390	4.0000	98.5
Jan0709.D	QC	Phenanthrene-d10	9.264	116166	1106415	0.1050	73.2353	75.0000	97.6

# Quantitative Analysis Results Summary Report

**Compound: N-nitrosodiphenylamine**

Data File	Sample Type	ISTD	RT	Resp	ISTD Resp	Resp Ratio	Final Conc	Exp. Conc	Accuracy
Jan0702.D	Calibration	Phenanthrene-d10	9.346	1752674	1099911	1.5935	146.2947	150.0000	97.5
Jan0703.D	Calibration	Phenanthrene-d10	9.346	1362476	1136769	1.1986	110.0377	120.0000	91.7
Jan0704.D	Calibration	Phenanthrene-d10	9.346	1210913	1074383	1.1271	103.4758	100.0000	103.5
Jan0705.D	Calibration	Phenanthrene-d10	9.346	888089	1085596	0.8181	75.1058	75.0000	100.1
Jan0706.D	Calibration	Phenanthrene-d10	9.346	583644	1057834	0.5517	50.6542	50.0000	101.3
Jan0707.D	Calibration	Phenanthrene-d10	9.346	107937	1058284	0.1020	9.3638	10.0000	93.6
Jan0708.D	Calibration	Phenanthrene-d10	9.346	49253	1007472	0.0489	4.4883	4.0000	112.2
Jan0709.D	QC	Phenanthrene-d10	9.346	1032687	1106415	0.9334	85.6911	75.0000	114.3

**Compound: Azobenzene**

Data File	Sample Type	ISTD	RT	Resp	ISTD Resp	Resp Ratio	Final Conc	Exp. Conc	Accuracy
Jan0702.D	Calibration	Phenanthrene-d10	9.376	2191559	1099911	1.9925	151.1846	150.0000	100.8
Jan0703.D	Calibration	Phenanthrene-d10	9.376	1723842	1136769	1.5164	115.8342	120.0000	96.5
Jan0704.D	Calibration	Phenanthrene-d10	9.376	1438249	1074383	1.3387	102.5692	100.0000	102.6
Jan0705.D	Calibration	Phenanthrene-d10	9.376	1063294	1085596	0.9795	75.6555	75.0000	100.9
Jan0706.D	Calibration	Phenanthrene-d10	9.377	683220	1057834	0.6459	50.5302	50.0000	101.1
Jan0707.D	Calibration	Phenanthrene-d10	9.377	101518	1058284	0.0959	8.8273	10.0000	88.3
Jan0708.D	Calibration	Phenanthrene-d10	9.377	38049	1007472	0.0378	4.3960	4.0000	109.9
Jan0709.D	QC	Phenanthrene-d10	9.377	1143323	1106415	1.0334	79.7033	75.0000	106.3

**Compound: 2,4,6-Tribromophenol**

Data File	Sample Type	ISTD	RT	Resp	ISTD Resp	Resp Ratio	Final Conc	Exp. Conc	Accuracy
Jan0702.D	Calibration	Phenanthrene-d10	9.458	244556	1099911	0.2223	150.5753	150.0000	100.4
Jan0703.D	Calibration	Phenanthrene-d10	9.448	190756	1136769	0.1678	117.3933	120.0000	97.8
Jan0704.D	Calibration	Phenanthrene-d10	9.448	152894	1074383	0.1423	101.1851	100.0000	101.2
Jan0705.D	Calibration	Phenanthrene-d10	9.448	114684	1085596	0.1056	76.9892	75.0000	102.7
Jan0706.D	Calibration	Phenanthrene-d10	9.448	69752	1057834	0.0659	49.4485	50.0000	98.9
Jan0707.D	Calibration	Phenanthrene-d10	9.448	12268	1058284	0.0116	9.0327	10.0000	90.3
Jan0708.D	Calibration	Phenanthrene-d10	9.448	5637	1007472	0.0056	4.3482	4.0000	108.7
Jan0709.D	QC	Phenanthrene-d10	9.448	123047	1106415	0.1112	80.7373	75.0000	107.6

**Compound: 4-Bromophenyl-phenylether**

Data File	Sample Type	ISTD	RT	Resp	ISTD Resp	Resp Ratio	Final Conc	Exp. Conc	Accuracy
Jan0702.D	Calibration	Phenanthrene-d10	9.775	768038	1099911	0.6983	148.3441	150.0000	98.9
Jan0703.D	Calibration	Phenanthrene-d10	9.775	627763	1136769	0.5522	120.4722	120.0000	100.4
Jan0704.D	Calibration	Phenanthrene-d10	9.775	494507	1074383	0.4603	102.2189	100.0000	102.2
Jan0705.D	Calibration	Phenanthrene-d10	9.775	360097	1085596	0.3317	75.6699	75.0000	100.9
Jan0706.D	Calibration	Phenanthrene-d10	9.776	220152	1057834	0.2081	48.8584	50.0000	97.7
Jan0707.D	Calibration	Phenanthrene-d10	9.765	38076	1058284	0.0360	8.9973	10.0000	90.0
Jan0708.D	Calibration	Phenanthrene-d10	9.776	17129	1007472	0.0170	4.3957	4.0000	109.9
Jan0709.D	QC	Phenanthrene-d10	9.776	413344	1106415	0.3736	84.4596	75.0000	112.6

# Quantitative Analysis Results Summary Report

**Compound: Hexachlorobenzene**

Data File	Sample Type	ISTD	RT	Resp	ISTD Resp	Resp Ratio	Final Conc	Exp. Conc	Accuracy
Jan0702.D	Calibration	Phenanthrene-d10	9.816	829364	1099911	0.7540	153.7704	150.0000	102.5
Jan0703.D	Calibration	Phenanthrene-d10	9.806	613498	1136769	0.5397	115.5133	120.0000	96.3
Jan0704.D	Calibration	Phenanthrene-d10	9.806	477283	1074383	0.4442	97.3435	100.0000	97.3
Jan0705.D	Calibration	Phenanthrene-d10	9.806	365888	1085596	0.3370	75.9367	75.0000	101.2
Jan0706.D	Calibration	Phenanthrene-d10	9.806	241206	1057834	0.2280	52.8995	50.0000	105.8
Jan0707.D	Calibration	Phenanthrene-d10	9.806	42693	1058284	0.0403	9.4598	10.0000	94.6
Jan0708.D	Calibration	Phenanthrene-d10	9.806	18890	1007472	0.0187	4.0859	4.0000	102.1
Jan0709.D	QC	Phenanthrene-d10	9.806	367647	1106415	0.3323	74.9607	75.0000	99.9

**Compound: Pentachlorophenol**

Data File	Sample Type	ISTD	RT	Resp	ISTD Resp	Resp Ratio	Final Conc	Exp. Conc	Accuracy
Jan0702.D	Calibration	Phenanthrene-d10	10.080	382375	1099911	0.3476	150.1688	150.0000	100.1
Jan0703.D	Calibration	Phenanthrene-d10	10.069	296481	1136769	0.2608	117.9498	120.0000	98.3
Jan0704.D	Calibration	Phenanthrene-d10	10.069	238365	1074383	0.2219	102.6671	100.0000	102.7
Jan0705.D	Calibration	Phenanthrene-d10	10.069	166863	1085596	0.1537	74.4382	75.0000	99.3
Jan0706.D	Calibration	Phenanthrene-d10	10.070	104637	1057834	0.0989	50.1119	50.0000	100.2
Jan0707.D	Calibration	Phenanthrene-d10	10.070	16323	1058284	0.0154	9.4197	10.0000	94.2
Jan0708.D	Calibration	Phenanthrene-d10	10.080	5512	1007472	0.0055	4.2097	4.0000	105.2
Jan0709.D	QC	Phenanthrene-d10	10.070	179027	1106415	0.1618	77.9034	75.0000	103.9

**Compound: Phenanthrene**

Data File	Sample Type	ISTD	RT	Resp	ISTD Resp	Resp Ratio	Final Conc	Exp. Conc	Accuracy
Jan0702.D	Calibration	Phenanthrene-d10	10.313	3904762	1099911	3.5501	153.8616	150.0000	102.6
Jan0703.D	Calibration	Phenanthrene-d10	10.302	2985598	1136769	2.6264	116.0242	120.0000	96.7
Jan0704.D	Calibration	Phenanthrene-d10	10.302	2324036	1074383	2.1631	96.4897	100.0000	96.5
Jan0705.D	Calibration	Phenanthrene-d10	10.302	1839392	1085596	1.6944	76.3116	75.0000	101.7
Jan0706.D	Calibration	Phenanthrene-d10	10.303	1229389	1057834	1.1622	52.8689	50.0000	105.7
Jan0707.D	Calibration	Phenanthrene-d10	10.302	219981	1058284	0.2079	9.2665	10.0000	92.7
Jan0708.D	Calibration	Phenanthrene-d10	10.303	99920	1007472	0.0992	4.1626	4.0000	104.1
Jan0709.D	QC	Phenanthrene-d10	10.303	1967901	1106415	1.7786	79.9704	75.0000	106.6

**Compound: Anthracene**

Data File	Sample Type	ISTD	RT	Resp	ISTD Resp	Resp Ratio	Final Conc	Exp. Conc	Accuracy
Jan0702.D	Calibration	Phenanthrene-d10	10.373	3774198	1099911	3.4314	150.7366	150.0000	100.5
Jan0703.D	Calibration	Phenanthrene-d10	10.373	2960458	1136769	2.6043	117.4868	120.0000	97.9
Jan0704.D	Calibration	Phenanthrene-d10	10.373	2421153	1074383	2.2535	102.8854	100.0000	102.9
Jan0705.D	Calibration	Phenanthrene-d10	10.363	1693272	1085596	1.5598	73.0175	75.0000	97.4
Jan0706.D	Calibration	Phenanthrene-d10	10.363	1130614	1057834	1.0688	51.0032	50.0000	102.0
Jan0707.D	Calibration	Phenanthrene-d10	10.363	207959	1058284	0.1965	9.8068	10.0000	98.1
Jan0708.D	Calibration	Phenanthrene-d10	10.363	80044	1007472	0.0795	4.0508	4.0000	101.3
Jan0709.D	QC	Phenanthrene-d10	10.363	1860900	1106415	1.6819	78.3774	75.0000	104.5

# Quantitative Analysis Results Summary Report

**Compound: Triallate**

Data File	Sample Type	ISTD	RT	Resp	ISTD Resp	Resp Ratio	Final Conc	Exp. Conc	Accuracy
Jan0702.D	Calibration	Phenanthrene-d10	10.434	861357	1099911	0.7831	148.6148	150.0000	99.1
Jan0703.D	Calibration	Phenanthrene-d10	10.434	676929	1136769	0.5955	118.6003	120.0000	98.8
Jan0704.D	Calibration	Phenanthrene-d10	10.434	549726	1074383	0.5117	104.3790	100.0000	104.4
Jan0705.D	Calibration	Phenanthrene-d10	10.434	383130	1085596	0.3529	75.7641	75.0000	101.0
Jan0706.D	Calibration	Phenanthrene-d10	10.434	225521	1057834	0.2132	48.3379	50.0000	96.7
Jan0707.D	Calibration	Phenanthrene-d10	10.434	34125	1058284	0.0322	8.5862	10.0000	85.9
Jan0708.D	Calibration	Phenanthrene-d10	10.434	15475	1007472	0.0154	4.5641	4.0000	114.1
Jan0709.D	QC	Phenanthrene-d10	10.434	403418	1106415	0.3646	77.9568	75.0000	103.9

**Compound: Carbazole**

Data File	Sample Type	ISTD	RT	Resp	ISTD Resp	Resp Ratio	Final Conc	Exp. Conc	Accuracy
Jan0702.D	Calibration	Phenanthrene-d10	10.616	3633115	1099911	3.3031	155.4746	150.0000	103.6
Jan0703.D	Calibration	Phenanthrene-d10	10.616	2776985	1136769	2.4429	114.9844	120.0000	95.8
Jan0704.D	Calibration	Phenanthrene-d10	10.616	2426526	1074383	2.2585	106.3075	100.0000	106.3
Jan0705.D	Calibration	Phenanthrene-d10	10.616	1827066	1085596	1.6830	79.2180	75.0000	105.6
Jan0706.D	Calibration	Phenanthrene-d10	10.606	1095604	1057834	1.0357	48.7500	50.0000	97.5
Jan0707.D	Calibration	Phenanthrene-d10	10.606	209631	1058284	0.1981	9.3238	10.0000	93.2
Jan0708.D	Calibration	Phenanthrene-d10	10.606	83784	1007472	0.0832	3.9144	4.0000	97.9
Jan0709.D	QC	Phenanthrene-d10	10.617	1884673	1106415	1.7034	80.1782	75.0000	106.9

**Compound: o-Terphenyl**

Data File	Sample Type	ISTD	RT	Resp	ISTD Resp	Resp Ratio	Final Conc	Exp. Conc	Accuracy
Jan0702.D	Calibration	Phenanthrene-d10	10.839	2067223	1099911	1.8794	146.4390	150.0000	97.6
Jan0703.D	Calibration	Phenanthrene-d10	10.839	1691600	1136769	1.4881	115.9451	120.0000	96.6
Jan0704.D	Calibration	Phenanthrene-d10	10.839	1413759	1074383	1.3159	102.5281	100.0000	102.5
Jan0705.D	Calibration	Phenanthrene-d10	10.839	1053346	1085596	0.9703	75.6014	75.0000	100.8
Jan0706.D	Calibration	Phenanthrene-d10	10.839	661682	1057834	0.6255	48.7370	50.0000	97.5
Jan0707.D	Calibration	Phenanthrene-d10	10.829	129549	1058284	0.1224	9.5380	10.0000	95.4
Jan0708.D	Calibration	Phenanthrene-d10	10.829	56670	1007472	0.0562	4.3827	4.0000	109.6
Jan0709.D	QC	Phenanthrene-d10	10.839	1079845	1106415	0.9760	76.0450	75.0000	101.4

**Compound: Di-n-Butylphthalate**

Data File	Sample Type	ISTD	RT	Resp	ISTD Resp	Resp Ratio	Final Conc	Exp. Conc	Accuracy
Jan0702.D	Calibration	Phenanthrene-d10	11.234	3845715	1099911	3.4964	149.4418	150.0000	99.6
Jan0703.D	Calibration	Phenanthrene-d10	11.224	2989997	1136769	2.6303	119.3053	120.0000	99.4
Jan0704.D	Calibration	Phenanthrene-d10	11.224	2317809	1074383	2.1573	101.5611	100.0000	101.6
Jan0705.D	Calibration	Phenanthrene-d10	11.224	1653177	1085596	1.5228	75.9353	75.0000	101.2
Jan0706.D	Calibration	Phenanthrene-d10	11.224	978235	1057834	0.9248	49.3338	50.0000	98.7
Jan0707.D	Calibration	Phenanthrene-d10	11.224	141817	1058284	0.1340	8.9061	10.0000	89.1
Jan0708.D	Calibration	Phenanthrene-d10	11.224	55396	1007472	0.0550	4.4164	4.0000	110.4
Jan0709.D	QC	Phenanthrene-d10	11.224	1841013	1106415	1.6639	81.8396	75.0000	109.1



# Quantitative Analysis Results Summary Report

**Compound: Fluoranthene**

Data File	Sample Type	ISTD	RT	Resp	ISTD Resp	Resp Ratio	Final Conc	Exp. Conc	Accuracy
Jan0702.D	Calibration	Phenanthrene-d10	12.146	3979443	1099911	3.6180	154.7249	150.0000	103.1
Jan0703.D	Calibration	Phenanthrene-d10	12.146	3089043	1136769	2.7174	116.2110	120.0000	96.8
Jan0704.D	Calibration	Phenanthrene-d10	12.146	2531619	1074383	2.3563	100.7708	100.0000	100.8
Jan0705.D	Calibration	Phenanthrene-d10	12.136	1909433	1085596	1.7589	75.2198	75.0000	100.3
Jan0706.D	Calibration	Phenanthrene-d10	12.136	1253296	1057834	1.1848	50.6678	50.0000	101.3
Jan0707.D	Calibration	Phenanthrene-d10	12.136	228504	1058284	0.2159	9.2339	10.0000	92.3
Jan0708.D	Calibration	Phenanthrene-d10	12.136	99196	1007472	0.0985	4.2107	4.0000	105.3
Jan0709.D	QC	Phenanthrene-d10	12.146	2025466	1106415	1.8307	78.2893	75.0000	104.4

**Compound: Benzidine**

Data File	Sample Type	ISTD	RT	Resp	ISTD Resp	Resp Ratio	Final Conc	Exp. Conc	Accuracy
Jan0702.D	Calibration	Phenanthrene-d10	12.541	1578398	1099911	1.4350	148.6658	150.0000	99.1
Jan0703.D	Calibration	Phenanthrene-d10	12.541	1299294	1136769	1.1430	120.6104	120.0000	100.5
Jan0704.D	Calibration	Phenanthrene-d10	12.531	1020599	1074383	0.9499	101.5823	100.0000	101.6
Jan0705.D	Calibration	Phenanthrene-d10	12.531	743375	1085596	0.6848	74.7591	75.0000	99.7
Jan0706.D	Calibration	Phenanthrene-d10	12.531	473941	1057834	0.4480	50.0888	50.0000	100.2
Jan0707.D	Calibration	Phenanthrene-d10	12.521	71760	1058284	0.0678	8.8705	10.0000	88.7
Jan0708.D	Calibration	Phenanthrene-d10	12.531	28009	1007472	0.0278	4.4090	4.0000	110.2
Jan0709.D	QC	Phenanthrene-d10	12.531	642022	1106415	0.5803	63.9580	75.0000	85.3

**Compound: Pyrene**

Data File	Sample Type	ISTD	RT	Resp	ISTD Resp	Resp Ratio	Final Conc	Exp. Conc	Accuracy
Jan0702.D	Calibration	Phenanthrene-d10	12.591	4218558	1099911	3.8354	149.8111	150.0000	99.9
Jan0703.D	Calibration	Phenanthrene-d10	12.581	3444793	1136769	3.0303	118.3664	120.0000	98.6
Jan0704.D	Calibration	Phenanthrene-d10	12.581	2800672	1074383	2.6068	101.8218	100.0000	101.8
Jan0705.D	Calibration	Phenanthrene-d10	12.581	2132176	1085596	1.9641	76.7171	75.0000	102.3
Jan0706.D	Calibration	Phenanthrene-d10	12.571	1351292	1057834	1.2774	49.8964	50.0000	99.8
Jan0707.D	Calibration	Phenanthrene-d10	12.571	261847	1058284	0.2474	9.6646	10.0000	96.6
Jan0708.D	Calibration	Phenanthrene-d10	12.571	104138	1007472	0.1034	4.0375	4.0000	100.9
Jan0709.D	QC	Phenanthrene-d10	12.582	2147560	1106415	1.9410	75.8167	75.0000	101.1

**Compound: Terphenyl-d14**

Data File	Sample Type	ISTD	RT	Resp	ISTD Resp	Resp Ratio	Final Conc	Exp. Conc	Accuracy
Jan0702.D	Calibration	Phenanthrene-d10	13.098	2898732	1099911	2.6354	155.5266	150.0000	103.7
Jan0703.D	Calibration	Phenanthrene-d10	13.088	2310785	1136769	2.0328	119.9614	120.0000	100.0
Jan0704.D	Calibration	Phenanthrene-d10	13.088	1891282	1074383	1.7603	103.8847	100.0000	103.9
Jan0705.D	Calibration	Phenanthrene-d10	13.088	1349248	1085596	1.2429	73.3463	75.0000	97.8
Jan0706.D	Calibration	Phenanthrene-d10	13.088	881950	1057834	0.8337	49.2018	50.0000	98.4
Jan0707.D	Calibration	Phenanthrene-d10	13.078	171915	1058284	0.1624	9.5866	10.0000	95.9
Jan0708.D	Calibration	Phenanthrene-d10	13.078	68559	1007472	0.0681	4.0159	4.0000	100.4
Jan0709.D	QC	Phenanthrene-d10	13.088	1424388	1106415	1.2874	75.9740	75.0000	101.3

# Quantitative Analysis Results Summary Report

**Compound: Butylbenzylphthalate**

Data File	Sample Type	ISTD	RT	Resp	ISTD Resp	Resp Ratio	Final Conc	Exp. Conc	Accuracy
Jan0702.D	Calibration	Chrysene-d12	14.572	1310655	847771	1.5460	149.2153	150.0000	99.5
Jan0703.D	Calibration	Chrysene-d12	14.572	988902	834898	1.1845	118.9875	120.0000	99.2
Jan0704.D	Calibration	Chrysene-d12	14.572	782416	788047	0.9929	102.0873	100.0000	102.1
Jan0705.D	Calibration	Chrysene-d12	14.561	570093	786473	0.7249	77.2406	75.0000	103.0
Jan0706.D	Calibration	Chrysene-d12	14.562	328487	770655	0.4262	47.5692	50.0000	95.1
Jan0707.D	Calibration	Chrysene-d12	14.551	54482	694567	0.0784	9.6440	10.0000	96.4
Jan0708.D	Calibration	Chrysene-d12	14.551	21931	695515	0.0315	4.1878	4.0000	104.7
Jan0709.D	QC	Chrysene-d12	14.572	608473	774422	0.7857	83.0166	75.0000	110.7

**Compound: Benzo(a)Anthracene**

Data File	Sample Type	ISTD	RT	Resp	ISTD Resp	Resp Ratio	Final Conc	Exp. Conc	Accuracy
Jan0702.D	Calibration	Chrysene-d12	15.808	3225079	847771	3.8042	148.1830	150.0000	98.8
Jan0703.D	Calibration	Chrysene-d12	15.808	2528993	834898	3.0291	117.9916	120.0000	98.3
Jan0704.D	Calibration	Chrysene-d12	15.798	2092116	788047	2.6548	103.4119	100.0000	103.4
Jan0705.D	Calibration	Chrysene-d12	15.798	1515825	786473	1.9274	75.0761	75.0000	100.1
Jan0706.D	Calibration	Chrysene-d12	15.788	953421	770655	1.2372	48.1905	50.0000	96.4
Jan0707.D	Calibration	Chrysene-d12	15.778	175216	694567	0.2523	9.8264	10.0000	98.3
Jan0708.D	Calibration	Chrysene-d12	15.778	74797	695515	0.1075	4.1891	4.0000	104.7
Jan0709.D	QC	Chrysene-d12	15.798	1670469	774422	2.1571	84.0229	75.0000	112.0

**Compound: Chrysene**

Data File	Sample Type	ISTD	RT	Resp	ISTD Resp	Resp Ratio	Final Conc	Exp. Conc	Accuracy
Jan0702.D	Calibration	Chrysene-d12	15.931	3445782	847771	4.0645	148.5579	150.0000	99.0
Jan0703.D	Calibration	Chrysene-d12	15.921	2757800	834898	3.3032	119.3529	120.0000	99.5
Jan0704.D	Calibration	Chrysene-d12	15.910	2283065	788047	2.8971	104.0416	100.0000	104.0
Jan0705.D	Calibration	Chrysene-d12	15.900	1648428	786473	2.0960	74.3408	75.0000	99.1
Jan0706.D	Calibration	Chrysene-d12	15.900	1070851	770655	1.3895	48.6827	50.0000	97.4
Jan0707.D	Calibration	Chrysene-d12	15.880	207541	694567	0.2988	9.9812	10.0000	99.8
Jan0708.D	Calibration	Chrysene-d12	15.880	89638	695515	0.1289	4.0467	4.0000	101.2
Jan0709.D	QC	Chrysene-d12	15.911	1773339	774422	2.2899	81.4695	75.0000	108.6

**Compound: 3,3-Dichlorobenzidine**

Data File	Sample Type	ISTD	RT	Resp	ISTD Resp	Resp Ratio	Final Conc	Exp. Conc	Accuracy
Jan0702.D	Calibration	Chrysene-d12	15.961	1164824	847771	1.3740	147.8415	150.0000	98.6
Jan0703.D	Calibration	Chrysene-d12	15.961	907792	834898	1.0873	119.7849	120.0000	99.8
Jan0704.D	Calibration	Chrysene-d12	15.951	738669	788047	0.9373	104.6419	100.0000	104.6
Jan0705.D	Calibration	Chrysene-d12	15.951	514900	786473	0.6547	75.1340	75.0000	100.2
Jan0706.D	Calibration	Chrysene-d12	15.941	312212	770655	0.4051	47.9061	50.0000	95.8
Jan0707.D	Calibration	Chrysene-d12	15.931	48644	694567	0.0700	9.3339	10.0000	93.3
Jan0708.D	Calibration	Chrysene-d12	15.931	19433	695515	0.0279	4.3048	4.0000	107.6
Jan0709.D	QC	Chrysene-d12	15.951	471587	774422	0.6090	70.2306	75.0000	93.6



# Quantitative Analysis Results Summary Report

**Compound: bis(2-ethylhexyl)Phthalate**

Data File	Sample Type	ISTD	RT	Resp	ISTD Resp	Resp Ratio	Final Conc	Exp. Conc	Accuracy
Jan0702.D	Calibration	Chrysene-d12	16.646	465023	847771	0.5485	147.8651	150.0000	98.6
Jan0703.D	Calibration	Chrysene-d12	16.646	362081	834898	0.4337	121.4907	120.0000	101.2
Jan0704.D	Calibration	Chrysene-d12	16.636	281928	788047	0.3578	103.0508	100.0000	103.1
Jan0705.D	Calibration	Chrysene-d12	16.636	194232	786473	0.2470	74.4146	75.0000	99.2
Jan0706.D	Calibration	Chrysene-d12	16.636	116990	770655	0.1518	47.8113	50.0000	95.6
Jan0707.D	Calibration	Chrysene-d12	16.626	21102	694567	0.0304	10.3162	10.0000	103.2
Jan0708.D	Calibration	Chrysene-d12	16.626	7848	695515	0.0113	3.9645	4.0000	99.1
Jan0709.D	QC	Chrysene-d12	16.636	230110	774422	0.2971	87.6612	75.0000	116.9

**Compound: Di-n-octyl Phthalate**

Data File	Sample Type	ISTD	RT	Resp	ISTD Resp	Resp Ratio	Final Conc	Exp. Conc	Accuracy
Jan0702.D	Calibration	Perylene-d12	18.335	3206049	653701	4.9045	146.6225	150.0000	97.7
Jan0703.D	Calibration	Perylene-d12	18.335	2492038	633899	3.9313	121.4748	120.0000	101.2
Jan0704.D	Calibration	Perylene-d12	18.335	2054459	614926	3.3410	105.4997	100.0000	105.5
Jan0705.D	Calibration	Perylene-d12	18.325	1370065	609364	2.2484	74.2318	75.0000	99.0
Jan0706.D	Calibration	Perylene-d12	18.325	826819	601041	1.3756	47.3580	50.0000	94.7
Jan0707.D	Calibration	Perylene-d12	18.315	132308	540339	0.2449	9.3050	10.0000	93.0
Jan0708.D	Calibration	Perylene-d12	18.315	57632	540360	0.1067	4.3494	4.0000	108.7
Jan0709.D	QC	Perylene-d12	18.325	1516095	615912	2.4615	80.5239	75.0000	107.4

**Compound: Benzo(b)fluoranthene**

Data File	Sample Type	ISTD	RT	Resp	ISTD Resp	Resp Ratio	Final Conc	Exp. Conc	Accuracy
Jan0702.D	Calibration	Perylene-d12	18.588	3186367	653701	4.8743	148.5466	150.0000	99.0
Jan0703.D	Calibration	Perylene-d12	18.588	2493854	633899	3.9341	119.8938	120.0000	99.9
Jan0704.D	Calibration	Perylene-d12	18.578	2038992	614926	3.3158	101.0506	100.0000	101.1
Jan0705.D	Calibration	Perylene-d12	18.578	1501132	609364	2.4634	75.0737	75.0000	100.1
Jan0706.D	Calibration	Perylene-d12	18.568	964688	601041	1.6050	48.9135	50.0000	97.8
Jan0707.D	Calibration	Perylene-d12	18.558	173041	540339	0.3202	9.7595	10.0000	97.6
Jan0708.D	Calibration	Perylene-d12	18.558	74106	540360	0.1371	4.1794	4.0000	104.5
Jan0709.D	QC	Perylene-d12	18.578	1567832	615912	2.5455	77.5760	75.0000	103.4

**Compound: Benzo(k)fluoranthene**

Data File	Sample Type	ISTD	RT	Resp	ISTD Resp	Resp Ratio	Final Conc	Exp. Conc	Accuracy
Jan0702.D	Calibration	Perylene-d12	18.659	3342735	653701	5.1136	150.3140	150.0000	100.2
Jan0703.D	Calibration	Perylene-d12	18.649	2673587	633899	4.2177	123.9797	120.0000	103.3
Jan0704.D	Calibration	Perylene-d12	18.649	2188450	614926	3.5589	104.6141	100.0000	104.6
Jan0705.D	Calibration	Perylene-d12	18.639	1578753	609364	2.5908	76.1576	75.0000	101.5
Jan0706.D	Calibration	Perylene-d12	18.629	993816	601041	1.6535	48.6047	50.0000	97.2
Jan0707.D	Calibration	Perylene-d12	18.619	173456	540339	0.3210	9.4363	10.0000	94.4
Jan0708.D	Calibration	Perylene-d12	18.609	72607	540360	0.1344	3.9498	4.0000	98.7
Jan0709.D	QC	Perylene-d12	18.639	1600318	615912	2.5983	76.3773	75.0000	101.8

# Quantitative Analysis Results Summary Report

**Compound: Benzo(a)pyrene**

Data File	Sample Type	ISTD	RT	Resp	ISTD Resp	Resp Ratio	Final Conc	Exp. Conc	Accuracy
Jan0702.D	Calibration	Perylene-d12	19.186	3129912	653701	4.7880	148.0800	150.0000	98.7
Jan0703.D	Calibration	Perylene-d12	19.175	2474611	633899	3.9038	122.2456	120.0000	101.9
Jan0704.D	Calibration	Perylene-d12	19.175	1928266	614926	3.1358	99.3468	100.0000	99.3
Jan0705.D	Calibration	Perylene-d12	19.165	1467588	609364	2.4084	77.2426	75.0000	103.0
Jan0706.D	Calibration	Perylene-d12	19.166	893317	601041	1.4863	48.5993	50.0000	97.2
Jan0707.D	Calibration	Perylene-d12	19.155	136939	540339	0.2534	9.1284	10.0000	91.3
Jan0708.D	Calibration	Perylene-d12	19.145	57788	540360	0.1069	4.3431	4.0000	108.6
Jan0709.D	QC	Perylene-d12	19.166	1491295	615912	2.4213	77.6379	75.0000	103.5

**Compound: Indeno(1,2,3-c,d)pyrene**

Data File	Sample Type	ISTD	RT	Resp	ISTD Resp	Resp Ratio	Final Conc	Exp. Conc	Accuracy
Jan0702.D	Calibration	Perylene-d12	20.937	2693759	653701	4.1208	150.5219	150.0000	100.3
Jan0703.D	Calibration	Perylene-d12	20.927	1999441	633899	3.1542	117.2704	120.0000	97.7
Jan0704.D	Calibration	Perylene-d12	20.927	1677182	614926	2.7275	102.2435	100.0000	102.2
Jan0705.D	Calibration	Perylene-d12	20.917	1208629	609364	1.9834	75.4973	75.0000	100.7
Jan0706.D	Calibration	Perylene-d12	20.907	775570	601041	1.2904	49.9152	50.0000	99.8
Jan0707.D	Calibration	Perylene-d12	20.897	122759	540339	0.2272	9.2913	10.0000	92.9
Jan0708.D	Calibration	Perylene-d12	20.897	53208	540360	0.0985	4.2507	4.0000	106.3
Jan0709.D	QC	Perylene-d12	20.917	1190988	615912	1.9337	73.6839	75.0000	98.2

**Compound: Dibenzo(a,h)anthracene**

Data File	Sample Type	ISTD	RT	Resp	ISTD Resp	Resp Ratio	Final Conc	Exp. Conc	Accuracy
Jan0702.D	Calibration	Perylene-d12	20.998	2873461	653701	4.3957	147.8072	150.0000	98.5
Jan0703.D	Calibration	Perylene-d12	20.988	2288825	633899	3.6107	123.2946	120.0000	102.7
Jan0704.D	Calibration	Perylene-d12	20.988	1767822	614926	2.8749	99.6651	100.0000	99.7
Jan0705.D	Calibration	Perylene-d12	20.978	1301526	609364	2.1359	75.2449	75.0000	100.3
Jan0706.D	Calibration	Perylene-d12	20.978	823936	601041	1.3708	49.1666	50.0000	98.3
Jan0707.D	Calibration	Perylene-d12	20.958	139898	540339	0.2589	9.6432	10.0000	96.4
Jan0708.D	Calibration	Perylene-d12	20.958	58961	540360	0.1091	4.1581	4.0000	104.0
Jan0709.D	QC	Perylene-d12	20.978	1406311	615912	2.2833	80.1749	75.0000	106.9

**Compound: Benzo(g,h,i)perylene**

Data File	Sample Type	ISTD	RT	Resp	ISTD Resp	Resp Ratio	Final Conc	Exp. Conc	Accuracy
Jan0702.D	Calibration	Perylene-d12	21.272	3060809	653701	4.6823	152.2585	150.0000	101.5
Jan0703.D	Calibration	Perylene-d12	21.261	2408350	633899	3.7993	123.5446	120.0000	103.0
Jan0704.D	Calibration	Perylene-d12	21.261	2020810	614926	3.2863	106.8630	100.0000	106.9
Jan0705.D	Calibration	Perylene-d12	21.251	1388611	609364	2.2788	74.1017	75.0000	98.8
Jan0706.D	Calibration	Perylene-d12	21.241	885051	601041	1.4725	47.8838	50.0000	95.8
Jan0707.D	Calibration	Perylene-d12	21.221	158919	540339	0.2941	9.5639	10.0000	95.6
Jan0708.D	Calibration	Perylene-d12	21.221	65451	540360	0.1211	3.9388	4.0000	98.5
Jan0709.D	QC	Perylene-d12	21.251	1438138	615912	2.3350	75.9289	75.0000	101.2

# Initial Calibration Report - Instrument #1

Method Path  
 Method File  
 Batch Name \\MASSHUNTER\Org\Data\SV5973N.I\sd010722\DoD BNA cal 1\QuantResults\010722 DoD BNA cal 1.batch.bin  
 Last Calib Update 1/11/2022 8:55:14 AM

Level Name	Calibration Files	Acq. Date-Time	Level Last Update Time
7	\\MASSHUNTER\Org\Data\SV5973N.I\sd010722\DoD BNA cal 1\Jan0702.D	1/7/2022 1:03:24 PM	1/11/2022 8:55:13 AM
6	\\MASSHUNTER\Org\Data\SV5973N.I\sd010722\DoD BNA cal 1\Jan0703.D	1/7/2022 1:35:33 PM	1/11/2022 8:55:13 AM
5	\\MASSHUNTER\Org\Data\SV5973N.I\sd010722\DoD BNA cal 1\Jan0704.D	1/7/2022 2:07:48 PM	1/11/2022 8:55:13 AM
4	\\MASSHUNTER\Org\Data\SV5973N.I\sd010722\DoD BNA cal 1\Jan0705.D	1/7/2022 2:40:13 PM	1/11/2022 8:55:13 AM
3	\\MASSHUNTER\Org\Data\SV5973N.I\sd010722\DoD BNA cal 1\Jan0706.D	1/7/2022 3:12:34 PM	1/11/2022 8:55:13 AM
2	\\MASSHUNTER\Org\Data\SV5973N.I\sd010722\DoD BNA cal 1\Jan0707.D	1/7/2022 3:45:02 PM	1/11/2022 8:55:13 AM
1	\\MASSHUNTER\Org\Data\SV5973N.I\sd010722\DoD BNA cal 1\Jan0708.D	1/7/2022 4:17:22 PM	1/11/2022 8:55:13 AM

Compound	Curve Fit	7	6	5	4	3	2	1	Avg RF	%RSD
----- ISTD -----										
I 1,4-Dichlorobenzene-d4										
T N-Nitrosodimethylamine	Quadratic	0.4226	0.4415	0.4303	0.3763	0.3811	0.3937	0.4299	0.4108	6.438
T Pyridine	Quadratic	0.9781	0.9754	0.9737	0.8541	0.8094	0.9412	0.8579	0.9128	7.726
S 2-Fluorophenol	Avg RF	0.9254	0.9595	0.9383	0.9135	0.8953	0.8715	0.8731	0.9109	3.629
T Aniline	Avg RF	1.5658	1.6282	1.6574	1.6441	1.6493	1.5571	1.6093	1.6159	2.501
S Phenol-d5	Quadratic	1.1628	1.2219	1.2401	1.2049	1.1849	1.1852	1.0694	1.1813	4.708
T Phenol	Quadratic	1.1156	1.1814	1.2614	1.3420	1.2696	1.1145	1.1716	1.2080	7.082
T bis(-2-Chloroethyl)Ether	Avg RF	0.9427	1.0180	1.0357	0.9812	1.0328	1.0091	0.9867	1.0009	3.305
T 2-Chlorophenol	Quadratic	1.0021	1.0748	1.0684	1.0741	1.0646	1.0274	0.8433	1.0221	8.167
T 1,3-Dichlorobenzene	Avg RF	1.3568	1.4954	1.4356	1.4362	1.3551	1.4595	1.4490	1.4268	3.672
T 1,4-Dichlorobenzene	Avg RF	1.4047	1.3738	1.4277	1.3613	1.4412	1.5124	1.5166	1.4340	4.302
T 1,2-Dichlorobenzene	Avg RF	1.3842	1.3881	1.4198	1.3938	1.4272	1.3778	1.5059	1.4138	3.152
T Benzyl Alcohol	Quadratic	0.6550	0.6842	0.6407	0.5785	0.6104	0.4543	0.4467	0.5814	16.415 #
T bis(2-chloroisopropyl)Ether	Avg RF	0.3741	0.3869	0.3896	0.3939	0.3796	0.3718	0.3920	0.3840	2.297
T 2-Methylphenol	Avg RF	0.9735	1.0113	0.9830	0.9398	0.9880	0.8977	0.9035	0.9567	4.583
T N-nitroso-Di-n-propylamine	Quadratic	0.6101	0.6511	0.6813	0.7039	0.6079	0.5807	0.5568	0.6274	8.525
T 4Methylphenol/3Methylphenol	Quadratic	1.2854	1.3567	1.2552	1.2407	1.3592	1.2548	1.4383	1.3129	5.603
T Hexachloroethane	Quadratic	0.4161	0.4275	0.4088	0.4028	0.4108	0.3972	0.4650	0.4183	5.435
S Nitrobenzene-d5	Quadratic	0.6376	0.6788	0.6847	0.6518	0.6414	0.5596	0.5819	0.6337	7.408
T Nitrobenzene	Quadratic	0.3118	0.3278	0.3556	0.3607	0.3463	0.3044	0.2837	0.3272	8.771
----- ISTD -----										
I Naphthalene-d8										
T Isophorone	Quadratic	0.4677	0.4826	0.4949	0.5245	0.5109	0.4804	0.4187	0.4828	7.083
T 2-Nitrophenol	Quadratic	0.0919	0.0899	0.0938	0.0881	0.0841	0.0761	0.0827	0.0867	7.070
T 2,4-Dimethylphenol	Quadratic	0.2831	0.2789	0.2519	0.2508	0.2497	0.2589	0.3027	0.2680	7.653
T bis(-2-Chloroethoxy)Methane	Avg RF	0.3063	0.3039	0.2909	0.2899	0.2894	0.2868	0.3041	0.2959	2.849
T Benzoic Acid	Quadratic	0.1579	0.1469	0.1558	0.1335	0.1238	0.1031	0.1175	0.1341	15.368 #
T 2,4-Dichlorophenol	Quadratic	0.2334	0.2393	0.2378	0.2322	0.2167	0.2074	0.1995	0.2238	7.082
T 1,2,4-Trichlorobenzene	Avg RF	0.2911	0.2983	0.2750	0.2832	0.2754	0.3061	0.3214	0.2929	5.811
T Naphthalene	Quadratic	0.8763	0.8640	0.8403	0.8553	0.8497	0.9718	0.9852	0.8918	6.773
T 4-Chlorophenol	Quadratic	0.0827	0.0844	0.0799	0.0766	0.0804	0.0702	0.1140	0.0840	16.674 #

## Initial Calibration Report - Instrument #1

Compound	Curve Fit	7	6	5	4	3	2	1	Avg RF	%RSD
T p-Chloroaniline	Avg RF	0.3444	0.3292	0.3235	0.3134	0.3393	0.3184	0.3531	0.3316	4.375
T Hexachlorobutadiene	Quadratic	0.1770	0.1665	0.1670	0.1607	0.1538	0.1515	0.1521	0.1612	5.885
T 4-Chloro-2-Methylphenol	Avg RF	0.2167	0.2225	0.2149	0.2114	0.2070	0.2094	0.2168	0.2141	2.450
T 4-Chloro-3-Methylphenol	Avg RF	0.2348	0.2309	0.2248	0.2191	0.2180	0.2324	0.2229	0.2261	2.941
T 2-Methylnaphthalene	Quadratic	0.4959	0.4910	0.5129	0.5317	0.5433	0.5920	0.5852	0.5360	7.539
T 1-Methylnaphthalene	Quadratic	0.4886	0.4938	0.5085	0.5139	0.5132	0.5431	0.6078	0.5241	7.794
I Acenaphthene-d10										
----- ISTD -----										
T Hexachlorocyclopentadiene	Quadratic	0.2081	0.2091	0.2086	0.1867	0.1716	0.1348	0.1228	0.1774	20.389 #
T 2,4,6-Trichlorophenol	Quadratic	0.2986	0.2860	0.2895	0.2680	0.2539	0.2516	0.2435	0.2702	7.929
T 2,4,5-Trichlorophenol	Avg RF	0.3152	0.3191	0.3229	0.3165	0.3030	0.3038	0.2833	0.3091	4.403
S 2-Fluorobiphenyl	Quadratic	1.1749	1.1833	1.1806	1.2720	1.2637	1.3452	1.3530	1.2532	6.108
T 2-Chloronaphthalene	Avg RF	1.0047	1.0214	1.0546	1.0480	1.0019	1.0499	1.0351	1.0308	2.115
T 2-Nitroaniline	Quadratic	0.1766	0.1896	0.1940	0.1820	0.1530	0.1271	0.0998	0.1603	22.123 #
T Dimethyl Phthalate	Quadratic	1.0389	1.0681	1.0537	1.0268	0.9726	0.9035	0.7463	0.9728	11.797
T 2,6-Dinitrotoluene	Quadratic	0.1302	0.1435	0.1498	0.1399	0.1216	0.1268	0.1217	0.1333	8.358
T Acenaphthylene	Quadratic	1.7910	1.7282	1.7339	1.6083	1.5764	1.6429	1.6480	1.6755	4.602
T 3-Nitroaniline	Quadratic	0.1709	0.1539	0.1537	0.1563	0.1424	0.1136	0.1123	0.1433	15.595 #
T Acenaphthene	Avg RF	0.9829	0.9396	0.9651	0.8868	0.9287	0.9248	1.0263	0.9506	4.766
T 2,4-Dinitrophenol	Quadratic	0.0882	0.0847	0.0840	0.0708	0.0650	0.0336	0.0255	0.0645	39.326 #
T Dibenzofuran	Avg RF	1.4712	1.4671	1.4781	1.4519	1.5448	1.5393	1.5789	1.5045	3.250
T 2,4-Dinitrotoluene	Quadratic	0.2017	0.2004	0.1878	0.1721	0.1749	0.1450	0.1397	0.1745	14.179
T 4-Nitrophenol	Quadratic	0.1658	0.1722	0.1655	0.1562	0.1339	0.1317	0.1335	0.1513	11.694
T Diethylphthalate	Quadratic		1.1498	1.1435	0.9687	0.9490	0.7862	0.7201	0.9529	18.617 #
T Fluorene	Quadratic	1.2895	1.2790	1.2607	1.1451	1.2033	1.3146	1.3448	1.2624	5.391
T 4-Chlorophenyl-phenylether	Quadratic	0.5802	0.5844	0.5872	0.5470	0.5188	0.5383	0.5233	0.5542	5.306
I Phenanthrene-d10										
----- ISTD -----										
T 4-Nitroaniline	Quadratic	0.0951	0.0802	0.0954	0.0778	0.0822	0.0575	0.0601	0.0783	19.213 #
T 4,6-Dinitro-2-methylphenol	Quadratic	0.0712	0.0608	0.0652	0.0571	0.0536	0.0448	0.0372	0.0557	21.044 #
T N-nitrosodiphenylamine	Avg RF	0.4249	0.3995	0.4508	0.4363	0.4414	0.4080	0.4889	0.4357	6.811
T Azobenzene	Quadratic	0.5313	0.5055	0.5355	0.5224	0.5167	0.3837	0.3777	0.4818	14.485
S 2,4,6-Tribromophenol	Quadratic	0.0593	0.0559	0.0569	0.0563	0.0528	0.0464	0.0559	0.0548	7.632
T 4-Bromophenyl-phenylether	Quadratic	0.1862	0.1841	0.1841	0.1769	0.1665	0.1439	0.1700	0.1731	8.610
T Hexachlorobenzene	Quadratic	0.2011	0.1799	0.1777	0.1798	0.1824	0.1614	0.1875	0.1814	6.544
T Pentachlorophenol	Quadratic	0.0927	0.0869	0.0887	0.0820	0.0791	0.0617	0.0547	0.0780	18.408 #
T Phenanthrene	Quadratic	0.9467	0.8755	0.8653	0.9037	0.9297	0.8315	0.9918	0.9063	5.998
T Anthracene	Quadratic	0.9150	0.8681	0.9014	0.8319	0.8550	0.7860	0.7945	0.8503	5.826
T Triallate	Quadratic	0.2088	0.1985	0.2047	0.1882	0.1706	0.1290	0.1536	0.1791	16.492 #
T Carbazole	Avg RF	0.8808	0.8143	0.9034	0.8976	0.8286	0.7923	0.8316	0.8498	5.144
T o-Terphenyl	Avg RF	0.5012	0.4960	0.5264	0.5175	0.5004	0.4897	0.5625	0.5134	4.888
T Di-n-Butylphthalate	Quadratic	0.9324	0.8768	0.8629	0.8122	0.7398	0.5360	0.5498	0.7586	20.940 #
T Fluoranthene	Avg RF	0.9648	0.9058	0.9425	0.9381	0.9478	0.8637	0.9846	0.9353	4.258
T Benzidine	Quadratic	0.3827	0.3810	0.3800	0.3652	0.3584	0.2712	0.2780	0.3452	14.218
T Pyrene	Avg RF	1.0228	1.0101	1.0427	1.0475	1.0219	0.9897	1.0337	1.0241	1.941

# Initial Calibration Report - Instrument #1

Compound	Curve Fit	7	6	5	4	3	2	1	Avg RF	%RSD
S Terphenyl-d14	Avg RF	0.7028	0.6776	0.7041	0.6629	0.6670	0.6498	0.6805	0.6778	2.981
I Chrysene-d12										
----- ISTD -----										
T Butylbenzylphthalate	Quadratic	0.4123	0.3948	0.3971	0.3866	0.3410	0.3138	0.3153	0.3658	11.319
T Benzo(a)Anthracene	Avg RF	1.0144	1.0097	1.0619	1.0279	0.9897	1.0091	1.0754	1.0269	3.010
T Chrysene	Quadratic	1.0839	1.1011	1.1588	1.1179	1.1116	1.1952	1.2888	1.1510	6.210
T 3,3-Dichlorobenzidine	Quadratic	0.3664	0.3624	0.3749	0.3492	0.3241	0.2801	0.2794	0.3338	12.072
T bis(2-ethylhexyl)Phthalate	Quadratic	0.1463	0.1446	0.1431	0.1317	0.1214	0.1215	0.1128	0.1316	10.154
I Perylene-d12										
----- ISTD -----										
T Di-n-octyl Phthalate	Quadratic	1.3079	1.3104	1.3364	1.1991	1.1005	0.9794	1.0666	1.1858	11.795
T Benzo(b)fluoranthene	Avg RF	1.2998	1.3114	1.3263	1.3138	1.2840	1.2810	1.3714	1.3125	2.334
T Benzo(k)fluoranthene	Avg RF	1.3636	1.4059	1.4236	1.3818	1.3228	1.2841	1.3437	1.3608	3.556
T Benzo(a)pyrene	Quadratic	1.2768	1.3013	1.2543	1.2845	1.1890	1.0137	1.0694	1.1984	9.519
T Indeno(1,2,3-c,d)pyrene	Quadratic	1.0989	1.0514	1.0910	1.0578	1.0323	0.9088	0.9847	1.0321	6.430
T Dibenzo(a,h)anthracene	Quadratic	1.1722	1.2036	1.1499	1.1391	1.0967	1.0356	1.0911	1.1269	5.011
T Benzo(g,h,i)perylene	Avg RF	1.2486	1.2664	1.3145	1.2154	1.1780	1.1764	1.2113	1.2301	4.058

(RedFont and #) = Outlier Flag; (I) = Internal Standard; (T) = Target; (S) = Surrogate; (M) = Matrix Spike

## Compounds with Curve fitting not using Avg Response Factor:

Compound	Curve Fit	Curve Fit Formula	Curve Fit R2
T N-Nitrosodimethylamine	Quadratic	$y = 0.020641 * x^2 + 0.357581 * x + 0.006721$	0.997732
T Pyridine	Quadratic	$y = 0.061523 * x^2 + 0.764967 * x + 0.015436$	0.998108
S Phenol-d5	Quadratic	$y = -0.019991 * x^2 + 1.265391 * x - 0.020458$	0.999407
T Phenol	Quadratic	$y = -0.089512 * x^2 + 1.475900 * x - 0.045067$	0.998454
T 2-Chlorophenol	Quadratic	$y = -0.035180 * x^2 + 1.161267 * x - 0.032233$	0.999533
T Benzyl Alcohol	Quadratic	$y = 0.028678 * x^2 + 0.569731 * x - 0.017335$	0.997965
T N-nitroso-Di-n-propylamine	Quadratic	$y = -0.023834 * x^2 + 0.723314 * x - 0.022535$	0.997033
T 4Methylphenol/3Methylphenol	Quadratic	$y = 0.006155 * x^2 + 1.274421 * x + 0.011697$	0.998307
T Hexachloroethane	Quadratic	$y = 0.007346 * x^2 + 0.391902 * x + 0.005589$	0.999550
S Nitrobenzene-d5	Quadratic	$y = -0.004921 * x^2 + 0.678974 * x - 0.015572$	0.998667
T Nitrobenzene	Quadratic	$y = -0.021619 * x^2 + 0.401101 * x - 0.014839$	0.998704
T Isophorone	Quadratic	$y = -0.024823 * x^2 + 0.564990 * x - 0.015880$	0.999730
T 2-Nitrophenol	Quadratic	$y = 0.002356 * x^2 + 0.084121 * x - 7.516877E-004$	0.999187
T 2,4-Dimethylphenol	Quadratic	$y = 0.018061 * x^2 + 0.213625 * x + 0.009234$	0.999241
T Benzoic Acid	Quadratic	$y = 0.012357 * x^2 + 0.113542 * x - 8.342138E-004$	0.997888
T 2,4-Dichlorophenol	Quadratic	$y = 0.003663 * x^2 + 0.224998 * x - 0.003383$	0.999362
T Naphthalene	Quadratic	$y = 0.013563 * x^2 + 0.814128 * x + 0.022729$	0.999694
T 4-Chlorophenol	Quadratic	$y = 0.003395 * x^2 + 0.070496 * x + 0.003150$	0.998293
T Hexachlorobutadiene	Quadratic	$y = 0.008690 * x^2 + 0.143073 * x + 0.001011$	0.999844
T 2-Methylnaphthalene	Quadratic	$y = -0.019978 * x^2 + 0.562348 * x + 0.004267$	0.999653
T 1-Methylnaphthalene	Quadratic	$y = -0.010310 * x^2 + 0.525779 * x + 0.007323$	0.999912
T Hexachlorocyclopentadiene	Quadratic	$y = 0.012087 * x^2 + 0.170391 * x - 0.006422$	0.998434
T 2,4,6-Trichlorophenol	Quadratic	$y = 0.015952 * x^2 + 0.240152 * x + 4.415437E-004$	0.999615
S 2-Fluorobiphenyl	Quadratic	$y = -0.039386 * x^2 + 1.308627 * x + 0.006943$	0.999590
T 2-Nitroaniline	Quadratic	$y = 0.002503 * x^2 + 0.178590 * x - 0.009789$	0.995547
T Dimethyl Phthalate	Quadratic	$y = 0.013127 * x^2 + 1.015586 * x - 0.028544$	0.999520
T 2,6-Dinitrotoluene	Quadratic	$y = -0.001176 * x^2 + 0.142452 * x - 0.002985$	0.994759
T Acenaphthylene	Quadratic	$y = 0.086841 * x^2 + 1.465429 * x + 0.022388$	0.999715
T 3-Nitroaniline	Quadratic	$y = 0.009553 * x^2 + 0.132693 * x - 0.002899$	0.998822
T 2,4-Dinitrophenol	Quadratic	$y = 0.008541 * x^2 + 0.059456 * x - 0.004479$	0.998156
T 2,4-Dinitrotoluene	Quadratic	$y = 0.013108 * x^2 + 0.155776 * x - 0.002177$	0.999295
T 4-Nitrophenol	Quadratic	$y = 0.009547 * x^2 + 0.136541 * x - 0.001132$	0.997591
T Diethylphthalate	Quadratic	$y = 0.132419 * x^2 + 0.769509 * x - 0.004057$	0.998051
T Fluorene	Quadratic	$y = 0.052630 * x^2 + 1.092473 * x + 0.031824$	0.999159
T 4-Chlorophenyl-phenylether	Quadratic	$y = 0.019795 * x^2 + 0.516322 * x + 7.943257E-004$	0.999218
T 4-Nitroaniline	Quadratic	$y = 0.005366 * x^2 + 0.073442 * x - 0.002086$	0.993120
T 4,6-Dinitro-2-methylphenol	Quadratic	$y = 0.006419 * x^2 + 0.046071 * x - 8.767649E-004$	0.997816
T Azobenzene	Quadratic	$y = 0.002153 * x^2 + 0.524289 * x - 0.019879$	0.998949
S 2,4,6-Tribromophenol	Quadratic	$y = 0.002283 * x^2 + 0.050449 * x + 8.383641E-005$	0.999353
T 4-Bromophenyl-phenylether	Quadratic	$y = 0.006987 * x^2 + 0.162630 * x - 9.547300E-004$	0.999411
T Hexachlorobenzene	Quadratic	$y = 0.009915 * x^2 + 0.157359 * x + 0.002572$	0.998328
T Pentachlorophenol	Quadratic	$y = 0.004934 * x^2 + 0.074729 * x - 0.002448$	0.999554
T Phenanthrene	Quadratic	$y = 0.019448 * x^2 + 0.845255 * x + 0.011008$	0.998353

# Initial Calibration Report - Instrument #1

T Anthracene	Quadratic	$y = 0.028550 * x^2 + 0.803559 * x - 0.002219$	0.999382
T Triallate	Quadratic	$y = 0.012930 * x^2 + 0.163675 * x - 0.003484$	0.998601
T Di-n-Butylphthalate	Quadratic	$y = 0.069780 * x^2 + 0.680783 * x - 0.021031$	0.999571
T Benzidine	Quadratic	$y = 0.009017 * x^2 + 0.355692 * x - 0.011515$	0.999497
T Butylbenzylphthalate	Quadratic	$y = 0.021156 * x^2 + 0.336572 * x - 0.003937$	0.999303
T Chrysene	Quadratic	$y = -0.016161 * x^2 + 1.151024 * x + 0.012598$	0.999460
T 3,3-Dichlorobenzidine	Quadratic	$y = 0.011639 * x^2 + 0.330838 * x - 0.007799$	0.998900
T bis(2-ethylhexyl)Phthalate	Quadratic	$y = 0.008453 * x^2 + 0.117252 * x - 4.200742E-004$	0.999246
T Di-n-octyl Phthalate	Quadratic	$y = 0.067973 * x^2 + 1.092350 * x - 0.012924$	0.998173
T Benzo(a)pyrene	Quadratic	$y = 0.022510 * x^2 + 1.216893 * x - 0.025449$	0.999272
T Indeno(1,2,3-c,d)pyrene	Quadratic	$y = 0.022226 * x^2 + 1.013962 * x - 0.009535$	0.999513
T Dibenzo(a,h)anthracene	Quadratic	$y = 0.029316 * x^2 + 1.082248 * x - 0.003704$	0.999546

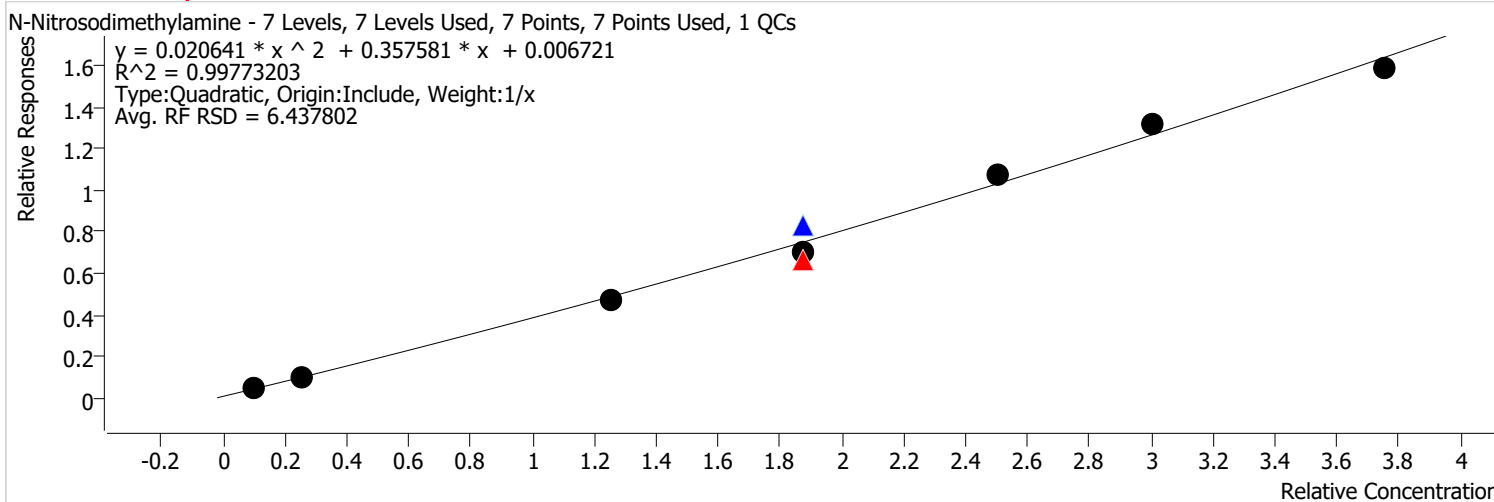
(RedFont and #) = Outlier Flag; (I) = Internal Standard; (T) = Target; (S) = Surrogate; (M) = Matrix Spike



# Calibration Report

<b>Batch Path</b>	\\MASSHUNTER\Org\Data\SV5973N.I\sd010722\DoD BNA cal 1\QuantResults\010722 DoD BNA cal 1.batch.bin		
<b>Analysis Time</b>	2/15/2022 10:08 AM	<b>Analyst Name</b>	BL2000\sean
<b>Report Time</b>	2/15/2022 10:11:00 AM	<b>Reporter Name</b>	BL2000\sean
<b>Last Calib Update</b>	1/11/2022 8:55 AM	<b>Batch State</b>	Processed
<b>Quant Batch Version</b>	10.0	<b>Quant Report Version</b>	10.0

**N-Nitrosodimethylamine %RSE = 4.3**



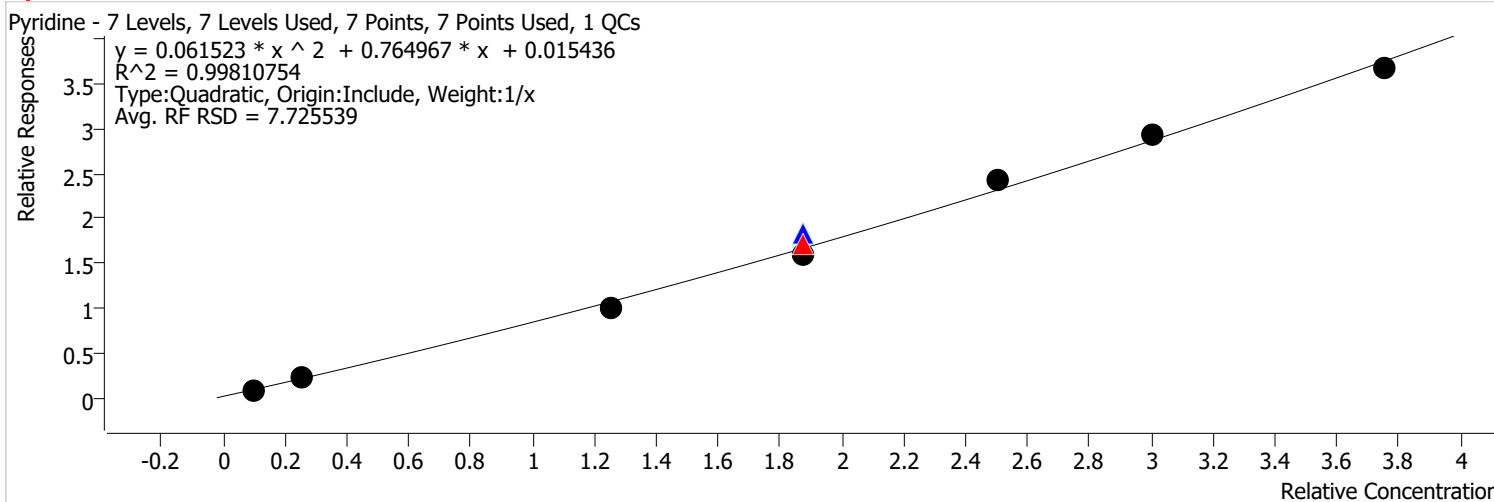
Calibration STD Path	Cal Type	Level	Enabled	Resp.	Exp. Conc	Resp. Factor	Level RSD
\\MASSHUNTER\Org\Data\SV5973N.I\sd010722\DoD BNA cal 1\Jan0708.D	Calibration	1	x	13769	4.0000	0.4299	
\\MASSHUNTER\Org\Data\SV5973N.I\sd010722\DoD BNA cal 1\Jan0707.D	Calibration	2	x	31448	10.0000	0.3937	
\\MASSHUNTER\Org\Data\SV5973N.I\sd010722\DoD BNA cal 1\Jan0706.D	Calibration	3	x	166711	50.0000	0.3811	
\\MASSHUNTER\Org\Data\SV5973N.I\sd122321\DoD BNA 3\Dec2337.D	CC	CCV	x	178308	75.0000	0.3573	
\\MASSHUNTER\Org\Data\SV5973N.I\sd010722\DoD BNA cal 1\Jan0709.D	QC	ICV	x	287555	75.0000	0.4459	
\\MASSHUNTER\Org\Data\SV5973N.I\sd010722\DoD BNA cal 1\Jan0705.D	Calibration	4	x	255551	75.0000	0.3763	
\\MASSHUNTER\Org\Data\SV5973N.I\sd010722\DoD BNA cal 1\Jan0704.D	Calibration	5	x	387178	100.0000	0.4303	
\\MASSHUNTER\Org\Data\SV5973N.I\sd010722\DoD BNA cal 1\Jan0703.D	Calibration	6	x	480784	120.0000	0.4415	
\\MASSHUNTER\Org\Data\SV5973N.I\sd010722\DoD BNA cal 1\Jan0702.D	Calibration	7	x	594411	150.0000	0.4226	



# Calibration Report

<b>Batch Path</b>	\\MASSHUNTER\Org\Data\SV5973N.I\sd010722\DoD BNA cal 1\QuantResults\010722 DoD BNA cal 1.batch.bin		
<b>Analysis Time</b>	2/15/2022 10:08 AM	<b>Analyst Name</b>	BL2000\sean
<b>Report Time</b>	2/15/2022 10:11:06 AM	<b>Reporter Name</b>	BL2000\sean
<b>Last Calib Update</b>	1/11/2022 8:55 AM	<b>Batch State</b>	Processed
<b>Quant Batch Version</b>	10.0	<b>Quant Report Version</b>	10.0

**Pyridine %RSE = 8.6**



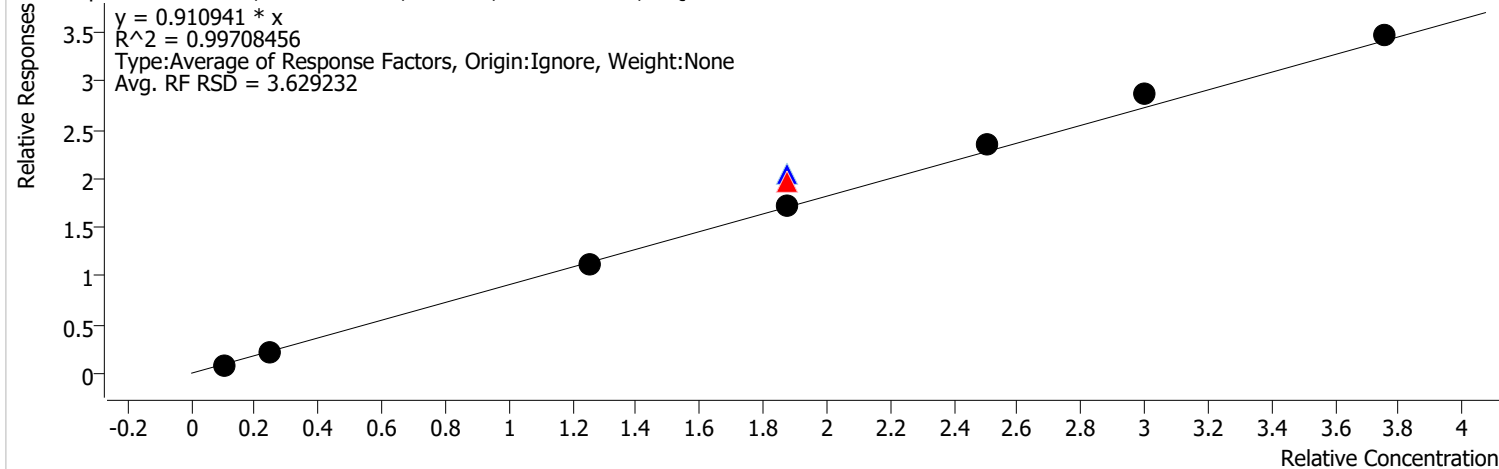
Calibration STD Path	Cal Type	Level	Enabled	Resp.	Exp. Conc	Resp. Factor	Level RSD
\\MASSHUNTER\Org\Data\SV5973N.I\sd010722\DoD BNA cal 1\Jan0708.D	Calibration	1	x	27474	4.0000	0.8579	
\\MASSHUNTER\Org\Data\SV5973N.I\sd010722\DoD BNA cal 1\Jan0707.D	Calibration	2	x	75186	10.0000	0.9412	
\\MASSHUNTER\Org\Data\SV5973N.I\sd010722\DoD BNA cal 1\Jan0706.D	Calibration	3	x	354071	50.0000	0.8094	
\\MASSHUNTER\Org\Data\SV5973N.I\sd122321\DoD BNA 3\Dec2337.D	CC	CCV	x	455306	75.0000	0.9125	
\\MASSHUNTER\Org\Data\SV5973N.I\sd010722\DoD BNA cal 1\Jan0709.D	QC	ICV	x	633006	75.0000	0.9817	
\\MASSHUNTER\Org\Data\SV5973N.I\sd010722\DoD BNA cal 1\Jan0705.D	Calibration	4	x	580053	75.0000	0.8541	
\\MASSHUNTER\Org\Data\SV5973N.I\sd010722\DoD BNA cal 1\Jan0704.D	Calibration	5	x	876124	100.0000	0.9737	
\\MASSHUNTER\Org\Data\SV5973N.I\sd010722\DoD BNA cal 1\Jan0703.D	Calibration	6	x	1062127	120.0000	0.9754	
\\MASSHUNTER\Org\Data\SV5973N.I\sd010722\DoD BNA cal 1\Jan0702.D	Calibration	7	x	1375531	150.0000	0.9781	

# Calibration Report

<b>Batch Path</b>	\\MASSHUNTER\Org\Data\SV5973N.I\sd010722\DoD BNA cal 1\QuantResults\010722 DoD BNA cal 1.batch.bin		
<b>Analysis Time</b>	2/15/2022 10:08 AM	<b>Analyst Name</b>	BL2000\sean
<b>Report Time</b>	2/15/2022 10:11:06 AM	<b>Reporter Name</b>	BL2000\sean
<b>Last Calib Update</b>	1/11/2022 8:55 AM	<b>Batch State</b>	Processed
<b>Quant Batch Version</b>	10.0	<b>Quant Report Version</b>	10.0

**2-Fluorophenol %RSE =**

2-Fluorophenol - 7 Levels, 7 Levels Used, 7 Points, 7 Points Used, 1 QCs

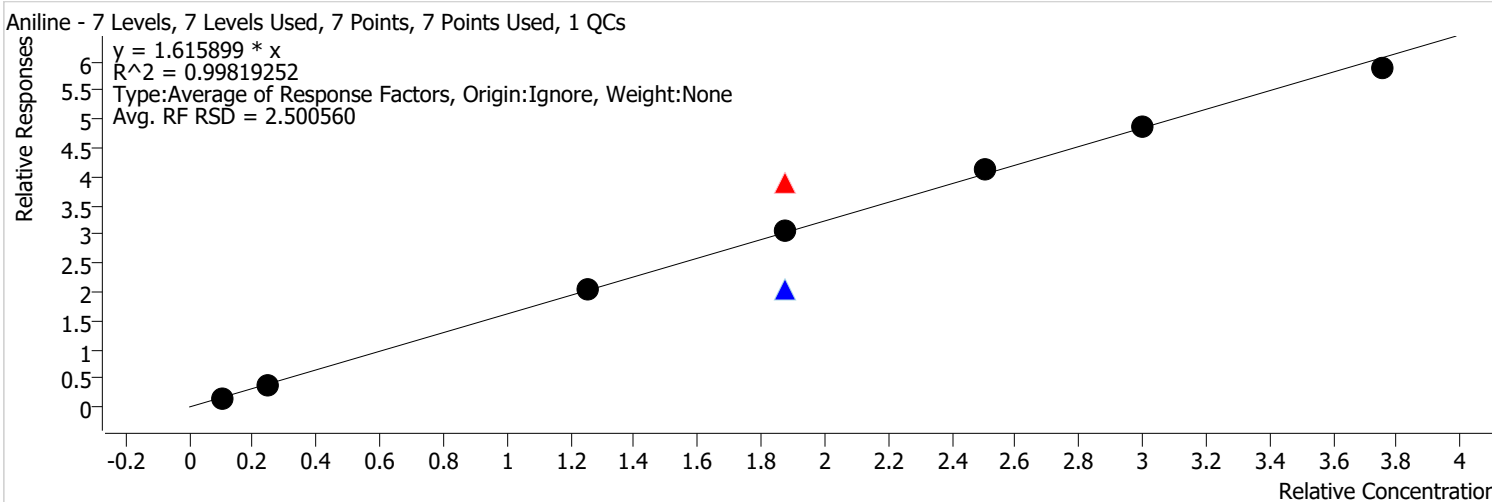


Calibration STD Path	Cal Type	Level	Enabled	Resp.	Exp. Conc	Resp. Factor	Level RSD
\\MASSHUNTER\Org\Data\SV5973N.I\sd010722\DoD BNA cal 1\Jan0708.D	Calibration	1	x	27961	4.0000	0.8731	
\\MASSHUNTER\Org\Data\SV5973N.I\sd010722\DoD BNA cal 1\Jan0707.D	Calibration	2	x	69618	10.0000	0.8715	
\\MASSHUNTER\Org\Data\SV5973N.I\sd010722\DoD BNA cal 1\Jan0706.D	Calibration	3	x	391645	50.0000	0.8953	
\\MASSHUNTER\Org\Data\SV5973N.I\sd122321\DoD BNA 3\Dec2337.D	CC	CCV	x	521935	75.0000	1.0460	
\\MASSHUNTER\Org\Data\SV5973N.I\sd010722\DoD BNA cal 1\Jan0709.D	QC	ICV	x	701965	75.0000	1.0886	
\\MASSHUNTER\Org\Data\SV5973N.I\sd010722\DoD BNA cal 1\Jan0705.D	Calibration	4	x	620349	75.0000	0.9135	
\\MASSHUNTER\Org\Data\SV5973N.I\sd010722\DoD BNA cal 1\Jan0704.D	Calibration	5	x	844282	100.0000	0.9383	
\\MASSHUNTER\Org\Data\SV5973N.I\sd010722\DoD BNA cal 1\Jan0703.D	Calibration	6	x	1044793	120.0000	0.9595	
\\MASSHUNTER\Org\Data\SV5973N.I\sd010722\DoD BNA cal 1\Jan0702.D	Calibration	7	x	1301547	150.0000	0.9254	

# Calibration Report

<b>Batch Path</b>	\\MASSHUNTER\Org\Data\SV5973N.I\sd010722\DoD BNA cal 1\QuantResults\010722 DoD BNA cal 1.batch.bin		
<b>Analysis Time</b>	2/15/2022 10:08 AM	<b>Analyst Name</b>	BL2000\sean
<b>Report Time</b>	2/15/2022 10:11:06 AM	<b>Reporter Name</b>	BL2000\sean
<b>Last Calib Update</b>	1/11/2022 8:55 AM	<b>Batch State</b>	Processed
<b>Quant Batch Version</b>	10.0	<b>Quant Report Version</b>	10.0

**Aniline %RSE = 2.5**

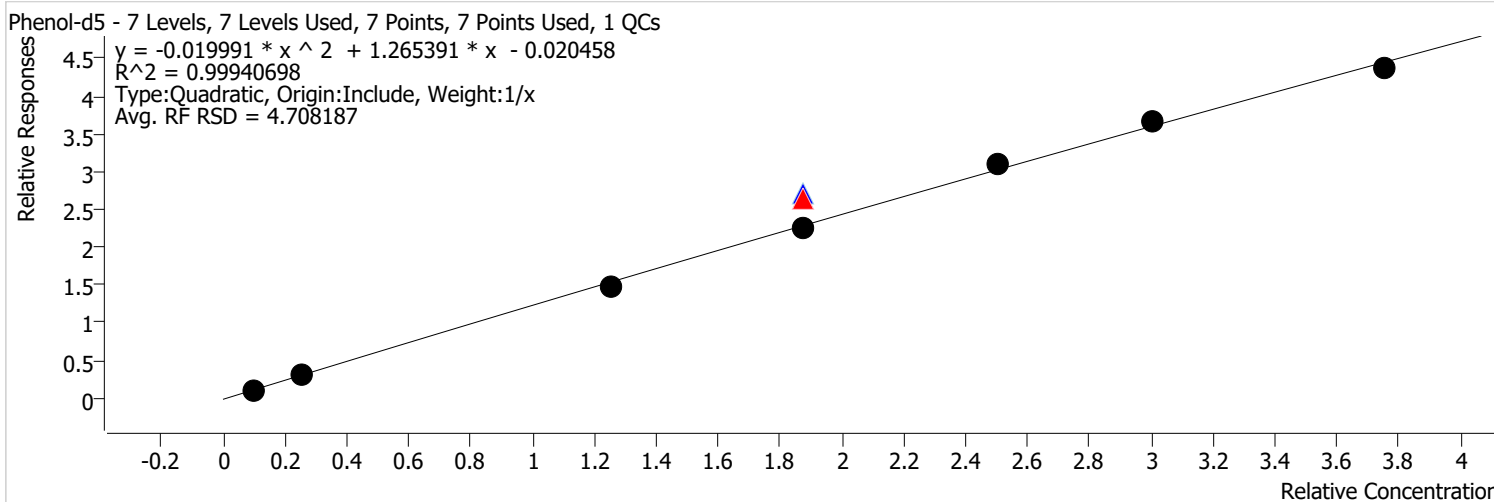


Calibration STD Path	Cal Type	Level	Enabled	Resp.	Exp. Conc	Resp. Factor	Level RSD
\\MASSHUNTER\Org\Data\SV5973N.I\sd010722\DoD BNA cal 1\Jan0708.D	Calibration	1	x	51540	4.0000	1.6093	
\\MASSHUNTER\Org\Data\SV5973N.I\sd010722\DoD BNA cal 1\Jan0707.D	Calibration	2	x	124385	10.0000	1.5571	
\\MASSHUNTER\Org\Data\SV5973N.I\sd010722\DoD BNA cal 1\Jan0706.D	Calibration	3	x	721474	50.0000	1.6493	
\\MASSHUNTER\Org\Data\SV5973N.I\sd122321\DoD BNA 3\Dec2337.D	CC	CCV	x	1037841	75.0000	2.0799	
\\MASSHUNTER\Org\Data\SV5973N.I\sd010722\DoD BNA cal 1\Jan0709.D	QC	ICV	x	696401	75.0000	1.0800	
\\MASSHUNTER\Org\Data\SV5973N.I\sd010722\DoD BNA cal 1\Jan0705.D	Calibration	4	x	1116541	75.0000	1.6441	
\\MASSHUNTER\Org\Data\SV5973N.I\sd010722\DoD BNA cal 1\Jan0704.D	Calibration	5	x	1491332	100.0000	1.6574	
\\MASSHUNTER\Org\Data\SV5973N.I\sd010722\DoD BNA cal 1\Jan0703.D	Calibration	6	x	1772963	120.0000	1.6282	
\\MASSHUNTER\Org\Data\SV5973N.I\sd010722\DoD BNA cal 1\Jan0702.D	Calibration	7	x	2202178	150.0000	1.5658	

# Calibration Report

<b>Batch Path</b>	\\MASSHUNTER\Org\Data\SV5973N.I\sd010722\DoD BNA cal 1\QuantResults\010722 DoD BNA cal 1.batch.bin		
<b>Analysis Time</b>	2/15/2022 10:08 AM	<b>Analyst Name</b>	BL2000\sean
<b>Report Time</b>	2/15/2022 10:11:06 AM	<b>Reporter Name</b>	BL2000\sean
<b>Last Calib Update</b>	1/11/2022 8:55 AM	<b>Batch State</b>	Processed
<b>Quant Batch Version</b>	10.0	<b>Quant Report Version</b>	10.0

**Phenol-d5 %RSE =**



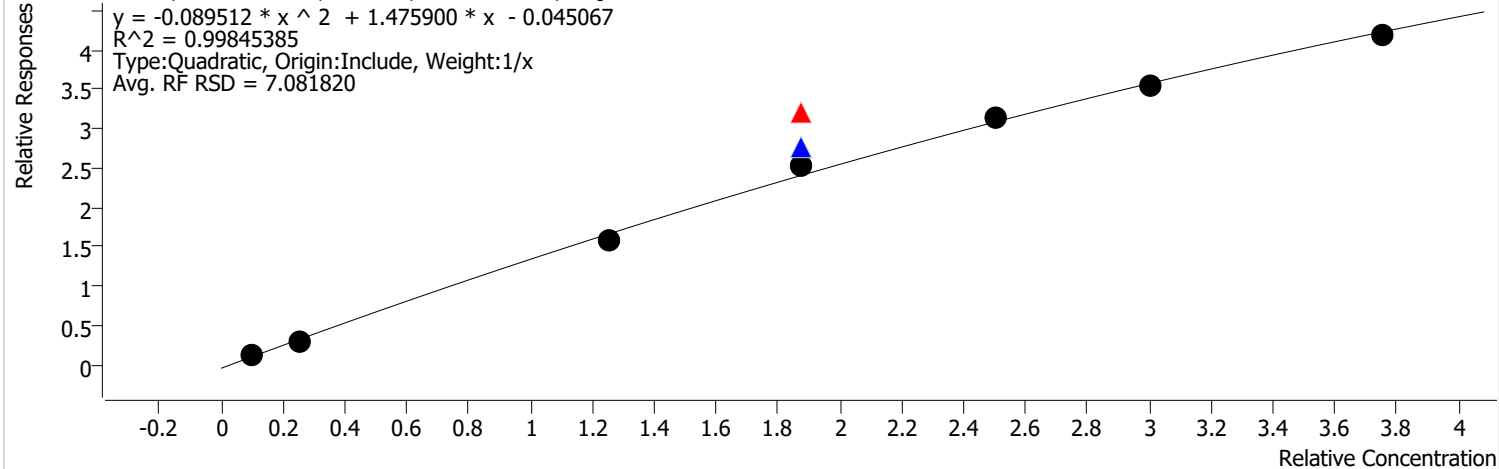
Calibration STD Path	Cal Type	Level	Enabled	Resp.	Exp. Conc	Resp. Factor	Level RSD
\\MASSHUNTER\Org\Data\SV5973N.I\sd010722\DoD BNA cal 1\Jan0708.D	Calibration	1	x	34249	4.0000	1.0694	
\\MASSHUNTER\Org\Data\SV5973N.I\sd010722\DoD BNA cal 1\Jan0707.D	Calibration	2	x	94681	10.0000	1.1852	
\\MASSHUNTER\Org\Data\SV5973N.I\sd010722\DoD BNA cal 1\Jan0706.D	Calibration	3	x	518291	50.0000	1.1849	
\\MASSHUNTER\Org\Data\SV5973N.I\sd122321\DoD BNA 3\Dec2337.D	CC	CCV	x	699905	75.0000	1.4027	
\\MASSHUNTER\Org\Data\SV5973N.I\sd010722\DoD BNA cal 1\Jan0709.D	QC	ICV	x	928942	75.0000	1.4406	
\\MASSHUNTER\Org\Data\SV5973N.I\sd010722\DoD BNA cal 1\Jan0705.D	Calibration	4	x	818282	75.0000	1.2049	
\\MASSHUNTER\Org\Data\SV5973N.I\sd010722\DoD BNA cal 1\Jan0704.D	Calibration	5	x	1115876	100.0000	1.2401	
\\MASSHUNTER\Org\Data\SV5973N.I\sd010722\DoD BNA cal 1\Jan0703.D	Calibration	6	x	1330488	120.0000	1.2219	
\\MASSHUNTER\Org\Data\SV5973N.I\sd010722\DoD BNA cal 1\Jan0702.D	Calibration	7	x	1635334	150.0000	1.1628	

# Calibration Report

<b>Batch Path</b>	\\MASSHUNTER\Org\Data\SV5973N.I\sd010722\DoD BNA cal 1\QuantResults\010722 DoD BNA cal 1.batch.bin		
<b>Analysis Time</b>	2/15/2022 10:08 AM	<b>Analyst Name</b>	BL2000\sean
<b>Report Time</b>	2/15/2022 10:11:07 AM	<b>Reporter Name</b>	BL2000\sean
<b>Last Calib Update</b>	1/11/2022 8:55 AM	<b>Batch State</b>	Processed
<b>Quant Batch Version</b>	10.0	<b>Quant Report Version</b>	10.0

**Phenol %RSE = 8.6**

Phenol - 7 Levels, 7 Levels Used, 7 Points, 7 Points Used, 1 QCs

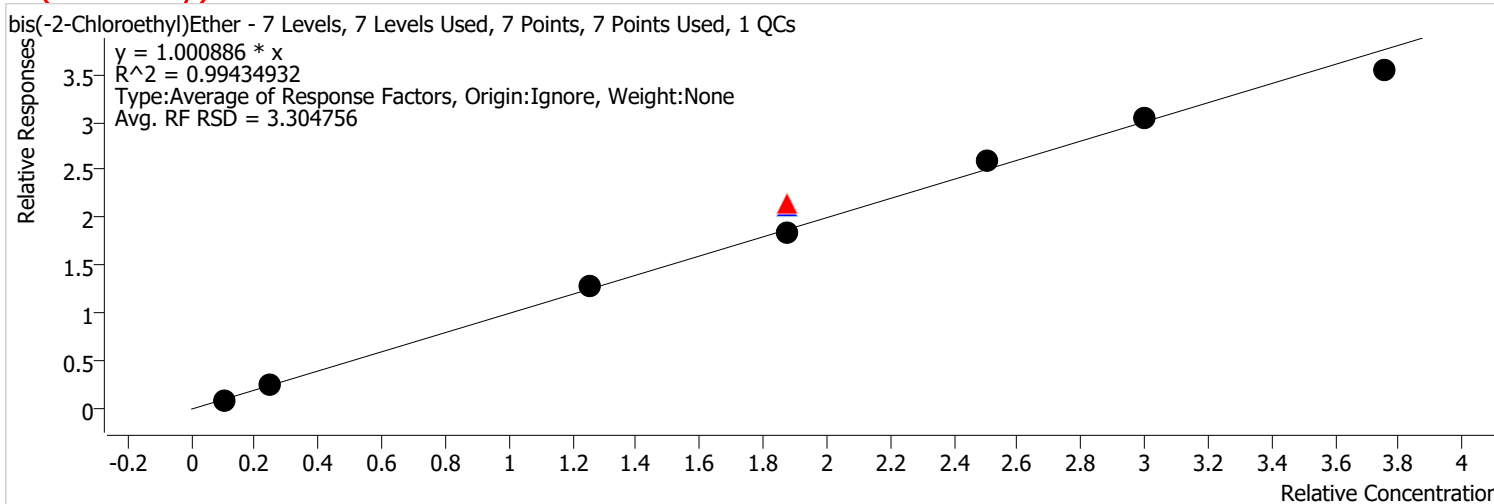


Calibration STD Path	Cal Type	Level	Enabled	Resp.	Exp. Conc	Resp. Factor	Level RSD
\\MASSHUNTER\Org\Data\SV5973N.I\sd010722\DoD BNA cal 1\Jan0708.D	Calibration	1	x	37523	4.0000	1.1716	
\\MASSHUNTER\Org\Data\SV5973N.I\sd010722\DoD BNA cal 1\Jan0707.D	Calibration	2	x	89027	10.0000	1.1145	
\\MASSHUNTER\Org\Data\SV5973N.I\sd010722\DoD BNA cal 1\Jan0706.D	Calibration	3	x	555346	50.0000	1.2696	
\\MASSHUNTER\Org\Data\SV5973N.I\sd122321\DoD BNA 3\Dec2337.D	CC	CCV	x	851483	75.0000	1.7064	
\\MASSHUNTER\Org\Data\SV5973N.I\sd010722\DoD BNA cal 1\Jan0709.D	QC	ICV	x	951213	75.0000	1.4752	
\\MASSHUNTER\Org\Data\SV5973N.I\sd010722\DoD BNA cal 1\Jan0705.D	Calibration	4	x	911392	75.0000	1.3420	
\\MASSHUNTER\Org\Data\SV5973N.I\sd010722\DoD BNA cal 1\Jan0704.D	Calibration	5	x	1135018	100.0000	1.2614	
\\MASSHUNTER\Org\Data\SV5973N.I\sd010722\DoD BNA cal 1\Jan0703.D	Calibration	6	x	1286467	120.0000	1.1814	
\\MASSHUNTER\Org\Data\SV5973N.I\sd010722\DoD BNA cal 1\Jan0702.D	Calibration	7	x	1569021	150.0000	1.1156	

# Calibration Report

<b>Batch Path</b>	\\MASSHUNTER\Org\Data\SV5973N.I\sd010722\DoD BNA cal 1\QuantResults\010722 DoD BNA cal 1.batch.bin		
<b>Analysis Time</b>	2/15/2022 10:08 AM	<b>Analyst Name</b>	BL2000\sean
<b>Report Time</b>	2/15/2022 10:11:07 AM	<b>Reporter Name</b>	BL2000\sean
<b>Last Calib Update</b>	1/11/2022 8:55 AM	<b>Batch State</b>	Processed
<b>Quant Batch Version</b>	10.0	<b>Quant Report Version</b>	10.0

**bis(-2-Chloroethyl)Ether %RSE = 3.3**



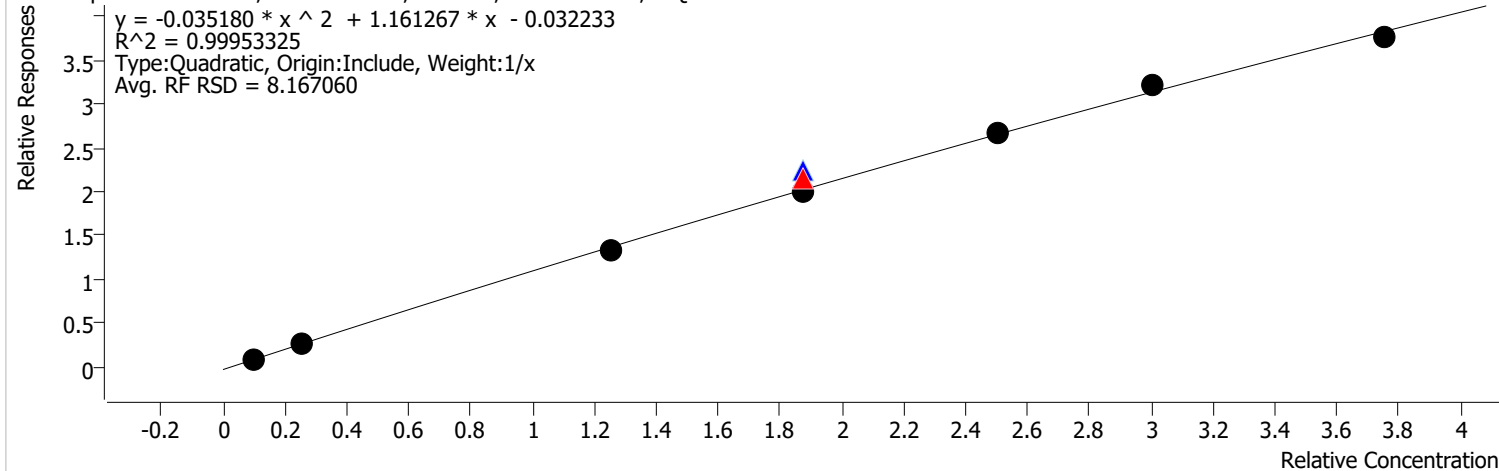
Calibration STD Path	Cal Type	Level	Enabled	Resp.	Exp. Conc	Resp. Factor	Level RSD
\\MASSHUNTER\Org\Data\SV5973N.I\sd010722\DoD BNA cal 1\Jan0708.D	Calibration	1	x	31600	4.0000	0.9867	
\\MASSHUNTER\Org\Data\SV5973N.I\sd010722\DoD BNA cal 1\Jan0707.D	Calibration	2	x	80606	10.0000	1.0091	
\\MASSHUNTER\Org\Data\SV5973N.I\sd010722\DoD BNA cal 1\Jan0706.D	Calibration	3	x	451790	50.0000	1.0328	
\\MASSHUNTER\Org\Data\SV5973N.I\sd122321\DoD BNA 3\Dec2337.D	CC	CCV	x	569137	75.0000	1.1406	
\\MASSHUNTER\Org\Data\SV5973N.I\sd010722\DoD BNA cal 1\Jan0709.D	QC	ICV	x	726555	75.0000	1.1268	
\\MASSHUNTER\Org\Data\SV5973N.I\sd010722\DoD BNA cal 1\Jan0705.D	Calibration	4	x	666364	75.0000	0.9812	
\\MASSHUNTER\Org\Data\SV5973N.I\sd010722\DoD BNA cal 1\Jan0704.D	Calibration	5	x	931909	100.0000	1.0357	
\\MASSHUNTER\Org\Data\SV5973N.I\sd010722\DoD BNA cal 1\Jan0703.D	Calibration	6	x	1108519	120.0000	1.0180	
\\MASSHUNTER\Org\Data\SV5973N.I\sd010722\DoD BNA cal 1\Jan0702.D	Calibration	7	x	1325806	150.0000	0.9427	

# Calibration Report

<b>Batch Path</b>	\\MASSHUNTER\Org\Data\SV5973N.I\sd010722\DoD BNA cal 1\QuantResults\010722 DoD BNA cal 1.batch.bin		
<b>Analysis Time</b>	2/15/2022 10:08 AM	<b>Analyst Name</b>	BL2000\sean
<b>Report Time</b>	2/15/2022 10:11:07 AM	<b>Reporter Name</b>	BL2000\sean
<b>Last Calib Update</b>	1/11/2022 8:55 AM	<b>Batch State</b>	Processed
<b>Quant Batch Version</b>	10.0	<b>Quant Report Version</b>	10.0

**2-Chlorophenol %RSE = 2.3**

2-Chlorophenol - 7 Levels, 7 Levels Used, 7 Points, 7 Points Used, 1 QCs

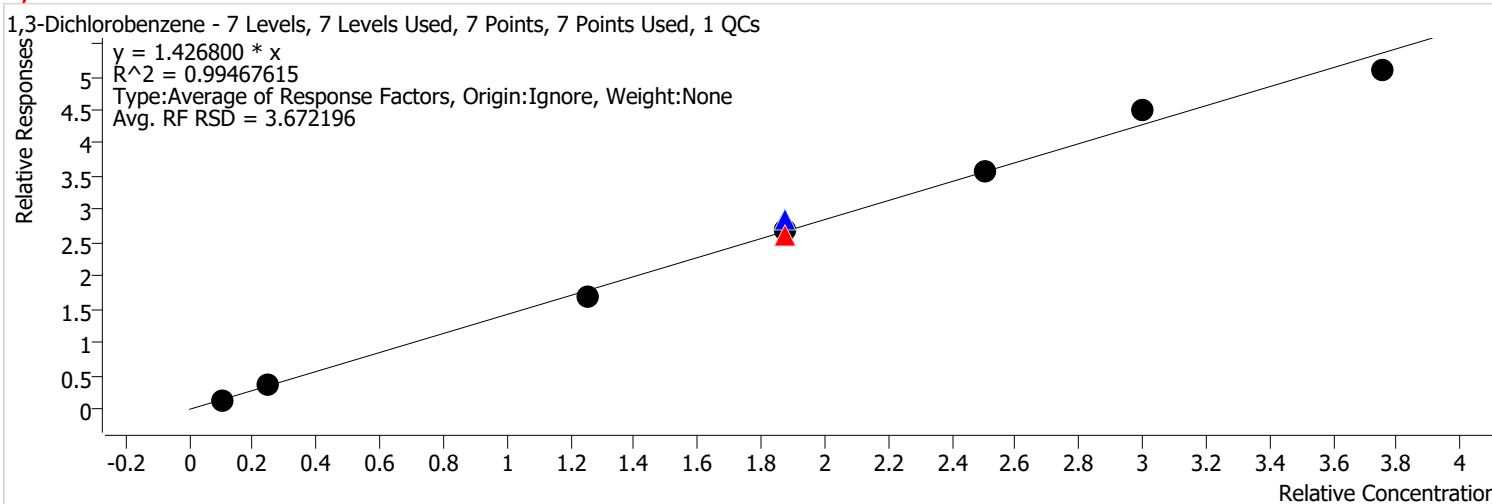


Calibration STD Path	Cal Type	Level	Enabled	Resp.	Exp. Conc	Resp. Factor	Level RSD
\\MASSHUNTER\Org\Data\SV5973N.I\sd010722\DoD BNA cal 1\Jan0708.D	Calibration	1	x	27009	4.0000	0.8433	
\\MASSHUNTER\Org\Data\SV5973N.I\sd010722\DoD BNA cal 1\Jan0707.D	Calibration	2	x	82073	10.0000	1.0274	
\\MASSHUNTER\Org\Data\SV5973N.I\sd010722\DoD BNA cal 1\Jan0706.D	Calibration	3	x	465695	50.0000	1.0646	
\\MASSHUNTER\Org\Data\SV5973N.I\sd122321\DoD BNA 3\Dec2337.D	CC	CCV	x	570059	75.0000	1.1424	
\\MASSHUNTER\Org\Data\SV5973N.I\sd010722\DoD BNA cal 1\Jan0709.D	QC	ICV	x	767950	75.0000	1.1909	
\\MASSHUNTER\Org\Data\SV5973N.I\sd010722\DoD BNA cal 1\Jan0705.D	Calibration	4	x	729430	75.0000	1.0741	
\\MASSHUNTER\Org\Data\SV5973N.I\sd010722\DoD BNA cal 1\Jan0704.D	Calibration	5	x	961327	100.0000	1.0684	
\\MASSHUNTER\Org\Data\SV5973N.I\sd010722\DoD BNA cal 1\Jan0703.D	Calibration	6	x	1170338	120.0000	1.0748	
\\MASSHUNTER\Org\Data\SV5973N.I\sd010722\DoD BNA cal 1\Jan0702.D	Calibration	7	x	1409359	150.0000	1.0021	

# Calibration Report

<b>Batch Path</b>	\\MASSHUNTER\Org\Data\SV5973N.I\sd010722\DoD BNA cal 1\QuantResults\010722 DoD BNA cal 1.batch.bin		
<b>Analysis Time</b>	2/15/2022 10:08 AM	<b>Analyst Name</b>	BL2000\sean
<b>Report Time</b>	2/15/2022 10:11:07 AM	<b>Reporter Name</b>	BL2000\sean
<b>Last Calib Update</b>	1/11/2022 8:55 AM	<b>Batch State</b>	Processed
<b>Quant Batch Version</b>	10.0	<b>Quant Report Version</b>	10.0

**1,3-Dichlorobenzene %RSE = 3.7**



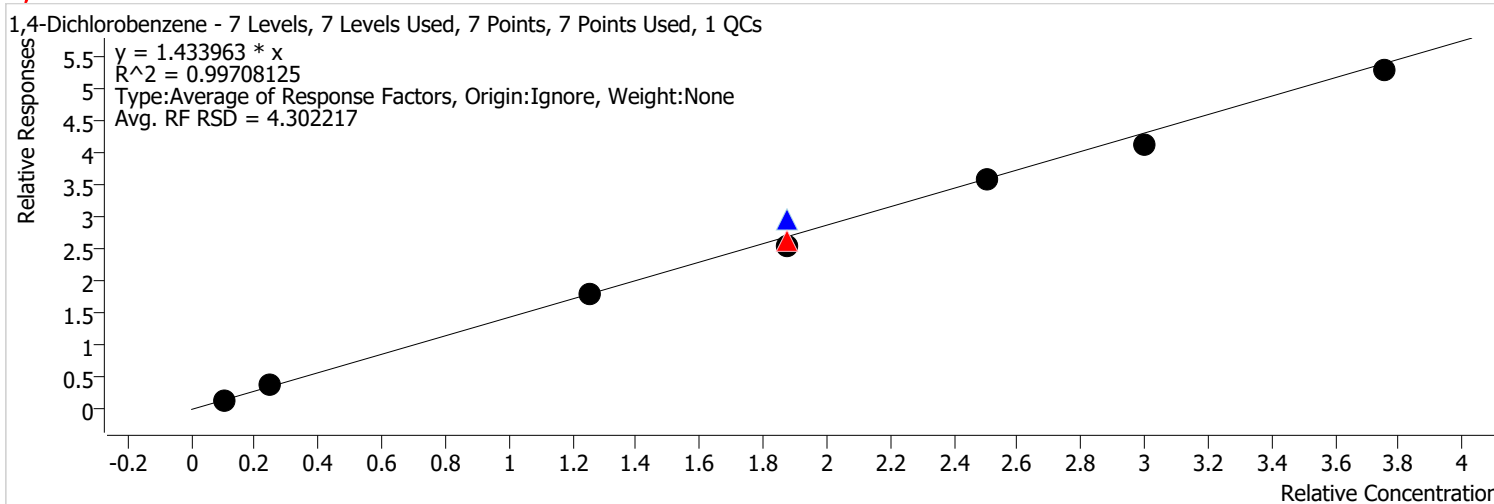
Calibration STD Path	Cal Type	Level	Enabled	Resp.	Exp. Conc	Resp. Factor	Level RSD
\\MASSHUNTER\Org\Data\SV5973N.I\sd010722\DoD BNA cal 1\Jan0708.D	Calibration	1	x	46405	4.0000	1.4490	
\\MASSHUNTER\Org\Data\SV5973N.I\sd010722\DoD BNA cal 1\Jan0707.D	Calibration	2	x	116592	10.0000	1.4595	
\\MASSHUNTER\Org\Data\SV5973N.I\sd010722\DoD BNA cal 1\Jan0706.D	Calibration	3	x	592783	50.0000	1.3551	
\\MASSHUNTER\Org\Data\SV5973N.I\sd122321\DoD BNA 3\Dec2337.D	CC	CCV	x	701438	75.0000	1.4057	
\\MASSHUNTER\Org\Data\SV5973N.I\sd010722\DoD BNA cal 1\Jan0709.D	QC	ICV	x	981882	75.0000	1.5227	
\\MASSHUNTER\Org\Data\SV5973N.I\sd010722\DoD BNA cal 1\Jan0705.D	Calibration	4	x	975320	75.0000	1.4362	
\\MASSHUNTER\Org\Data\SV5973N.I\sd010722\DoD BNA cal 1\Jan0704.D	Calibration	5	x	1291794	100.0000	1.4356	
\\MASSHUNTER\Org\Data\SV5973N.I\sd010722\DoD BNA cal 1\Jan0703.D	Calibration	6	x	1628314	120.0000	1.4954	
\\MASSHUNTER\Org\Data\SV5973N.I\sd010722\DoD BNA cal 1\Jan0702.D	Calibration	7	x	1908156	150.0000	1.3568	



# Calibration Report

<b>Batch Path</b>	\\MASSHUNTER\Org\Data\SV5973N.I\sd010722\DoD BNA cal 1\QuantResults\010722 DoD BNA cal 1.batch.bin		
<b>Analysis Time</b>	2/15/2022 10:08 AM	<b>Analyst Name</b>	BL2000\sean
<b>Report Time</b>	2/15/2022 10:11:07 AM	<b>Reporter Name</b>	BL2000\sean
<b>Last Calib Update</b>	1/11/2022 8:55 AM	<b>Batch State</b>	Processed
<b>Quant Batch Version</b>	10.0	<b>Quant Report Version</b>	10.0

**1,4-Dichlorobenzene %RSE = 4.3**

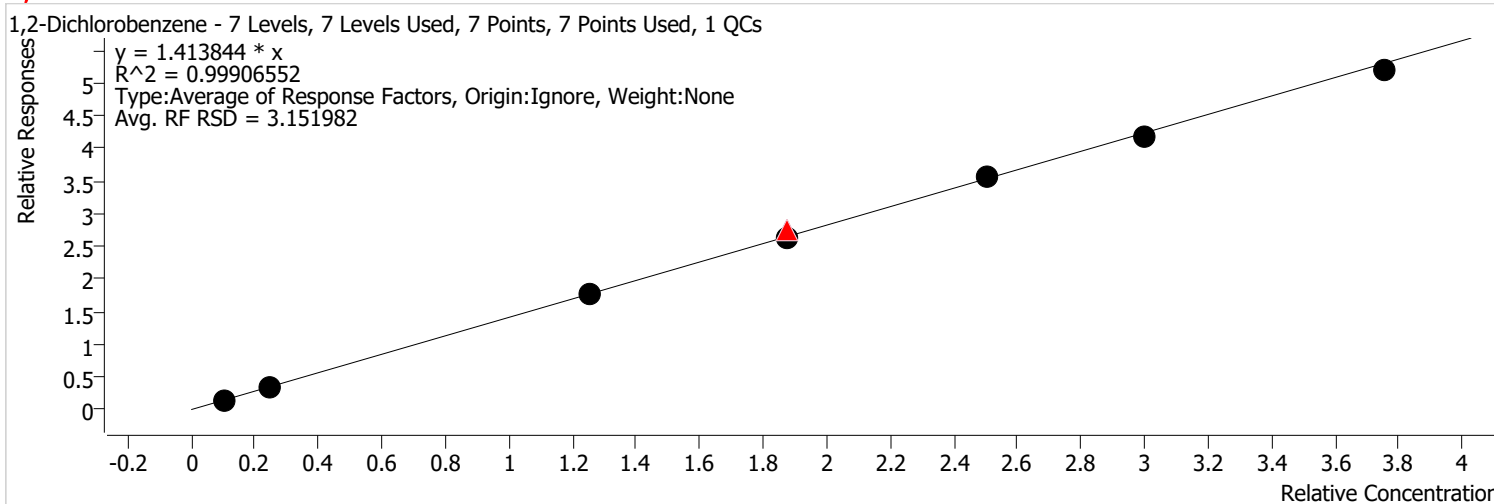


Calibration STD Path	Cal Type	Level	Enabled	Resp.	Exp. Conc	Resp. Factor	Level RSD
\\MASSHUNTER\Org\Data\SV5973N.I\sd010722\DoD BNA cal 1\Jan0708.D	Calibration	1	x	48571	4.0000	1.5166	
\\MASSHUNTER\Org\Data\SV5973N.I\sd010722\DoD BNA cal 1\Jan0707.D	Calibration	2	x	120816	10.0000	1.5124	
\\MASSHUNTER\Org\Data\SV5973N.I\sd010722\DoD BNA cal 1\Jan0706.D	Calibration	3	x	630442	50.0000	1.4412	
\\MASSHUNTER\Org\Data\SV5973N.I\sd122321\DoD BNA 3\Dec2337.D	CC	CCV	x	700711	75.0000	1.4043	
\\MASSHUNTER\Org\Data\SV5973N.I\sd010722\DoD BNA cal 1\Jan0709.D	QC	ICV	x	1021790	75.0000	1.5846	
\\MASSHUNTER\Org\Data\SV5973N.I\sd010722\DoD BNA cal 1\Jan0705.D	Calibration	4	x	924463	75.0000	1.3613	
\\MASSHUNTER\Org\Data\SV5973N.I\sd010722\DoD BNA cal 1\Jan0704.D	Calibration	5	x	1284685	100.0000	1.4277	
\\MASSHUNTER\Org\Data\SV5973N.I\sd010722\DoD BNA cal 1\Jan0703.D	Calibration	6	x	1495883	120.0000	1.3738	
\\MASSHUNTER\Org\Data\SV5973N.I\sd010722\DoD BNA cal 1\Jan0702.D	Calibration	7	x	1975597	150.0000	1.4047	

# Calibration Report

<b>Batch Path</b>	\\MASSHUNTER\Org\Data\SV5973N.I\sd010722\DoD BNA cal 1\QuantResults\010722 DoD BNA cal 1.batch.bin		
<b>Analysis Time</b>	2/15/2022 10:08 AM	<b>Analyst Name</b>	BL2000\sean
<b>Report Time</b>	2/15/2022 10:11:07 AM	<b>Reporter Name</b>	BL2000\sean
<b>Last Calib Update</b>	1/11/2022 8:55 AM	<b>Batch State</b>	Processed
<b>Quant Batch Version</b>	10.0	<b>Quant Report Version</b>	10.0

**1,2-Dichlorobenzene %RSE = 3.2**

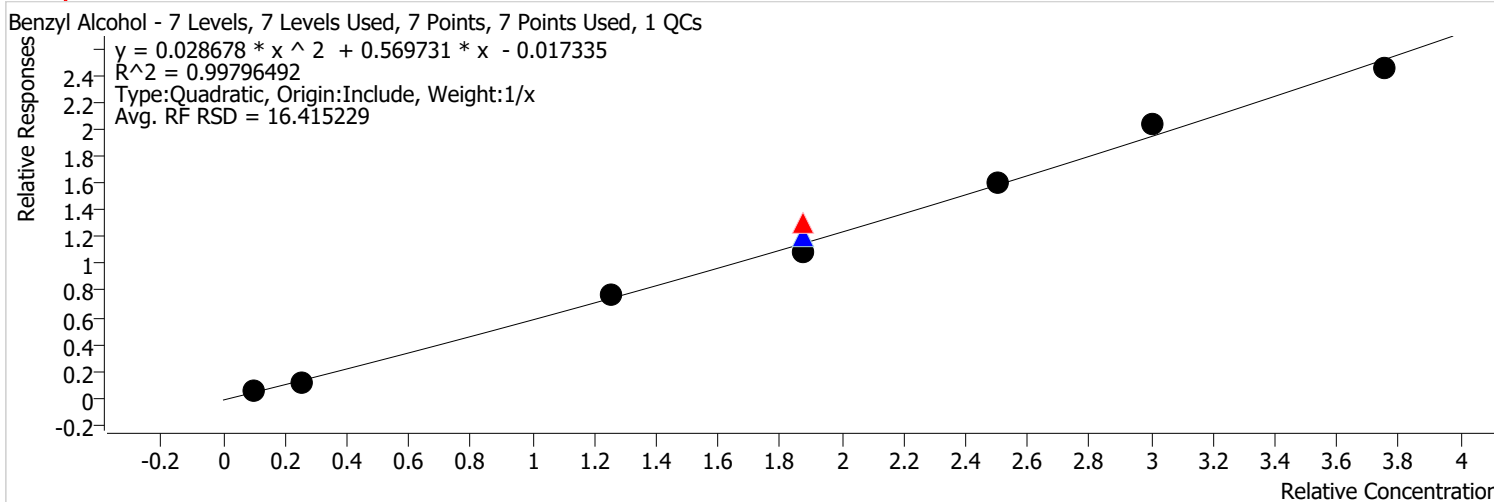


Calibration STD Path	Cal Type	Level	Enabled	Resp.	Exp. Conc	Resp. Factor	Level RSD
\\MASSHUNTER\Org\Data\SV5973N.I\sd010722\DoD BNA cal 1\Jan0708.D	Calibration	1	x	48227	4.0000	1.5059	
\\MASSHUNTER\Org\Data\SV5973N.I\sd010722\DoD BNA cal 1\Jan0707.D	Calibration	2	x	110065	10.0000	1.3778	
\\MASSHUNTER\Org\Data\SV5973N.I\sd010722\DoD BNA cal 1\Jan0706.D	Calibration	3	x	624312	50.0000	1.4272	
\\MASSHUNTER\Org\Data\SV5973N.I\sd122321\DoD BNA 3\Dec2337.D	CC	CCV	x	728238	75.0000	1.4595	
\\MASSHUNTER\Org\Data\SV5973N.I\sd010722\DoD BNA cal 1\Jan0709.D	QC	ICV	x	947809	75.0000	1.4699	
\\MASSHUNTER\Org\Data\SV5973N.I\sd010722\DoD BNA cal 1\Jan0705.D	Calibration	4	x	946583	75.0000	1.3938	
\\MASSHUNTER\Org\Data\SV5973N.I\sd010722\DoD BNA cal 1\Jan0704.D	Calibration	5	x	1277533	100.0000	1.4198	
\\MASSHUNTER\Org\Data\SV5973N.I\sd010722\DoD BNA cal 1\Jan0703.D	Calibration	6	x	1511542	120.0000	1.3881	
\\MASSHUNTER\Org\Data\SV5973N.I\sd010722\DoD BNA cal 1\Jan0702.D	Calibration	7	x	1946748	150.0000	1.3842	

# Calibration Report

<b>Batch Path</b>	\\MASSHUNTER\Org\Data\SV5973N.I\sd010722\DoD BNA cal 1\QuantResults\010722 DoD BNA cal 1.batch.bin		
<b>Analysis Time</b>	2/15/2022 10:08 AM	<b>Analyst Name</b>	BL2000\sean
<b>Report Time</b>	2/15/2022 10:11:07 AM	<b>Reporter Name</b>	BL2000\sean
<b>Last Calib Update</b>	1/11/2022 8:55 AM	<b>Batch State</b>	Processed
<b>Quant Batch Version</b>	10.0	<b>Quant Report Version</b>	10.0

**Benzyl Alcohol %RSE = 7.3**

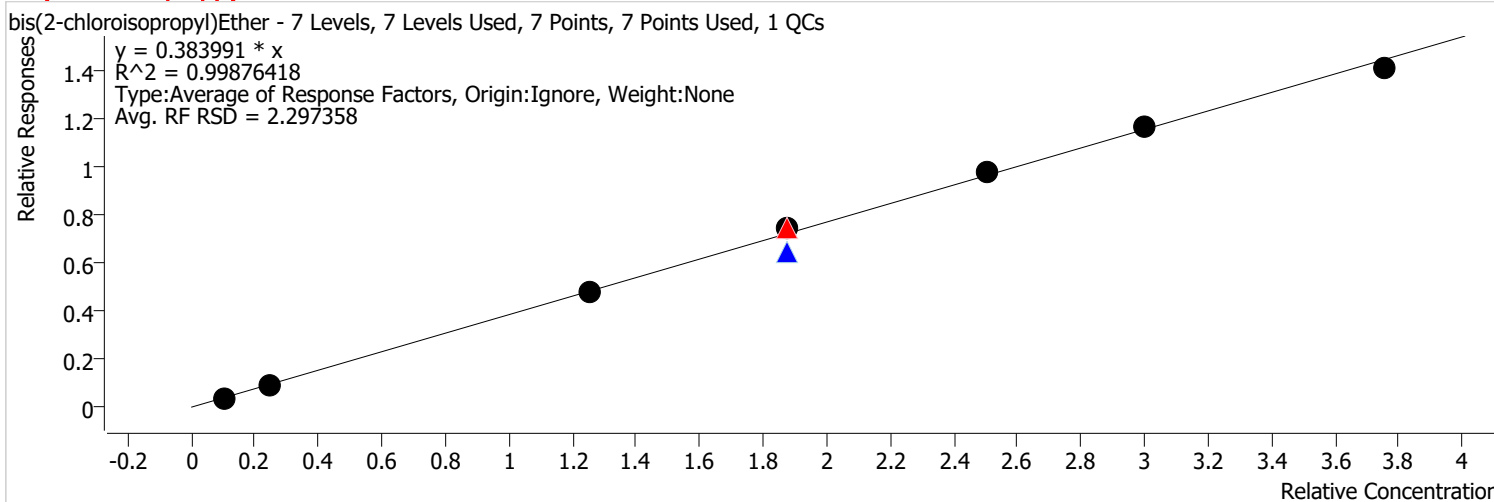


Calibration STD Path	Cal Type	Level	Enabled	Resp.	Exp. Conc	Resp. Factor	Level RSD
\\MASSHUNTER\Org\Data\SV5973N.I\sd010722\DoD BNA cal 1\Jan0708.D	Calibration	1	x	14306	4.0000	0.4467	
\\MASSHUNTER\Org\Data\SV5973N.I\sd010722\DoD BNA cal 1\Jan0707.D	Calibration	2	x	36291	10.0000	0.4543	
\\MASSHUNTER\Org\Data\SV5973N.I\sd010722\DoD BNA cal 1\Jan0706.D	Calibration	3	x	267001	50.0000	0.6104	
\\MASSHUNTER\Org\Data\SV5973N.I\sd122321\DoD BNA 3\Dec2337.D	CC	CCV	x	349181	75.0000	0.6998	
\\MASSHUNTER\Org\Data\SV5973N.I\sd010722\DoD BNA cal 1\Jan0709.D	QC	ICV	x	415177	75.0000	0.6439	
\\MASSHUNTER\Org\Data\SV5973N.I\sd010722\DoD BNA cal 1\Jan0705.D	Calibration	4	x	392902	75.0000	0.5785	
\\MASSHUNTER\Org\Data\SV5973N.I\sd010722\DoD BNA cal 1\Jan0704.D	Calibration	5	x	576547	100.0000	0.6407	
\\MASSHUNTER\Org\Data\SV5973N.I\sd010722\DoD BNA cal 1\Jan0703.D	Calibration	6	x	744997	120.0000	0.6842	
\\MASSHUNTER\Org\Data\SV5973N.I\sd010722\DoD BNA cal 1\Jan0702.D	Calibration	7	x	921253	150.0000	0.6550	

# Calibration Report

<b>Batch Path</b>	\\MASSHUNTER\Org\Data\SV5973N.I\sd010722\DoD BNA cal 1\QuantResults\010722 DoD BNA cal 1.batch.bin		
<b>Analysis Time</b>	2/15/2022 10:08 AM	<b>Analyst Name</b>	BL2000\sean
<b>Report Time</b>	2/15/2022 10:11:08 AM	<b>Reporter Name</b>	BL2000\sean
<b>Last Calib Update</b>	1/11/2022 8:55 AM	<b>Batch State</b>	Processed
<b>Quant Batch Version</b>	10.0	<b>Quant Report Version</b>	10.0

**bis(2-chloroisopropyl)Ether %RSE = 2.3**

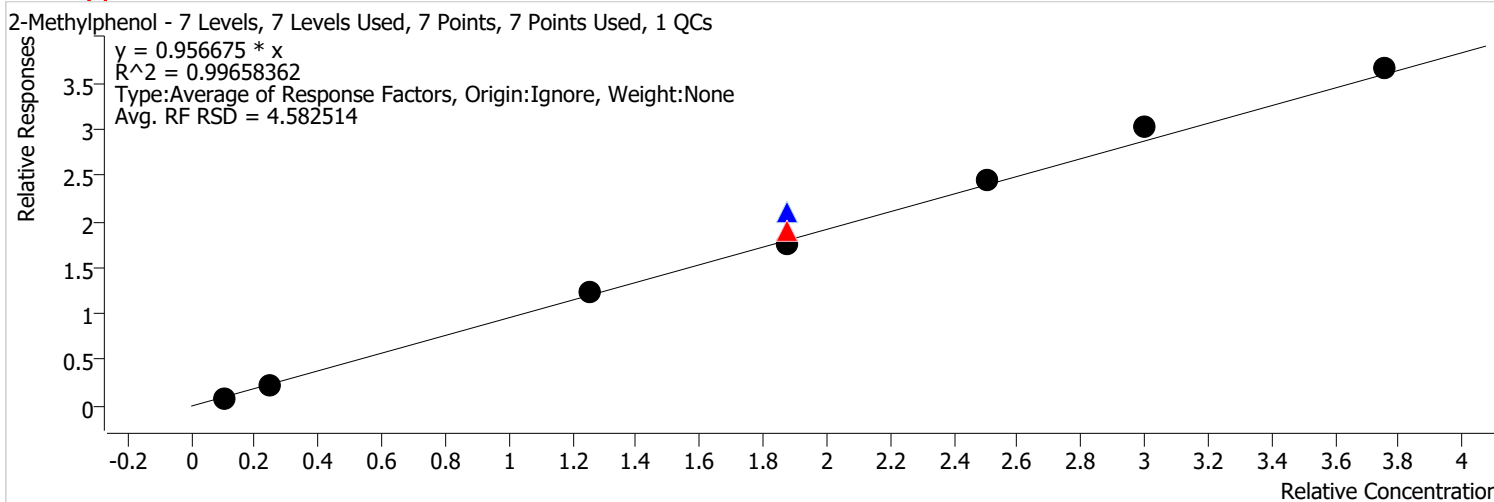


Calibration STD Path	Cal Type	Level	Enabled	Resp.	Exp. Conc	Resp. Factor	Level RSD
\\MASSHUNTER\Org\Data\SV5973N.I\sd010722\DoD BNA cal 1\Jan0708.D	Calibration	1	x	12555	4.0000	0.3920	
\\MASSHUNTER\Org\Data\SV5973N.I\sd010722\DoD BNA cal 1\Jan0707.D	Calibration	2	x	29702	10.0000	0.3718	
\\MASSHUNTER\Org\Data\SV5973N.I\sd010722\DoD BNA cal 1\Jan0706.D	Calibration	3	x	166064	50.0000	0.3796	
\\MASSHUNTER\Org\Data\SV5973N.I\sd122321\DoD BNA 3\Dec2337.D	CC	CCV	x	197330	75.0000	0.3955	
\\MASSHUNTER\Org\Data\SV5973N.I\sd010722\DoD BNA cal 1\Jan0709.D	QC	ICV	x	221289	75.0000	0.3432	
\\MASSHUNTER\Org\Data\SV5973N.I\sd010722\DoD BNA cal 1\Jan0705.D	Calibration	4	x	267513	75.0000	0.3939	
\\MASSHUNTER\Org\Data\SV5973N.I\sd010722\DoD BNA cal 1\Jan0704.D	Calibration	5	x	350557	100.0000	0.3896	
\\MASSHUNTER\Org\Data\SV5973N.I\sd010722\DoD BNA cal 1\Jan0703.D	Calibration	6	x	421242	120.0000	0.3869	
\\MASSHUNTER\Org\Data\SV5973N.I\sd010722\DoD BNA cal 1\Jan0702.D	Calibration	7	x	526163	150.0000	0.3741	

# Calibration Report

<b>Batch Path</b>	\\MASSHUNTER\Org\Data\SV5973N.I\sd010722\DoD BNA cal 1\QuantResults\010722 DoD BNA cal 1.batch.bin		
<b>Analysis Time</b>	2/15/2022 10:08 AM	<b>Analyst Name</b>	BL2000\sean
<b>Report Time</b>	2/15/2022 10:11:08 AM	<b>Reporter Name</b>	BL2000\sean
<b>Last Calib Update</b>	1/11/2022 8:55 AM	<b>Batch State</b>	Processed
<b>Quant Batch Version</b>	10.0	<b>Quant Report Version</b>	10.0

**2-Methylphenol %RSE = 4.6**

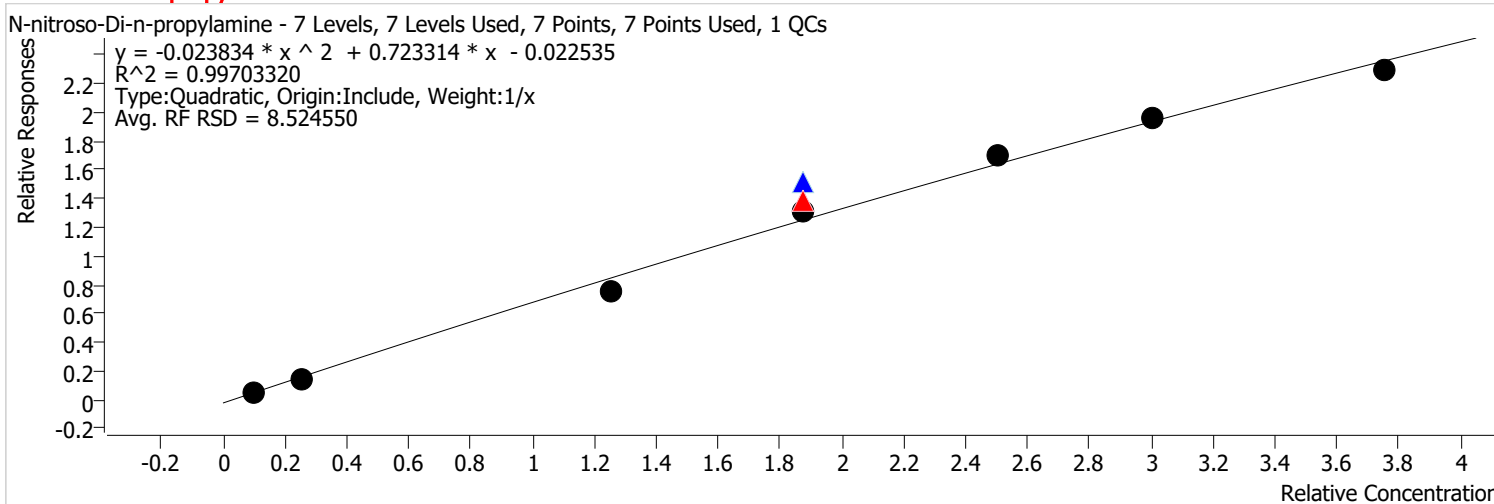


Calibration STD Path	Cal Type	Level	Enabled	Resp.	Exp. Conc	Resp. Factor	Level RSD
\\MASSHUNTER\Org\Data\SV5973N.I\sd010722\DoD BNA cal 1\Jan0708.D	Calibration	1	x	28936	4.0000	0.9035	
\\MASSHUNTER\Org\Data\SV5973N.I\sd010722\DoD BNA cal 1\Jan0707.D	Calibration	2	x	71707	10.0000	0.8977	
\\MASSHUNTER\Org\Data\SV5973N.I\sd010722\DoD BNA cal 1\Jan0706.D	Calibration	3	x	432174	50.0000	0.9880	
\\MASSHUNTER\Org\Data\SV5973N.I\sd122321\DoD BNA 3\Dec2337.D	CC	CCV	x	508637	75.0000	1.0194	
\\MASSHUNTER\Org\Data\SV5973N.I\sd010722\DoD BNA cal 1\Jan0709.D	QC	ICV	x	725976	75.0000	1.1259	
\\MASSHUNTER\Org\Data\SV5973N.I\sd010722\DoD BNA cal 1\Jan0705.D	Calibration	4	x	638264	75.0000	0.9398	
\\MASSHUNTER\Org\Data\SV5973N.I\sd010722\DoD BNA cal 1\Jan0704.D	Calibration	5	x	884464	100.0000	0.9830	
\\MASSHUNTER\Org\Data\SV5973N.I\sd010722\DoD BNA cal 1\Jan0703.D	Calibration	6	x	1101229	120.0000	1.0113	
\\MASSHUNTER\Org\Data\SV5973N.I\sd010722\DoD BNA cal 1\Jan0702.D	Calibration	7	x	1369059	150.0000	0.9735	

# Calibration Report

<b>Batch Path</b>	\\MASSHUNTER\Org\Data\SV5973N.I\sd010722\DoD BNA cal 1\QuantResults\010722 DoD BNA cal 1.batch.bin		
<b>Analysis Time</b>	2/15/2022 10:08 AM	<b>Analyst Name</b>	BL2000\sean
<b>Report Time</b>	2/15/2022 10:11:08 AM	<b>Reporter Name</b>	BL2000\sean
<b>Last Calib Update</b>	1/11/2022 8:55 AM	<b>Batch State</b>	Processed
<b>Quant Batch Version</b>	10.0	<b>Quant Report Version</b>	10.0

**N-nitroso-Di-n-propylamine %RSE = 8.4**

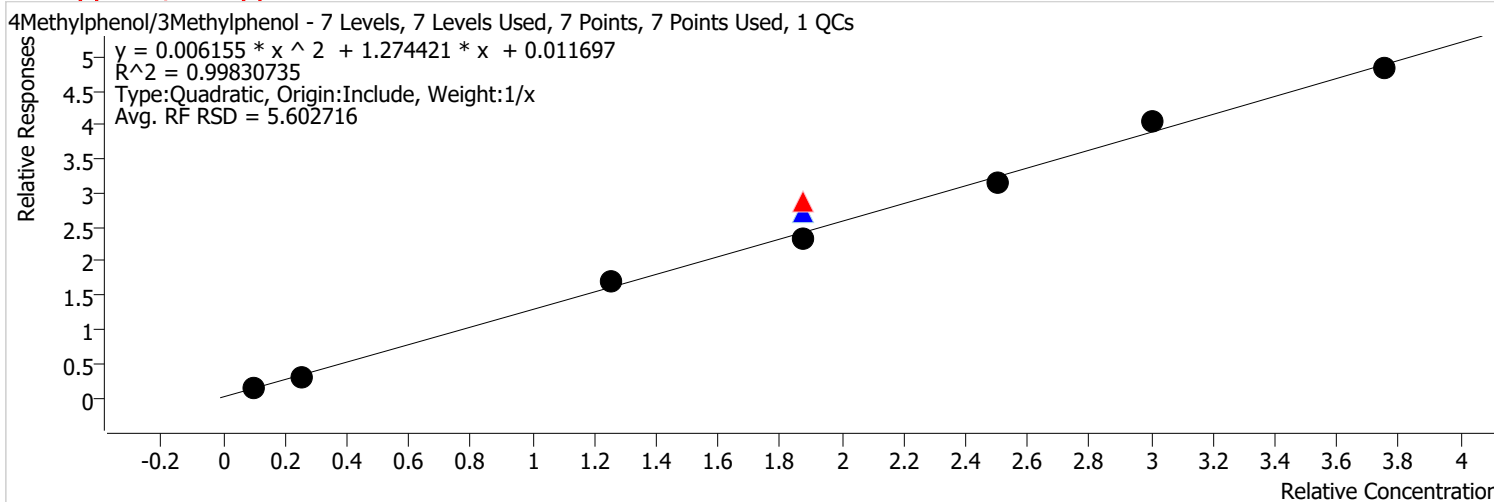


Calibration STD Path	Cal Type	Level	Enabled	Resp.	Exp. Conc	Resp. Factor	Level RSD
\\MASSHUNTER\Org\Data\SV5973N.I\sd010722\DoD BNA cal 1\Jan0708.D	Calibration	1	x	17831	4.0000	0.5568	
\\MASSHUNTER\Org\Data\SV5973N.I\sd010722\DoD BNA cal 1\Jan0707.D	Calibration	2	x	46392	10.0000	0.5807	
\\MASSHUNTER\Org\Data\SV5973N.I\sd010722\DoD BNA cal 1\Jan0706.D	Calibration	3	x	265927	50.0000	0.6079	
\\MASSHUNTER\Org\Data\SV5973N.I\sd122321\DoD BNA 3\Dec2337.D	CC	CCV	x	370584	75.0000	0.7427	
\\MASSHUNTER\Org\Data\SV5973N.I\sd010722\DoD BNA cal 1\Jan0709.D	QC	ICV	x	520053	75.0000	0.8065	
\\MASSHUNTER\Org\Data\SV5973N.I\sd010722\DoD BNA cal 1\Jan0705.D	Calibration	4	x	478035	75.0000	0.7039	
\\MASSHUNTER\Org\Data\SV5973N.I\sd010722\DoD BNA cal 1\Jan0704.D	Calibration	5	x	612996	100.0000	0.6813	
\\MASSHUNTER\Org\Data\SV5973N.I\sd010722\DoD BNA cal 1\Jan0703.D	Calibration	6	x	709020	120.0000	0.6511	
\\MASSHUNTER\Org\Data\SV5973N.I\sd010722\DoD BNA cal 1\Jan0702.D	Calibration	7	x	858039	150.0000	0.6101	

# Calibration Report

<b>Batch Path</b>	\\MASSHUNTER\Org\Data\SV5973N.I\sd010722\DoD BNA cal 1\QuantResults\010722 DoD BNA cal 1.batch.bin		
<b>Analysis Time</b>	2/15/2022 10:08 AM	<b>Analyst Name</b>	BL2000\sean
<b>Report Time</b>	2/15/2022 10:11:08 AM	<b>Reporter Name</b>	BL2000\sean
<b>Last Calib Update</b>	1/11/2022 8:55 AM	<b>Batch State</b>	Processed
<b>Quant Batch Version</b>	10.0	<b>Quant Report Version</b>	10.0

**4Methylphenol/3Methylphenol %RSE = 5.4**

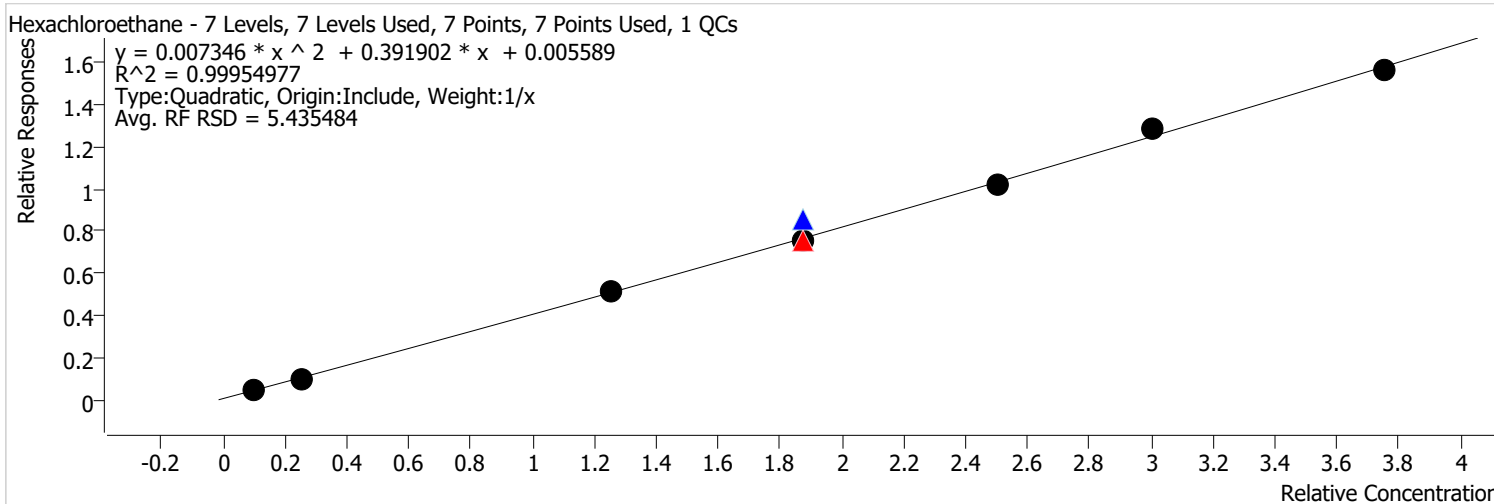


Calibration STD Path	Cal Type	Level	Enabled	Resp.	Exp. Conc	Resp. Factor	Level RSD
\\MASSHUNTER\Org\Data\SV5973N.I\sd010722\DoD BNA cal 1\Jan0708.D	Calibration	1	x	46065	4.0000	1.4383	
\\MASSHUNTER\Org\Data\SV5973N.I\sd010722\DoD BNA cal 1\Jan0707.D	Calibration	2	x	100240	10.0000	1.2548	
\\MASSHUNTER\Org\Data\SV5973N.I\sd010722\DoD BNA cal 1\Jan0706.D	Calibration	3	x	594558	50.0000	1.3592	
\\MASSHUNTER\Org\Data\SV5973N.I\sd122321\DoD BNA 3\Dec2337.D	CC	CCV	x	765979	75.0000	1.5351	
\\MASSHUNTER\Org\Data\SV5973N.I\sd010722\DoD BNA cal 1\Jan0709.D	QC	ICV	x	934579	75.0000	1.4494	
\\MASSHUNTER\Org\Data\SV5973N.I\sd010722\DoD BNA cal 1\Jan0705.D	Calibration	4	x	842599	75.0000	1.2407	
\\MASSHUNTER\Org\Data\SV5973N.I\sd010722\DoD BNA cal 1\Jan0704.D	Calibration	5	x	1129399	100.0000	1.2552	
\\MASSHUNTER\Org\Data\SV5973N.I\sd010722\DoD BNA cal 1\Jan0703.D	Calibration	6	x	1477253	120.0000	1.3567	
\\MASSHUNTER\Org\Data\SV5973N.I\sd010722\DoD BNA cal 1\Jan0702.D	Calibration	7	x	1807773	150.0000	1.2854	

# Calibration Report

<b>Batch Path</b>	\\MASSHUNTER\Org\Data\SV5973N.I\sd010722\DoD BNA cal 1\QuantResults\010722 DoD BNA cal 1.batch.bin		
<b>Analysis Time</b>	2/15/2022 10:08 AM	<b>Analyst Name</b>	BL2000\sean
<b>Report Time</b>	2/15/2022 10:11:08 AM	<b>Reporter Name</b>	BL2000\sean
<b>Last Calib Update</b>	1/11/2022 8:55 AM	<b>Batch State</b>	Processed
<b>Quant Batch Version</b>	10.0	<b>Quant Report Version</b>	10.0

**Hexachloroethane %RSE = 3.6**



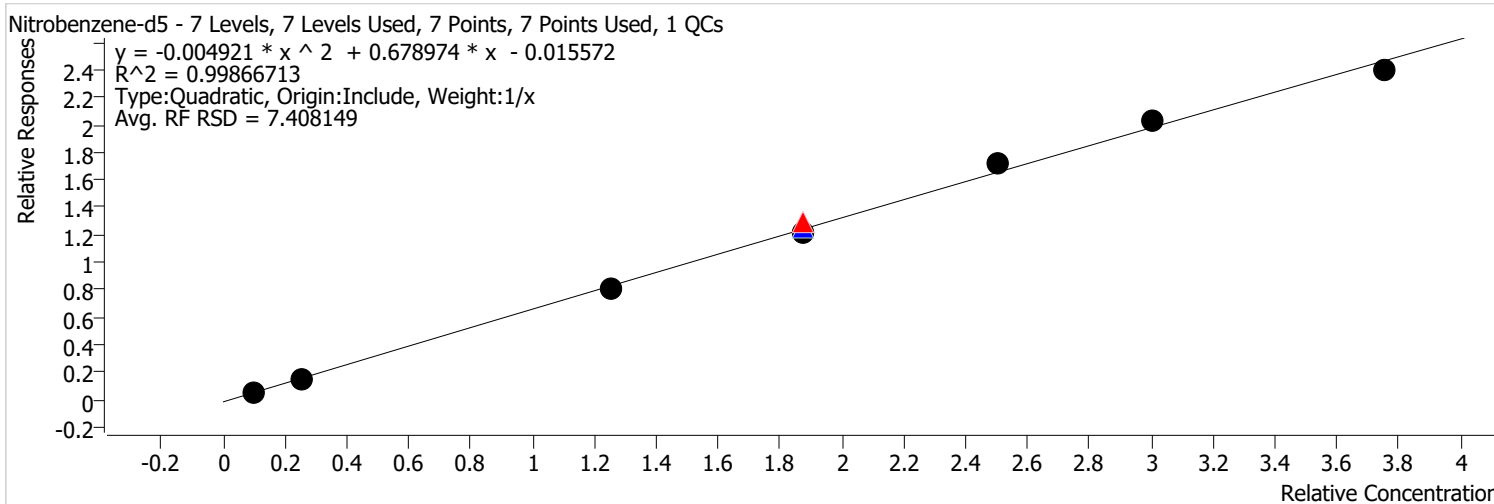
Calibration STD Path	Cal Type	Level	Enabled	Resp.	Exp. Conc	Resp. Factor	Level RSD
\\MASSHUNTER\Org\Data\SV5973N.I\sd010722\DoD BNA cal 1\Jan0708.D	Calibration	1	x	14891	4.0000	0.4650	
\\MASSHUNTER\Org\Data\SV5973N.I\sd010722\DoD BNA cal 1\Jan0707.D	Calibration	2	x	31726	10.0000	0.3972	
\\MASSHUNTER\Org\Data\SV5973N.I\sd010722\DoD BNA cal 1\Jan0706.D	Calibration	3	x	179701	50.0000	0.4108	
\\MASSHUNTER\Org\Data\SV5973N.I\sd122321\DoD BNA 3\Dec2337.D	CC	CCV	x	201123	75.0000	0.4031	
\\MASSHUNTER\Org\Data\SV5973N.I\sd010722\DoD BNA cal 1\Jan0709.D	QC	ICV	x	293693	75.0000	0.4555	
\\MASSHUNTER\Org\Data\SV5973N.I\sd010722\DoD BNA cal 1\Jan0705.D	Calibration	4	x	273558	75.0000	0.4028	
\\MASSHUNTER\Org\Data\SV5973N.I\sd010722\DoD BNA cal 1\Jan0704.D	Calibration	5	x	367821	100.0000	0.4088	
\\MASSHUNTER\Org\Data\SV5973N.I\sd010722\DoD BNA cal 1\Jan0703.D	Calibration	6	x	465508	120.0000	0.4275	
\\MASSHUNTER\Org\Data\SV5973N.I\sd010722\DoD BNA cal 1\Jan0702.D	Calibration	7	x	585134	150.0000	0.4161	



# Calibration Report

<b>Batch Path</b>	\\MASSHUNTER\Org\Data\SV5973N.I\sd010722\DoD BNA cal 1\QuantResults\010722 DoD BNA cal 1.batch.bin		
<b>Analysis Time</b>	2/15/2022 10:08 AM	<b>Analyst Name</b>	BL2000\sean
<b>Report Time</b>	2/15/2022 10:11:08 AM	<b>Reporter Name</b>	BL2000\sean
<b>Last Calib Update</b>	1/11/2022 8:55 AM	<b>Batch State</b>	Processed
<b>Quant Batch Version</b>	10.0	<b>Quant Report Version</b>	10.0

**Nitrobenzene-d5 %RSE =**

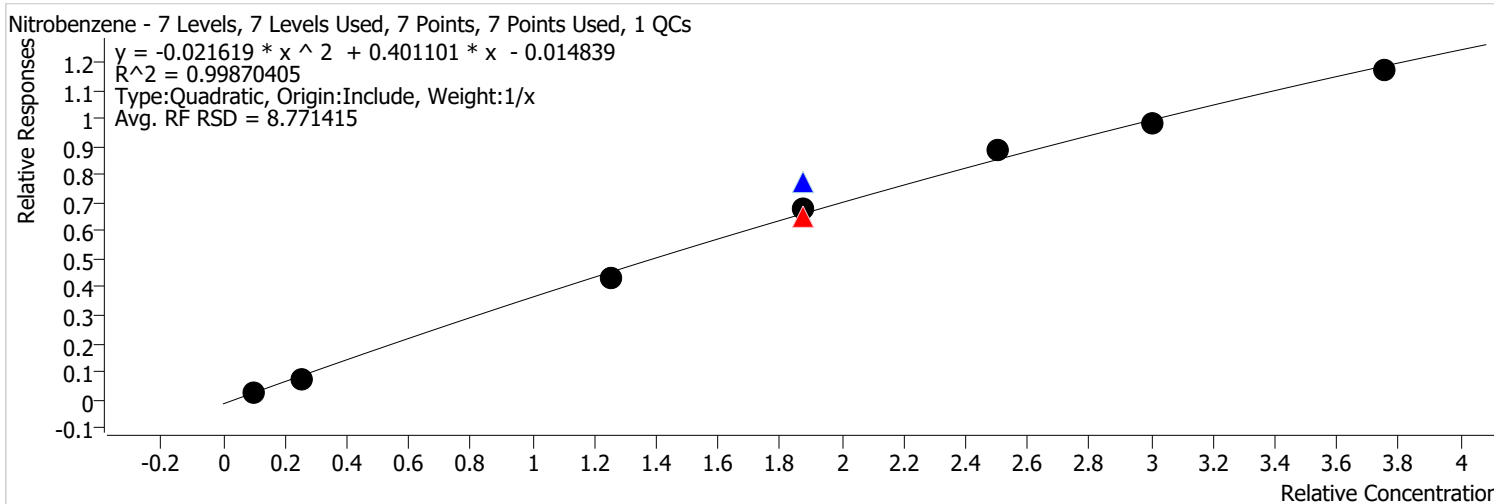


Calibration STD Path	Cal Type	Level	Enabled	Resp.	Exp. Conc	Resp. Factor	Level RSD
\\MASSHUNTER\Org\Data\SV5973N.I\sd010722\DoD BNA cal 1\Jan0708.D	Calibration	1	x	18636	4.0000	0.5819	
\\MASSHUNTER\Org\Data\SV5973N.I\sd010722\DoD BNA cal 1\Jan0707.D	Calibration	2	x	44700	10.0000	0.5596	
\\MASSHUNTER\Org\Data\SV5973N.I\sd010722\DoD BNA cal 1\Jan0706.D	Calibration	3	x	280583	50.0000	0.6414	
\\MASSHUNTER\Org\Data\SV5973N.I\sd122321\DoD BNA 3\Dec2337.D	CC	CCV	x	344811	75.0000	0.6910	
\\MASSHUNTER\Org\Data\SV5973N.I\sd010722\DoD BNA cal 1\Jan0709.D	QC	ICV	x	430344	75.0000	0.6674	
\\MASSHUNTER\Org\Data\SV5973N.I\sd010722\DoD BNA cal 1\Jan0705.D	Calibration	4	x	442614	75.0000	0.6518	
\\MASSHUNTER\Org\Data\SV5973N.I\sd010722\DoD BNA cal 1\Jan0704.D	Calibration	5	x	616140	100.0000	0.6847	
\\MASSHUNTER\Org\Data\SV5973N.I\sd010722\DoD BNA cal 1\Jan0703.D	Calibration	6	x	739181	120.0000	0.6788	
\\MASSHUNTER\Org\Data\SV5973N.I\sd010722\DoD BNA cal 1\Jan0702.D	Calibration	7	x	896740	150.0000	0.6376	

# Calibration Report

<b>Batch Path</b>	\\MASSHUNTER\Org\Data\SV5973N.I\sd010722\DoD BNA cal 1\QuantResults\010722 DoD BNA cal 1.batch.bin		
<b>Analysis Time</b>	2/15/2022 10:08 AM	<b>Analyst Name</b>	BL2000\sean
<b>Report Time</b>	2/15/2022 10:11:08 AM	<b>Reporter Name</b>	BL2000\sean
<b>Last Calib Update</b>	1/11/2022 8:55 AM	<b>Batch State</b>	Processed
<b>Quant Batch Version</b>	10.0	<b>Quant Report Version</b>	10.0

**Nitrobenzene %RSE = 7.0**

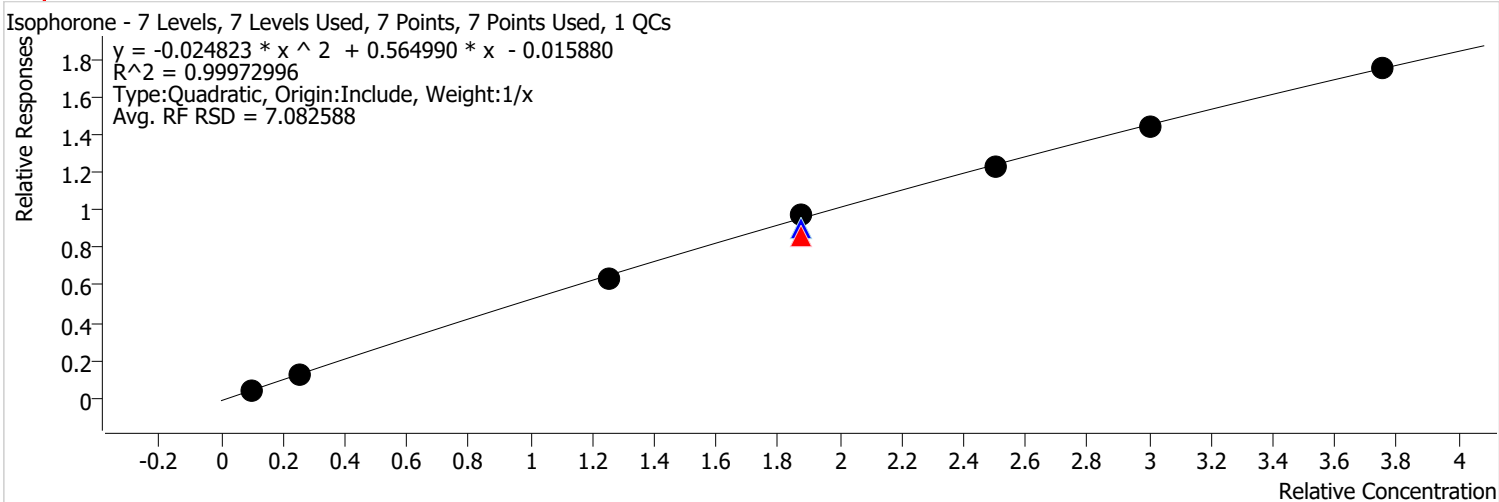


Calibration STD Path	Cal Type	Level	Enabled	Resp.	Exp. Conc	Resp. Factor	Level RSD
\\MASSHUNTER\Org\Data\SV5973N.I\sd010722\DoD BNA cal 1\Jan0708.D	Calibration	1	x	9087	4.0000	0.2837	
\\MASSHUNTER\Org\Data\SV5973N.I\sd010722\DoD BNA cal 1\Jan0707.D	Calibration	2	x	24313	10.0000	0.3044	
\\MASSHUNTER\Org\Data\SV5973N.I\sd010722\DoD BNA cal 1\Jan0706.D	Calibration	3	x	151492	50.0000	0.3463	
\\MASSHUNTER\Org\Data\SV5973N.I\sd122321\DoD BNA 3\Dec2337.D	CC	CCV	x	173897	75.0000	0.3485	
\\MASSHUNTER\Org\Data\SV5973N.I\sd010722\DoD BNA cal 1\Jan0709.D	QC	ICV	x	265161	75.0000	0.4112	
\\MASSHUNTER\Org\Data\SV5973N.I\sd010722\DoD BNA cal 1\Jan0705.D	Calibration	4	x	244936	75.0000	0.3607	
\\MASSHUNTER\Org\Data\SV5973N.I\sd010722\DoD BNA cal 1\Jan0704.D	Calibration	5	x	319987	100.0000	0.3556	
\\MASSHUNTER\Org\Data\SV5973N.I\sd010722\DoD BNA cal 1\Jan0703.D	Calibration	6	x	356887	120.0000	0.3278	
\\MASSHUNTER\Org\Data\SV5973N.I\sd010722\DoD BNA cal 1\Jan0702.D	Calibration	7	x	438485	150.0000	0.3118	

# Calibration Report

<b>Batch Path</b>	\\MASSHUNTER\Org\Data\SV5973N.I\sd010722\DoD BNA cal 1\QuantResults\010722 DoD BNA cal 1.batch.bin		
<b>Analysis Time</b>	2/15/2022 10:08 AM	<b>Analyst Name</b>	BL2000\sean
<b>Report Time</b>	2/15/2022 10:11:08 AM	<b>Reporter Name</b>	BL2000\sean
<b>Last Calib Update</b>	1/11/2022 8:55 AM	<b>Batch State</b>	Processed
<b>Quant Batch Version</b>	10.0	<b>Quant Report Version</b>	10.0

**Isophorone %RSE = 2.7**



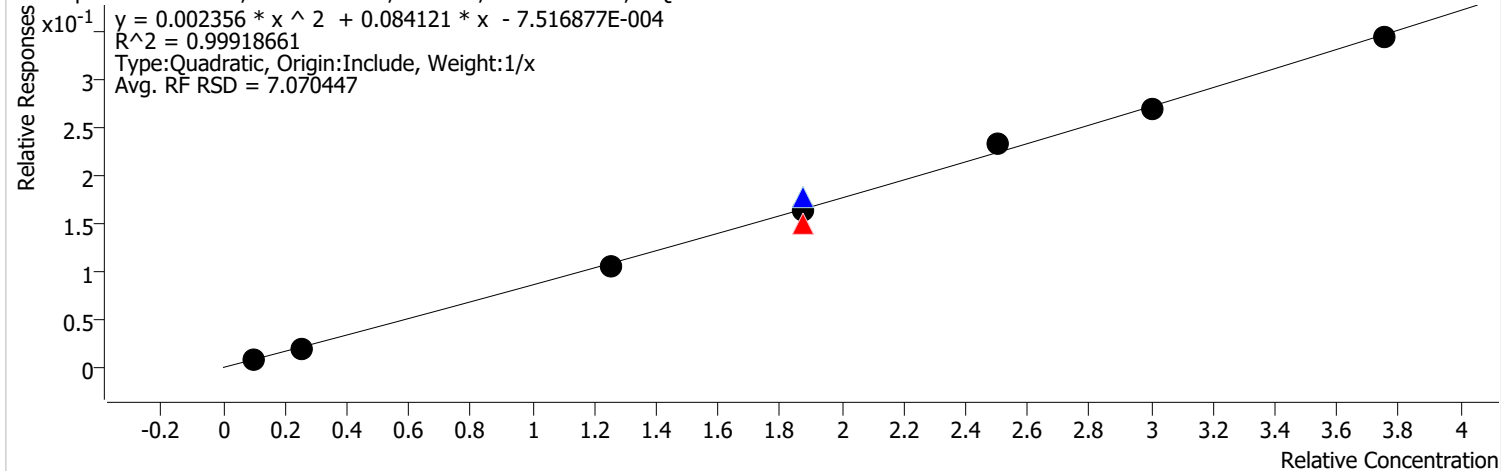
Calibration STD Path	Cal Type	Level	Enabled	Resp.	Exp. Conc	Resp. Factor	Level RSD
\\MASSHUNTER\Org\Data\SV5973N.I\sd010722\DoD BNA cal 1\Jan0708.D	Calibration	1	x	42300	4.0000	0.4187	
\\MASSHUNTER\Org\Data\SV5973N.I\sd010722\DoD BNA cal 1\Jan0707.D	Calibration	2	x	117278	10.0000	0.4804	
\\MASSHUNTER\Org\Data\SV5973N.I\sd010722\DoD BNA cal 1\Jan0706.D	Calibration	3	x	690181	50.0000	0.5109	
\\MASSHUNTER\Org\Data\SV5973N.I\sd122321\DoD BNA 3\Dec2337.D	CC	CCV	x	722309	75.0000	0.4570	
\\MASSHUNTER\Org\Data\SV5973N.I\sd010722\DoD BNA cal 1\Jan0709.D	QC	ICV	x	1036878	75.0000	0.4836	
\\MASSHUNTER\Org\Data\SV5973N.I\sd010722\DoD BNA cal 1\Jan0705.D	Calibration	4	x	1081439	75.0000	0.5245	
\\MASSHUNTER\Org\Data\SV5973N.I\sd010722\DoD BNA cal 1\Jan0704.D	Calibration	5	x	1372347	100.0000	0.4949	
\\MASSHUNTER\Org\Data\SV5973N.I\sd010722\DoD BNA cal 1\Jan0703.D	Calibration	6	x	1612764	120.0000	0.4826	
\\MASSHUNTER\Org\Data\SV5973N.I\sd010722\DoD BNA cal 1\Jan0702.D	Calibration	7	x	1933610	150.0000	0.4677	

# Calibration Report

<b>Batch Path</b>	\\MASSHUNTER\Org\Data\SV5973N.I\sd010722\DoD BNA cal 1\QuantResults\010722 DoD BNA cal 1.batch.bin		
<b>Analysis Time</b>	2/15/2022 10:08 AM	<b>Analyst Name</b>	BL2000\sean
<b>Report Time</b>	2/15/2022 10:11:09 AM	<b>Reporter Name</b>	BL2000\sean
<b>Last Calib Update</b>	1/11/2022 8:55 AM	<b>Batch State</b>	Processed
<b>Quant Batch Version</b>	10.0	<b>Quant Report Version</b>	10.0

**2-Nitrophenol %RSE = 5.4**

2-Nitrophenol - 7 Levels, 7 Levels Used, 7 Points, 7 Points Used, 1 QCs

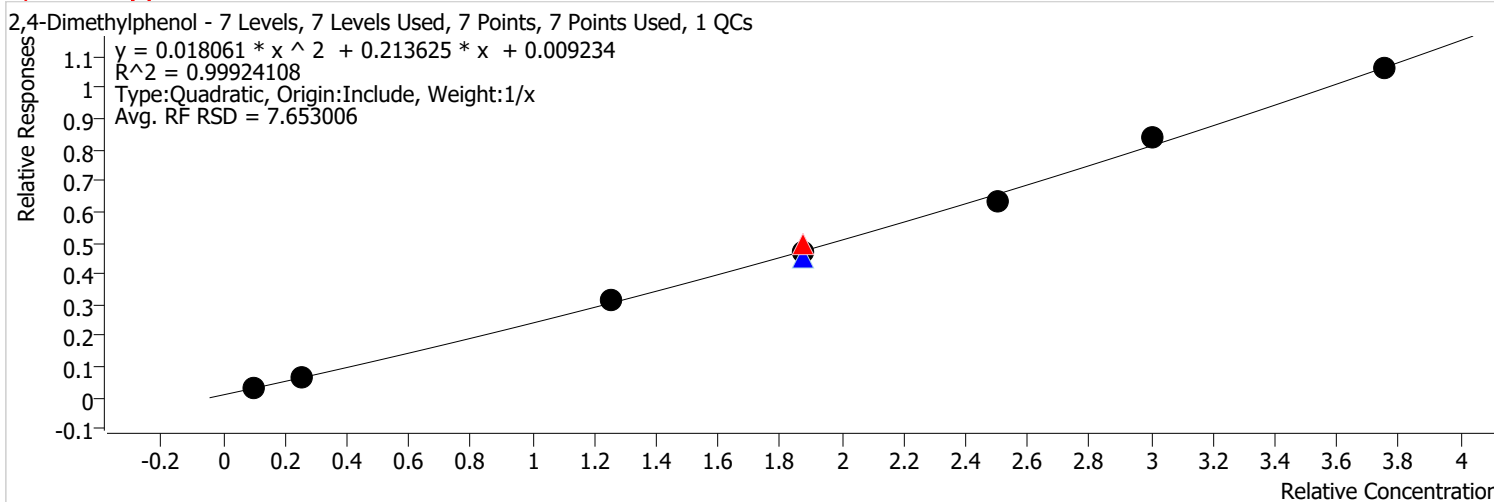


Calibration STD Path	Cal Type	Level	Enabled	Resp.	Exp. Conc	Resp. Factor	Level RSD
\\MASSHUNTER\Org\Data\SV5973N.I\sd010722\DoD BNA cal 1\Jan0708.D	Calibration	1	x	8355	4.0000	0.0827	
\\MASSHUNTER\Org\Data\SV5973N.I\sd010722\DoD BNA cal 1\Jan0707.D	Calibration	2	x	18568	10.0000	0.0761	
\\MASSHUNTER\Org\Data\SV5973N.I\sd010722\DoD BNA cal 1\Jan0706.D	Calibration	3	x	113647	50.0000	0.0841	
\\MASSHUNTER\Org\Data\SV5973N.I\sd122321\DoD BNA 3\Dec2337.D	CC	CCV	x	126980	75.0000	0.0803	
\\MASSHUNTER\Org\Data\SV5973N.I\sd010722\DoD BNA cal 1\Jan0709.D	QC	ICV	x	203483	75.0000	0.0949	
\\MASSHUNTER\Org\Data\SV5973N.I\sd010722\DoD BNA cal 1\Jan0705.D	Calibration	4	x	181624	75.0000	0.0881	
\\MASSHUNTER\Org\Data\SV5973N.I\sd010722\DoD BNA cal 1\Jan0704.D	Calibration	5	x	260056	100.0000	0.0938	
\\MASSHUNTER\Org\Data\SV5973N.I\sd010722\DoD BNA cal 1\Jan0703.D	Calibration	6	x	300282	120.0000	0.0899	
\\MASSHUNTER\Org\Data\SV5973N.I\sd010722\DoD BNA cal 1\Jan0702.D	Calibration	7	x	380110	150.0000	0.0919	

# Calibration Report

<b>Batch Path</b>	\\MASSHUNTER\Org\Data\SV5973N.I\sd010722\DoD BNA cal 1\QuantResults\010722 DoD BNA cal 1.batch.bin		
<b>Analysis Time</b>	2/15/2022 10:08 AM	<b>Analyst Name</b>	BL2000\sean
<b>Report Time</b>	2/15/2022 10:11:09 AM	<b>Reporter Name</b>	BL2000\sean
<b>Last Calib Update</b>	1/11/2022 8:55 AM	<b>Batch State</b>	Processed
<b>Quant Batch Version</b>	10.0	<b>Quant Report Version</b>	10.0

**2,4-Dimethylphenol %RSE = 2.9**



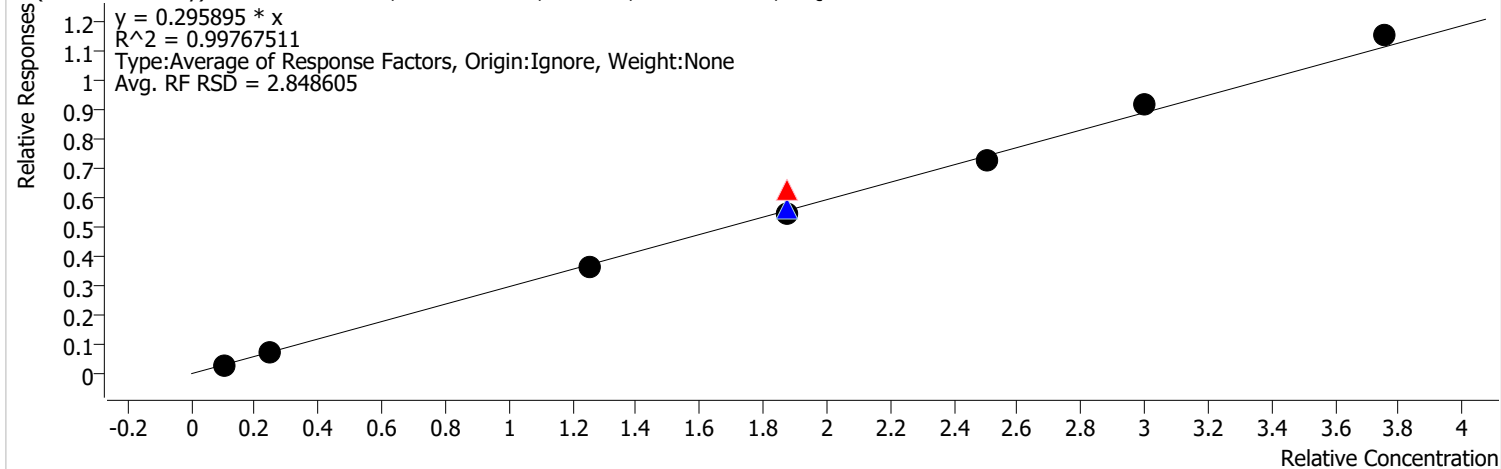
Calibration STD Path	Cal Type	Level	Enabled	Resp.	Exp. Conc	Resp. Factor	Level RSD
\\MASSHUNTER\Org\Data\SV5973N.I\sd010722\DoD BNA cal 1\Jan0708.D	Calibration	1	x	30582	4.0000	0.3027	
\\MASSHUNTER\Org\Data\SV5973N.I\sd010722\DoD BNA cal 1\Jan0707.D	Calibration	2	x	63204	10.0000	0.2589	
\\MASSHUNTER\Org\Data\SV5973N.I\sd010722\DoD BNA cal 1\Jan0706.D	Calibration	3	x	337300	50.0000	0.2497	
\\MASSHUNTER\Org\Data\SV5973N.I\sd122321\DoD BNA 3\Dec2337.D	CC	CCV	x	419309	75.0000	0.2653	
\\MASSHUNTER\Org\Data\SV5973N.I\sd010722\DoD BNA cal 1\Jan0709.D	QC	ICV	x	516846	75.0000	0.2411	
\\MASSHUNTER\Org\Data\SV5973N.I\sd010722\DoD BNA cal 1\Jan0705.D	Calibration	4	x	517117	75.0000	0.2508	
\\MASSHUNTER\Org\Data\SV5973N.I\sd010722\DoD BNA cal 1\Jan0704.D	Calibration	5	x	698587	100.0000	0.2519	
\\MASSHUNTER\Org\Data\SV5973N.I\sd010722\DoD BNA cal 1\Jan0703.D	Calibration	6	x	932080	120.0000	0.2789	
\\MASSHUNTER\Org\Data\SV5973N.I\sd010722\DoD BNA cal 1\Jan0702.D	Calibration	7	x	1170390	150.0000	0.2831	

# Calibration Report

<b>Batch Path</b>	\\MASSHUNTER\Org\Data\SV5973N.I\sd010722\DoD BNA cal 1\QuantResults\010722 DoD BNA cal 1.batch.bin		
<b>Analysis Time</b>	2/15/2022 10:08 AM	<b>Analyst Name</b>	BL2000\sean
<b>Report Time</b>	2/15/2022 10:11:09 AM	<b>Reporter Name</b>	BL2000\sean
<b>Last Calib Update</b>	1/11/2022 8:55 AM	<b>Batch State</b>	Processed
<b>Quant Batch Version</b>	10.0	<b>Quant Report Version</b>	10.0

**bis(-2-Chloroethoxy)Methane %RSE = 2.8**

bis(-2-Chloroethoxy)Methane - 7 Levels, 7 Levels Used, 7 Points, 7 Points Used, 1 QCs



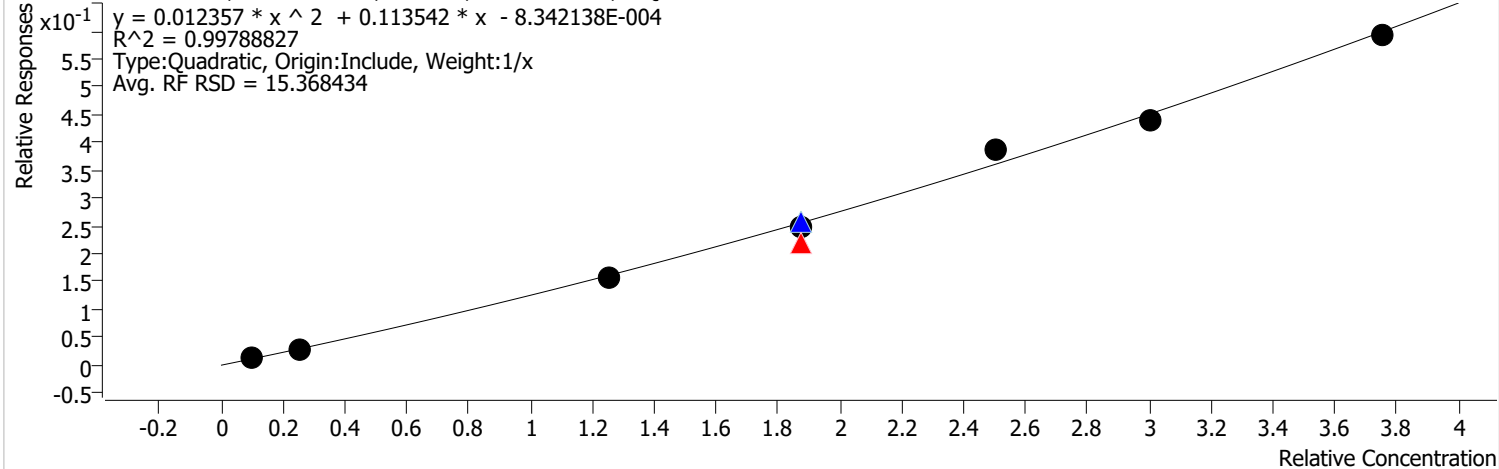
Calibration STD Path	Cal Type	Level	Enabled	Resp.	Exp. Conc	Resp. Factor	Level RSD
\\MASSHUNTER\Org\Data\SV5973N.I\sd010722\DoD BNA cal 1\Jan0708.D	Calibration	1	x	30723	4.0000	0.3041	
\\MASSHUNTER\Org\Data\SV5973N.I\sd010722\DoD BNA cal 1\Jan0707.D	Calibration	2	x	70016	10.0000	0.2868	
\\MASSHUNTER\Org\Data\SV5973N.I\sd010722\DoD BNA cal 1\Jan0706.D	Calibration	3	x	390937	50.0000	0.2894	
\\MASSHUNTER\Org\Data\SV5973N.I\sd122321\DoD BNA 3\Dec2337.D	CC	CCV	x	528643	75.0000	0.3345	
\\MASSHUNTER\Org\Data\SV5973N.I\sd010722\DoD BNA cal 1\Jan0709.D	QC	ICV	x	641334	75.0000	0.2991	
\\MASSHUNTER\Org\Data\SV5973N.I\sd010722\DoD BNA cal 1\Jan0705.D	Calibration	4	x	597654	75.0000	0.2899	
\\MASSHUNTER\Org\Data\SV5973N.I\sd010722\DoD BNA cal 1\Jan0704.D	Calibration	5	x	806641	100.0000	0.2909	
\\MASSHUNTER\Org\Data\SV5973N.I\sd010722\DoD BNA cal 1\Jan0703.D	Calibration	6	x	1015665	120.0000	0.3039	
\\MASSHUNTER\Org\Data\SV5973N.I\sd010722\DoD BNA cal 1\Jan0702.D	Calibration	7	x	1266316	150.0000	0.3063	

# Calibration Report

<b>Batch Path</b>	\\MASSHUNTER\Org\Data\SV5973N.I\sd010722\DoD BNA cal 1\QuantResults\010722 DoD BNA cal 1.batch.bin		
<b>Analysis Time</b>	2/15/2022 10:08 AM	<b>Analyst Name</b>	BL2000\sean
<b>Report Time</b>	2/15/2022 10:11:09 AM	<b>Reporter Name</b>	BL2000\sean
<b>Last Calib Update</b>	1/11/2022 8:55 AM	<b>Batch State</b>	Processed
<b>Quant Batch Version</b>	10.0	<b>Quant Report Version</b>	10.0

**Benzoic Acid %RSE = 7.5**

Benzoic Acid - 7 Levels, 7 Levels Used, 7 Points, 7 Points Used, 1 QCs



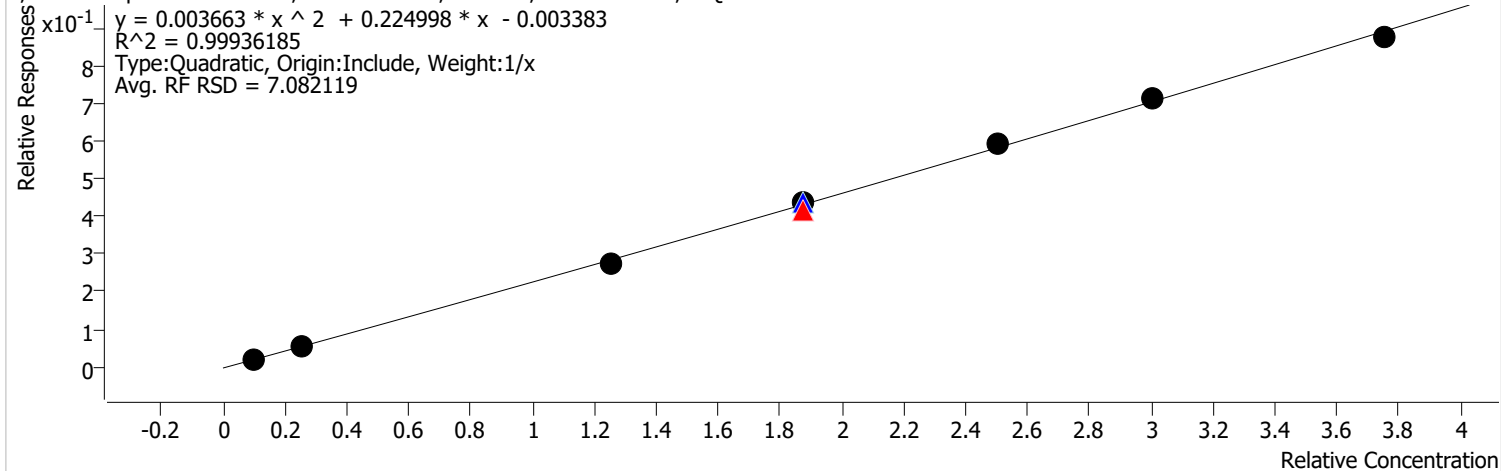
Calibration STD Path	Cal Type	Level	Enabled	Resp.	Exp. Conc	Resp. Factor	Level RSD
\\MASSHUNTER\Org\Data\SV5973N.I\sd010722\DoD BNA cal 1\Jan0708.D	Calibration	1	x	11867	4.0000	0.1175	
\\MASSHUNTER\Org\Data\SV5973N.I\sd010722\DoD BNA cal 1\Jan0707.D	Calibration	2	x	25166	10.0000	0.1031	
\\MASSHUNTER\Org\Data\SV5973N.I\sd010722\DoD BNA cal 1\Jan0706.D	Calibration	3	x	167177	50.0000	0.1238	
\\MASSHUNTER\Org\Data\SV5973N.I\sd122321\DoD BNA 3\Dec2337.D	CC	CCV	x	186441	75.0000	0.1180	
\\MASSHUNTER\Org\Data\SV5973N.I\sd010722\DoD BNA cal 1\Jan0709.D	QC	ICV	x	296172	75.0000	0.1381	
\\MASSHUNTER\Org\Data\SV5973N.I\sd010722\DoD BNA cal 1\Jan0705.D	Calibration	4	x	275230	75.0000	0.1335	
\\MASSHUNTER\Org\Data\SV5973N.I\sd010722\DoD BNA cal 1\Jan0704.D	Calibration	5	x	432037	100.0000	0.1558	
\\MASSHUNTER\Org\Data\SV5973N.I\sd010722\DoD BNA cal 1\Jan0703.D	Calibration	6	x	491082	120.0000	0.1469	
\\MASSHUNTER\Org\Data\SV5973N.I\sd010722\DoD BNA cal 1\Jan0702.D	Calibration	7	x	652694	150.0000	0.1579	

# Calibration Report

<b>Batch Path</b>	\\MASSHUNTER\Org\Data\SV5973N.I\sd010722\DoD BNA cal 1\QuantResults\010722 DoD BNA cal 1.batch.bin		
<b>Analysis Time</b>	2/15/2022 10:08 AM	<b>Analyst Name</b>	BL2000\sean
<b>Report Time</b>	2/15/2022 10:11:09 AM	<b>Reporter Name</b>	BL2000\sean
<b>Last Calib Update</b>	1/11/2022 8:55 AM	<b>Batch State</b>	Processed
<b>Quant Batch Version</b>	10.0	<b>Quant Report Version</b>	10.0

**2,4-Dichlorophenol %RSE = 3.5**

2,4-Dichlorophenol - 7 Levels, 7 Levels Used, 7 Points, 7 Points Used, 1 QCs



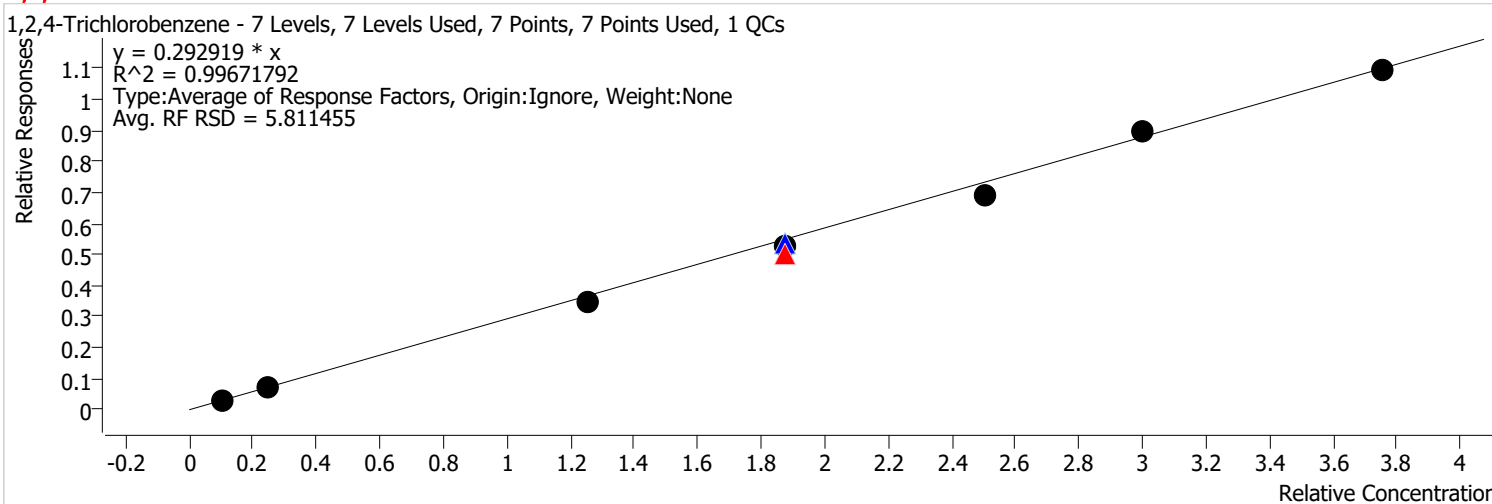
Calibration STD Path	Cal Type	Level	Enabled	Resp.	Exp. Conc	Resp. Factor	Level RSD
\\MASSHUNTER\Org\Data\SV5973N.I\sd010722\DoD BNA cal 1\Jan0708.D	Calibration	1	x	20158	4.0000	0.1995	
\\MASSHUNTER\Org\Data\SV5973N.I\sd010722\DoD BNA cal 1\Jan0707.D	Calibration	2	x	50631	10.0000	0.2074	
\\MASSHUNTER\Org\Data\SV5973N.I\sd010722\DoD BNA cal 1\Jan0706.D	Calibration	3	x	292741	50.0000	0.2167	
\\MASSHUNTER\Org\Data\SV5973N.I\sd122321\DoD BNA 3\Dec2337.D	CC	CCV	x	353688	75.0000	0.2238	
\\MASSHUNTER\Org\Data\SV5973N.I\sd010722\DoD BNA cal 1\Jan0709.D	QC	ICV	x	500826	75.0000	0.2336	
\\MASSHUNTER\Org\Data\SV5973N.I\sd010722\DoD BNA cal 1\Jan0705.D	Calibration	4	x	478855	75.0000	0.2322	
\\MASSHUNTER\Org\Data\SV5973N.I\sd010722\DoD BNA cal 1\Jan0704.D	Calibration	5	x	659436	100.0000	0.2378	
\\MASSHUNTER\Org\Data\SV5973N.I\sd010722\DoD BNA cal 1\Jan0703.D	Calibration	6	x	799558	120.0000	0.2393	
\\MASSHUNTER\Org\Data\SV5973N.I\sd010722\DoD BNA cal 1\Jan0702.D	Calibration	7	x	964965	150.0000	0.2334	



# Calibration Report

<b>Batch Path</b>	\\MASSHUNTER\Org\Data\SV5973N.I\sd010722\DoD BNA cal 1\QuantResults\010722 DoD BNA cal 1.batch.bin		
<b>Analysis Time</b>	2/15/2022 10:08 AM	<b>Analyst Name</b>	BL2000\sean
<b>Report Time</b>	2/15/2022 10:11:09 AM	<b>Reporter Name</b>	BL2000\sean
<b>Last Calib Update</b>	1/11/2022 8:55 AM	<b>Batch State</b>	Processed
<b>Quant Batch Version</b>	10.0	<b>Quant Report Version</b>	10.0

**1,2,4-Trichlorobenzene %RSE = 5.8**

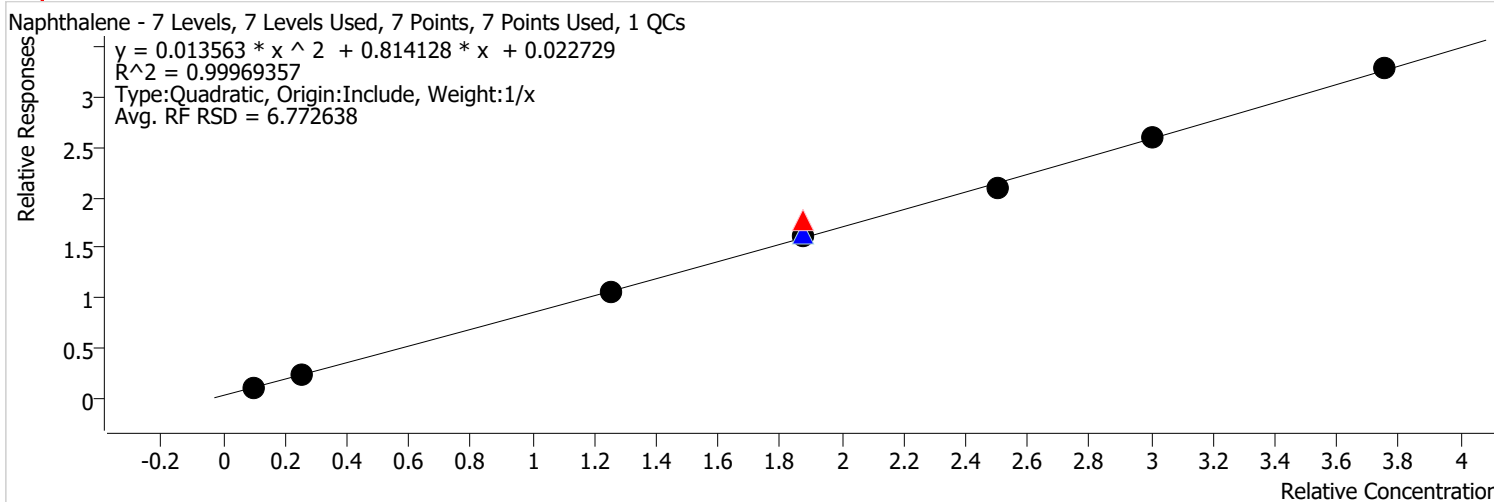


Calibration STD Path	Cal Type	Level	Enabled	Resp.	Exp. Conc	Resp. Factor	Level RSD
\\MASSHUNTER\Org\Data\SV5973N.I\sd010722\DoD BNA cal 1\Jan0708.D	Calibration	1	x	32468	4.0000	0.3214	
\\MASSHUNTER\Org\Data\SV5973N.I\sd010722\DoD BNA cal 1\Jan0707.D	Calibration	2	x	74720	10.0000	0.3061	
\\MASSHUNTER\Org\Data\SV5973N.I\sd010722\DoD BNA cal 1\Jan0706.D	Calibration	3	x	372085	50.0000	0.2754	
\\MASSHUNTER\Org\Data\SV5973N.I\sd122321\DoD BNA 3\Dec2337.D	CC	CCV	x	424509	75.0000	0.2686	
\\MASSHUNTER\Org\Data\SV5973N.I\sd010722\DoD BNA cal 1\Jan0709.D	QC	ICV	x	614153	75.0000	0.2864	
\\MASSHUNTER\Org\Data\SV5973N.I\sd010722\DoD BNA cal 1\Jan0705.D	Calibration	4	x	583923	75.0000	0.2832	
\\MASSHUNTER\Org\Data\SV5973N.I\sd010722\DoD BNA cal 1\Jan0704.D	Calibration	5	x	762412	100.0000	0.2750	
\\MASSHUNTER\Org\Data\SV5973N.I\sd010722\DoD BNA cal 1\Jan0703.D	Calibration	6	x	996871	120.0000	0.2983	
\\MASSHUNTER\Org\Data\SV5973N.I\sd010722\DoD BNA cal 1\Jan0702.D	Calibration	7	x	1203558	150.0000	0.2911	

# Calibration Report

<b>Batch Path</b>	\\MASSHUNTER\Org\Data\SV5973N.I\sd010722\DoD BNA cal 1\QuantResults\010722 DoD BNA cal 1.batch.bin		
<b>Analysis Time</b>	2/15/2022 10:08 AM	<b>Analyst Name</b>	BL2000\sean
<b>Report Time</b>	2/15/2022 10:11:09 AM	<b>Reporter Name</b>	BL2000\sean
<b>Last Calib Update</b>	1/11/2022 8:55 AM	<b>Batch State</b>	Processed
<b>Quant Batch Version</b>	10.0	<b>Quant Report Version</b>	10.0

**Naphthalene %RSE = 5.3**



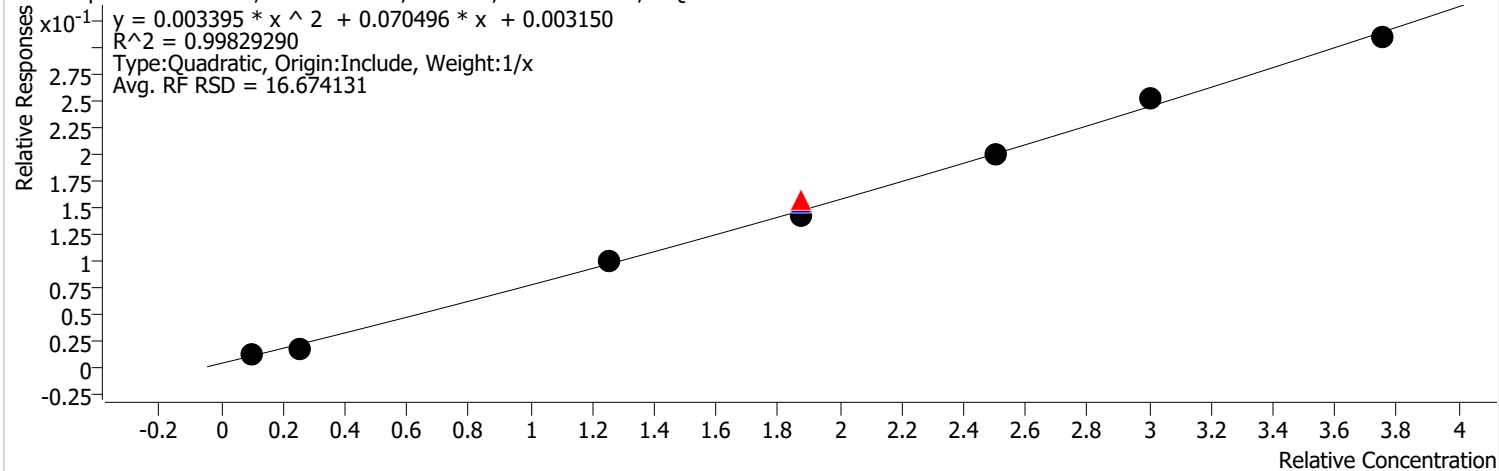
Calibration STD Path	Cal Type	Level	Enabled	Resp.	Exp. Conc	Resp. Factor	Level RSD
\\MASSHUNTER\Org\Data\SV5973N.I\sd010722\DoD BNA cal 1\Jan0708.D	Calibration	1	x	99529	4.0000	0.9852	
\\MASSHUNTER\Org\Data\SV5973N.I\sd010722\DoD BNA cal 1\Jan0707.D	Calibration	2	x	237250	10.0000	0.9718	
\\MASSHUNTER\Org\Data\SV5973N.I\sd010722\DoD BNA cal 1\Jan0706.D	Calibration	3	x	1147925	50.0000	0.8497	
\\MASSHUNTER\Org\Data\SV5973N.I\sd122321\DoD BNA 3\Dec2337.D	CC	CCV	x	1493307	75.0000	0.9449	
\\MASSHUNTER\Org\Data\SV5973N.I\sd010722\DoD BNA cal 1\Jan0709.D	QC	ICV	x	1887908	75.0000	0.8805	
\\MASSHUNTER\Org\Data\SV5973N.I\sd010722\DoD BNA cal 1\Jan0705.D	Calibration	4	x	1763631	75.0000	0.8553	
\\MASSHUNTER\Org\Data\SV5973N.I\sd010722\DoD BNA cal 1\Jan0704.D	Calibration	5	x	2330127	100.0000	0.8403	
\\MASSHUNTER\Org\Data\SV5973N.I\sd010722\DoD BNA cal 1\Jan0703.D	Calibration	6	x	2887482	120.0000	0.8640	
\\MASSHUNTER\Org\Data\SV5973N.I\sd010722\DoD BNA cal 1\Jan0702.D	Calibration	7	x	3622950	150.0000	0.8763	

# Calibration Report

<b>Batch Path</b>	\\MASSHUNTER\Org\Data\SV5973N.I\sd010722\DoD BNA cal 1\QuantResults\010722 DoD BNA cal 1.batch.bin		
<b>Analysis Time</b>	2/15/2022 10:08 AM	<b>Analyst Name</b>	BL2000\sean
<b>Report Time</b>	2/15/2022 10:11:10 AM	<b>Reporter Name</b>	BL2000\sean
<b>Last Calib Update</b>	1/11/2022 8:55 AM	<b>Batch State</b>	Processed
<b>Quant Batch Version</b>	10.0	<b>Quant Report Version</b>	10.0

**4-Chlorophenol %RSE = 12.9**

4-Chlorophenol - 7 Levels, 7 Levels Used, 7 Points, 7 Points Used, 1 QCs

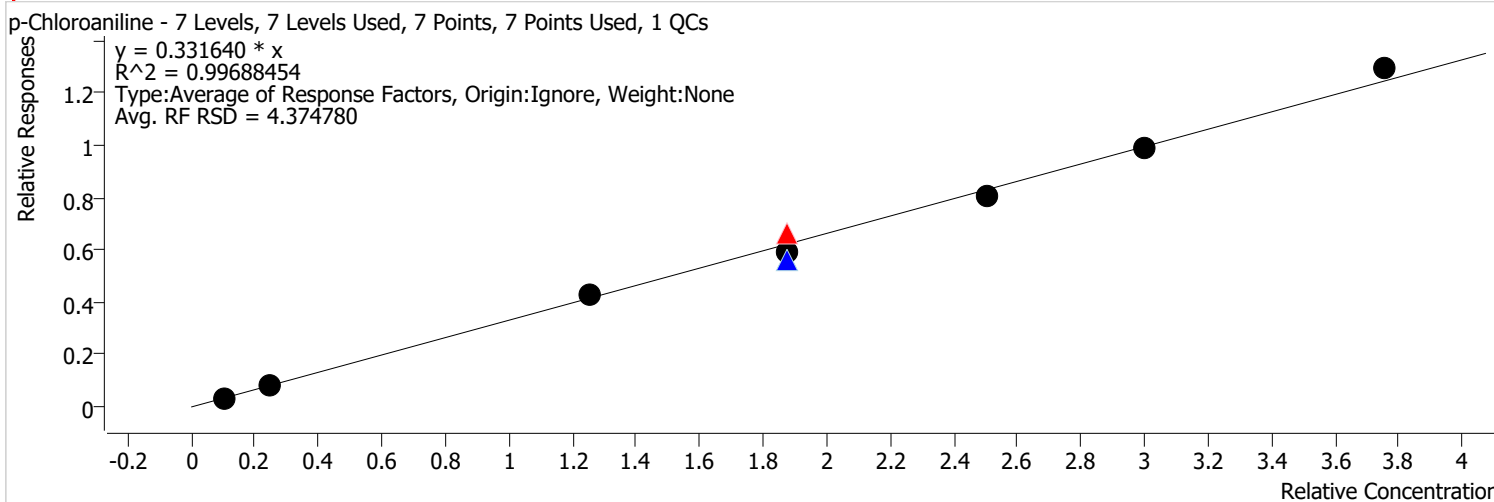


Calibration STD Path	Cal Type	Level	Enabled	Resp.	Exp. Conc	Resp. Factor	Level RSD
\\MASSHUNTER\Org\Data\SV5973N.I\sd010722\DoD BNA cal 1\Jan0708.D	Calibration	1	x	11516	4.0000	0.1140	
\\MASSHUNTER\Org\Data\SV5973N.I\sd010722\DoD BNA cal 1\Jan0707.D	Calibration	2	x	17127	10.0000	0.0702	
\\MASSHUNTER\Org\Data\SV5973N.I\sd010722\DoD BNA cal 1\Jan0706.D	Calibration	3	x	108559	50.0000	0.0804	
\\MASSHUNTER\Org\Data\SV5973N.I\sd122321\DoD BNA 3\Dec2337.D	CC	CCV	x	132633	75.0000	0.0839	
\\MASSHUNTER\Org\Data\SV5973N.I\sd010722\DoD BNA cal 1\Jan0709.D	QC	ICV	x	176034	75.0000	0.0821	
\\MASSHUNTER\Org\Data\SV5973N.I\sd010722\DoD BNA cal 1\Jan0705.D	Calibration	4	x	158036	75.0000	0.0766	
\\MASSHUNTER\Org\Data\SV5973N.I\sd010722\DoD BNA cal 1\Jan0704.D	Calibration	5	x	221454	100.0000	0.0799	
\\MASSHUNTER\Org\Data\SV5973N.I\sd010722\DoD BNA cal 1\Jan0703.D	Calibration	6	x	282014	120.0000	0.0844	
\\MASSHUNTER\Org\Data\SV5973N.I\sd010722\DoD BNA cal 1\Jan0702.D	Calibration	7	x	342009	150.0000	0.0827	

# Calibration Report

<b>Batch Path</b>	\\MASSHUNTER\Org\Data\SV5973N.I\sd010722\DoD BNA cal 1\QuantResults\010722 DoD BNA cal 1.batch.bin		
<b>Analysis Time</b>	2/15/2022 10:08 AM	<b>Analyst Name</b>	BL2000\sean
<b>Report Time</b>	2/15/2022 10:11:10 AM	<b>Reporter Name</b>	BL2000\sean
<b>Last Calib Update</b>	1/11/2022 8:55 AM	<b>Batch State</b>	Processed
<b>Quant Batch Version</b>	10.0	<b>Quant Report Version</b>	10.0

**p-Chloroaniline %RSE = 4.4**

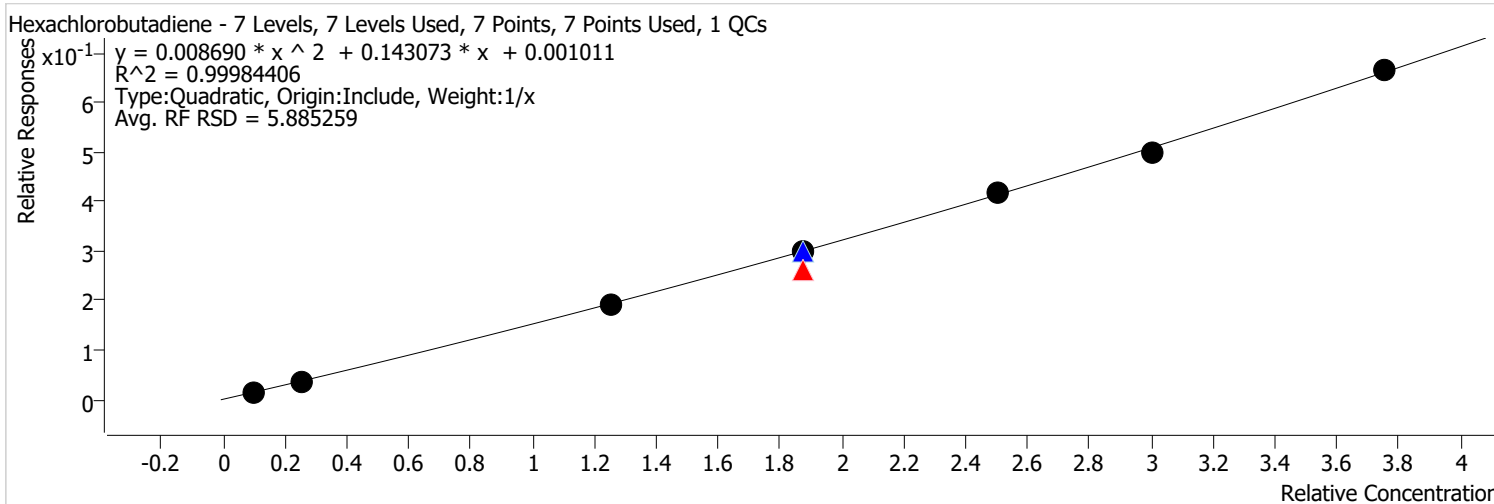


Calibration STD Path	Cal Type	Level	Enabled	Resp.	Exp. Conc	Resp. Factor	Level RSD
\\MASSHUNTER\Org\Data\SV5973N.I\sd010722\DoD BNA cal 1\Jan0708.D	Calibration	1	x	35676	4.0000	0.3531	
\\MASSHUNTER\Org\Data\SV5973N.I\sd010722\DoD BNA cal 1\Jan0707.D	Calibration	2	x	77726	10.0000	0.3184	
\\MASSHUNTER\Org\Data\SV5973N.I\sd010722\DoD BNA cal 1\Jan0706.D	Calibration	3	x	458400	50.0000	0.3393	
\\MASSHUNTER\Org\Data\SV5973N.I\sd122321\DoD BNA 3\Dec2337.D	CC	CCV	x	563472	75.0000	0.3565	
\\MASSHUNTER\Org\Data\SV5973N.I\sd010722\DoD BNA cal 1\Jan0709.D	QC	ICV	x	638230	75.0000	0.2977	
\\MASSHUNTER\Org\Data\SV5973N.I\sd010722\DoD BNA cal 1\Jan0705.D	Calibration	4	x	646298	75.0000	0.3134	
\\MASSHUNTER\Org\Data\SV5973N.I\sd010722\DoD BNA cal 1\Jan0704.D	Calibration	5	x	897093	100.0000	0.3235	
\\MASSHUNTER\Org\Data\SV5973N.I\sd010722\DoD BNA cal 1\Jan0703.D	Calibration	6	x	1100288	120.0000	0.3292	
\\MASSHUNTER\Org\Data\SV5973N.I\sd010722\DoD BNA cal 1\Jan0702.D	Calibration	7	x	1423991	150.0000	0.3444	

# Calibration Report

<b>Batch Path</b>	\\MASSHUNTER\Org\Data\SV5973N.I\sd010722\DoD BNA cal 1\QuantResults\010722 DoD BNA cal 1.batch.bin		
<b>Analysis Time</b>	2/15/2022 10:08 AM	<b>Analyst Name</b>	BL2000\sean
<b>Report Time</b>	2/15/2022 10:11:10 AM	<b>Reporter Name</b>	BL2000\sean
<b>Last Calib Update</b>	1/11/2022 8:55 AM	<b>Batch State</b>	Processed
<b>Quant Batch Version</b>	10.0	<b>Quant Report Version</b>	10.0

**Hexachlorobutadiene %RSE = 1.4**



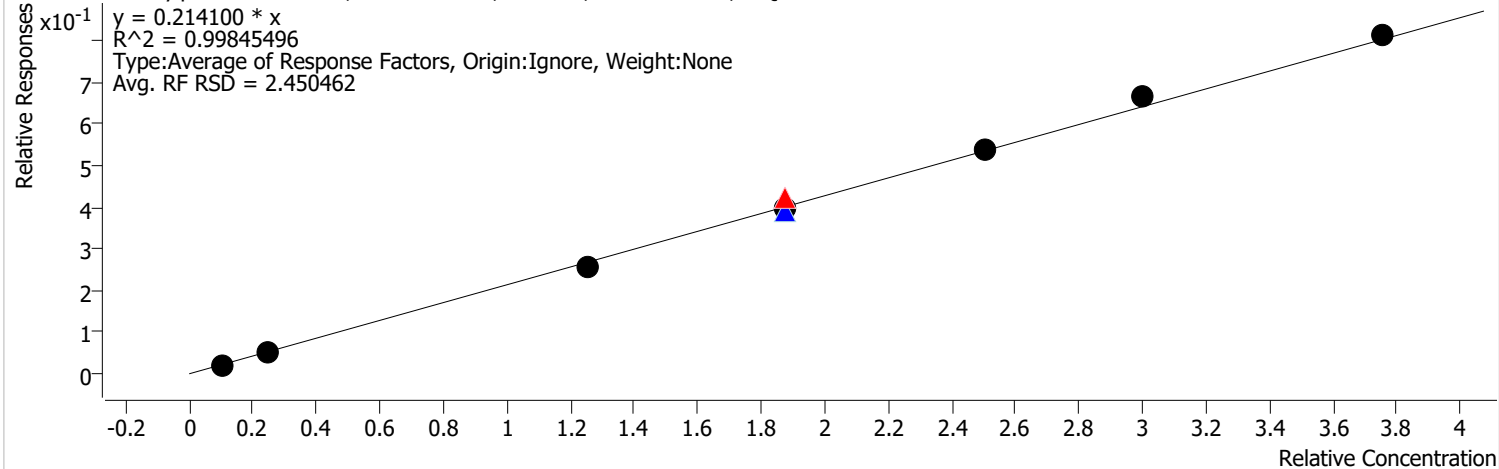
Calibration STD Path	Cal Type	Level	Enabled	Resp.	Exp. Conc	Resp. Factor	Level RSD
\\MASSHUNTER\Org\Data\SV5973N.I\sd010722\DoD BNA cal 1\Jan0708.D	Calibration	1	x	15368	4.0000	0.1521	
\\MASSHUNTER\Org\Data\SV5973N.I\sd010722\DoD BNA cal 1\Jan0707.D	Calibration	2	x	36995	10.0000	0.1515	
\\MASSHUNTER\Org\Data\SV5973N.I\sd010722\DoD BNA cal 1\Jan0706.D	Calibration	3	x	207782	50.0000	0.1538	
\\MASSHUNTER\Org\Data\SV5973N.I\sd122321\DoD BNA 3\Dec2337.D	CC	CCV	x	220965	75.0000	0.1398	
\\MASSHUNTER\Org\Data\SV5973N.I\sd010722\DoD BNA cal 1\Jan0709.D	QC	ICV	x	343063	75.0000	0.1600	
\\MASSHUNTER\Org\Data\SV5973N.I\sd010722\DoD BNA cal 1\Jan0705.D	Calibration	4	x	331361	75.0000	0.1607	
\\MASSHUNTER\Org\Data\SV5973N.I\sd010722\DoD BNA cal 1\Jan0704.D	Calibration	5	x	463095	100.0000	0.1670	
\\MASSHUNTER\Org\Data\SV5973N.I\sd010722\DoD BNA cal 1\Jan0703.D	Calibration	6	x	556283	120.0000	0.1665	
\\MASSHUNTER\Org\Data\SV5973N.I\sd010722\DoD BNA cal 1\Jan0702.D	Calibration	7	x	731642	150.0000	0.1770	

# Calibration Report

<b>Batch Path</b>	\\MASSHUNTER\Org\Data\SV5973N.I\sd010722\DoD BNA cal 1\QuantResults\010722 DoD BNA cal 1.batch.bin		
<b>Analysis Time</b>	2/15/2022 10:08 AM	<b>Analyst Name</b>	BL2000\sean
<b>Report Time</b>	2/15/2022 10:11:10 AM	<b>Reporter Name</b>	BL2000\sean
<b>Last Calib Update</b>	1/11/2022 8:55 AM	<b>Batch State</b>	Processed
<b>Quant Batch Version</b>	10.0	<b>Quant Report Version</b>	10.0

**4-Chloro-2-Methylphenol %RSE = 2.5**

4-Chloro-2-Methylphenol - 7 Levels, 7 Levels Used, 7 Points, 7 Points Used, 1 QCs



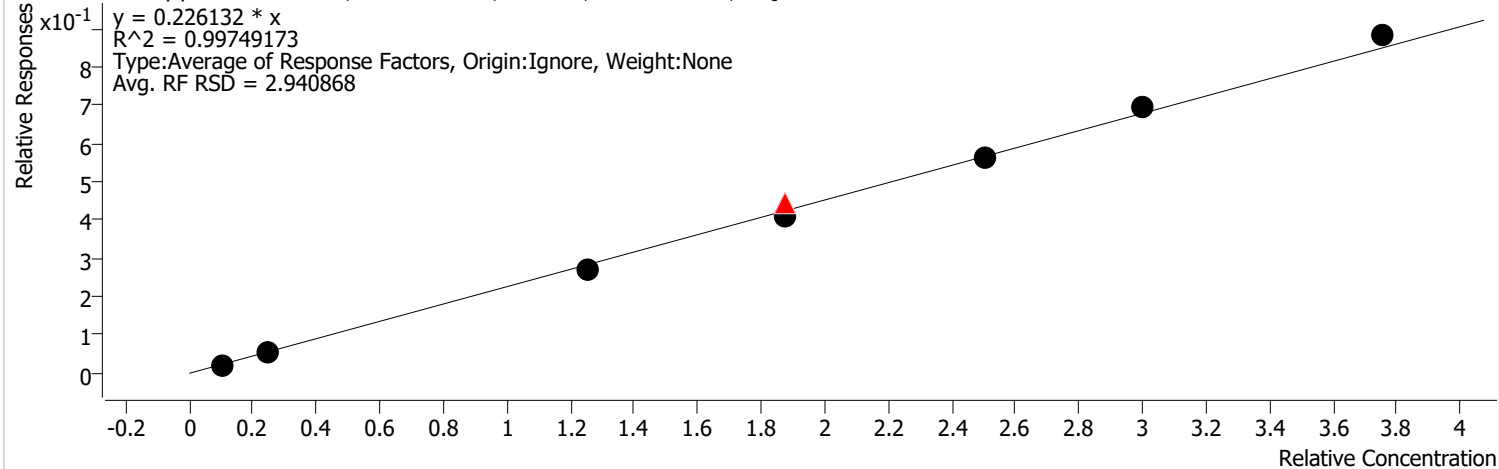
Calibration STD Path	Cal Type	Level	Enabled	Resp.	Exp. Conc	Resp. Factor	Level RSD
\\MASSHUNTER\Org\Data\SV5973N.I\sd010722\DoD BNA cal 1\Jan0708.D	Calibration	1	x	21900	4.0000	0.2168	
\\MASSHUNTER\Org\Data\SV5973N.I\sd010722\DoD BNA cal 1\Jan0707.D	Calibration	2	x	51111	10.0000	0.2094	
\\MASSHUNTER\Org\Data\SV5973N.I\sd010722\DoD BNA cal 1\Jan0706.D	Calibration	3	x	279681	50.0000	0.2070	
\\MASSHUNTER\Org\Data\SV5973N.I\sd122321\DoD BNA 3\Dec2337.D	CC	CCV	x	356671	75.0000	0.2257	
\\MASSHUNTER\Org\Data\SV5973N.I\sd010722\DoD BNA cal 1\Jan0709.D	QC	ICV	x	447080	75.0000	0.2085	
\\MASSHUNTER\Org\Data\SV5973N.I\sd010722\DoD BNA cal 1\Jan0705.D	Calibration	4	x	435899	75.0000	0.2114	
\\MASSHUNTER\Org\Data\SV5973N.I\sd010722\DoD BNA cal 1\Jan0704.D	Calibration	5	x	595993	100.0000	0.2149	
\\MASSHUNTER\Org\Data\SV5973N.I\sd010722\DoD BNA cal 1\Jan0703.D	Calibration	6	x	743664	120.0000	0.2225	
\\MASSHUNTER\Org\Data\SV5973N.I\sd010722\DoD BNA cal 1\Jan0702.D	Calibration	7	x	895763	150.0000	0.2167	

# Calibration Report

<b>Batch Path</b>	\\MASSHUNTER\Org\Data\SV5973N.I\sd010722\DoD BNA cal 1\QuantResults\010722 DoD BNA cal 1.batch.bin		
<b>Analysis Time</b>	2/15/2022 10:08 AM	<b>Analyst Name</b>	BL2000\sean
<b>Report Time</b>	2/15/2022 10:11:10 AM	<b>Reporter Name</b>	BL2000\sean
<b>Last Calib Update</b>	1/11/2022 8:55 AM	<b>Batch State</b>	Processed
<b>Quant Batch Version</b>	10.0	<b>Quant Report Version</b>	10.0

**4-Chloro-3-Methylphenol %RSE = 2.9**

4-Chloro-3-Methylphenol - 7 Levels, 7 Levels Used, 7 Points, 7 Points Used, 1 QCs



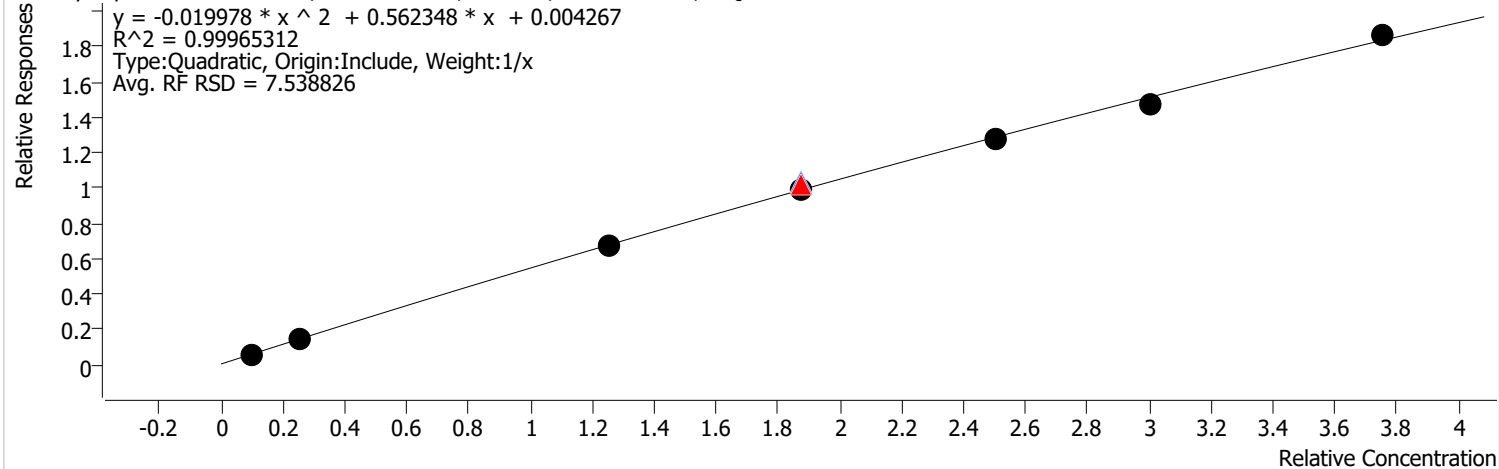
Calibration STD Path	Cal Type	Level	Enabled	Resp.	Exp. Conc	Resp. Factor	Level RSD
\\MASSHUNTER\Org\Data\SV5973N.I\sd010722\DoD BNA cal 1\Jan0708.D	Calibration	1	x	22519	4.0000	0.2229	
\\MASSHUNTER\Org\Data\SV5973N.I\sd010722\DoD BNA cal 1\Jan0707.D	Calibration	2	x	56747	10.0000	0.2324	
\\MASSHUNTER\Org\Data\SV5973N.I\sd010722\DoD BNA cal 1\Jan0706.D	Calibration	3	x	294521	50.0000	0.2180	
\\MASSHUNTER\Org\Data\SV5973N.I\sd122321\DoD BNA 3\Dec2337.D	CC	CCV	x	372565	75.0000	0.2357	
\\MASSHUNTER\Org\Data\SV5973N.I\sd010722\DoD BNA cal 1\Jan0709.D	QC	ICV	x	505199	75.0000	0.2356	
\\MASSHUNTER\Org\Data\SV5973N.I\sd010722\DoD BNA cal 1\Jan0705.D	Calibration	4	x	451724	75.0000	0.2191	
\\MASSHUNTER\Org\Data\SV5973N.I\sd010722\DoD BNA cal 1\Jan0704.D	Calibration	5	x	623258	100.0000	0.2248	
\\MASSHUNTER\Org\Data\SV5973N.I\sd010722\DoD BNA cal 1\Jan0703.D	Calibration	6	x	771736	120.0000	0.2309	
\\MASSHUNTER\Org\Data\SV5973N.I\sd010722\DoD BNA cal 1\Jan0702.D	Calibration	7	x	970669	150.0000	0.2348	

# Calibration Report

<b>Batch Path</b>	\\MASSHUNTER\Org\Data\SV5973N.I\sd010722\DoD BNA cal 1\QuantResults\010722 DoD BNA cal 1.batch.bin		
<b>Analysis Time</b>	2/15/2022 10:08 AM	<b>Analyst Name</b>	BL2000\sean
<b>Report Time</b>	2/15/2022 10:11:10 AM	<b>Reporter Name</b>	BL2000\sean
<b>Last Calib Update</b>	1/11/2022 8:55 AM	<b>Batch State</b>	Processed
<b>Quant Batch Version</b>	10.0	<b>Quant Report Version</b>	10.0

**2-Methylnaphthalene %RSE = 2.9**

2-Methylnaphthalene - 7 Levels, 7 Levels Used, 7 Points, 7 Points Used, 1 QCs



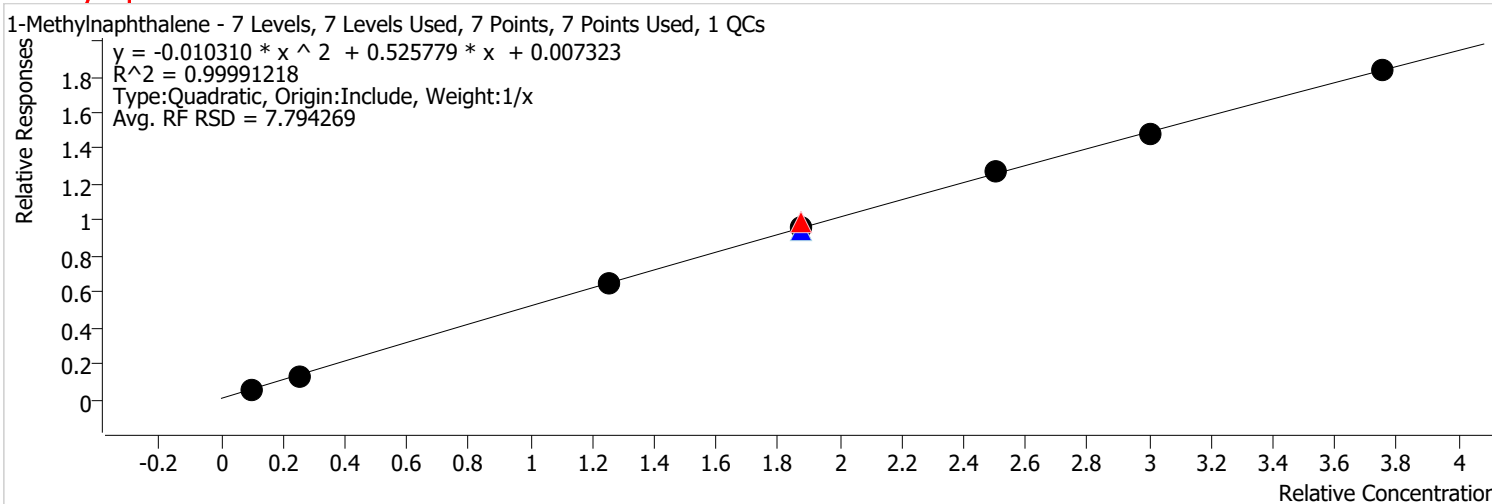
Calibration STD Path	Cal Type	Level	Enabled	Resp.	Exp. Conc	Resp. Factor	Level RSD
\\MASSHUNTER\Org\Data\SV5973N.I\sd010722\DoD BNA cal 1\Jan0708.D	Calibration	1	x	59117	4.0000	0.5852	
\\MASSHUNTER\Org\Data\SV5973N.I\sd010722\DoD BNA cal 1\Jan0707.D	Calibration	2	x	144517	10.0000	0.5920	
\\MASSHUNTER\Org\Data\SV5973N.I\sd010722\DoD BNA cal 1\Jan0706.D	Calibration	3	x	733974	50.0000	0.5433	
\\MASSHUNTER\Org\Data\SV5973N.I\sd122321\DoD BNA 3\Dec2337.D	CC	CCV	x	862498	75.0000	0.5457	
\\MASSHUNTER\Org\Data\SV5973N.I\sd010722\DoD BNA cal 1\Jan0709.D	QC	ICV	x	1186393	75.0000	0.5533	
\\MASSHUNTER\Org\Data\SV5973N.I\sd010722\DoD BNA cal 1\Jan0705.D	Calibration	4	x	1096388	75.0000	0.5317	
\\MASSHUNTER\Org\Data\SV5973N.I\sd010722\DoD BNA cal 1\Jan0704.D	Calibration	5	x	1422096	100.0000	0.5129	
\\MASSHUNTER\Org\Data\SV5973N.I\sd010722\DoD BNA cal 1\Jan0703.D	Calibration	6	x	1640822	120.0000	0.4910	
\\MASSHUNTER\Org\Data\SV5973N.I\sd010722\DoD BNA cal 1\Jan0702.D	Calibration	7	x	2050156	150.0000	0.4959	



# Calibration Report

<b>Batch Path</b>	\\MASSHUNTER\Org\Data\SV5973N.I\sd010722\DoD BNA cal 1\QuantResults\010722 DoD BNA cal 1.batch.bin		
<b>Analysis Time</b>	2/15/2022 10:08 AM	<b>Analyst Name</b>	BL2000\sean
<b>Report Time</b>	2/15/2022 10:11:10 AM	<b>Reporter Name</b>	BL2000\sean
<b>Last Calib Update</b>	1/11/2022 8:55 AM	<b>Batch State</b>	Processed
<b>Quant Batch Version</b>	10.0	<b>Quant Report Version</b>	10.0

**1-Methylnaphthalene %RSE = 1.6**

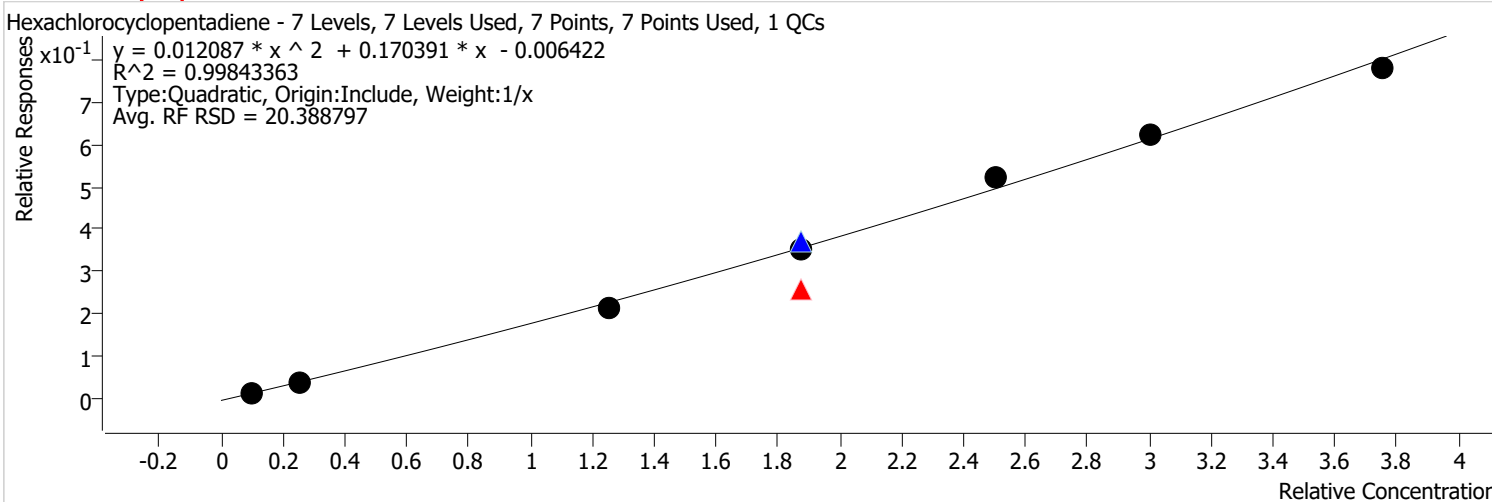


Calibration STD Path	Cal Type	Level	Enabled	Resp.	Exp. Conc	Resp. Factor	Level RSD
\\MASSHUNTER\Org\Data\SV5973N.I\sd010722\DoD BNA cal 1\Jan0708.D	Calibration	1	x	61404	4.0000	0.6078	
\\MASSHUNTER\Org\Data\SV5973N.I\sd010722\DoD BNA cal 1\Jan0707.D	Calibration	2	x	132574	10.0000	0.5431	
\\MASSHUNTER\Org\Data\SV5973N.I\sd010722\DoD BNA cal 1\Jan0706.D	Calibration	3	x	693309	50.0000	0.5132	
\\MASSHUNTER\Org\Data\SV5973N.I\sd122321\DoD BNA 3\Dec2337.D	CC	CCV	x	830286	75.0000	0.5253	
\\MASSHUNTER\Org\Data\SV5973N.I\sd010722\DoD BNA cal 1\Jan0709.D	QC	ICV	x	1085825	75.0000	0.5064	
\\MASSHUNTER\Org\Data\SV5973N.I\sd010722\DoD BNA cal 1\Jan0705.D	Calibration	4	x	1059571	75.0000	0.5139	
\\MASSHUNTER\Org\Data\SV5973N.I\sd010722\DoD BNA cal 1\Jan0704.D	Calibration	5	x	1410070	100.0000	0.5085	
\\MASSHUNTER\Org\Data\SV5973N.I\sd010722\DoD BNA cal 1\Jan0703.D	Calibration	6	x	1650148	120.0000	0.4938	
\\MASSHUNTER\Org\Data\SV5973N.I\sd010722\DoD BNA cal 1\Jan0702.D	Calibration	7	x	2020150	150.0000	0.4886	

# Calibration Report

<b>Batch Path</b>	\\MASSHUNTER\Org\Data\SV5973N.I\sd010722\DoD BNA cal 1\QuantResults\010722 DoD BNA cal 1.batch.bin		
<b>Analysis Time</b>	2/15/2022 10:08 AM	<b>Analyst Name</b>	BL2000\sean
<b>Report Time</b>	2/15/2022 10:11:10 AM	<b>Reporter Name</b>	BL2000\sean
<b>Last Calib Update</b>	1/11/2022 8:55 AM	<b>Batch State</b>	Processed
<b>Quant Batch Version</b>	10.0	<b>Quant Report Version</b>	10.0

**Hexachlorocyclopentadiene %RSE = 6.8**

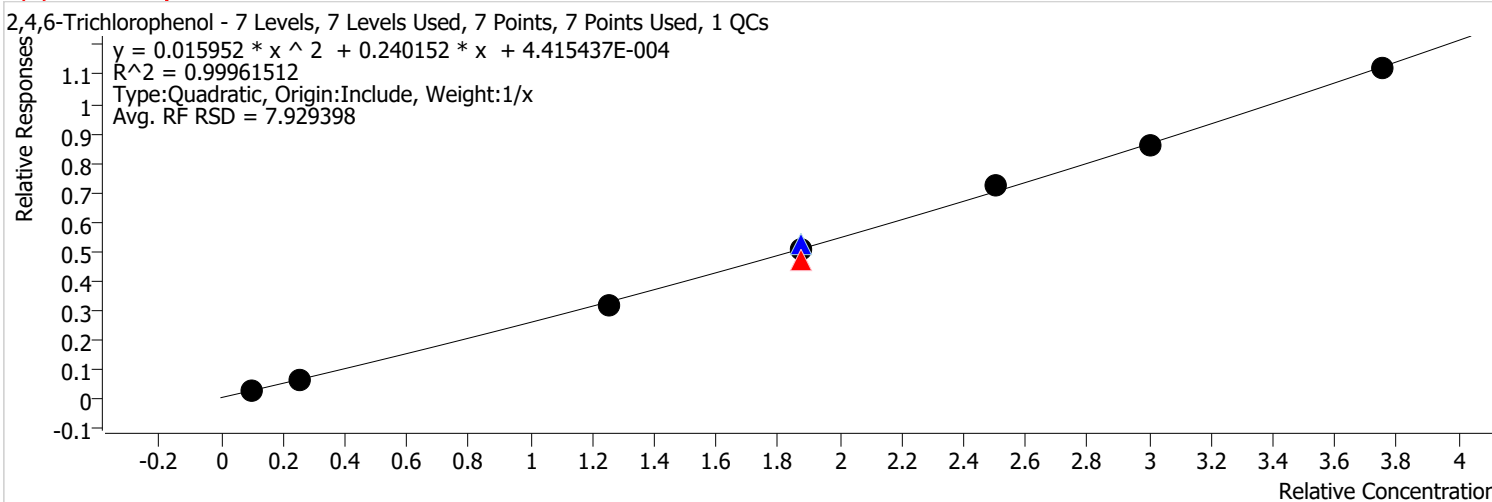


Calibration STD Path	Cal Type	Level	Enabled	Resp.	Exp. Conc	Resp. Factor	Level RSD
\\MASSHUNTER\Org\Data\SV5973N.I\sd010722\DoD BNA cal 1\Jan0708.D	Calibration	1	x	6925	4.0000	0.1228	
\\MASSHUNTER\Org\Data\SV5973N.I\sd010722\DoD BNA cal 1\Jan0707.D	Calibration	2	x	18318	10.0000	0.1348	
\\MASSHUNTER\Org\Data\SV5973N.I\sd010722\DoD BNA cal 1\Jan0706.D	Calibration	3	x	126544	50.0000	0.1716	
\\MASSHUNTER\Org\Data\SV5973N.I\sd122321\DoD BNA 3\Dec2337.D	CC	CCV	x	109136	75.0000	0.1367	
\\MASSHUNTER\Org\Data\SV5973N.I\sd010722\DoD BNA cal 1\Jan0709.D	QC	ICV	x	223093	75.0000	0.1975	
\\MASSHUNTER\Org\Data\SV5973N.I\sd010722\DoD BNA cal 1\Jan0705.D	Calibration	4	x	212271	75.0000	0.1867	
\\MASSHUNTER\Org\Data\SV5973N.I\sd010722\DoD BNA cal 1\Jan0704.D	Calibration	5	x	311138	100.0000	0.2086	
\\MASSHUNTER\Org\Data\SV5973N.I\sd010722\DoD BNA cal 1\Jan0703.D	Calibration	6	x	382644	120.0000	0.2091	
\\MASSHUNTER\Org\Data\SV5973N.I\sd010722\DoD BNA cal 1\Jan0702.D	Calibration	7	x	474921	150.0000	0.2081	

# Calibration Report

<b>Batch Path</b>	\\MASSHUNTER\Org\Data\SV5973N.I\sd010722\DoD BNA cal 1\QuantResults\010722 DoD BNA cal 1.batch.bin		
<b>Analysis Time</b>	2/15/2022 10:08 AM	<b>Analyst Name</b>	BL2000\sean
<b>Report Time</b>	2/15/2022 10:11:10 AM	<b>Reporter Name</b>	BL2000\sean
<b>Last Calib Update</b>	1/11/2022 8:55 AM	<b>Batch State</b>	Processed
<b>Quant Batch Version</b>	10.0	<b>Quant Report Version</b>	10.0

**2,4,6-Trichlorophenol %RSE = 2.3**



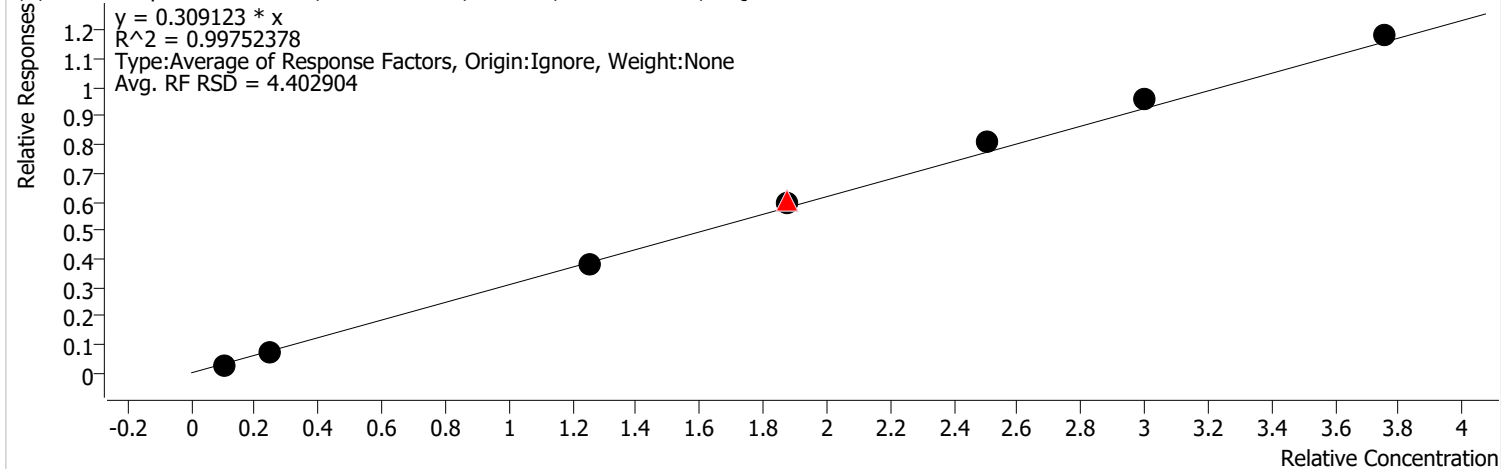
Calibration STD Path	Cal Type	Level	Enabled	Resp.	Exp. Conc	Resp. Factor	Level RSD
\\MASSHUNTER\Org\Data\SV5973N.I\sd010722\DoD BNA cal 1\Jan0708.D	Calibration	1	x	13737	4.0000	0.2435	
\\MASSHUNTER\Org\Data\SV5973N.I\sd010722\DoD BNA cal 1\Jan0707.D	Calibration	2	x	34208	10.0000	0.2516	
\\MASSHUNTER\Org\Data\SV5973N.I\sd010722\DoD BNA cal 1\Jan0706.D	Calibration	3	x	187310	50.0000	0.2539	
\\MASSHUNTER\Org\Data\SV5973N.I\sd122321\DoD BNA 3\Dec2337.D	CC	CCV	x	199309	75.0000	0.2497	
\\MASSHUNTER\Org\Data\SV5973N.I\sd010722\DoD BNA cal 1\Jan0709.D	QC	ICV	x	315397	75.0000	0.2792	
\\MASSHUNTER\Org\Data\SV5973N.I\sd010722\DoD BNA cal 1\Jan0705.D	Calibration	4	x	304637	75.0000	0.2680	
\\MASSHUNTER\Org\Data\SV5973N.I\sd010722\DoD BNA cal 1\Jan0704.D	Calibration	5	x	431825	100.0000	0.2895	
\\MASSHUNTER\Org\Data\SV5973N.I\sd010722\DoD BNA cal 1\Jan0703.D	Calibration	6	x	523385	120.0000	0.2860	
\\MASSHUNTER\Org\Data\SV5973N.I\sd010722\DoD BNA cal 1\Jan0702.D	Calibration	7	x	681396	150.0000	0.2986	

# Calibration Report

<b>Batch Path</b>	\\MASSHUNTER\Org\Data\SV5973N.I\sd010722\DoD BNA cal 1\QuantResults\010722 DoD BNA cal 1.batch.bin		
<b>Analysis Time</b>	2/15/2022 10:08 AM	<b>Analyst Name</b>	BL2000\sean
<b>Report Time</b>	2/15/2022 10:11:10 AM	<b>Reporter Name</b>	BL2000\sean
<b>Last Calib Update</b>	1/11/2022 8:55 AM	<b>Batch State</b>	Processed
<b>Quant Batch Version</b>	10.0	<b>Quant Report Version</b>	10.0

**2,4,5-Trichlorophenol %RSE = 4.4**

2,4,5-Trichlorophenol - 7 Levels, 7 Levels Used, 7 Points, 7 Points Used, 1 QCs



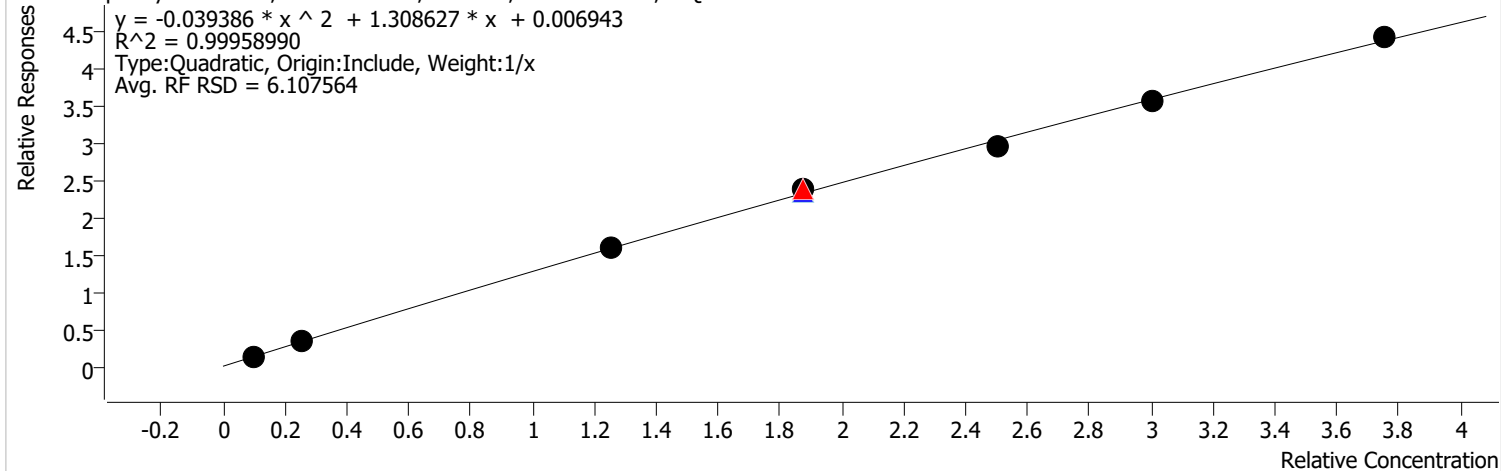
Calibration STD Path	Cal Type	Level	Enabled	Resp.	Exp. Conc	Resp. Factor	Level RSD
\\MASSHUNTER\Org\Data\SV5973N.I\sd010722\DoD BNA cal 1\Jan0708.D	Calibration	1	x	15983	4.0000	0.2833	
\\MASSHUNTER\Org\Data\SV5973N.I\sd010722\DoD BNA cal 1\Jan0707.D	Calibration	2	x	41296	10.0000	0.3038	
\\MASSHUNTER\Org\Data\SV5973N.I\sd010722\DoD BNA cal 1\Jan0706.D	Calibration	3	x	223504	50.0000	0.3030	
\\MASSHUNTER\Org\Data\SV5973N.I\sd122321\DoD BNA 3\Dec2337.D	CC	CCV	x	258504	75.0000	0.3239	
\\MASSHUNTER\Org\Data\SV5973N.I\sd010722\DoD BNA cal 1\Jan0709.D	QC	ICV	x	364018	75.0000	0.3223	
\\MASSHUNTER\Org\Data\SV5973N.I\sd010722\DoD BNA cal 1\Jan0705.D	Calibration	4	x	359800	75.0000	0.3165	
\\MASSHUNTER\Org\Data\SV5973N.I\sd010722\DoD BNA cal 1\Jan0704.D	Calibration	5	x	481623	100.0000	0.3229	
\\MASSHUNTER\Org\Data\SV5973N.I\sd010722\DoD BNA cal 1\Jan0703.D	Calibration	6	x	583800	120.0000	0.3191	
\\MASSHUNTER\Org\Data\SV5973N.I\sd010722\DoD BNA cal 1\Jan0702.D	Calibration	7	x	719400	150.0000	0.3152	

# Calibration Report

<b>Batch Path</b>	\\MASSHUNTER\Org\Data\SV5973N.I\sd010722\DoD BNA cal 1\QuantResults\010722 DoD BNA cal 1.batch.bin		
<b>Analysis Time</b>	2/15/2022 10:08 AM	<b>Analyst Name</b>	BL2000\sean
<b>Report Time</b>	2/15/2022 10:11:10 AM	<b>Reporter Name</b>	BL2000\sean
<b>Last Calib Update</b>	1/11/2022 8:55 AM	<b>Batch State</b>	Processed
<b>Quant Batch Version</b>	10.0	<b>Quant Report Version</b>	10.0

**2-Fluorobiphenyl %RSE =**

2-Fluorobiphenyl - 7 Levels, 7 Levels Used, 7 Points, 7 Points Used, 1 QCs



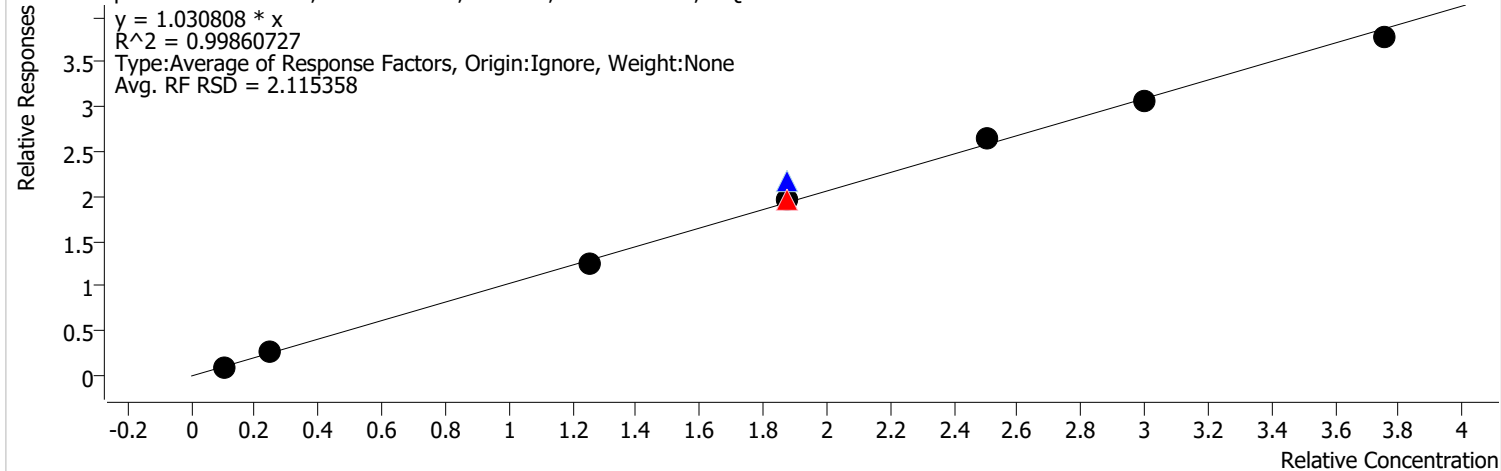
Calibration STD Path	Cal Type	Level	Enabled	Resp.	Exp. Conc	Resp. Factor	Level RSD
\\MASSHUNTER\Org\Data\SV5973N.I\sd010722\DoD BNA cal 1\Jan0708.D	Calibration	1	x	76317	4.0000	1.3530	
\\MASSHUNTER\Org\Data\SV5973N.I\sd010722\DoD BNA cal 1\Jan0707.D	Calibration	2	x	182856	10.0000	1.3452	
\\MASSHUNTER\Org\Data\SV5973N.I\sd010722\DoD BNA cal 1\Jan0706.D	Calibration	3	x	932127	50.0000	1.2637	
\\MASSHUNTER\Org\Data\SV5973N.I\sd122321\DoD BNA 3\Dec2337.D	CC	CCV	x	1018575	75.0000	1.2762	
\\MASSHUNTER\Org\Data\SV5973N.I\sd010722\DoD BNA cal 1\Jan0709.D	QC	ICV	x	1407142	75.0000	1.2458	
\\MASSHUNTER\Org\Data\SV5973N.I\sd010722\DoD BNA cal 1\Jan0705.D	Calibration	4	x	1445848	75.0000	1.2720	
\\MASSHUNTER\Org\Data\SV5973N.I\sd010722\DoD BNA cal 1\Jan0704.D	Calibration	5	x	1760874	100.0000	1.1806	
\\MASSHUNTER\Org\Data\SV5973N.I\sd010722\DoD BNA cal 1\Jan0703.D	Calibration	6	x	2165215	120.0000	1.1833	
\\MASSHUNTER\Org\Data\SV5973N.I\sd010722\DoD BNA cal 1\Jan0702.D	Calibration	7	x	2681298	150.0000	1.1749	

# Calibration Report

<b>Batch Path</b>	\\MASSHUNTER\Org\Data\SV5973N.I\sd010722\DoD BNA cal 1\QuantResults\010722 DoD BNA cal 1.batch.bin		
<b>Analysis Time</b>	2/15/2022 10:08 AM	<b>Analyst Name</b>	BL2000\sean
<b>Report Time</b>	2/15/2022 10:11:11 AM	<b>Reporter Name</b>	BL2000\sean
<b>Last Calib Update</b>	1/11/2022 8:55 AM	<b>Batch State</b>	Processed
<b>Quant Batch Version</b>	10.0	<b>Quant Report Version</b>	10.0

**2-Chloronaphthalene %RSE = 2.1**

2-Chloronaphthalene - 7 Levels, 7 Levels Used, 7 Points, 7 Points Used, 1 QCs



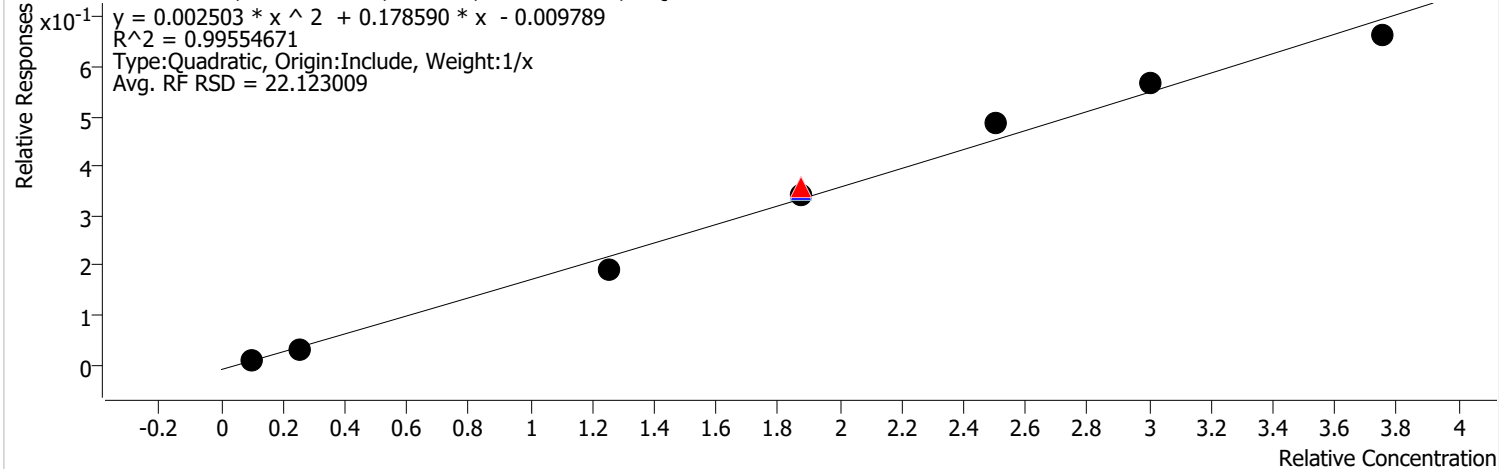
Calibration STD Path	Cal Type	Level	Enabled	Resp.	Exp. Conc	Resp. Factor	Level RSD
\\MASSHUNTER\Org\Data\SV5973N.I\sd010722\DoD BNA cal 1\Jan0708.D	Calibration	1	x	58389	4.0000	1.0351	
\\MASSHUNTER\Org\Data\SV5973N.I\sd010722\DoD BNA cal 1\Jan0707.D	Calibration	2	x	142716	10.0000	1.0499	
\\MASSHUNTER\Org\Data\SV5973N.I\sd010722\DoD BNA cal 1\Jan0706.D	Calibration	3	x	739021	50.0000	1.0019	
\\MASSHUNTER\Org\Data\SV5973N.I\sd122321\DoD BNA 3\Dec2337.D	CC	CCV	x	834824	75.0000	1.0460	
\\MASSHUNTER\Org\Data\SV5973N.I\sd010722\DoD BNA cal 1\Jan0709.D	QC	ICV	x	1309332	75.0000	1.1592	
\\MASSHUNTER\Org\Data\SV5973N.I\sd010722\DoD BNA cal 1\Jan0705.D	Calibration	4	x	1191324	75.0000	1.0480	
\\MASSHUNTER\Org\Data\SV5973N.I\sd010722\DoD BNA cal 1\Jan0704.D	Calibration	5	x	1572984	100.0000	1.0546	
\\MASSHUNTER\Org\Data\SV5973N.I\sd010722\DoD BNA cal 1\Jan0703.D	Calibration	6	x	1868917	120.0000	1.0214	
\\MASSHUNTER\Org\Data\SV5973N.I\sd010722\DoD BNA cal 1\Jan0702.D	Calibration	7	x	2292857	150.0000	1.0047	

# Calibration Report

<b>Batch Path</b>	\\MASSHUNTER\Org\Data\SV5973N.I\sd010722\DoD BNA cal 1\QuantResults\010722 DoD BNA cal 1.batch.bin		
<b>Analysis Time</b>	2/15/2022 10:08 AM	<b>Analyst Name</b>	BL2000\sean
<b>Report Time</b>	2/15/2022 10:11:11 AM	<b>Reporter Name</b>	BL2000\sean
<b>Last Calib Update</b>	1/11/2022 8:55 AM	<b>Batch State</b>	Processed
<b>Quant Batch Version</b>	10.0	<b>Quant Report Version</b>	10.0

**2-Nitroaniline %RSE = 9.7**

2-Nitroaniline - 7 Levels, 7 Levels Used, 7 Points, 7 Points Used, 1 QCs

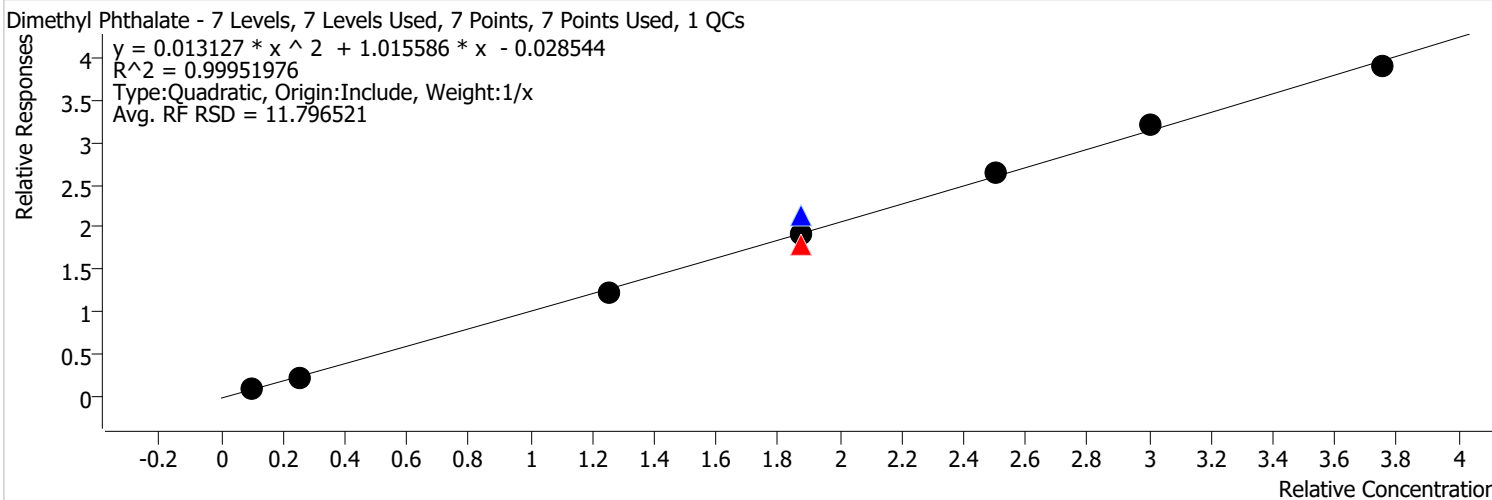


Calibration STD Path	Cal Type	Level	Enabled	Resp.	Exp. Conc	Resp. Factor	Level RSD
\\MASSHUNTER\Org\Data\SV5973N.I\sd010722\DoD BNA cal 1\Jan0708.D	Calibration	1	x	5629	4.0000	0.0998	
\\MASSHUNTER\Org\Data\SV5973N.I\sd010722\DoD BNA cal 1\Jan0707.D	Calibration	2	x	17284	10.0000	0.1271	
\\MASSHUNTER\Org\Data\SV5973N.I\sd010722\DoD BNA cal 1\Jan0706.D	Calibration	3	x	112823	50.0000	0.1530	
\\MASSHUNTER\Org\Data\SV5973N.I\sd122321\DoD BNA 3\Dec2337.D	CC	CCV	x	151874	75.0000	0.1903	
\\MASSHUNTER\Org\Data\SV5973N.I\sd010722\DoD BNA cal 1\Jan0709.D	QC	ICV	x	212899	75.0000	0.1885	
\\MASSHUNTER\Org\Data\SV5973N.I\sd010722\DoD BNA cal 1\Jan0705.D	Calibration	4	x	206845	75.0000	0.1820	
\\MASSHUNTER\Org\Data\SV5973N.I\sd010722\DoD BNA cal 1\Jan0704.D	Calibration	5	x	289372	100.0000	0.1940	
\\MASSHUNTER\Org\Data\SV5973N.I\sd010722\DoD BNA cal 1\Jan0703.D	Calibration	6	x	346934	120.0000	0.1896	
\\MASSHUNTER\Org\Data\SV5973N.I\sd010722\DoD BNA cal 1\Jan0702.D	Calibration	7	x	403061	150.0000	0.1766	

# Calibration Report

<b>Batch Path</b>	\\MASSHUNTER\Org\Data\SV5973N.I\sd010722\DoD BNA cal 1\QuantResults\010722 DoD BNA cal 1.batch.bin		
<b>Analysis Time</b>	2/15/2022 10:08 AM	<b>Analyst Name</b>	BL2000\sean
<b>Report Time</b>	2/15/2022 10:11:11 AM	<b>Reporter Name</b>	BL2000\sean
<b>Last Calib Update</b>	1/11/2022 8:55 AM	<b>Batch State</b>	Processed
<b>Quant Batch Version</b>	10.0	<b>Quant Report Version</b>	10.0

**Dimethyl Phthalate %RSE = 2.4**



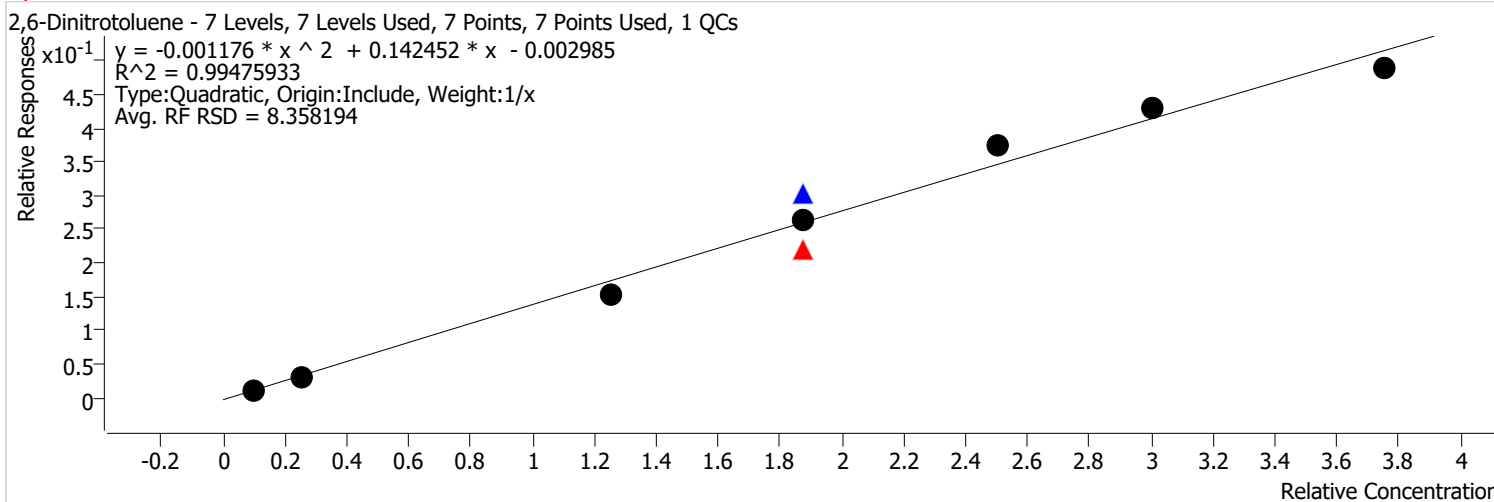
Calibration STD Path	Cal Type	Level	Enabled	Resp.	Exp. Conc	Resp. Factor	Level RSD
\\MASSHUNTER\Org\Data\SV5973N.I\sd010722\DoD BNA cal 1\Jan0708.D	Calibration	1	x	42096	4.0000	0.7463	
\\MASSHUNTER\Org\Data\SV5973N.I\sd010722\DoD BNA cal 1\Jan0707.D	Calibration	2	x	122818	10.0000	0.9035	
\\MASSHUNTER\Org\Data\SV5973N.I\sd010722\DoD BNA cal 1\Jan0706.D	Calibration	3	x	717440	50.0000	0.9726	
\\MASSHUNTER\Org\Data\SV5973N.I\sd122321\DoD BNA 3\Dec2337.D	CC	CCV	x	762945	75.0000	0.9559	
\\MASSHUNTER\Org\Data\SV5973N.I\sd010722\DoD BNA cal 1\Jan0709.D	QC	ICV	x	1285888	75.0000	1.1384	
\\MASSHUNTER\Org\Data\SV5973N.I\sd010722\DoD BNA cal 1\Jan0705.D	Calibration	4	x	1167232	75.0000	1.0268	
\\MASSHUNTER\Org\Data\SV5973N.I\sd010722\DoD BNA cal 1\Jan0704.D	Calibration	5	x	1571564	100.0000	1.0537	
\\MASSHUNTER\Org\Data\SV5973N.I\sd010722\DoD BNA cal 1\Jan0703.D	Calibration	6	x	1954420	120.0000	1.0681	
\\MASSHUNTER\Org\Data\SV5973N.I\sd010722\DoD BNA cal 1\Jan0702.D	Calibration	7	x	2370816	150.0000	1.0389	



# Calibration Report

<b>Batch Path</b>	\\MASSHUNTER\Org\Data\SV5973N.I\sd010722\DoD BNA cal 1\QuantResults\010722 DoD BNA cal 1.batch.bin		
<b>Analysis Time</b>	2/15/2022 10:08 AM	<b>Analyst Name</b>	BL2000\sean
<b>Report Time</b>	2/15/2022 10:11:11 AM	<b>Reporter Name</b>	BL2000\sean
<b>Last Calib Update</b>	1/11/2022 8:55 AM	<b>Batch State</b>	Processed
<b>Quant Batch Version</b>	10.0	<b>Quant Report Version</b>	10.0

**2,6-Dinitrotoluene %RSE = 8.8**

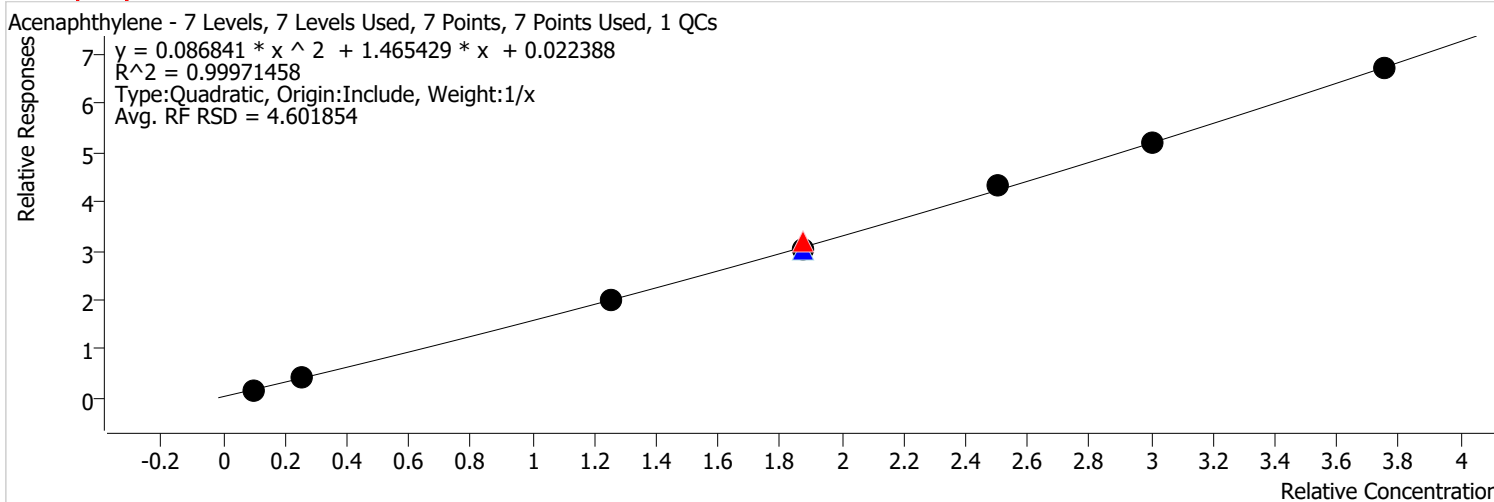


Calibration STD Path	Cal Type	Level	Enabled	Resp.	Exp. Conc	Resp. Factor	Level RSD
\\MASSHUNTER\Org\Data\SV5973N.I\sd010722\DoD BNA cal 1\Jan0708.D	Calibration	1	x	6863	4.0000	0.1217	
\\MASSHUNTER\Org\Data\SV5973N.I\sd010722\DoD BNA cal 1\Jan0707.D	Calibration	2	x	17243	10.0000	0.1268	
\\MASSHUNTER\Org\Data\SV5973N.I\sd010722\DoD BNA cal 1\Jan0706.D	Calibration	3	x	89664	50.0000	0.1216	
\\MASSHUNTER\Org\Data\SV5973N.I\sd122321\DoD BNA 3\Dec2337.D	CC	CCV	x	93479	75.0000	0.1171	
\\MASSHUNTER\Org\Data\SV5973N.I\sd010722\DoD BNA cal 1\Jan0709.D	QC	ICV	x	182786	75.0000	0.1618	
\\MASSHUNTER\Org\Data\SV5973N.I\sd010722\DoD BNA cal 1\Jan0705.D	Calibration	4	x	159018	75.0000	0.1399	
\\MASSHUNTER\Org\Data\SV5973N.I\sd010722\DoD BNA cal 1\Jan0704.D	Calibration	5	x	223482	100.0000	0.1498	
\\MASSHUNTER\Org\Data\SV5973N.I\sd010722\DoD BNA cal 1\Jan0703.D	Calibration	6	x	262540	120.0000	0.1435	
\\MASSHUNTER\Org\Data\SV5973N.I\sd010722\DoD BNA cal 1\Jan0702.D	Calibration	7	x	297058	150.0000	0.1302	

# Calibration Report

<b>Batch Path</b>	\\MASSHUNTER\Org\Data\SV5973N.I\sd010722\DoD BNA cal 1\QuantResults\010722 DoD BNA cal 1.batch.bin		
<b>Analysis Time</b>	2/15/2022 10:08 AM	<b>Analyst Name</b>	BL2000\sean
<b>Report Time</b>	2/15/2022 10:11:11 AM	<b>Reporter Name</b>	BL2000\sean
<b>Last Calib Update</b>	1/11/2022 8:55 AM	<b>Batch State</b>	Processed
<b>Quant Batch Version</b>	10.0	<b>Quant Report Version</b>	10.0

**Acenaphthylene %RSE = 3.2**

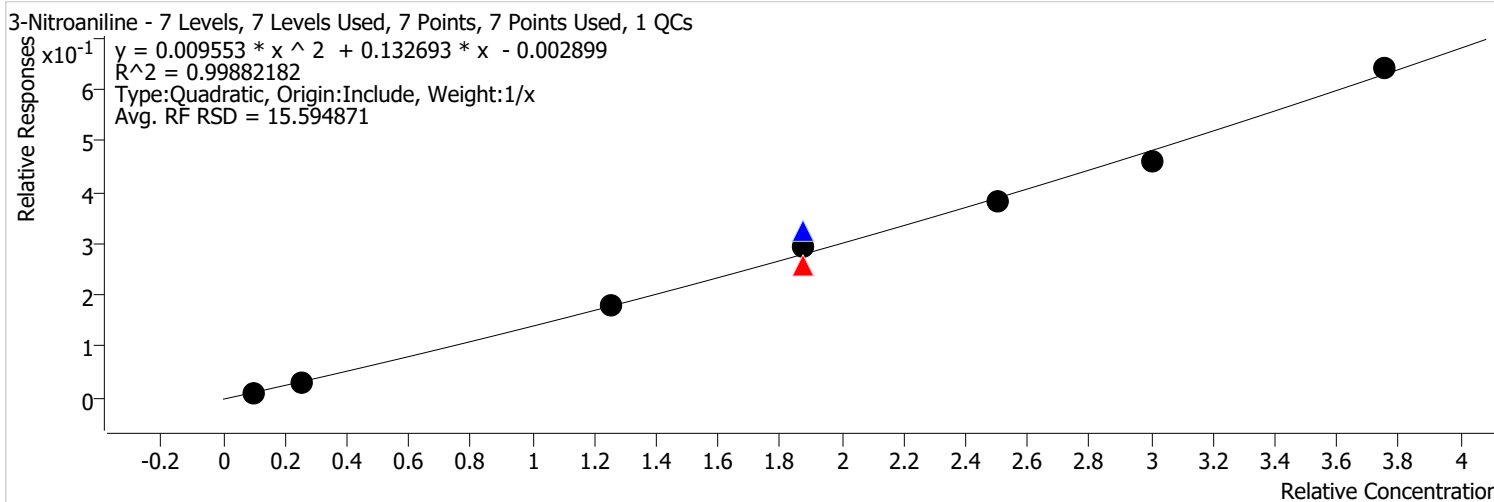


Calibration STD Path	Cal Type	Level	Enabled	Resp.	Exp. Conc	Resp. Factor	Level RSD
\\MASSHUNTER\Org\Data\SV5973N.I\sd010722\DoD BNA cal 1\Jan0708.D	Calibration	1	x	92958	4.0000	1.6480	
\\MASSHUNTER\Org\Data\SV5973N.I\sd010722\DoD BNA cal 1\Jan0707.D	Calibration	2	x	223338	10.0000	1.6429	
\\MASSHUNTER\Org\Data\SV5973N.I\sd010722\DoD BNA cal 1\Jan0706.D	Calibration	3	x	1162826	50.0000	1.5764	
\\MASSHUNTER\Org\Data\SV5973N.I\sd122321\DoD BNA 3\Dec2337.D	CC	CCV	x	1364491	75.0000	1.7097	
\\MASSHUNTER\Org\Data\SV5973N.I\sd010722\DoD BNA cal 1\Jan0709.D	QC	ICV	x	1828449	75.0000	1.6188	
\\MASSHUNTER\Org\Data\SV5973N.I\sd010722\DoD BNA cal 1\Jan0705.D	Calibration	4	x	1828135	75.0000	1.6083	
\\MASSHUNTER\Org\Data\SV5973N.I\sd010722\DoD BNA cal 1\Jan0704.D	Calibration	5	x	2586097	100.0000	1.7339	
\\MASSHUNTER\Org\Data\SV5973N.I\sd010722\DoD BNA cal 1\Jan0703.D	Calibration	6	x	3162196	120.0000	1.7282	
\\MASSHUNTER\Org\Data\SV5973N.I\sd010722\DoD BNA cal 1\Jan0702.D	Calibration	7	x	4087281	150.0000	1.7910	

# Calibration Report

<b>Batch Path</b>	\\MASSHUNTER\Org\Data\SV5973N.I\sd010722\DoD BNA cal 1\QuantResults\010722 DoD BNA cal 1.batch.bin		
<b>Analysis Time</b>	2/15/2022 10:08 AM	<b>Analyst Name</b>	BL2000\sean
<b>Report Time</b>	2/15/2022 10:11:11 AM	<b>Reporter Name</b>	BL2000\sean
<b>Last Calib Update</b>	1/11/2022 8:55 AM	<b>Batch State</b>	Processed
<b>Quant Batch Version</b>	10.0	<b>Quant Report Version</b>	10.0

**3-Nitroaniline %RSE = 5.4**

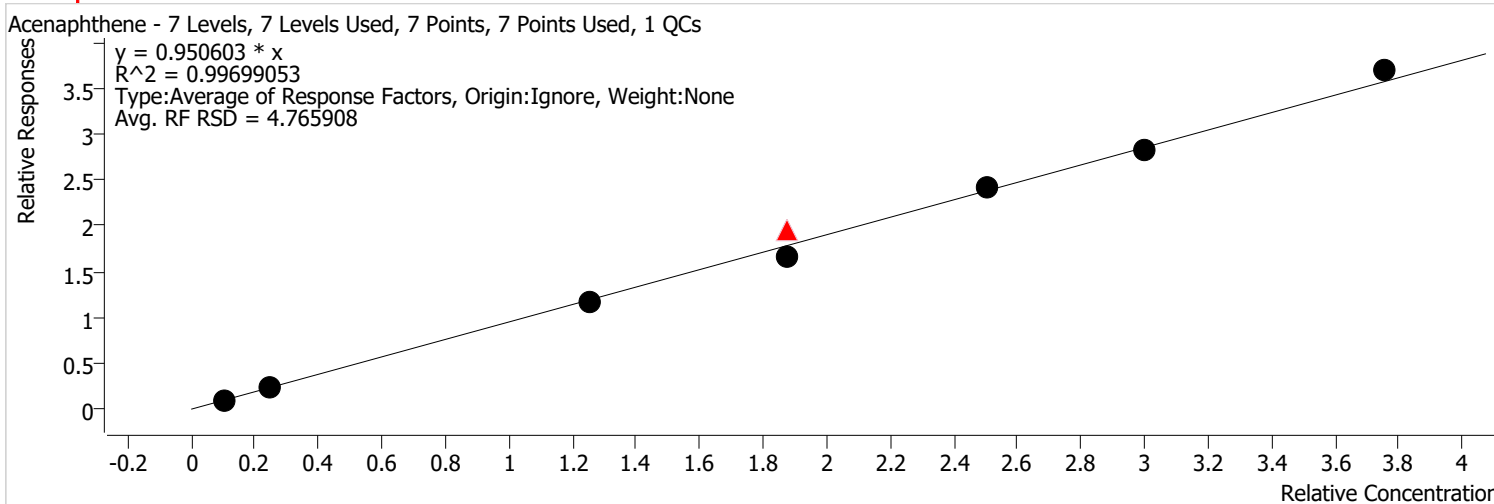


Calibration STD Path	Cal Type	Level	Enabled	Resp.	Exp. Conc	Resp. Factor	Level RSD
\\MASSHUNTER\Org\Data\SV5973N.I\sd010722\DoD BNA cal 1\Jan0708.D	Calibration	1	x	6333	4.0000	0.1123	
\\MASSHUNTER\Org\Data\SV5973N.I\sd010722\DoD BNA cal 1\Jan0707.D	Calibration	2	x	15441	10.0000	0.1136	
\\MASSHUNTER\Org\Data\SV5973N.I\sd010722\DoD BNA cal 1\Jan0706.D	Calibration	3	x	105012	50.0000	0.1424	
\\MASSHUNTER\Org\Data\SV5973N.I\sd122321\DoD BNA 3\Dec2337.D	CC	CCV	x	109782	75.0000	0.1376	
\\MASSHUNTER\Org\Data\SV5973N.I\sd010722\DoD BNA cal 1\Jan0709.D	QC	ICV	x	195477	75.0000	0.1731	
\\MASSHUNTER\Org\Data\SV5973N.I\sd010722\DoD BNA cal 1\Jan0705.D	Calibration	4	x	177709	75.0000	0.1563	
\\MASSHUNTER\Org\Data\SV5973N.I\sd010722\DoD BNA cal 1\Jan0704.D	Calibration	5	x	229277	100.0000	0.1537	
\\MASSHUNTER\Org\Data\SV5973N.I\sd010722\DoD BNA cal 1\Jan0703.D	Calibration	6	x	281617	120.0000	0.1539	
\\MASSHUNTER\Org\Data\SV5973N.I\sd010722\DoD BNA cal 1\Jan0702.D	Calibration	7	x	389918	150.0000	0.1709	

# Calibration Report

<b>Batch Path</b>	\\MASSHUNTER\Org\Data\SV5973N.I\sd010722\DoD BNA cal 1\QuantResults\010722 DoD BNA cal 1.batch.bin		
<b>Analysis Time</b>	2/15/2022 10:08 AM	<b>Analyst Name</b>	BL2000\sean
<b>Report Time</b>	2/15/2022 10:11:11 AM	<b>Reporter Name</b>	BL2000\sean
<b>Last Calib Update</b>	1/11/2022 8:55 AM	<b>Batch State</b>	Processed
<b>Quant Batch Version</b>	10.0	<b>Quant Report Version</b>	10.0

**Acenaphthene %RSE = 4.8**



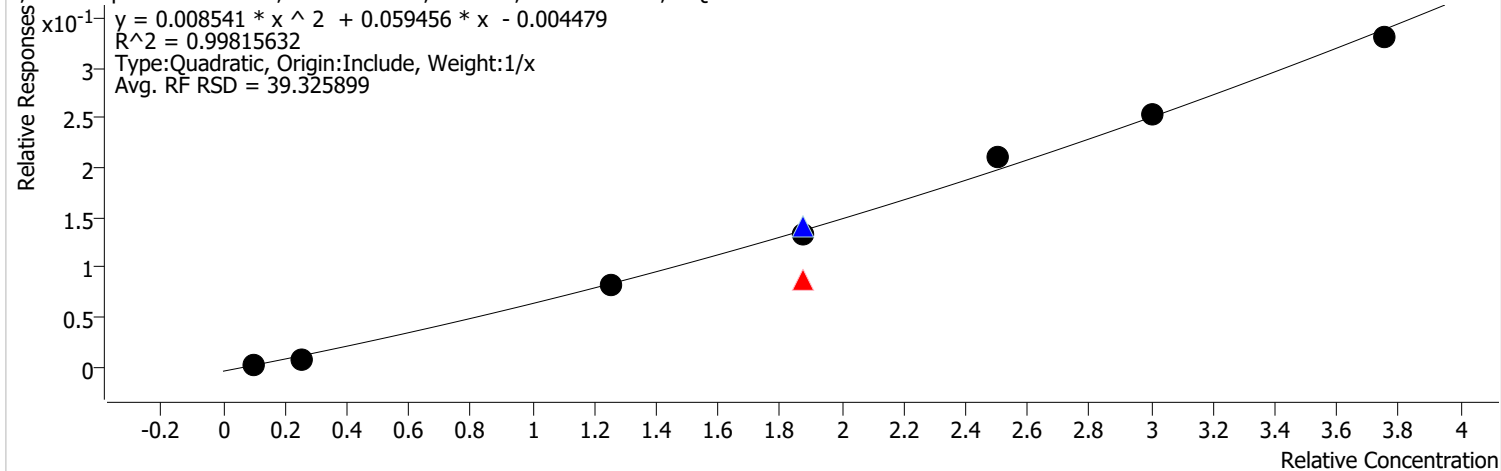
Calibration STD Path	Cal Type	Level	Enabled	Resp.	Exp. Conc	Resp. Factor	Level RSD
\\MASSHUNTER\Org\Data\SV5973N.I\sd010722\DoD BNA cal 1\Jan0708.D	Calibration	1	x	57892	4.0000	1.0263	
\\MASSHUNTER\Org\Data\SV5973N.I\sd010722\DoD BNA cal 1\Jan0707.D	Calibration	2	x	125718	10.0000	0.9248	
\\MASSHUNTER\Org\Data\SV5973N.I\sd010722\DoD BNA cal 1\Jan0706.D	Calibration	3	x	685044	50.0000	0.9287	
\\MASSHUNTER\Org\Data\SV5973N.I\sd122321\DoD BNA 3\Dec2337.D	CC	CCV	x	828212	75.0000	1.0377	
\\MASSHUNTER\Org\Data\SV5973N.I\sd010722\DoD BNA cal 1\Jan0709.D	QC	ICV	x	1179832	75.0000	1.0445	
\\MASSHUNTER\Org\Data\SV5973N.I\sd010722\DoD BNA cal 1\Jan0705.D	Calibration	4	x	1008097	75.0000	0.8868	
\\MASSHUNTER\Org\Data\SV5973N.I\sd010722\DoD BNA cal 1\Jan0704.D	Calibration	5	x	1439396	100.0000	0.9651	
\\MASSHUNTER\Org\Data\SV5973N.I\sd010722\DoD BNA cal 1\Jan0703.D	Calibration	6	x	1719160	120.0000	0.9396	
\\MASSHUNTER\Org\Data\SV5973N.I\sd010722\DoD BNA cal 1\Jan0702.D	Calibration	7	x	2243102	150.0000	0.9829	

# Calibration Report

<b>Batch Path</b>	\\MASSHUNTER\Org\Data\SV5973N.I\sd010722\DoD BNA cal 1\QuantResults\010722 DoD BNA cal 1.batch.bin		
<b>Analysis Time</b>	2/15/2022 10:08 AM	<b>Analyst Name</b>	BL2000\sean
<b>Report Time</b>	2/15/2022 10:11:11 AM	<b>Reporter Name</b>	BL2000\sean
<b>Last Calib Update</b>	1/11/2022 8:55 AM	<b>Batch State</b>	Processed
<b>Quant Batch Version</b>	10.0	<b>Quant Report Version</b>	10.0

**2,4-Dinitrophenol %RSE = 11.8**

2,4-Dinitrophenol - 7 Levels, 7 Levels Used, 7 Points, 7 Points Used, 1 QCs



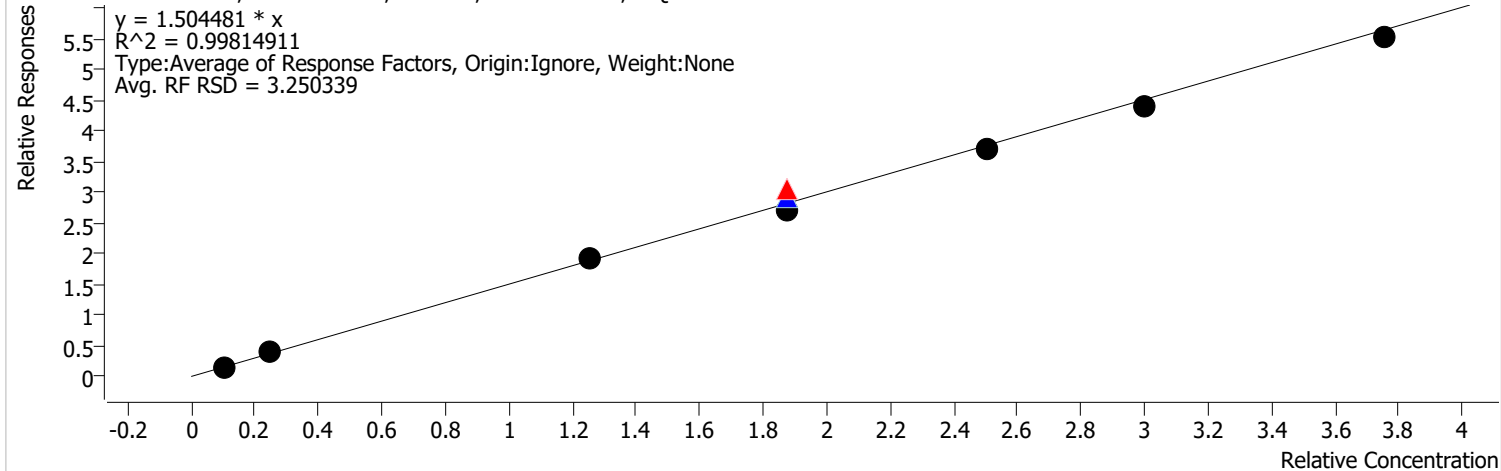
Calibration STD Path	Cal Type	Level	Enabled	Resp.	Exp. Conc	Resp. Factor	Level RSD
\\MASSHUNTER\Org\Data\SV5973N.I\sd010722\DoD BNA cal 1\Jan0708.D	Calibration	1	x	1437	4.0000	0.0255	
\\MASSHUNTER\Org\Data\SV5973N.I\sd010722\DoD BNA cal 1\Jan0707.D	Calibration	2	x	4568	10.0000	0.0336	
\\MASSHUNTER\Org\Data\SV5973N.I\sd010722\DoD BNA cal 1\Jan0706.D	Calibration	3	x	47919	50.0000	0.0650	
\\MASSHUNTER\Org\Data\SV5973N.I\sd122321\DoD BNA 3\Dec2337.D	CC	CCV	x	37446	75.0000	0.0469	
\\MASSHUNTER\Org\Data\SV5973N.I\sd010722\DoD BNA cal 1\Jan0709.D	QC	ICV	x	85223	75.0000	0.0754	
\\MASSHUNTER\Org\Data\SV5973N.I\sd010722\DoD BNA cal 1\Jan0705.D	Calibration	4	x	80525	75.0000	0.0708	
\\MASSHUNTER\Org\Data\SV5973N.I\sd010722\DoD BNA cal 1\Jan0704.D	Calibration	5	x	125291	100.0000	0.0840	
\\MASSHUNTER\Org\Data\SV5973N.I\sd010722\DoD BNA cal 1\Jan0703.D	Calibration	6	x	154925	120.0000	0.0847	
\\MASSHUNTER\Org\Data\SV5973N.I\sd010722\DoD BNA cal 1\Jan0702.D	Calibration	7	x	201190	150.0000	0.0882	

# Calibration Report

<b>Batch Path</b>	\\MASSHUNTER\Org\Data\SV5973N.I\sd010722\DoD BNA cal 1\QuantResults\010722 DoD BNA cal 1.batch.bin		
<b>Analysis Time</b>	2/15/2022 10:08 AM	<b>Analyst Name</b>	BL2000\sean
<b>Report Time</b>	2/15/2022 10:11:12 AM	<b>Reporter Name</b>	BL2000\sean
<b>Last Calib Update</b>	1/11/2022 8:55 AM	<b>Batch State</b>	Processed
<b>Quant Batch Version</b>	10.0	<b>Quant Report Version</b>	10.0

**Dibenzofuran %RSE = 3.3**

Dibenzofuran - 7 Levels, 7 Levels Used, 7 Points, 7 Points Used, 1 QCs



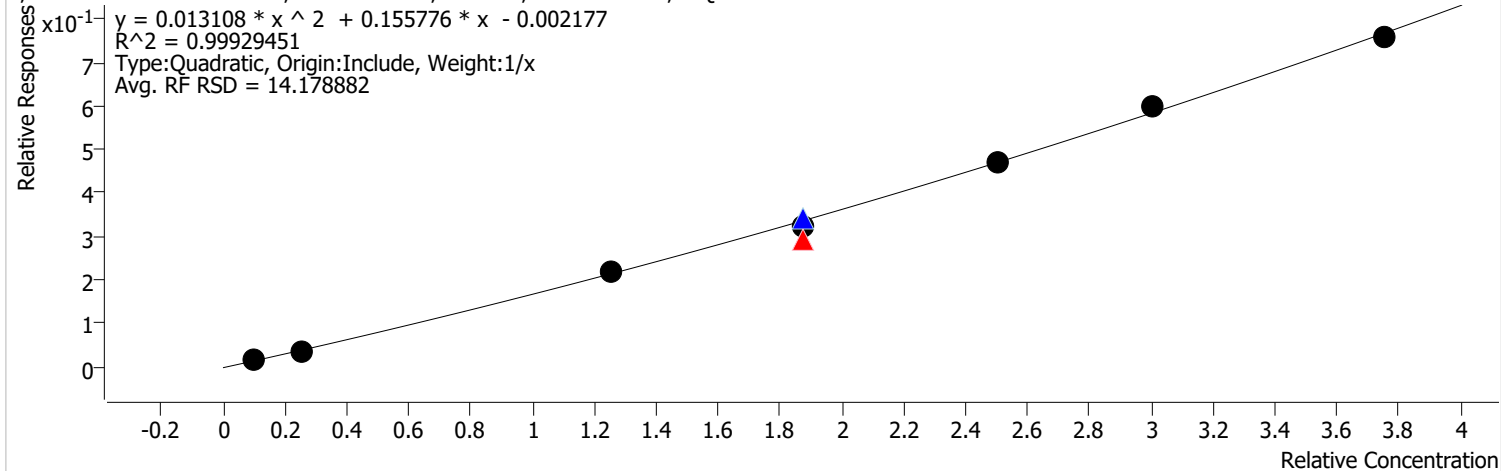
Calibration STD Path	Cal Type	Level	Enabled	Resp.	Exp. Conc	Resp. Factor	Level RSD
\\MASSHUNTER\Org\Data\SV5973N.I\sd010722\DoD BNA cal 1\Jan0708.D	Calibration	1	x	89062	4.0000	1.5789	
\\MASSHUNTER\Org\Data\SV5973N.I\sd010722\DoD BNA cal 1\Jan0707.D	Calibration	2	x	209247	10.0000	1.5393	
\\MASSHUNTER\Org\Data\SV5973N.I\sd010722\DoD BNA cal 1\Jan0706.D	Calibration	3	x	1139517	50.0000	1.5448	
\\MASSHUNTER\Org\Data\SV5973N.I\sd122321\DoD BNA 3\Dec2337.D	CC	CCV	x	1291714	75.0000	1.6185	
\\MASSHUNTER\Org\Data\SV5973N.I\sd010722\DoD BNA cal 1\Jan0709.D	QC	ICV	x	1761815	75.0000	1.5598	
\\MASSHUNTER\Org\Data\SV5973N.I\sd010722\DoD BNA cal 1\Jan0705.D	Calibration	4	x	1650349	75.0000	1.4519	
\\MASSHUNTER\Org\Data\SV5973N.I\sd010722\DoD BNA cal 1\Jan0704.D	Calibration	5	x	2204535	100.0000	1.4781	
\\MASSHUNTER\Org\Data\SV5973N.I\sd010722\DoD BNA cal 1\Jan0703.D	Calibration	6	x	2684520	120.0000	1.4671	
\\MASSHUNTER\Org\Data\SV5973N.I\sd010722\DoD BNA cal 1\Jan0702.D	Calibration	7	x	3357596	150.0000	1.4712	

# Calibration Report

<b>Batch Path</b>	\\MASSHUNTER\Org\Data\SV5973N.I\sd010722\DoD BNA cal 1\QuantResults\010722 DoD BNA cal 1.batch.bin		
<b>Analysis Time</b>	2/15/2022 10:08 AM	<b>Analyst Name</b>	BL2000\sean
<b>Report Time</b>	2/15/2022 10:11:12 AM	<b>Reporter Name</b>	BL2000\sean
<b>Last Calib Update</b>	1/11/2022 8:55 AM	<b>Batch State</b>	Processed
<b>Quant Batch Version</b>	10.0	<b>Quant Report Version</b>	10.0

**2,4-Dinitrotoluene %RSE = 3.3**

2,4-Dinitrotoluene - 7 Levels, 7 Levels Used, 7 Points, 7 Points Used, 1 QCs

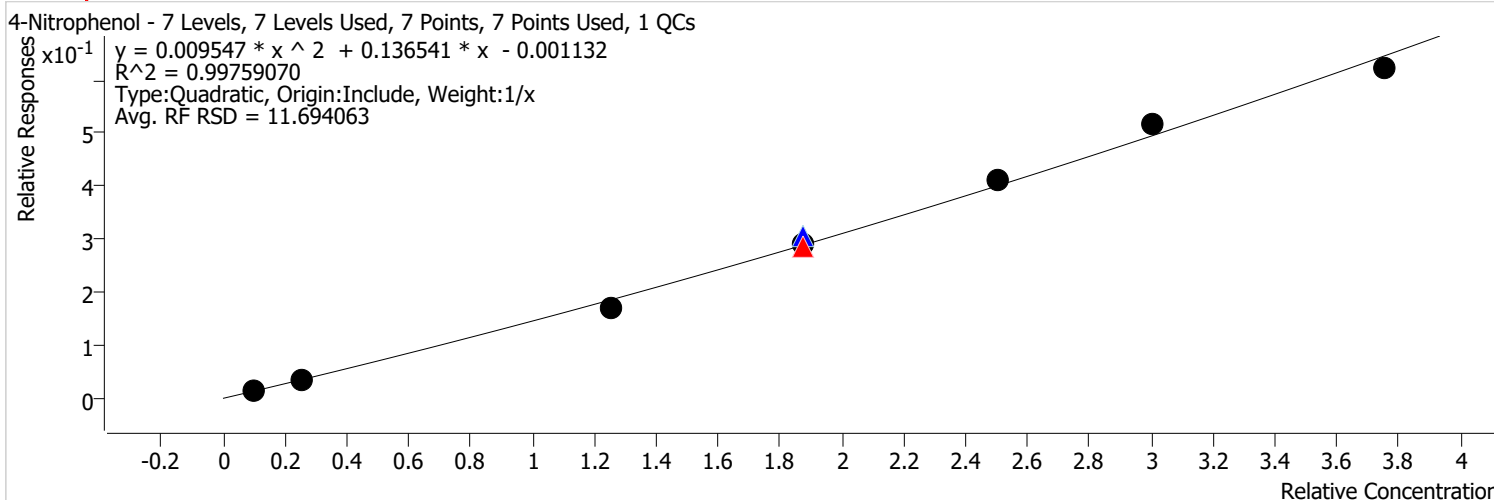


Calibration STD Path	Cal Type	Level	Enabled	Resp.	Exp. Conc	Resp. Factor	Level RSD
\\MASSHUNTER\Org\Data\SV5973N.I\sd010722\DoD BNA cal 1\Jan0708.D	Calibration	1	x	7882	4.0000	0.1397	
\\MASSHUNTER\Org\Data\SV5973N.I\sd010722\DoD BNA cal 1\Jan0707.D	Calibration	2	x	19708	10.0000	0.1450	
\\MASSHUNTER\Org\Data\SV5973N.I\sd010722\DoD BNA cal 1\Jan0706.D	Calibration	3	x	129012	50.0000	0.1749	
\\MASSHUNTER\Org\Data\SV5973N.I\sd122321\DoD BNA 3\Dec2337.D	CC	CCV	x	125505	75.0000	0.1573	
\\MASSHUNTER\Org\Data\SV5973N.I\sd010722\DoD BNA cal 1\Jan0709.D	QC	ICV	x	204160	75.0000	0.1807	
\\MASSHUNTER\Org\Data\SV5973N.I\sd010722\DoD BNA cal 1\Jan0705.D	Calibration	4	x	195674	75.0000	0.1721	
\\MASSHUNTER\Org\Data\SV5973N.I\sd010722\DoD BNA cal 1\Jan0704.D	Calibration	5	x	280076	100.0000	0.1878	
\\MASSHUNTER\Org\Data\SV5973N.I\sd010722\DoD BNA cal 1\Jan0703.D	Calibration	6	x	366661	120.0000	0.2004	
\\MASSHUNTER\Org\Data\SV5973N.I\sd010722\DoD BNA cal 1\Jan0702.D	Calibration	7	x	460401	150.0000	0.2017	

# Calibration Report

<b>Batch Path</b>	\\MASSHUNTER\Org\Data\SV5973N.I\sd010722\DoD BNA cal 1\QuantResults\010722 DoD BNA cal 1.batch.bin		
<b>Analysis Time</b>	2/15/2022 10:08 AM	<b>Analyst Name</b>	BL2000\sean
<b>Report Time</b>	2/15/2022 10:11:12 AM	<b>Reporter Name</b>	BL2000\sean
<b>Last Calib Update</b>	1/11/2022 8:55 AM	<b>Batch State</b>	Processed
<b>Quant Batch Version</b>	10.0	<b>Quant Report Version</b>	10.0

**4-Nitrophenol %RSE = 5.9**



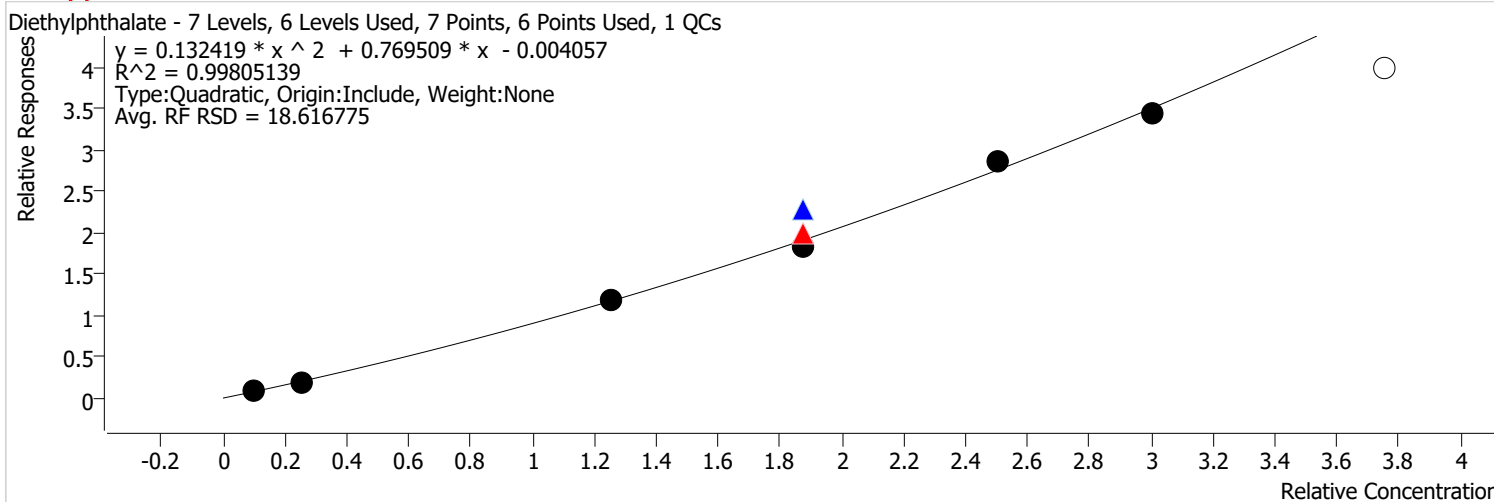
Calibration STD Path	Cal Type	Level	Enabled	Resp.	Exp. Conc	Resp. Factor	Level RSD
\\MASSHUNTER\Org\Data\SV5973N.I\sd010722\DoD BNA cal 1\Jan0708.D	Calibration	1	x	7530	4.0000	0.1335	
\\MASSHUNTER\Org\Data\SV5973N.I\sd010722\DoD BNA cal 1\Jan0707.D	Calibration	2	x	17901	10.0000	0.1317	
\\MASSHUNTER\Org\Data\SV5973N.I\sd010722\DoD BNA cal 1\Jan0706.D	Calibration	3	x	98767	50.0000	0.1339	
\\MASSHUNTER\Org\Data\SV5973N.I\sd122321\DoD BNA 3\Dec2337.D	CC	CCV	x	121669	75.0000	0.1524	
\\MASSHUNTER\Org\Data\SV5973N.I\sd010722\DoD BNA cal 1\Jan0709.D	QC	ICV	x	185367	75.0000	0.1641	
\\MASSHUNTER\Org\Data\SV5973N.I\sd010722\DoD BNA cal 1\Jan0705.D	Calibration	4	x	177604	75.0000	0.1562	
\\MASSHUNTER\Org\Data\SV5973N.I\sd010722\DoD BNA cal 1\Jan0704.D	Calibration	5	x	246823	100.0000	0.1655	
\\MASSHUNTER\Org\Data\SV5973N.I\sd010722\DoD BNA cal 1\Jan0703.D	Calibration	6	x	315129	120.0000	0.1722	
\\MASSHUNTER\Org\Data\SV5973N.I\sd010722\DoD BNA cal 1\Jan0702.D	Calibration	7	x	378288	150.0000	0.1658	



# Calibration Report

<b>Batch Path</b>	\\MASSHUNTER\Org\Data\SV5973N.I\sd010722\DoD BNA cal 1\QuantResults\010722 DoD BNA cal 1.batch.bin		
<b>Analysis Time</b>	2/15/2022 10:08 AM	<b>Analyst Name</b>	BL2000\sean
<b>Report Time</b>	2/15/2022 10:11:12 AM	<b>Reporter Name</b>	BL2000\sean
<b>Last Calib Update</b>	1/11/2022 8:55 AM	<b>Batch State</b>	Processed
<b>Quant Batch Version</b>	10.0	<b>Quant Report Version</b>	10.0

**Diethylphthalate %RSE = 3.4**

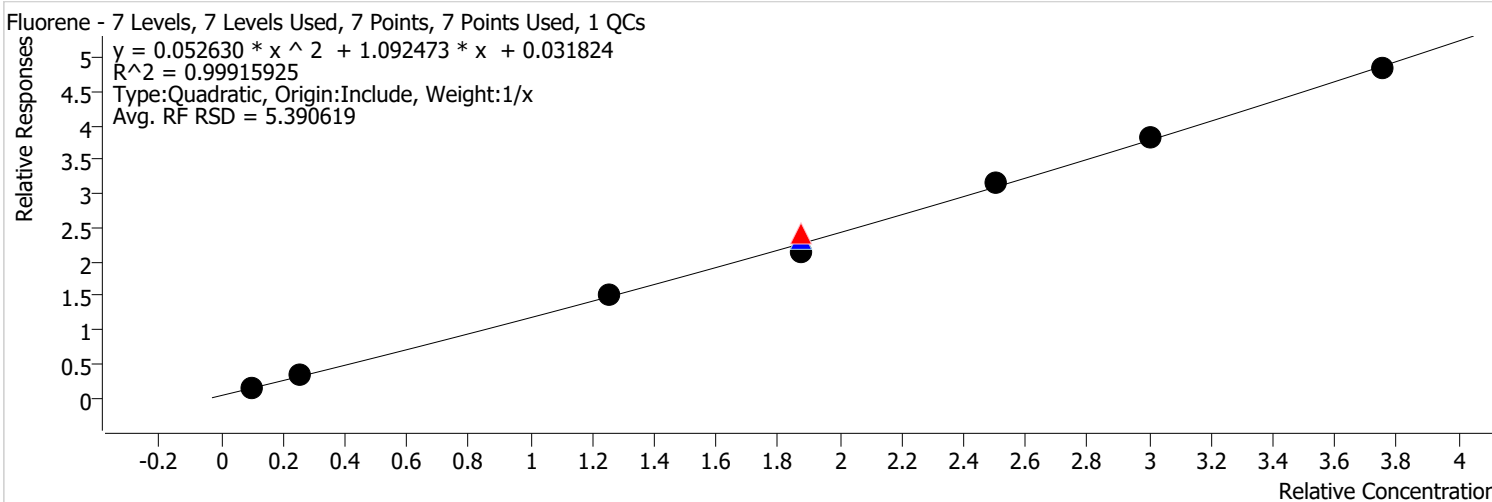


Calibration STD Path	Cal Type	Level	Enabled	Resp.	Exp. Conc	Resp. Factor	Level RSD
\\MASSHUNTER\Org\Data\SV5973N.I\sd010722\DoD BNA cal 1\Jan0708.D	Calibration	1	x	40619	4.0000	0.7201	
\\MASSHUNTER\Org\Data\SV5973N.I\sd010722\DoD BNA cal 1\Jan0707.D	Calibration	2	x	106876	10.0000	0.7862	
\\MASSHUNTER\Org\Data\SV5973N.I\sd010722\DoD BNA cal 1\Jan0706.D	Calibration	3	x	700006	50.0000	0.9490	
\\MASSHUNTER\Org\Data\SV5973N.I\sd122321\DoD BNA 3\Dec2337.D	CC	CCV	x	840712	75.0000	1.0534	
\\MASSHUNTER\Org\Data\SV5973N.I\sd010722\DoD BNA cal 1\Jan0709.D	QC	ICV	x	1362780	75.0000	1.2065	
\\MASSHUNTER\Org\Data\SV5973N.I\sd010722\DoD BNA cal 1\Jan0705.D	Calibration	4	x	1101126	75.0000	0.9687	
\\MASSHUNTER\Org\Data\SV5973N.I\sd010722\DoD BNA cal 1\Jan0704.D	Calibration	5	x	1705521	100.0000	1.1435	
\\MASSHUNTER\Org\Data\SV5973N.I\sd010722\DoD BNA cal 1\Jan0703.D	Calibration	6	x	2103927	120.0000	1.1498	
\\MASSHUNTER\Org\Data\SV5973N.I\sd010722\DoD BNA cal 1\Jan0702.D	Calibration	7		2419479	150.0000	1.0602	

# Calibration Report

<b>Batch Path</b>	\\MASSHUNTER\Org\Data\SV5973N.I\sd010722\DoD BNA cal 1\QuantResults\010722 DoD BNA cal 1.batch.bin		
<b>Analysis Time</b>	2/15/2022 10:08 AM	<b>Analyst Name</b>	BL2000\sean
<b>Report Time</b>	2/15/2022 10:11:12 AM	<b>Reporter Name</b>	BL2000\sean
<b>Last Calib Update</b>	1/11/2022 8:55 AM	<b>Batch State</b>	Processed
<b>Quant Batch Version</b>	10.0	<b>Quant Report Version</b>	10.0

**Fluorene %RSE = 5.6**

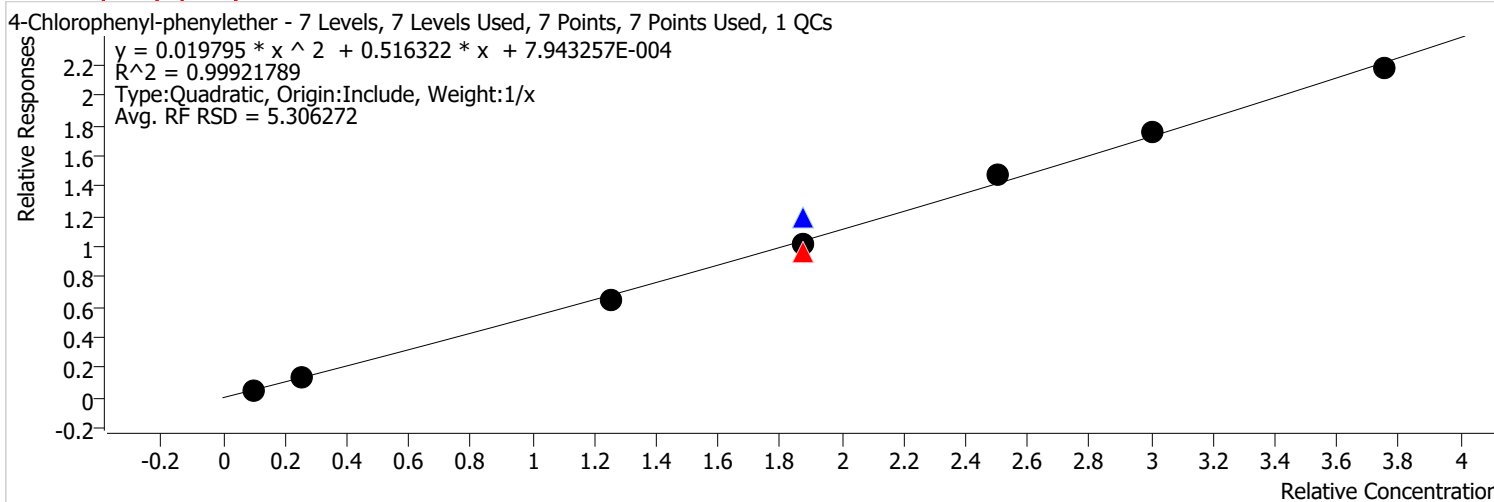


Calibration STD Path	Cal Type	Level	Enabled	Resp.	Exp. Conc	Resp. Factor	Level RSD
\\MASSHUNTER\Org\Data\SV5973N.I\sd010722\DoD BNA cal 1\Jan0708.D	Calibration	1	x	75858	4.0000	1.3448	
\\MASSHUNTER\Org\Data\SV5973N.I\sd010722\DoD BNA cal 1\Jan0707.D	Calibration	2	x	178697	10.0000	1.3146	
\\MASSHUNTER\Org\Data\SV5973N.I\sd010722\DoD BNA cal 1\Jan0706.D	Calibration	3	x	887548	50.0000	1.2033	
\\MASSHUNTER\Org\Data\SV5973N.I\sd122321\DoD BNA 3\Dec2337.D	CC	CCV	x	1032017	75.0000	1.2931	
\\MASSHUNTER\Org\Data\SV5973N.I\sd010722\DoD BNA cal 1\Jan0709.D	QC	ICV	x	1401354	75.0000	1.2406	
\\MASSHUNTER\Org\Data\SV5973N.I\sd010722\DoD BNA cal 1\Jan0705.D	Calibration	4	x	1301635	75.0000	1.1451	
\\MASSHUNTER\Org\Data\SV5973N.I\sd010722\DoD BNA cal 1\Jan0704.D	Calibration	5	x	1880300	100.0000	1.2607	
\\MASSHUNTER\Org\Data\SV5973N.I\sd010722\DoD BNA cal 1\Jan0703.D	Calibration	6	x	2340165	120.0000	1.2790	
\\MASSHUNTER\Org\Data\SV5973N.I\sd010722\DoD BNA cal 1\Jan0702.D	Calibration	7	x	2942770	150.0000	1.2895	

# Calibration Report

<b>Batch Path</b>	\\MASSHUNTER\Org\Data\SV5973N.I\sd010722\DoD BNA cal 1\QuantResults\010722 DoD BNA cal 1.batch.bin		
<b>Analysis Time</b>	2/15/2022 10:08 AM	<b>Analyst Name</b>	BL2000\sean
<b>Report Time</b>	2/15/2022 10:11:12 AM	<b>Reporter Name</b>	BL2000\sean
<b>Last Calib Update</b>	1/11/2022 8:55 AM	<b>Batch State</b>	Processed
<b>Quant Batch Version</b>	10.0	<b>Quant Report Version</b>	10.0

**4-Chlorophenyl-phenylether %RSE = 3.2**

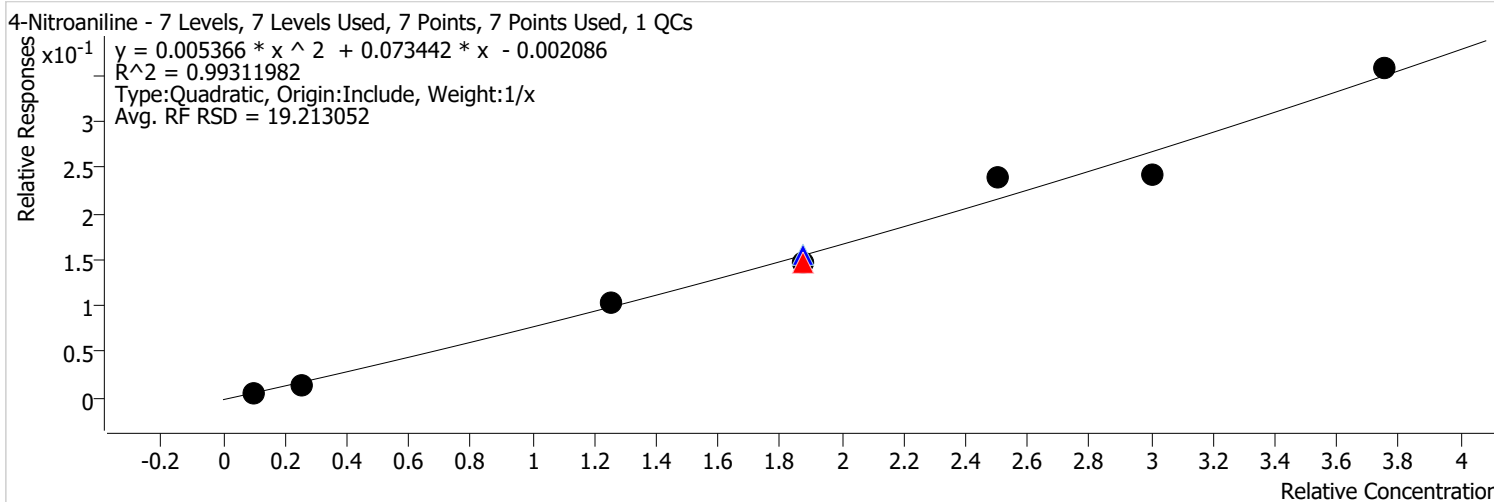


Calibration STD Path	Cal Type	Level	Enabled	Resp.	Exp. Conc	Resp. Factor	Level RSD
\\MASSHUNTER\Org\Data\SV5973N.I\sd010722\DoD BNA cal 1\Jan0708.D	Calibration	1	x	29516	4.0000	0.5233	
\\MASSHUNTER\Org\Data\SV5973N.I\sd010722\DoD BNA cal 1\Jan0707.D	Calibration	2	x	73170	10.0000	0.5383	
\\MASSHUNTER\Org\Data\SV5973N.I\sd010722\DoD BNA cal 1\Jan0706.D	Calibration	3	x	382712	50.0000	0.5188	
\\MASSHUNTER\Org\Data\SV5973N.I\sd122321\DoD BNA 3\Dec2337.D	CC	CCV	x	409837	75.0000	0.5135	
\\MASSHUNTER\Org\Data\SV5973N.I\sd010722\DoD BNA cal 1\Jan0709.D	QC	ICV	x	714583	75.0000	0.6326	
\\MASSHUNTER\Org\Data\SV5973N.I\sd010722\DoD BNA cal 1\Jan0705.D	Calibration	4	x	621769	75.0000	0.5470	
\\MASSHUNTER\Org\Data\SV5973N.I\sd010722\DoD BNA cal 1\Jan0704.D	Calibration	5	x	875753	100.0000	0.5872	
\\MASSHUNTER\Org\Data\SV5973N.I\sd010722\DoD BNA cal 1\Jan0703.D	Calibration	6	x	1069238	120.0000	0.5844	
\\MASSHUNTER\Org\Data\SV5973N.I\sd010722\DoD BNA cal 1\Jan0702.D	Calibration	7	x	1324217	150.0000	0.5802	

# Calibration Report

<b>Batch Path</b>	\\MASSHUNTER\Org\Data\SV5973N.I\sd010722\DoD BNA cal 1\QuantResults\010722 DoD BNA cal 1.batch.bin		
<b>Analysis Time</b>	2/15/2022 10:08 AM	<b>Analyst Name</b>	BL2000\sean
<b>Report Time</b>	2/15/2022 10:11:12 AM	<b>Reporter Name</b>	BL2000\sean
<b>Last Calib Update</b>	1/11/2022 8:55 AM	<b>Batch State</b>	Processed
<b>Quant Batch Version</b>	10.0	<b>Quant Report Version</b>	10.0

**4-Nitroaniline %RSE = 10.3**

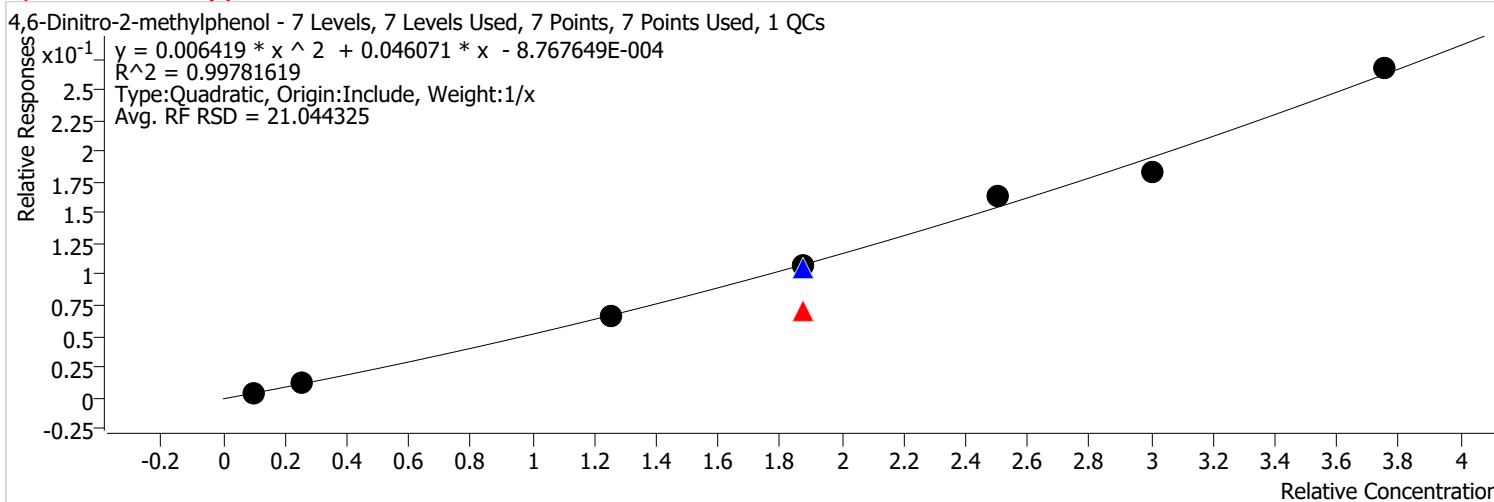


Calibration STD Path	Cal Type	Level	Enabled	Resp.	Exp. Conc	Resp. Factor	Level RSD
\\MASSHUNTER\Org\Data\SV5973N.I\sd010722\DoD BNA cal 1\Jan0708.D	Calibration	1	x	6050	4.0000	0.0601	
\\MASSHUNTER\Org\Data\SV5973N.I\sd010722\DoD BNA cal 1\Jan0707.D	Calibration	2	x	15222	10.0000	0.0575	
\\MASSHUNTER\Org\Data\SV5973N.I\sd010722\DoD BNA cal 1\Jan0706.D	Calibration	3	x	108677	50.0000	0.0822	
\\MASSHUNTER\Org\Data\SV5973N.I\sd122321\DoD BNA 3\Dec2337.D	CC	CCV	x	110859	75.0000	0.0784	
\\MASSHUNTER\Org\Data\SV5973N.I\sd010722\DoD BNA cal 1\Jan0709.D	QC	ICV	x	171048	75.0000	0.0825	
\\MASSHUNTER\Org\Data\SV5973N.I\sd010722\DoD BNA cal 1\Jan0705.D	Calibration	4	x	158269	75.0000	0.0778	
\\MASSHUNTER\Org\Data\SV5973N.I\sd010722\DoD BNA cal 1\Jan0704.D	Calibration	5	x	256247	100.0000	0.0954	
\\MASSHUNTER\Org\Data\SV5973N.I\sd010722\DoD BNA cal 1\Jan0703.D	Calibration	6	x	273670	120.0000	0.0802	
\\MASSHUNTER\Org\Data\SV5973N.I\sd010722\DoD BNA cal 1\Jan0702.D	Calibration	7	x	392349	150.0000	0.0951	

# Calibration Report

<b>Batch Path</b>	\\MASSHUNTER\Org\Data\SV5973N.I\sd010722\DoD BNA cal 1\QuantResults\010722 DoD BNA cal 1.batch.bin		
<b>Analysis Time</b>	2/15/2022 10:08 AM	<b>Analyst Name</b>	BL2000\sean
<b>Report Time</b>	2/15/2022 10:11:13 AM	<b>Reporter Name</b>	BL2000\sean
<b>Last Calib Update</b>	1/11/2022 8:55 AM	<b>Batch State</b>	Processed
<b>Quant Batch Version</b>	10.0	<b>Quant Report Version</b>	10.0

**4,6-Dinitro-2-methylphenol %RSE = 3.6**

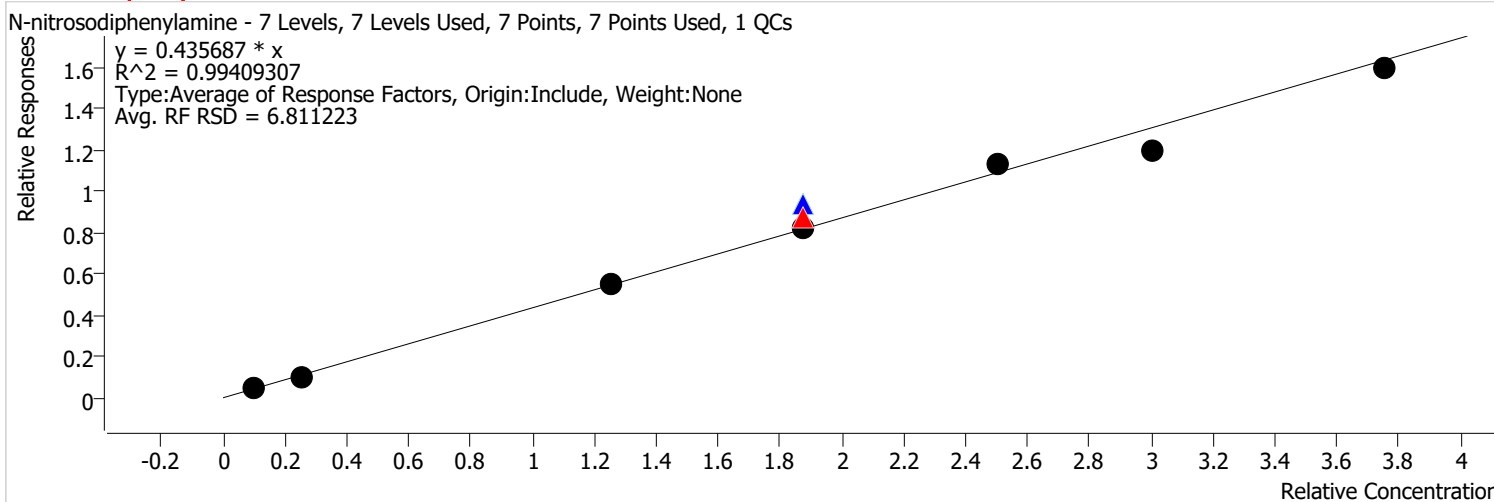


Calibration STD Path	Cal Type	Level	Enabled	Resp.	Exp. Conc	Resp. Factor	Level RSD
\\MASSHUNTER\Org\Data\SV5973N.I\sd010722\DoD BNA cal 1\Jan0708.D	Calibration	1	x	3750	4.0000	0.0372	
\\MASSHUNTER\Org\Data\SV5973N.I\sd010722\DoD BNA cal 1\Jan0707.D	Calibration	2	x	11846	10.0000	0.0448	
\\MASSHUNTER\Org\Data\SV5973N.I\sd010722\DoD BNA cal 1\Jan0706.D	Calibration	3	x	70858	50.0000	0.0536	
\\MASSHUNTER\Org\Data\SV5973N.I\sd122321\DoD BNA 3\Dec2337.D	CC	CCV	x	53185	75.0000	0.0376	
\\MASSHUNTER\Org\Data\SV5973N.I\sd010722\DoD BNA cal 1\Jan0709.D	QC	ICV	x	116166	75.0000	0.0560	
\\MASSHUNTER\Org\Data\SV5973N.I\sd010722\DoD BNA cal 1\Jan0705.D	Calibration	4	x	116175	75.0000	0.0571	
\\MASSHUNTER\Org\Data\SV5973N.I\sd010722\DoD BNA cal 1\Jan0704.D	Calibration	5	x	175110	100.0000	0.0652	
\\MASSHUNTER\Org\Data\SV5973N.I\sd010722\DoD BNA cal 1\Jan0703.D	Calibration	6	x	207259	120.0000	0.0608	
\\MASSHUNTER\Org\Data\SV5973N.I\sd010722\DoD BNA cal 1\Jan0702.D	Calibration	7	x	293814	150.0000	0.0712	

# Calibration Report

<b>Batch Path</b>	\\MASSHUNTER\Org\Data\SV5973N.I\sd010722\DoD BNA cal 1\QuantResults\010722 DoD BNA cal 1.batch.bin		
<b>Analysis Time</b>	2/15/2022 10:08 AM	<b>Analyst Name</b>	BL2000\sean
<b>Report Time</b>	2/15/2022 10:11:13 AM	<b>Reporter Name</b>	BL2000\sean
<b>Last Calib Update</b>	1/11/2022 8:55 AM	<b>Batch State</b>	Processed
<b>Quant Batch Version</b>	10.0	<b>Quant Report Version</b>	10.0

**N-nitrosodiphenylamine %RSE = 6.8**



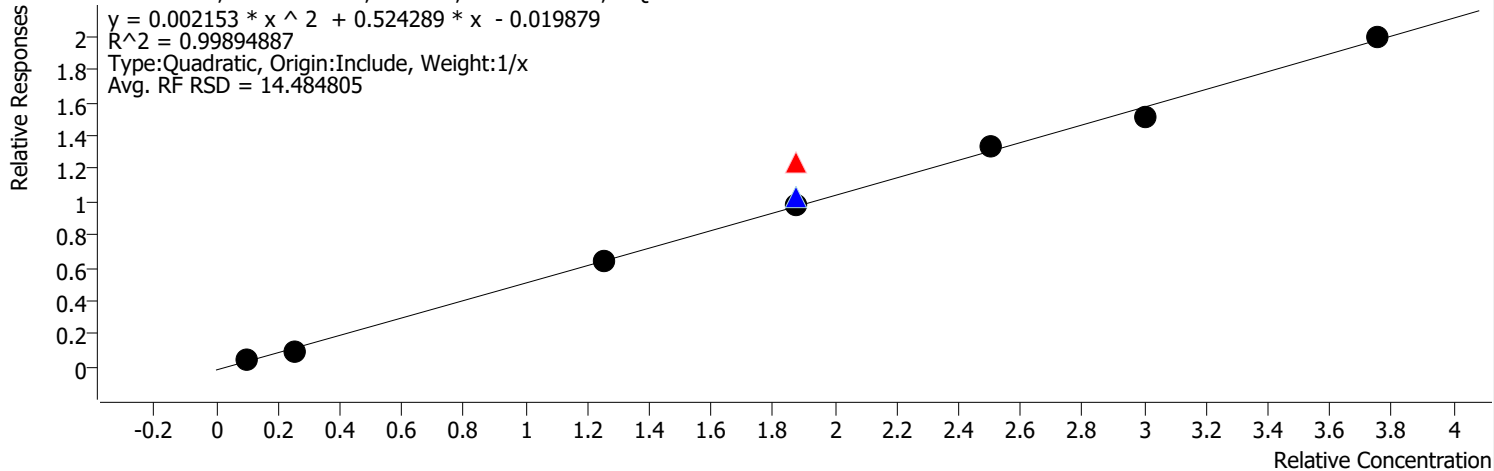
Calibration STD Path	Cal Type	Level	Enabled	Resp.	Exp. Conc	Resp. Factor	Level RSD
\\MASSHUNTER\Org\Data\SV5973N.I\sd010722\DoD BNA cal 1\Jan0708.D	Calibration	1	x	49253	4.0000	0.4889	
\\MASSHUNTER\Org\Data\SV5973N.I\sd010722\DoD BNA cal 1\Jan0707.D	Calibration	2	x	107937	10.0000	0.4080	
\\MASSHUNTER\Org\Data\SV5973N.I\sd010722\DoD BNA cal 1\Jan0706.D	Calibration	3	x	583644	50.0000	0.4414	
\\MASSHUNTER\Org\Data\SV5973N.I\sd122321\DoD BNA 3\Dec2337.D	CC	CCV	x	661020	75.0000	0.4672	
\\MASSHUNTER\Org\Data\SV5973N.I\sd010722\DoD BNA cal 1\Jan0709.D	QC	ICV	x	1032687	75.0000	0.4978	
\\MASSHUNTER\Org\Data\SV5973N.I\sd010722\DoD BNA cal 1\Jan0705.D	Calibration	4	x	888089	75.0000	0.4363	
\\MASSHUNTER\Org\Data\SV5973N.I\sd010722\DoD BNA cal 1\Jan0704.D	Calibration	5	x	1210913	100.0000	0.4508	
\\MASSHUNTER\Org\Data\SV5973N.I\sd010722\DoD BNA cal 1\Jan0703.D	Calibration	6	x	1362476	120.0000	0.3995	
\\MASSHUNTER\Org\Data\SV5973N.I\sd010722\DoD BNA cal 1\Jan0702.D	Calibration	7	x	1752674	150.0000	0.4249	

# Calibration Report

<b>Batch Path</b>	\\MASSHUNTER\Org\Data\SV5973N.I\sd010722\DoD BNA cal 1\QuantResults\010722 DoD BNA cal 1.batch.bin		
<b>Analysis Time</b>	2/15/2022 10:08 AM	<b>Analyst Name</b>	BL2000\sean
<b>Report Time</b>	2/15/2022 10:11:13 AM	<b>Reporter Name</b>	BL2000\sean
<b>Last Calib Update</b>	1/11/2022 8:55 AM	<b>Batch State</b>	Processed
<b>Quant Batch Version</b>	10.0	<b>Quant Report Version</b>	10.0

**Azobenzene %RSE = 8.0**

Azobenzene - 7 Levels, 7 Levels Used, 7 Points, 7 Points Used, 1 QCs

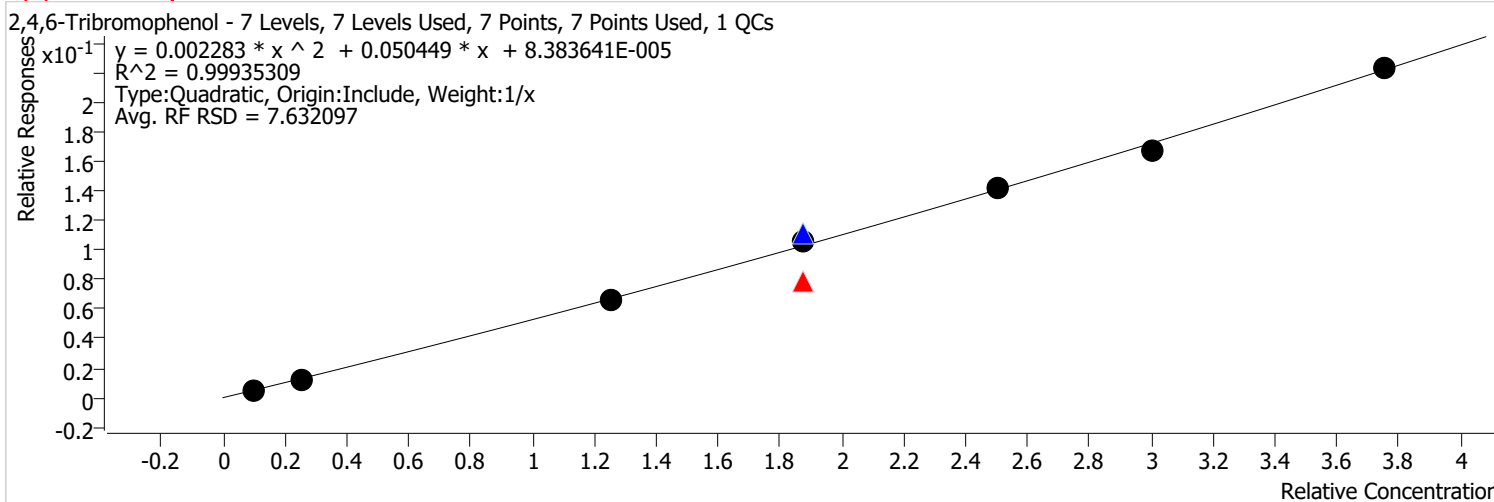


Calibration STD Path	Cal Type	Level	Enabled	Resp.	Exp. Conc	Resp. Factor	Level RSD
\\MASSHUNTER\Org\Data\SV5973N.I\sd010722\DoD BNA cal 1\Jan0708.D	Calibration	1	x	38049	4.0000	0.3777	
\\MASSHUNTER\Org\Data\SV5973N.I\sd010722\DoD BNA cal 1\Jan0707.D	Calibration	2	x	101518	10.0000	0.3837	
\\MASSHUNTER\Org\Data\SV5973N.I\sd010722\DoD BNA cal 1\Jan0706.D	Calibration	3	x	683220	50.0000	0.5167	
\\MASSHUNTER\Org\Data\SV5973N.I\sd122321\DoD BNA 3\Dec2337.D	CC	CCV	x	929826	75.0000	0.6572	
\\MASSHUNTER\Org\Data\SV5973N.I\sd010722\DoD BNA cal 1\Jan0709.D	QC	ICV	x	1143323	75.0000	0.5511	
\\MASSHUNTER\Org\Data\SV5973N.I\sd010722\DoD BNA cal 1\Jan0705.D	Calibration	4	x	1063294	75.0000	0.5224	
\\MASSHUNTER\Org\Data\SV5973N.I\sd010722\DoD BNA cal 1\Jan0704.D	Calibration	5	x	1438249	100.0000	0.5355	
\\MASSHUNTER\Org\Data\SV5973N.I\sd010722\DoD BNA cal 1\Jan0703.D	Calibration	6	x	1723842	120.0000	0.5055	
\\MASSHUNTER\Org\Data\SV5973N.I\sd010722\DoD BNA cal 1\Jan0702.D	Calibration	7	x	2191559	150.0000	0.5313	

# Calibration Report

<b>Batch Path</b>	\\MASSHUNTER\Org\Data\SV5973N.I\sd010722\DoD BNA cal 1\QuantResults\010722 DoD BNA cal 1.batch.bin		
<b>Analysis Time</b>	2/15/2022 10:08 AM	<b>Analyst Name</b>	BL2000\sean
<b>Report Time</b>	2/15/2022 10:11:13 AM	<b>Reporter Name</b>	BL2000\sean
<b>Last Calib Update</b>	1/11/2022 8:55 AM	<b>Batch State</b>	Processed
<b>Quant Batch Version</b>	10.0	<b>Quant Report Version</b>	10.0

**2,4,6-Tribromophenol %RSE =**



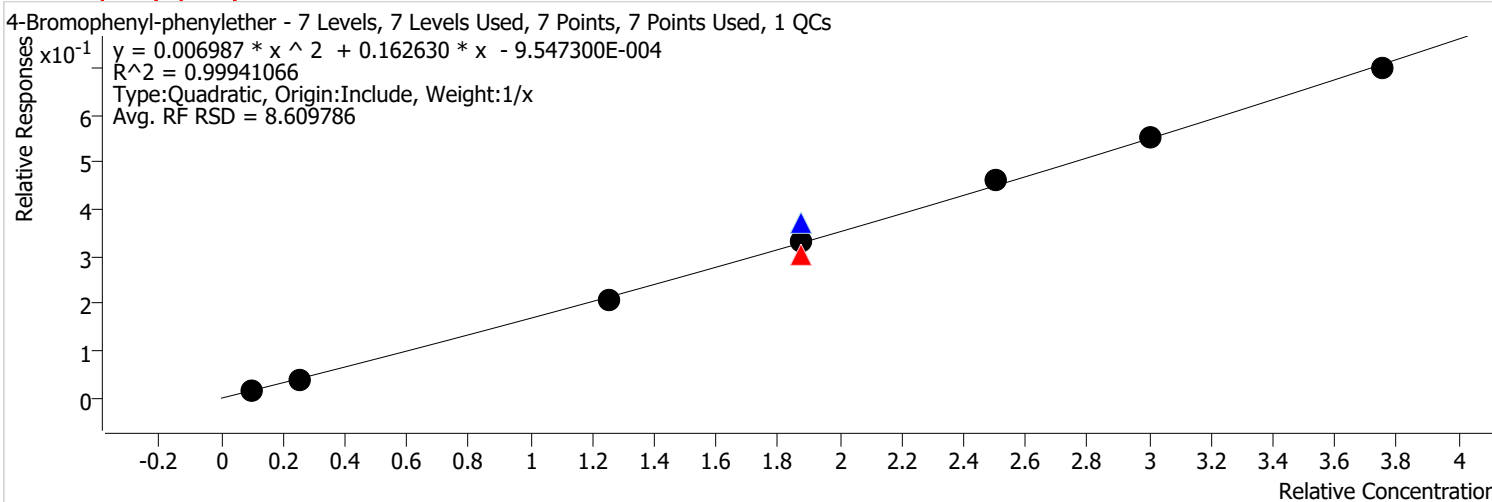
Calibration STD Path	Cal Type	Level	Enabled	Resp.	Exp. Conc	Resp. Factor	Level RSD
\\MASSHUNTER\Org\Data\SV5973N.I\sd010722\DoD BNA cal 1\Jan0708.D	Calibration	1	x	5637	4.0000	0.0559	
\\MASSHUNTER\Org\Data\SV5973N.I\sd010722\DoD BNA cal 1\Jan0707.D	Calibration	2	x	12268	10.0000	0.0464	
\\MASSHUNTER\Org\Data\SV5973N.I\sd010722\DoD BNA cal 1\Jan0706.D	Calibration	3	x	69752	50.0000	0.0528	
\\MASSHUNTER\Org\Data\SV5973N.I\sd122321\DoD BNA 3\Dec2337.D	CC	CCV	x	59767	75.0000	0.0422	
\\MASSHUNTER\Org\Data\SV5973N.I\sd010722\DoD BNA cal 1\Jan0709.D	QC	ICV	x	123047	75.0000	0.0593	
\\MASSHUNTER\Org\Data\SV5973N.I\sd010722\DoD BNA cal 1\Jan0705.D	Calibration	4	x	114684	75.0000	0.0563	
\\MASSHUNTER\Org\Data\SV5973N.I\sd010722\DoD BNA cal 1\Jan0704.D	Calibration	5	x	152894	100.0000	0.0569	
\\MASSHUNTER\Org\Data\SV5973N.I\sd010722\DoD BNA cal 1\Jan0703.D	Calibration	6	x	190756	120.0000	0.0559	
\\MASSHUNTER\Org\Data\SV5973N.I\sd010722\DoD BNA cal 1\Jan0702.D	Calibration	7	x	244556	150.0000	0.0593	



# Calibration Report

<b>Batch Path</b>	\\MASSHUNTER\Org\Data\SV5973N.I\sd010722\DoD BNA cal 1\QuantResults\010722 DoD BNA cal 1.batch.bin		
<b>Analysis Time</b>	2/15/2022 10:08 AM	<b>Analyst Name</b>	BL2000\sean
<b>Report Time</b>	2/15/2022 10:11:13 AM	<b>Reporter Name</b>	BL2000\sean
<b>Last Calib Update</b>	1/11/2022 8:55 AM	<b>Batch State</b>	Processed
<b>Quant Batch Version</b>	10.0	<b>Quant Report Version</b>	10.0

**4-Bromophenyl-phenylether %RSE = 7.3**

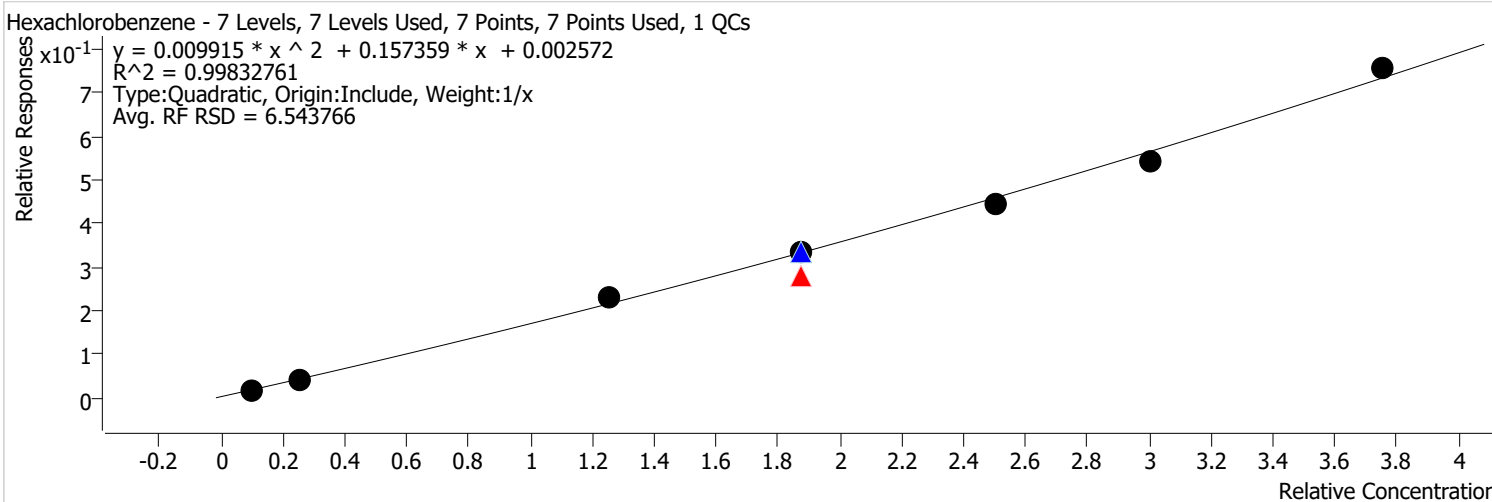


Calibration STD Path	Cal Type	Level	Enabled	Resp.	Exp. Conc	Resp. Factor	Level RSD
\\MASSHUNTER\Org\Data\SV5973N.I\sd010722\DoD BNA cal 1\Jan0708.D	Calibration	1	x	17129	4.0000	0.1700	
\\MASSHUNTER\Org\Data\SV5973N.I\sd010722\DoD BNA cal 1\Jan0707.D	Calibration	2	x	38076	10.0000	0.1439	
\\MASSHUNTER\Org\Data\SV5973N.I\sd010722\DoD BNA cal 1\Jan0706.D	Calibration	3	x	220152	50.0000	0.1665	
\\MASSHUNTER\Org\Data\SV5973N.I\sd122321\DoD BNA 3\Dec2337.D	CC	CCV	x	227840	75.0000	0.1610	
\\MASSHUNTER\Org\Data\SV5973N.I\sd010722\DoD BNA cal 1\Jan0709.D	QC	ICV	x	413344	75.0000	0.1992	
\\MASSHUNTER\Org\Data\SV5973N.I\sd010722\DoD BNA cal 1\Jan0705.D	Calibration	4	x	360097	75.0000	0.1769	
\\MASSHUNTER\Org\Data\SV5973N.I\sd010722\DoD BNA cal 1\Jan0704.D	Calibration	5	x	494507	100.0000	0.1841	
\\MASSHUNTER\Org\Data\SV5973N.I\sd010722\DoD BNA cal 1\Jan0703.D	Calibration	6	x	627763	120.0000	0.1841	
\\MASSHUNTER\Org\Data\SV5973N.I\sd010722\DoD BNA cal 1\Jan0702.D	Calibration	7	x	768038	150.0000	0.1862	

# Calibration Report

<b>Batch Path</b>	\\MASSHUNTER\Org\Data\SV5973N.I\sd010722\DoD BNA cal 1\QuantResults\010722 DoD BNA cal 1.batch.bin		
<b>Analysis Time</b>	2/15/2022 10:08 AM	<b>Analyst Name</b>	BL2000\sean
<b>Report Time</b>	2/15/2022 10:11:13 AM	<b>Reporter Name</b>	BL2000\sean
<b>Last Calib Update</b>	1/11/2022 8:55 AM	<b>Batch State</b>	Processed
<b>Quant Batch Version</b>	10.0	<b>Quant Report Version</b>	10.0

**Hexachlorobenzene %RSE = 4.9**



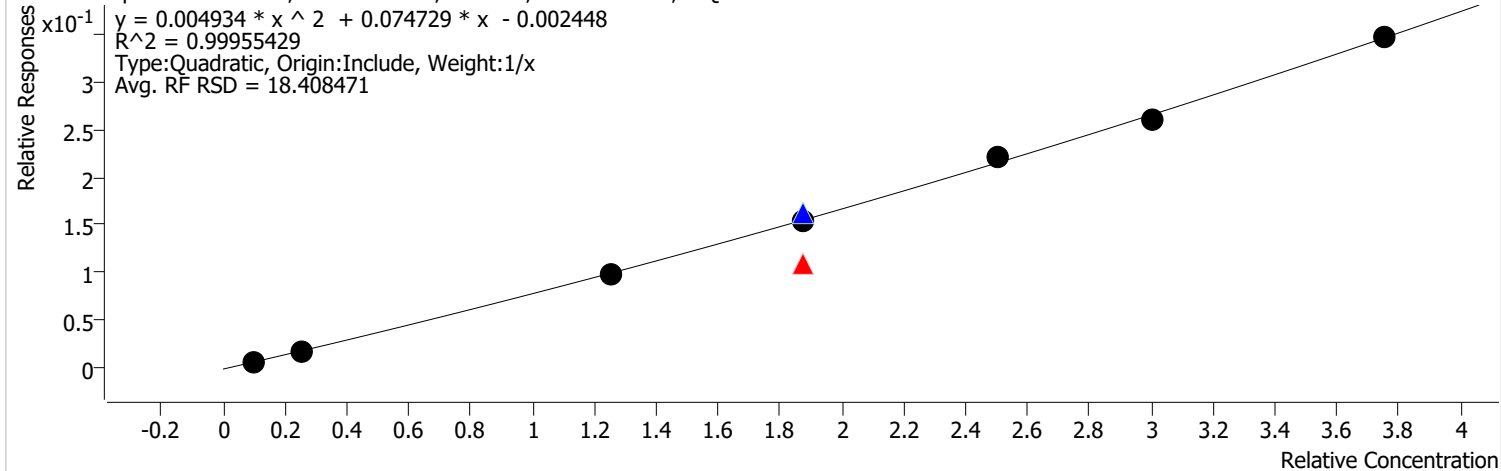
Calibration STD Path	Cal Type	Level	Enabled	Resp.	Exp. Conc	Resp. Factor	Level RSD
\\MASSHUNTER\Org\Data\SV5973N.I\sd010722\DoD BNA cal 1\Jan0708.D	Calibration	1	x	18890	4.0000	0.1875	
\\MASSHUNTER\Org\Data\SV5973N.I\sd010722\DoD BNA cal 1\Jan0707.D	Calibration	2	x	42693	10.0000	0.1614	
\\MASSHUNTER\Org\Data\SV5973N.I\sd010722\DoD BNA cal 1\Jan0706.D	Calibration	3	x	241206	50.0000	0.1824	
\\MASSHUNTER\Org\Data\SV5973N.I\sd122321\DoD BNA 3\Dec2337.D	CC	CCV	x	209134	75.0000	0.1478	
\\MASSHUNTER\Org\Data\SV5973N.I\sd010722\DoD BNA cal 1\Jan0709.D	QC	ICV	x	367647	75.0000	0.1772	
\\MASSHUNTER\Org\Data\SV5973N.I\sd010722\DoD BNA cal 1\Jan0705.D	Calibration	4	x	365888	75.0000	0.1798	
\\MASSHUNTER\Org\Data\SV5973N.I\sd010722\DoD BNA cal 1\Jan0704.D	Calibration	5	x	477283	100.0000	0.1777	
\\MASSHUNTER\Org\Data\SV5973N.I\sd010722\DoD BNA cal 1\Jan0703.D	Calibration	6	x	613498	120.0000	0.1799	
\\MASSHUNTER\Org\Data\SV5973N.I\sd010722\DoD BNA cal 1\Jan0702.D	Calibration	7	x	829364	150.0000	0.2011	

# Calibration Report

<b>Batch Path</b>	\\MASSHUNTER\Org\Data\SV5973N.I\sd010722\DoD BNA cal 1\QuantResults\010722 DoD BNA cal 1.batch.bin		
<b>Analysis Time</b>	2/15/2022 10:08 AM	<b>Analyst Name</b>	BL2000\sean
<b>Report Time</b>	2/15/2022 10:11:13 AM	<b>Reporter Name</b>	BL2000\sean
<b>Last Calib Update</b>	1/11/2022 8:55 AM	<b>Batch State</b>	Processed
<b>Quant Batch Version</b>	10.0	<b>Quant Report Version</b>	10.0

**Pentachlorophenol %RSE = 4.2**

Pentachlorophenol - 7 Levels, 7 Levels Used, 7 Points, 7 Points Used, 1 QCs



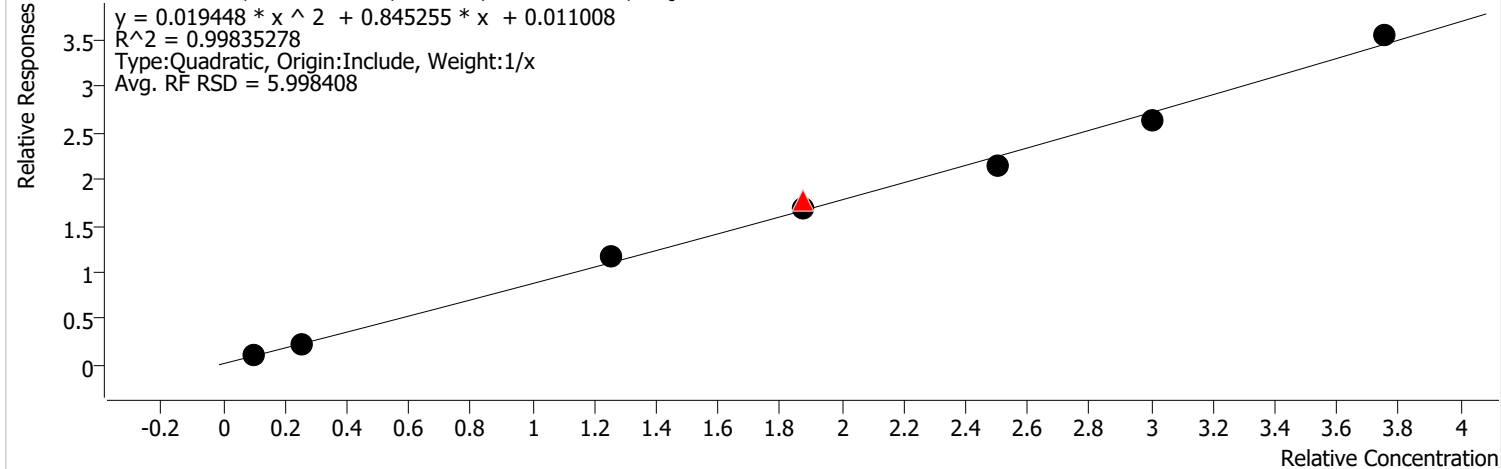
Calibration STD Path	Cal Type	Level	Enabled	Resp.	Exp. Conc	Resp. Factor	Level RSD
\\MASSHUNTER\Org\Data\SV5973N.I\sd010722\DoD BNA cal 1\Jan0708.D	Calibration	1	x	5512	4.0000	0.0547	
\\MASSHUNTER\Org\Data\SV5973N.I\sd010722\DoD BNA cal 1\Jan0707.D	Calibration	2	x	16323	10.0000	0.0617	
\\MASSHUNTER\Org\Data\SV5973N.I\sd010722\DoD BNA cal 1\Jan0706.D	Calibration	3	x	104637	50.0000	0.0791	
\\MASSHUNTER\Org\Data\SV5973N.I\sd122321\DoD BNA 3\Dec2337.D	CC	CCV	x	81633	75.0000	0.0577	
\\MASSHUNTER\Org\Data\SV5973N.I\sd010722\DoD BNA cal 1\Jan0709.D	QC	ICV	x	179027	75.0000	0.0863	
\\MASSHUNTER\Org\Data\SV5973N.I\sd010722\DoD BNA cal 1\Jan0705.D	Calibration	4	x	166863	75.0000	0.0820	
\\MASSHUNTER\Org\Data\SV5973N.I\sd010722\DoD BNA cal 1\Jan0704.D	Calibration	5	x	238365	100.0000	0.0887	
\\MASSHUNTER\Org\Data\SV5973N.I\sd010722\DoD BNA cal 1\Jan0703.D	Calibration	6	x	296481	120.0000	0.0869	
\\MASSHUNTER\Org\Data\SV5973N.I\sd010722\DoD BNA cal 1\Jan0702.D	Calibration	7	x	382375	150.0000	0.0927	

# Calibration Report

<b>Batch Path</b>	\\MASSHUNTER\Org\Data\SV5973N.I\sd010722\DoD BNA cal 1\QuantResults\010722 DoD BNA cal 1.batch.bin		
<b>Analysis Time</b>	2/15/2022 10:08 AM	<b>Analyst Name</b>	BL2000\sean
<b>Report Time</b>	2/15/2022 10:11:14 AM	<b>Reporter Name</b>	BL2000\sean
<b>Last Calib Update</b>	1/11/2022 8:55 AM	<b>Batch State</b>	Processed
<b>Quant Batch Version</b>	10.0	<b>Quant Report Version</b>	10.0

**Phenanthrene %RSE = 5.8**

Phenanthrene - 7 Levels, 7 Levels Used, 7 Points, 7 Points Used, 1 QCs

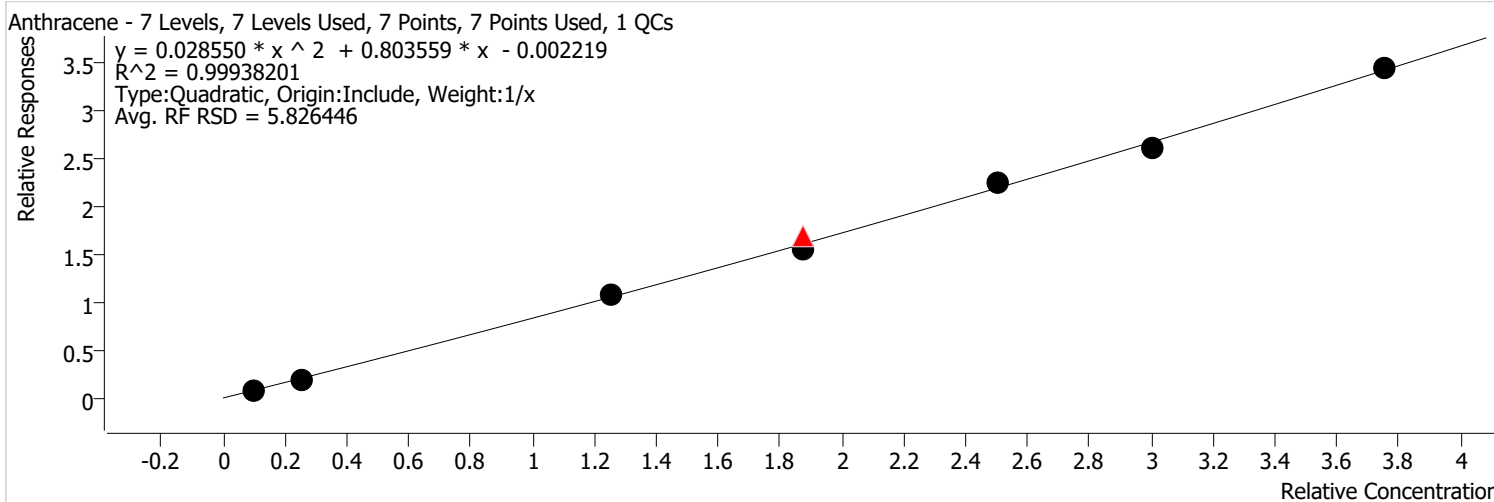


Calibration STD Path	Cal Type	Level	Enabled	Resp.	Exp. Conc	Resp. Factor	Level RSD
\\MASSHUNTER\Org\Data\SV5973N.I\sd010722\DoD BNA cal 1\Jan0708.D	Calibration	1	x	99920	4.0000	0.9918	
\\MASSHUNTER\Org\Data\SV5973N.I\sd010722\DoD BNA cal 1\Jan0707.D	Calibration	2	x	219981	10.0000	0.8315	
\\MASSHUNTER\Org\Data\SV5973N.I\sd010722\DoD BNA cal 1\Jan0706.D	Calibration	3	x	1229389	50.0000	0.9297	
\\MASSHUNTER\Org\Data\SV5973N.I\sd122321\DoD BNA 3\Dec2337.D	CC	CCV	x	1329738	75.0000	0.9399	
\\MASSHUNTER\Org\Data\SV5973N.I\sd010722\DoD BNA cal 1\Jan0709.D	QC	ICV	x	1967901	75.0000	0.9486	
\\MASSHUNTER\Org\Data\SV5973N.I\sd010722\DoD BNA cal 1\Jan0705.D	Calibration	4	x	1839392	75.0000	0.9037	
\\MASSHUNTER\Org\Data\SV5973N.I\sd010722\DoD BNA cal 1\Jan0704.D	Calibration	5	x	2324036	100.0000	0.8653	
\\MASSHUNTER\Org\Data\SV5973N.I\sd010722\DoD BNA cal 1\Jan0703.D	Calibration	6	x	2985598	120.0000	0.8755	
\\MASSHUNTER\Org\Data\SV5973N.I\sd010722\DoD BNA cal 1\Jan0702.D	Calibration	7	x	3904762	150.0000	0.9467	

# Calibration Report

<b>Batch Path</b>	\\MASSHUNTER\Org\Data\SV5973N.I\sd010722\DoD BNA cal 1\QuantResults\010722 DoD BNA cal 1.batch.bin		
<b>Analysis Time</b>	2/15/2022 10:08 AM	<b>Analyst Name</b>	BL2000\sean
<b>Report Time</b>	2/15/2022 10:11:14 AM	<b>Reporter Name</b>	BL2000\sean
<b>Last Calib Update</b>	1/11/2022 8:55 AM	<b>Batch State</b>	Processed
<b>Quant Batch Version</b>	10.0	<b>Quant Report Version</b>	10.0

**Anthracene %RSE = 2.7**

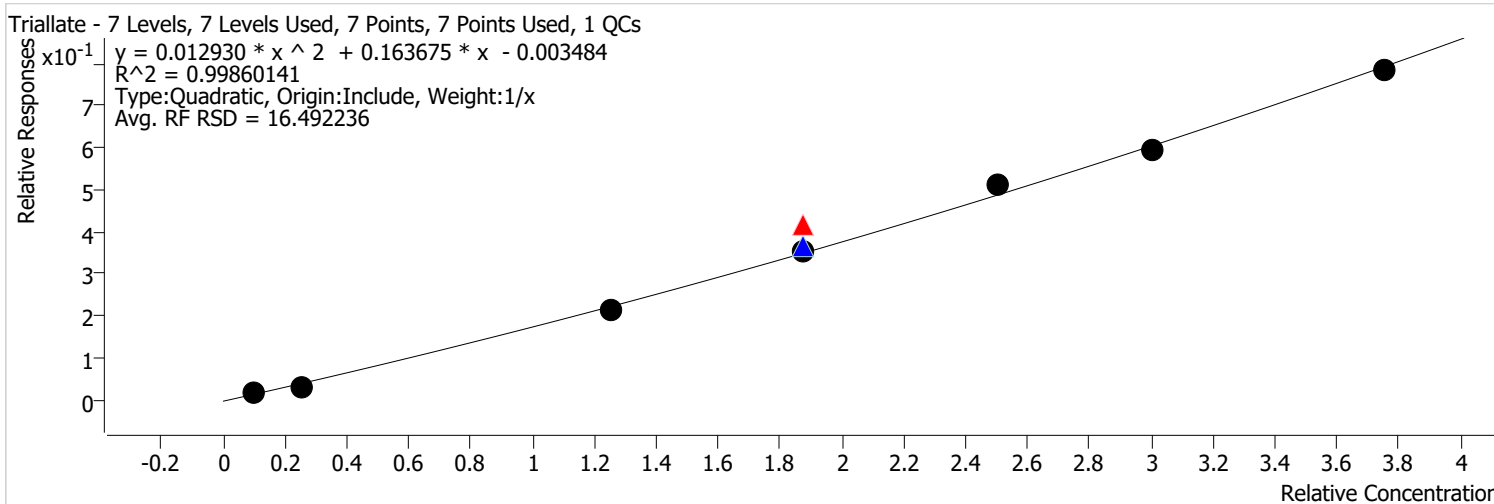


Calibration STD Path	Cal Type	Level	Enabled	Resp.	Exp. Conc	Resp. Factor	Level RSD
\\MASSHUNTER\Org\Data\SV5973N.I\sd010722\DoD BNA cal 1\Jan0708.D	Calibration	1	x	80044	4.0000	0.7945	
\\MASSHUNTER\Org\Data\SV5973N.I\sd010722\DoD BNA cal 1\Jan0707.D	Calibration	2	x	207959	10.0000	0.7860	
\\MASSHUNTER\Org\Data\SV5973N.I\sd010722\DoD BNA cal 1\Jan0706.D	Calibration	3	x	1130614	50.0000	0.8550	
\\MASSHUNTER\Org\Data\SV5973N.I\sd122321\DoD BNA 3\Dec2337.D	CC	CCV	x	1277938	75.0000	0.9033	
\\MASSHUNTER\Org\Data\SV5973N.I\sd010722\DoD BNA cal 1\Jan0709.D	QC	ICV	x	1860900	75.0000	0.8970	
\\MASSHUNTER\Org\Data\SV5973N.I\sd010722\DoD BNA cal 1\Jan0705.D	Calibration	4	x	1693272	75.0000	0.8319	
\\MASSHUNTER\Org\Data\SV5973N.I\sd010722\DoD BNA cal 1\Jan0704.D	Calibration	5	x	2421153	100.0000	0.9014	
\\MASSHUNTER\Org\Data\SV5973N.I\sd010722\DoD BNA cal 1\Jan0703.D	Calibration	6	x	2960458	120.0000	0.8681	
\\MASSHUNTER\Org\Data\SV5973N.I\sd010722\DoD BNA cal 1\Jan0702.D	Calibration	7	x	3774198	150.0000	0.9150	

# Calibration Report

<b>Batch Path</b>	\\MASSHUNTER\Org\Data\SV5973N.I\sd010722\DoD BNA cal 1\QuantResults\010722 DoD BNA cal 1.batch.bin		
<b>Analysis Time</b>	2/15/2022 10:08 AM	<b>Analyst Name</b>	BL2000\sean
<b>Report Time</b>	2/15/2022 10:11:14 AM	<b>Reporter Name</b>	BL2000\sean
<b>Last Calib Update</b>	1/11/2022 8:55 AM	<b>Batch State</b>	Processed
<b>Quant Batch Version</b>	10.0	<b>Quant Report Version</b>	10.0

**Triallate %RSE = 10.4**



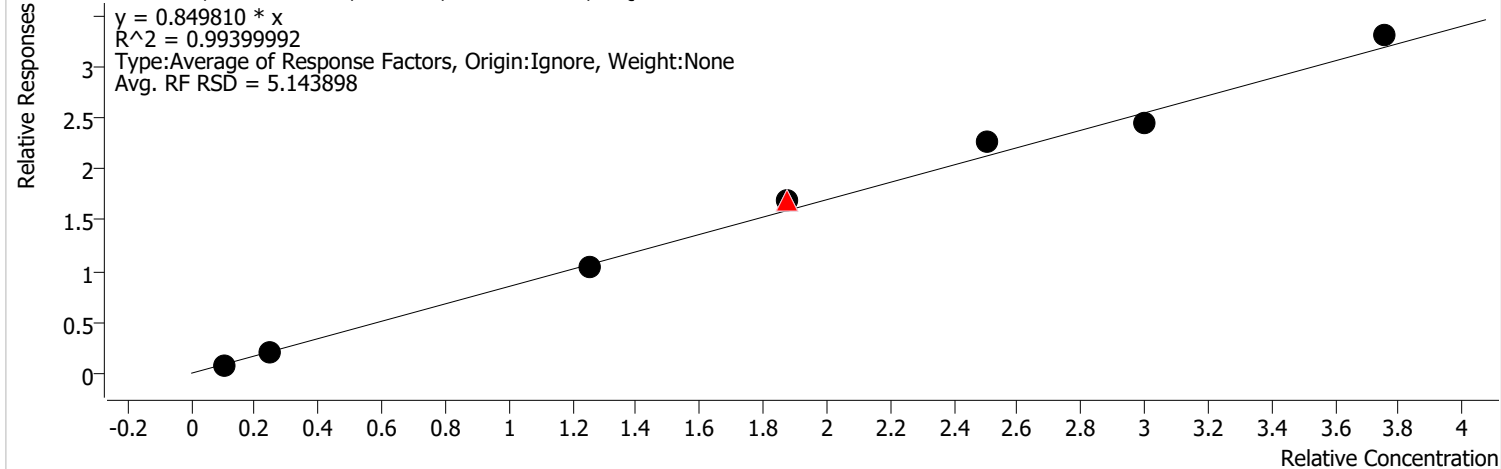
Calibration STD Path	Cal Type	Level	Enabled	Resp.	Exp. Conc	Resp. Factor	Level RSD
\\MASSHUNTER\Org\Data\SV5973N.I\sd010722\DoD BNA cal 1\Jan0708.D	Calibration	1	x	15475	4.0000	0.1536	
\\MASSHUNTER\Org\Data\SV5973N.I\sd010722\DoD BNA cal 1\Jan0707.D	Calibration	2	x	34125	10.0000	0.1290	
\\MASSHUNTER\Org\Data\SV5973N.I\sd010722\DoD BNA cal 1\Jan0706.D	Calibration	3	x	225521	50.0000	0.1706	
\\MASSHUNTER\Org\Data\SV5973N.I\sd122321\DoD BNA 3\Dec2337.D	CC	CCV	x	312421	75.0000	0.2208	
\\MASSHUNTER\Org\Data\SV5973N.I\sd010722\DoD BNA cal 1\Jan0709.D	QC	ICV	x	403418	75.0000	0.1945	
\\MASSHUNTER\Org\Data\SV5973N.I\sd010722\DoD BNA cal 1\Jan0705.D	Calibration	4	x	383130	75.0000	0.1882	
\\MASSHUNTER\Org\Data\SV5973N.I\sd010722\DoD BNA cal 1\Jan0704.D	Calibration	5	x	549726	100.0000	0.2047	
\\MASSHUNTER\Org\Data\SV5973N.I\sd010722\DoD BNA cal 1\Jan0703.D	Calibration	6	x	676929	120.0000	0.1985	
\\MASSHUNTER\Org\Data\SV5973N.I\sd010722\DoD BNA cal 1\Jan0702.D	Calibration	7	x	861357	150.0000	0.2088	

# Calibration Report

<b>Batch Path</b>	\\MASSHUNTER\Org\Data\SV5973N.I\sd010722\DoD BNA cal 1\QuantResults\010722 DoD BNA cal 1.batch.bin		
<b>Analysis Time</b>	2/15/2022 10:08 AM	<b>Analyst Name</b>	BL2000\sean
<b>Report Time</b>	2/15/2022 10:11:14 AM	<b>Reporter Name</b>	BL2000\sean
<b>Last Calib Update</b>	1/11/2022 8:55 AM	<b>Batch State</b>	Processed
<b>Quant Batch Version</b>	10.0	<b>Quant Report Version</b>	10.0

**Carbazole %RSE = 5.1**

Carbazole - 7 Levels, 7 Levels Used, 7 Points, 7 Points Used, 1 QCs



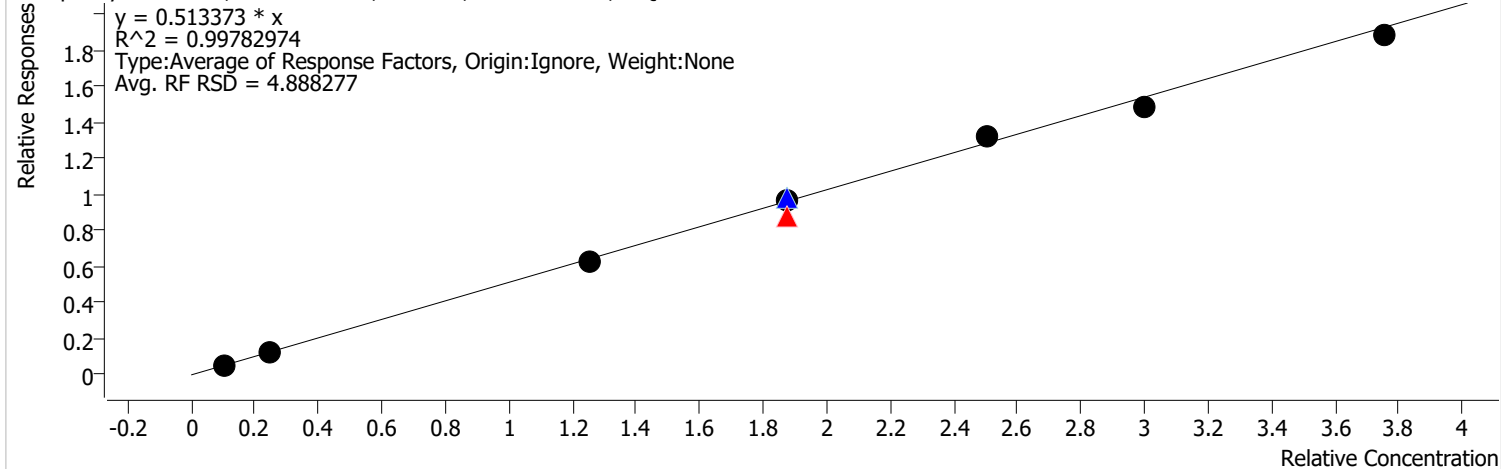
Calibration STD Path	Cal Type	Level	Enabled	Resp.	Exp. Conc	Resp. Factor	Level RSD
\\MASSHUNTER\Org\Data\SV5973N.I\sd010722\DoD BNA cal 1\Jan0708.D	Calibration	1	x	83784	4.0000	0.8316	
\\MASSHUNTER\Org\Data\SV5973N.I\sd010722\DoD BNA cal 1\Jan0707.D	Calibration	2	x	209631	10.0000	0.7923	
\\MASSHUNTER\Org\Data\SV5973N.I\sd010722\DoD BNA cal 1\Jan0706.D	Calibration	3	x	1095604	50.0000	0.8286	
\\MASSHUNTER\Org\Data\SV5973N.I\sd122321\DoD BNA 3\Dec2337.D	CC	CCV	x	1276608	75.0000	0.9023	
\\MASSHUNTER\Org\Data\SV5973N.I\sd010722\DoD BNA cal 1\Jan0709.D	QC	ICV	x	1884673	75.0000	0.9085	
\\MASSHUNTER\Org\Data\SV5973N.I\sd010722\DoD BNA cal 1\Jan0705.D	Calibration	4	x	1827066	75.0000	0.8976	
\\MASSHUNTER\Org\Data\SV5973N.I\sd010722\DoD BNA cal 1\Jan0704.D	Calibration	5	x	2426526	100.0000	0.9034	
\\MASSHUNTER\Org\Data\SV5973N.I\sd010722\DoD BNA cal 1\Jan0703.D	Calibration	6	x	2776985	120.0000	0.8143	
\\MASSHUNTER\Org\Data\SV5973N.I\sd010722\DoD BNA cal 1\Jan0702.D	Calibration	7	x	3633115	150.0000	0.8808	

# Calibration Report

<b>Batch Path</b>	\\MASSHUNTER\Org\Data\SV5973N.I\sd010722\DoD BNA cal 1\QuantResults\010722 DoD BNA cal 1.batch.bin		
<b>Analysis Time</b>	2/15/2022 10:08 AM	<b>Analyst Name</b>	BL2000\sean
<b>Report Time</b>	2/15/2022 10:11:14 AM	<b>Reporter Name</b>	BL2000\sean
<b>Last Calib Update</b>	1/11/2022 8:55 AM	<b>Batch State</b>	Processed
<b>Quant Batch Version</b>	10.0	<b>Quant Report Version</b>	10.0

**o-Terphenyl %RSE = 4.9**

o-Terphenyl - 7 Levels, 7 Levels Used, 7 Points, 7 Points Used, 1 QCs



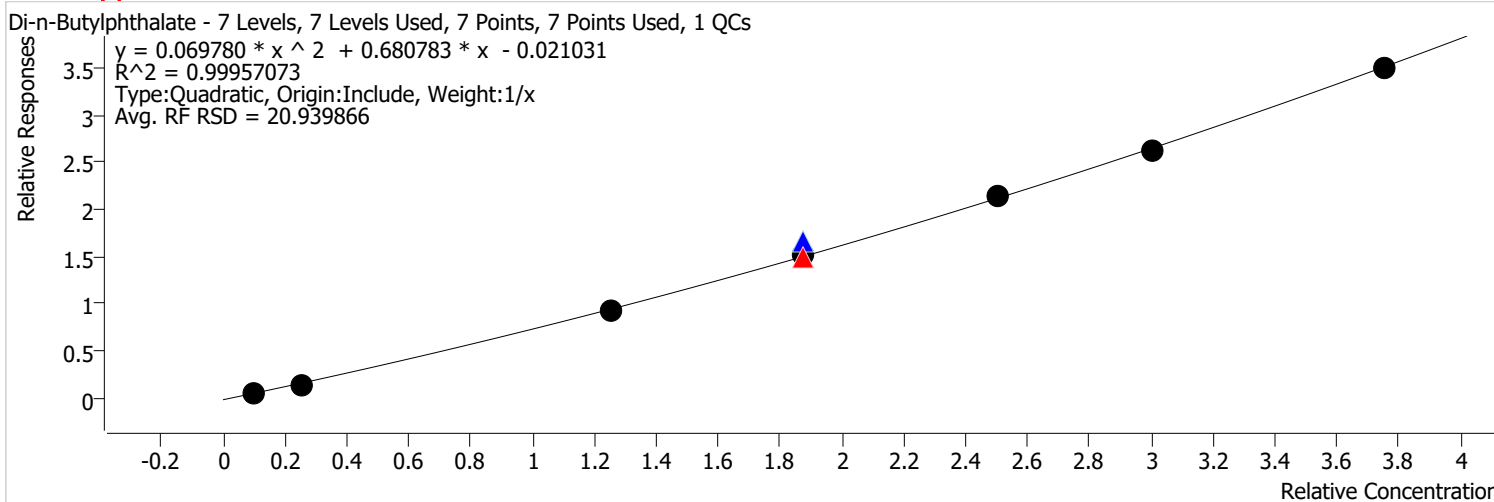
Calibration STD Path	Cal Type	Level	Enabled	Resp.	Exp. Conc	Resp. Factor	Level RSD
\\MASSHUNTER\Org\Data\SV5973N.I\sd010722\DoD BNA cal 1\Jan0708.D	Calibration	1	x	56670	4.0000	0.5625	
\\MASSHUNTER\Org\Data\SV5973N.I\sd010722\DoD BNA cal 1\Jan0707.D	Calibration	2	x	129549	10.0000	0.4897	
\\MASSHUNTER\Org\Data\SV5973N.I\sd010722\DoD BNA cal 1\Jan0706.D	Calibration	3	x	661682	50.0000	0.5004	
\\MASSHUNTER\Org\Data\SV5973N.I\sd122321\DoD BNA 3\Dec2337.D	CC	CCV	x	667184	75.0000	0.4716	
\\MASSHUNTER\Org\Data\SV5973N.I\sd010722\DoD BNA cal 1\Jan0709.D	QC	ICV	x	1079845	75.0000	0.5205	
\\MASSHUNTER\Org\Data\SV5973N.I\sd010722\DoD BNA cal 1\Jan0705.D	Calibration	4	x	1053346	75.0000	0.5175	
\\MASSHUNTER\Org\Data\SV5973N.I\sd010722\DoD BNA cal 1\Jan0704.D	Calibration	5	x	1413759	100.0000	0.5264	
\\MASSHUNTER\Org\Data\SV5973N.I\sd010722\DoD BNA cal 1\Jan0703.D	Calibration	6	x	1691600	120.0000	0.4960	
\\MASSHUNTER\Org\Data\SV5973N.I\sd010722\DoD BNA cal 1\Jan0702.D	Calibration	7	x	2067223	150.0000	0.5012	



# Calibration Report

<b>Batch Path</b>	\\MASSHUNTER\Org\Data\SV5973N.I\sd010722\DoD BNA cal 1\QuantResults\010722 DoD BNA cal 1.batch.bin		
<b>Analysis Time</b>	2/15/2022 10:08 AM	<b>Analyst Name</b>	BL2000\sean
<b>Report Time</b>	2/15/2022 10:11:14 AM	<b>Reporter Name</b>	BL2000\sean
<b>Last Calib Update</b>	1/11/2022 8:55 AM	<b>Batch State</b>	Processed
<b>Quant Batch Version</b>	10.0	<b>Quant Report Version</b>	10.0

**Di-n-Butylphthalate %RSE = 7.7**

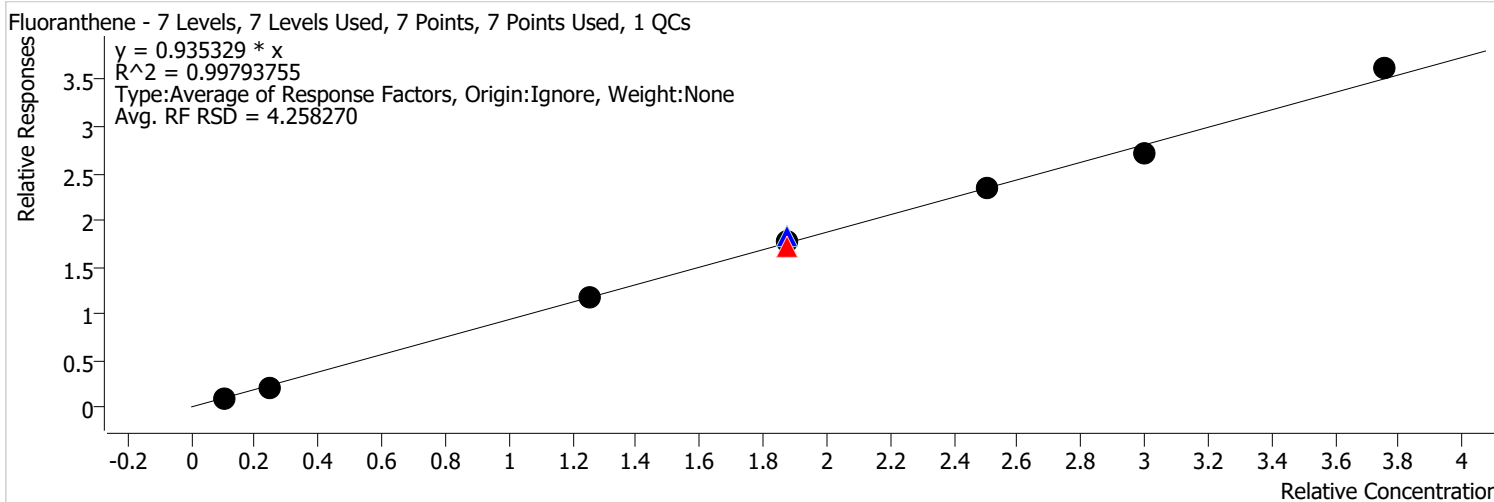


Calibration STD Path	Cal Type	Level	Enabled	Resp.	Exp. Conc	Resp. Factor	Level RSD
\\MASSHUNTER\Org\Data\SV5973N.I\sd010722\DoD BNA cal 1\Jan0708.D	Calibration	1	x	55396	4.0000	0.5498	
\\MASSHUNTER\Org\Data\SV5973N.I\sd010722\DoD BNA cal 1\Jan0707.D	Calibration	2	x	141817	10.0000	0.5360	
\\MASSHUNTER\Org\Data\SV5973N.I\sd010722\DoD BNA cal 1\Jan0706.D	Calibration	3	x	978235	50.0000	0.7398	
\\MASSHUNTER\Org\Data\SV5973N.I\sd122321\DoD BNA 3\Dec2337.D	CC	CCV	x	1126112	75.0000	0.7960	
\\MASSHUNTER\Org\Data\SV5973N.I\sd010722\DoD BNA cal 1\Jan0709.D	QC	ICV	x	1841013	75.0000	0.8874	
\\MASSHUNTER\Org\Data\SV5973N.I\sd010722\DoD BNA cal 1\Jan0705.D	Calibration	4	x	1653177	75.0000	0.8122	
\\MASSHUNTER\Org\Data\SV5973N.I\sd010722\DoD BNA cal 1\Jan0704.D	Calibration	5	x	2317809	100.0000	0.8629	
\\MASSHUNTER\Org\Data\SV5973N.I\sd010722\DoD BNA cal 1\Jan0703.D	Calibration	6	x	2989997	120.0000	0.8768	
\\MASSHUNTER\Org\Data\SV5973N.I\sd010722\DoD BNA cal 1\Jan0702.D	Calibration	7	x	3845715	150.0000	0.9324	

# Calibration Report

<b>Batch Path</b>	\\MASSHUNTER\Org\Data\SV5973N.I\sd010722\DoD BNA cal 1\QuantResults\010722 DoD BNA cal 1.batch.bin		
<b>Analysis Time</b>	2/15/2022 10:08 AM	<b>Analyst Name</b>	BL2000\sean
<b>Report Time</b>	2/15/2022 10:11:14 AM	<b>Reporter Name</b>	BL2000\sean
<b>Last Calib Update</b>	1/11/2022 8:55 AM	<b>Batch State</b>	Processed
<b>Quant Batch Version</b>	10.0	<b>Quant Report Version</b>	10.0

**Fluoranthene %RSE = 4.3**

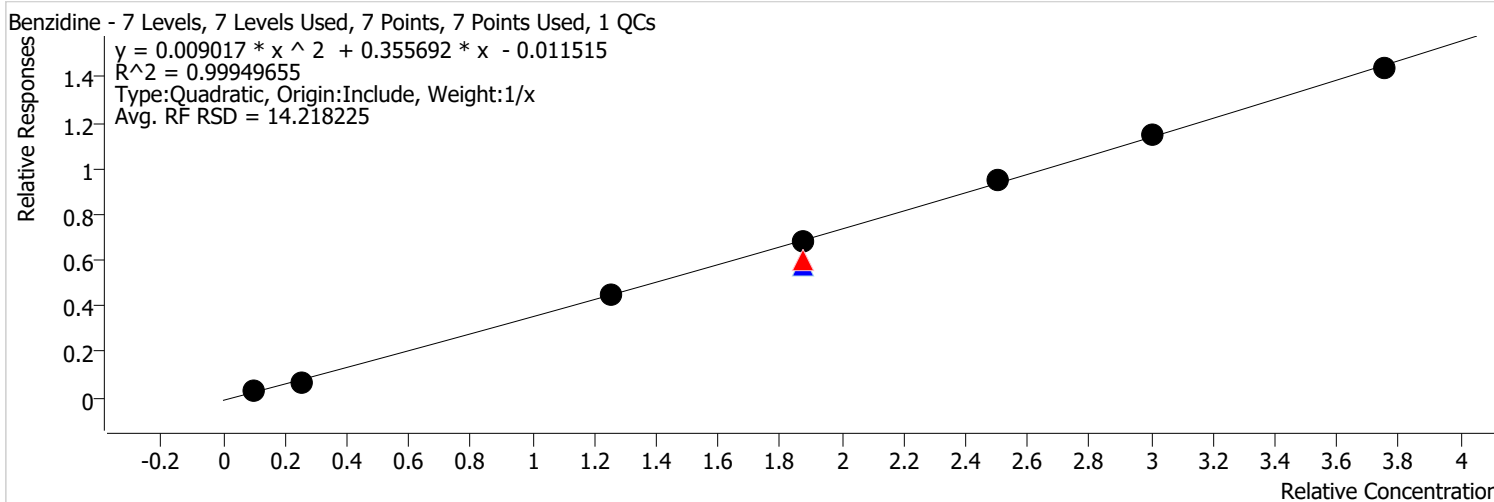


Calibration STD Path	Cal Type	Level	Enabled	Resp.	Exp. Conc	Resp. Factor	Level RSD
\\MASSHUNTER\Org\Data\SV5973N.I\sd010722\DoD BNA cal 1\Jan0708.D	Calibration	1	x	99196	4.0000	0.9846	
\\MASSHUNTER\Org\Data\SV5973N.I\sd010722\DoD BNA cal 1\Jan0707.D	Calibration	2	x	228504	10.0000	0.8637	
\\MASSHUNTER\Org\Data\SV5973N.I\sd010722\DoD BNA cal 1\Jan0706.D	Calibration	3	x	1253296	50.0000	0.9478	
\\MASSHUNTER\Org\Data\SV5973N.I\sd122321\DoD BNA 3\Dec2337.D	CC	CCV	x	1304399	75.0000	0.9220	
\\MASSHUNTER\Org\Data\SV5973N.I\sd010722\DoD BNA cal 1\Jan0709.D	QC	ICV	x	2025466	75.0000	0.9764	
\\MASSHUNTER\Org\Data\SV5973N.I\sd010722\DoD BNA cal 1\Jan0705.D	Calibration	4	x	1909433	75.0000	0.9381	
\\MASSHUNTER\Org\Data\SV5973N.I\sd010722\DoD BNA cal 1\Jan0704.D	Calibration	5	x	2531619	100.0000	0.9425	
\\MASSHUNTER\Org\Data\SV5973N.I\sd010722\DoD BNA cal 1\Jan0703.D	Calibration	6	x	3089043	120.0000	0.9058	
\\MASSHUNTER\Org\Data\SV5973N.I\sd010722\DoD BNA cal 1\Jan0702.D	Calibration	7	x	3979443	150.0000	0.9648	

# Calibration Report

<b>Batch Path</b>	\\MASSHUNTER\Org\Data\SV5973N.I\sd010722\DoD BNA cal 1\QuantResults\010722 DoD BNA cal 1.batch.bin		
<b>Analysis Time</b>	2/15/2022 10:08 AM	<b>Analyst Name</b>	BL2000\sean
<b>Report Time</b>	2/15/2022 10:11:14 AM	<b>Reporter Name</b>	BL2000\sean
<b>Last Calib Update</b>	1/11/2022 8:55 AM	<b>Batch State</b>	Processed
<b>Quant Batch Version</b>	10.0	<b>Quant Report Version</b>	10.0

**Benzidine %RSE = 7.7**

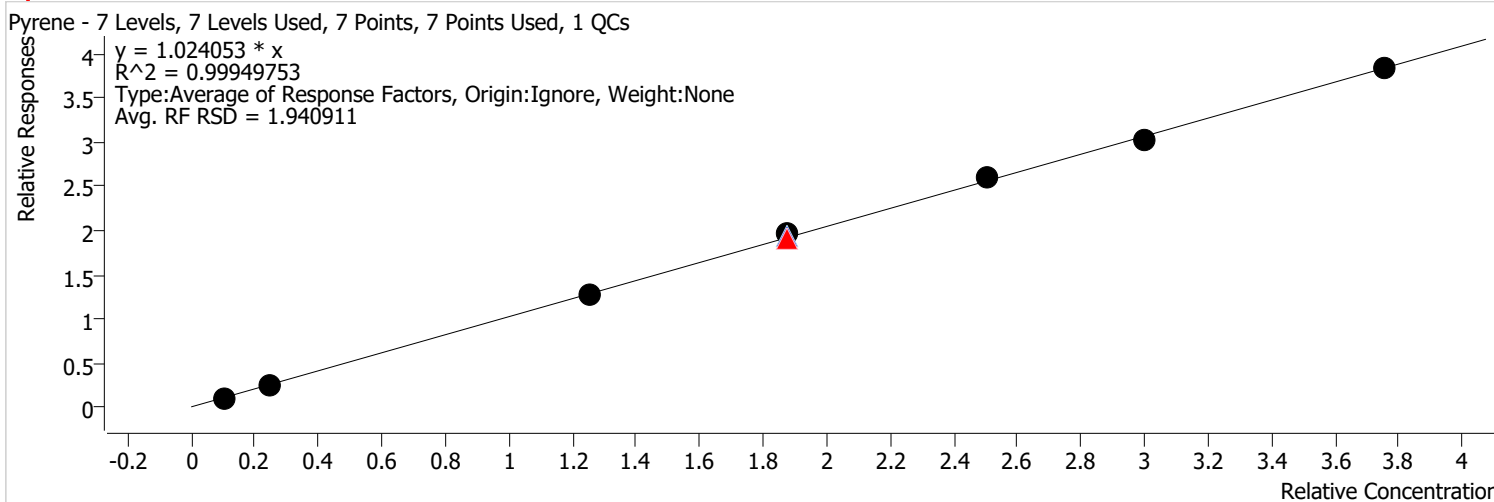


Calibration STD Path	Cal Type	Level	Enabled	Resp.	Exp. Conc	Resp. Factor	Level RSD
\\MASSHUNTER\Org\Data\SV5973N.I\sd010722\DoD BNA cal 1\Jan0708.D	Calibration	1	x	28009	4.0000	0.2780	
\\MASSHUNTER\Org\Data\SV5973N.I\sd010722\DoD BNA cal 1\Jan0707.D	Calibration	2	x	71760	10.0000	0.2712	
\\MASSHUNTER\Org\Data\SV5973N.I\sd010722\DoD BNA cal 1\Jan0706.D	Calibration	3	x	473941	50.0000	0.3584	
\\MASSHUNTER\Org\Data\SV5973N.I\sd122321\DoD BNA 3\Dec2337.D	CC	CCV	x	450683	75.0000	0.3185	
\\MASSHUNTER\Org\Data\SV5973N.I\sd010722\DoD BNA cal 1\Jan0709.D	QC	ICV	x	642022	75.0000	0.3095	
\\MASSHUNTER\Org\Data\SV5973N.I\sd010722\DoD BNA cal 1\Jan0705.D	Calibration	4	x	743375	75.0000	0.3652	
\\MASSHUNTER\Org\Data\SV5973N.I\sd010722\DoD BNA cal 1\Jan0704.D	Calibration	5	x	1020599	100.0000	0.3800	
\\MASSHUNTER\Org\Data\SV5973N.I\sd010722\DoD BNA cal 1\Jan0703.D	Calibration	6	x	1299294	120.0000	0.3810	
\\MASSHUNTER\Org\Data\SV5973N.I\sd010722\DoD BNA cal 1\Jan0702.D	Calibration	7	x	1578398	150.0000	0.3827	

# Calibration Report

<b>Batch Path</b>	\\MASSHUNTER\Org\Data\SV5973N.I\sd010722\DoD BNA cal 1\QuantResults\010722 DoD BNA cal 1.batch.bin		
<b>Analysis Time</b>	2/15/2022 10:08 AM	<b>Analyst Name</b>	BL2000\sean
<b>Report Time</b>	2/15/2022 10:11:15 AM	<b>Reporter Name</b>	BL2000\sean
<b>Last Calib Update</b>	1/11/2022 8:55 AM	<b>Batch State</b>	Processed
<b>Quant Batch Version</b>	10.0	<b>Quant Report Version</b>	10.0

**Pyrene %RSE = 1.9**

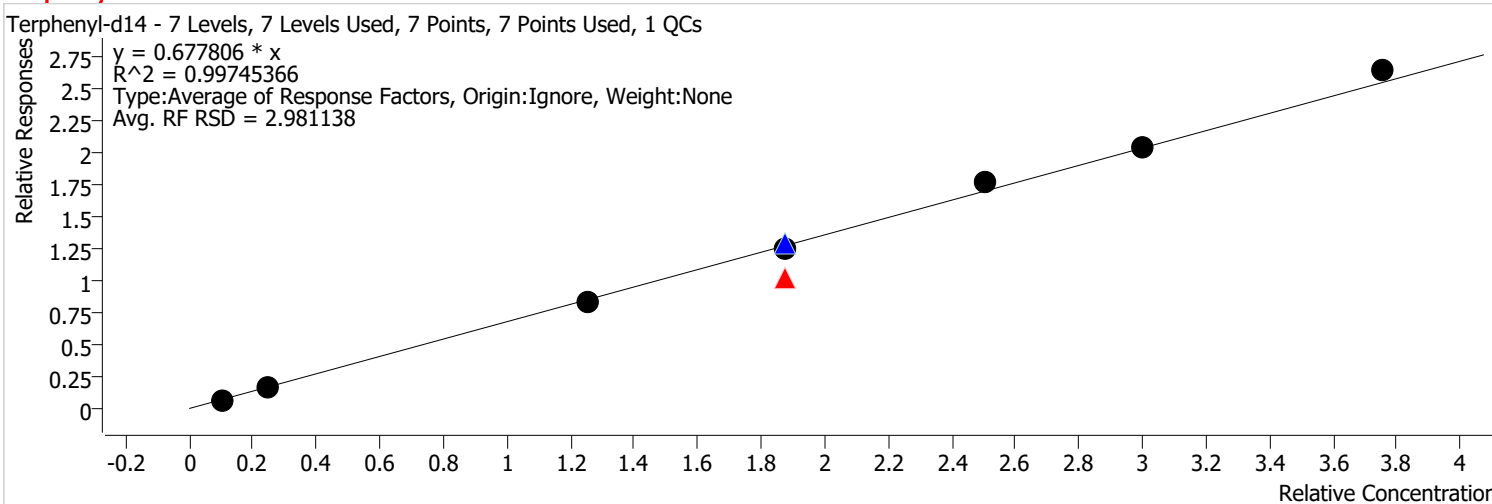


Calibration STD Path	Cal Type	Level	Enabled	Resp.	Exp. Conc	Resp. Factor	Level RSD
\\MASSHUNTER\Org\Data\SV5973N.I\sd010722\DoD BNA cal 1\Jan0708.D	Calibration	1	x	104138	4.0000	1.0337	
\\MASSHUNTER\Org\Data\SV5973N.I\sd010722\DoD BNA cal 1\Jan0707.D	Calibration	2	x	261847	10.0000	0.9897	
\\MASSHUNTER\Org\Data\SV5973N.I\sd010722\DoD BNA cal 1\Jan0706.D	Calibration	3	x	1351292	50.0000	1.0219	
\\MASSHUNTER\Org\Data\SV5973N.I\sd122321\DoD BNA 3\Dec2337.D	CC	CCV	x	1434573	75.0000	1.0140	
\\MASSHUNTER\Org\Data\SV5973N.I\sd010722\DoD BNA cal 1\Jan0709.D	QC	ICV	x	2147560	75.0000	1.0352	
\\MASSHUNTER\Org\Data\SV5973N.I\sd010722\DoD BNA cal 1\Jan0705.D	Calibration	4	x	2132176	75.0000	1.0475	
\\MASSHUNTER\Org\Data\SV5973N.I\sd010722\DoD BNA cal 1\Jan0704.D	Calibration	5	x	2800672	100.0000	1.0427	
\\MASSHUNTER\Org\Data\SV5973N.I\sd010722\DoD BNA cal 1\Jan0703.D	Calibration	6	x	3444793	120.0000	1.0101	
\\MASSHUNTER\Org\Data\SV5973N.I\sd010722\DoD BNA cal 1\Jan0702.D	Calibration	7	x	4218558	150.0000	1.0228	

# Calibration Report

<b>Batch Path</b>	\\MASSHUNTER\Org\Data\SV5973N.I\sd010722\DoD BNA cal 1\QuantResults\010722 DoD BNA cal 1.batch.bin		
<b>Analysis Time</b>	2/15/2022 10:08 AM	<b>Analyst Name</b>	BL2000\sean
<b>Report Time</b>	2/15/2022 10:11:15 AM	<b>Reporter Name</b>	BL2000\sean
<b>Last Calib Update</b>	1/11/2022 8:55 AM	<b>Batch State</b>	Processed
<b>Quant Batch Version</b>	10.0	<b>Quant Report Version</b>	10.0

**Terphenyl-d14 %RSE =**



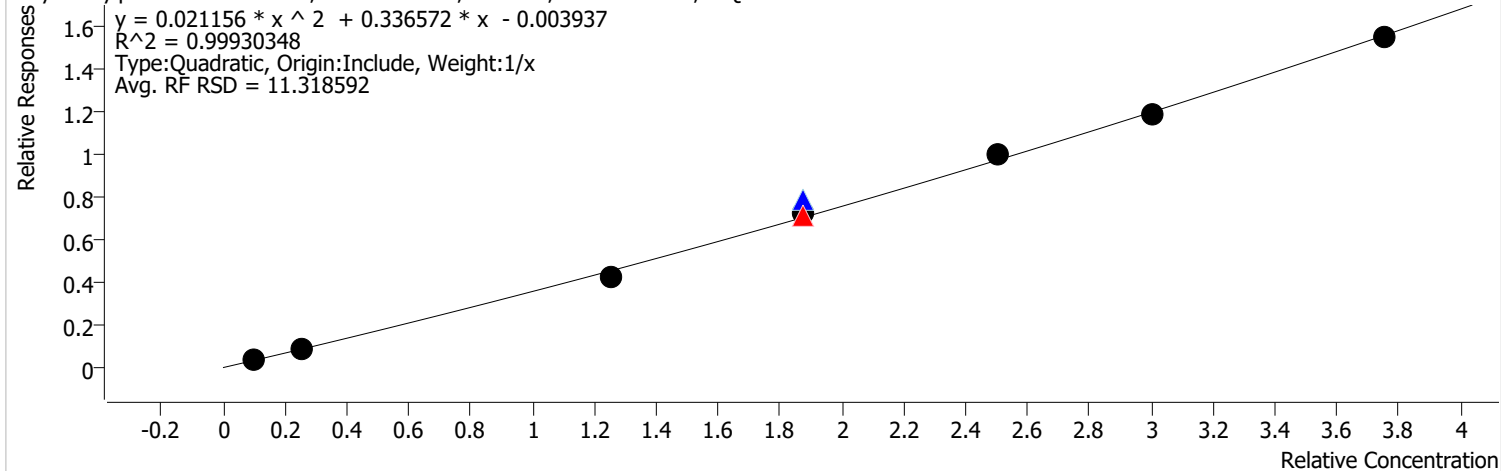
Calibration STD Path	Cal Type	Level	Enabled	Resp.	Exp. Conc	Resp. Factor	Level RSD
\\MASSHUNTER\Org\Data\SV5973N.I\sd010722\DoD BNA cal 1\Jan0708.D	Calibration	1	x	68559	4.0000	0.6805	
\\MASSHUNTER\Org\Data\SV5973N.I\sd010722\DoD BNA cal 1\Jan0707.D	Calibration	2	x	171915	10.0000	0.6498	
\\MASSHUNTER\Org\Data\SV5973N.I\sd010722\DoD BNA cal 1\Jan0706.D	Calibration	3	x	881950	50.0000	0.6670	
\\MASSHUNTER\Org\Data\SV5973N.I\sd122321\DoD BNA 3\Dec2337.D	CC	CCV	x	766459	75.0000	0.5417	
\\MASSHUNTER\Org\Data\SV5973N.I\sd010722\DoD BNA cal 1\Jan0709.D	QC	ICV	x	1424388	75.0000	0.6866	
\\MASSHUNTER\Org\Data\SV5973N.I\sd010722\DoD BNA cal 1\Jan0705.D	Calibration	4	x	1349248	75.0000	0.6629	
\\MASSHUNTER\Org\Data\SV5973N.I\sd010722\DoD BNA cal 1\Jan0704.D	Calibration	5	x	1891282	100.0000	0.7041	
\\MASSHUNTER\Org\Data\SV5973N.I\sd010722\DoD BNA cal 1\Jan0703.D	Calibration	6	x	2310785	120.0000	0.6776	
\\MASSHUNTER\Org\Data\SV5973N.I\sd010722\DoD BNA cal 1\Jan0702.D	Calibration	7	x	2898732	150.0000	0.7028	

# Calibration Report

<b>Batch Path</b>	\\MASSHUNTER\Org\Data\SV5973N.I\sd010722\DoD BNA cal 1\QuantResults\010722 DoD BNA cal 1.batch.bin		
<b>Analysis Time</b>	2/15/2022 10:08 AM	<b>Analyst Name</b>	BL2000\sean
<b>Report Time</b>	2/15/2022 10:11:15 AM	<b>Reporter Name</b>	BL2000\sean
<b>Last Calib Update</b>	1/11/2022 8:55 AM	<b>Batch State</b>	Processed
<b>Quant Batch Version</b>	10.0	<b>Quant Report Version</b>	10.0

**Butylbenzylphthalate %RSE = 4.3**

Butylbenzylphthalate - 7 Levels, 7 Levels Used, 7 Points, 7 Points Used, 1 QCs



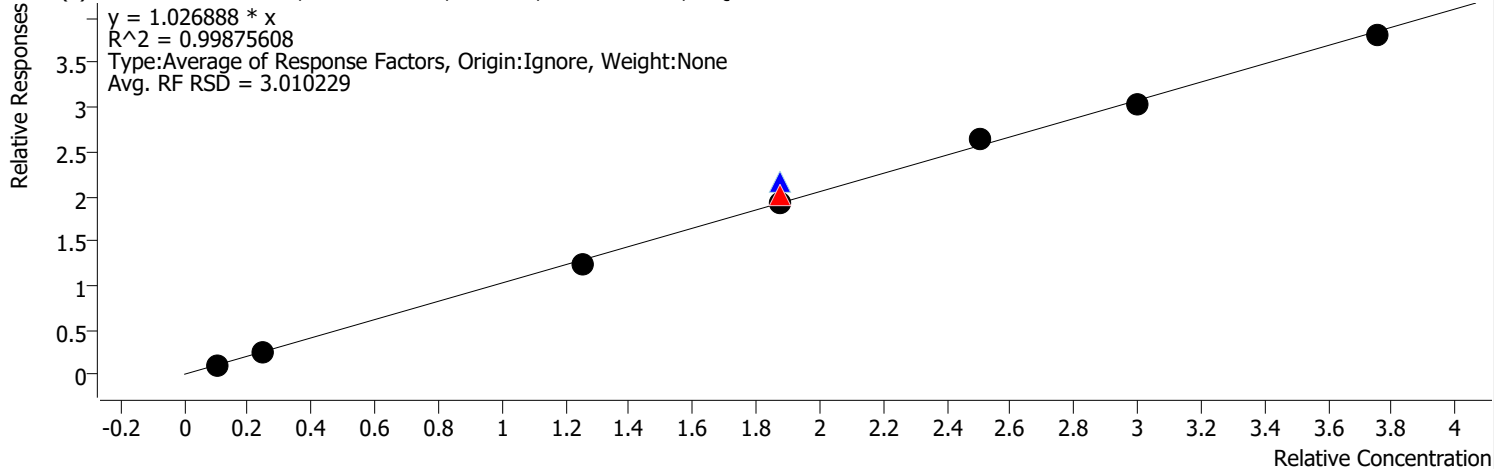
Calibration STD Path	Cal Type	Level	Enabled	Resp.	Exp. Conc	Resp. Factor	Level RSD
\\MASSHUNTER\Org\Data\SV5973N.I\sd010722\DoD BNA cal 1\Jan0708.D	Calibration	1	x	21931	4.0000	0.3153	
\\MASSHUNTER\Org\Data\SV5973N.I\sd010722\DoD BNA cal 1\Jan0707.D	Calibration	2	x	54482	10.0000	0.3138	
\\MASSHUNTER\Org\Data\SV5973N.I\sd010722\DoD BNA cal 1\Jan0706.D	Calibration	3	x	328487	50.0000	0.3410	
\\MASSHUNTER\Org\Data\SV5973N.I\sd122321\DoD BNA 3\Dec2337.D	CC	CCV	x	332983	75.0000	0.3770	
\\MASSHUNTER\Org\Data\SV5973N.I\sd010722\DoD BNA cal 1\Jan0709.D	QC	ICV	x	608473	75.0000	0.4190	
\\MASSHUNTER\Org\Data\SV5973N.I\sd010722\DoD BNA cal 1\Jan0705.D	Calibration	4	x	570093	75.0000	0.3866	
\\MASSHUNTER\Org\Data\SV5973N.I\sd010722\DoD BNA cal 1\Jan0704.D	Calibration	5	x	782416	100.0000	0.3971	
\\MASSHUNTER\Org\Data\SV5973N.I\sd010722\DoD BNA cal 1\Jan0703.D	Calibration	6	x	988902	120.0000	0.3948	
\\MASSHUNTER\Org\Data\SV5973N.I\sd010722\DoD BNA cal 1\Jan0702.D	Calibration	7	x	1310655	150.0000	0.4123	

# Calibration Report

<b>Batch Path</b>	\\MASSHUNTER\Org\Data\SV5973N.I\sd010722\DoD BNA cal 1\QuantResults\010722 DoD BNA cal 1.batch.bin		
<b>Analysis Time</b>	2/15/2022 10:08 AM	<b>Analyst Name</b>	BL2000\sean
<b>Report Time</b>	2/15/2022 10:11:15 AM	<b>Reporter Name</b>	BL2000\sean
<b>Last Calib Update</b>	1/11/2022 8:55 AM	<b>Batch State</b>	Processed
<b>Quant Batch Version</b>	10.0	<b>Quant Report Version</b>	10.0

**Benzo(a)Anthracene %RSE = 3.0**

Benzo(a)Anthracene - 7 Levels, 7 Levels Used, 7 Points, 7 Points Used, 1 QCs

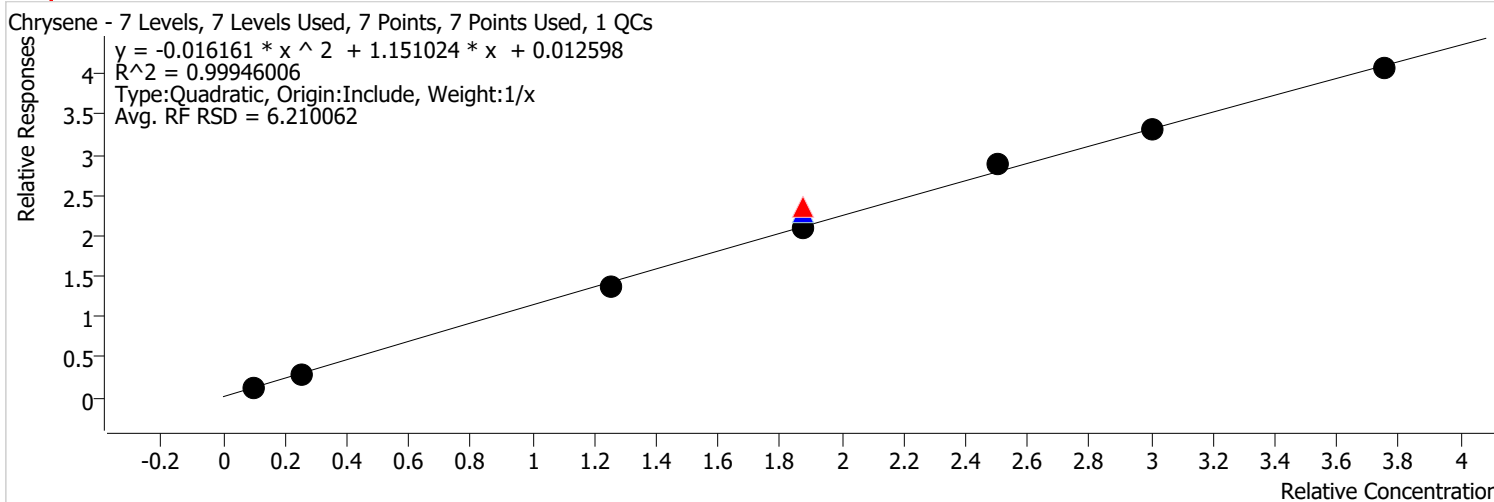


Calibration STD Path	Cal Type	Level	Enabled	Resp.	Exp. Conc	Resp. Factor	Level RSD
\\MASSHUNTER\Org\Data\SV5973N.I\sd010722\DoD BNA cal 1\Jan0708.D	Calibration	1	x	74797	4.0000	1.0754	
\\MASSHUNTER\Org\Data\SV5973N.I\sd010722\DoD BNA cal 1\Jan0707.D	Calibration	2	x	175216	10.0000	1.0091	
\\MASSHUNTER\Org\Data\SV5973N.I\sd010722\DoD BNA cal 1\Jan0706.D	Calibration	3	x	953421	50.0000	0.9897	
\\MASSHUNTER\Org\Data\SV5973N.I\sd122321\DoD BNA 3\Dec2337.D	CC	CCV	x	953460	75.0000	1.0795	
\\MASSHUNTER\Org\Data\SV5973N.I\sd010722\DoD BNA cal 1\Jan0709.D	QC	ICV	x	1670469	75.0000	1.1504	
\\MASSHUNTER\Org\Data\SV5973N.I\sd010722\DoD BNA cal 1\Jan0705.D	Calibration	4	x	1515825	75.0000	1.0279	
\\MASSHUNTER\Org\Data\SV5973N.I\sd010722\DoD BNA cal 1\Jan0704.D	Calibration	5	x	2092116	100.0000	1.0619	
\\MASSHUNTER\Org\Data\SV5973N.I\sd010722\DoD BNA cal 1\Jan0703.D	Calibration	6	x	2528993	120.0000	1.0097	
\\MASSHUNTER\Org\Data\SV5973N.I\sd010722\DoD BNA cal 1\Jan0702.D	Calibration	7	x	3225079	150.0000	1.0144	

# Calibration Report

<b>Batch Path</b>	\\MASSHUNTER\Org\Data\SV5973N.I\sd010722\DoD BNA cal 1\QuantResults\010722 DoD BNA cal 1.batch.bin		
<b>Analysis Time</b>	2/15/2022 10:08 AM	<b>Analyst Name</b>	BL2000\sean
<b>Report Time</b>	2/15/2022 10:11:15 AM	<b>Reporter Name</b>	BL2000\sean
<b>Last Calib Update</b>	1/11/2022 8:55 AM	<b>Batch State</b>	Processed
<b>Quant Batch Version</b>	10.0	<b>Quant Report Version</b>	10.0

**Chrysene %RSE = 2.6**



Calibration STD Path	Cal Type	Level	Enabled	Resp.	Exp. Conc	Resp. Factor	Level RSD
\\MASSHUNTER\Org\Data\SV5973N.I\sd010722\DoD BNA cal 1\Jan0708.D	Calibration	1	x	89638	4.0000	1.2888	
\\MASSHUNTER\Org\Data\SV5973N.I\sd010722\DoD BNA cal 1\Jan0707.D	Calibration	2	x	207541	10.0000	1.1952	
\\MASSHUNTER\Org\Data\SV5973N.I\sd010722\DoD BNA cal 1\Jan0706.D	Calibration	3	x	1070851	50.0000	1.1116	
\\MASSHUNTER\Org\Data\SV5973N.I\sd122321\DoD BNA 3\Dec2337.D	CC	CCV	x	1107980	75.0000	1.2545	
\\MASSHUNTER\Org\Data\SV5973N.I\sd010722\DoD BNA cal 1\Jan0709.D	QC	ICV	x	1773339	75.0000	1.2213	
\\MASSHUNTER\Org\Data\SV5973N.I\sd010722\DoD BNA cal 1\Jan0705.D	Calibration	4	x	1648428	75.0000	1.1179	
\\MASSHUNTER\Org\Data\SV5973N.I\sd010722\DoD BNA cal 1\Jan0704.D	Calibration	5	x	2283065	100.0000	1.1588	
\\MASSHUNTER\Org\Data\SV5973N.I\sd010722\DoD BNA cal 1\Jan0703.D	Calibration	6	x	2757800	120.0000	1.1011	
\\MASSHUNTER\Org\Data\SV5973N.I\sd010722\DoD BNA cal 1\Jan0702.D	Calibration	7	x	3445782	150.0000	1.0839	

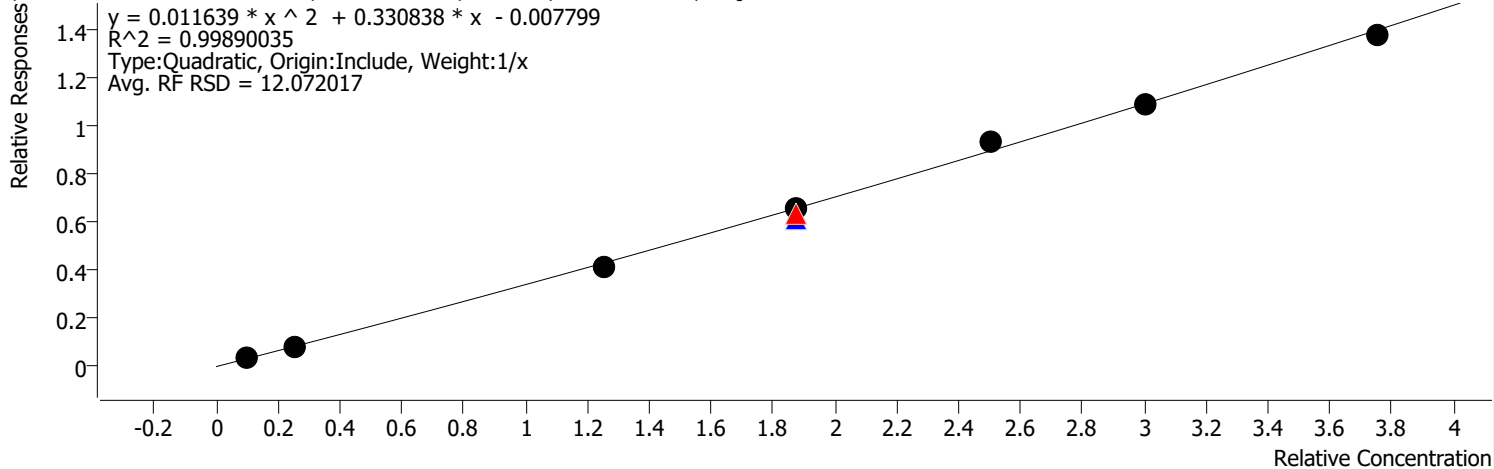


# Calibration Report

<b>Batch Path</b>	\\MASSHUNTER\Org\Data\SV5973N.I\sd010722\DoD BNA cal 1\QuantResults\010722 DoD BNA cal 1.batch.bin		
<b>Analysis Time</b>	2/15/2022 10:08 AM	<b>Analyst Name</b>	BL2000\sean
<b>Report Time</b>	2/15/2022 10:11:15 AM	<b>Reporter Name</b>	BL2000\sean
<b>Last Calib Update</b>	1/11/2022 8:55 AM	<b>Batch State</b>	Processed
<b>Quant Batch Version</b>	10.0	<b>Quant Report Version</b>	10.0

**3,3-Dichlorobenzidine %RSE = 6.0**

3,3-Dichlorobenzidine - 7 Levels, 7 Levels Used, 7 Points, 7 Points Used, 1 QCs

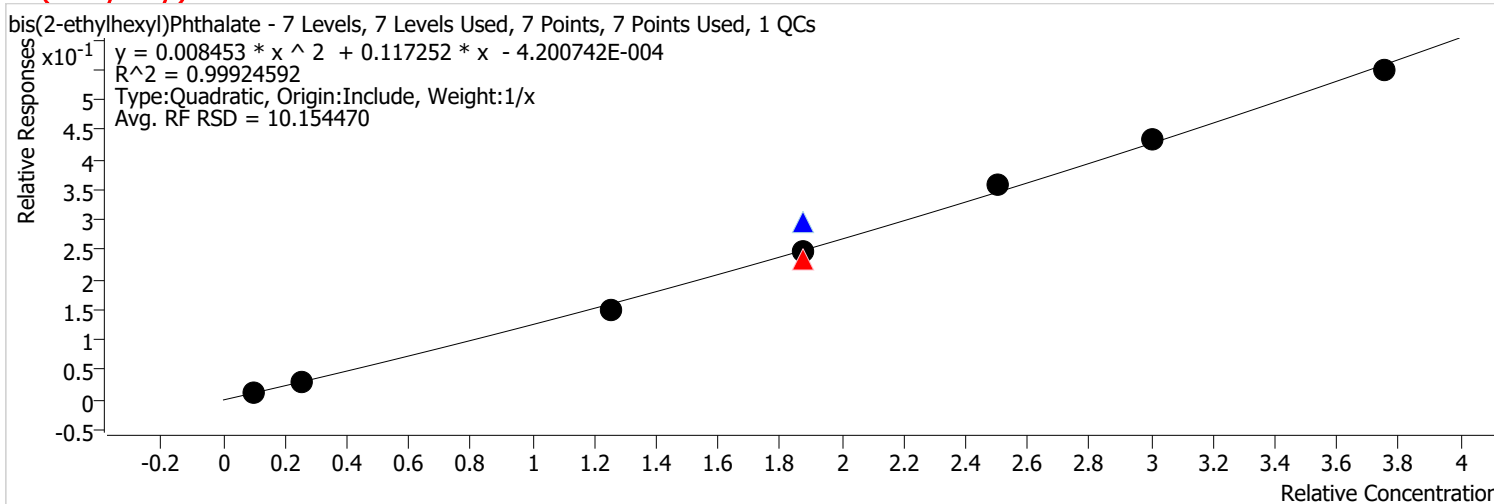


Calibration STD Path	Cal Type	Level	Enabled	Resp.	Exp. Conc	Resp. Factor	Level RSD
\\MASSHUNTER\Org\Data\SV5973N.I\sd010722\DoD BNA cal 1\Jan0708.D	Calibration	1	x	19433	4.0000	0.2794	
\\MASSHUNTER\Org\Data\SV5973N.I\sd010722\DoD BNA cal 1\Jan0707.D	Calibration	2	x	48644	10.0000	0.2801	
\\MASSHUNTER\Org\Data\SV5973N.I\sd010722\DoD BNA cal 1\Jan0706.D	Calibration	3	x	312212	50.0000	0.3241	
\\MASSHUNTER\Org\Data\SV5973N.I\sd122321\DoD BNA 3\Dec2337.D	CC	CCV	x	296646	75.0000	0.3359	
\\MASSHUNTER\Org\Data\SV5973N.I\sd010722\DoD BNA cal 1\Jan0709.D	QC	ICV	x	471587	75.0000	0.3248	
\\MASSHUNTER\Org\Data\SV5973N.I\sd010722\DoD BNA cal 1\Jan0705.D	Calibration	4	x	514900	75.0000	0.3492	
\\MASSHUNTER\Org\Data\SV5973N.I\sd010722\DoD BNA cal 1\Jan0704.D	Calibration	5	x	738669	100.0000	0.3749	
\\MASSHUNTER\Org\Data\SV5973N.I\sd010722\DoD BNA cal 1\Jan0703.D	Calibration	6	x	907792	120.0000	0.3624	
\\MASSHUNTER\Org\Data\SV5973N.I\sd010722\DoD BNA cal 1\Jan0702.D	Calibration	7	x	1164824	150.0000	0.3664	

# Calibration Report

<b>Batch Path</b>	\\MASSHUNTER\Org\Data\SV5973N.I\sd010722\DoD BNA cal 1\QuantResults\010722 DoD BNA cal 1.batch.bin		
<b>Analysis Time</b>	2/15/2022 10:08 AM	<b>Analyst Name</b>	BL2000\sean
<b>Report Time</b>	2/15/2022 10:11:15 AM	<b>Reporter Name</b>	BL2000\sean
<b>Last Calib Update</b>	1/11/2022 8:55 AM	<b>Batch State</b>	Processed
<b>Quant Batch Version</b>	10.0	<b>Quant Report Version</b>	10.0

**bis(2-ethylhexyl)Phthalate %RSE = 3.3**

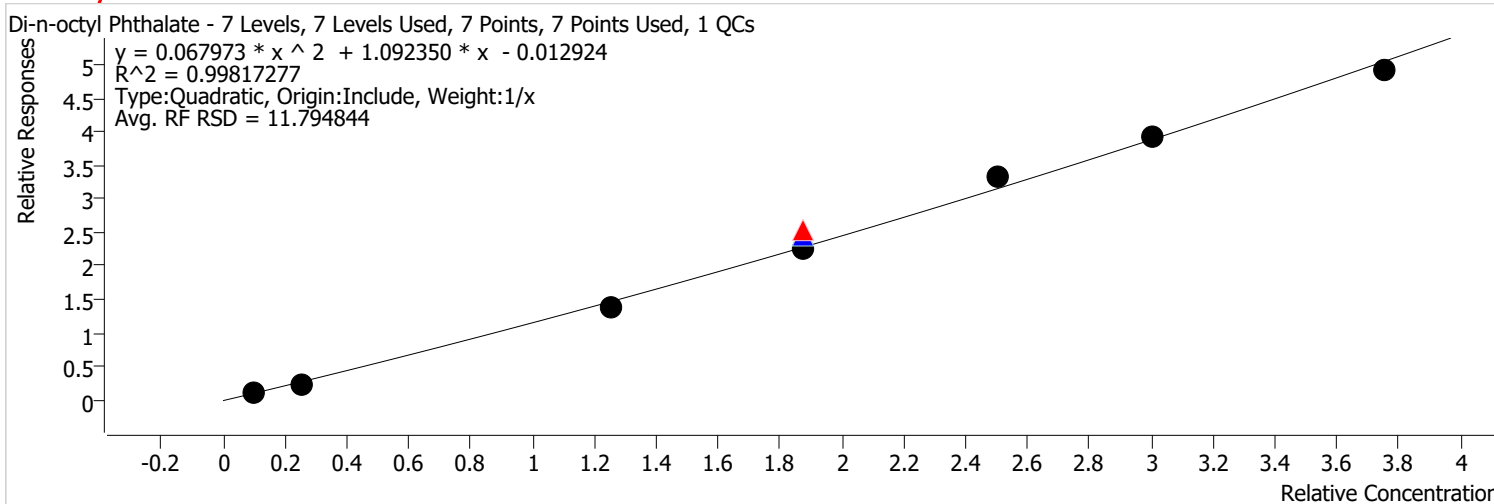


Calibration STD Path	Cal Type	Level	Enabled	Resp.	Exp. Conc	Resp. Factor	Level RSD
\\MASSHUNTER\Org\Data\SV5973N.I\sd010722\DoD BNA cal 1\Jan0708.D	Calibration	1	x	7848	4.0000	0.1128	
\\MASSHUNTER\Org\Data\SV5973N.I\sd010722\DoD BNA cal 1\Jan0707.D	Calibration	2	x	21102	10.0000	0.1215	
\\MASSHUNTER\Org\Data\SV5973N.I\sd010722\DoD BNA cal 1\Jan0706.D	Calibration	3	x	116990	50.0000	0.1214	
\\MASSHUNTER\Org\Data\SV5973N.I\sd122321\DoD BNA 3\Dec2337.D	CC	CCV	x	110981	75.0000	0.1257	
\\MASSHUNTER\Org\Data\SV5973N.I\sd010722\DoD BNA cal 1\Jan0709.D	QC	ICV	x	230110	75.0000	0.1585	
\\MASSHUNTER\Org\Data\SV5973N.I\sd010722\DoD BNA cal 1\Jan0705.D	Calibration	4	x	194232	75.0000	0.1317	
\\MASSHUNTER\Org\Data\SV5973N.I\sd010722\DoD BNA cal 1\Jan0704.D	Calibration	5	x	281928	100.0000	0.1431	
\\MASSHUNTER\Org\Data\SV5973N.I\sd010722\DoD BNA cal 1\Jan0703.D	Calibration	6	x	362081	120.0000	0.1446	
\\MASSHUNTER\Org\Data\SV5973N.I\sd010722\DoD BNA cal 1\Jan0702.D	Calibration	7	x	465023	150.0000	0.1463	

# Calibration Report

<b>Batch Path</b>	\\MASSHUNTER\Org\Data\SV5973N.I\sd010722\DoD BNA cal 1\QuantResults\010722 DoD BNA cal 1.batch.bin		
<b>Analysis Time</b>	2/15/2022 10:08 AM	<b>Analyst Name</b>	BL2000\sean
<b>Report Time</b>	2/15/2022 10:11:15 AM	<b>Reporter Name</b>	BL2000\sean
<b>Last Calib Update</b>	1/11/2022 8:55 AM	<b>Batch State</b>	Processed
<b>Quant Batch Version</b>	10.0	<b>Quant Report Version</b>	10.0

**Di-n-octyl Phthalate %RSE = 6.9**



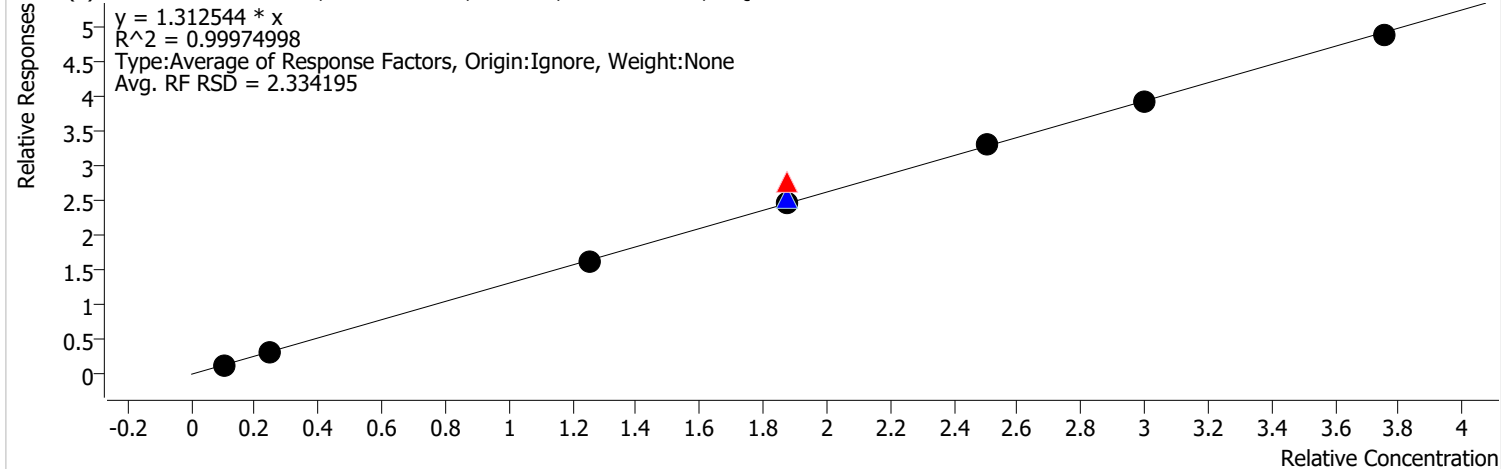
Calibration STD Path	Cal Type	Level	Enabled	Resp.	Exp. Conc	Resp. Factor	Level RSD
\\MASSHUNTER\Org\Data\SV5973N.I\sd010722\DoD BNA cal 1\Jan0708.D	Calibration	1	x	57632	4.0000	1.0666	
\\MASSHUNTER\Org\Data\SV5973N.I\sd010722\DoD BNA cal 1\Jan0707.D	Calibration	2	x	132308	10.0000	0.9794	
\\MASSHUNTER\Org\Data\SV5973N.I\sd010722\DoD BNA cal 1\Jan0706.D	Calibration	3	x	826819	50.0000	1.1005	
\\MASSHUNTER\Org\Data\SV5973N.I\sd122321\DoD BNA 3\Dec2337.D	CC	CCV	x	860717	75.0000	1.3540	
\\MASSHUNTER\Org\Data\SV5973N.I\sd010722\DoD BNA cal 1\Jan0709.D	QC	ICV	x	1516095	75.0000	1.3128	
\\MASSHUNTER\Org\Data\SV5973N.I\sd010722\DoD BNA cal 1\Jan0705.D	Calibration	4	x	1370065	75.0000	1.1991	
\\MASSHUNTER\Org\Data\SV5973N.I\sd010722\DoD BNA cal 1\Jan0704.D	Calibration	5	x	2054459	100.0000	1.3364	
\\MASSHUNTER\Org\Data\SV5973N.I\sd010722\DoD BNA cal 1\Jan0703.D	Calibration	6	x	2492038	120.0000	1.3104	
\\MASSHUNTER\Org\Data\SV5973N.I\sd010722\DoD BNA cal 1\Jan0702.D	Calibration	7	x	3206049	150.0000	1.3079	

# Calibration Report

<b>Batch Path</b>	\\MASSHUNTER\Org\Data\SV5973N.I\sd010722\DoD BNA cal 1\QuantResults\010722 DoD BNA cal 1.batch.bin		
<b>Analysis Time</b>	2/15/2022 10:08 AM	<b>Analyst Name</b>	BL2000\sean
<b>Report Time</b>	2/15/2022 10:11:16 AM	<b>Reporter Name</b>	BL2000\sean
<b>Last Calib Update</b>	1/11/2022 8:55 AM	<b>Batch State</b>	Processed
<b>Quant Batch Version</b>	10.0	<b>Quant Report Version</b>	10.0

**Benzo(b)fluoranthene %RSE = 2.3**

Benzo(b)fluoranthene - 7 Levels, 7 Levels Used, 7 Points, 7 Points Used, 1 QCs



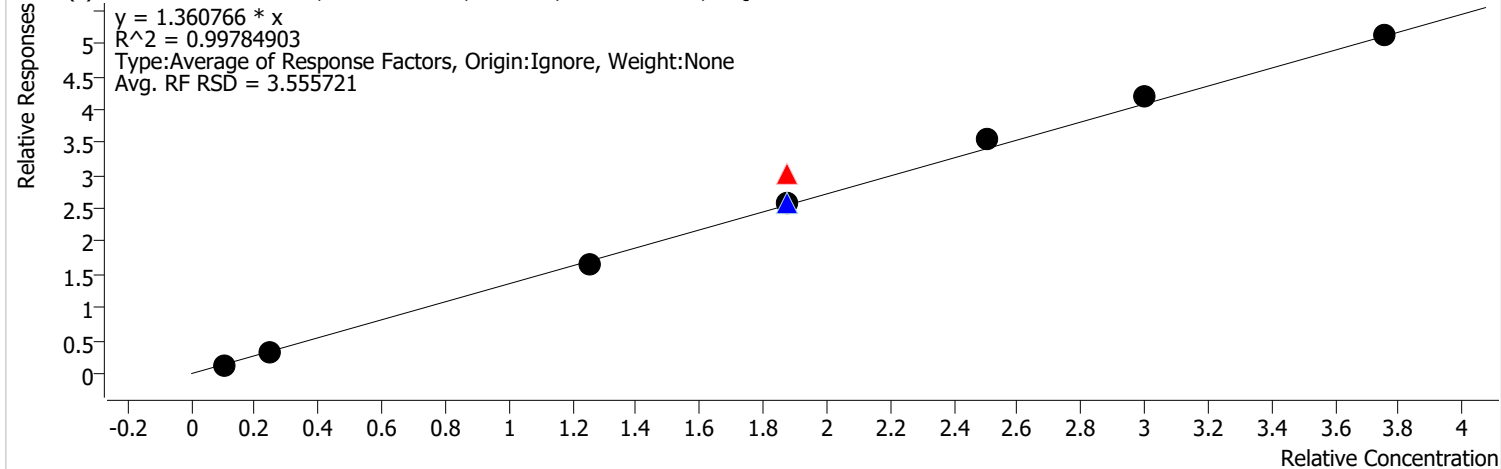
Calibration STD Path	Cal Type	Level	Enabled	Resp.	Exp. Conc	Resp. Factor	Level RSD
\\MASSHUNTER\Org\Data\SV5973N.I\sd010722\DoD BNA cal 1\Jan0708.D	Calibration	1	x	74106	4.0000	1.3714	
\\MASSHUNTER\Org\Data\SV5973N.I\sd010722\DoD BNA cal 1\Jan0707.D	Calibration	2	x	173041	10.0000	1.2810	
\\MASSHUNTER\Org\Data\SV5973N.I\sd010722\DoD BNA cal 1\Jan0706.D	Calibration	3	x	964688	50.0000	1.2840	
\\MASSHUNTER\Org\Data\SV5973N.I\sd122321\DoD BNA 3\Dec2337.D	CC	CCV	x	944451	75.0000	1.4857	
\\MASSHUNTER\Org\Data\SV5973N.I\sd010722\DoD BNA cal 1\Jan0709.D	QC	ICV	x	1567832	75.0000	1.3576	
\\MASSHUNTER\Org\Data\SV5973N.I\sd010722\DoD BNA cal 1\Jan0705.D	Calibration	4	x	1501132	75.0000	1.3138	
\\MASSHUNTER\Org\Data\SV5973N.I\sd010722\DoD BNA cal 1\Jan0704.D	Calibration	5	x	2038992	100.0000	1.3263	
\\MASSHUNTER\Org\Data\SV5973N.I\sd010722\DoD BNA cal 1\Jan0703.D	Calibration	6	x	2493854	120.0000	1.3114	
\\MASSHUNTER\Org\Data\SV5973N.I\sd010722\DoD BNA cal 1\Jan0702.D	Calibration	7	x	3186367	150.0000	1.2998	

# Calibration Report

<b>Batch Path</b>	\\MASSHUNTER\Org\Data\SV5973N.I\sd010722\DoD BNA cal 1\QuantResults\010722 DoD BNA cal 1.batch.bin		
<b>Analysis Time</b>	2/15/2022 10:08 AM	<b>Analyst Name</b>	BL2000\sean
<b>Report Time</b>	2/15/2022 10:11:16 AM	<b>Reporter Name</b>	BL2000\sean
<b>Last Calib Update</b>	1/11/2022 8:55 AM	<b>Batch State</b>	Processed
<b>Quant Batch Version</b>	10.0	<b>Quant Report Version</b>	10.0

**Benzo(k)fluoranthene %RSE = 3.6**

Benzo(k)fluoranthene - 7 Levels Used, 7 Points, 7 Points Used, 1 QCs



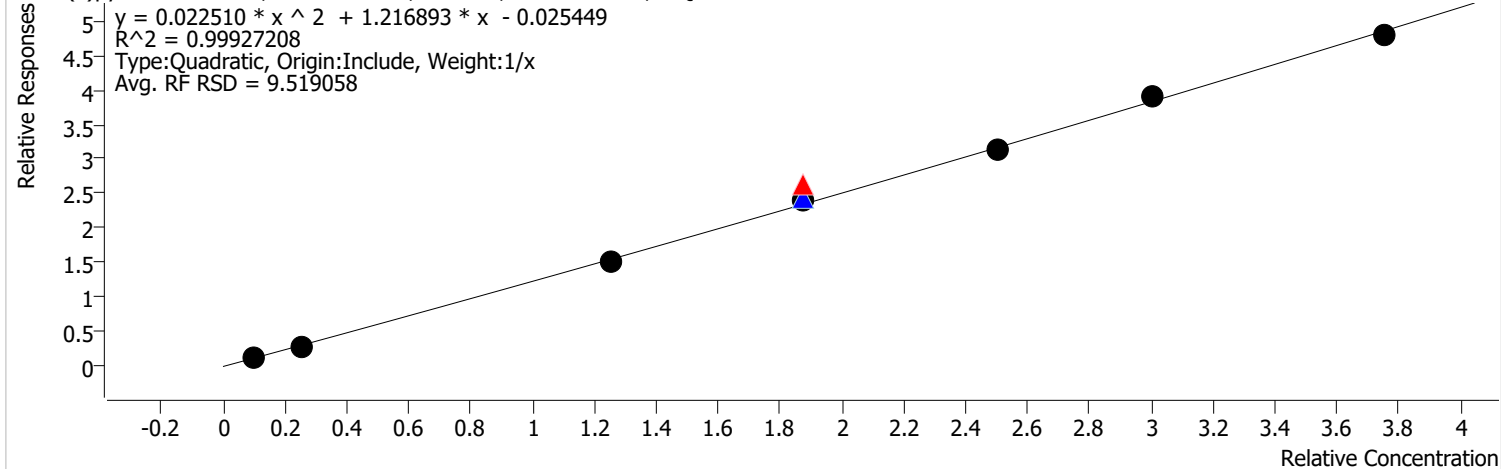
Calibration STD Path	Cal Type	Level	Enabled	Resp.	Exp. Conc	Resp. Factor	Level RSD
\\MASSHUNTER\Org\Data\SV5973N.I\sd010722\DoD BNA cal 1\Jan0708.D	Calibration	1	x	72607	4.0000	1.3437	
\\MASSHUNTER\Org\Data\SV5973N.I\sd010722\DoD BNA cal 1\Jan0707.D	Calibration	2	x	173456	10.0000	1.2841	
\\MASSHUNTER\Org\Data\SV5973N.I\sd010722\DoD BNA cal 1\Jan0706.D	Calibration	3	x	993816	50.0000	1.3228	
\\MASSHUNTER\Org\Data\SV5973N.I\sd122321\DoD BNA 3\Dec2337.D	CC	CCV	x	1033072	75.0000	1.6251	
\\MASSHUNTER\Org\Data\SV5973N.I\sd010722\DoD BNA cal 1\Jan0709.D	QC	ICV	x	1600318	75.0000	1.3858	
\\MASSHUNTER\Org\Data\SV5973N.I\sd010722\DoD BNA cal 1\Jan0705.D	Calibration	4	x	1578753	75.0000	1.3818	
\\MASSHUNTER\Org\Data\SV5973N.I\sd010722\DoD BNA cal 1\Jan0704.D	Calibration	5	x	2188450	100.0000	1.4236	
\\MASSHUNTER\Org\Data\SV5973N.I\sd010722\DoD BNA cal 1\Jan0703.D	Calibration	6	x	2673587	120.0000	1.4059	
\\MASSHUNTER\Org\Data\SV5973N.I\sd010722\DoD BNA cal 1\Jan0702.D	Calibration	7	x	3342735	150.0000	1.3636	

# Calibration Report

<b>Batch Path</b>	\\MASSHUNTER\Org\Data\SV5973N.I\sd010722\DoD BNA cal 1\QuantResults\010722 DoD BNA cal 1.batch.bin		
<b>Analysis Time</b>	2/15/2022 10:08 AM	<b>Analyst Name</b>	BL2000\sean
<b>Report Time</b>	2/15/2022 10:11:16 AM	<b>Reporter Name</b>	BL2000\sean
<b>Last Calib Update</b>	1/11/2022 8:55 AM	<b>Batch State</b>	Processed
<b>Quant Batch Version</b>	10.0	<b>Quant Report Version</b>	10.0

**Benzo(a)pyrene %RSE = 6.6**

Benzo(a)pyrene - 7 Levels, 7 Levels Used, 7 Points, 7 Points Used, 1 QCs

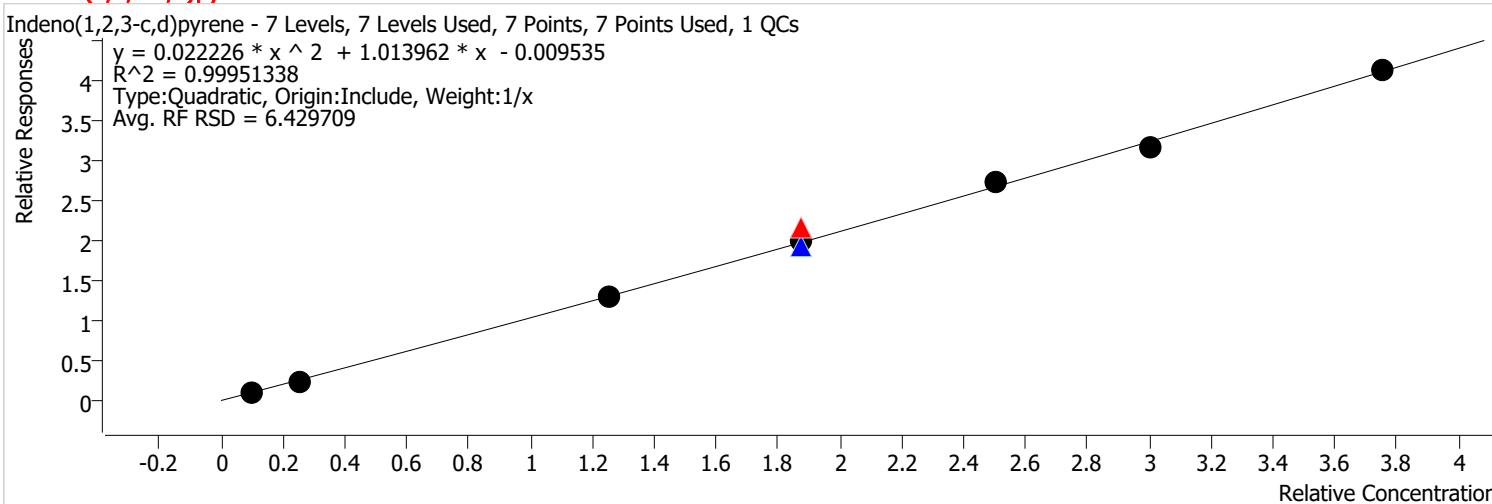


Calibration STD Path	Cal Type	Level	Enabled	Resp.	Exp. Conc	Resp. Factor	Level RSD
\\MASSHUNTER\Org\Data\SV5973N.I\sd010722\DoD BNA cal 1\Jan0708.D	Calibration	1	x	57788	4.0000	1.0694	
\\MASSHUNTER\Org\Data\SV5973N.I\sd010722\DoD BNA cal 1\Jan0707.D	Calibration	2	x	136939	10.0000	1.0137	
\\MASSHUNTER\Org\Data\SV5973N.I\sd010722\DoD BNA cal 1\Jan0706.D	Calibration	3	x	893317	50.0000	1.1890	
\\MASSHUNTER\Org\Data\SV5973N.I\sd122321\DoD BNA 3\Dec2337.D	CC	CCV	x	884344	75.0000	1.3911	
\\MASSHUNTER\Org\Data\SV5973N.I\sd010722\DoD BNA cal 1\Jan0709.D	QC	ICV	x	1491295	75.0000	1.2913	
\\MASSHUNTER\Org\Data\SV5973N.I\sd010722\DoD BNA cal 1\Jan0705.D	Calibration	4	x	1467588	75.0000	1.2845	
\\MASSHUNTER\Org\Data\SV5973N.I\sd010722\DoD BNA cal 1\Jan0704.D	Calibration	5	x	1928266	100.0000	1.2543	
\\MASSHUNTER\Org\Data\SV5973N.I\sd010722\DoD BNA cal 1\Jan0703.D	Calibration	6	x	2474611	120.0000	1.3013	
\\MASSHUNTER\Org\Data\SV5973N.I\sd010722\DoD BNA cal 1\Jan0702.D	Calibration	7	x	3129912	150.0000	1.2768	

# Calibration Report

<b>Batch Path</b>	\\MASSHUNTER\Org\Data\SV5973N.I\sd010722\DoD BNA cal 1\QuantResults\010722 DoD BNA cal 1.batch.bin		
<b>Analysis Time</b>	2/15/2022 10:08 AM	<b>Analyst Name</b>	BL2000\sean
<b>Report Time</b>	2/15/2022 10:11:16 AM	<b>Reporter Name</b>	BL2000\sean
<b>Last Calib Update</b>	1/11/2022 8:55 AM	<b>Batch State</b>	Processed
<b>Quant Batch Version</b>	10.0	<b>Quant Report Version</b>	10.0

**Indeno(1,2,3-c,d)pyrene %RSE = 5.0**

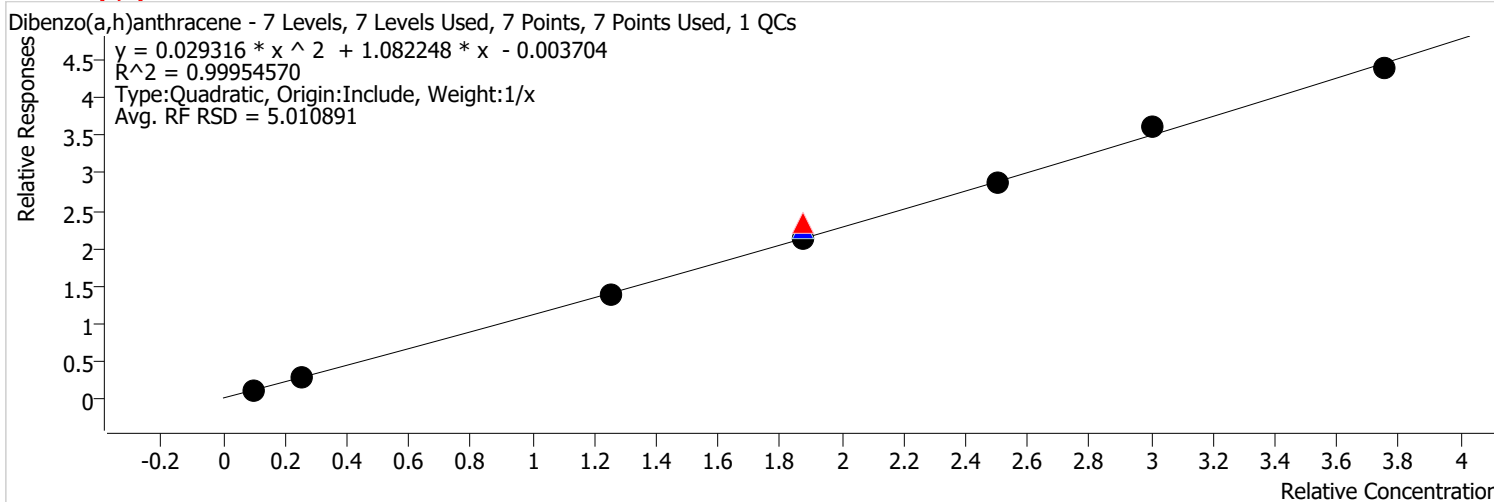


Calibration STD Path	Cal Type	Level	Enabled	Resp.	Exp. Conc	Resp. Factor	Level RSD
\\MASSHUNTER\Org\Data\SV5973N.I\sd010722\DoD BNA cal 1\Jan0708.D	Calibration	1	x	53208	4.0000	0.9847	
\\MASSHUNTER\Org\Data\SV5973N.I\sd010722\DoD BNA cal 1\Jan0707.D	Calibration	2	x	122759	10.0000	0.9088	
\\MASSHUNTER\Org\Data\SV5973N.I\sd010722\DoD BNA cal 1\Jan0706.D	Calibration	3	x	775570	50.0000	1.0323	
\\MASSHUNTER\Org\Data\SV5973N.I\sd122321\DoD BNA 3\Dec2337.D	CC	CCV	x	732323	75.0000	1.1520	
\\MASSHUNTER\Org\Data\SV5973N.I\sd010722\DoD BNA cal 1\Jan0709.D	QC	ICV	x	1190988	75.0000	1.0313	
\\MASSHUNTER\Org\Data\SV5973N.I\sd010722\DoD BNA cal 1\Jan0705.D	Calibration	4	x	1208629	75.0000	1.0578	
\\MASSHUNTER\Org\Data\SV5973N.I\sd010722\DoD BNA cal 1\Jan0704.D	Calibration	5	x	1677182	100.0000	1.0910	
\\MASSHUNTER\Org\Data\SV5973N.I\sd010722\DoD BNA cal 1\Jan0703.D	Calibration	6	x	1999441	120.0000	1.0514	
\\MASSHUNTER\Org\Data\SV5973N.I\sd010722\DoD BNA cal 1\Jan0702.D	Calibration	7	x	2693759	150.0000	1.0989	

# Calibration Report

<b>Batch Path</b>	\\MASSHUNTER\Org\Data\SV5973N.I\sd010722\DoD BNA cal 1\QuantResults\010722 DoD BNA cal 1.batch.bin		
<b>Analysis Time</b>	2/15/2022 10:08 AM	<b>Analyst Name</b>	BL2000\sean
<b>Report Time</b>	2/15/2022 10:11:16 AM	<b>Reporter Name</b>	BL2000\sean
<b>Last Calib Update</b>	1/11/2022 8:55 AM	<b>Batch State</b>	Processed
<b>Quant Batch Version</b>	10.0	<b>Quant Report Version</b>	10.0

**Dibenzo(a,h)anthracene %RSE = 3.2**



Calibration STD Path	Cal Type	Level	Enabled	Resp.	Exp. Conc	Resp. Factor	Level RSD
\\MASSHUNTER\Org\Data\SV5973N.I\sd010722\DoD BNA cal 1\Jan0708.D	Calibration	1	x	58961	4.0000	1.0911	
\\MASSHUNTER\Org\Data\SV5973N.I\sd010722\DoD BNA cal 1\Jan0707.D	Calibration	2	x	139898	10.0000	1.0356	
\\MASSHUNTER\Org\Data\SV5973N.I\sd010722\DoD BNA cal 1\Jan0706.D	Calibration	3	x	823936	50.0000	1.0967	
\\MASSHUNTER\Org\Data\SV5973N.I\sd122321\DoD BNA 3\Dec2337.D	CC	CCV	x	789236	75.0000	1.2415	
\\MASSHUNTER\Org\Data\SV5973N.I\sd010722\DoD BNA cal 1\Jan0709.D	QC	ICV	x	1406311	75.0000	1.2178	
\\MASSHUNTER\Org\Data\SV5973N.I\sd010722\DoD BNA cal 1\Jan0705.D	Calibration	4	x	1301526	75.0000	1.1391	
\\MASSHUNTER\Org\Data\SV5973N.I\sd010722\DoD BNA cal 1\Jan0704.D	Calibration	5	x	1767822	100.0000	1.1499	
\\MASSHUNTER\Org\Data\SV5973N.I\sd010722\DoD BNA cal 1\Jan0703.D	Calibration	6	x	2288825	120.0000	1.2036	
\\MASSHUNTER\Org\Data\SV5973N.I\sd010722\DoD BNA cal 1\Jan0702.D	Calibration	7	x	2873461	150.0000	1.1722	

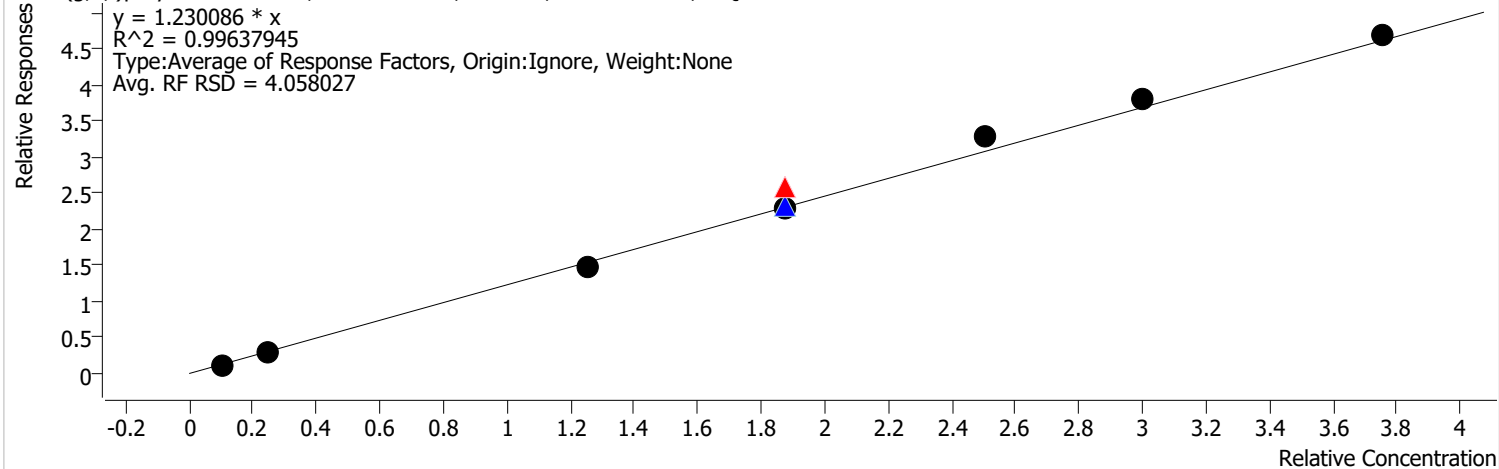


# Calibration Report

<b>Batch Path</b>	\\MASSHUNTER\Org\Data\SV5973N.I\sd010722\DoD BNA cal 1\QuantResults\010722 DoD BNA cal 1.batch.bin		
<b>Analysis Time</b>	2/15/2022 10:08 AM	<b>Analyst Name</b>	BL2000\sean
<b>Report Time</b>	2/15/2022 10:11:16 AM	<b>Reporter Name</b>	BL2000\sean
<b>Last Calib Update</b>	1/11/2022 8:55 AM	<b>Batch State</b>	Processed
<b>Quant Batch Version</b>	10.0	<b>Quant Report Version</b>	10.0

**Benzo(g,h,i)perylene %RSE = 4.1**

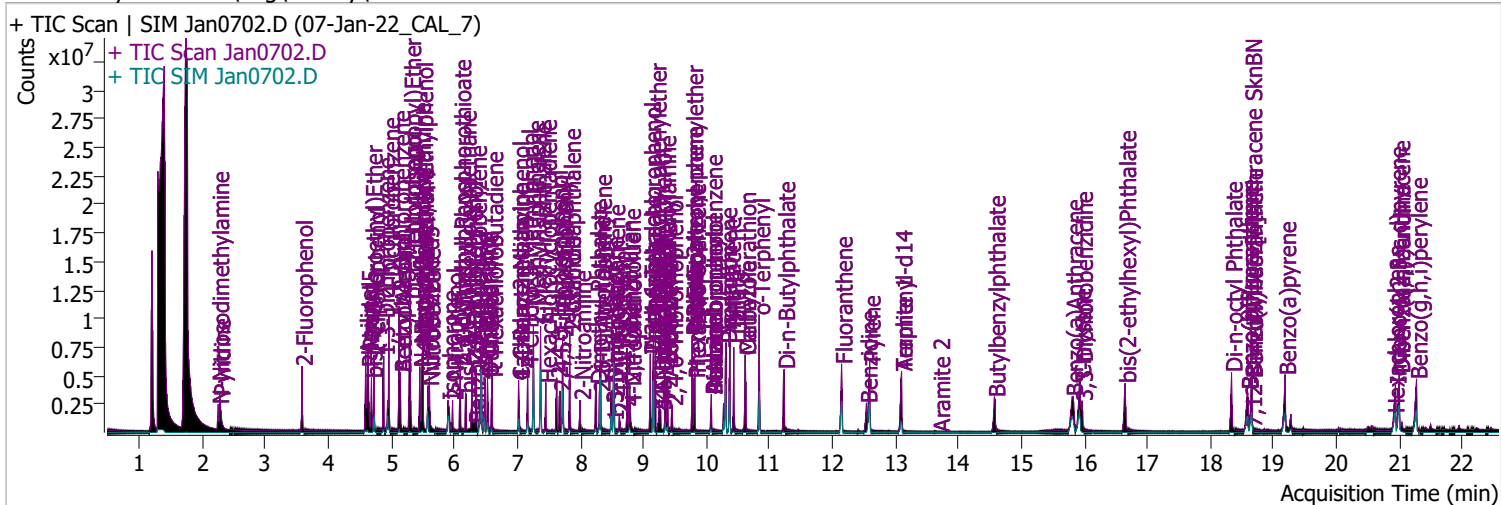
Benzo(g,h,i)perylene - 7 Levels, 7 Levels Used, 7 Points, 7 Points Used, 1 QCs



Calibration STD Path	Cal Type	Level	Enabled	Resp.	Exp. Conc	Resp. Factor	Level RSD
\\MASSHUNTER\Org\Data\SV5973N.I\sd010722\DoD BNA cal 1\Jan0708.D	Calibration	1	x	65451	4.0000	1.2113	
\\MASSHUNTER\Org\Data\SV5973N.I\sd010722\DoD BNA cal 1\Jan0707.D	Calibration	2	x	158919	10.0000	1.1764	
\\MASSHUNTER\Org\Data\SV5973N.I\sd010722\DoD BNA cal 1\Jan0706.D	Calibration	3	x	885051	50.0000	1.1780	
\\MASSHUNTER\Org\Data\SV5973N.I\sd122321\DoD BNA 3\Dec2337.D	CC	CCV	x	881363	75.0000	1.3865	
\\MASSHUNTER\Org\Data\SV5973N.I\sd010722\DoD BNA cal 1\Jan0709.D	QC	ICV	x	1438138	75.0000	1.2453	
\\MASSHUNTER\Org\Data\SV5973N.I\sd010722\DoD BNA cal 1\Jan0705.D	Calibration	4	x	1388611	75.0000	1.2154	
\\MASSHUNTER\Org\Data\SV5973N.I\sd010722\DoD BNA cal 1\Jan0704.D	Calibration	5	x	2020810	100.0000	1.3145	
\\MASSHUNTER\Org\Data\SV5973N.I\sd010722\DoD BNA cal 1\Jan0703.D	Calibration	6	x	2408350	120.0000	1.2664	
\\MASSHUNTER\Org\Data\SV5973N.I\sd010722\DoD BNA cal 1\Jan0702.D	Calibration	7	x	3060809	150.0000	1.2486	

# Quantitation Results Report (QT Reviewed)

Data File	Jan0702.D	Operator	LIMS import
Acq. Method	BNA+SIM.M	Acq. Date-Time	1/7/2022 1:03:24 PM
Sample Name	07-Jan-22_CAL_7	Instrument	Instrument #1
Vial	2	Multiplier	1.00
DA Method File		Comment	SVOC-8270-W-LARGO
Tune File	dftppdsm.u	Tune Date	1/7/2022 12:13:00 PM
Batch Name	010722 DoD BNA cal 1.batch.bin	Last Calib Update	1/11/2022 8:55:14 AM
Ref Library	D:\Org\Library\NIST129K.I		



Compound	RT	QIon	Resp.	Conc.	Units	Dev(Min)
----------	----	------	-------	-------	-------	----------

**Internal Standards**

**System Monitoring Compounds**

S 2-Fluorophenol	3.582	112.0	1301547	152.3889	µg/L	0.000
Spiked Amount: 200.000	Range: 10.0 - 75.0%			Recovery = 76.19%	*	
S Phenol-d5	4.623	99.0	1635334	147.0209	µg/L	0.000
Spiked Amount: 200.000	Range: 10.0 - 65.0%			Recovery = 73.51%	*	
S Nitrobenzene-d5	5.583	82.0	896740	145.6228	µg/L	0.000
Spiked Amount: 100.000	Range: 32.0 - 94.0%			Recovery = 145.62%	*	
S 2-Fluorobiphenyl	7.718	172.0	2681298	151.7973	µg/L	0.000
Spiked Amount: 100.000	Range: 28.0 - 107.0%			Recovery = 151.80%	*	
S 2,4,6-Tribromophenol	9.458	329.8	244556	150.5753	µg/L	0.010
Spiked Amount: 200.000	Range: 25.0 - 140.0%			Recovery = 75.29%		
S Terphenyl-d14	13.098	244.3	2898732	155.5266	µg/L	0.010
Spiked Amount: 100.000	Range: 32.0 - 122.0%			Recovery = 155.53%	*	

**Target Compounds**

Compound	RT	QIon	Resp.	Conc.	Units	m	QValue
T N-Nitrosodimethylamine	2.254	74.0	594411	145.8463	µg/L	m	88
T Pyridine	2.274	79.0	1375531	147.3320	µg/L	m	79
T Aniline	4.593	93.0	2202178	145.3524	µg/L		100
T Phenol	4.634	94.0	1569021	147.6699	µg/L	m	90
T bis(-2-Chloroethyl)Ether	4.685	63.0	1325806	141.2796	µg/L	m	99
T 2-Chlorophenol	4.725	128.0	1409359	146.8939	µg/L		100
T 1,3-Dichlorobenzene	4.879	146.0	1908156	142.6378	µg/L		99
T 1,4-Dichlorobenzene	4.960	146.0	1975597	146.9415	µg/L		100
T 1,2-Dichlorobenzene	5.124	146.0	1946748	146.8562	µg/L	m	99
T Benzyl Alcohol	5.144	108.0	921253	146.6247	µg/L		99
T bis(2-chloroisopropyl)Ether	5.297	121.0	526163	146.1447	µg/L		99
T 2-Methylphenol	5.297	107.0	1369059	152.6306	µg/L		98
T N-nitroso-Di-n-propylamine	5.451	70.0	858039	145.1154	µg/L		98
T 4Methylphenol/3Methylphenol	5.491	107.0	1807773	148.2701	µg/L		98
T Hexachloroethane	5.502	117.0	585134	148.3592	µg/L		98

# Quantitation Results Report (QT Reviewed)

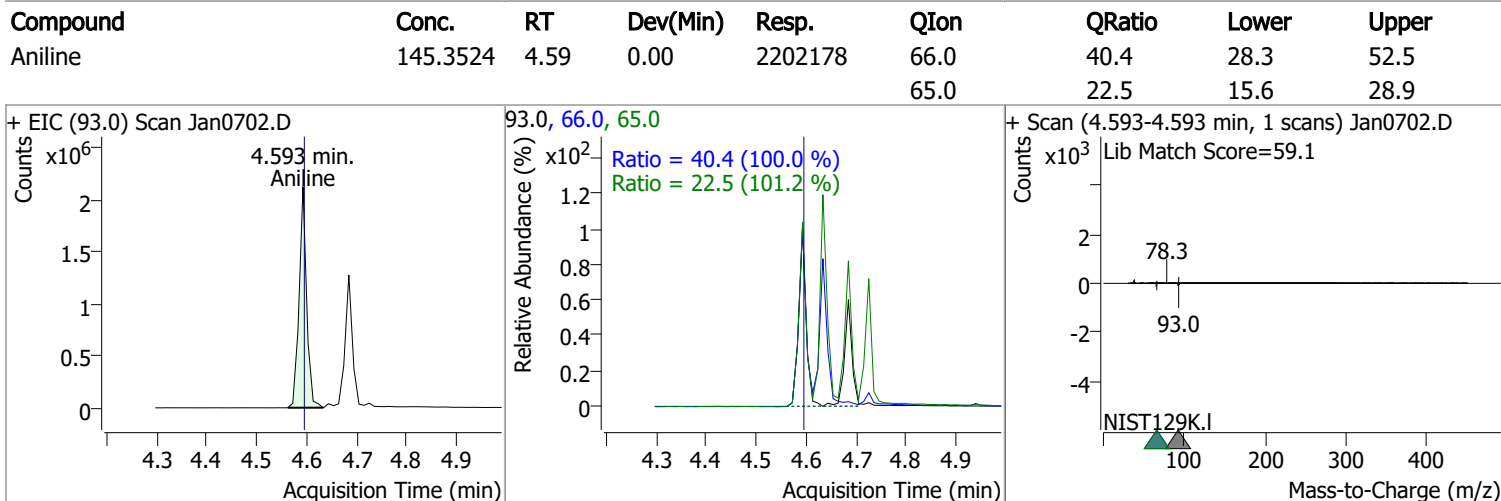
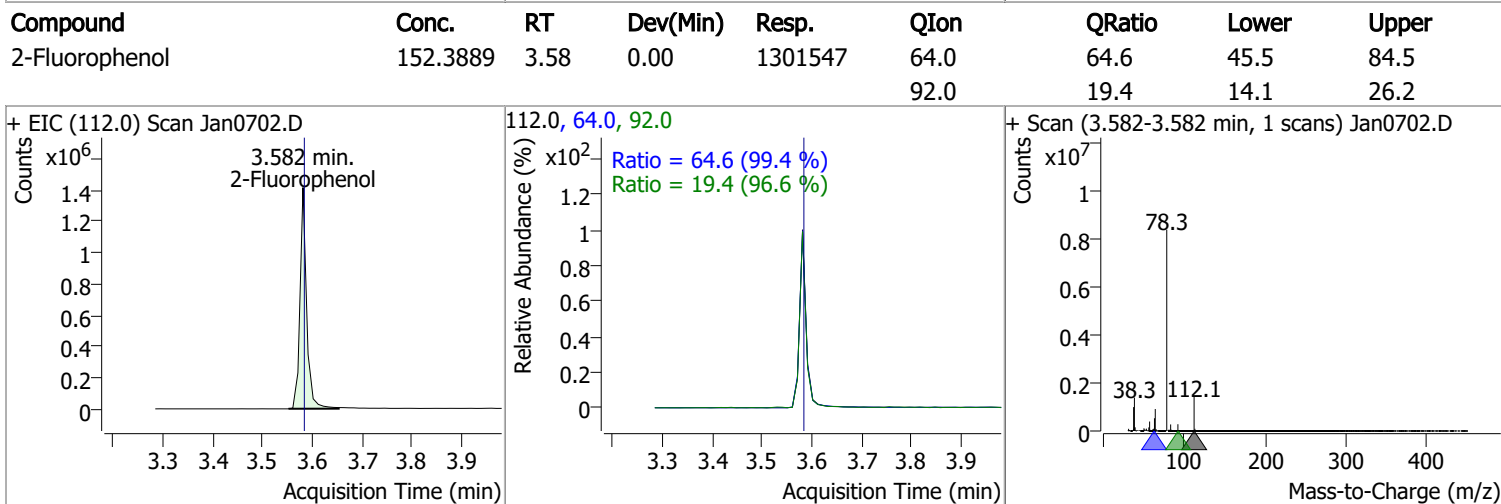
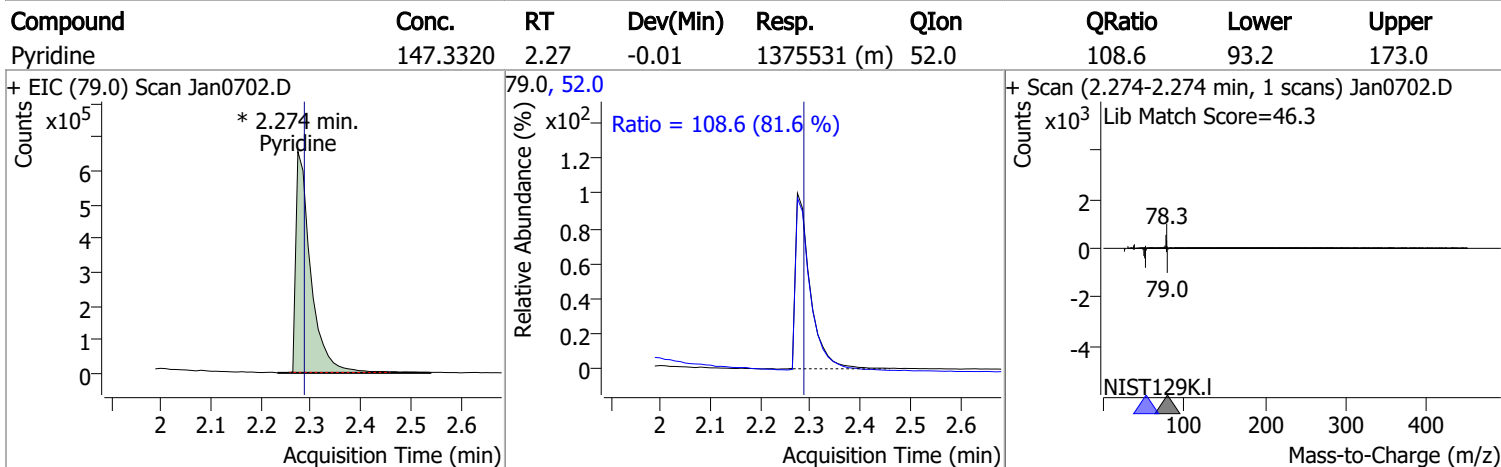
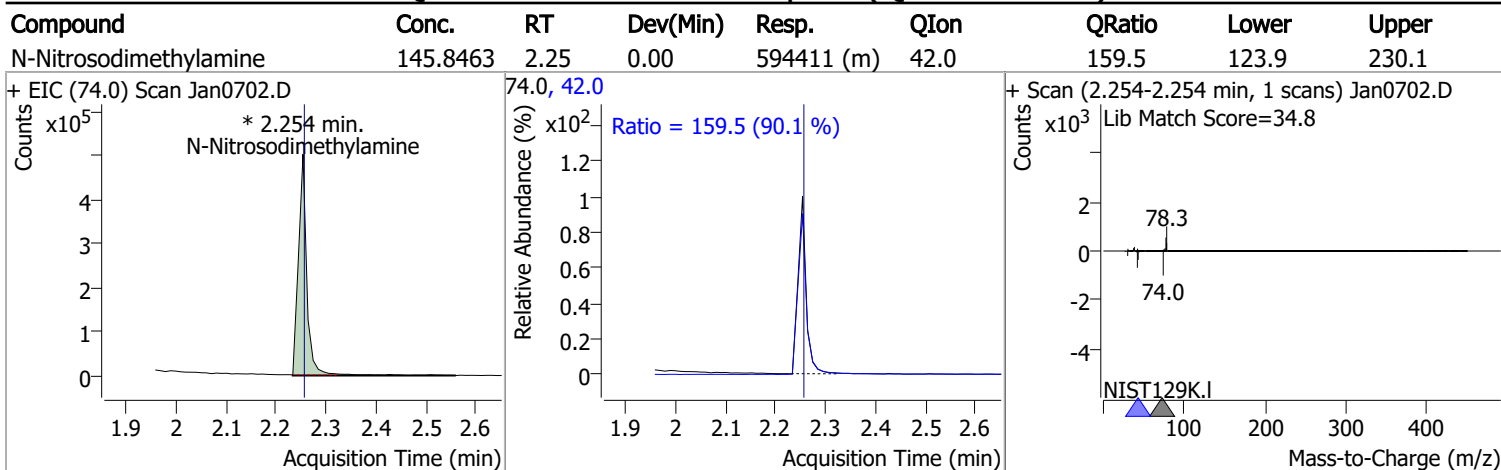
Compound	RT	QIon	Resp.	Conc.	Units	Dev(Min)	
T Nitrobenzene	5.604	123.1	438485	147.3206	µg/L	98	
T Isophorone	5.900	82.0	1933610	150.0003	µg/L	99	
T 2-Nitrophenol	5.972	139.0	380110	148.7870	µg/L	98	
T 2,4-Dimethylphenol	6.095	122.0	1170390	149.6814	µg/L	99	
T bis(-2-Chloroethoxy)Methane	6.177	93.0	1266316	155.2619	µg/L	98	
T Benzoic Acid	6.321	105.0	652694	148.6914	µg/L	96	
T 2,4-Dichlorophenol	6.280	162.0	964965	147.3586	µg/L	98	
T 1,2,4-Trichlorobenzene	6.341	180.0	1203558	149.0665	µg/L	99	
T Naphthalene	6.424	128.0	3622950	150.8524	µg/L	100	
T 4-Chlorophenol	6.485	130.0	342009	147.8875	µg/L	m	94
T p-Chloroaniline	6.526	127.0	1423991	155.7757	µg/L		96
T Hexachlorobutadiene	6.598	224.9	731642	150.7386	µg/L		98
T 4-Chloro-2-Methylphenol	7.019	107.0	895763	151.7877	µg/L		98
T 4-Chloro-3-Methylphenol	7.163	107.0	970669	155.7292	µg/L	m	99
T 2-Methylnaphthalene	7.255	141.0	2050156	152.6586	µg/L		98
T 1-Methylnaphthalene	7.368	141.0	2020150	149.8426	µg/L	m	99
T Hexachlorocyclopentadiene	7.451	236.9	474921	146.5953	µg/L		98
T 2,4,6-Trichlorophenol	7.625	196.0	681396	149.3687	µg/L		99
T 2,4,5-Trichlorophenol	7.677	196.0	719400	152.9630	µg/L		100
T 2-Chloronaphthalene	7.831	162.0	2292857	146.1996	µg/L		99
T 2-Nitroaniline	7.995	65.0	403061	143.3335	µg/L		100
T Dimethyl Phthalate	8.251	163.0	2370816	147.5275	µg/L		100
T 2,6-Dinitrotoluene	8.302	165.0	297058	142.0654	µg/L		93
T Acenaphthylene	8.323	152.1	4087281	149.5693	µg/L		100
T 3-Nitroaniline	8.507	138.0	389918	152.2779	µg/L		96
T Acenaphthene	8.538	154.0	2243102	155.0944	µg/L		100
T 2,4-Dinitrophenol	8.619	184.0	201190	147.3968	µg/L		100
T Dibenzofuran	8.742	168.0	3357596	146.6859	µg/L		99
T 2,4-Dinitrotoluene	8.783	165.0	460401	148.4557	µg/L		98
T 4-Nitrophenol	8.793	109.0	378288	145.4493	µg/L		94
T Diethylphthalate	9.110	149.0	2419479	131.9583	µg/L		99
T Fluorene	9.162	166.0	2942770	149.1066	µg/L		99
T 4-Chlorophenyl-phenylether	9.192	204.0	1324217	147.6226	µg/L		99
T 4-Nitroaniline	9.254	138.0	392349	152.7808	µg/L		94
T 4,6-Dinitro-2-methylphenol	9.274	198.0	293814	152.0992	µg/L		94
T N-nitrosodiphenylamine	9.346	169.0	1752674	146.2947	µg/L		99
T Azobenzene	9.376	77.0	2191559	151.1846	µg/L		95
T 4-Bromophenyl-phenylether	9.775	248.0	768038	148.3441	µg/L		99
T Hexachlorobenzene	9.816	283.9	829364	153.7704	µg/L		95
T Pentachlorophenol	10.080	265.9	382375	150.1688	µg/L		98
T Phenanthrene	10.313	178.0	3904762	153.8616	µg/L		100
T Anthracene	10.373	178.0	3774198	150.7366	µg/L		100
T Triallate	10.434	86.0	861357	148.6148	µg/L		98
T Carbazole	10.616	167.0	3633115	155.4746	µg/L		99
T o-Terphenyl	10.839	230.0	2067223	146.4390	µg/L		99
T Di-n-Butylphthalate	11.234	149.0	3845715	149.4418	µg/L		99
T Fluoranthene	12.146	202.0	3979443	154.7249	µg/L		99
T Benzidine	12.541	184.0	1578398	148.6658	µg/L		99
T Pyrene	12.591	202.0	4218558	149.8111	µg/L		99
T Butylbenzylphthalate	14.572	149.0	1310655	149.2153	µg/L		97
T Benzo(a)Anthracene	15.808	228.0	3225079	148.1830	µg/L		99
T Chrysene	15.931	228.0	3445782	148.5579	µg/L		99
T 3,3-Dichlorobenzidine	15.961	252.0	1164824	147.8415	µg/L		100
T bis(2-ethylhexyl)Phthalate	16.646	167.0	465023	147.8651	µg/L		100
T Di-n-octyl Phthalate	18.335	149.0	3206049	146.6225	µg/L		99

# Quantitation Results Report (QT Reviewed)

Compound	RT	QIon	Resp.	Conc.	Units	Dev(Min)
T Benzo(b)fluoranthene	18.588	252.0	3186367	148.5466	µg/L	99
T Benzo(k)fluoranthene	18.659	252.0	3342735	150.3140	µg/L	97
T Benzo(a)pyrene	19.186	252.0	3129912	148.0800	µg/L	100
T Indeno(1,2,3-c,d)pyrene	20.937	276.0	2693759	150.5219	µg/L	99
T Dibenzo(a,h)anthracene	20.998	278.0	2873461	147.8072	µg/L	98
T Benzo(g,h,i)perylene	21.272	276.0	3060809	152.2585	µg/L	99

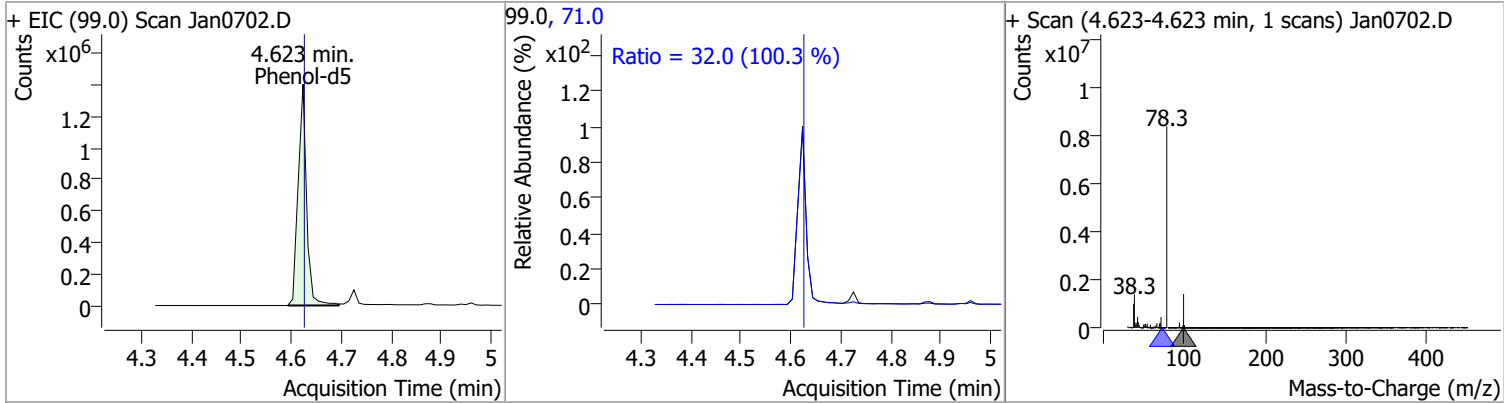
(#) = Qualifier Out of Range; (m) = Manual Integration; (+) = Area Summed; (\*) = Surrogate Percent Recovery Out of Range; (d): Zeroed Peak

# Quantitation Results Report (QT Reviewed)

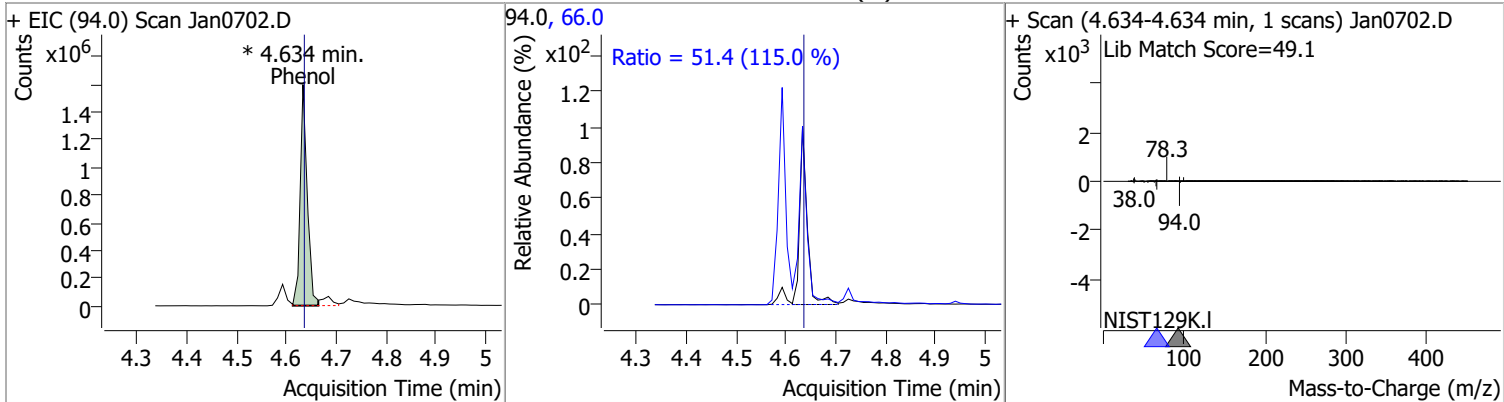


# Quantitation Results Report (QT Reviewed)

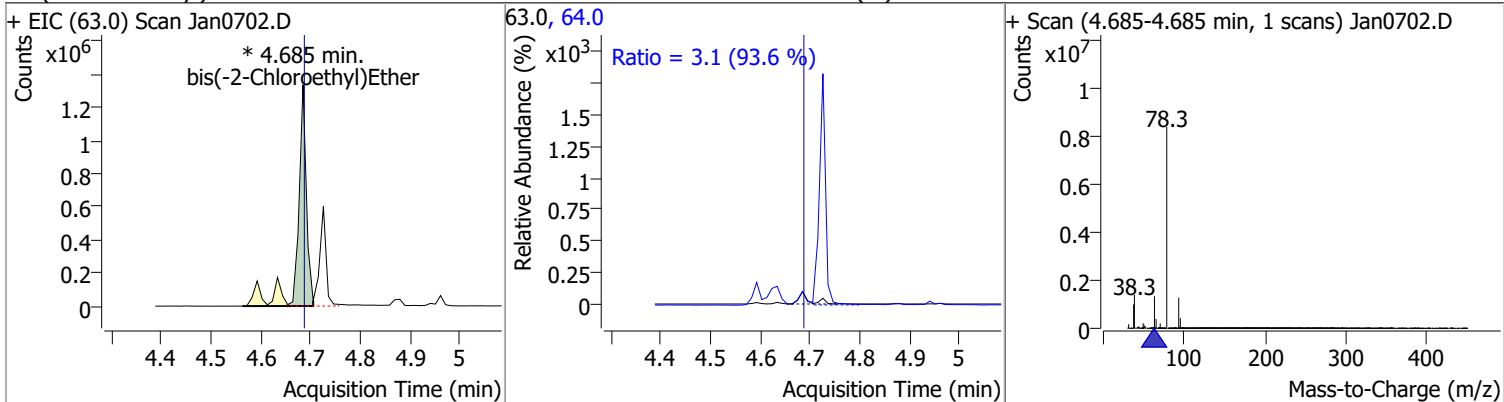
Compound	Conc.	RT	Dev(Min)	Resp.	QIon	QRatio	Lower	Upper
Phenol-d5	147.0209	4.62	0.00	1635334	71.0	32.0	22.3	41.5



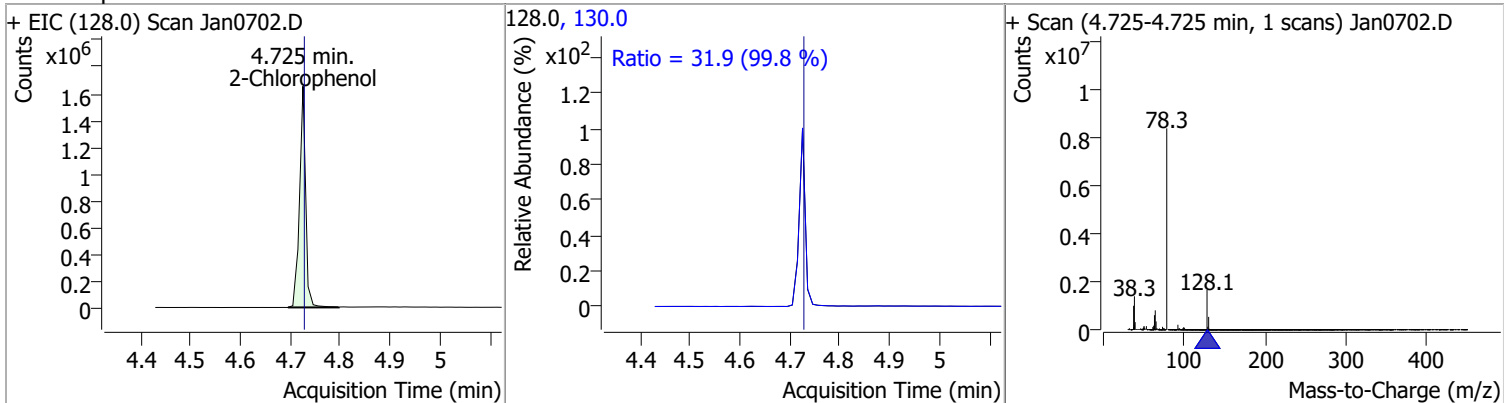
Compound	Conc.	RT	Dev(Min)	Resp.	QIon	QRatio	Lower	Upper
Phenol	147.6699	4.63	0.00	1569021 (m)	66.0	51.4	31.3	58.2



Compound	Conc.	RT	Dev(Min)	Resp.	QIon	QRatio	Lower	Upper
bis(-2-Chloroethyl)Ether	141.2796	4.68	0.00	1325806 (m)	64.0	3.1	2.3	4.3

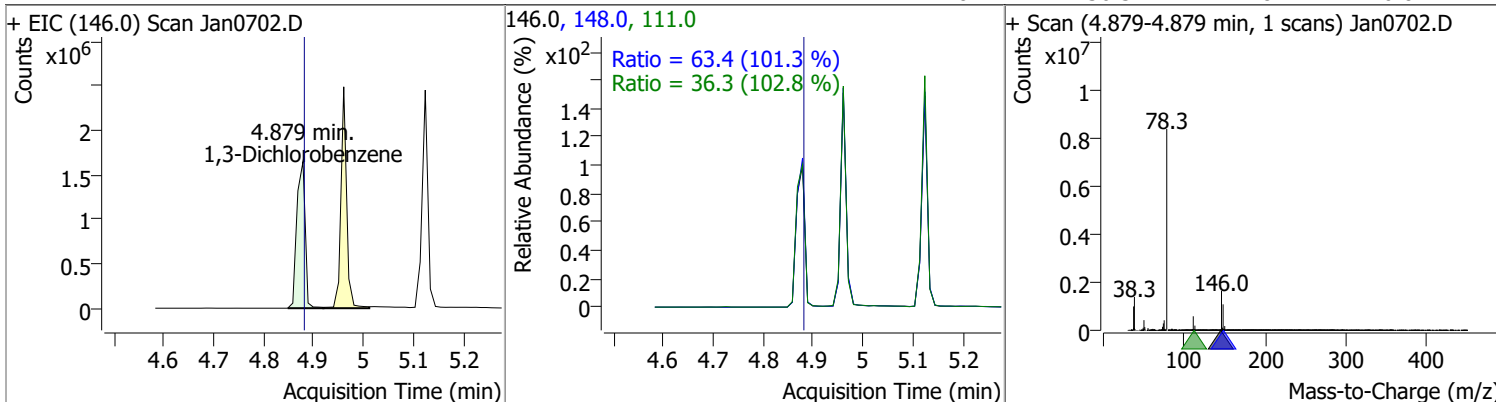


Compound	Conc.	RT	Dev(Min)	Resp.	QIon	QRatio	Lower	Upper
2-Chlorophenol	146.8939	4.73	0.00	1409359	130.0	31.9	22.4	41.6

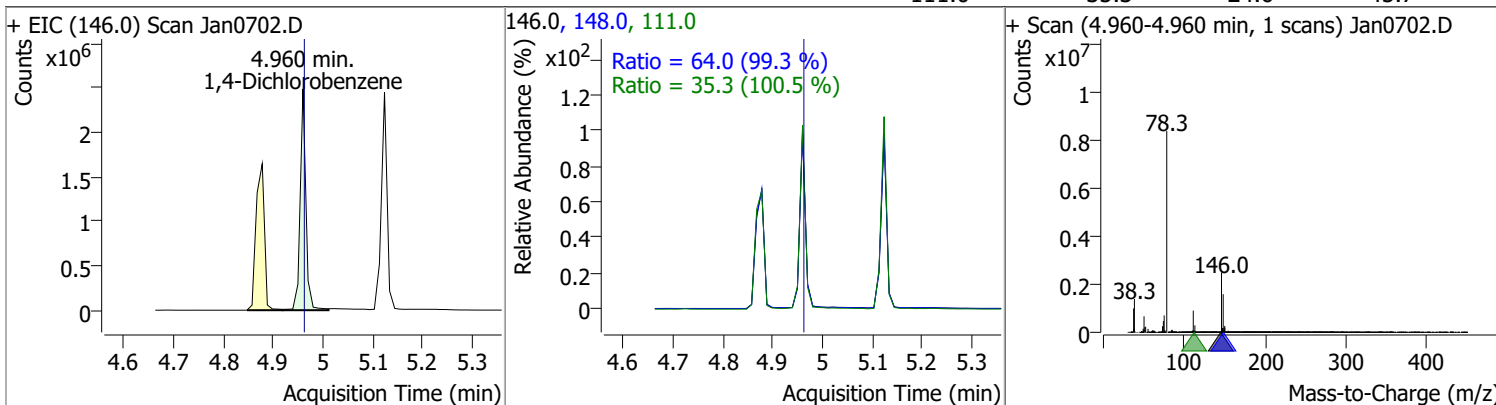


# Quantitation Results Report (QT Reviewed)

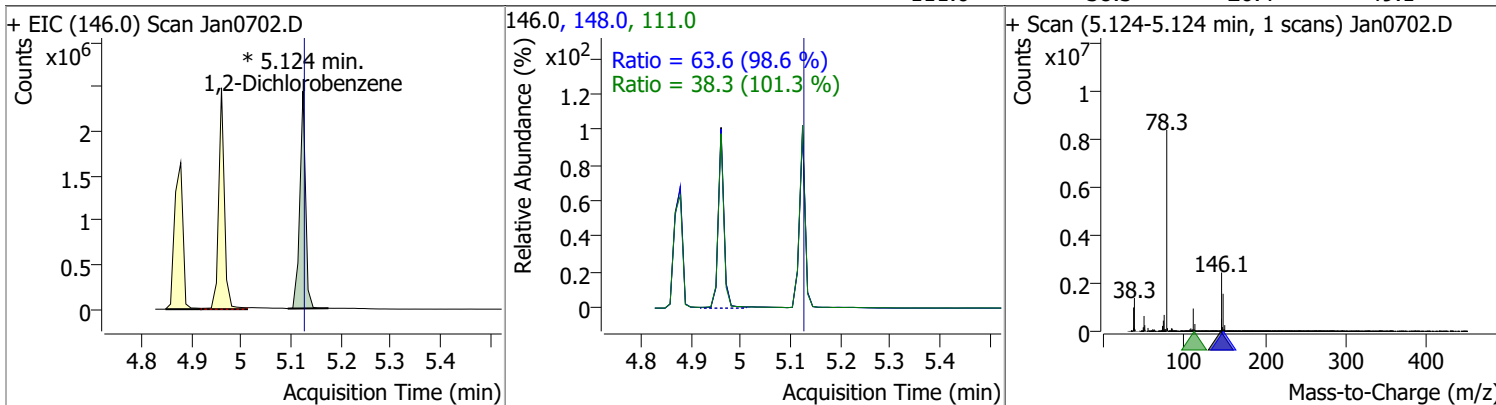
Compound	Conc.	RT	Dev(Min)	Resp.	QIon	QRatio	Lower	Upper
1,3-Dichlorobenzene	142.6378	4.88	0.00	1908156	148.0	63.4	43.8	81.3
					111.0	36.3	24.8	46.0



Compound	Conc.	RT	Dev(Min)	Resp.	QIon	QRatio	Lower	Upper
1,4-Dichlorobenzene	146.9415	4.96	0.00	1975597	148.0	64.0	45.1	83.8
					111.0	35.3	24.6	45.7



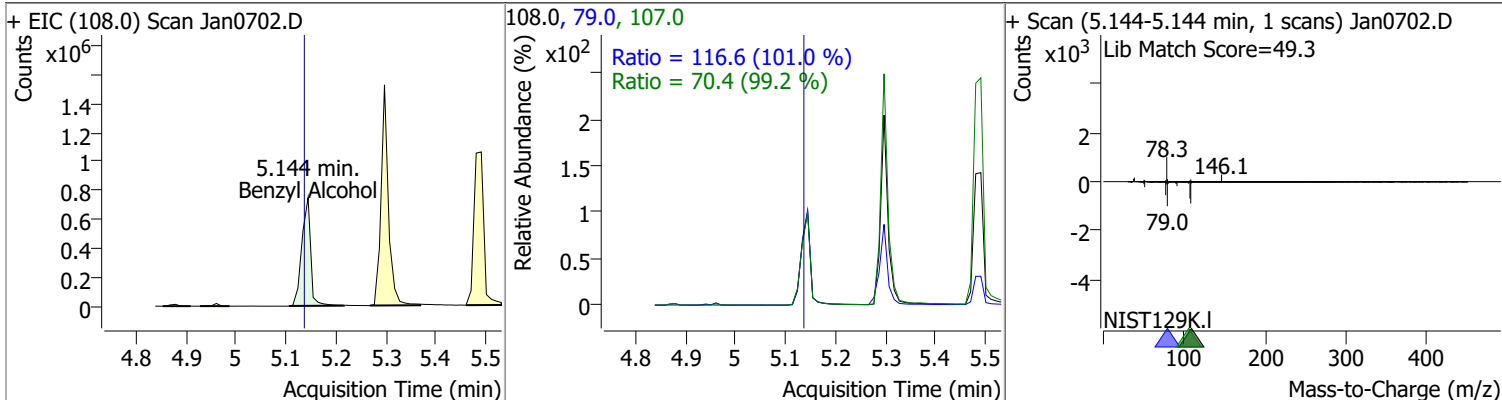
Compound	Conc.	RT	Dev(Min)	Resp.	QIon	QRatio	Lower	Upper
1,2-Dichlorobenzene	146.8562	5.12	0.00	1946748 (m)	148.0	63.6	45.1	83.8
					111.0	38.3	26.4	49.1



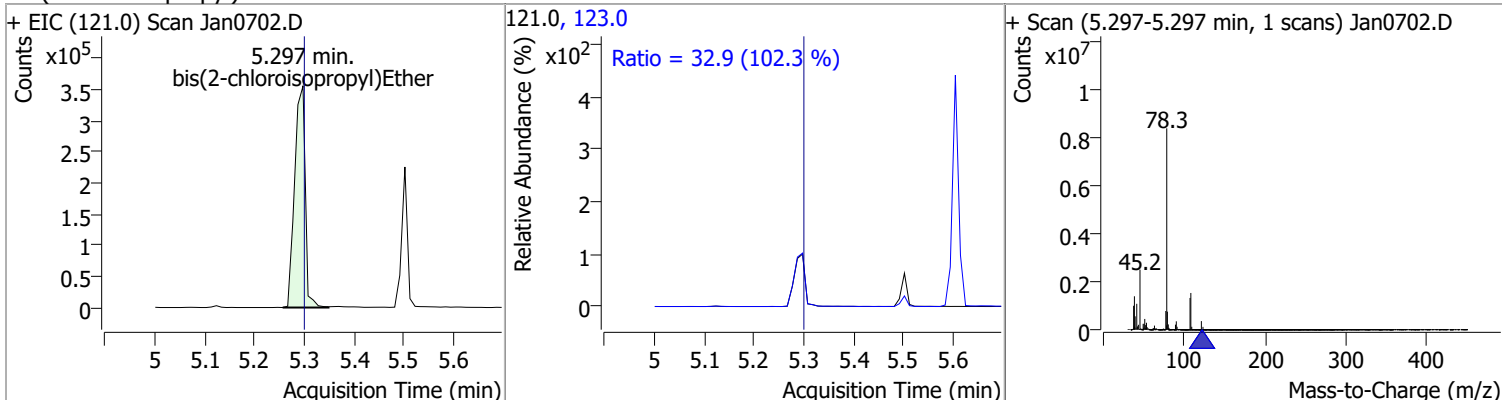


# Quantitation Results Report (QT Reviewed)

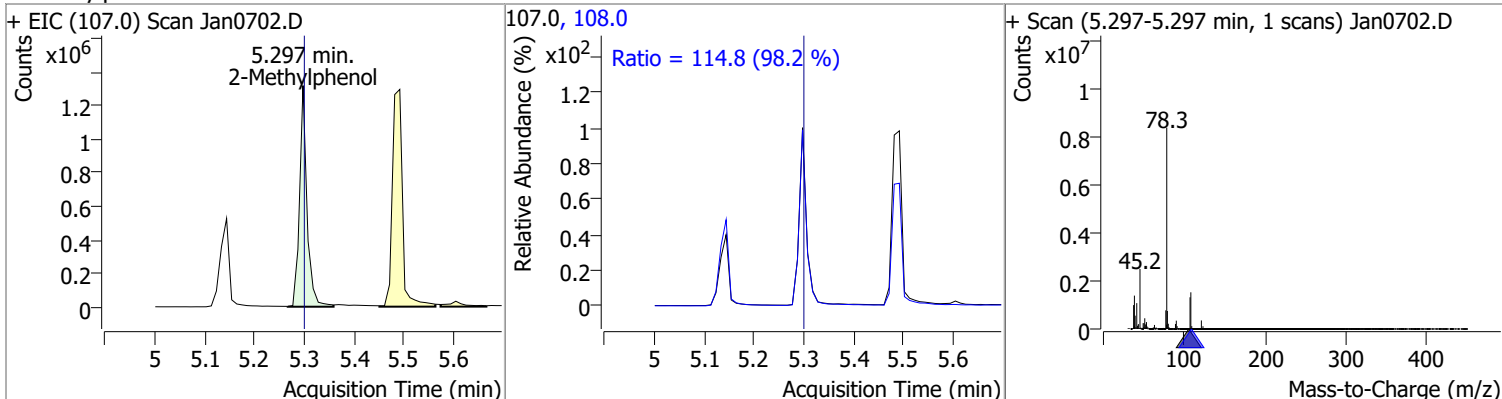
Compound	Conc.	RT	Dev(Min)	Resp.	QIon	QRatio	Lower	Upper
Benzyl Alcohol	146.6247	5.14	0.01	921253	79.0	116.6	80.8	150.1
					107.0	70.4	49.7	92.3



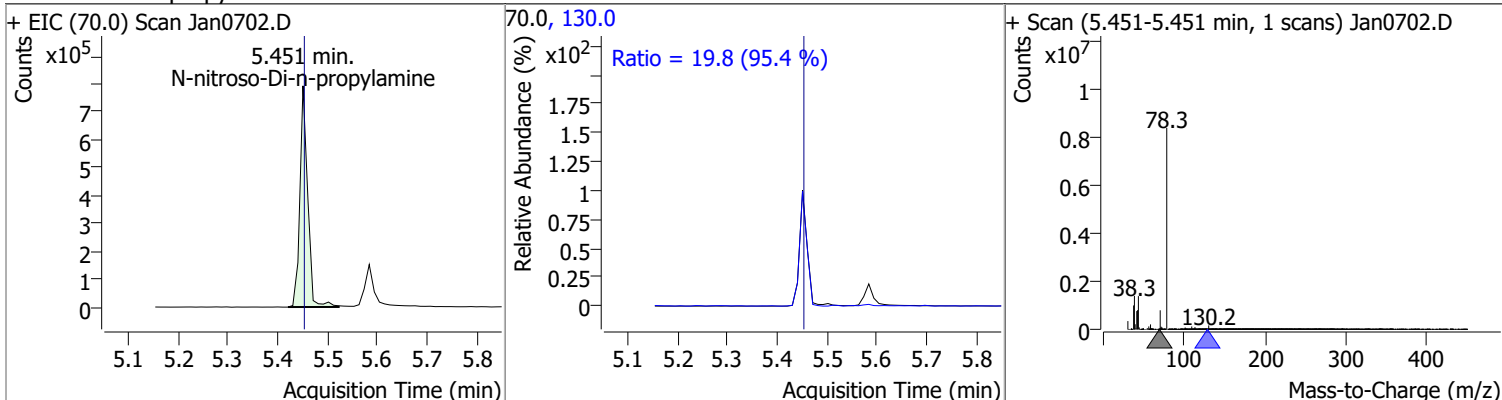
Compound	Conc.	RT	Dev(Min)	Resp.	QIon	QRatio	Lower	Upper
bis(2-chloroisopropyl)Ether	146.1447	5.30	0.00	526163	123.0	32.9	22.5	41.8



Compound	Conc.	RT	Dev(Min)	Resp.	QIon	QRatio	Lower	Upper
2-Methylphenol	152.6306	5.30	0.00	1369059	108.0	114.8	81.8	152.0



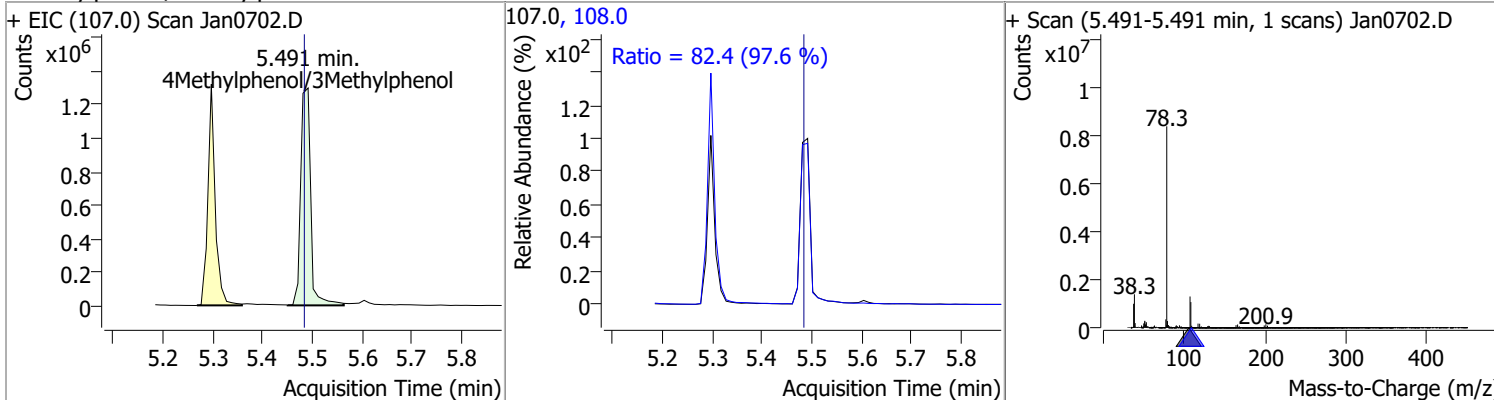
Compound	Conc.	RT	Dev(Min)	Resp.	QIon	QRatio	Lower	Upper
N-nitroso-Di-n-propylamine	145.1154	5.45	0.00	858039	130.0	19.8	0.0	41.5



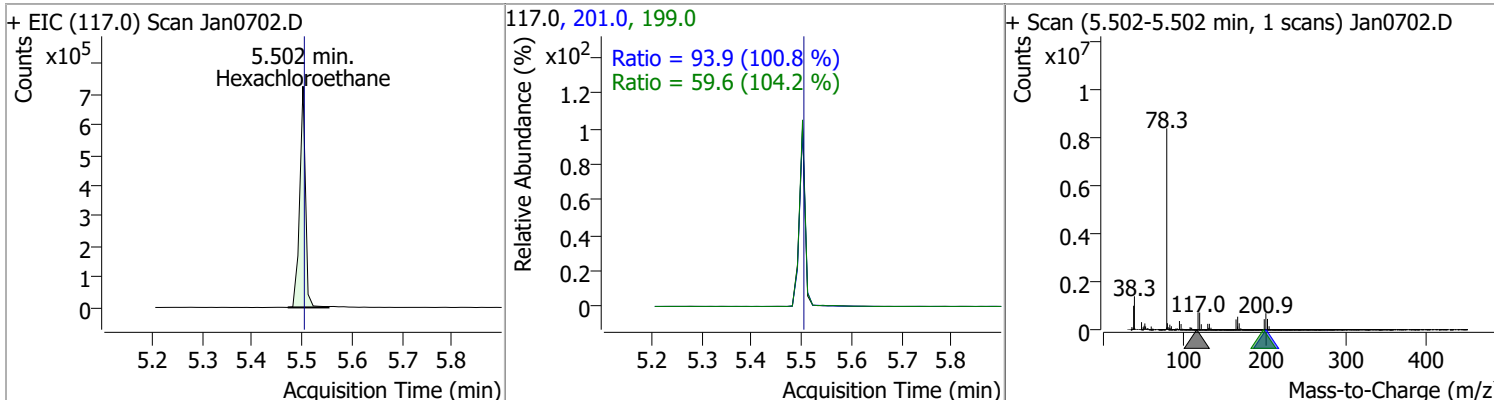


# Quantitation Results Report (QT Reviewed)

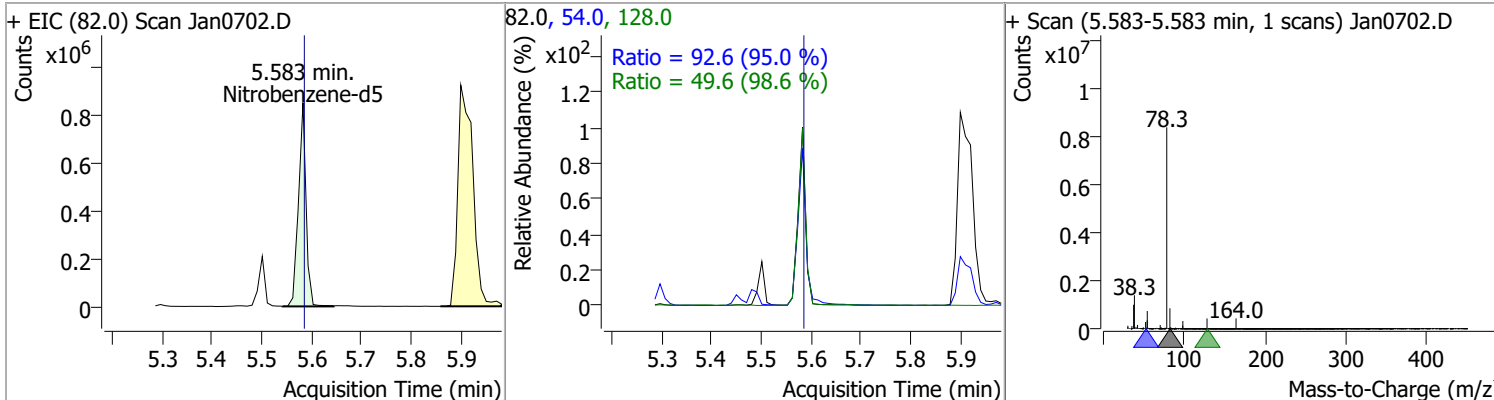
Compound	Conc.	RT	Dev(Min)	Resp.	QIon	QRatio	Lower	Upper
4Methylphenol/3Methylphenol	148.2701	5.49	0.01	1807773	108.0	82.4	59.1	109.8



Compound	Conc.	RT	Dev(Min)	Resp.	QIon	QRatio	Lower	Upper
Hexachloroethane	148.3592	5.50	0.00	585134	201.0	93.9	65.2	121.2
					199.0	59.6	40.1	74.4

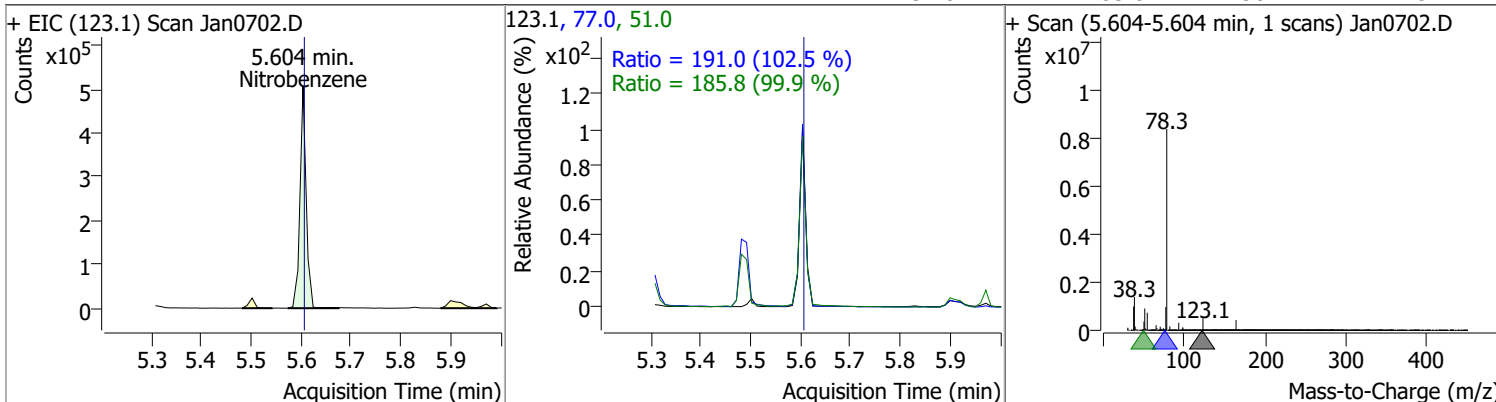


Compound	Conc.	RT	Dev(Min)	Resp.	QIon	QRatio	Lower	Upper
Nitrobenzene-d5	145.6228	5.58	0.00	896740	54.0	92.6	68.2	126.6
					128.0	49.6	35.2	65.4

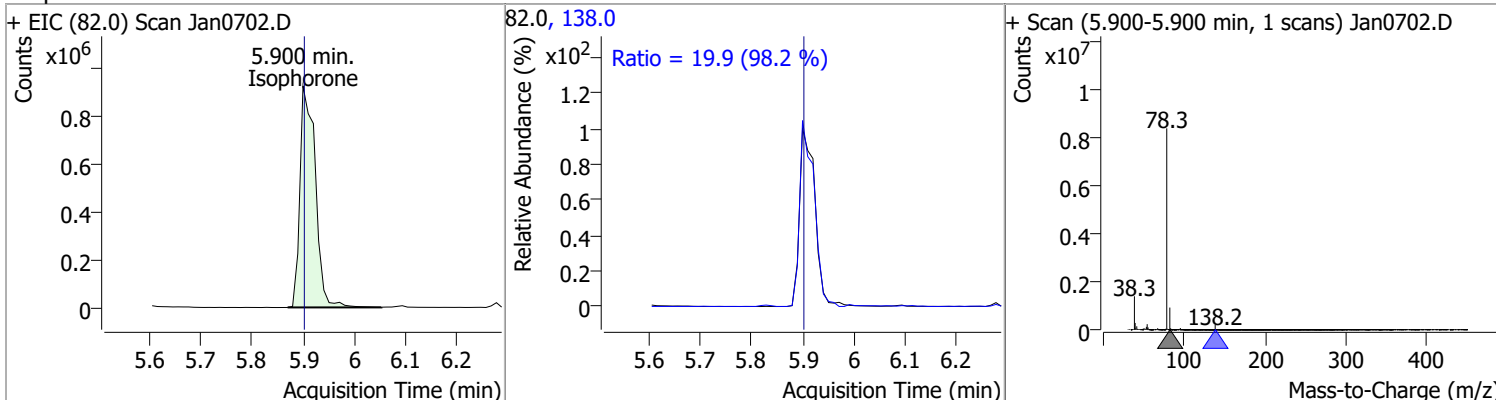


# Quantitation Results Report (QT Reviewed)

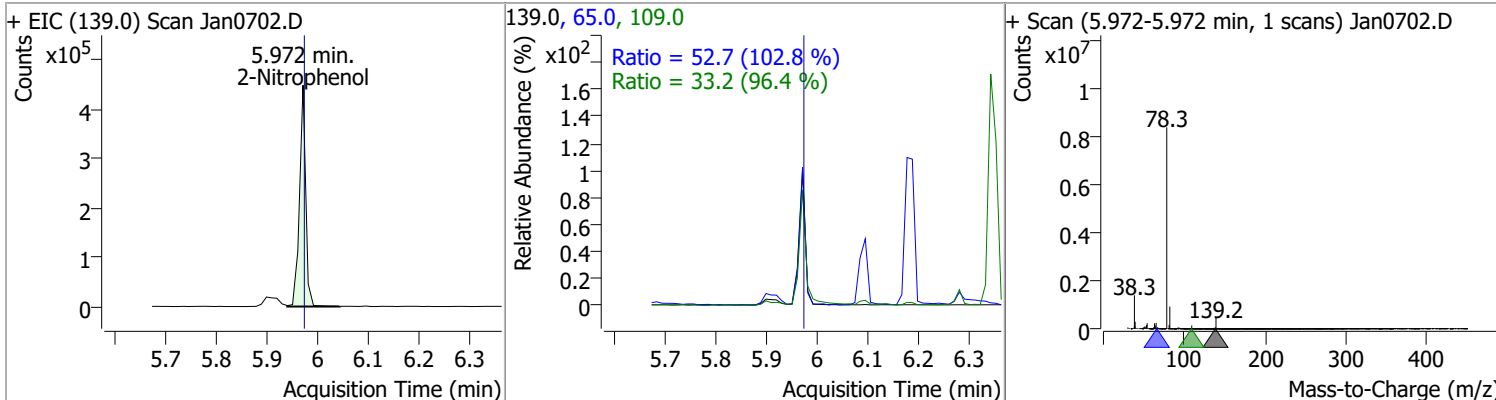
Compound	Conc.	RT	Dev(Min)	Resp.	QIon	QRatio	Lower	Upper
Nitrobenzene	147.3206	5.60	0.00	438485	77.0	191.0	130.5	242.3
					51.0	185.8	130.2	241.8



Compound	Conc.	RT	Dev(Min)	Resp.	QIon	QRatio	Lower	Upper
Isophrone	150.0003	5.90	0.00	1933610	138.0	19.9	14.2	26.4

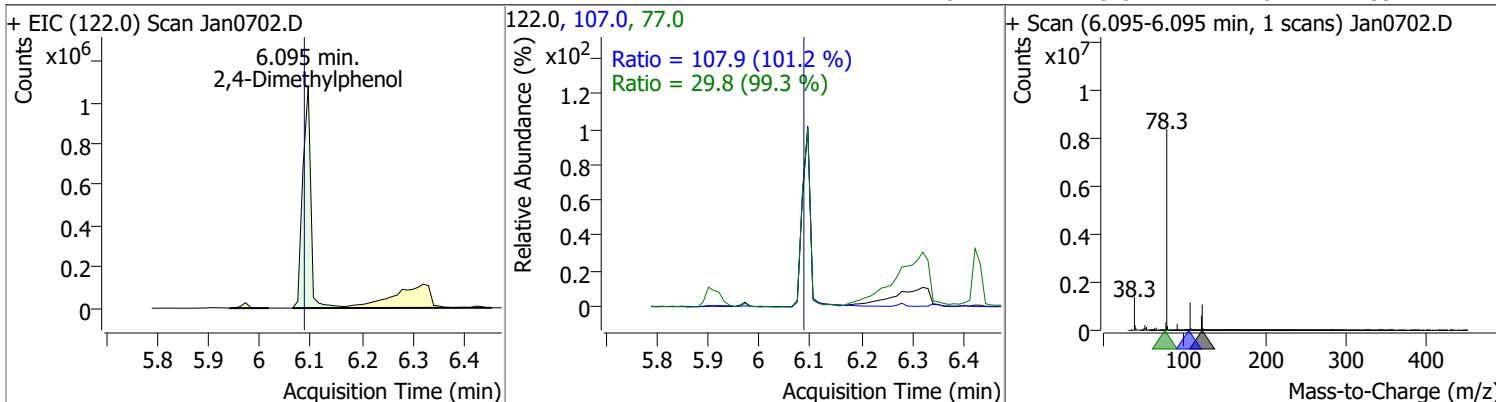


Compound	Conc.	RT	Dev(Min)	Resp.	QIon	QRatio	Lower	Upper
2-Nitrophenol	148.7870	5.97	0.00	380110	65.0	52.7	35.9	66.6
					109.0	33.2	24.1	44.8

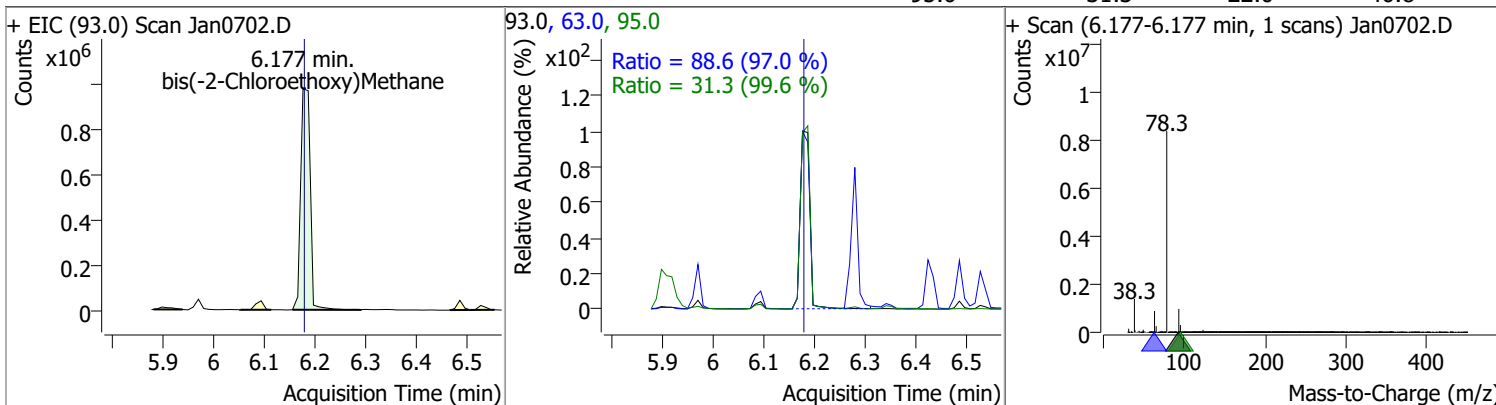


# Quantitation Results Report (QT Reviewed)

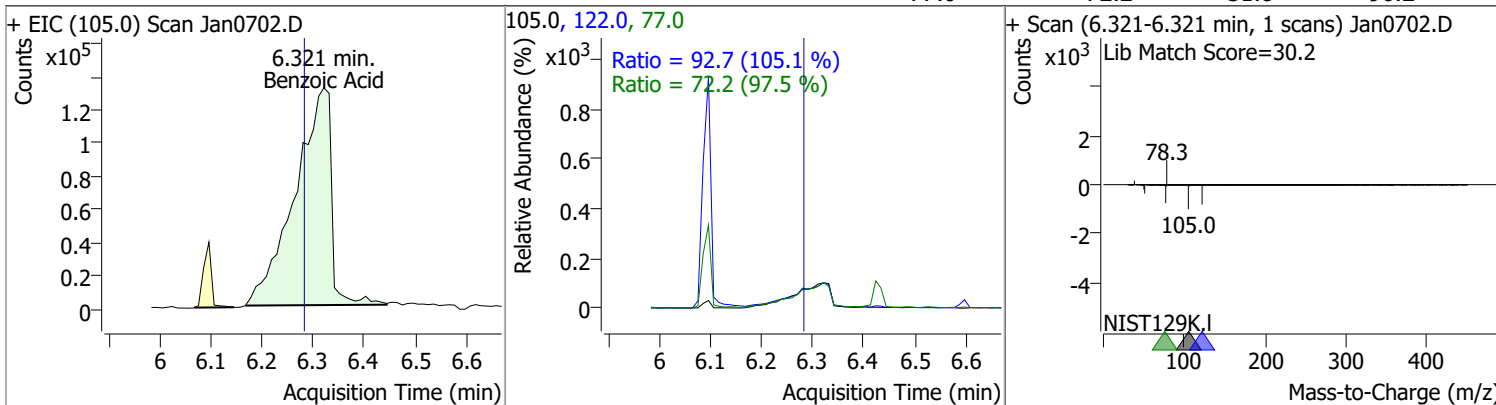
Compound	Conc.	RT	Dev(Min)	Resp.	QIon	QRatio	Lower	Upper
2,4-Dimethylphenol	149.6814	6.10	0.01	1170390	107.0	107.9	74.6	138.5
					77.0	29.8	21.0	39.1



Compound	Conc.	RT	Dev(Min)	Resp.	QIon	QRatio	Lower	Upper
bis(-2-Chloroethoxy)Methane	155.2619	6.18	0.00	1266316	63.0	88.6	64.0	118.8
					95.0	31.3	22.0	40.8

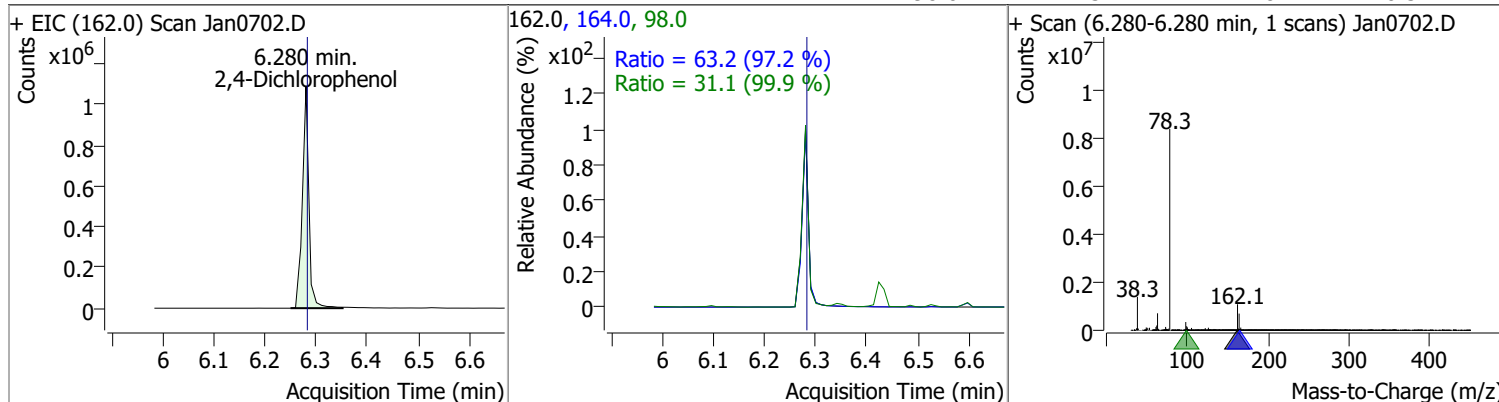


Compound	Conc.	RT	Dev(Min)	Resp.	QIon	QRatio	Lower	Upper
Benzoic Acid	148.6914	6.32	0.04	652694	122.0	92.7	61.7	114.6
					77.0	72.2	51.8	96.2

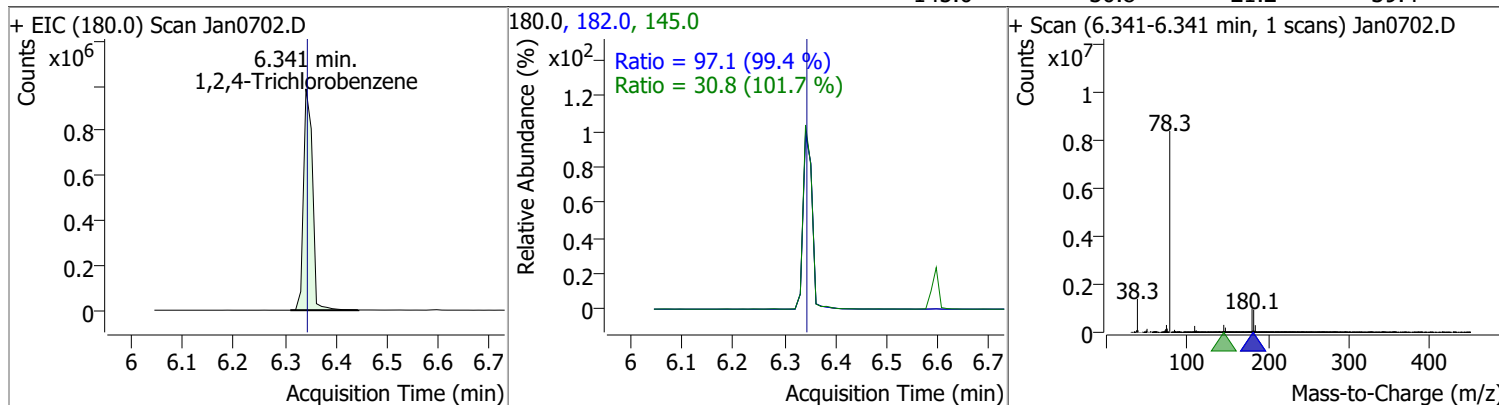


# Quantitation Results Report (QT Reviewed)

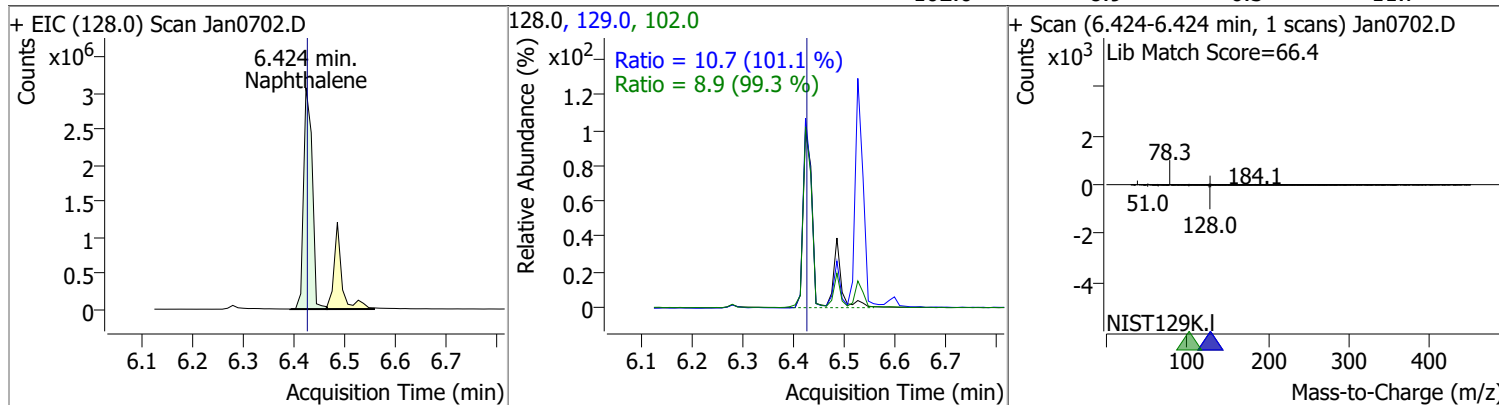
Compound	Conc.	RT	Dev(Min)	Resp.	QIon	QRatio	Lower	Upper
2,4-Dichlorophenol	147.3586	6.28	0.00	964965	164.0	63.2	45.5	84.6
					98.0	31.1	21.8	40.5



Compound	Conc.	RT	Dev(Min)	Resp.	QIon	QRatio	Lower	Upper
1,2,4-Trichlorobenzene	149.0665	6.34	0.00	1203558	182.0	97.1	68.4	127.1
					145.0	30.8	21.2	39.4

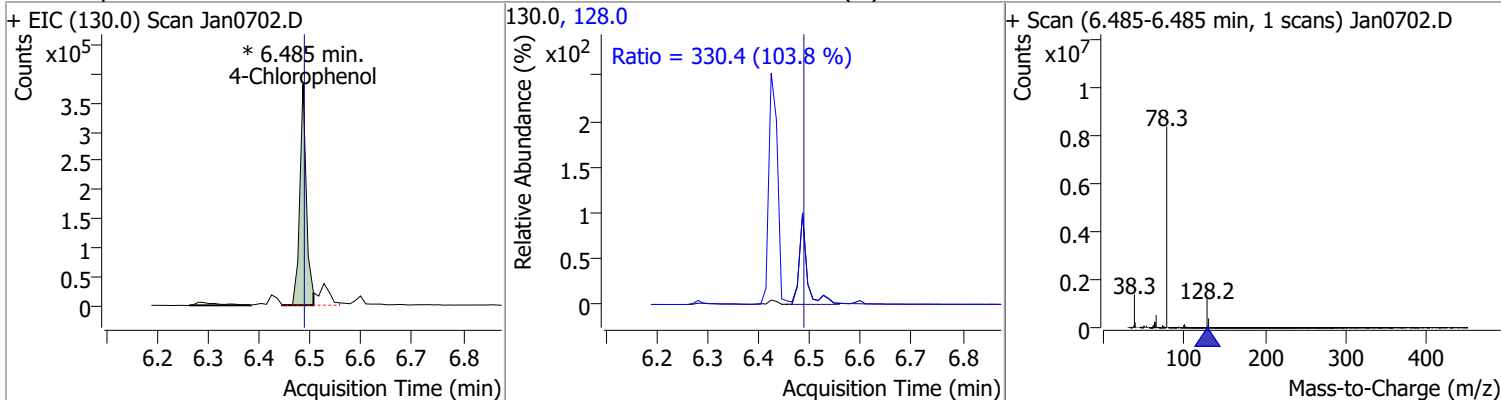


Compound	Conc.	RT	Dev(Min)	Resp.	QIon	QRatio	Lower	Upper
Naphthalene	150.8524	6.42	0.00	3622950	129.0	10.7	7.4	13.8
					102.0	8.9	6.3	11.7

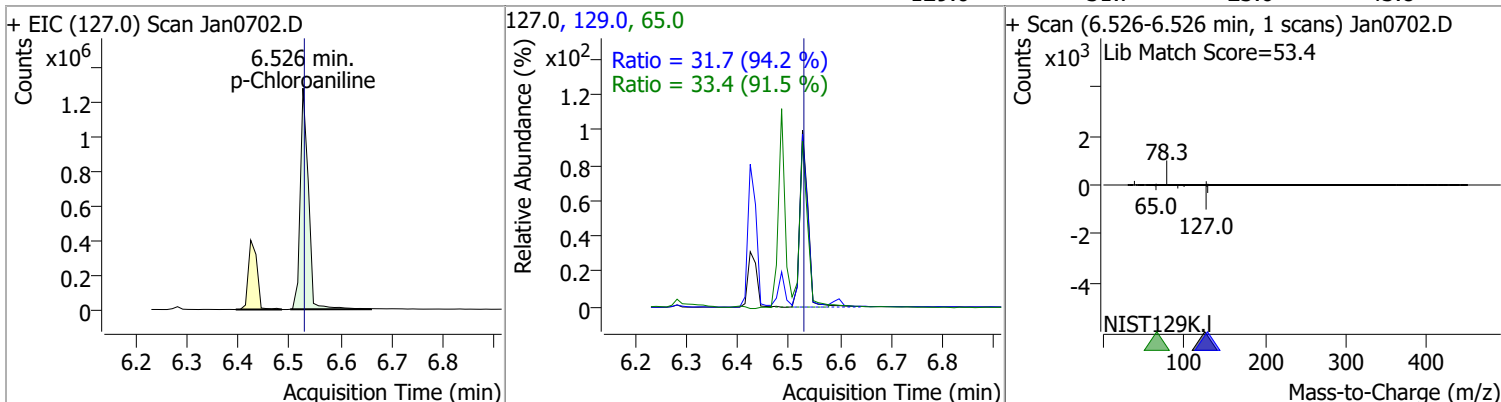


# Quantitation Results Report (QT Reviewed)

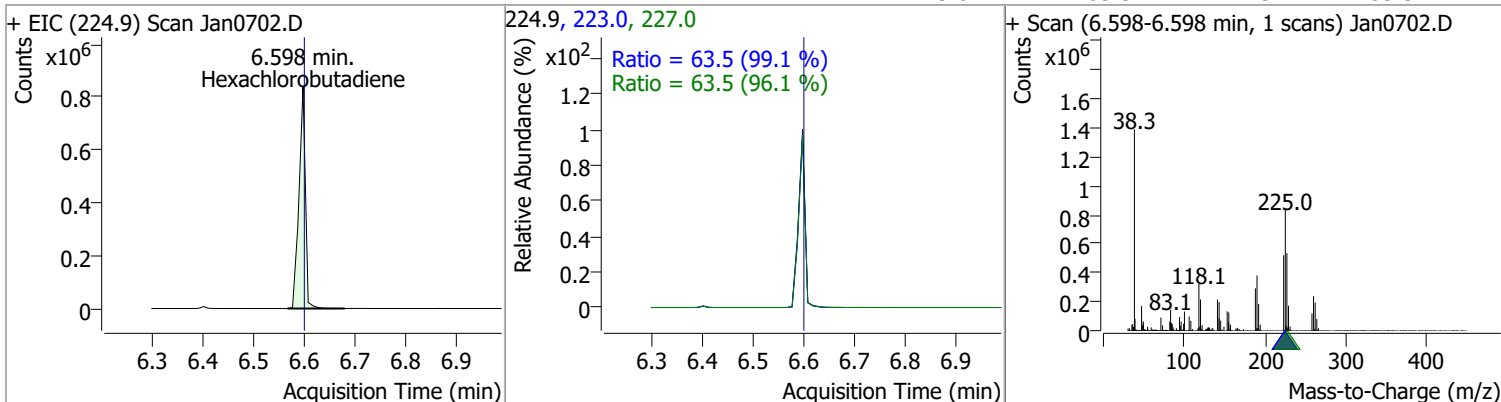
Compound	Conc.	RT	Dev(Min)	Resp.	QIon	QRatio	Lower	Upper
4-Chlorophenol	147.8875	6.49	0.00	342009 (m)	128.0	330.4	222.8	413.7



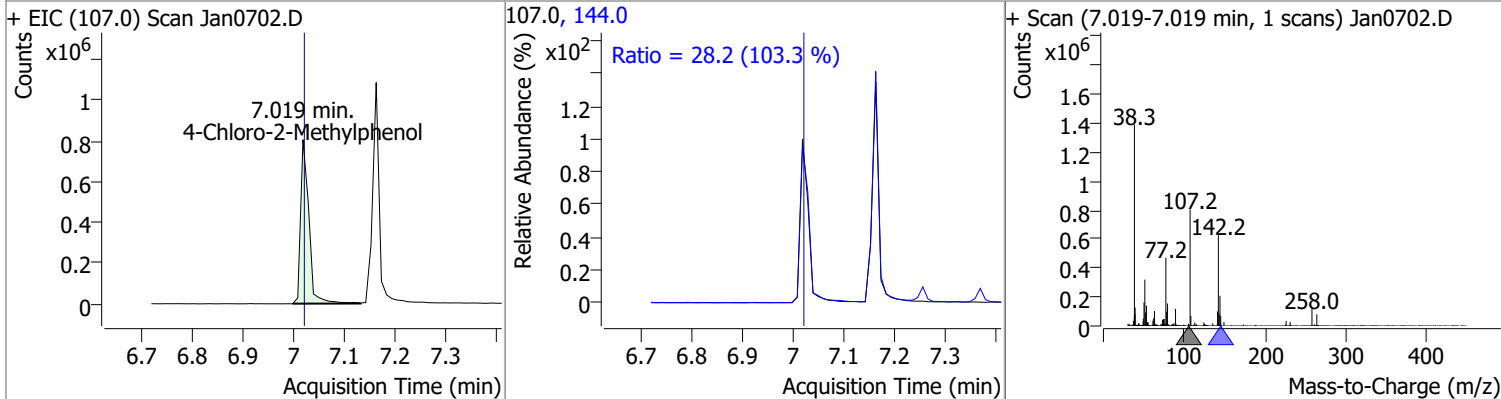
Compound	Conc.	RT	Dev(Min)	Resp.	QIon	QRatio	Lower	Upper
p-Chloroaniline	155.7757	6.53	0.00	1423991	65.0	33.4	25.6	47.5
					129.0	31.7	23.6	43.8



Compound	Conc.	RT	Dev(Min)	Resp.	QIon	QRatio	Lower	Upper
Hexachlorobutadiene	150.7386	6.60	0.00	731642	227.0	63.5	46.3	85.9
					223.0	63.5	44.9	83.3

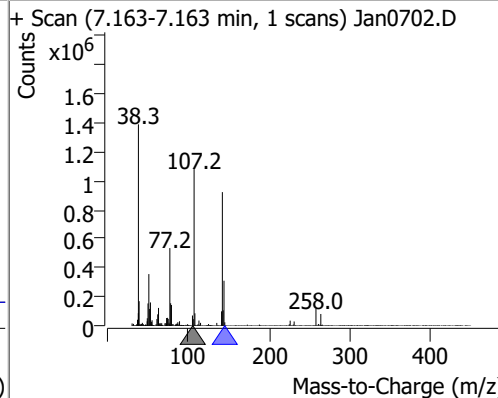
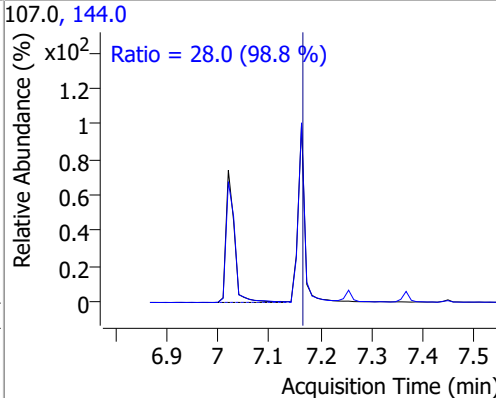
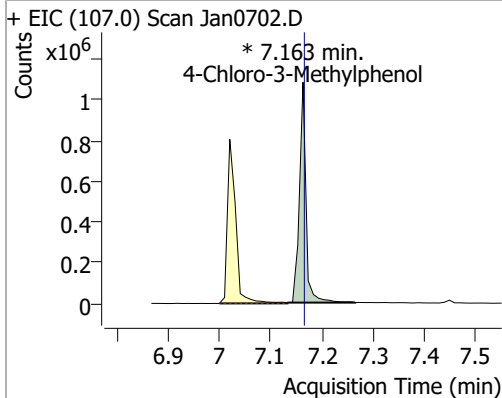


Compound	Conc.	RT	Dev(Min)	Resp.	QIon	QRatio	Lower	Upper
4-Chloro-2-Methylphenol	151.7877	7.02	0.00	895763	144.0	28.2	19.1	35.5

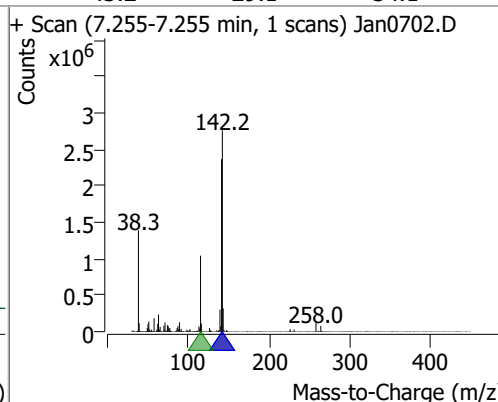
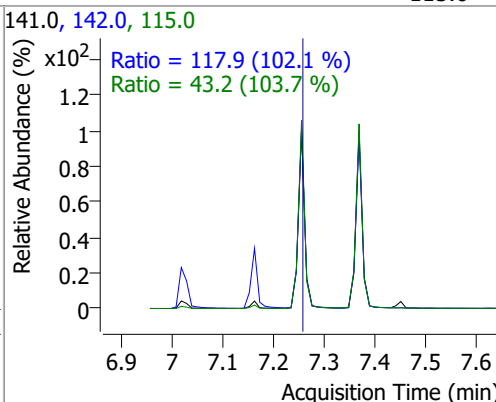
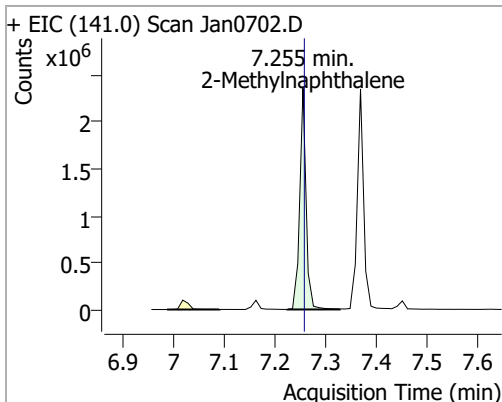


# Quantitation Results Report (QT Reviewed)

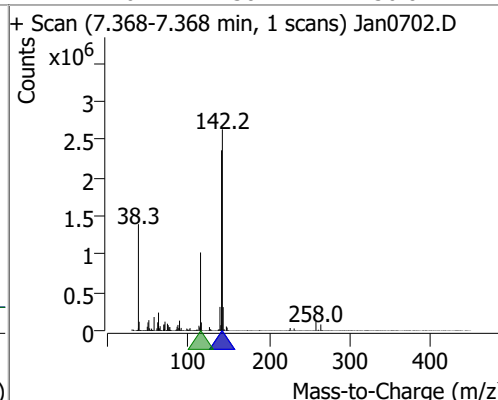
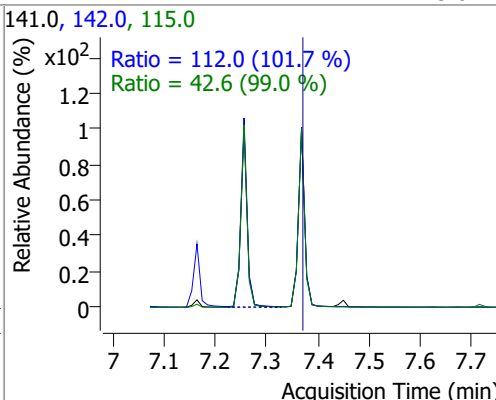
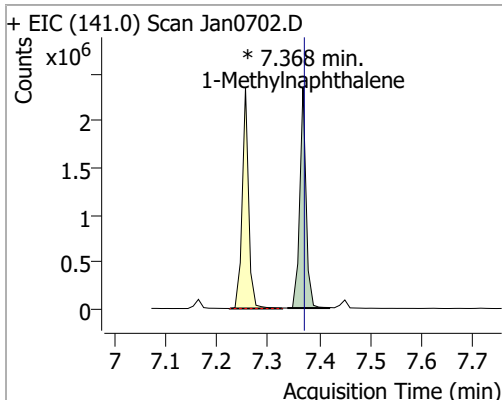
Compound	Conc.	RT	Dev(Min)	Resp.	QIon	QRatio	Lower	Upper
4-Chloro-3-Methylphenol	155.7292	7.16	0.00	970669 (m)	144.0	28.0	19.9	36.9



Compound	Conc.	RT	Dev(Min)	Resp.	QIon	QRatio	Lower	Upper
2-Methylnaphthalene	152.6586	7.26	0.00	2050156	142.0	117.9	80.8	150.1
					115.0	43.2	29.1	54.1

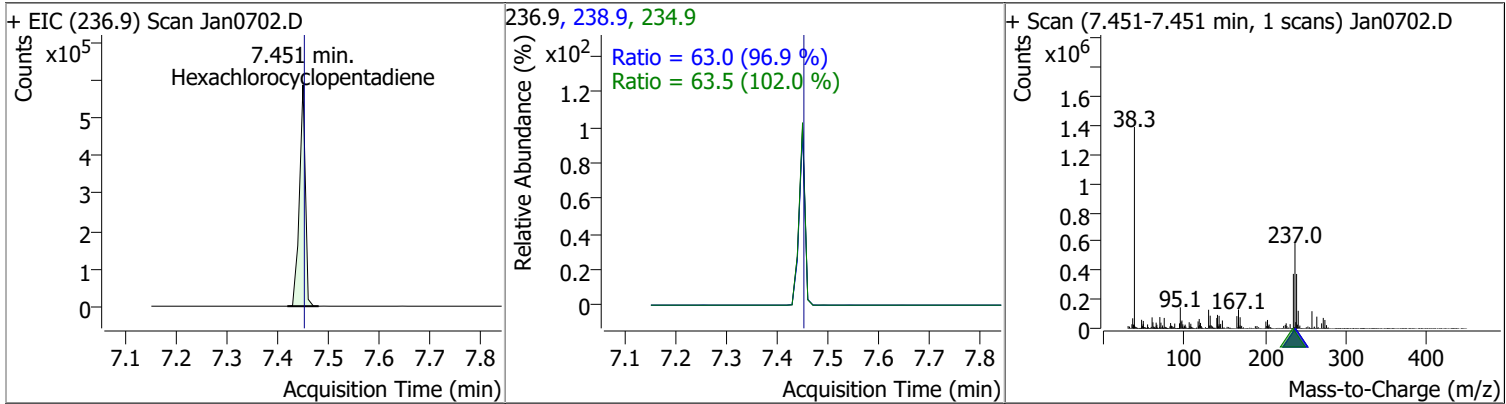


Compound	Conc.	RT	Dev(Min)	Resp.	QIon	QRatio	Lower	Upper
1-Methylnaphthalene	149.8426	7.37	0.00	2020150 (m)	142.0	112.0	77.1	143.2
					115.0	42.6	30.2	56.0

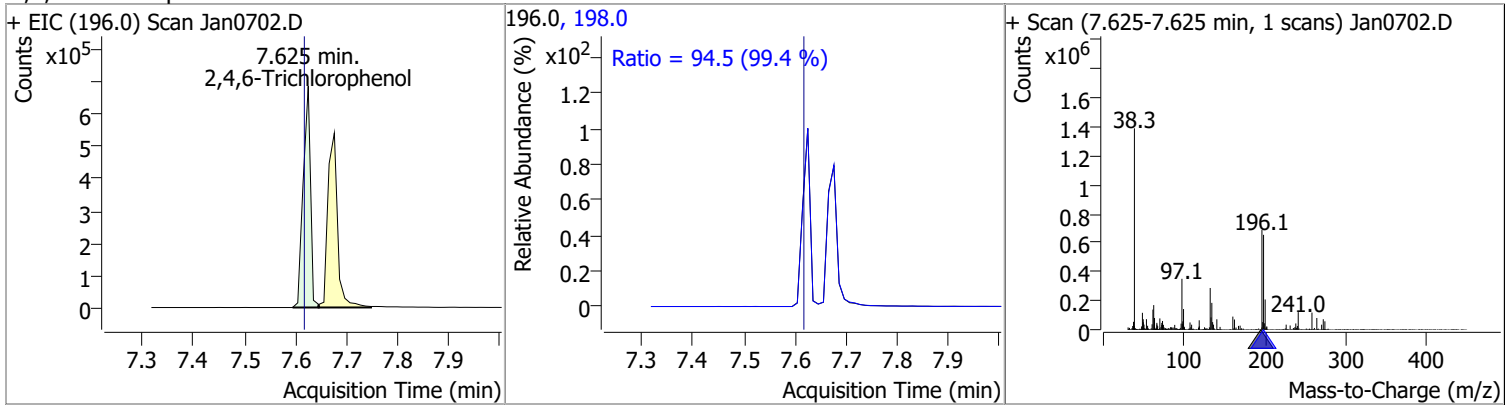


# Quantitation Results Report (QT Reviewed)

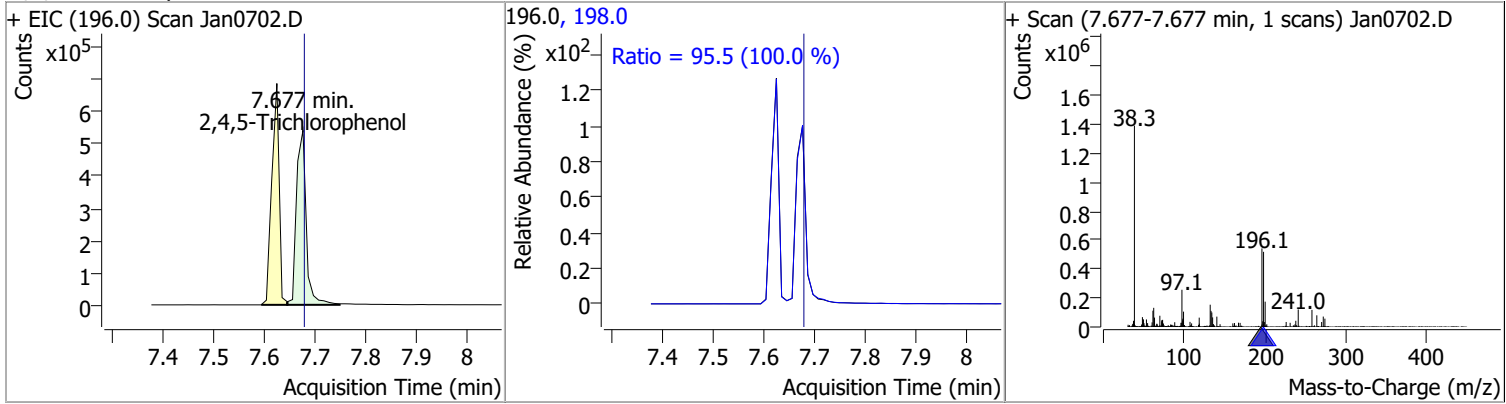
Compound	Conc.	RT	Dev(Min)	Resp.	QIon	QRatio	Lower	Upper
Hexachlorocyclopentadiene	146.5953	7.45	0.00	474921	238.9	63.0	45.5	84.6
					234.9	63.5	43.6	80.9



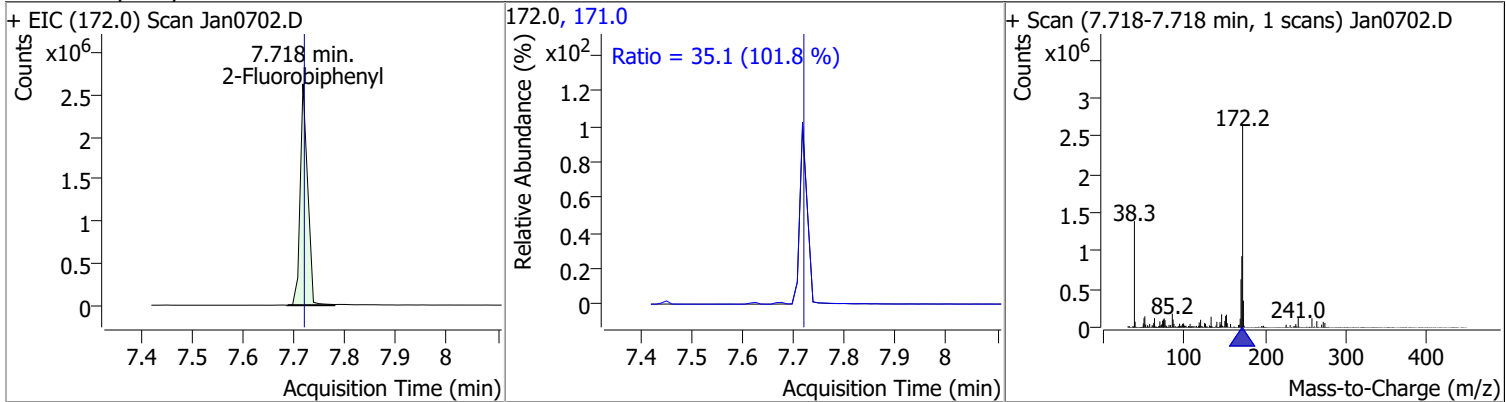
Compound	Conc.	RT	Dev(Min)	Resp.	QIon	QRatio	Lower	Upper
2,4,6-Trichlorophenol	149.3687	7.63	0.01	681396	198.0	94.5	66.6	123.6



Compound	Conc.	RT	Dev(Min)	Resp.	QIon	QRatio	Lower	Upper
2,4,5-Trichlorophenol	152.9630	7.68	0.00	719400	198.0	95.5	66.8	124.1

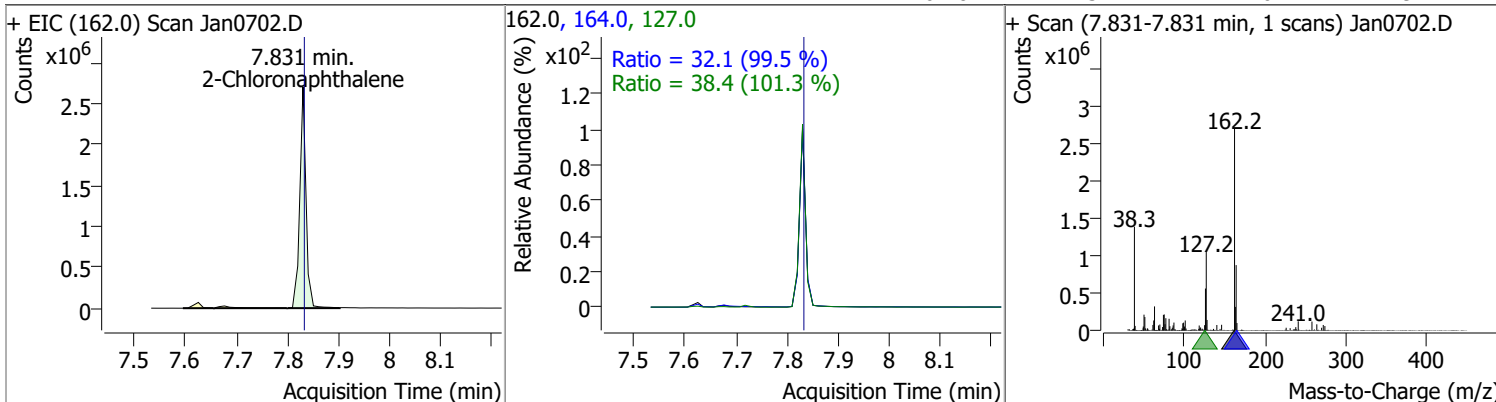


Compound	Conc.	RT	Dev(Min)	Resp.	QIon	QRatio	Lower	Upper
2-Fluorobiphenyl	151.7973	7.72	0.00	2681298	171.0	35.1	24.2	44.9

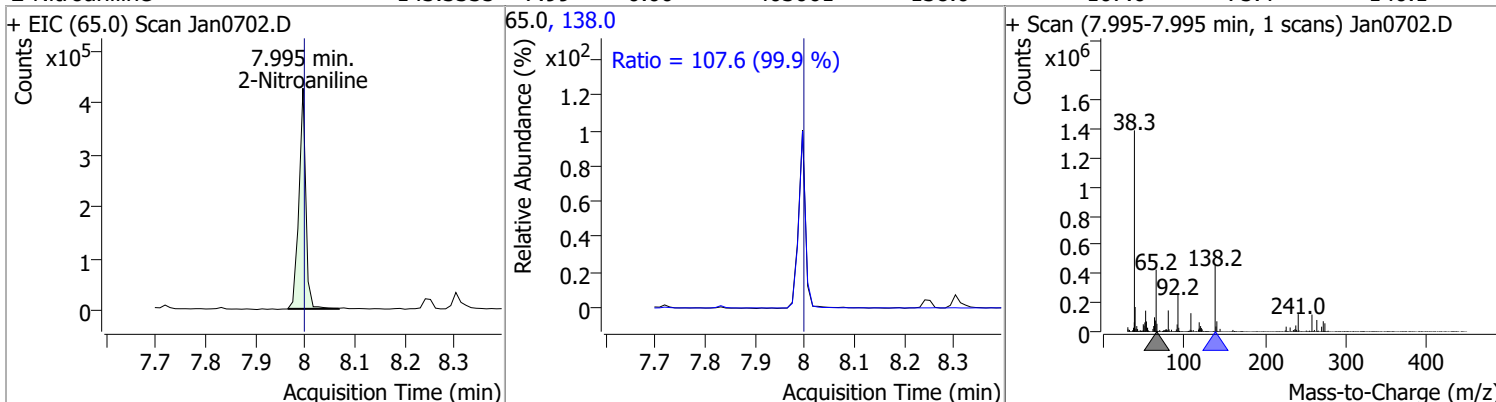


# Quantitation Results Report (QT Reviewed)

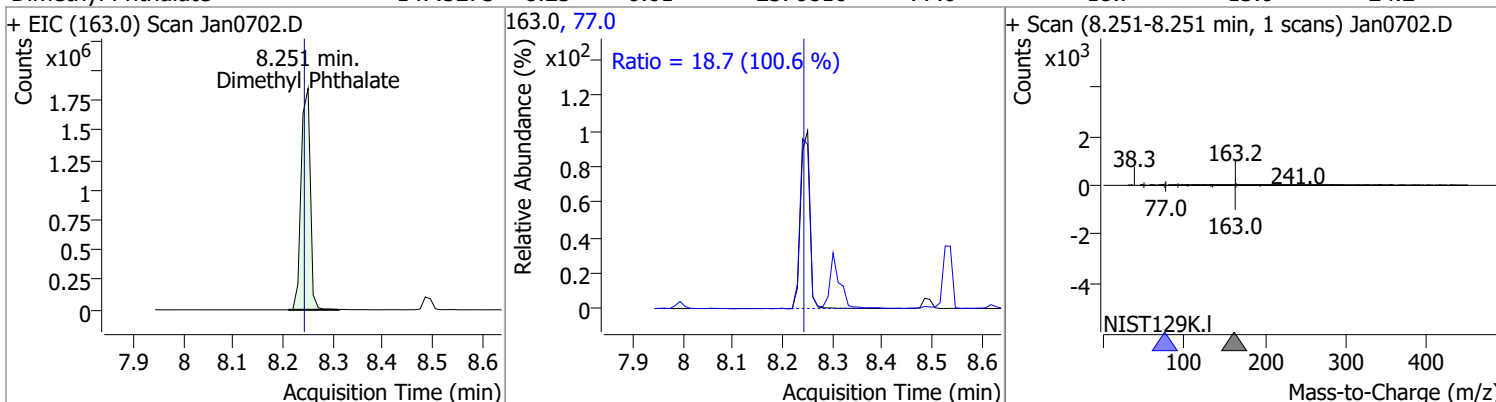
Compound	Conc.	RT	Dev(Min)	Resp.	QIon	QRatio	Lower	Upper
2-Chloronaphthalene	146.1996	7.83	0.00	2292857	127.0	38.4	26.5	49.3
					164.0	32.1	22.6	41.9



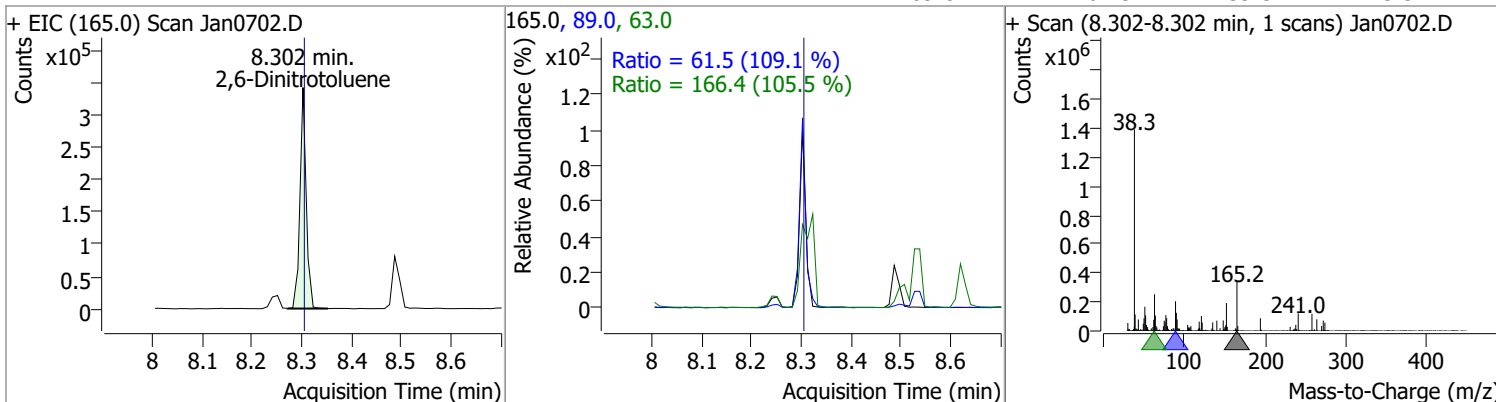
Compound	Conc.	RT	Dev(Min)	Resp.	QIon	QRatio	Lower	Upper
2-Nitroaniline	143.3335	7.99	0.00	403061	138.0	107.6	75.4	140.1



Compound	Conc.	RT	Dev(Min)	Resp.	QIon	QRatio	Lower	Upper
Dimethyl Phthalate	147.5275	8.25	0.01	2370816	77.0	18.7	13.0	24.2



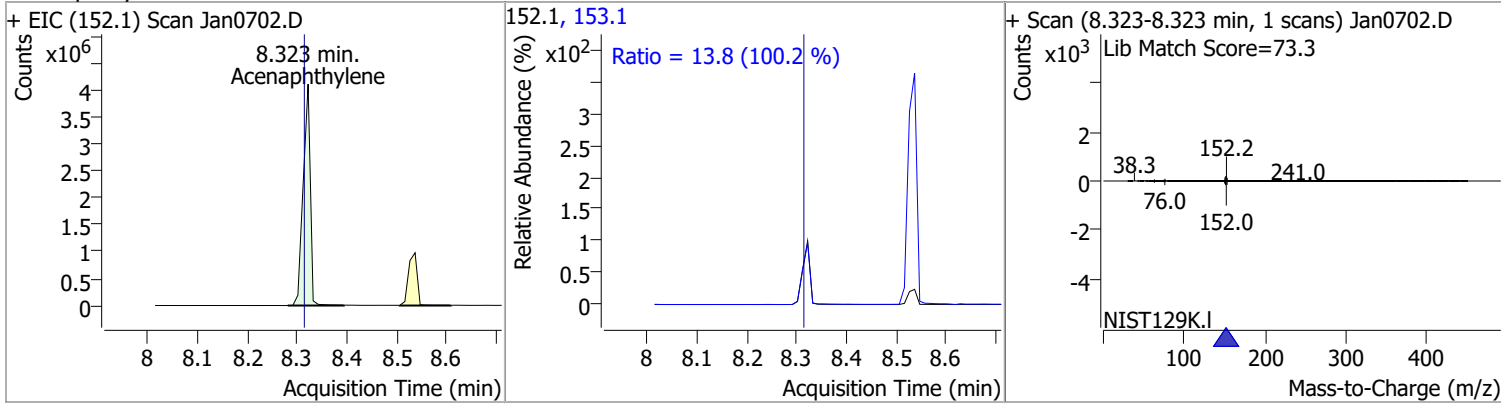
Compound	Conc.	RT	Dev(Min)	Resp.	QIon	QRatio	Lower	Upper
2,6-Dinitrotoluene	142.0654	8.30	0.00	297058	63.0	166.4	110.4	205.0
					89.0	61.5	39.5	73.3



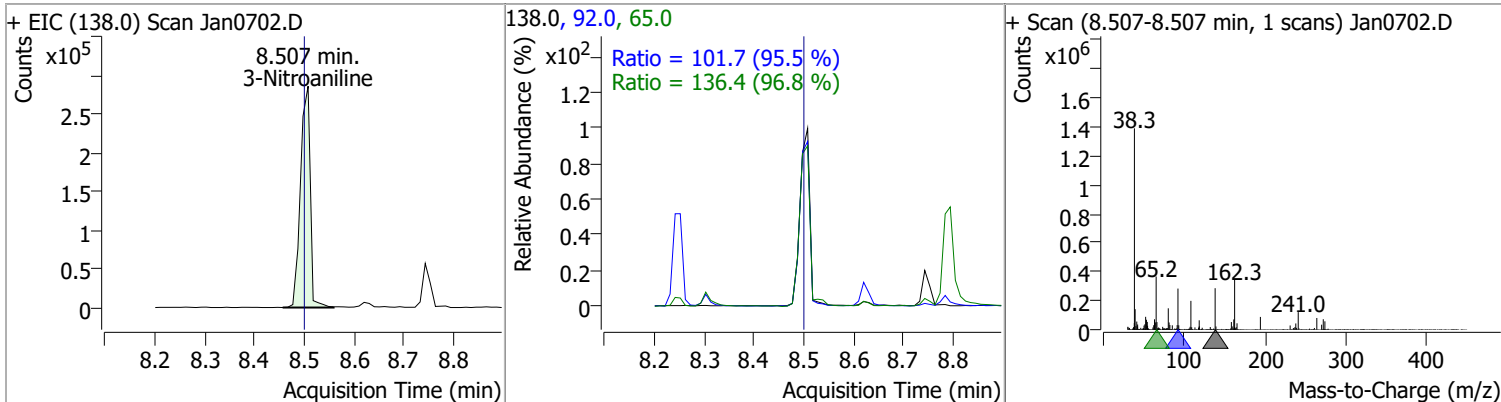


# Quantitation Results Report (QT Reviewed)

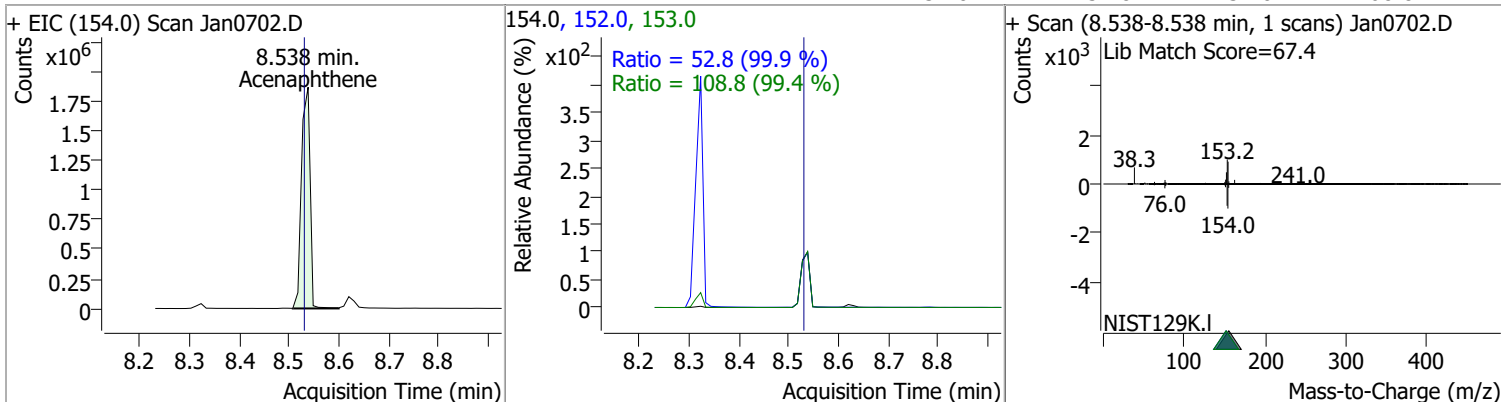
Compound	Conc.	RT	Dev(Min)	Resp.	QIon	QRatio	Lower	Upper
Acenaphthylene	149.5693	8.32	0.01	4087281	153.1	13.8	9.6	17.9



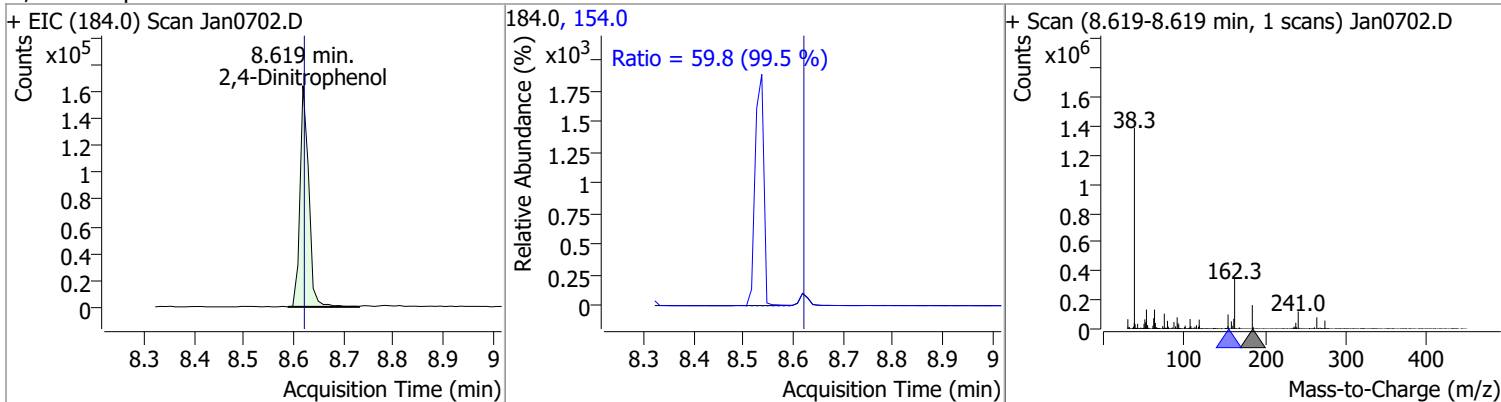
Compound	Conc.	RT	Dev(Min)	Resp.	QIon	QRatio	Lower	Upper
3-Nitroaniline	152.2779	8.51	0.01	389918	65.0	136.4	98.6	183.2
					92.0	101.7	74.5	138.4



Compound	Conc.	RT	Dev(Min)	Resp.	QIon	QRatio	Lower	Upper
Acenaphthene	155.0944	8.54	0.01	2243102	153.0	108.8	76.6	142.3
					152.0	52.8	37.0	68.8

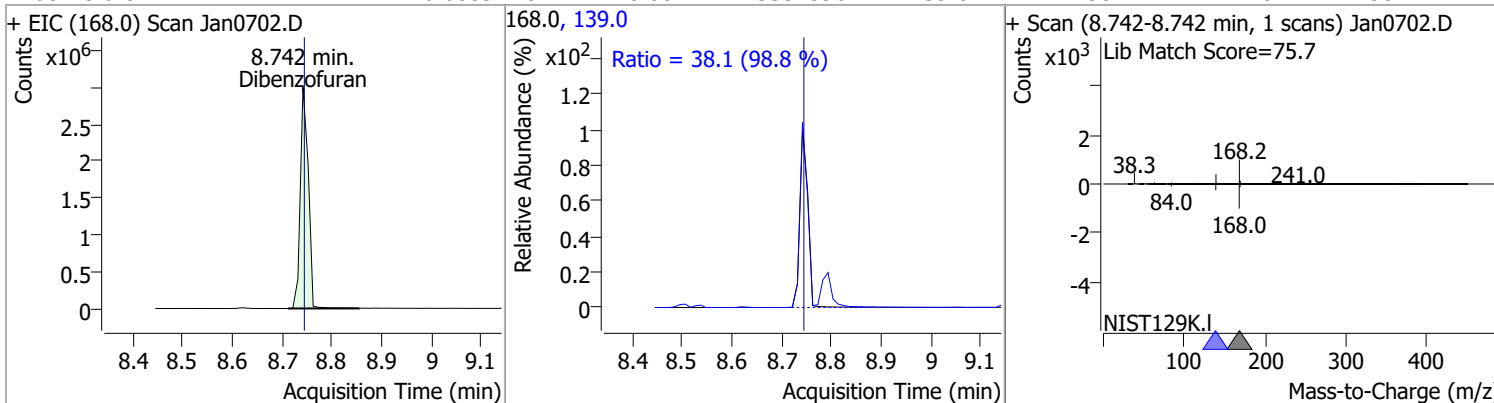


Compound	Conc.	RT	Dev(Min)	Resp.	QIon	QRatio	Lower	Upper
2,4-Dinitrophenol	147.3968	8.62	0.00	201190	154.0	59.8	42.0	78.1

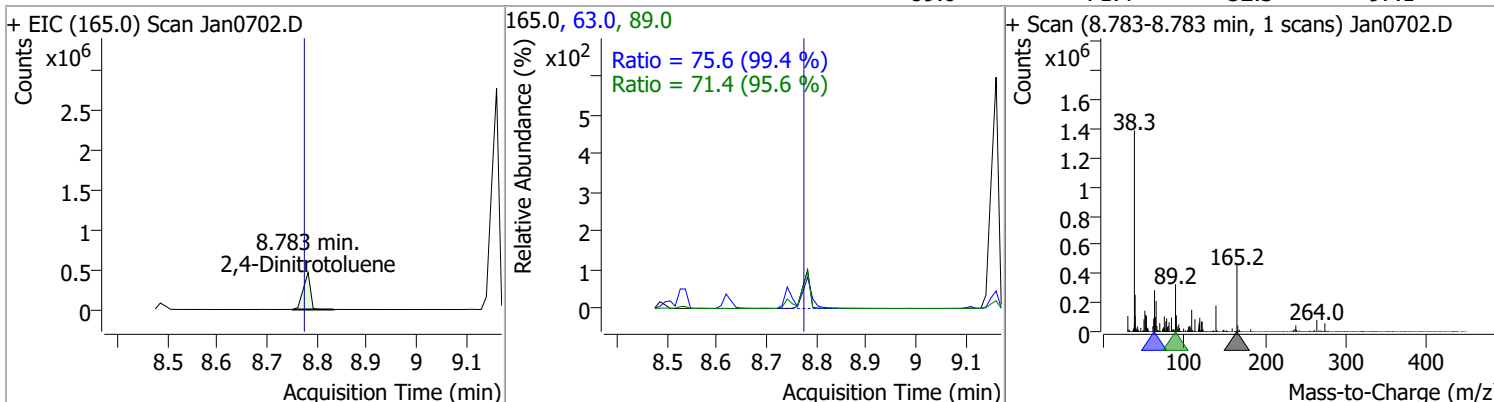


# Quantitation Results Report (QT Reviewed)

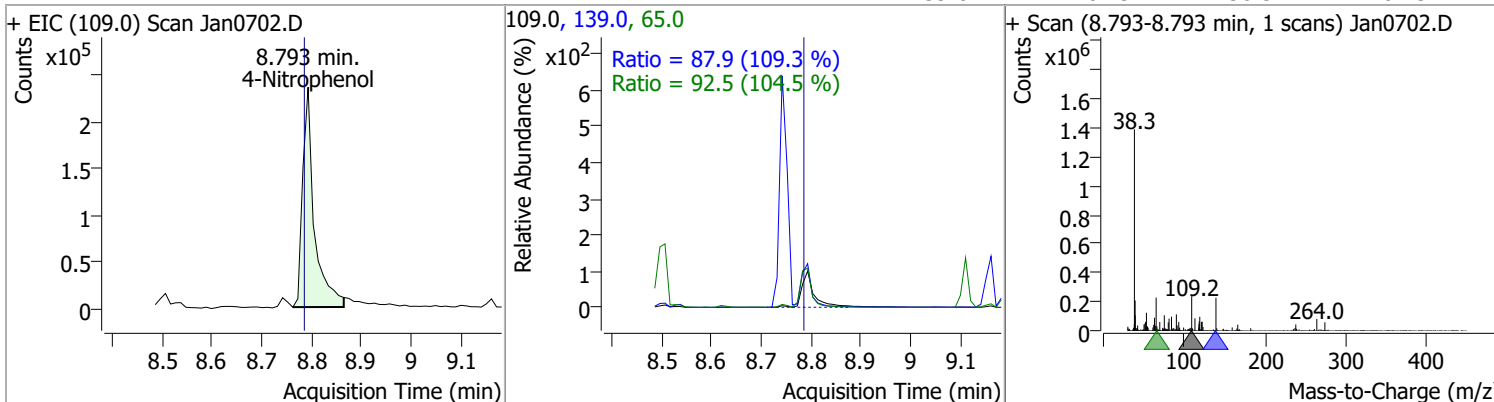
Compound	Conc.	RT	Dev(Min)	Resp.	QIon	QRatio	Lower	Upper
Dibenzofuran	146.6859	8.74	0.00	3357596	139.0	38.1	27.0	50.2



Compound	Conc.	RT	Dev(Min)	Resp.	QIon	QRatio	Lower	Upper
2,4-Dinitrotoluene	148.4557	8.78	0.01	460401	63.0	75.6	53.2	98.9
					89.0	71.4	52.3	97.1

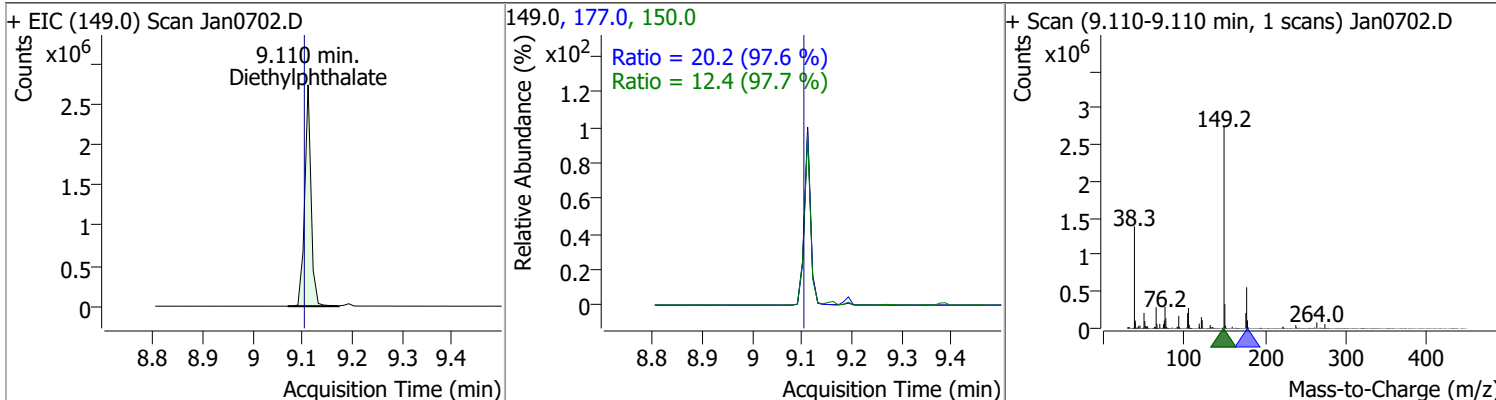


Compound	Conc.	RT	Dev(Min)	Resp.	QIon	QRatio	Lower	Upper
4-Nitrophenol	145.4493	8.79	0.01	378288	65.0	92.5	62.0	115.1
					139.0	87.9	56.3	104.5

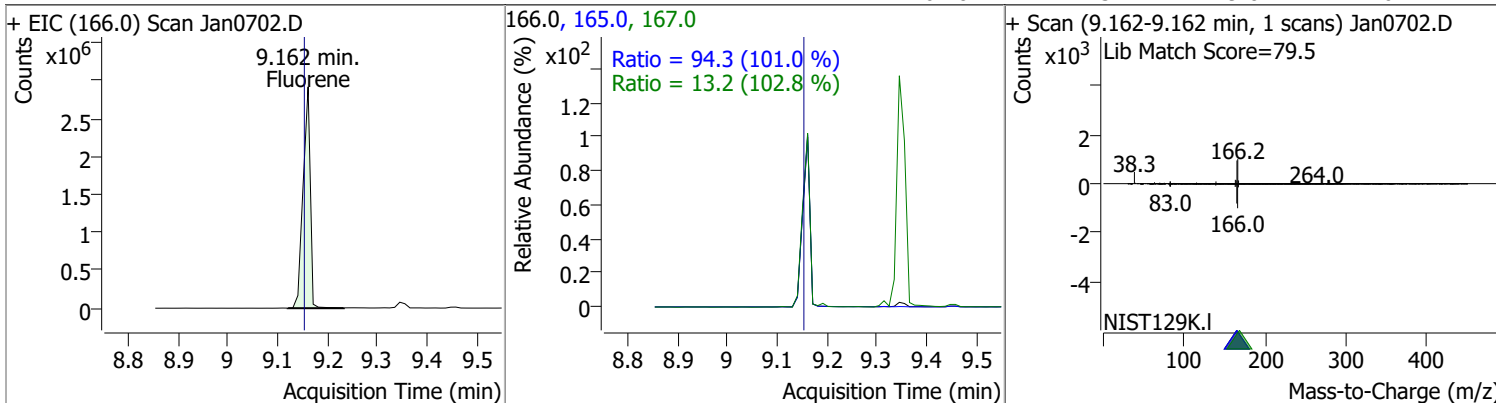


# Quantitation Results Report (QT Reviewed)

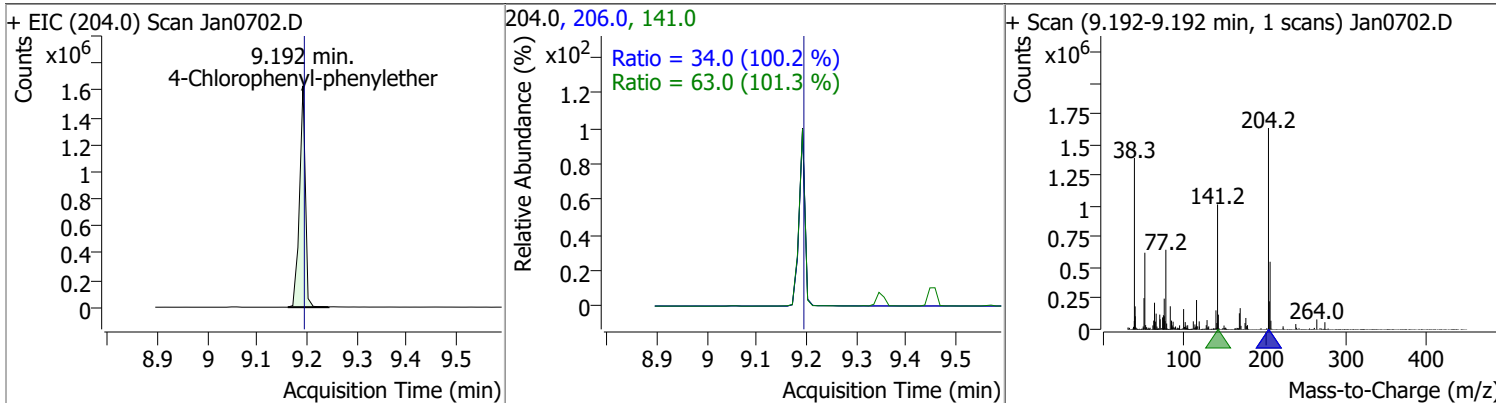
Compound	Conc.	RT	Dev(Min)	Resp.	QIon	QRatio	Lower	Upper
Diethylphthalate	131.9583	9.11	0.01	2419479	177.0	20.2	14.5	27.0
					150.0	12.4	8.8	16.4



Compound	Conc.	RT	Dev(Min)	Resp.	QIon	QRatio	Lower	Upper
Fluorene	149.1066	9.16	0.01	2942770	165.0	94.3	65.4	121.4
					167.0	13.2	9.0	16.7

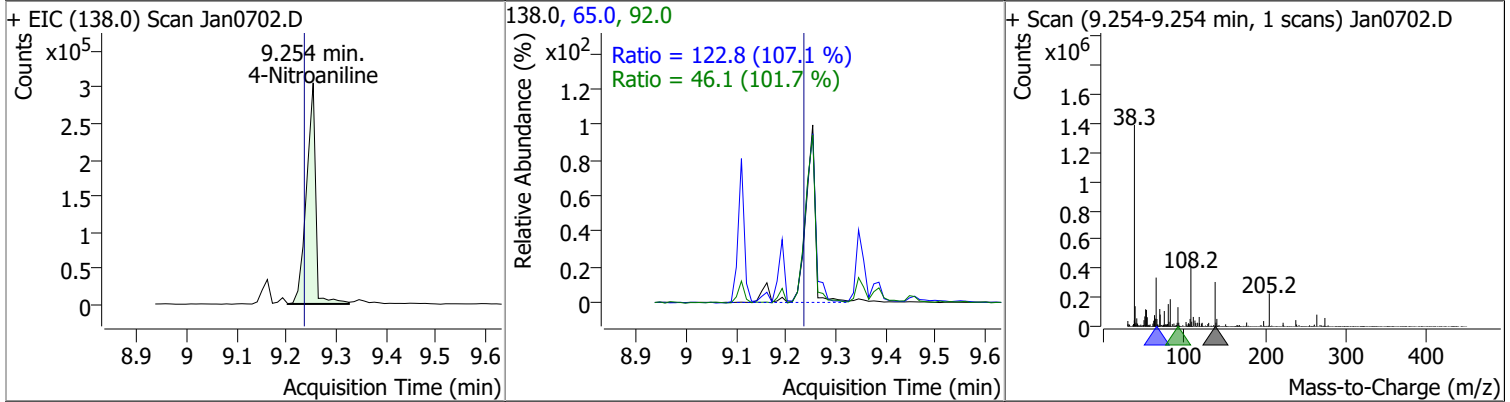


Compound	Conc.	RT	Dev(Min)	Resp.	QIon	QRatio	Lower	Upper
4-Chlorophenyl-phenylether	147.6226	9.19	0.00	1324217	141.0	63.0	43.6	80.9
					206.0	34.0	23.7	44.1

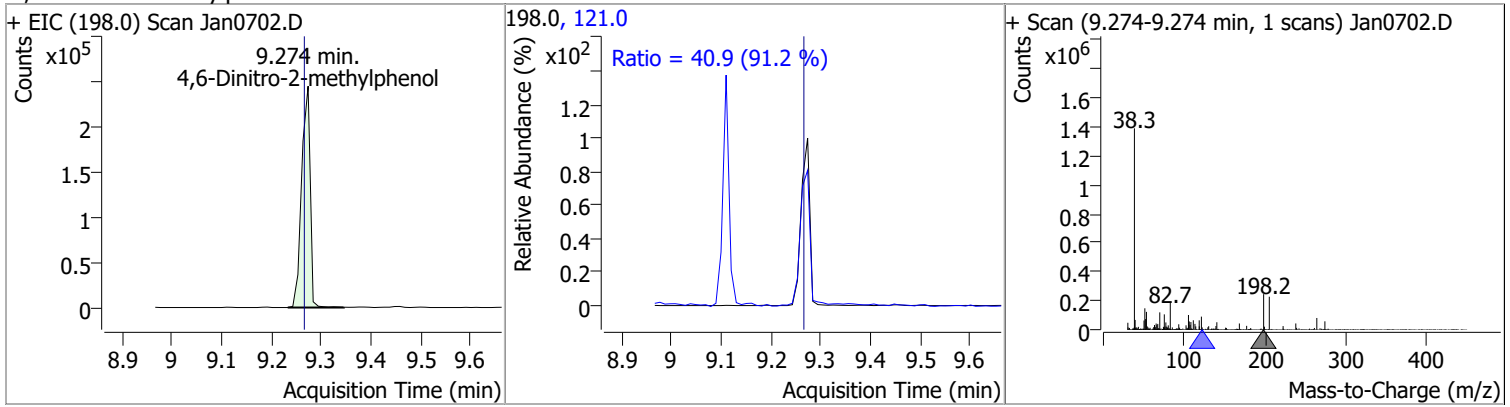


# Quantitation Results Report (QT Reviewed)

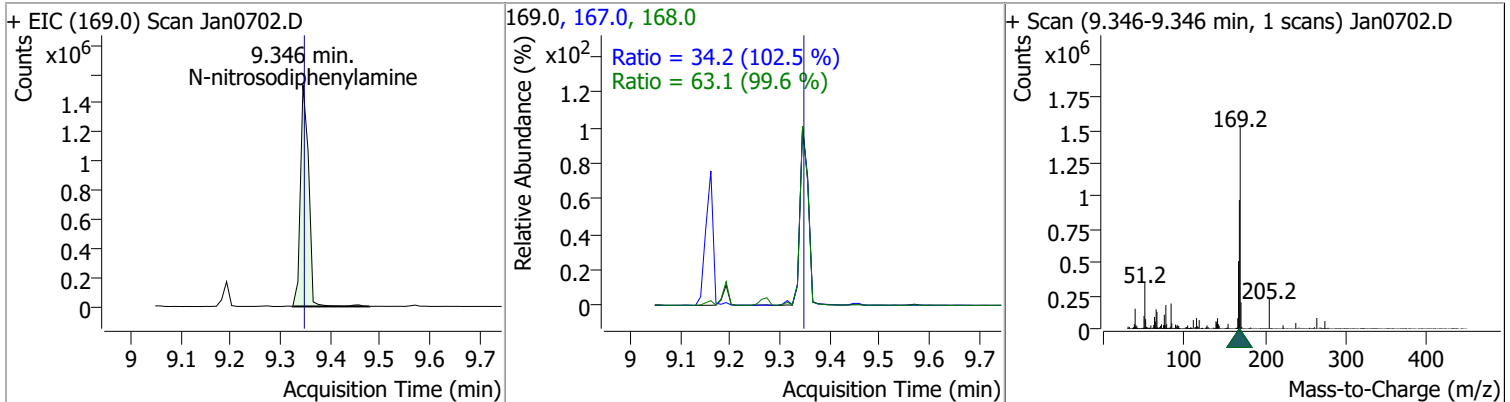
Compound	Conc.	RT	Dev(Min)	Resp.	QIon	QRatio	Lower	Upper
4-Nitroaniline	152.7808	9.25	0.02	392349	65.0	122.8	80.2	149.0
					92.0	46.1	31.7	58.9



Compound	Conc.	RT	Dev(Min)	Resp.	QIon	QRatio	Lower	Upper
4,6-Dinitro-2-methylphenol	152.0992	9.27	0.01	293814	121.0	40.9	31.4	58.3

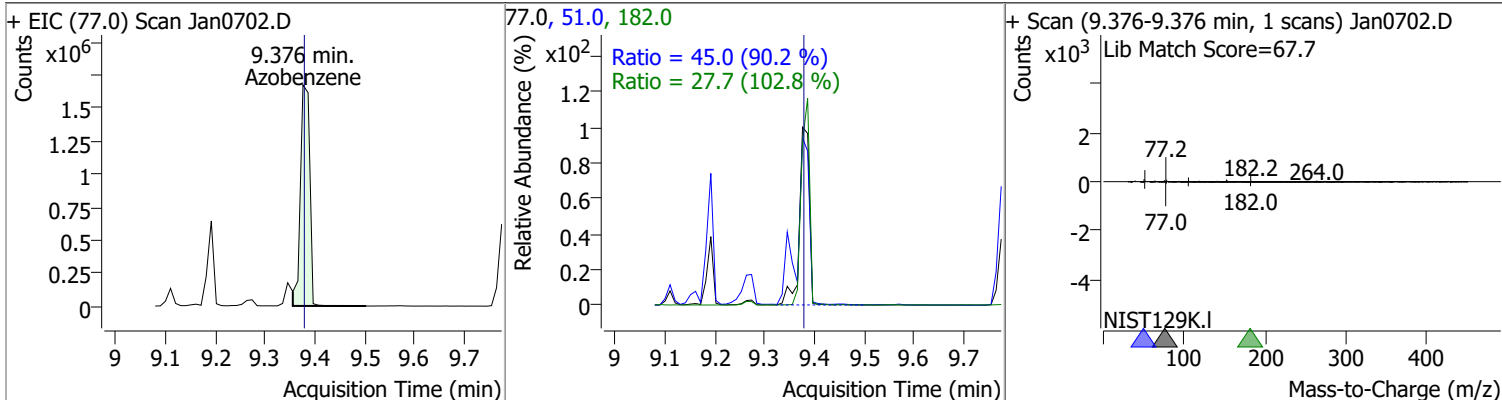


Compound	Conc.	RT	Dev(Min)	Resp.	QIon	QRatio	Lower	Upper
N-nitrosodiphenylamine	146.2947	9.35	0.00	1752674	168.0	63.1	44.3	82.3
					167.0	34.2	23.4	43.4

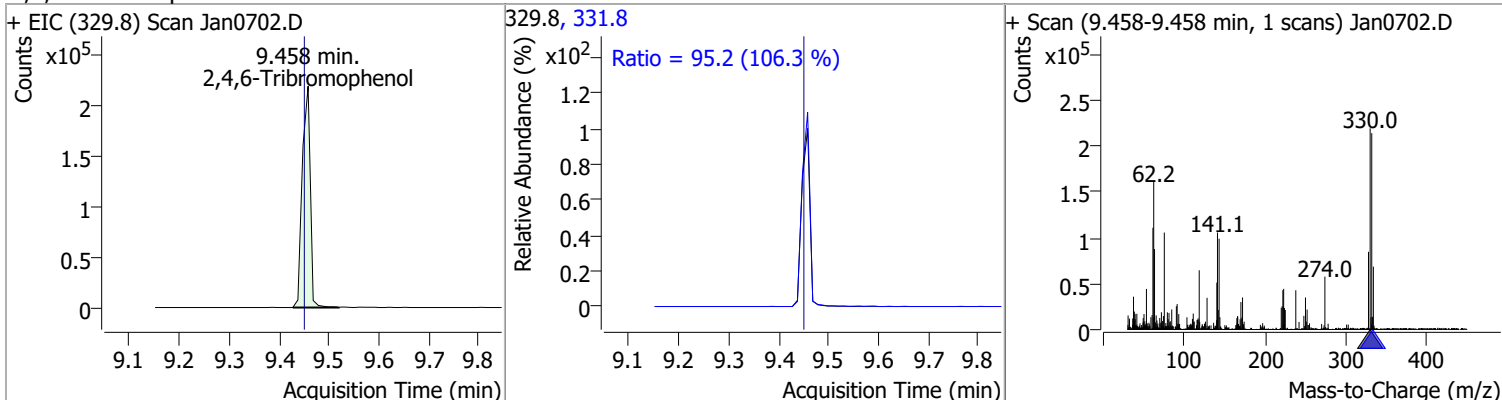


# Quantitation Results Report (QT Reviewed)

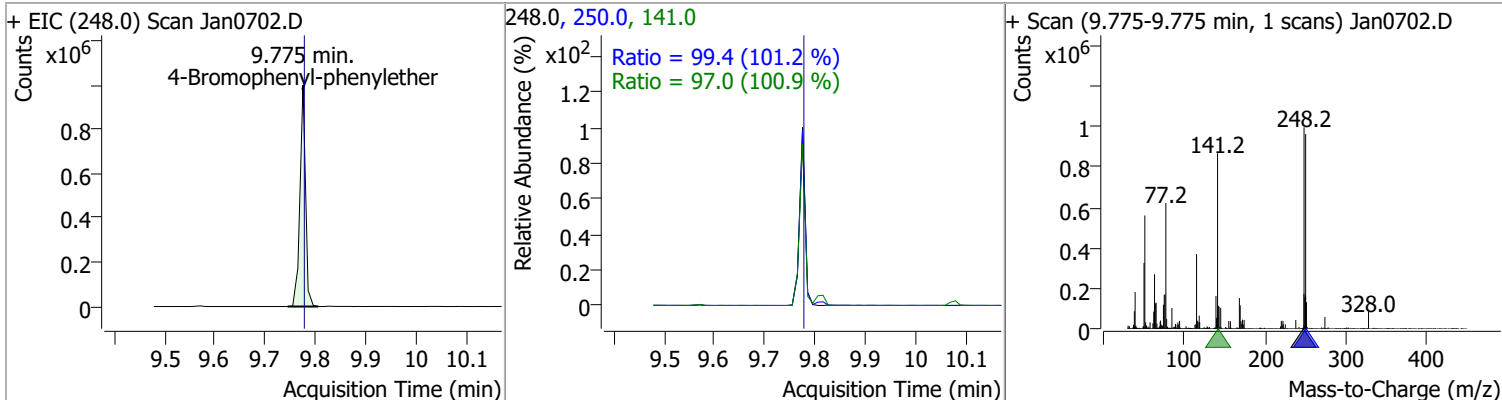
Compound	Conc.	RT	Dev(Min)	Resp.	QIon	QRatio	Lower	Upper
Azobenzene	151.1846	9.38	0.00	2191559	51.0	45.0	34.9	64.9
					182.0	27.7	18.8	35.0



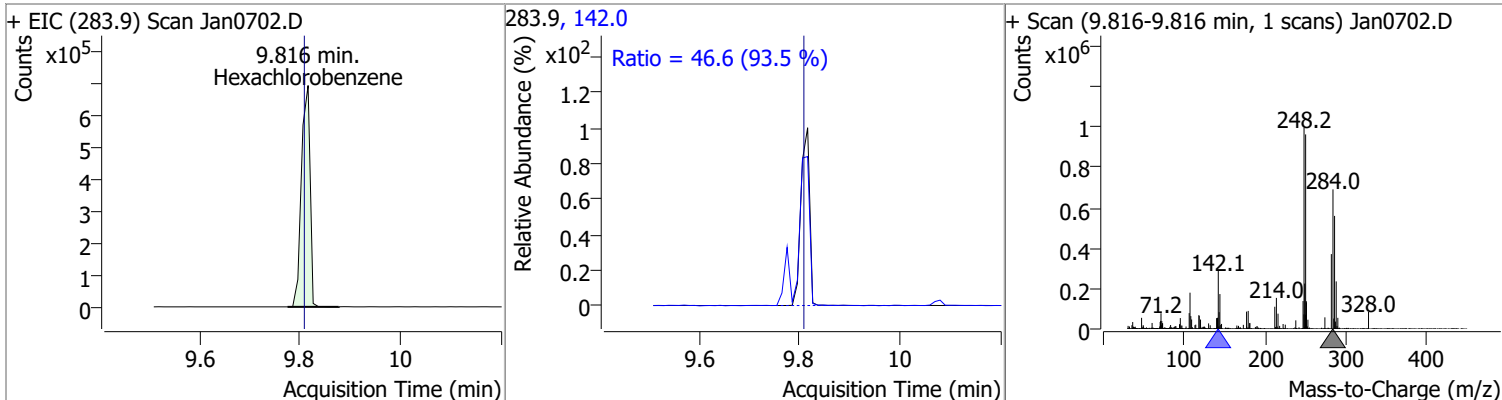
Compound	Conc.	RT	Dev(Min)	Resp.	QIon	QRatio	Lower	Upper
2,4,6-Tribromophenol	150.5753	9.46	0.01	244556	331.8	95.2	62.7	116.4



Compound	Conc.	RT	Dev(Min)	Resp.	QIon	QRatio	Lower	Upper
4-Bromophenyl-phenylether	148.3441	9.78	0.00	768038	250.0	99.4	68.8	127.8
					141.0	97.0	67.3	124.9

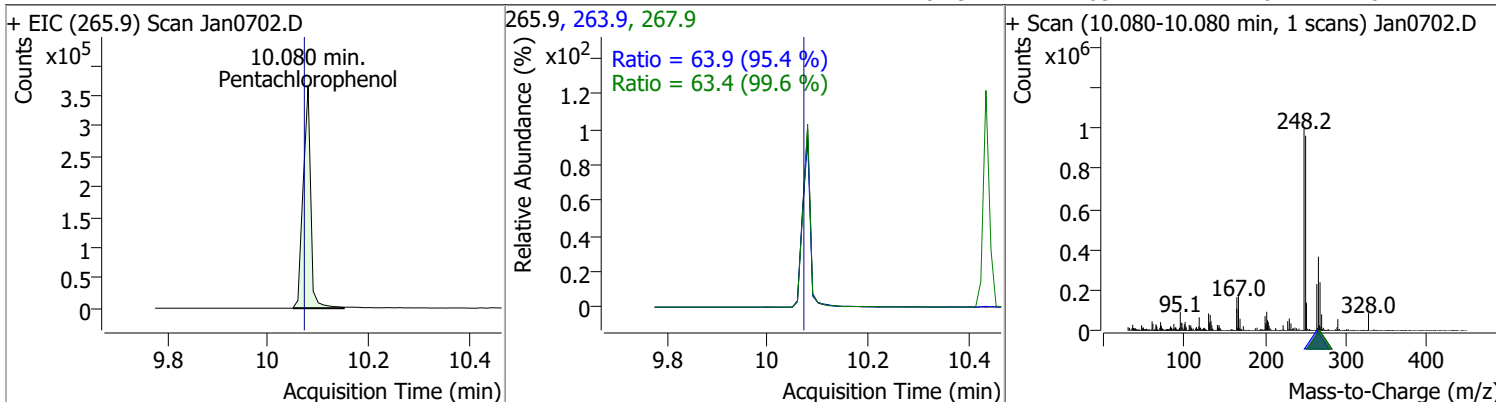


Compound	Conc.	RT	Dev(Min)	Resp.	QIon	QRatio	Lower	Upper
Hexachlorobenzene	153.7704	9.82	0.01	829364	142.0	46.6	34.9	64.8

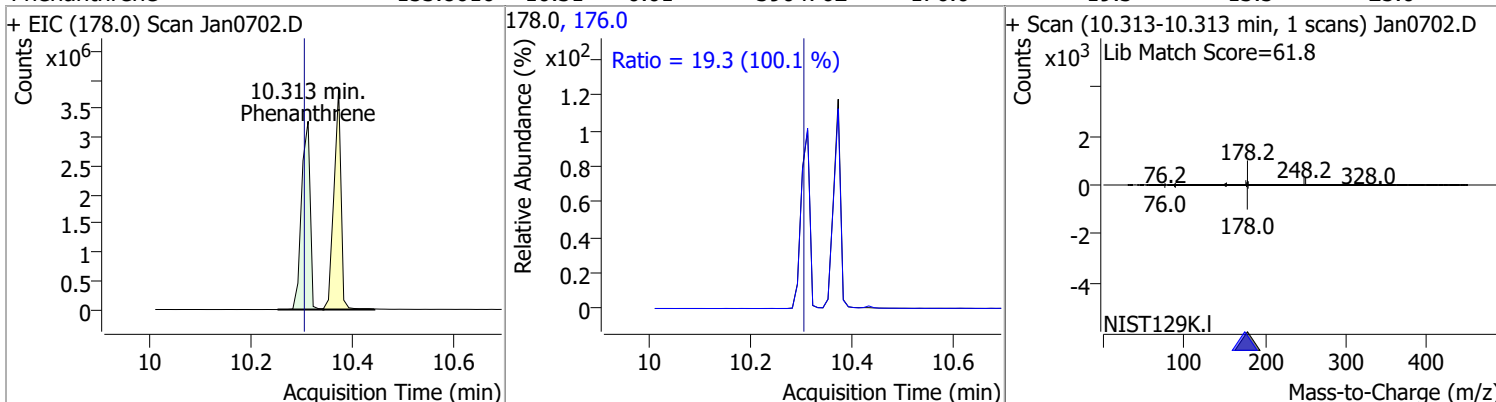


# Quantitation Results Report (QT Reviewed)

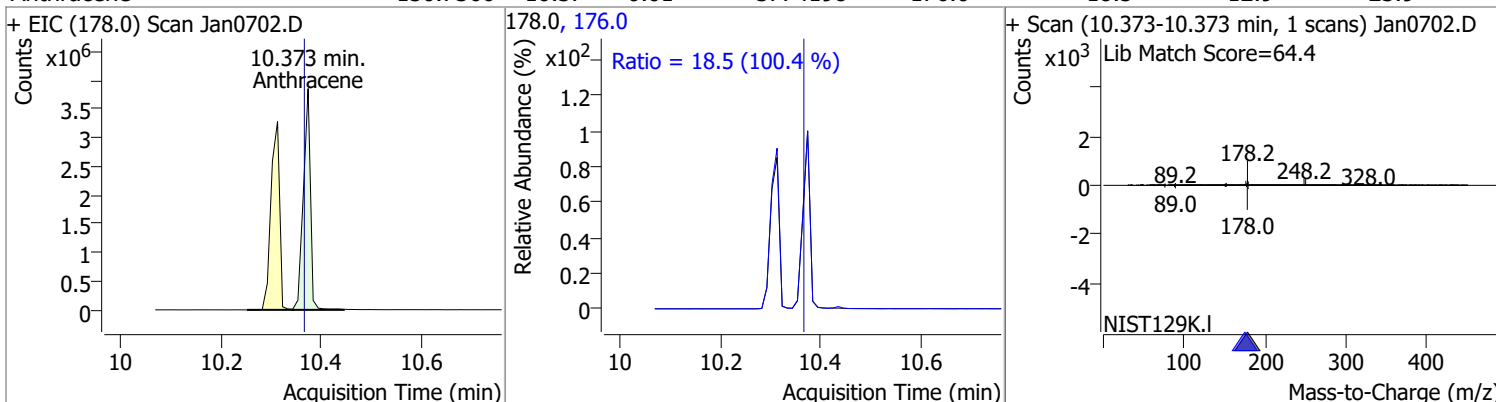
Compound	Conc.	RT	Dev(Min)	Resp.	QIon	QRatio	Lower	Upper
Pentachlorophenol	150.1688	10.08	0.01	382375	263.9	63.9	46.9	87.1
					267.9	63.4	44.6	82.7



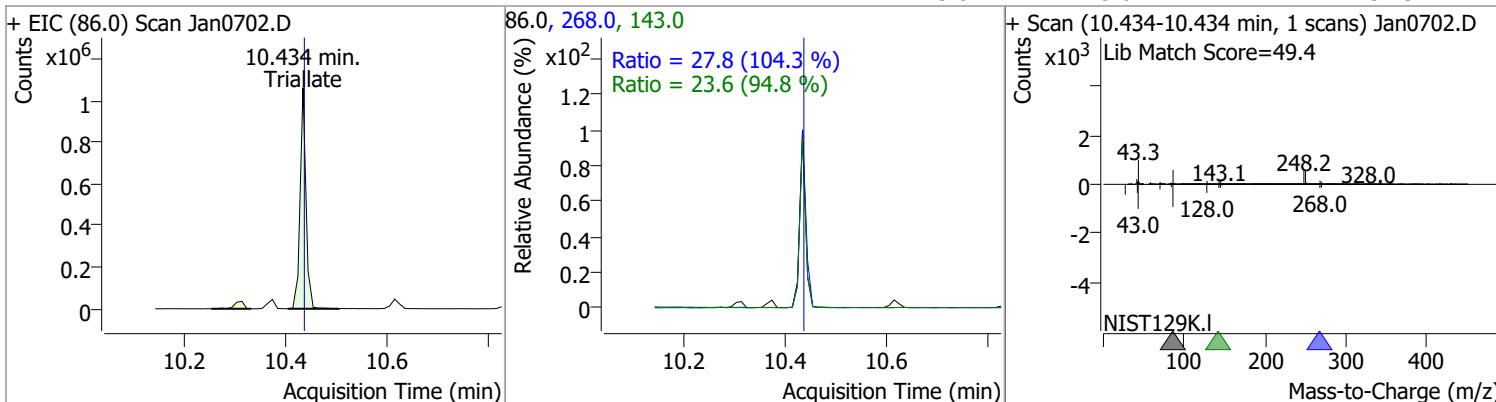
Compound	Conc.	RT	Dev(Min)	Resp.	QIon	QRatio	Lower	Upper
Phenanthrene	153.8616	10.31	0.01	3904762	176.0	19.3	13.5	25.0



Compound	Conc.	RT	Dev(Min)	Resp.	QIon	QRatio	Lower	Upper
Anthracene	150.7366	10.37	0.01	3774198	176.0	18.5	12.9	23.9

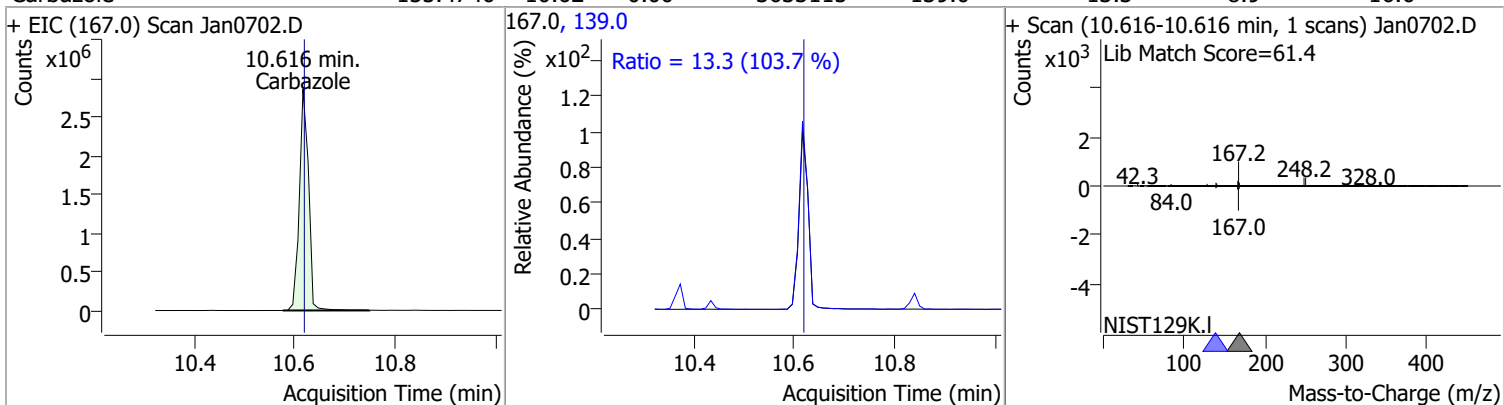


Compound	Conc.	RT	Dev(Min)	Resp.	QIon	QRatio	Lower	Upper
Triallate	148.6148	10.43	0.00	861357	268.0	27.8	18.7	34.7
					143.0	23.6	17.4	32.3

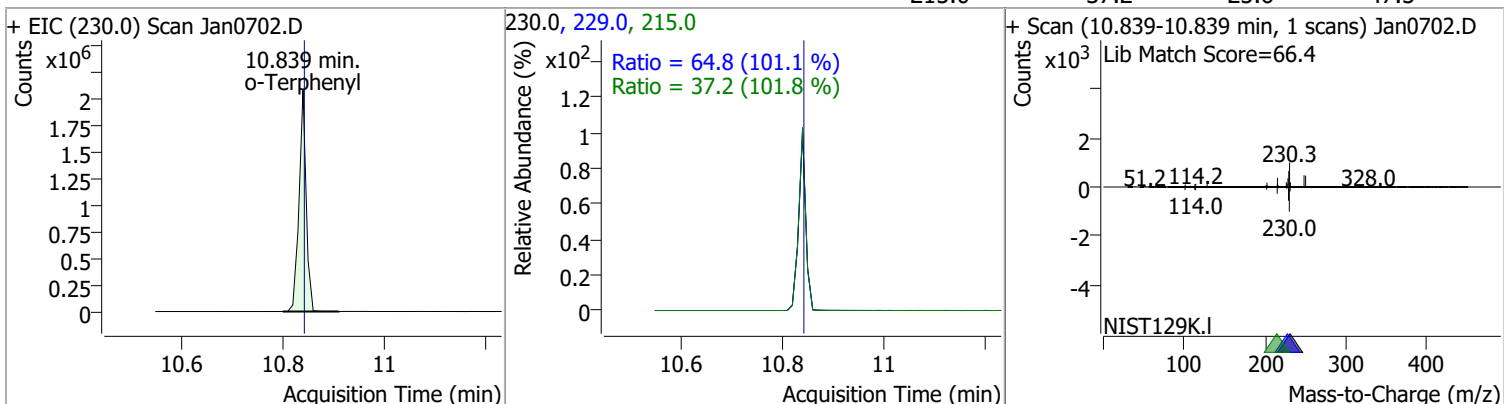


# Quantitation Results Report (QT Reviewed)

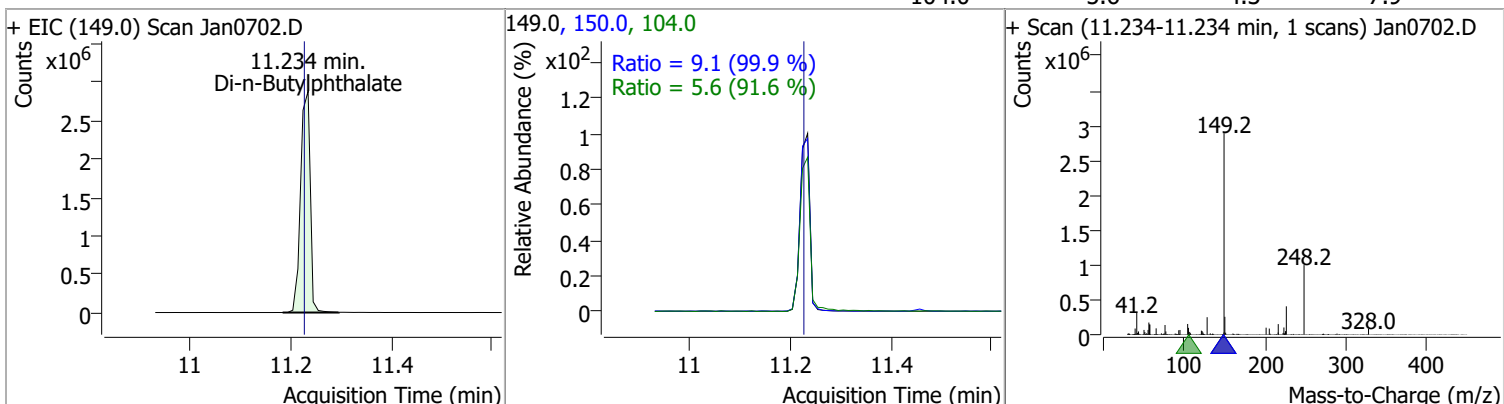
Compound	Conc.	RT	Dev(Min)	Resp.	QIon	QRatio	Lower	Upper
Carbazole	155.4746	10.62	0.00	3633115	139.0	13.3	8.9	16.6



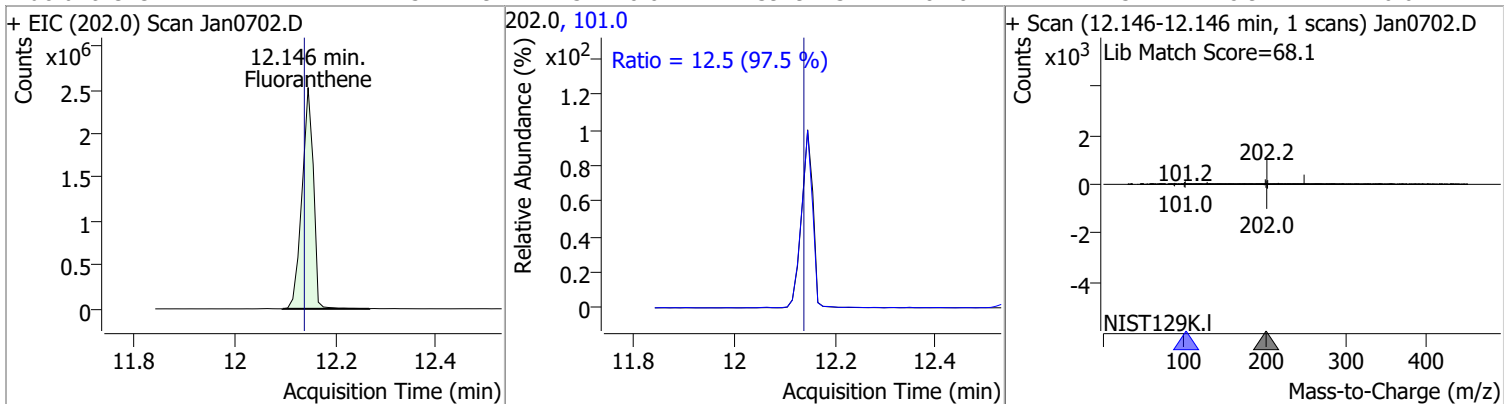
o-Terphenyl	146.4390	10.84	0.00	2067223	229.0	64.8	44.9	83.3
					215.0	37.2	25.6	47.5



Di-n-Butylphthalate	149.4418	11.23	0.01	3845715	150.0	9.1	6.4	11.9
					104.0	5.6	4.3	7.9



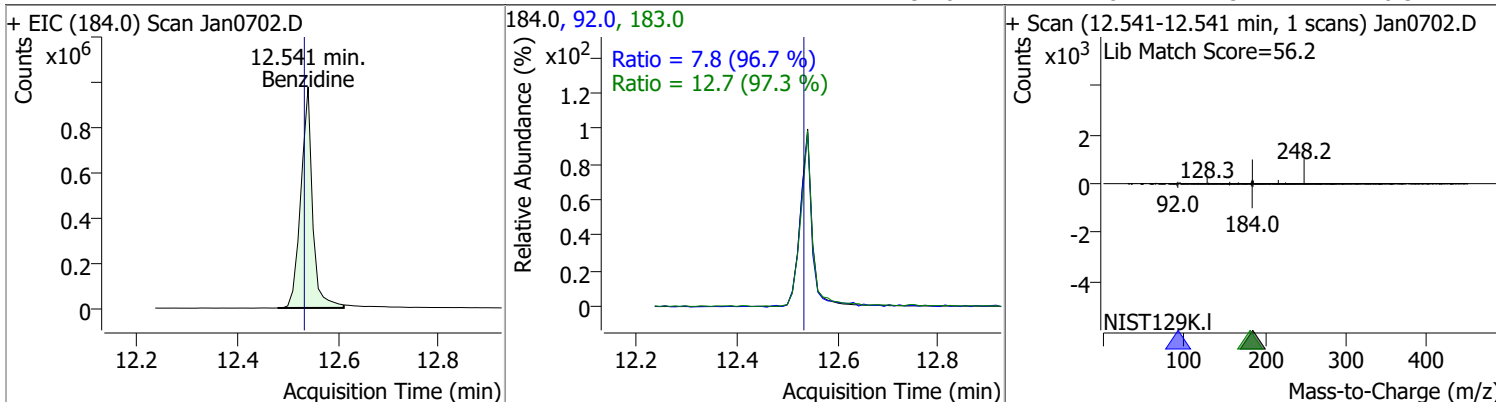
Fluoranthene	154.7249	12.15	0.01	3979443	101.0	12.5	8.9	16.6
--------------	----------	-------	------	---------	-------	------	-----	------



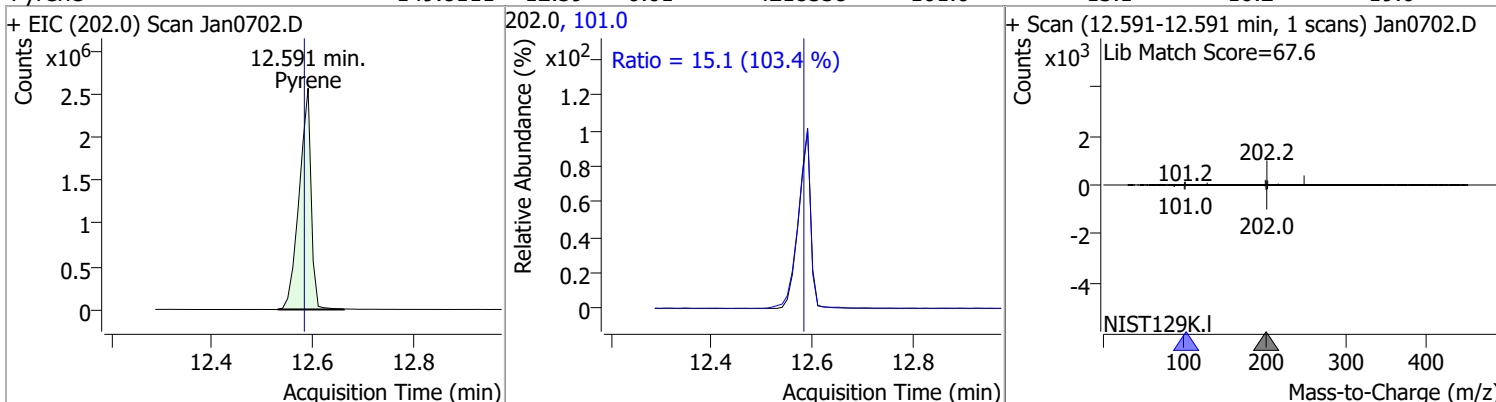


# Quantitation Results Report (QT Reviewed)

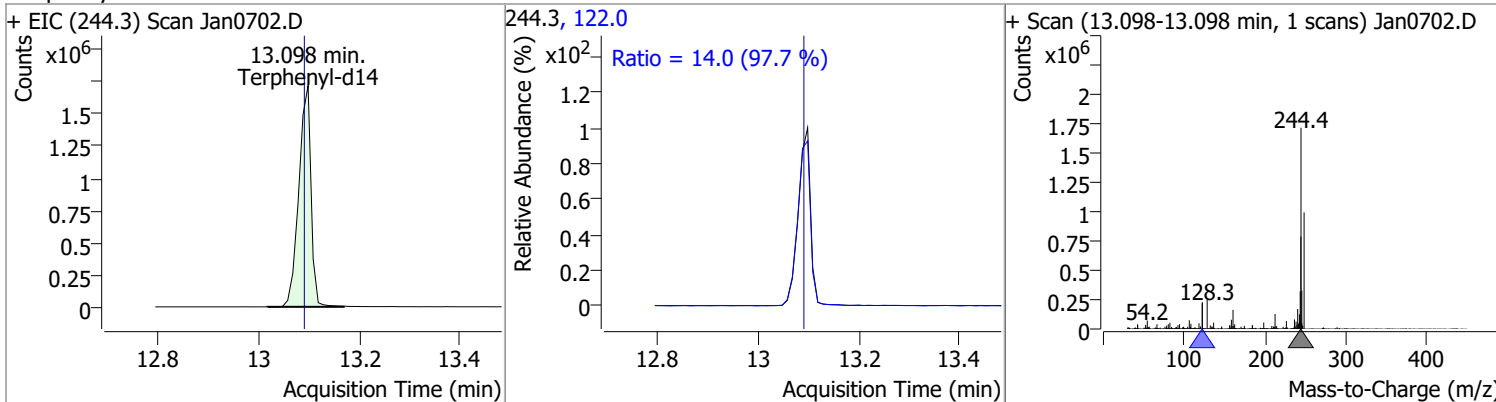
Compound	Conc.	RT	Dev(Min)	Resp.	QIon	QRatio	Lower	Upper
Benzidine	148.6658	12.54	0.01	1578398	183.0	12.7	9.1	17.0
					92.0	7.8	5.7	10.5



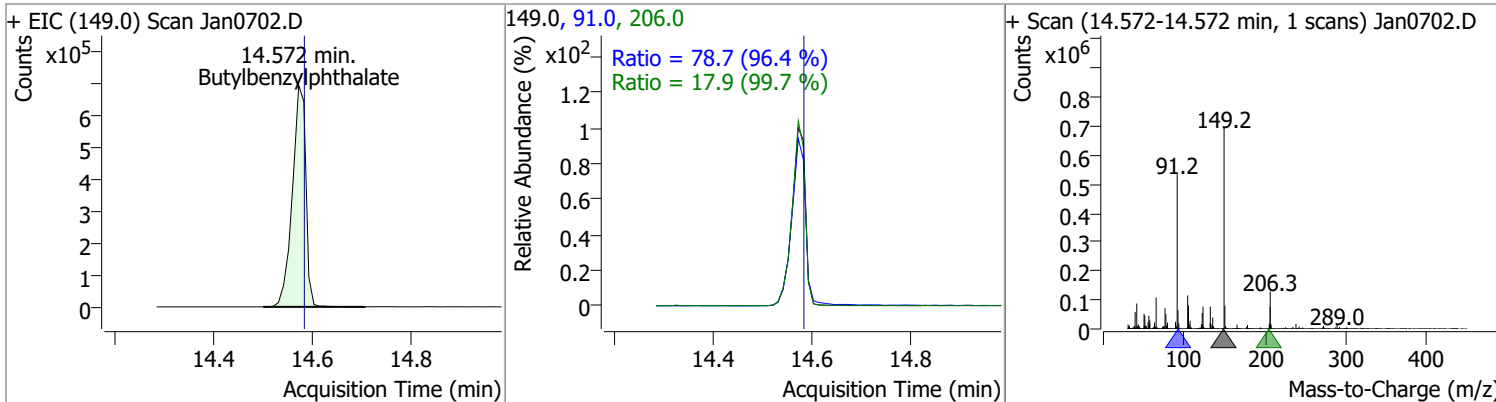
Compound	Conc.	RT	Dev(Min)	Resp.	QIon	QRatio	Lower	Upper
Pyrene	149.8111	12.59	0.01	4218558	101.0	15.1	10.2	19.0



Compound	Conc.	RT	Dev(Min)	Resp.	QIon	QRatio	Lower	Upper
Terphenyl-d14	155.5266	13.10	0.01	2898732	122.0	14.0	10.1	18.7



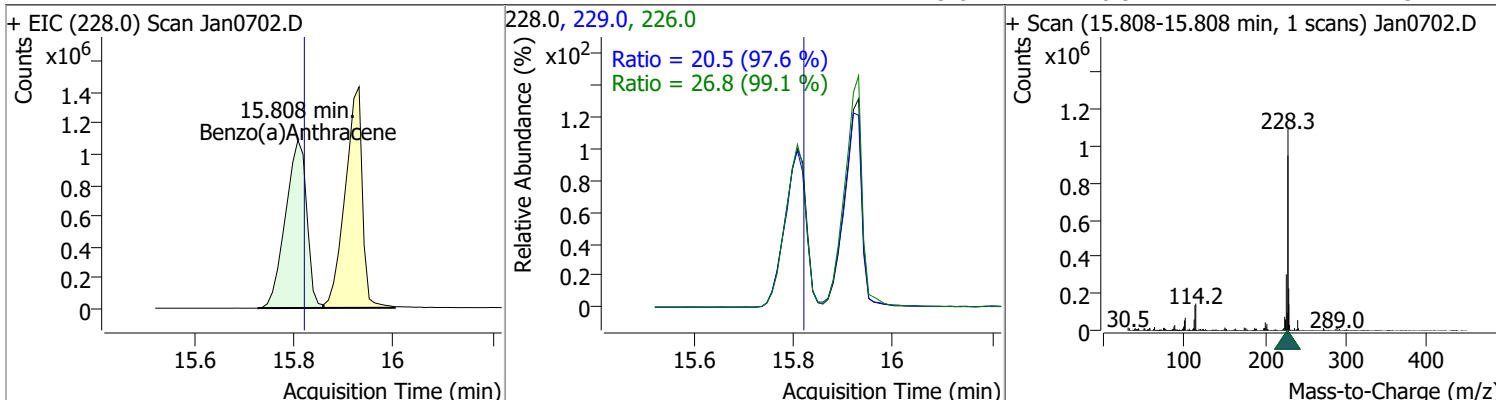
Compound	Conc.	RT	Dev(Min)	Resp.	QIon	QRatio	Lower	Upper
Butylbenzylphthalate	149.2153	14.57	0.01	1310655	91.0	78.7	57.2	106.2
					206.0	17.9	12.6	23.3



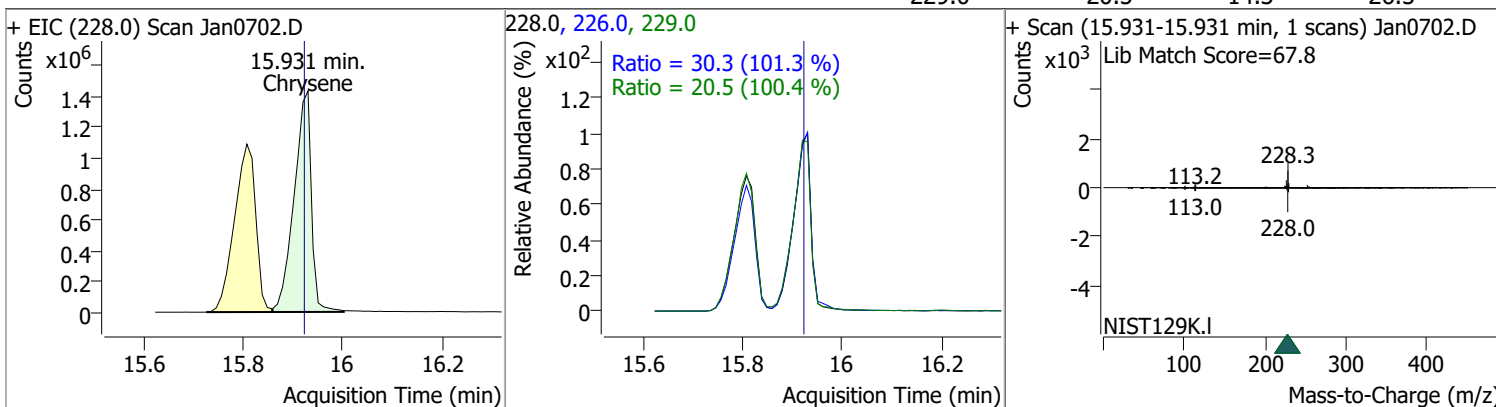


# Quantitation Results Report (QT Reviewed)

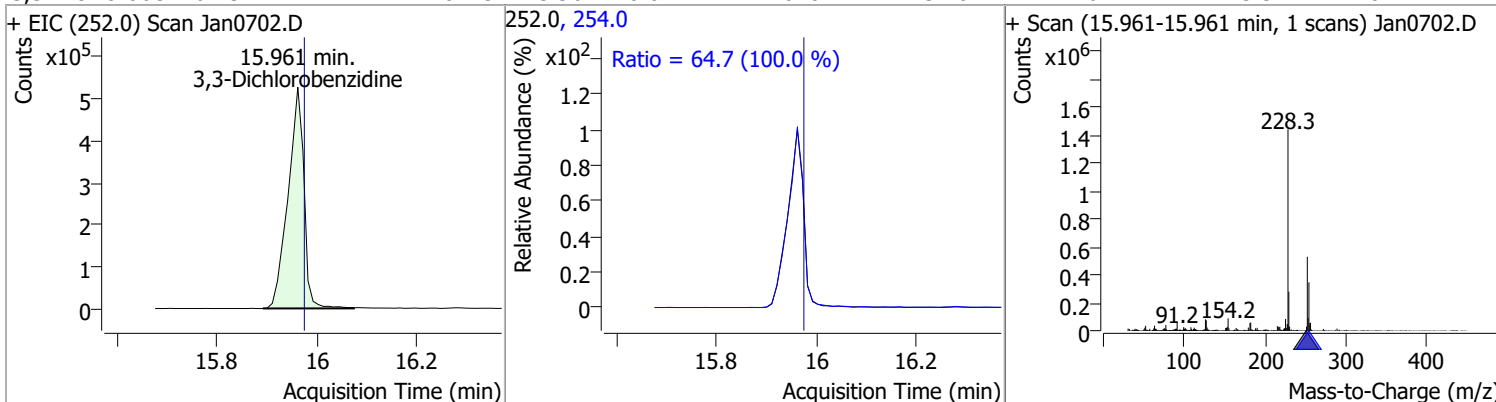
Compound	Conc.	RT	Dev(Min)	Resp.	QIon	QRatio	Lower	Upper
Benzo(a)Anthracene	148.1830	15.81	0.01	3225079	226.0	26.8	18.9	35.2
					229.0	20.5	14.7	27.3



Compound	Conc.	RT	Dev(Min)	Resp.	QIon	QRatio	Lower	Upper
Chrysene	148.5579	15.93	0.03	3445782	226.0	30.3	21.0	38.9
					229.0	20.5	14.3	26.5

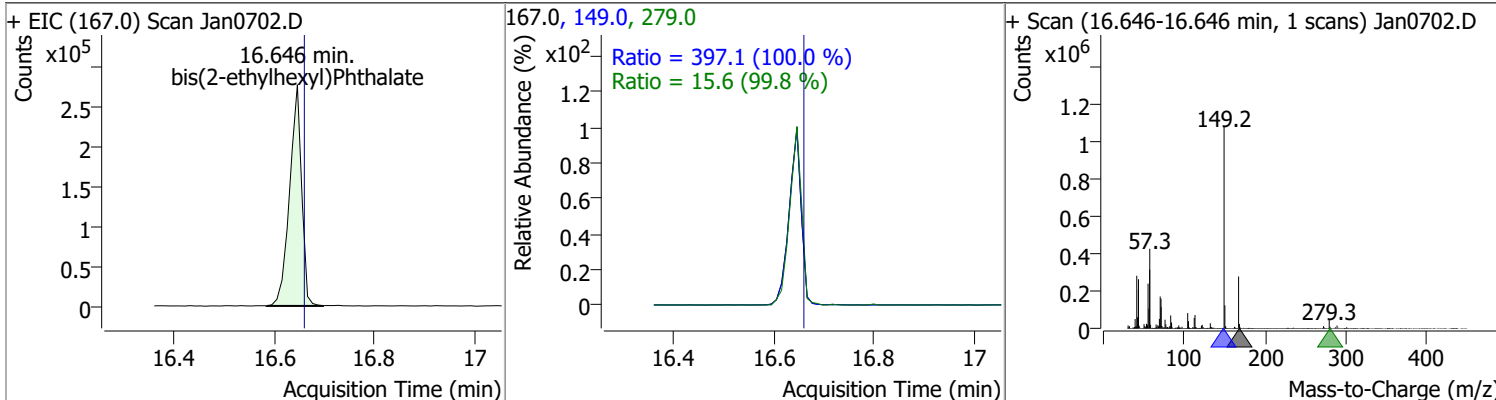


Compound	Conc.	RT	Dev(Min)	Resp.	QIon	QRatio	Lower	Upper
3,3-Dichlorobenzidine	147.8415	15.96	0.01	1164824	254.0	64.7	45.3	84.1

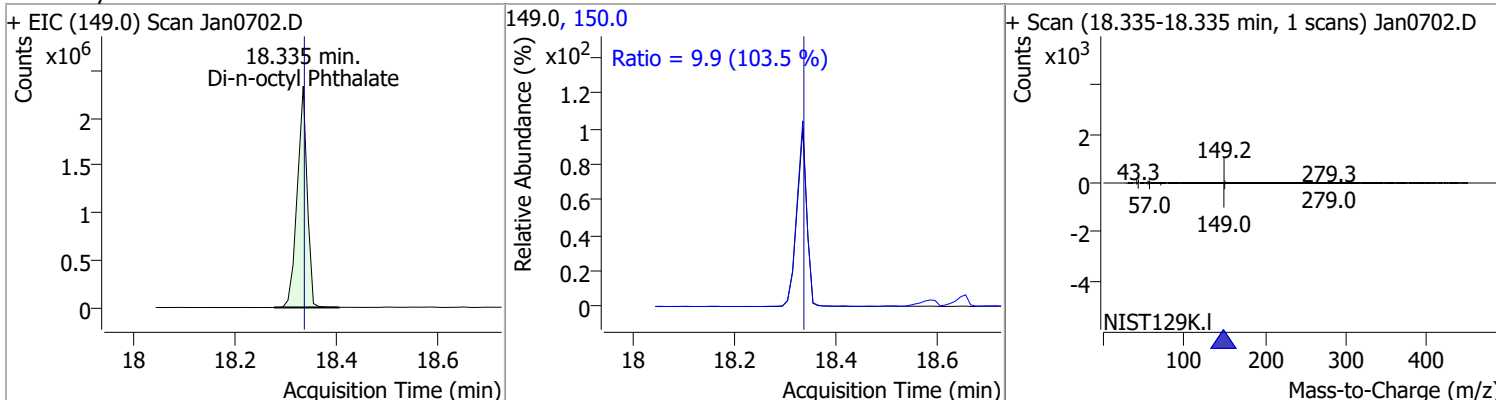


# Quantitation Results Report (QT Reviewed)

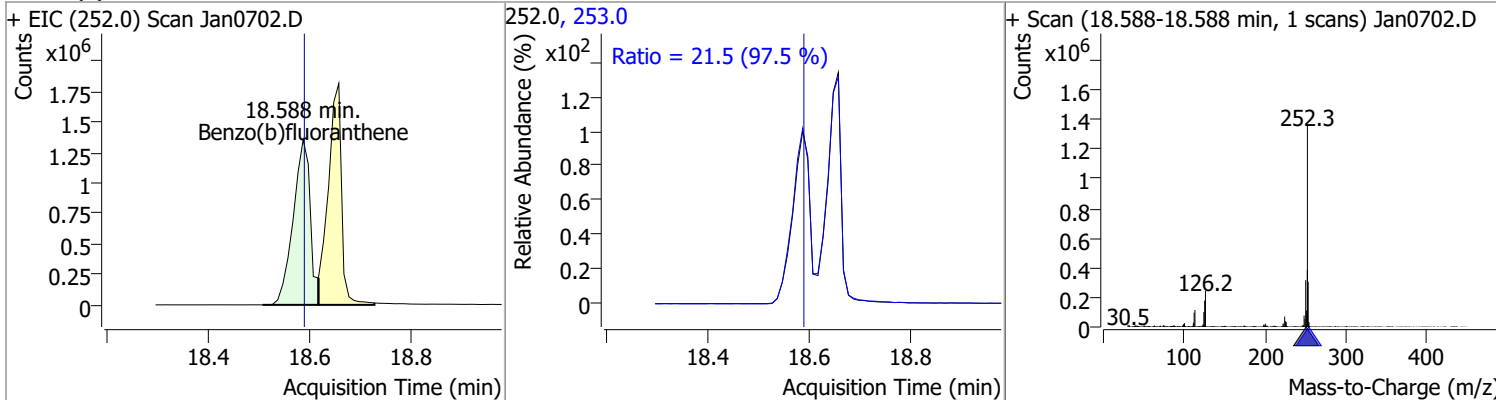
Compound	Conc.	RT	Dev(Min)	Resp.	QIon	QRatio	Lower	Upper
bis(2-ethylhexyl)Phthalate	147.8651	16.65	0.01	465023	149.0	397.1	278.0	516.2
					279.0	15.6	10.9	20.3



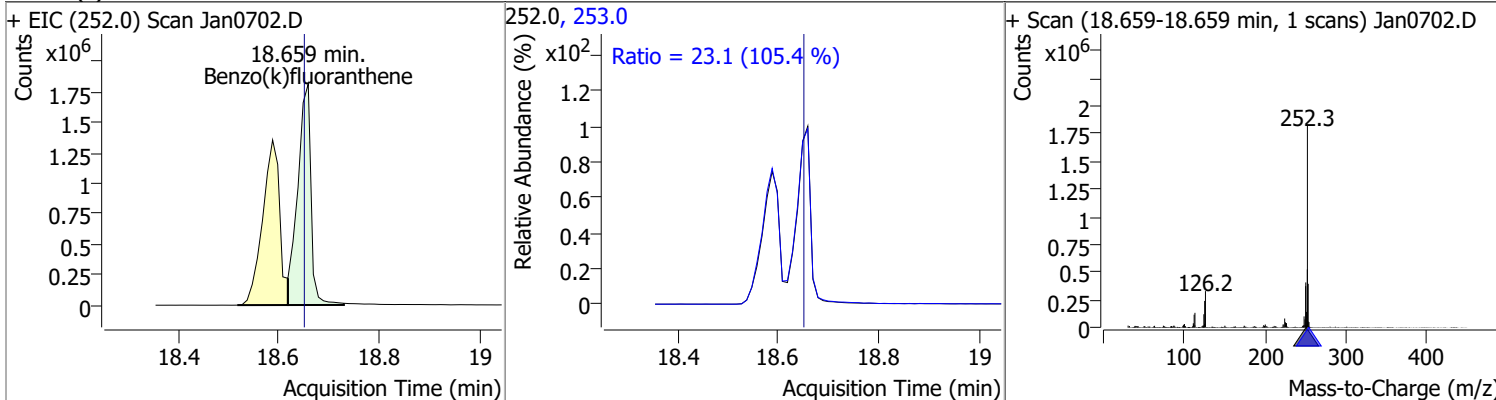
Compound	Conc.	RT	Dev(Min)	Resp.	QIon	QRatio	Lower	Upper
Di-n-octyl Phthalate	146.6225	18.33	0.01	3206049	150.0	9.9	6.7	12.4



Compound	Conc.	RT	Dev(Min)	Resp.	QIon	QRatio	Lower	Upper
Benzo(b)fluoranthene	148.5466	18.59	0.01	3186367	253.0	21.5	15.4	28.6

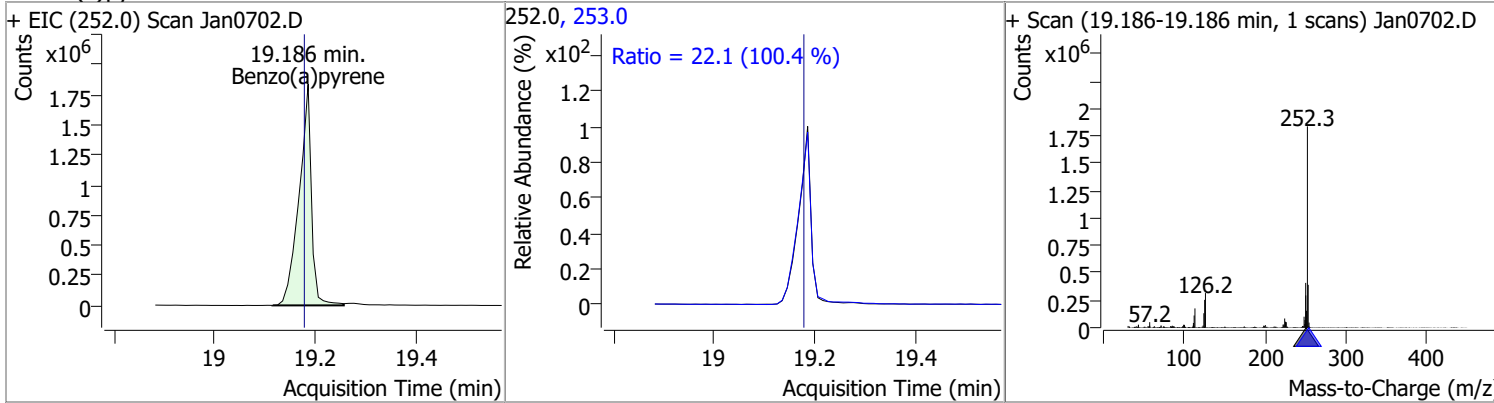


Compound	Conc.	RT	Dev(Min)	Resp.	QIon	QRatio	Lower	Upper
Benzo(k)fluoranthene	150.3140	18.66	0.02	3342735	253.0	23.1	15.3	28.5

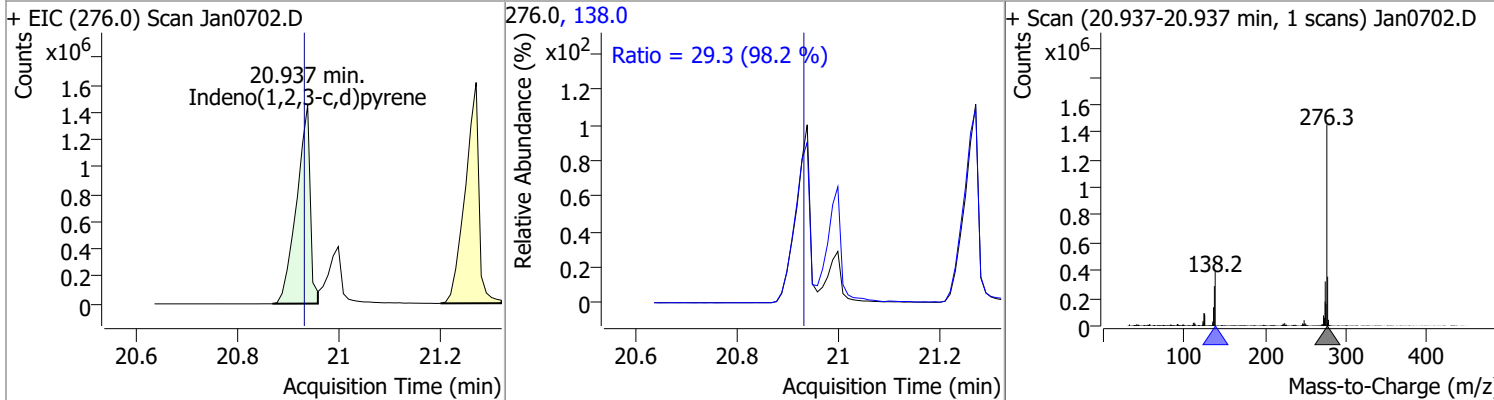


# Quantitation Results Report (QT Reviewed)

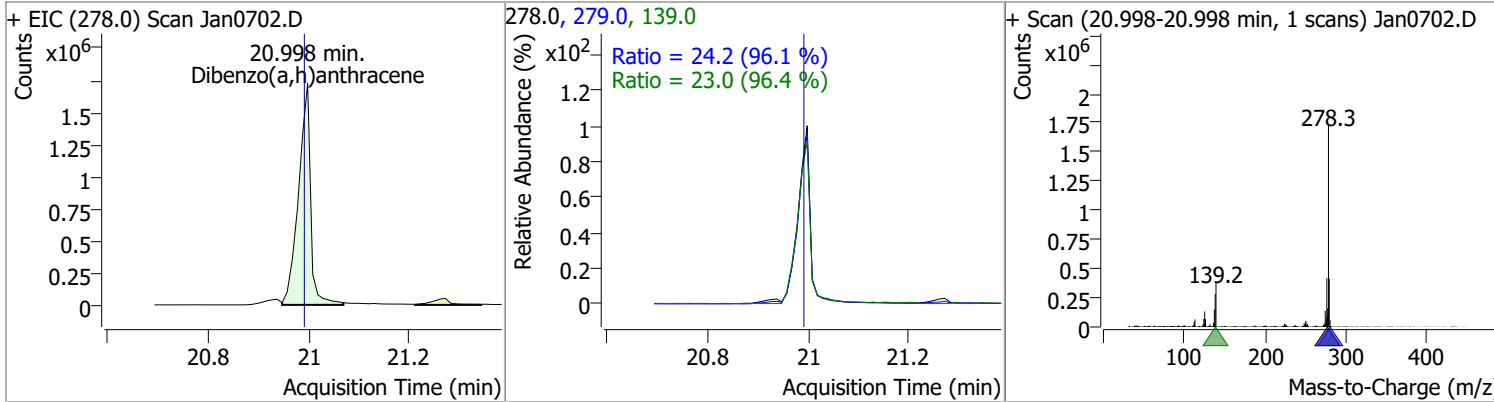
Compound	Conc.	RT	Dev(Min)	Resp.	QIon	QRatio	Lower	Upper
Benzo(a)pyrene	148.0800	19.19	0.02	3129912	253.0	22.1	15.4	28.6



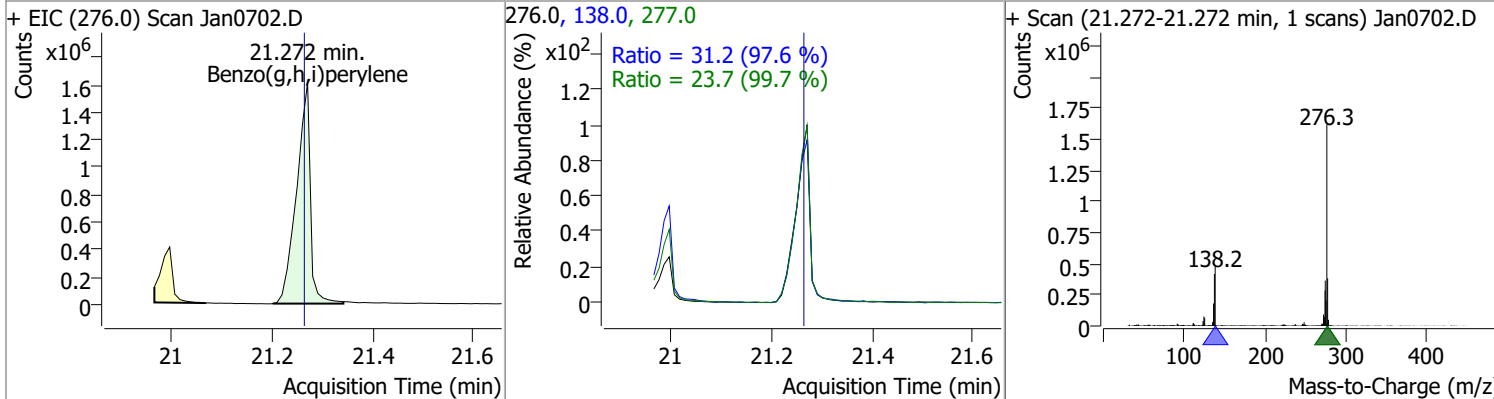
Compound	Conc.	RT	Dev(Min)	Resp.	QIon	QRatio	Lower	Upper
Indeno(1,2,3-c,d)pyrene	150.5219	20.94	0.02	2693759	138.0	29.3	20.9	38.8



Compound	Conc.	RT	Dev(Min)	Resp.	QIon	QRatio	Lower	Upper
Dibenzo(a,h)anthracene	147.8072	21.00	0.02	2873461	279.0	24.2	17.7	32.8
					139.0	23.0	16.7	31.0

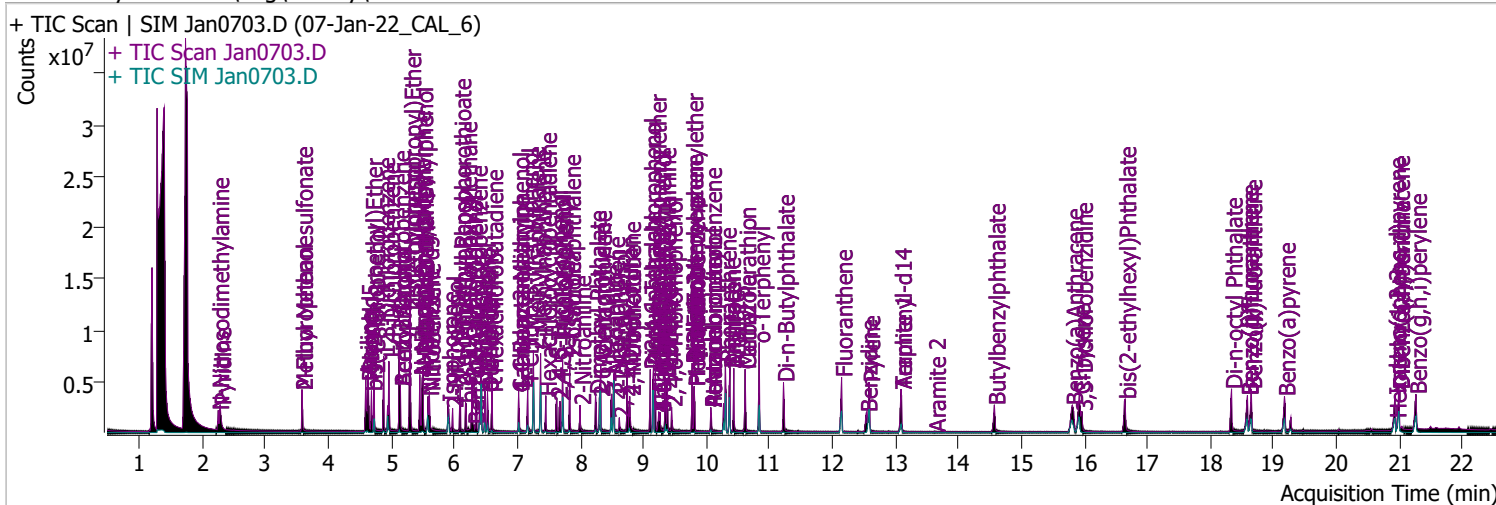


Compound	Conc.	RT	Dev(Min)	Resp.	QIon	QRatio	Lower	Upper
Benzo(g,h,i)perylene	152.2585	21.27	0.02	3060809	138.0	31.2	22.4	41.6
					277.0	23.7	16.6	30.9



# Quantitation Results Report (QT Reviewed)

Data File	Jan0703.D	Operator	LIMS import
Acq. Method	BNA+SIM.M	Acq. Date-Time	1/7/2022 1:35:33 PM
Sample Name	07-Jan-22_CAL_6	Instrument	Instrument #1
Vial	3	Multiplier	1.00
DA Method File		Comment	SVOC-8270-W-LARGO
Tune File	dftppdsm.u	Tune Date	1/7/2022 12:13:00 PM
Batch Name	010722 DoD BNA cal 1.batch.bin	Last Calib Update	1/11/2022 8:55:14 AM
Ref Library	D:\Org\Library\NIST129K.I		



Compound	RT	QIon	Resp.	Conc.	Units	Dev(Min)
----------	----	------	-------	-------	-------	----------

**Internal Standards**

**System Monitoring Compounds**

S 2-Fluorophenol	3.582	112.0	1044793	126.3967	µg/L	0.000
Spiked Amount: 200.000	Range: 10.0 - 75.0%			Recovery = 63.20%		
S Phenol-d5	4.623	99.0	1330488	122.4408	µg/L	0.000
Spiked Amount: 200.000	Range: 10.0 - 65.0%			Recovery = 61.22%		
S Nitrobenzene-d5	5.583	82.0	739181	123.6640	µg/L	0.000
Spiked Amount: 100.000	Range: 32.0 - 94.0%			Recovery = 123.66%		*
S 2-Fluorobiphenyl	7.718	172.0	2165215	118.9440	µg/L	0.000
Spiked Amount: 100.000	Range: 28.0 - 107.0%			Recovery = 118.94%		*
S 2,4,6-Tribromophenol	9.448	329.8	190756	117.3933	µg/L	0.000
Spiked Amount: 200.000	Range: 25.0 - 140.0%			Recovery = 58.70%		
S Terphenyl-d14	13.088	244.3	2310785	119.9614	µg/L	0.000
Spiked Amount: 100.000	Range: 32.0 - 122.0%			Recovery = 119.96%		

**Target Compounds**

Compound	RT	QIon	Resp.	Conc.	Units	m	QValue
T N-Nitrosodimethylamine	2.254	74.0	480784	124.9068	µg/L	m	78
T Pyridine	2.285	79.0	1062127	122.1877	µg/L	m	99
T Aniline	4.593	93.0	1772963	120.9152	µg/L		100
T Phenol	4.634	94.0	1286467	118.6116	µg/L	m	90
T bis(-2-Chloroethyl)Ether	4.685	63.0	1108519	122.0546	µg/L	m	99
T 2-Chlorophenol	4.725	128.0	1170338	123.7781	µg/L		100
T 1,3-Dichlorobenzene	4.879	146.0	1628314	125.7682	µg/L	m	98
T 1,4-Dichlorobenzene	4.960	146.0	1495883	114.9623	µg/L	m	100
T 1,2-Dichlorobenzene	5.124	146.0	1511542	117.8188	µg/L		99
T Benzyl Alcohol	5.144	108.0	744997	125.5017	µg/L		100
T bis(2-chloroisopropyl)Ether	5.297	121.0	421242	120.8943	µg/L		96
T 2-Methylphenol	5.297	107.0	1101229	126.8554	µg/L		98
T N-nitroso-Di-n-propylamine	5.451	70.0	709020	121.4162	µg/L		98
T 4Methylphenol/3Methylphenol	5.491	107.0	1477253	125.4751	µg/L		94
T Hexachloroethane	5.502	117.0	465508	123.2169	µg/L		100

# Quantitation Results Report (QT Reviewed)

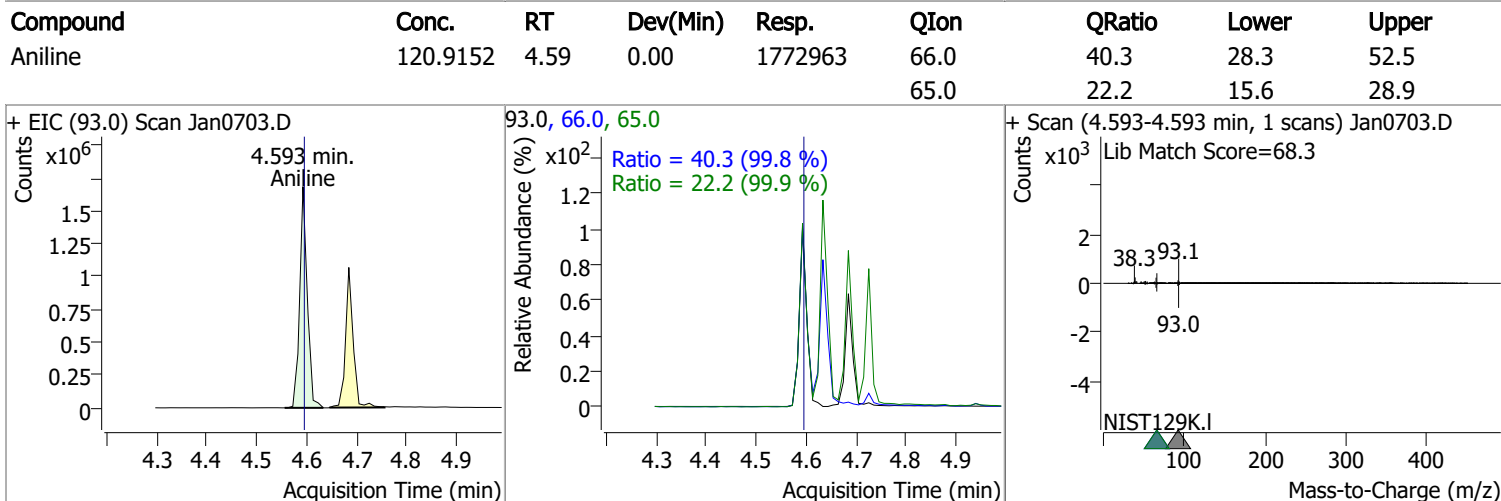
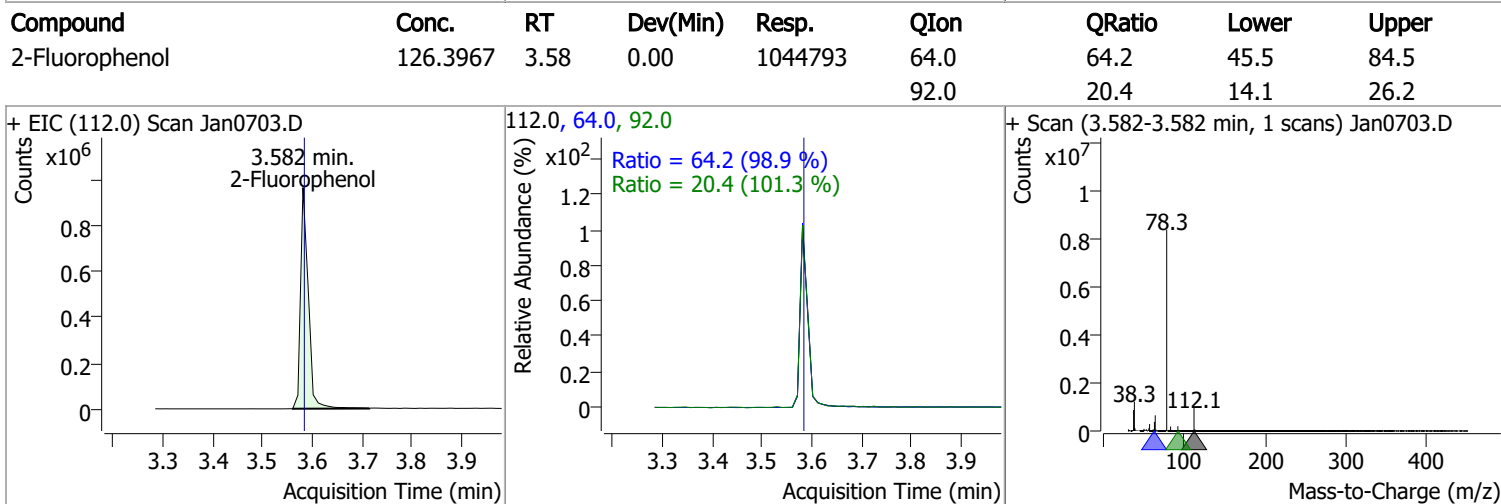
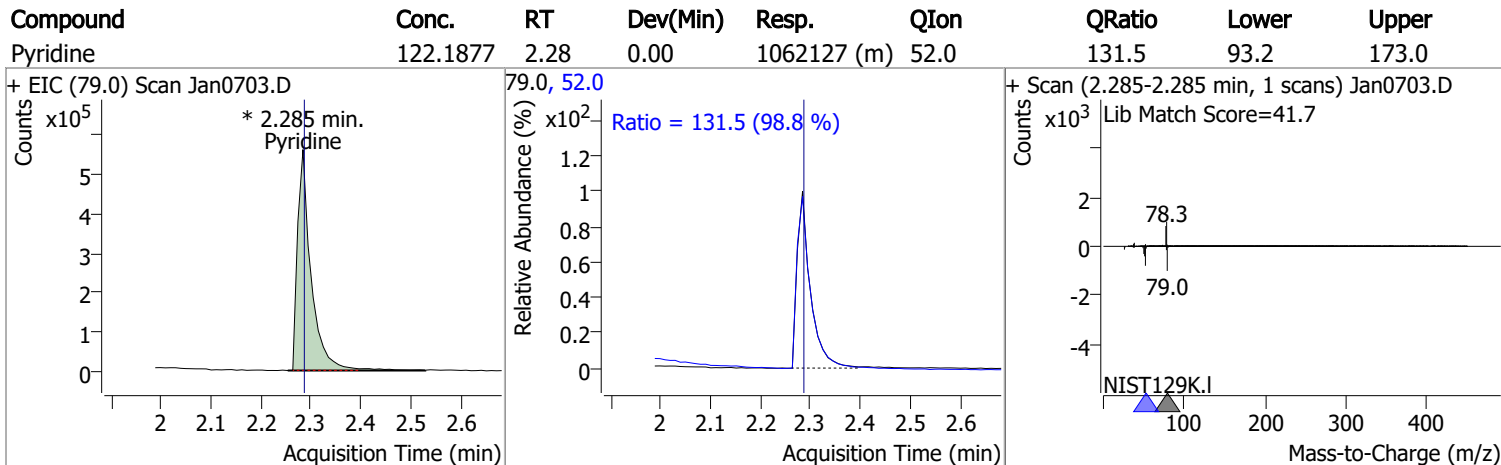
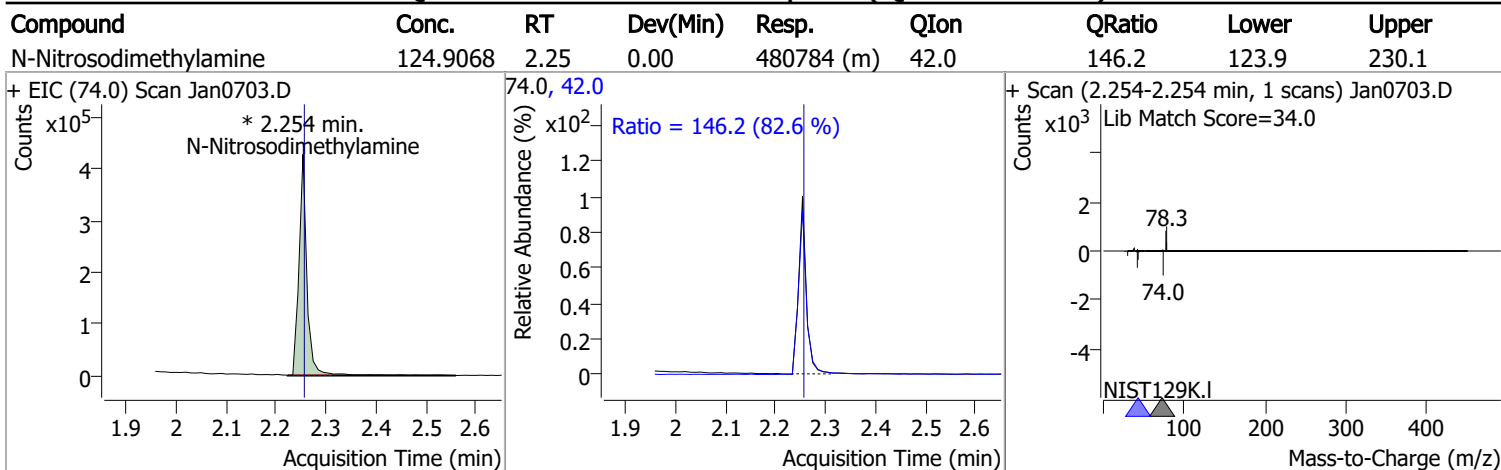
Compound	RT	QIon	Resp.	Conc.	Units	Dev(Min)
T Nitrobenzene	5.604	123.1	356887	118.4364	µg/L	97
T Isophorone	5.900	82.0	1612764	119.2425	µg/L	100
T 2-Nitrophenol	5.972	139.0	300282	118.6744	µg/L	96
T 2,4-Dimethylphenol	6.095	122.0	932080	122.9790	µg/L	98
T bis(-2-Chloroethoxy)Methane	6.187	93.0	1015665	123.2560	µg/L	98
T Benzoic Acid	6.311	105.0	491082	117.8277	µg/L	98
T 2,4-Dichlorophenol	6.280	162.0	799558	122.1353	µg/L	99
T 1,2,4-Trichlorobenzene	6.352	180.0	996871	122.2043	µg/L	99
T Naphthalene	6.424	128.0	2887482	120.2204	µg/L	100
T 4-Chlorophenol	6.485	130.0	282014	123.4973	µg/L	m 97
T p-Chloroaniline	6.526	127.0	1100288	119.1335	µg/L	98
T Hexachlorobutadiene	6.598	224.9	556283	118.1392	µg/L	99
T 4-Chloro-2-Methylphenol	7.019	107.0	743664	124.7254	µg/L	99
T 4-Chloro-3-Methylphenol	7.163	107.0	771736	122.5469	µg/L	m 99
T 2-Methylnaphthalene	7.255	141.0	1640822	116.5304	µg/L	m 98
T 1-Methylnaphthalene	7.368	141.0	1650148	119.0934	µg/L	m 99
T Hexachlorocyclopentadiene	7.451	236.9	382644	122.2721	µg/L	99
T 2,4,6-Trichlorophenol	7.625	196.0	523385	119.2442	µg/L	100
T 2,4,5-Trichlorophenol	7.676	196.0	583800	123.8574	µg/L	99
T 2-Chloronaphthalene	7.831	162.0	1868917	118.9052	µg/L	99
T 2-Nitroaniline	7.995	65.0	346934	124.1904	µg/L	99
T Dimethyl Phthalate	8.241	163.0	1954420	122.4852	µg/L	100
T 2,6-Dinitrotoluene	8.302	165.0	262540	124.9273	µg/L	98
T Acenaphthylene	8.323	152.1	3162196	119.6855	µg/L	100
T 3-Nitroaniline	8.497	138.0	281617	115.8888	µg/L	95
T Acenaphthene	8.537	154.0	1719160	118.6057	µg/L	99
T 2,4-Dinitrophenol	8.619	184.0	154925	121.1707	µg/L	91
T Dibenzofuran	8.742	168.0	2684520	117.0223	µg/L	100
T 2,4-Dinitrotoluene	8.783	165.0	366661	123.0655	µg/L	96
T 4-Nitrophenol	8.783	109.0	315129	124.5680	µg/L	95
T Diethylphthalate	9.110	149.0	2103927	118.8023	µg/L	100
T Fluorene	9.162	166.0	2340165	121.5299	µg/L	99
T 4-Chlorophenyl-phenylether	9.192	204.0	1069238	121.5830	µg/L	100
T 4-Nitroaniline	9.243	138.0	273670	110.1103	µg/L	96
T 4,6-Dinitro-2-methylphenol	9.264	198.0	207259	113.8815	µg/L	94
T N-nitrosodiphenylamine	9.346	169.0	1362476	110.0377	µg/L	99
T Azobenzene	9.376	77.0	1723842	115.8342	µg/L	96
T 4-Bromophenyl-phenylether	9.775	248.0	627763	120.4722	µg/L	99
T Hexachlorobenzene	9.806	283.9	613498	115.5133	µg/L	97
T Pentachlorophenol	10.069	265.9	296481	117.9498	µg/L	97
T Phenanthrene	10.302	178.0	2985598	116.0242	µg/L	100
T Anthracene	10.373	178.0	2960458	117.4868	µg/L	99
T Triallate	10.434	86.0	676929	118.6003	µg/L	98
T Carbazole	10.616	167.0	2776985	114.9844	µg/L	99
T o-Terphenyl	10.839	230.0	1691600	115.9451	µg/L	99
T Di-n-Butylphthalate	11.224	149.0	2989997	119.3053	µg/L	100
T Fluoranthene	12.146	202.0	3089043	116.2110	µg/L	99
T Benzidine	12.541	184.0	1299294	120.6104	µg/L	99
T Pyrene	12.581	202.0	3444793	118.3664	µg/L	99
T Butylbenzylphthalate	14.572	149.0	988902	118.9875	µg/L	98
T Benzo(a)Anthracene	15.808	228.0	2528993	117.9916	µg/L	100
T Chrysene	15.921	228.0	2757800	119.3529	µg/L	100
T 3,3-Dichlorobenzidine	15.961	252.0	907792	119.7849	µg/L	99
T bis(2-ethylhexyl)Phthalate	16.646	167.0	362081	121.4907	µg/L	99
T Di-n-octyl Phthalate	18.335	149.0	2492038	121.4748	µg/L	99

# Quantitation Results Report (QT Reviewed)

Compound	RT	QIon	Resp.	Conc.	Units	Dev(Min)
T Benzo(b)fluoranthene	18.588	252.0	2493854	119.8938	µg/L	99
T Benzo(k)fluoranthene	18.649	252.0	2673587	123.9797	µg/L	98
T Benzo(a)pyrene	19.175	252.0	2474611	122.2456	µg/L	98
T Indeno(1,2,3-c,d)pyrene	20.927	276.0	1999441	117.2704	µg/L	99
T Dibenzo(a,h)anthracene	20.988	278.0	2288825	123.2946	µg/L	99
T Benzo(g,h,i)perylene	21.261	276.0	2408350	123.5446	µg/L	99

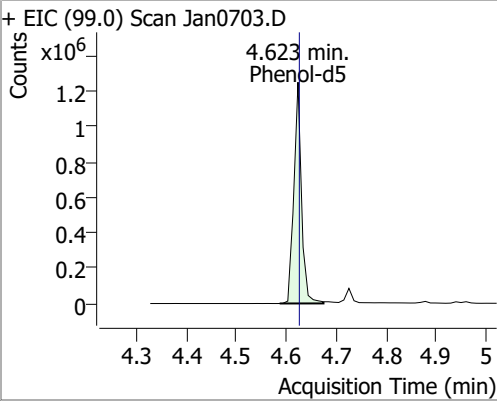
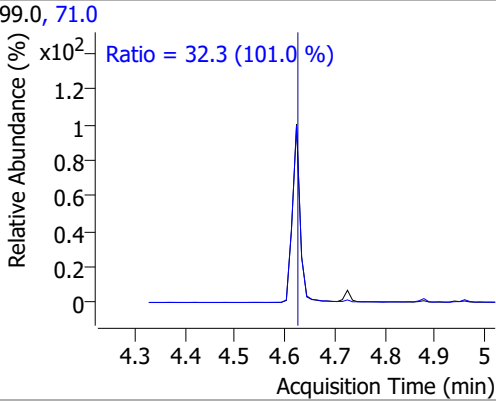
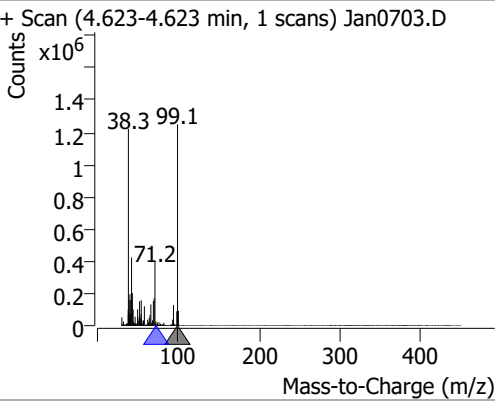
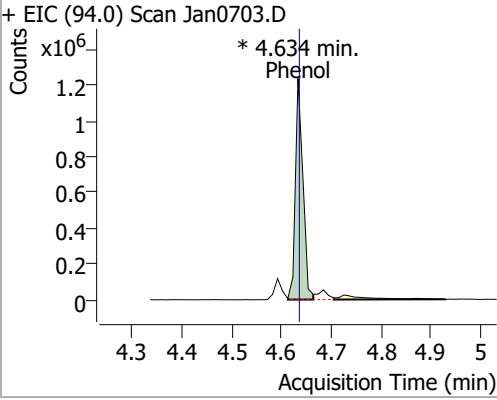
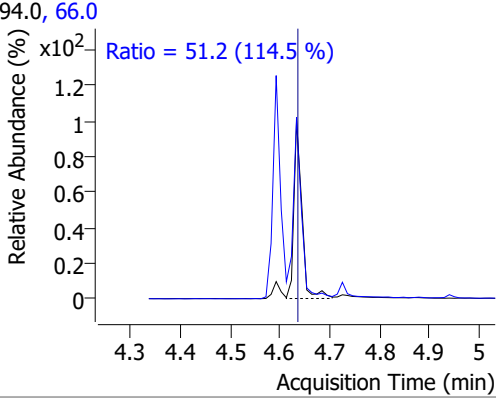
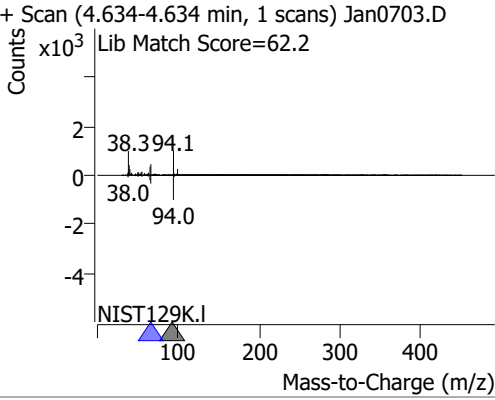
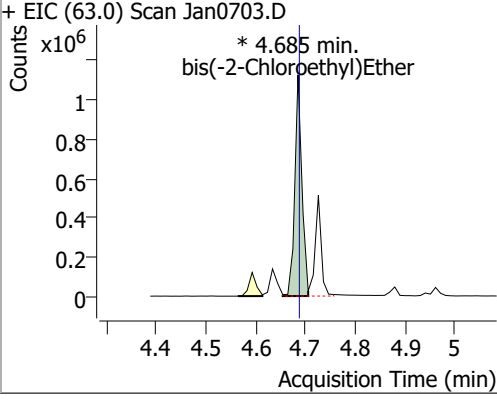
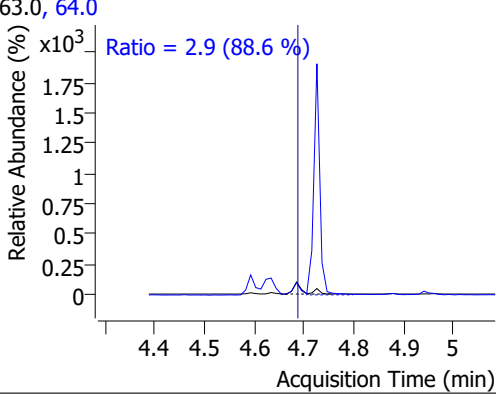
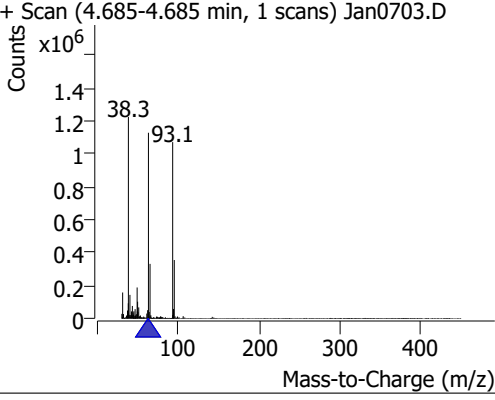
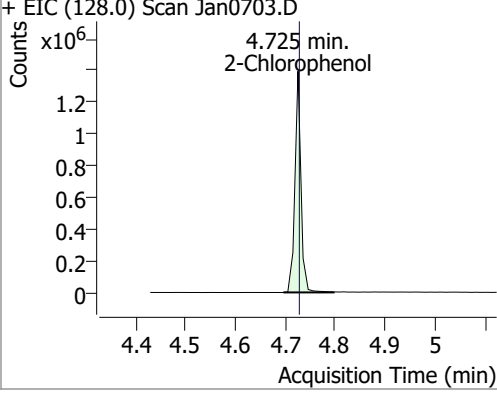
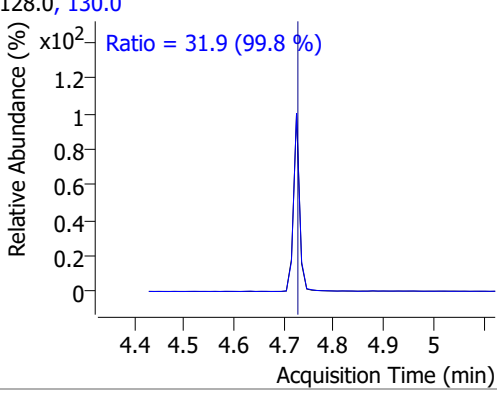
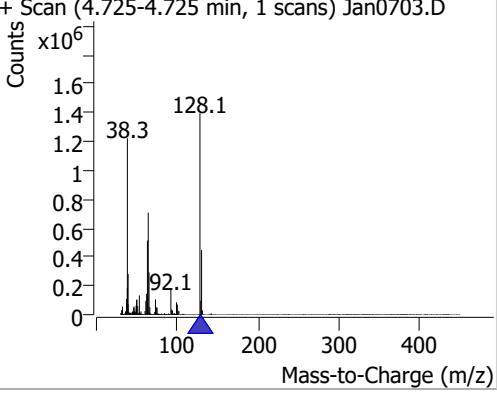
(#) = Qualifier Out of Range; (m) = Manual Integration; (+) = Area Summed; (\*) = Surrogate Percent Recovery Out of Range; (d): Zeroed Peak

# Quantitation Results Report (QT Reviewed)





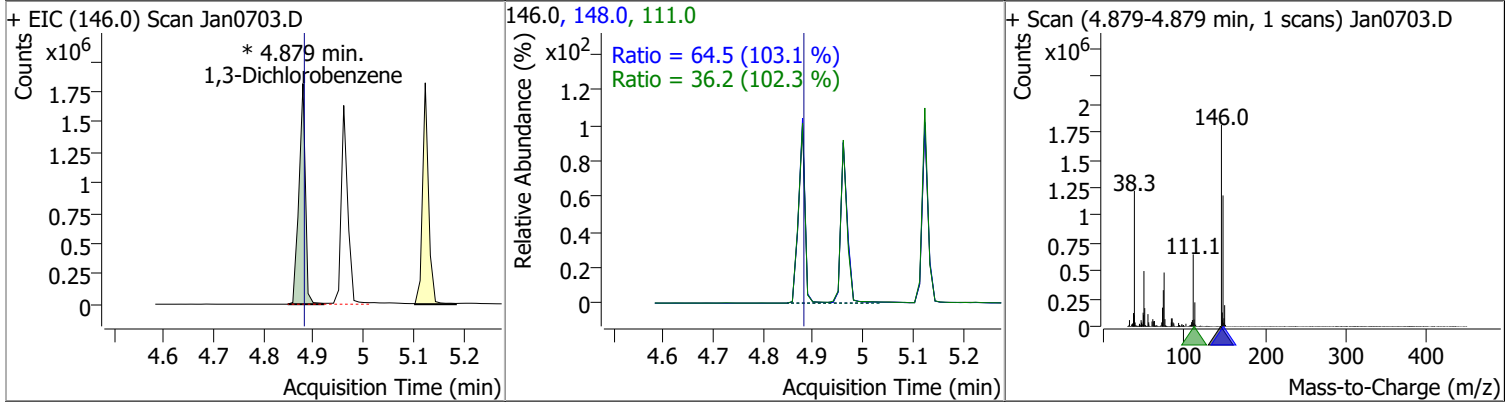
# Quantitation Results Report (QT Reviewed)

Compound	Conc.	RT	Dev(Min)	Resp.	QIon	QRatio	Lower	Upper
Phenol-d5	122.4408	4.62	0.00	1330488	71.0	32.3	22.3	41.5
+ EIC (99.0) Scan Jan0703.D			99.0, 71.0			+ Scan (4.623-4.623 min, 1 scans) Jan0703.D		
		Ratio = 32.3 (101.0 %)						
Phenol	118.6116	4.63	0.00	1286467 (m)	66.0	51.2	31.3	58.2
+ EIC (94.0) Scan Jan0703.D			94.0, 66.0			+ Scan (4.634-4.634 min, 1 scans) Jan0703.D		
		Ratio = 51.2 (114.5 %)						
bis(-2-Chloroethyl)Ether	122.0546	4.68	0.00	1108519 (m)	64.0	2.9	2.3	4.3
+ EIC (63.0) Scan Jan0703.D			63.0, 64.0			+ Scan (4.685-4.685 min, 1 scans) Jan0703.D		
		Ratio = 2.9 (88.6 %)						
2-Chlorophenol	123.7781	4.73	0.00	1170338	130.0	31.9	22.4	41.6
+ EIC (128.0) Scan Jan0703.D			128.0, 130.0			+ Scan (4.725-4.725 min, 1 scans) Jan0703.D		
		Ratio = 31.9 (99.8 %)						

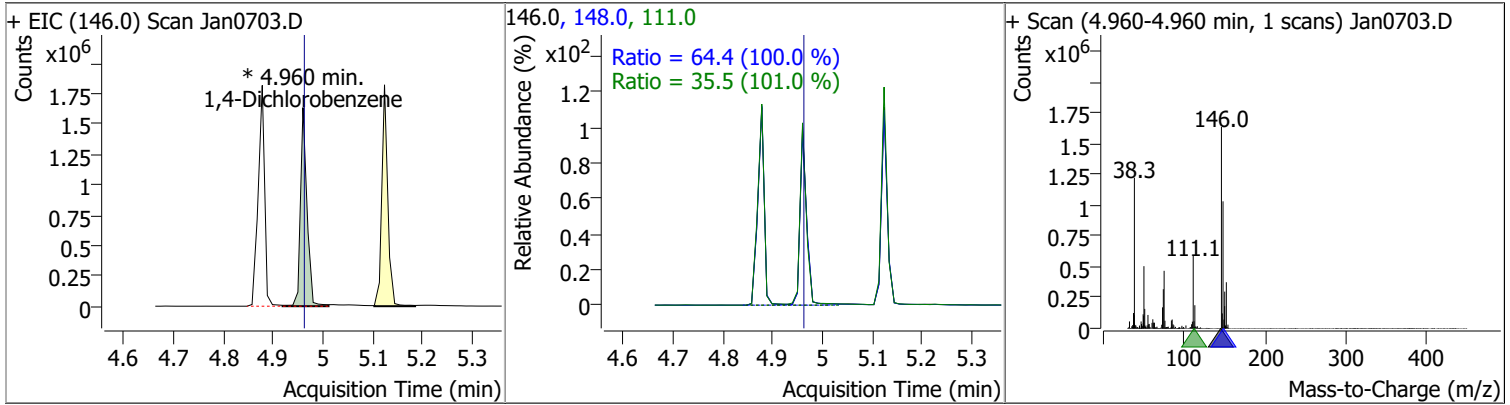


# Quantitation Results Report (QT Reviewed)

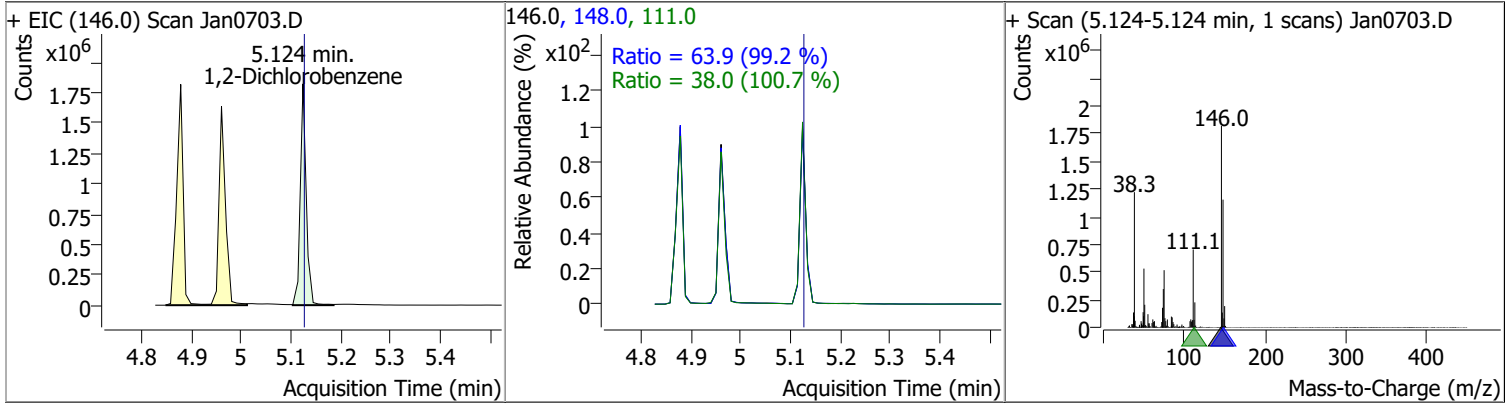
Compound	Conc.	RT	Dev(Min)	Resp.	QIon	QRatio	Lower	Upper
1,3-Dichlorobenzene	125.7682	4.88	0.00	1628314 (m)	148.0	64.5	43.8	81.3
					111.0	36.2	24.8	46.0



Compound	Conc.	RT	Dev(Min)	Resp.	QIon	QRatio	Lower	Upper
1,4-Dichlorobenzene	114.9623	4.96	0.00	1495883 (m)	148.0	64.4	45.1	83.8
					111.0	35.5	24.6	45.7

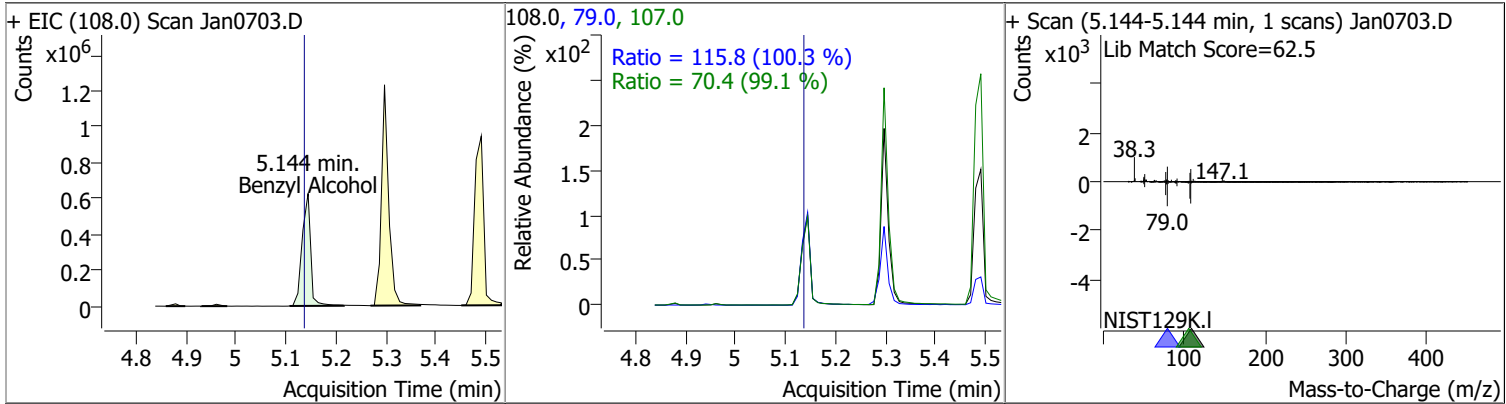


Compound	Conc.	RT	Dev(Min)	Resp.	QIon	QRatio	Lower	Upper
1,2-Dichlorobenzene	117.8188	5.12	0.00	1511542	148.0	63.9	45.1	83.8
					111.0	38.0	26.4	49.1

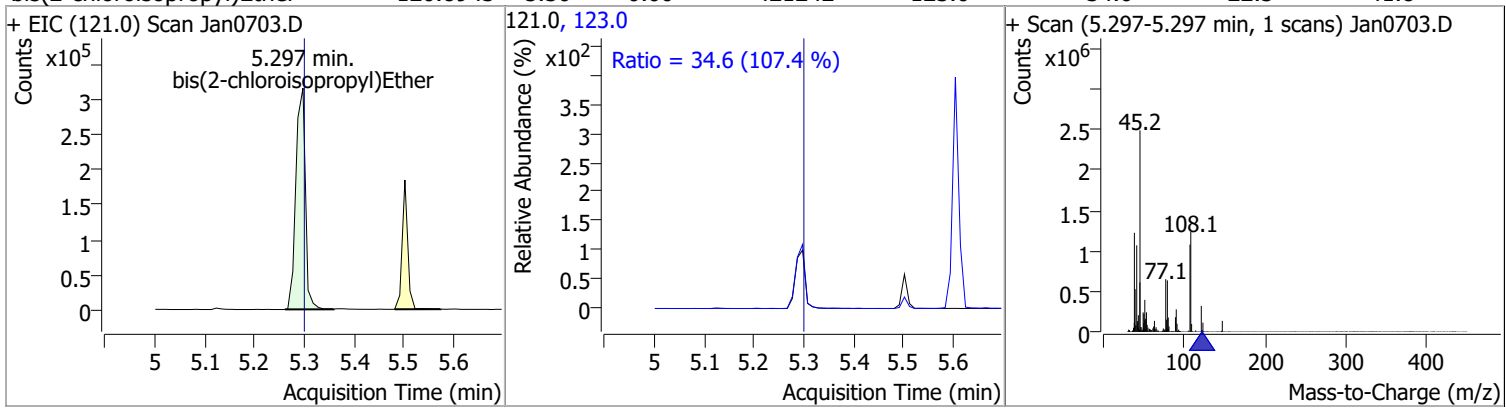


# Quantitation Results Report (QT Reviewed)

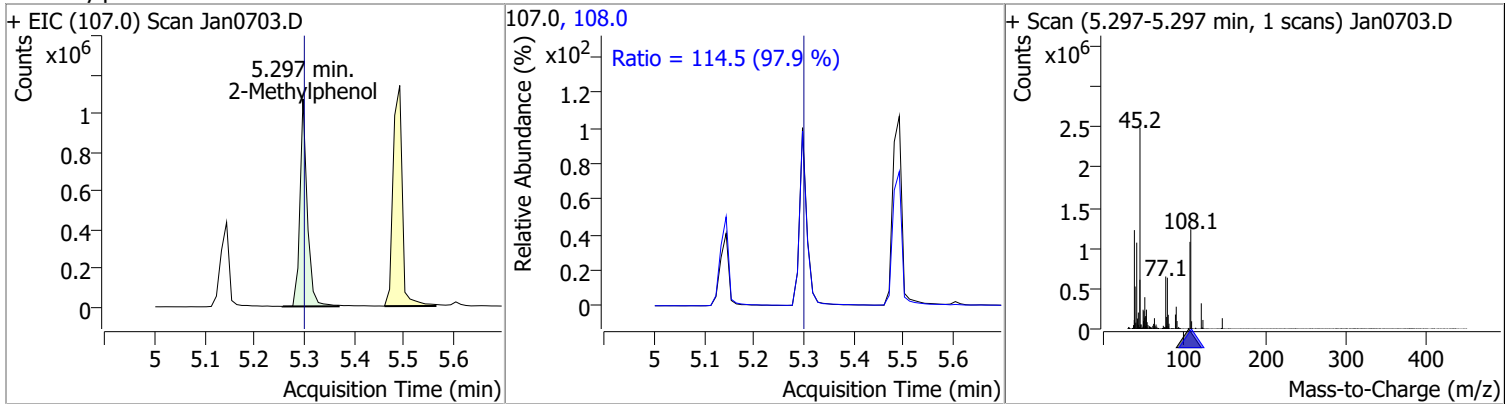
Compound	Conc.	RT	Dev(Min)	Resp.	QIon	QRatio	Lower	Upper
Benzyl Alcohol	125.5017	5.14	0.01	744997	79.0	115.8	80.8	150.1
					107.0	70.4	49.7	92.3



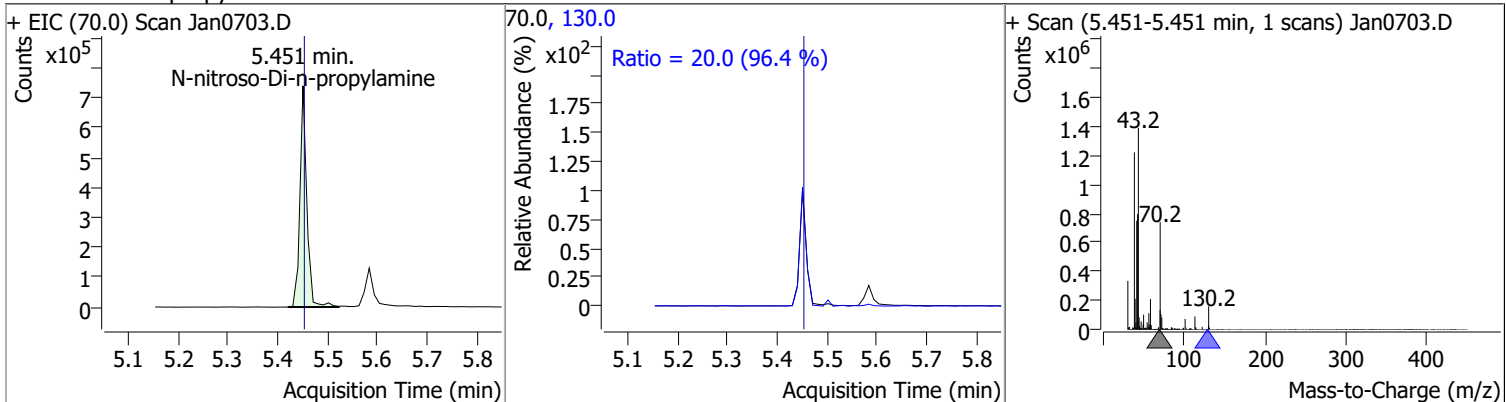
Compound	Conc.	RT	Dev(Min)	Resp.	QIon	QRatio	Lower	Upper
bis(2-chloroisopropyl)Ether	120.8943	5.30	0.00	421242	123.0	34.6	22.5	41.8



Compound	Conc.	RT	Dev(Min)	Resp.	QIon	QRatio	Lower	Upper
2-Methylphenol	126.8554	5.30	0.00	1101229	108.0	114.5	81.8	152.0

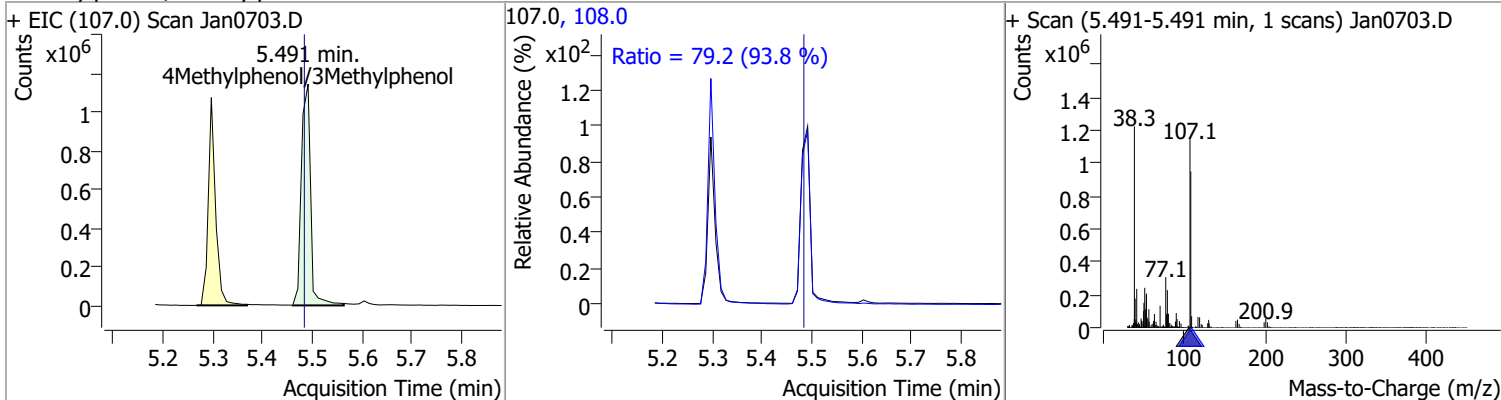


Compound	Conc.	RT	Dev(Min)	Resp.	QIon	QRatio	Lower	Upper
N-nitroso-Di-n-propylamine	121.4162	5.45	0.00	709020	130.0	20.0	0.0	41.5

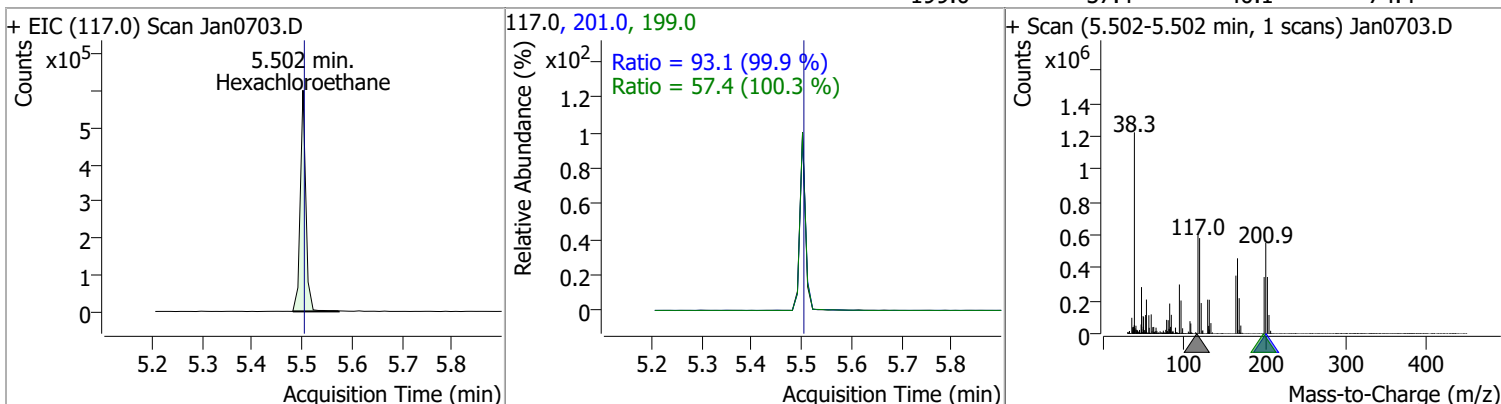


# Quantitation Results Report (QT Reviewed)

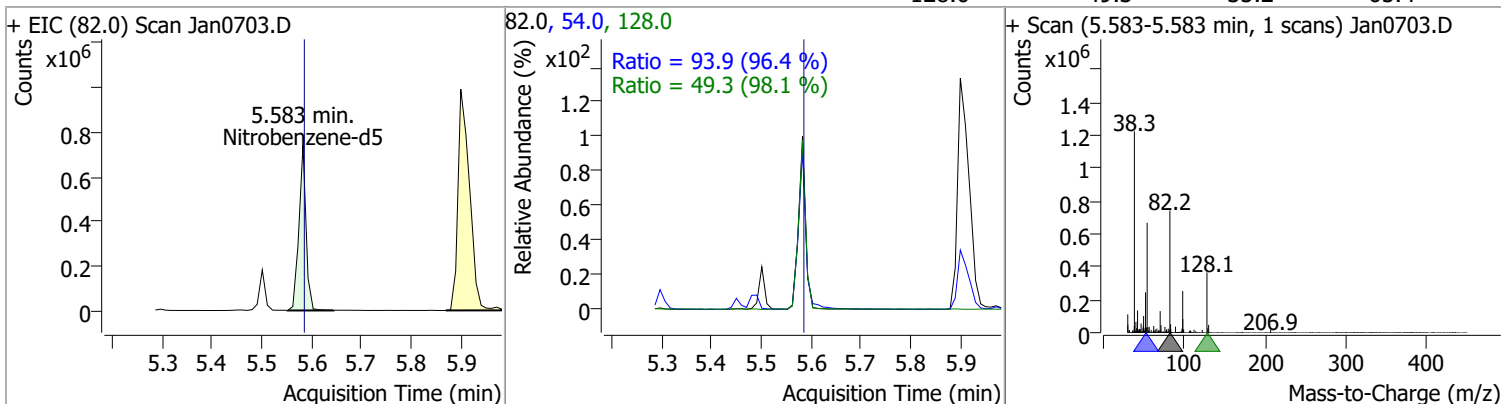
Compound	Conc.	RT	Dev(Min)	Resp.	QIon	QRatio	Lower	Upper
4Methylphenol/3Methylphenol	125.4751	5.49	0.01	1477253	108.0	79.2	59.1	109.8



Compound	Conc.	RT	Dev(Min)	Resp.	QIon	QRatio	Lower	Upper
Hexachloroethane	123.2169	5.50	0.00	465508	201.0	93.1	65.2	121.2
					199.0	57.4	40.1	74.4

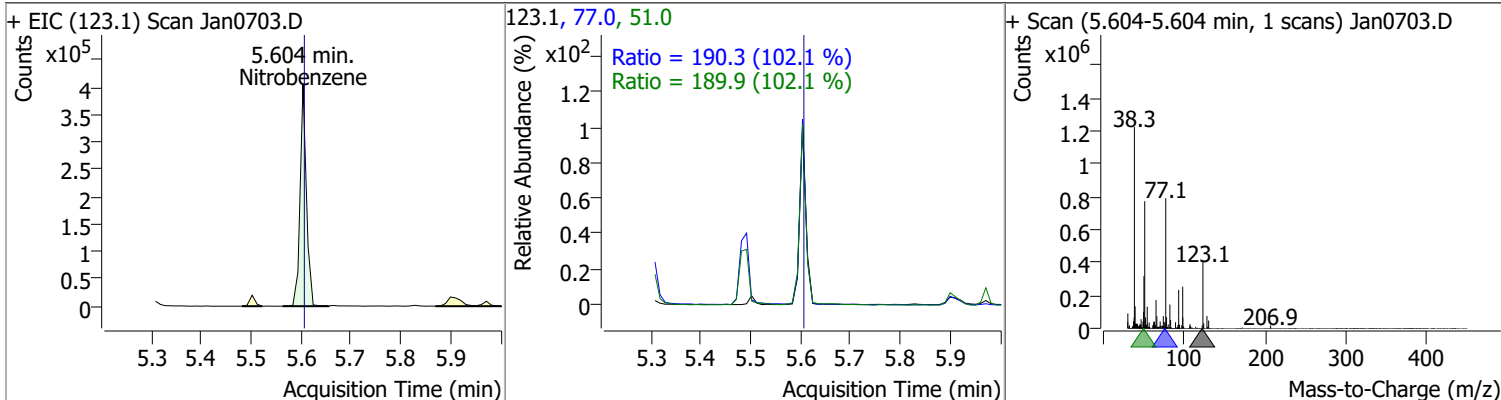


Compound	Conc.	RT	Dev(Min)	Resp.	QIon	QRatio	Lower	Upper
Nitrobenzene-d5	123.6640	5.58	0.00	739181	54.0	93.9	68.2	126.6
					128.0	49.3	35.2	65.4

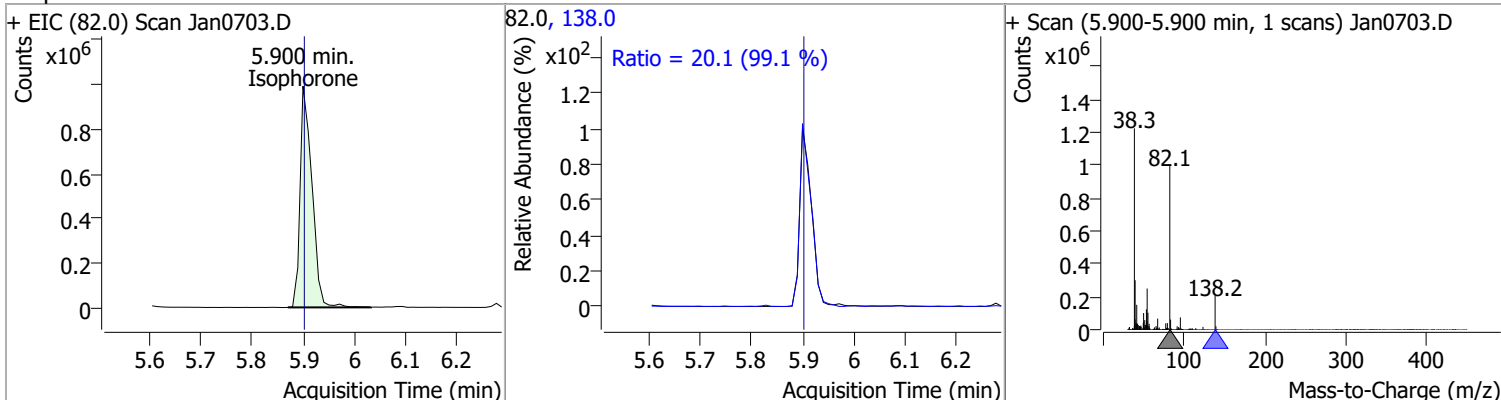


# Quantitation Results Report (QT Reviewed)

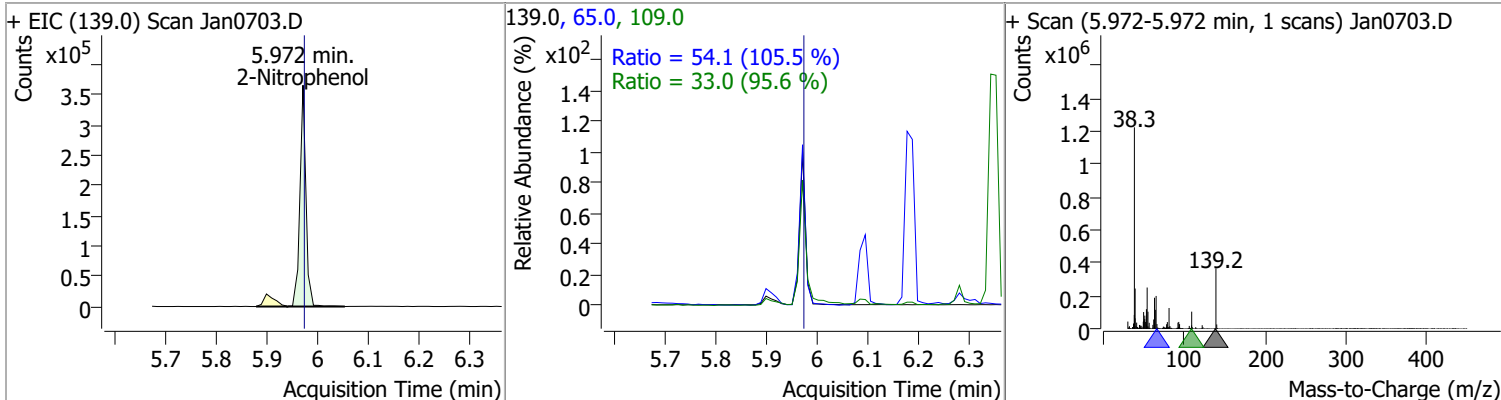
Compound	Conc.	RT	Dev(Min)	Resp.	QIon	QRatio	Lower	Upper
Nitrobenzene	118.4364	5.60	0.00	356887	77.0	190.3	130.5	242.3
					51.0	189.9	130.2	241.8



Compound	Conc.	RT	Dev(Min)	Resp.	QIon	QRatio	Lower	Upper
Isophorone	119.2425	5.90	0.00	1612764	138.0	20.1	14.2	26.4

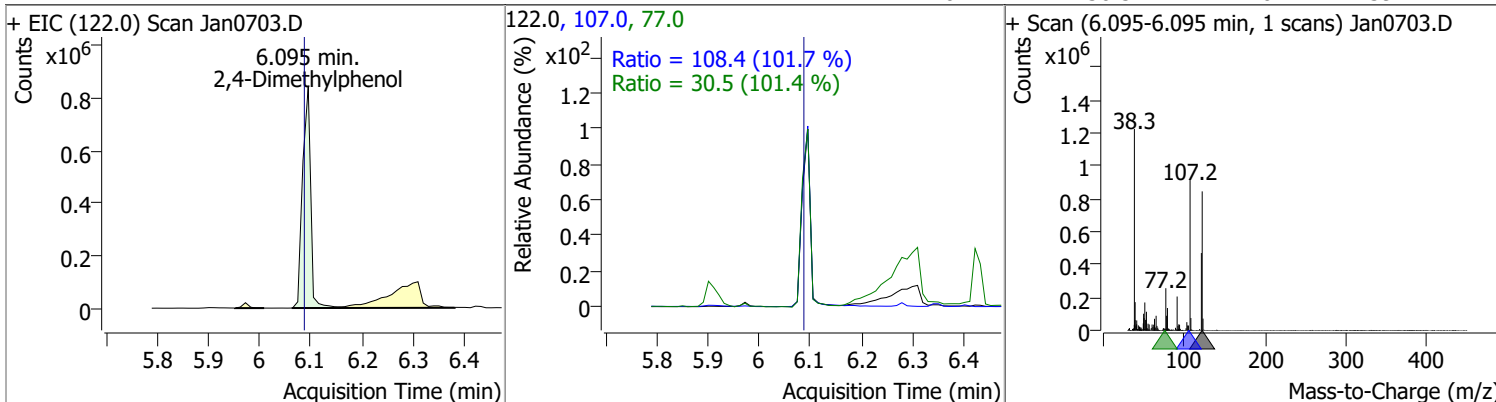


Compound	Conc.	RT	Dev(Min)	Resp.	QIon	QRatio	Lower	Upper
2-Nitrophenol	118.6744	5.97	0.00	300282	65.0	54.1	35.9	66.6
					109.0	33.0	24.1	44.8

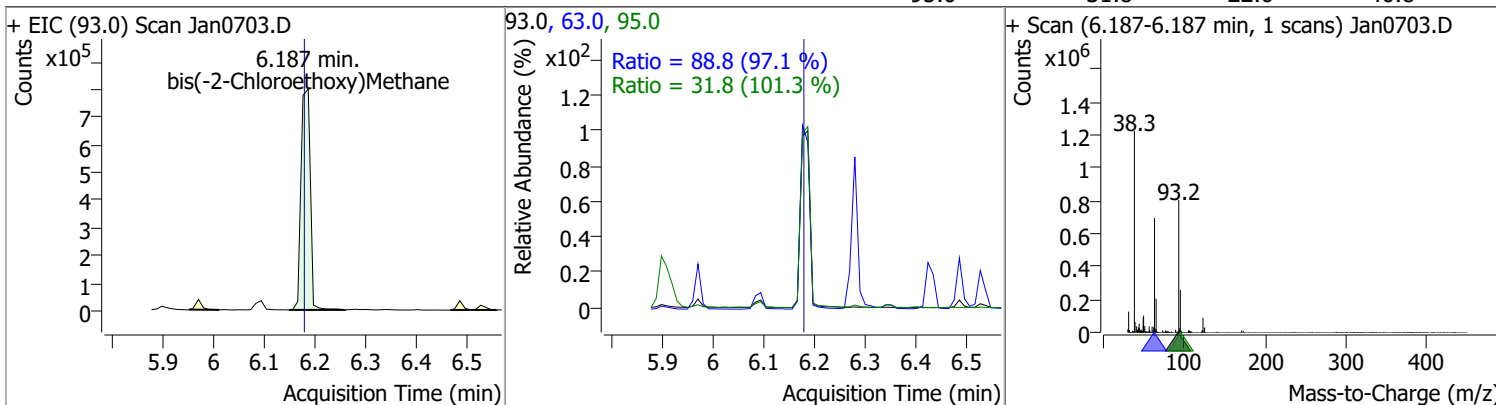


# Quantitation Results Report (QT Reviewed)

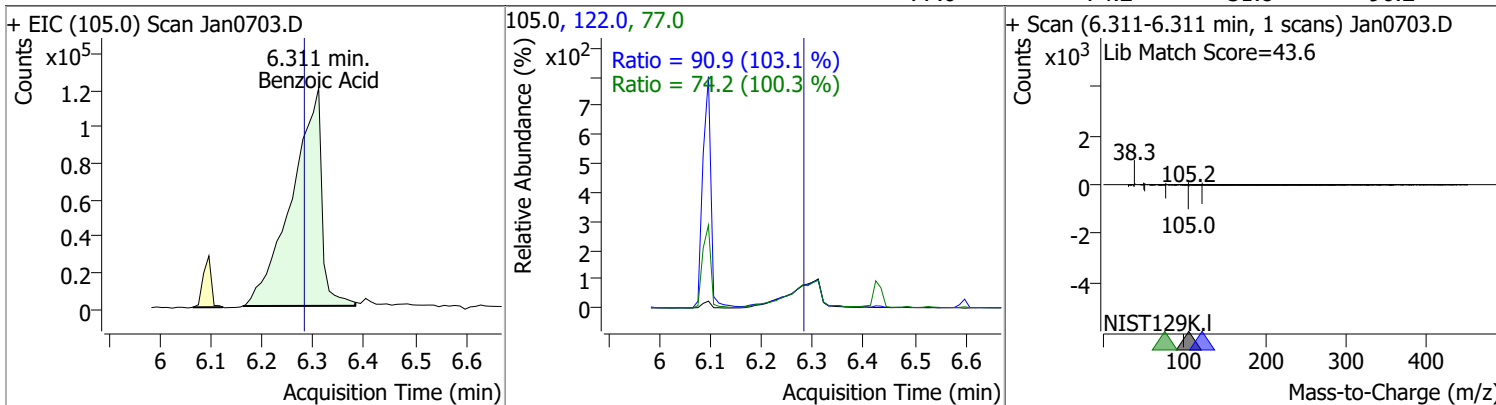
Compound	Conc.	RT	Dev(Min)	Resp.	QIon	QRatio	Lower	Upper
2,4-Dimethylphenol	122.9790	6.09	0.01	932080	107.0	108.4	74.6	138.5
					77.0	30.5	21.0	39.1



Compound	Conc.	RT	Dev(Min)	Resp.	QIon	QRatio	Lower	Upper
bis(-2-Chloroethoxy)Methane	123.2560	6.19	0.01	1015665	63.0	88.8	64.0	118.8
					95.0	31.8	22.0	40.8

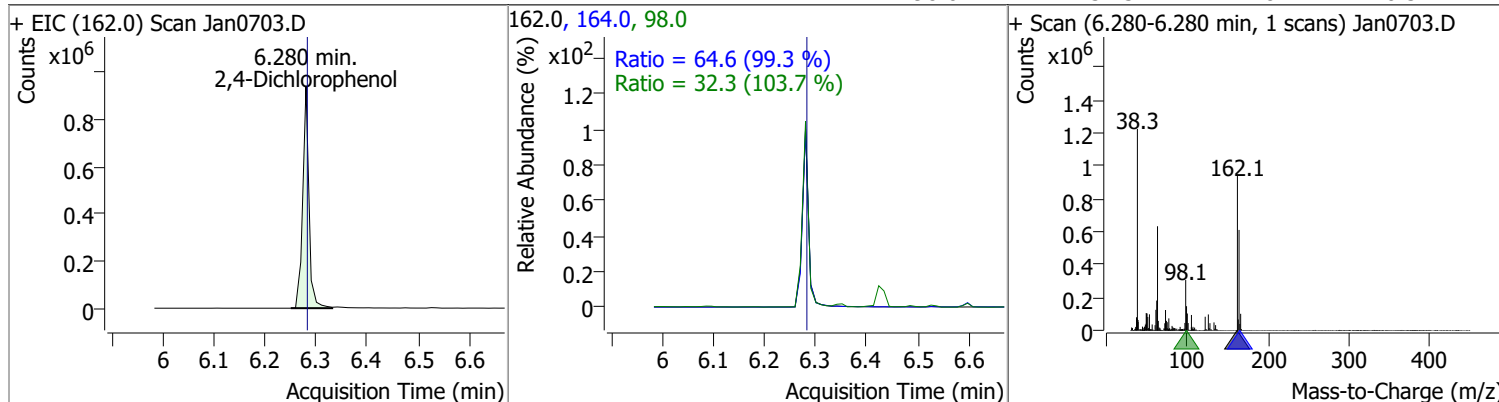


Compound	Conc.	RT	Dev(Min)	Resp.	QIon	QRatio	Lower	Upper
Benzoic Acid	117.8277	6.31	0.03	491082	122.0	90.9	61.7	114.6
					77.0	74.2	51.8	96.2

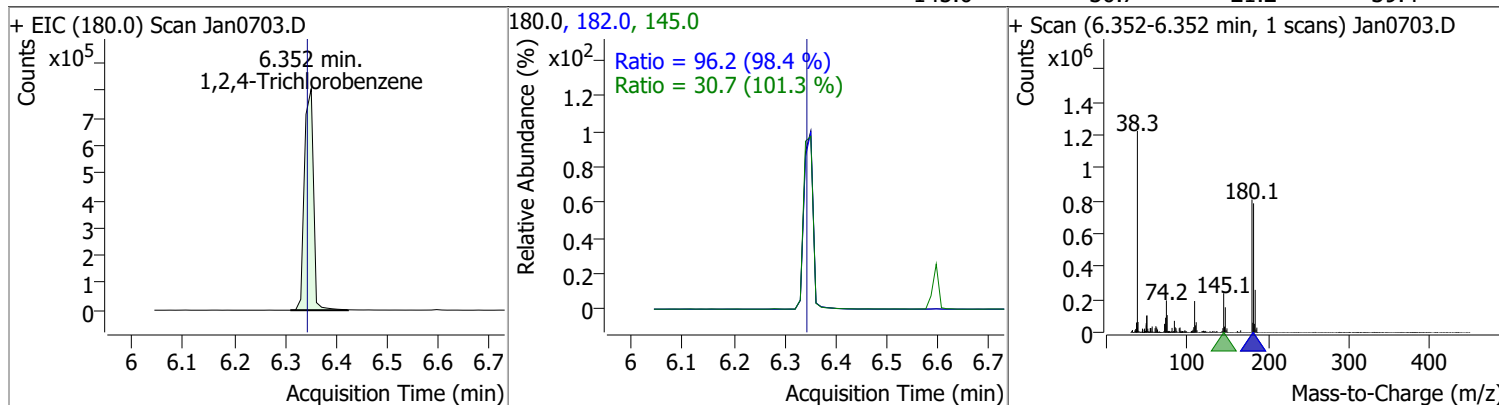


# Quantitation Results Report (QT Reviewed)

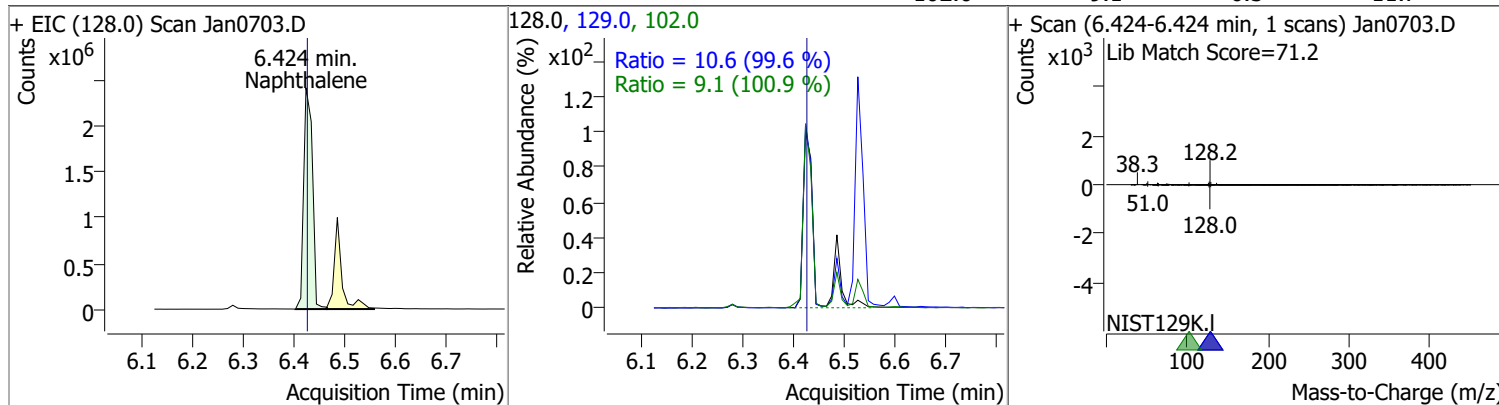
Compound	Conc.	RT	Dev(Min)	Resp.	QIon	QRatio	Lower	Upper
2,4-Dichlorophenol	122.1353	6.28	0.00	799558	164.0	64.6	45.5	84.6
					98.0	32.3	21.8	40.5



Compound	Conc.	RT	Dev(Min)	Resp.	QIon	QRatio	Lower	Upper
1,2,4-Trichlorobenzene	122.2043	6.35	0.01	996871	182.0	96.2	68.4	127.1
					145.0	30.7	21.2	39.4

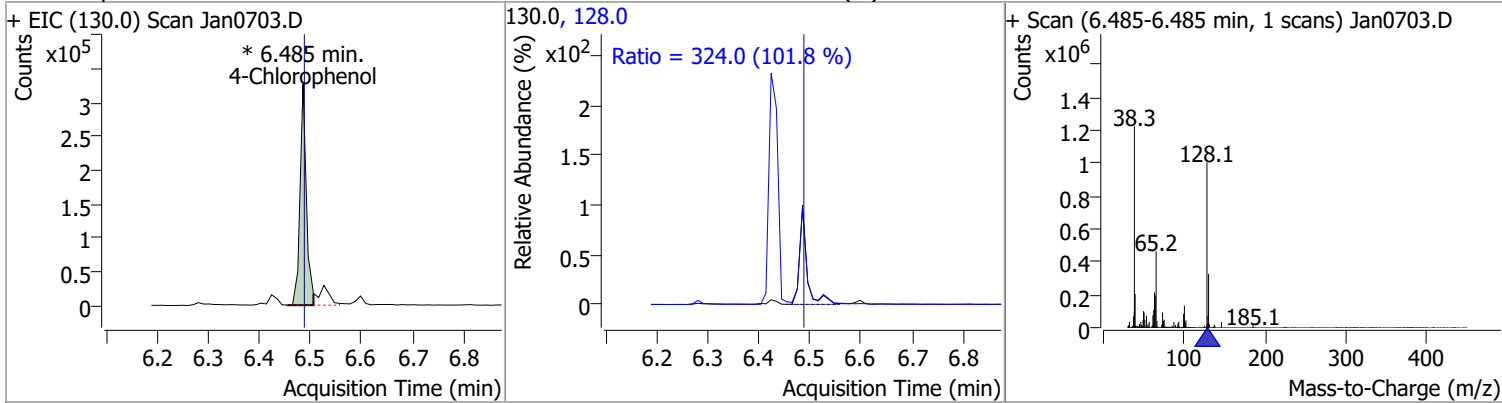


Compound	Conc.	RT	Dev(Min)	Resp.	QIon	QRatio	Lower	Upper
Naphthalene	120.2204	6.42	0.00	2887482	129.0	10.6	7.4	13.8
					102.0	9.1	6.3	11.7

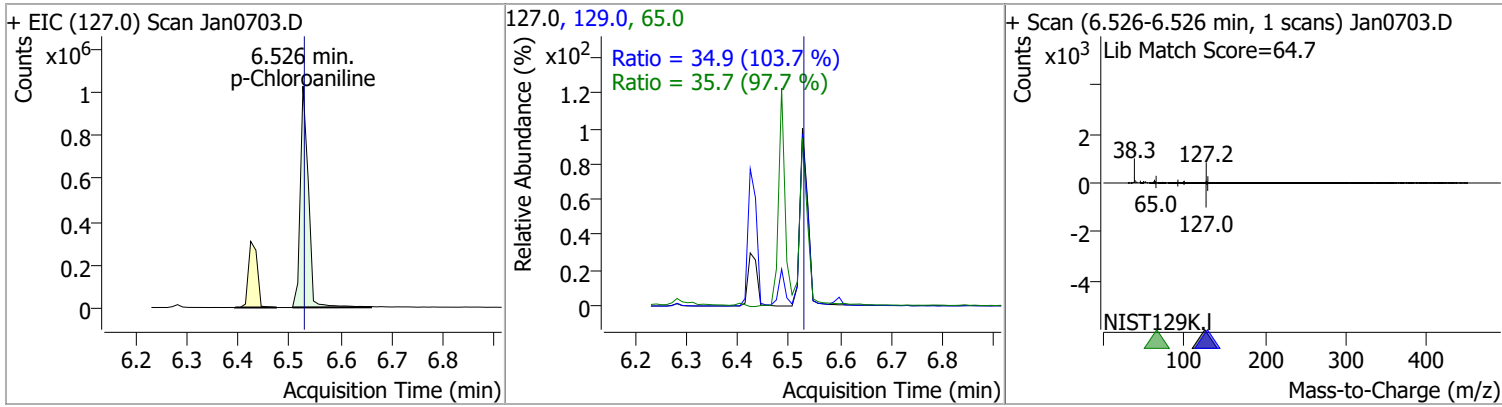


# Quantitation Results Report (QT Reviewed)

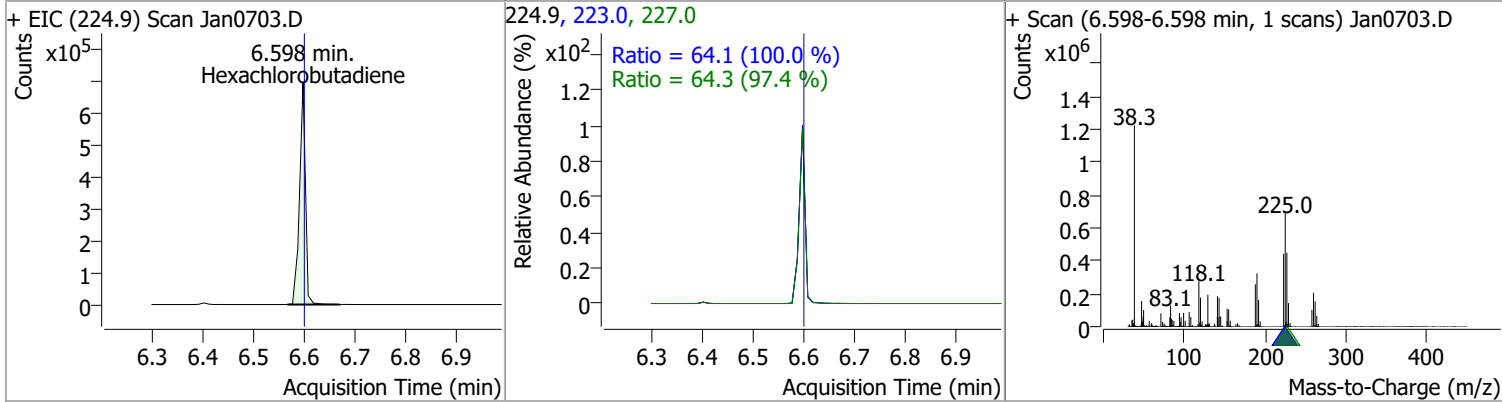
Compound	Conc.	RT	Dev(Min)	Resp.	QIon	QRatio	Lower	Upper
4-Chlorophenol	123.4973	6.49	0.00	282014 (m)	128.0	324.0	222.8	413.7



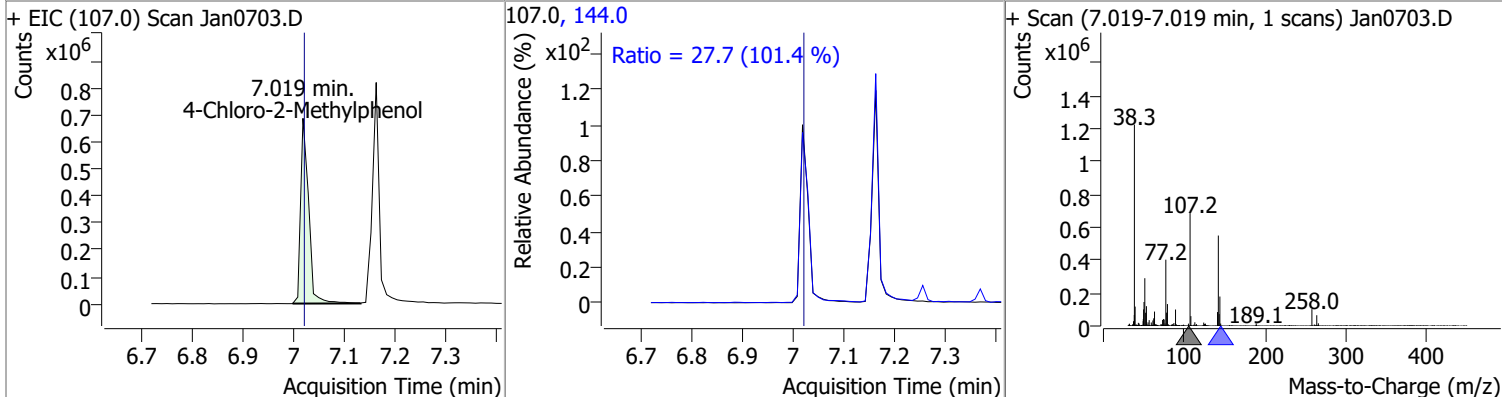
Compound	Conc.	RT	Dev(Min)	Resp.	QIon	QRatio	Lower	Upper
p-Chloroaniline	119.1335	6.53	0.00	1100288	65.0	35.7	25.6	47.5
					129.0	34.9	23.6	43.8



Compound	Conc.	RT	Dev(Min)	Resp.	QIon	QRatio	Lower	Upper
Hexachlorobutadiene	118.1392	6.60	0.00	556283	227.0	64.3	46.3	85.9
					223.0	64.1	44.9	83.3

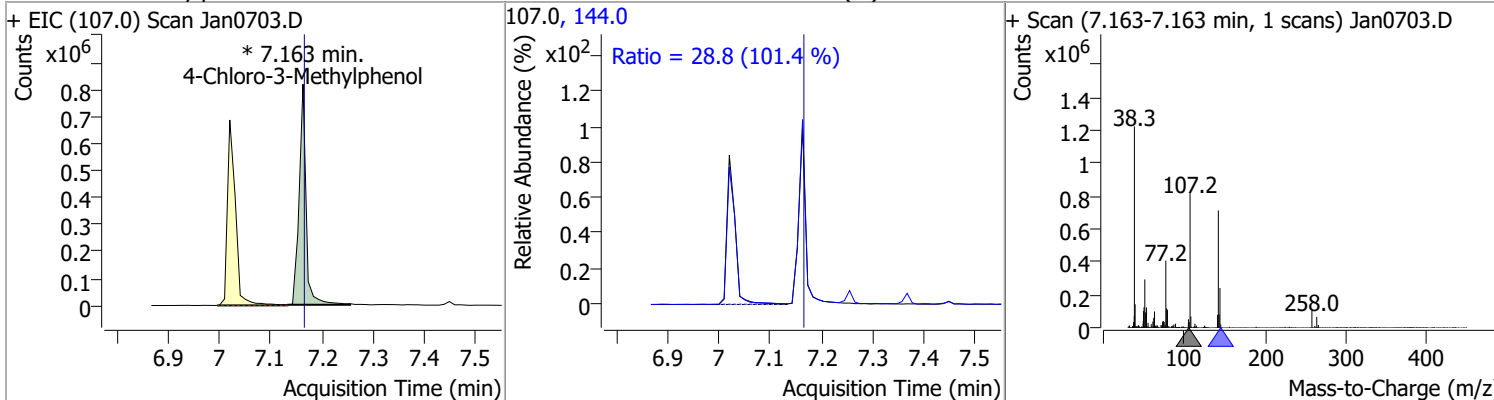


Compound	Conc.	RT	Dev(Min)	Resp.	QIon	QRatio	Lower	Upper
4-Chloro-2-Methylphenol	124.7254	7.02	0.00	743664	144.0	27.7	19.1	35.5

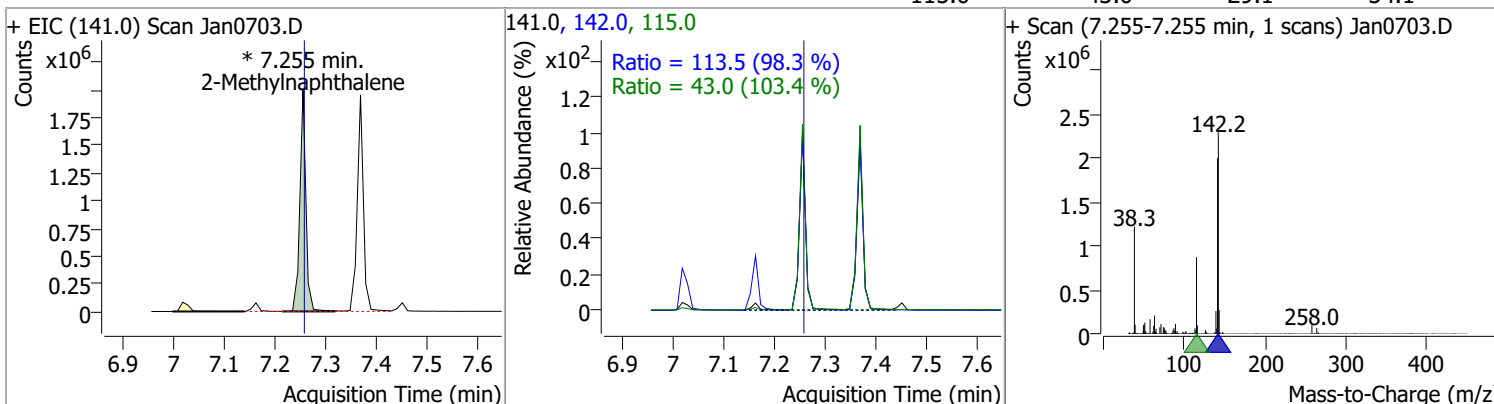


# Quantitation Results Report (QT Reviewed)

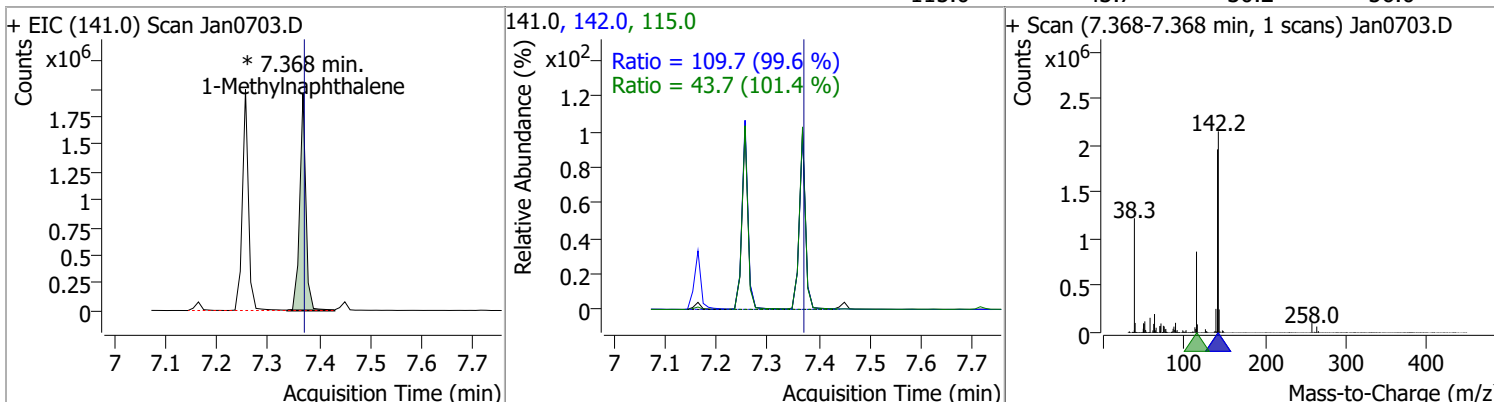
Compound	Conc.	RT	Dev(Min)	Resp.	QIon	QRatio	Lower	Upper
4-Chloro-3-Methylphenol	122.5469	7.16	0.00	771736 (m)	144.0	28.8	19.9	36.9



Compound	Conc.	RT	Dev(Min)	Resp.	QIon	QRatio	Lower	Upper
2-Methylnaphthalene	116.5304	7.26	0.00	1640822 (m)	142.0	113.5	80.8	150.1
					115.0	43.0	29.1	54.1



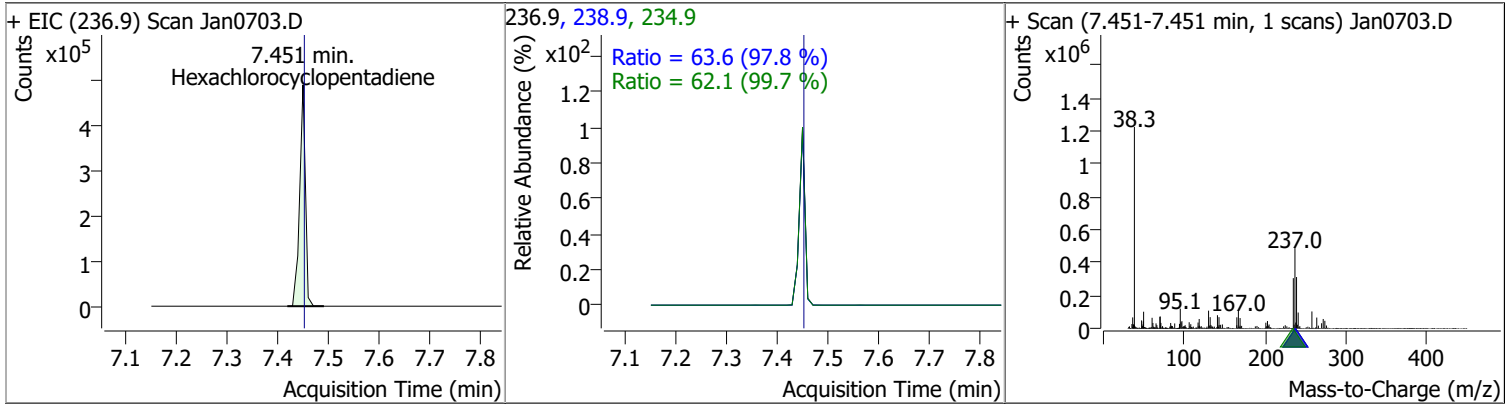
Compound	Conc.	RT	Dev(Min)	Resp.	QIon	QRatio	Lower	Upper
1-Methylnaphthalene	119.0934	7.37	0.00	1650148 (m)	142.0	109.7	77.1	143.2
					115.0	43.7	30.2	56.0



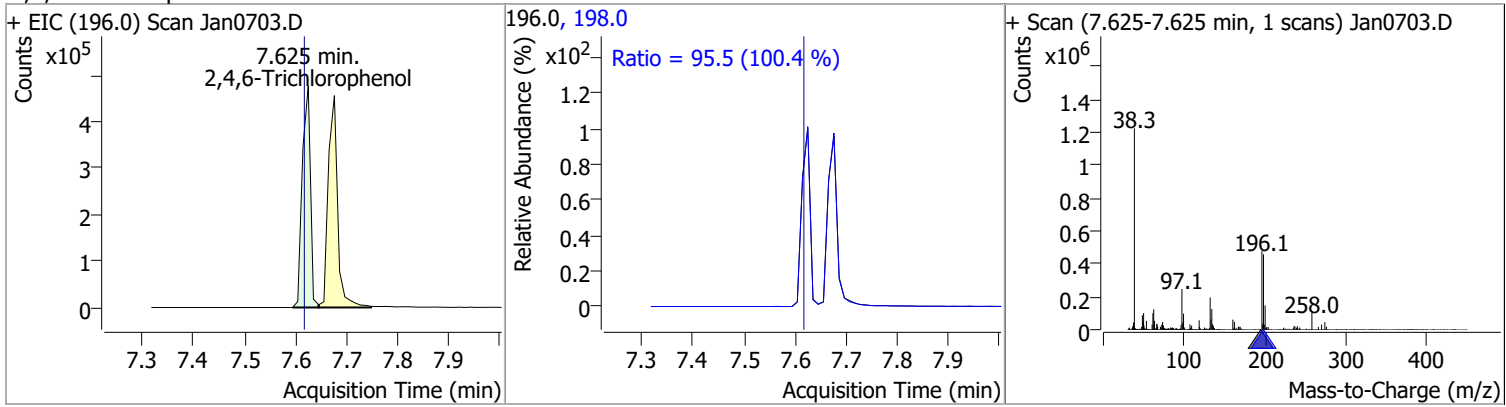


# Quantitation Results Report (QT Reviewed)

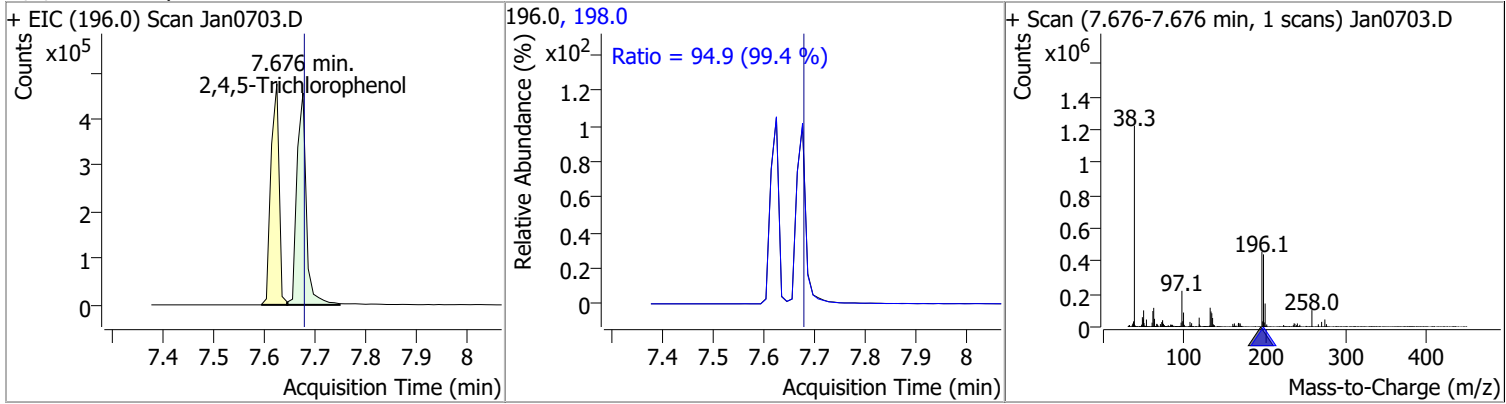
Compound	Conc.	RT	Dev(Min)	Resp.	QIon	QRatio	Lower	Upper
Hexachlorocyclopentadiene	122.2721	7.45	0.00	382644	238.9	63.6	45.5	84.6
					234.9	62.1	43.6	80.9



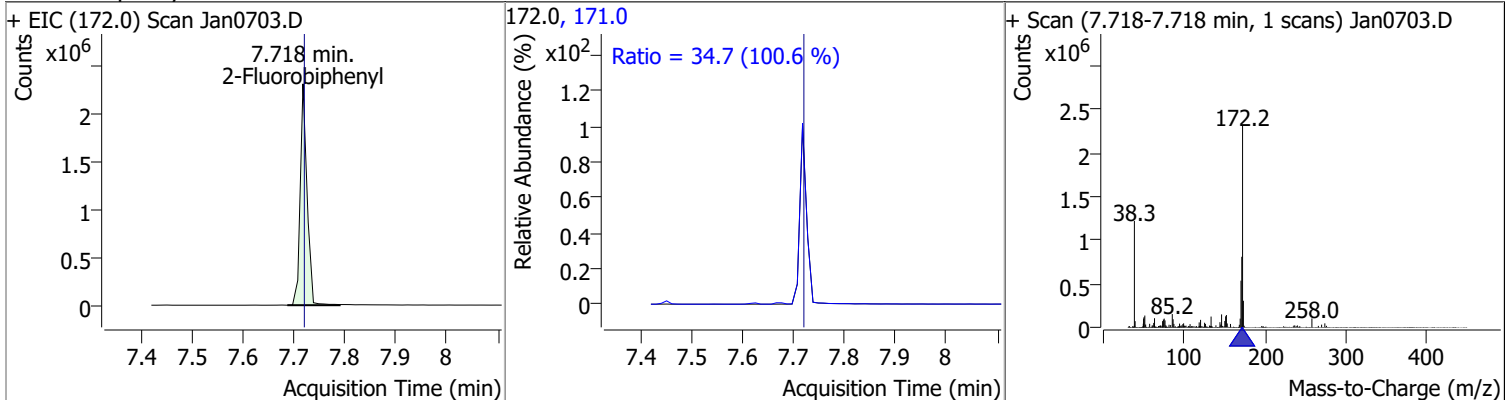
Compound	Conc.	RT	Dev(Min)	Resp.	QIon	QRatio	Lower	Upper
2,4,6-Trichlorophenol	119.2442	7.63	0.01	523385	198.0	95.5	66.6	123.6



Compound	Conc.	RT	Dev(Min)	Resp.	QIon	QRatio	Lower	Upper
2,4,5-Trichlorophenol	123.8574	7.68	0.00	583800	198.0	94.9	66.8	124.1

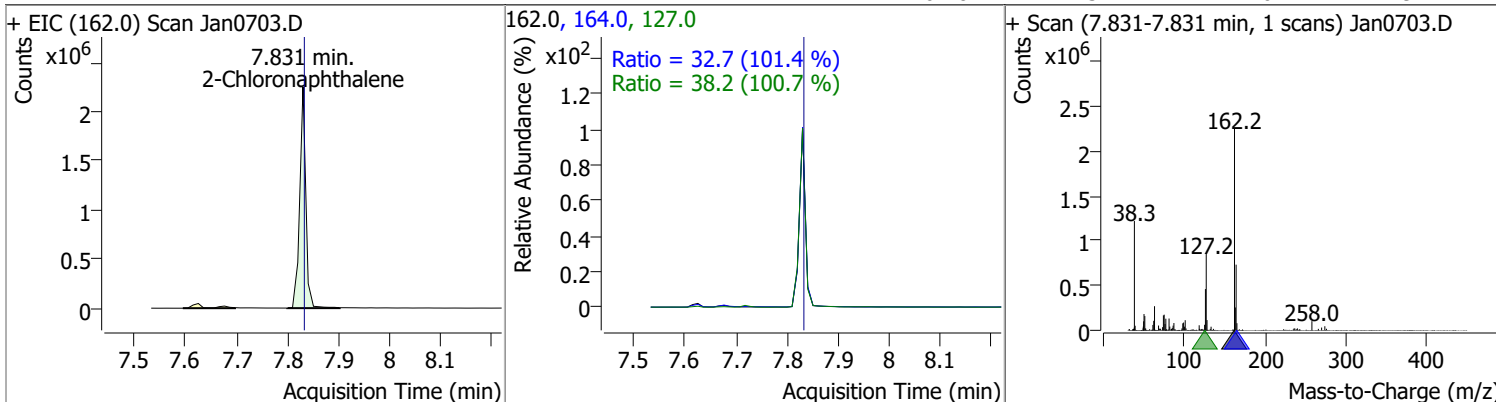


Compound	Conc.	RT	Dev(Min)	Resp.	QIon	QRatio	Lower	Upper
2-Fluorobiphenyl	118.9440	7.72	0.00	2165215	171.0	34.7	24.2	44.9

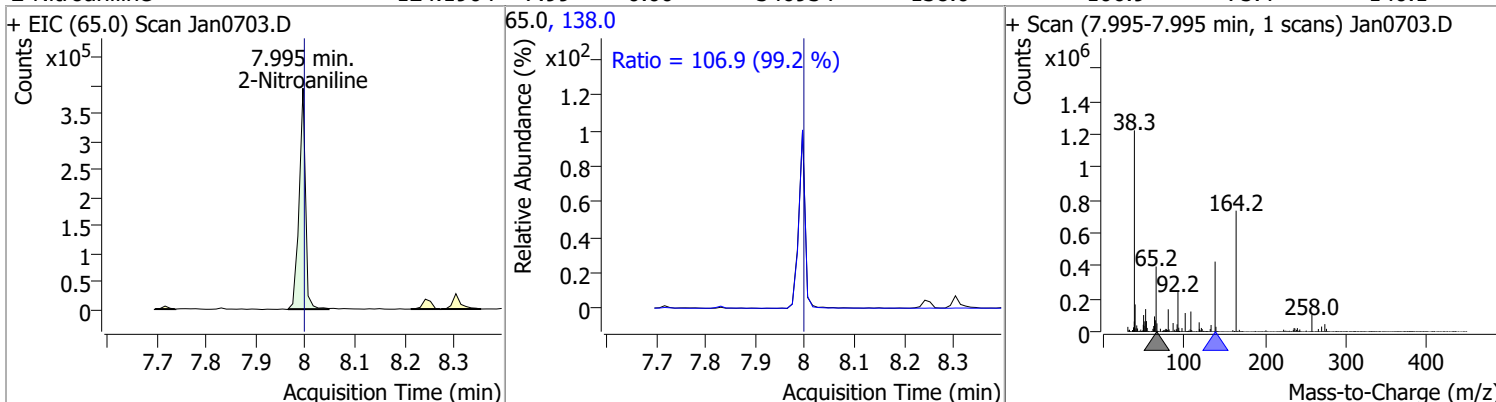


# Quantitation Results Report (QT Reviewed)

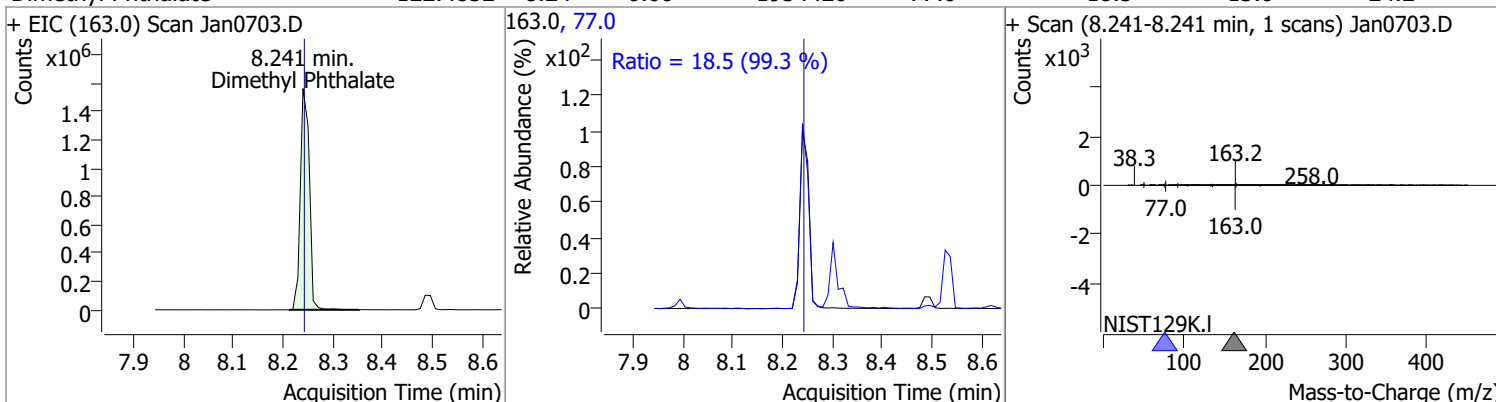
Compound	Conc.	RT	Dev(Min)	Resp.	QIon	QRatio	Lower	Upper
2-Chloronaphthalene	118.9052	7.83	0.00	1868917	127.0	38.2	26.5	49.3
					164.0	32.7	22.6	41.9



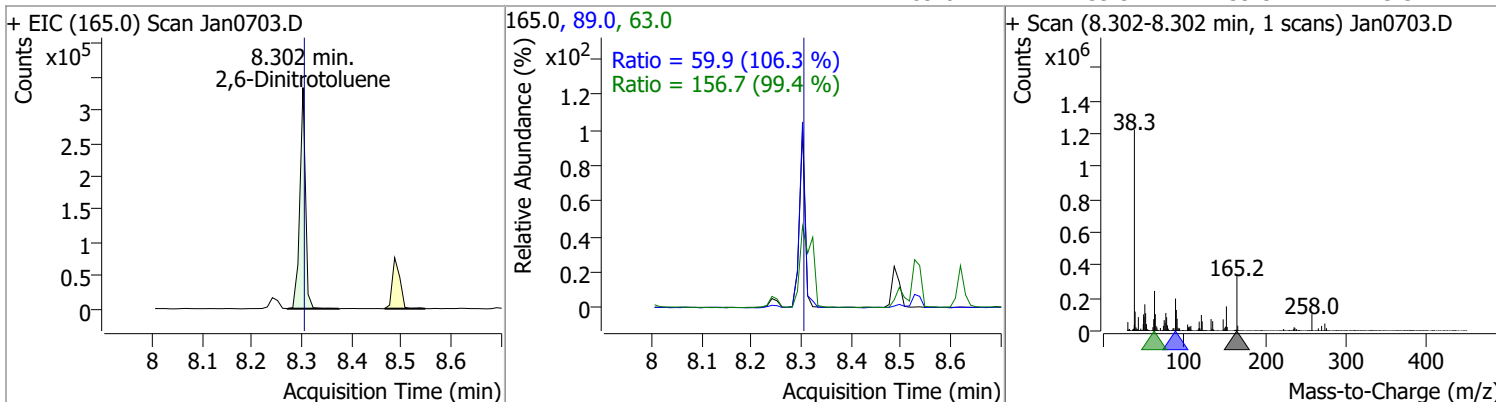
Compound	Conc.	RT	Dev(Min)	Resp.	QIon	QRatio	Lower	Upper
2-Nitroaniline	124.1904	7.99	0.00	346934	138.0	106.9	75.4	140.1



Compound	Conc.	RT	Dev(Min)	Resp.	QIon	QRatio	Lower	Upper
Dimethyl Phthalate	122.4852	8.24	0.00	1954420	77.0	18.5	13.0	24.2

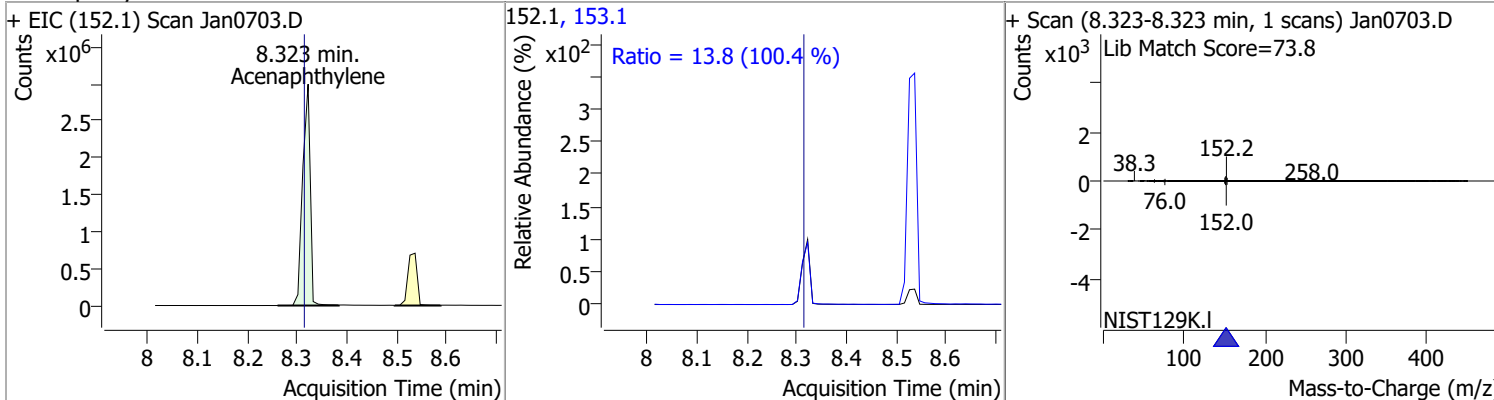


Compound	Conc.	RT	Dev(Min)	Resp.	QIon	QRatio	Lower	Upper
2,6-Dinitrotoluene	124.9273	8.30	0.00	262540	63.0	156.7	110.4	205.0
					89.0	59.9	39.5	73.3

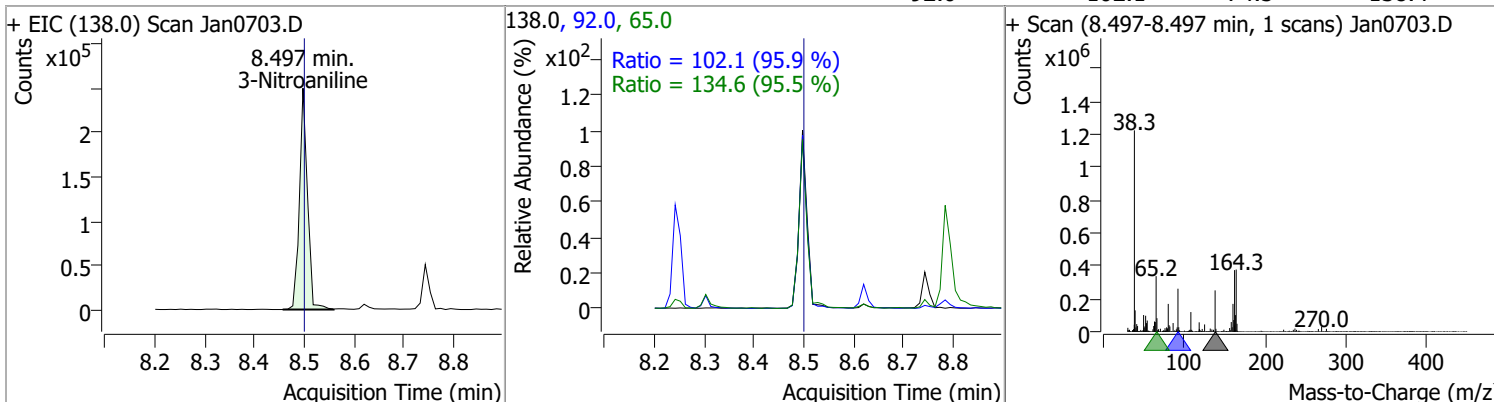


# Quantitation Results Report (QT Reviewed)

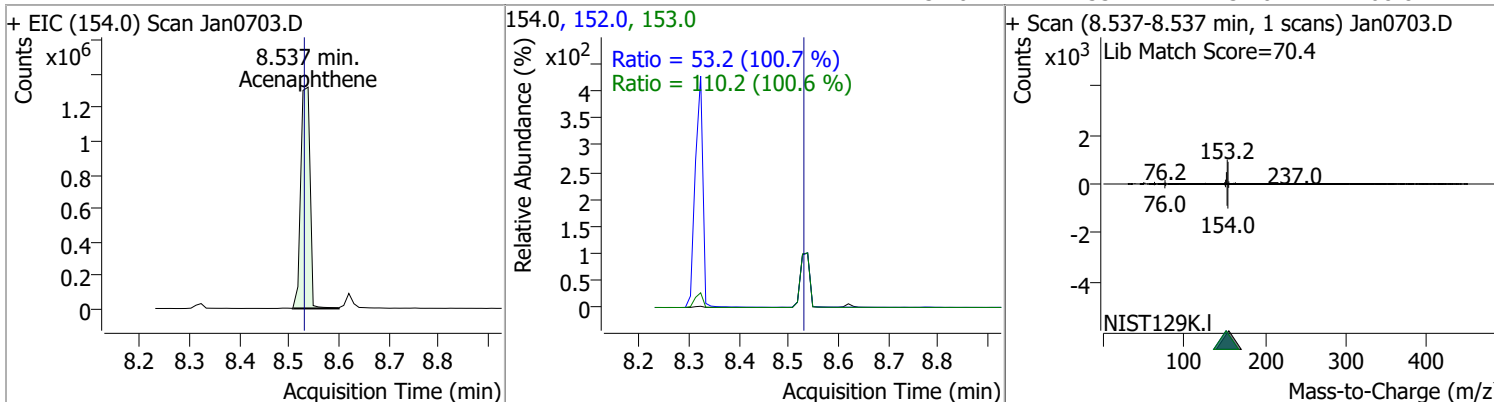
Compound	Conc.	RT	Dev(Min)	Resp.	QIon	QRatio	Lower	Upper
Acenaphthylene	119.6855	8.32	0.01	3162196	153.1	13.8	9.6	17.9



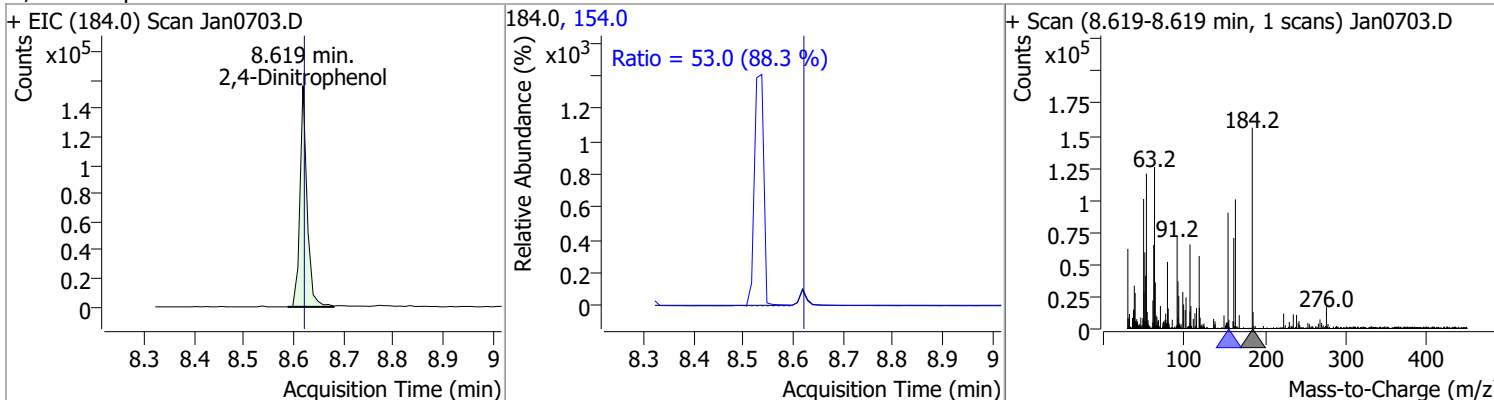
Compound	Conc.	RT	Dev(Min)	Resp.	QIon	QRatio	Lower	Upper
3-Nitroaniline	115.8888	8.50	0.00	281617	65.0	134.6	98.6	183.2
					92.0	102.1	74.5	138.4



Compound	Conc.	RT	Dev(Min)	Resp.	QIon	QRatio	Lower	Upper
Acenaphthene	118.6057	8.54	0.01	1719160	153.0	110.2	76.6	142.3
					152.0	53.2	37.0	68.8

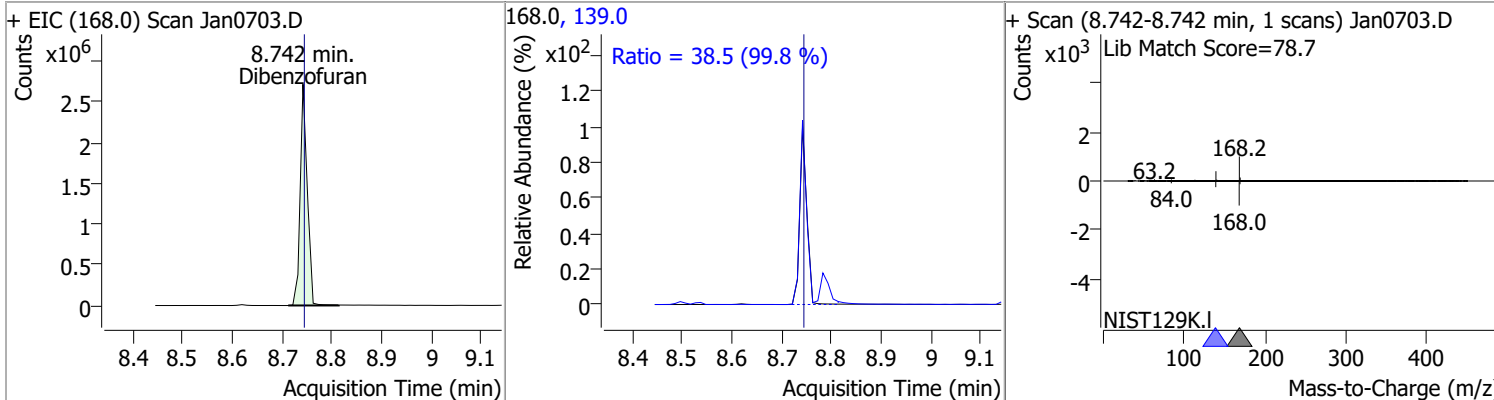


Compound	Conc.	RT	Dev(Min)	Resp.	QIon	QRatio	Lower	Upper
2,4-Dinitrophenol	121.1707	8.62	0.00	154925	154.0	53.0	42.0	78.1

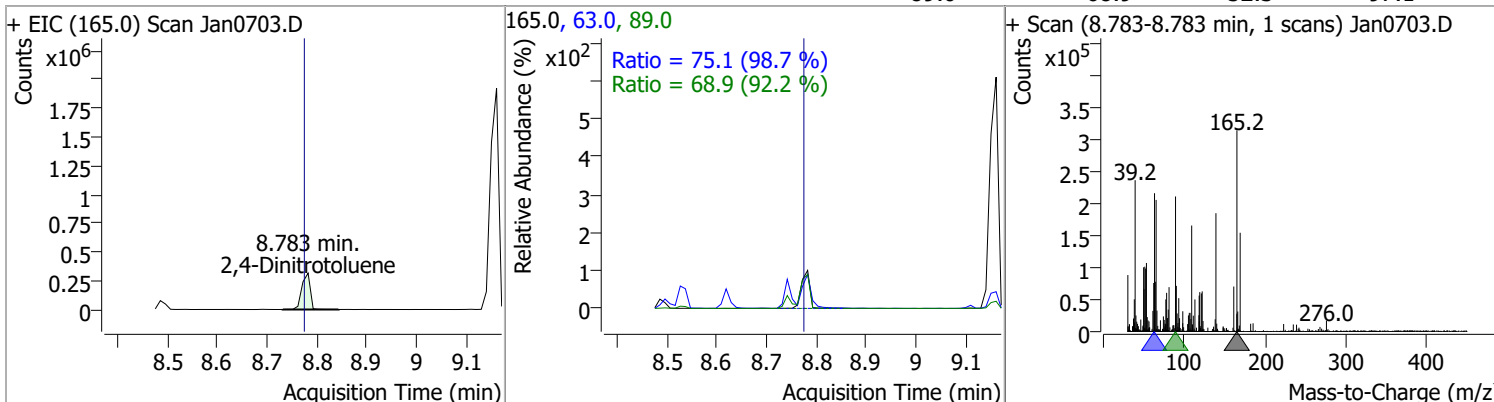


# Quantitation Results Report (QT Reviewed)

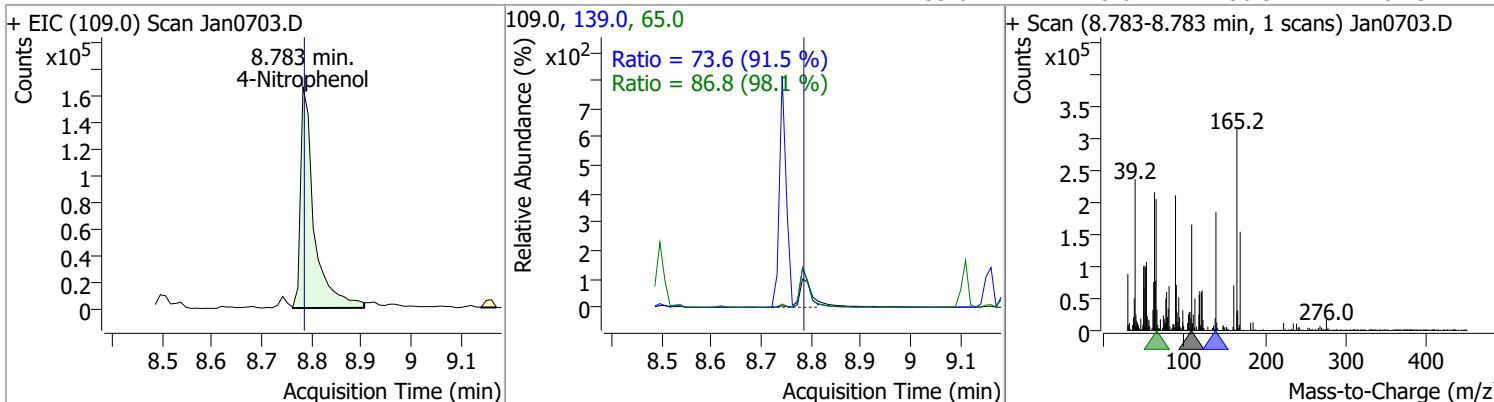
Compound	Conc.	RT	Dev(Min)	Resp.	QIon	QRatio	Lower	Upper
Dibenzofuran	117.0223	8.74	0.00	2684520	139.0	38.5	27.0	50.2



Compound	Conc.	RT	Dev(Min)	Resp.	QIon	QRatio	Lower	Upper
2,4-Dinitrotoluene	123.0655	8.78	0.01	366661	63.0	75.1	53.2	98.9
					89.0	68.9	52.3	97.1

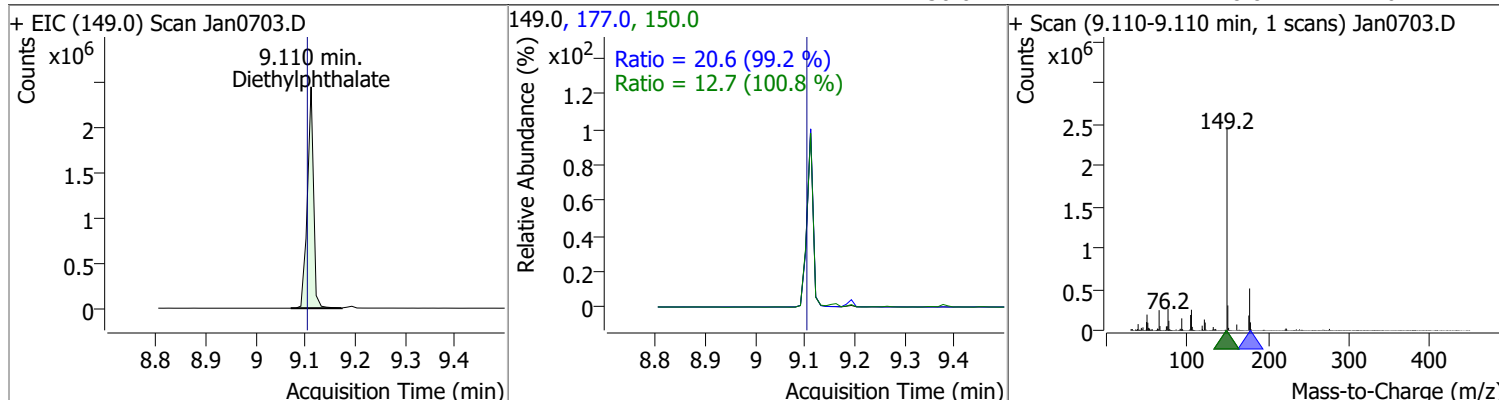


Compound	Conc.	RT	Dev(Min)	Resp.	QIon	QRatio	Lower	Upper
4-Nitrophenol	124.5680	8.78	0.00	315129	65.0	86.8	62.0	115.1
					139.0	73.6	56.3	104.5

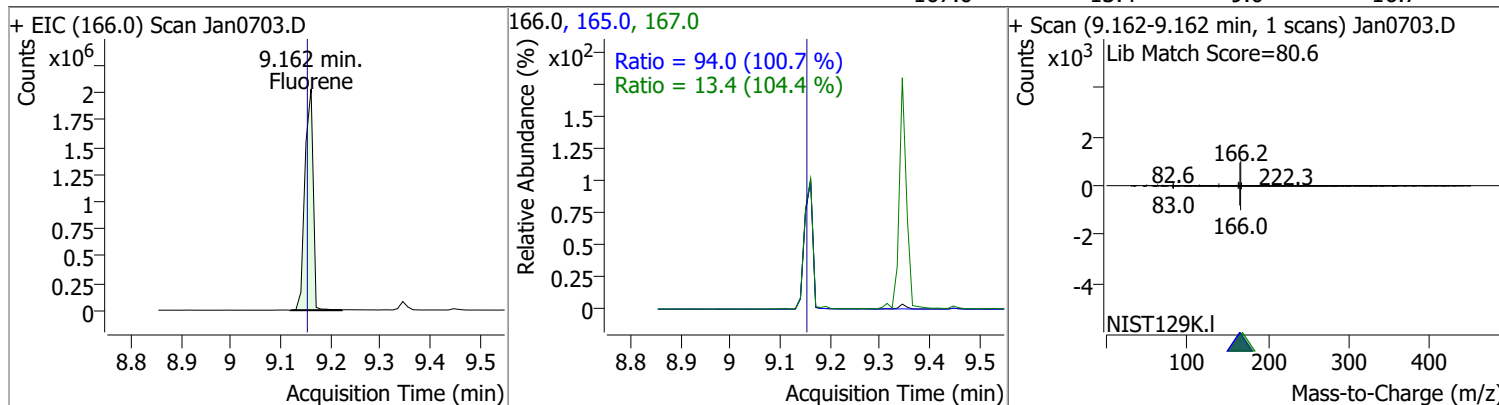


# Quantitation Results Report (QT Reviewed)

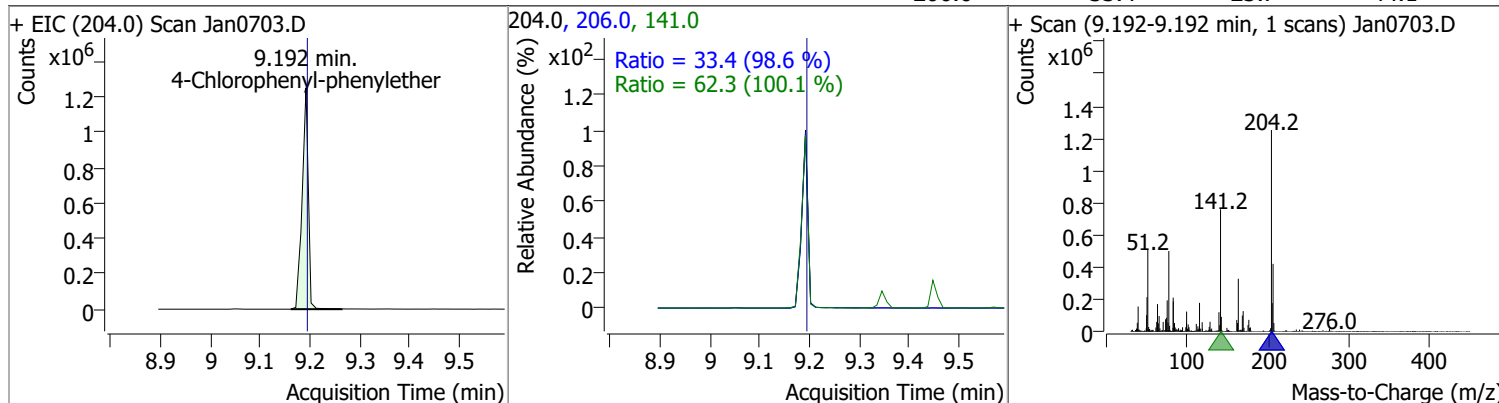
Compound	Conc.	RT	Dev(Min)	Resp.	QIon	QRatio	Lower	Upper
Diethylphthalate	118.8023	9.11	0.01	2103927	177.0	20.6	14.5	27.0
					150.0	12.7	8.8	16.4



Compound	Conc.	RT	Dev(Min)	Resp.	QIon	QRatio	Lower	Upper
Fluorene	121.5299	9.16	0.01	2340165	165.0	94.0	65.4	121.4
					167.0	13.4	9.0	16.7

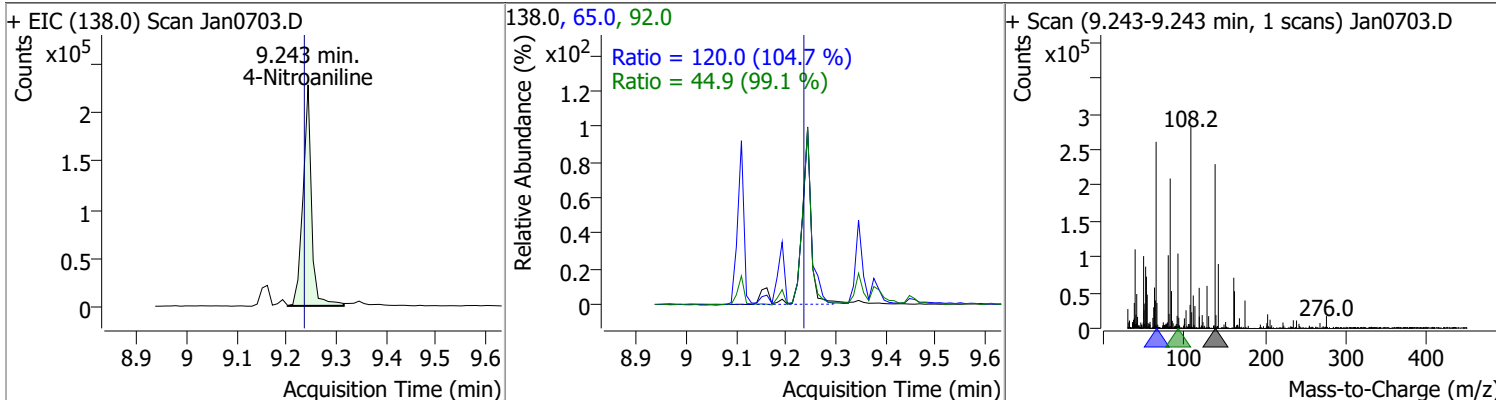


Compound	Conc.	RT	Dev(Min)	Resp.	QIon	QRatio	Lower	Upper
4-Chlorophenyl-phenylether	121.5830	9.19	0.00	1069238	141.0	62.3	43.6	80.9
					206.0	33.4	23.7	44.1

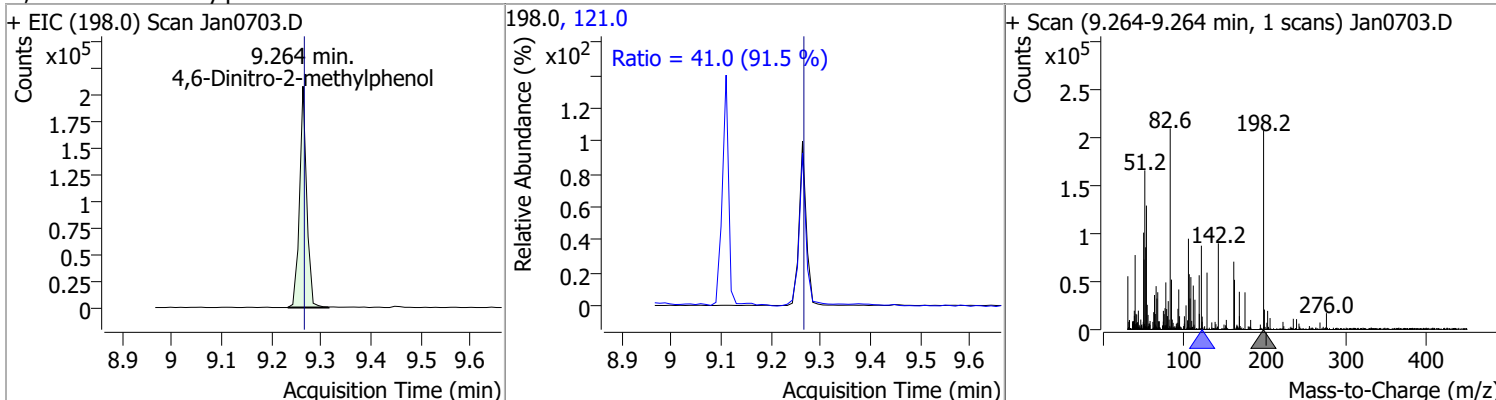


# Quantitation Results Report (QT Reviewed)

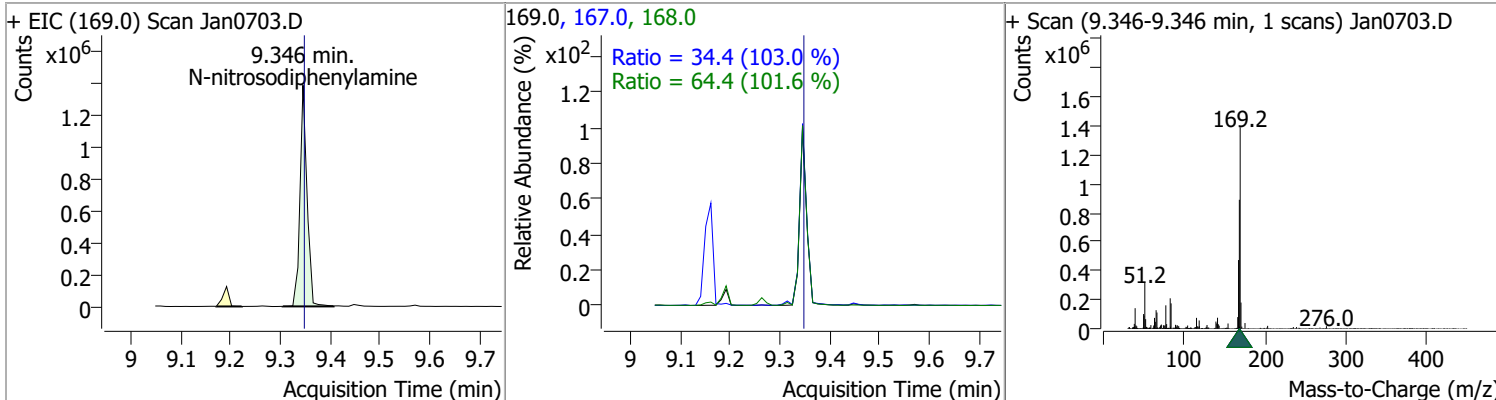
Compound	Conc.	RT	Dev(Min)	Resp.	QIon	QRatio	Lower	Upper
4-Nitroaniline	110.1103	9.24	0.01	273670	65.0	120.0	80.2	149.0
					92.0	44.9	31.7	58.9



Compound	Conc.	RT	Dev(Min)	Resp.	QIon	QRatio	Lower	Upper
4,6-Dinitro-2-methylphenol	113.8815	9.26	0.00	207259	121.0	41.0	31.4	58.3

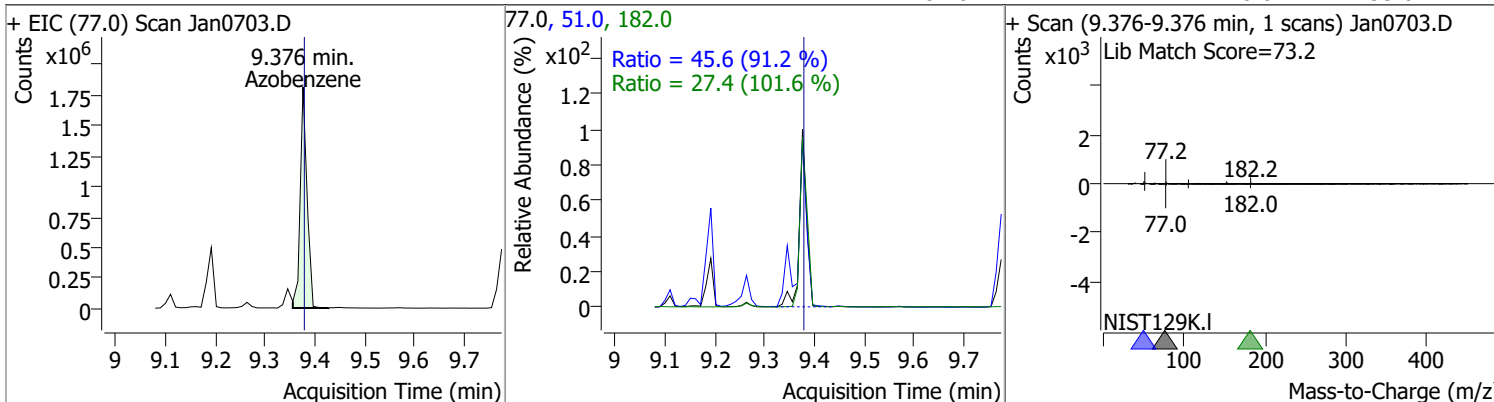


Compound	Conc.	RT	Dev(Min)	Resp.	QIon	QRatio	Lower	Upper
N-nitrosodiphenylamine	110.0377	9.35	0.00	1362476	168.0	64.4	44.3	82.3
					167.0	34.4	23.4	43.4

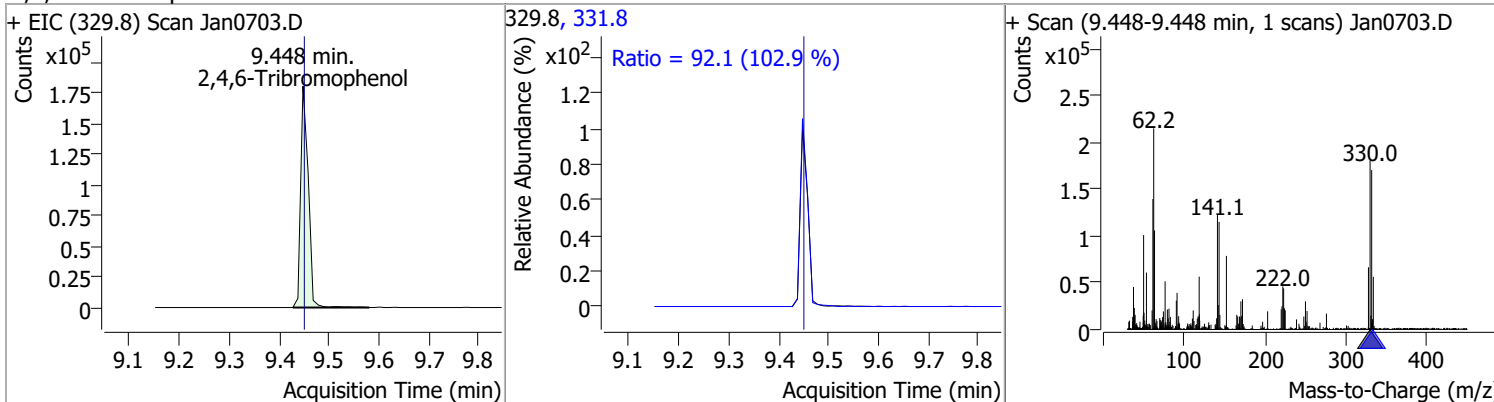


# Quantitation Results Report (QT Reviewed)

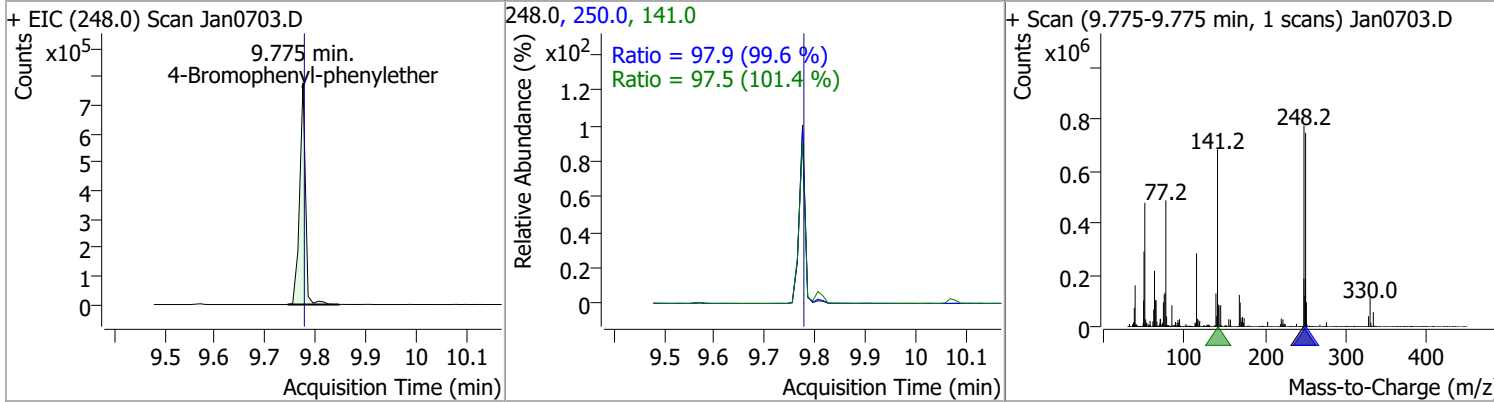
Compound	Conc.	RT	Dev(Min)	Resp.	QIon	QRatio	Lower	Upper
Azobenzene	115.8342	9.38	0.00	1723842	51.0	45.6	34.9	64.9
					182.0	27.4	18.8	35.0



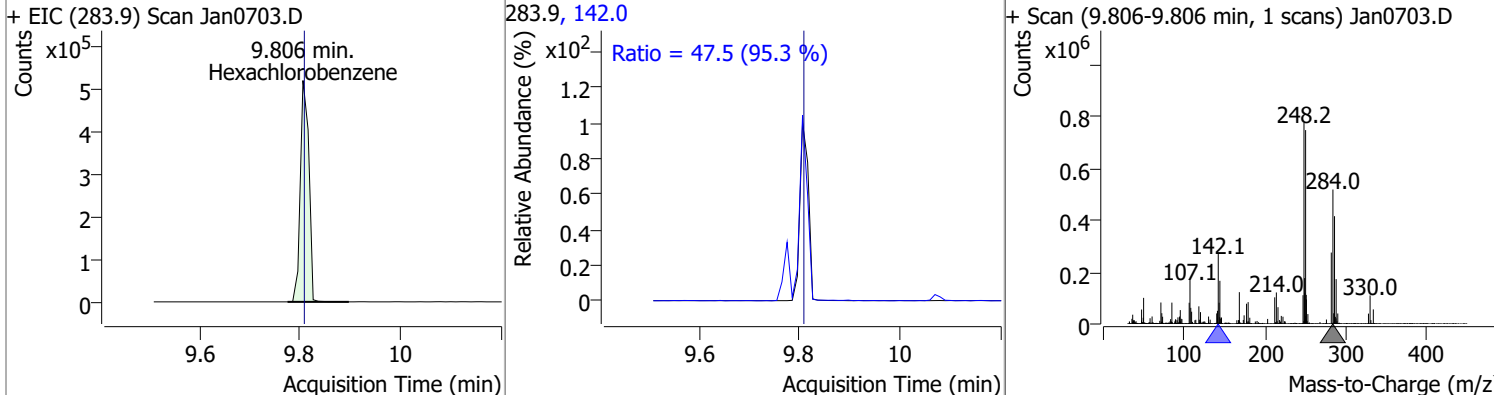
Compound	Conc.	RT	Dev(Min)	Resp.	QIon	QRatio	Lower	Upper
2,4,6-Tribromophenol	117.3933	9.45	0.00	190756	331.8	92.1	62.7	116.4



Compound	Conc.	RT	Dev(Min)	Resp.	QIon	QRatio	Lower	Upper
4-Bromophenyl-phenylether	120.4722	9.78	0.00	627763	250.0	97.9	68.8	127.8
					141.0	97.5	67.3	124.9



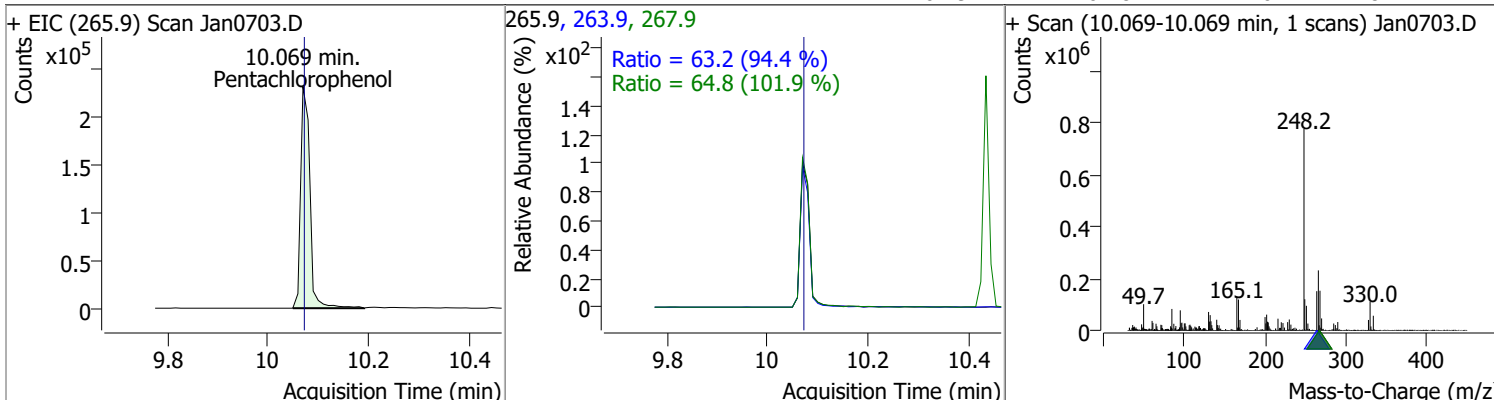
Compound	Conc.	RT	Dev(Min)	Resp.	QIon	QRatio	Lower	Upper
Hexachlorobenzene	115.5133	9.81	0.00	613498	142.0	47.5	34.9	64.8



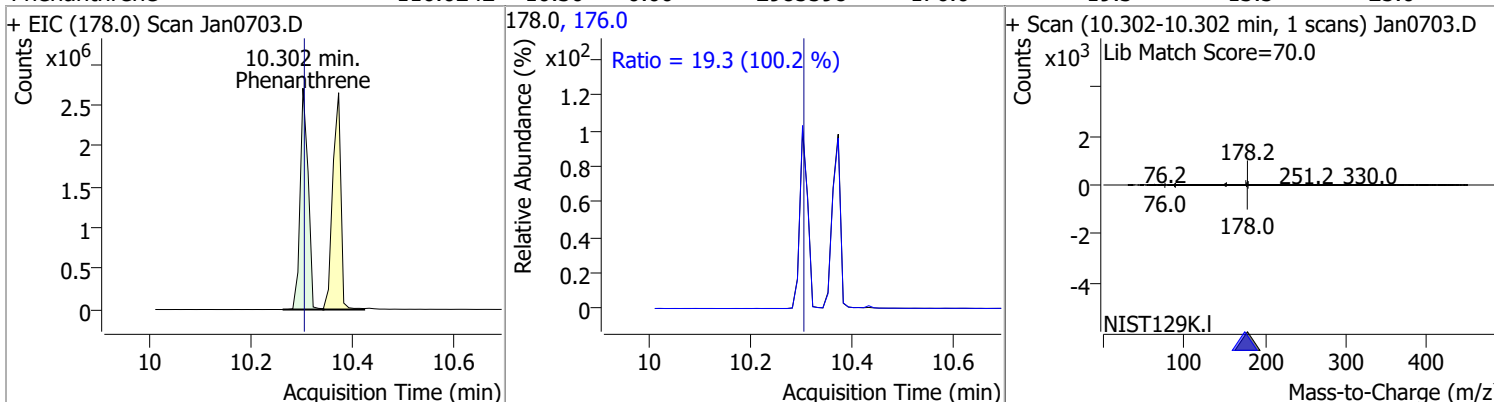


# Quantitation Results Report (QT Reviewed)

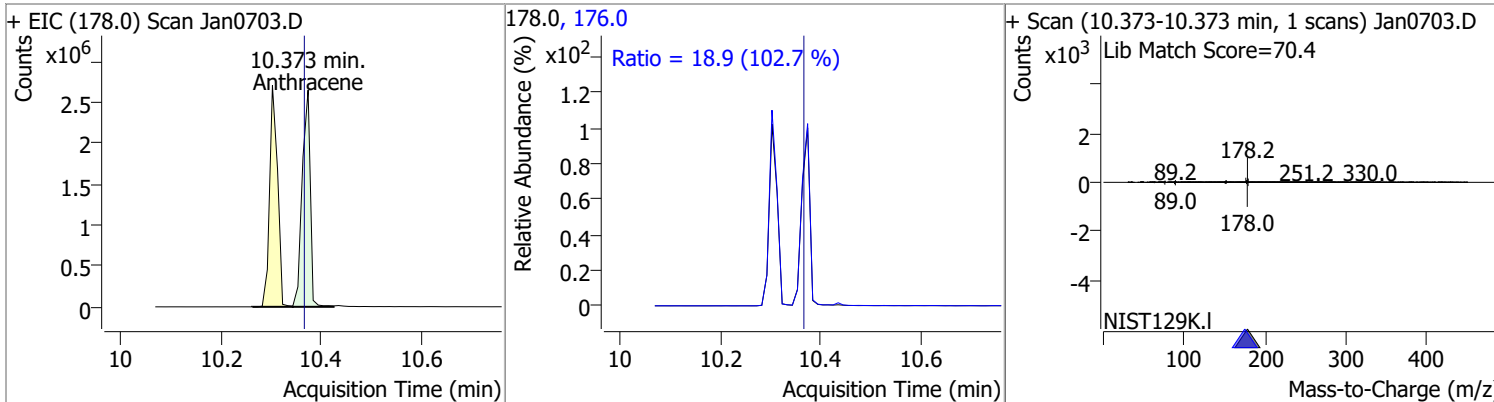
Compound	Conc.	RT	Dev(Min)	Resp.	QIon	QRatio	Lower	Upper
Pentachlorophenol	117.9498	10.07	0.00	296481	263.9	63.2	46.9	87.1
					267.9	64.8	44.6	82.7



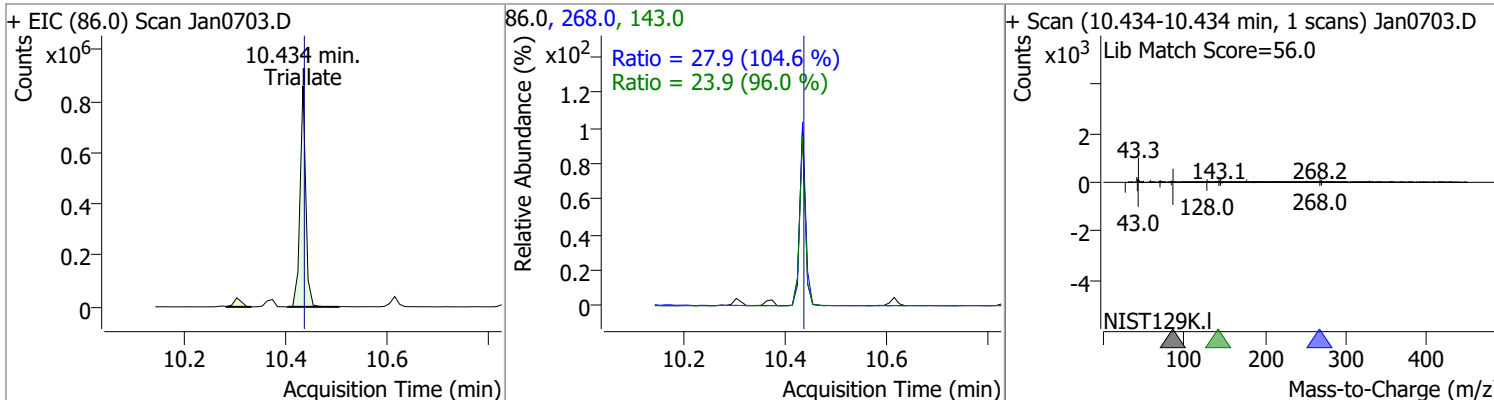
Compound	Conc.	RT	Dev(Min)	Resp.	QIon	QRatio	Lower	Upper
Phenanthrene	116.0242	10.30	0.00	2985598	176.0	19.3	13.5	25.0



Compound	Conc.	RT	Dev(Min)	Resp.	QIon	QRatio	Lower	Upper
Anthracene	117.4868	10.37	0.01	2960458	176.0	18.9	12.9	23.9



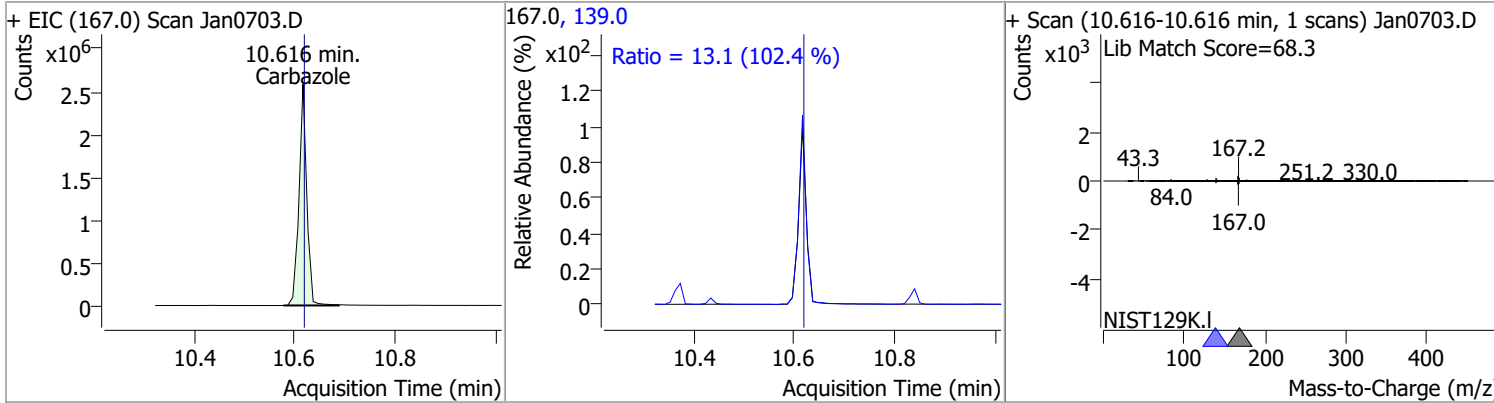
Compound	Conc.	RT	Dev(Min)	Resp.	QIon	QRatio	Lower	Upper
Triallate	118.6003	10.43	0.00	676929	268.0	27.9	18.7	34.7
					143.0	23.9	17.4	32.3



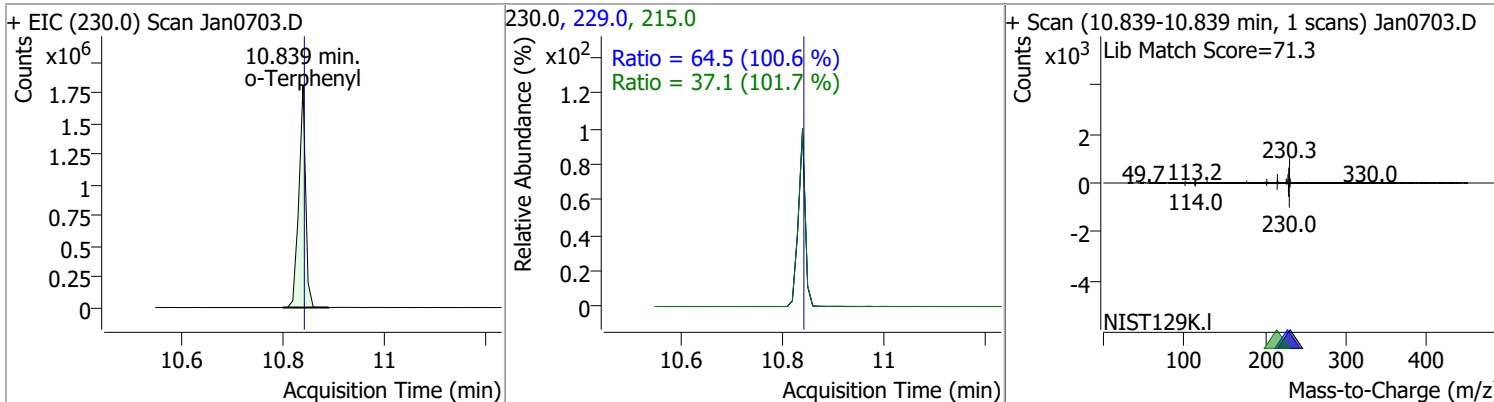


# Quantitation Results Report (QT Reviewed)

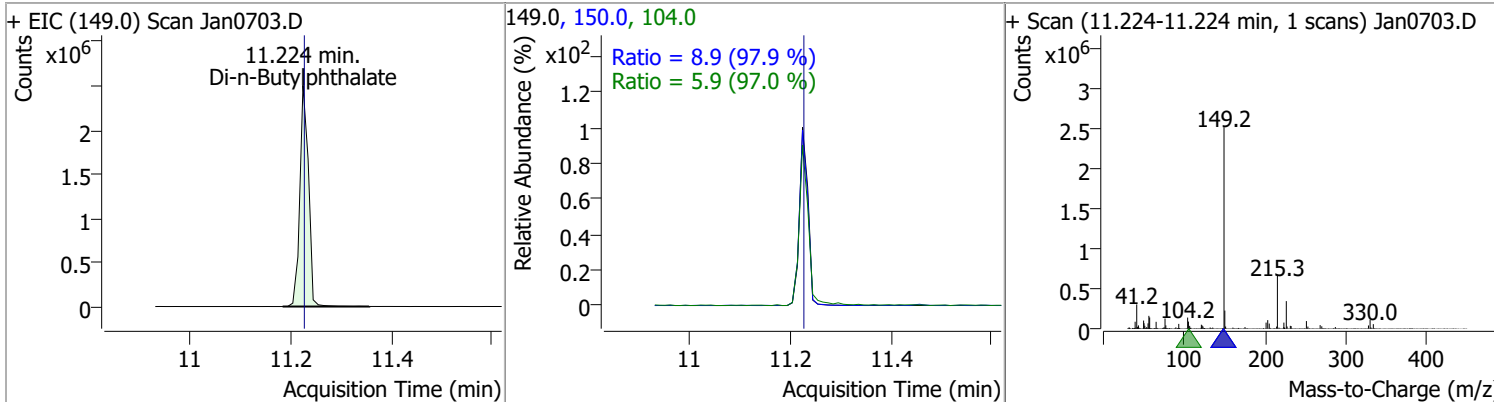
Compound	Conc.	RT	Dev(Min)	Resp.	QIon	QRatio	Lower	Upper
Carbazole	114.9844	10.62	0.00	2776985	139.0	13.1	8.9	16.6



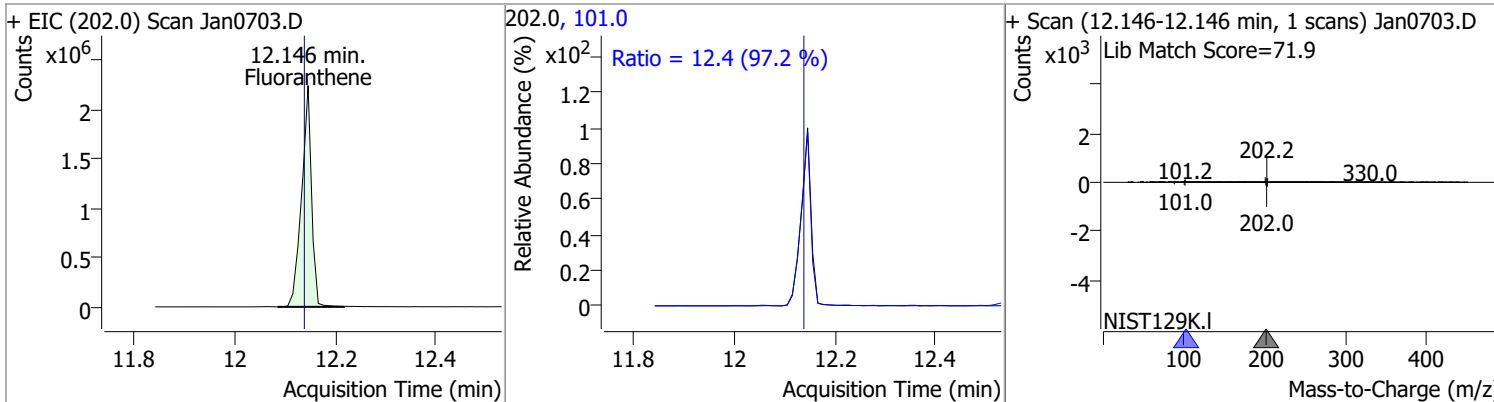
o-Terphenyl	115.9451	10.84	0.00	1691600	229.0	64.5	44.9	83.3
					215.0	37.1	25.6	47.5



Di-n-Butylphthalate	119.3053	11.22	0.00	2989997	150.0	8.9	6.4	11.9
					104.0	5.9	4.3	7.9

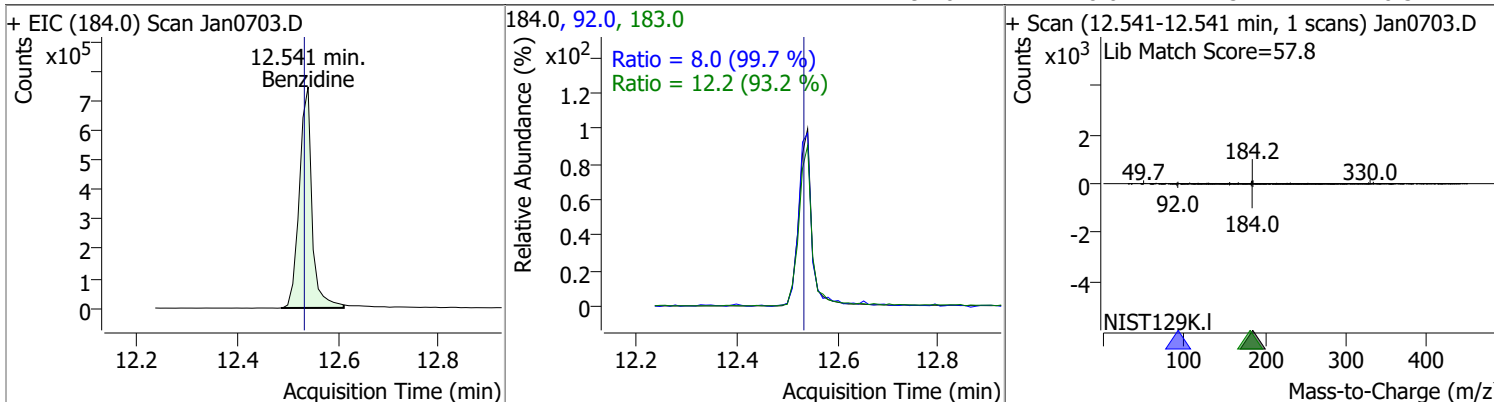


Fluoranthene	116.2110	12.15	0.01	3089043	101.0	12.4	8.9	16.6
--------------	----------	-------	------	---------	-------	------	-----	------

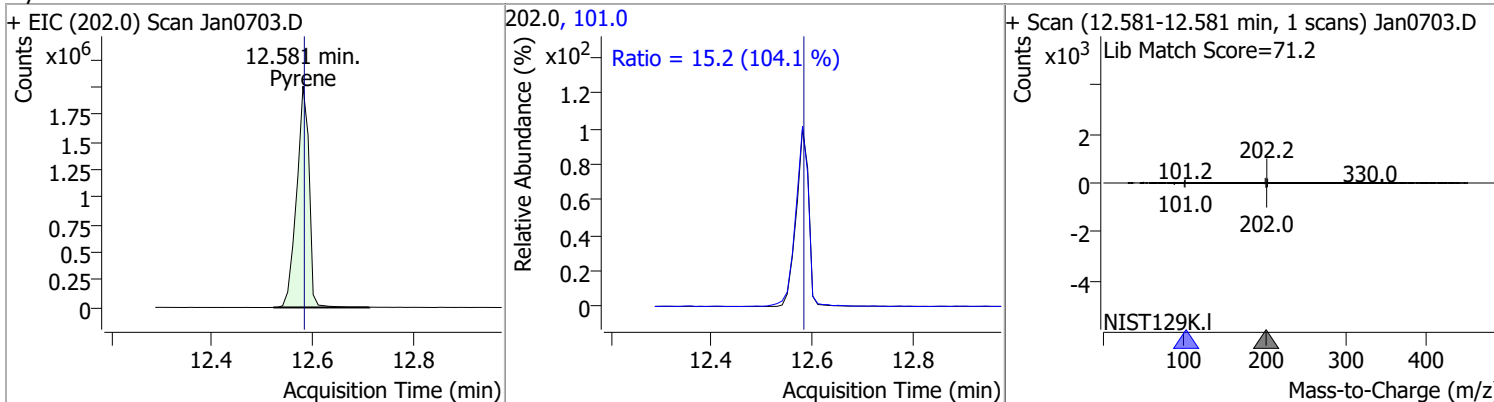


# Quantitation Results Report (QT Reviewed)

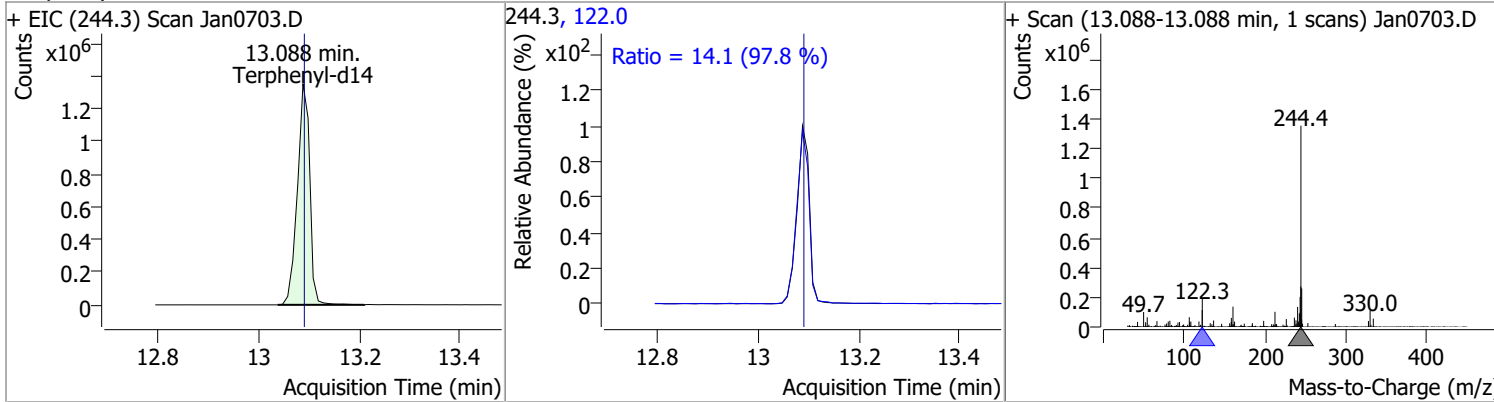
Compound	Conc.	RT	Dev(Min)	Resp.	QIon	QRatio	Lower	Upper
Benzidine	120.6104	12.54	0.01	1299294	183.0	12.2	9.1	17.0
					92.0	8.0	5.7	10.5



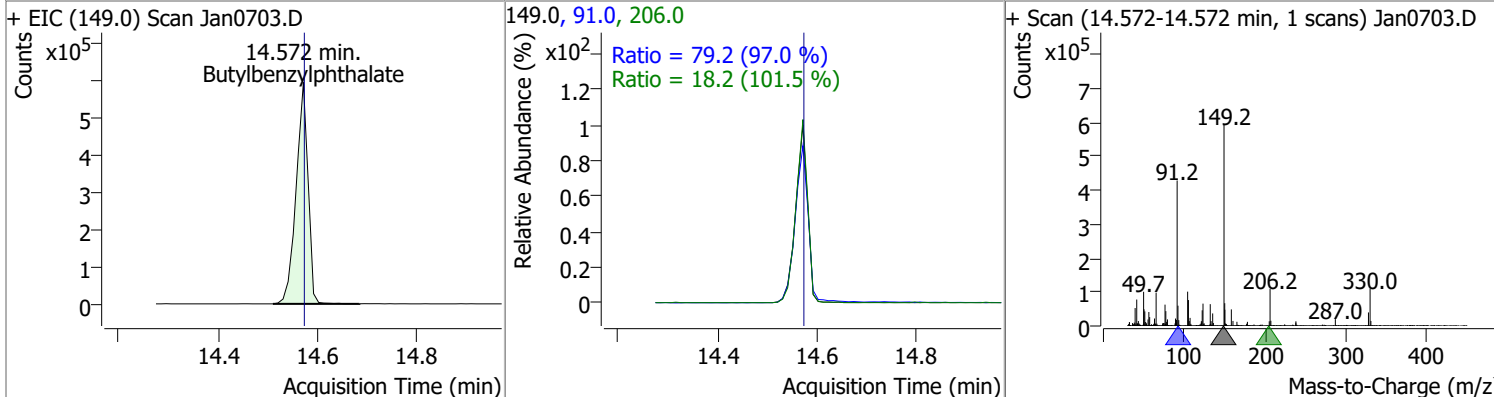
Compound	Conc.	RT	Dev(Min)	Resp.	QIon	QRatio	Lower	Upper
Pyrene	118.3664	12.58	0.00	3444793	101.0	15.2	10.2	19.0



Compound	Conc.	RT	Dev(Min)	Resp.	QIon	QRatio	Lower	Upper
Terphenyl-d14	119.9614	13.09	0.00	2310785	122.0	14.1	10.1	18.7

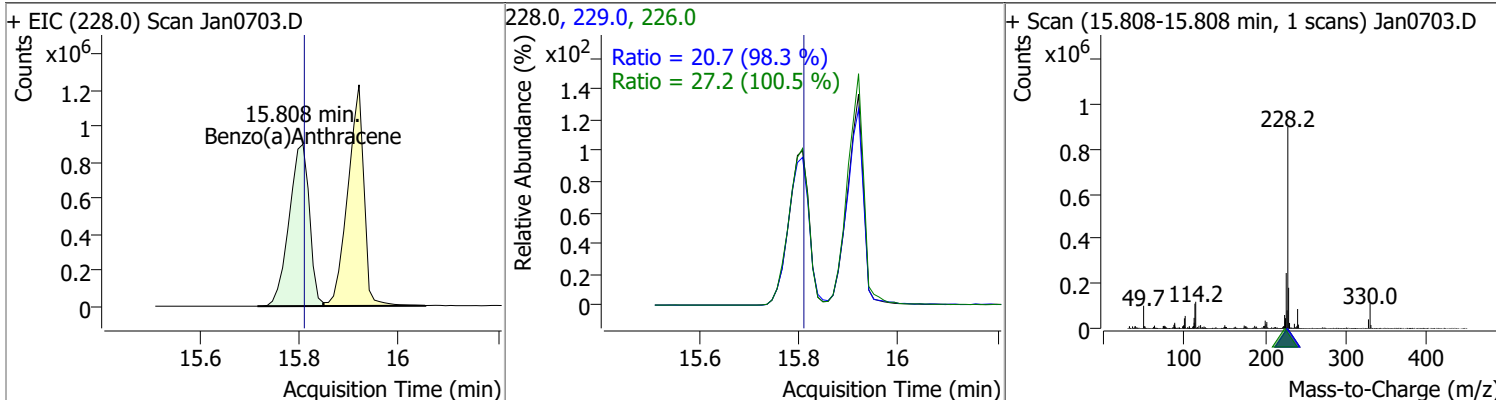


Compound	Conc.	RT	Dev(Min)	Resp.	QIon	QRatio	Lower	Upper
Butylbenzylphthalate	118.9875	14.57	0.01	988902	91.0	79.2	57.2	106.2
					206.0	18.2	12.6	23.3

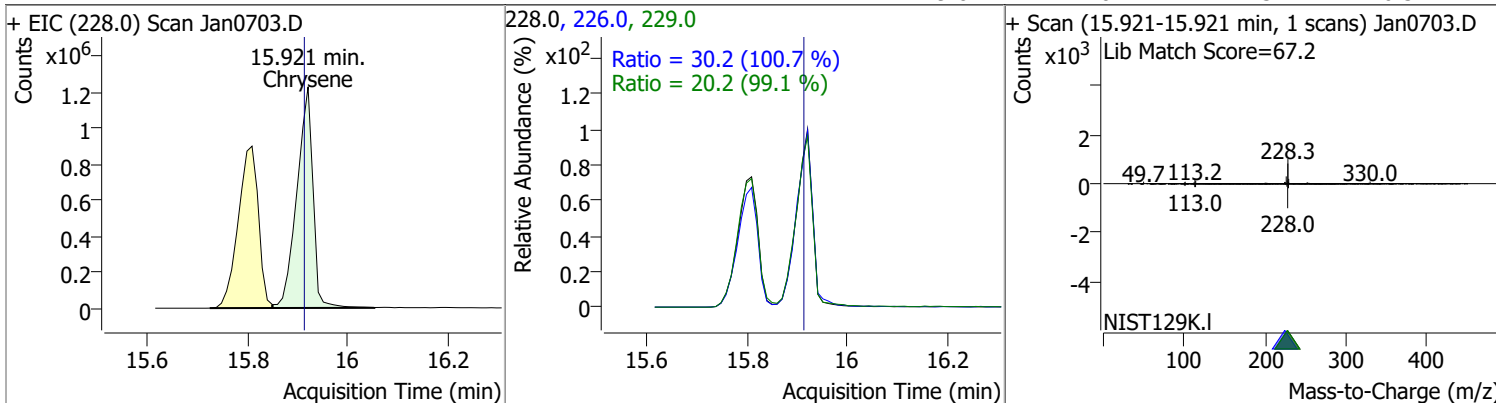


# Quantitation Results Report (QT Reviewed)

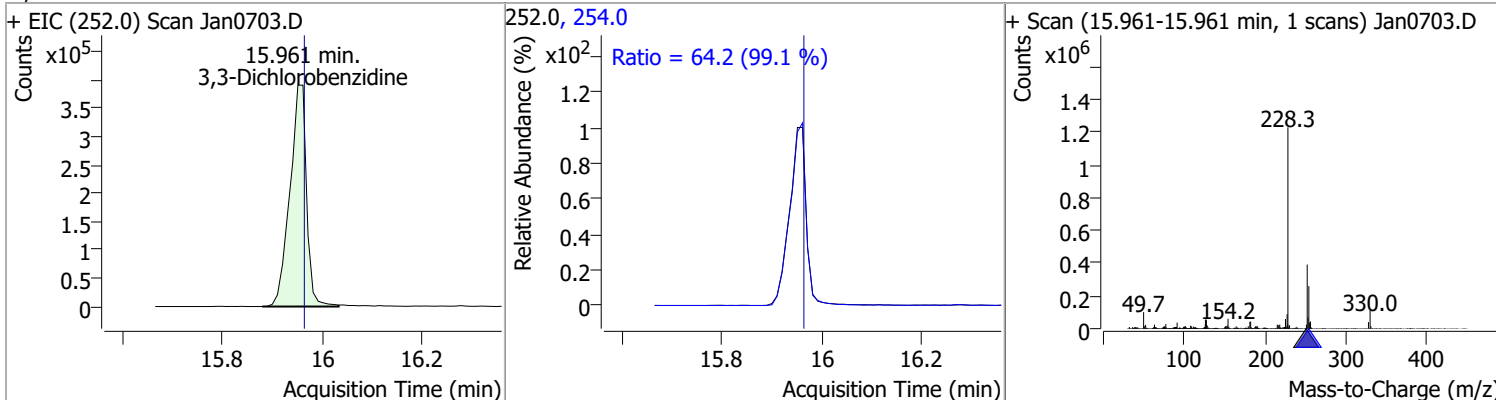
Compound	Conc.	RT	Dev(Min)	Resp.	QIon	QRatio	Lower	Upper
Benzo(a)Anthracene	117.9916	15.81	0.01	2528993	226.0	27.2	18.9	35.2
					229.0	20.7	14.7	27.3



Compound	Conc.	RT	Dev(Min)	Resp.	QIon	QRatio	Lower	Upper
Chrysene	119.3529	15.92	0.02	2757800	226.0	30.2	21.0	38.9
					229.0	20.2	14.3	26.5

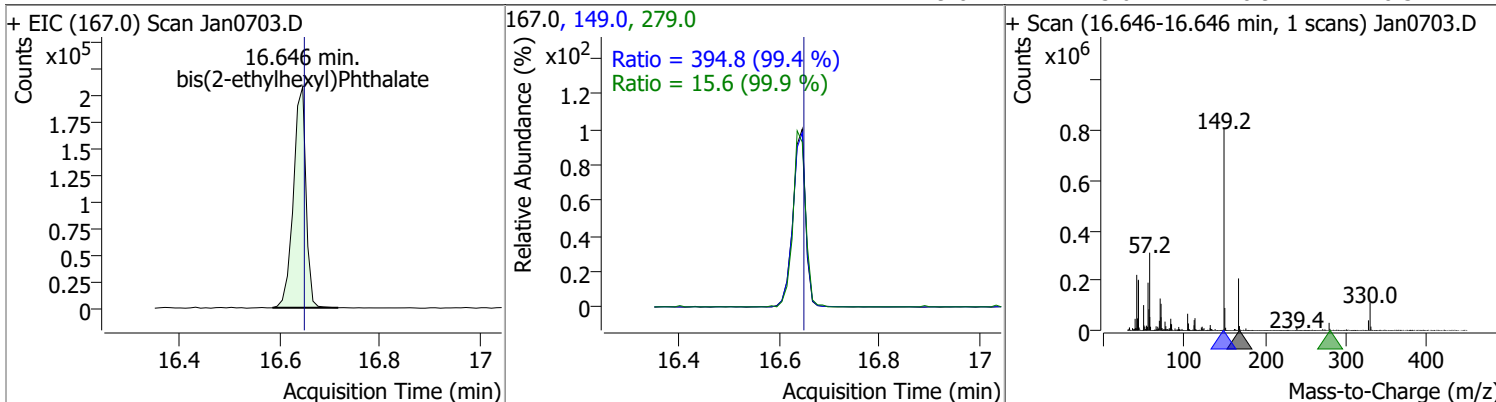


Compound	Conc.	RT	Dev(Min)	Resp.	QIon	QRatio	Lower	Upper
3,3-Dichlorobenzidine	119.7849	15.96	0.01	907792	254.0	64.2	45.3	84.1

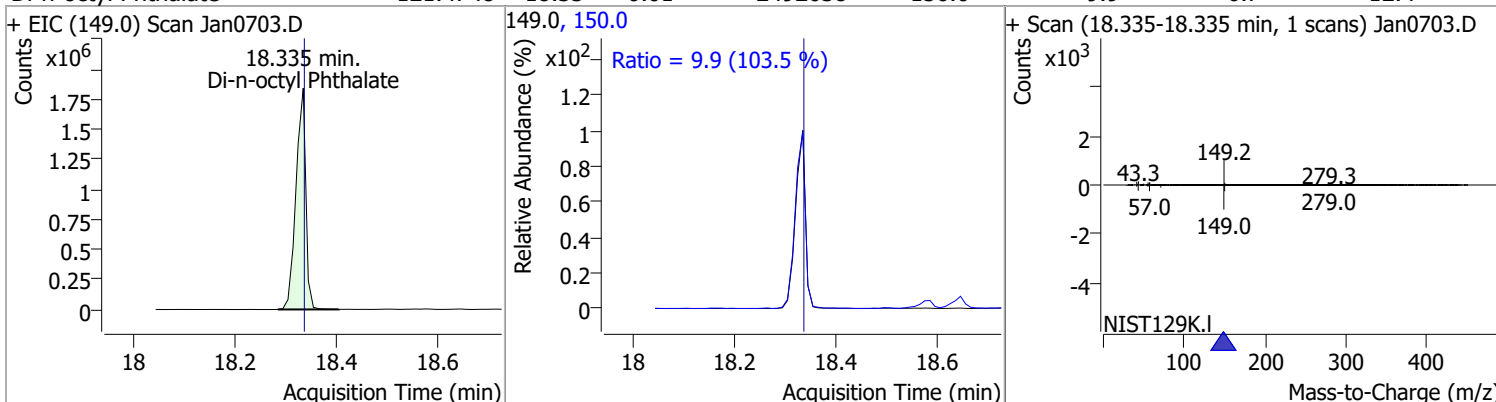


# Quantitation Results Report (QT Reviewed)

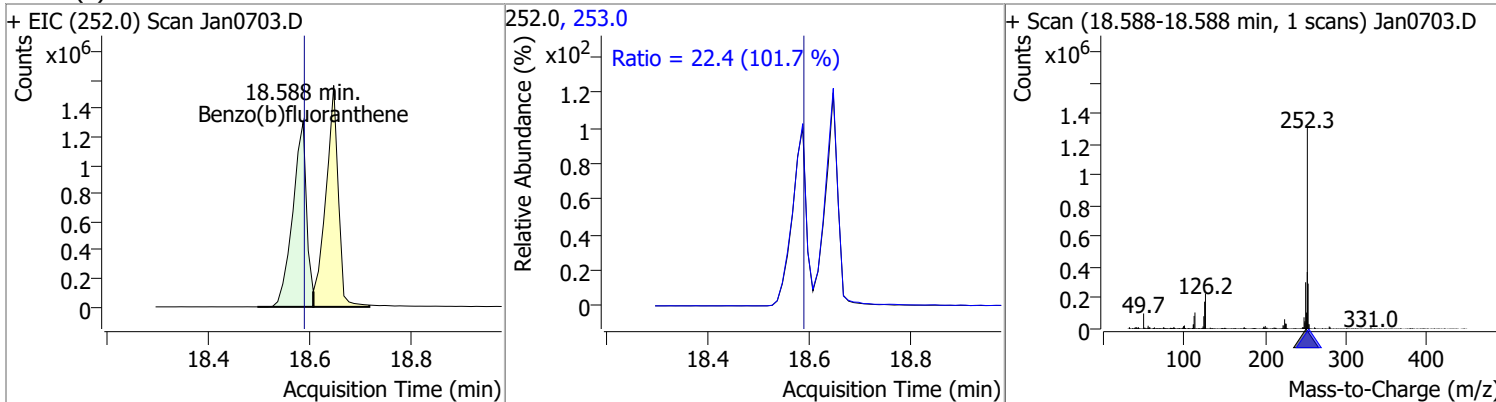
Compound	Conc.	RT	Dev(Min)	Resp.	QIon	QRatio	Lower	Upper
bis(2-ethylhexyl)Phthalate	121.4907	16.65	0.01	362081	149.0	394.8	278.0	516.2
					279.0	15.6	10.9	20.3



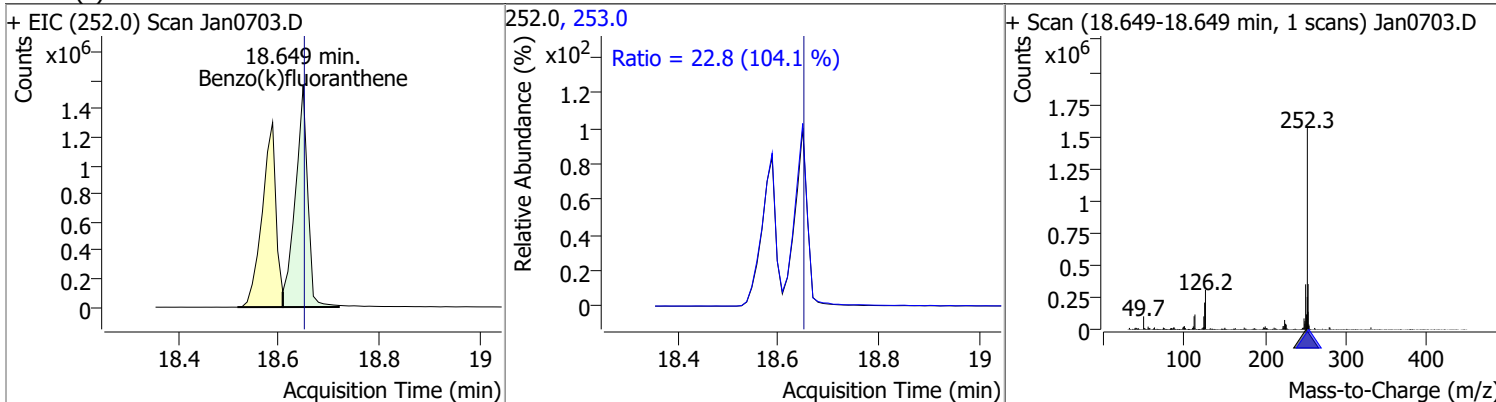
Compound	Conc.	RT	Dev(Min)	Resp.	QIon	QRatio	Lower	Upper
Di-n-octyl Phthalate	121.4748	18.33	0.01	2492038	150.0	9.9	6.7	12.4



Compound	Conc.	RT	Dev(Min)	Resp.	QIon	QRatio	Lower	Upper
Benzo(b)fluoranthene	119.8938	18.59	0.01	2493854	253.0	22.4	15.4	28.6

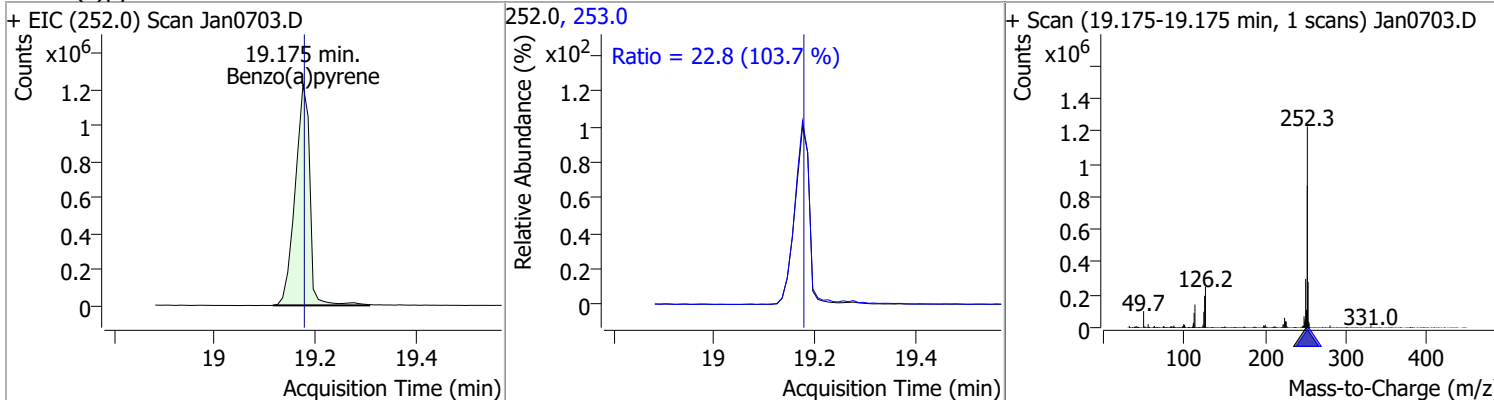


Compound	Conc.	RT	Dev(Min)	Resp.	QIon	QRatio	Lower	Upper
Benzo(k)fluoranthene	123.9797	18.65	0.01	2673587	253.0	22.8	15.3	28.5

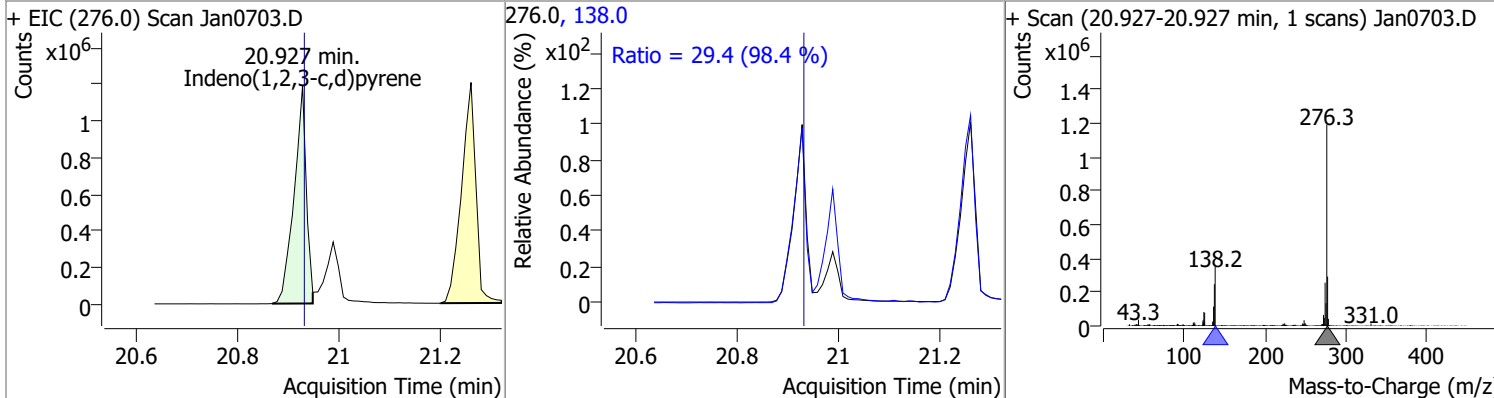


# Quantitation Results Report (QT Reviewed)

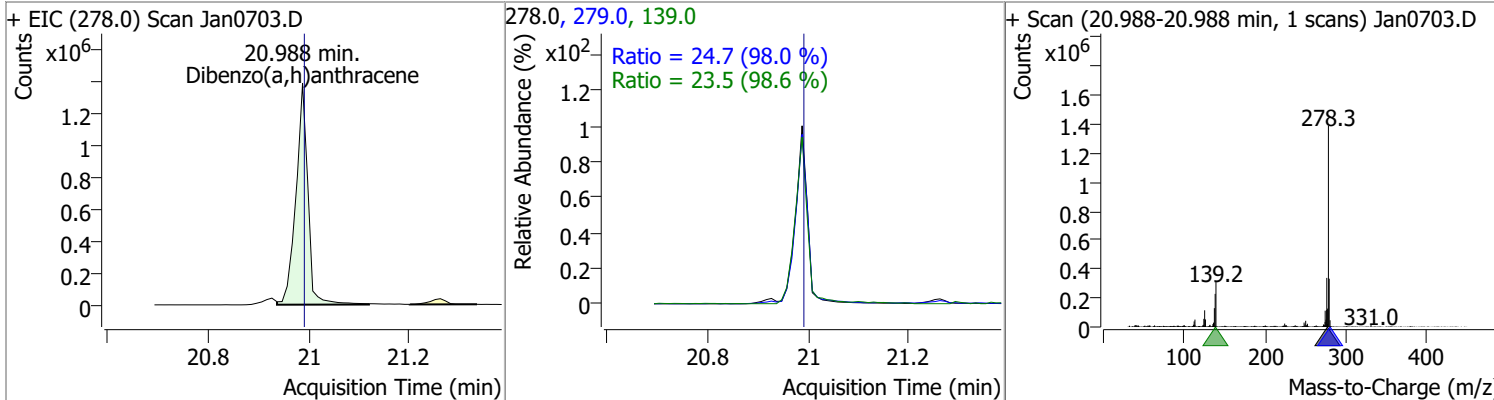
Compound	Conc.	RT	Dev(Min)	Resp.	QIon	QRatio	Lower	Upper
Benzo(a)pyrene	122.2456	19.18	0.01	2474611	253.0	22.8	15.4	28.6



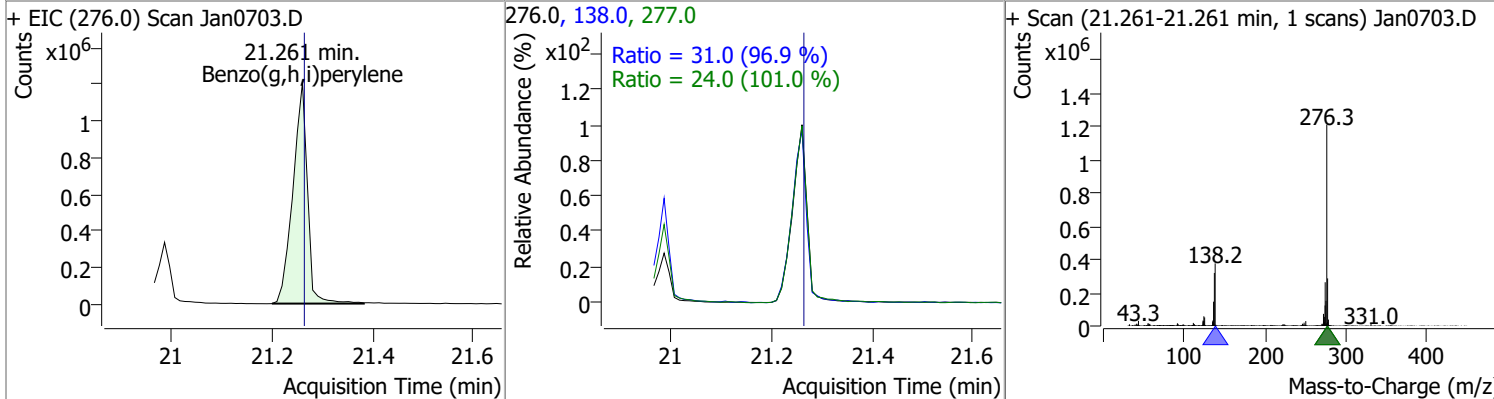
Compound	Conc.	RT	Dev(Min)	Resp.	QIon	QRatio	Lower	Upper
Indeno(1,2,3-c,d)pyrene	117.2704	20.93	0.01	1999441	138.0	29.4	20.9	38.8



Compound	Conc.	RT	Dev(Min)	Resp.	QIon	QRatio	Lower	Upper
Dibenzo(a,h)anthracene	123.2946	20.99	0.01	2288825	279.0	24.7	17.7	32.8
					139.0	23.5	16.7	31.0

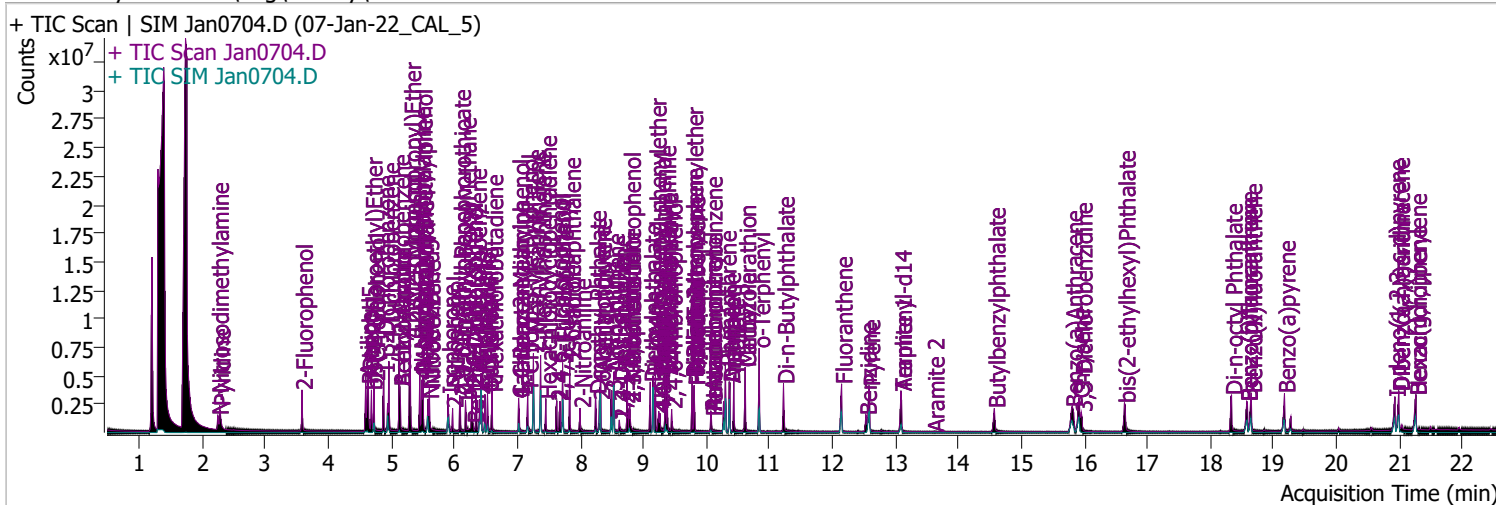


Compound	Conc.	RT	Dev(Min)	Resp.	QIon	QRatio	Lower	Upper
Benzo(g,h,i)perylene	123.5446	21.26	0.01	2408350	138.0	31.0	22.4	41.6
					277.0	24.0	16.6	30.9



# Quantitation Results Report (QT Reviewed)

Data File	Jan0704.D	Operator	LIMS import
Acq. Method	BNA+SIM.M	Acq. Date-Time	1/7/2022 2:07:48 PM
Sample Name	07-Jan-22_CAL_5	Instrument	Instrument #1
Vial	4	Multiplier	1.00
DA Method File		Comment	SVOC-8270-W-LARGO
Tune File	dftppdsm.u	Tune Date	1/7/2022 12:13:00 PM
Batch Name	010722 DoD BNA cal 1.batch.bin	Last Calib Update	1/11/2022 8:55:14 AM
Ref Library	D:\Org\Library\NIST129K.I		



Compound	RT	QIon	Resp.	Conc.	Units	Dev(Min)
----------	----	------	-------	-------	-------	----------

**Internal Standards**

**System Monitoring Compounds**

S 2-Fluorophenol	3.582	112.0	844282	103.0027	µg/L	0.000
Spiked Amount: 200.000	Range: 10.0 - 75.0%			Recovery = 51.50%		
S Phenol-d5	4.623	99.0	1115876	102.8264	µg/L	0.000
Spiked Amount: 200.000	Range: 10.0 - 65.0%			Recovery = 51.41%		
S Nitrobenzene-d5	5.583	82.0	616140	103.7169	µg/L	0.000
Spiked Amount: 100.000	Range: 32.0 - 94.0%			Recovery = 103.72% *		
S 2-Fluorobiphenyl	7.718	172.0	1760874	97.0991	µg/L	0.000
Spiked Amount: 100.000	Range: 28.0 - 107.0%			Recovery = 97.10%		
S 2,4,6-Tribromophenol	9.448	329.8	152894	101.1851	µg/L	0.000
Spiked Amount: 200.000	Range: 25.0 - 140.0%			Recovery = 50.59%		
S Terphenyl-d14	13.088	244.3	1891282	103.8847	µg/L	0.000
Spiked Amount: 100.000	Range: 32.0 - 122.0%			Recovery = 103.88%		

**Target Compounds**

Compound	RT	QIon	Resp.	Conc.	Units	m	QValue
T N-Nitrosodimethylamine	2.244	74.0	387178	103.9793	µg/L	m	91
T Pyridine	2.274	79.0	876124	104.5142	µg/L	m	96
T Aniline	4.593	93.0	1491332	102.5678	µg/L		99
T Phenol	4.634	94.0	1135018	102.6713	µg/L	m	96
T bis(-2-Chloroethyl)Ether	4.685	63.0	931909	103.4761	µg/L	m	100
T 2-Chlorophenol	4.726	128.0	961327	100.8071	µg/L		98
T 1,3-Dichlorobenzene	4.879	146.0	1291794	100.6193	µg/L		100
T 1,4-Dichlorobenzene	4.960	146.0	1284685	99.5657	µg/L		99
T 1,2-Dichlorobenzene	5.124	146.0	1277533	100.4204	µg/L		99
T Benzyl Alcohol	5.134	108.0	576547	100.8761	µg/L		99
T bis(2-chloroisopropyl)Ether	5.297	121.0	350557	101.4584	µg/L		96
T 2-Methylphenol	5.297	107.0	884464	102.7465	µg/L		99
T N-nitroso-Di-n-propylamine	5.451	70.0	612996	104.4122	µg/L		100
T 4Methylphenol/3Methylphenol	5.481	107.0	1129399	96.9857	µg/L		98
T Hexachloroethane	5.502	117.0	367821	99.1309	µg/L		98



# Quantitation Results Report (QT Reviewed)

Compound	RT	QIon	Resp.	Conc.	Units	Dev(Min)
T Nitrobenzene	5.604	123.1	319987	104.9943	µg/L	98
T Isophorone	5.900	82.0	1372347	99.6229	µg/L	100
T 2-Nitrophenol	5.972	139.0	260056	104.2370	µg/L	98
T 2,4-Dimethylphenol	6.085	122.0	698587	96.5155	µg/L	98
T bis(-2-Chloroethoxy)Methane	6.177	93.0	806641	98.3128	µg/L	100
T Benzoic Acid	6.300	105.0	432037	106.6005	µg/L	98
T 2,4-Dichlorophenol	6.280	162.0	659436	102.0591	µg/L	100
T 1,2,4-Trichlorobenzene	6.342	180.0	762412	93.8663	µg/L	99
T Naphthalene	6.424	128.0	2330127	98.0934	µg/L	99
T 4-Chlorophenol	6.485	130.0	221454	99.5653	µg/L	m 95
T p-Chloroaniline	6.526	127.0	897093	97.5522	µg/L	98
T Hexachlorobutadiene	6.598	224.9	463095	100.9667	µg/L	97
T 4-Chloro-2-Methylphenol	7.019	107.0	595993	100.3902	µg/L	99
T 4-Chloro-3-Methylphenol	7.163	107.0	623258	99.3971	µg/L	m 99
T 2-Methylnaphthalene	7.256	141.0	1422096	99.7291	µg/L	m 99
T 1-Methylnaphthalene	7.368	141.0	1410070	101.1788	µg/L	m 99
T Hexachlorocyclopentadiene	7.451	236.9	311138	104.5513	µg/L	98
T 2,4,6-Trichlorophenol	7.625	196.0	431825	102.9015	µg/L	100
T 2,4,5-Trichlorophenol	7.677	196.0	481623	104.4606	µg/L	99
T 2-Chloronaphthalene	7.831	162.0	1572984	102.3112	µg/L	100
T 2-Nitroaniline	7.995	65.0	289372	106.8298	µg/L	98
T Dimethyl Phthalate	8.241	163.0	1571564	101.5432	µg/L	100
T 2,6-Dinitrotoluene	8.302	165.0	223482	108.4490	µg/L	97
T Acenaphthylene	8.323	152.1	2586097	102.2266	µg/L	99
T 3-Nitroaniline	8.497	138.0	229277	99.0603	µg/L	95
T Acenaphthene	8.527	154.0	1439396	101.5214	µg/L	96
T 2,4-Dinitrophenol	8.619	184.0	125291	104.8310	µg/L	100
T Dibenzofuran	8.742	168.0	2204535	98.2442	µg/L	99
T 2,4-Dinitrotoluene	8.783	165.0	280076	100.0481	µg/L	97
T 4-Nitrophenol	8.783	109.0	246823	102.9894	µg/L	98
T Diethylphthalate	9.110	149.0	1705521	103.0905	µg/L	99
T Fluorene	9.151	166.0	1880300	101.7600	µg/L	98
T 4-Chlorophenyl-phenylether	9.192	204.0	875753	103.4092	µg/L	99
T 4-Nitroaniline	9.243	138.0	256247	109.2405	µg/L	95
T 4,6-Dinitro-2-methylphenol	9.264	198.0	175110	104.3437	µg/L	93
T N-nitrosodiphenylamine	9.346	169.0	1210913	103.4758	µg/L	99
T Azobenzene	9.376	77.0	1438249	102.5692	µg/L	99
T 4-Bromophenyl-phenylether	9.775	248.0	494507	102.2189	µg/L	99
T Hexachlorobenzene	9.806	283.9	477283	97.3435	µg/L	100
T Pentachlorophenol	10.069	265.9	238365	102.6671	µg/L	96
T Phenanthrene	10.302	178.0	2324036	96.4897	µg/L	99
T Anthracene	10.373	178.0	2421153	102.8854	µg/L	100
T Triallate	10.434	86.0	549726	104.3790	µg/L	97
T Carbazole	10.616	167.0	2426526	106.3075	µg/L	99
T o-Terphenyl	10.839	230.0	1413759	102.5281	µg/L	99
T Di-n-Butylphthalate	11.224	149.0	2317809	101.5611	µg/L	100
T Fluoranthene	12.146	202.0	2531619	100.7708	µg/L	100
T Benzidine	12.531	184.0	1020599	101.5823	µg/L	99
T Pyrene	12.581	202.0	2800672	101.8218	µg/L	99
T Butylbenzylphthalate	14.572	149.0	782416	102.0873	µg/L	99
T Benzo(a)Anthracene	15.798	228.0	2092116	103.4119	µg/L	98
T Chrysene	15.910	228.0	2283065	104.0416	µg/L	100
T 3,3-Dichlorobenzidine	15.951	252.0	738669	104.6419	µg/L	99
T bis(2-ethylhexyl)Phthalate	16.636	167.0	281928	103.0508	µg/L	99
T Di-n-octyl Phthalate	18.335	149.0	2054459	105.4997	µg/L	99

# Quantitation Results Report (QT Reviewed)

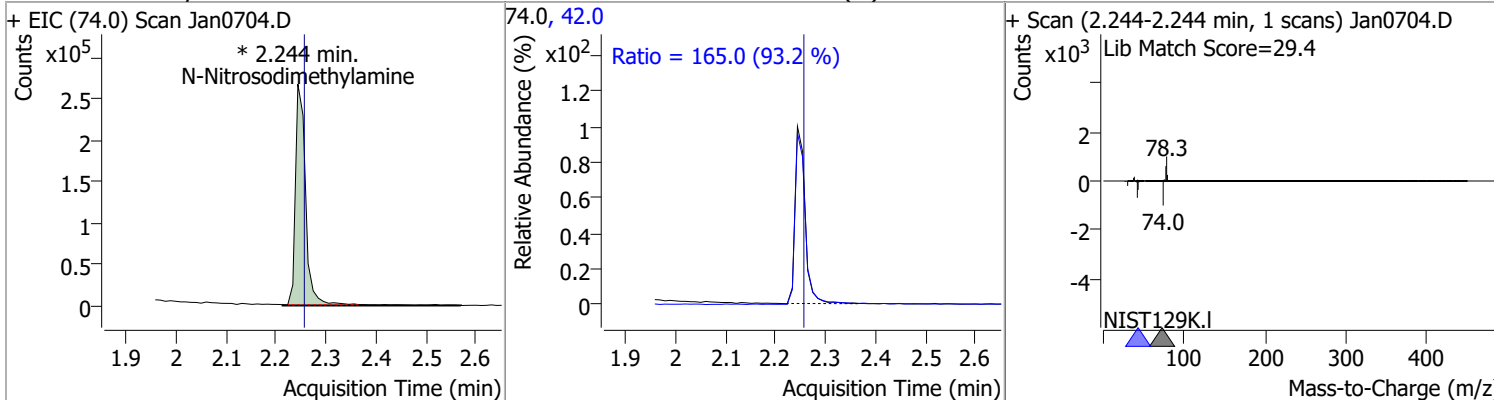
Compound	RT	QIon	Resp.	Conc.	Units	Dev(Min)
T Benzo(b)fluoranthene	18.578	252.0	2038992	101.0506	µg/L	99
T Benzo(k)fluoranthene	18.649	252.0	2188450	104.6141	µg/L	99
T Benzo(a)pyrene	19.175	252.0	1928266	99.3468	µg/L	99
T Indeno(1,2,3-c,d)pyrene	20.927	276.0	1677182	102.2435	µg/L	99
T Dibenzo(a,h)anthracene	20.988	278.0	1767822	99.6651	µg/L	99
T Benzo(g,h,i)perylene	21.261	276.0	2020810	106.8630	µg/L	100

(#) = Qualifier Out of Range; (m) = Manual Integration; (+) = Area Summed; (\*) = Surrogate Percent Recovery Out of Range; (d): Zeroed Peak

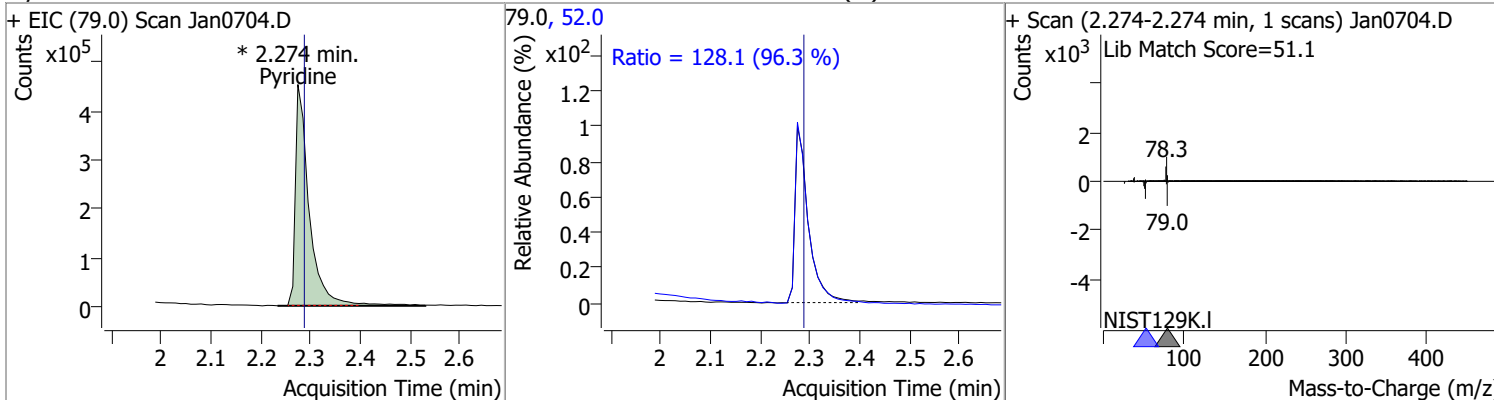


# Quantitation Results Report (QT Reviewed)

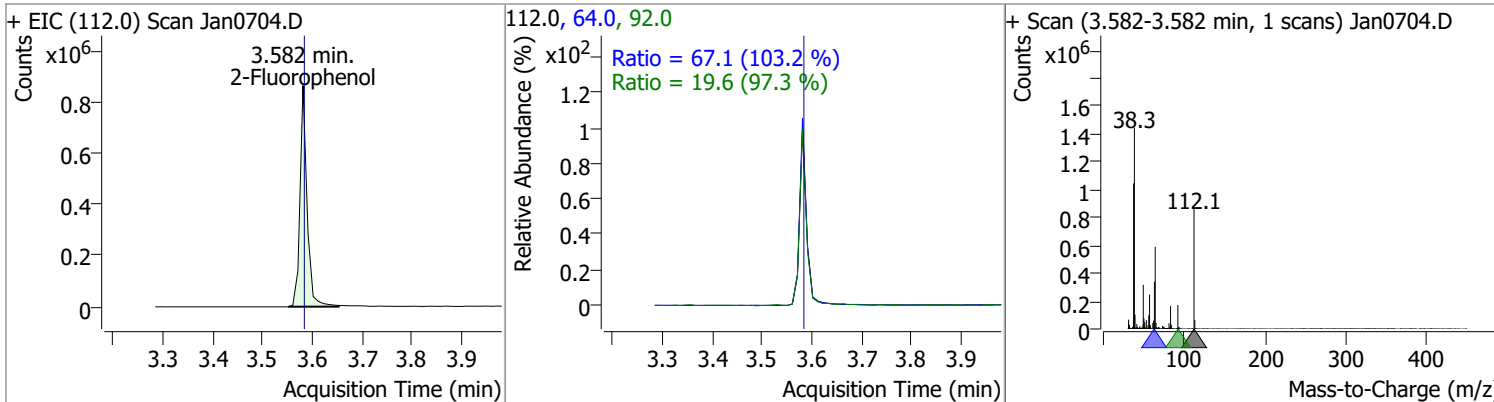
Compound	Conc.	RT	Dev(Min)	Resp.	QIon	QRatio	Lower	Upper
N-Nitrosodimethylamine	103.9793	2.24	-0.01	387178 (m)	42.0	165.0	123.9	230.1



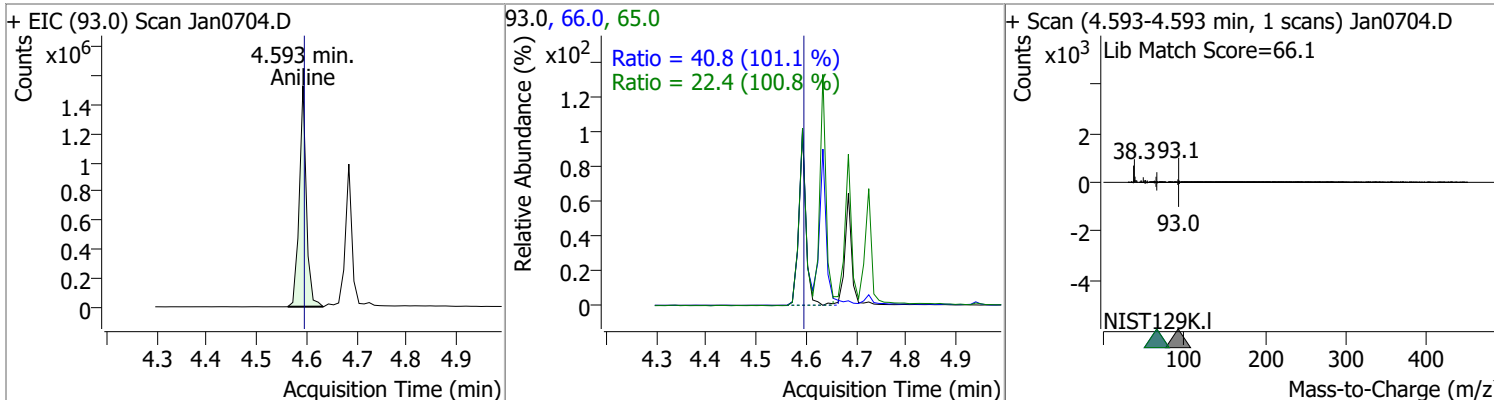
Compound	Conc.	RT	Dev(Min)	Resp.	QIon	QRatio	Lower	Upper
Pyridine	104.5142	2.27	-0.01	876124 (m)	52.0	128.1	93.2	173.0



Compound	Conc.	RT	Dev(Min)	Resp.	QIon	QRatio	Lower	Upper
2-Fluorophenol	103.0027	3.58	0.00	844282	64.0	67.1	45.5	84.5
					92.0	19.6	14.1	26.2

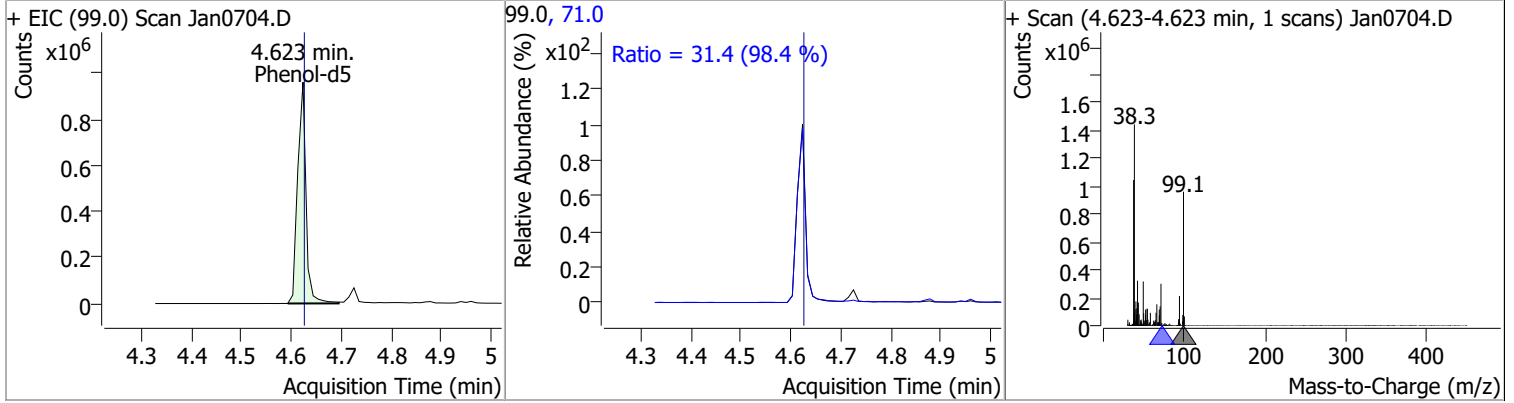


Compound	Conc.	RT	Dev(Min)	Resp.	QIon	QRatio	Lower	Upper
Aniline	102.5678	4.59	0.00	1491332	66.0	40.8	28.3	52.5
					65.0	22.4	15.6	28.9

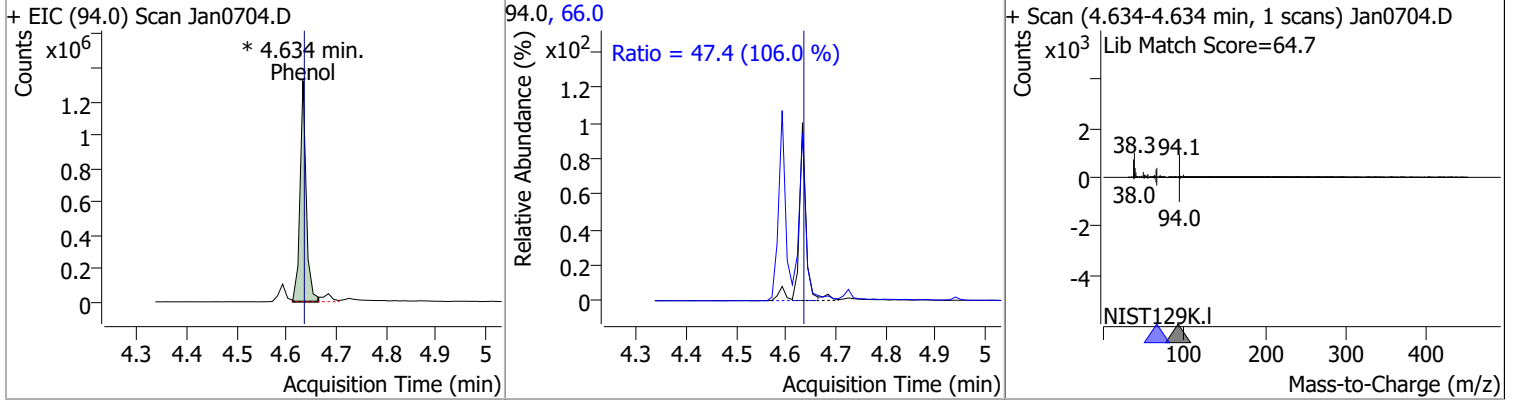


# Quantitation Results Report (QT Reviewed)

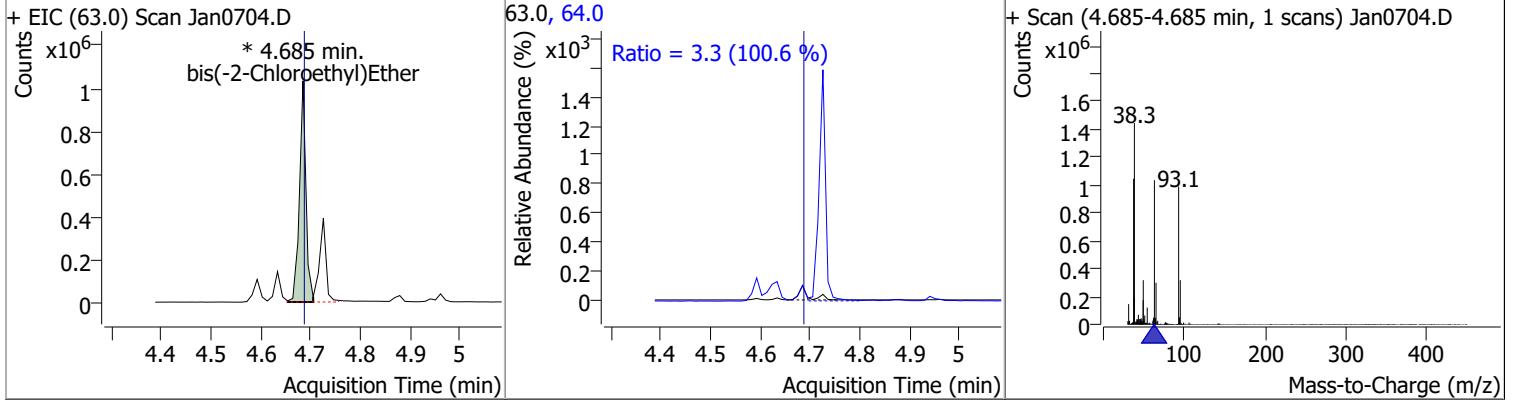
Compound	Conc.	RT	Dev(Min)	Resp.	QIon	QRatio	Lower	Upper
Phenol-d5	102.8264	4.62	0.00	1115876	71.0	31.4	22.3	41.5



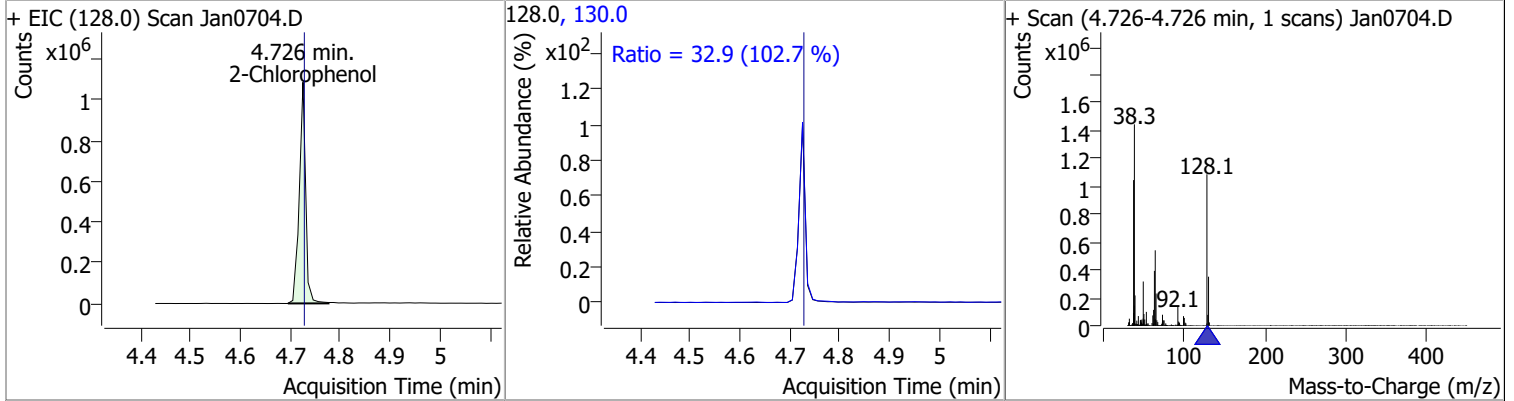
Compound	Conc.	RT	Dev(Min)	Resp.	QIon	QRatio	Lower	Upper
Phenol	102.6713	4.63	0.00	1135018 (m)	66.0	47.4	31.3	58.2



Compound	Conc.	RT	Dev(Min)	Resp.	QIon	QRatio	Lower	Upper
bis(-2-Chloroethyl)Ether	103.4761	4.68	0.00	931909 (m)	64.0	3.3	2.3	4.3

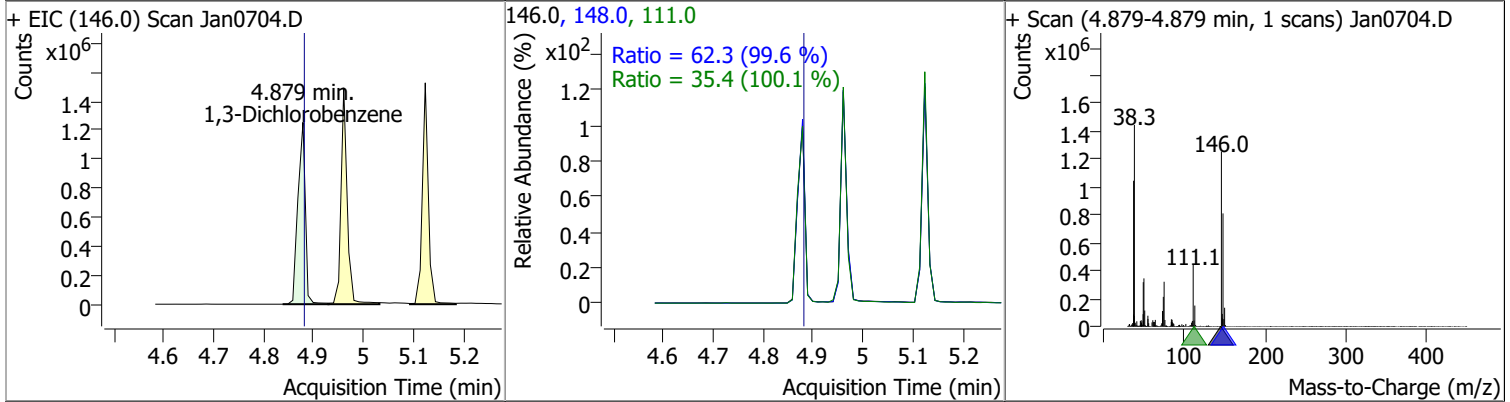


Compound	Conc.	RT	Dev(Min)	Resp.	QIon	QRatio	Lower	Upper
2-Chlorophenol	100.8071	4.73	0.00	961327	130.0	32.9	22.4	41.6

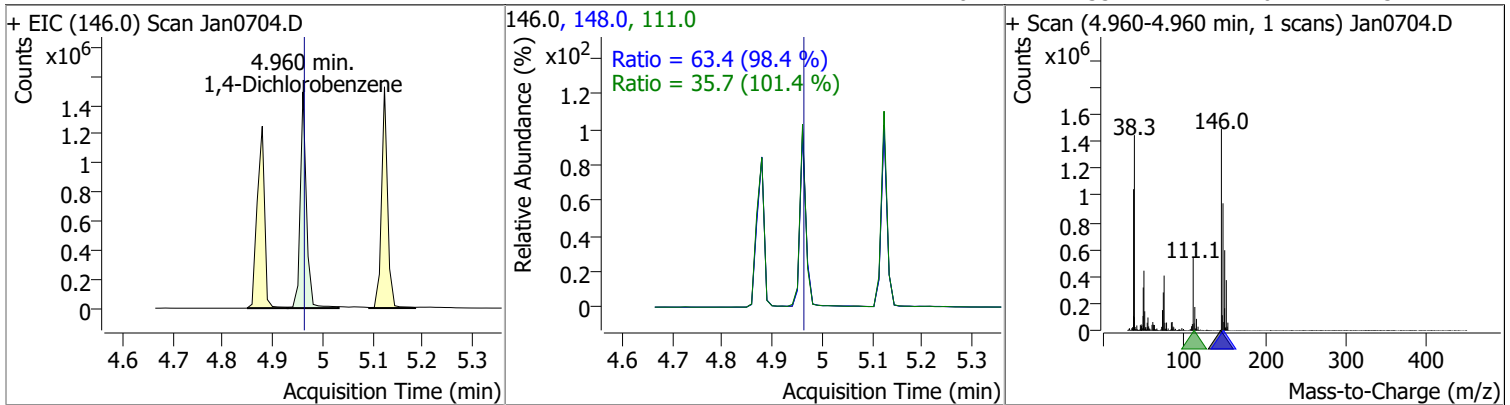


# Quantitation Results Report (QT Reviewed)

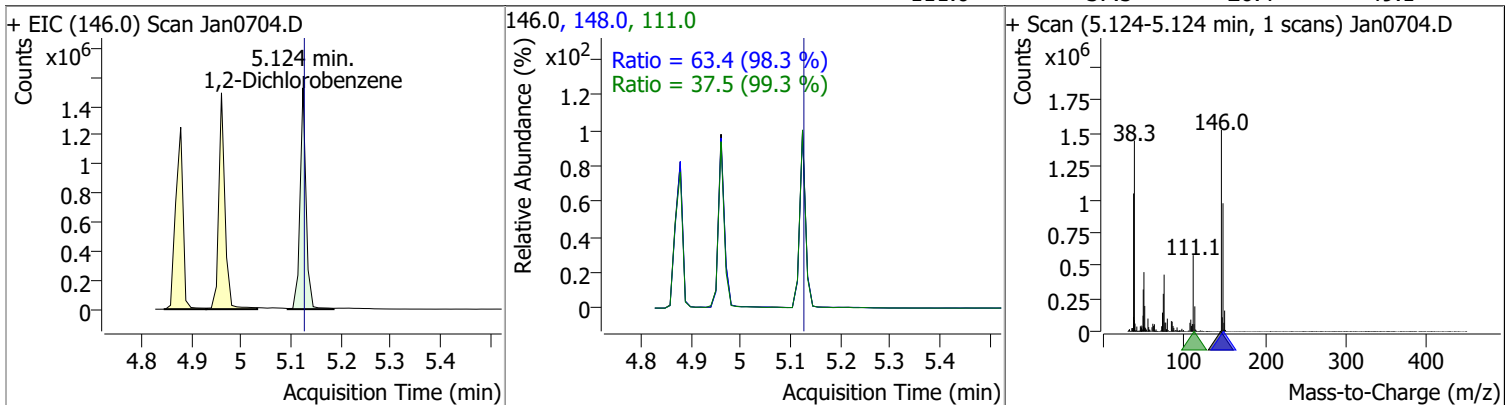
Compound	Conc.	RT	Dev(Min)	Resp.	QIon	QRatio	Lower	Upper
1,3-Dichlorobenzene	100.6193	4.88	0.00	1291794	148.0	62.3	43.8	81.3
					111.0	35.4	24.8	46.0



Compound	Conc.	RT	Dev(Min)	Resp.	QIon	QRatio	Lower	Upper
1,4-Dichlorobenzene	99.5657	4.96	0.00	1284685	148.0	63.4	45.1	83.8
					111.0	35.7	24.6	45.7

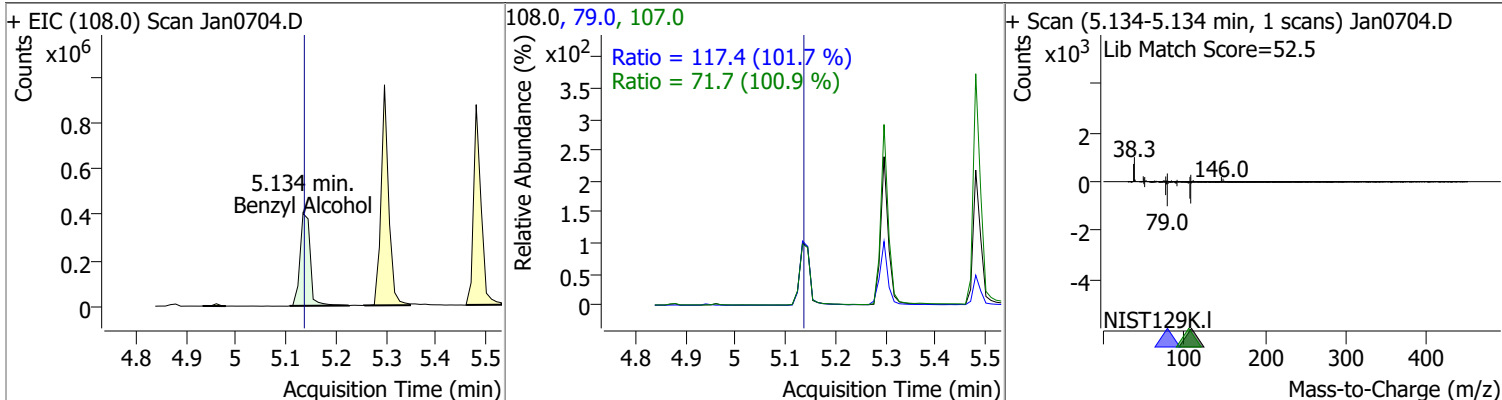


Compound	Conc.	RT	Dev(Min)	Resp.	QIon	QRatio	Lower	Upper
1,2-Dichlorobenzene	100.4204	5.12	0.00	1277533	148.0	63.4	45.1	83.8
					111.0	37.5	26.4	49.1

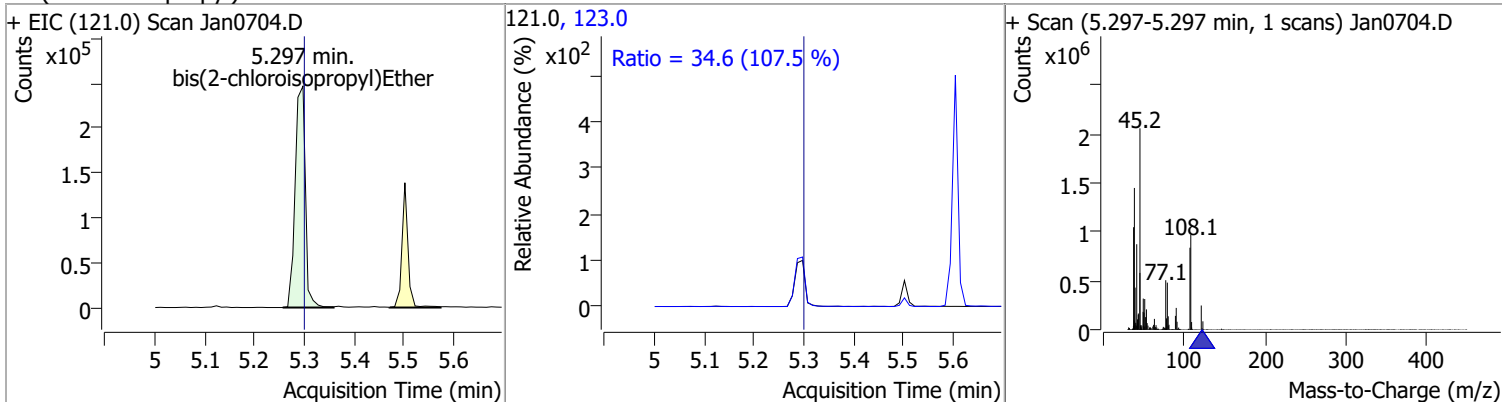


# Quantitation Results Report (QT Reviewed)

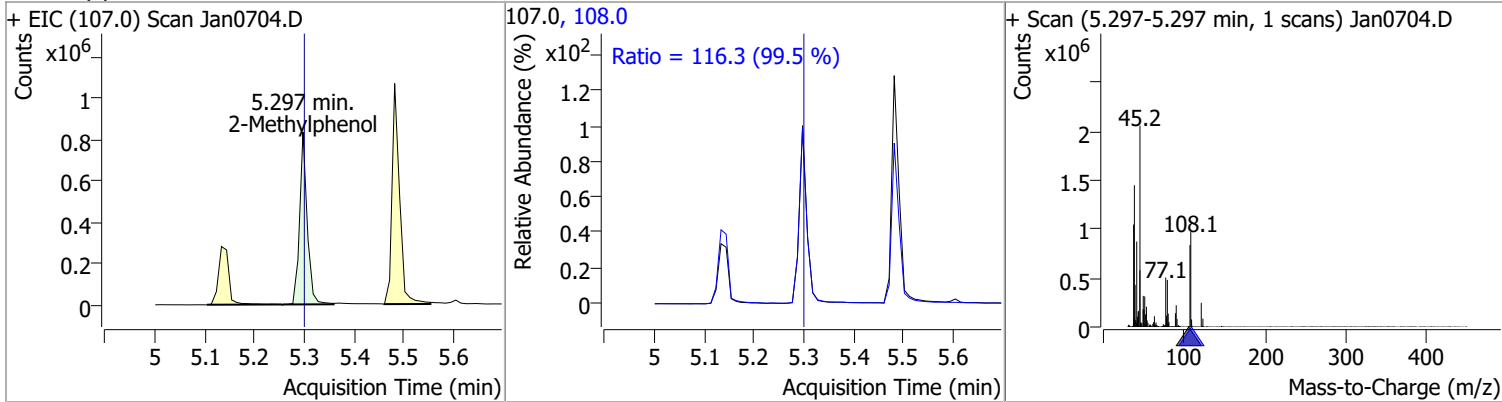
Compound	Conc.	RT	Dev(Min)	Resp.	QIon	QRatio	Lower	Upper
Benzyl Alcohol	100.8761	5.13	0.00	576547	79.0	117.4	80.8	150.1
					107.0	71.7	49.7	92.3



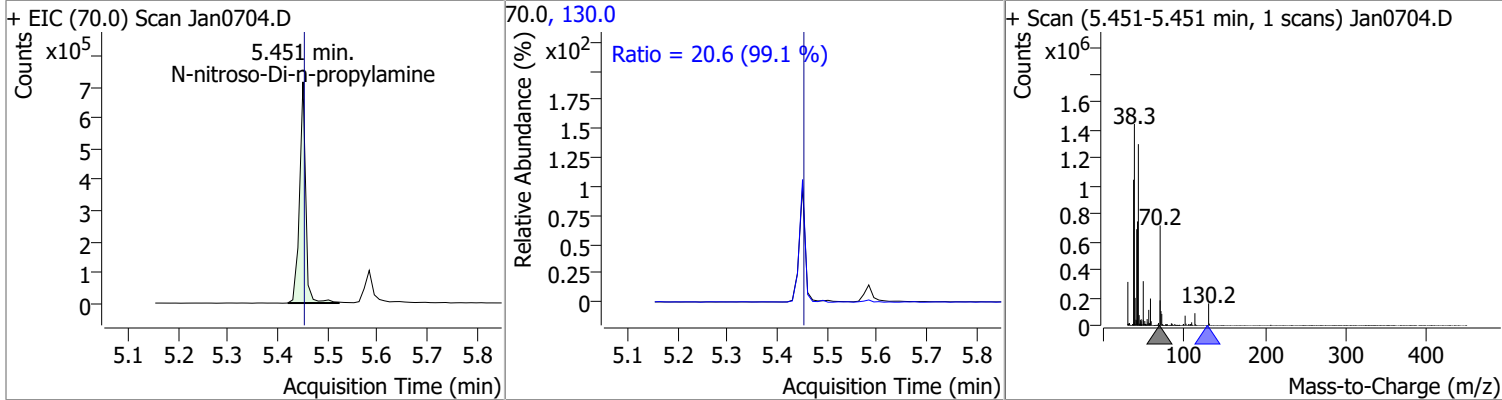
Compound	Conc.	RT	Dev(Min)	Resp.	QIon	QRatio	Lower	Upper
bis(2-chloroisopropyl)Ether	101.4584	5.30	0.00	350557	123.0	34.6	22.5	41.8



Compound	Conc.	RT	Dev(Min)	Resp.	QIon	QRatio	Lower	Upper
2-Methylphenol	102.7465	5.30	0.00	884464	108.0	116.3	81.8	152.0

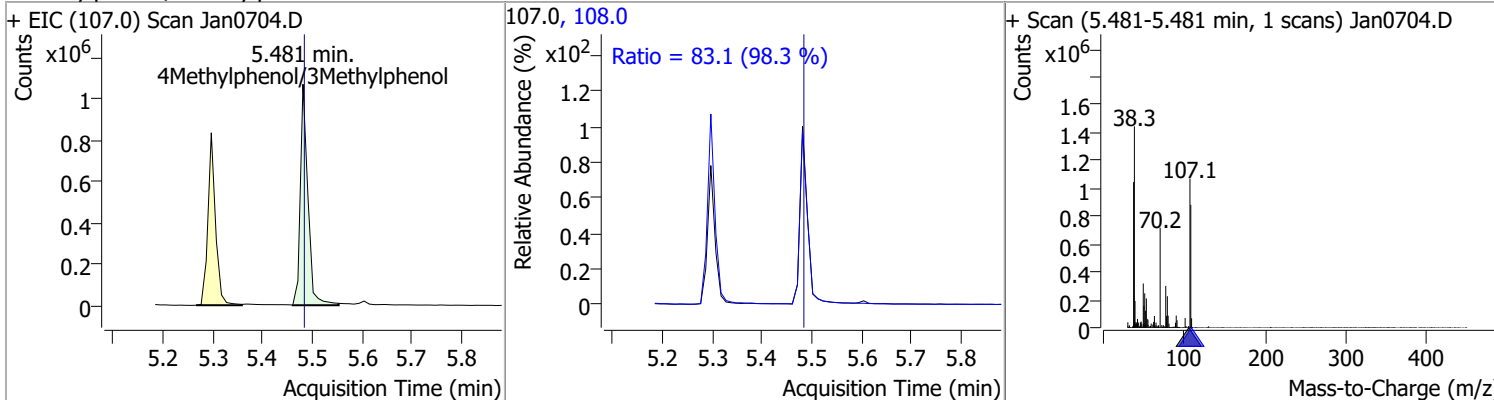


Compound	Conc.	RT	Dev(Min)	Resp.	QIon	QRatio	Lower	Upper
N-nitroso-Di-n-propylamine	104.4122	5.45	0.00	612996	130.0	20.6	0.0	41.5

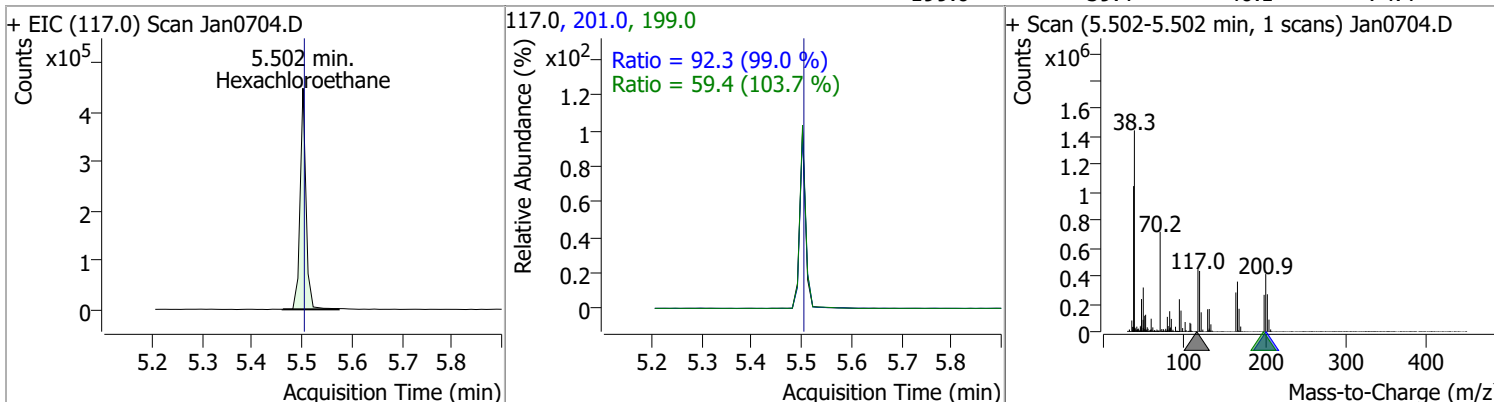


# Quantitation Results Report (QT Reviewed)

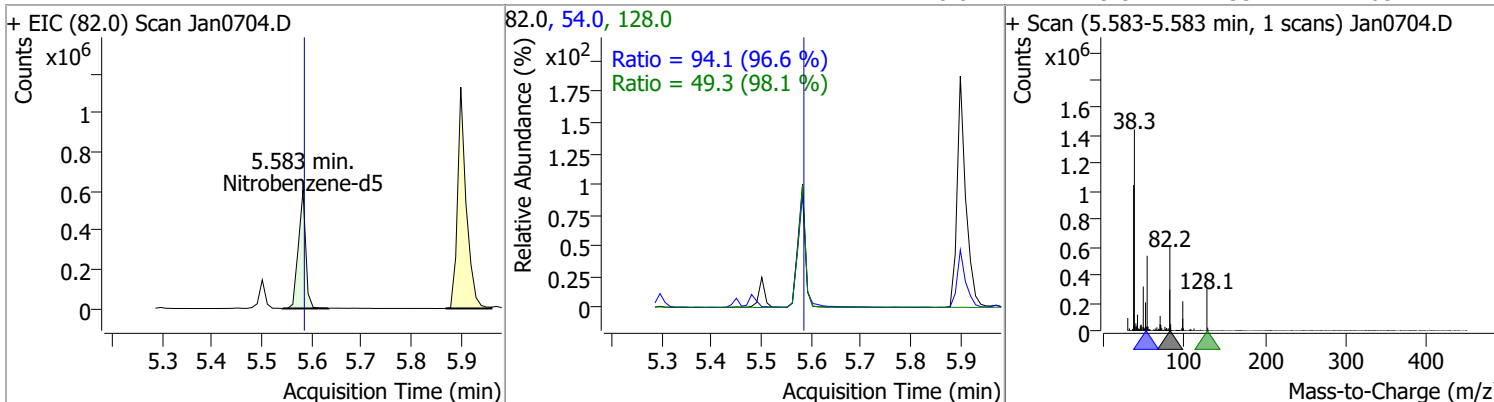
Compound	Conc.	RT	Dev(Min)	Resp.	QIon	QRatio	Lower	Upper
4Methylphenol/3Methylphenol	96.9857	5.48	0.00	1129399	108.0	83.1	59.1	109.8



Compound	Conc.	RT	Dev(Min)	Resp.	QIon	QRatio	Lower	Upper
Hexachloroethane	99.1309	5.50	0.00	367821	201.0	92.3	65.2	121.2
					199.0	59.4	40.1	74.4

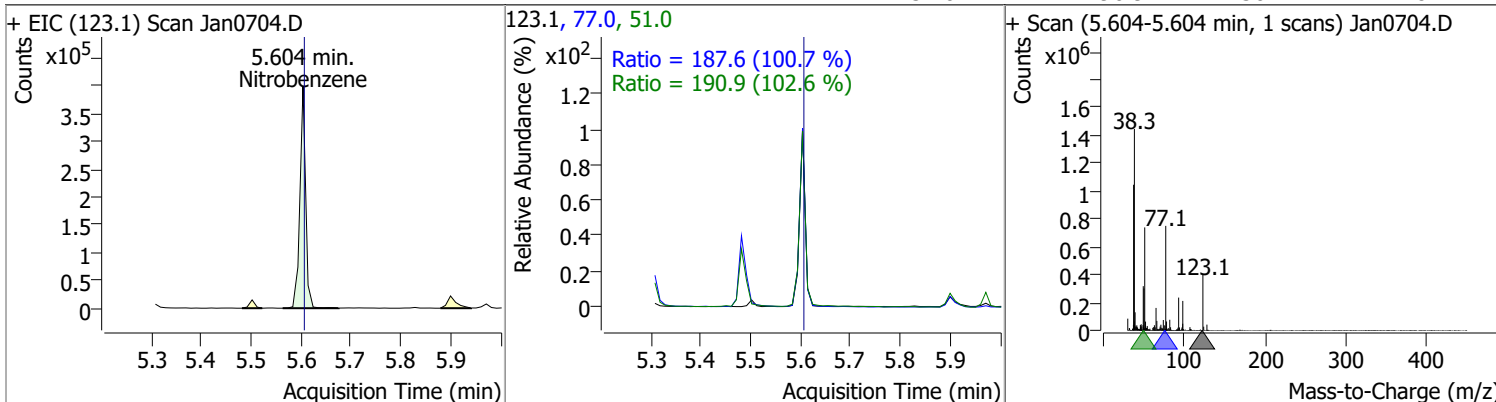


Compound	Conc.	RT	Dev(Min)	Resp.	QIon	QRatio	Lower	Upper
Nitrobenzene-d5	103.7169	5.58	0.00	616140	54.0	94.1	68.2	126.6
					128.0	49.3	35.2	65.4

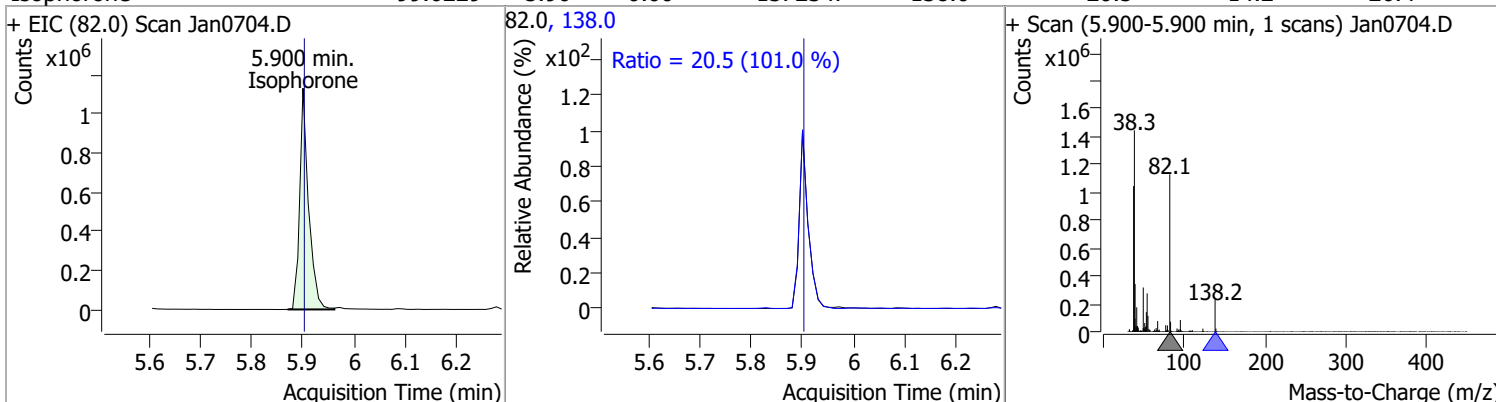


# Quantitation Results Report (QT Reviewed)

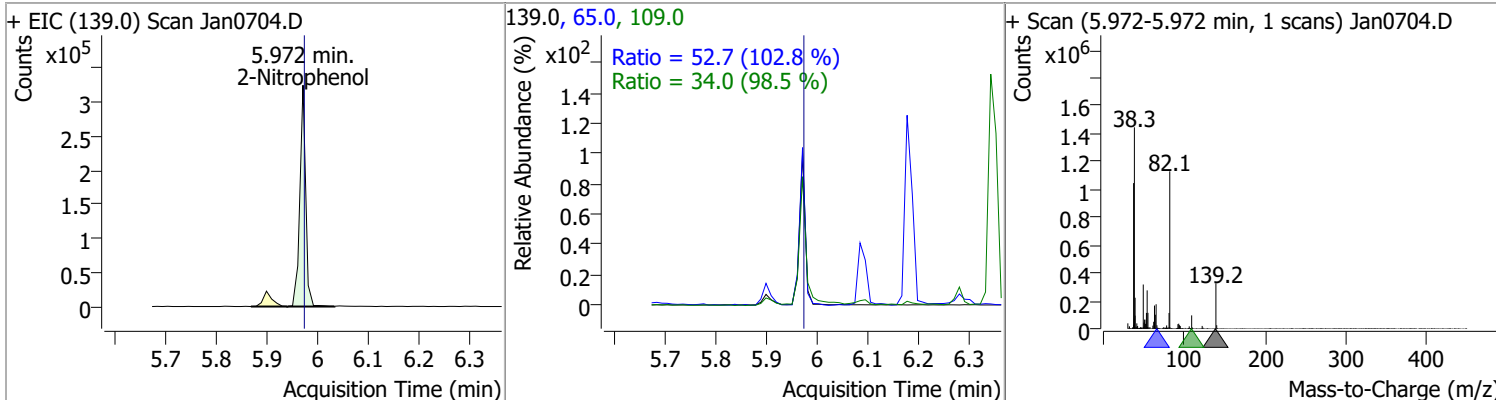
Compound	Conc.	RT	Dev(Min)	Resp.	QIon	QRatio	Lower	Upper
Nitrobenzene	104.9943	5.60	0.00	319987	77.0	187.6	130.5	242.3
					51.0	190.9	130.2	241.8



Compound	Conc.	RT	Dev(Min)	Resp.	QIon	QRatio	Lower	Upper
Isophrone	99.6229	5.90	0.00	1372347	138.0	20.5	14.2	26.4

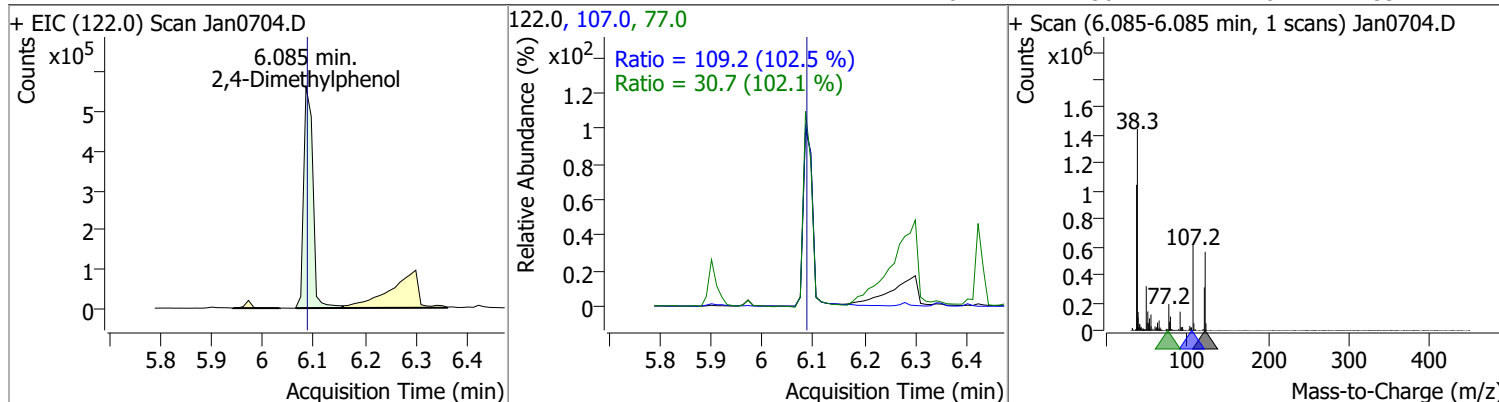


Compound	Conc.	RT	Dev(Min)	Resp.	QIon	QRatio	Lower	Upper
2-Nitrophenol	104.2370	5.97	0.00	260056	65.0	52.7	35.9	66.6
					109.0	34.0	24.1	44.8

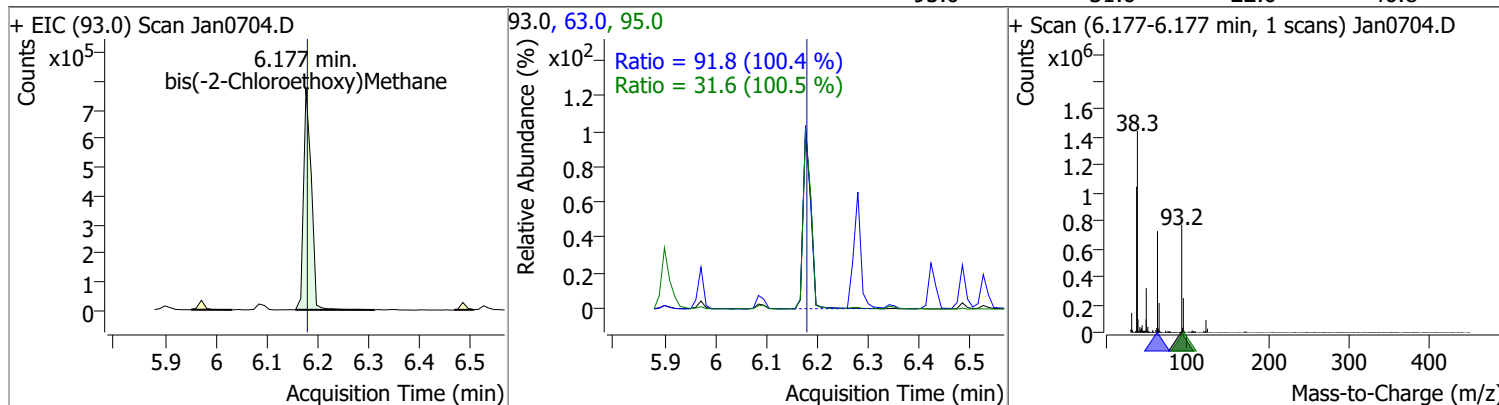


# Quantitation Results Report (QT Reviewed)

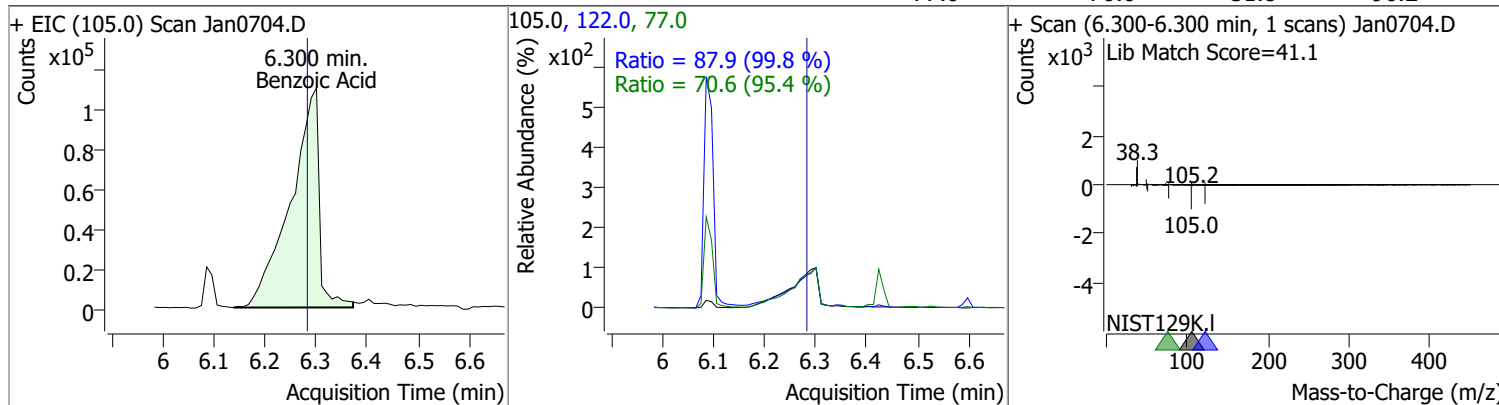
Compound	Conc.	RT	Dev(Min)	Resp.	QIon	QRatio	Lower	Upper
2,4-Dimethylphenol	96.5155	6.08	0.00	698587	107.0	109.2	74.6	138.5
					77.0	30.7	21.0	39.1



Compound	Conc.	RT	Dev(Min)	Resp.	QIon	QRatio	Lower	Upper
bis(-2-Chloroethoxy)Methane	98.3128	6.18	0.00	806641	63.0	91.8	64.0	118.8
					95.0	31.6	22.0	40.8

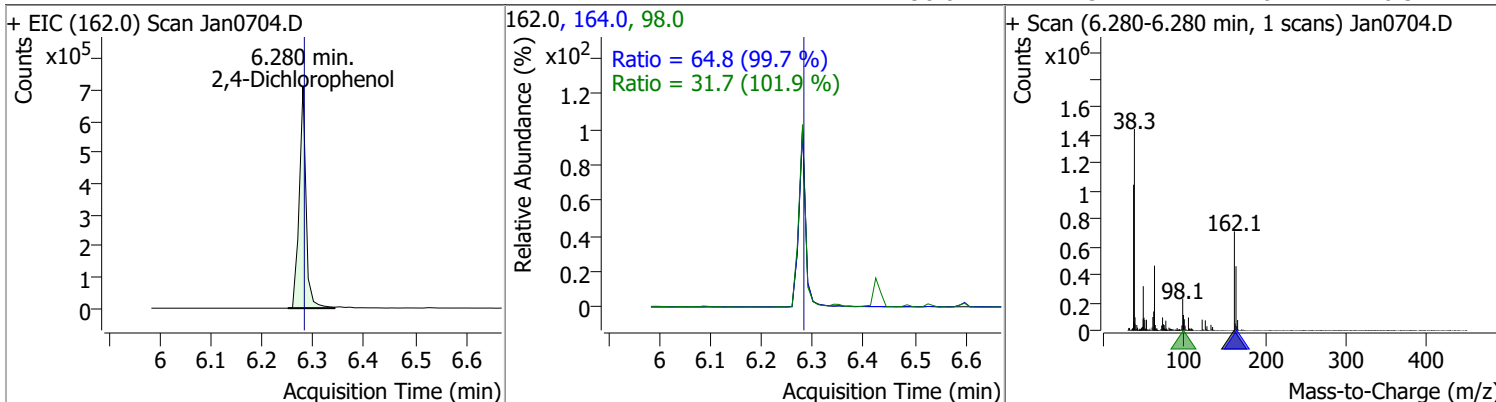


Compound	Conc.	RT	Dev(Min)	Resp.	QIon	QRatio	Lower	Upper
Benzoic Acid	106.6005	6.30	0.02	432037	122.0	87.9	61.7	114.6
					77.0	70.6	51.8	96.2

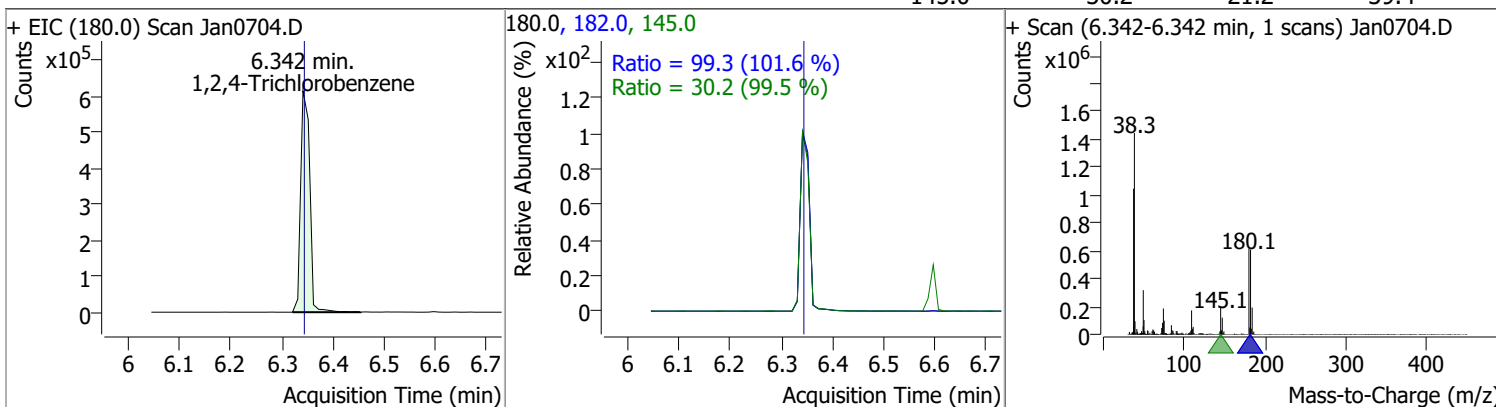


# Quantitation Results Report (QT Reviewed)

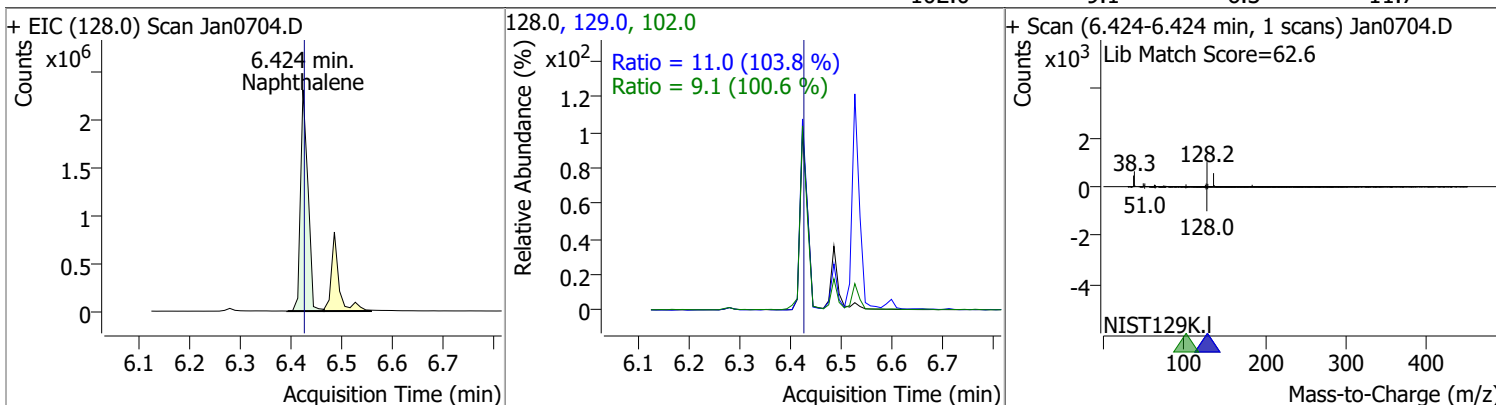
Compound	Conc.	RT	Dev(Min)	Resp.	QIon	QRatio	Lower	Upper
2,4-Dichlorophenol	102.0591	6.28	0.00	659436	164.0	64.8	45.5	84.6
					98.0	31.7	21.8	40.5



Compound	Conc.	RT	Dev(Min)	Resp.	QIon	QRatio	Lower	Upper
1,2,4-Trichlorobenzene	93.8663	6.34	0.00	762412	182.0	99.3	68.4	127.1
					145.0	30.2	21.2	39.4



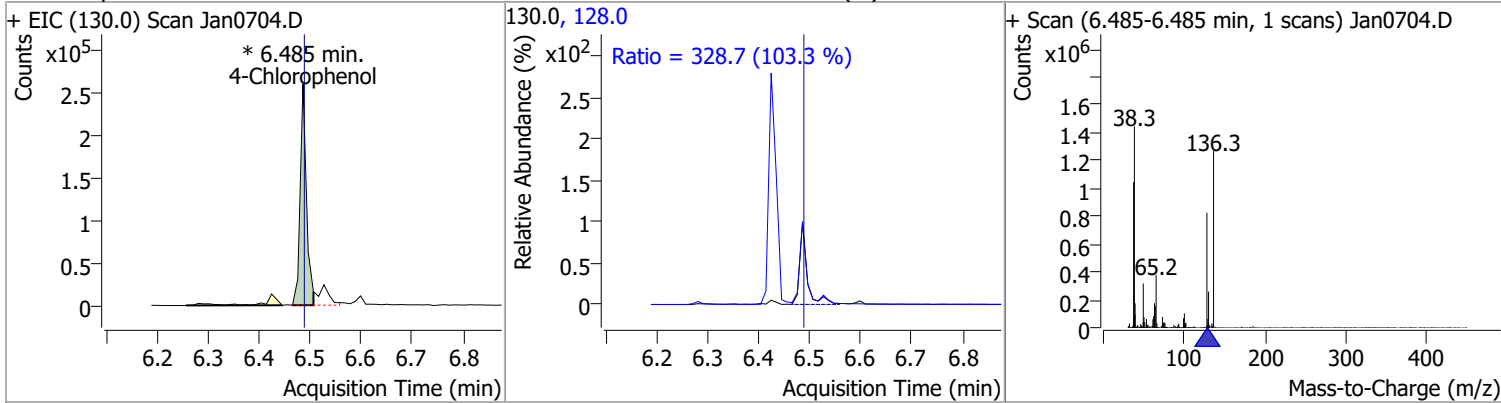
Compound	Conc.	RT	Dev(Min)	Resp.	QIon	QRatio	Lower	Upper
Naphthalene	98.0934	6.42	0.00	2330127	129.0	11.0	7.4	13.8
					102.0	9.1	6.3	11.7



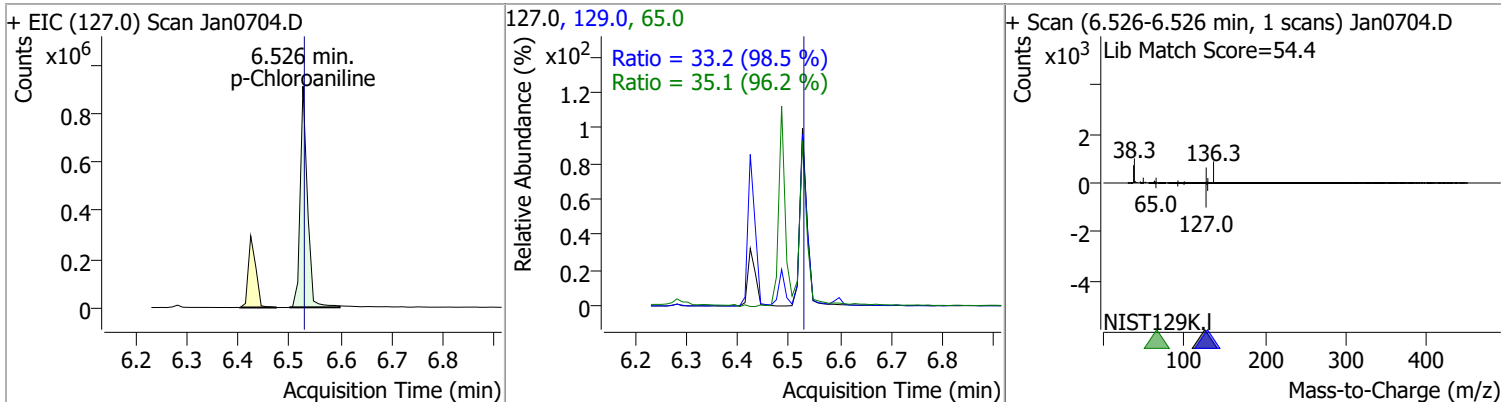


# Quantitation Results Report (QT Reviewed)

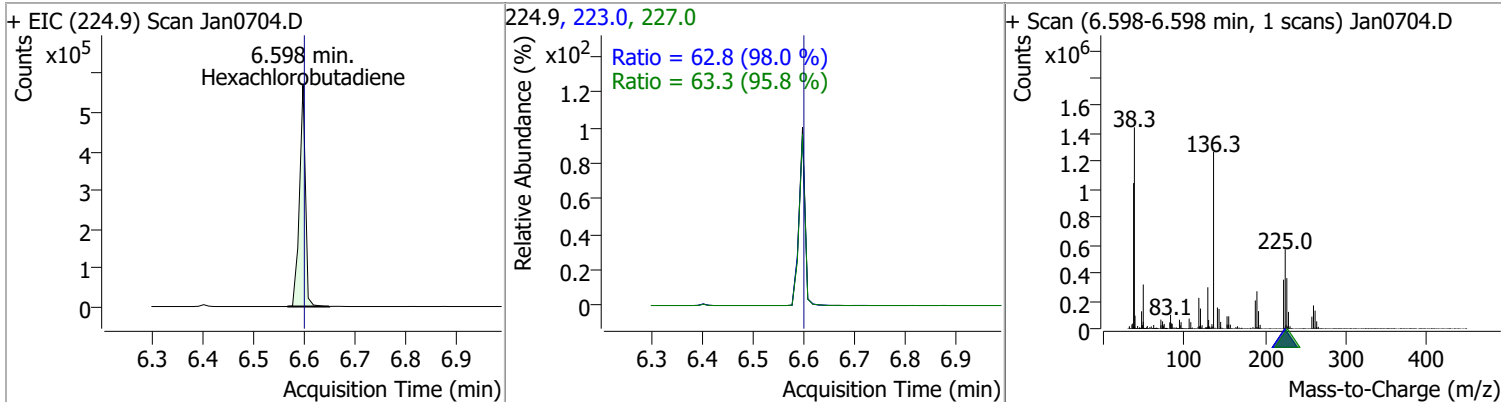
Compound	Conc.	RT	Dev(Min)	Resp.	QIon	QRatio	Lower	Upper
4-Chlorophenol	99.5653	6.49	0.00	221454 (m)	128.0	328.7	222.8	413.7



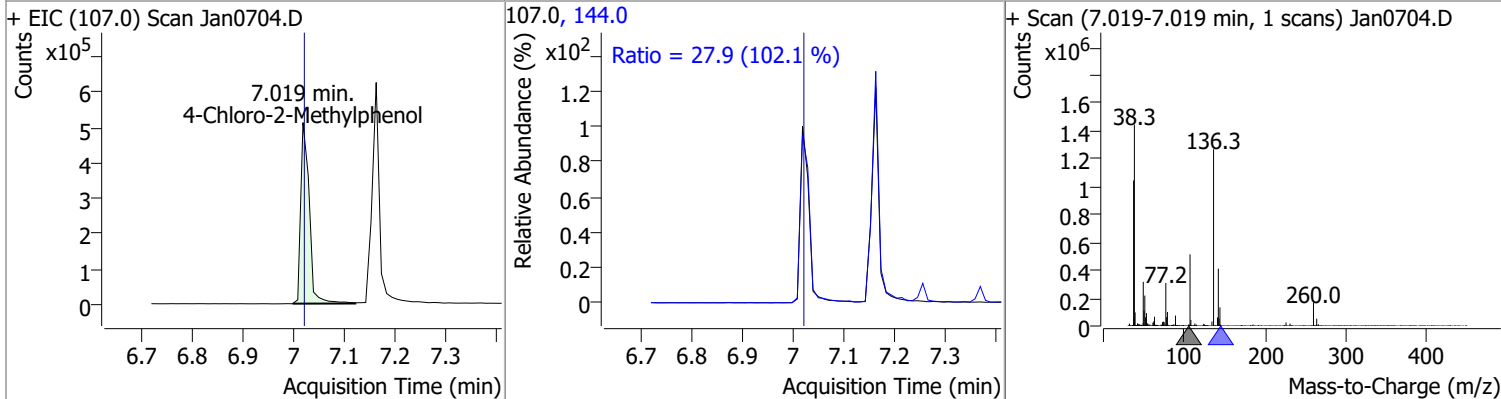
Compound	Conc.	RT	Dev(Min)	Resp.	QIon	QRatio	Lower	Upper
p-Chloroaniline	97.5522	6.53	0.00	897093	65.0	35.1	25.6	47.5
					129.0	33.2	23.6	43.8



Compound	Conc.	RT	Dev(Min)	Resp.	QIon	QRatio	Lower	Upper
Hexachlorobutadiene	100.9667	6.60	0.00	463095	227.0	63.3	46.3	85.9
					223.0	62.8	44.9	83.3

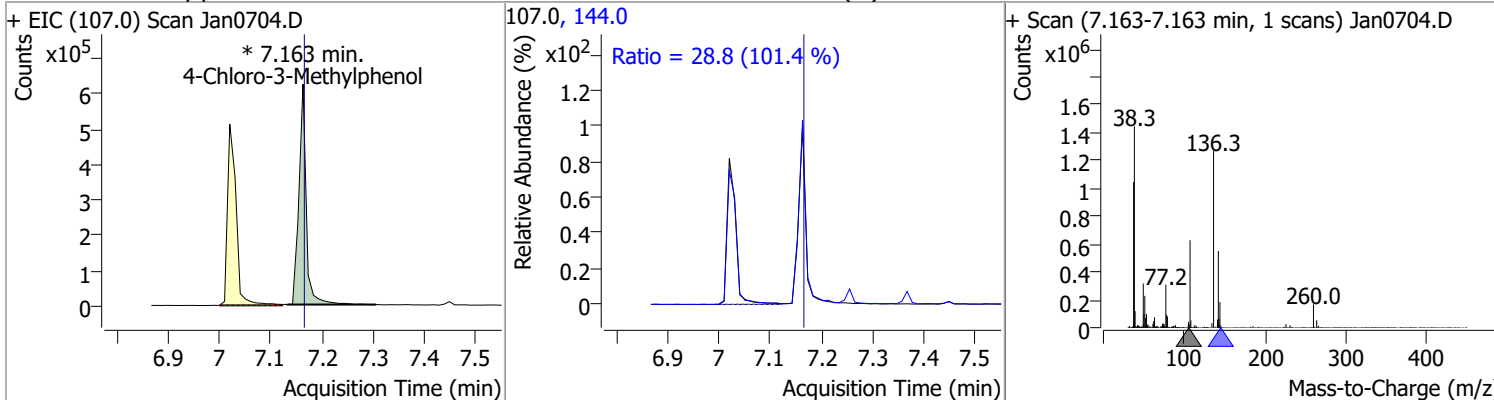


Compound	Conc.	RT	Dev(Min)	Resp.	QIon	QRatio	Lower	Upper
4-Chloro-2-Methylphenol	100.3902	7.02	0.00	595993	144.0	27.9	19.1	35.5

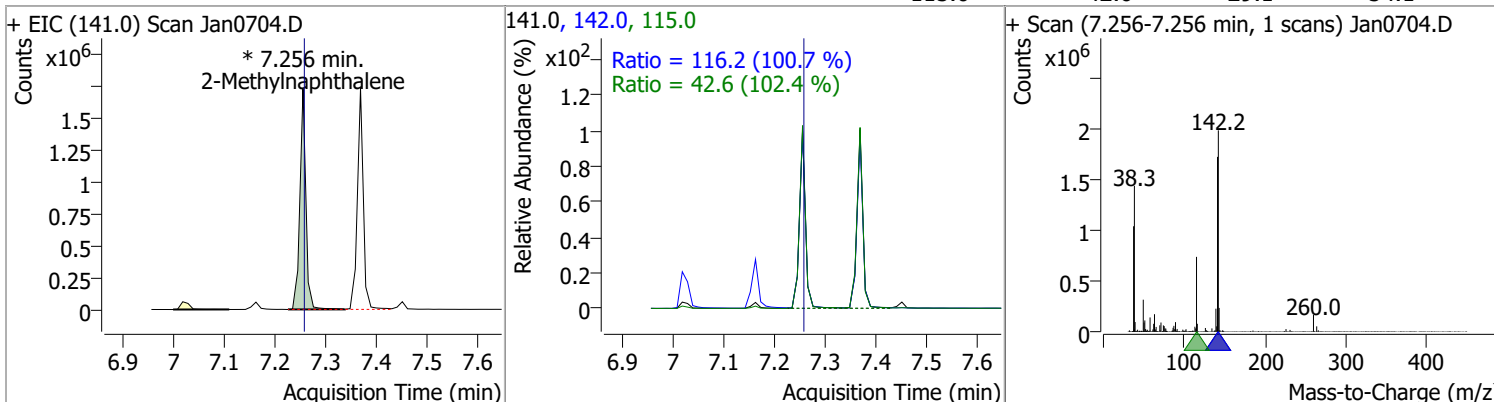


# Quantitation Results Report (QT Reviewed)

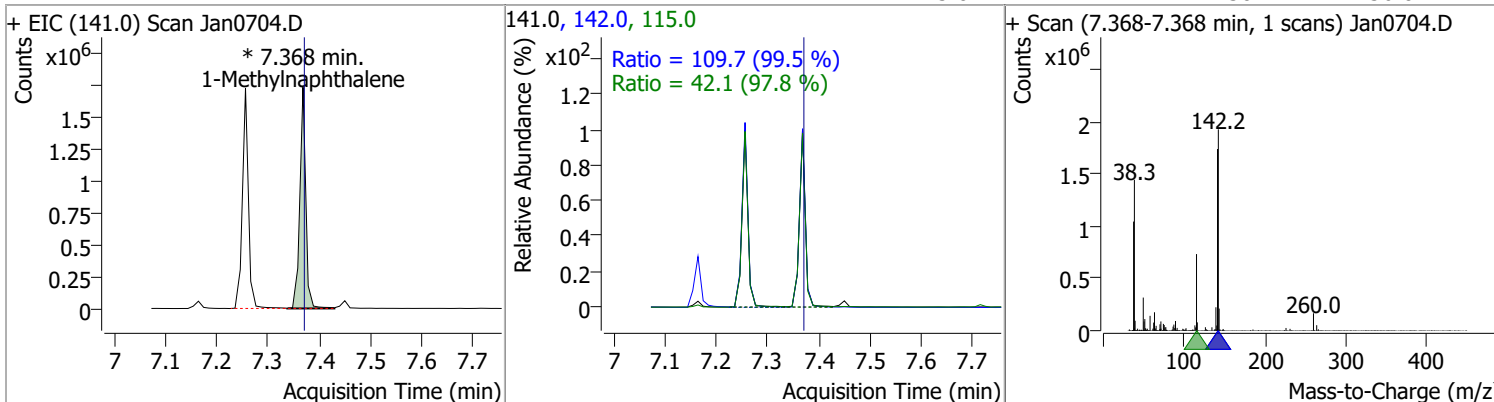
Compound	Conc.	RT	Dev(Min)	Resp.	QIon	QRatio	Lower	Upper
4-Chloro-3-Methylphenol	99.3971	7.16	0.00	623258 (m)	144.0	28.8	19.9	36.9



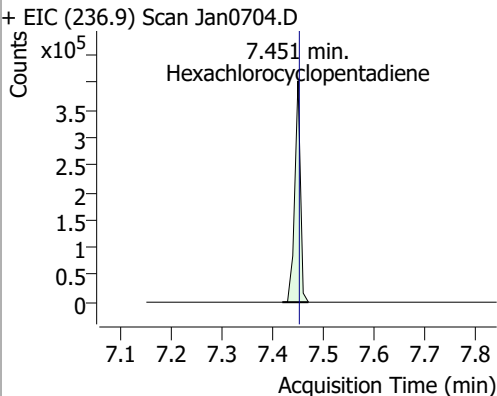
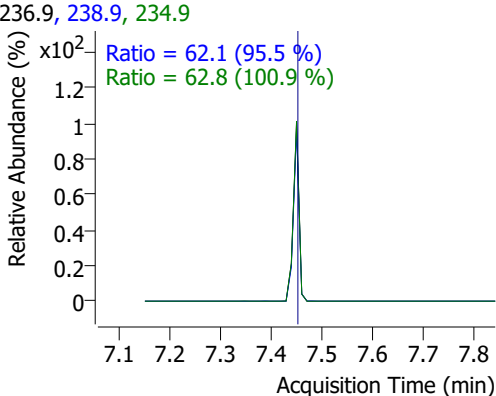
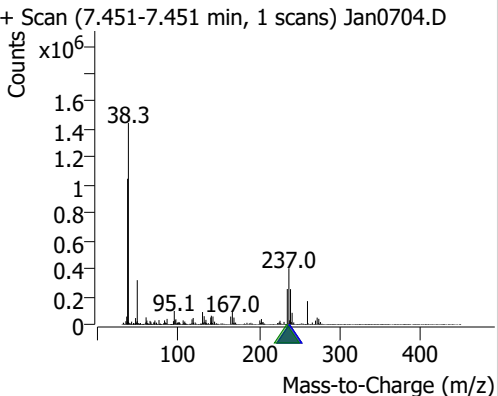
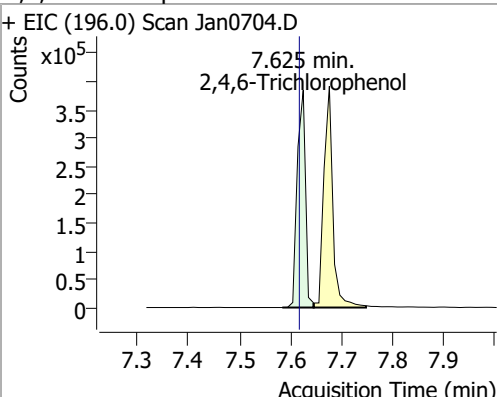
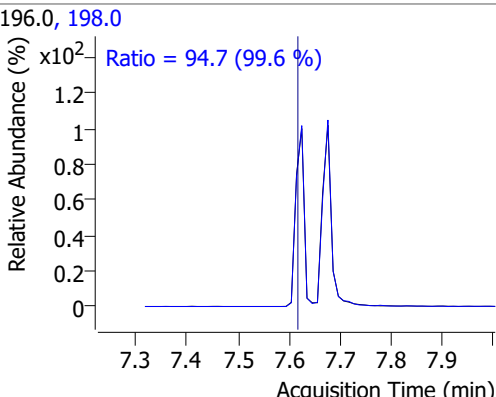
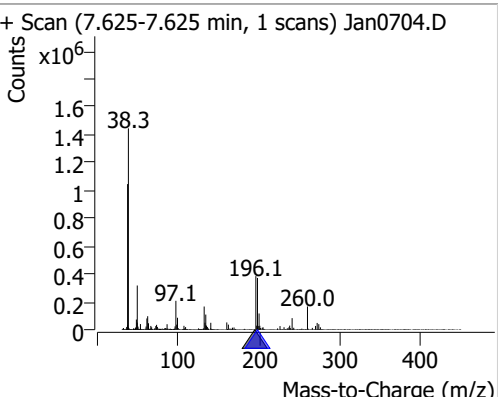
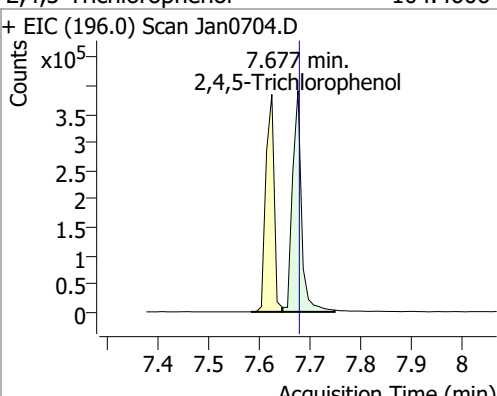
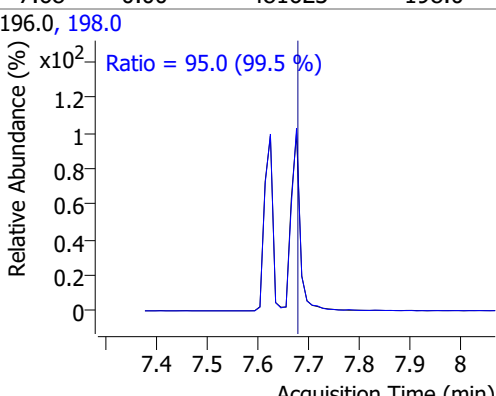
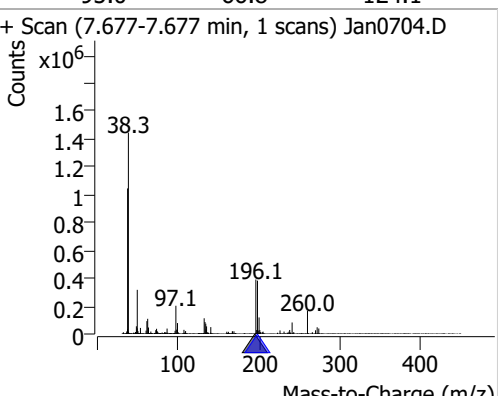
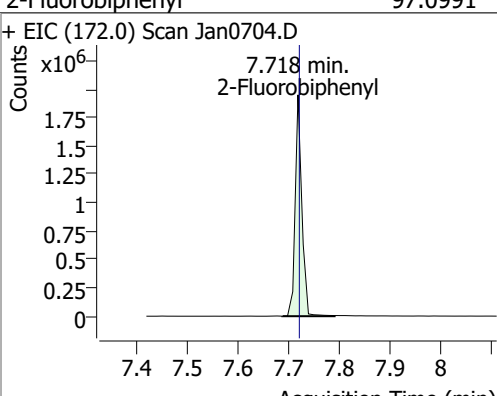
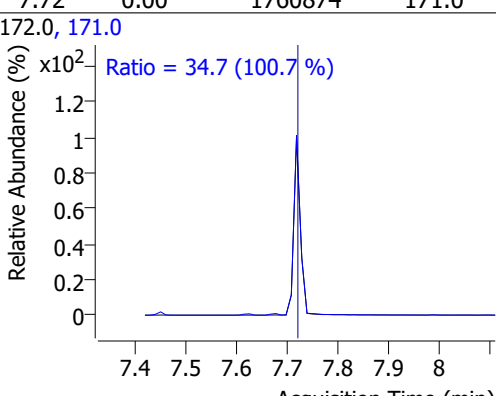
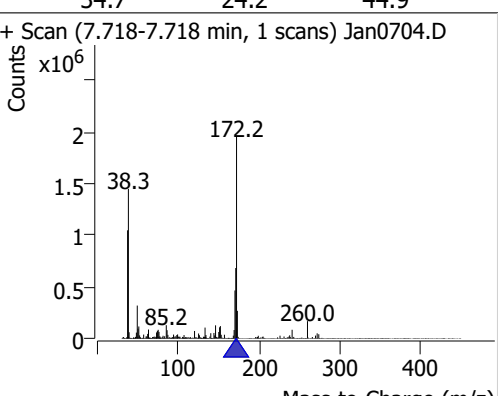
Compound	Conc.	RT	Dev(Min)	Resp.	QIon	QRatio	Lower	Upper
2-Methylnaphthalene	99.7291	7.26	0.00	1422096 (m)	142.0	116.2	80.8	150.1
					115.0	42.6	29.1	54.1



Compound	Conc.	RT	Dev(Min)	Resp.	QIon	QRatio	Lower	Upper
1-Methylnaphthalene	101.1788	7.37	0.00	1410070 (m)	142.0	109.7	77.1	143.2
					115.0	42.1	30.2	56.0

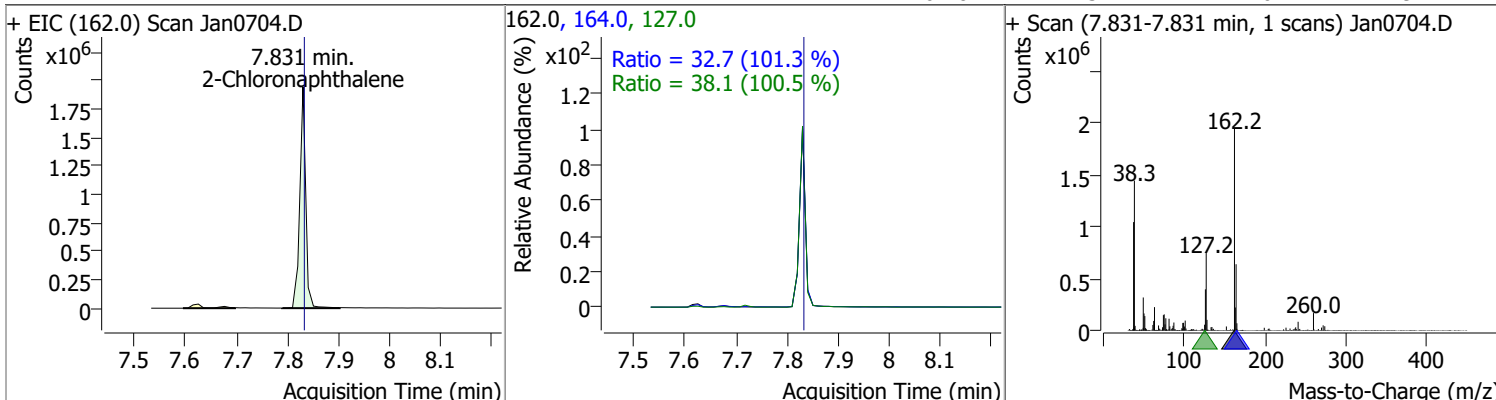


# Quantitation Results Report (QT Reviewed)

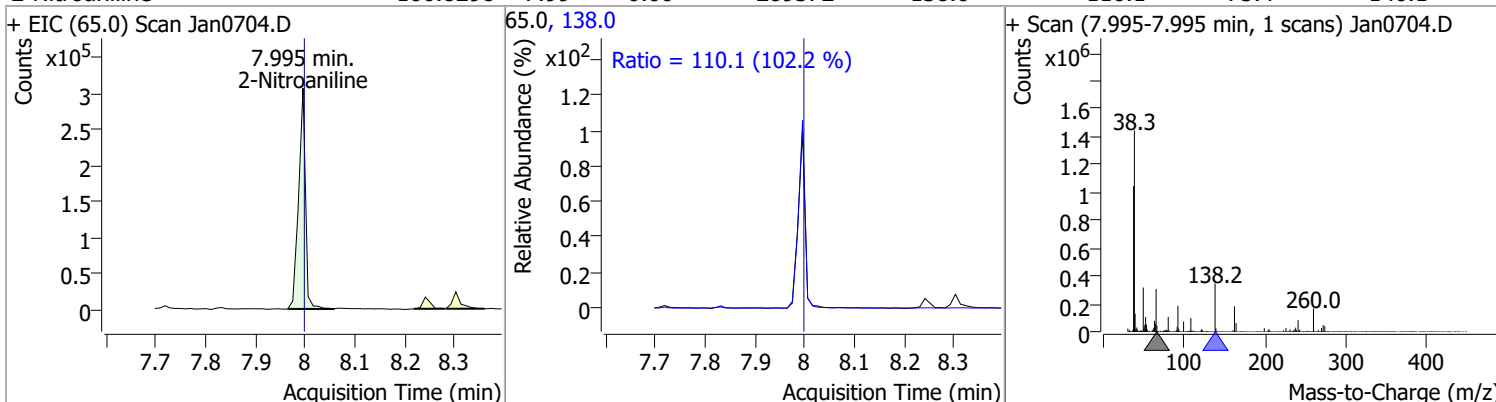
Compound	Conc.	RT	Dev(Min)	Resp.	QIon	QRatio	Lower	Upper
Hexachlorocyclopentadiene	104.5513	7.45	0.00	311138	238.9	62.1	45.5	84.6
					234.9	62.8	43.6	80.9
+ EIC (236.9) Scan Jan0704.D			236.9, 238.9, 234.9			+ Scan (7.451-7.451 min, 1 scans) Jan0704.D		
								
2,4,6-Trichlorophenol	102.9015	7.63	0.01	431825	198.0	94.7	66.6	123.6
+ EIC (196.0) Scan Jan0704.D			196.0, 198.0			+ Scan (7.625-7.625 min, 1 scans) Jan0704.D		
								
2,4,5-Trichlorophenol	104.4606	7.68	0.00	481623	198.0	95.0	66.8	124.1
+ EIC (196.0) Scan Jan0704.D			196.0, 198.0			+ Scan (7.677-7.677 min, 1 scans) Jan0704.D		
								
2-Fluorobiphenyl	97.0991	7.72	0.00	1760874	171.0	34.7	24.2	44.9
+ EIC (172.0) Scan Jan0704.D			172.0, 171.0			+ Scan (7.718-7.718 min, 1 scans) Jan0704.D		
								

# Quantitation Results Report (QT Reviewed)

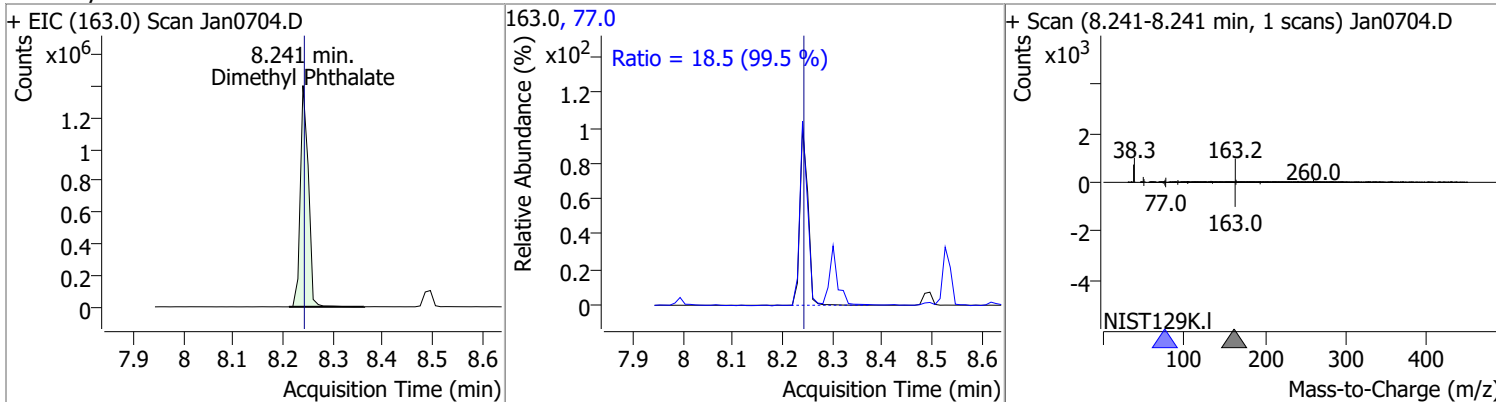
Compound	Conc.	RT	Dev(Min)	Resp.	QIon	QRatio	Lower	Upper
2-Chloronaphthalene	102.3112	7.83	0.00	1572984	127.0	38.1	26.5	49.3
					164.0	32.7	22.6	41.9



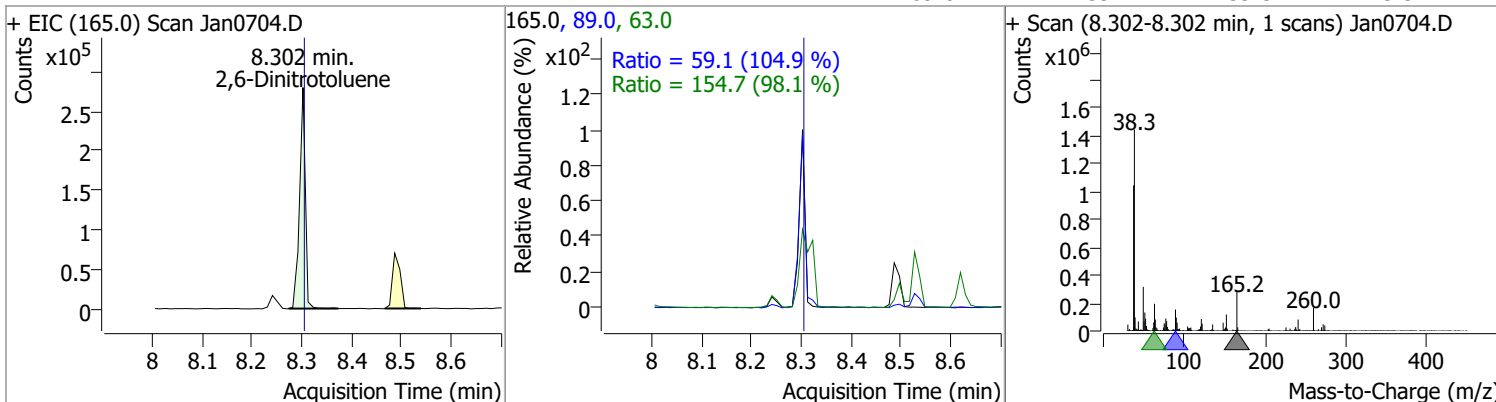
Compound	Conc.	RT	Dev(Min)	Resp.	QIon	QRatio	Lower	Upper
2-Nitroaniline	106.8298	7.99	0.00	289372	138.0	110.1	75.4	140.1



Compound	Conc.	RT	Dev(Min)	Resp.	QIon	QRatio	Lower	Upper
Dimethyl Phthalate	101.5432	8.24	0.00	1571564	77.0	18.5	13.0	24.2

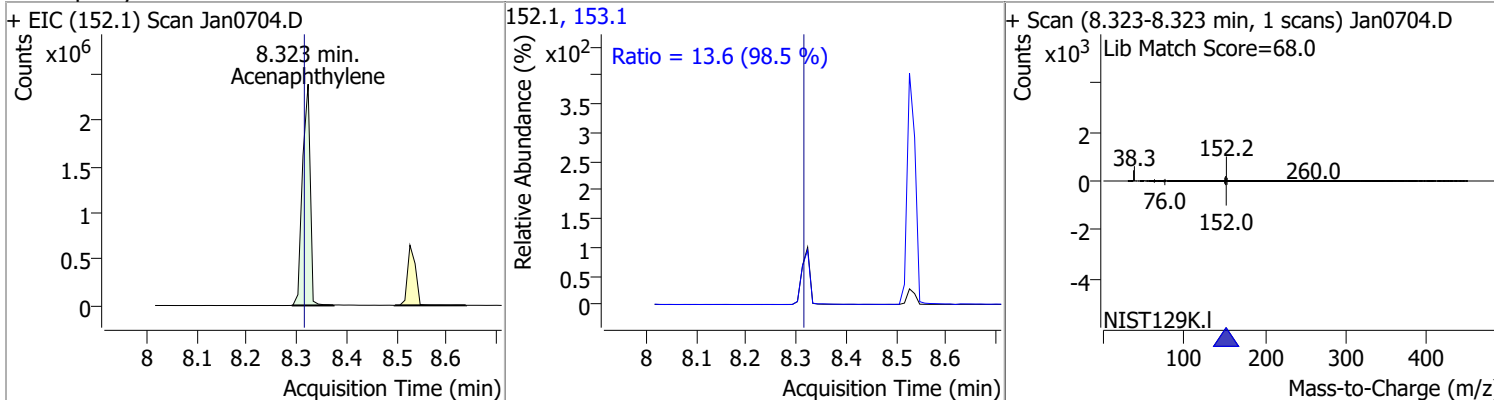


Compound	Conc.	RT	Dev(Min)	Resp.	QIon	QRatio	Lower	Upper
2,6-Dinitrotoluene	108.4490	8.30	0.00	223482	63.0	154.7	110.4	205.0
					89.0	59.1	39.5	73.3

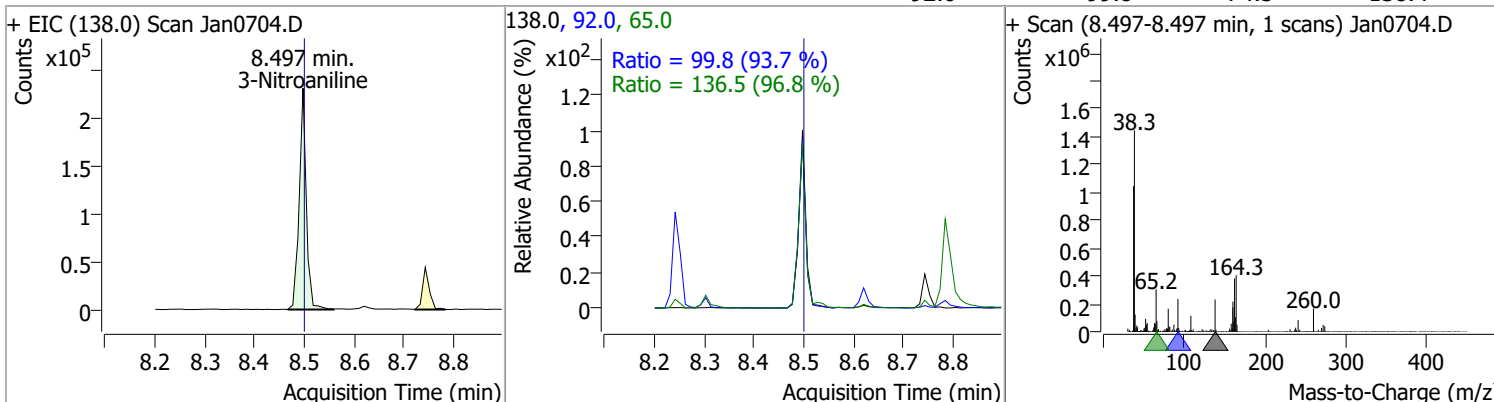


# Quantitation Results Report (QT Reviewed)

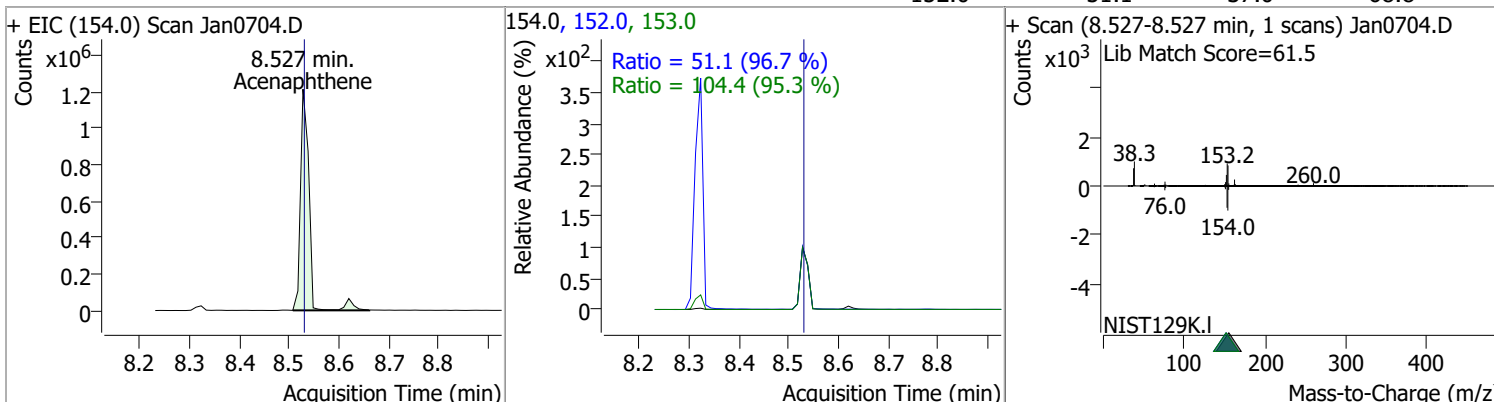
Compound	Conc.	RT	Dev(Min)	Resp.	QIon	QRatio	Lower	Upper
Acenaphthylene	102.2266	8.32	0.01	2586097	153.1	13.6	9.6	17.9



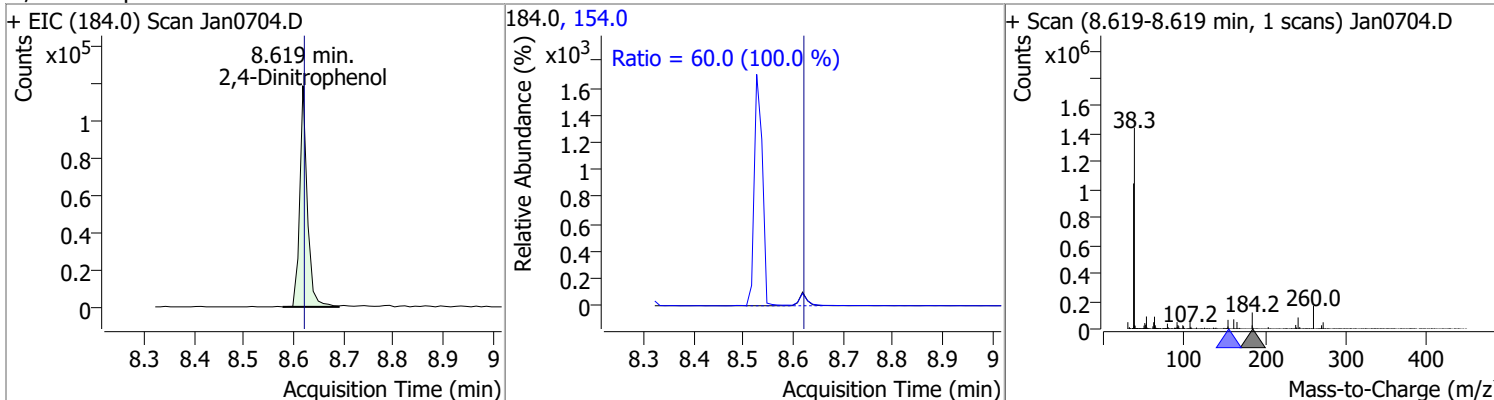
Compound	Conc.	RT	Dev(Min)	Resp.	QIon	QRatio	Lower	Upper
3-Nitroaniline	99.0603	8.50	0.00	229277	65.0	136.5	98.6	183.2
					92.0	99.8	74.5	138.4



Compound	Conc.	RT	Dev(Min)	Resp.	QIon	QRatio	Lower	Upper
Acenaphthene	101.5214	8.53	0.00	1439396	153.0	104.4	76.6	142.3
					152.0	51.1	37.0	68.8

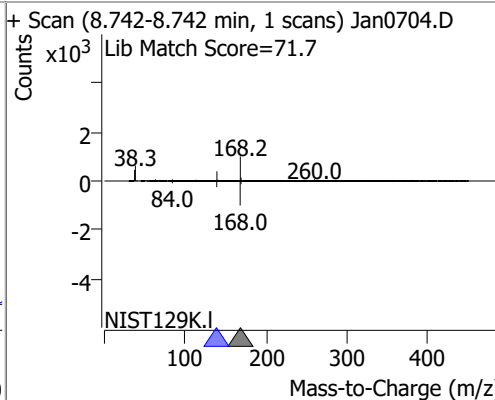
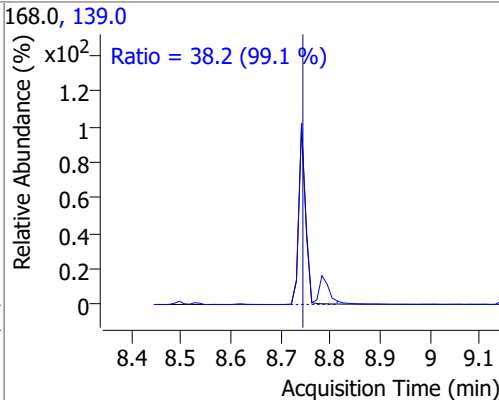
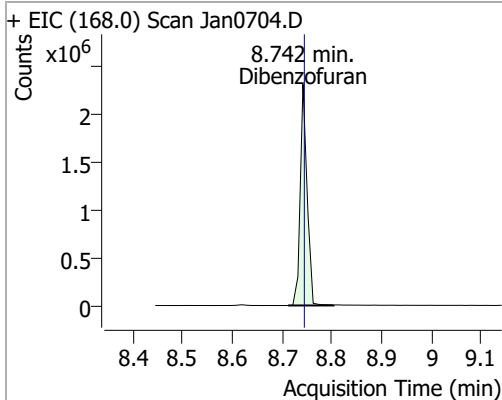


Compound	Conc.	RT	Dev(Min)	Resp.	QIon	QRatio	Lower	Upper
2,4-Dinitrophenol	104.8310	8.62	0.00	125291	154.0	60.0	42.0	78.1

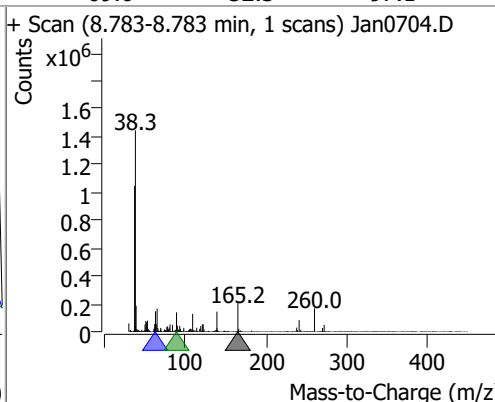
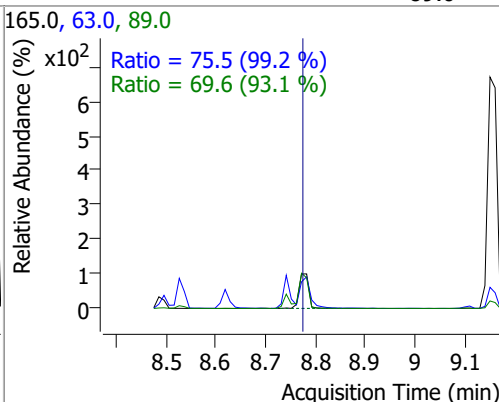
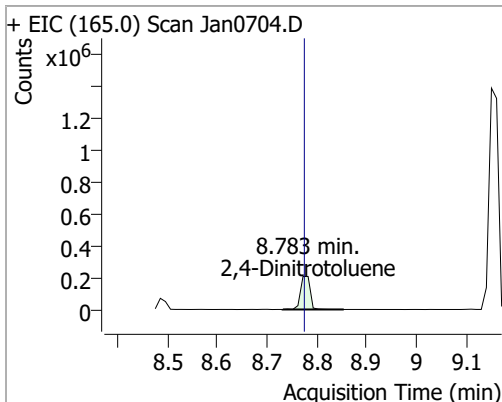


# Quantitation Results Report (QT Reviewed)

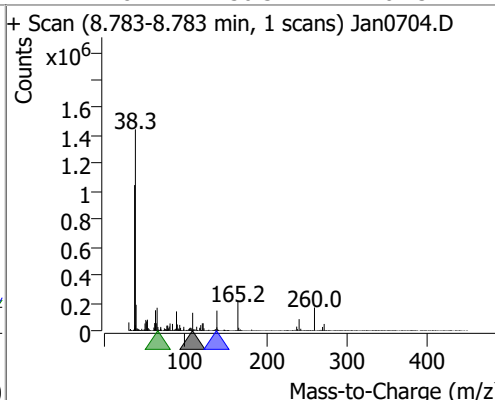
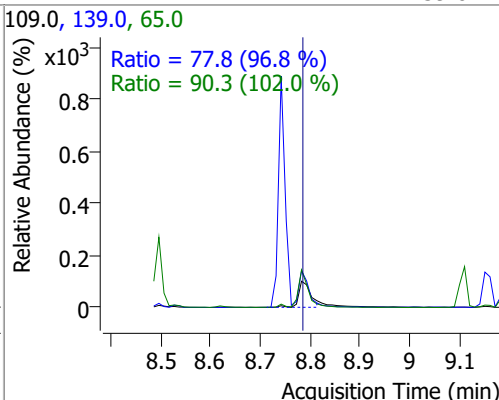
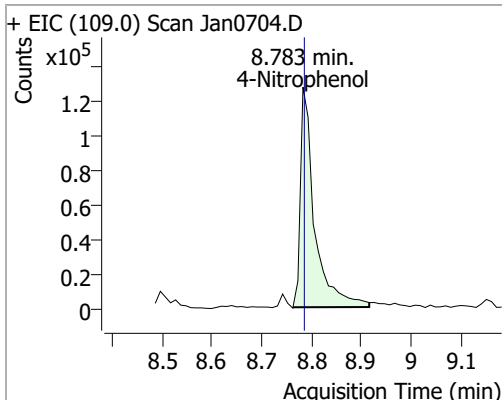
Compound	Conc.	RT	Dev(Min)	Resp.	QIon	QRatio	Lower	Upper
Dibenzofuran	98.2442	8.74	0.00	2204535	139.0	38.2	27.0	50.2



Compound	Conc.	RT	Dev(Min)	Resp.	QIon	QRatio	Lower	Upper
2,4-Dinitrotoluene	100.0481	8.78	0.01	280076	63.0	75.5	53.2	98.9
					89.0	69.6	52.3	97.1

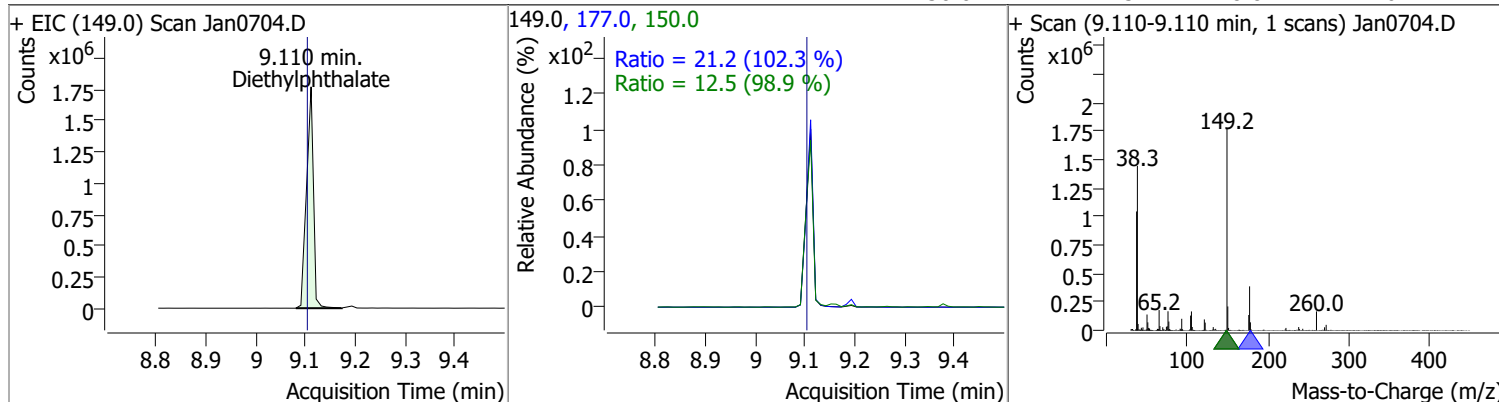


Compound	Conc.	RT	Dev(Min)	Resp.	QIon	QRatio	Lower	Upper
4-Nitrophenol	102.9894	8.78	0.00	246823	65.0	90.3	62.0	115.1
					139.0	77.8	56.3	104.5

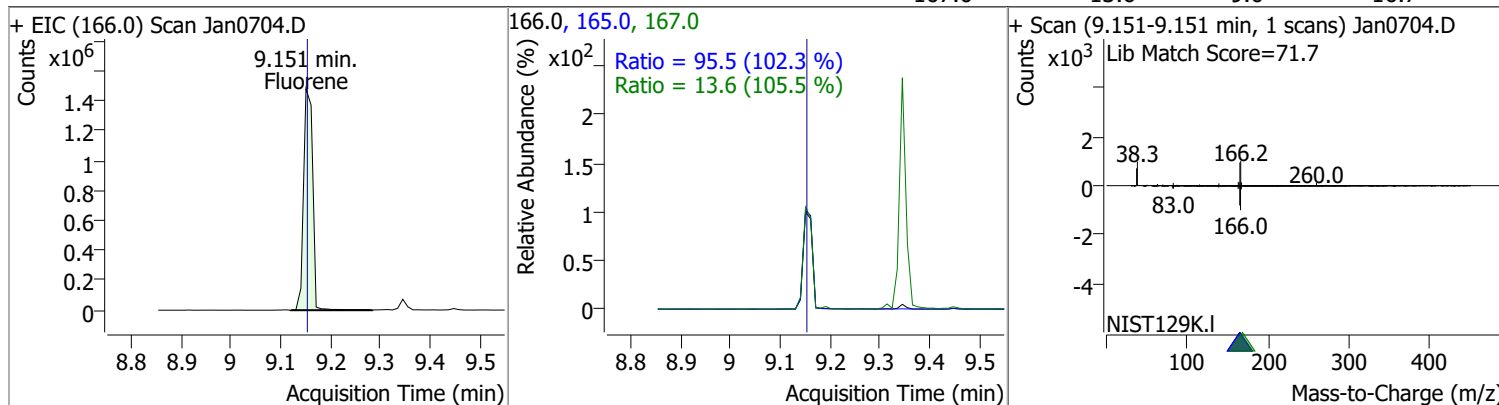


# Quantitation Results Report (QT Reviewed)

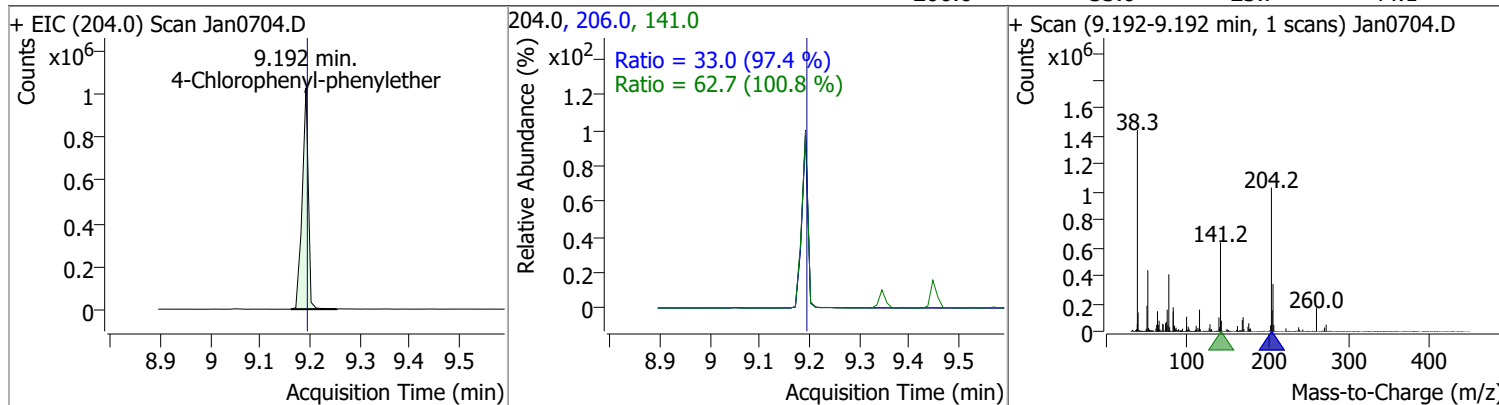
Compound	Conc.	RT	Dev(Min)	Resp.	QIon	QRatio	Lower	Upper
Diethylphthalate	103.0905	9.11	0.01	1705521	177.0	21.2	14.5	27.0
					150.0	12.5	8.8	16.4



Compound	Conc.	RT	Dev(Min)	Resp.	QIon	QRatio	Lower	Upper
Fluorene	101.7600	9.15	0.00	1880300	165.0	95.5	65.4	121.4
					167.0	13.6	9.0	16.7

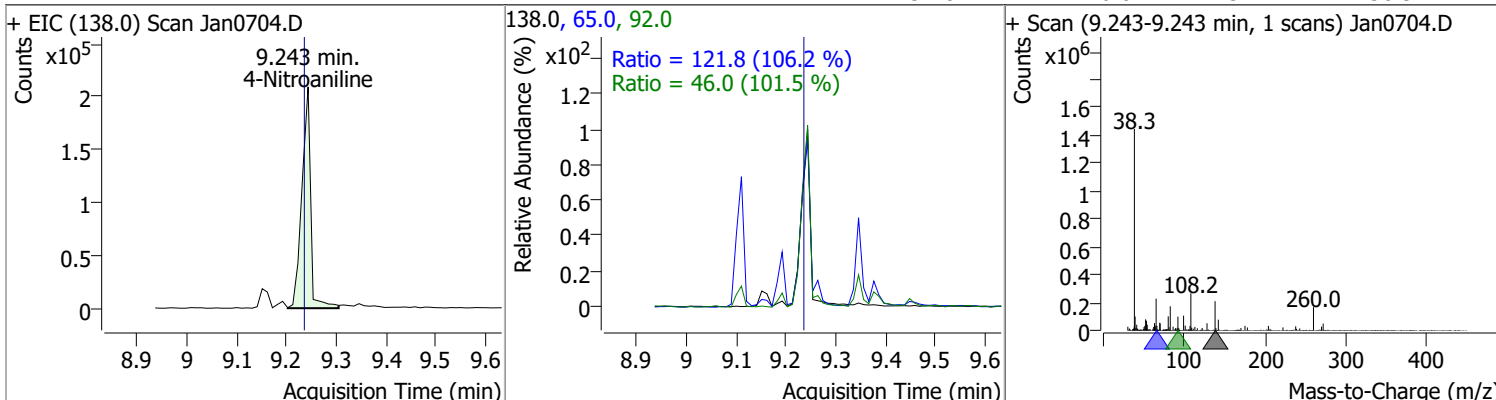


Compound	Conc.	RT	Dev(Min)	Resp.	QIon	QRatio	Lower	Upper
4-Chlorophenyl-phenylether	103.4092	9.19	0.00	875753	141.0	62.7	43.6	80.9
					206.0	33.0	23.7	44.1

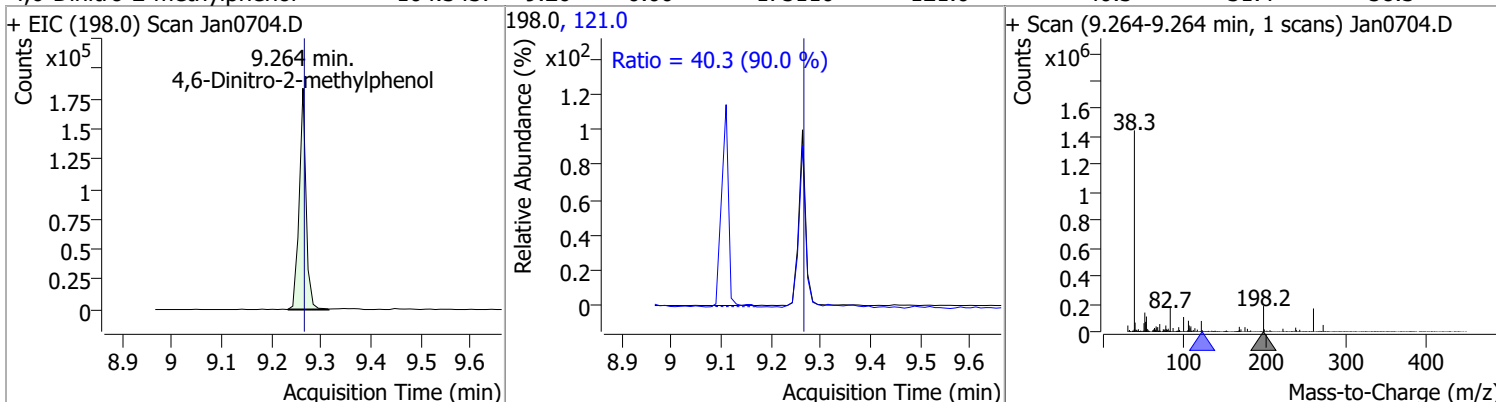


# Quantitation Results Report (QT Reviewed)

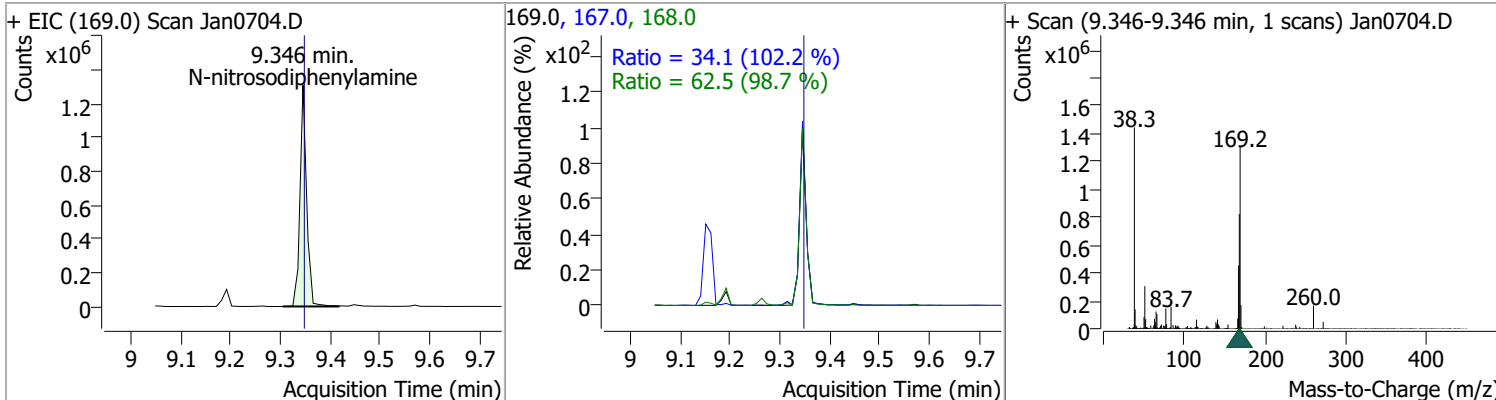
Compound	Conc.	RT	Dev(Min)	Resp.	QIon	QRatio	Lower	Upper
4-Nitroaniline	109.2405	9.24	0.01	256247	65.0	121.8	80.2	149.0
					92.0	46.0	31.7	58.9



Compound	Conc.	RT	Dev(Min)	Resp.	QIon	QRatio	Lower	Upper
4,6-Dinitro-2-methylphenol	104.3437	9.26	0.00	175110	121.0	40.3	31.4	58.3



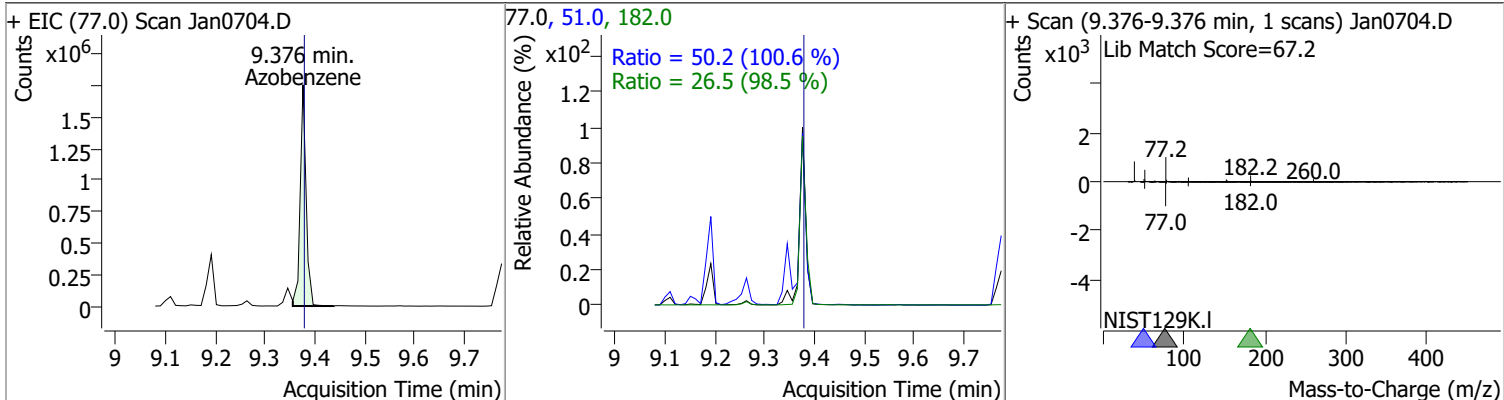
Compound	Conc.	RT	Dev(Min)	Resp.	QIon	QRatio	Lower	Upper
N-nitrosodiphenylamine	103.4758	9.35	0.00	1210913	168.0	62.5	44.3	82.3
					167.0	34.1	23.4	43.4



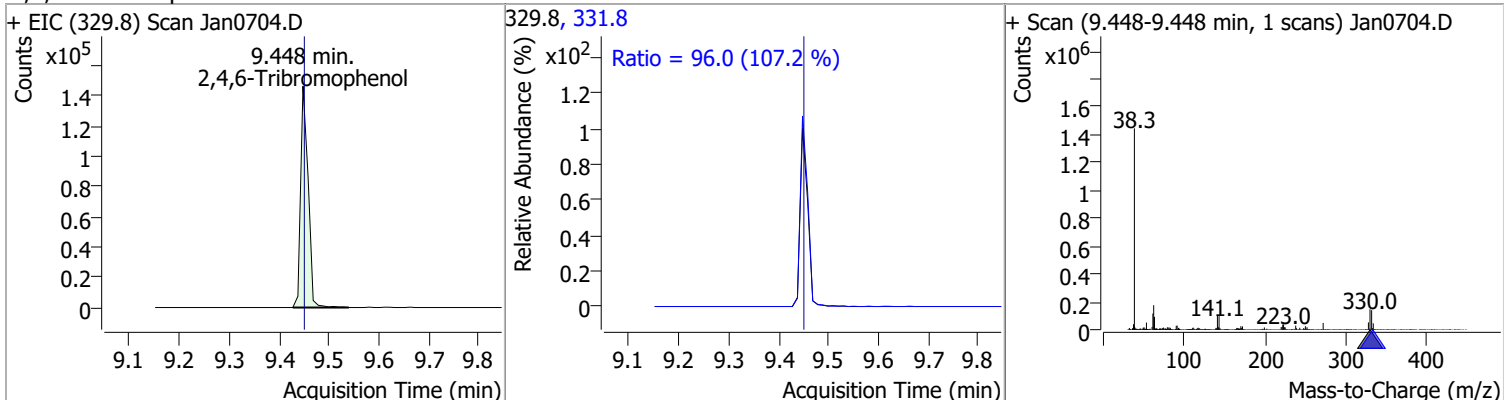


# Quantitation Results Report (QT Reviewed)

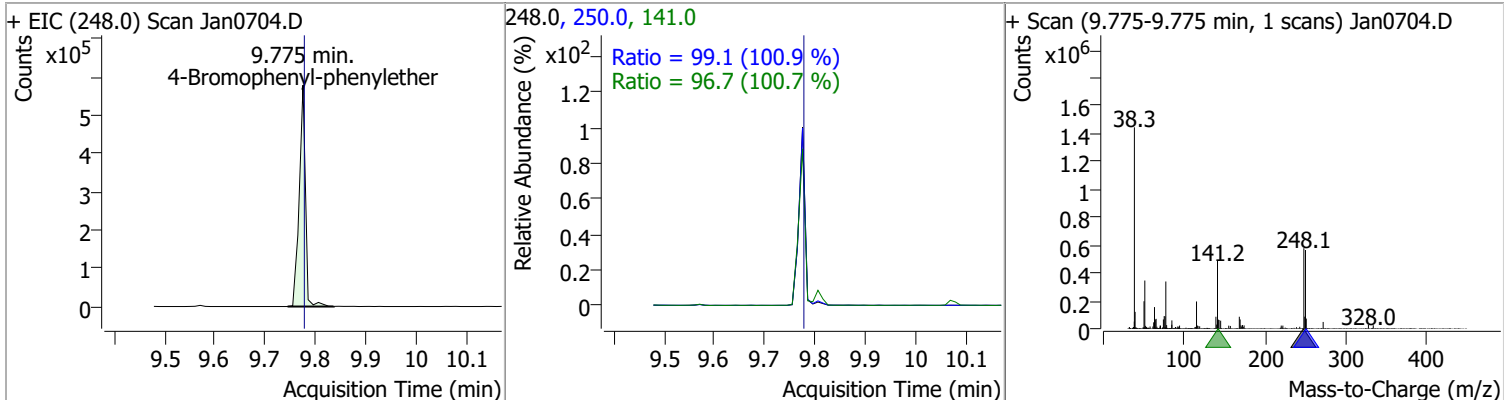
Compound	Conc.	RT	Dev(Min)	Resp.	QIon	QRatio	Lower	Upper
Azobenzene	102.5692	9.38	0.00	1438249	51.0	50.2	34.9	64.9
					182.0	26.5	18.8	35.0



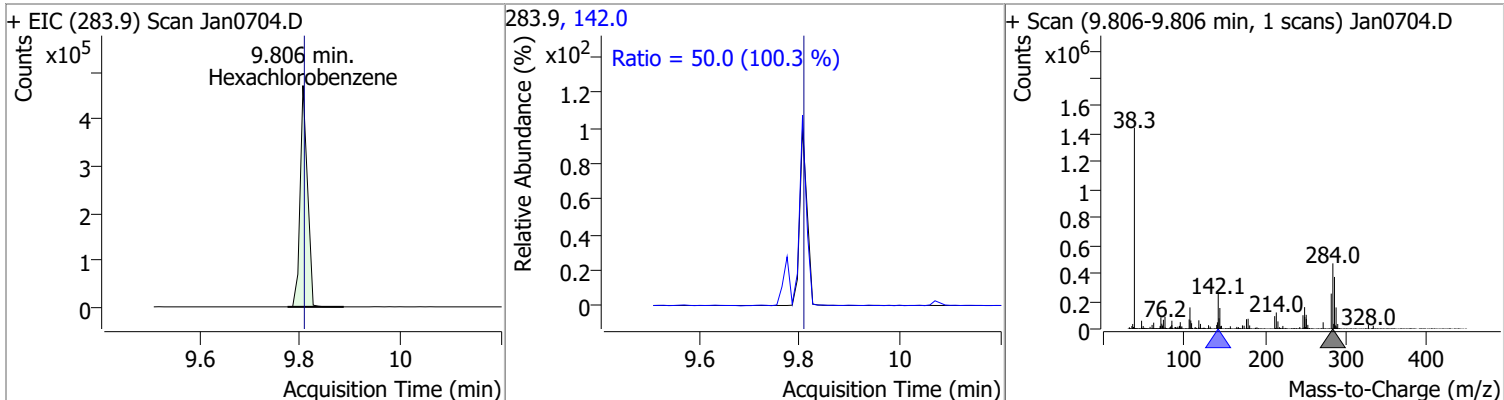
Compound	Conc.	RT	Dev(Min)	Resp.	QIon	QRatio	Lower	Upper
2,4,6-Tribromophenol	101.1851	9.45	0.00	152894	331.8	96.0	62.7	116.4



Compound	Conc.	RT	Dev(Min)	Resp.	QIon	QRatio	Lower	Upper
4-Bromophenyl-phenylether	102.2189	9.78	0.00	494507	250.0	99.1	68.8	127.8
					141.0	96.7	67.3	124.9

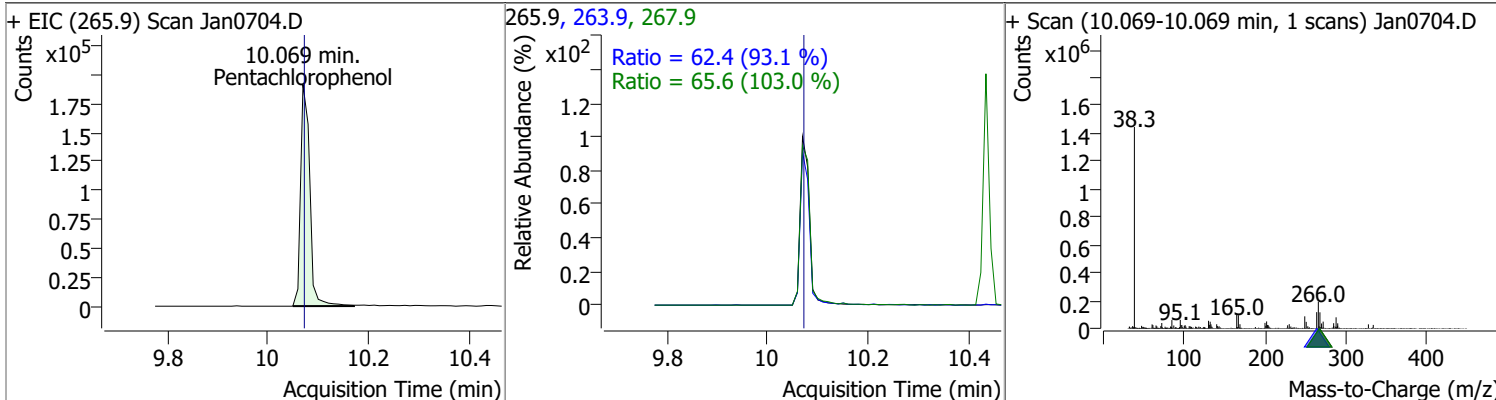


Compound	Conc.	RT	Dev(Min)	Resp.	QIon	QRatio	Lower	Upper
Hexachlorobenzene	97.3435	9.81	0.00	477283	142.0	50.0	34.9	64.8

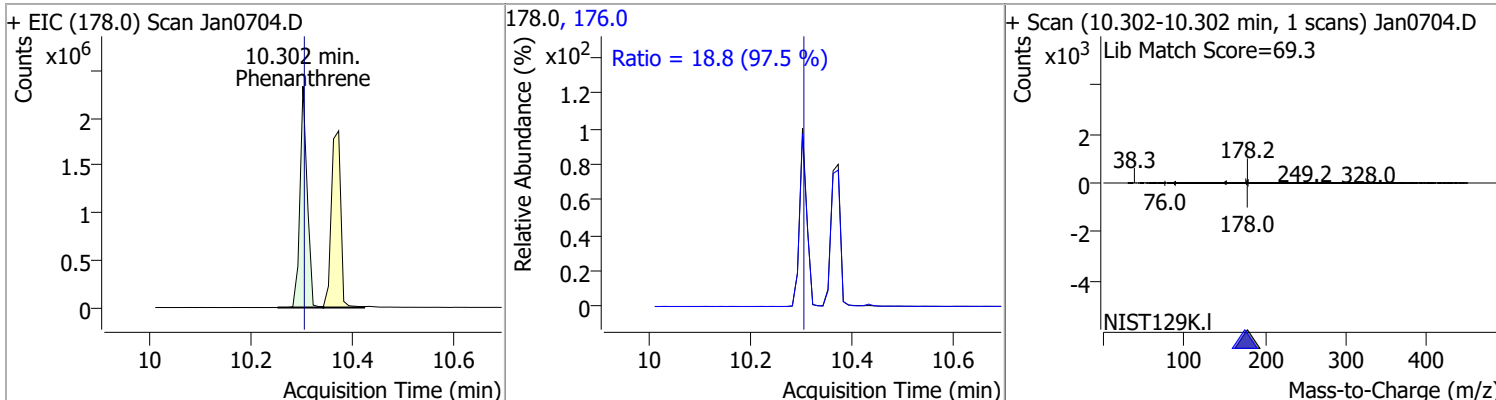


# Quantitation Results Report (QT Reviewed)

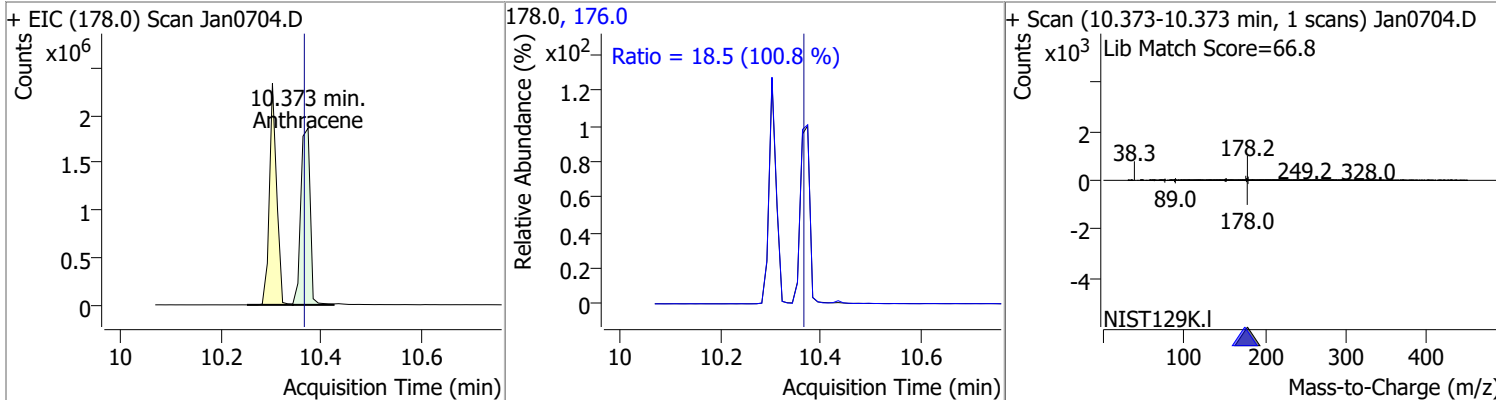
Compound	Conc.	RT	Dev(Min)	Resp.	QIon	QRatio	Lower	Upper
Pentachlorophenol	102.6671	10.07	0.00	238365	263.9	62.4	46.9	87.1
					267.9	65.6	44.6	82.7



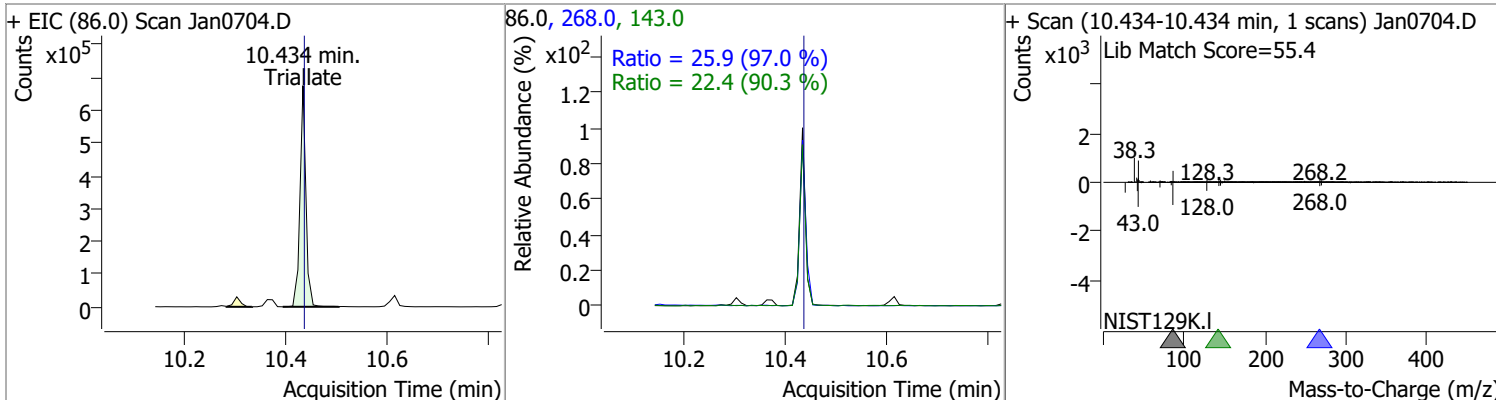
Compound	Conc.	RT	Dev(Min)	Resp.	QIon	QRatio	Lower	Upper
Phenanthrene	96.4897	10.30	0.00	2324036	176.0	18.8	13.5	25.0



Compound	Conc.	RT	Dev(Min)	Resp.	QIon	QRatio	Lower	Upper
Anthracene	102.8854	10.37	0.01	2421153	176.0	18.5	12.9	23.9

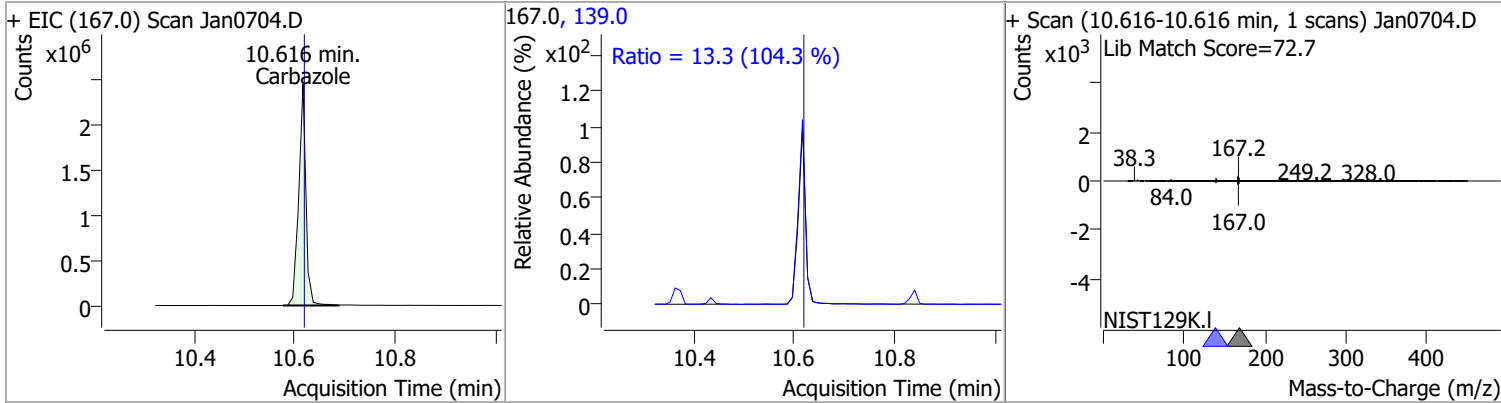


Compound	Conc.	RT	Dev(Min)	Resp.	QIon	QRatio	Lower	Upper
Triallate	104.3790	10.43	0.00	549726	268.0	25.9	18.7	34.7
					143.0	22.4	17.4	32.3

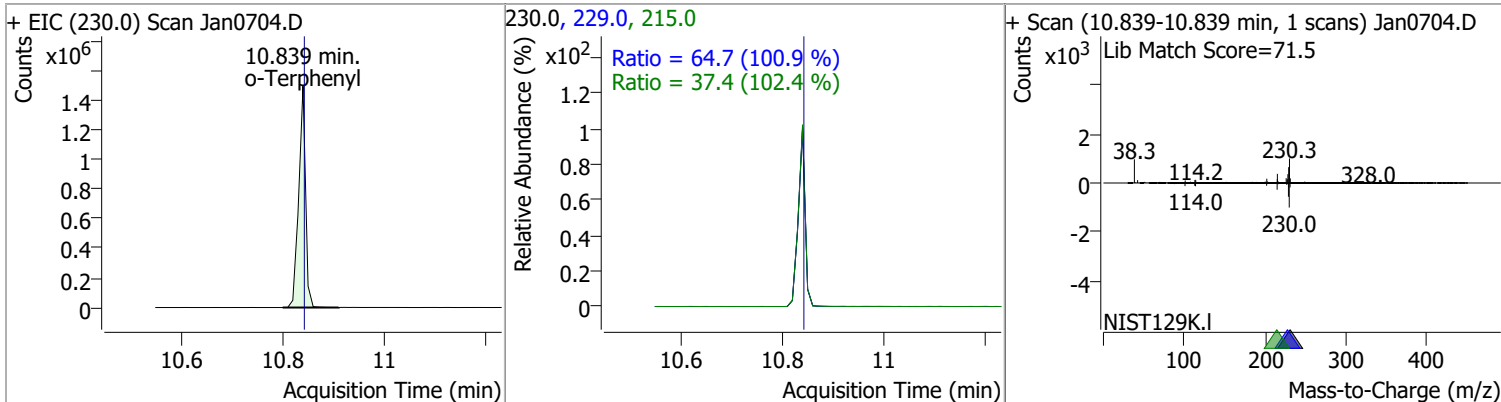


# Quantitation Results Report (QT Reviewed)

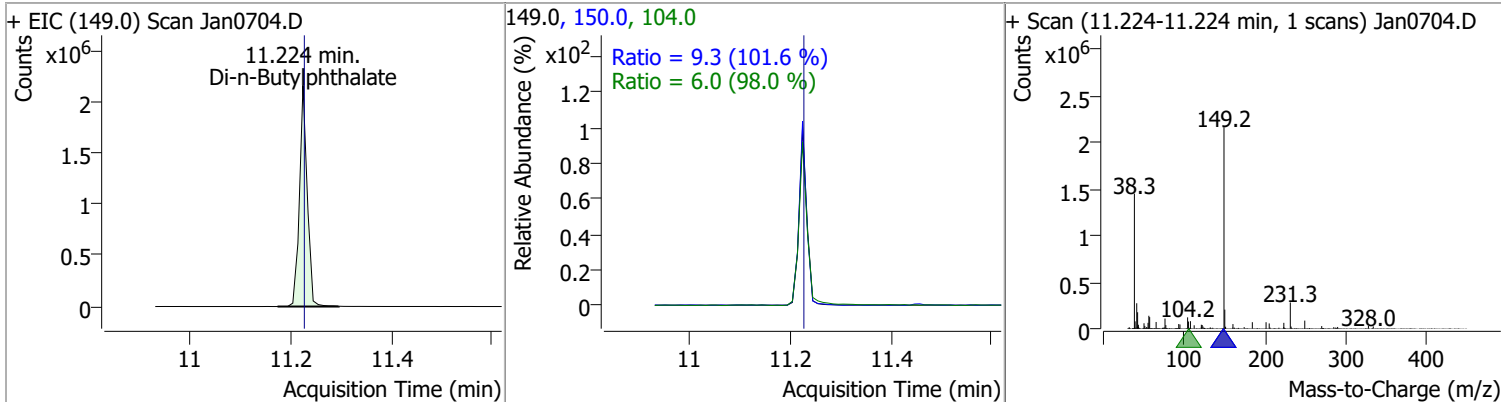
Compound	Conc.	RT	Dev(Min)	Resp.	QIon	QRatio	Lower	Upper
Carbazole	106.3075	10.62	0.00	2426526	139.0	13.3	8.9	16.6



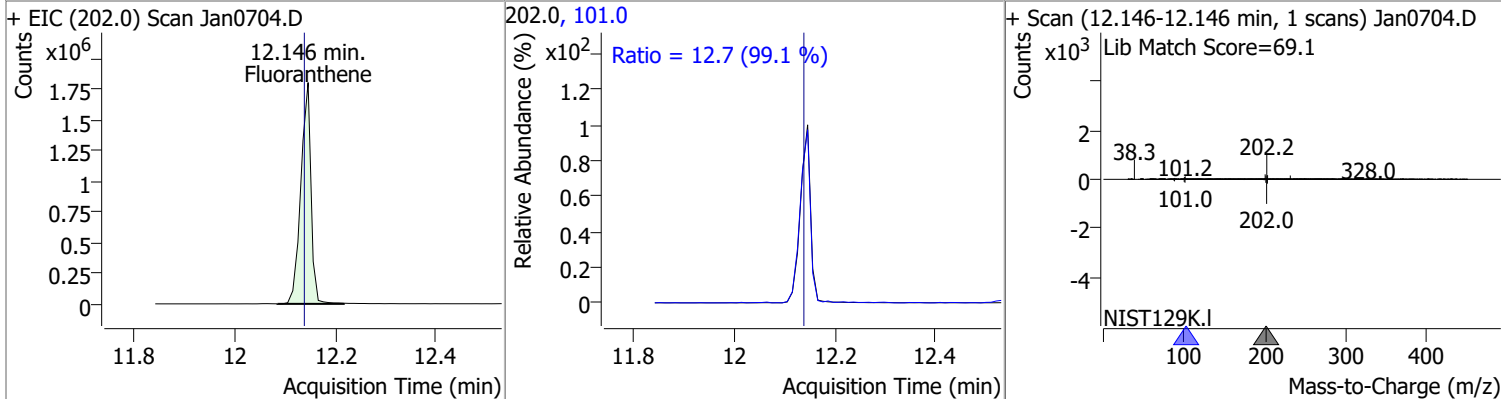
o-Terphenyl	102.5281	10.84	0.00	1413759	229.0	64.7	44.9	83.3
					215.0	37.4	25.6	47.5



Di-n-Butylphthalate	101.5611	11.22	0.00	2317809	150.0	9.3	6.4	11.9
					104.0	6.0	4.3	7.9

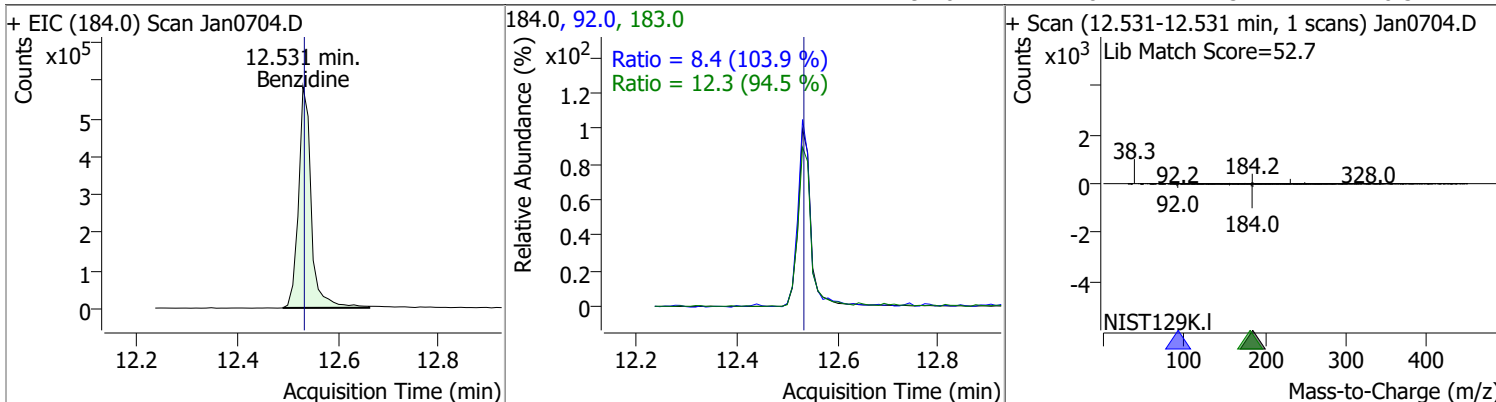


Fluoranthene	100.7708	12.15	0.01	2531619	101.0	12.7	8.9	16.6
--------------	----------	-------	------	---------	-------	------	-----	------

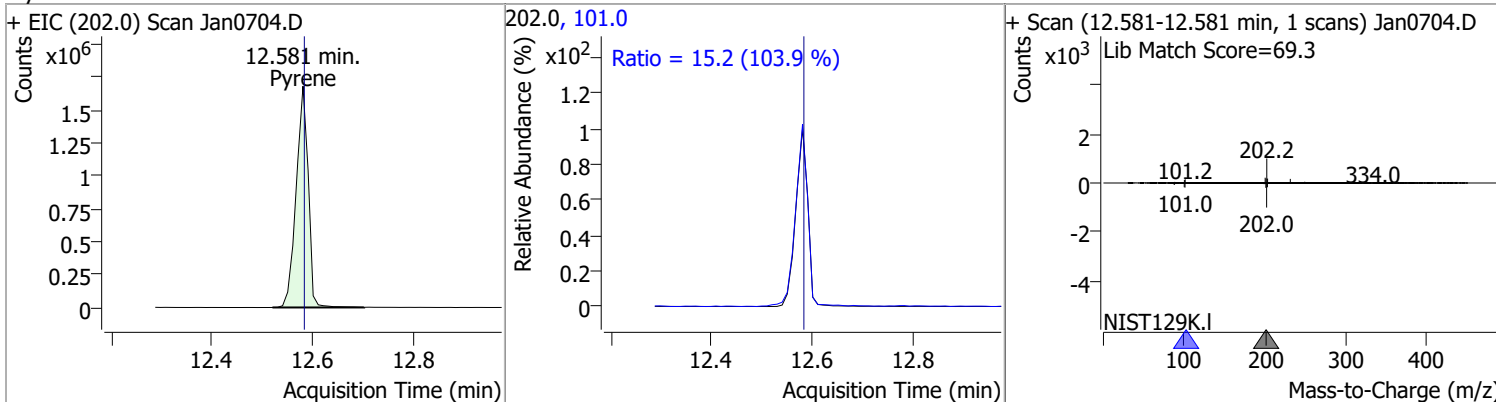


# Quantitation Results Report (QT Reviewed)

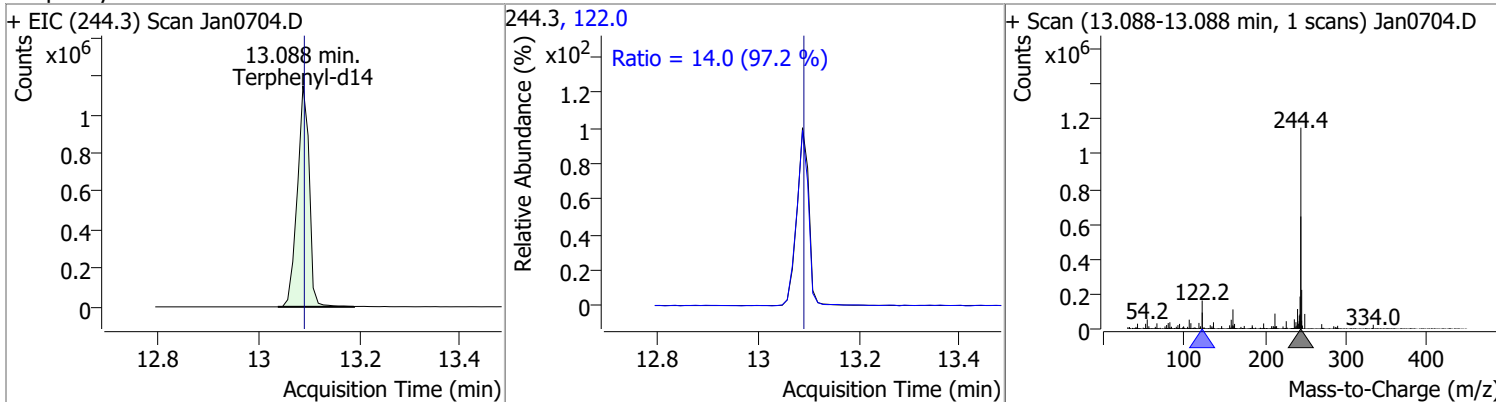
Compound	Conc.	RT	Dev(Min)	Resp.	QIon	QRatio	Lower	Upper
Benzidine	101.5823	12.53	0.00	1020599	183.0	12.3	9.1	17.0
					92.0	8.4	5.7	10.5



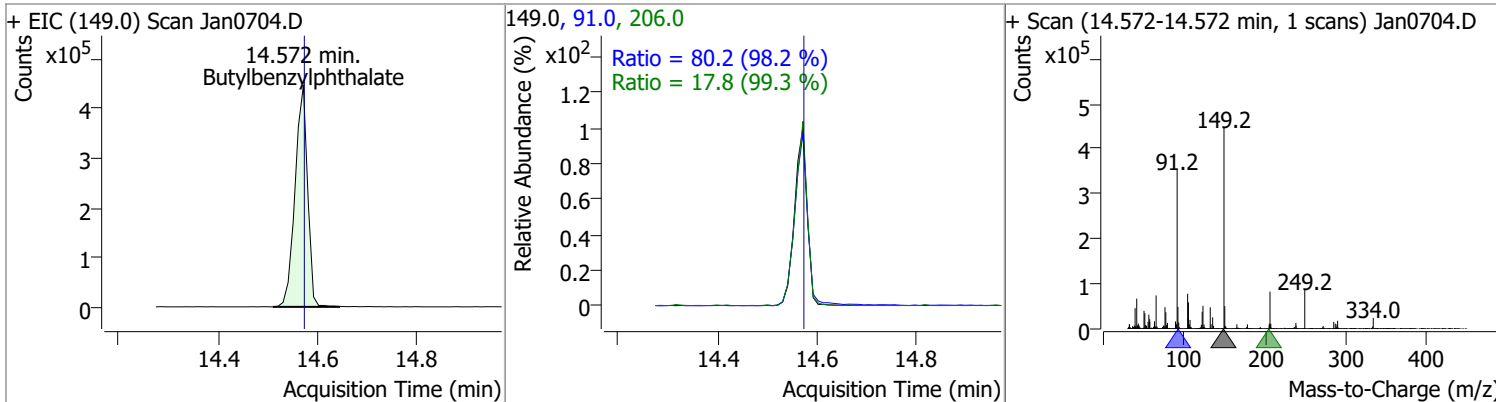
Compound	Conc.	RT	Dev(Min)	Resp.	QIon	QRatio	Lower	Upper
Pyrene	101.8218	12.58	0.00	2800672	101.0	15.2	10.2	19.0



Compound	Conc.	RT	Dev(Min)	Resp.	QIon	QRatio	Lower	Upper
Terphenyl-d14	103.8847	13.09	0.00	1891282	122.0	14.0	10.1	18.7

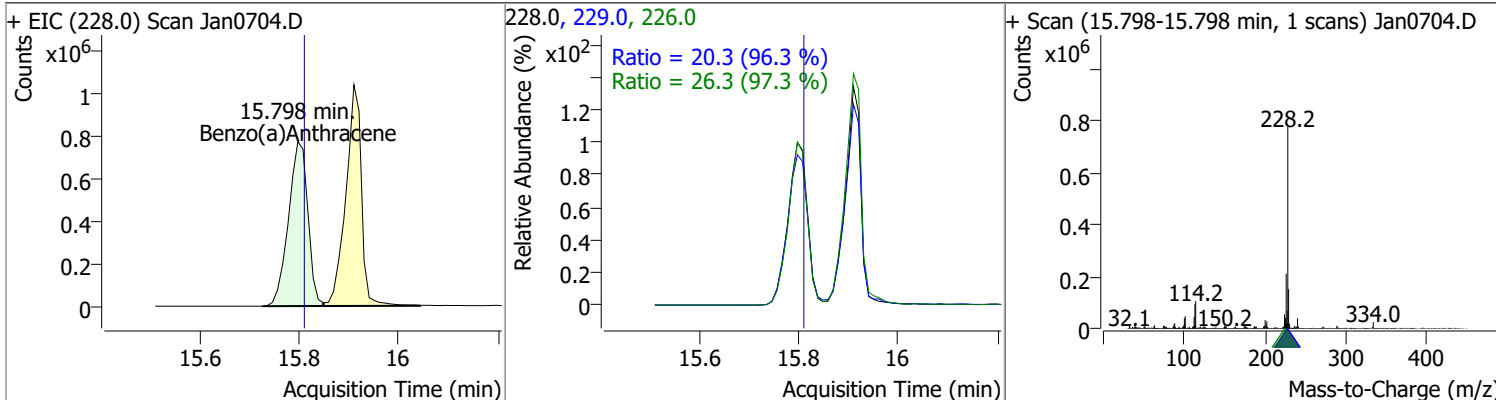


Compound	Conc.	RT	Dev(Min)	Resp.	QIon	QRatio	Lower	Upper
Butylbenzylphthalate	102.0873	14.57	0.01	782416	91.0	80.2	57.2	106.2
					206.0	17.8	12.6	23.3

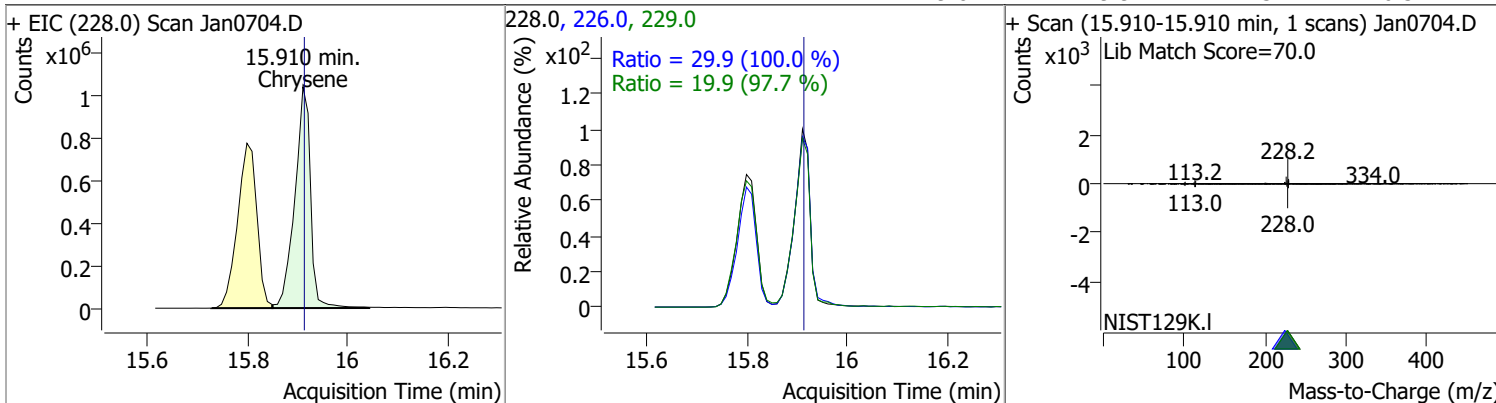


# Quantitation Results Report (QT Reviewed)

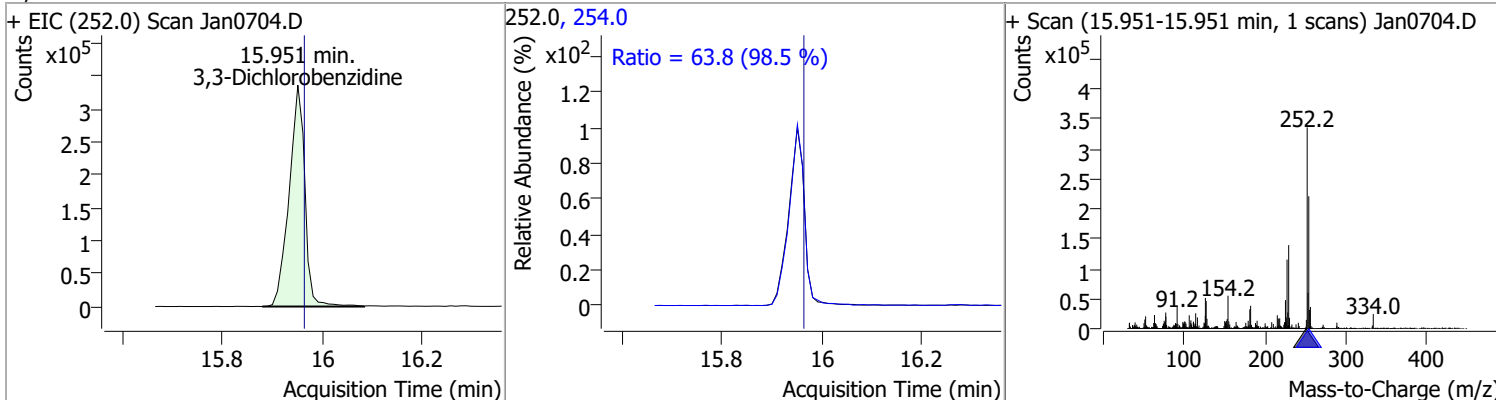
Compound	Conc.	RT	Dev(Min)	Resp.	QIon	QRatio	Lower	Upper
Benzo(a)Anthracene	103.4119	15.80	0.00	2092116	226.0	26.3	18.9	35.2
					229.0	20.3	14.7	27.3



Compound	Conc.	RT	Dev(Min)	Resp.	QIon	QRatio	Lower	Upper
Chrysene	104.0416	15.91	0.01	2283065	226.0	29.9	21.0	38.9
					229.0	19.9	14.3	26.5

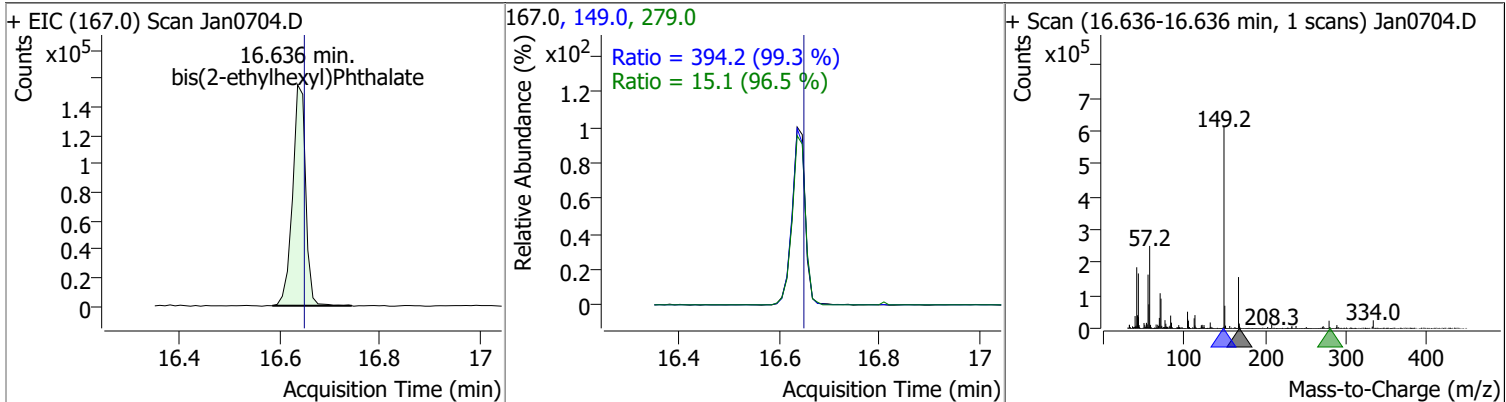


Compound	Conc.	RT	Dev(Min)	Resp.	QIon	QRatio	Lower	Upper
3,3-Dichlorobenzidine	104.6419	15.95	0.00	738669	254.0	63.8	45.3	84.1

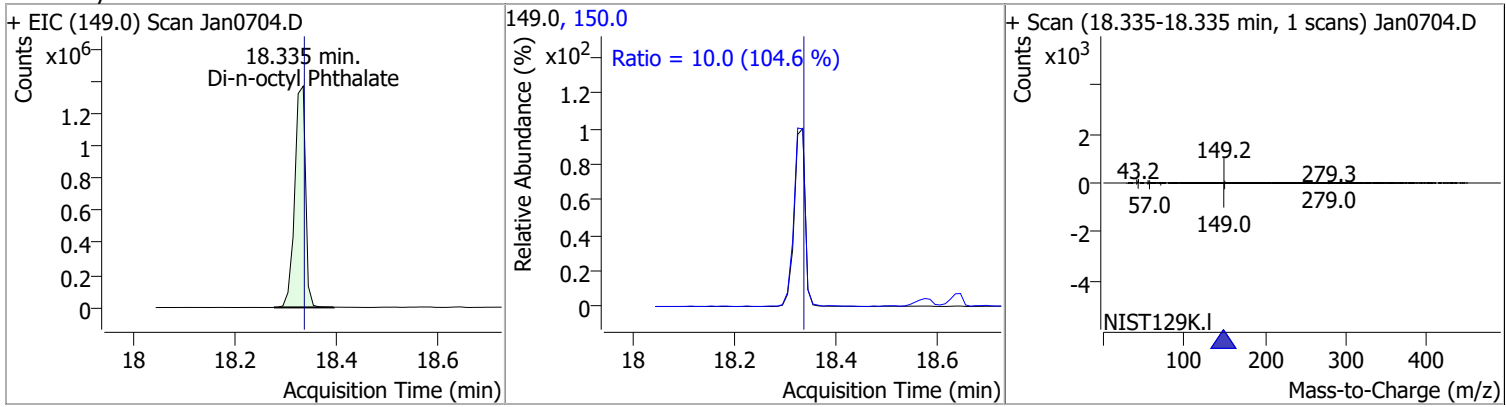


# Quantitation Results Report (QT Reviewed)

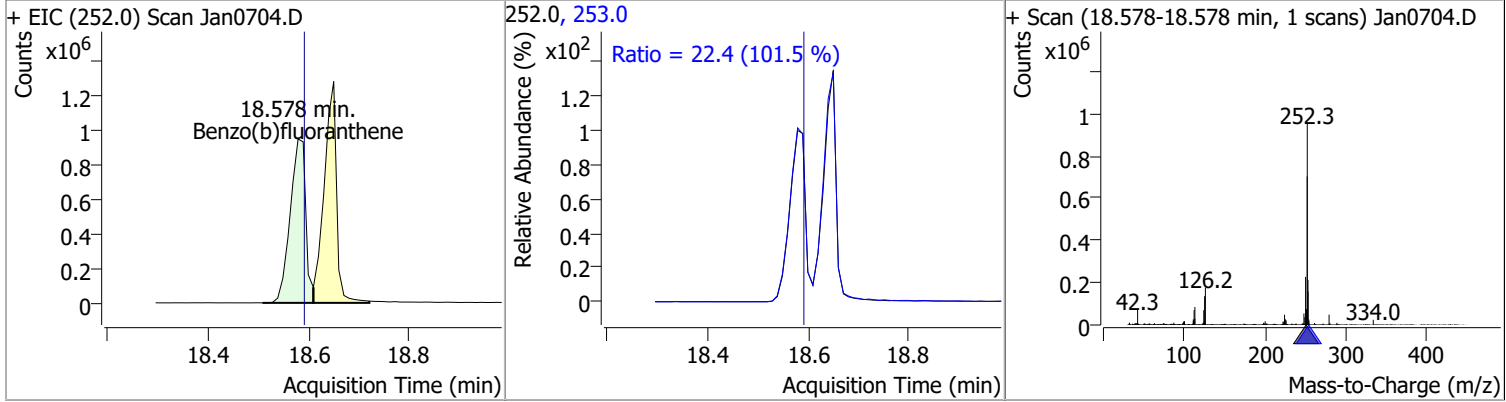
Compound	Conc.	RT	Dev(Min)	Resp.	QIon	QRatio	Lower	Upper
bis(2-ethylhexyl)Phthalate	103.0508	16.64	0.00	281928	149.0	394.2	278.0	516.2
					279.0	15.1	10.9	20.3



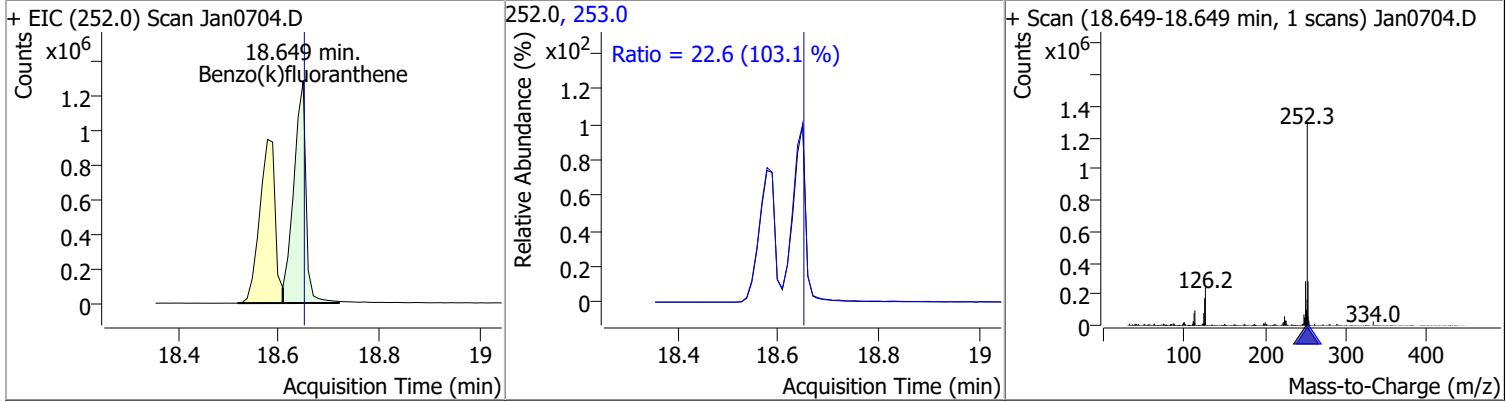
Compound	Conc.	RT	Dev(Min)	Resp.	QIon	QRatio	Lower	Upper
Di-n-octyl Phthalate	105.4997	18.33	0.01	2054459	150.0	10.0	6.7	12.4



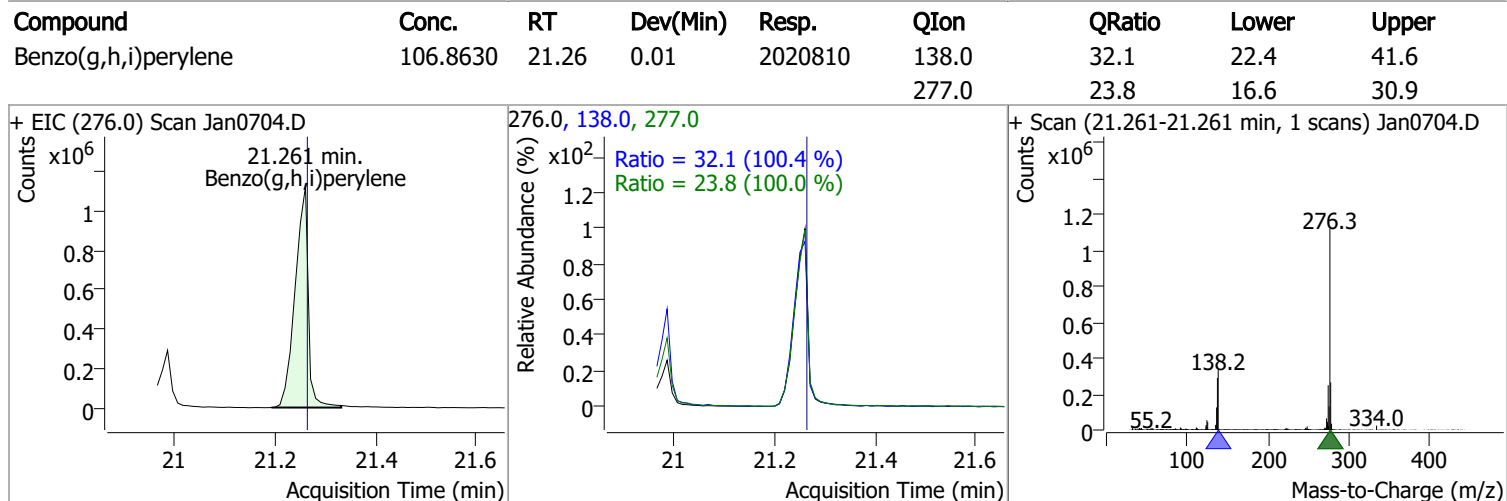
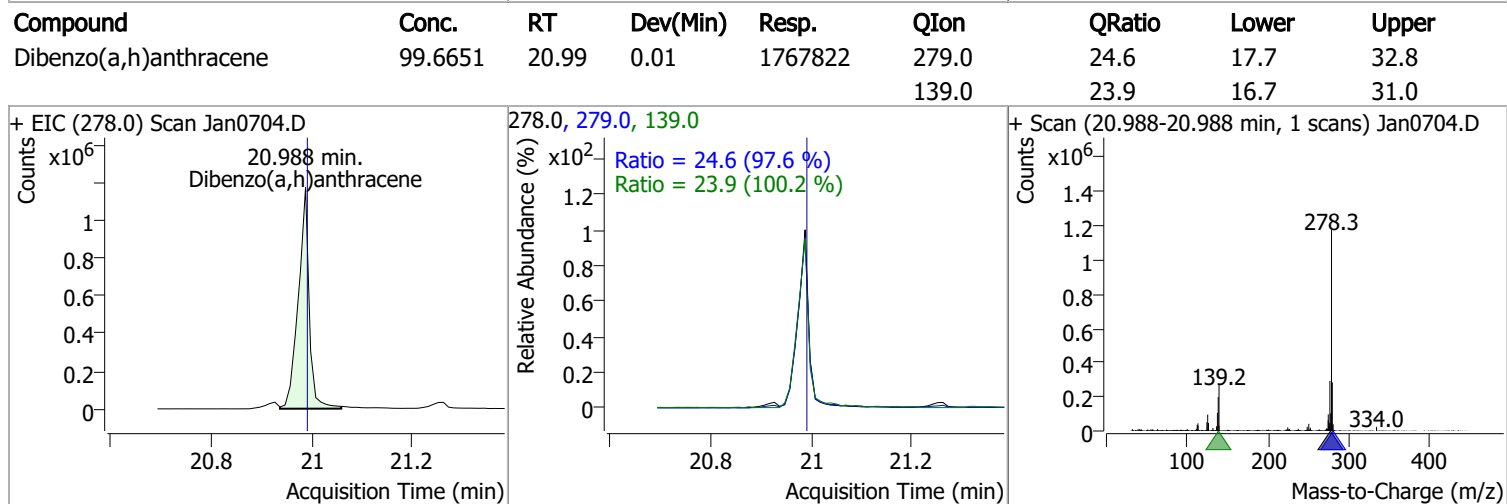
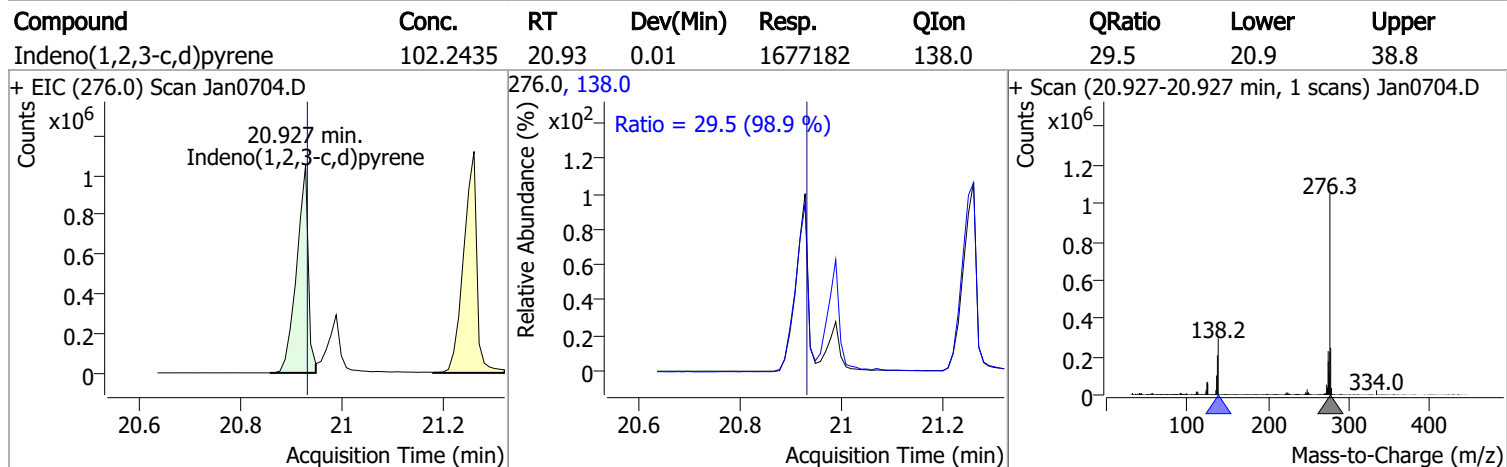
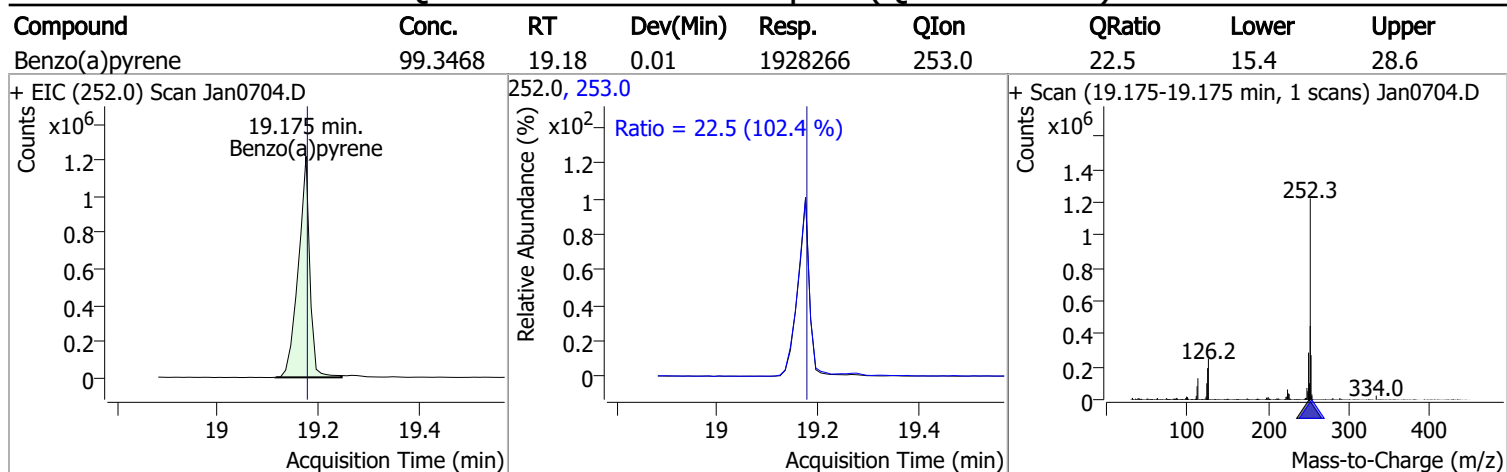
Compound	Conc.	RT	Dev(Min)	Resp.	QIon	QRatio	Lower	Upper
Benzo(b)fluoranthene	101.0506	18.58	0.00	2038992	253.0	22.4	15.4	28.6



Compound	Conc.	RT	Dev(Min)	Resp.	QIon	QRatio	Lower	Upper
Benzo(k)fluoranthene	104.6141	18.65	0.01	2188450	253.0	22.6	15.3	28.5



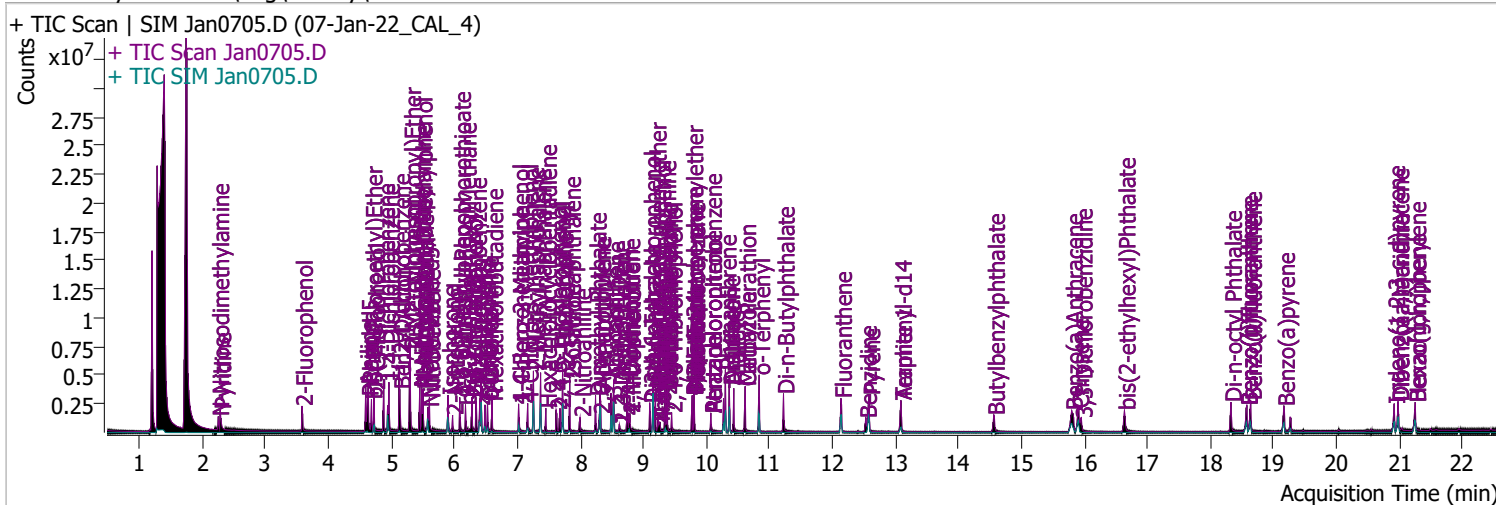
# Quantitation Results Report (QT Reviewed)





# Quantitation Results Report (QT Reviewed)

Data File	Jan0705.D	Operator	LIMS import
Acq. Method	BNA+SIM.M	Acq. Date-Time	1/7/2022 2:40:13 PM
Sample Name	07-Jan-22_CAL_4	Instrument	Instrument #1
Vial	5	Multiplier	1.00
DA Method File		Comment	SVOC-8270-W-LARGO
Tune File	dftppdsm.u	Tune Date	1/7/2022 12:13:00 PM
Batch Name	010722 DoD BNA cal 1.batch.bin	Last Calib Update	1/11/2022 8:55:14 AM
Ref Library	D:\Org\Library\NIST129K.l		



Compound	RT	QIon	Resp.	Conc.	Units	Dev(Min)
----------	----	------	-------	-------	-------	----------

**Internal Standards**

**System Monitoring Compounds**

S 2-Fluorophenol	3.582	112.0	620349	75.2079	µg/L	0.000
Spiked Amount: 200.000	Range: 10.0 - 75.0%			Recovery = 37.60%		
S Phenol-d5	4.623	99.0	818282	74.2397	µg/L	0.000
Spiked Amount: 200.000	Range: 10.0 - 65.0%			Recovery = 37.12%		
S Nitrobenzene-d5	5.583	82.0	442614	73.8999	µg/L	0.000
Spiked Amount: 100.000	Range: 32.0 - 94.0%			Recovery = 73.90%		
S 2-Fluorobiphenyl	7.718	172.0	1445848	77.1663	µg/L	0.000
Spiked Amount: 100.000	Range: 28.0 - 107.0%			Recovery = 77.17%		
S 2,4,6-Tribromophenol	9.448	329.8	114684	76.9892	µg/L	0.000
Spiked Amount: 200.000	Range: 25.0 - 140.0%			Recovery = 38.49%		
S Terphenyl-d14	13.088	244.3	1349248	73.3463	µg/L	0.000
Spiked Amount: 100.000	Range: 32.0 - 122.0%			Recovery = 73.35%		

**Target Compounds**

Compound	RT	QIon	Resp.	Conc.	Units	m	QValue
T N-Nitrosodimethylamine	2.254	74.0	255551	70.9167	µg/L	m	100
T Pyridine	2.285	79.0	580053	72.3965	µg/L	m	100
T Aniline	4.593	93.0	1116541	76.3095	µg/L		100
T Phenol	4.634	94.0	911392	78.8440	µg/L		100
T bis(-2-Chloroethyl)Ether	4.685	63.0	666364	73.5266	µg/L	m	100
T 2-Chlorophenol	4.725	128.0	729430	74.7068	µg/L		100
T 1,3-Dichlorobenzene	4.879	146.0	975320	75.4922	µg/L	m	100
T 1,4-Dichlorobenzene	4.960	146.0	924463	71.1983	µg/L	m	100
T 1,2-Dichlorobenzene	5.124	146.0	946583	73.9393	µg/L		100
T Benzyl Alcohol	5.134	108.0	392902	71.0291	µg/L		100
T bis(2-chloroisopropyl)Ether	5.297	121.0	267513	76.9381	µg/L		100
T 2-Methylphenol	5.297	107.0	638264	73.6808	µg/L		100
T N-nitroso-Di-n-propylamine	5.451	70.0	478035	79.4317	µg/L		100
T 4Methylphenol/3Methylphenol	5.481	107.0	842599	72.0238	µg/L		100
T Hexachloroethane	5.502	117.0	273558	73.9551	µg/L		100



# Quantitation Results Report (QT Reviewed)

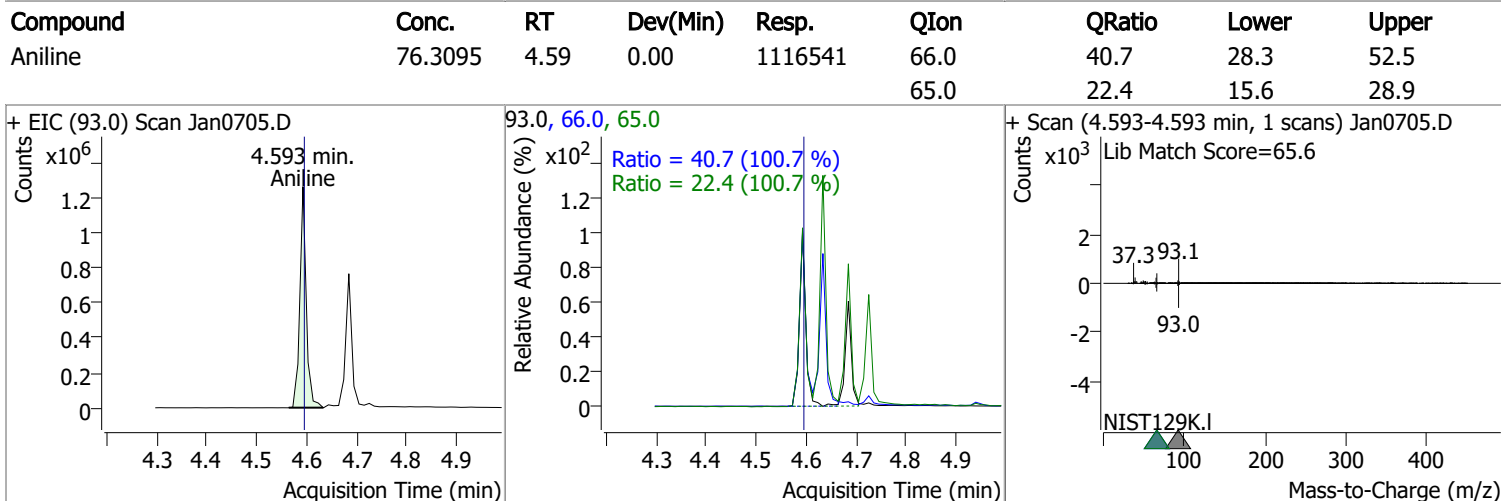
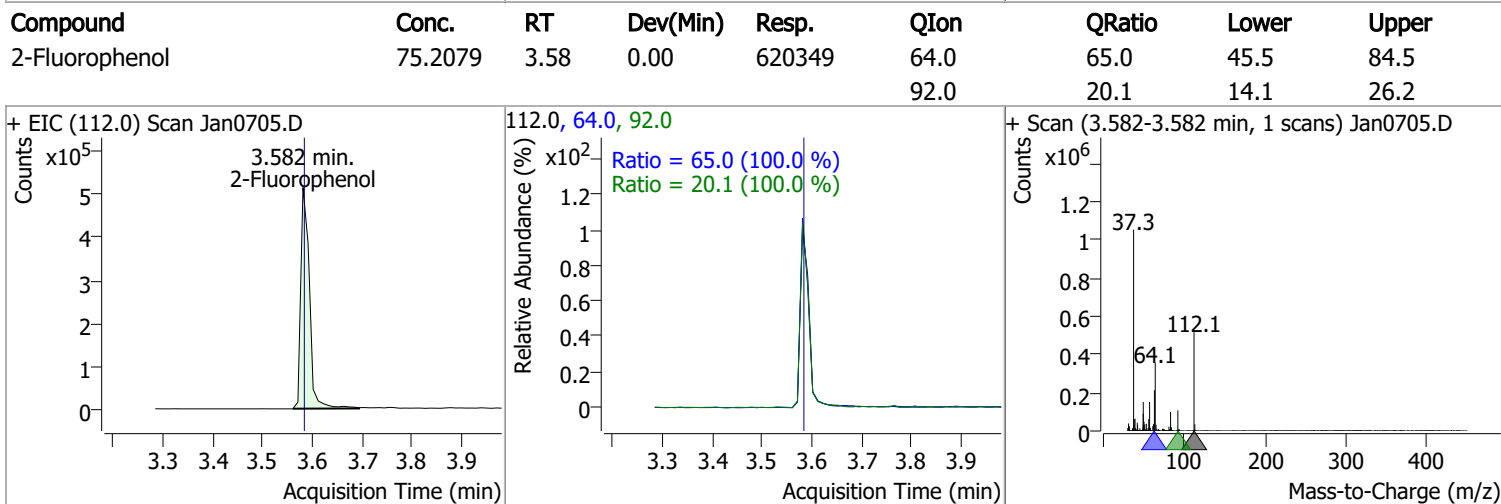
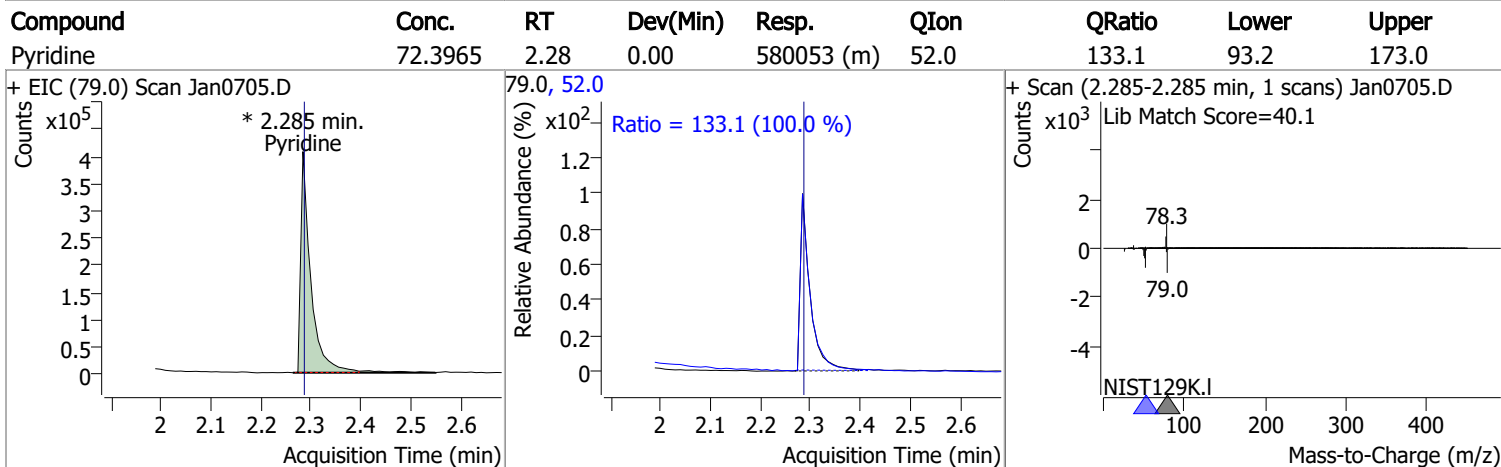
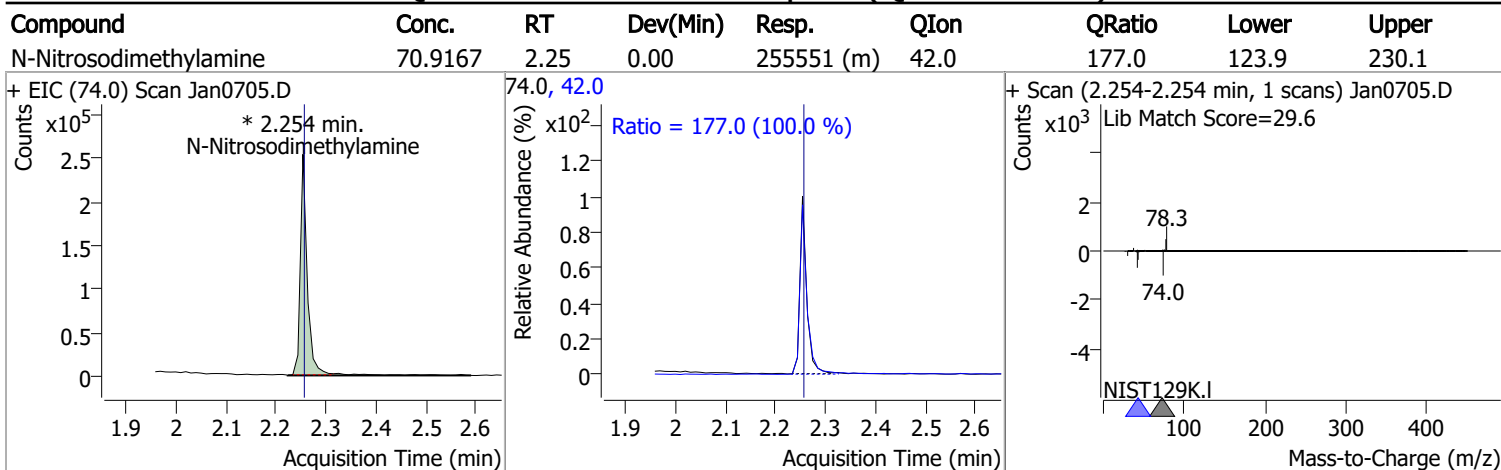
Compound	RT	QIon	Resp.	Conc.	Units	Dev(Min)
T Nitrobenzene	5.604	123.1	244936	76.8849	µg/L	100
T Isophorone	5.900	82.0	1081439	77.3133	µg/L	100
T 2-Nitrophenol	5.972	139.0	181624	74.9576	µg/L	100
T 2,4-Dimethylphenol	6.085	122.0	517117	74.5688	µg/L	100
T bis(-2-Chloroethoxy)Methane	6.177	93.0	597654	73.4695	µg/L	100
T Benzoic Acid	6.280	105.0	275230	73.6915	µg/L	100
T 2,4-Dichlorophenol	6.280	162.0	478855	75.6844	µg/L	100
T 1,2,4-Trichlorobenzene	6.341	180.0	583923	72.5108	µg/L	100
T Naphthalene	6.424	128.0	1763631	75.3176	µg/L	100
T 4-Chlorophenol	6.485	130.0	158036	73.2882	µg/L	m 100
T p-Chloroaniline	6.526	127.0	646298	70.8860	µg/L	100
T Hexachlorobutadiene	6.598	224.9	331361	75.3419	µg/L	100
T 4-Chloro-2-Methylphenol	7.019	107.0	435899	74.0567	µg/L	100
T 4-Chloro-3-Methylphenol	7.163	107.0	451724	72.6619	µg/L	m 100
T 2-Methylnaphthalene	7.255	141.0	1096388	75.7041	µg/L	100
T 1-Methylnaphthalene	7.368	141.0	1059571	75.5434	µg/L	m 100
T Hexachlorocyclopentadiene	7.451	236.9	212271	73.9946	µg/L	100
T 2,4,6-Trichlorophenol	7.615	196.0	304637	74.4245	µg/L	m 100
T 2,4,5-Trichlorophenol	7.677	196.0	359800	76.7962	µg/L	100
T 2-Chloronaphthalene	7.831	162.0	1191324	76.2537	µg/L	100
T 2-Nitroaniline	7.995	65.0	206845	76.5569	µg/L	100
T Dimethyl Phthalate	8.241	163.0	1167232	75.1317	µg/L	100
T 2,6-Dinitrotoluene	8.302	165.0	159018	75.6719	µg/L	100
T Acenaphthylene	8.312	152.1	1828135	73.6605	µg/L	100
T 3-Nitroaniline	8.497	138.0	177709	78.2235	µg/L	100
T Acenaphthene	8.527	154.0	1008097	69.9700	µg/L	100
T 2,4-Dinitrophenol	8.619	184.0	80525	73.1537	µg/L	100
T Dibenzofuran	8.742	168.0	1650349	72.3766	µg/L	100
T 2,4-Dinitrotoluene	8.773	165.0	195674	72.4081	µg/L	100
T 4-Nitrophenol	8.783	109.0	177604	76.0448	µg/L	m 100
T Diethylphthalate	9.100	149.0	1101126	72.1988	µg/L	m 100
T Fluorene	9.151	166.0	1301635	71.3204	µg/L	100
T 4-Chlorophenyl-phenylether	9.192	204.0	621769	74.1262	µg/L	100
T 4-Nitroaniline	9.233	138.0	158269	71.2640	µg/L	100
T 4,6-Dinitro-2-methylphenol	9.264	198.0	116175	74.3949	µg/L	100
T N-nitrosodiphenylamine	9.346	169.0	888089	75.1058	µg/L	100
T Azobenzene	9.376	77.0	1063294	75.6555	µg/L	100
T 4-Bromophenyl-phenylether	9.775	248.0	360097	75.6699	µg/L	100
T Hexachlorobenzene	9.806	283.9	365888	75.9367	µg/L	100
T Pentachlorophenol	10.069	265.9	166863	74.4382	µg/L	100
T Phenanthrene	10.302	178.0	1839392	76.3116	µg/L	m 100
T Anthracene	10.363	178.0	1693272	73.0175	µg/L	m 100
T Triallate	10.434	86.0	383130	75.7641	µg/L	100
T Carbazole	10.616	167.0	1827066	79.2180	µg/L	100
T o-Terphenyl	10.839	230.0	1053346	75.6014	µg/L	100
T Di-n-Butylphthalate	11.224	149.0	1653177	75.9353	µg/L	100
T Fluoranthene	12.136	202.0	1909433	75.2198	µg/L	100
T Benzidine	12.531	184.0	743375	74.7591	µg/L	100
T Pyrene	12.581	202.0	2132176	76.7171	µg/L	100
T Butylbenzylphthalate	14.561	149.0	570093	77.2406	µg/L	100
T Benzo(a)Anthracene	15.798	228.0	1515825	75.0761	µg/L	m 100
T Chrysene	15.900	228.0	1648428	74.3408	µg/L	100
T 3,3-Dichlorobenzidine	15.951	252.0	514900	75.1340	µg/L	100
T bis(2-ethylhexyl)Phthalate	16.636	167.0	194232	74.4146	µg/L	100
T Di-n-octyl Phthalate	18.325	149.0	1370065	74.2318	µg/L	100

# Quantitation Results Report (QT Reviewed)

Compound	RT	QIon	Resp.	Conc.	Units	Dev(Min)
T Benzo(b)fluoranthene	18.578	252.0	1501132	75.0737	µg/L	m
T Benzo(k)fluoranthene	18.639	252.0	1578753	76.1576	µg/L	100
T Benzo(a)pyrene	19.165	252.0	1467588	77.2426	µg/L	100
T Indeno(1,2,3-c,d)pyrene	20.917	276.0	1208629	75.4973	µg/L	m
T Dibenzo(a,h)anthracene	20.978	278.0	1301526	75.2449	µg/L	100
T Benzo(g,h,i)perylene	21.251	276.0	1388611	74.1017	µg/L	100

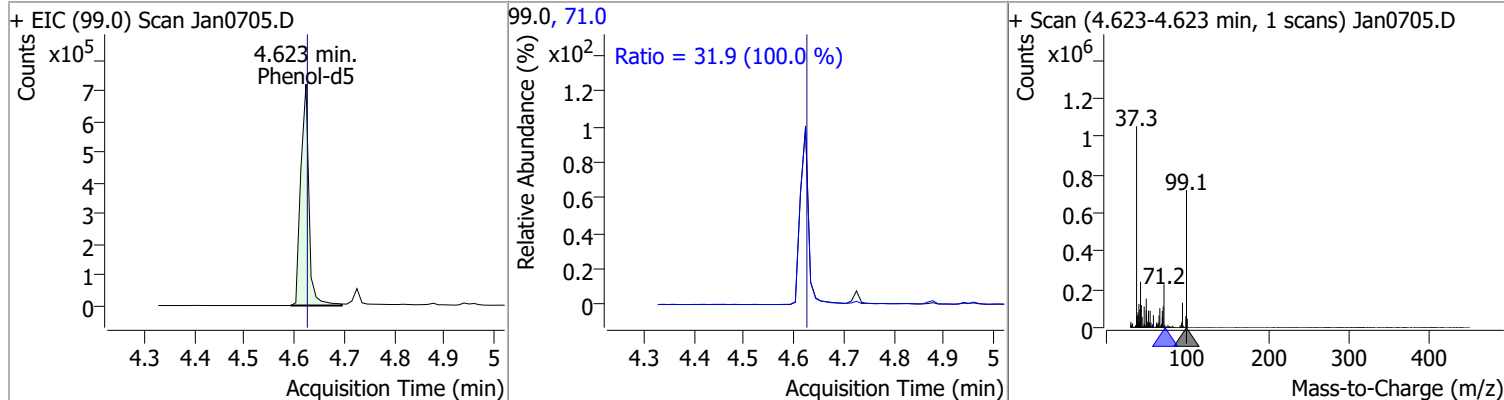
(#) = Qualifier Out of Range; (m) = Manual Integration; (+) = Area Summed; (\*) = Surrogate Percent Recovery Out of Range; (d): Zeroed Peak

# Quantitation Results Report (QT Reviewed)

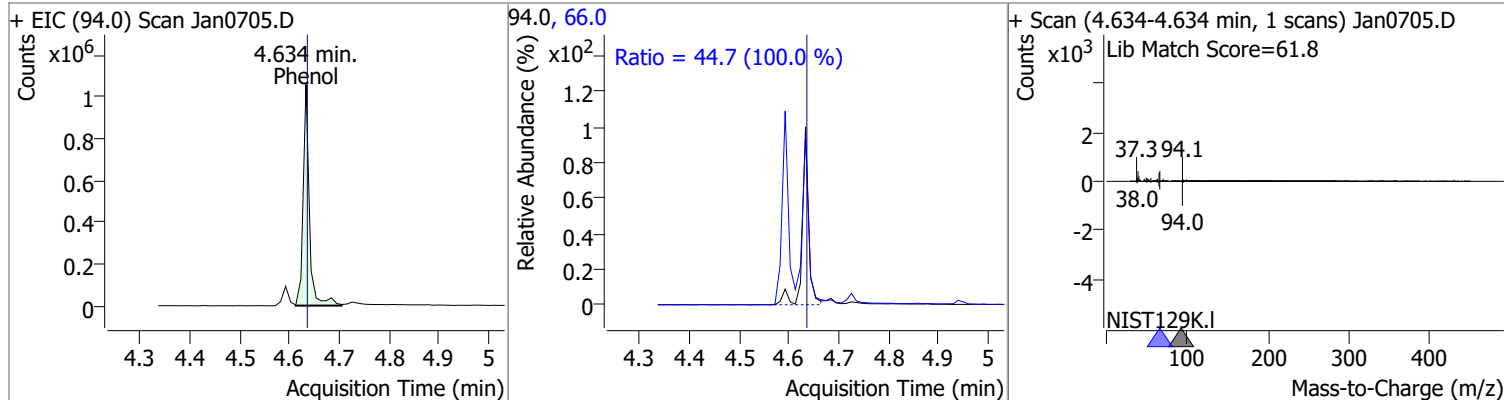


# Quantitation Results Report (QT Reviewed)

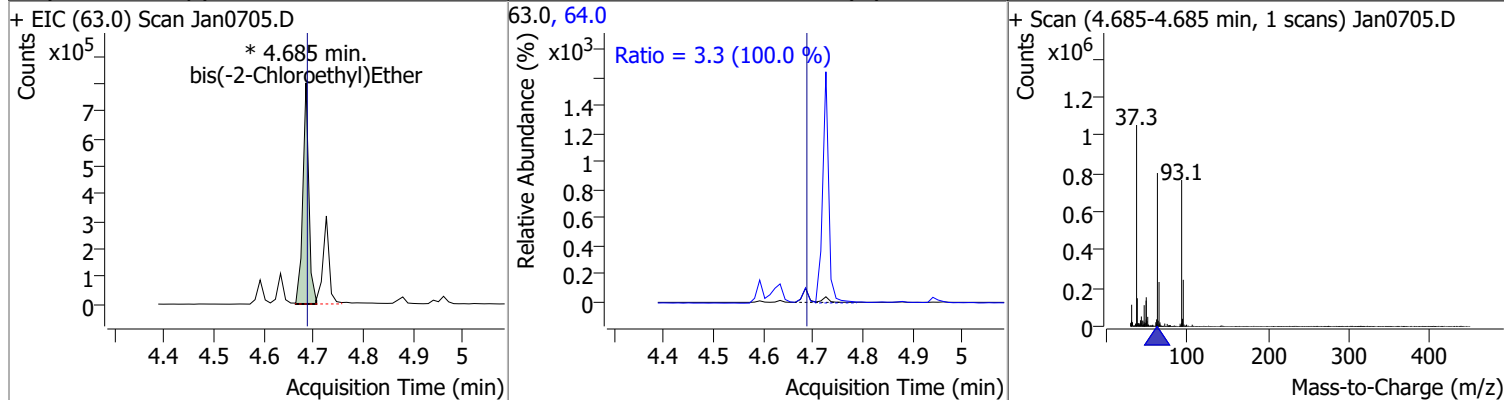
Compound	Conc.	RT	Dev(Min)	Resp.	QIon	QRatio	Lower	Upper
Phenol-d5	74.2397	4.62	0.00	818282	71.0	31.9	22.3	41.5



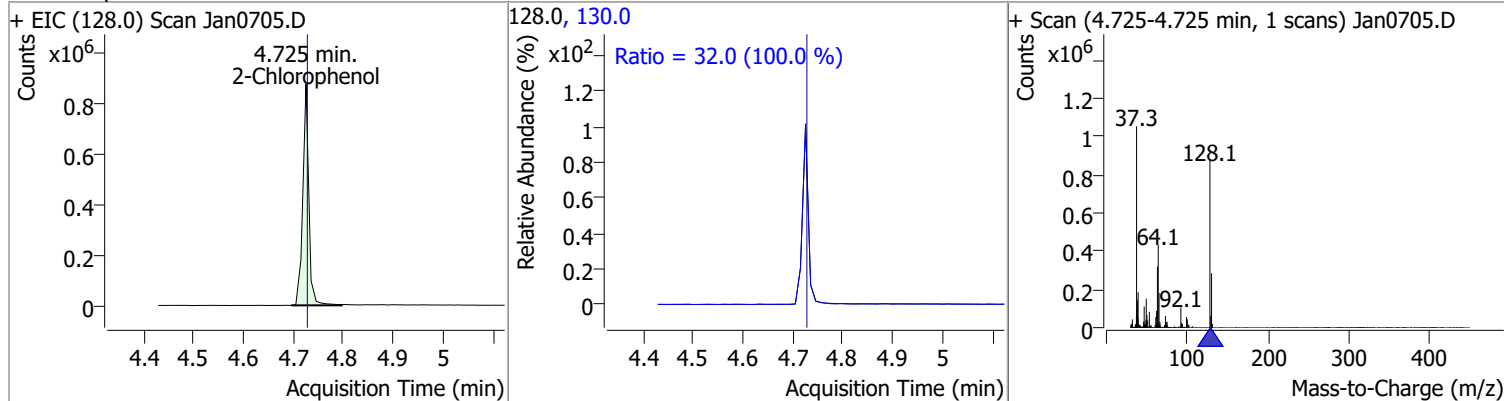
Compound	Conc.	RT	Dev(Min)	Resp.	QIon	QRatio	Lower	Upper
Phenol	78.8440	4.63	0.00	911392	66.0	44.7	31.3	58.2



Compound	Conc.	RT	Dev(Min)	Resp.	QIon	QRatio	Lower	Upper
bis(-2-Chloroethyl)Ether	73.5266	4.68	0.00	666364 (m)	64.0	3.3	2.3	4.3

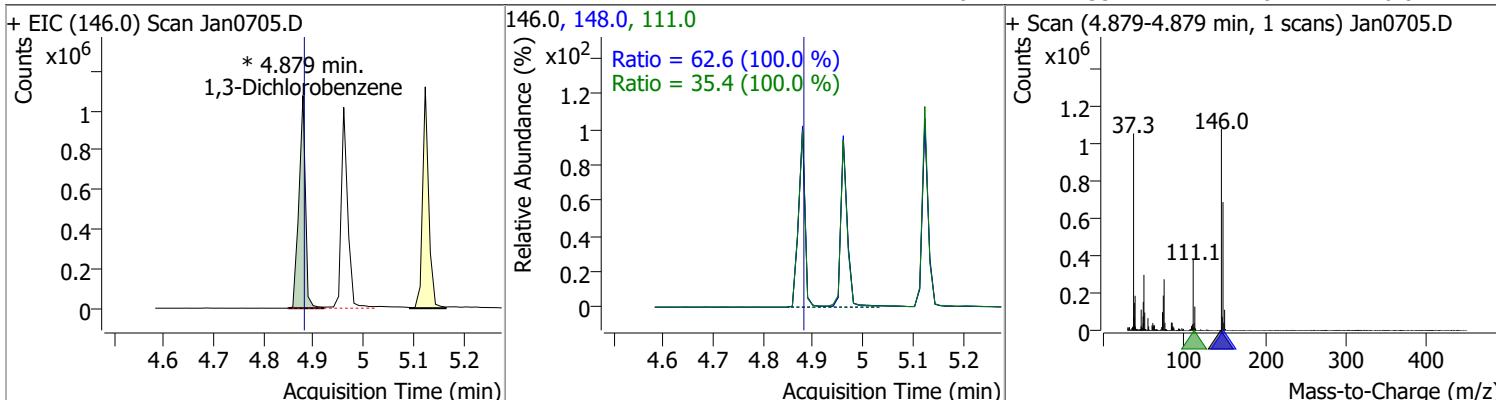


Compound	Conc.	RT	Dev(Min)	Resp.	QIon	QRatio	Lower	Upper
2-Chlorophenol	74.7068	4.73	0.00	729430	130.0	32.0	22.4	41.6

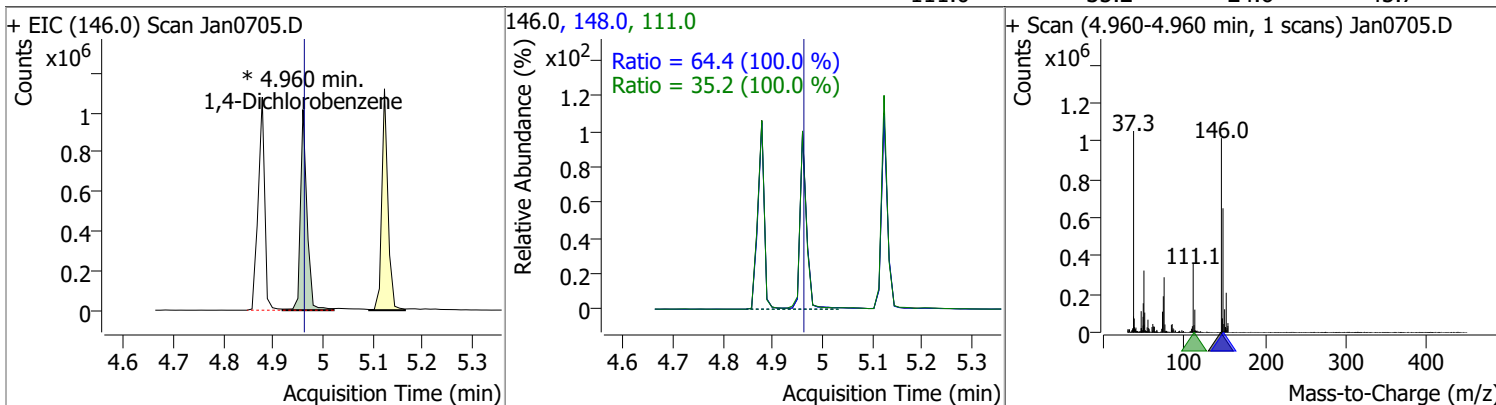


# Quantitation Results Report (QT Reviewed)

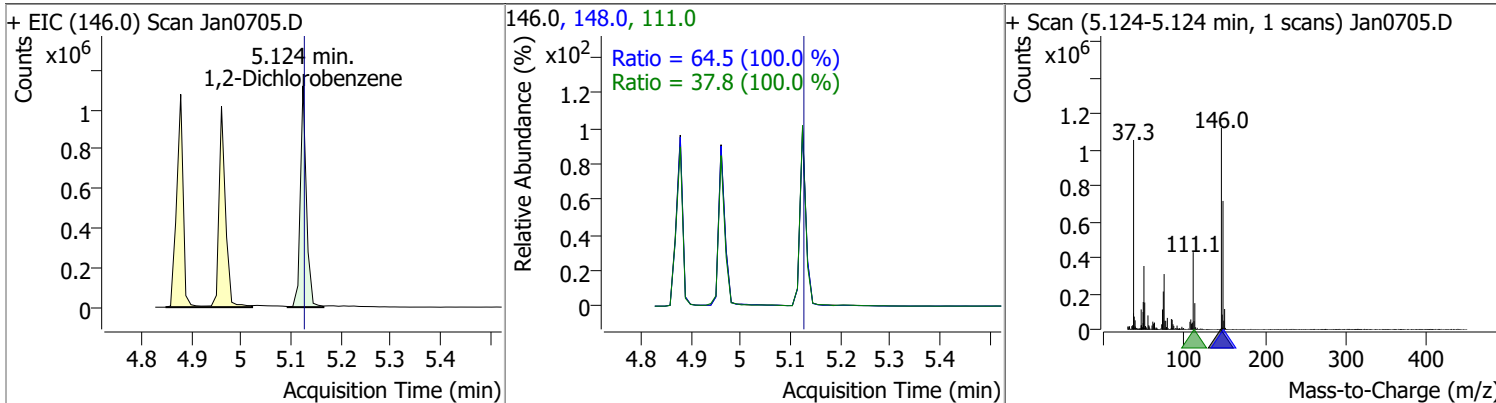
Compound	Conc.	RT	Dev(Min)	Resp.	QIon	QRatio	Lower	Upper
1,3-Dichlorobenzene	75.4922	4.88	0.00	975320 (m)	148.0	62.6	43.8	81.3
					111.0	35.4	24.8	46.0



Compound	Conc.	RT	Dev(Min)	Resp.	QIon	QRatio	Lower	Upper
1,4-Dichlorobenzene	71.1983	4.96	0.00	924463 (m)	148.0	64.4	45.1	83.8
					111.0	35.2	24.6	45.7

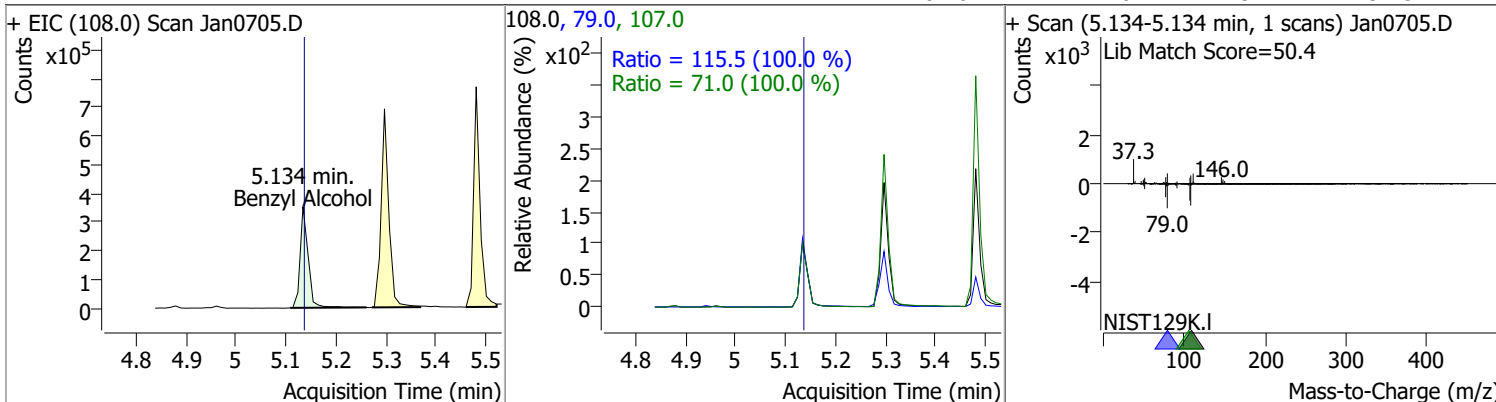


Compound	Conc.	RT	Dev(Min)	Resp.	QIon	QRatio	Lower	Upper
1,2-Dichlorobenzene	73.9393	5.12	0.00	946583	148.0	64.5	45.1	83.8
					111.0	37.8	26.4	49.1

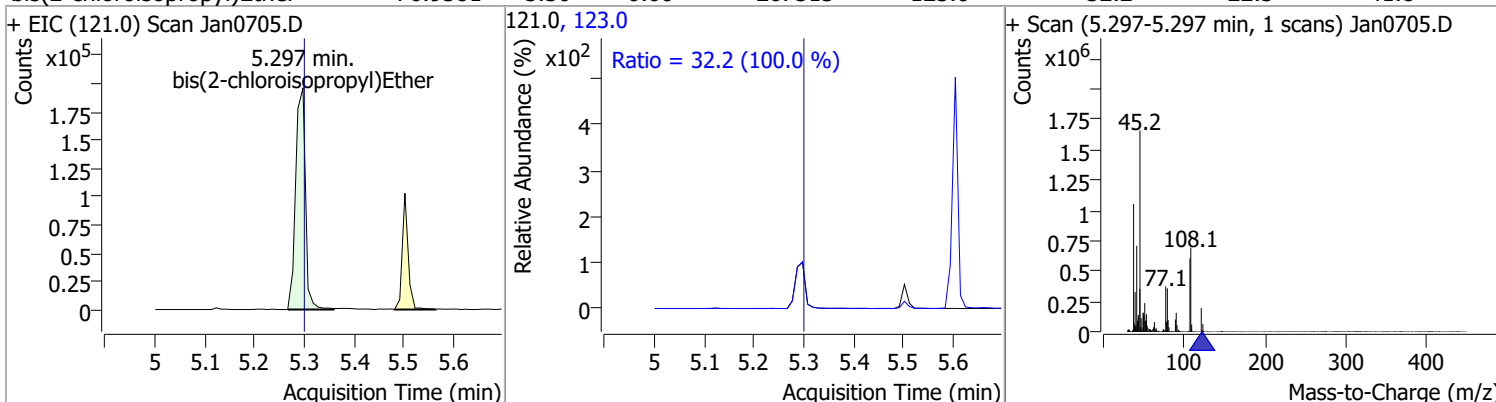


# Quantitation Results Report (QT Reviewed)

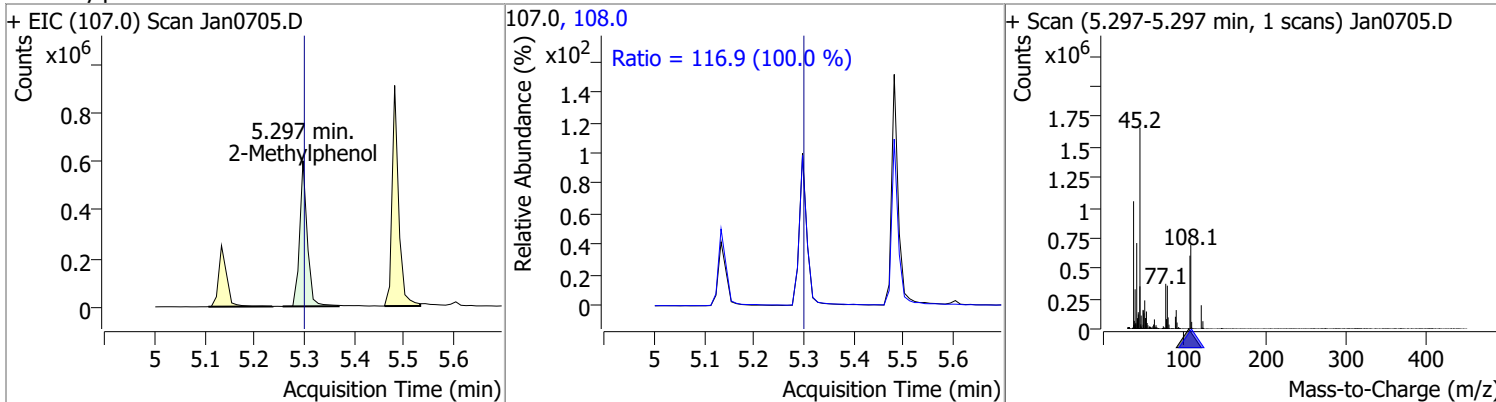
Compound	Conc.	RT	Dev(Min)	Resp.	QIon	QRatio	Lower	Upper
Benzyl Alcohol	71.0291	5.13	0.00	392902	79.0	115.5	80.8	150.1
					107.0	71.0	49.7	92.3



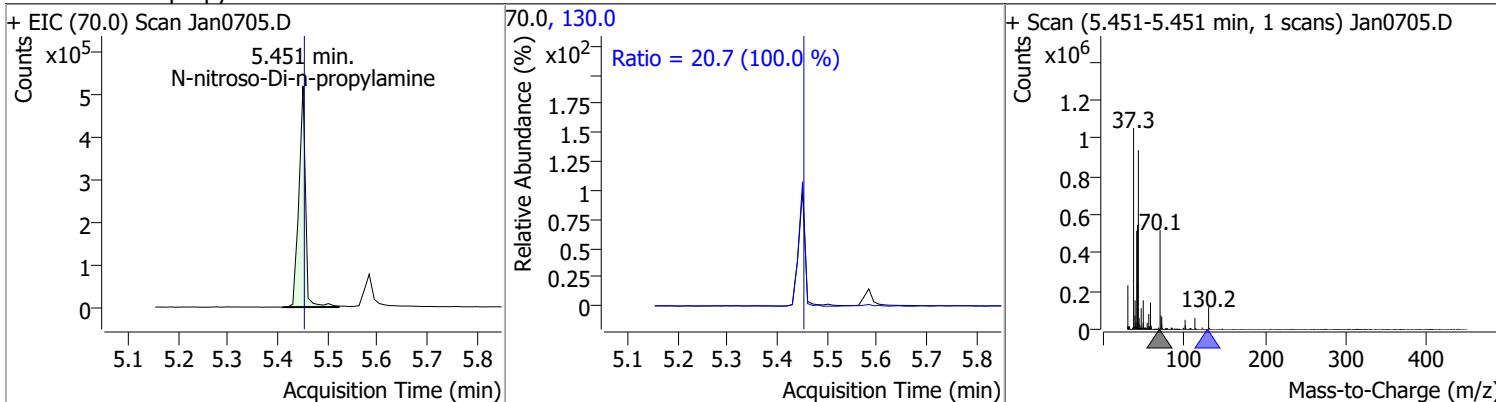
Compound	Conc.	RT	Dev(Min)	Resp.	QIon	QRatio	Lower	Upper
bis(2-chloroisopropyl)Ether	76.9381	5.30	0.00	267513	123.0	32.2	22.5	41.8



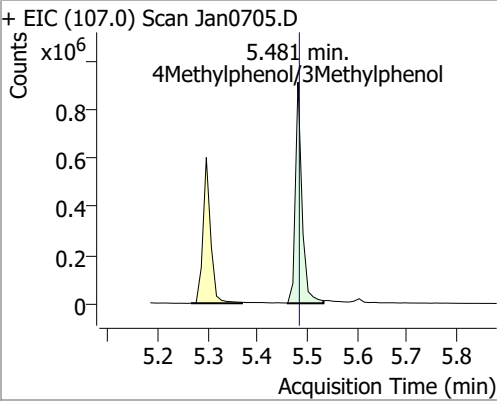
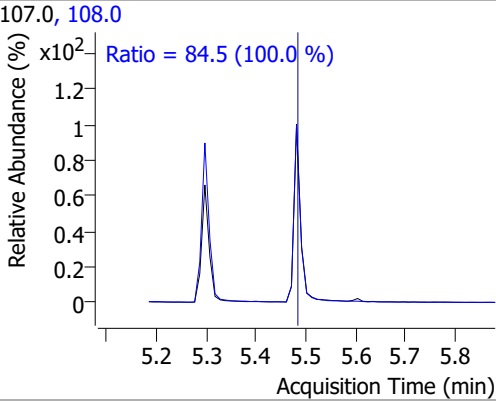
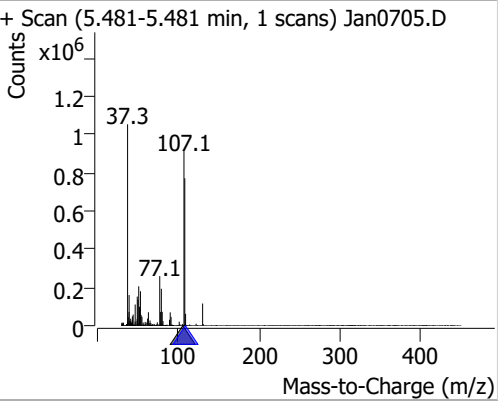
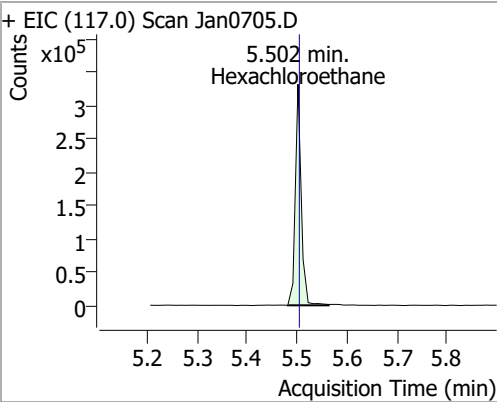
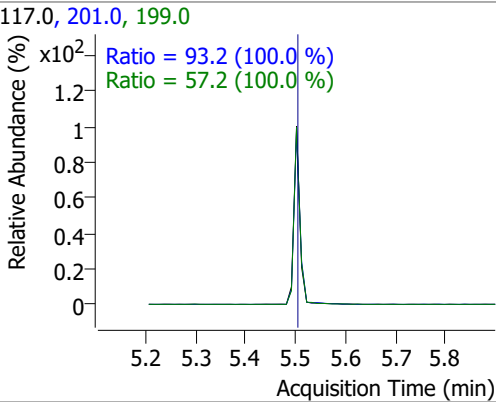
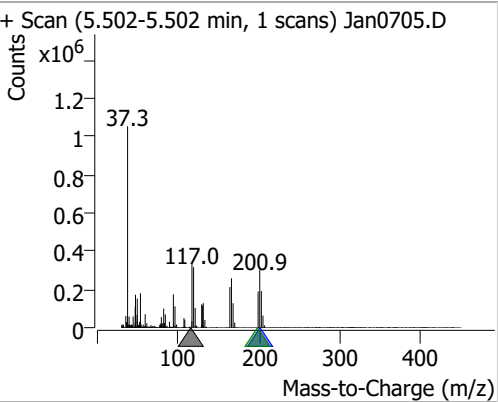
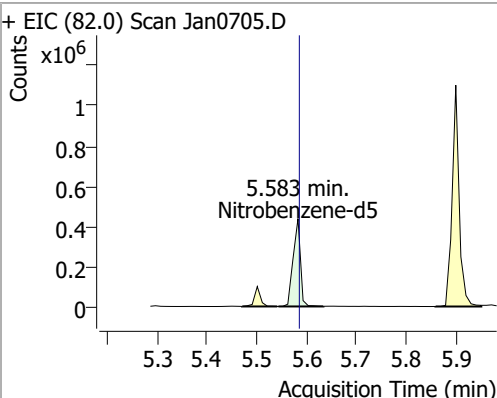
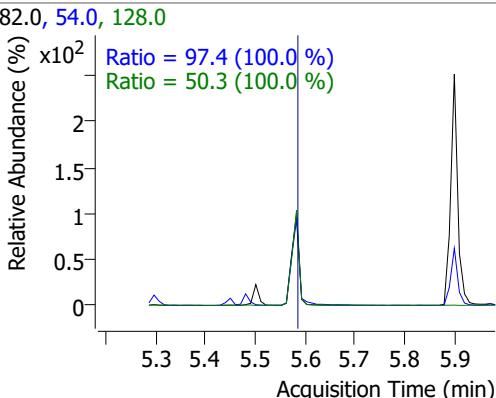
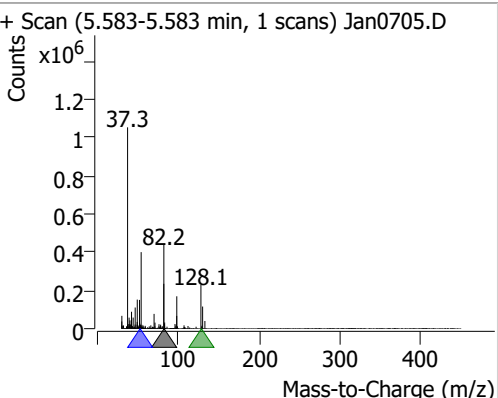
Compound	Conc.	RT	Dev(Min)	Resp.	QIon	QRatio	Lower	Upper
2-Methylphenol	73.6808	5.30	0.00	638264	108.0	116.9	81.8	152.0



Compound	Conc.	RT	Dev(Min)	Resp.	QIon	QRatio	Lower	Upper
N-nitroso-Di-n-propylamine	79.4317	5.45	0.00	478035	130.0	20.7	0.0	41.5

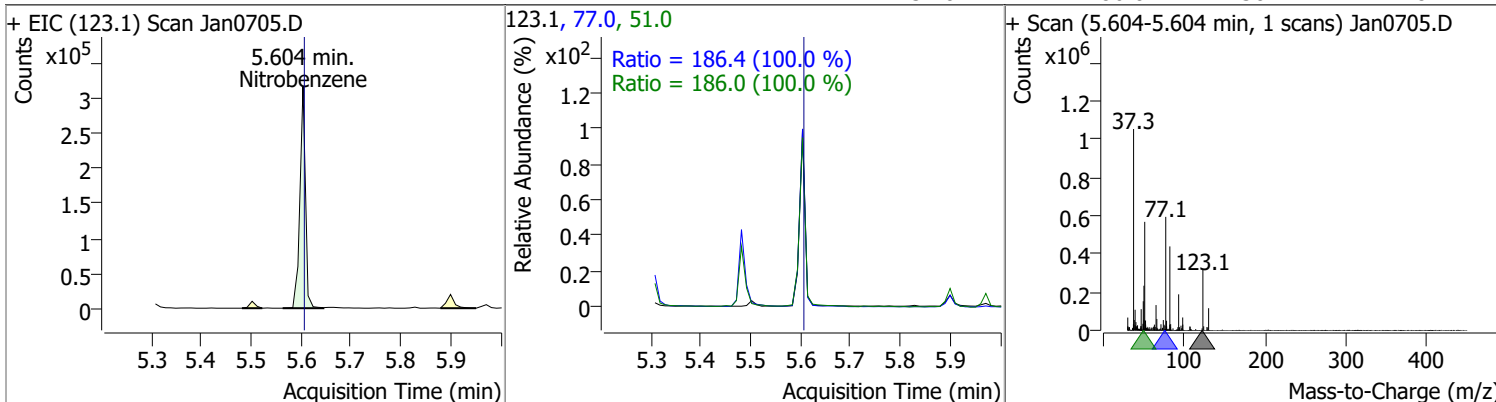


# Quantitation Results Report (QT Reviewed)

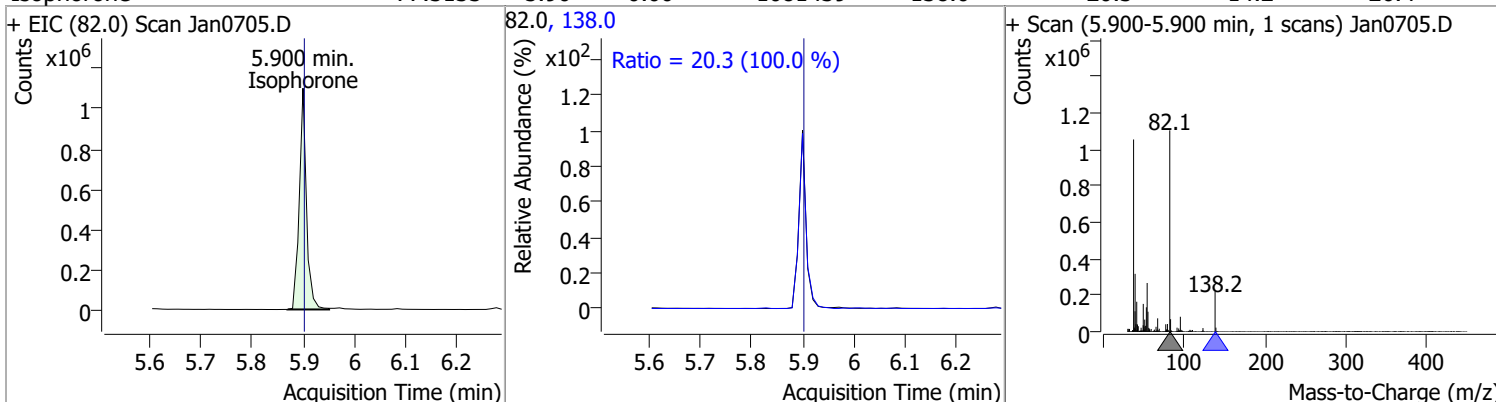
Compound	Conc.	RT	Dev(Min)	Resp.	QIon	QRatio	Lower	Upper
4Methylphenol/3Methylphenol	72.0238	5.48	0.00	842599	108.0	84.5	59.1	109.8
+ EIC (107.0) Scan Jan0705.D			107.0, 108.0			+ Scan (5.481-5.481 min, 1 scans) Jan0705.D		
								
Hexachloroethane	73.9551	5.50	0.00	273558	201.0	93.2	65.2	121.2
+ EIC (117.0) Scan Jan0705.D			117.0, 201.0, 199.0			+ Scan (5.502-5.502 min, 1 scans) Jan0705.D		
								
Nitrobenzene-d5	73.8999	5.58	0.00	442614	54.0	97.4	68.2	126.6
+ EIC (82.0) Scan Jan0705.D			82.0, 54.0, 128.0			+ Scan (5.583-5.583 min, 1 scans) Jan0705.D		
								

# Quantitation Results Report (QT Reviewed)

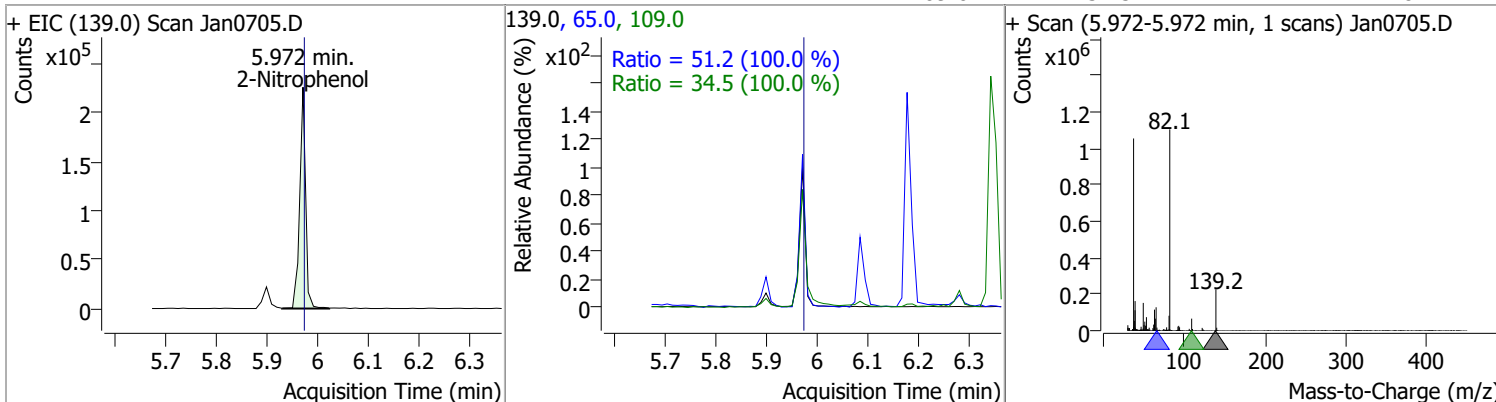
Compound	Conc.	RT	Dev(Min)	Resp.	QIon	QRatio	Lower	Upper
Nitrobenzene	76.8849	5.60	0.00	244936	77.0	186.4	130.5	242.3
					51.0	186.0	130.2	241.8



Compound	Conc.	RT	Dev(Min)	Resp.	QIon	QRatio	Lower	Upper
Isophrone	77.3133	5.90	0.00	1081439	138.0	20.3	14.2	26.4



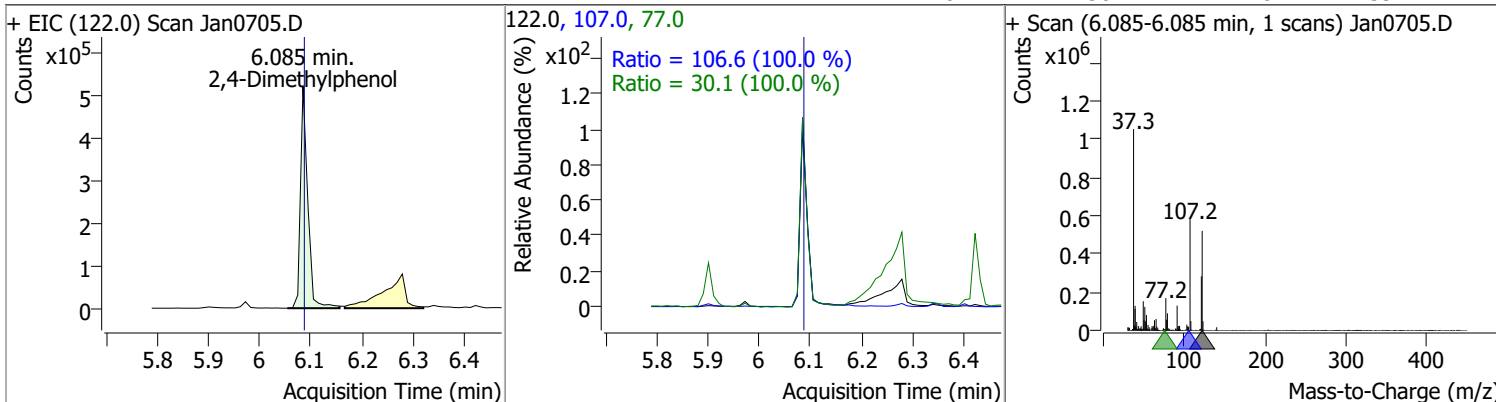
Compound	Conc.	RT	Dev(Min)	Resp.	QIon	QRatio	Lower	Upper
2-Nitrophenol	74.9576	5.97	0.00	181624	65.0	51.2	35.9	66.6
					109.0	34.5	24.1	44.8



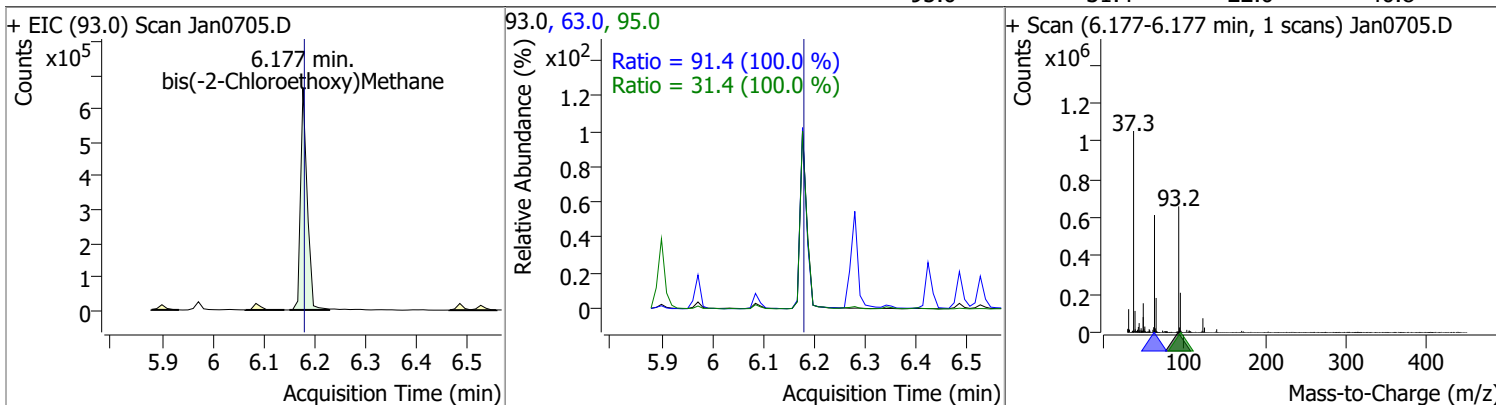


# Quantitation Results Report (QT Reviewed)

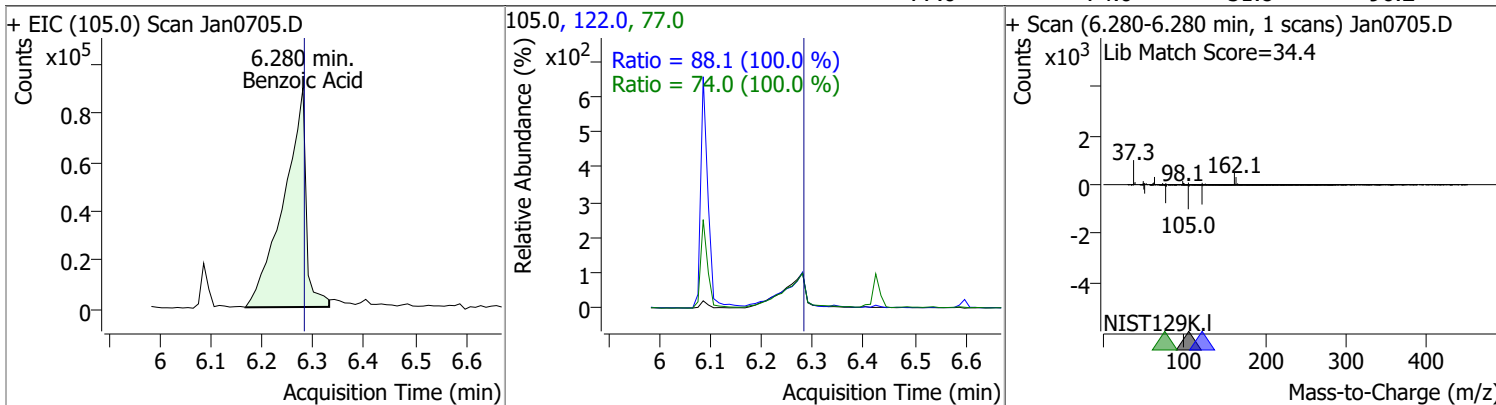
Compound	Conc.	RT	Dev(Min)	Resp.	QIon	QRatio	Lower	Upper
2,4-Dimethylphenol	74.5688	6.08	0.00	517117	107.0	106.6	74.6	138.5
					77.0	30.1	21.0	39.1



Compound	Conc.	RT	Dev(Min)	Resp.	QIon	QRatio	Lower	Upper
bis(-2-Chloroethoxy)Methane	73.4695	6.18	0.00	597654	63.0	91.4	64.0	118.8
					95.0	31.4	22.0	40.8

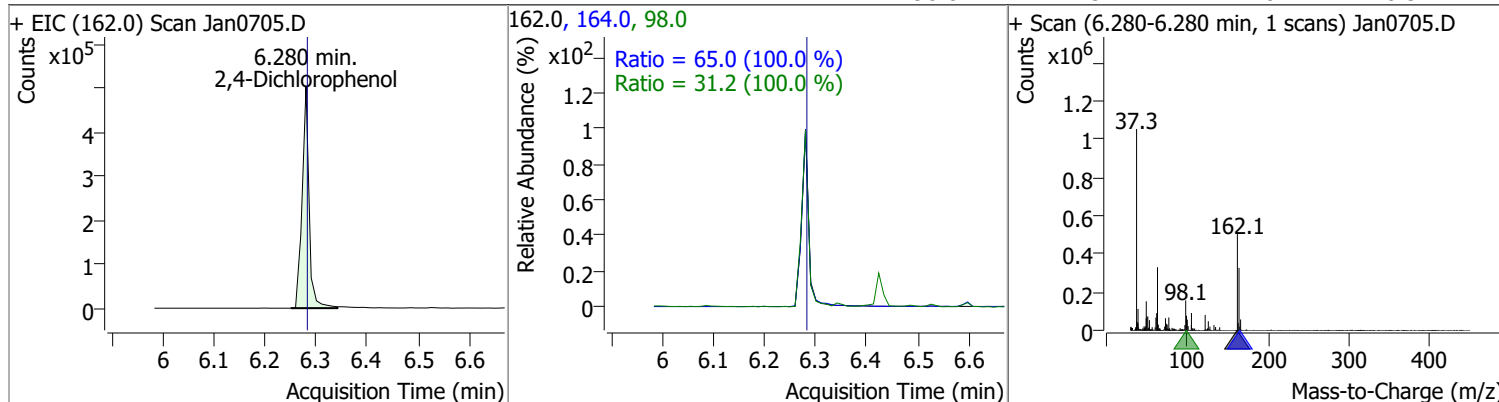


Compound	Conc.	RT	Dev(Min)	Resp.	QIon	QRatio	Lower	Upper
Benzoic Acid	73.6915	6.28	0.00	275230	122.0	88.1	61.7	114.6
					77.0	74.0	51.8	96.2

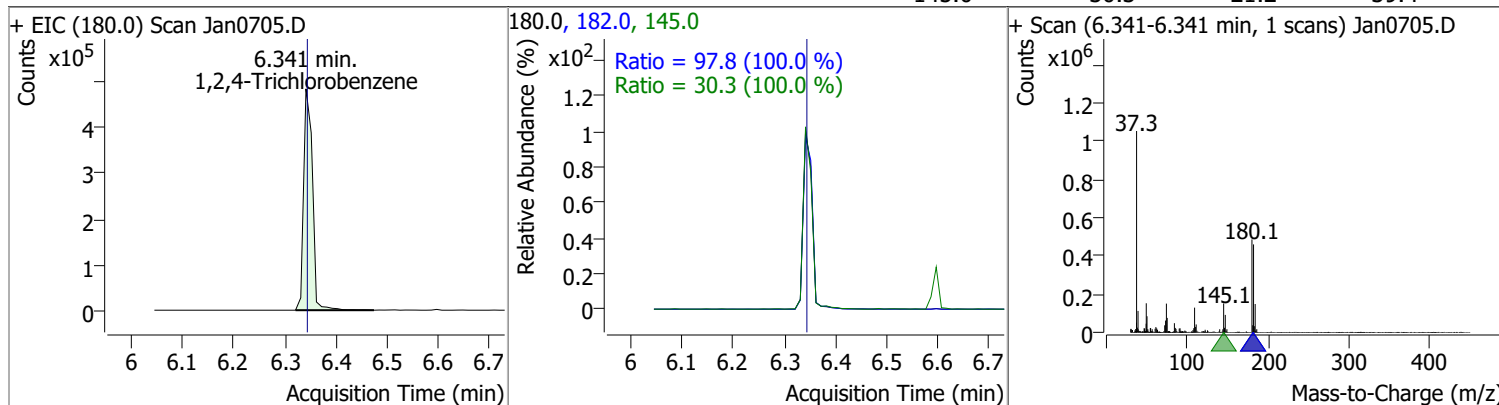


# Quantitation Results Report (QT Reviewed)

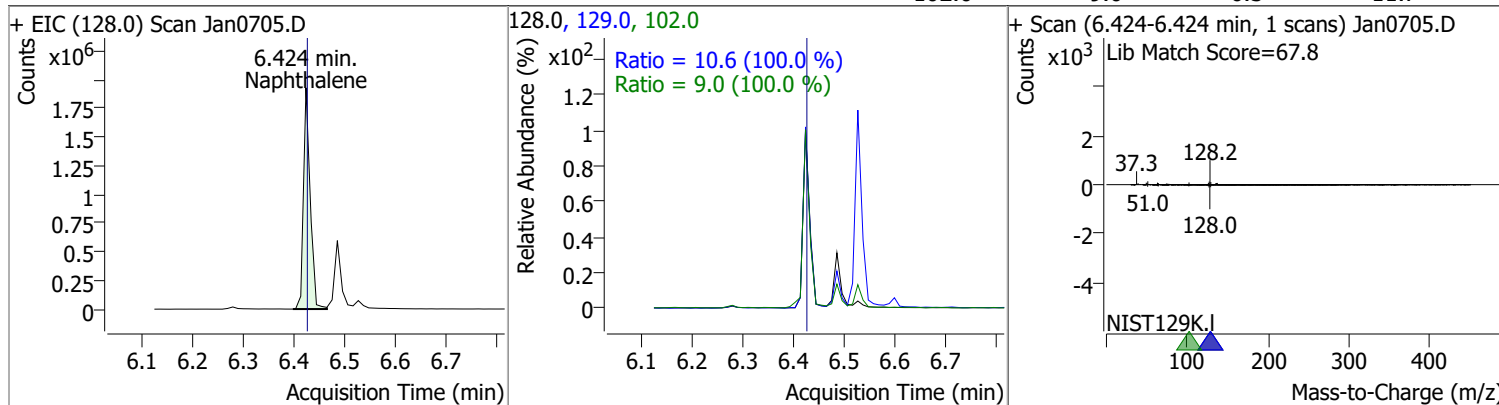
Compound	Conc.	RT	Dev(Min)	Resp.	QIon	QRatio	Lower	Upper
2,4-Dichlorophenol	75.6844	6.28	0.00	478855	164.0	65.0	45.5	84.6
					98.0	31.2	21.8	40.5



Compound	Conc.	RT	Dev(Min)	Resp.	QIon	QRatio	Lower	Upper
1,2,4-Trichlorobenzene	72.5108	6.34	0.00	583923	182.0	97.8	68.4	127.1
					145.0	30.3	21.2	39.4

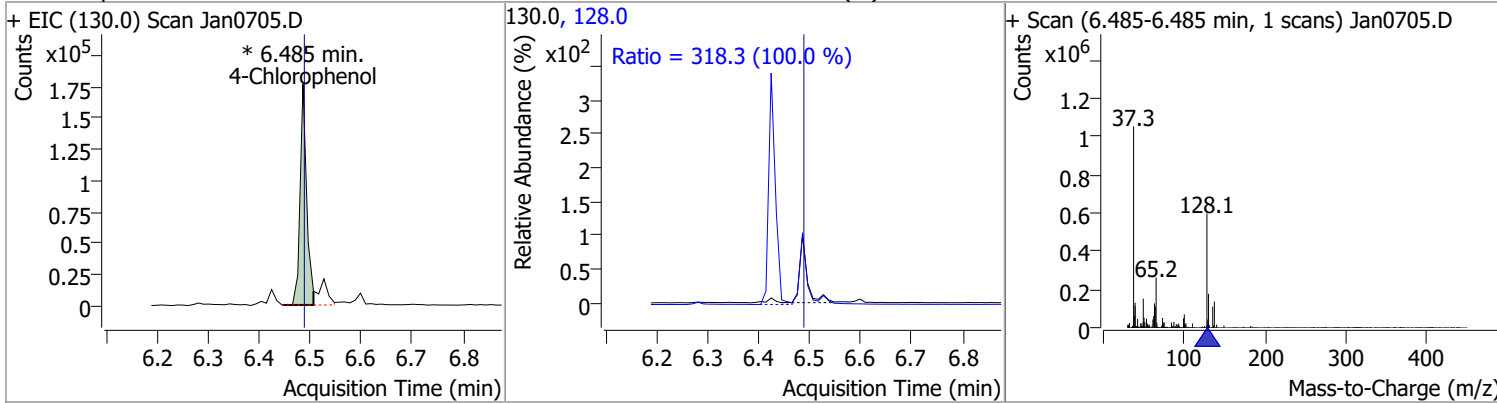


Compound	Conc.	RT	Dev(Min)	Resp.	QIon	QRatio	Lower	Upper
Naphthalene	75.3176	6.42	0.00	1763631	129.0	10.6	7.4	13.8
					102.0	9.0	6.3	11.7

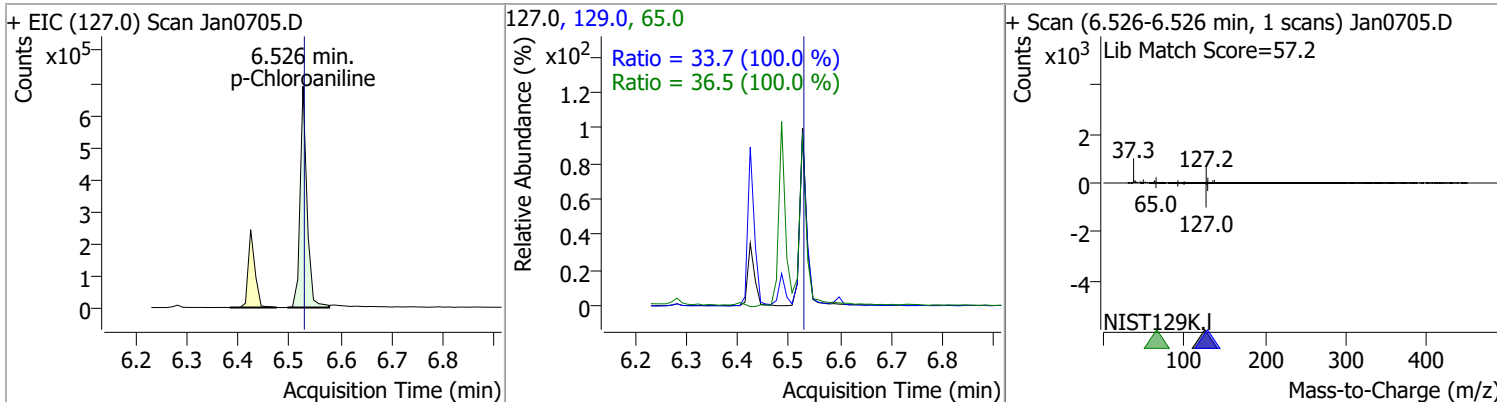


# Quantitation Results Report (QT Reviewed)

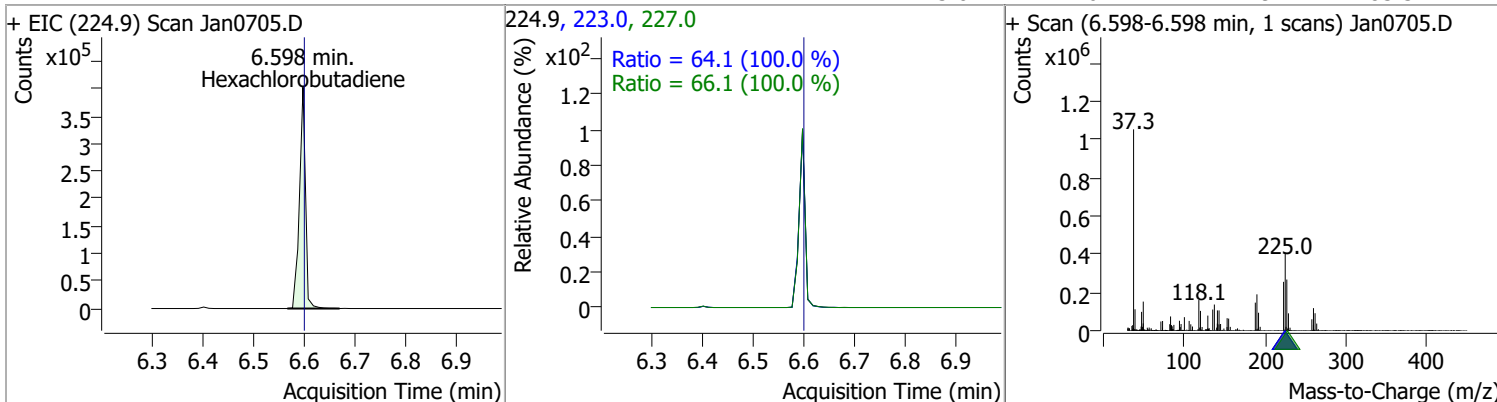
Compound	Conc.	RT	Dev(Min)	Resp.	QIon	QRatio	Lower	Upper
4-Chlorophenol	73.2882	6.49	0.00	158036 (m)	128.0	318.3	222.8	413.7



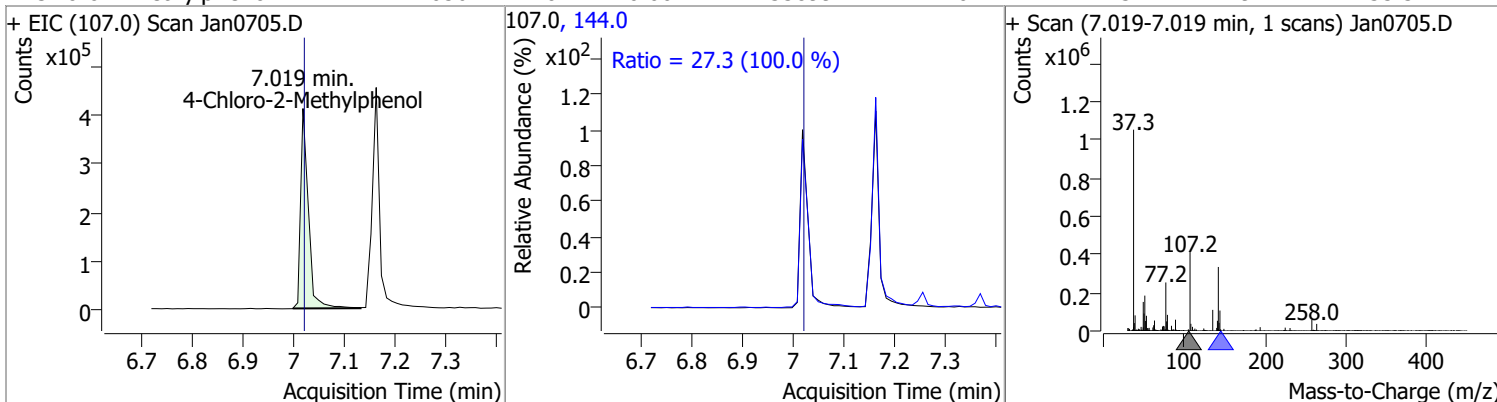
Compound	Conc.	RT	Dev(Min)	Resp.	QIon	QRatio	Lower	Upper
p-Chloroaniline	70.8860	6.53	0.00	646298	65.0	36.5	25.6	47.5
					129.0	33.7	23.6	43.8



Compound	Conc.	RT	Dev(Min)	Resp.	QIon	QRatio	Lower	Upper
Hexachlorobutadiene	75.3419	6.60	0.00	331361	227.0	66.1	46.3	85.9
					223.0	64.1	44.9	83.3

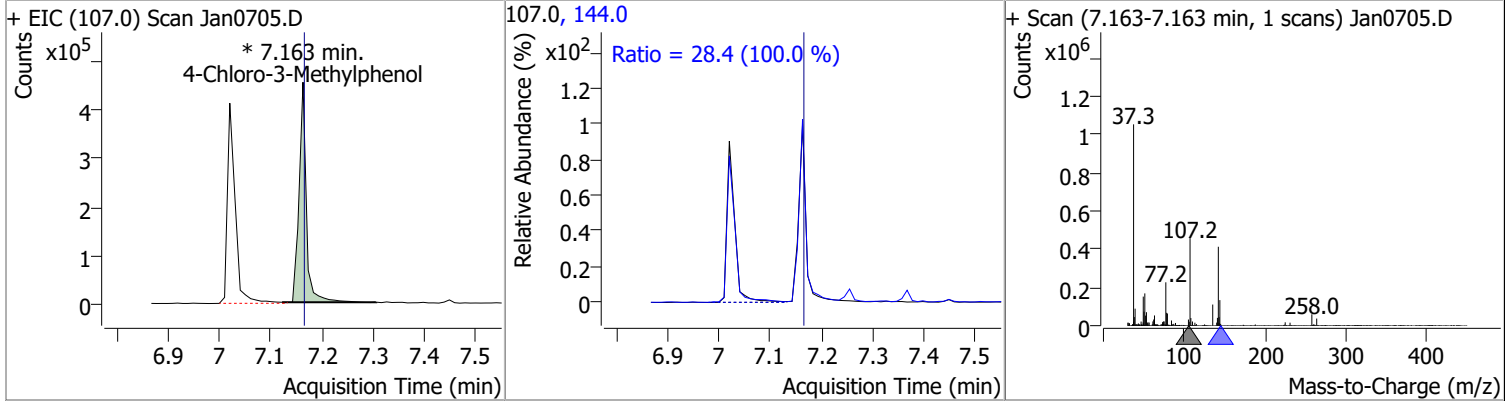


Compound	Conc.	RT	Dev(Min)	Resp.	QIon	QRatio	Lower	Upper
4-Chloro-2-Methylphenol	74.0567	7.02	0.00	435899	144.0	27.3	19.1	35.5

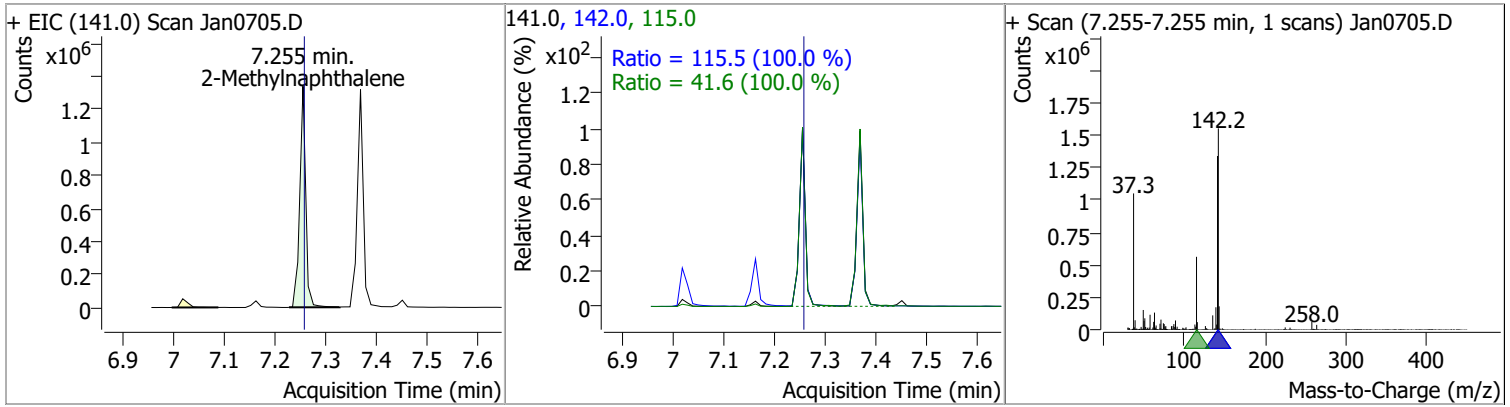


# Quantitation Results Report (QT Reviewed)

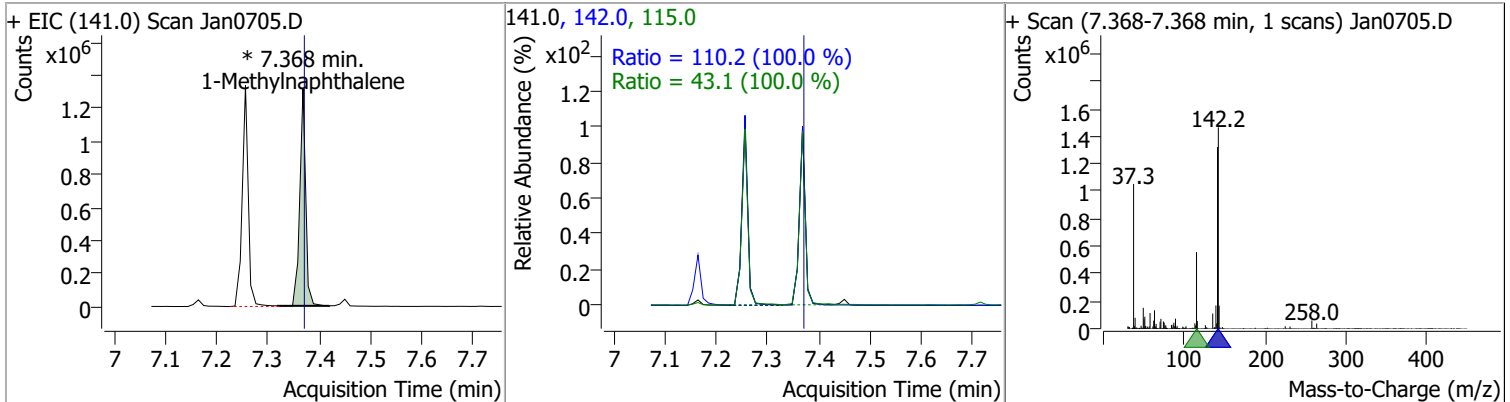
Compound	Conc.	RT	Dev(Min)	Resp.	QIon	QRatio	Lower	Upper
4-Chloro-3-Methylphenol	72.6619	7.16	0.00	451724 (m)	144.0	28.4	19.9	36.9



Compound	Conc.	RT	Dev(Min)	Resp.	QIon	QRatio	Lower	Upper
2-Methylnaphthalene	75.7041	7.26	0.00	1096388	142.0	115.5	80.8	150.1
					115.0	41.6	29.1	54.1

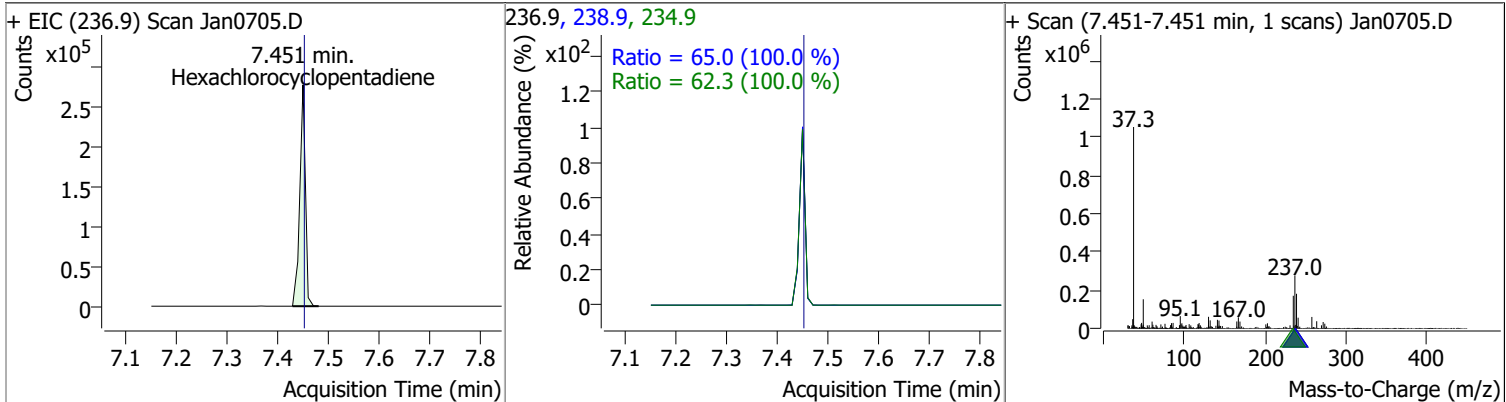


Compound	Conc.	RT	Dev(Min)	Resp.	QIon	QRatio	Lower	Upper
1-Methylnaphthalene	75.5434	7.37	0.00	1059571 (m)	142.0	110.2	77.1	143.2
					115.0	43.1	30.2	56.0

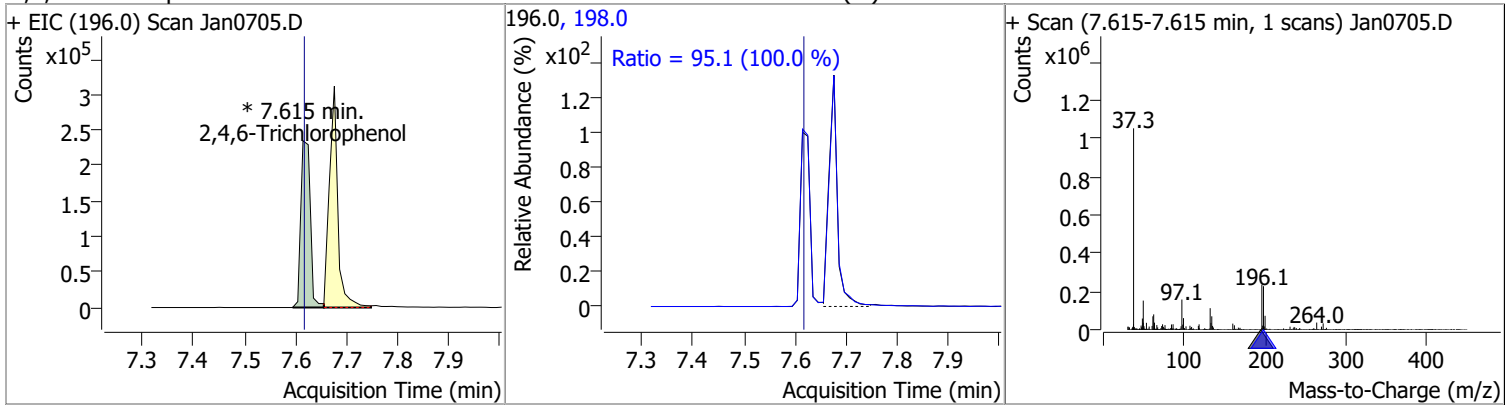


# Quantitation Results Report (QT Reviewed)

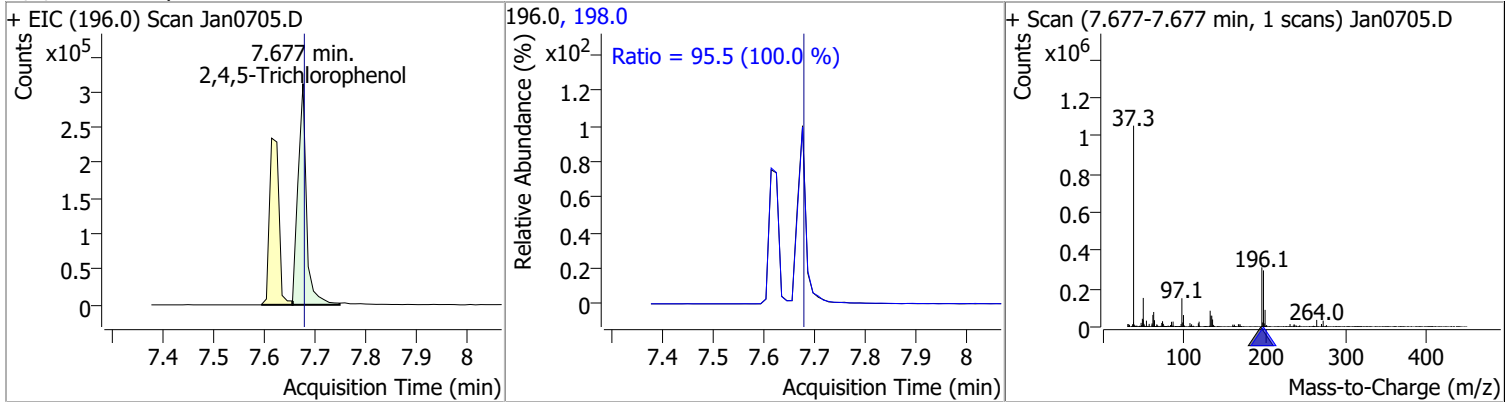
Compound	Conc.	RT	Dev(Min)	Resp.	QIon	QRatio	Lower	Upper
Hexachlorocyclopentadiene	73.9946	7.45	0.00	212271	238.9	65.0	45.5	84.6
					234.9	62.3	43.6	80.9



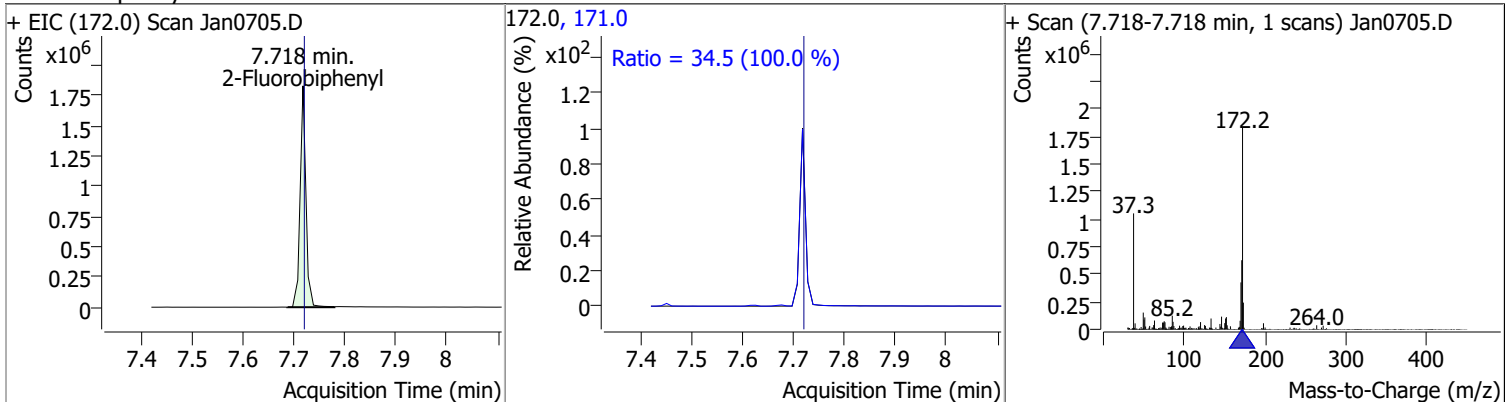
Compound	Conc.	RT	Dev(Min)	Resp.	QIon	QRatio	Lower	Upper
2,4,6-Trichlorophenol	74.4245	7.61	0.00	304637 (m)	198.0	95.1	66.6	123.6



Compound	Conc.	RT	Dev(Min)	Resp.	QIon	QRatio	Lower	Upper
2,4,5-Trichlorophenol	76.7962	7.68	0.00	359800	198.0	95.5	66.8	124.1

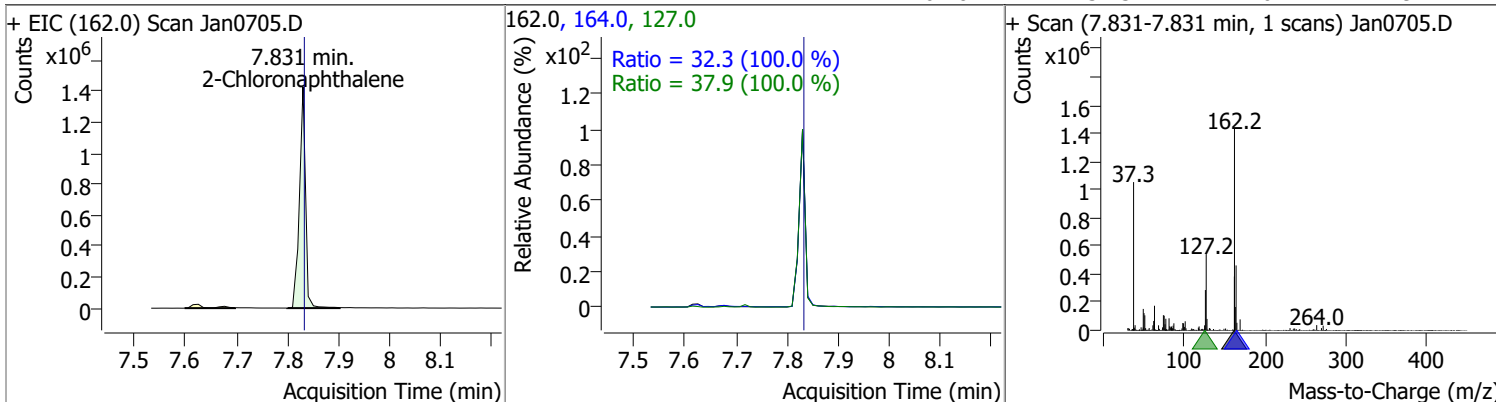


Compound	Conc.	RT	Dev(Min)	Resp.	QIon	QRatio	Lower	Upper
2-Fluorobiphenyl	77.1663	7.72	0.00	1445848	171.0	34.5	24.2	44.9

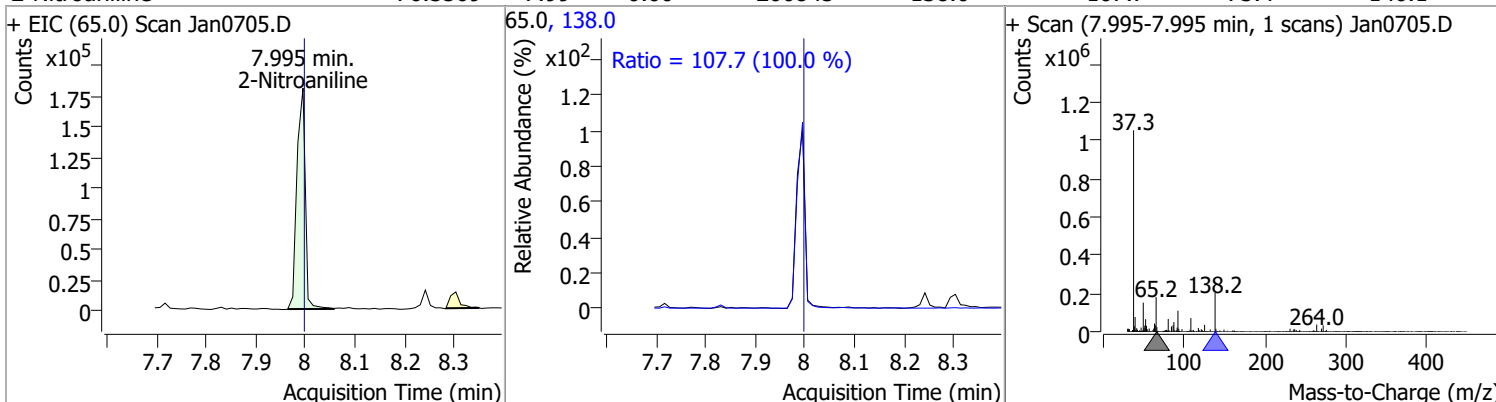


# Quantitation Results Report (QT Reviewed)

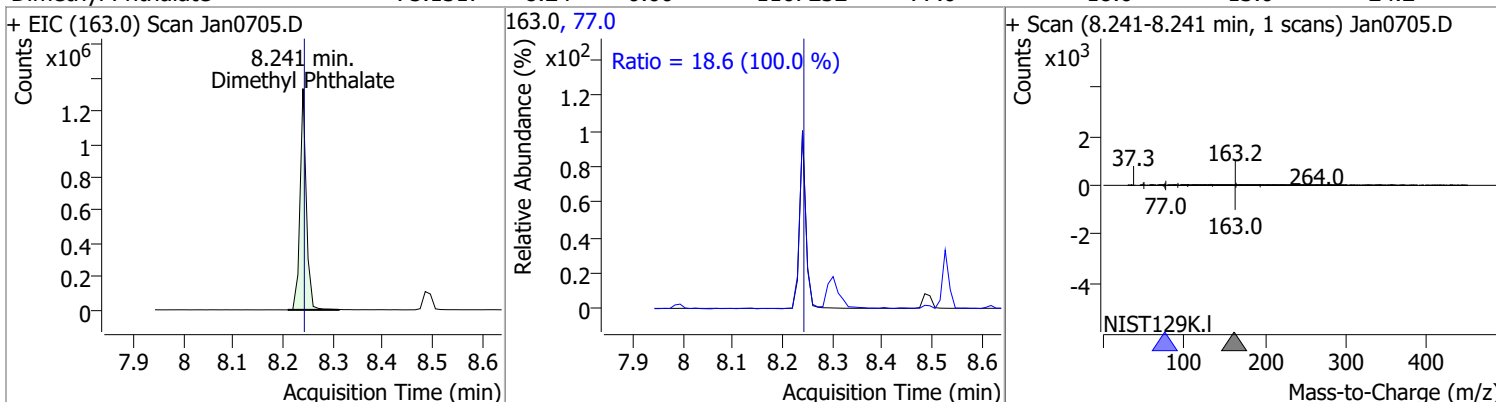
Compound	Conc.	RT	Dev(Min)	Resp.	QIon	QRatio	Lower	Upper
2-Chloronaphthalene	76.2537	7.83	0.00	1191324	127.0	37.9	26.5	49.3
					164.0	32.3	22.6	41.9



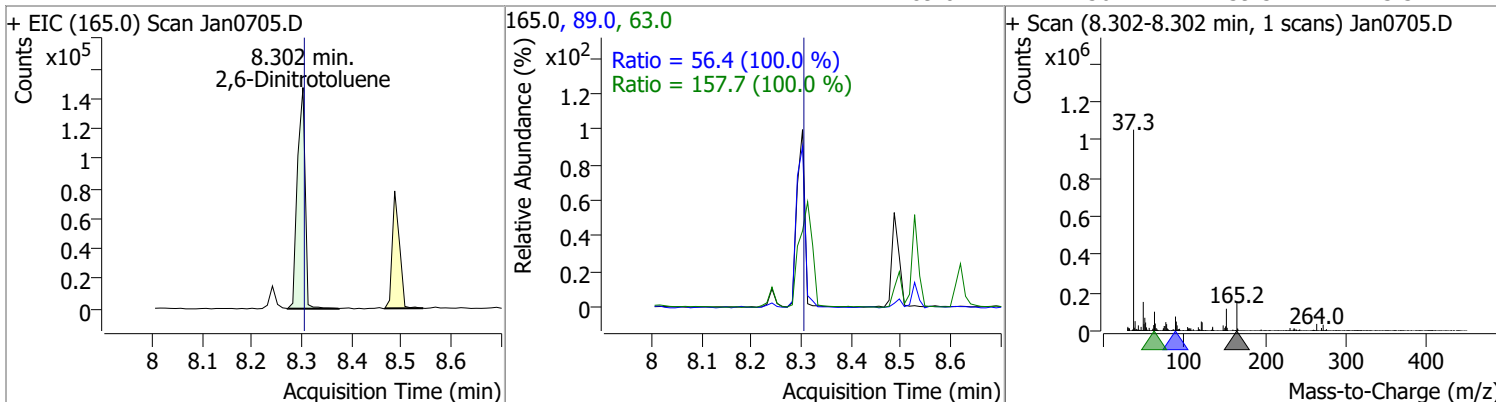
Compound	Conc.	RT	Dev(Min)	Resp.	QIon	QRatio	Lower	Upper
2-Nitroaniline	76.5569	7.99	0.00	206845	138.0	107.7	75.4	140.1



Compound	Conc.	RT	Dev(Min)	Resp.	QIon	QRatio	Lower	Upper
Dimethyl Phthalate	75.1317	8.24	0.00	1167232	77.0	18.6	13.0	24.2

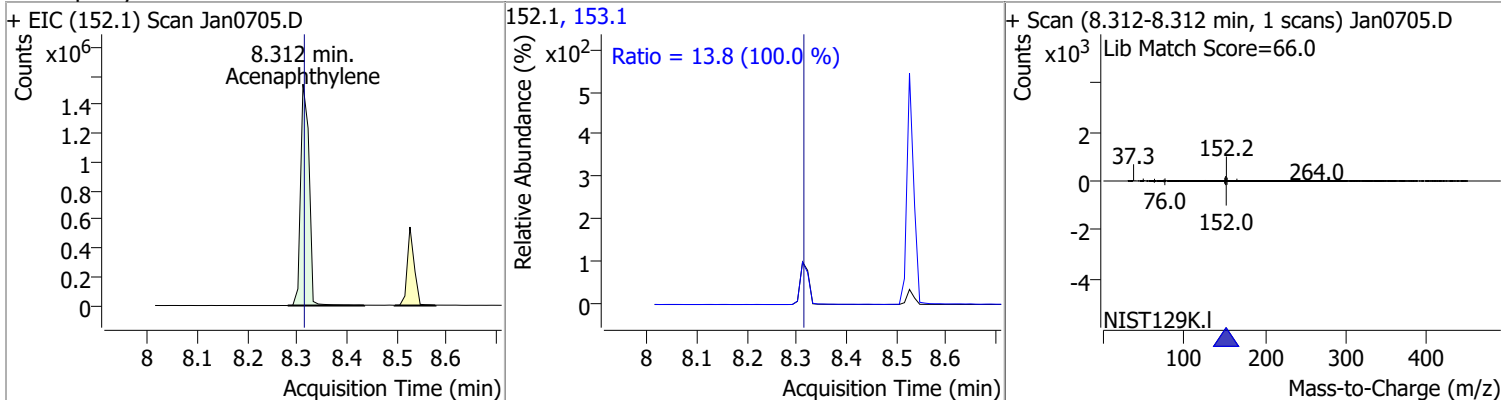


Compound	Conc.	RT	Dev(Min)	Resp.	QIon	QRatio	Lower	Upper
2,6-Dinitrotoluene	75.6719	8.30	0.00	159018	63.0	157.7	110.4	205.0
					89.0	56.4	39.5	73.3

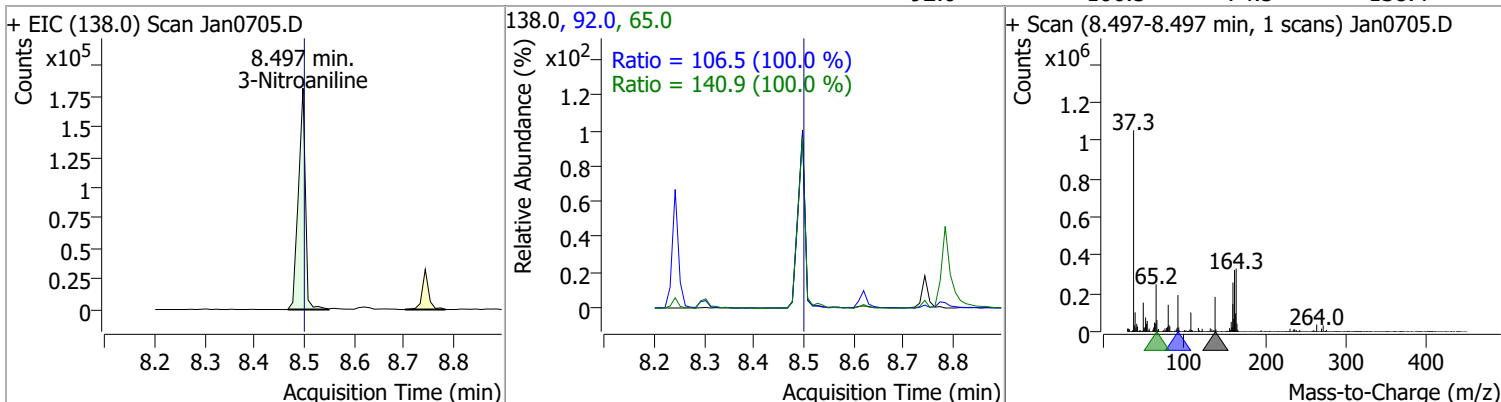


# Quantitation Results Report (QT Reviewed)

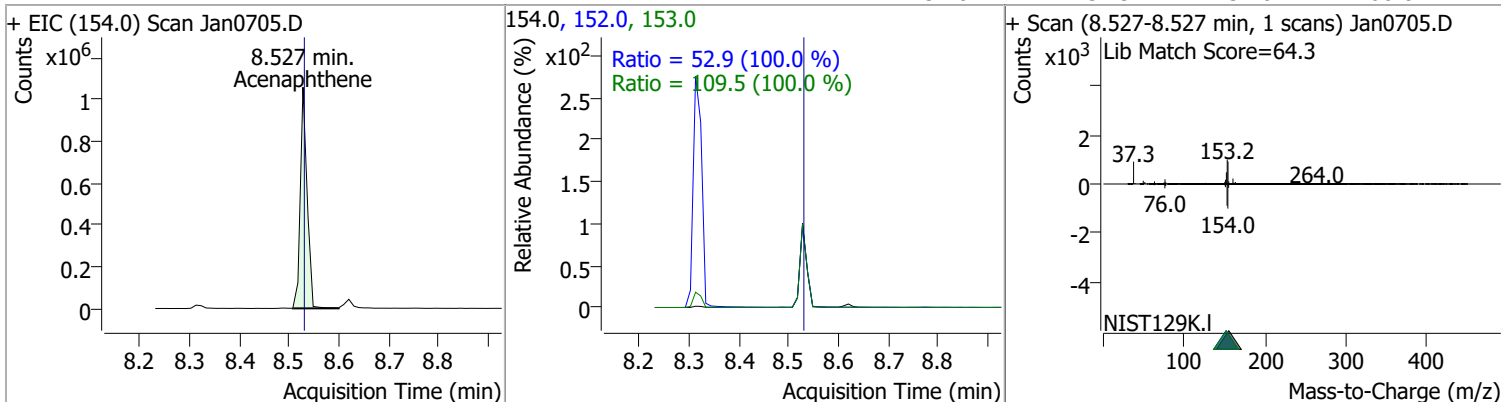
Compound	Conc.	RT	Dev(Min)	Resp.	QIon	QRatio	Lower	Upper
Acenaphthylene	73.6605	8.31	0.00	1828135	153.1	13.8	9.6	17.9



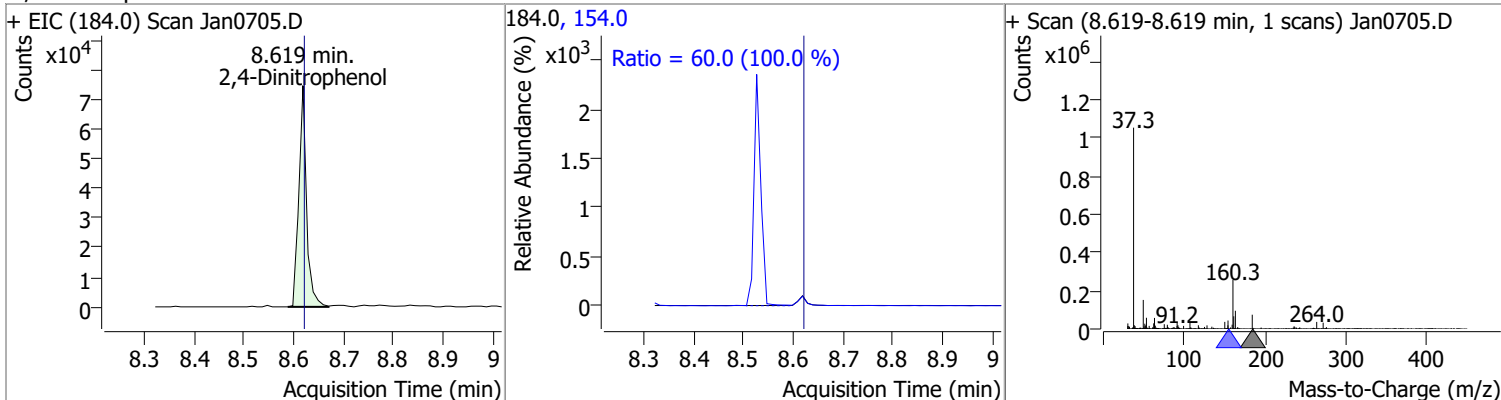
Compound	Conc.	RT	Dev(Min)	Resp.	QIon	QRatio	Lower	Upper
3-Nitroaniline	78.2235	8.50	0.00	177709	65.0	140.9	98.6	183.2
					92.0	106.5	74.5	138.4



Compound	Conc.	RT	Dev(Min)	Resp.	QIon	QRatio	Lower	Upper
Acenaphthene	69.9700	8.53	0.00	1008097	153.0	109.5	76.6	142.3
					152.0	52.9	37.0	68.8

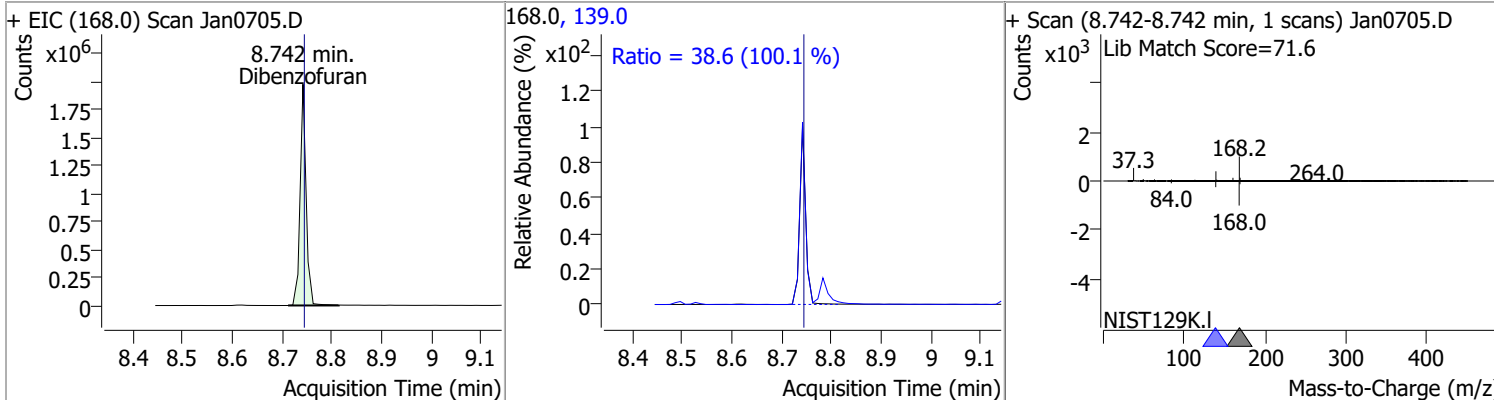


Compound	Conc.	RT	Dev(Min)	Resp.	QIon	QRatio	Lower	Upper
2,4-Dinitrophenol	73.1537	8.62	0.00	80525	154.0	60.0	42.0	78.1

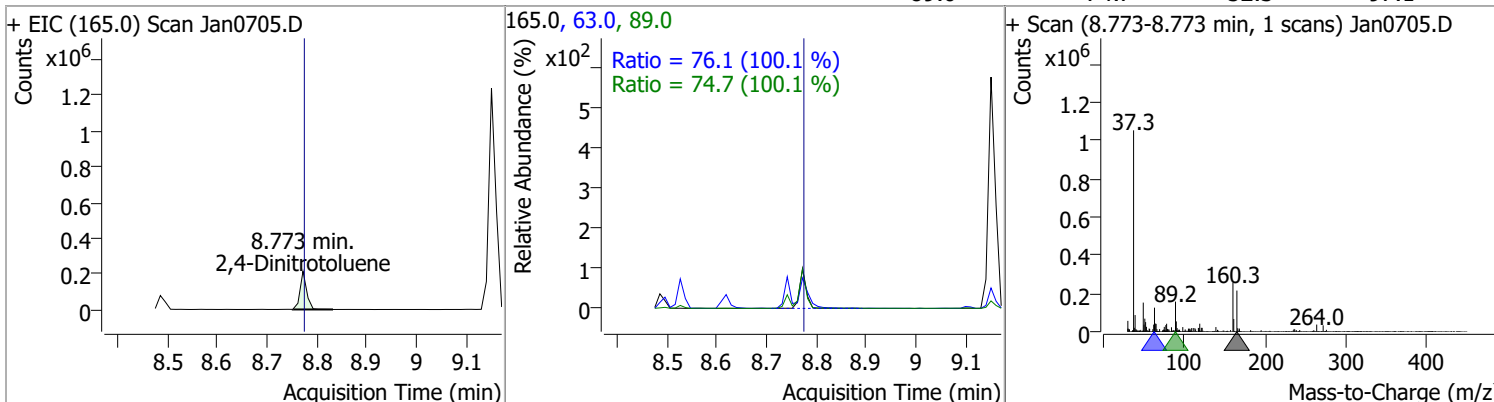


# Quantitation Results Report (QT Reviewed)

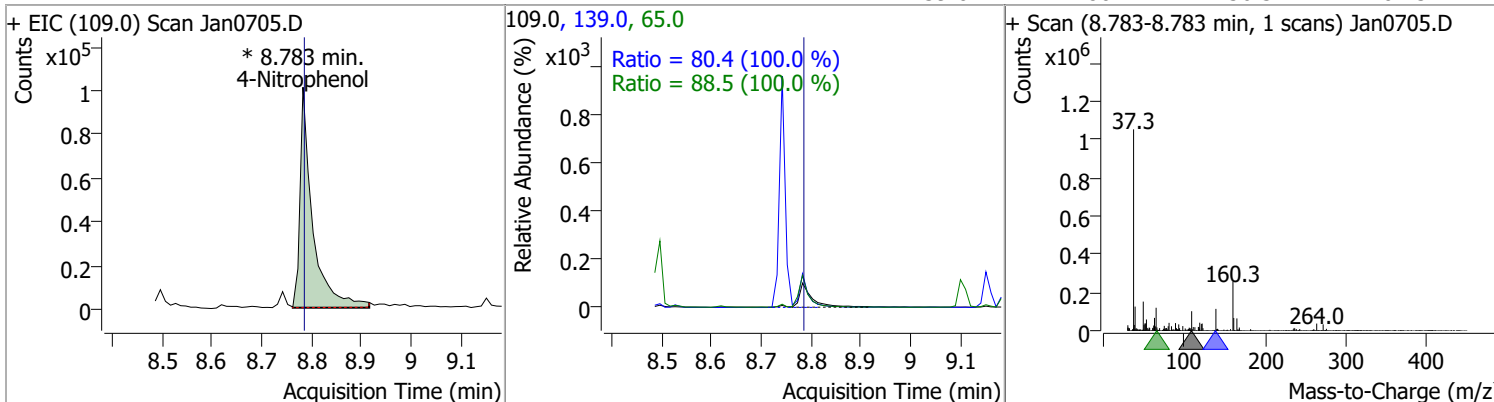
Compound	Conc.	RT	Dev(Min)	Resp.	QIon	QRatio	Lower	Upper
Dibenzofuran	72.3766	8.74	0.00	1650349	139.0	38.6	27.0	50.2



Compound	Conc.	RT	Dev(Min)	Resp.	QIon	QRatio	Lower	Upper
2,4-Dinitrotoluene	72.4081	8.77	0.00	195674	63.0	76.1	53.2	98.9
					89.0	74.7	52.3	97.1



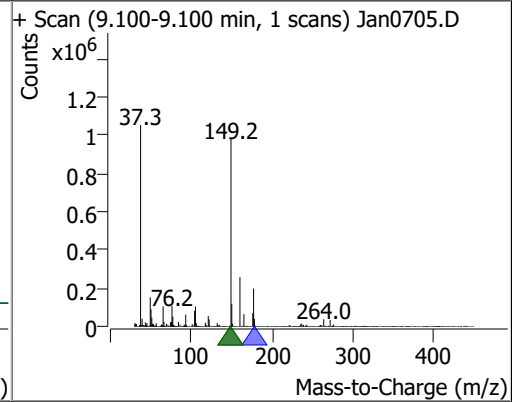
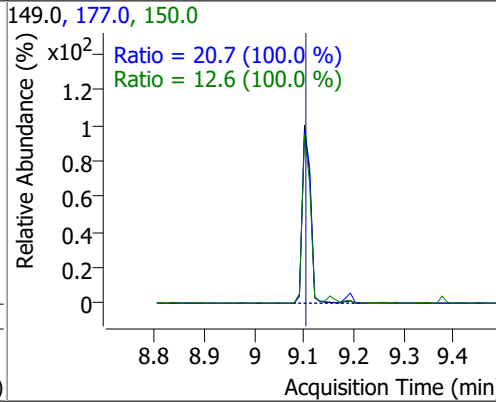
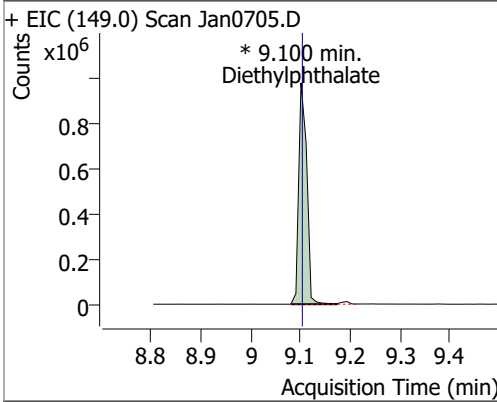
Compound	Conc.	RT	Dev(Min)	Resp.	QIon	QRatio	Lower	Upper
4-Nitrophenol	76.0448	8.78	0.00	177604 (m)	65.0	88.5	62.0	115.1
					139.0	80.4	56.3	104.5



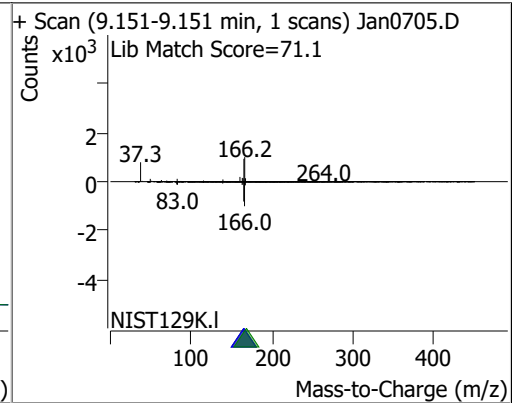
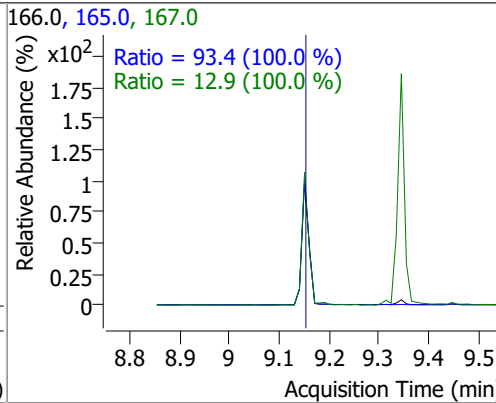
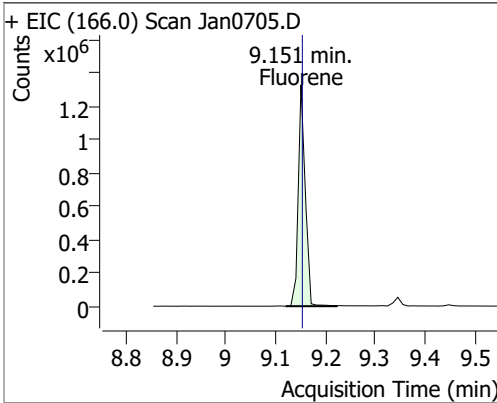


# Quantitation Results Report (QT Reviewed)

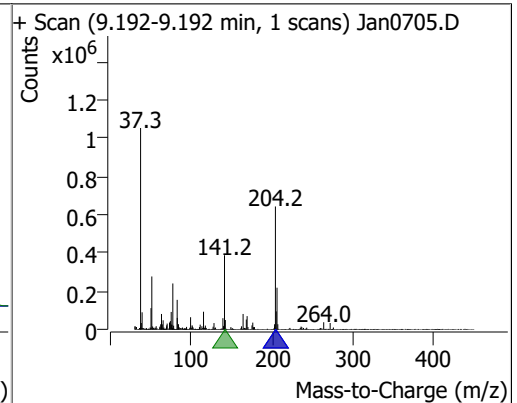
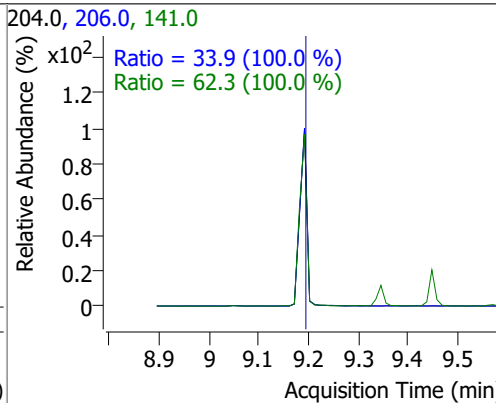
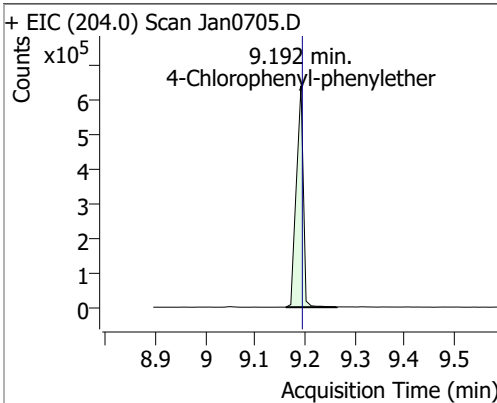
Compound	Conc.	RT	Dev(Min)	Resp.	QIon	QRatio	Lower	Upper
Diethylphthalate	72.1988	9.10	0.00	1101126 (m)	177.0	20.7	14.5	27.0
					150.0	12.6	8.8	16.4



Compound	Conc.	RT	Dev(Min)	Resp.	QIon	QRatio	Lower	Upper
Fluorene	71.3204	9.15	0.00	1301635	165.0	93.4	65.4	121.4
					167.0	12.9	9.0	16.7

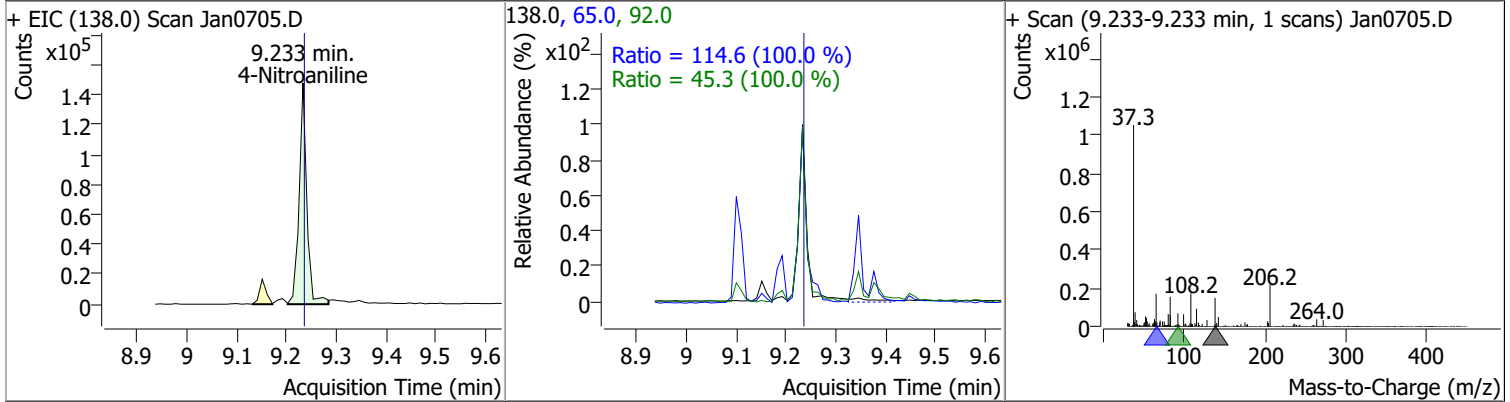


Compound	Conc.	RT	Dev(Min)	Resp.	QIon	QRatio	Lower	Upper
4-Chlorophenyl-phenylether	74.1262	9.19	0.00	621769	141.0	62.3	43.6	80.9
					206.0	33.9	23.7	44.1

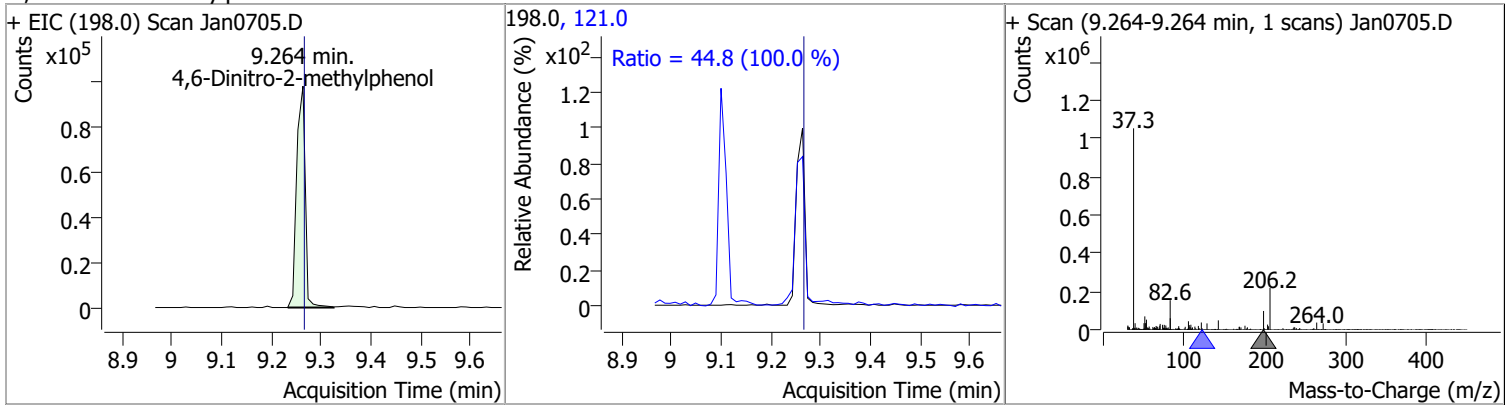


# Quantitation Results Report (QT Reviewed)

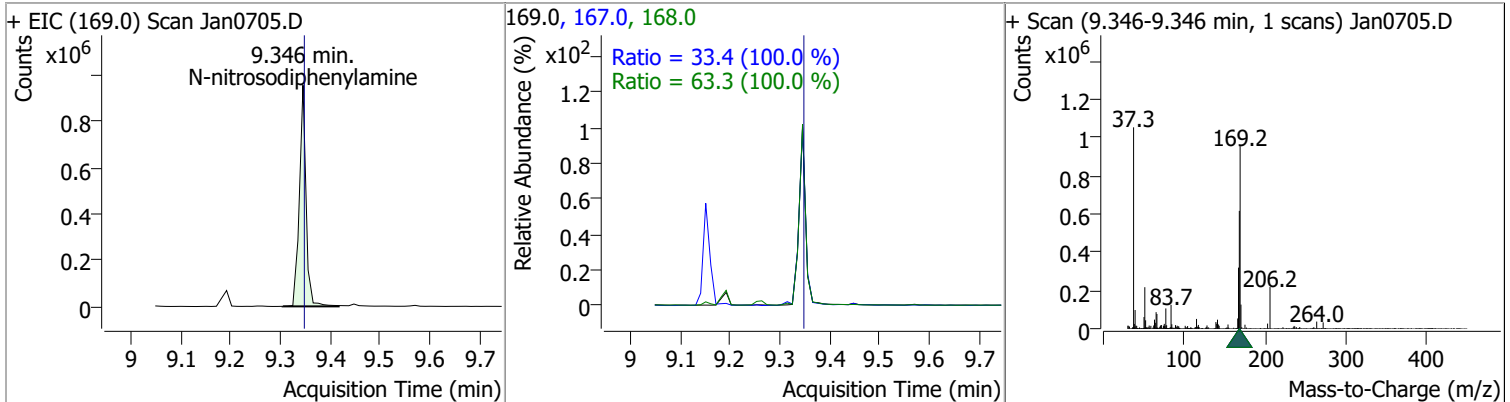
Compound	Conc.	RT	Dev(Min)	Resp.	QIon	QRatio	Lower	Upper
4-Nitroaniline	71.2640	9.23	0.00	158269	65.0	114.6	80.2	149.0
					92.0	45.3	31.7	58.9



Compound	Conc.	RT	Dev(Min)	Resp.	QIon	QRatio	Lower	Upper
4,6-Dinitro-2-methylphenol	74.3949	9.26	0.00	116175	121.0	44.8	31.4	58.3

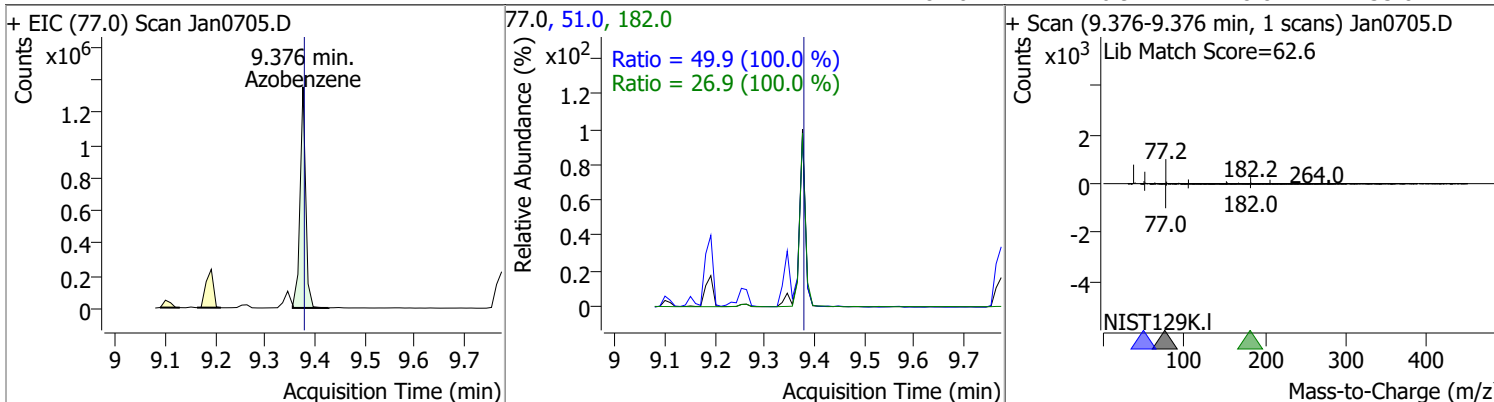


Compound	Conc.	RT	Dev(Min)	Resp.	QIon	QRatio	Lower	Upper
N-nitrosodiphenylamine	75.1058	9.35	0.00	888089	168.0	63.3	44.3	82.3
					167.0	33.4	23.4	43.4

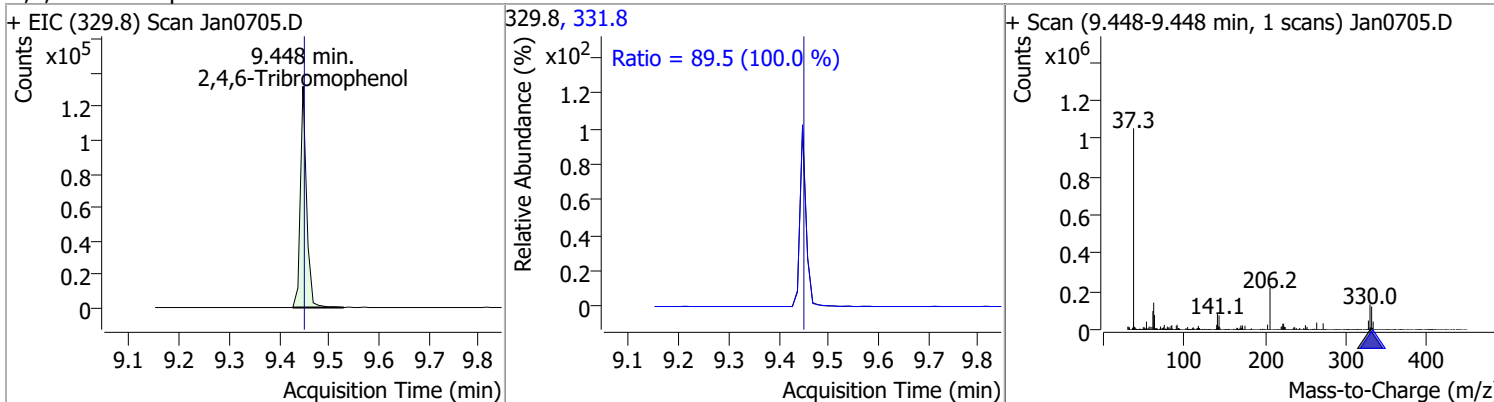


# Quantitation Results Report (QT Reviewed)

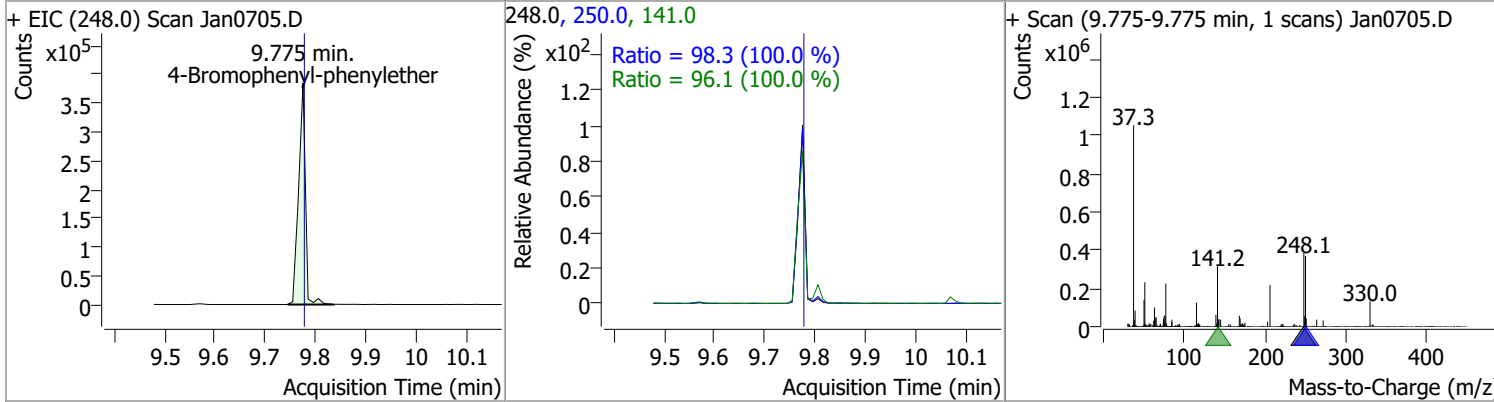
Compound	Conc.	RT	Dev(Min)	Resp.	QIon	QRatio	Lower	Upper
Azobenzene	75.6555	9.38	0.00	1063294	51.0	49.9	34.9	64.9
					182.0	26.9	18.8	35.0



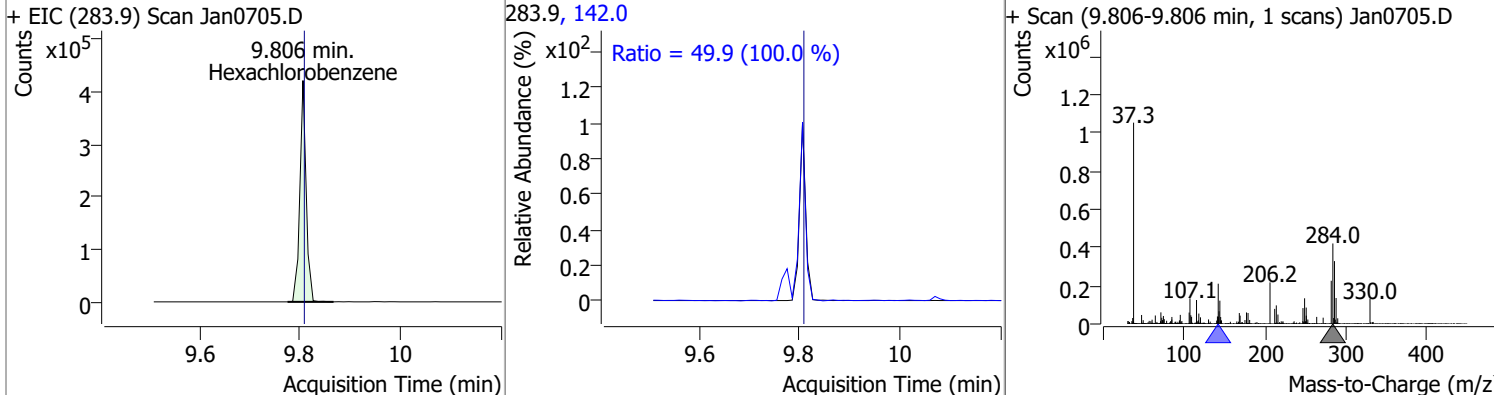
Compound	Conc.	RT	Dev(Min)	Resp.	QIon	QRatio	Lower	Upper
2,4,6-Tribromophenol	76.9892	9.45	0.00	114684	331.8	89.5	62.7	116.4



Compound	Conc.	RT	Dev(Min)	Resp.	QIon	QRatio	Lower	Upper
4-Bromophenyl-phenylether	75.6699	9.78	0.00	360097	250.0	98.3	68.8	127.8
					141.0	96.1	67.3	124.9

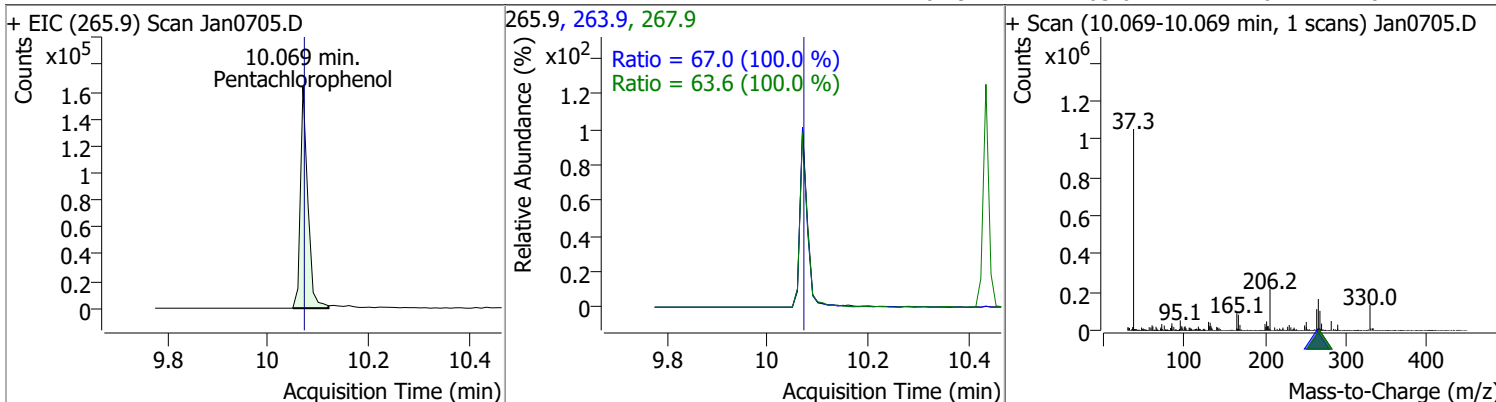


Compound	Conc.	RT	Dev(Min)	Resp.	QIon	QRatio	Lower	Upper
Hexachlorobenzene	75.9367	9.81	0.00	365888	142.0	49.9	34.9	64.8

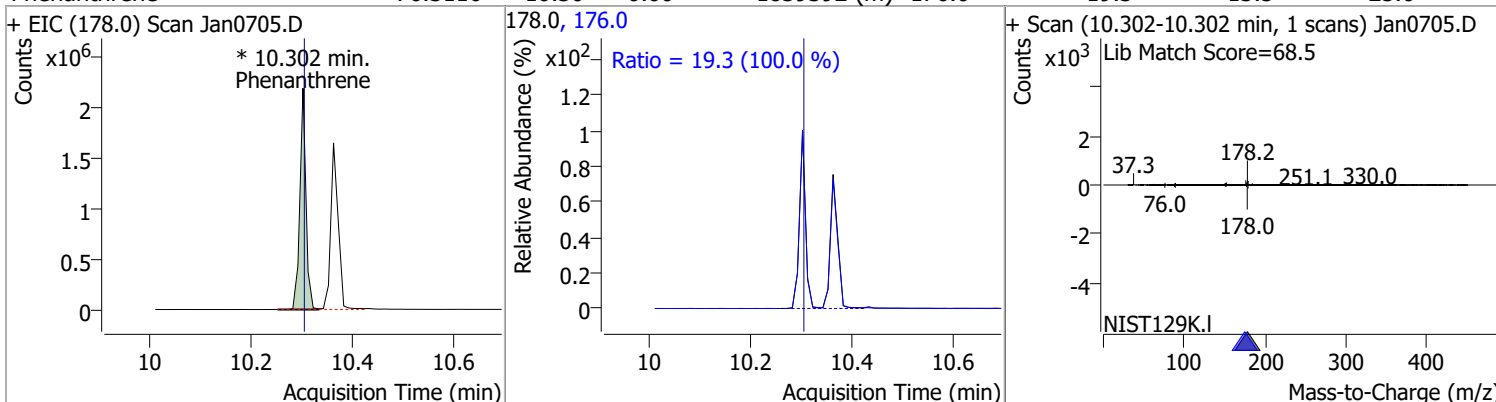


# Quantitation Results Report (QT Reviewed)

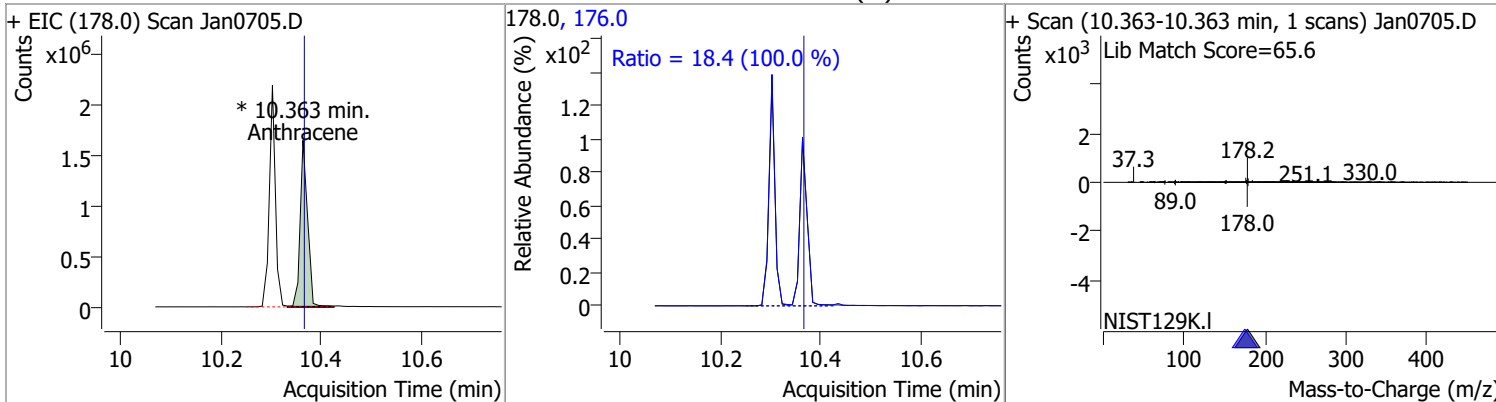
Compound	Conc.	RT	Dev(Min)	Resp.	QIon	QRatio	Lower	Upper
Pentachlorophenol	74.4382	10.07	0.00	166863	263.9	67.0	46.9	87.1
					267.9	63.6	44.6	82.7



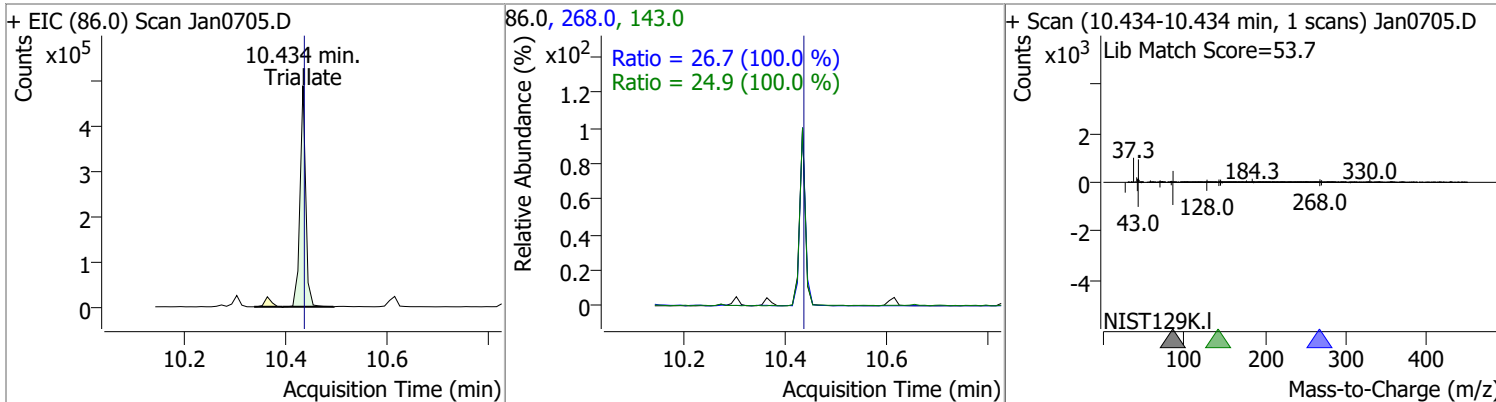
Compound	Conc.	RT	Dev(Min)	Resp.	QIon	QRatio	Lower	Upper
Phenanthrene	76.3116	10.30	0.00	1839392 (m)	176.0	19.3	13.5	25.0



Compound	Conc.	RT	Dev(Min)	Resp.	QIon	QRatio	Lower	Upper
Anthracene	73.0175	10.36	0.00	1693272 (m)	176.0	18.4	12.9	23.9

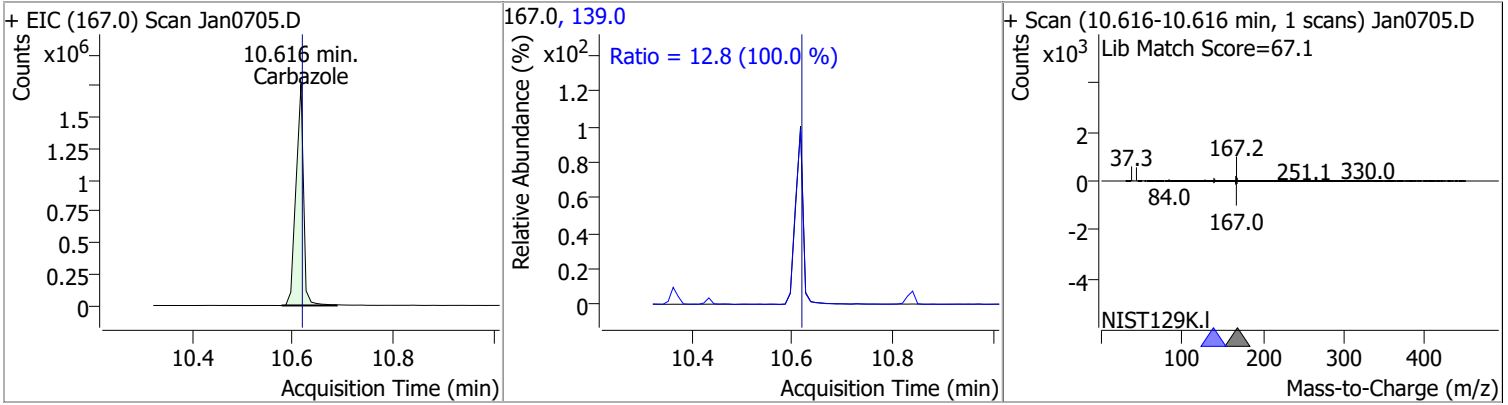


Compound	Conc.	RT	Dev(Min)	Resp.	QIon	QRatio	Lower	Upper
Triallate	75.7641	10.43	0.00	383130	268.0	26.7	18.7	34.7
					143.0	24.9	17.4	32.3

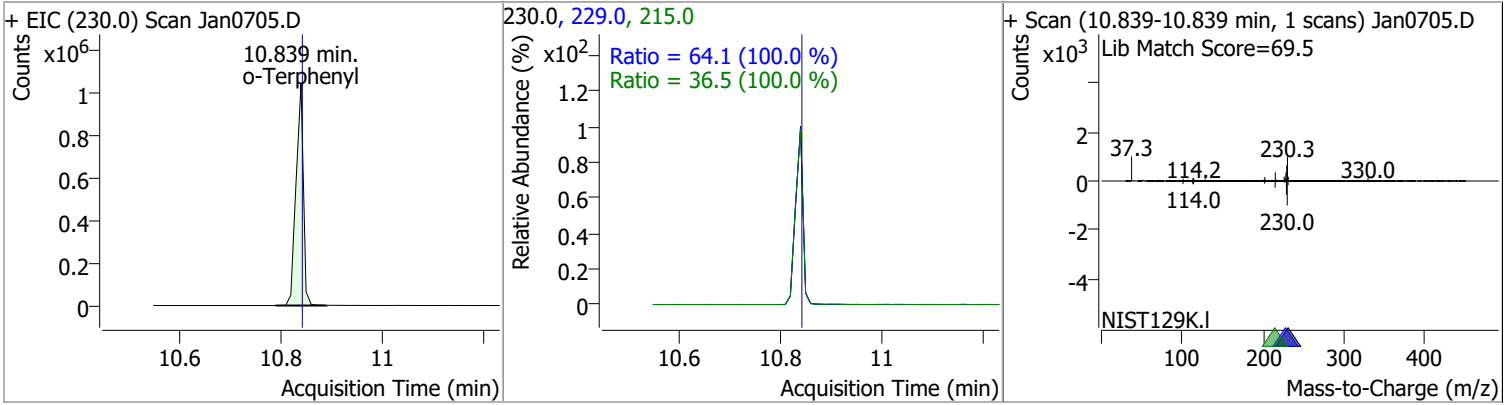


# Quantitation Results Report (QT Reviewed)

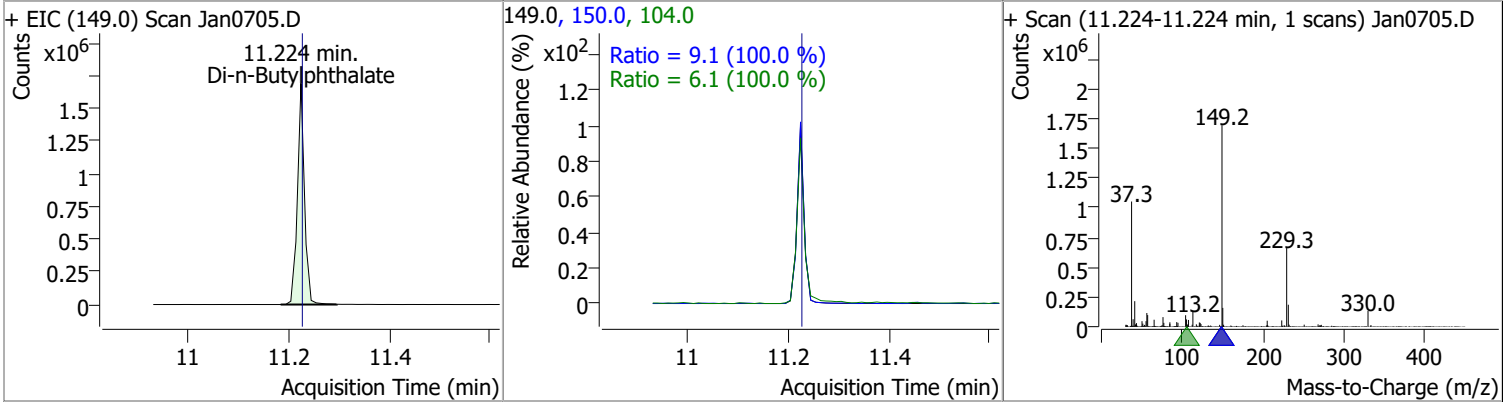
Compound	Conc.	RT	Dev(Min)	Resp.	QIon	QRatio	Lower	Upper
Carbazole	79.2180	10.62	0.00	1827066	139.0	12.8	8.9	16.6



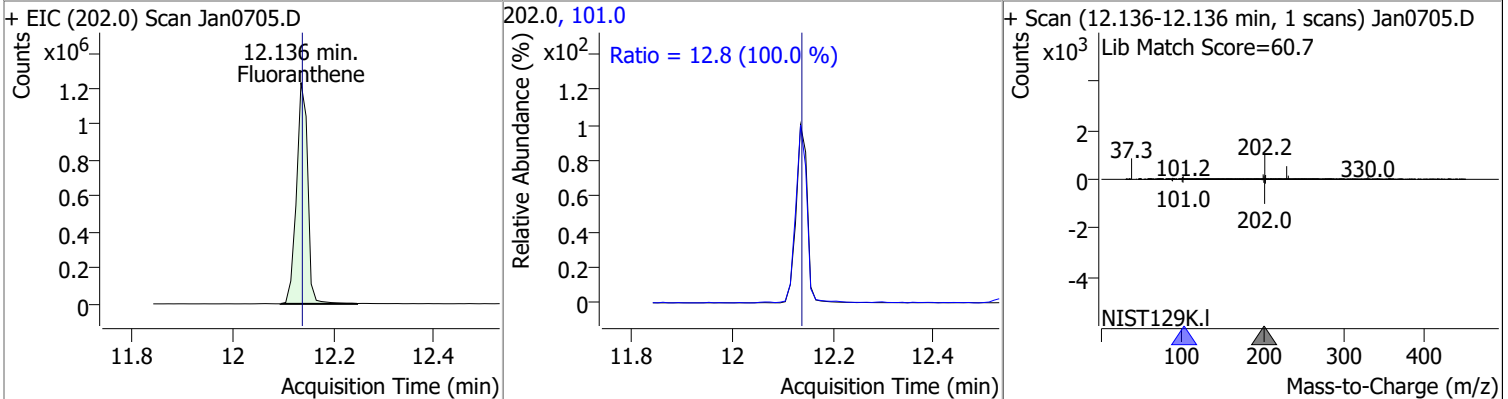
Compound	Conc.	RT	Dev(Min)	Resp.	QIon	QRatio	Lower	Upper
o-Terphenyl	75.6014	10.84	0.00	1053346	229.0	64.1	44.9	83.3
					215.0	36.5	25.6	47.5



Compound	Conc.	RT	Dev(Min)	Resp.	QIon	QRatio	Lower	Upper
Di-n-Butylphthalate	75.9353	11.22	0.00	1653177	150.0	9.1	6.4	11.9
					104.0	6.1	4.3	7.9

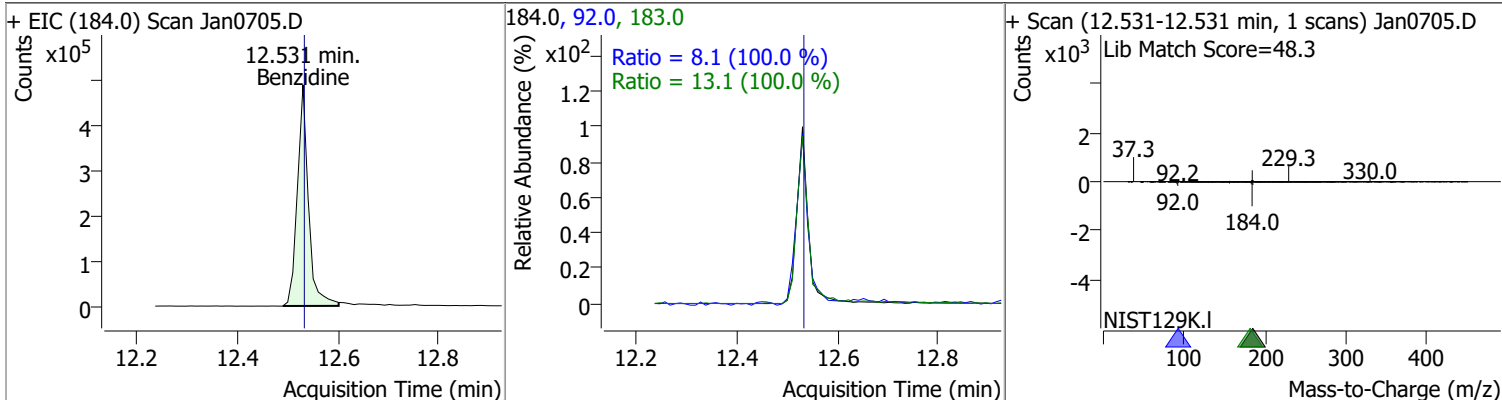


Compound	Conc.	RT	Dev(Min)	Resp.	QIon	QRatio	Lower	Upper
Fluoranthene	75.2198	12.14	0.00	1909433	101.0	12.8	8.9	16.6

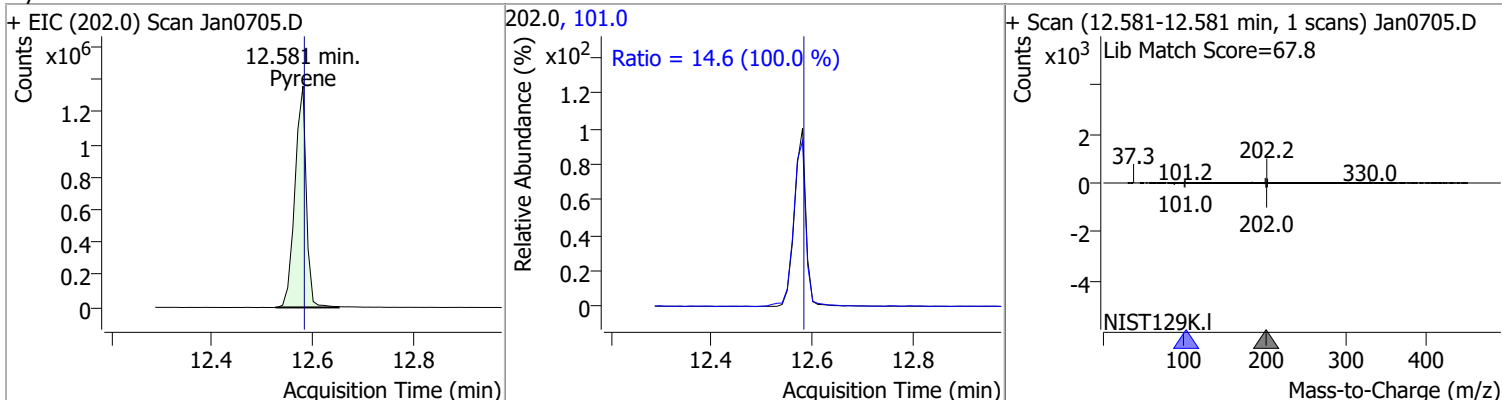


# Quantitation Results Report (QT Reviewed)

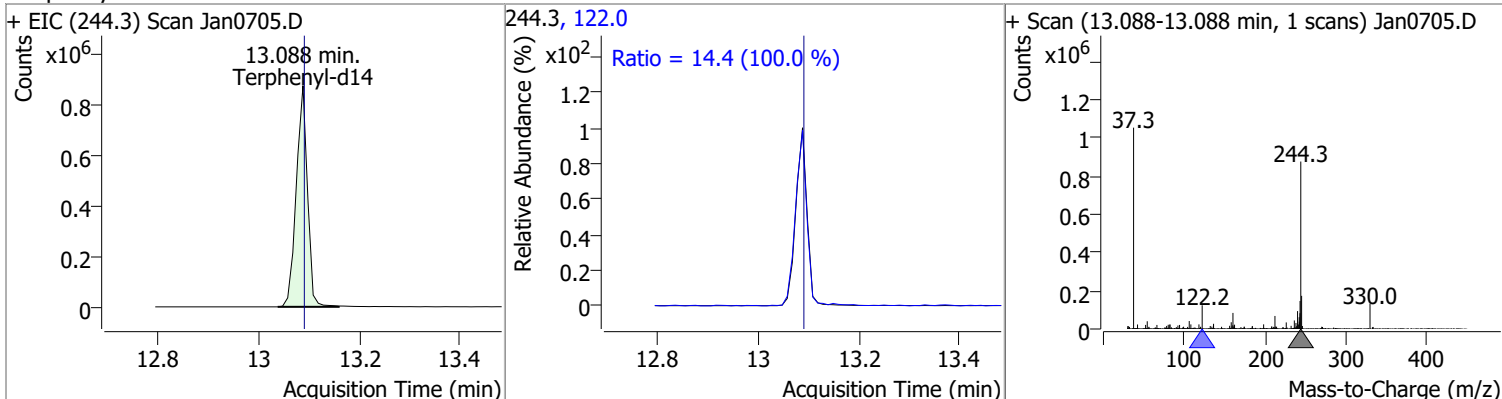
Compound	Conc.	RT	Dev(Min)	Resp.	QIon	QRatio	Lower	Upper
Benzidine	74.7591	12.53	0.00	743375	183.0	13.1	9.1	17.0
					92.0	8.1	5.7	10.5



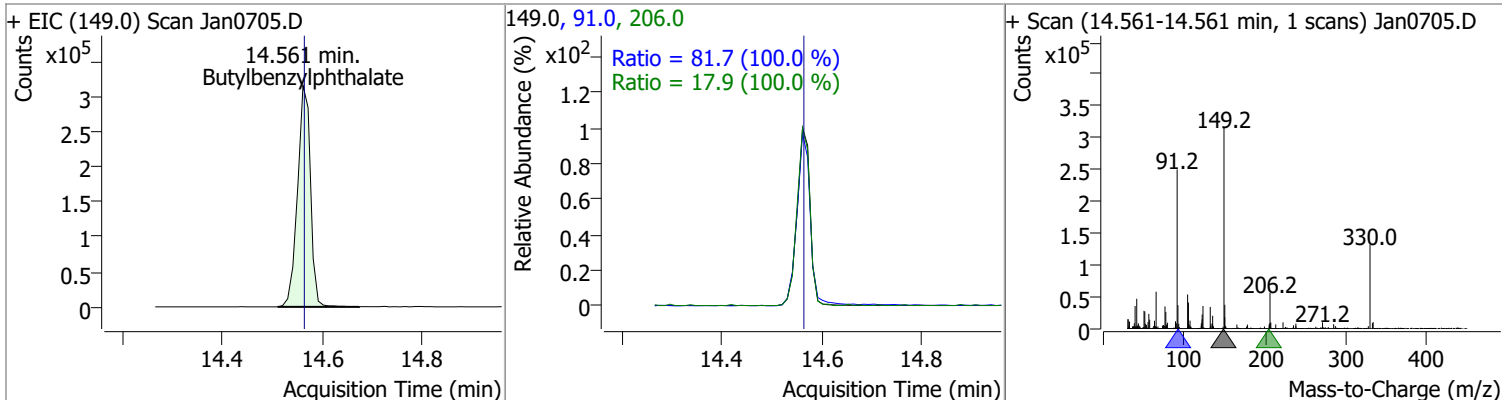
Compound	Conc.	RT	Dev(Min)	Resp.	QIon	QRatio	Lower	Upper
Pyrene	76.7171	12.58	0.00	2132176	101.0	14.6	10.2	19.0



Compound	Conc.	RT	Dev(Min)	Resp.	QIon	QRatio	Lower	Upper
Terphenyl-d14	73.3463	13.09	0.00	1349248	122.0	14.4	10.1	18.7

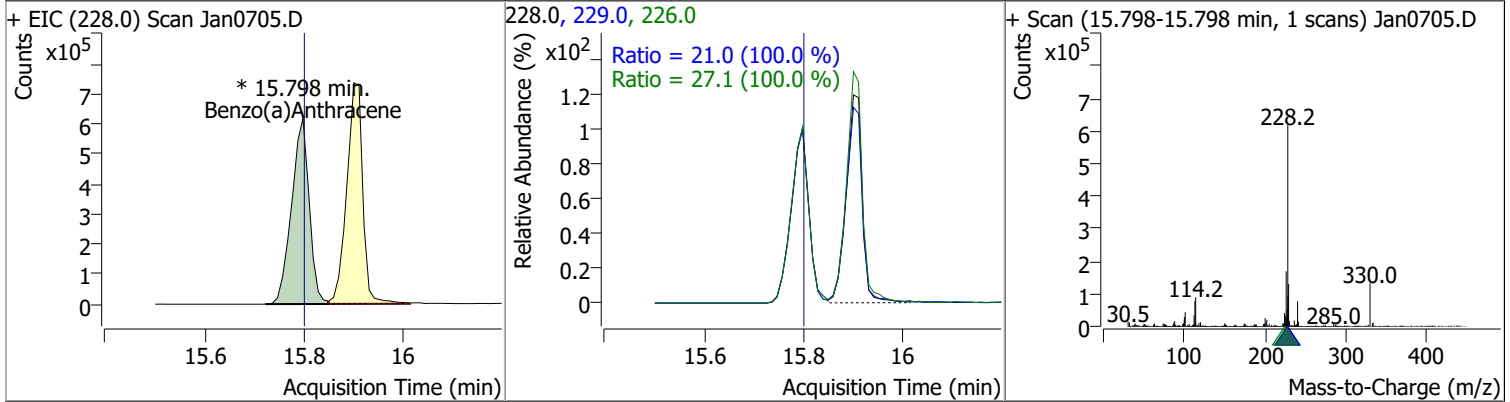


Compound	Conc.	RT	Dev(Min)	Resp.	QIon	QRatio	Lower	Upper
Butylbenzylphthalate	77.2406	14.56	0.00	570093	91.0	81.7	57.2	106.2
					206.0	17.9	12.6	23.3

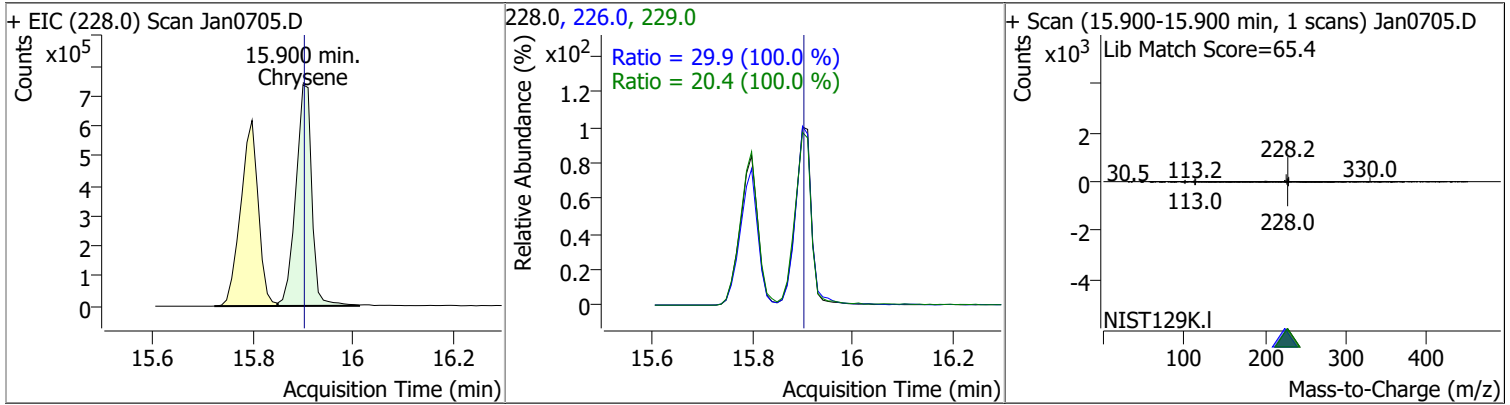


# Quantitation Results Report (QT Reviewed)

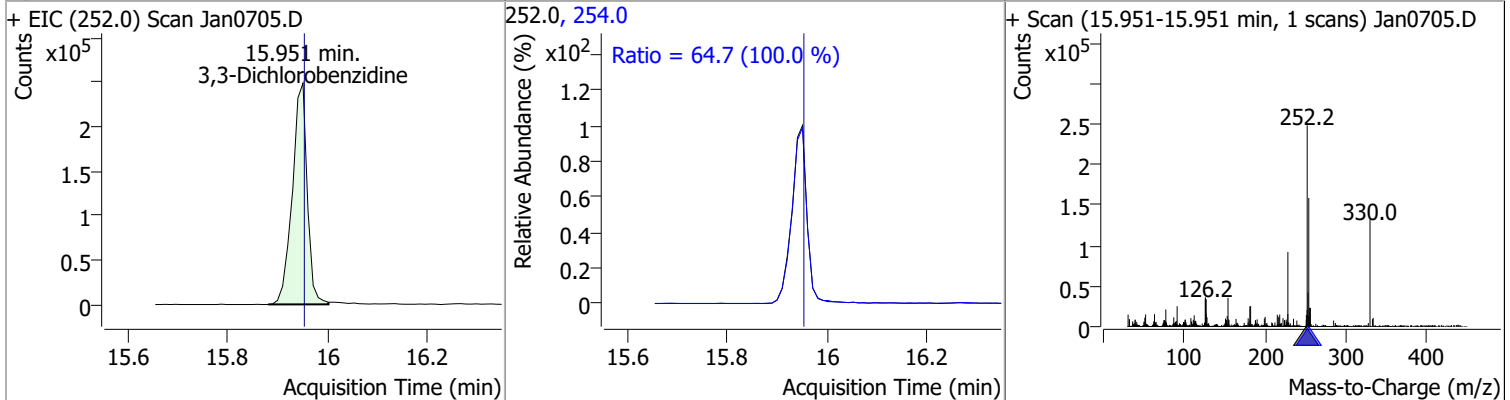
Compound	Conc.	RT	Dev(Min)	Resp.	QIon	QRatio	Lower	Upper
Benzo(a)Anthracene	75.0761	15.80	0.00	1515825 (m)	226.0	27.1	18.9	35.2
					229.0	21.0	14.7	27.3



Compound	Conc.	RT	Dev(Min)	Resp.	QIon	QRatio	Lower	Upper
Chrysene	74.3408	15.90	0.00	1648428	226.0	29.9	21.0	38.9
					229.0	20.4	14.3	26.5



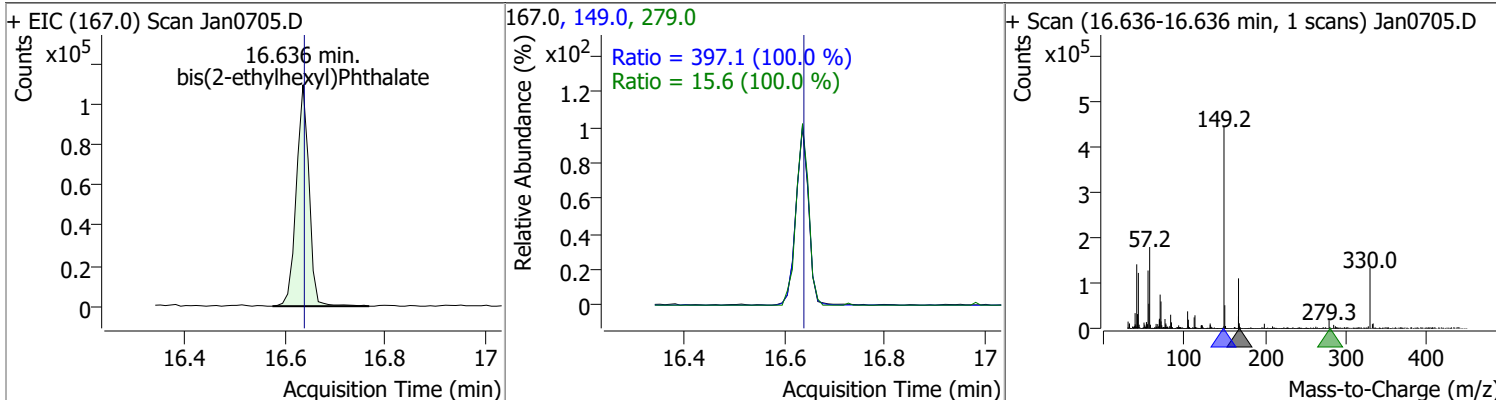
Compound	Conc.	RT	Dev(Min)	Resp.	QIon	QRatio	Lower	Upper
3,3-Dichlorobenzidine	75.1340	15.95	0.00	514900	254.0	64.7	45.3	84.1



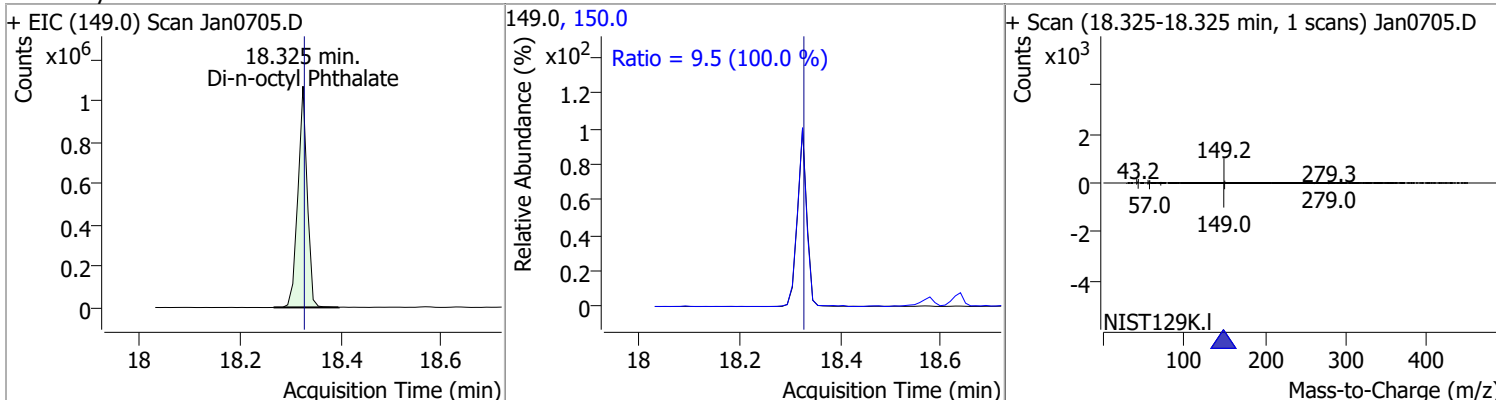


# Quantitation Results Report (QT Reviewed)

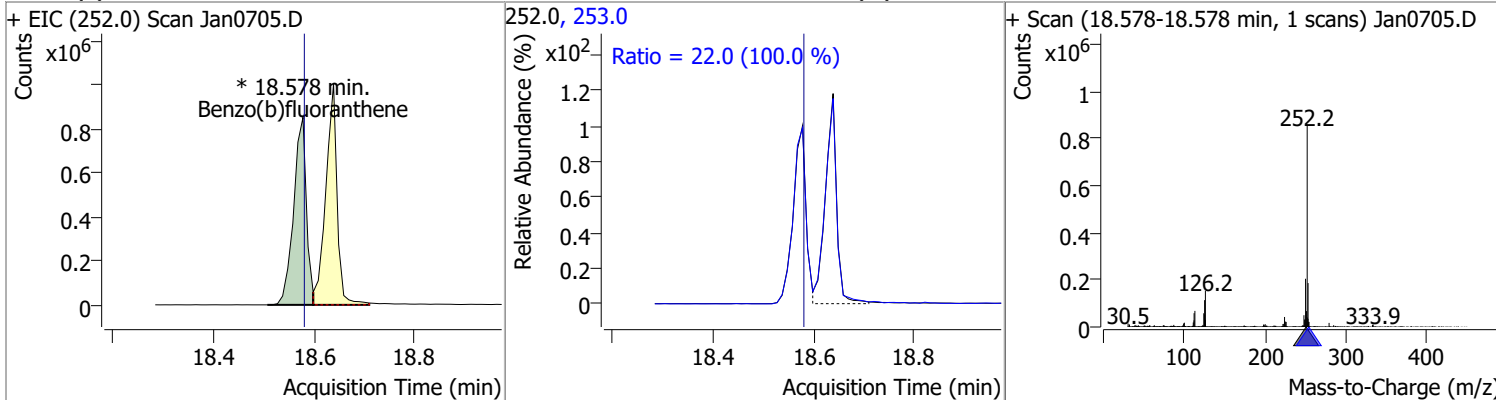
Compound	Conc.	RT	Dev(Min)	Resp.	QIon	QRatio	Lower	Upper
bis(2-ethylhexyl)Phthalate	74.4146	16.64	0.00	194232	149.0	397.1	278.0	516.2
					279.0	15.6	10.9	20.3



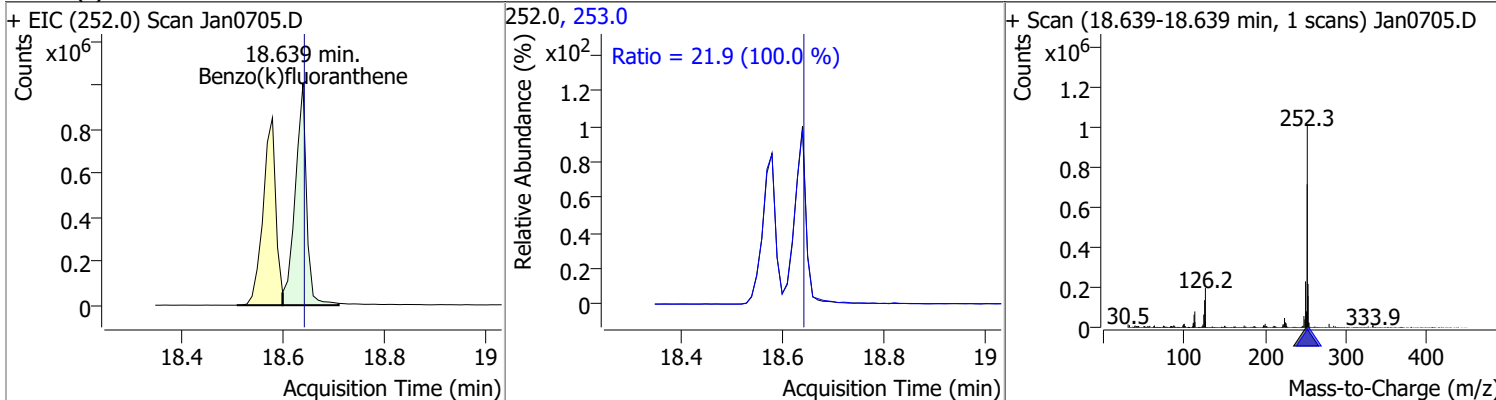
Compound	Conc.	RT	Dev(Min)	Resp.	QIon	QRatio	Lower	Upper
Di-n-octyl Phthalate	74.2318	18.32	0.00	1370065	150.0	9.5	6.7	12.4



Compound	Conc.	RT	Dev(Min)	Resp.	QIon	QRatio	Lower	Upper
Benzo(b)fluoranthene	75.0737	18.58	0.00	1501132 (m)	253.0	22.0	15.4	28.6



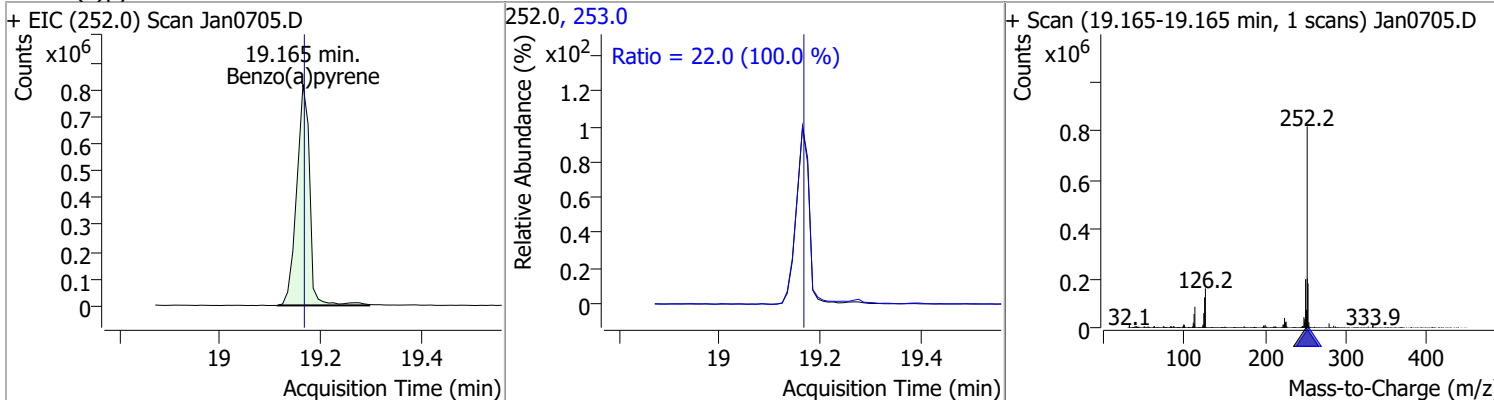
Compound	Conc.	RT	Dev(Min)	Resp.	QIon	QRatio	Lower	Upper
Benzo(k)fluoranthene	76.1576	18.64	0.00	1578753	253.0	21.9	15.3	28.5



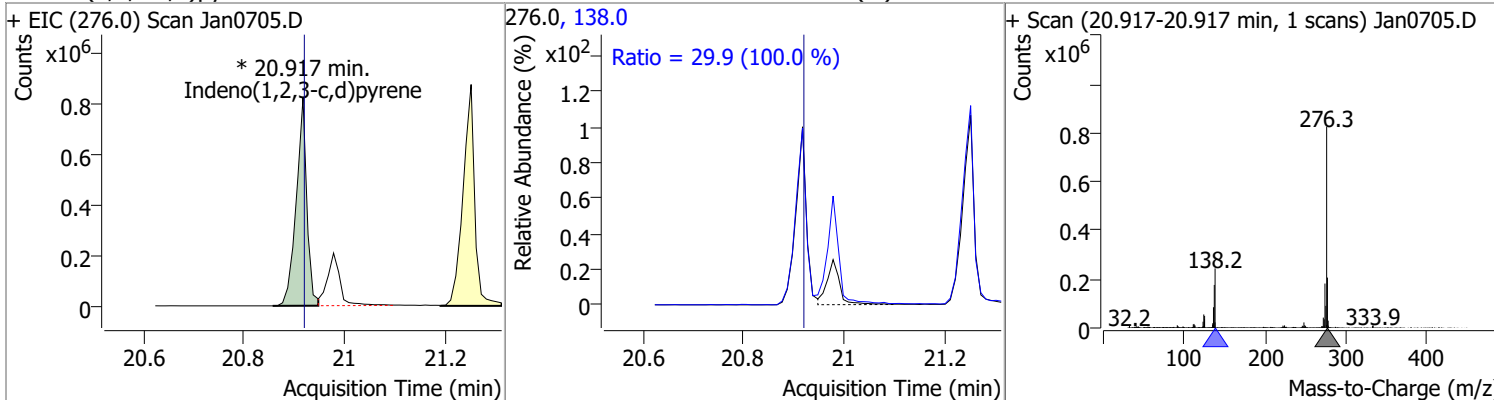


# Quantitation Results Report (QT Reviewed)

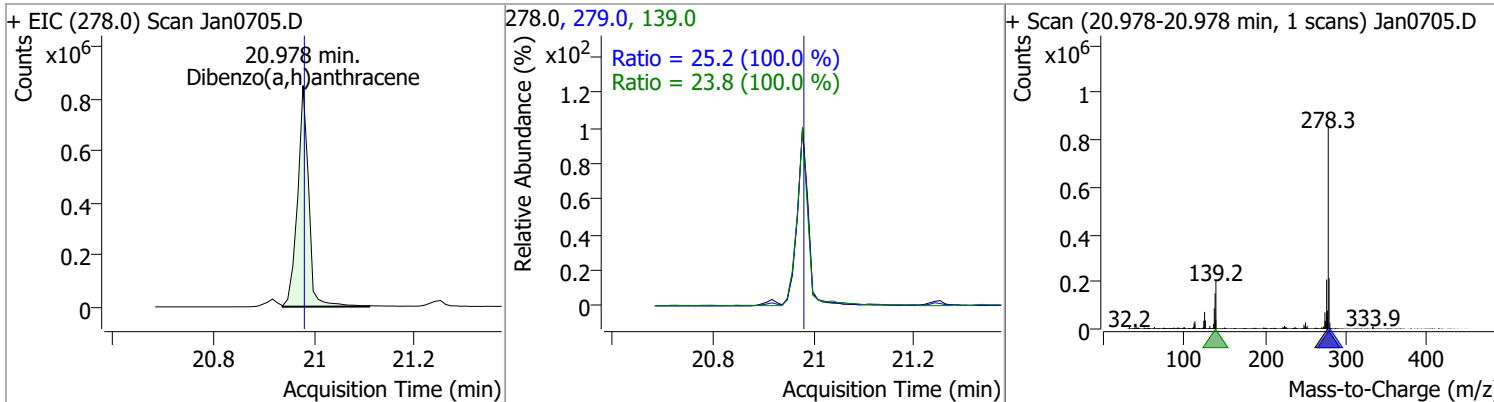
Compound	Conc.	RT	Dev(Min)	Resp.	QIon	QRatio	Lower	Upper
Benzo(a)pyrene	77.2426	19.17	0.00	1467588	253.0	22.0	15.4	28.6



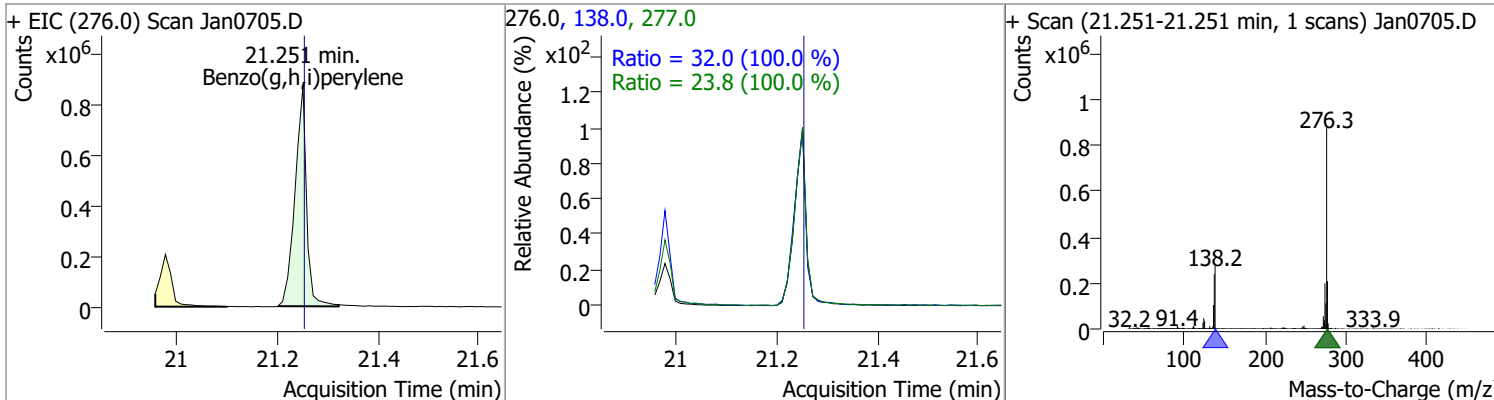
Compound	Conc.	RT	Dev(Min)	Resp.	QIon	QRatio	Lower	Upper
Indeno(1,2,3-c,d)pyrene	75.4973	20.92	0.00	1208629 (m)	138.0	29.9	20.9	38.8



Compound	Conc.	RT	Dev(Min)	Resp.	QIon	QRatio	Lower	Upper
Dibenzo(a,h)anthracene	75.2449	20.98	0.00	1301526	279.0	25.2	17.7	32.8
					139.0	23.8	16.7	31.0

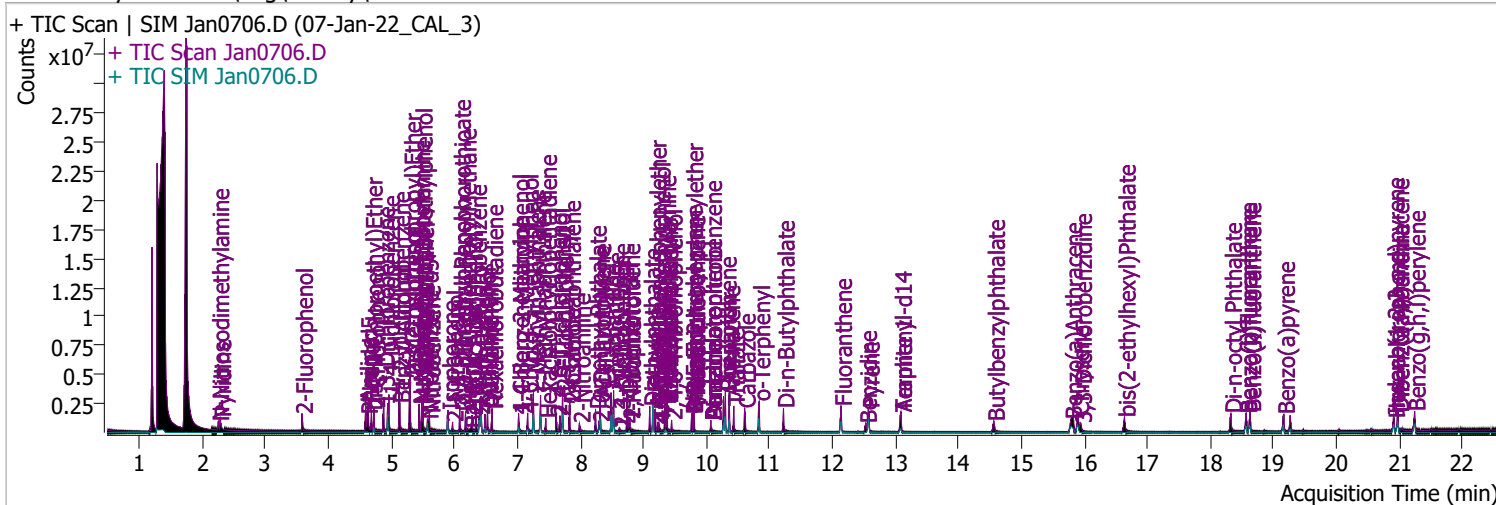


Compound	Conc.	RT	Dev(Min)	Resp.	QIon	QRatio	Lower	Upper
Benzo(g,h,i)perylene	74.1017	21.25	0.00	1388611	138.0	32.0	22.4	41.6
					277.0	23.8	16.6	30.9



# Quantitation Results Report (QT Reviewed)

Data File	Jan0706.D	Operator	LIMS import
Acq. Method	BNA+SIM.M	Acq. Date-Time	1/7/2022 3:12:34 PM
Sample Name	07-Jan-22_CAL_3	Instrument	Instrument #1
Vial	6	Multiplier	1.00
DA Method File		Comment	SVOC-8270-W-LARGO
Tune File	dftppdsm.u	Tune Date	1/7/2022 12:13:00 PM
Batch Name	010722 DoD BNA cal 1.batch.bin	Last Calib Update	1/11/2022 8:55:14 AM
Ref Library	D:\Org\Library\NIST129K.l		



Compound	RT	QIon	Resp.	Conc.	Units	Dev(Min)
<b>Internal Standards</b>						
<b>System Monitoring Compounds</b>						
S 2-Fluorophenol	3.582	112.0	391645	49.1430	µg/L	0.000
Spiked Amount: 200.000	Range: 10.0 - 75.0%			Recovery = 24.57%		
S Phenol-d5	4.613	99.0	518291	48.3891	µg/L	m -0.010
Spiked Amount: 200.000	Range: 10.0 - 65.0%			Recovery = 24.19%		
S Nitrobenzene-d5	5.573	82.0	280583	48.5805	µg/L	-0.010
Spiked Amount: 100.000	Range: 32.0 - 94.0%			Recovery = 48.58%		
S 2-Fluorobiphenyl	7.718	172.0	932127	49.9480	µg/L	0.000
Spiked Amount: 100.000	Range: 28.0 - 107.0%			Recovery = 49.95%		
S 2,4,6-Tribromophenol	9.448	329.8	69752	49.4485	µg/L	0.000
Spiked Amount: 200.000	Range: 25.0 - 140.0%			Recovery = 24.72%		*
S Terphenyl-d14	13.088	244.3	881950	49.2018	µg/L	0.000
Spiked Amount: 100.000	Range: 32.0 - 122.0%			Recovery = 49.20%		
<b>Target Compounds</b>						
T N-Nitrosodimethylamine	2.254	74.0	166711	49.0645	µg/L	m 94
T Pyridine	2.285	79.0	354071	47.5526	µg/L	m 71
T Aniline	4.593	93.0	721474	51.0347	µg/L	98
T Phenol	4.634	94.0	555346	47.6777	µg/L	m 96
T bis(-2-Chloroethyl)Ether	4.685	63.0	451790	51.5955	µg/L	m 99
T 2-Chlorophenol	4.726	128.0	465695	48.7484	µg/L	100
T 1,3-Dichlorobenzene	4.879	146.0	592783	47.4889	µg/L	98
T 1,4-Dichlorobenzene	4.961	146.0	630442	50.2536	µg/L	100
T 1,2-Dichlorobenzene	5.124	146.0	624312	50.4731	µg/L	98
T Benzyl Alcohol	5.134	108.0	267001	51.4531	µg/L	m 99
T bis(2-chloroisopropyl)Ether	5.298	121.0	166064	49.4325	µg/L	97
T 2-Methylphenol	5.298	107.0	432174	51.6361	µg/L	m 95
T N-nitroso-Di-n-propylamine	5.441	70.0	265927	44.9333	µg/L	97
T 4Methylphenol/3Methylphenol	5.482	107.0	594558	52.6247	µg/L	m 97
T Hexachloroethane	5.502	117.0	179701	50.6400	µg/L	98

# Quantitation Results Report (QT Reviewed)

Compound	RT	QIon	Resp.	Conc.	Units	Dev(Min)	
T Nitrobenzene	5.604	123.1	151492	47.7195	µg/L	97	
T Isophorone	5.900	82.0	690181	48.9715	µg/L	98	
T 2-Nitrophenol	5.972	139.0	113647	48.6994	µg/L	98	
T 2,4-Dimethylphenol	6.085	122.0	337300	51.1751	µg/L	96	
T bis(-2-Chloroethoxy)Methane	6.177	93.0	390937	48.9002	µg/L	100	
T Benzoic Acid	6.260	105.0	167177	48.4126	µg/L	98	
T 2,4-Dichlorophenol	6.280	162.0	292741	47.8261	µg/L	98	
T 1,2,4-Trichlorobenzene	6.342	180.0	372085	47.0150	µg/L	99	
T Naphthalene	6.424	128.0	1147925	50.0278	µg/L	99	
T 4-Chlorophenol	6.485	130.0	108559	51.9582	µg/L	m	84
T p-Chloroaniline	6.527	127.0	458400	51.1585	µg/L	97	
T Hexachlorobutadiene	6.598	224.9	207782	49.7158	µg/L	98	
T 4-Chloro-2-Methylphenol	7.020	107.0	279681	48.3490	µg/L	99	
T 4-Chloro-3-Methylphenol	7.163	107.0	294521	48.2054	µg/L	m	99
T 2-Methylnaphthalene	7.256	141.0	733974	50.2465	µg/L	100	
T 1-Methylnaphthalene	7.369	141.0	693309	49.4465	µg/L	m	99
T Hexachlorocyclopentadiene	7.451	236.9	126544	47.7981	µg/L	99	
T 2,4,6-Trichlorophenol	7.615	196.0	187310	48.8361	µg/L	97	
T 2,4,5-Trichlorophenol	7.677	196.0	223504	49.0105	µg/L	96	
T 2-Chloronaphthalene	7.831	162.0	739021	48.5976	µg/L	99	
T 2-Nitroaniline	7.985	65.0	112823	44.3269	µg/L	95	
T Dimethyl Phthalate	8.241	163.0	717440	48.2573	µg/L	99	
T 2,6-Dinitrotoluene	8.292	165.0	89664	43.9022	µg/L	93	
T Acenaphthylene	8.313	152.1	1162826	49.5409	µg/L	100	
T 3-Nitroaniline	8.487	138.0	105012	50.0162	µg/L	100	
T Acenaphthene	8.528	154.0	685044	48.8489	µg/L	99	
T 2,4-Dinitrophenol	8.620	184.0	47919	49.0161	µg/L	91	
T Dibenzofuran	8.742	168.0	1139517	51.3416	µg/L	100	
T 2,4-Dinitrotoluene	8.773	165.0	129012	51.1865	µg/L	99	
T 4-Nitrophenol	8.783	109.0	98767	45.7114	µg/L	90	
T Diethylphthalate	9.100	149.0	700006	50.7803	µg/L	100	
T Fluorene	9.152	166.0	887548	50.7972	µg/L	98	
T 4-Chlorophenyl-phenylether	9.193	204.0	382712	47.9766	µg/L	99	
T 4-Nitroaniline	9.233	138.0	108677	52.1274	µg/L	93	
T 4,6-Dinitro-2-methylphenol	9.254	198.0	70858	50.1558	µg/L	96	
T N-nitrosodiphenylamine	9.346	169.0	583644	50.6542	µg/L	100	
T Azobenzene	9.377	77.0	683220	50.5302	µg/L	99	
T 4-Bromophenyl-phenylether	9.776	248.0	220152	48.8584	µg/L	99	
T Hexachlorobenzene	9.806	283.9	241206	52.8995	µg/L	98	
T Pentachlorophenol	10.070	265.9	104637	50.1119	µg/L	95	
T Phenanthrene	10.303	178.0	1229389	52.8689	µg/L	m	99
T Anthracene	10.363	178.0	1130614	51.0032	µg/L	m	100
T Triallate	10.434	86.0	225521	48.3379	µg/L	99	
T Carbazole	10.606	167.0	1095604	48.7500	µg/L	99	
T o-Terphenyl	10.839	230.0	661682	48.7370	µg/L	99	
T Di-n-Butylphthalate	11.224	149.0	978235	49.3338	µg/L	99	
T Fluoranthene	12.136	202.0	1253296	50.6678	µg/L	99	
T Benzidine	12.531	184.0	473941	50.0888	µg/L	99	
T Pyrene	12.571	202.0	1351292	49.8964	µg/L	98	
T Butylbenzylphthalate	14.562	149.0	328487	47.5692	µg/L	96	
T Benzo(a)Anthracene	15.788	228.0	953421	48.1905	µg/L	99	
T Chrysene	15.900	228.0	1070851	48.6827	µg/L	99	
T 3,3-Dichlorobenzidine	15.941	252.0	312212	47.9061	µg/L	99	
T bis(2-ethylhexyl)Phthalate	16.636	167.0	116990	47.8113	µg/L	99	
T Di-n-octyl Phthalate	18.325	149.0	826819	47.3580	µg/L	100	

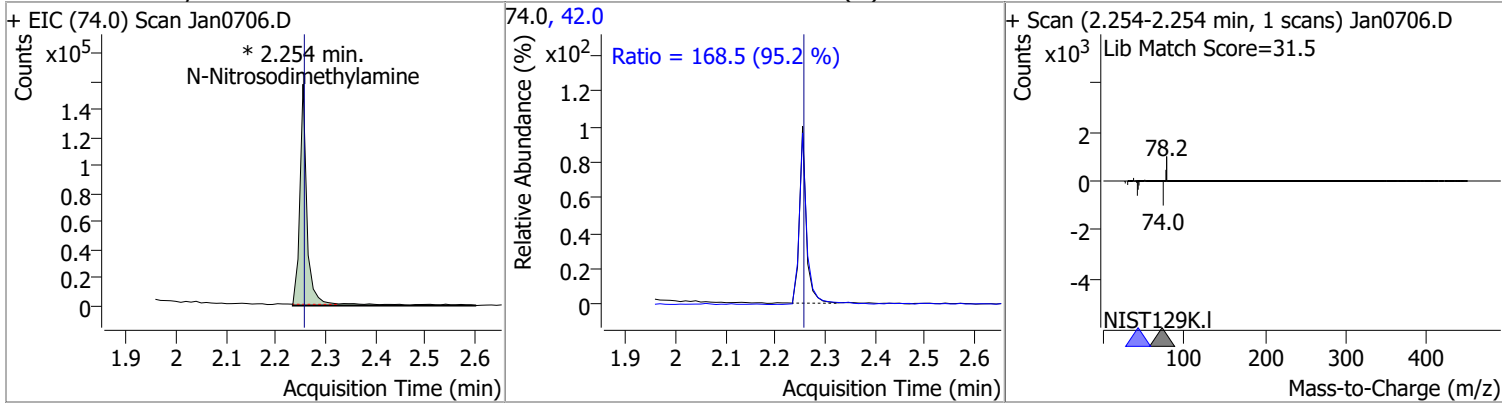
# Quantitation Results Report (QT Reviewed)

Compound	RT	QIon	Resp.	Conc.	Units	Dev(Min)
T Benzo(b)fluoranthene	18.568	252.0	964688	48.9135	µg/L	99
T Benzo(k)fluoranthene	18.629	252.0	993816	48.6047	µg/L	100
T Benzo(a)pyrene	19.166	252.0	893317	48.5993	µg/L	99
T Indeno(1,2,3-c,d)pyrene	20.907	276.0	775570	49.9152	µg/L    m	98
T Dibenzo(a,h)anthracene	20.978	278.0	823936	49.1666	µg/L	99
T Benzo(g,h,i)perylene	21.241	276.0	885051	47.8838	µg/L	99

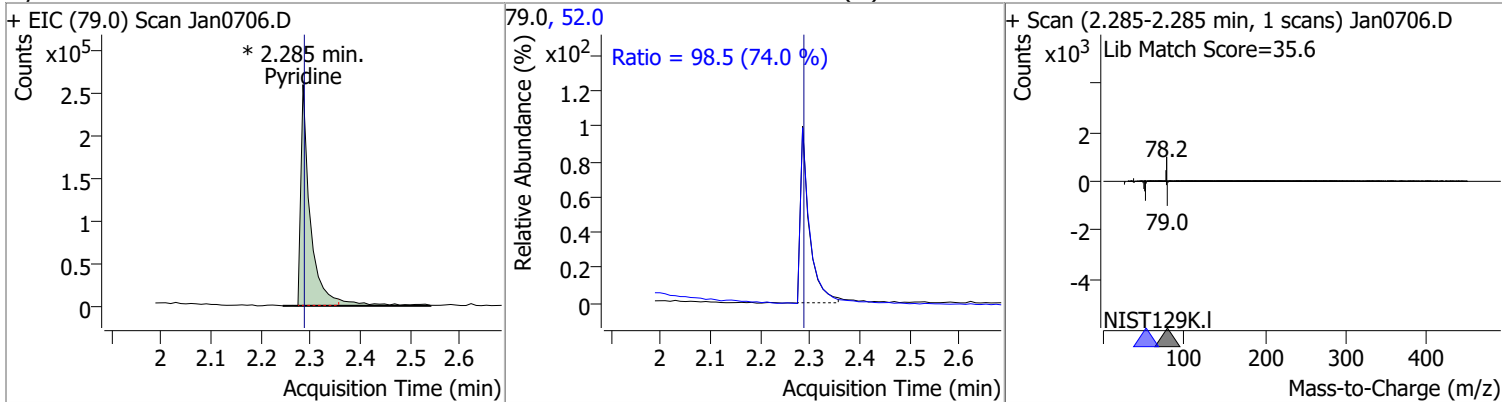
(#) = Qualifier Out of Range; (m) = Manual Integration; (+) = Area Summed; (\*) = Surrogate Percent Recovery Out of Range; (d): Zeroed Peak

# Quantitation Results Report (QT Reviewed)

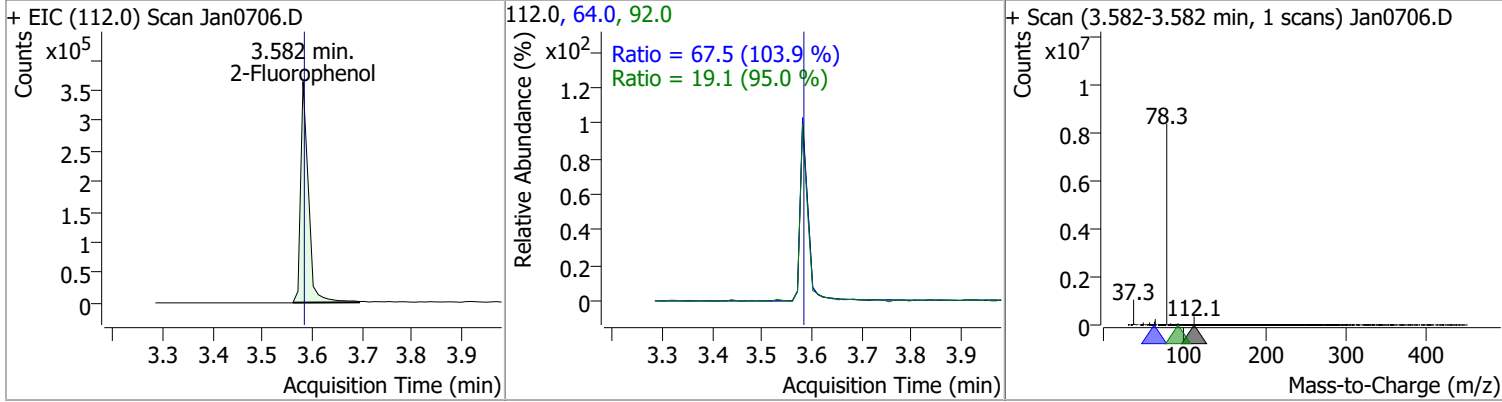
Compound	Conc.	RT	Dev(Min)	Resp.	QIon	QRatio	Lower	Upper
N-Nitrosodimethylamine	49.0645	2.25	0.00	166711 (m)	42.0	168.5	123.9	230.1



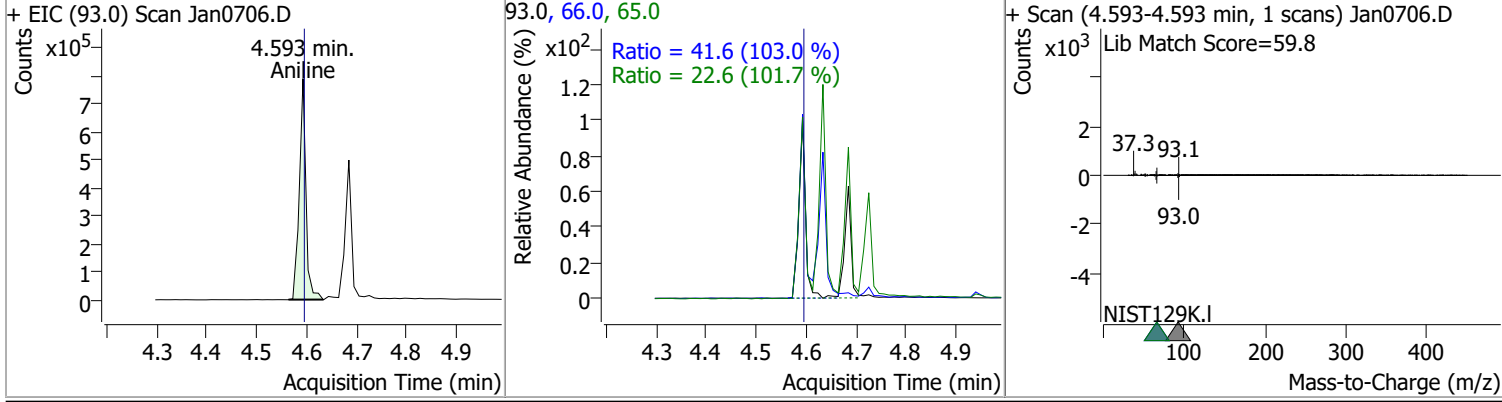
Compound	Conc.	RT	Dev(Min)	Resp.	QIon	QRatio	Lower	Upper
Pyridine	47.5526	2.28	0.00	354071 (m)	52.0	98.5	93.2	173.0



Compound	Conc.	RT	Dev(Min)	Resp.	QIon	QRatio	Lower	Upper
2-Fluorophenol	49.1430	3.58	0.00	391645	64.0	67.5	45.5	84.5
					92.0	19.1	14.1	26.2

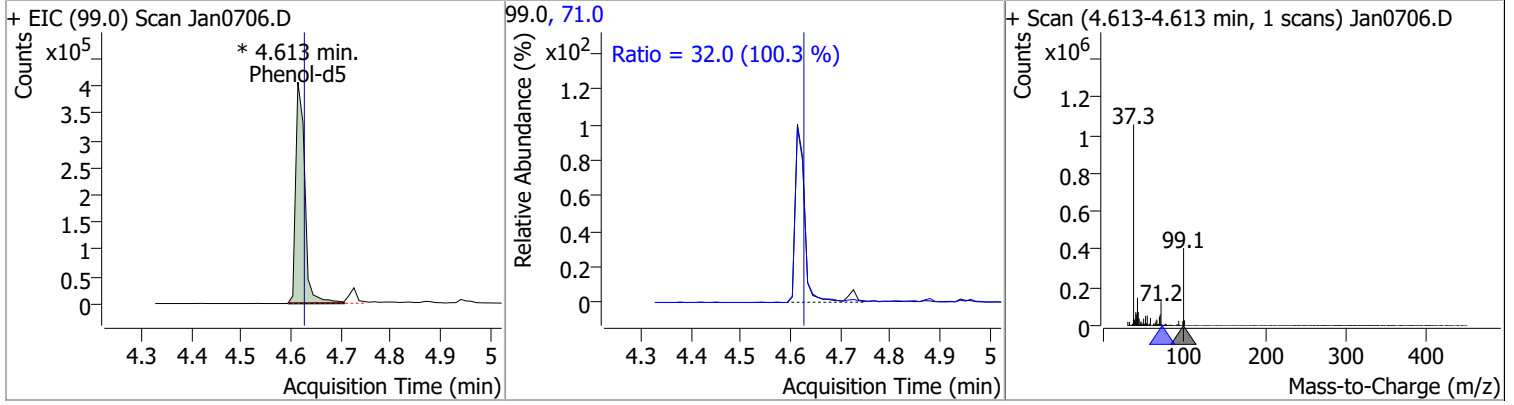


Compound	Conc.	RT	Dev(Min)	Resp.	QIon	QRatio	Lower	Upper
Aniline	51.0347	4.59	0.00	721474	66.0	41.6	28.3	52.5
					65.0	22.6	15.6	28.9

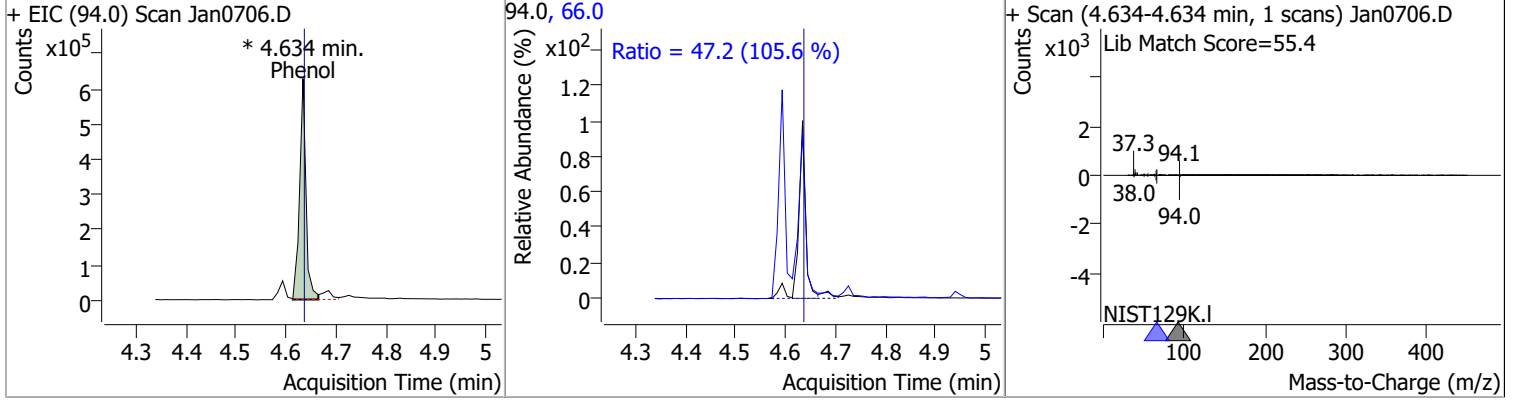


# Quantitation Results Report (QT Reviewed)

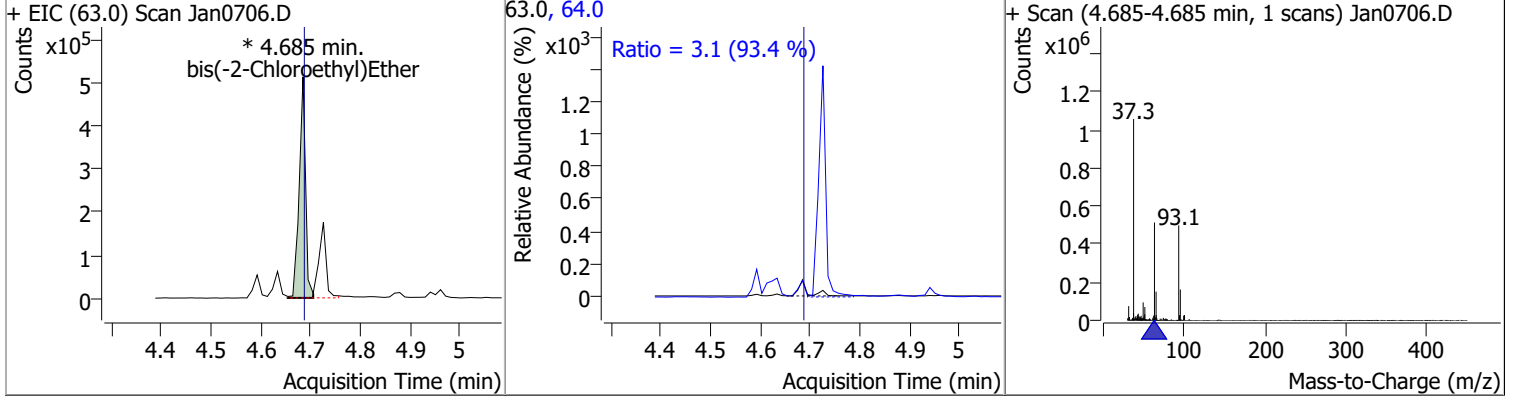
Compound	Conc.	RT	Dev(Min)	Resp.	QIon	QRatio	Lower	Upper
Phenol-d5	48.3891	4.61	-0.01	518291 (m)	71.0	32.0	22.3	41.5



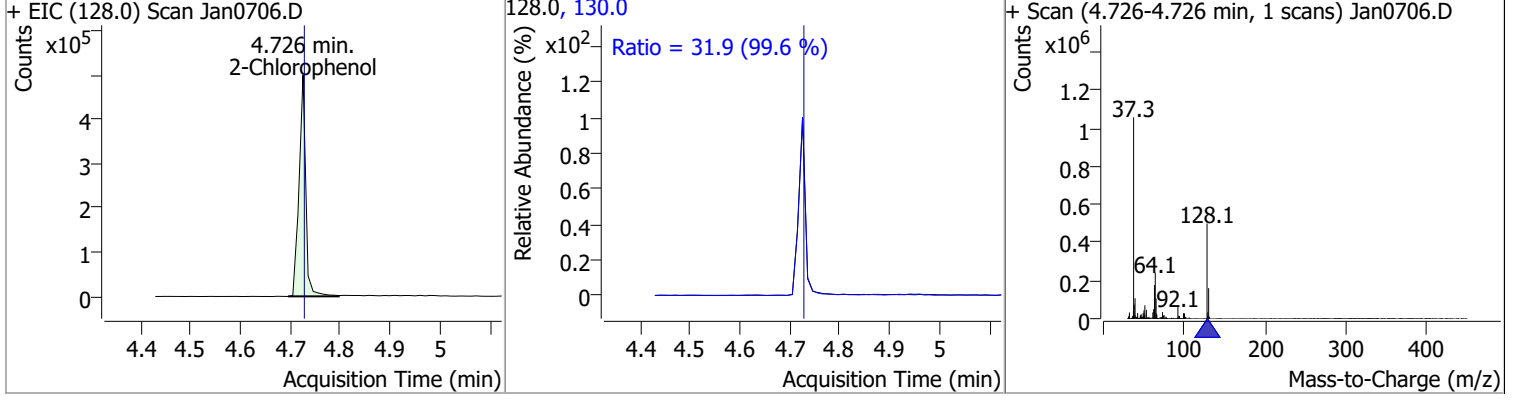
Compound	Conc.	RT	Dev(Min)	Resp.	QIon	QRatio	Lower	Upper
Phenol	47.6777	4.63	0.00	555346 (m)	66.0	47.2	31.3	58.2



Compound	Conc.	RT	Dev(Min)	Resp.	QIon	QRatio	Lower	Upper
bis(-2-Chloroethyl)Ether	51.5955	4.68	0.00	451790 (m)	64.0	3.1	2.3	4.3

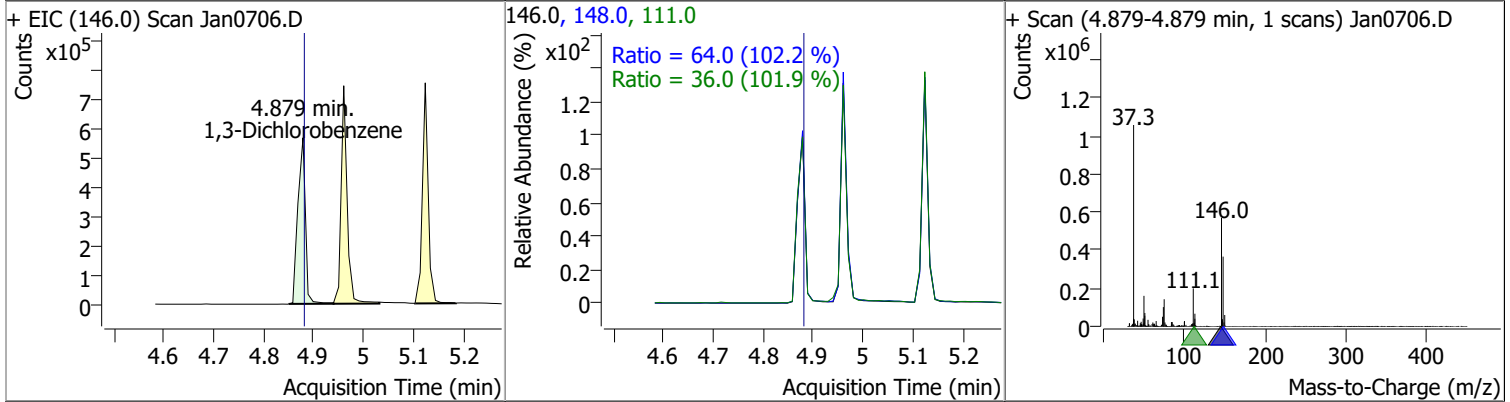


Compound	Conc.	RT	Dev(Min)	Resp.	QIon	QRatio	Lower	Upper
2-Chlorophenol	48.7484	4.73	0.00	465695	130.0	31.9	22.4	41.6

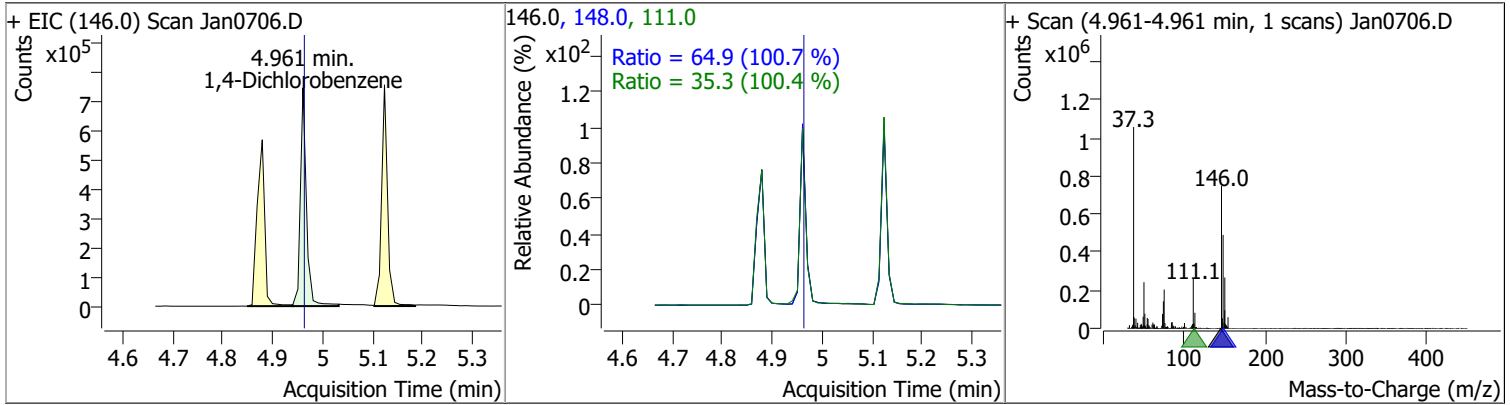


# Quantitation Results Report (QT Reviewed)

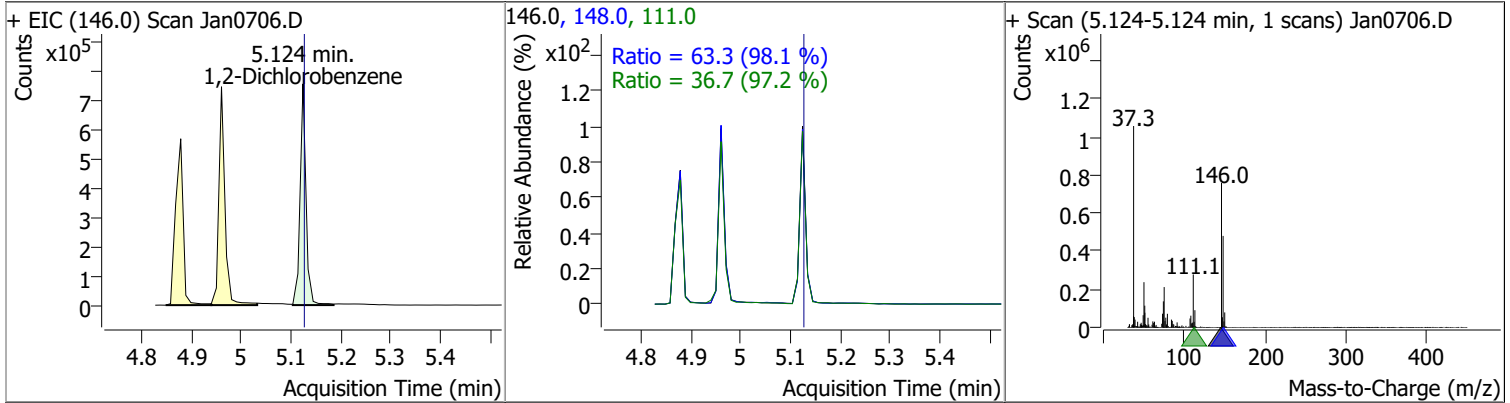
Compound	Conc.	RT	Dev(Min)	Resp.	QIon	QRatio	Lower	Upper
1,3-Dichlorobenzene	47.4889	4.88	0.00	592783	148.0	64.0	43.8	81.3
					111.0	36.0	24.8	46.0



Compound	Conc.	RT	Dev(Min)	Resp.	QIon	QRatio	Lower	Upper
1,4-Dichlorobenzene	50.2536	4.96	0.00	630442	148.0	64.9	45.1	83.8
					111.0	35.3	24.6	45.7



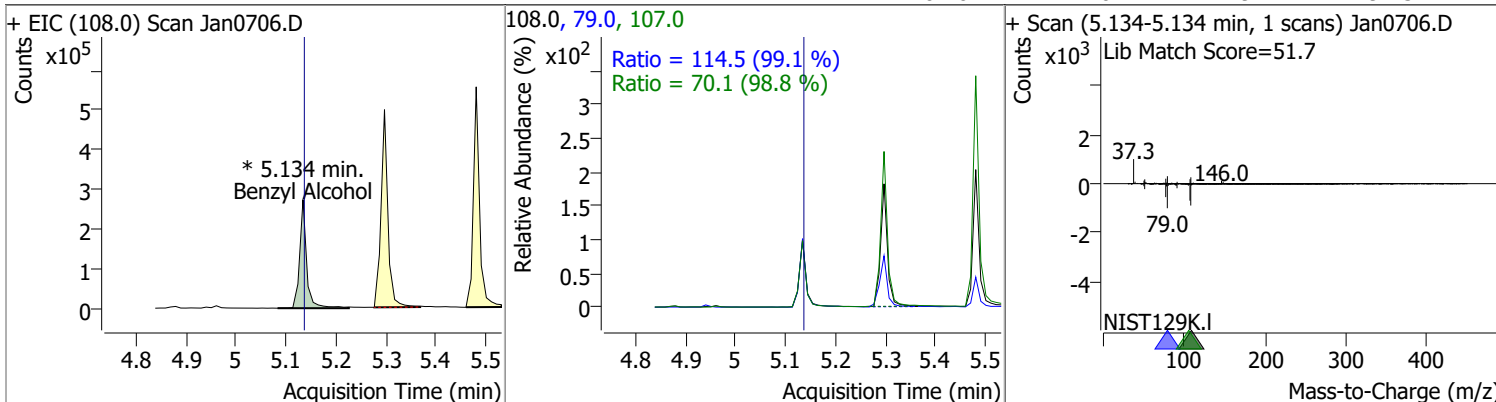
Compound	Conc.	RT	Dev(Min)	Resp.	QIon	QRatio	Lower	Upper
1,2-Dichlorobenzene	50.4731	5.12	0.00	624312	148.0	63.3	45.1	83.8
					111.0	36.7	26.4	49.1



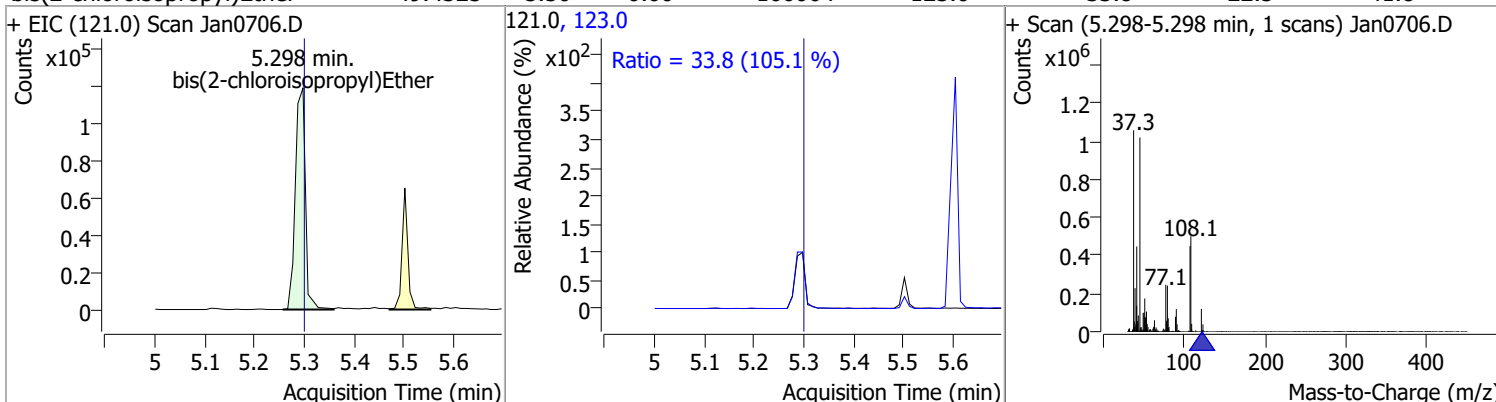


# Quantitation Results Report (QT Reviewed)

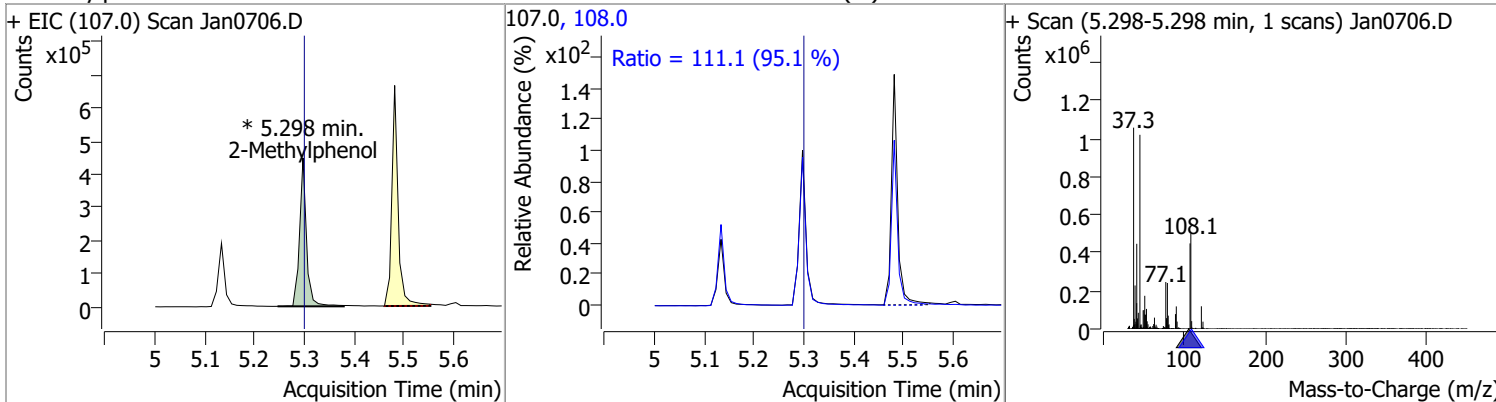
Compound	Conc.	RT	Dev(Min)	Resp.	QIon	QRatio	Lower	Upper
Benzyl Alcohol	51.4531	5.13	0.00	267001 (m)	79.0	114.5	80.8	150.1
					107.0	70.1	49.7	92.3



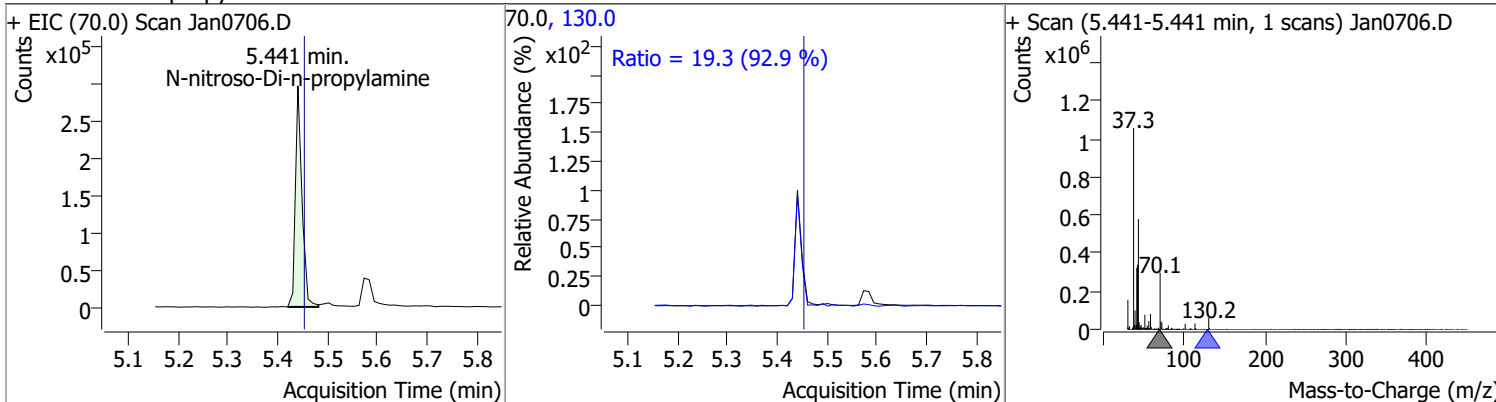
Compound	Conc.	RT	Dev(Min)	Resp.	QIon	QRatio	Lower	Upper
bis(2-chloroisopropyl)Ether	49.4325	5.30	0.00	166064	123.0	33.8	22.5	41.8



Compound	Conc.	RT	Dev(Min)	Resp.	QIon	QRatio	Lower	Upper
2-Methylphenol	51.6361	5.30	0.00	432174 (m)	108.0	111.1	81.8	152.0



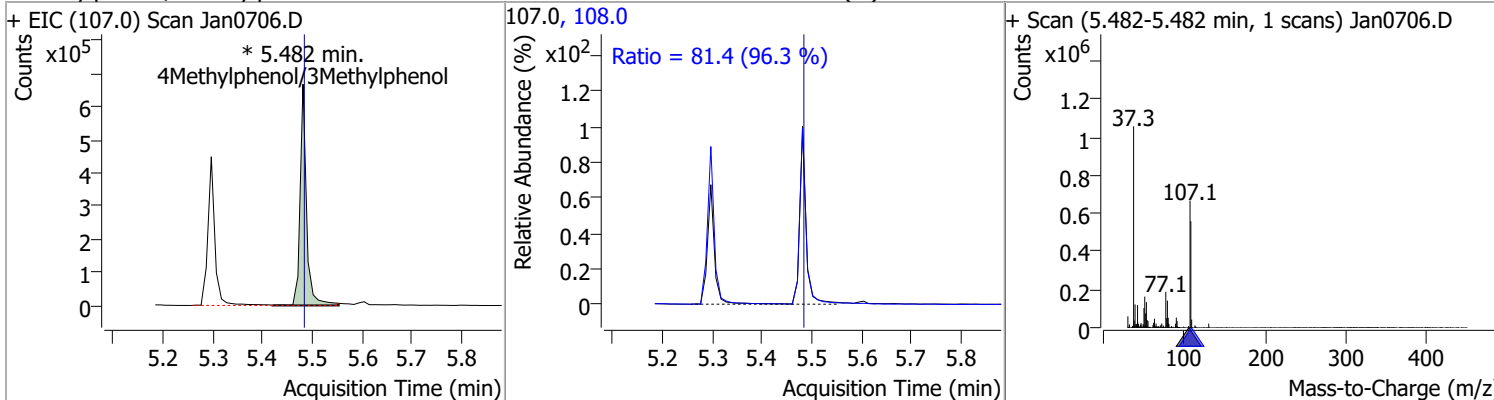
Compound	Conc.	RT	Dev(Min)	Resp.	QIon	QRatio	Lower	Upper
N-nitroso-Di-n-propylamine	44.9333	5.44	-0.01	265927	130.0	19.3	0.0	41.5



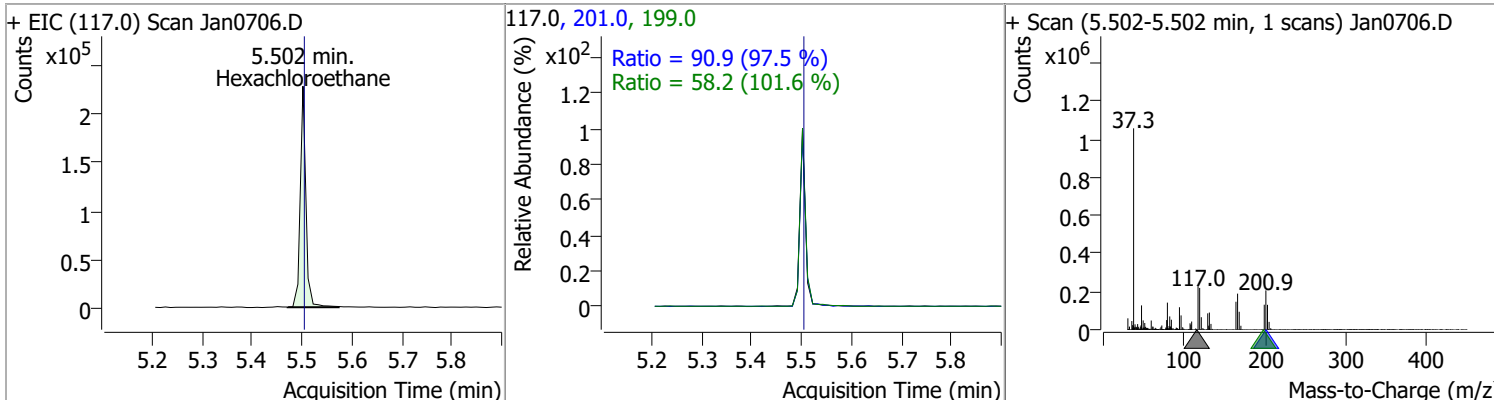


# Quantitation Results Report (QT Reviewed)

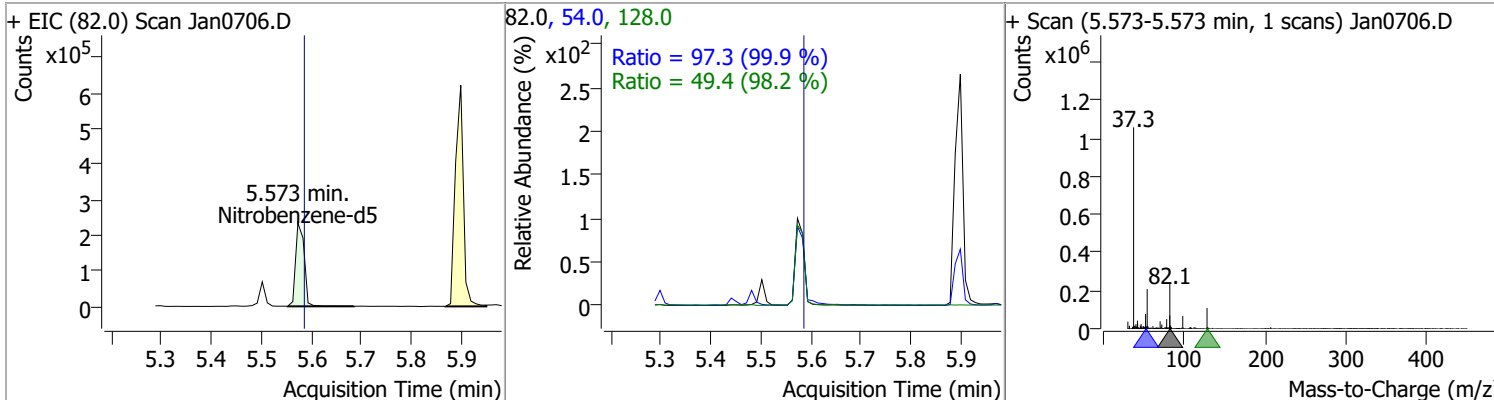
Compound	Conc.	RT	Dev(Min)	Resp.	QIon	QRatio	Lower	Upper
4Methylphenol/3Methylphenol	52.6247	5.48	0.00	594558 (m)	108.0	81.4	59.1	109.8



Compound	Conc.	RT	Dev(Min)	Resp.	QIon	QRatio	Lower	Upper
Hexachloroethane	50.6400	5.50	0.00	179701	201.0	90.9	65.2	121.2
					199.0	58.2	40.1	74.4

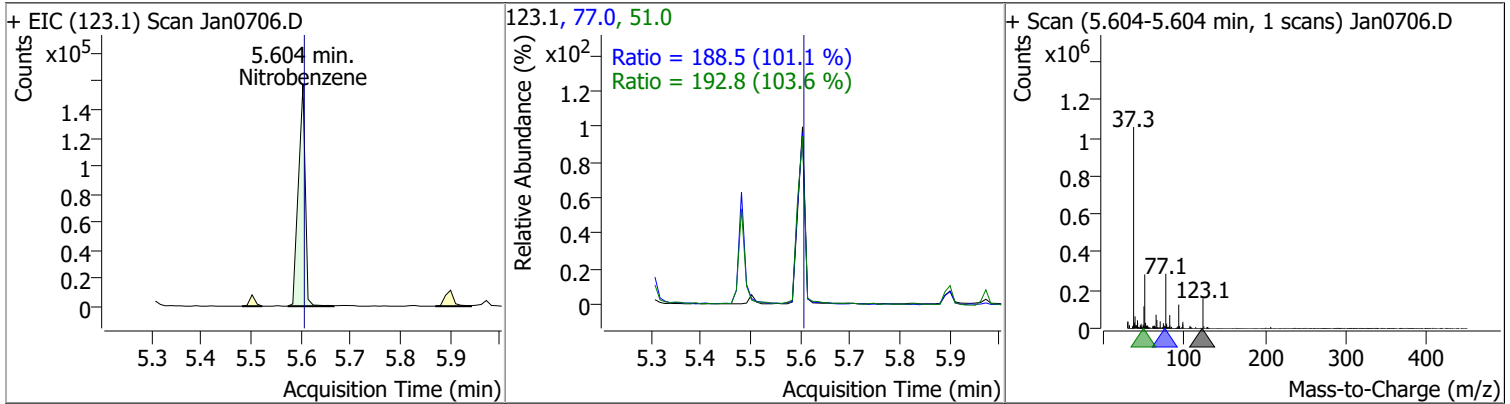


Compound	Conc.	RT	Dev(Min)	Resp.	QIon	QRatio	Lower	Upper
Nitrobenzene-d5	48.5805	5.57	-0.01	280583	54.0	97.3	68.2	126.6
					128.0	49.4	35.2	65.4

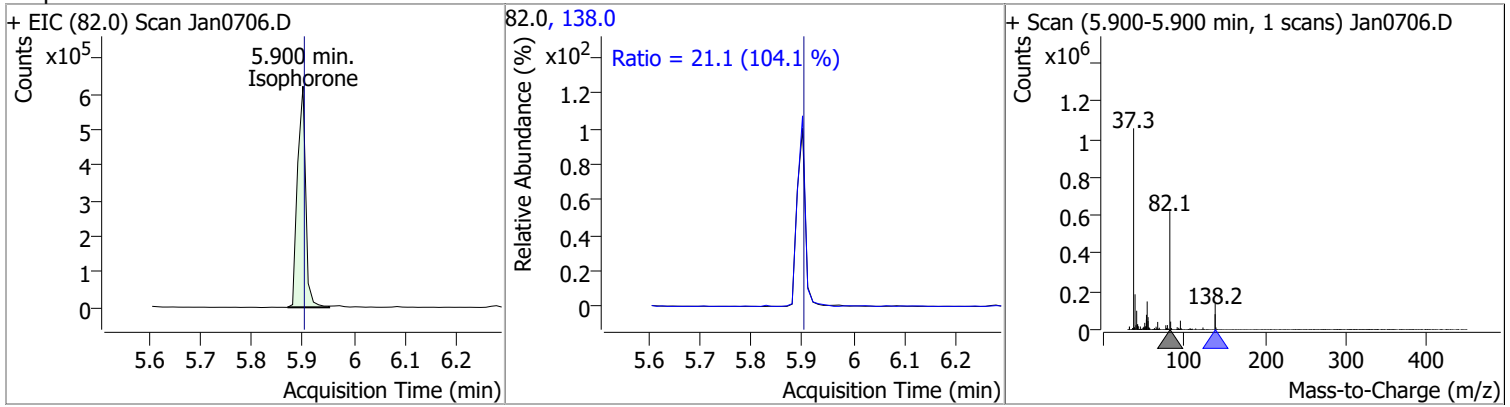


# Quantitation Results Report (QT Reviewed)

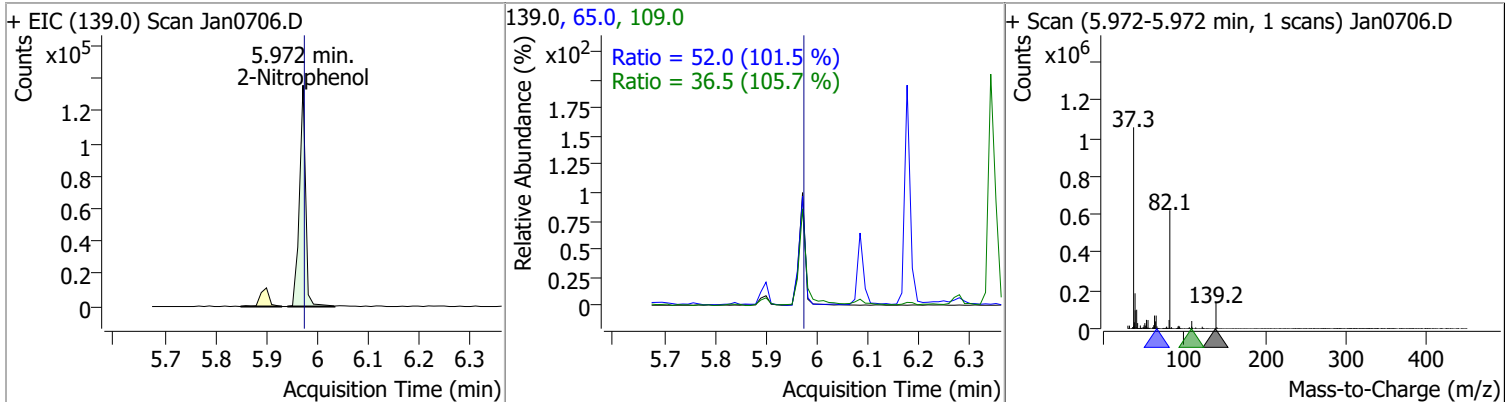
Compound	Conc.	RT	Dev(Min)	Resp.	QIon	QRatio	Lower	Upper
Nitrobenzene	47.7195	5.60	0.00	151492	77.0	188.5	130.5	242.3
					51.0	192.8	130.2	241.8



Compound	Conc.	RT	Dev(Min)	Resp.	QIon	QRatio	Lower	Upper
Isophorone	48.9715	5.90	0.00	690181	138.0	21.1	14.2	26.4

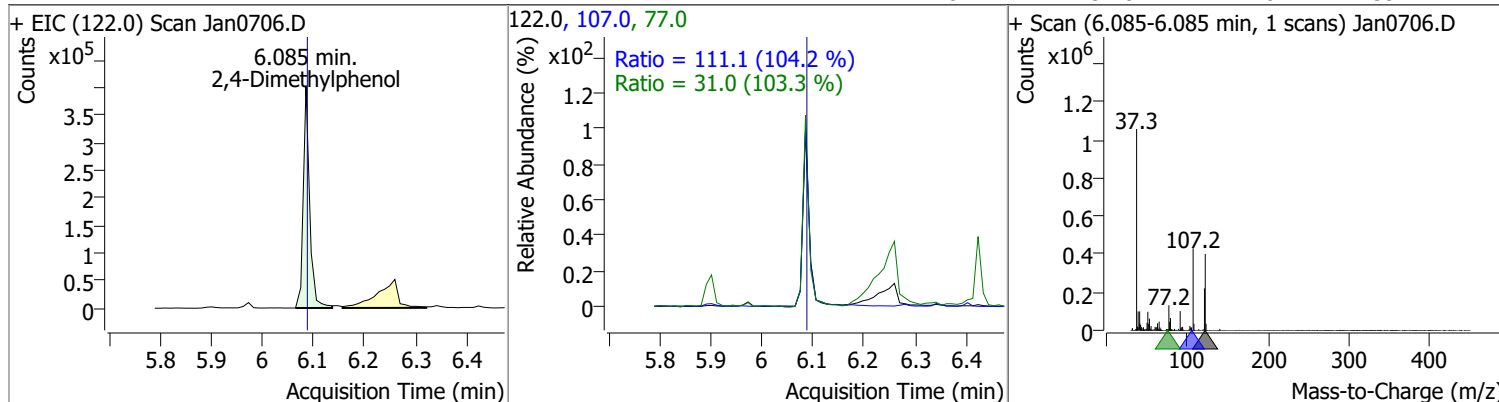


Compound	Conc.	RT	Dev(Min)	Resp.	QIon	QRatio	Lower	Upper
2-Nitrophenol	48.6994	5.97	0.00	113647	65.0	52.0	35.9	66.6
					109.0	36.5	24.1	44.8

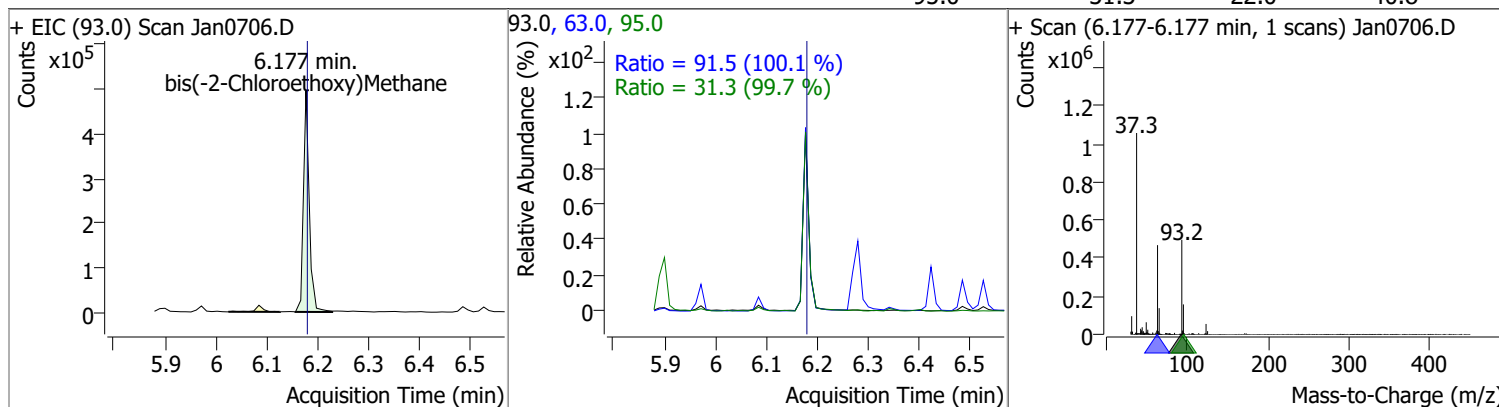


# Quantitation Results Report (QT Reviewed)

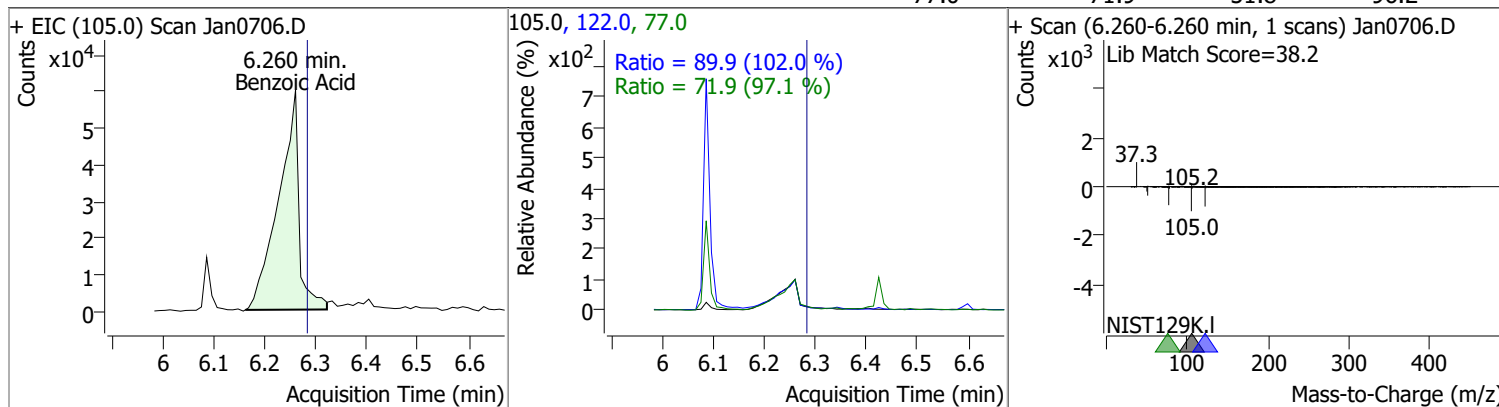
Compound	Conc.	RT	Dev(Min)	Resp.	QIon	QRatio	Lower	Upper
2,4-Dimethylphenol	51.1751	6.08	0.00	337300	107.0	111.1	74.6	138.5
					77.0	31.0	21.0	39.1



Compound	Conc.	RT	Dev(Min)	Resp.	QIon	QRatio	Lower	Upper
bis(-2-Chloroethoxy)Methane	48.9002	6.18	0.00	390937	63.0	91.5	64.0	118.8
					95.0	31.3	22.0	40.8

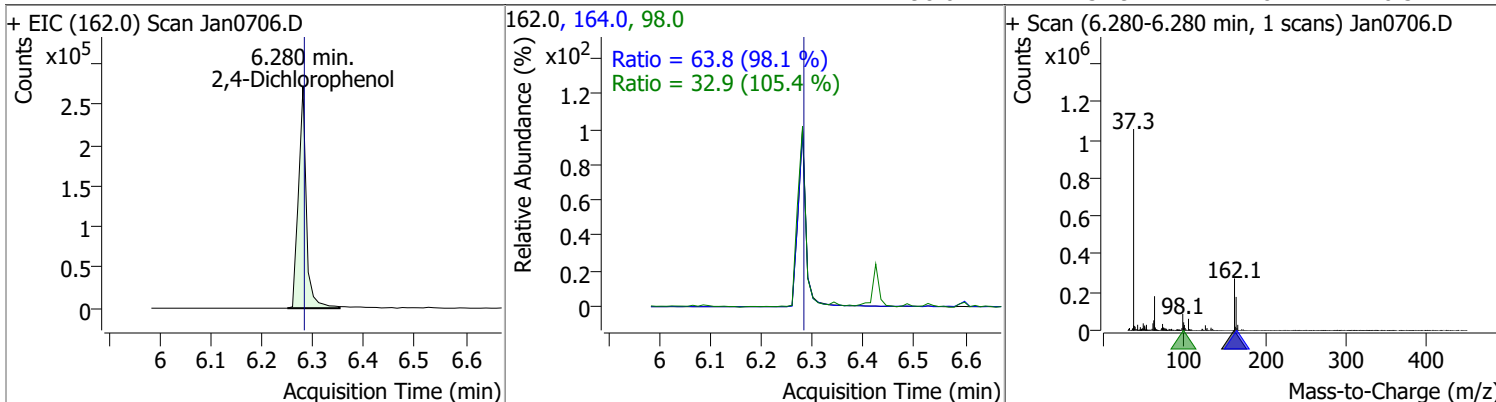


Compound	Conc.	RT	Dev(Min)	Resp.	QIon	QRatio	Lower	Upper
Benzoic Acid	48.4126	6.26	-0.02	167177	122.0	89.9	61.7	114.6
					77.0	71.9	51.8	96.2

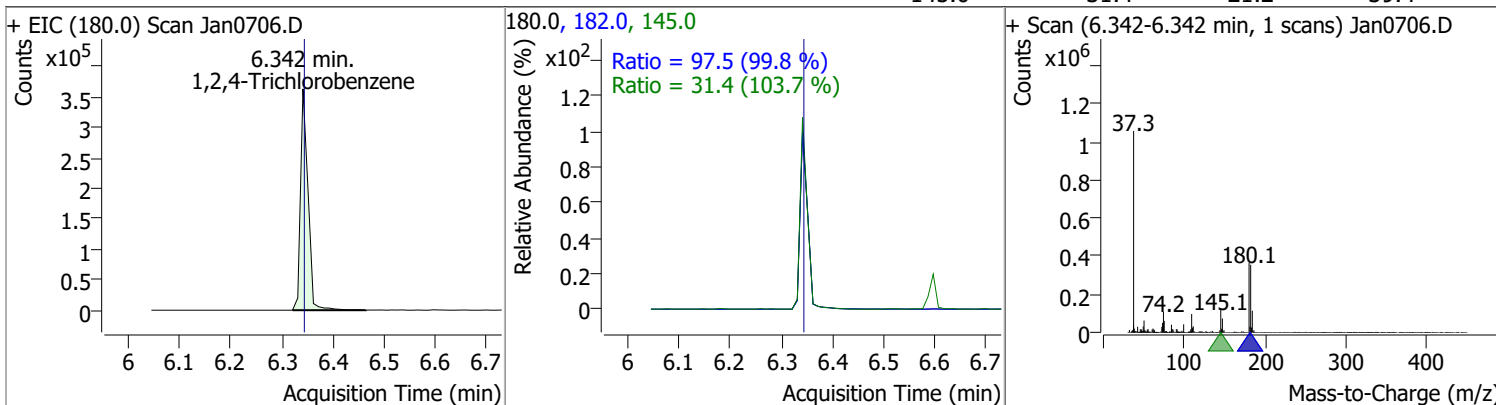


# Quantitation Results Report (QT Reviewed)

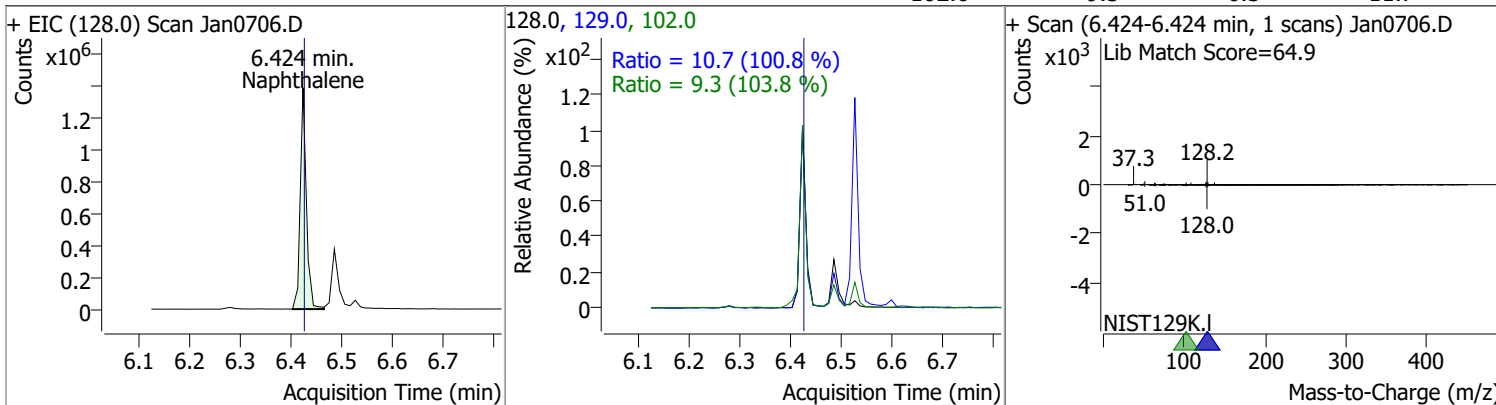
Compound	Conc.	RT	Dev(Min)	Resp.	QIon	QRatio	Lower	Upper
2,4-Dichlorophenol	47.8261	6.28	0.00	292741	164.0	63.8	45.5	84.6
					98.0	32.9	21.8	40.5



Compound	Conc.	RT	Dev(Min)	Resp.	QIon	QRatio	Lower	Upper
1,2,4-Trichlorobenzene	47.0150	6.34	0.00	372085	182.0	97.5	68.4	127.1
					145.0	31.4	21.2	39.4

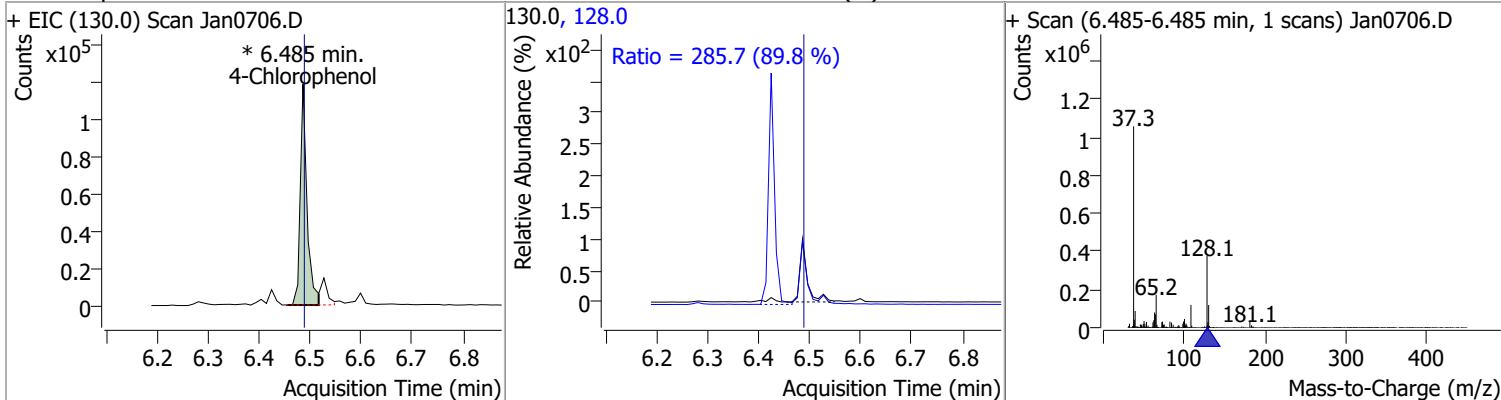


Compound	Conc.	RT	Dev(Min)	Resp.	QIon	QRatio	Lower	Upper
Naphthalene	50.0278	6.42	0.00	1147925	129.0	10.7	7.4	13.8
					102.0	9.3	6.3	11.7

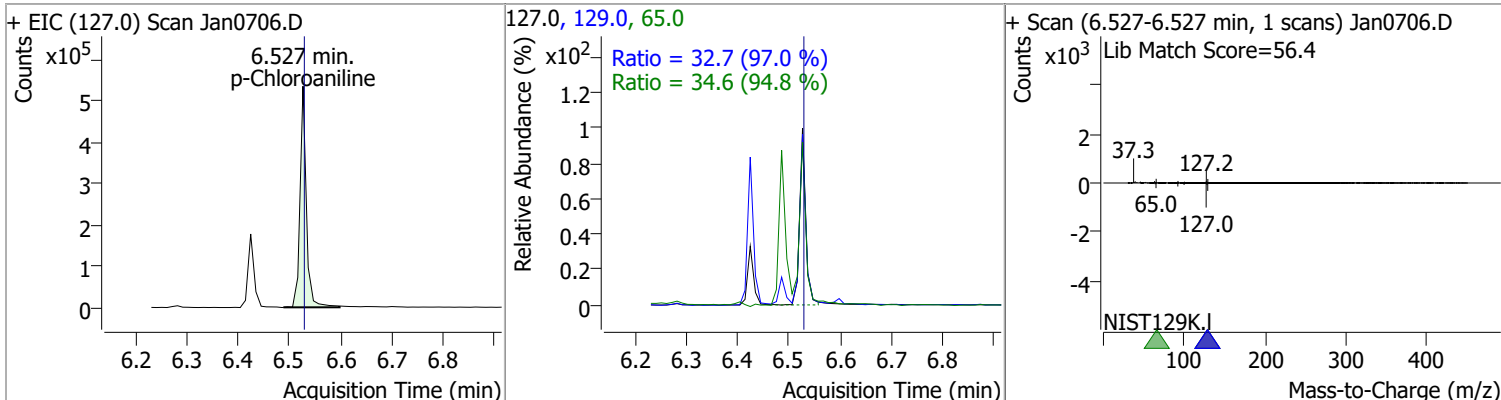


# Quantitation Results Report (QT Reviewed)

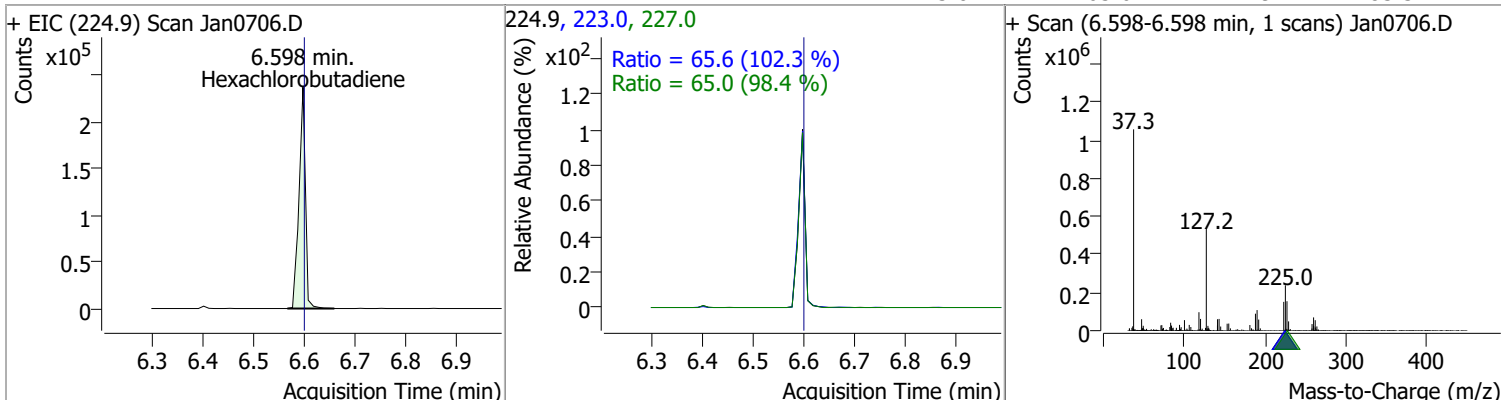
Compound	Conc.	RT	Dev(Min)	Resp.	QIon	QRatio	Lower	Upper
4-Chlorophenol	51.9582	6.49	0.00	108559 (m)	128.0	285.7	222.8	413.7



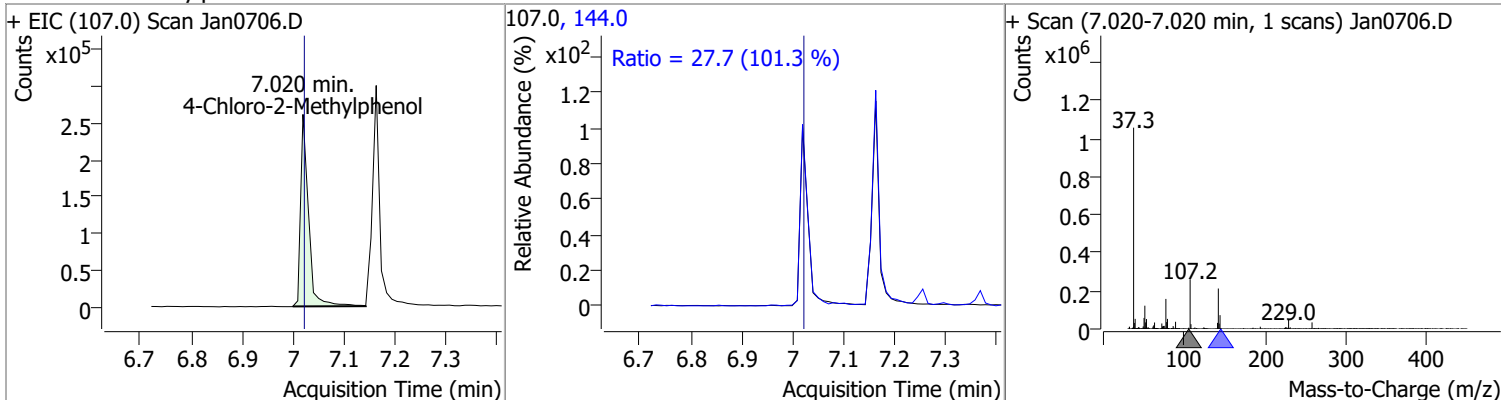
Compound	Conc.	RT	Dev(Min)	Resp.	QIon	QRatio	Lower	Upper
p-Chloroaniline	51.1585	6.53	0.00	458400	65.0	34.6	25.6	47.5
					129.0	32.7	23.6	43.8



Compound	Conc.	RT	Dev(Min)	Resp.	QIon	QRatio	Lower	Upper
Hexachlorobutadiene	49.7158	6.60	0.00	207782	227.0	65.0	46.3	85.9
					223.0	65.6	44.9	83.3

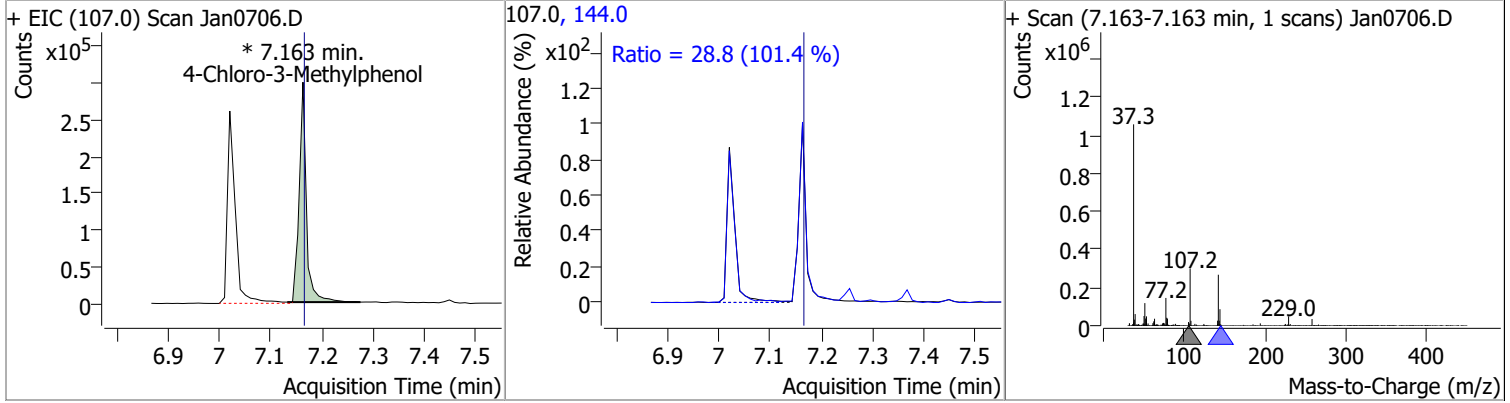


Compound	Conc.	RT	Dev(Min)	Resp.	QIon	QRatio	Lower	Upper
4-Chloro-2-Methylphenol	48.3490	7.02	0.00	279681	144.0	27.7	19.1	35.5

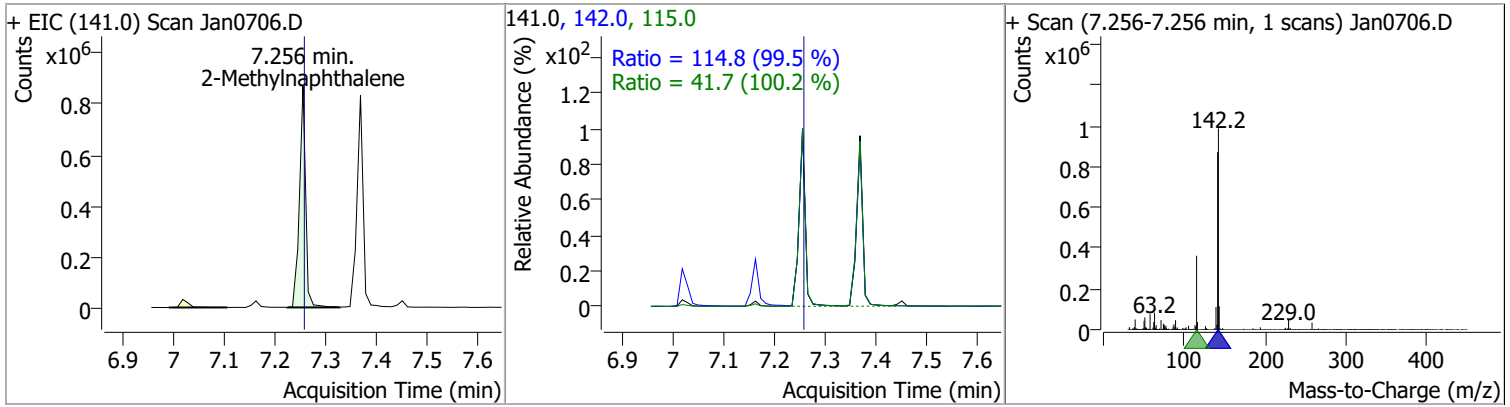


# Quantitation Results Report (QT Reviewed)

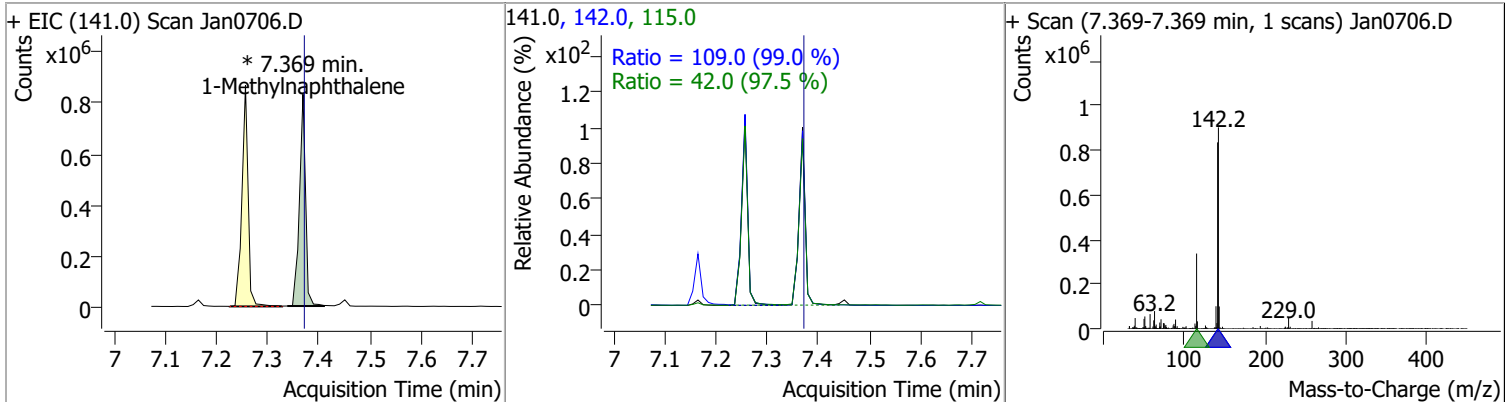
Compound	Conc.	RT	Dev(Min)	Resp.	QIon	QRatio	Lower	Upper
4-Chloro-3-Methylphenol	48.2054	7.16	0.00	294521 (m)	144.0	28.8	19.9	36.9



Compound	Conc.	RT	Dev(Min)	Resp.	QIon	QRatio	Lower	Upper
2-Methylnaphthalene	50.2465	7.26	0.00	733974	142.0	114.8	80.8	150.1
					115.0	41.7	29.1	54.1

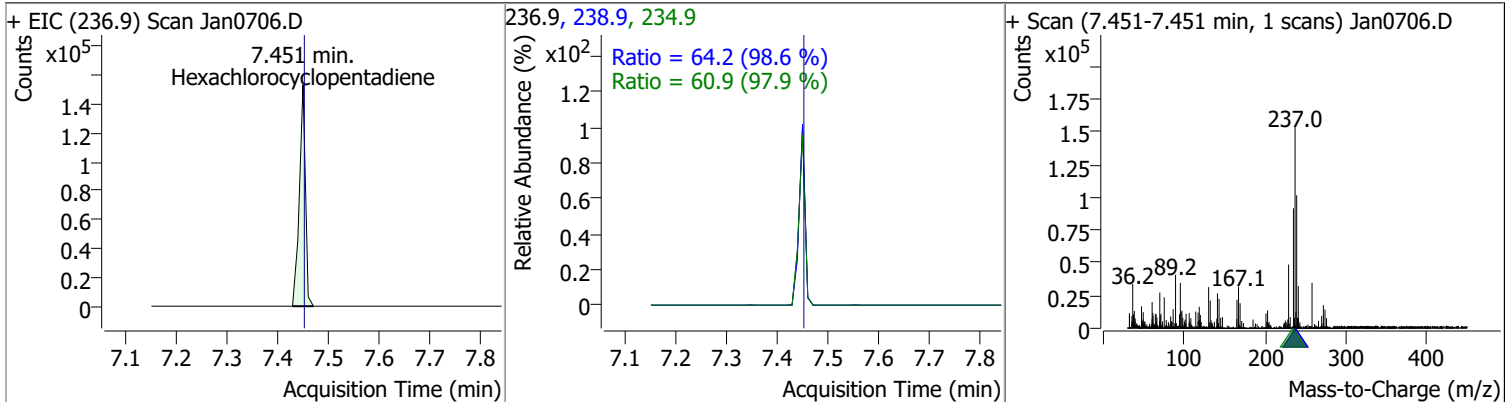


Compound	Conc.	RT	Dev(Min)	Resp.	QIon	QRatio	Lower	Upper
1-Methylnaphthalene	49.4465	7.37	0.00	693309 (m)	142.0	109.0	77.1	143.2
					115.0	42.0	30.2	56.0

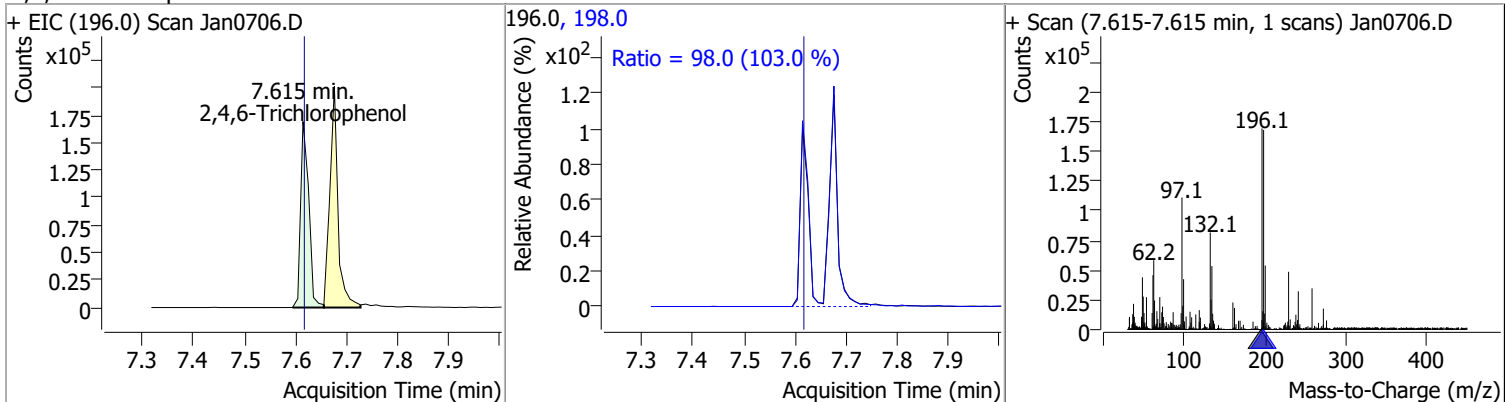


# Quantitation Results Report (QT Reviewed)

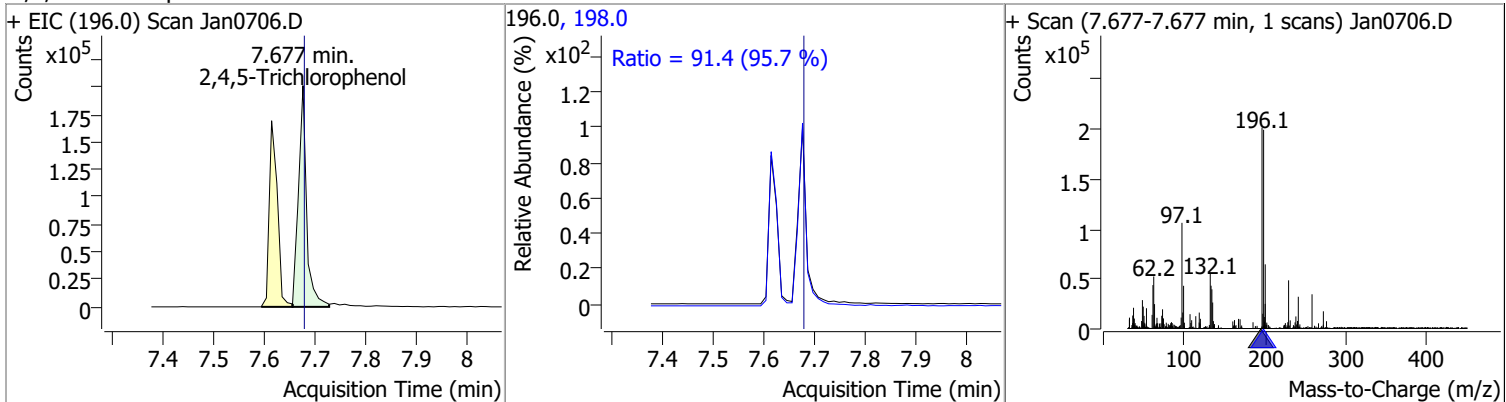
Compound	Conc.	RT	Dev(Min)	Resp.	QIon	QRatio	Lower	Upper
Hexachlorocyclopentadiene	47.7981	7.45	0.00	126544	238.9	64.2	45.5	84.6
					234.9	60.9	43.6	80.9



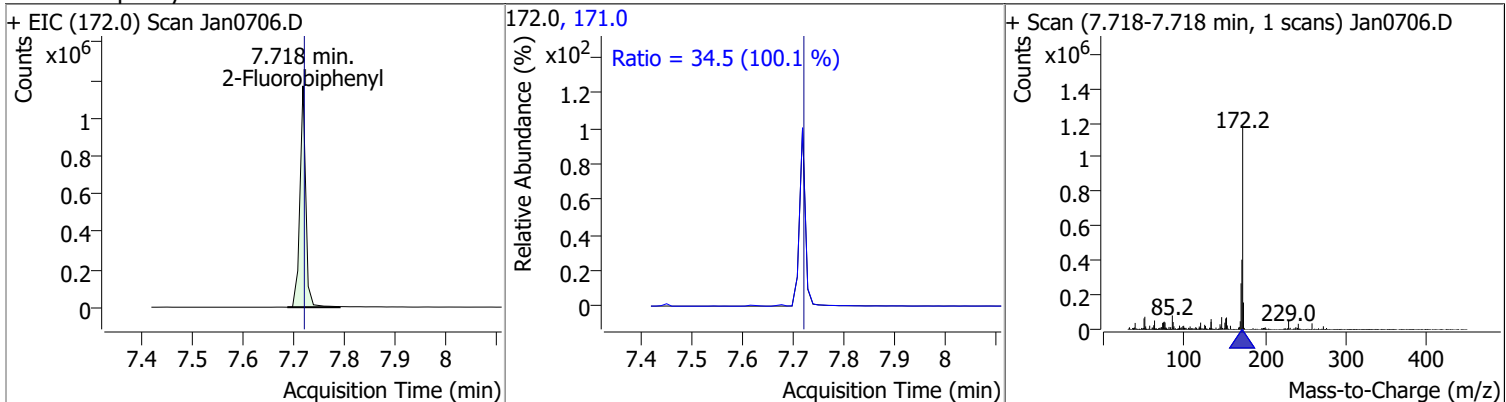
Compound	Conc.	RT	Dev(Min)	Resp.	QIon	QRatio	Lower	Upper
2,4,6-Trichlorophenol	48.8361	7.62	0.00	187310	198.0	98.0	66.6	123.6



Compound	Conc.	RT	Dev(Min)	Resp.	QIon	QRatio	Lower	Upper
2,4,5-Trichlorophenol	49.0105	7.68	0.00	223504	198.0	91.4	66.8	124.1

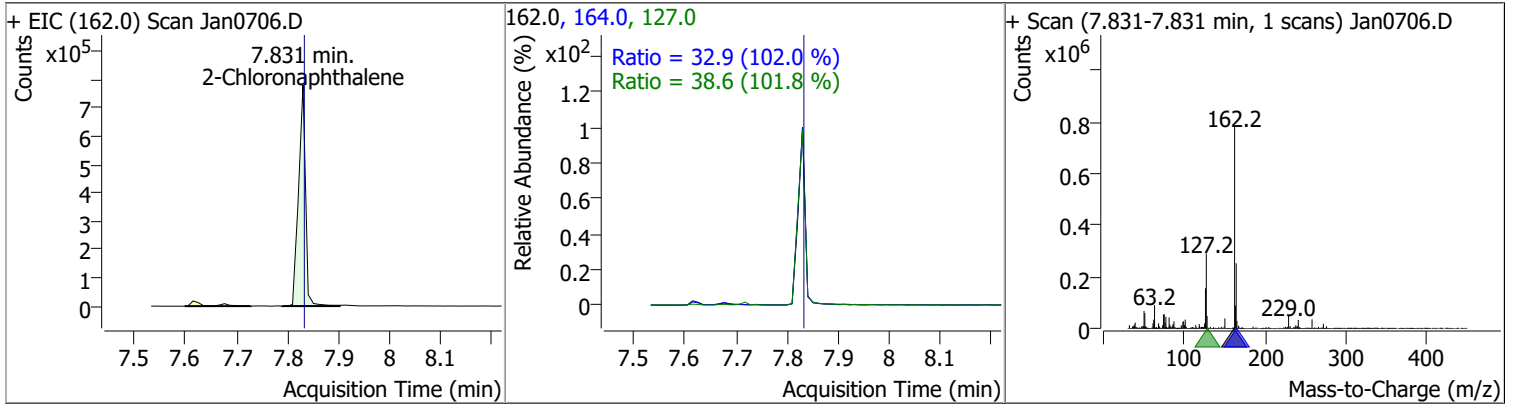


Compound	Conc.	RT	Dev(Min)	Resp.	QIon	QRatio	Lower	Upper
2-Fluorobiphenyl	49.9480	7.72	0.00	932127	171.0	34.5	24.2	44.9

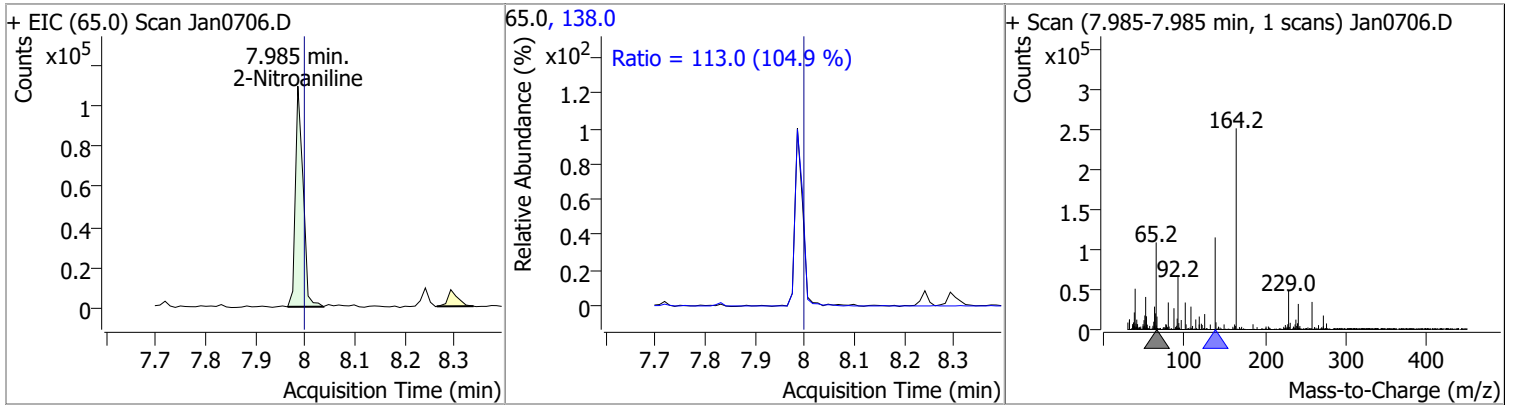


# Quantitation Results Report (QT Reviewed)

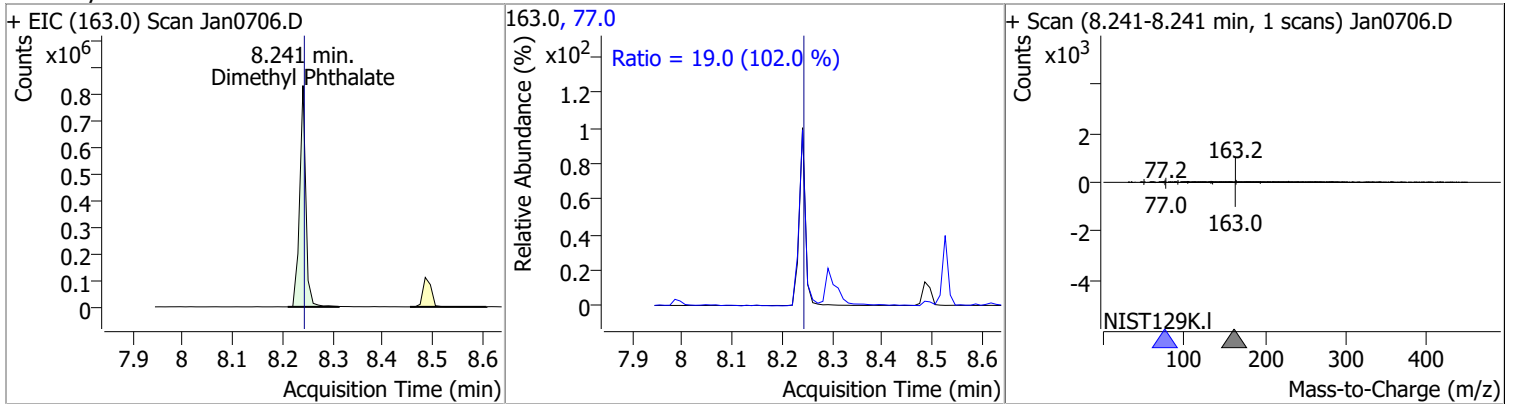
Compound	Conc.	RT	Dev(Min)	Resp.	QIon	QRatio	Lower	Upper
2-Chloronaphthalene	48.5976	7.83	0.00	739021	127.0	38.6	26.5	49.3
					164.0	32.9	22.6	41.9



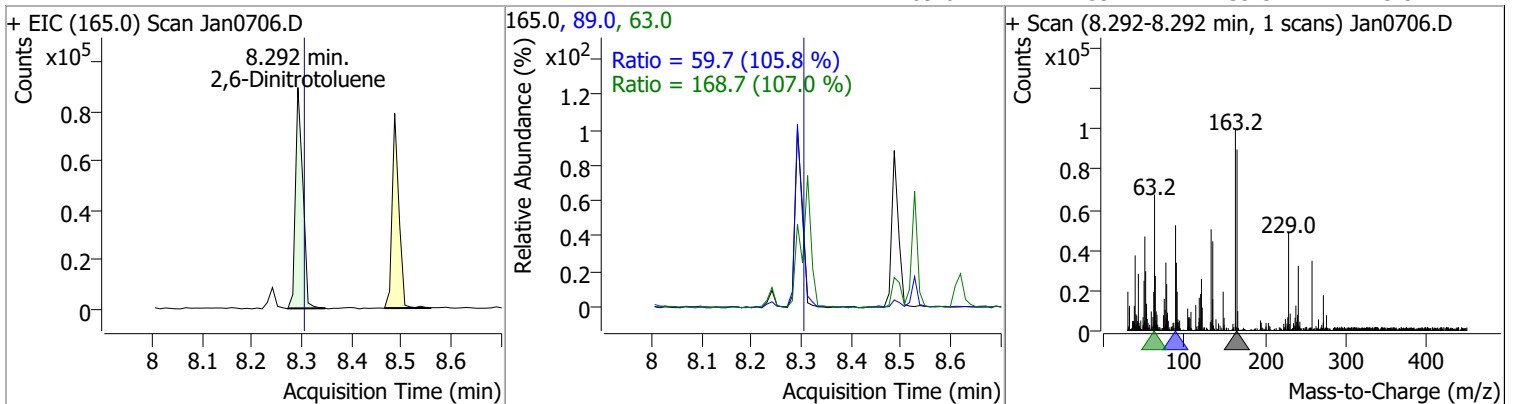
Compound	Conc.	RT	Dev(Min)	Resp.	QIon	QRatio	Lower	Upper
2-Nitroaniline	44.3269	7.98	-0.01	112823	138.0	113.0	75.4	140.1



Compound	Conc.	RT	Dev(Min)	Resp.	QIon	QRatio	Lower	Upper
Dimethyl Phthalate	48.2573	8.24	0.00	717440	77.0	19.0	13.0	24.2



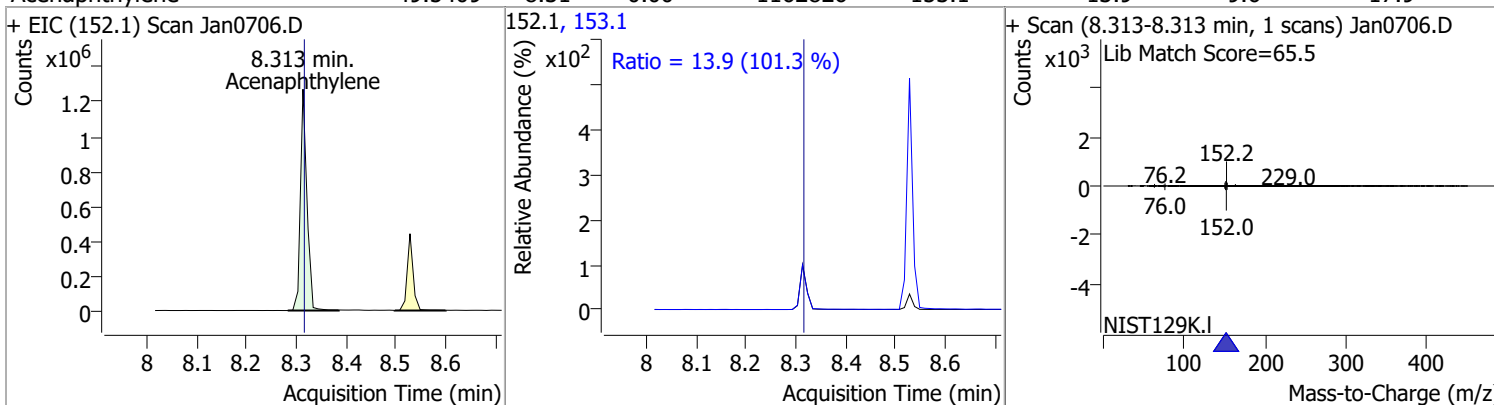
Compound	Conc.	RT	Dev(Min)	Resp.	QIon	QRatio	Lower	Upper
2,6-Dinitrotoluene	43.9022	8.29	-0.01	89664	63.0	168.7	110.4	205.0
					89.0	59.7	39.5	73.3



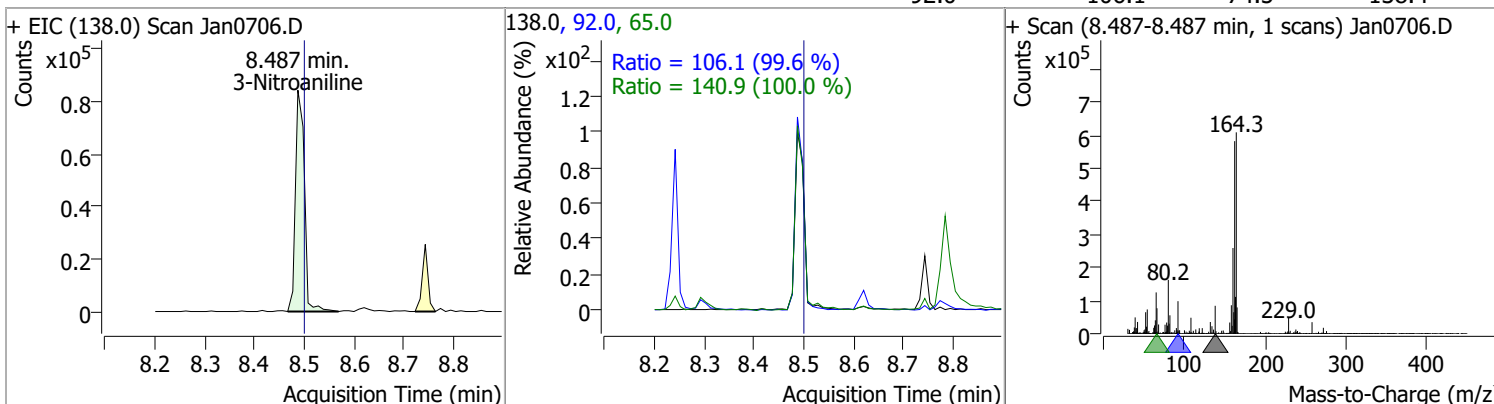


# Quantitation Results Report (QT Reviewed)

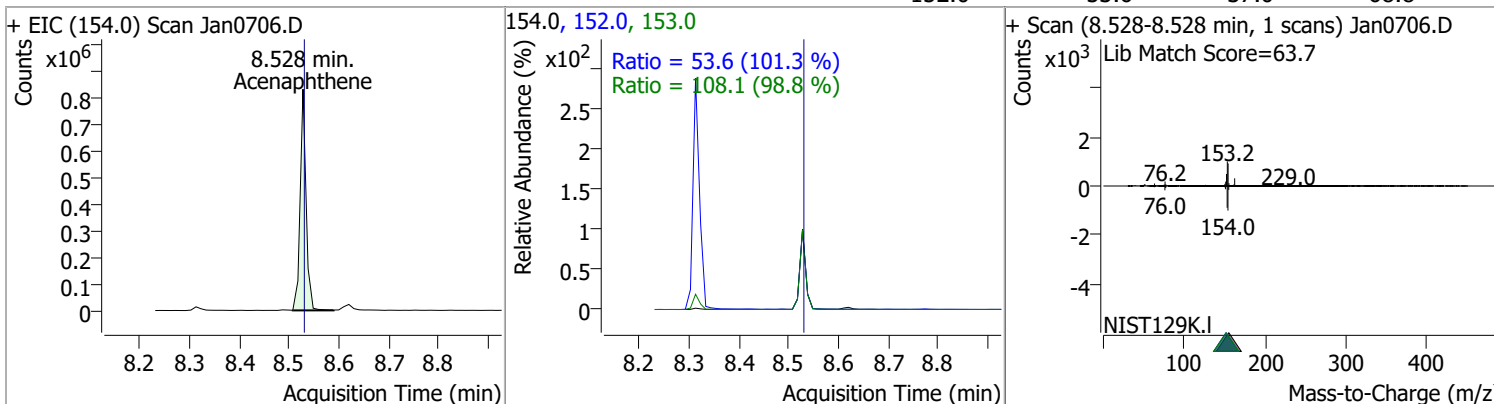
Compound	Conc.	RT	Dev(Min)	Resp.	QIon	QRatio	Lower	Upper
Acenaphthylene	49.5409	8.31	0.00	1162826	153.1	13.9	9.6	17.9



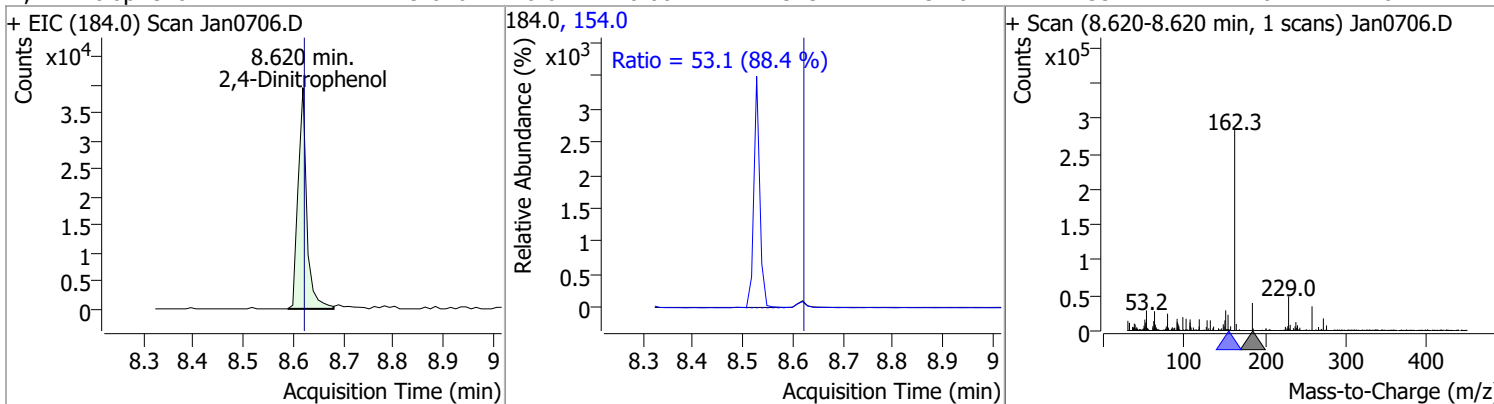
Compound	Conc.	RT	Dev(Min)	Resp.	QIon	QRatio	Lower	Upper
3-Nitroaniline	50.0162	8.49	-0.01	105012	65.0	140.9	98.6	183.2
					92.0	106.1	74.5	138.4



Compound	Conc.	RT	Dev(Min)	Resp.	QIon	QRatio	Lower	Upper
Acenaphthene	48.8489	8.53	0.00	685044	153.0	108.1	76.6	142.3
					152.0	53.6	37.0	68.8

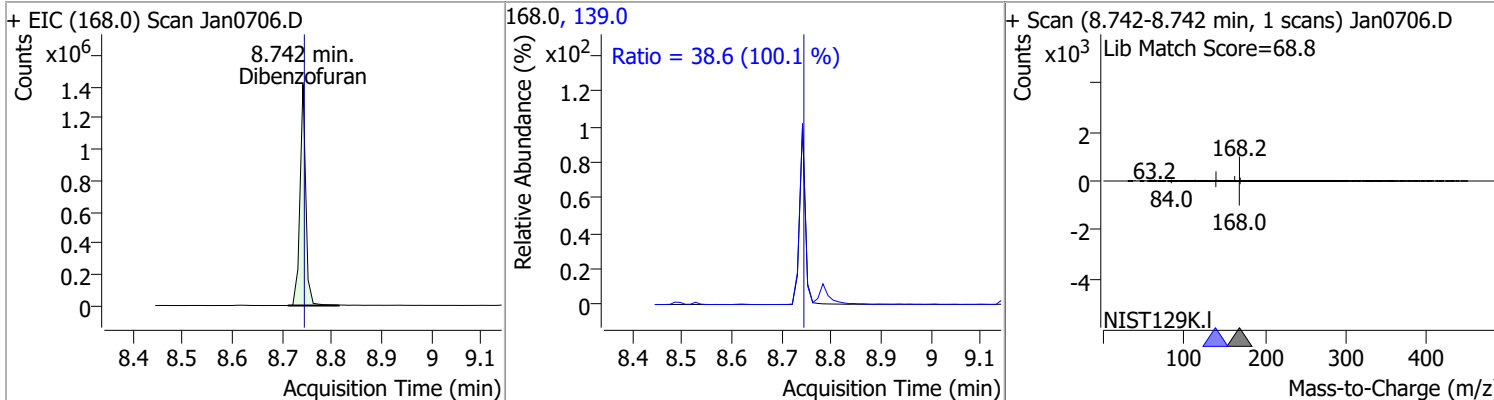


Compound	Conc.	RT	Dev(Min)	Resp.	QIon	QRatio	Lower	Upper
2,4-Dinitrophenol	49.0161	8.62	0.00	47919	154.0	53.1	42.0	78.1

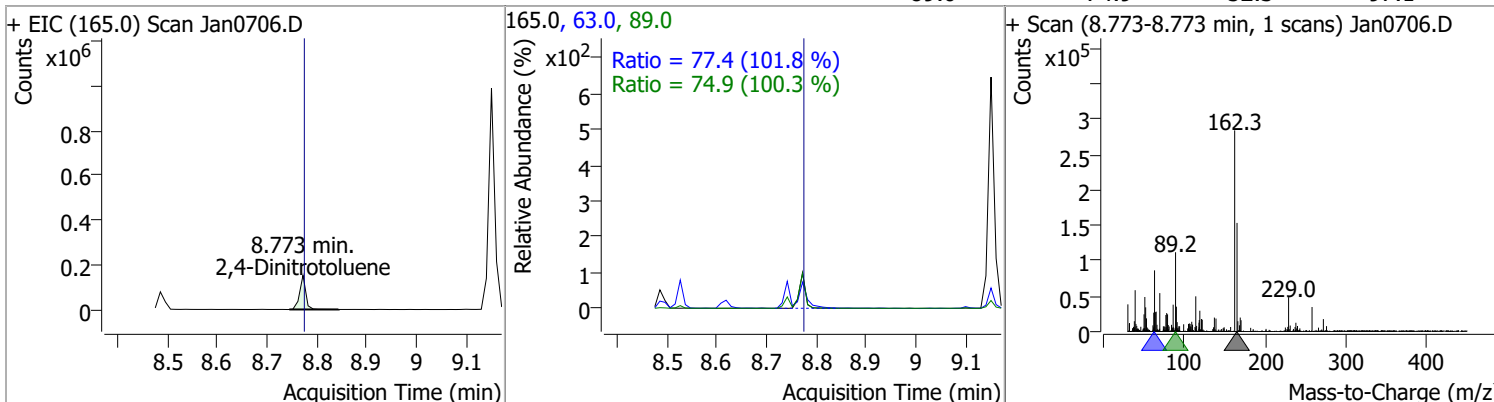


# Quantitation Results Report (QT Reviewed)

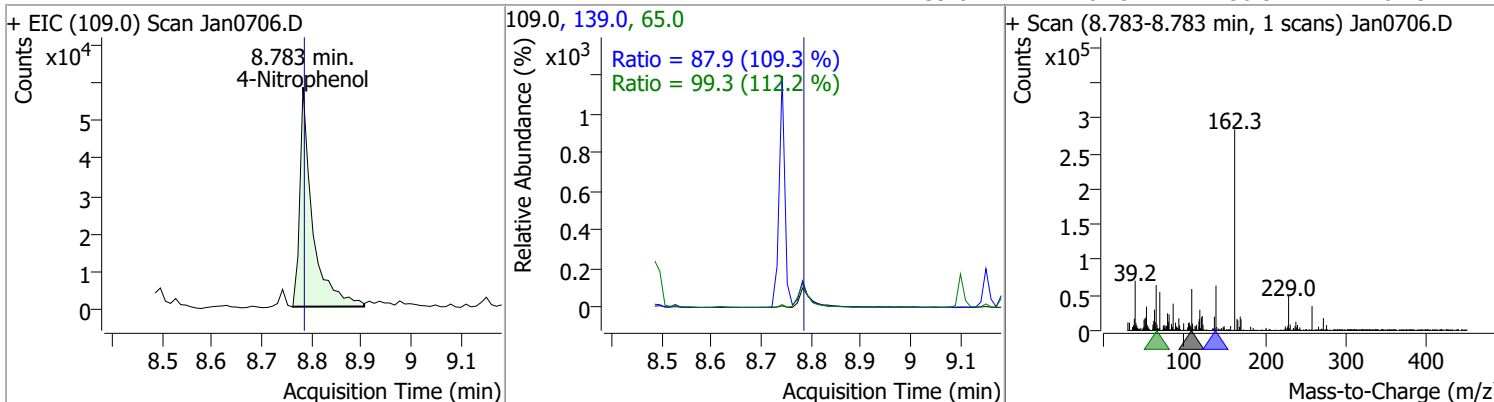
Compound	Conc.	RT	Dev(Min)	Resp.	QIon	QRatio	Lower	Upper
Dibenzofuran	51.3416	8.74	0.00	1139517	139.0	38.6	27.0	50.2



Compound	Conc.	RT	Dev(Min)	Resp.	QIon	QRatio	Lower	Upper
2,4-Dinitrotoluene	51.1865	8.77	0.00	129012	63.0	77.4	53.2	98.9
					89.0	74.9	52.3	97.1

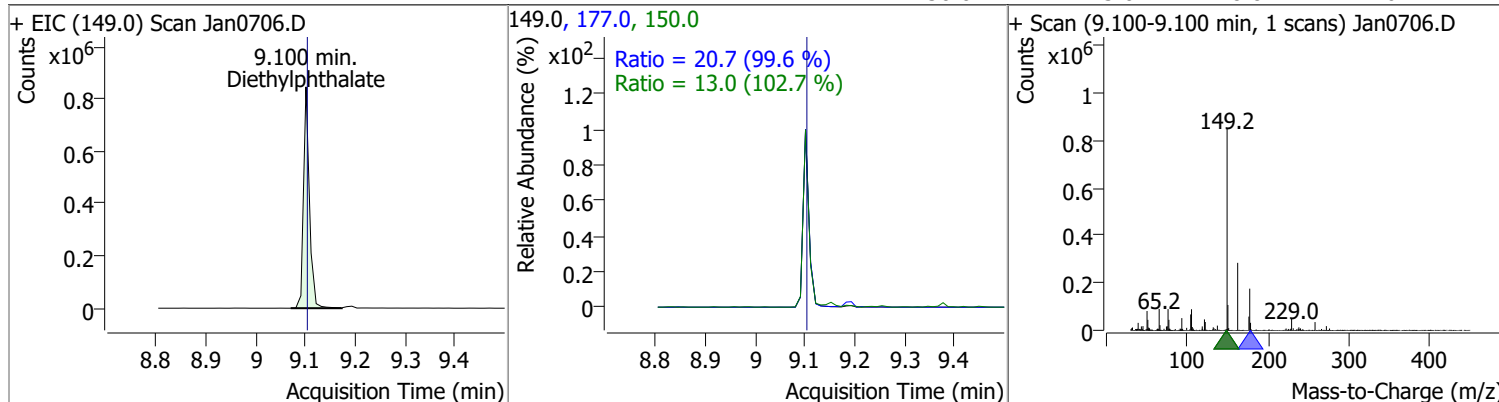


Compound	Conc.	RT	Dev(Min)	Resp.	QIon	QRatio	Lower	Upper
4-Nitrophenol	45.7114	8.78	0.00	98767	65.0	99.3	62.0	115.1
					139.0	87.9	56.3	104.5

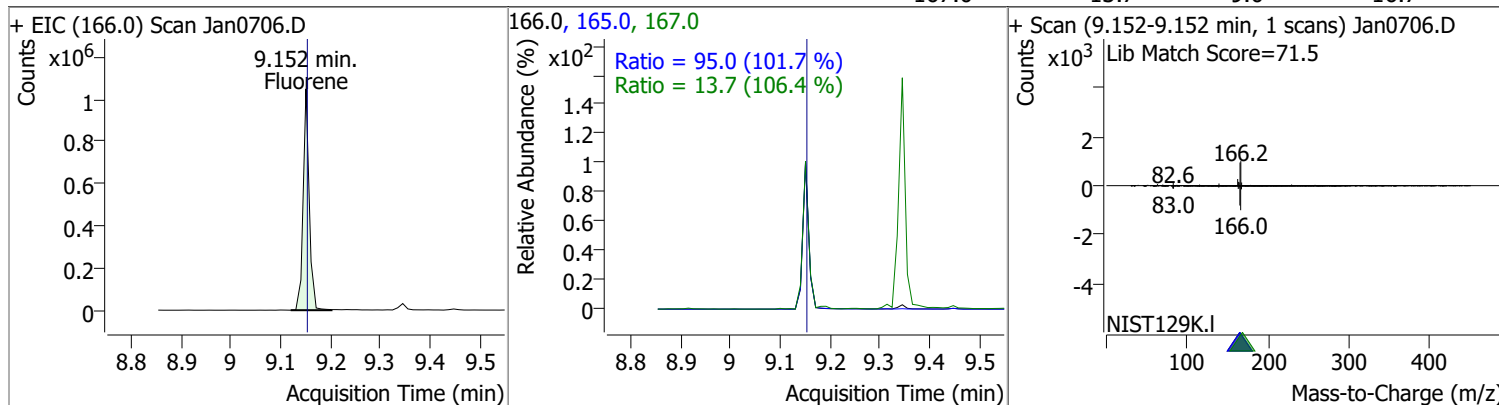


# Quantitation Results Report (QT Reviewed)

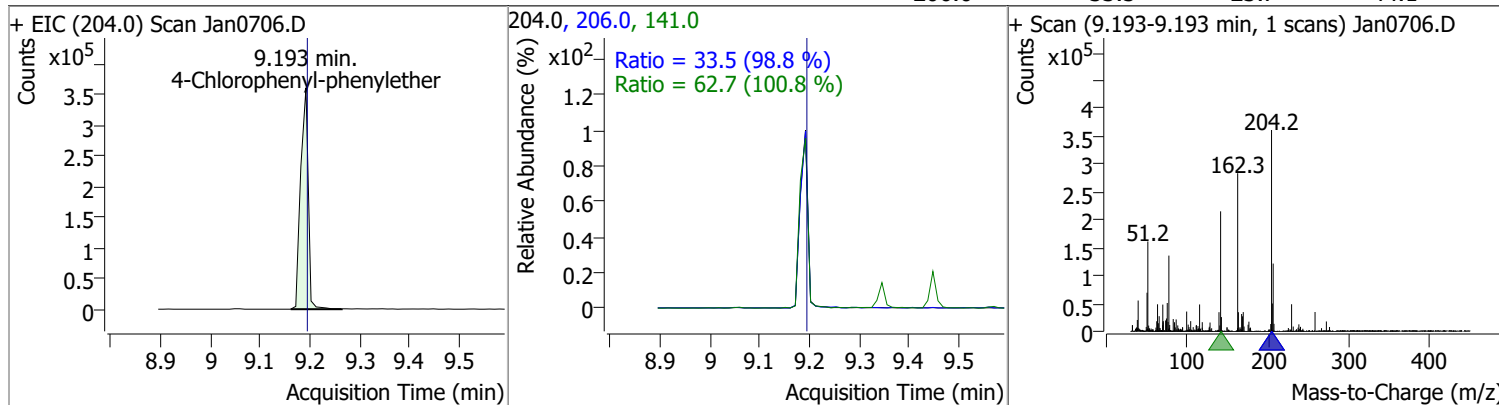
Compound	Conc.	RT	Dev(Min)	Resp.	QIon	QRatio	Lower	Upper
Diethylphthalate	50.7803	9.10	0.00	700006	177.0	20.7	14.5	27.0
					150.0	13.0	8.8	16.4



Compound	Conc.	RT	Dev(Min)	Resp.	QIon	QRatio	Lower	Upper
Fluorene	50.7972	9.15	0.00	887548	165.0	95.0	65.4	121.4
					167.0	13.7	9.0	16.7

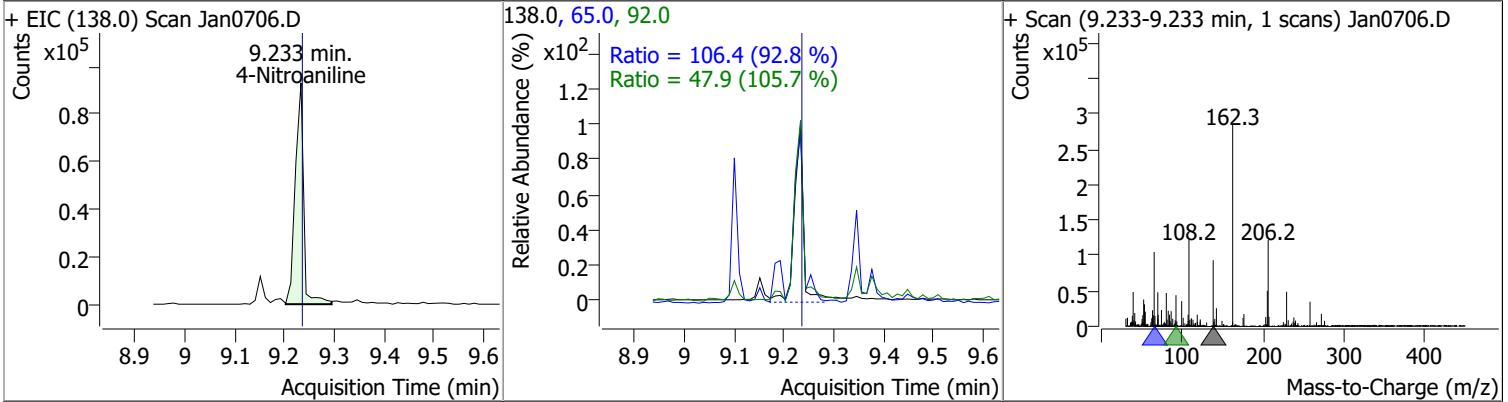


Compound	Conc.	RT	Dev(Min)	Resp.	QIon	QRatio	Lower	Upper
4-Chlorophenyl-phenylether	47.9766	9.19	0.00	382712	141.0	62.7	43.6	80.9
					206.0	33.5	23.7	44.1

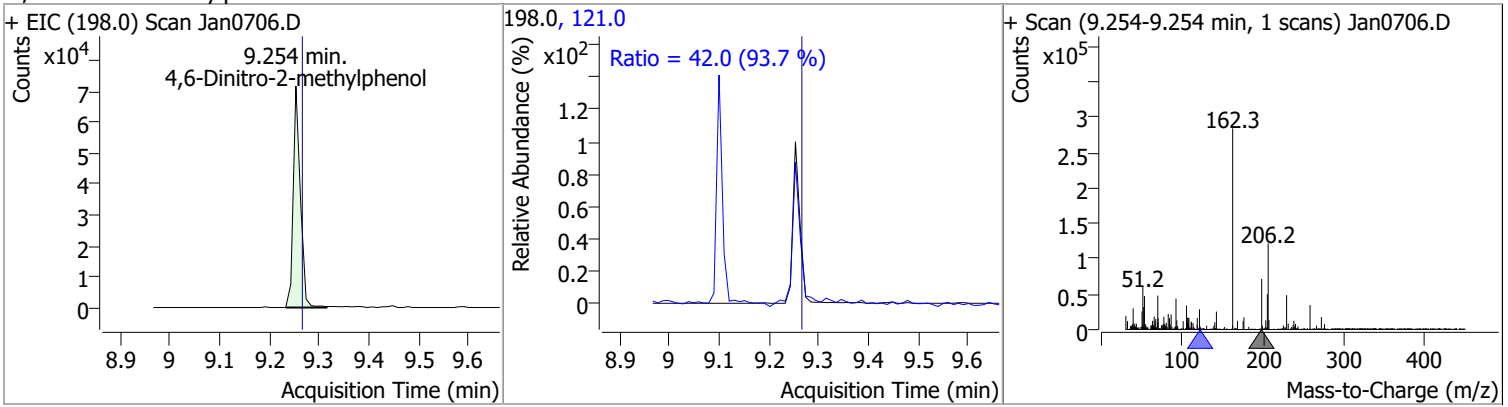


# Quantitation Results Report (QT Reviewed)

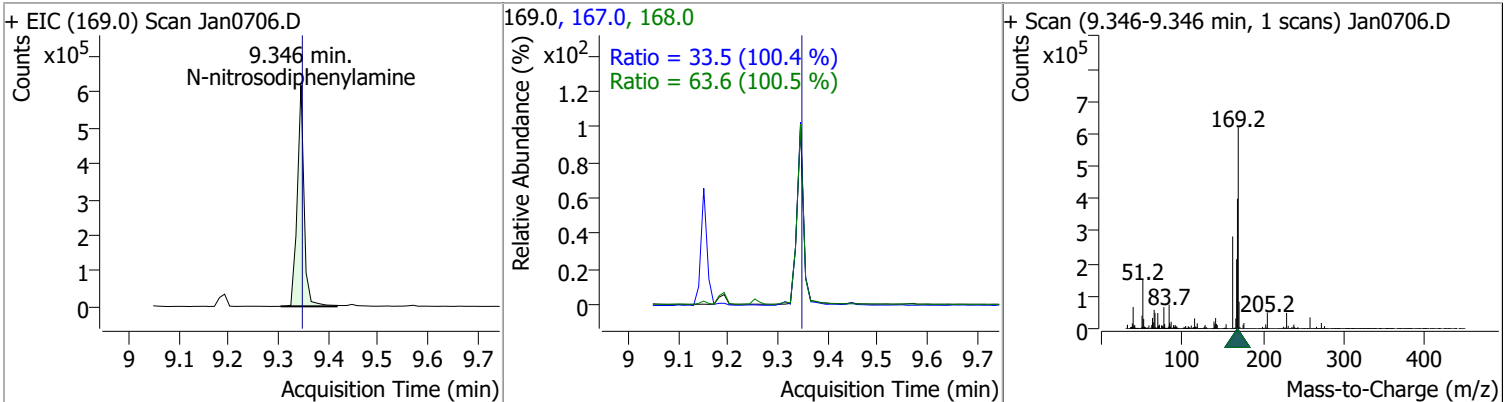
Compound	Conc.	RT	Dev(Min)	Resp.	QIon	QRatio	Lower	Upper
4-Nitroaniline	52.1274	9.23	0.00	108677	65.0	106.4	80.2	149.0
					92.0	47.9	31.7	58.9



Compound	Conc.	RT	Dev(Min)	Resp.	QIon	QRatio	Lower	Upper
4,6-Dinitro-2-methylphenol	50.1558	9.25	-0.01	70858	121.0	42.0	31.4	58.3
					198.0	42.0	31.4	58.3

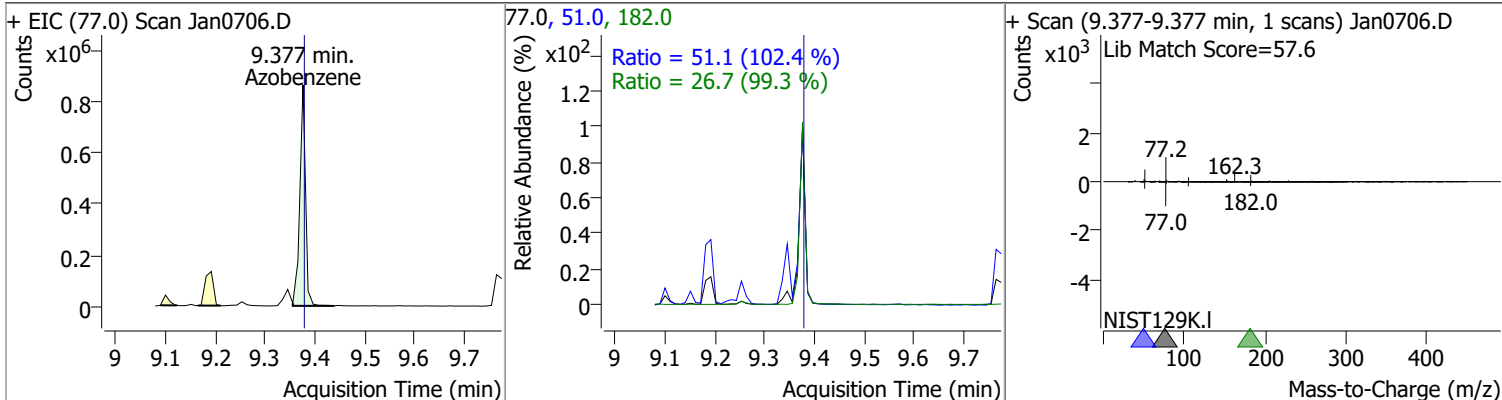


Compound	Conc.	RT	Dev(Min)	Resp.	QIon	QRatio	Lower	Upper
N-nitrosodiphenylamine	50.6542	9.35	0.00	583644	168.0	63.6	44.3	82.3
					167.0	33.5	23.4	43.4
					169.0	33.5	23.4	43.4

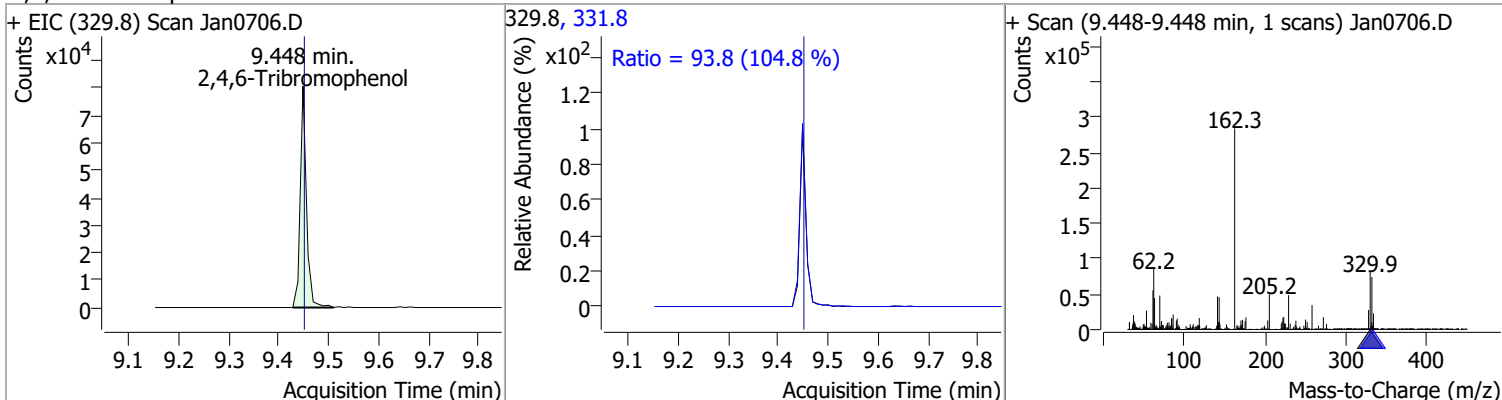


# Quantitation Results Report (QT Reviewed)

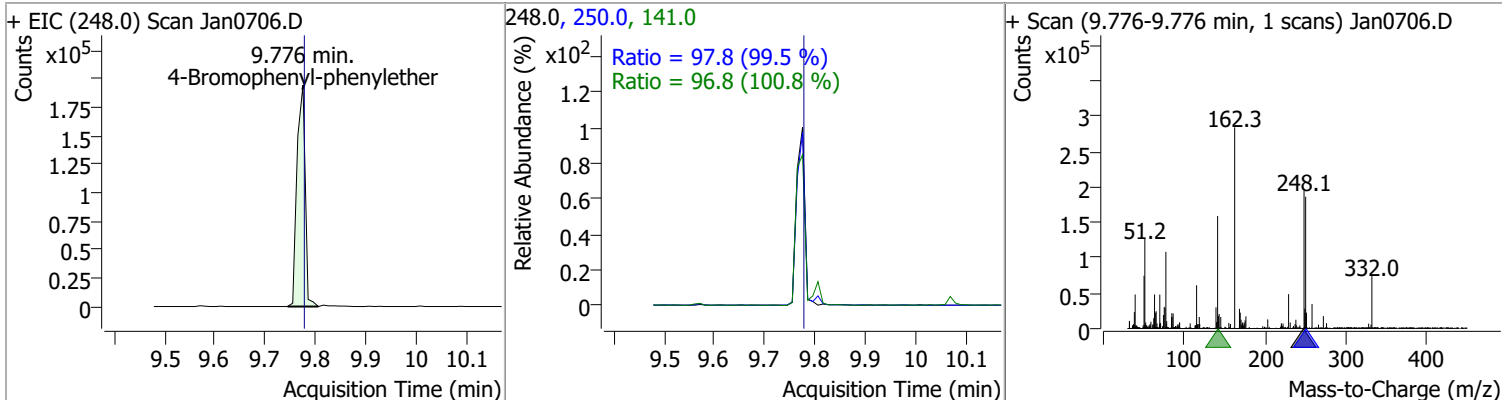
Compound	Conc.	RT	Dev(Min)	Resp.	QIon	QRatio	Lower	Upper
Azobenzene	50.5302	9.38	0.00	683220	51.0	51.1	34.9	64.9
					182.0	26.7	18.8	35.0



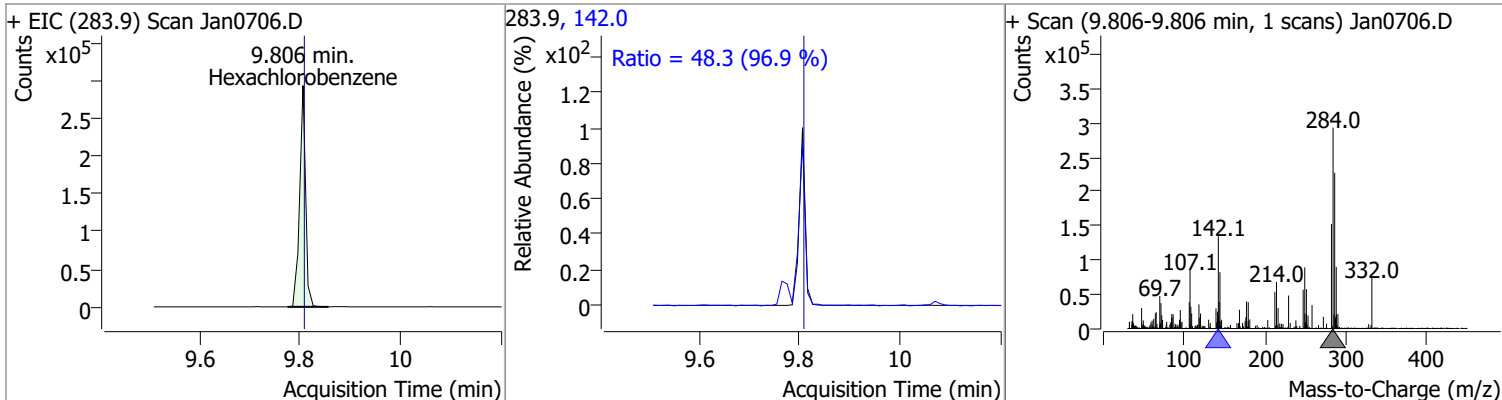
Compound	Conc.	RT	Dev(Min)	Resp.	QIon	QRatio	Lower	Upper
2,4,6-Tribromophenol	49.4485	9.45	0.00	69752	331.8	93.8	62.7	116.4



Compound	Conc.	RT	Dev(Min)	Resp.	QIon	QRatio	Lower	Upper
4-Bromophenyl-phenylether	48.8584	9.78	0.00	220152	250.0	97.8	68.8	127.8
					141.0	96.8	67.3	124.9

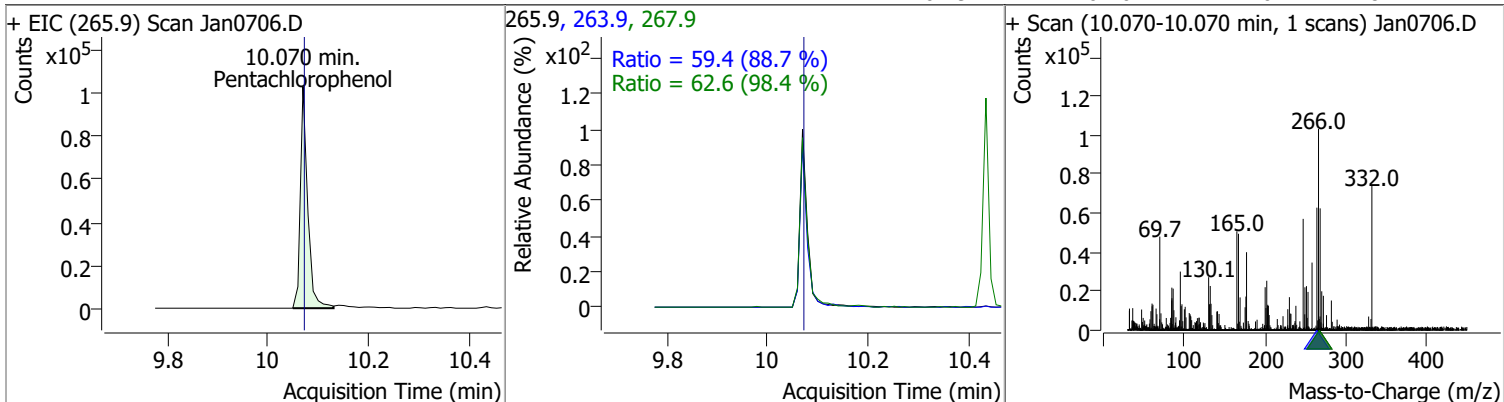


Compound	Conc.	RT	Dev(Min)	Resp.	QIon	QRatio	Lower	Upper
Hexachlorobenzene	52.8995	9.81	0.00	241206	142.0	48.3	34.9	64.8

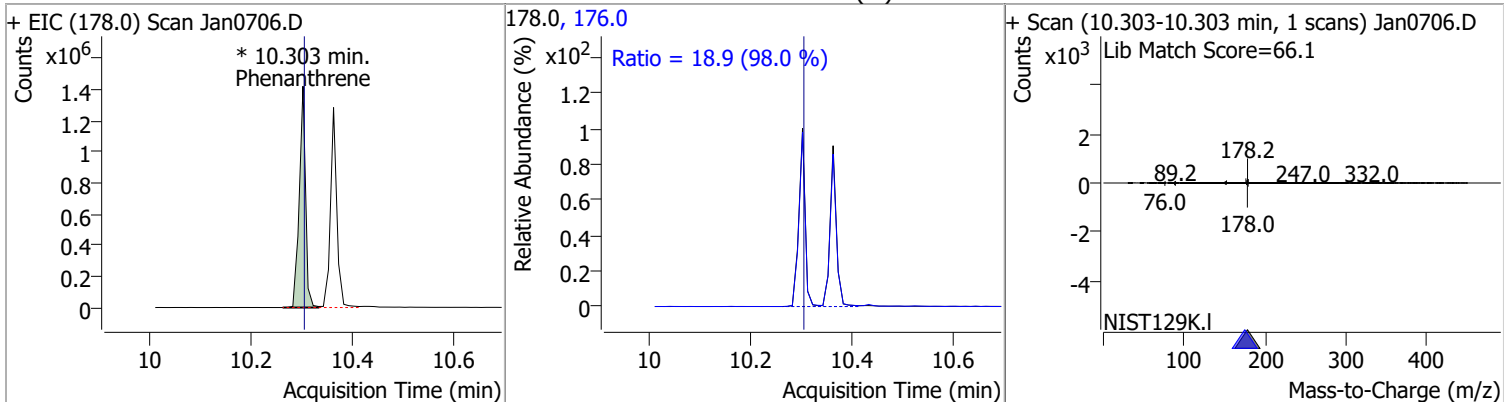


# Quantitation Results Report (QT Reviewed)

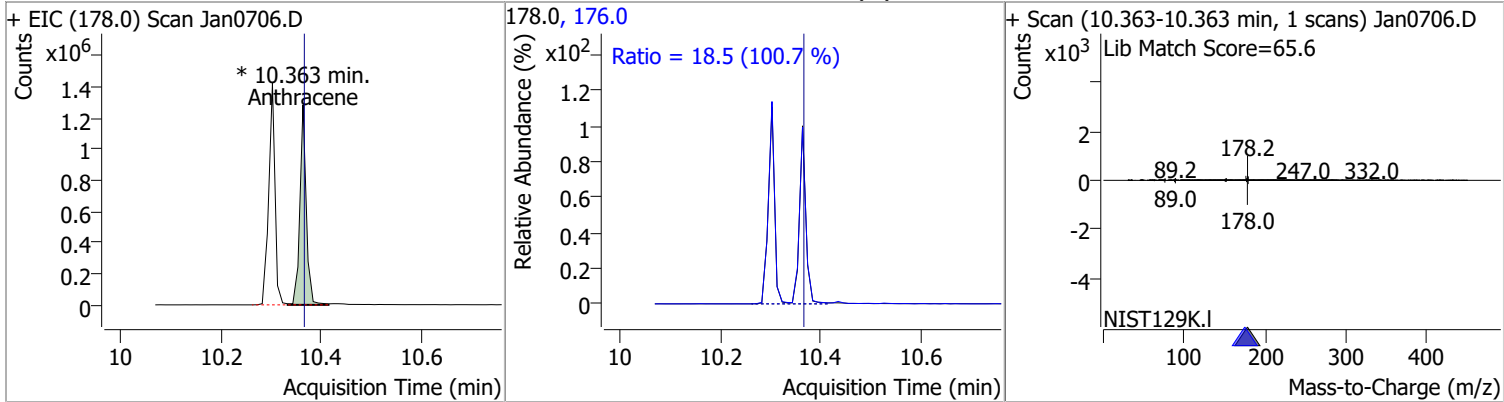
Compound	Conc.	RT	Dev(Min)	Resp.	QIon	QRatio	Lower	Upper
Pentachlorophenol	50.1119	10.07	0.00	104637	263.9	59.4	46.9	87.1
					267.9	62.6	44.6	82.7



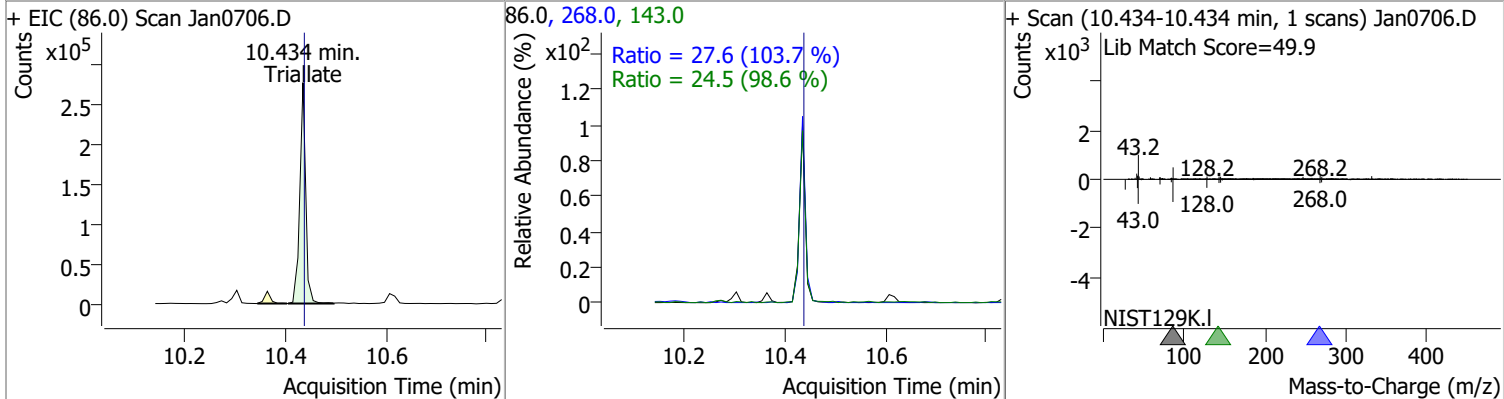
Compound	Conc.	RT	Dev(Min)	Resp.	QIon	QRatio	Lower	Upper
Phenanthrene	52.8689	10.30	0.00	1229389 (m)	176.0	18.9	13.5	25.0



Compound	Conc.	RT	Dev(Min)	Resp.	QIon	QRatio	Lower	Upper
Anthracene	51.0032	10.36	0.00	1130614 (m)	176.0	18.5	12.9	23.9

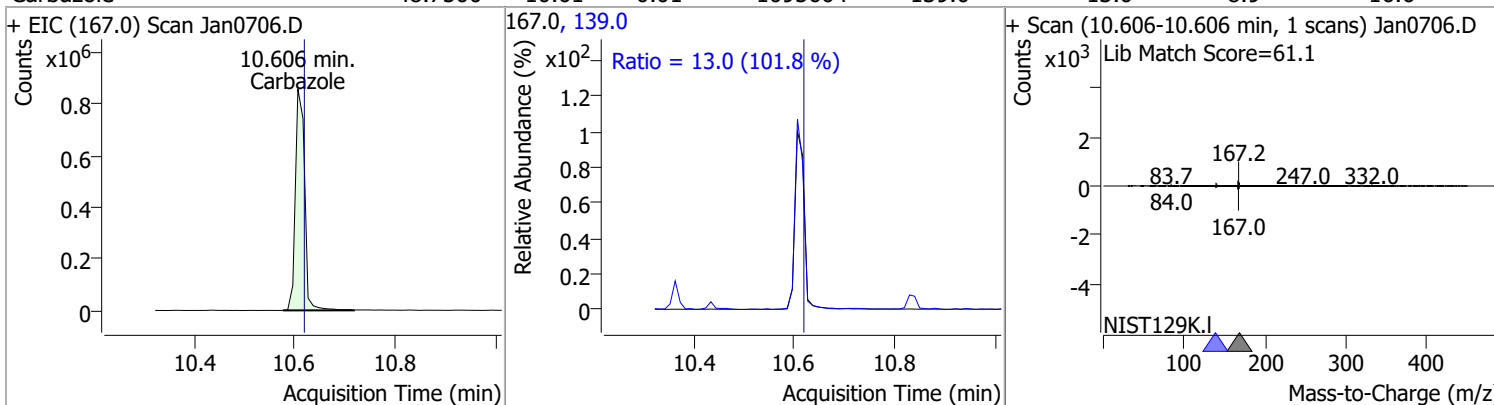


Compound	Conc.	RT	Dev(Min)	Resp.	QIon	QRatio	Lower	Upper
Triallate	48.3379	10.43	0.00	225521	268.0	27.6	18.7	34.7
					143.0	24.5	17.4	32.3

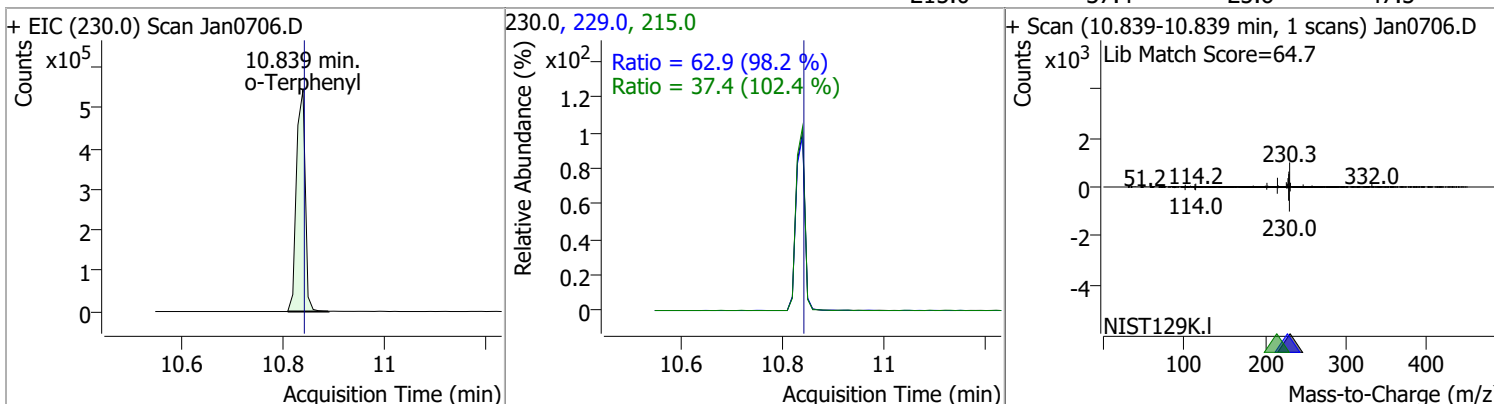


# Quantitation Results Report (QT Reviewed)

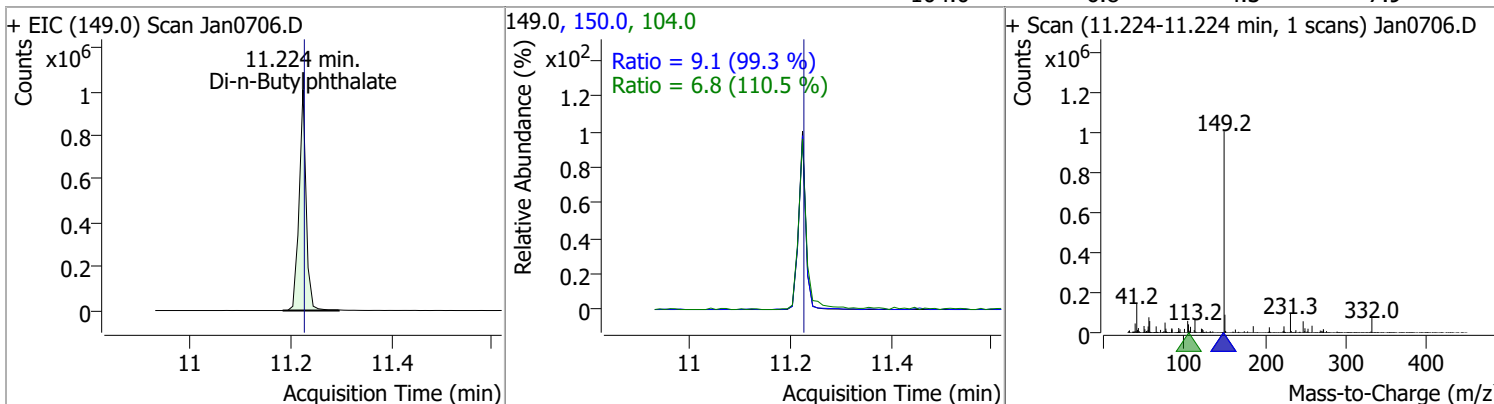
Compound	Conc.	RT	Dev(Min)	Resp.	QIon	QRatio	Lower	Upper
Carbazole	48.7500	10.61	-0.01	1095604	139.0	13.0	8.9	16.6



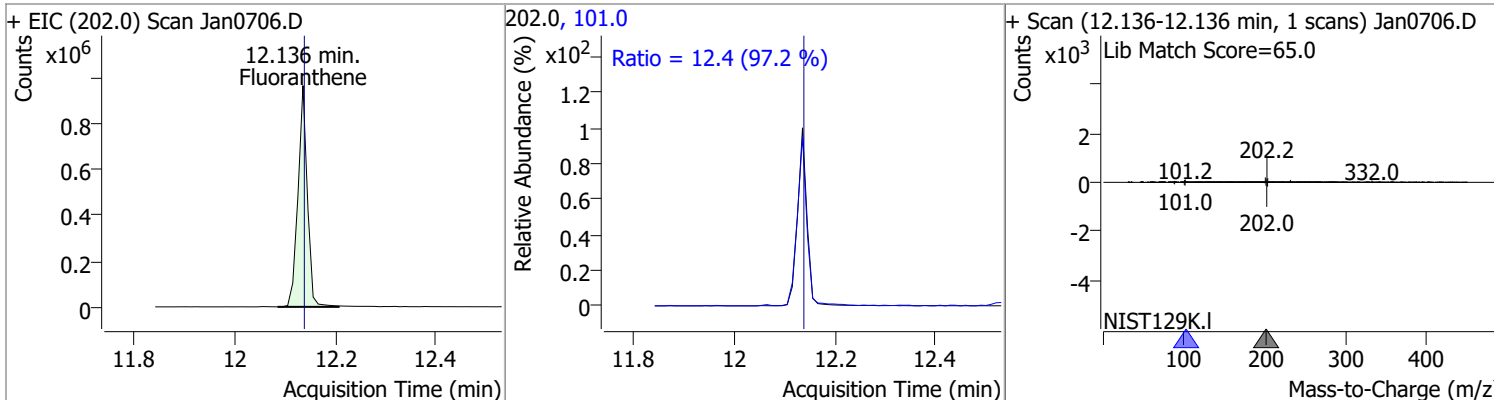
o-Terphenyl	48.7370	10.84	0.00	661682	229.0 215.0	62.9 37.4	44.9 25.6	83.3 47.5
-------------	---------	-------	------	--------	----------------	--------------	--------------	--------------



Di-n-Butylphthalate	49.3338	11.22	0.00	978235	150.0 104.0	9.1 6.8	6.4 4.3	11.9 7.9
---------------------	---------	-------	------	--------	----------------	------------	------------	-------------



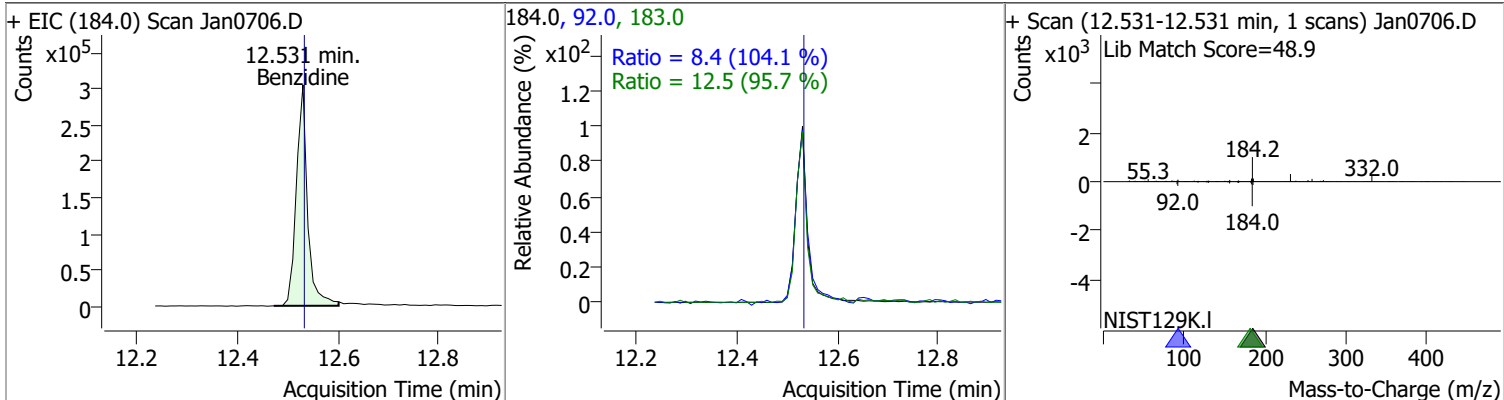
Fluoranthene	50.6678	12.14	0.00	1253296	101.0	12.4	8.9	16.6
--------------	---------	-------	------	---------	-------	------	-----	------



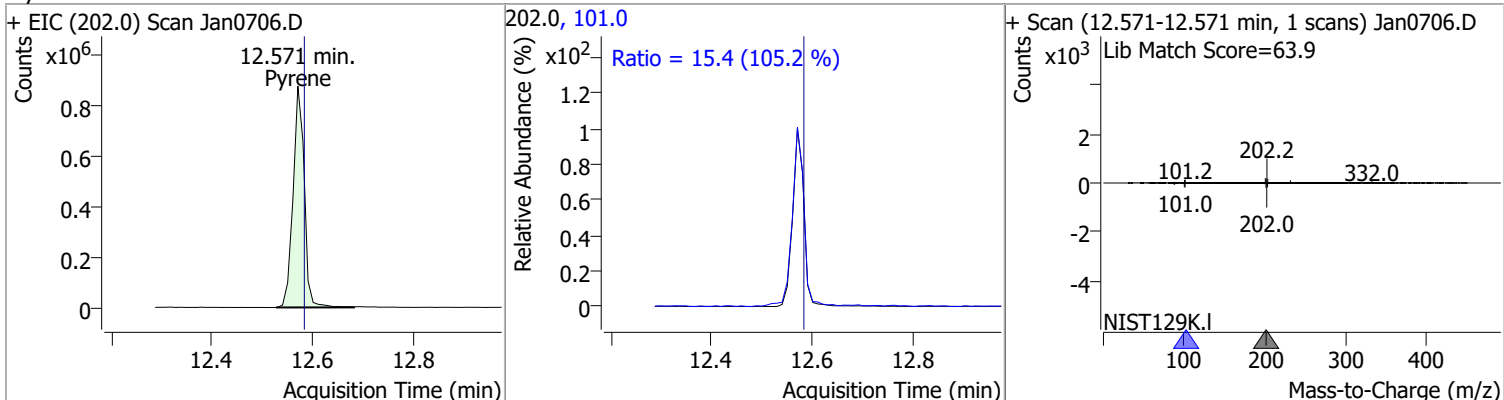


# Quantitation Results Report (QT Reviewed)

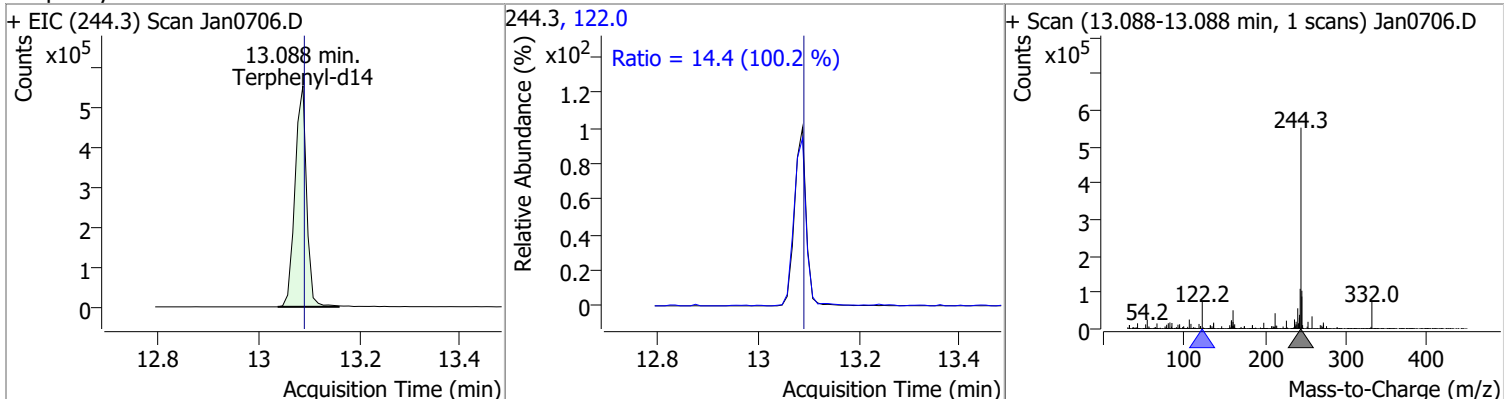
Compound	Conc.	RT	Dev(Min)	Resp.	QIon	QRatio	Lower	Upper
Benzidine	50.0888	12.53	0.00	473941	183.0	12.5	9.1	17.0
					92.0	8.4	5.7	10.5



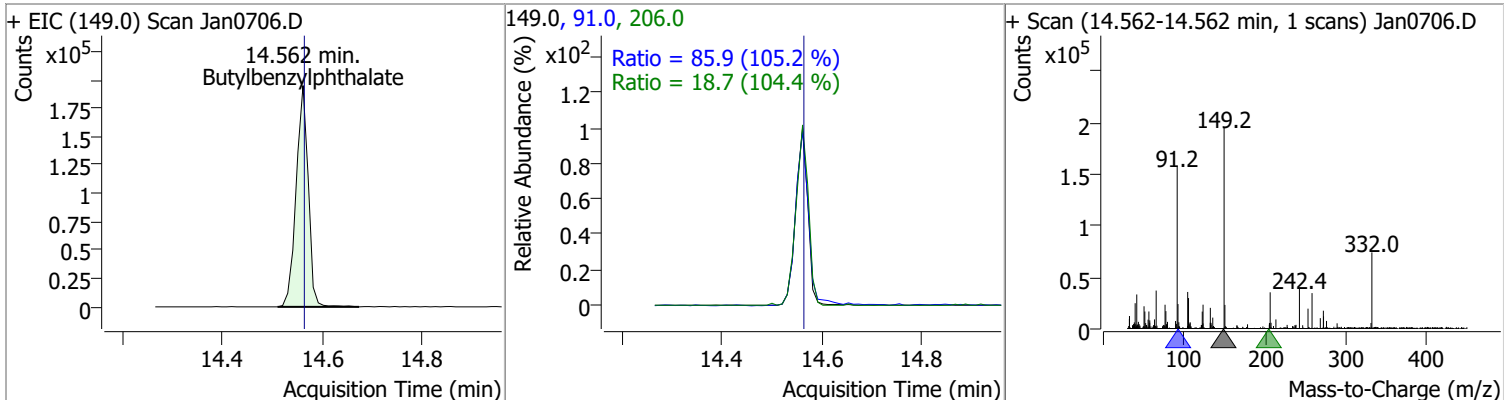
Compound	Conc.	RT	Dev(Min)	Resp.	QIon	QRatio	Lower	Upper
Pyrene	49.8964	12.57	-0.01	1351292	101.0	15.4	10.2	19.0



Compound	Conc.	RT	Dev(Min)	Resp.	QIon	QRatio	Lower	Upper
Terphenyl-d14	49.2018	13.09	0.00	881950	122.0	14.4	10.1	18.7



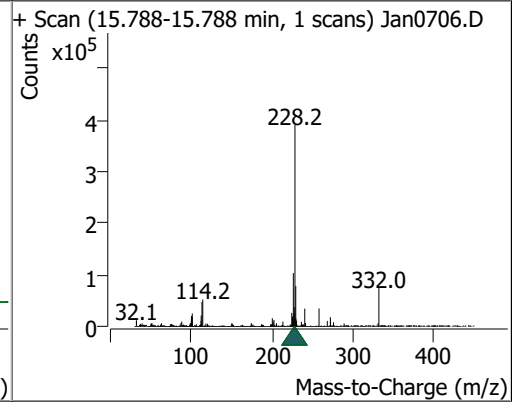
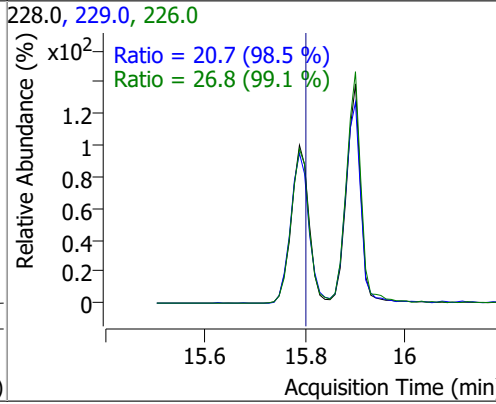
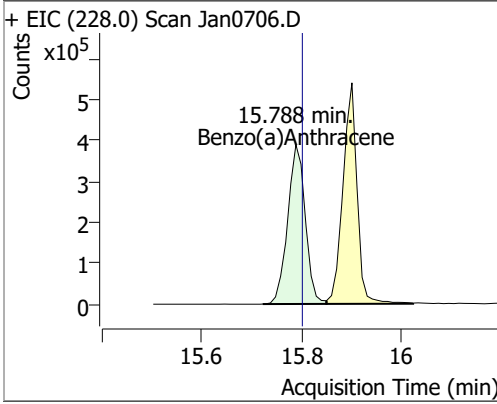
Compound	Conc.	RT	Dev(Min)	Resp.	QIon	QRatio	Lower	Upper
Butylbenzylphthalate	47.5692	14.56	0.00	328487	91.0	85.9	57.2	106.2
					206.0	18.7	12.6	23.3



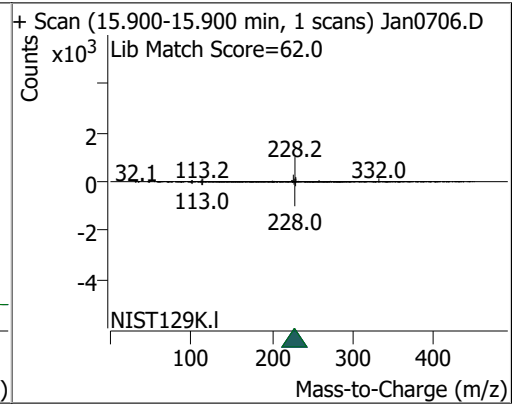
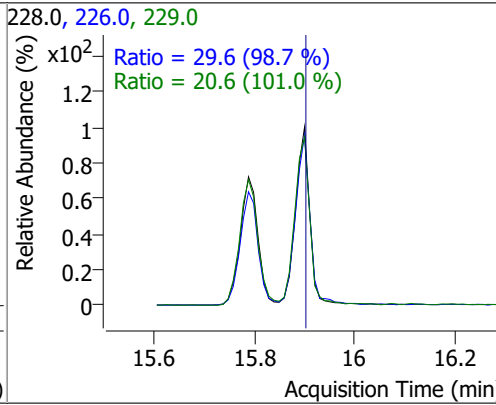
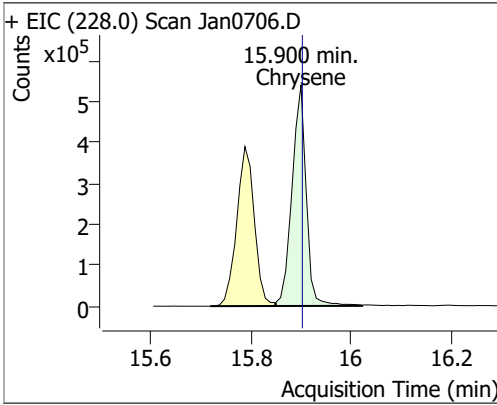


# Quantitation Results Report (QT Reviewed)

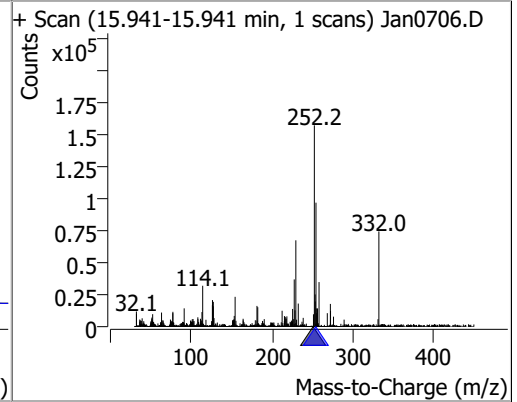
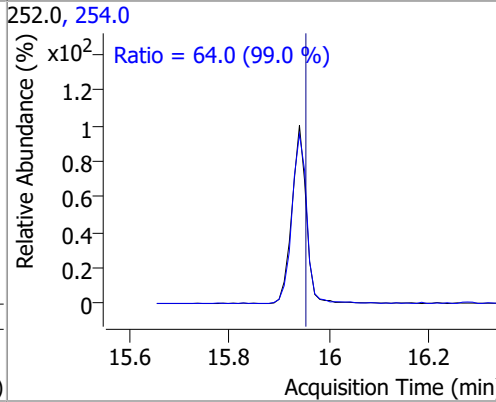
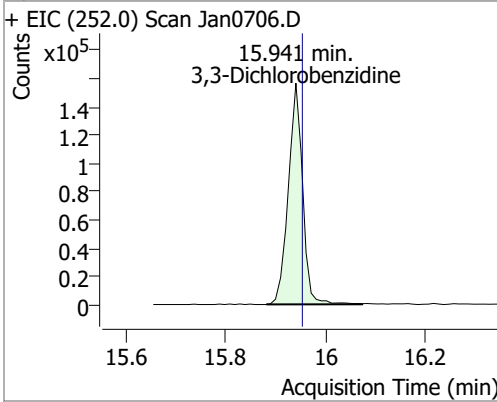
Compound	Conc.	RT	Dev(Min)	Resp.	QIon	QRatio	Lower	Upper
Benzo(a)Anthracene	48.1905	15.79	-0.01	953421	226.0	26.8	18.9	35.2
					229.0	20.7	14.7	27.3



Compound	Conc.	RT	Dev(Min)	Resp.	QIon	QRatio	Lower	Upper
Chrysene	48.6827	15.90	0.00	1070851	226.0	29.6	21.0	38.9
					229.0	20.6	14.3	26.5

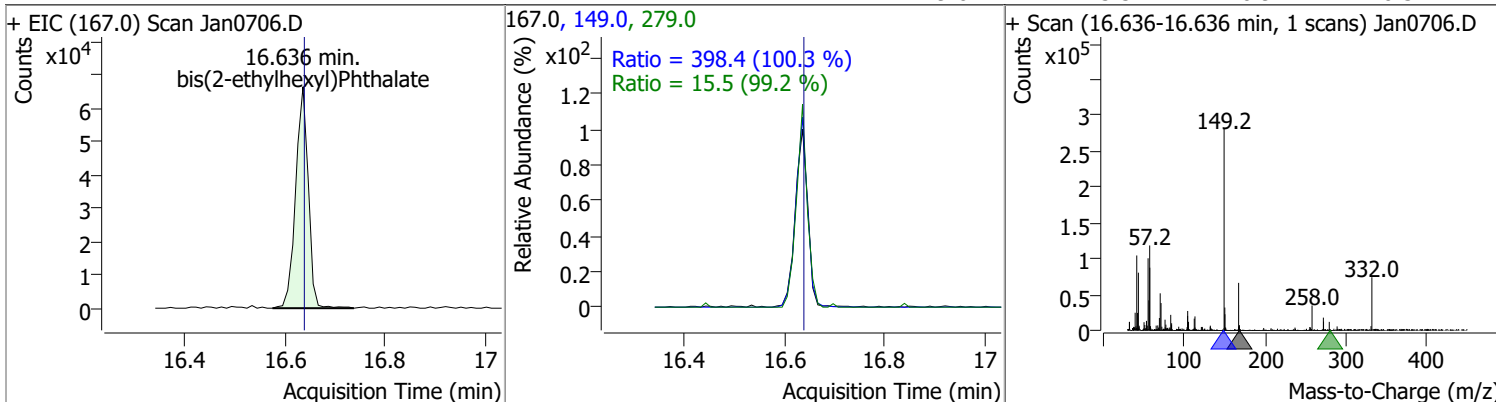


Compound	Conc.	RT	Dev(Min)	Resp.	QIon	QRatio	Lower	Upper
3,3-Dichlorobenzidine	47.9061	15.94	-0.01	312212	254.0	64.0	45.3	84.1

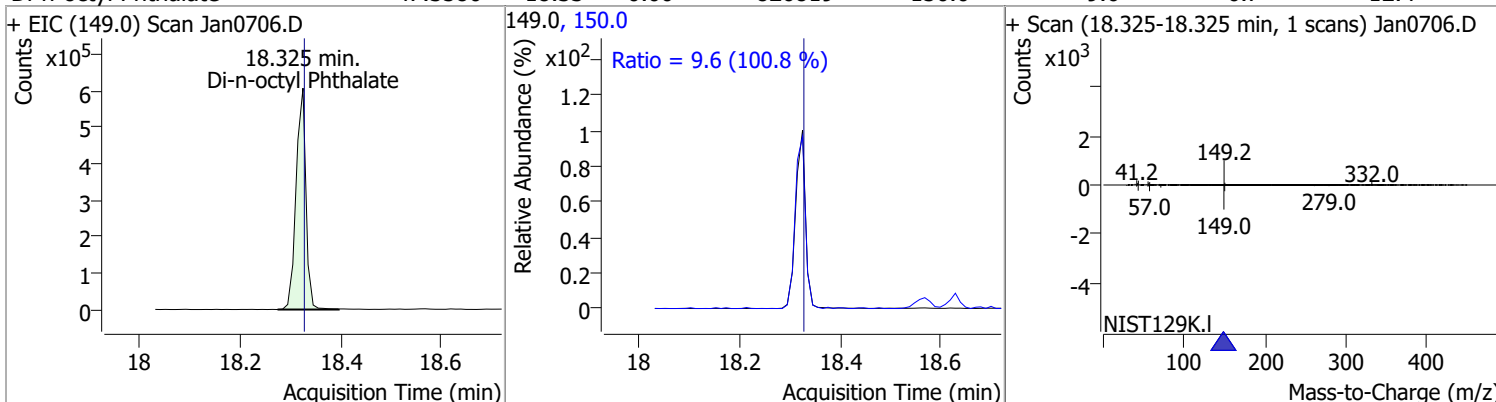


# Quantitation Results Report (QT Reviewed)

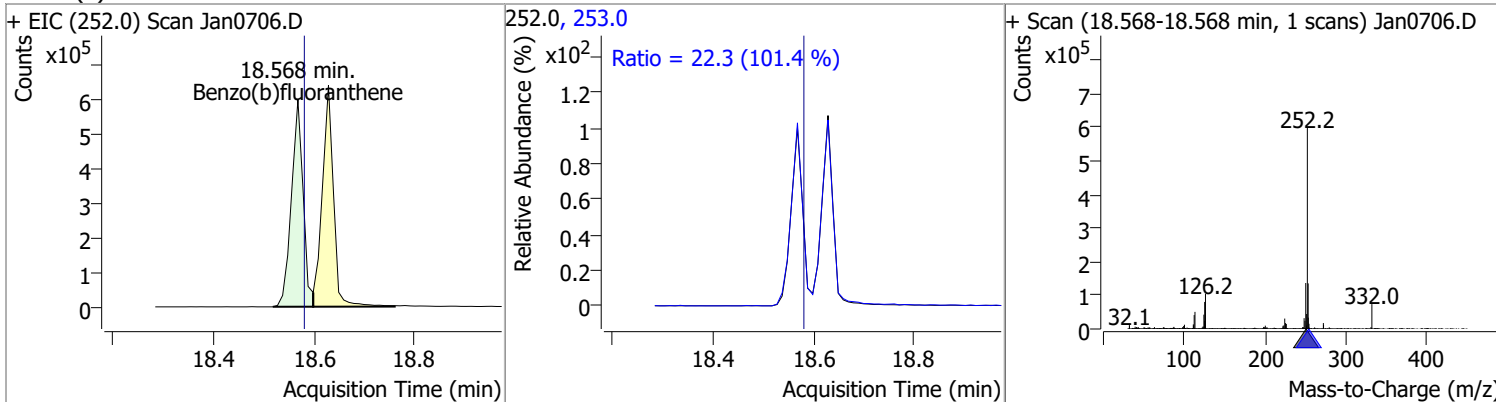
Compound	Conc.	RT	Dev(Min)	Resp.	QIon	QRatio	Lower	Upper
bis(2-ethylhexyl)Phthalate	47.8113	16.64	0.00	116990	149.0	398.4	278.0	516.2
					279.0	15.5	10.9	20.3



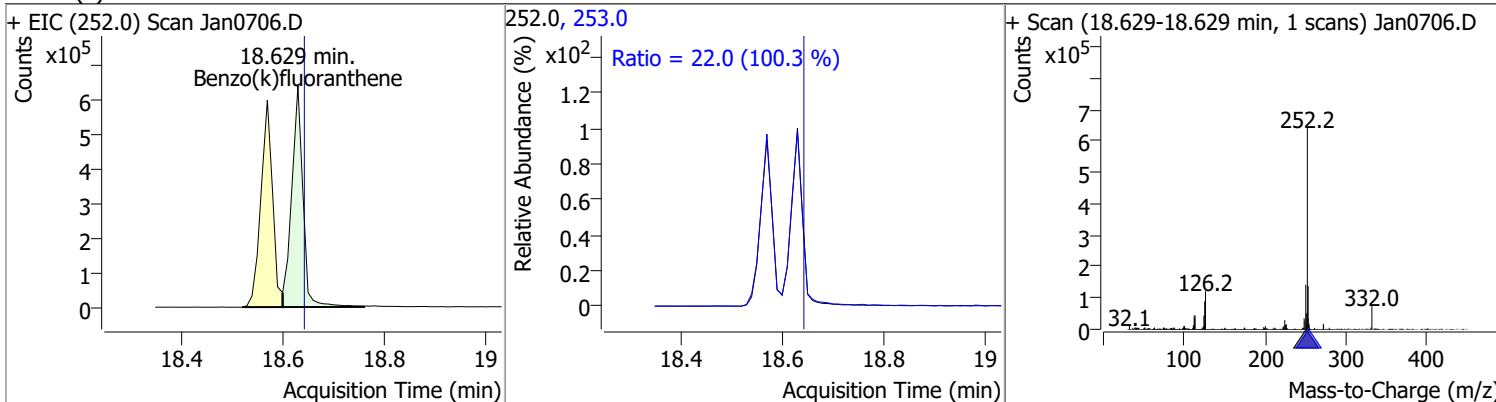
Compound	Conc.	RT	Dev(Min)	Resp.	QIon	QRatio	Lower	Upper
Di-n-octyl Phthalate	47.3580	18.33	0.00	826819	150.0	9.6	6.7	12.4



Compound	Conc.	RT	Dev(Min)	Resp.	QIon	QRatio	Lower	Upper
Benzo(b)fluoranthene	48.9135	18.57	-0.01	964688	253.0	22.3	15.4	28.6

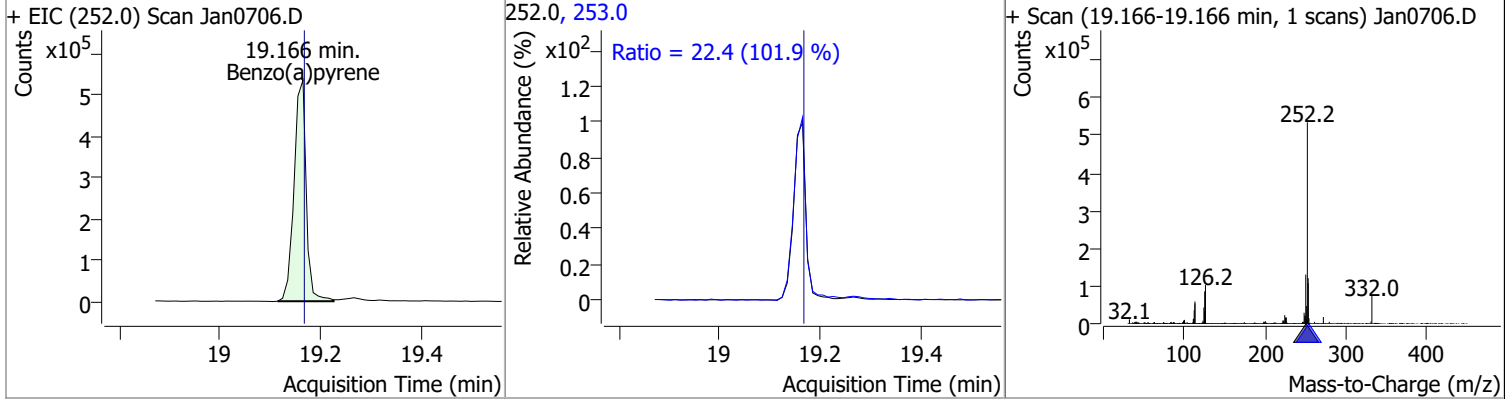


Compound	Conc.	RT	Dev(Min)	Resp.	QIon	QRatio	Lower	Upper
Benzo(k)fluoranthene	48.6047	18.63	-0.01	993816	253.0	22.0	15.3	28.5

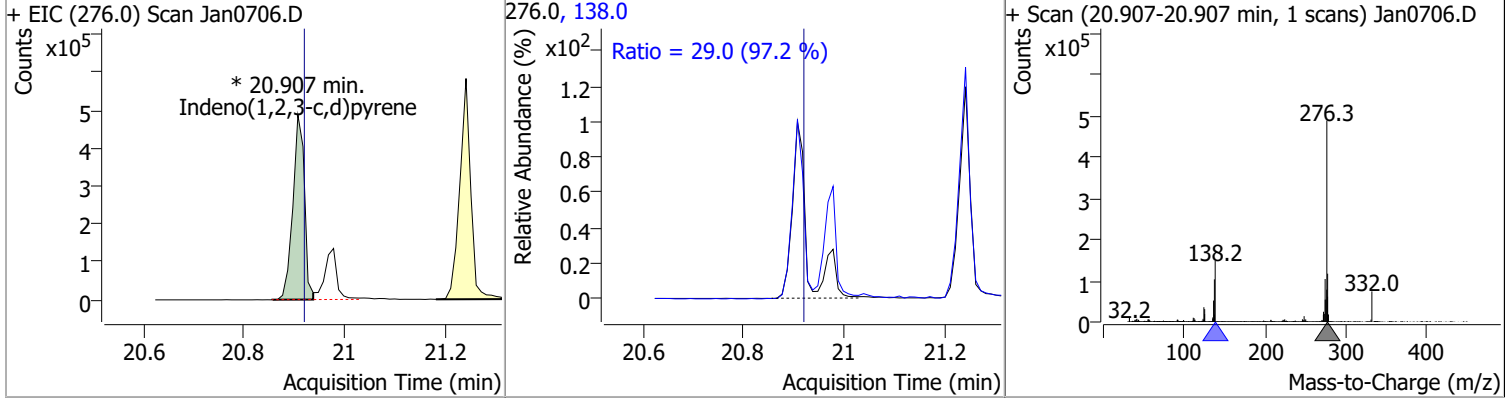


# Quantitation Results Report (QT Reviewed)

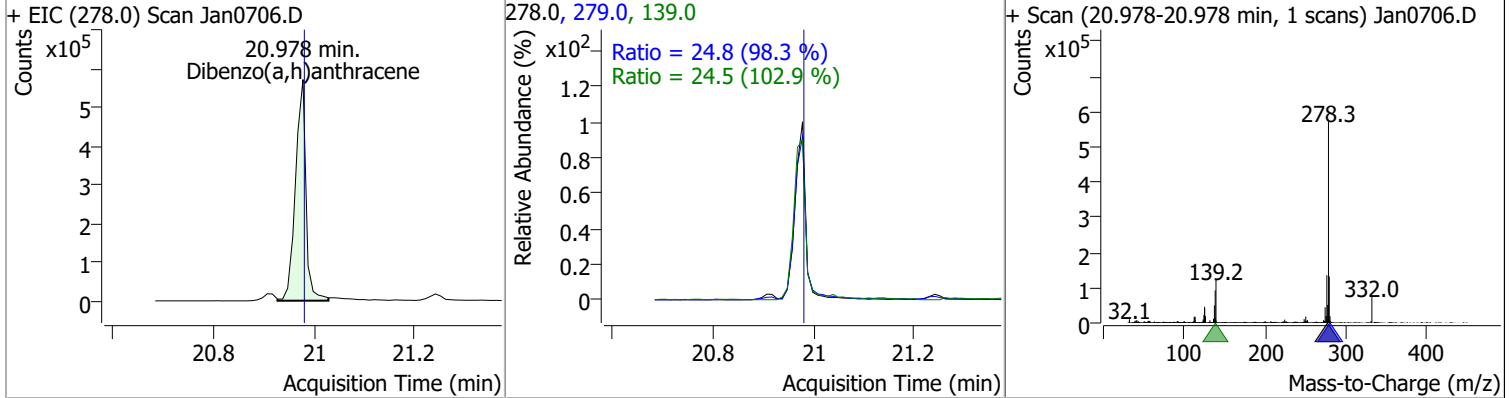
Compound	Conc.	RT	Dev(Min)	Resp.	QIon	QRatio	Lower	Upper
Benzo(a)pyrene	48.5993	19.17	0.00	893317	253.0	22.4	15.4	28.6



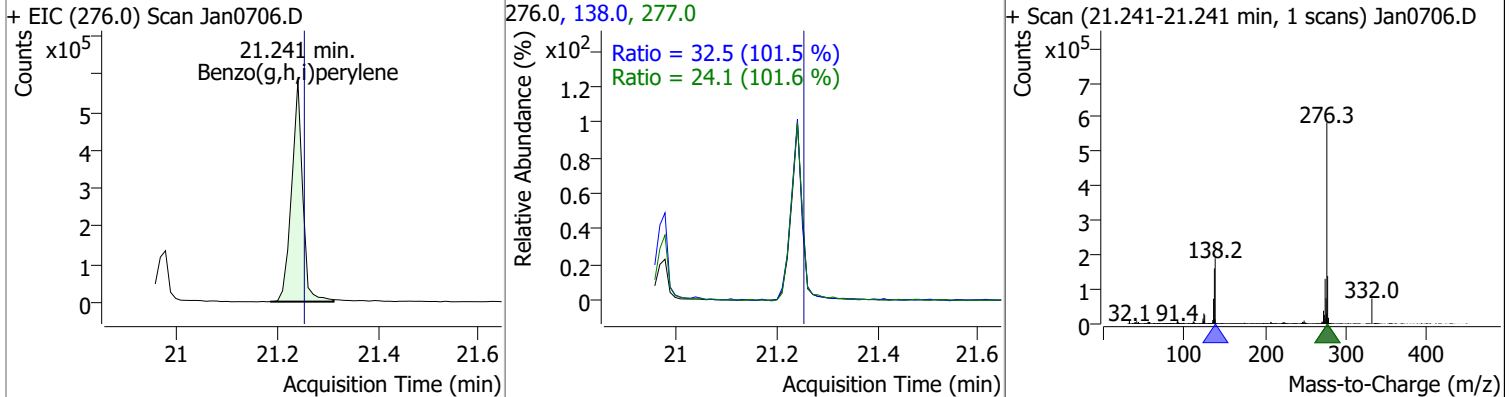
Compound	Conc.	RT	Dev(Min)	Resp.	QIon	QRatio	Lower	Upper
Indeno(1,2,3-c,d)pyrene	49.9152	20.91	-0.01	775570 (m)	138.0	29.0	20.9	38.8



Compound	Conc.	RT	Dev(Min)	Resp.	QIon	QRatio	Lower	Upper
Dibenzo(a,h)anthracene	49.1666	20.98	0.00	823936	279.0	24.8	17.7	32.8
					139.0	24.5	16.7	31.0

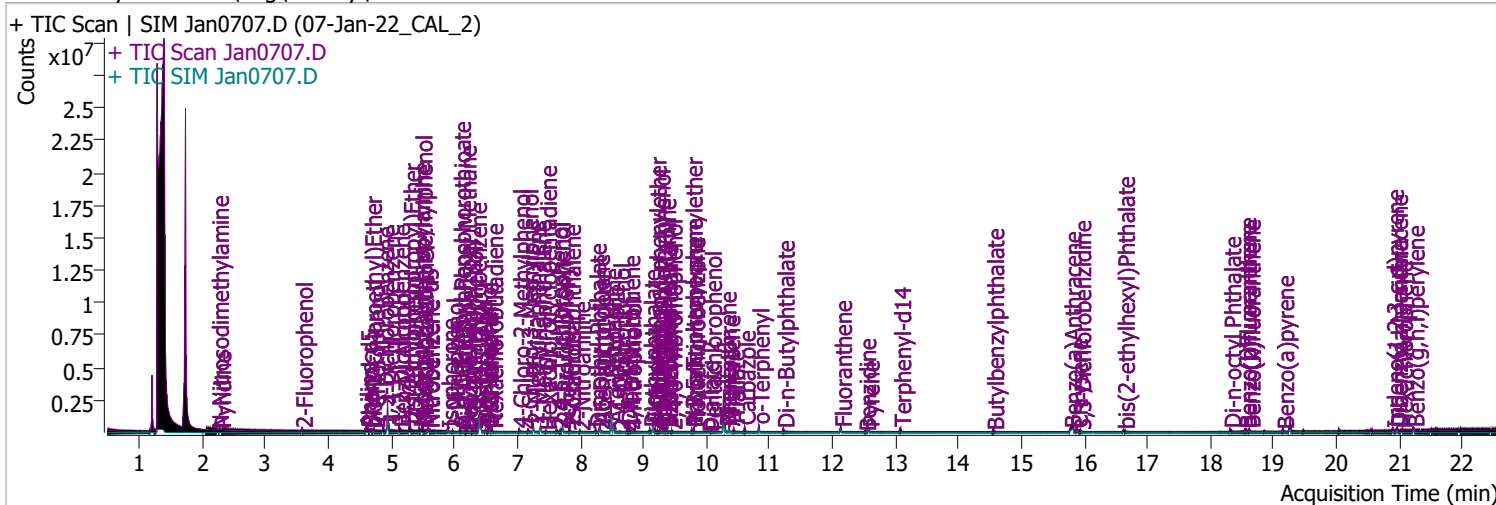


Compound	Conc.	RT	Dev(Min)	Resp.	QIon	QRatio	Lower	Upper
Benzo(g,h,i)perylene	47.8838	21.24	-0.01	885051	138.0	32.5	22.4	41.6
					277.0	24.1	16.6	30.9



# Quantitation Results Report (QT Reviewed)

Data File	Jan0707.D	Operator	LIMS import
Acq. Method	BNA+SIM.M	Acq. Date-Time	1/7/2022 3:45:02 PM
Sample Name	07-Jan-22_CAL_2	Instrument	Instrument #1
Vial	7	Multiplier	1.00
DA Method File		Comment	SVOC-8270-W-LARGO
Tune File	dftppdsm.u	Tune Date	1/7/2022 12:13:00 PM
Batch Name	010722 DoD BNA cal 1.batch.bin	Last Calib Update	1/11/2022 8:55:14 AM
Ref Library	D:\Org\Library\NIST129K.I		



Compound	RT	QIon	Resp.	Conc.	Units	Dev	(Min)
<b>Internal Standards</b>							
<b>System Monitoring Compounds</b>							
S 2-Fluorophenol	3.582	112.0	69618	9.5670	µg/L	0.000	
Spiked Amount: 200.000	Range: 10.0 - 75.0%			Recovery = 4.78%		*	
S Phenol-d5	4.613	99.0	94681	10.0533	µg/L	m	-0.010
Spiked Amount: 200.000	Range: 10.0 - 65.0%			Recovery = 5.03%		*	
S Nitrobenzene-d5	5.573	82.0	44700	9.1741	µg/L	m	-0.010
Spiked Amount: 100.000	Range: 32.0 - 94.0%			Recovery = 9.17%		*	
S 2-Fluorobiphenyl	7.718	172.0	182856	10.1443	µg/L	m	0.000
Spiked Amount: 100.000	Range: 28.0 - 107.0%			Recovery = 10.14%		*	
S 2,4,6-Tribromophenol	9.448	329.8	12268	9.0327	µg/L	m	0.000
Spiked Amount: 200.000	Range: 25.0 - 140.0%			Recovery = 4.52%		*	
S Terphenyl-d14	13.078	244.3	171915	9.5866	µg/L	m	-0.010
Spiked Amount: 100.000	Range: 32.0 - 122.0%			Recovery = 9.59%		*	
<b>Target Compounds</b>							
T N-Nitrosodimethylamine	2.244	74.0	31448	10.1100	µg/L	m	92
T Pyridine	2.285	79.0	75186	11.2426	µg/L	#m	64
T Aniline	4.593	93.0	124385	9.6361	µg/L	m	96
T Phenol	4.634	94.0	89027	8.8924	µg/L	m	91
T bis(-2-Chloroethyl)Ether	4.675	63.0	80606	10.0816	µg/L	m	98
T 2-Chlorophenol	4.726	128.0	82073	10.0339	µg/L	m	99
T 1,3-Dichlorobenzene	4.869	146.0	116592	10.2294	µg/L	m	99
T 1,4-Dichlorobenzene	4.961	146.0	120816	10.5471	µg/L	m	97
T 1,2-Dichlorobenzene	5.124	146.0	110065	9.7453	µg/L	m	98
T Benzyl Alcohol	5.134	108.0	36291	9.0871	µg/L	m	93
T bis(2-chloroisopropyl)Ether	5.287	121.0	29702	9.6829	µg/L	m	91
T 2-Methylphenol	5.298	107.0	71707	9.3831	µg/L	m	98
T N-nitroso-Di-n-propylamine	5.441	70.0	46392	9.3472	µg/L	m	100
T 4Methylphenol/3Methylphenol	5.481	107.0	100240	9.4684	µg/L	m	100
T Hexachloroethane	5.502	117.0	31726	9.5210	µg/L	m	97

# Quantitation Results Report (QT Reviewed)

Compound	RT	QIon	Resp.	Conc.	Units	Dev(Min)
T Nitrobenzene	5.594	123.1	24313	9.1813	µg/L	92
T Isophorone	5.890	82.0	117278	9.7311	µg/L	98
T 2-Nitrophenol	5.972	139.0	18568	9.3382	µg/L	94
T 2,4-Dimethylphenol	6.085	122.0	63204	10.1716	µg/L	94
T bis(-2-Chloroethoxy)Methane	6.177	93.0	70016	9.6927	µg/L	98
T Benzoic Acid	6.198	105.0	25166	9.1455	µg/L	m 84
T 2,4-Dichlorophenol	6.280	162.0	50631	9.7802	µg/L	97
T 1,2,4-Trichlorobenzene	6.342	180.0	74720	10.4491	µg/L	98
T Naphthalene	6.424	128.0	237250	10.7720	µg/L	98
T 4-Chlorophenol	6.496	130.0	17127	8.0856	µg/L	m 72
T p-Chloroaniline	6.526	127.0	77726	9.6003	µg/L	93
T Hexachlorobutadiene	6.598	224.9	36995	10.1526	µg/L	98
T 4-Chloro-2-Methylphenol	7.030	107.0	51111	9.7787	µg/L	m 94
T 4-Chloro-3-Methylphenol	7.163	107.0	56747	10.2793	µg/L	m 94
T 2-Methylnaphthalene	7.256	141.0	144517	10.3179	µg/L	99
T 1-Methylnaphthalene	7.369	141.0	132574	9.8187	µg/L	m 98
T Hexachlorocyclopentadiene	7.451	236.9	18318	9.2638	µg/L	97
T 2,4,6-Trichlorophenol	7.625	196.0	34208	10.2313	µg/L	91
T 2,4,5-Trichlorophenol	7.677	196.0	41296	9.8273	µg/L	99
T 2-Chloronaphthalene	7.831	162.0	142716	10.1849	µg/L	97
T 2-Nitroaniline	7.985	65.0	17284	9.2817	µg/L	92
T Dimethyl Phthalate	8.241	163.0	122818	9.9882	µg/L	99
T 2,6-Dinitrotoluene	8.292	165.0	17243	9.7625	µg/L	97
T Acenaphthylene	8.313	152.1	223338	10.4388	µg/L	99
T 3-Nitroaniline	8.486	138.0	15441	9.2794	µg/L	77
T Acenaphthene	8.527	154.0	125718	9.7288	µg/L	90
T 2,4-Dinitrophenol	8.619	184.0	4568	8.4111	µg/L	m 79
T Dibenzofuran	8.742	168.0	209247	10.2314	µg/L	97
T 2,4-Dinitrotoluene	8.773	165.0	19708	9.6692	µg/L	96
T 4-Nitrophenol	8.793	109.0	17901	9.8077	µg/L	m 83
T Diethylphthalate	9.100	149.0	106876	9.9980	µg/L	95
T Fluorene	9.151	166.0	178697	10.7290	µg/L	97
T 4-Chlorophenyl-phenylether	9.192	204.0	73170	10.2624	µg/L	97
T 4-Nitroaniline	9.223	138.0	15222	8.8280	µg/L	95
T 4,6-Dinitro-2-methylphenol	9.254	198.0	11846	10.1231	µg/L	82
T N-nitrosodiphenylamine	9.346	169.0	107937	9.3638	µg/L	98
T Azobenzene	9.377	77.0	101518	8.8273	µg/L	93
T 4-Bromophenyl-phenylether	9.765	248.0	38076	8.9973	µg/L	91
T Hexachlorobenzene	9.806	283.9	42693	9.4598	µg/L	90
T Pentachlorophenol	10.070	265.9	16323	9.4197	µg/L	97
T Phenanthrene	10.302	178.0	219981	9.2665	µg/L	99
T Anthracene	10.363	178.0	207959	9.8068	µg/L	m 96
T Triallate	10.434	86.0	34125	8.5862	µg/L	97
T Carbazole	10.606	167.0	209631	9.3238	µg/L	100
T o-Terphenyl	10.829	230.0	129549	9.5380	µg/L	99
T Di-n-Butylphthalate	11.224	149.0	141817	8.9061	µg/L	97
T Fluoranthene	12.136	202.0	228504	9.2339	µg/L	99
T Benzidine	12.521	184.0	71760	8.8705	µg/L	97
T Pyrene	12.571	202.0	261847	9.6646	µg/L	99
T Butylbenzylphthalate	14.551	149.0	54482	9.6440	µg/L	88
T Benzo(a)Anthracene	15.778	228.0	175216	9.8264	µg/L	98
T Chrysene	15.880	228.0	207541	9.9812	µg/L	99
T 3,3-Dichlorobenzidine	15.931	252.0	48644	9.3339	µg/L	97
T bis(2-ethylhexyl)Phthalate	16.626	167.0	21102	10.3162	µg/L	88
T Di-n-octyl Phthalate	18.315	149.0	132308	9.3050	µg/L	98

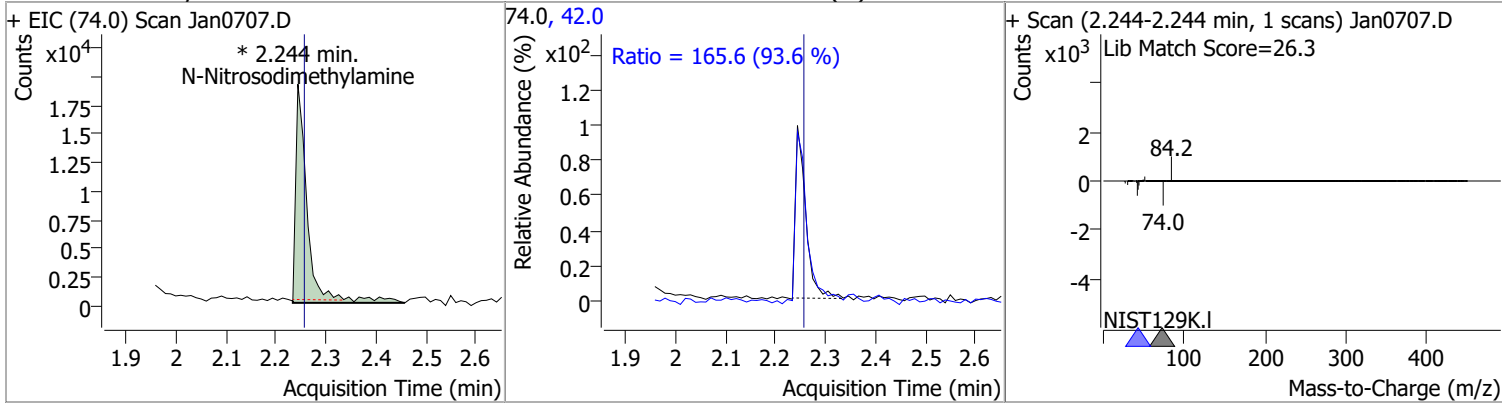
# Quantitation Results Report (QT Reviewed)

Compound	RT	QIon	Resp.	Conc.	Units	Dev(Min)
T Benzo(b)fluoranthene	18.558	252.0	173041	9.7595	µg/L	97
T Benzo(k)fluoranthene	18.619	252.0	173456	9.4363	µg/L	96
T Benzo(a)pyrene	19.155	252.0	136939	9.1284	µg/L	94
T Indeno(1,2,3-c,d)pyrene	20.897	276.0	122759	9.2913	µg/L	100
T Dibenzo(a,h)anthracene	20.958	278.0	139898	9.6432	µg/L	97
T Benzo(g,h,i)perylene	21.221	276.0	158919	9.5639	µg/L	99

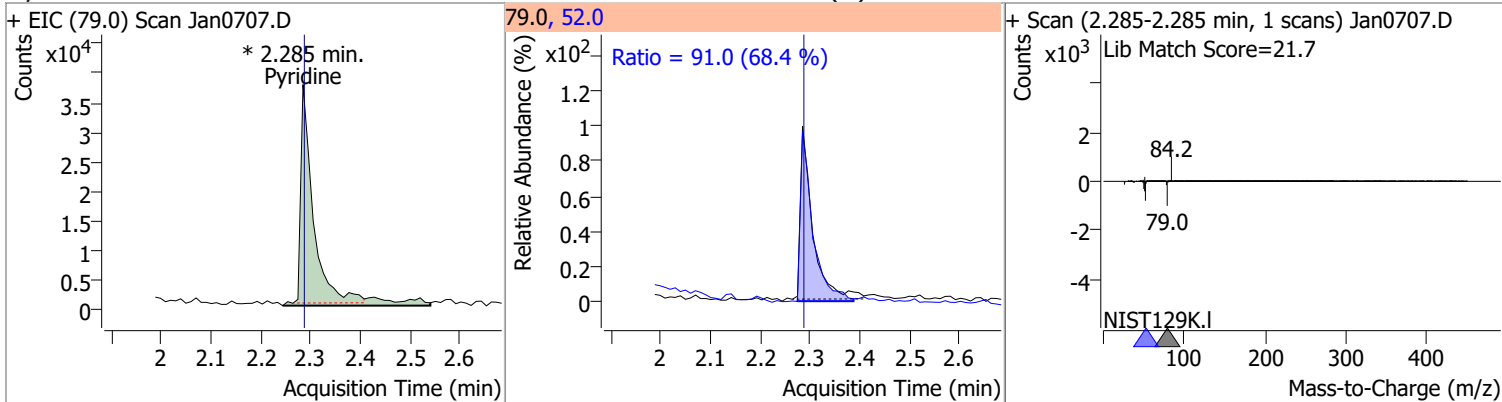
(#) = Qualifier Out of Range; (m) = Manual Integration; (+) = Area Summed; (\*) = Surrogate Percent Recovery Out of Range; (d): Zeroed Peak

# Quantitation Results Report (QT Reviewed)

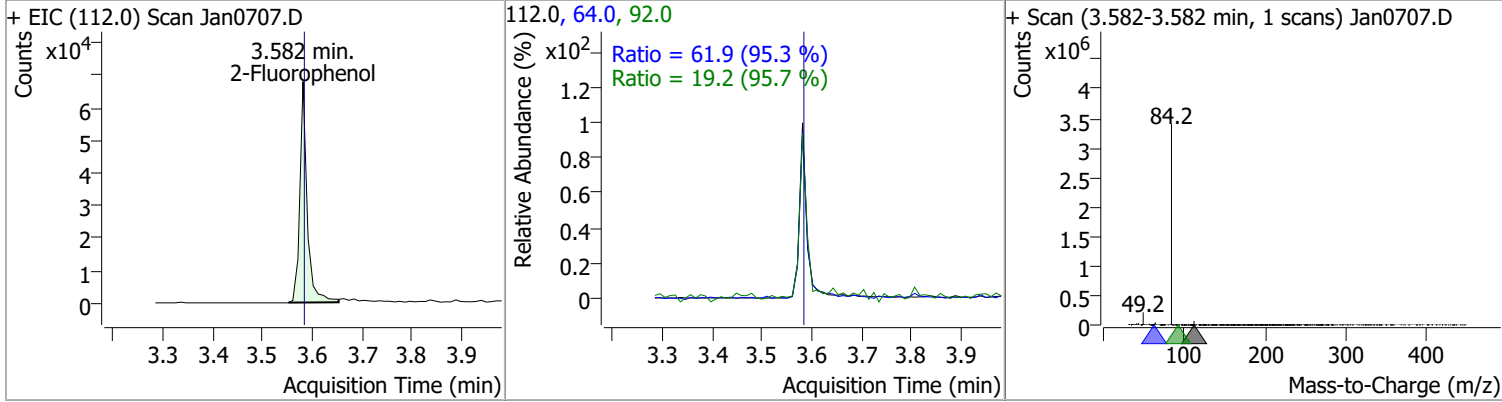
Compound	Conc.	RT	Dev(Min)	Resp.	QIon	QRatio	Lower	Upper
N-Nitrosodimethylamine	10.1100	2.24	-0.01	31448 (m)	42.0	165.6	123.9	230.1



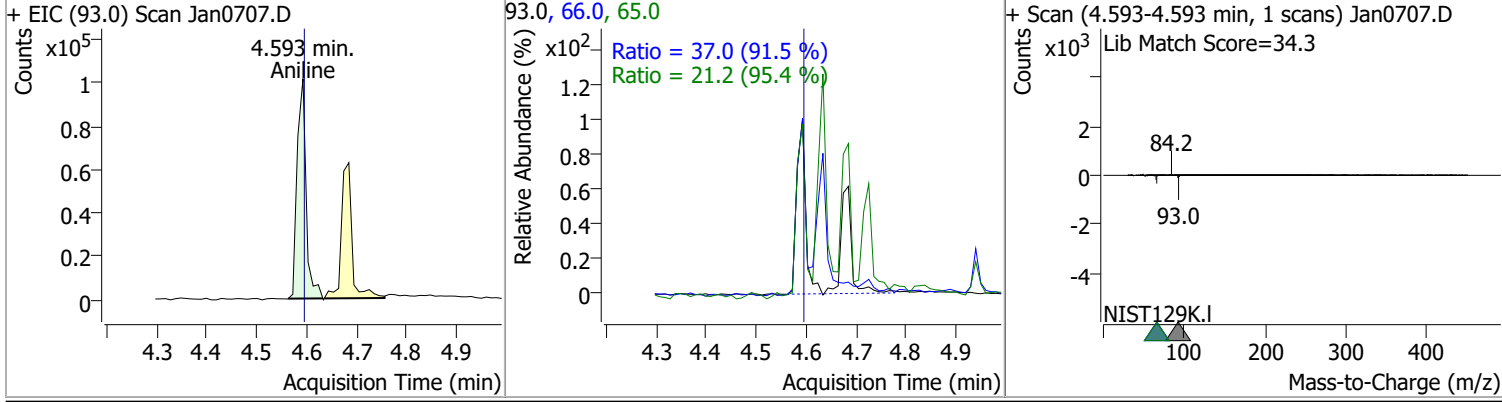
Compound	Conc.	RT	Dev(Min)	Resp.	QIon	QRatio	Lower	Upper
Pyridine	11.2426	2.28	0.00	75186 (m)	52.0	91.0	93.2	173.0



Compound	Conc.	RT	Dev(Min)	Resp.	QIon	QRatio	Lower	Upper
2-Fluorophenol	9.5670	3.58	0.00	69618	64.0	61.9	45.5	84.5
					92.0	19.2	14.1	26.2

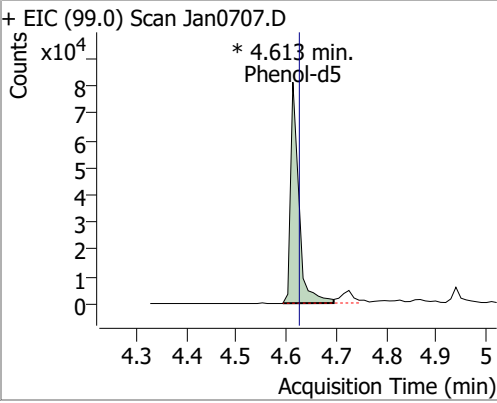
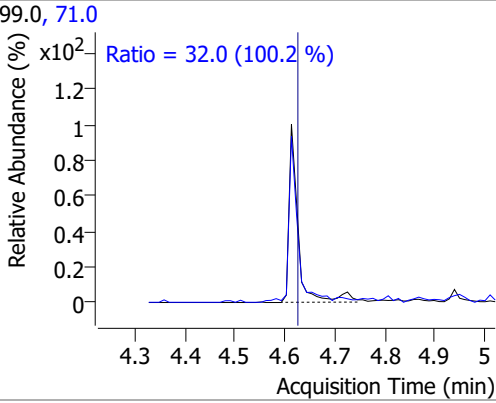
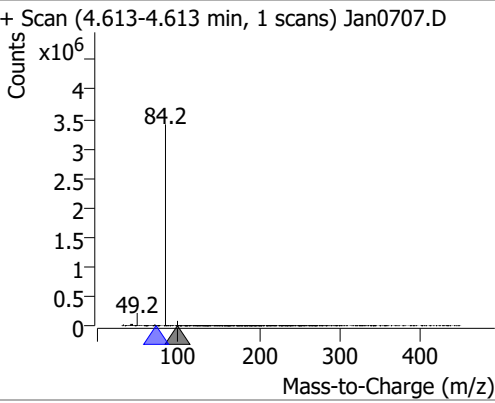
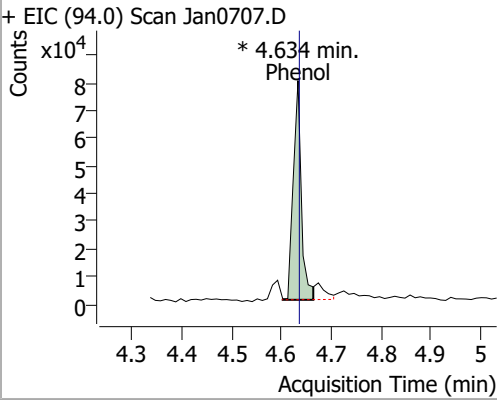
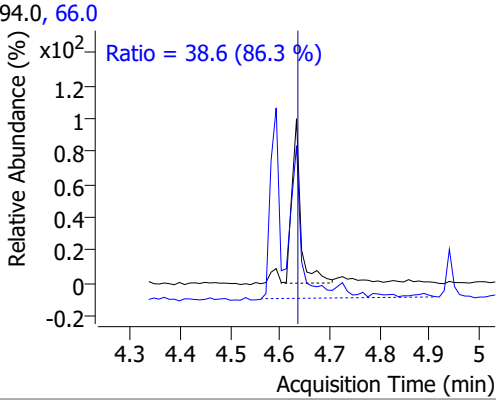
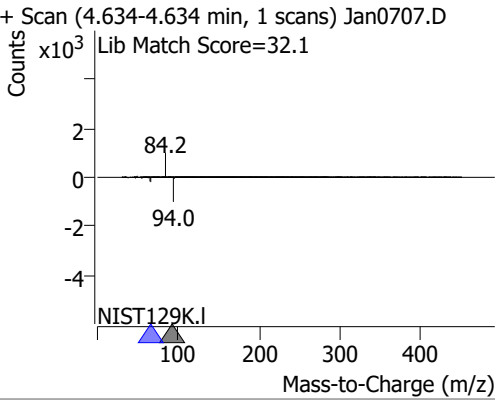
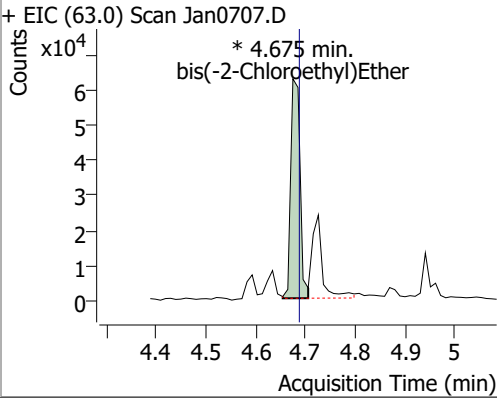
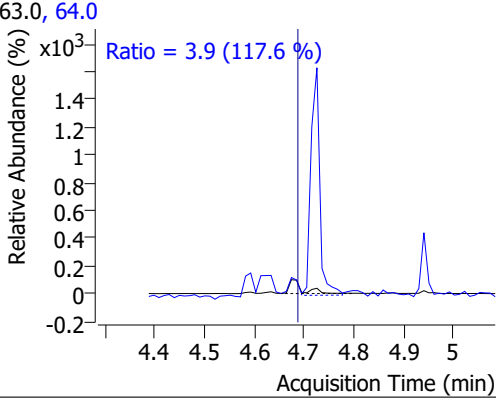
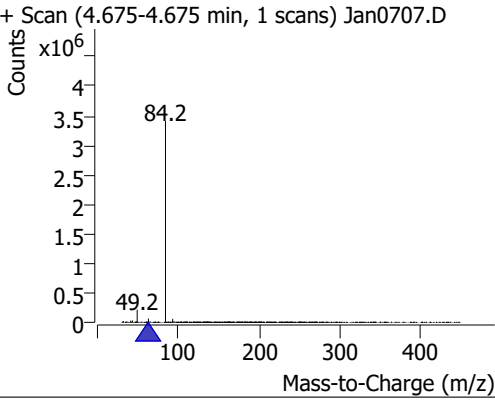
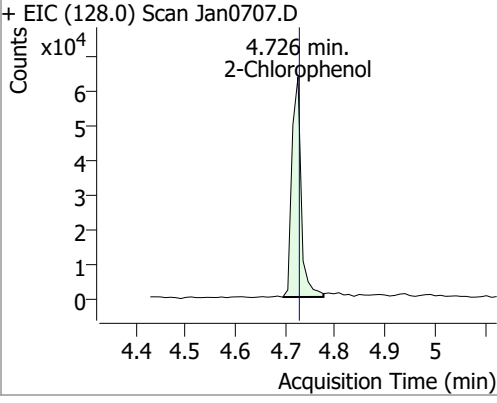
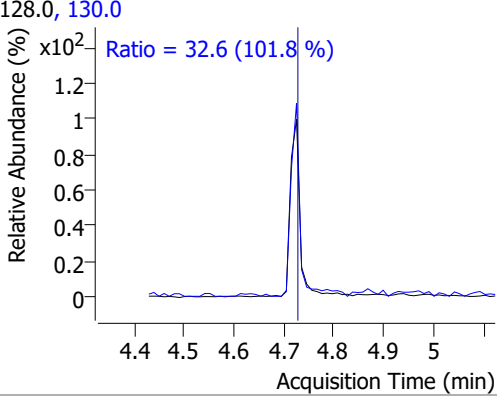
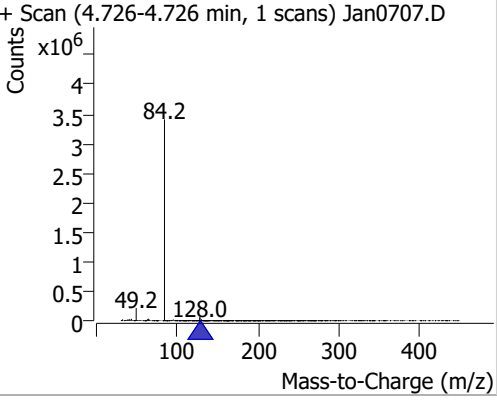


Compound	Conc.	RT	Dev(Min)	Resp.	QIon	QRatio	Lower	Upper
Aniline	9.6361	4.59	0.00	124385	66.0	37.0	28.3	52.5
					65.0	21.2	15.6	28.9





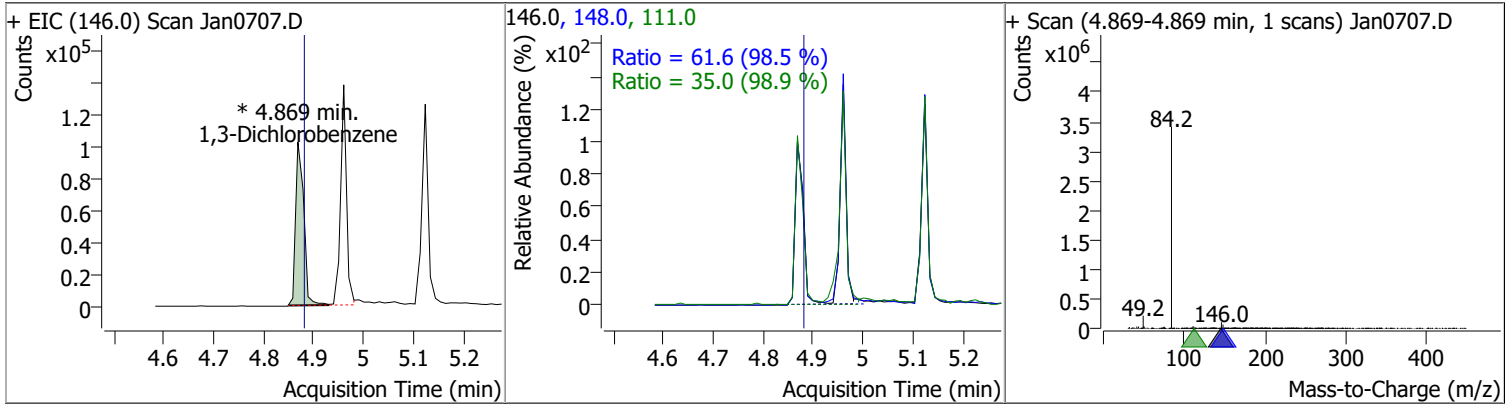
# Quantitation Results Report (QT Reviewed)

Compound	Conc.	RT	Dev(Min)	Resp.	QIon	QRatio	Lower	Upper
Phenol-d5	10.0533	4.61	-0.01	94681 (m)	71.0	32.0	22.3	41.5
+ EIC (99.0) Scan Jan0707.D			99.0, 71.0			+ Scan (4.613-4.613 min, 1 scans) Jan0707.D		
			Ratio = 32.0 (100.2 %)					
Phenol	8.8924	4.63	0.00	89027 (m)	66.0	38.6	31.3	58.2
+ EIC (94.0) Scan Jan0707.D			94.0, 66.0			+ Scan (4.634-4.634 min, 1 scans) Jan0707.D		
			Ratio = 38.6 (86.3 %)					
bis(-2-Chloroethyl)Ether	10.0816	4.67	-0.01	80606 (m)	64.0	3.9	2.3	4.3
+ EIC (63.0) Scan Jan0707.D			63.0, 64.0			+ Scan (4.675-4.675 min, 1 scans) Jan0707.D		
			Ratio = 3.9 (117.6 %)					
2-Chlorophenol	10.0339	4.73	0.00	82073	130.0	32.6	22.4	41.6
+ EIC (128.0) Scan Jan0707.D			128.0, 130.0			+ Scan (4.726-4.726 min, 1 scans) Jan0707.D		
			Ratio = 32.6 (101.8 %)					

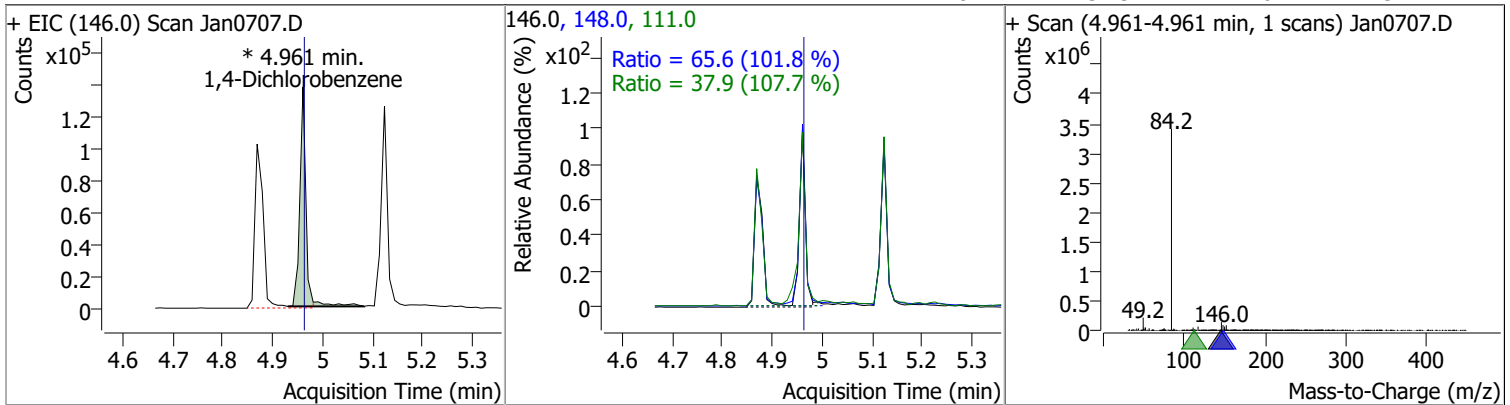


# Quantitation Results Report (QT Reviewed)

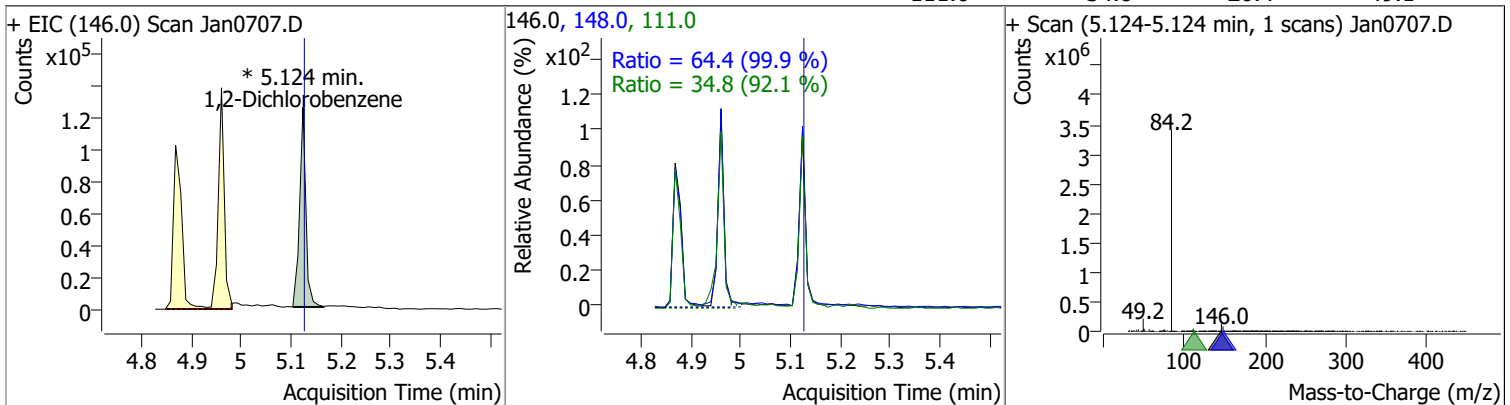
Compound	Conc.	RT	Dev(Min)	Resp.	QIon	QRatio	Lower	Upper
1,3-Dichlorobenzene	10.2294	4.87	-0.01	116592 (m)	148.0	61.6	43.8	81.3
					111.0	35.0	24.8	46.0



Compound	Conc.	RT	Dev(Min)	Resp.	QIon	QRatio	Lower	Upper
1,4-Dichlorobenzene	10.5471	4.96	0.00	120816 (m)	148.0	65.6	45.1	83.8
					111.0	37.9	24.6	45.7

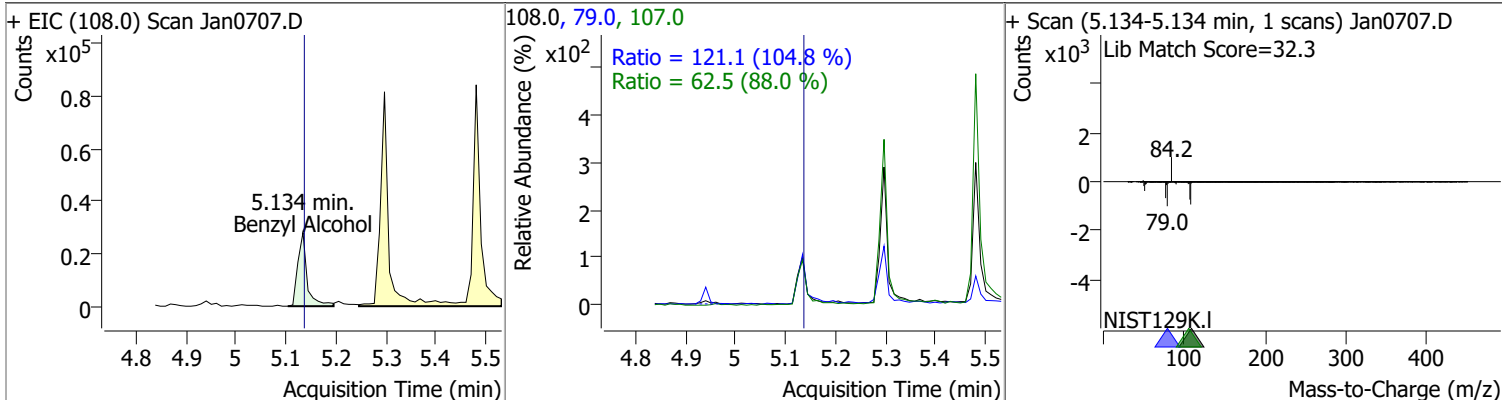


Compound	Conc.	RT	Dev(Min)	Resp.	QIon	QRatio	Lower	Upper
1,2-Dichlorobenzene	9.7453	5.12	0.00	110065 (m)	148.0	64.4	45.1	83.8
					111.0	34.8	26.4	49.1

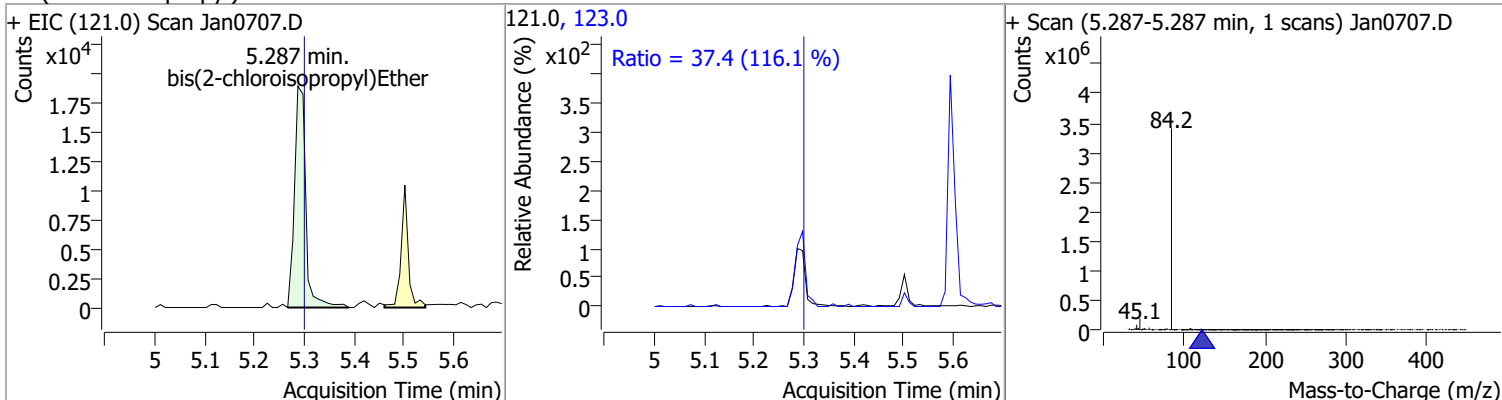


# Quantitation Results Report (QT Reviewed)

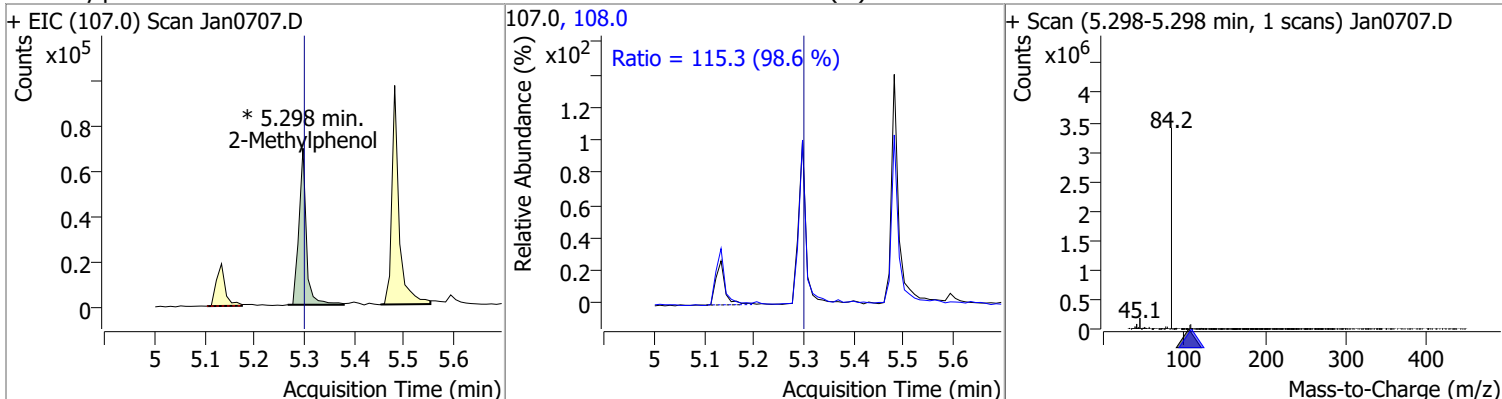
Compound	Conc.	RT	Dev(Min)	Resp.	QIon	QRatio	Lower	Upper
Benzyl Alcohol	9.0871	5.13	0.00	36291	79.0	121.1	80.8	150.1
					107.0	62.5	49.7	92.3



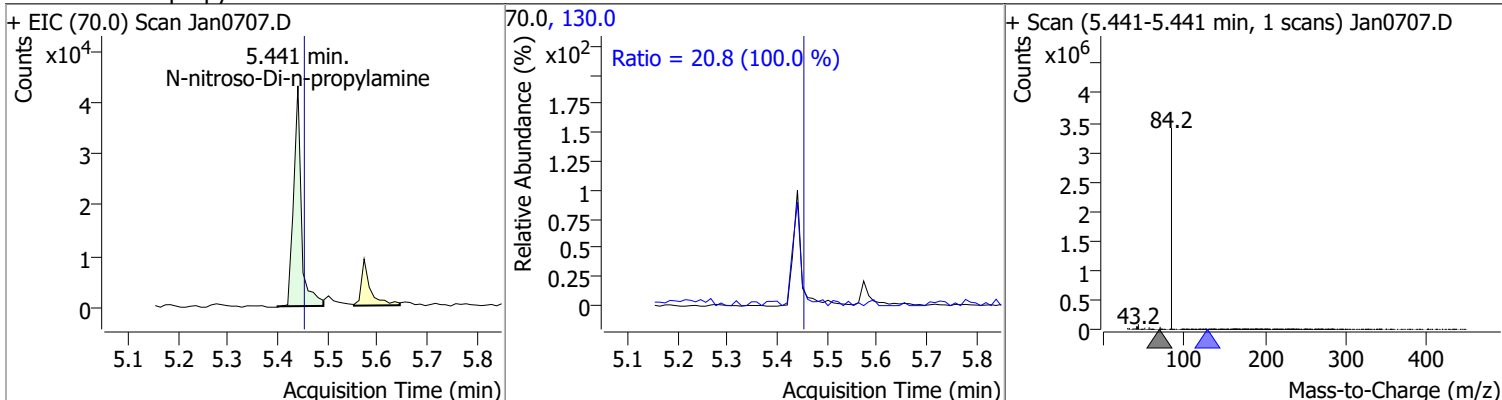
Compound	Conc.	RT	Dev(Min)	Resp.	QIon	QRatio	Lower	Upper
bis(2-chloroisopropyl)Ether	9.6829	5.29	-0.01	29702	123.0	37.4	22.5	41.8



Compound	Conc.	RT	Dev(Min)	Resp.	QIon	QRatio	Lower	Upper
2-Methylphenol	9.3831	5.30	0.00	71707 (m)	108.0	115.3	81.8	152.0

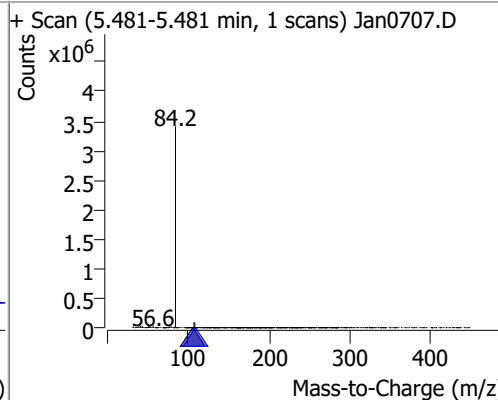
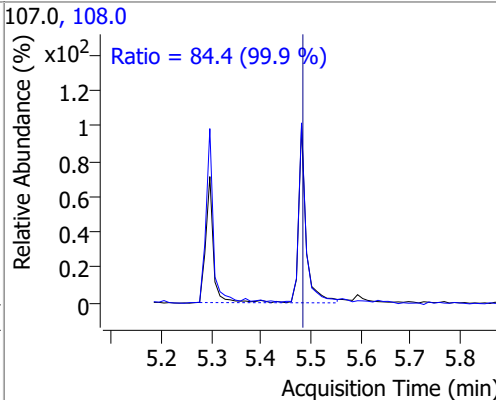
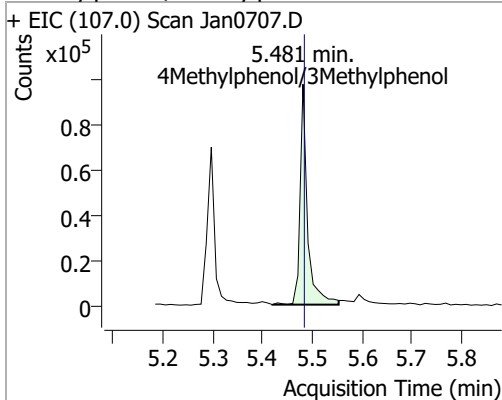


Compound	Conc.	RT	Dev(Min)	Resp.	QIon	QRatio	Lower	Upper
N-nitroso-Di-n-propylamine	9.3472	5.44	-0.01	46392	130.0	20.8	0.0	41.5

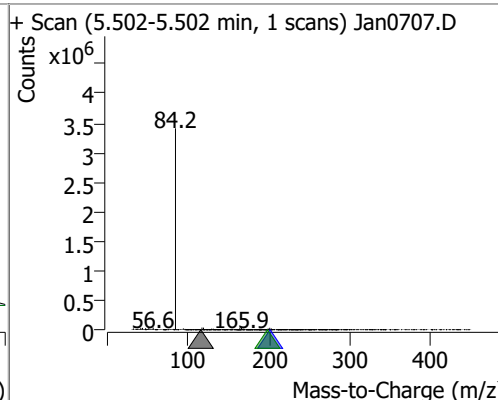
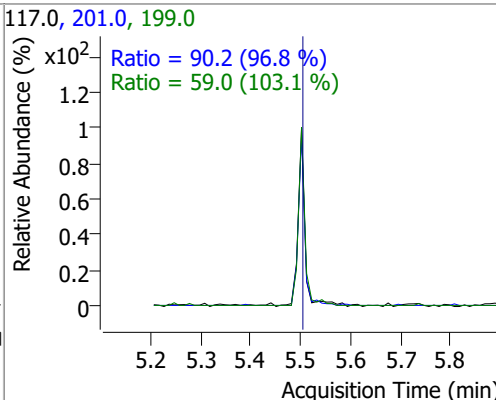
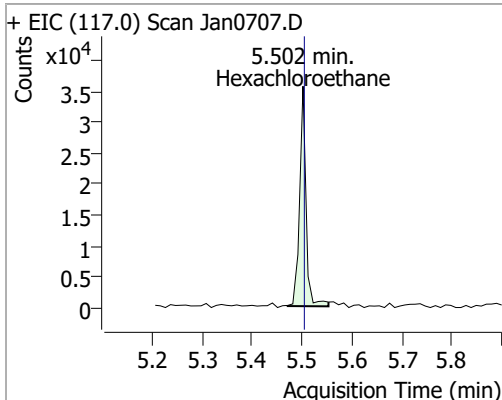


# Quantitation Results Report (QT Reviewed)

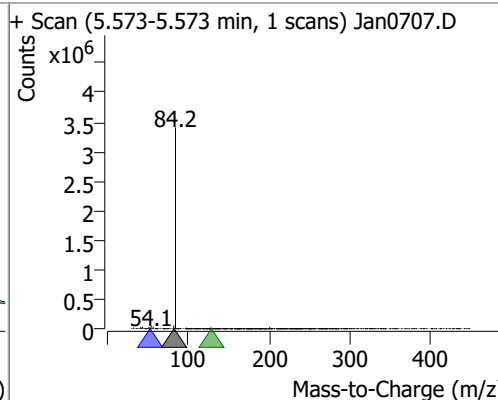
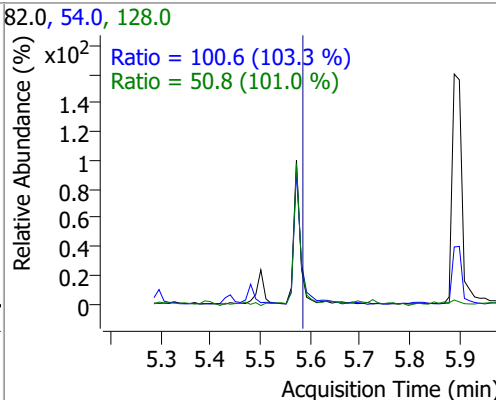
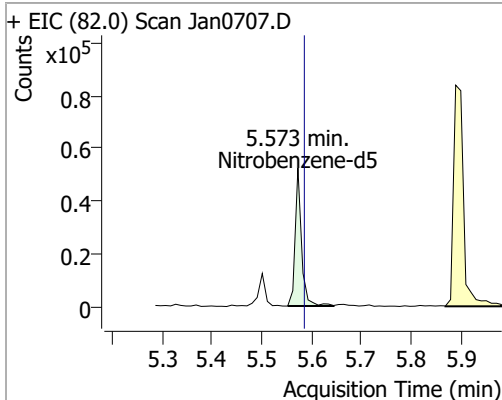
Compound	Conc.	RT	Dev(Min)	Resp.	QIon	QRatio	Lower	Upper
4Methylphenol/3Methylphenol	9.4684	5.48	0.00	100240	108.0	84.4	59.1	109.8



Compound	Conc.	RT	Dev(Min)	Resp.	QIon	QRatio	Lower	Upper
Hexachloroethane	9.5210	5.50	0.00	31726	201.0	90.2	65.2	121.2
					199.0	59.0	40.1	74.4

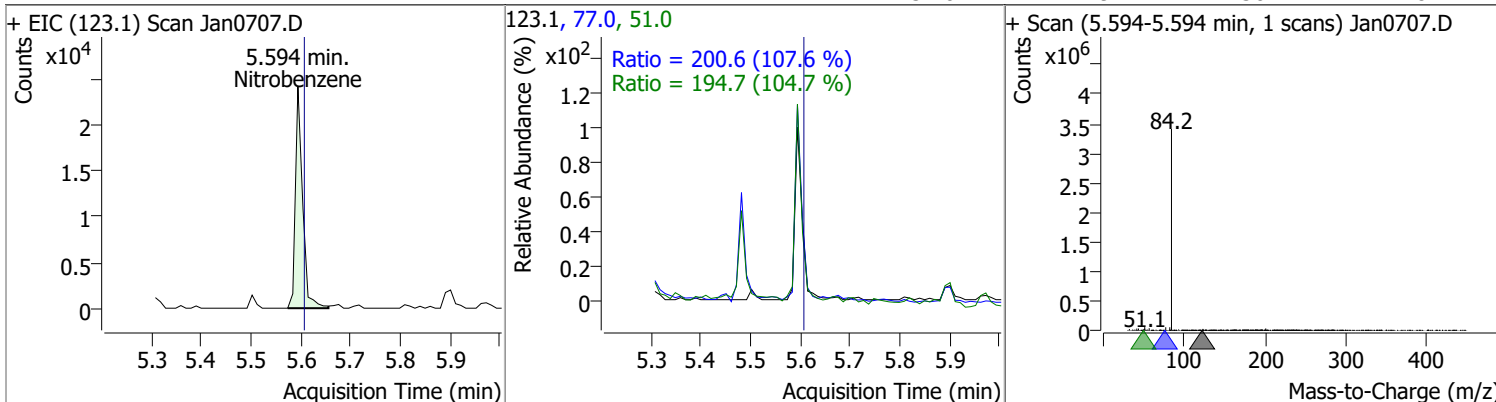


Compound	Conc.	RT	Dev(Min)	Resp.	QIon	QRatio	Lower	Upper
Nitrobenzene-d5	9.1741	5.57	-0.01	44700	54.0	100.6	68.2	126.6
					128.0	50.8	35.2	65.4

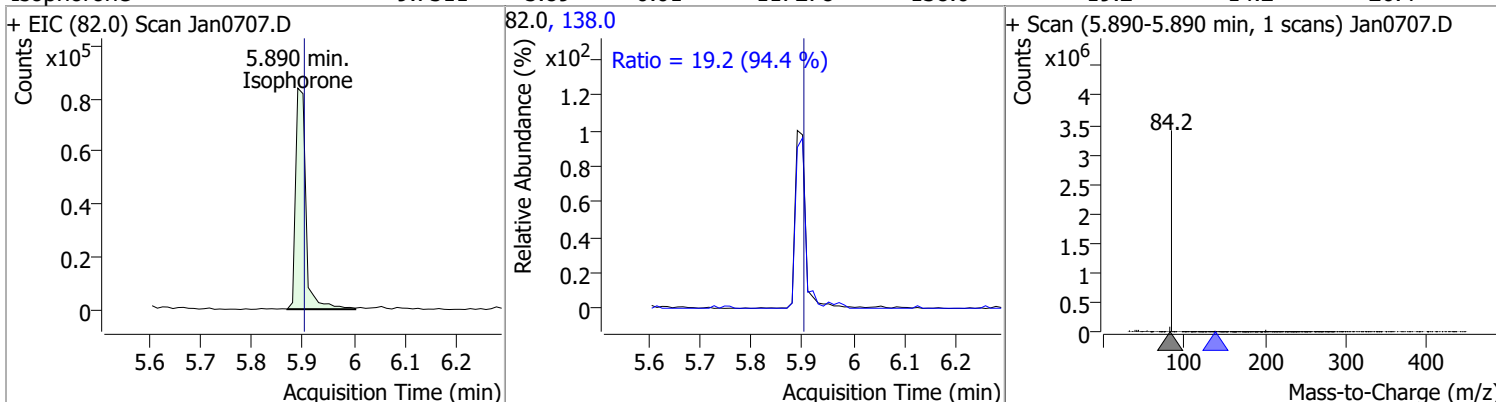


# Quantitation Results Report (QT Reviewed)

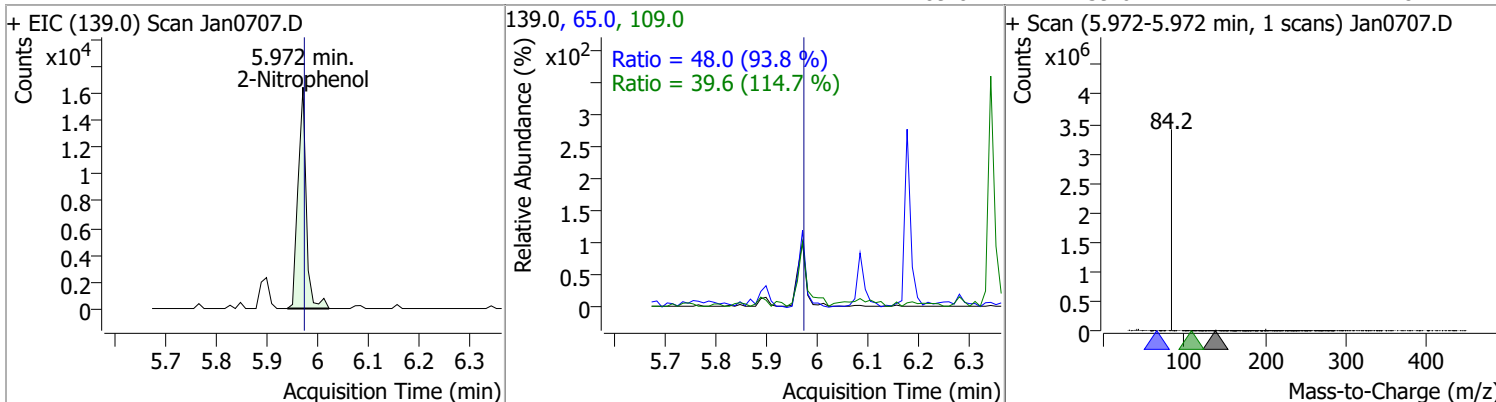
Compound	Conc.	RT	Dev(Min)	Resp.	QIon	QRatio	Lower	Upper
Nitrobenzene	9.1813	5.59	-0.01	24313	77.0	200.6	130.5	242.3
					51.0	194.7	130.2	241.8



Compound	Conc.	RT	Dev(Min)	Resp.	QIon	QRatio	Lower	Upper
Isophorone	9.7311	5.89	-0.01	117278	138.0	19.2	14.2	26.4

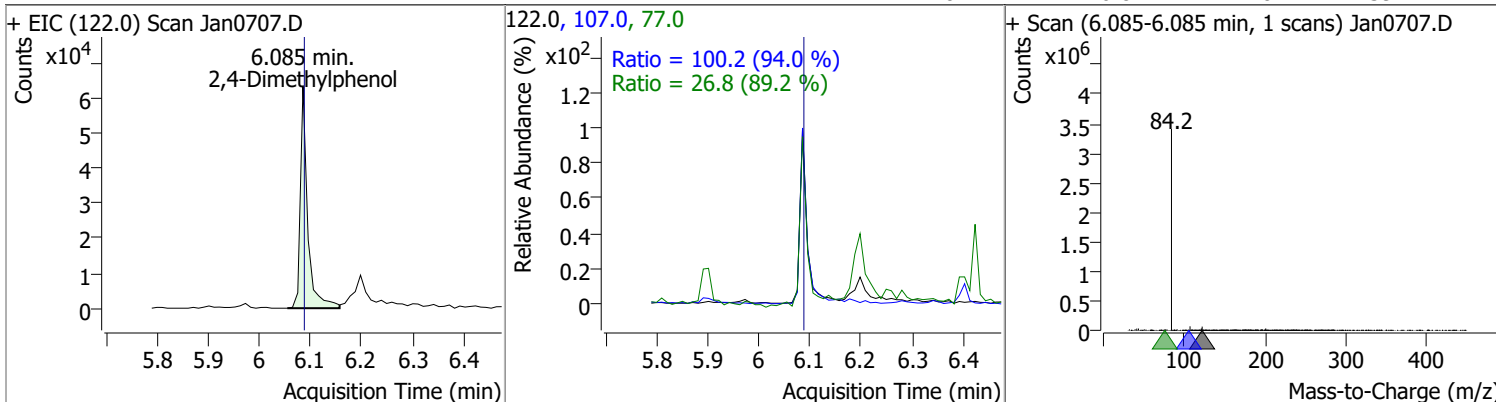


Compound	Conc.	RT	Dev(Min)	Resp.	QIon	QRatio	Lower	Upper
2-Nitrophenol	9.3382	5.97	0.00	18568	65.0	48.0	35.9	66.6
					109.0	39.6	24.1	44.8

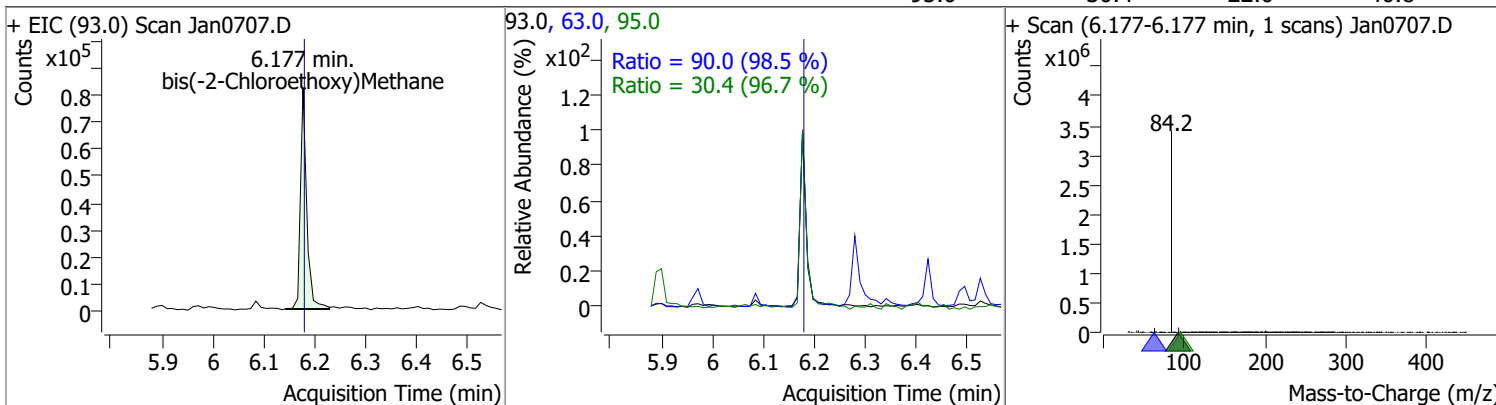


# Quantitation Results Report (QT Reviewed)

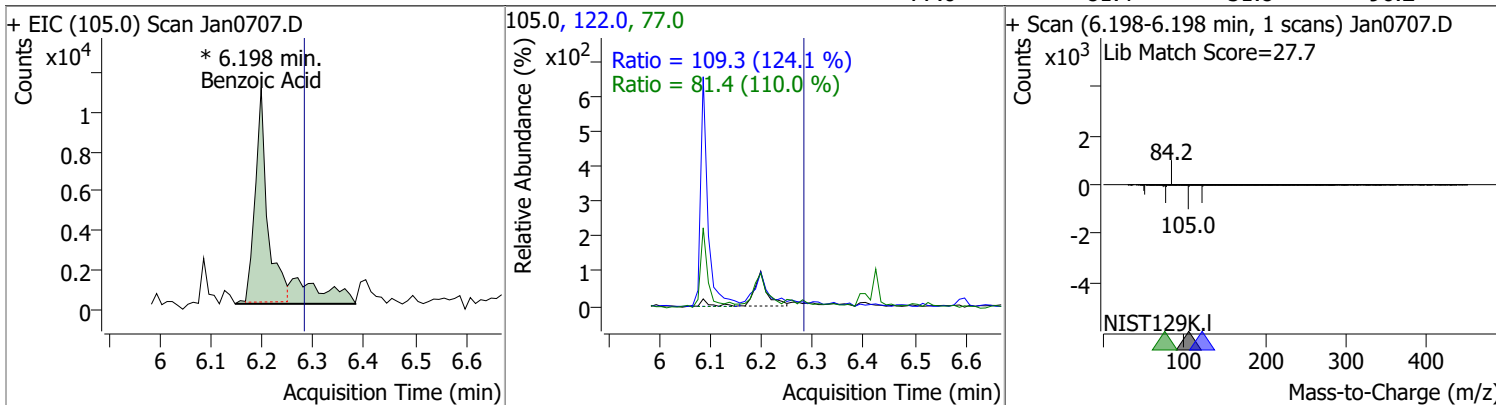
Compound	Conc.	RT	Dev(Min)	Resp.	QIon	QRatio	Lower	Upper
2,4-Dimethylphenol	10.1716	6.08	0.00	63204	107.0	100.2	74.6	138.5
					77.0	26.8	21.0	39.1



Compound	Conc.	RT	Dev(Min)	Resp.	QIon	QRatio	Lower	Upper
bis(-2-Chloroethoxy)Methane	9.6927	6.18	0.00	70016	63.0	90.0	64.0	118.8
					95.0	30.4	22.0	40.8

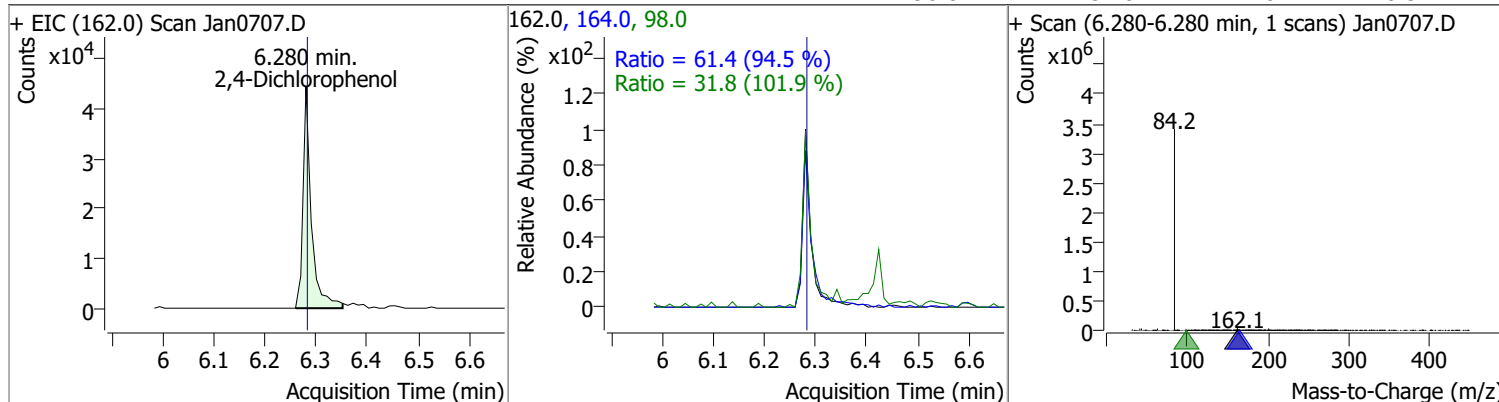


Compound	Conc.	RT	Dev(Min)	Resp.	QIon	QRatio	Lower	Upper
Benzoic Acid	9.1455	6.20	-0.08	25166 (m)	122.0	109.3	61.7	114.6
					77.0	81.4	51.8	96.2

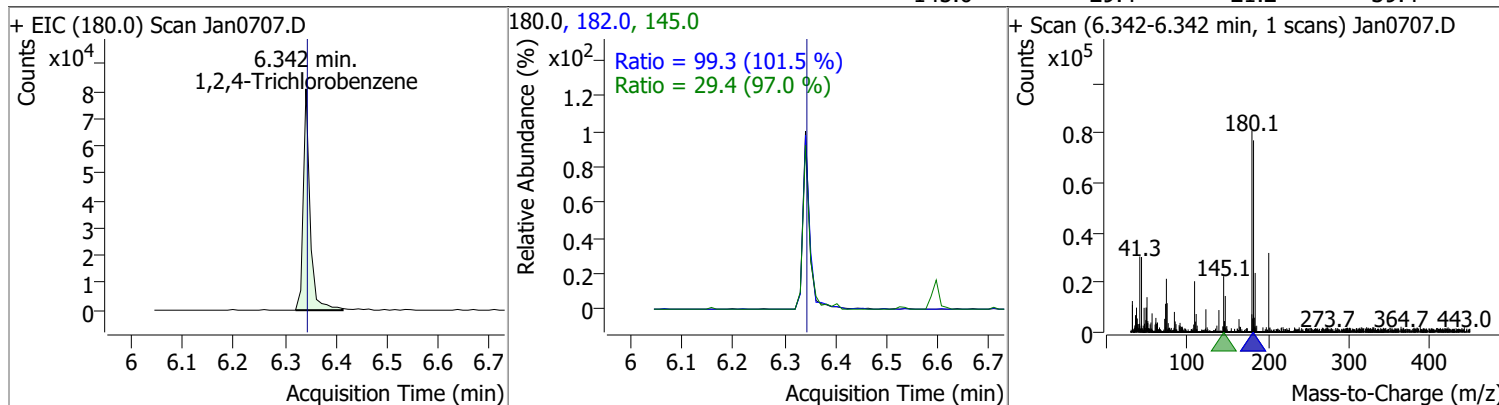


# Quantitation Results Report (QT Reviewed)

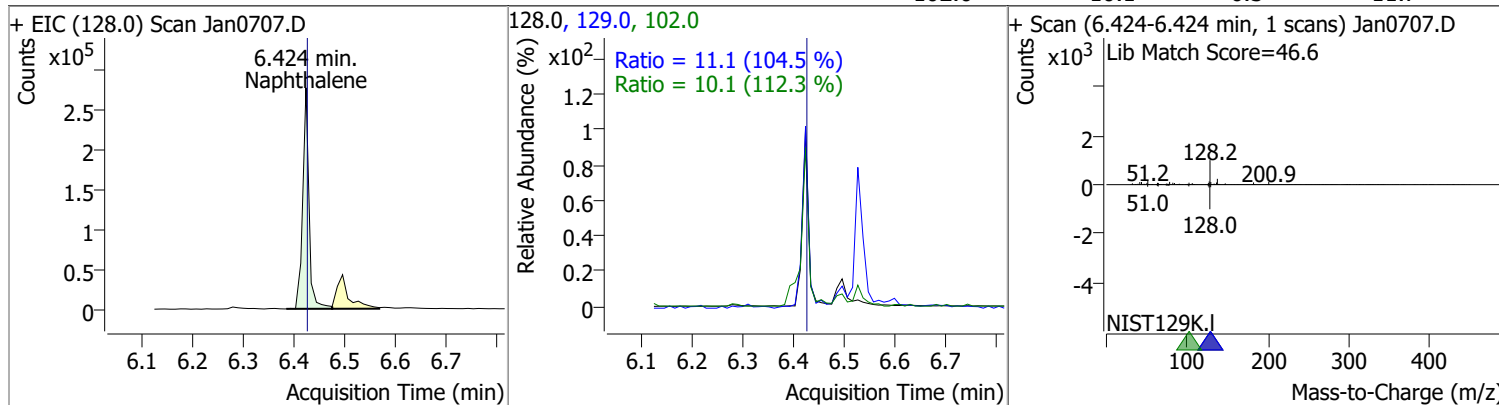
Compound	Conc.	RT	Dev(Min)	Resp.	QIon	QRatio	Lower	Upper
2,4-Dichlorophenol	9.7802	6.28	0.00	50631	164.0	61.4	45.5	84.6
					98.0	31.8	21.8	40.5



Compound	Conc.	RT	Dev(Min)	Resp.	QIon	QRatio	Lower	Upper
1,2,4-Trichlorobenzene	10.4491	6.34	0.00	74720	182.0	99.3	68.4	127.1
					145.0	29.4	21.2	39.4

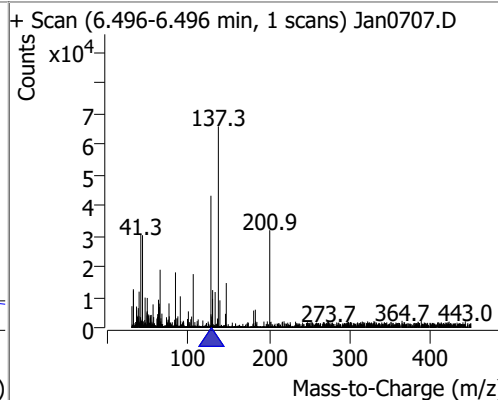
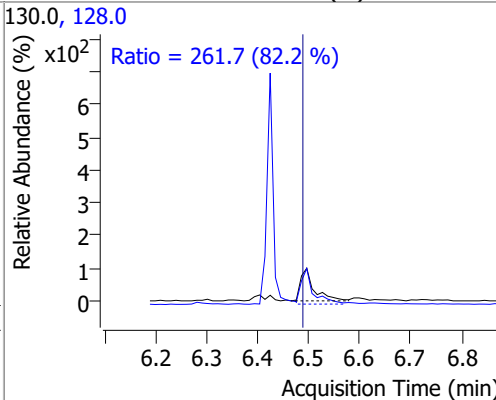
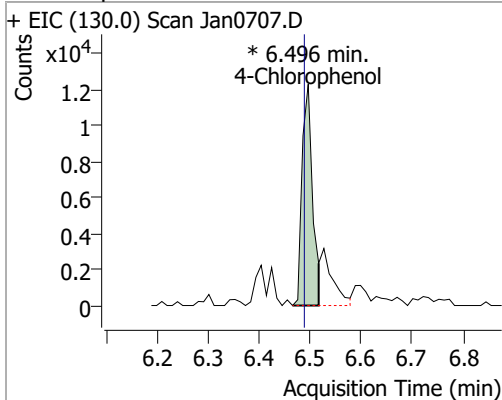


Compound	Conc.	RT	Dev(Min)	Resp.	QIon	QRatio	Lower	Upper
Naphthalene	10.7720	6.42	0.00	237250	129.0	11.1	7.4	13.8
					102.0	10.1	6.3	11.7

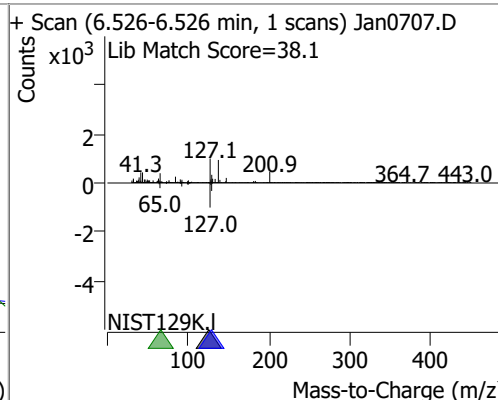
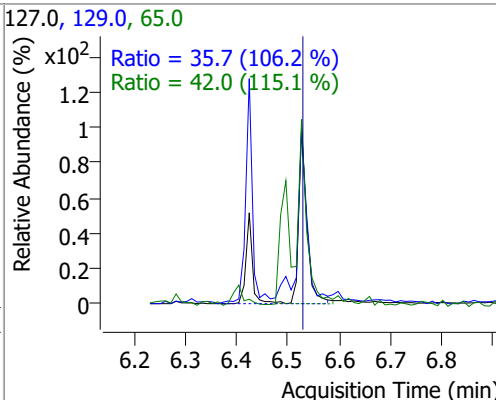
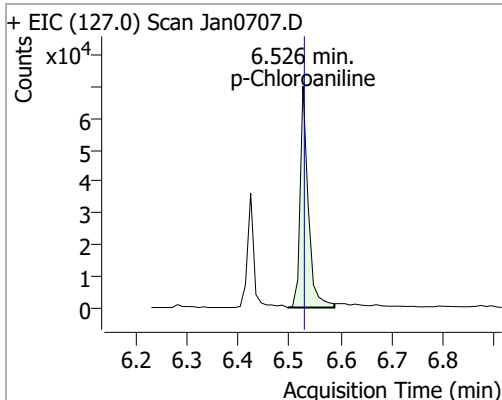


# Quantitation Results Report (QT Reviewed)

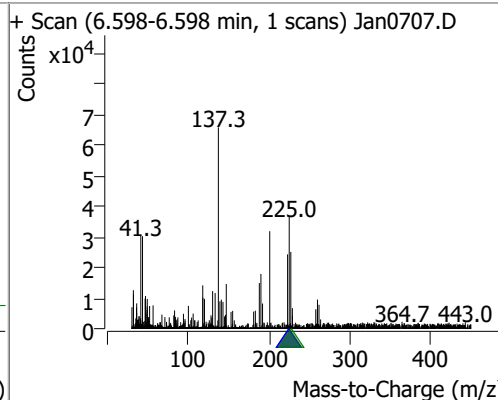
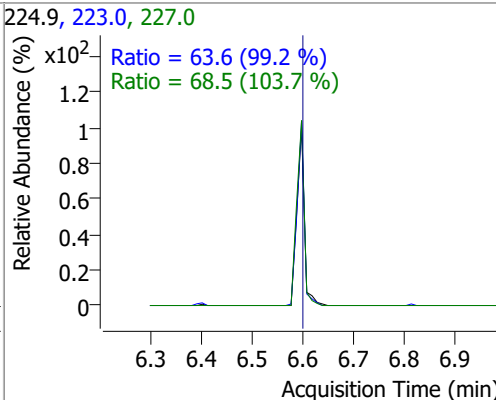
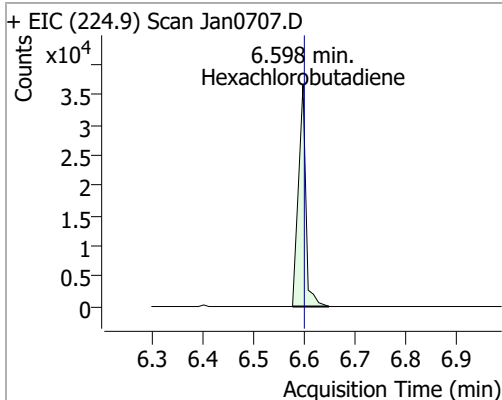
Compound	Conc.	RT	Dev(Min)	Resp.	QIon	QRatio	Lower	Upper
4-Chlorophenol	8.0856	6.50	0.01	17127 (m)	128.0	261.7	222.8	413.7



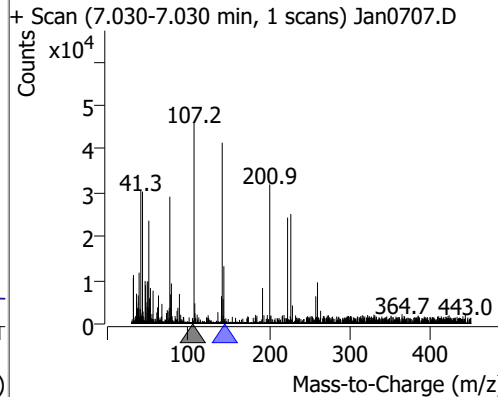
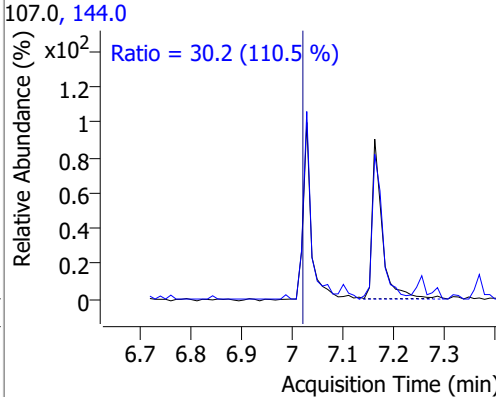
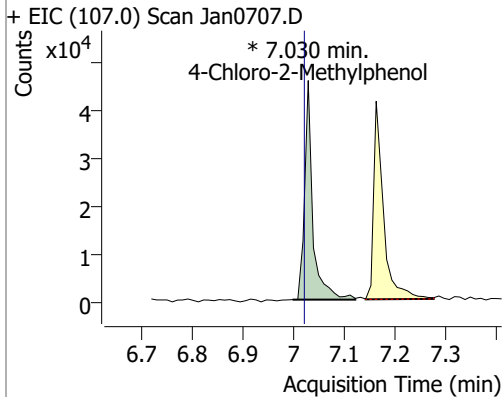
Compound	Conc.	RT	Dev(Min)	Resp.	QIon	QRatio	Lower	Upper
p-Chloroaniline	9.6003	6.53	0.00	77726	65.0	42.0	25.6	47.5
					129.0	35.7	23.6	43.8



Compound	Conc.	RT	Dev(Min)	Resp.	QIon	QRatio	Lower	Upper
Hexachlorobutadiene	10.1526	6.60	0.00	36995	227.0	68.5	46.3	85.9
					223.0	63.6	44.9	83.3

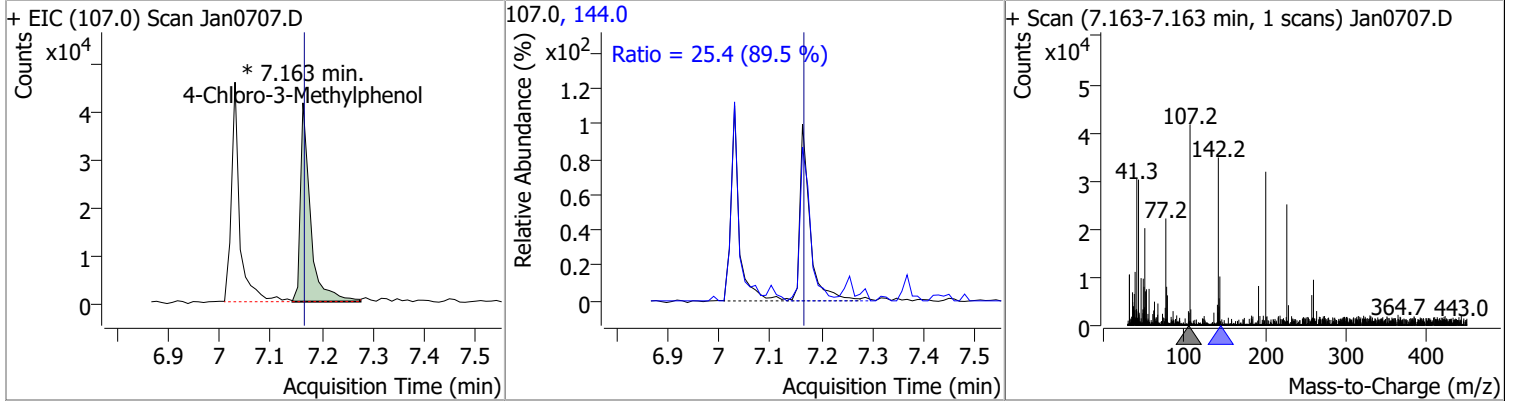


Compound	Conc.	RT	Dev(Min)	Resp.	QIon	QRatio	Lower	Upper
4-Chloro-2-Methylphenol	9.7787	7.03	0.01	51111 (m)	144.0	30.2	19.1	35.5

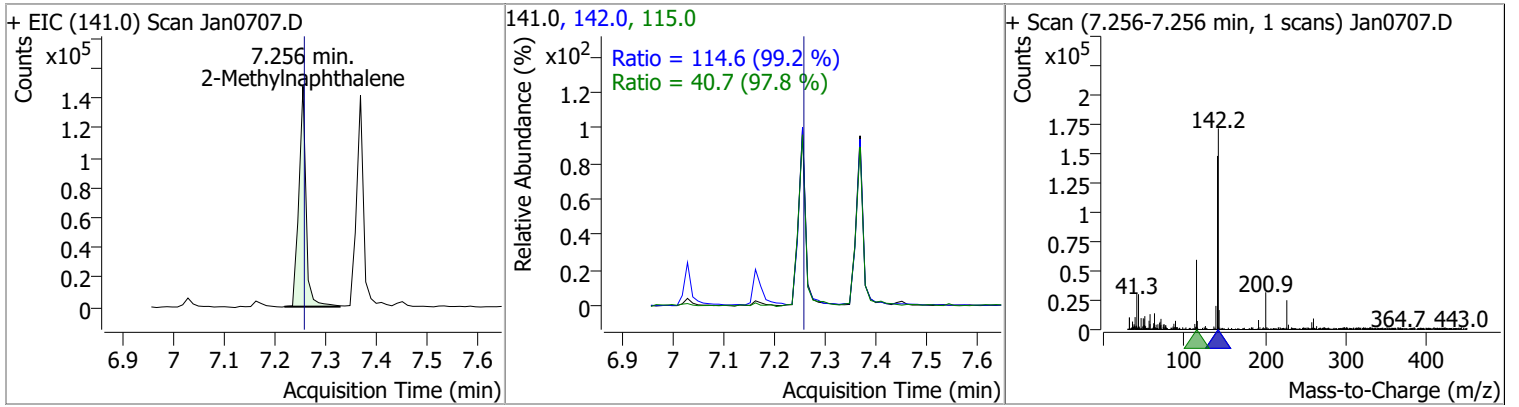


# Quantitation Results Report (QT Reviewed)

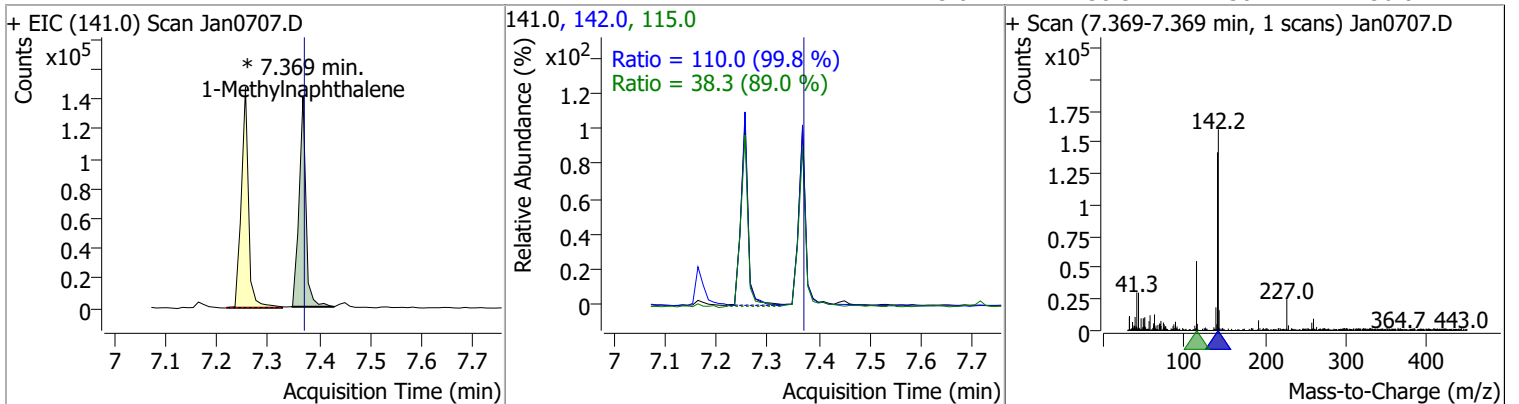
Compound	Conc.	RT	Dev(Min)	Resp.	QIon	QRatio	Lower	Upper
4-Chloro-3-Methylphenol	10.2793	7.16	0.00	56747 (m)	144.0	25.4	19.9	36.9



Compound	Conc.	RT	Dev(Min)	Resp.	QIon	QRatio	Lower	Upper
2-Methylnaphthalene	10.3179	7.26	0.00	144517	142.0	114.6	80.8	150.1
					115.0	40.7	29.1	54.1



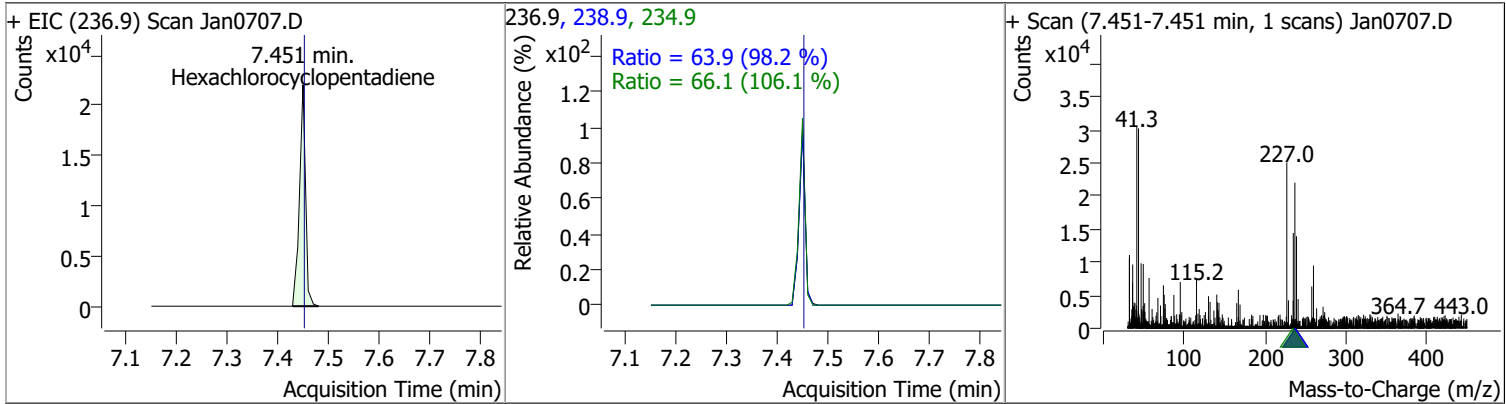
Compound	Conc.	RT	Dev(Min)	Resp.	QIon	QRatio	Lower	Upper
1-Methylnaphthalene	9.8187	7.37	0.00	132574 (m)	142.0	110.0	77.1	143.2
					115.0	38.3	30.2	56.0



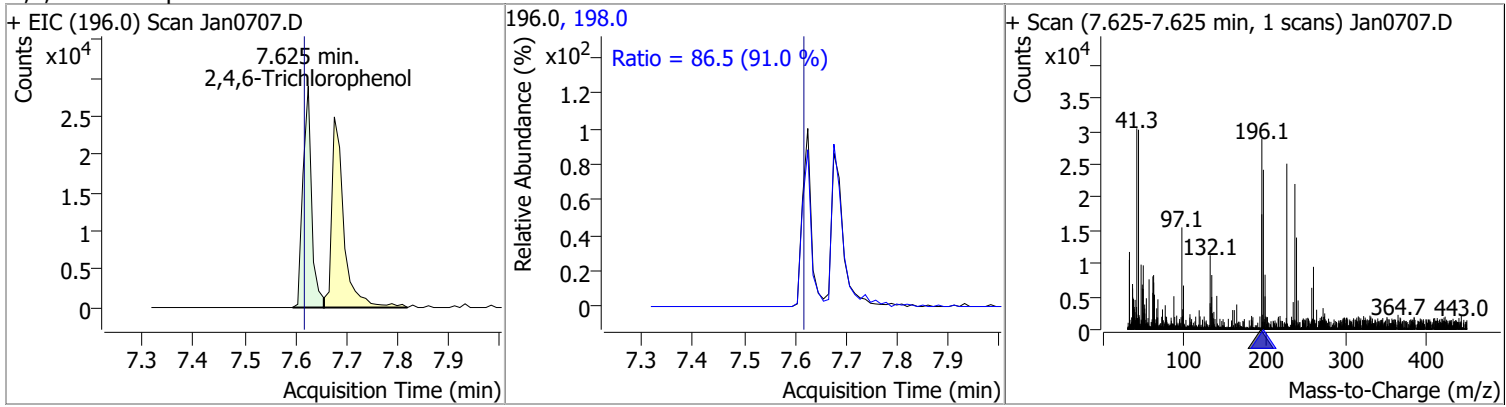


# Quantitation Results Report (QT Reviewed)

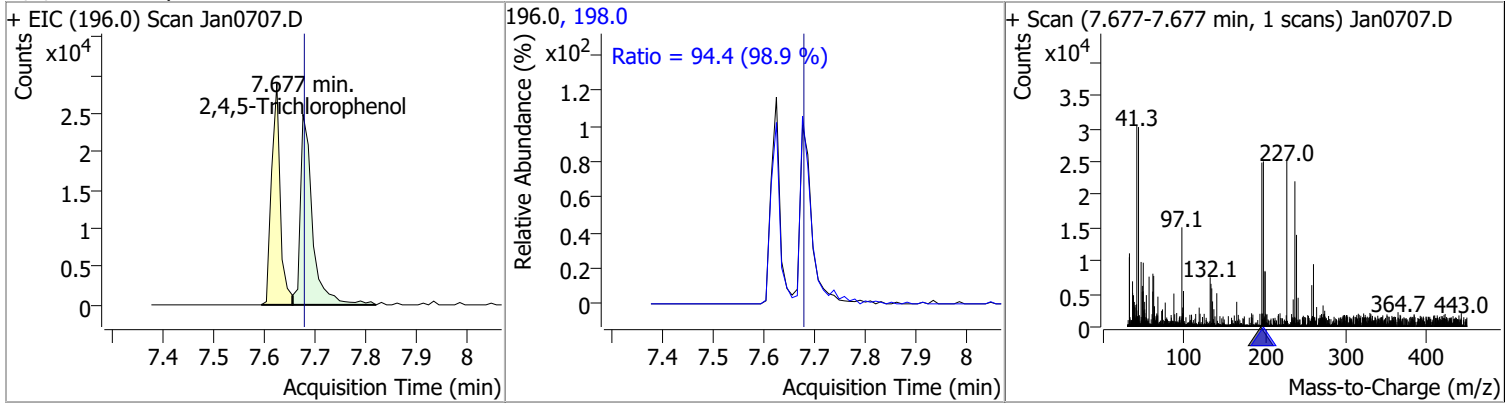
Compound	Conc.	RT	Dev(Min)	Resp.	QIon	QRatio	Lower	Upper
Hexachlorocyclopentadiene	9.2638	7.45	0.00	18318	238.9	63.9	45.5	84.6
					234.9	66.1	43.6	80.9



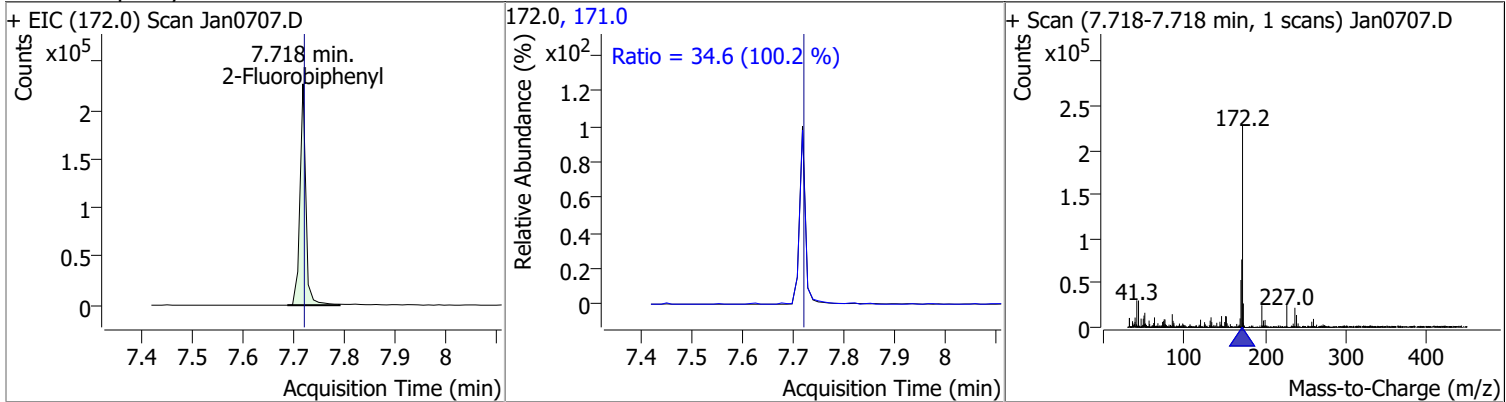
Compound	Conc.	RT	Dev(Min)	Resp.	QIon	QRatio	Lower	Upper
2,4,6-Trichlorophenol	10.2313	7.63	0.01	34208	198.0	86.5	66.6	123.6
					196.0	91.0		



Compound	Conc.	RT	Dev(Min)	Resp.	QIon	QRatio	Lower	Upper
2,4,5-Trichlorophenol	9.8273	7.68	0.00	41296	198.0	94.4	66.8	124.1
					196.0	98.9		

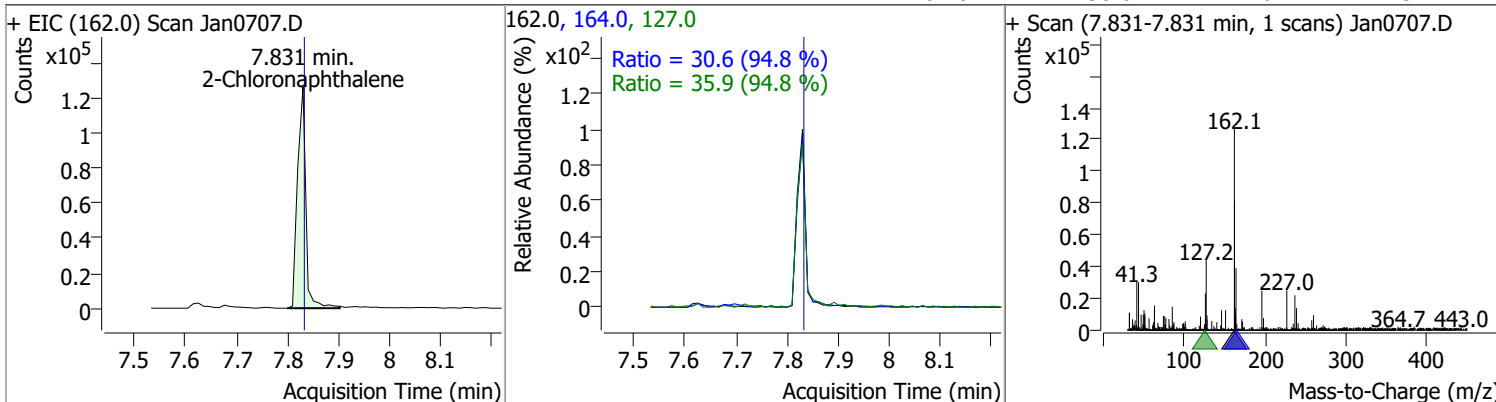


Compound	Conc.	RT	Dev(Min)	Resp.	QIon	QRatio	Lower	Upper
2-Fluorobiphenyl	10.1443	7.72	0.00	182856	171.0	34.6	24.2	44.9
					172.0	100.2		

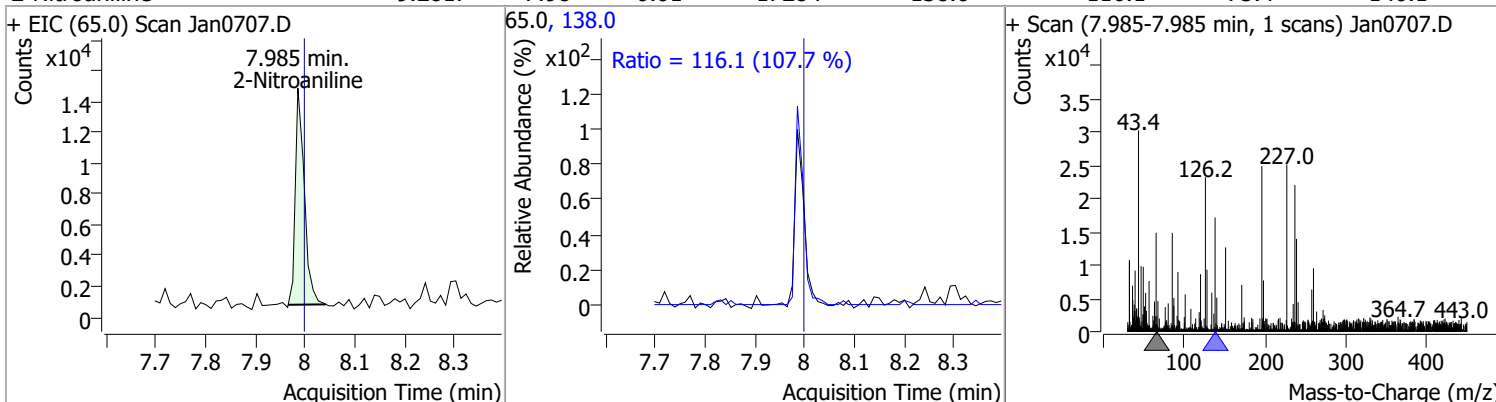


# Quantitation Results Report (QT Reviewed)

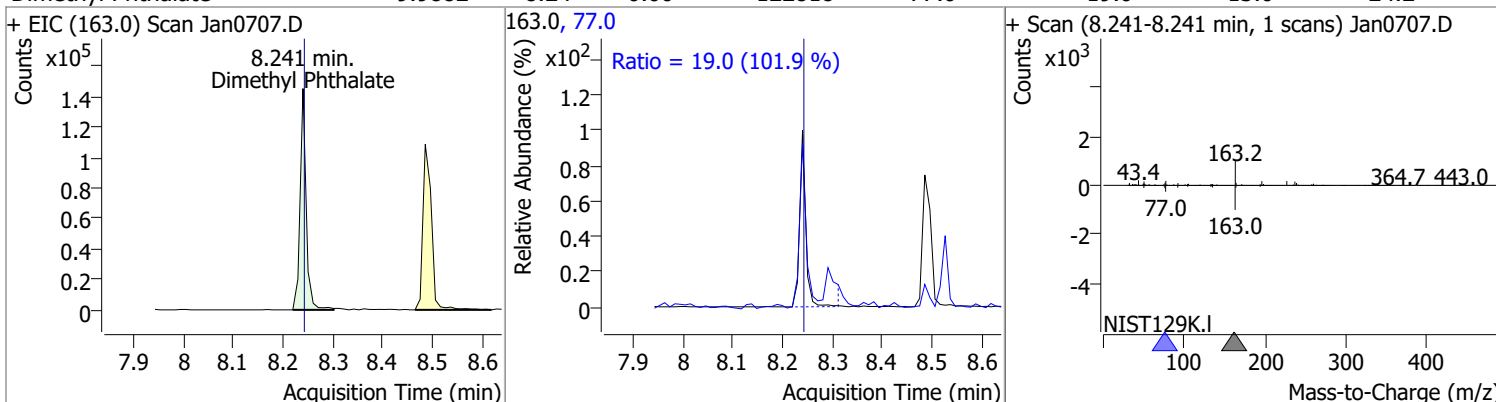
Compound	Conc.	RT	Dev(Min)	Resp.	QIon	QRatio	Lower	Upper
2-Chloronaphthalene	10.1849	7.83	0.00	142716	127.0	35.9	26.5	49.3
					164.0	30.6	22.6	41.9



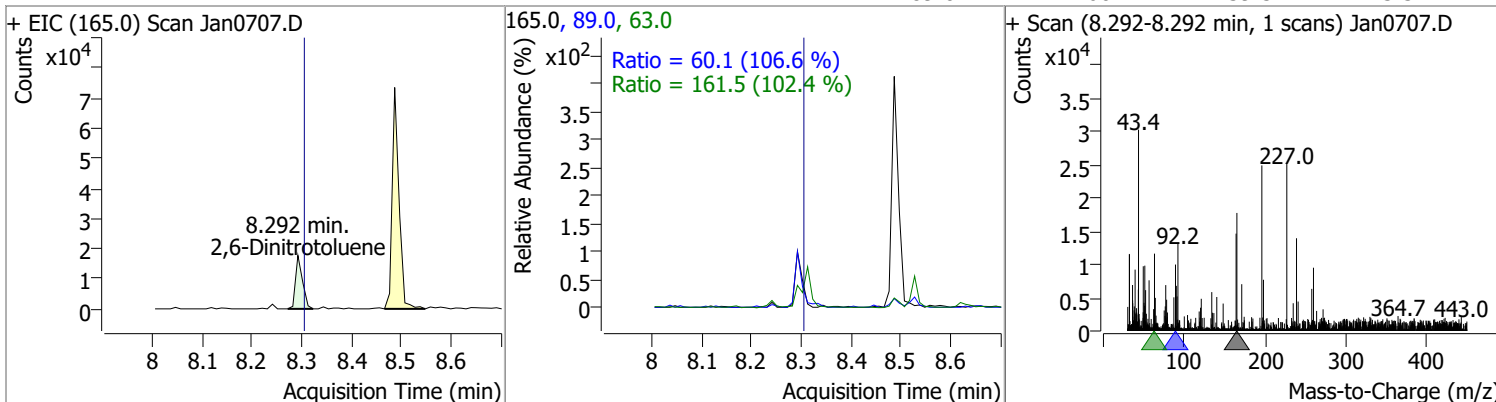
Compound	Conc.	RT	Dev(Min)	Resp.	QIon	QRatio	Lower	Upper
2-Nitroaniline	9.2817	7.98	-0.01	17284	138.0	116.1	75.4	140.1



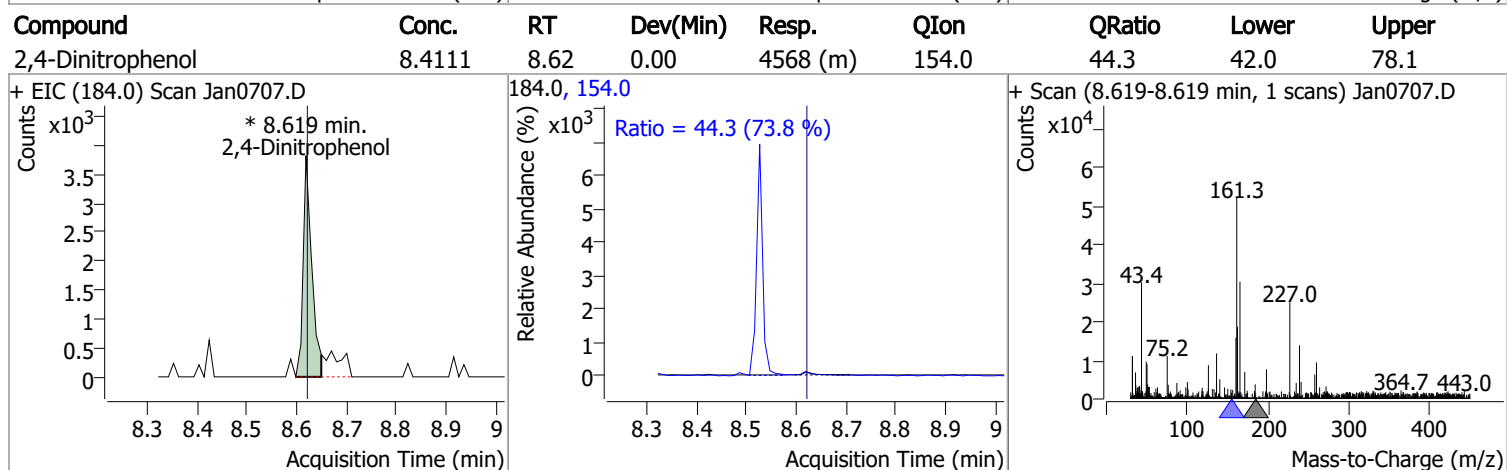
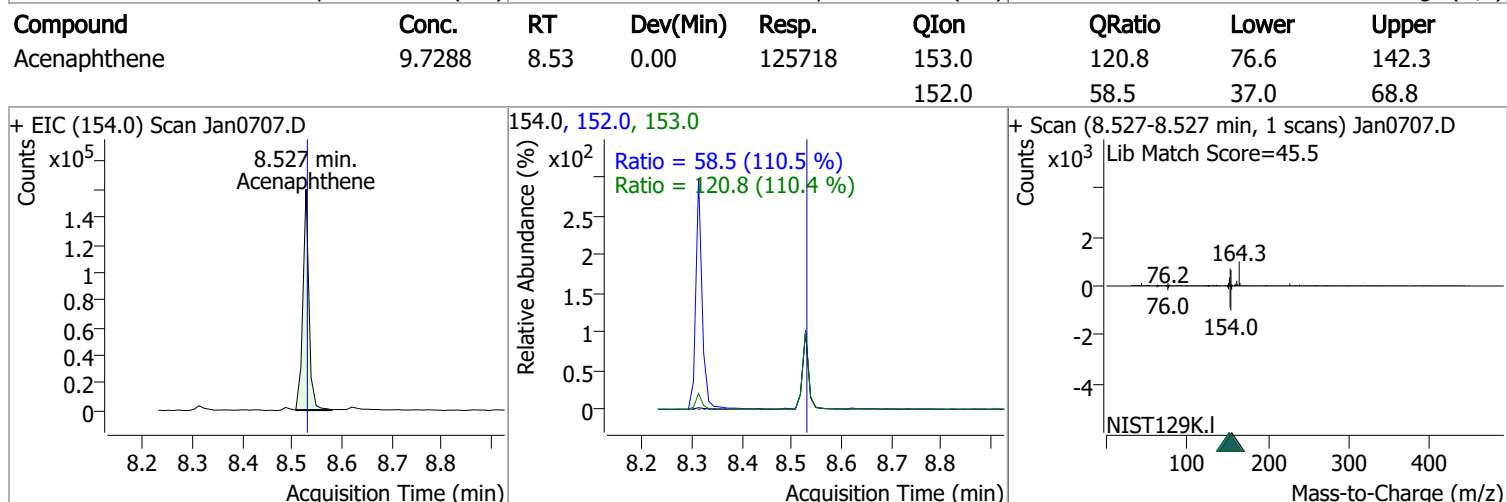
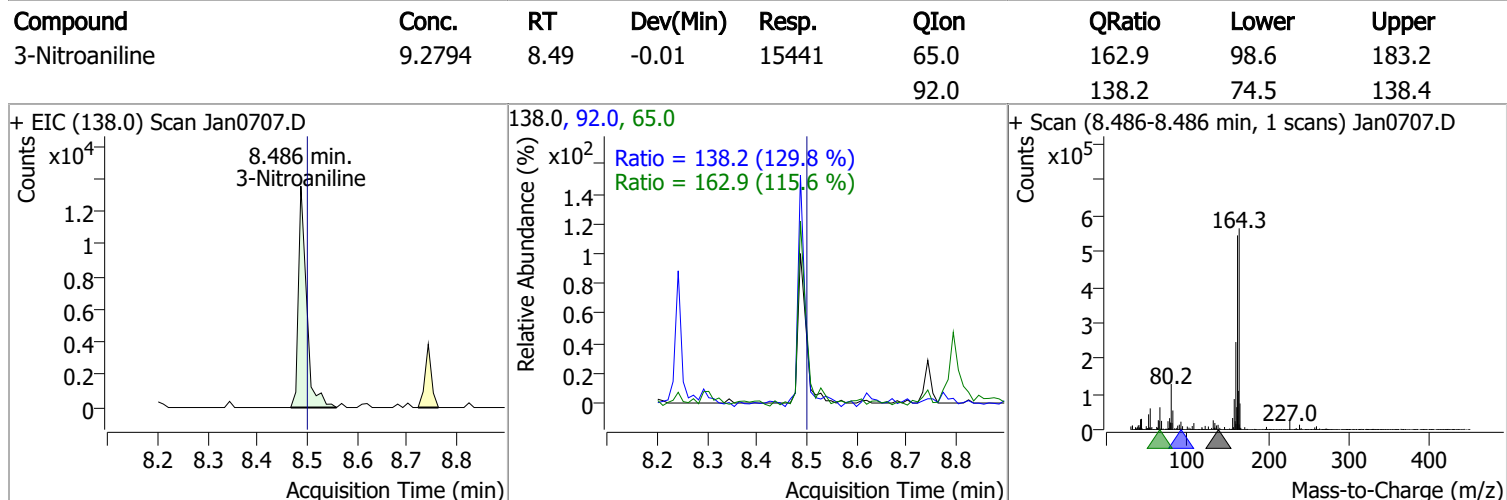
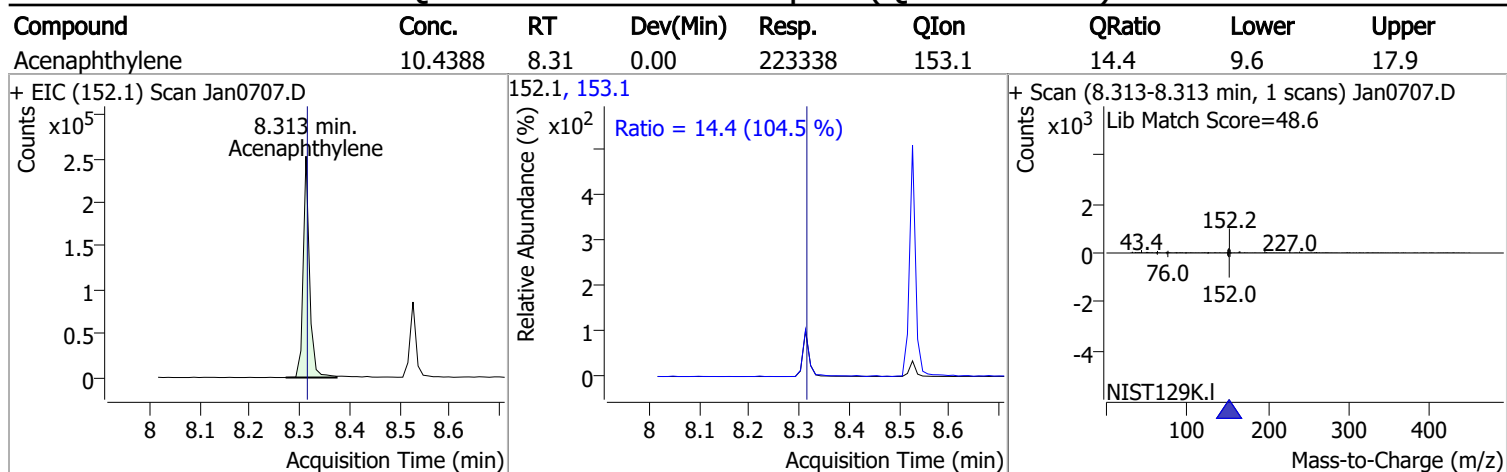
Compound	Conc.	RT	Dev(Min)	Resp.	QIon	QRatio	Lower	Upper
Dimethyl Phthalate	9.9882	8.24	0.00	122818	77.0	19.0	13.0	24.2



Compound	Conc.	RT	Dev(Min)	Resp.	QIon	QRatio	Lower	Upper
2,6-Dinitrotoluene	9.7625	8.29	-0.01	17243	63.0	161.5	110.4	205.0
					89.0	60.1	39.5	73.3

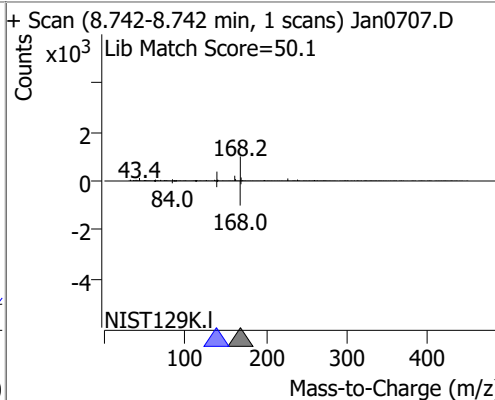
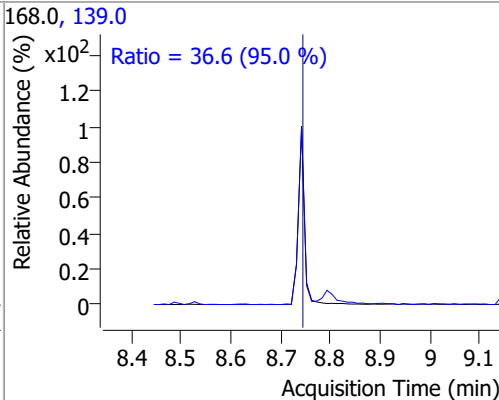
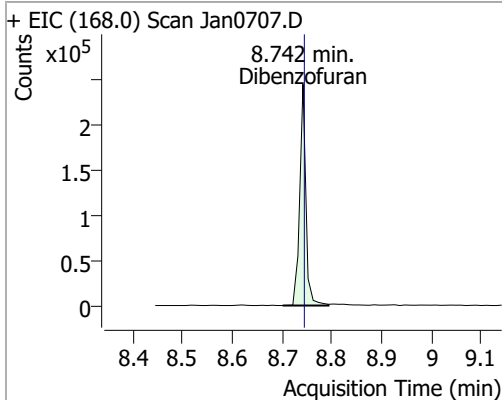


# Quantitation Results Report (QT Reviewed)

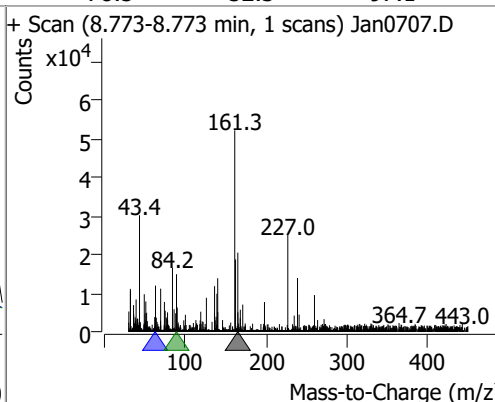
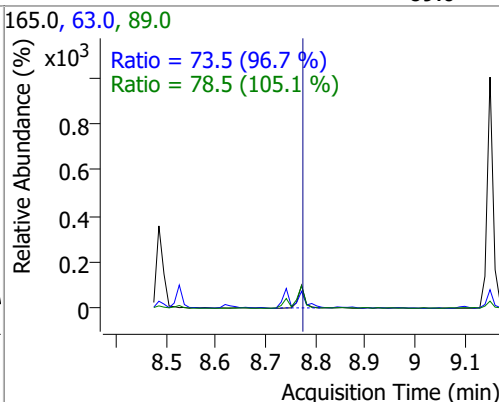
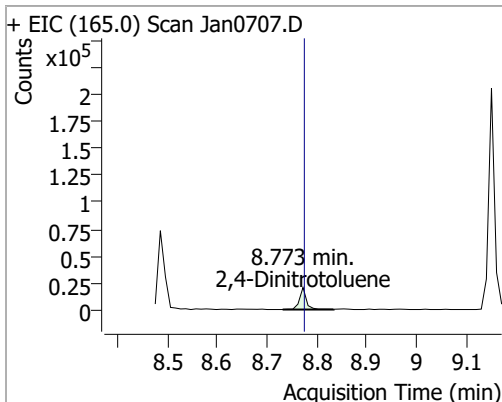


# Quantitation Results Report (QT Reviewed)

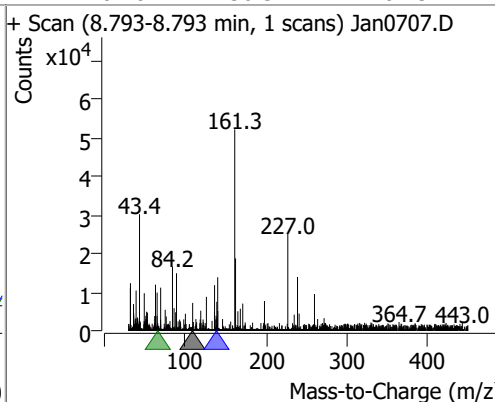
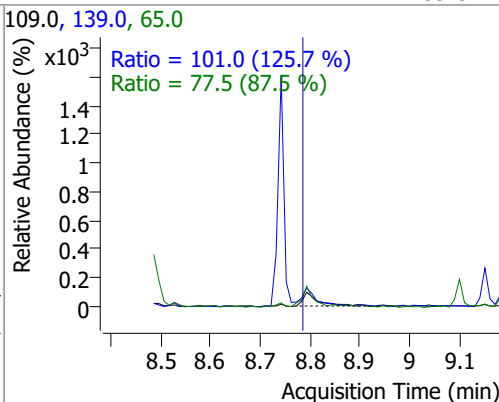
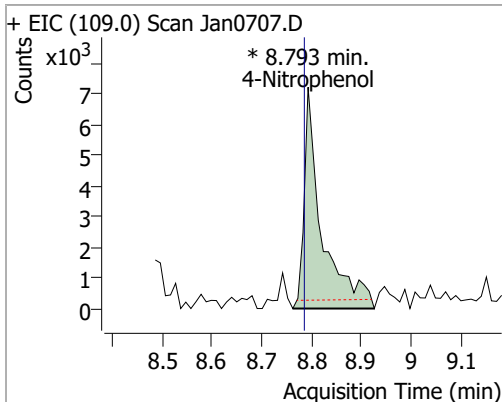
Compound	Conc.	RT	Dev(Min)	Resp.	QIon	QRatio	Lower	Upper
Dibenzofuran	10.2314	8.74	0.00	209247	139.0	36.6	27.0	50.2



Compound	Conc.	RT	Dev(Min)	Resp.	QIon	QRatio	Lower	Upper
2,4-Dinitrotoluene	9.6692	8.77	0.00	19708	63.0	73.5	53.2	98.9
					89.0	78.5	52.3	97.1

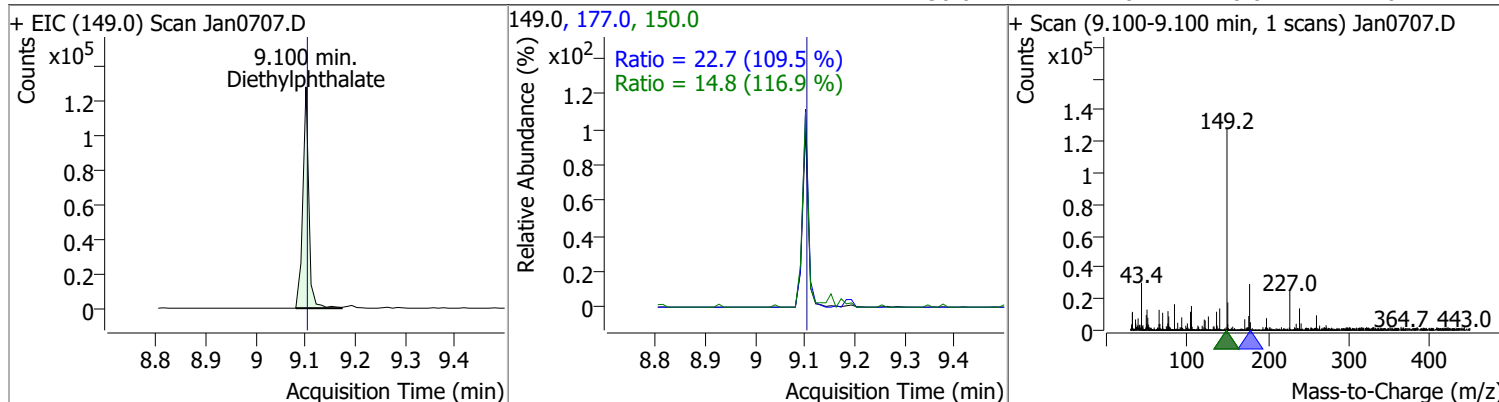


Compound	Conc.	RT	Dev(Min)	Resp.	QIon	QRatio	Lower	Upper
4-Nitrophenol	9.8077	8.79	0.01	17901 (m)	65.0	77.5	62.0	115.1
					139.0	101.0	56.3	104.5

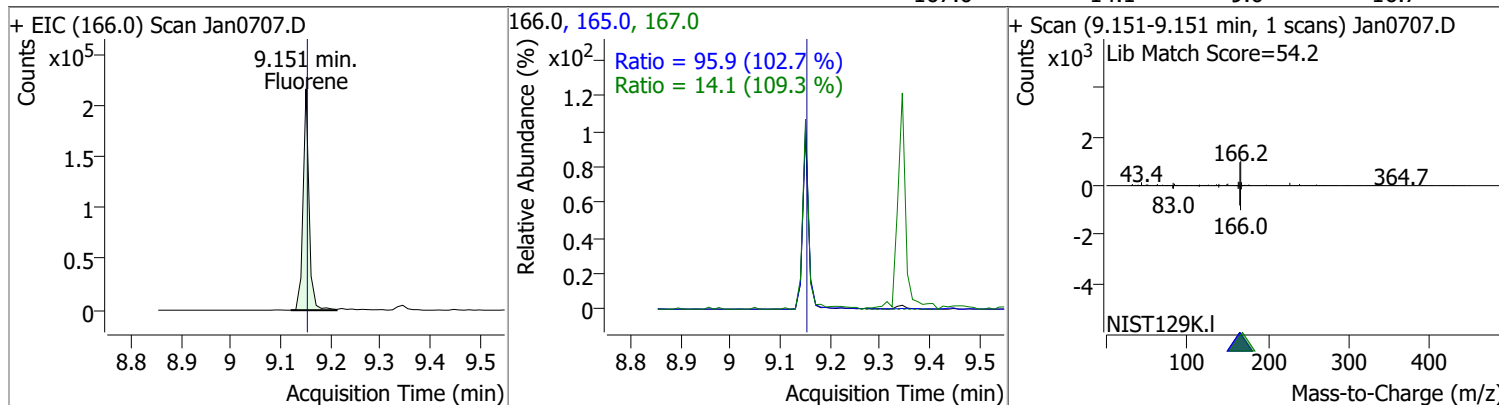


# Quantitation Results Report (QT Reviewed)

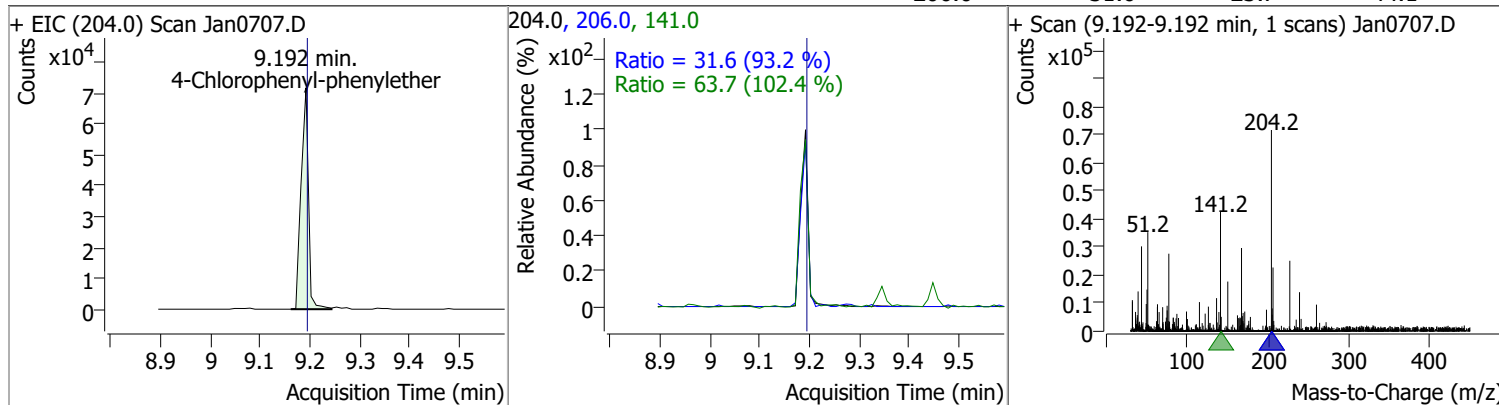
Compound	Conc.	RT	Dev(Min)	Resp.	QIon	QRatio	Lower	Upper
Diethylphthalate	9.9980	9.10	0.00	106876	177.0	22.7	14.5	27.0
					150.0	14.8	8.8	16.4



Compound	Conc.	RT	Dev(Min)	Resp.	QIon	QRatio	Lower	Upper
Fluorene	10.7290	9.15	0.00	178697	165.0	95.9	65.4	121.4
					167.0	14.1	9.0	16.7

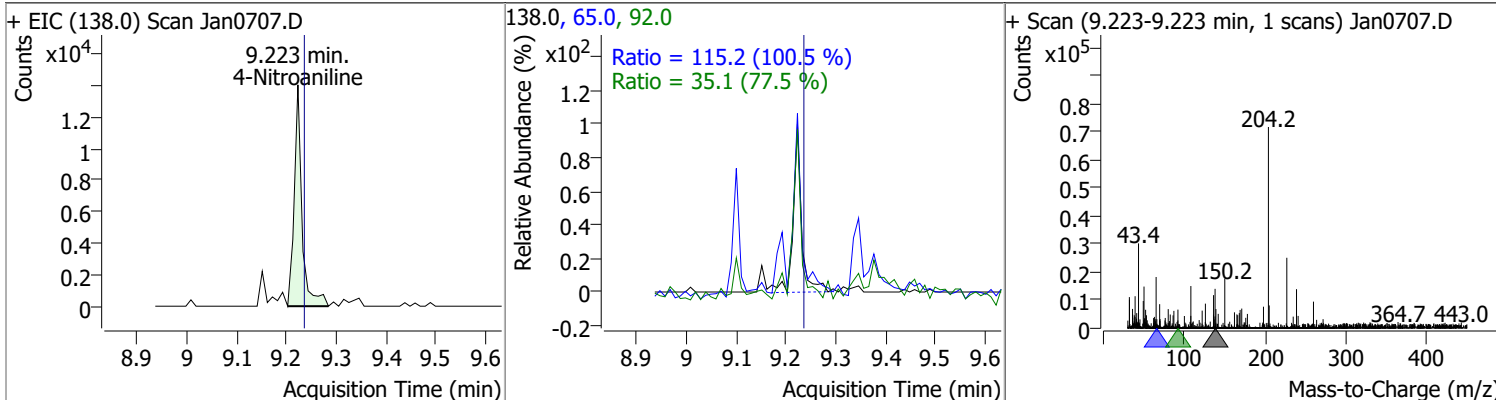


Compound	Conc.	RT	Dev(Min)	Resp.	QIon	QRatio	Lower	Upper
4-Chlorophenyl-phenylether	10.2624	9.19	0.00	73170	141.0	63.7	43.6	80.9
					206.0	31.6	23.7	44.1

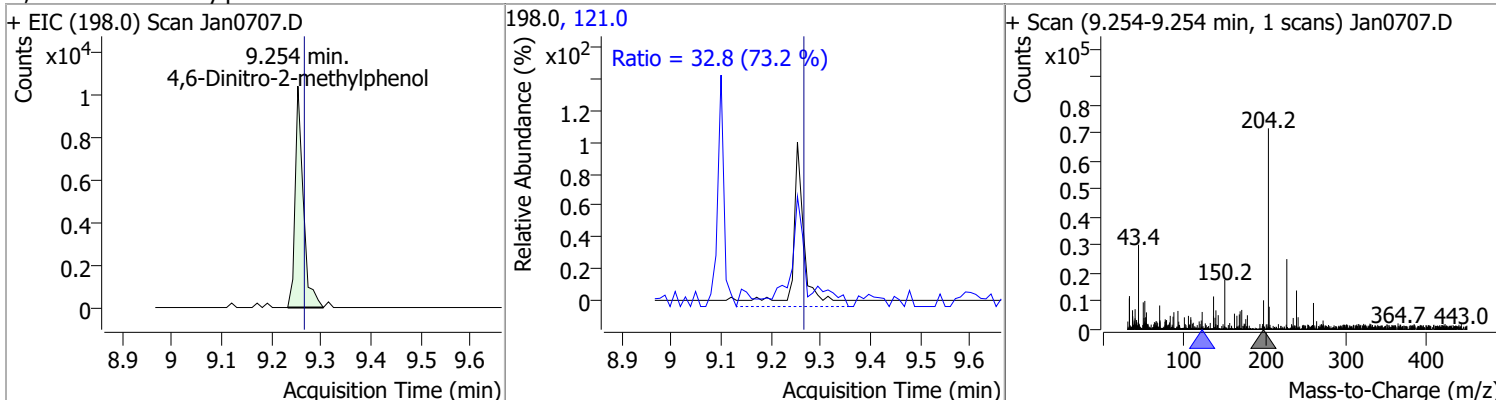


# Quantitation Results Report (QT Reviewed)

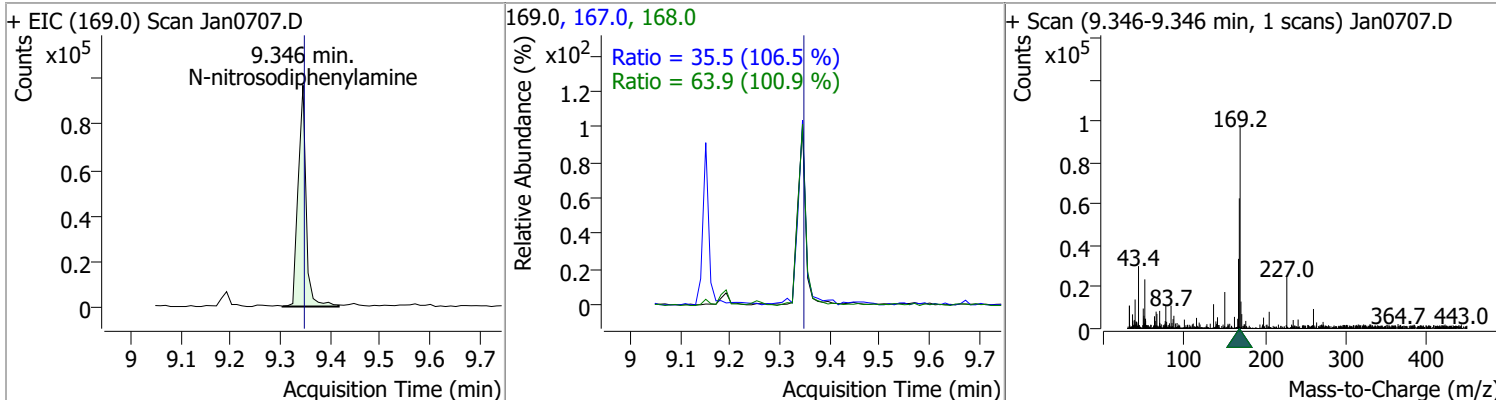
Compound	Conc.	RT	Dev(Min)	Resp.	QIon	QRatio	Lower	Upper
4-Nitroaniline	8.8280	9.22	-0.01	15222	65.0	115.2	80.2	149.0
					92.0	35.1	31.7	58.9



Compound	Conc.	RT	Dev(Min)	Resp.	QIon	QRatio	Lower	Upper
4,6-Dinitro-2-methylphenol	10.1231	9.25	-0.01	11846	121.0	32.8	31.4	58.3

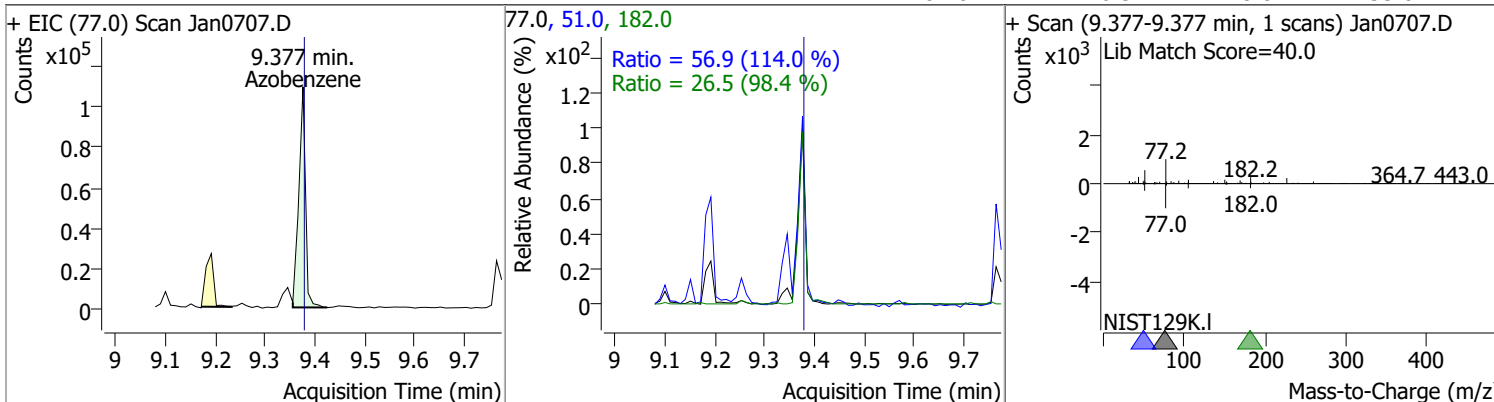


Compound	Conc.	RT	Dev(Min)	Resp.	QIon	QRatio	Lower	Upper
N-nitrosodiphenylamine	9.3638	9.35	0.00	107937	168.0	63.9	44.3	82.3
					167.0	35.5	23.4	43.4

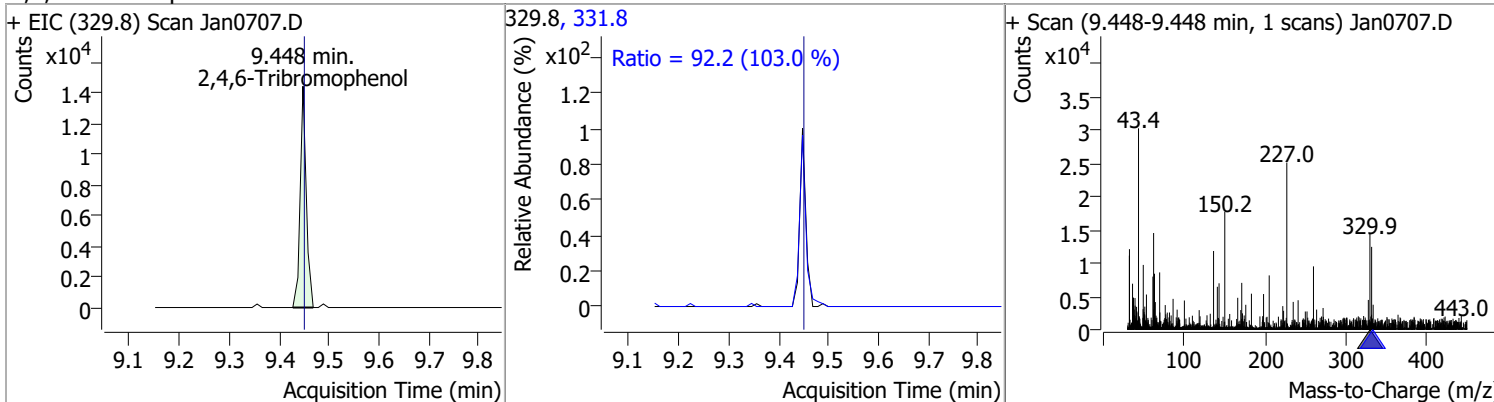


# Quantitation Results Report (QT Reviewed)

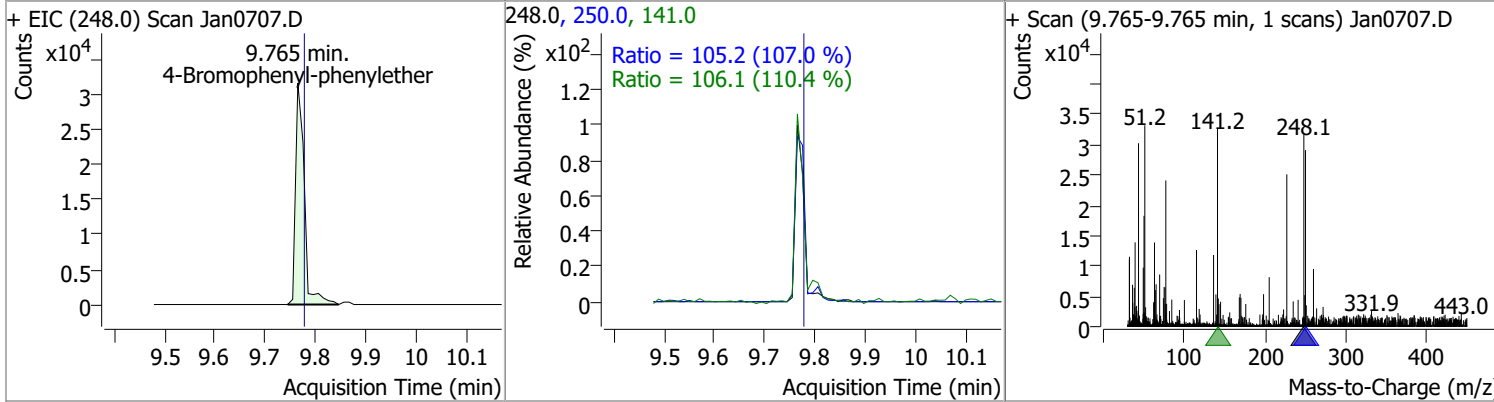
Compound	Conc.	RT	Dev(Min)	Resp.	QIon	QRatio	Lower	Upper
Azobenzene	8.8273	9.38	0.00	101518	51.0	56.9	34.9	64.9
					182.0	26.5	18.8	35.0



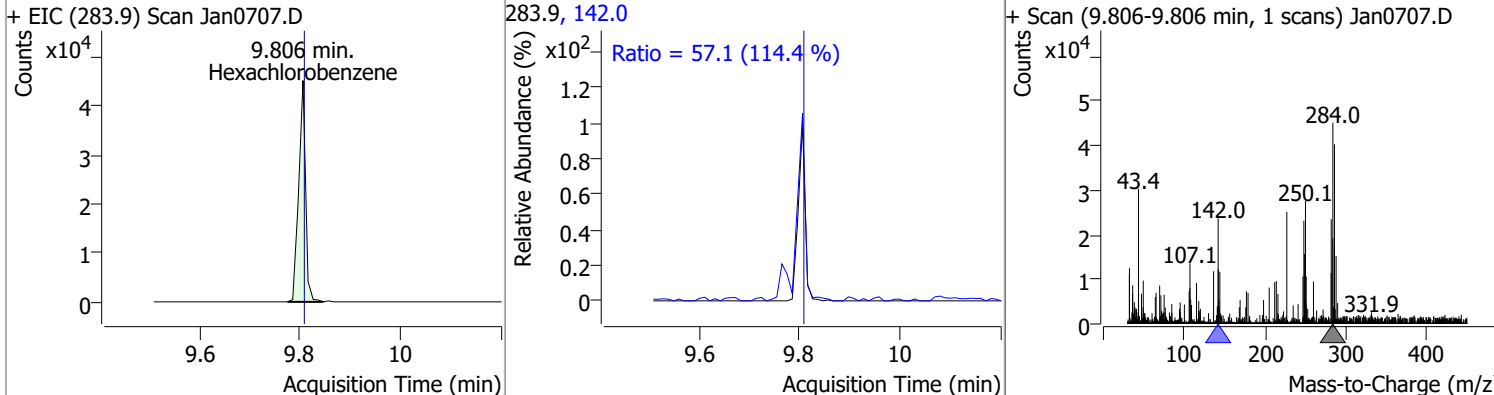
Compound	Conc.	RT	Dev(Min)	Resp.	QIon	QRatio	Lower	Upper
2,4,6-Tribromophenol	9.0327	9.45	0.00	12268	331.8	92.2	62.7	116.4



Compound	Conc.	RT	Dev(Min)	Resp.	QIon	QRatio	Lower	Upper
4-Bromophenyl-phenylether	8.9973	9.77	-0.01	38076	250.0	105.2	68.8	127.8
					141.0	106.1	67.3	124.9



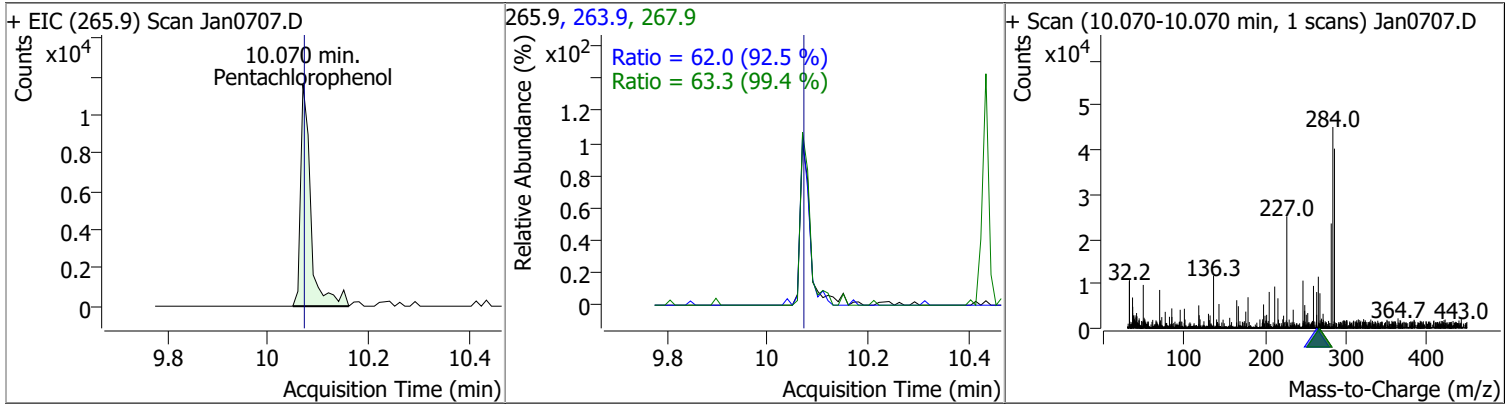
Compound	Conc.	RT	Dev(Min)	Resp.	QIon	QRatio	Lower	Upper
Hexachlorobenzene	9.4598	9.81	0.00	42693	142.0	57.1	34.9	64.8



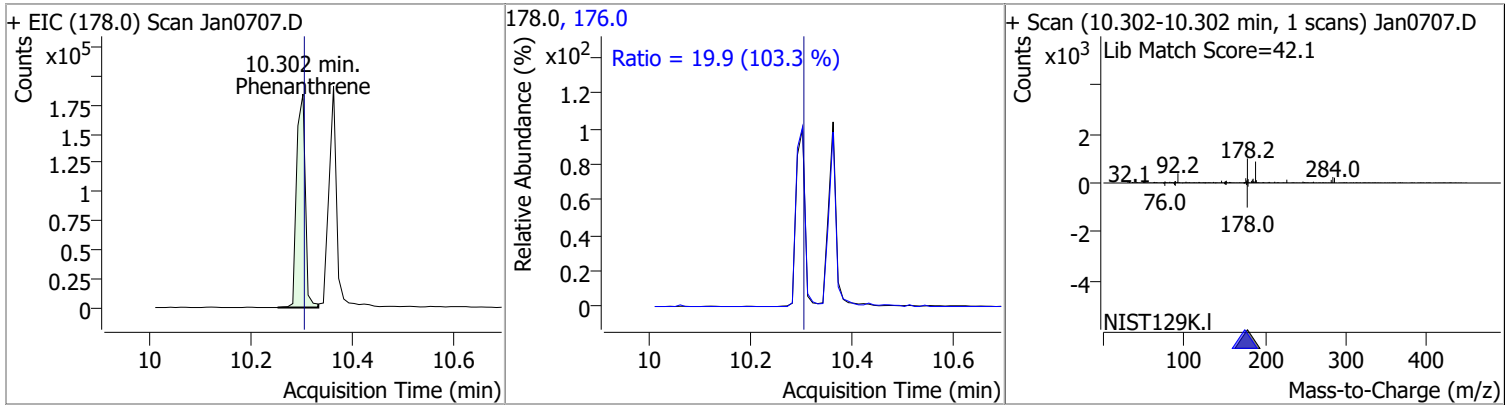


# Quantitation Results Report (QT Reviewed)

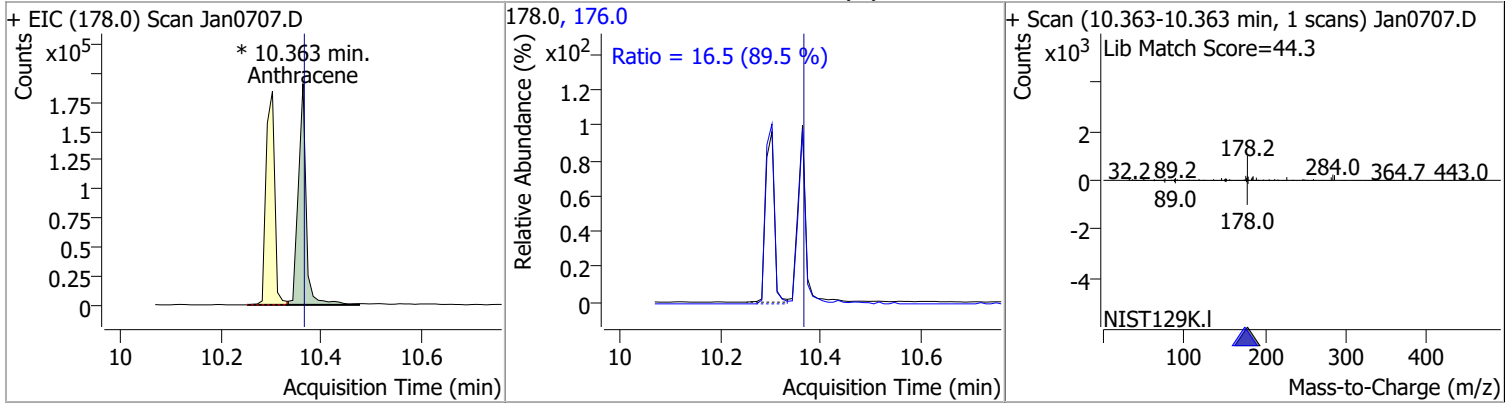
Compound	Conc.	RT	Dev(Min)	Resp.	QIon	QRatio	Lower	Upper
Pentachlorophenol	9.4197	10.07	0.00	16323	263.9	62.0	46.9	87.1
					267.9	63.3	44.6	82.7



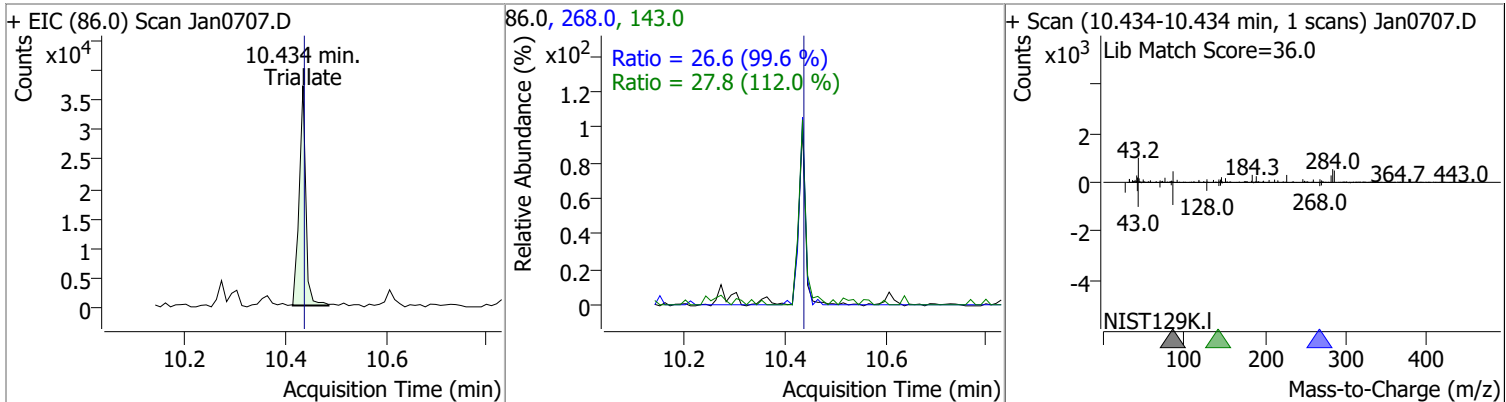
Compound	Conc.	RT	Dev(Min)	Resp.	QIon	QRatio	Lower	Upper
Phenanthrene	9.2665	10.30	0.00	219981	176.0	19.9	13.5	25.0



Compound	Conc.	RT	Dev(Min)	Resp.	QIon	QRatio	Lower	Upper
Anthracene	9.8068	10.36	0.00	207959 (m)	176.0	16.5	12.9	23.9



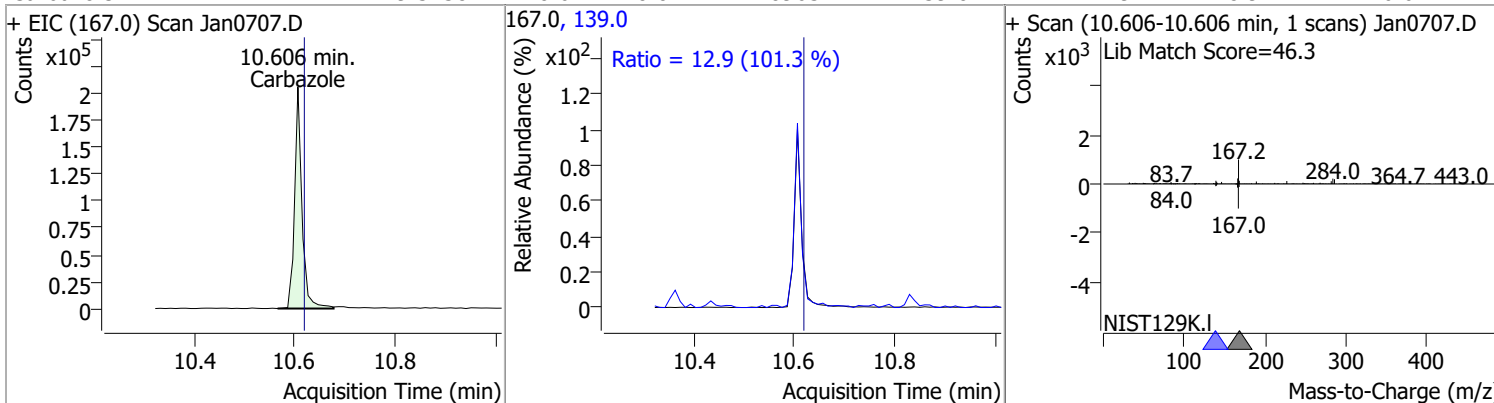
Compound	Conc.	RT	Dev(Min)	Resp.	QIon	QRatio	Lower	Upper
Triallate	8.5862	10.43	0.00	34125	268.0	26.6	18.7	34.7
					143.0	27.8	17.4	32.3



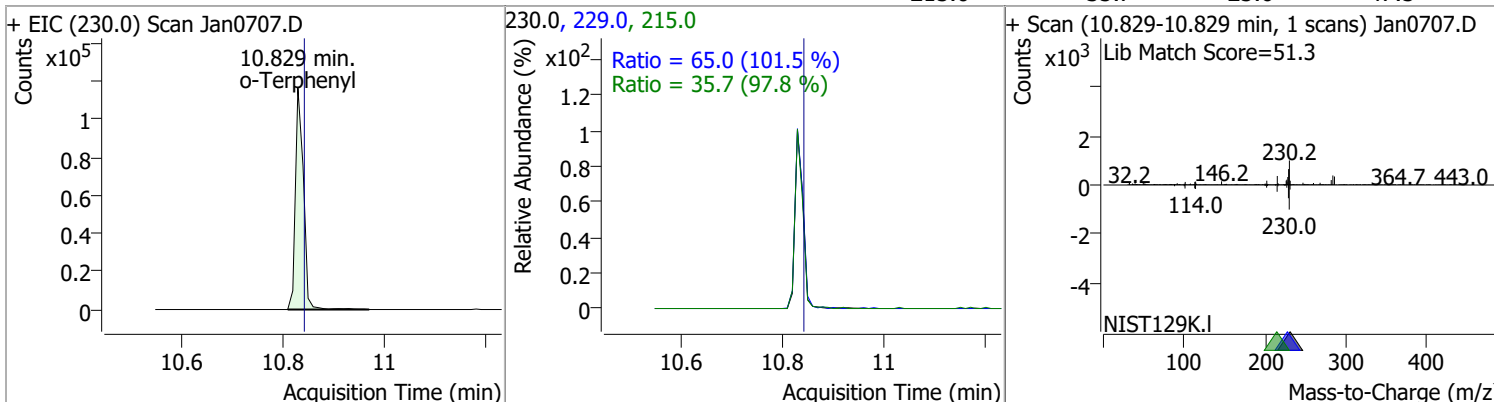


# Quantitation Results Report (QT Reviewed)

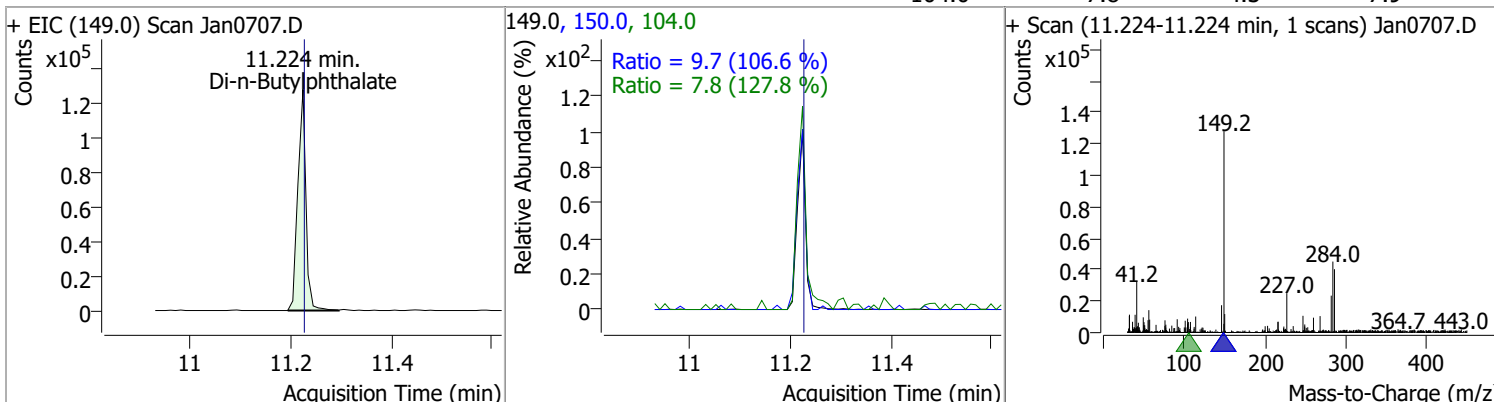
Compound	Conc.	RT	Dev(Min)	Resp.	QIon	QRatio	Lower	Upper
Carbazole	9.3238	10.61	-0.01	209631	139.0	12.9	8.9	16.6



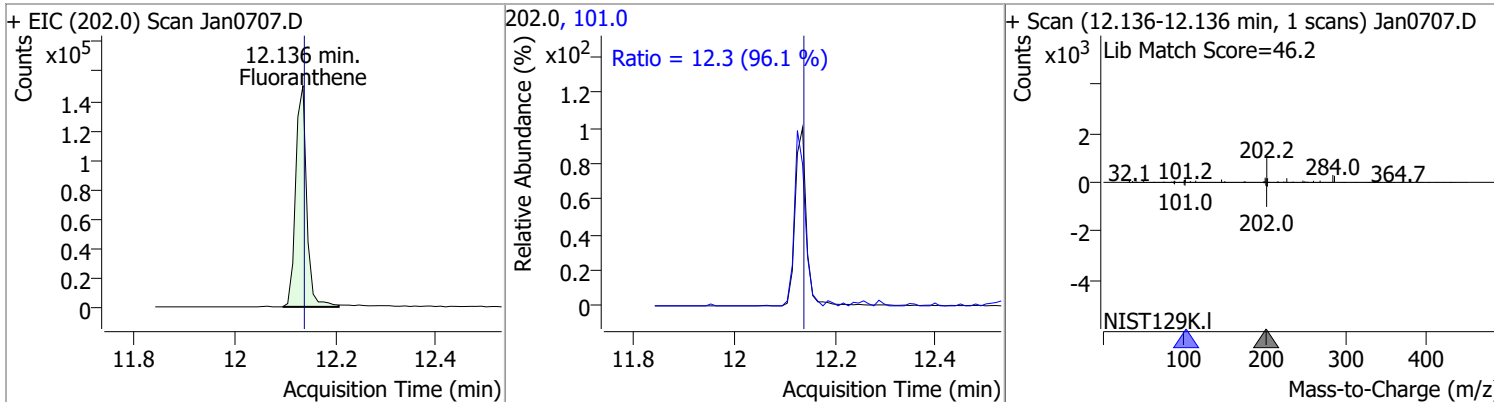
Compound	Conc.	RT	Dev(Min)	Resp.	QIon	QRatio	Lower	Upper
o-Terphenyl	9.5380	10.83	-0.01	129549	229.0	65.0	44.9	83.3
					215.0	35.7	25.6	47.5



Compound	Conc.	RT	Dev(Min)	Resp.	QIon	QRatio	Lower	Upper
Di-n-Butylphthalate	8.9061	11.22	0.00	141817	150.0	9.7	6.4	11.9
					104.0	7.8	4.3	7.9

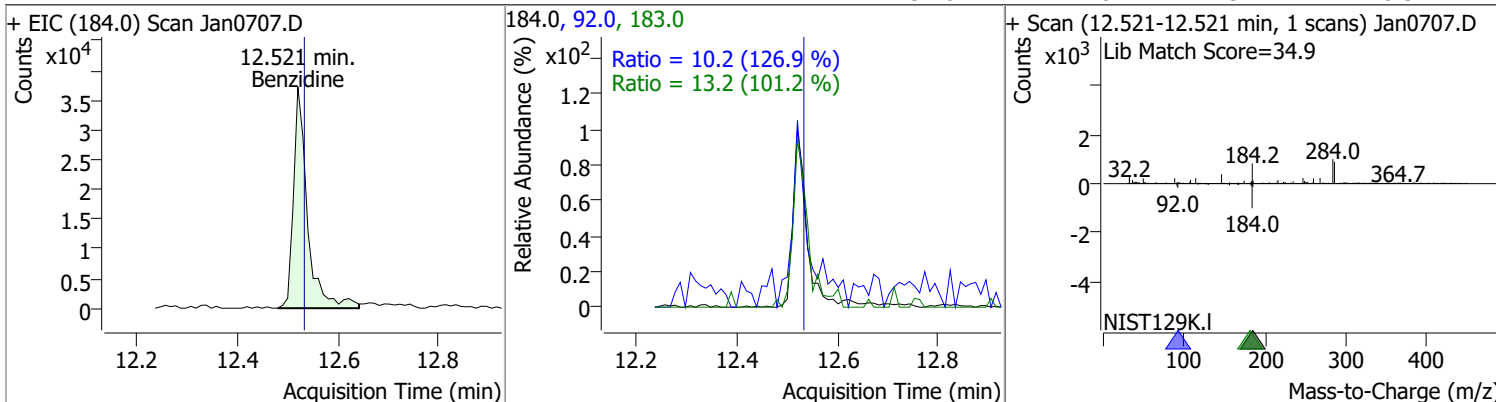


Compound	Conc.	RT	Dev(Min)	Resp.	QIon	QRatio	Lower	Upper
Fluoranthene	9.2339	12.14	0.00	228504	101.0	12.3	8.9	16.6

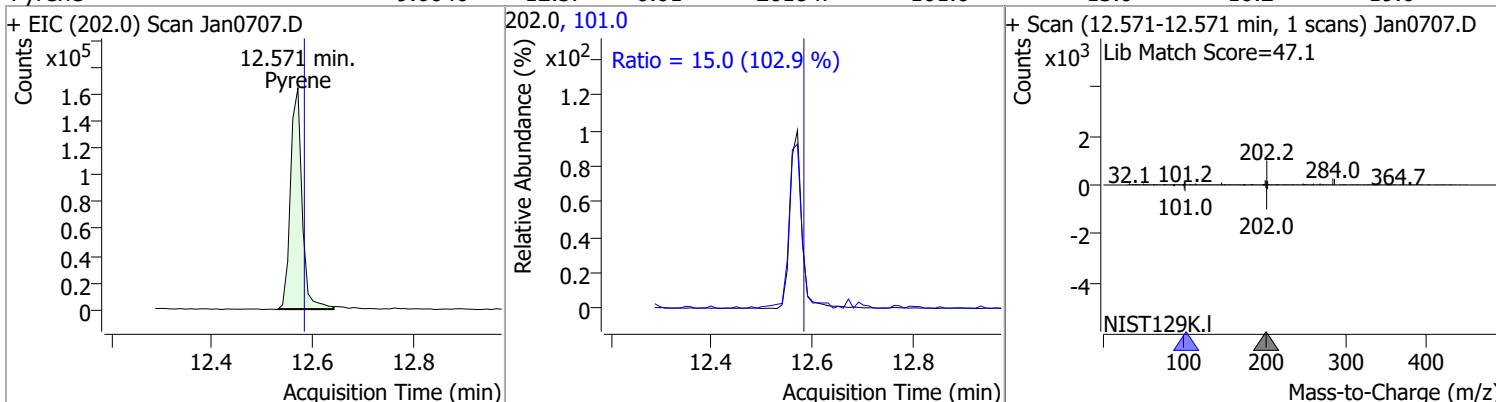


# Quantitation Results Report (QT Reviewed)

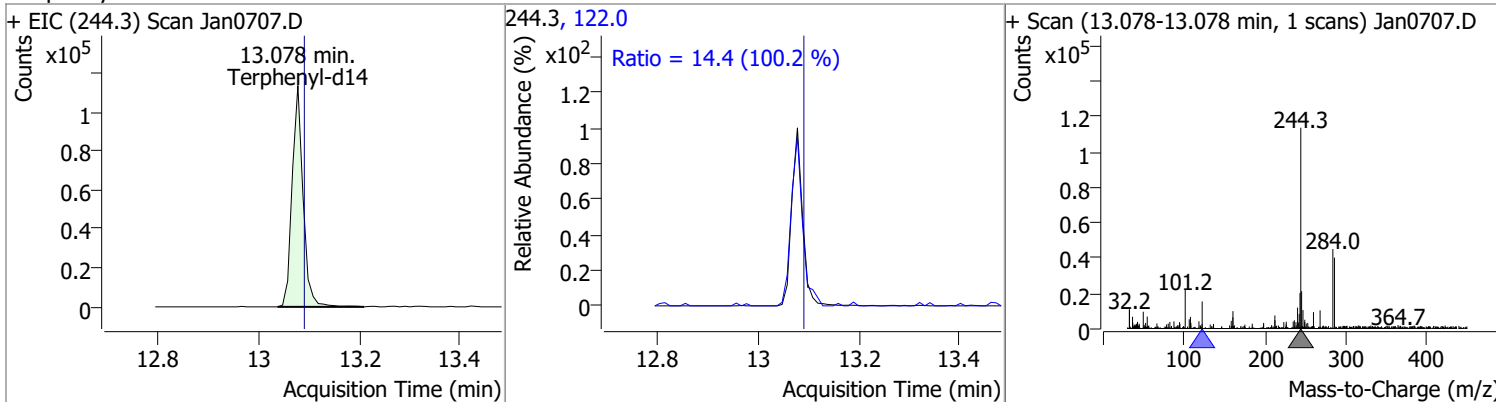
Compound	Conc.	RT	Dev(Min)	Resp.	QIon	QRatio	Lower	Upper
Benzidine	8.8705	12.52	-0.01	71760	183.0	13.2	9.1	17.0
					92.0	10.2	5.7	10.5



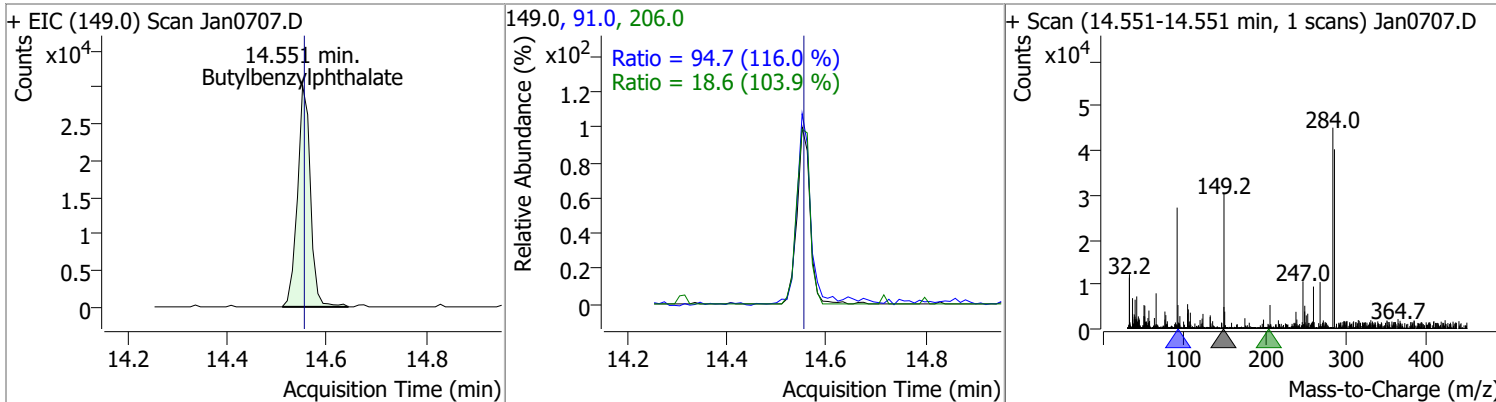
Compound	Conc.	RT	Dev(Min)	Resp.	QIon	QRatio	Lower	Upper
Pyrene	9.6646	12.57	-0.01	261847	101.0	15.0	10.2	19.0



Compound	Conc.	RT	Dev(Min)	Resp.	QIon	QRatio	Lower	Upper
Terphenyl-d14	9.5866	13.08	-0.01	171915	122.0	14.4	10.1	18.7

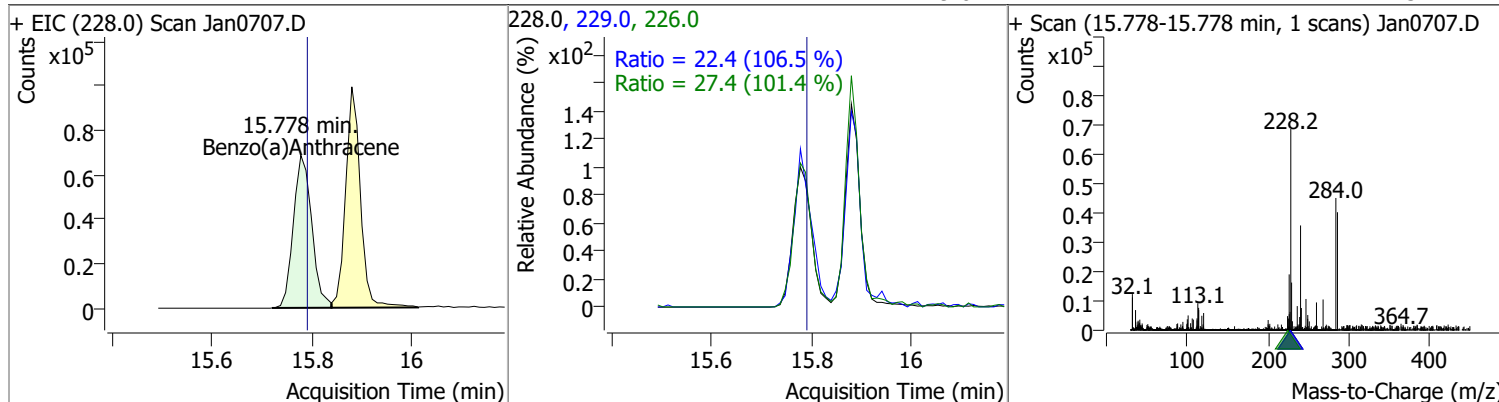


Compound	Conc.	RT	Dev(Min)	Resp.	QIon	QRatio	Lower	Upper
Butylbenzylphthalate	9.6440	14.55	-0.01	54482	91.0	94.7	57.2	106.2
					206.0	18.6	12.6	23.3

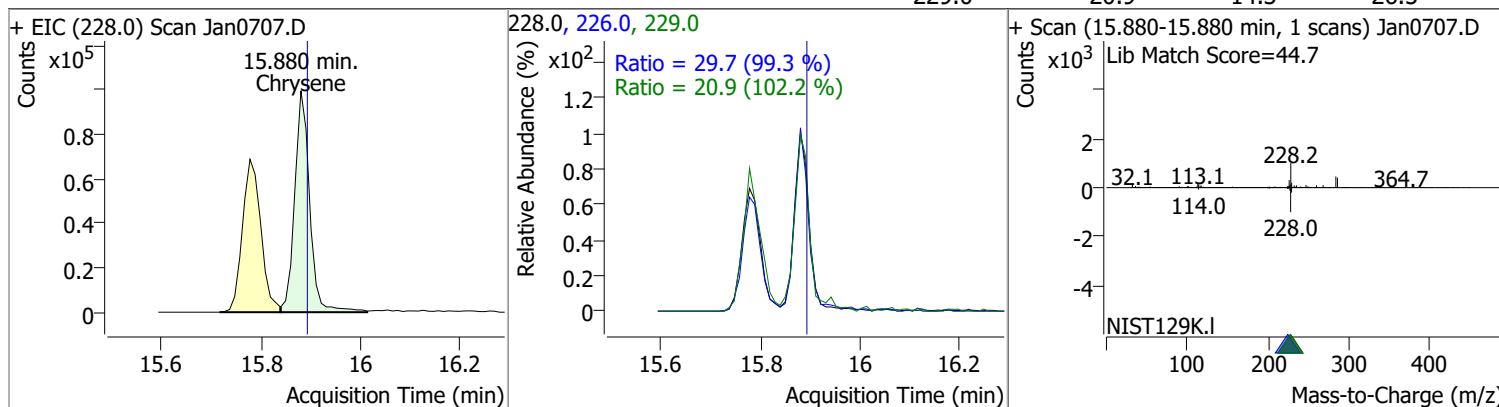


# Quantitation Results Report (QT Reviewed)

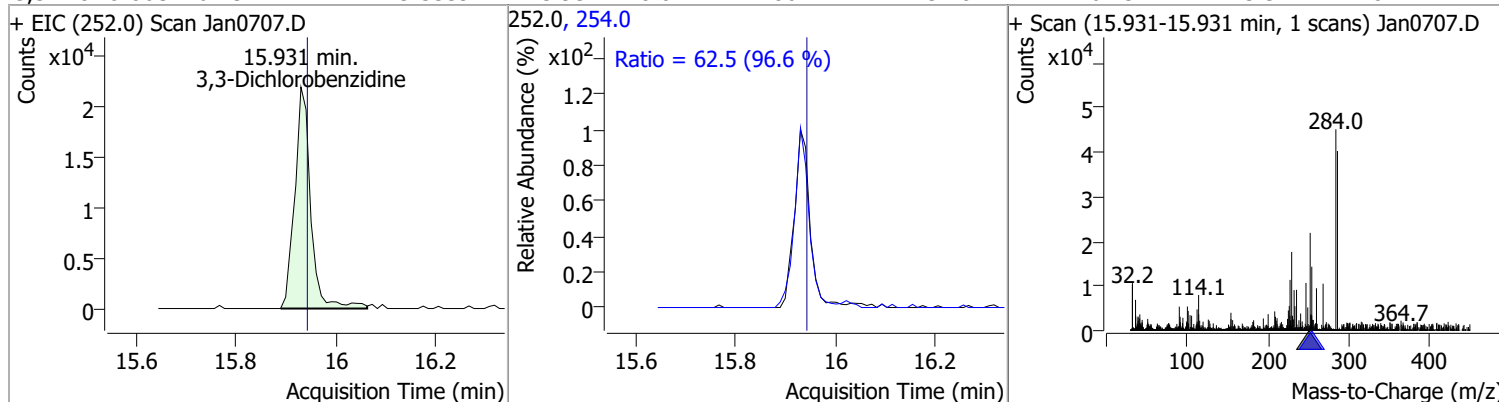
Compound	Conc.	RT	Dev(Min)	Resp.	QIon	QRatio	Lower	Upper
Benzo(a)Anthracene	9.8264	15.78	-0.02	175216	226.0	27.4	18.9	35.2
					229.0	22.4	14.7	27.3



Compound	Conc.	RT	Dev(Min)	Resp.	QIon	QRatio	Lower	Upper
Chrysene	9.9812	15.88	-0.02	207541	226.0	29.7	21.0	38.9
					229.0	20.9	14.3	26.5

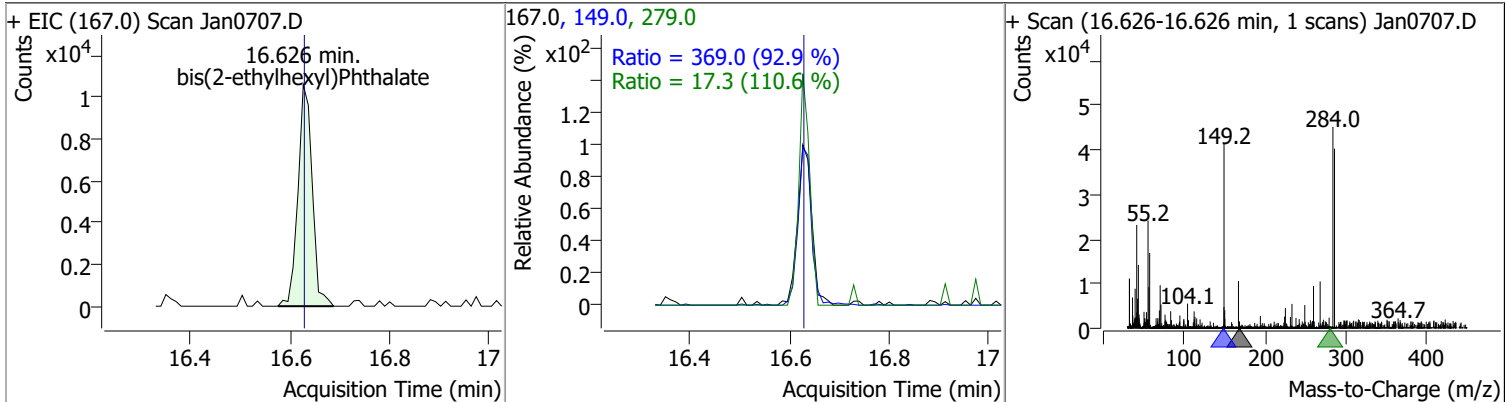


Compound	Conc.	RT	Dev(Min)	Resp.	QIon	QRatio	Lower	Upper
3,3-Dichlorobenzidine	9.3339	15.93	-0.02	48644	254.0	62.5	45.3	84.1

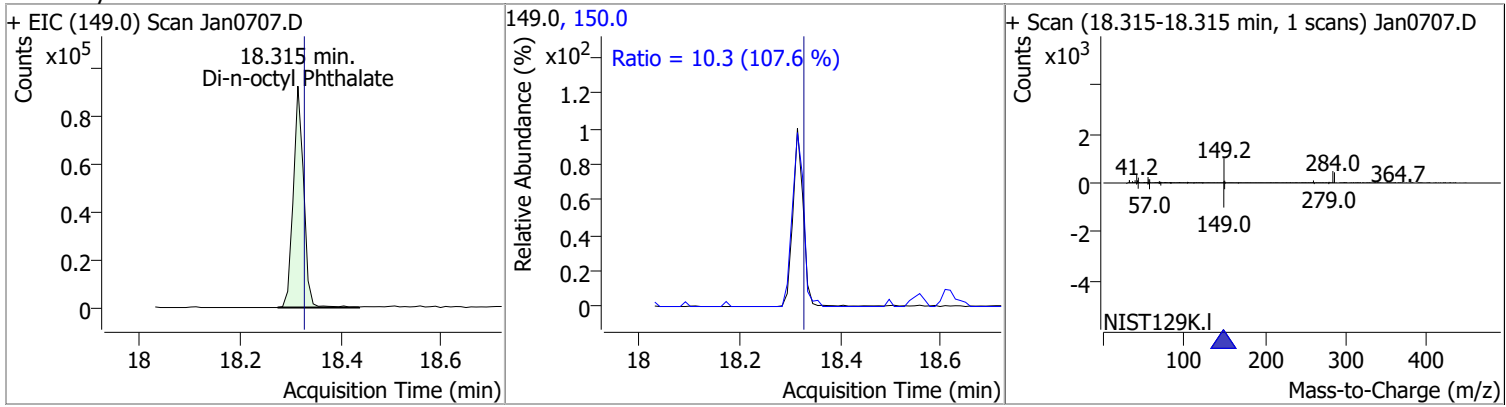


# Quantitation Results Report (QT Reviewed)

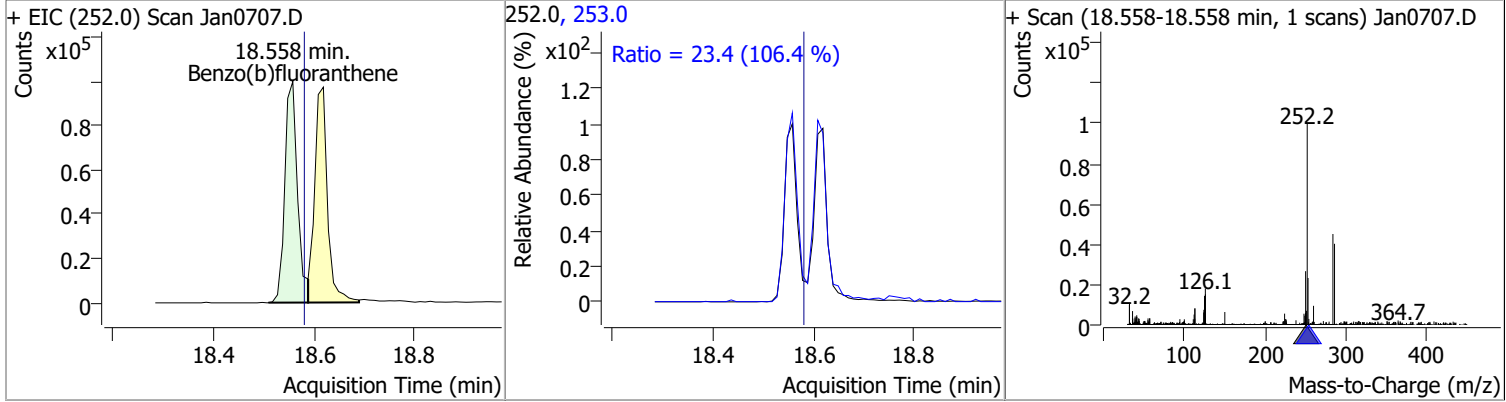
Compound	Conc.	RT	Dev(Min)	Resp.	QIon	QRatio	Lower	Upper
bis(2-ethylhexyl)Phthalate	10.3162	16.63	-0.01	21102	149.0	369.0	278.0	516.2
					279.0	17.3	10.9	20.3



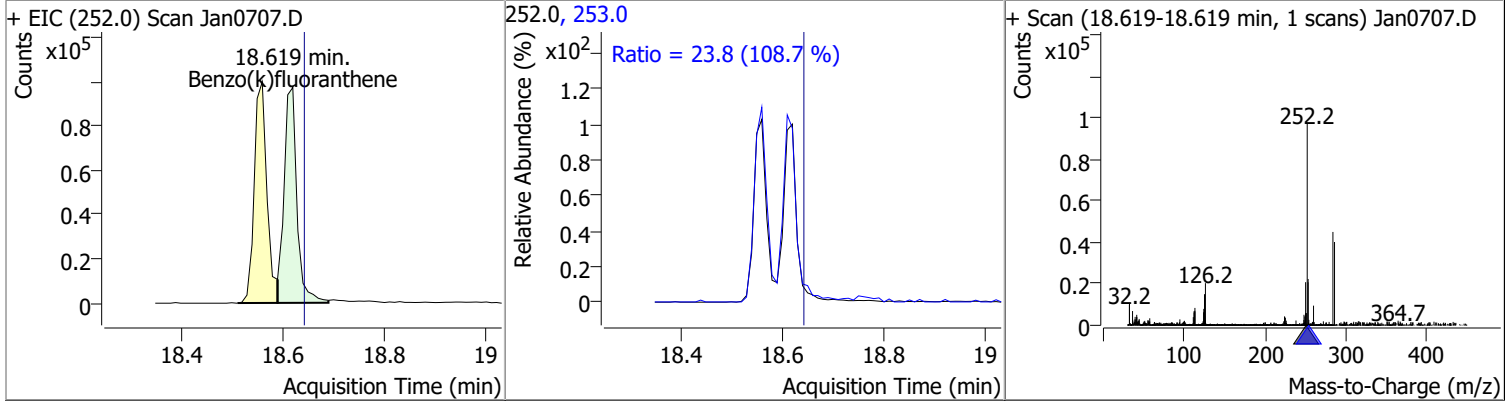
Compound	Conc.	RT	Dev(Min)	Resp.	QIon	QRatio	Lower	Upper
Di-n-octyl Phthalate	9.3050	18.31	-0.01	132308	150.0	10.3	6.7	12.4



Compound	Conc.	RT	Dev(Min)	Resp.	QIon	QRatio	Lower	Upper
Benzo(b)fluoranthene	9.7595	18.56	-0.02	173041	253.0	23.4	15.4	28.6

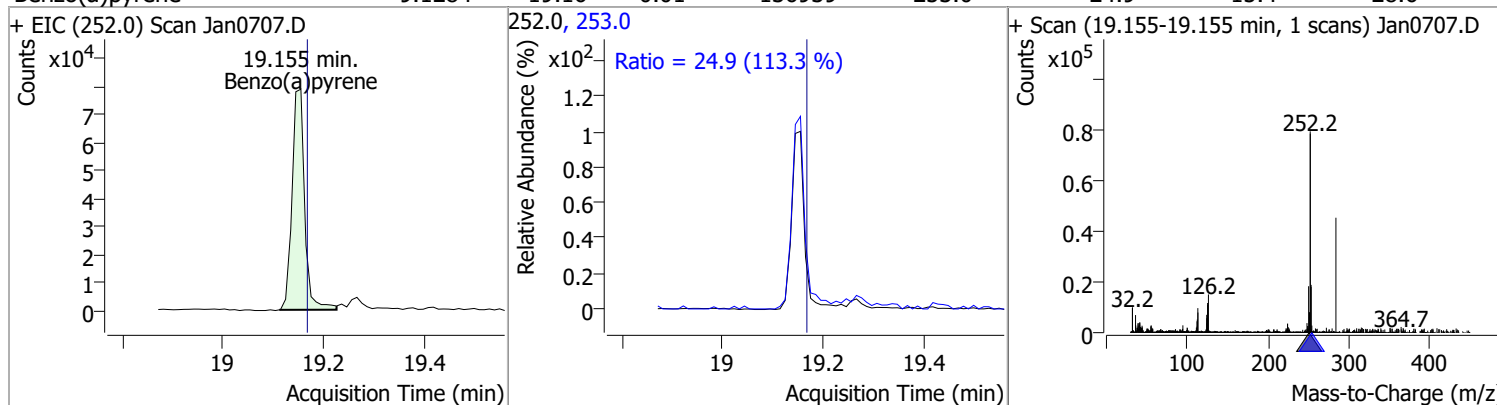


Compound	Conc.	RT	Dev(Min)	Resp.	QIon	QRatio	Lower	Upper
Benzo(k)fluoranthene	9.4363	18.62	-0.02	173456	253.0	23.8	15.3	28.5

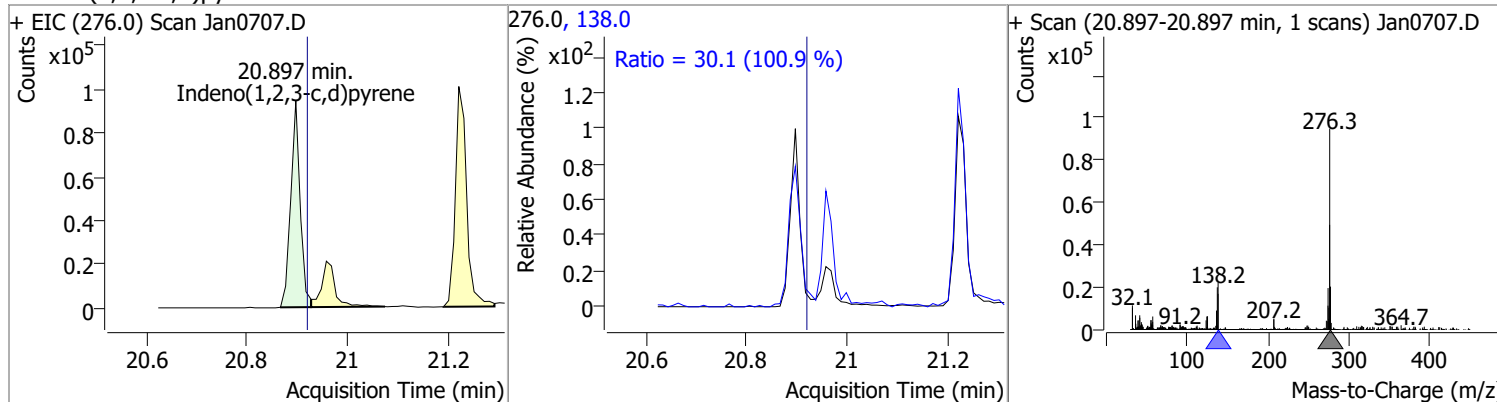


# Quantitation Results Report (QT Reviewed)

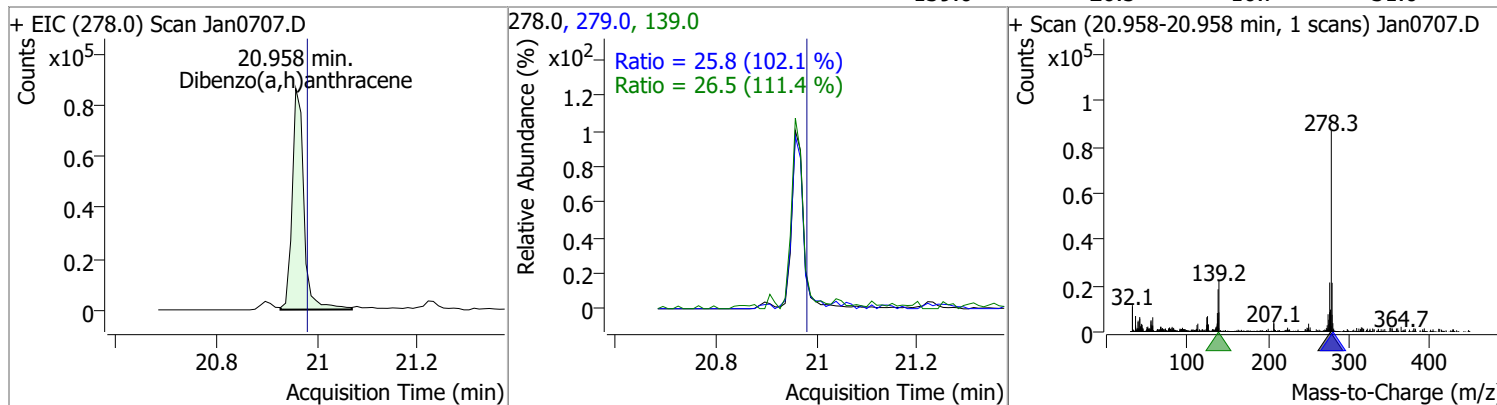
Compound	Conc.	RT	Dev(Min)	Resp.	QIon	QRatio	Lower	Upper
Benzo(a)pyrene	9.1284	19.16	-0.01	136939	253.0	24.9	15.4	28.6



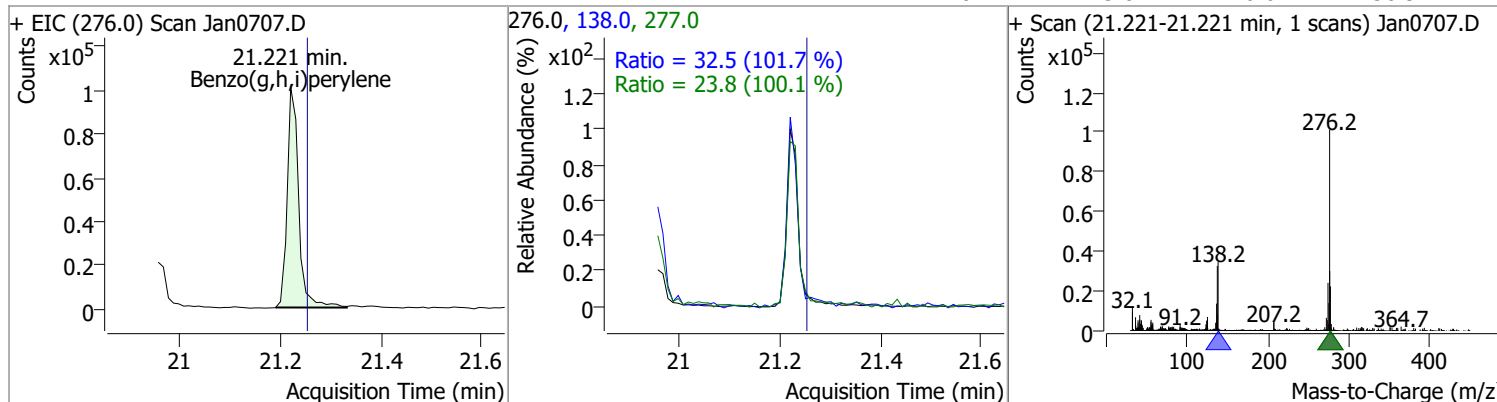
Indeno(1,2,3-c,d)pyrene	9.2913	20.90	-0.02	122759	138.0	30.1	20.9	38.8
-------------------------	--------	-------	-------	--------	-------	------	------	------



Dibenzo(a,h)anthracene	9.6432	20.96	-0.02	139898	279.0	25.8	17.7	32.8
					139.0	26.5	16.7	31.0

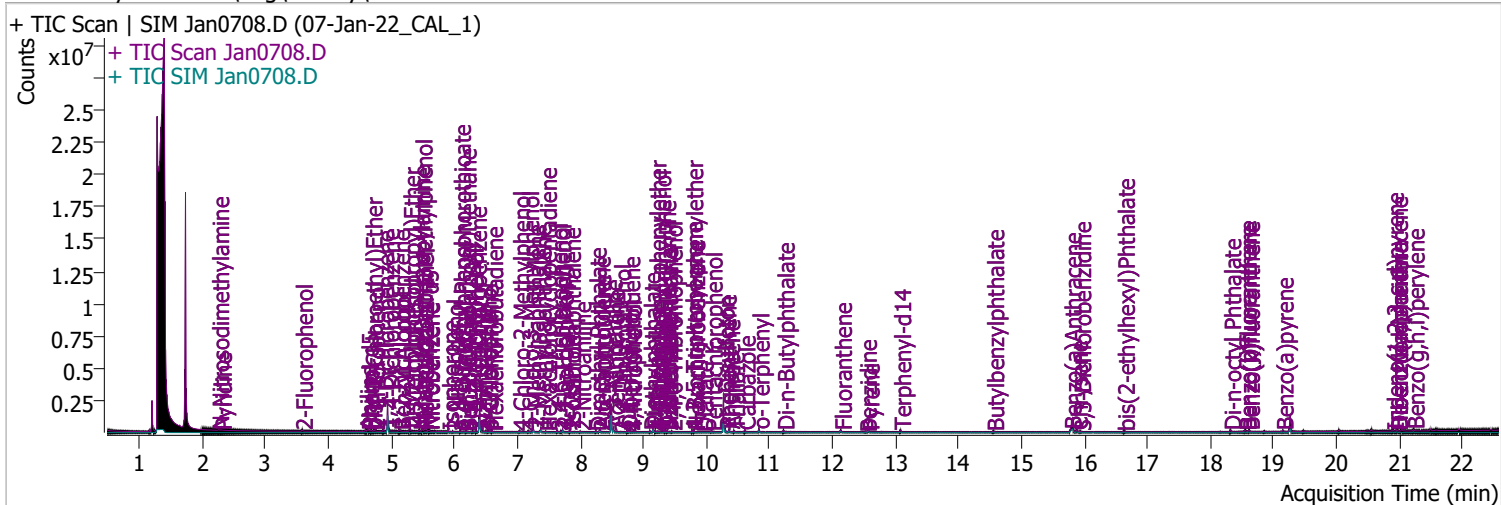


Benzo(g,h,i)perylene	9.5639	21.22	-0.03	158919	138.0	32.5	22.4	41.6
					277.0	23.8	16.6	30.9



# Quantitation Results Report (QT Reviewed)

Data File	Jan0708.D	Operator	LIMS import
Acq. Method	BNA+SIM.M	Acq. Date-Time	1/7/2022 4:17:22 PM
Sample Name	07-Jan-22_CAL_1	Instrument	Instrument #1
Vial	8	Multiplier	1.00
DA Method File		Comment	SVOC-8270-W-LARGO
Tune File	dftppdsm.u	Tune Date	1/7/2022 12:13:00 PM
Batch Name	010722 DoD BNA cal 1.batch.bin	Last Calib Update	1/11/2022 8:55:14 AM
Ref Library	D:\Org\Library\NIST129K.I		



Compound	RT	QIon	Resp.	Conc.	Units	Dev(Min)
----------	----	------	-------	-------	-------	----------

**Internal Standards**

**System Monitoring Compounds**

S 2-Fluorophenol	3.582	112.0	27961	3.8336	µg/L	0.000
Spiked Amount: 200.000	Range: 10.0 - 75.0%			Recovery = 1.92%	*	
S Phenol-d5	4.624	99.0	34249	4.0335	µg/L	0.000
Spiked Amount: 200.000	Range: 10.0 - 65.0%			Recovery = 2.02%	*	
S Nitrobenzene-d5	5.573	82.0	18636	4.3489	µg/L	-0.010
Spiked Amount: 100.000	Range: 32.0 - 94.0%			Recovery = 4.35%	*	
S 2-Fluorobiphenyl	7.718	172.0	76317	3.9350	µg/L	0.000
Spiked Amount: 100.000	Range: 28.0 - 107.0%			Recovery = 3.93%	*	
S 2,4,6-Tribromophenol	9.448	329.8	5637	4.3482	µg/L	0.000
Spiked Amount: 200.000	Range: 25.0 - 140.0%			Recovery = 2.17%	*	
S Terphenyl-d14	13.078	244.3	68559	4.0159	µg/L	-0.010
Spiked Amount: 100.000	Range: 32.0 - 122.0%			Recovery = 4.02%	*	

**Target Compounds**

Compound	RT	QIon	Resp.	Conc.	Units	QValue
T N-Nitrosodimethylamine	2.254	74.0	13769	4.0342	µg/L	m 76
T Pyridine	2.295	79.0	27474	3.6517	µg/L	#m 52
T Aniline	4.593	93.0	51540	3.9837	µg/L	94
T Phenol	4.634	94.0	37523	4.4265	µg/L	95
T bis(-2-Chloroethyl)Ether	4.685	63.0	31600	3.9433	µg/L	m 99
T 2-Chlorophenol	4.726	128.0	27009	4.0275	µg/L	94
T 1,3-Dichlorobenzene	4.869	146.0	46405	4.0622	µg/L	m 98
T 1,4-Dichlorobenzene	4.961	146.0	48571	4.2305	µg/L	m 90
T 1,2-Dichlorobenzene	5.124	146.0	48227	4.2603	µg/L	m 95
T Benzyl Alcohol	5.134	108.0	14306	4.3298	µg/L	m 89
T bis(2-chloroisopropyl)Ether	5.287	121.0	12555	4.0835	µg/L	96
T 2-Methylphenol	5.298	107.0	28936	3.7777	µg/L	99
T N-nitroso-Di-n-propylamine	5.441	70.0	17831	4.3407	µg/L	99
T 4Methylphenol/3Methylphenol	5.481	107.0	46065	4.1453	µg/L	95
T Hexachloroethane	5.502	117.0	14891	4.1671	µg/L	88



# Quantitation Results Report (QT Reviewed)

Compound	RT	QIon	Resp.	Conc.	Units	Dev(Min)	
T Nitrobenzene	5.594	123.1	9087	4.3348	µg/L	85	
T Isophorone	5.900	82.0	42300	4.1072	µg/L	93	
T 2-Nitrophenol	5.972	139.0	8355	4.2774	µg/L	90	
T 2,4-Dimethylphenol	6.085	122.0	30582	3.9070	µg/L	81	
T bis(-2-Chloroethoxy)Methane	6.177	93.0	30723	4.1112	µg/L	87	
T Benzoic Acid	6.188	105.0	11867	4.3801	µg/L	m	80
T 2,4-Dichlorophenol	6.290	162.0	20158	4.1419	µg/L	97	
T 1,2,4-Trichlorobenzene	6.342	180.0	32468	4.3887	µg/L	99	
T Naphthalene	6.424	128.0	99529	3.7180	µg/L	98	
T 4-Chlorophenol	6.496	130.0	11516	4.6547	µg/L	82	
T p-Chloroaniline	6.527	127.0	35676	4.2594	µg/L	92	
T Hexachlorobutadiene	6.598	224.9	15368	3.9468	µg/L	95	
T 4-Chloro-2-Methylphenol	7.030	107.0	21900	4.0501	µg/L	93	
T 4-Chloro-3-Methylphenol	7.173	107.0	22519	3.9430	µg/L	94	
T 2-Methylnaphthalene	7.256	141.0	59117	3.8722	µg/L	97	
T 1-Methylnaphthalene	7.369	141.0	61404	4.0752	µg/L	98	
T Hexachlorocyclopentadiene	7.451	236.9	6925	4.3560	µg/L	94	
T 2,4,6-Trichlorophenol	7.625	196.0	13737	3.9569	µg/L	95	
T 2,4,5-Trichlorophenol	7.687	196.0	15983	3.6664	µg/L	97	
T 2-Chloronaphthalene	7.831	162.0	58389	4.0168	µg/L	95	
T 2-Nitroaniline	7.995	65.0	5629	4.4209	µg/L	#	55
T Dimethyl Phthalate	8.241	163.0	42096	4.0583	µg/L	#	86
T 2,6-Dinitrotoluene	8.302	165.0	6863	4.2582	µg/L		91
T Acenaphthylene	8.313	152.1	92958	3.8651	µg/L		96
T 3-Nitroaniline	8.497	138.0	6333	4.2265	µg/L	#	59
T Acenaphthene	8.527	154.0	57892	4.3186	µg/L		96
T 2,4-Dinitrophenol	8.630	184.0	1437	4.6503	µg/L	m	90
T Dibenzofuran	8.742	168.0	89062	4.1979	µg/L		97
T 2,4-Dinitrotoluene	8.773	165.0	7882	4.1117	µg/L		95
T 4-Nitrophenol	8.804	109.0	7530	4.2113	µg/L	m	76
T Diethylphthalate	9.100	149.0	40619	3.8891	µg/L		99
T Fluorene	9.152	166.0	75858	3.7419	µg/L		96
T 4-Chlorophenyl-phenylether	9.192	204.0	29516	3.9771	µg/L		97
T 4-Nitroaniline	9.223	138.0	6050	4.3719	µg/L		94
T 4,6-Dinitro-2-methylphenol	9.264	198.0	3750	3.9390	µg/L		84
T N-nitrosodiphenylamine	9.346	169.0	49253	4.4883	µg/L		96
T Azobenzene	9.377	77.0	38049	4.3960	µg/L		96
T 4-Bromophenyl-phenylether	9.776	248.0	17129	4.3957	µg/L		90
T Hexachlorobenzene	9.806	283.9	18890	4.0859	µg/L		98
T Pentachlorophenol	10.080	265.9	5512	4.2097	µg/L		89
T Phenanthrene	10.303	178.0	99920	4.1626	µg/L		98
T Anthracene	10.363	178.0	80044	4.0508	µg/L	m	99
T Triallate	10.434	86.0	15475	4.5641	µg/L		92
T Carbazole	10.606	167.0	83784	3.9144	µg/L		99
T o-Terphenyl	10.829	230.0	56670	4.3827	µg/L		93
T Di-n-Butylphthalate	11.224	149.0	55396	4.4164	µg/L		98
T Fluoranthene	12.136	202.0	99196	4.2107	µg/L		100
T Benzidine	12.531	184.0	28009	4.4090	µg/L	#	93
T Pyrene	12.571	202.0	104138	4.0375	µg/L		96
T Butylbenzylphthalate	14.551	149.0	21931	4.1878	µg/L		88
T Benzo(a)Anthracene	15.778	228.0	74797	4.1891	µg/L		98
T Chrysene	15.880	228.0	89638	4.0467	µg/L		97
T 3,3-Dichlorobenzidine	15.931	252.0	19433	4.3048	µg/L		99
T bis(2-ethylhexyl)Phthalate	16.626	167.0	7848	3.9645	µg/L		96
T Di-n-octyl Phthalate	18.315	149.0	57632	4.3494	µg/L		96

# Quantitation Results Report (QT Reviewed)

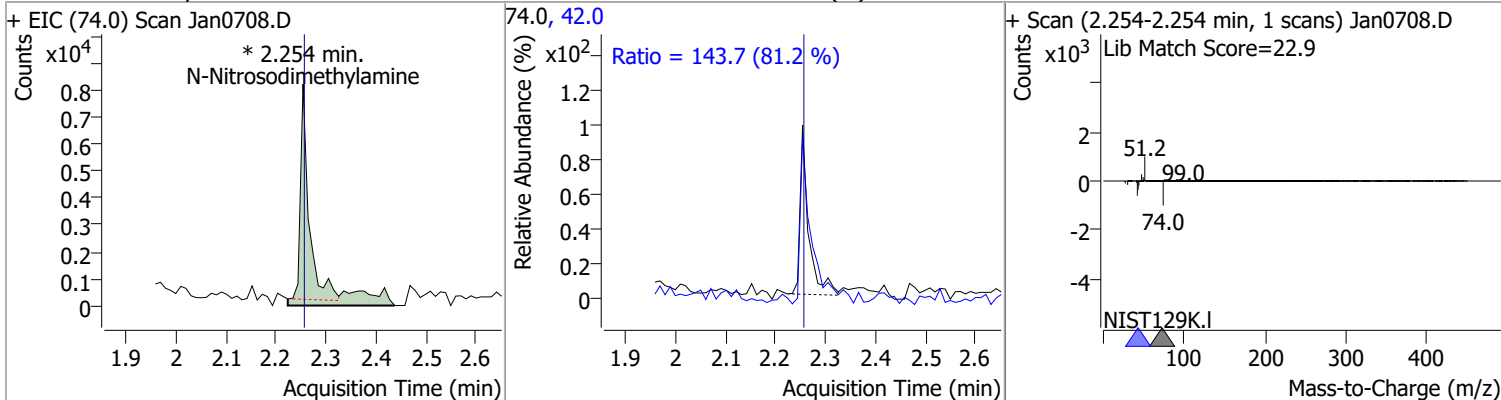
Compound	RT	QIon	Resp.	Conc.	Units	Dev(Min)
T Benzo(b)fluoranthene	18.558	252.0	74106	4.1794	µg/L	96
T Benzo(k)fluoranthene	18.609	252.0	72607	3.9498	µg/L	92
T Benzo(a)pyrene	19.145	252.0	57788	4.3431	µg/L	91
T Indeno(1,2,3-c,d)pyrene	20.897	276.0	53208	4.2507	µg/L	100
T Dibenzo(a,h)anthracene	20.958	278.0	58961	4.1581	µg/L	99
T Benzo(g,h,i)perylene	21.221	276.0	65451	3.9388	µg/L	96

(#) = Qualifier Out of Range; (m) = Manual Integration; (+) = Area Summed; (\*) = Surrogate Percent Recovery Out of Range; (d): Zeroed Peak

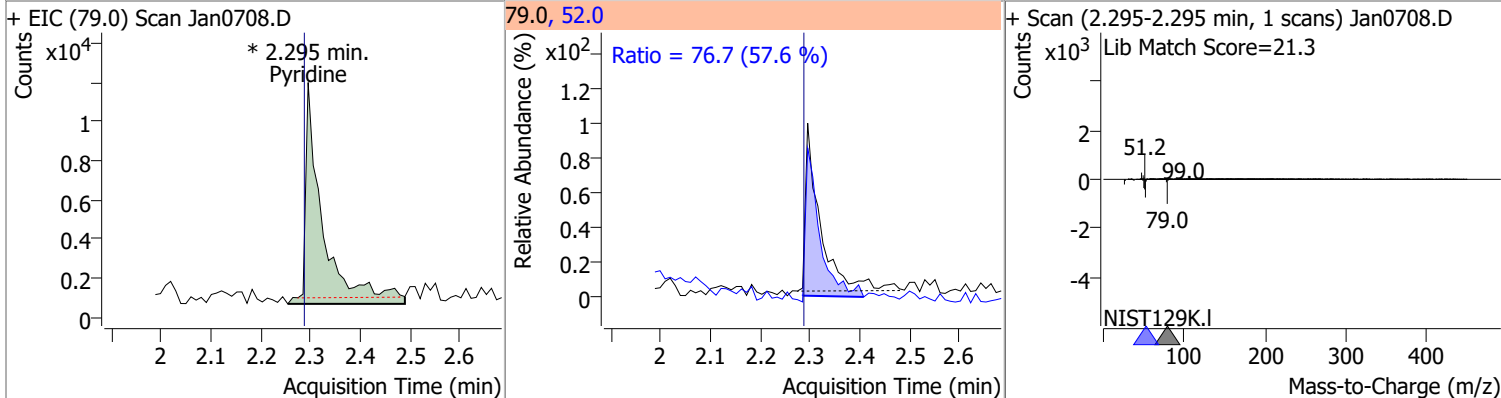


# Quantitation Results Report (QT Reviewed)

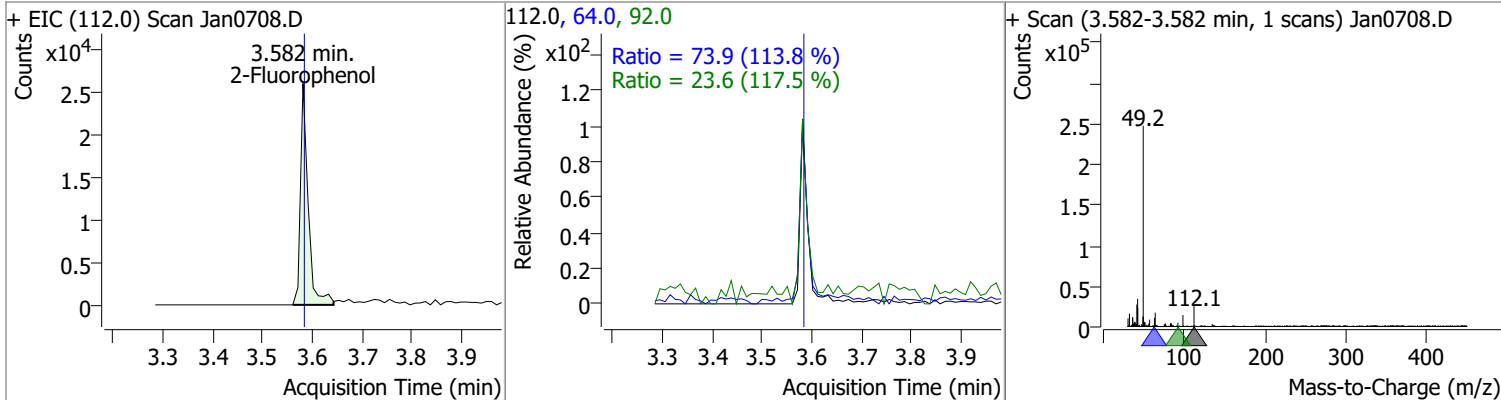
Compound	Conc.	RT	Dev(Min)	Resp.	QIon	QRatio	Lower	Upper
N-Nitrosodimethylamine	4.0342	2.25	0.00	13769 (m)	42.0	143.7	123.9	230.1



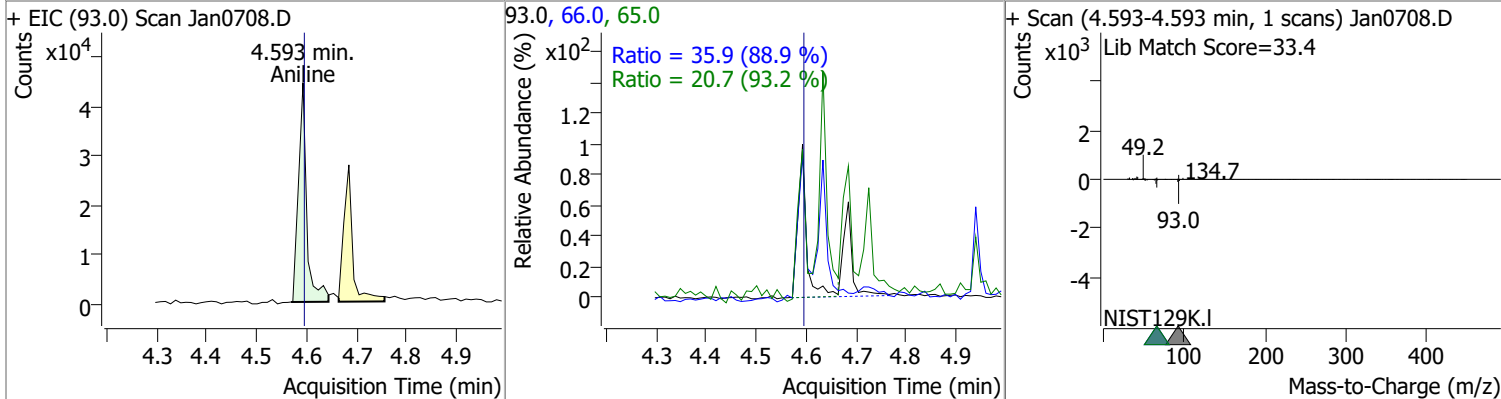
Compound	Conc.	RT	Dev(Min)	Resp.	QIon	QRatio	Lower	Upper
Pyridine	3.6517	2.29	0.01	27474 (m)	52.0	76.7	93.2	173.0



Compound	Conc.	RT	Dev(Min)	Resp.	QIon	QRatio	Lower	Upper
2-Fluorophenol	3.8336	3.58	0.00	27961	64.0	73.9	45.5	84.5
					92.0	23.6	14.1	26.2

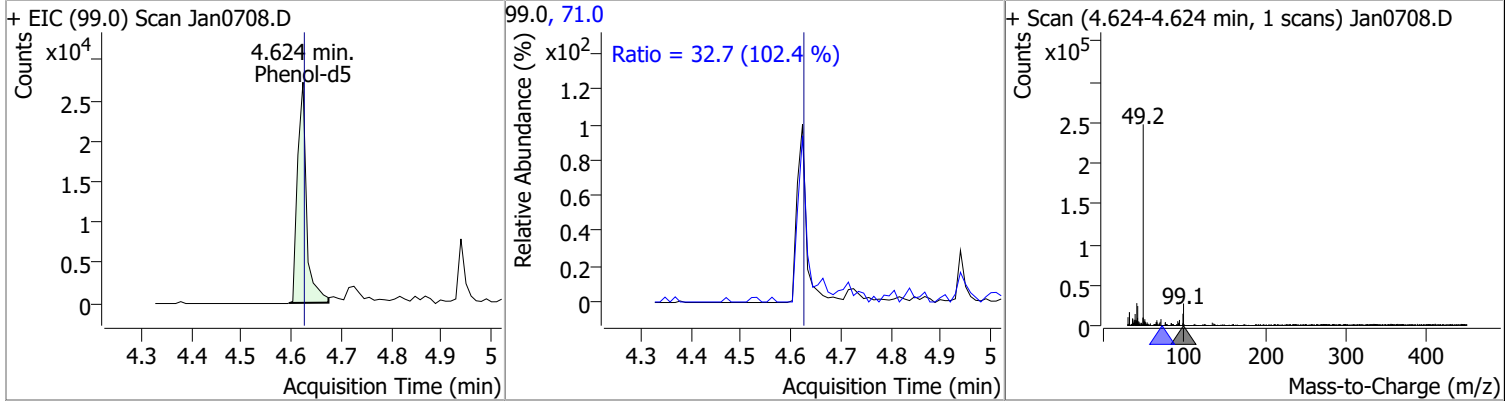


Compound	Conc.	RT	Dev(Min)	Resp.	QIon	QRatio	Lower	Upper
Aniline	3.9837	4.59	0.00	51540	66.0	35.9	28.3	52.5
					65.0	20.7	15.6	28.9

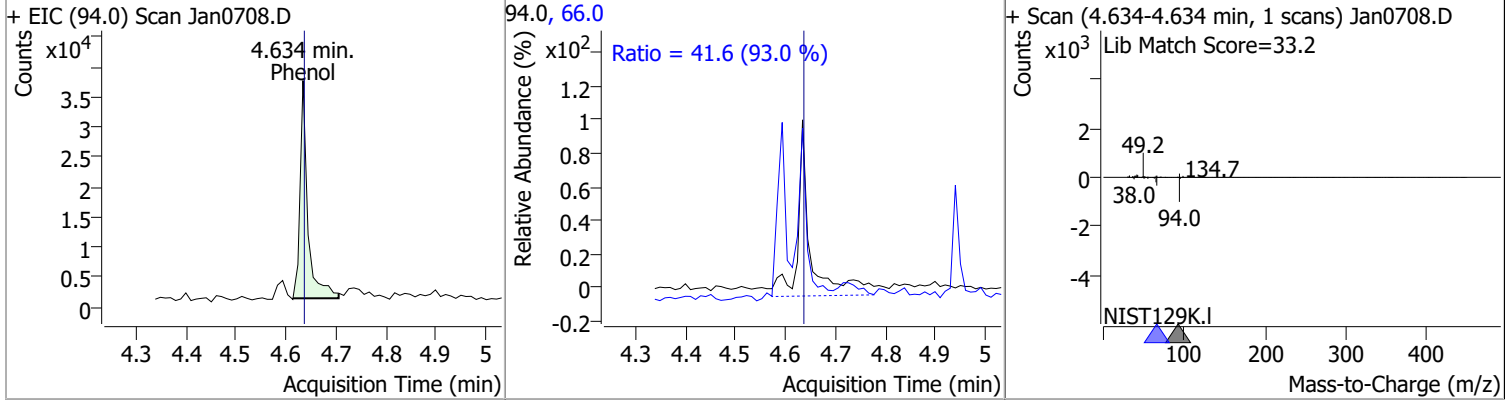


# Quantitation Results Report (QT Reviewed)

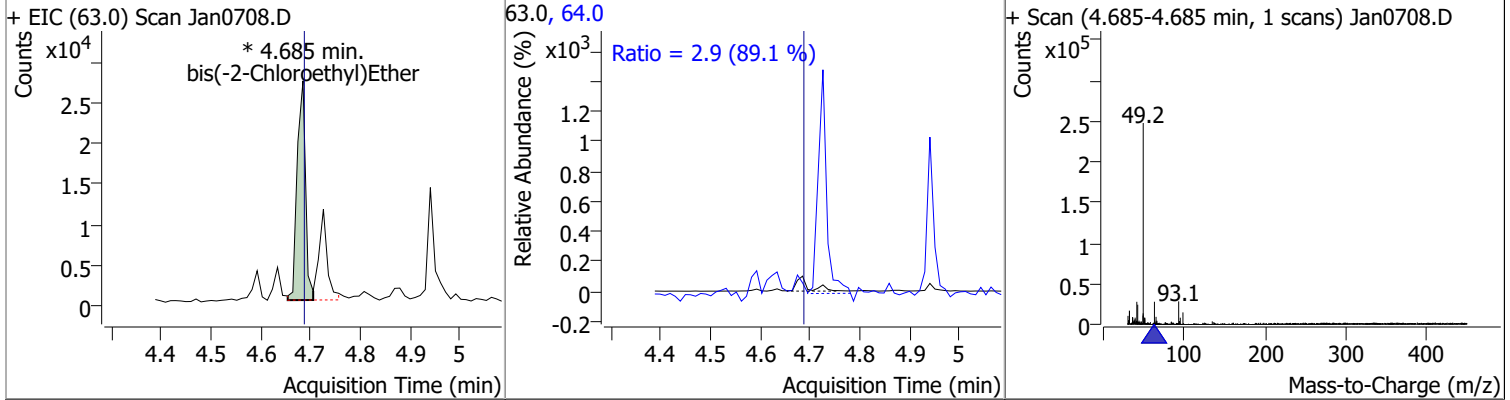
Compound	Conc.	RT	Dev(Min)	Resp.	QIon	QRatio	Lower	Upper
Phenol-d5	4.0335	4.62	0.00	34249	71.0	32.7	22.3	41.5



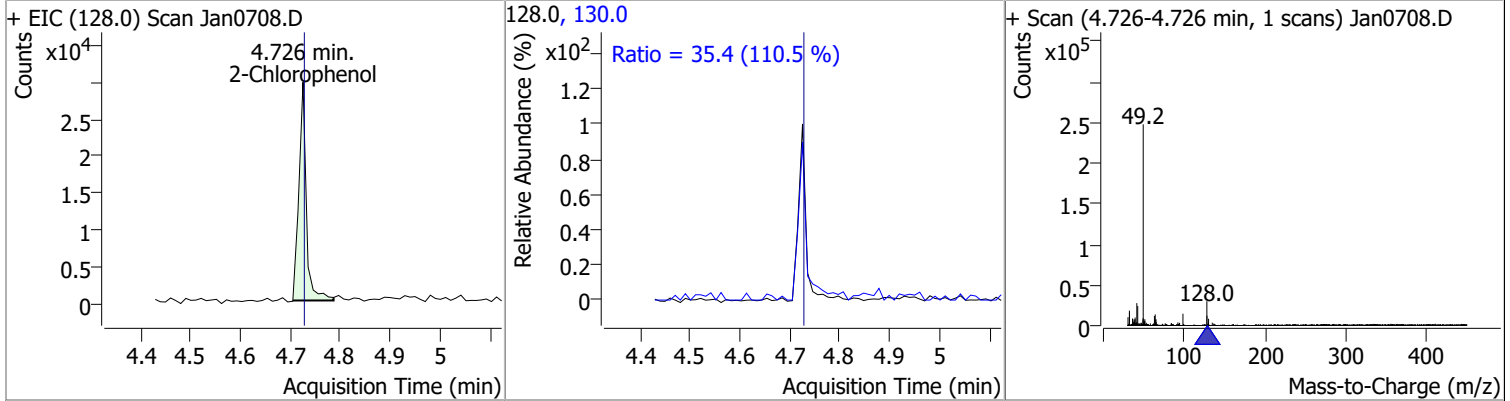
Compound	Conc.	RT	Dev(Min)	Resp.	QIon	QRatio	Lower	Upper
Phenol	4.4265	4.63	0.00	37523	66.0	41.6	31.3	58.2



Compound	Conc.	RT	Dev(Min)	Resp.	QIon	QRatio	Lower	Upper
bis(-2-Chloroethyl)Ether	3.9433	4.68	0.00	31600 (m)	64.0	2.9	2.3	4.3

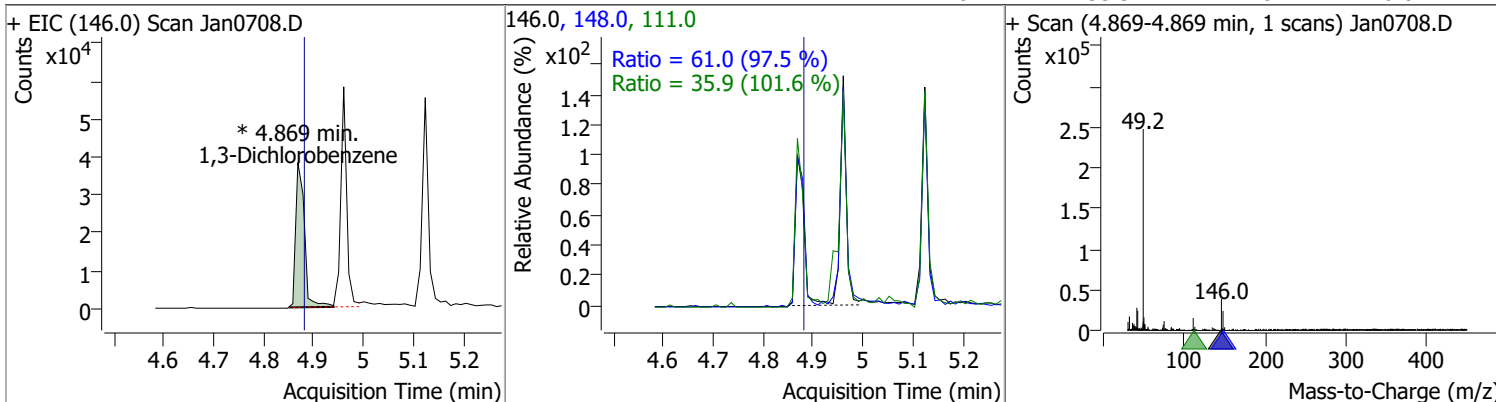


Compound	Conc.	RT	Dev(Min)	Resp.	QIon	QRatio	Lower	Upper
2-Chlorophenol	4.0275	4.73	0.00	27009	130.0	35.4	22.4	41.6

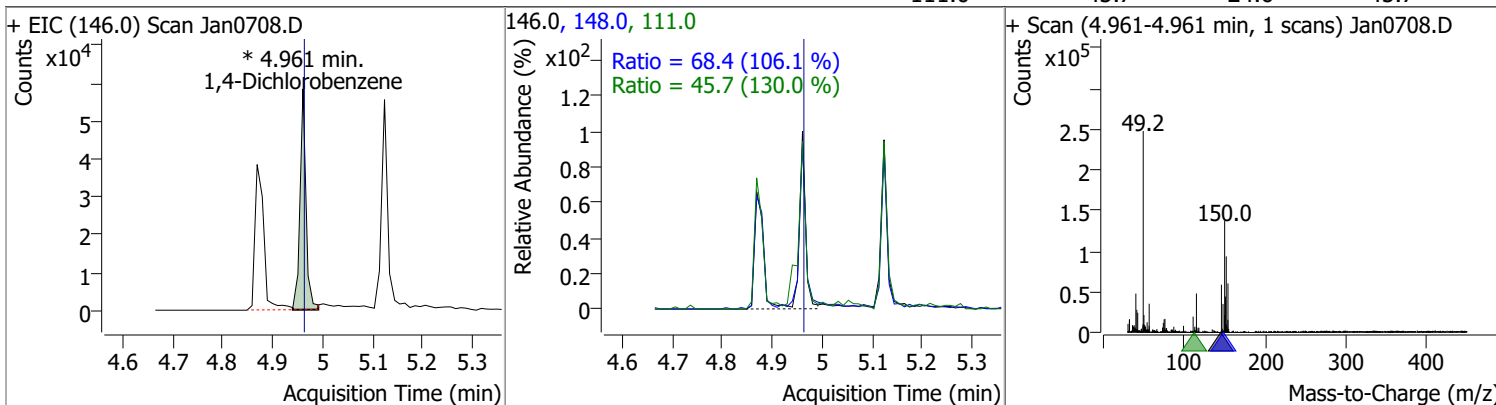


# Quantitation Results Report (QT Reviewed)

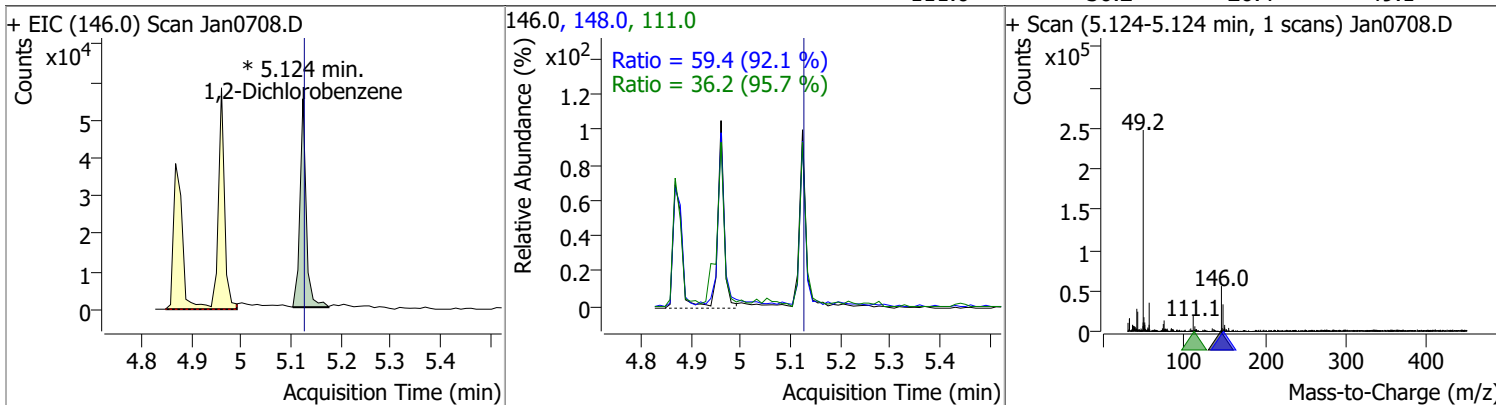
Compound	Conc.	RT	Dev(Min)	Resp.	QIon	QRatio	Lower	Upper
1,3-Dichlorobenzene	4.0622	4.87	-0.01	46405 (m)	148.0	61.0	43.8	81.3
					111.0	35.9	24.8	46.0



Compound	Conc.	RT	Dev(Min)	Resp.	QIon	QRatio	Lower	Upper
1,4-Dichlorobenzene	4.2305	4.96	0.00	48571 (m)	148.0	68.4	45.1	83.8
					111.0	45.7	24.6	45.7

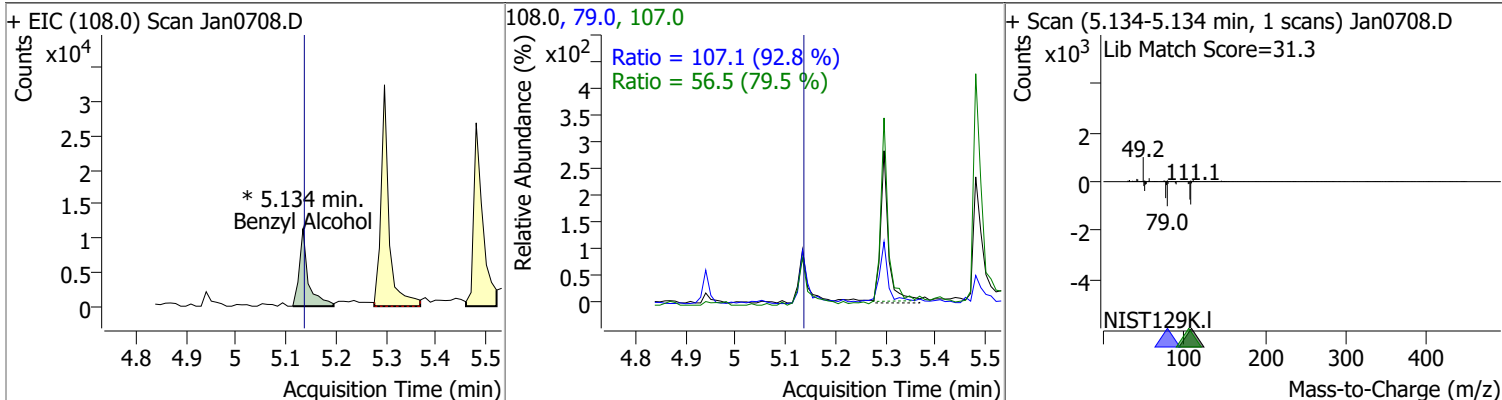


Compound	Conc.	RT	Dev(Min)	Resp.	QIon	QRatio	Lower	Upper
1,2-Dichlorobenzene	4.2603	5.12	0.00	48227 (m)	148.0	59.4	45.1	83.8
					111.0	36.2	26.4	49.1

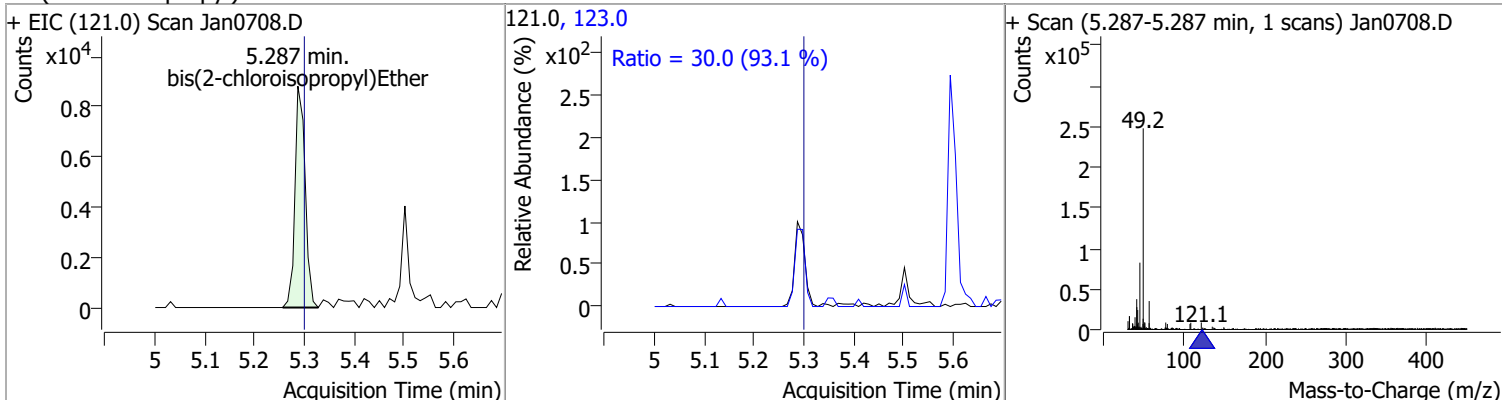


# Quantitation Results Report (QT Reviewed)

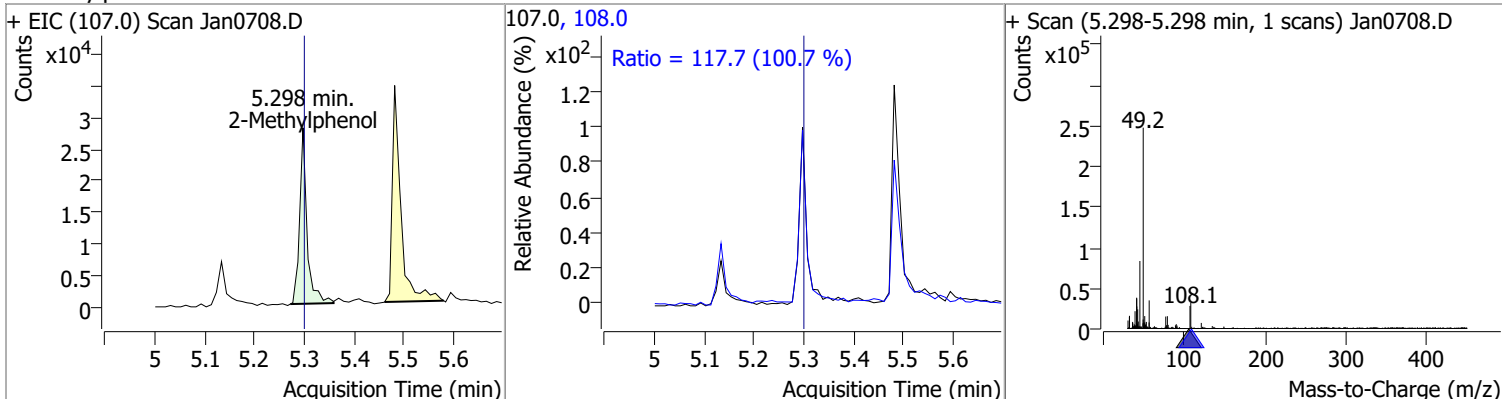
Compound	Conc.	RT	Dev(Min)	Resp.	QIon	QRatio	Lower	Upper
Benzyl Alcohol	4.3298	5.13	0.00	14306 (m)	79.0	107.1	80.8	150.1
					107.0	56.5	49.7	92.3



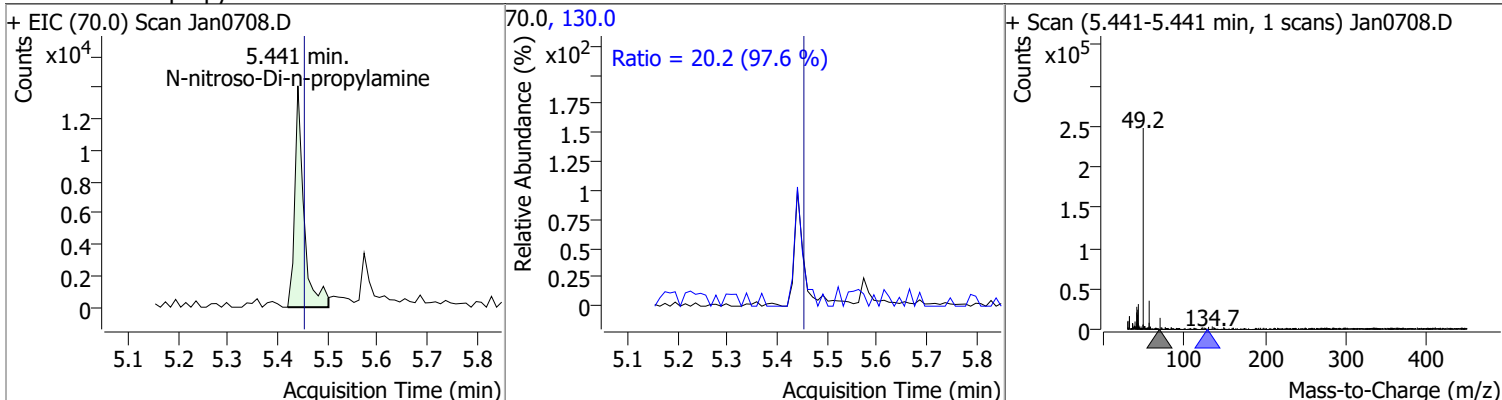
Compound	Conc.	RT	Dev(Min)	Resp.	QIon	QRatio	Lower	Upper
bis(2-chloroisopropyl)Ether	4.0835	5.29	-0.01	12555	123.0	30.0	22.5	41.8



Compound	Conc.	RT	Dev(Min)	Resp.	QIon	QRatio	Lower	Upper
2-Methylphenol	3.7777	5.30	0.00	28936	108.0	117.7	81.8	152.0

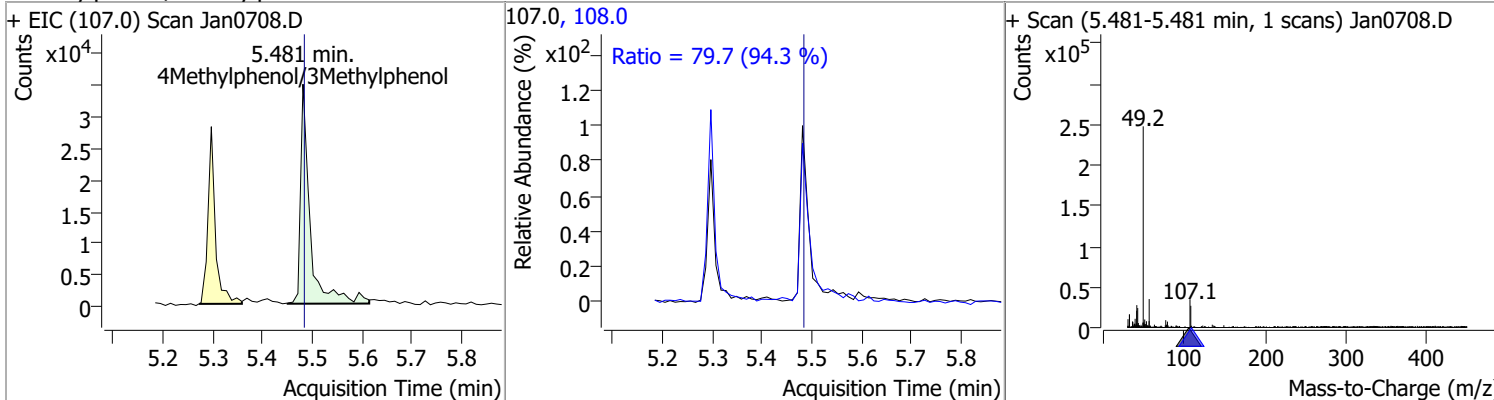


Compound	Conc.	RT	Dev(Min)	Resp.	QIon	QRatio	Lower	Upper
N-nitroso-Di-n-propylamine	4.3407	5.44	-0.01	17831	130.0	20.2	0.0	41.5

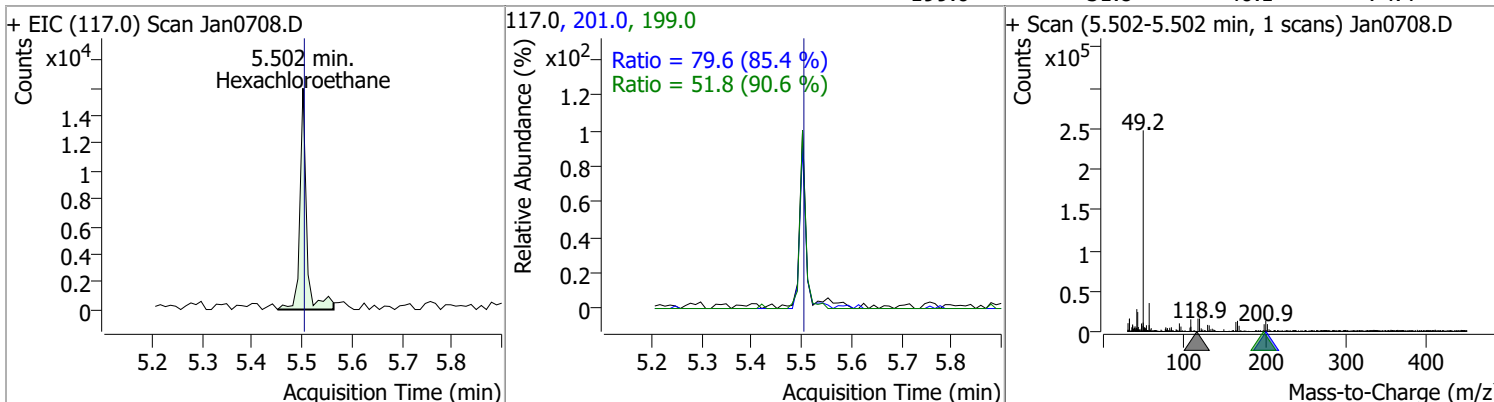


# Quantitation Results Report (QT Reviewed)

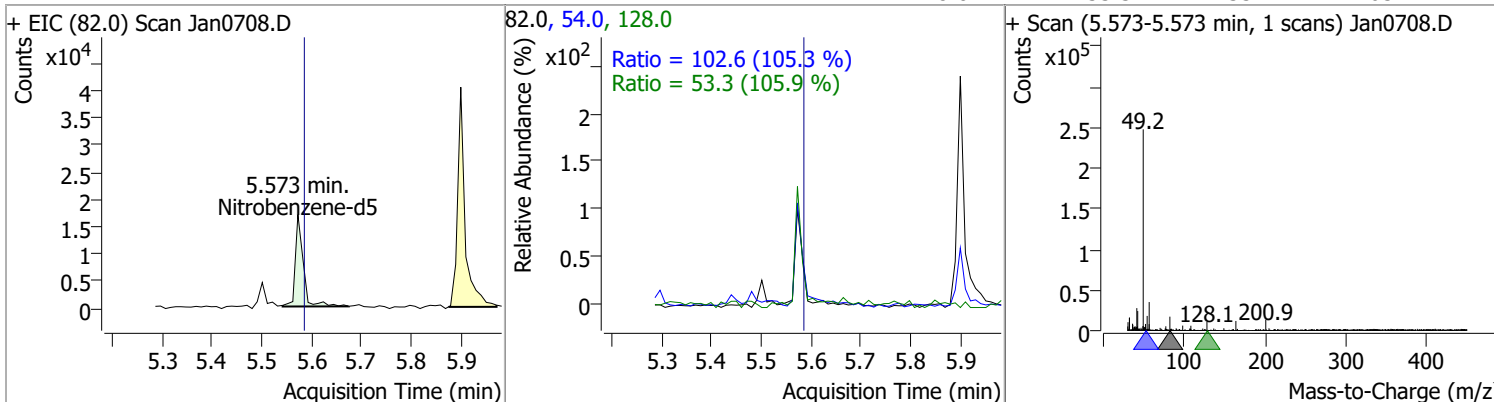
Compound	Conc.	RT	Dev(Min)	Resp.	QIon	QRatio	Lower	Upper
4Methylphenol/3Methylphenol	4.1453	5.48	0.00	46065	108.0	79.7	59.1	109.8



Compound	Conc.	RT	Dev(Min)	Resp.	QIon	QRatio	Lower	Upper
Hexachloroethane	4.1671	5.50	0.00	14891	201.0	79.6	65.2	121.2
					199.0	51.8	40.1	74.4

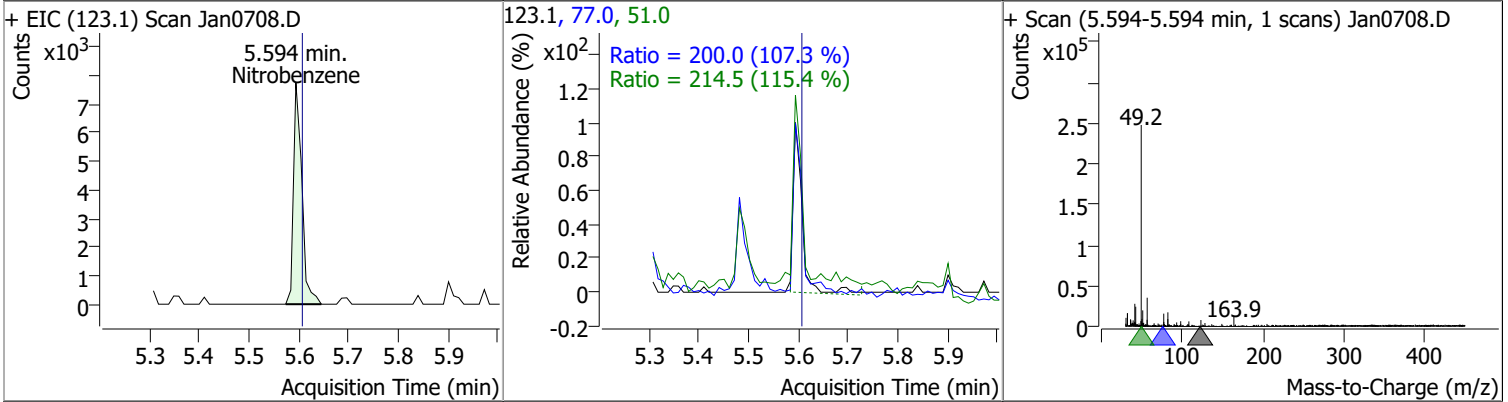


Compound	Conc.	RT	Dev(Min)	Resp.	QIon	QRatio	Lower	Upper
Nitrobenzene-d5	4.3489	5.57	-0.01	18636	54.0	102.6	68.2	126.6
					128.0	53.3	35.2	65.4

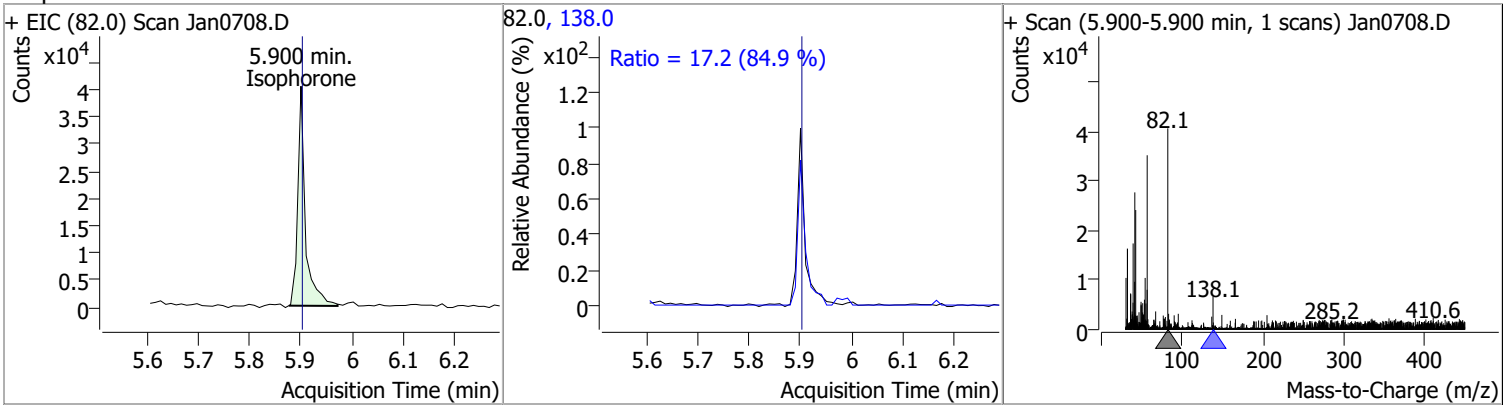


# Quantitation Results Report (QT Reviewed)

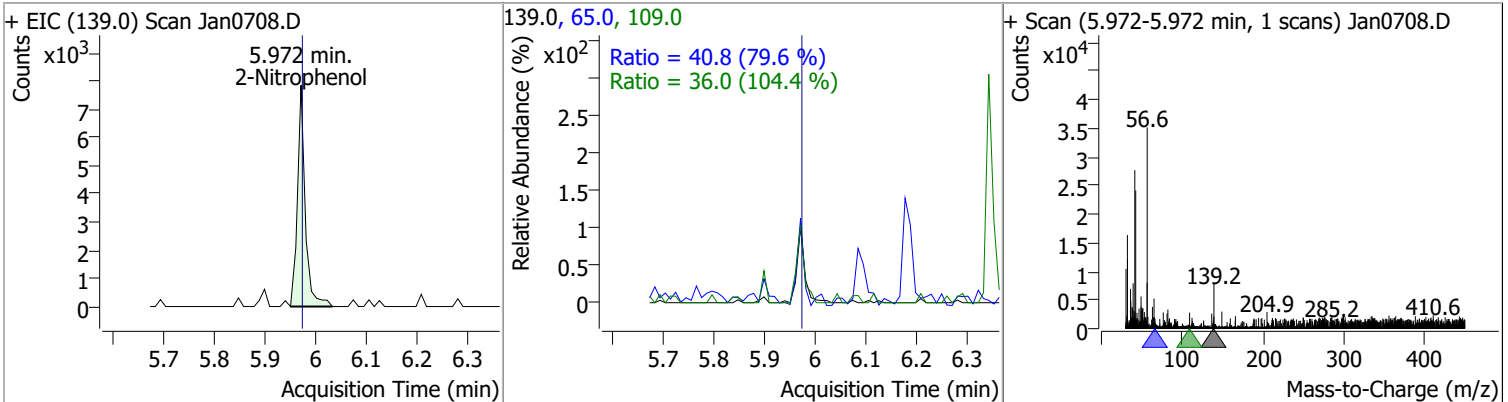
Compound	Conc.	RT	Dev(Min)	Resp.	QIon	QRatio	Lower	Upper
Nitrobenzene	4.3348	5.59	-0.01	9087	77.0	200.0	130.5	242.3
					51.0	214.5	130.2	241.8



Compound	Conc.	RT	Dev(Min)	Resp.	QIon	QRatio	Lower	Upper
Isophrone	4.1072	5.90	0.00	42300	138.0	17.2	14.2	26.4

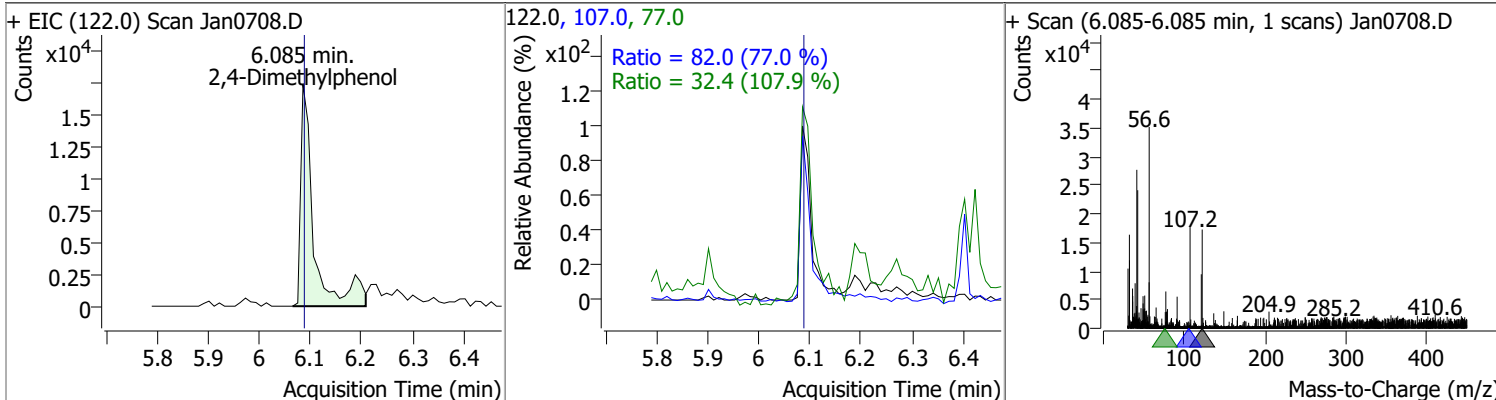


Compound	Conc.	RT	Dev(Min)	Resp.	QIon	QRatio	Lower	Upper
2-Nitrophenol	4.2774	5.97	0.00	8355	65.0	40.8	35.9	66.6
					109.0	36.0	24.1	44.8

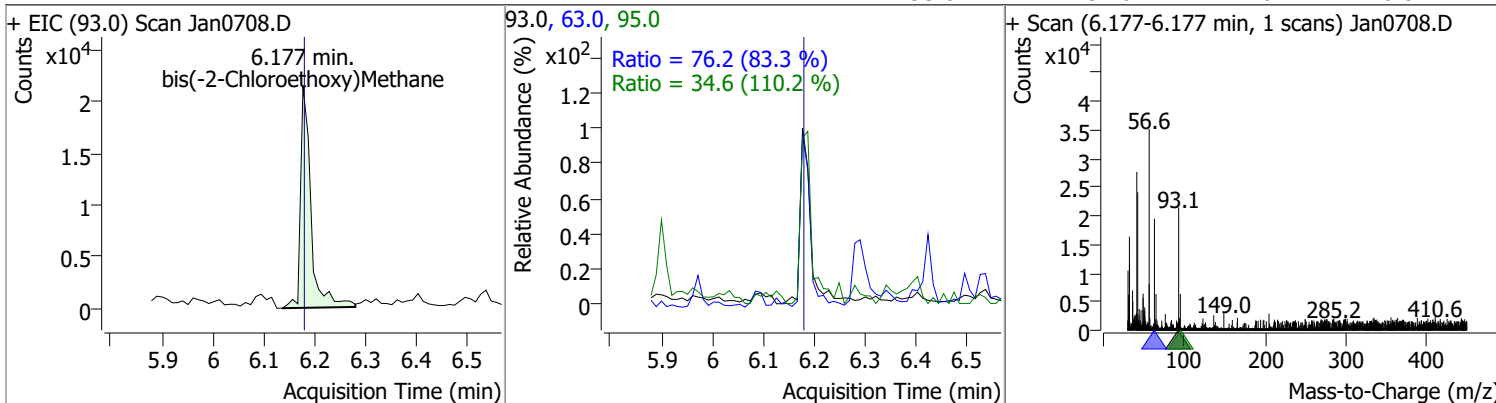


# Quantitation Results Report (QT Reviewed)

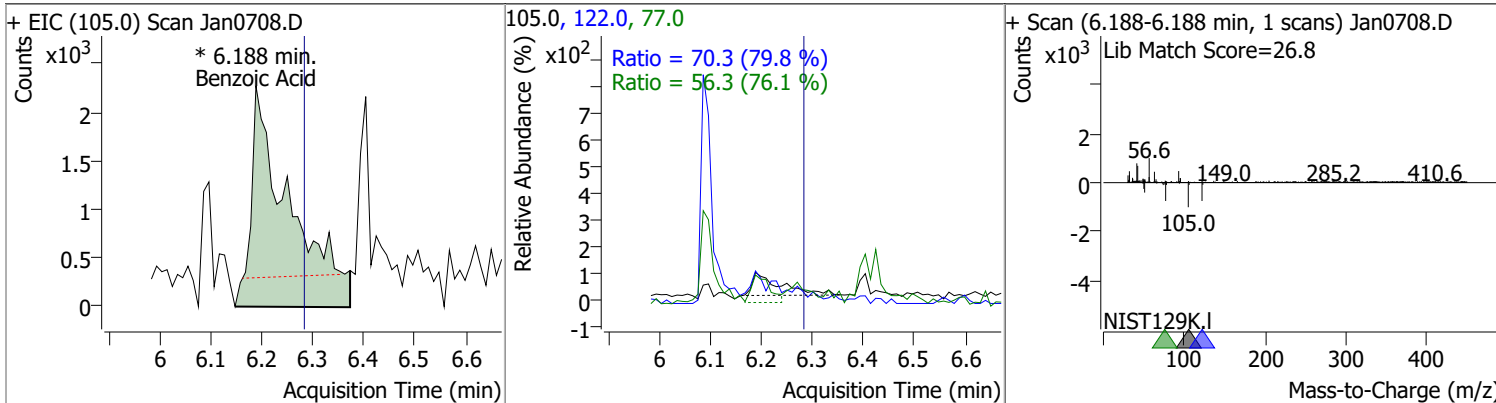
Compound	Conc.	RT	Dev(Min)	Resp.	QIon	QRatio	Lower	Upper
2,4-Dimethylphenol	3.9070	6.08	0.00	30582	107.0	82.0	74.6	138.5
					77.0	32.4	21.0	39.1



Compound	Conc.	RT	Dev(Min)	Resp.	QIon	QRatio	Lower	Upper
bis(-2-Chloroethoxy)Methane	4.1112	6.18	0.00	30723	63.0	76.2	64.0	118.8
					95.0	34.6	22.0	40.8

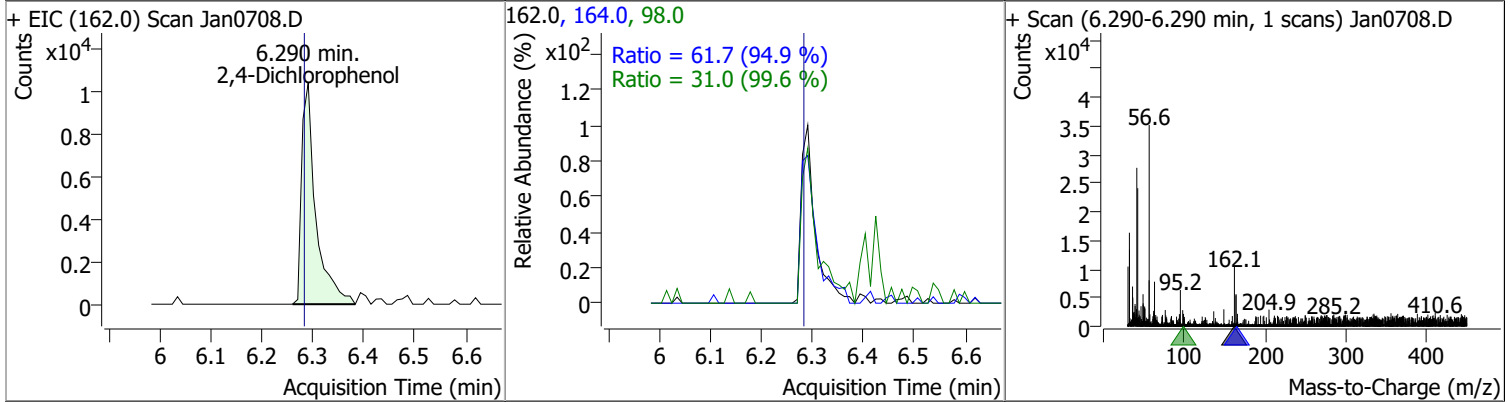


Compound	Conc.	RT	Dev(Min)	Resp.	QIon	QRatio	Lower	Upper
Benzoic Acid	4.3801	6.19	-0.09	11867 (m)	122.0	70.3	61.7	114.6
					77.0	56.3	51.8	96.2

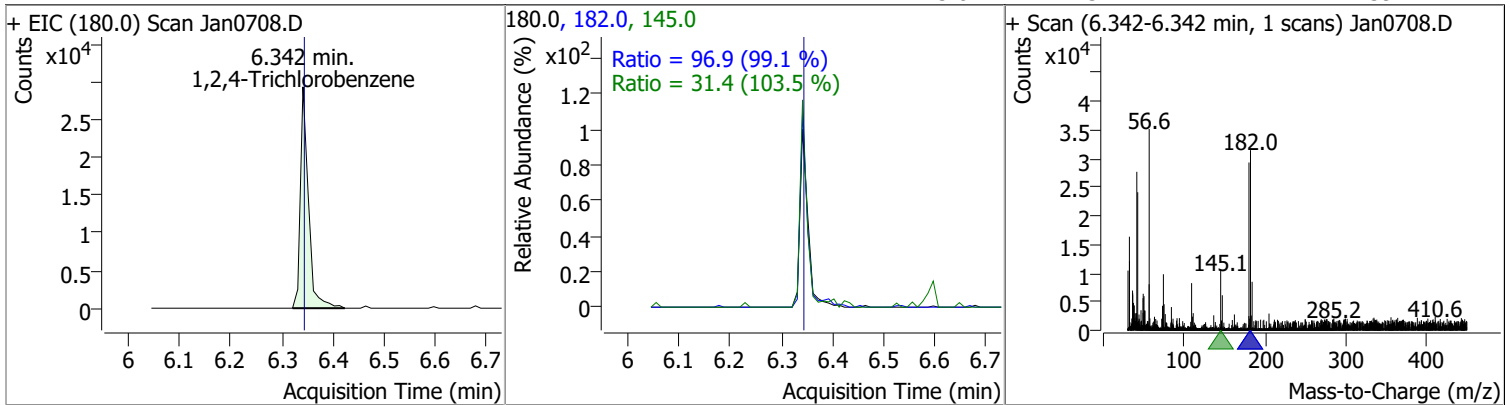


# Quantitation Results Report (QT Reviewed)

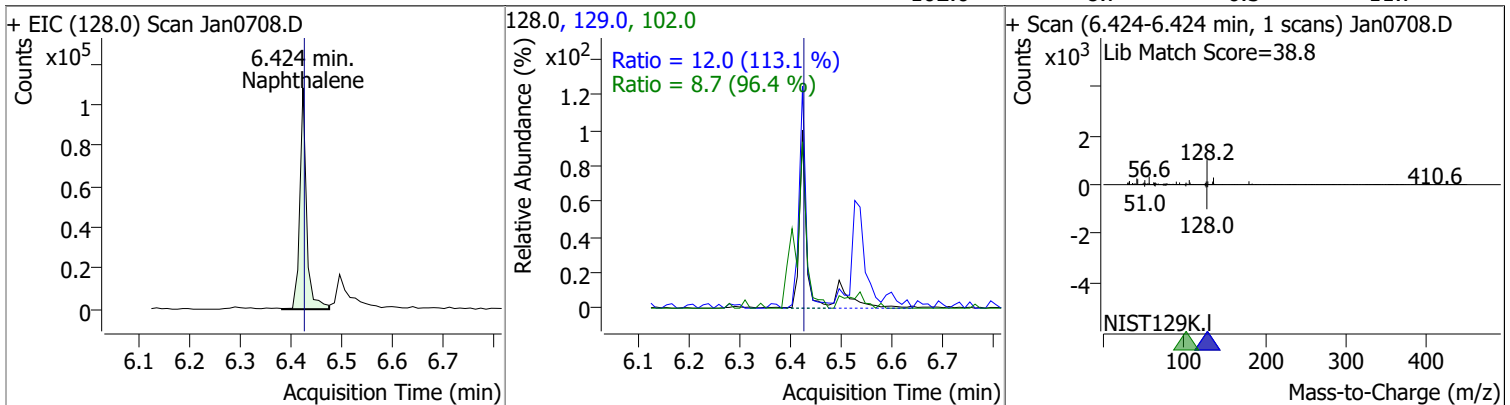
Compound	Conc.	RT	Dev(Min)	Resp.	QIon	QRatio	Lower	Upper
2,4-Dichlorophenol	4.1419	6.29	0.01	20158	164.0	61.7	45.5	84.6
					98.0	31.0	21.8	40.5



Compound	Conc.	RT	Dev(Min)	Resp.	QIon	QRatio	Lower	Upper
1,2,4-Trichlorobenzene	4.3887	6.34	0.00	32468	182.0	96.9	68.4	127.1
					145.0	31.4	21.2	39.4



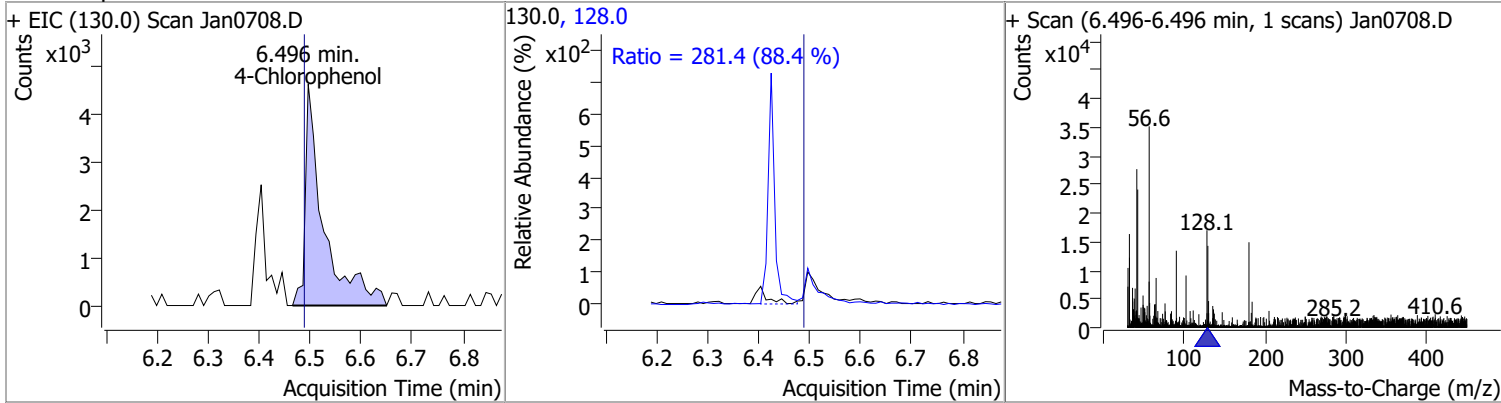
Compound	Conc.	RT	Dev(Min)	Resp.	QIon	QRatio	Lower	Upper
Naphthalene	3.7180	6.42	0.00	99529	129.0	12.0	7.4	13.8
					102.0	8.7	6.3	11.7



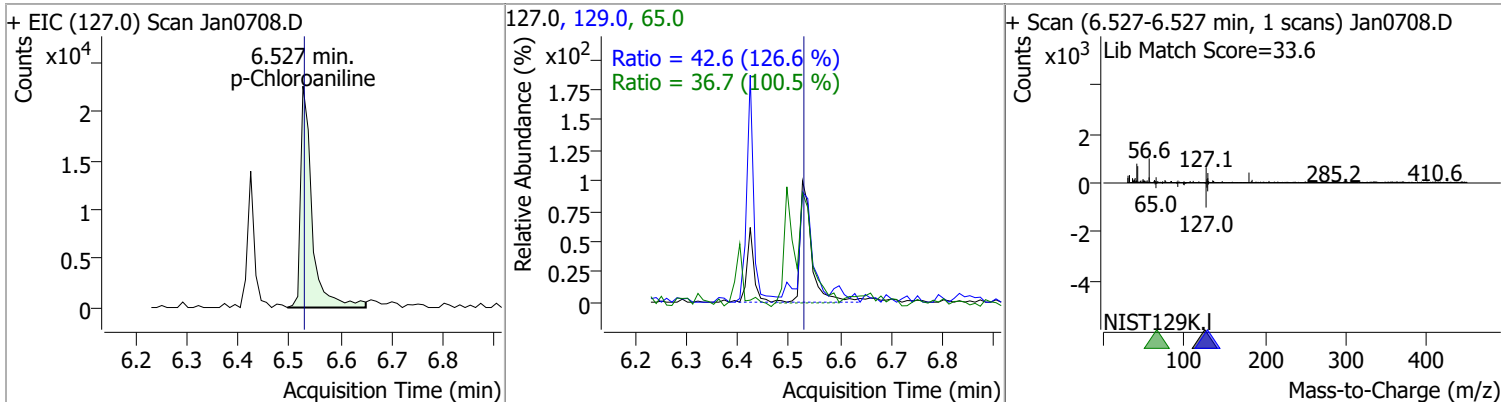


# Quantitation Results Report (QT Reviewed)

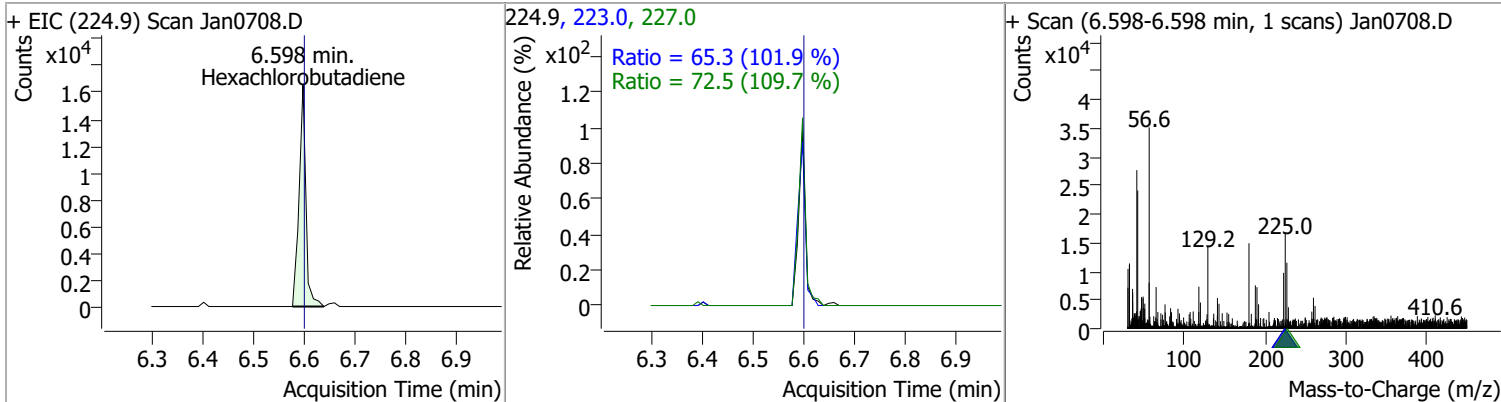
Compound	Conc.	RT	Dev(Min)	Resp.	QIon	QRatio	Lower	Upper
4-Chlorophenol	4.6547	6.50	0.01	11516	128.0	281.4	222.8	413.7



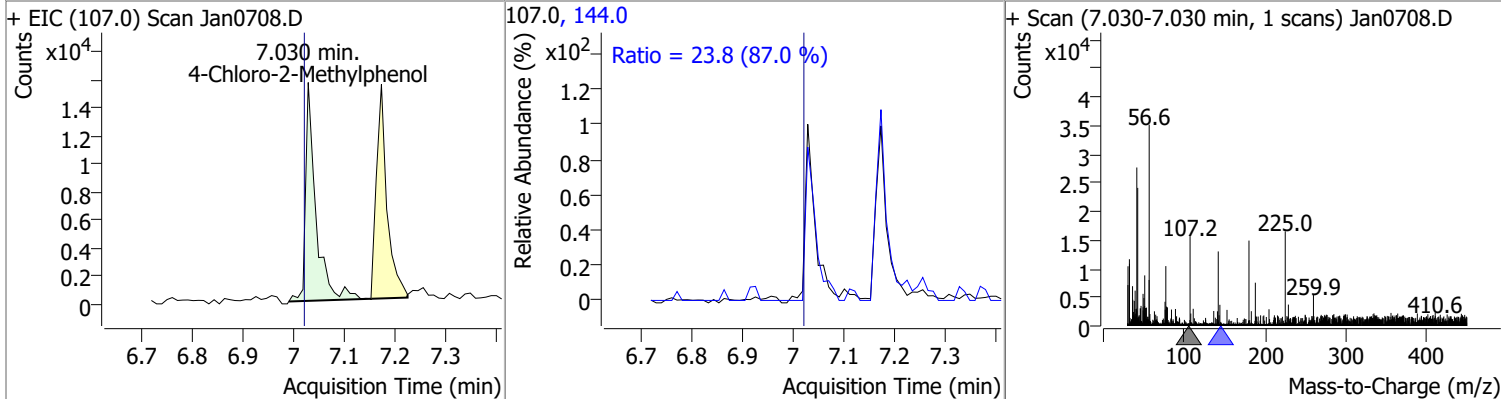
Compound	Conc.	RT	Dev(Min)	Resp.	QIon	QRatio	Lower	Upper
p-Chloroaniline	4.2594	6.53	0.00	35676	65.0	36.7	25.6	47.5
					129.0	42.6	23.6	43.8



Compound	Conc.	RT	Dev(Min)	Resp.	QIon	QRatio	Lower	Upper
Hexachlorobutadiene	3.9468	6.60	0.00	15368	227.0	72.5	46.3	85.9
					223.0	65.3	44.9	83.3

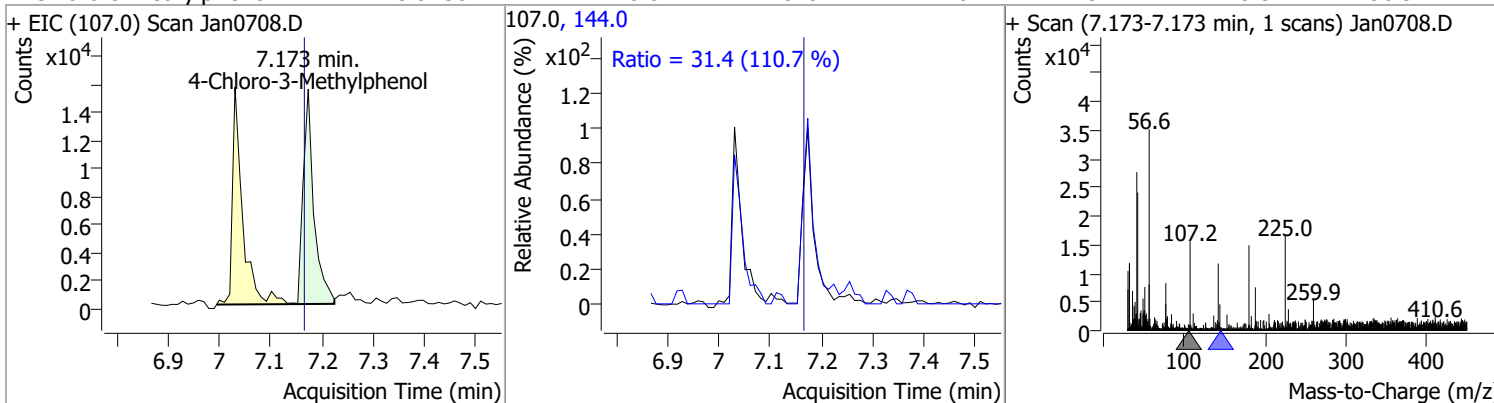


Compound	Conc.	RT	Dev(Min)	Resp.	QIon	QRatio	Lower	Upper
4-Chloro-2-Methylphenol	4.0501	7.03	0.01	21900	144.0	23.8	19.1	35.5

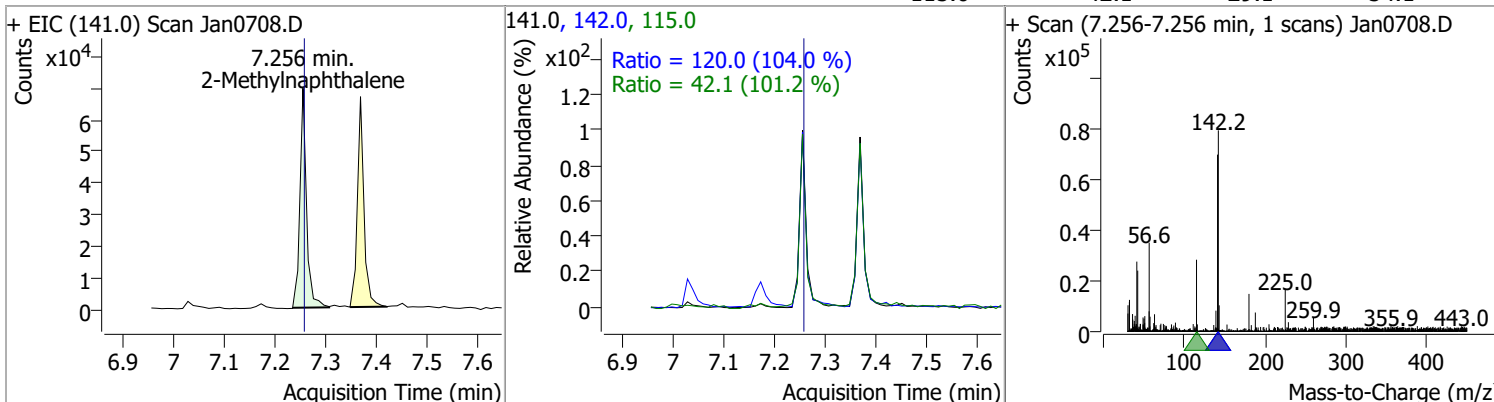


# Quantitation Results Report (QT Reviewed)

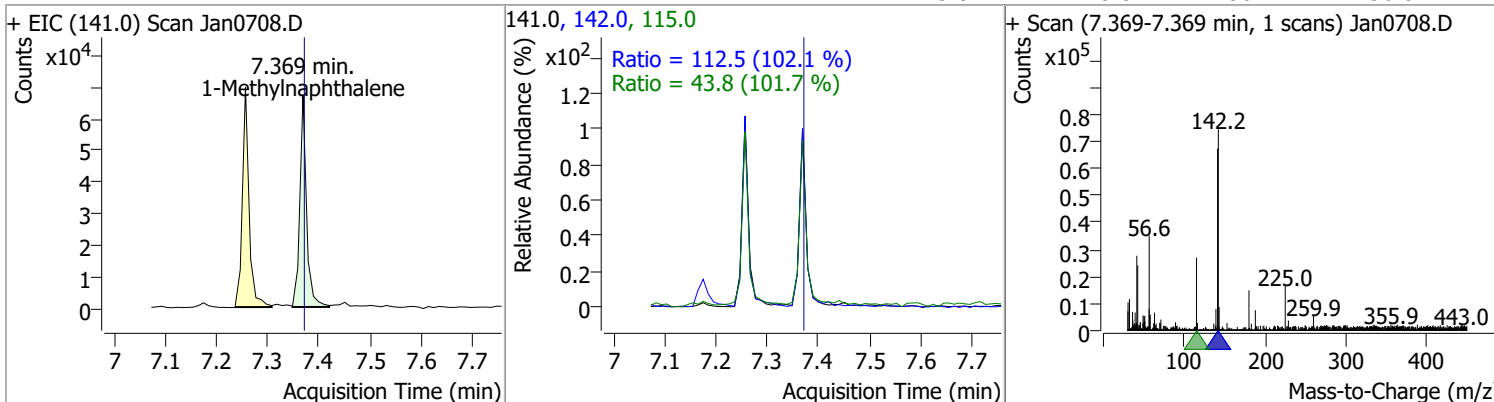
Compound	Conc.	RT	Dev(Min)	Resp.	QIon	QRatio	Lower	Upper
4-Chloro-3-Methylphenol	3.9430	7.17	0.01	22519	144.0	31.4	19.9	36.9



Compound	Conc.	RT	Dev(Min)	Resp.	QIon	QRatio	Lower	Upper
2-Methylnaphthalene	3.8722	7.26	0.00	59117	142.0	120.0	80.8	150.1
					115.0	42.1	29.1	54.1

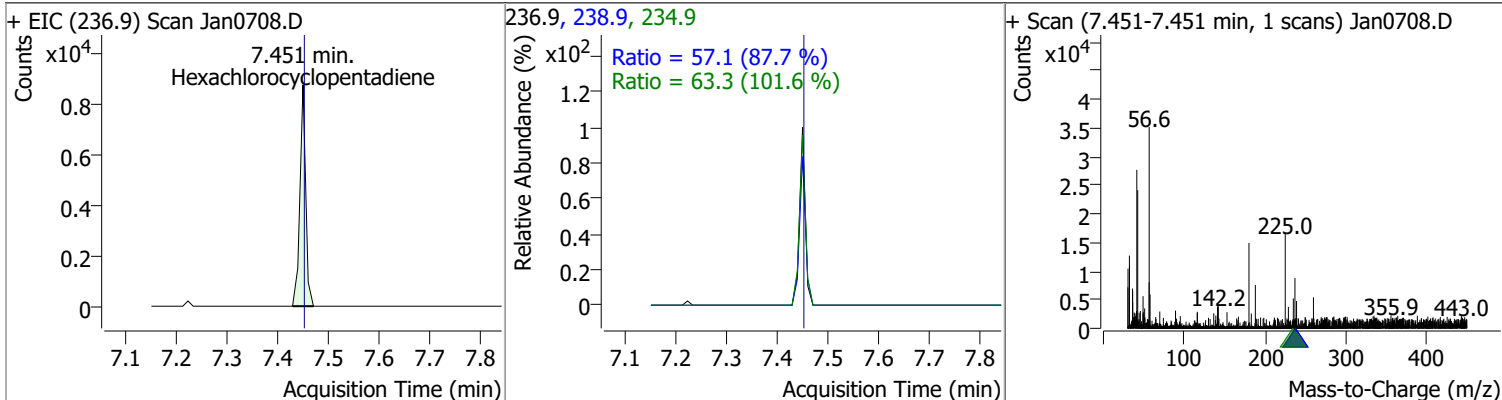


Compound	Conc.	RT	Dev(Min)	Resp.	QIon	QRatio	Lower	Upper
1-Methylnaphthalene	4.0752	7.37	0.00	61404	142.0	112.5	77.1	143.2
					115.0	43.8	30.2	56.0

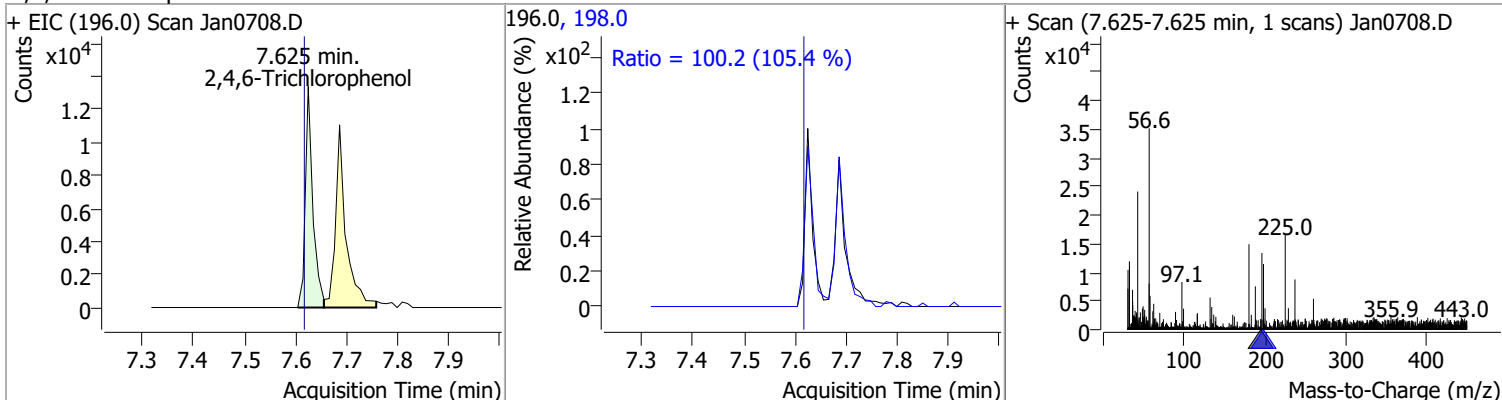


# Quantitation Results Report (QT Reviewed)

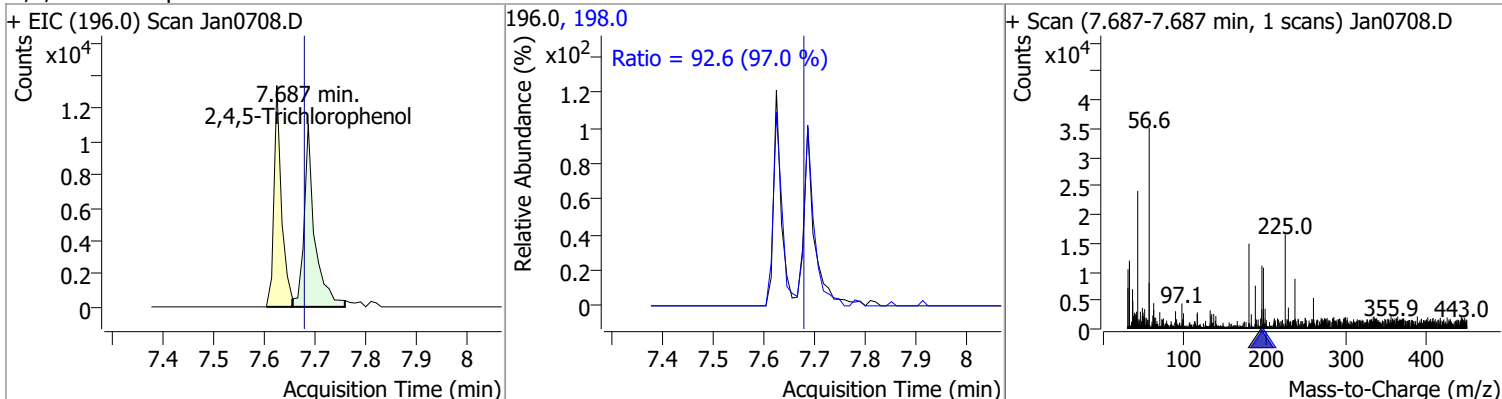
Compound	Conc.	RT	Dev(Min)	Resp.	QIon	QRatio	Lower	Upper
Hexachlorocyclopentadiene	4.3560	7.45	0.00	6925	238.9	57.1	45.5	84.6
					234.9	63.3	43.6	80.9



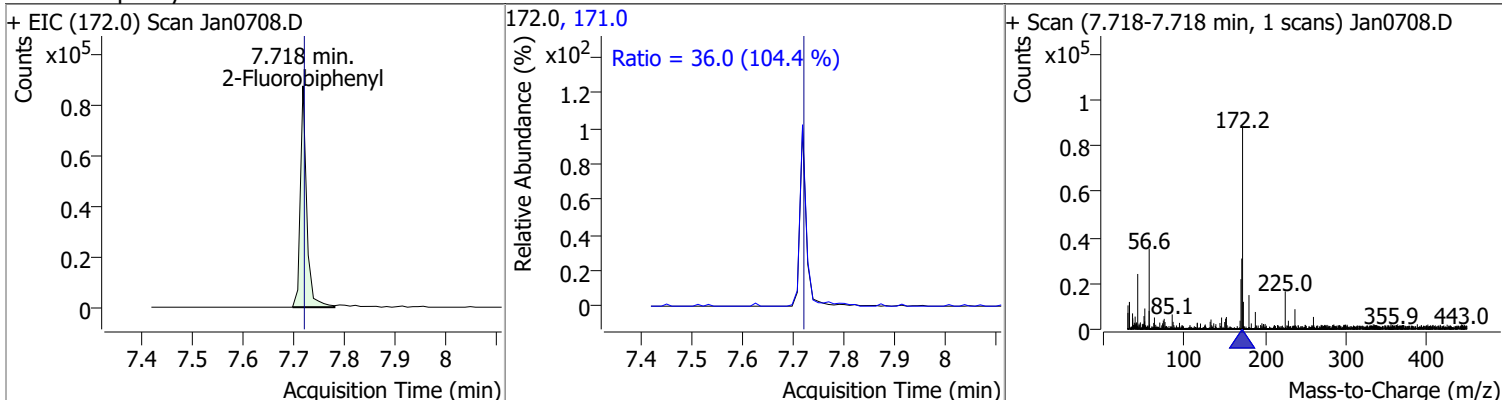
Compound	Conc.	RT	Dev(Min)	Resp.	QIon	QRatio	Lower	Upper
2,4,6-Trichlorophenol	3.9569	7.63	0.01	13737	198.0	100.2	66.6	123.6



Compound	Conc.	RT	Dev(Min)	Resp.	QIon	QRatio	Lower	Upper
2,4,5-Trichlorophenol	3.6664	7.69	0.01	15983	198.0	92.6	66.8	124.1

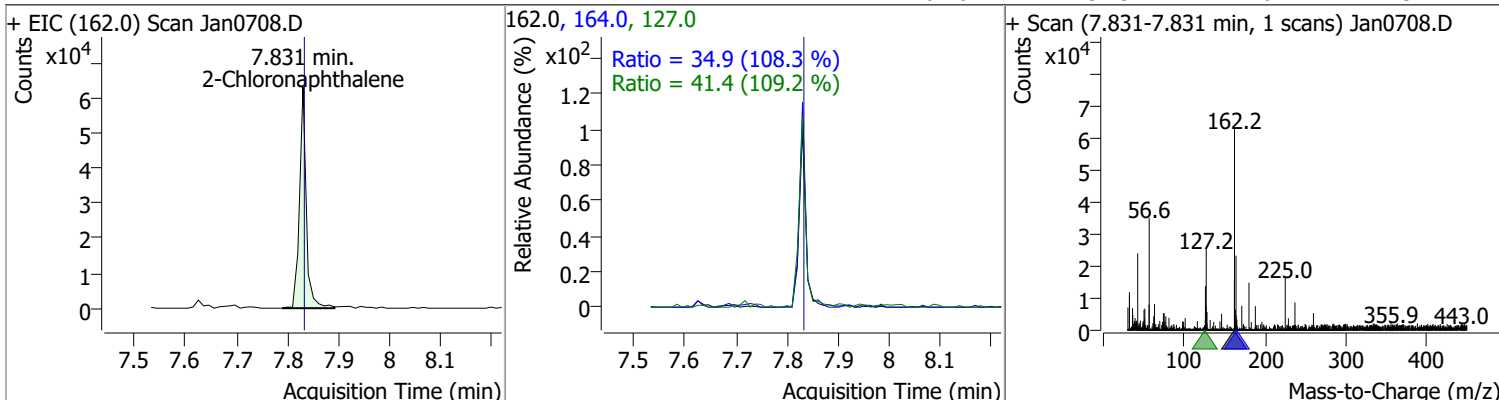


Compound	Conc.	RT	Dev(Min)	Resp.	QIon	QRatio	Lower	Upper
2-Fluorobiphenyl	3.9350	7.72	0.00	76317	171.0	36.0	24.2	44.9

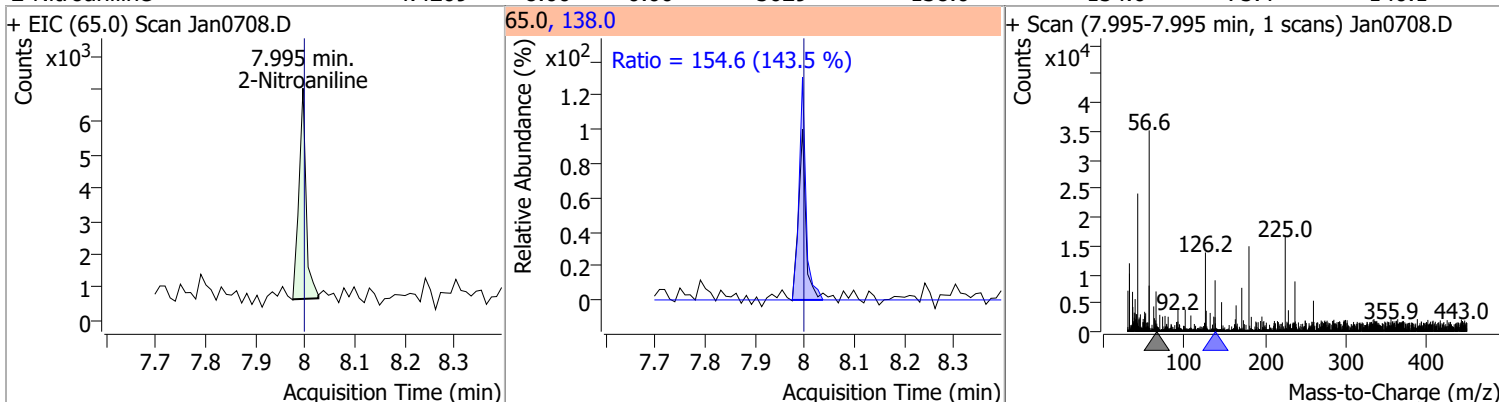


# Quantitation Results Report (QT Reviewed)

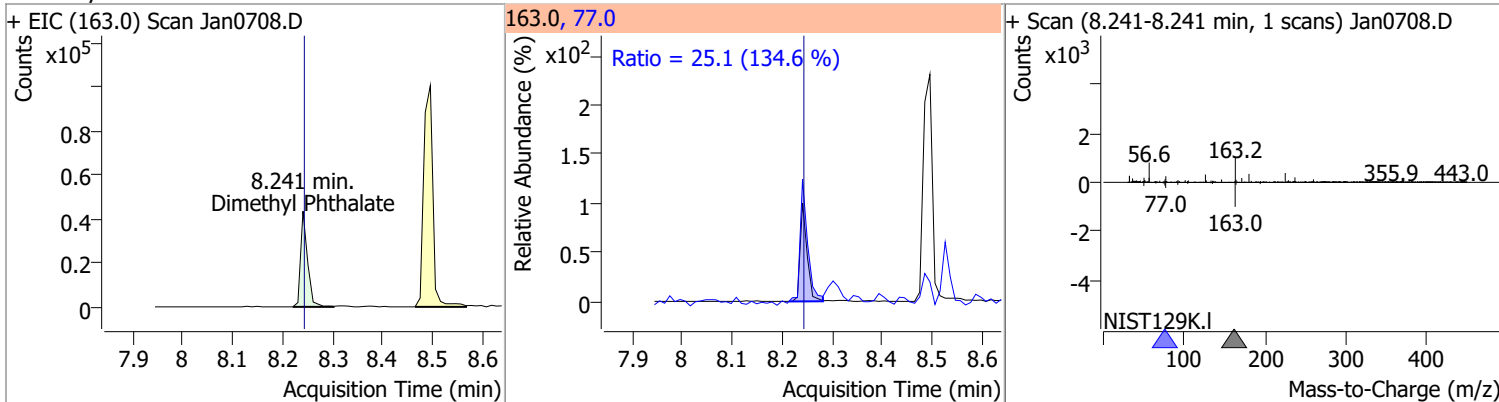
Compound	Conc.	RT	Dev(Min)	Resp.	QIon	QRatio	Lower	Upper
2-Chloronaphthalene	4.0168	7.83	0.00	58389	127.0	41.4	26.5	49.3
					164.0	34.9	22.6	41.9



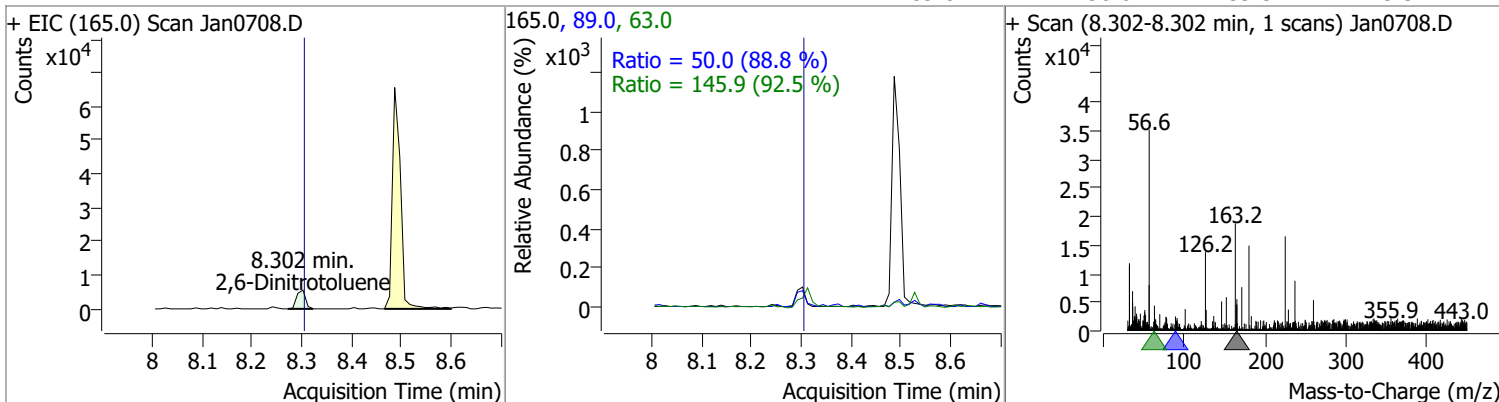
Compound	Conc.	RT	Dev(Min)	Resp.	QIon	QRatio	Lower	Upper
2-Nitroaniline	4.4209	8.00	0.00	5629	138.0	154.6	75.4	140.1



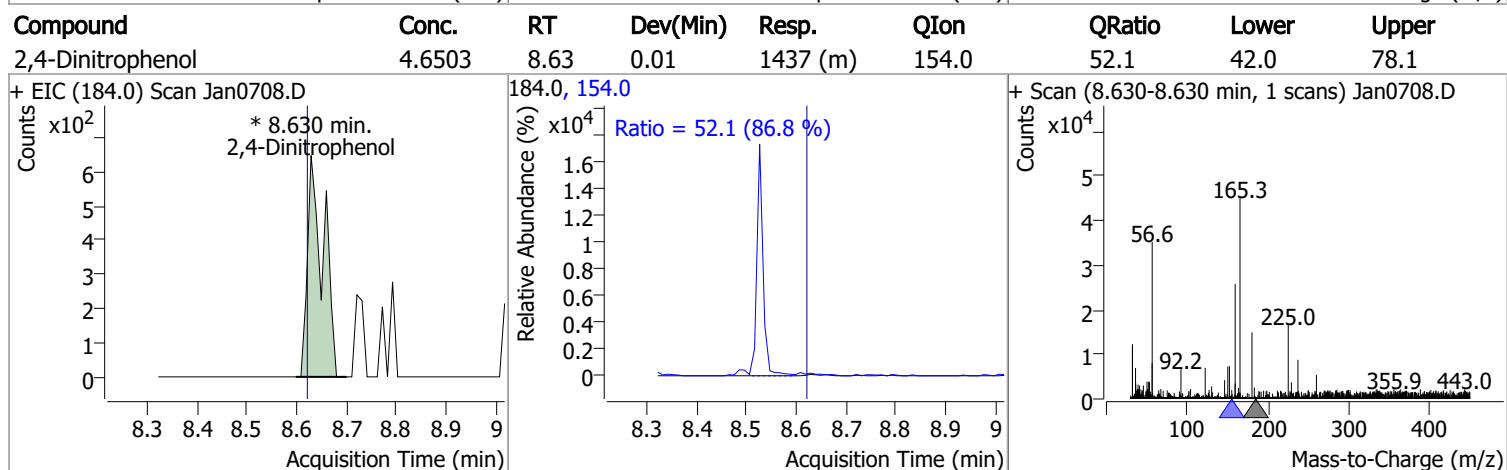
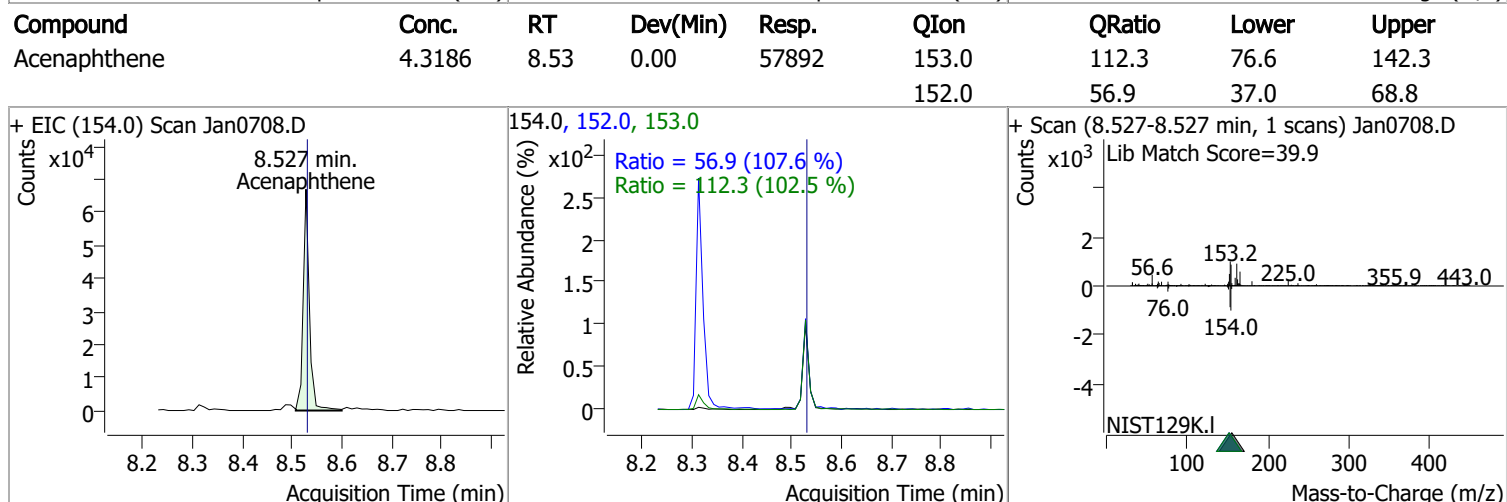
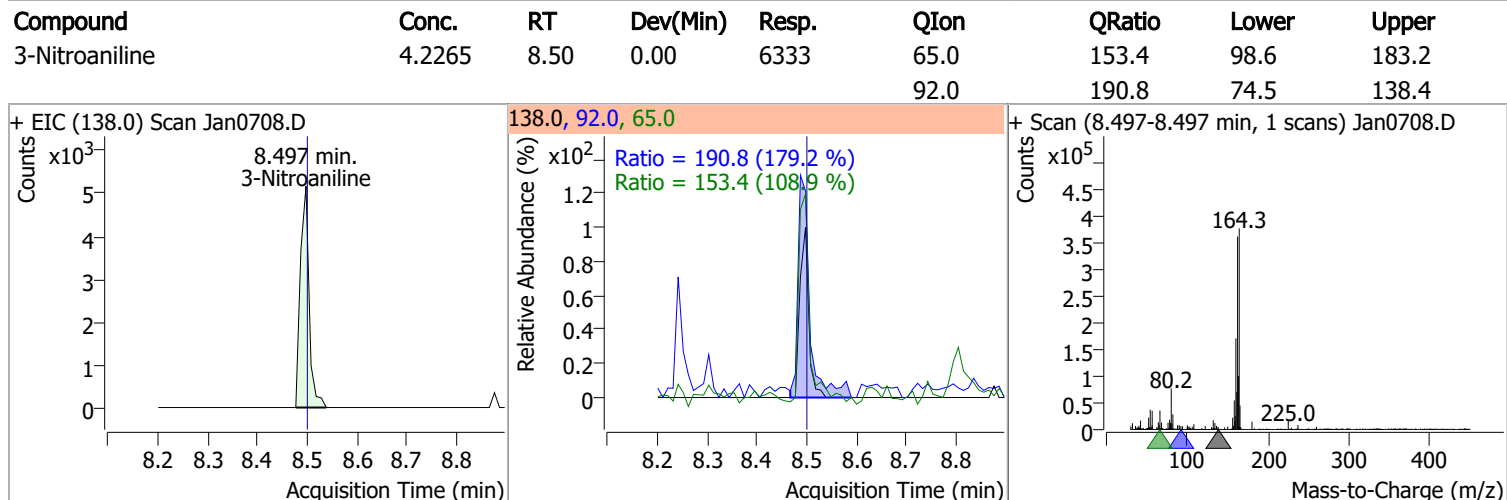
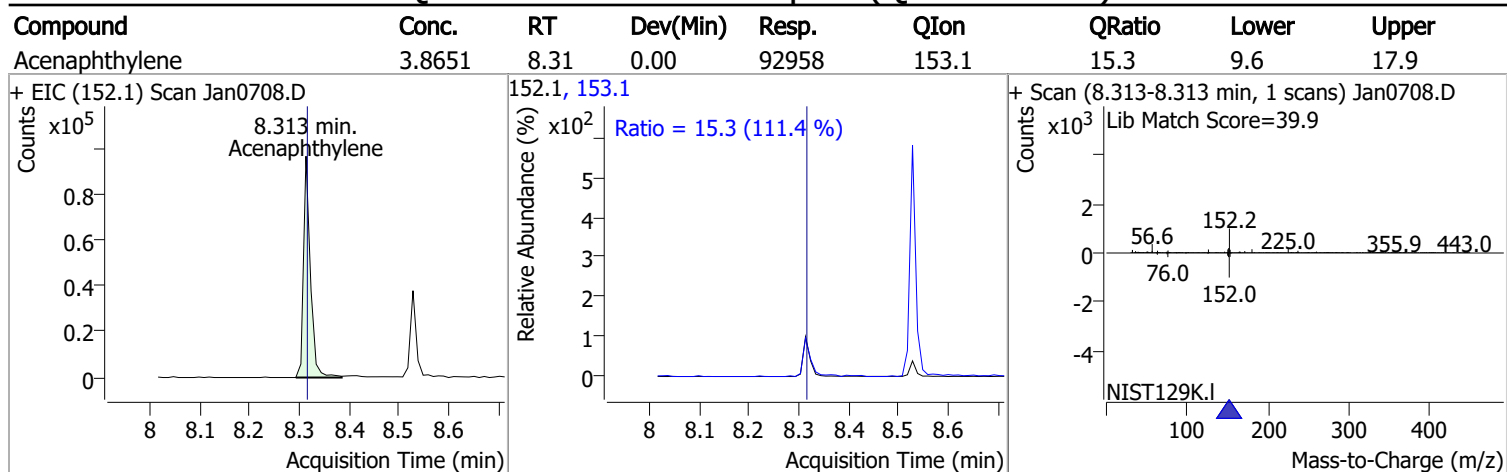
Compound	Conc.	RT	Dev(Min)	Resp.	QIon	QRatio	Lower	Upper
Dimethyl Phthalate	4.0583	8.24	0.00	42096	77.0	25.1	13.0	24.2



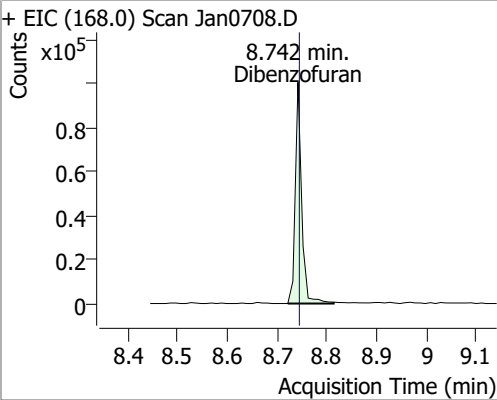
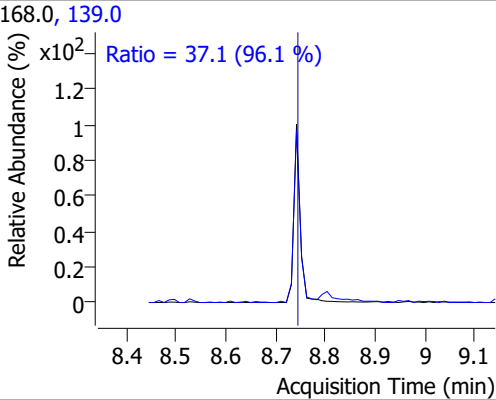
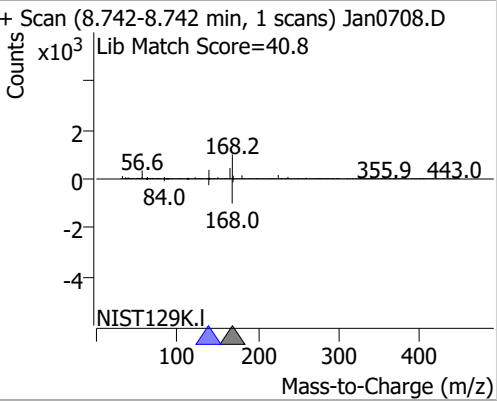
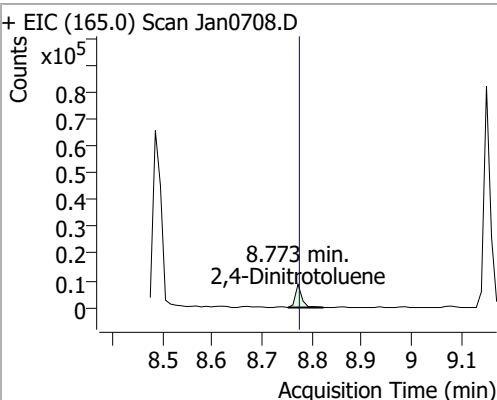
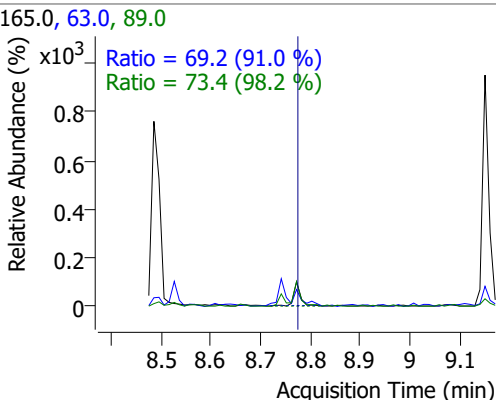
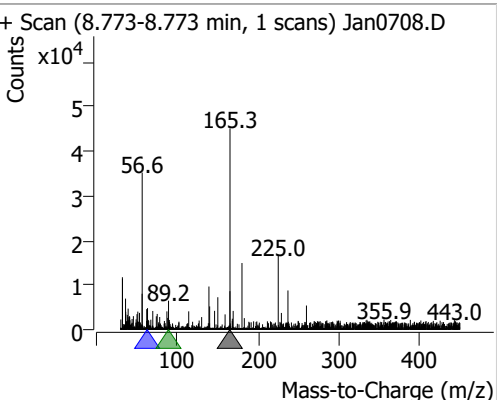
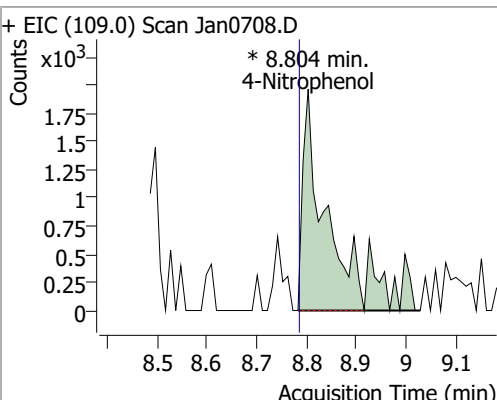
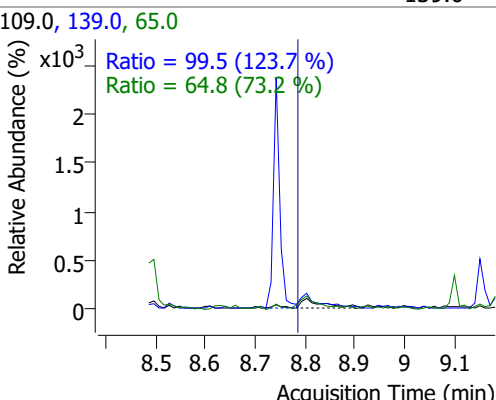
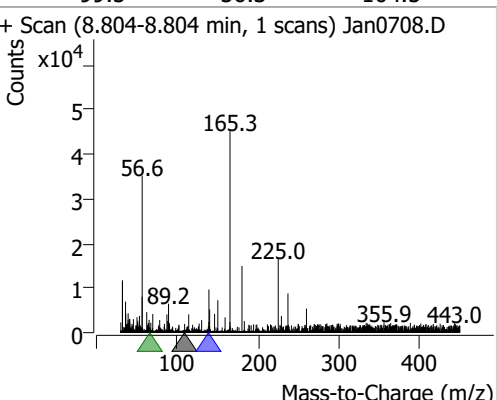
Compound	Conc.	RT	Dev(Min)	Resp.	QIon	QRatio	Lower	Upper
2,6-Dinitrotoluene	4.2582	8.30	0.00	6863	63.0	145.9	110.4	205.0
					89.0	50.0	39.5	73.3



# Quantitation Results Report (QT Reviewed)

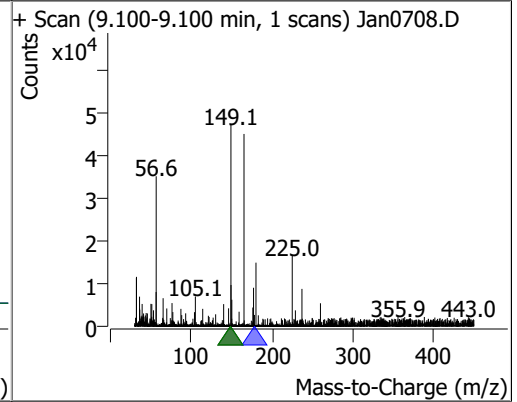
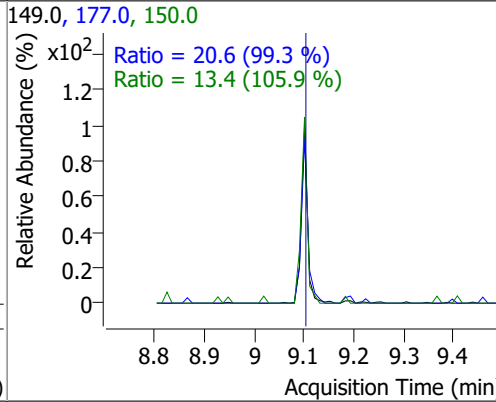
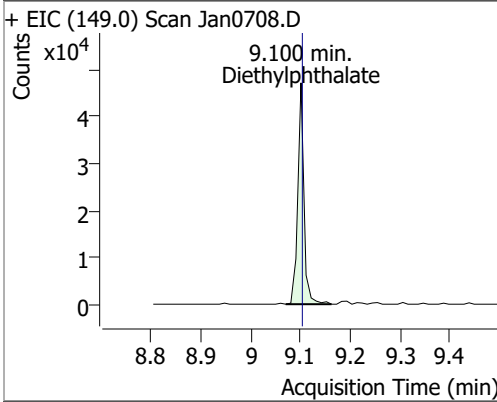


# Quantitation Results Report (QT Reviewed)

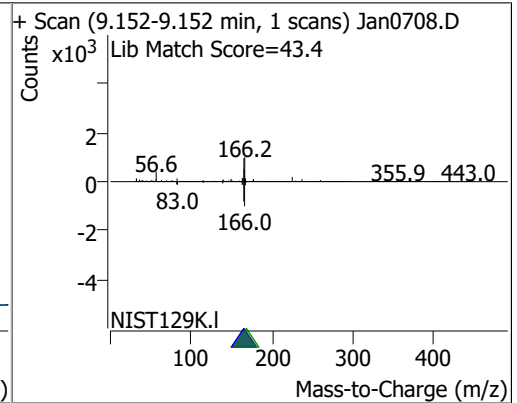
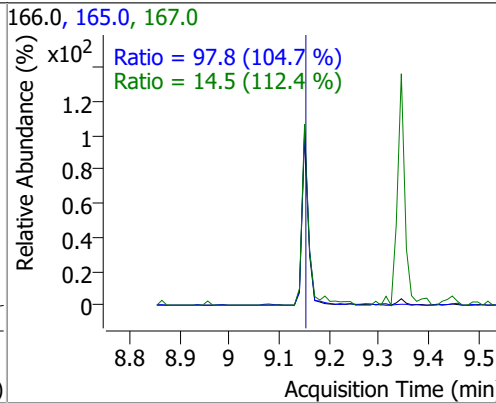
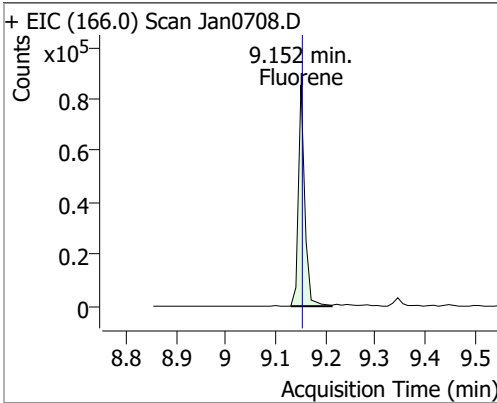
Compound	Conc.	RT	Dev(Min)	Resp.	QIon	QRatio	Lower	Upper
Dibenzofuran	4.1979	8.74	0.00	89062	139.0	37.1	27.0	50.2
								
2,4-Dinitrotoluene	4.1117	8.77	0.00	7882	63.0 89.0	69.2 73.4	53.2 52.3	98.9 97.1
								
4-Nitrophenol	4.2113	8.80	0.02	7530 (m)	65.0 139.0	64.8 99.5	62.0 56.3	115.1 104.5
								

# Quantitation Results Report (QT Reviewed)

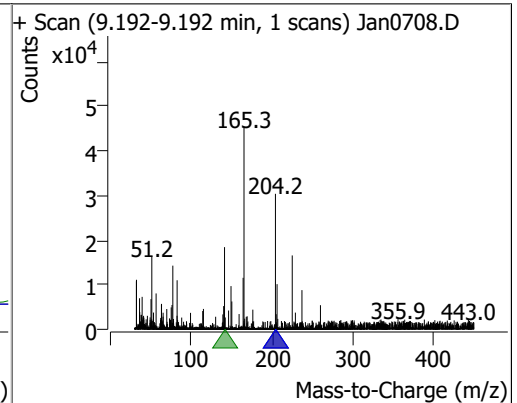
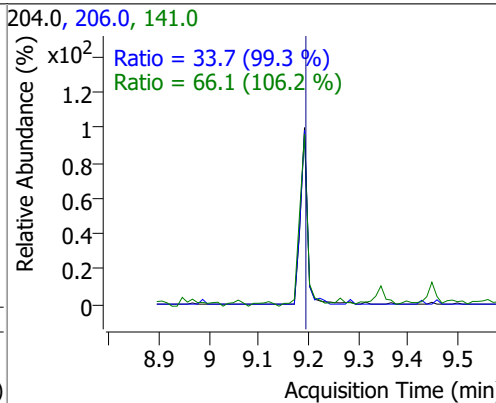
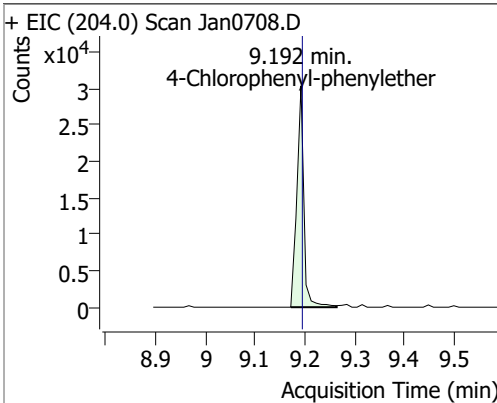
Compound	Conc.	RT	Dev(Min)	Resp.	QIon	QRatio	Lower	Upper
Diethylphthalate	3.8891	9.10	0.00	40619	177.0	20.6	14.5	27.0
					150.0	13.4	8.8	16.4



Compound	Conc.	RT	Dev(Min)	Resp.	QIon	QRatio	Lower	Upper
Fluorene	3.7419	9.15	0.00	75858	165.0	97.8	65.4	121.4
					167.0	14.5	9.0	16.7



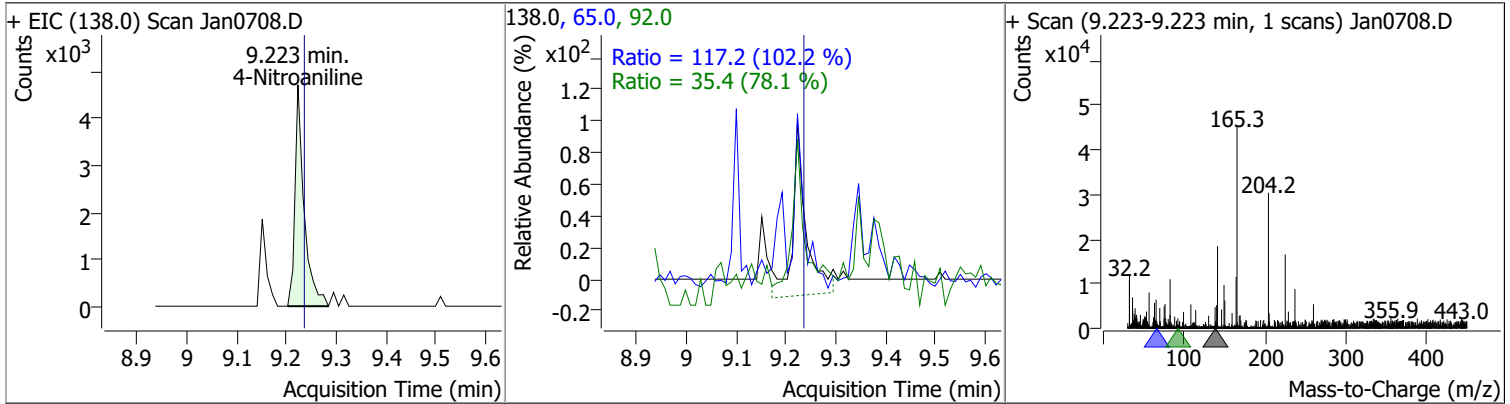
Compound	Conc.	RT	Dev(Min)	Resp.	QIon	QRatio	Lower	Upper
4-Chlorophenyl-phenylether	3.9771	9.19	0.00	29516	141.0	66.1	43.6	80.9
					206.0	33.7	23.7	44.1



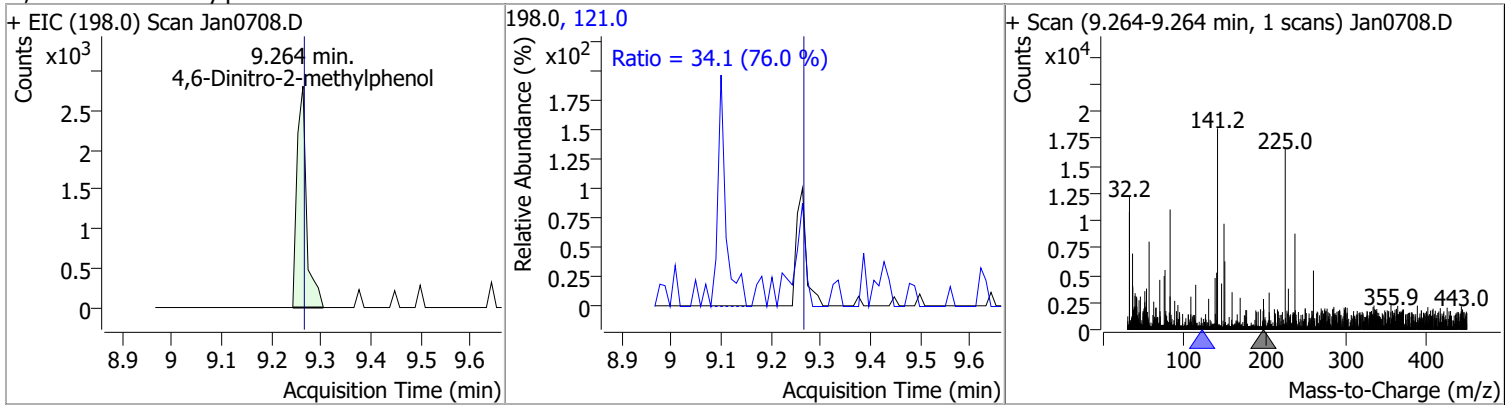


# Quantitation Results Report (QT Reviewed)

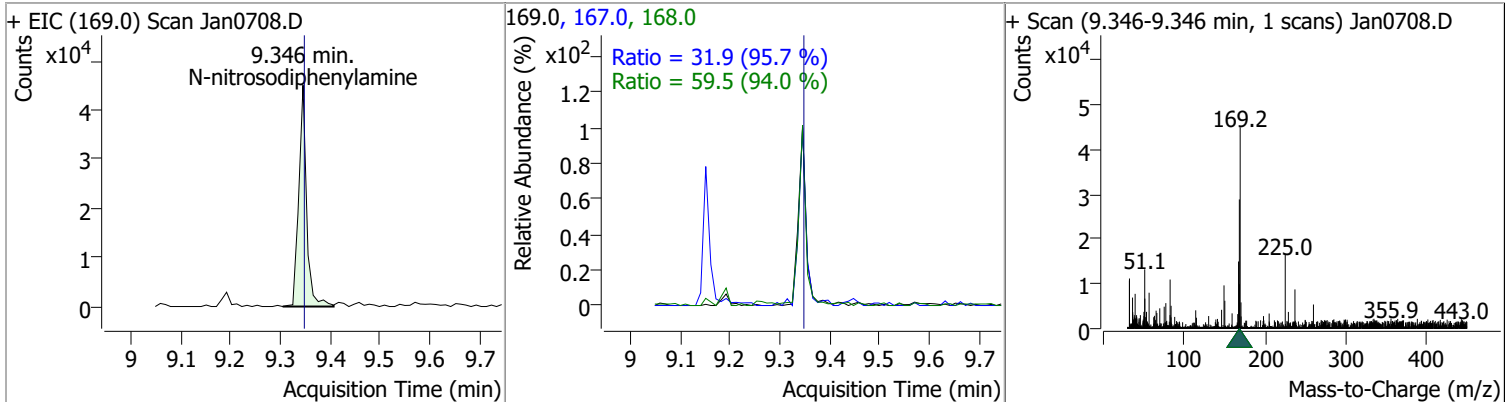
Compound	Conc.	RT	Dev(Min)	Resp.	QIon	QRatio	Lower	Upper
4-Nitroaniline	4.3719	9.22	-0.01	6050	65.0	117.2	80.2	149.0
					92.0	35.4	31.7	58.9



Compound	Conc.	RT	Dev(Min)	Resp.	QIon	QRatio	Lower	Upper
4,6-Dinitro-2-methylphenol	3.9390	9.26	0.00	3750	121.0	34.1	31.4	58.3



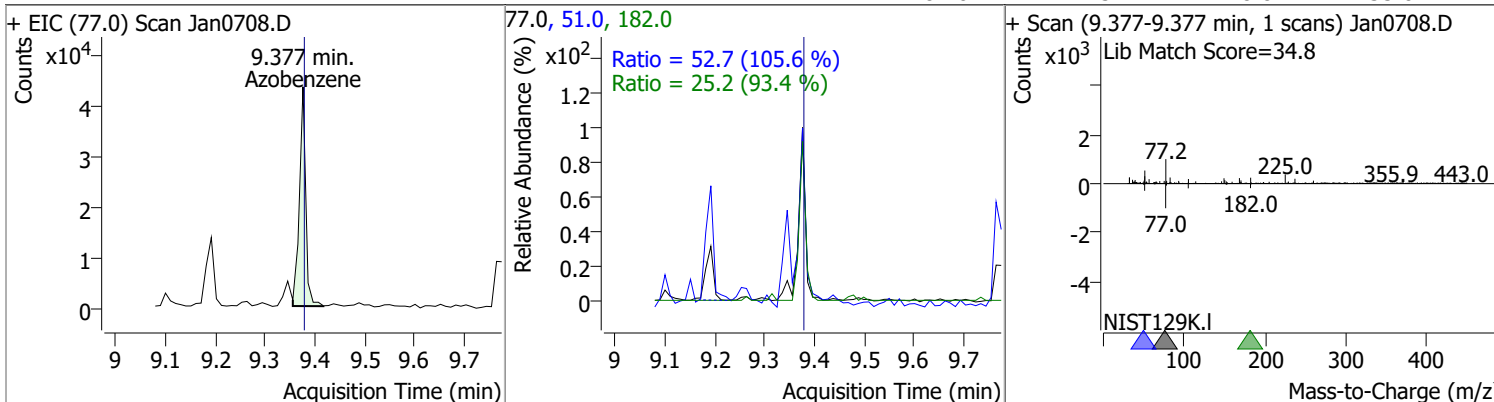
Compound	Conc.	RT	Dev(Min)	Resp.	QIon	QRatio	Lower	Upper
N-nitrosodiphenylamine	4.4883	9.35	0.00	49253	168.0	59.5	44.3	82.3
					167.0	31.9	23.4	43.4



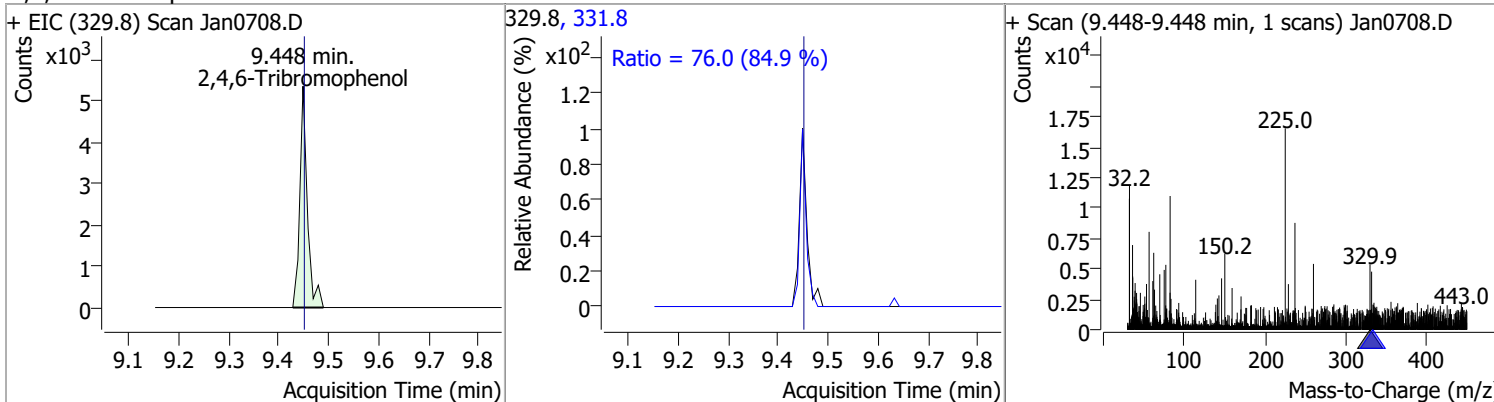


# Quantitation Results Report (QT Reviewed)

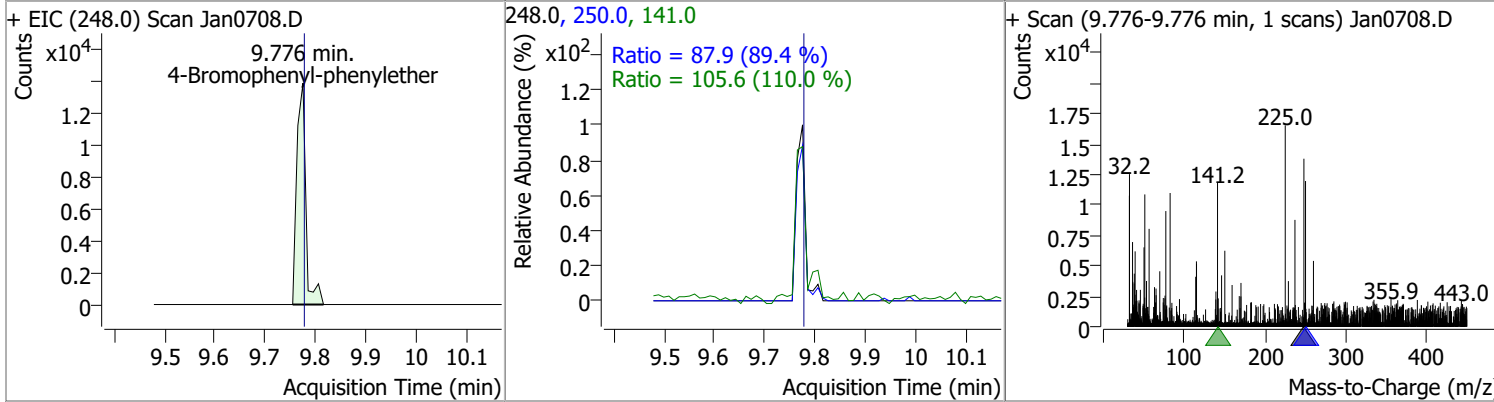
Compound	Conc.	RT	Dev(Min)	Resp.	QIon	QRatio	Lower	Upper
Azobenzene	4.3960	9.38	0.00	38049	51.0	52.7	34.9	64.9
					182.0	25.2	18.8	35.0



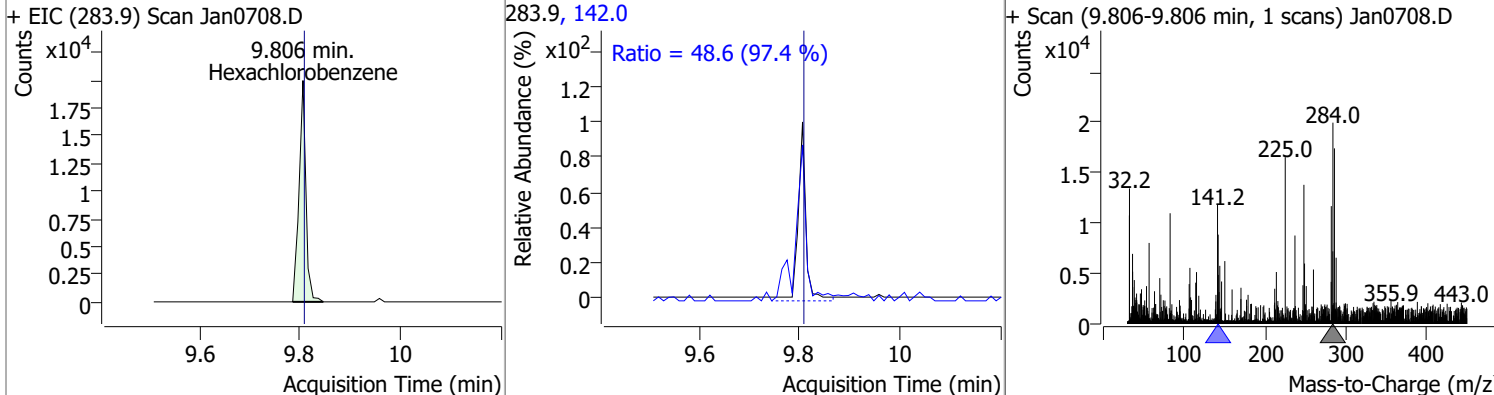
Compound	Conc.	RT	Dev(Min)	Resp.	QIon	QRatio	Lower	Upper
2,4,6-Tribromophenol	4.3482	9.45	0.00	5637	331.8	76.0	62.7	116.4



Compound	Conc.	RT	Dev(Min)	Resp.	QIon	QRatio	Lower	Upper
4-Bromophenyl-phenylether	4.3957	9.78	0.00	17129	250.0	87.9	68.8	127.8
					141.0	105.6	67.3	124.9

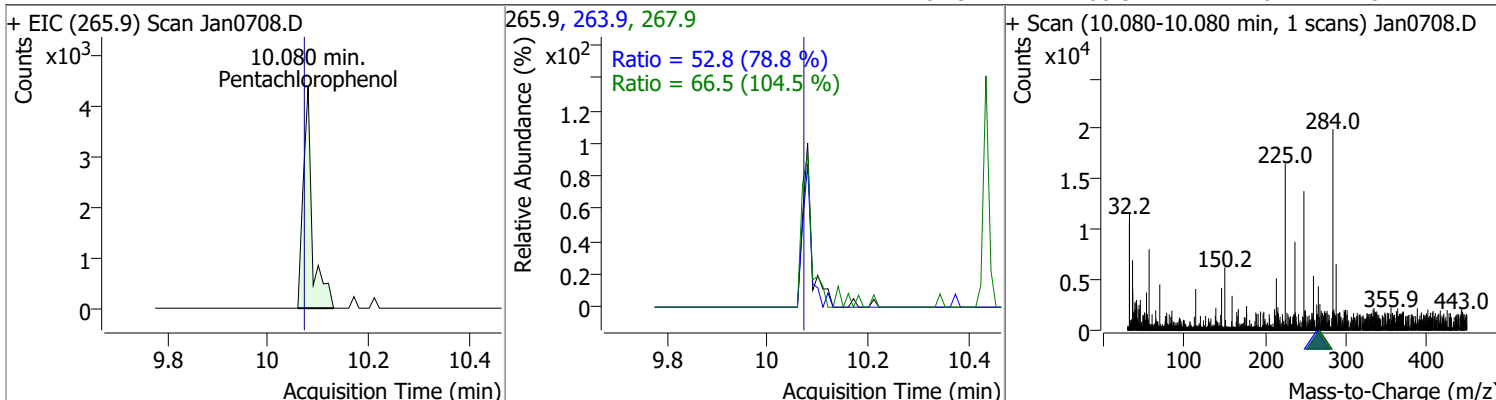


Compound	Conc.	RT	Dev(Min)	Resp.	QIon	QRatio	Lower	Upper
Hexachlorobenzene	4.0859	9.81	0.00	18890	142.0	48.6	34.9	64.8

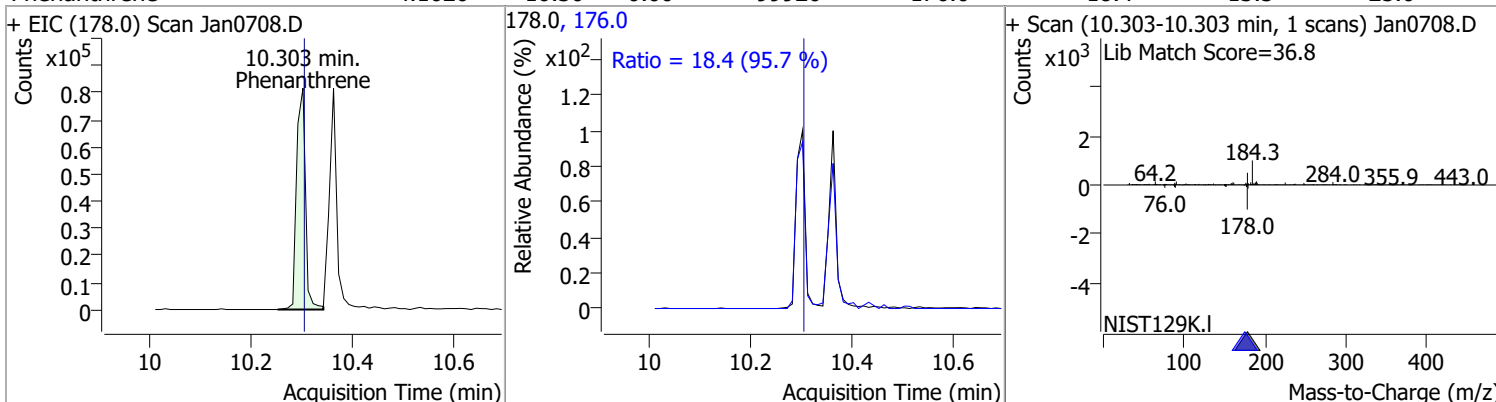


# Quantitation Results Report (QT Reviewed)

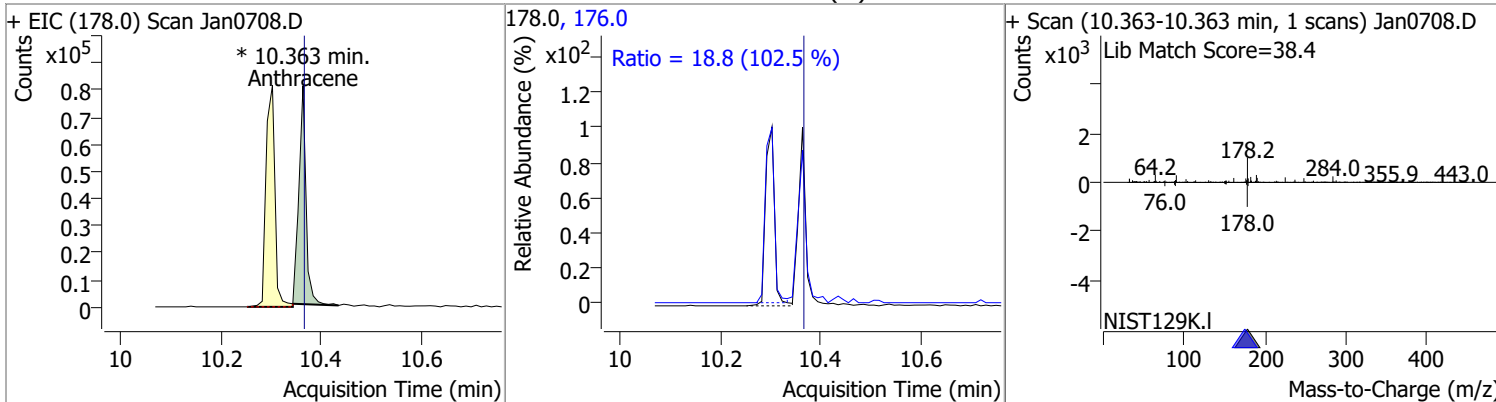
Compound	Conc.	RT	Dev(Min)	Resp.	QIon	QRatio	Lower	Upper
Pentachlorophenol	4.2097	10.08	0.01	5512	263.9	52.8	46.9	87.1
					267.9	66.5	44.6	82.7



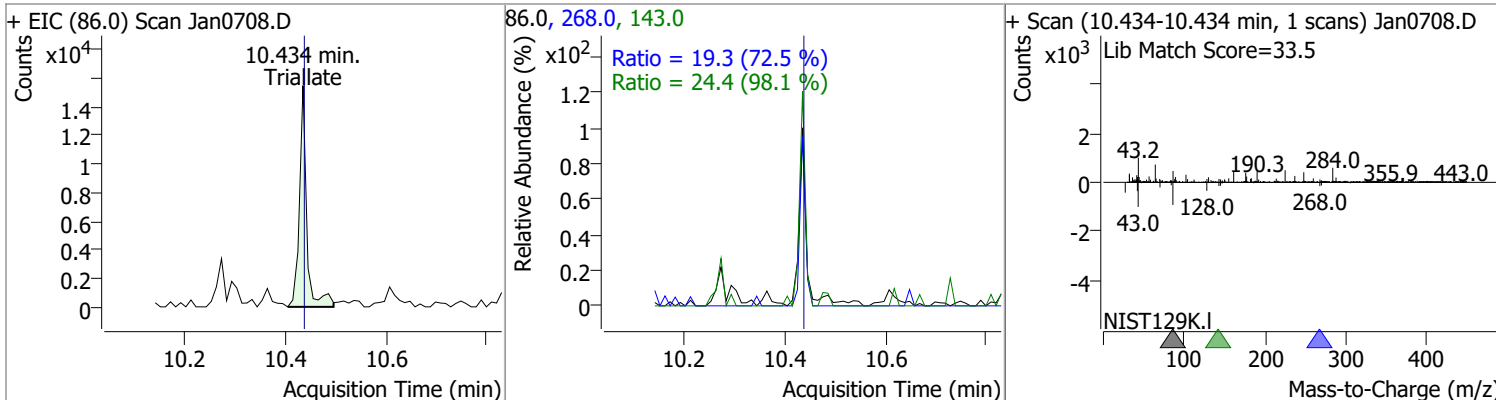
Compound	Conc.	RT	Dev(Min)	Resp.	QIon	QRatio	Lower	Upper
Phenanthrene	4.1626	10.30	0.00	99920	176.0	18.4	13.5	25.0



Compound	Conc.	RT	Dev(Min)	Resp.	QIon	QRatio	Lower	Upper
Anthracene	4.0508	10.36	0.00	80044 (m)	176.0	18.8	12.9	23.9

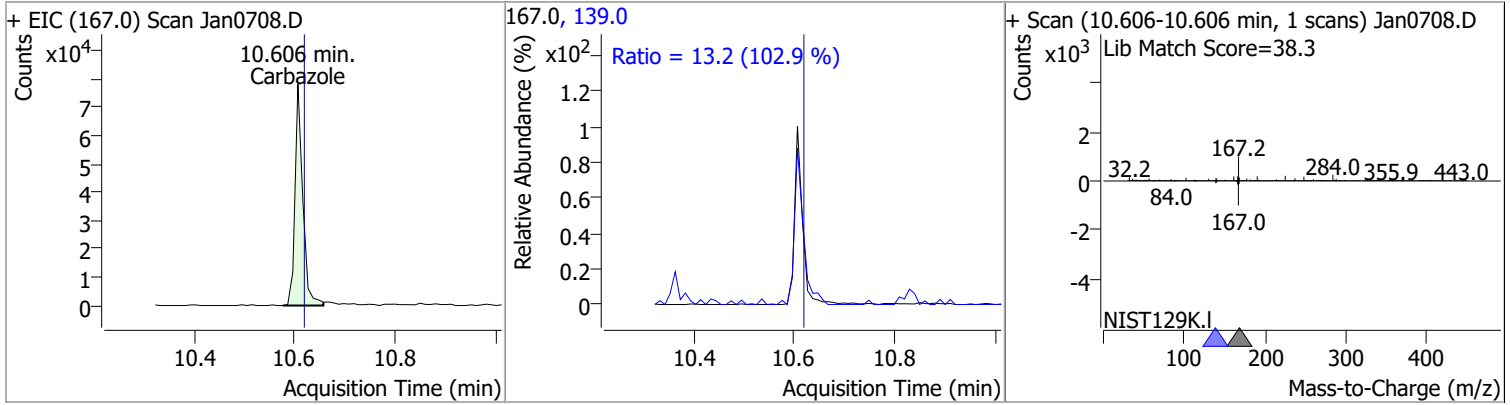


Compound	Conc.	RT	Dev(Min)	Resp.	QIon	QRatio	Lower	Upper
Triallate	4.5641	10.43	0.00	15475	268.0	19.3	18.7	34.7
					143.0	24.4	17.4	32.3

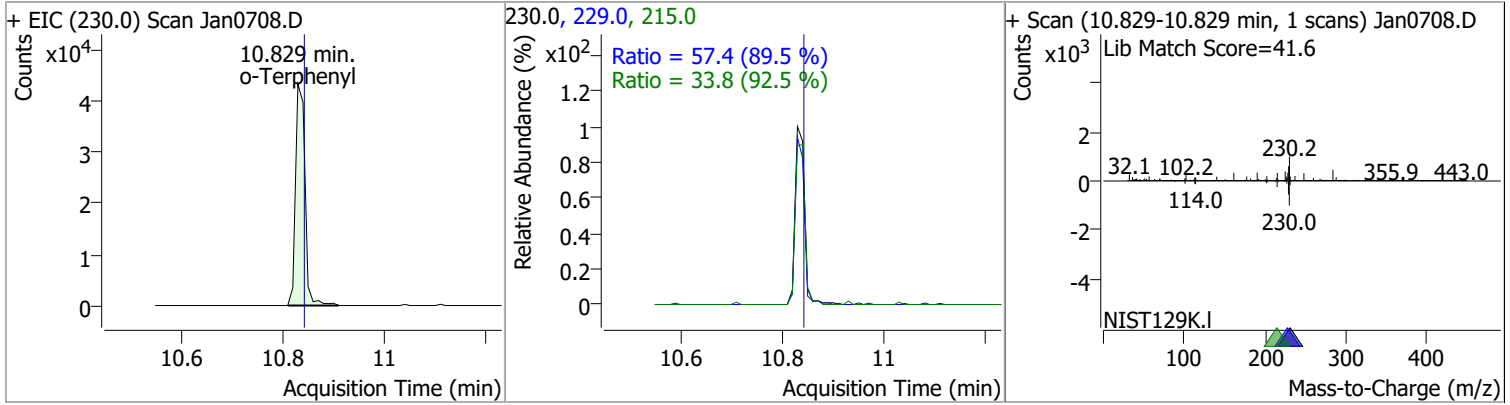


# Quantitation Results Report (QT Reviewed)

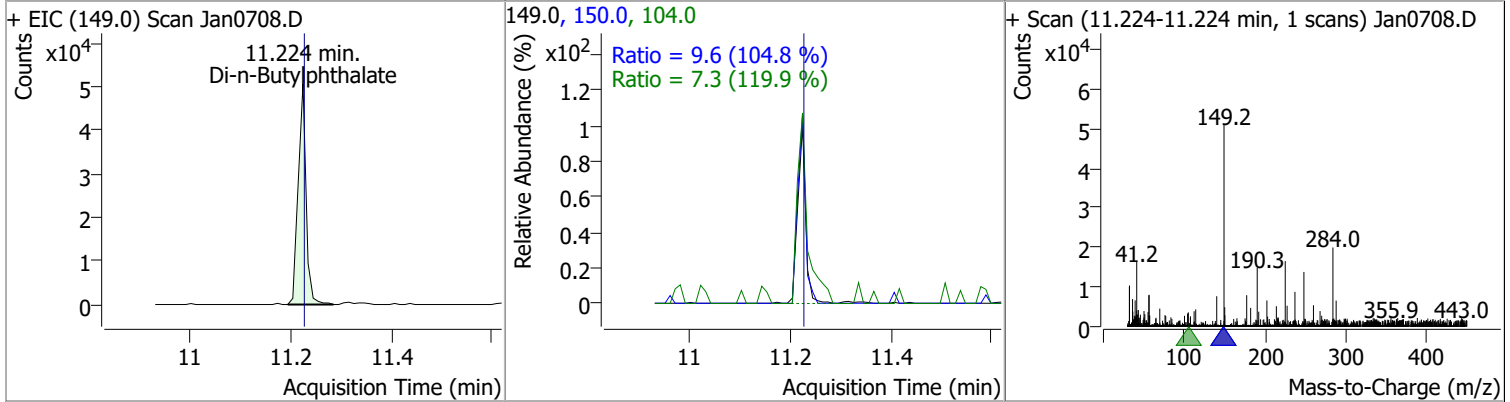
Compound	Conc.	RT	Dev(Min)	Resp.	QIon	QRatio	Lower	Upper
Carbazole	3.9144	10.61	-0.01	83784	139.0	13.2	8.9	16.6



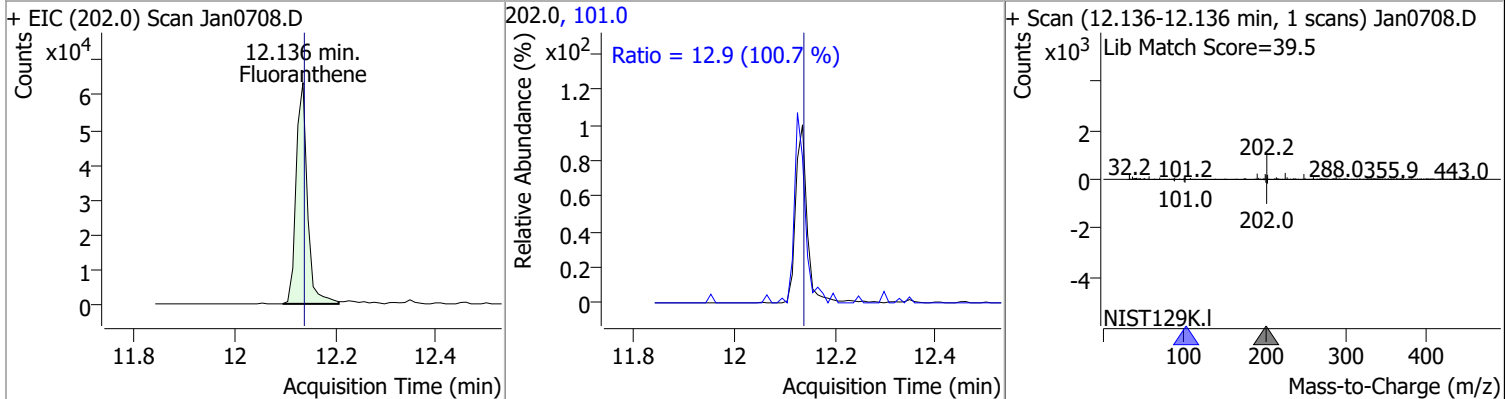
o-Terphenyl	4.3827	10.83	-0.01	56670	229.0	57.4	44.9	83.3
					215.0	33.8	25.6	47.5



Di-n-Butylphthalate	4.4164	11.22	0.00	55396	150.0	9.6	6.4	11.9
					104.0	7.3	4.3	7.9

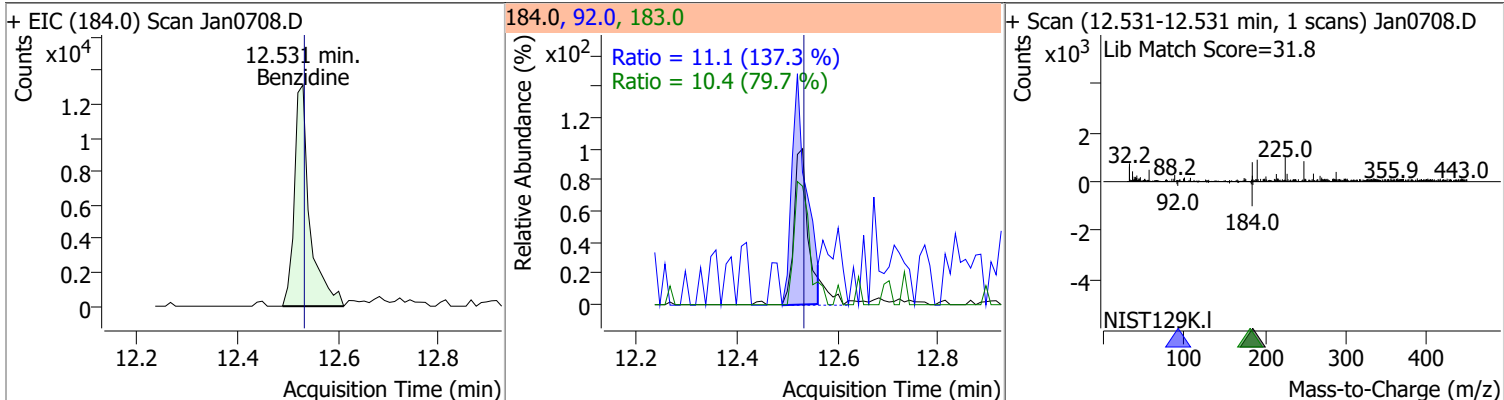


Fluoranthene	4.2107	12.14	0.00	99196	101.0	12.9	8.9	16.6
--------------	--------	-------	------	-------	-------	------	-----	------

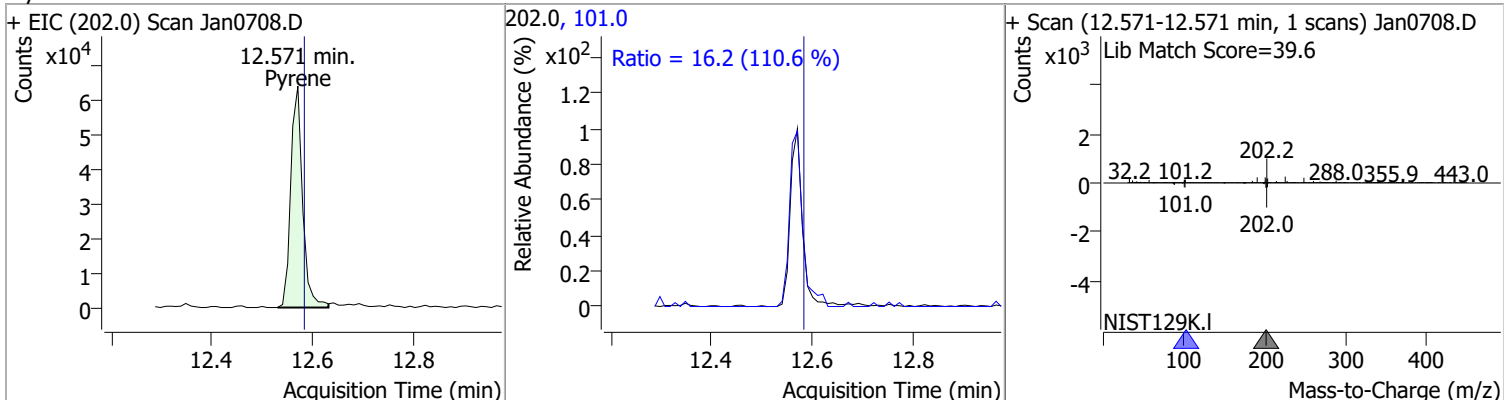


# Quantitation Results Report (QT Reviewed)

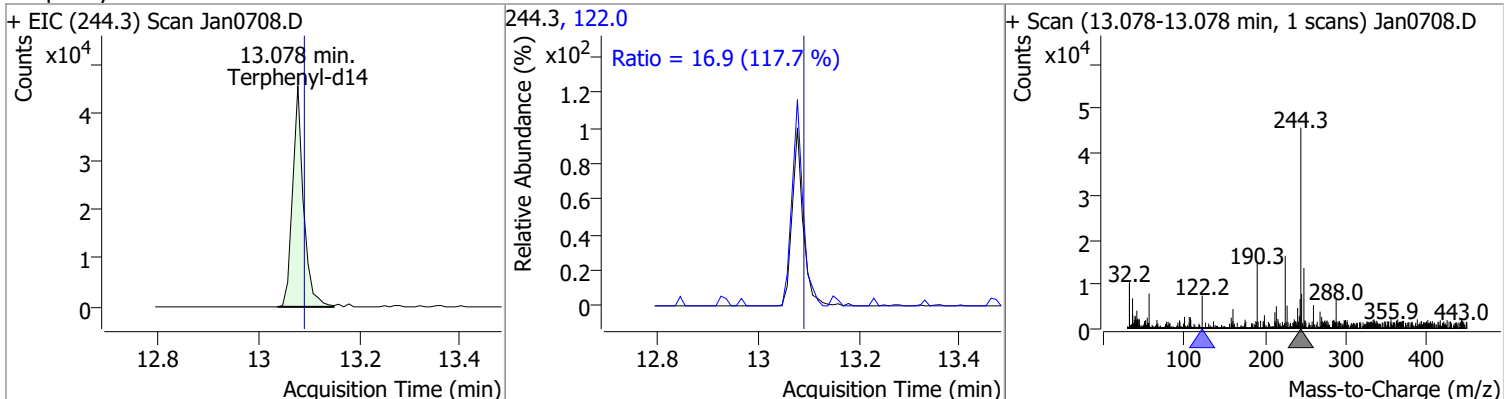
Compound	Conc.	RT	Dev(Min)	Resp.	QIon	QRatio	Lower	Upper
Benzidine	4.4090	12.53	0.00	28009	183.0	10.4	9.1	17.0
					92.0	11.1	5.7	10.5



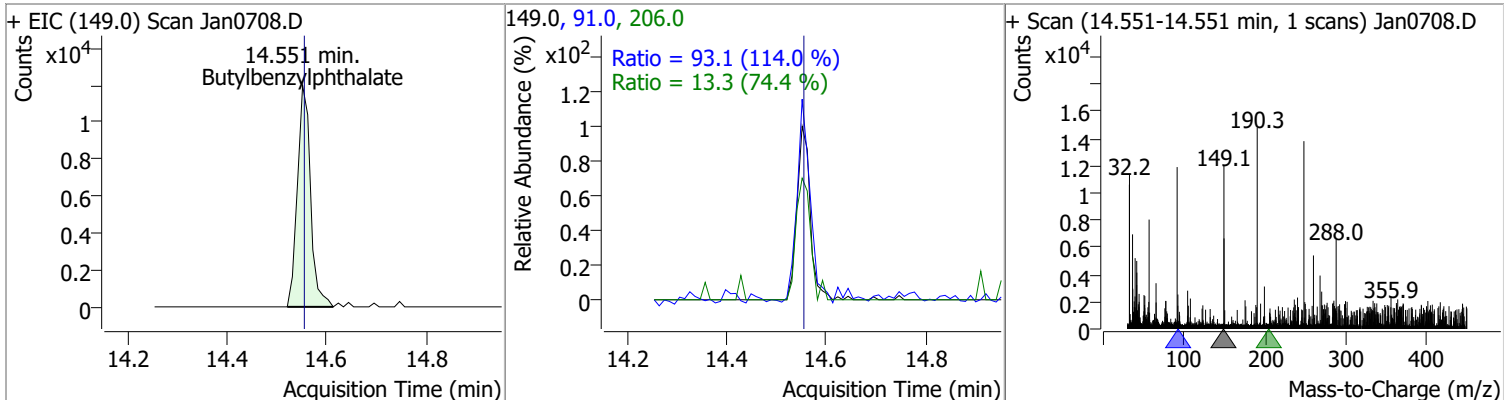
Compound	Conc.	RT	Dev(Min)	Resp.	QIon	QRatio	Lower	Upper
Pyrene	4.0375	12.57	-0.01	104138	101.0	16.2	10.2	19.0



Compound	Conc.	RT	Dev(Min)	Resp.	QIon	QRatio	Lower	Upper
Terphenyl-d14	4.0159	13.08	-0.01	68559	122.0	16.9	10.1	18.7

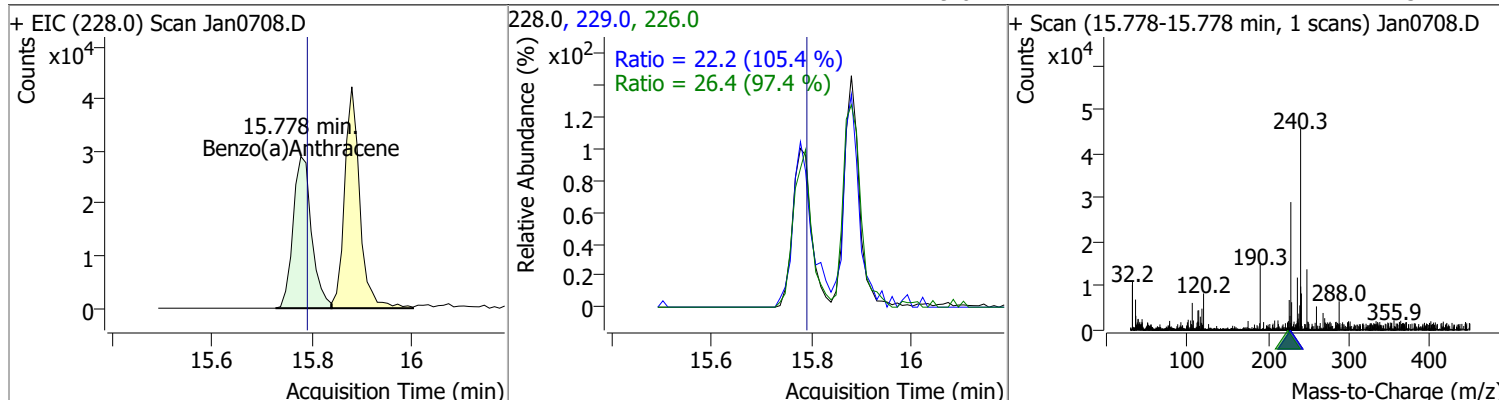


Compound	Conc.	RT	Dev(Min)	Resp.	QIon	QRatio	Lower	Upper
Butylbenzylphthalate	4.1878	14.55	-0.01	21931	91.0	93.1	57.2	106.2
					206.0	13.3	12.6	23.3

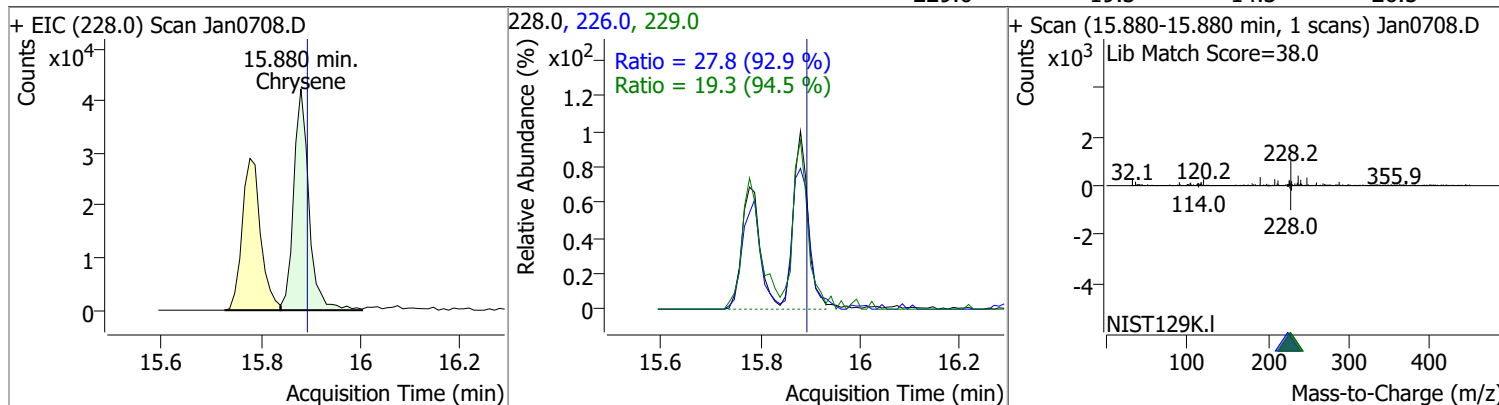


# Quantitation Results Report (QT Reviewed)

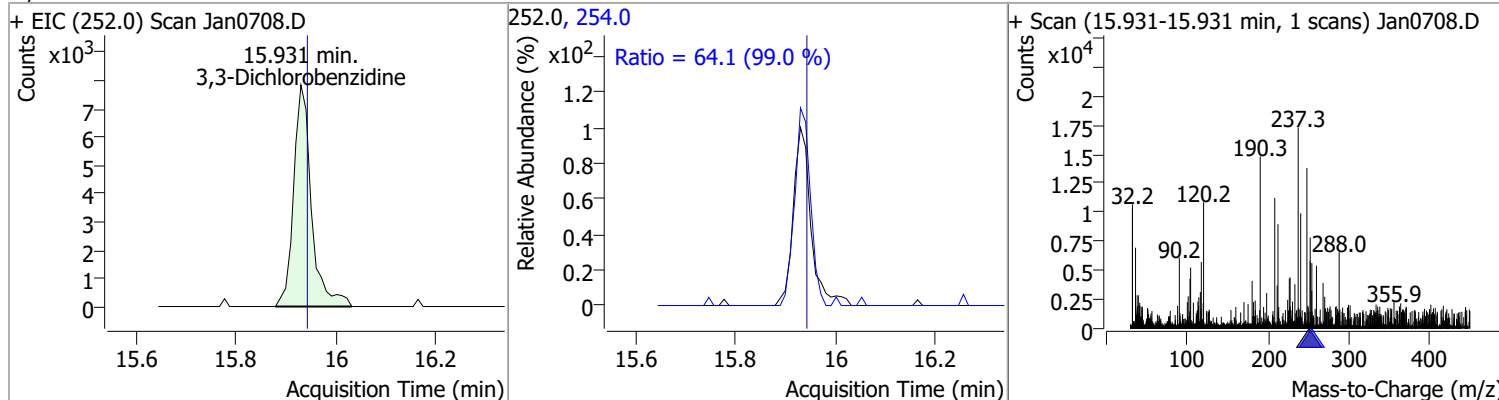
Compound	Conc.	RT	Dev(Min)	Resp.	QIon	QRatio	Lower	Upper
Benzo(a)Anthracene	4.1891	15.78	-0.02	74797	226.0	26.4	18.9	35.2
					229.0	22.2	14.7	27.3



Compound	Conc.	RT	Dev(Min)	Resp.	QIon	QRatio	Lower	Upper
Chrysene	4.0467	15.88	-0.02	89638	226.0	27.8	21.0	38.9
					229.0	19.3	14.3	26.5

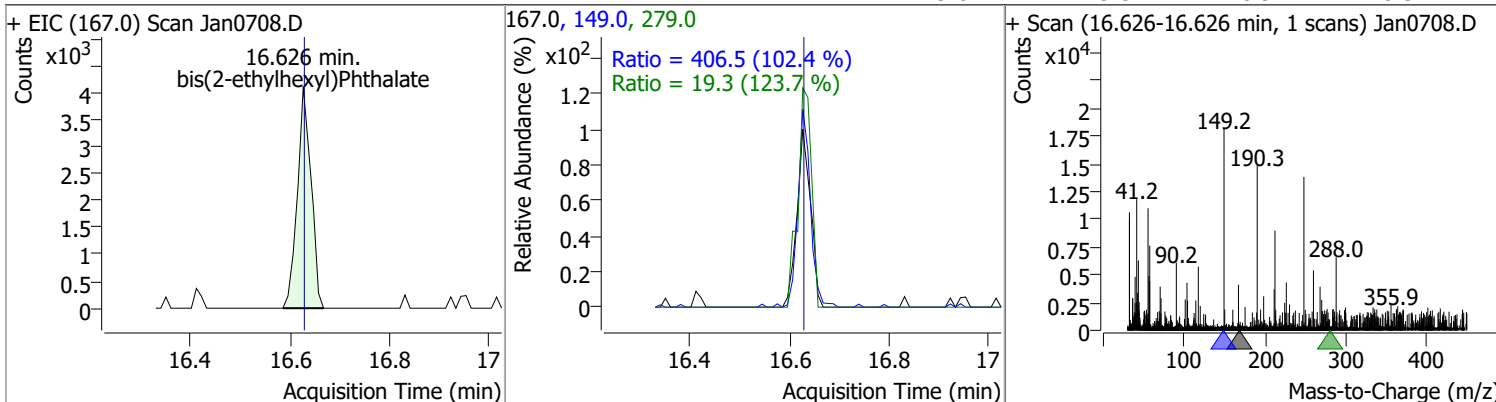


Compound	Conc.	RT	Dev(Min)	Resp.	QIon	QRatio	Lower	Upper
3,3-Dichlorobenzidine	4.3048	15.93	-0.02	19433	254.0	64.1	45.3	84.1

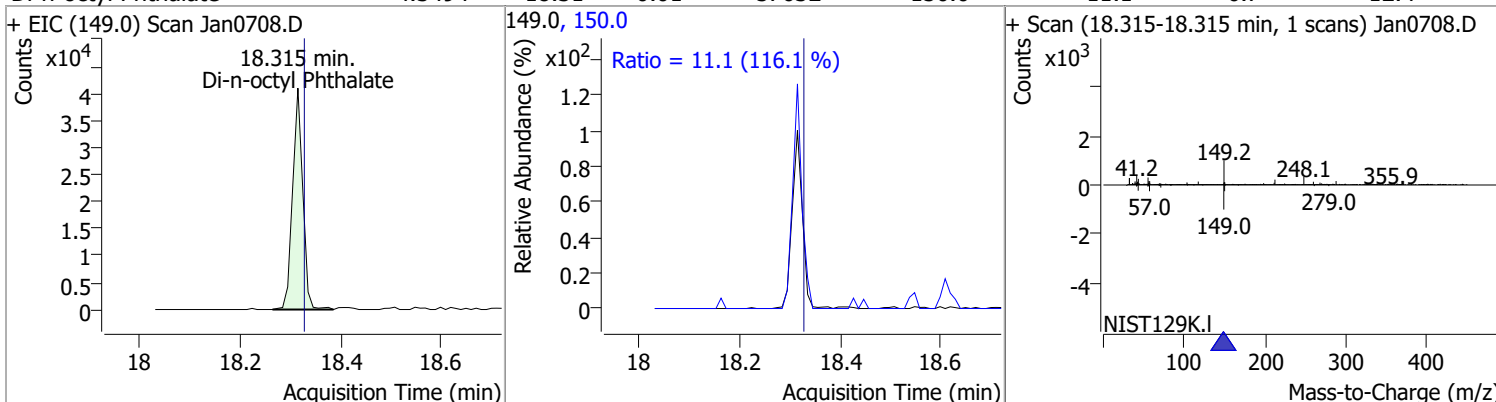


# Quantitation Results Report (QT Reviewed)

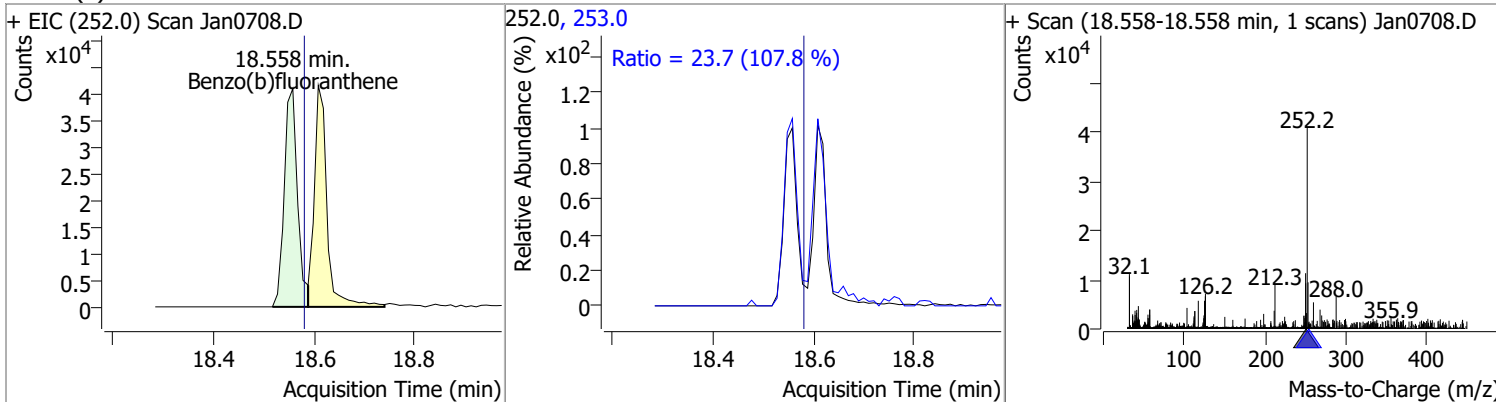
Compound	Conc.	RT	Dev(Min)	Resp.	QIon	QRatio	Lower	Upper
bis(2-ethylhexyl)Phthalate	3.9645	16.63	-0.01	7848	149.0	406.5	278.0	516.2
					279.0	19.3	10.9	20.3



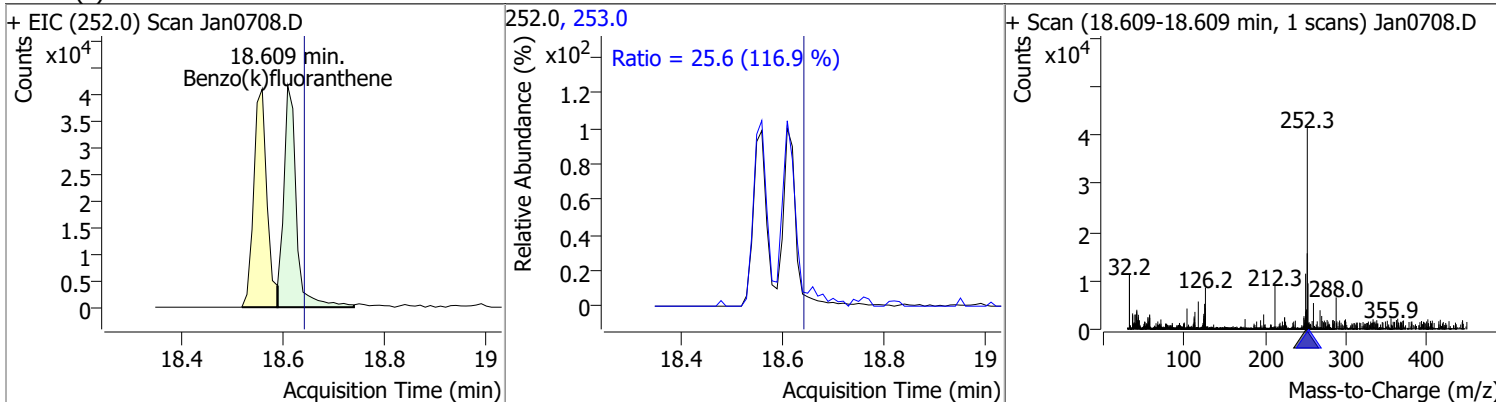
Compound	Conc.	RT	Dev(Min)	Resp.	QIon	QRatio	Lower	Upper
Di-n-octyl Phthalate	4.3494	18.31	-0.01	57632	150.0	11.1	6.7	12.4



Compound	Conc.	RT	Dev(Min)	Resp.	QIon	QRatio	Lower	Upper
Benzo(b)fluoranthene	4.1794	18.56	-0.02	74106	253.0	23.7	15.4	28.6

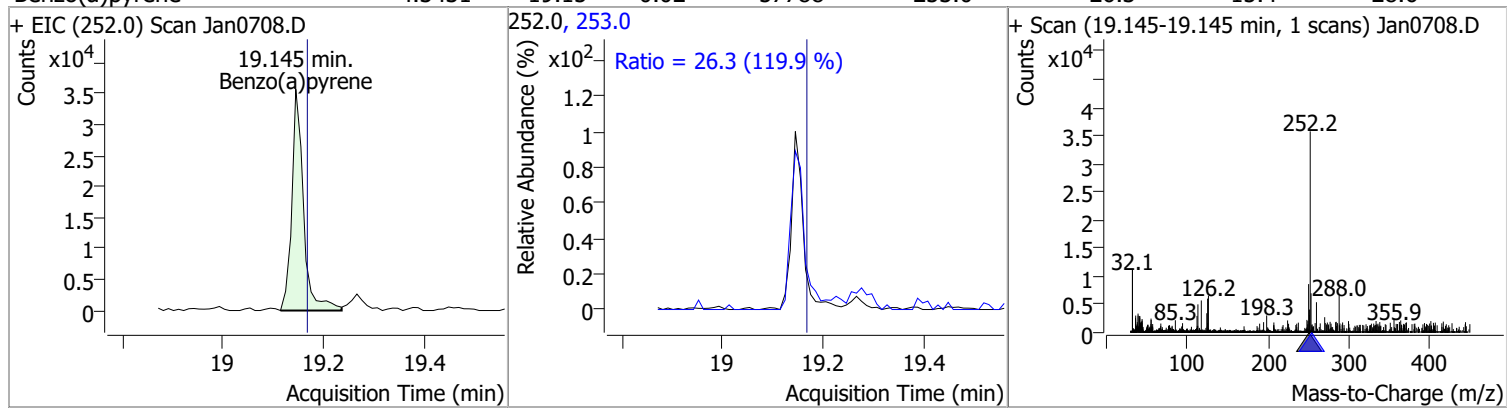


Compound	Conc.	RT	Dev(Min)	Resp.	QIon	QRatio	Lower	Upper
Benzo(k)fluoranthene	3.9498	18.61	-0.03	72607	253.0	25.6	15.3	28.5

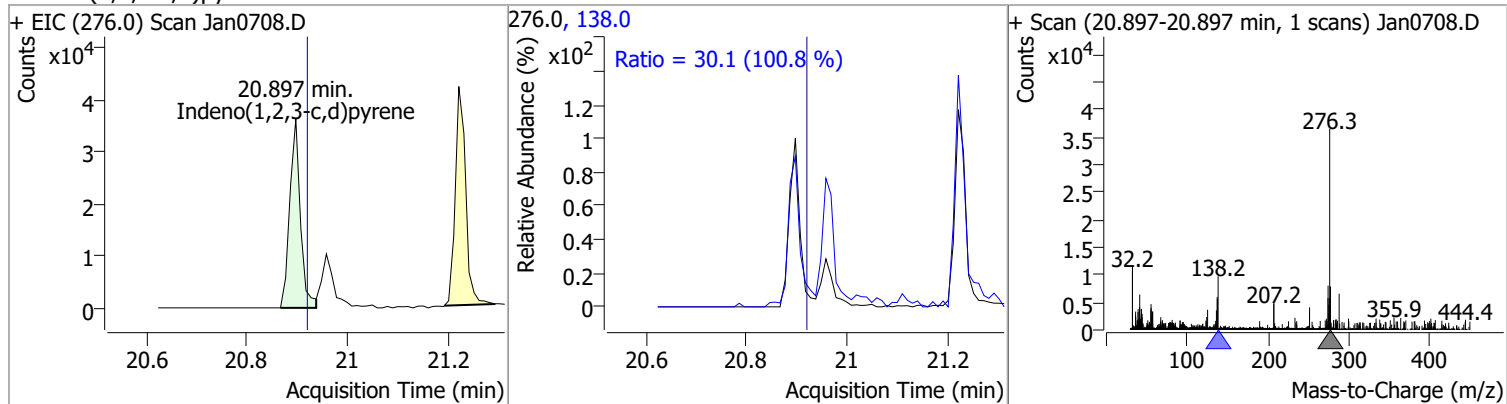


# Quantitation Results Report (QT Reviewed)

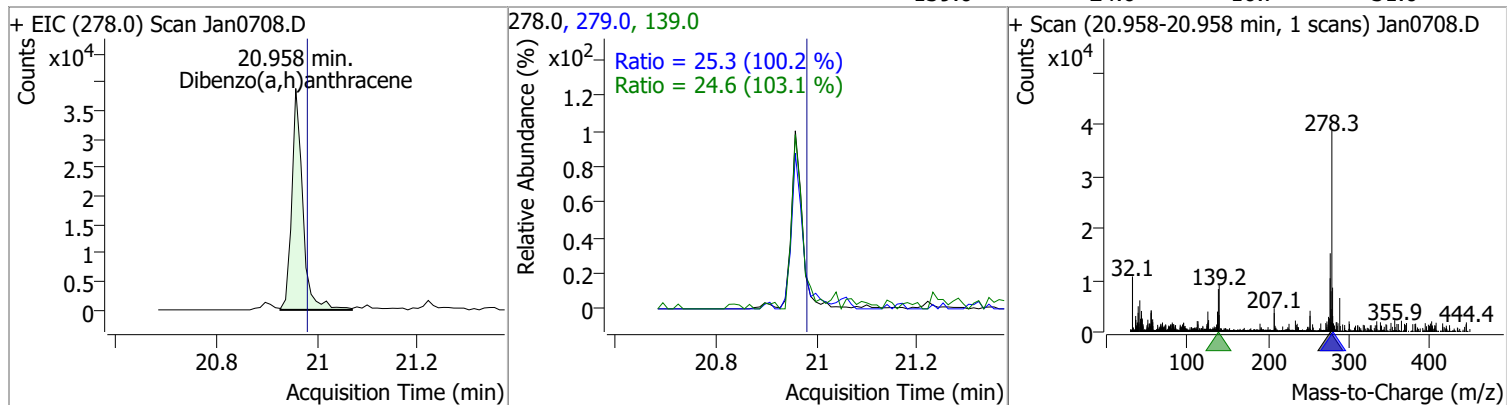
Compound	Conc.	RT	Dev(Min)	Resp.	QIon	QRatio	Lower	Upper
Benzo(a)pyrene	4.3431	19.15	-0.02	57788	253.0	26.3	15.4	28.6



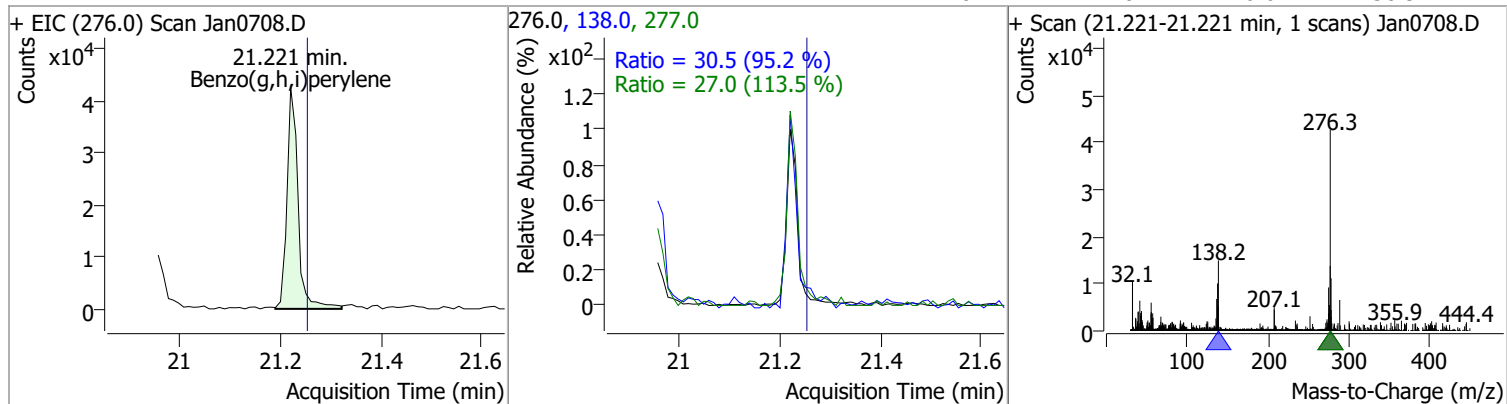
Compound	Conc.	RT	Dev(Min)	Resp.	QIon	QRatio	Lower	Upper
Indeno(1,2,3-c,d)pyrene	4.2507	20.90	-0.02	53208	138.0	30.1	20.9	38.8



Compound	Conc.	RT	Dev(Min)	Resp.	QIon	QRatio	Lower	Upper
Dibenzo(a,h)anthracene	4.1581	20.96	-0.02	58961	279.0	25.3	17.7	32.8
					139.0	24.6	16.7	31.0



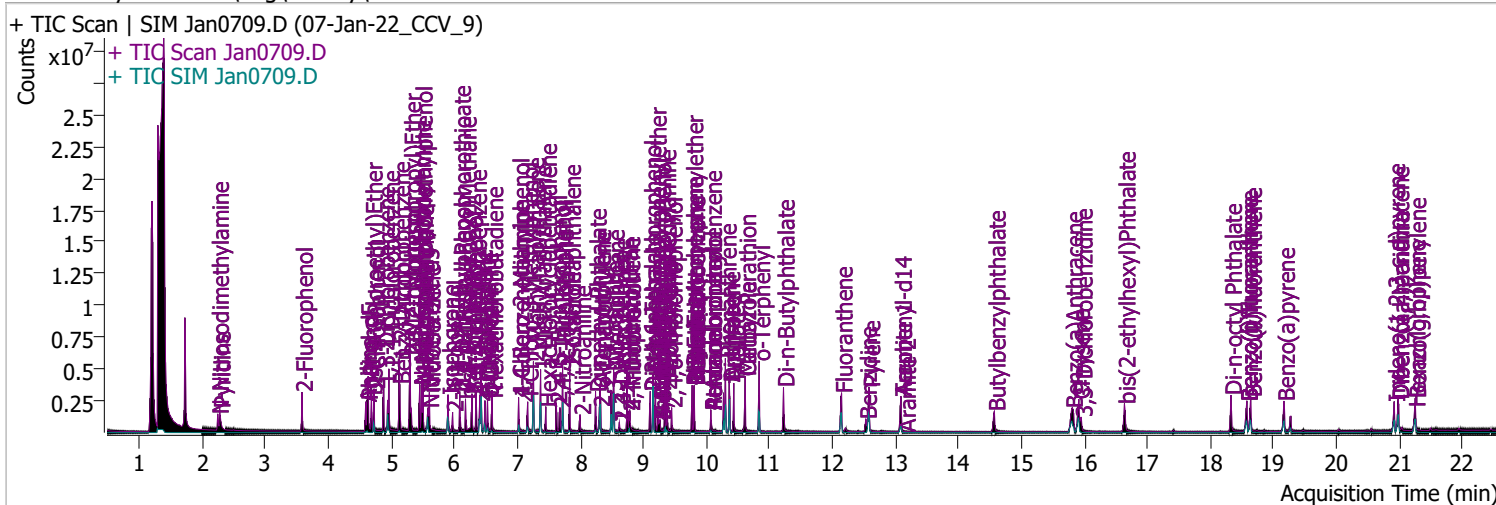
Compound	Conc.	RT	Dev(Min)	Resp.	QIon	QRatio	Lower	Upper
Benzo(g,h,i)perylene	3.9388	21.22	-0.03	65451	138.0	30.5	22.4	41.6
					277.0	27.0	16.6	30.9





# Quantitation Results Report (QT Reviewed)

Data File	Jan0709.D	Operator	LIMS import
Acq. Method	BNA+SIM.M	Acq. Date-Time	1/7/2022 4:49:47 PM
Sample Name	07-Jan-22_CCV_9	Instrument	Instrument #1
Vial	9	Multiplier	1.00
DA Method File		Comment	SVOC-8270-W-LARGO
Tune File	dftppdsm.u	Tune Date	1/7/2022 12:13:00 PM
Batch Name	010722 DoD BNA cal 1.batch.bin	Last Calib Update	1/11/2022 8:55:14 AM
Ref Library	D:\Org\Library\NIST129K.I		



Compound	RT	QIon	Resp.	Conc.	Units	Dev(Min)
----------	----	------	-------	-------	-------	----------

**Internal Standards**

**System Monitoring Compounds**

S 2-Fluorophenol	3.582	112.0	701965	89.6284	µg/L	0.000
Spiked Amount: 200.000	Range: 10.0 - 75.0%			Recovery = 44.81%		
S Phenol-d5	4.613	99.0	928942	89.1730	µg/L	m -0.010
Spiked Amount: 200.000	Range: 10.0 - 65.0%			Recovery = 44.59%		
S Nitrobenzene-d5	5.584	82.0	430344	75.6746	µg/L	0.000
Spiked Amount: 100.000	Range: 32.0 - 94.0%			Recovery = 75.67%		
S 2-Fluorobiphenyl	7.718	172.0	1407142	75.4709	µg/L	0.000
Spiked Amount: 100.000	Range: 28.0 - 107.0%			Recovery = 75.47%		
S 2,4,6-Tribromophenol	9.448	329.8	123047	80.7373	µg/L	0.000
Spiked Amount: 200.000	Range: 25.0 - 140.0%			Recovery = 40.37%		
S Terphenyl-d14	13.088	244.3	1424388	75.9740	µg/L	0.000
Spiked Amount: 100.000	Range: 32.0 - 122.0%			Recovery = 75.97%		

**Target Compounds**

Compound	RT	QIon	Resp.	Conc.	Units	QValue
T N-Nitrosodimethylamine	2.244	74.0	287555	82.8708	µg/L	99
T Pyridine	2.275	79.0	633006	81.9398	µg/L	94
T Aniline	4.593	93.0	696401	50.1263	µg/L	99
T Phenol	4.634	94.0	951213	87.8979	µg/L	m 94
T bis(-2-Chloroethyl)Ether	4.685	63.0	726555	84.4315	µg/L	m 100
T 2-Chlorophenol	4.726	128.0	767950	83.2799	µg/L	99
T 1,3-Dichlorobenzene	4.879	146.0	981882	80.0418	µg/L	99
T 1,4-Dichlorobenzene	4.961	146.0	1021790	82.8790	µg/L	99
T 1,2-Dichlorobenzene	5.124	146.0	947809	77.9723	µg/L	m 100
T Benzyl Alcohol	5.134	108.0	415177	78.2670	µg/L	97
T bis(2-chloroisopropyl)Ether	5.298	121.0	221289	67.0286	µg/L	95
T 2-Methylphenol	5.298	107.0	725976	88.2630	µg/L	m 90
T N-nitroso-Di-n-propylamine	5.451	70.0	520053	91.8171	µg/L	100
T 4Methylphenol/3Methylphenol	5.481	107.0	934579	84.0745	µg/L	m 96
T Hexachloroethane	5.502	117.0	293693	83.3387	µg/L	98



# Quantitation Results Report (QT Reviewed)

Compound	RT	QIon	Resp.	Conc.	Units	Dev(Min)	
T Nitrobenzene	5.604	123.1	265161	89.0583	µg/L	95	
T Isophorone	5.900	82.0	1036878	70.8323	µg/L	100	
T 2-Nitrophenol	5.972	139.0	203483	80.4417	µg/L	96	
T 2,4-Dimethylphenol	6.085	122.0	516846	71.9591	µg/L	94	
T bis(-2-Chloroethoxy)Methane	6.177	93.0	641334	75.8186	µg/L	99	
T Benzoic Acid	6.280	105.0	296172	75.8763	µg/L	98	
T 2,4-Dichlorophenol	6.280	162.0	500826	76.1081	µg/L	98	
T 1,2,4-Trichlorobenzene	6.342	180.0	614153	73.3428	µg/L	99	
T Naphthalene	6.424	128.0	1887908	77.4996	µg/L	100	
T 4-Chlorophenol	6.485	130.0	176034	78.1991	µg/L	m	80
T p-Chloroaniline	6.527	127.0	638230	67.3191	µg/L	99	
T Hexachlorobutadiene	6.598	224.9	343063	75.0434	µg/L	98	
T 4-Chloro-2-Methylphenol	7.019	107.0	447080	73.0461	µg/L	98	
T 4-Chloro-3-Methylphenol	7.163	107.0	505199	78.1501	µg/L	99	
T 2-Methylnaphthalene	7.256	141.0	1186393	79.0449	µg/L	m	100
T 1-Methylnaphthalene	7.369	141.0	1085825	74.3974	µg/L	m	99
T Hexachlorocyclopentadiene	7.451	236.9	223093	77.7289	µg/L	97	
T 2,4,6-Trichlorophenol	7.615	196.0	315397	77.2258	µg/L	98	
T 2,4,5-Trichlorophenol	7.677	196.0	364018	78.1901	µg/L	98	
T 2-Chloronaphthalene	7.831	162.0	1309332	84.3397	µg/L	99	
T 2-Nitroaniline	7.995	65.0	212899	79.1516	µg/L	99	
T Dimethyl Phthalate	8.241	163.0	1285888	82.9707	µg/L	99	
T 2,6-Dinitrotoluene	8.302	165.0	182786	87.6211	µg/L	90	
T Acenaphthylene	8.313	152.1	1828449	74.1013	µg/L	100	
T 3-Nitroaniline	8.497	138.0	195477	85.5246	µg/L	98	
T Acenaphthene	8.527	154.0	1179832	82.4102	µg/L	99	
T 2,4-Dinitrophenol	8.620	184.0	85223	76.9313	µg/L	93	
T Dibenzofuran	8.742	168.0	1761815	77.7559	µg/L	100	
T 2,4-Dinitrotoluene	8.773	165.0	204160	75.5681	µg/L	93	
T 4-Nitrophenol	8.783	109.0	185367	79.4420	µg/L	98	
T Diethylphthalate	9.111	149.0	1362780	85.9904	µg/L	99	
T Fluorene	9.152	166.0	1401354	76.8870	µg/L	100	
T 4-Chlorophenyl-phenylether	9.192	204.0	714583	84.9212	µg/L	100	
T 4-Nitroaniline	9.233	138.0	171048	75.0487	µg/L	93	
T 4,6-Dinitro-2-methylphenol	9.264	198.0	116166	73.2353	µg/L	99	
T N-nitrosodiphenylamine	9.346	169.0	1032687	85.6911	µg/L	98	
T Azobenzene	9.377	77.0	1143323	79.7033	µg/L	96	
T 4-Bromophenyl-phenylether	9.776	248.0	413344	84.4596	µg/L	96	
T Hexachlorobenzene	9.806	283.9	367647	74.9607	µg/L	98	
T Pentachlorophenol	10.070	265.9	179027	77.9034	µg/L	98	
T Phenanthrene	10.303	178.0	1967901	79.9704	µg/L	99	
T Anthracene	10.363	178.0	1860900	78.3774	µg/L	99	
T Triallate	10.434	86.0	403418	77.9568	µg/L	99	
T Carbazole	10.617	167.0	1884673	80.1782	µg/L	99	
T o-Terphenyl	10.839	230.0	1079845	76.0450	µg/L	98	
T Di-n-Butylphthalate	11.224	149.0	1841013	81.8396	µg/L	99	
T Fluoranthene	12.146	202.0	2025466	78.2893	µg/L	99	
T Benzidine	12.531	184.0	642022	63.9580	µg/L	99	
T Pyrene	12.582	202.0	2147560	75.8167	µg/L	98	
T Butylbenzylphthalate	14.572	149.0	608473	83.0166	µg/L	98	
T Benzo(a)Anthracene	15.798	228.0	1670469	84.0229	µg/L	99	
T Chrysene	15.911	228.0	1773339	81.4695	µg/L	99	
T 3,3-Dichlorobenzidine	15.951	252.0	471587	70.2306	µg/L	99	
T bis(2-ethylhexyl)Phthalate	16.636	167.0	230110	87.6612	µg/L	93	
T Di-n-octyl Phthalate	18.325	149.0	1516095	80.5239	µg/L	100	

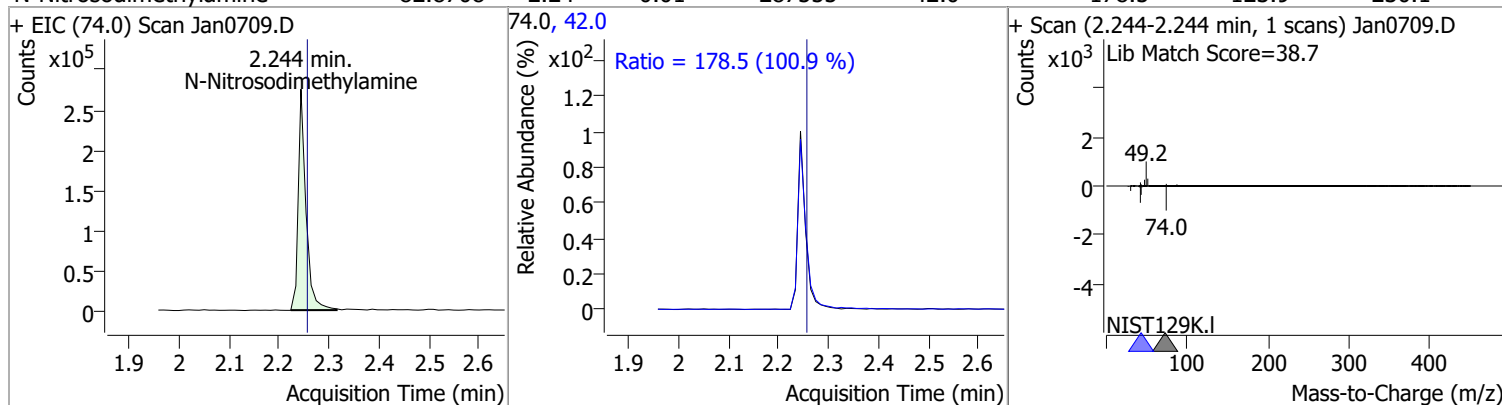
# Quantitation Results Report (QT Reviewed)

Compound	RT	QIon	Resp.	Conc.	Units	Dev(Min)
T Benzo(b)fluoranthene	18.578	252.0	1567832	77.5760	µg/L	100
T Benzo(k)fluoranthene	18.639	252.0	1600318	76.3773	µg/L	99
T Benzo(a)pyrene	19.166	252.0	1491295	77.6379	µg/L	99
T Indeno(1,2,3-c,d)pyrene	20.917	276.0	1190988	73.6839	µg/L	98
T Dibenzo(a,h)anthracene	20.978	278.0	1406311	80.1749	µg/L	99
T Benzo(g,h,i)perylene	21.251	276.0	1438138	75.9289	µg/L	99

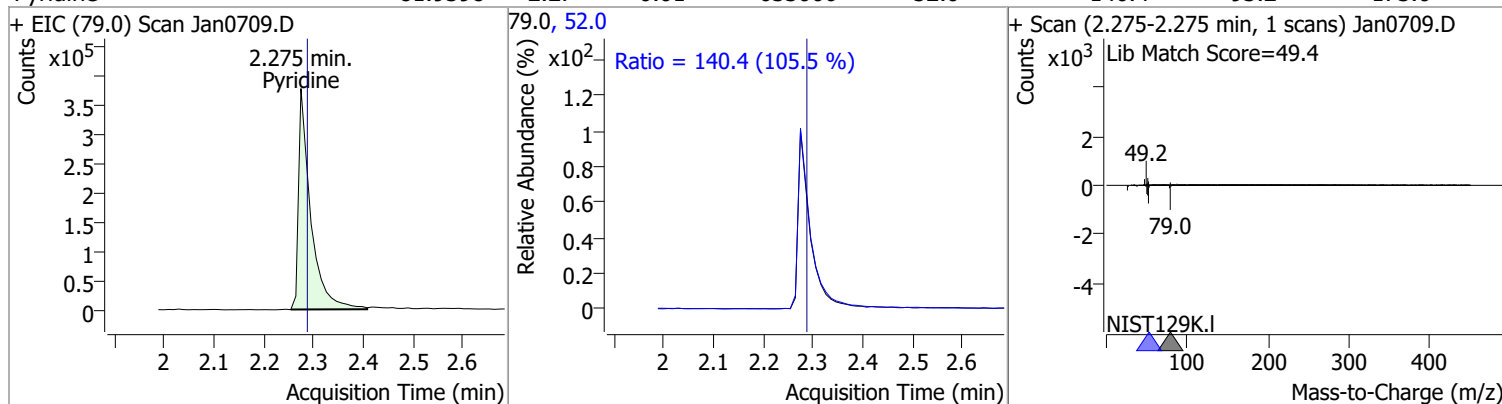
(#) = Qualifier Out of Range; (m) = Manual Integration; (+) = Area Summed; (\*) = Surrogate Percent Recovery Out of Range; (d): Zeroed Peak

# Quantitation Results Report (QT Reviewed)

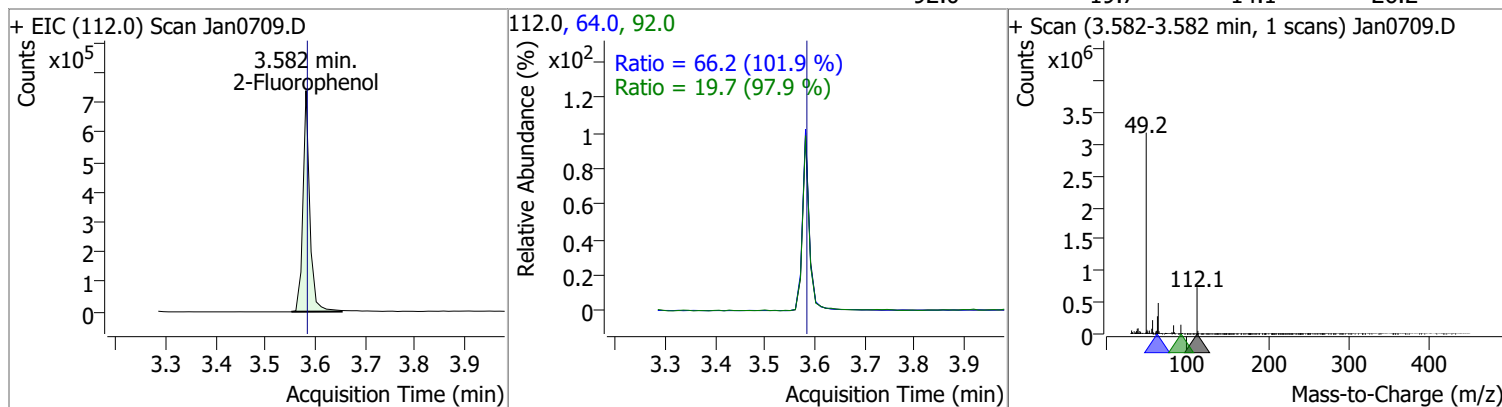
Compound	Conc.	RT	Dev(Min)	Resp.	QIon	QRatio	Lower	Upper
N-Nitrosodimethylamine	82.8708	2.24	-0.01	287555	42.0	178.5	123.9	230.1



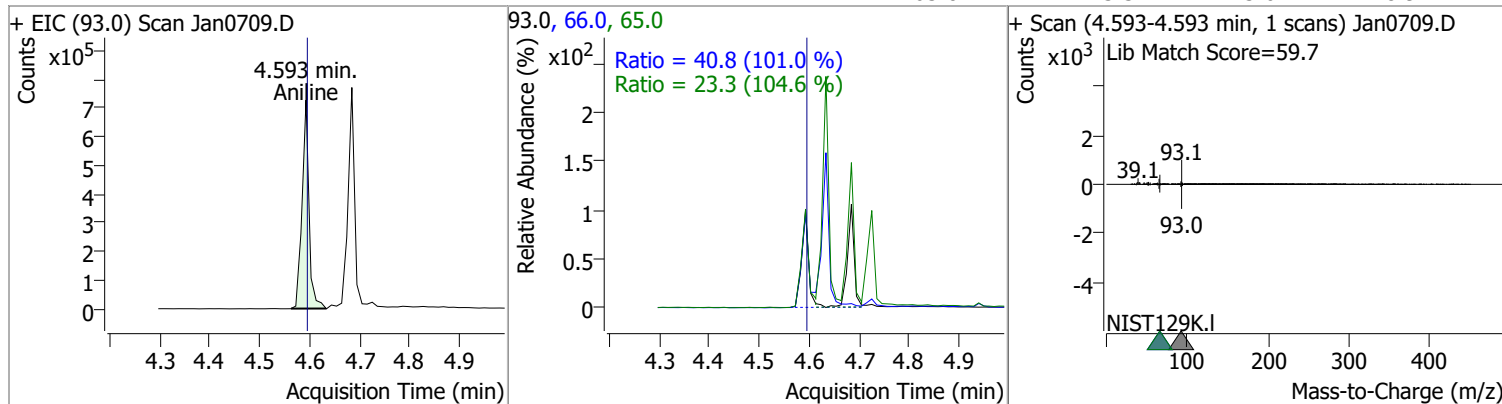
Compound	Conc.	RT	Dev(Min)	Resp.	QIon	QRatio	Lower	Upper
Pyridine	81.9398	2.27	-0.01	633006	52.0	140.4	93.2	173.0



Compound	Conc.	RT	Dev(Min)	Resp.	QIon	QRatio	Lower	Upper
2-Fluorophenol	89.6284	3.58	0.00	701965	64.0	66.2	45.5	84.5
					92.0	19.7	14.1	26.2

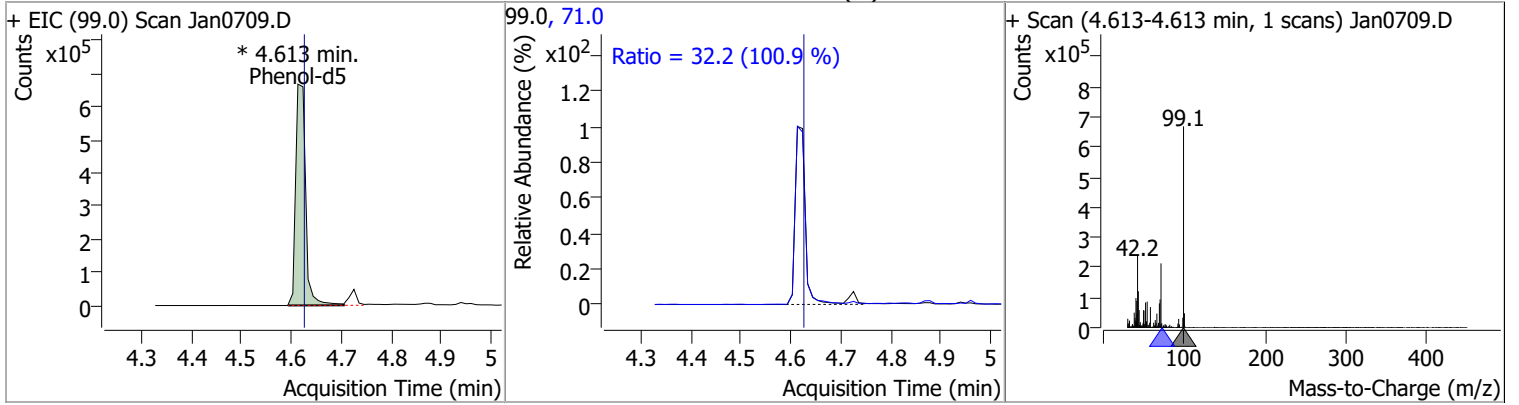


Compound	Conc.	RT	Dev(Min)	Resp.	QIon	QRatio	Lower	Upper
Aniline	50.1263	4.59	0.00	696401	66.0	40.8	28.3	52.5
					65.0	23.3	15.6	28.9

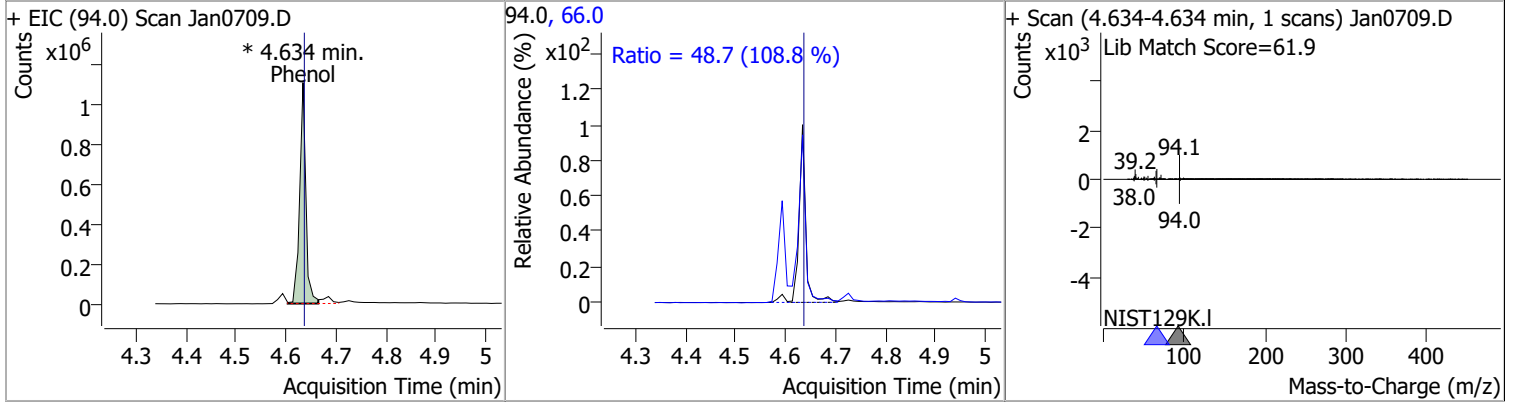


# Quantitation Results Report (QT Reviewed)

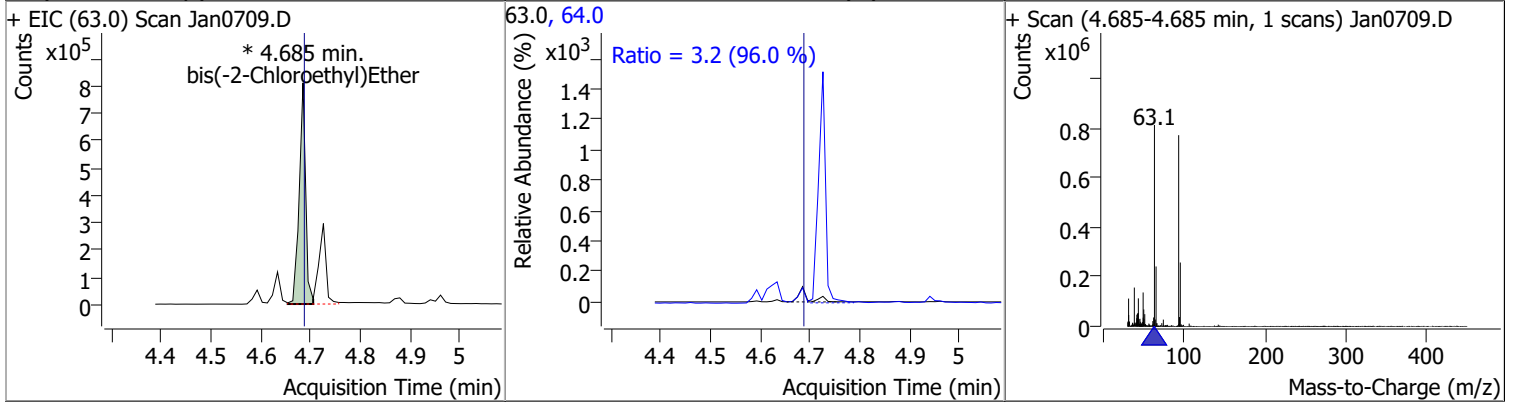
Compound	Conc.	RT	Dev(Min)	Resp.	QIon	QRatio	Lower	Upper
Phenol-d5	89.1730	4.61	-0.01	928942 (m)	71.0	32.2	22.3	41.5



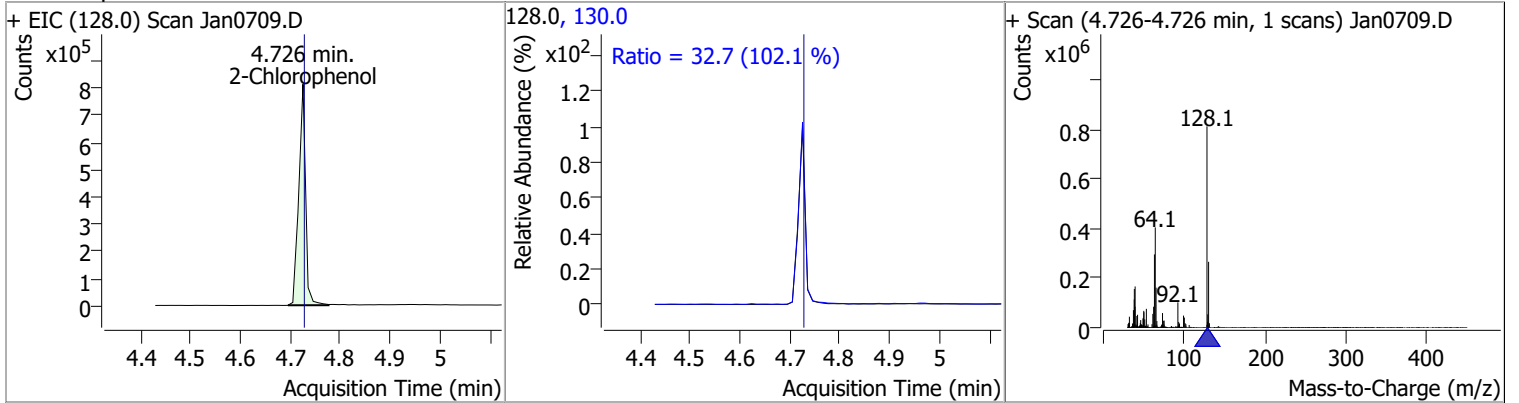
Compound	Conc.	RT	Dev(Min)	Resp.	QIon	QRatio	Lower	Upper
Phenol	87.8979	4.63	0.00	951213 (m)	66.0	48.7	31.3	58.2



Compound	Conc.	RT	Dev(Min)	Resp.	QIon	QRatio	Lower	Upper
bis(-2-Chloroethyl)Ether	84.4315	4.68	0.00	726555 (m)	64.0	3.2	2.3	4.3

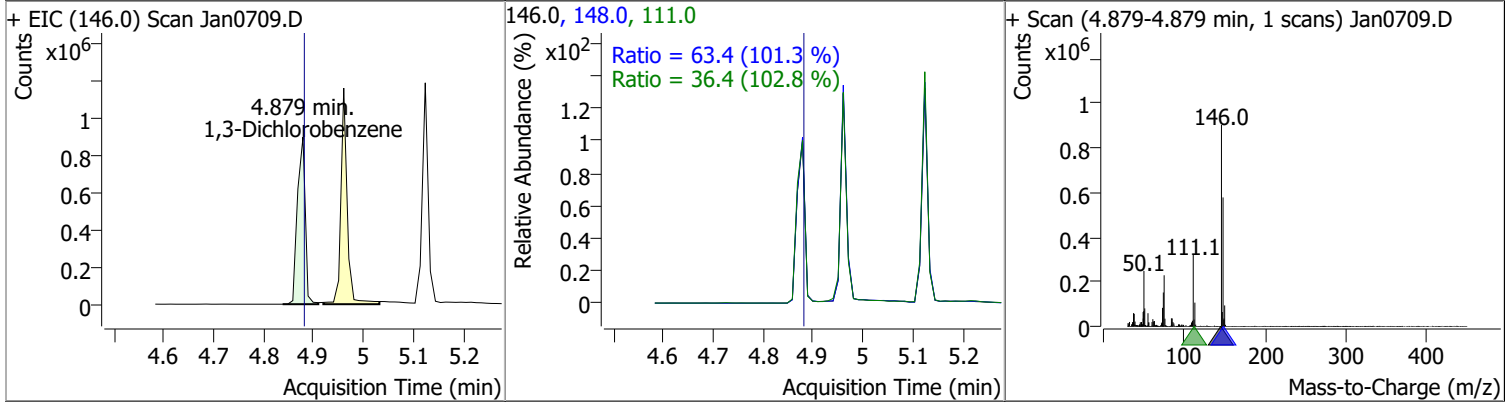


Compound	Conc.	RT	Dev(Min)	Resp.	QIon	QRatio	Lower	Upper
2-Chlorophenol	83.2799	4.73	0.00	767950	130.0	32.7	22.4	41.6

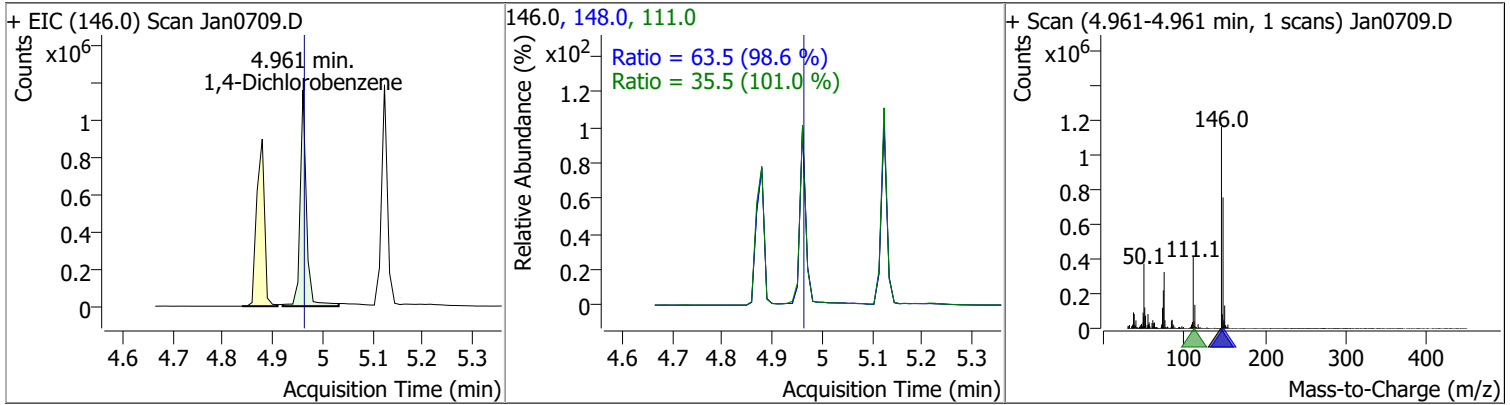


# Quantitation Results Report (QT Reviewed)

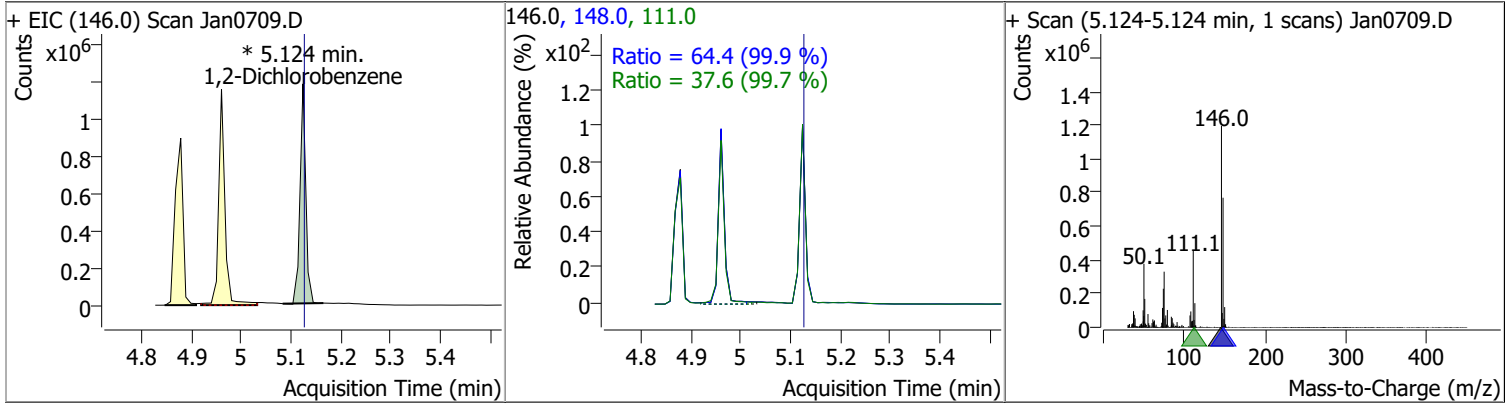
Compound	Conc.	RT	Dev(Min)	Resp.	QIon	QRatio	Lower	Upper
1,3-Dichlorobenzene	80.0418	4.88	0.00	981882	148.0	63.4	43.8	81.3
					111.0	36.4	24.8	46.0



Compound	Conc.	RT	Dev(Min)	Resp.	QIon	QRatio	Lower	Upper
1,4-Dichlorobenzene	82.8790	4.96	0.00	1021790	148.0	63.5	45.1	83.8
					111.0	35.5	24.6	45.7

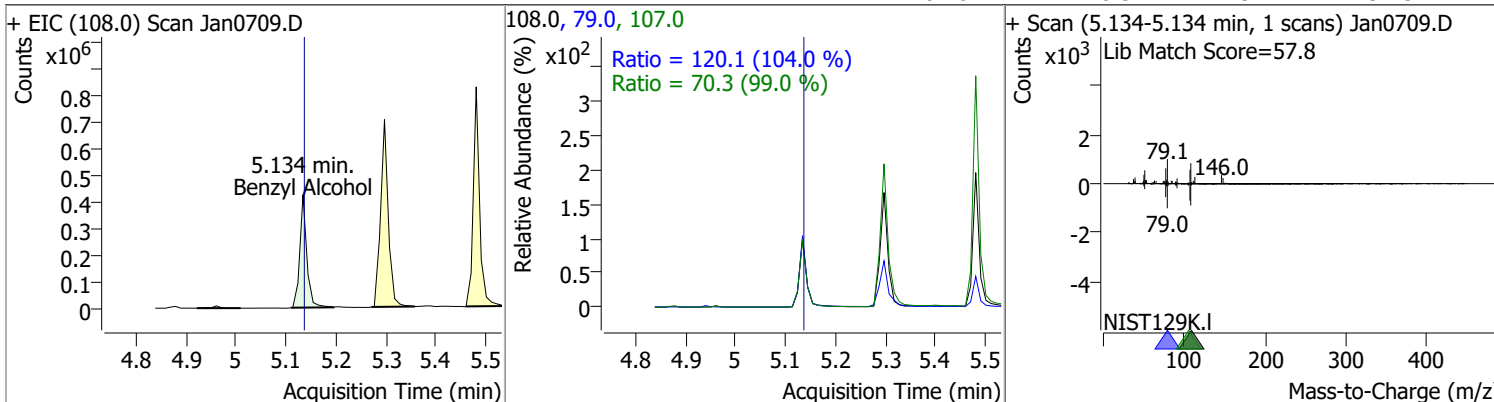


Compound	Conc.	RT	Dev(Min)	Resp.	QIon	QRatio	Lower	Upper
1,2-Dichlorobenzene	77.9723	5.12	0.00	947809 (m)	148.0	64.4	45.1	83.8
					111.0	37.6	26.4	49.1

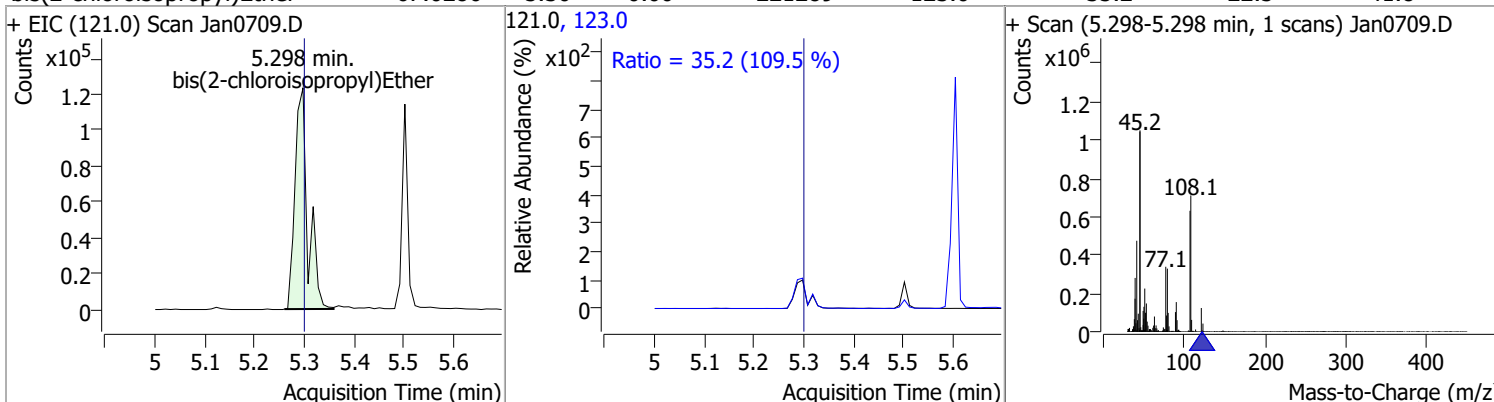


# Quantitation Results Report (QT Reviewed)

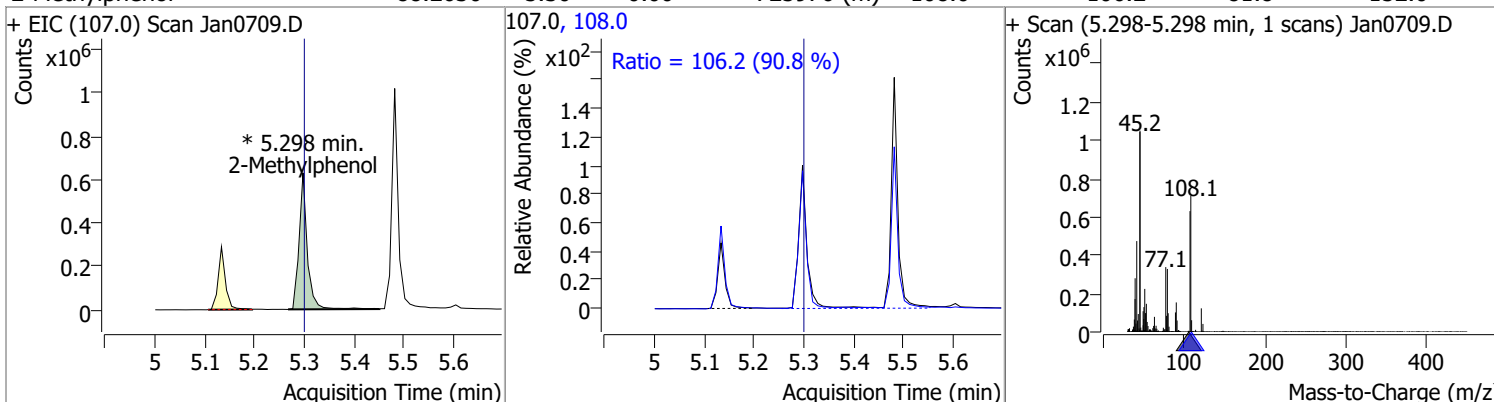
Compound	Conc.	RT	Dev(Min)	Resp.	QIon	QRatio	Lower	Upper
Benzyl Alcohol	78.2670	5.13	0.00	415177	79.0	120.1	80.8	150.1
					107.0	70.3	49.7	92.3



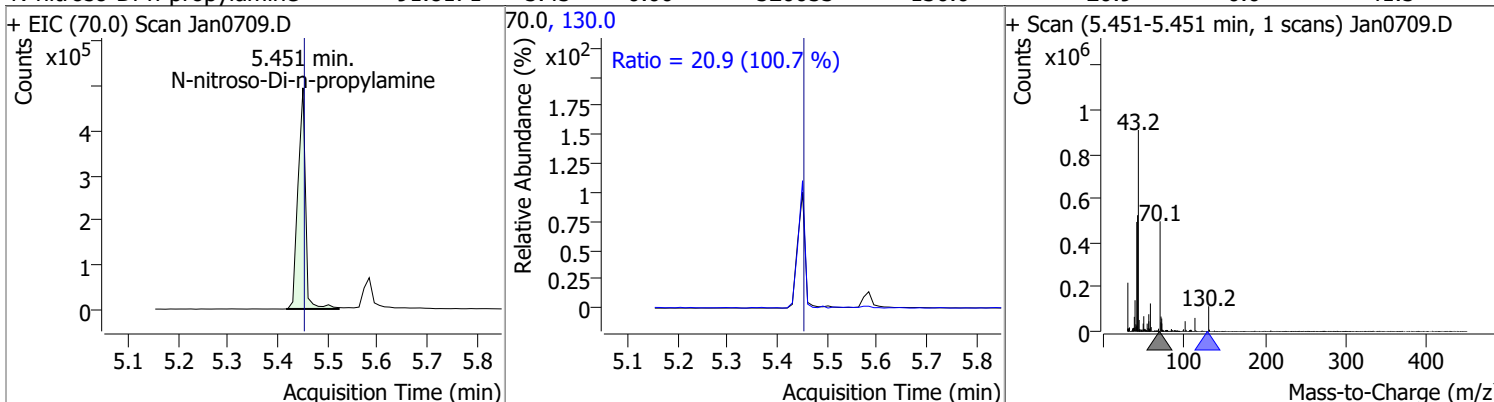
Compound	Conc.	RT	Dev(Min)	Resp.	QIon	QRatio	Lower	Upper
bis(2-chloroisopropyl)Ether	67.0286	5.30	0.00	221289	123.0	35.2	22.5	41.8



Compound	Conc.	RT	Dev(Min)	Resp.	QIon	QRatio	Lower	Upper
2-Methylphenol	88.2630	5.30	0.00	725976 (m)	108.0	106.2	81.8	152.0

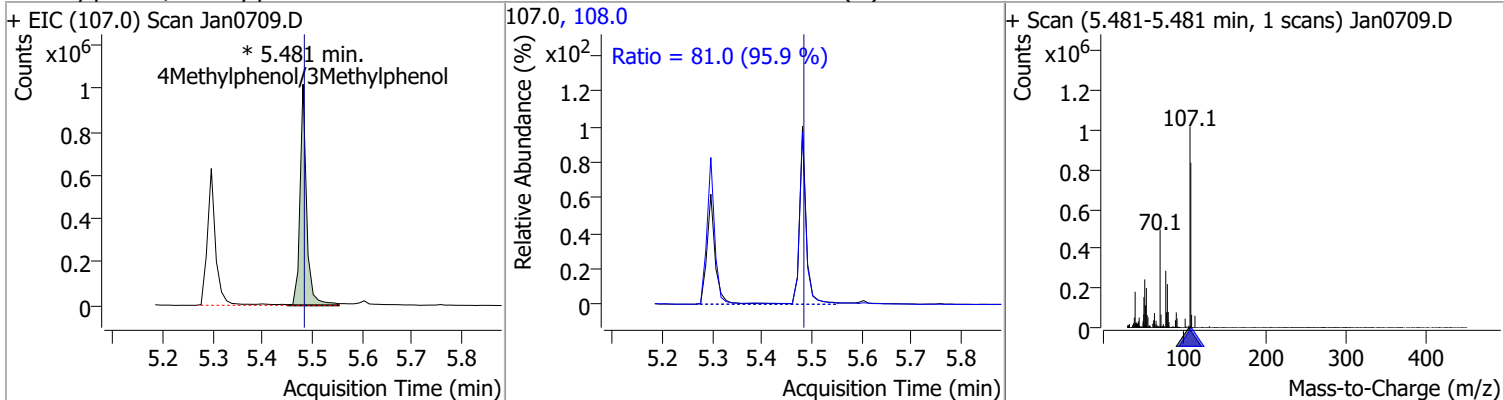


Compound	Conc.	RT	Dev(Min)	Resp.	QIon	QRatio	Lower	Upper
N-nitroso-Di-n-propylamine	91.8171	5.45	0.00	520053	130.0	20.9	0.0	41.5

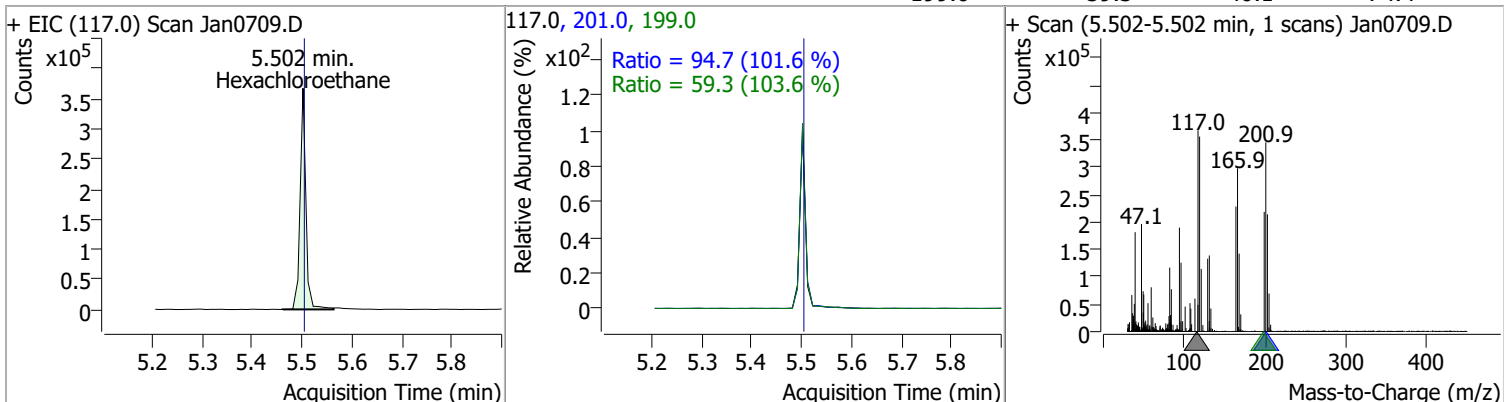


# Quantitation Results Report (QT Reviewed)

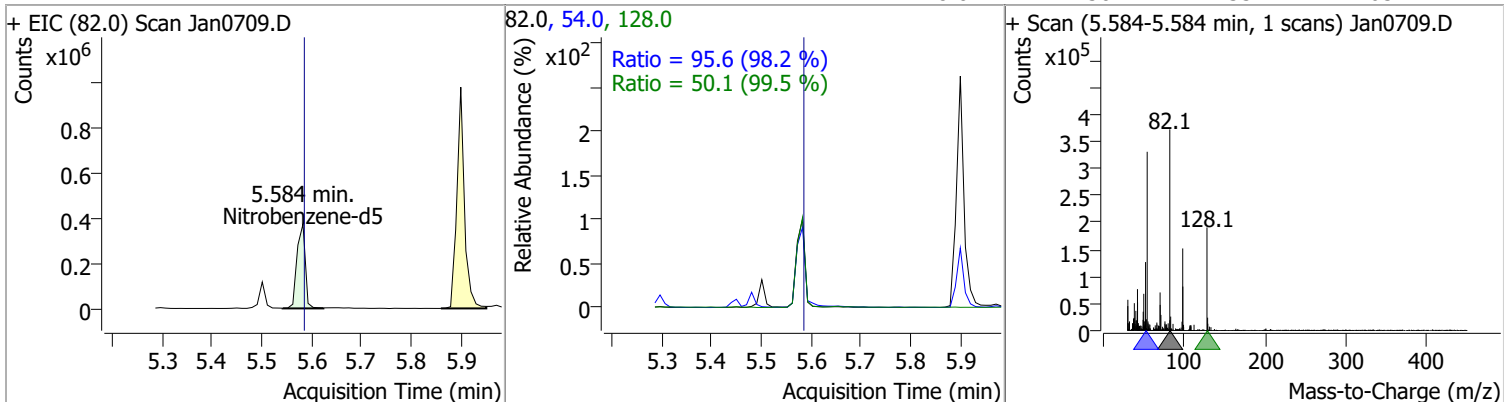
Compound	Conc.	RT	Dev(Min)	Resp.	QIon	QRatio	Lower	Upper
4Methylphenol/3Methylphenol	84.0745	5.48	0.00	934579 (m)	108.0	81.0	59.1	109.8



Compound	Conc.	RT	Dev(Min)	Resp.	QIon	QRatio	Lower	Upper
Hexachloroethane	83.3387	5.50	0.00	293693	201.0	94.7	65.2	121.2
					199.0	59.3	40.1	74.4

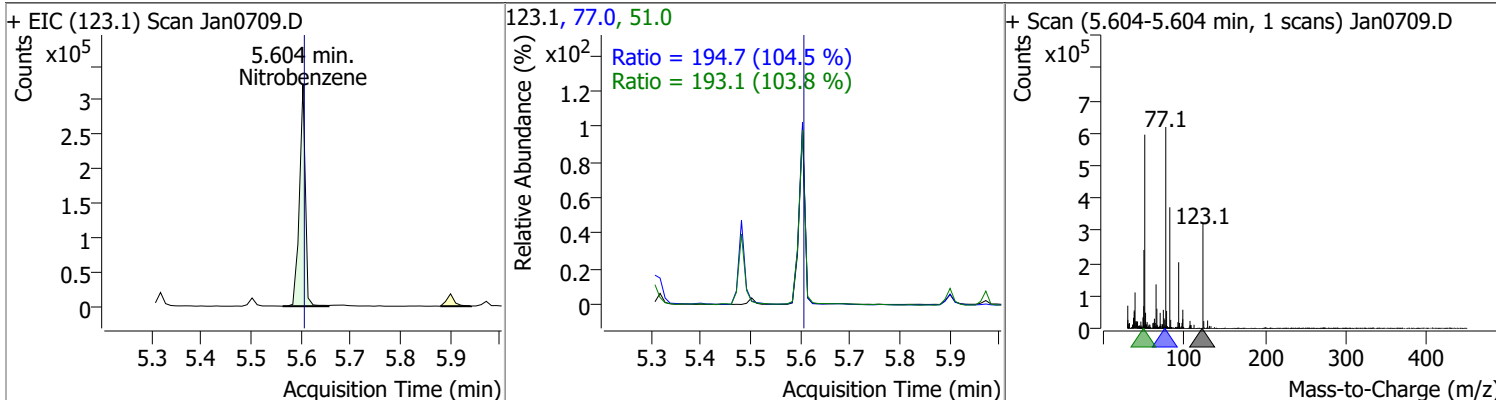


Compound	Conc.	RT	Dev(Min)	Resp.	QIon	QRatio	Lower	Upper
Nitrobenzene-d5	75.6746	5.58	0.00	430344	54.0	95.6	68.2	126.6
					128.0	50.1	35.2	65.4

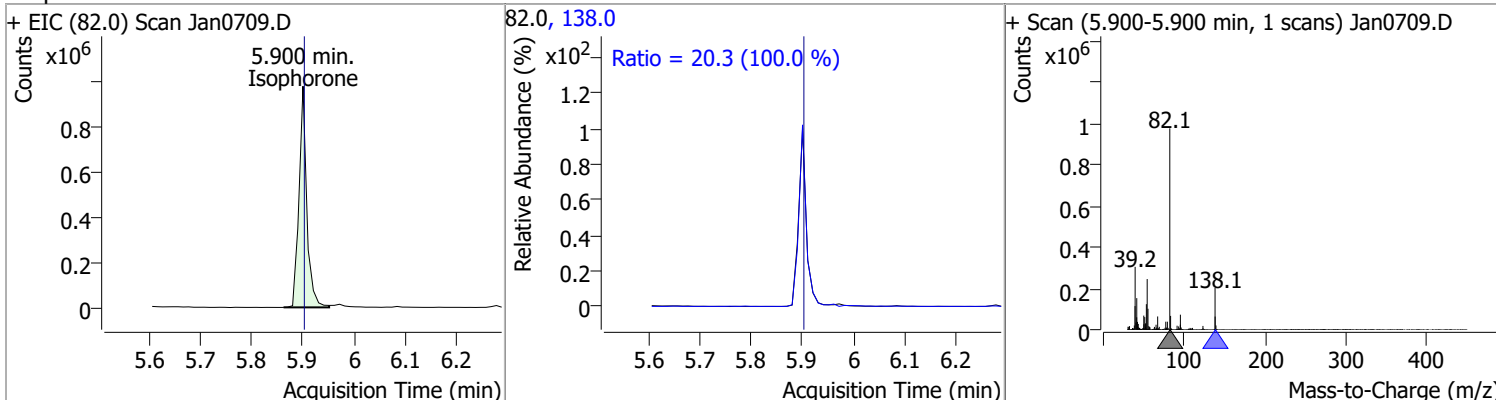


# Quantitation Results Report (QT Reviewed)

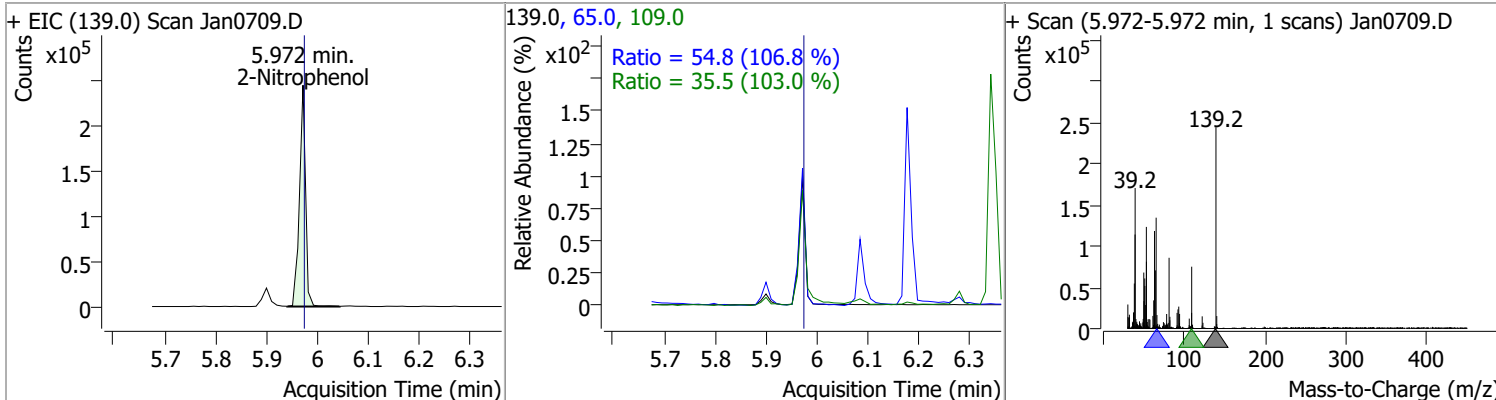
Compound	Conc.	RT	Dev(Min)	Resp.	QIon	QRatio	Lower	Upper
Nitrobenzene	89.0583	5.60	0.00	265161	77.0	194.7	130.5	242.3
					51.0	193.1	130.2	241.8



Compound	Conc.	RT	Dev(Min)	Resp.	QIon	QRatio	Lower	Upper
Isophrone	70.8323	5.90	0.00	1036878	138.0	20.3	14.2	26.4



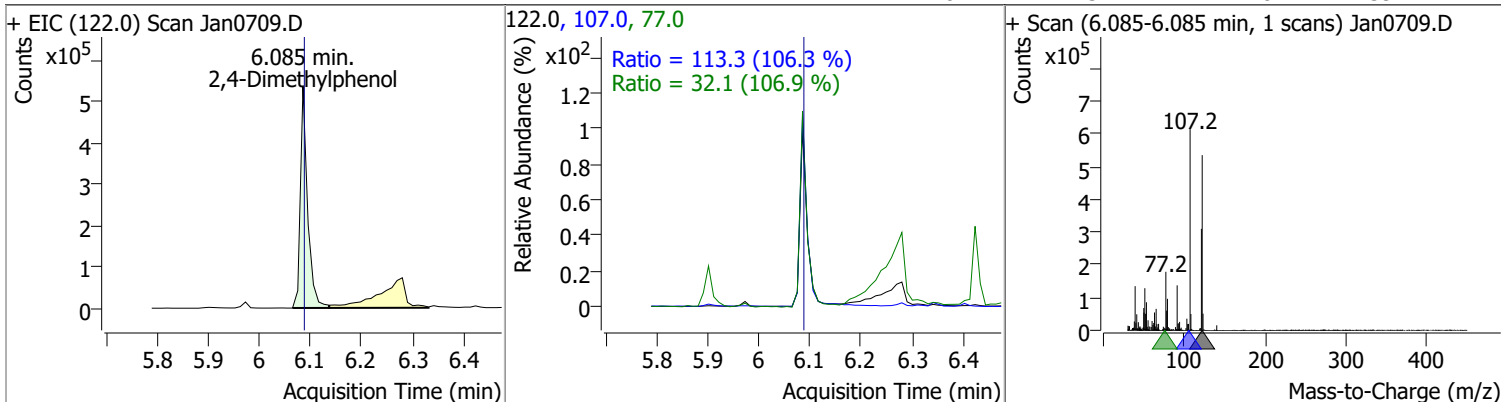
Compound	Conc.	RT	Dev(Min)	Resp.	QIon	QRatio	Lower	Upper
2-Nitrophenol	80.4417	5.97	0.00	203483	65.0	54.8	35.9	66.6
					109.0	35.5	24.1	44.8



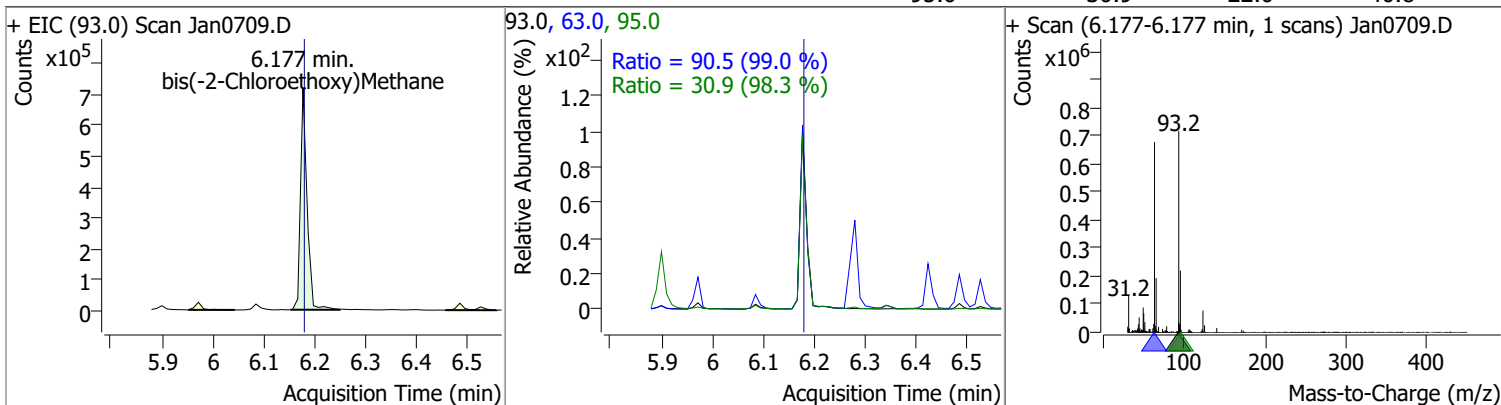


# Quantitation Results Report (QT Reviewed)

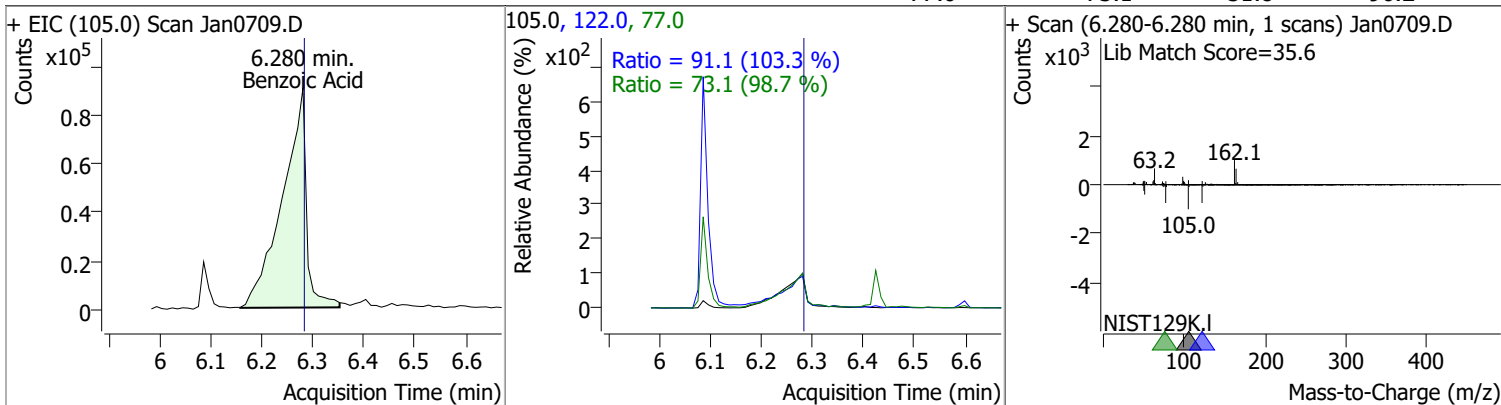
Compound	Conc.	RT	Dev(Min)	Resp.	QIon	QRatio	Lower	Upper
2,4-Dimethylphenol	71.9591	6.08	0.00	516846	107.0	113.3	74.6	138.5
					77.0	32.1	21.0	39.1



Compound	Conc.	RT	Dev(Min)	Resp.	QIon	QRatio	Lower	Upper
bis(-2-Chloroethoxy)Methane	75.8186	6.18	0.00	641334	63.0	90.5	64.0	118.8
					95.0	30.9	22.0	40.8

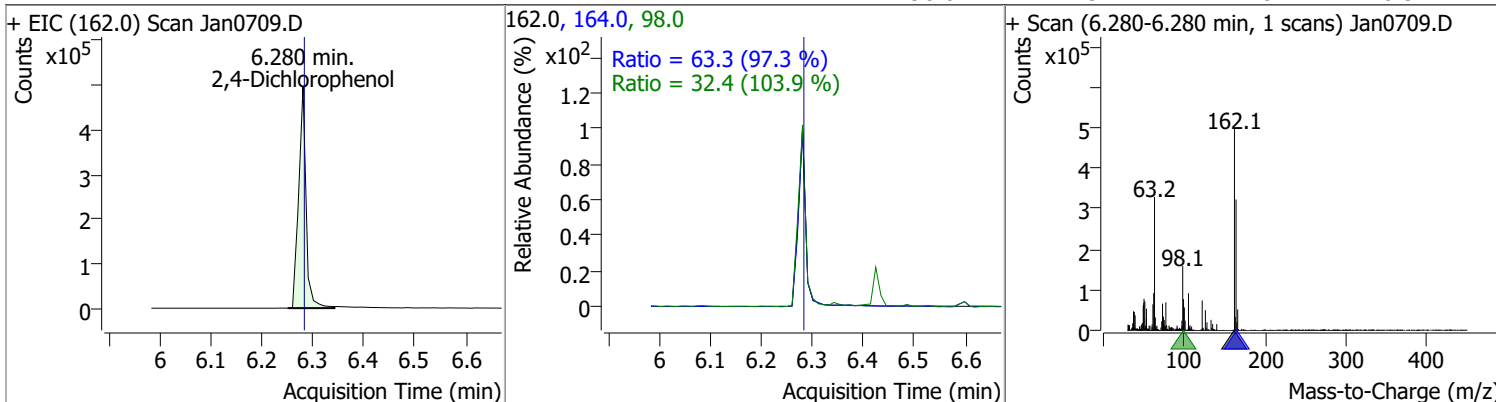


Compound	Conc.	RT	Dev(Min)	Resp.	QIon	QRatio	Lower	Upper
Benzoic Acid	75.8763	6.28	0.00	296172	122.0	91.1	61.7	114.6
					77.0	73.1	51.8	96.2

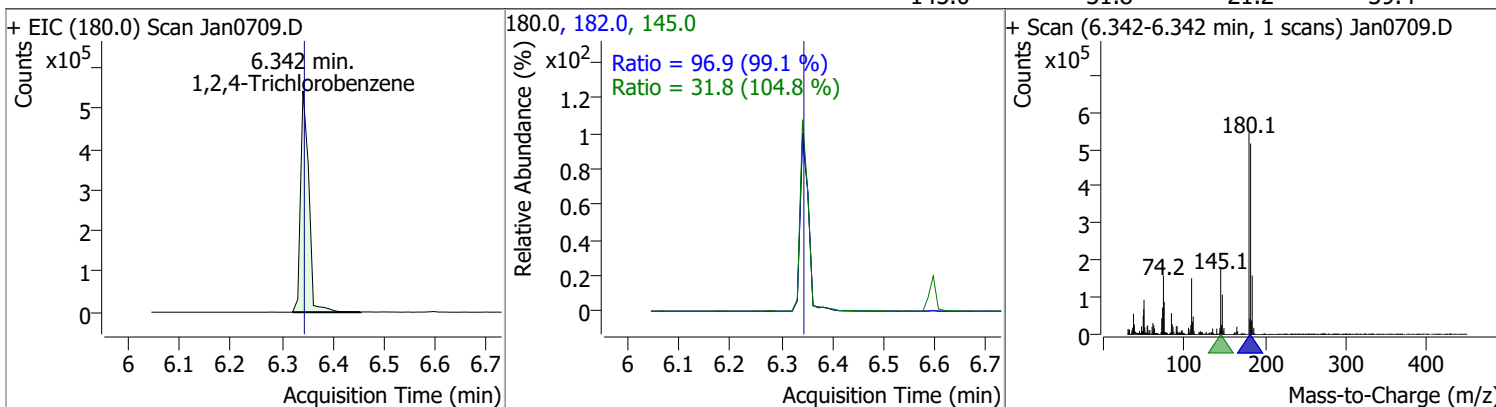


# Quantitation Results Report (QT Reviewed)

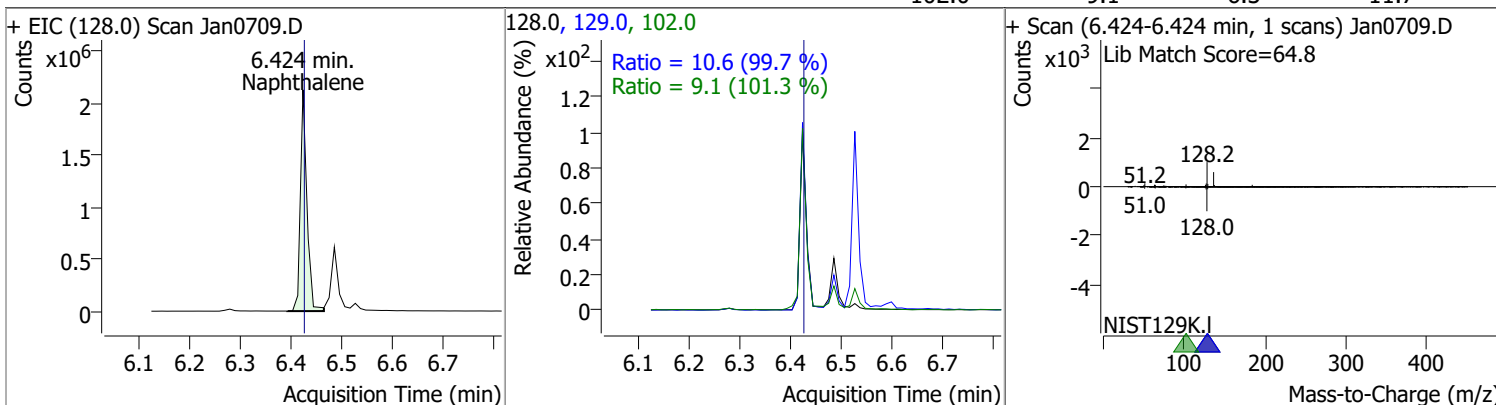
Compound	Conc.	RT	Dev(Min)	Resp.	QIon	QRatio	Lower	Upper
2,4-Dichlorophenol	76.1081	6.28	0.00	500826	164.0	63.3	45.5	84.6
					98.0	32.4	21.8	40.5



Compound	Conc.	RT	Dev(Min)	Resp.	QIon	QRatio	Lower	Upper
1,2,4-Trichlorobenzene	73.3428	6.34	0.00	614153	182.0	96.9	68.4	127.1
					145.0	31.8	21.2	39.4

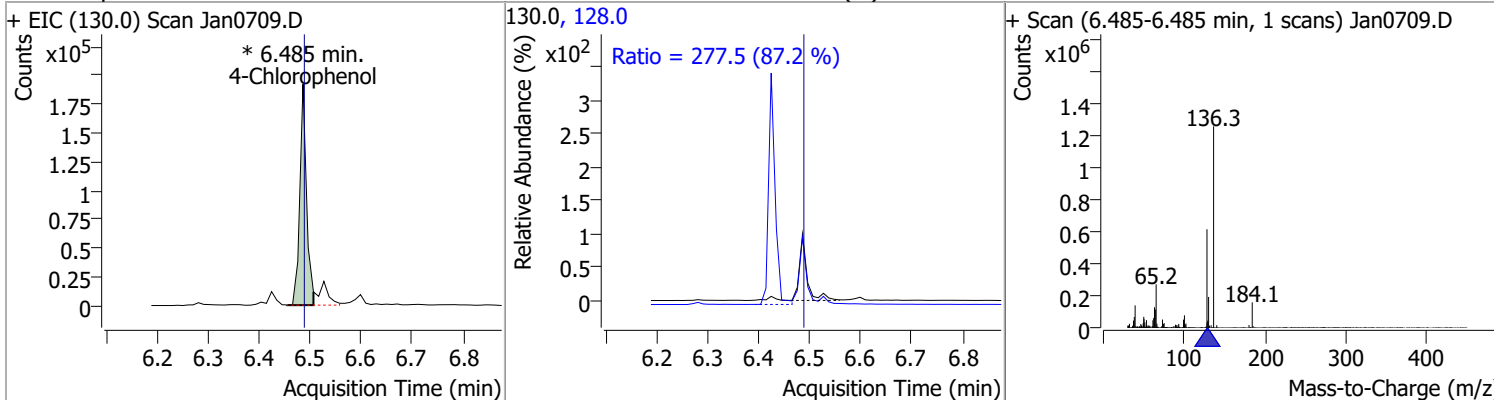


Compound	Conc.	RT	Dev(Min)	Resp.	QIon	QRatio	Lower	Upper
Naphthalene	77.4996	6.42	0.00	1887908	129.0	10.6	7.4	13.8
					102.0	9.1	6.3	11.7

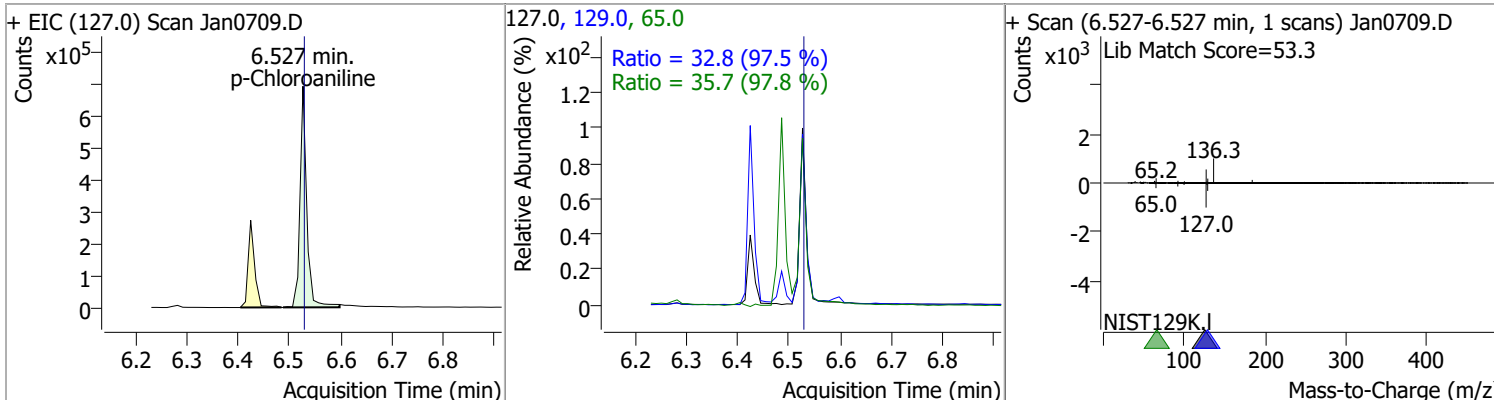


# Quantitation Results Report (QT Reviewed)

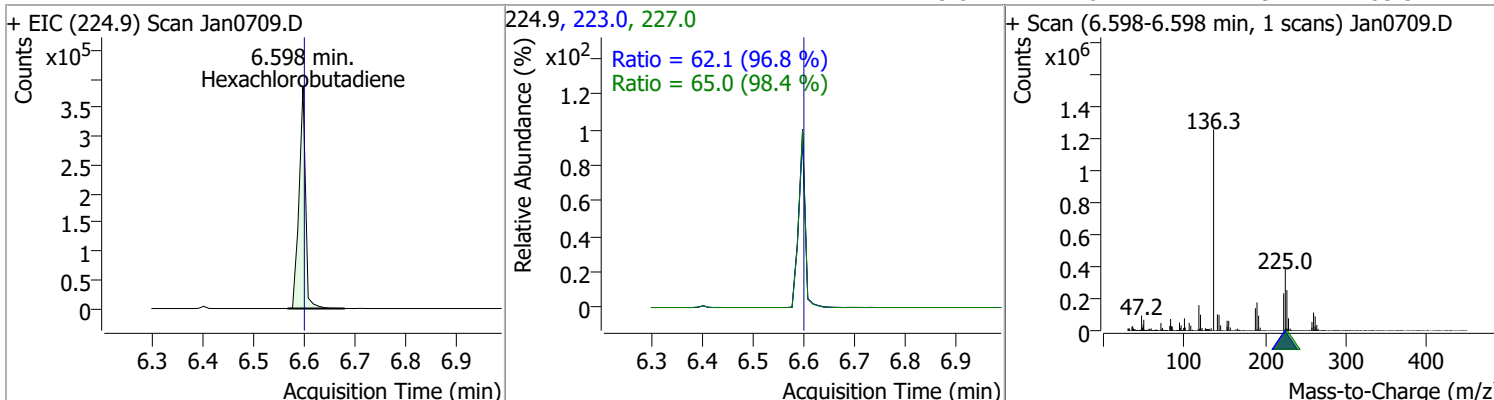
Compound	Conc.	RT	Dev(Min)	Resp.	QIon	QRatio	Lower	Upper
4-Chlorophenol	78.1991	6.49	0.00	176034 (m)	128.0	277.5	222.8	413.7



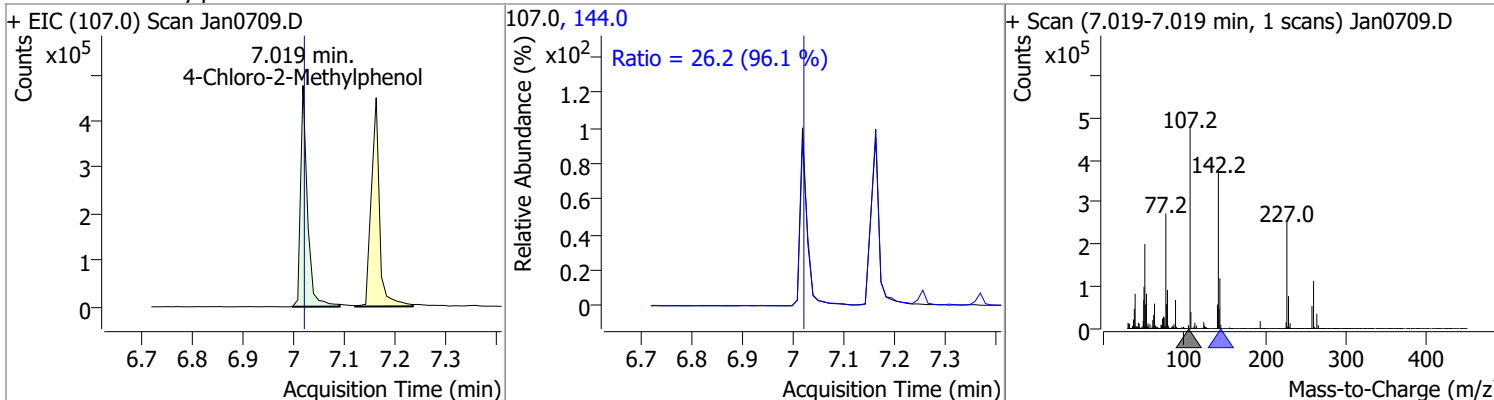
Compound	Conc.	RT	Dev(Min)	Resp.	QIon	QRatio	Lower	Upper
p-Chloroaniline	67.3191	6.53	0.00	638230	65.0	35.7	25.6	47.5
					129.0	32.8	23.6	43.8



Compound	Conc.	RT	Dev(Min)	Resp.	QIon	QRatio	Lower	Upper
Hexachlorobutadiene	75.0434	6.60	0.00	343063	227.0	65.0	46.3	85.9
					223.0	62.1	44.9	83.3

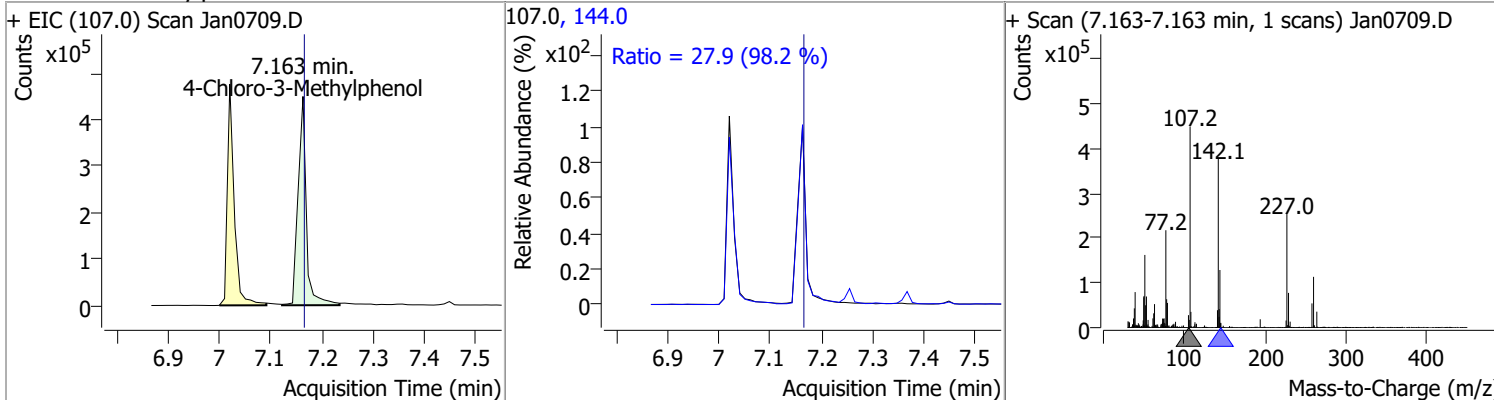


Compound	Conc.	RT	Dev(Min)	Resp.	QIon	QRatio	Lower	Upper
4-Chloro-2-Methylphenol	73.0461	7.02	0.00	447080	144.0	26.2	19.1	35.5

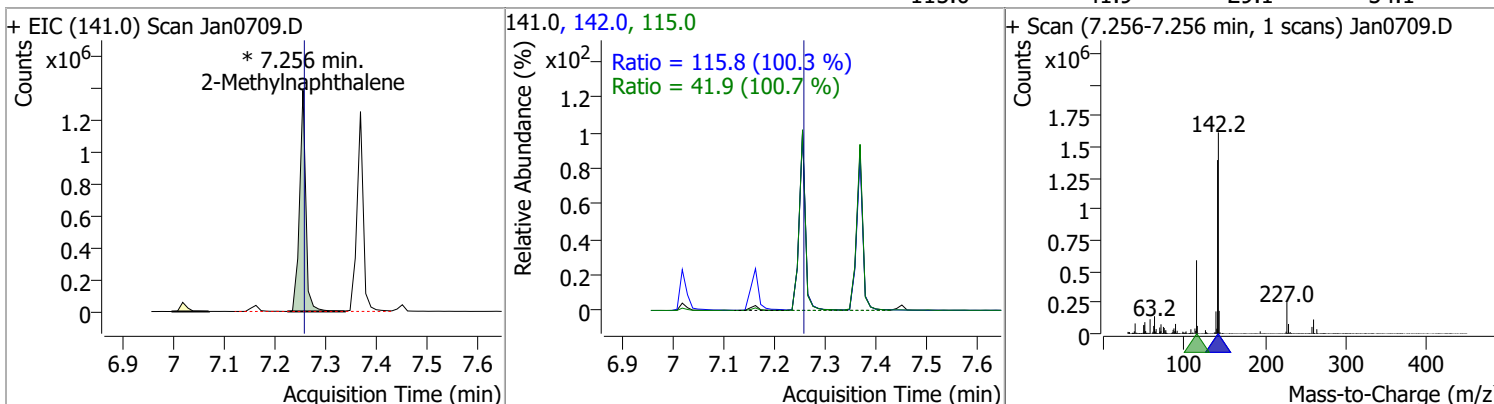


# Quantitation Results Report (QT Reviewed)

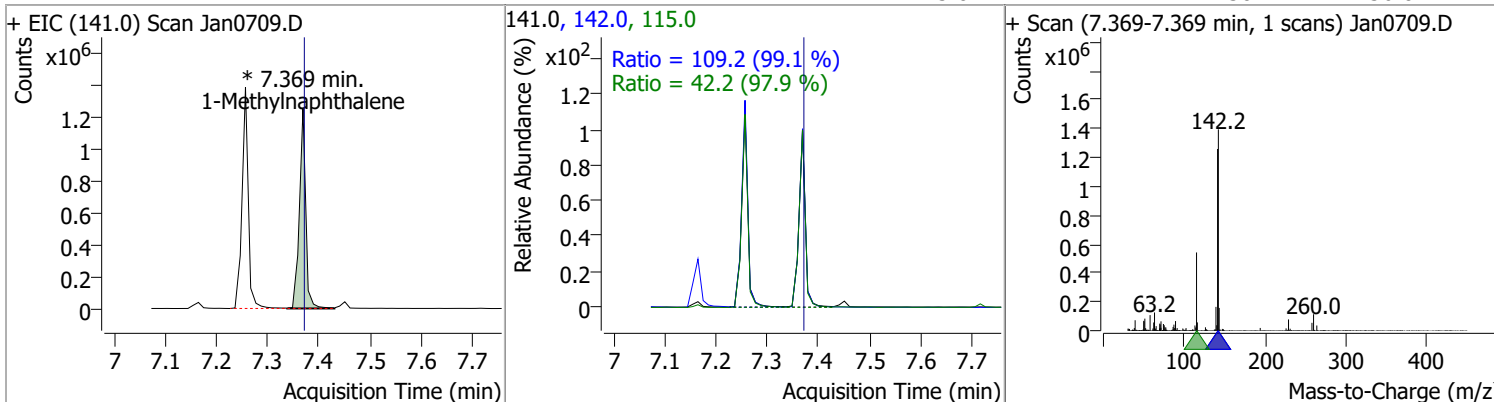
Compound	Conc.	RT	Dev(Min)	Resp.	QIon	QRatio	Lower	Upper
4-Chloro-3-Methylphenol	78.1501	7.16	0.00	505199	144.0	27.9	19.9	36.9



Compound	Conc.	RT	Dev(Min)	Resp.	QIon	QRatio	Lower	Upper
2-Methylnaphthalene	79.0449	7.26	0.00	1186393 (m)	142.0	115.8	80.8	150.1
					115.0	41.9	29.1	54.1

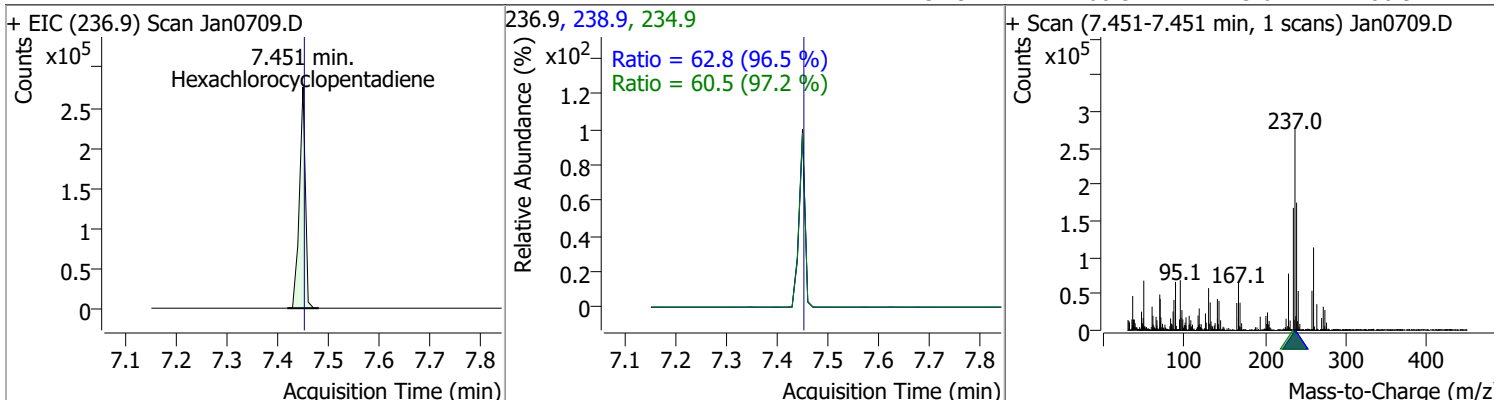


Compound	Conc.	RT	Dev(Min)	Resp.	QIon	QRatio	Lower	Upper
1-Methylnaphthalene	74.3974	7.37	0.00	1085825 (m)	142.0	109.2	77.1	143.2
					115.0	42.2	30.2	56.0

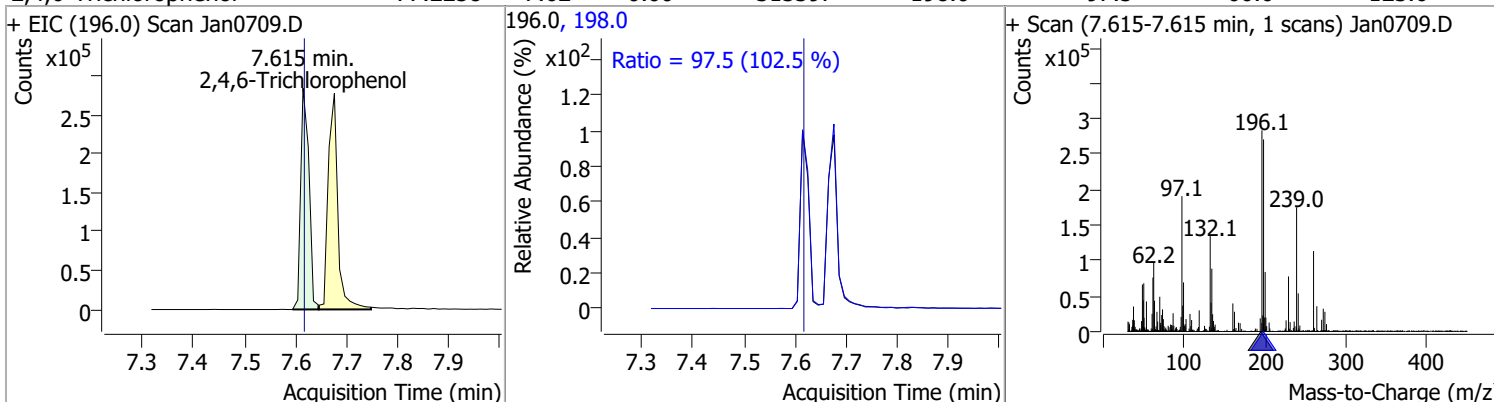


# Quantitation Results Report (QT Reviewed)

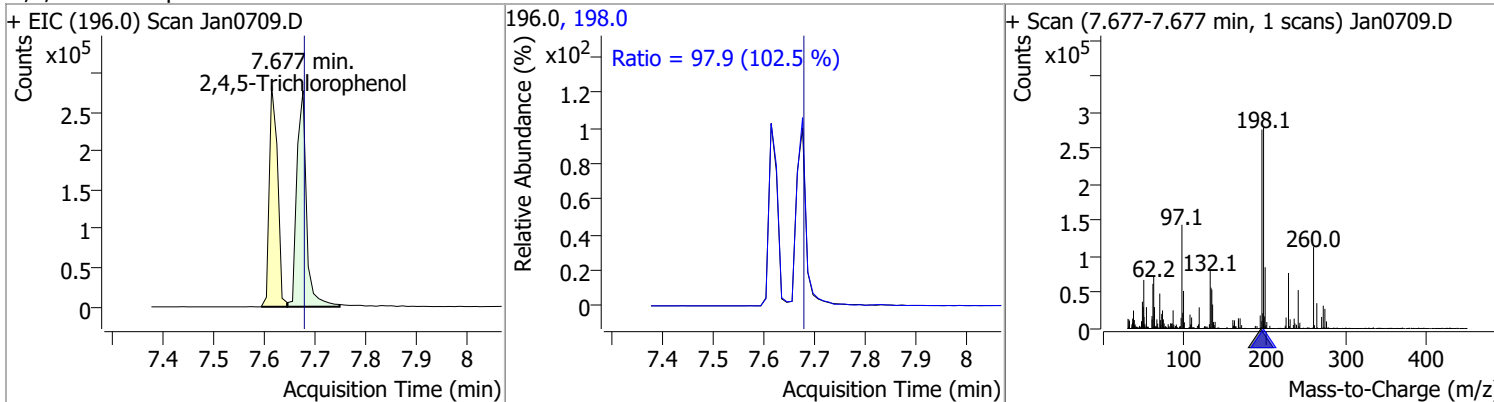
Compound	Conc.	RT	Dev(Min)	Resp.	QIon	QRatio	Lower	Upper
Hexachlorocyclopentadiene	77.7289	7.45	0.00	223093	238.9	62.8	45.5	84.6
					234.9	60.5	43.6	80.9



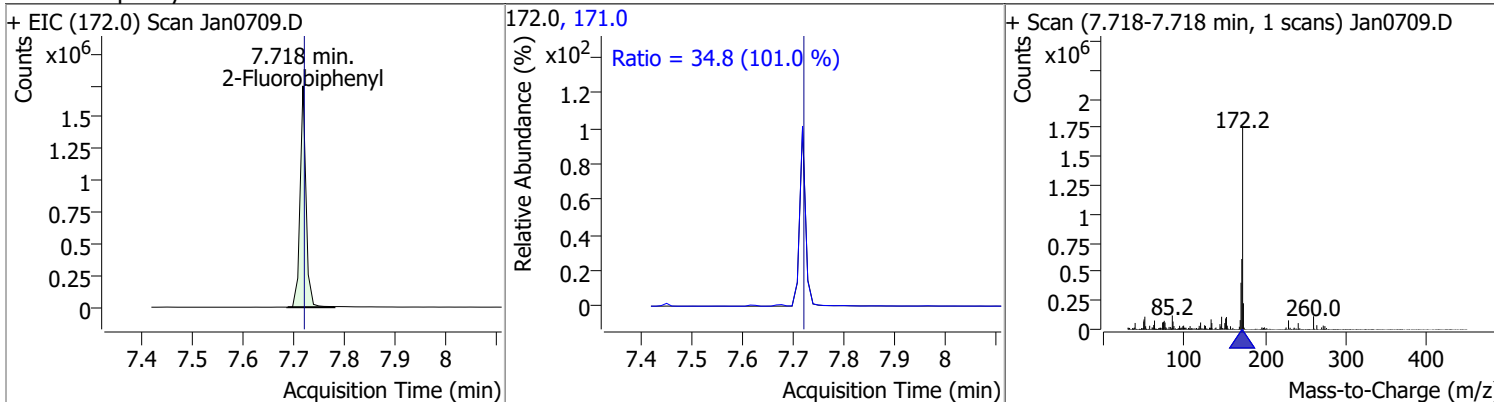
Compound	Conc.	RT	Dev(Min)	Resp.	QIon	QRatio	Lower	Upper
2,4,6-Trichlorophenol	77.2258	7.62	0.00	315397	198.0	97.5	66.6	123.6



Compound	Conc.	RT	Dev(Min)	Resp.	QIon	QRatio	Lower	Upper
2,4,5-Trichlorophenol	78.1901	7.68	0.00	364018	198.0	97.9	66.8	124.1

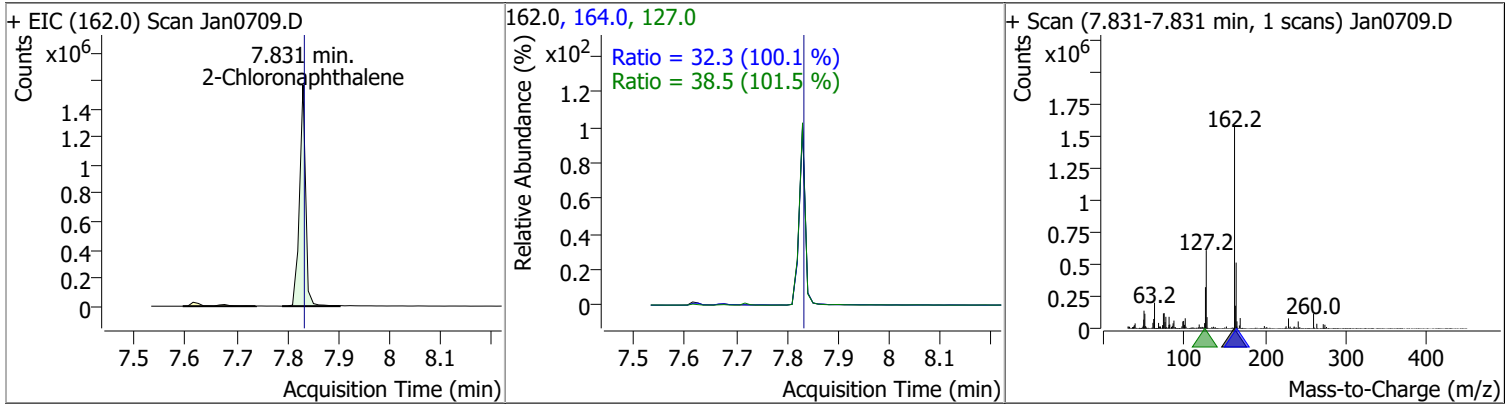


Compound	Conc.	RT	Dev(Min)	Resp.	QIon	QRatio	Lower	Upper
2-Fluorobiphenyl	75.4709	7.72	0.00	1407142	171.0	34.8	24.2	44.9

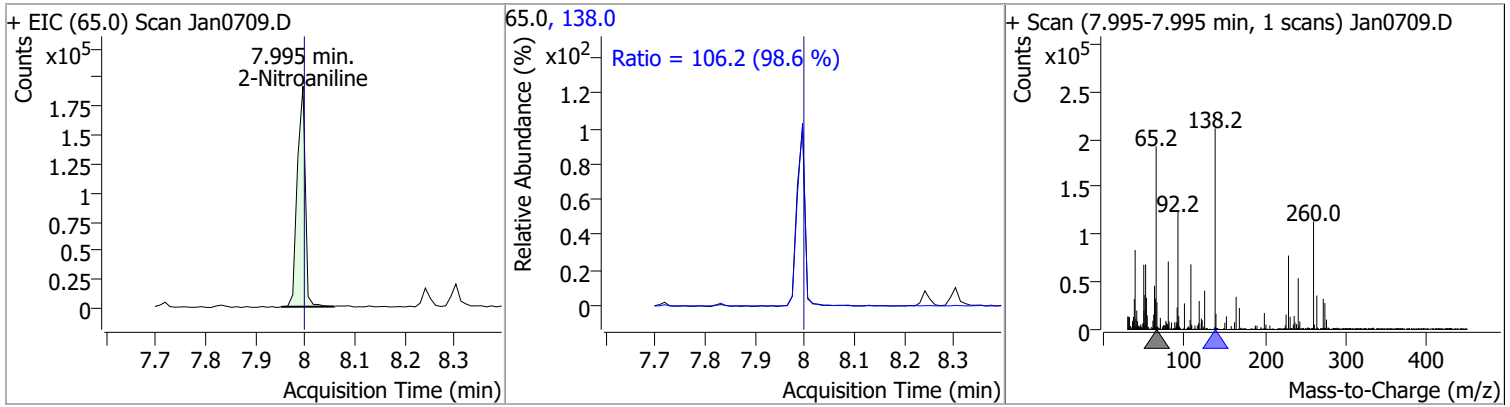


# Quantitation Results Report (QT Reviewed)

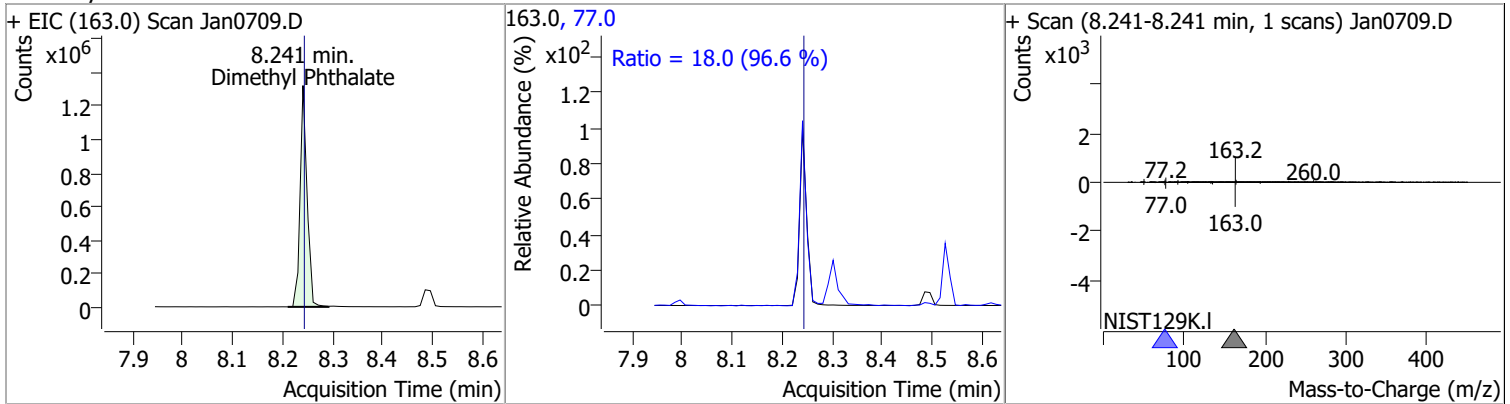
Compound	Conc.	RT	Dev(Min)	Resp.	QIon	QRatio	Lower	Upper
2-Chloronaphthalene	84.3397	7.83	0.00	1309332	127.0	38.5	26.5	49.3
					164.0	32.3	22.6	41.9



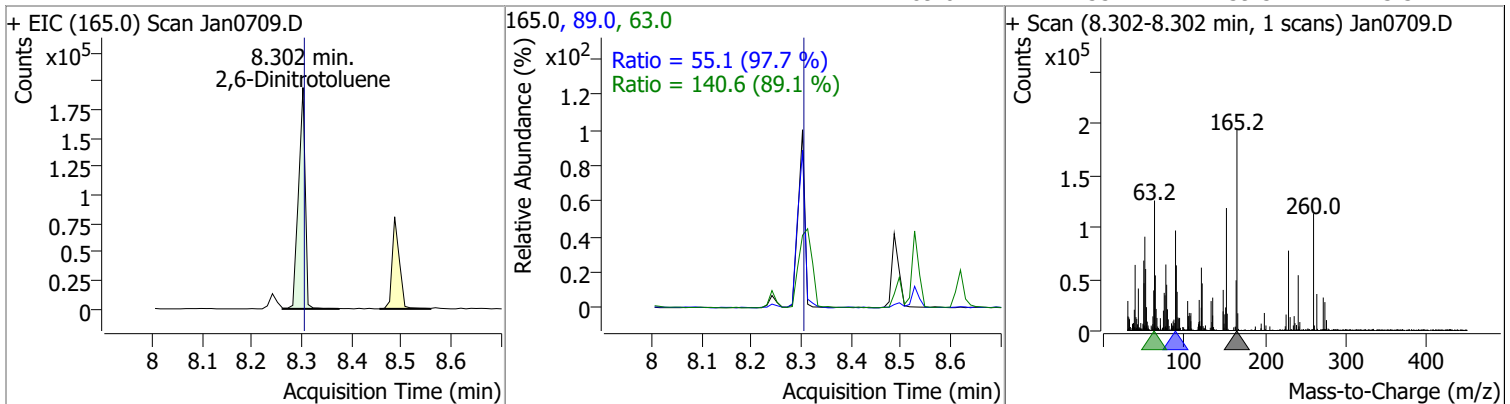
Compound	Conc.	RT	Dev(Min)	Resp.	QIon	QRatio	Lower	Upper
2-Nitroaniline	79.1516	8.00	0.00	212899	138.0	106.2	75.4	140.1



Compound	Conc.	RT	Dev(Min)	Resp.	QIon	QRatio	Lower	Upper
Dimethyl Phthalate	82.9707	8.24	0.00	1285888	77.0	18.0	13.0	24.2

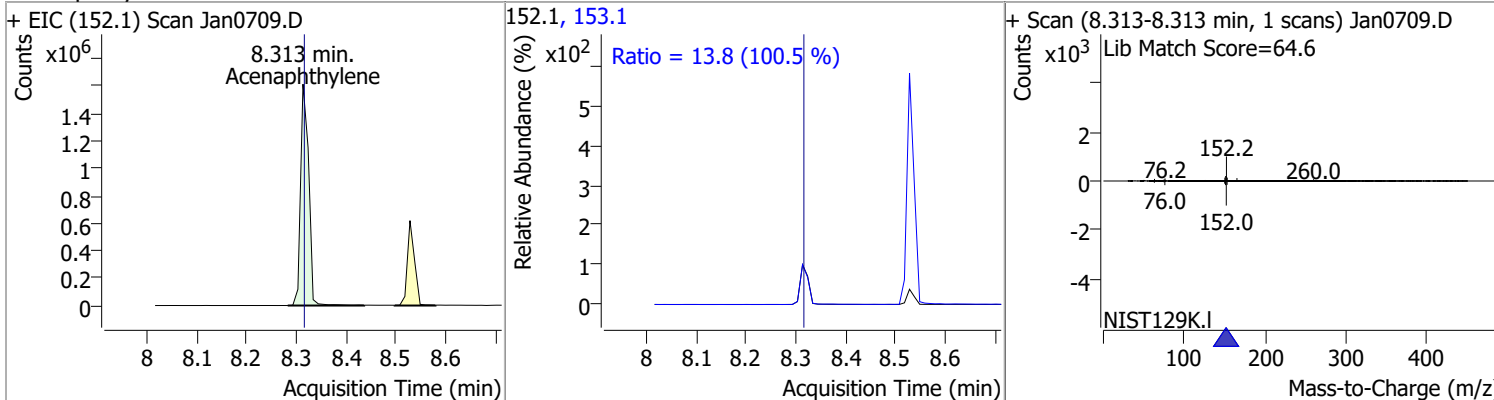


Compound	Conc.	RT	Dev(Min)	Resp.	QIon	QRatio	Lower	Upper
2,6-Dinitrotoluene	87.6211	8.30	0.00	182786	63.0	140.6	110.4	205.0
					89.0	55.1	39.5	73.3

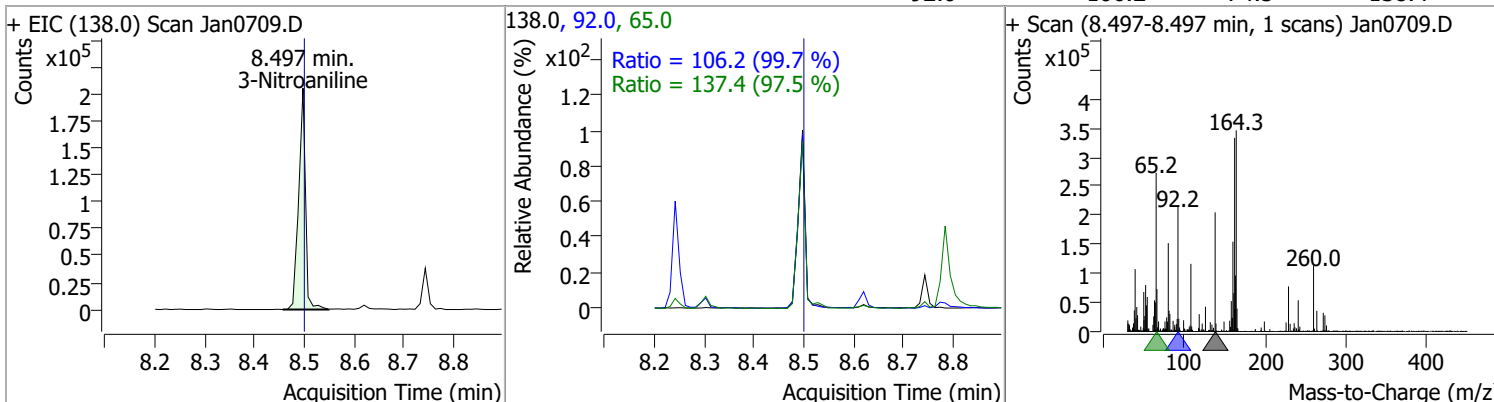


# Quantitation Results Report (QT Reviewed)

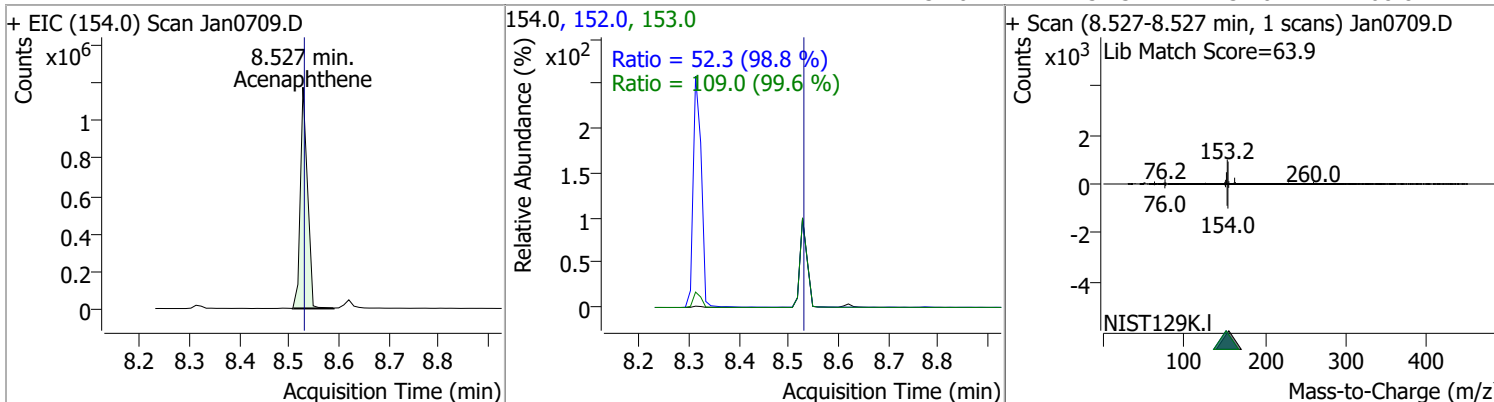
Compound	Conc.	RT	Dev(Min)	Resp.	QIon	QRatio	Lower	Upper
Acenaphthylene	74.1013	8.31	0.00	1828449	153.1	13.8	9.6	17.9



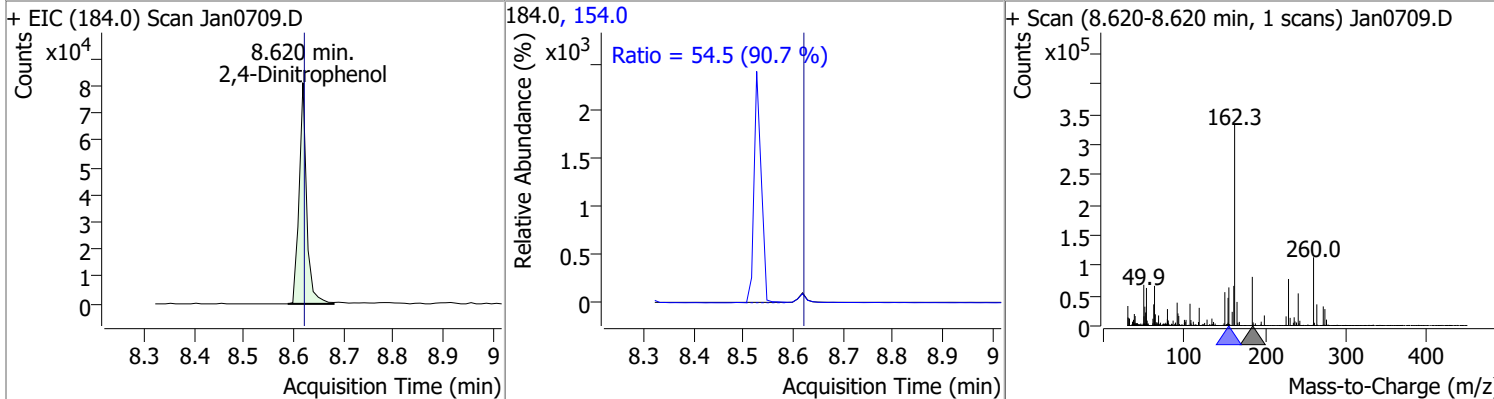
Compound	Conc.	RT	Dev(Min)	Resp.	QIon	QRatio	Lower	Upper
3-Nitroaniline	85.5246	8.50	0.00	195477	65.0	137.4	98.6	183.2
					92.0	106.2	74.5	138.4



Compound	Conc.	RT	Dev(Min)	Resp.	QIon	QRatio	Lower	Upper
Acenaphthene	82.4102	8.53	0.00	1179832	153.0	109.0	76.6	142.3
					152.0	52.3	37.0	68.8

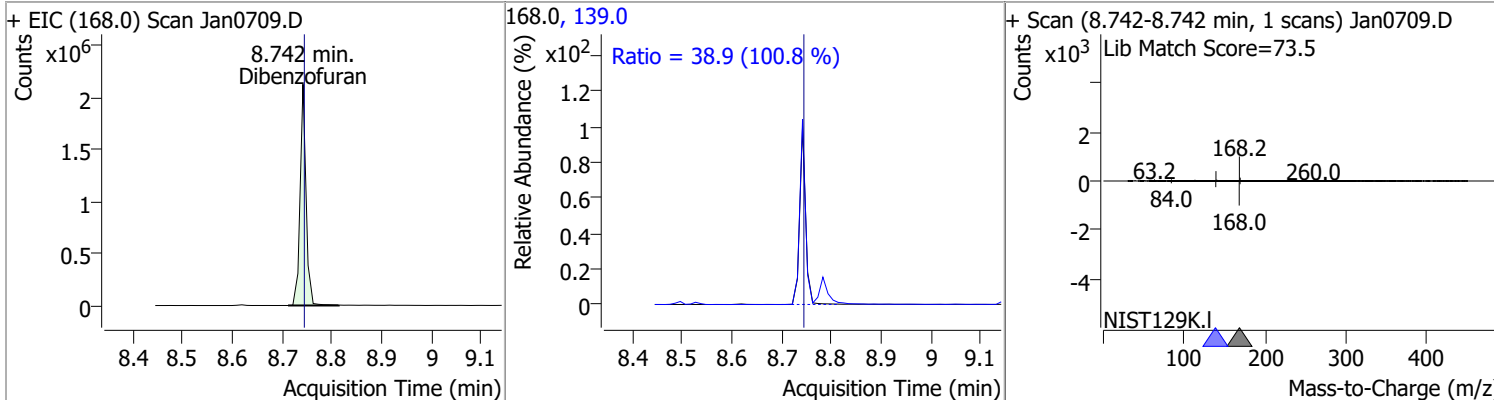


Compound	Conc.	RT	Dev(Min)	Resp.	QIon	QRatio	Lower	Upper
2,4-Dinitrophenol	76.9313	8.62	0.00	85223	154.0	54.5	42.0	78.1

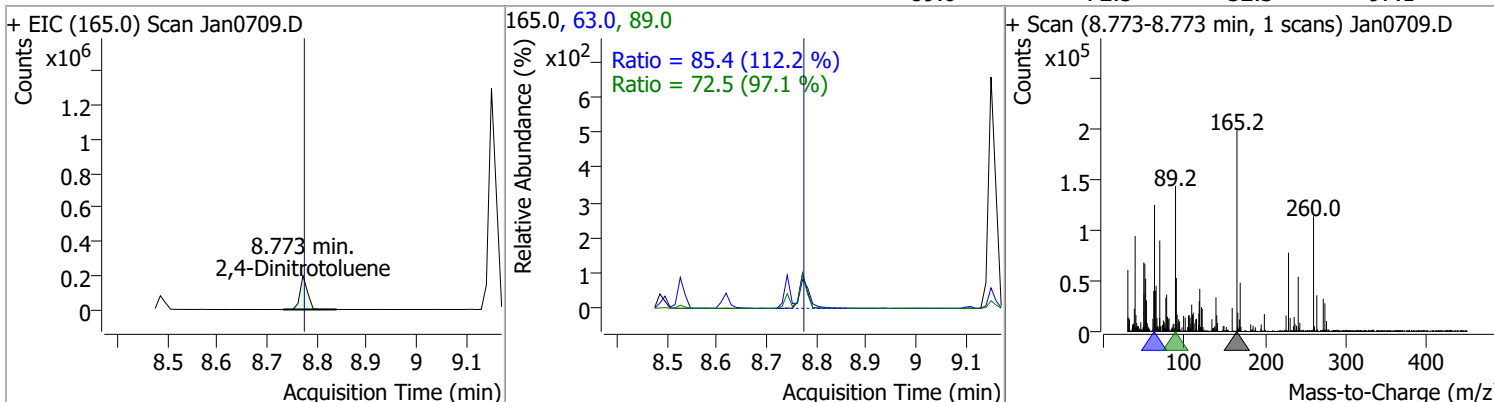


# Quantitation Results Report (QT Reviewed)

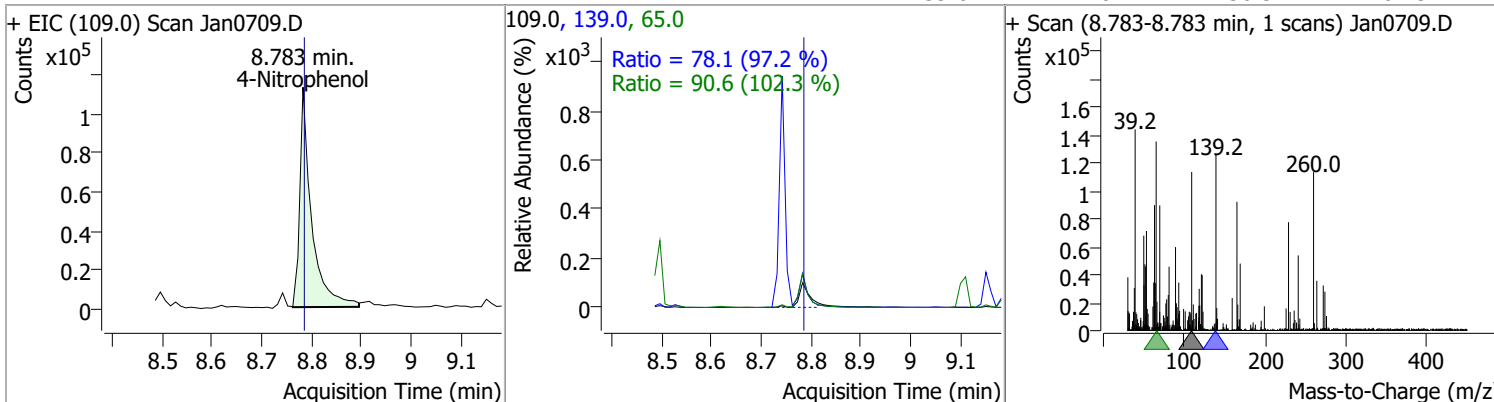
Compound	Conc.	RT	Dev(Min)	Resp.	QIon	QRatio	Lower	Upper
Dibenzofuran	77.7559	8.74	0.00	1761815	139.0	38.9	27.0	50.2



Compound	Conc.	RT	Dev(Min)	Resp.	QIon	QRatio	Lower	Upper
2,4-Dinitrotoluene	75.5681	8.77	0.00	204160	63.0	85.4	53.2	98.9
					89.0	72.5	52.3	97.1



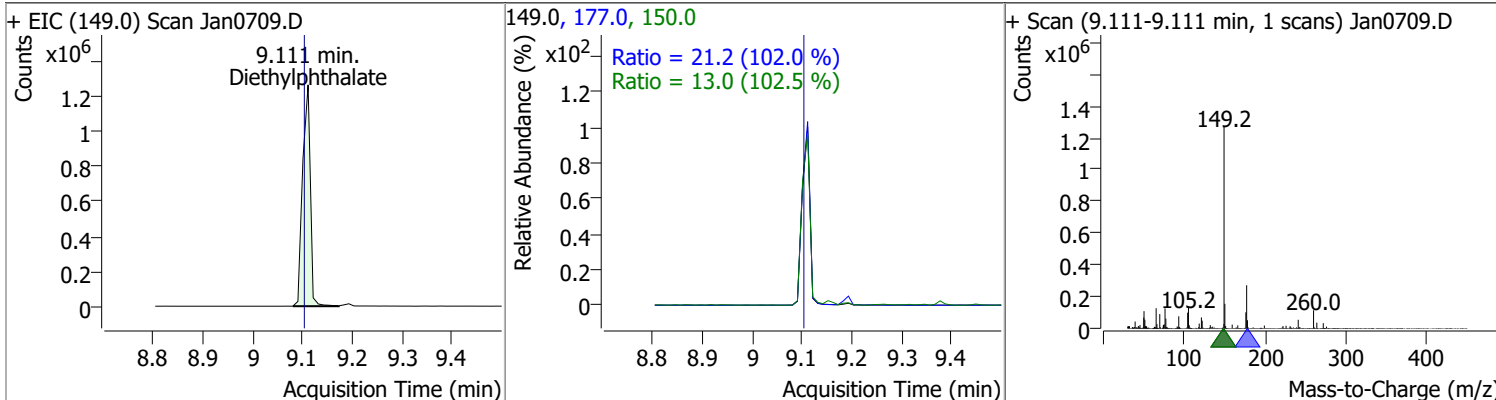
Compound	Conc.	RT	Dev(Min)	Resp.	QIon	QRatio	Lower	Upper
4-Nitrophenol	79.4420	8.78	0.00	185367	65.0	90.6	62.0	115.1
					139.0	78.1	56.3	104.5



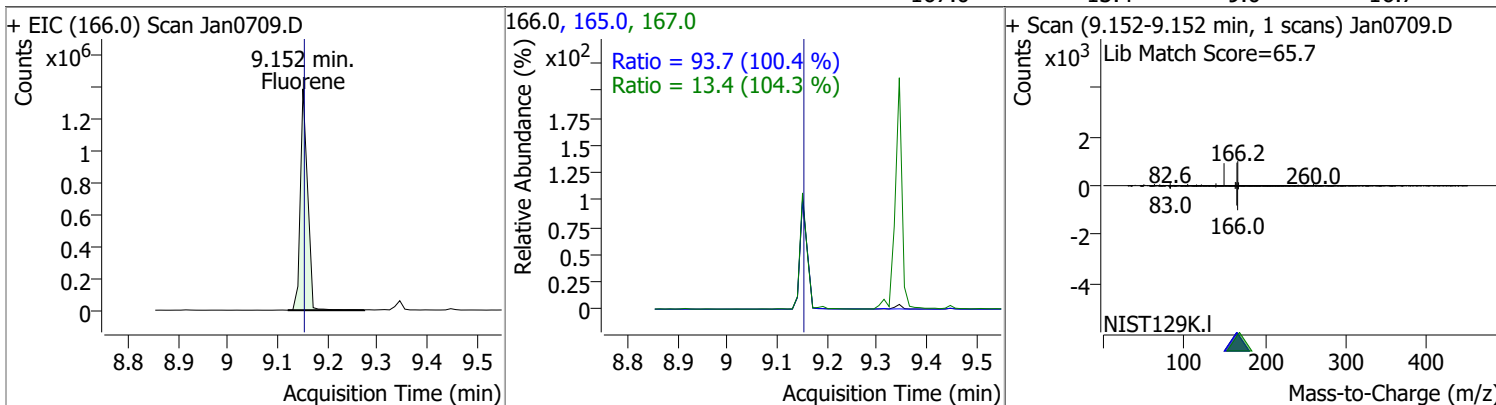


# Quantitation Results Report (QT Reviewed)

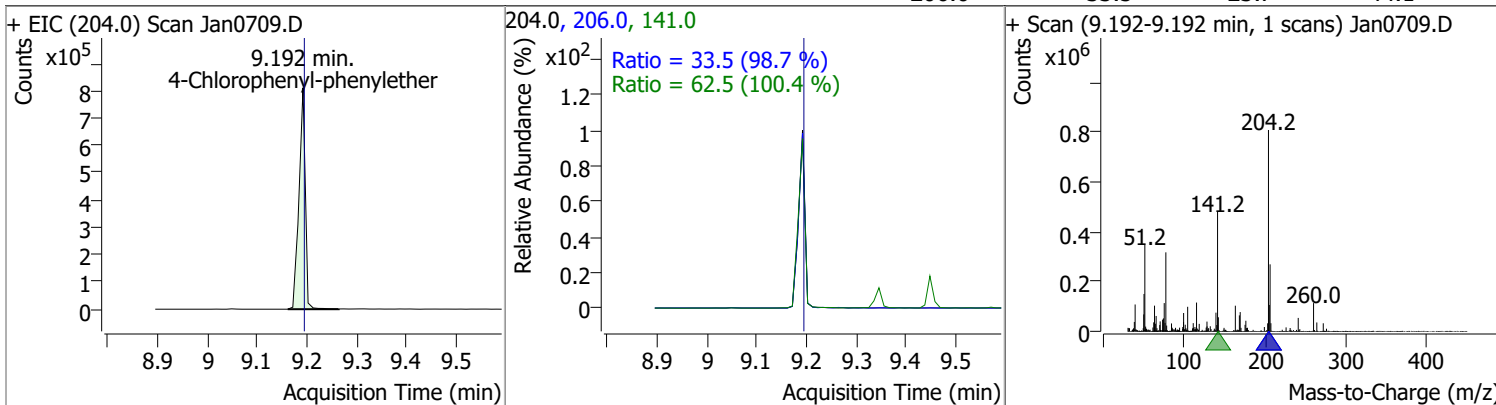
Compound	Conc.	RT	Dev(Min)	Resp.	QIon	QRatio	Lower	Upper
Diethylphthalate	85.9904	9.11	0.01	1362780	177.0	21.2	14.5	27.0
					150.0	13.0	8.8	16.4



Compound	Conc.	RT	Dev(Min)	Resp.	QIon	QRatio	Lower	Upper
Fluorene	76.8870	9.15	0.00	1401354	165.0	93.7	65.4	121.4
					167.0	13.4	9.0	16.7

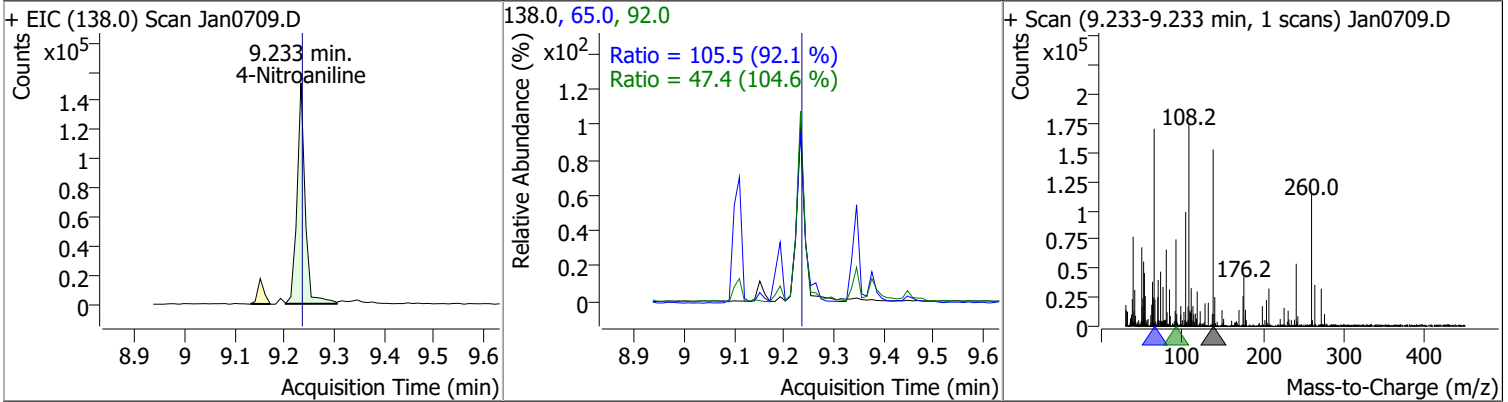


Compound	Conc.	RT	Dev(Min)	Resp.	QIon	QRatio	Lower	Upper
4-Chlorophenyl-phenylether	84.9212	9.19	0.00	714583	141.0	62.5	43.6	80.9
					206.0	33.5	23.7	44.1

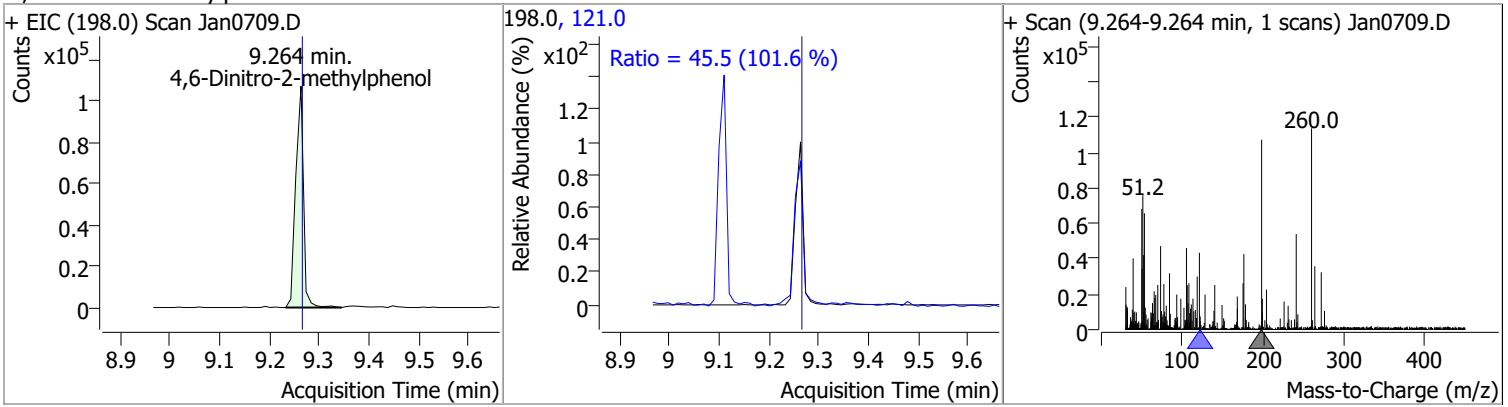


# Quantitation Results Report (QT Reviewed)

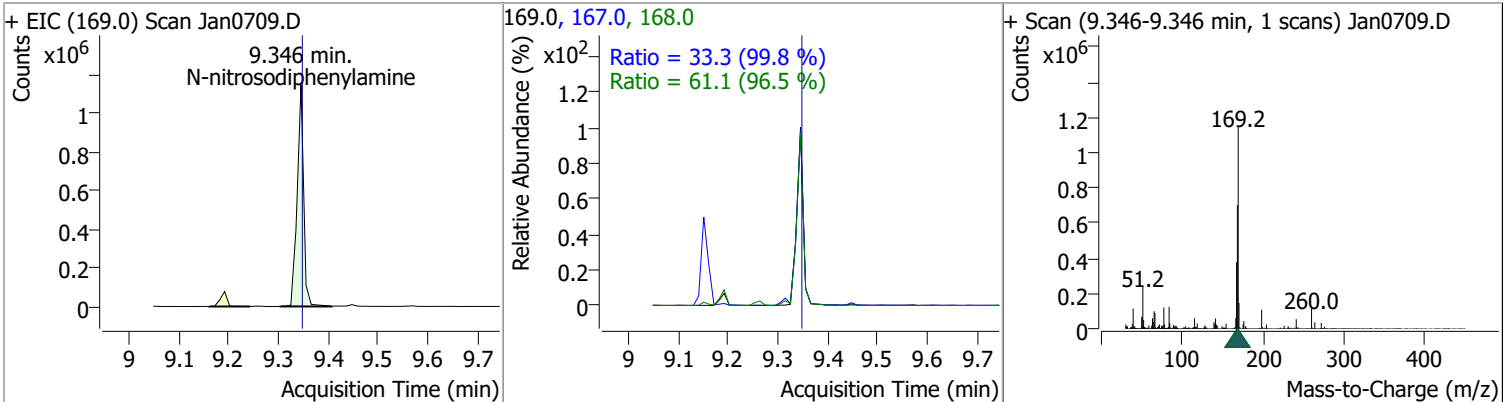
Compound	Conc.	RT	Dev(Min)	Resp.	QIon	QRatio	Lower	Upper
4-Nitroaniline	75.0487	9.23	0.00	171048	65.0	105.5	80.2	149.0
					92.0	47.4	31.7	58.9



Compound	Conc.	RT	Dev(Min)	Resp.	QIon	QRatio	Lower	Upper
4,6-Dinitro-2-methylphenol	73.2353	9.26	0.00	116166	121.0	45.5	31.4	58.3

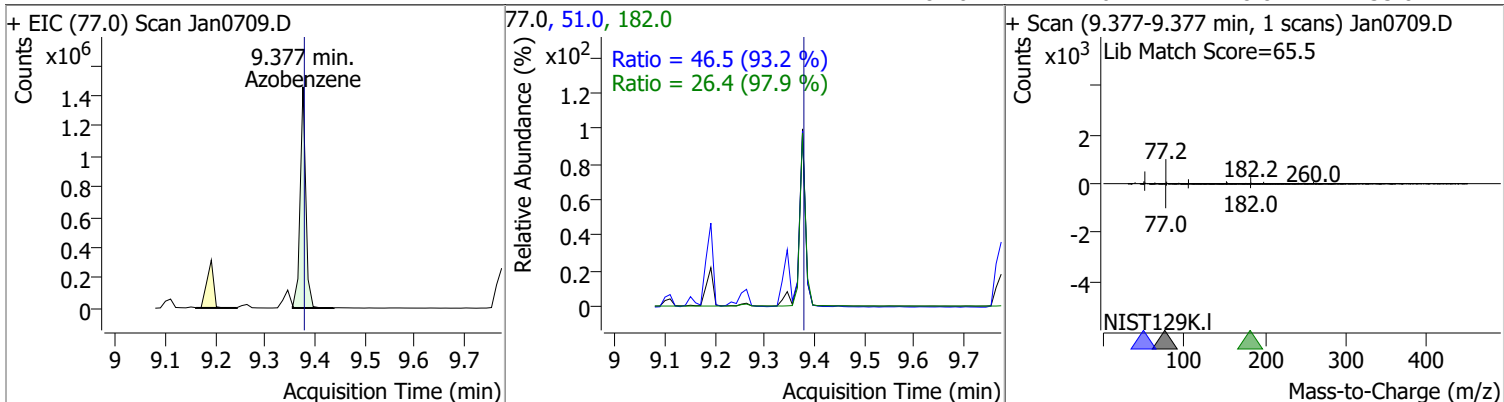


Compound	Conc.	RT	Dev(Min)	Resp.	QIon	QRatio	Lower	Upper
N-nitrosodiphenylamine	85.6911	9.35	0.00	1032687	168.0	61.1	44.3	82.3
					167.0	33.3	23.4	43.4

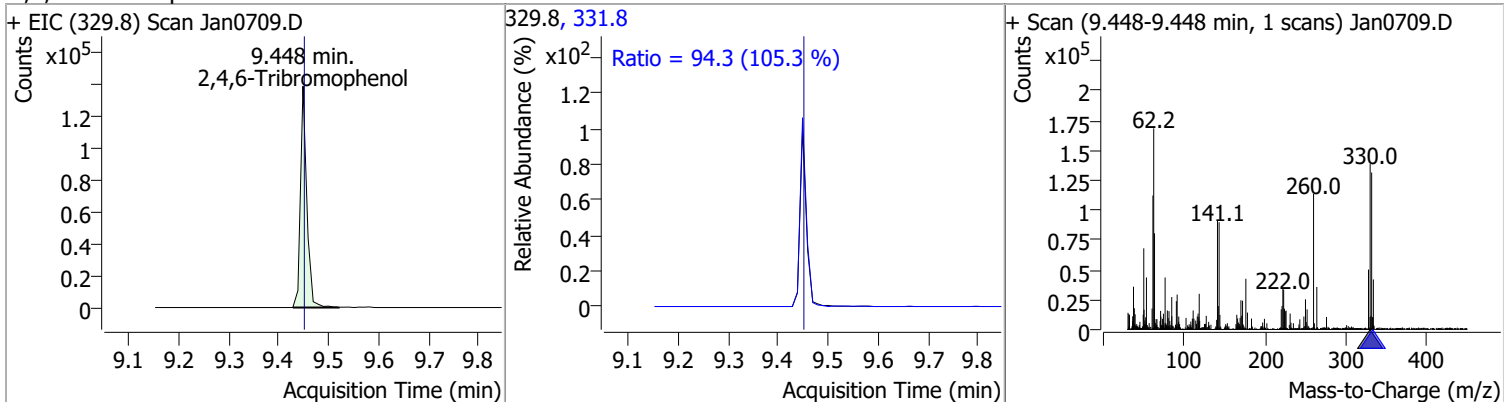


# Quantitation Results Report (QT Reviewed)

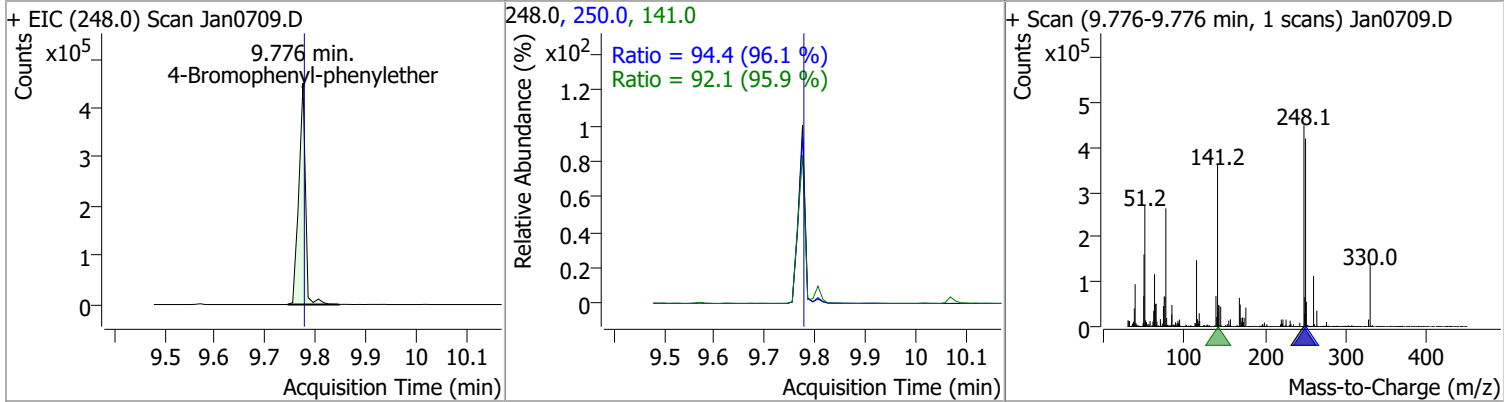
Compound	Conc.	RT	Dev(Min)	Resp.	QIon	QRatio	Lower	Upper
Azobenzene	79.7033	9.38	0.00	1143323	51.0	46.5	34.9	64.9
					182.0	26.4	18.8	35.0



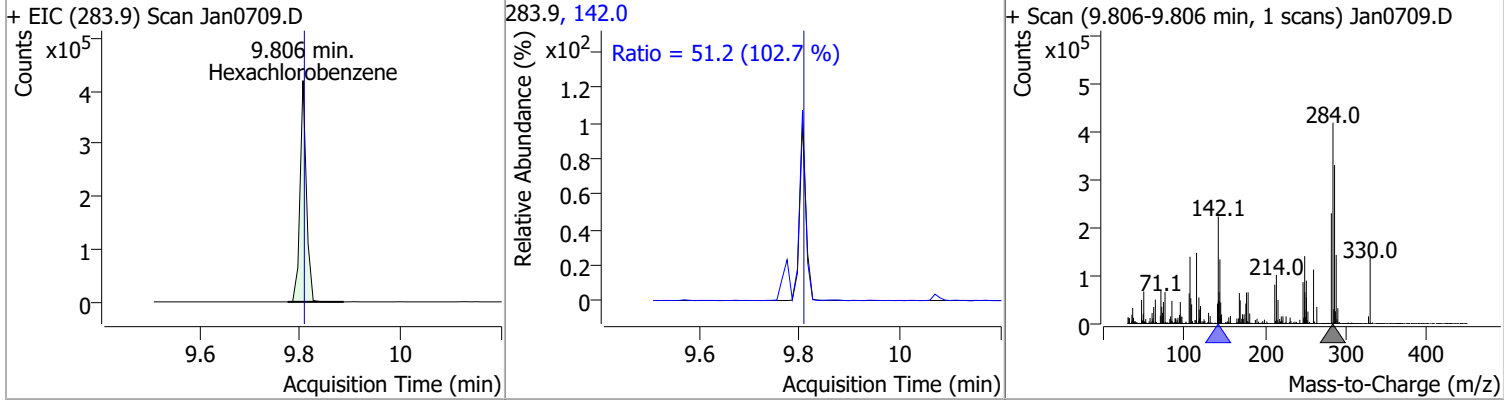
Compound	Conc.	RT	Dev(Min)	Resp.	QIon	QRatio	Lower	Upper
2,4,6-Tribromophenol	80.7373	9.45	0.00	123047	331.8	94.3	62.7	116.4



Compound	Conc.	RT	Dev(Min)	Resp.	QIon	QRatio	Lower	Upper
4-Bromophenyl-phenylether	84.4596	9.78	0.00	413344	250.0	94.4	68.8	127.8
					141.0	92.1	67.3	124.9

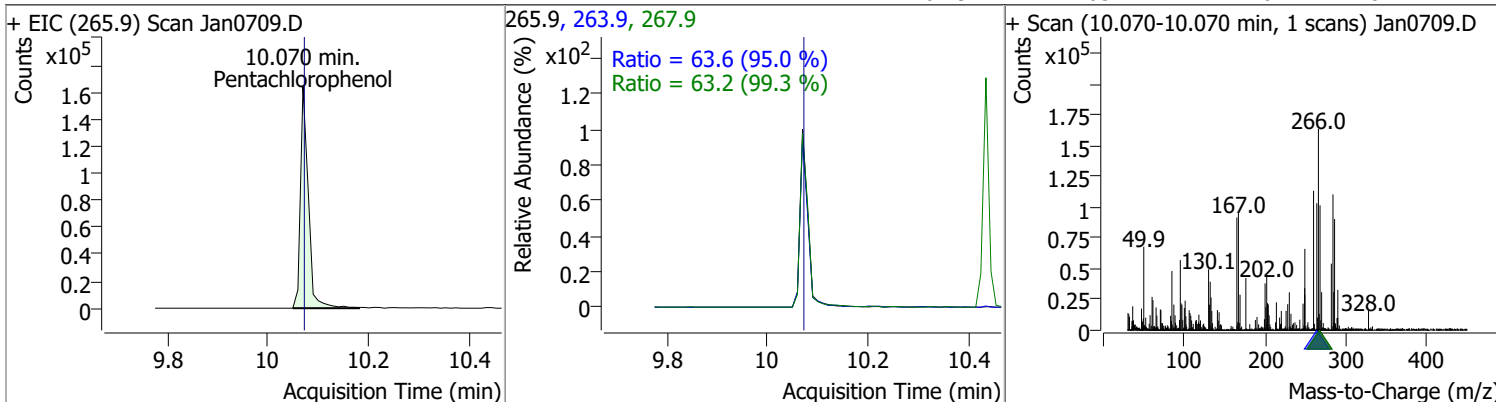


Compound	Conc.	RT	Dev(Min)	Resp.	QIon	QRatio	Lower	Upper
Hexachlorobenzene	74.9607	9.81	0.00	367647	142.0	51.2	34.9	64.8

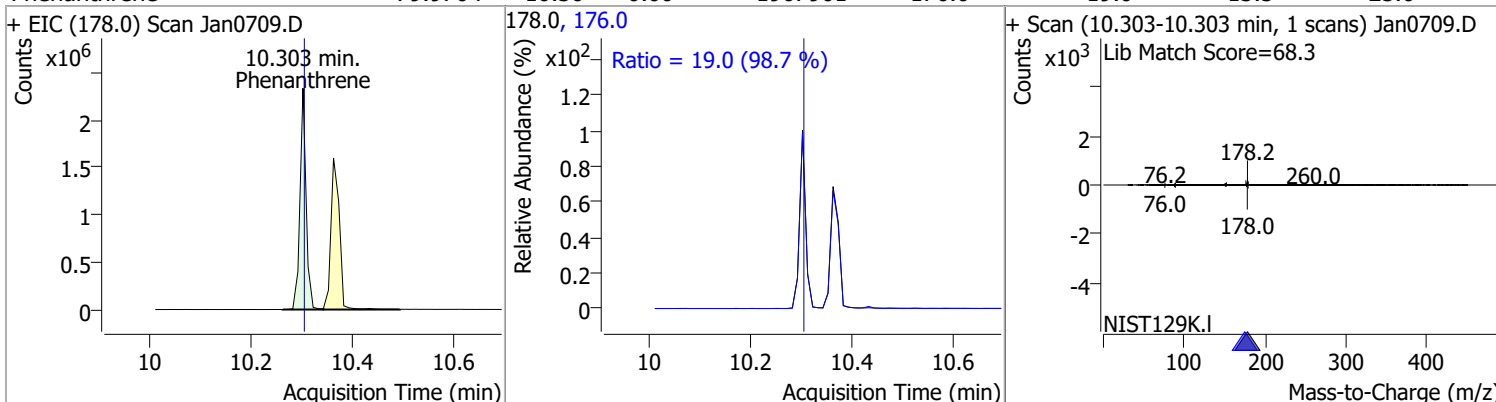


# Quantitation Results Report (QT Reviewed)

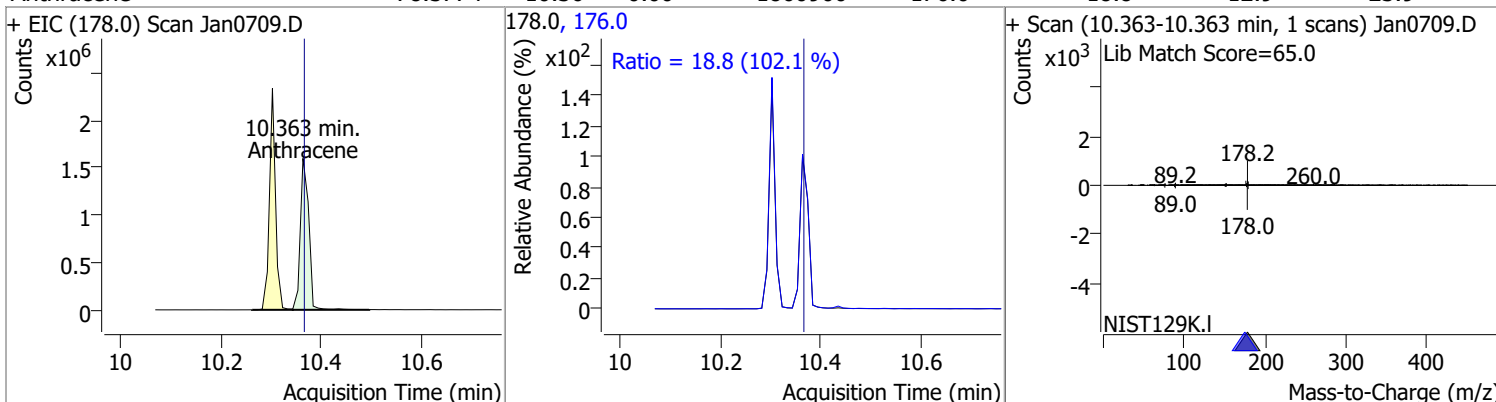
Compound	Conc.	RT	Dev(Min)	Resp.	QIon	QRatio	Lower	Upper
Pentachlorophenol	77.9034	10.07	0.00	179027	263.9	63.6	46.9	87.1
					267.9	63.2	44.6	82.7



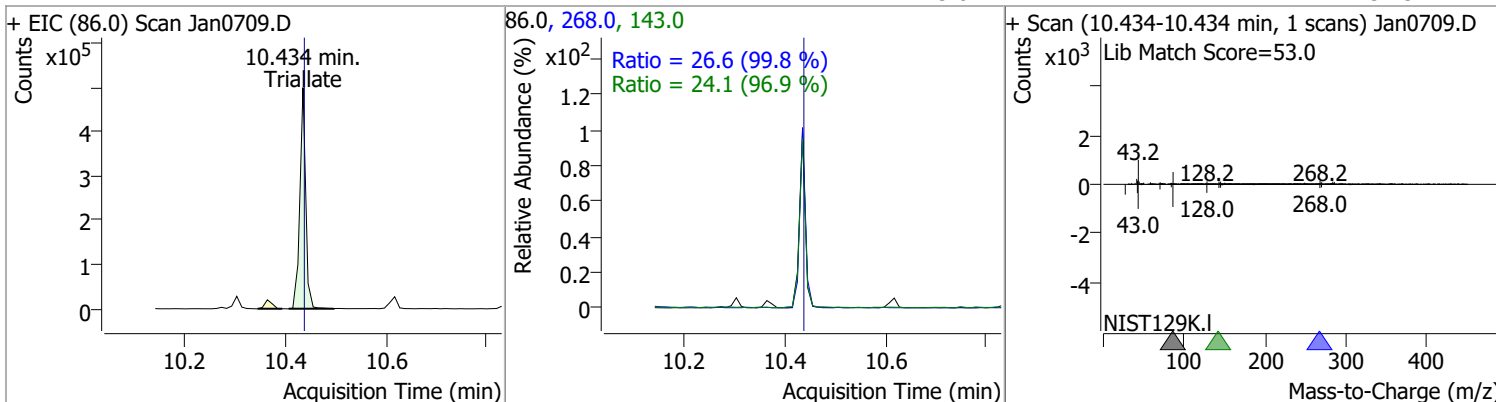
Compound	Conc.	RT	Dev(Min)	Resp.	QIon	QRatio	Lower	Upper
Phenanthrene	79.9704	10.30	0.00	1967901	176.0	19.0	13.5	25.0



Compound	Conc.	RT	Dev(Min)	Resp.	QIon	QRatio	Lower	Upper
Anthracene	78.3774	10.36	0.00	1860900	176.0	18.8	12.9	23.9

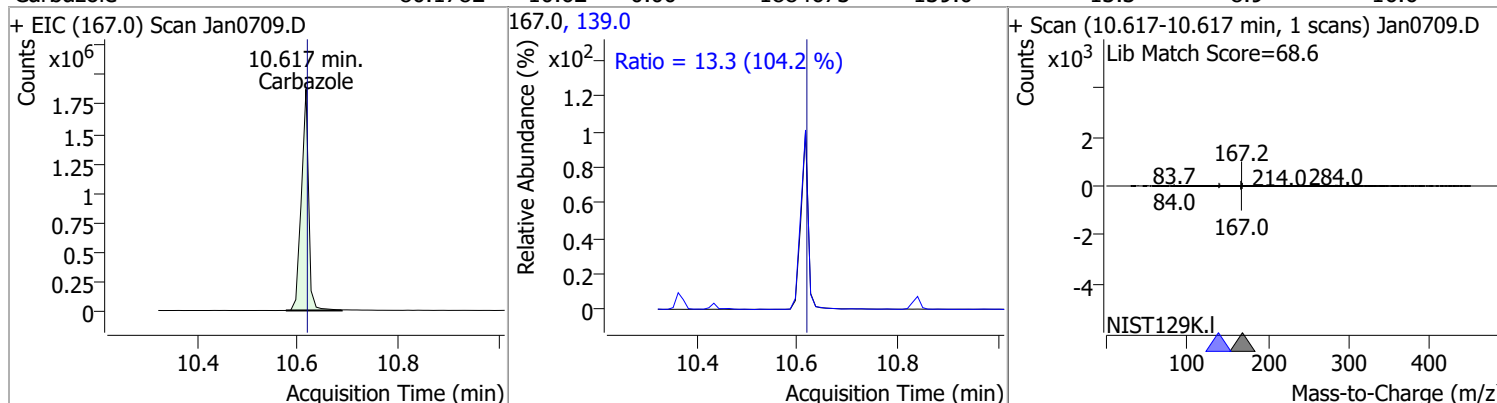


Compound	Conc.	RT	Dev(Min)	Resp.	QIon	QRatio	Lower	Upper
Triallate	77.9568	10.43	0.00	403418	268.0	26.6	18.7	34.7
					143.0	24.1	17.4	32.3

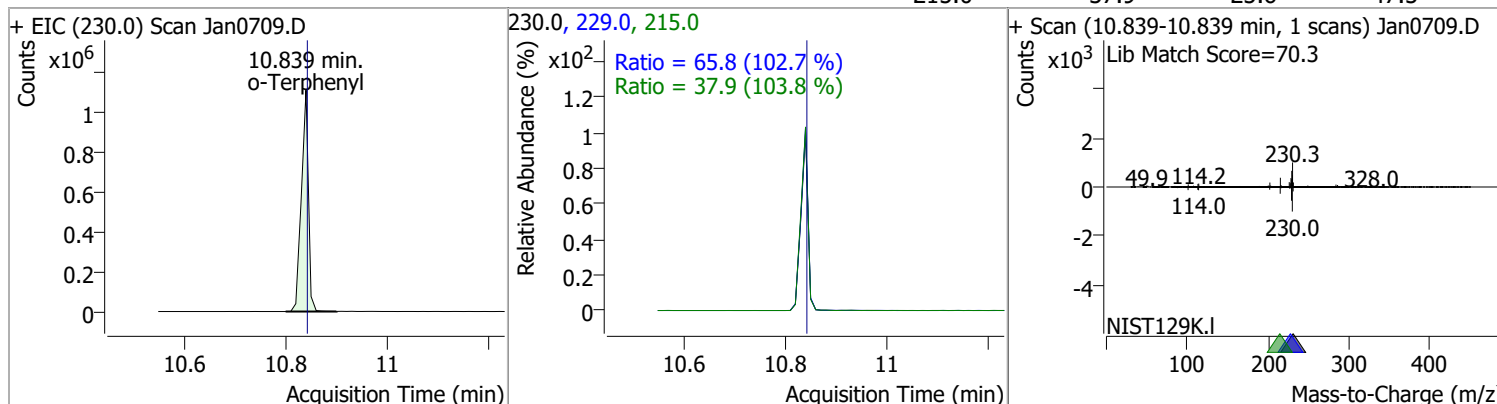


# Quantitation Results Report (QT Reviewed)

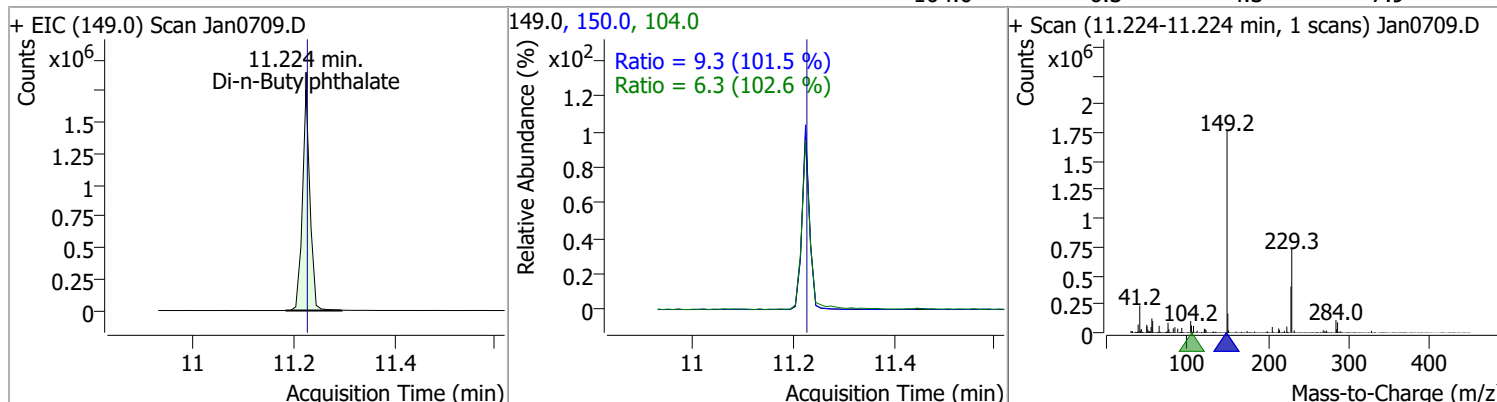
Compound	Conc.	RT	Dev(Min)	Resp.	QIon	QRatio	Lower	Upper
Carbazole	80.1782	10.62	0.00	1884673	139.0	13.3	8.9	16.6



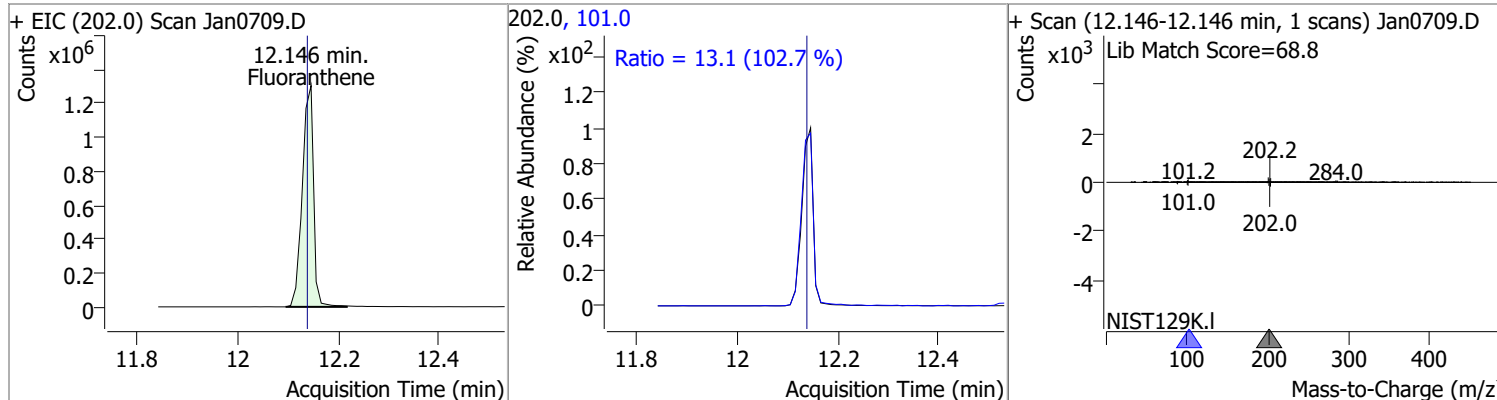
o-Terphenyl	76.0450	10.84	0.00	1079845	229.0	65.8	44.9	83.3
					215.0	37.9	25.6	47.5



Di-n-Butylphthalate	81.8396	11.22	0.00	1841013	150.0	9.3	6.4	11.9
					104.0	6.3	4.3	7.9

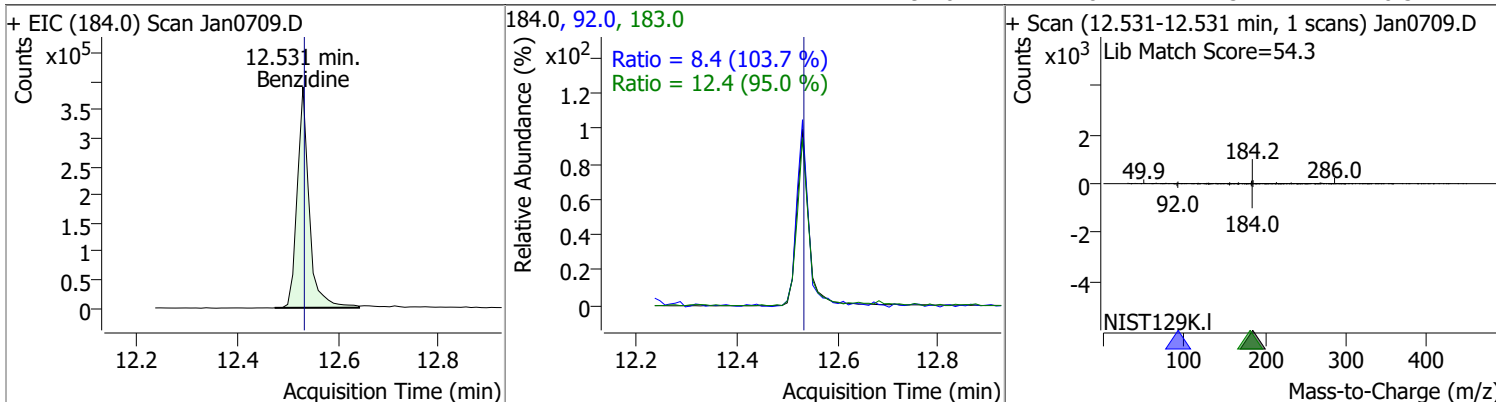


Fluoranthene	78.2893	12.15	0.01	2025466	101.0	13.1	8.9	16.6
--------------	---------	-------	------	---------	-------	------	-----	------

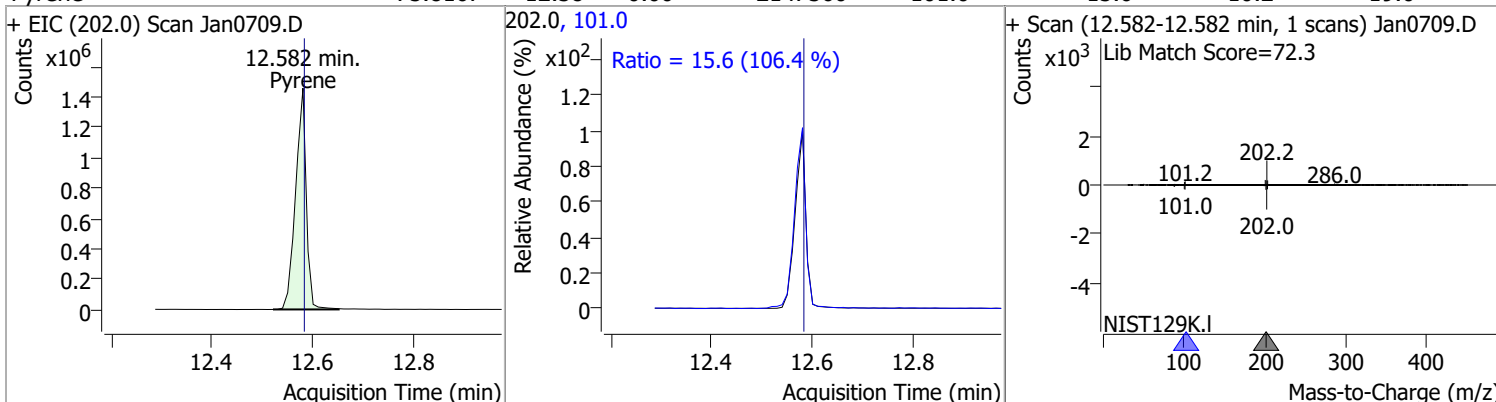


# Quantitation Results Report (QT Reviewed)

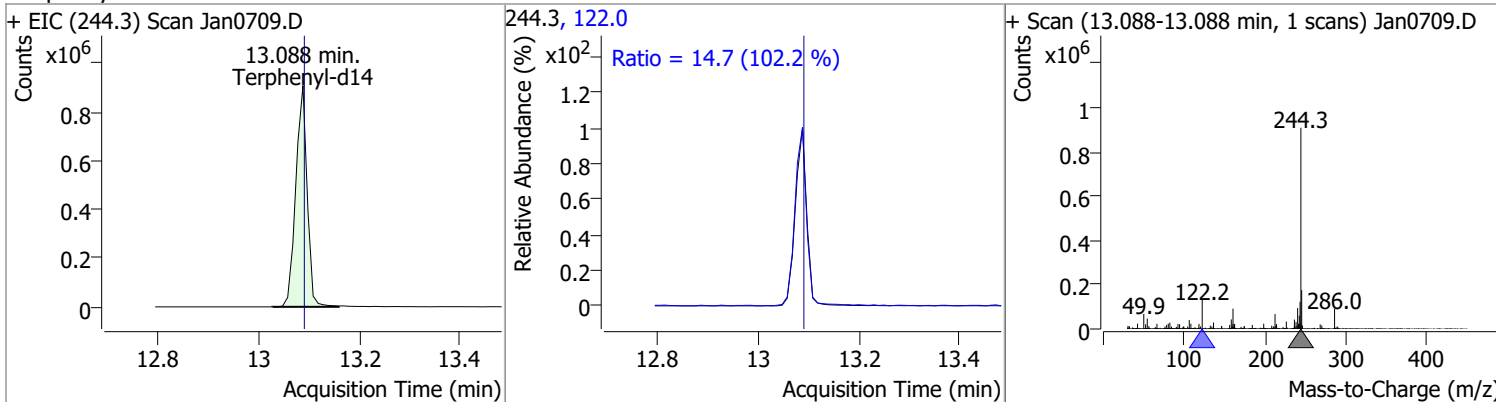
Compound	Conc.	RT	Dev(Min)	Resp.	QIon	QRatio	Lower	Upper
Benzidine	63.9580	12.53	0.00	642022	183.0	12.4	9.1	17.0
					92.0	8.4	5.7	10.5



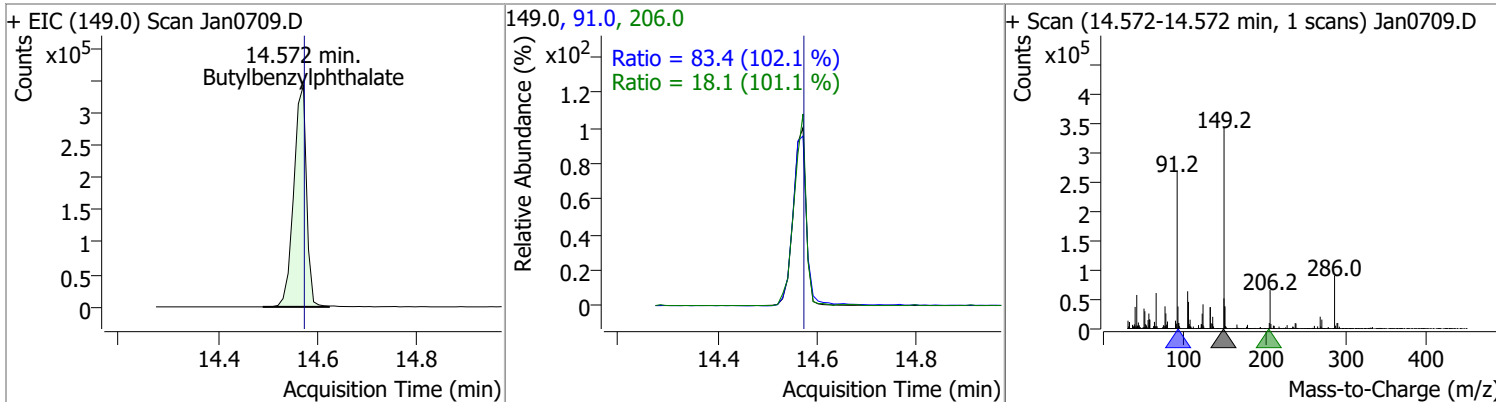
Compound	Conc.	RT	Dev(Min)	Resp.	QIon	QRatio	Lower	Upper
Pyrene	75.8167	12.58	0.00	2147560	101.0	15.6	10.2	19.0



Compound	Conc.	RT	Dev(Min)	Resp.	QIon	QRatio	Lower	Upper
Terphenyl-d14	75.9740	13.09	0.00	1424388	122.0	14.7	10.1	18.7

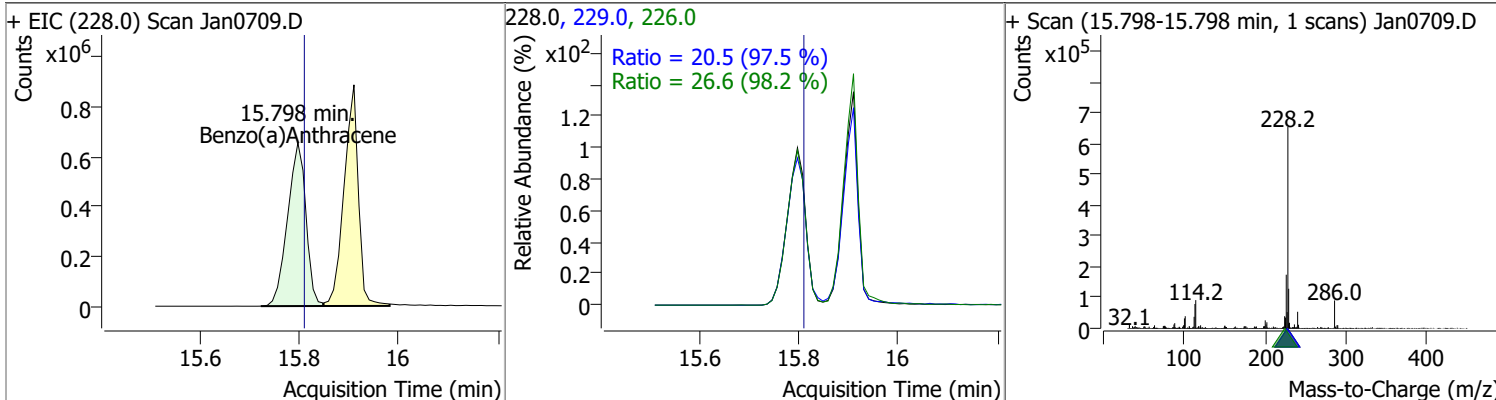


Compound	Conc.	RT	Dev(Min)	Resp.	QIon	QRatio	Lower	Upper
Butylbenzylphthalate	83.0166	14.57	0.01	608473	91.0	83.4	57.2	106.2
					206.0	18.1	12.6	23.3

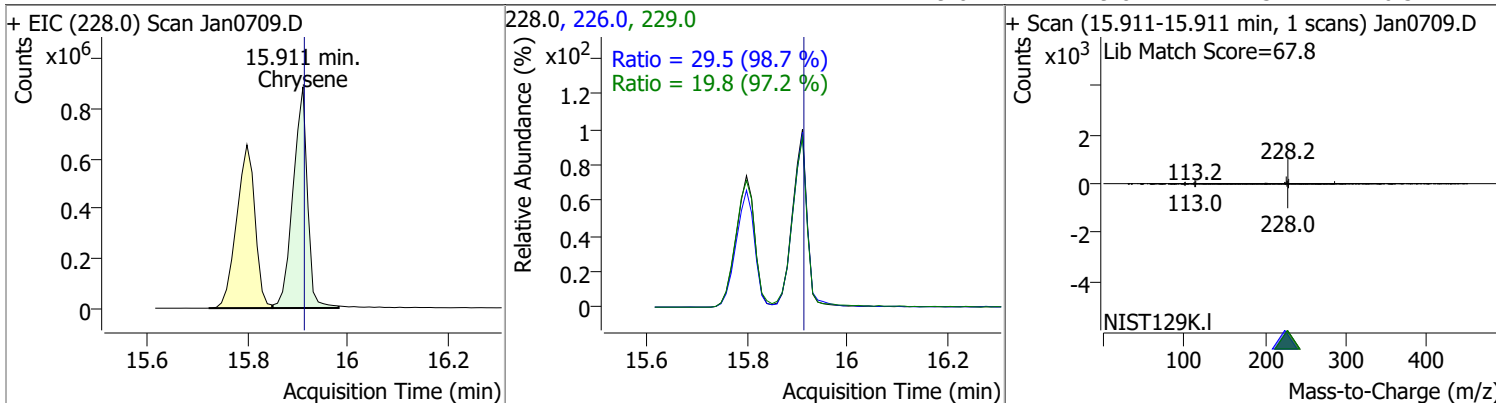


# Quantitation Results Report (QT Reviewed)

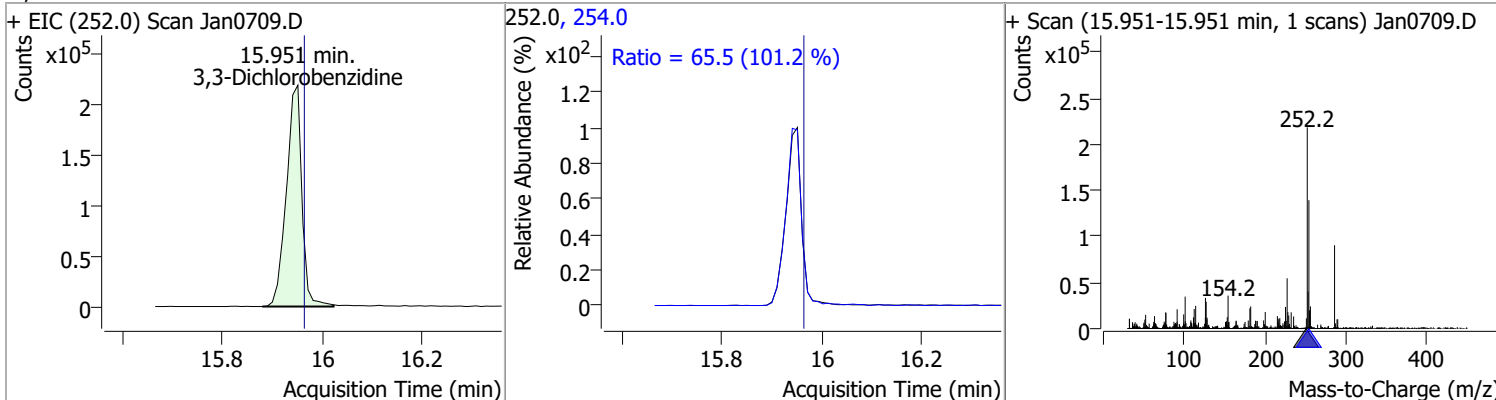
Compound	Conc.	RT	Dev(Min)	Resp.	QIon	QRatio	Lower	Upper
Benzo(a)Anthracene	84.0229	15.80	0.00	1670469	226.0	26.6	18.9	35.2
					229.0	20.5	14.7	27.3



Compound	Conc.	RT	Dev(Min)	Resp.	QIon	QRatio	Lower	Upper
Chrysene	81.4695	15.91	0.01	1773339	226.0	29.5	21.0	38.9
					229.0	19.8	14.3	26.5



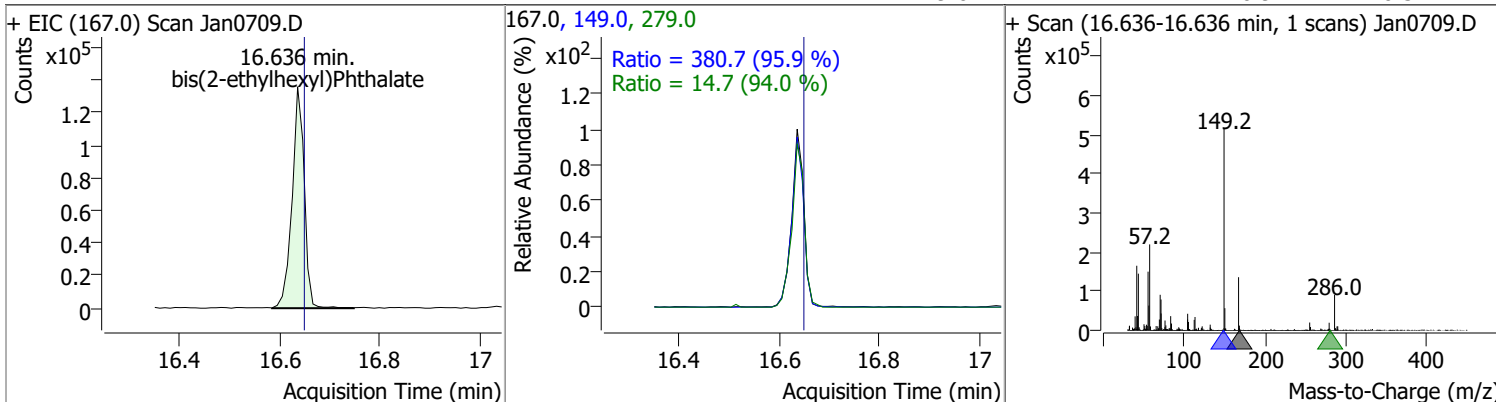
Compound	Conc.	RT	Dev(Min)	Resp.	QIon	QRatio	Lower	Upper
3,3-Dichlorobenzidine	70.2306	15.95	0.00	471587	254.0	65.5	45.3	84.1



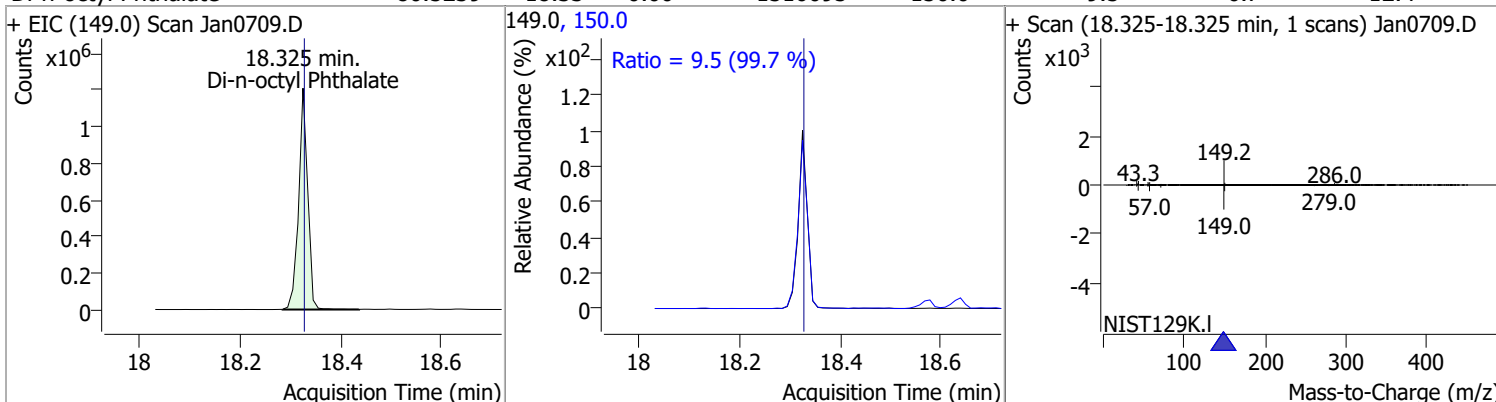


# Quantitation Results Report (QT Reviewed)

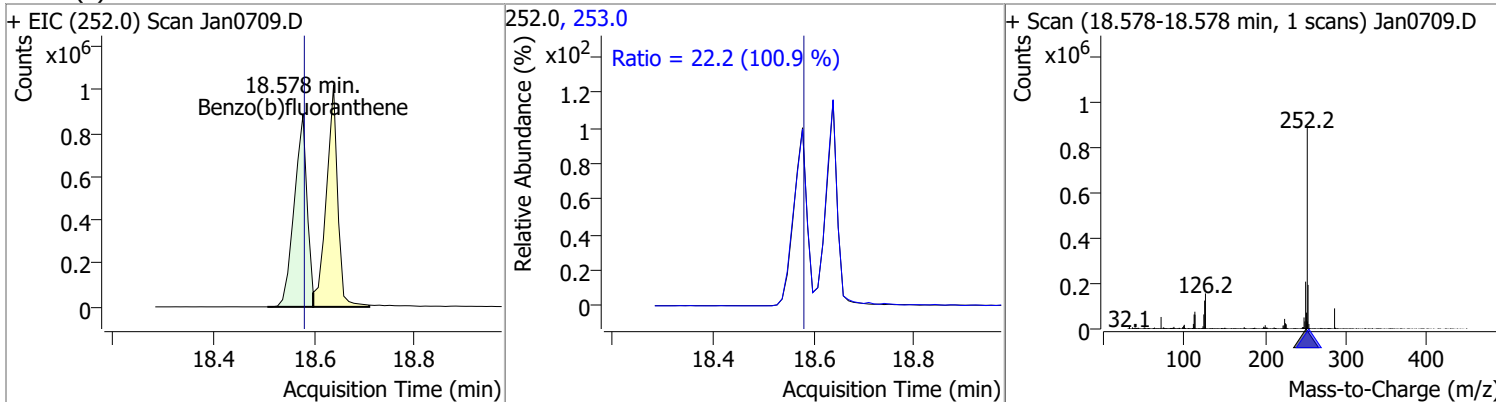
Compound	Conc.	RT	Dev(Min)	Resp.	QIon	QRatio	Lower	Upper
bis(2-ethylhexyl)Phthalate	87.6612	16.64	0.00	230110	149.0	380.7	278.0	516.2
					279.0	14.7	10.9	20.3



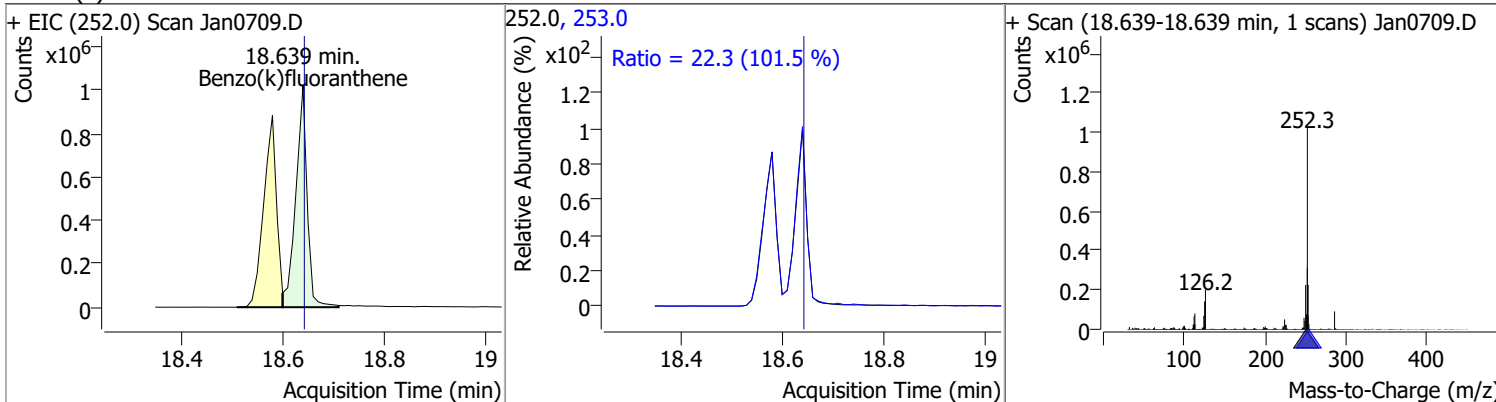
Compound	Conc.	RT	Dev(Min)	Resp.	QIon	QRatio	Lower	Upper
Di-n-octyl Phthalate	80.5239	18.33	0.00	1516095	150.0	9.5	6.7	12.4



Compound	Conc.	RT	Dev(Min)	Resp.	QIon	QRatio	Lower	Upper
Benzo(b)fluoranthene	77.5760	18.58	0.00	1567832	253.0	22.2	15.4	28.6



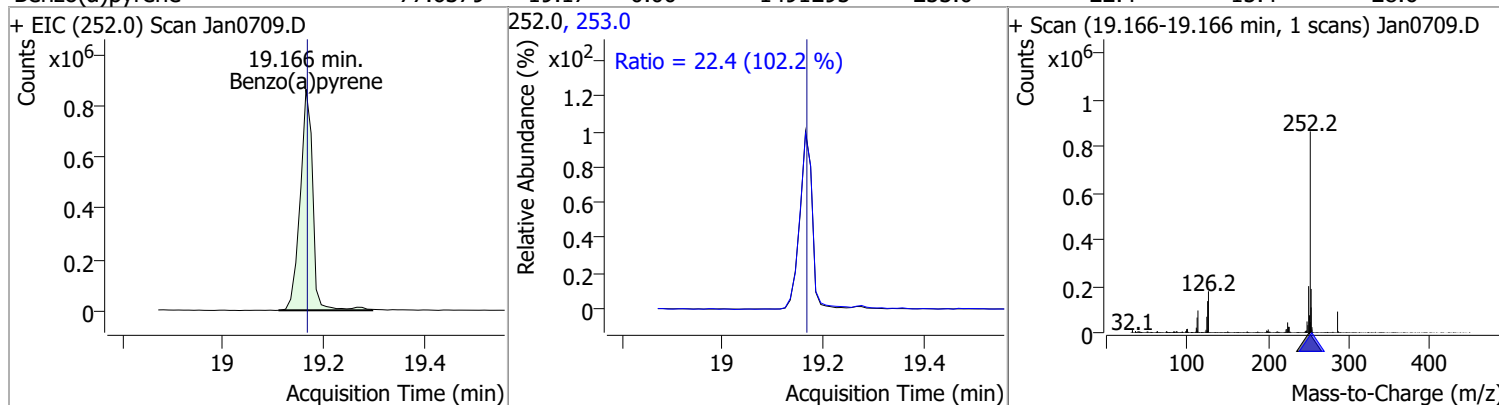
Compound	Conc.	RT	Dev(Min)	Resp.	QIon	QRatio	Lower	Upper
Benzo(k)fluoranthene	76.3773	18.64	0.00	1600318	253.0	22.3	15.3	28.5



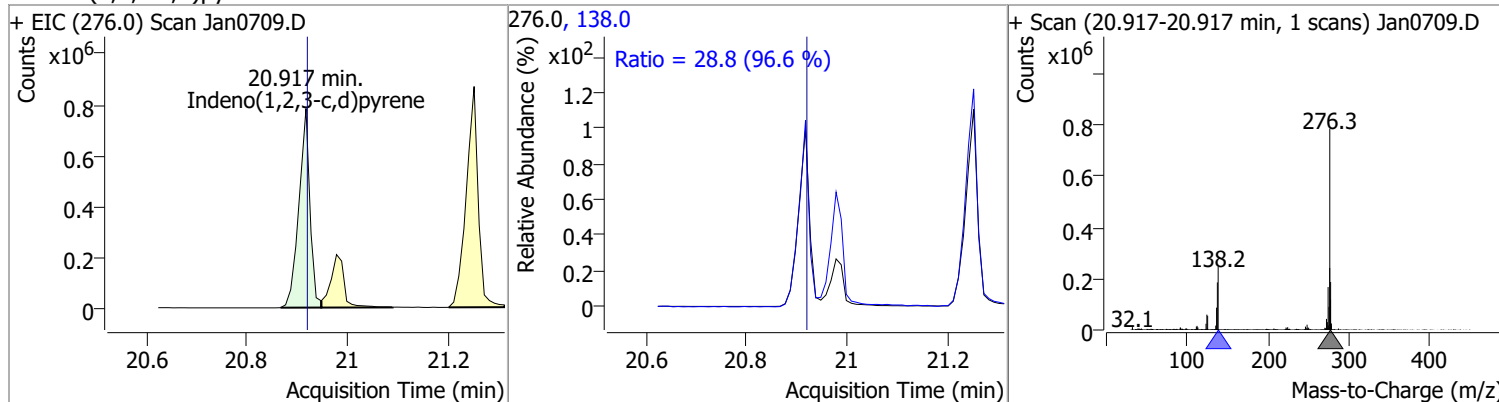


# Quantitation Results Report (QT Reviewed)

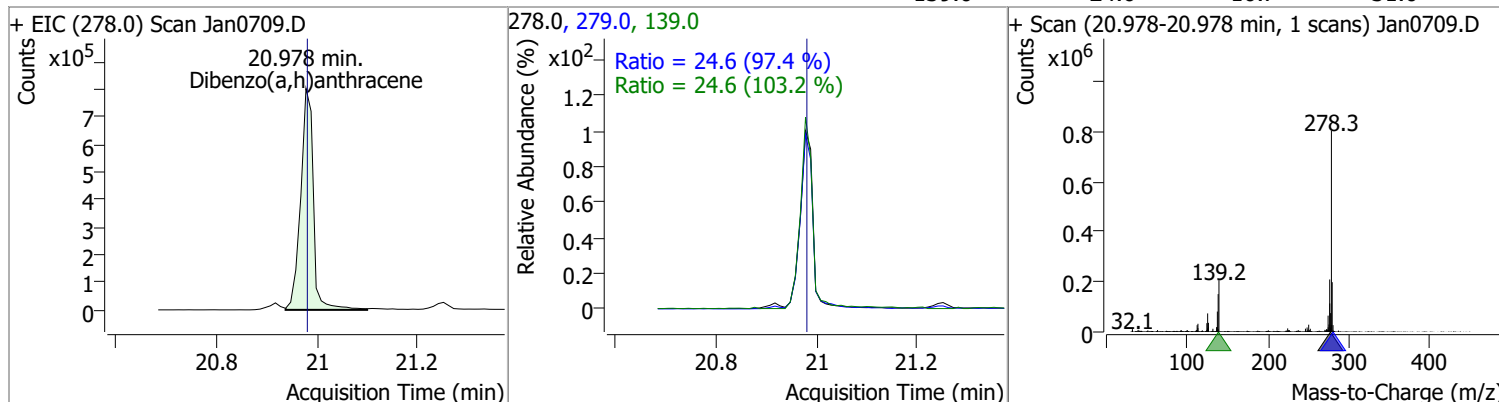
Compound	Conc.	RT	Dev(Min)	Resp.	QIon	QRatio	Lower	Upper
Benzo(a)pyrene	77.6379	19.17	0.00	1491295	253.0	22.4	15.4	28.6



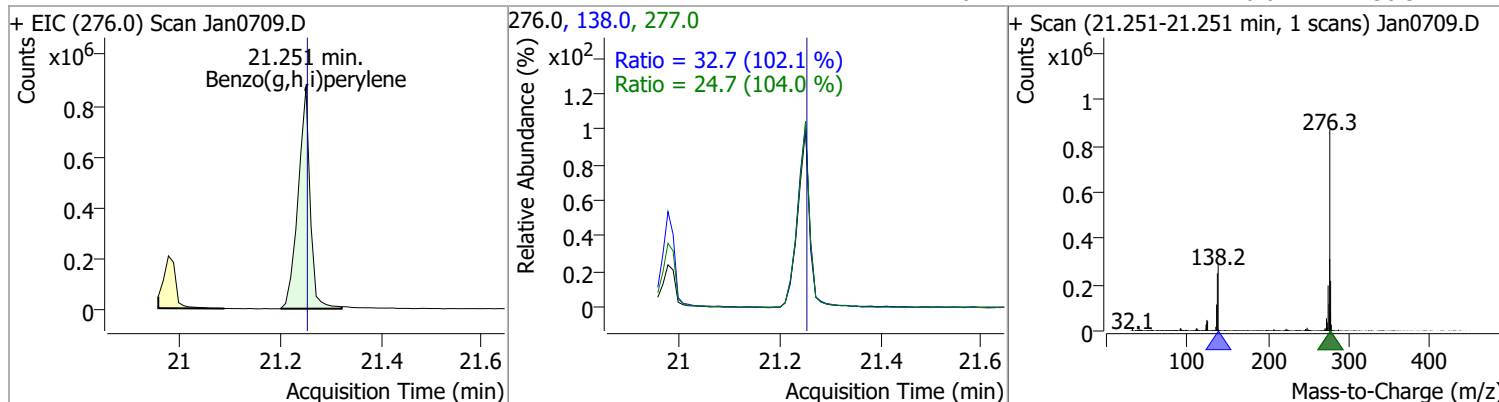
Compound	Conc.	RT	Dev(Min)	Resp.	QIon	QRatio	Lower	Upper
Indeno(1,2,3-c,d)pyrene	73.6839	20.92	0.00	1190988	138.0	28.8	20.9	38.8



Compound	Conc.	RT	Dev(Min)	Resp.	QIon	QRatio	Lower	Upper
Dibenzo(a,h)anthracene	80.1749	20.98	0.00	1406311	279.0	24.6	17.7	32.8
					139.0	24.6	16.7	31.0

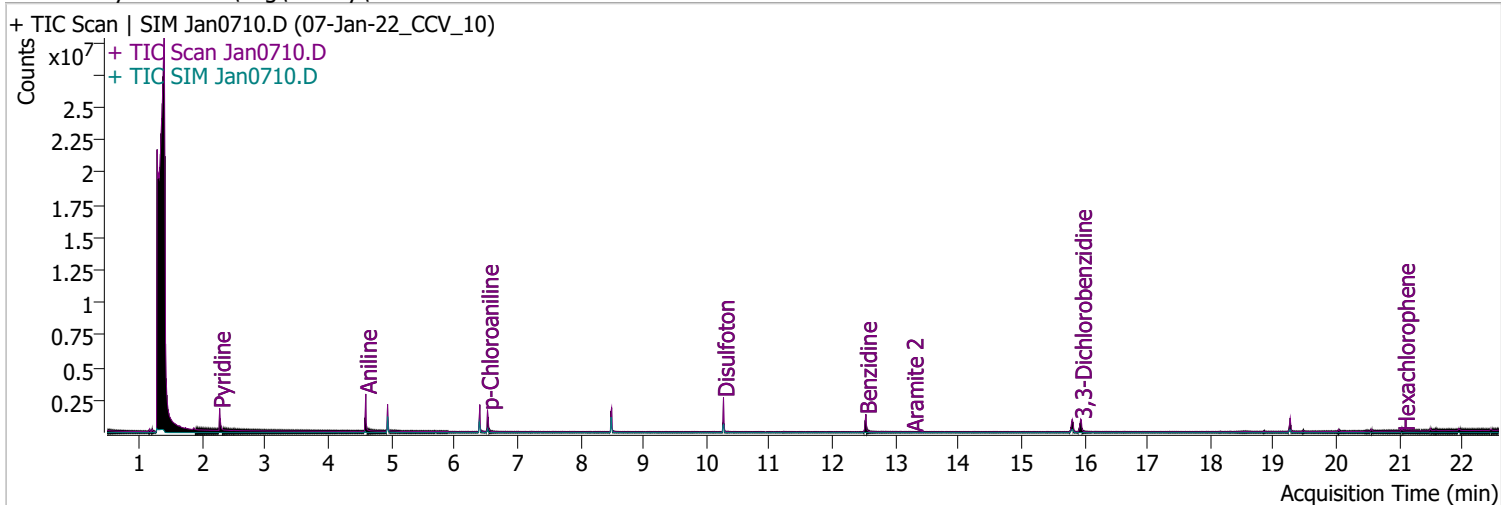


Compound	Conc.	RT	Dev(Min)	Resp.	QIon	QRatio	Lower	Upper
Benzo(g,h,i)perylene	75.9289	21.25	0.00	1438138	138.0	32.7	22.4	41.6
					277.0	24.7	16.6	30.9



# Quantitation Results Report (QT Reviewed)

Data File	Jan0710.D	Operator	LIMS import
Acq. Method	BNA+SIM.M	Acq. Date-Time	1/7/2022 5:22:06 PM
Sample Name	07-Jan-22_CCV_10	Instrument	Instrument #1
Vial	10	Multiplier	1.00
DA Method File		Comment	SVOC-8270-W-LARGO
Tune File	dftppdsm.u	Tune Date	1/7/2022 12:13:00 PM
Batch Name	010722 DoD BNA cal 1.batch.bin	Last Calib Update	1/11/2022 8:55:14 AM
Ref Library	D:\Org\Library\NIST129K.I		



Compound	RT	QIon	Resp.	Conc.	Units	Dev(Min)
----------	----	------	-------	-------	-------	----------

**Internal Standards**

**System Monitoring Compounds**

S 2-Fluorophenol	0.000		0	N.D.		
Spiked Amount: 200.000	Range: 10.0 - 75.0%			Recovery = NA%		
S Phenol-d5	0.000		0	N.D.		
Spiked Amount: 200.000	Range: 10.0 - 65.0%			Recovery = NA%		
S Nitrobenzene-d5	0.000		0	N.D.		
Spiked Amount: 100.000	Range: 32.0 - 94.0%			Recovery = NA%		
S 2-Fluorobiphenyl	0.000		0	N.D.		
Spiked Amount: 100.000	Range: 28.0 - 107.0%			Recovery = NA%		
S 2,4,6-Tribromophenol	0.000		0	N.D.		
Spiked Amount: 200.000	Range: 25.0 - 140.0%			Recovery = NA%		
S Terphenyl-d14	0.000		0	N.D.		
Spiked Amount: 100.000	Range: 32.0 - 122.0%			Recovery = NA%		

**Target Compounds**

Compound	RT	QIon	Resp.	Conc.	Units	Dev(Min)	QValue
T N-Nitrosodimethylamine	0.000		0	N.D.			
T Pyridine	2.274	79.0	534318	79.5233	µg/L	m	97
T Aniline	4.593	93.0	953743	78.6242	µg/L		99
T Phenol	4.593	94.0	0		µg/L	md	1
T bis(-2-Chloroethyl)Ether	4.593	63.0	0		µg/L	md	1
T 2-Chlorophenol	0.000		0	N.D.			
T 1,3-Dichlorobenzene	0.000		0	N.D.			
T 1,4-Dichlorobenzene	0.000		0	N.D.			
T 1,2-Dichlorobenzene	0.000		0	N.D.			
T Benzyl Alcohol	0.000		0	N.D.			
T bis(2-chloroisopropyl)Ether	0.000		0	N.D.			
T 2-Methylphenol	0.000		0	N.D.			
T N-nitroso-Di-n-propylamine	0.000		0	N.D.			
T 4Methylphenol/3Methylphenol	0.000		0	N.D.			
T Hexachloroethane	0.000		0	N.D.			

# Quantitation Results Report (QT Reviewed)

Compound	RT	QIon	Resp.	Conc.	Units	Dev(Min)
T Nitrobenzene	0.000		0	N.D.		
T Isophorone	0.000		0	N.D.		
T 2-Nitrophenol	0.000		0	N.D.		
T 2,4-Dimethylphenol	0.000		0	N.D.		
T bis(-2-Chloroethoxy)Methane	6.526	93.0	0		µg/L md	1
T Benzoic Acid	0.000		0	N.D.		
T 2,4-Dichlorophenol	0.000		0	N.D.		
T 1,2,4-Trichlorobenzene	0.000		0	N.D.		
T Naphthalene	0.000		0	N.D.		
T 4-Chlorophenol	6.526	130.0	0		µg/L md	1
T p-Chloroaniline	6.526	127.0	599172	76.8727	µg/L	94
T Hexachlorobutadiene	0.000		0	N.D.		
T 4-Chloro-2-Methylphenol	0.000		0	N.D.		
T 4-Chloro-3-Methylphenol	0.000		0	N.D.		
T 2-Methylnaphthalene	0.000		0	N.D.		
T 1-Methylnaphthalene	0.000		0	N.D.		
T Hexachlorocyclopentadiene	0.000		0	N.D.		
T 2,4,6-Trichlorophenol	0.000		0	N.D.		
T 2,4,5-Trichlorophenol	0.000		0	N.D.		
T 2-Chloronaphthalene	0.000		0	N.D.		
T 2-Nitroaniline	0.000		0	N.D.		
T Dimethyl Phthalate	8.497	163.0	0		µg/L md	1
T 2,6-Dinitrotoluene	8.497	165.0	0		µg/L md	1
T Acenaphthylene	0.000		0	N.D.		
T 3-Nitroaniline	0.000		0	N.D.		
T Acenaphthene	0.000		0	N.D.		
T 2,4-Dinitrophenol	0.000		0	N.D.		
T Dibenzofuran	0.000		0	N.D.		
T 2,4-Dinitrotoluene	0.000		0	N.D.		
T 4-Nitrophenol	0.000		0	N.D.		
T Diethylphthalate	0.000		0	N.D.		
T Fluorene	0.000		0	N.D.		
T 4-Chlorophenyl-phenylether	0.000		0	N.D.		
T 4-Nitroaniline	0.000		0	N.D.		
T 4,6-Dinitro-2-methylphenol	0.000		0	N.D.		
T N-nitrosodiphenylamine	0.000		0	N.D.		
T Azobenzene	0.000		0	N.D.		
T 4-Bromophenyl-phenylether	0.000		0	N.D.		
T Hexachlorobenzene	0.000		0	N.D.		
T Pentachlorophenol	0.000		0	N.D.		
T Phenanthrene	0.000		0	N.D.		
T Anthracene	0.000		0	N.D.		
T Triallate	0.000		0	N.D.		
T Carbazole	0.000		0	N.D.		
T o-Terphenyl	0.000		0	N.D.		
T Di-n-Butylphthalate	0.000		0	N.D.		
T Fluoranthene	0.000		0	N.D.		
T Benzidine	12.531	184.0	824993	96.2709	µg/L	97
T Pyrene	0.000		0	N.D.		
T Butylbenzylphthalate	0.000		0	N.D.		
T Benzo(a)Anthracene	0.000		0	N.D.		
T Chrysene	0.000		0	N.D.		
T 3,3-Dichlorobenzidine	15.941	252.0	434843	74.9767	µg/L	98
T bis(2-ethylhexyl)Phthalate	0.000		0	N.D.		
T Di-n-octyl Phthalate	0.000		0	N.D.		

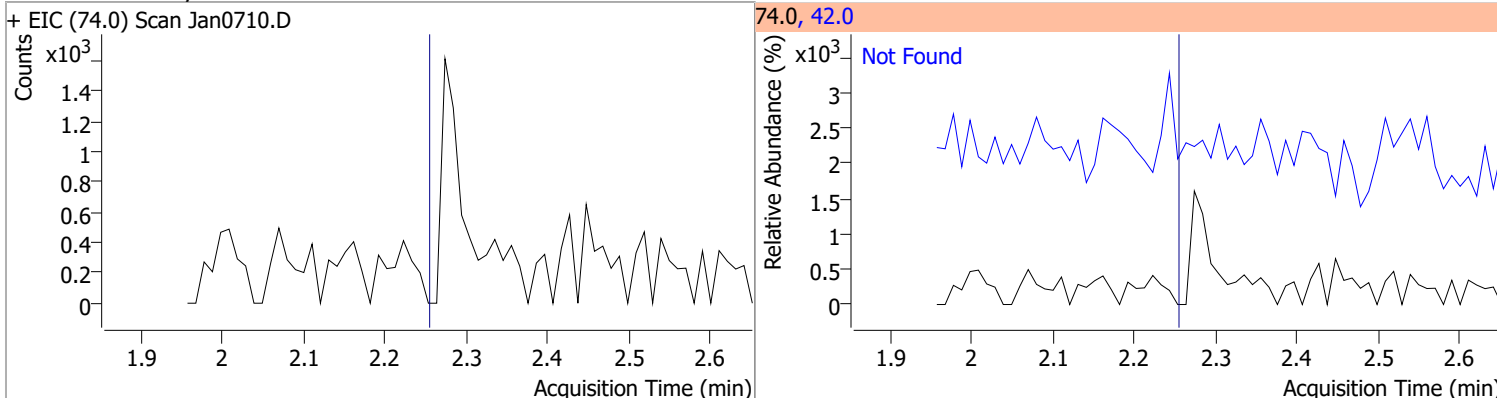
# Quantitation Results Report (QT Reviewed)

Compound	RT	QIon	Resp.	Conc.	Units	Dev(Min)
T Benzo(b)fluoranthene	0.000		0	N.D.		
T Benzo(k)fluoranthene	0.000		0	N.D.		
T Benzo(a)pyrene	0.000		0	N.D.		
T Indeno(1,2,3-c,d)pyrene	0.000		0	N.D.		
T Dibenzo(a,h)anthracene	0.000		0	N.D.		
T Benzo(g,h,i)perylene	0.000		0	N.D.		

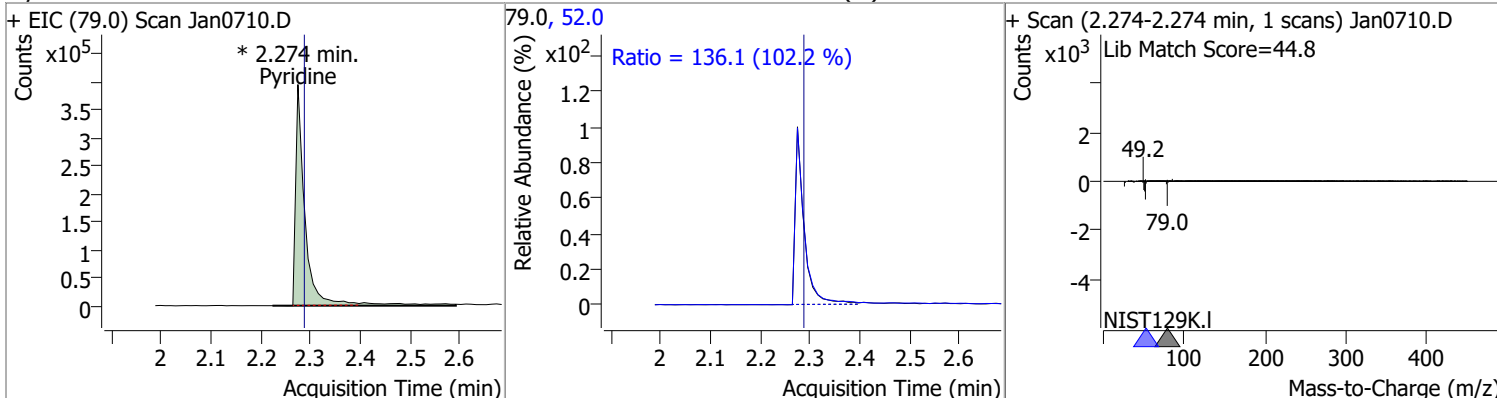
(#) = Qualifier Out of Range; (m) = Manual Integration; (+) = Area Summed; (\*) = Surrogate Percent Recovery Out of Range; (d): Zeroed Peak

# Quantitation Results Report (QT Reviewed)

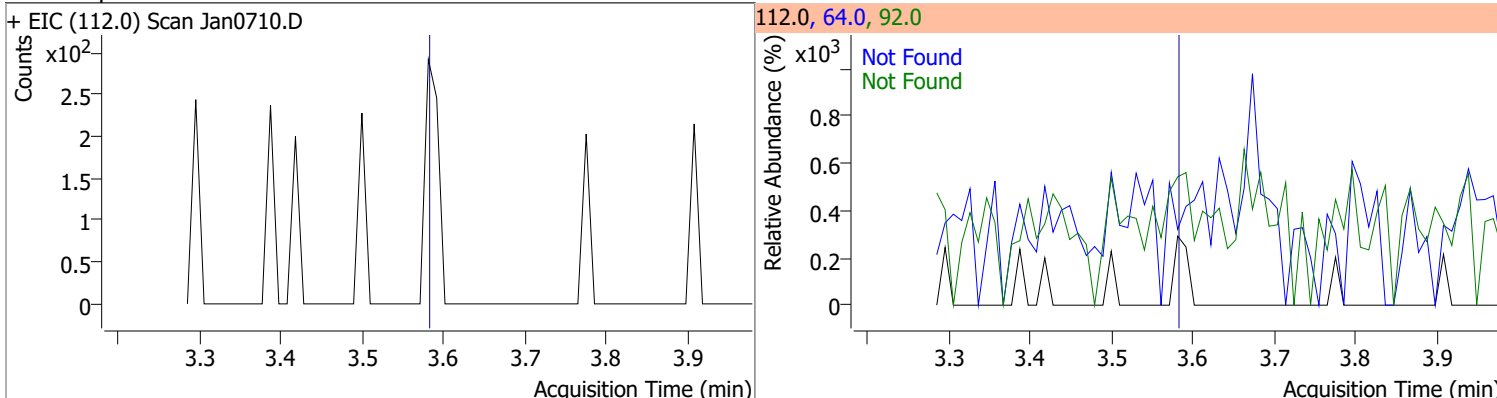
Compound	Conc.	Exp RT	QIon	Exp Ratio
N-Nitrosodimethylamine	N.D.	2.25	42.0	177.0



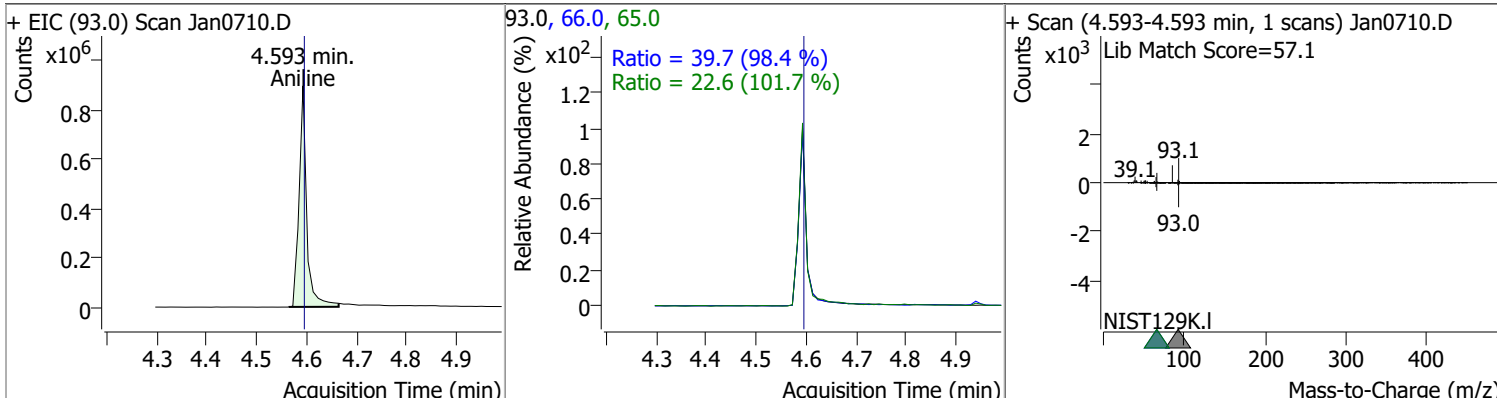
Compound	Conc.	RT	Dev(Min)	Resp.	QIon	QRatio	Lower	Upper
Pyridine	79.5233	2.27	-0.01	534318 (m)	52.0	136.1	93.2	173.0



Compound	Conc.	Exp RT	QIon	Exp Ratio	QIon	Exp Ratio
2-Fluorophenol	N.D.	3.58	64.0	65.0	92.0	20.1

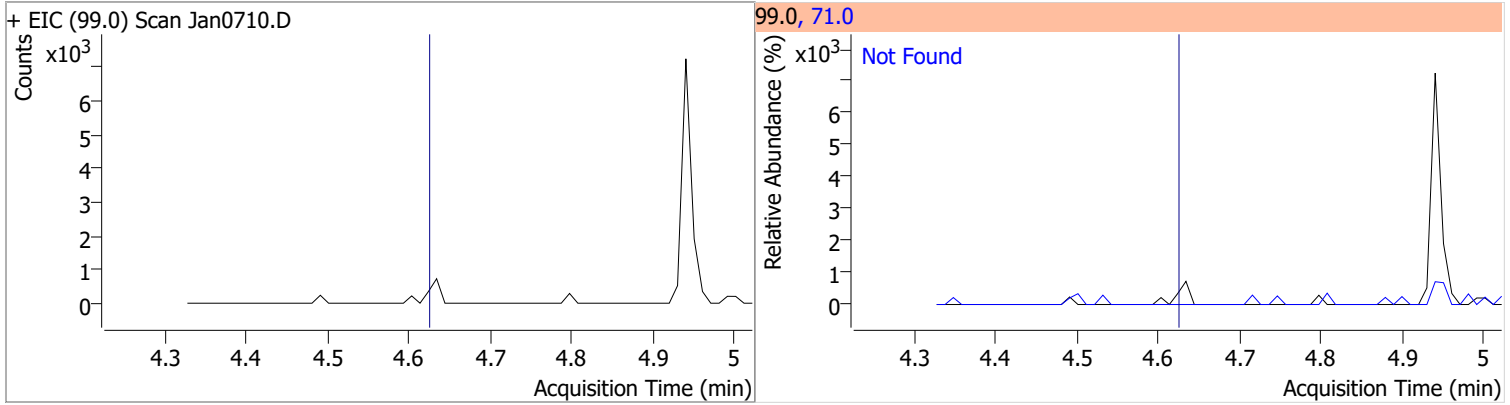


Compound	Conc.	RT	Dev(Min)	Resp.	QIon	QRatio	Lower	Upper
Aniline	78.6242	4.59	0.00	953743	66.0	39.7	28.3	52.5
					65.0	22.6	15.6	28.9

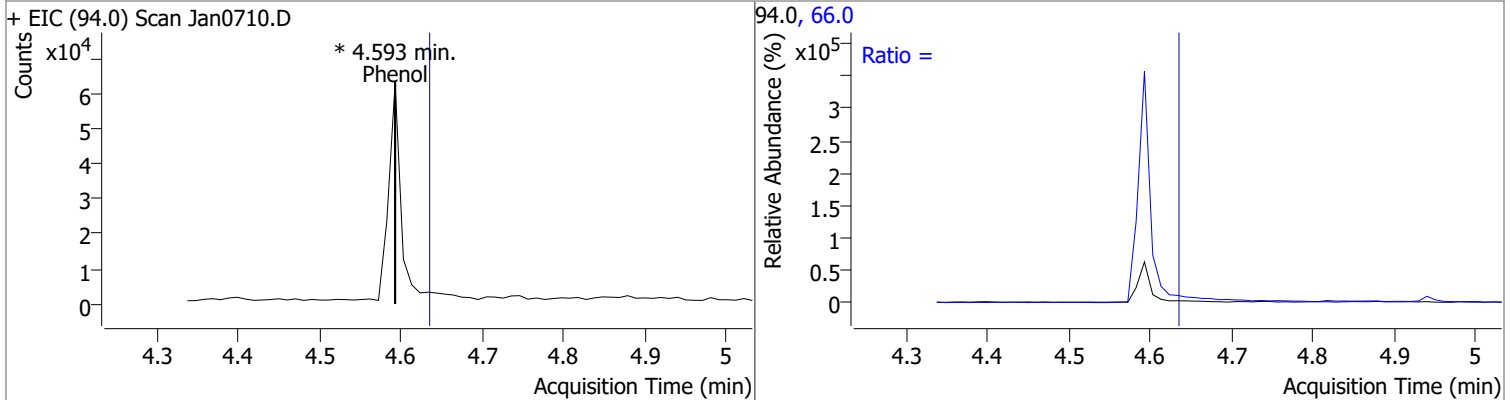


# Quantitation Results Report (QT Reviewed)

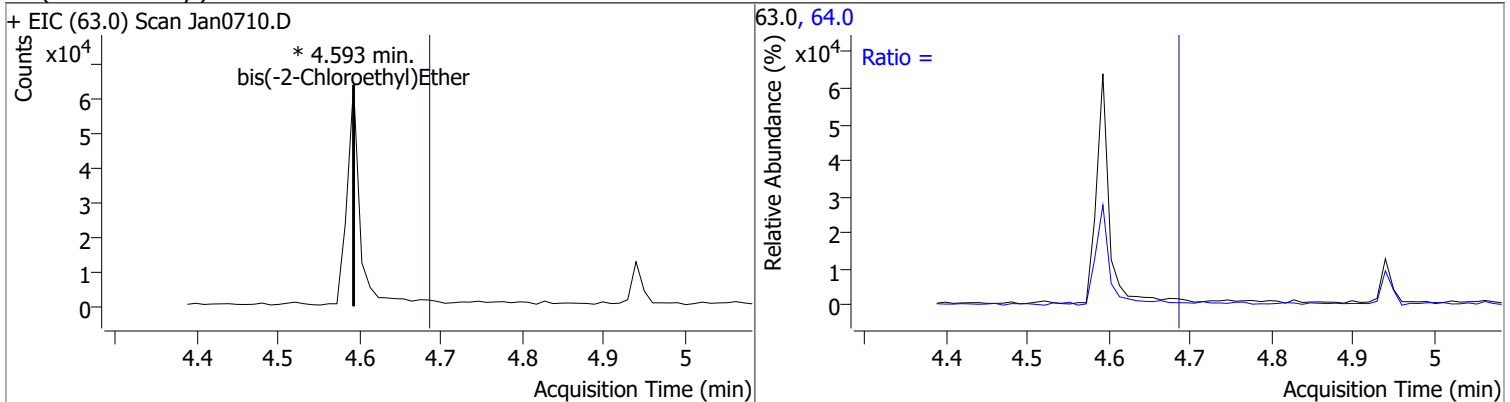
Compound	Conc.	Exp RT	QIon	Exp Ratio
Phenol-d5	N.D.	4.62	71.0	31.9



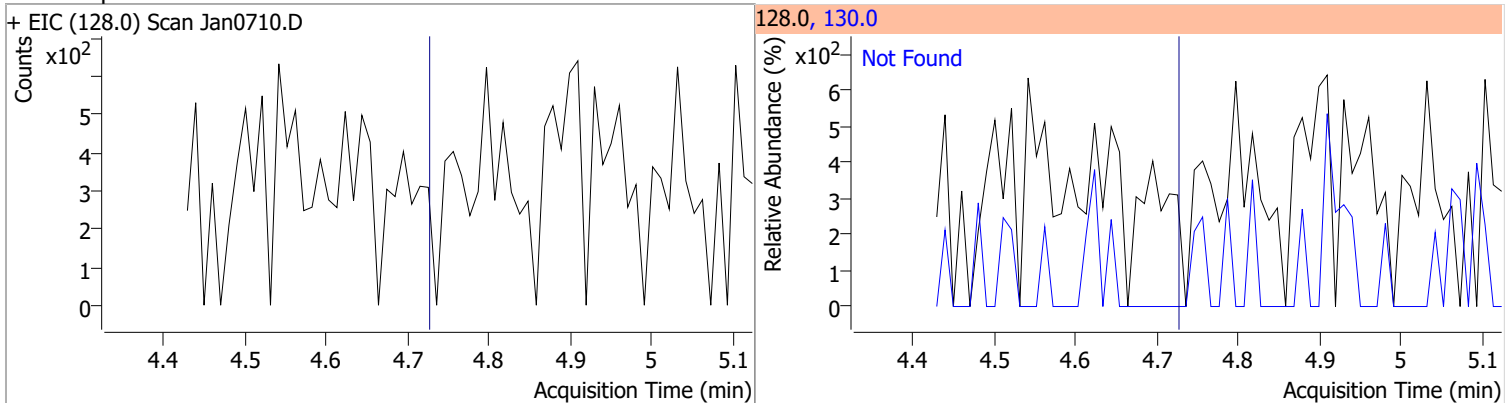
Compound	Conc.	RT	Dev(Min)	Resp.	QIon	QRatio	Lower	Upper
Phenol		0		0	66.0		31.3	58.2



Compound	Conc.	RT	Dev(Min)	Resp.	QIon	QRatio	Lower	Upper
bis(-2-Chloroethyl)Ether		0		0	64.0		2.3	4.3

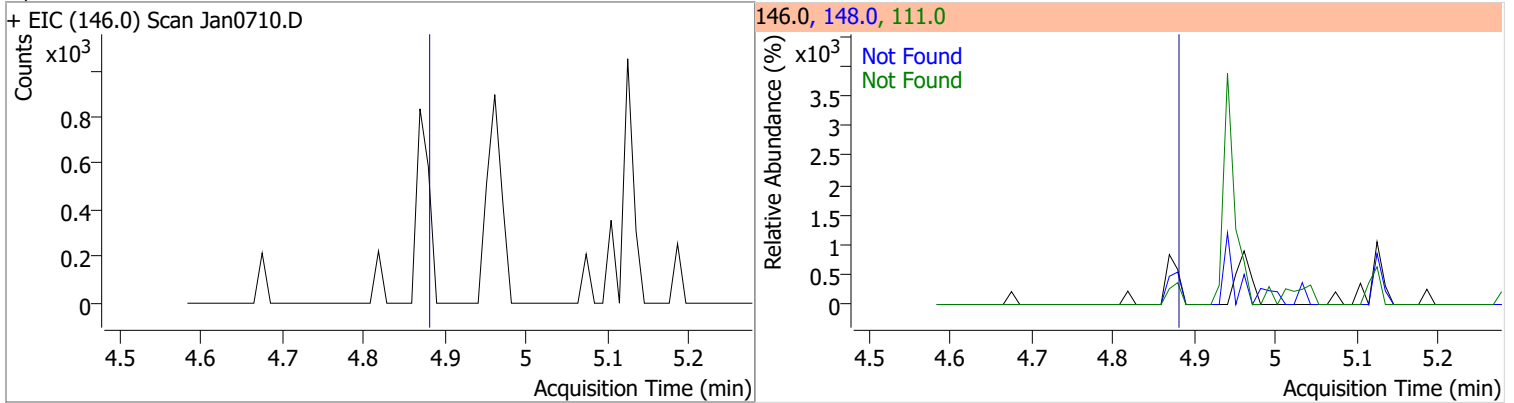


Compound	Conc.	Exp RT	QIon	Exp Ratio
2-Chlorophenol	N.D.	4.73	130.0	32.0

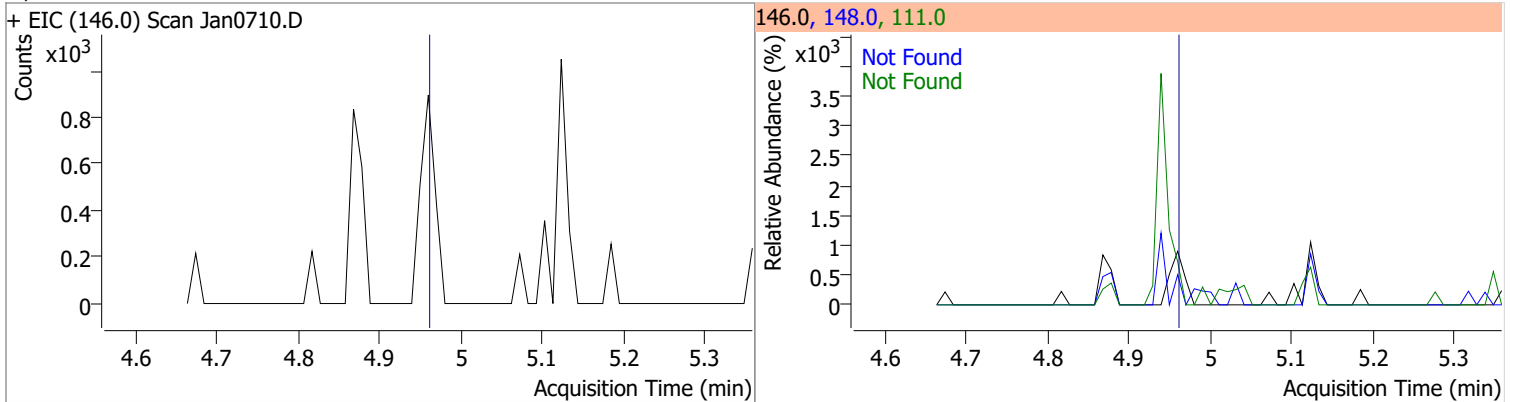


# Quantitation Results Report (QT Reviewed)

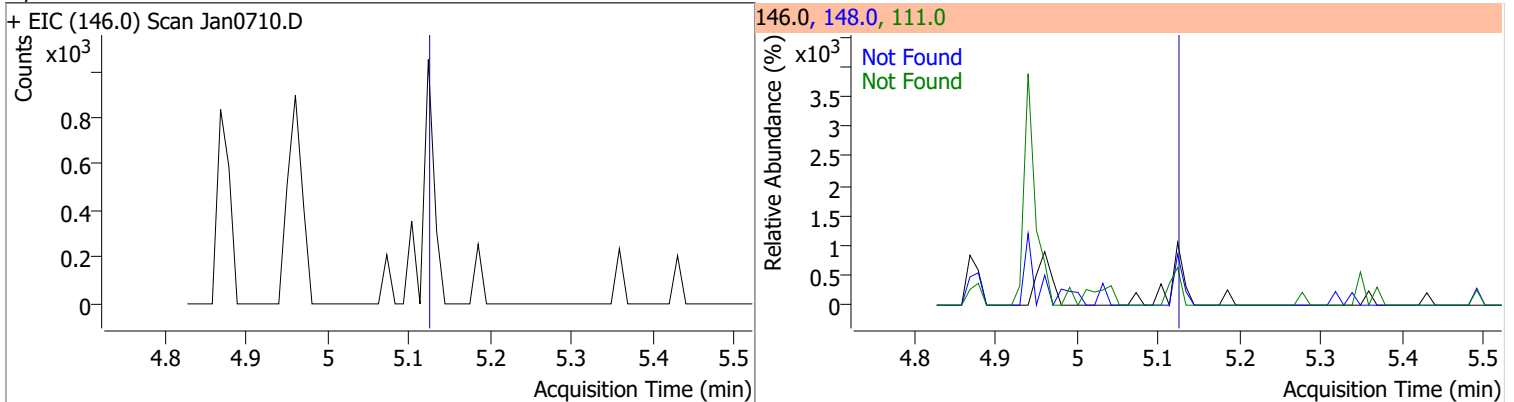
Compound	Conc.	Exp RT	QIon	Exp Ratio	QIon	Exp Ratio
1,3-Dichlorobenzene	N.D.	4.88	148.0	62.6	111.0	35.4



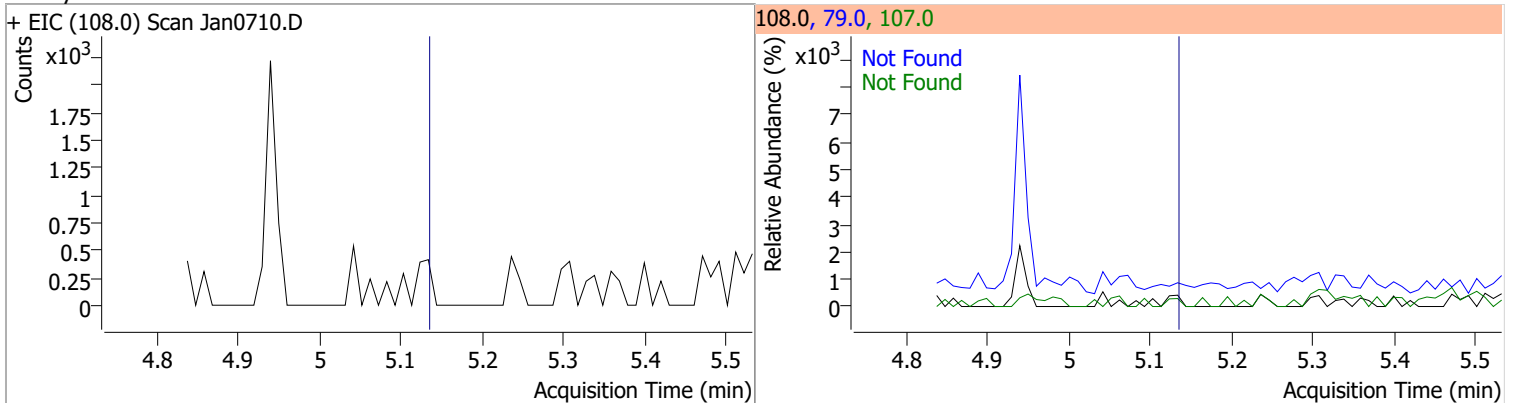
Compound	Conc.	Exp RT	QIon	Exp Ratio	QIon	Exp Ratio
1,4-Dichlorobenzene	N.D.	4.96	148.0	64.4	111.0	35.2



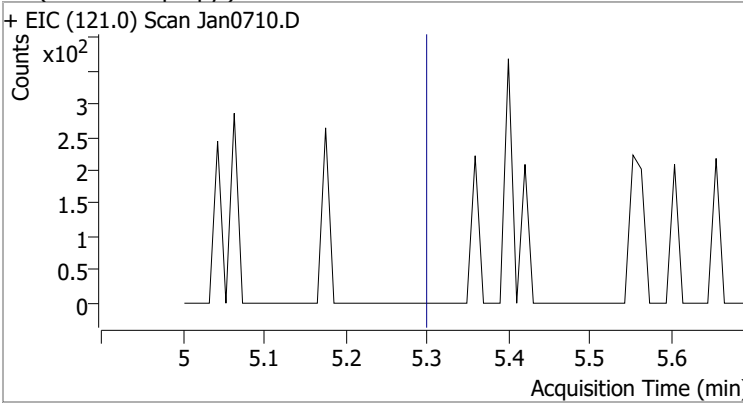
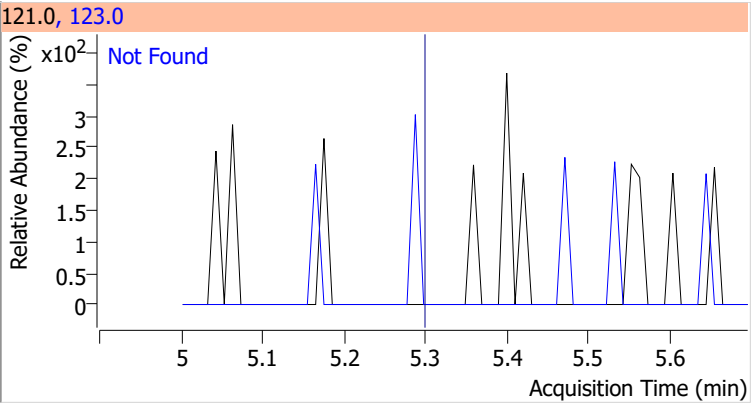
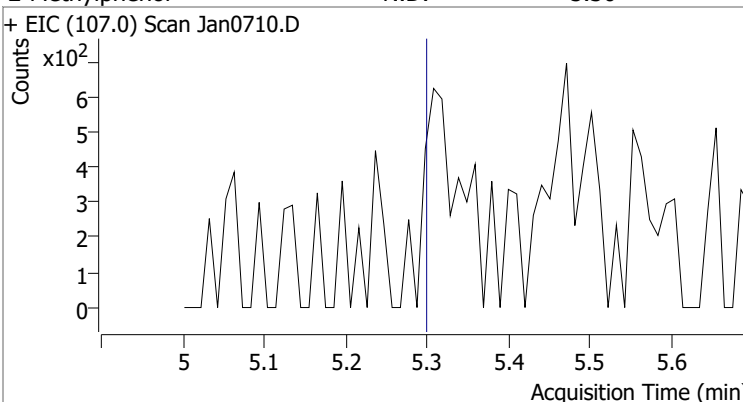
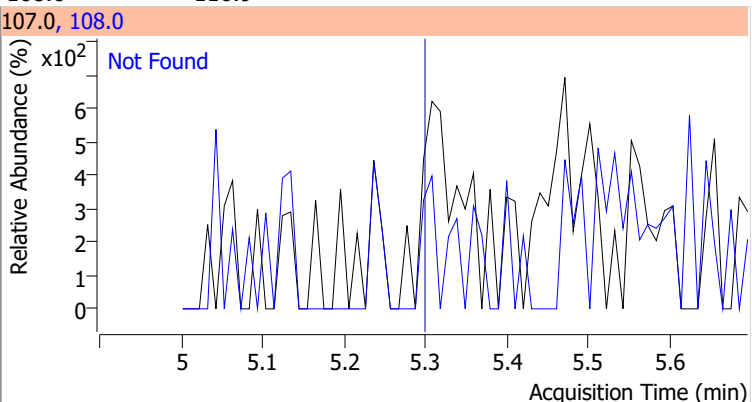
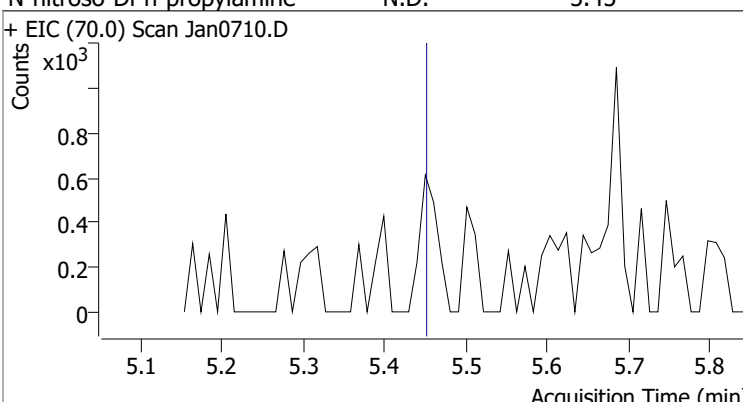
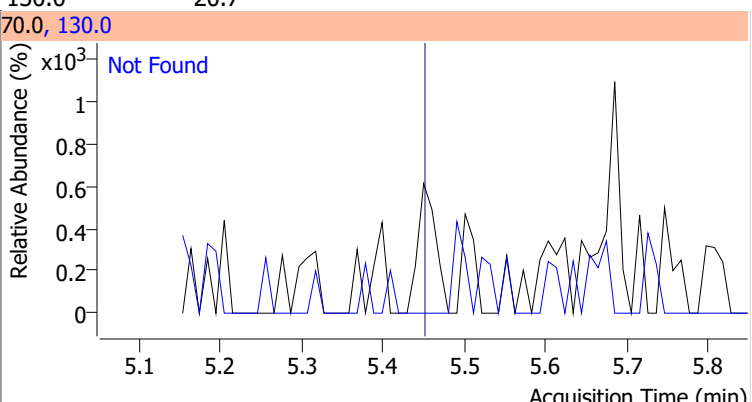
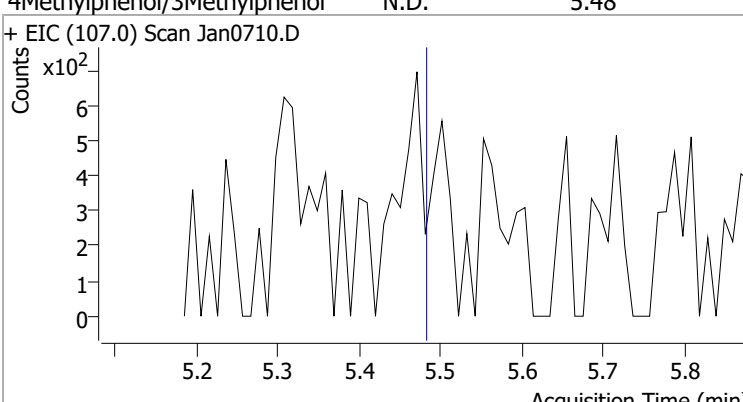
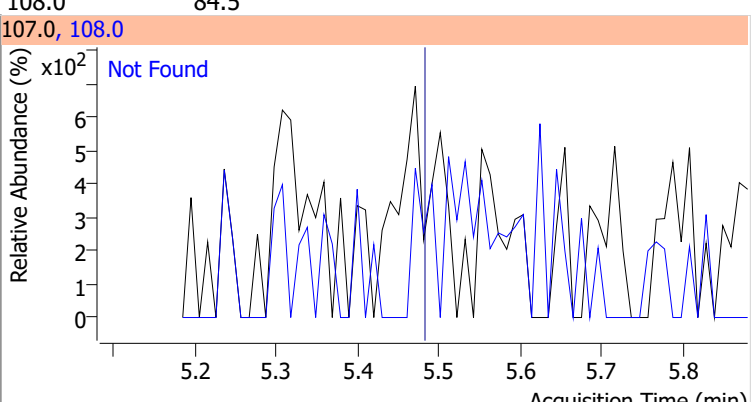
Compound	Conc.	Exp RT	QIon	Exp Ratio	QIon	Exp Ratio
1,2-Dichlorobenzene	N.D.	5.12	148.0	64.5	111.0	37.8



Compound	Conc.	Exp RT	QIon	Exp Ratio	QIon	Exp Ratio
Benzyl Alcohol	N.D.	5.13	79.0	115.5	107.0	71.0



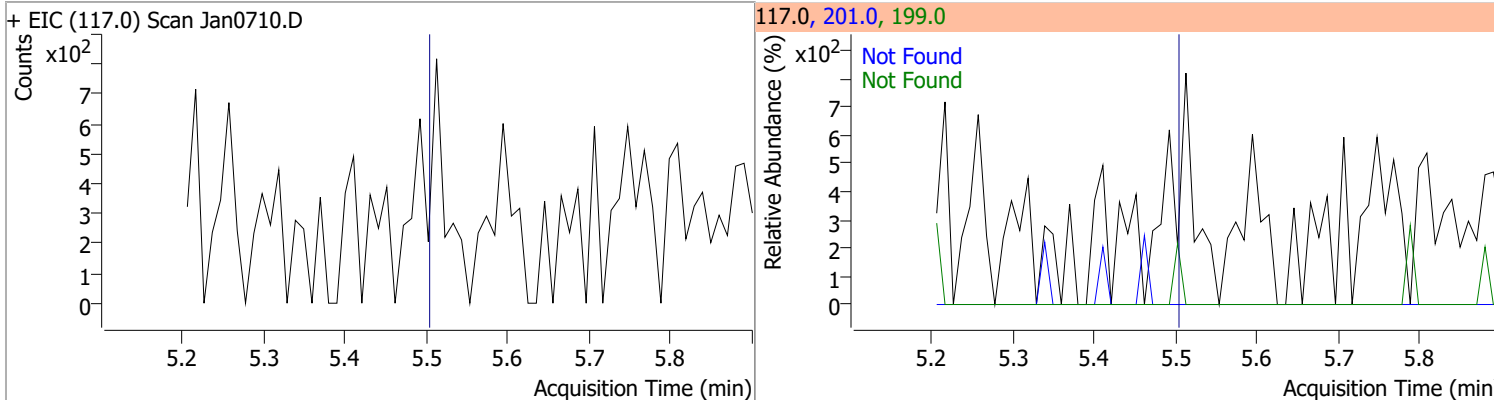
# Quantitation Results Report (QT Reviewed)

Compound	Conc.	Exp RT	QIon	Exp Ratio
bis(2-chloroisopropyl)Ether	N.D.	5.30	123.0	32.2
+ EIC (121.0) Scan Jan0710.D 			121.0, 123.0 	
2-Methylphenol	N.D.	5.30	108.0	116.9
+ EIC (107.0) Scan Jan0710.D 			107.0, 108.0 	
N-nitroso-Di-n-propylamine	N.D.	5.45	130.0	20.7
+ EIC (70.0) Scan Jan0710.D 			70.0, 130.0 	
4Methylphenol/3Methylphenol	N.D.	5.48	108.0	84.5
+ EIC (107.0) Scan Jan0710.D 			107.0, 108.0 	

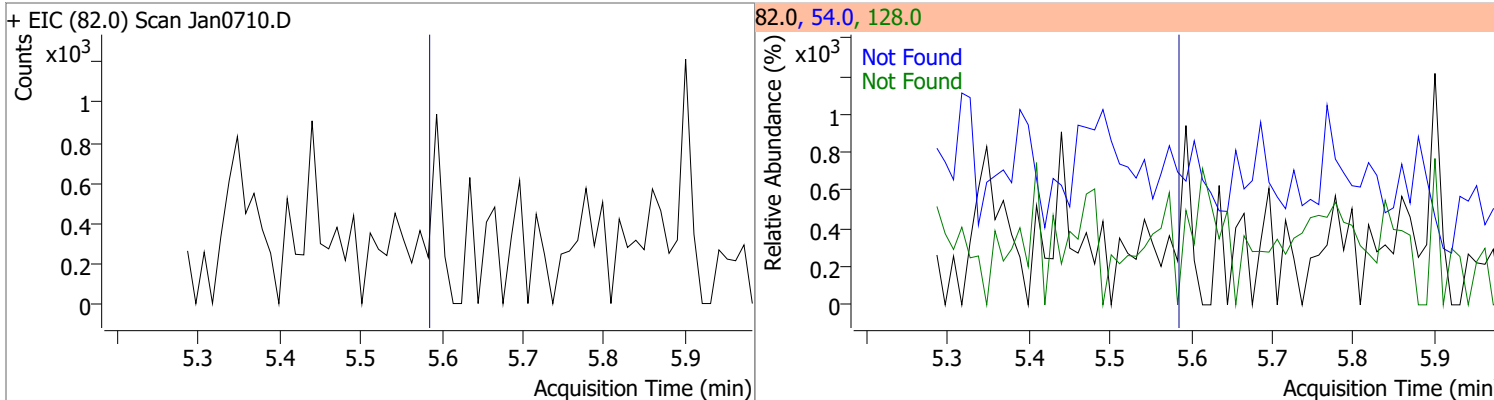


# Quantitation Results Report (QT Reviewed)

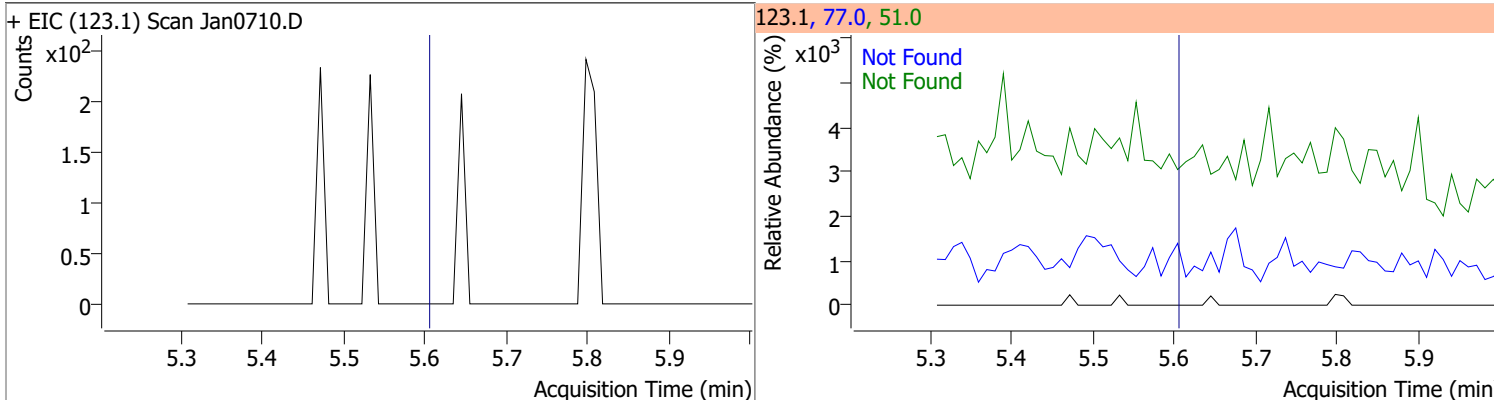
Compound	Conc.	Exp RT	QIon	Exp Ratio	QIon	Exp Ratio
Hexachloroethane	N.D.	5.50	201.0	93.2	199.0	57.2



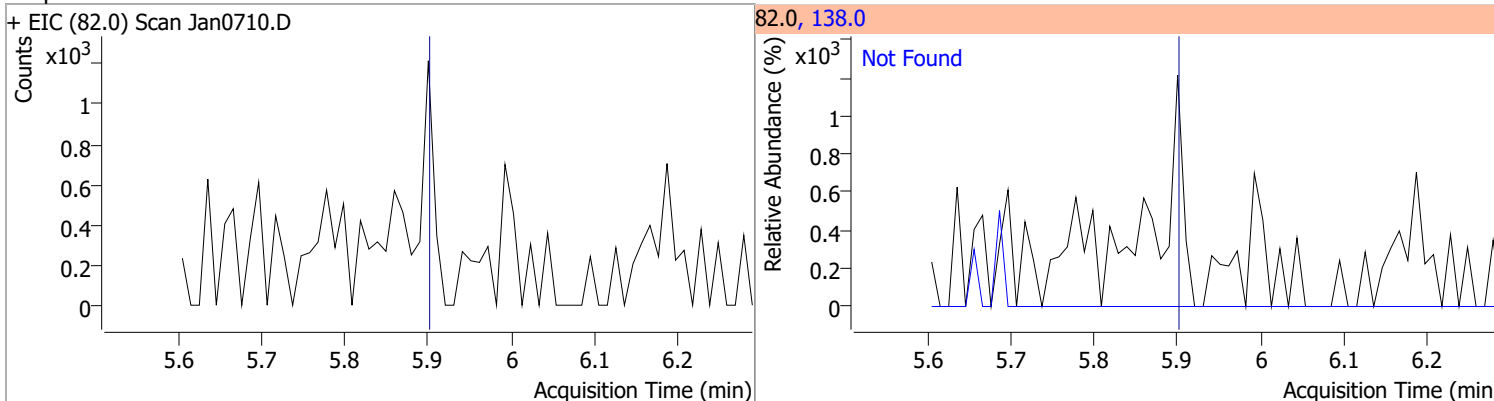
Compound	Conc.	Exp RT	QIon	Exp Ratio	QIon	Exp Ratio
Nitrobenzene-d5	N.D.	5.58	54.0	97.4	128.0	50.3



Compound	Conc.	Exp RT	QIon	Exp Ratio	QIon	Exp Ratio
Nitrobenzene	N.D.	5.60	77.0	186.4	51.0	186.0

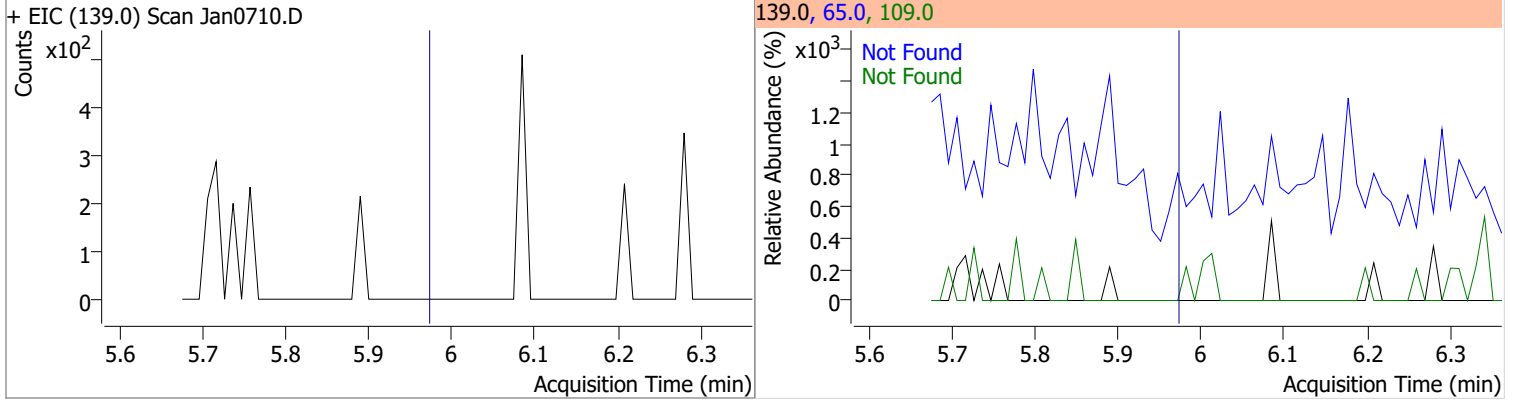


Compound	Conc.	Exp RT	QIon	Exp Ratio
Isophorone	N.D.	5.90	138.0	20.3

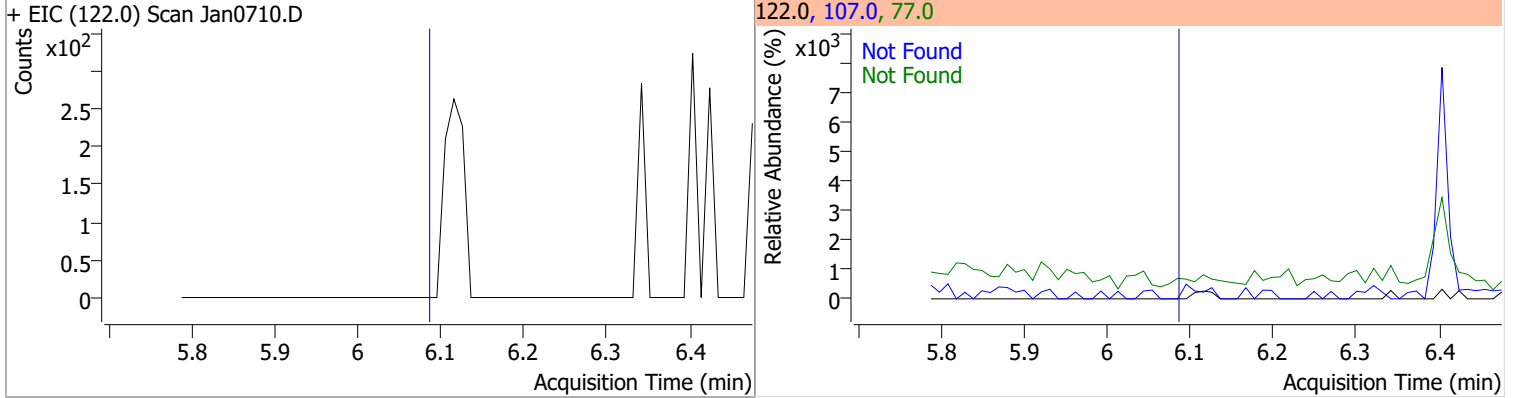


# Quantitation Results Report (QT Reviewed)

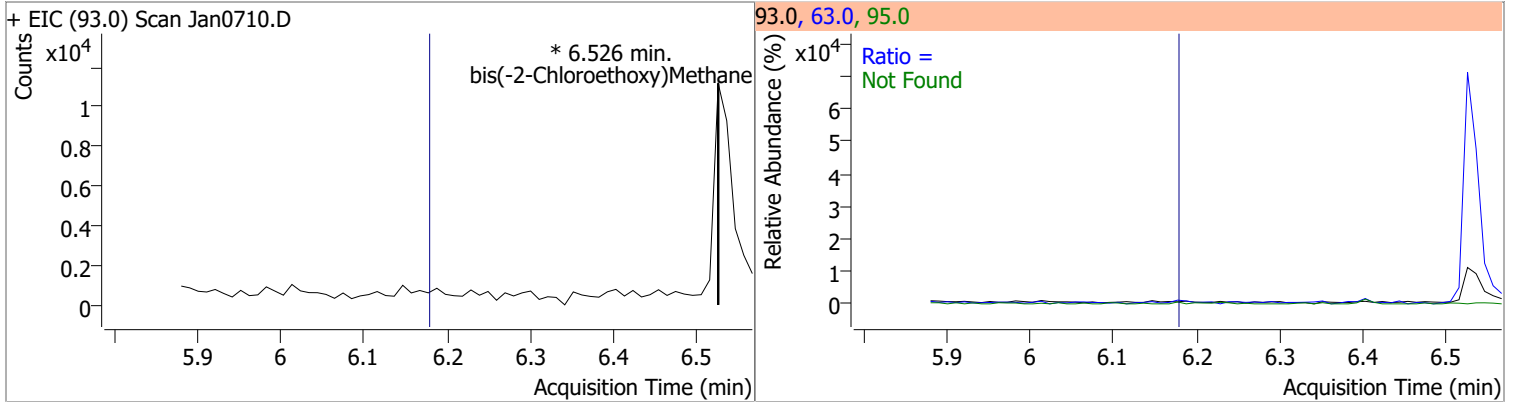
Compound	Conc.	Exp RT	QIon	Exp Ratio	QIon	Exp Ratio
2-Nitrophenol	N.D.	5.97	65.0	51.2	109.0	34.5



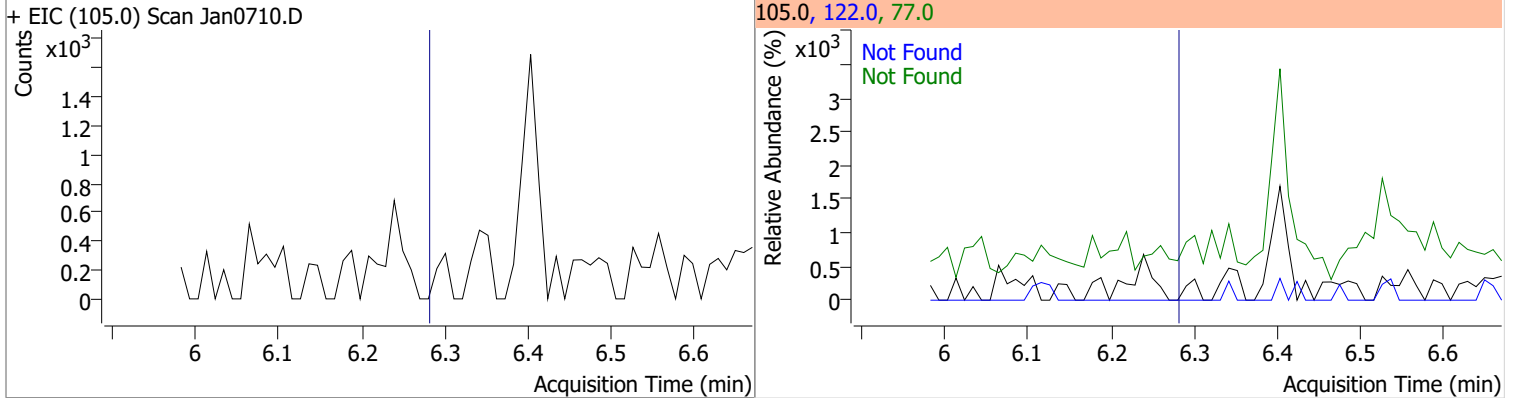
Compound	Conc.	Exp RT	QIon	Exp Ratio	QIon	Exp Ratio
2,4-Dimethylphenol	N.D.	6.08	107.0	106.6	77.0	30.1



Compound	Conc.	RT	Dev(Min)	Resp.	QIon	QRatio	Lower	Upper
bis(-2-Chloroethoxy)Methane		0		0	63.0		64.0	118.8
					95.0		22.0	40.8

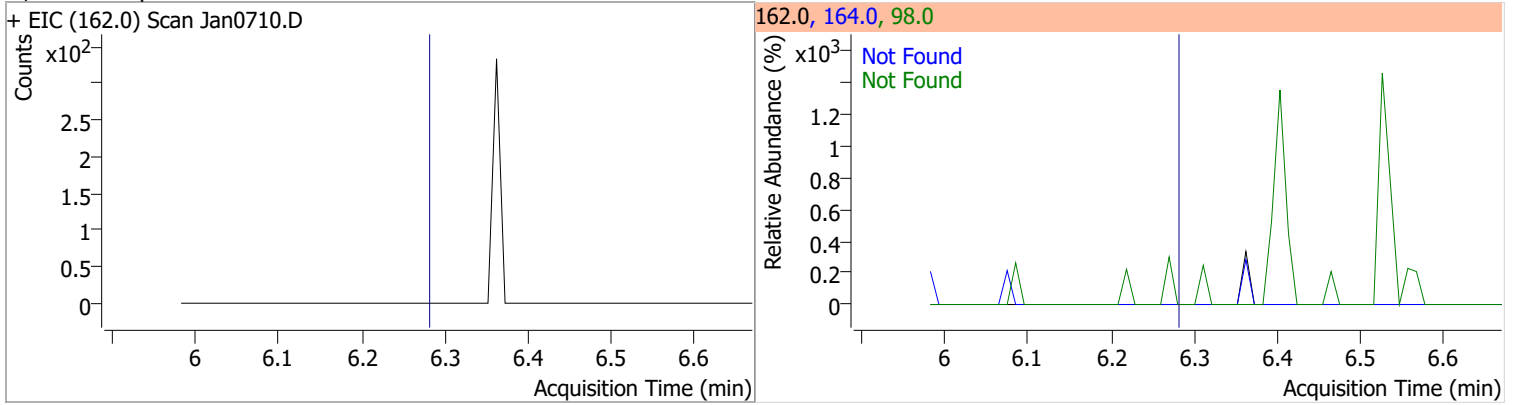


Compound	Conc.	Exp RT	QIon	Exp Ratio	QIon	Exp Ratio
Benzoic Acid	N.D.	6.28	122.0	88.1	77.0	74.0

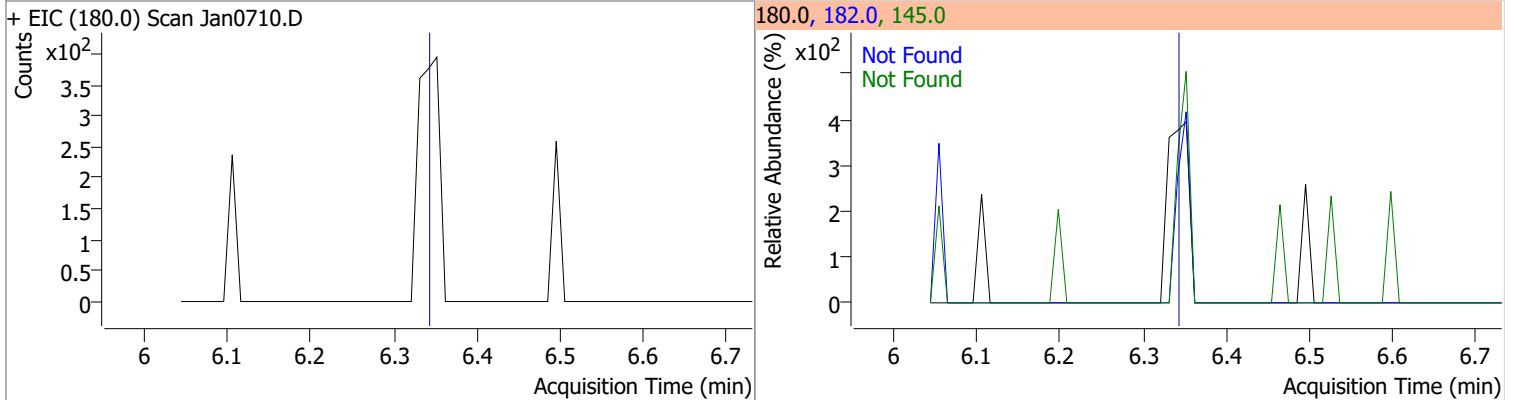


# Quantitation Results Report (QT Reviewed)

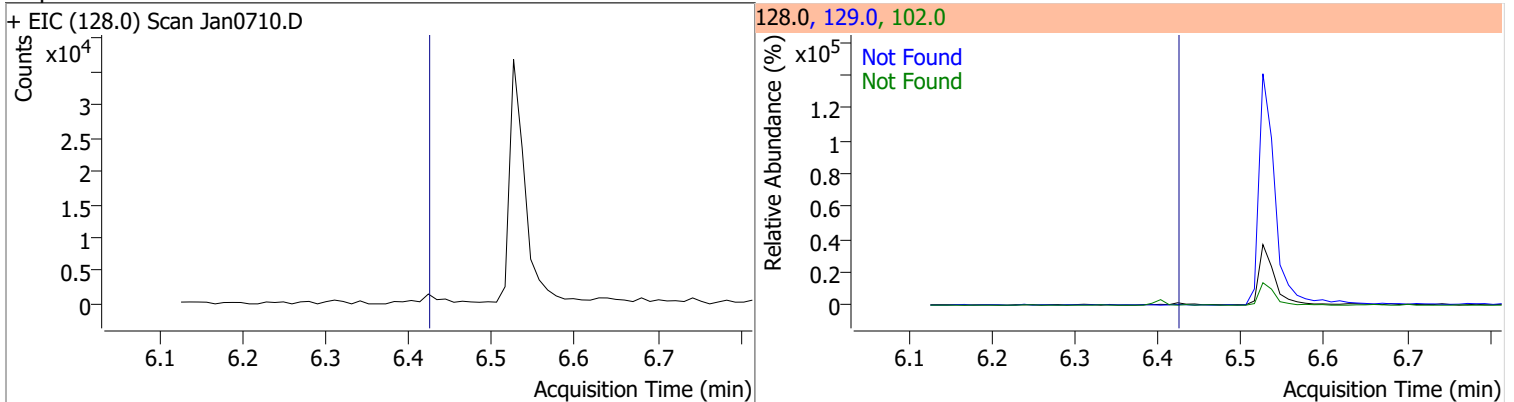
Compound	Conc.	Exp RT	QIon	Exp Ratio	QIon	Exp Ratio
2,4-Dichlorophenol	N.D.	6.28	164.0	65.0	98.0	31.2



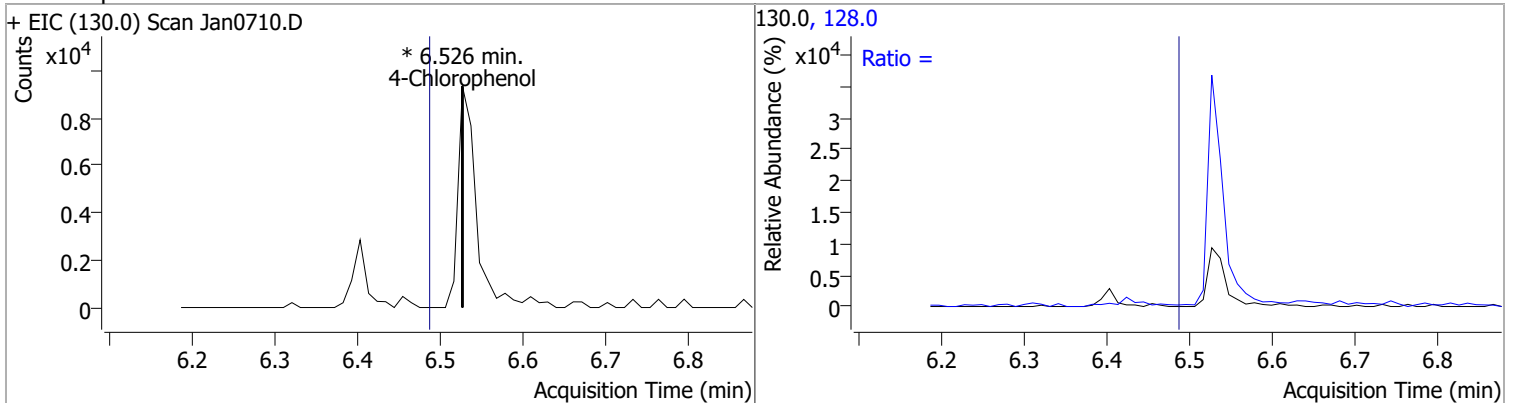
Compound	Conc.	Exp RT	QIon	Exp Ratio	QIon	Exp Ratio
1,2,4-Trichlorobenzene	N.D.	6.34	182.0	97.8	145.0	30.3



Compound	Conc.	Exp RT	QIon	Exp Ratio	QIon	Exp Ratio
Naphthalene	N.D.	6.42	129.0	10.6	102.0	9.0

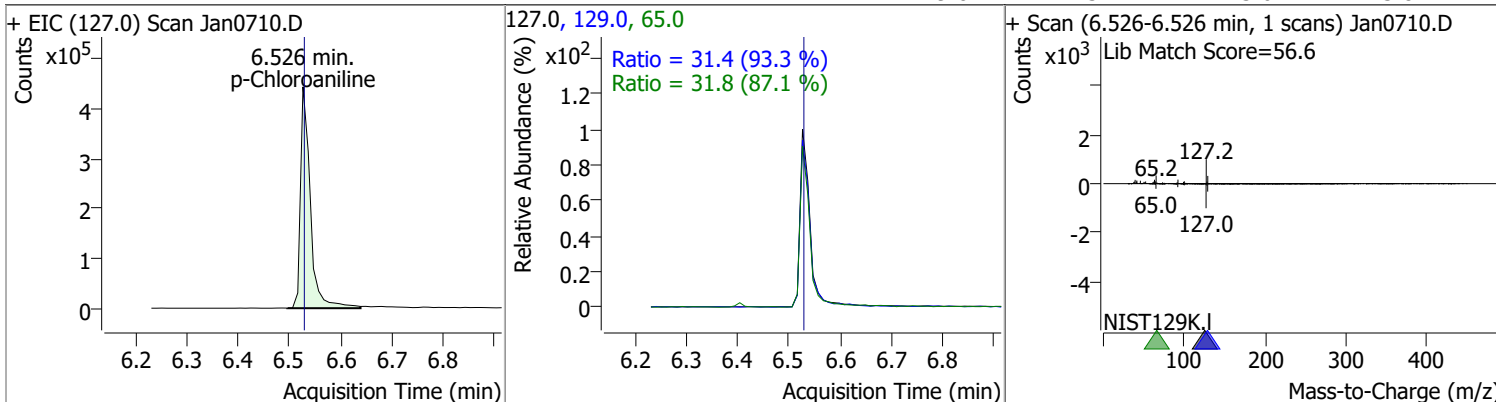


Compound	Conc.	RT	Dev(Min)	Resp.	QIon	QRatio	Lower	Upper
4-Chlorophenol		0		0	128.0		222.8	413.7

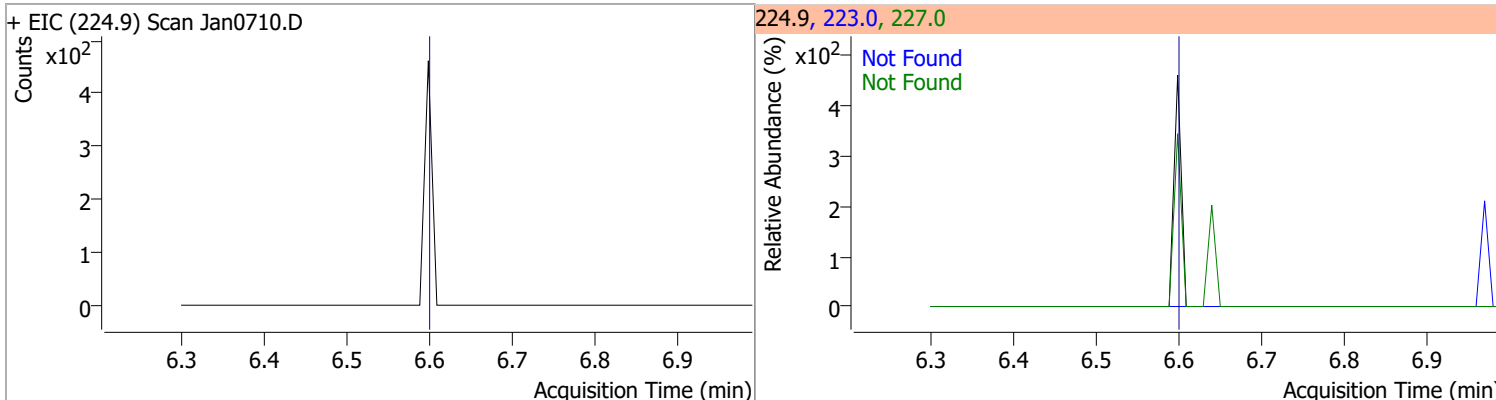


# Quantitation Results Report (QT Reviewed)

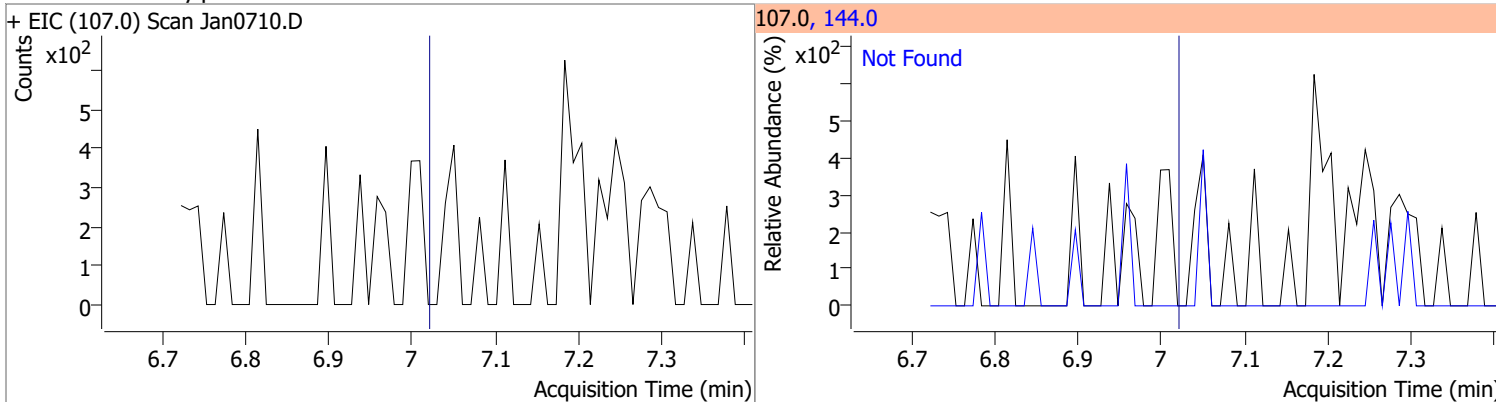
Compound	Conc.	RT	Dev(Min)	Resp.	QIon	QRatio	Lower	Upper
p-Chloroaniline	76.8727	6.53	0.00	599172	65.0	31.8	25.6	47.5
					129.0	31.4	23.6	43.8



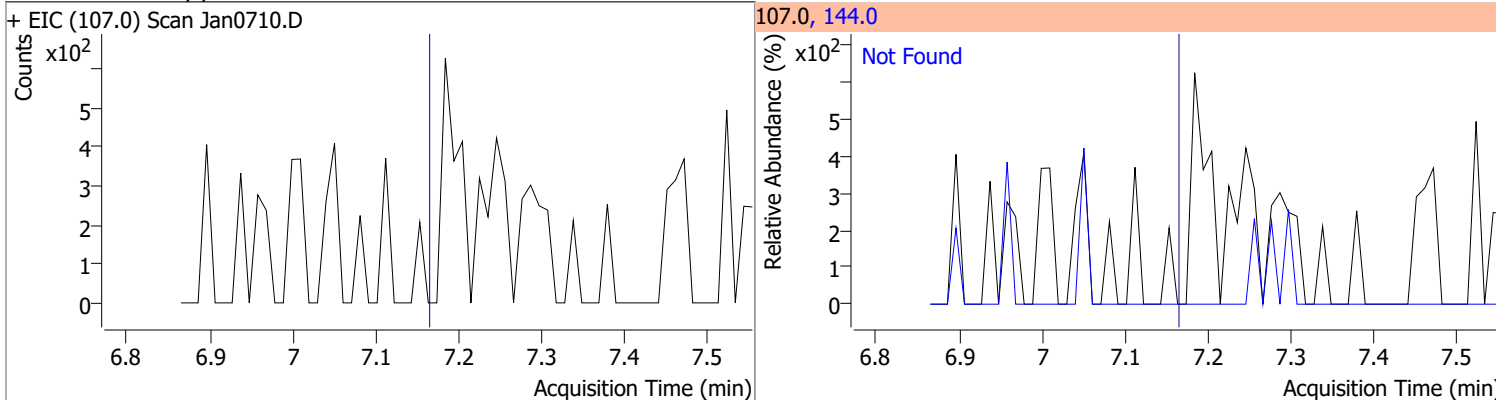
Compound	Conc.	Exp RT	QIon	Exp Ratio	QIon	Exp Ratio
Hexachlorobutadiene	N.D.	6.60	227.0	66.1	223.0	64.1



Compound	Conc.	Exp RT	QIon	Exp Ratio
4-Chloro-2-Methylphenol	N.D.	7.02	144.0	27.3

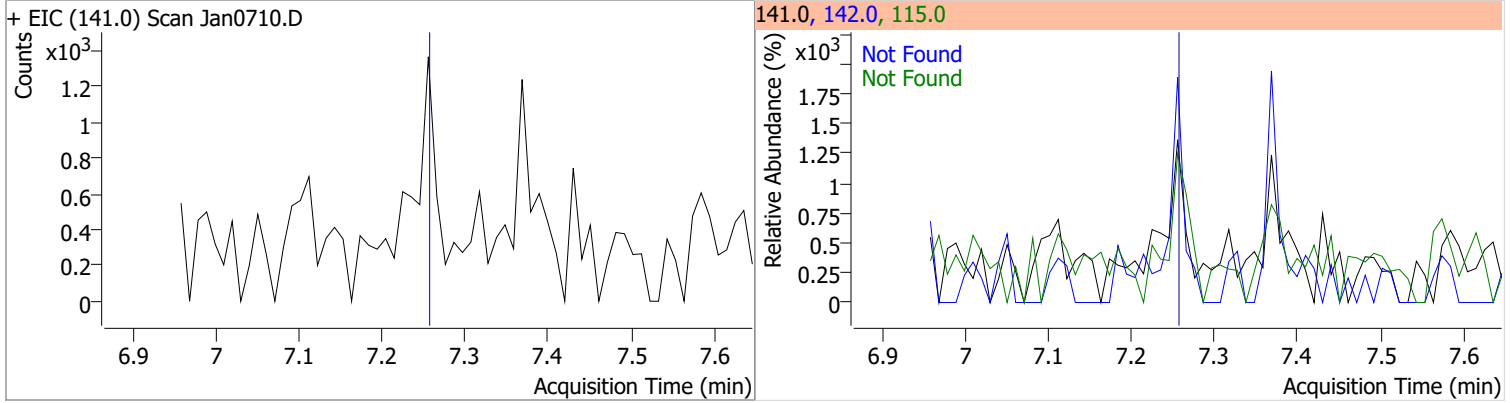


Compound	Conc.	Exp RT	QIon	Exp Ratio
4-Chloro-3-Methylphenol	N.D.	7.16	144.0	28.4

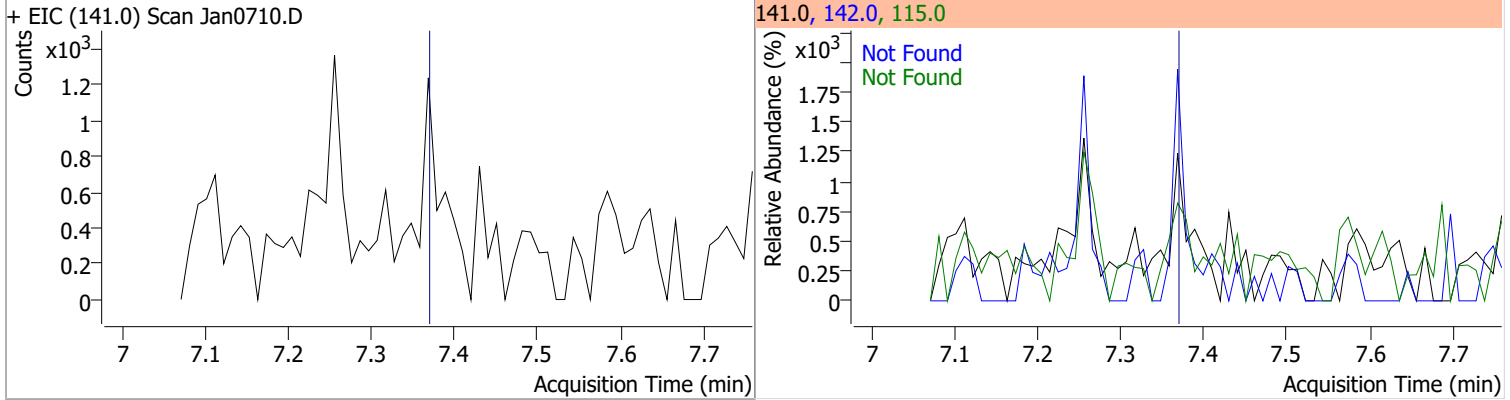


# Quantitation Results Report (QT Reviewed)

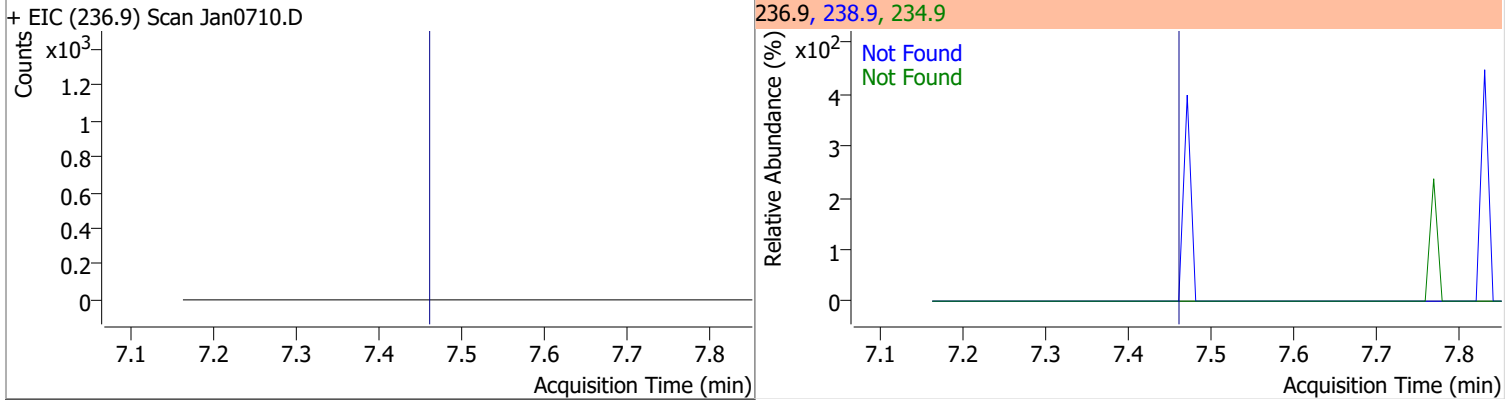
Compound	Conc.	Exp RT	QIon	Exp Ratio	QIon	Exp Ratio
2-Methylnaphthalene	N.D.	7.26	142.0	115.4	115.0	41.6



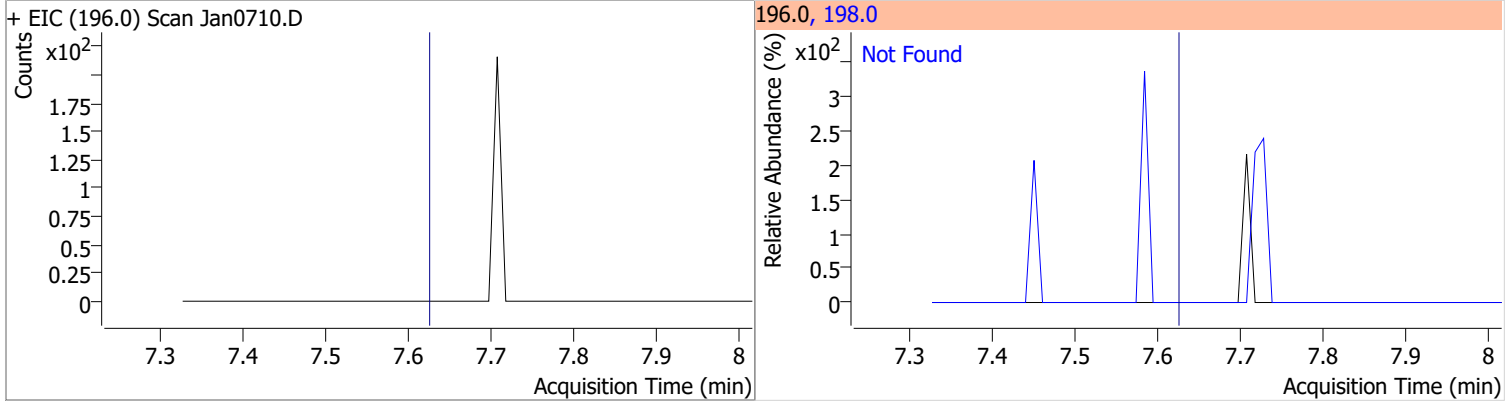
Compound	Conc.	Exp RT	QIon	Exp Ratio	QIon	Exp Ratio
1-Methylnaphthalene	N.D.	7.37	142.0	110.2	115.0	43.1



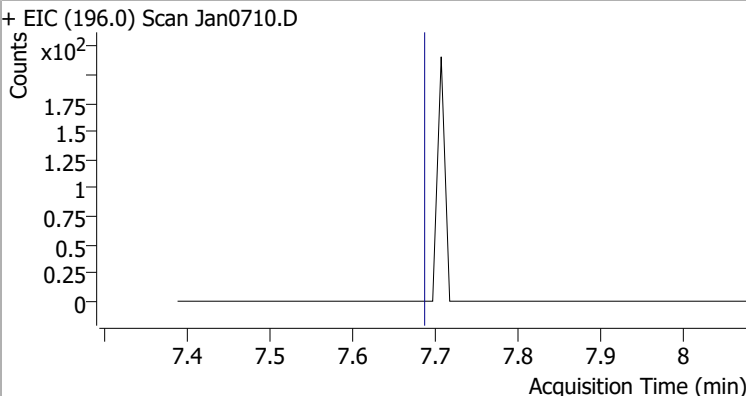
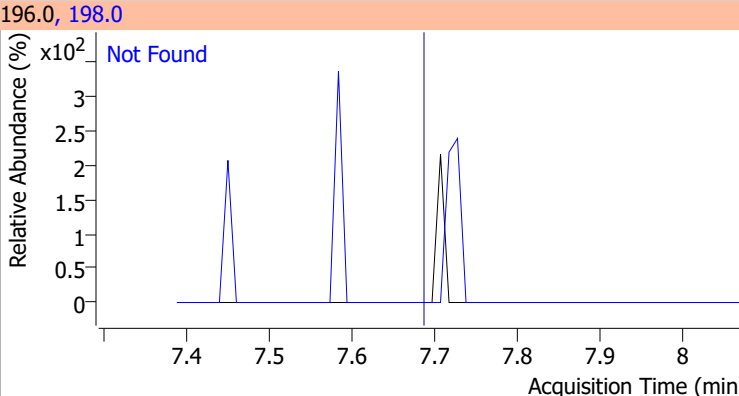
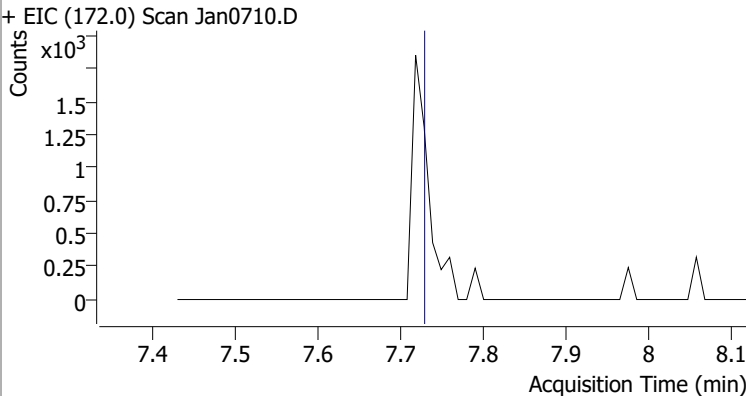
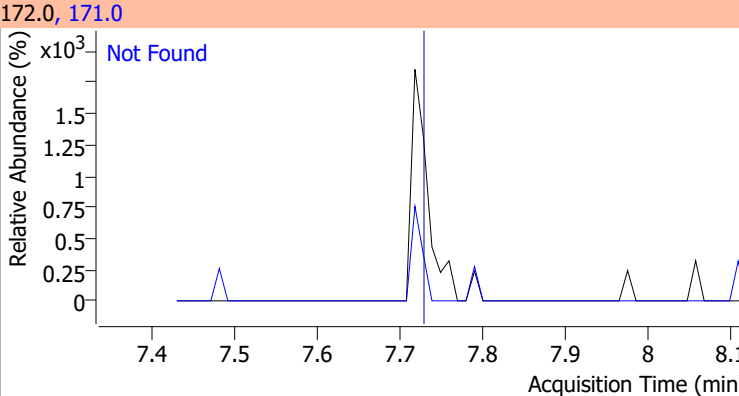
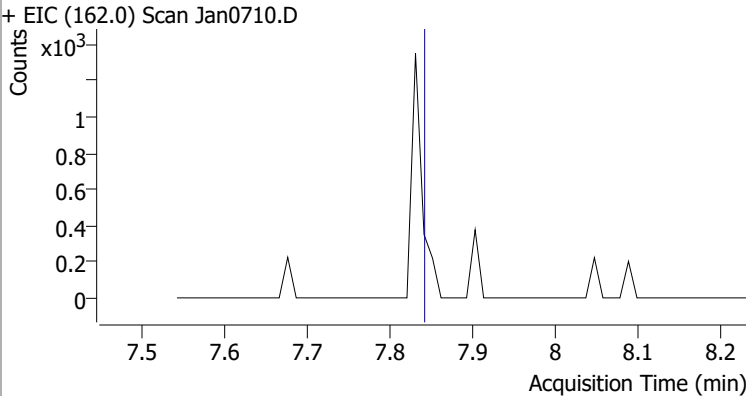
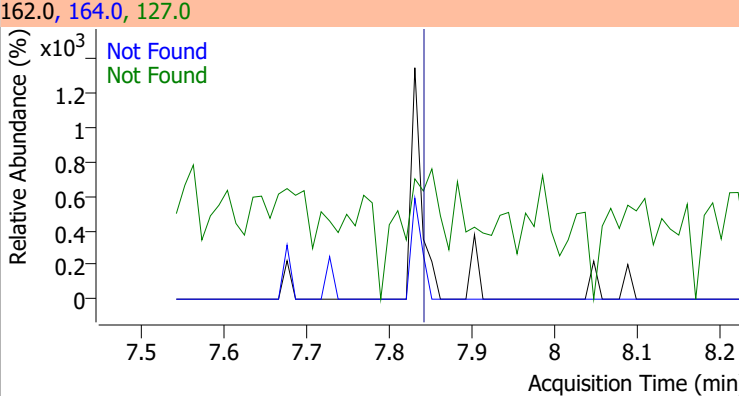
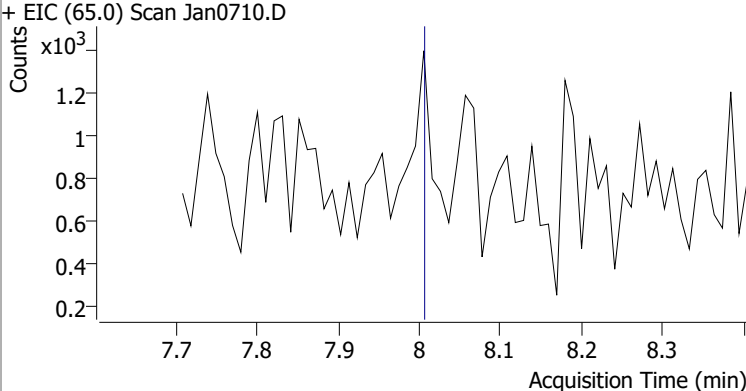
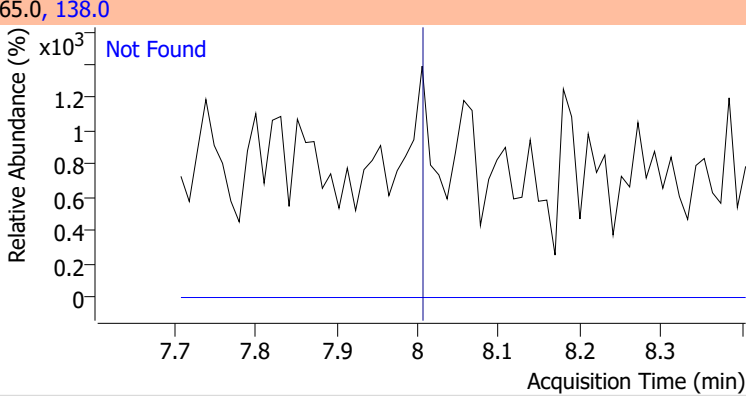
Compound	Conc.	Exp RT	QIon	Exp Ratio	QIon	Exp Ratio
Hexachlorocyclopentadiene	N.D.	7.45	238.9	65.0	234.9	62.3



Compound	Conc.	Exp RT	QIon	Exp Ratio
2,4,6-Trichlorophenol	N.D.	7.61	198.0	95.1

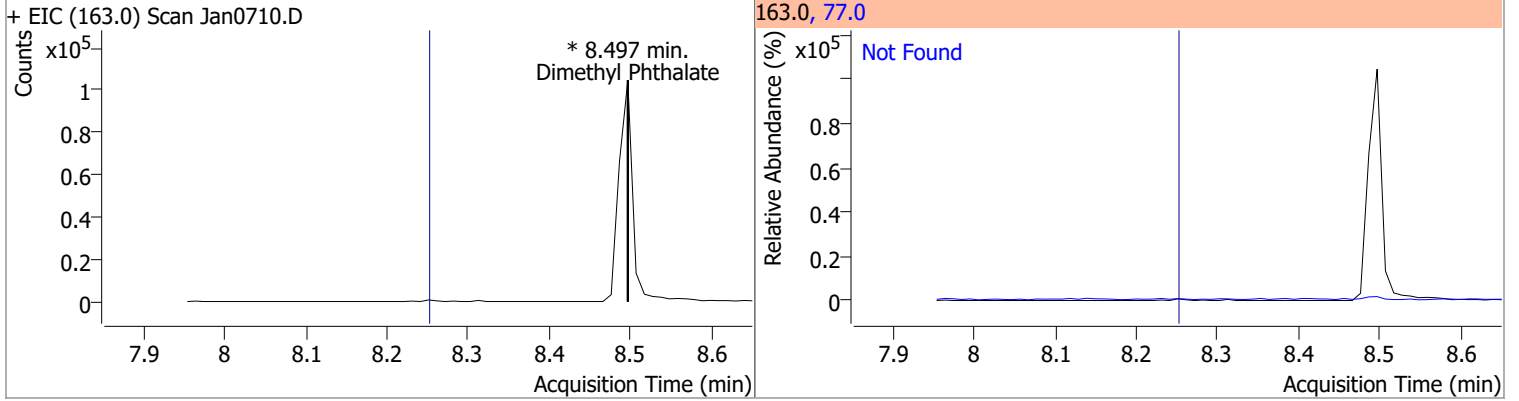


# Quantitation Results Report (QT Reviewed)

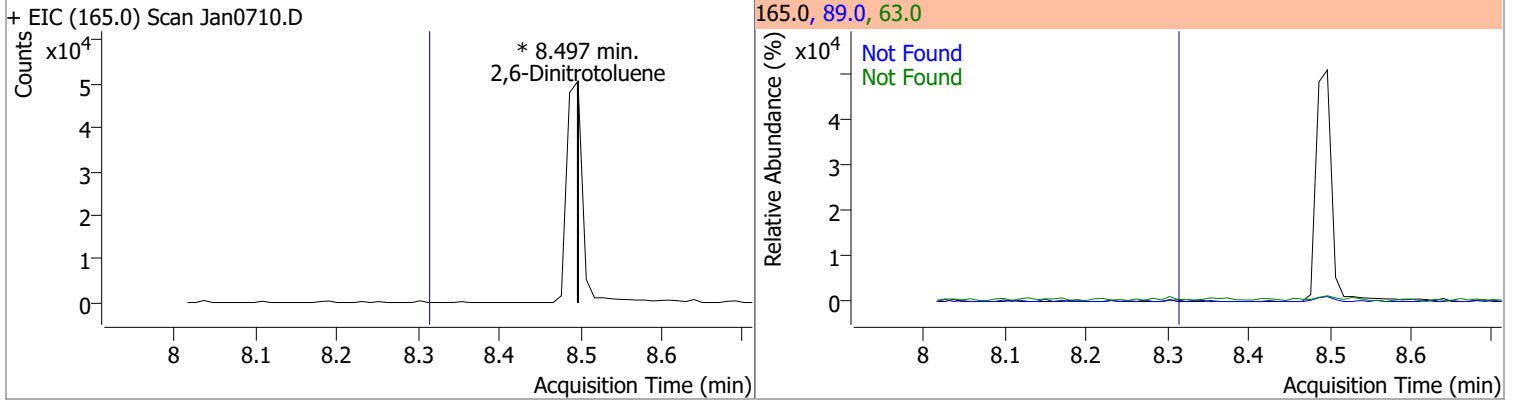
Compound	Conc.	Exp RT	QIon	Exp Ratio		
2,4,5-Trichlorophenol	N.D.	7.68	198.0	95.5		
+ EIC (196.0) Scan Jan0710.D			196.0, 198.0			
						
2-Fluorobiphenyl	N.D.	7.72	171.0	34.5		
+ EIC (172.0) Scan Jan0710.D			172.0, 171.0			
						
2-Chloronaphthalene	N.D.	7.83	127.0	37.9	QIon	Exp Ratio
					164.0	32.3
+ EIC (162.0) Scan Jan0710.D			162.0, 164.0, 127.0			
						
2-Nitroaniline	N.D.	7.99	138.0	107.7		
+ EIC (65.0) Scan Jan0710.D			65.0, 138.0			
						

# Quantitation Results Report (QT Reviewed)

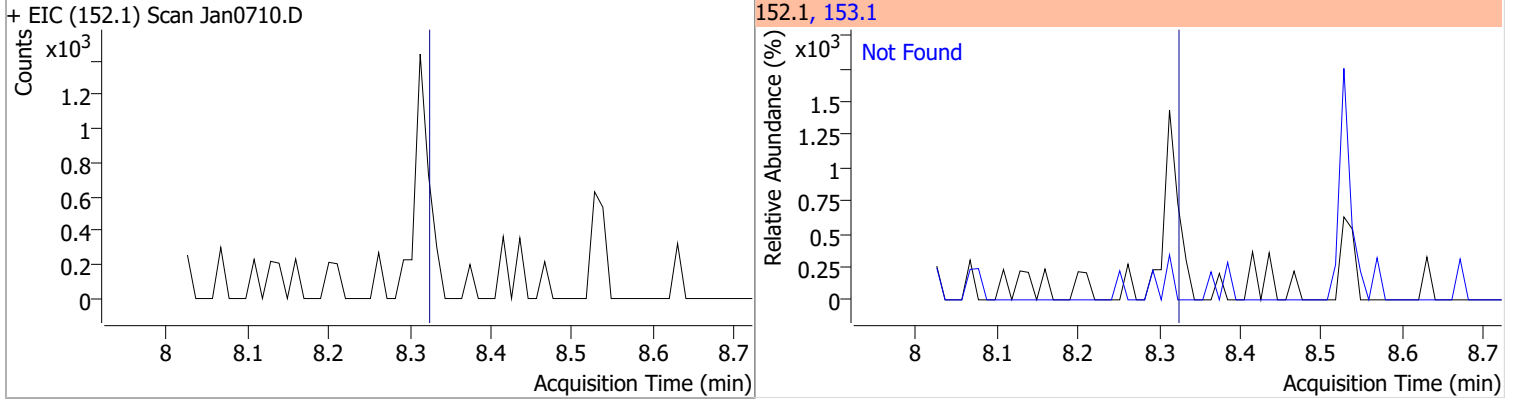
Compound	Conc.	RT	Dev(Min)	Resp.	QIon	QRatio	Lower	Upper
Dimethyl Phthalate	0	0		0	77.0		13.0	24.2



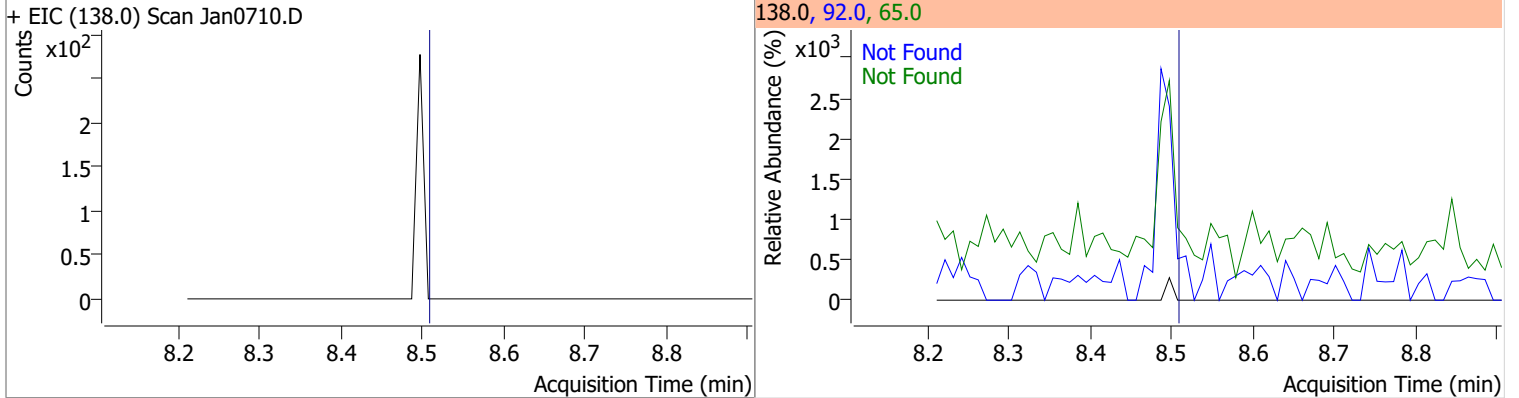
Compound	Conc.	RT	Dev(Min)	Resp.	QIon	QRatio	Lower	Upper
2,6-Dinitrotoluene	0	0		0	63.0		110.4	205.0
					89.0		39.5	73.3



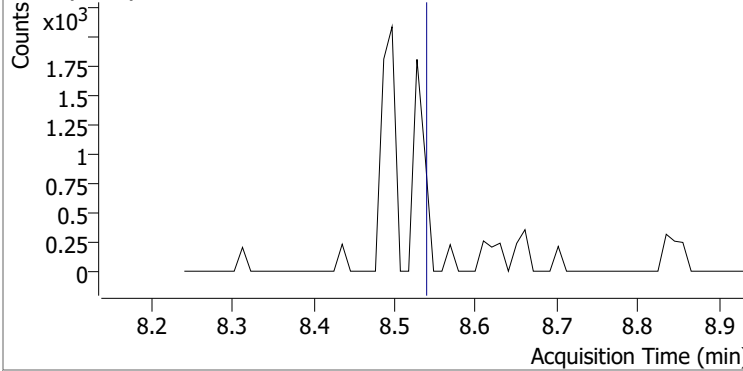
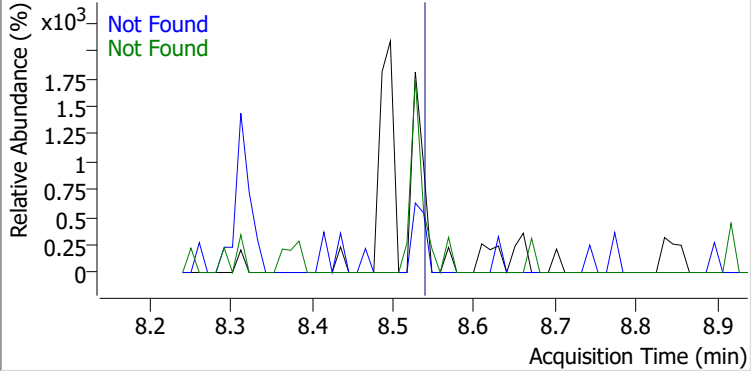
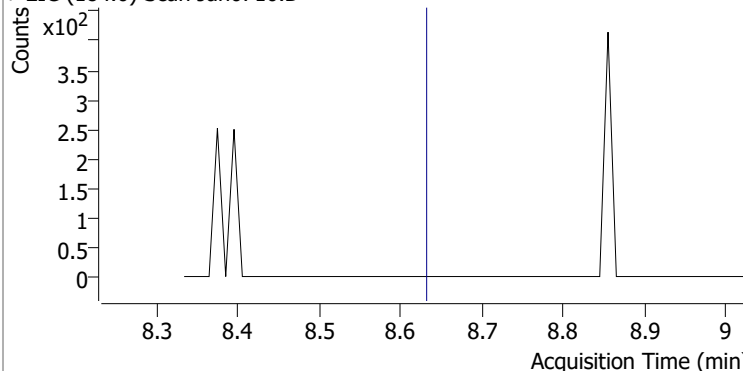
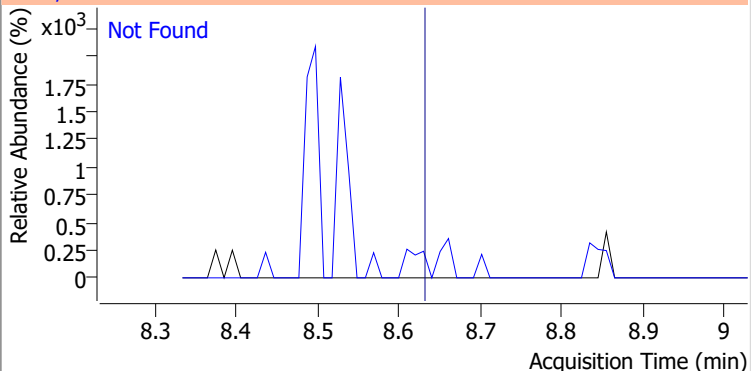
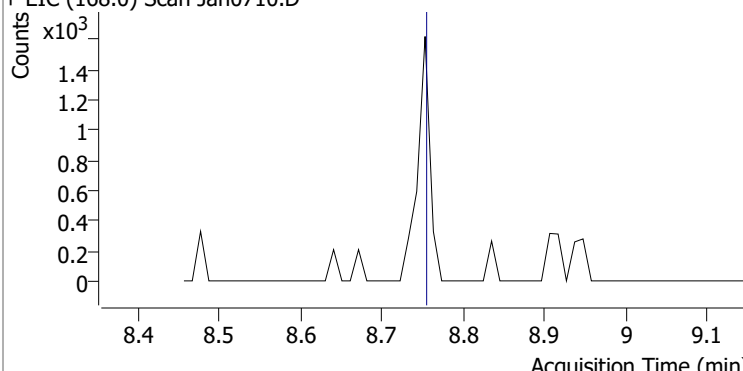
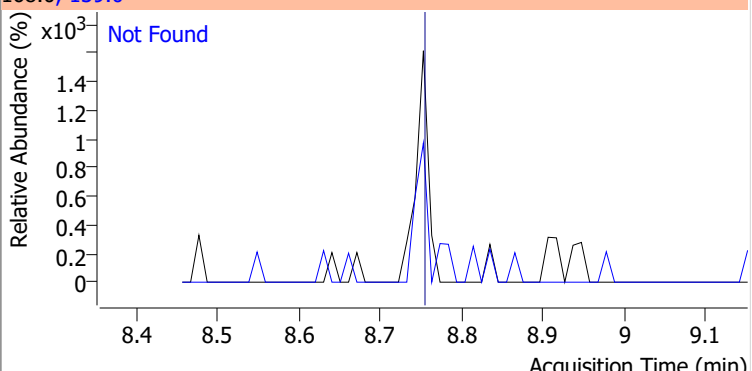
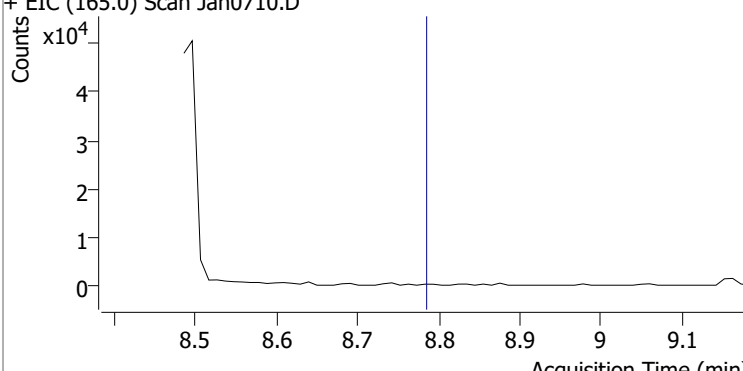
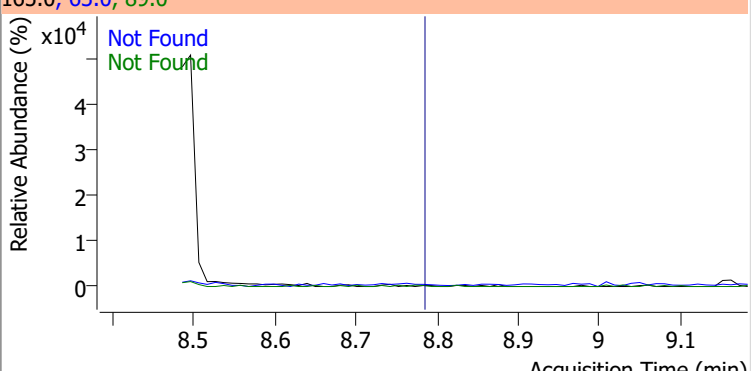
Compound	Conc.	Exp RT	QIon	Exp Ratio
Acenaphthylene	N.D.	8.31	153.1	13.8



Compound	Conc.	Exp RT	QIon	Exp Ratio	QIon	Exp Ratio
3-Nitroaniline	N.D.	8.50	65.0	140.9	92.0	106.5

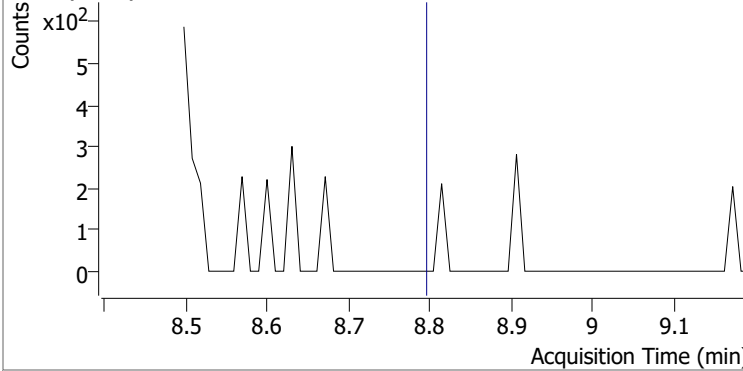
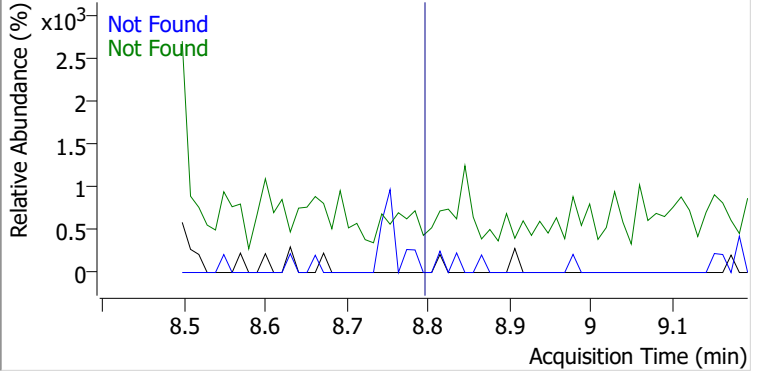
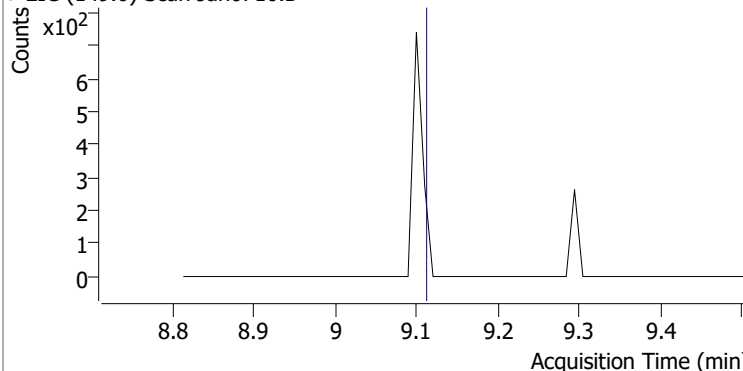
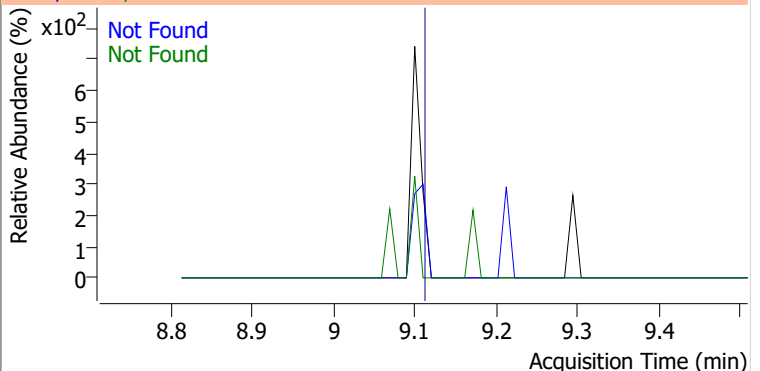
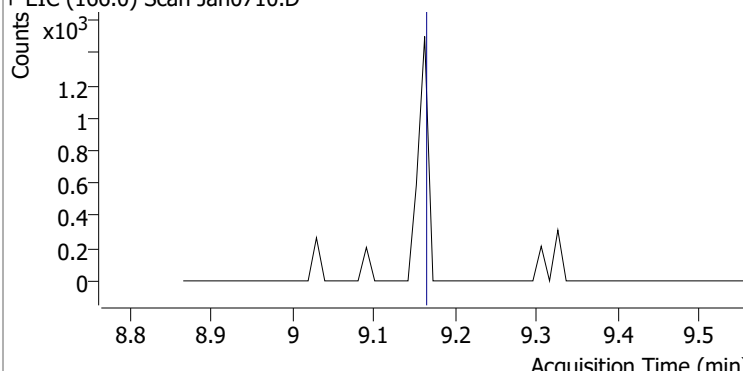
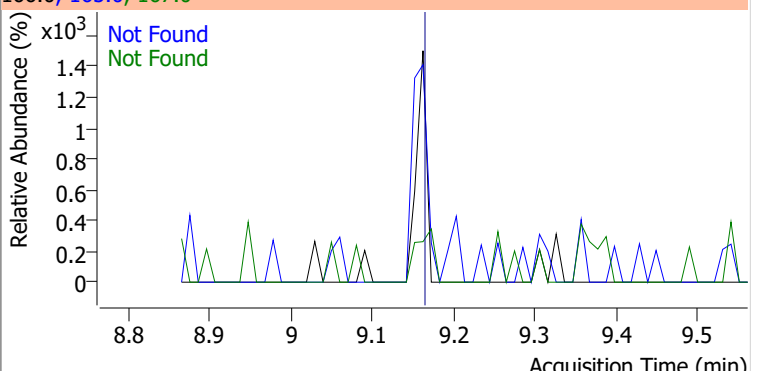
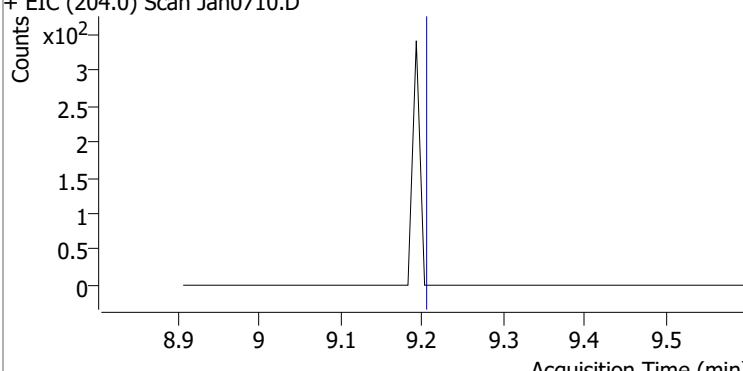
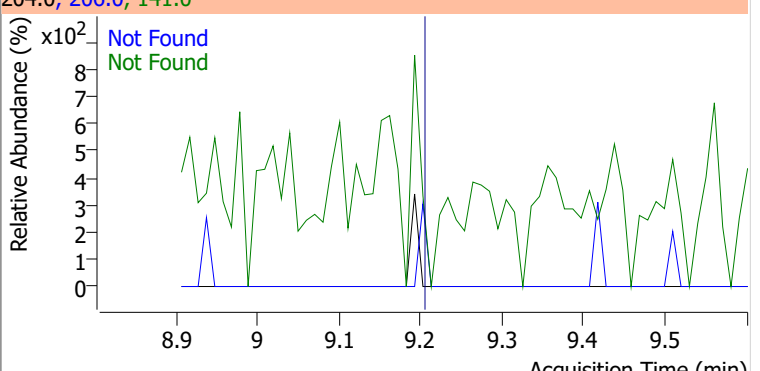


# Quantitation Results Report (QT Reviewed)

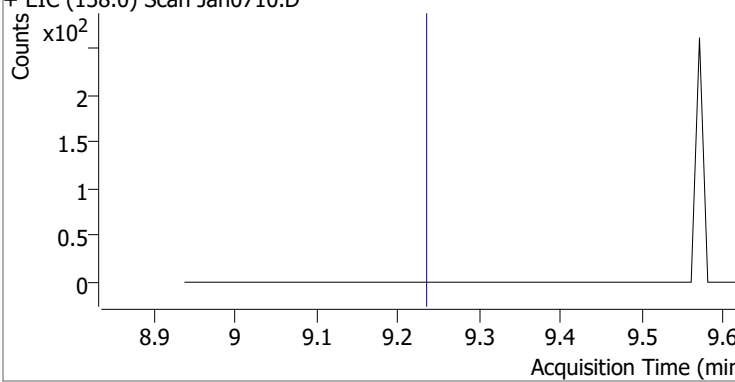
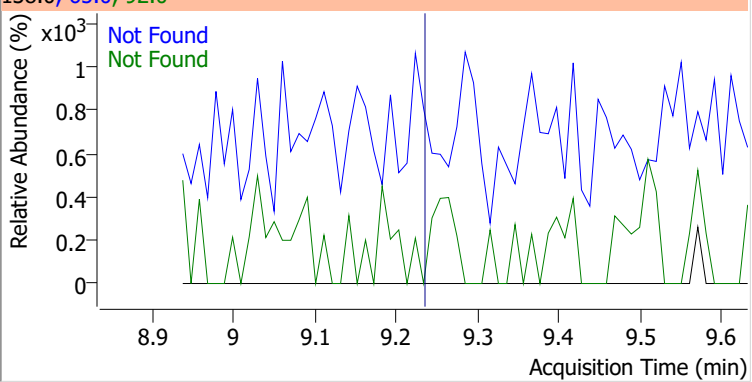
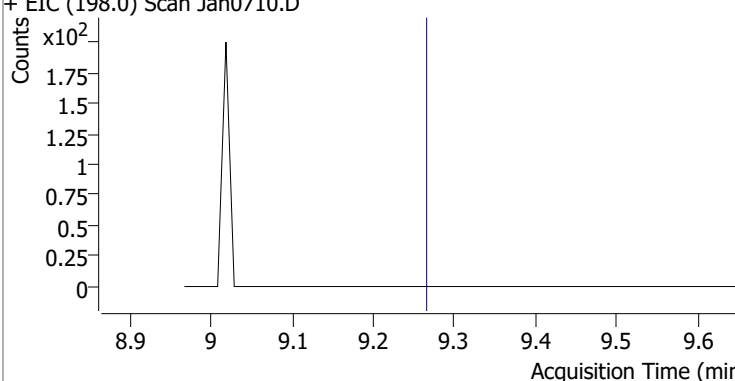
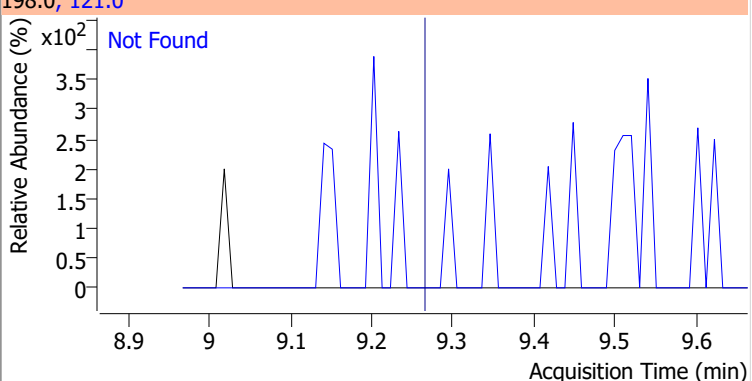
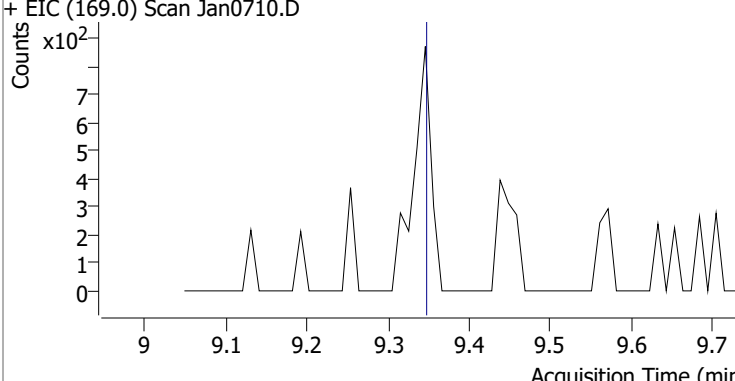
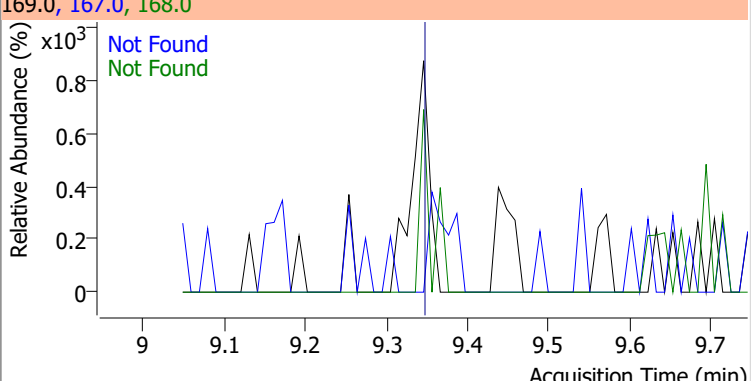
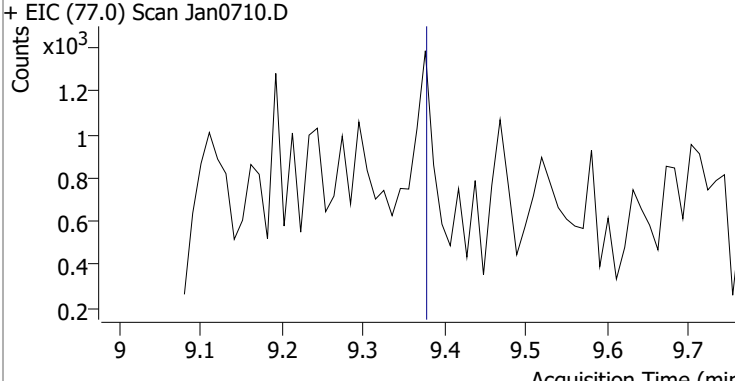
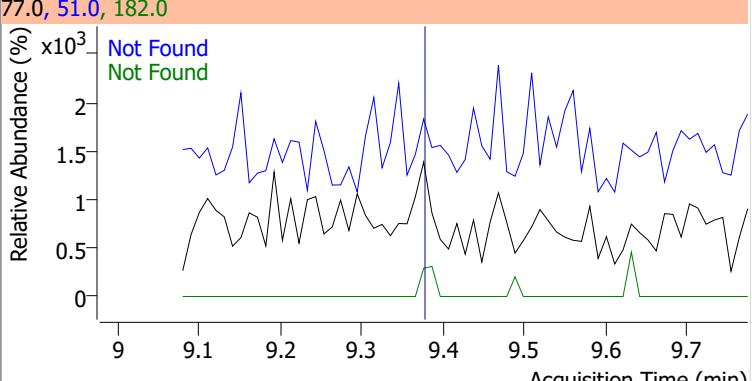
Compound	Conc.	Exp RT	QIon	Exp Ratio	QIon	Exp Ratio
Acenaphthene	N.D.	8.53	153.0	109.5	152.0	52.9
+ EIC (154.0) Scan Jan0710.D			154.0, 152.0, 153.0			
						
2,4-Dinitrophenol	N.D.	8.62	154.0	60.0		
+ EIC (184.0) Scan Jan0710.D			184.0, 154.0			
						
Dibenzofuran	N.D.	8.74	139.0	38.6		
+ EIC (168.0) Scan Jan0710.D			168.0, 139.0			
						
2,4-Dinitrotoluene	N.D.	8.77	63.0	76.1	89.0	74.7
+ EIC (165.0) Scan Jan0710.D			165.0, 63.0, 89.0			
						



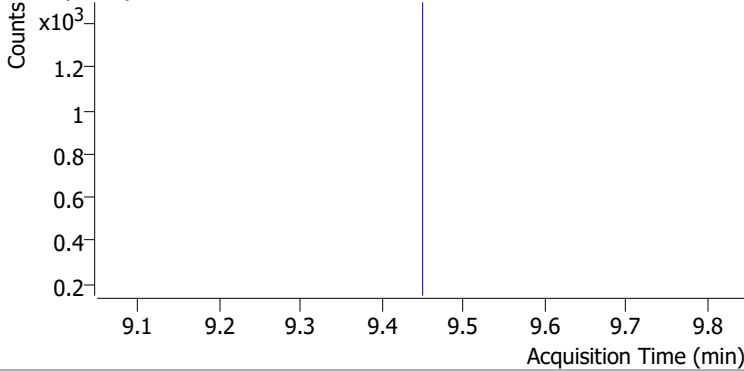
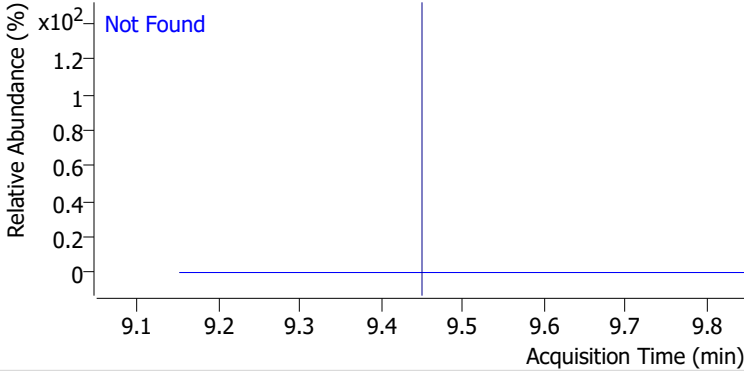
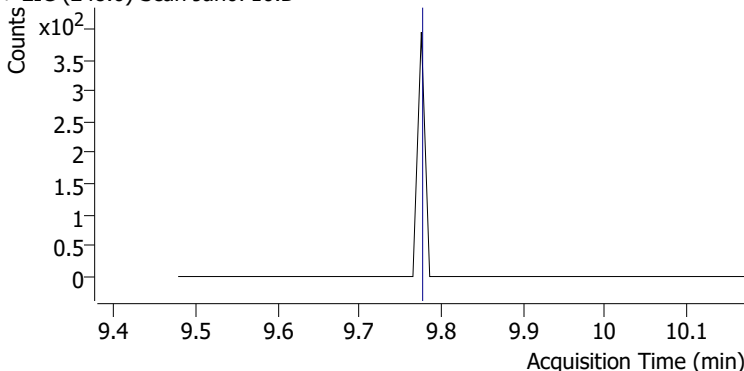
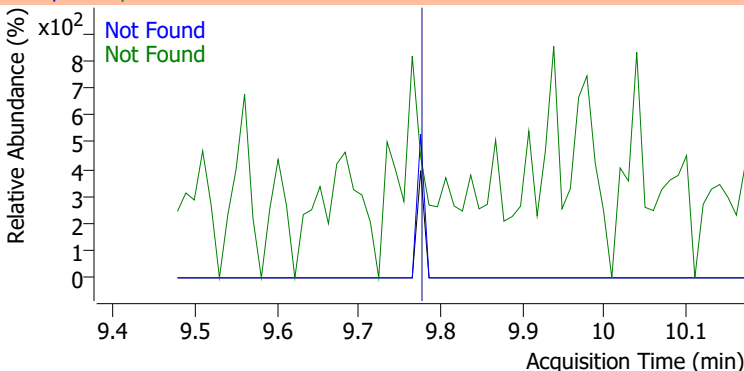
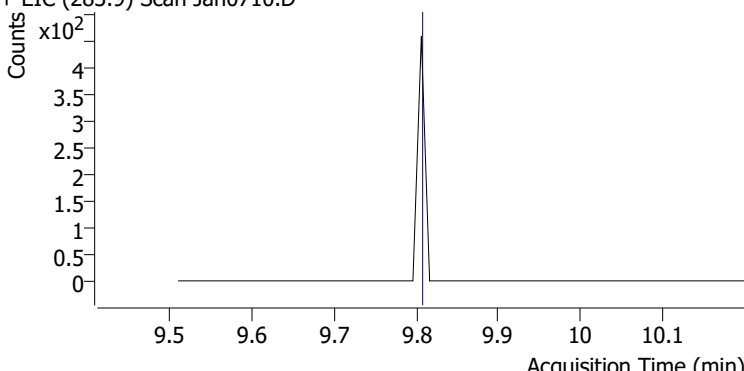
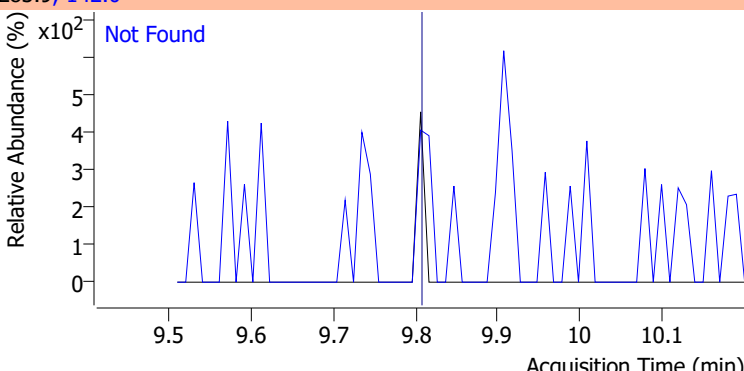
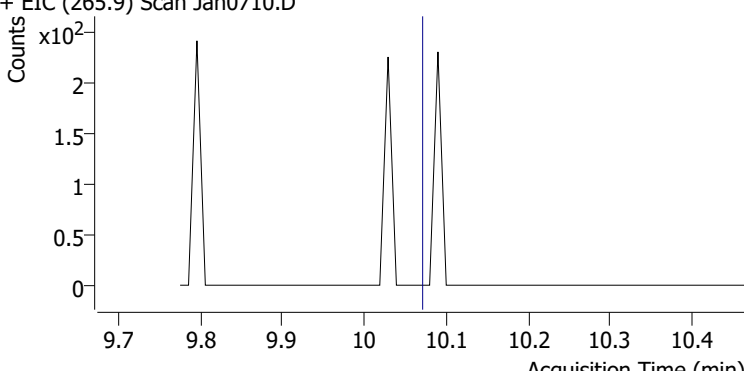
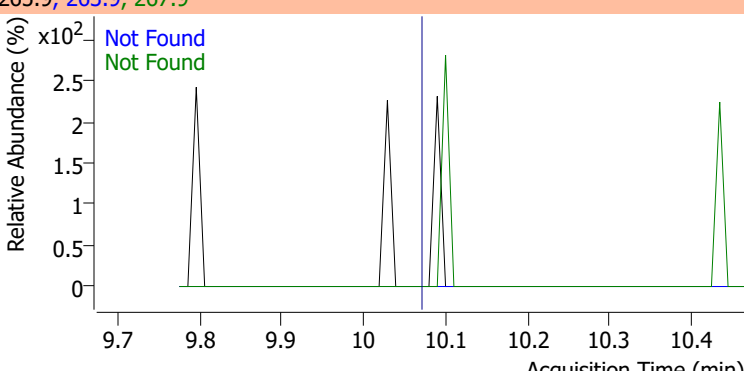
# Quantitation Results Report (QT Reviewed)

Compound	Conc.	Exp RT	QIon	Exp Ratio	QIon	Exp Ratio
4-Nitrophenol	N.D.	8.78	65.0	88.5	139.0	80.4
+ EIC (109.0) Scan Jan0710.D			109.0, 139.0, 65.0			
						
Diethylphthalate	N.D.	9.10	177.0	20.7	150.0	12.6
+ EIC (149.0) Scan Jan0710.D			149.0, 177.0, 150.0			
						
Fluorene	N.D.	9.15	165.0	93.4	167.0	12.9
+ EIC (166.0) Scan Jan0710.D			166.0, 165.0, 167.0			
						
4-Chlorophenyl-phenylether	N.D.	9.19	141.0	62.3	206.0	33.9
+ EIC (204.0) Scan Jan0710.D			204.0, 206.0, 141.0			
						

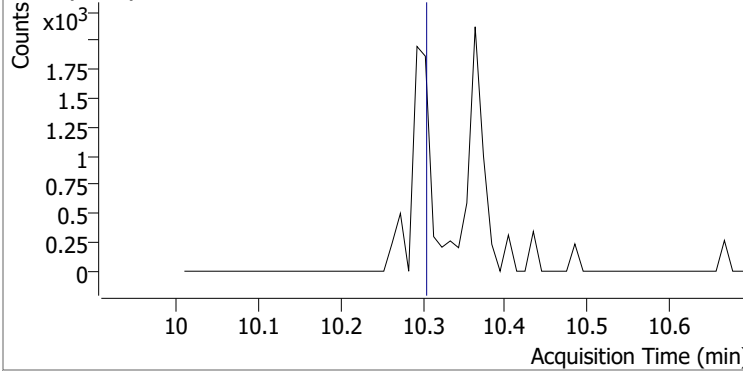
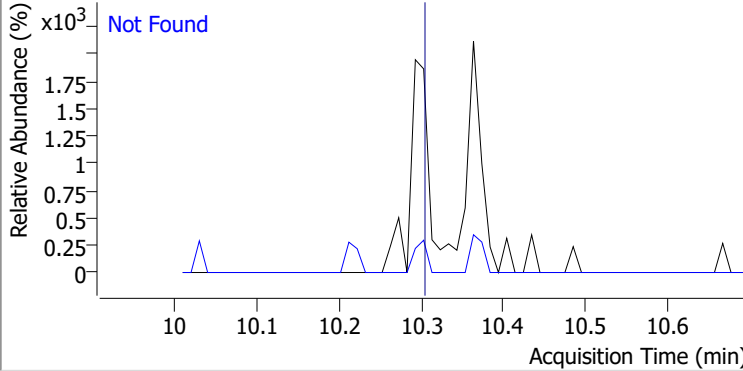
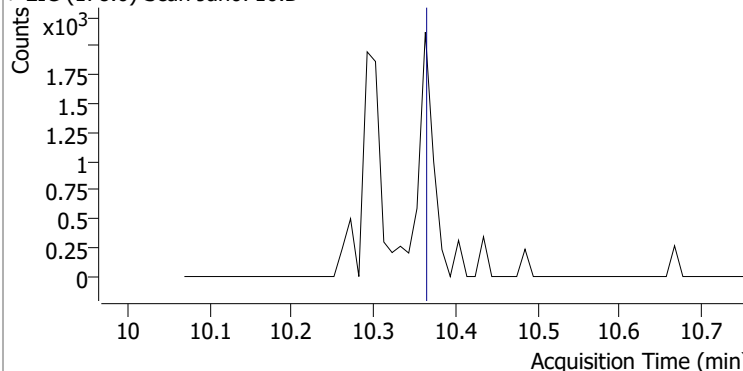
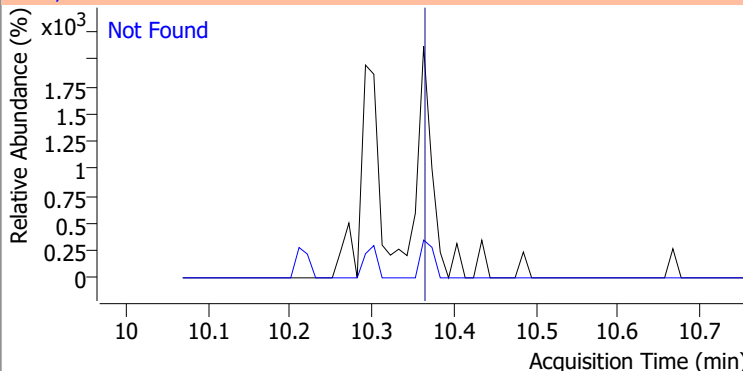
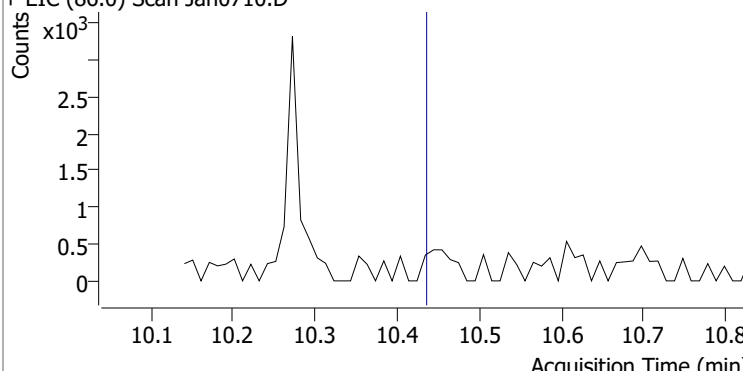
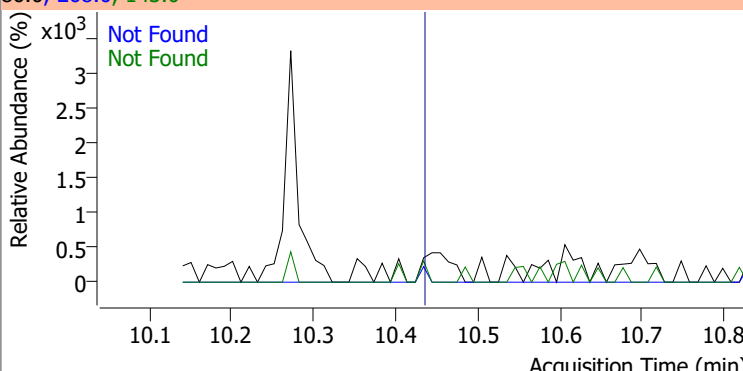
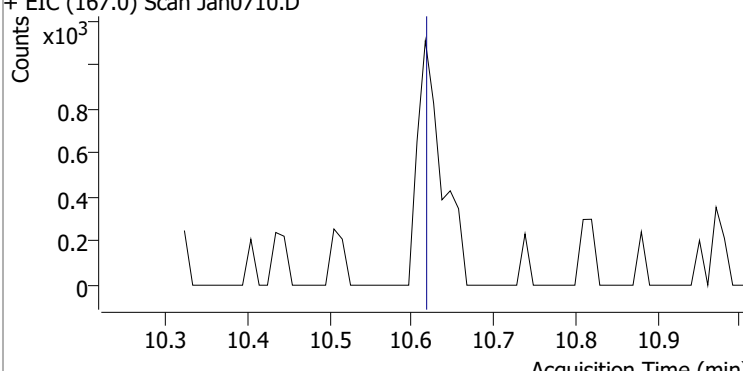
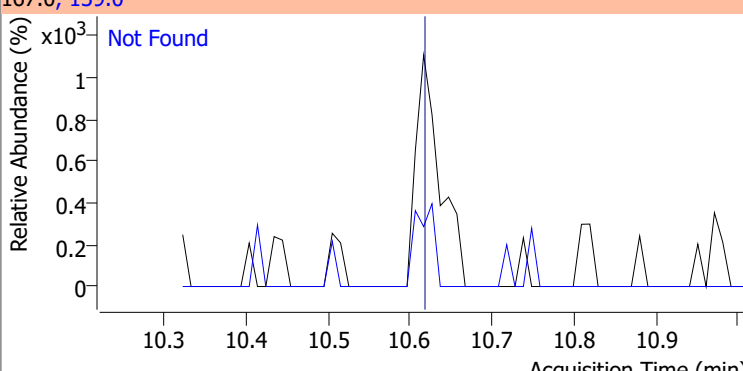
# Quantitation Results Report (QT Reviewed)

Compound	Conc.	Exp RT	QIon	Exp Ratio	QIon	Exp Ratio
4-Nitroaniline	N.D.	9.23	65.0	114.6	92.0	45.3
+ EIC (138.0) Scan Jan0710.D			138.0, 65.0, 92.0			
						
4,6-Dinitro-2-methylphenol	N.D.	9.26	121.0	44.8		
+ EIC (198.0) Scan Jan0710.D			198.0, 121.0			
						
N-nitrosodiphenylamine	N.D.	9.35	168.0	63.3	167.0	33.4
+ EIC (169.0) Scan Jan0710.D			169.0, 167.0, 168.0			
						
Azobenzene	N.D.	9.38	51.0	49.9	182.0	26.9
+ EIC (77.0) Scan Jan0710.D			77.0, 51.0, 182.0			
						

# Quantitation Results Report (QT Reviewed)

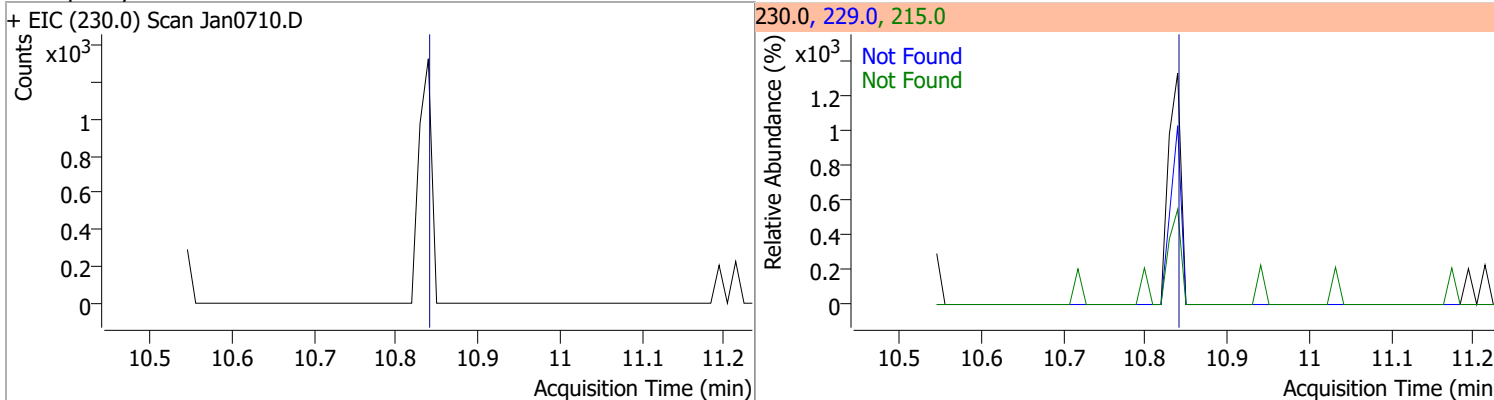
Compound	Conc.	Exp RT	QIon	Exp Ratio		
2,4,6-Tribromophenol	N.D.	9.45	331.8	89.5		
+ EIC (329.8) Scan Jan0710.D			329.8, 331.8			
						
4-Bromophenyl-phenylether	N.D.	9.78	250.0	98.3	QIon	Exp Ratio
+ EIC (248.0) Scan Jan0710.D			248.0, 250.0, 141.0			
						
Hexachlorobenzene	N.D.	9.81	142.0	49.9		
+ EIC (283.9) Scan Jan0710.D			283.9, 142.0			
						
Pentachlorophenol	N.D.	10.07	263.9	67.0	QIon	Exp Ratio
+ EIC (265.9) Scan Jan0710.D			265.9, 263.9, 267.9			
						

# Quantitation Results Report (QT Reviewed)

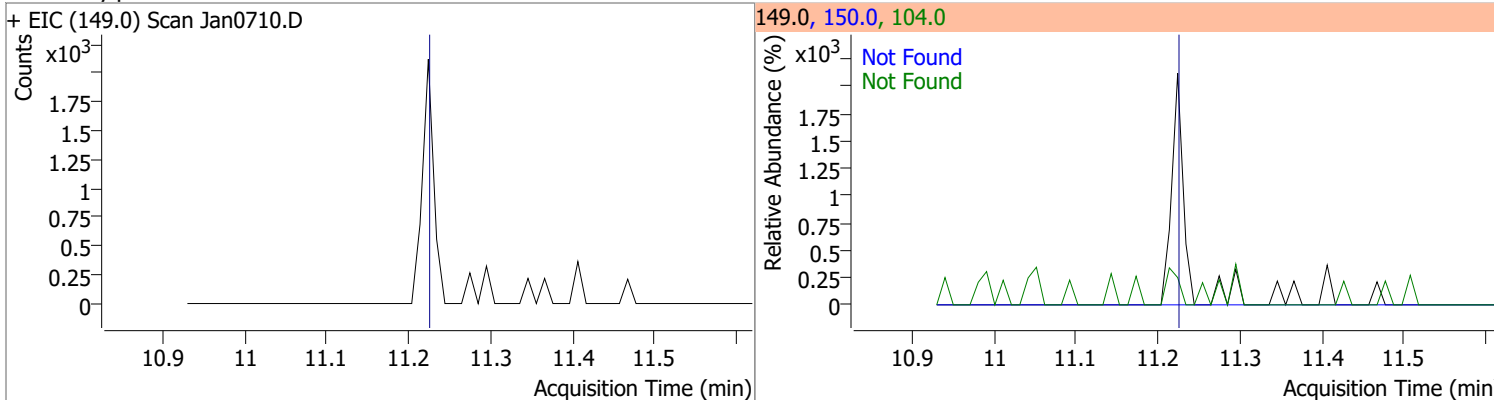
Compound	Conc.	Exp RT	QIon	Exp Ratio		
Phenanthrene	N.D.	10.30	176.0	19.3		
+ EIC (178.0) Scan Jan0710.D			178.0, 176.0			
						
Anthracene	N.D.	10.36	176.0	18.4		
+ EIC (178.0) Scan Jan0710.D			178.0, 176.0			
						
Triallate	N.D.	10.43	268.0	26.7	QIon	Exp Ratio
+ EIC (86.0) Scan Jan0710.D			86.0, 268.0, 143.0			
						
Carbazole	N.D.	10.62	139.0	12.8		
+ EIC (167.0) Scan Jan0710.D			167.0, 139.0			
						

# Quantitation Results Report (QT Reviewed)

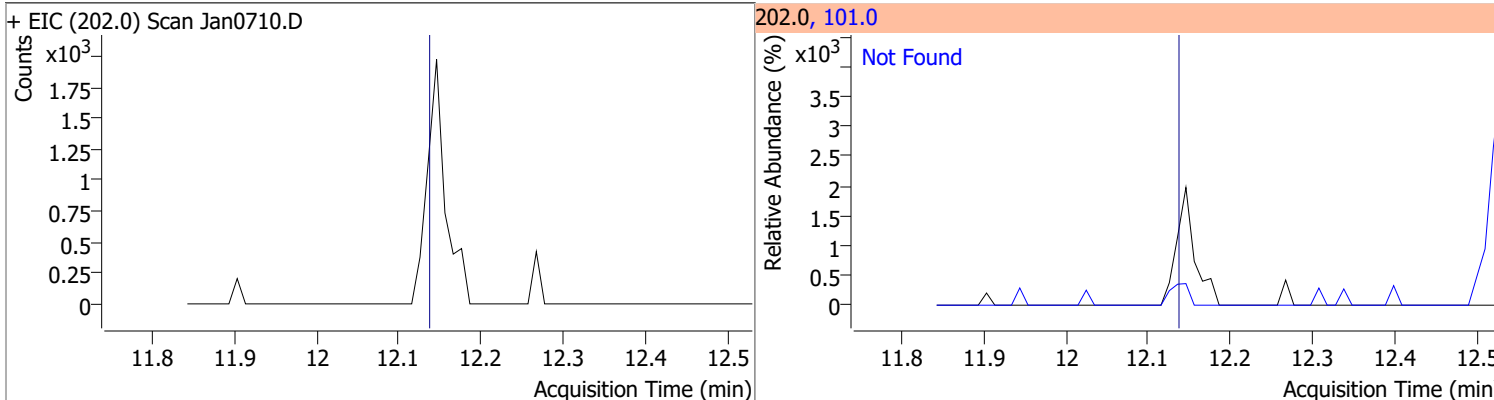
Compound	Conc.	Exp RT	QIon	Exp Ratio	QIon	Exp Ratio
o-Terphenyl	N.D.	10.84	229.0	64.1	215.0	36.5



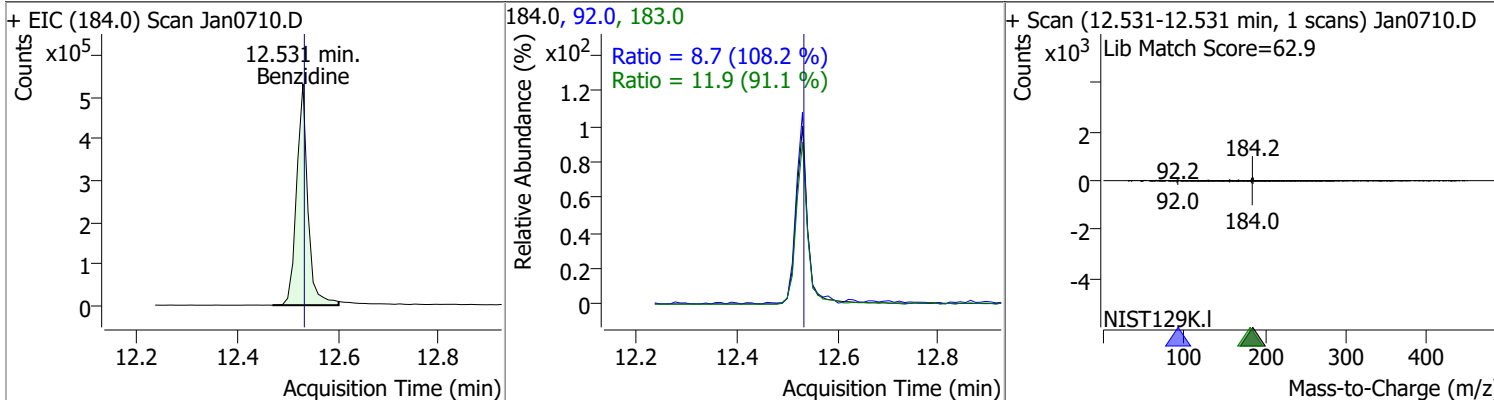
Compound	Conc.	Exp RT	QIon	Exp Ratio	QIon	Exp Ratio
Di-n-Butylphthalate	N.D.	11.22	150.0	9.1	104.0	6.1



Compound	Conc.	Exp RT	QIon	Exp Ratio
Fluoranthene	N.D.	12.14	101.0	12.8



Compound	Conc.	RT	Dev(Min)	Resp.	QIon	QRatio	Lower	Upper
Benzidine	96.2709	12.53	0.00	824993	183.0	11.9	9.1	17.0
					92.0	8.7	5.7	10.5

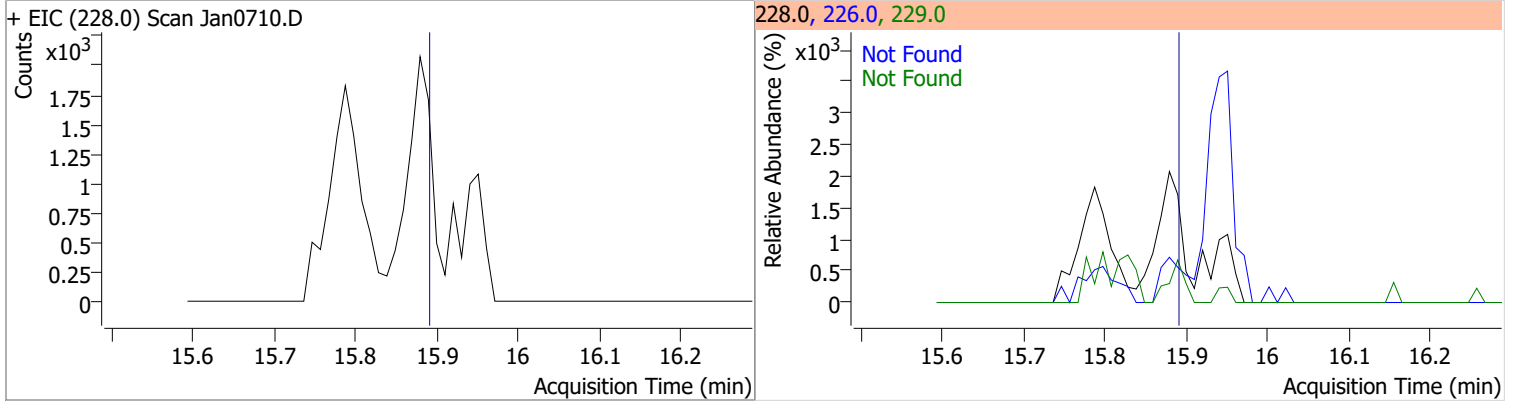


# Quantitation Results Report (QT Reviewed)

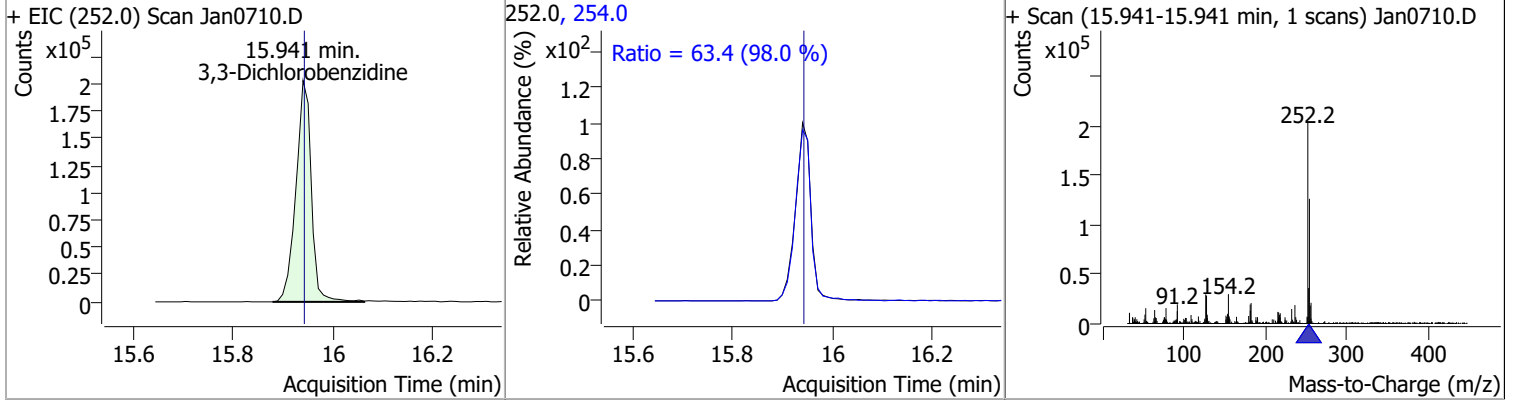
Compound	Conc.	Exp RT	QIon	Exp Ratio				
Pyrene	N.D.	12.58	101.0	14.6	+ EIC (202.0) Scan Jan0710.D			
Terphenyl-d14	N.D.	13.09	122.0	14.4	+ EIC (244.3) Scan Jan0710.D			
Butylbenzylphthalate	N.D.	14.56	91.0	81.7	206.0	17.9	+ EIC (149.0) Scan Jan0710.D	
Benzo(a)Anthracene	N.D.	15.80	226.0	27.1	229.0	21.0	+ EIC (228.0) Scan Jan0710.D	

# Quantitation Results Report (QT Reviewed)

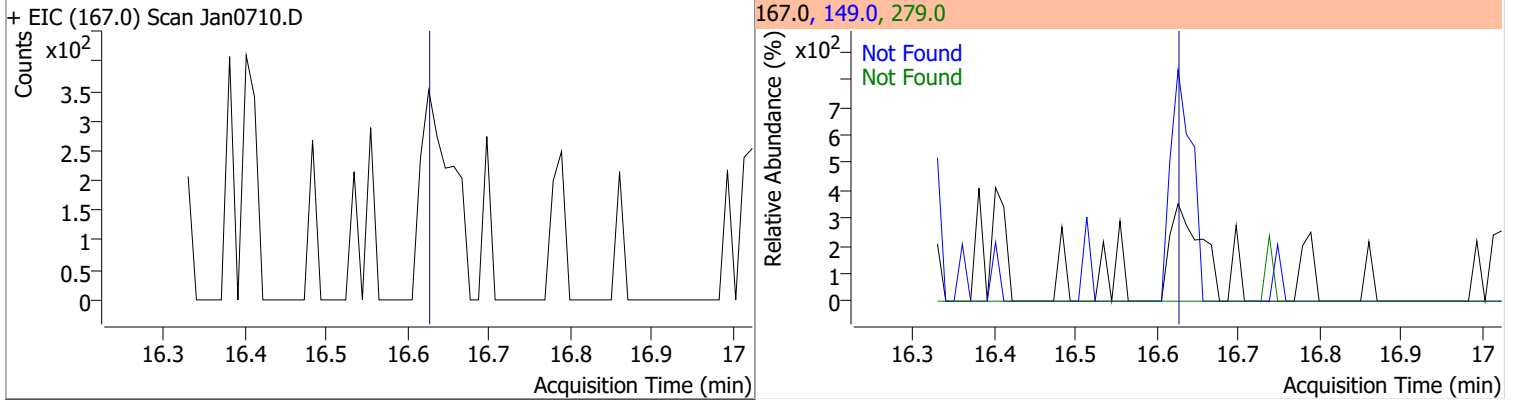
Compound	Conc.	Exp RT	QIon	Exp Ratio	QIon	Exp Ratio
Chrysene	N.D.	15.90	226.0	29.9	229.0	20.4



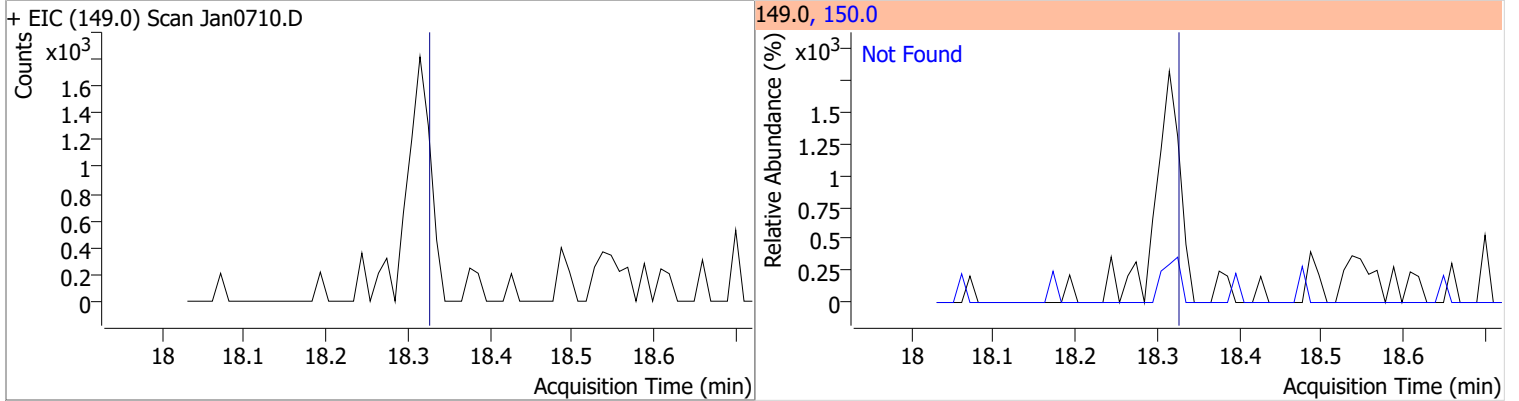
Compound	Conc.	RT	Dev(Min)	Resp.	QIon	QRatio	Lower	Upper
3,3-Dichlorobenzidine	74.9767	15.94	-0.01	434843	254.0	63.4	45.3	84.1



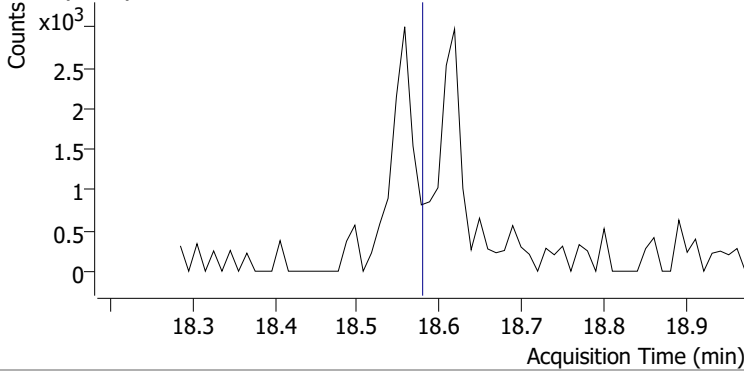
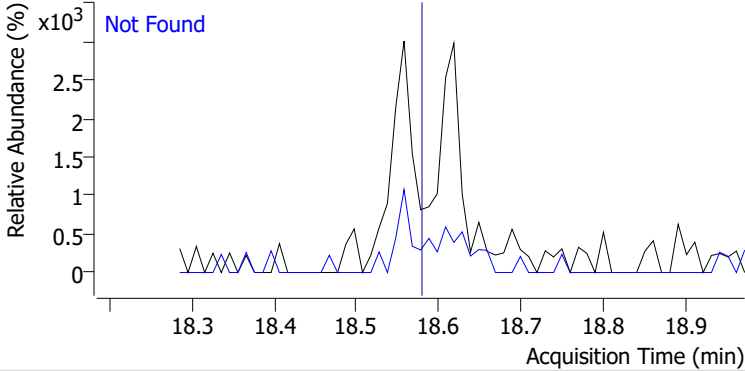
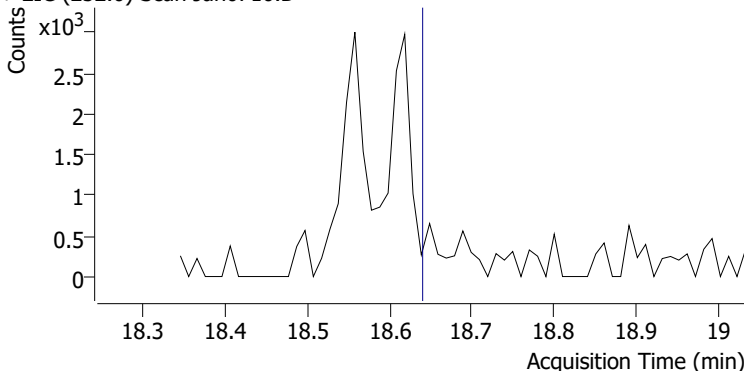
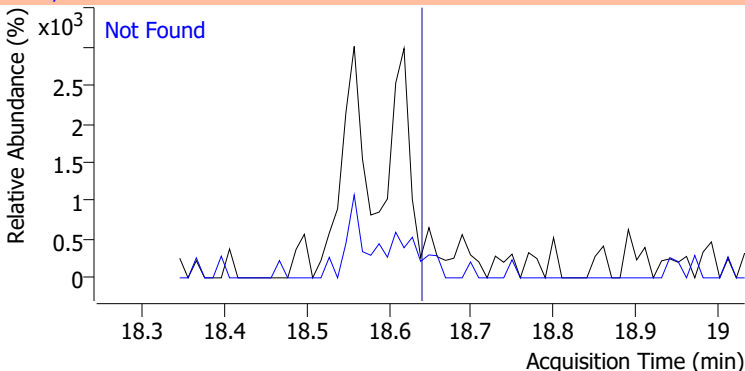
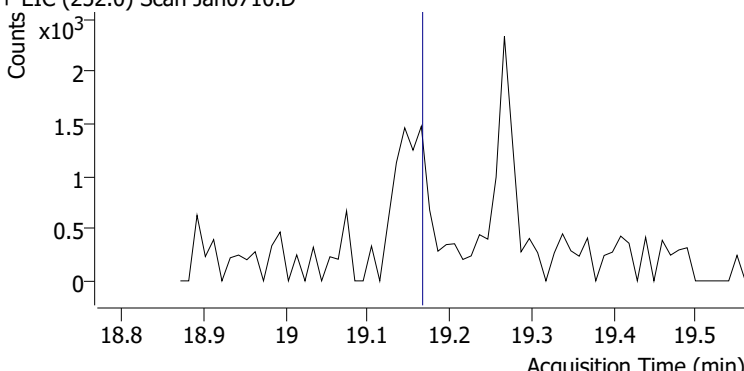
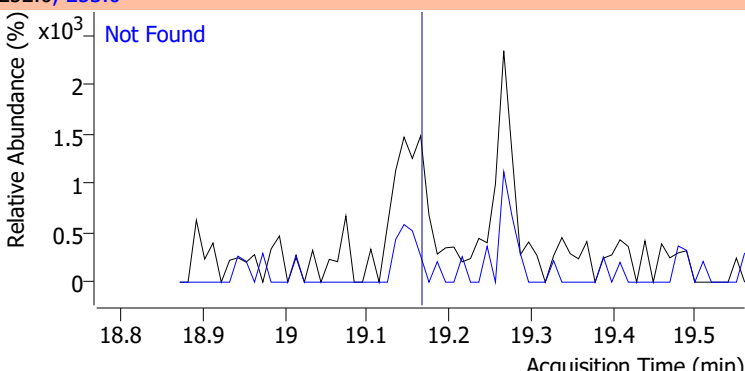
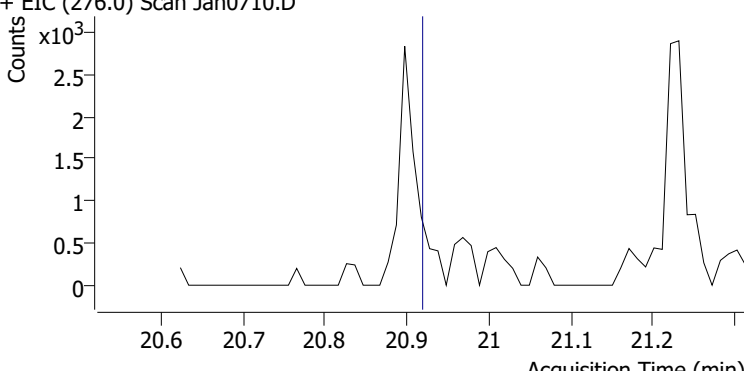
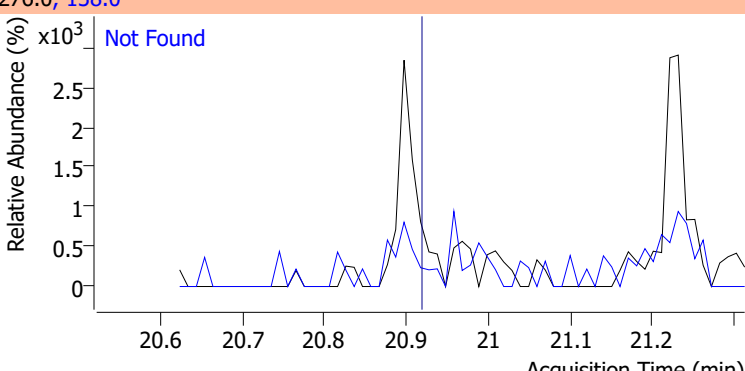
Compound	Conc.	Exp RT	QIon	Exp Ratio	QIon	Exp Ratio
bis(2-ethylhexyl)Phthalate	N.D.	16.64	149.0	397.1	279.0	15.6



Compound	Conc.	Exp RT	QIon	Exp Ratio
Di-n-octyl Phthalate	N.D.	18.32	150.0	9.5



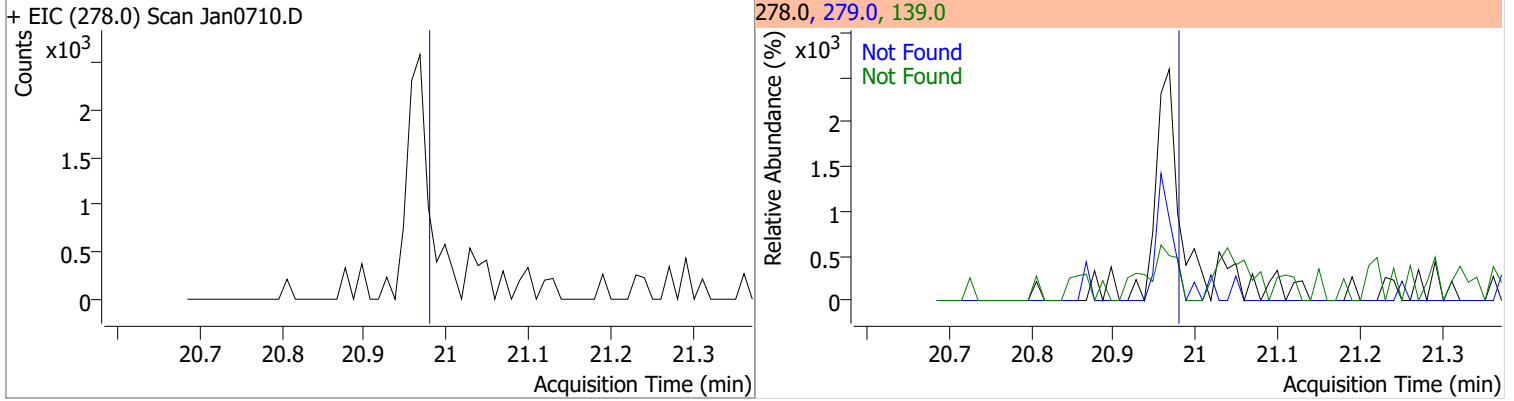
# Quantitation Results Report (QT Reviewed)

Compound	Conc.	Exp RT	QIon	Exp Ratio
Benzo(b)fluoranthene	N.D.	18.58	253.0	22.0
+ EIC (252.0) Scan Jan0710.D			252.0, 253.0	
				
Benzo(k)fluoranthene	N.D.	18.64	253.0	21.9
+ EIC (252.0) Scan Jan0710.D			252.0, 253.0	
				
Benzo(a)pyrene	N.D.	19.17	253.0	22.0
+ EIC (252.0) Scan Jan0710.D			252.0, 253.0	
				
Indeno(1,2,3-c,d)pyrene	N.D.	20.92	138.0	29.9
+ EIC (276.0) Scan Jan0710.D			276.0, 138.0	
				

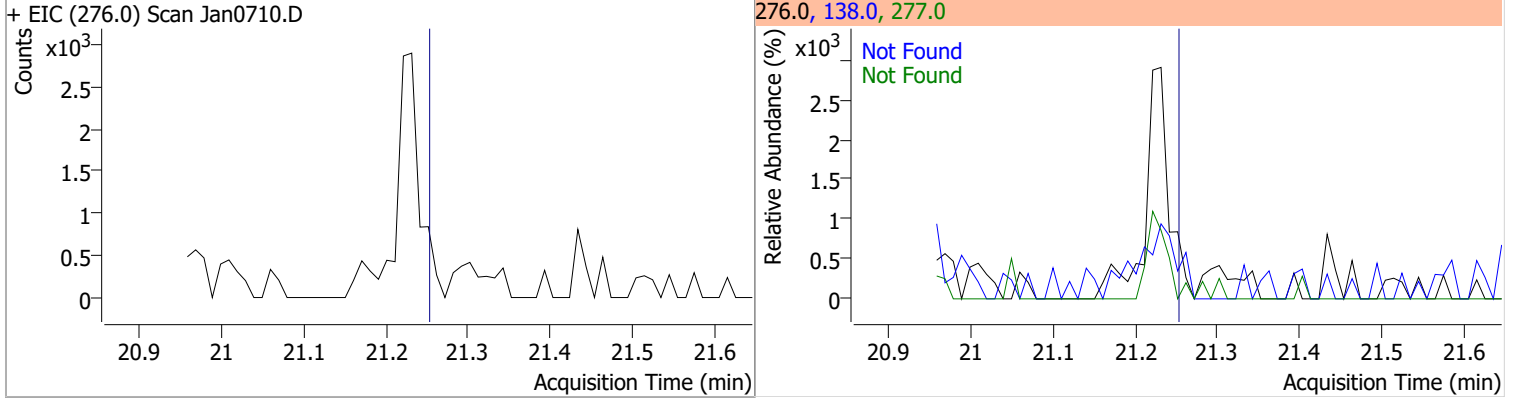


# Quantitation Results Report (QT Reviewed)

Compound	Conc.	Exp RT	QIon	Exp Ratio	QIon	Exp Ratio
Dibenzo(a,h)anthracene	N.D.	20.98	279.0	25.2	139.0	23.8

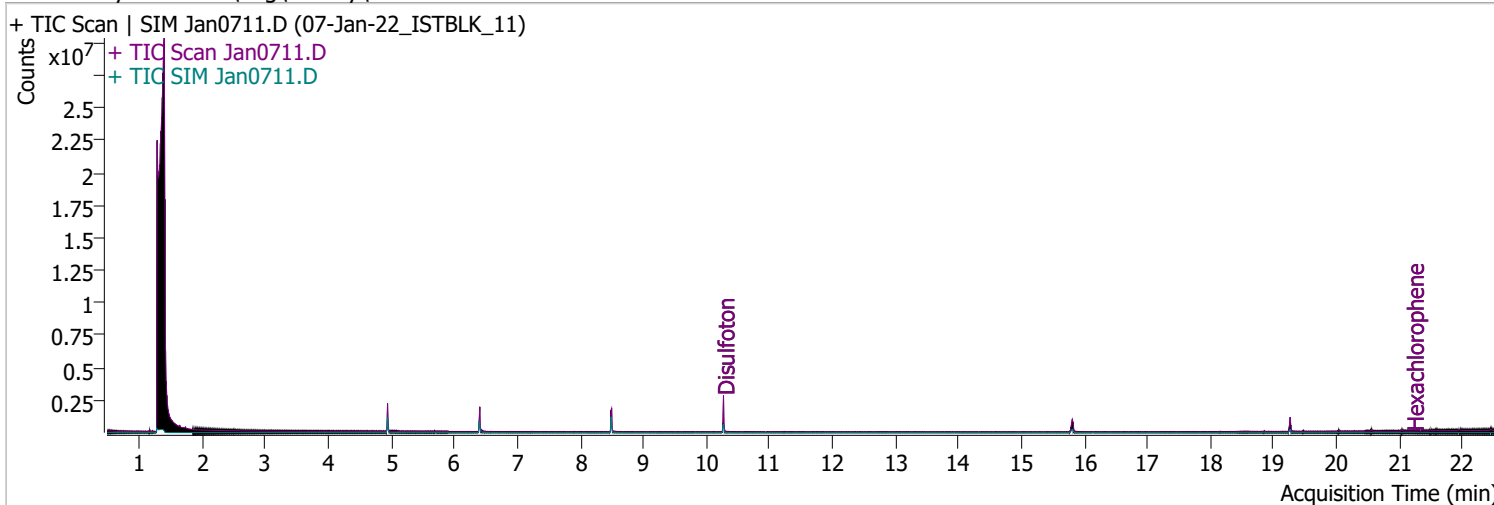


Compound	Conc.	Exp RT	QIon	Exp Ratio	QIon	Exp Ratio
Benzo(g,h,i)perylene	N.D.	21.25	138.0	32.0	277.0	23.8



# Quantitation Results Report (QT Reviewed)

Data File	Jan0711.D	Operator	LIMS import
Acq. Method	BNA+SIM.M	Acq. Date-Time	1/7/2022 5:54:29 PM
Sample Name	07-Jan-22_ISTBLK_11	Instrument	Instrument #1
Vial	11	Multiplier	1.00
DA Method File		Comment	SVOC-8270-W-LARGO
Tune File	dftppdsm.u	Tune Date	1/7/2022 12:13:00 PM
Batch Name	010722 DoD BNA cal 1.batch.bin	Last Calib Update	1/11/2022 8:55:14 AM
Ref Library	D:\Org\Library\NIST129K.l		



Compound	RT	QIon	Resp.	Conc.	Units	Dev(Min)
----------	----	------	-------	-------	-------	----------

**Internal Standards**

**System Monitoring Compounds**

S 2-Fluorophenol	0.000		0	N.D.		
Spiked Amount: 200.000	Range: 10.0 - 75.0%			Recovery = NA%		
S Phenol-d5	0.000		0	N.D.		
Spiked Amount: 200.000	Range: 10.0 - 65.0%			Recovery = NA%		
S Nitrobenzene-d5	0.000		0	N.D.		
Spiked Amount: 100.000	Range: 32.0 - 94.0%			Recovery = NA%		
S 2-Fluorobiphenyl	0.000		0	N.D.		
Spiked Amount: 100.000	Range: 28.0 - 107.0%			Recovery = NA%		
S 2,4,6-Tribromophenol	0.000		0	N.D.		
Spiked Amount: 200.000	Range: 25.0 - 140.0%			Recovery = NA%		
S Terphenyl-d14	0.000		0	N.D.		
Spiked Amount: 100.000	Range: 32.0 - 122.0%			Recovery = NA%		

**Target Compounds**

Target Compounds	RT	QIon	Resp.	Conc.	Units	Dev(Min)	QValue
T N-Nitrosodimethylamine	0.000		0	N.D.			
T Pyridine	0.000		0	N.D.			
T Aniline	0.000		0	N.D.			
T Phenol	0.000		0	N.D.			
T bis(-2-Chloroethyl)Ether	0.000		0	N.D.			
T 2-Chlorophenol	0.000		0	N.D.			
T 1,3-Dichlorobenzene	0.000		0	N.D.			
T 1,4-Dichlorobenzene	0.000		0	N.D.			
T 1,2-Dichlorobenzene	0.000		0	N.D.			
T Benzyl Alcohol	0.000		0	N.D.			
T bis(2-chloroisopropyl)Ether	0.000		0	N.D.			
T 2-Methylphenol	0.000		0	N.D.			
T N-nitroso-Di-n-propylamine	0.000		0	N.D.			
T 4Methylphenol/3Methylphenol	0.000		0	N.D.			
T Hexachloroethane	0.000		0	N.D.			

# Quantitation Results Report (QT Reviewed)

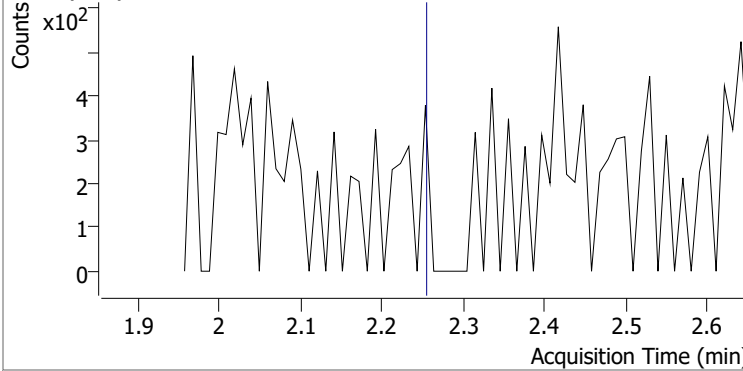
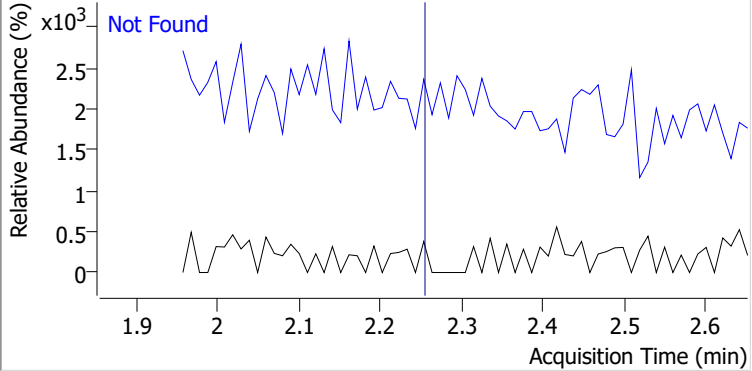
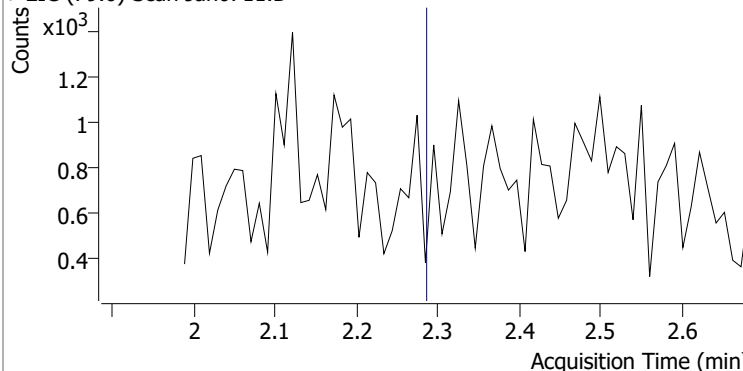
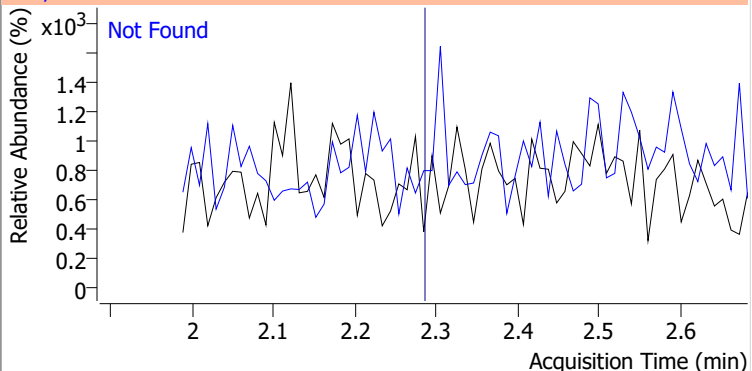
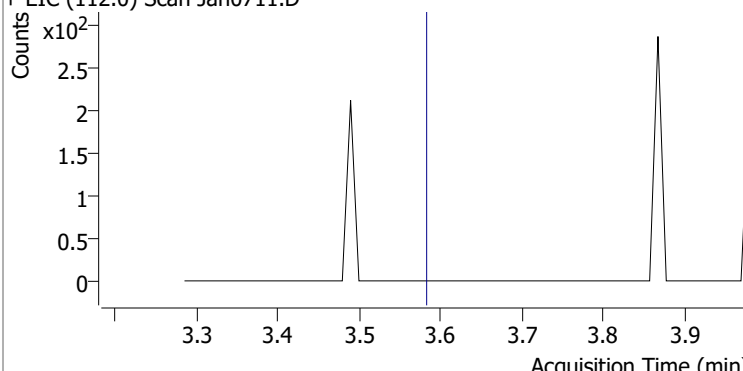
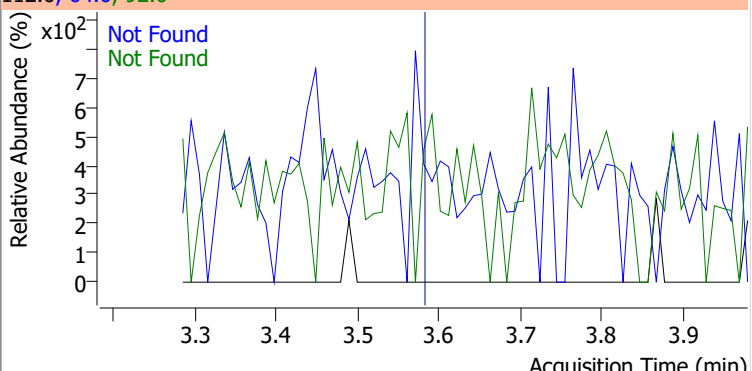
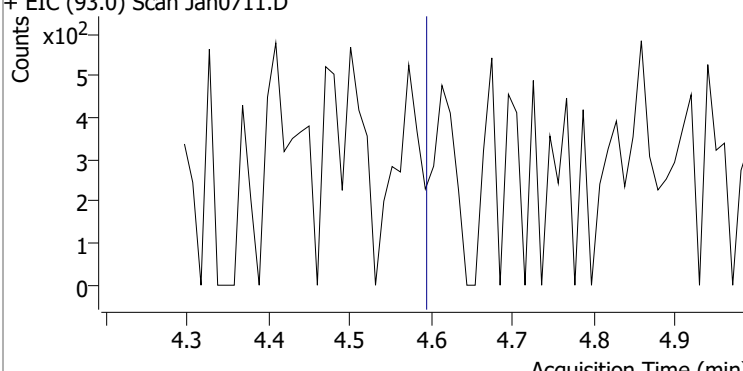
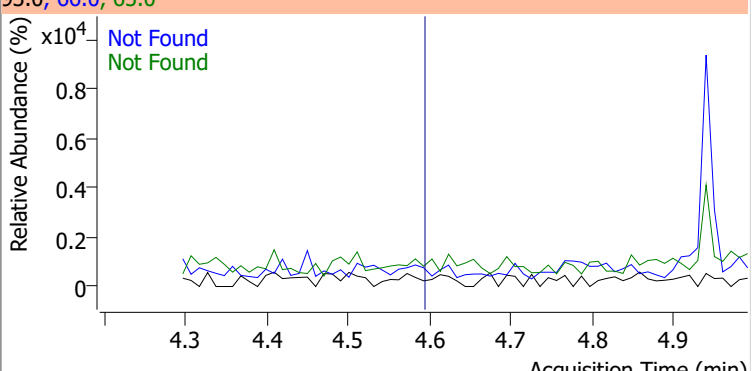
Compound	RT	QIon	Resp.	Conc.	Units	Dev(Min)
T Nitrobenzene	0.000		0	N.D.		
T Isophorone	0.000		0	N.D.		
T 2-Nitrophenol	0.000		0	N.D.		
T 2,4-Dimethylphenol	0.000		0	N.D.		
T bis(-2-Chloroethoxy)Methane	0.000		0	N.D.		
T Benzoic Acid	0.000		0	N.D.		
T 2,4-Dichlorophenol	0.000		0	N.D.		
T 1,2,4-Trichlorobenzene	0.000		0	N.D.		
T Naphthalene	0.000		0	N.D.		
T 4-Chlorophenol	0.000		0	N.D.		
T p-Chloroaniline	0.000		0	N.D.		
T Hexachlorobutadiene	0.000		0	N.D.		
T 4-Chloro-2-Methylphenol	0.000		0	N.D.		
T 4-Chloro-3-Methylphenol	0.000		0	N.D.		
T 2-Methylnaphthalene	0.000		0	N.D.		
T 1-Methylnaphthalene	0.000		0	N.D.		
T Hexachlorocyclopentadiene	0.000		0	N.D.		
T 2,4,6-Trichlorophenol	0.000		0	N.D.		
T 2,4,5-Trichlorophenol	0.000		0	N.D.		
T 2-Chloronaphthalene	0.000		0	N.D.		
T 2-Nitroaniline	0.000		0	N.D.		
T Dimethyl Phthalate	8.497	163.0	0		µg/L md	1
T 2,6-Dinitrotoluene	8.487	165.0	0		µg/L md	1
T Acenaphthylene	0.000		0	N.D.		
T 3-Nitroaniline	0.000		0	N.D.		
T Acenaphthene	0.000		0	N.D.		
T 2,4-Dinitrophenol	0.000		0	N.D.		
T Dibenzofuran	0.000		0	N.D.		
T 2,4-Dinitrotoluene	0.000		0	N.D.		
T 4-Nitrophenol	0.000		0	N.D.		
T Diethylphthalate	0.000		0	N.D.		
T Fluorene	0.000		0	N.D.		
T 4-Chlorophenyl-phenylether	0.000		0	N.D.		
T 4-Nitroaniline	0.000		0	N.D.		
T 4,6-Dinitro-2-methylphenol	0.000		0	N.D.		
T N-nitrosodiphenylamine	0.000		0	N.D.		
T Azobenzene	0.000		0	N.D.		
T 4-Bromophenyl-phenylether	0.000		0	N.D.		
T Hexachlorobenzene	0.000		0	N.D.		
T Pentachlorophenol	0.000		0	N.D.		
T Phenanthrene	0.000		0	N.D.		
T Anthracene	0.000		0	N.D.		
T Triallate	0.000		0	N.D.		
T Carbazole	0.000		0	N.D.		
T o-Terphenyl	0.000		0	N.D.		
T Di-n-Butylphthalate	0.000		0	N.D.		
T Fluoranthene	0.000		0	N.D.		
T Benzidine	0.000		0	N.D.		
T Pyrene	0.000		0	N.D.		
T Butylbenzylphthalate	0.000		0	N.D.		
T Benzo(a)Anthracene	0.000		0	N.D.		
T Chrysene	0.000		0	N.D.		
T 3,3-Dichlorobenzidine	0.000		0	N.D.		
T bis(2-ethylhexyl)Phthalate	0.000		0	N.D.		
T Di-n-octyl Phthalate	0.000		0	N.D.		

# Quantitation Results Report (QT Reviewed)

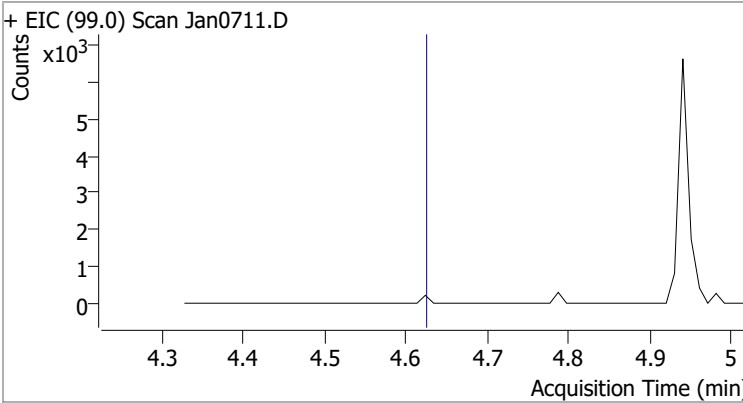
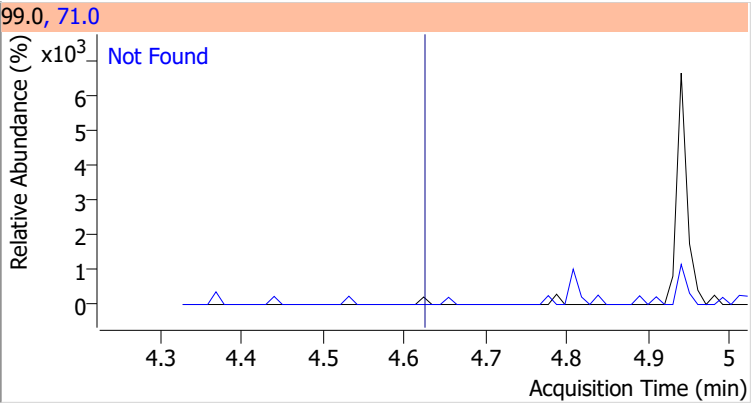
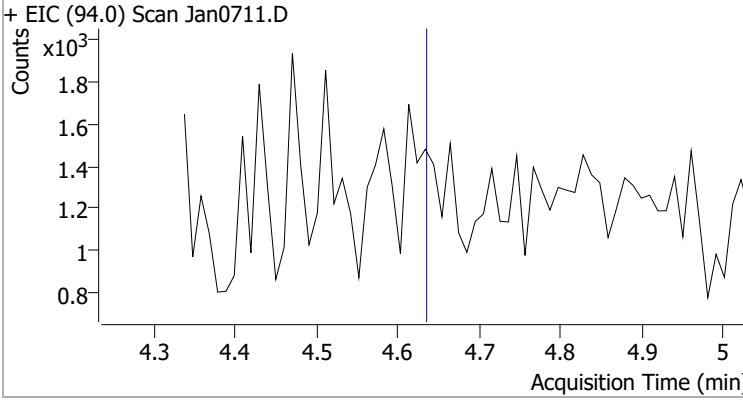
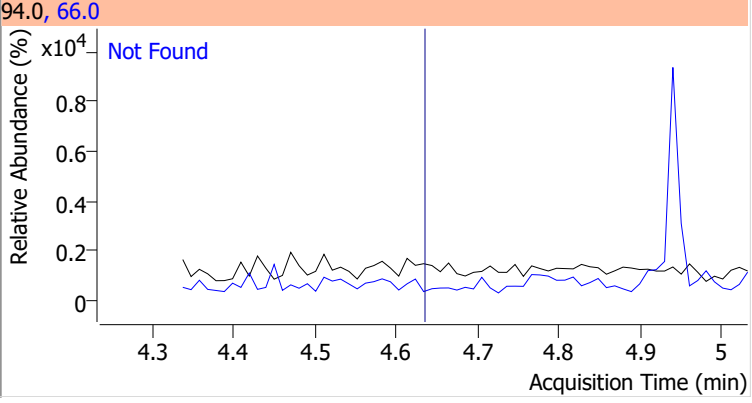
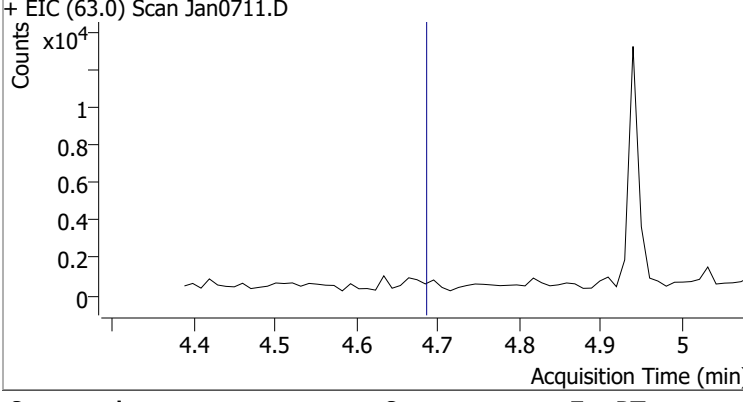
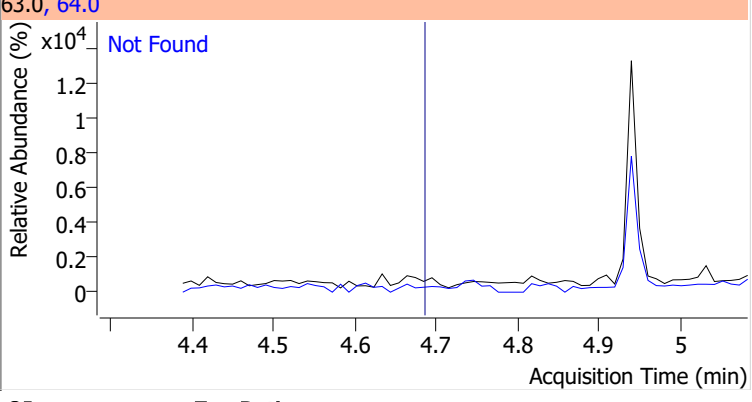
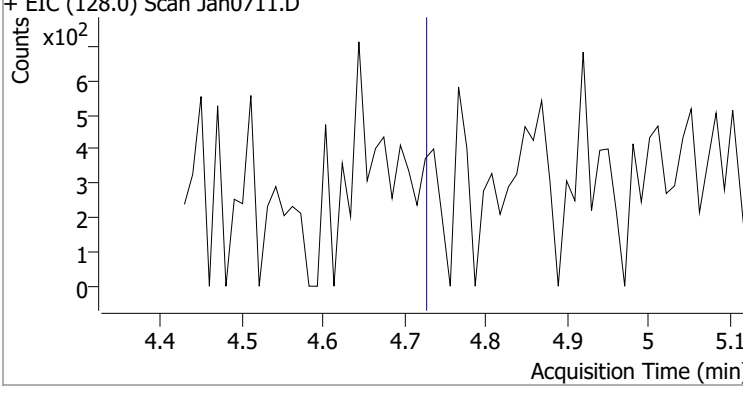
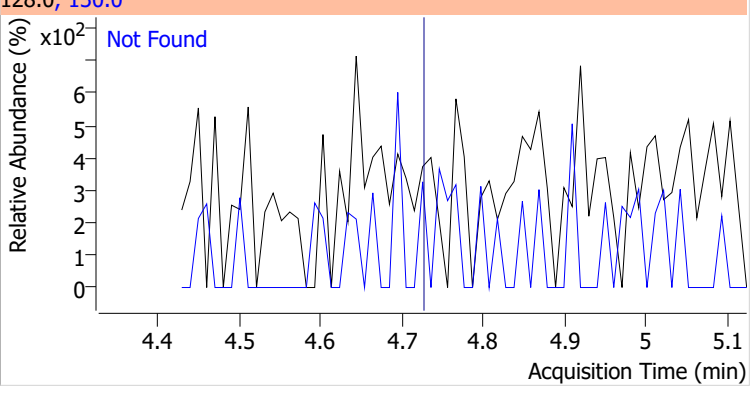
Compound	RT	QIon	Resp.	Conc.	Units	Dev(Min)
T Benzo(b)fluoranthene	0.000		0	N.D.		
T Benzo(k)fluoranthene	0.000		0	N.D.		
T Benzo(a)pyrene	0.000		0	N.D.		
T Indeno(1,2,3-c,d)pyrene	0.000		0	N.D.		
T Dibenzo(a,h)anthracene	0.000		0	N.D.		
T Benzo(g,h,i)perylene	0.000		0	N.D.		

(#) = Qualifier Out of Range; (m) = Manual Integration; (+) = Area Summed; (\*) = Surrogate Percent Recovery Out of Range; (d): Zeroed Peak

# Quantitation Results Report (QT Reviewed)

Compound	Conc.	Exp RT	QIon	Exp Ratio		
N-Nitrosodimethylamine	N.D.	2.25	42.0	177.0		
+ EIC (74.0) Scan Jan0711.D			74.0, 42.0			
						
Pyridine	N.D.	2.28	52.0	133.1		
+ EIC (79.0) Scan Jan0711.D			79.0, 52.0			
						
2-Fluorophenol	N.D.	3.58	64.0	65.0	QIon	Exp Ratio
			92.0	20.1		
+ EIC (112.0) Scan Jan0711.D			112.0, 64.0, 92.0			
						
Aniline	N.D.	4.59	66.0	40.4	QIon	Exp Ratio
			65.0	22.2		
+ EIC (93.0) Scan Jan0711.D			93.0, 66.0, 65.0			
						

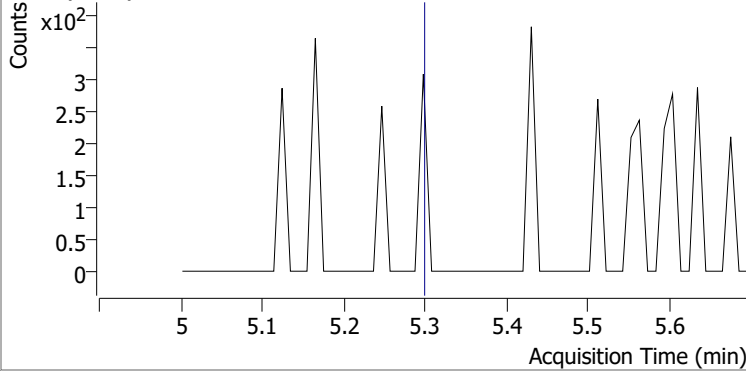
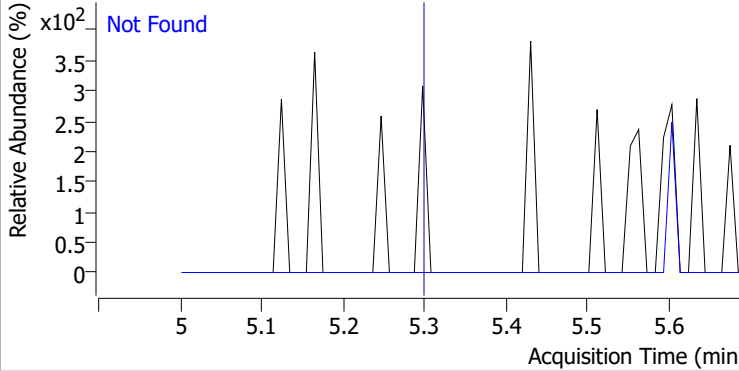
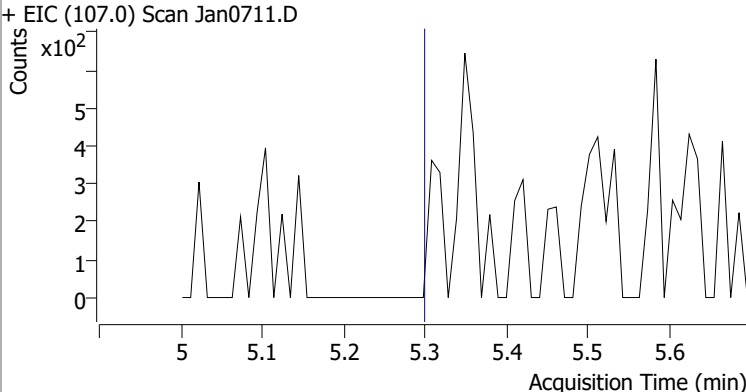
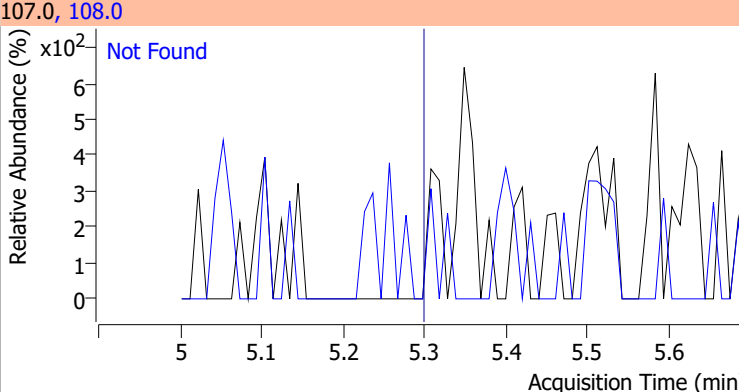
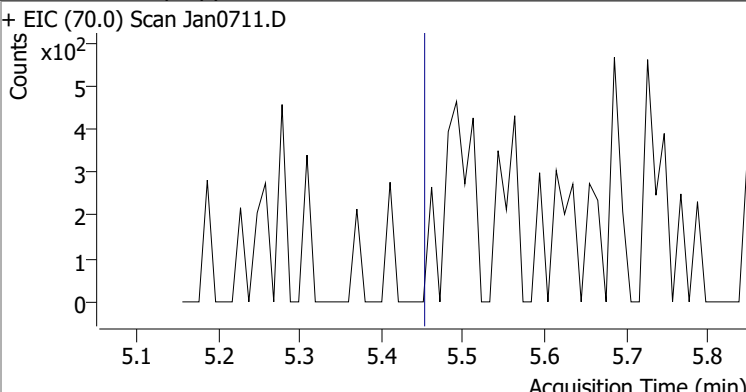
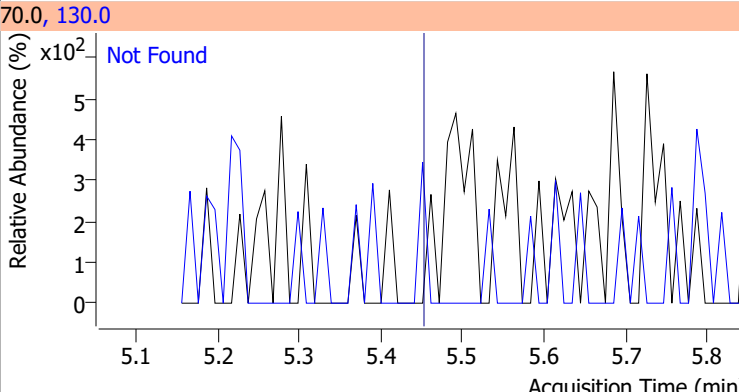
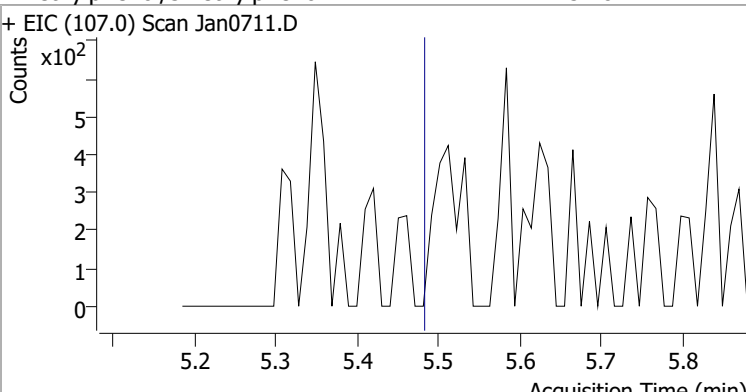
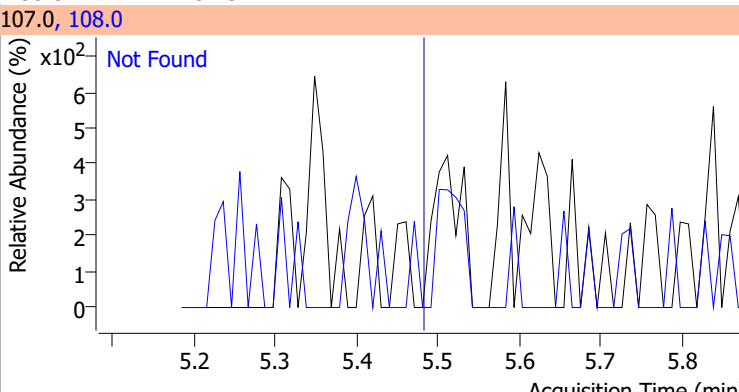
# Quantitation Results Report (QT Reviewed)

Compound	Conc.	Exp RT	QIon	Exp Ratio
Phenol-d5	N.D.	4.62	71.0	31.9
+ EIC (99.0) Scan Jan0711.D				
				
Phenol	N.D.	4.63	66.0	44.7
+ EIC (94.0) Scan Jan0711.D				
				
bis(-2-Chloroethyl)Ether	N.D.	4.68	64.0	3.3
+ EIC (63.0) Scan Jan0711.D				
				
2-Chlorophenol	N.D.	4.73	130.0	32.0
+ EIC (128.0) Scan Jan0711.D				
				

# Quantitation Results Report (QT Reviewed)

Compound	Conc.	Exp RT	QIon	Exp Ratio	QIon	Exp Ratio
1,3-Dichlorobenzene	N.D.	4.88	148.0	62.6	111.0	35.4
+ EIC (146.0) Scan Jan0711.D			146.0, 148.0, 111.0			
1,4-Dichlorobenzene	N.D.	4.96	148.0	64.4	111.0	35.2
+ EIC (146.0) Scan Jan0711.D			146.0, 148.0, 111.0			
1,2-Dichlorobenzene	N.D.	5.12	148.0	64.5	111.0	37.8
+ EIC (146.0) Scan Jan0711.D			146.0, 148.0, 111.0			
Benzyl Alcohol	N.D.	5.13	79.0	115.5	107.0	71.0
+ EIC (108.0) Scan Jan0711.D			108.0, 79.0, 107.0			

# Quantitation Results Report (QT Reviewed)

Compound	Conc.	Exp RT	QIon	Exp Ratio
bis(2-chloroisopropyl)Ether	N.D.	5.30	123.0	32.2
+ EIC (121.0) Scan Jan0711.D			121.0, 123.0	
				
2-Methylphenol	N.D.	5.30	108.0	116.9
+ EIC (107.0) Scan Jan0711.D			107.0, 108.0	
				
N-nitroso-Di-n-propylamine	N.D.	5.45	130.0	20.7
+ EIC (70.0) Scan Jan0711.D			70.0, 130.0	
				
4Methylphenol/3Methylphenol	N.D.	5.48	108.0	84.5
+ EIC (107.0) Scan Jan0711.D			107.0, 108.0	
				

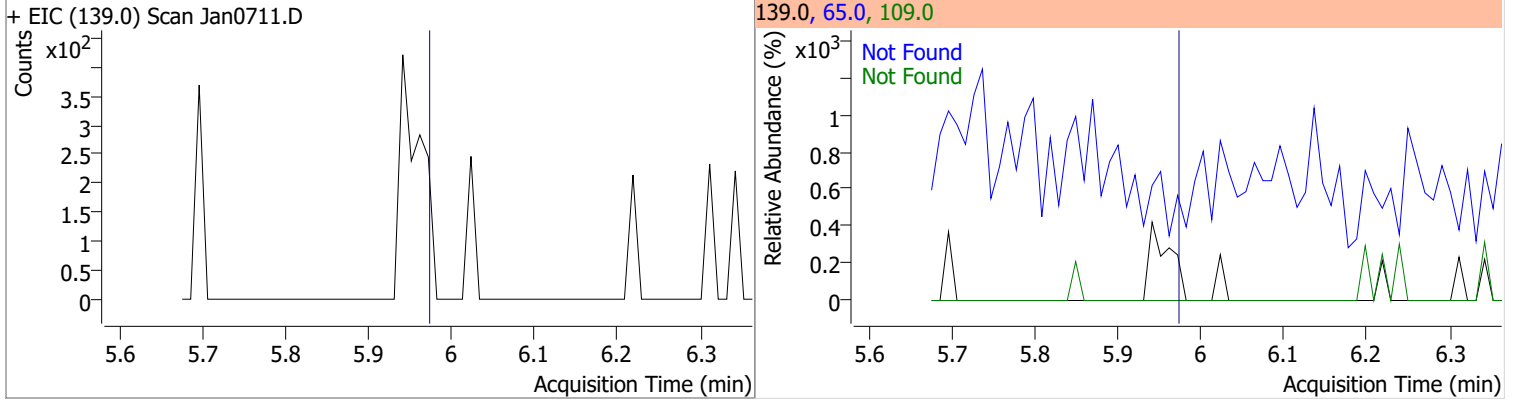


# Quantitation Results Report (QT Reviewed)

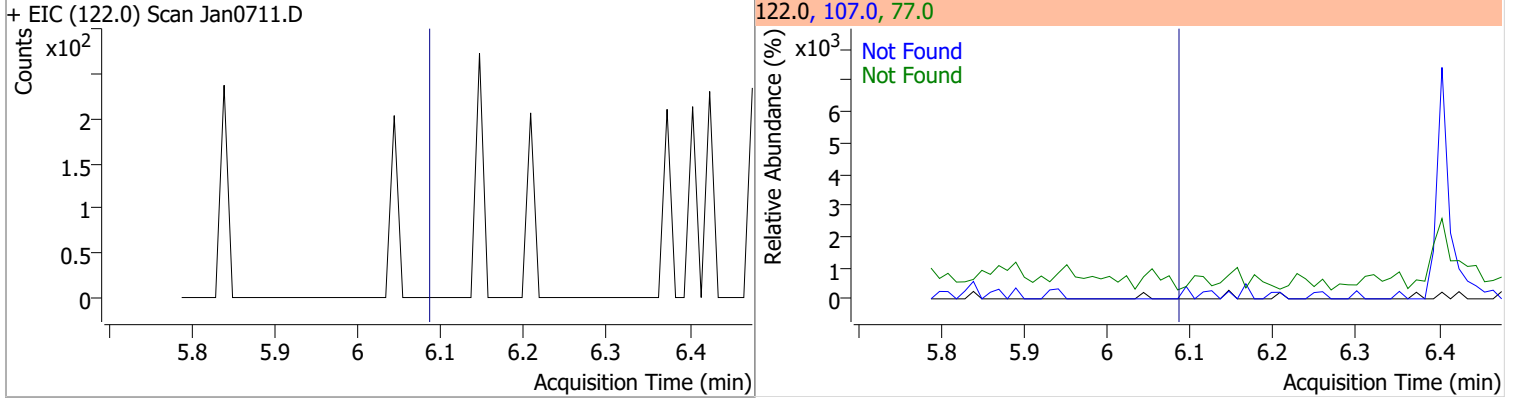
Compound	Conc.	Exp RT	QIon	Exp Ratio	QIon	Exp Ratio
Hexachloroethane	N.D.	5.50	201.0	93.2	199.0	57.2
+ EIC (117.0) Scan Jan0711.D			117.0, 201.0, 199.0			
Nitrobenzene-d5	N.D.	5.58	54.0	97.4	128.0	50.3
+ EIC (82.0) Scan Jan0711.D			82.0, 54.0, 128.0			
Nitrobenzene	N.D.	5.60	77.0	186.4	51.0	186.0
+ EIC (123.1) Scan Jan0711.D			123.1, 77.0, 51.0			
Isophorone	N.D.	5.90	138.0	20.3		
+ EIC (82.0) Scan Jan0711.D			82.0, 138.0			

# Quantitation Results Report (QT Reviewed)

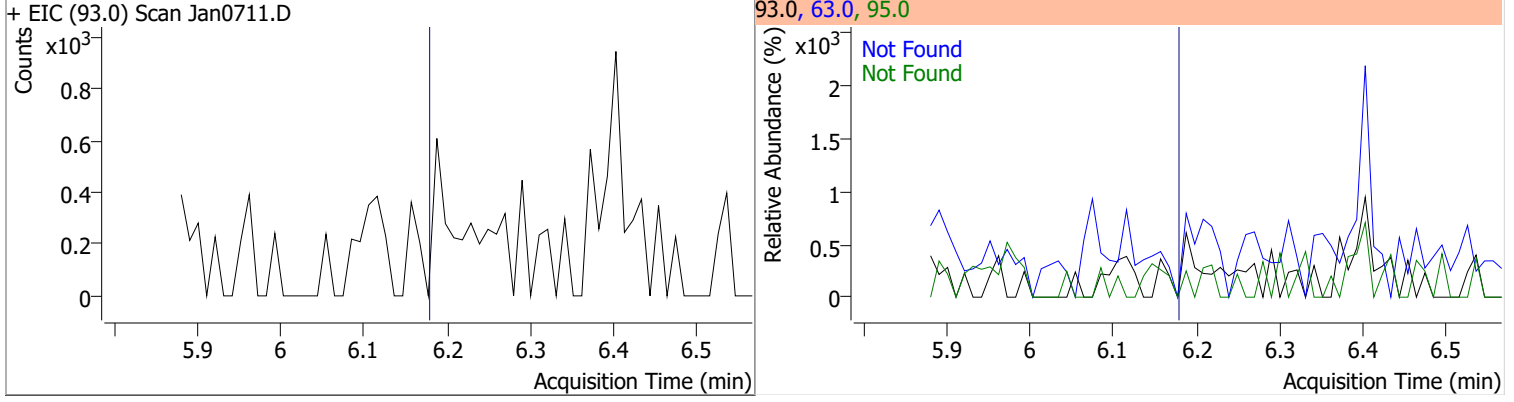
Compound	Conc.	Exp RT	QIon	Exp Ratio	QIon	Exp Ratio
2-Nitrophenol	N.D.	5.97	65.0	51.2	109.0	34.5



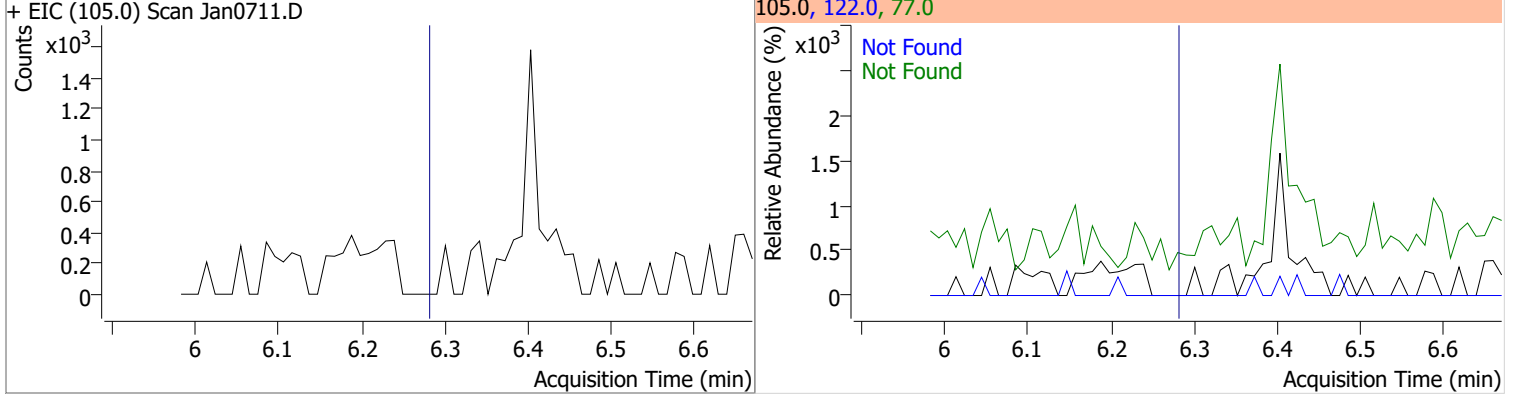
Compound	Conc.	Exp RT	QIon	Exp Ratio	QIon	Exp Ratio
2,4-Dimethylphenol	N.D.	6.08	107.0	106.6	77.0	30.1



Compound	Conc.	Exp RT	QIon	Exp Ratio	QIon	Exp Ratio
bis(-2-Chloroethoxy)Methane	N.D.	6.18	63.0	91.4	95.0	31.4



Compound	Conc.	Exp RT	QIon	Exp Ratio	QIon	Exp Ratio
Benzoic Acid	N.D.	6.28	122.0	88.1	77.0	74.0

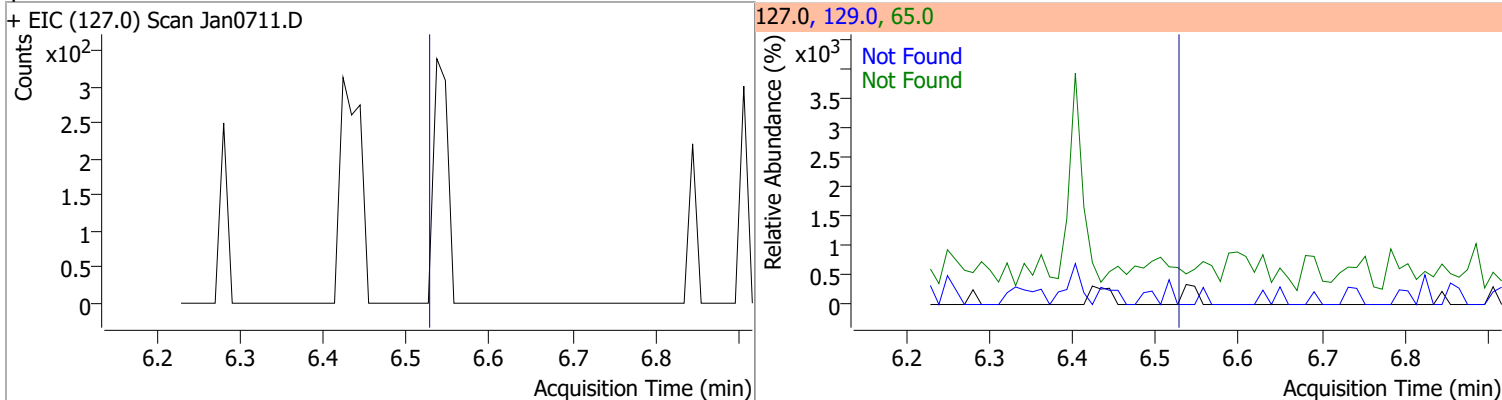


# Quantitation Results Report (QT Reviewed)

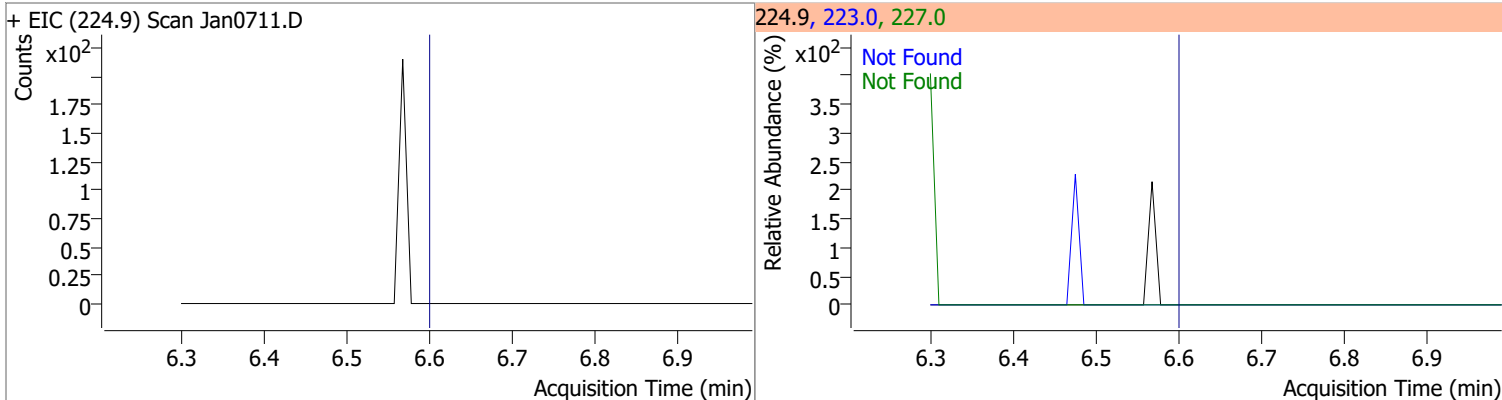
Compound	Conc.	Exp RT	QIon	Exp Ratio	QIon	Exp Ratio
2,4-Dichlorophenol	N.D.	6.28	164.0	65.0	98.0	31.2
+ EIC (162.0) Scan Jan0711.D			162.0, 164.0, 98.0			
1,2,4-Trichlorobenzene	N.D.	6.34	182.0	97.8	145.0	30.3
+ EIC (180.0) Scan Jan0711.D			180.0, 182.0, 145.0			
Naphthalene	N.D.	6.42	129.0	10.6	102.0	9.0
+ EIC (128.0) Scan Jan0711.D			128.0, 129.0, 102.0			
4-Chlorophenol	N.D.	6.49	128.0	318.3		
+ EIC (130.0) Scan Jan0711.D			130.0, 128.0			

# Quantitation Results Report (QT Reviewed)

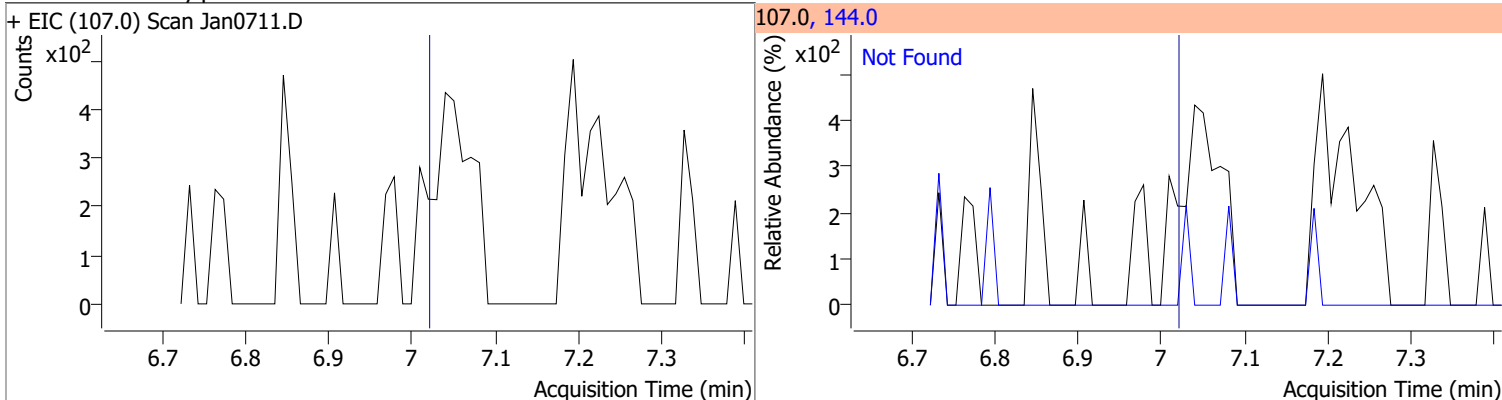
Compound	Conc.	Exp RT	QIon	Exp Ratio	QIon	Exp Ratio
p-Chloroaniline	N.D.	6.53	65.0	36.5	129.0	33.7



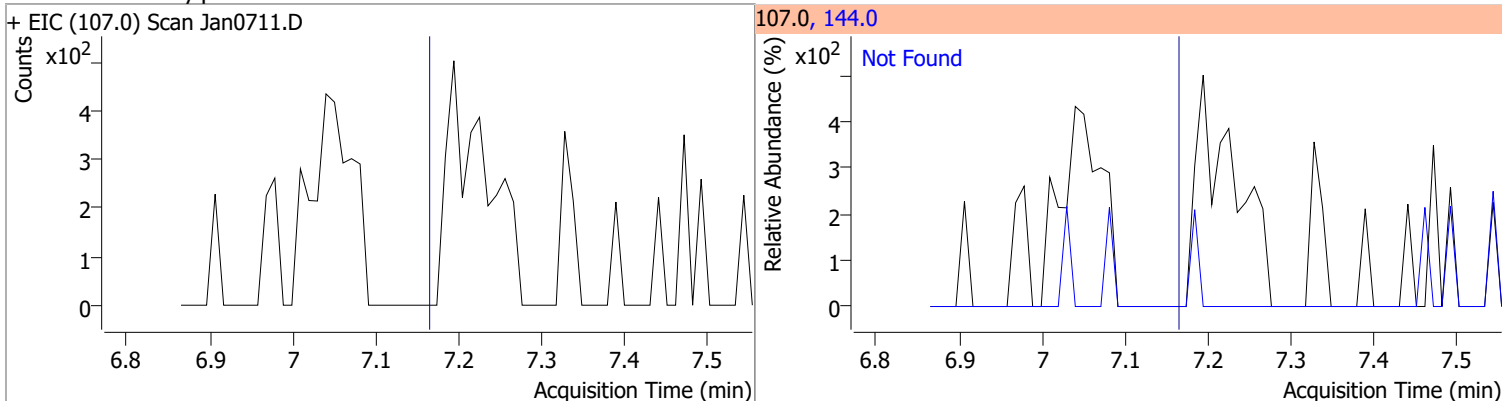
Compound	Conc.	Exp RT	QIon	Exp Ratio	QIon	Exp Ratio
Hexachlorobutadiene	N.D.	6.60	227.0	66.1	223.0	64.1



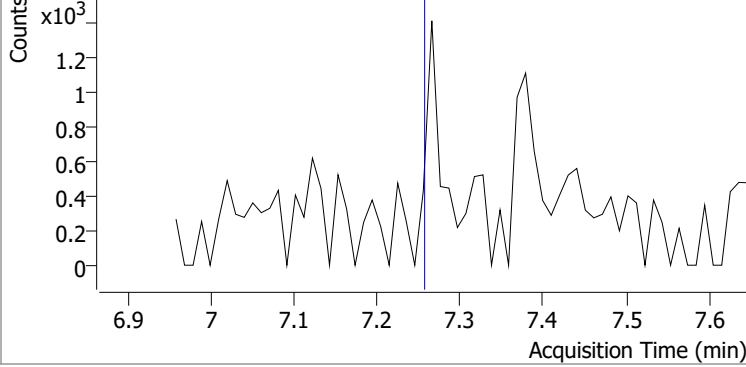
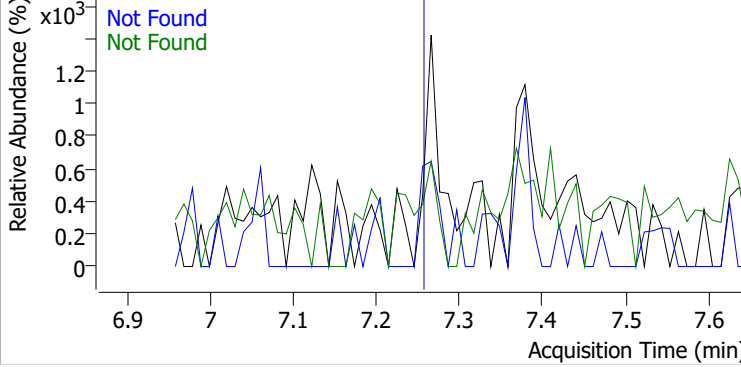
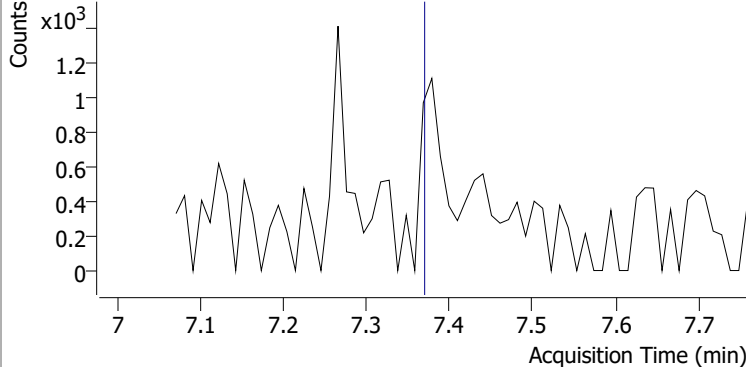
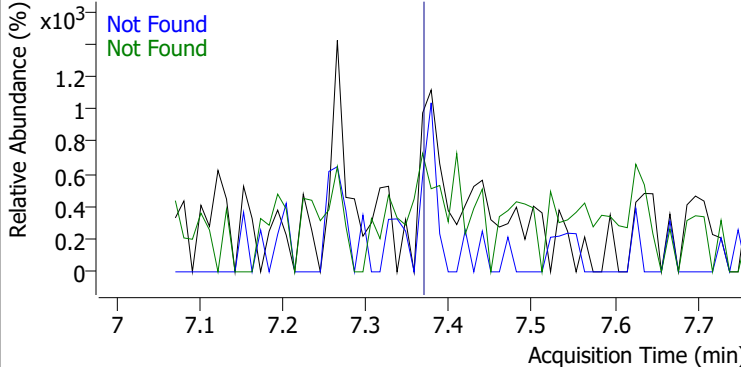
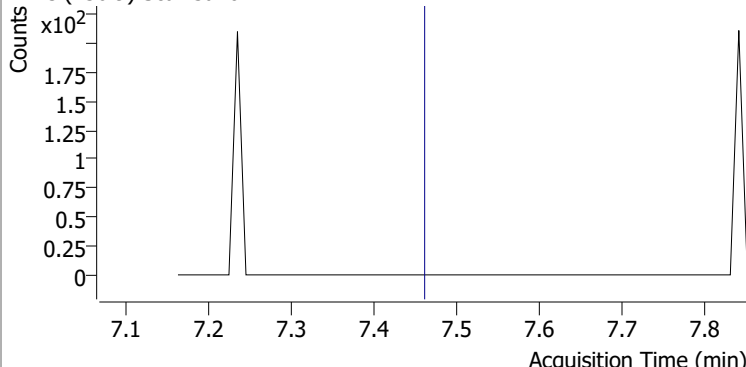
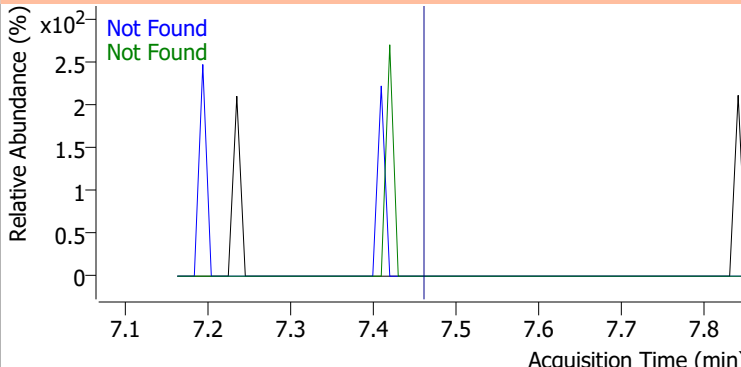
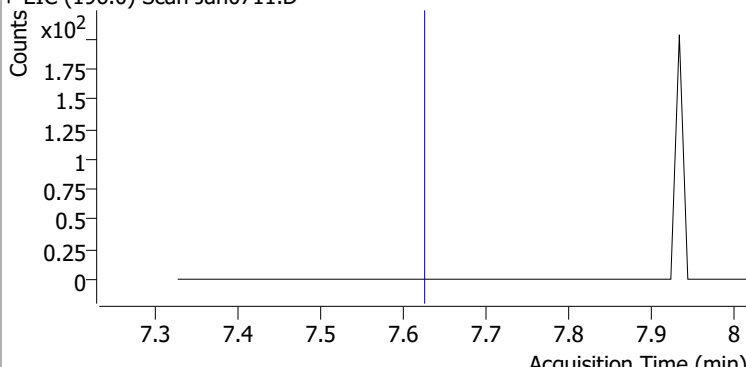
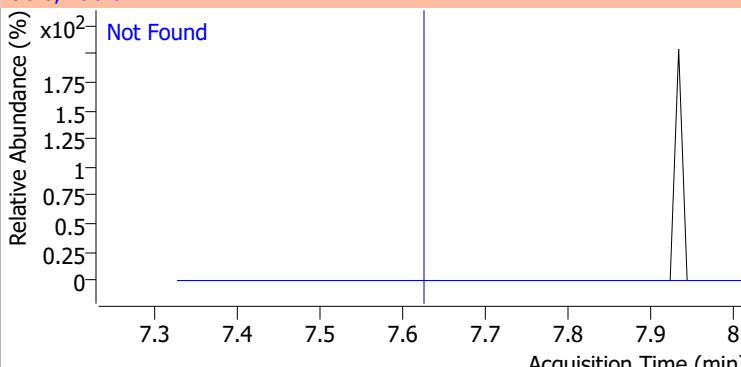
Compound	Conc.	Exp RT	QIon	Exp Ratio
4-Chloro-2-Methylphenol	N.D.	7.02	144.0	27.3



Compound	Conc.	Exp RT	QIon	Exp Ratio
4-Chloro-3-Methylphenol	N.D.	7.16	144.0	28.4

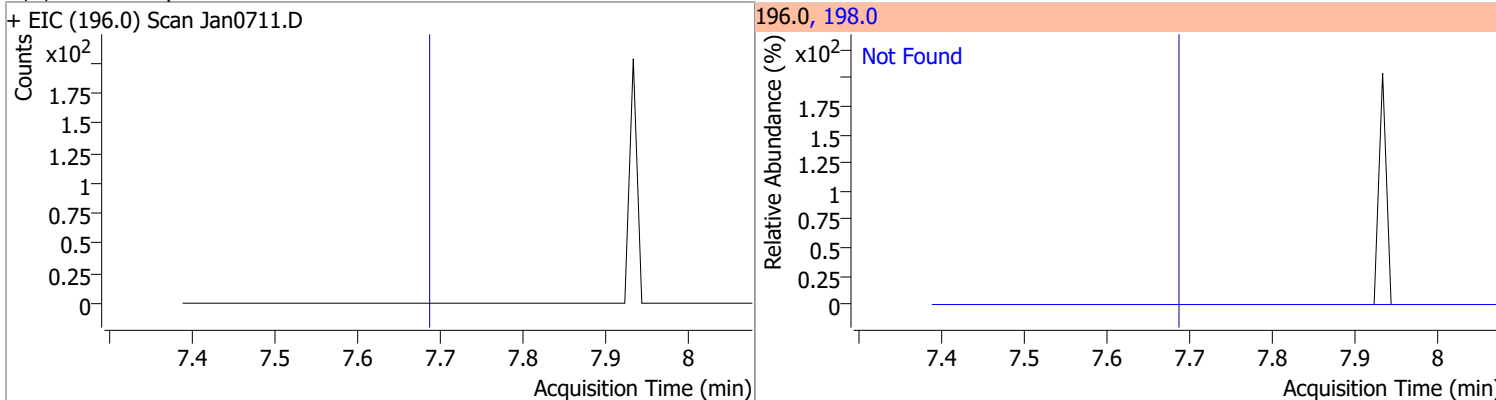


# Quantitation Results Report (QT Reviewed)

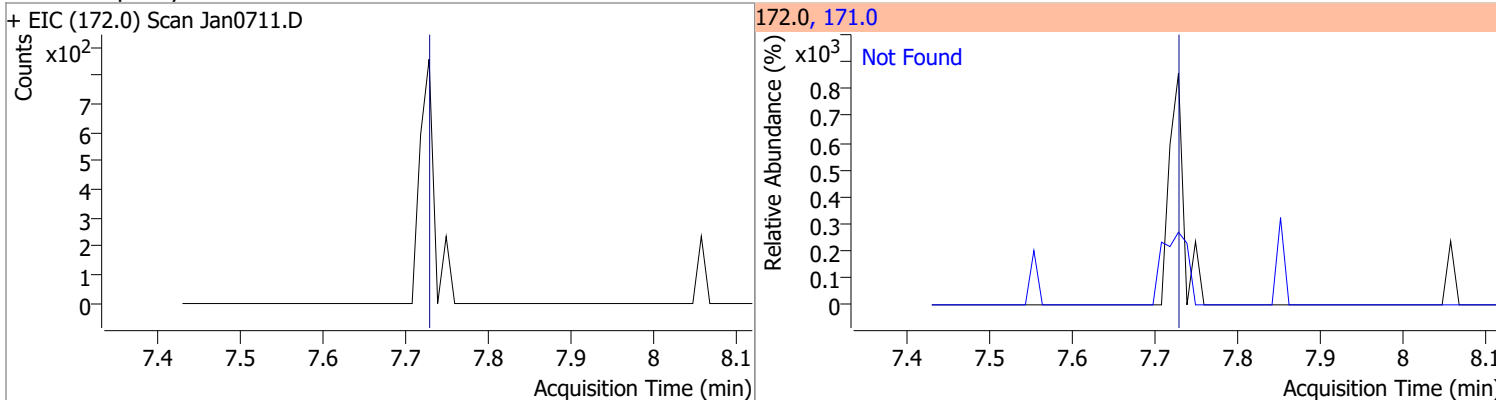
Compound	Conc.	Exp RT	QIon	Exp Ratio	QIon	Exp Ratio
2-Methylnaphthalene	N.D.	7.26	142.0	115.4	115.0	41.6
+ EIC (141.0) Scan Jan0711.D			141.0, 142.0, 115.0			
						
1-Methylnaphthalene	N.D.	7.37	142.0	110.2	115.0	43.1
+ EIC (141.0) Scan Jan0711.D			141.0, 142.0, 115.0			
						
Hexachlorocyclopentadiene	N.D.	7.45	238.9	65.0	234.9	62.3
+ EIC (236.9) Scan Jan0711.D			236.9, 238.9, 234.9			
						
2,4,6-Trichlorophenol	N.D.	7.61	198.0	95.1		
+ EIC (196.0) Scan Jan0711.D			196.0, 198.0			
						

# Quantitation Results Report (QT Reviewed)

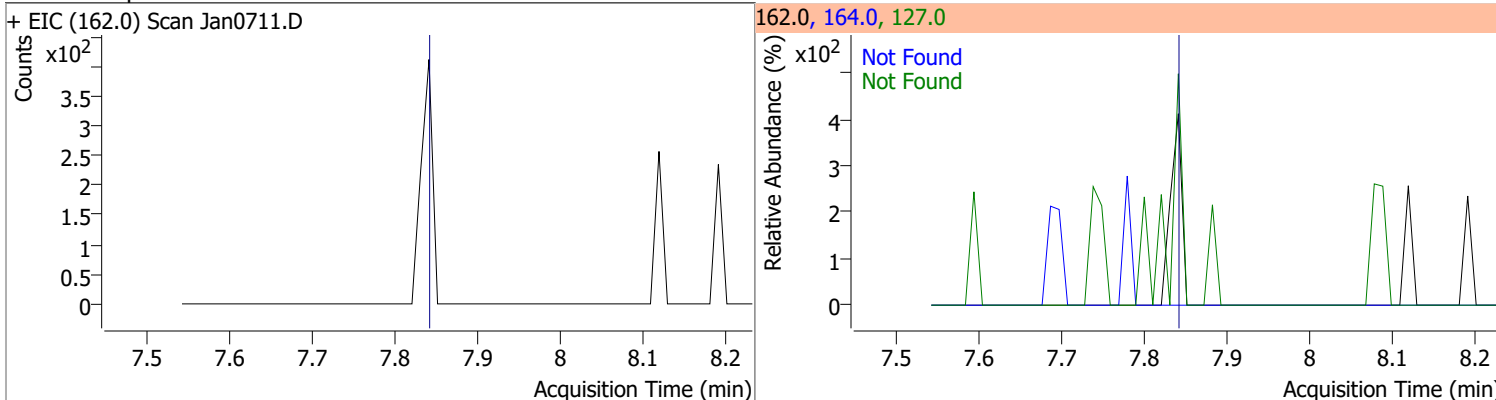
Compound	Conc.	Exp RT	QIon	Exp Ratio
2,4,5-Trichlorophenol	N.D.	7.68	198.0	95.5



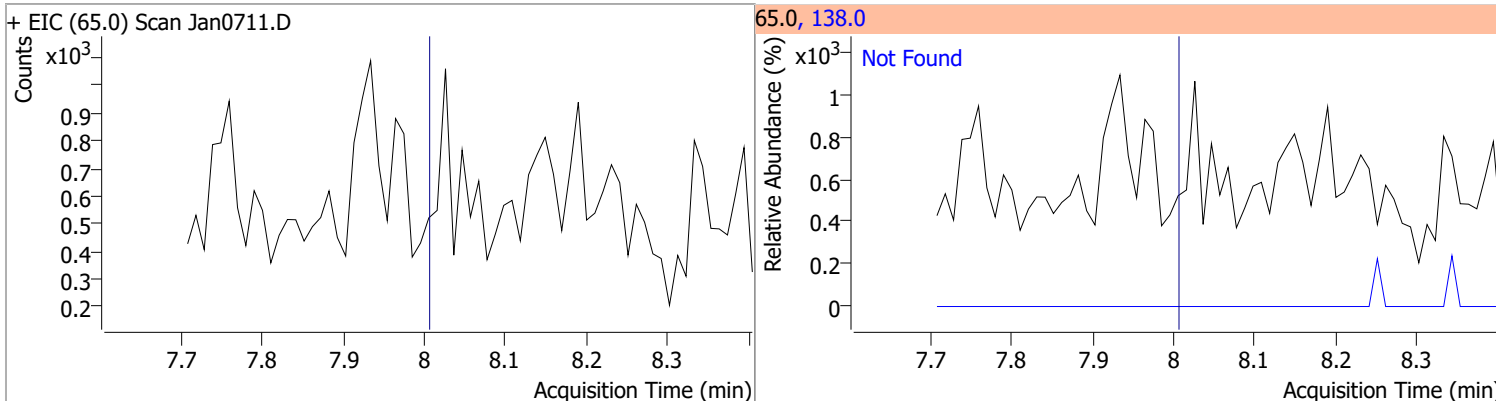
Compound	Conc.	Exp RT	QIon	Exp Ratio
2-Fluorobiphenyl	N.D.	7.72	171.0	34.5



Compound	Conc.	Exp RT	QIon	Exp Ratio	QIon	Exp Ratio
2-Chloronaphthalene	N.D.	7.83	127.0	37.9	164.0	32.3

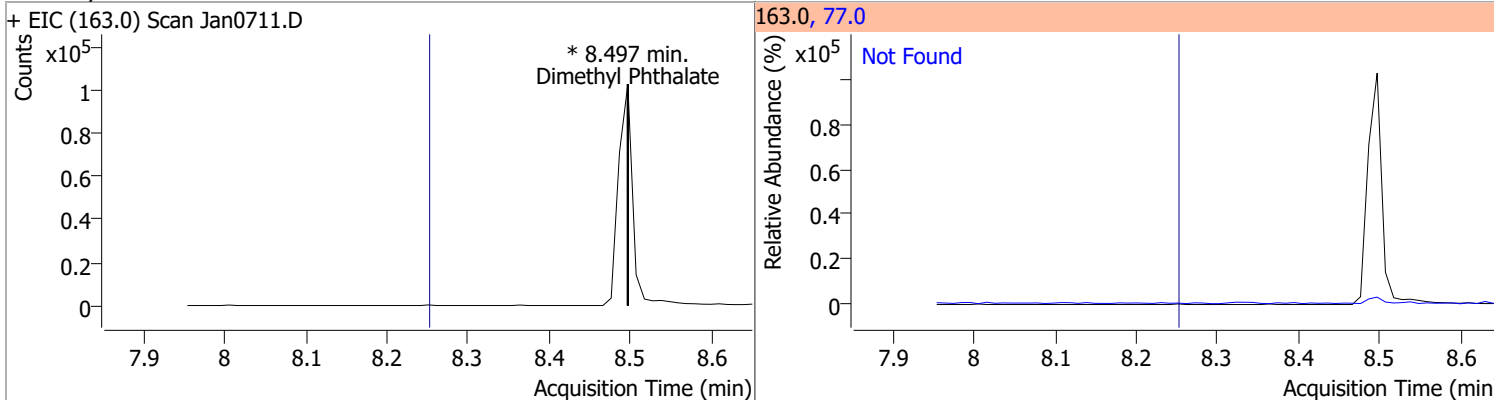


Compound	Conc.	Exp RT	QIon	Exp Ratio
2-Nitroaniline	N.D.	7.99	138.0	107.7

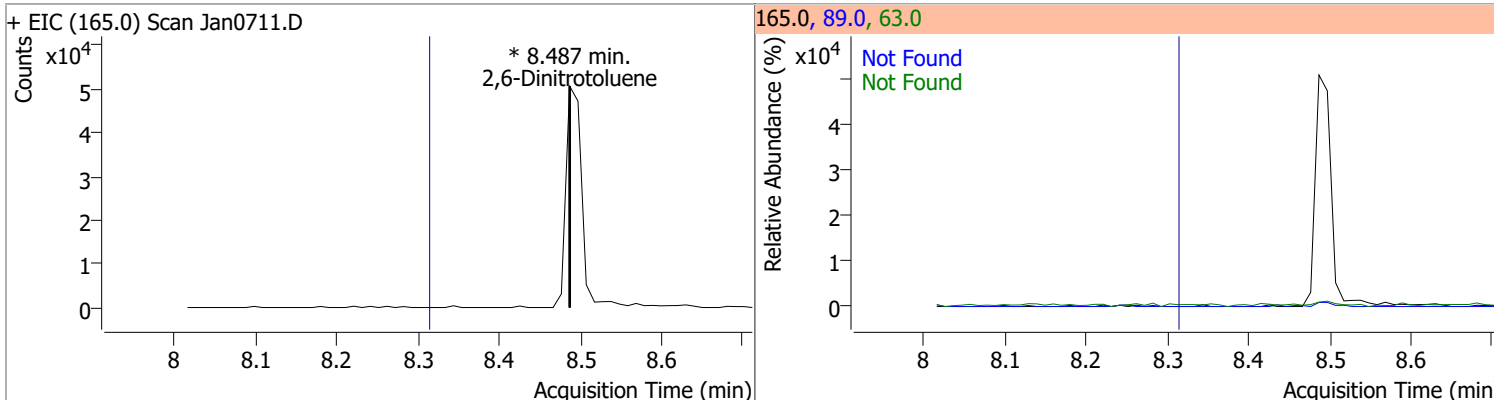


# Quantitation Results Report (QT Reviewed)

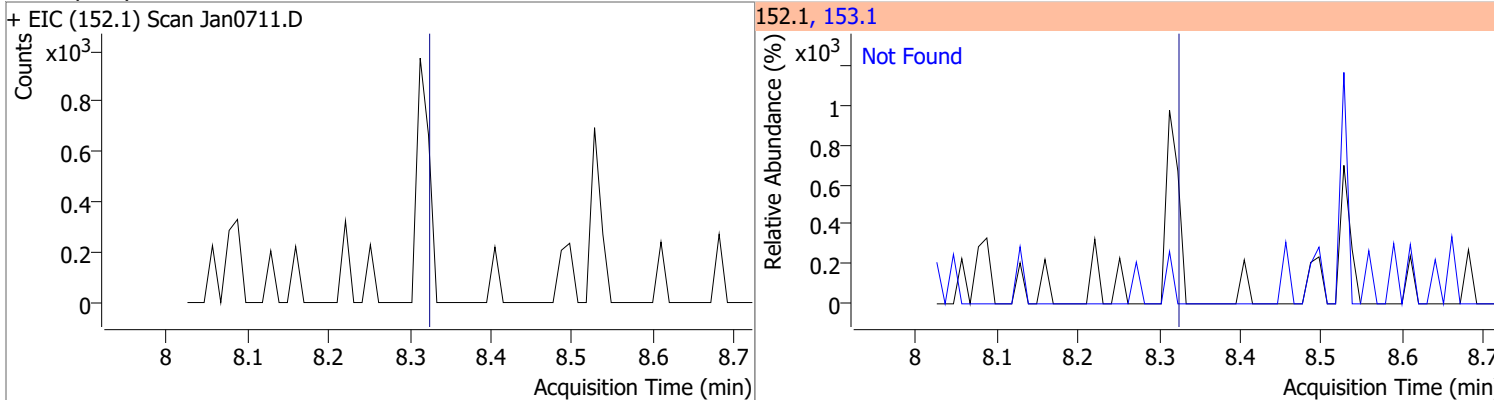
Compound	Conc.	RT	Dev(Min)	Resp.	QIon	QRatio	Lower	Upper
Dimethyl Phthalate	0	0		0	77.0		13.0	24.2



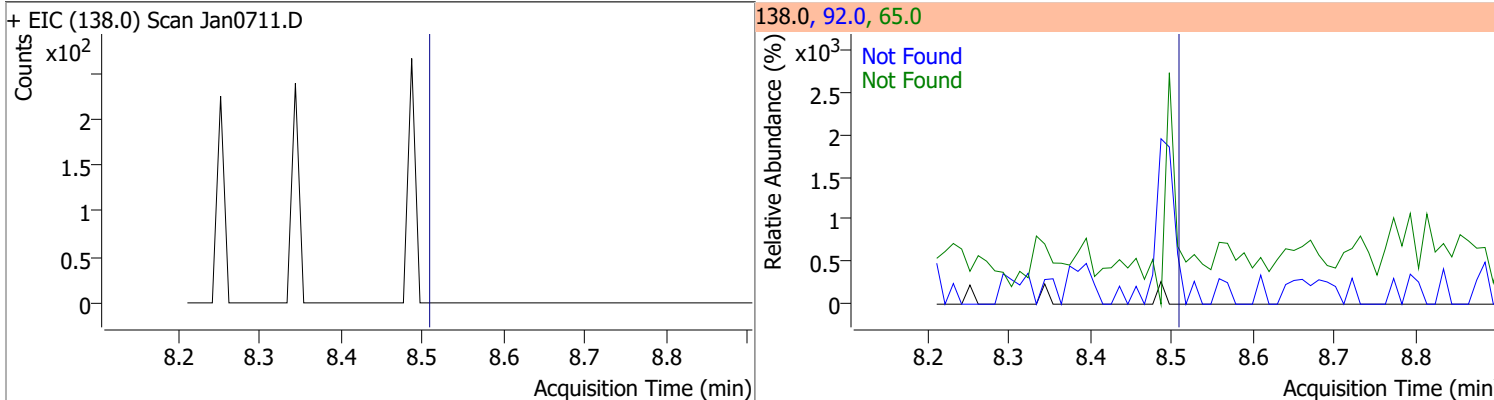
Compound	Conc.	RT	Dev(Min)	Resp.	QIon	QRatio	Lower	Upper
2,6-Dinitrotoluene	0	0		0	63.0 89.0		110.4 39.5	205.0 73.3



Compound	Conc.	Exp RT	QIon	Exp Ratio
Acenaphthylene	N.D.	8.31	153.1	13.8

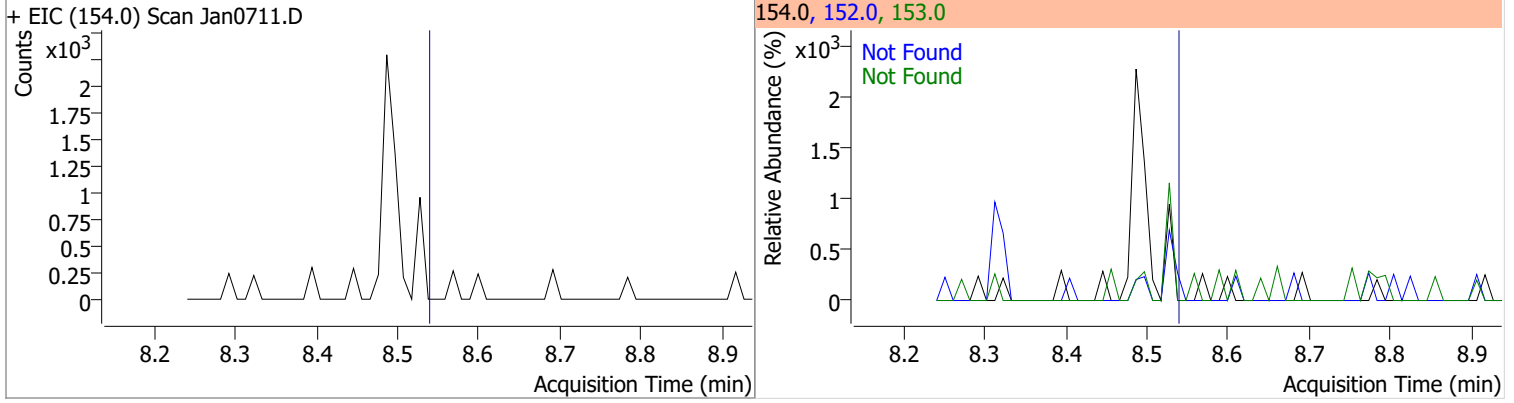


Compound	Conc.	Exp RT	QIon	Exp Ratio	QIon	Exp Ratio
3-Nitroaniline	N.D.	8.50	65.0	140.9	92.0	106.5

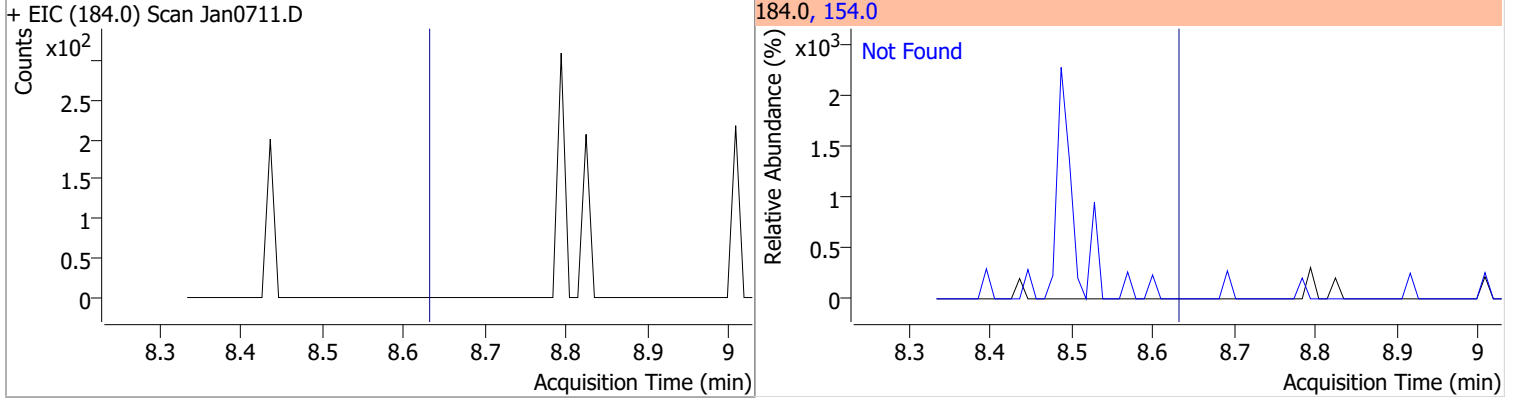


# Quantitation Results Report (QT Reviewed)

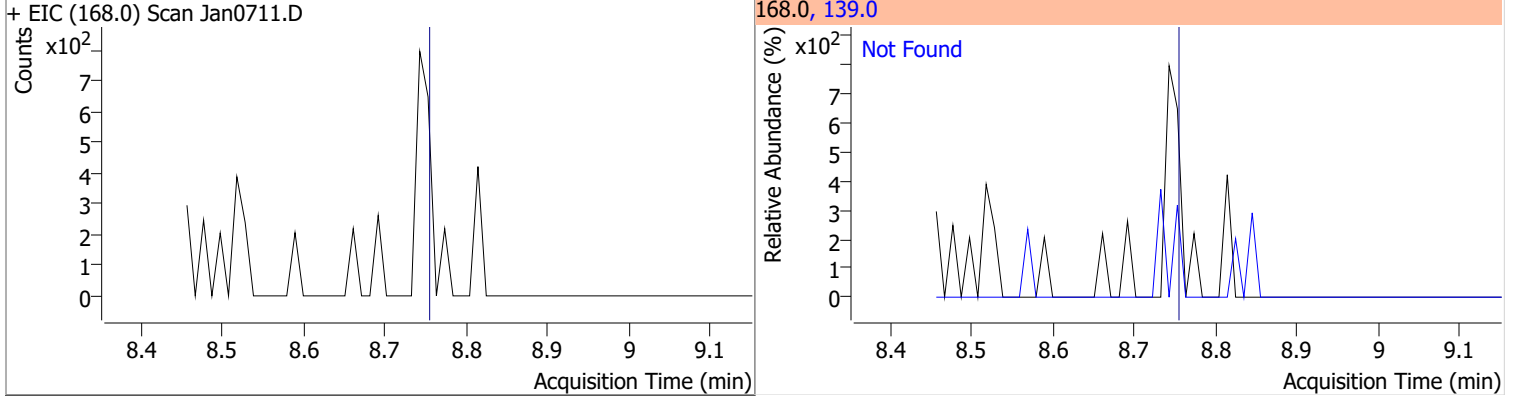
Compound	Conc.	Exp RT	QIon	Exp Ratio	QIon	Exp Ratio
Acenaphthene	N.D.	8.53	153.0	109.5	152.0	52.9



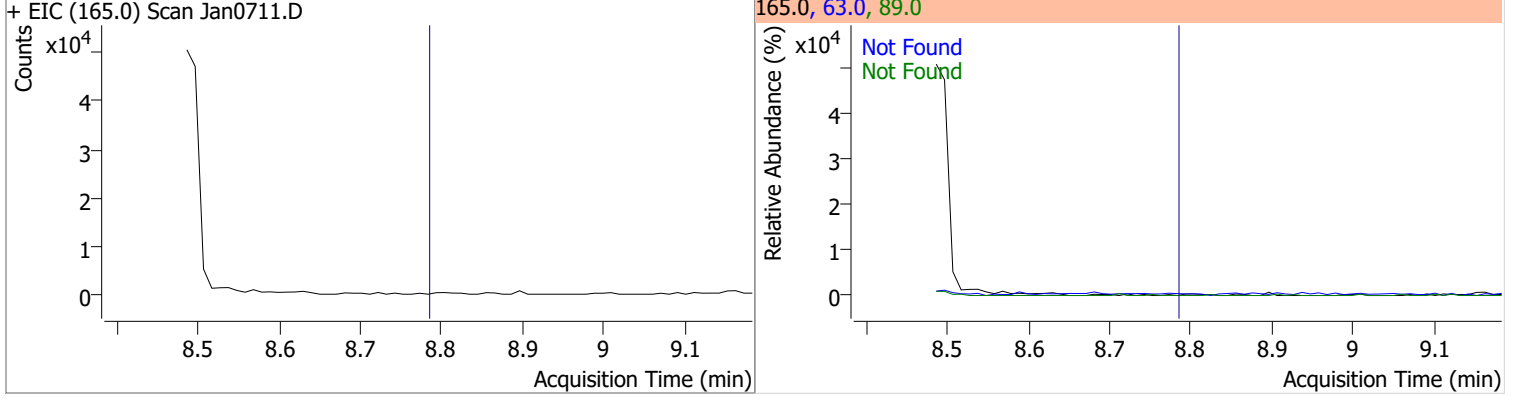
Compound	Conc.	Exp RT	QIon	Exp Ratio
2,4-Dinitrophenol	N.D.	8.62	154.0	60.0



Compound	Conc.	Exp RT	QIon	Exp Ratio
Dibenzofuran	N.D.	8.74	139.0	38.6



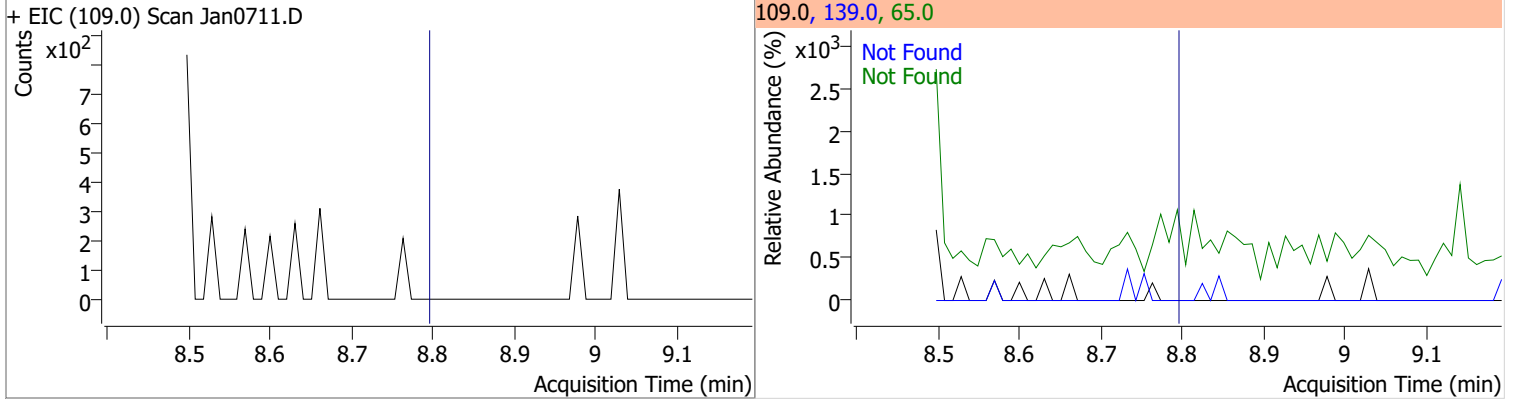
Compound	Conc.	Exp RT	QIon	Exp Ratio	QIon	Exp Ratio
2,4-Dinitrotoluene	N.D.	8.77	63.0	76.1	89.0	74.7



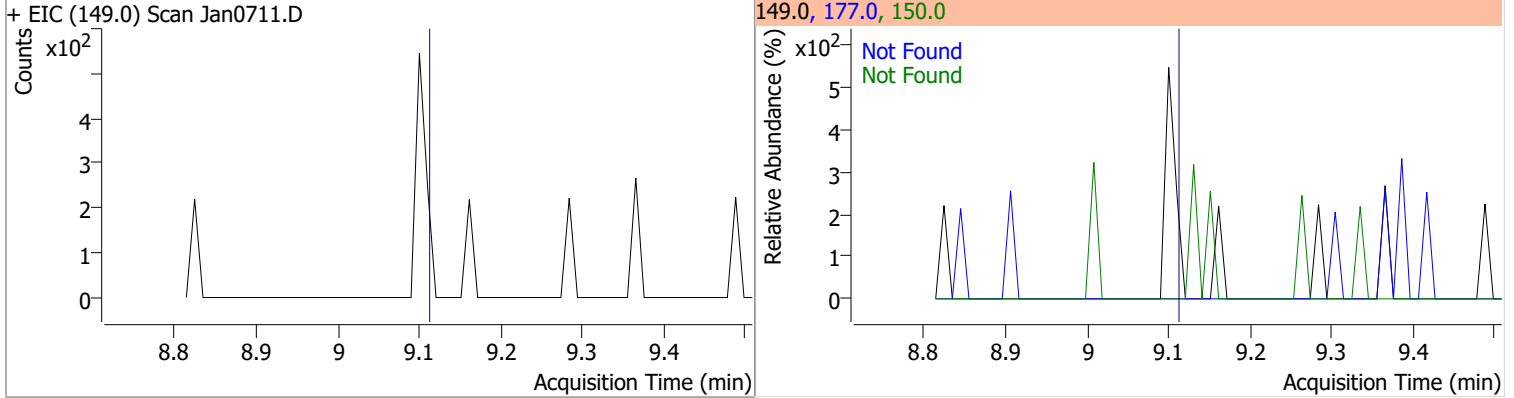


# Quantitation Results Report (QT Reviewed)

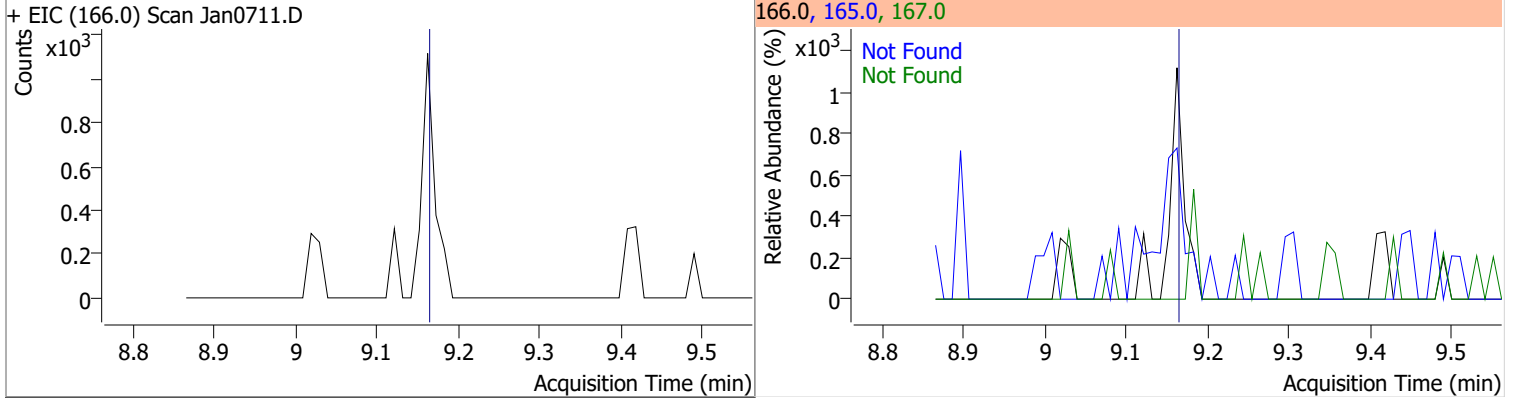
Compound	Conc.	Exp RT	QIon	Exp Ratio	QIon	Exp Ratio
4-Nitrophenol	N.D.	8.78	65.0	88.5	139.0	80.4



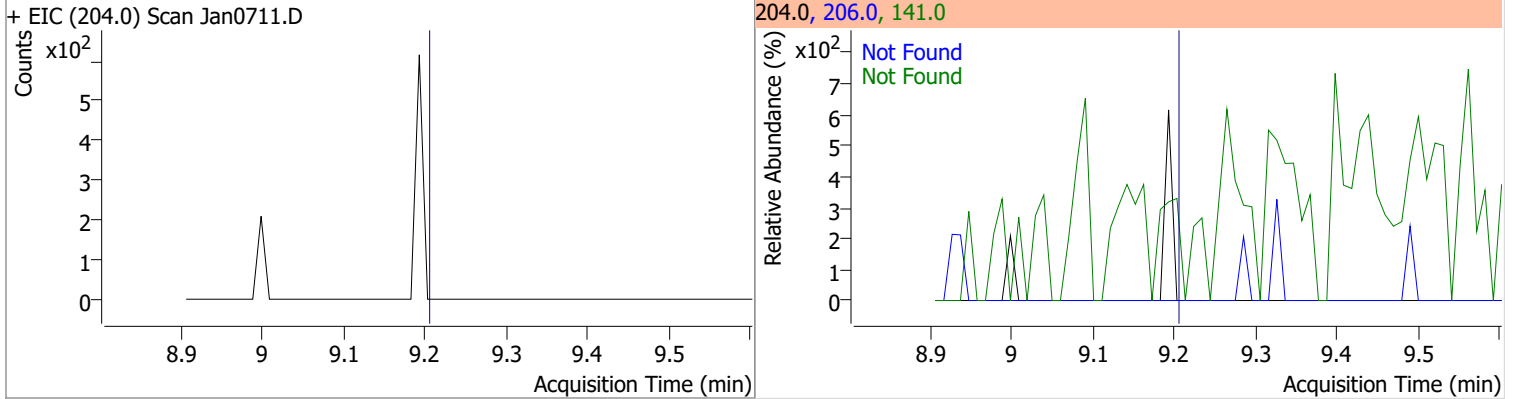
Compound	Conc.	Exp RT	QIon	Exp Ratio	QIon	Exp Ratio
Diethylphthalate	N.D.	9.10	177.0	20.7	150.0	12.6



Compound	Conc.	Exp RT	QIon	Exp Ratio	QIon	Exp Ratio
Fluorene	N.D.	9.15	165.0	93.4	167.0	12.9

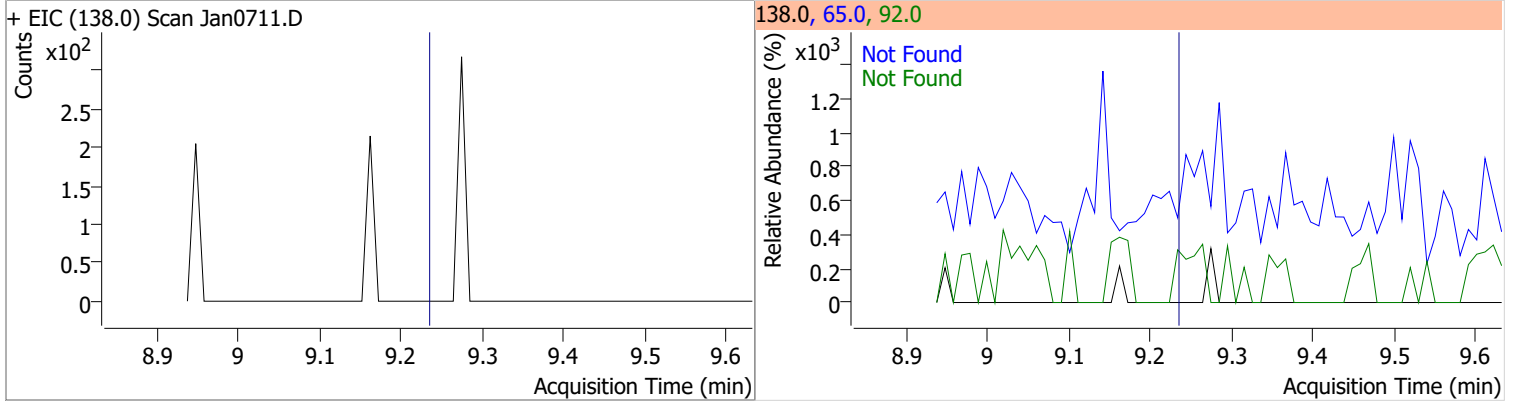


Compound	Conc.	Exp RT	QIon	Exp Ratio	QIon	Exp Ratio
4-Chlorophenyl-phenylether	N.D.	9.19	141.0	62.3	206.0	33.9

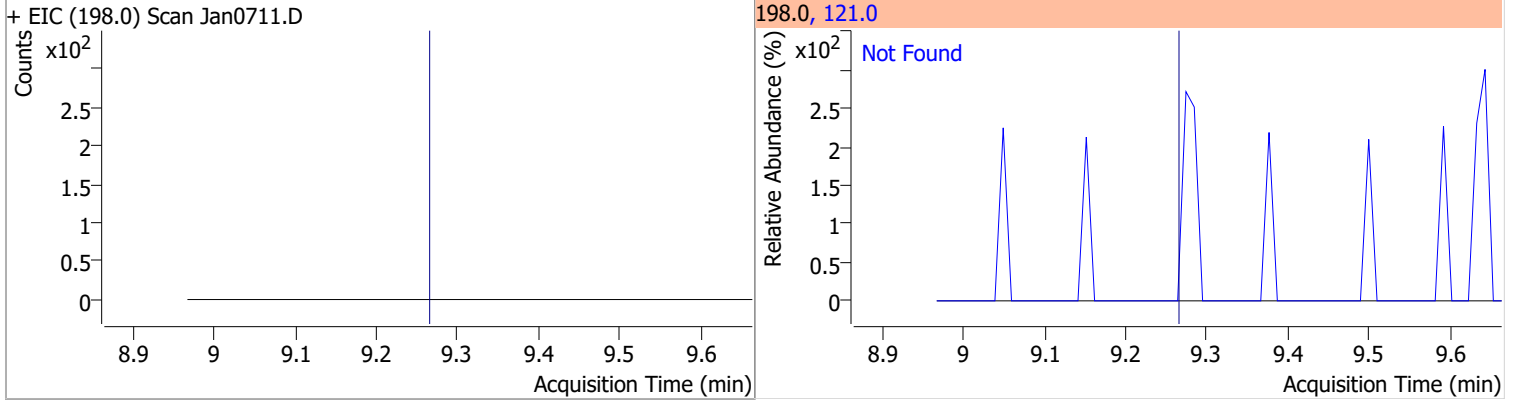


# Quantitation Results Report (QT Reviewed)

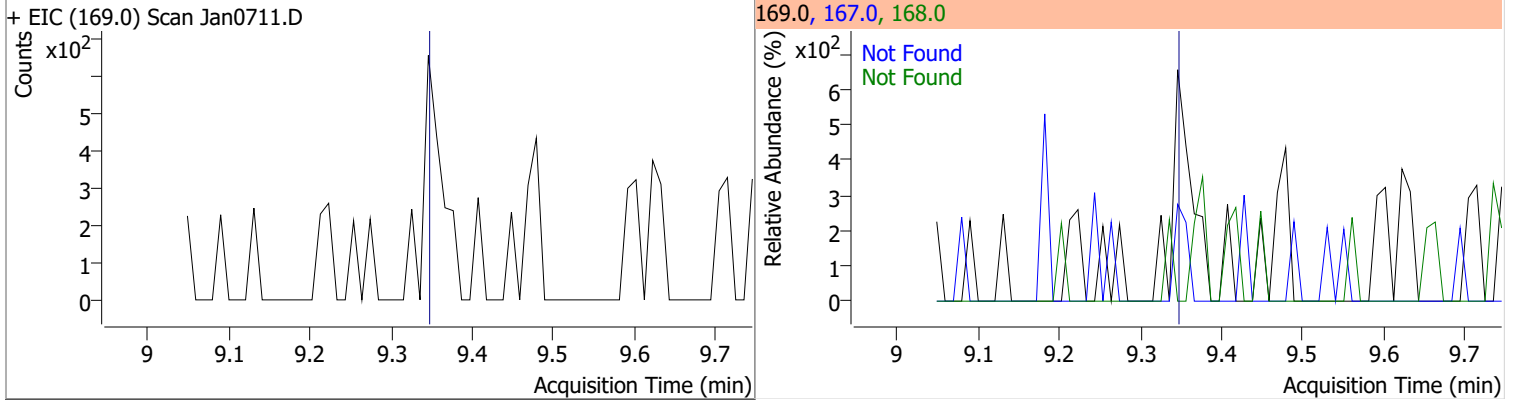
Compound	Conc.	Exp RT	QIon	Exp Ratio	QIon	Exp Ratio
4-Nitroaniline	N.D.	9.23	65.0	114.6	92.0	45.3



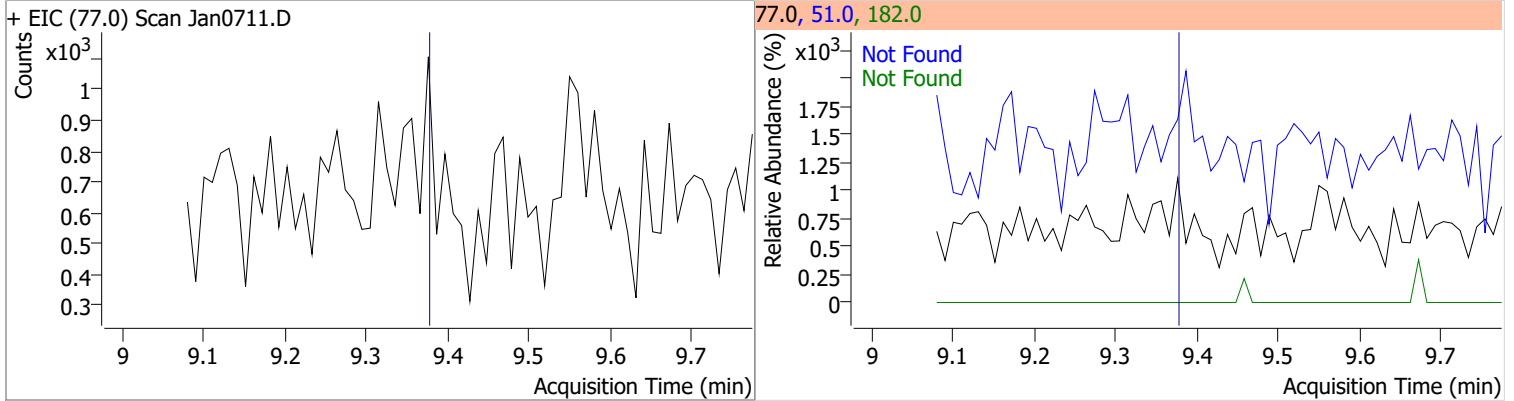
Compound	Conc.	Exp RT	QIon	Exp Ratio
4,6-Dinitro-2-methylphenol	N.D.	9.26	121.0	44.8



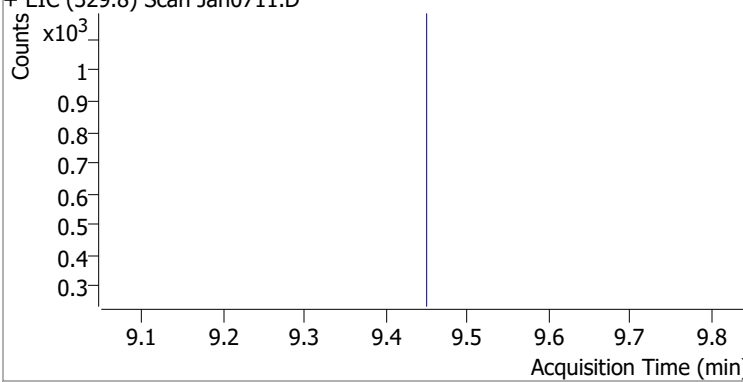
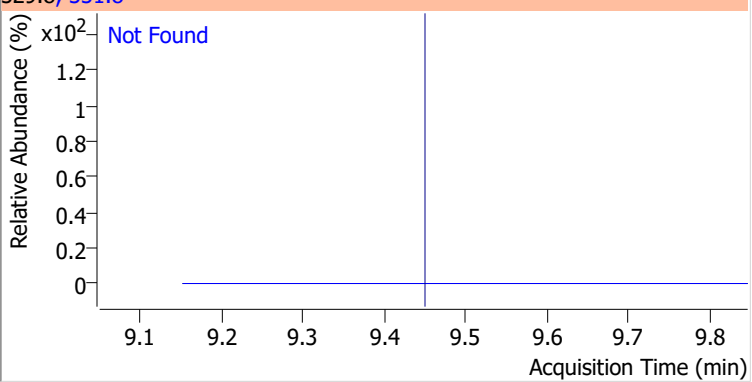
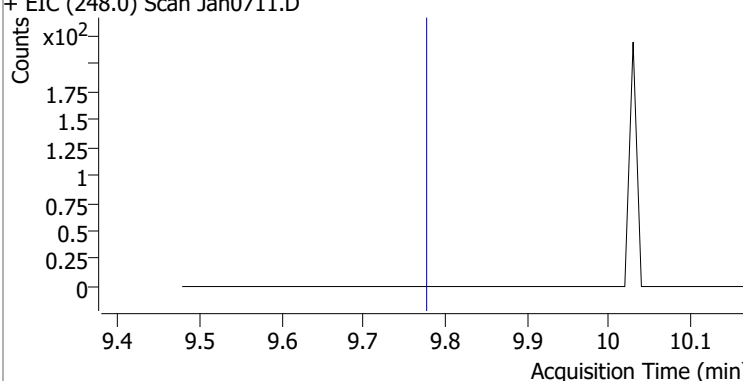
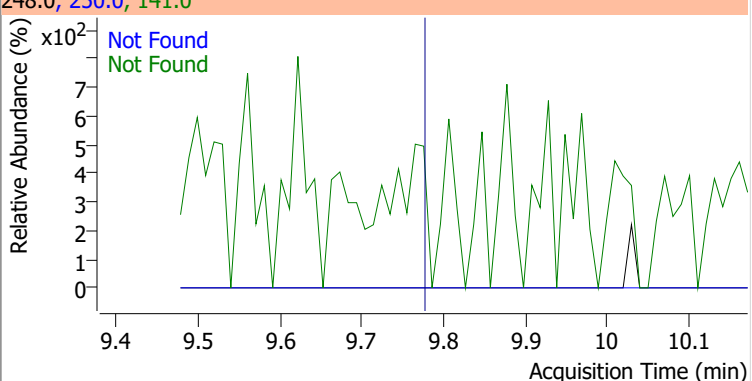
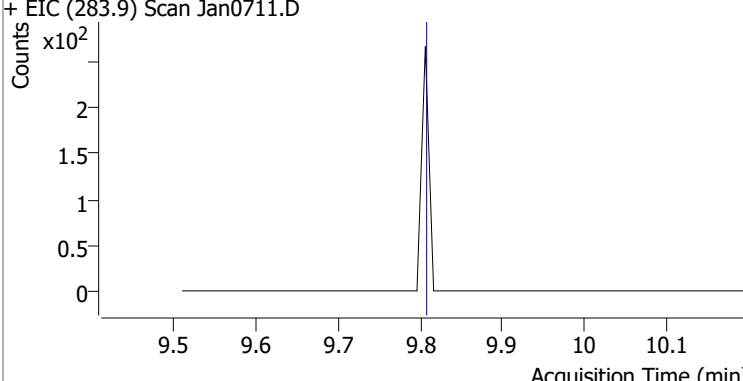
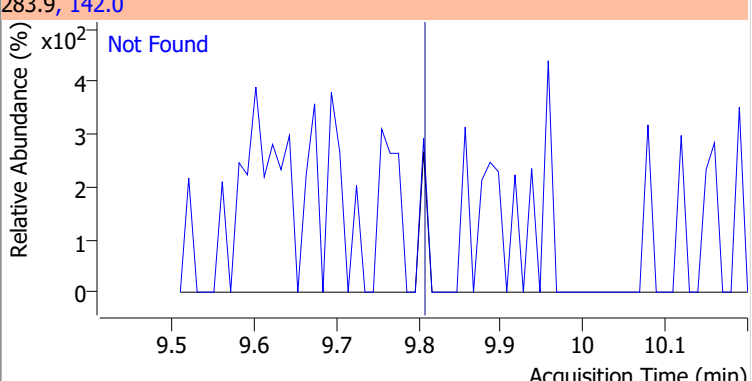
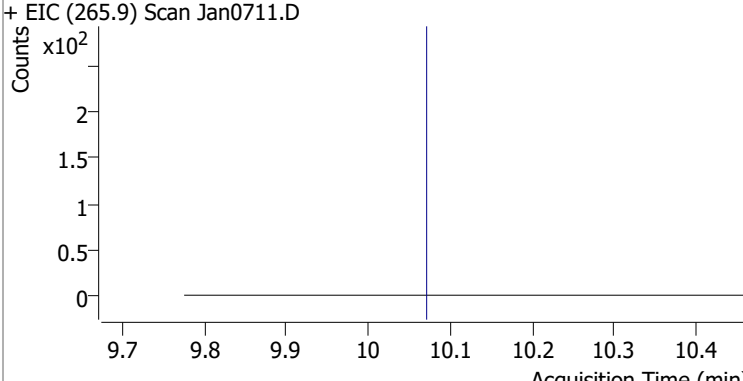
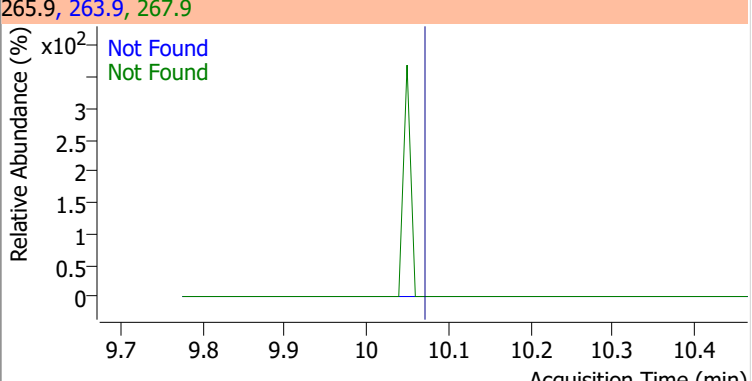
Compound	Conc.	Exp RT	QIon	Exp Ratio	QIon	Exp Ratio
N-nitrosodiphenylamine	N.D.	9.35	168.0	63.3	167.0	33.4



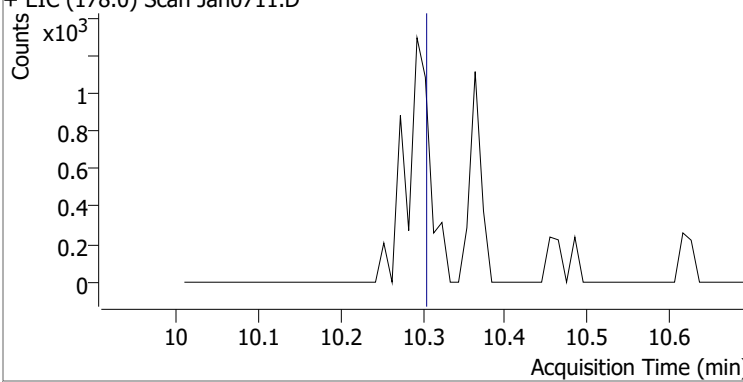
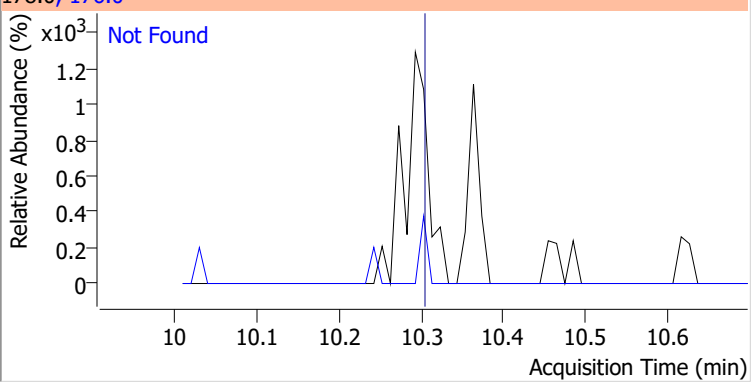
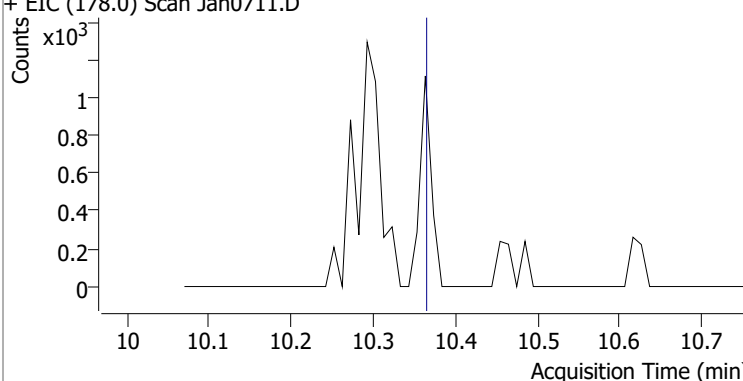
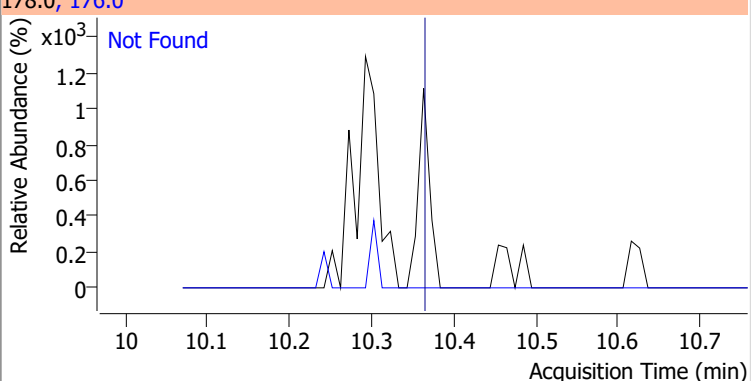
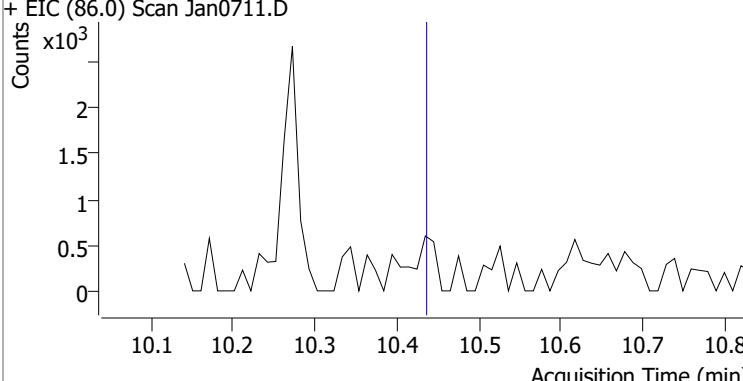
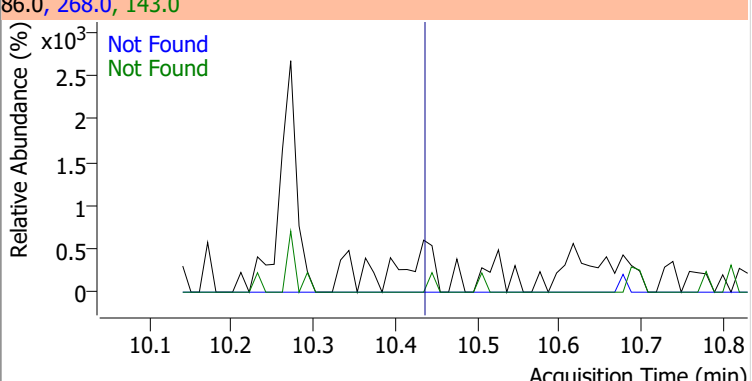
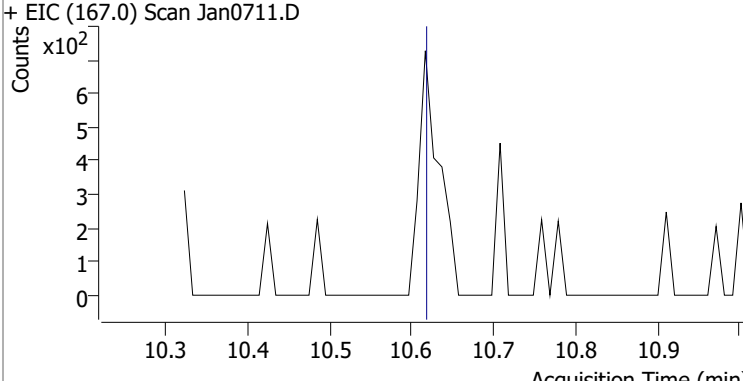
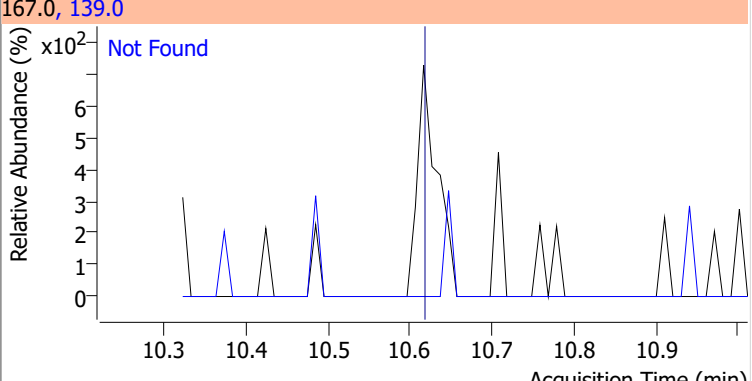
Compound	Conc.	Exp RT	QIon	Exp Ratio	QIon	Exp Ratio
Azobenzene	N.D.	9.38	51.0	49.9	182.0	26.9



# Quantitation Results Report (QT Reviewed)

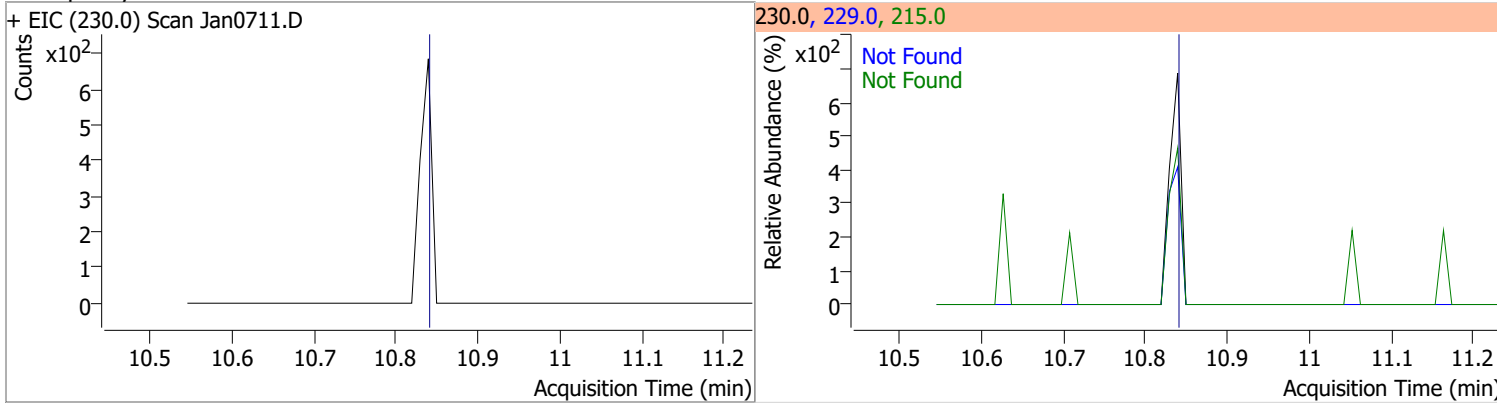
Compound	Conc.	Exp RT	QIon	Exp Ratio		
2,4,6-Tribromophenol	N.D.	9.45	331.8	89.5		
+ EIC (329.8) Scan Jan0711.D			329.8, 331.8			
						
4-Bromophenyl-phenylether	N.D.	9.78	250.0	98.3	QIon	Exp Ratio
+ EIC (248.0) Scan Jan0711.D			248.0, 250.0, 141.0			
						
Hexachlorobenzene	N.D.	9.81	142.0	49.9		
+ EIC (283.9) Scan Jan0711.D			283.9, 142.0			
						
Pentachlorophenol	N.D.	10.07	263.9	67.0	QIon	Exp Ratio
+ EIC (265.9) Scan Jan0711.D			265.9, 263.9, 267.9			
						

# Quantitation Results Report (QT Reviewed)

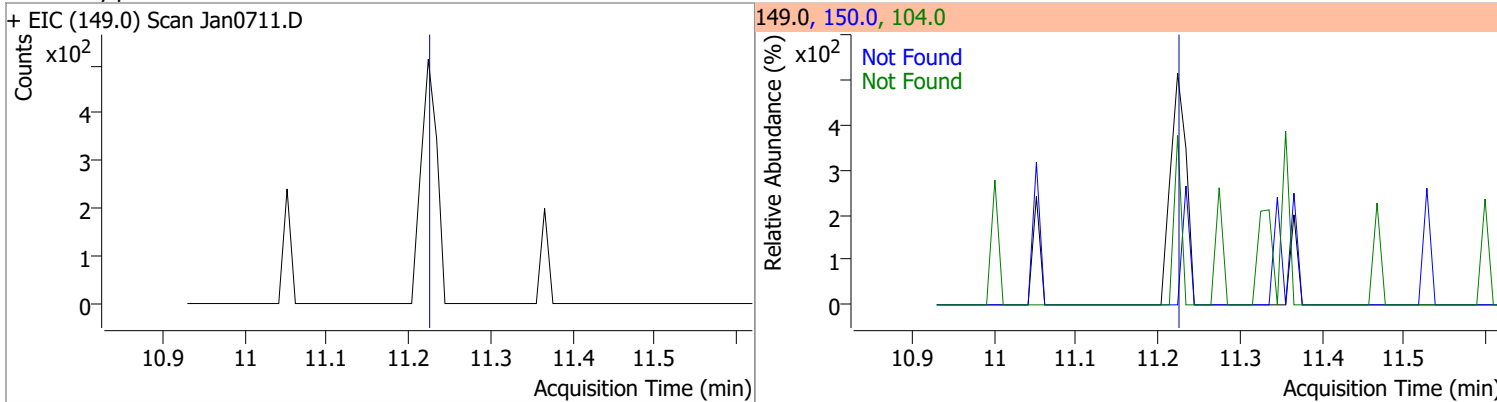
Compound	Conc.	Exp RT	QIon	Exp Ratio		
Phenanthrene	N.D.	10.30	176.0	19.3		
+ EIC (178.0) Scan Jan0711.D			178.0, 176.0			
						
Anthracene	N.D.	10.36	176.0	18.4		
+ EIC (178.0) Scan Jan0711.D			178.0, 176.0			
						
Triallate	N.D.	10.43	268.0	26.7	QIon	Exp Ratio
					143.0	24.9
+ EIC (86.0) Scan Jan0711.D			86.0, 268.0, 143.0			
						
Carbazole	N.D.	10.62	139.0	12.8		
+ EIC (167.0) Scan Jan0711.D			167.0, 139.0			
						

# Quantitation Results Report (QT Reviewed)

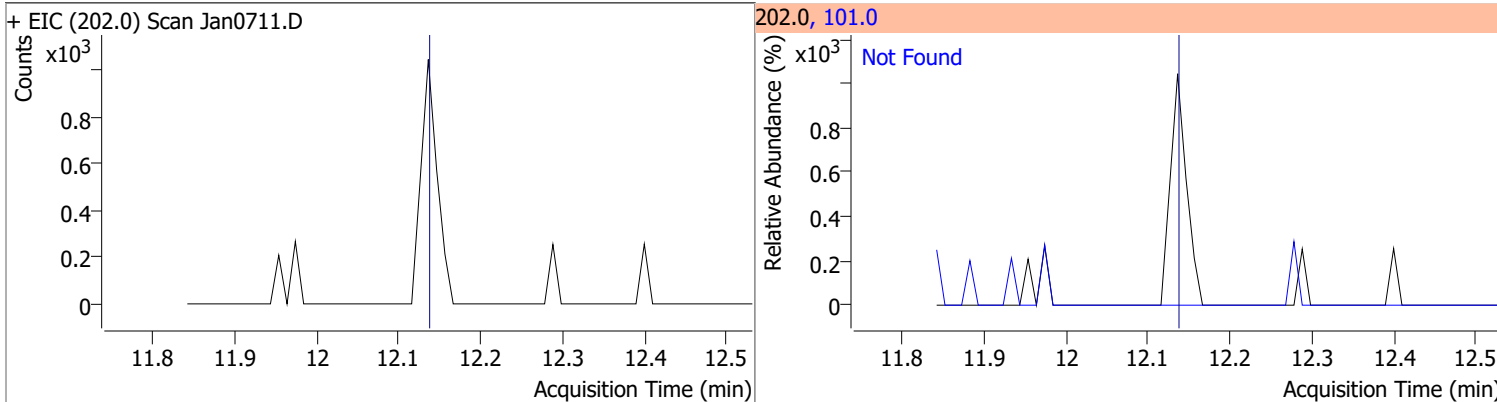
Compound	Conc.	Exp RT	QIon	Exp Ratio	QIon	Exp Ratio
o-Terphenyl	N.D.	10.84	229.0	64.1	215.0	36.5



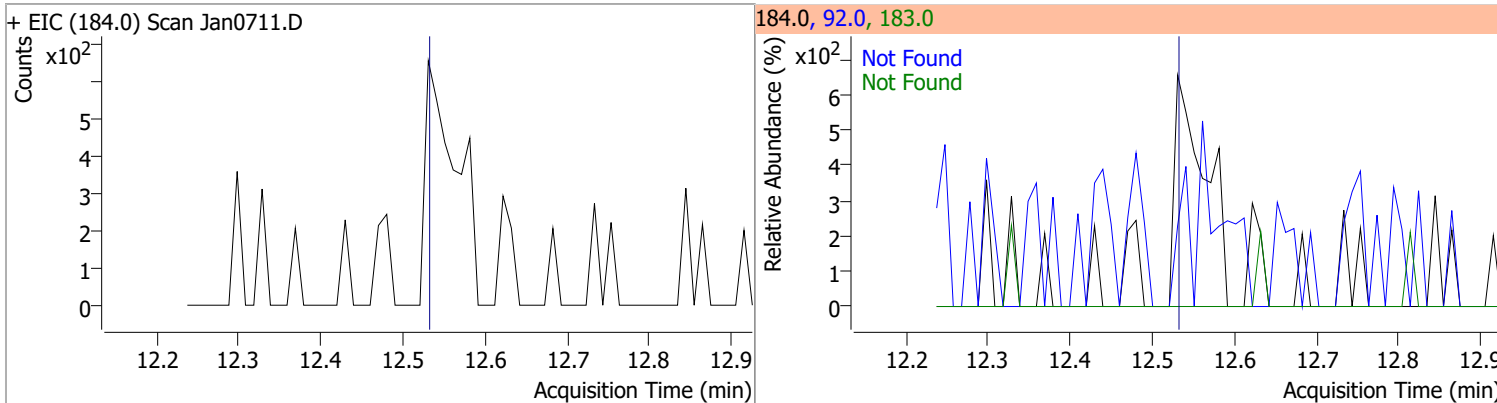
Compound	Conc.	Exp RT	QIon	Exp Ratio	QIon	Exp Ratio
Di-n-Butylphthalate	N.D.	11.22	150.0	9.1	104.0	6.1



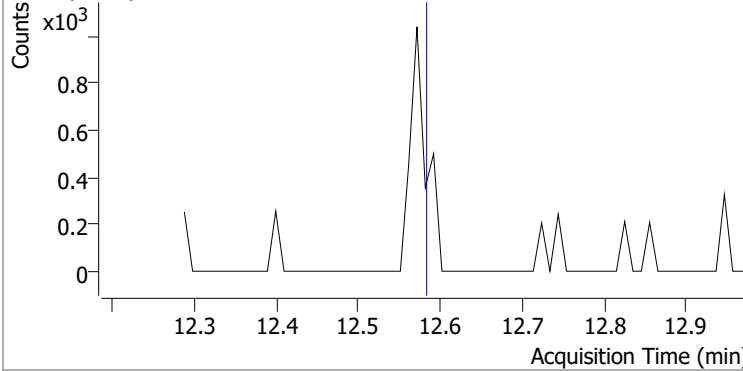
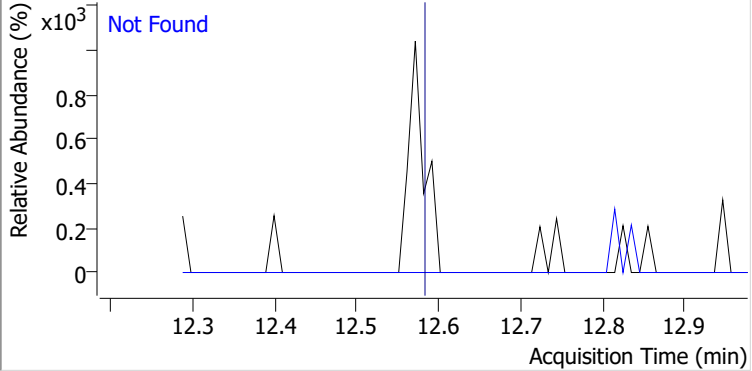
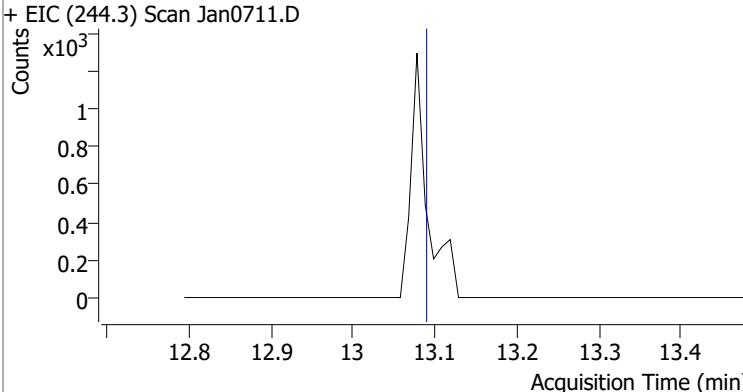
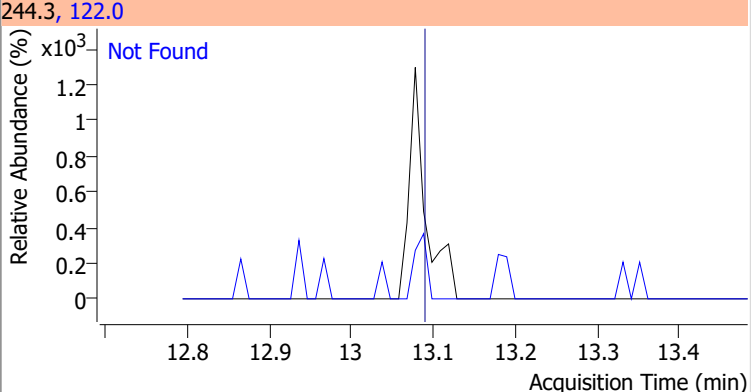
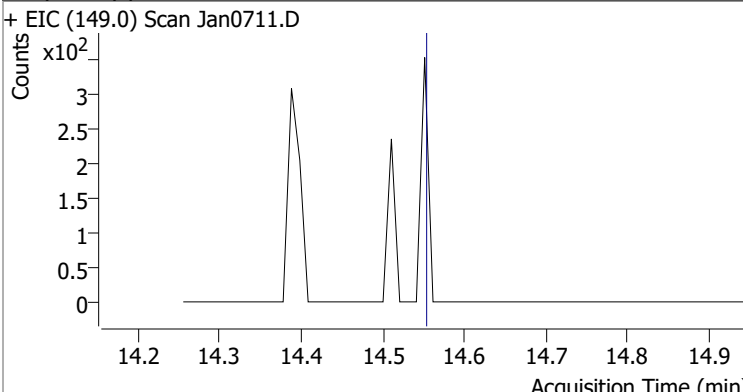
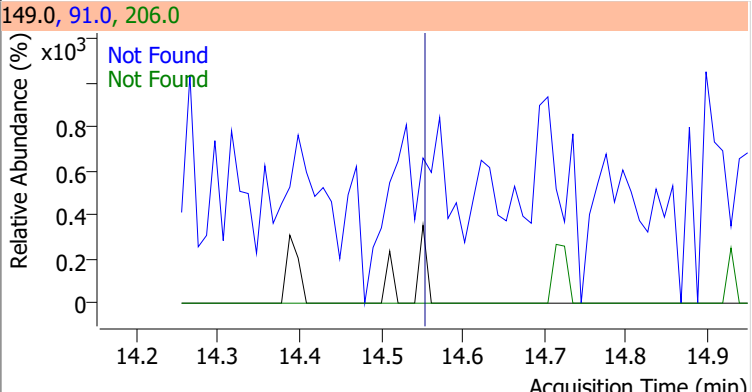
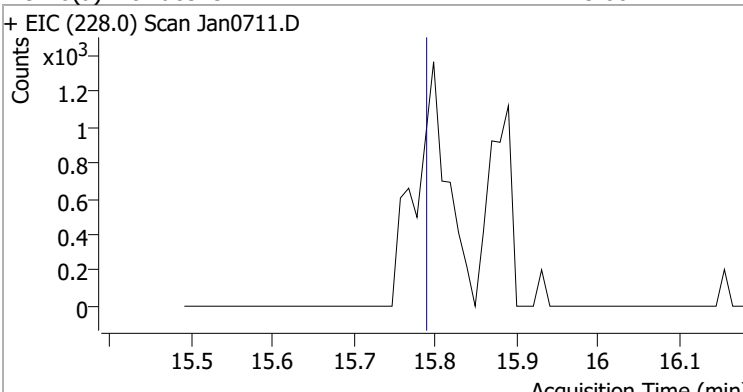
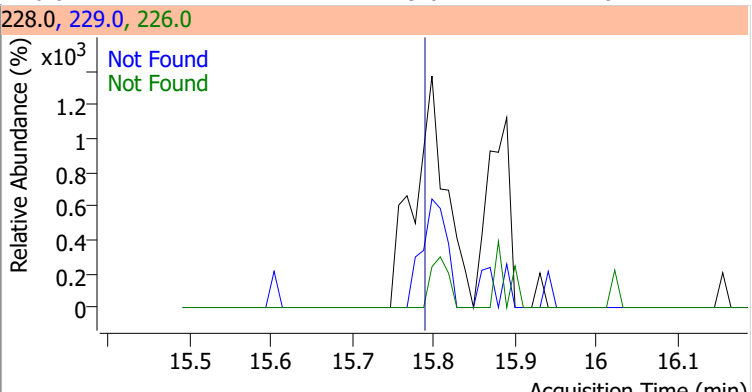
Compound	Conc.	Exp RT	QIon	Exp Ratio
Fluoranthene	N.D.	12.14	101.0	12.8



Compound	Conc.	Exp RT	QIon	Exp Ratio	QIon	Exp Ratio
Benzidine	N.D.	12.53	183.0	13.1	92.0	8.1

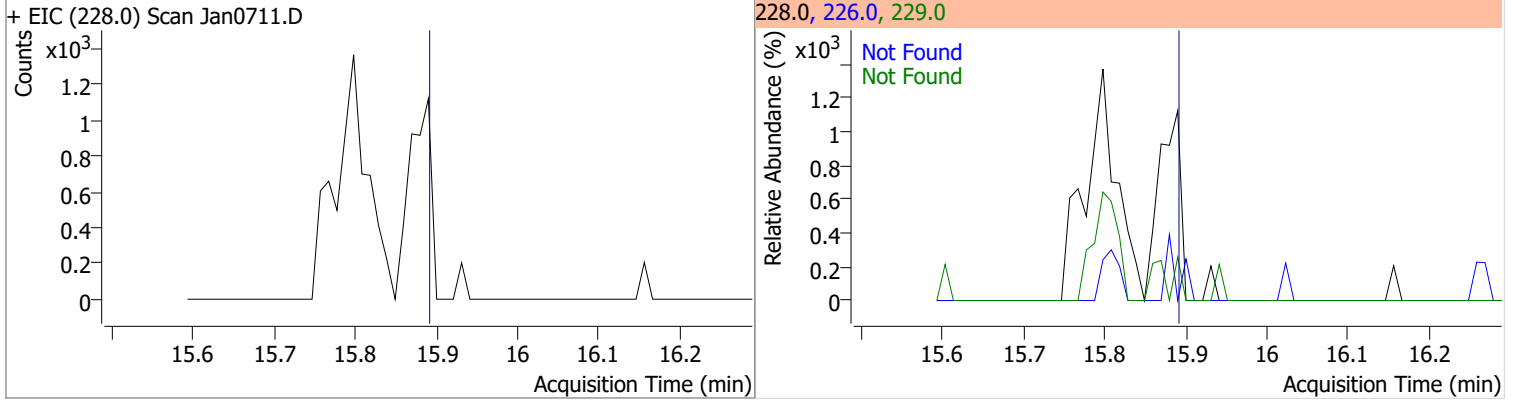


# Quantitation Results Report (QT Reviewed)

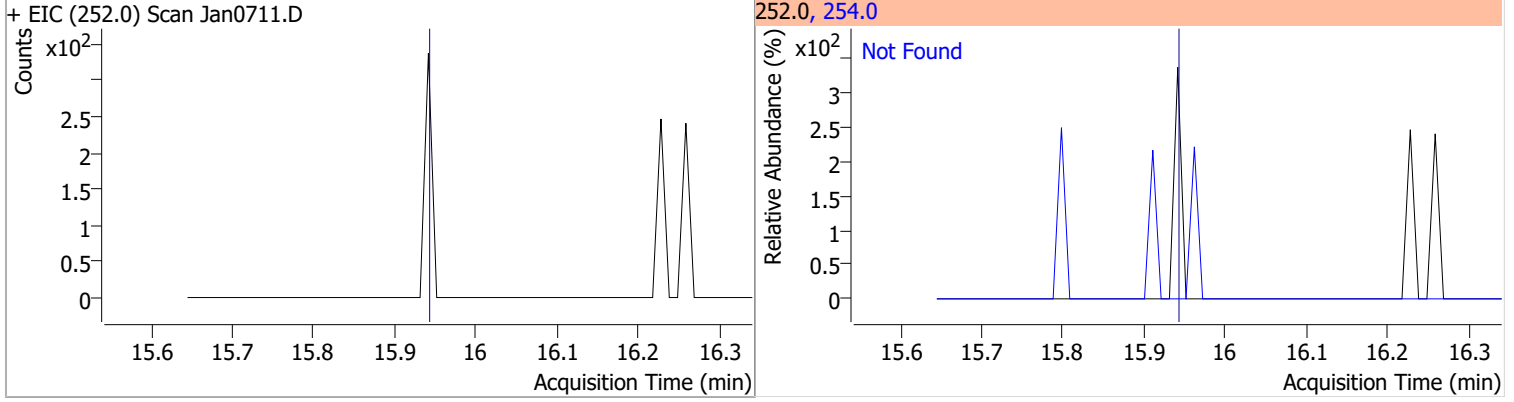
Compound	Conc.	Exp RT	QIon	Exp Ratio		
Pyrene	N.D.	12.58	101.0	14.6		
+ EIC (202.0) Scan Jan0711.D			202.0, 101.0			
						
			Not Found			
Terphenyl-d14	N.D.	13.09	122.0	14.4		
+ EIC (244.3) Scan Jan0711.D			244.3, 122.0			
						
			Not Found			
Butylbenzylphthalate	N.D.	14.56	91.0	81.7	206.0	17.9
+ EIC (149.0) Scan Jan0711.D			149.0, 91.0, 206.0			
						
			Not Found			
			Not Found			
Benzo(a)Anthracene	N.D.	15.80	226.0	27.1	229.0	21.0
+ EIC (228.0) Scan Jan0711.D			228.0, 229.0, 226.0			
						
			Not Found			
			Not Found			

# Quantitation Results Report (QT Reviewed)

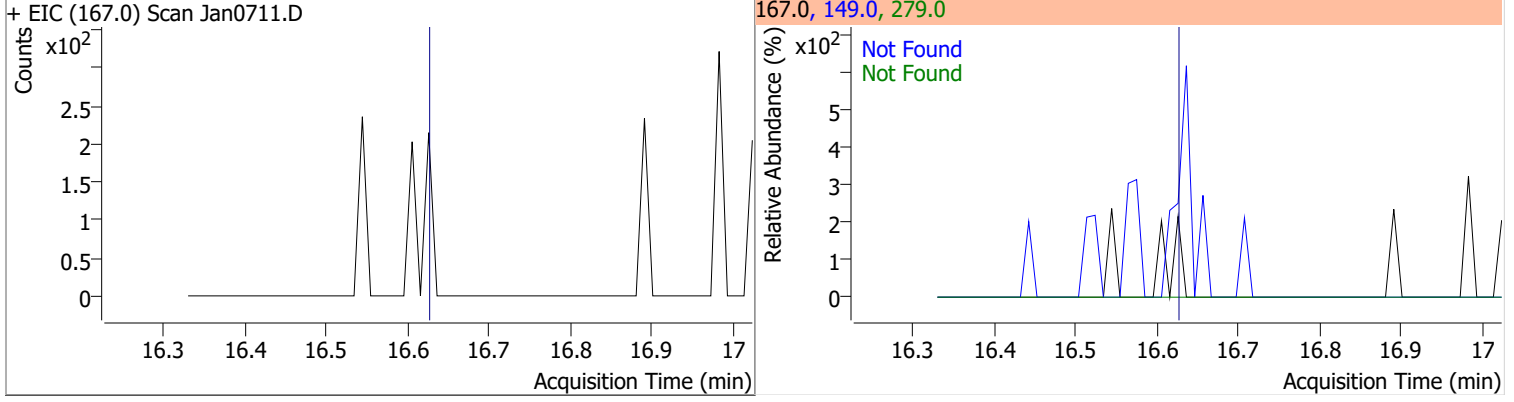
Compound	Conc.	Exp RT	QIon	Exp Ratio	QIon	Exp Ratio
Chrysene	N.D.	15.90	226.0	29.9	229.0	20.4



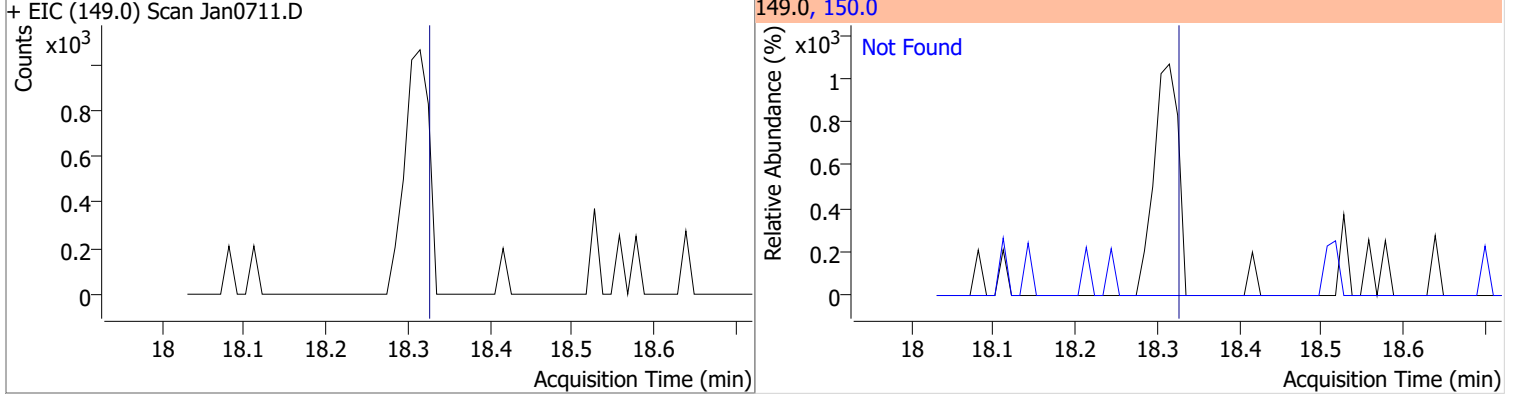
Compound	Conc.	Exp RT	QIon	Exp Ratio
3,3-Dichlorobenzidine	N.D.	15.95	254.0	64.7



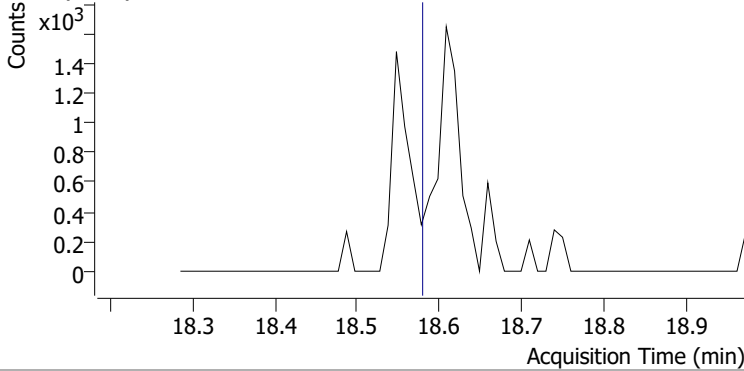
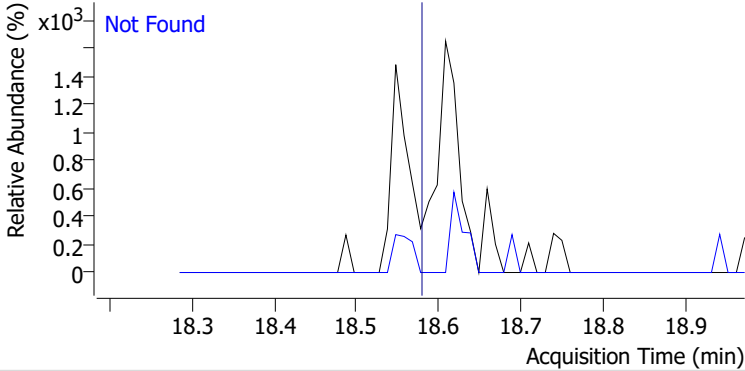
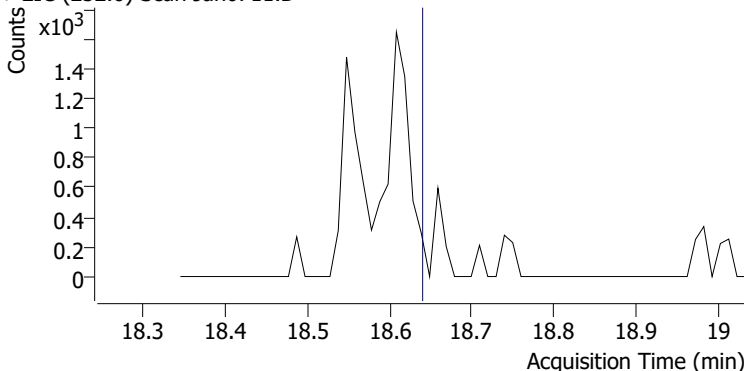
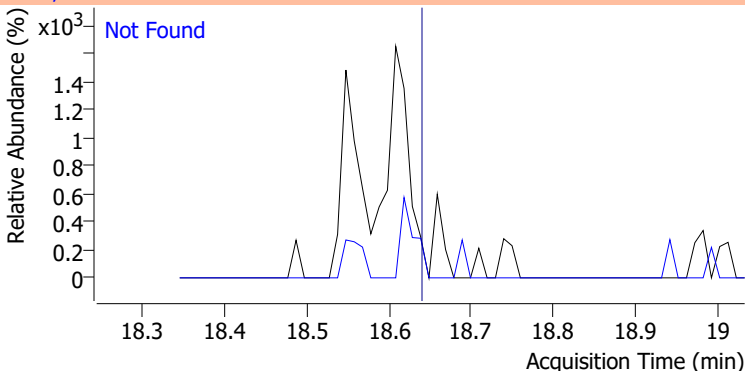
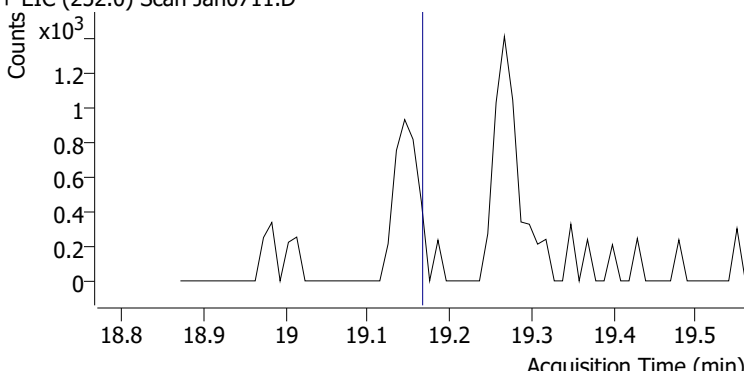
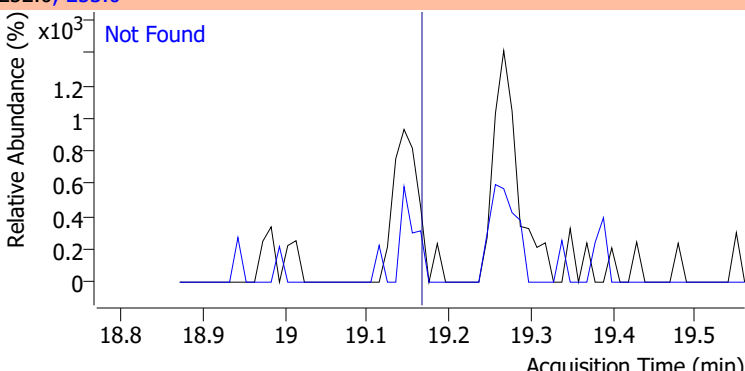
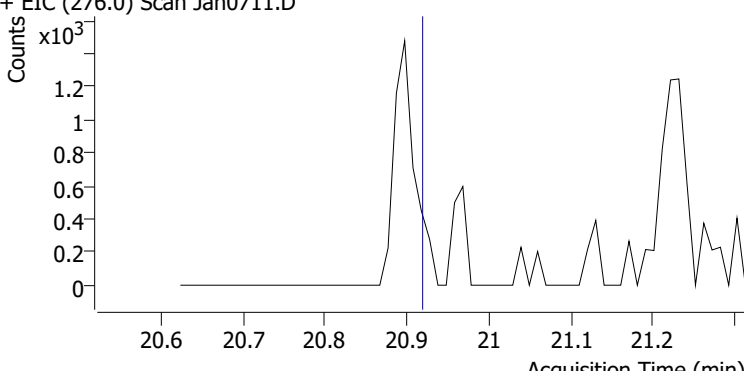
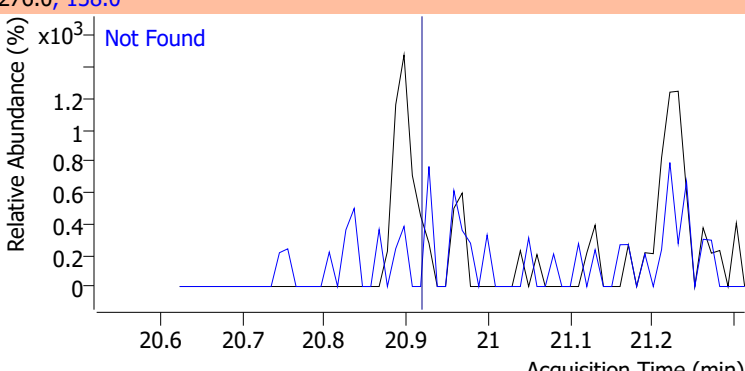
Compound	Conc.	Exp RT	QIon	Exp Ratio	QIon	Exp Ratio
bis(2-ethylhexyl)Phthalate	N.D.	16.64	149.0	397.1	279.0	15.6



Compound	Conc.	Exp RT	QIon	Exp Ratio
Di-n-octyl Phthalate	N.D.	18.32	150.0	9.5



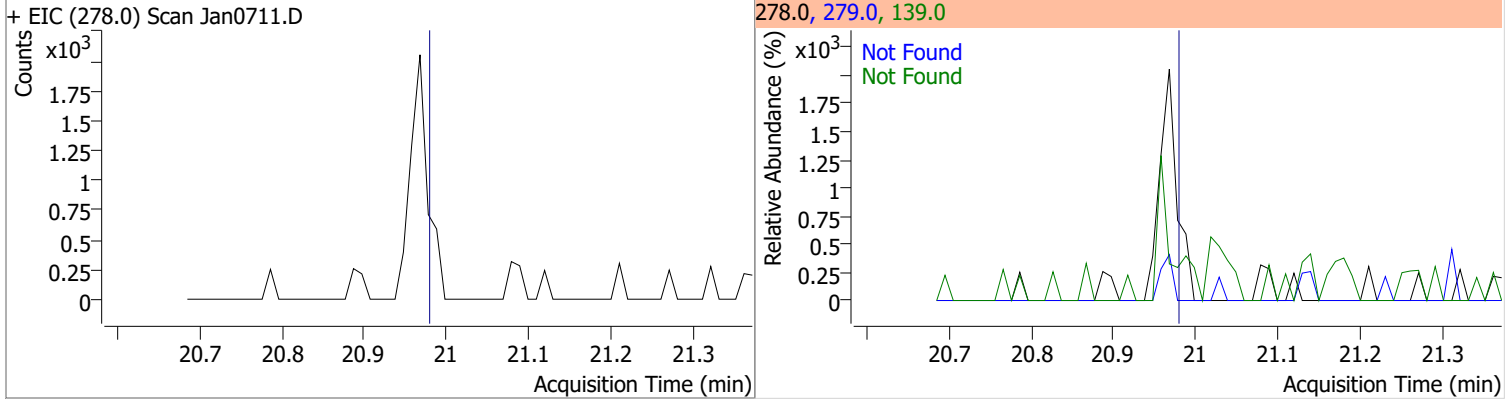
# Quantitation Results Report (QT Reviewed)

Compound	Conc.	Exp RT	QIon	Exp Ratio
Benzo(b)fluoranthene	N.D.	18.58	253.0	22.0
+ EIC (252.0) Scan Jan0711.D			252.0, 253.0	
				
Benzo(k)fluoranthene	N.D.	18.64	253.0	21.9
+ EIC (252.0) Scan Jan0711.D			252.0, 253.0	
				
Benzo(a)pyrene	N.D.	19.17	253.0	22.0
+ EIC (252.0) Scan Jan0711.D			252.0, 253.0	
				
Indeno(1,2,3-c,d)pyrene	N.D.	20.92	138.0	29.9
+ EIC (276.0) Scan Jan0711.D			276.0, 138.0	
				

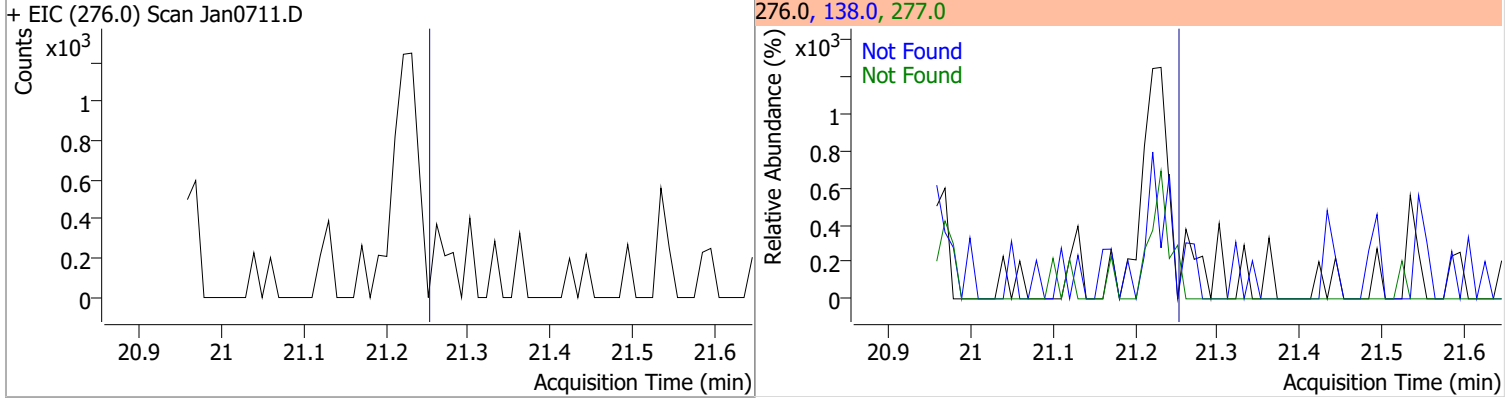


# Quantitation Results Report (QT Reviewed)

Compound	Conc.	Exp RT	QIon	Exp Ratio	QIon	Exp Ratio
Dibenzo(a,h)anthracene	N.D.	20.98	279.0	25.2	139.0	23.8

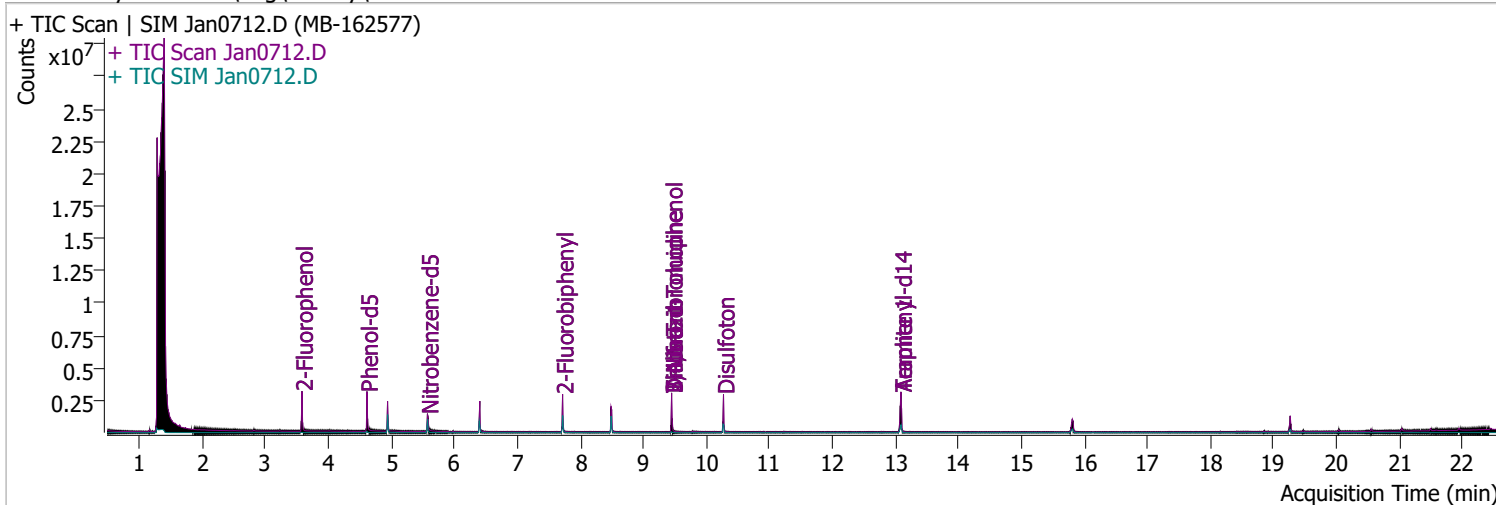


Compound	Conc.	Exp RT	QIon	Exp Ratio	QIon	Exp Ratio
Benzo(g,h,i)perylene	N.D.	21.25	138.0	32.0	277.0	23.8



# Quantitation Results Report (QT Reviewed)

Data File	Jan0712.D	Operator	LIMS import
Acq. Method	BNA+SIM.M	Acq. Date-Time	1/7/2022 6:26:50 PM
Sample Name	MB-162577	Instrument	Instrument #1
Vial	12	Multiplier	1.00
DA Method File		Comment	SVOC-8270-W-LARGO
Tune File	dftppdsm.u	Tune Date	1/7/2022 12:13:00 PM
Batch Name	010722 DoD BNA cal 1.batch.bin	Last Calib Update	1/11/2022 8:55:14 AM
Ref Library	D:\Org\Library\NIST129K.I		



Compound	RT	QIon	Resp.	Conc.	Units	Dev(Min)
----------	----	------	-------	-------	-------	----------

**Internal Standards**

**System Monitoring Compounds**

S 2-Fluorophenol	3.582	112.0	724045	99.2320	µg/L	0.000
Spiked Amount: 200.000	Range: 10.0 - 75.0%			Recovery = 49.62%		
S Phenol-d5	4.613	99.0	812579	83.5766	µg/L	-0.010
Spiked Amount: 200.000	Range: 10.0 - 65.0%			Recovery = 41.79%		
S Nitrobenzene-d5	5.573	82.0	362132	68.3512	µg/L	-0.010
Spiked Amount: 100.000	Range: 32.0 - 94.0%			Recovery = 68.35%		
S 2-Fluorobiphenyl	7.718	172.0	833764	47.7225	µg/L	0.000
Spiked Amount: 100.000	Range: 28.0 - 107.0%			Recovery = 47.72%		
S 2,4,6-Tribromophenol	9.448	329.8	231701	156.8163	µg/L	0.000
Spiked Amount: 200.000	Range: 25.0 - 140.0%			Recovery = 78.41%		
S Terphenyl-d14	13.088	244.3	1635676	97.0480	µg/L	0.000
Spiked Amount: 100.000	Range: 32.0 - 122.0%			Recovery = 97.05%		

**Target Compounds**

Compound	RT	QIon	Resp.	Conc.	Units	Dev(Min)	QValue
T N-Nitrosodimethylamine	0.000		0	N.D.			
T Pyridine	0.000		0	N.D.			
T Aniline	0.000		0	N.D.			
T Phenol	0.000		0	N.D.			
T bis(-2-Chloroethyl)Ether	0.000		0	N.D.			
T 2-Chlorophenol	0.000		0	N.D.			
T 1,3-Dichlorobenzene	0.000		0	N.D.			
T 1,4-Dichlorobenzene	0.000		0	N.D.			
T 1,2-Dichlorobenzene	0.000		0	N.D.			
T Benzyl Alcohol	0.000		0	N.D.			
T bis(2-chloroisopropyl)Ether	0.000		0	N.D.			
T 2-Methylphenol	0.000		0	N.D.			
T N-nitroso-Di-n-propylamine	5.573	70.0	0		µg/L	md	1
T 4Methylphenol/3Methylphenol	0.000		0	N.D.			
T Hexachloroethane	0.000		0	N.D.			

# Quantitation Results Report (QT Reviewed)

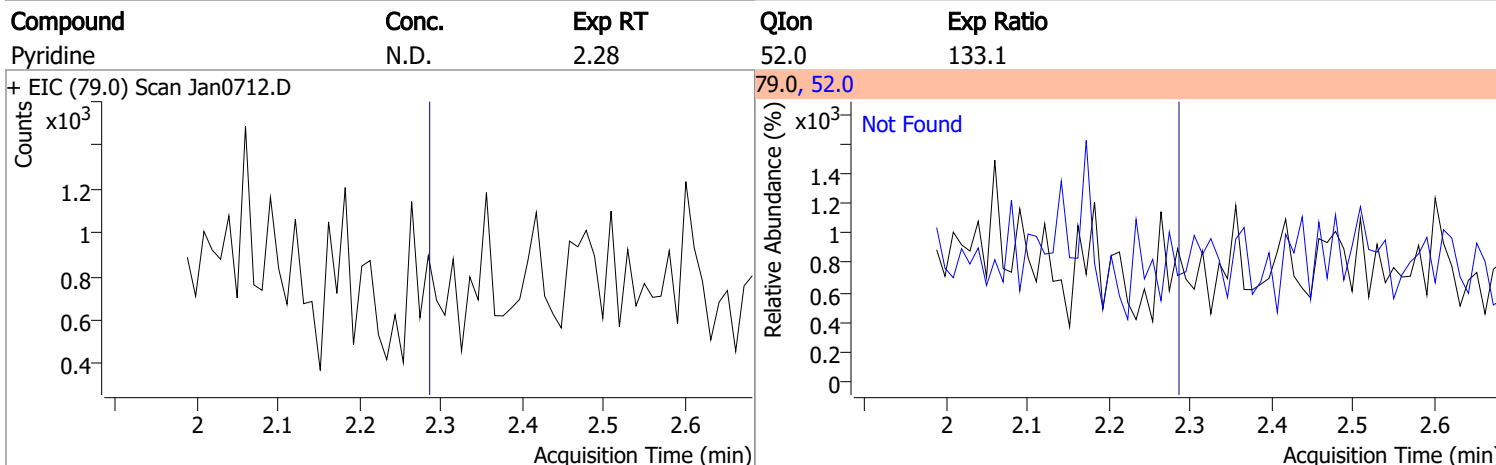
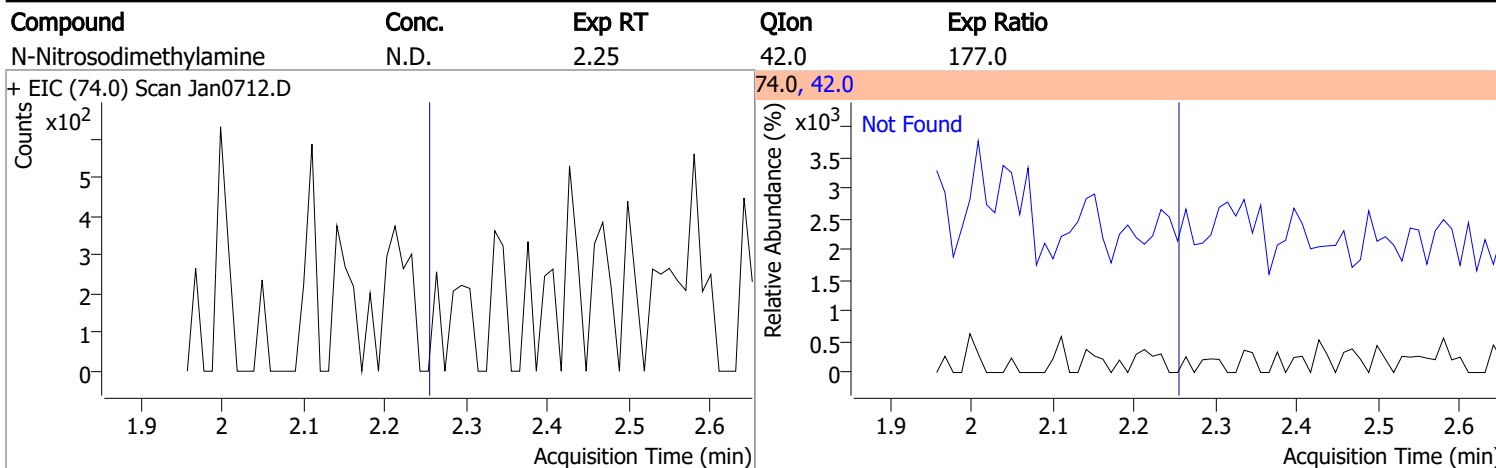
Compound	RT	QIon	Resp.	Conc.	Units	Dev(Min)
T Nitrobenzene	0.000		0	N.D.		
T Isophorone	0.000		0	N.D.		
T 2-Nitrophenol	0.000		0	N.D.		
T 2,4-Dimethylphenol	0.000		0	N.D.		
T bis(-2-Chloroethoxy)Methane	0.000		0	N.D.		
T Benzoic Acid	0.000		0	N.D.		
T 2,4-Dichlorophenol	0.000		0	N.D.		
T 1,2,4-Trichlorobenzene	0.000		0	N.D.		
T Naphthalene	0.000		0	N.D.		
T 4-Chlorophenol	0.000		0	N.D.		
T p-Chloroaniline	0.000		0	N.D.		
T Hexachlorobutadiene	0.000		0	N.D.		
T 4-Chloro-2-Methylphenol	0.000		0	N.D.		
T 4-Chloro-3-Methylphenol	0.000		0	N.D.		
T 2-Methylnaphthalene	0.000		0	N.D.		
T 1-Methylnaphthalene	0.000		0	N.D.		
T Hexachlorocyclopentadiene	0.000		0	N.D.		
T 2,4,6-Trichlorophenol	0.000		0	N.D.		
T 2,4,5-Trichlorophenol	0.000		0	N.D.		
T 2-Chloronaphthalene	0.000		0	N.D.		
T 2-Nitroaniline	0.000		0	N.D.		
T Dimethyl Phthalate	8.497	163.0	0		µg/L md	1
T 2,6-Dinitrotoluene	8.486	165.0	0		µg/L md	1
T Acenaphthylene	0.000		0	N.D.		
T 3-Nitroaniline	0.000		0	N.D.		
T Acenaphthene	0.000		0	N.D.		
T 2,4-Dinitrophenol	0.000		0	N.D.		
T Dibenzofuran	0.000		0	N.D.		
T 2,4-Dinitrotoluene	0.000		0	N.D.		
T 4-Nitrophenol	0.000		0	N.D.		
T Diethylphthalate	0.000		0	N.D.		
T Fluorene	0.000		0	N.D.		
T 4-Chlorophenyl-phenylether	0.000		0	N.D.		
T 4-Nitroaniline	0.000		0	N.D.		
T 4,6-Dinitro-2-methylphenol	0.000		0	N.D.		
T N-nitrosodiphenylamine	0.000		0	N.D.		
T Azobenzene	0.000		0	N.D.		
T 4-Bromophenyl-phenylether	0.000		0	N.D.		
T Hexachlorobenzene	0.000		0	N.D.		
T Pentachlorophenol	0.000		0	N.D.		
T Phenanthrene	0.000		0	N.D.		
T Anthracene	0.000		0	N.D.		
T Triallate	0.000		0	N.D.		
T Carbazole	0.000		0	N.D.		
T o-Terphenyl	0.000		0	N.D.		
T Di-n-Butylphthalate	0.000		0	N.D.		
T Fluoranthene	0.000		0	N.D.		
T Benzidine	0.000		0	N.D.		
T Pyrene	0.000		0	N.D.		
T Butylbenzylphthalate	0.000		0	N.D.		
T Benzo(a)Anthracene	0.000		0	N.D.		
T Chrysene	0.000		0	N.D.		
T 3,3-Dichlorobenzidine	0.000		0	N.D.		
T bis(2-ethylhexyl)Phthalate	0.000		0	N.D.		
T Di-n-octyl Phthalate	0.000		0	N.D.		

# Quantitation Results Report (QT Reviewed)

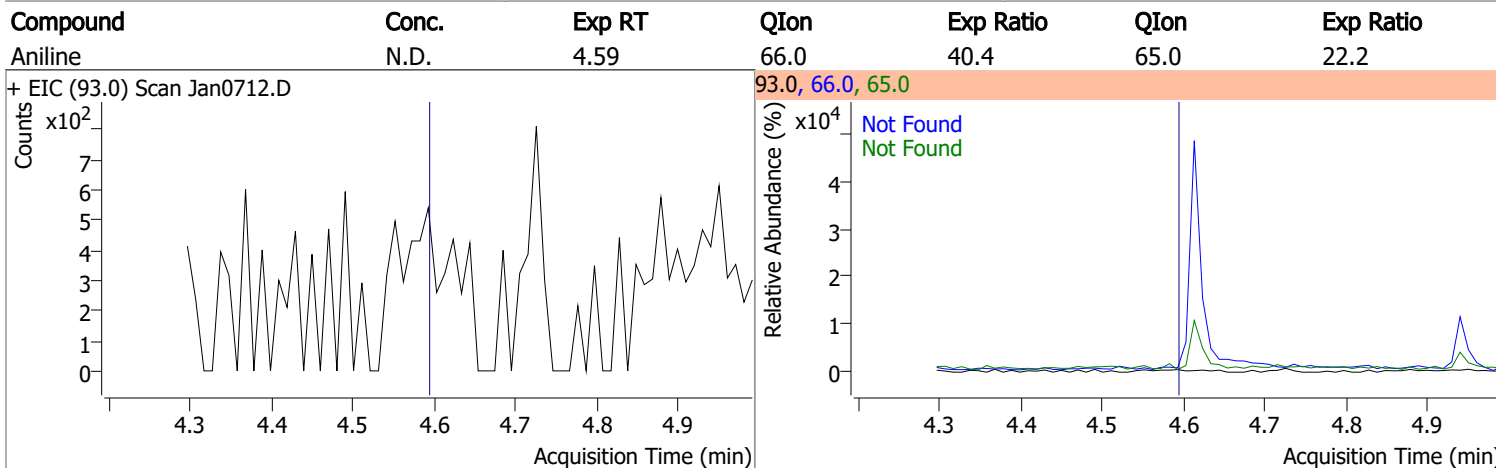
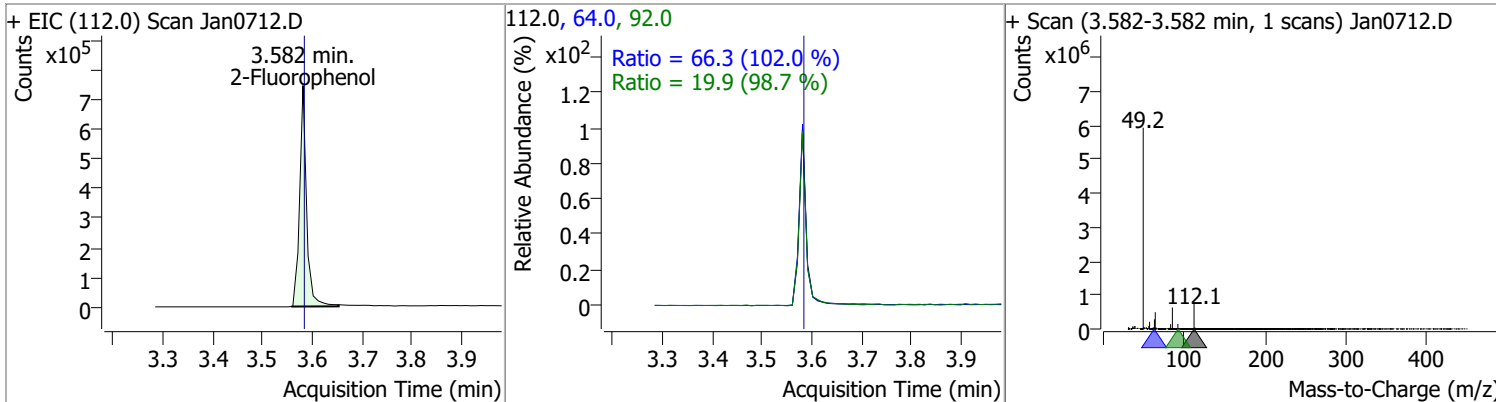
Compound	RT	QIon	Resp.	Conc.	Units	Dev(Min)
T Benzo(b)fluoranthene	0.000		0	N.D.		
T Benzo(k)fluoranthene	0.000		0	N.D.		
T Benzo(a)pyrene	0.000		0	N.D.		
T Indeno(1,2,3-c,d)pyrene	0.000		0	N.D.		
T Dibenzo(a,h)anthracene	0.000		0	N.D.		
T Benzo(g,h,i)perylene	0.000		0	N.D.		

(#) = Qualifier Out of Range; (m) = Manual Integration; (+) = Area Summed; (\*) = Surrogate Percent Recovery Out of Range; (d): Zeroed Peak

# Quantitation Results Report (QT Reviewed)

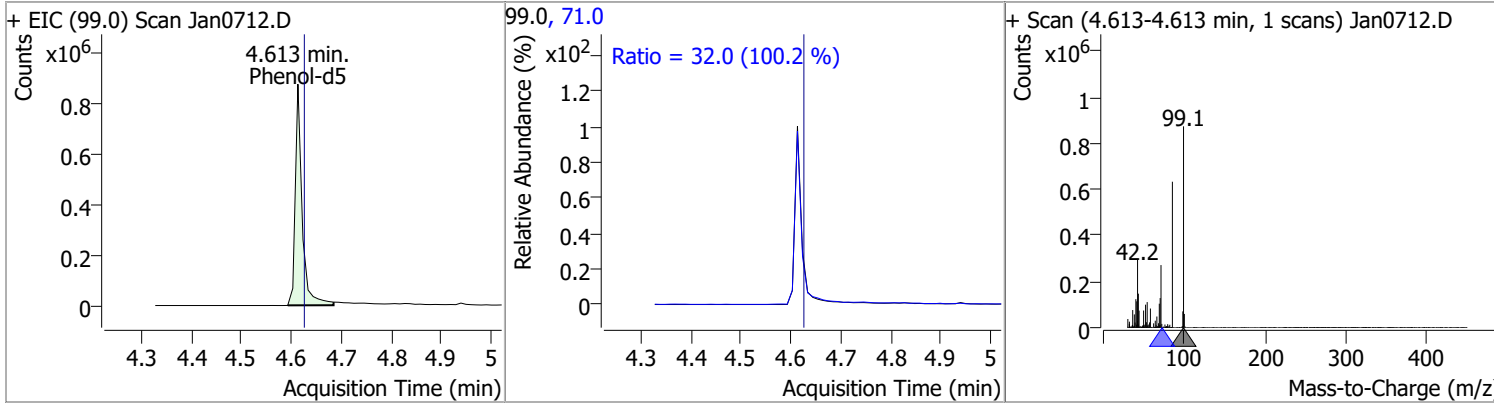


Compound	Conc.	RT	Dev(Min)	Resp.	QIon	QRatio	Lower	Upper
2-Fluorophenol	99.2320	3.58	0.00	724045	64.0	66.3	45.5	84.5
					92.0	19.9	14.1	26.2

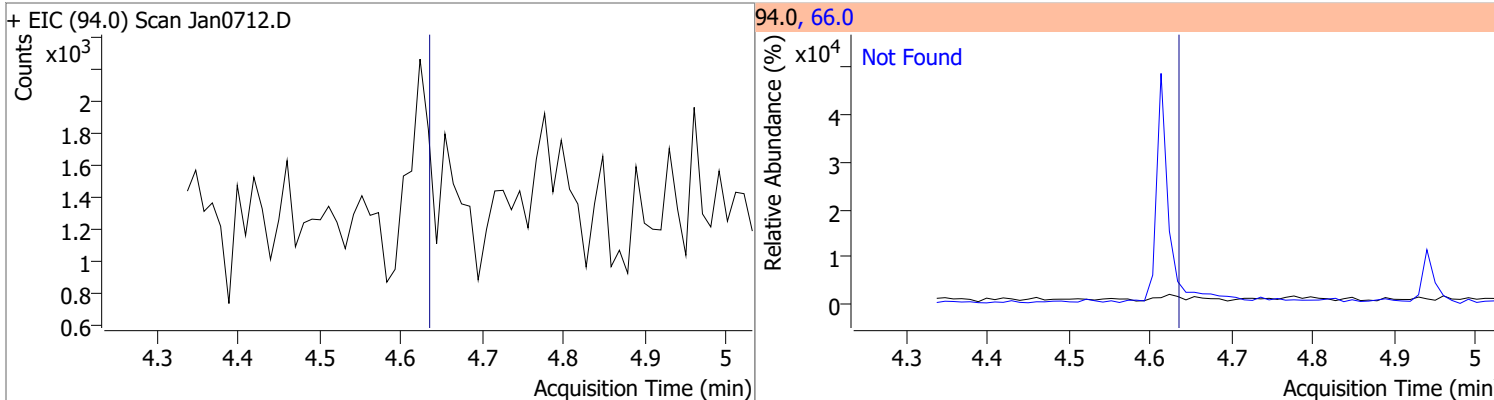


# Quantitation Results Report (QT Reviewed)

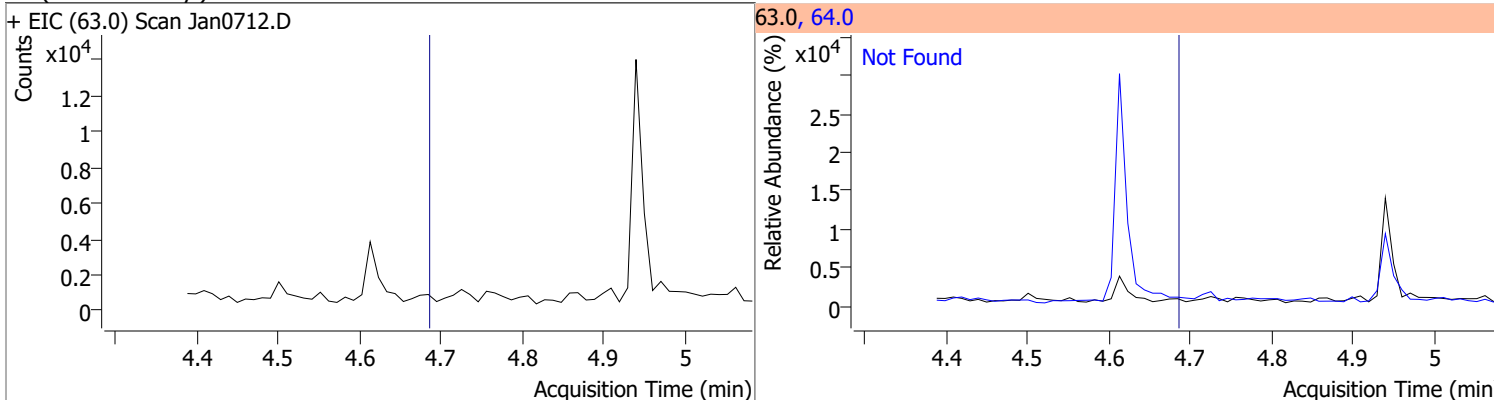
Compound	Conc.	RT	Dev(Min)	Resp.	QIon	QRatio	Lower	Upper
Phenol-d5	83.5766	4.61	-0.01	812579	71.0	32.0	22.3	41.5



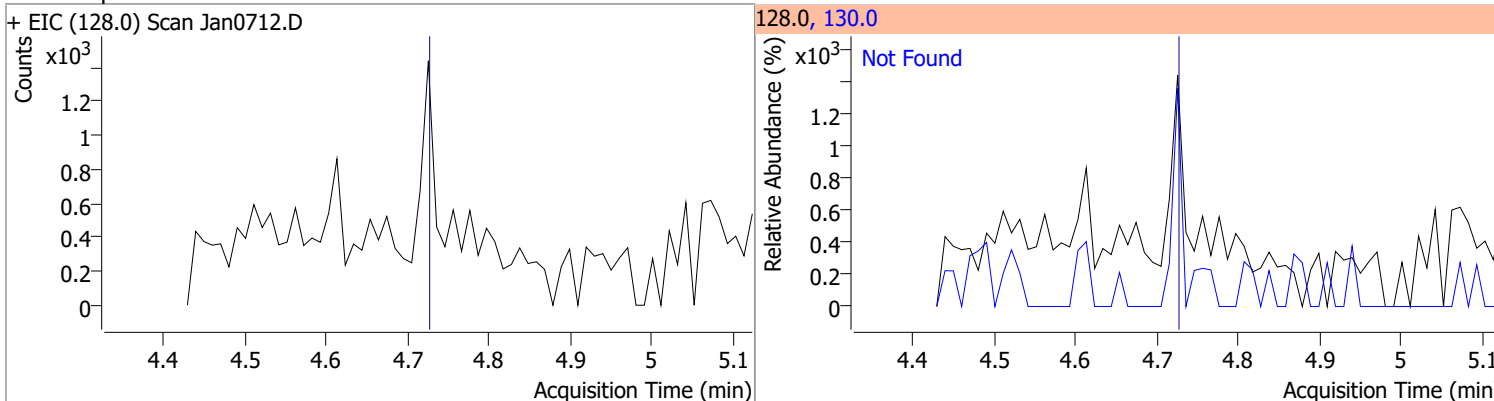
Compound	Conc.	Exp RT	QIon	Exp Ratio
Phenol	N.D.	4.63	66.0	44.7



Compound	Conc.	Exp RT	QIon	Exp Ratio
bis(-2-Chloroethyl)Ether	N.D.	4.68	64.0	3.3

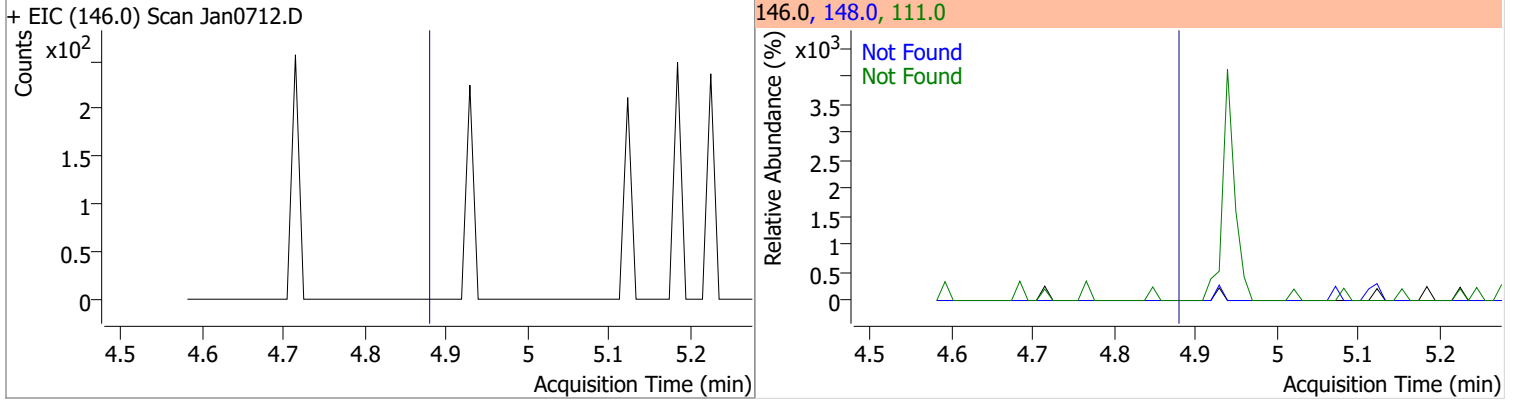


Compound	Conc.	Exp RT	QIon	Exp Ratio
2-Chlorophenol	N.D.	4.73	130.0	32.0

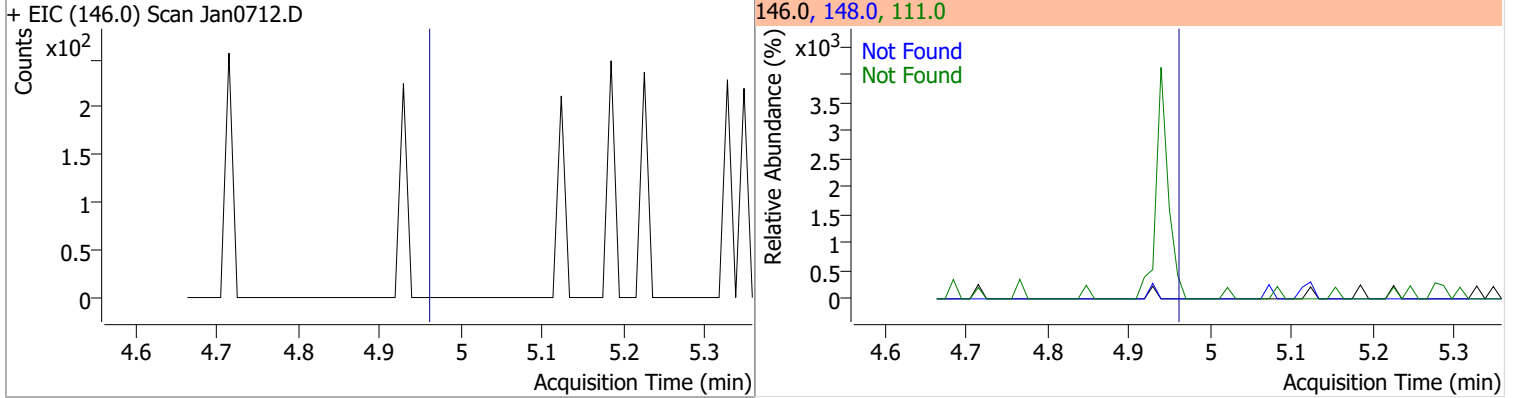


# Quantitation Results Report (QT Reviewed)

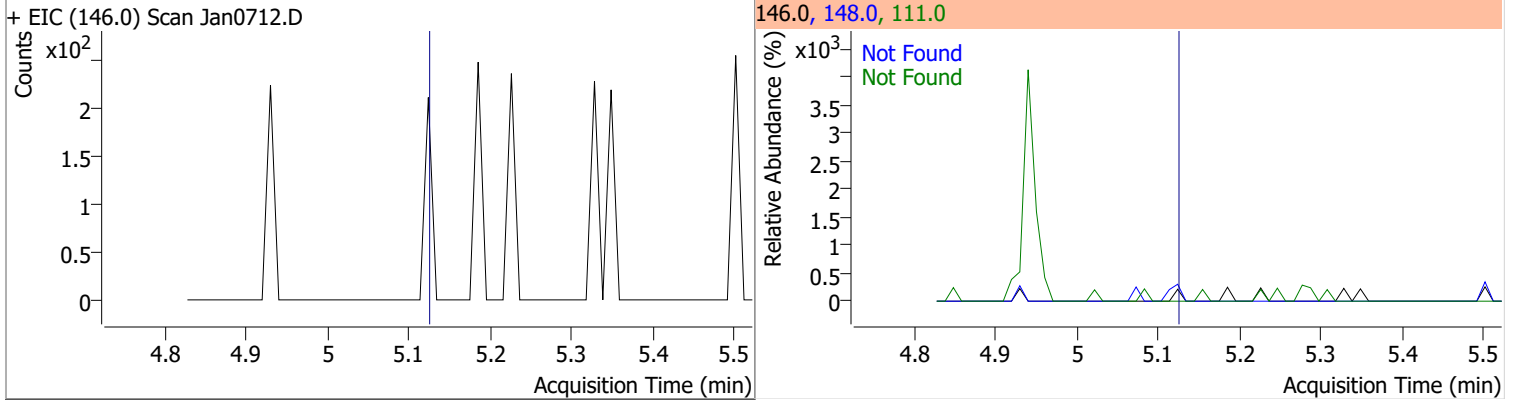
Compound	Conc.	Exp RT	QIon	Exp Ratio	QIon	Exp Ratio
1,3-Dichlorobenzene	N.D.	4.88	148.0	62.6	111.0	35.4



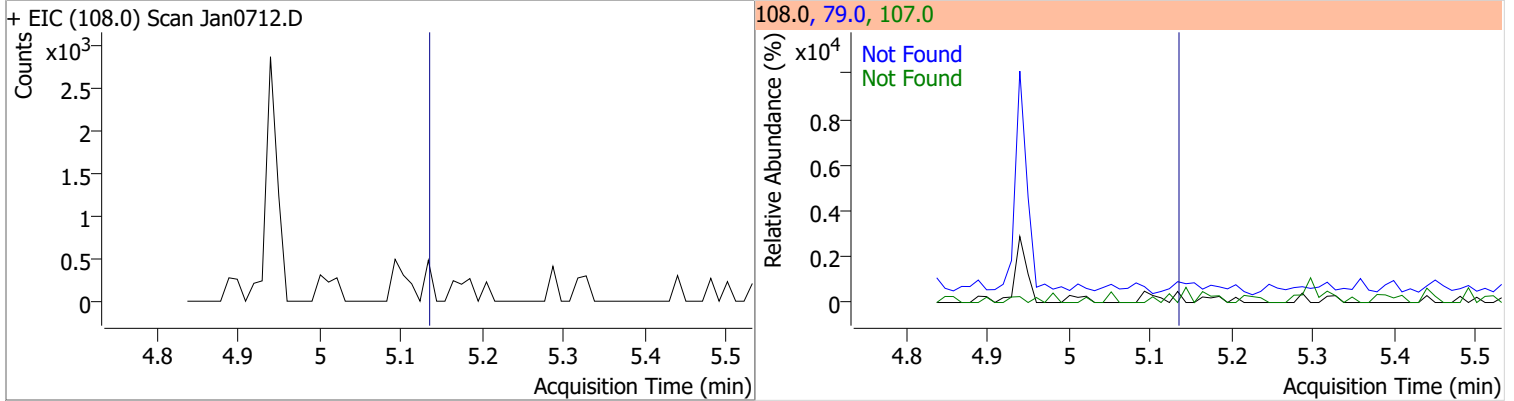
Compound	Conc.	Exp RT	QIon	Exp Ratio	QIon	Exp Ratio
1,4-Dichlorobenzene	N.D.	4.96	148.0	64.4	111.0	35.2



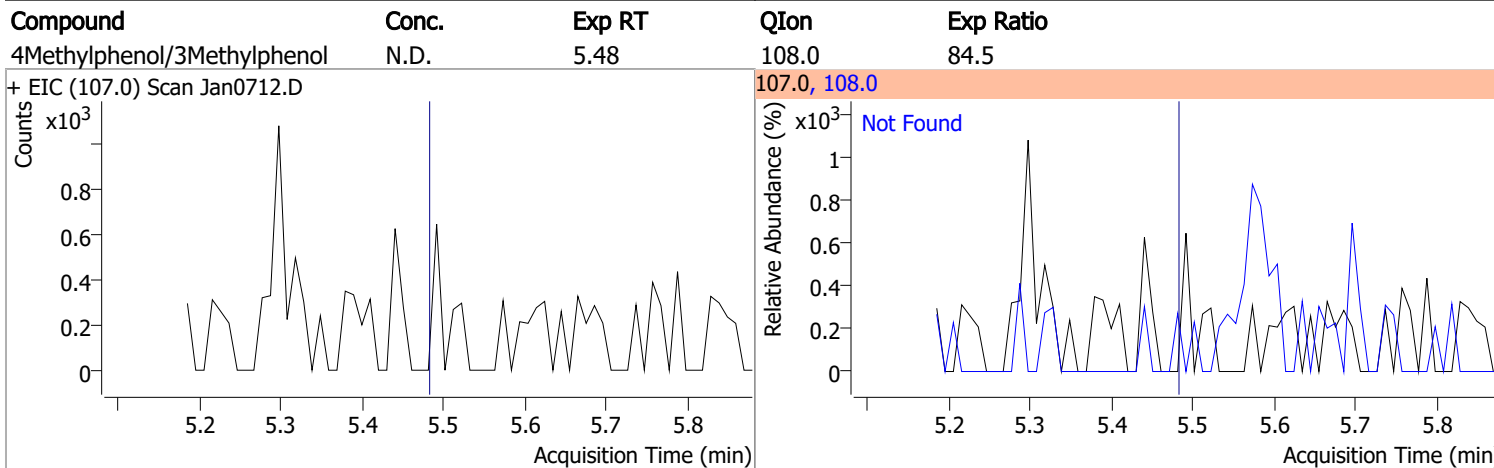
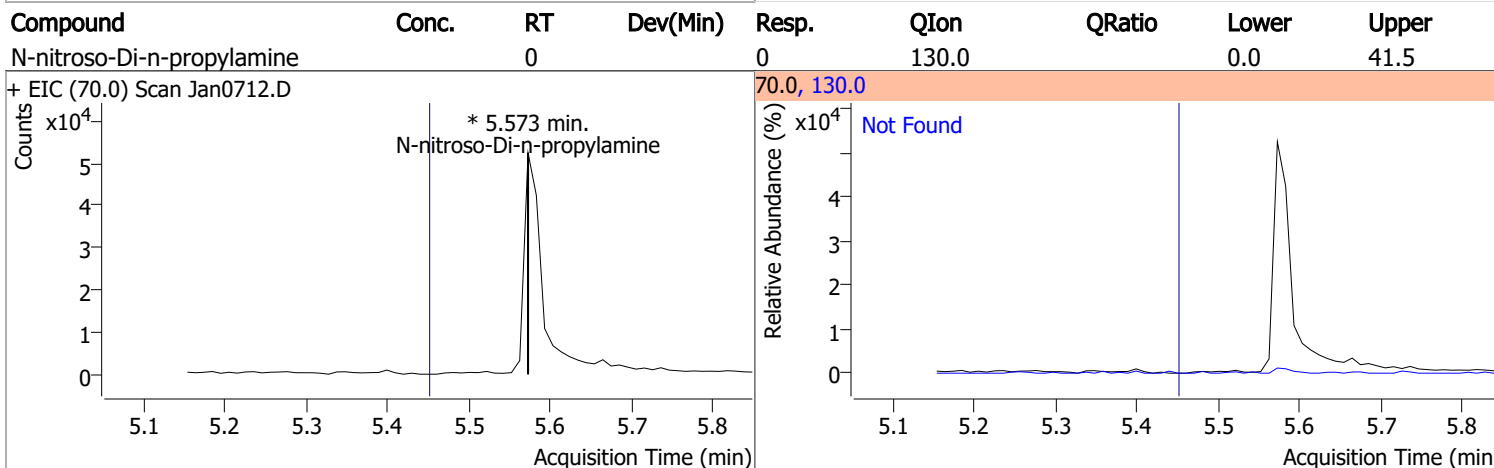
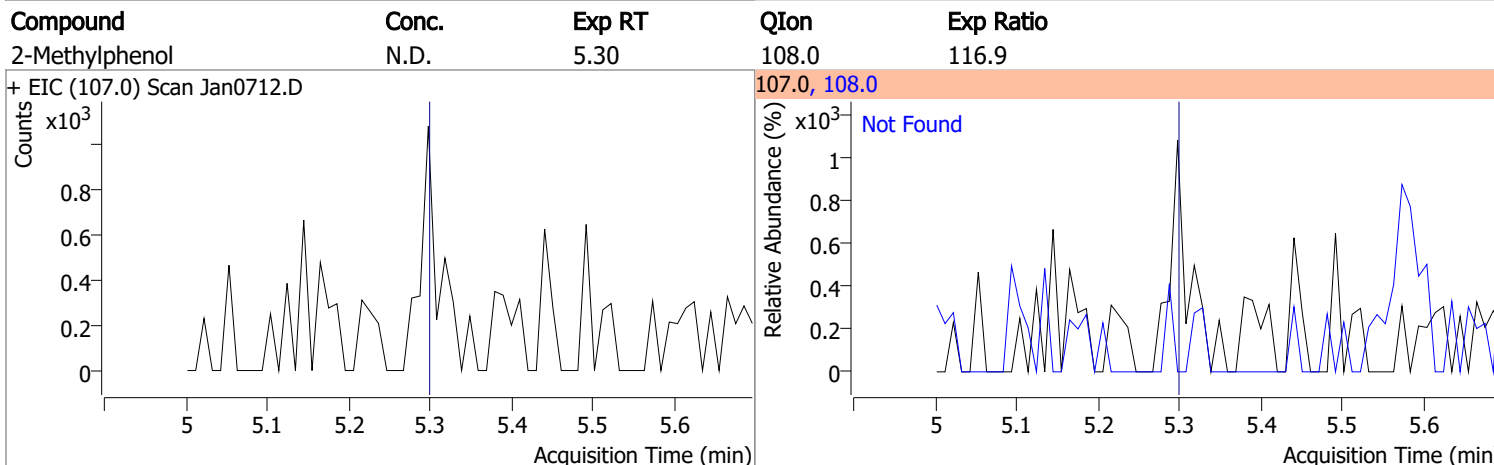
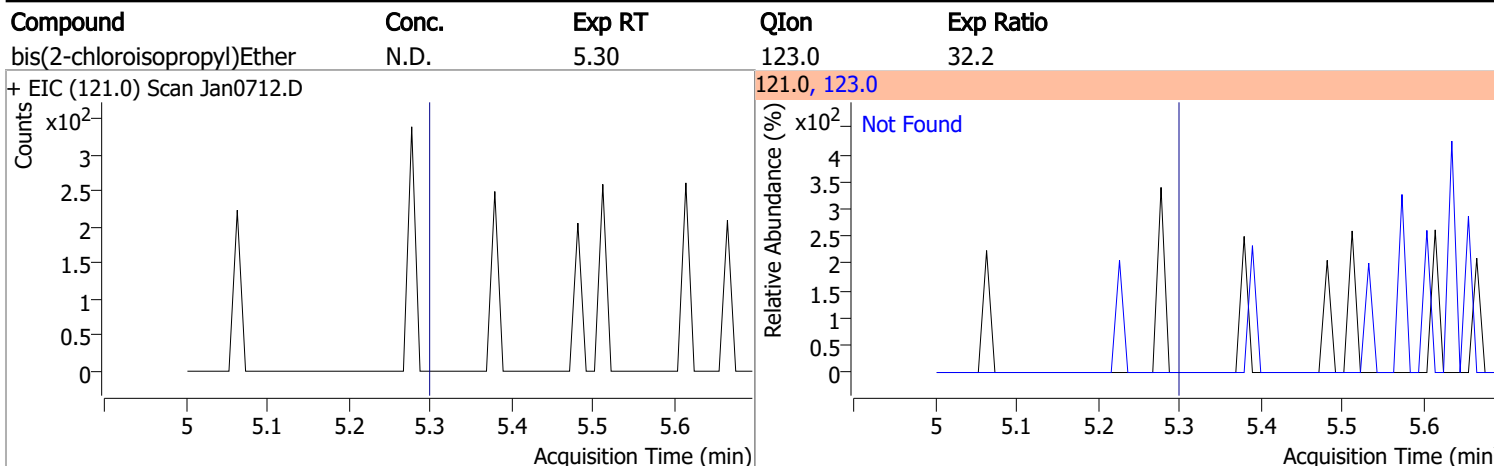
Compound	Conc.	Exp RT	QIon	Exp Ratio	QIon	Exp Ratio
1,2-Dichlorobenzene	N.D.	5.12	148.0	64.5	111.0	37.8



Compound	Conc.	Exp RT	QIon	Exp Ratio	QIon	Exp Ratio
Benzyl Alcohol	N.D.	5.13	79.0	115.5	107.0	71.0



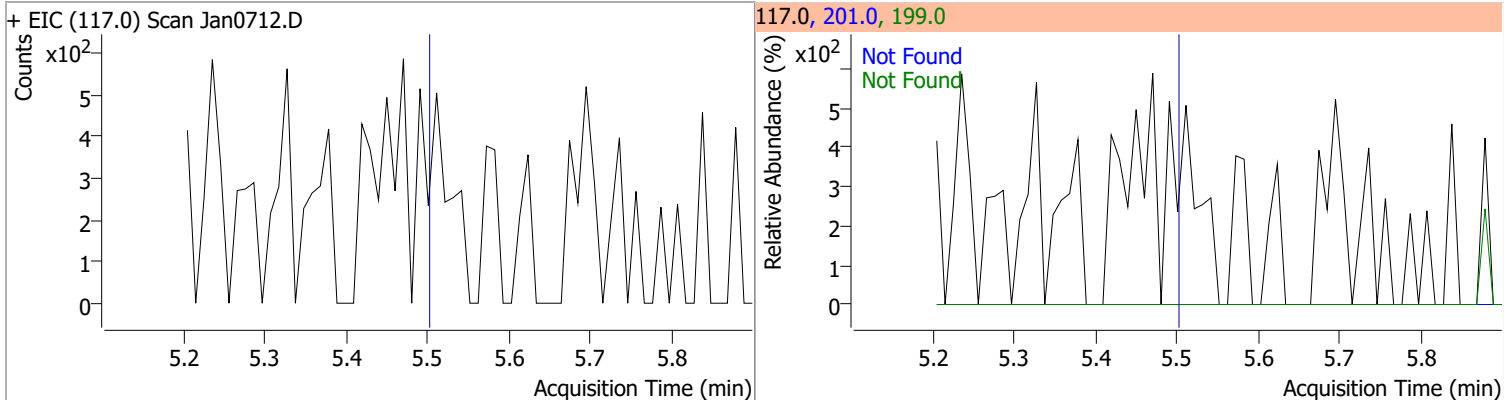
# Quantitation Results Report (QT Reviewed)



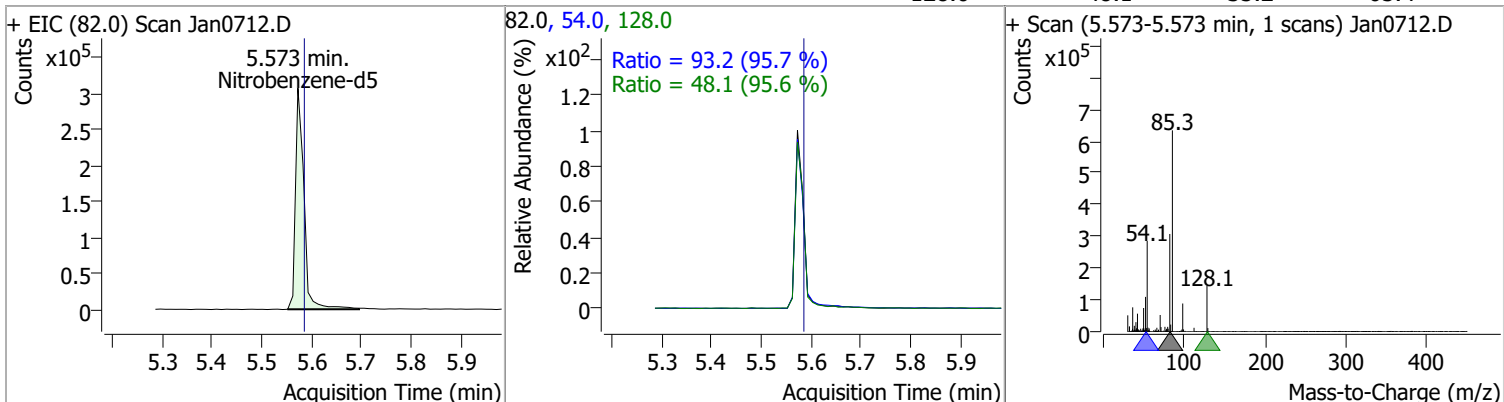


# Quantitation Results Report (QT Reviewed)

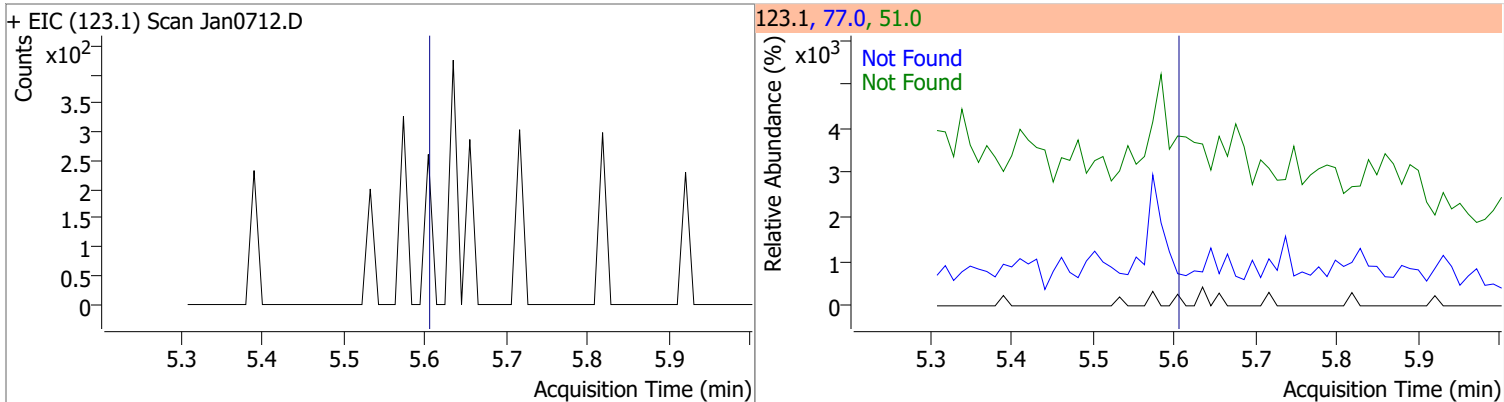
Compound	Conc.	Exp RT	QIon	Exp Ratio	QIon	Exp Ratio
Hexachloroethane	N.D.	5.50	201.0	93.2	199.0	57.2



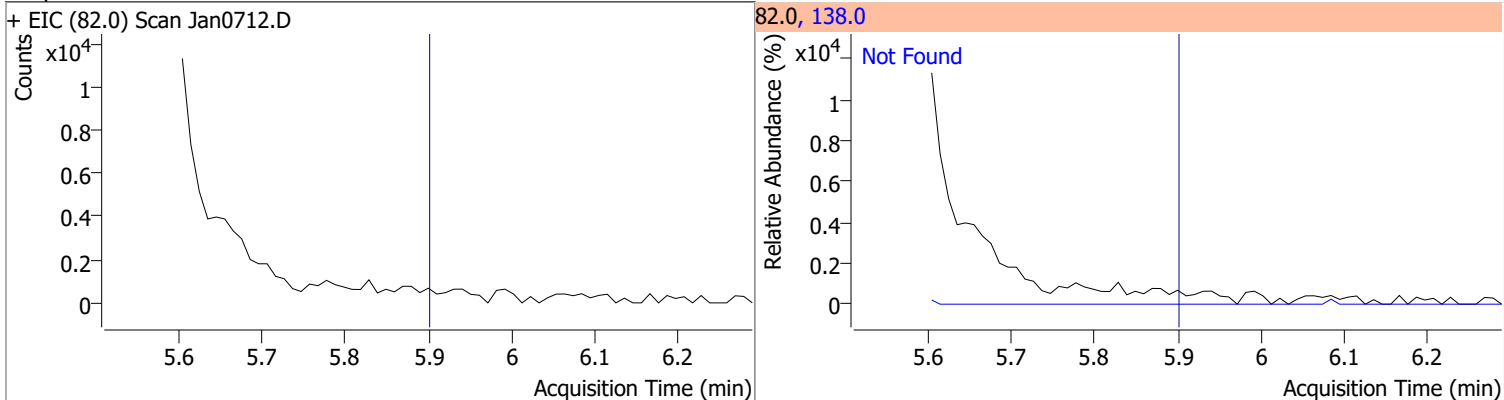
Compound	Conc.	RT	Dev(Min)	Resp.	QIon	QRatio	Lower	Upper
Nitrobenzene-d5	68.3512	5.57	-0.01	362132	54.0	93.2	68.2	126.6
					128.0	48.1	35.2	65.4



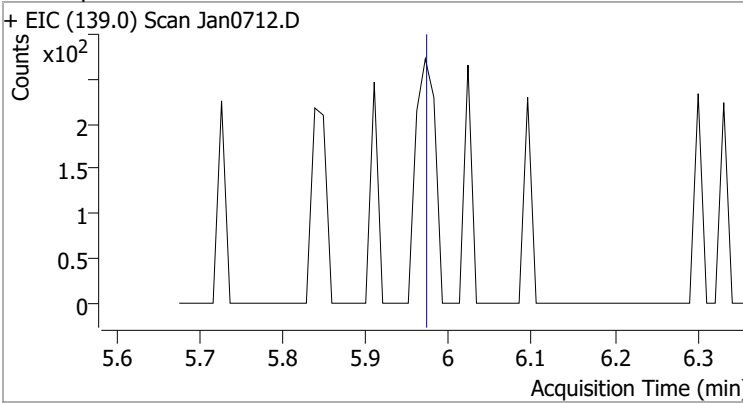
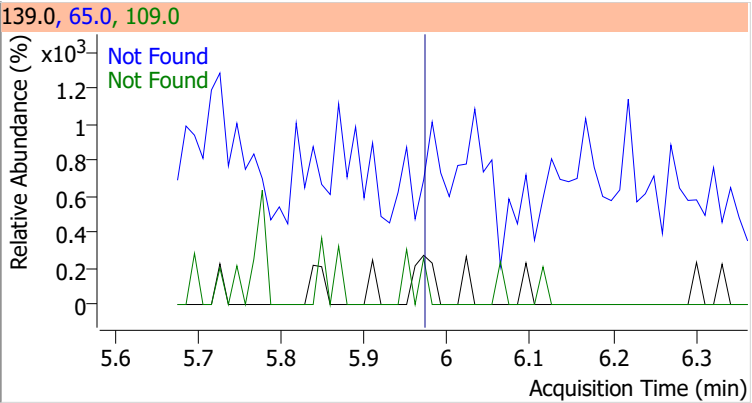
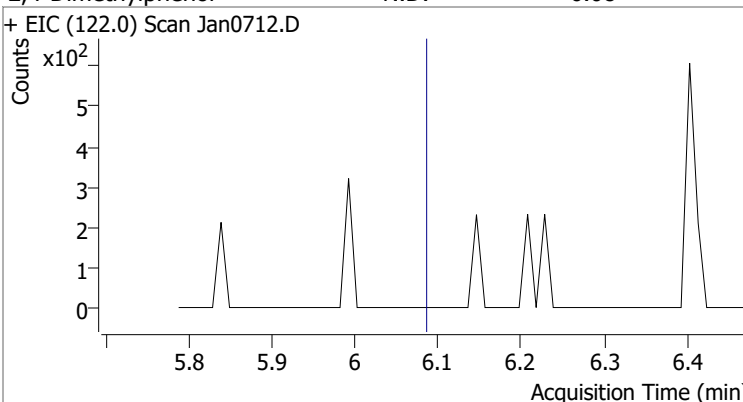
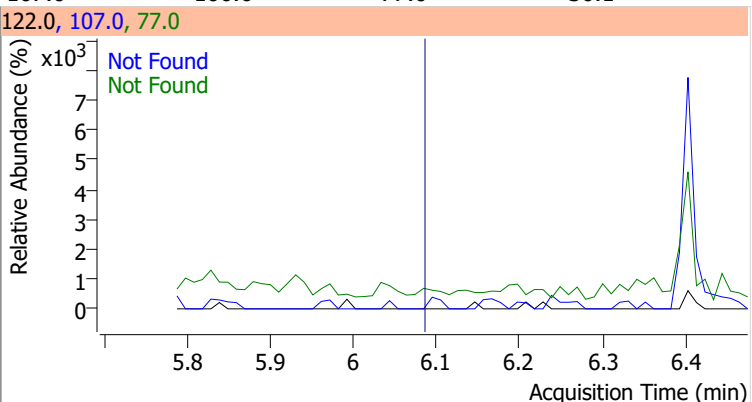
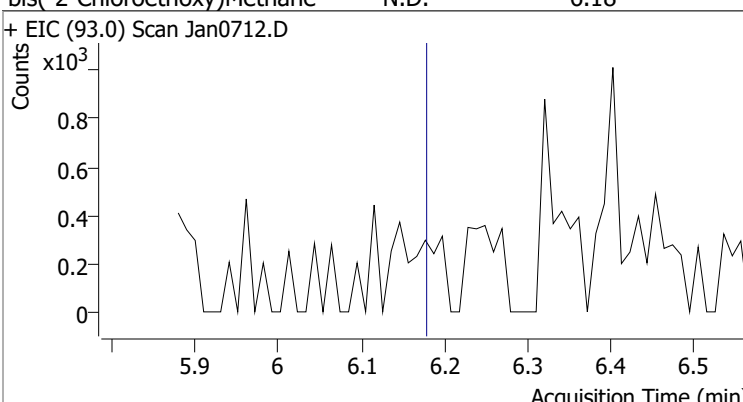
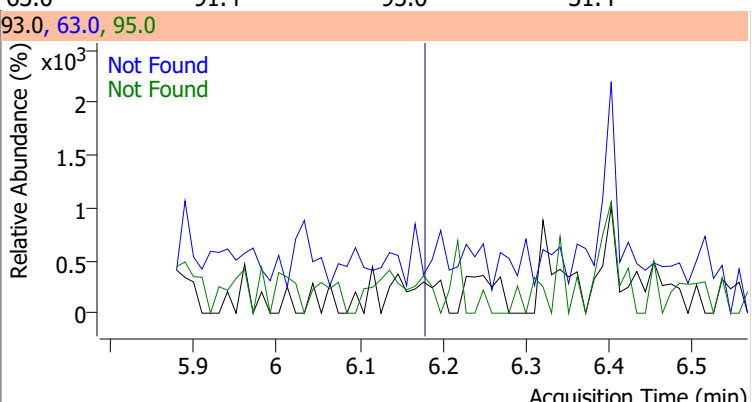
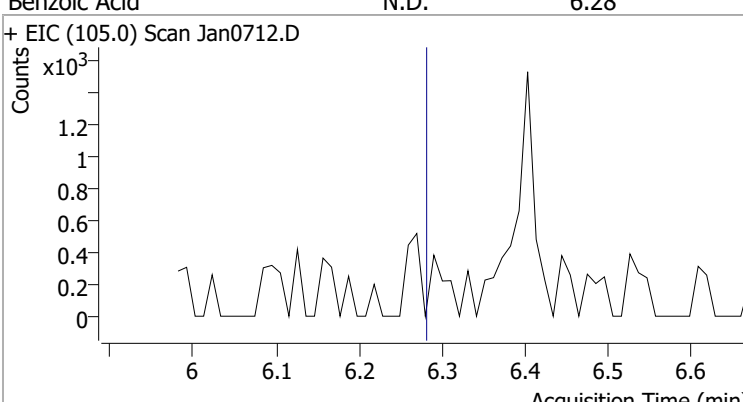
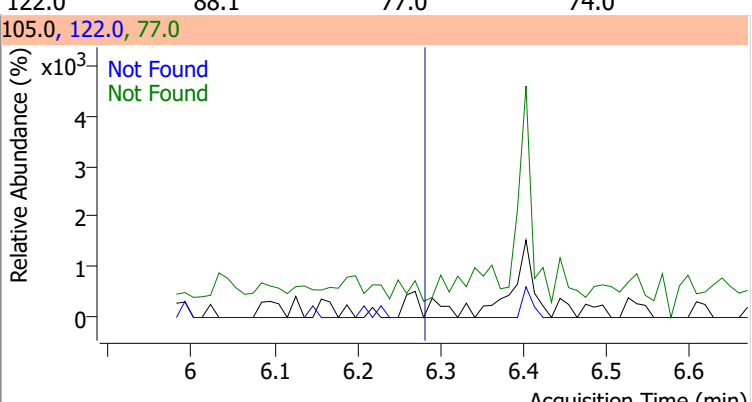
Compound	Conc.	Exp RT	QIon	Exp Ratio	QIon	Exp Ratio
Nitrobenzene	N.D.	5.60	77.0	186.4	51.0	186.0



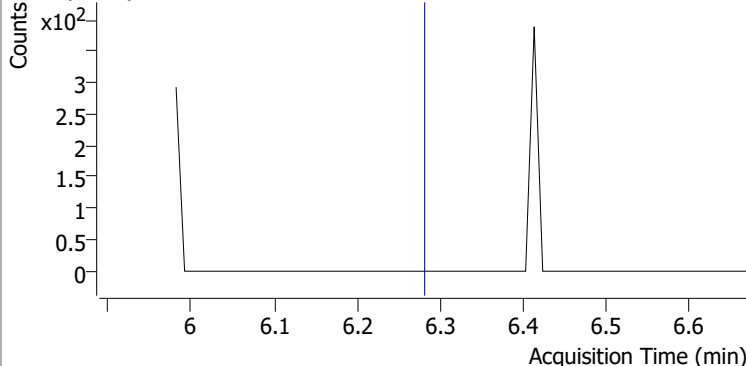
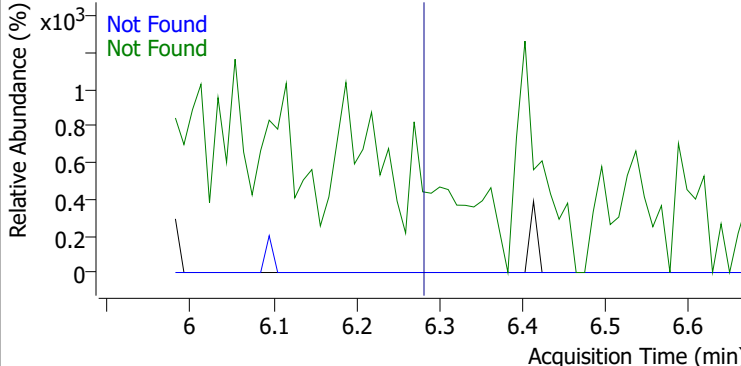
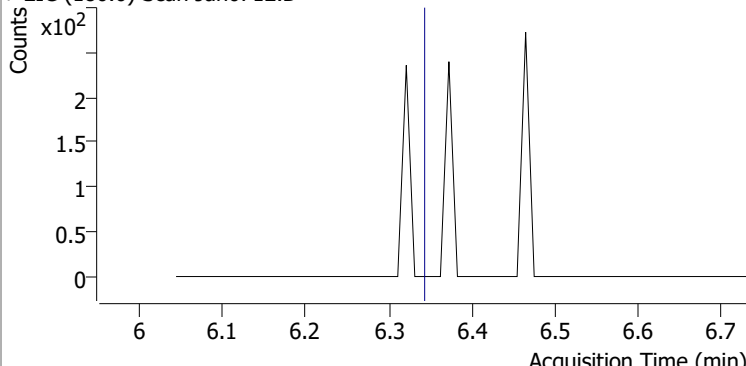
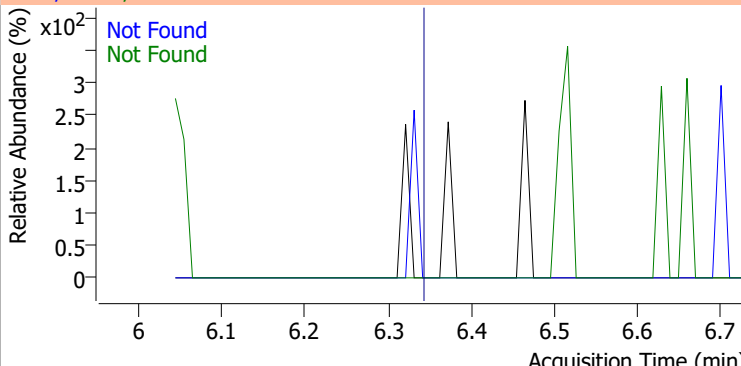
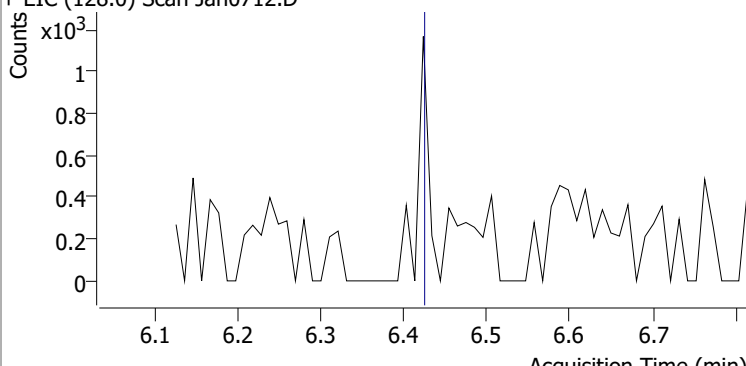
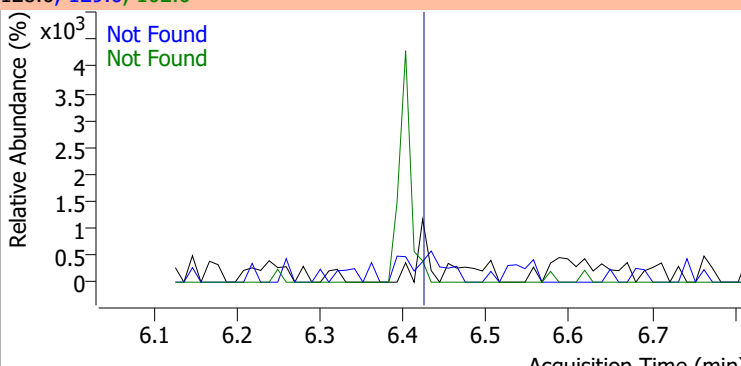
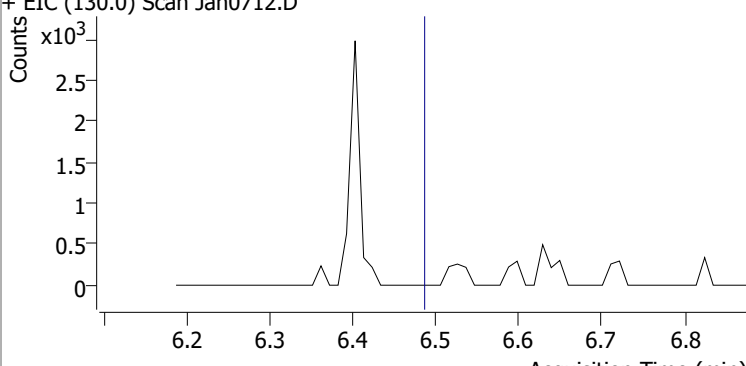
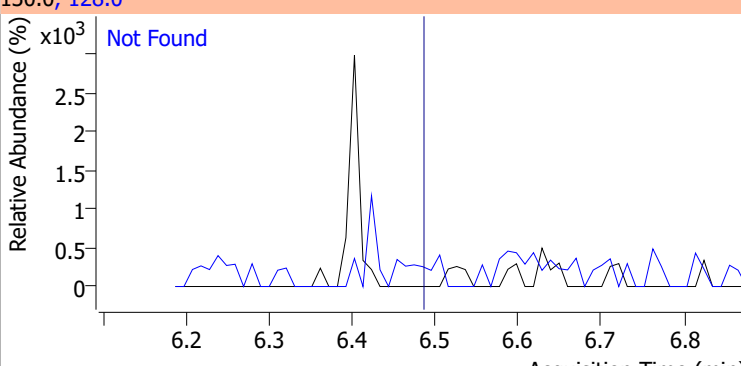
Compound	Conc.	Exp RT	QIon	Exp Ratio
Isophorone	N.D.	5.90	138.0	20.3



# Quantitation Results Report (QT Reviewed)

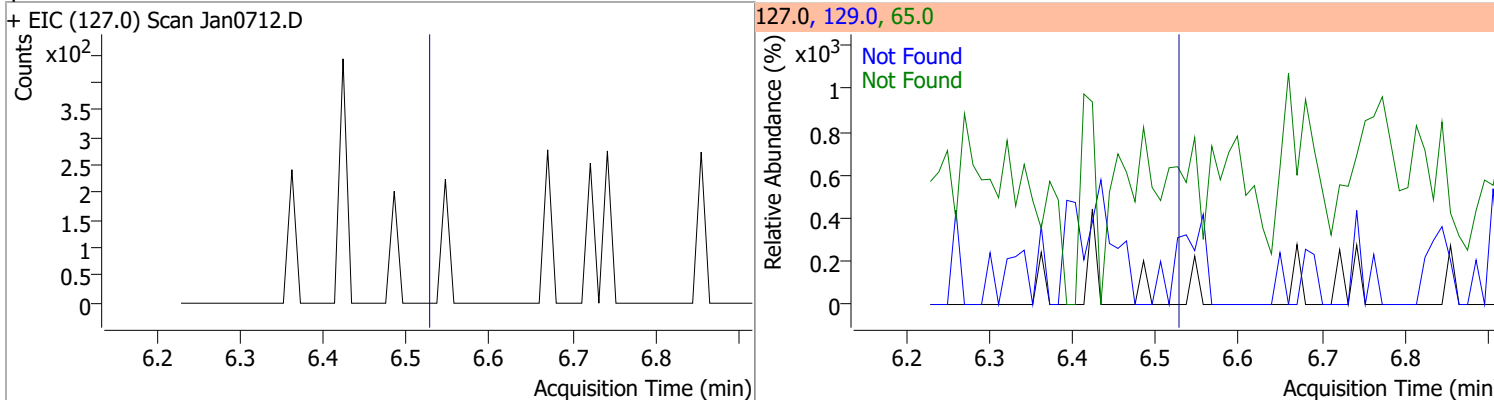
Compound	Conc.	Exp RT	QIon	Exp Ratio	QIon	Exp Ratio
2-Nitrophenol	N.D.	5.97	65.0	51.2	109.0	34.5
+ EIC (139.0) Scan Jan0712.D			139.0, 65.0, 109.0			
						
2,4-Dimethylphenol	N.D.	6.08	107.0	106.6	77.0	30.1
+ EIC (122.0) Scan Jan0712.D			122.0, 107.0, 77.0			
						
bis(-2-Chloroethoxy)Methane	N.D.	6.18	63.0	91.4	95.0	31.4
+ EIC (93.0) Scan Jan0712.D			93.0, 63.0, 95.0			
						
Benzoic Acid	N.D.	6.28	122.0	88.1	77.0	74.0
+ EIC (105.0) Scan Jan0712.D			105.0, 122.0, 77.0			
						

# Quantitation Results Report (QT Reviewed)

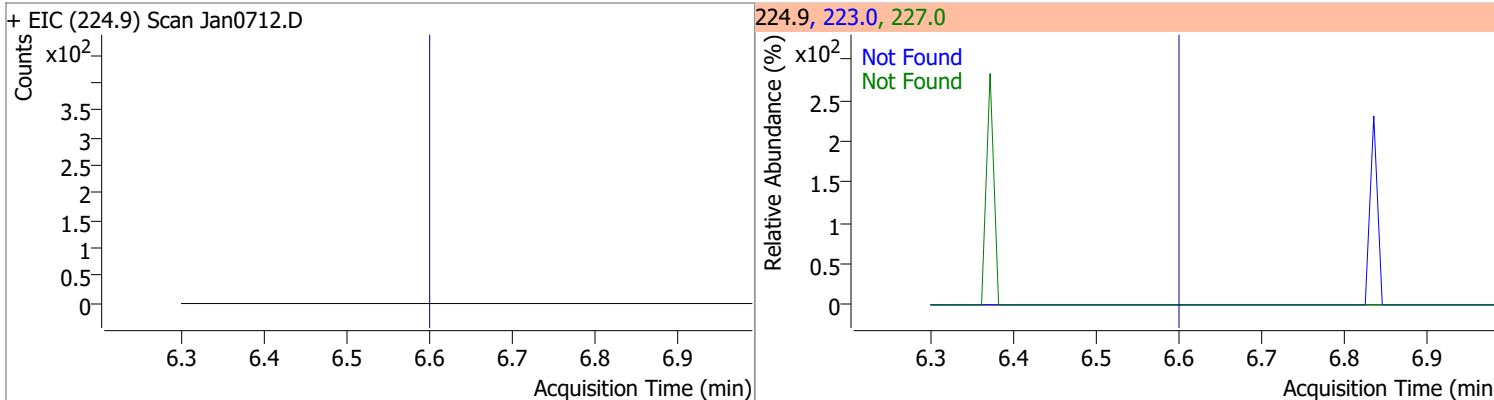
Compound	Conc.	Exp RT	QIon	Exp Ratio	QIon	Exp Ratio
2,4-Dichlorophenol	N.D.	6.28	164.0	65.0	98.0	31.2
+ EIC (162.0) Scan Jan0712.D			162.0, 164.0, 98.0			
						
1,2,4-Trichlorobenzene	N.D.	6.34	182.0	97.8	145.0	30.3
+ EIC (180.0) Scan Jan0712.D			180.0, 182.0, 145.0			
						
Naphthalene	N.D.	6.42	129.0	10.6	102.0	9.0
+ EIC (128.0) Scan Jan0712.D			128.0, 129.0, 102.0			
						
4-Chlorophenol	N.D.	6.49	128.0	318.3		
+ EIC (130.0) Scan Jan0712.D			130.0, 128.0			
						

# Quantitation Results Report (QT Reviewed)

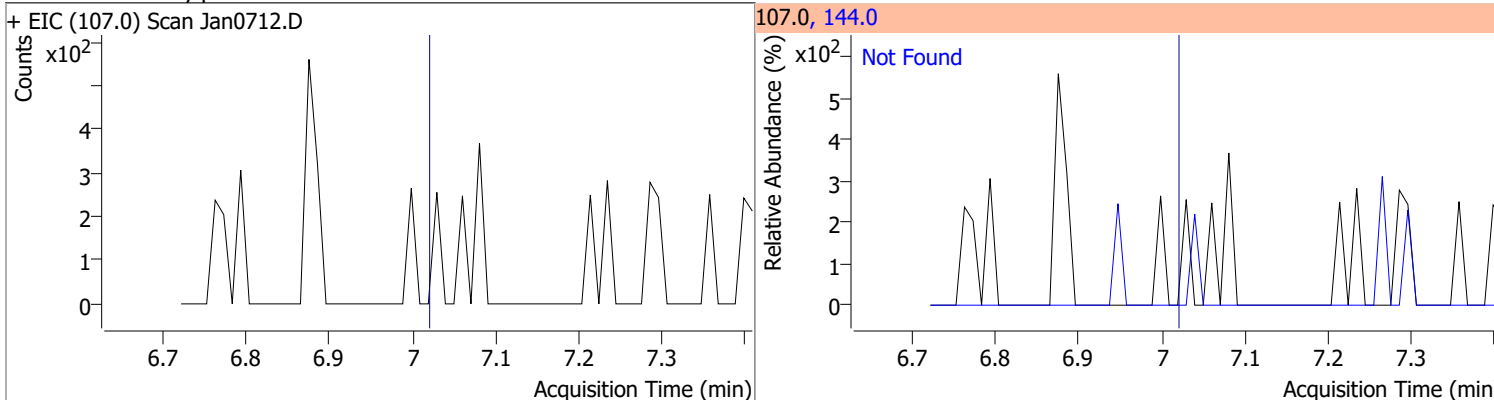
Compound	Conc.	Exp RT	QIon	Exp Ratio	QIon	Exp Ratio
p-Chloroaniline	N.D.	6.53	65.0	36.5	129.0	33.7



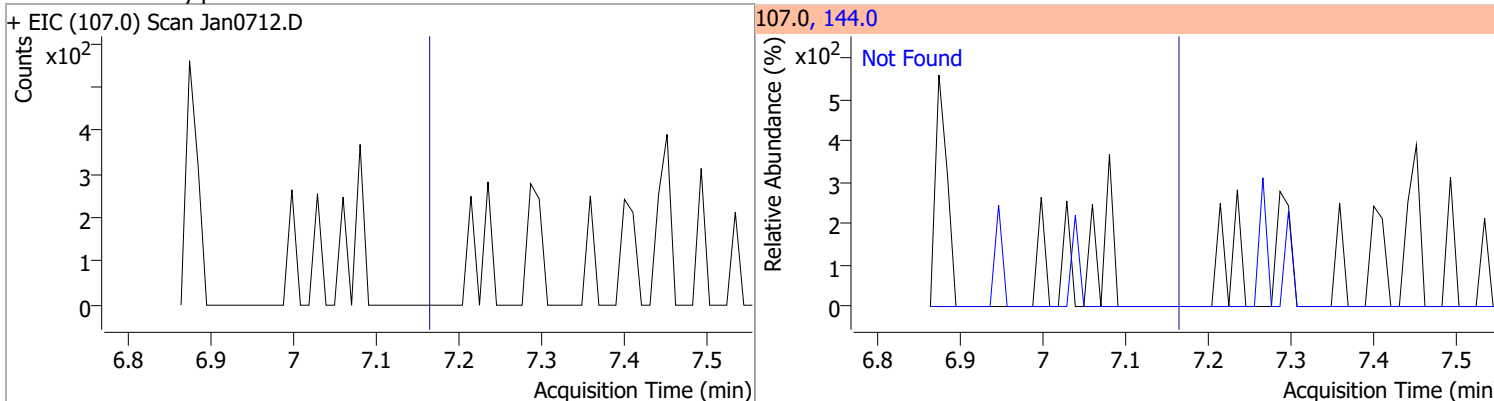
Compound	Conc.	Exp RT	QIon	Exp Ratio	QIon	Exp Ratio
Hexachlorobutadiene	N.D.	6.60	227.0	66.1	223.0	64.1



Compound	Conc.	Exp RT	QIon	Exp Ratio
4-Chloro-2-Methylphenol	N.D.	7.02	144.0	27.3

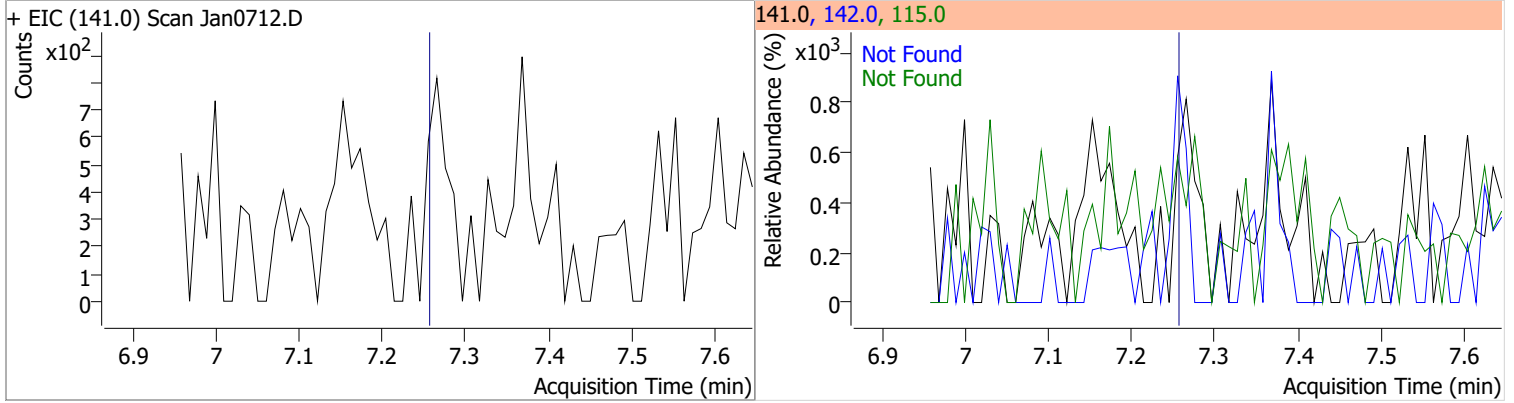


Compound	Conc.	Exp RT	QIon	Exp Ratio
4-Chloro-3-Methylphenol	N.D.	7.16	144.0	28.4

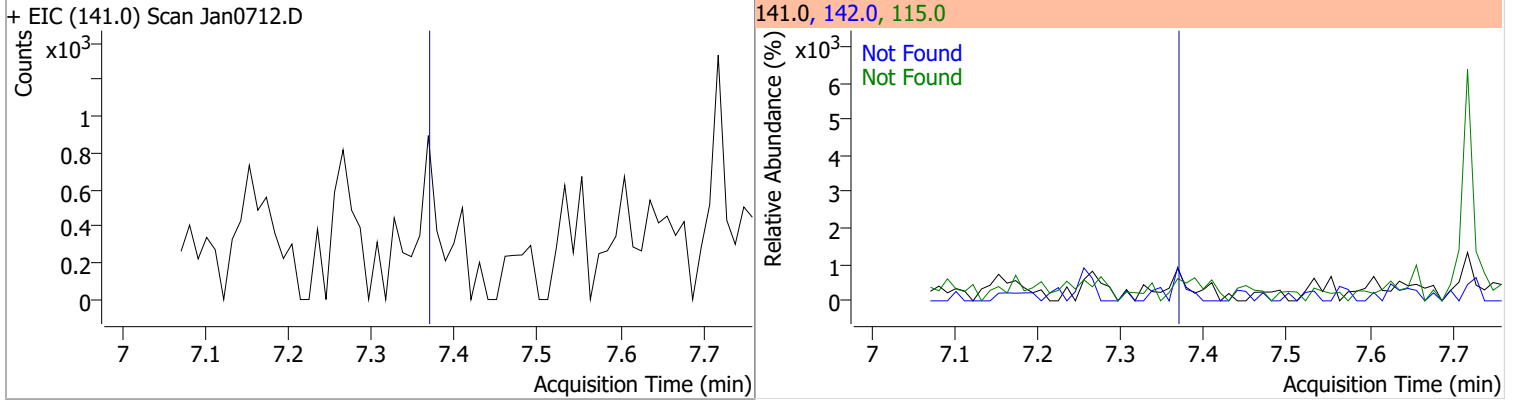


# Quantitation Results Report (QT Reviewed)

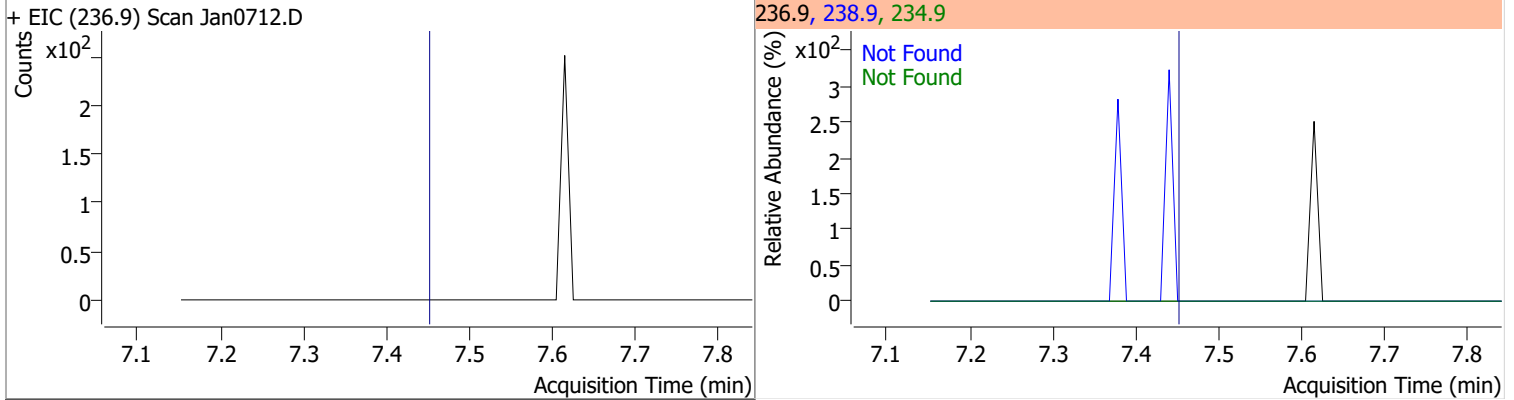
Compound	Conc.	Exp RT	QIon	Exp Ratio	QIon	Exp Ratio
2-Methylnaphthalene	N.D.	7.26	142.0	115.4	115.0	41.6



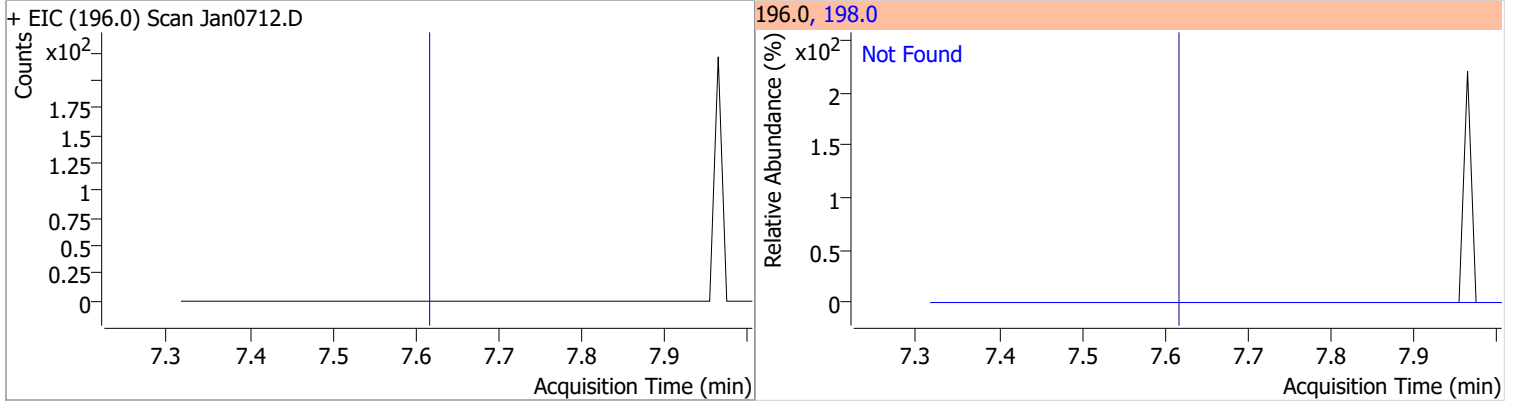
Compound	Conc.	Exp RT	QIon	Exp Ratio	QIon	Exp Ratio
1-Methylnaphthalene	N.D.	7.37	142.0	110.2	115.0	43.1



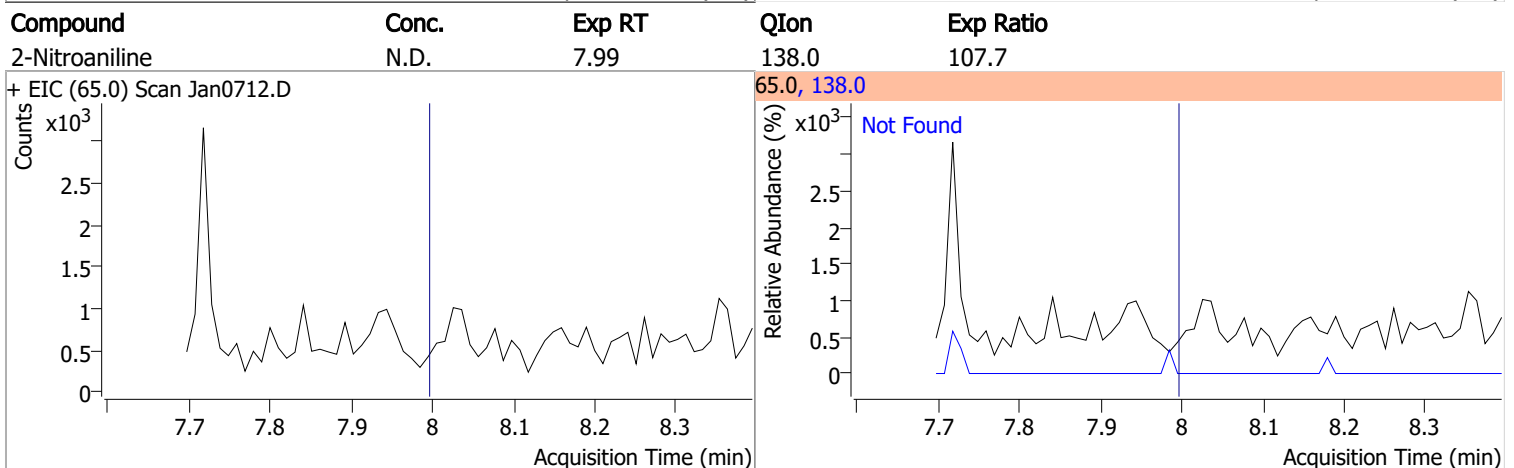
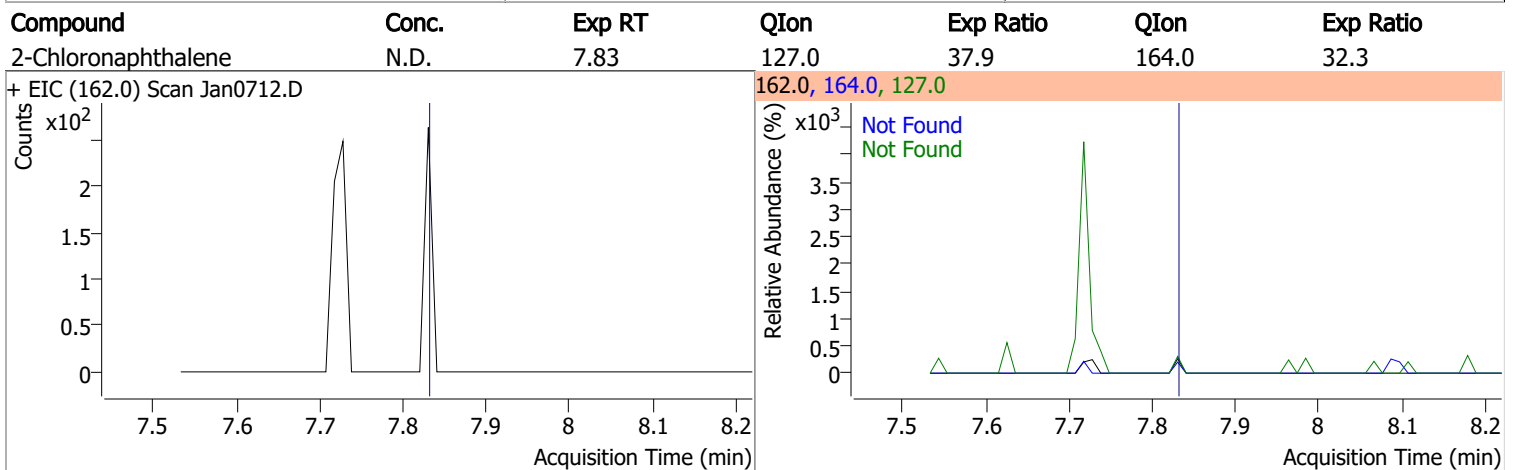
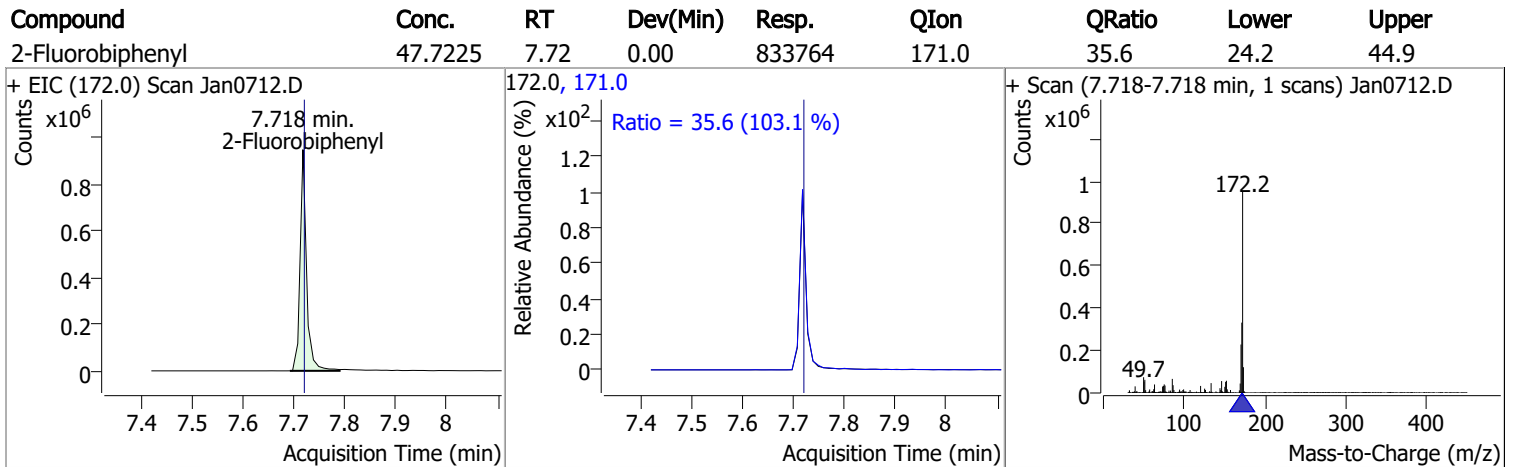
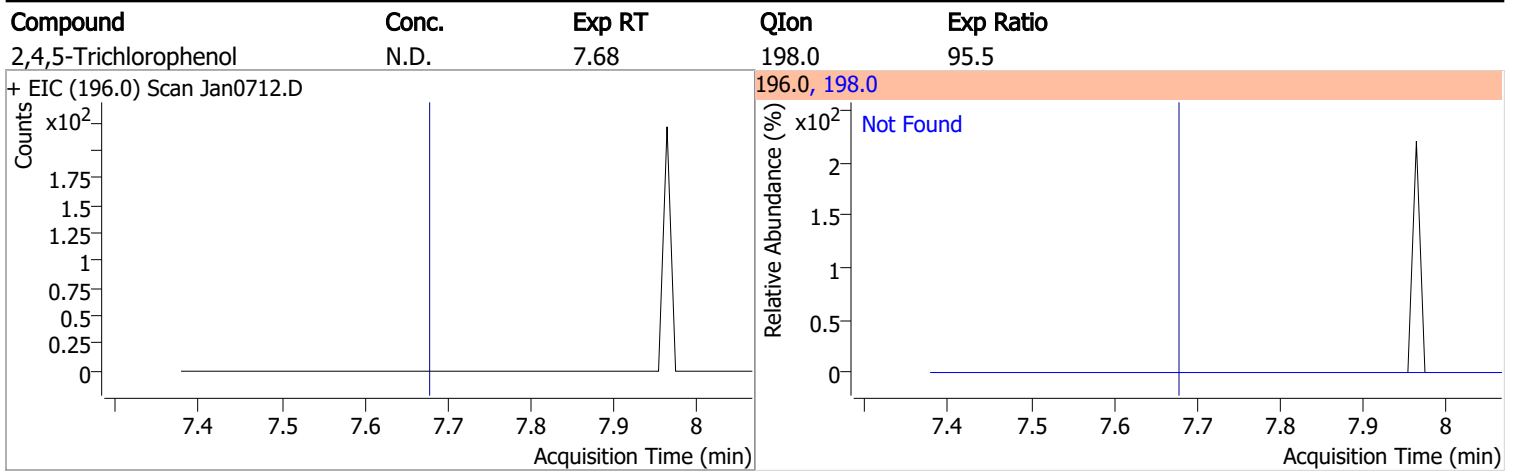
Compound	Conc.	Exp RT	QIon	Exp Ratio	QIon	Exp Ratio
Hexachlorocyclopentadiene	N.D.	7.45	238.9	65.0	234.9	62.3



Compound	Conc.	Exp RT	QIon	Exp Ratio
2,4,6-Trichlorophenol	N.D.	7.61	198.0	95.1

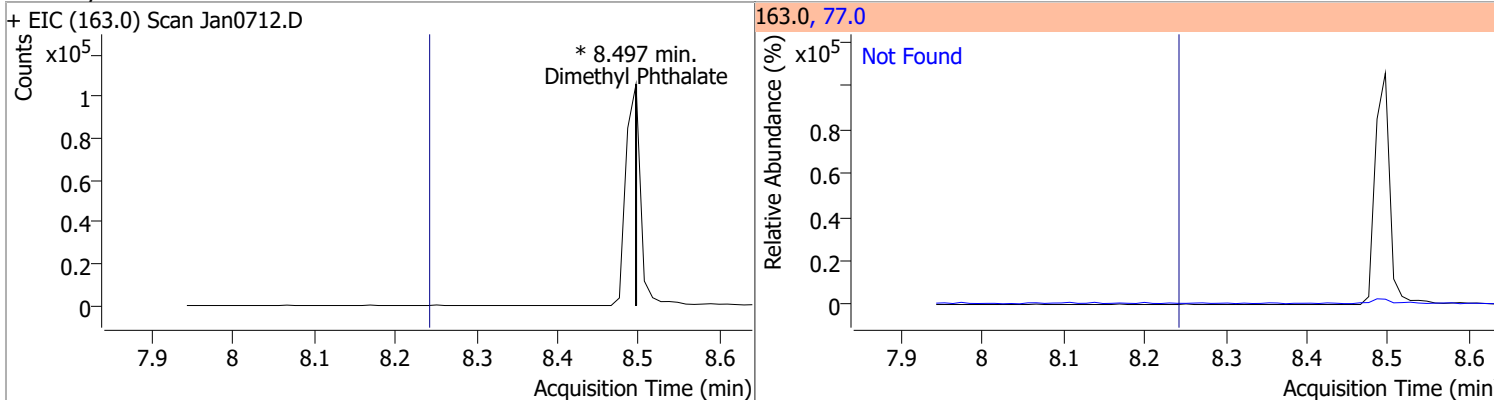


# Quantitation Results Report (QT Reviewed)

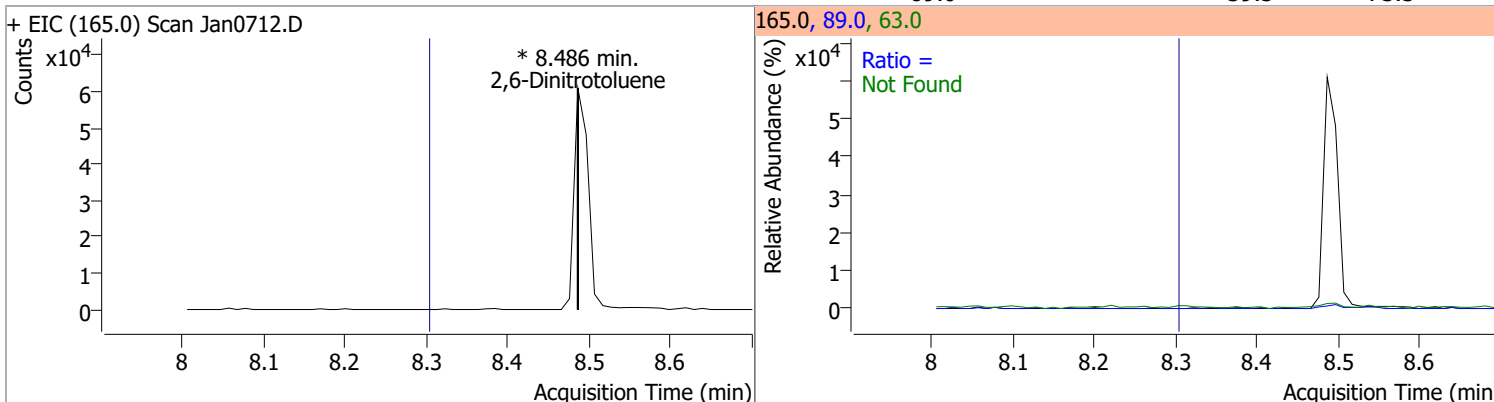


# Quantitation Results Report (QT Reviewed)

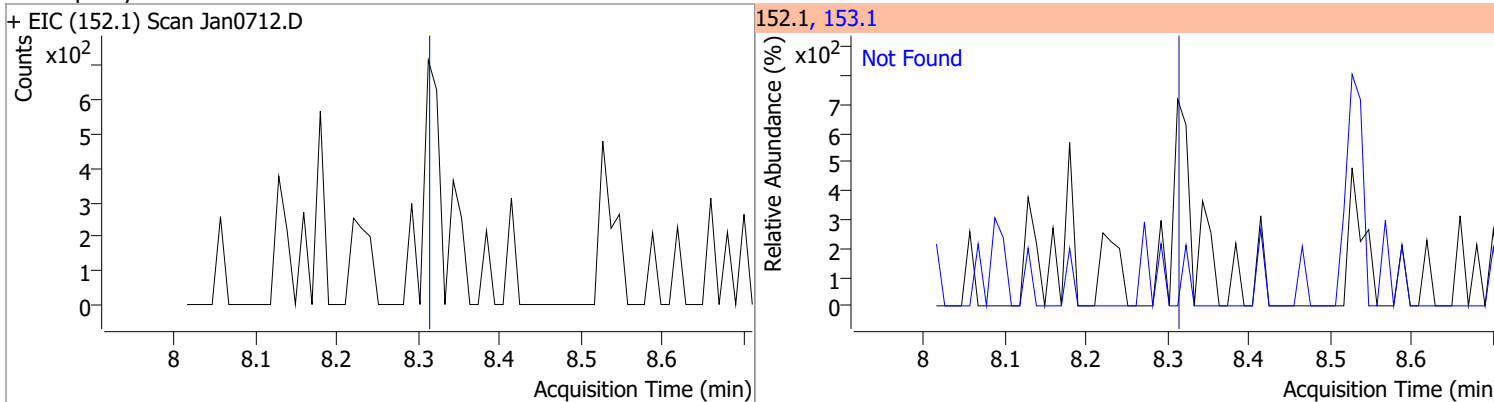
Compound	Conc.	RT	Dev(Min)	Resp.	QIon	QRatio	Lower	Upper
Dimethyl Phthalate	0	0		0	77.0		13.0	24.2



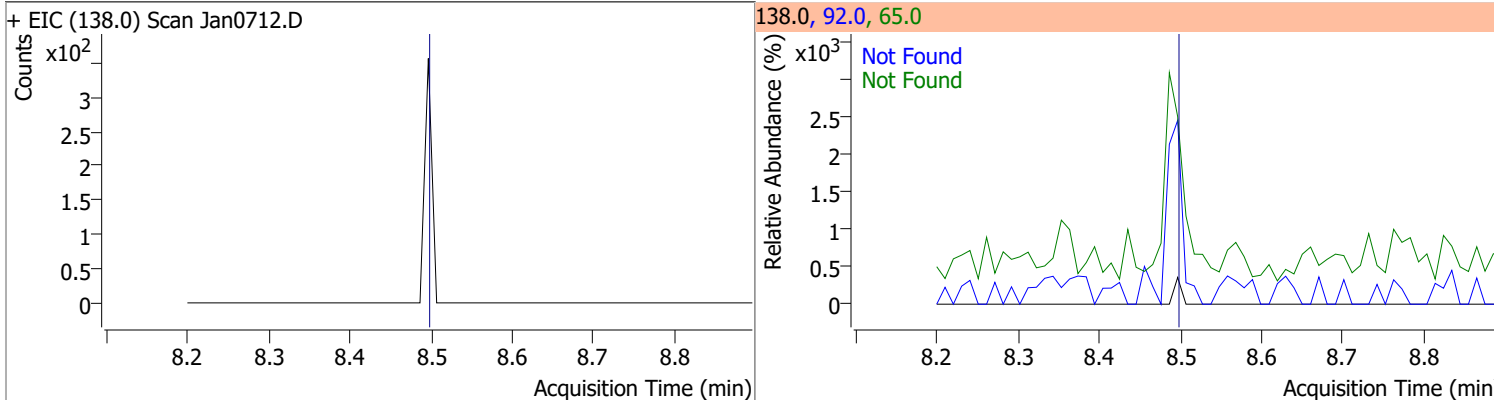
Compound	Conc.	RT	Dev(Min)	Resp.	QIon	QRatio	Lower	Upper
2,6-Dinitrotoluene	0	0		0	63.0		110.4	205.0
					89.0		39.5	73.3



Compound	Conc.	Exp RT	QIon	Exp Ratio
Acenaphthylene	N.D.	8.31	153.1	13.8



Compound	Conc.	Exp RT	QIon	Exp Ratio	QIon	Exp Ratio
3-Nitroaniline	N.D.	8.50	65.0	140.9	92.0	106.5



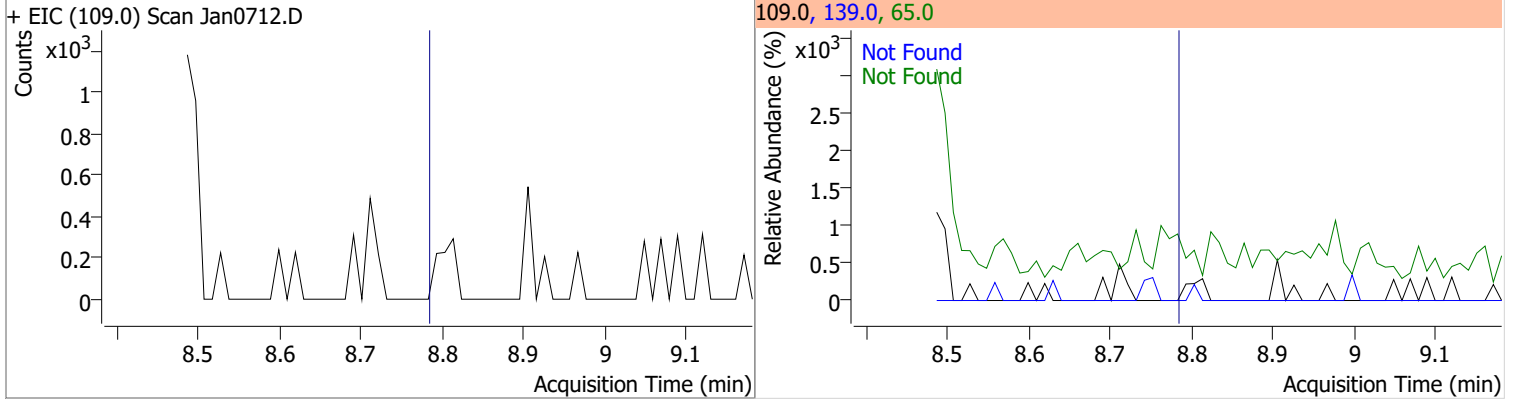
# Quantitation Results Report (QT Reviewed)

Compound	Conc.	Exp RT	QIon	Exp Ratio	QIon	Exp Ratio
Acenaphthene	N.D.	8.53	153.0	109.5	152.0	52.9
+ EIC (154.0) Scan Jan0712.D			154.0, 152.0, 153.0			
2,4-Dinitrophenol	N.D.	8.62	154.0	60.0		
+ EIC (184.0) Scan Jan0712.D			184.0, 154.0			
Dibenzofuran	N.D.	8.74	139.0	38.6		
+ EIC (168.0) Scan Jan0712.D			168.0, 139.0			
2,4-Dinitrotoluene	N.D.	8.77	63.0	76.1	89.0	74.7
+ EIC (165.0) Scan Jan0712.D			165.0, 63.0, 89.0			

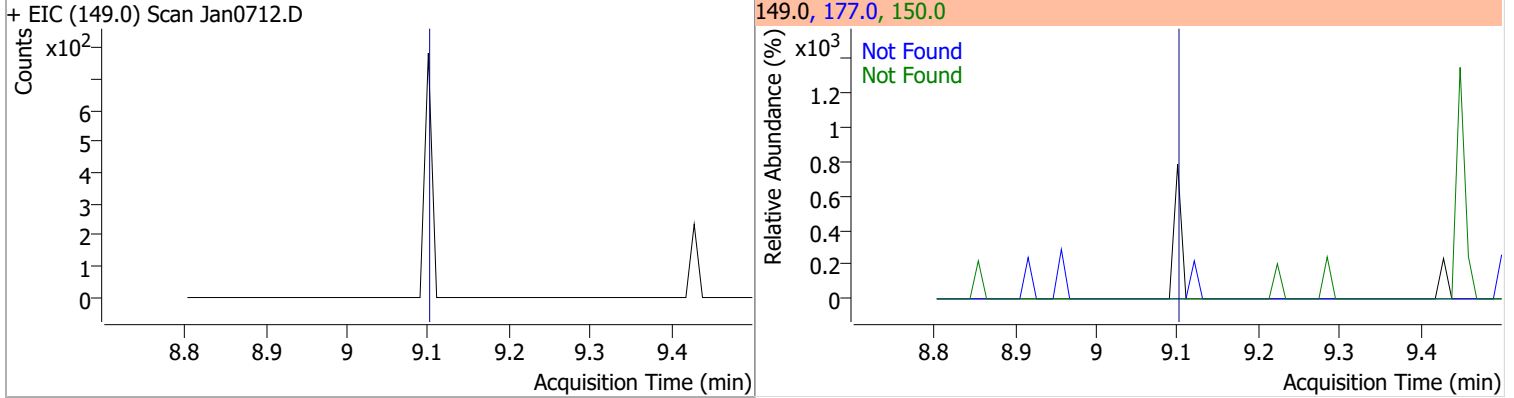


# Quantitation Results Report (QT Reviewed)

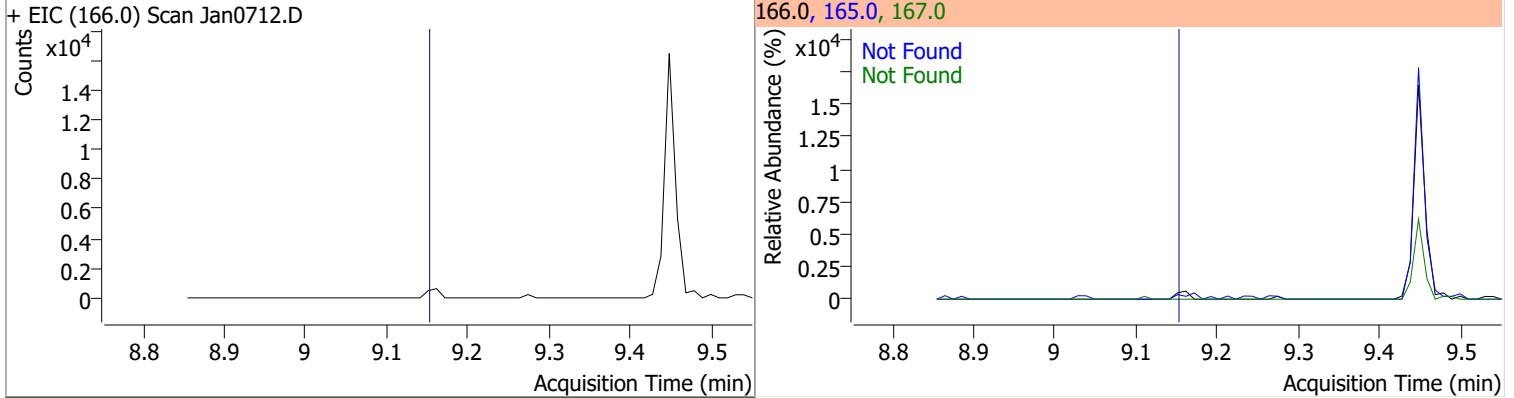
Compound	Conc.	Exp RT	QIon	Exp Ratio	QIon	Exp Ratio
4-Nitrophenol	N.D.	8.78	65.0	88.5	139.0	80.4



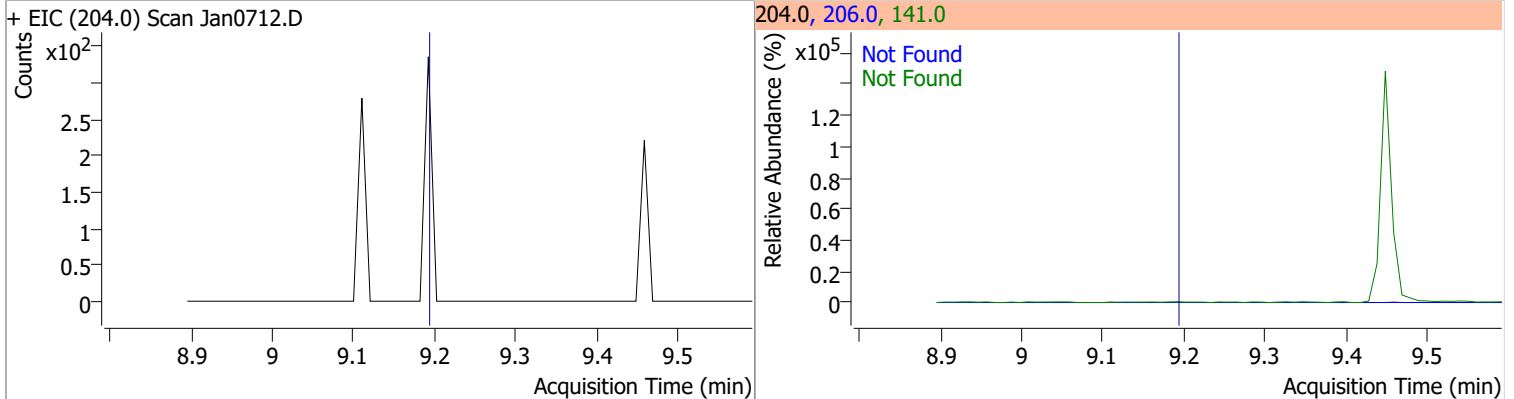
Compound	Conc.	Exp RT	QIon	Exp Ratio	QIon	Exp Ratio
Diethylphthalate	N.D.	9.10	177.0	20.7	150.0	12.6



Compound	Conc.	Exp RT	QIon	Exp Ratio	QIon	Exp Ratio
Fluorene	N.D.	9.15	165.0	93.4	167.0	12.9

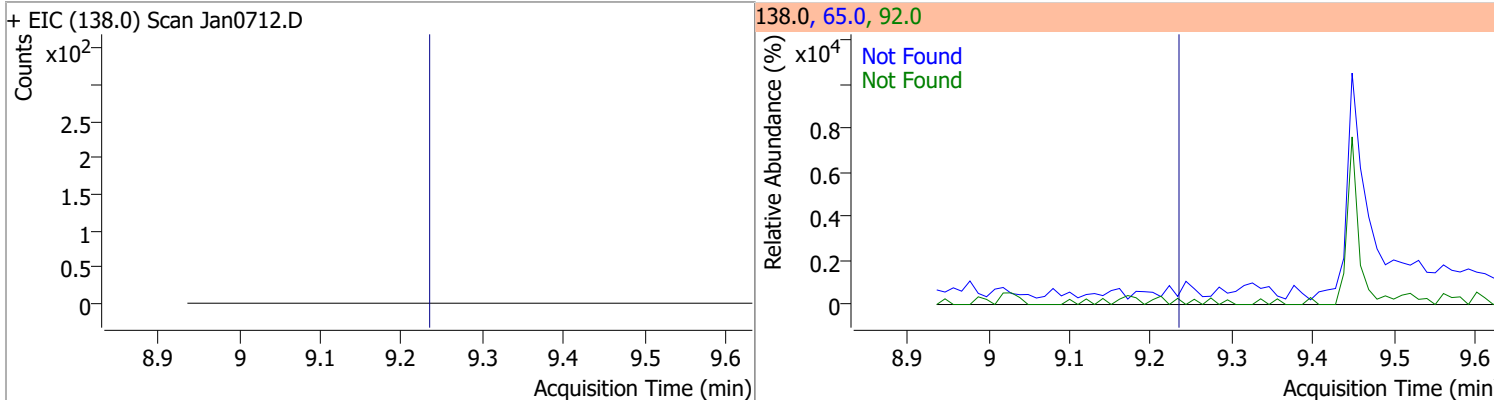


Compound	Conc.	Exp RT	QIon	Exp Ratio	QIon	Exp Ratio
4-Chlorophenyl-phenylether	N.D.	9.19	141.0	62.3	206.0	33.9

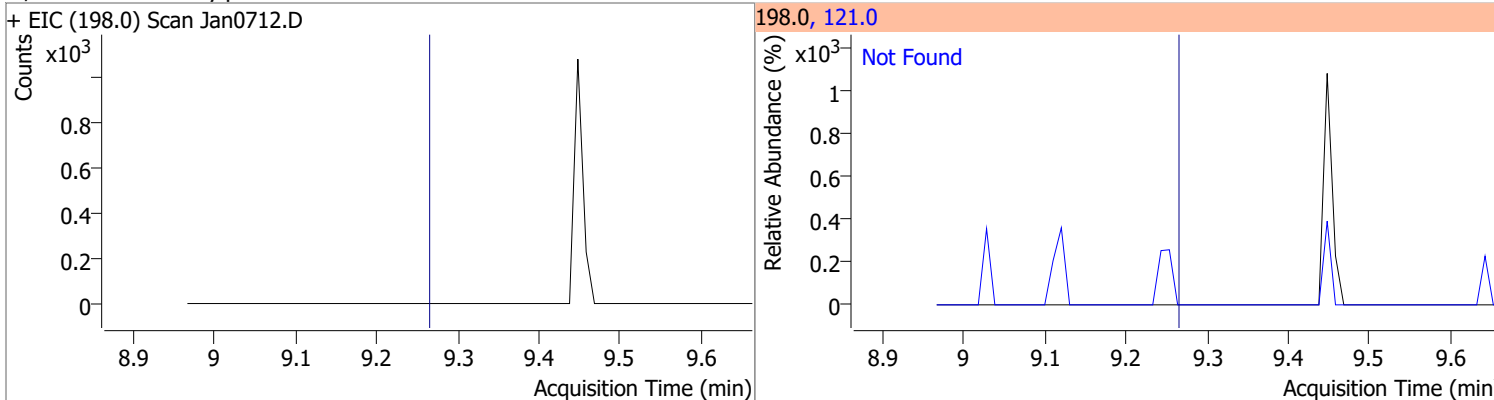


# Quantitation Results Report (QT Reviewed)

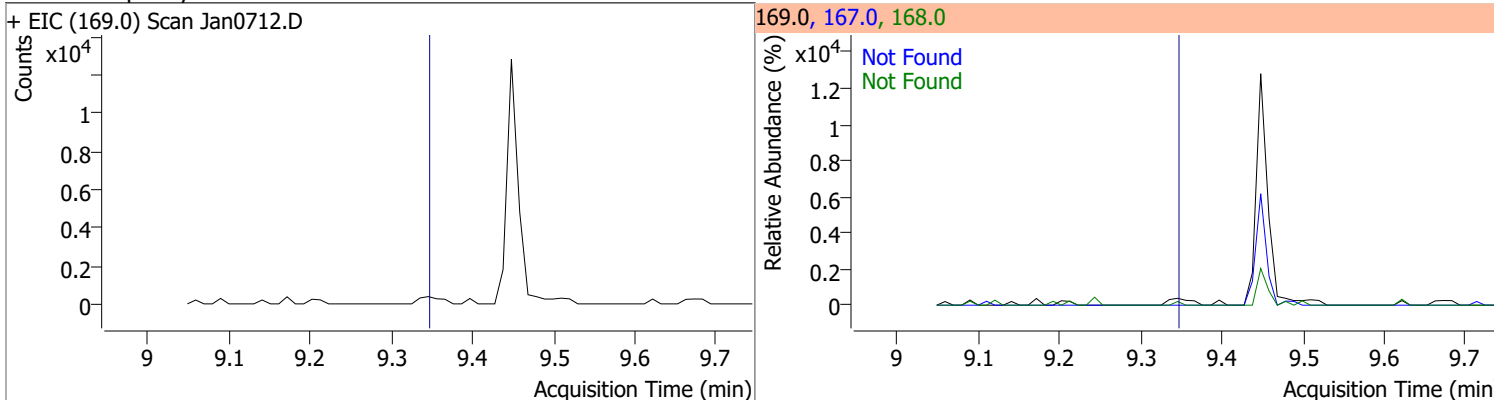
Compound	Conc.	Exp RT	QIon	Exp Ratio	QIon	Exp Ratio
4-Nitroaniline	N.D.	9.23	65.0	114.6	92.0	45.3



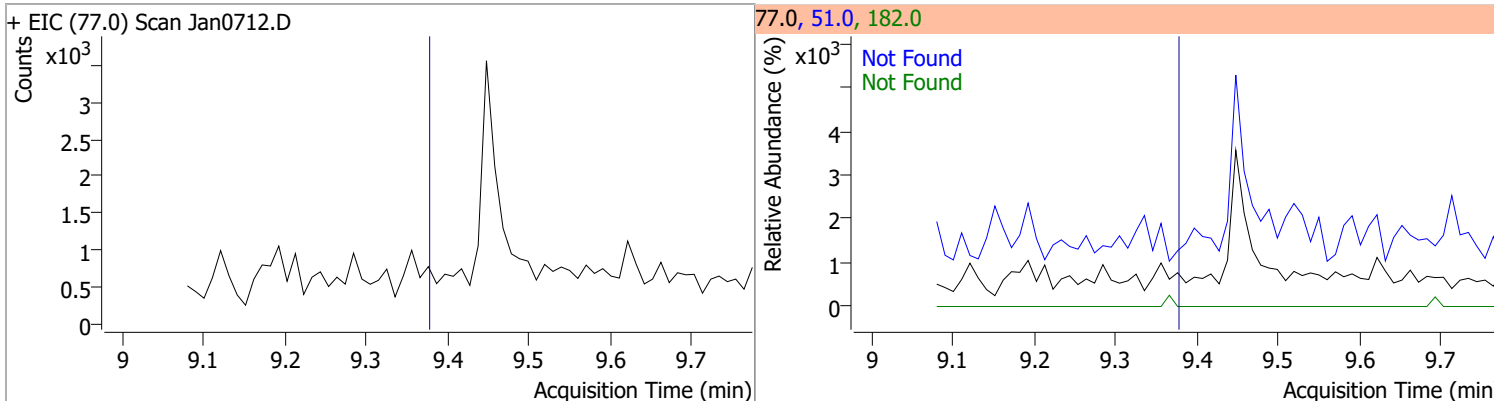
Compound	Conc.	Exp RT	QIon	Exp Ratio
4,6-Dinitro-2-methylphenol	N.D.	9.26	121.0	44.8



Compound	Conc.	Exp RT	QIon	Exp Ratio	QIon	Exp Ratio
N-nitrosodiphenylamine	N.D.	9.35	168.0	63.3	167.0	33.4

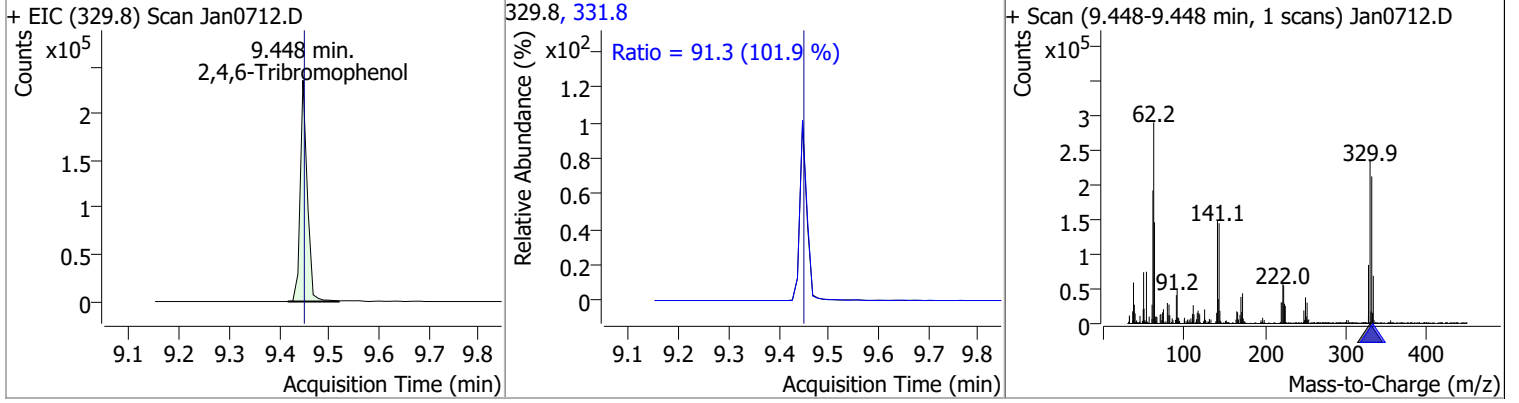


Compound	Conc.	Exp RT	QIon	Exp Ratio	QIon	Exp Ratio
Azobenzene	N.D.	9.38	51.0	49.9	182.0	26.9

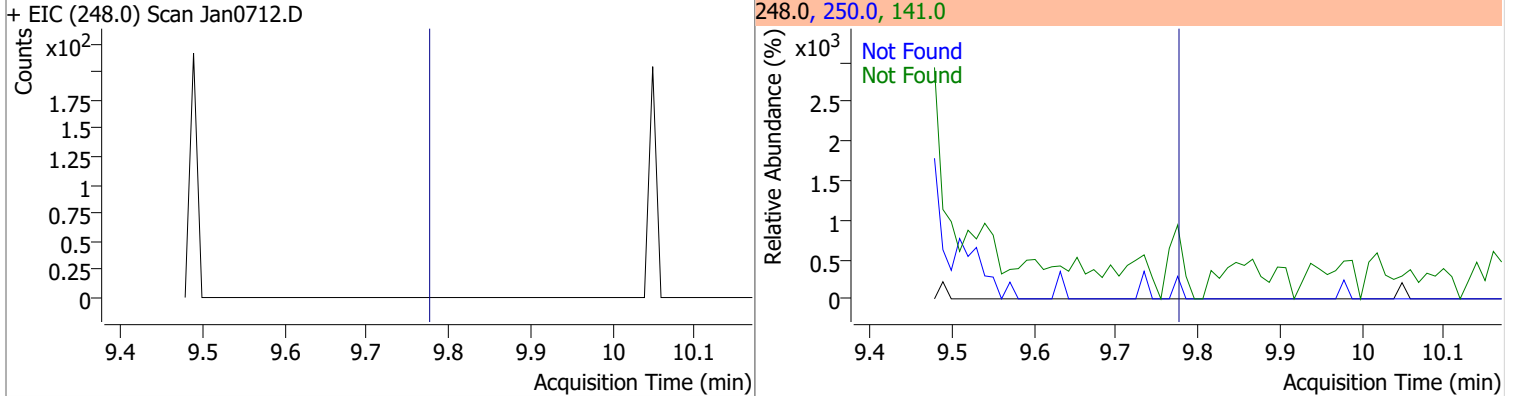


# Quantitation Results Report (QT Reviewed)

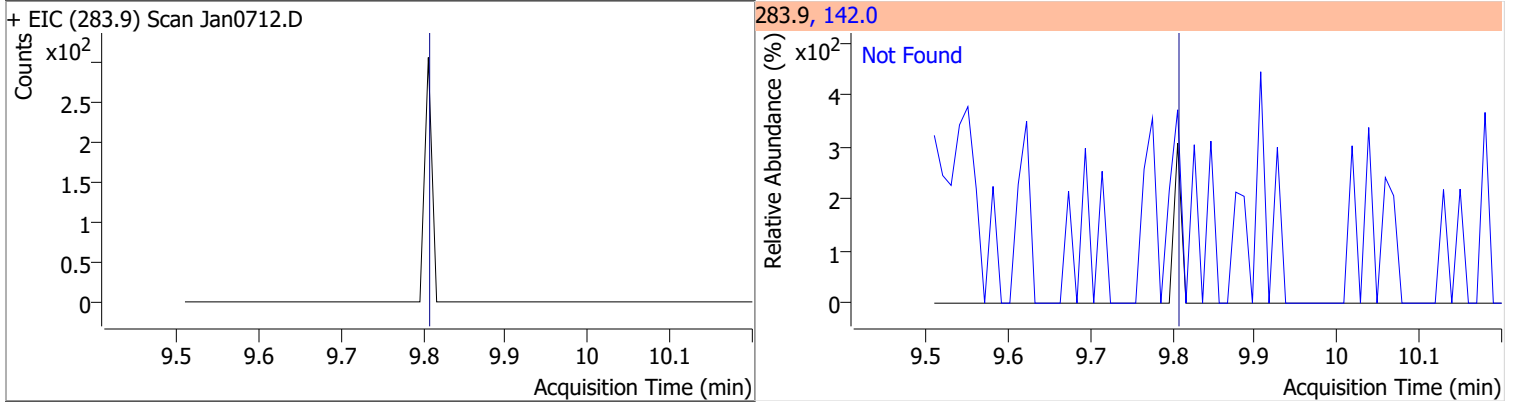
Compound	Conc.	RT	Dev(Min)	Resp.	QIon	QRatio	Lower	Upper
2,4,6-Tribromophenol	156.8163	9.45	0.00	231701	331.8	91.3	62.7	116.4



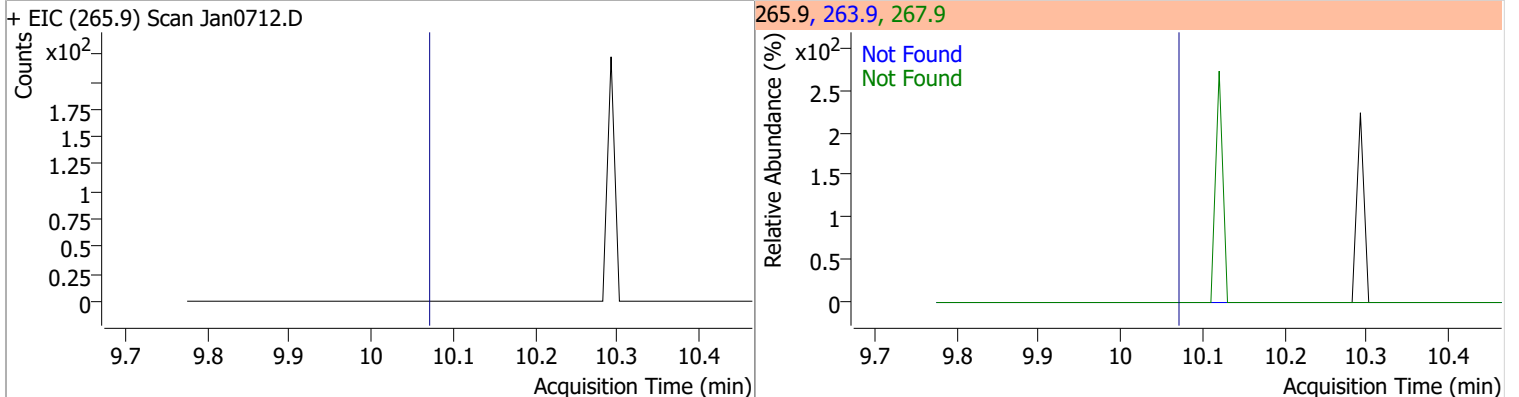
Compound	Conc.	Exp RT	QIon	Exp Ratio	QIon	Exp Ratio
4-Bromophenyl-phenylether	N.D.	9.78	250.0	98.3	141.0	96.1



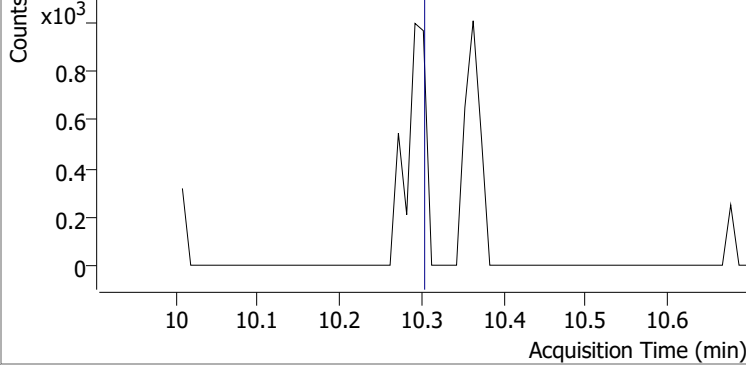
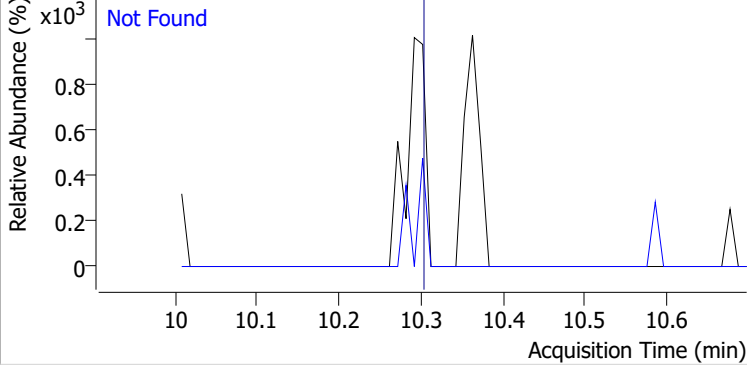
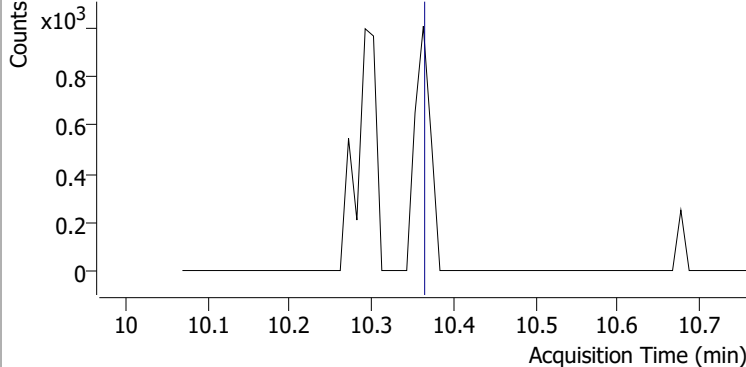
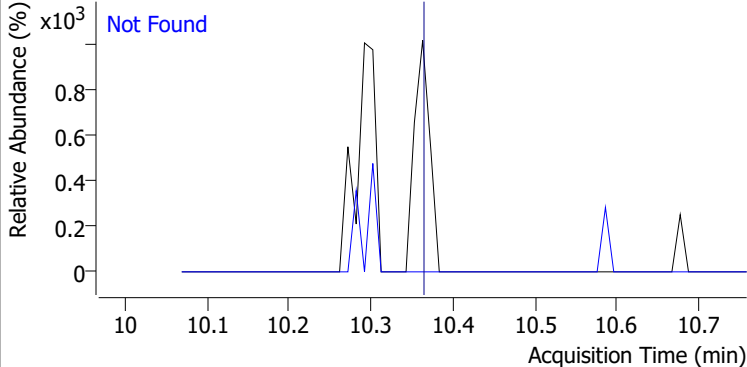
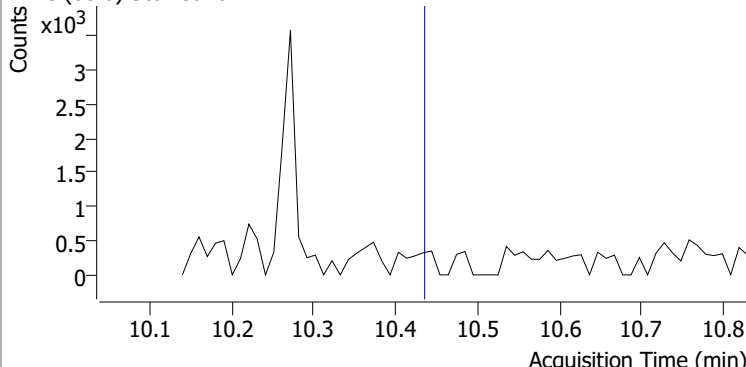
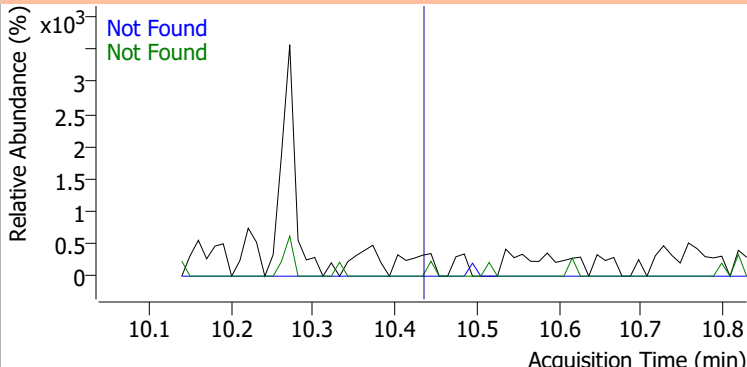
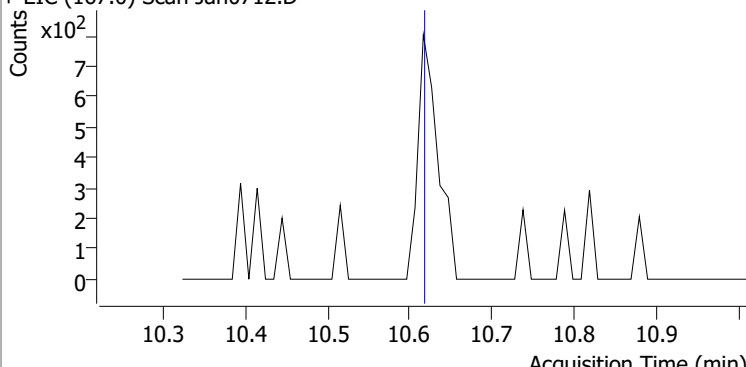
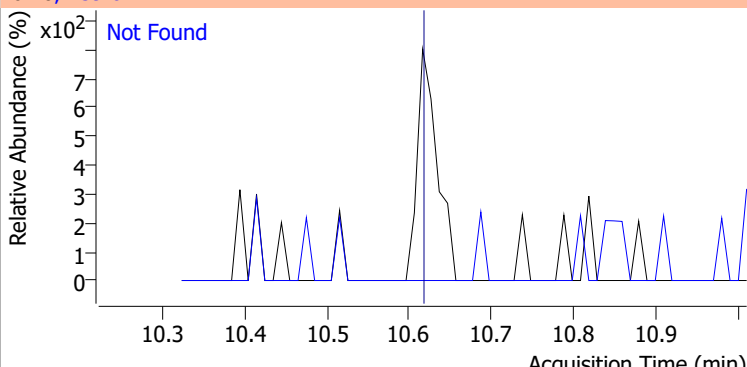
Compound	Conc.	Exp RT	QIon	Exp Ratio
Hexachlorobenzene	N.D.	9.81	142.0	49.9



Compound	Conc.	Exp RT	QIon	Exp Ratio	QIon	Exp Ratio
Pentachlorophenol	N.D.	10.07	263.9	67.0	267.9	63.6

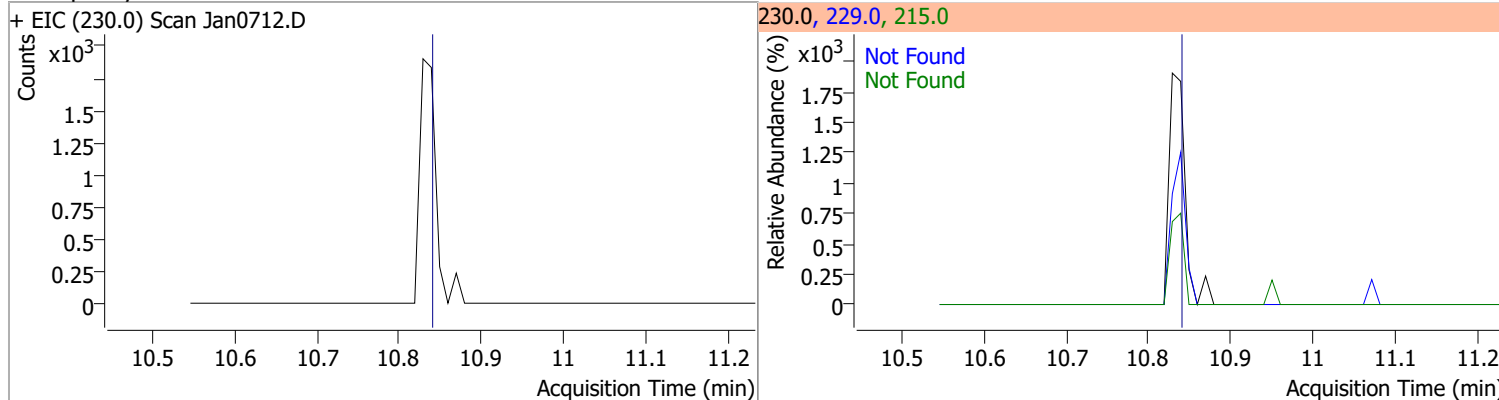


# Quantitation Results Report (QT Reviewed)

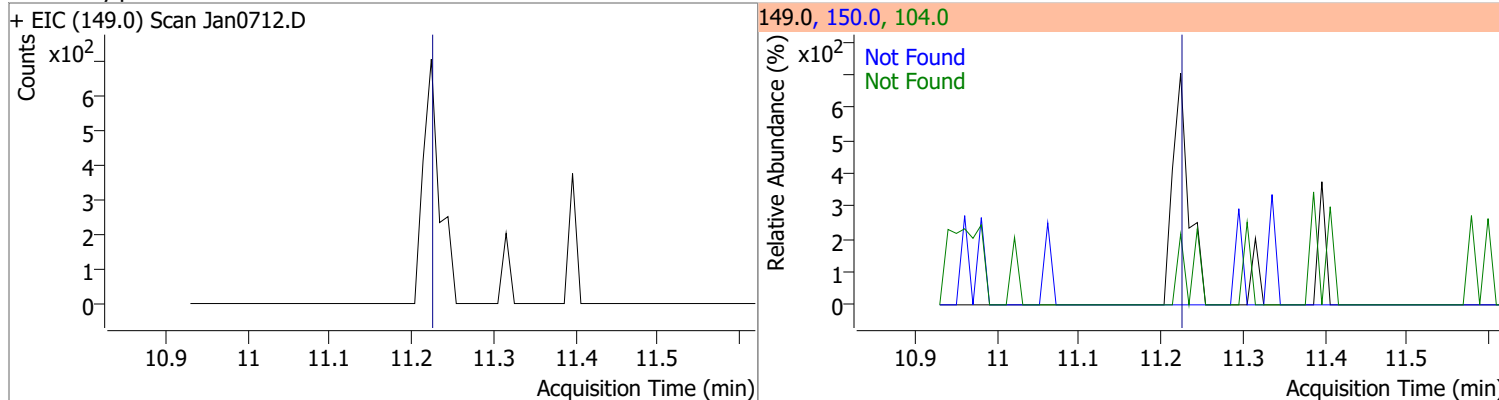
Compound	Conc.	Exp RT	QIon	Exp Ratio		
Phenanthrene	N.D.	10.30	176.0	19.3		
+ EIC (178.0) Scan Jan0712.D			178.0, 176.0			
						
Anthracene	N.D.	10.36	176.0	18.4		
+ EIC (178.0) Scan Jan0712.D			178.0, 176.0			
						
Triallate	N.D.	10.43	268.0	26.7	QIon	Exp Ratio
					143.0	24.9
+ EIC (86.0) Scan Jan0712.D			86.0, 268.0, 143.0			
						
Carbazole	N.D.	10.62	139.0	12.8		
+ EIC (167.0) Scan Jan0712.D			167.0, 139.0			
						

# Quantitation Results Report (QT Reviewed)

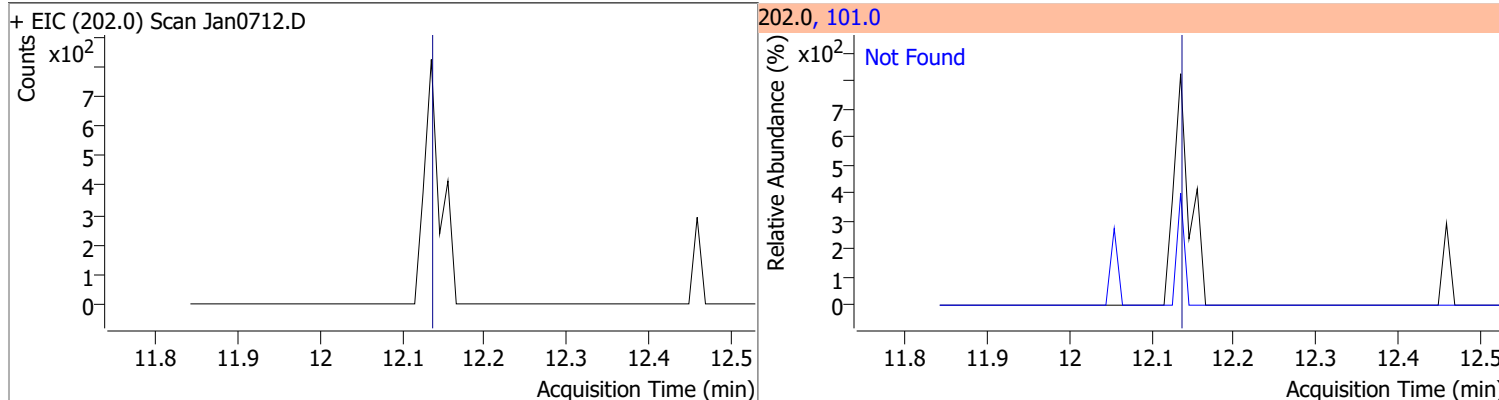
Compound	Conc.	Exp RT	QIon	Exp Ratio	QIon	Exp Ratio
o-Terphenyl	N.D.	10.84	229.0	64.1	215.0	36.5



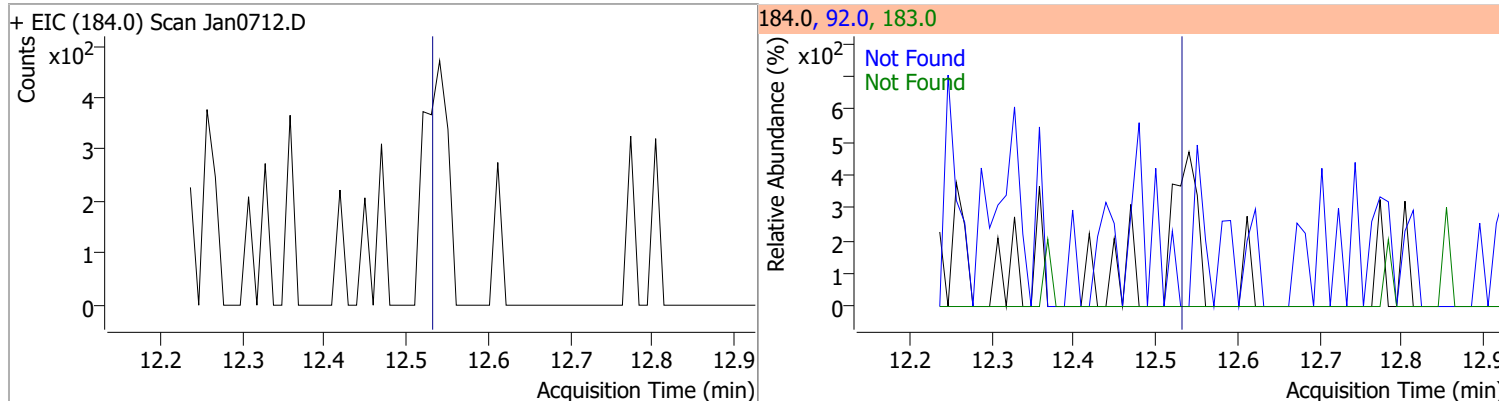
Compound	Conc.	Exp RT	QIon	Exp Ratio	QIon	Exp Ratio
Di-n-Butylphthalate	N.D.	11.22	150.0	9.1	104.0	6.1



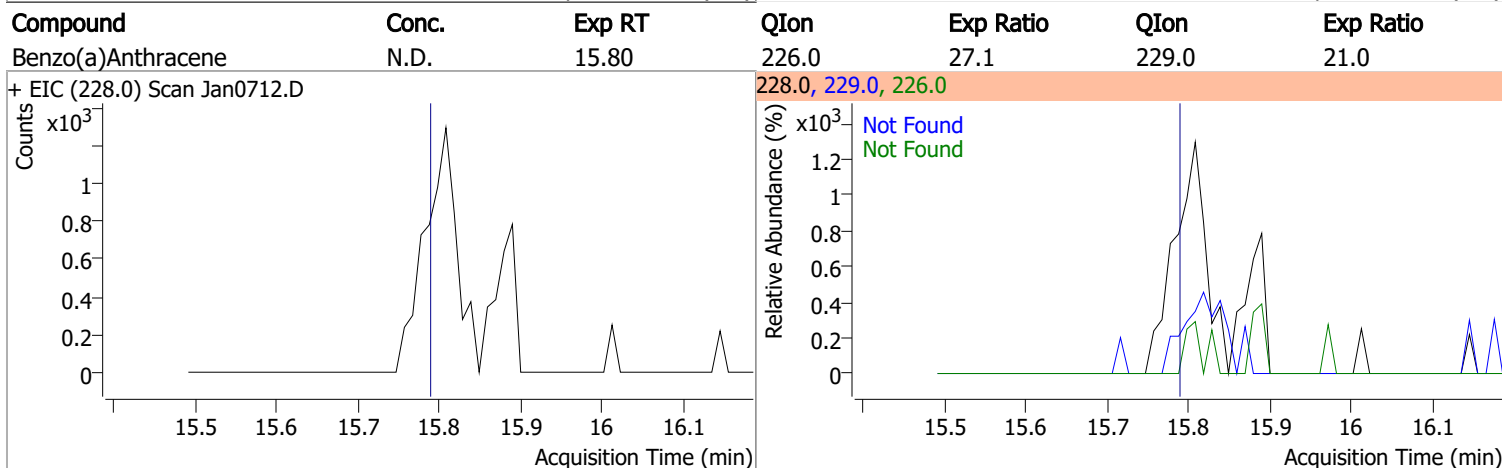
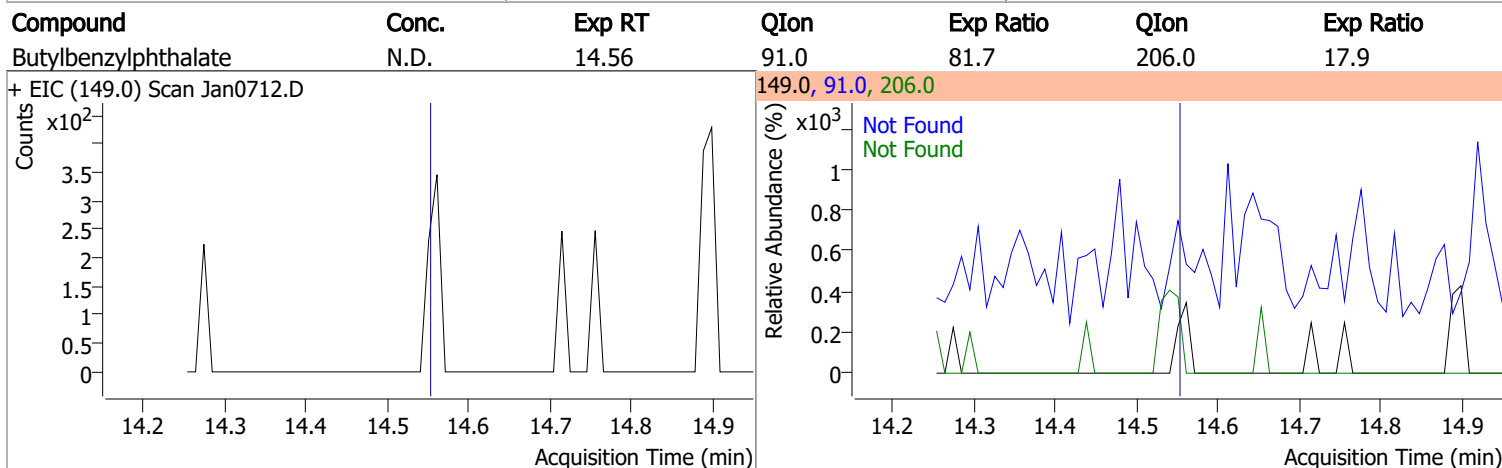
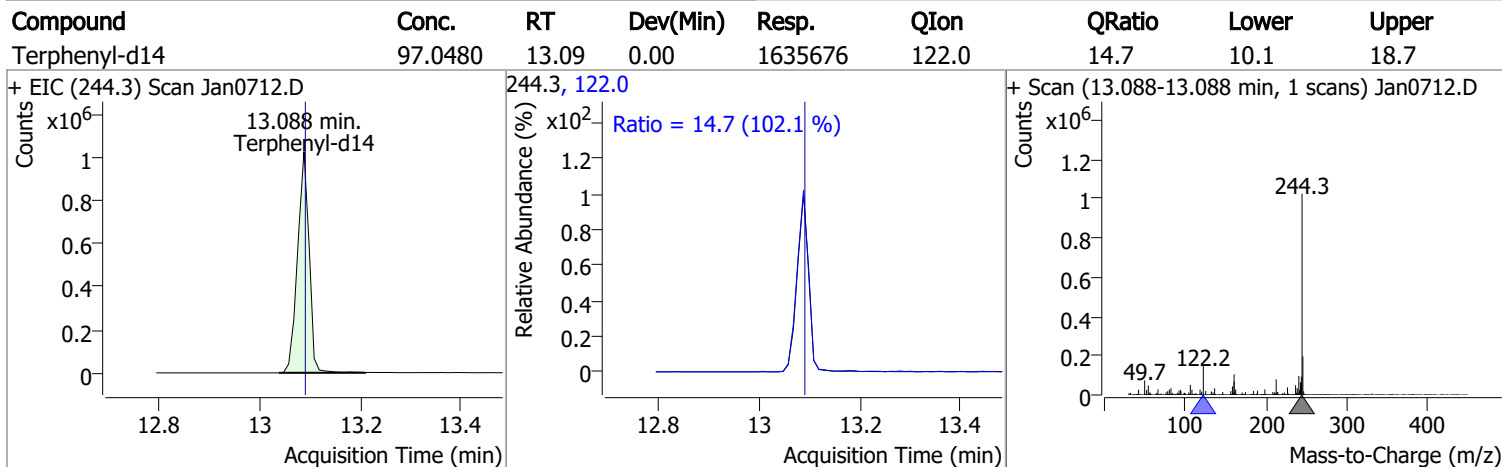
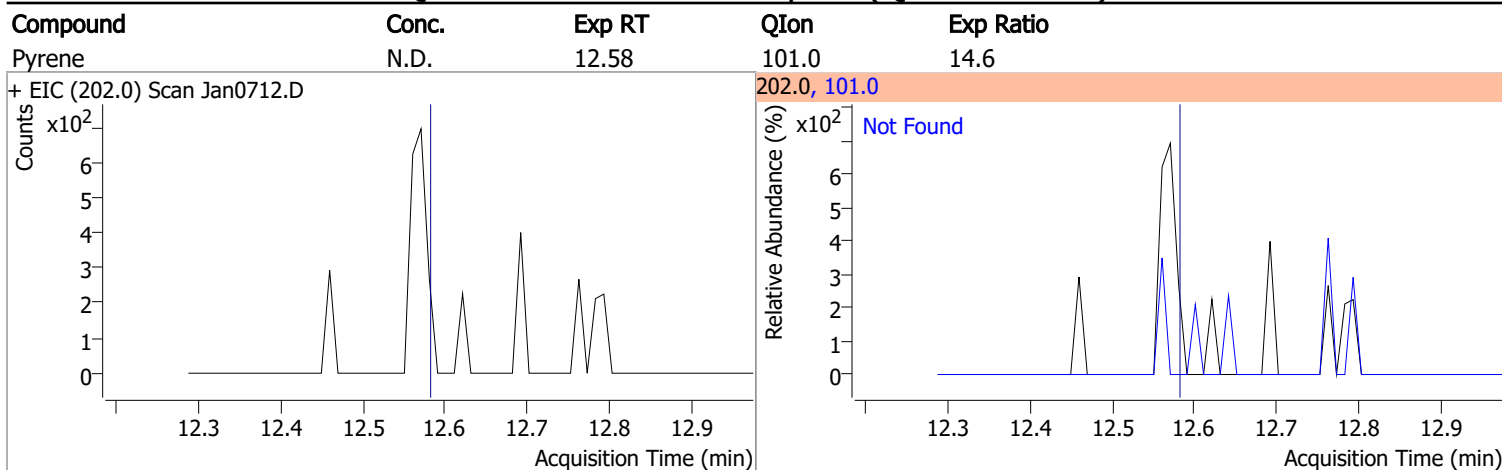
Compound	Conc.	Exp RT	QIon	Exp Ratio
Fluoranthene	N.D.	12.14	101.0	12.8



Compound	Conc.	Exp RT	QIon	Exp Ratio	QIon	Exp Ratio
Benzidine	N.D.	12.53	183.0	13.1	92.0	8.1

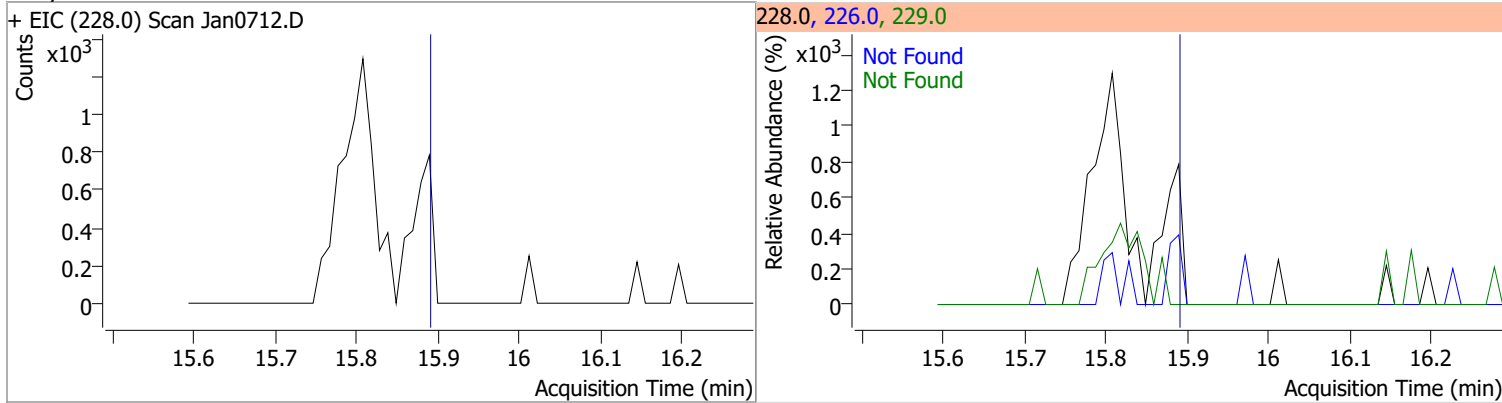


# Quantitation Results Report (QT Reviewed)

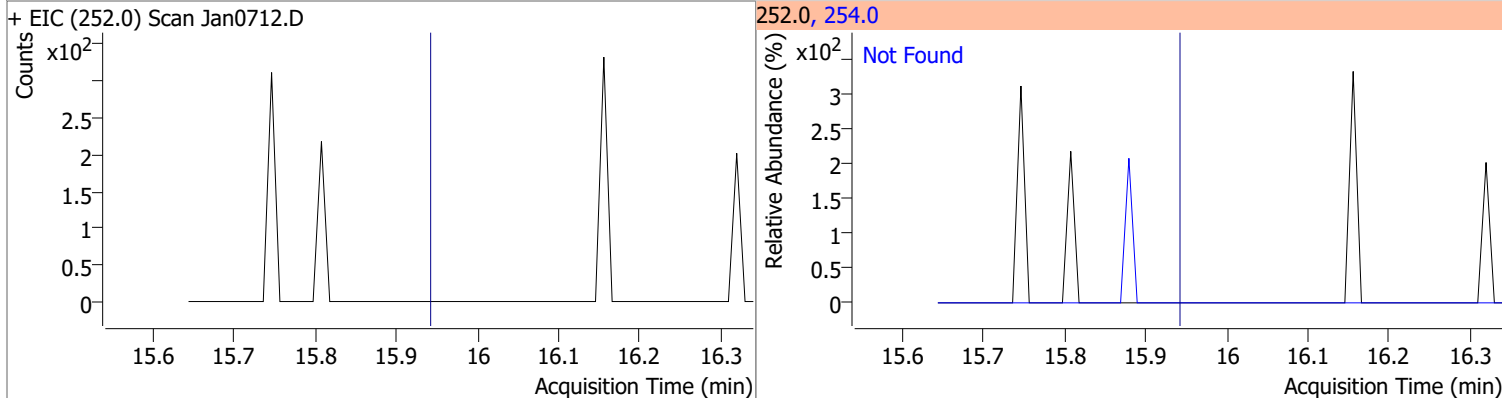


# Quantitation Results Report (QT Reviewed)

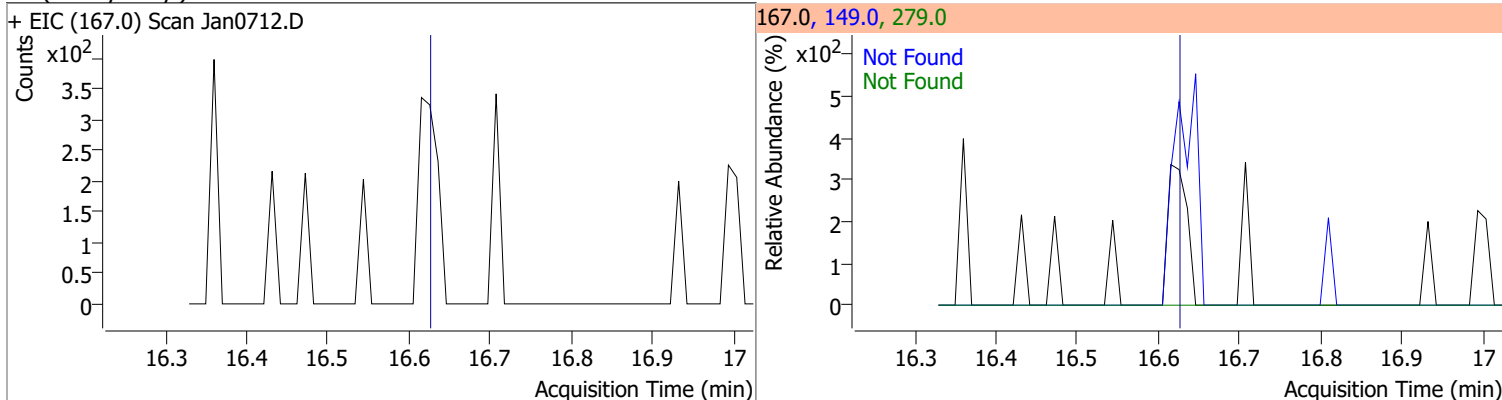
Compound	Conc.	Exp RT	QIon	Exp Ratio	QIon	Exp Ratio
Chrysene	N.D.	15.90	226.0	29.9	229.0	20.4



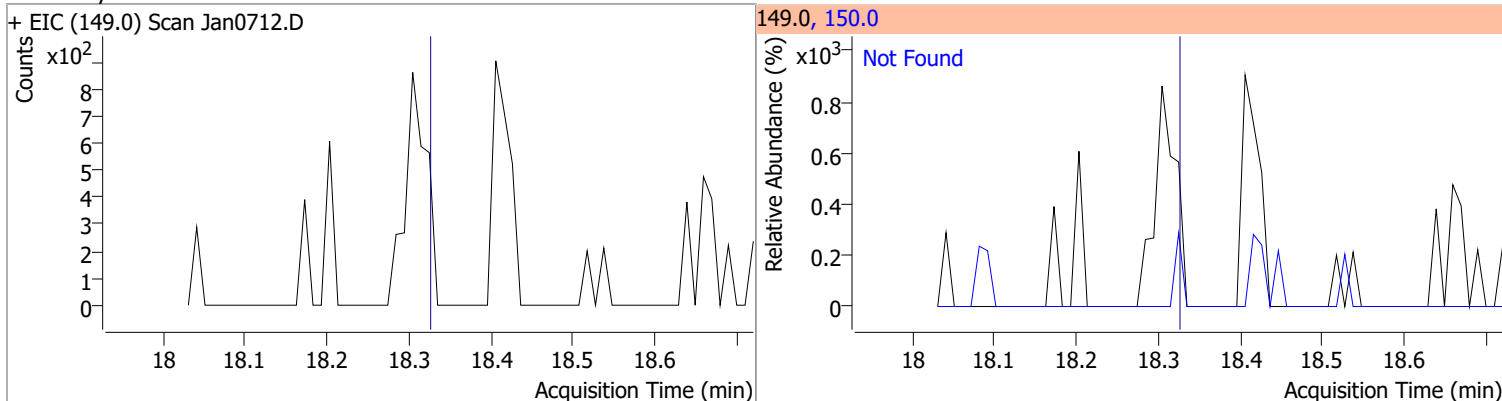
Compound	Conc.	Exp RT	QIon	Exp Ratio
3,3-Dichlorobenzidine	N.D.	15.95	254.0	64.7



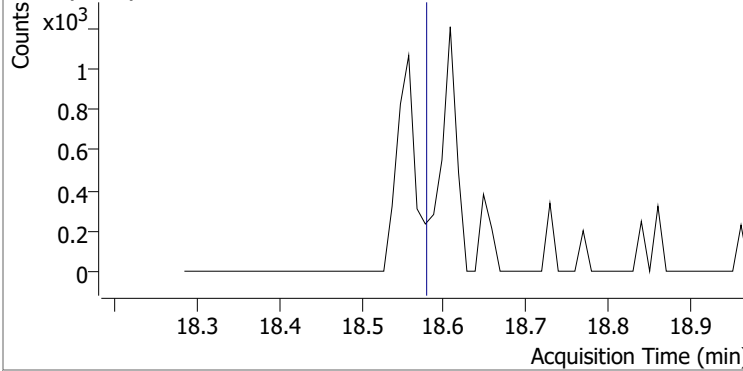
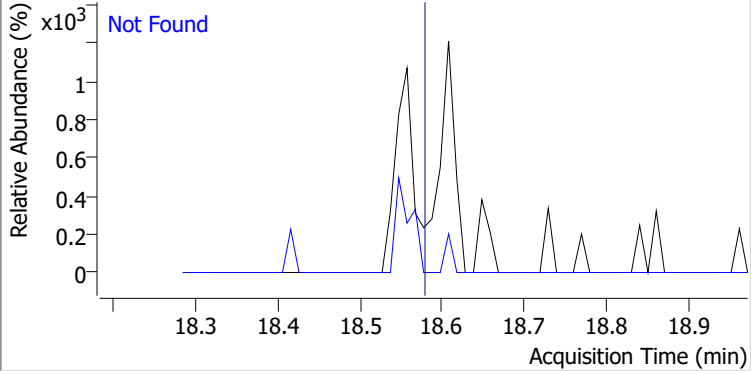
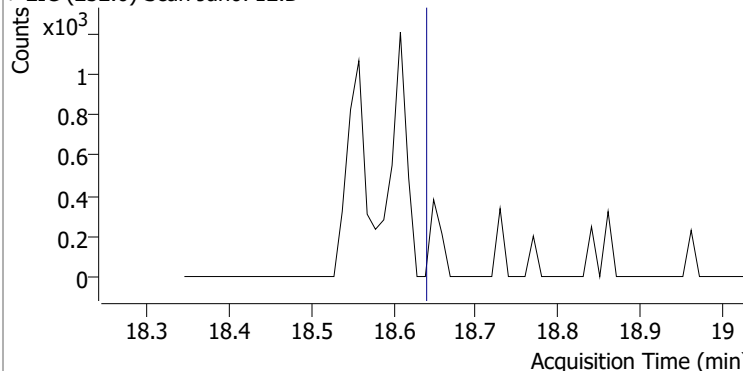
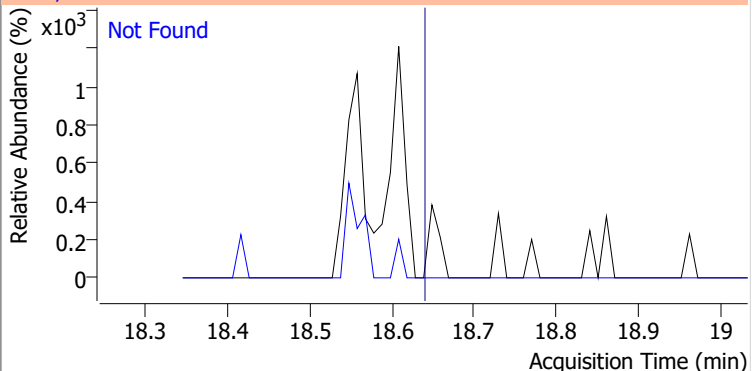
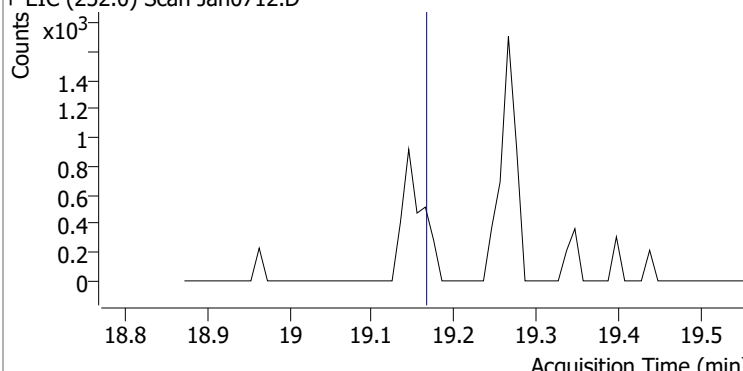
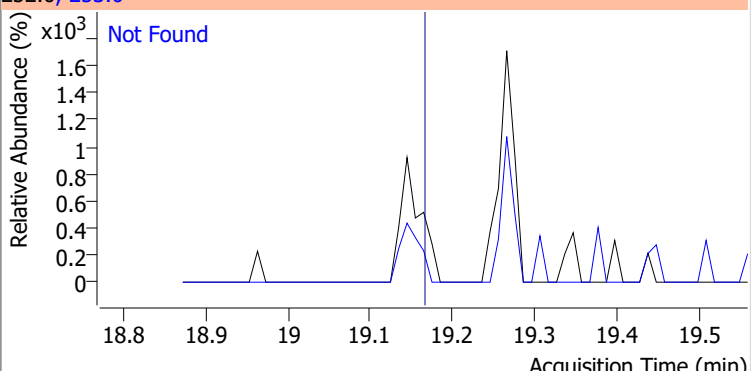
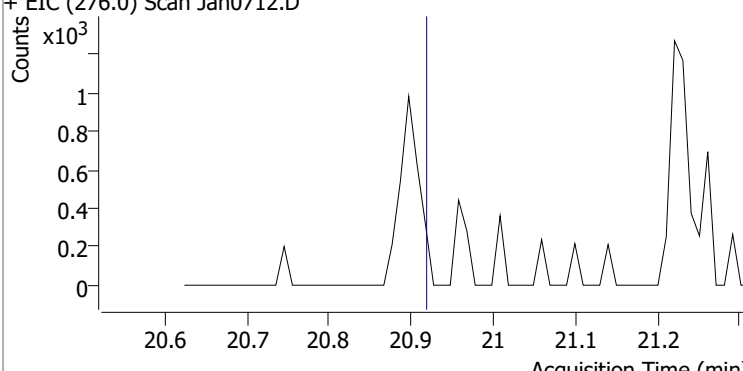
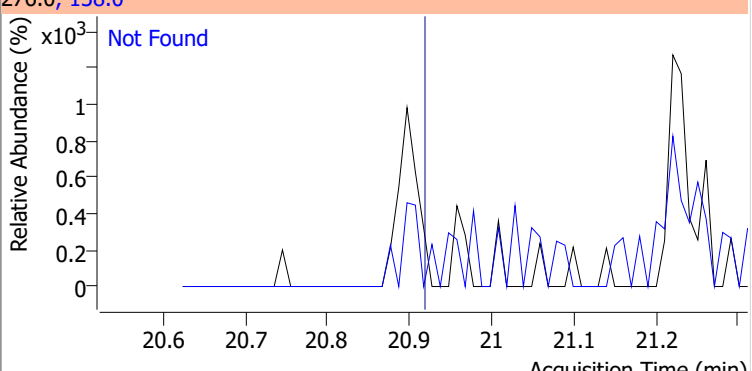
Compound	Conc.	Exp RT	QIon	Exp Ratio	QIon	Exp Ratio
bis(2-ethylhexyl)Phthalate	N.D.	16.64	149.0	397.1	279.0	15.6



Compound	Conc.	Exp RT	QIon	Exp Ratio
Di-n-octyl Phthalate	N.D.	18.32	150.0	9.5



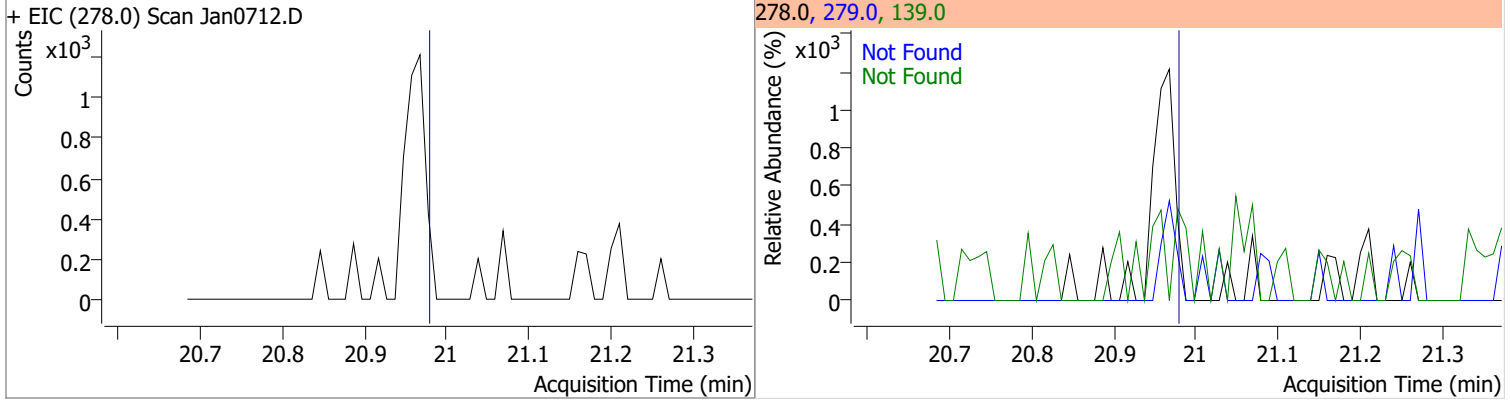
# Quantitation Results Report (QT Reviewed)

Compound	Conc.	Exp RT	QIon	Exp Ratio
Benzo(b)fluoranthene	N.D.	18.58	253.0	22.0
+ EIC (252.0) Scan Jan0712.D			252.0, 253.0	
				
Benzo(k)fluoranthene	N.D.	18.64	253.0	21.9
+ EIC (252.0) Scan Jan0712.D			252.0, 253.0	
				
Benzo(a)pyrene	N.D.	19.17	253.0	22.0
+ EIC (252.0) Scan Jan0712.D			252.0, 253.0	
				
Indeno(1,2,3-c,d)pyrene	N.D.	20.92	138.0	29.9
+ EIC (276.0) Scan Jan0712.D			276.0, 138.0	
				

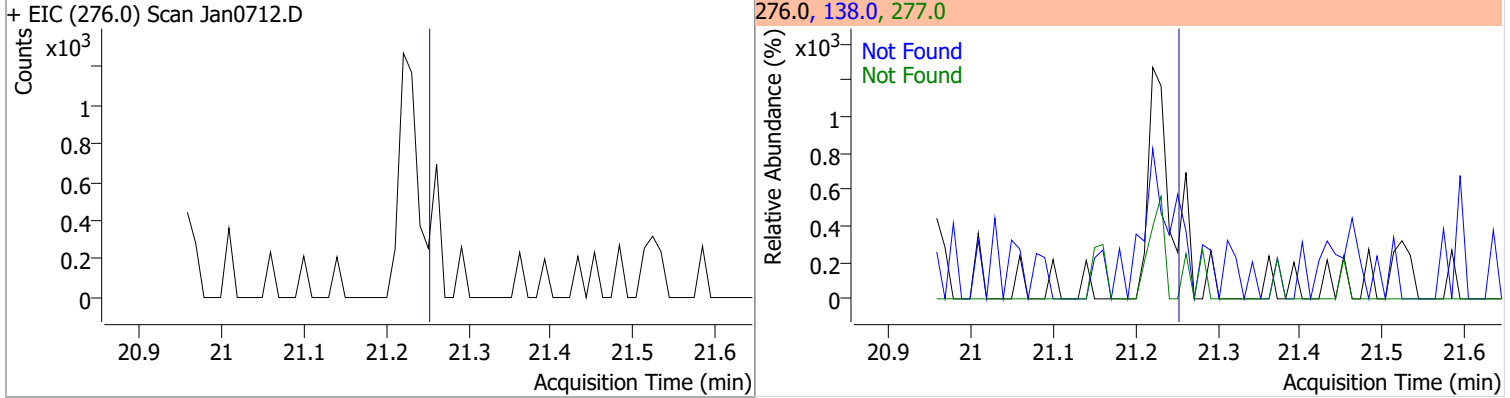


# Quantitation Results Report (QT Reviewed)

Compound	Conc.	Exp RT	QIon	Exp Ratio	QIon	Exp Ratio
Dibenzo(a,h)anthracene	N.D.	20.98	279.0	25.2	139.0	23.8

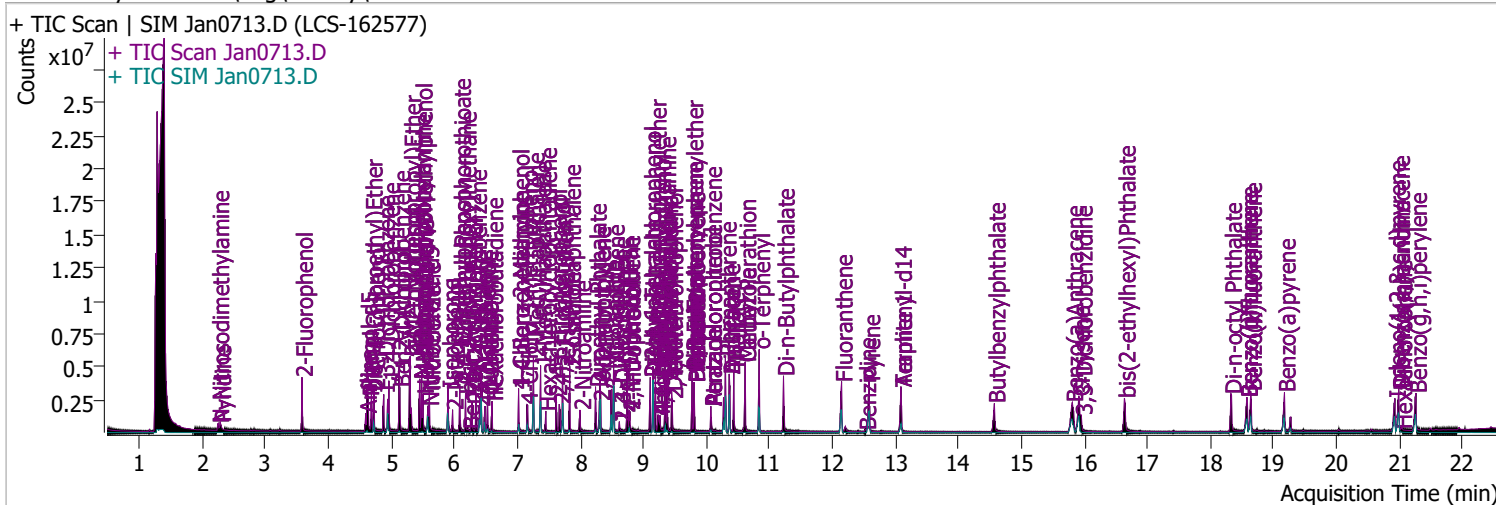


Compound	Conc.	Exp RT	QIon	Exp Ratio	QIon	Exp Ratio
Benzo(g,h,i)perylene	N.D.	21.25	138.0	32.0	277.0	23.8



# Quantitation Results Report (QT Reviewed)

Data File	Jan0713.D	Operator	LIMS import
Acq. Method	BNA+SIM.M	Acq. Date-Time	1/7/2022 6:59:14 PM
Sample Name	LCS-162577	Instrument	Instrument #1
Vial	13	Multiplier	1.00
DA Method File		Comment	SVOC-8270-W-LARGO
Tune File	dftppdsm.u	Tune Date	1/7/2022 12:13:00 PM
Batch Name	010722 DoD BNA cal 1.batch.bin	Last Calib Update	1/11/2022 8:55:14 AM
Ref Library	D:\Org\Library\NIST129K.I		



Compound	RT	QIon	Resp.	Conc.	Units	Dev(Min)
----------	----	------	-------	-------	-------	----------

**Internal Standards**

**System Monitoring Compounds**

S 2-Fluorophenol	3.582	112.0	911966	119.0503	µg/L	0.000
Spiked Amount: 200.000	Range: 10.0 - 75.0%			Recovery = 59.53%		
S Phenol-d5	4.613	99.0	1091158	107.7775	µg/L	-0.010
Spiked Amount: 200.000	Range: 10.0 - 65.0%			Recovery = 53.89%		
S Nitrobenzene-d5	5.583	82.0	446758	80.3326	µg/L	0.000
Spiked Amount: 100.000	Range: 32.0 - 94.0%			Recovery = 80.33%		
S 2-Fluorobiphenyl	7.718	172.0	1298173	76.0839	µg/L	0.000
Spiked Amount: 100.000	Range: 28.0 - 107.0%			Recovery = 76.08%		
S 2,4,6-Tribromophenol	9.458	329.8	302177	194.7867	µg/L	0.010
Spiked Amount: 200.000	Range: 25.0 - 140.0%			Recovery = 97.39%		
S Terphenyl-d14	13.088	244.3	1761229	103.1491	µg/L	0.000
Spiked Amount: 100.000	Range: 32.0 - 122.0%			Recovery = 103.15%		

**Target Compounds**

Compound	RT	QIon	Resp.	Conc.	Units	QValue	
T N-Nitrosodimethylamine	2.254	74.0	160793	49.2243	µg/L	81	
T Pyridine	2.285	79.0	242549	34.5042	µg/L	95	
T Aniline	4.593	93.0	405774	29.8615	µg/L	m	97
T Phenol	4.634	94.0	624172	56.3221	µg/L	m	83
T bis(-2-Chloroethyl)Ether	4.685	63.0	749485	89.0473	µg/L	m	100
T 2-Chlorophenol	4.726	128.0	750599	83.2184	µg/L		99
T 1,3-Dichlorobenzene	4.879	146.0	732128	61.0192	µg/L		97
T 1,4-Dichlorobenzene	4.960	146.0	737546	61.1636	µg/L		99
T 1,2-Dichlorobenzene	5.124	146.0	766239	64.4474	µg/L	m	99
T Benzyl Alcohol	5.134	108.0	370475	72.0173	µg/L	m	96
T bis(2-chloroisopropyl)Ether	5.298	121.0	222925	69.0368	µg/L		98
T 2-Methylphenol	5.298	107.0	678345	84.3196	µg/L		92
T N-nitroso-Di-n-propylamine	5.451	70.0	570233	103.8860	µg/L		99
T 4Methylphenol/3Methylphenol	5.481	107.0	915973	84.2456	µg/L	m	97
T Hexachloroethane	5.502	117.0	199583	58.3920	µg/L		98

# Quantitation Results Report (QT Reviewed)

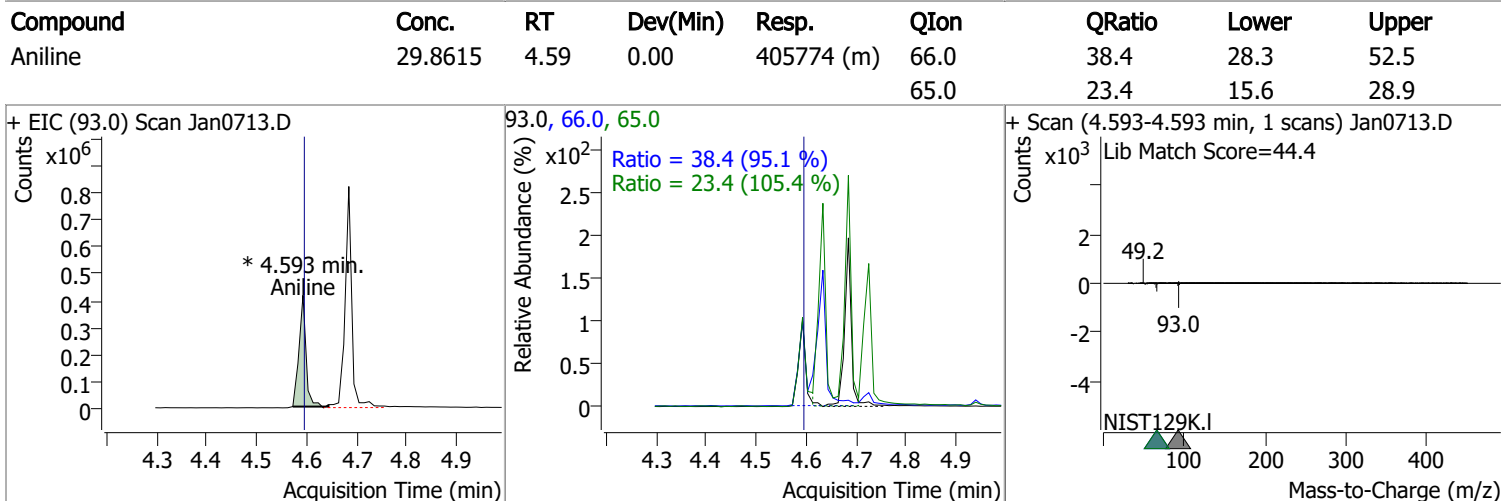
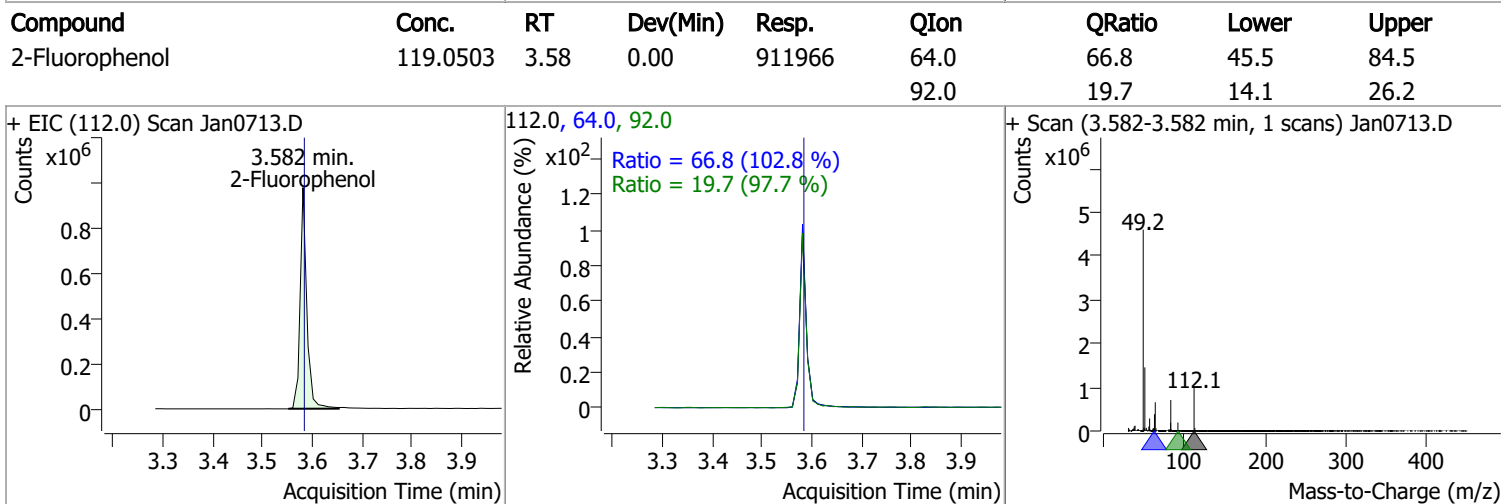
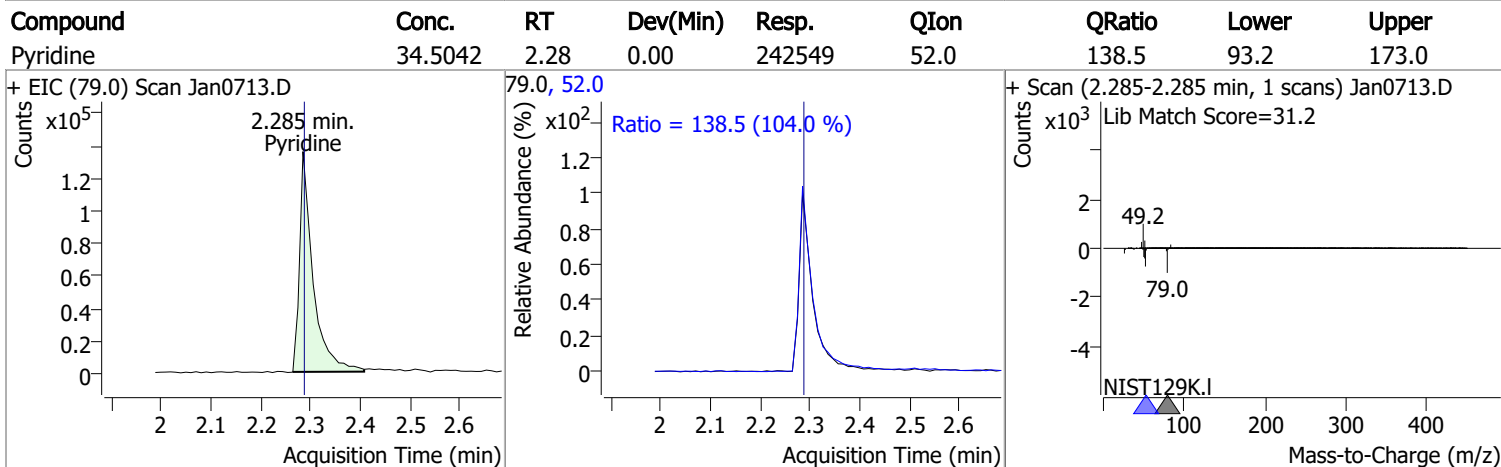
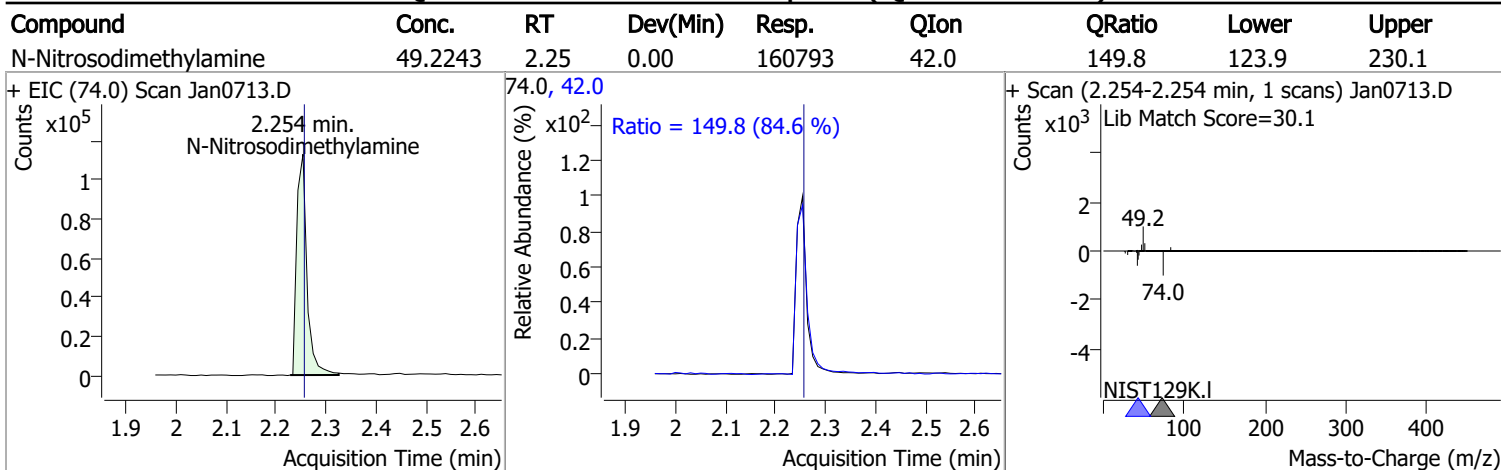
Compound	RT	QIon	Resp.	Conc.	Units	Dev(Min)	
T Nitrobenzene	5.604	123.1	268608	92.6927	µg/L	96	
T Isophorone	5.900	82.0	1182829	94.4011	µg/L	99	
T 2-Nitrophenol	5.972	139.0	205751	91.9732	µg/L	96	
T 2,4-Dimethylphenol	6.085	122.0	549843	85.4732	µg/L	95	
T bis(-2-Chloroethoxy)Methane	6.177	93.0	685501	92.3880	µg/L	100	
T Benzoic Acid	6.229	105.0	79162	26.2263	µg/L	95	
T 2,4-Dichlorophenol	6.280	162.0	514194	88.5473	µg/L	97	
T 1,2,4-Trichlorobenzene	6.342	180.0	513853	69.9579	µg/L	98	
T Naphthalene	6.424	128.0	1751322	81.8775	µg/L	99	
T 4-Chlorophenol	6.485	130.0	163599	82.5536	µg/L	m	78
T p-Chloroaniline	6.526	127.0	622140	74.8110	µg/L	98	
T Hexachlorobutadiene	6.598	224.9	248761	63.0238	µg/L	96	
T 4-Chloro-2-Methylphenol	7.019	107.0	462968	86.2340	µg/L	100	
T 4-Chloro-3-Methylphenol	7.153	107.0	552071	97.3595	µg/L	99	
T 2-Methylnaphthalene	7.256	141.0	1190916	91.6032	µg/L	99	
T 1-Methylnaphthalene	7.369	141.0	1052449	82.6144	µg/L	m	99
T Hexachlorocyclopentadiene	7.451	236.9	178670	69.0866	µg/L	99	
T 2,4,6-Trichlorophenol	7.615	196.0	353135	92.3895	µg/L	99	
T 2,4,5-Trichlorophenol	7.666	196.0	391936	91.9477	µg/L	99	
T 2-Chloronaphthalene	7.831	162.0	1281128	90.1304	µg/L	100	
T 2-Nitroaniline	7.995	65.0	269483	107.5664	µg/L	94	
T Dimethyl Phthalate	8.241	163.0	1437156	100.4842	µg/L	97	
T 2,6-Dinitrotoluene	8.302	165.0	194364	101.9292	µg/L	93	
T Acenaphthylene	8.313	152.1	1979343	86.3056	µg/L	100	
T 3-Nitroaniline	8.497	138.0	195583	92.3982	µg/L	100	
T Acenaphthene	8.527	154.0	1278963	97.5697	µg/L	98	
T 2,4-Dinitrophenol	8.619	184.0	86922	83.8078	µg/L	97	
T Dibenzofuran	8.742	168.0	1832779	88.3445	µg/L	99	
T 2,4-Dinitrotoluene	8.773	165.0	250562	97.2925	µg/L	93	
T 4-Nitrophenol	8.783	109.0	98131	48.3626	µg/L	88	
T Diethylphthalate	9.111	149.0	1654244	106.9246	µg/L	100	
T Fluorene	9.151	166.0	1546360	91.4187	µg/L	98	
T 4-Chlorophenyl-phenylether	9.192	204.0	761920	97.7880	µg/L	97	
T 4-Nitroaniline	9.233	138.0	190257	89.3810	µg/L	m	98
T 4,6-Dinitro-2-methylphenol	9.264	198.0	133555	88.5340	µg/L	90	
T N-nitrosodiphenylamine	9.346	169.0	1119075	101.9623	µg/L	99	
T Azobenzene	9.377	77.0	1192715	90.9740	µg/L	98	
T 4-Bromophenyl-phenylether	9.775	248.0	456976	100.8542	µg/L	99	
T Hexachlorobenzene	9.806	283.9	403557	88.7451	µg/L	100	
T Pentachlorophenol	10.070	265.9	213701	98.7379	µg/L	97	
T Phenanthrene	10.302	178.0	2174964	96.2912	µg/L	98	
T Anthracene	10.363	178.0	2209144	100.3077	µg/L	99	
T Triallate	10.434	86.0	493076	100.4940	µg/L	96	
T Carbazole	10.616	167.0	2228349	104.0918	µg/L	98	
T o-Terphenyl	10.839	230.0	1223376	94.5981	µg/L	100	
T Di-n-Butylphthalate	11.224	149.0	2249985	104.4679	µg/L	100	
T Fluoranthene	12.146	202.0	2394074	101.6082	µg/L	99	
T Benzidine	12.521	184.0	113776	13.8708	µg/L	97	
T Pyrene	12.581	202.0	2488707	96.4732	µg/L	98	
T Butylbenzylphthalate	14.572	149.0	762155	108.2996	µg/L	99	
T Benzo(a)Anthracene	15.808	228.0	1965574	106.7270	µg/L	100	
T Chrysene	15.910	228.0	2129853	106.7360	µg/L	100	
T 3,3-Dichlorobenzidine	15.951	252.0	523507	83.0994	µg/L	97	
T bis(2-ethylhexyl)Phthalate	16.636	167.0	262241	104.9853	µg/L	97	
T Di-n-octyl Phthalate	18.325	149.0	1845850	104.4971	µg/L	100	

# Quantitation Results Report (QT Reviewed)

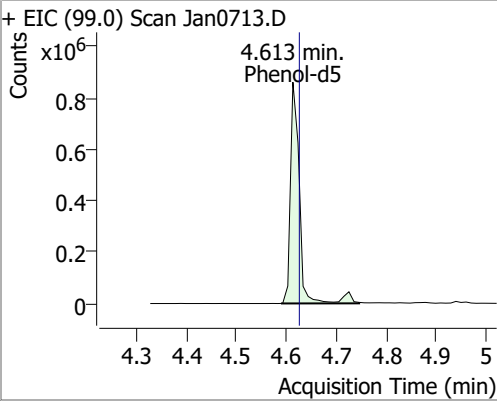
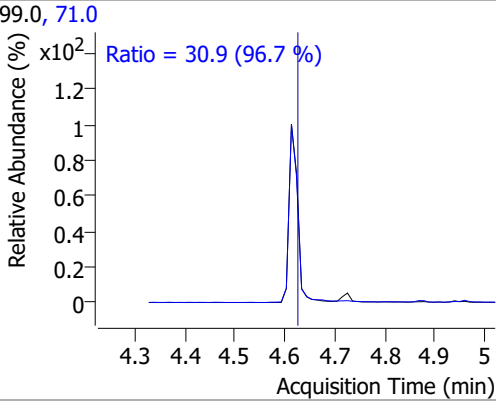
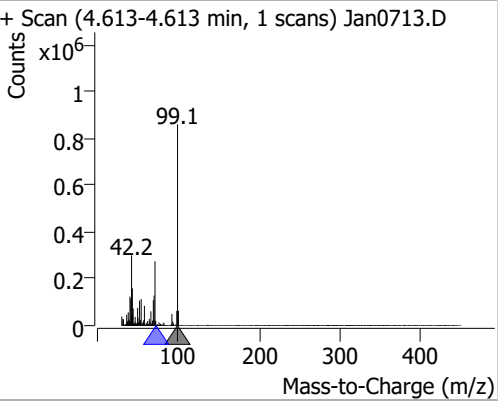
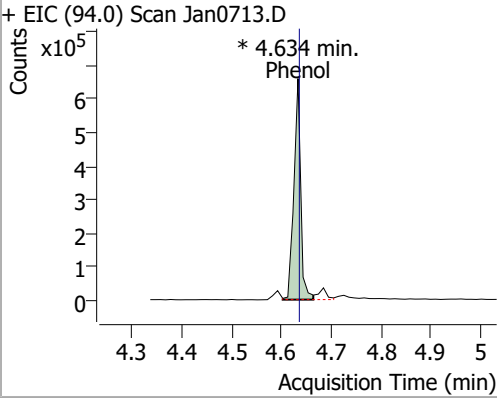
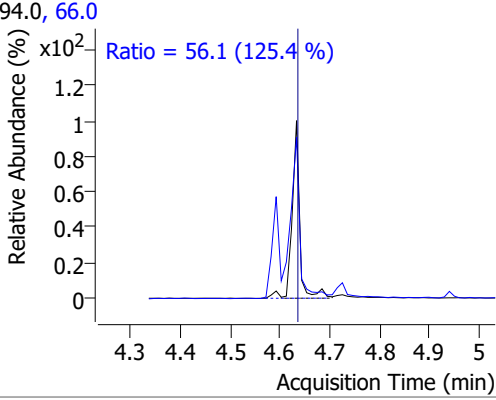
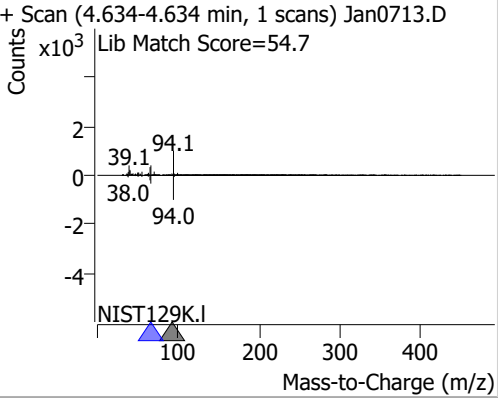
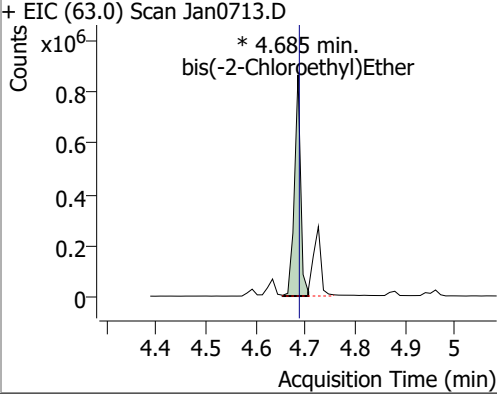
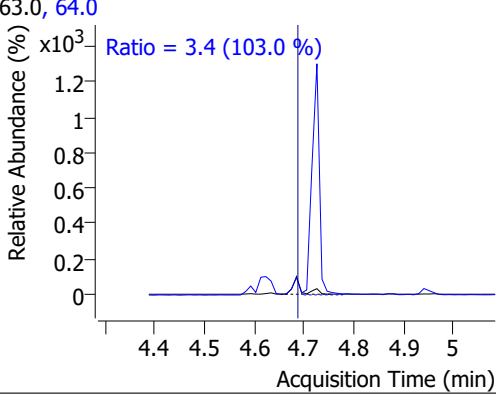
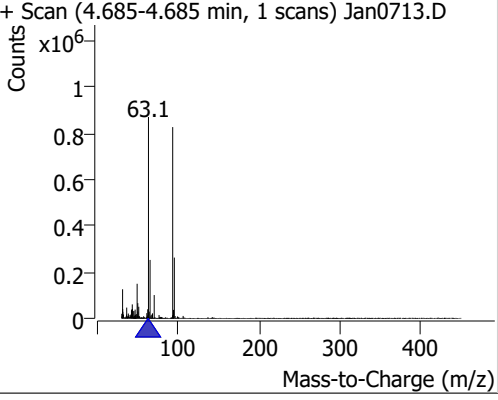
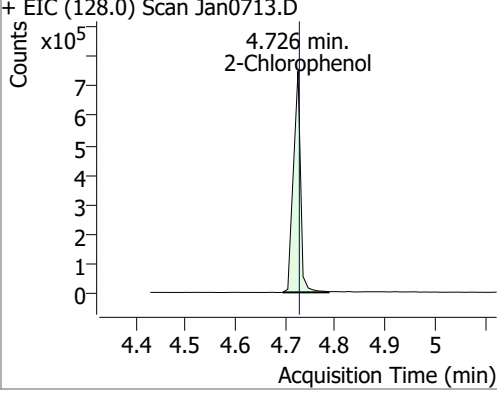
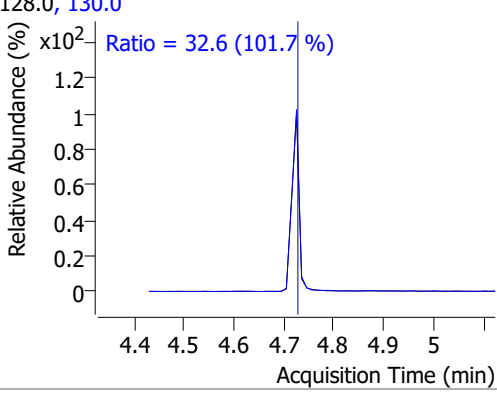
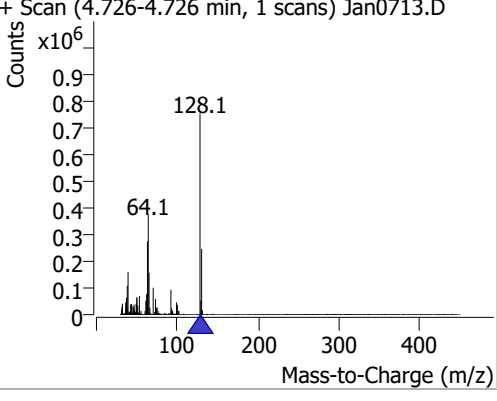
Compound	RT	QIon	Resp.	Conc.	Units	Dev(Min)
T Benzo(b)fluoranthene	18.578	252.0	1968737	107.4148	µg/L	100
T Benzo(k)fluoranthene	18.639	252.0	1919998	101.0433	µg/L	99
T Benzo(a)pyrene	19.176	252.0	1709292	97.0690	µg/L	100
T Indeno(1,2,3-c,d)pyrene	20.927	276.0	1496888	100.5554	µg/L	98
T Dibenzo(a,h)anthracene	20.988	278.0	1643318	101.8509	µg/L	98
T Benzo(g,h,i)perylene	21.262	276.0	1804521	105.0550	µg/L	99

(#) = Qualifier Out of Range; (m) = Manual Integration; (+) = Area Summed; (\*) = Surrogate Percent Recovery Out of Range; (d): Zeroed Peak

# Quantitation Results Report (QT Reviewed)

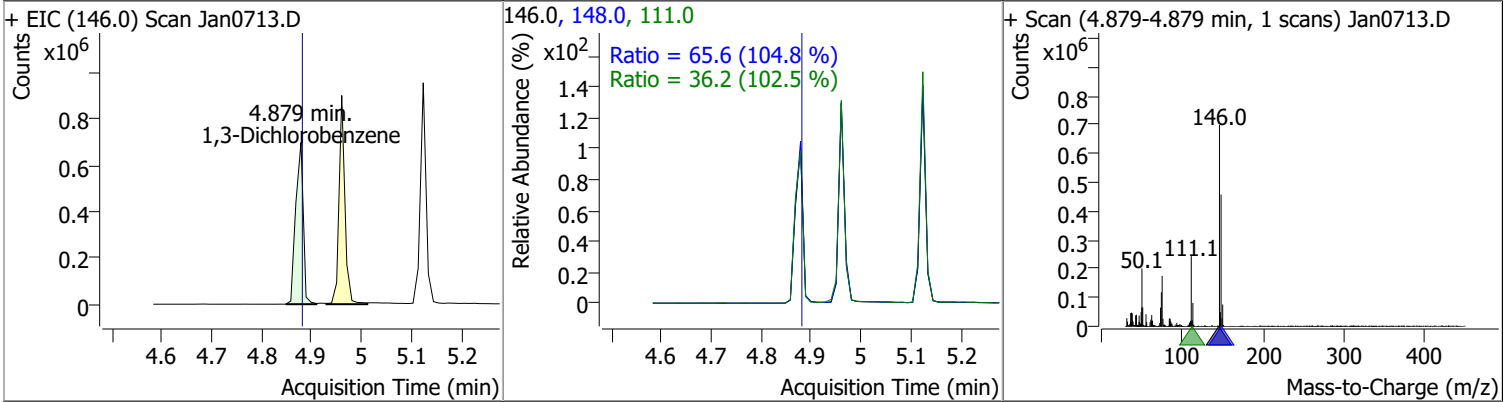


# Quantitation Results Report (QT Reviewed)

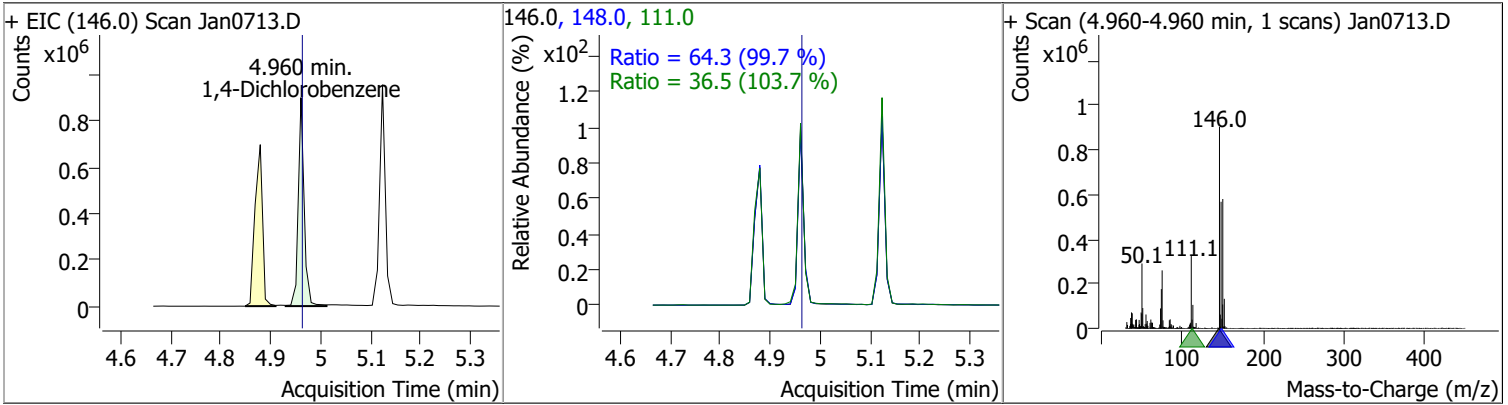
Compound	Conc.	RT	Dev(Min)	Resp.	QIon	QRatio	Lower	Upper
Phenol-d5	107.7775	4.61	-0.01	1091158	71.0	30.9	22.3	41.5
+ EIC (99.0) Scan Jan0713.D			99.0, 71.0			+ Scan (4.613-4.613 min, 1 scans) Jan0713.D		
		Ratio = 30.9 (96.7 %)						
Phenol	56.3221	4.63	0.00	624172 (m)	66.0	56.1	31.3	58.2
+ EIC (94.0) Scan Jan0713.D			94.0, 66.0			+ Scan (4.634-4.634 min, 1 scans) Jan0713.D		
		Ratio = 56.1 (125.4 %)						
bis(-2-Chloroethyl)Ether	89.0473	4.68	0.00	749485 (m)	64.0	3.4	2.3	4.3
+ EIC (63.0) Scan Jan0713.D			63.0, 64.0			+ Scan (4.685-4.685 min, 1 scans) Jan0713.D		
		Ratio = 3.4 (103.0 %)						
2-Chlorophenol	83.2184	4.73	0.00	750599	130.0	32.6	22.4	41.6
+ EIC (128.0) Scan Jan0713.D			128.0, 130.0			+ Scan (4.726-4.726 min, 1 scans) Jan0713.D		
		Ratio = 32.6 (101.7 %)						

# Quantitation Results Report (QT Reviewed)

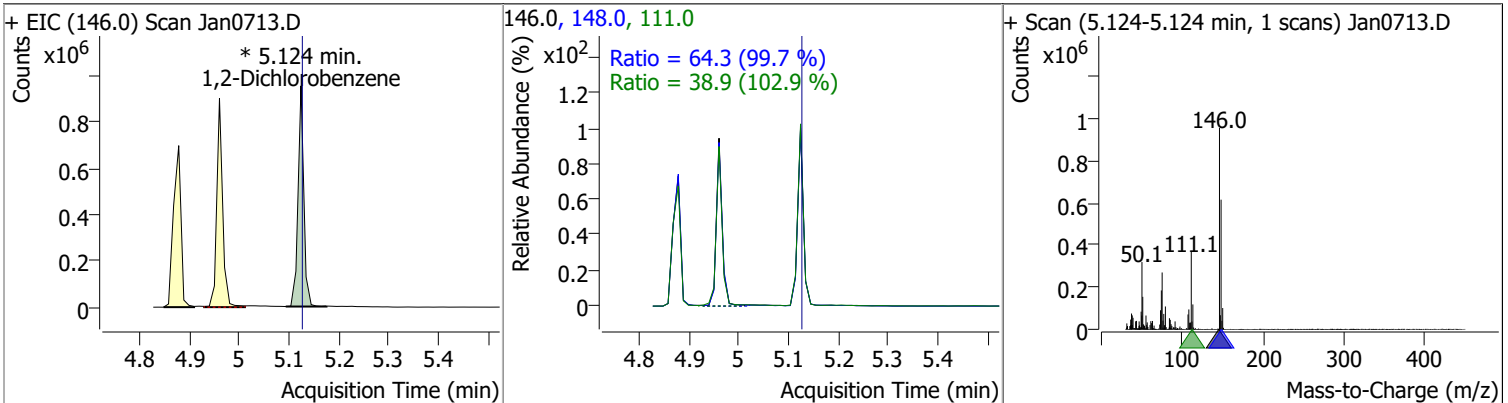
Compound	Conc.	RT	Dev(Min)	Resp.	QIon	QRatio	Lower	Upper
1,3-Dichlorobenzene	61.0192	4.88	0.00	732128	148.0	65.6	43.8	81.3
					111.0	36.2	24.8	46.0



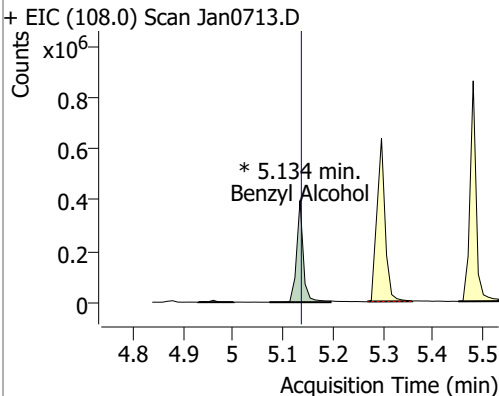
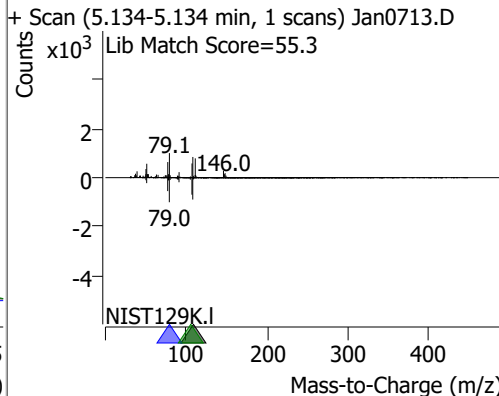
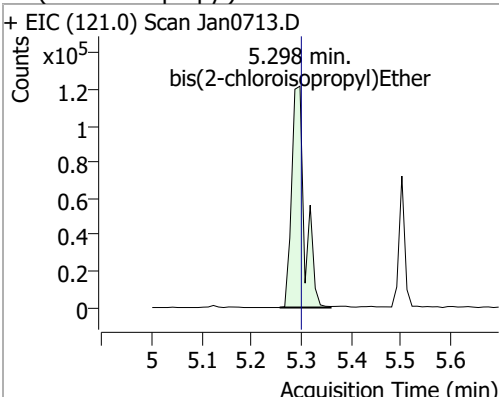
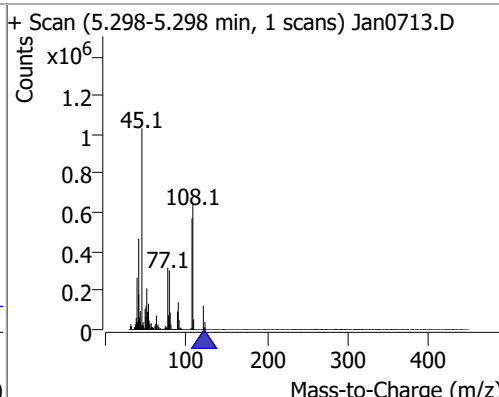
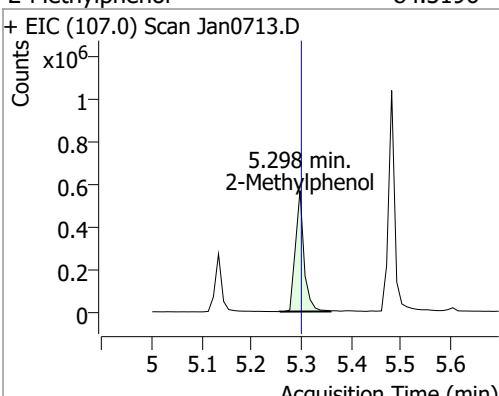
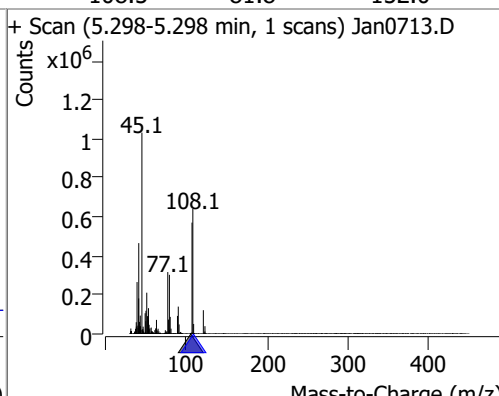
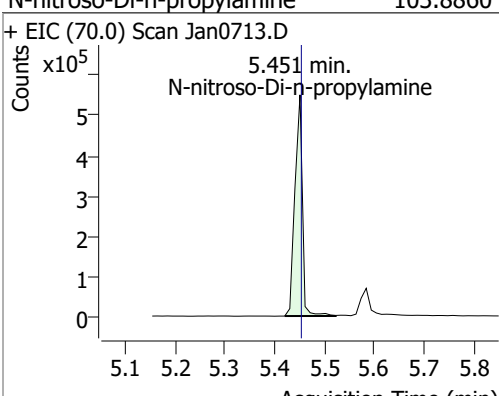
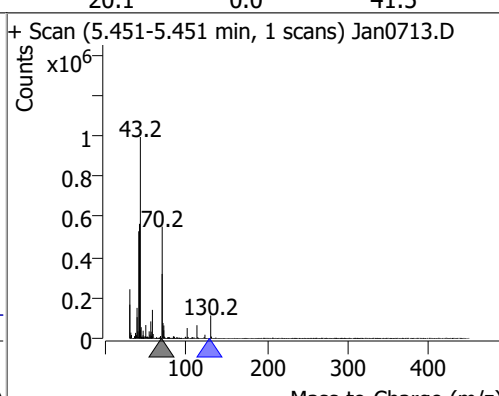
Compound	Conc.	RT	Dev(Min)	Resp.	QIon	QRatio	Lower	Upper
1,4-Dichlorobenzene	61.1636	4.96	0.00	737546	148.0	64.3	45.1	83.8
					111.0	36.5	24.6	45.7



Compound	Conc.	RT	Dev(Min)	Resp.	QIon	QRatio	Lower	Upper
1,2-Dichlorobenzene	64.4474	5.12	0.00	766239 (m)	148.0	64.3	45.1	83.8
					111.0	38.9	26.4	49.1



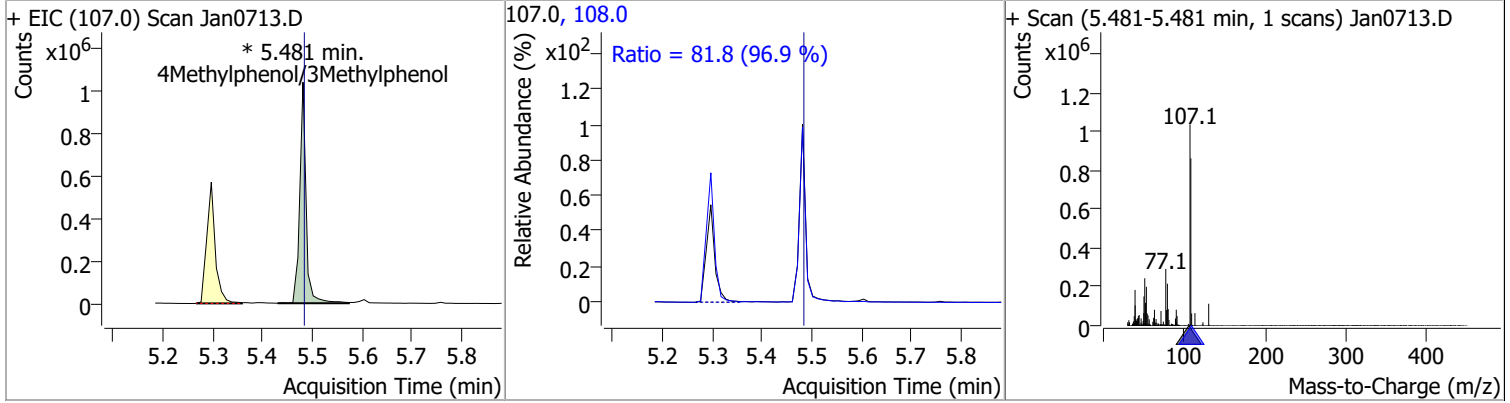
# Quantitation Results Report (QT Reviewed)

Compound	Conc.	RT	Dev(Min)	Resp.	QIon	QRatio	Lower	Upper
Benzyl Alcohol	72.0173	5.13	0.00	370475 (m)	79.0 107.0	112.1 66.5	80.8 49.7	150.1 92.3
+ EIC (108.0) Scan Jan0713.D 			108.0, 79.0, 107.0 Ratio = 112.1 (97.1 %) Ratio = 66.5 (93.6 %)			+ Scan (5.134-5.134 min, 1 scans) Jan0713.D Lib Match Score=55.3 		
bis(2-chloroisopropyl)Ether	69.0368	5.30	0.00	222925	123.0	33.2	22.5	41.8
+ EIC (121.0) Scan Jan0713.D 5.298 min. bis(2-chloroisopropyl)Ether 			121.0, 123.0 Ratio = 33.2 (103.0 %)			+ Scan (5.298-5.298 min, 1 scans) Jan0713.D 		
2-Methylphenol	84.3196	5.30	0.00	678345	108.0	108.5	81.8	152.0
+ EIC (107.0) Scan Jan0713.D 5.298 min. 2-Methylphenol 			107.0, 108.0 Ratio = 108.5 (92.9 %)			+ Scan (5.298-5.298 min, 1 scans) Jan0713.D 		
N-nitroso-Di-n-propylamine	103.8860	5.45	0.00	570233	130.0	20.1	0.0	41.5
+ EIC (70.0) Scan Jan0713.D 5.451 min. N-nitroso-Di-n-propylamine 			70.0, 130.0 Ratio = 20.1 (96.7 %)			+ Scan (5.451-5.451 min, 1 scans) Jan0713.D 		

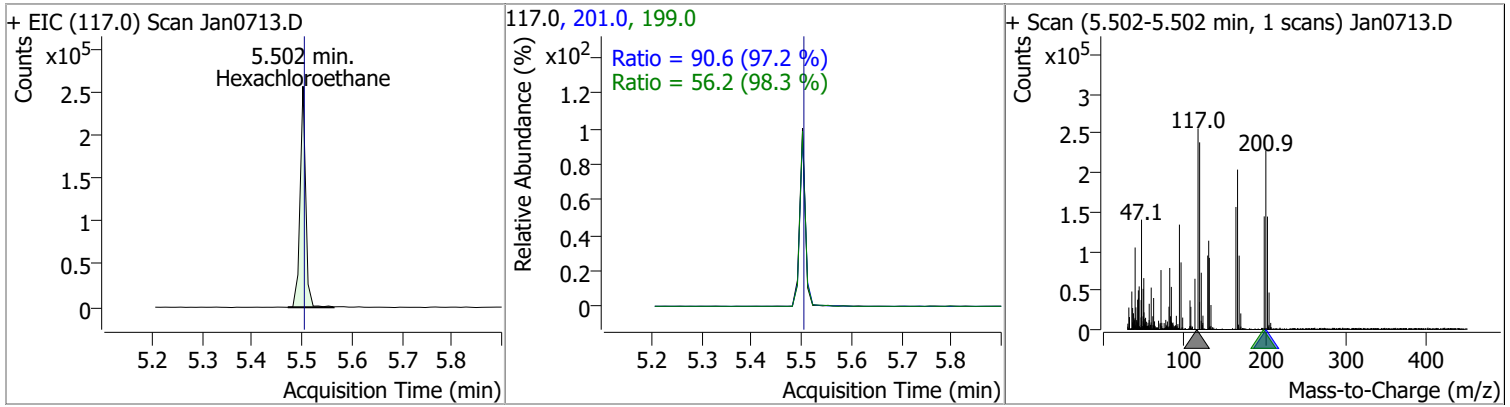


# Quantitation Results Report (QT Reviewed)

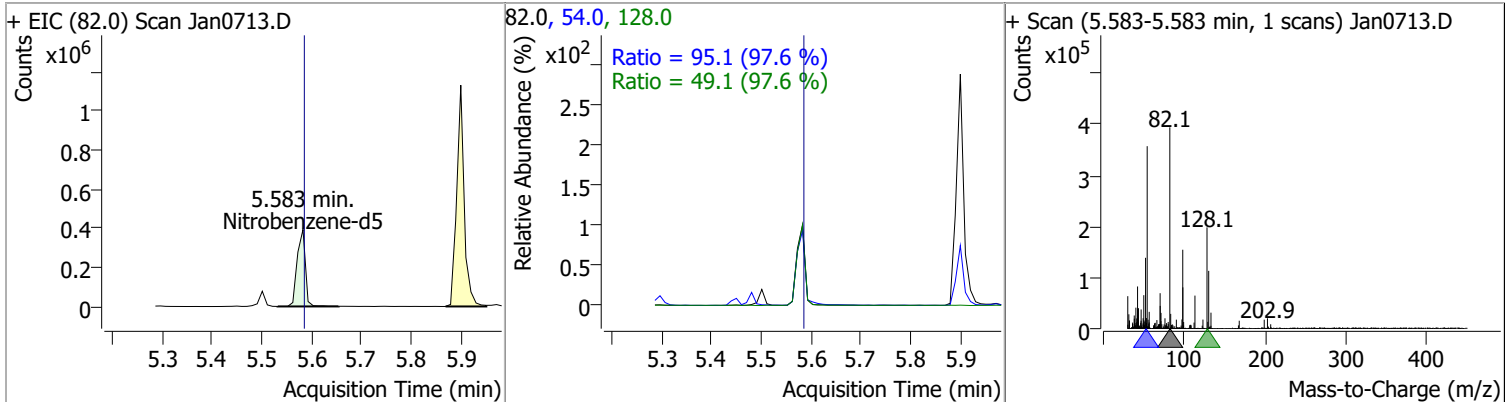
Compound	Conc.	RT	Dev(Min)	Resp.	QIon	QRatio	Lower	Upper
4Methylphenol/3Methylphenol	84.2456	5.48	0.00	915973 (m)	108.0	81.8	59.1	109.8



Compound	Conc.	RT	Dev(Min)	Resp.	QIon	QRatio	Lower	Upper
Hexachloroethane	58.3920	5.50	0.00	199583	201.0 199.0	90.6 56.2	65.2 40.1	121.2 74.4

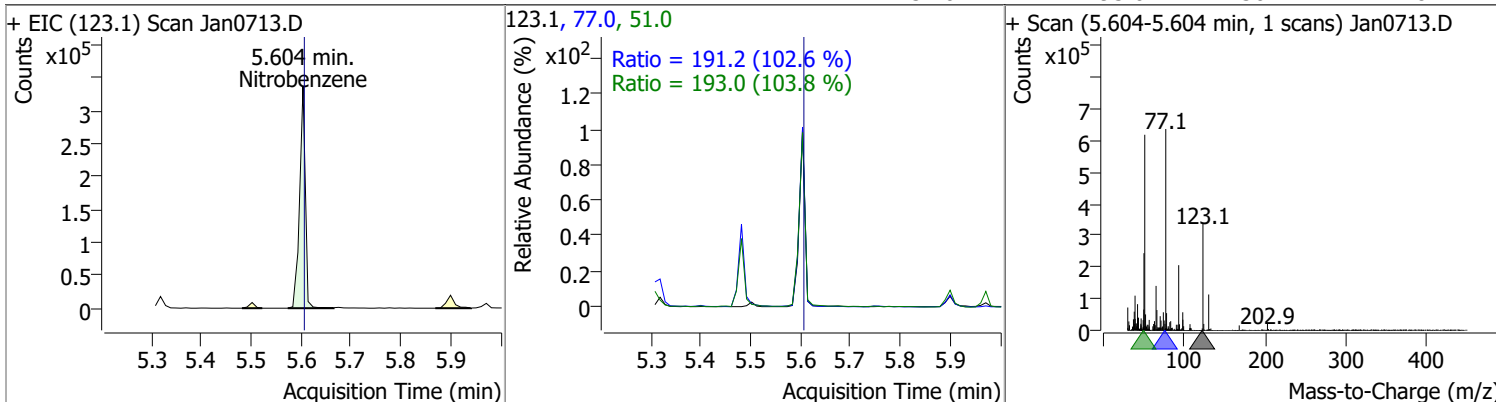


Compound	Conc.	RT	Dev(Min)	Resp.	QIon	QRatio	Lower	Upper
Nitrobenzene-d5	80.3326	5.58	0.00	446758	54.0 128.0	95.1 49.1	68.2 35.2	126.6 65.4

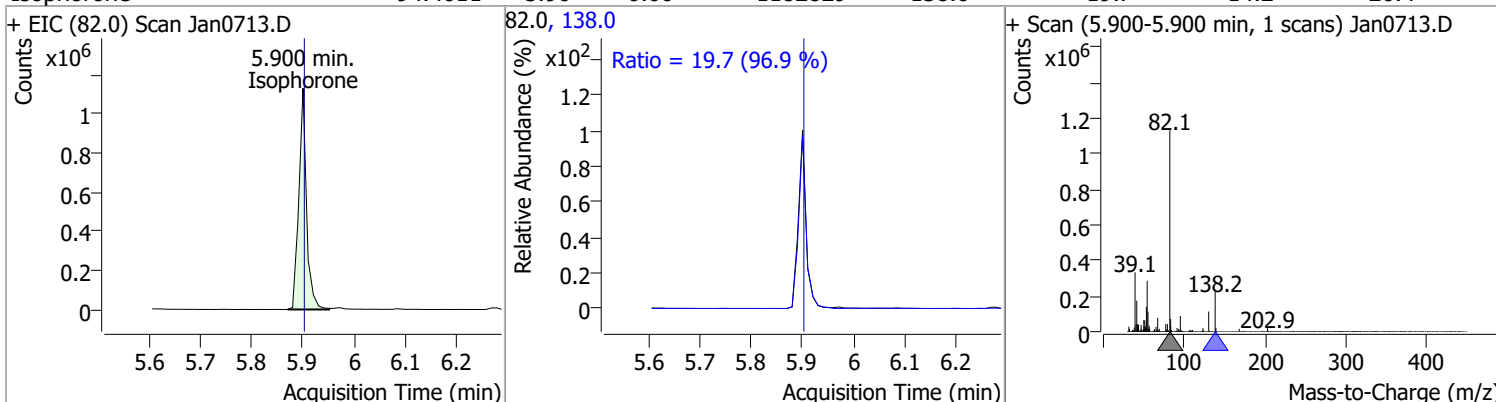


# Quantitation Results Report (QT Reviewed)

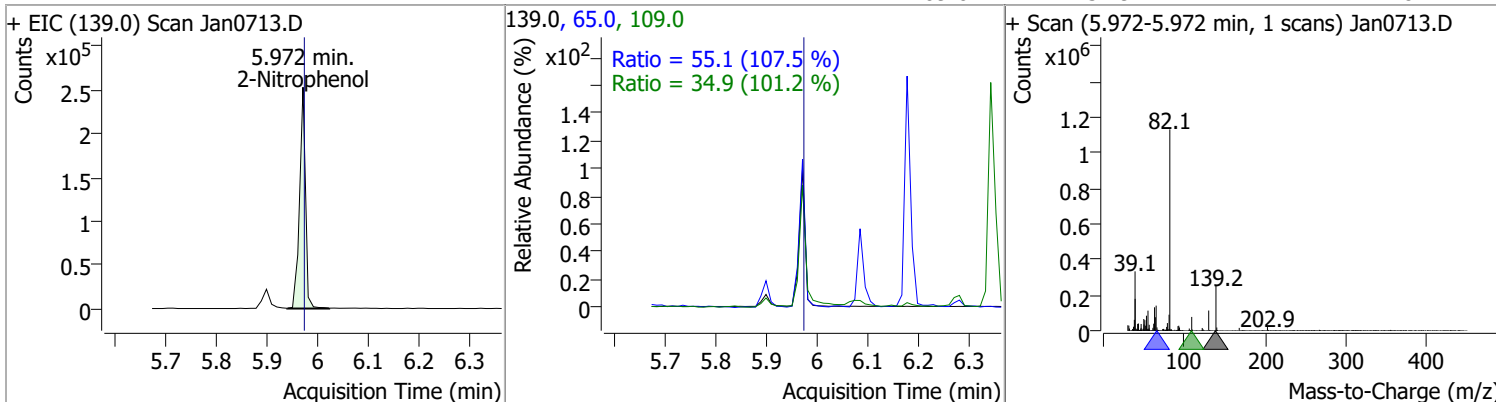
Compound	Conc.	RT	Dev(Min)	Resp.	QIon	QRatio	Lower	Upper
Nitrobenzene	92.6927	5.60	0.00	268608	77.0	191.2	130.5	242.3
					51.0	193.0	130.2	241.8



Compound	Conc.	RT	Dev(Min)	Resp.	QIon	QRatio	Lower	Upper
Isophorone	94.4011	5.90	0.00	1182829	138.0	19.7	14.2	26.4

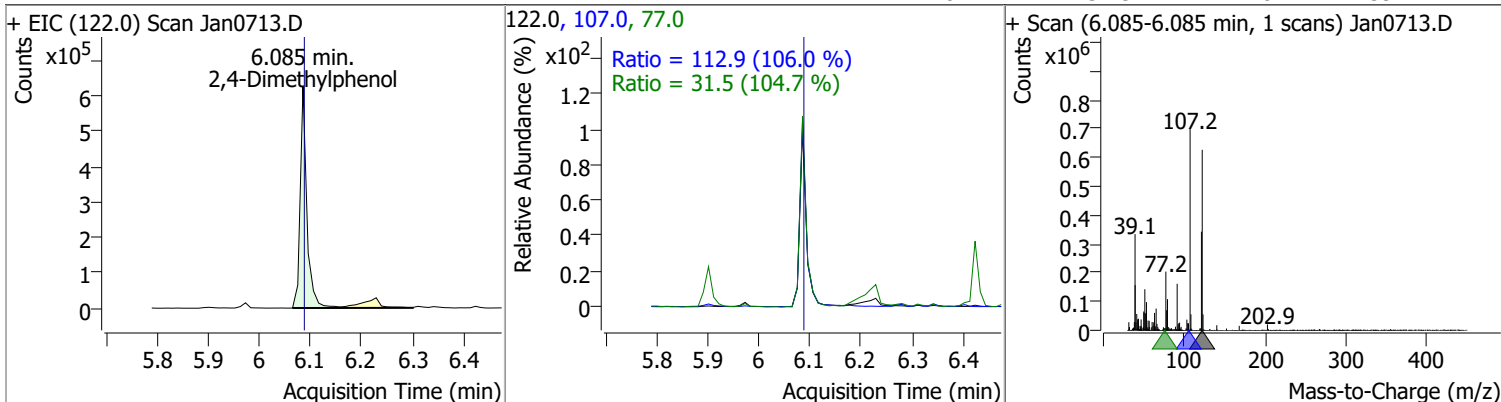


Compound	Conc.	RT	Dev(Min)	Resp.	QIon	QRatio	Lower	Upper
2-Nitrophenol	91.9732	5.97	0.00	205751	65.0	55.1	35.9	66.6
					109.0	34.9	24.1	44.8

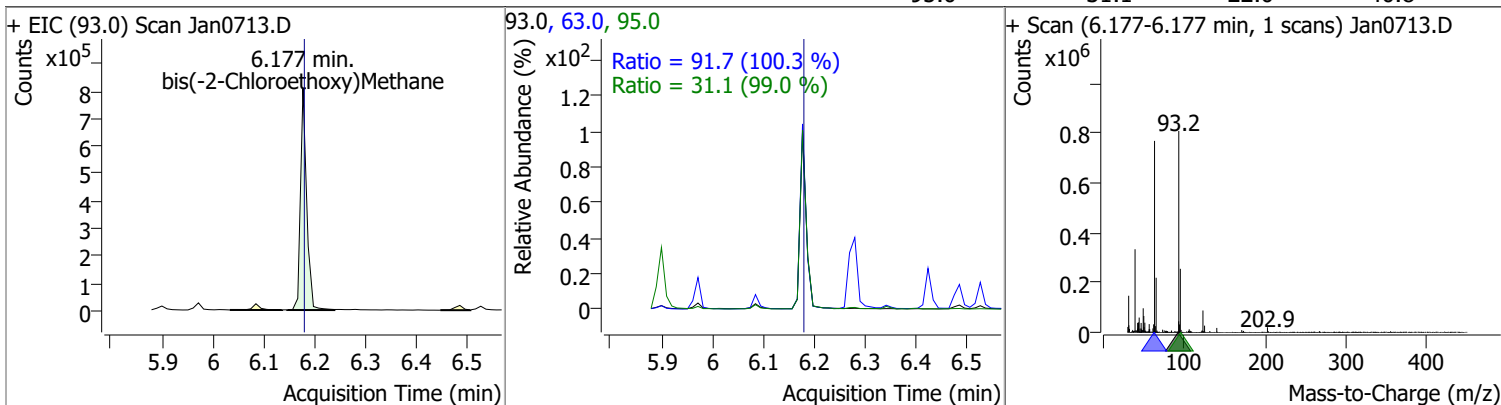


# Quantitation Results Report (QT Reviewed)

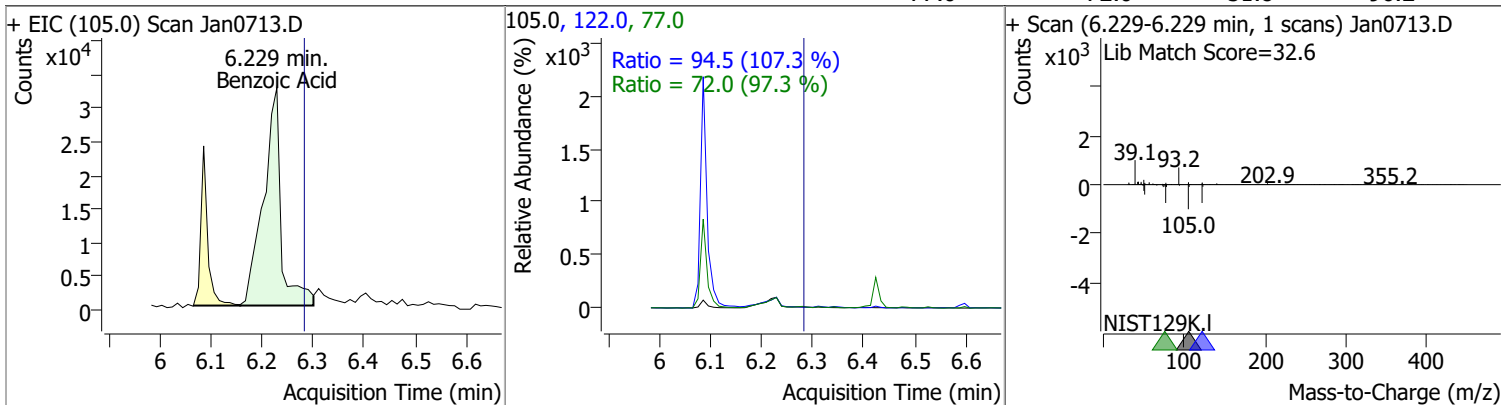
Compound	Conc.	RT	Dev(Min)	Resp.	QIon	QRatio	Lower	Upper
2,4-Dimethylphenol	85.4732	6.08	0.00	549843	107.0	112.9	74.6	138.5
					77.0	31.5	21.0	39.1



Compound	Conc.	RT	Dev(Min)	Resp.	QIon	QRatio	Lower	Upper
bis(-2-Chloroethoxy)Methane	92.3880	6.18	0.00	685501	63.0	91.7	64.0	118.8
					95.0	31.1	22.0	40.8

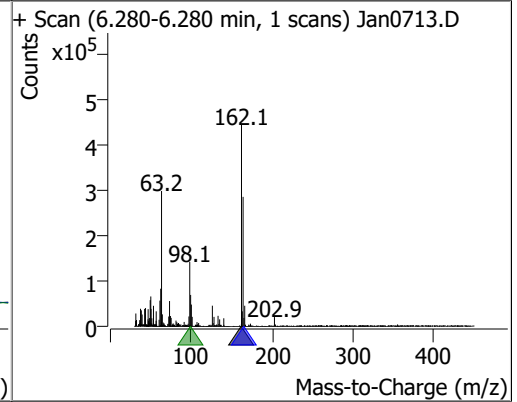
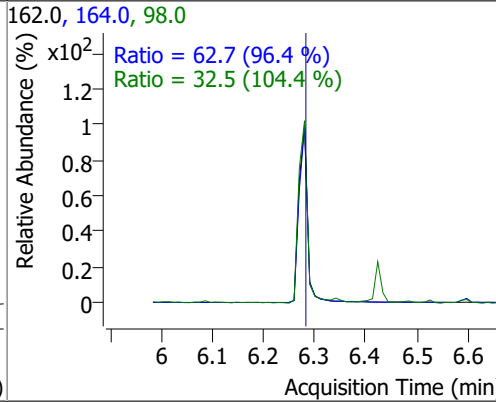
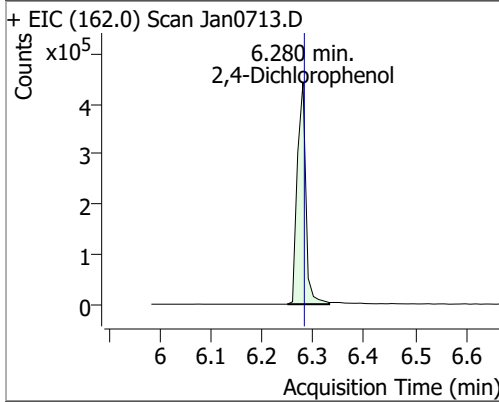


Compound	Conc.	RT	Dev(Min)	Resp.	QIon	QRatio	Lower	Upper
Benzoic Acid	26.2263	6.23	-0.05	79162	122.0	94.5	61.7	114.6
					77.0	72.0	51.8	96.2

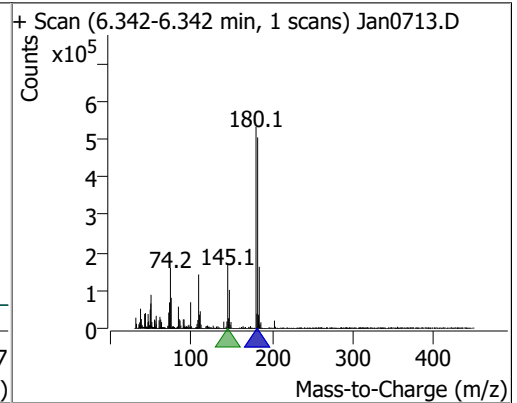
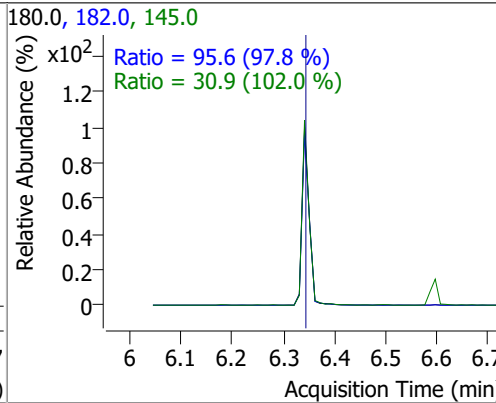
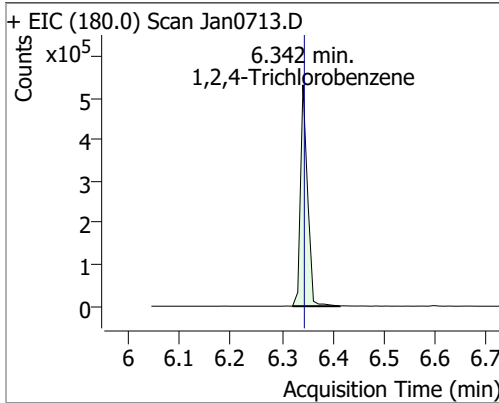


# Quantitation Results Report (QT Reviewed)

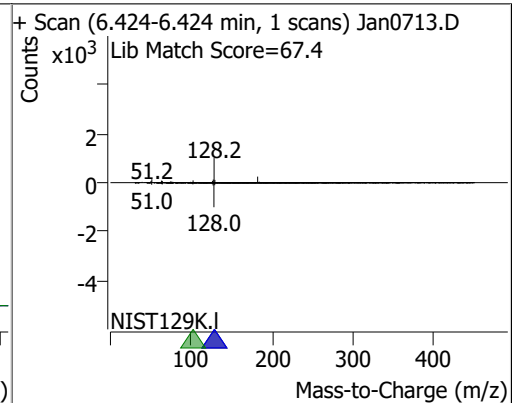
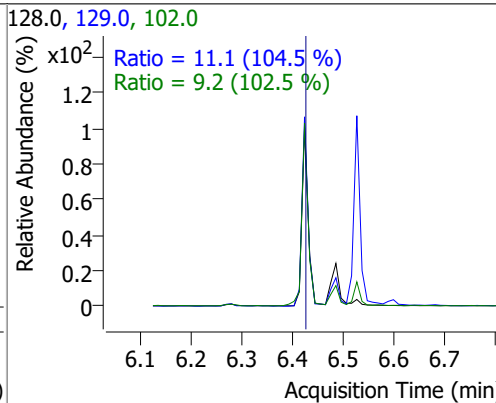
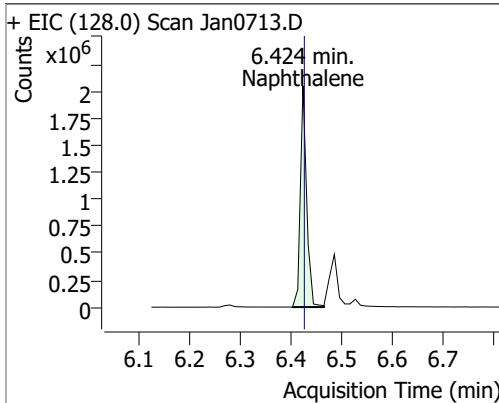
Compound	Conc.	RT	Dev(Min)	Resp.	QIon	QRatio	Lower	Upper
2,4-Dichlorophenol	88.5473	6.28	0.00	514194	164.0	62.7	45.5	84.6
					98.0	32.5	21.8	40.5



Compound	Conc.	RT	Dev(Min)	Resp.	QIon	QRatio	Lower	Upper
1,2,4-Trichlorobenzene	69.9579	6.34	0.00	513853	182.0	95.6	68.4	127.1
					145.0	30.9	21.2	39.4

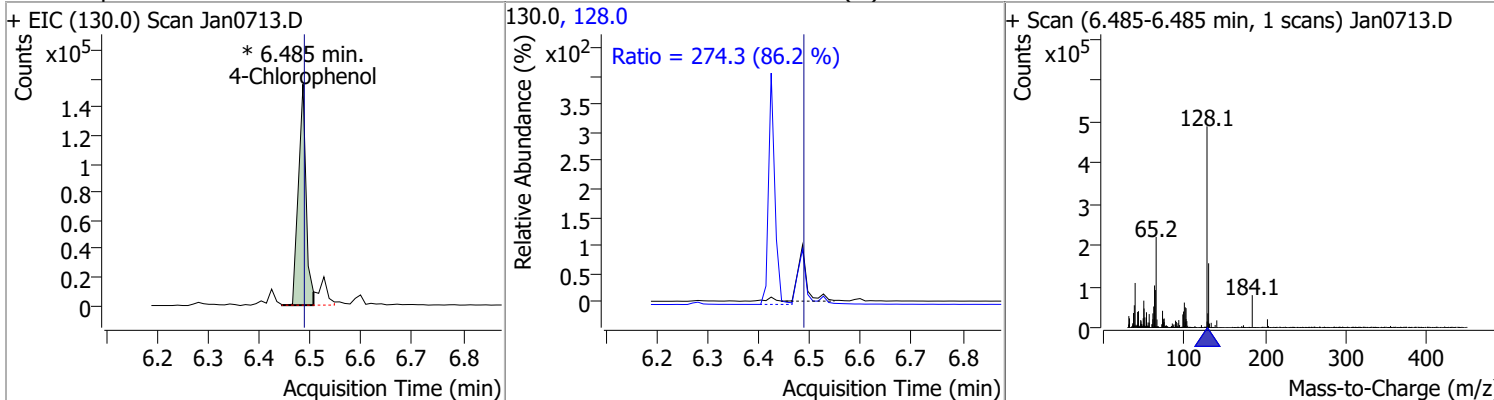


Compound	Conc.	RT	Dev(Min)	Resp.	QIon	QRatio	Lower	Upper
Naphthalene	81.8775	6.42	0.00	1751322	129.0	11.1	7.4	13.8
					102.0	9.2	6.3	11.7

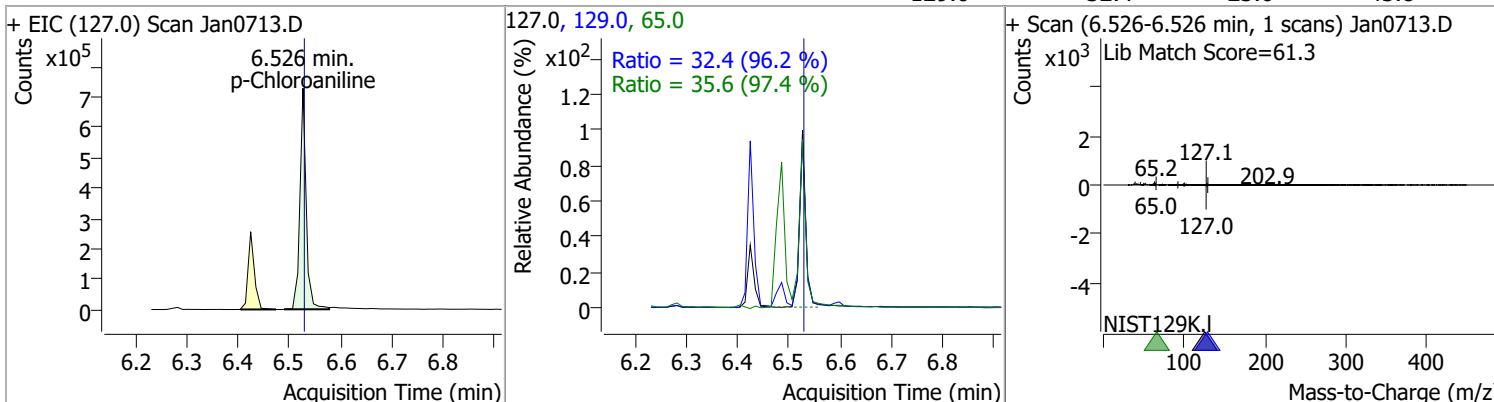


# Quantitation Results Report (QT Reviewed)

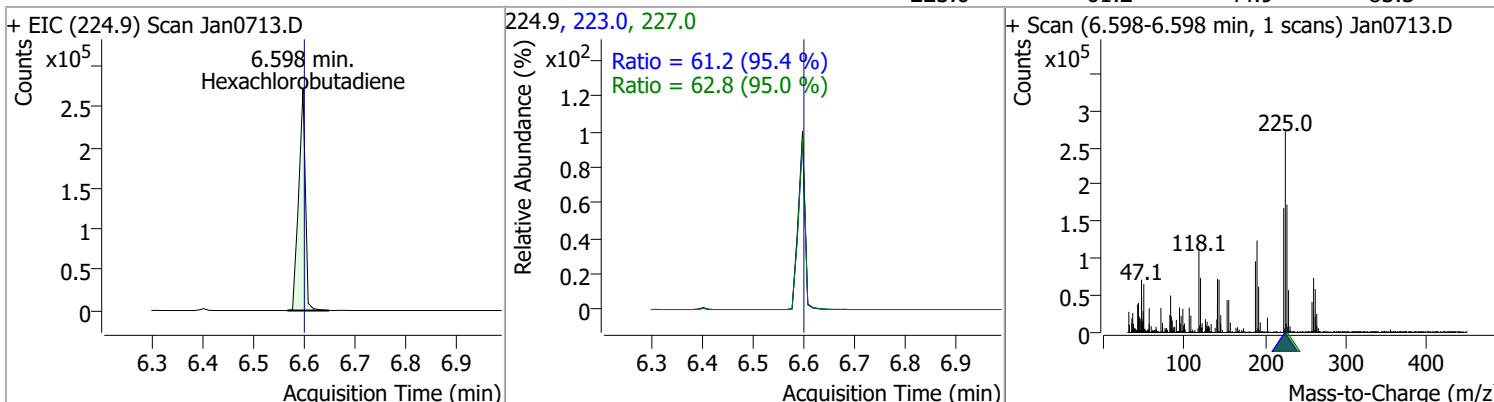
Compound	Conc.	RT	Dev(Min)	Resp.	QIon	QRatio	Lower	Upper
4-Chlorophenol	82.5536	6.49	0.00	163599 (m)	128.0	274.3	222.8	413.7



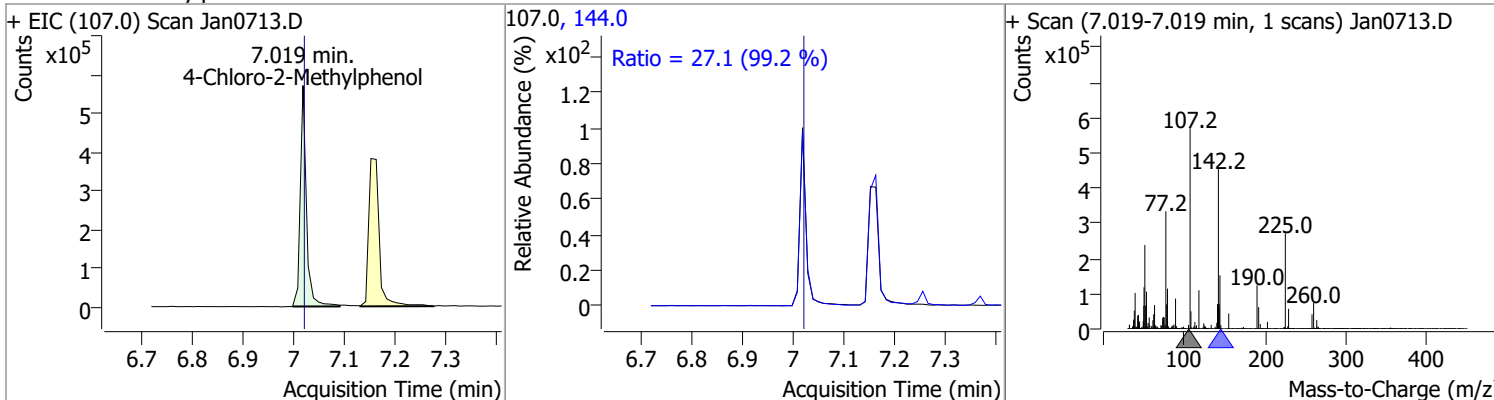
Compound	Conc.	RT	Dev(Min)	Resp.	QIon	QRatio	Lower	Upper
p-Chloroaniline	74.8110	6.53	0.00	622140	65.0	35.6	25.6	47.5
					129.0	32.4	23.6	43.8



Compound	Conc.	RT	Dev(Min)	Resp.	QIon	QRatio	Lower	Upper
Hexachlorobutadiene	63.0238	6.60	0.00	248761	227.0	62.8	46.3	85.9
					223.0	61.2	44.9	83.3

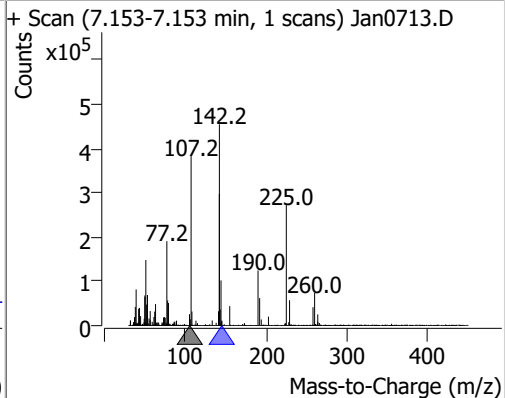
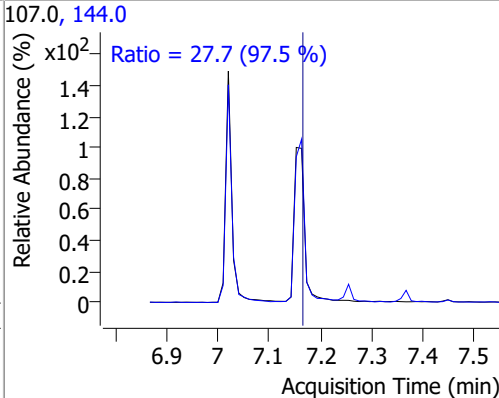
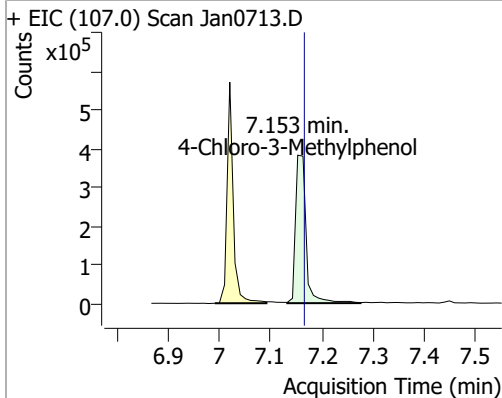


Compound	Conc.	RT	Dev(Min)	Resp.	QIon	QRatio	Lower	Upper
4-Chloro-2-Methylphenol	86.2340	7.02	0.00	462968	144.0	27.1	19.1	35.5

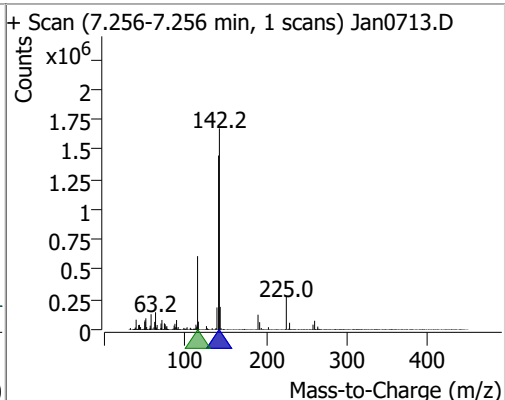
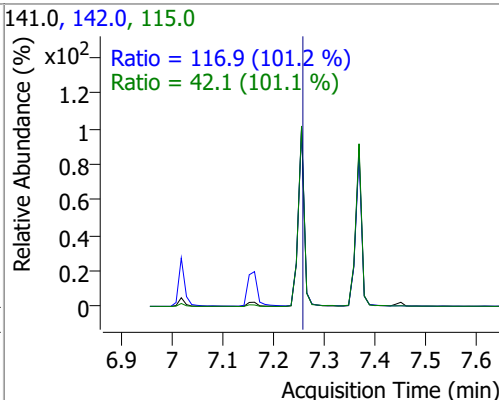
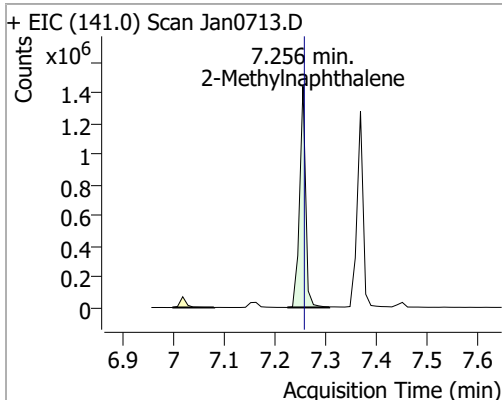


# Quantitation Results Report (QT Reviewed)

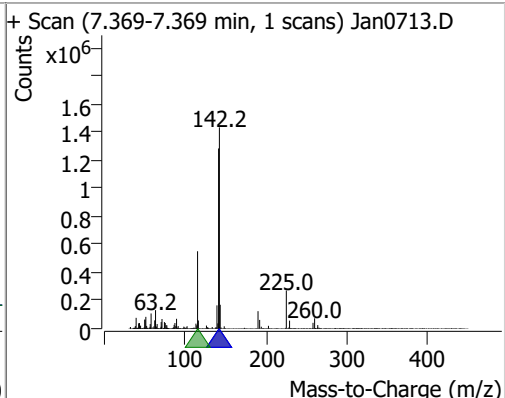
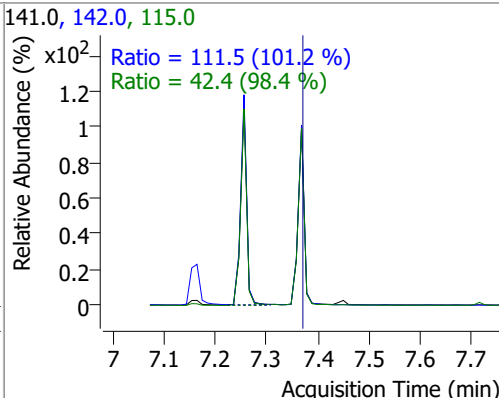
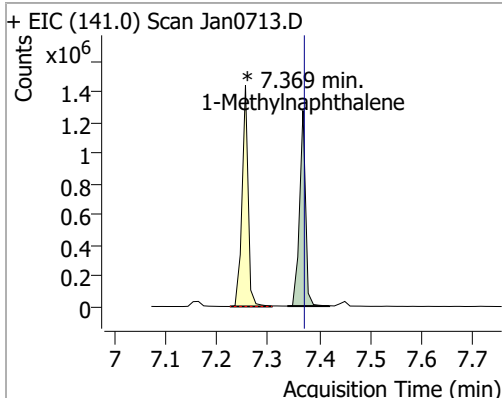
Compound	Conc.	RT	Dev(Min)	Resp.	QIon	QRatio	Lower	Upper
4-Chloro-3-Methylphenol	97.3595	7.15	-0.01	552071	144.0	27.7	19.9	36.9



Compound	Conc.	RT	Dev(Min)	Resp.	QIon	QRatio	Lower	Upper
2-Methylnaphthalene	91.6032	7.26	0.00	1190916	142.0	116.9	80.8	150.1
					115.0	42.1	29.1	54.1

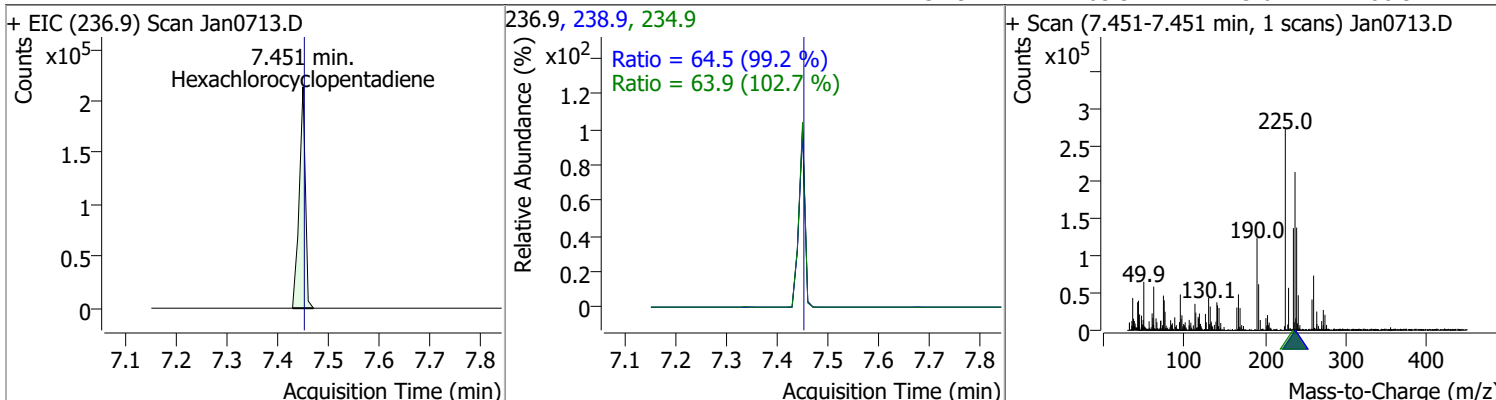


Compound	Conc.	RT	Dev(Min)	Resp.	QIon	QRatio	Lower	Upper
1-Methylnaphthalene	82.6144	7.37	0.00	1052449 (m)	142.0	111.5	77.1	143.2
					115.0	42.4	30.2	56.0

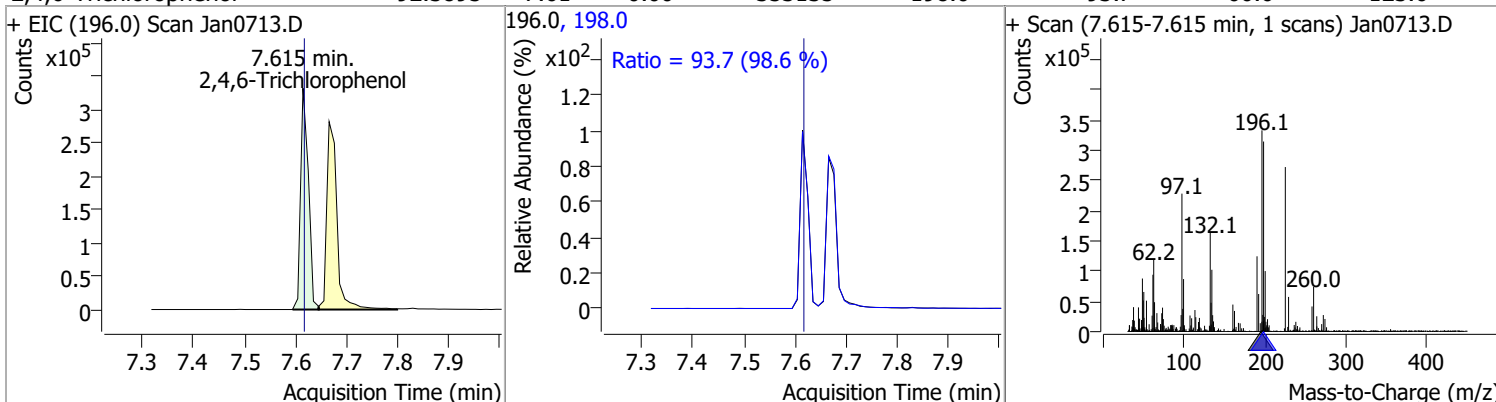


# Quantitation Results Report (QT Reviewed)

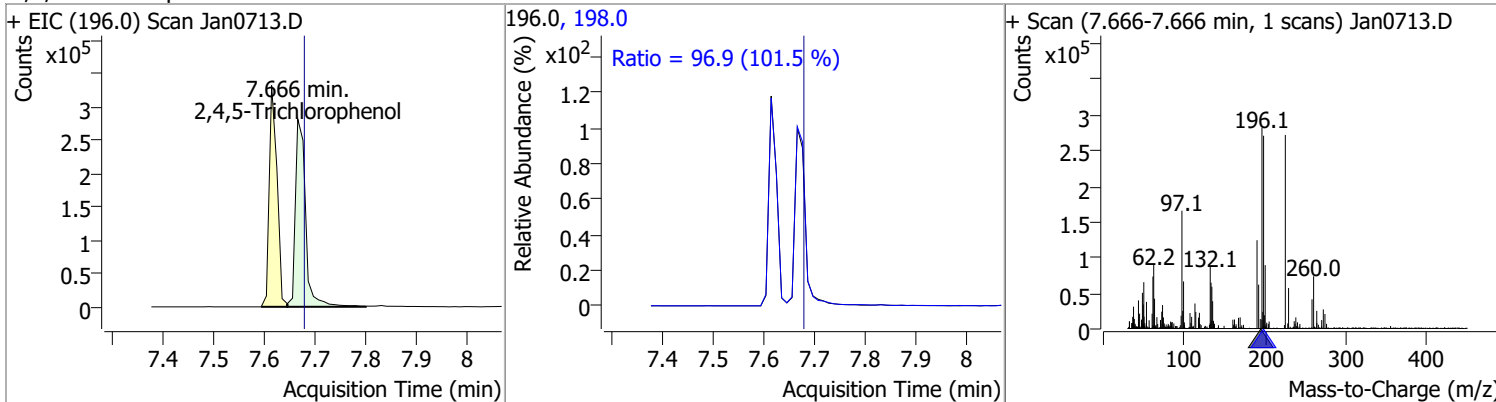
Compound	Conc.	RT	Dev(Min)	Resp.	QIon	QRatio	Lower	Upper
Hexachlorocyclopentadiene	69.0866	7.45	0.00	178670	238.9	64.5	45.5	84.6
					234.9	63.9	43.6	80.9



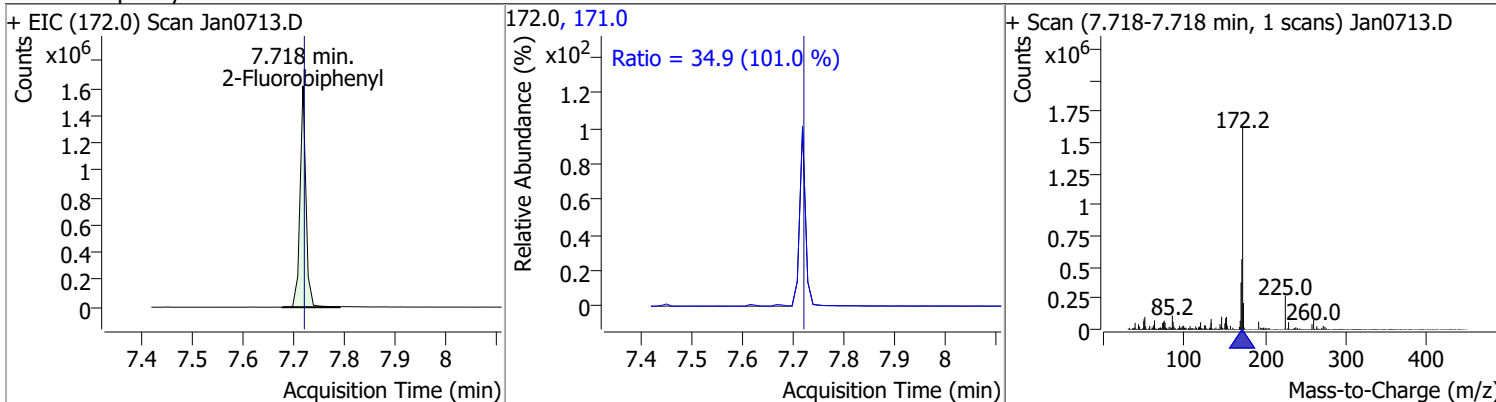
Compound	Conc.	RT	Dev(Min)	Resp.	QIon	QRatio	Lower	Upper
2,4,6-Trichlorophenol	92.3895	7.61	0.00	353135	198.0	93.7	66.6	123.6



Compound	Conc.	RT	Dev(Min)	Resp.	QIon	QRatio	Lower	Upper
2,4,5-Trichlorophenol	91.9477	7.67	-0.01	391936	198.0	96.9	66.8	124.1

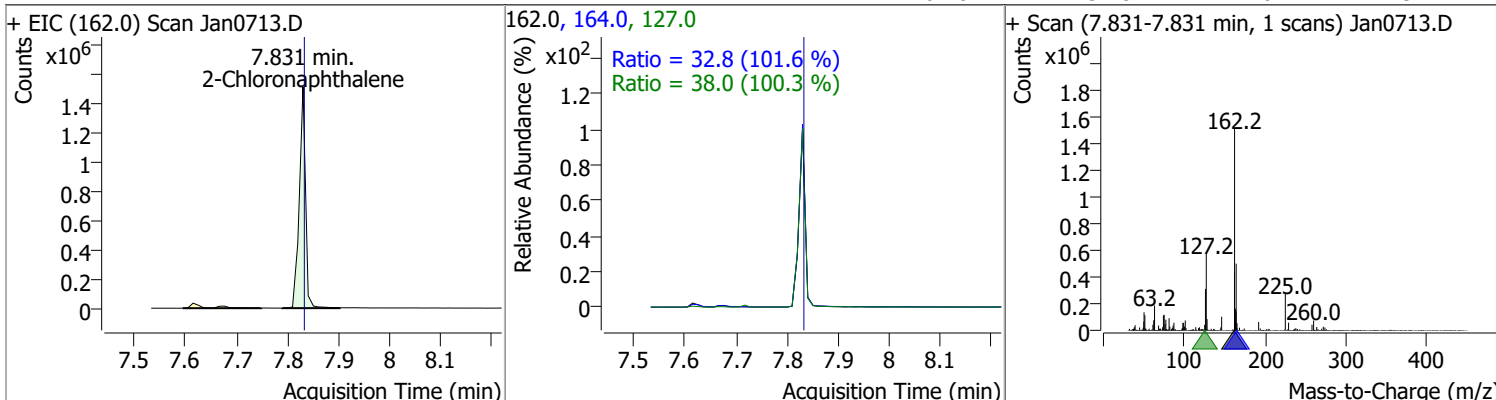


Compound	Conc.	RT	Dev(Min)	Resp.	QIon	QRatio	Lower	Upper
2-Fluorobiphenyl	76.0839	7.72	0.00	1298173	171.0	34.9	24.2	44.9

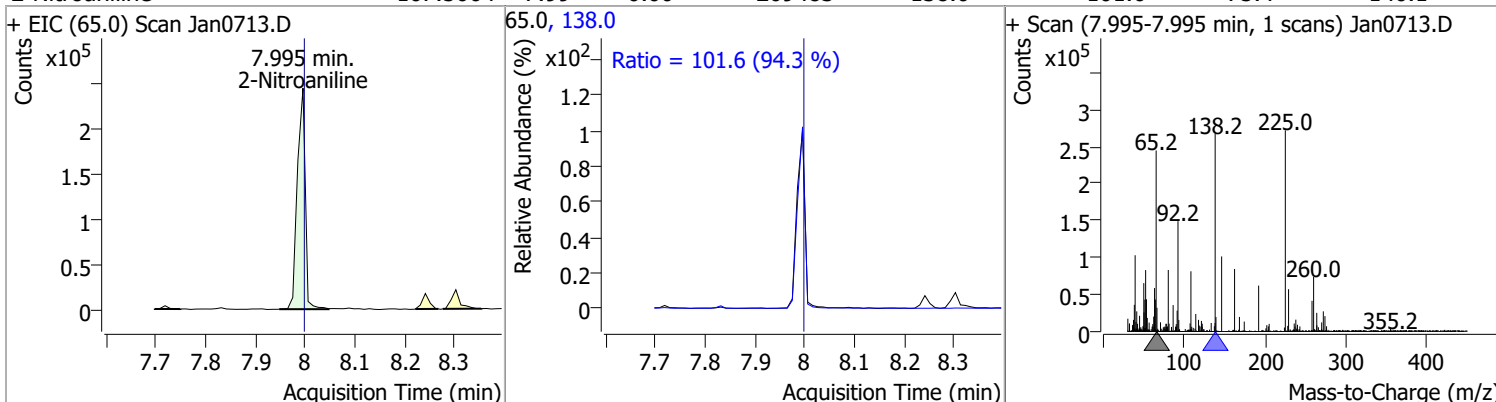


# Quantitation Results Report (QT Reviewed)

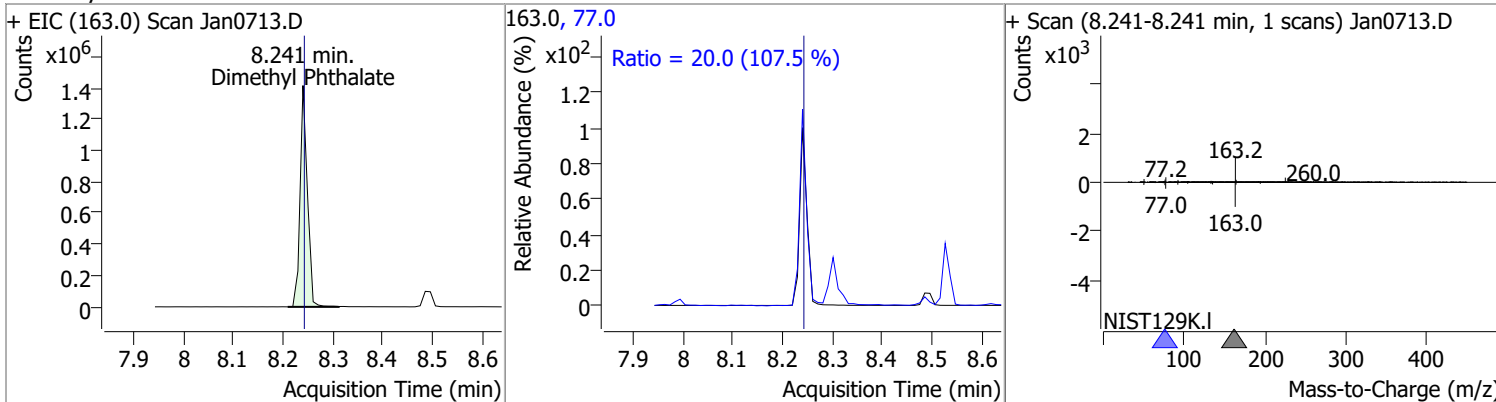
Compound	Conc.	RT	Dev(Min)	Resp.	QIon	QRatio	Lower	Upper
2-Chloronaphthalene	90.1304	7.83	0.00	1281128	127.0	38.0	26.5	49.3
					164.0	32.8	22.6	41.9



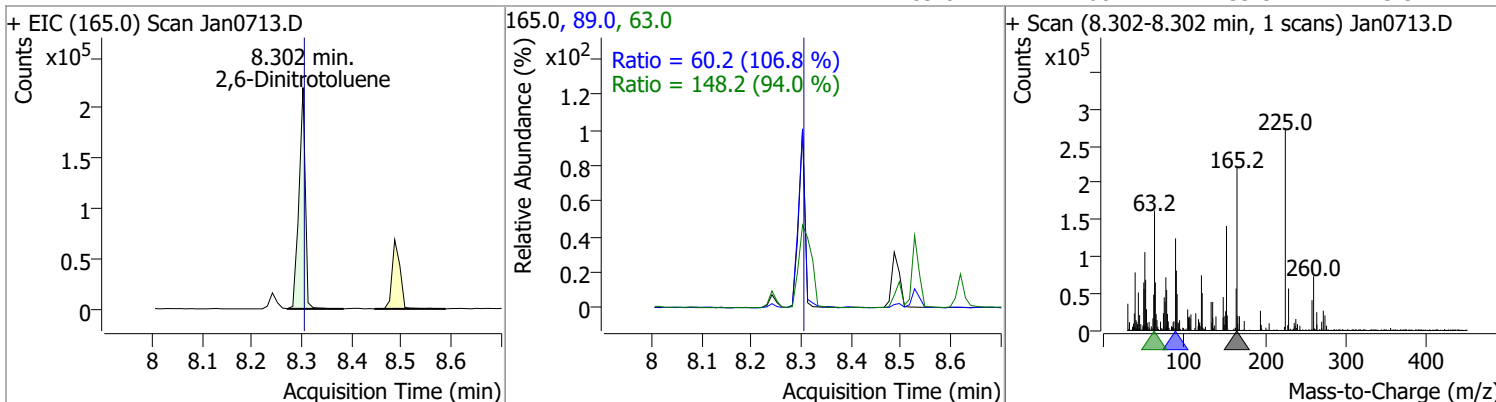
Compound	Conc.	RT	Dev(Min)	Resp.	QIon	QRatio	Lower	Upper
2-Nitroaniline	107.5664	7.99	0.00	269483	138.0	101.6	75.4	140.1



Compound	Conc.	RT	Dev(Min)	Resp.	QIon	QRatio	Lower	Upper
Dimethyl Phthalate	100.4842	8.24	0.00	1437156	77.0	20.0	13.0	24.2



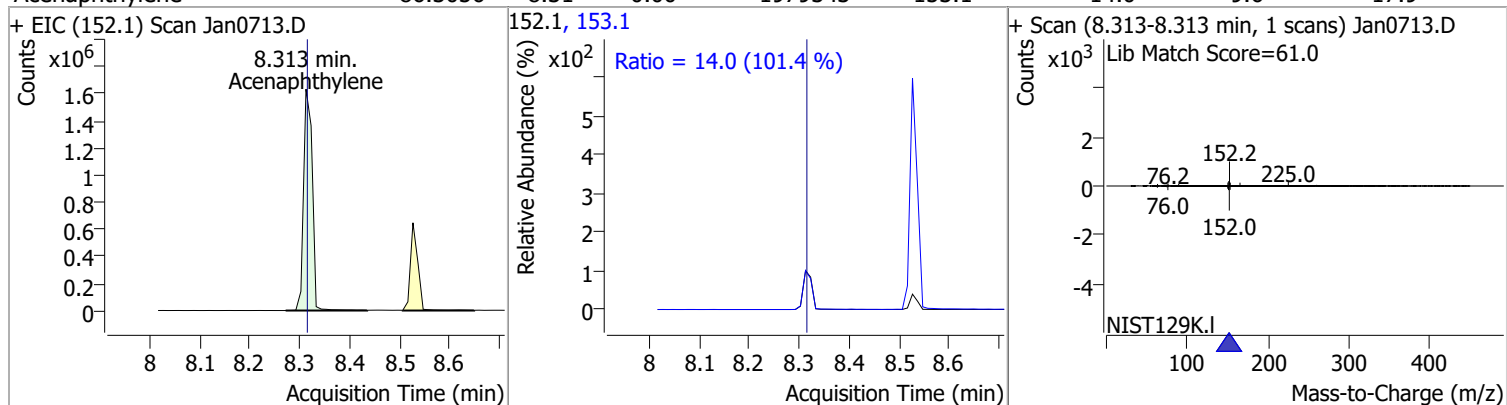
Compound	Conc.	RT	Dev(Min)	Resp.	QIon	QRatio	Lower	Upper
2,6-Dinitrotoluene	101.9292	8.30	0.00	194364	63.0	148.2	110.4	205.0
					89.0	60.2	39.5	73.3



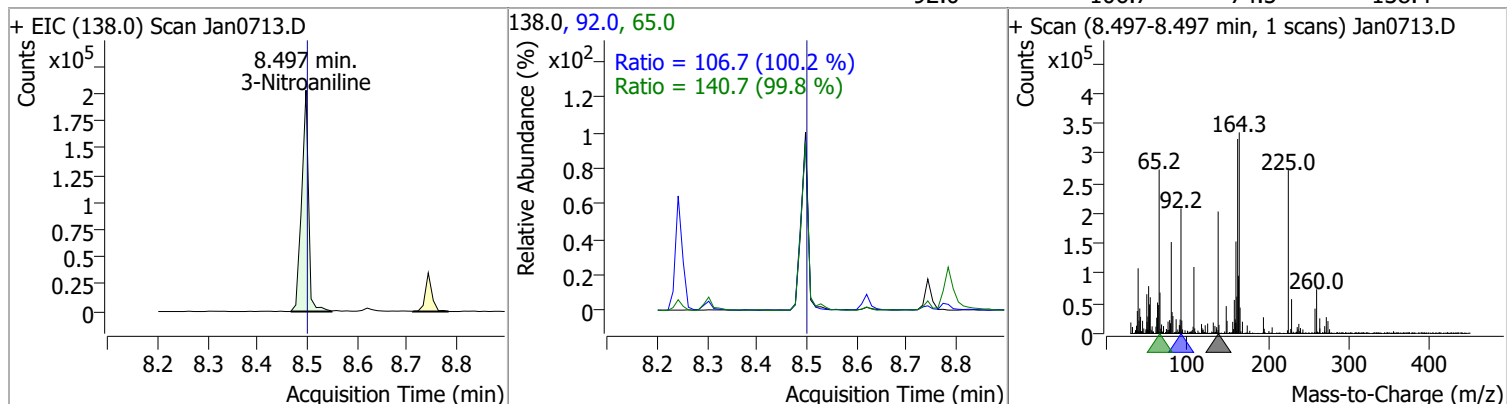


# Quantitation Results Report (QT Reviewed)

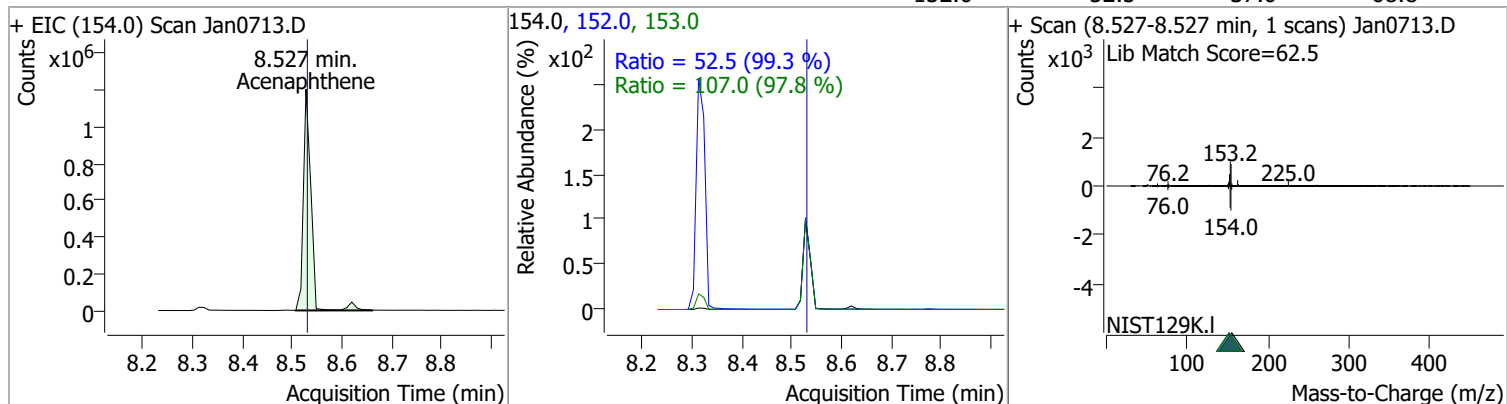
Compound	Conc.	RT	Dev(Min)	Resp.	QIon	QRatio	Lower	Upper
Acenaphthylene	86.3056	8.31	0.00	1979343	153.1	14.0	9.6	17.9



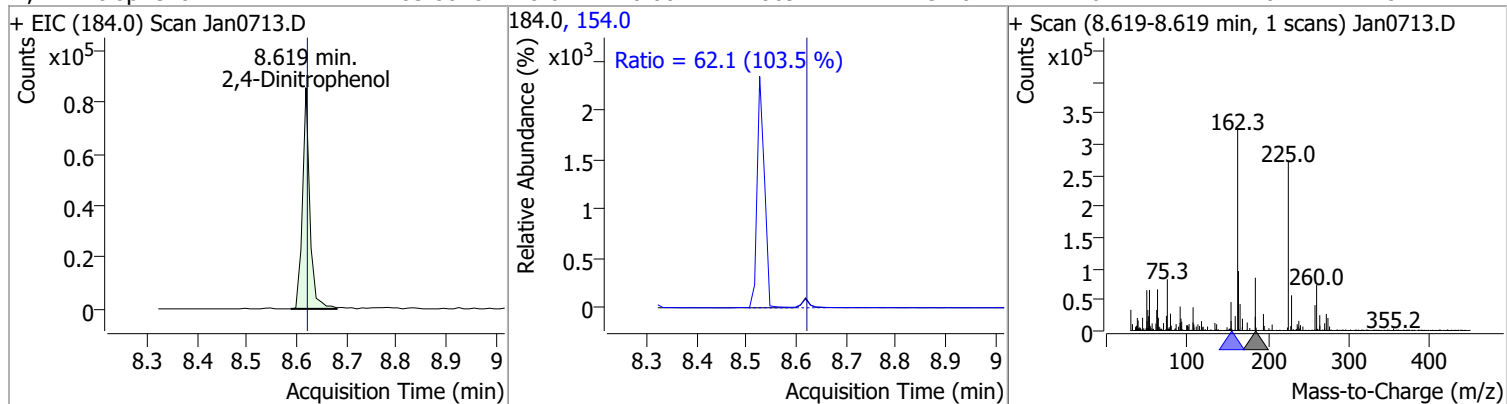
Compound	Conc.	RT	Dev(Min)	Resp.	QIon	QRatio	Lower	Upper
3-Nitroaniline	92.3982	8.50	0.00	195583	65.0	140.7	98.6	183.2
					92.0	106.7	74.5	138.4



Compound	Conc.	RT	Dev(Min)	Resp.	QIon	QRatio	Lower	Upper
Acenaphthene	97.5697	8.53	0.00	1278963	153.0	107.0	76.6	142.3
					152.0	52.5	37.0	68.8

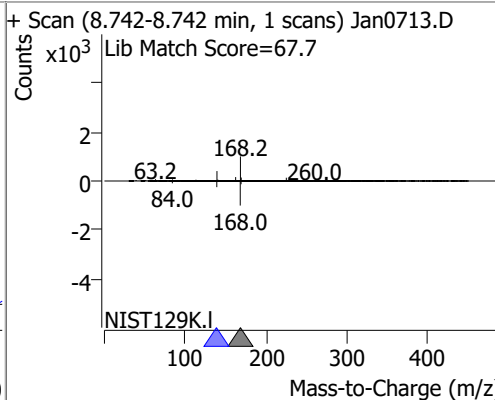
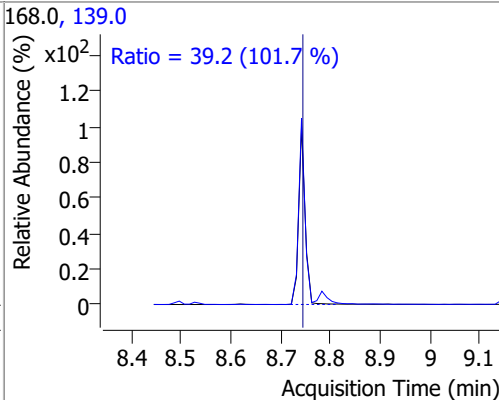
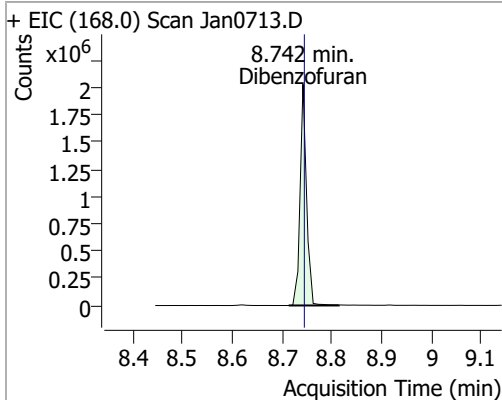


Compound	Conc.	RT	Dev(Min)	Resp.	QIon	QRatio	Lower	Upper
2,4-Dinitrophenol	83.8078	8.62	0.00	86922	154.0	62.1	42.0	78.1

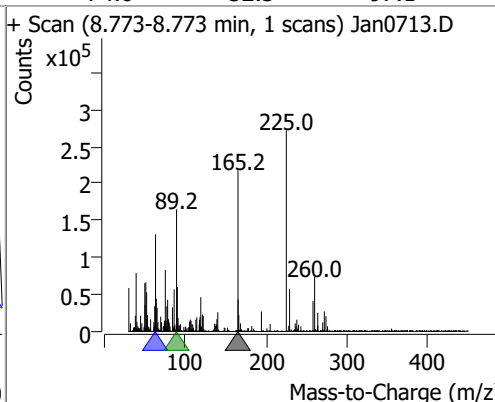
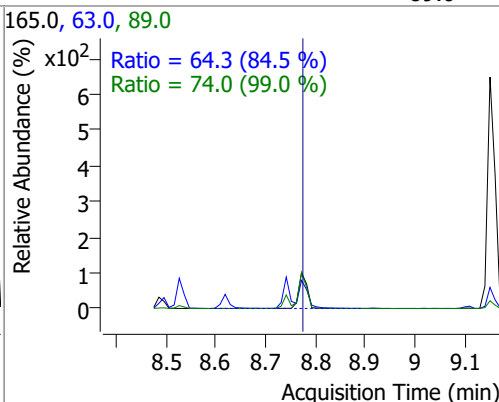
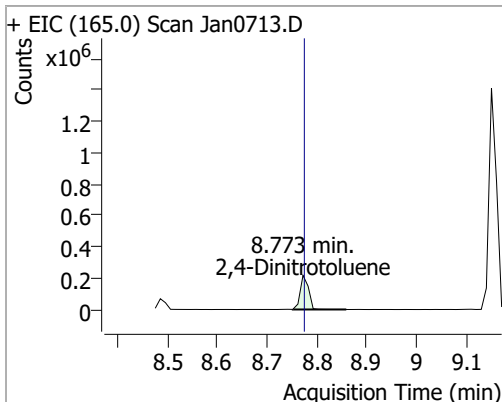


# Quantitation Results Report (QT Reviewed)

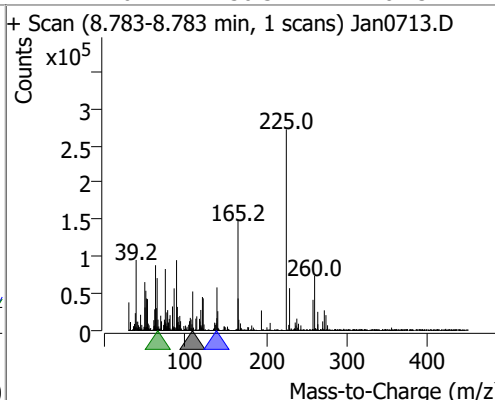
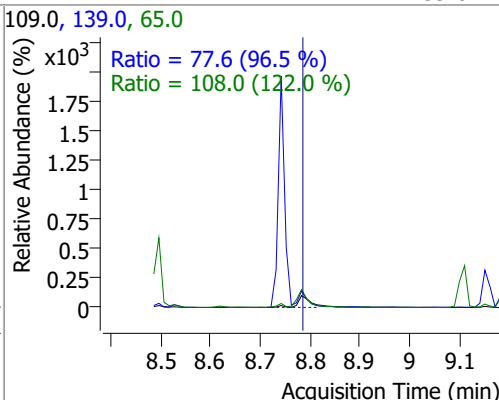
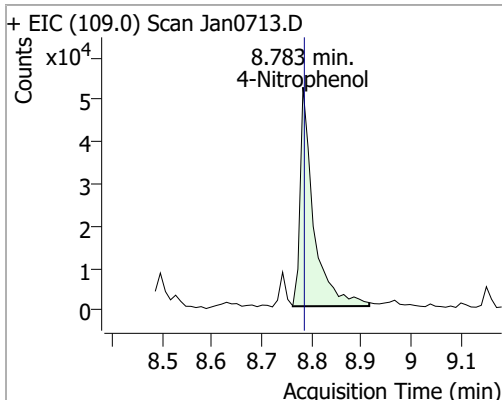
Compound	Conc.	RT	Dev(Min)	Resp.	QIon	QRatio	Lower	Upper
Dibenzofuran	88.3445	8.74	0.00	1832779	139.0	39.2	27.0	50.2



Compound	Conc.	RT	Dev(Min)	Resp.	QIon	QRatio	Lower	Upper
2,4-Dinitrotoluene	97.2925	8.77	0.00	250562	63.0	64.3	53.2	98.9
					89.0	74.0	52.3	97.1

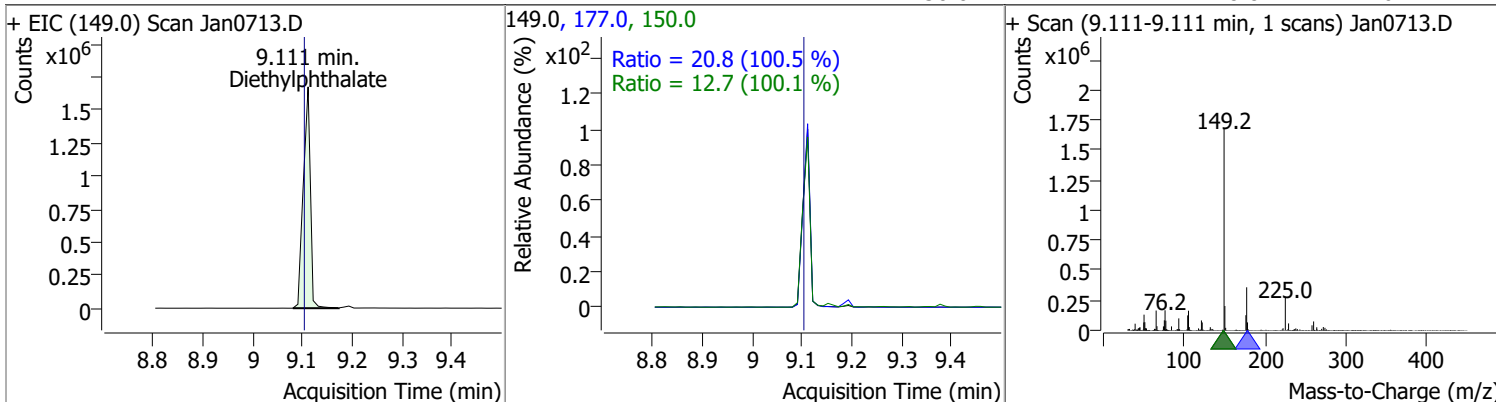


Compound	Conc.	RT	Dev(Min)	Resp.	QIon	QRatio	Lower	Upper
4-Nitrophenol	48.3626	8.78	0.00	98131	65.0	108.0	62.0	115.1
					139.0	77.6	56.3	104.5

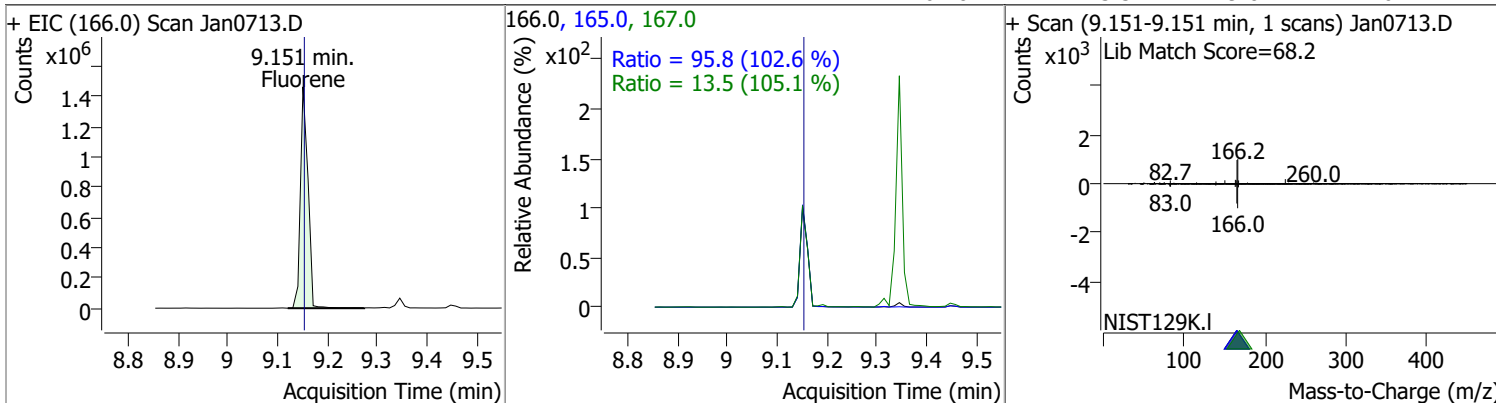


# Quantitation Results Report (QT Reviewed)

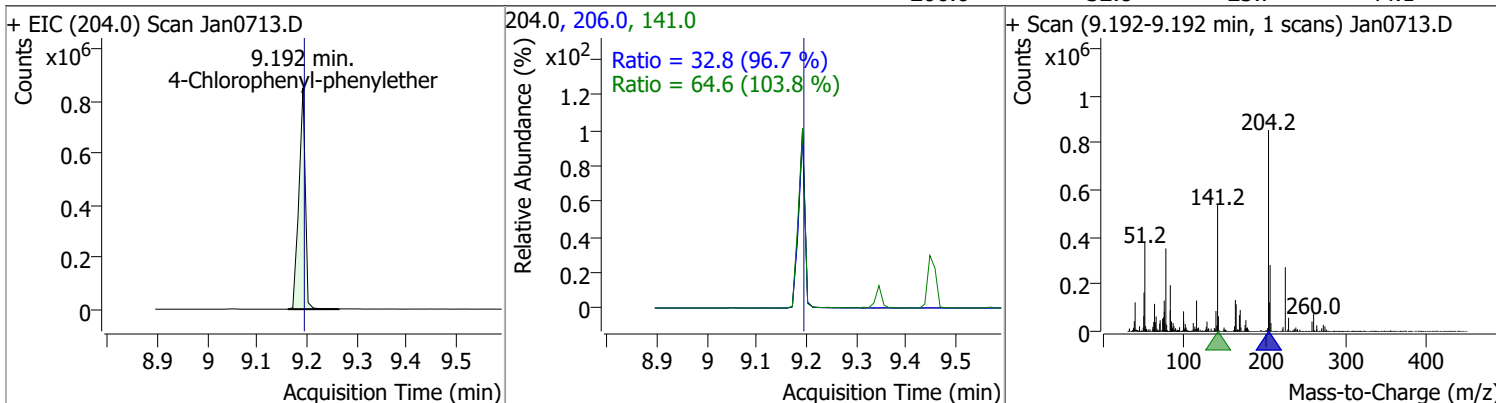
Compound	Conc.	RT	Dev(Min)	Resp.	QIon	QRatio	Lower	Upper
Diethylphthalate	106.9246	9.11	0.01	1654244	177.0	20.8	14.5	27.0
					150.0	12.7	8.8	16.4



Compound	Conc.	RT	Dev(Min)	Resp.	QIon	QRatio	Lower	Upper
Fluorene	91.4187	9.15	0.00	1546360	165.0	95.8	65.4	121.4
					167.0	13.5	9.0	16.7

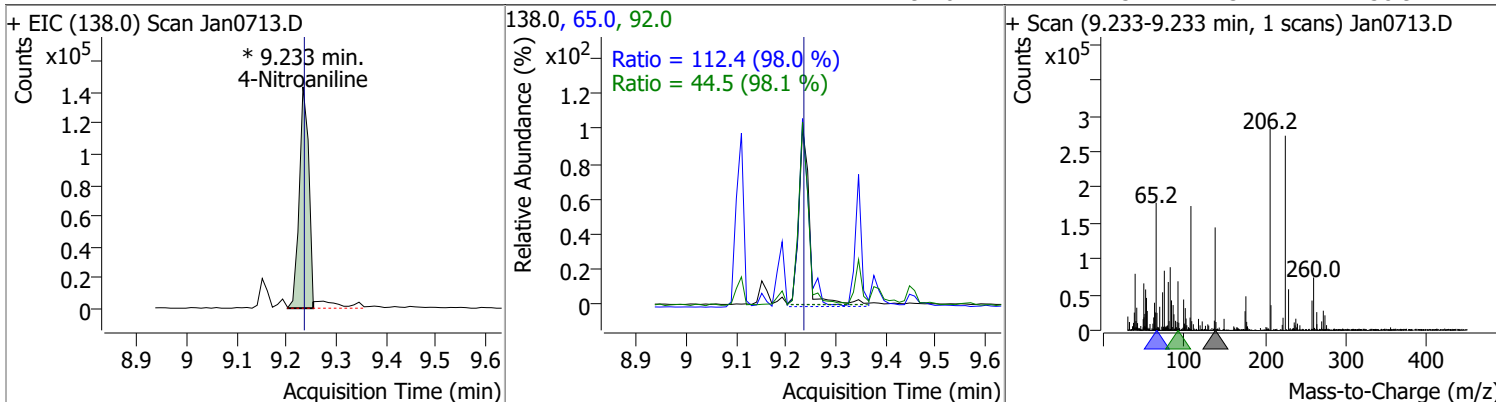


Compound	Conc.	RT	Dev(Min)	Resp.	QIon	QRatio	Lower	Upper
4-Chlorophenyl-phenylether	97.7880	9.19	0.00	761920	141.0	64.6	43.6	80.9
					206.0	32.8	23.7	44.1

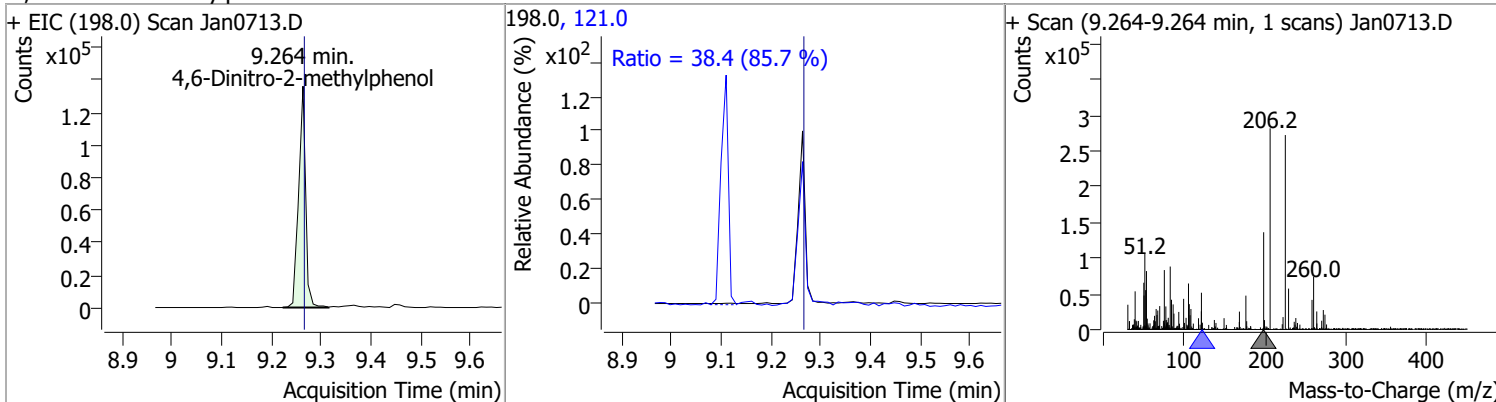


# Quantitation Results Report (QT Reviewed)

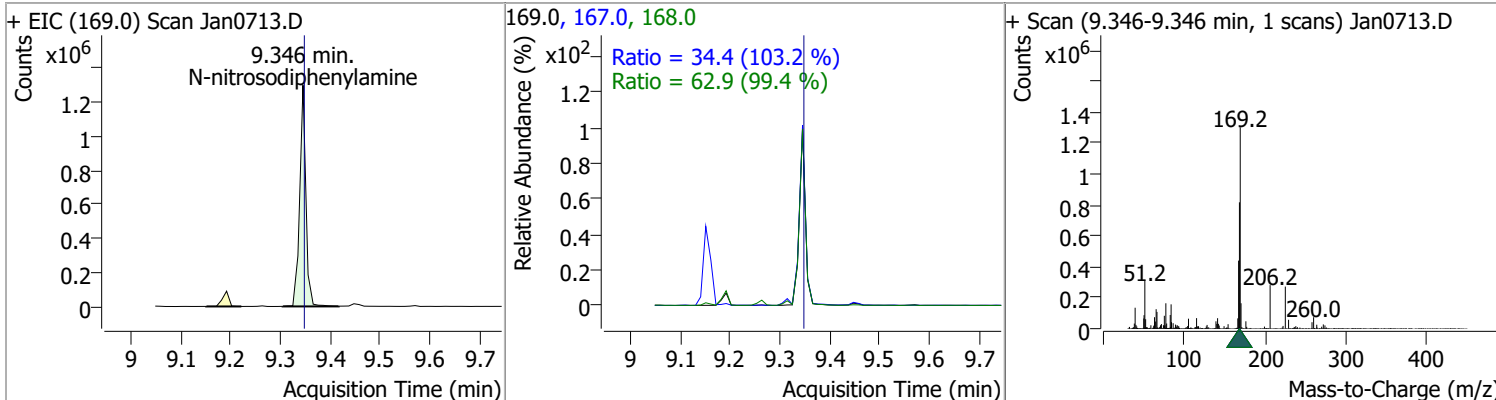
Compound	Conc.	RT	Dev(Min)	Resp.	QIon	QRatio	Lower	Upper
4-Nitroaniline	89.3810	9.23	0.00	190257 (m)	65.0	112.4	80.2	149.0
					92.0	44.5	31.7	58.9



Compound	Conc.	RT	Dev(Min)	Resp.	QIon	QRatio	Lower	Upper
4,6-Dinitro-2-methylphenol	88.5340	9.26	0.00	133555	121.0	38.4	31.4	58.3

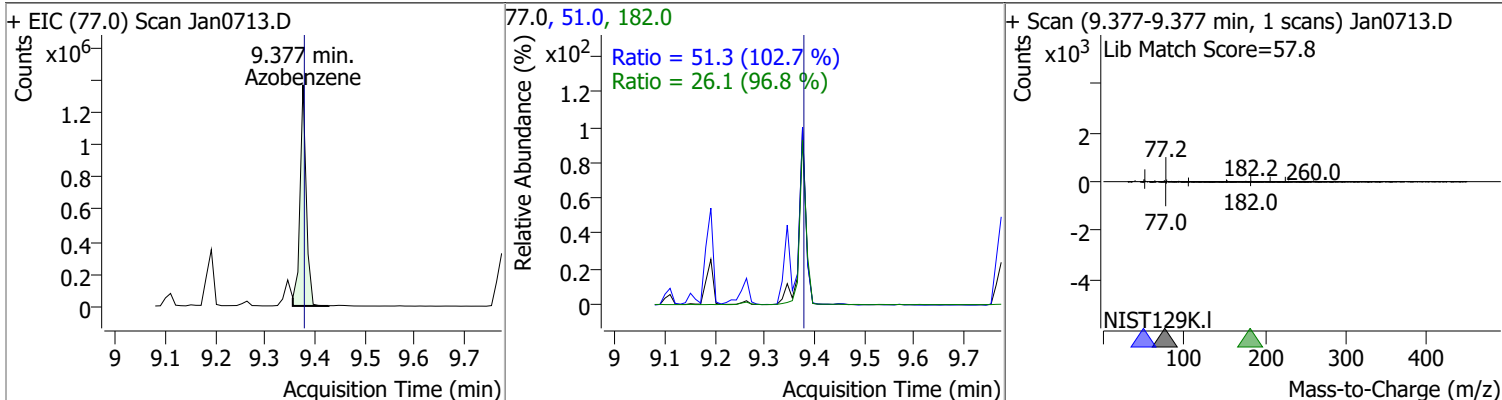


Compound	Conc.	RT	Dev(Min)	Resp.	QIon	QRatio	Lower	Upper
N-nitrosodiphenylamine	101.9623	9.35	0.00	1119075	168.0	62.9	44.3	82.3
					167.0	34.4	23.4	43.4

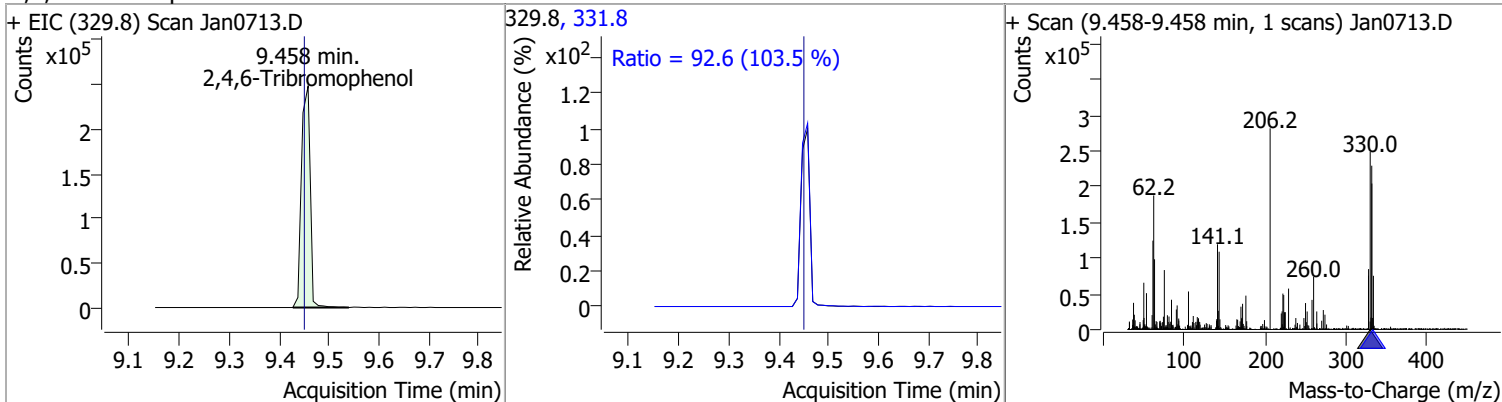


# Quantitation Results Report (QT Reviewed)

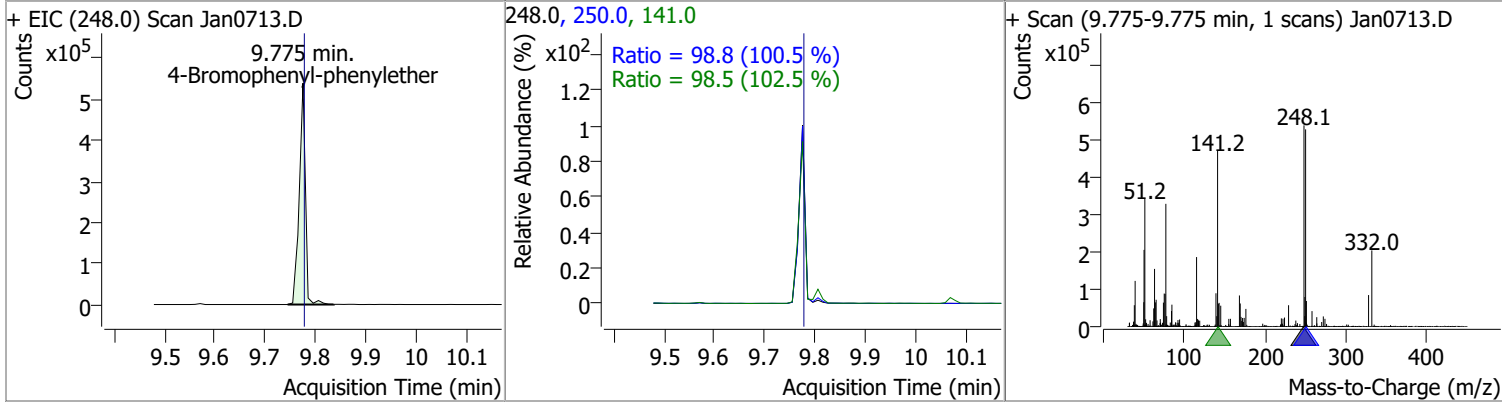
Compound	Conc.	RT	Dev(Min)	Resp.	QIon	QRatio	Lower	Upper
Azobenzene	90.9740	9.38	0.00	1192715	51.0	51.3	34.9	64.9
					182.0	26.1	18.8	35.0



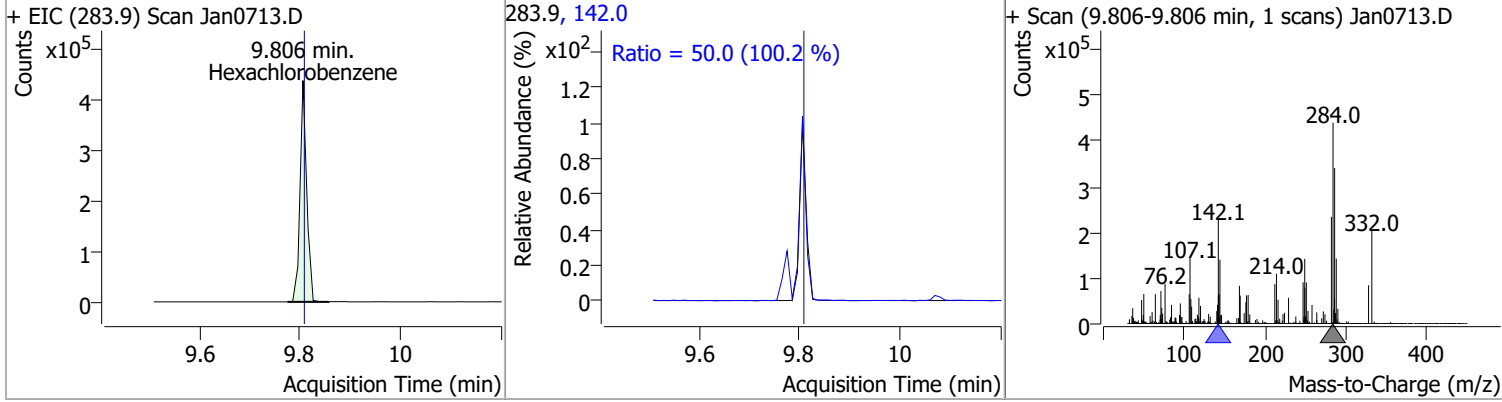
Compound	Conc.	RT	Dev(Min)	Resp.	QIon	QRatio	Lower	Upper
2,4,6-Tribromophenol	194.7867	9.46	0.01	302177	331.8	92.6	62.7	116.4



Compound	Conc.	RT	Dev(Min)	Resp.	QIon	QRatio	Lower	Upper
4-Bromophenyl-phenylether	100.8542	9.78	0.00	456976	250.0	98.8	68.8	127.8
					141.0	98.5	67.3	124.9

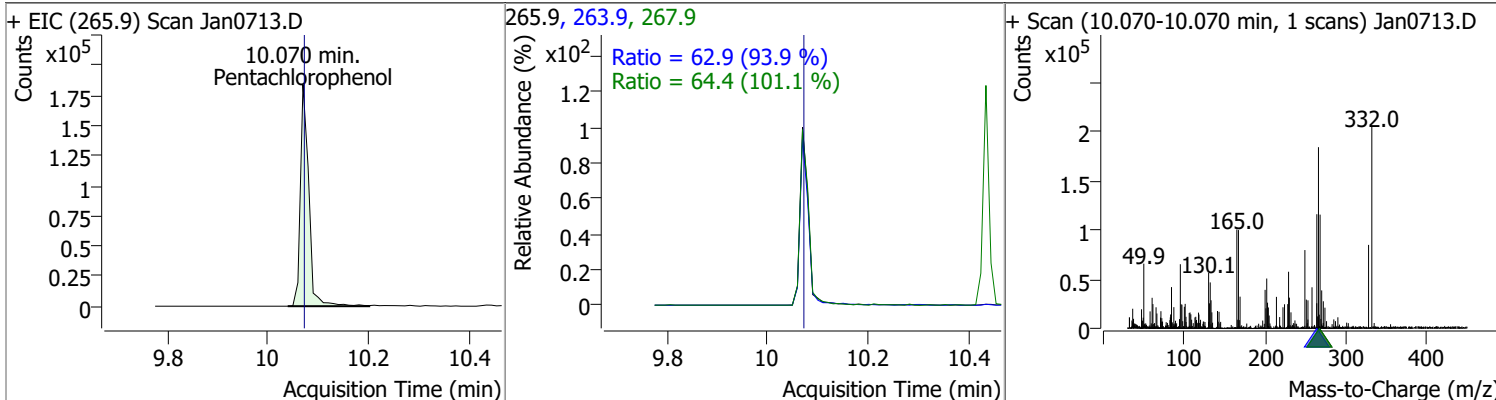


Compound	Conc.	RT	Dev(Min)	Resp.	QIon	QRatio	Lower	Upper
Hexachlorobenzene	88.7451	9.81	0.00	403557	142.0	50.0	34.9	64.8

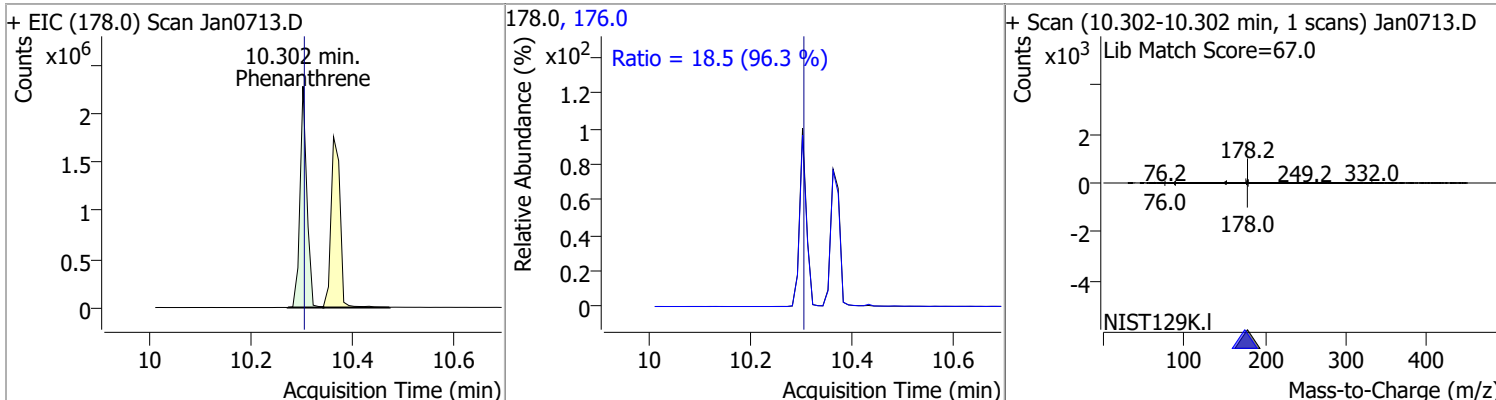


# Quantitation Results Report (QT Reviewed)

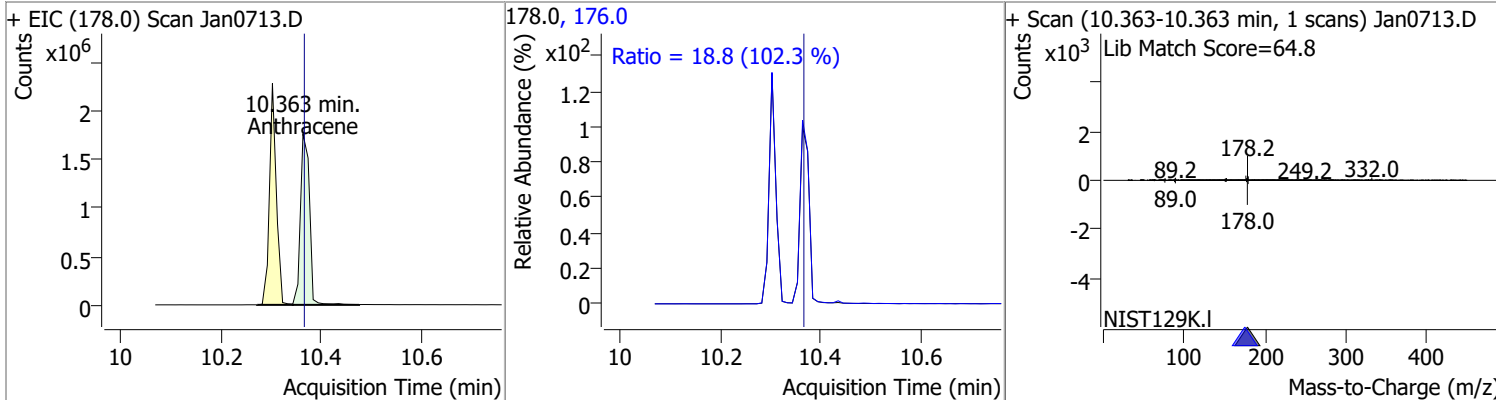
Compound	Conc.	RT	Dev(Min)	Resp.	QIon	QRatio	Lower	Upper
Pentachlorophenol	98.7379	10.07	0.00	213701	263.9	62.9	46.9	87.1
					267.9	64.4	44.6	82.7



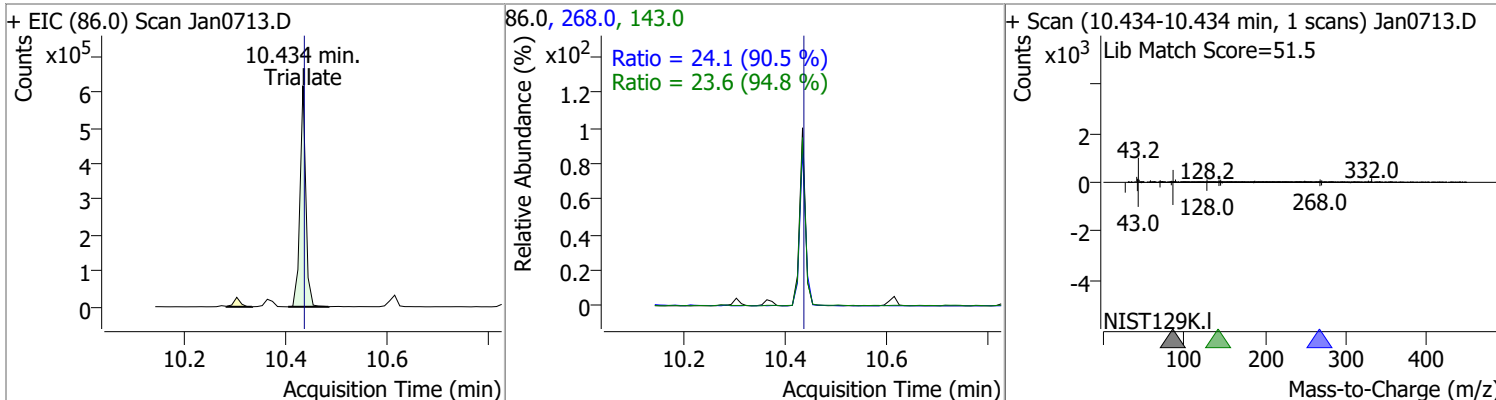
Compound	Conc.	RT	Dev(Min)	Resp.	QIon	QRatio	Lower	Upper
Phenanthrene	96.2912	10.30	0.00	2174964	176.0	18.5	13.5	25.0



Compound	Conc.	RT	Dev(Min)	Resp.	QIon	QRatio	Lower	Upper
Anthracene	100.3077	10.36	0.00	2209144	176.0	18.8	12.9	23.9

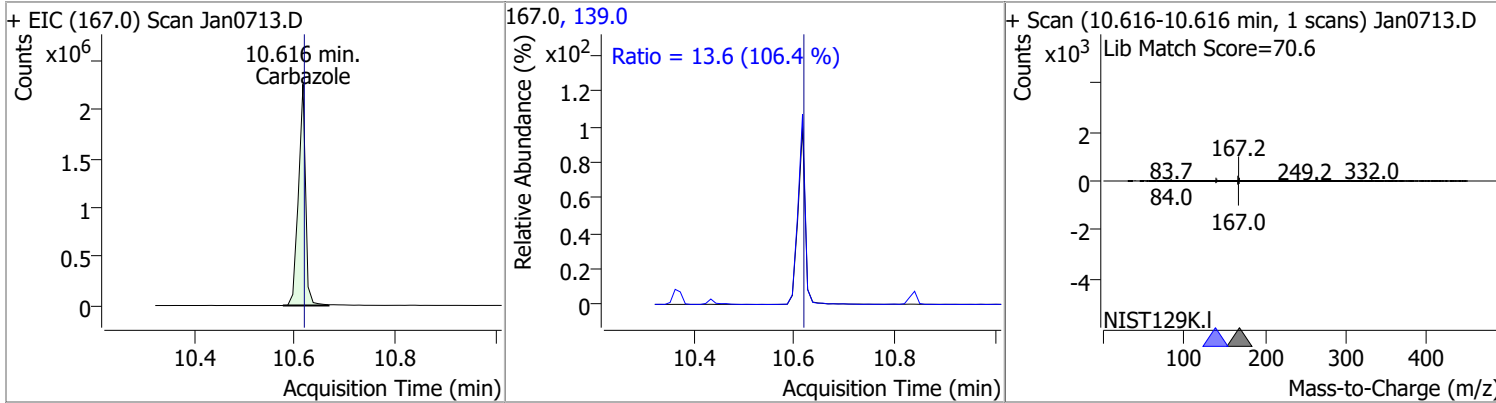


Compound	Conc.	RT	Dev(Min)	Resp.	QIon	QRatio	Lower	Upper
Triallate	100.4940	10.43	0.00	493076	268.0	24.1	18.7	34.7
					143.0	23.6	17.4	32.3

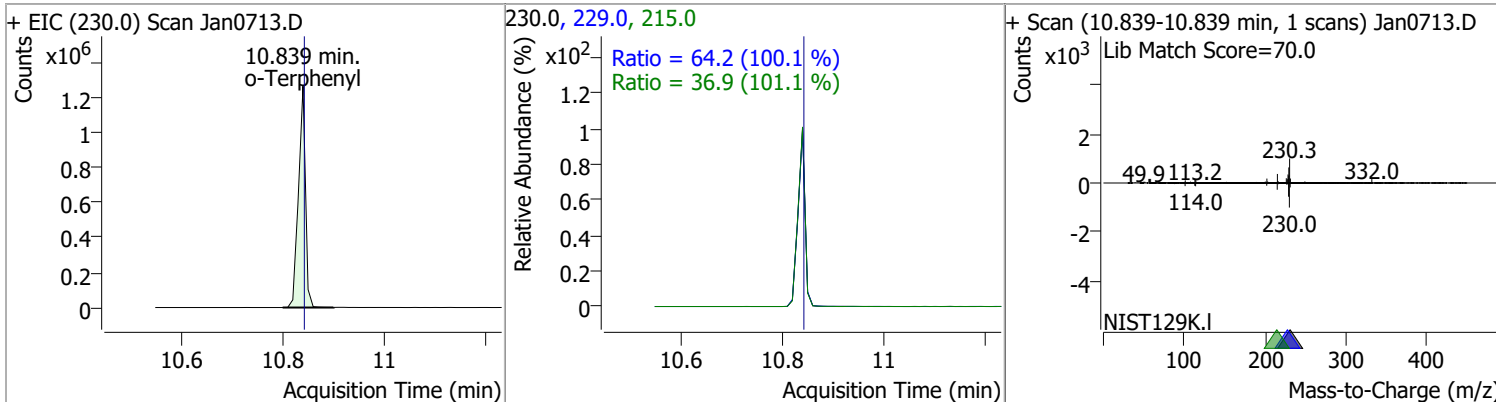


# Quantitation Results Report (QT Reviewed)

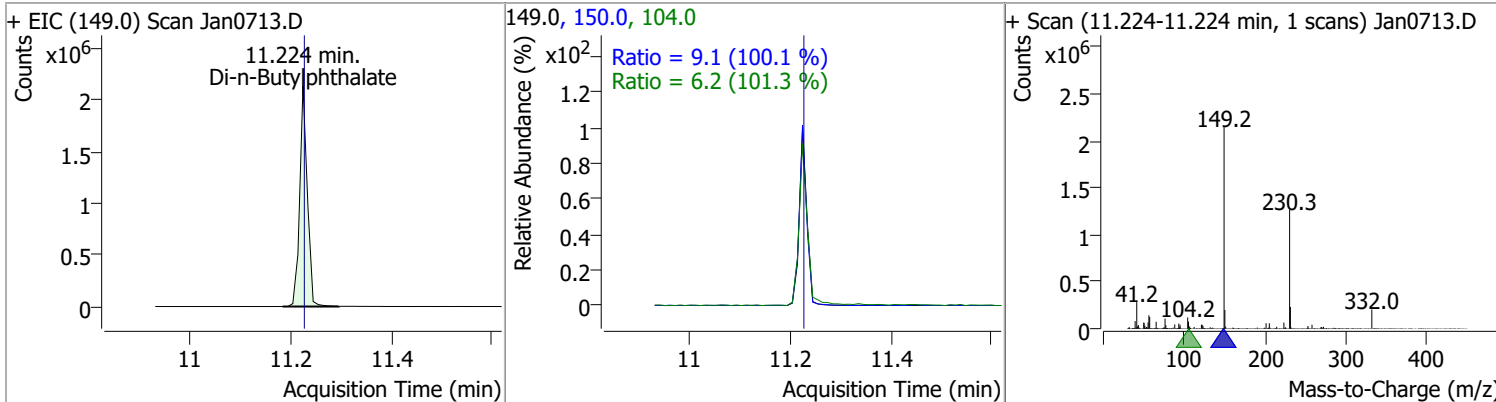
Compound	Conc.	RT	Dev(Min)	Resp.	QIon	QRatio	Lower	Upper
Carbazole	104.0918	10.62	0.00	2228349	139.0	13.6	8.9	16.6



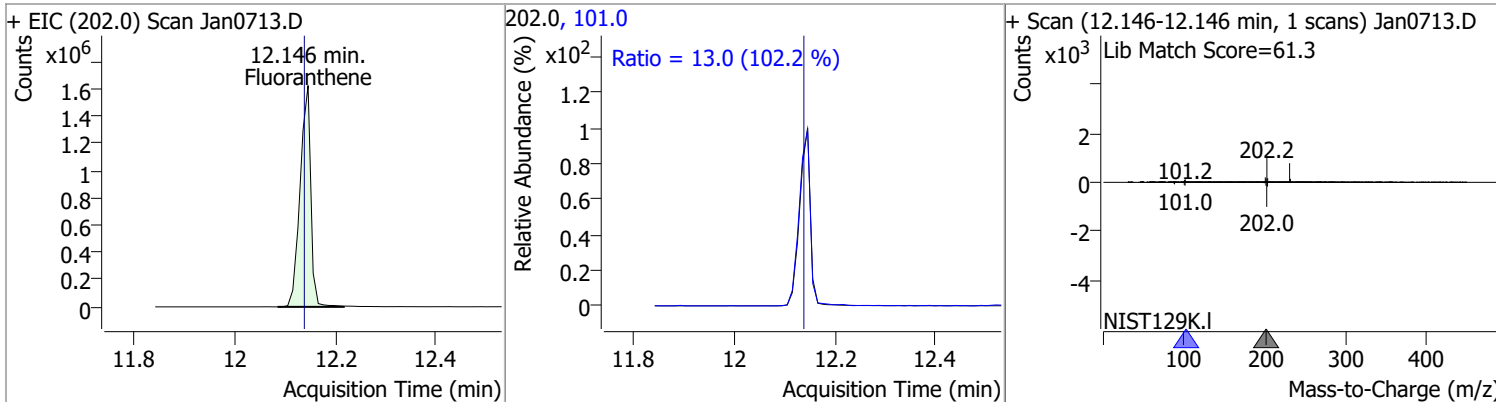
o-Terphenyl	94.5981	10.84	0.00	1223376	229.0	64.2	44.9	83.3
					215.0	36.9	25.6	47.5



Di-n-Butylphthalate	104.4679	11.22	0.00	2249985	150.0	9.1	6.4	11.9
					104.0	6.2	4.3	7.9



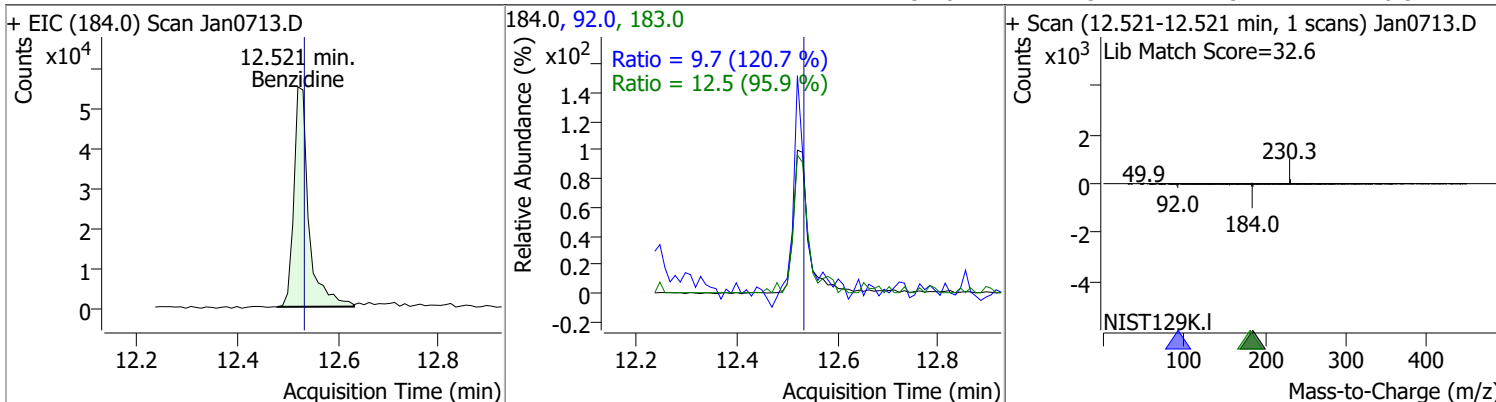
Fluoranthene	101.6082	12.15	0.01	2394074	101.0	13.0	8.9	16.6
--------------	----------	-------	------	---------	-------	------	-----	------



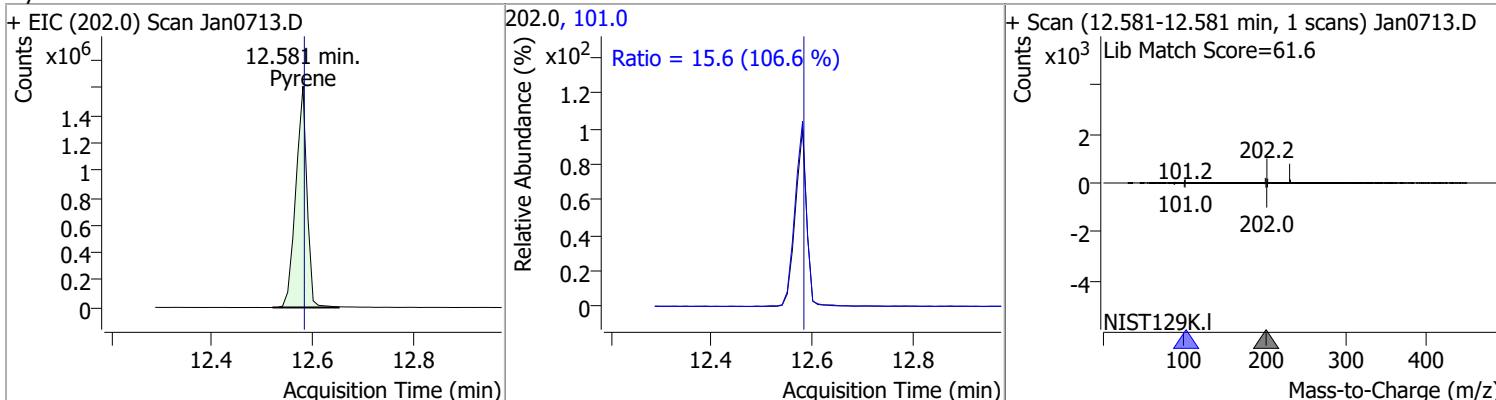


# Quantitation Results Report (QT Reviewed)

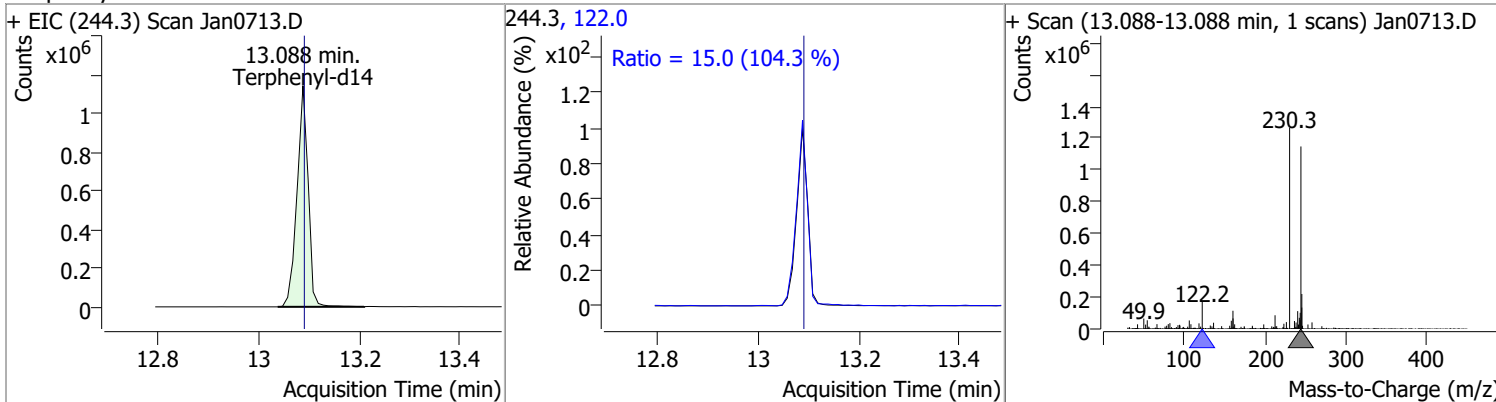
Compound	Conc.	RT	Dev(Min)	Resp.	QIon	QRatio	Lower	Upper
Benzidine	13.8708	12.52	-0.01	113776	183.0	12.5	9.1	17.0
					92.0	9.7	5.7	10.5



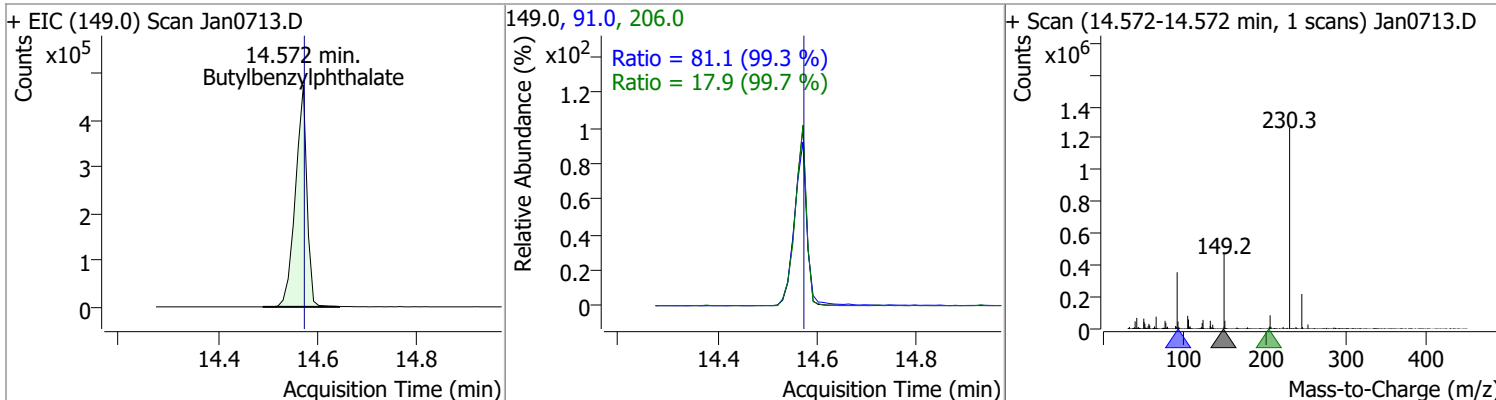
Compound	Conc.	RT	Dev(Min)	Resp.	QIon	QRatio	Lower	Upper
Pyrene	96.4732	12.58	0.00	2488707	101.0	15.6	10.2	19.0



Compound	Conc.	RT	Dev(Min)	Resp.	QIon	QRatio	Lower	Upper
Terphenyl-d14	103.1491	13.09	0.00	1761229	122.0	15.0	10.1	18.7



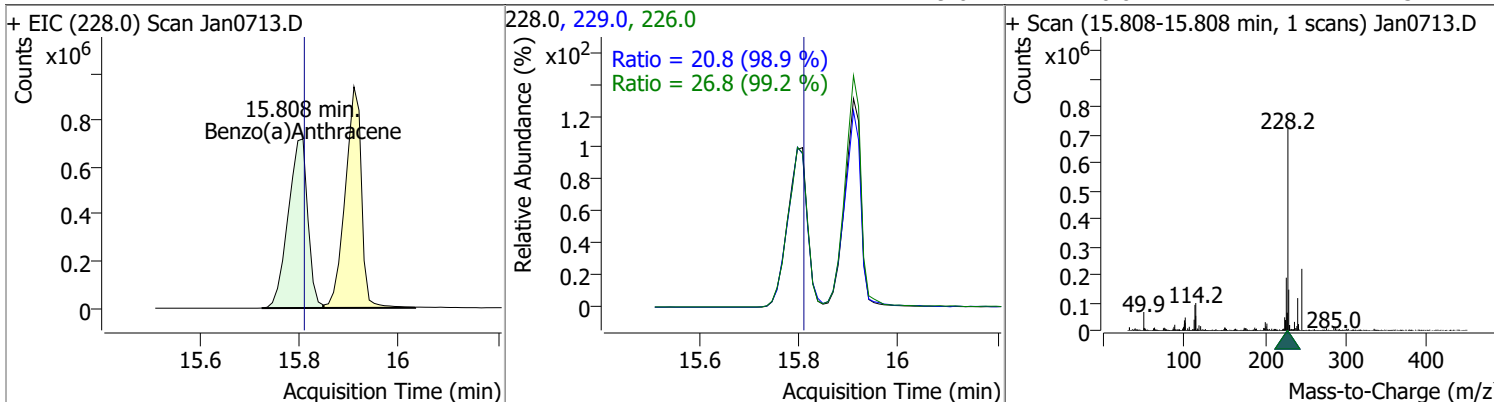
Compound	Conc.	RT	Dev(Min)	Resp.	QIon	QRatio	Lower	Upper
Butylbenzylphthalate	108.2996	14.57	0.01	762155	91.0	81.1	57.2	106.2
					206.0	17.9	12.6	23.3



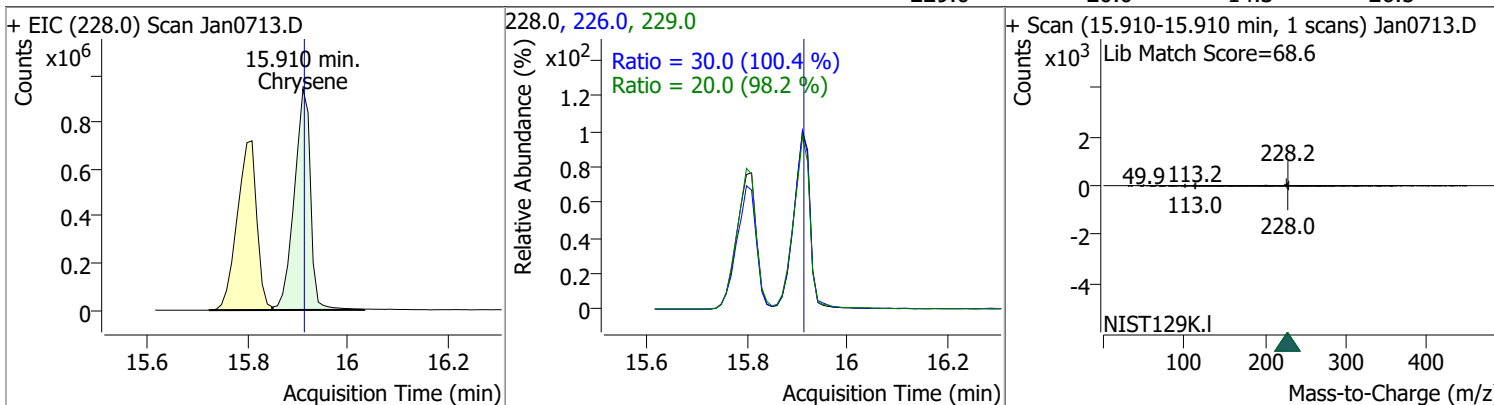


# Quantitation Results Report (QT Reviewed)

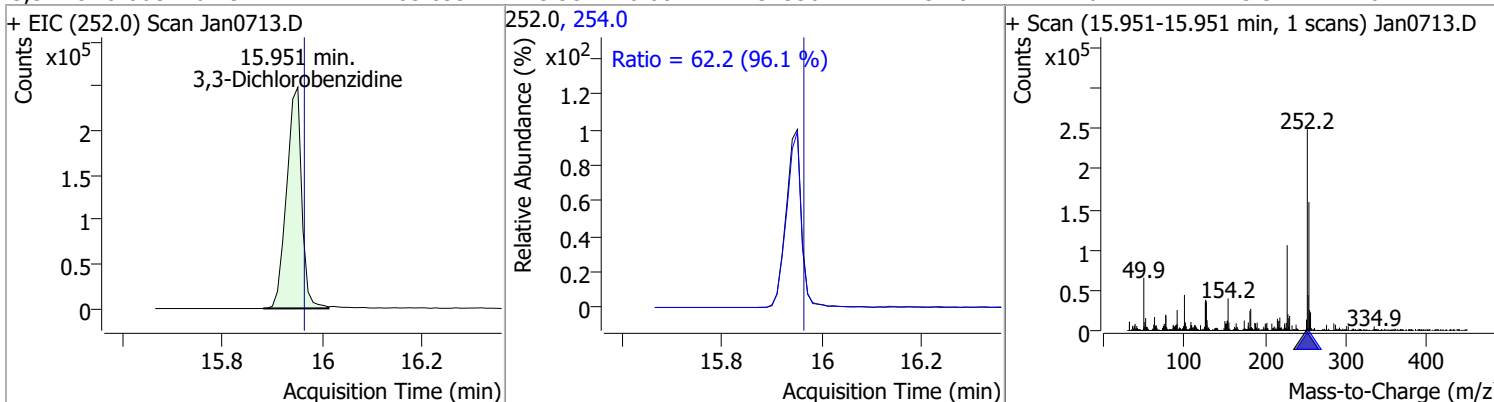
Compound	Conc.	RT	Dev(Min)	Resp.	QIon	QRatio	Lower	Upper
Benzo(a)Anthracene	106.7270	15.81	0.01	1965574	226.0	26.8	18.9	35.2
					229.0	20.8	14.7	27.3



Compound	Conc.	RT	Dev(Min)	Resp.	QIon	QRatio	Lower	Upper
Chrysene	106.7360	15.91	0.01	2129853	226.0	30.0	21.0	38.9
					229.0	20.0	14.3	26.5

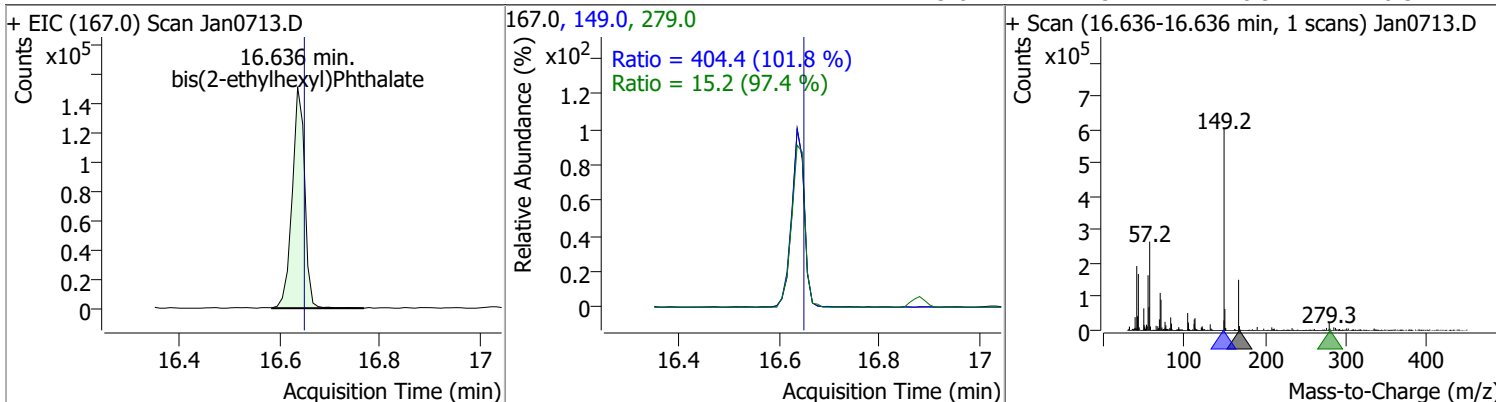


Compound	Conc.	RT	Dev(Min)	Resp.	QIon	QRatio	Lower	Upper
3,3-Dichlorobenzidine	83.0994	15.95	0.00	523507	254.0	62.2	45.3	84.1

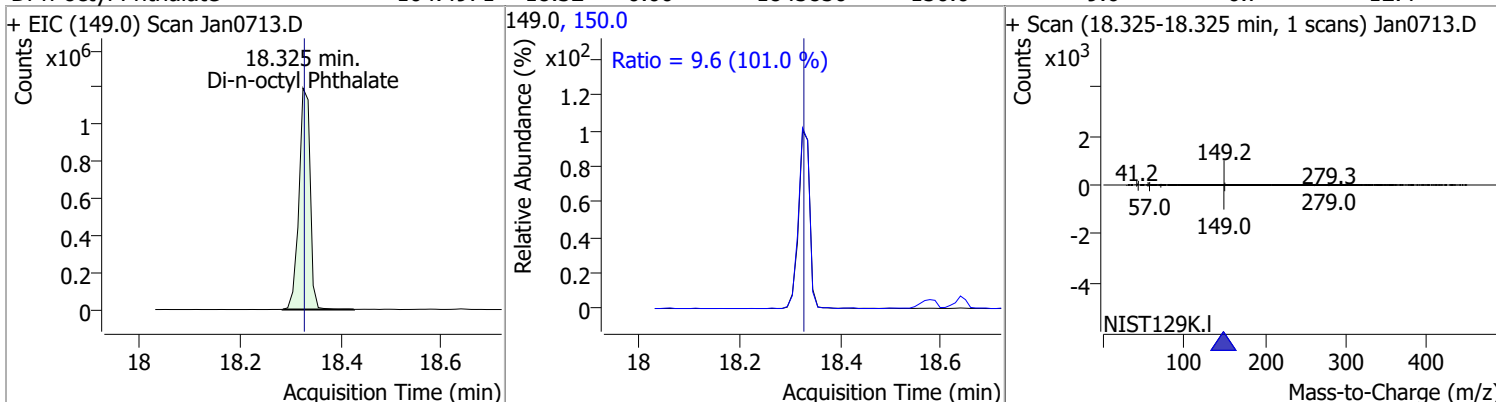


# Quantitation Results Report (QT Reviewed)

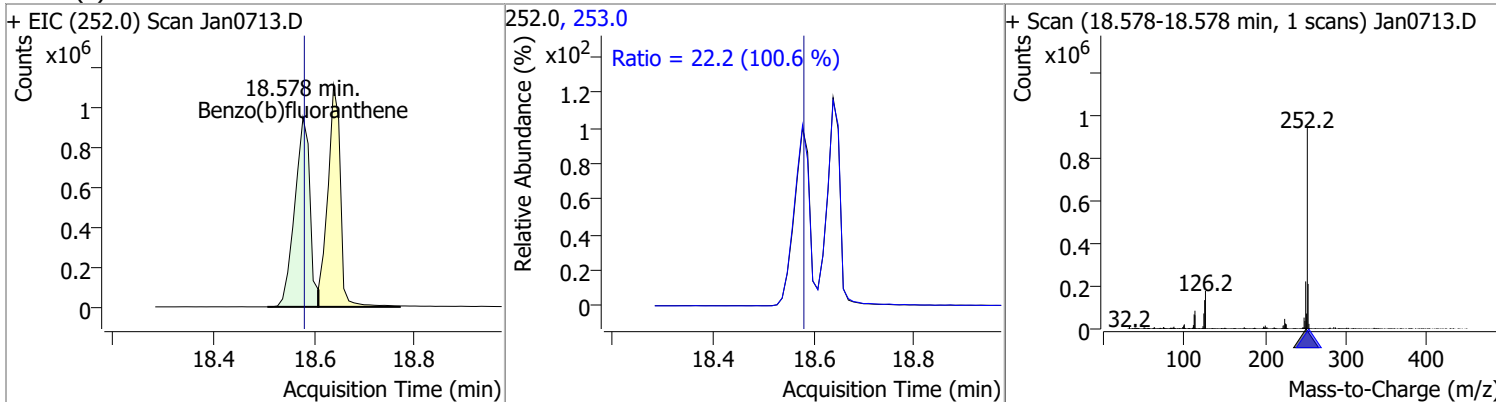
Compound	Conc.	RT	Dev(Min)	Resp.	QIon	QRatio	Lower	Upper
bis(2-ethylhexyl)Phthalate	104.9853	16.64	0.00	262241	149.0	404.4	278.0	516.2
					279.0	15.2	10.9	20.3



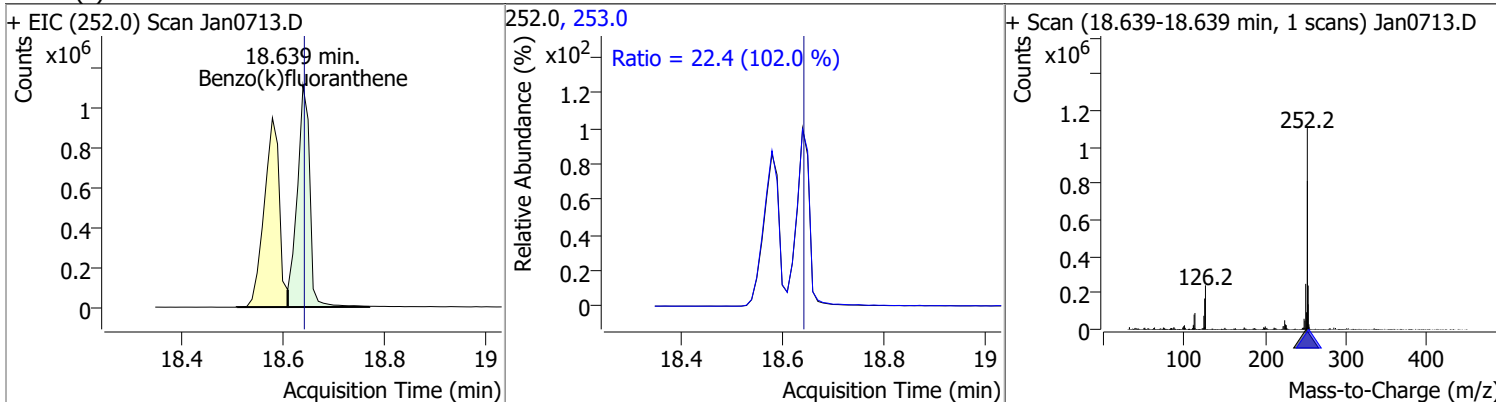
Compound	Conc.	RT	Dev(Min)	Resp.	QIon	QRatio	Lower	Upper
Di-n-octyl Phthalate	104.4971	18.32	0.00	1845850	150.0	9.6	6.7	12.4



Compound	Conc.	RT	Dev(Min)	Resp.	QIon	QRatio	Lower	Upper
Benzo(b)fluoranthene	107.4148	18.58	0.00	1968737	253.0	22.2	15.4	28.6

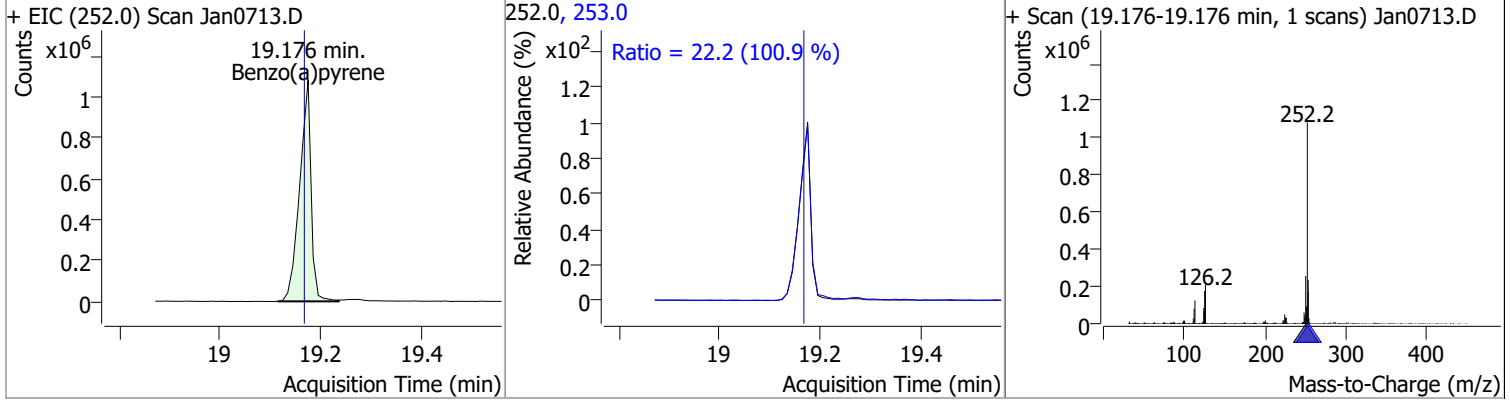


Compound	Conc.	RT	Dev(Min)	Resp.	QIon	QRatio	Lower	Upper
Benzo(k)fluoranthene	101.0433	18.64	0.00	1919998	253.0	22.4	15.3	28.5

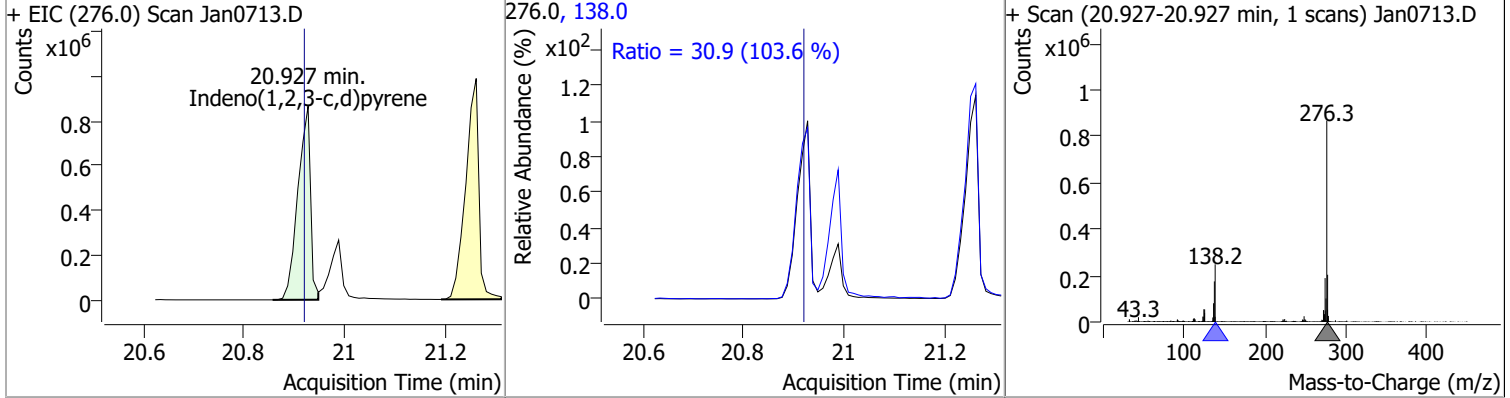


# Quantitation Results Report (QT Reviewed)

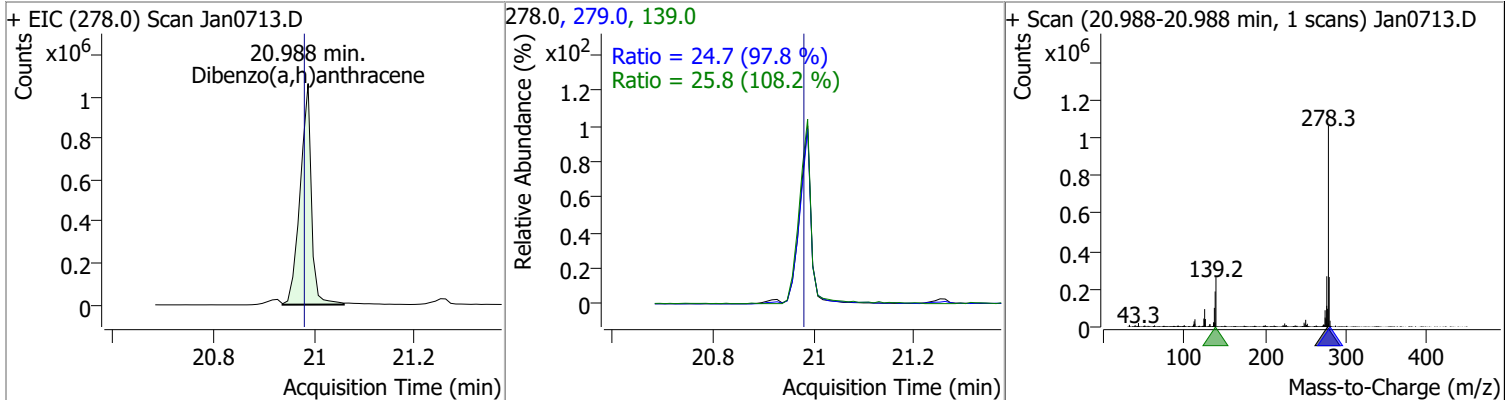
Compound	Conc.	RT	Dev(Min)	Resp.	QIon	QRatio	Lower	Upper
Benzo(a)pyrene	97.0690	19.18	0.01	1709292	253.0	22.2	15.4	28.6



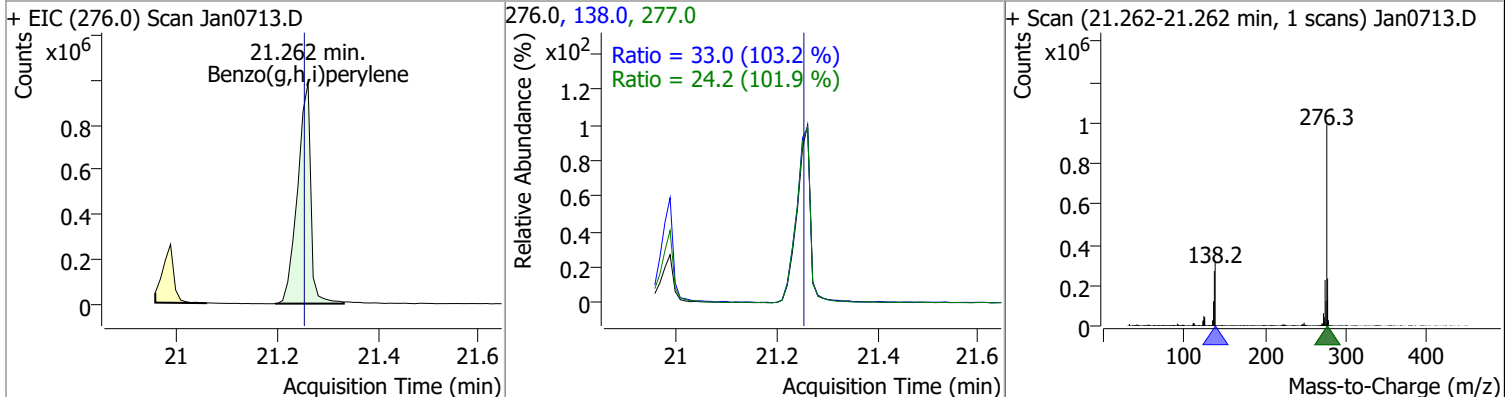
Compound	Conc.	RT	Dev(Min)	Resp.	QIon	QRatio	Lower	Upper
Indeno(1,2,3-c,d)pyrene	100.5554	20.93	0.01	1496888	138.0	30.9	20.9	38.8



Compound	Conc.	RT	Dev(Min)	Resp.	QIon	QRatio	Lower	Upper
Dibenzo(a,h)anthracene	101.8509	20.99	0.01	1643318	279.0	24.7	17.7	32.8
					139.0	25.8	16.7	31.0

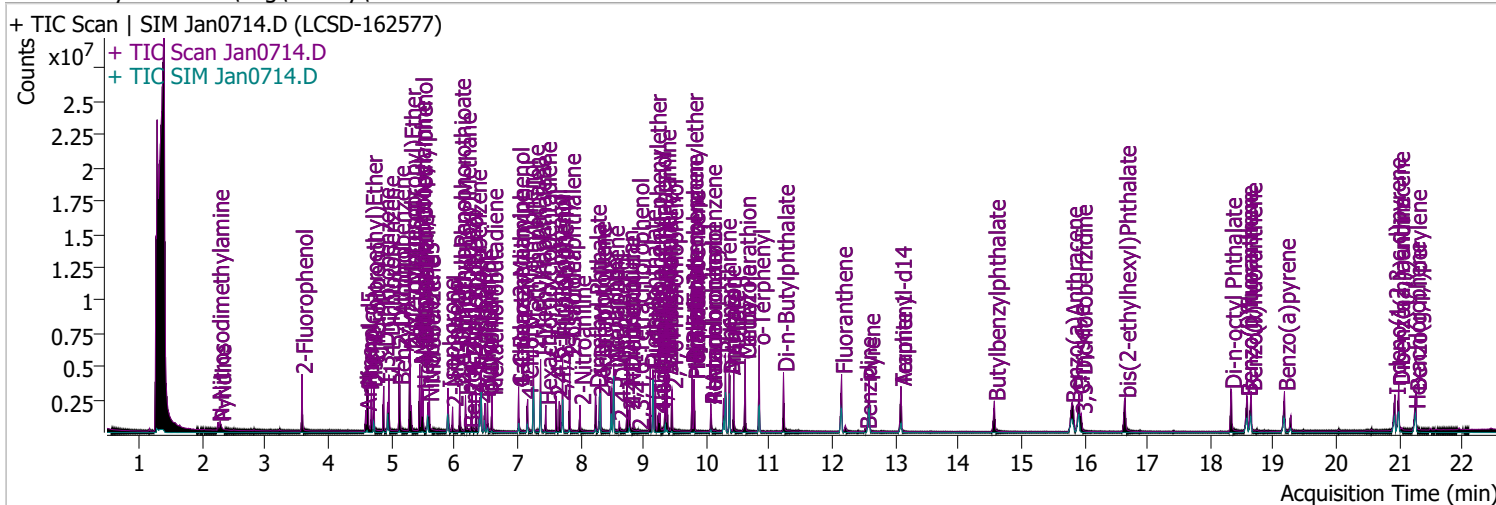


Compound	Conc.	RT	Dev(Min)	Resp.	QIon	QRatio	Lower	Upper
Benzo(g,h,i)perylene	105.0550	21.26	0.01	1804521	138.0	33.0	22.4	41.6
					277.0	24.2	16.6	30.9



# Quantitation Results Report (QT Reviewed)

Data File	Jan0714.D	Operator	LIMS import
Acq. Method	BNA+SIM.M	Acq. Date-Time	1/7/2022 7:31:36 PM
Sample Name	LCSD-162577	Instrument	Instrument #1
Vial	14	Multiplier	1.00
DA Method File		Comment	SVOC-8270-W-LARGO
Tune File	dftppdsm.u	Tune Date	1/7/2022 12:13:00 PM
Batch Name	010722 DoD BNA cal 1.batch.bin	Last Calib Update	1/11/2022 8:55:14 AM
Ref Library	D:\Org\Library\NIST129K.I		



Compound	RT	QIon	Resp.	Conc.	Units	Dev(Min)
<b>Internal Standards</b>						
<b>System Monitoring Compounds</b>						
S 2-Fluorophenol	3.582	112.0	984948	129.8016	µg/L	0.000
Spiked Amount: 200.000	Range: 10.0 - 75.0%			Recovery = 64.90%		
S Phenol-d5	4.613	99.0	1194865	119.6598	µg/L	-0.010
Spiked Amount: 200.000	Range: 10.0 - 65.0%			Recovery = 59.83%		
S Nitrobenzene-d5	5.583	82.0	485152	88.1030	µg/L	0.000
Spiked Amount: 100.000	Range: 32.0 - 94.0%			Recovery = 88.10%		
S 2-Fluorobiphenyl	7.718	172.0	1422036	87.4208	µg/L	0.000
Spiked Amount: 100.000	Range: 28.0 - 107.0%			Recovery = 87.42%		
S 2,4,6-Tribromophenol	9.458	329.8	327300	209.3854	µg/L	0.010
Spiked Amount: 200.000	Range: 25.0 - 140.0%			Recovery = 104.69%		
S Terphenyl-d14	13.088	244.3	1759687	103.6612	µg/L	0.000
Spiked Amount: 100.000	Range: 32.0 - 122.0%			Recovery = 103.66%		
<b>Target Compounds</b>						
T N-Nitrosodimethylamine	2.254	74.0	148781	46.1270	µg/L	99
T Pyridine	2.285	79.0	277509	39.5916	µg/L	97
T Aniline	4.593	93.0	488747	36.3101	µg/L	m 95
T Phenol	4.634	94.0	733511	67.8686	µg/L	85
T bis(-2-Chloroethyl)Ether	4.685	63.0	797433	95.6460	µg/L	m 100
T 2-Chlorophenol	4.726	128.0	823920	92.8082	µg/L	100
T 1,3-Dichlorobenzene	4.879	146.0	845649	71.1515	µg/L	98
T 1,4-Dichlorobenzene	4.960	146.0	853635	71.4647	µg/L	99
T 1,2-Dichlorobenzene	5.124	146.0	879070	74.6413	µg/L	99
T Benzyl Alcohol	5.134	108.0	384421	75.1180	µg/L	97
T bis(2-chloroisopropyl)Ether	5.297	121.0	240864	75.3021	µg/L	97
T 2-Methylphenol	5.297	107.0	725309	91.0155	µg/L	93
T N-nitroso-Di-n-propylamine	5.451	70.0	623893	115.8502	µg/L	m 97
T 4Methylphenol/3Methylphenol	5.481	107.0	988584	91.7399	µg/L	m 98
T Hexachloroethane	5.502	117.0	231092	68.0484	µg/L	99

# Quantitation Results Report (QT Reviewed)

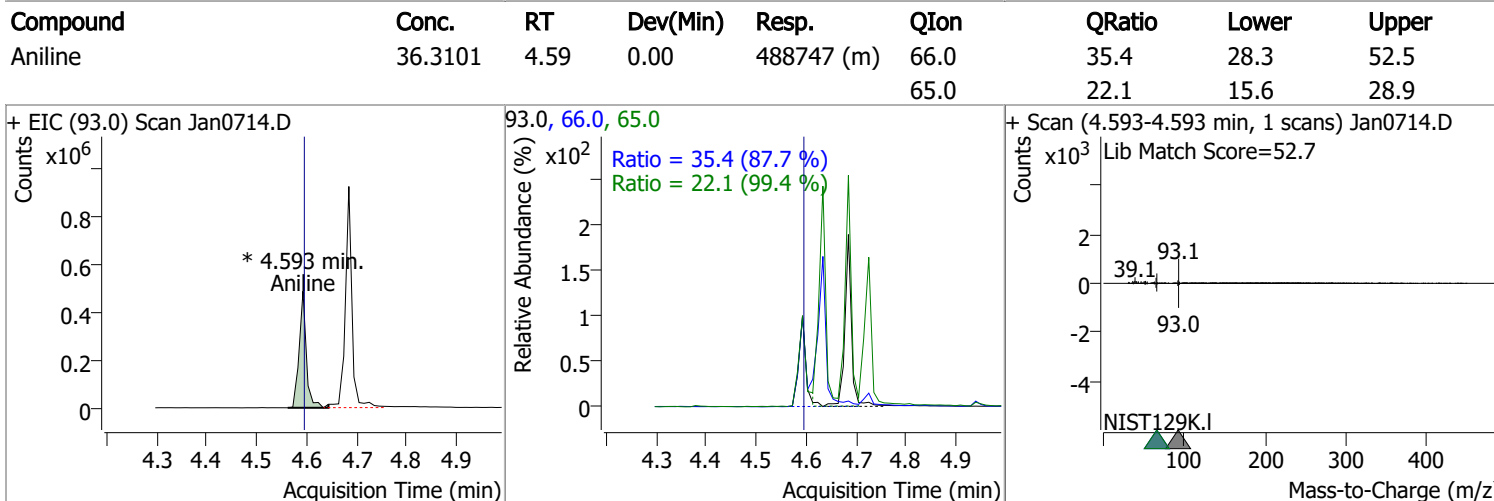
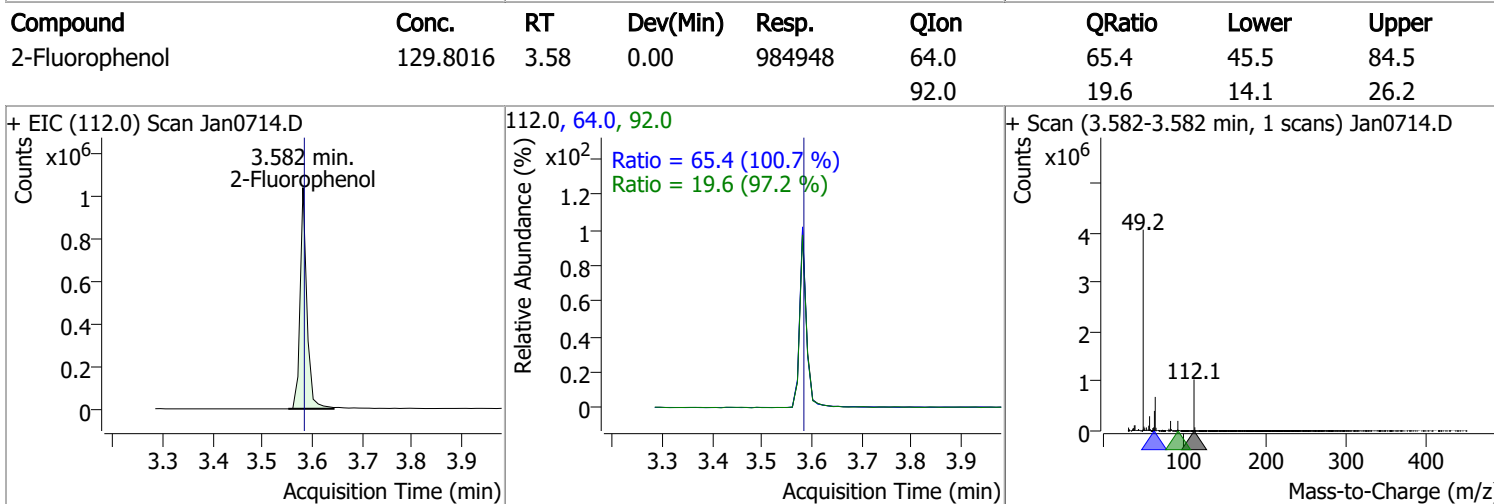
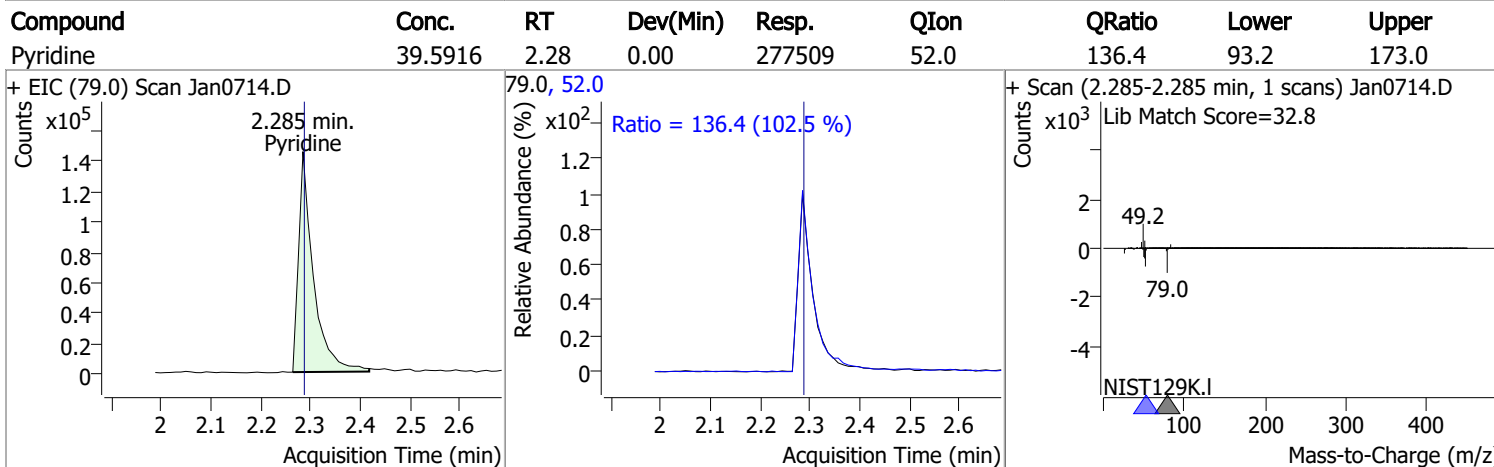
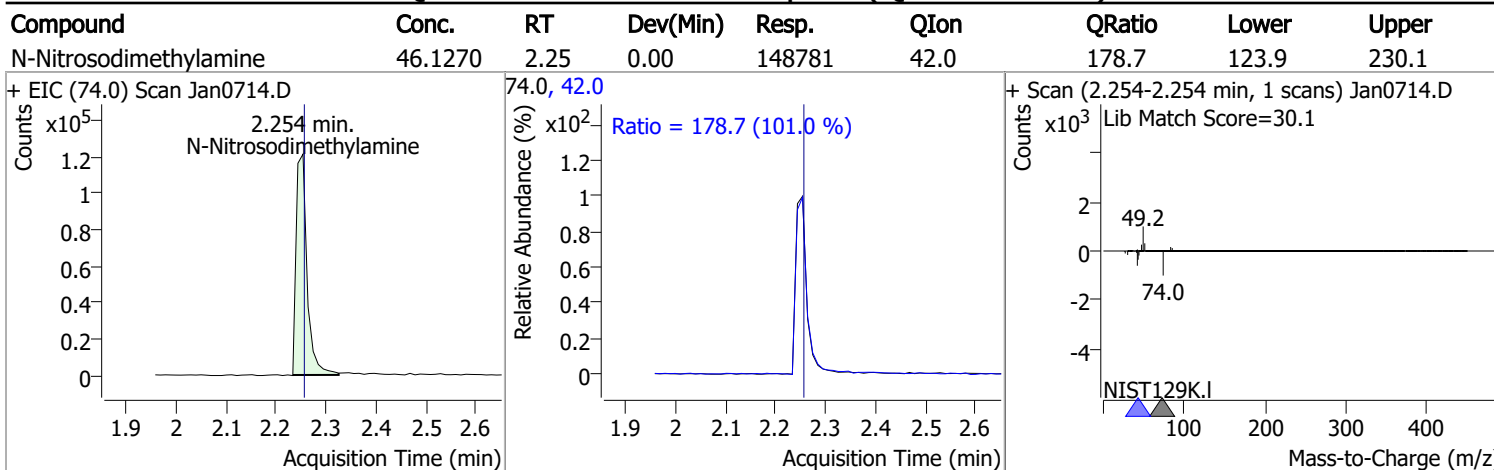
Compound	RT	QIon	Resp.	Conc.	Units	Dev(Min)
T Nitrobenzene	5.604	123.1	287545	101.3942	µg/L	92
T Isophorone	5.900	82.0	1251220	97.0052	µg/L	99
T 2-Nitrophenol	5.972	139.0	236694	101.7903	µg/L	96
T 2,4-Dimethylphenol	6.085	122.0	584505	87.7041	µg/L	94
T bis(-2-Chloroethoxy)Methane	6.177	93.0	733303	95.7299	µg/L	99
T Benzoic Acid	6.239	105.0	106477	33.4704	µg/L	94
T 2,4-Dichlorophenol	6.280	162.0	577574	96.0089	µg/L	99
T 1,2,4-Trichlorobenzene	6.341	180.0	562863	74.2262	µg/L	97
T Naphthalene	6.424	128.0	1851189	83.7925	µg/L	99
T 4-Chlorophenol	6.485	130.0	183896	89.3625	µg/L	m 86
T p-Chloroaniline	6.526	127.0	666745	77.6593	µg/L	97
T Hexachlorobutadiene	6.598	224.9	301310	72.9798	µg/L	98
T 4-Chloro-2-Methylphenol	7.019	107.0	497599	89.7770	µg/L	100
T 4-Chloro-3-Methylphenol	7.163	107.0	581313	99.3003	µg/L	99
T 2-Methylnaphthalene	7.255	141.0	1295296	97.0334	µg/L	99
T 1-Methylnaphthalene	7.368	141.0	1146022	87.3820	µg/L	m 100
T Hexachlorocyclopentadiene	7.451	236.9	217726	84.9849	µg/L	99
T 2,4,6-Trichlorophenol	7.615	196.0	364123	98.1724	µg/L	99
T 2,4,5-Trichlorophenol	7.666	196.0	449272	109.5154	µg/L	100
T 2-Chloronaphthalene	7.831	162.0	1440393	105.2932	µg/L	99
T 2-Nitroaniline	7.995	65.0	291459	120.1119	µg/L	99
T Dimethyl Phthalate	8.241	163.0	1537862	111.2295	µg/L	98
T 2,6-Dinitrotoluene	8.302	165.0	218209	119.1953	µg/L	93
T Acenaphthylene	8.323	152.1	2206924	98.4963	µg/L	100
T 3-Nitroaniline	8.497	138.0	199649	97.2328	µg/L	97
T Acenaphthene	8.527	154.0	1384854	109.7746	µg/L	m 99
T 2,4-Dinitrophenol	8.619	184.0	91763	90.1333	µg/L	94
T Dibenzofuran	8.742	168.0	2027718	101.5589	µg/L	93
T 2,4-Dinitrotoluene	8.773	165.0	272047	107.7366	µg/L	92
T 4-Nitrophenol	8.783	109.0	101520	51.6868	µg/L	88
T Diethylphthalate	9.110	149.0	1810899	117.8199	µg/L	99
T Fluorene	9.151	166.0	1643294	100.1095	µg/L	98
T 4-Chlorophenyl-phenylether	9.192	204.0	816574	107.9421	µg/L	98
T 4-Nitroaniline	9.243	138.0	221629	102.4566	µg/L	91
T 4,6-Dinitro-2-methylphenol	9.264	198.0	140216	92.4866	µg/L	95
T N-nitrosodiphenylamine	9.346	169.0	1214759	111.3272	µg/L	99
T Azobenzene	9.376	77.0	1304068	99.8092	µg/L	99
T 4-Bromophenyl-phenylether	9.775	248.0	483269	106.6662	µg/L	97
T Hexachlorobenzene	9.806	283.9	436315	95.6474	µg/L	98
T Pentachlorophenol	10.069	265.9	244740	111.5420	µg/L	98
T Phenanthrene	10.302	178.0	2327190	103.2772	µg/L	100
T Anthracene	10.373	178.0	2376251	107.8538	µg/L	100
T Triallate	10.434	86.0	505664	103.1824	µg/L	99
T Carbazole	10.616	167.0	2307875	108.4367	µg/L	98
T o-Terphenyl	10.839	230.0	1250069	97.2271	µg/L	97
T Di-n-Butylphthalate	11.224	149.0	2393081	110.3752	µg/L	100
T Fluoranthene	12.146	202.0	2447554	104.4850	µg/L	98
T Benzidine	12.531	184.0	170495	20.1762	µg/L	100
T Pyrene	12.581	202.0	2614013	101.9228	µg/L	97
T Butylbenzylphthalate	14.572	149.0	824117	115.5032	µg/L	98
T Benzo(a)Anthracene	15.798	228.0	2076657	112.3225	µg/L	99
T Chrysene	15.910	228.0	2222976	111.1698	µg/L	99
T 3,3-Dichlorobenzidine	15.951	252.0	541457	85.4267	µg/L	100
T bis(2-ethylhexyl)Phthalate	16.646	167.0	289739	113.9794	µg/L	96
T Di-n-octyl Phthalate	18.325	149.0	2012945	111.6555	µg/L	99

# Quantitation Results Report (QT Reviewed)

Compound	RT	QIon	Resp.	Conc.	Units	Dev(Min)
T Benzo(b)fluoranthene	18.578	252.0	2009579	108.4891	µg/L	100
T Benzo(k)fluoranthene	18.649	252.0	1952551	101.6749	µg/L	99
T Benzo(a)pyrene	19.175	252.0	1821868	102.1018	µg/L	99
T Indeno(1,2,3-c,d)pyrene	20.927	276.0	1551995	103.0188	µg/L	99
T Dibenzo(a,h)anthracene	20.988	278.0	1717584	105.1118	µg/L	97
T Benzo(g,h,i)perylene	21.261	276.0	1835275	105.7208	µg/L	98

(#) = Qualifier Out of Range; (m) = Manual Integration; (+) = Area Summed; (\*) = Surrogate Percent Recovery Out of Range; (d): Zeroed Peak

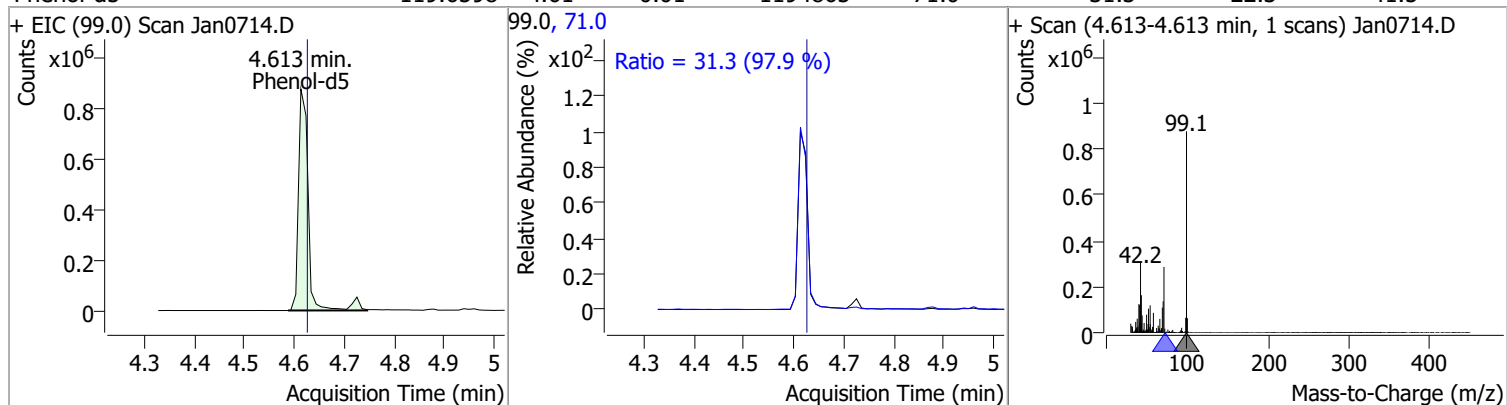
# Quantitation Results Report (QT Reviewed)



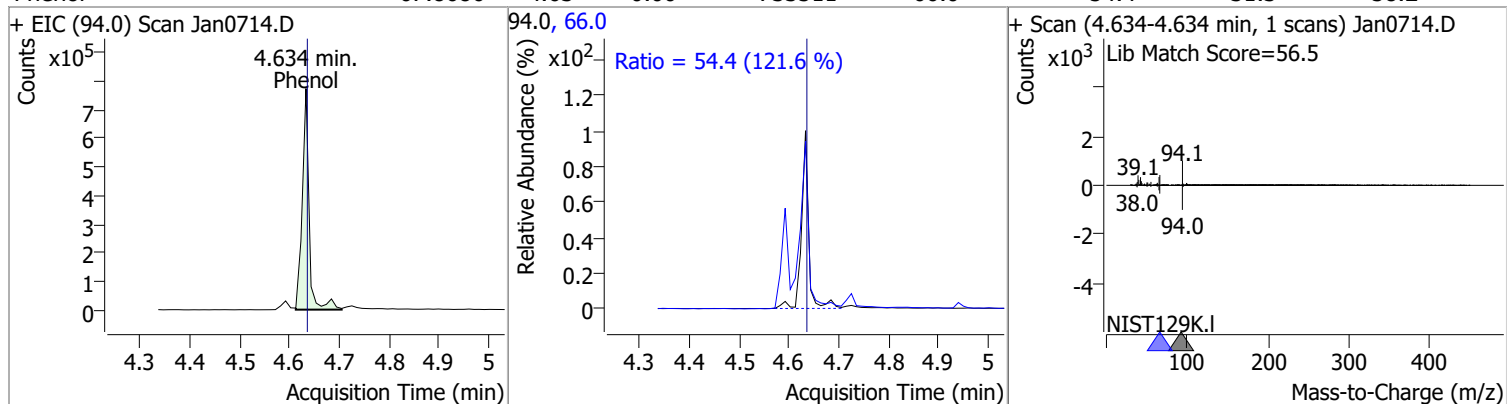


# Quantitation Results Report (QT Reviewed)

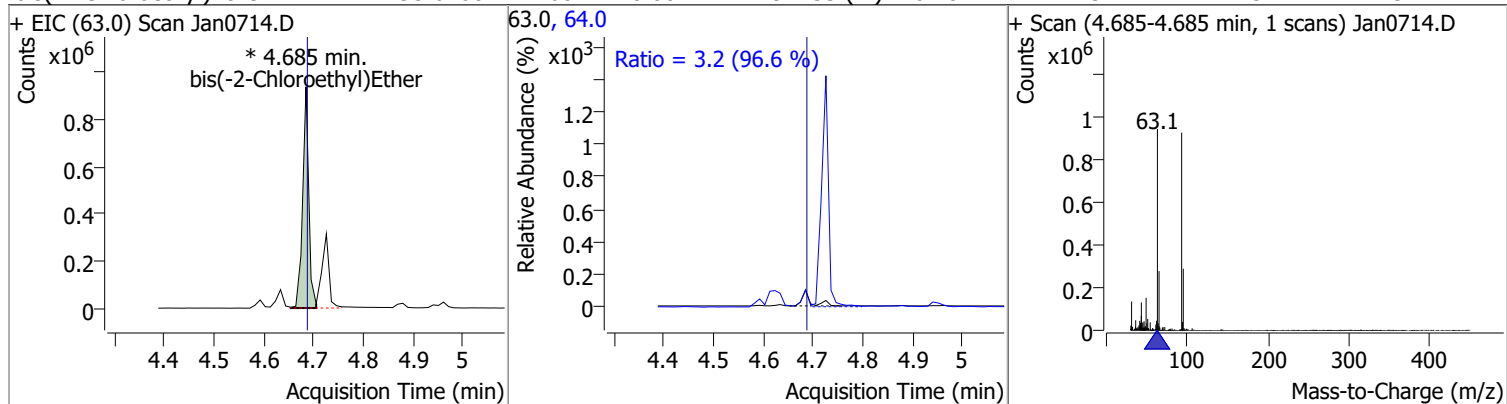
Compound	Conc.	RT	Dev(Min)	Resp.	QIon	QRatio	Lower	Upper
Phenol-d5	119.6598	4.61	-0.01	1194865	71.0	31.3	22.3	41.5



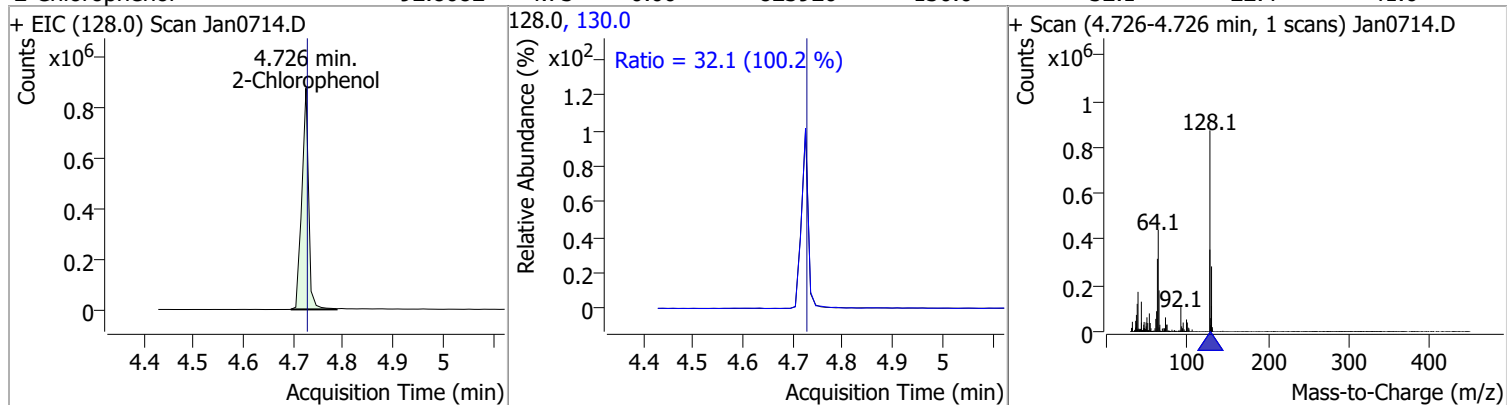
Compound	Conc.	RT	Dev(Min)	Resp.	QIon	QRatio	Lower	Upper
Phenol	67.8686	4.63	0.00	733511	66.0	54.4	31.3	58.2



Compound	Conc.	RT	Dev(Min)	Resp.	QIon	QRatio	Lower	Upper
bis(-2-Chloroethyl)Ether	95.6460	4.68	0.00	797433 (m)	64.0	3.2	2.3	4.3



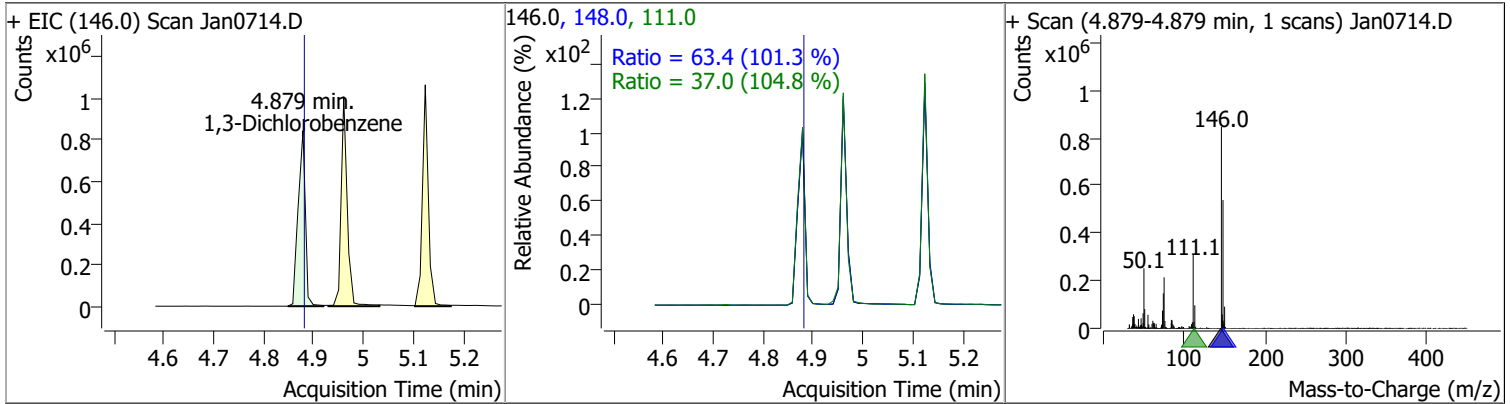
Compound	Conc.	RT	Dev(Min)	Resp.	QIon	QRatio	Lower	Upper
2-Chlorophenol	92.8082	4.73	0.00	823920	130.0	32.1	22.4	41.6



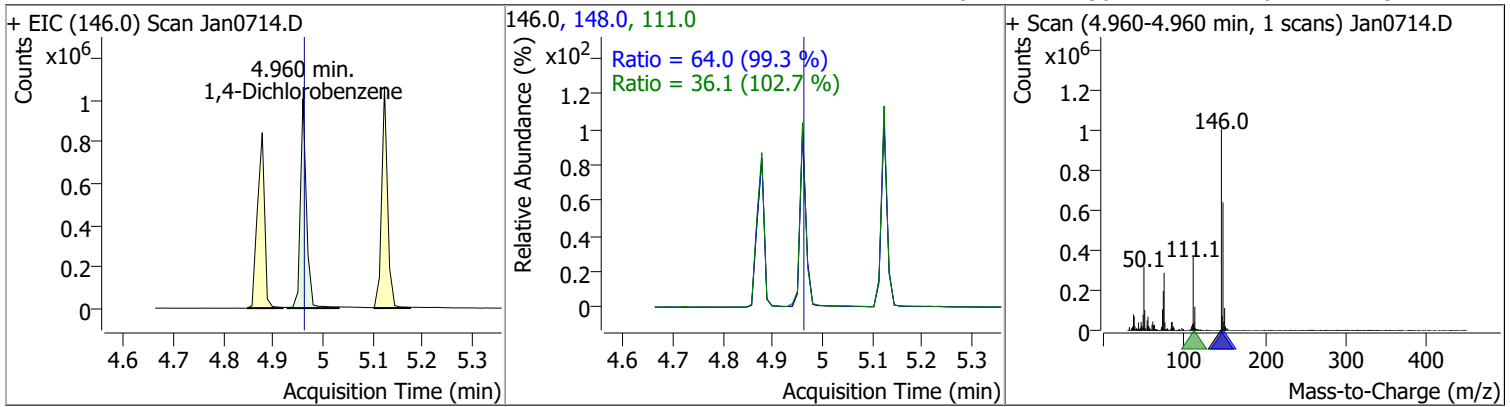


# Quantitation Results Report (QT Reviewed)

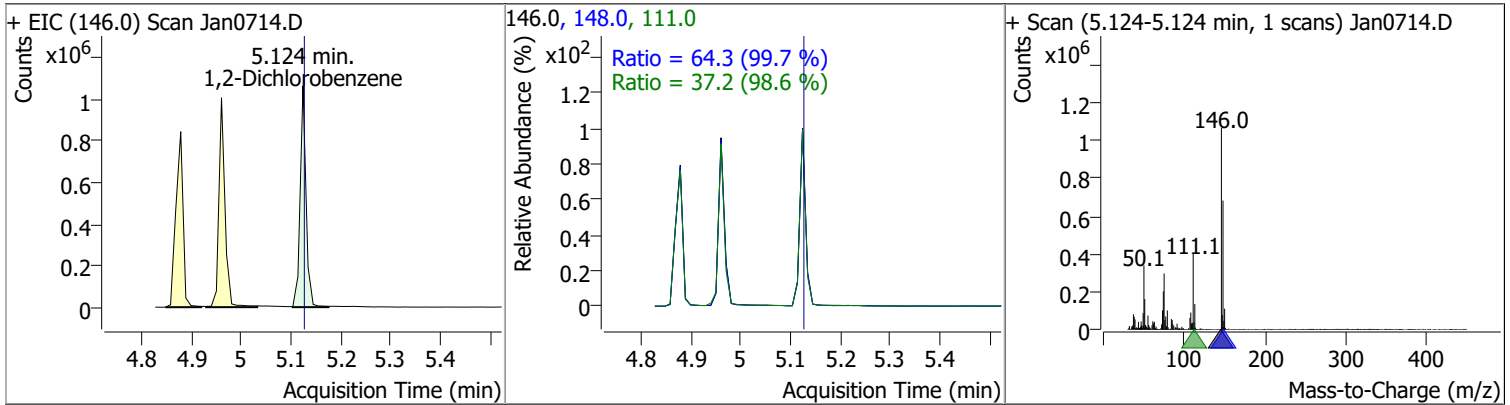
Compound	Conc.	RT	Dev(Min)	Resp.	QIon	QRatio	Lower	Upper
1,3-Dichlorobenzene	71.1515	4.88	0.00	845649	148.0	63.4	43.8	81.3
					111.0	37.0	24.8	46.0



Compound	Conc.	RT	Dev(Min)	Resp.	QIon	QRatio	Lower	Upper
1,4-Dichlorobenzene	71.4647	4.96	0.00	853635	148.0	64.0	45.1	83.8
					111.0	36.1	24.6	45.7

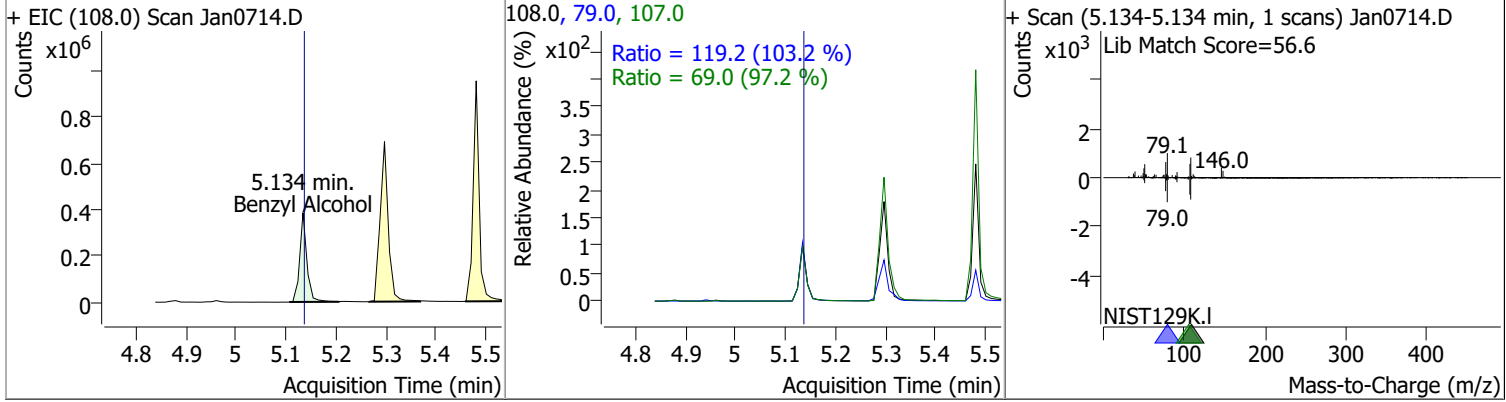


Compound	Conc.	RT	Dev(Min)	Resp.	QIon	QRatio	Lower	Upper
1,2-Dichlorobenzene	74.6413	5.12	0.00	879070	148.0	64.3	45.1	83.8
					111.0	37.2	26.4	49.1

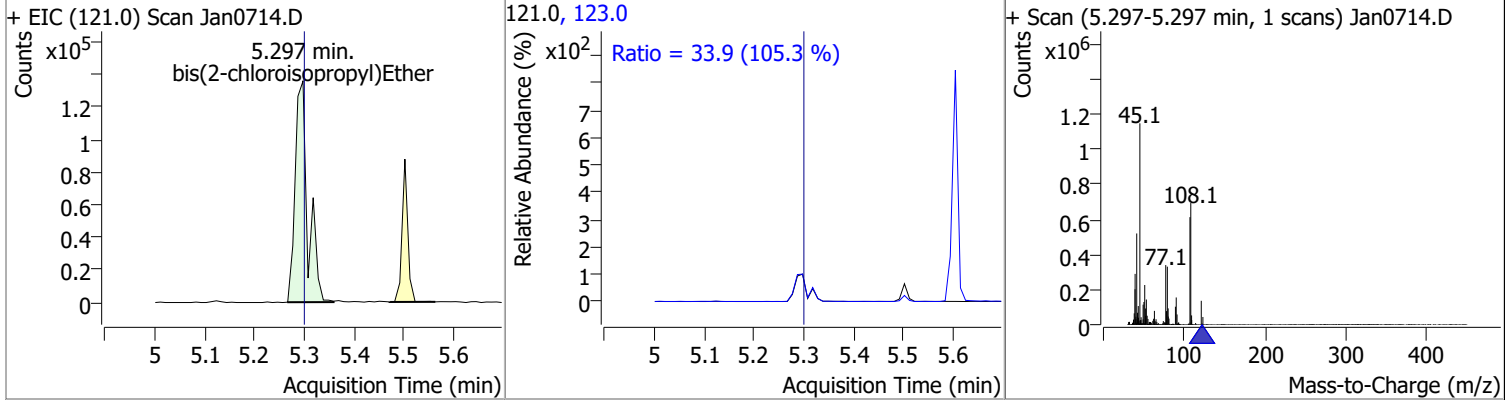


# Quantitation Results Report (QT Reviewed)

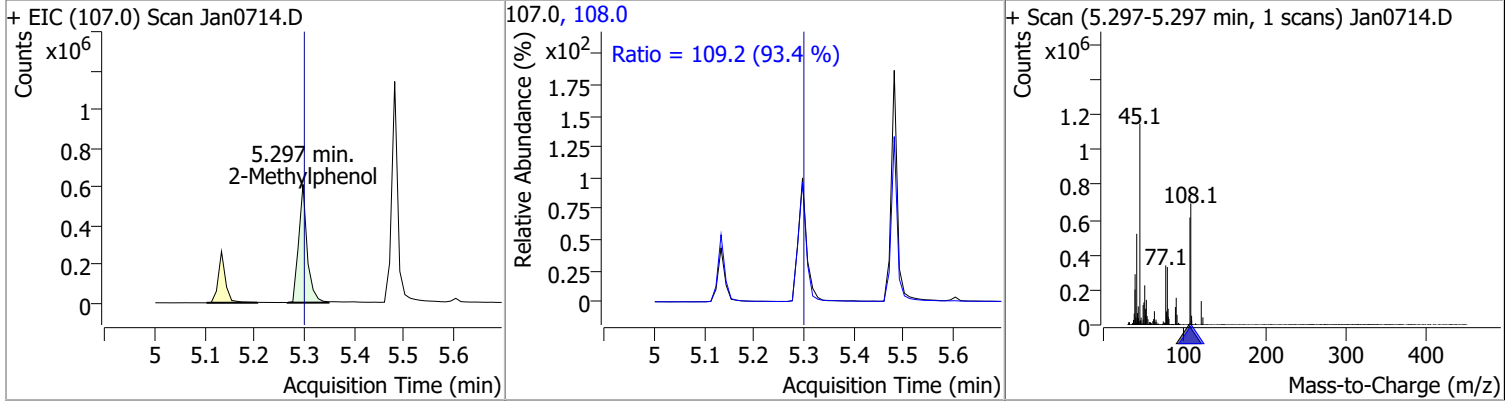
Compound	Conc.	RT	Dev(Min)	Resp.	QIon	QRatio	Lower	Upper
Benzyl Alcohol	75.1180	5.13	0.00	384421	79.0	119.2	80.8	150.1
					107.0	69.0	49.7	92.3



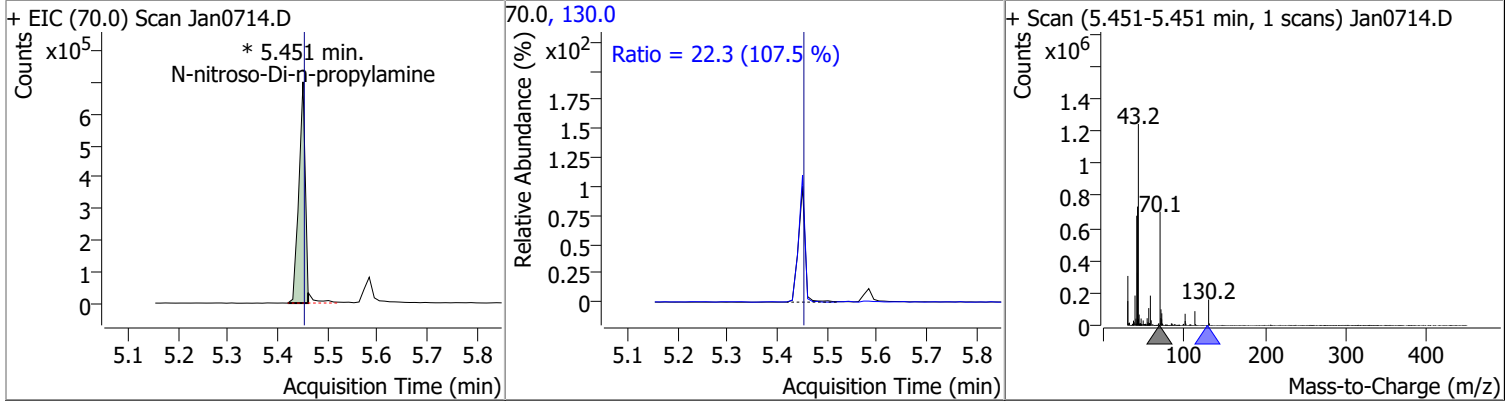
Compound	Conc.	RT	Dev(Min)	Resp.	QIon	QRatio	Lower	Upper
bis(2-chloroisopropyl)Ether	75.3021	5.30	0.00	240864	123.0	33.9	22.5	41.8



Compound	Conc.	RT	Dev(Min)	Resp.	QIon	QRatio	Lower	Upper
2-Methylphenol	91.0155	5.30	0.00	725309	108.0	109.2	81.8	152.0

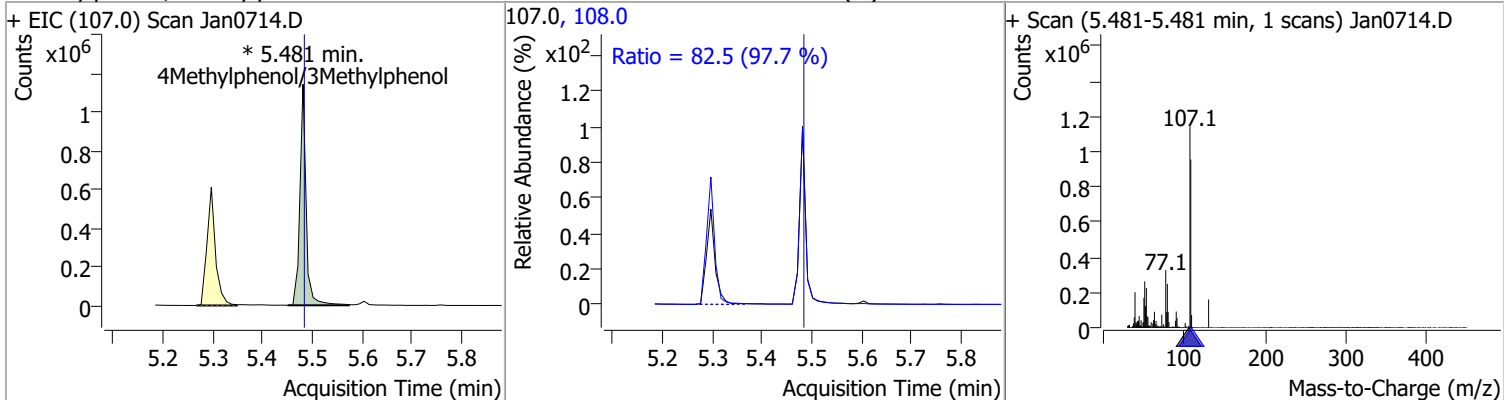


Compound	Conc.	RT	Dev(Min)	Resp.	QIon	QRatio	Lower	Upper
N-nitroso-Di-n-propylamine	115.8502	5.45	0.00	623893 (m)	130.0	22.3	0.0	41.5

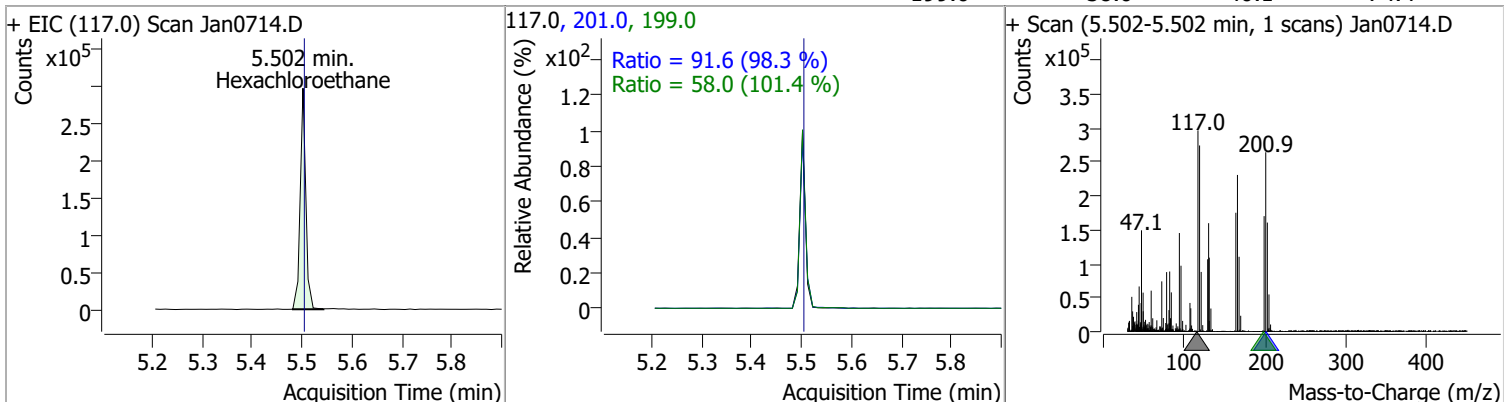


# Quantitation Results Report (QT Reviewed)

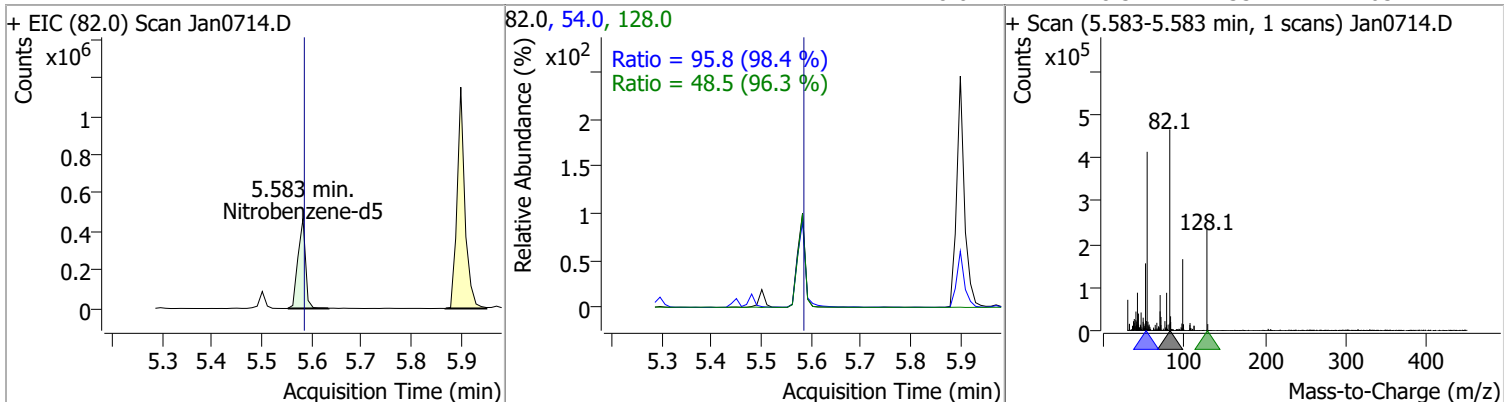
Compound	Conc.	RT	Dev(Min)	Resp.	QIon	QRatio	Lower	Upper
4Methylphenol/3Methylphenol	91.7399	5.48	0.00	988584 (m)	108.0	82.5	59.1	109.8



Compound	Conc.	RT	Dev(Min)	Resp.	QIon	QRatio	Lower	Upper
Hexachloroethane	68.0484	5.50	0.00	231092	201.0 199.0	91.6 58.0	65.2 40.1	121.2 74.4

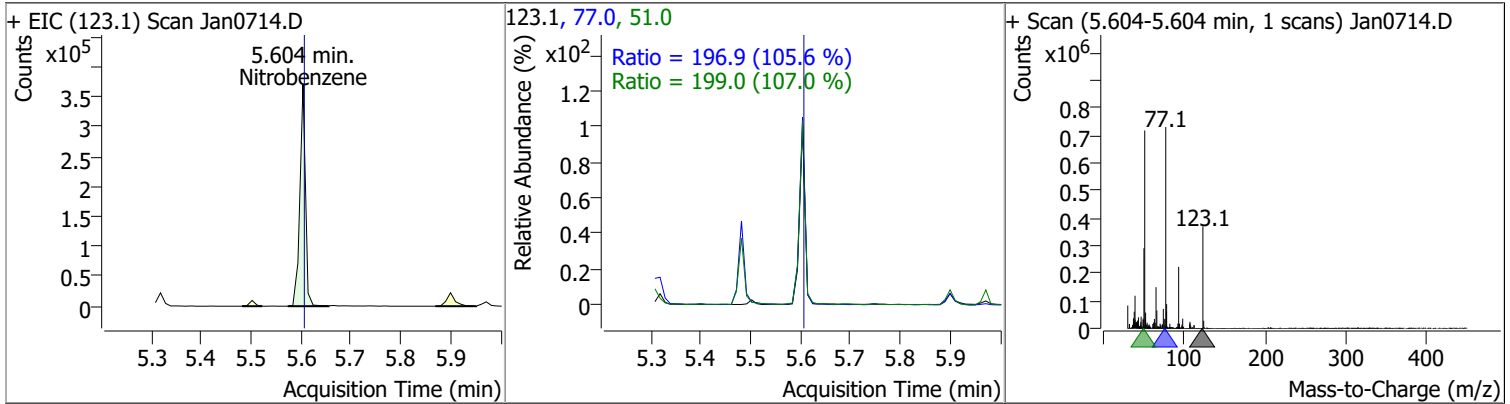


Compound	Conc.	RT	Dev(Min)	Resp.	QIon	QRatio	Lower	Upper
Nitrobenzene-d5	88.1030	5.58	0.00	485152	54.0 128.0	95.8 48.5	68.2 35.2	126.6 65.4

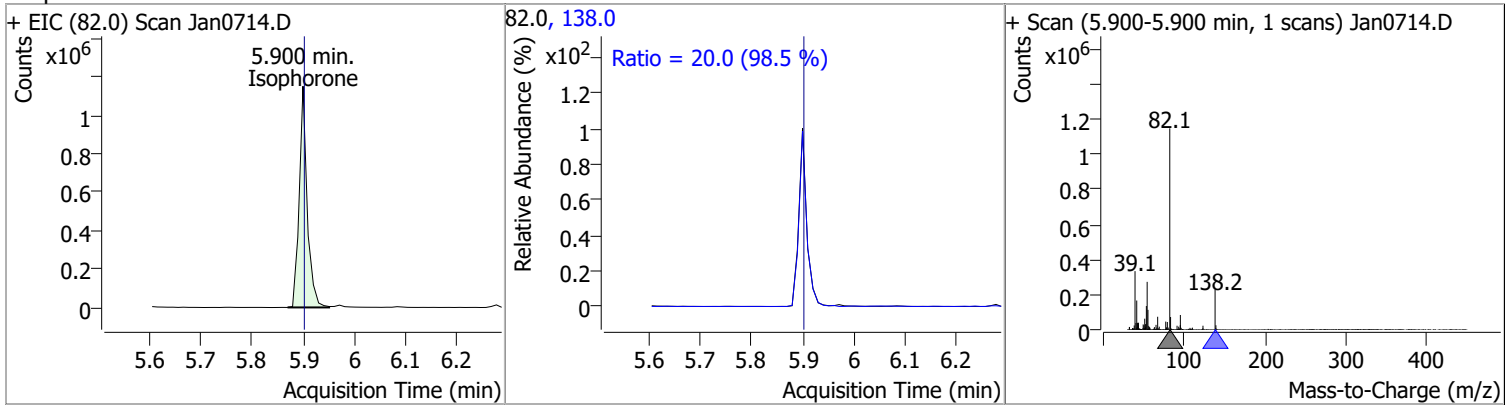


# Quantitation Results Report (QT Reviewed)

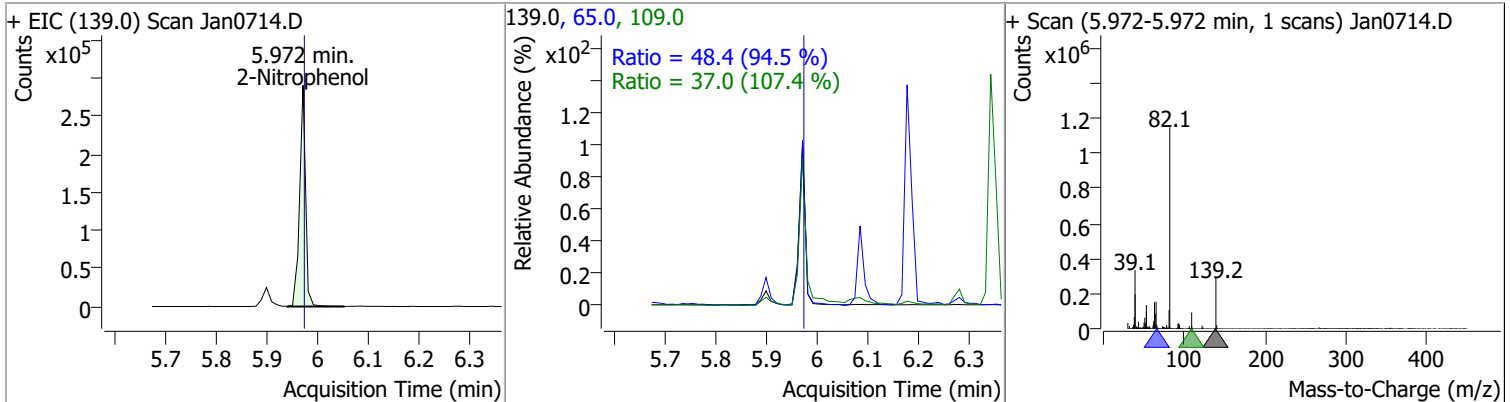
Compound	Conc.	RT	Dev(Min)	Resp.	QIon	QRatio	Lower	Upper
Nitrobenzene	101.3942	5.60	0.00	287545	77.0	196.9	130.5	242.3
					51.0	199.0	130.2	241.8



Compound	Conc.	RT	Dev(Min)	Resp.	QIon	QRatio	Lower	Upper
Isophrone	97.0052	5.90	0.00	1251220	138.0	20.0	14.2	26.4

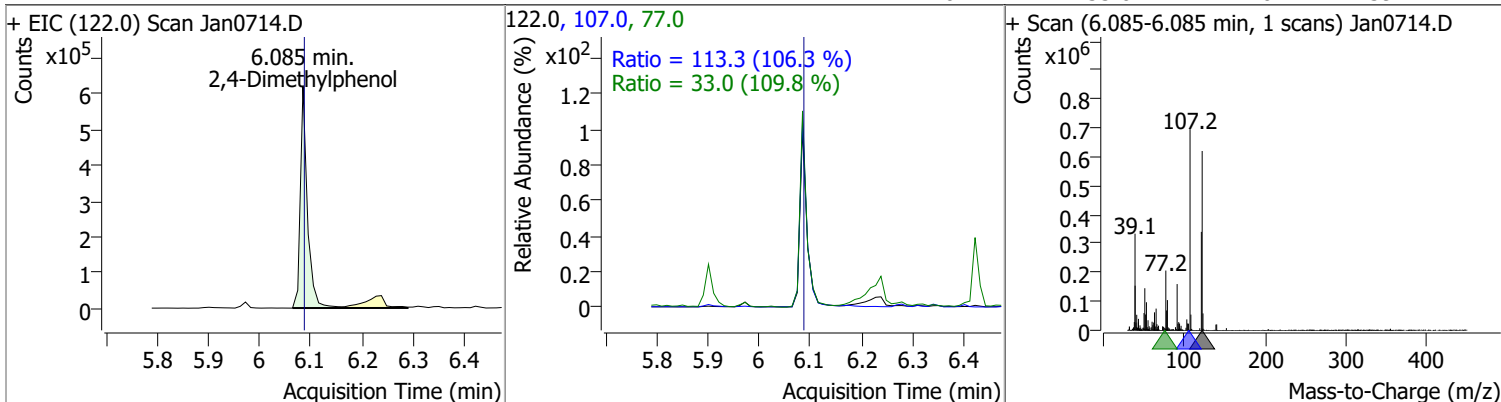


Compound	Conc.	RT	Dev(Min)	Resp.	QIon	QRatio	Lower	Upper
2-Nitrophenol	101.7903	5.97	0.00	236694	65.0	48.4	35.9	66.6
					109.0	37.0	24.1	44.8

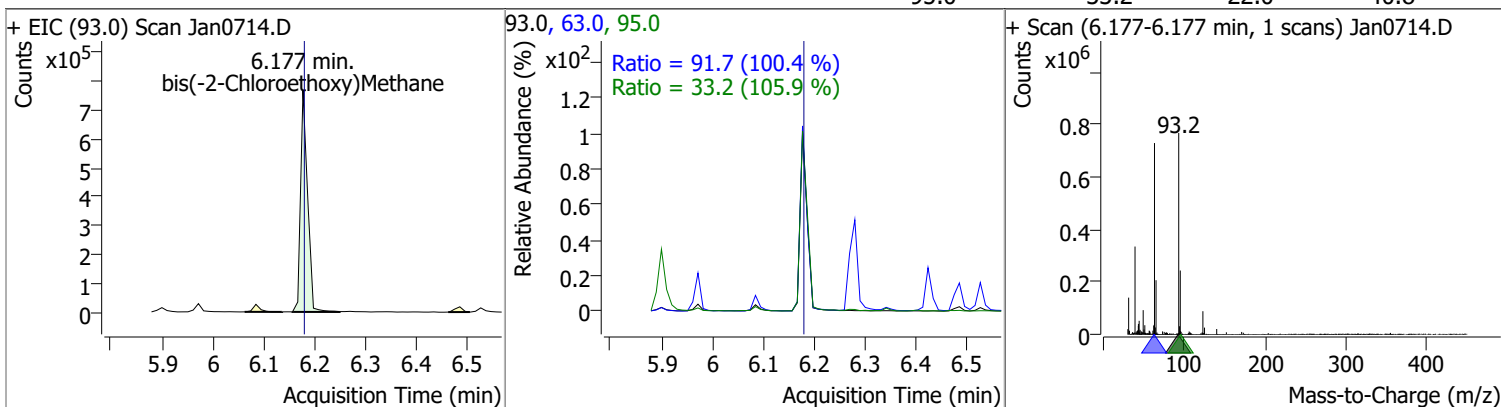


# Quantitation Results Report (QT Reviewed)

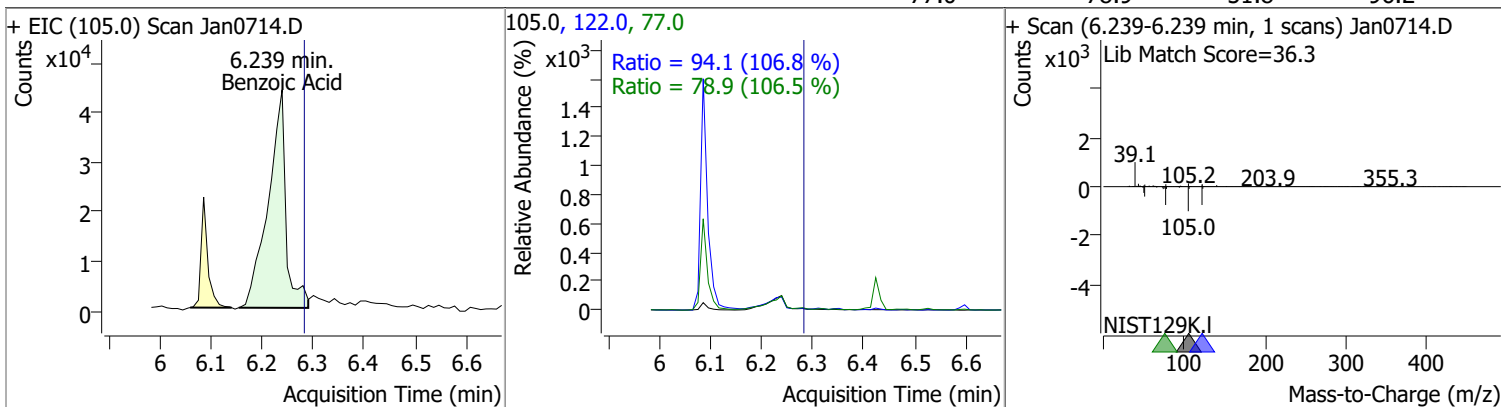
Compound	Conc.	RT	Dev(Min)	Resp.	QIon	QRatio	Lower	Upper
2,4-Dimethylphenol	87.7041	6.08	0.00	584505	107.0	113.3	74.6	138.5
					77.0	33.0	21.0	39.1



Compound	Conc.	RT	Dev(Min)	Resp.	QIon	QRatio	Lower	Upper
bis(-2-Chloroethoxy)Methane	95.7299	6.18	0.00	733303	63.0	91.7	64.0	118.8
					95.0	33.2	22.0	40.8

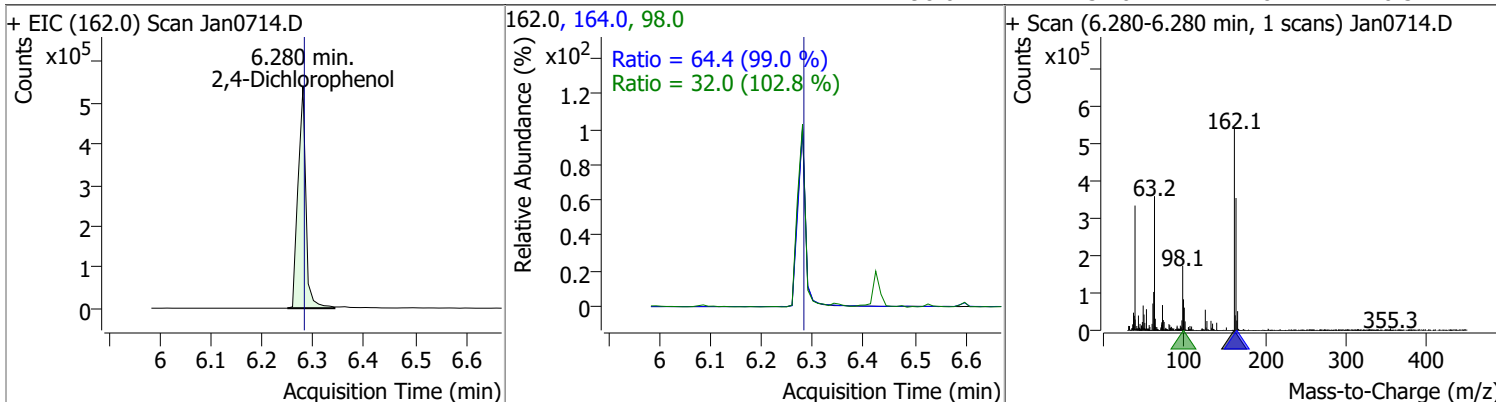


Compound	Conc.	RT	Dev(Min)	Resp.	QIon	QRatio	Lower	Upper
Benzoic Acid	33.4704	6.24	-0.04	106477	122.0	94.1	61.7	114.6
					77.0	78.9	51.8	96.2

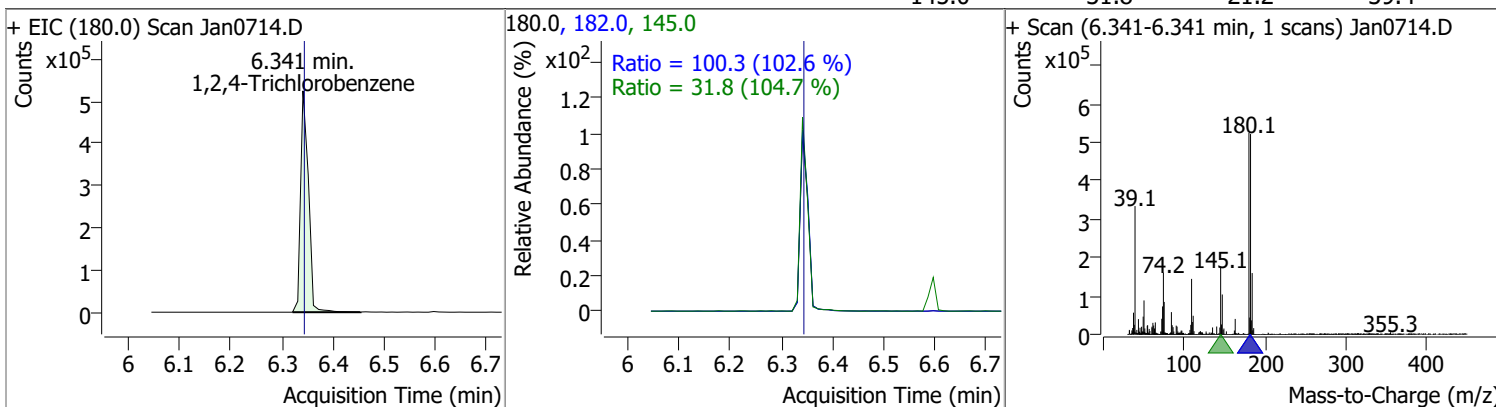


# Quantitation Results Report (QT Reviewed)

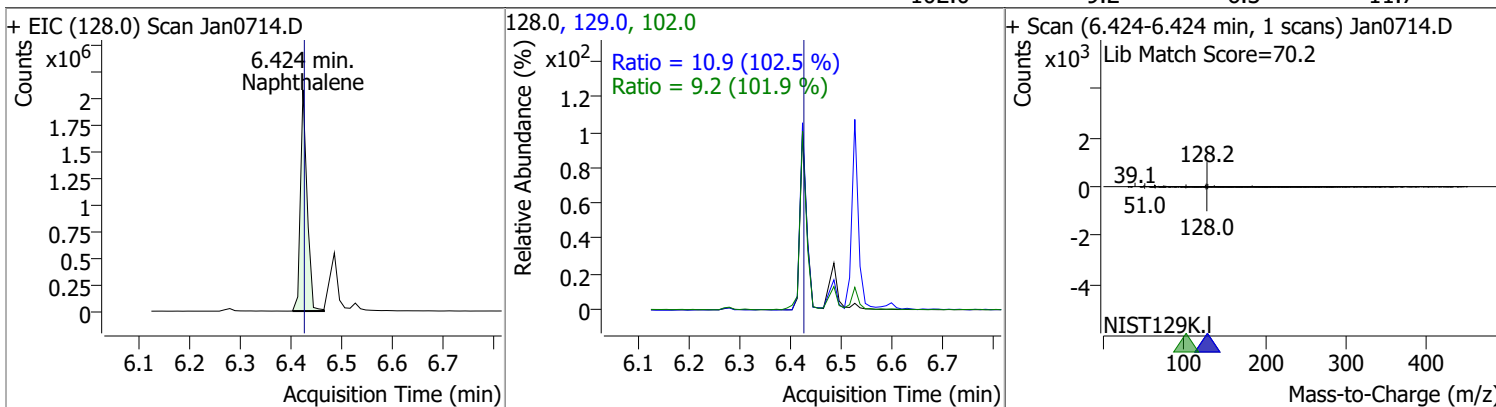
Compound	Conc.	RT	Dev(Min)	Resp.	QIon	QRatio	Lower	Upper
2,4-Dichlorophenol	96.0089	6.28	0.00	577574	164.0	64.4	45.5	84.6
					98.0	32.0	21.8	40.5



Compound	Conc.	RT	Dev(Min)	Resp.	QIon	QRatio	Lower	Upper
1,2,4-Trichlorobenzene	74.2262	6.34	0.00	562863	182.0	100.3	68.4	127.1
					145.0	31.8	21.2	39.4

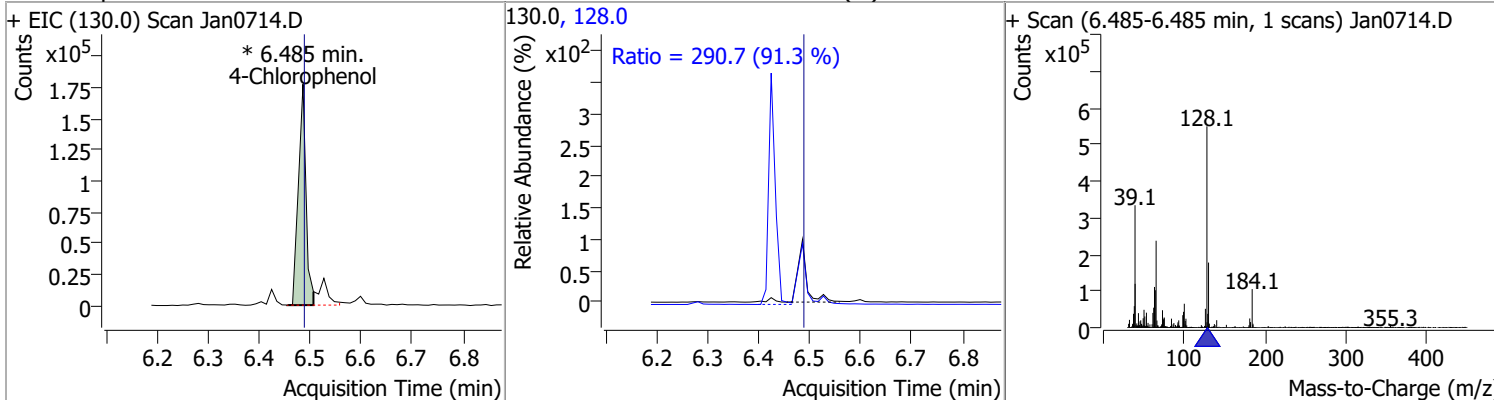


Compound	Conc.	RT	Dev(Min)	Resp.	QIon	QRatio	Lower	Upper
Naphthalene	83.7925	6.42	0.00	1851189	129.0	10.9	7.4	13.8
					102.0	9.2	6.3	11.7

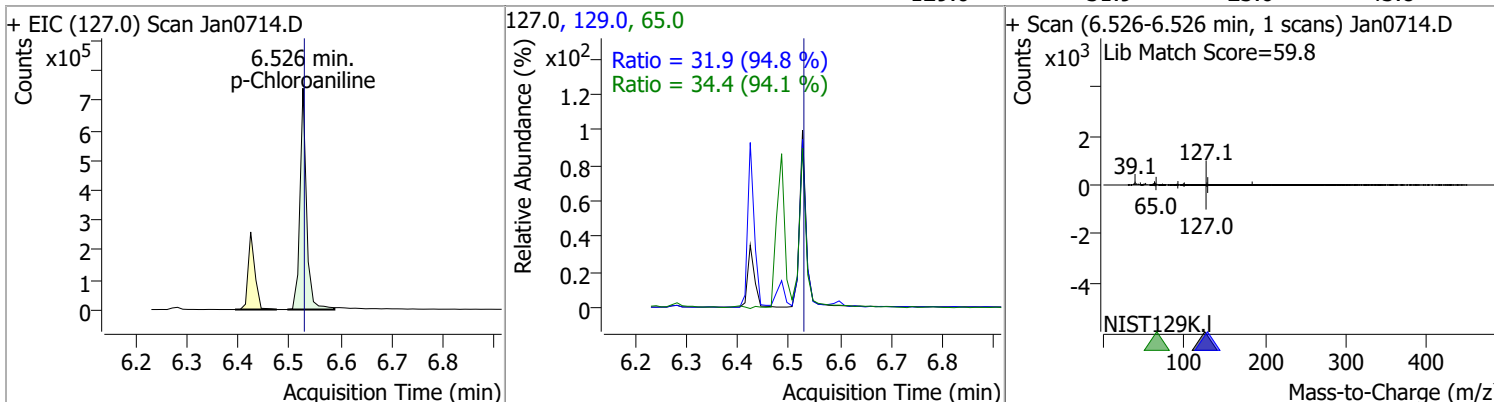


# Quantitation Results Report (QT Reviewed)

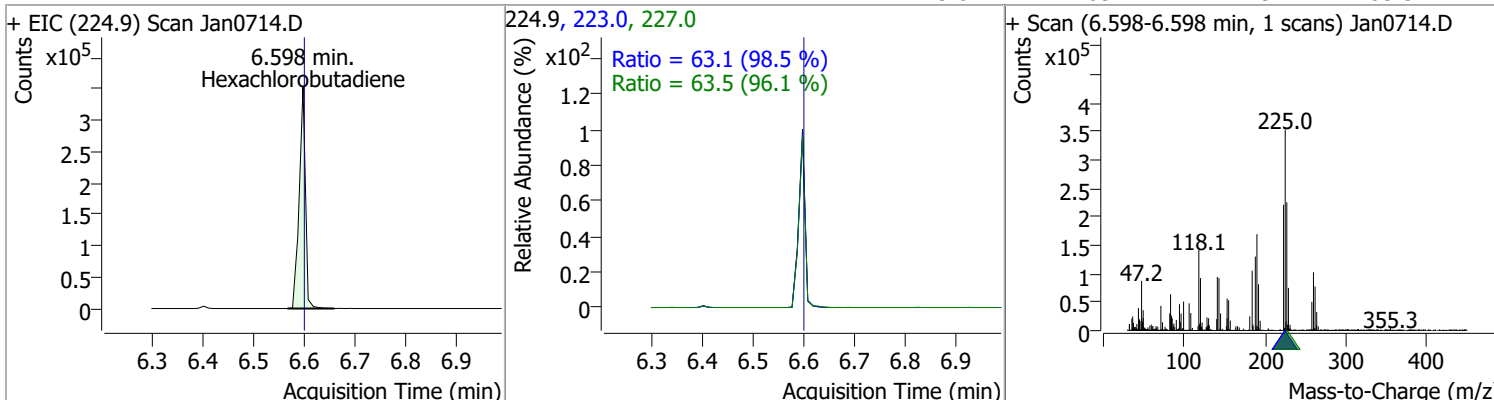
Compound	Conc.	RT	Dev(Min)	Resp.	QIon	QRatio	Lower	Upper
4-Chlorophenol	89.3625	6.49	0.00	183896 (m)	128.0	290.7	222.8	413.7



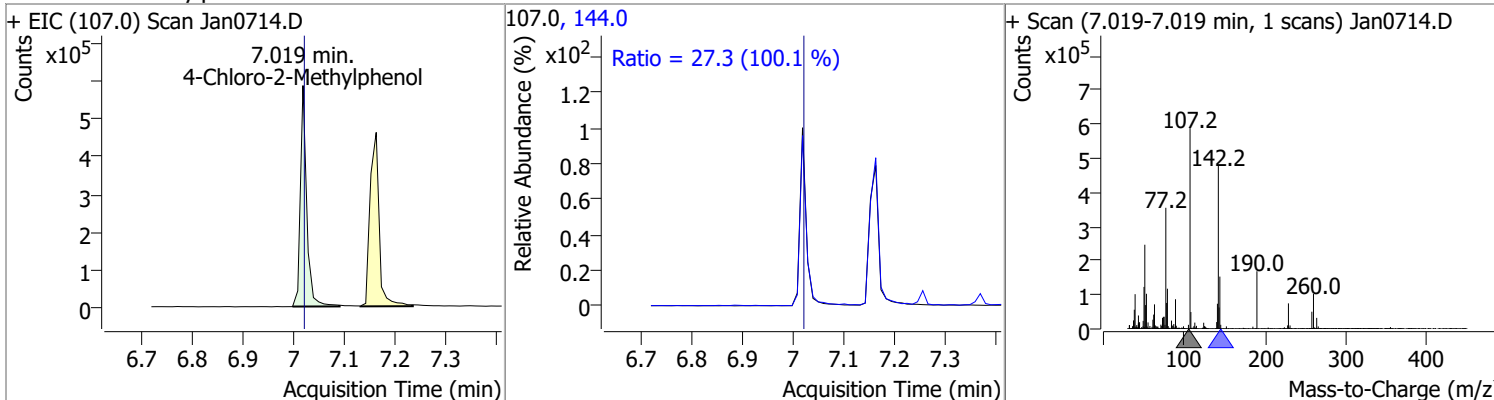
Compound	Conc.	RT	Dev(Min)	Resp.	QIon	QRatio	Lower	Upper
p-Chloroaniline	77.6593	6.53	0.00	666745	65.0	34.4	25.6	47.5
					129.0	31.9	23.6	43.8



Compound	Conc.	RT	Dev(Min)	Resp.	QIon	QRatio	Lower	Upper
Hexachlorobutadiene	72.9798	6.60	0.00	301310	227.0	63.5	46.3	85.9
					223.0	63.1	44.9	83.3

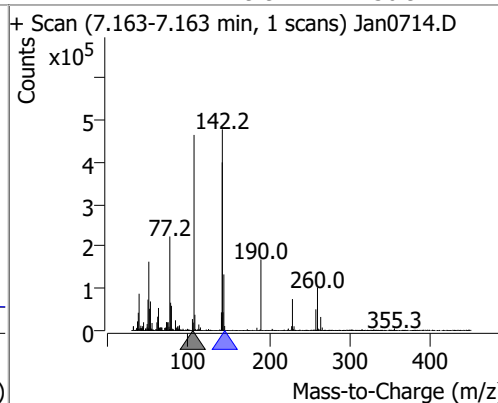
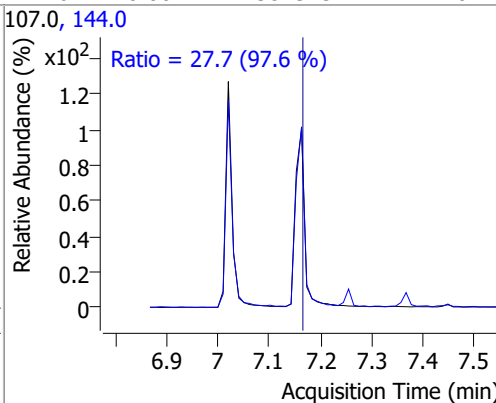
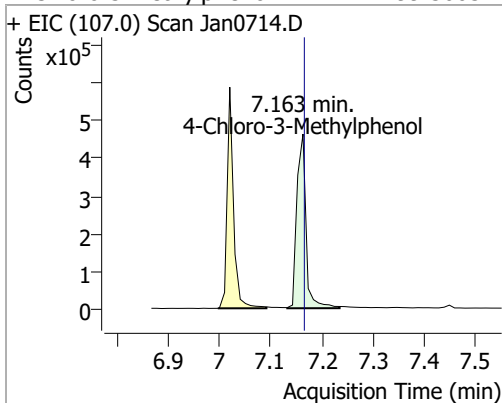


Compound	Conc.	RT	Dev(Min)	Resp.	QIon	QRatio	Lower	Upper
4-Chloro-2-Methylphenol	89.7770	7.02	0.00	497599	144.0	27.3	19.1	35.5

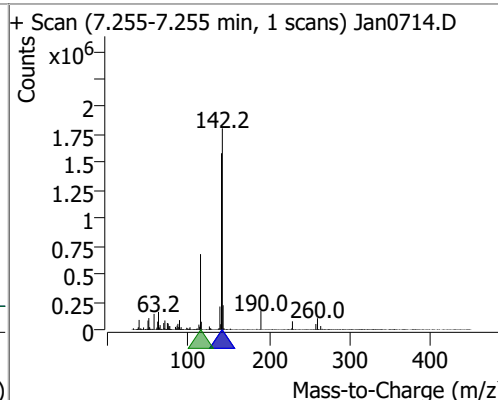
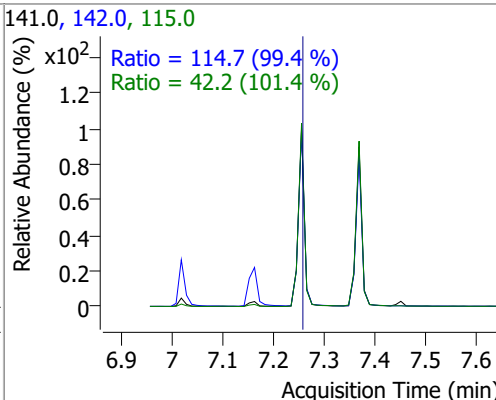
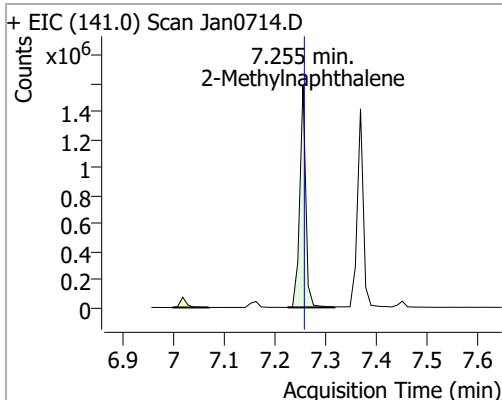


# Quantitation Results Report (QT Reviewed)

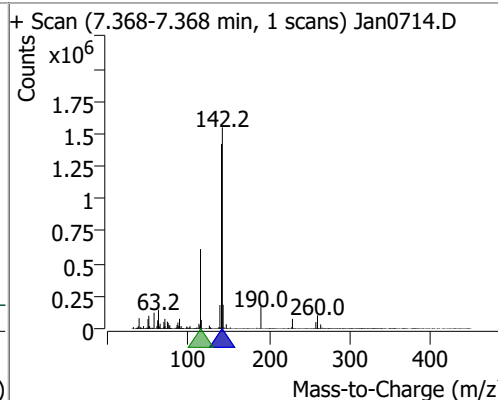
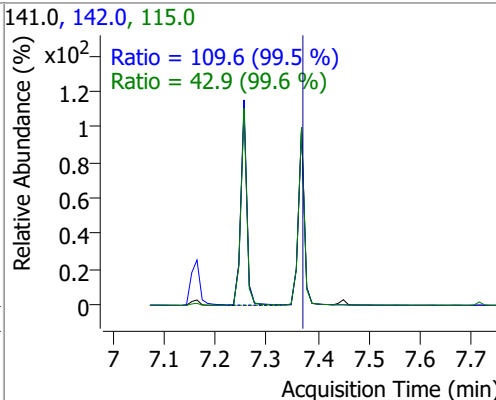
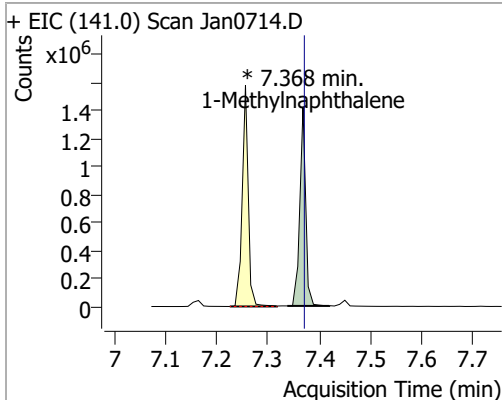
Compound	Conc.	RT	Dev(Min)	Resp.	QIon	QRatio	Lower	Upper
4-Chloro-3-Methylphenol	99.3003	7.16	0.00	581313	144.0	27.7	19.9	36.9



Compound	Conc.	RT	Dev(Min)	Resp.	QIon	QRatio	Lower	Upper
2-Methylnaphthalene	97.0334	7.26	0.00	1295296	142.0	114.7	80.8	150.1
					115.0	42.2	29.1	54.1



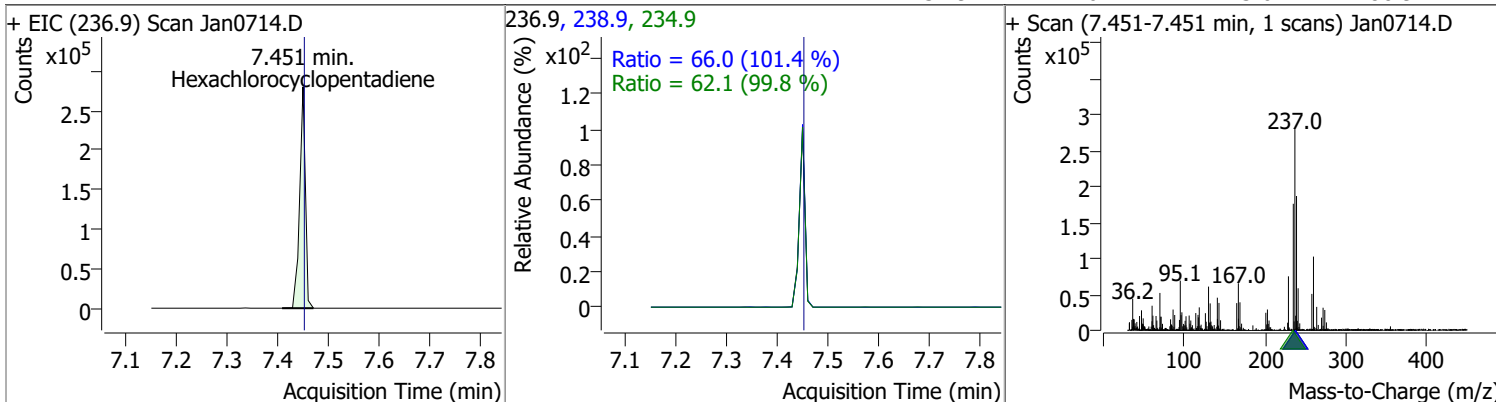
Compound	Conc.	RT	Dev(Min)	Resp.	QIon	QRatio	Lower	Upper
1-Methylnaphthalene	87.3820	7.37	0.00	1146022 (m)	142.0	109.6	77.1	143.2
					115.0	42.9	30.2	56.0



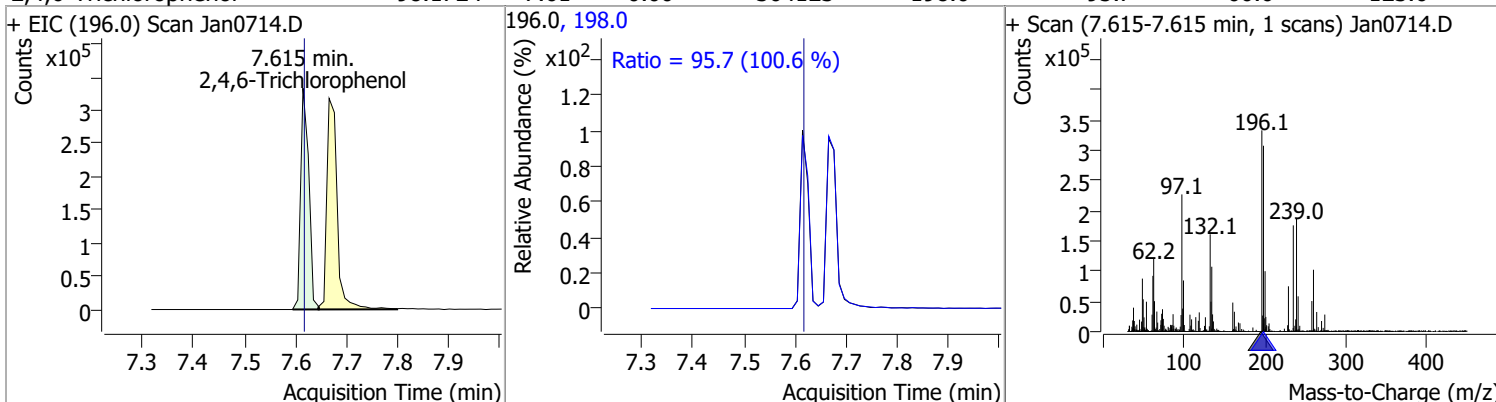


# Quantitation Results Report (QT Reviewed)

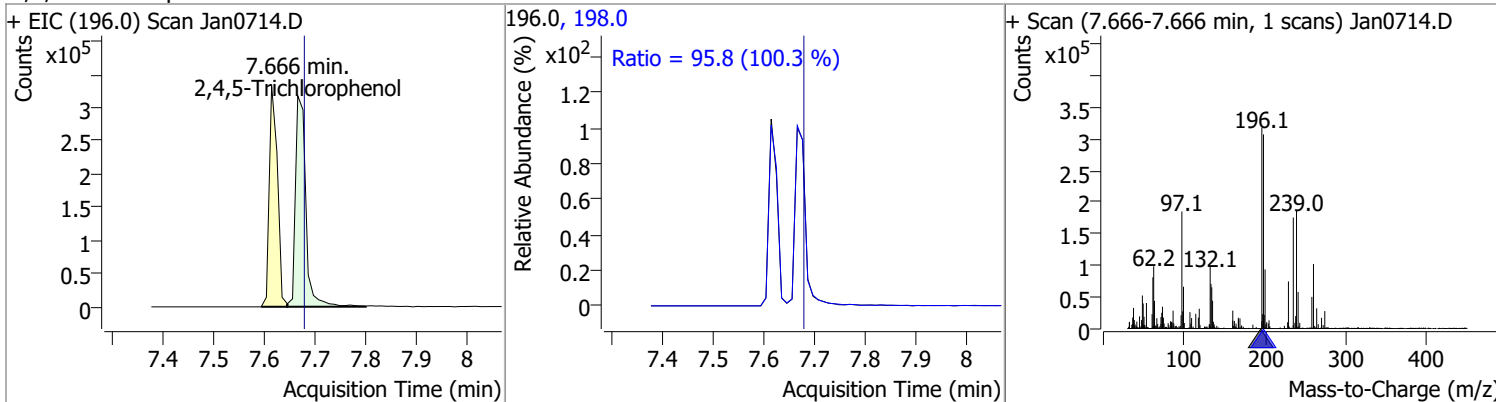
Compound	Conc.	RT	Dev(Min)	Resp.	QIon	QRatio	Lower	Upper
Hexachlorocyclopentadiene	84.9849	7.45	0.00	217726	238.9	66.0	45.5	84.6
					234.9	62.1	43.6	80.9



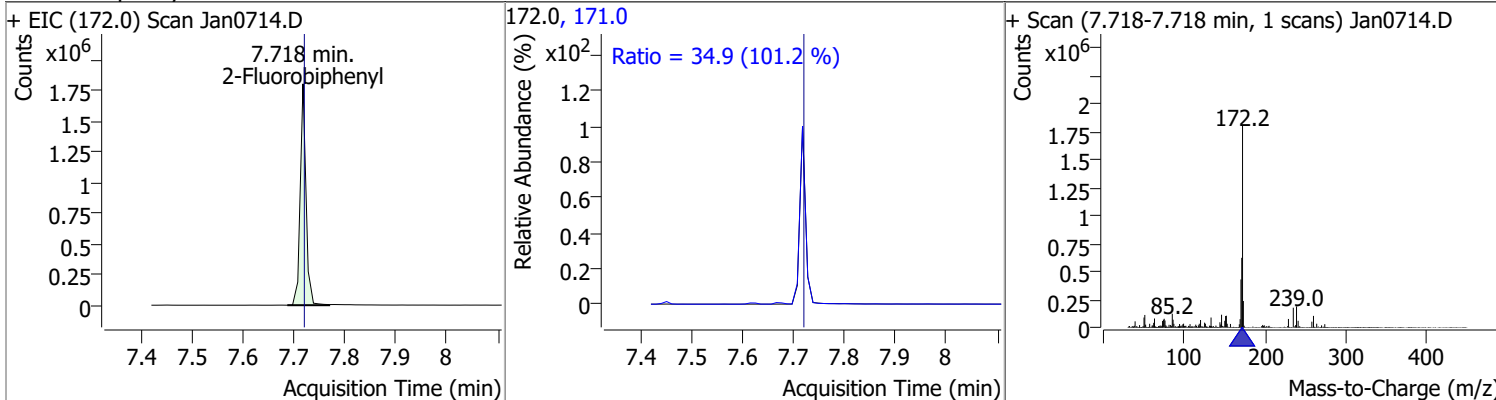
Compound	Conc.	RT	Dev(Min)	Resp.	QIon	QRatio	Lower	Upper
2,4,6-Trichlorophenol	98.1724	7.61	0.00	364123	198.0	95.7	66.6	123.6



Compound	Conc.	RT	Dev(Min)	Resp.	QIon	QRatio	Lower	Upper
2,4,5-Trichlorophenol	109.5154	7.67	-0.01	449272	198.0	95.8	66.8	124.1

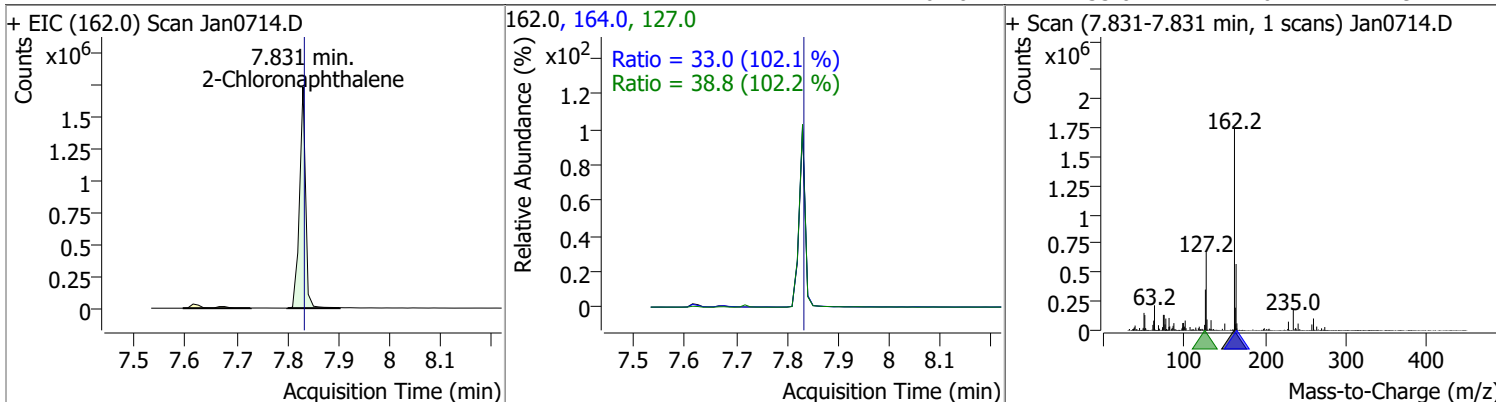


Compound	Conc.	RT	Dev(Min)	Resp.	QIon	QRatio	Lower	Upper
2-Fluorobiphenyl	87.4208	7.72	0.00	1422036	171.0	34.9	24.2	44.9

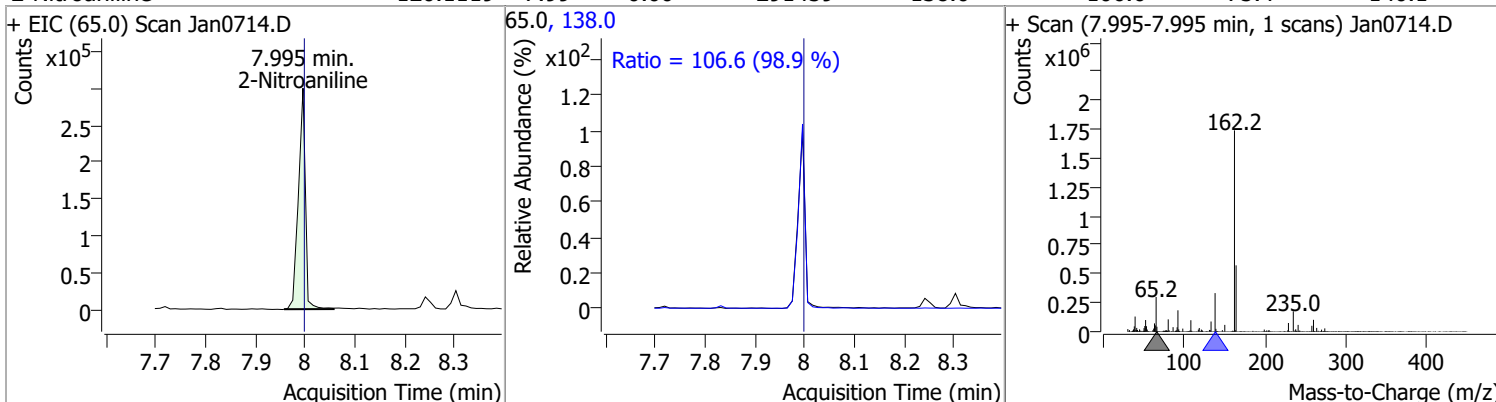


# Quantitation Results Report (QT Reviewed)

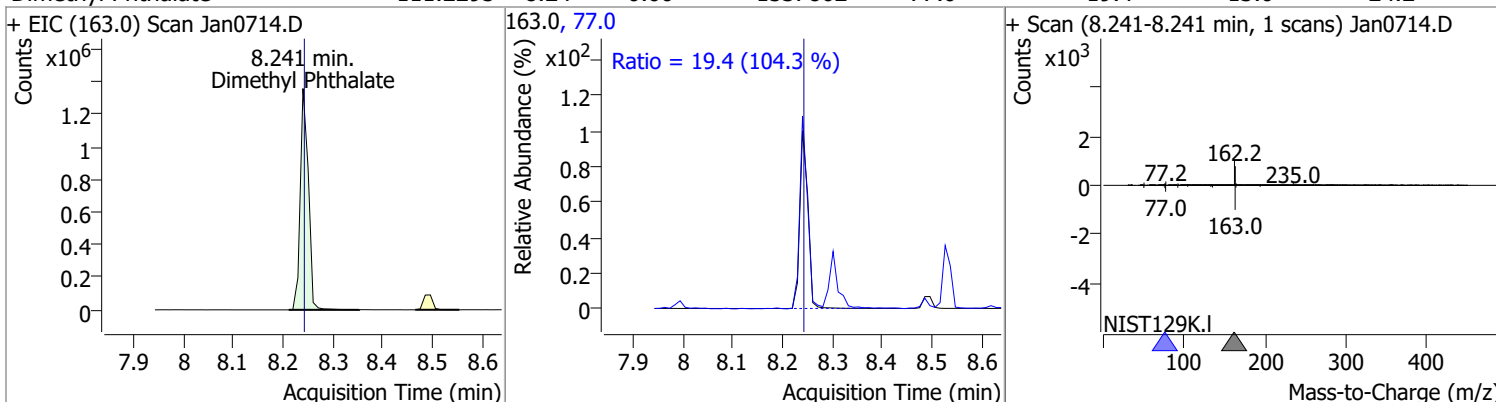
Compound	Conc.	RT	Dev(Min)	Resp.	QIon	QRatio	Lower	Upper
2-Chloronaphthalene	105.2932	7.83	0.00	1440393	127.0	38.8	26.5	49.3
					164.0	33.0	22.6	41.9



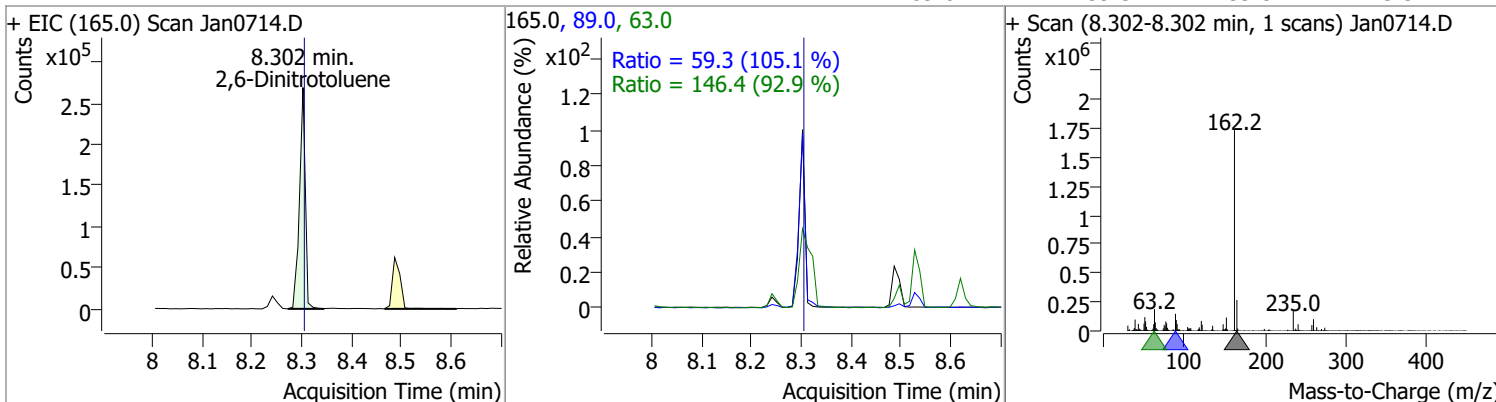
Compound	Conc.	RT	Dev(Min)	Resp.	QIon	QRatio	Lower	Upper
2-Nitroaniline	120.1119	7.99	0.00	291459	138.0	106.6	75.4	140.1



Compound	Conc.	RT	Dev(Min)	Resp.	QIon	QRatio	Lower	Upper
Dimethyl Phthalate	111.2295	8.24	0.00	1537862	77.0	19.4	13.0	24.2

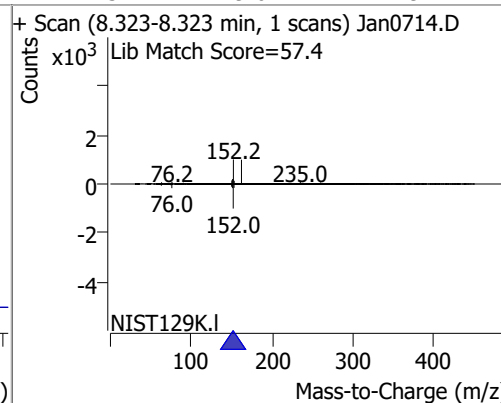
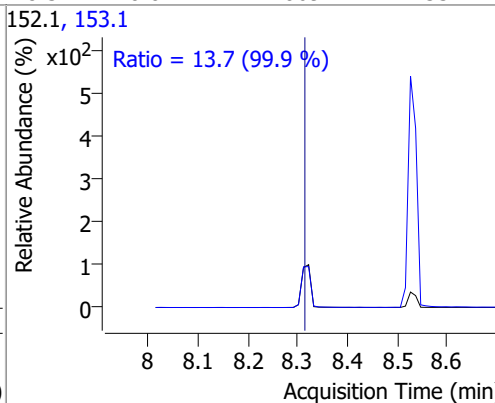
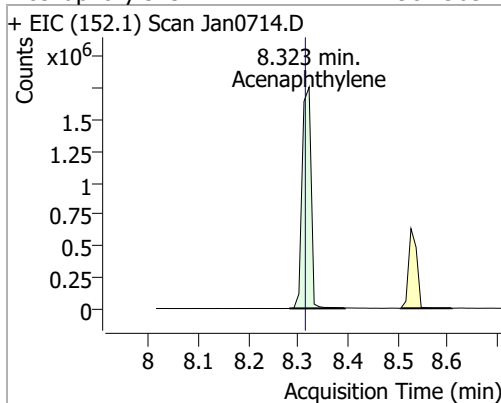


Compound	Conc.	RT	Dev(Min)	Resp.	QIon	QRatio	Lower	Upper
2,6-Dinitrotoluene	119.1953	8.30	0.00	218209	63.0	146.4	110.4	205.0
					89.0	59.3	39.5	73.3

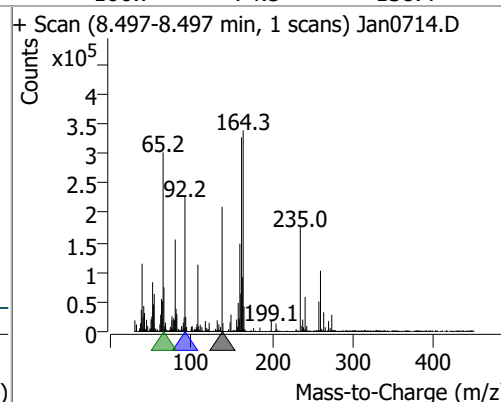
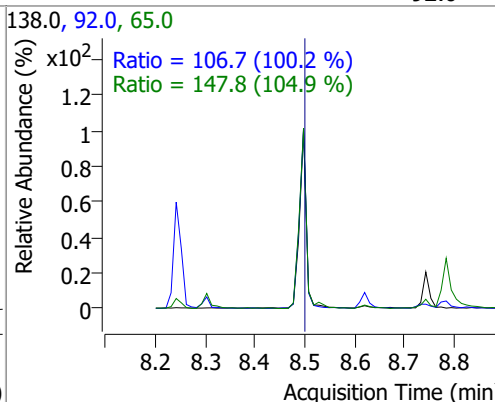
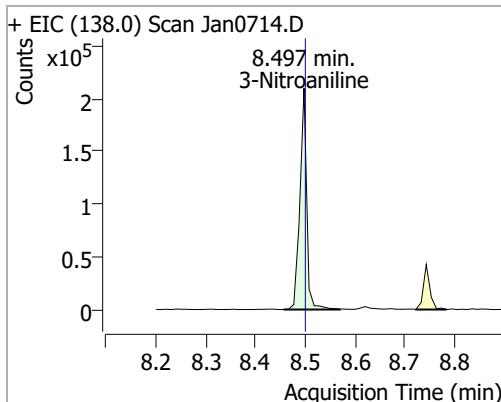


# Quantitation Results Report (QT Reviewed)

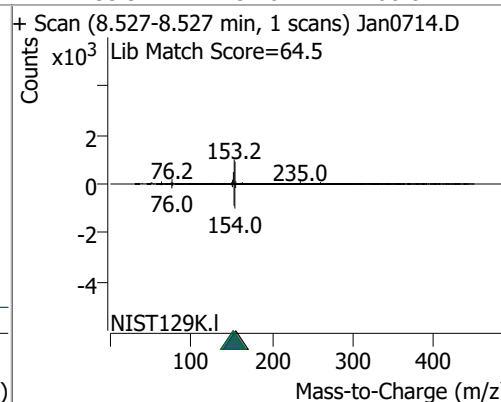
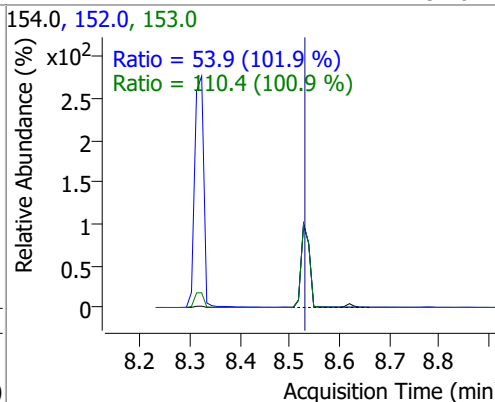
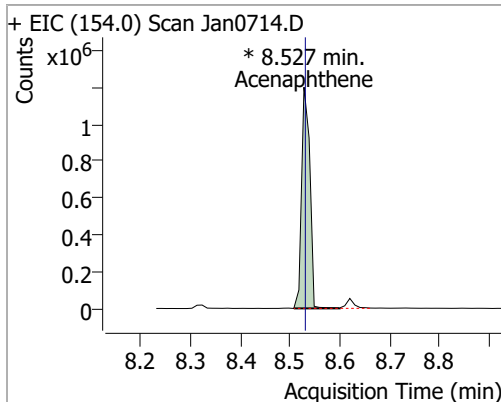
Compound	Conc.	RT	Dev(Min)	Resp.	QIon	QRatio	Lower	Upper
Acenaphthylene	98.4963	8.32	0.01	2206924	153.1	13.7	9.6	17.9



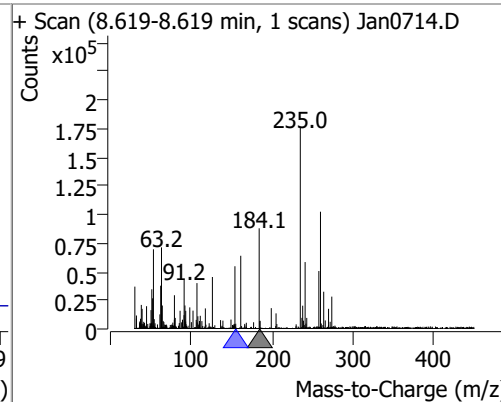
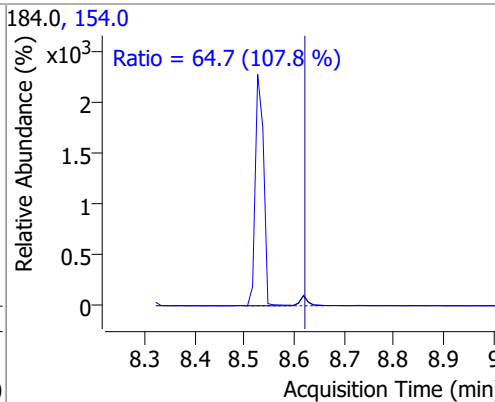
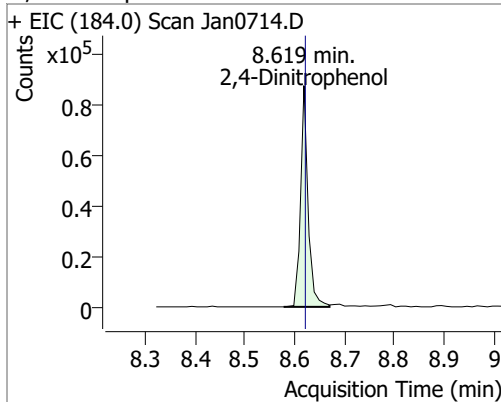
Compound	Conc.	RT	Dev(Min)	Resp.	QIon	QRatio	Lower	Upper
3-Nitroaniline	97.2328	8.50	0.00	199649	65.0	147.8	98.6	183.2
					92.0	106.7	74.5	138.4



Compound	Conc.	RT	Dev(Min)	Resp.	QIon	QRatio	Lower	Upper
Acenaphthene	109.7746	8.53	0.00	1384854 (m)	153.0	110.4	76.6	142.3
					152.0	53.9	37.0	68.8

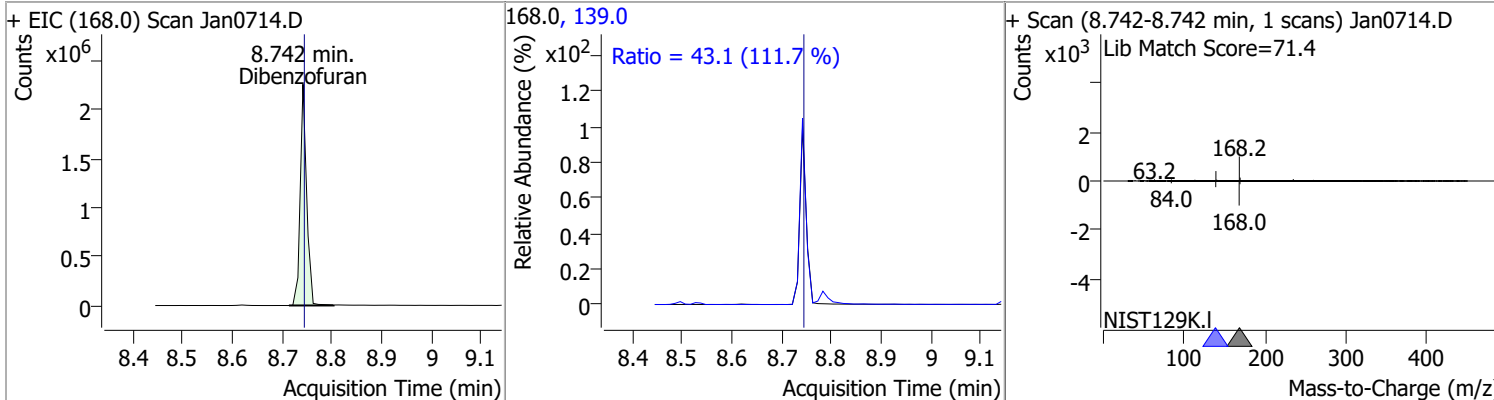


Compound	Conc.	RT	Dev(Min)	Resp.	QIon	QRatio	Lower	Upper
2,4-Dinitrophenol	90.1333	8.62	0.00	91763	154.0	64.7	42.0	78.1

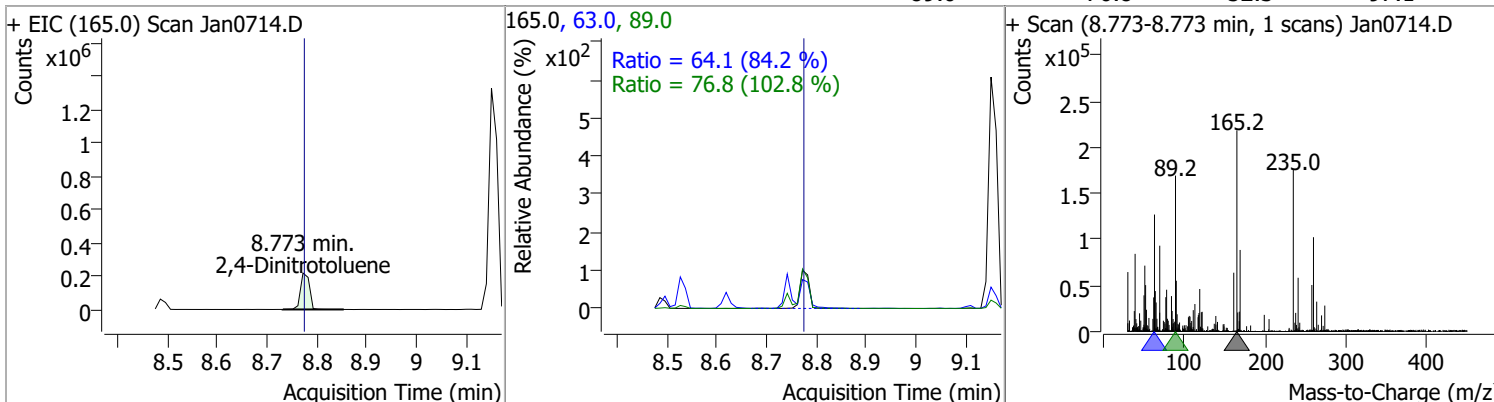


# Quantitation Results Report (QT Reviewed)

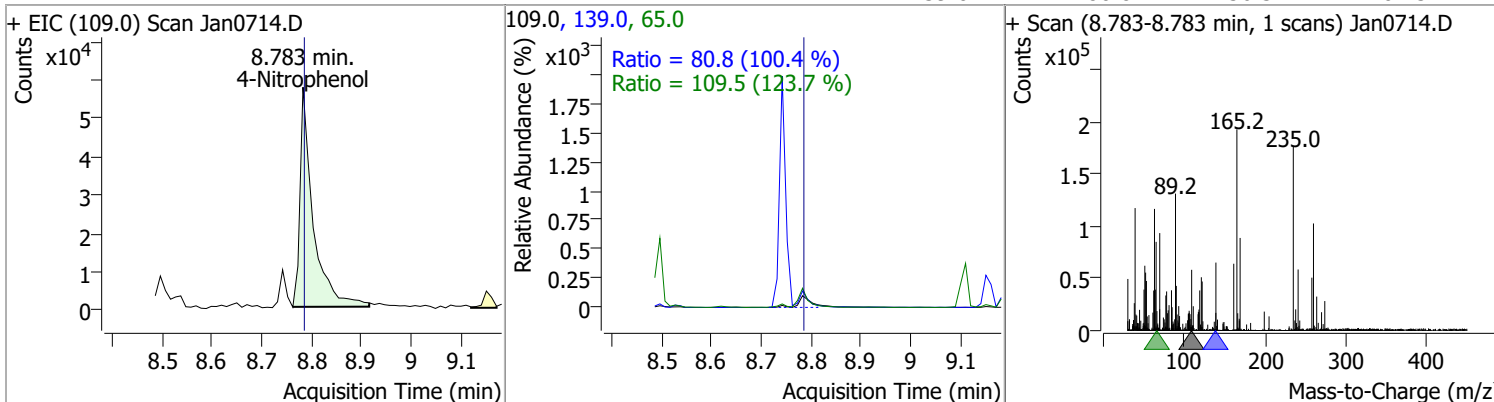
Compound	Conc.	RT	Dev(Min)	Resp.	QIon	QRatio	Lower	Upper
Dibenzofuran	101.5589	8.74	0.00	2027718	139.0	43.1	27.0	50.2



Compound	Conc.	RT	Dev(Min)	Resp.	QIon	QRatio	Lower	Upper
2,4-Dinitrotoluene	107.7366	8.77	0.00	272047	63.0	64.1	53.2	98.9
					89.0	76.8	52.3	97.1

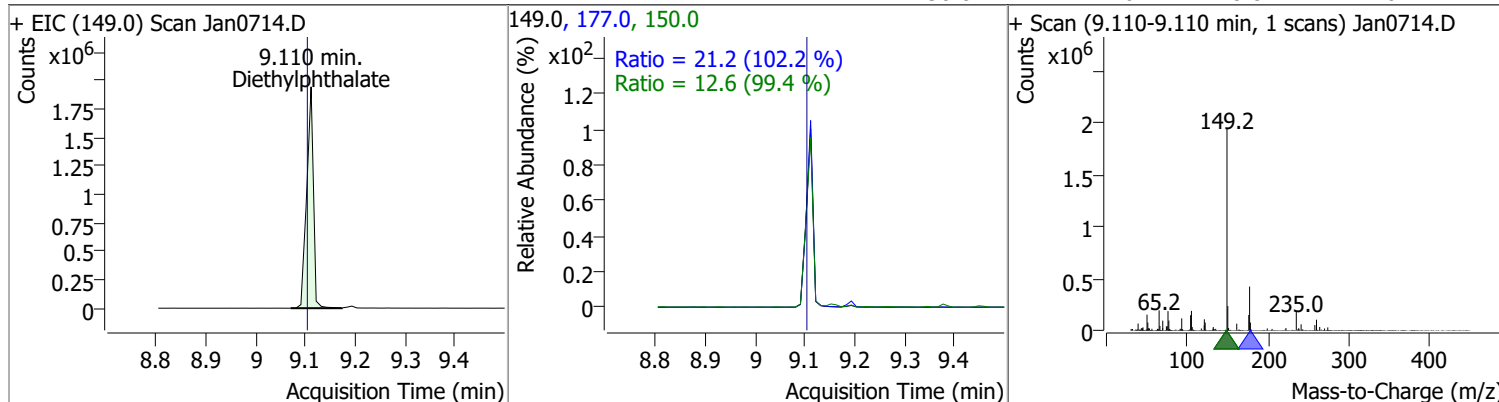


Compound	Conc.	RT	Dev(Min)	Resp.	QIon	QRatio	Lower	Upper
4-Nitrophenol	51.6868	8.78	0.00	101520	65.0	109.5	62.0	115.1
					139.0	80.8	56.3	104.5

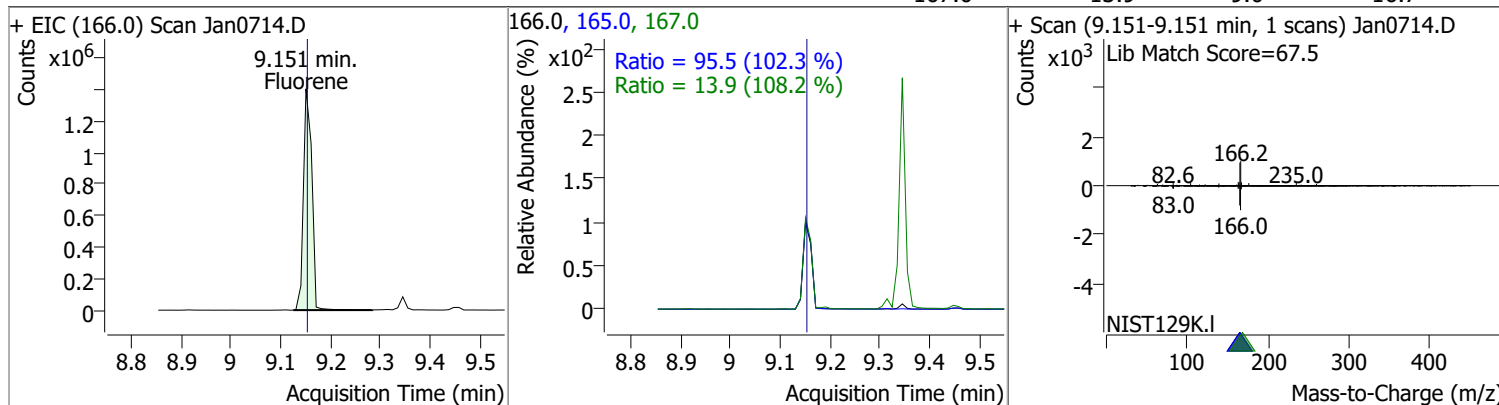


# Quantitation Results Report (QT Reviewed)

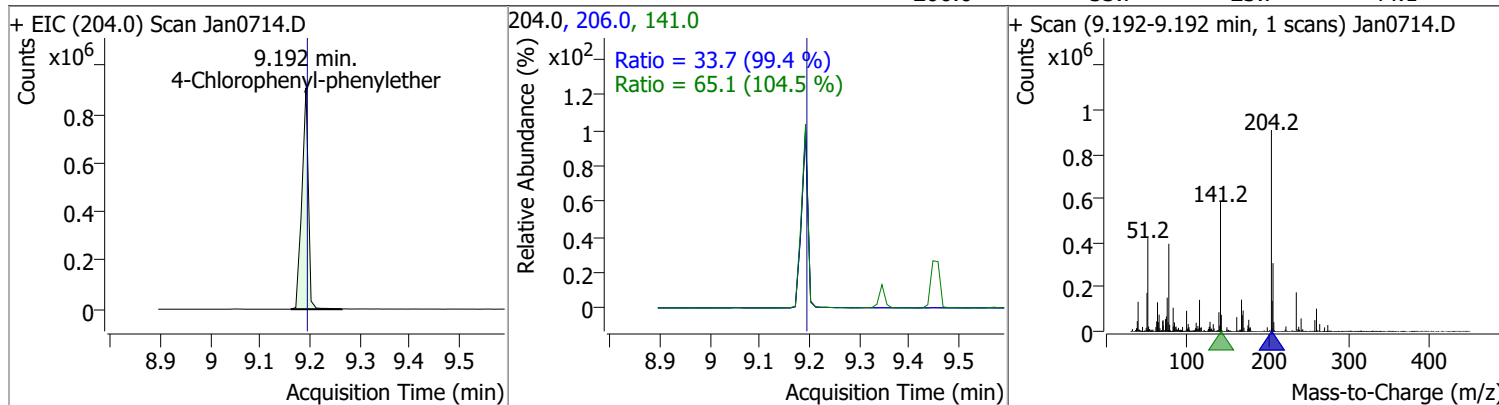
Compound	Conc.	RT	Dev(Min)	Resp.	QIon	QRatio	Lower	Upper
Diethylphthalate	117.8199	9.11	0.01	1810899	177.0	21.2	14.5	27.0
					150.0	12.6	8.8	16.4



Compound	Conc.	RT	Dev(Min)	Resp.	QIon	QRatio	Lower	Upper
Fluorene	100.1095	9.15	0.00	1643294	165.0	95.5	65.4	121.4
					167.0	13.9	9.0	16.7

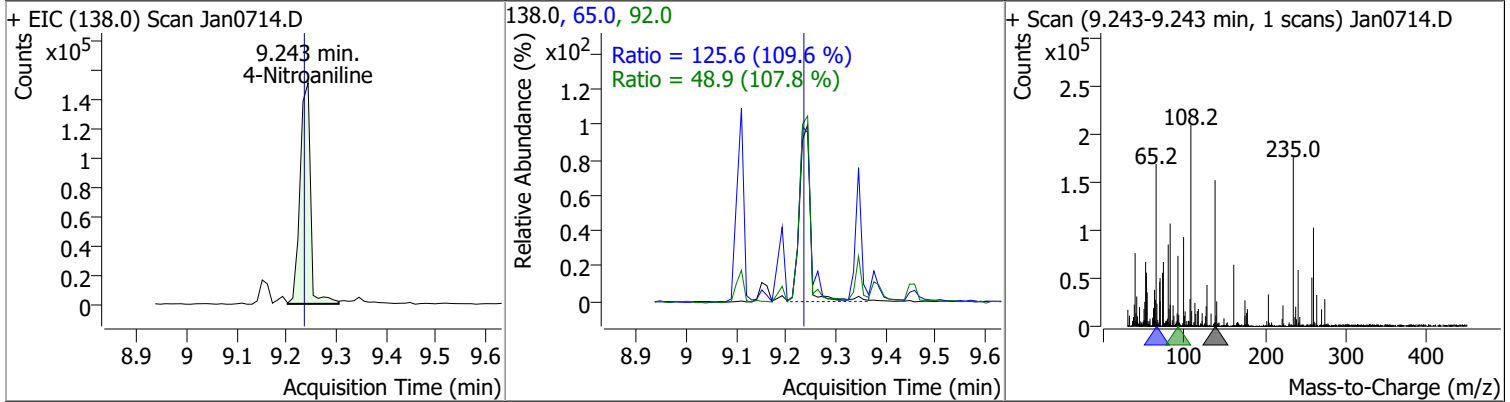


Compound	Conc.	RT	Dev(Min)	Resp.	QIon	QRatio	Lower	Upper
4-Chlorophenyl-phenylether	107.9421	9.19	0.00	816574	141.0	65.1	43.6	80.9
					206.0	33.7	23.7	44.1

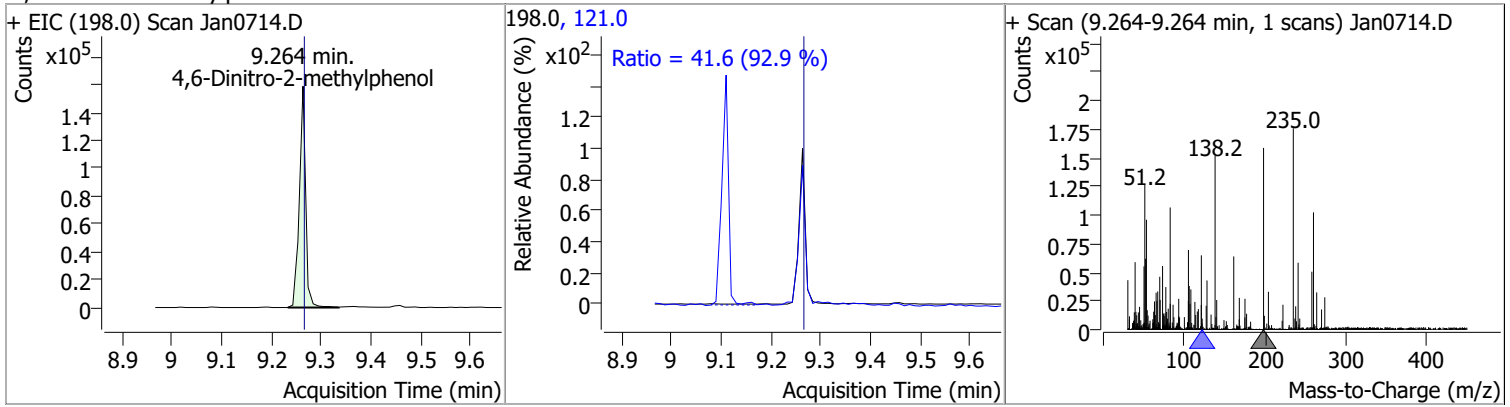


# Quantitation Results Report (QT Reviewed)

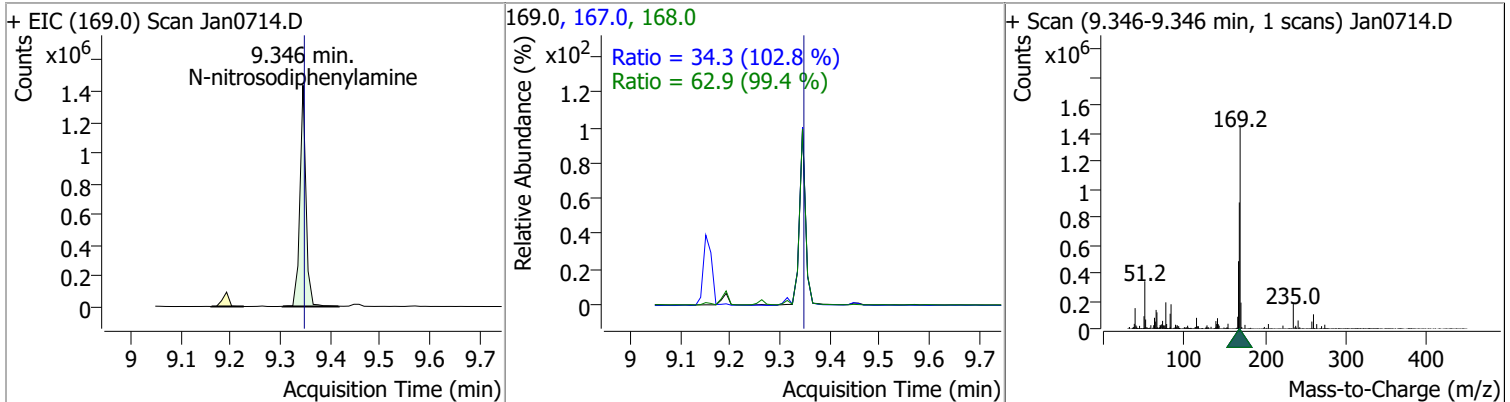
Compound	Conc.	RT	Dev(Min)	Resp.	QIon	QRatio	Lower	Upper
4-Nitroaniline	102.4566	9.24	0.01	221629	65.0	125.6	80.2	149.0
					92.0	48.9	31.7	58.9



Compound	Conc.	RT	Dev(Min)	Resp.	QIon	QRatio	Lower	Upper
4,6-Dinitro-2-methylphenol	92.4866	9.26	0.00	140216	121.0	41.6	31.4	58.3

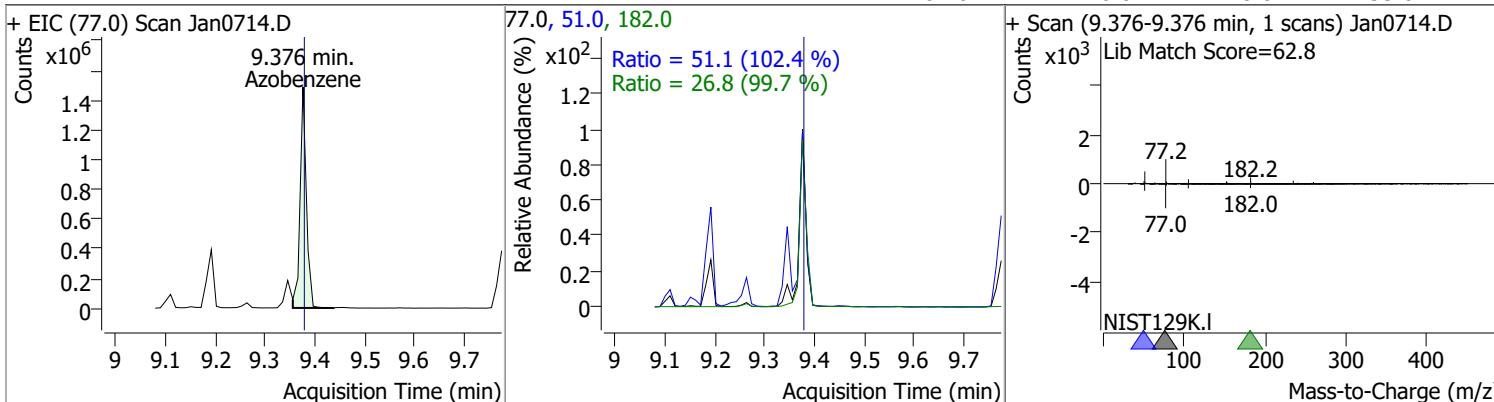


Compound	Conc.	RT	Dev(Min)	Resp.	QIon	QRatio	Lower	Upper
N-nitrosodiphenylamine	111.3272	9.35	0.00	1214759	168.0	62.9	44.3	82.3
					167.0	34.3	23.4	43.4

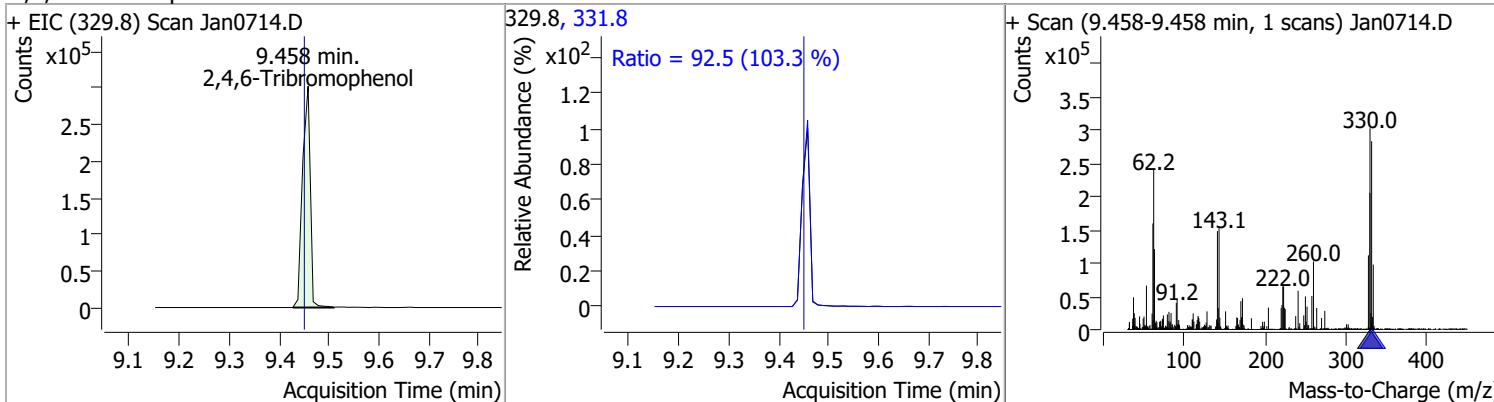


# Quantitation Results Report (QT Reviewed)

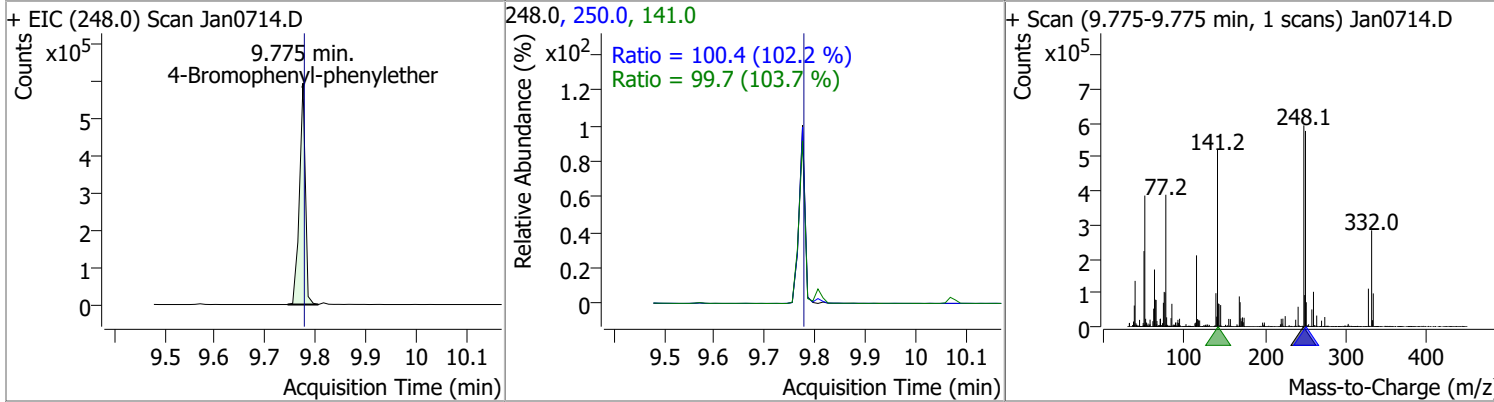
Compound	Conc.	RT	Dev(Min)	Resp.	QIon	QRatio	Lower	Upper
Azobenzene	99.8092	9.38	0.00	1304068	51.0	51.1	34.9	64.9
					182.0	26.8	18.8	35.0



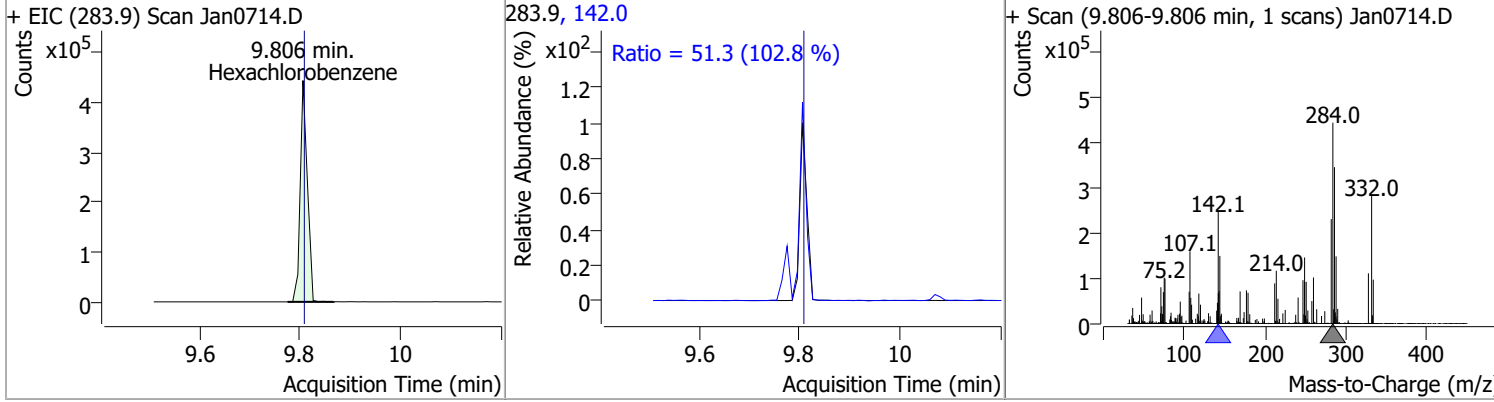
Compound	Conc.	RT	Dev(Min)	Resp.	QIon	QRatio	Lower	Upper
2,4,6-Tribromophenol	209.3854	9.46	0.01	327300	331.8	92.5	62.7	116.4



Compound	Conc.	RT	Dev(Min)	Resp.	QIon	QRatio	Lower	Upper
4-Bromophenyl-phenylether	106.6662	9.78	0.00	483269	250.0	100.4	68.8	127.8
					141.0	99.7	67.3	124.9



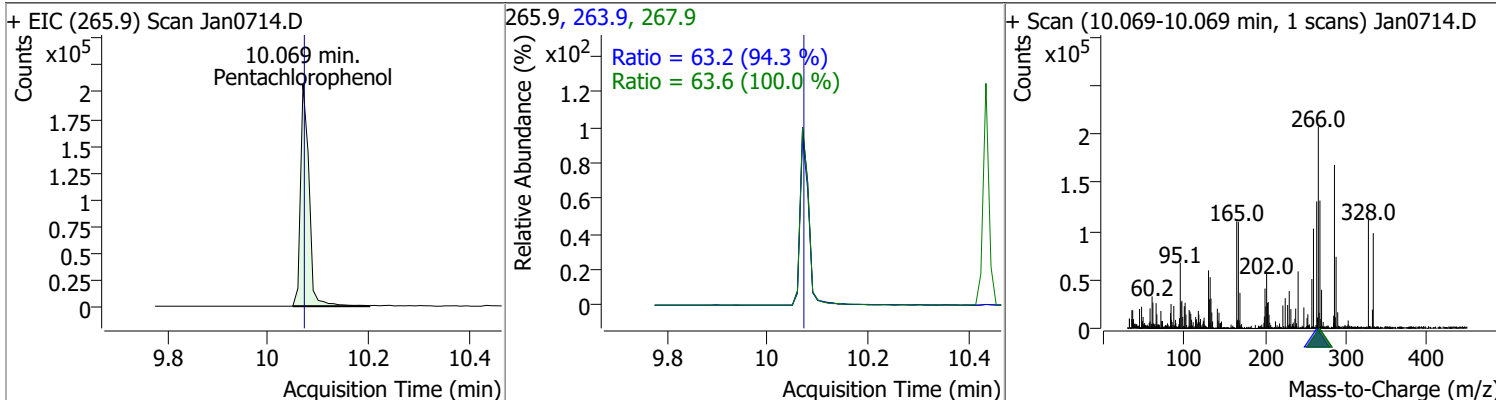
Compound	Conc.	RT	Dev(Min)	Resp.	QIon	QRatio	Lower	Upper
Hexachlorobenzene	95.6474	9.81	0.00	436315	142.0	51.3	34.9	64.8



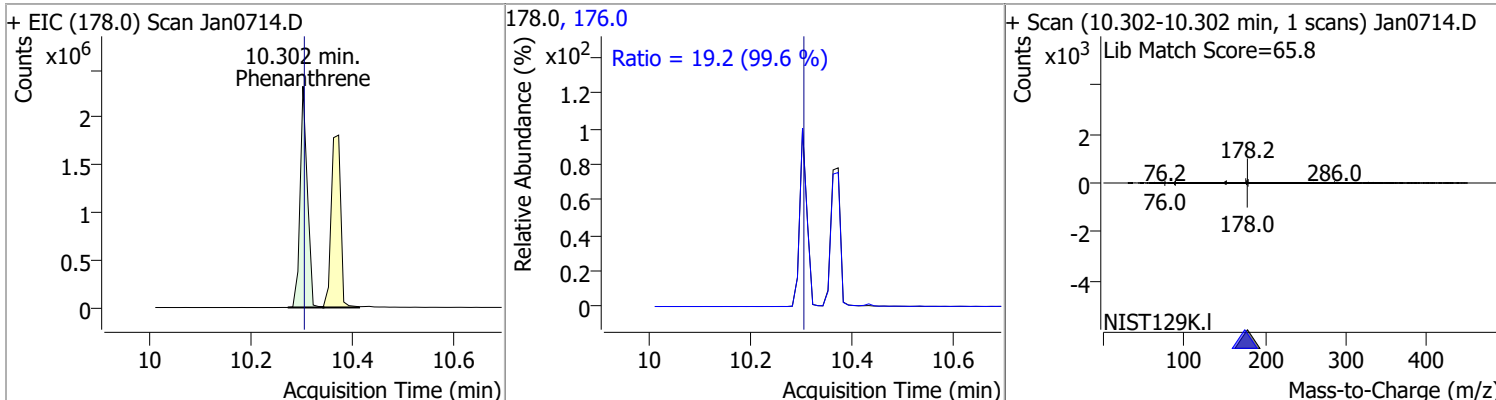


# Quantitation Results Report (QT Reviewed)

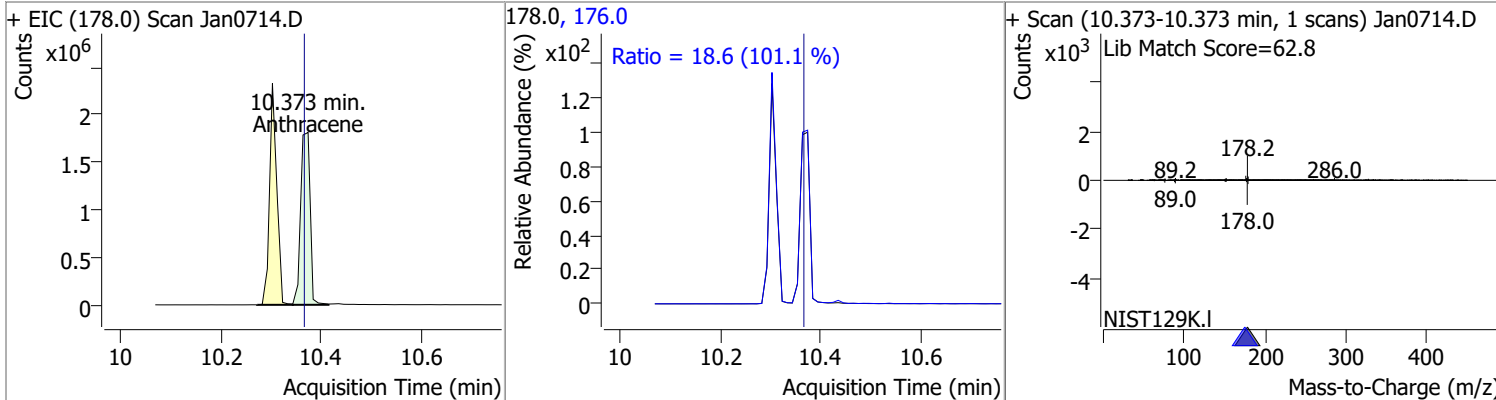
Compound	Conc.	RT	Dev(Min)	Resp.	QIon	QRatio	Lower	Upper
Pentachlorophenol	111.5420	10.07	0.00	244740	263.9	63.2	46.9	87.1
					267.9	63.6	44.6	82.7



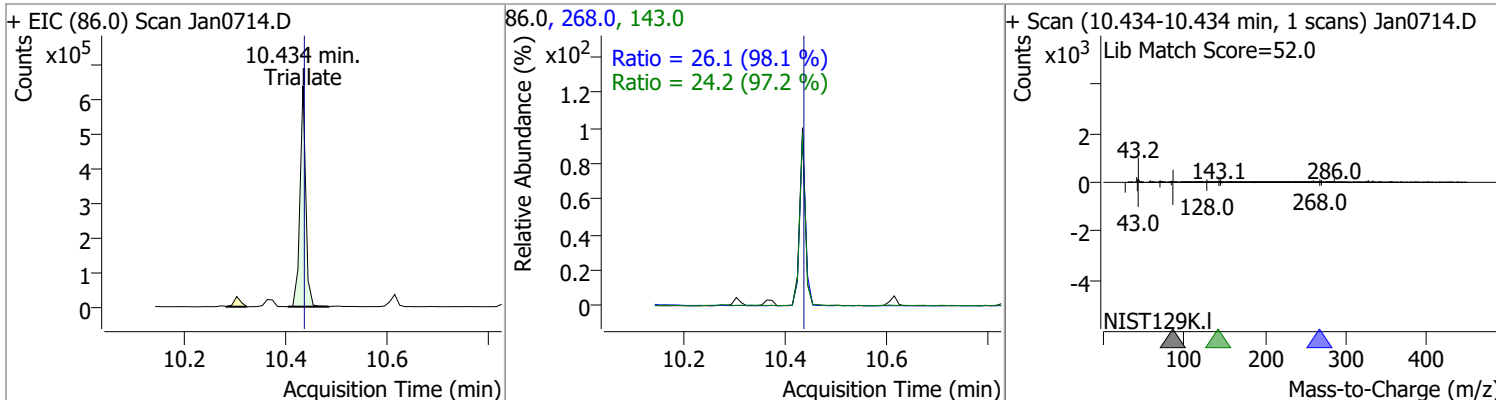
Compound	Conc.	RT	Dev(Min)	Resp.	QIon	QRatio	Lower	Upper
Phenanthrene	103.2772	10.30	0.00	2327190	176.0	19.2	13.5	25.0



Compound	Conc.	RT	Dev(Min)	Resp.	QIon	QRatio	Lower	Upper
Anthracene	107.8538	10.37	0.01	2376251	176.0	18.6	12.9	23.9



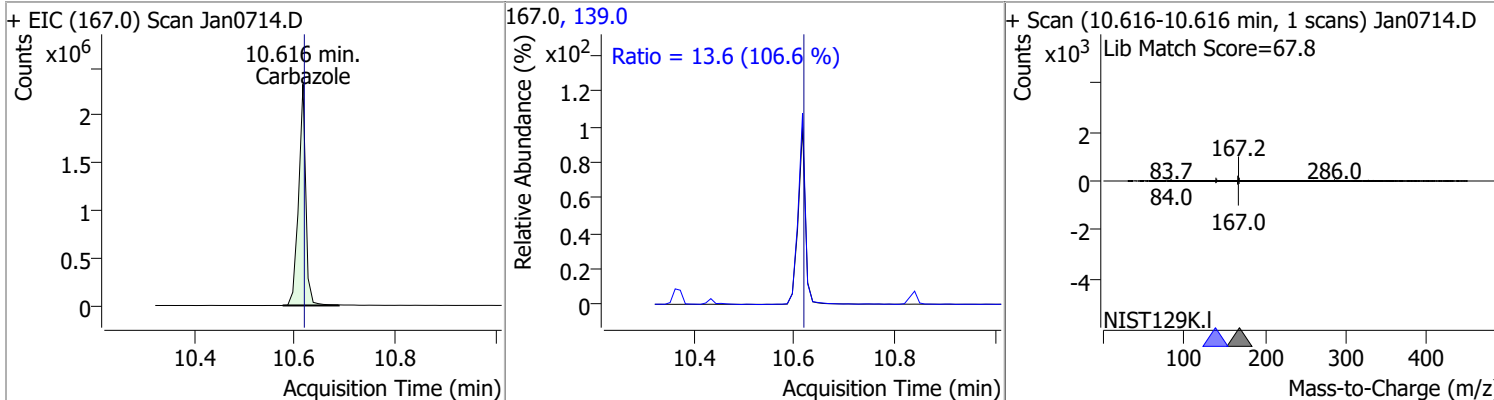
Compound	Conc.	RT	Dev(Min)	Resp.	QIon	QRatio	Lower	Upper
Triallate	103.1824	10.43	0.00	505664	268.0	26.1	18.7	34.7
					143.0	24.2	17.4	32.3



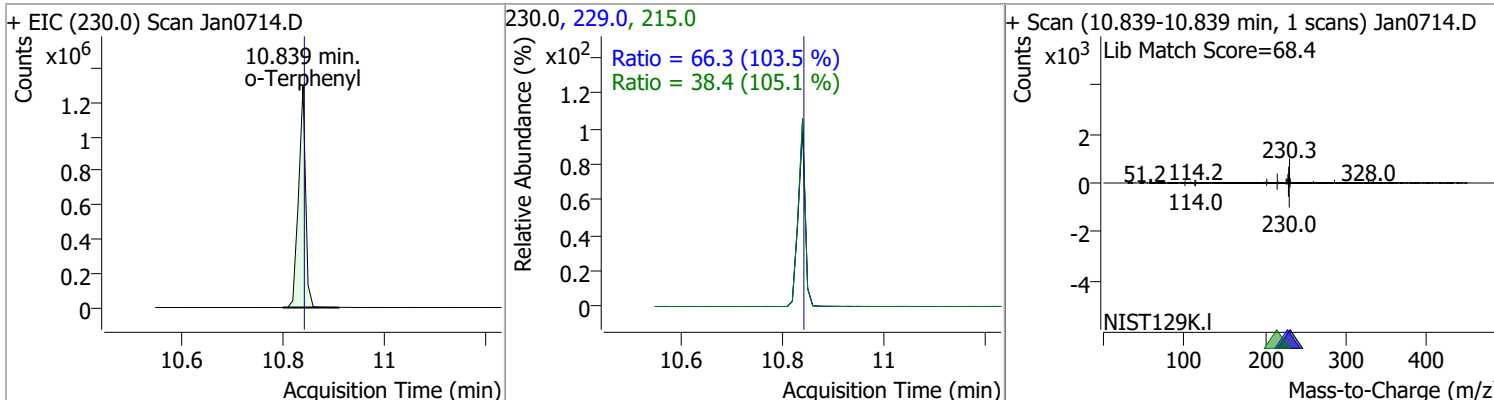


# Quantitation Results Report (QT Reviewed)

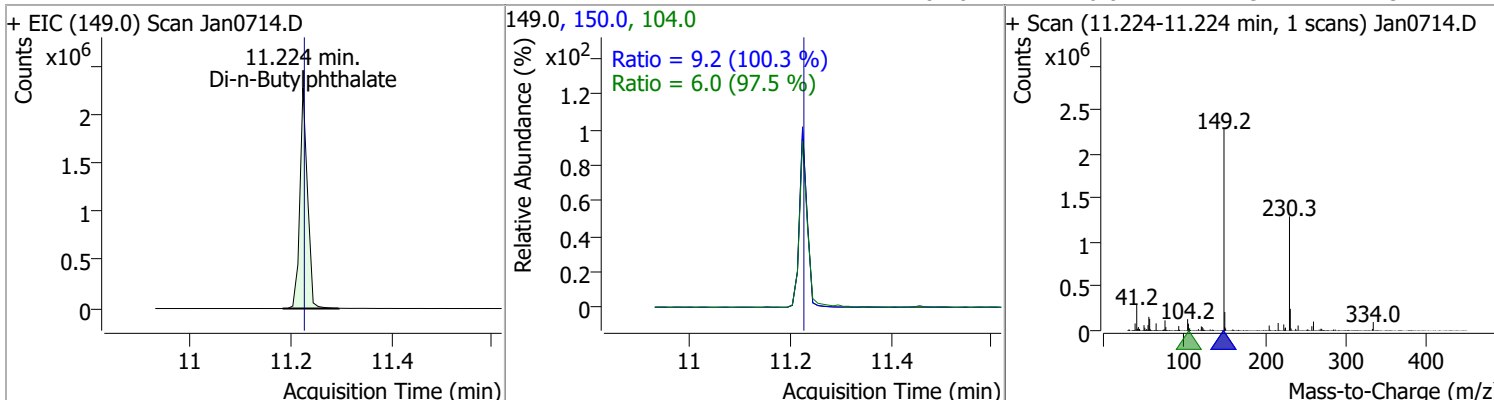
Compound	Conc.	RT	Dev(Min)	Resp.	QIon	QRatio	Lower	Upper
Carbazole	108.4367	10.62	0.00	2307875	139.0	13.6	8.9	16.6



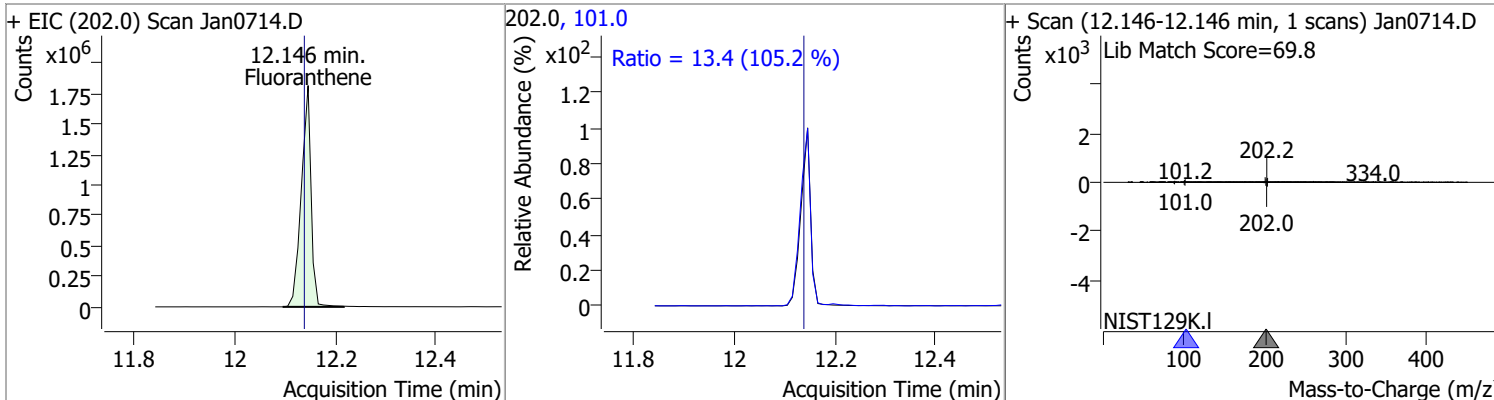
Compound	Conc.	RT	Dev(Min)	Resp.	QIon	QRatio	Lower	Upper
o-Terphenyl	97.2271	10.84	0.00	1250069	229.0 215.0	66.3 38.4	44.9 25.6	83.3 47.5



Compound	Conc.	RT	Dev(Min)	Resp.	QIon	QRatio	Lower	Upper
Di-n-Butylphthalate	110.3752	11.22	0.00	2393081	150.0 104.0	9.2 6.0	6.4 4.3	11.9 7.9

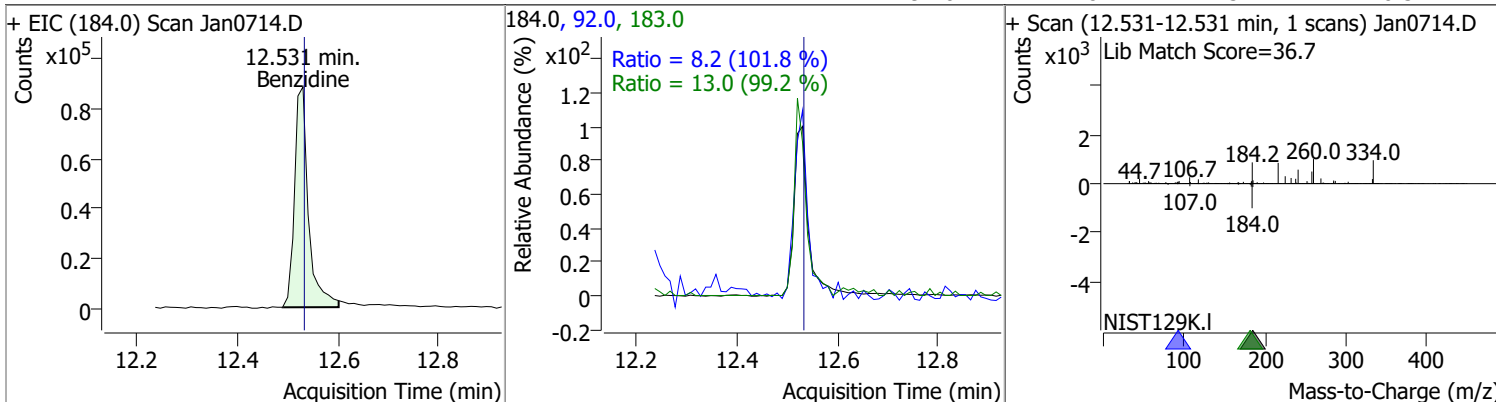


Compound	Conc.	RT	Dev(Min)	Resp.	QIon	QRatio	Lower	Upper
Fluoranthene	104.4850	12.15	0.01	2447554	101.0	13.4	8.9	16.6

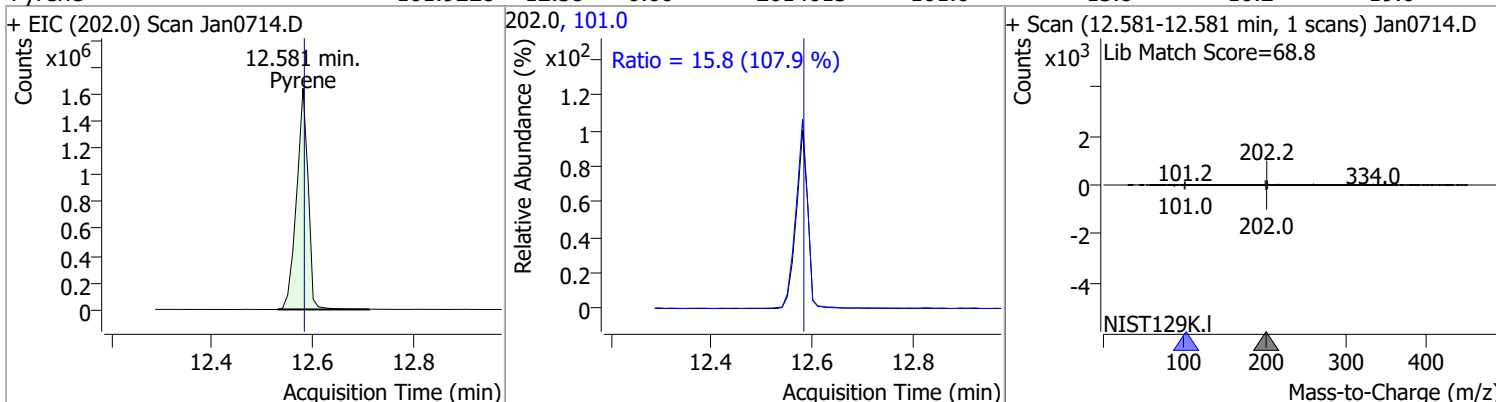


# Quantitation Results Report (QT Reviewed)

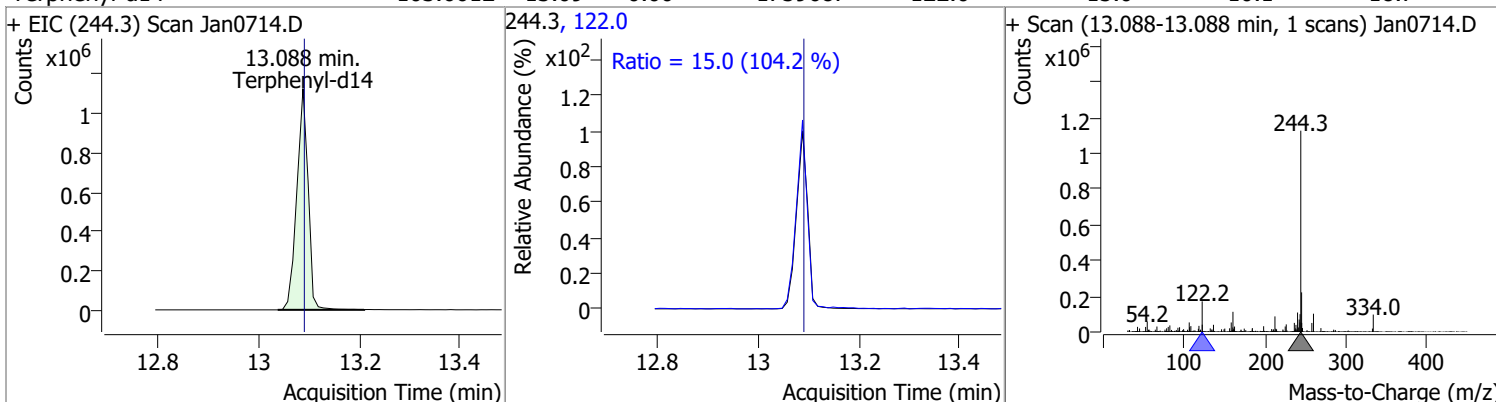
Compound	Conc.	RT	Dev(Min)	Resp.	QIon	QRatio	Lower	Upper
Benzidine	20.1762	12.53	0.00	170495	183.0	13.0	9.1	17.0
					92.0	8.2	5.7	10.5



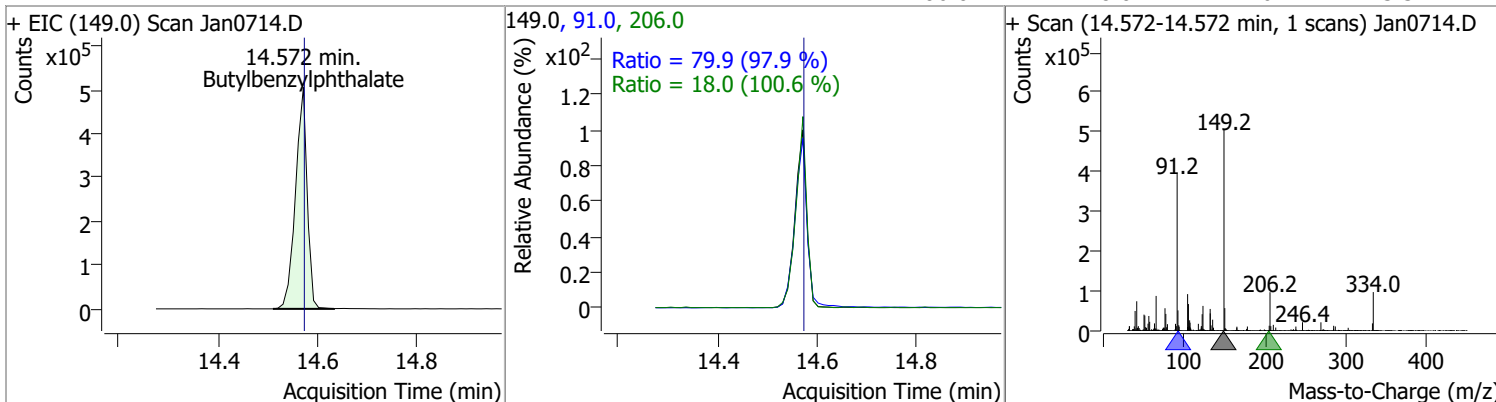
Compound	Conc.	RT	Dev(Min)	Resp.	QIon	QRatio	Lower	Upper
Pyrene	101.9228	12.58	0.00	2614013	101.0	15.8	10.2	19.0



Compound	Conc.	RT	Dev(Min)	Resp.	QIon	QRatio	Lower	Upper
Terphenyl-d14	103.6612	13.09	0.00	1759687	122.0	15.0	10.1	18.7

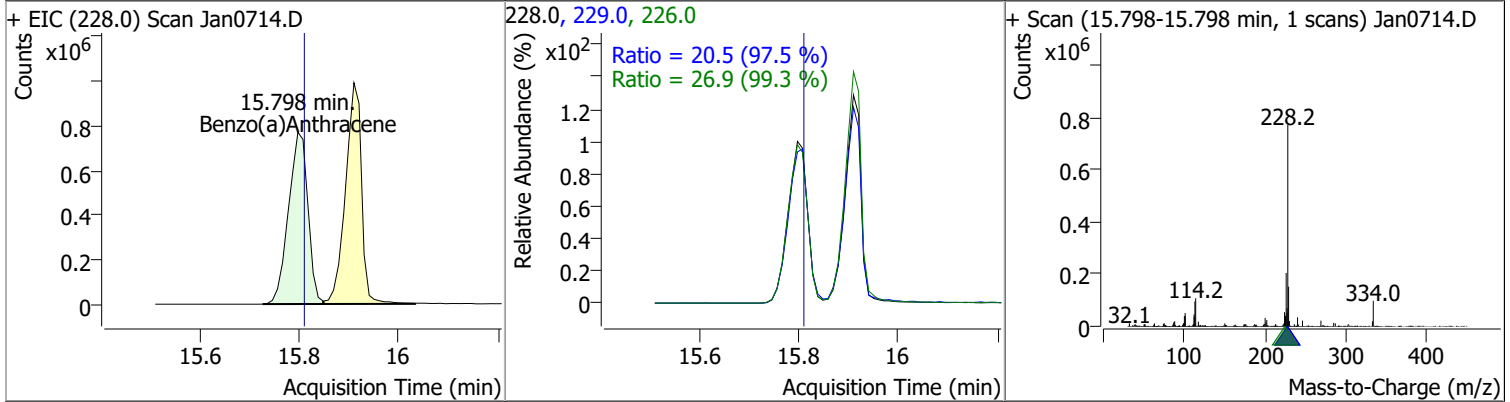


Compound	Conc.	RT	Dev(Min)	Resp.	QIon	QRatio	Lower	Upper
Butylbenzylphthalate	115.5032	14.57	0.01	824117	91.0	79.9	57.2	106.2
					206.0	18.0	12.6	23.3

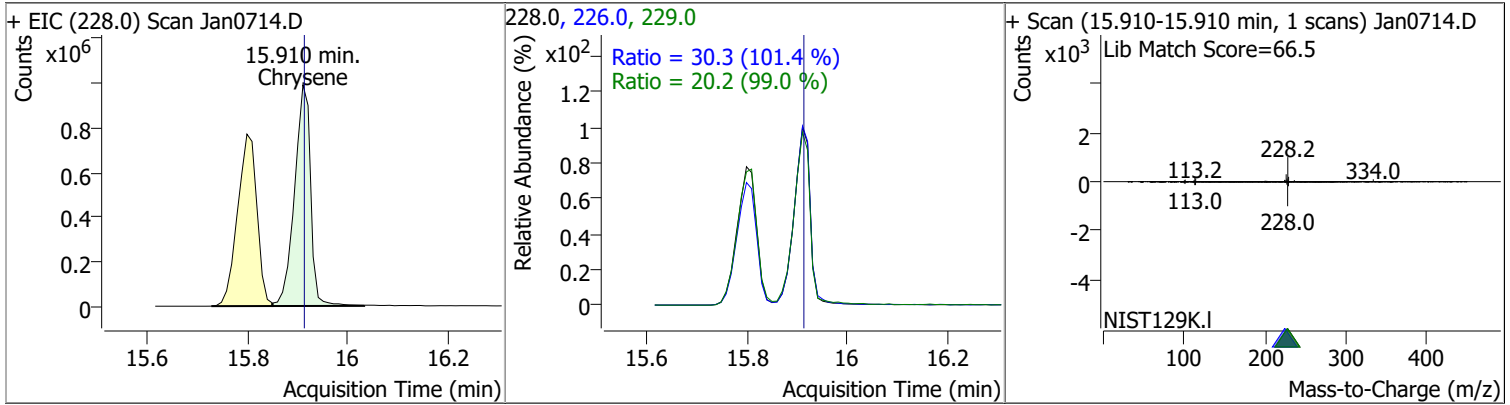


# Quantitation Results Report (QT Reviewed)

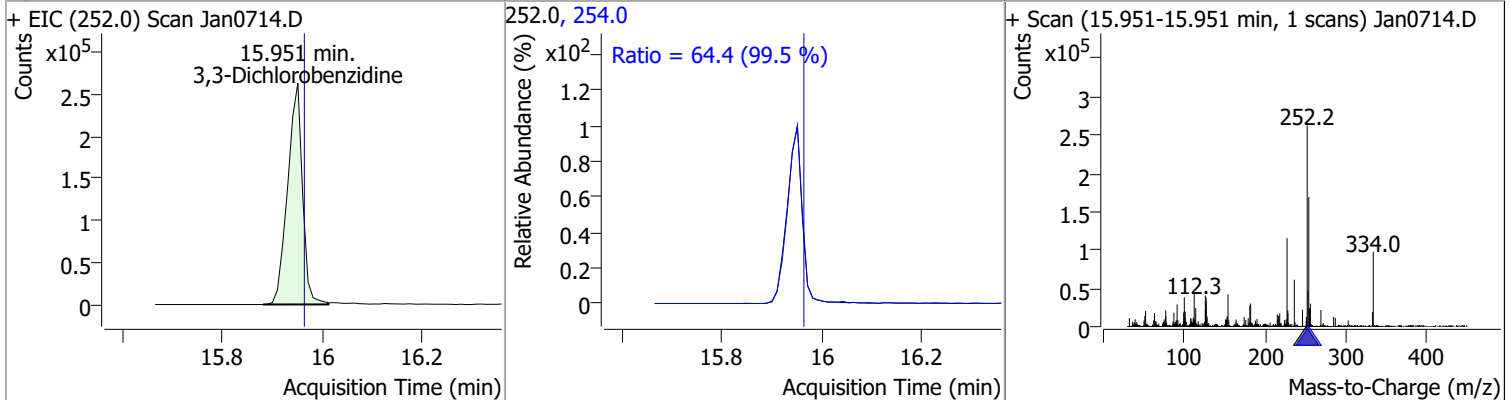
Compound	Conc.	RT	Dev(Min)	Resp.	QIon	QRatio	Lower	Upper
Benzo(a)Anthracene	112.3225	15.80	0.00	2076657	226.0	26.9	18.9	35.2
					229.0	20.5	14.7	27.3



Compound	Conc.	RT	Dev(Min)	Resp.	QIon	QRatio	Lower	Upper
Chrysene	111.1698	15.91	0.01	2222976	226.0	30.3	21.0	38.9
					229.0	20.2	14.3	26.5

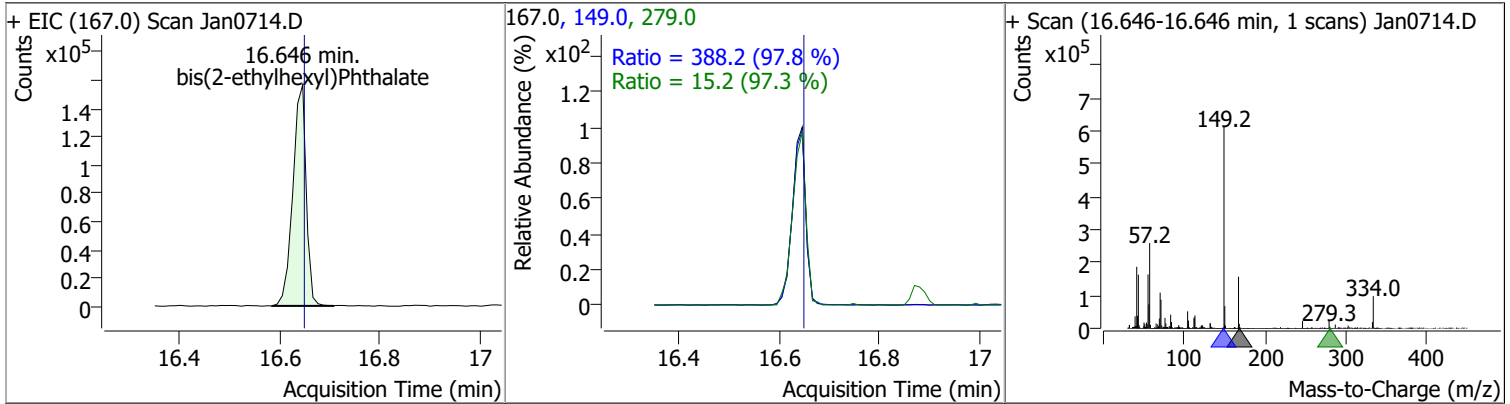


Compound	Conc.	RT	Dev(Min)	Resp.	QIon	QRatio	Lower	Upper
3,3-Dichlorobenzidine	85.4267	15.95	0.00	541457	254.0	64.4	45.3	84.1

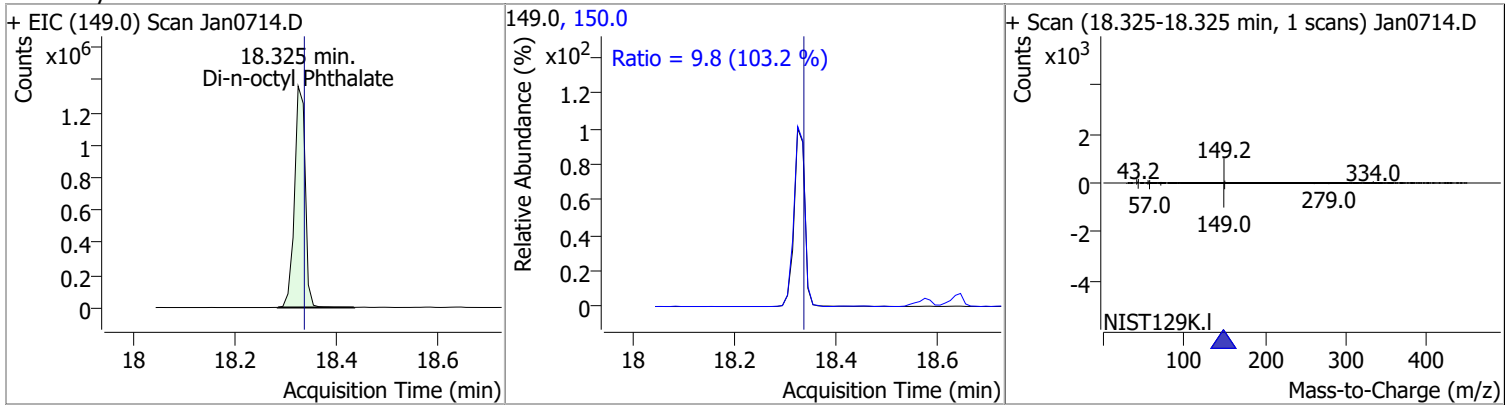


# Quantitation Results Report (QT Reviewed)

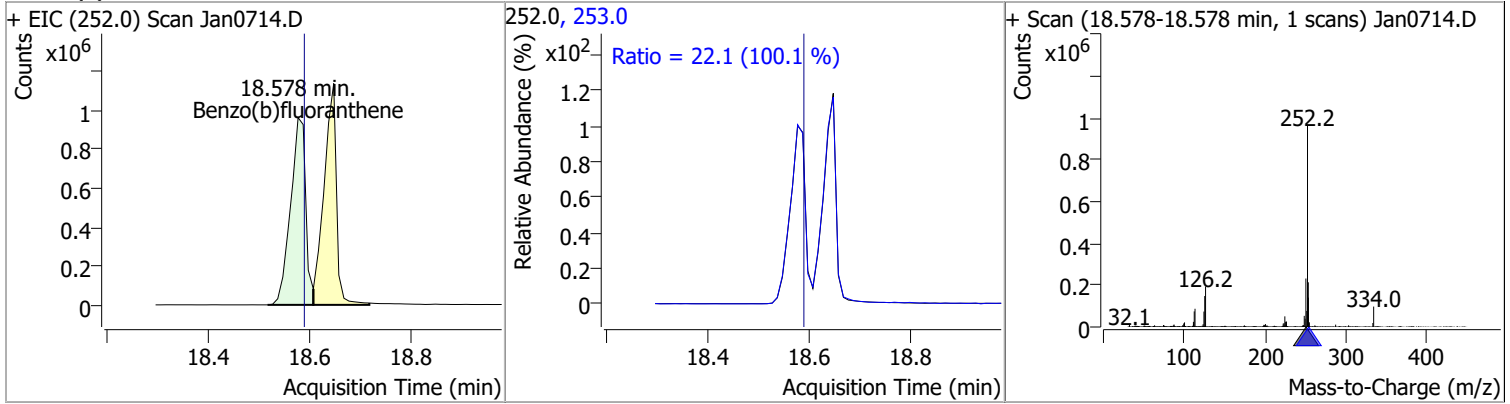
Compound	Conc.	RT	Dev(Min)	Resp.	QIon	QRatio	Lower	Upper
bis(2-ethylhexyl)Phthalate	113.9794	16.65	0.01	289739	149.0	388.2	278.0	516.2
					279.0	15.2	10.9	20.3



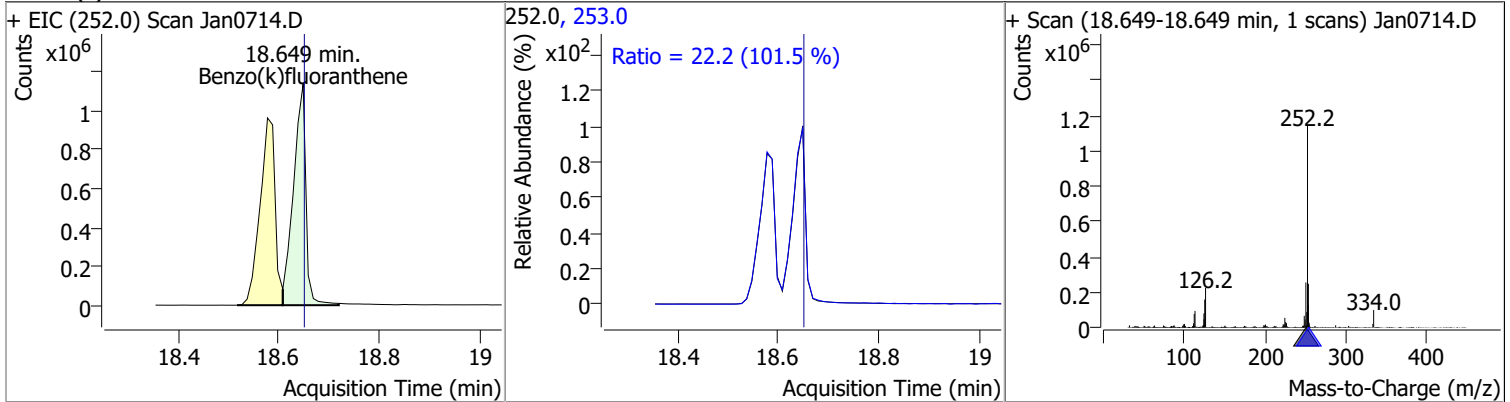
Compound	Conc.	RT	Dev(Min)	Resp.	QIon	QRatio	Lower	Upper
Di-n-octyl Phthalate	111.6555	18.32	0.00	2012945	150.0	9.8	6.7	12.4



Compound	Conc.	RT	Dev(Min)	Resp.	QIon	QRatio	Lower	Upper
Benzo(b)fluoranthene	108.4891	18.58	0.00	2009579	253.0	22.1	15.4	28.6

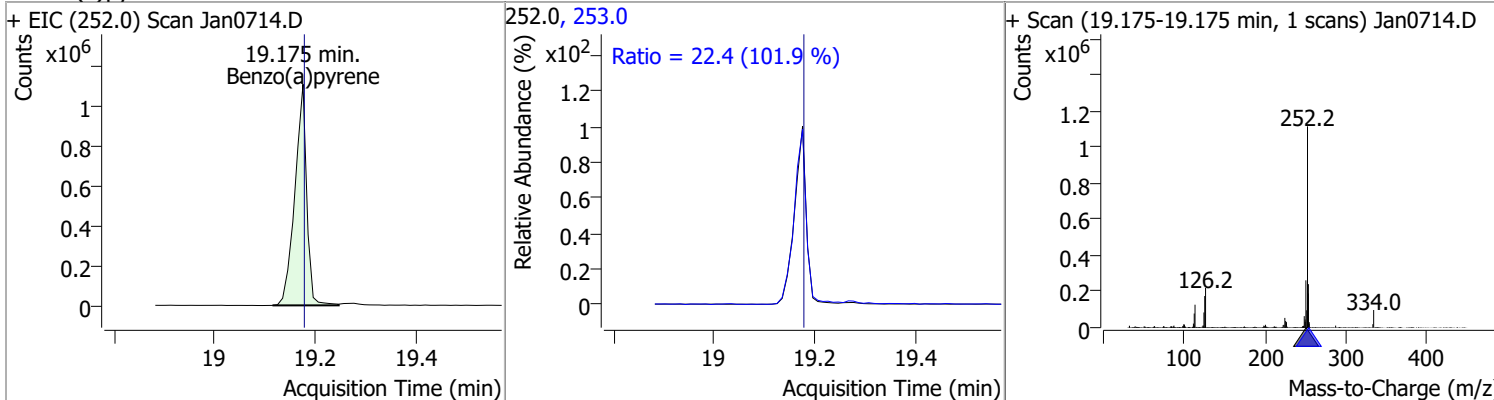


Compound	Conc.	RT	Dev(Min)	Resp.	QIon	QRatio	Lower	Upper
Benzo(k)fluoranthene	101.6749	18.65	0.01	1952551	253.0	22.2	15.3	28.5

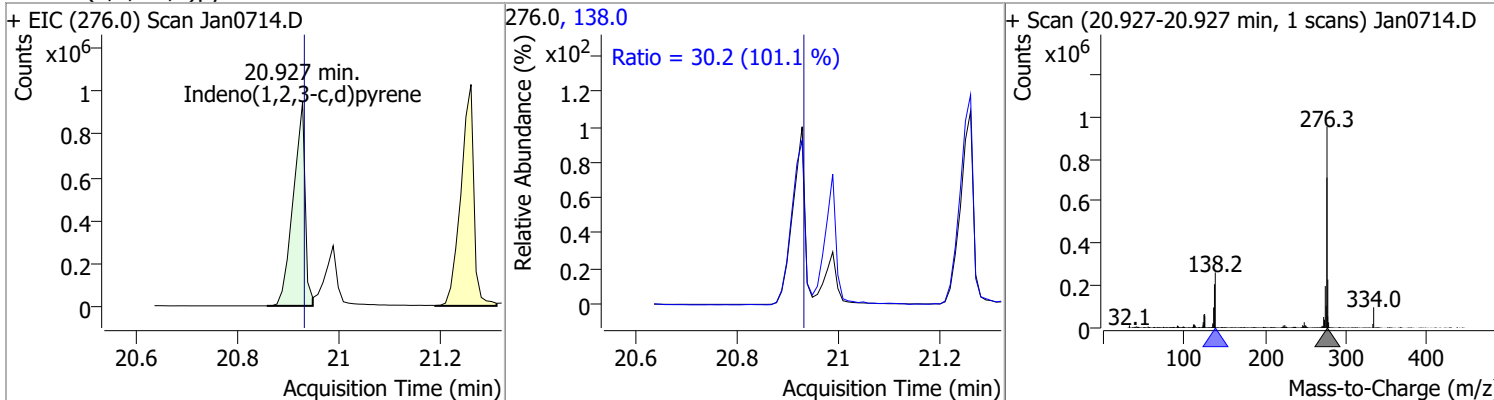


# Quantitation Results Report (QT Reviewed)

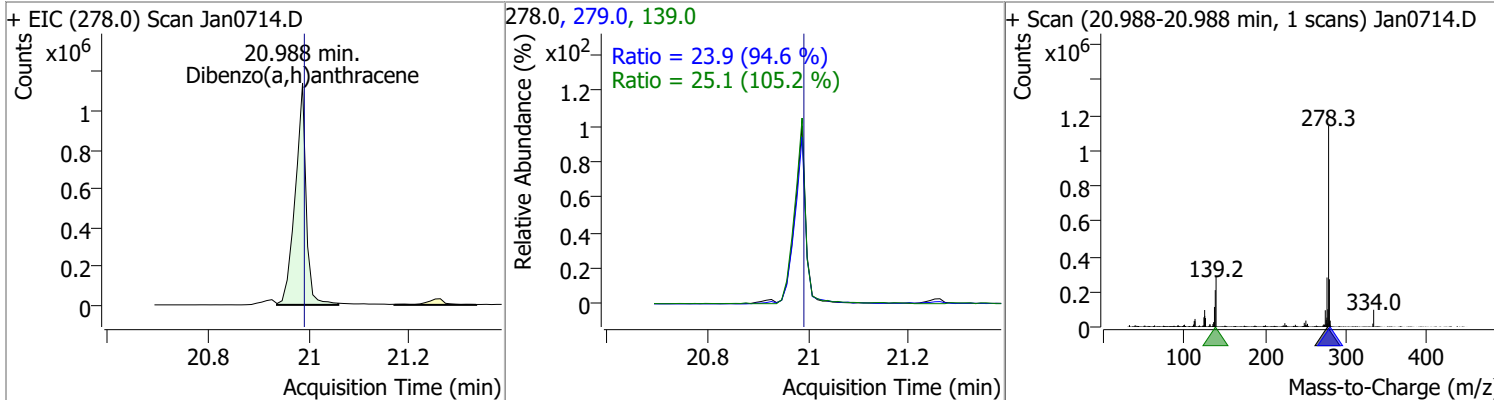
Compound	Conc.	RT	Dev(Min)	Resp.	QIon	QRatio	Lower	Upper
Benzo(a)pyrene	102.1018	19.18	0.01	1821868	253.0	22.4	15.4	28.6



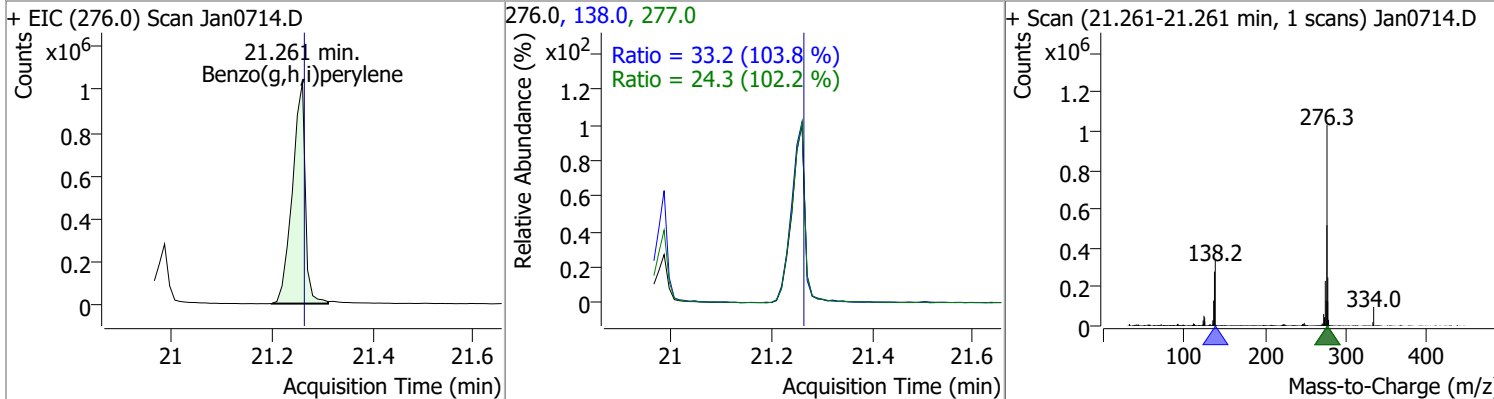
Compound	Conc.	RT	Dev(Min)	Resp.	QIon	QRatio	Lower	Upper
Indeno(1,2,3-c,d)pyrene	103.0188	20.93	0.01	1551995	138.0	30.2	20.9	38.8



Compound	Conc.	RT	Dev(Min)	Resp.	QIon	QRatio	Lower	Upper
Dibenzo(a,h)anthracene	105.1118	20.99	0.01	1717584	279.0	23.9	17.7	32.8
					139.0	25.1	16.7	31.0

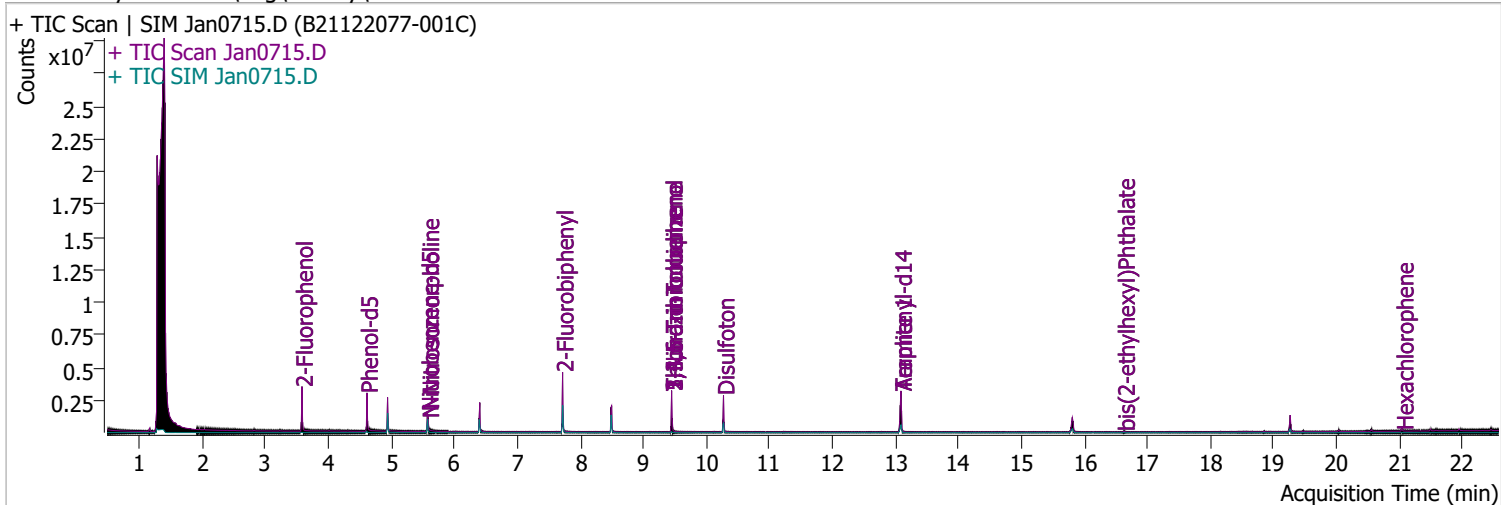


Compound	Conc.	RT	Dev(Min)	Resp.	QIon	QRatio	Lower	Upper
Benzo(g,h,i)perylene	105.7208	21.26	0.01	1835275	138.0	33.2	22.4	41.6
					277.0	24.3	16.6	30.9



# Quantitation Results Report (QT Reviewed)

Data File	Jan0715.D	Operator	LIMS import
Acq. Method	BNA+SIM.M	Acq. Date-Time	1/7/2022 8:03:58 PM
Sample Name	B21122077-001C	Instrument	Instrument #1
Vial	15	Multiplier	1.00
DA Method File		Comment	SVOC-8270-W
Tune File	dftppdsm.u	Tune Date	1/7/2022 12:13:00 PM
Batch Name	010722 DoD BNA cal 1.batch.bin	Last Calib Update	1/11/2022 8:55:14 AM
Ref Library	D:\Org\Library\NIST129K.l		



Compound	RT	QIon	Resp.	Conc.	Units	Dev(Min)
----------	----	------	-------	-------	-------	----------

**Internal Standards**

**System Monitoring Compounds**

S 2-Fluorophenol	3.582	112.0	765739	95.9689	µg/L	0.000
Spiked Amount: 200.000	Range: 10.0 - 75.0%			Recovery = 47.98%		
S Phenol-d5	4.613	99.0	750545	70.3157	µg/L	-0.010
Spiked Amount: 200.000	Range: 10.0 - 65.0%			Recovery = 35.16%		
S Nitrobenzene-d5	5.573	82.0	389471	67.2243	µg/L	-0.010
Spiked Amount: 100.000	Range: 32.0 - 94.0%			Recovery = 67.22%		
S 2-Fluorobiphenyl	7.718	172.0	1297628	72.5939	µg/L	0.000
Spiked Amount: 100.000	Range: 28.0 - 107.0%			Recovery = 72.59%		
S 2,4,6-Tribromophenol	9.448	329.8	241249	159.6705	µg/L	0.000
Spiked Amount: 200.000	Range: 25.0 - 140.0%			Recovery = 79.84%		
S Terphenyl-d14	13.088	244.3	1602437	93.2293	µg/L	0.000
Spiked Amount: 100.000	Range: 32.0 - 122.0%			Recovery = 93.23%		

**Target Compounds**

Compound	RT	QIon	Resp.	Conc.	Units	Dev(Min)	QValue
T N-Nitrosodimethylamine	0.000		0	N.D.			
T Pyridine	0.000		0	N.D.			
T Aniline	0.000		0	N.D.			
T Phenol	0.000		0	N.D.			
T bis(-2-Chloroethyl)Ether	0.000		0	N.D.			
T 2-Chlorophenol	0.000		0	N.D.			
T 1,3-Dichlorobenzene	0.000		0	N.D.			
T 1,4-Dichlorobenzene	0.000		0	N.D.			
T 1,2-Dichlorobenzene	0.000		0	N.D.			
T Benzyl Alcohol	0.000		0	N.D.			
T bis(2-chloroisopropyl)Ether	0.000		0	N.D.			
T 2-Methylphenol	0.000		0	N.D.			
T N-nitroso-Di-n-propylamine	5.573	70.0	0		µg/L	md	1
T 4Methylphenol/3Methylphenol	0.000		0	N.D.			
T Hexachloroethane	0.000		0	N.D.			

# Quantitation Results Report (QT Reviewed)

Compound	RT	QIon	Resp.	Conc.	Units	Dev(Min)
T Nitrobenzene	0.000		0	N.D.		
T Isophorone	0.000		0	N.D.		
T 2-Nitrophenol	0.000		0	N.D.		
T 2,4-Dimethylphenol	0.000		0	N.D.		
T bis(-2-Chloroethoxy)Methane	0.000		0	N.D.		
T Benzoic Acid	0.000		0	N.D.		
T 2,4-Dichlorophenol	0.000		0	N.D.		
T 1,2,4-Trichlorobenzene	0.000		0	N.D.		
T Naphthalene	0.000		0	N.D.		
T 4-Chlorophenol	0.000		0	N.D.		
T p-Chloroaniline	0.000		0	N.D.		
T Hexachlorobutadiene	0.000		0	N.D.		
T 4-Chloro-2-Methylphenol	0.000		0	N.D.		
T 4-Chloro-3-Methylphenol	0.000		0	N.D.		
T 2-Methylnaphthalene	0.000		0	N.D.		
T 1-Methylnaphthalene	0.000		0	N.D.		
T Hexachlorocyclopentadiene	0.000		0	N.D.		
T 2,4,6-Trichlorophenol	0.000		0	N.D.		
T 2,4,5-Trichlorophenol	0.000		0	N.D.		
T 2-Chloronaphthalene	0.000		0	N.D.		
T 2-Nitroaniline	0.000		0	N.D.		
T Dimethyl Phthalate	8.497	163.0	0		µg/L md	1
T 2,6-Dinitrotoluene	8.486	165.0	0		µg/L md	1
T Acenaphthylene	0.000		0	N.D.		
T 3-Nitroaniline	0.000		0	N.D.		
T Acenaphthene	0.000		0	N.D.		
T 2,4-Dinitrophenol	0.000		0	N.D.		
T Dibenzofuran	0.000		0	N.D.		
T 2,4-Dinitrotoluene	0.000		0	N.D.		
T 4-Nitrophenol	0.000		0	N.D.		
T Diethylphthalate	0.000		0	N.D.		
T Fluorene	0.000		0	N.D.		
T 4-Chlorophenyl-phenylether	0.000		0	N.D.		
T 4-Nitroaniline	0.000		0	N.D.		
T 4,6-Dinitro-2-methylphenol	0.000		0	N.D.		
T N-nitrosodiphenylamine	0.000		0	N.D.		
T Azobenzene	0.000		0	N.D.		
T 4-Bromophenyl-phenylether	0.000		0	N.D.		
T Hexachlorobenzene	0.000		0	N.D.		
T Pentachlorophenol	0.000		0	N.D.		
T Phenanthrene	0.000		0	N.D.		
T Anthracene	0.000		0	N.D.		
T Triallate	0.000		0	N.D.		
T Carbazole	0.000		0	N.D.		
T o-Terphenyl	0.000		0	N.D.		
T Di-n-Butylphthalate	0.000		0	N.D.		
T Fluoranthene	0.000		0	N.D.		
T Benzidine	0.000		0	N.D.		
T Pyrene	0.000		0	N.D.		
T Butylbenzylphthalate	0.000		0	N.D.		
T Benzo(a)Anthracene	0.000		0	N.D.		
T Chrysene	0.000		0	N.D.		
T 3,3-Dichlorobenzidine	0.000		0	N.D.		
T bis(2-ethylhexyl)Phthalate	16.626	167.0	4384	2.2245	µg/L	99
T Di-n-octyl Phthalate	0.000		0	N.D.		

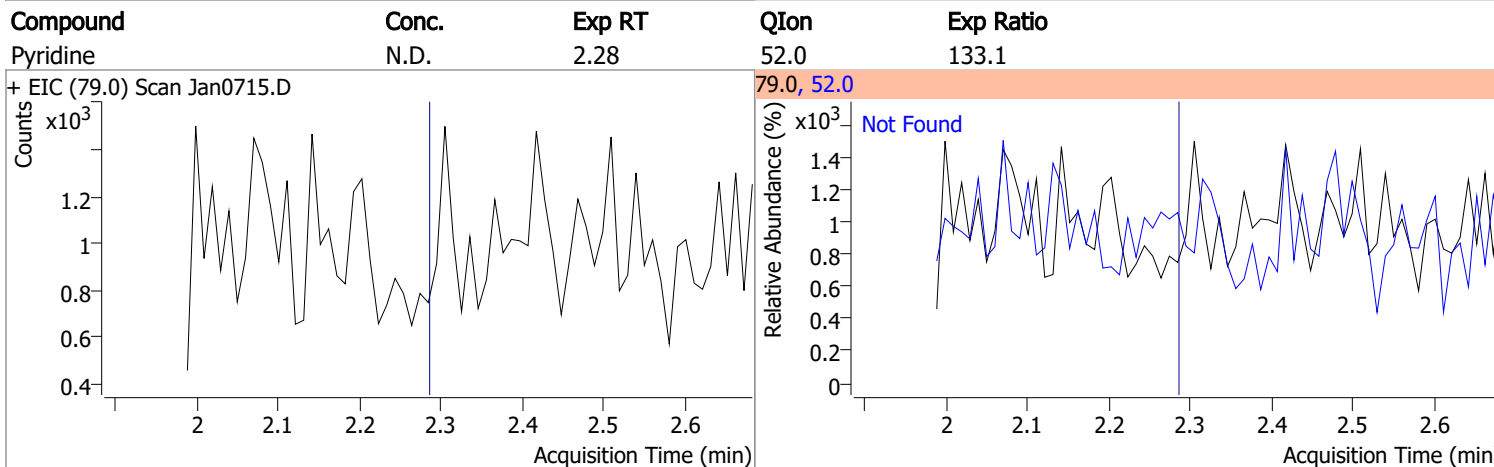
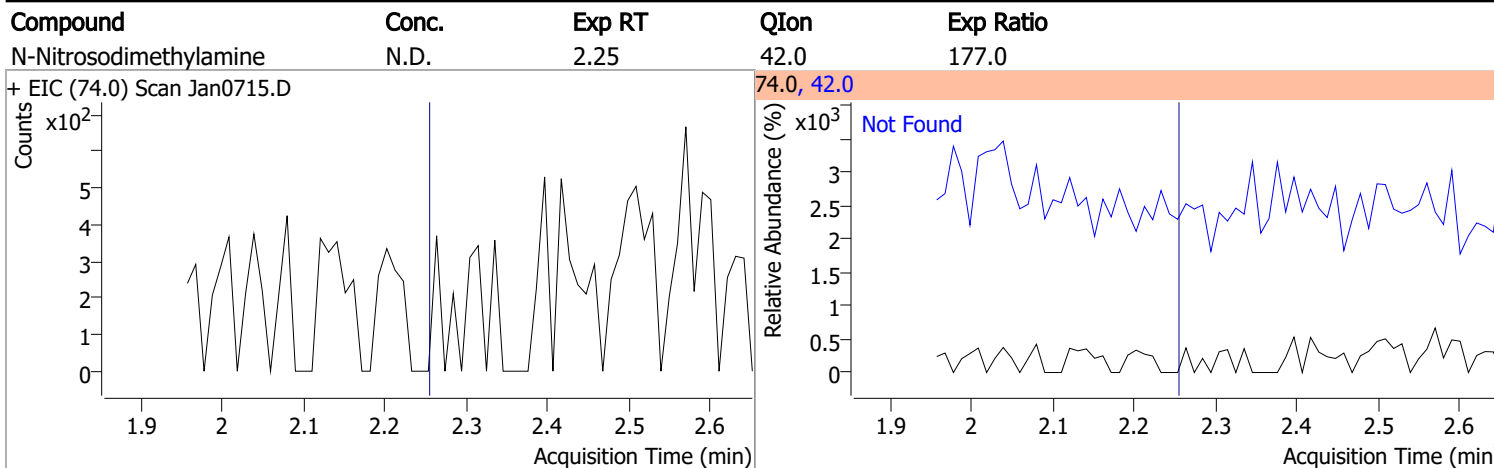
# Quantitation Results Report (QT Reviewed)

Compound	RT	QIon	Resp.	Conc.	Units	Dev(Min)
T Benzo(b)fluoranthene	0.000		0	N.D.		
T Benzo(k)fluoranthene	0.000		0	N.D.		
T Benzo(a)pyrene	0.000		0	N.D.		
T Indeno(1,2,3-c,d)pyrene	0.000		0	N.D.		
T Dibenzo(a,h)anthracene	0.000		0	N.D.		
T Benzo(g,h,i)perylene	0.000		0	N.D.		

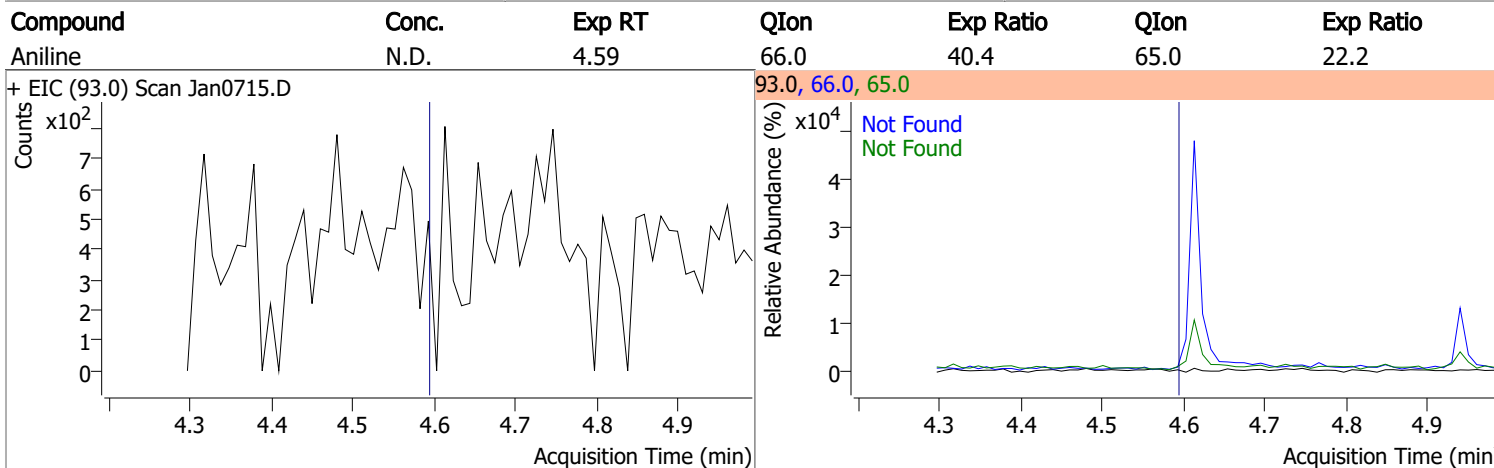
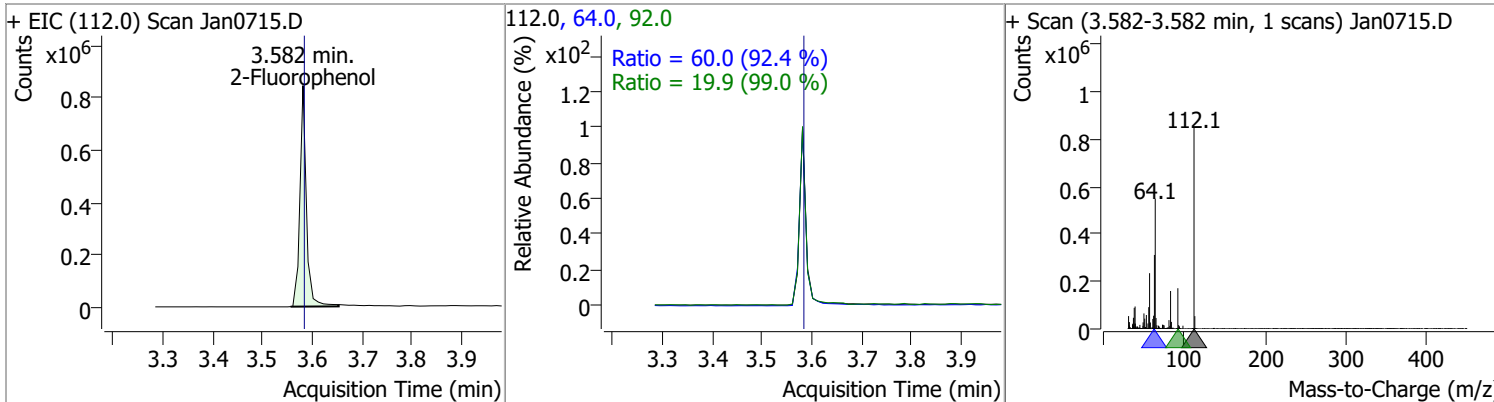
(#) = Qualifier Out of Range; (m) = Manual Integration; (+) = Area Summed; (\*) = Surrogate Percent Recovery Out of Range; (d): Zeroed Peak



# Quantitation Results Report (QT Reviewed)

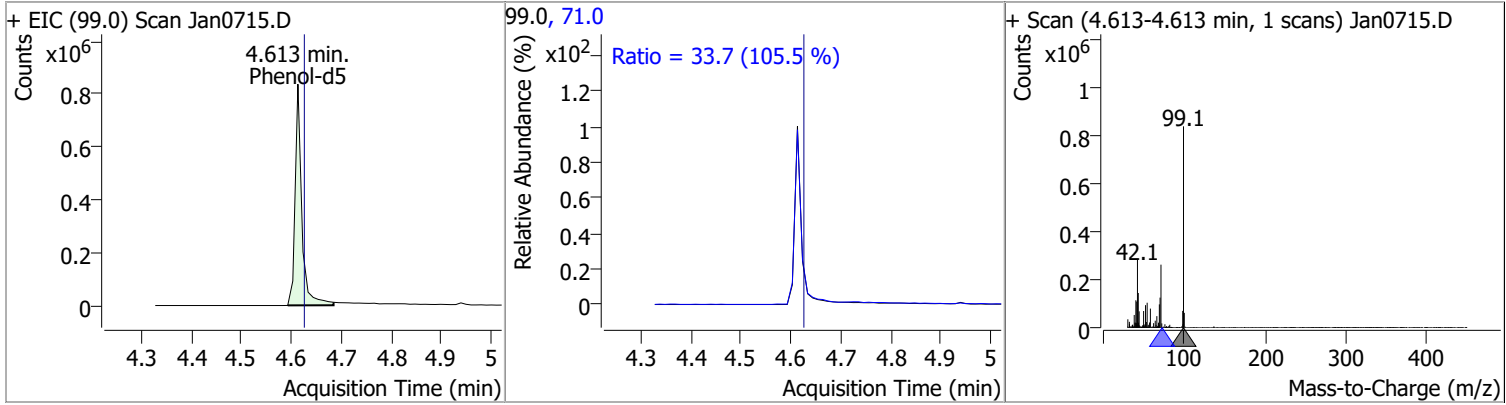


Compound	Conc.	RT	Dev(Min)	Resp.	QIon	QRatio	Lower	Upper
2-Fluorophenol	95.9689	3.58	0.00	765739	64.0	60.0	45.5	84.5
					92.0	19.9	14.1	26.2

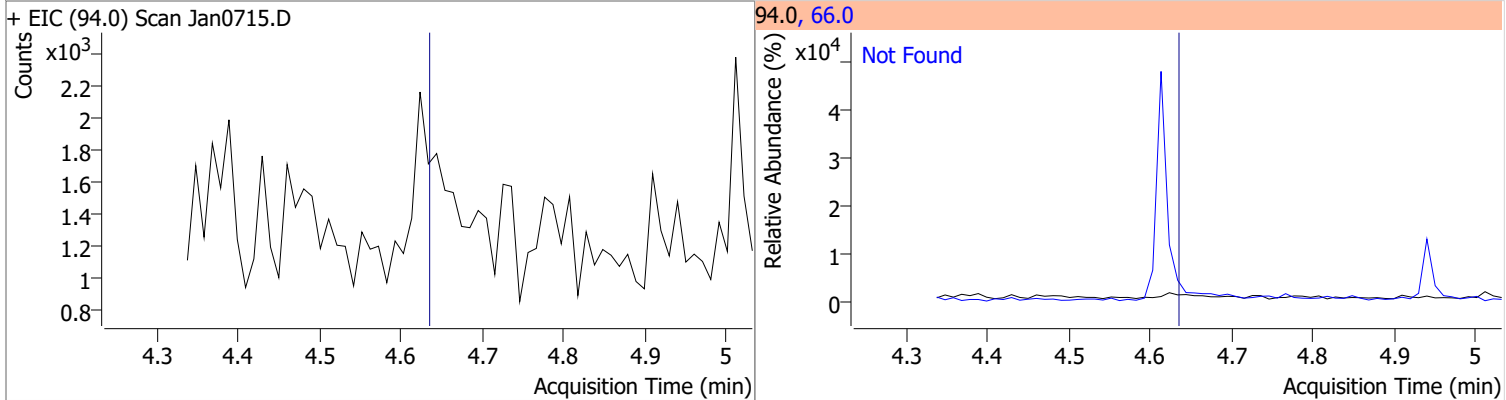


# Quantitation Results Report (QT Reviewed)

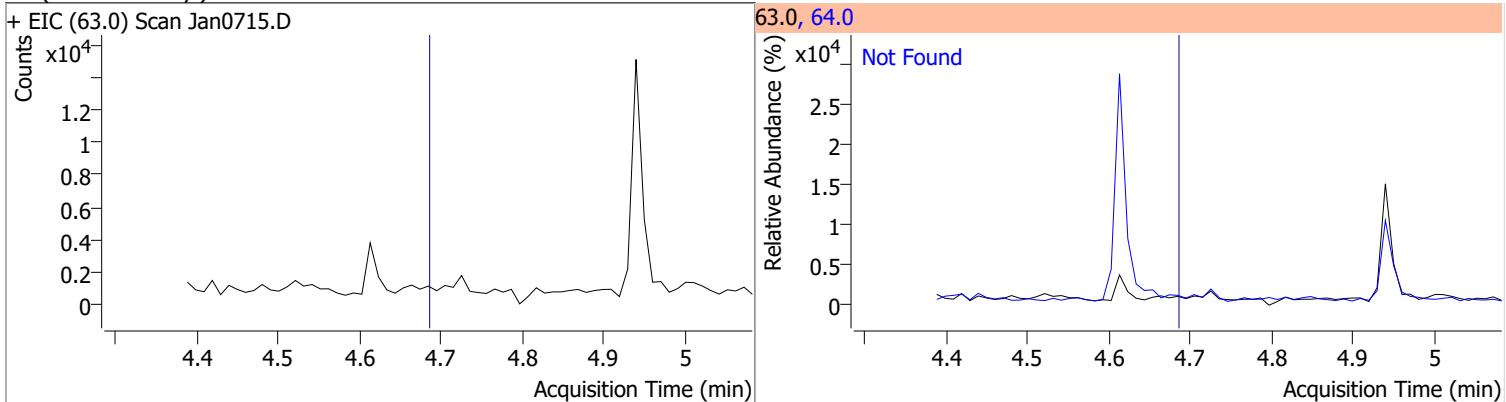
Compound	Conc.	RT	Dev(Min)	Resp.	QIon	QRatio	Lower	Upper
Phenol-d5	70.3157	4.61	-0.01	750545	71.0	33.7	22.3	41.5



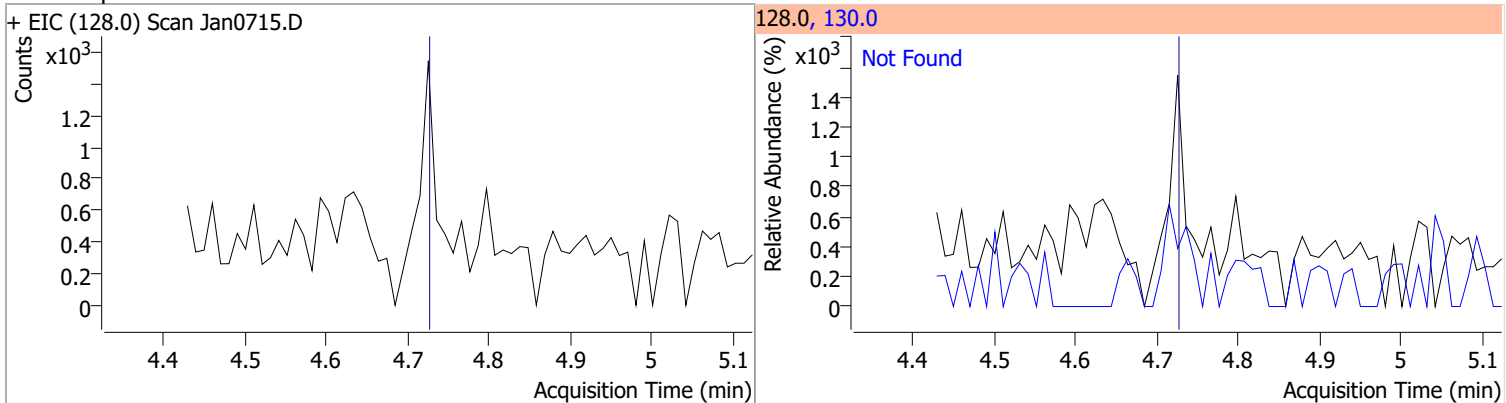
Compound	Conc.	Exp RT	QIon	Exp Ratio
Phenol	N.D.	4.63	66.0	44.7



Compound	Conc.	Exp RT	QIon	Exp Ratio
bis(-2-Chloroethyl)Ether	N.D.	4.68	64.0	3.3

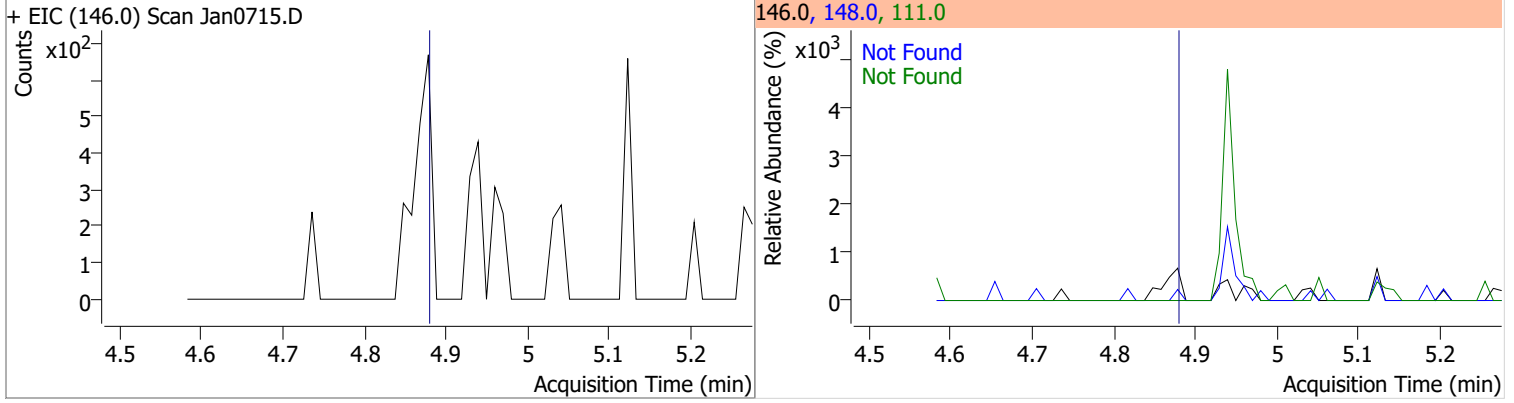


Compound	Conc.	Exp RT	QIon	Exp Ratio
2-Chlorophenol	N.D.	4.73	130.0	32.0

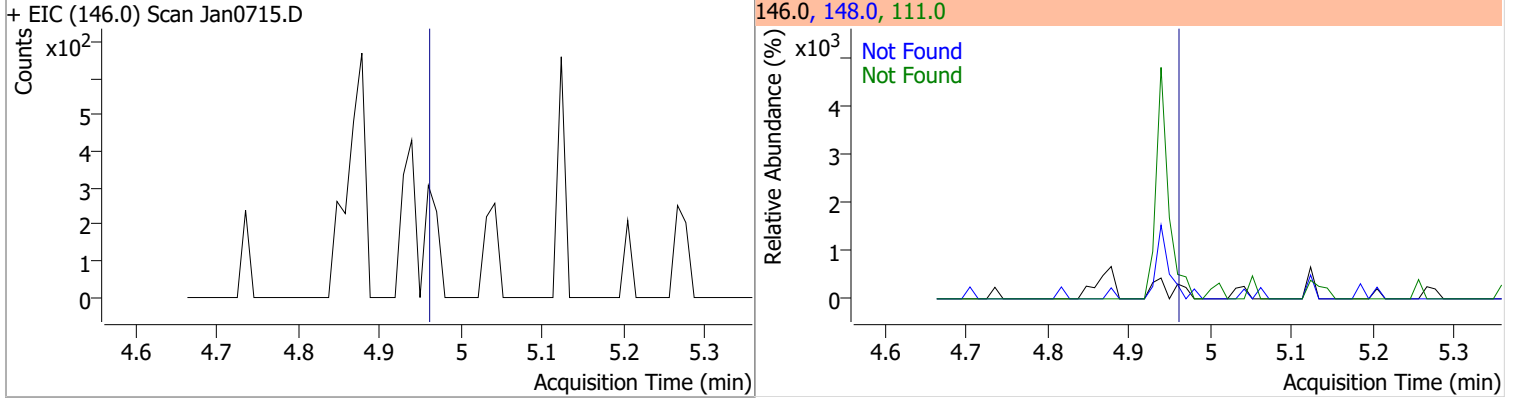


# Quantitation Results Report (QT Reviewed)

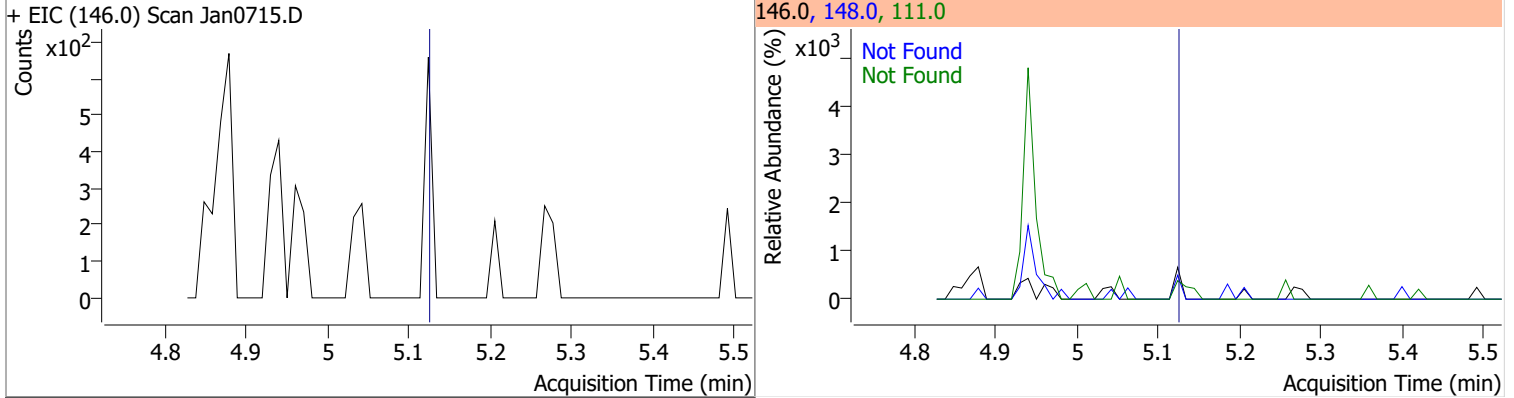
Compound	Conc.	Exp RT	QIon	Exp Ratio	QIon	Exp Ratio
1,3-Dichlorobenzene	N.D.	4.88	148.0	62.6	111.0	35.4



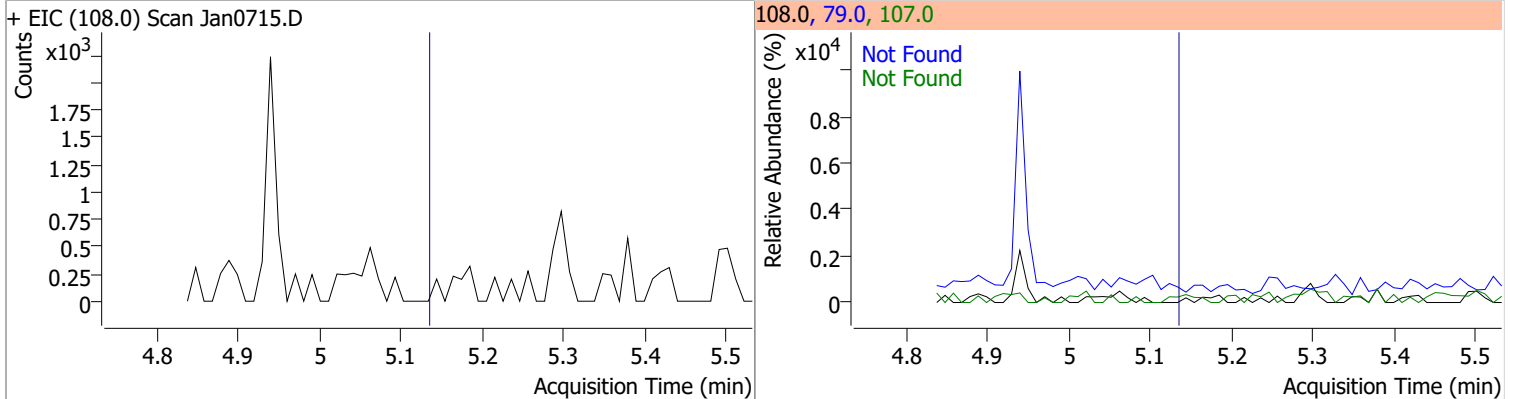
Compound	Conc.	Exp RT	QIon	Exp Ratio	QIon	Exp Ratio
1,4-Dichlorobenzene	N.D.	4.96	148.0	64.4	111.0	35.2



Compound	Conc.	Exp RT	QIon	Exp Ratio	QIon	Exp Ratio
1,2-Dichlorobenzene	N.D.	5.12	148.0	64.5	111.0	37.8

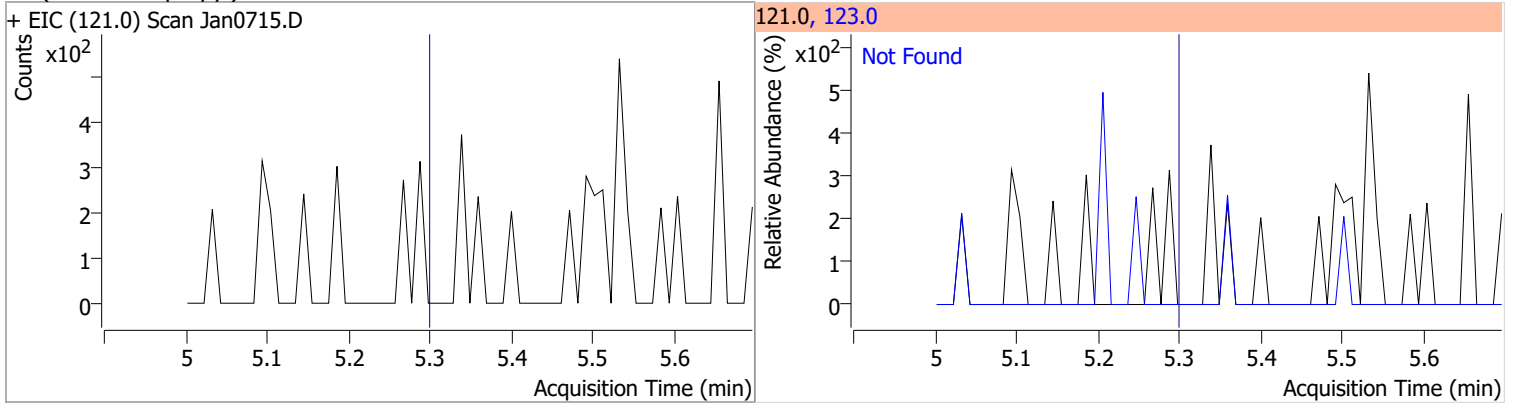


Compound	Conc.	Exp RT	QIon	Exp Ratio	QIon	Exp Ratio
Benzyl Alcohol	N.D.	5.13	79.0	115.5	107.0	71.0

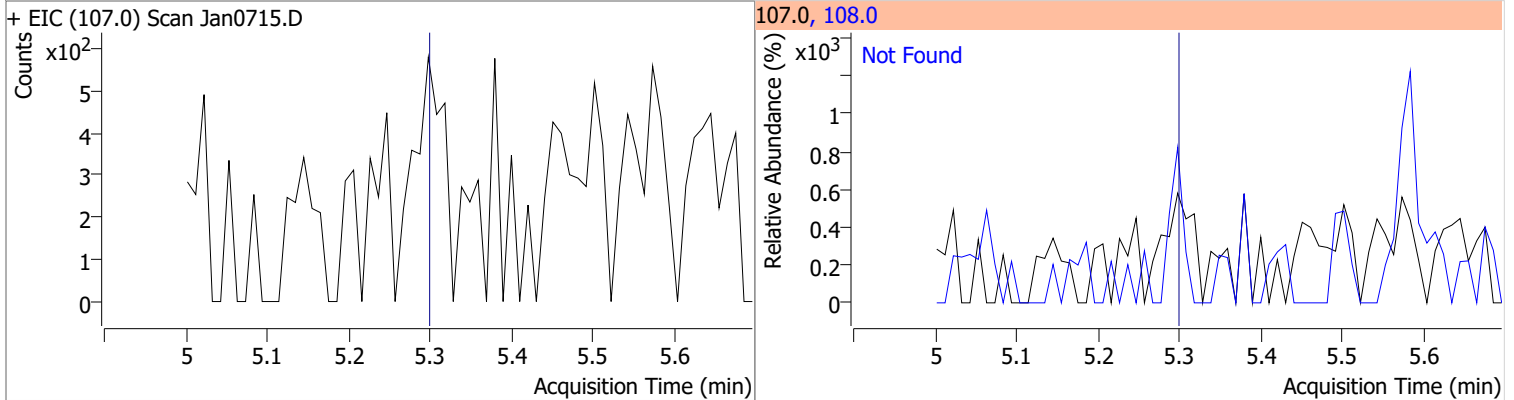


# Quantitation Results Report (QT Reviewed)

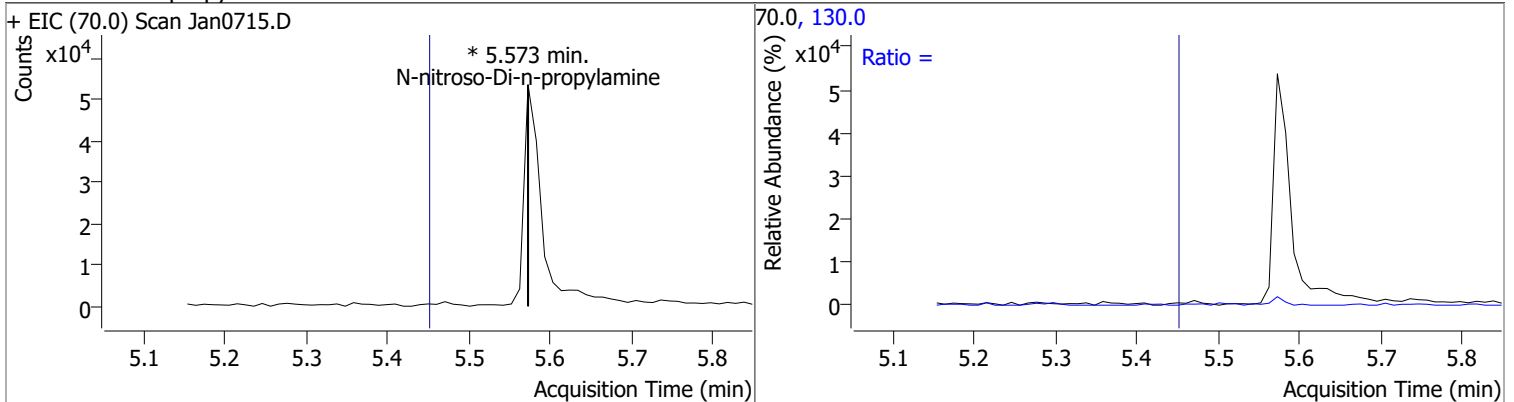
Compound	Conc.	Exp RT	QIon	Exp Ratio
bis(2-chloroisopropyl)Ether	N.D.	5.30	123.0	32.2



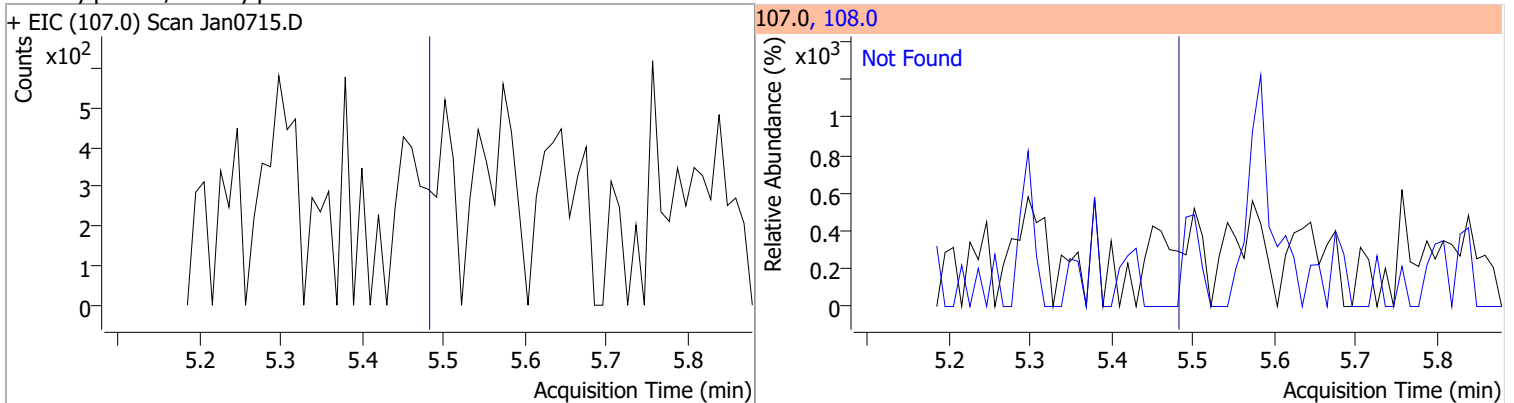
Compound	Conc.	Exp RT	QIon	Exp Ratio
2-Methylphenol	N.D.	5.30	108.0	116.9



Compound	Conc.	RT	Dev(Min)	Resp.	QIon	QRatio	Lower	Upper
N-nitroso-Di-n-propylamine		0		0	130.0		0.0	41.5

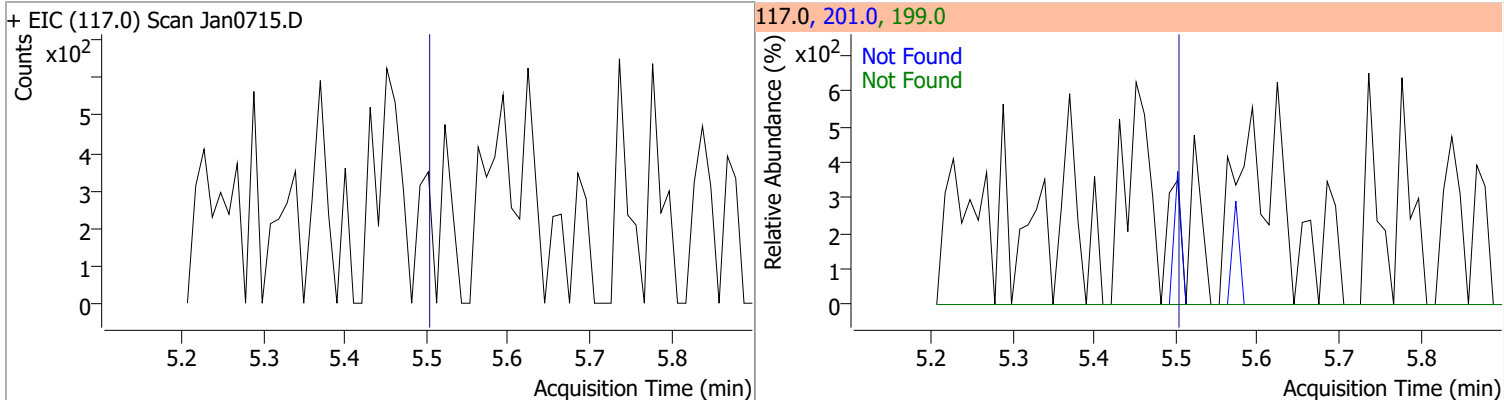


Compound	Conc.	Exp RT	QIon	Exp Ratio
4Methylphenol/3Methylphenol	N.D.	5.48	108.0	84.5

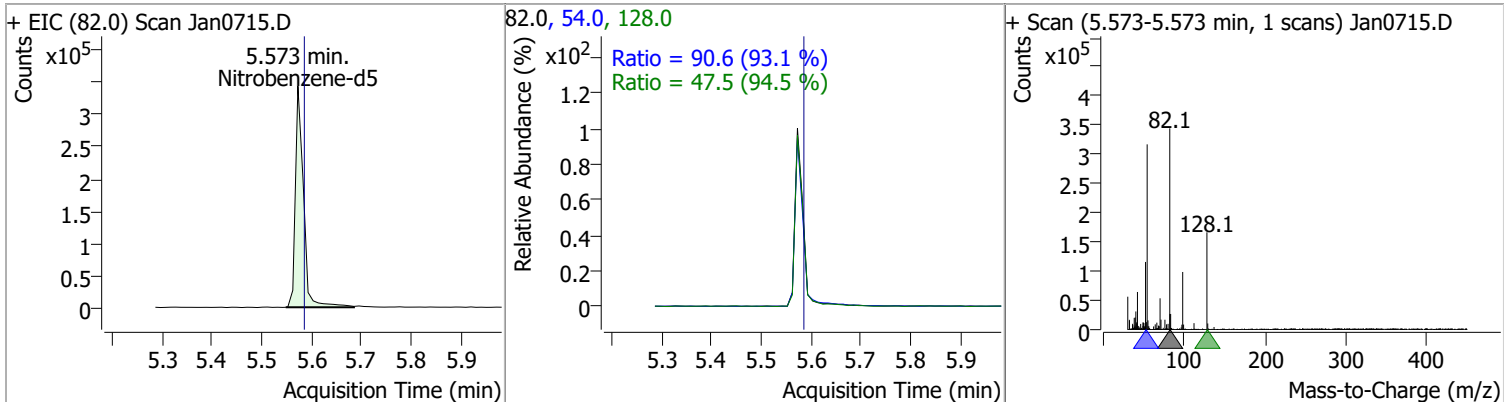


# Quantitation Results Report (QT Reviewed)

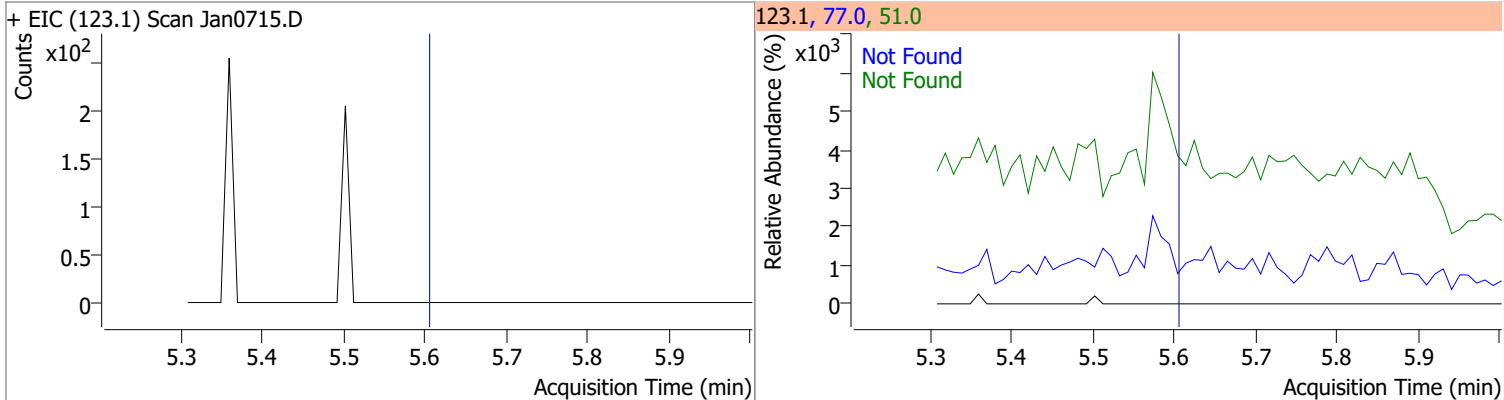
Compound	Conc.	Exp RT	QIon	Exp Ratio	QIon	Exp Ratio
Hexachloroethane	N.D.	5.50	201.0	93.2	199.0	57.2



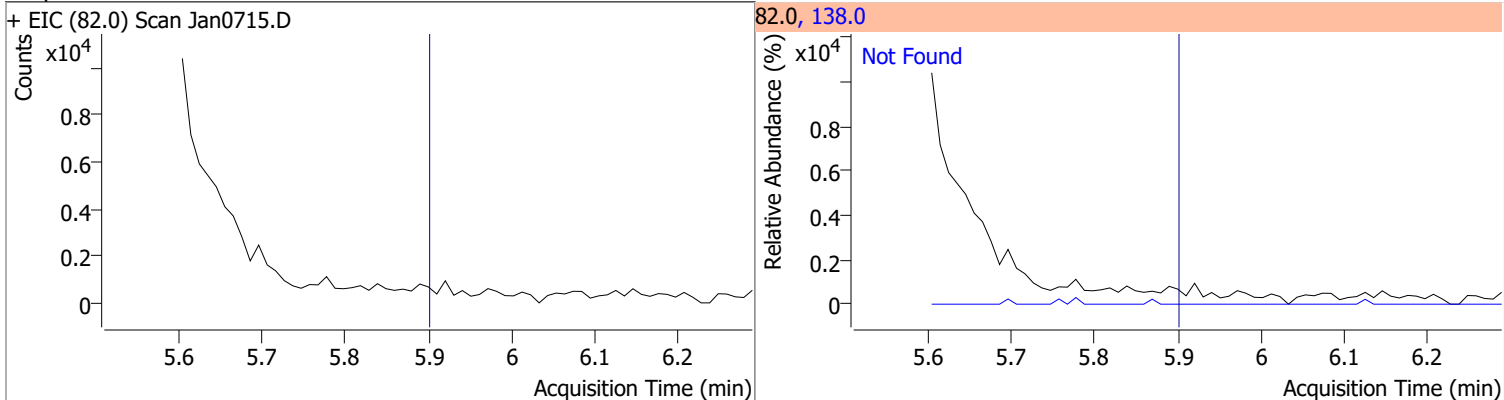
Compound	Conc.	RT	Dev(Min)	Resp.	QIon	QRatio	Lower	Upper
Nitrobenzene-d5	67.2243	5.57	-0.01	389471	54.0	90.6	68.2	126.6
					128.0	47.5	35.2	65.4



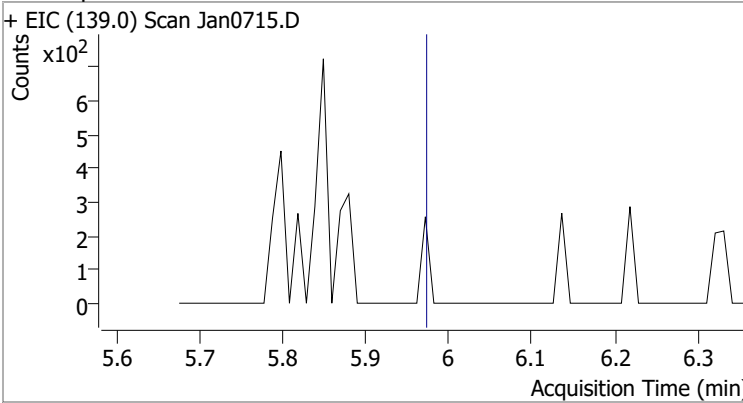
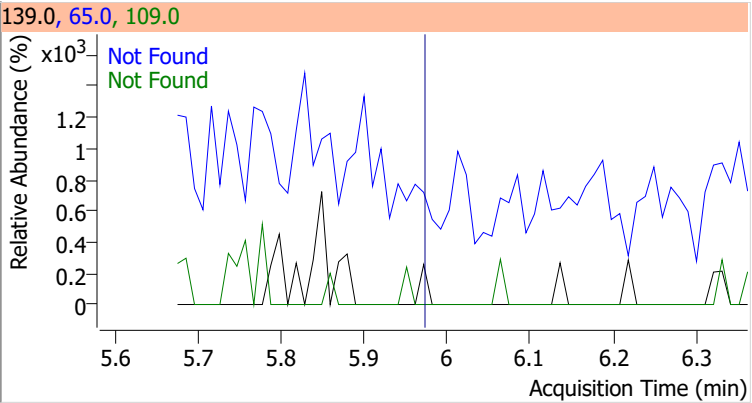
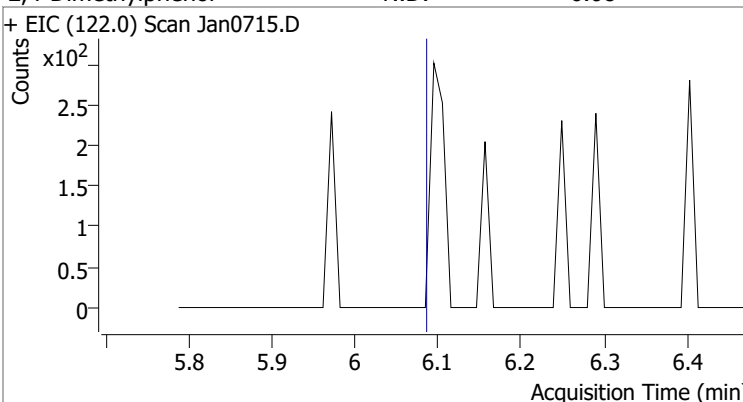
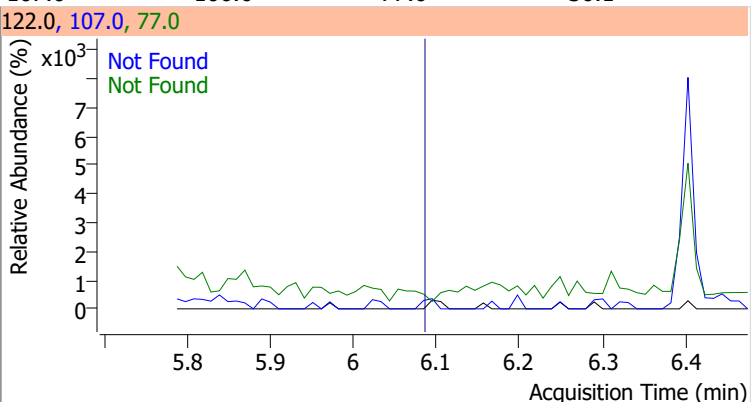
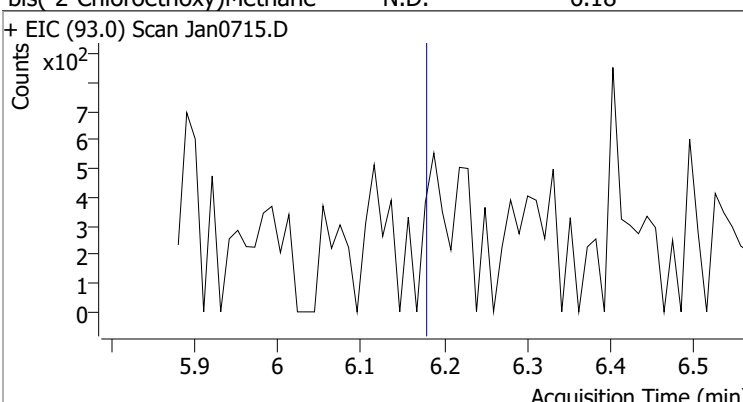
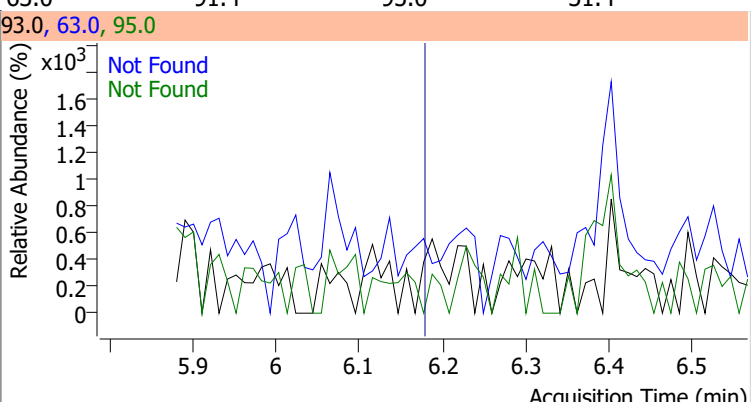
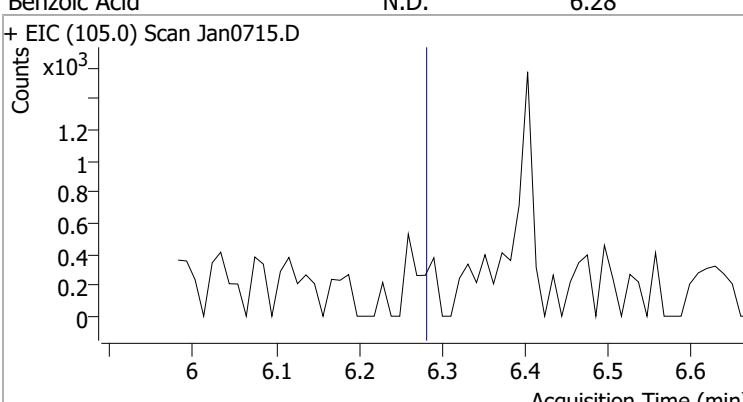
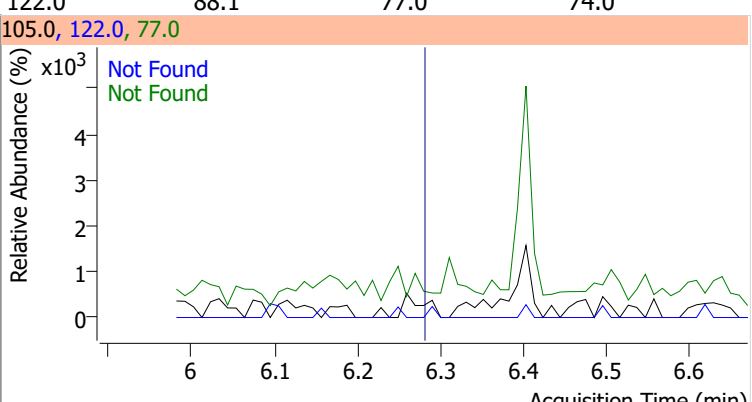
Compound	Conc.	Exp RT	QIon	Exp Ratio	QIon	Exp Ratio
Nitrobenzene	N.D.	5.60	77.0	186.4	51.0	186.0



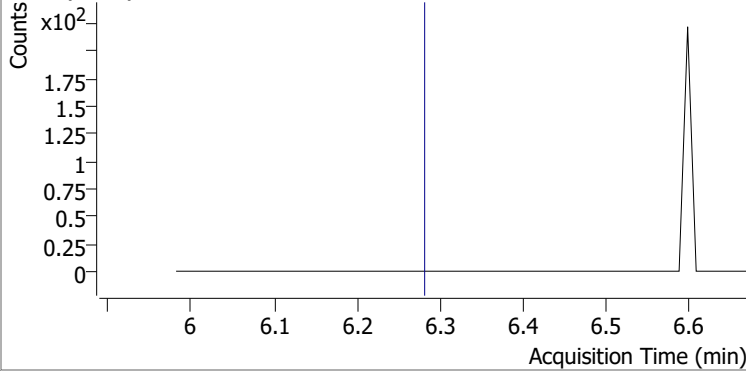
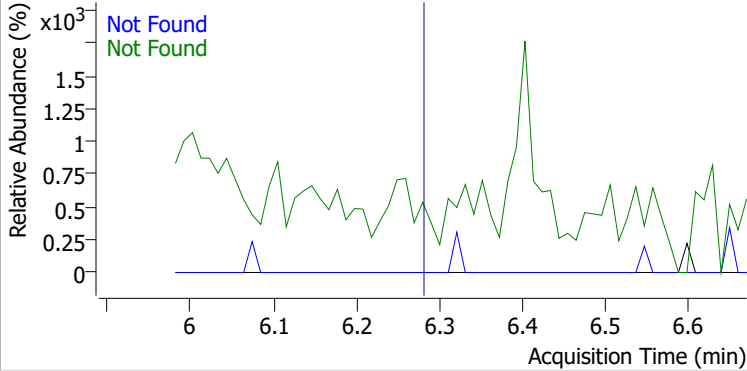
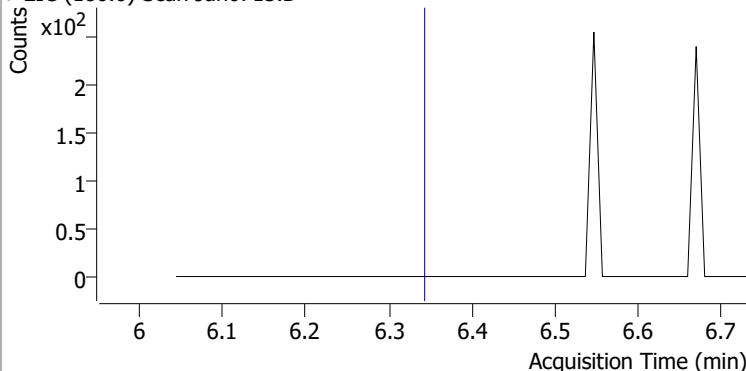
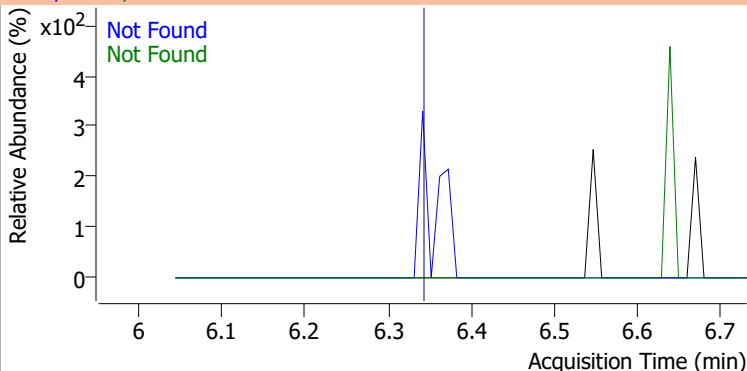
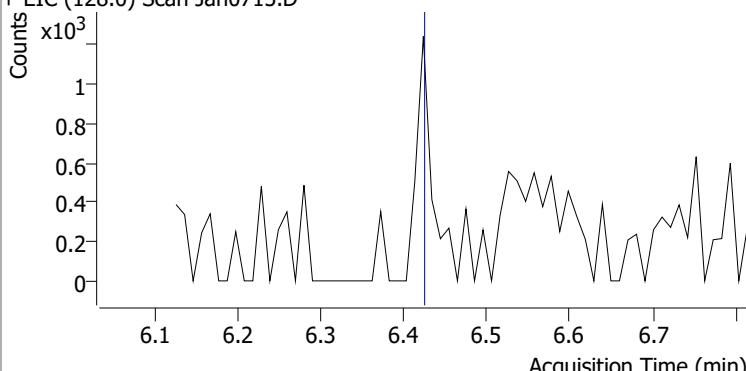
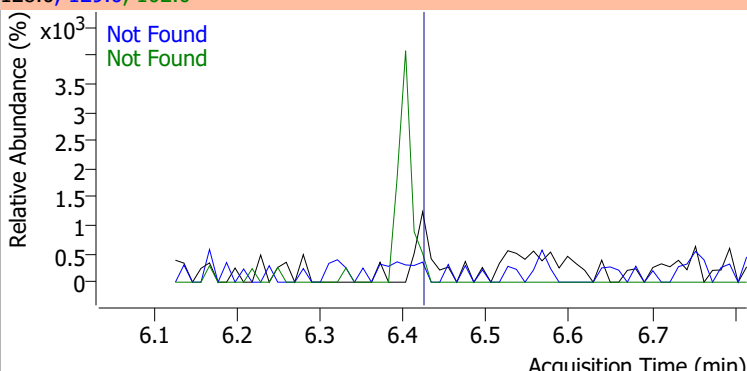
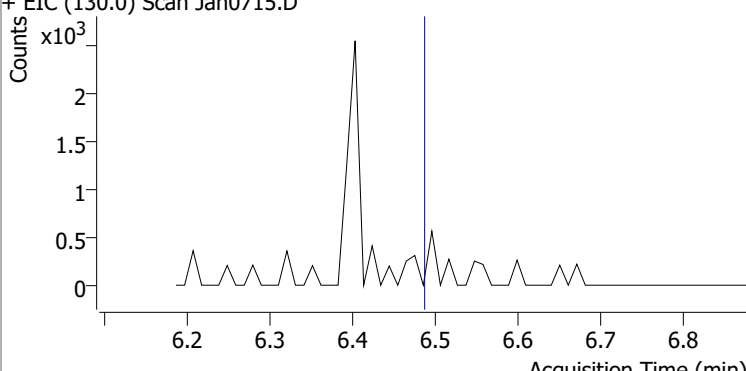
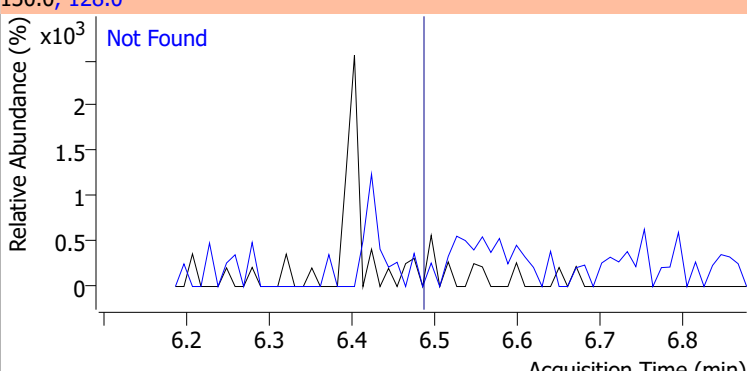
Compound	Conc.	Exp RT	QIon	Exp Ratio
Isophorone	N.D.	5.90	138.0	20.3



# Quantitation Results Report (QT Reviewed)

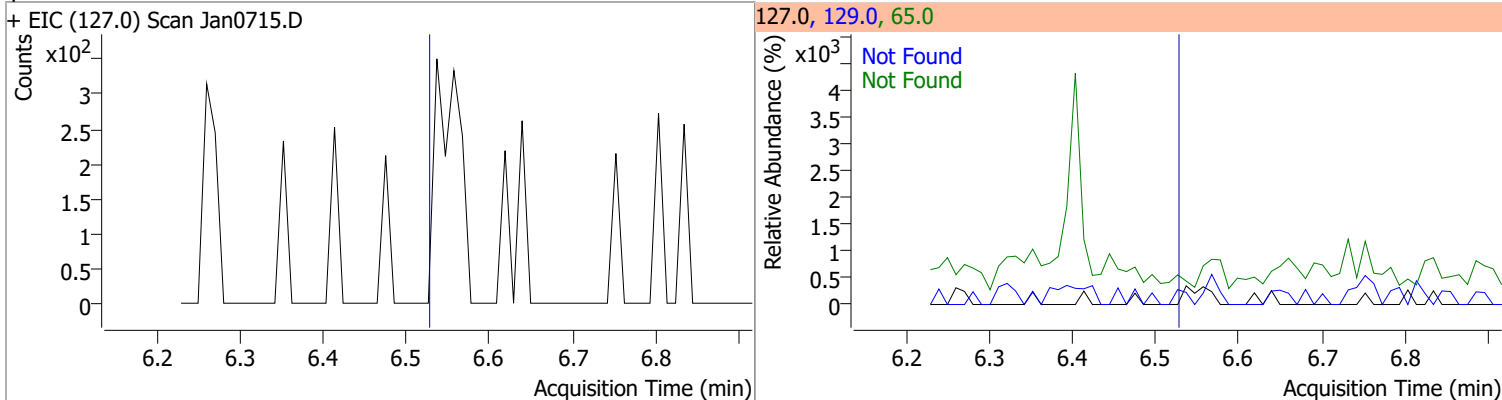
Compound	Conc.	Exp RT	QIon	Exp Ratio	QIon	Exp Ratio
2-Nitrophenol	N.D.	5.97	65.0	51.2	109.0	34.5
+ EIC (139.0) Scan Jan0715.D			139.0, 65.0, 109.0			
						
2,4-Dimethylphenol	N.D.	6.08	107.0	106.6	77.0	30.1
+ EIC (122.0) Scan Jan0715.D			122.0, 107.0, 77.0			
						
bis(-2-Chloroethoxy)Methane	N.D.	6.18	63.0	91.4	95.0	31.4
+ EIC (93.0) Scan Jan0715.D			93.0, 63.0, 95.0			
						
Benzoic Acid	N.D.	6.28	122.0	88.1	77.0	74.0
+ EIC (105.0) Scan Jan0715.D			105.0, 122.0, 77.0			
						

# Quantitation Results Report (QT Reviewed)

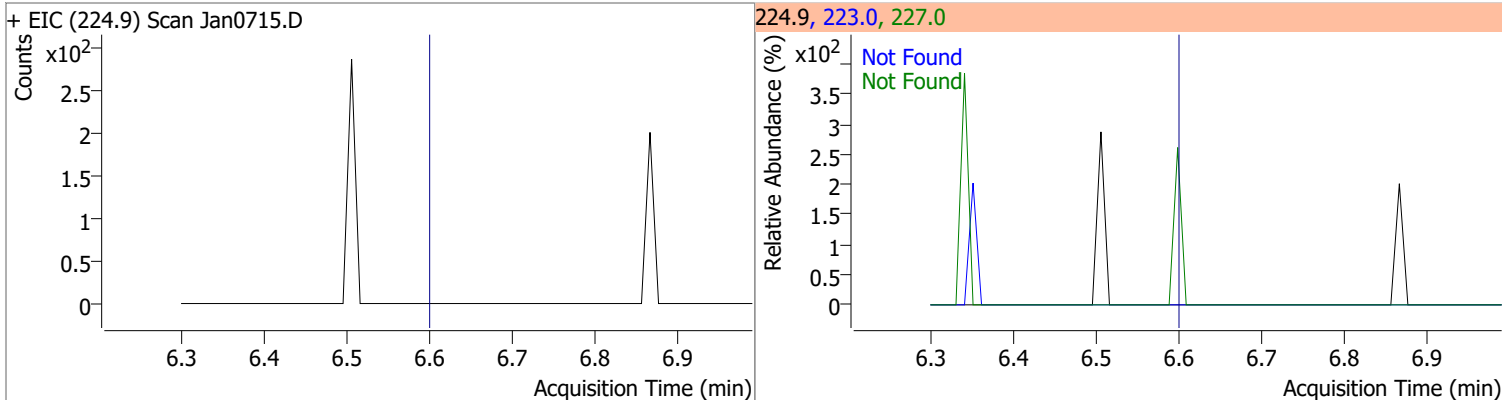
Compound	Conc.	Exp RT	QIon	Exp Ratio	QIon	Exp Ratio
2,4-Dichlorophenol	N.D.	6.28	164.0	65.0	98.0	31.2
+ EIC (162.0) Scan Jan0715.D			162.0, 164.0, 98.0			
						
1,2,4-Trichlorobenzene	N.D.	6.34	182.0	97.8	145.0	30.3
+ EIC (180.0) Scan Jan0715.D			180.0, 182.0, 145.0			
						
Naphthalene	N.D.	6.42	129.0	10.6	102.0	9.0
+ EIC (128.0) Scan Jan0715.D			128.0, 129.0, 102.0			
						
4-Chlorophenol	N.D.	6.49	128.0	318.3		
+ EIC (130.0) Scan Jan0715.D			130.0, 128.0			
						

# Quantitation Results Report (QT Reviewed)

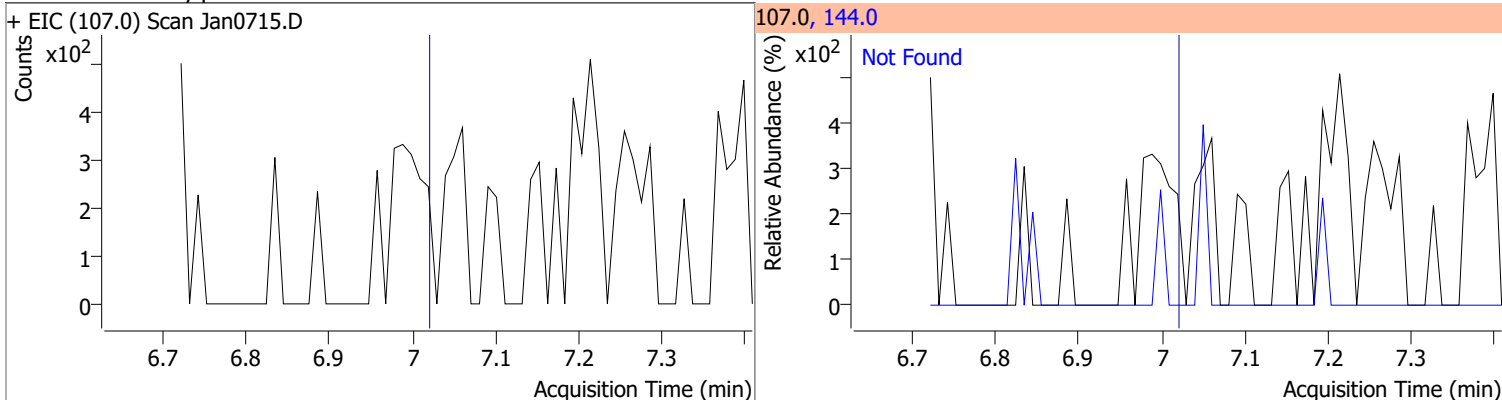
Compound	Conc.	Exp RT	QIon	Exp Ratio	QIon	Exp Ratio
p-Chloroaniline	N.D.	6.53	65.0	36.5	129.0	33.7



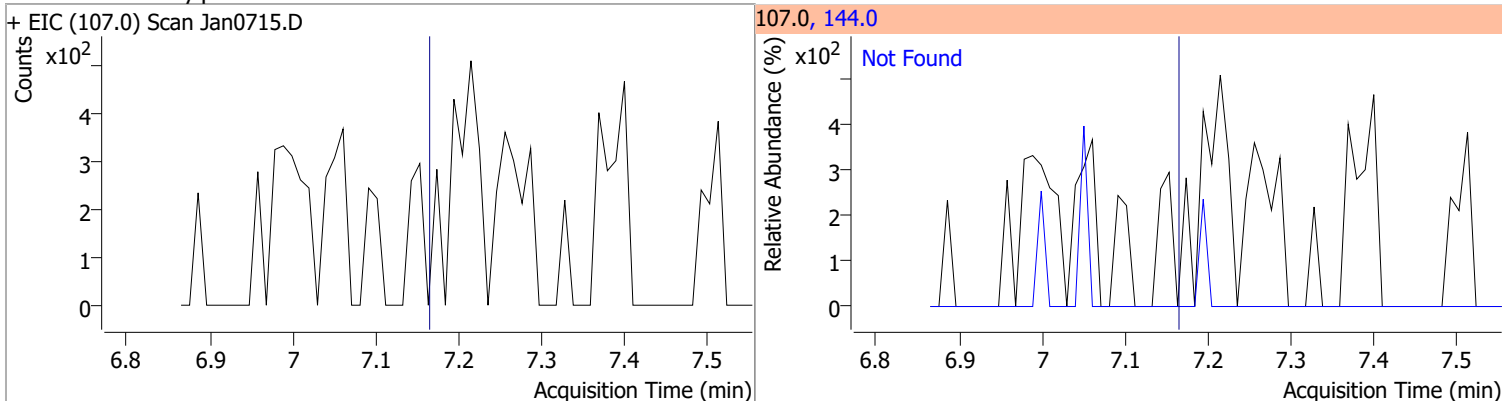
Compound	Conc.	Exp RT	QIon	Exp Ratio	QIon	Exp Ratio
Hexachlorobutadiene	N.D.	6.60	227.0	66.1	223.0	64.1



Compound	Conc.	Exp RT	QIon	Exp Ratio
4-Chloro-2-Methylphenol	N.D.	7.02	144.0	27.3



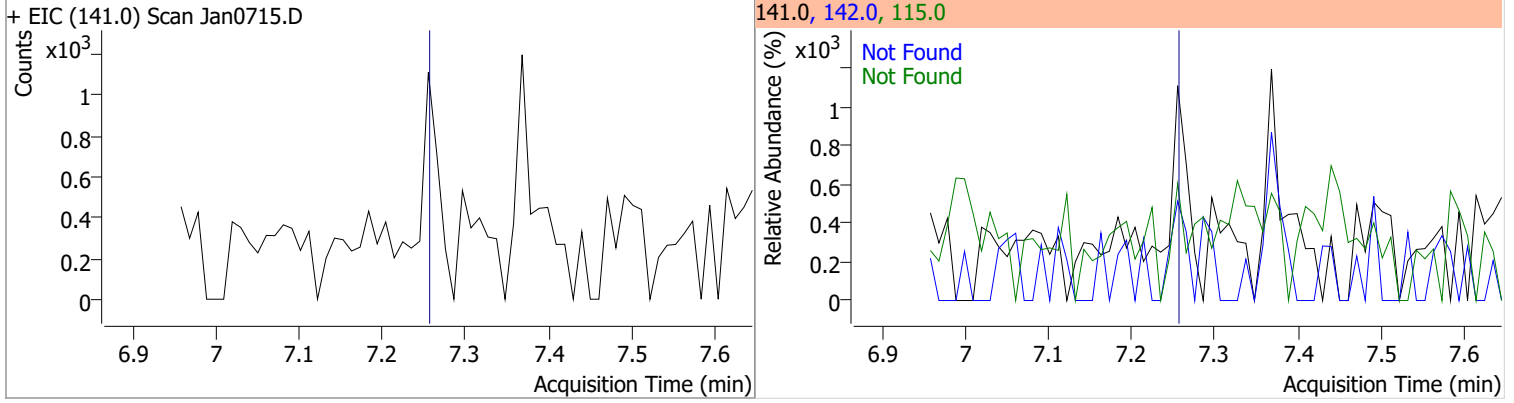
Compound	Conc.	Exp RT	QIon	Exp Ratio
4-Chloro-3-Methylphenol	N.D.	7.16	144.0	28.4



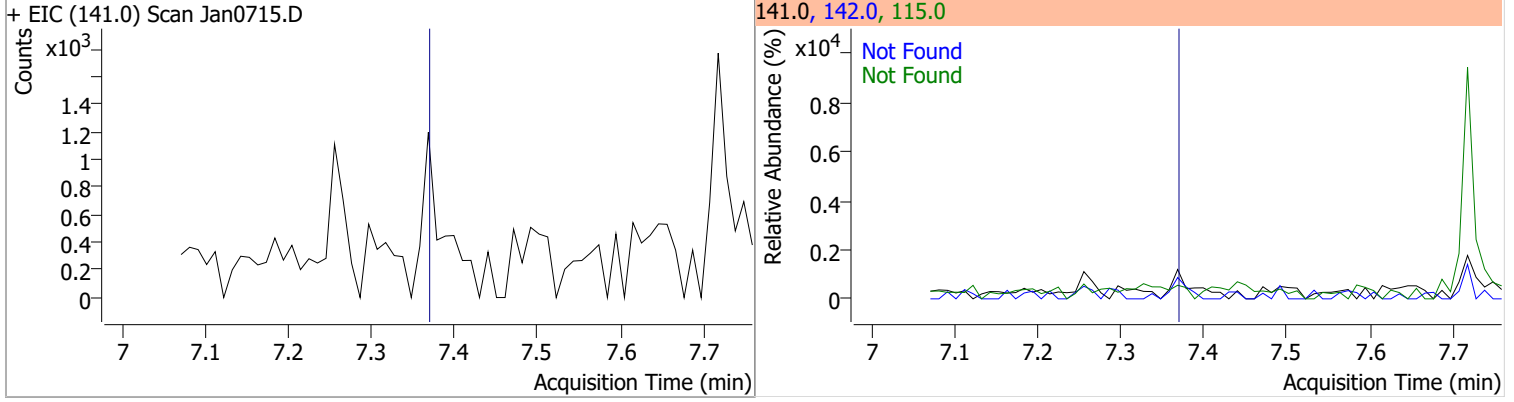


# Quantitation Results Report (QT Reviewed)

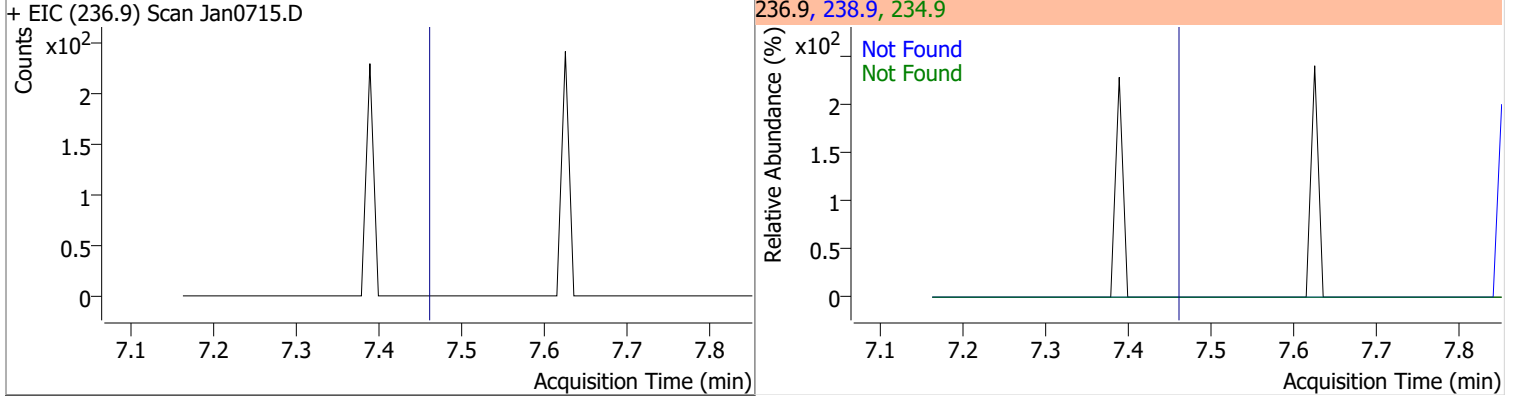
Compound	Conc.	Exp RT	QIon	Exp Ratio	QIon	Exp Ratio
2-Methylnaphthalene	N.D.	7.26	142.0	115.4	115.0	41.6



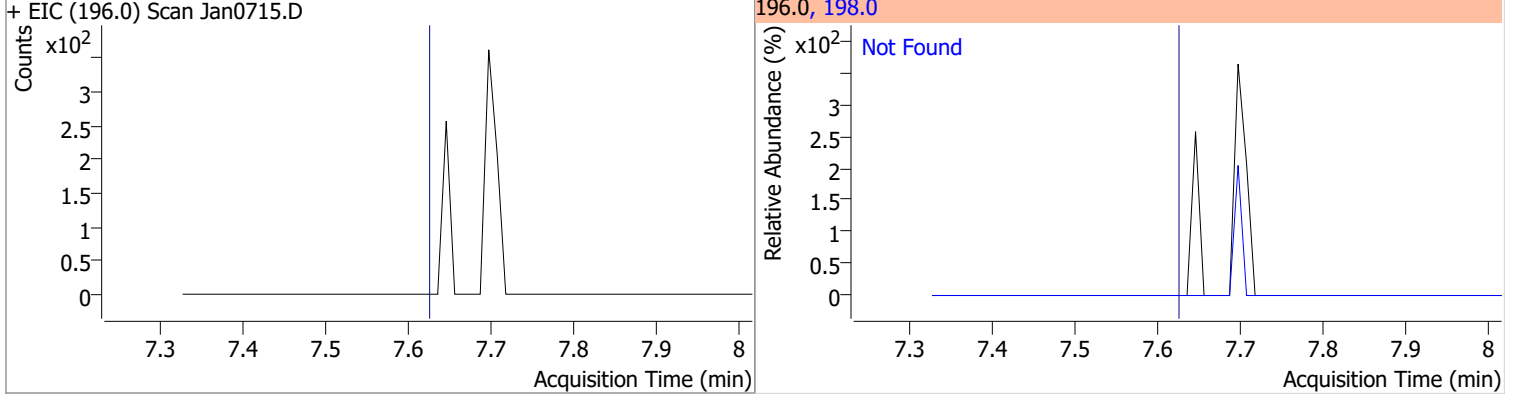
Compound	Conc.	Exp RT	QIon	Exp Ratio	QIon	Exp Ratio
1-Methylnaphthalene	N.D.	7.37	142.0	110.2	115.0	43.1



Compound	Conc.	Exp RT	QIon	Exp Ratio	QIon	Exp Ratio
Hexachlorocyclopentadiene	N.D.	7.45	238.9	65.0	234.9	62.3

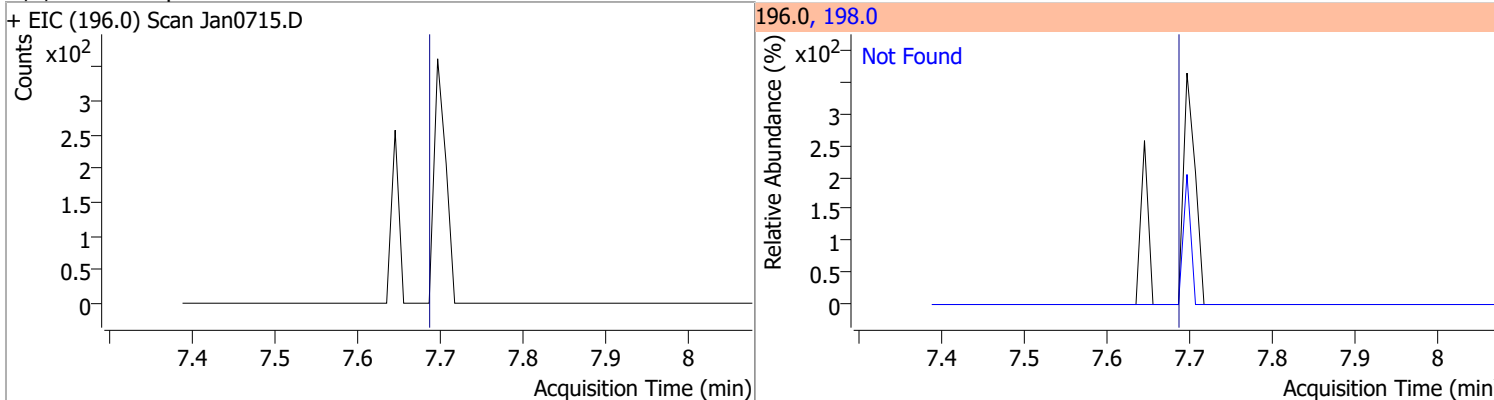


Compound	Conc.	Exp RT	QIon	Exp Ratio
2,4,6-Trichlorophenol	N.D.	7.61	198.0	95.1

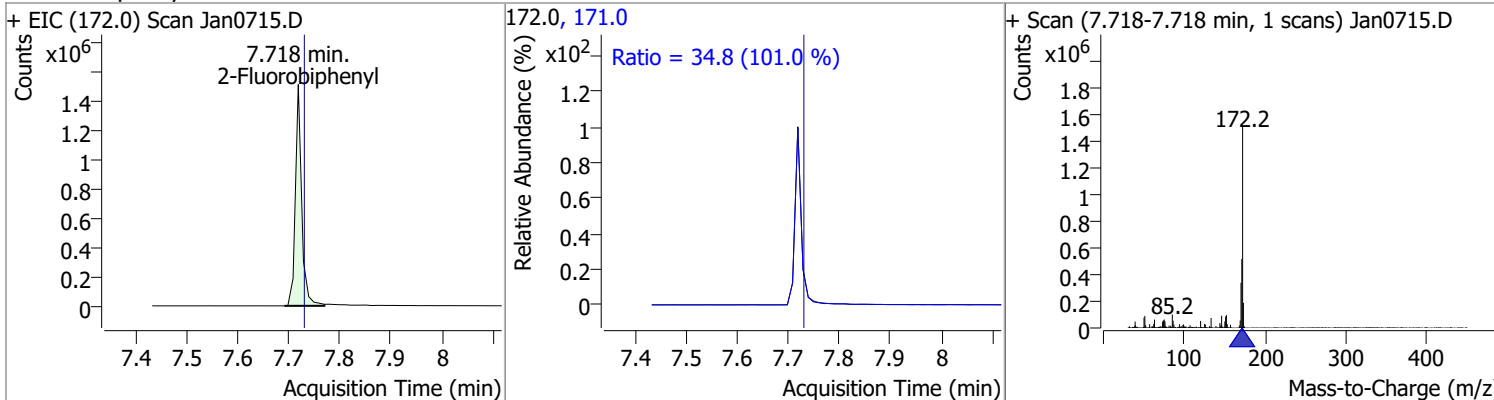


# Quantitation Results Report (QT Reviewed)

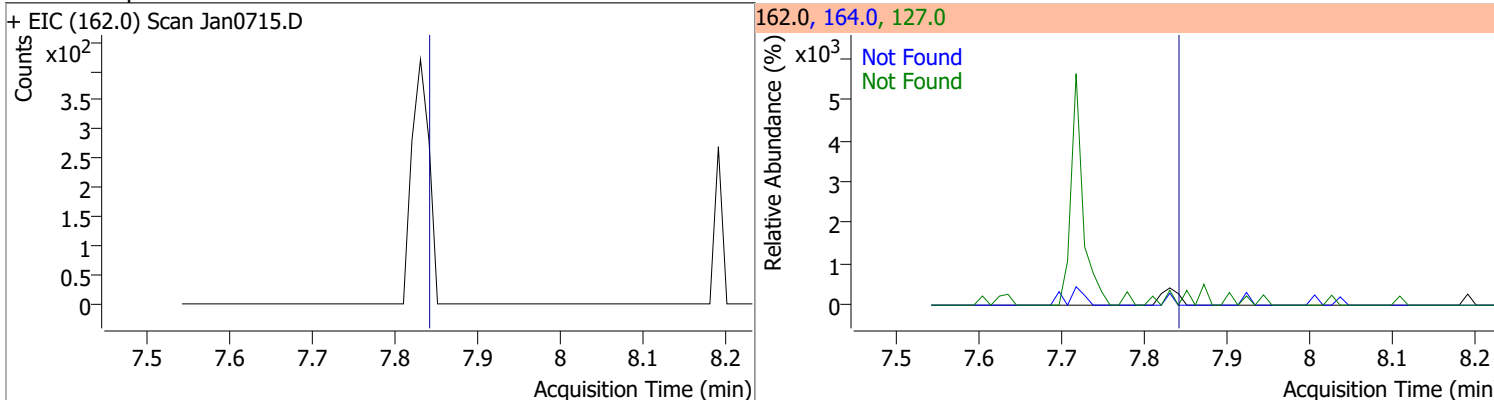
Compound	Conc.	Exp RT	QIon	Exp Ratio
2,4,5-Trichlorophenol	N.D.	7.68	198.0	95.5



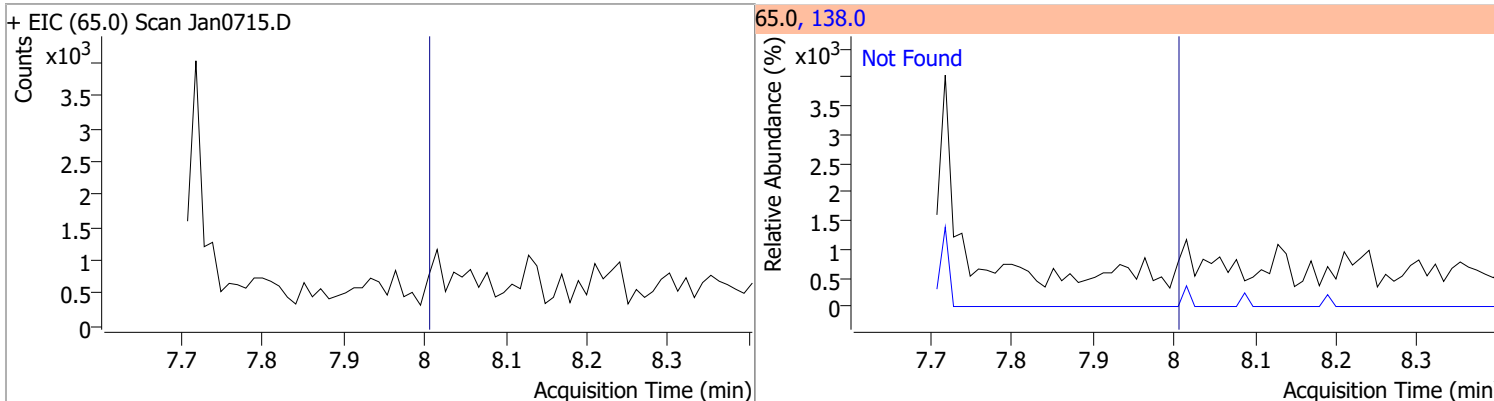
Compound	Conc.	RT	Dev(Min)	Resp.	QIon	QRatio	Lower	Upper
2-Fluorobiphenyl	72.5939	7.72	0.00	1297628	171.0	34.8	24.2	44.9



Compound	Conc.	Exp RT	QIon	Exp Ratio	QIon	Exp Ratio
2-Chloronaphthalene	N.D.	7.83	127.0	37.9	164.0	32.3

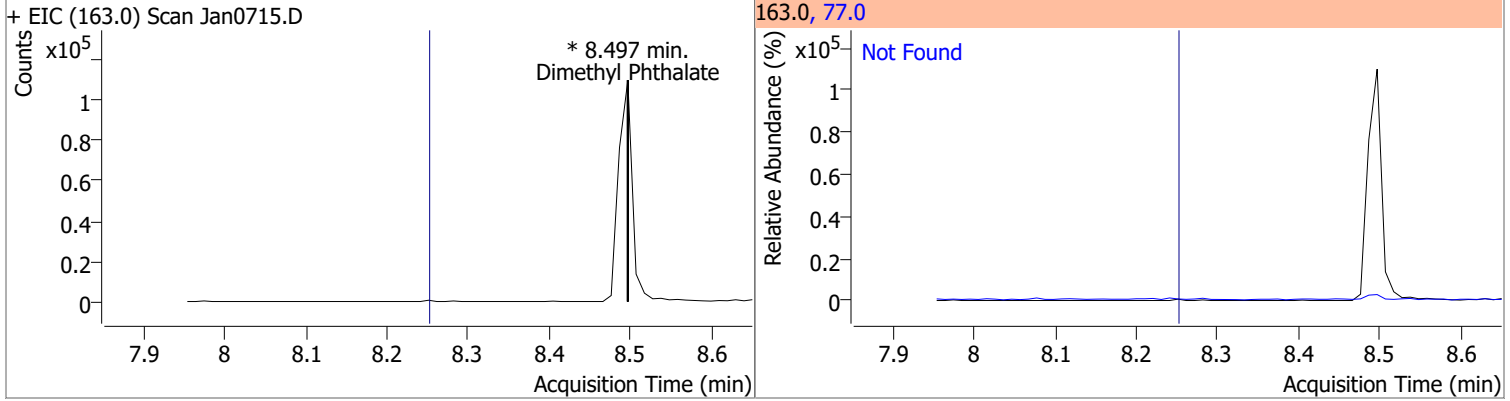


Compound	Conc.	Exp RT	QIon	Exp Ratio
2-Nitroaniline	N.D.	7.99	138.0	107.7

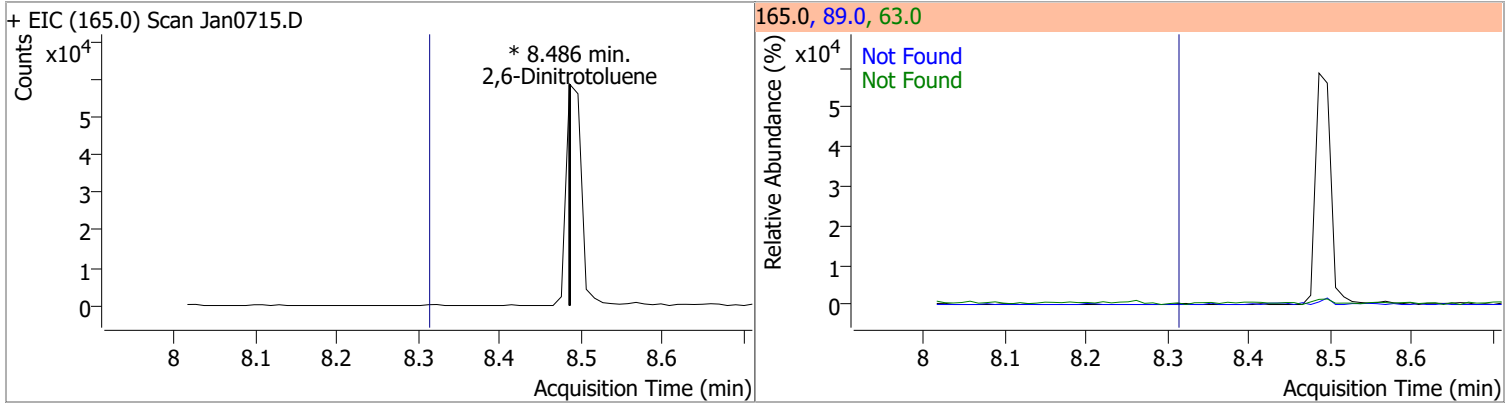


# Quantitation Results Report (QT Reviewed)

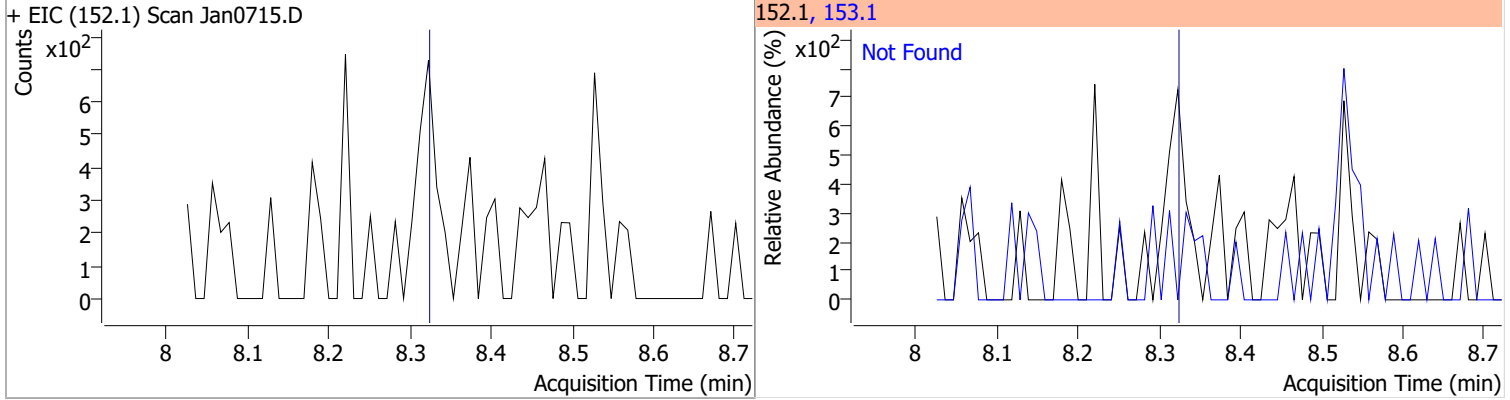
Compound	Conc.	RT	Dev(Min)	Resp.	QIon	QRatio	Lower	Upper
Dimethyl Phthalate	0	0		0	77.0		13.0	24.2



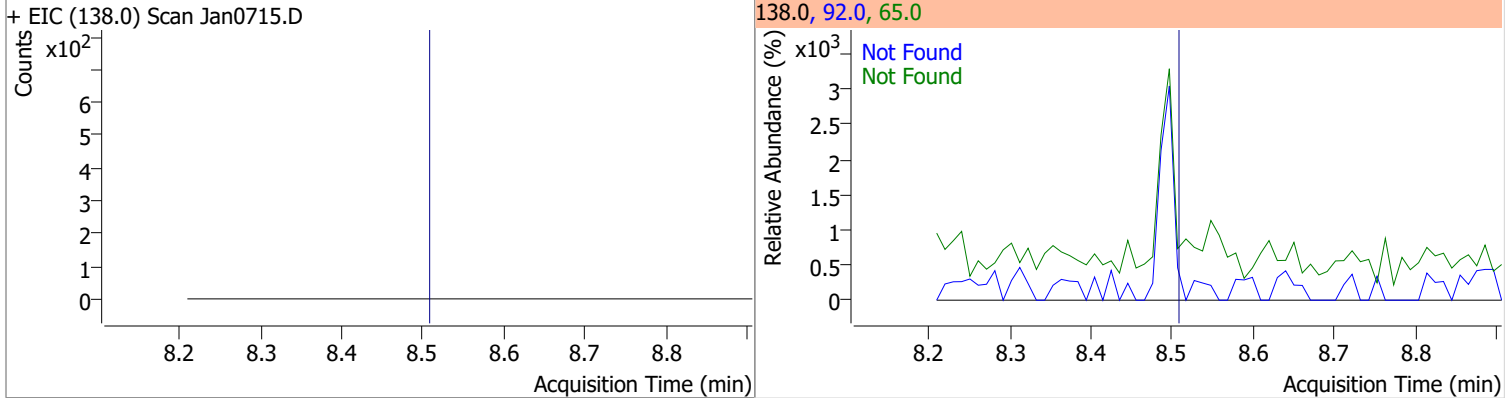
Compound	Conc.	RT	Dev(Min)	Resp.	QIon	QRatio	Lower	Upper
2,6-Dinitrotoluene	0	0		0	63.0 89.0		110.4 39.5	205.0 73.3



Compound	Conc.	Exp RT	QIon	Exp Ratio
Acenaphthylene	N.D.	8.31	153.1	13.8

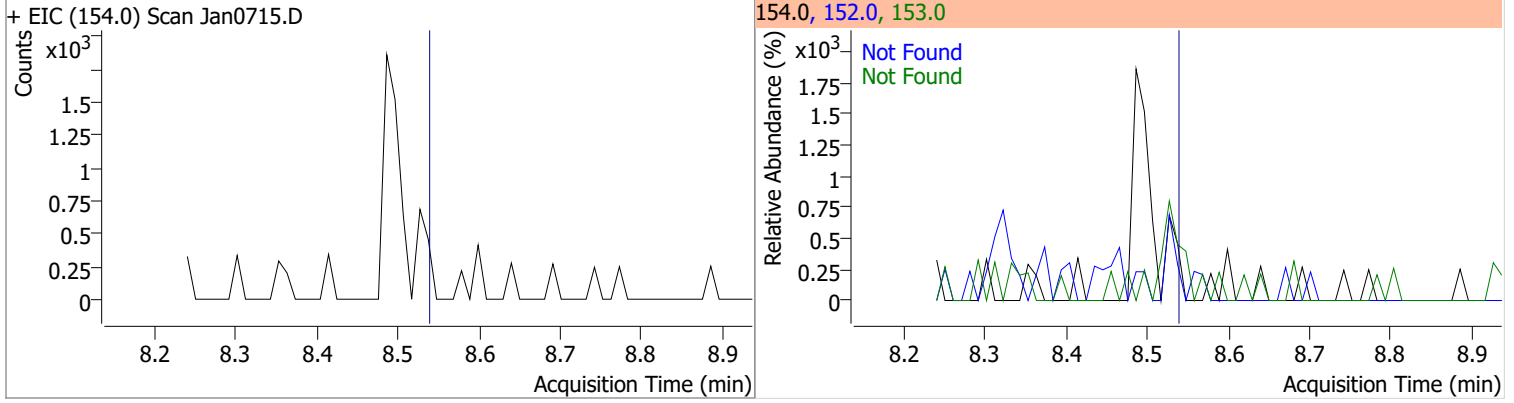


Compound	Conc.	Exp RT	QIon	Exp Ratio	QIon	Exp Ratio
3-Nitroaniline	N.D.	8.50	65.0	140.9	92.0	106.5

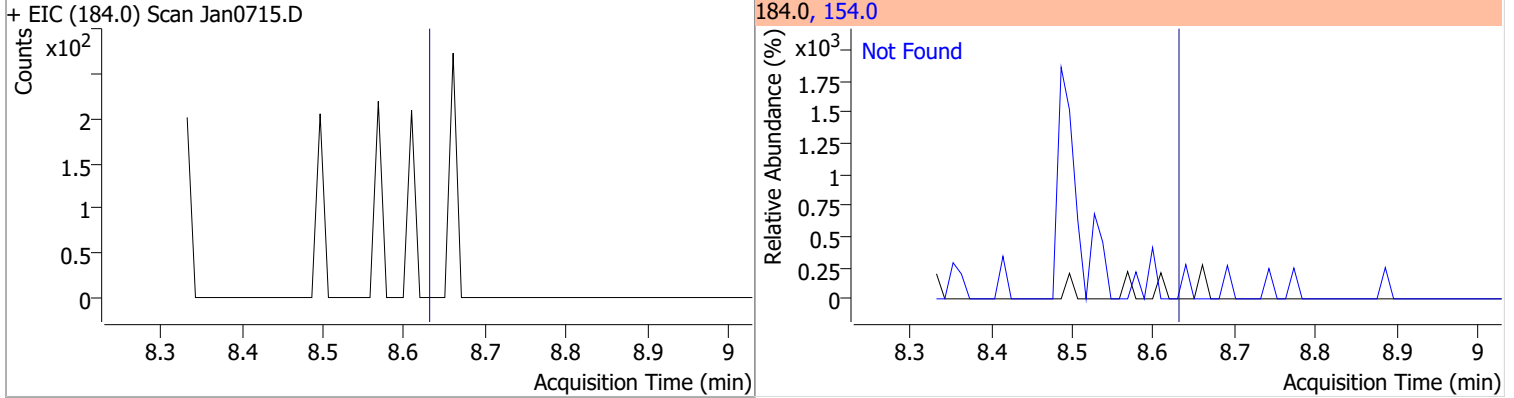


# Quantitation Results Report (QT Reviewed)

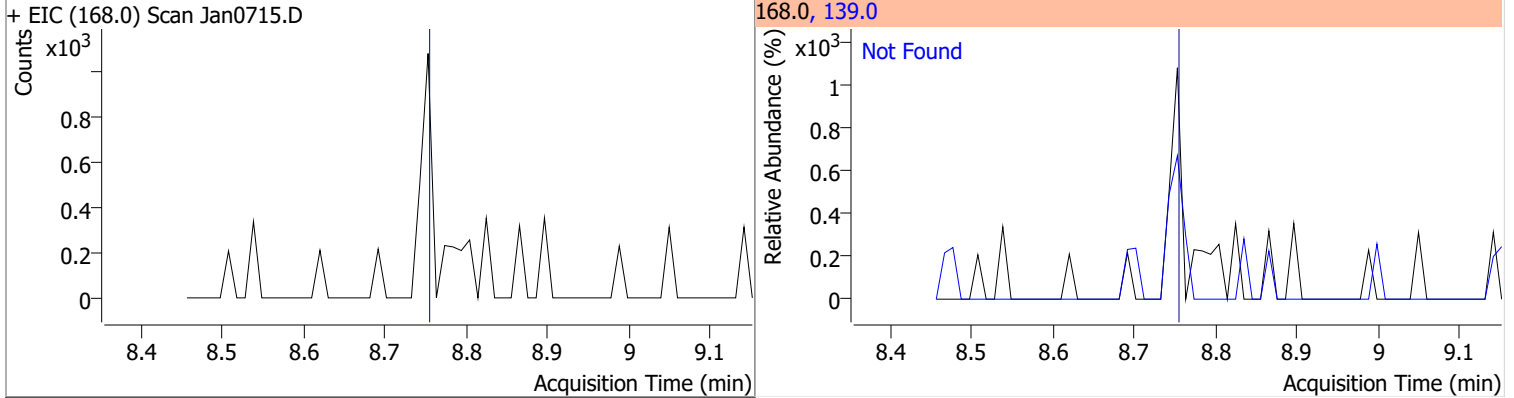
Compound	Conc.	Exp RT	QIon	Exp Ratio	QIon	Exp Ratio
Acenaphthene	N.D.	8.53	153.0	109.5	152.0	52.9



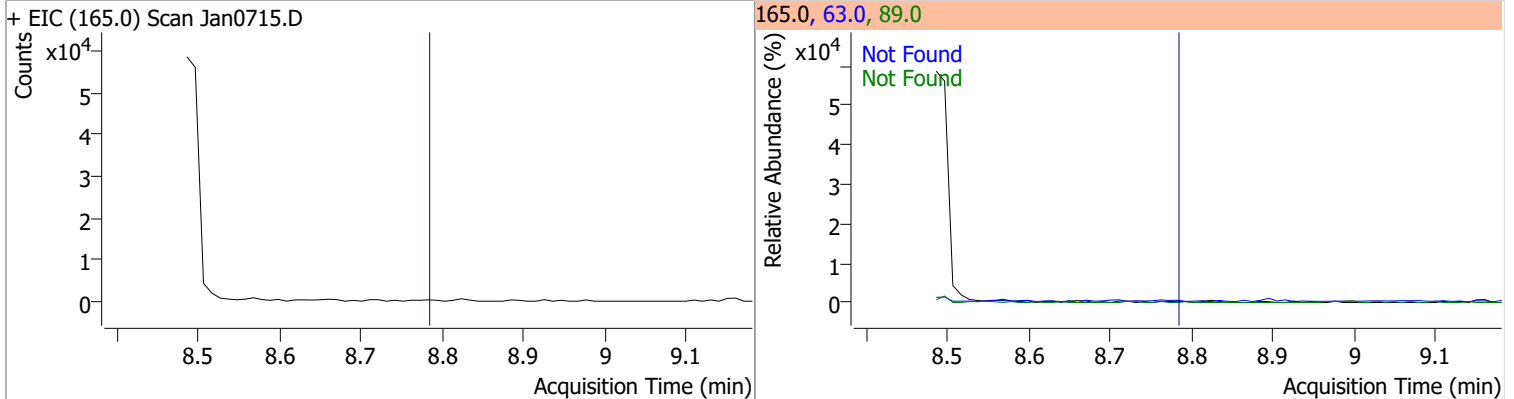
Compound	Conc.	Exp RT	QIon	Exp Ratio
2,4-Dinitrophenol	N.D.	8.62	154.0	60.0



Compound	Conc.	Exp RT	QIon	Exp Ratio
Dibenzofuran	N.D.	8.74	139.0	38.6

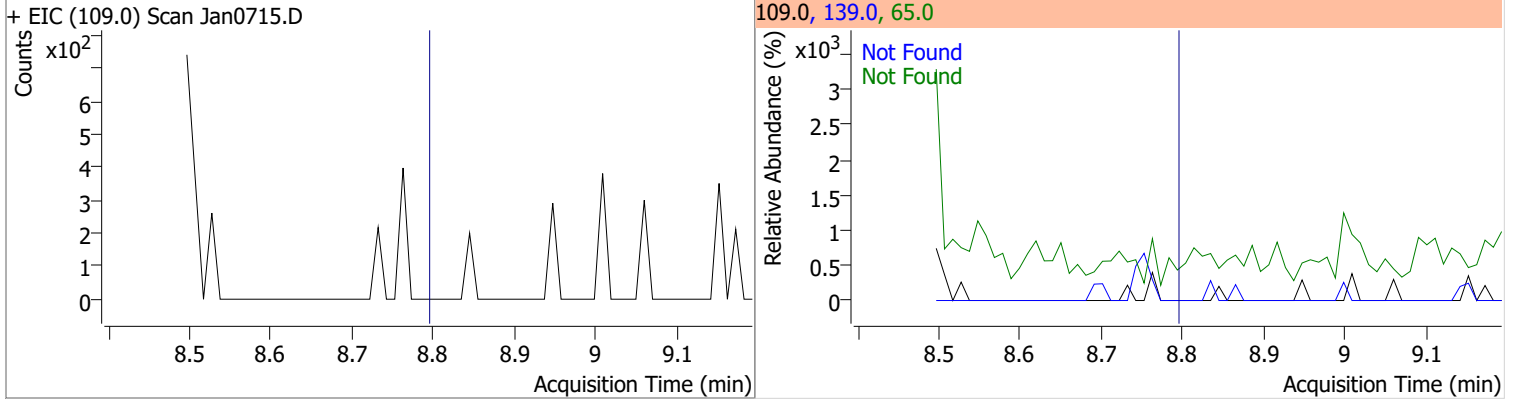


Compound	Conc.	Exp RT	QIon	Exp Ratio	QIon	Exp Ratio
2,4-Dinitrotoluene	N.D.	8.77	63.0	76.1	89.0	74.7

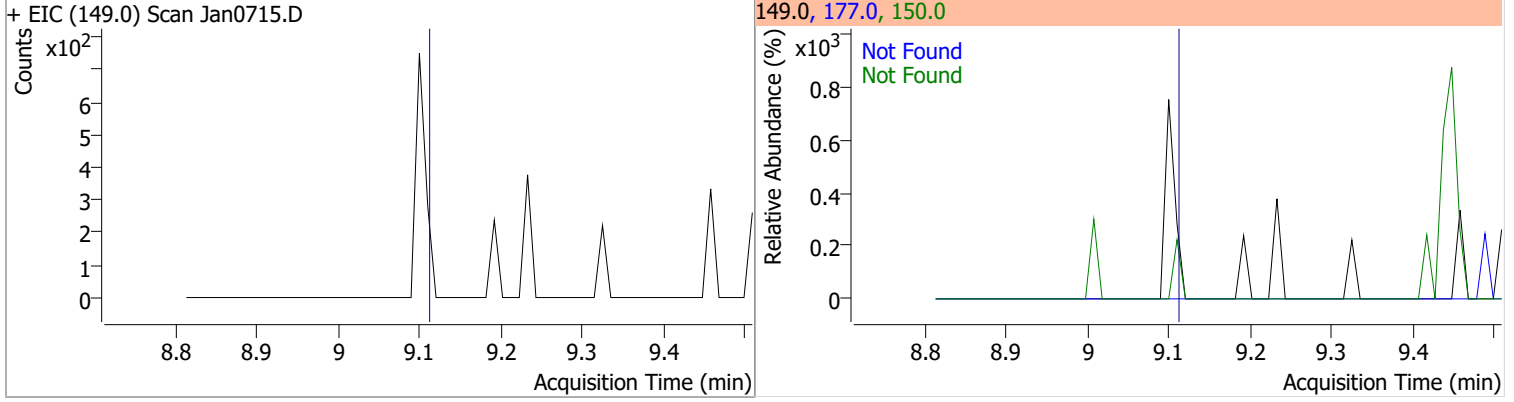


# Quantitation Results Report (QT Reviewed)

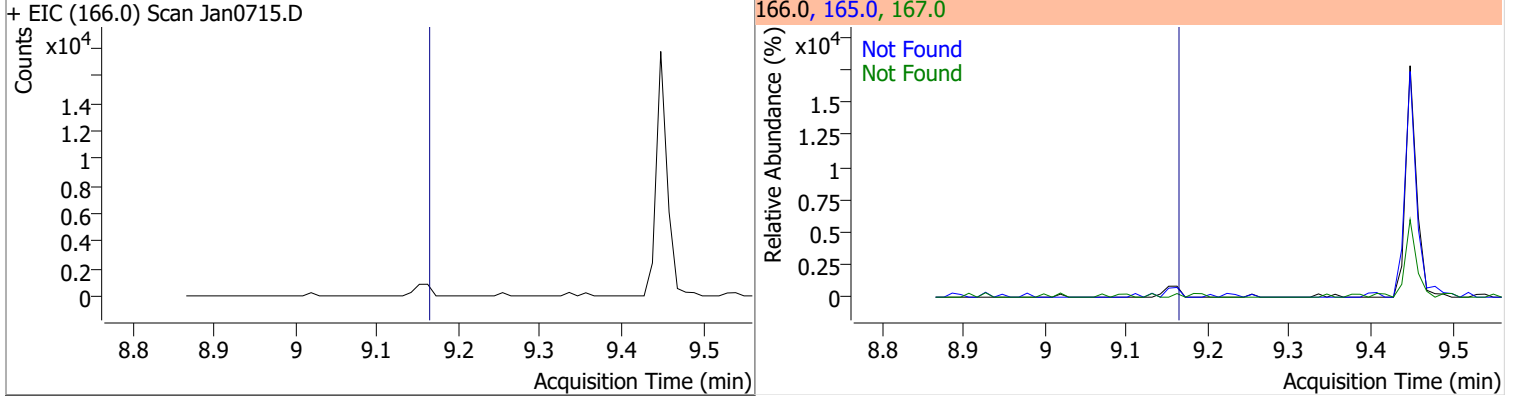
Compound	Conc.	Exp RT	QIon	Exp Ratio	QIon	Exp Ratio
4-Nitrophenol	N.D.	8.78	65.0	88.5	139.0	80.4



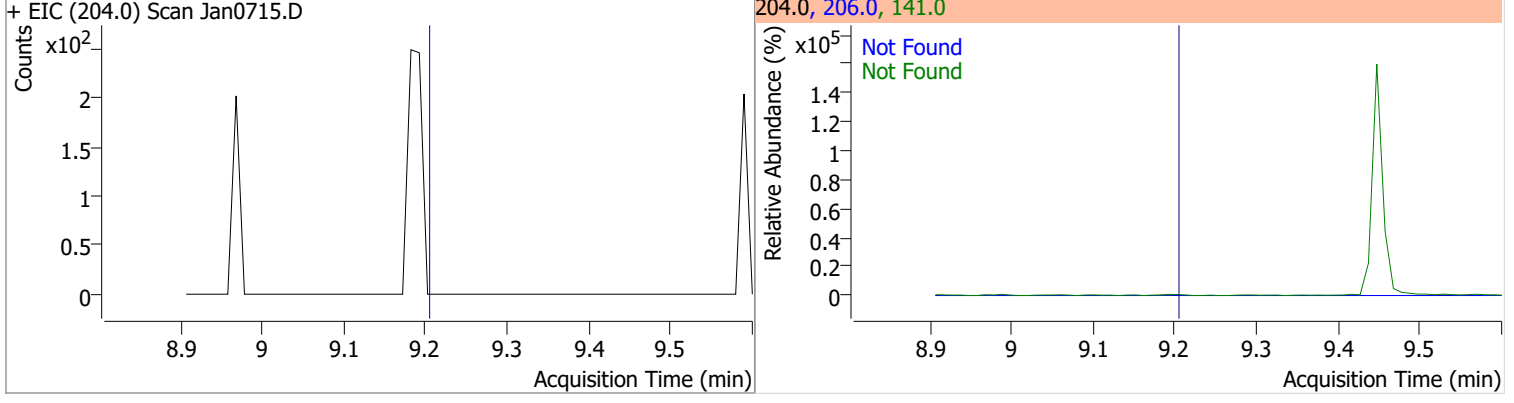
Compound	Conc.	Exp RT	QIon	Exp Ratio	QIon	Exp Ratio
Diethylphthalate	N.D.	9.10	177.0	20.7	150.0	12.6



Compound	Conc.	Exp RT	QIon	Exp Ratio	QIon	Exp Ratio
Fluorene	N.D.	9.15	165.0	93.4	167.0	12.9

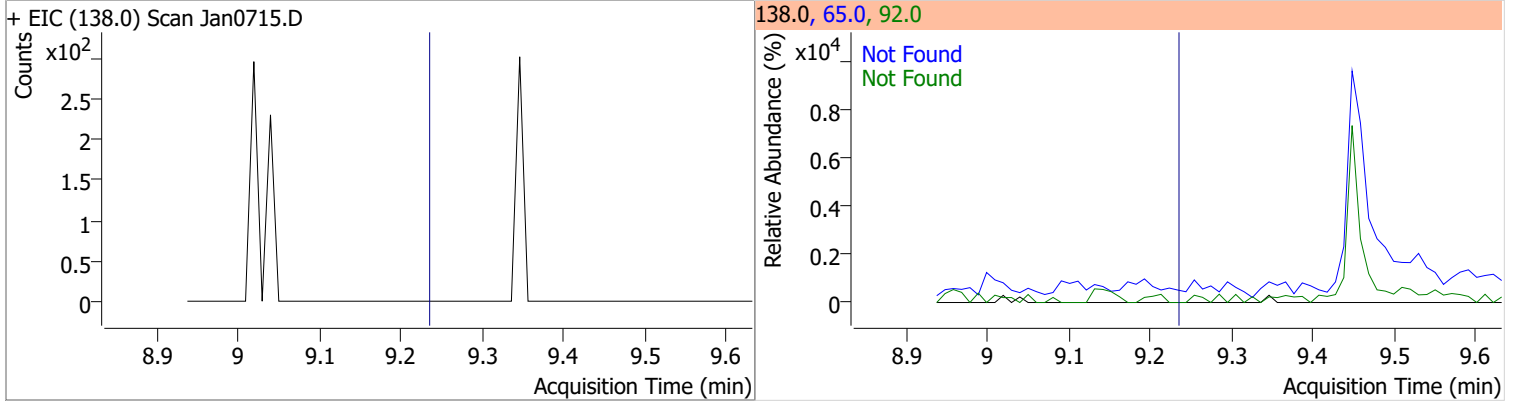


Compound	Conc.	Exp RT	QIon	Exp Ratio	QIon	Exp Ratio
4-Chlorophenyl-phenylether	N.D.	9.19	141.0	62.3	206.0	33.9

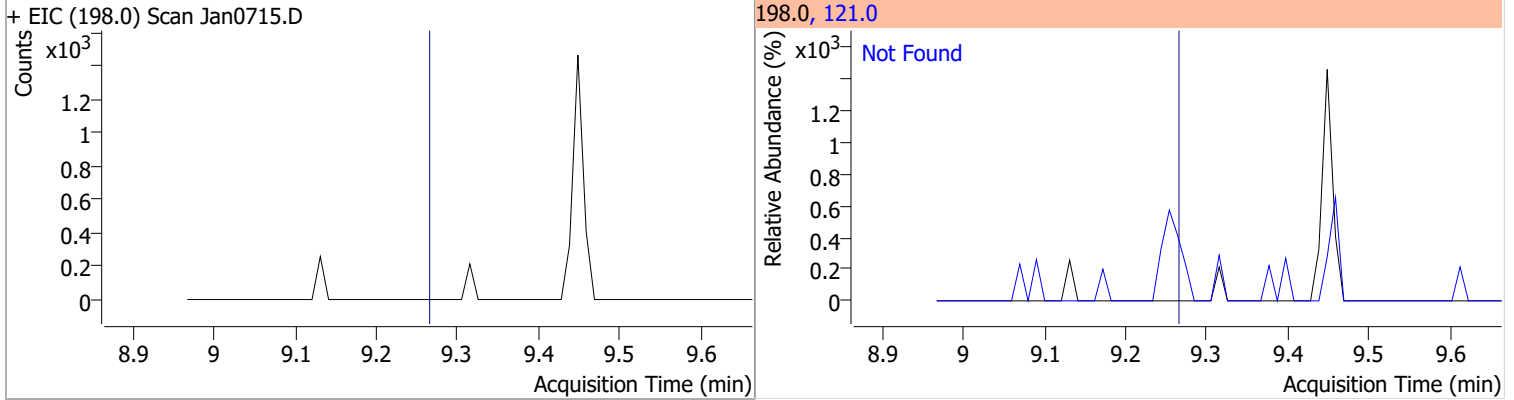


# Quantitation Results Report (QT Reviewed)

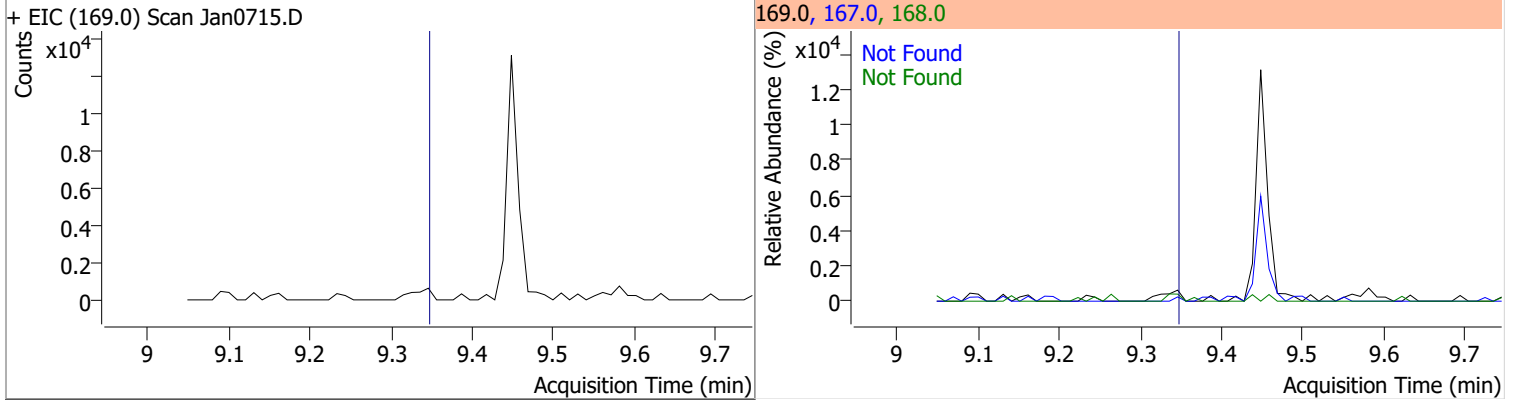
Compound	Conc.	Exp RT	QIon	Exp Ratio	QIon	Exp Ratio
4-Nitroaniline	N.D.	9.23	65.0	114.6	92.0	45.3



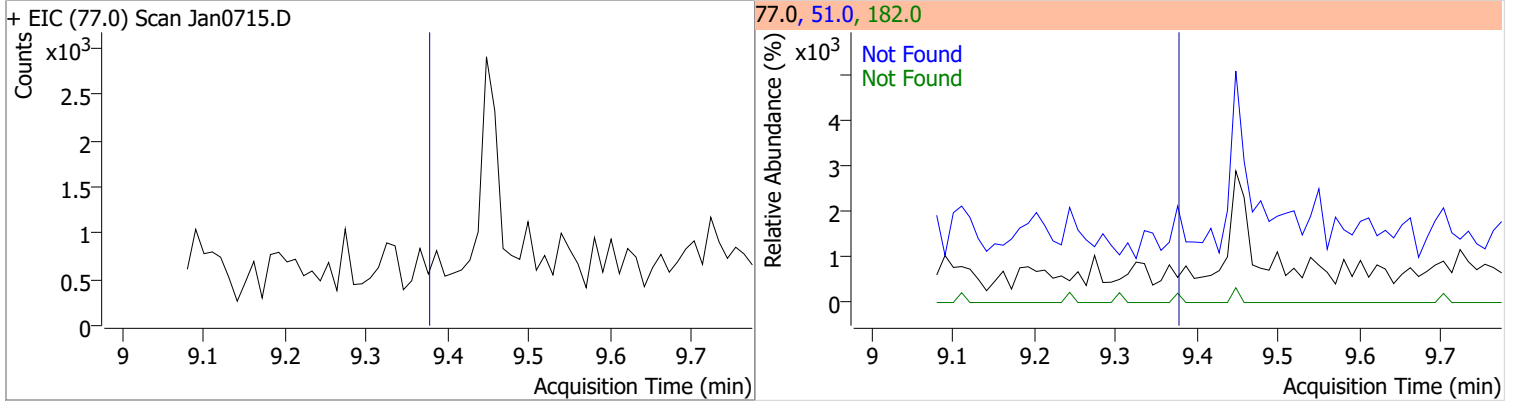
Compound	Conc.	Exp RT	QIon	Exp Ratio
4,6-Dinitro-2-methylphenol	N.D.	9.26	121.0	44.8



Compound	Conc.	Exp RT	QIon	Exp Ratio	QIon	Exp Ratio
N-nitrosodiphenylamine	N.D.	9.35	168.0	63.3	167.0	33.4

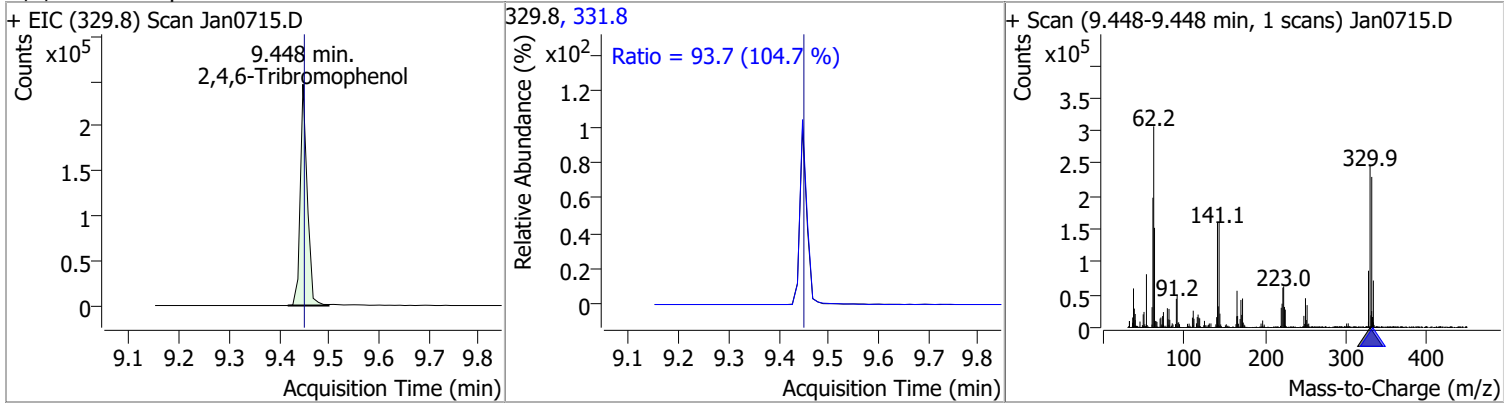


Compound	Conc.	Exp RT	QIon	Exp Ratio	QIon	Exp Ratio
Azobenzene	N.D.	9.38	51.0	49.9	182.0	26.9

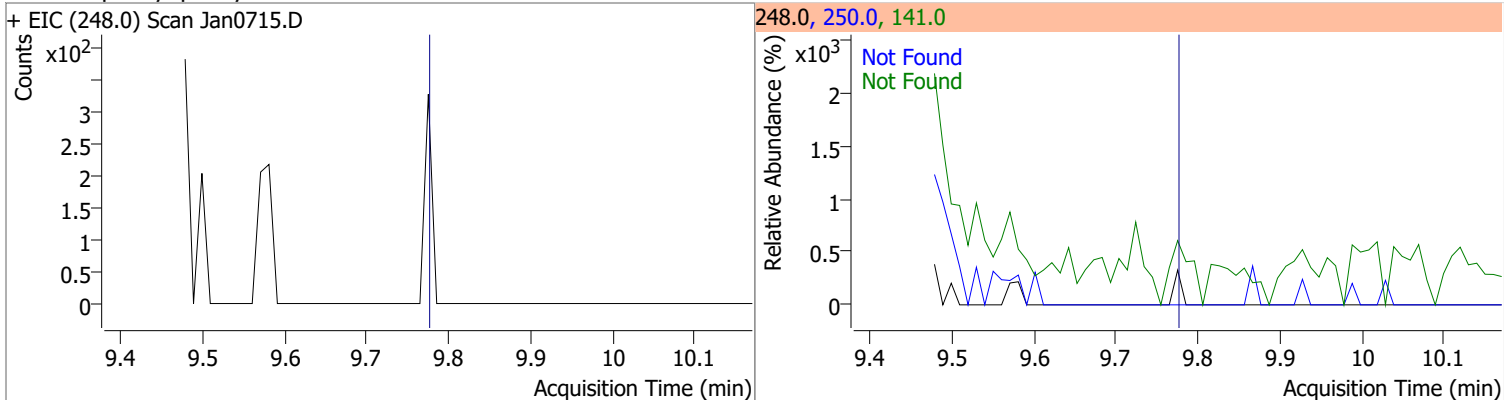


# Quantitation Results Report (QT Reviewed)

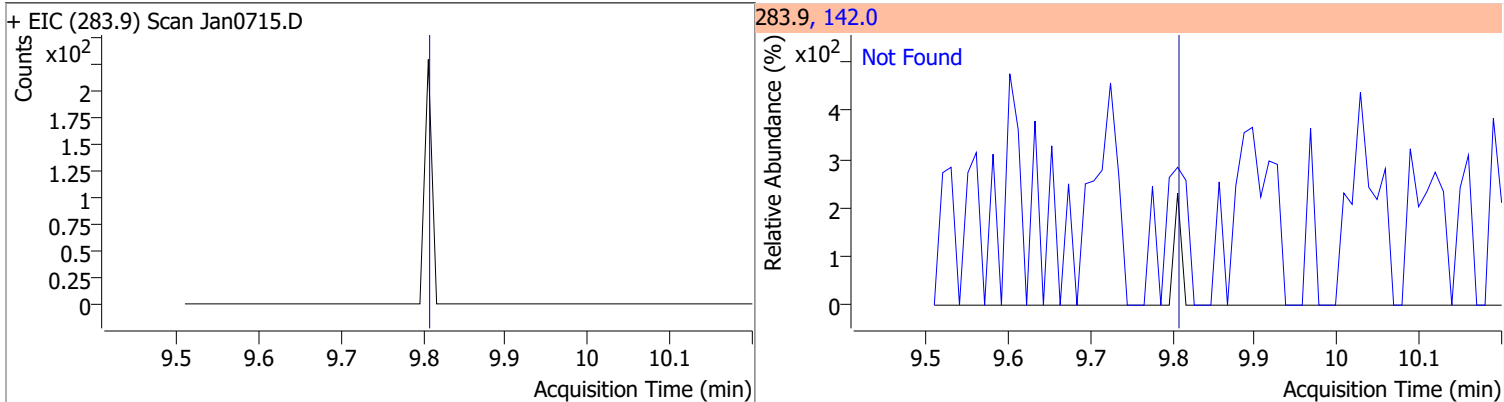
Compound	Conc.	RT	Dev(Min)	Resp.	QIon	QRatio	Lower	Upper
2,4,6-Tribromophenol	159.6705	9.45	0.00	241249	331.8	93.7	62.7	116.4



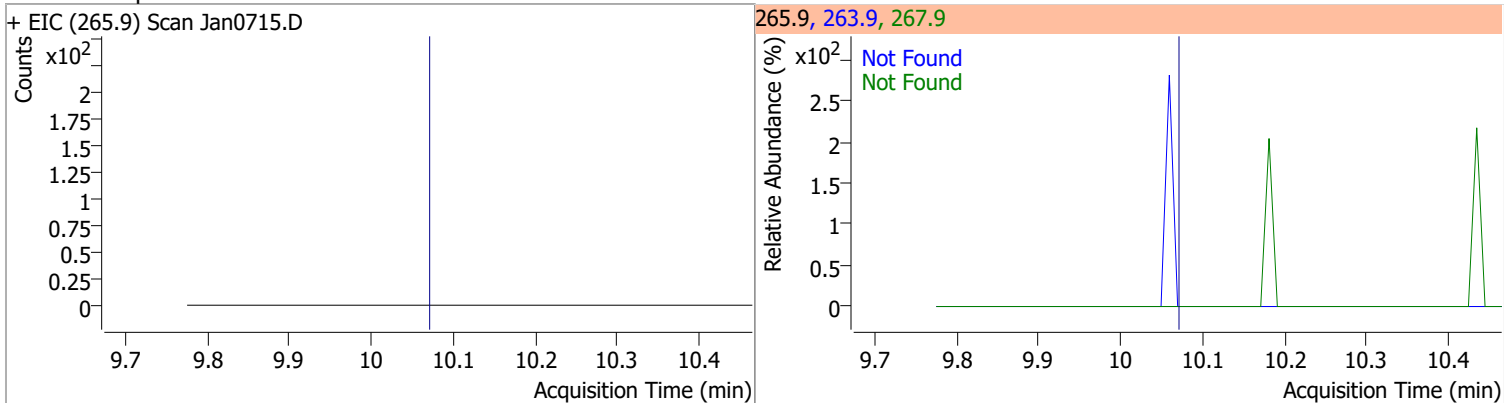
Compound	Conc.	Exp RT	QIon	Exp Ratio	QIon	Exp Ratio
4-Bromophenyl-phenylether	N.D.	9.78	250.0	98.3	141.0	96.1



Compound	Conc.	Exp RT	QIon	Exp Ratio	QIon	Exp Ratio
Hexachlorobenzene	N.D.	9.81	142.0	49.9		

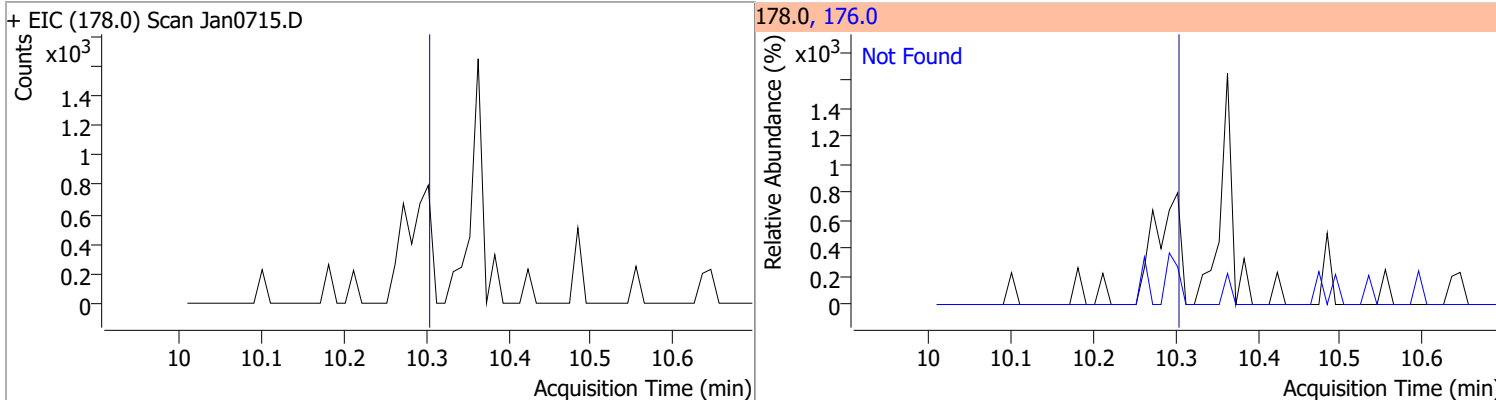


Compound	Conc.	Exp RT	QIon	Exp Ratio	QIon	Exp Ratio
Pentachlorophenol	N.D.	10.07	263.9	67.0	267.9	63.6

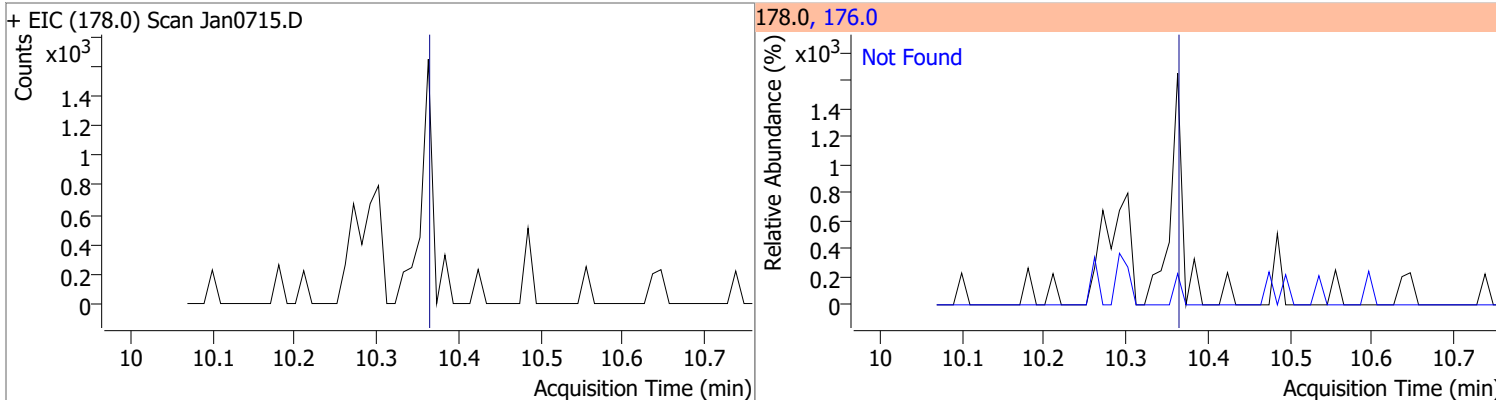


# Quantitation Results Report (QT Reviewed)

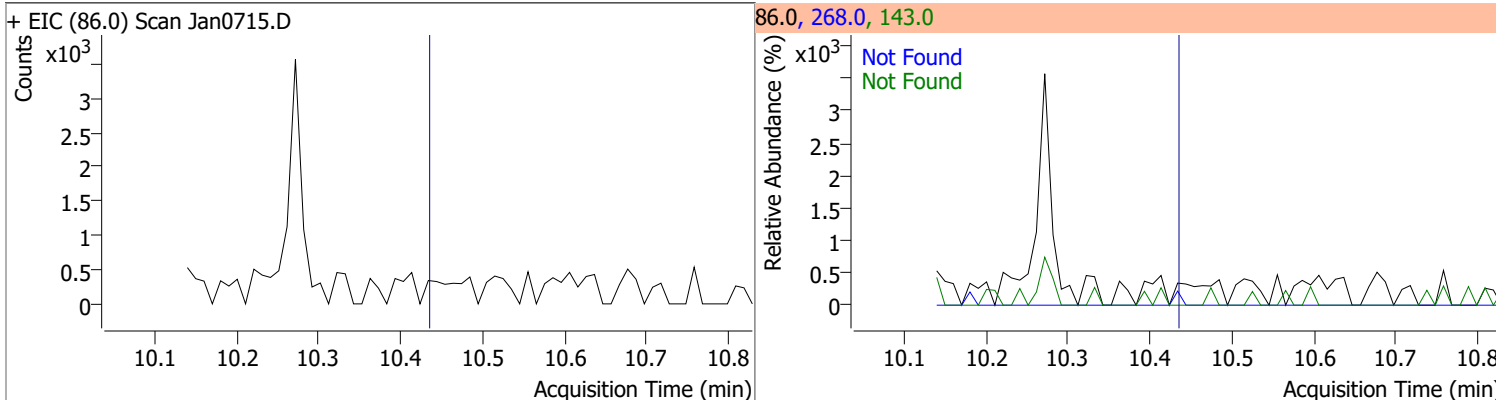
Compound	Conc.	Exp RT	QIon	Exp Ratio
Phenanthrene	N.D.	10.30	176.0	19.3



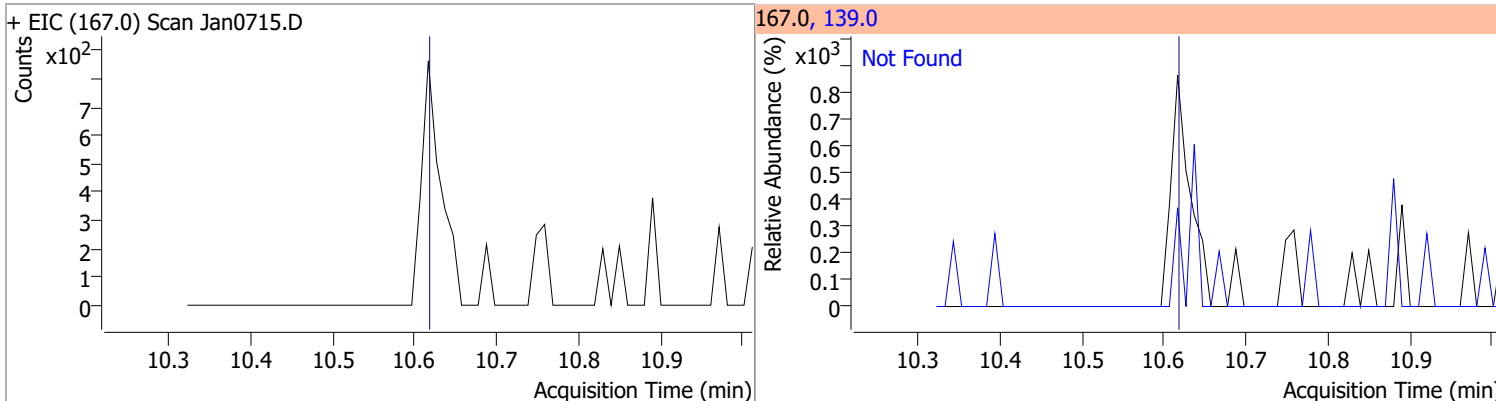
Compound	Conc.	Exp RT	QIon	Exp Ratio
Anthracene	N.D.	10.36	176.0	18.4



Compound	Conc.	Exp RT	QIon	Exp Ratio	QIon	Exp Ratio
Triallate	N.D.	10.43	268.0	26.7	143.0	24.9

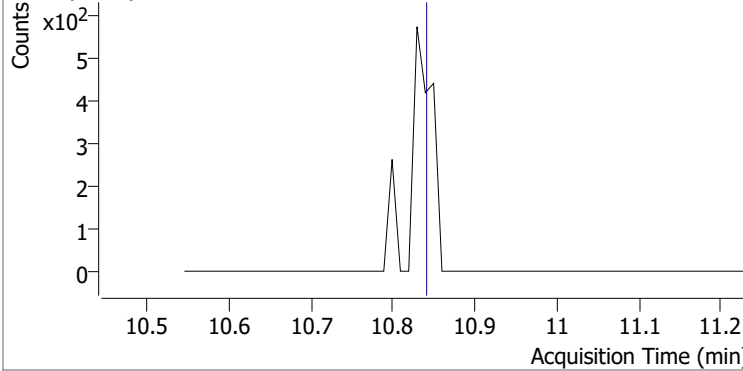
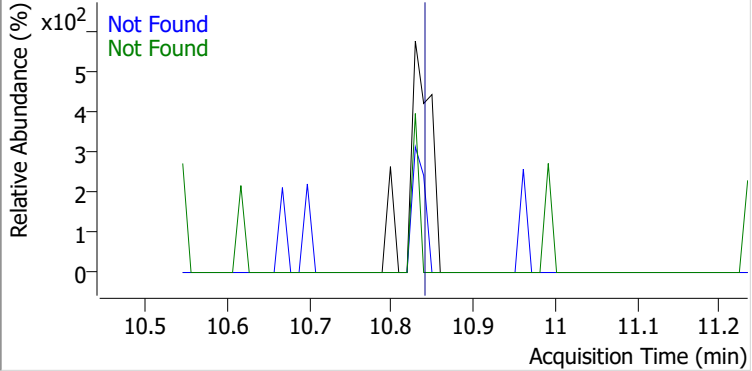
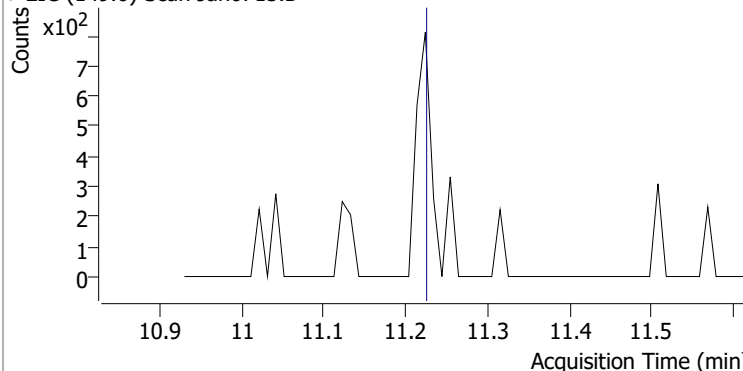
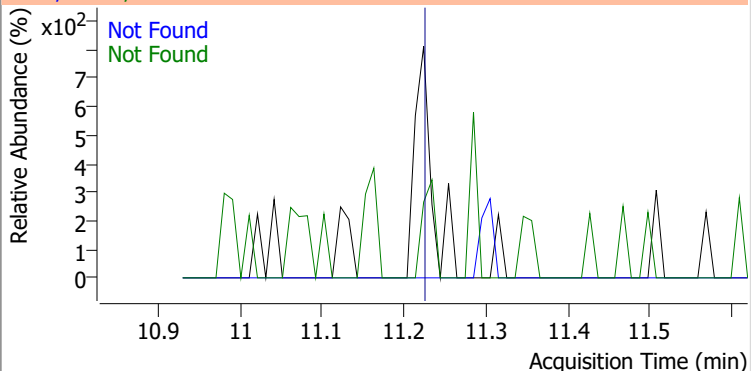
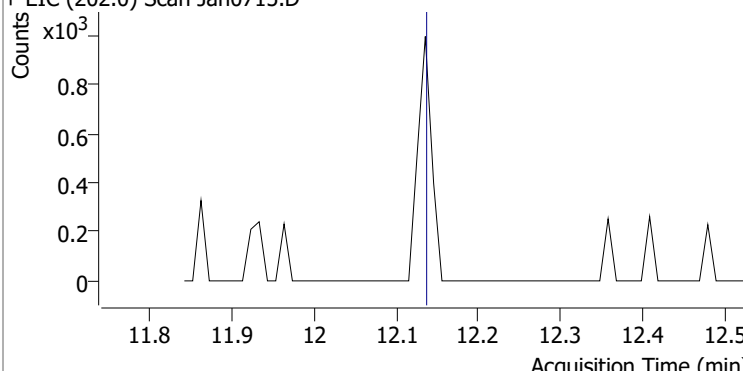
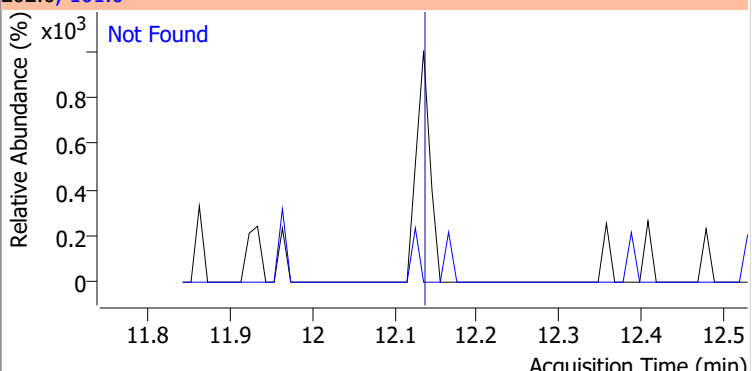
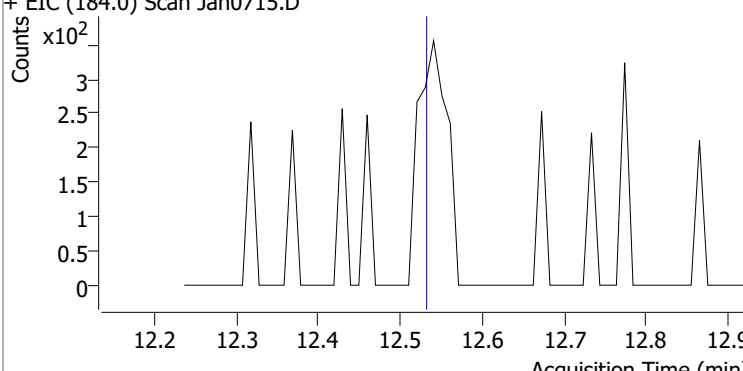
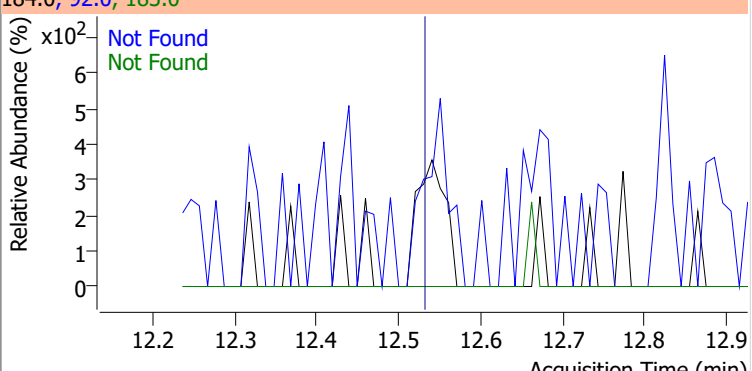


Compound	Conc.	Exp RT	QIon	Exp Ratio
Carbazole	N.D.	10.62	139.0	12.8

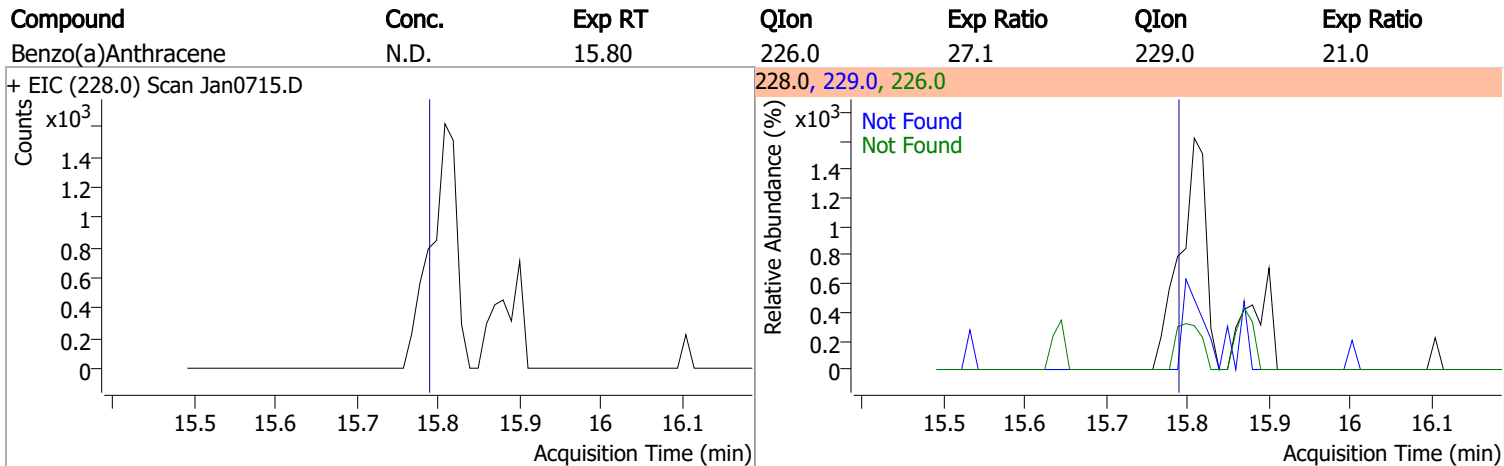
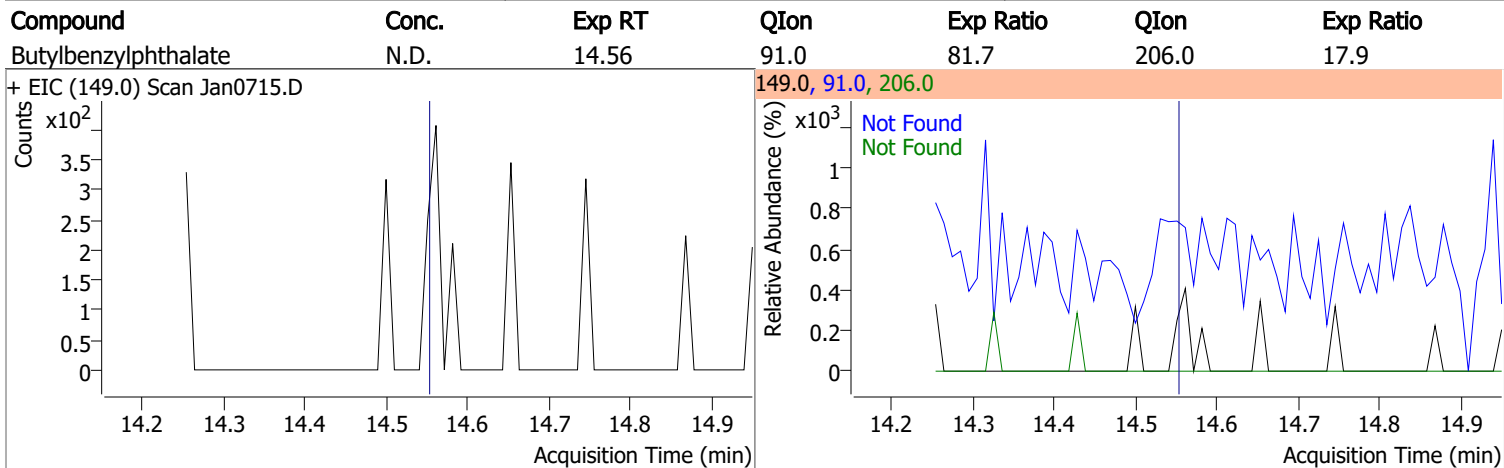
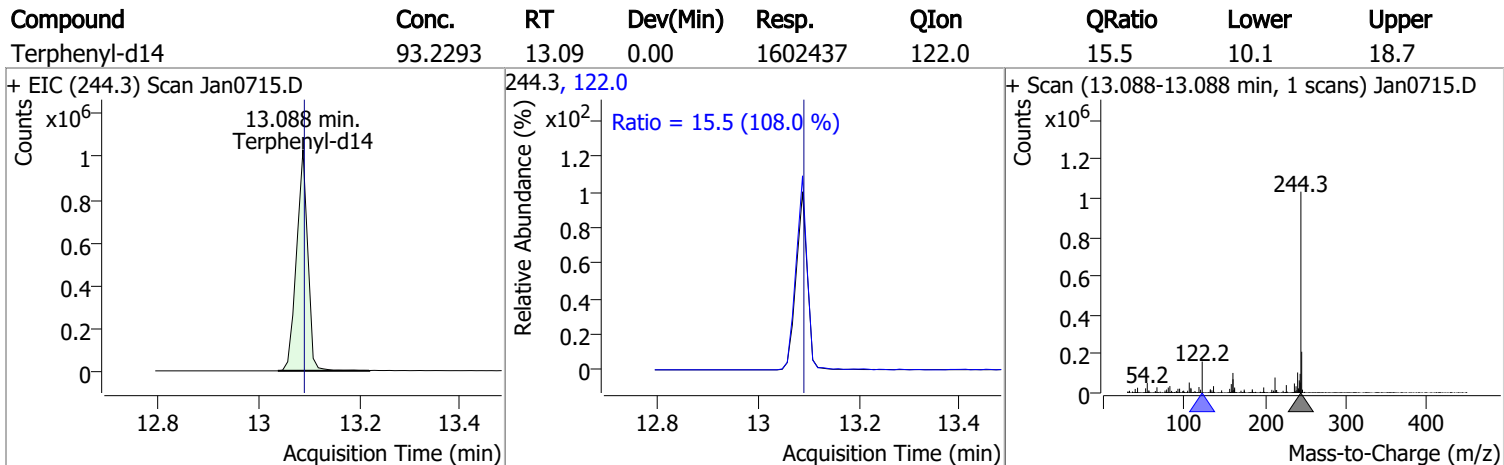
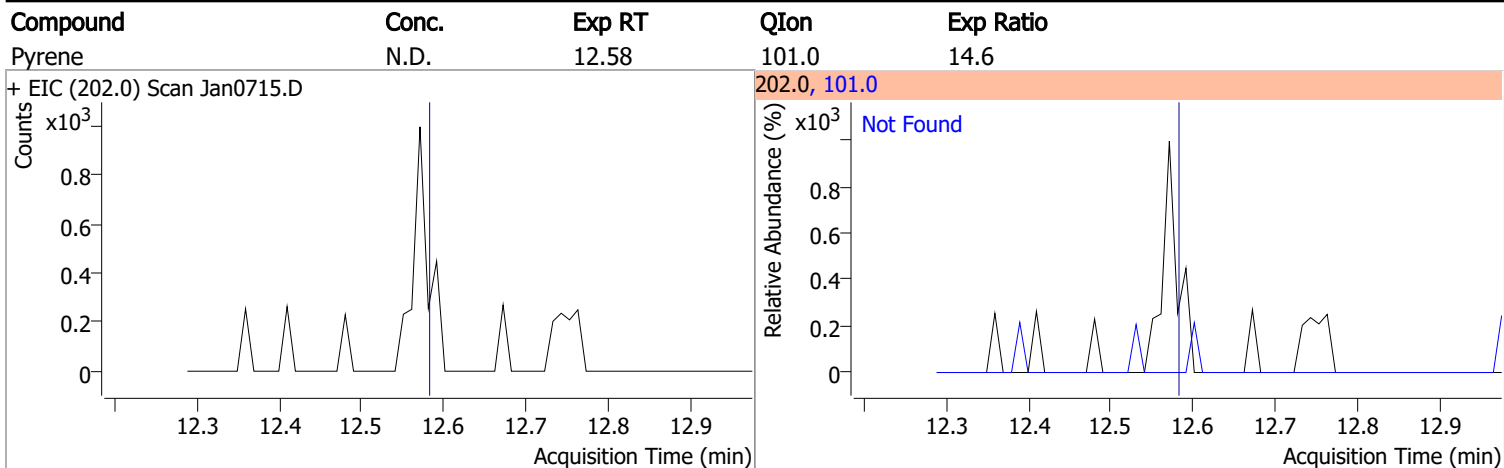




# Quantitation Results Report (QT Reviewed)

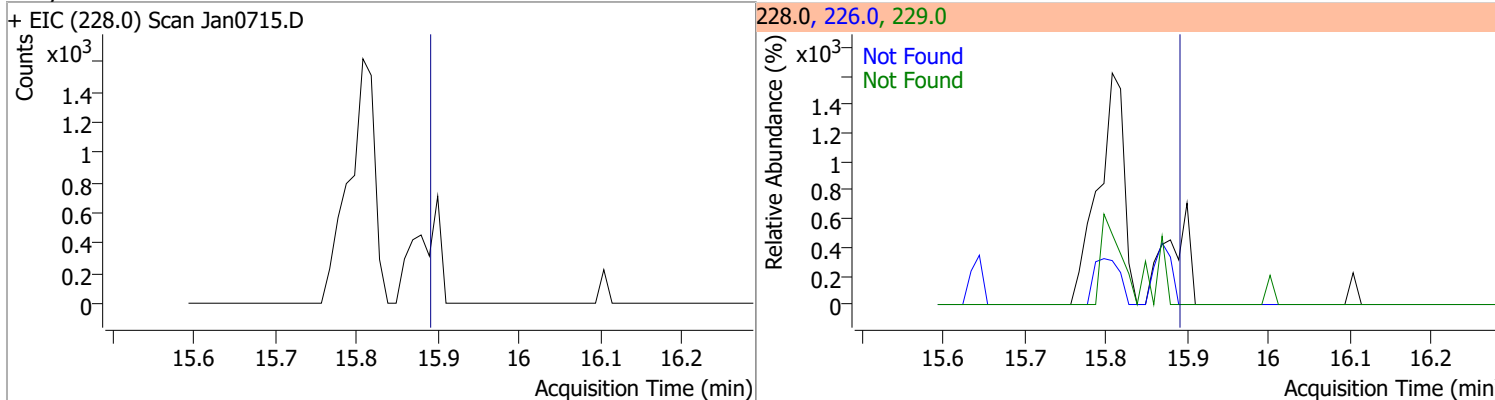
Compound	Conc.	Exp RT	QIon	Exp Ratio	QIon	Exp Ratio
o-Terphenyl	N.D.	10.84	229.0	64.1	215.0	36.5
+ EIC (230.0) Scan Jan0715.D			230.0, 229.0, 215.0			
						
Di-n-Butylphthalate	N.D.	11.22	150.0	9.1	104.0	6.1
+ EIC (149.0) Scan Jan0715.D			149.0, 150.0, 104.0			
						
Fluoranthene	N.D.	12.14	101.0	12.8		
+ EIC (202.0) Scan Jan0715.D			202.0, 101.0			
						
Benzidine	N.D.	12.53	183.0	13.1	92.0	8.1
+ EIC (184.0) Scan Jan0715.D			184.0, 92.0, 183.0			
						

# Quantitation Results Report (QT Reviewed)

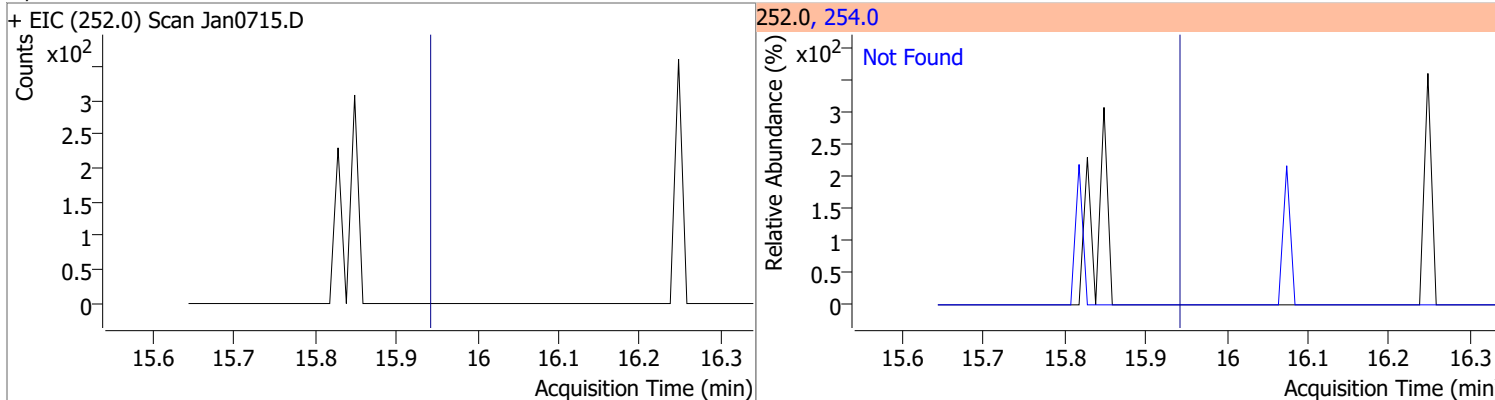


# Quantitation Results Report (QT Reviewed)

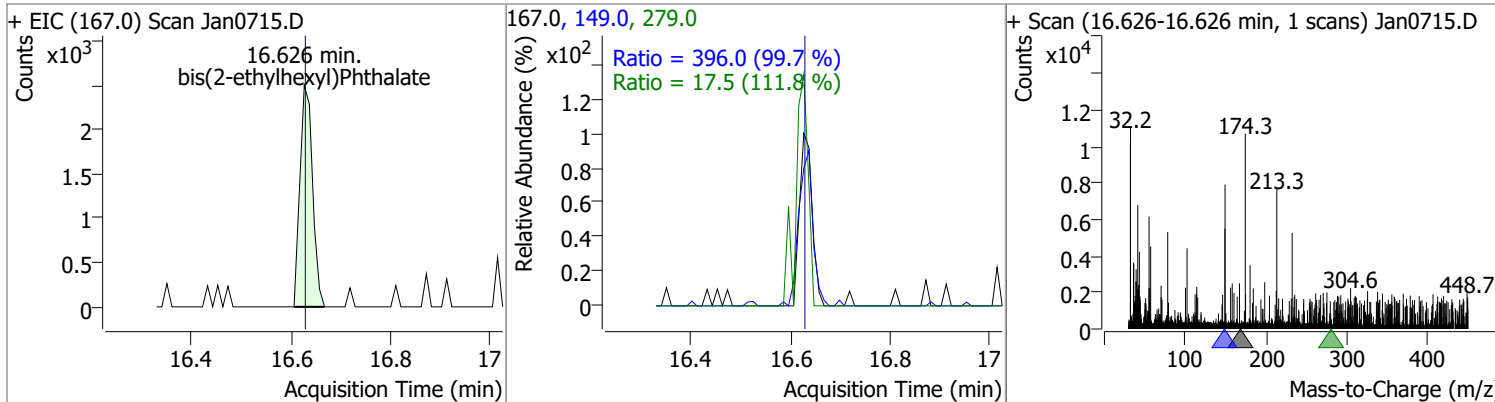
Compound	Conc.	Exp RT	QIon	Exp Ratio	QIon	Exp Ratio
Chrysene	N.D.	15.90	226.0	29.9	229.0	20.4



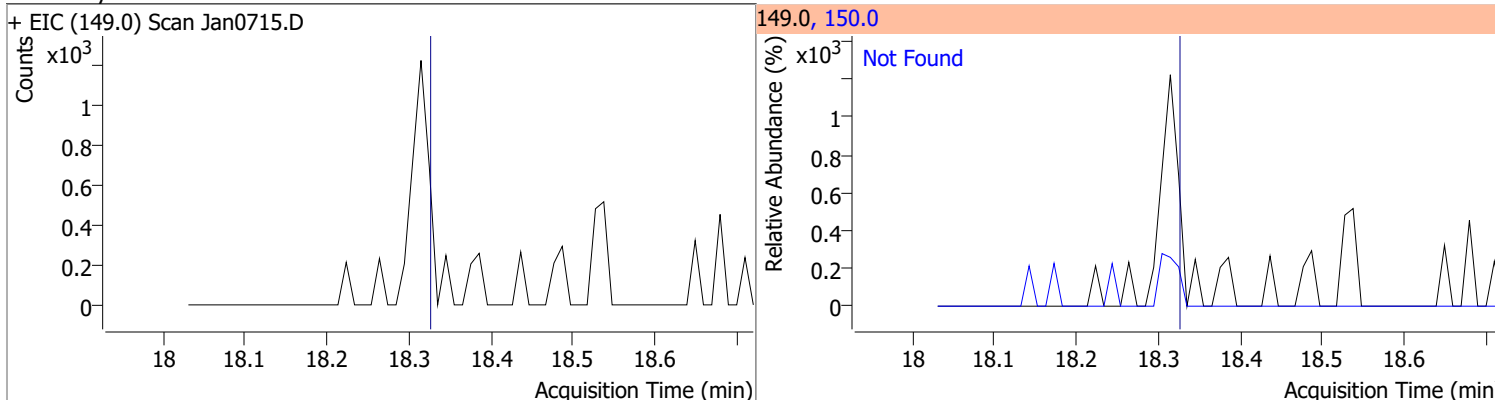
Compound	Conc.	Exp RT	QIon	Exp Ratio
3,3-Dichlorobenzidine	N.D.	15.95	254.0	64.7



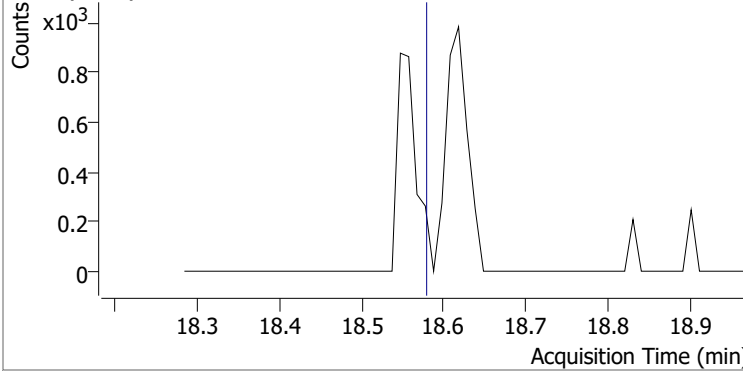
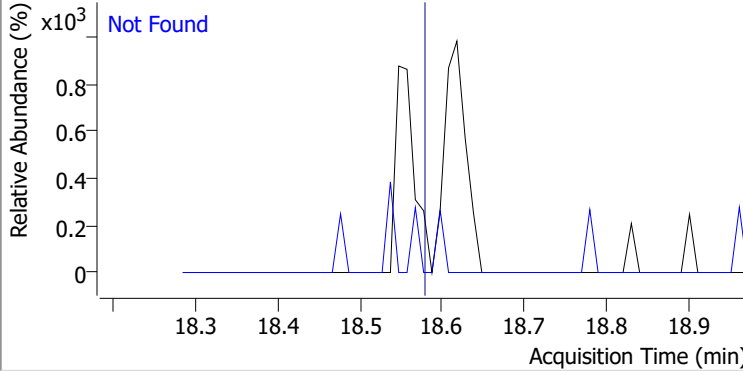
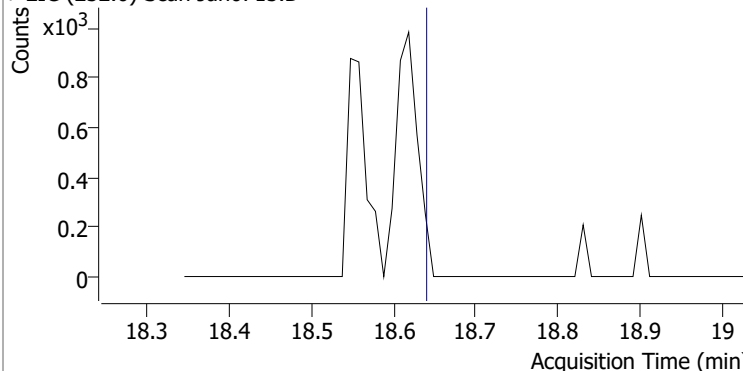
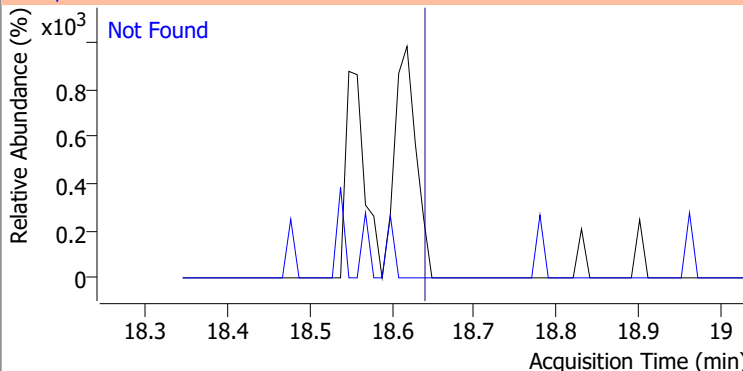
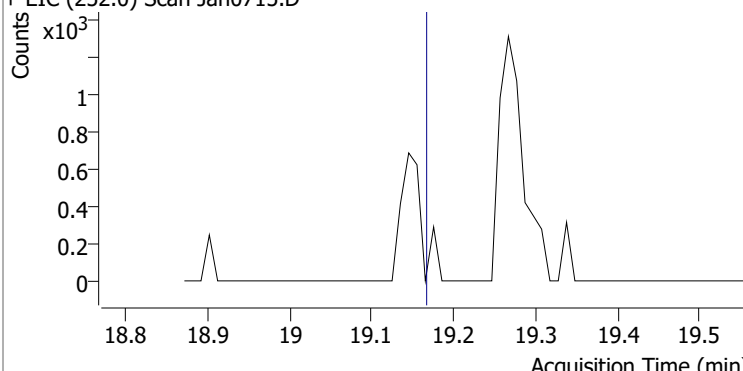
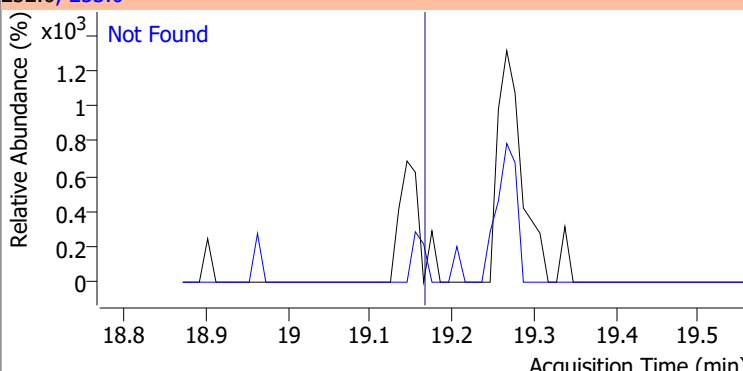
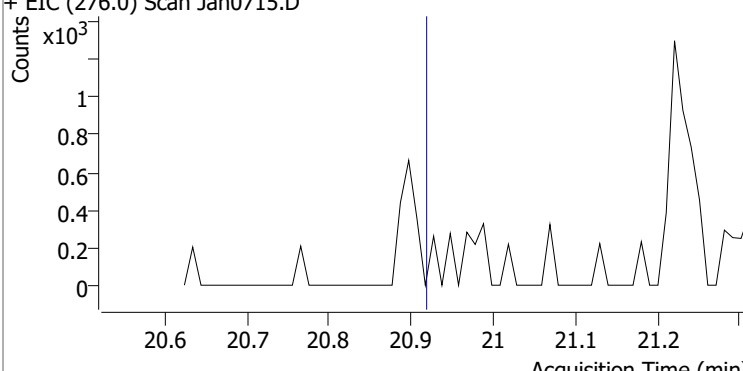
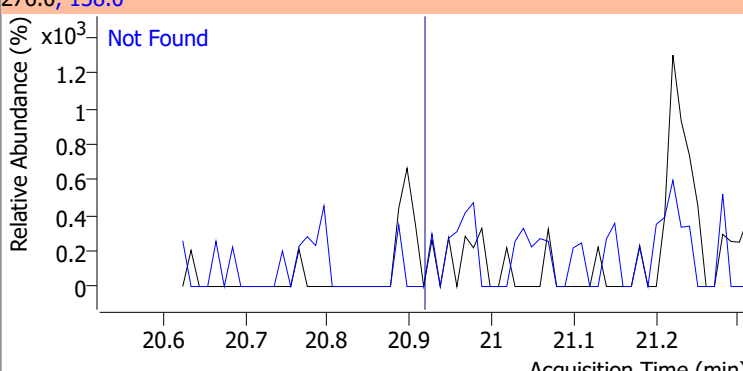
Compound	Conc.	RT	Dev(Min)	Resp.	QIon	QRatio	Lower	Upper
bis(2-ethylhexyl)Phthalate	2.2245	16.63	-0.01	4384	149.0	396.0	278.0	516.2
					279.0	17.5	10.9	20.3



Compound	Conc.	Exp RT	QIon	Exp Ratio
Di-n-octyl Phthalate	N.D.	18.32	150.0	9.5

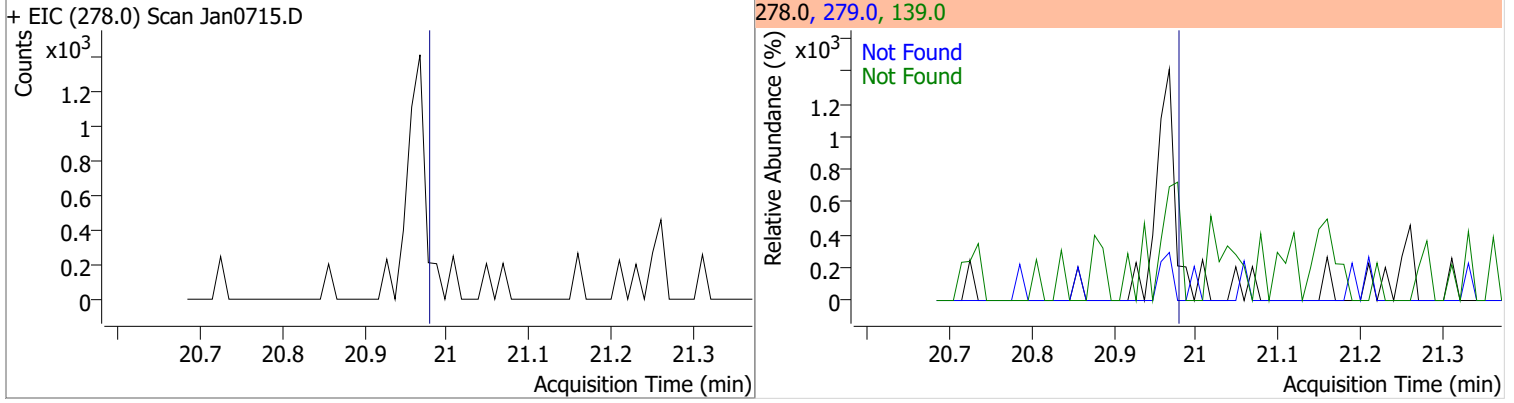


# Quantitation Results Report (QT Reviewed)

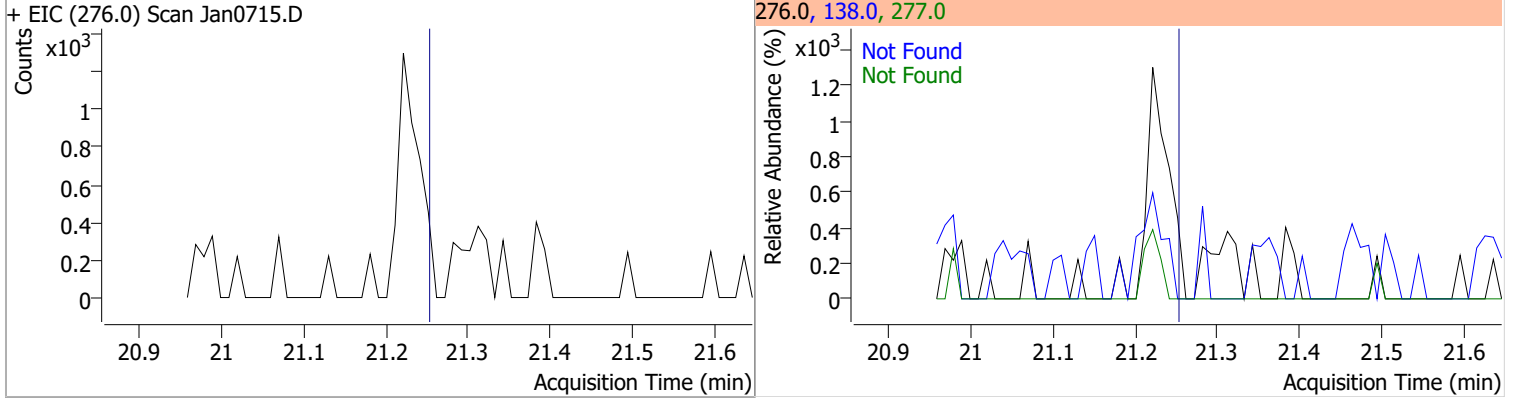
Compound	Conc.	Exp RT	QIon	Exp Ratio
Benzo(b)fluoranthene	N.D.	18.58	253.0	22.0
+ EIC (252.0) Scan Jan0715.D			252.0, 253.0	
				
Benzo(k)fluoranthene	N.D.	18.64	253.0	21.9
+ EIC (252.0) Scan Jan0715.D			252.0, 253.0	
				
Benzo(a)pyrene	N.D.	19.17	253.0	22.0
+ EIC (252.0) Scan Jan0715.D			252.0, 253.0	
				
Indeno(1,2,3-c,d)pyrene	N.D.	20.92	138.0	29.9
+ EIC (276.0) Scan Jan0715.D			276.0, 138.0	
				

# Quantitation Results Report (QT Reviewed)

Compound	Conc.	Exp RT	QIon	Exp Ratio	QIon	Exp Ratio
Dibenzo(a,h)anthracene	N.D.	20.98	279.0	25.2	139.0	23.8

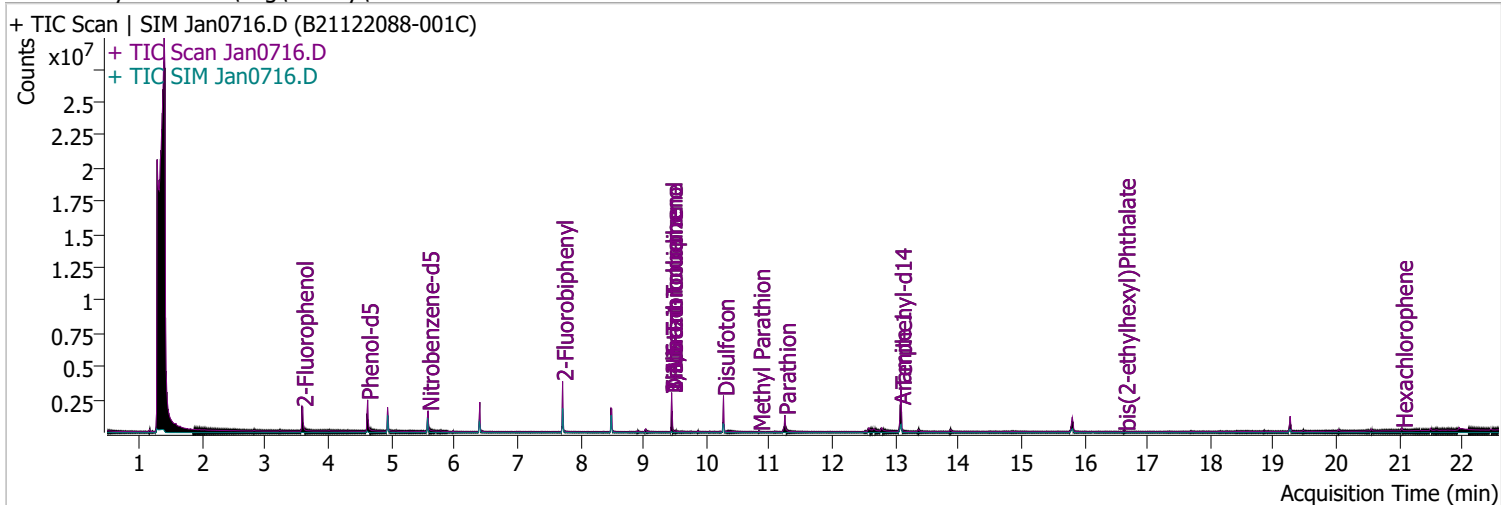


Compound	Conc.	Exp RT	QIon	Exp Ratio	QIon	Exp Ratio
Benzo(g,h,i)perylene	N.D.	21.25	138.0	32.0	277.0	23.8



# Quantitation Results Report (QT Reviewed)

Data File	Jan0716.D	Operator	LIMS import
Acq. Method	BNA+SIM.M	Acq. Date-Time	1/7/2022 8:36:16 PM
Sample Name	B21122088-001C	Instrument	Instrument #1
Vial	16	Multiplier	1.00
DA Method File		Comment	SVOC-8270-W
Tune File	dftppdsm.u	Tune Date	1/7/2022 12:13:00 PM
Batch Name	010722 DoD BNA cal 1.batch.bin	Last Calib Update	1/11/2022 8:55:14 AM
Ref Library	D:\Org\Library\NIST129K.I		



Compound	RT	QIon	Resp.	Conc.	Units	Dev(Min)
----------	----	------	-------	-------	-------	----------

**Internal Standards**

**System Monitoring Compounds**

S 2-Fluorophenol	3.592	112.0	746640	103.2951	µg/L	0.010
Spiked Amount: 200.000	Range: 10.0 - 75.0%			Recovery = 51.65%		
S Phenol-d5	4.623	99.0	891960	92.8887	µg/L	0.000
Spiked Amount: 200.000	Range: 10.0 - 65.0%			Recovery = 46.44%		
S Nitrobenzene-d5	5.583	82.0	390909	74.4799	µg/L	0.000
Spiked Amount: 100.000	Range: 32.0 - 94.0%			Recovery = 74.48%		
S 2-Fluorobiphenyl	7.718	172.0	1064391	64.1024	µg/L	0.000
Spiked Amount: 100.000	Range: 28.0 - 107.0%			Recovery = 64.10%		
S 2,4,6-Tribromophenol	9.448	329.8	250521	175.9760	µg/L	0.000
Spiked Amount: 200.000	Range: 25.0 - 140.0%			Recovery = 87.99%		
S Terphenyl-d14	13.088	244.3	1608181	100.8493	µg/L	0.000
Spiked Amount: 100.000	Range: 32.0 - 122.0%			Recovery = 100.85%		

**Target Compounds**

Target Compounds	RT	QIon	Resp.	Conc.	Units	md	QValue
T N-Nitrosodimethylamine	0.000		0	N.D.			
T Pyridine	0.000		0	N.D.			
T Aniline	0.000		0	N.D.			
T Phenol	0.000		0	N.D.			
T bis(-2-Chloroethyl)Ether	0.000		0	N.D.			
T 2-Chlorophenol	0.000		0	N.D.			
T 1,3-Dichlorobenzene	0.000		0	N.D.			
T 1,4-Dichlorobenzene	0.000		0	N.D.			
T 1,2-Dichlorobenzene	0.000		0	N.D.			
T Benzyl Alcohol	0.000		0	N.D.			
T bis(2-chloroisopropyl)Ether	0.000		0	N.D.			
T 2-Methylphenol	0.000		0	N.D.			
T N-nitroso-Di-n-propylamine	5.583	70.0	0		µg/L	md	1
T 4Methylphenol/3Methylphenol	0.000		0	N.D.			
T Hexachloroethane	0.000		0	N.D.			

# Quantitation Results Report (QT Reviewed)

Compound	RT	QIon	Resp.	Conc.	Units	Dev(Min)
T Nitrobenzene	0.000		0	N.D.		
T Isophorone	0.000		0	N.D.		
T 2-Nitrophenol	0.000		0	N.D.		
T 2,4-Dimethylphenol	0.000		0	N.D.		
T bis(-2-Chloroethoxy)Methane	0.000		0	N.D.		
T Benzoic Acid	0.000		0	N.D.		
T 2,4-Dichlorophenol	0.000		0	N.D.		
T 1,2,4-Trichlorobenzene	0.000		0	N.D.		
T Naphthalene	0.000		0	N.D.		
T 4-Chlorophenol	0.000		0	N.D.		
T p-Chloroaniline	0.000		0	N.D.		
T Hexachlorobutadiene	0.000		0	N.D.		
T 4-Chloro-2-Methylphenol	0.000		0	N.D.		
T 4-Chloro-3-Methylphenol	0.000		0	N.D.		
T 2-Methylnaphthalene	0.000		0	N.D.		
T 1-Methylnaphthalene	0.000		0	N.D.		
T Hexachlorocyclopentadiene	0.000		0	N.D.		
T 2,4,6-Trichlorophenol	0.000		0	N.D.		
T 2,4,5-Trichlorophenol	0.000		0	N.D.		
T 2-Chloronaphthalene	0.000		0	N.D.		
T 2-Nitroaniline	0.000		0	N.D.		
T Dimethyl Phthalate	8.497	163.0	0		µg/L md	1
T 2,6-Dinitrotoluene	8.486	165.0	0		µg/L md	1
T Acenaphthylene	0.000		0	N.D.		
T 3-Nitroaniline	0.000		0	N.D.		
T Acenaphthene	0.000		0	N.D.		
T 2,4-Dinitrophenol	0.000		0	N.D.		
T Dibenzofuran	0.000		0	N.D.		
T 2,4-Dinitrotoluene	0.000		0	N.D.		
T 4-Nitrophenol	0.000		0	N.D.		
T Diethylphthalate	0.000		0	N.D.		
T Fluorene	0.000		0	N.D.		
T 4-Chlorophenyl-phenylether	0.000		0	N.D.		
T 4-Nitroaniline	0.000		0	N.D.		
T 4,6-Dinitro-2-methylphenol	0.000		0	N.D.		
T N-nitrosodiphenylamine	0.000		0	N.D.		
T Azobenzene	0.000		0	N.D.		
T 4-Bromophenyl-phenylether	0.000		0	N.D.		
T Hexachlorobenzene	0.000		0	N.D.		
T Pentachlorophenol	0.000		0	N.D.		
T Phenanthrene	0.000		0	N.D.		
T Anthracene	0.000		0	N.D.		
T Triallate	0.000		0	N.D.		
T Carbazole	0.000		0	N.D.		
T o-Terphenyl	0.000		0	N.D.		
T Di-n-Butylphthalate	0.000		0	N.D.		
T Fluoranthene	0.000		0	N.D.		
T Benzidine	0.000		0	N.D.		
T Pyrene	0.000		0	N.D.		
T Butylbenzylphthalate	0.000		0	N.D.		
T Benzo(a)Anthracene	0.000		0	N.D.		
T Chrysene	0.000		0	N.D.		
T 3,3-Dichlorobenzidine	0.000		0	N.D.		
T bis(2-ethylhexyl)Phthalate	16.636	167.0	6042	3.1452	µg/L #	99
T Di-n-octyl Phthalate	0.000		0	N.D.		

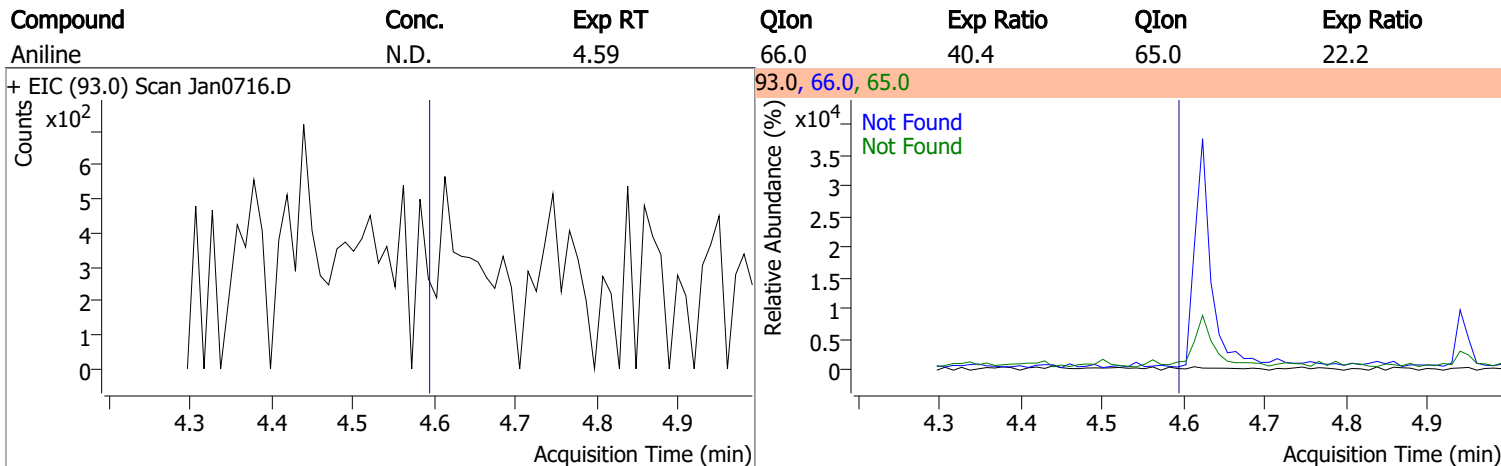
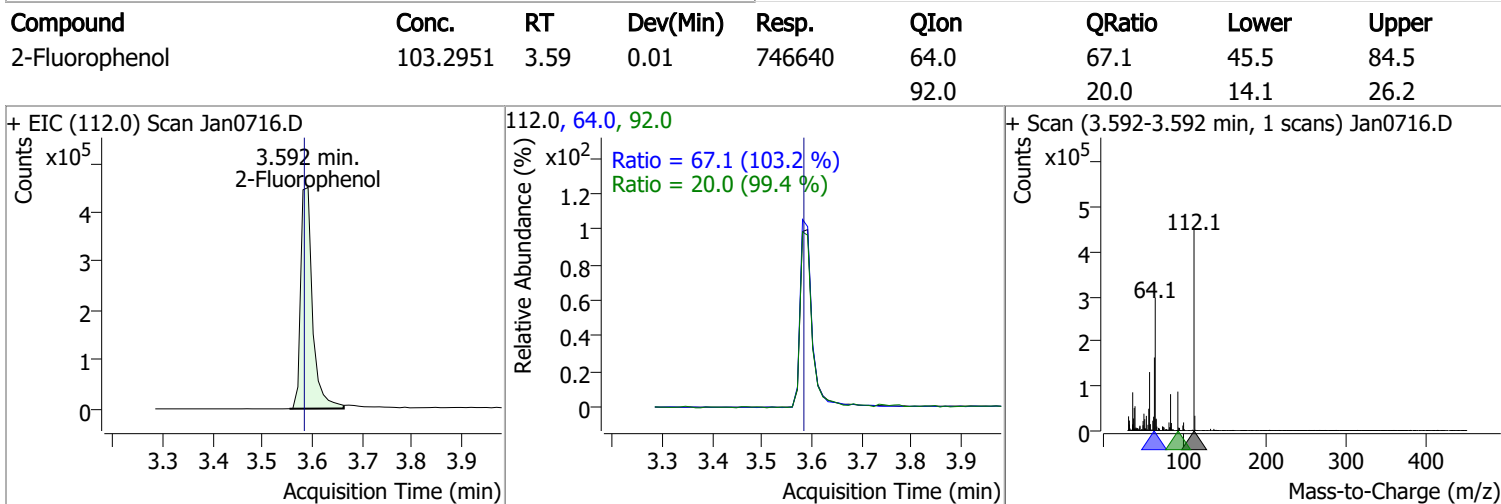
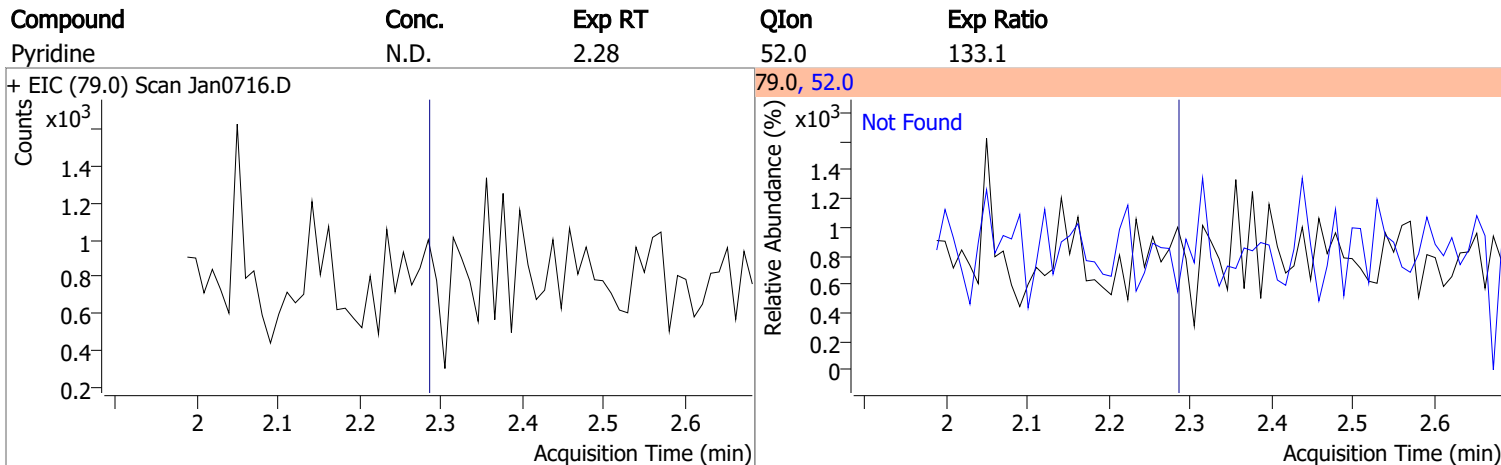
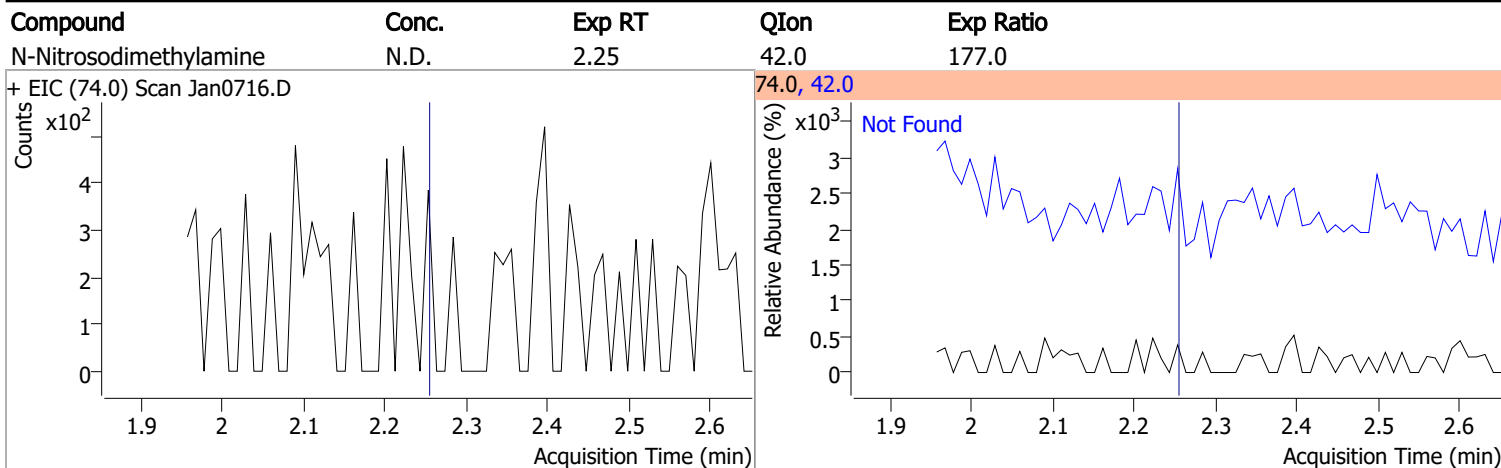
# Quantitation Results Report (QT Reviewed)

Compound	RT	QIon	Resp.	Conc.	Units	Dev(Min)
T Benzo(b)fluoranthene	0.000		0	N.D.		
T Benzo(k)fluoranthene	0.000		0	N.D.		
T Benzo(a)pyrene	0.000		0	N.D.		
T Indeno(1,2,3-c,d)pyrene	0.000		0	N.D.		
T Dibenzo(a,h)anthracene	0.000		0	N.D.		
T Benzo(g,h,i)perylene	0.000		0	N.D.		

(#) = Qualifier Out of Range; (m) = Manual Integration; (+) = Area Summed; (\*) = Surrogate Percent Recovery Out of Range; (d): Zeroed Peak

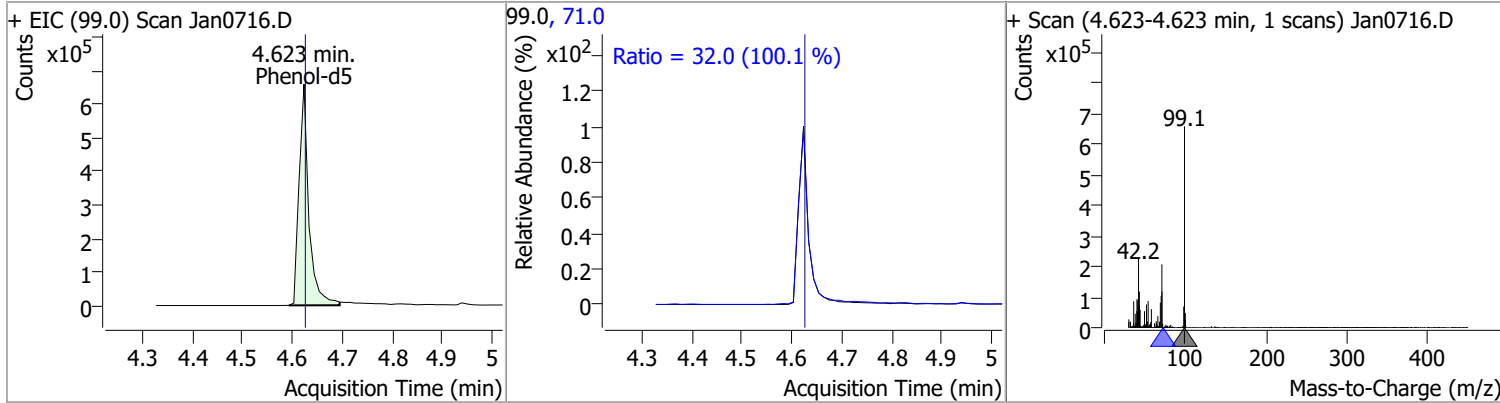


# Quantitation Results Report (QT Reviewed)

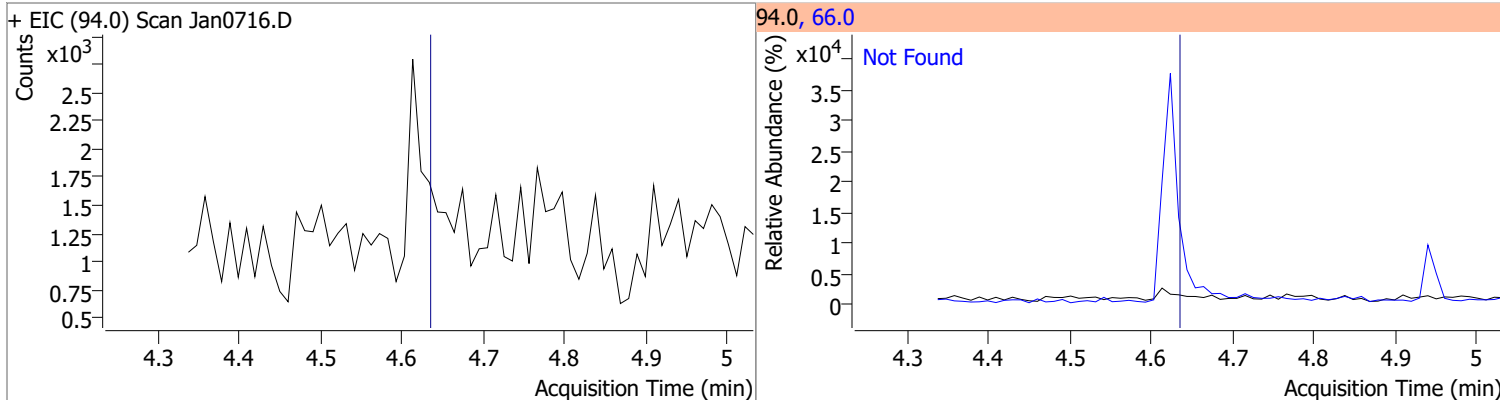


# Quantitation Results Report (QT Reviewed)

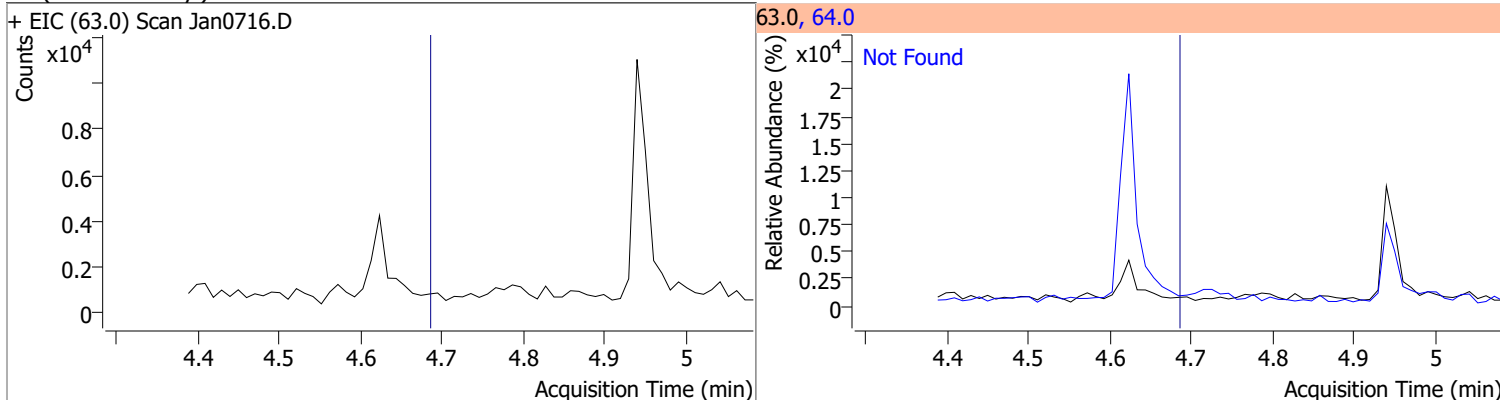
Compound	Conc.	RT	Dev(Min)	Resp.	QIon	QRatio	Lower	Upper
Phenol-d5	92.8887	4.62	0.00	891960	71.0	32.0	22.3	41.5



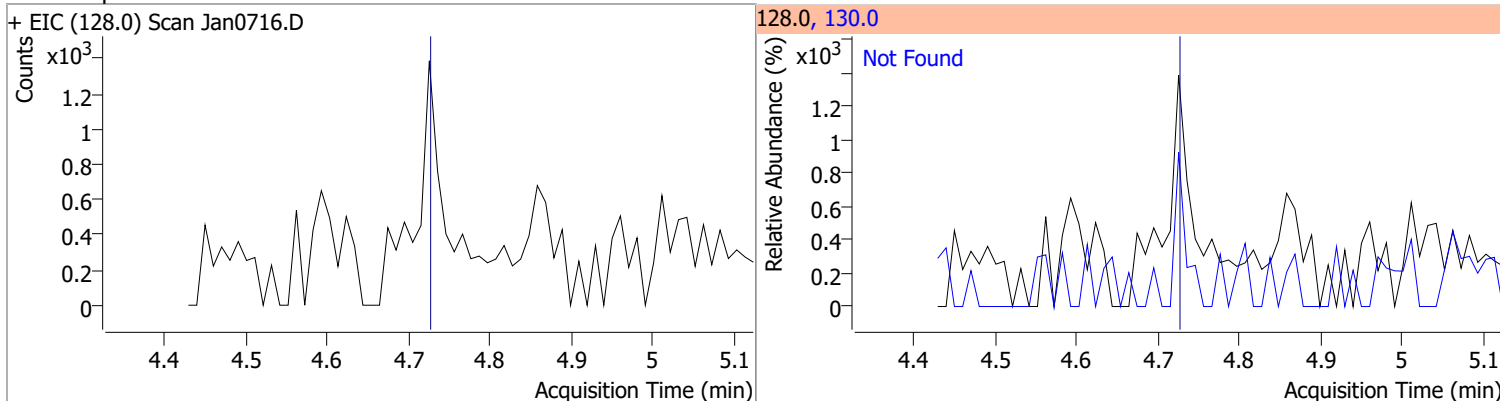
Compound	Conc.	Exp RT	QIon	Exp Ratio
Phenol	N.D.	4.63	66.0	44.7



Compound	Conc.	Exp RT	QIon	Exp Ratio
bis(-2-Chloroethyl)Ether	N.D.	4.68	64.0	3.3

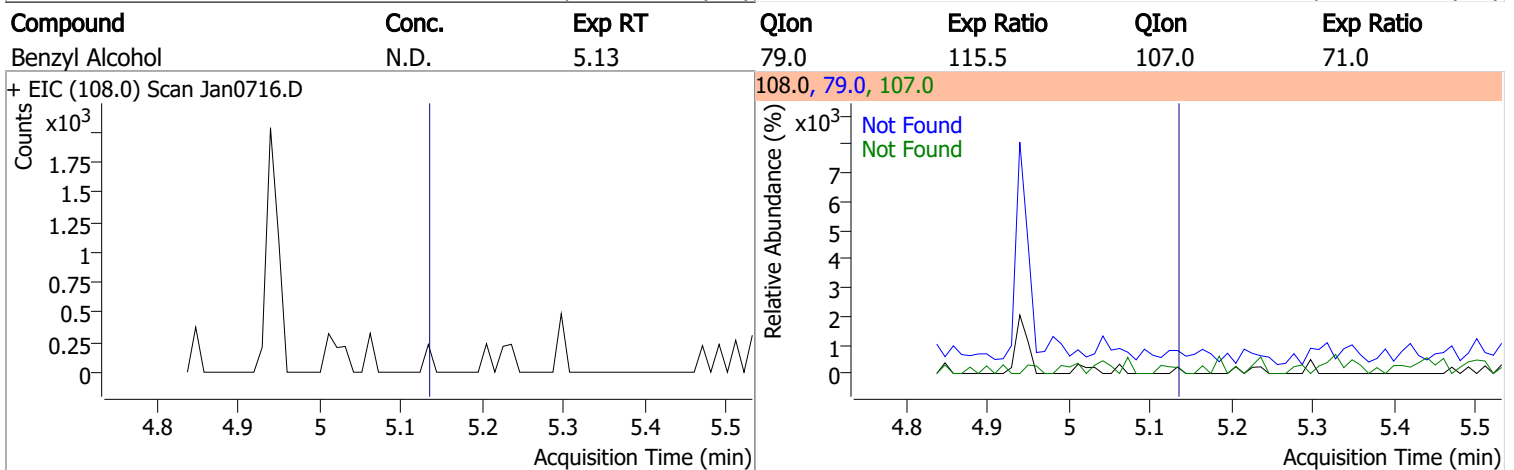
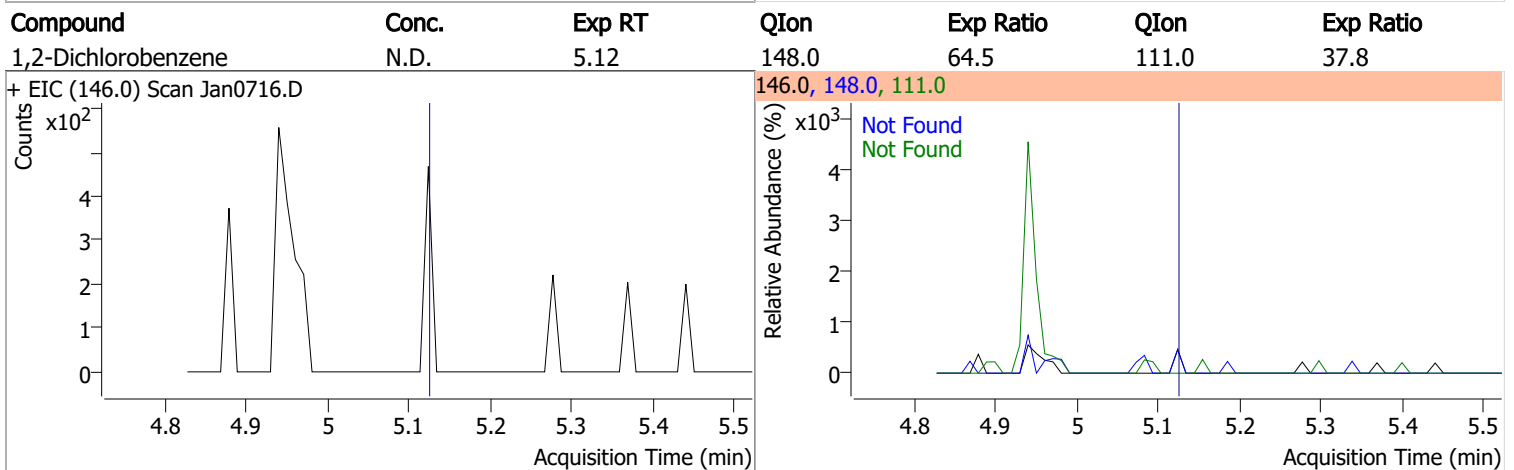
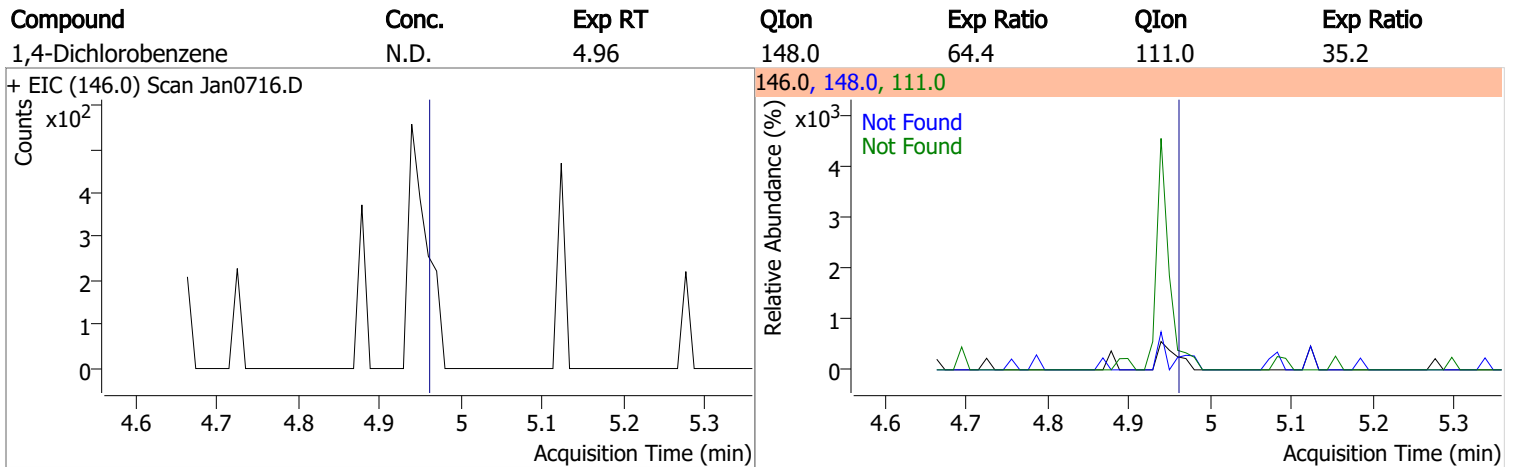
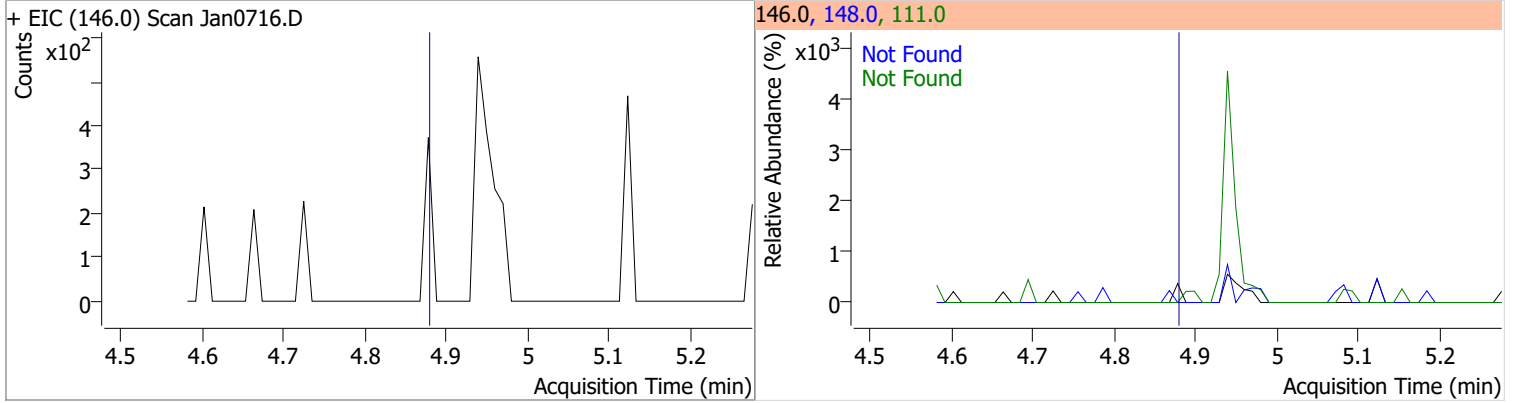


Compound	Conc.	Exp RT	QIon	Exp Ratio
2-Chlorophenol	N.D.	4.73	130.0	32.0



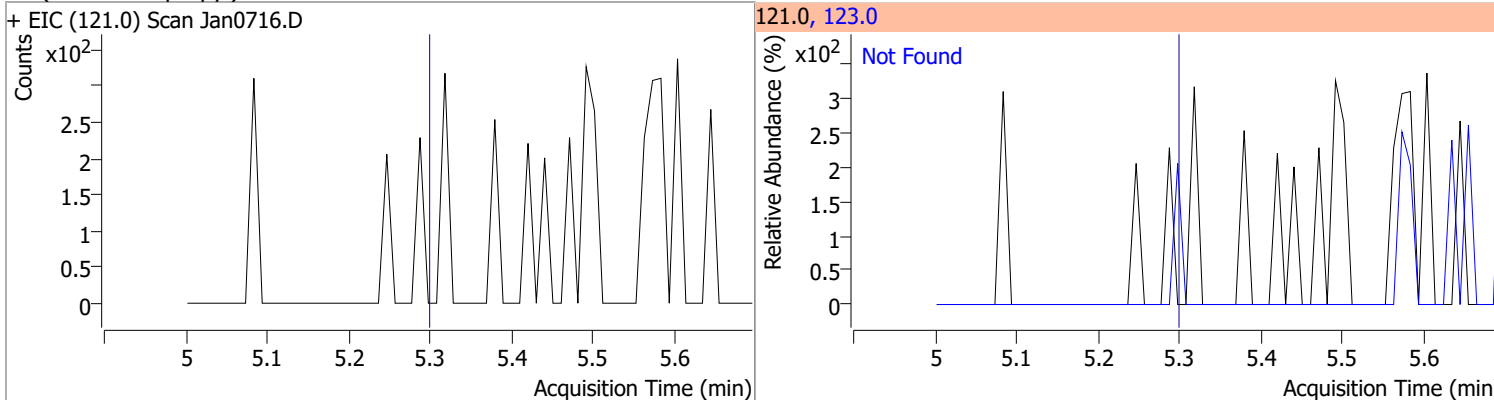
# Quantitation Results Report (QT Reviewed)

Compound	Conc.	Exp RT	QIon	Exp Ratio	QIon	Exp Ratio
1,3-Dichlorobenzene	N.D.	4.88	148.0	62.6	111.0	35.4

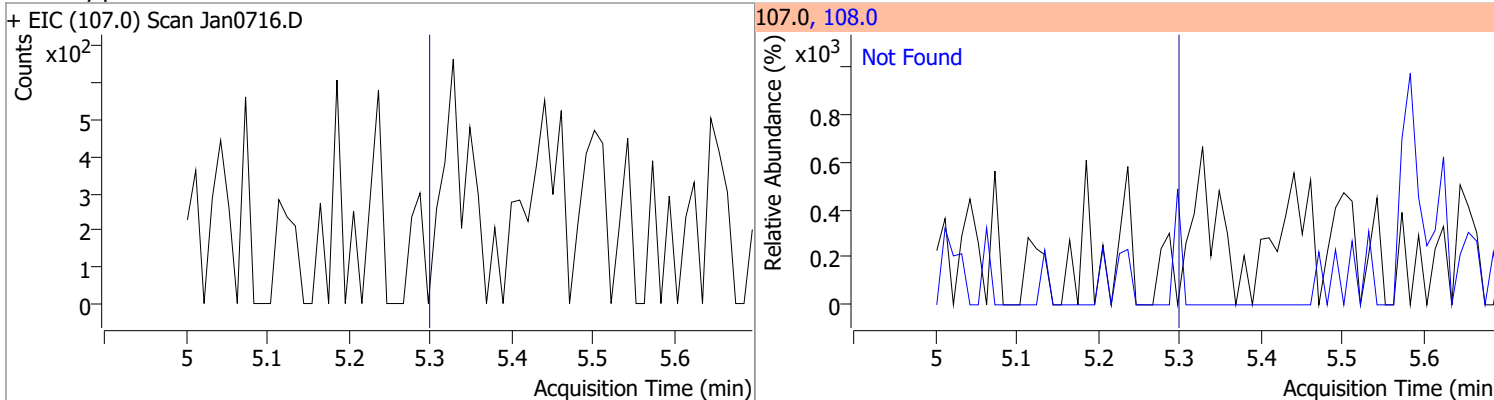


# Quantitation Results Report (QT Reviewed)

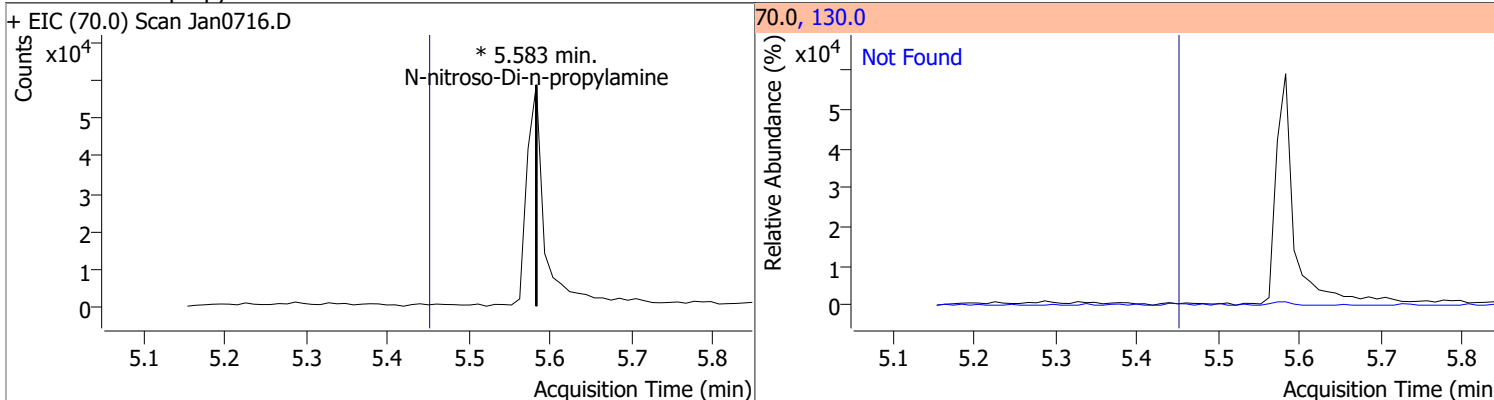
Compound	Conc.	Exp RT	QIon	Exp Ratio
bis(2-chloroisopropyl)Ether	N.D.	5.30	123.0	32.2



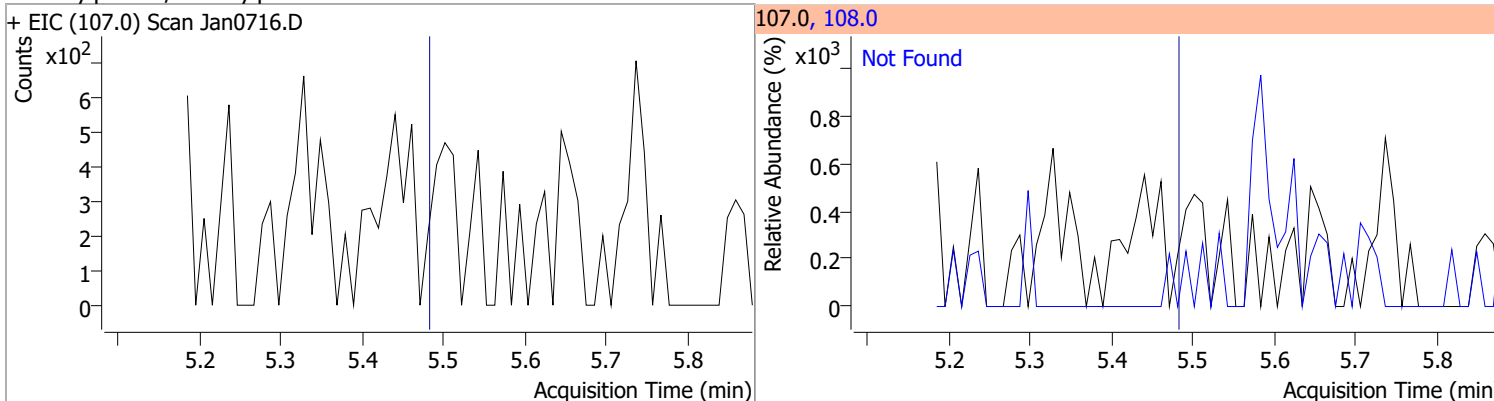
Compound	Conc.	Exp RT	QIon	Exp Ratio
2-Methylphenol	N.D.	5.30	108.0	116.9



Compound	Conc.	RT	Dev(Min)	Resp.	QIon	QRatio	Lower	Upper
N-nitroso-Di-n-propylamine		0		0	130.0		0.0	41.5

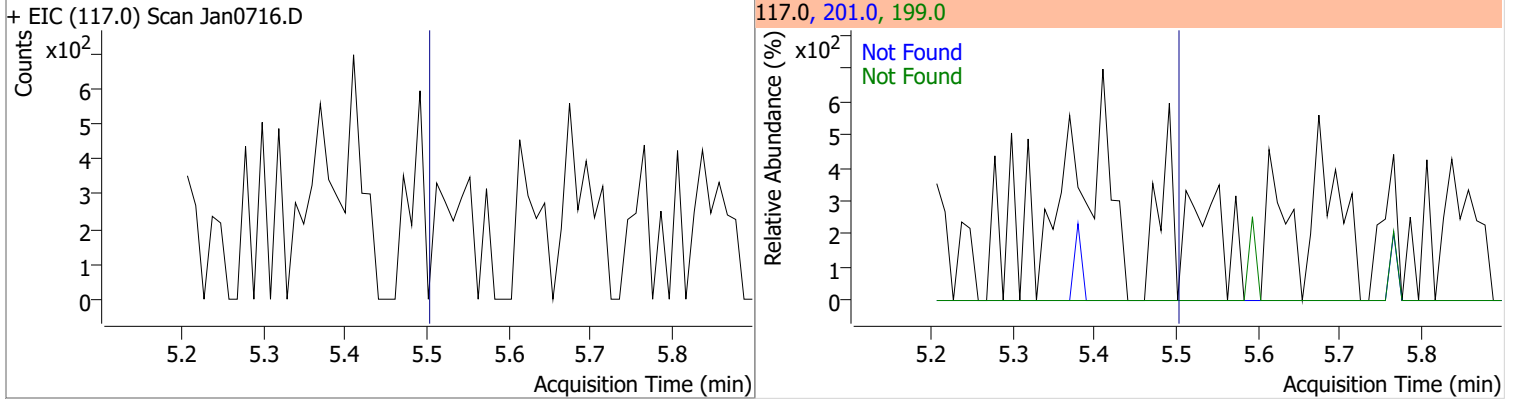


Compound	Conc.	Exp RT	QIon	Exp Ratio
4Methylphenol/3Methylphenol	N.D.	5.48	108.0	84.5

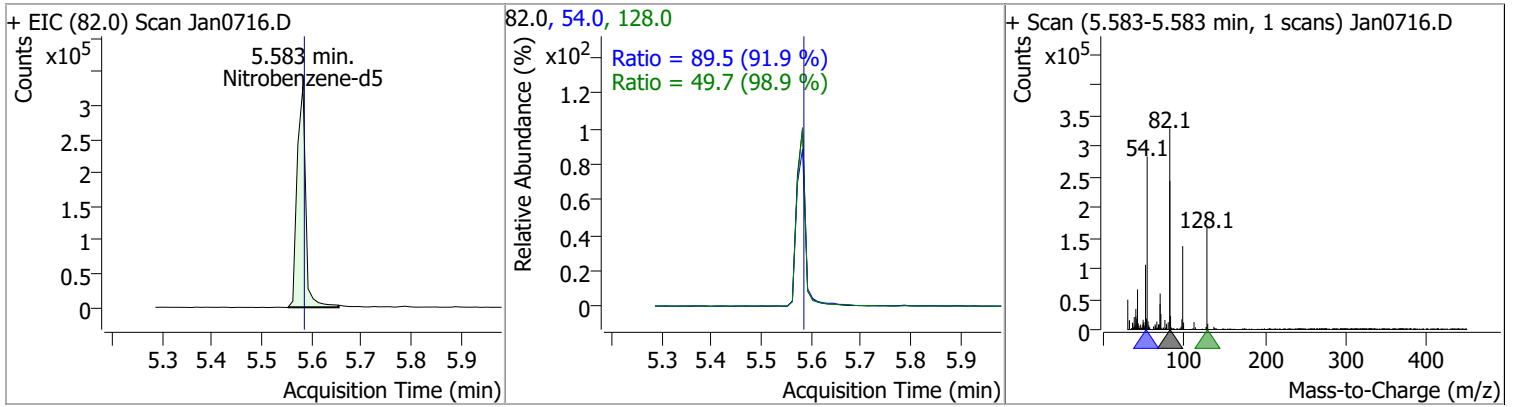


# Quantitation Results Report (QT Reviewed)

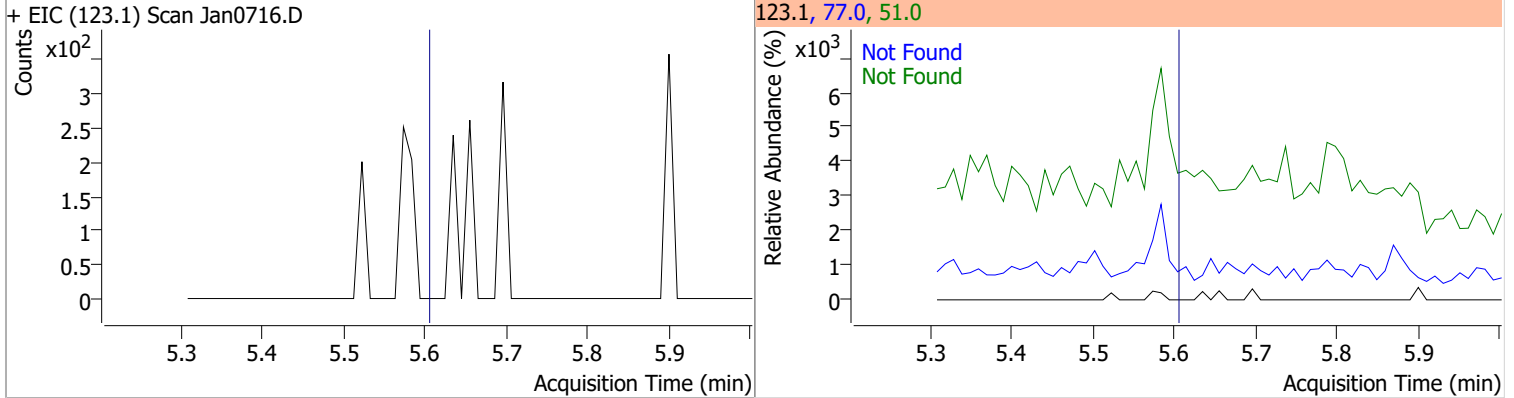
Compound	Conc.	Exp RT	QIon	Exp Ratio	QIon	Exp Ratio
Hexachloroethane	N.D.	5.50	201.0	93.2	199.0	57.2



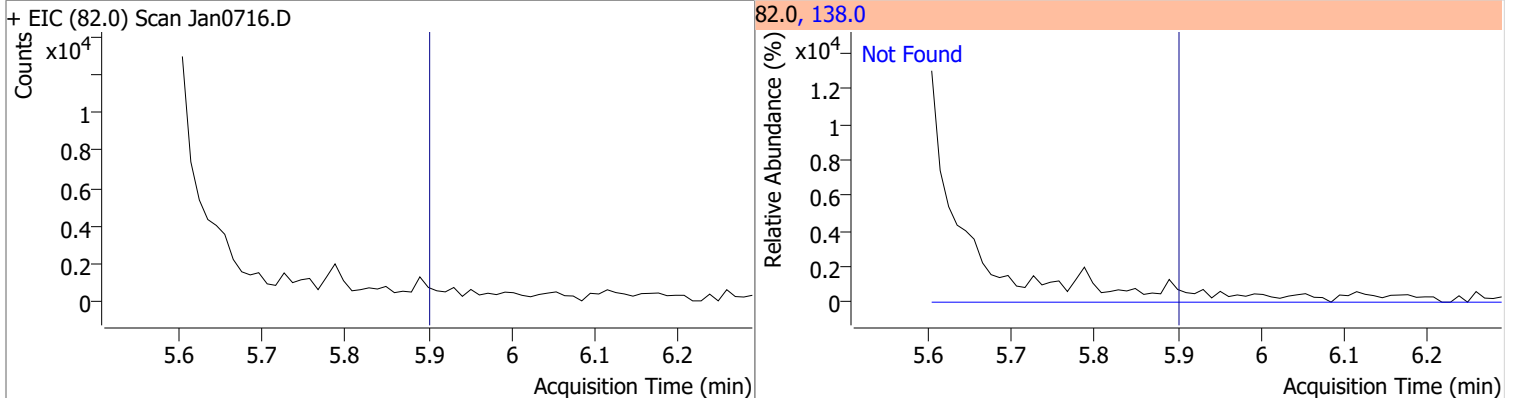
Compound	Conc.	RT	Dev(Min)	Resp.	QIon	QRatio	Lower	Upper
Nitrobenzene-d5	74.4799	5.58	0.00	390909	54.0	89.5	68.2	126.6
					128.0	49.7	35.2	65.4



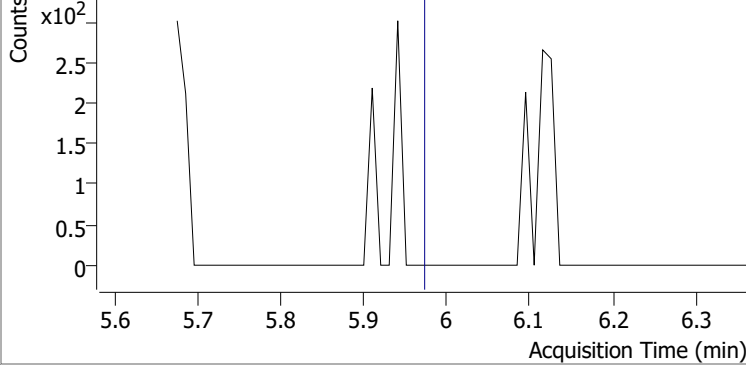
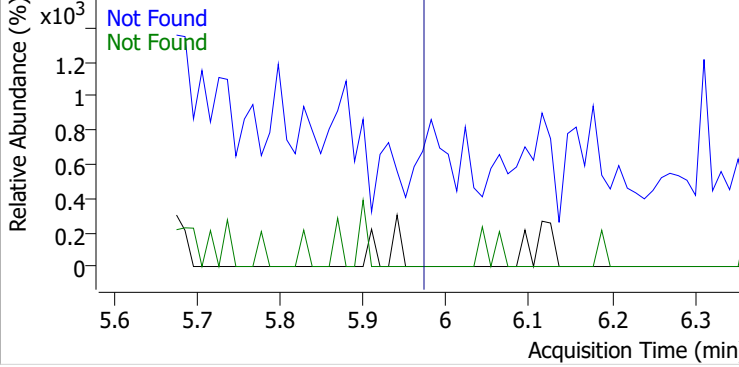
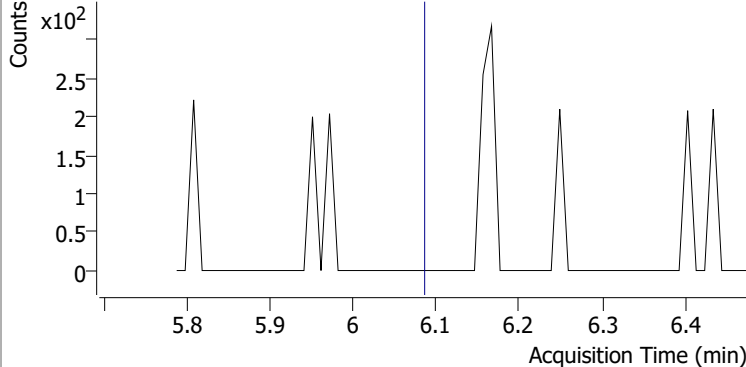
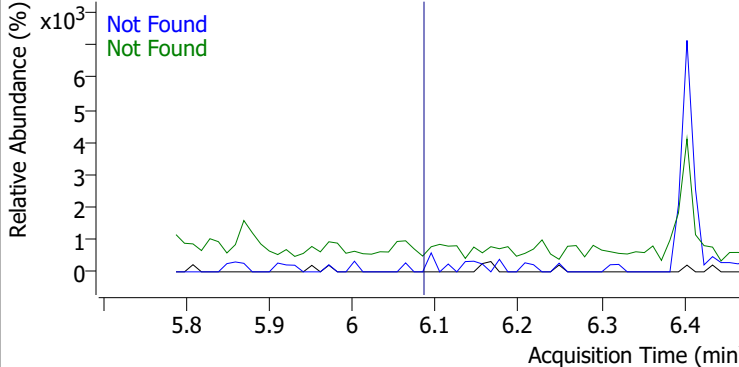
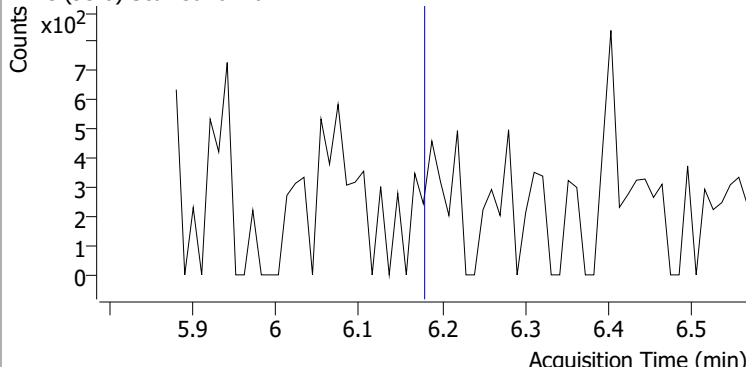
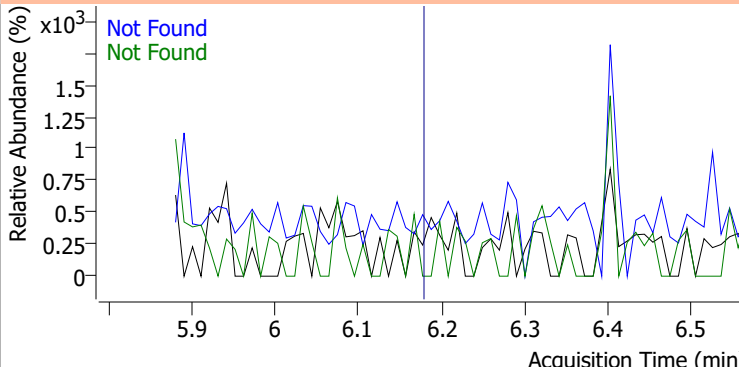
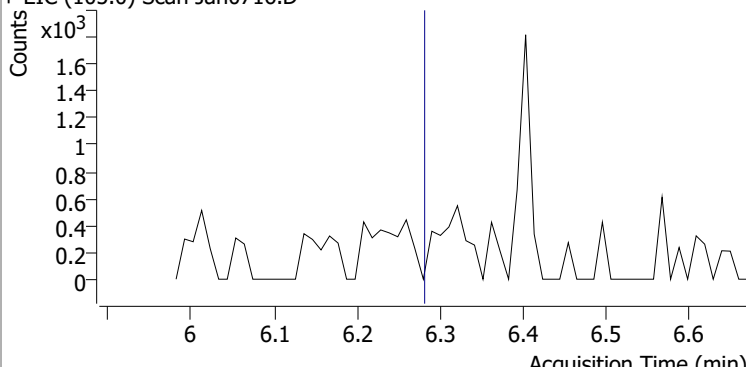
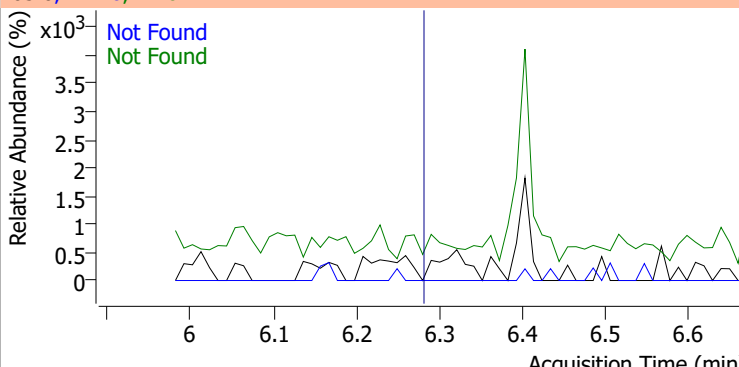
Compound	Conc.	Exp RT	QIon	Exp Ratio	QIon	Exp Ratio
Nitrobenzene	N.D.	5.60	77.0	186.4	51.0	186.0



Compound	Conc.	Exp RT	QIon	Exp Ratio
Isophorone	N.D.	5.90	138.0	20.3

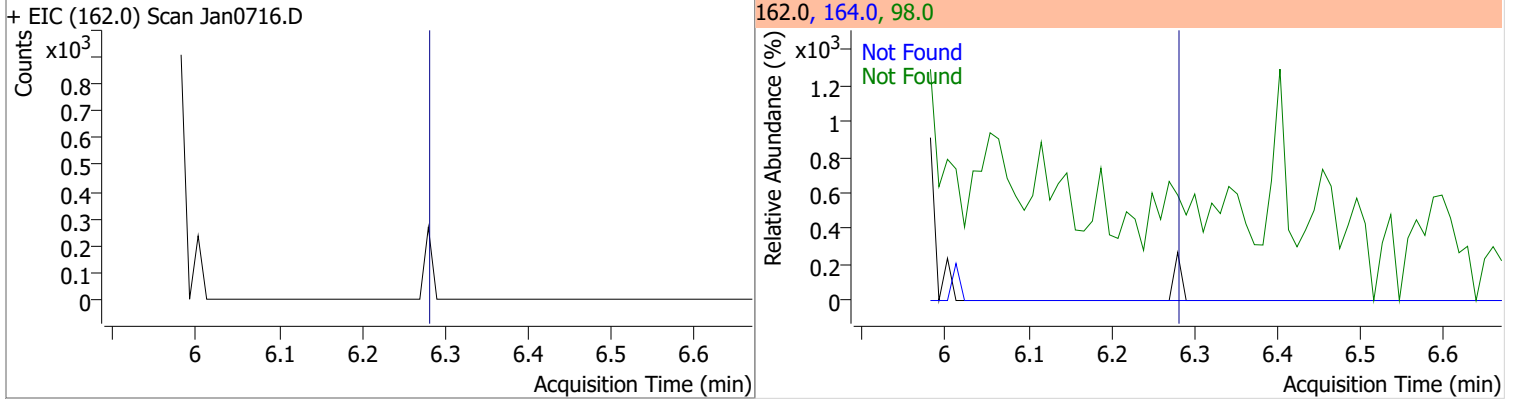


# Quantitation Results Report (QT Reviewed)

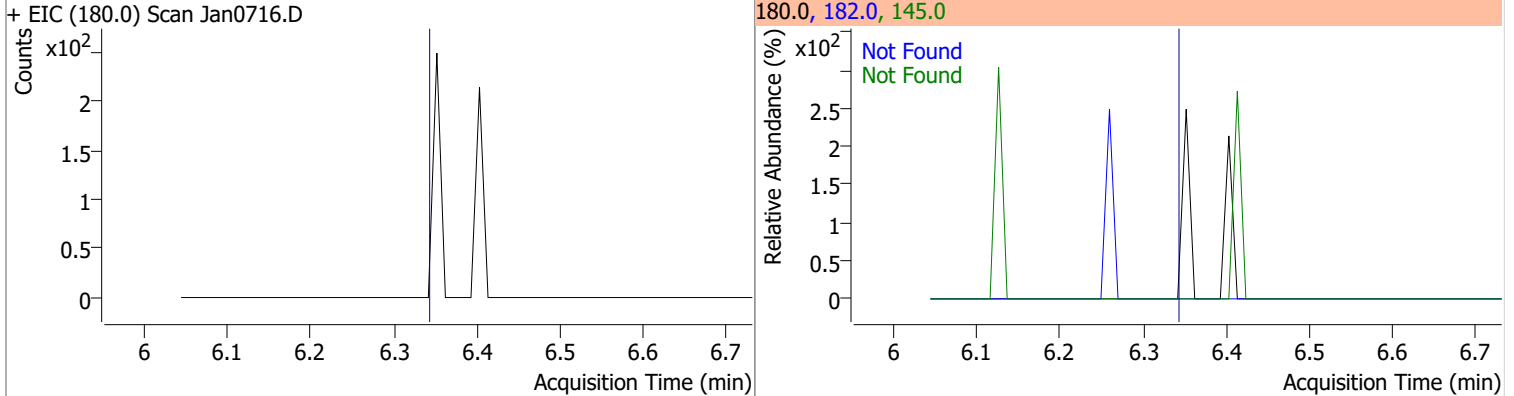
Compound	Conc.	Exp RT	QIon	Exp Ratio	QIon	Exp Ratio
2-Nitrophenol	N.D.	5.97	65.0	51.2	109.0	34.5
+ EIC (139.0) Scan Jan0716.D			139.0, 65.0, 109.0			
						
2,4-Dimethylphenol	N.D.	6.08	107.0	106.6	77.0	30.1
+ EIC (122.0) Scan Jan0716.D			122.0, 107.0, 77.0			
						
bis(-2-Chloroethoxy)Methane	N.D.	6.18	63.0	91.4	95.0	31.4
+ EIC (93.0) Scan Jan0716.D			93.0, 63.0, 95.0			
						
Benzoic Acid	N.D.	6.28	122.0	88.1	77.0	74.0
+ EIC (105.0) Scan Jan0716.D			105.0, 122.0, 77.0			
						

# Quantitation Results Report (QT Reviewed)

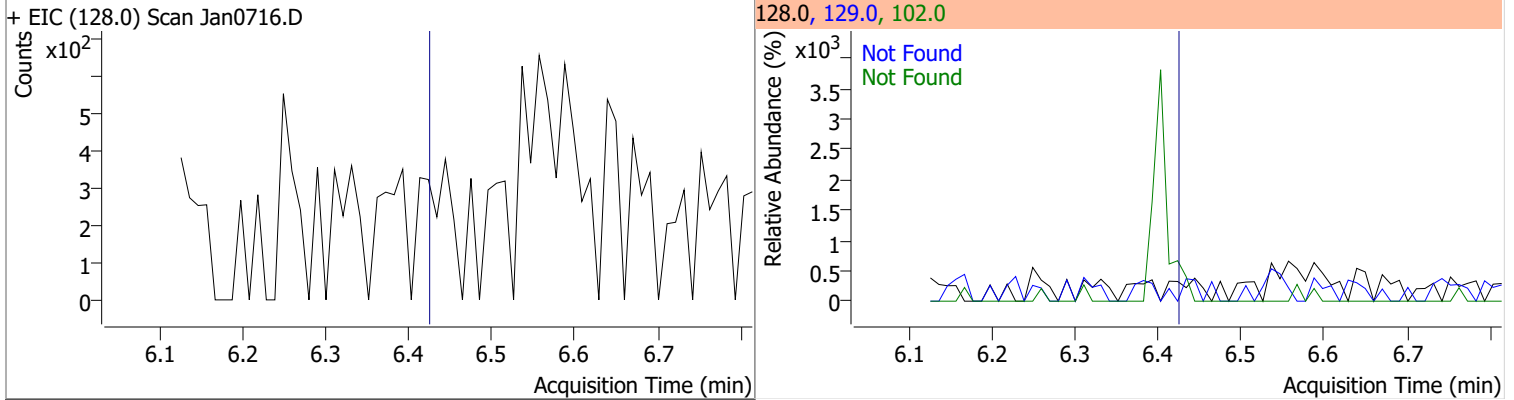
Compound	Conc.	Exp RT	QIon	Exp Ratio	QIon	Exp Ratio
2,4-Dichlorophenol	N.D.	6.28	164.0	65.0	98.0	31.2



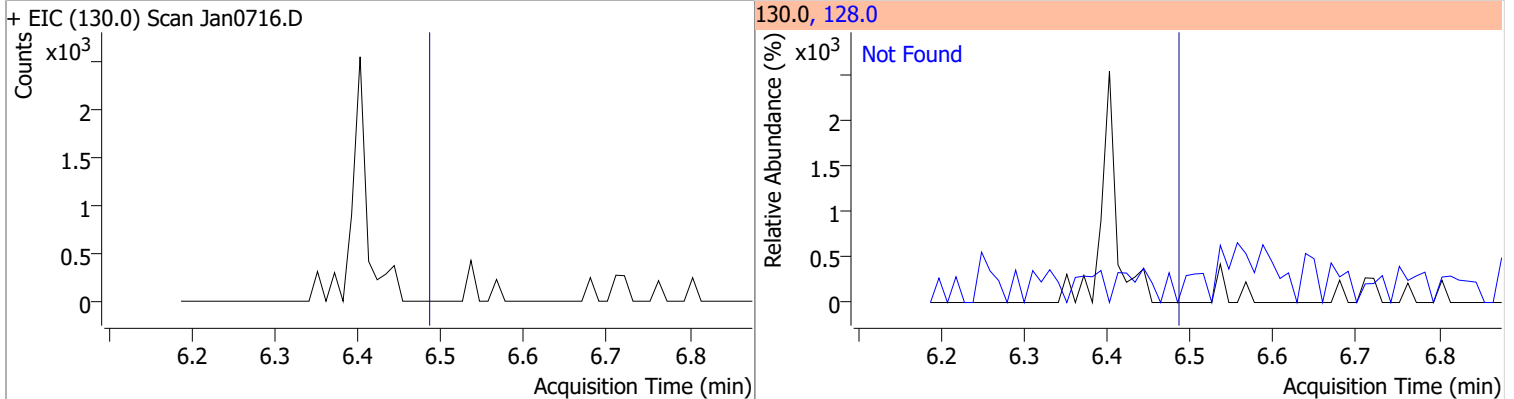
Compound	Conc.	Exp RT	QIon	Exp Ratio	QIon	Exp Ratio
1,2,4-Trichlorobenzene	N.D.	6.34	182.0	97.8	145.0	30.3



Compound	Conc.	Exp RT	QIon	Exp Ratio	QIon	Exp Ratio
Naphthalene	N.D.	6.42	129.0	10.6	102.0	9.0

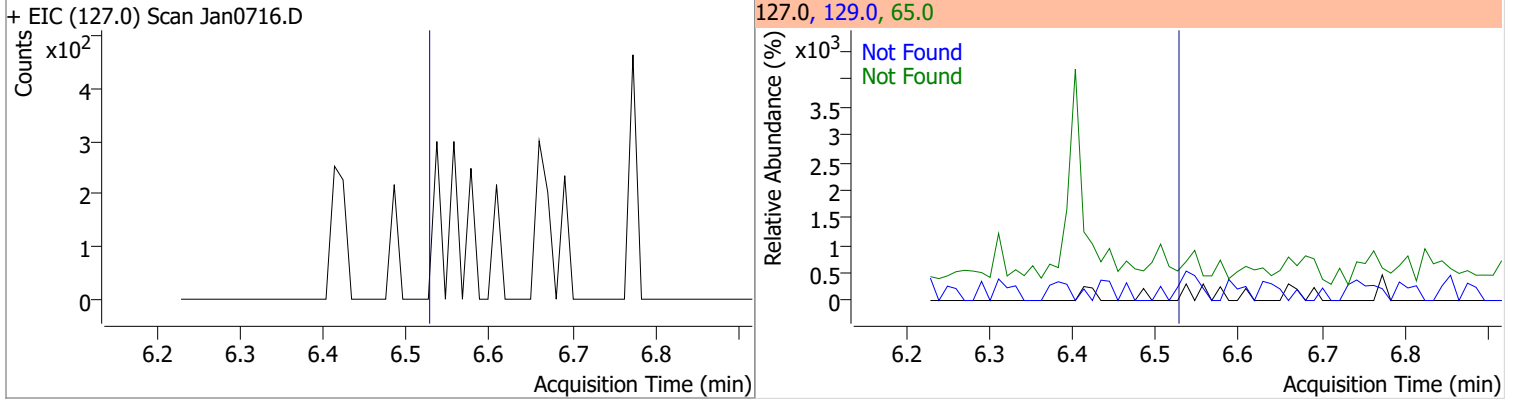


Compound	Conc.	Exp RT	QIon	Exp Ratio
4-Chlorophenol	N.D.	6.49	128.0	318.3

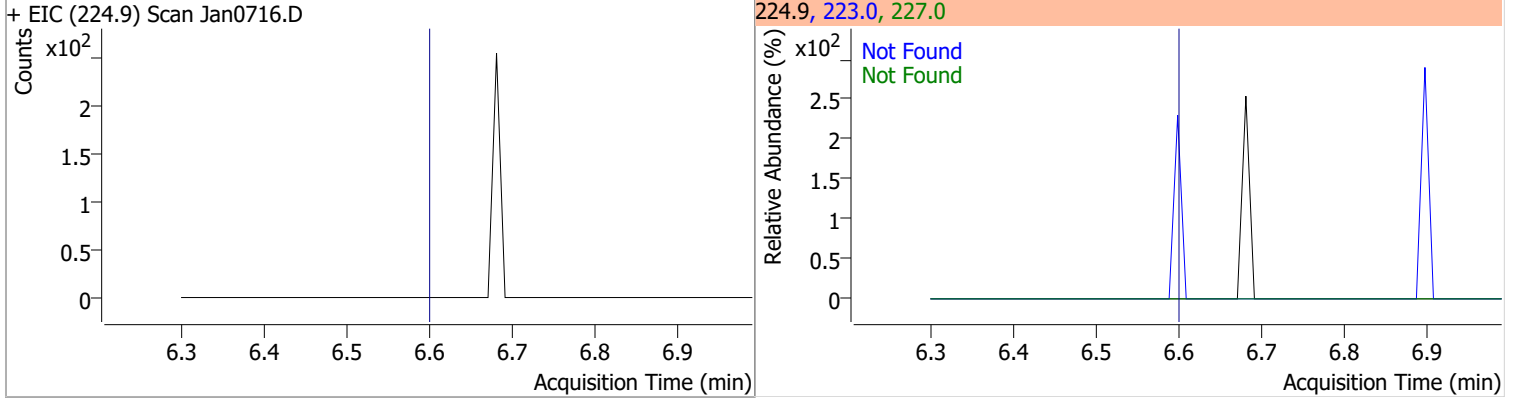


# Quantitation Results Report (QT Reviewed)

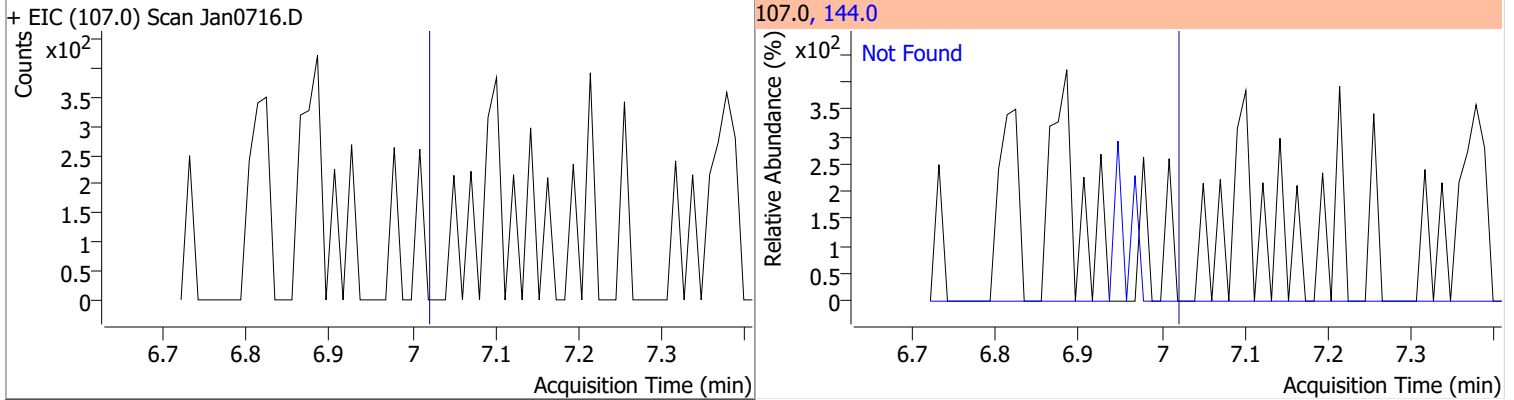
Compound	Conc.	Exp RT	QIon	Exp Ratio	QIon	Exp Ratio
p-Chloroaniline	N.D.	6.53	65.0	36.5	129.0	33.7



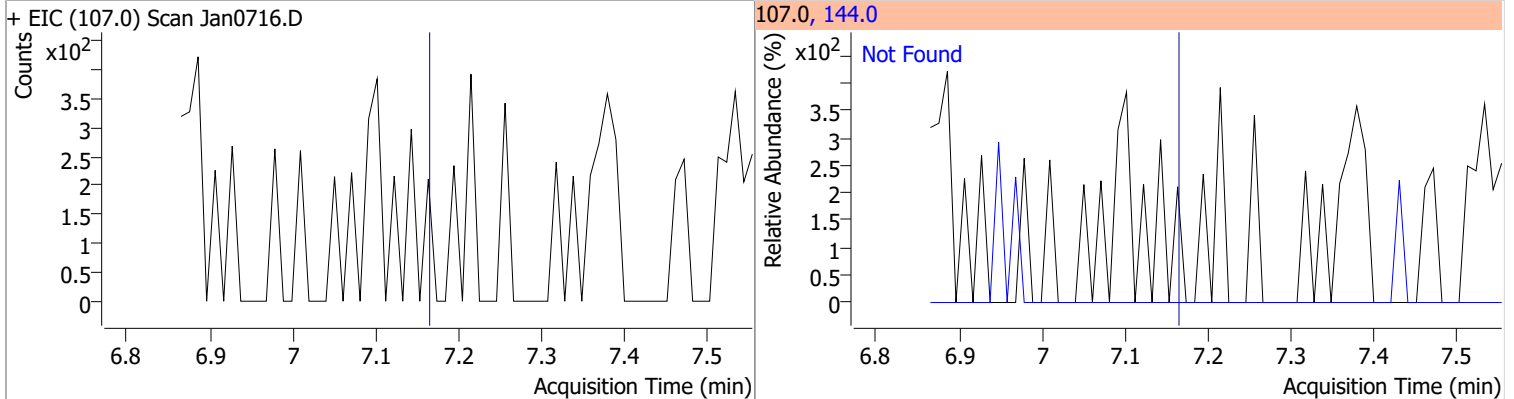
Compound	Conc.	Exp RT	QIon	Exp Ratio	QIon	Exp Ratio
Hexachlorobutadiene	N.D.	6.60	227.0	66.1	223.0	64.1



Compound	Conc.	Exp RT	QIon	Exp Ratio
4-Chloro-2-Methylphenol	N.D.	7.02	144.0	27.3



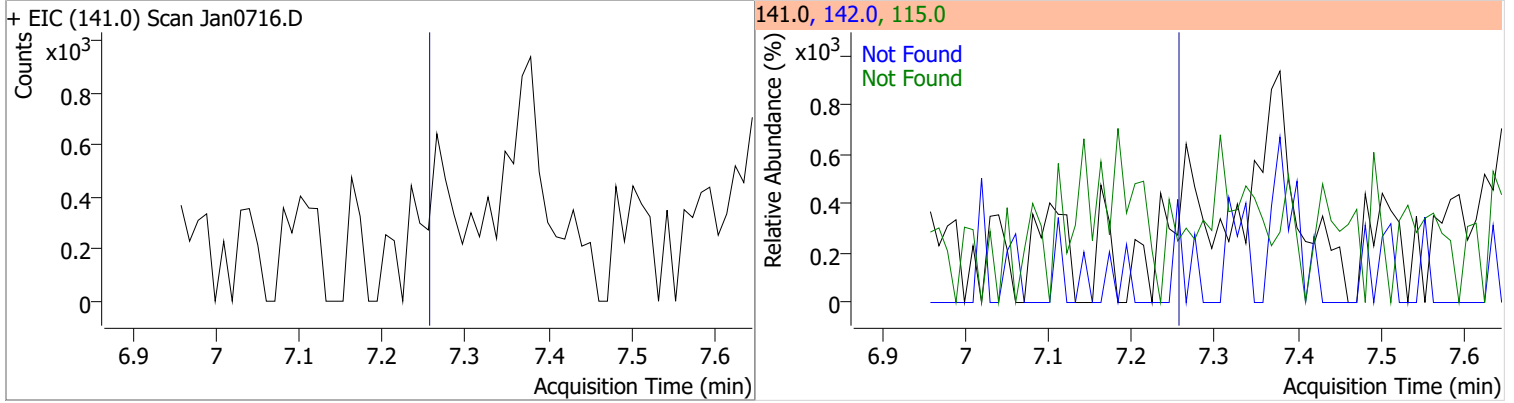
Compound	Conc.	Exp RT	QIon	Exp Ratio
4-Chloro-3-Methylphenol	N.D.	7.16	144.0	28.4



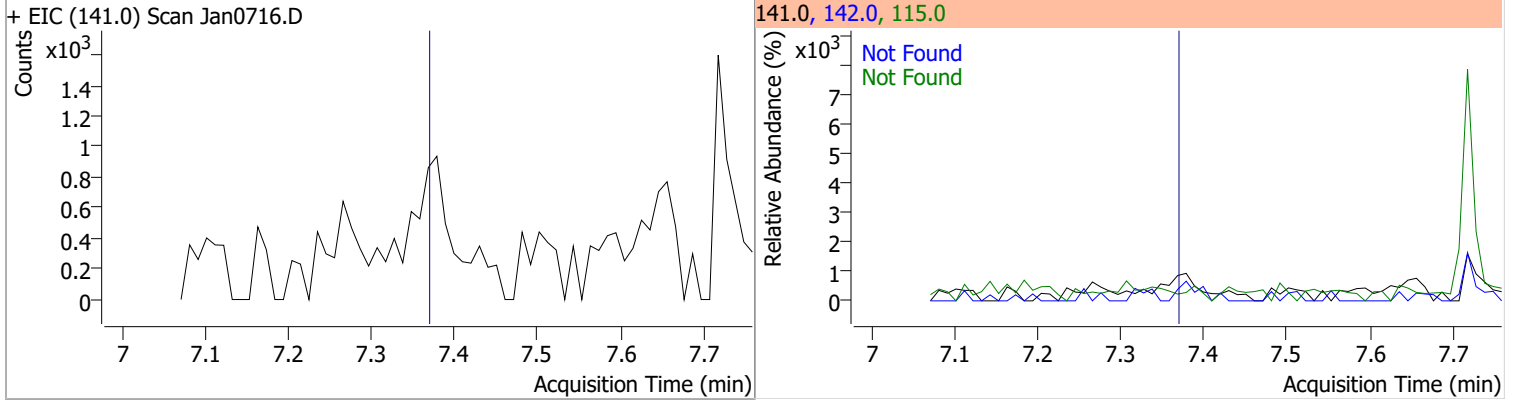


# Quantitation Results Report (QT Reviewed)

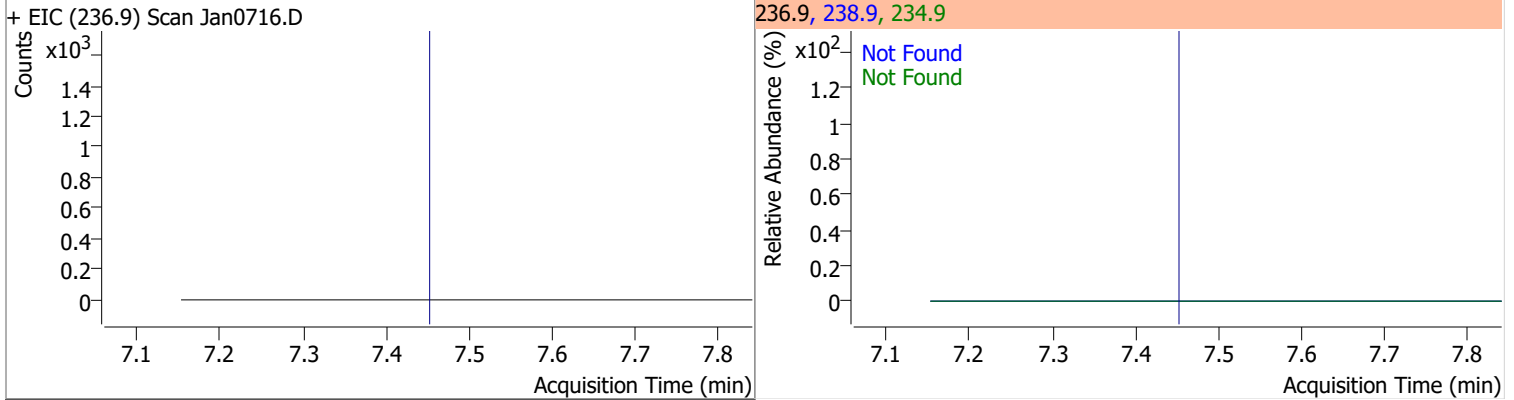
Compound	Conc.	Exp RT	QIon	Exp Ratio	QIon	Exp Ratio
2-Methylnaphthalene	N.D.	7.26	142.0	115.4	115.0	41.6



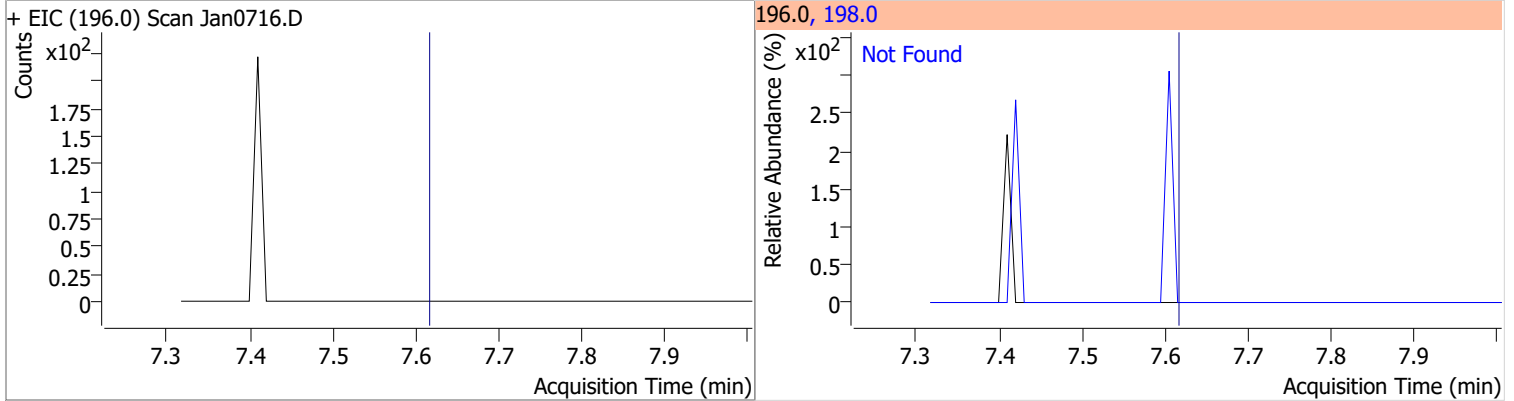
Compound	Conc.	Exp RT	QIon	Exp Ratio	QIon	Exp Ratio
1-Methylnaphthalene	N.D.	7.37	142.0	110.2	115.0	43.1



Compound	Conc.	Exp RT	QIon	Exp Ratio	QIon	Exp Ratio
Hexachlorocyclopentadiene	N.D.	7.45	238.9	65.0	234.9	62.3

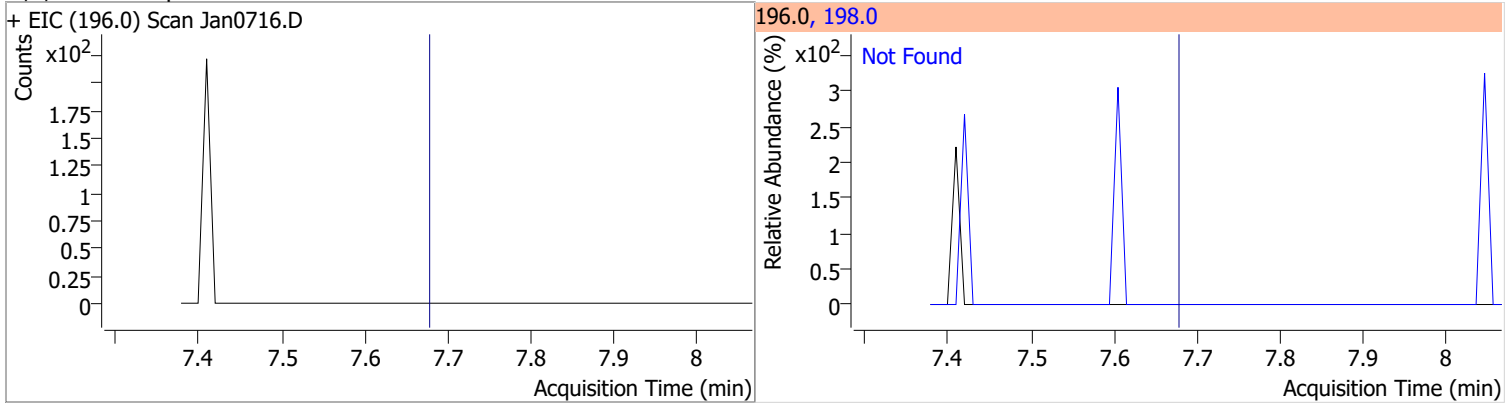


Compound	Conc.	Exp RT	QIon	Exp Ratio
2,4,6-Trichlorophenol	N.D.	7.61	198.0	95.1

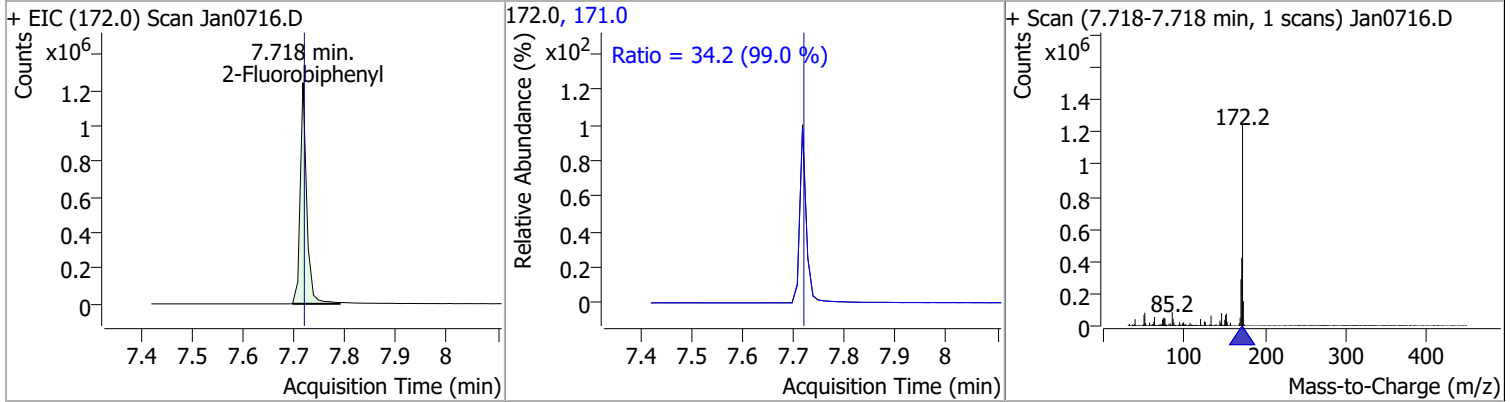


# Quantitation Results Report (QT Reviewed)

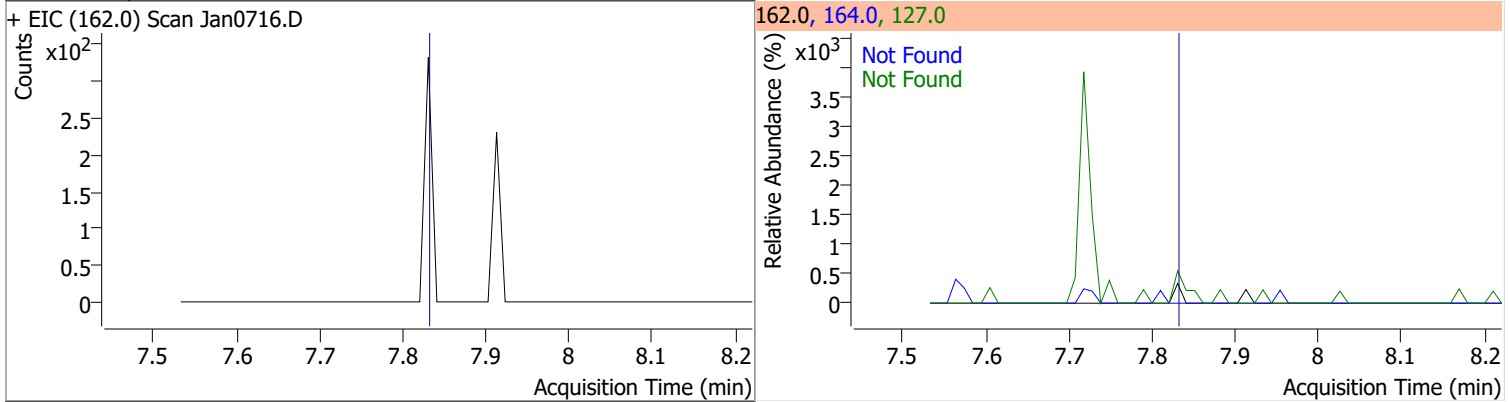
Compound	Conc.	Exp RT	QIon	Exp Ratio
2,4,5-Trichlorophenol	N.D.	7.68	198.0	95.5



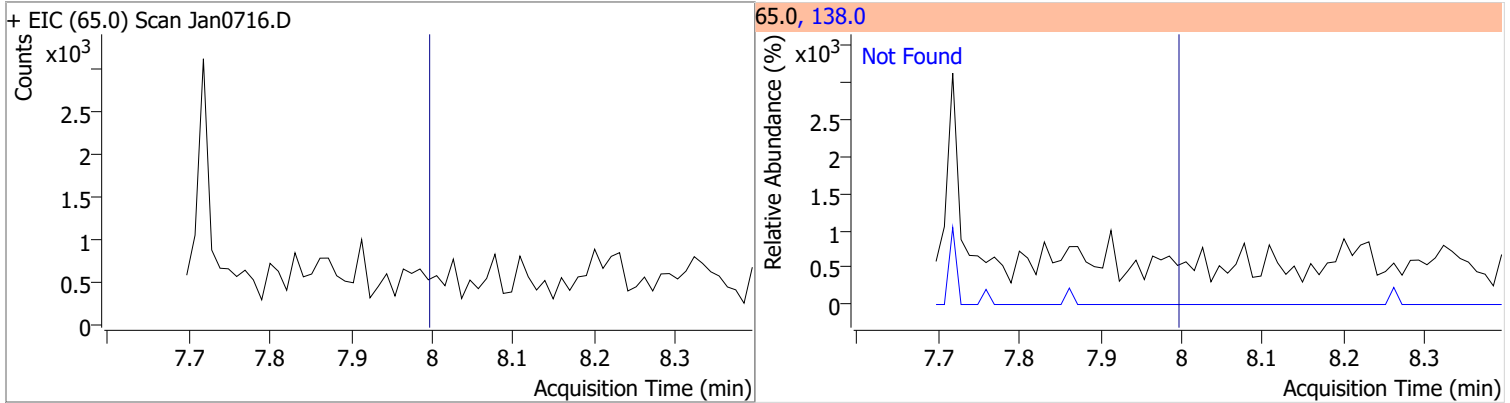
Compound	Conc.	RT	Dev(Min)	Resp.	QIon	QRatio	Lower	Upper
2-Fluorobiphenyl	64.1024	7.72	0.00	1064391	171.0	34.2	24.2	44.9



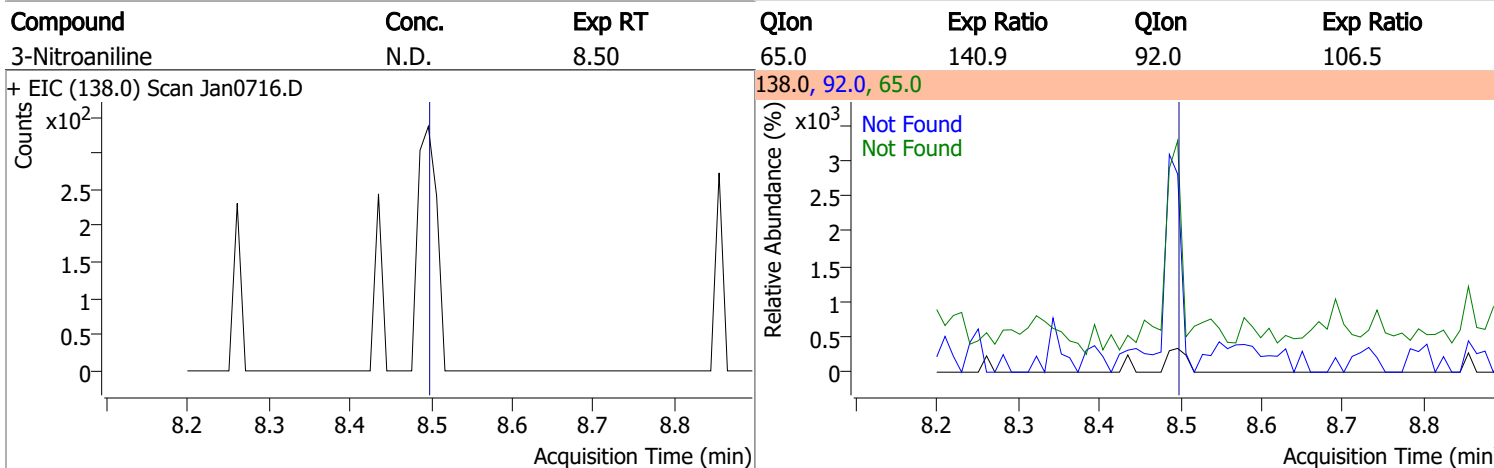
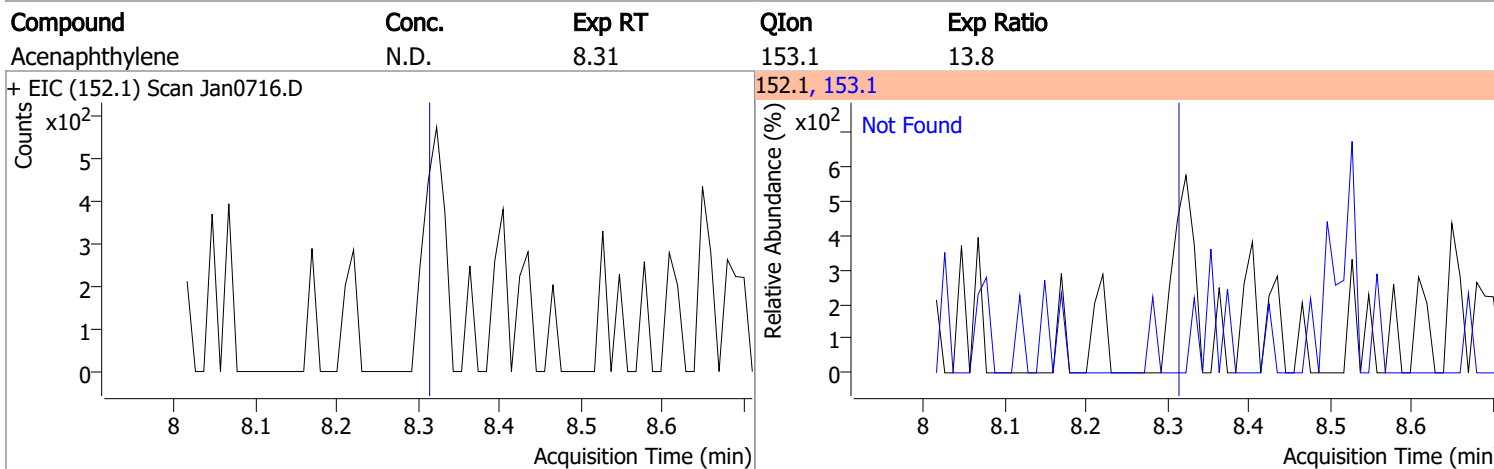
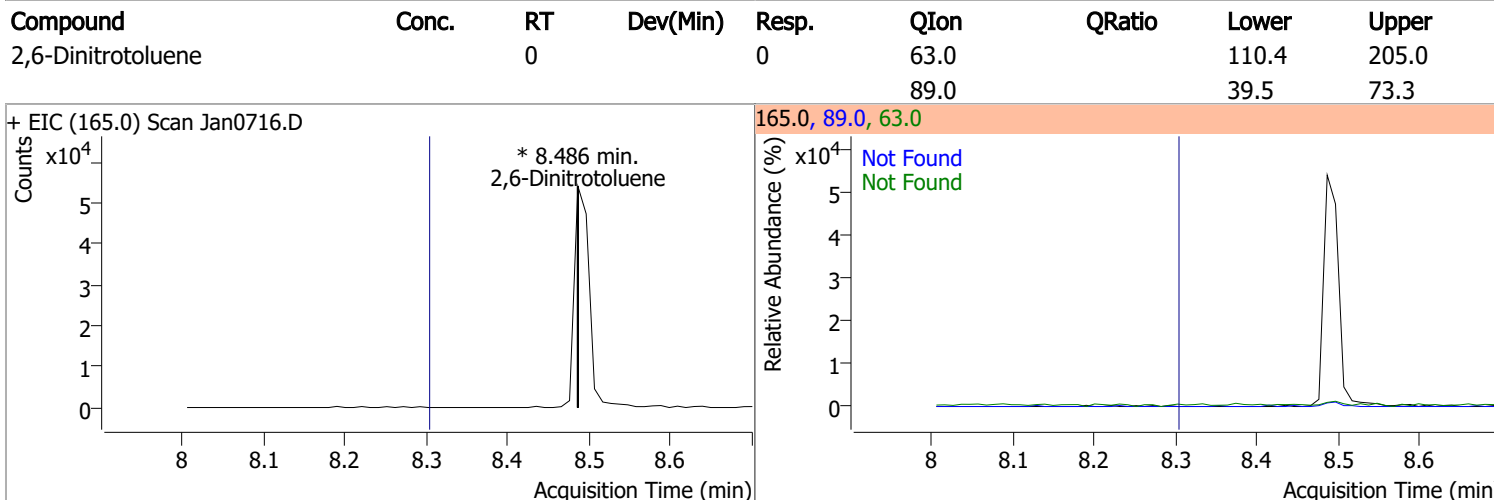
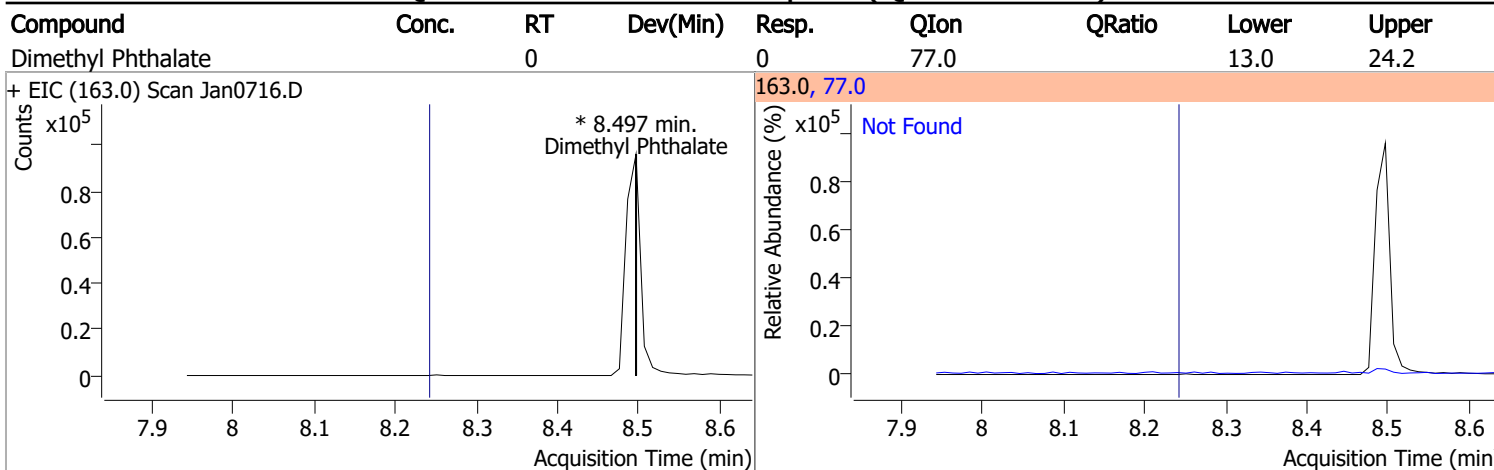
Compound	Conc.	Exp RT	QIon	Exp Ratio	QIon	Exp Ratio
2-Chloronaphthalene	N.D.	7.83	127.0	37.9	164.0	32.3



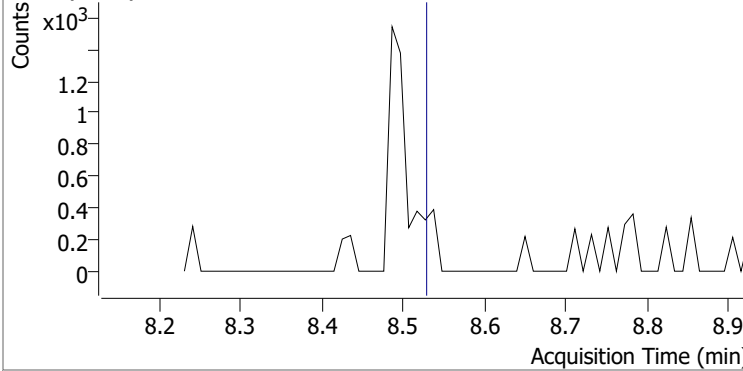
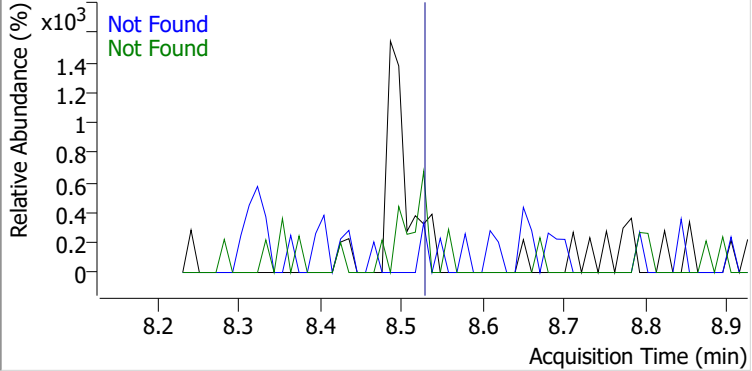
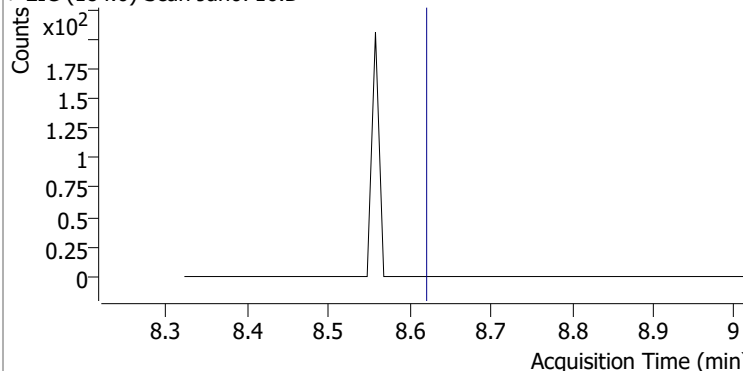
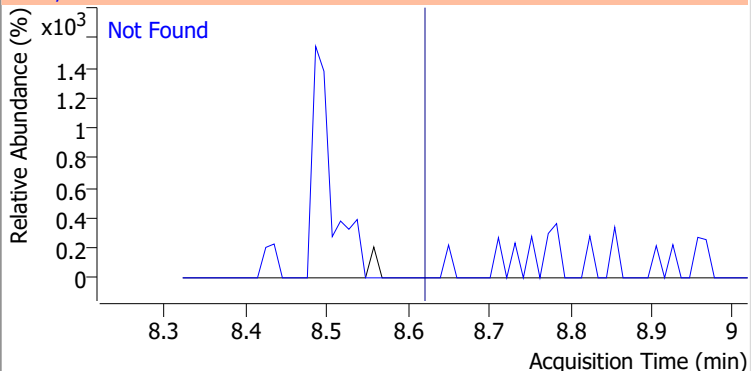
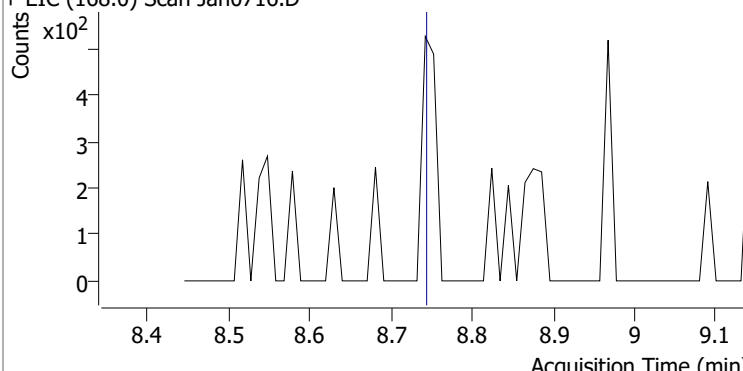
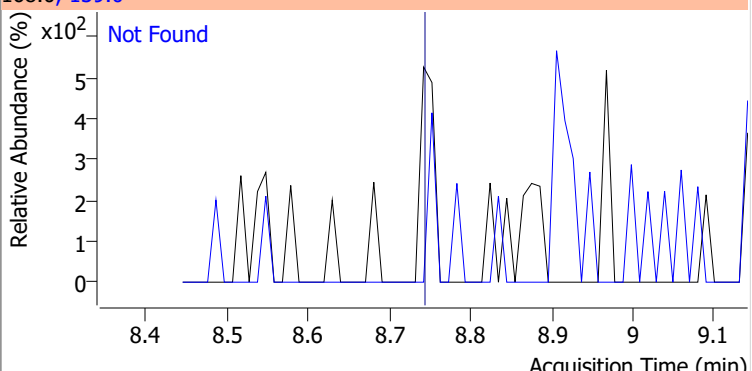
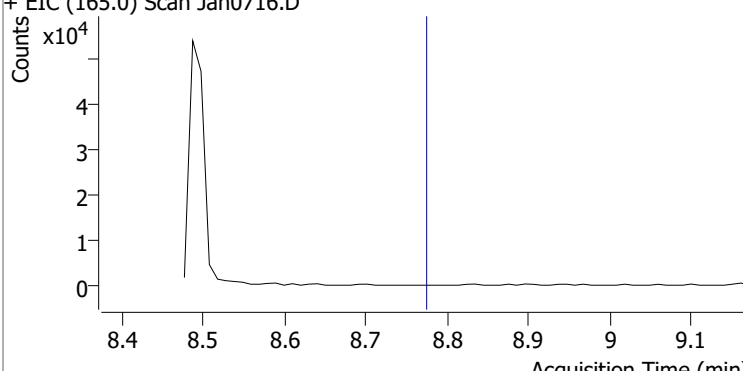
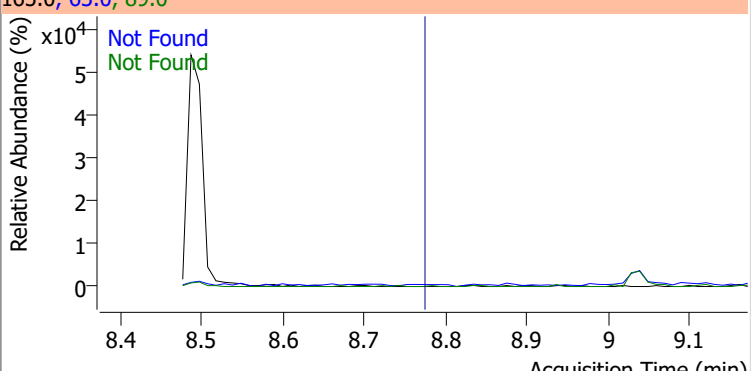
Compound	Conc.	Exp RT	QIon	Exp Ratio
2-Nitroaniline	N.D.	7.99	138.0	107.7



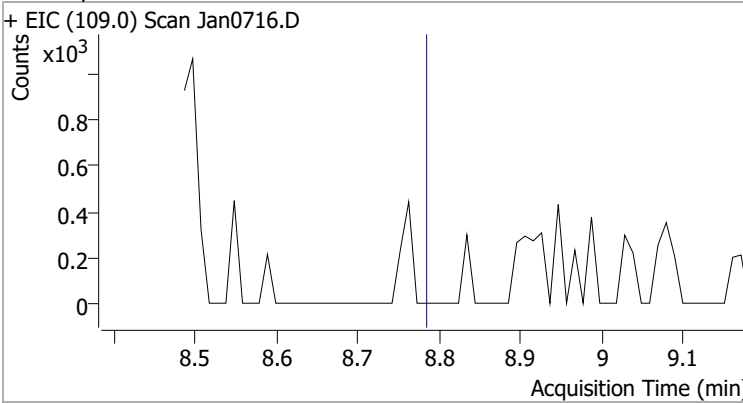
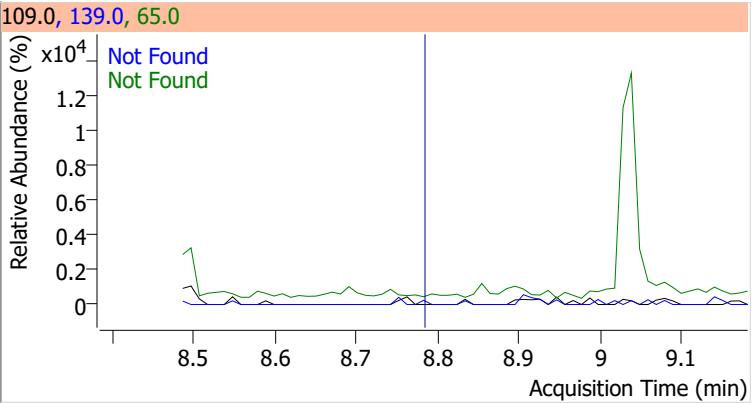
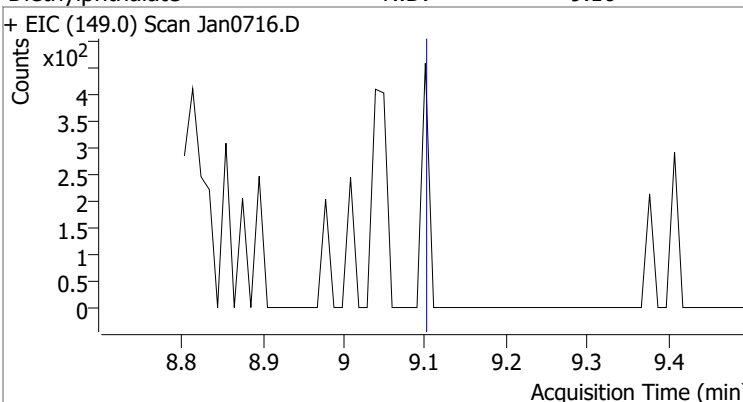
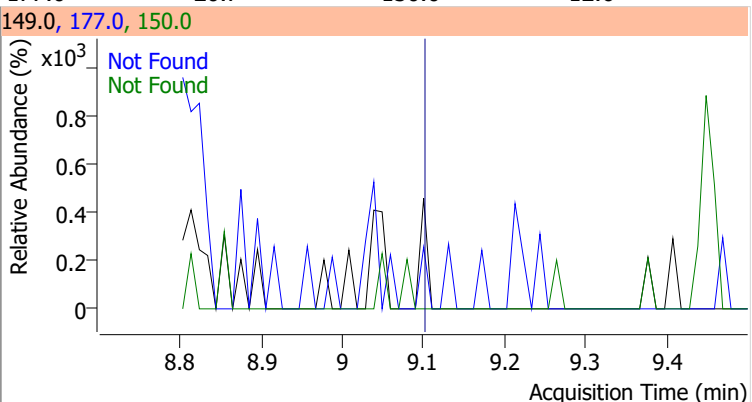
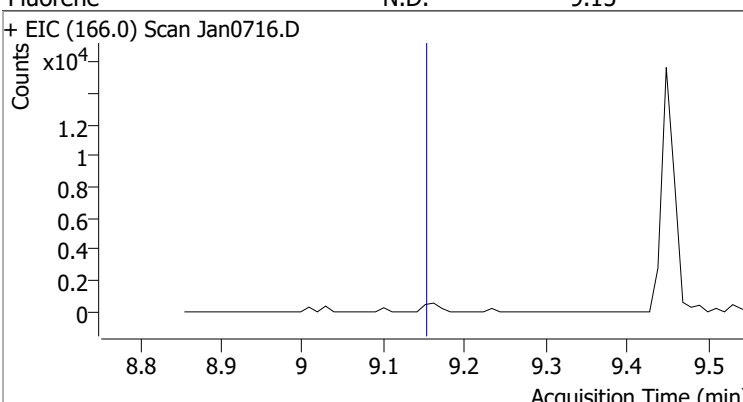
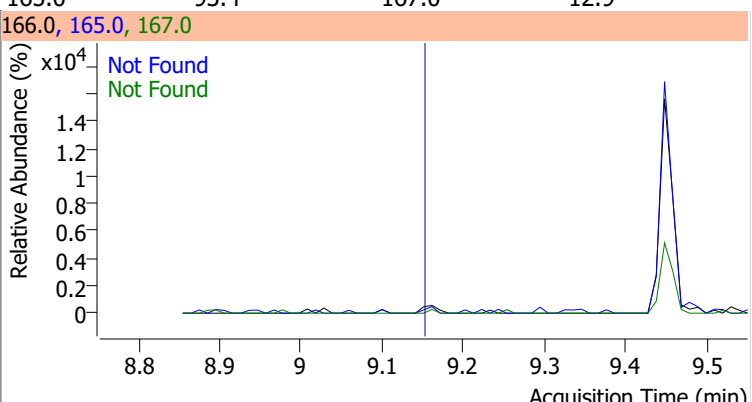
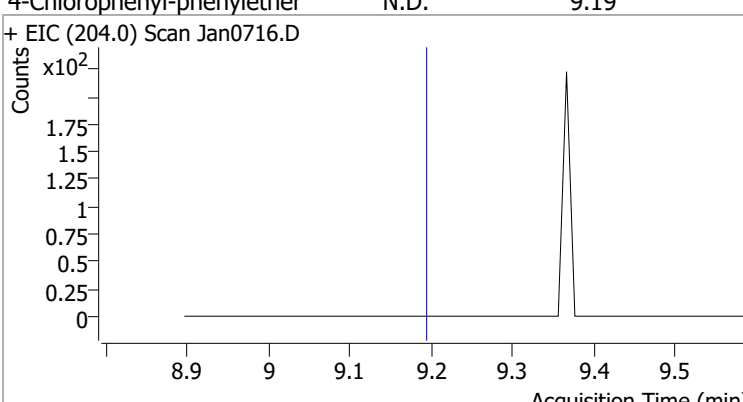
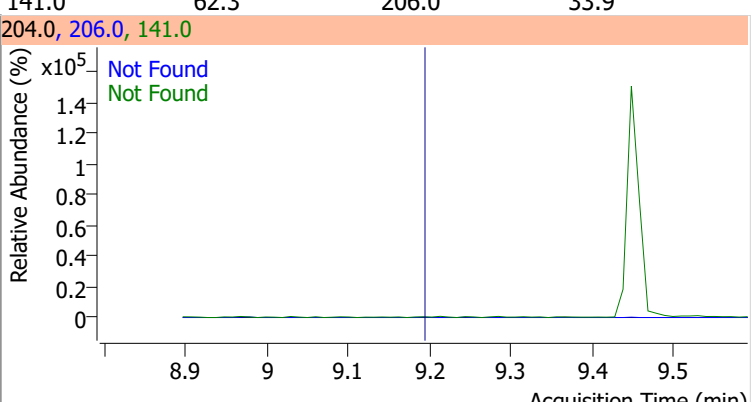
# Quantitation Results Report (QT Reviewed)



# Quantitation Results Report (QT Reviewed)

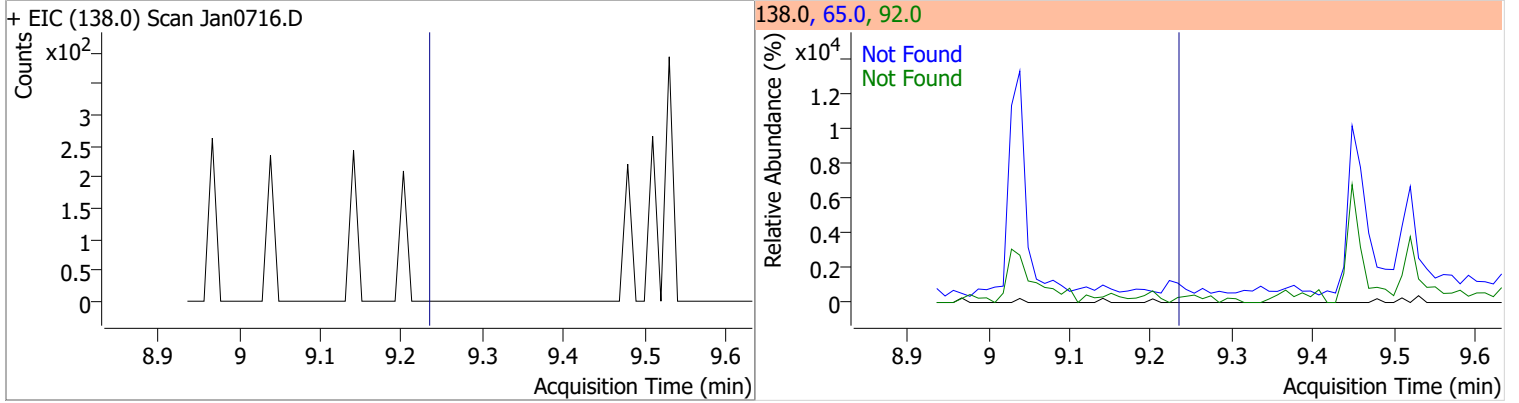
Compound	Conc.	Exp RT	QIon	Exp Ratio	QIon	Exp Ratio
Acenaphthene	N.D.	8.53	153.0	109.5	152.0	52.9
+ EIC (154.0) Scan Jan0716.D			154.0, 152.0, 153.0			
						
2,4-Dinitrophenol	N.D.	8.62	154.0	60.0		
+ EIC (184.0) Scan Jan0716.D			184.0, 154.0			
						
Dibenzofuran	N.D.	8.74	139.0	38.6		
+ EIC (168.0) Scan Jan0716.D			168.0, 139.0			
						
2,4-Dinitrotoluene	N.D.	8.77	63.0	76.1	89.0	74.7
+ EIC (165.0) Scan Jan0716.D			165.0, 63.0, 89.0			
						

# Quantitation Results Report (QT Reviewed)

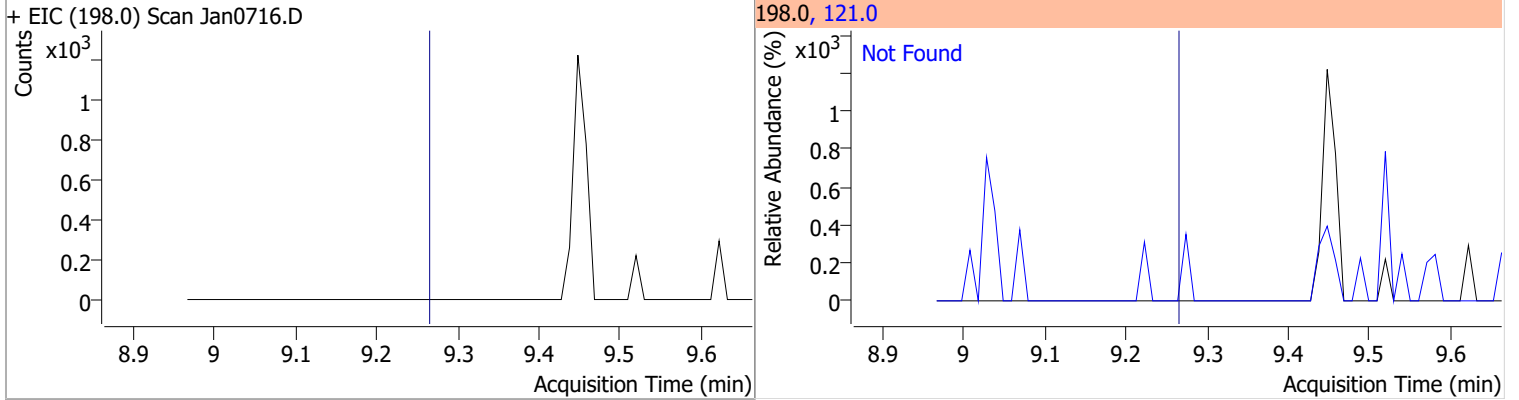
Compound	Conc.	Exp RT	QIon	Exp Ratio	QIon	Exp Ratio
4-Nitrophenol	N.D.	8.78	65.0	88.5	139.0	80.4
+ EIC (109.0) Scan Jan0716.D			109.0, 139.0, 65.0			
						
Diethylphthalate	N.D.	9.10	177.0	20.7	150.0	12.6
+ EIC (149.0) Scan Jan0716.D			149.0, 177.0, 150.0			
						
Fluorene	N.D.	9.15	165.0	93.4	167.0	12.9
+ EIC (166.0) Scan Jan0716.D			166.0, 165.0, 167.0			
						
4-Chlorophenyl-phenylether	N.D.	9.19	141.0	62.3	206.0	33.9
+ EIC (204.0) Scan Jan0716.D			204.0, 206.0, 141.0			
						

# Quantitation Results Report (QT Reviewed)

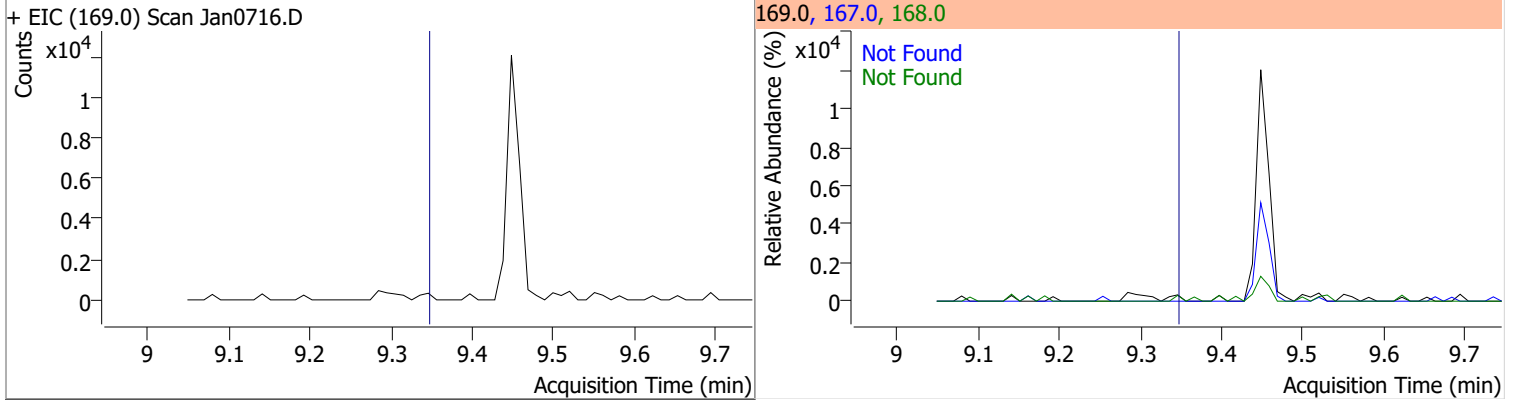
Compound	Conc.	Exp RT	QIon	Exp Ratio	QIon	Exp Ratio
4-Nitroaniline	N.D.	9.23	65.0	114.6	92.0	45.3



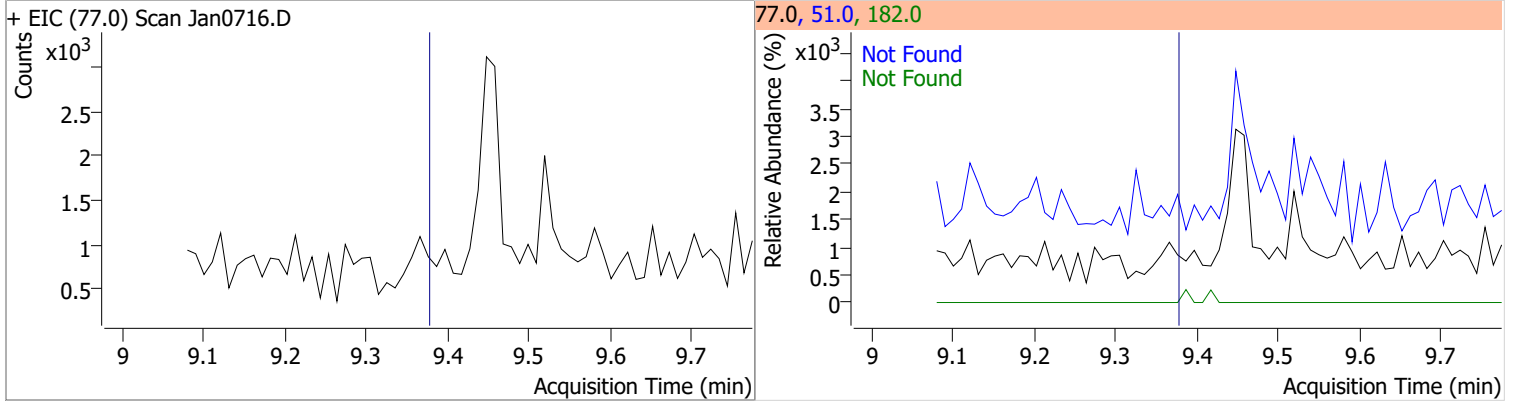
Compound	Conc.	Exp RT	QIon	Exp Ratio
4,6-Dinitro-2-methylphenol	N.D.	9.26	121.0	44.8



Compound	Conc.	Exp RT	QIon	Exp Ratio	QIon	Exp Ratio
N-nitrosodiphenylamine	N.D.	9.35	168.0	63.3	167.0	33.4

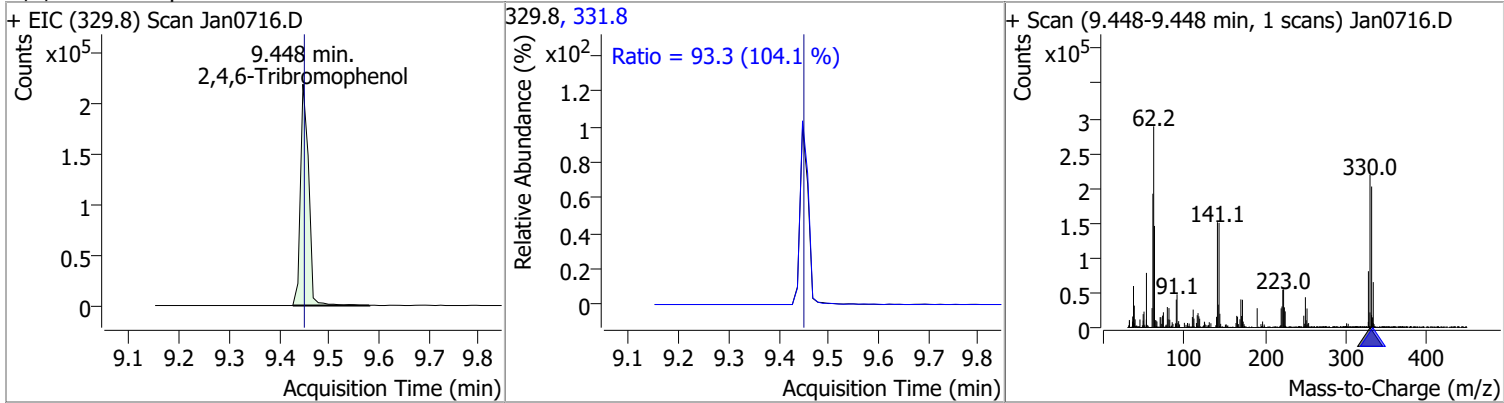


Compound	Conc.	Exp RT	QIon	Exp Ratio	QIon	Exp Ratio
Azobenzene	N.D.	9.38	51.0	49.9	182.0	26.9

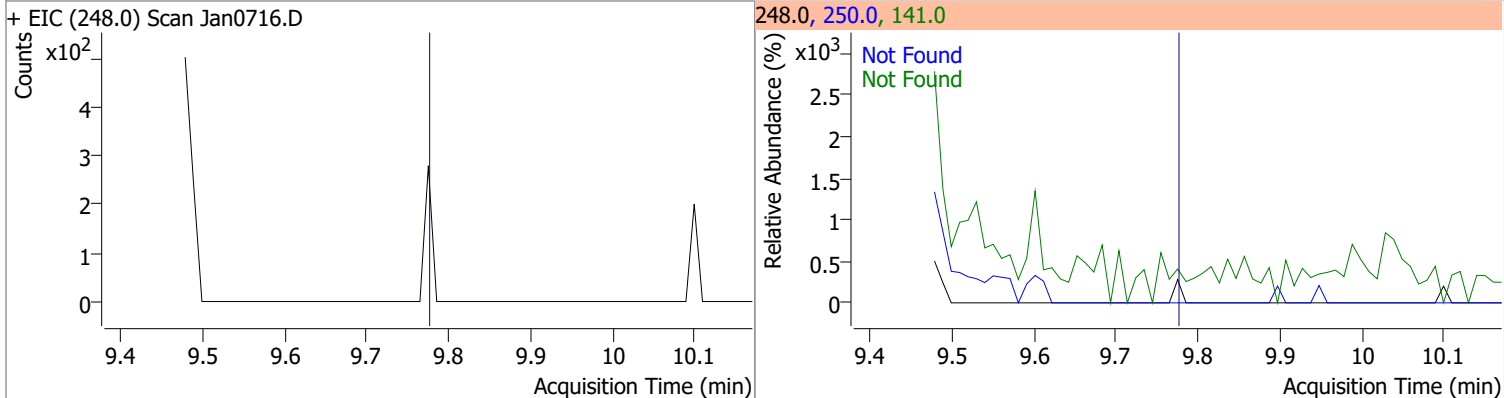


# Quantitation Results Report (QT Reviewed)

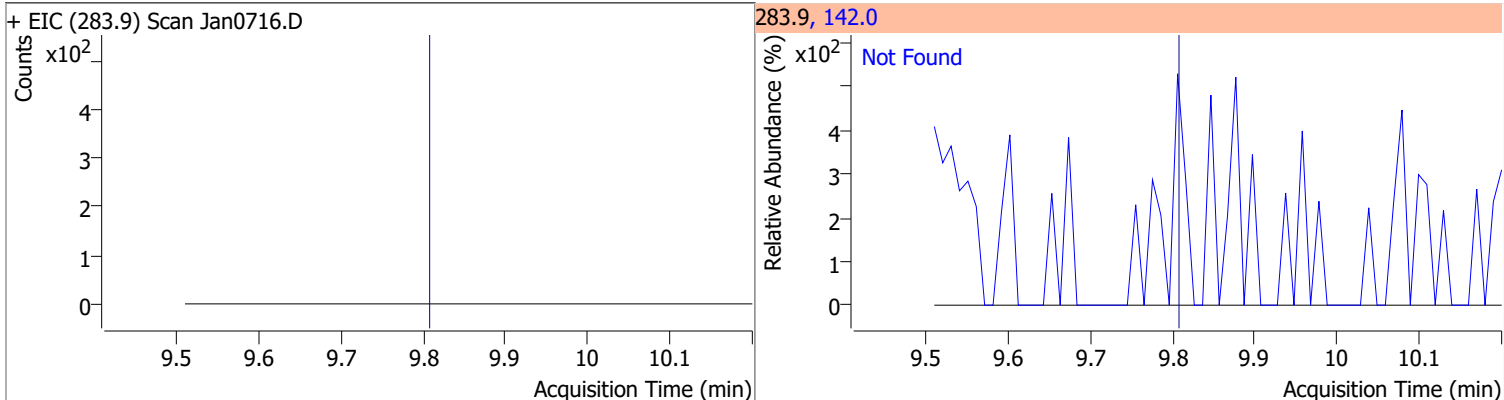
Compound	Conc.	RT	Dev(Min)	Resp.	QIon	QRatio	Lower	Upper
2,4,6-Tribromophenol	175.9760	9.45	0.00	250521	331.8	93.3	62.7	116.4



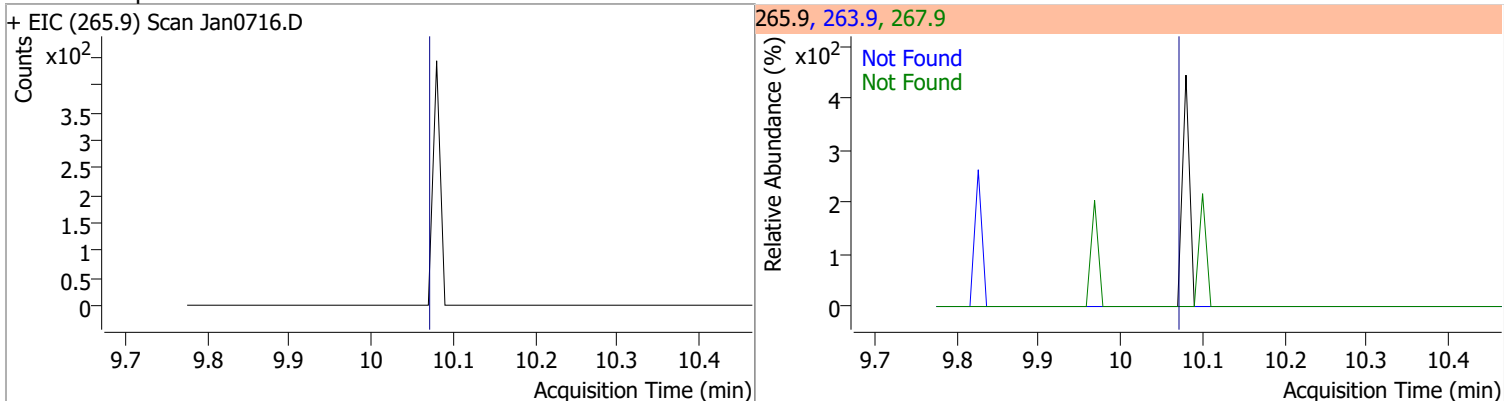
Compound	Conc.	Exp RT	QIon	Exp Ratio	QIon	Exp Ratio
4-Bromophenyl-phenylether	N.D.	9.78	250.0	98.3	141.0	96.1



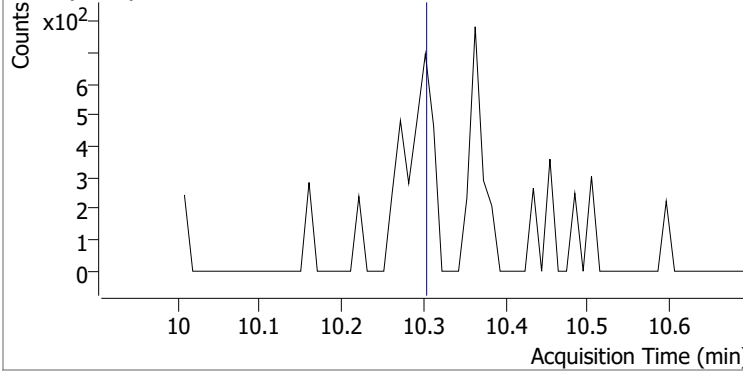
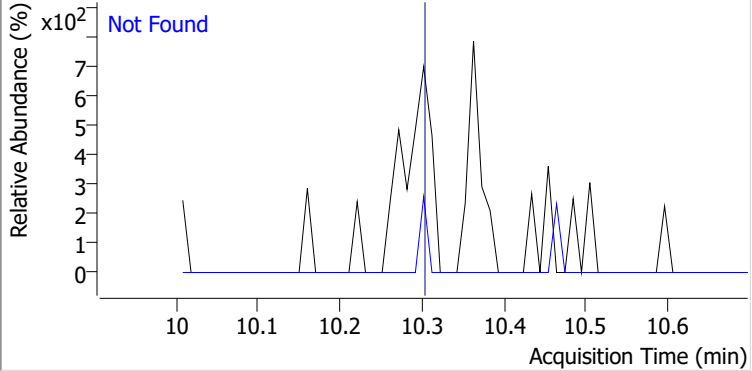
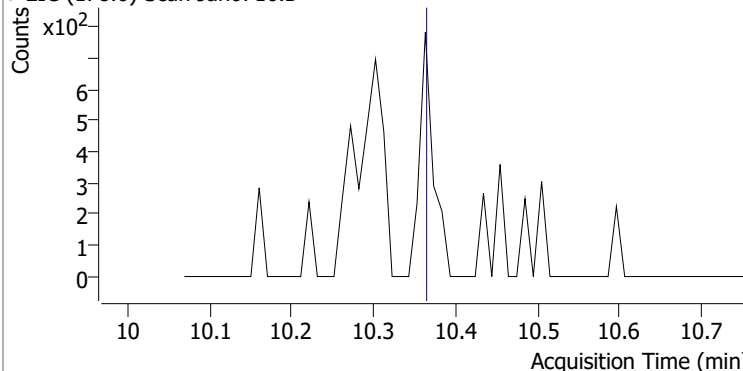
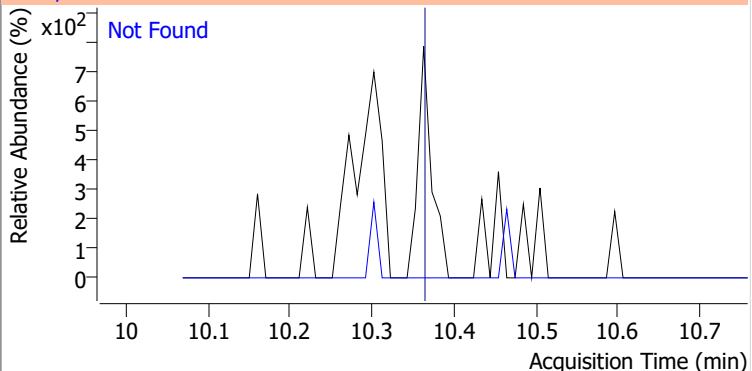
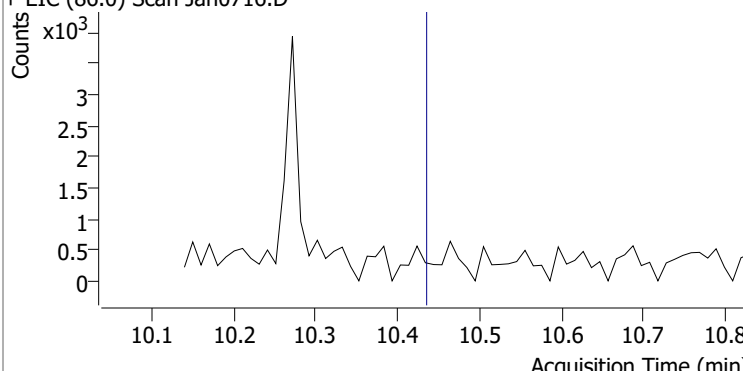
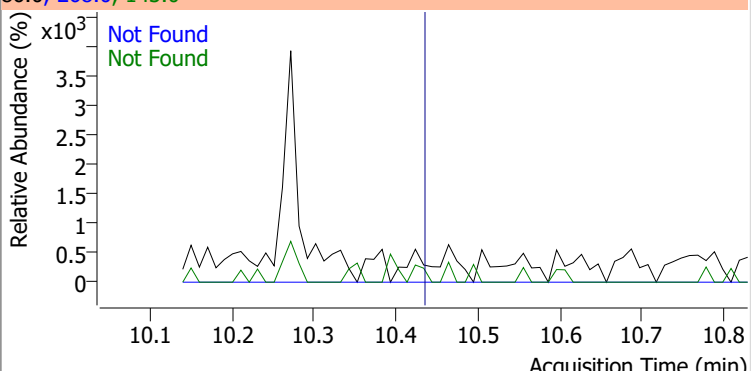
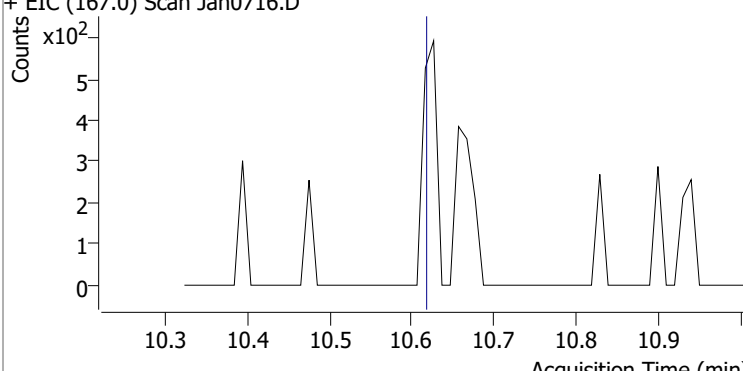
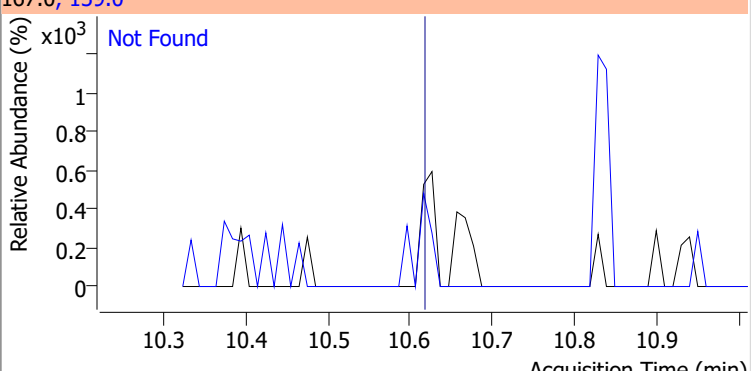
Compound	Conc.	Exp RT	QIon	Exp Ratio
Hexachlorobenzene	N.D.	9.81	142.0	49.9



Compound	Conc.	Exp RT	QIon	Exp Ratio	QIon	Exp Ratio
Pentachlorophenol	N.D.	10.07	263.9	67.0	267.9	63.6

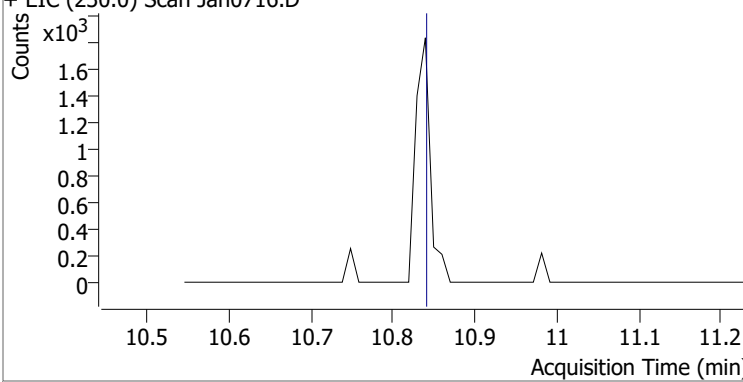
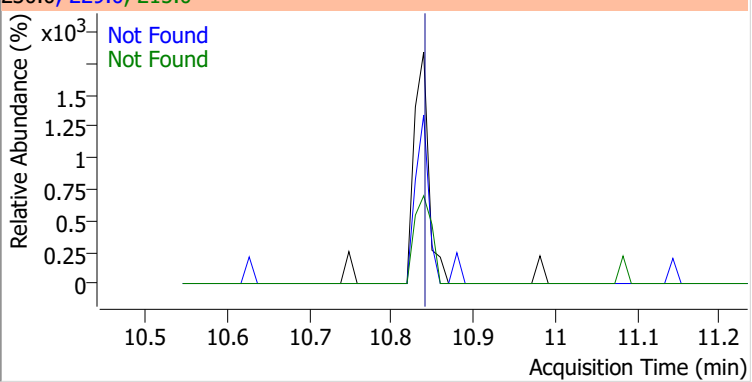
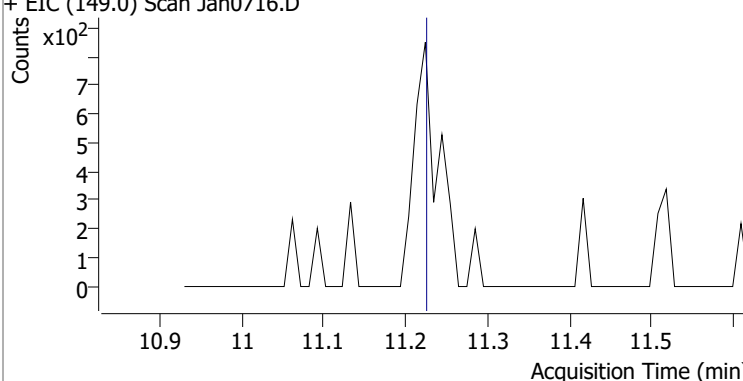
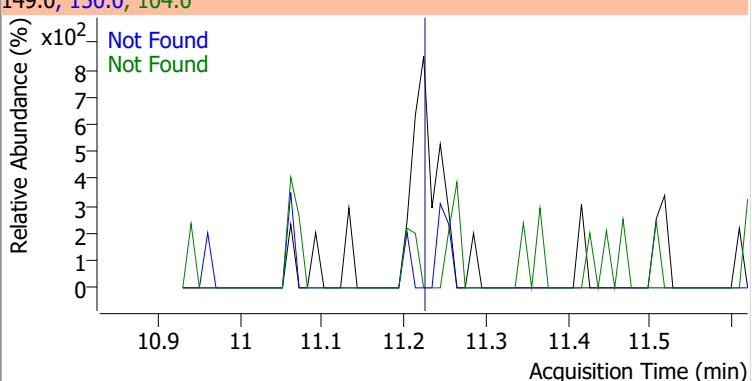
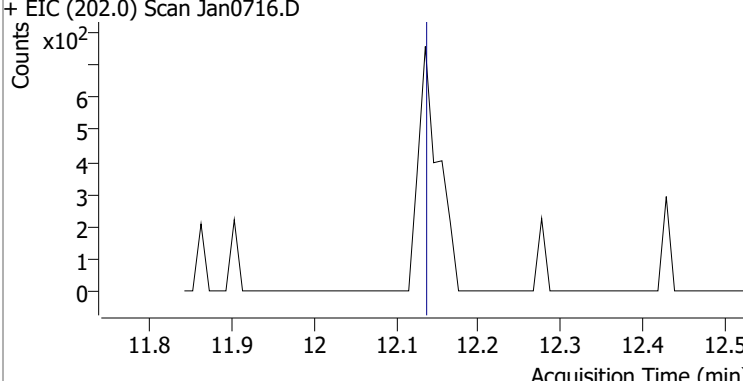
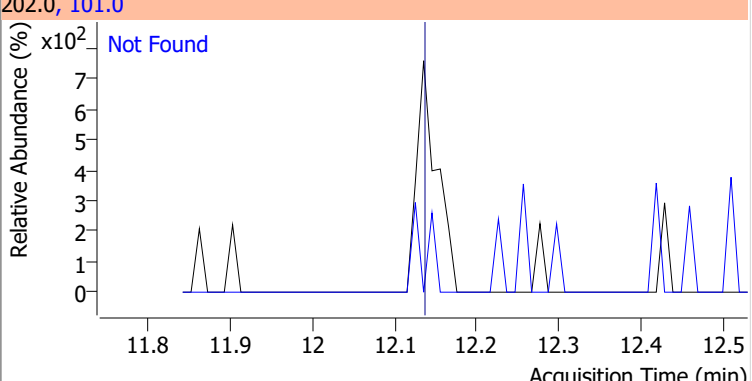
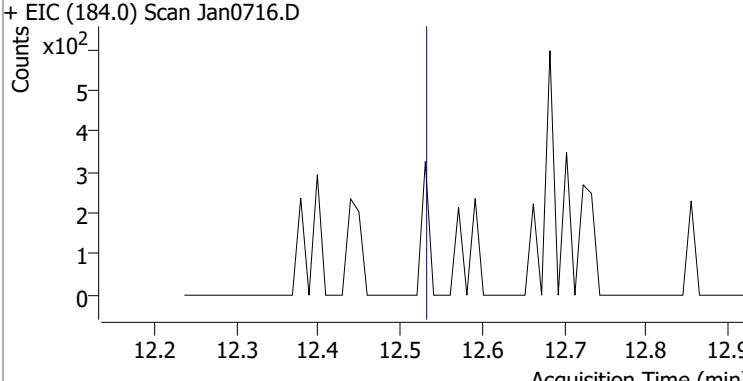
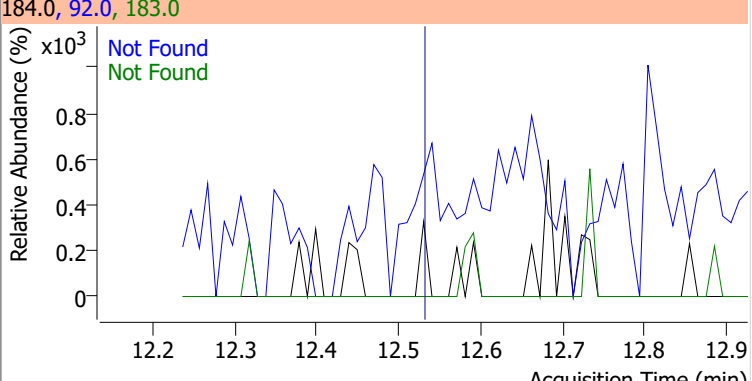


# Quantitation Results Report (QT Reviewed)

Compound	Conc.	Exp RT	QIon	Exp Ratio		
Phenanthrene	N.D.	10.30	176.0	19.3		
+ EIC (178.0) Scan Jan0716.D			178.0, 176.0			
						
Anthracene	N.D.	10.36	176.0	18.4		
+ EIC (178.0) Scan Jan0716.D			178.0, 176.0			
						
Triallate	N.D.	10.43	268.0	26.7	QIon	Exp Ratio
					143.0	24.9
+ EIC (86.0) Scan Jan0716.D			86.0, 268.0, 143.0			
						
Carbazole	N.D.	10.62	139.0	12.8		
+ EIC (167.0) Scan Jan0716.D			167.0, 139.0			
						

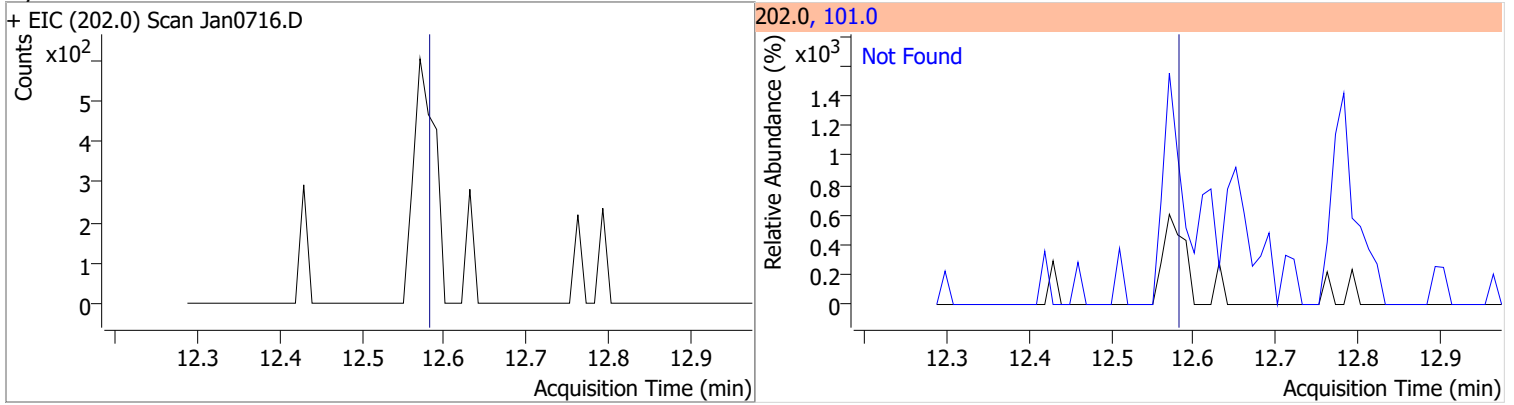


# Quantitation Results Report (QT Reviewed)

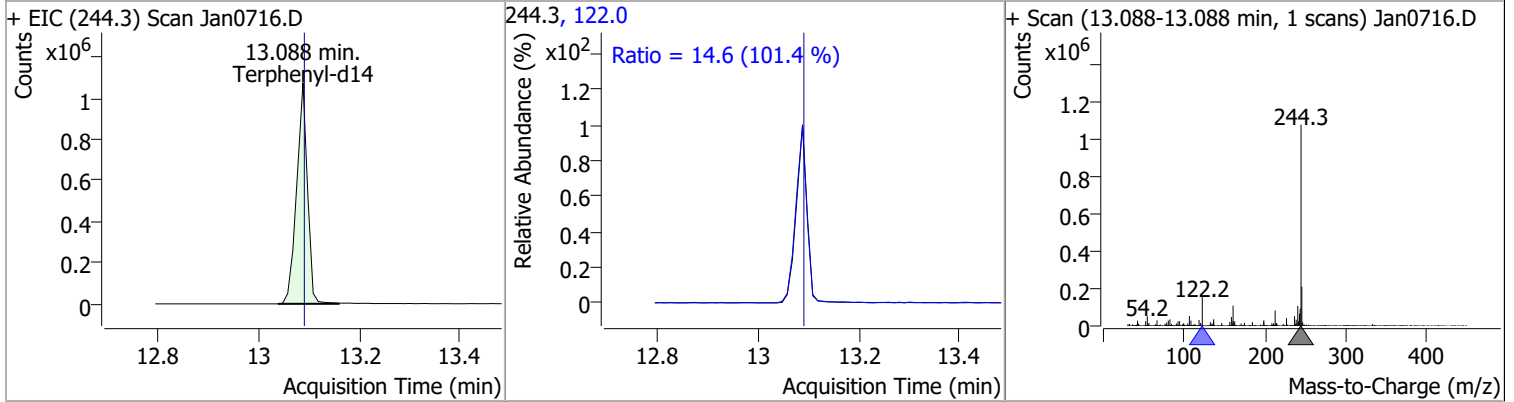
Compound	Conc.	Exp RT	QIon	Exp Ratio	QIon	Exp Ratio
o-Terphenyl	N.D.	10.84	229.0	64.1	215.0	36.5
+ EIC (230.0) Scan Jan0716.D			230.0, 229.0, 215.0			
						
Di-n-Butylphthalate	N.D.	11.22	150.0	9.1	104.0	6.1
+ EIC (149.0) Scan Jan0716.D			149.0, 150.0, 104.0			
						
Fluoranthene	N.D.	12.14	101.0	12.8		
+ EIC (202.0) Scan Jan0716.D			202.0, 101.0			
						
Benzidine	N.D.	12.53	183.0	13.1	92.0	8.1
+ EIC (184.0) Scan Jan0716.D			184.0, 92.0, 183.0			
						

# Quantitation Results Report (QT Reviewed)

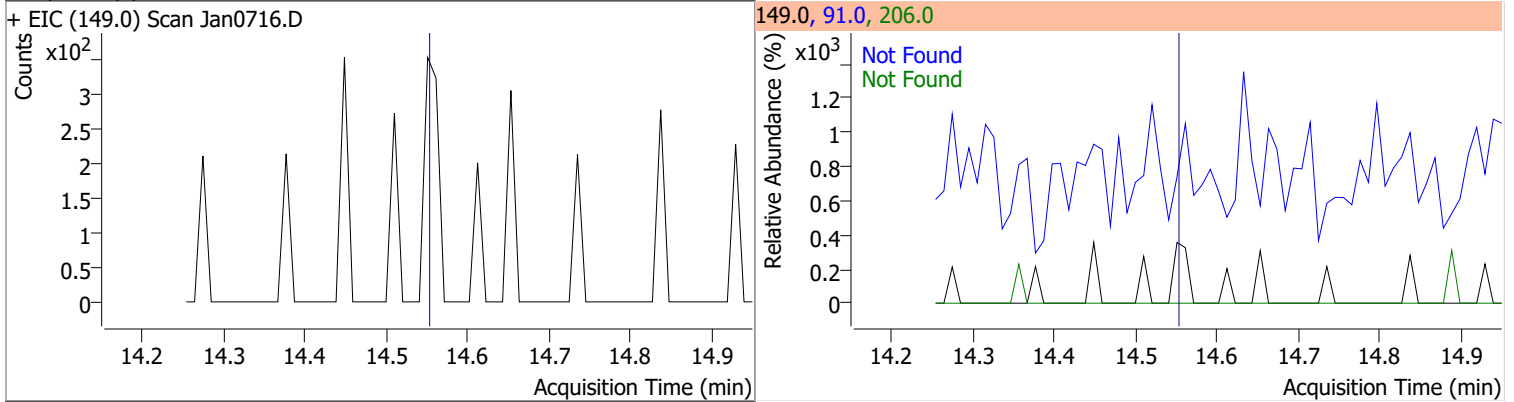
Compound	Conc.	Exp RT	QIon	Exp Ratio
Pyrene	N.D.	12.58	101.0	14.6



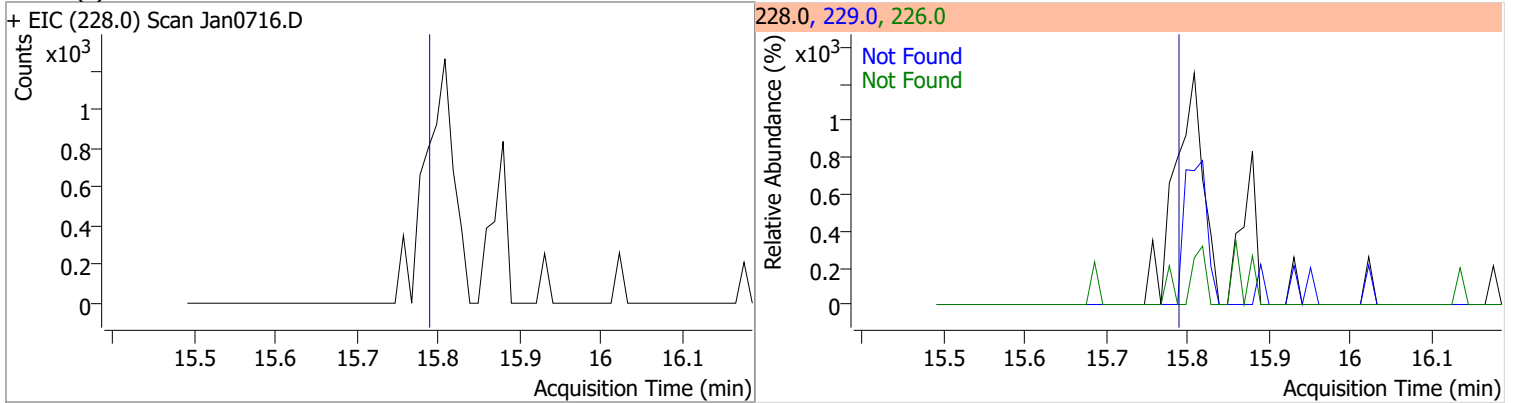
Compound	Conc.	RT	Dev(Min)	Resp.	QIon	QRatio	Lower	Upper
Terphenyl-d14	100.8493	13.09	0.00	1608181	122.0	14.6	10.1	18.7



Compound	Conc.	Exp RT	QIon	Exp Ratio	QIon	Exp Ratio
Butylbenzylphthalate	N.D.	14.56	91.0	81.7	206.0	17.9

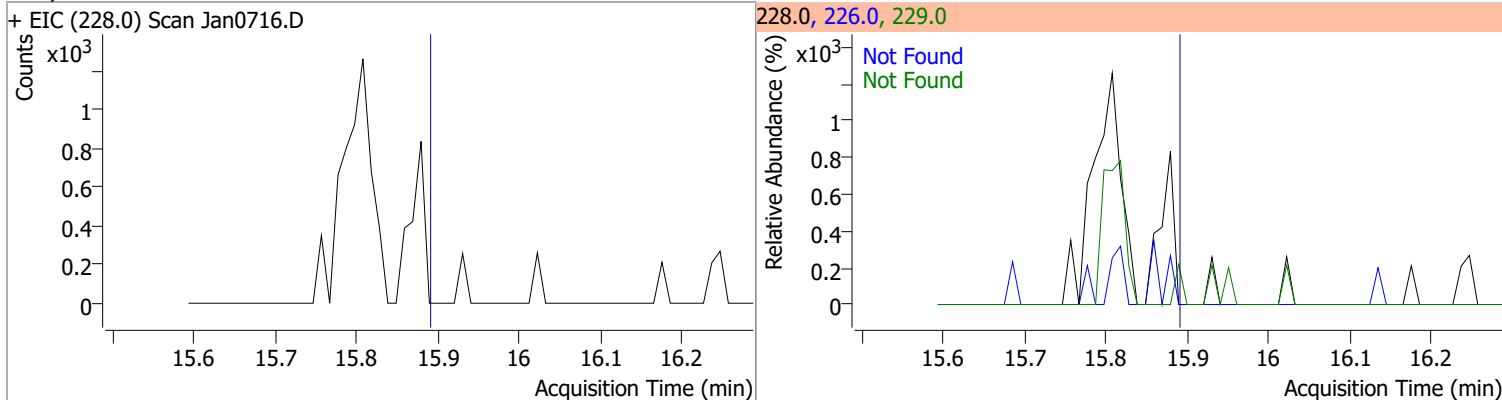


Compound	Conc.	Exp RT	QIon	Exp Ratio	QIon	Exp Ratio
Benzo(a)Anthracene	N.D.	15.80	226.0	27.1	229.0	21.0

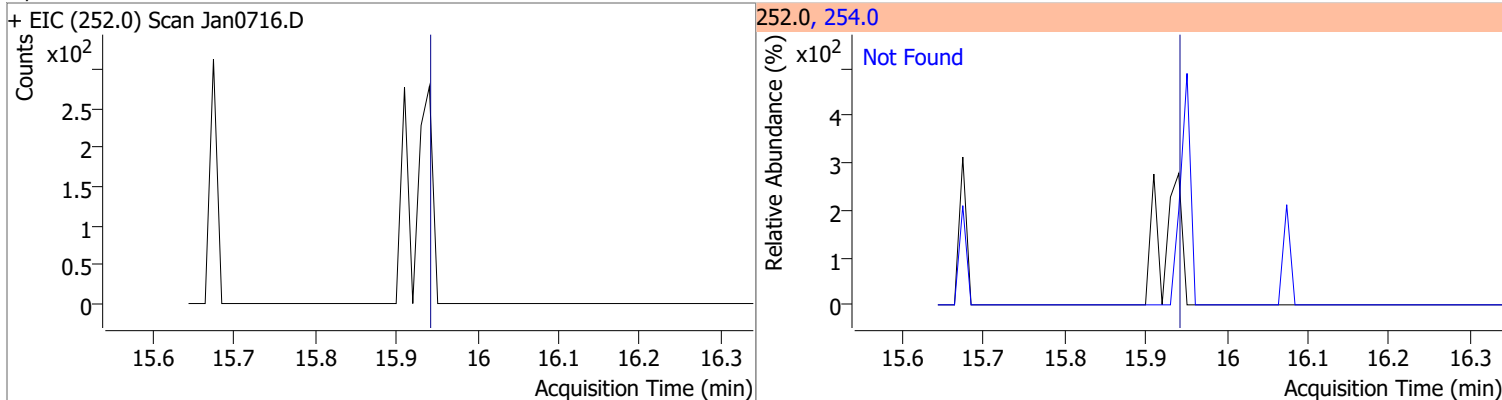


# Quantitation Results Report (QT Reviewed)

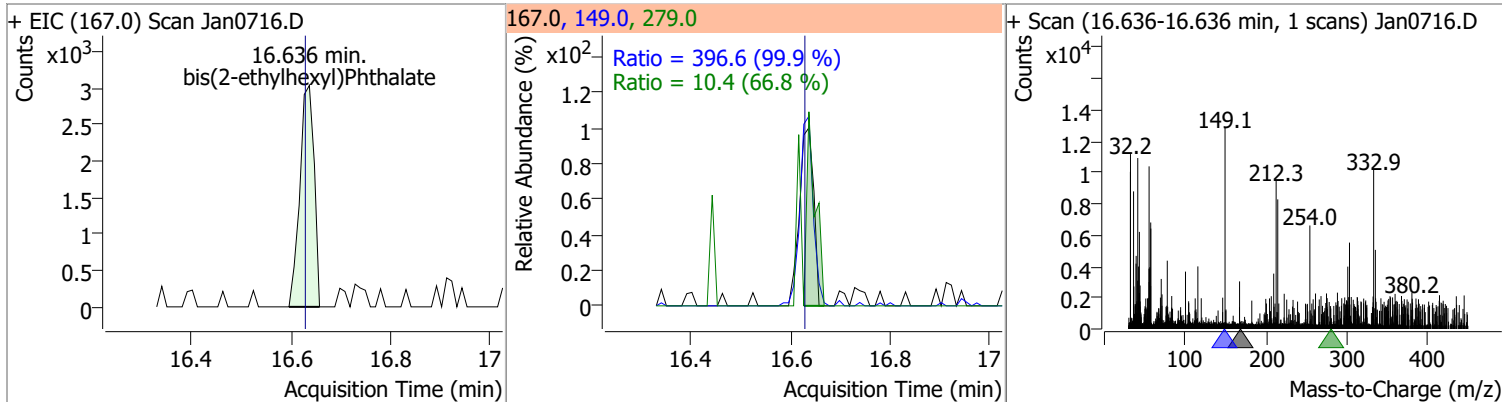
Compound	Conc.	Exp RT	QIon	Exp Ratio	QIon	Exp Ratio
Chrysene	N.D.	15.90	226.0	29.9	229.0	20.4



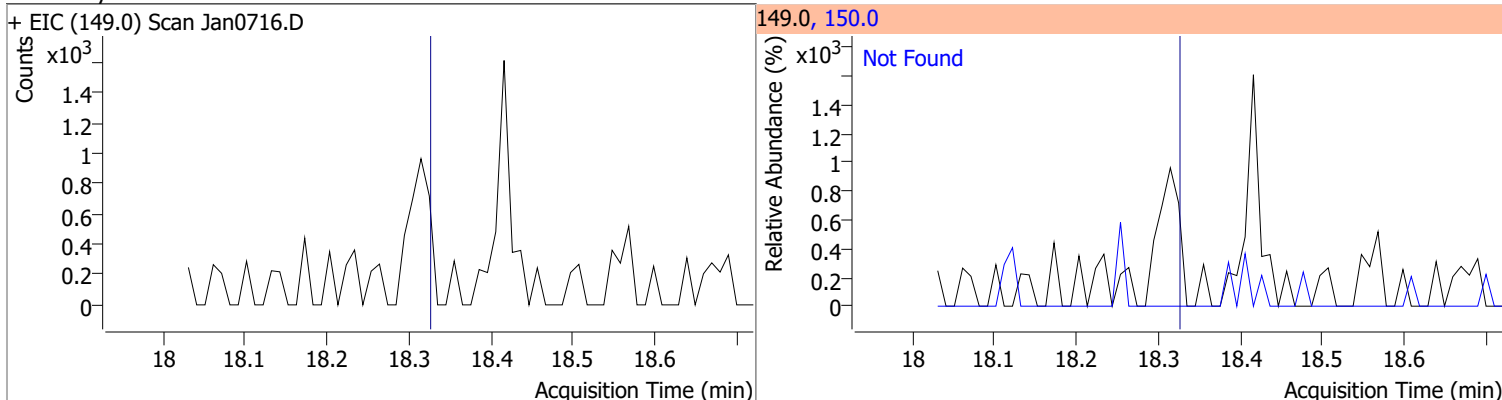
Compound	Conc.	Exp RT	QIon	Exp Ratio
3,3-Dichlorobenzidine	N.D.	15.95	254.0	64.7



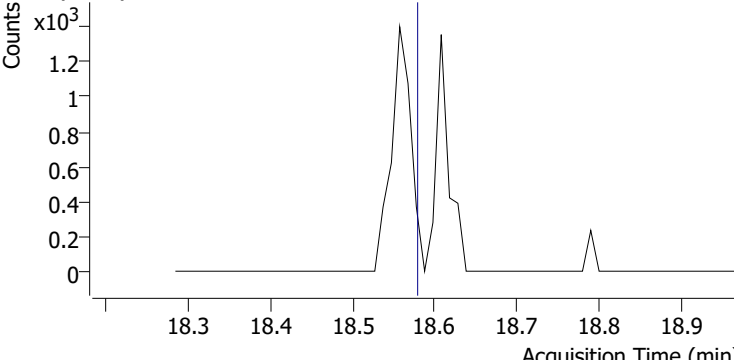
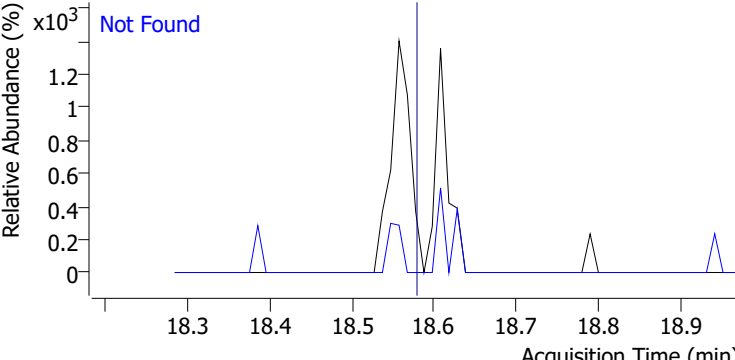
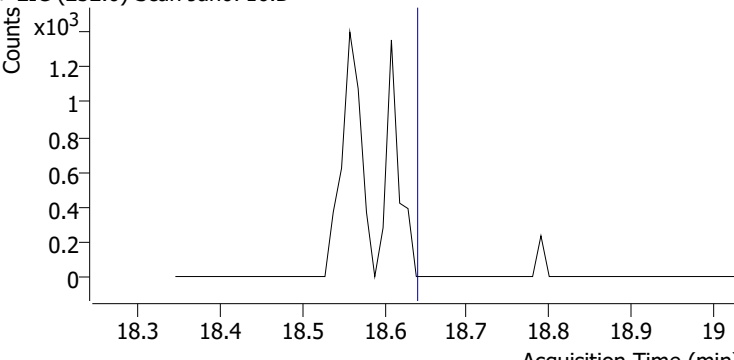
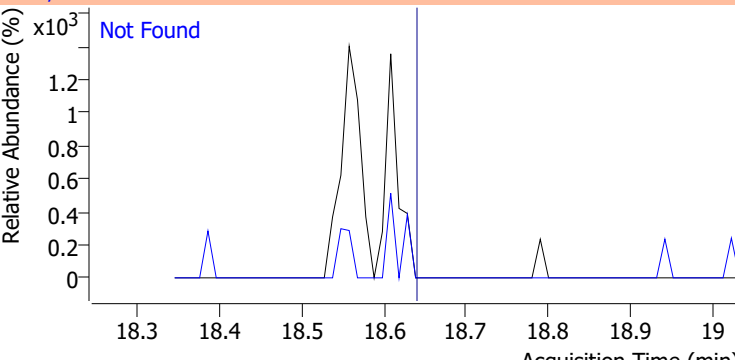
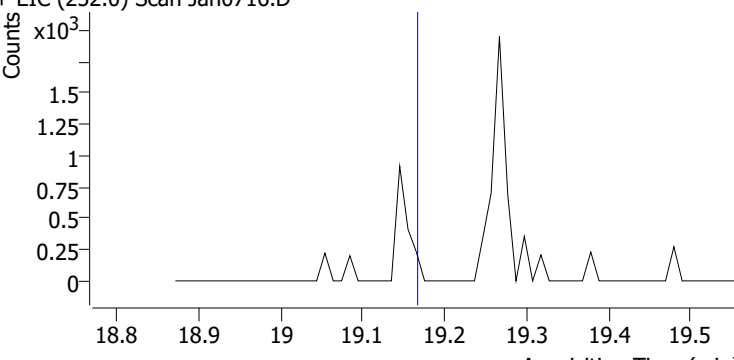
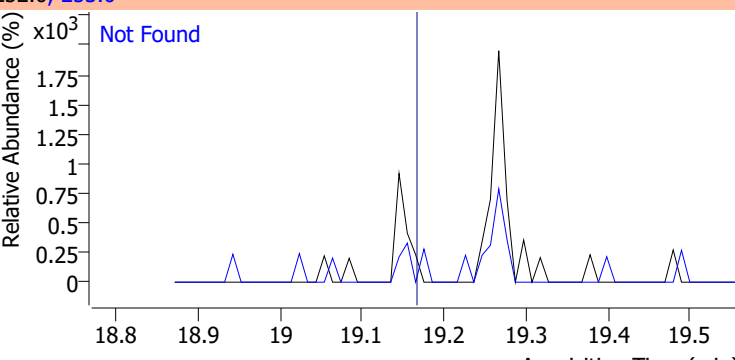
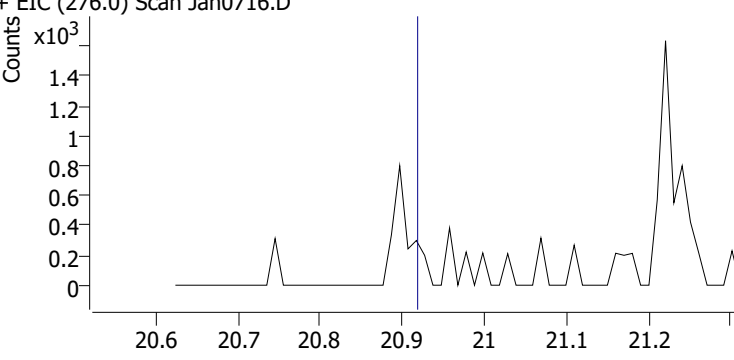
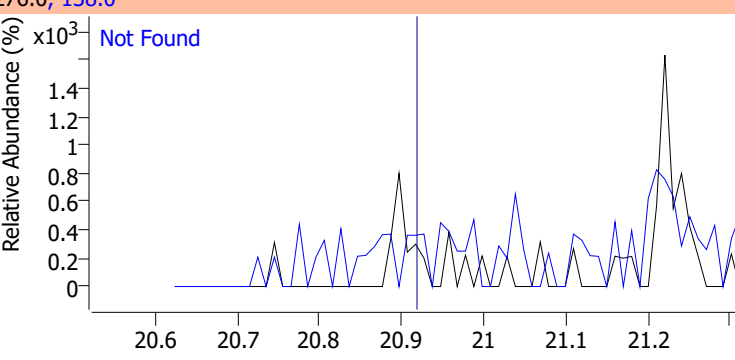
Compound	Conc.	RT	Dev(Min)	Resp.	QIon	QRatio	Lower	Upper
bis(2-ethylhexyl)Phthalate	3.1452	16.64	0.00	6042	149.0	396.6	278.0	516.2
					279.0	10.4	10.9	20.3



Compound	Conc.	Exp RT	QIon	Exp Ratio
Di-n-octyl Phthalate	N.D.	18.32	150.0	9.5

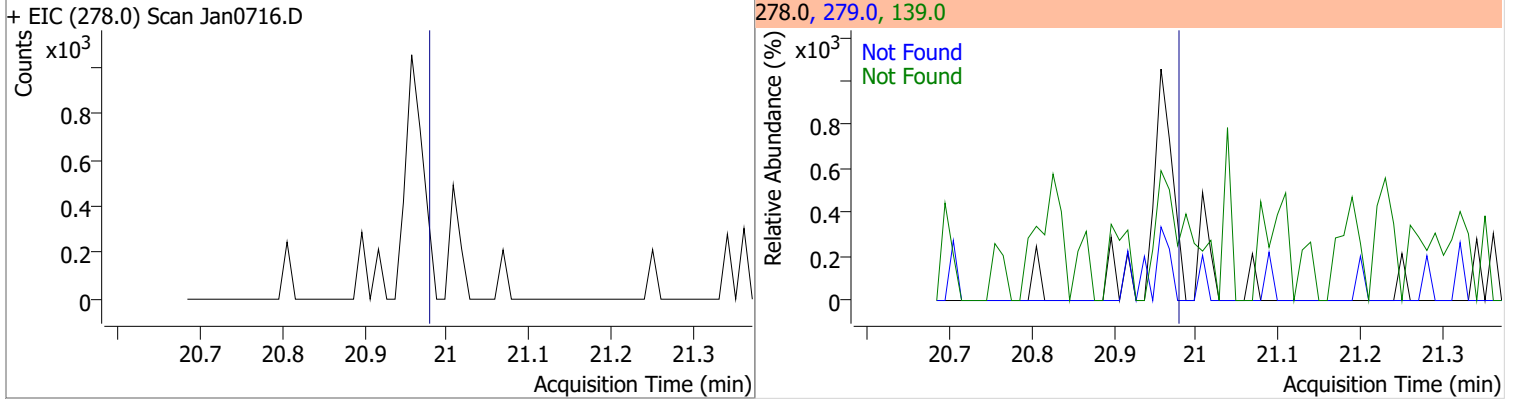


# Quantitation Results Report (QT Reviewed)

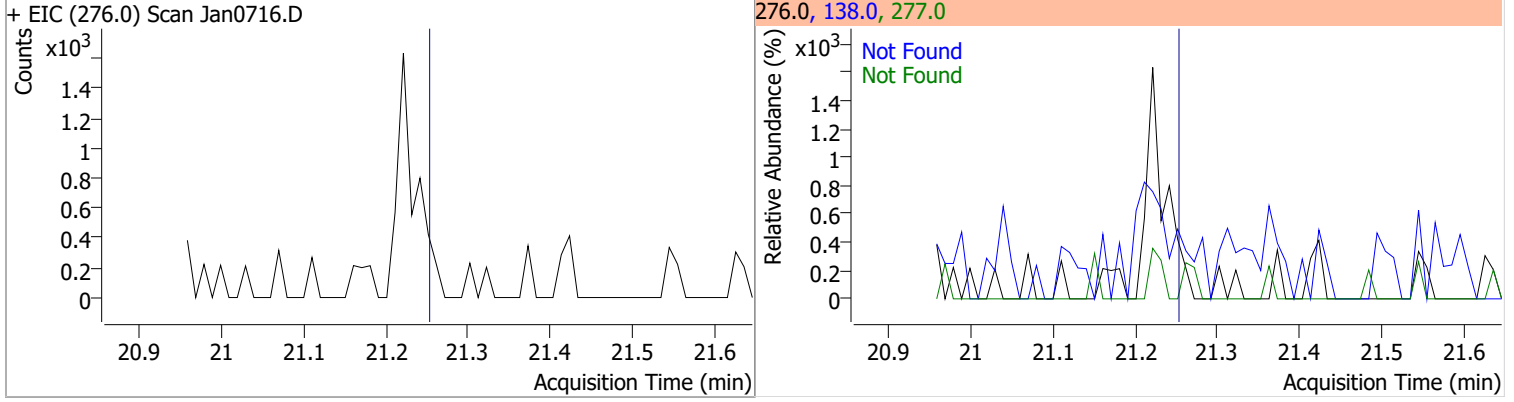
Compound	Conc.	Exp RT	QIon	Exp Ratio
Benzo(b)fluoranthene	N.D.	18.58	253.0	22.0
+ EIC (252.0) Scan Jan0716.D			252.0, 253.0	
				
Benzo(k)fluoranthene	N.D.	18.64	253.0	21.9
+ EIC (252.0) Scan Jan0716.D			252.0, 253.0	
				
Benzo(a)pyrene	N.D.	19.17	253.0	22.0
+ EIC (252.0) Scan Jan0716.D			252.0, 253.0	
				
Indeno(1,2,3-c,d)pyrene	N.D.	20.92	138.0	29.9
+ EIC (276.0) Scan Jan0716.D			276.0, 138.0	
				

# Quantitation Results Report (QT Reviewed)

Compound	Conc.	Exp RT	QIon	Exp Ratio	QIon	Exp Ratio
Dibenzo(a,h)anthracene	N.D.	20.98	279.0	25.2	139.0	23.8

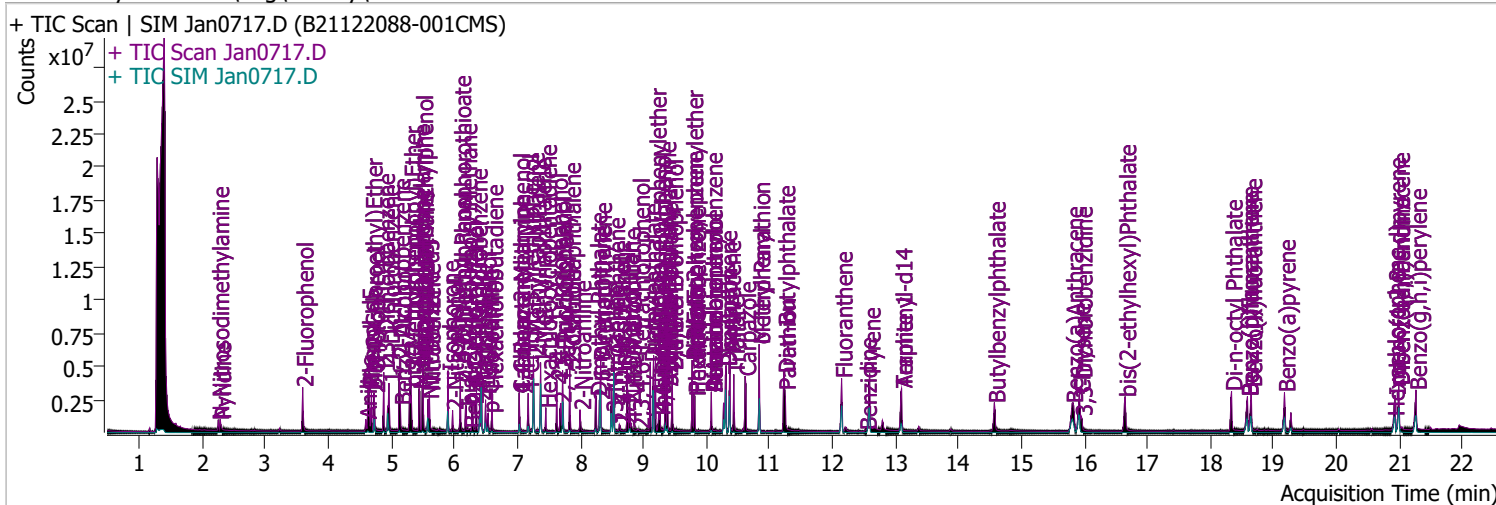


Compound	Conc.	Exp RT	QIon	Exp Ratio	QIon	Exp Ratio
Benzo(g,h,i)perylene	N.D.	21.25	138.0	32.0	277.0	23.8



# Quantitation Results Report (QT Reviewed)

Data File	Jan0717.D	Operator	LIMS import
Acq. Method	BNA+SIM.M	Acq. Date-Time	1/7/2022 9:08:42 PM
Sample Name	B21122088-001CMS	Instrument	Instrument #1
Vial	17	Multiplier	1.00
DA Method File		Comment	SVOC-8270-W-LARGO
Tune File	dftppdsm.u	Tune Date	1/7/2022 12:13:00 PM
Batch Name	010722 DoD BNA cal 1.batch.bin	Last Calib Update	1/11/2022 8:55:14 AM
Ref Library	D:\Org\Library\NIST129K.I		



Compound	RT	QIon	Resp.	Conc.	Units	Dev(Min)
----------	----	------	-------	-------	-------	----------

**Internal Standards**

**System Monitoring Compounds**

S 2-Fluorophenol	3.592	112.0	920071	116.0328	µg/L	0.010
Spiked Amount: 200.000	Range: 10.0 - 75.0%			Recovery = 58.02%		
S Phenol-d5	4.634	99.0	1092594	104.1224	µg/L	0.010
Spiked Amount: 200.000	Range: 10.0 - 65.0%			Recovery = 52.06%		
S Nitrobenzene-d5	5.584	82.0	483517	84.0066	µg/L	0.000
Spiked Amount: 100.000	Range: 32.0 - 94.0%			Recovery = 84.01%		
S 2-Fluorobiphenyl	7.718	172.0	1424378	78.7816	µg/L	0.000
Spiked Amount: 100.000	Range: 28.0 - 107.0%			Recovery = 78.78%		
S 2,4,6-Tribromophenol	9.458	329.8	307177	183.7926	µg/L	0.010
Spiked Amount: 200.000	Range: 25.0 - 140.0%			Recovery = 91.90%		
S Terphenyl-d14	13.098	244.3	1824546	98.1763	µg/L	0.010
Spiked Amount: 100.000	Range: 32.0 - 122.0%			Recovery = 98.18%		

**Target Compounds**

Compound	RT	QIon	Resp.	Conc.	Units	QValue
T N-Nitrosodimethylamine	2.254	74.0	155707	46.1935	µg/L	96
T Pyridine	2.285	79.0	191094	26.4810	µg/L	99
T Aniline	4.593	93.0	313399	22.2809	µg/L	93
T Phenol	4.644	94.0	664534	58.0584	µg/L	89
T bis(-2-Chloroethyl)Ether	4.685	63.0	753338	86.4679	µg/L	m 99
T 2-Chlorophenol	4.726	128.0	763014	81.6415	µg/L	99
T 1,3-Dichlorobenzene	4.879	146.0	898274	72.3262	µg/L	m 98
T 1,4-Dichlorobenzene	4.961	146.0	892130	71.4727	µg/L	m 99
T 1,2-Dichlorobenzene	5.124	146.0	886980	72.0713	µg/L	99
T Benzyl Alcohol	5.144	108.0	351677	66.5555	µg/L	m 98
T bis(2-chloroisopropyl)Ether	5.298	121.0	221153	66.1640	µg/L	97
T 2-Methylphenol	5.308	107.0	684332	82.1774	µg/L	93
T N-nitroso-Di-n-propylamine	5.441	70.0	559367	98.0002	µg/L	100
T 4Methylphenol/3Methylphenol	5.492	107.0	924632	82.1678	µg/L	96
T Hexachloroethane	5.502	117.0	243043	68.4772	µg/L	97

# Quantitation Results Report (QT Reviewed)

Compound	RT	QIon	Resp.	Conc.	Units	Dev(Min)
T Nitrobenzene	5.604	123.1	253919	83.6303	µg/L	92
T Isophorone	5.900	82.0	1275572	97.4657	µg/L	99
T 2-Nitrophenol	5.972	139.0	206785	88.4189	µg/L	99
T 2,4-Dimethylphenol	6.095	122.0	627542	92.1147	µg/L	98
T bis(-2-Chloroethoxy)Methane	6.188	93.0	706833	90.8959	µg/L	99
T Benzoic Acid	6.249	105.0	112665	34.7630	µg/L	96
T 2,4-Dichlorophenol	6.290	162.0	546784	89.7906	µg/L	97
T 1,2,4-Trichlorobenzene	6.352	180.0	594681	77.2506	µg/L	100
T Naphthalene	6.434	128.0	2017252	89.8069	µg/L	99
T 4-Chlorophenol	6.496	130.0	181729	87.1563	µg/L	85
T p-Chloroaniline	6.537	127.0	474008	54.3855	µg/L	98
T Hexachlorobutadiene	6.598	224.9	300258	71.7542	µg/L	96
T 4-Chloro-2-Methylphenol	7.030	107.0	492748	87.5735	µg/L	99
T 4-Chloro-3-Methylphenol	7.173	107.0	561497	94.4824	µg/L	m 98
T 2-Methylnaphthalene	7.256	141.0	1250985	91.8337	µg/L	99
T 1-Methylnaphthalene	7.369	141.0	1105002	82.7709	µg/L	99
T Hexachlorocyclopentadiene	7.451	236.9	184857	67.5070	µg/L	99
T 2,4,6-Trichlorophenol	7.625	196.0	401364	98.0757	µg/L	97
T 2,4,5-Trichlorophenol	7.687	196.0	422272	93.2782	µg/L	97
T 2-Chloronaphthalene	7.831	162.0	1296792	85.9036	µg/L	98
T 2-Nitroaniline	7.995	65.0	249155	94.3382	µg/L	97
T Dimethyl Phthalate	8.251	163.0	1514975	99.7686	µg/L	96
T 2,6-Dinitrotoluene	8.302	165.0	197245	97.3421	µg/L	98
T Acenaphthylene	8.323	152.1	2289349	93.1970	µg/L	100
T 3-Nitroaniline	8.507	138.0	171286	78.0526	µg/L	92
T Acenaphthene	8.538	154.0	1442280	103.6022	µg/L	99
T 2,4-Dinitrophenol	8.620	184.0	76386	72.0804	µg/L	89
T Dibenzofuran	8.742	168.0	2035160	92.3699	µg/L	98
T 2,4-Dinitrotoluene	8.783	165.0	286642	103.6202	µg/L	85
T 4-Nitrophenol	8.804	109.0	108738	50.2901	µg/L	92
T Diethylphthalate	9.111	149.0	1715328	104.9967	µg/L	100
T Fluorene	9.162	166.0	1780731	98.4616	µg/L	99
T 4-Chlorophenyl-phenylether	9.192	204.0	774581	93.9221	µg/L	98
T 4-Nitroaniline	9.244	138.0	187964	82.1527	µg/L	90
T 4,6-Dinitro-2-methylphenol	9.264	198.0	126456	79.0833	µg/L	100
T N-nitrosodiphenylamine	9.346	169.0	1169745	97.9205	µg/L	99
T Azobenzene	9.377	77.0	1290608	90.4569	µg/L	98
T 4-Bromophenyl-phenylether	9.776	248.0	454988	92.9850	µg/L	96
T Hexachlorobenzene	9.816	283.9	404527	82.4078	µg/L	93
T Pentachlorophenol	10.080	265.9	255305	107.0109	µg/L	99
T Phenanthrene	10.313	178.0	2415298	98.1546	µg/L	100
T Anthracene	10.373	178.0	2418802	100.8589	µg/L	100
T Triallate	10.434	86.0	491410	93.1983	µg/L	96
T Carbazole	10.617	167.0	2383568	102.2970	µg/L	97
T o-Terphenyl	10.839	230.0	1161334	82.5052	µg/L	97
T Di-n-Butylphthalate	11.234	149.0	2488134	105.8324	µg/L	100
T Fluoranthene	12.146	202.0	2358168	91.9534	µg/L	99
T Benzidine	12.531	184.0	34844	4.8528	µg/L	m 100
T Pyrene	12.592	202.0	2556095	91.0357	µg/L	96
T Butylbenzylphthalate	14.572	149.0	817900	105.7770	µg/L	97
T Benzo(a)Anthracene	15.808	228.0	1990833	98.0414	µg/L	99
T Chrysene	15.921	228.0	2102956	95.1331	µg/L	99
T 3,3-Dichlorobenzidine	15.951	252.0	443992	65.0842	µg/L	100
T bis(2-ethylhexyl)Phthalate	16.646	167.0	275860	100.8065	µg/L	99
T Di-n-octyl Phthalate	18.335	149.0	1781921	94.8230	µg/L	100

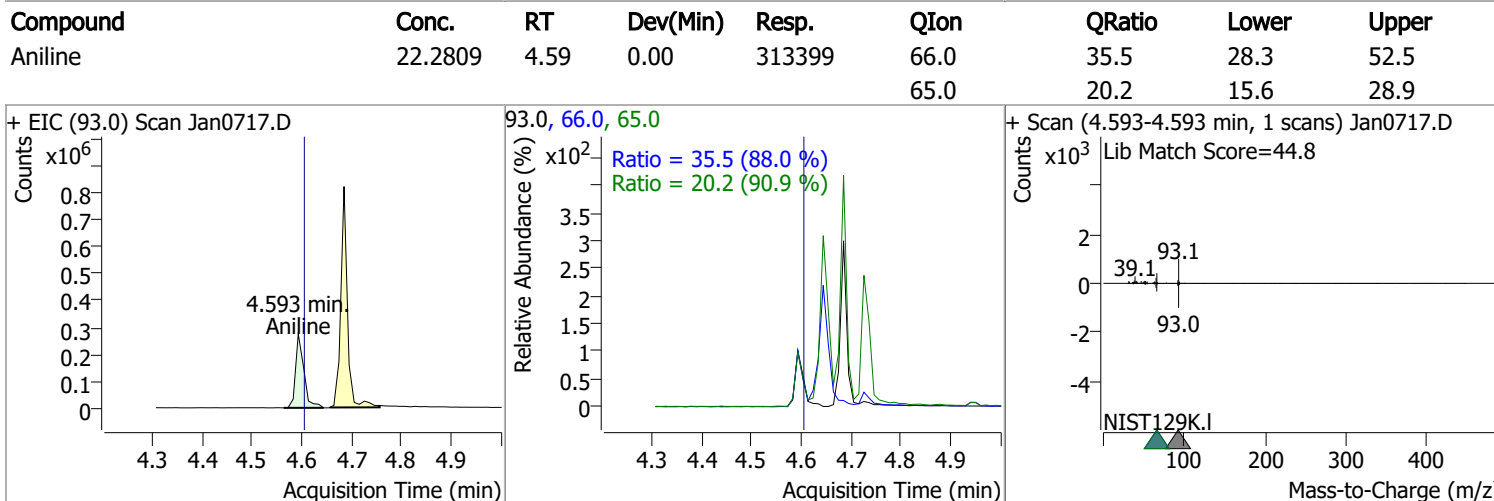
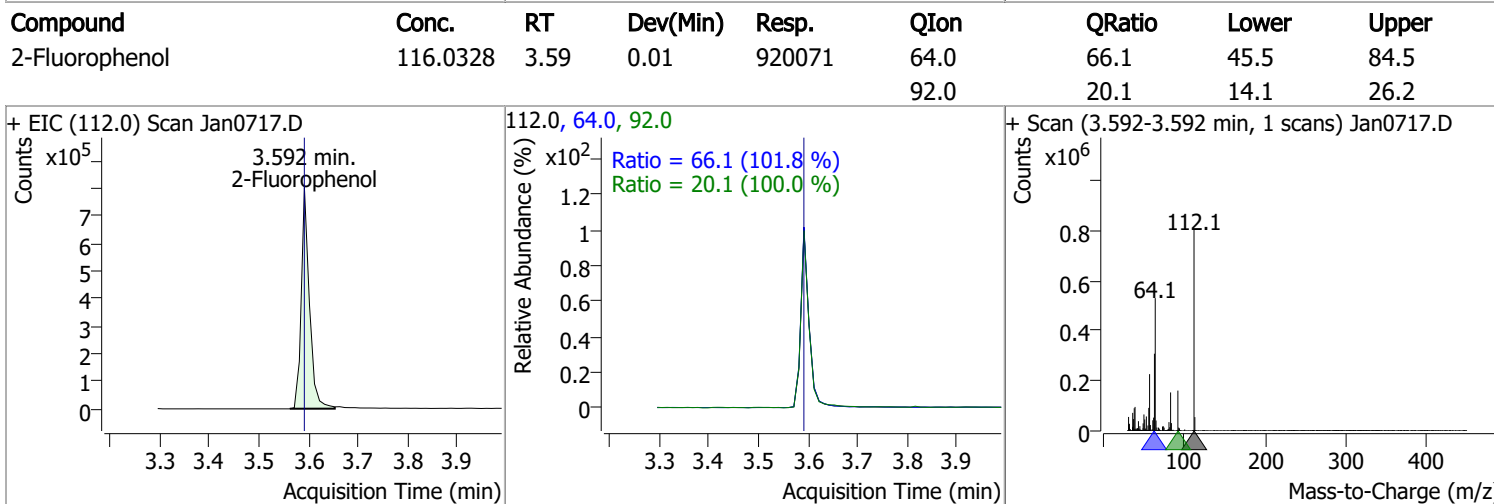
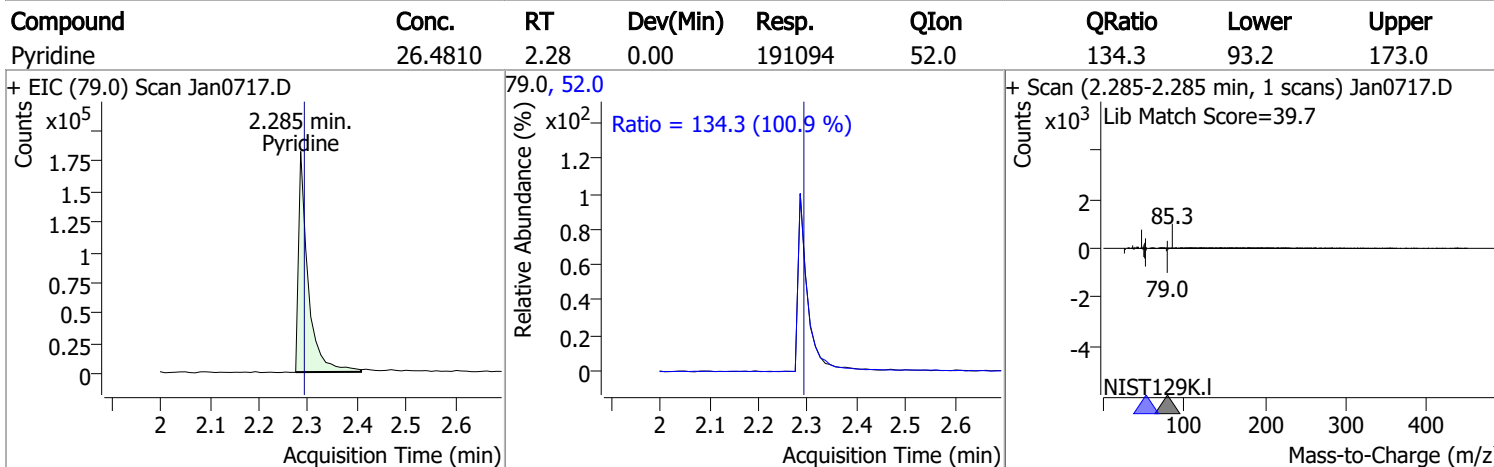
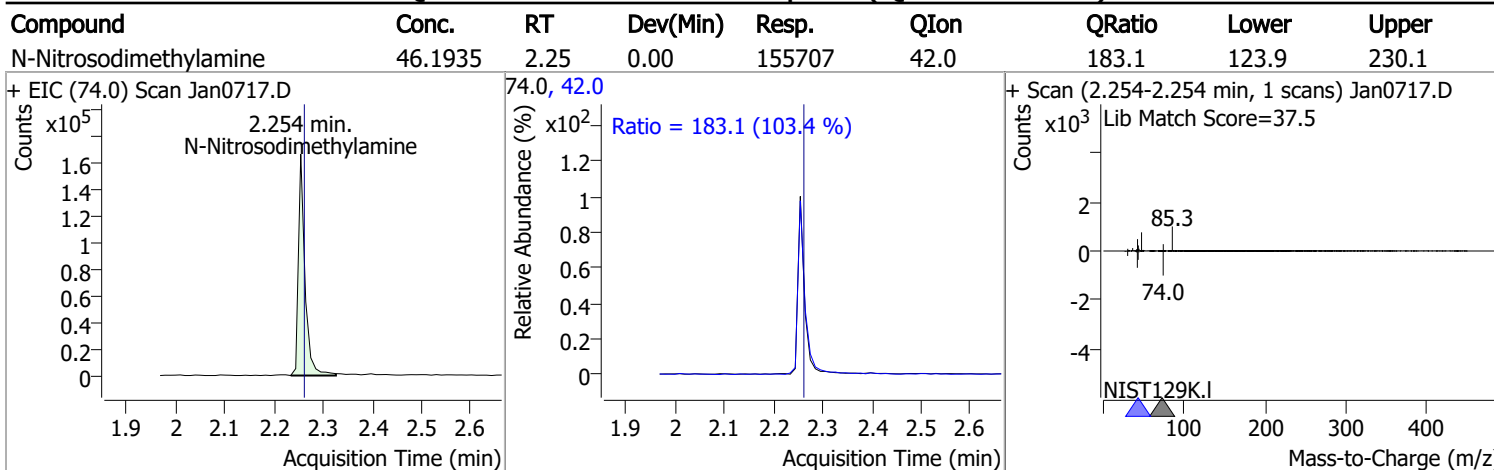
# Quantitation Results Report (QT Reviewed)

Compound	RT	QIon	Resp.	Conc.	Units	Dev(Min)
T Benzo(b)fluoranthene	18.588	252.0	1820818	92.1306	µg/L	99
T Benzo(k)fluoranthene	18.649	252.0	1829883	89.3081	µg/L	98
T Benzo(a)pyrene	19.176	252.0	1746812	92.2356	µg/L	99
T Indeno(1,2,3-c,d)pyrene	20.927	276.0	1449930	90.8236	µg/L	99
T Dibenzo(a,h)anthracene	20.988	278.0	1665092	96.0665	µg/L	99
T Benzo(g,h,i)perylene	21.262	276.0	1719063	92.8127	µg/L	98

(#) = Qualifier Out of Range; (m) = Manual Integration; (+) = Area Summed; (\*) = Surrogate Percent Recovery Out of Range; (d): Zeroed Peak

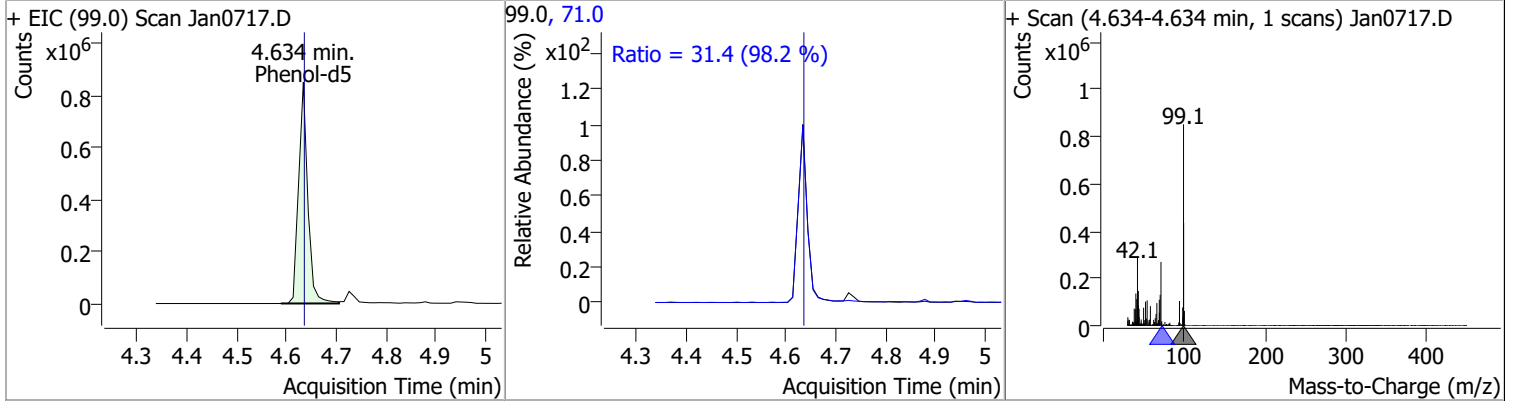


# Quantitation Results Report (QT Reviewed)

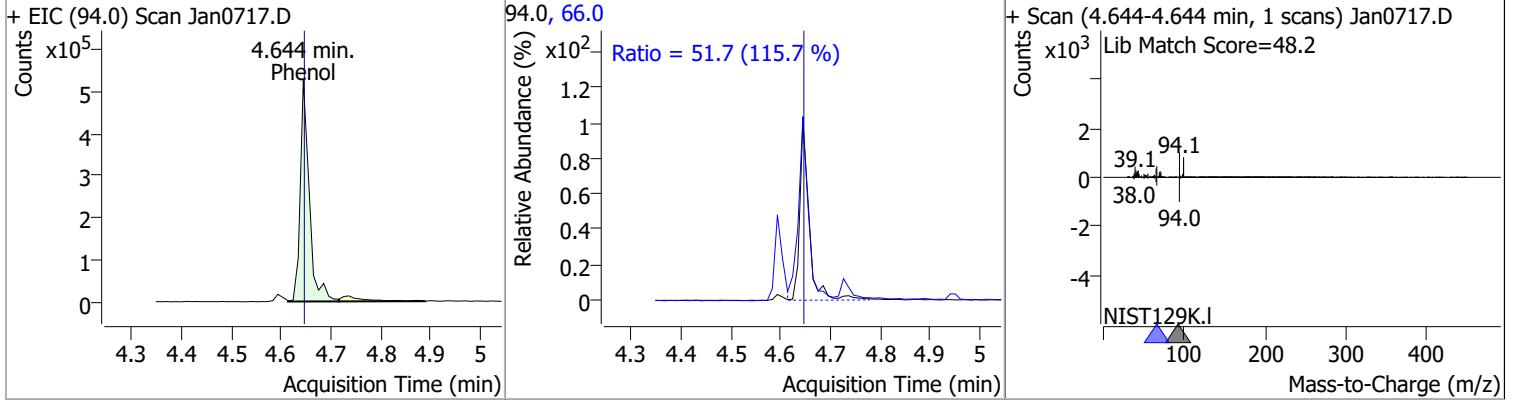


# Quantitation Results Report (QT Reviewed)

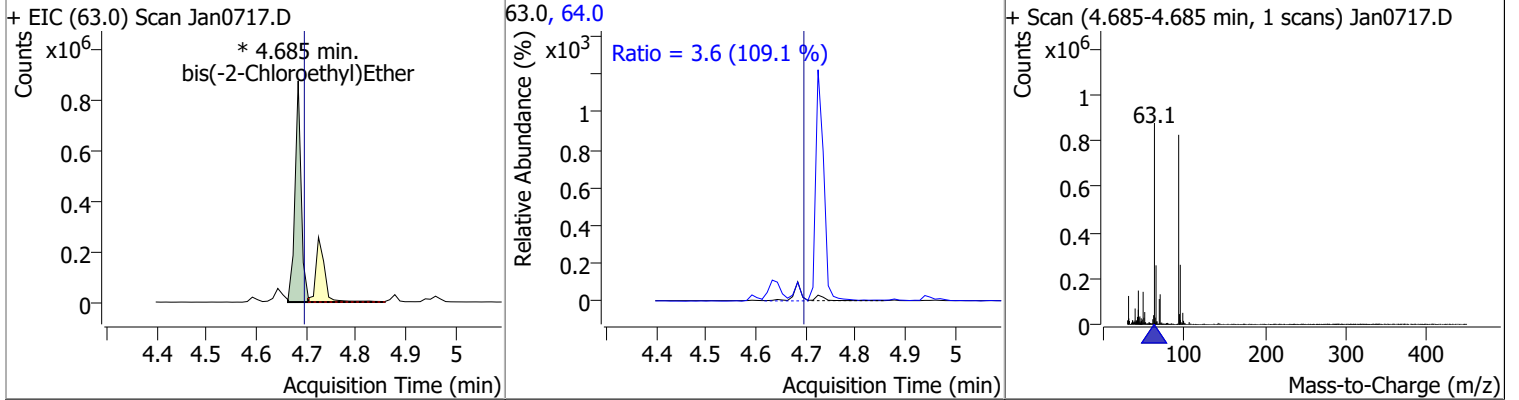
Compound	Conc.	RT	Dev(Min)	Resp.	QIon	QRatio	Lower	Upper
Phenol-d5	104.1224	4.63	0.01	1092594	71.0	31.4	22.3	41.5



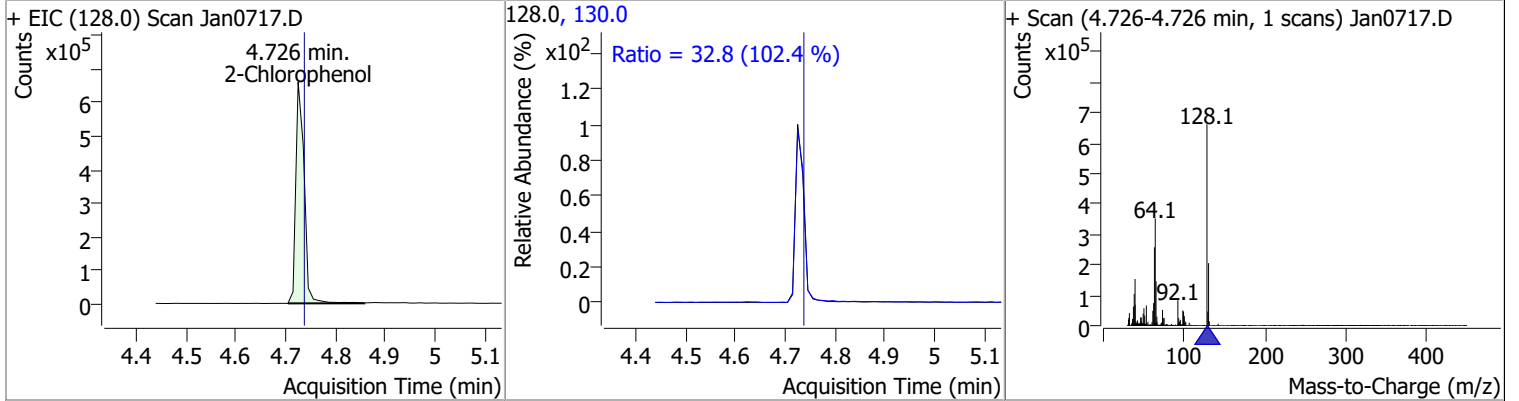
Compound	Conc.	RT	Dev(Min)	Resp.	QIon	QRatio	Lower	Upper
Phenol	58.0584	4.64	0.01	664534	66.0	51.7	31.3	58.2



Compound	Conc.	RT	Dev(Min)	Resp.	QIon	QRatio	Lower	Upper
bis(-2-Chloroethyl)Ether	86.4679	4.68	0.00	753338 (m)	64.0	3.6	2.3	4.3

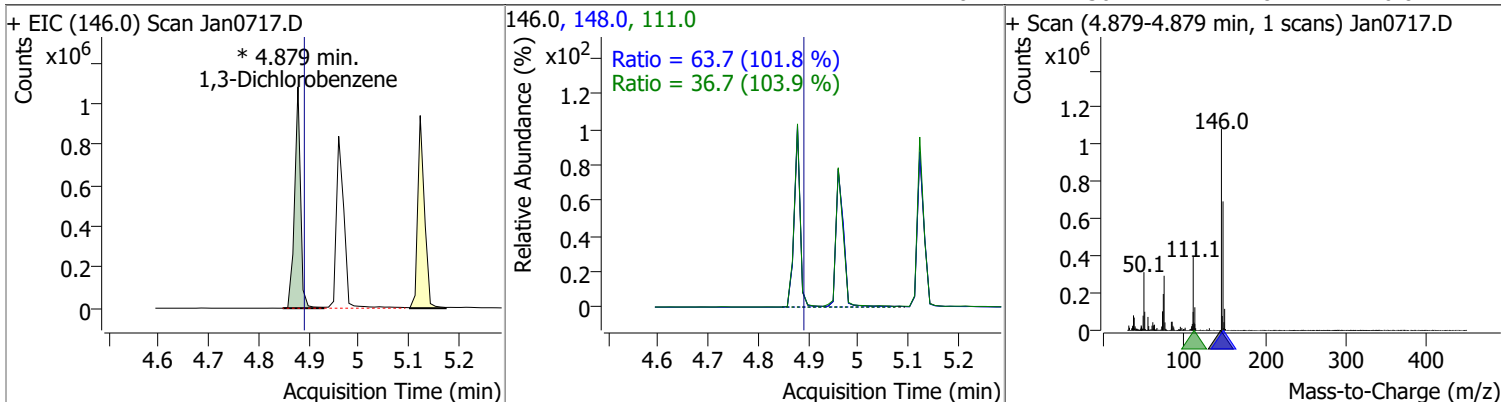


Compound	Conc.	RT	Dev(Min)	Resp.	QIon	QRatio	Lower	Upper
2-Chlorophenol	81.6415	4.73	0.00	763014	130.0	32.8	22.4	41.6

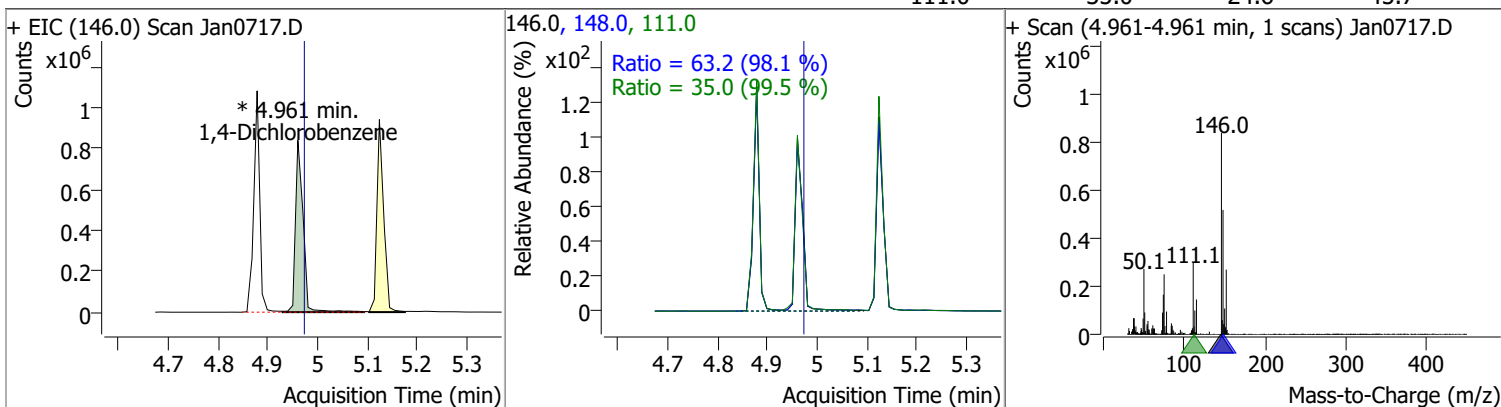


# Quantitation Results Report (QT Reviewed)

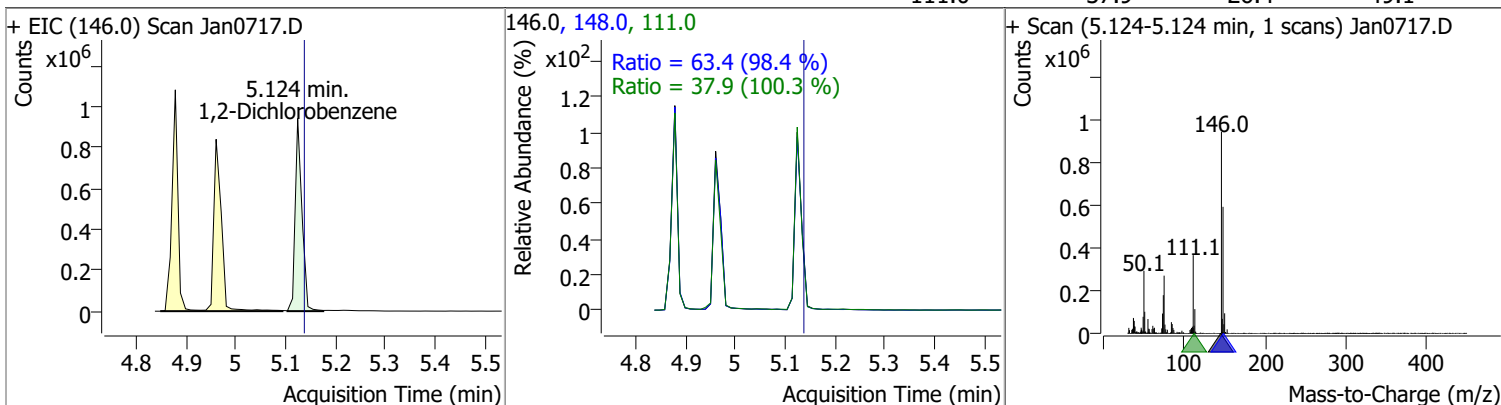
Compound	Conc.	RT	Dev(Min)	Resp.	QIon	QRatio	Lower	Upper
1,3-Dichlorobenzene	72.3262	4.88	0.00	898274 (m)	148.0	63.7	43.8	81.3
					111.0	36.7	24.8	46.0



Compound	Conc.	RT	Dev(Min)	Resp.	QIon	QRatio	Lower	Upper
1,4-Dichlorobenzene	71.4727	4.96	0.00	892130 (m)	148.0	63.2	45.1	83.8
					111.0	35.0	24.6	45.7

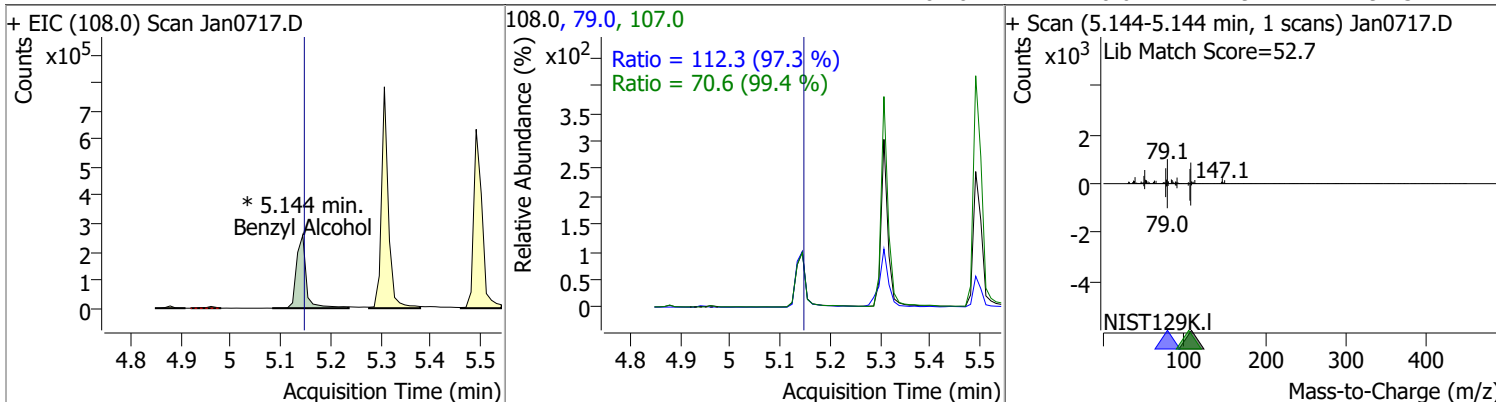


Compound	Conc.	RT	Dev(Min)	Resp.	QIon	QRatio	Lower	Upper
1,2-Dichlorobenzene	72.0713	5.12	0.00	886980	148.0	63.4	45.1	83.8
					111.0	37.9	26.4	49.1

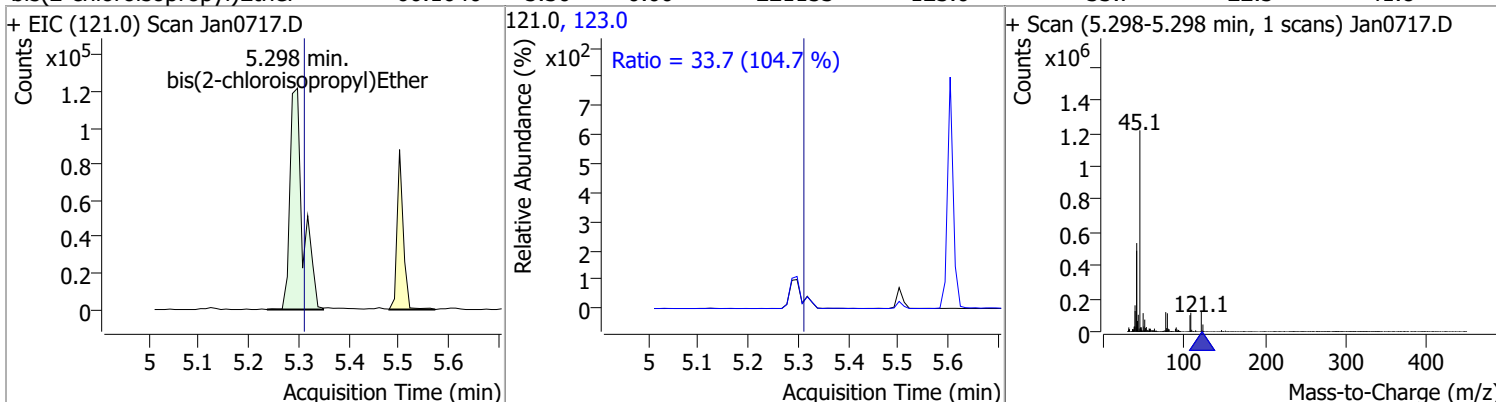


# Quantitation Results Report (QT Reviewed)

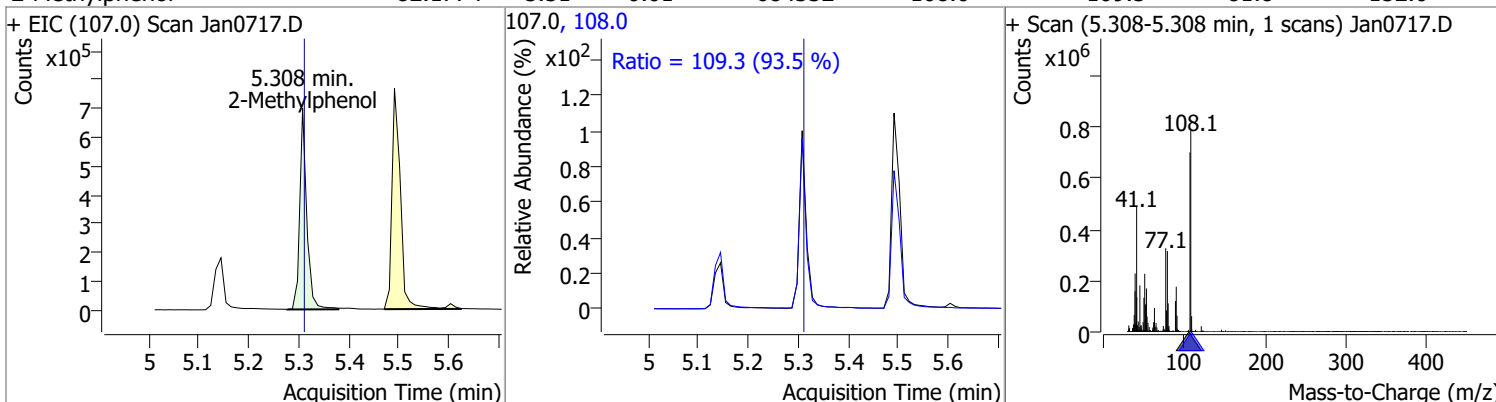
Compound	Conc.	RT	Dev(Min)	Resp.	QIon	QRatio	Lower	Upper
Benzyl Alcohol	66.5555	5.14	0.01	351677 (m)	79.0	112.3	80.8	150.1
					107.0	70.6	49.7	92.3



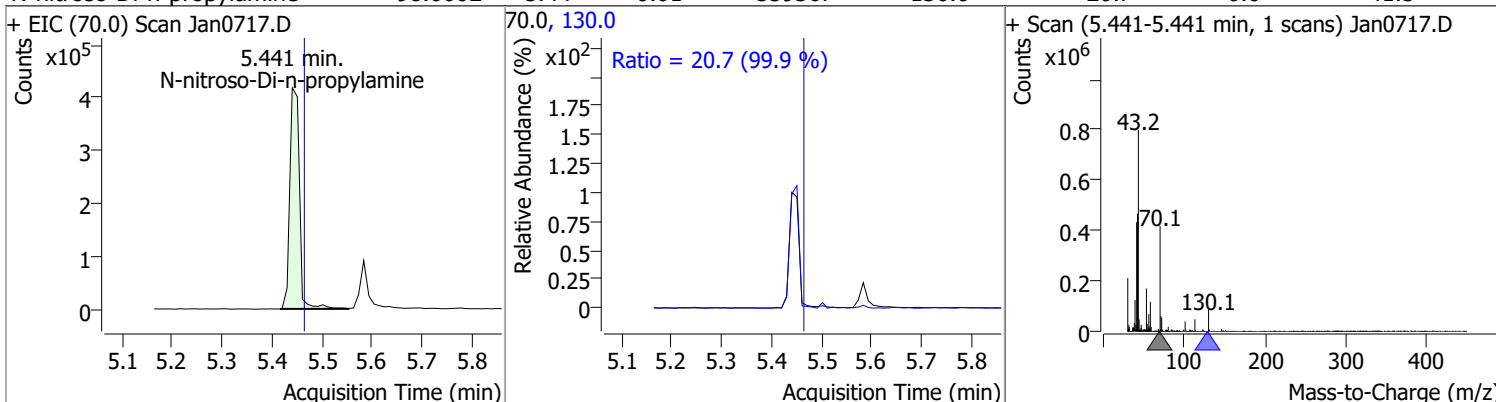
Compound	Conc.	RT	Dev(Min)	Resp.	QIon	QRatio	Lower	Upper
bis(2-chloroisopropyl)Ether	66.1640	5.30	0.00	221153	123.0	33.7	22.5	41.8



Compound	Conc.	RT	Dev(Min)	Resp.	QIon	QRatio	Lower	Upper
2-Methylphenol	82.1774	5.31	0.01	684332	108.0	109.3	81.8	152.0



Compound	Conc.	RT	Dev(Min)	Resp.	QIon	QRatio	Lower	Upper
N-nitroso-Di-n-propylamine	98.0002	5.44	-0.01	559367	130.0	20.7	0.0	41.5

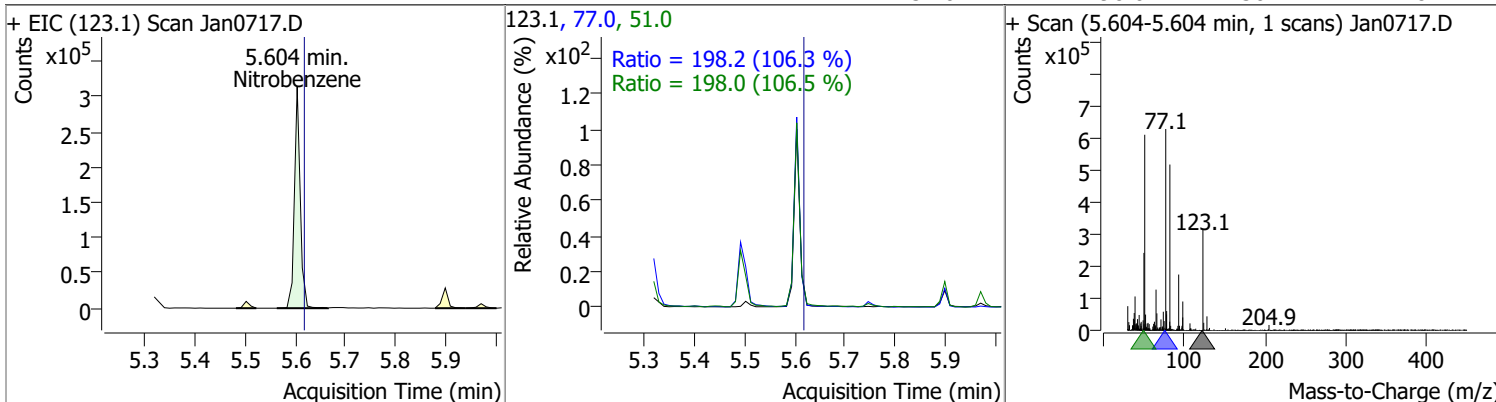


# Quantitation Results Report (QT Reviewed)

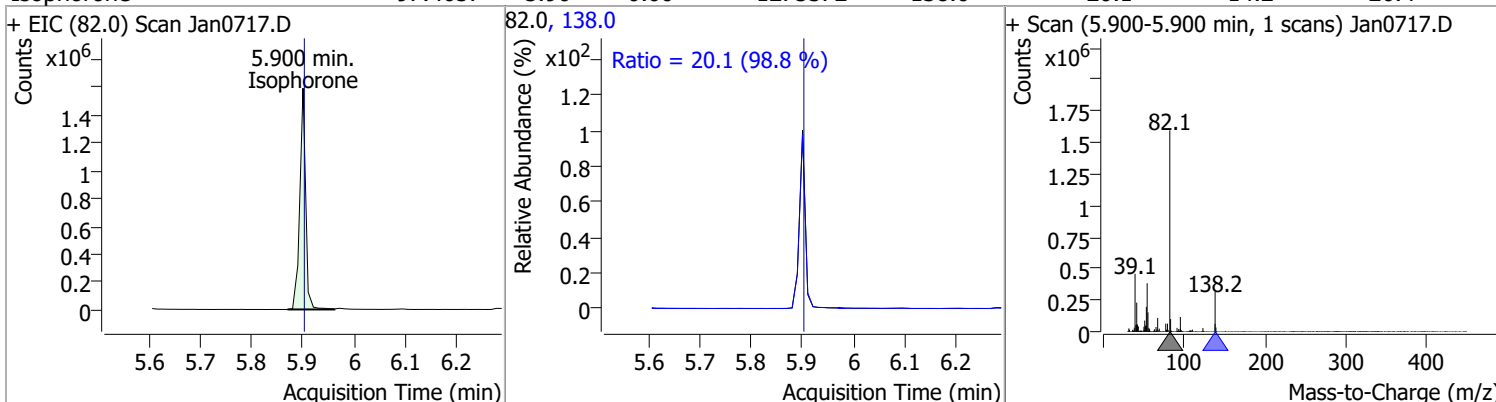
Compound	Conc.	RT	Dev(Min)	Resp.	QIon	QRatio	Lower	Upper
4Methylphenol/3Methylphenol	82.1678	5.49	0.01	924632	108.0	80.8	59.1	109.8
<div style="display: flex; justify-content: space-between;"> <div style="width: 30%;"> <p>+ EIC (107.0) Scan Jan0717.D</p> </div> <div style="width: 30%;"> <p>107.0, 108.0</p> </div> <div style="width: 30%;"> <p>+ Scan (5.492-5.492 min, 1 scans) Jan0717.D</p> </div> </div>								
Hexachloroethane	68.4772	5.50	0.00	243043	201.0	90.0	65.2	121.2
<div style="display: flex; justify-content: space-between;"> <div style="width: 30%;"> <p>+ EIC (117.0) Scan Jan0717.D</p> </div> <div style="width: 30%;"> <p>117.0, 201.0, 199.0</p> </div> <div style="width: 30%;"> <p>+ Scan (5.502-5.502 min, 1 scans) Jan0717.D</p> </div> </div>								
Nitrobenzene-d5	84.0066	5.58	0.00	483517	54.0	96.8	68.2	126.6
<div style="display: flex; justify-content: space-between;"> <div style="width: 30%;"> <p>+ EIC (82.0) Scan Jan0717.D</p> </div> <div style="width: 30%;"> <p>82.0, 54.0, 128.0</p> </div> <div style="width: 30%;"> <p>+ Scan (5.584-5.584 min, 1 scans) Jan0717.D</p> </div> </div>								

# Quantitation Results Report (QT Reviewed)

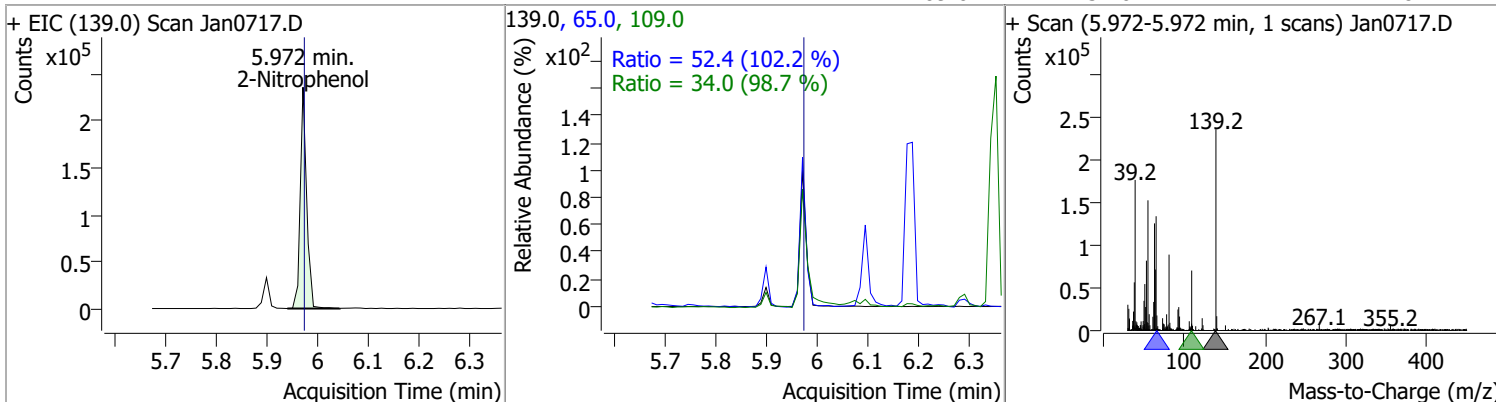
Compound	Conc.	RT	Dev(Min)	Resp.	QIon	QRatio	Lower	Upper
Nitrobenzene	83.6303	5.60	0.00	253919	77.0	198.2	130.5	242.3
					51.0	198.0	130.2	241.8



Compound	Conc.	RT	Dev(Min)	Resp.	QIon	QRatio	Lower	Upper
Isophrone	97.4657	5.90	0.00	1275572	138.0	20.1	14.2	26.4

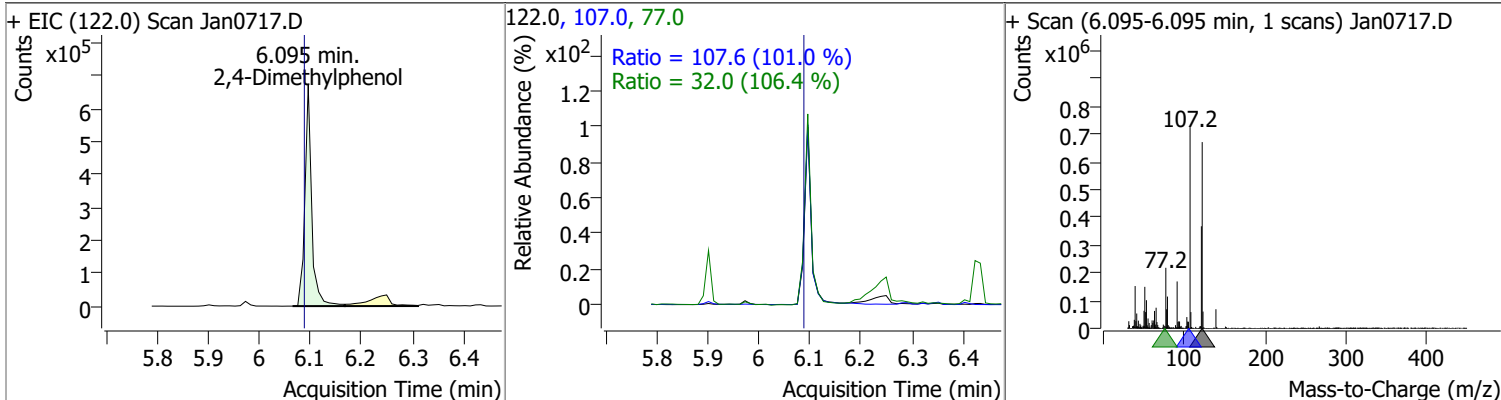


Compound	Conc.	RT	Dev(Min)	Resp.	QIon	QRatio	Lower	Upper
2-Nitrophenol	88.4189	5.97	0.00	206785	65.0	52.4	35.9	66.6
					109.0	34.0	24.1	44.8

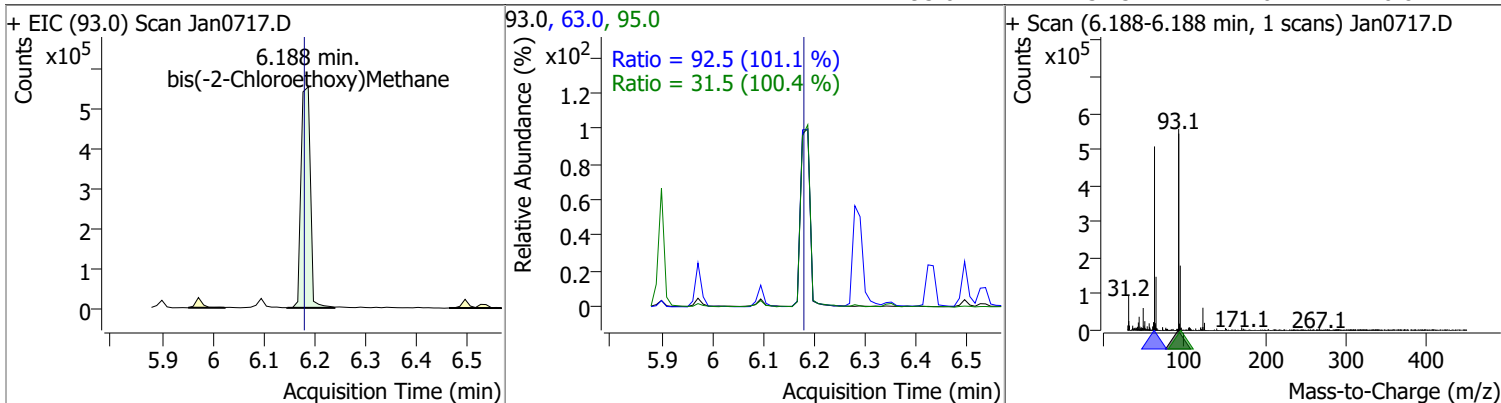


# Quantitation Results Report (QT Reviewed)

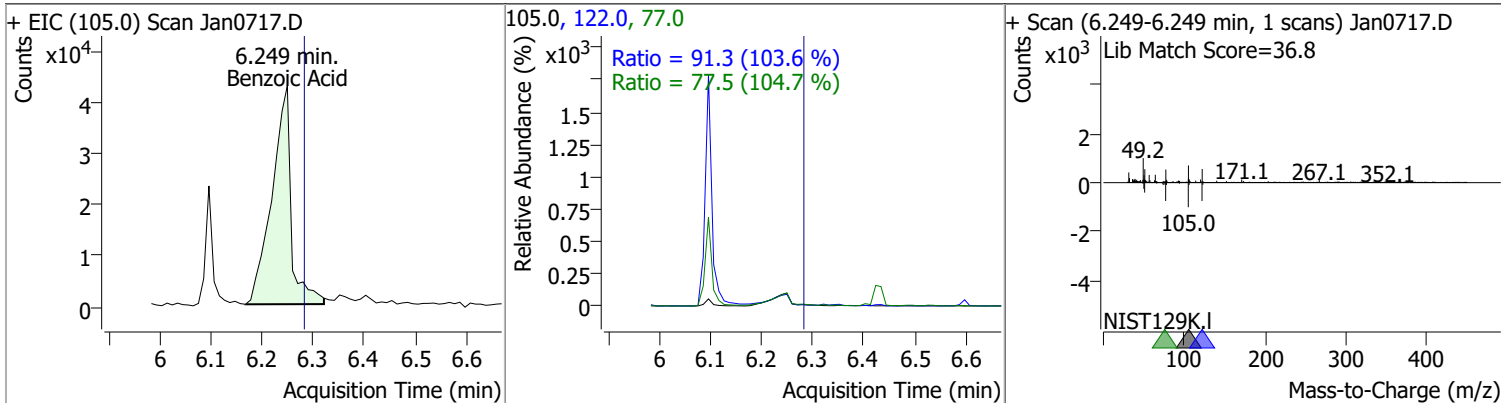
Compound	Conc.	RT	Dev(Min)	Resp.	QIon	QRatio	Lower	Upper
2,4-Dimethylphenol	92.1147	6.10	0.01	627542	107.0	107.6	74.6	138.5
					77.0	32.0	21.0	39.1



Compound	Conc.	RT	Dev(Min)	Resp.	QIon	QRatio	Lower	Upper
bis(-2-Chloroethoxy)Methane	90.8959	6.19	0.01	706833	63.0	92.5	64.0	118.8
					95.0	31.5	22.0	40.8

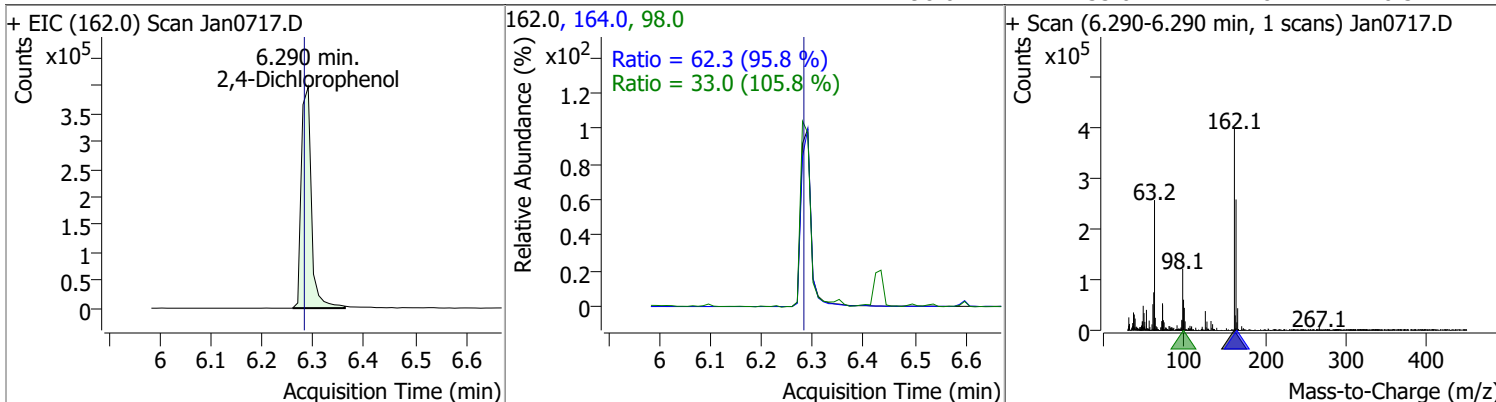


Compound	Conc.	RT	Dev(Min)	Resp.	QIon	QRatio	Lower	Upper
Benzoic Acid	34.7630	6.25	-0.03	112665	122.0	91.3	61.7	114.6
					77.0	77.5	51.8	96.2

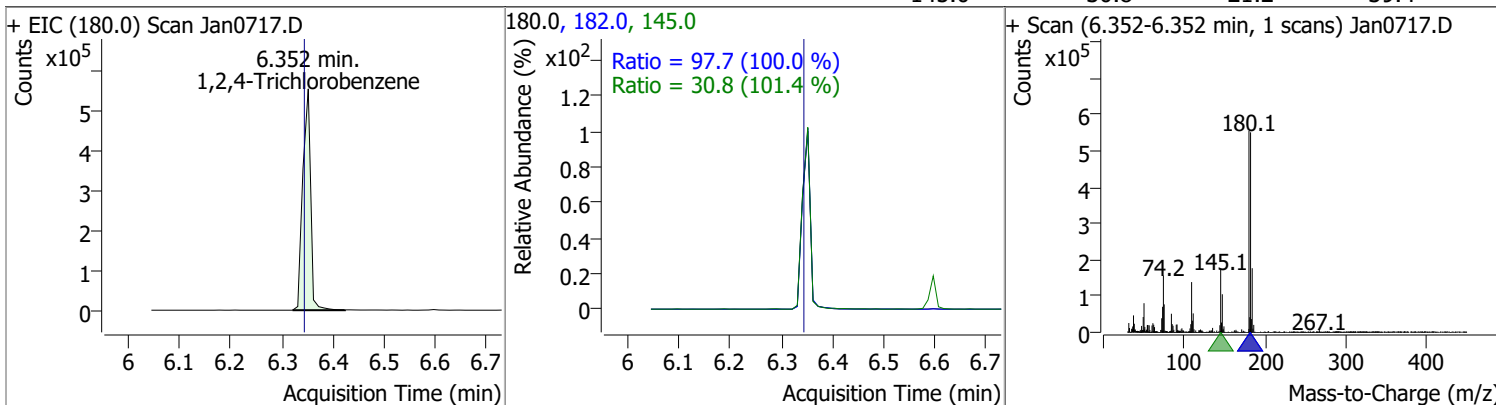


# Quantitation Results Report (QT Reviewed)

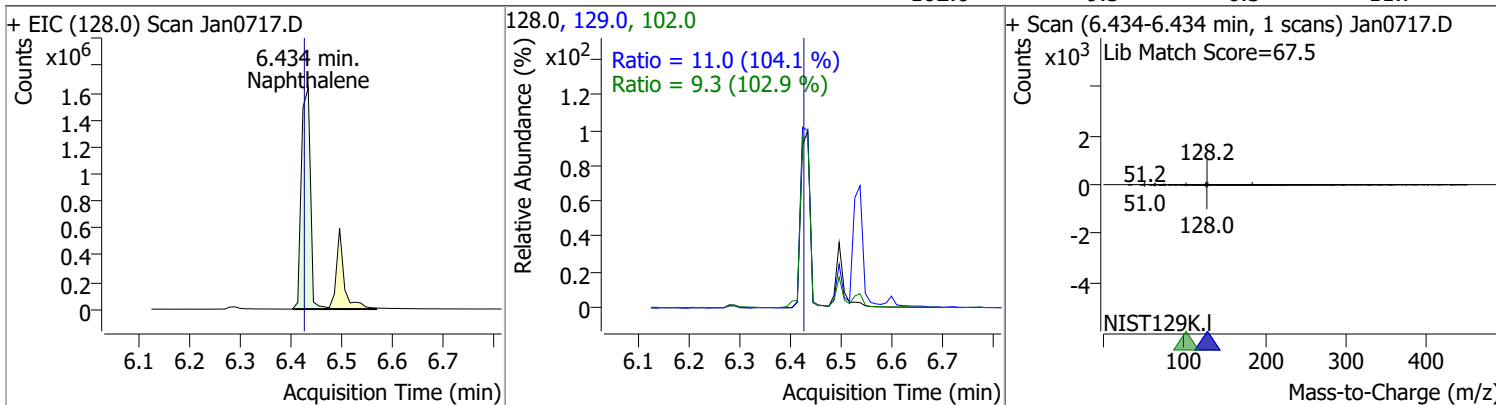
Compound	Conc.	RT	Dev(Min)	Resp.	QIon	QRatio	Lower	Upper
2,4-Dichlorophenol	89.7906	6.29	0.01	546784	164.0	62.3	45.5	84.6
					98.0	33.0	21.8	40.5



Compound	Conc.	RT	Dev(Min)	Resp.	QIon	QRatio	Lower	Upper
1,2,4-Trichlorobenzene	77.2506	6.35	0.01	594681	182.0	97.7	68.4	127.1
					145.0	30.8	21.2	39.4



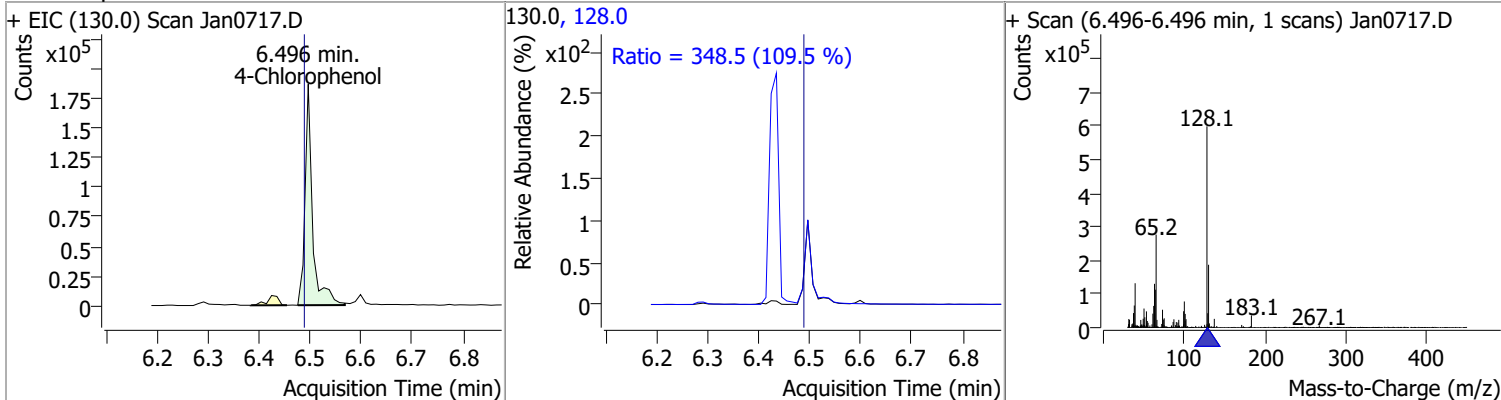
Compound	Conc.	RT	Dev(Min)	Resp.	QIon	QRatio	Lower	Upper
Naphthalene	89.8069	6.43	0.01	2017252	129.0	11.0	7.4	13.8
					102.0	9.3	6.3	11.7



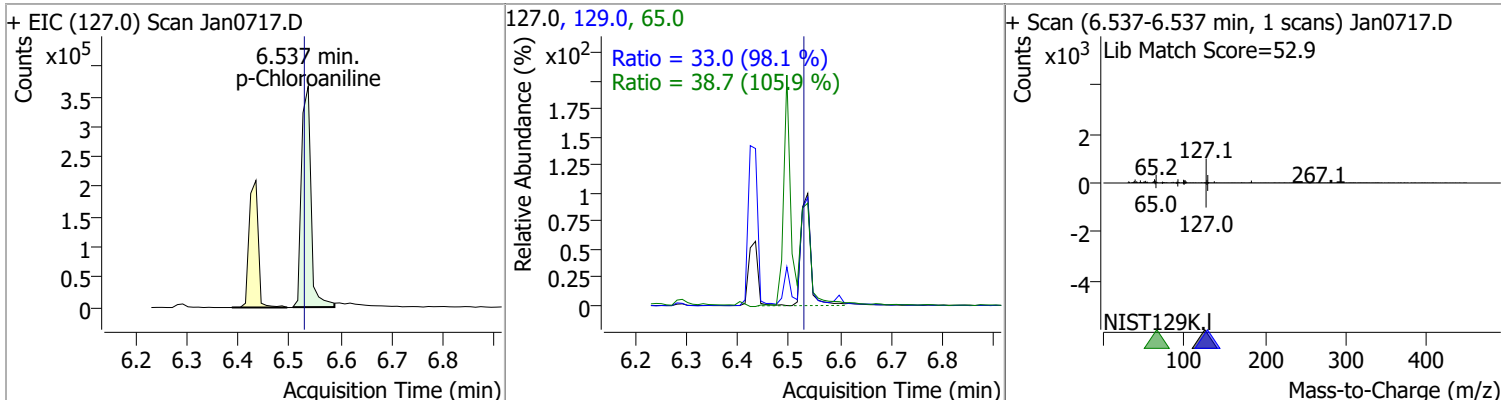


# Quantitation Results Report (QT Reviewed)

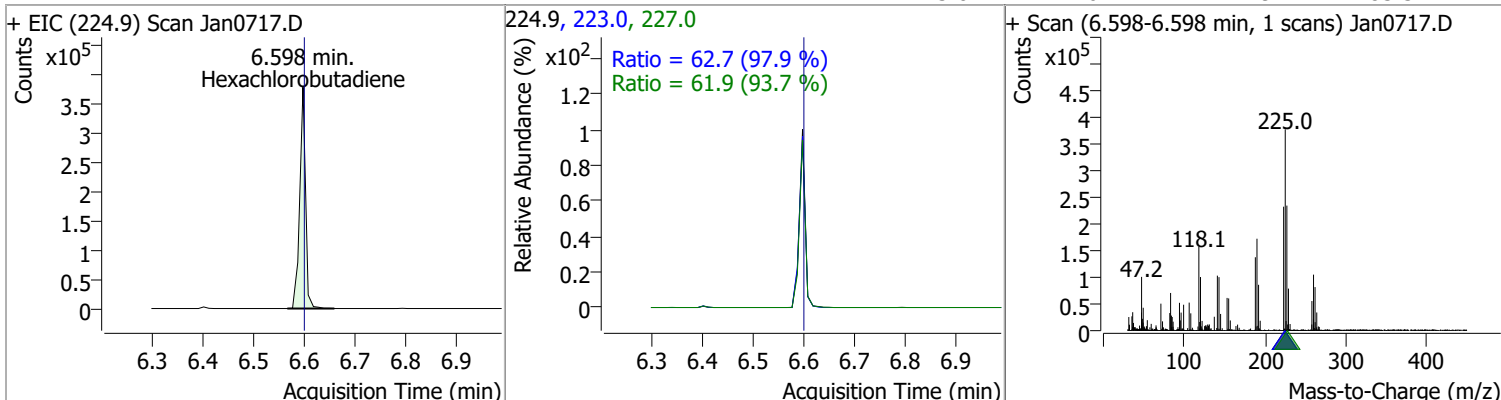
Compound	Conc.	RT	Dev(Min)	Resp.	QIon	QRatio	Lower	Upper
4-Chlorophenol	87.1563	6.50	0.01	181729	128.0	348.5	222.8	413.7



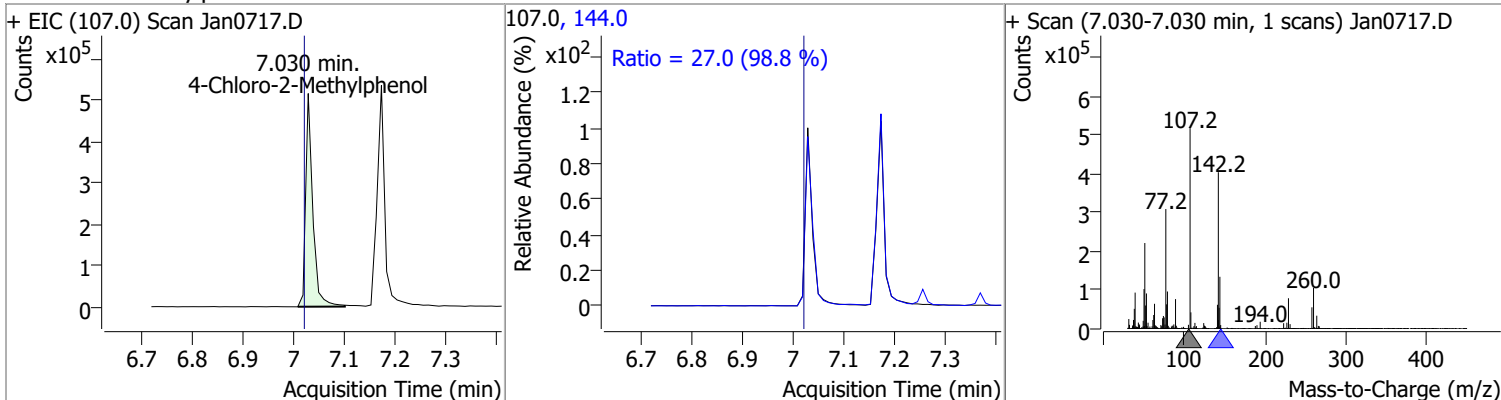
Compound	Conc.	RT	Dev(Min)	Resp.	QIon	QRatio	Lower	Upper
p-Chloroaniline	54.3855	6.54	0.01	474008	65.0	38.7	25.6	47.5
					129.0	33.0	23.6	43.8



Compound	Conc.	RT	Dev(Min)	Resp.	QIon	QRatio	Lower	Upper
Hexachlorobutadiene	71.7542	6.60	0.00	300258	227.0	61.9	46.3	85.9
					223.0	62.7	44.9	83.3

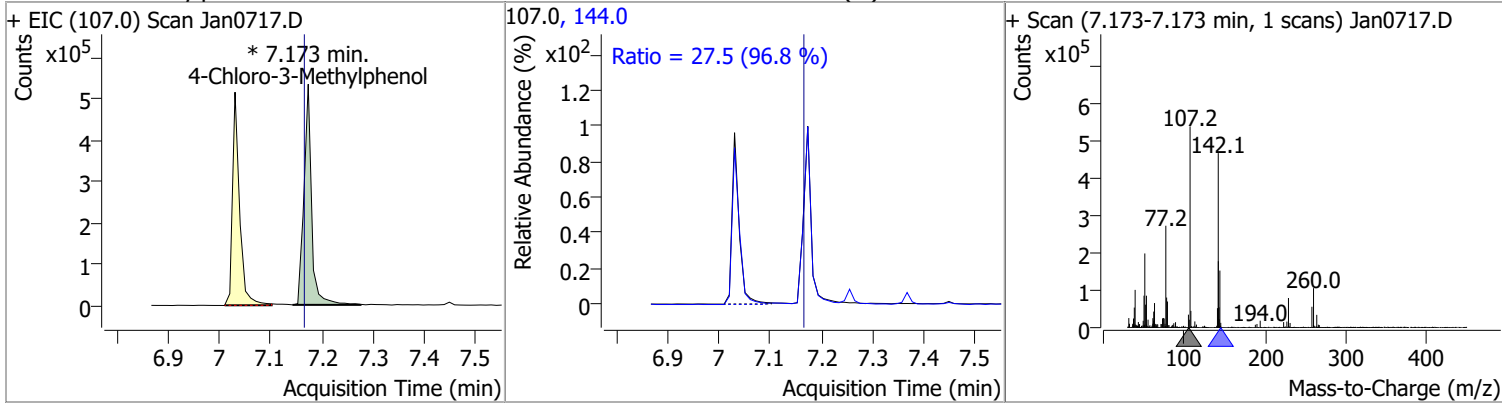


Compound	Conc.	RT	Dev(Min)	Resp.	QIon	QRatio	Lower	Upper
4-Chloro-2-Methylphenol	87.5735	7.03	0.01	492748	144.0	27.0	19.1	35.5

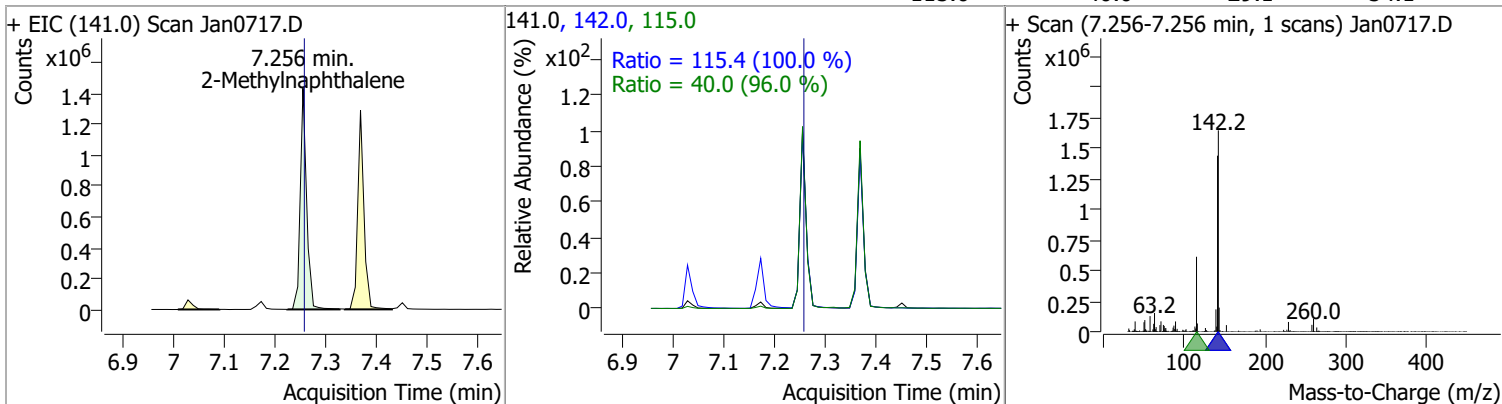


# Quantitation Results Report (QT Reviewed)

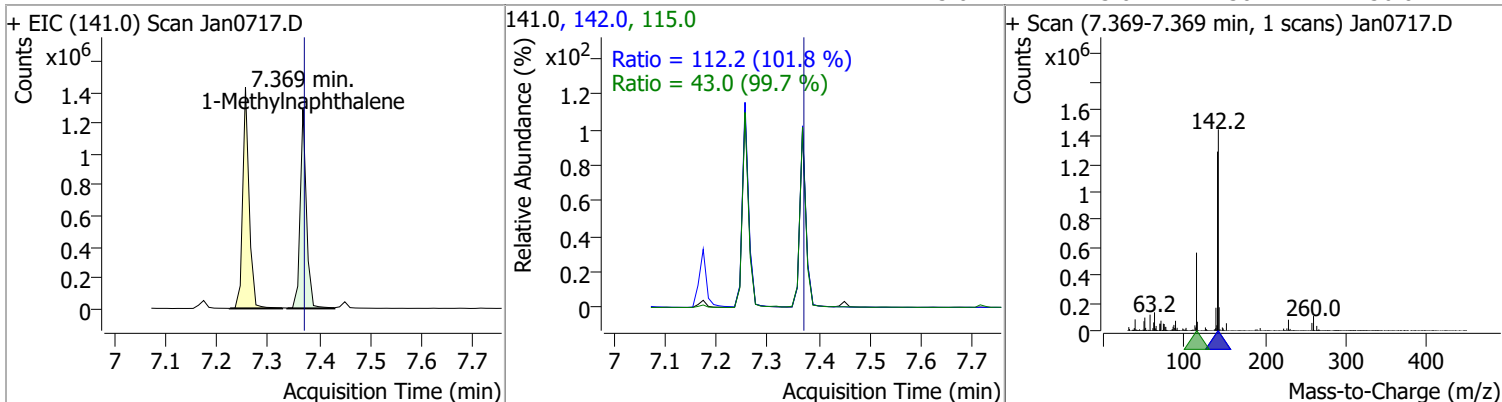
Compound	Conc.	RT	Dev(Min)	Resp.	QIon	QRatio	Lower	Upper
4-Chloro-3-Methylphenol	94.4824	7.17	0.01	561497 (m)	144.0	27.5	19.9	36.9



Compound	Conc.	RT	Dev(Min)	Resp.	QIon	QRatio	Lower	Upper
2-Methylnaphthalene	91.8337	7.26	0.00	1250985	142.0	115.4	80.8	150.1
					115.0	40.0	29.1	54.1

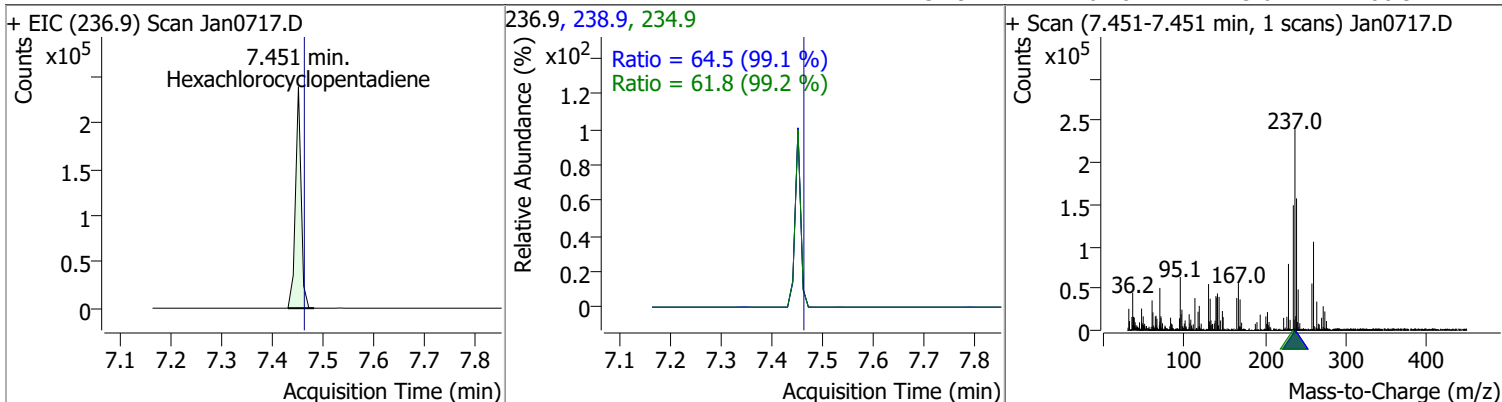


Compound	Conc.	RT	Dev(Min)	Resp.	QIon	QRatio	Lower	Upper
1-Methylnaphthalene	82.7709	7.37	0.00	1105002	142.0	112.2	77.1	143.2
					115.0	43.0	30.2	56.0

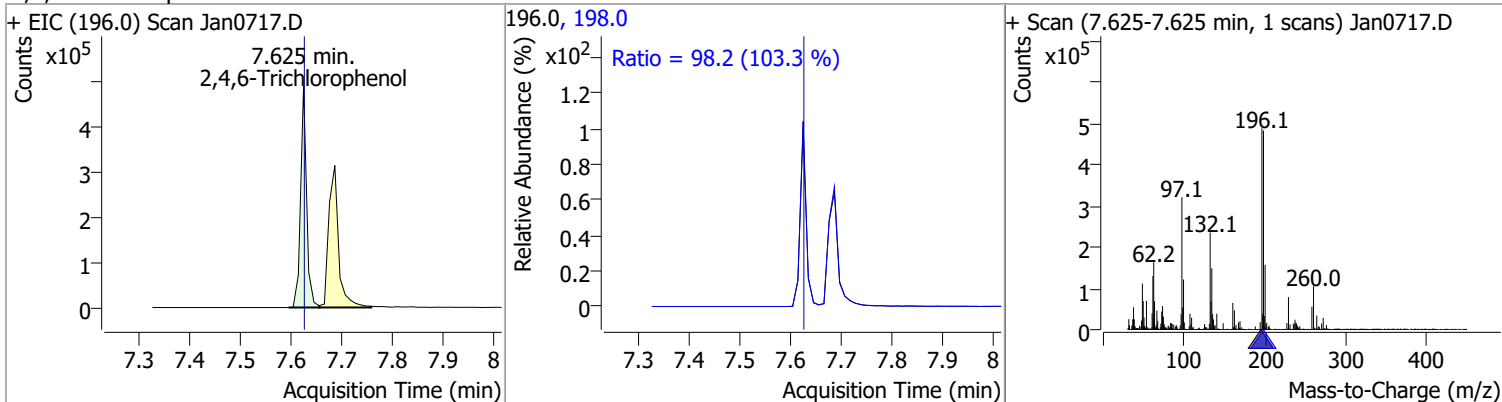


# Quantitation Results Report (QT Reviewed)

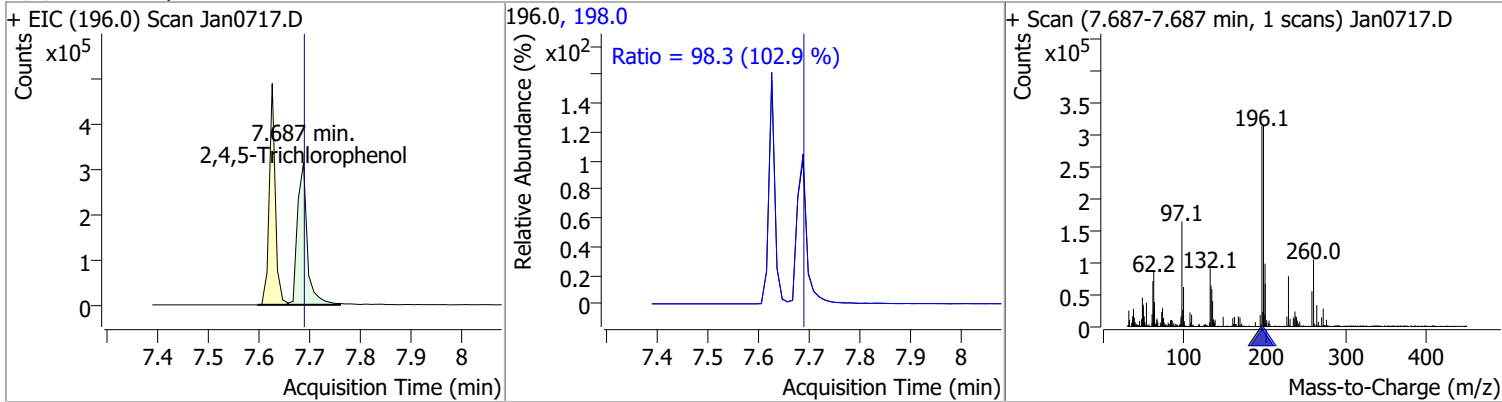
Compound	Conc.	RT	Dev(Min)	Resp.	QIon	QRatio	Lower	Upper
Hexachlorocyclopentadiene	67.5070	7.45	0.00	184857	238.9	64.5	45.5	84.6
					234.9	61.8	43.6	80.9



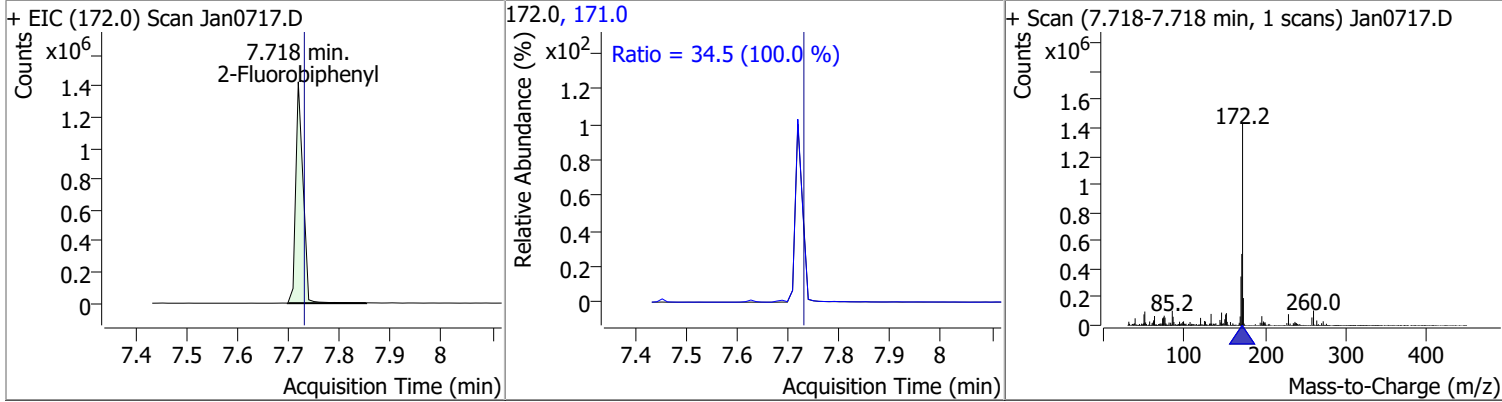
Compound	Conc.	RT	Dev(Min)	Resp.	QIon	QRatio	Lower	Upper
2,4,6-Trichlorophenol	98.0757	7.63	0.01	401364	198.0	98.2	66.6	123.6



Compound	Conc.	RT	Dev(Min)	Resp.	QIon	QRatio	Lower	Upper
2,4,5-Trichlorophenol	93.2782	7.69	0.01	422272	198.0	98.3	66.8	124.1

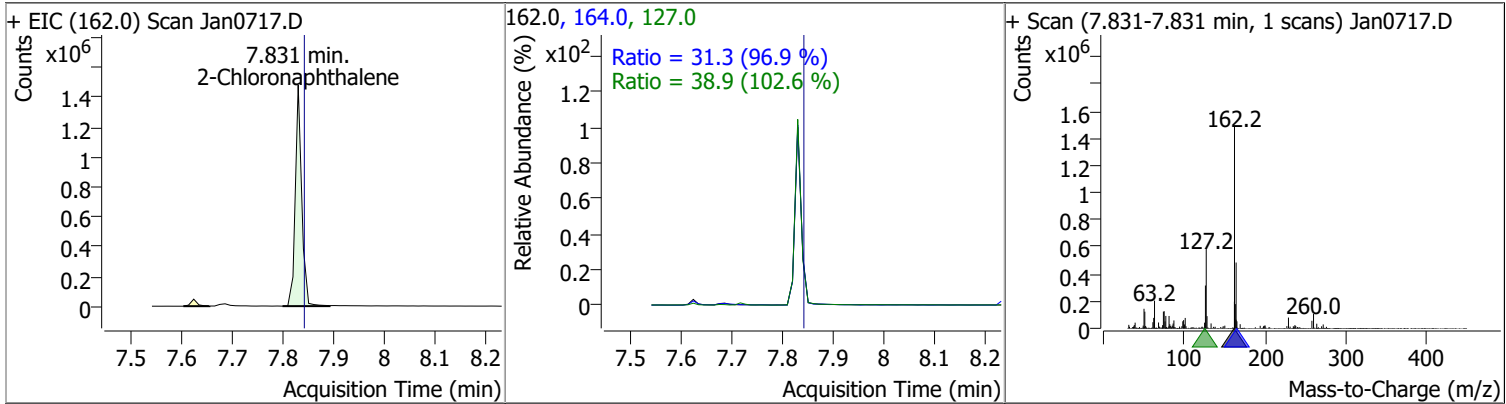


Compound	Conc.	RT	Dev(Min)	Resp.	QIon	QRatio	Lower	Upper
2-Fluorobiphenyl	78.7816	7.72	0.00	1424378	171.0	34.5	24.2	44.9

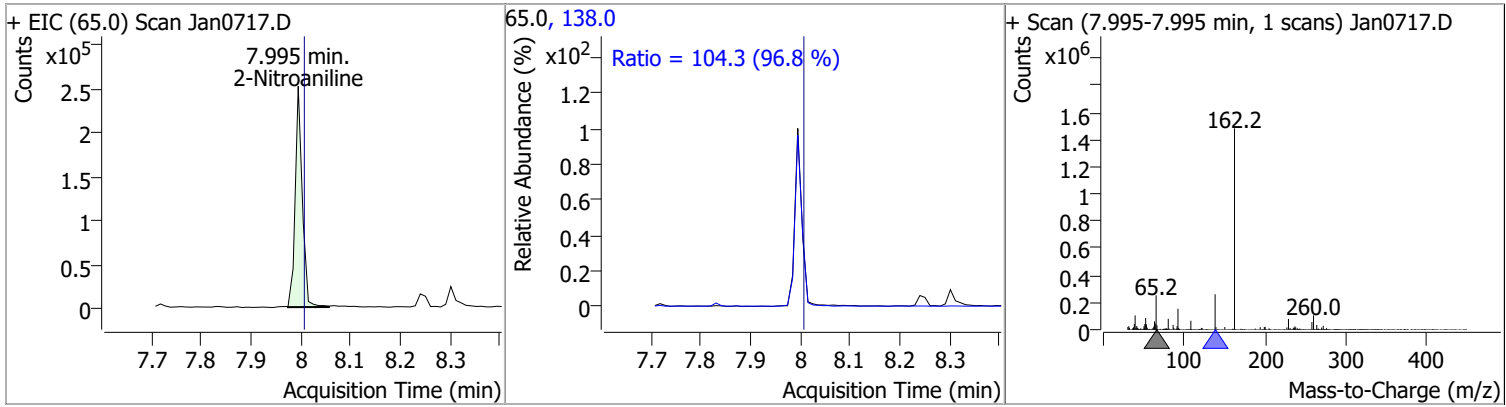


# Quantitation Results Report (QT Reviewed)

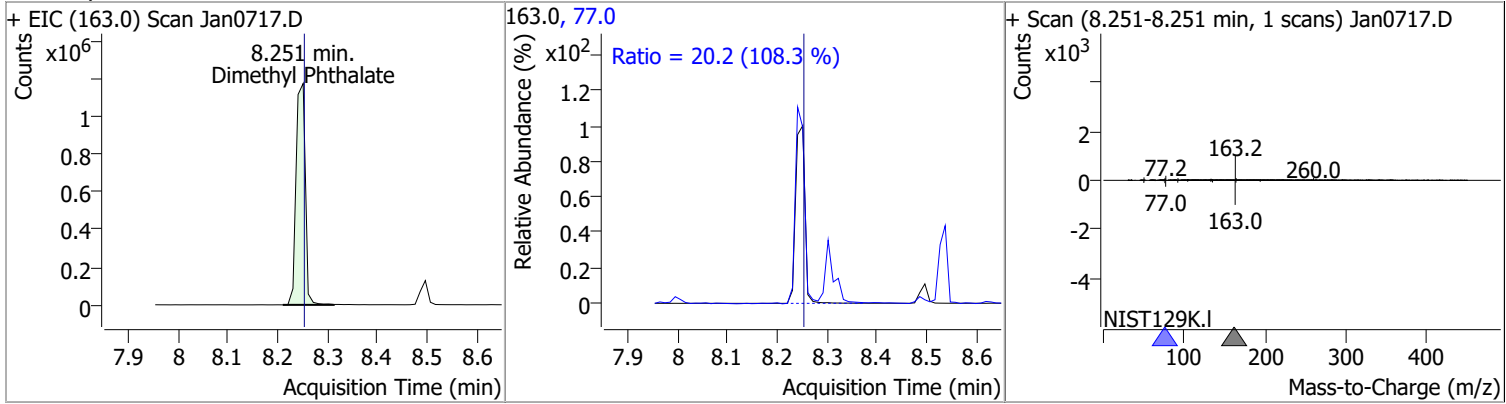
Compound	Conc.	RT	Dev(Min)	Resp.	QIon	QRatio	Lower	Upper
2-Chloronaphthalene	85.9036	7.83	0.00	1296792	127.0	38.9	26.5	49.3
					164.0	31.3	22.6	41.9



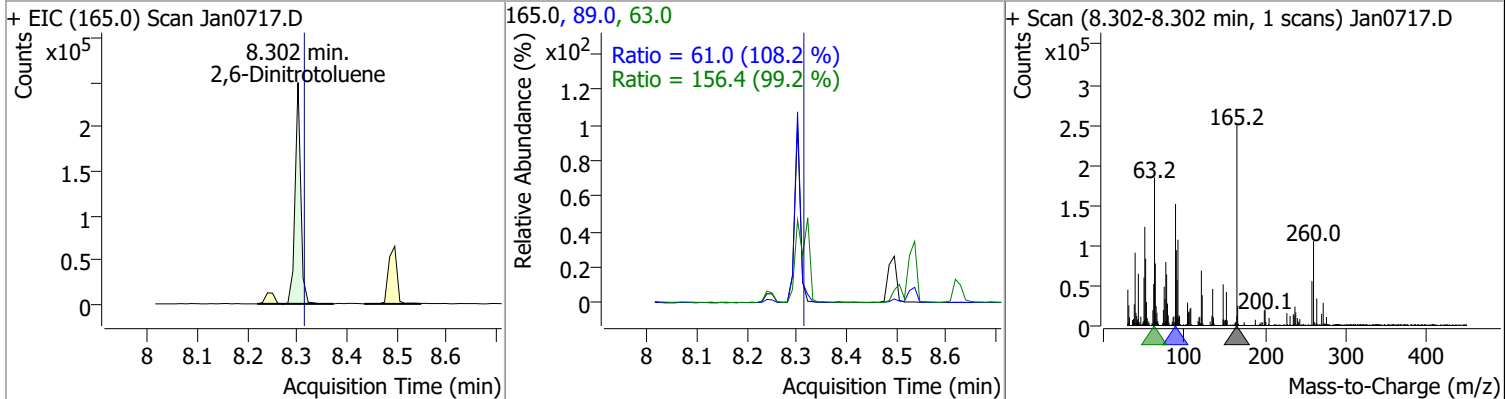
Compound	Conc.	RT	Dev(Min)	Resp.	QIon	QRatio	Lower	Upper
2-Nitroaniline	94.3382	8.00	0.00	249155	138.0	104.3	75.4	140.1



Compound	Conc.	RT	Dev(Min)	Resp.	QIon	QRatio	Lower	Upper
Dimethyl Phthalate	99.7686	8.25	0.01	1514975	77.0	20.2	13.0	24.2

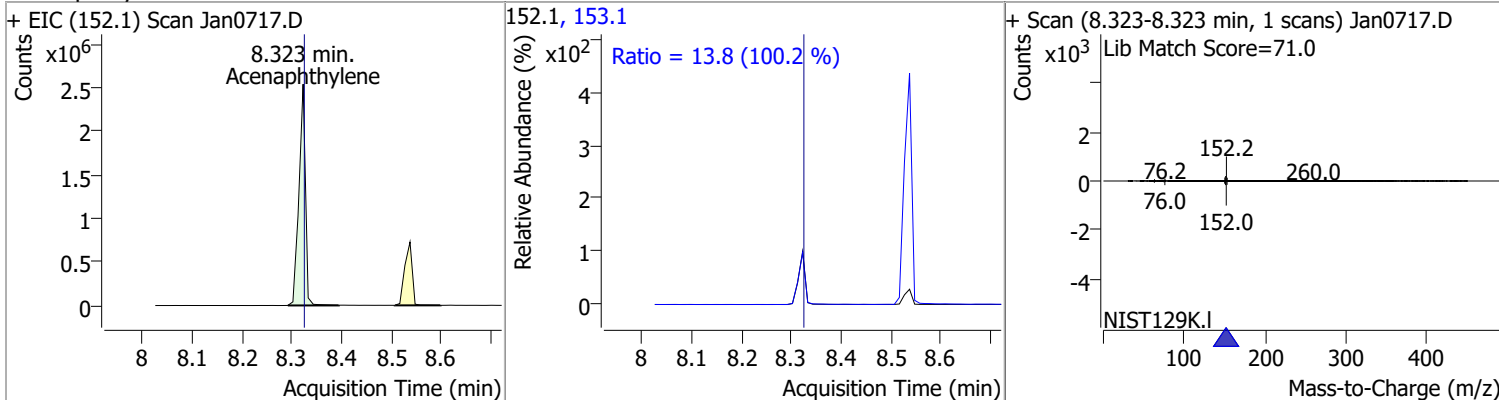


Compound	Conc.	RT	Dev(Min)	Resp.	QIon	QRatio	Lower	Upper
2,6-Dinitrotoluene	97.3421	8.30	0.00	197245	63.0	156.4	110.4	205.0
					89.0	61.0	39.5	73.3

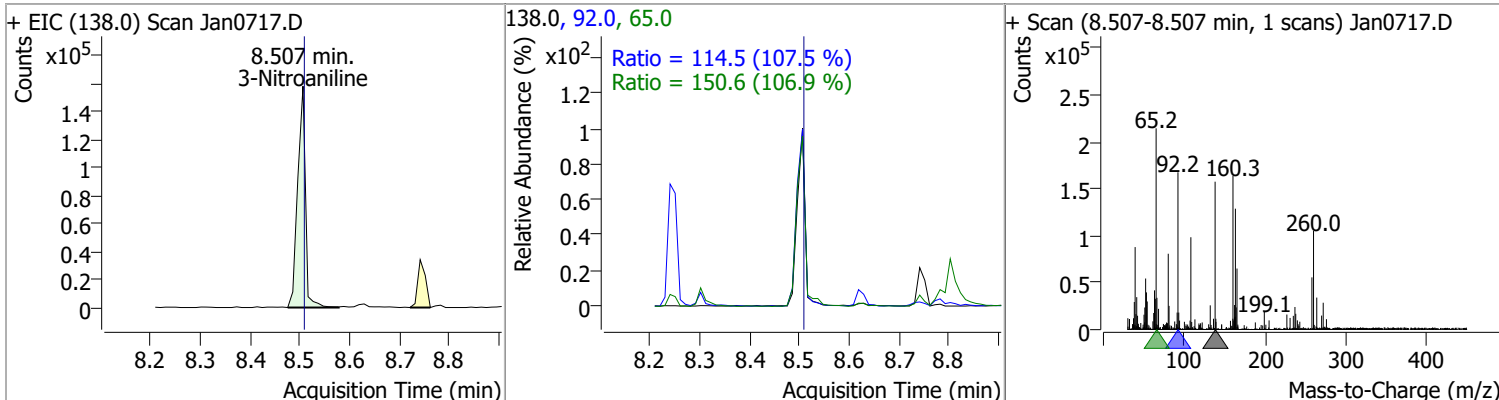


# Quantitation Results Report (QT Reviewed)

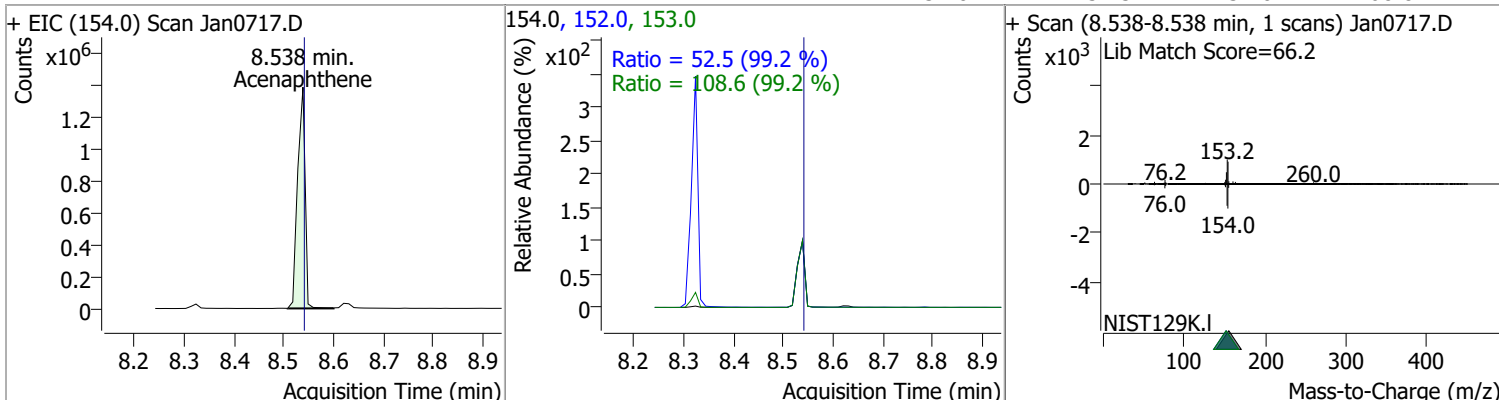
Compound	Conc.	RT	Dev(Min)	Resp.	QIon	QRatio	Lower	Upper
Acenaphthylene	93.1970	8.32	0.01	2289349	153.1	13.8	9.6	17.9



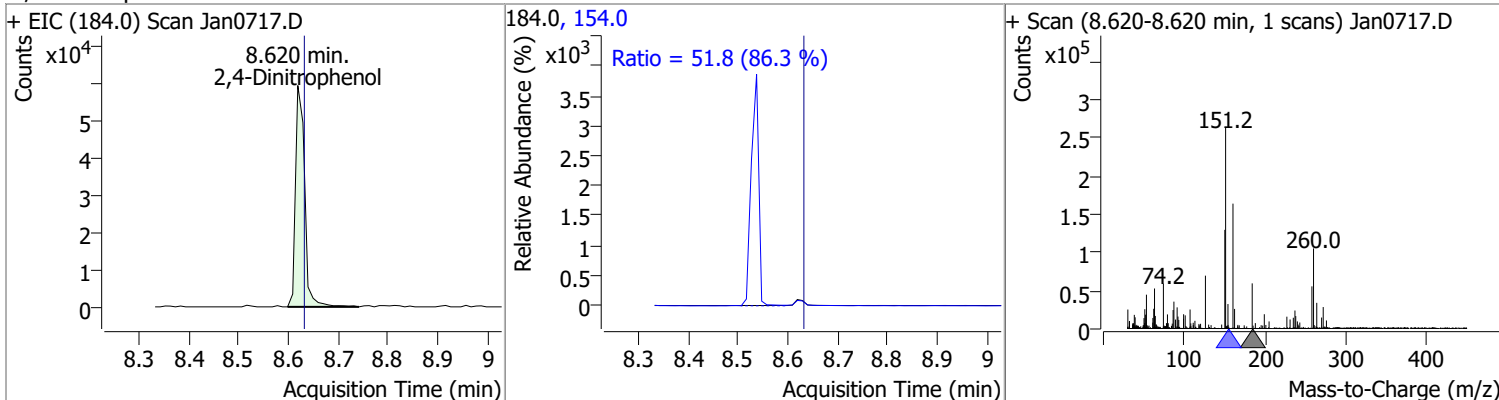
Compound	Conc.	RT	Dev(Min)	Resp.	QIon	QRatio	Lower	Upper
3-Nitroaniline	78.0526	8.51	0.01	171286	65.0	150.6	98.6	183.2
					92.0	114.5	74.5	138.4



Compound	Conc.	RT	Dev(Min)	Resp.	QIon	QRatio	Lower	Upper
Acenaphthene	103.6022	8.54	0.01	1442280	153.0	108.6	76.6	142.3
					152.0	52.5	37.0	68.8

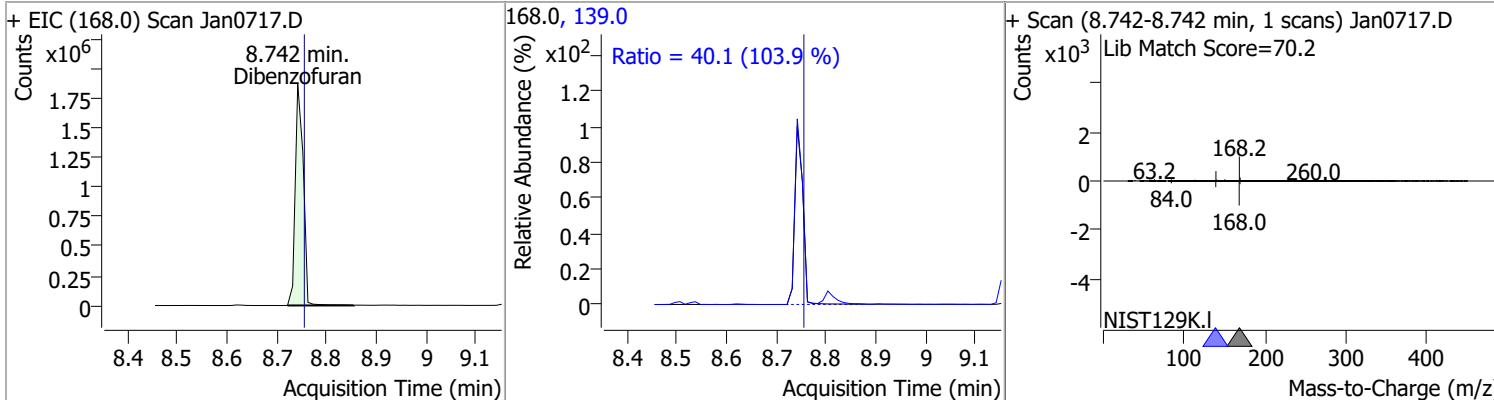


Compound	Conc.	RT	Dev(Min)	Resp.	QIon	QRatio	Lower	Upper
2,4-Dinitrophenol	72.0804	8.62	0.00	76386	154.0	51.8	42.0	78.1

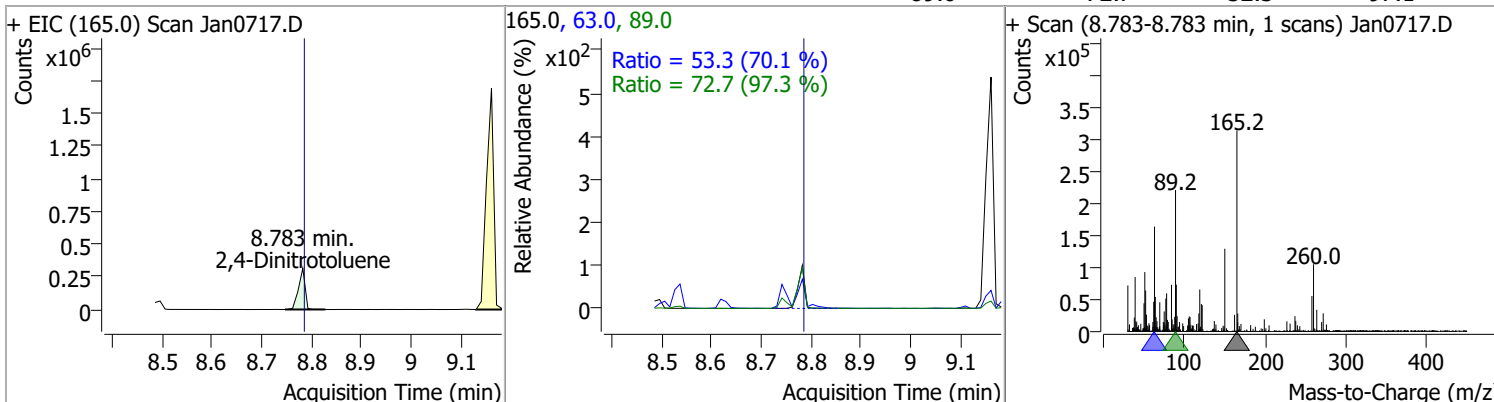


# Quantitation Results Report (QT Reviewed)

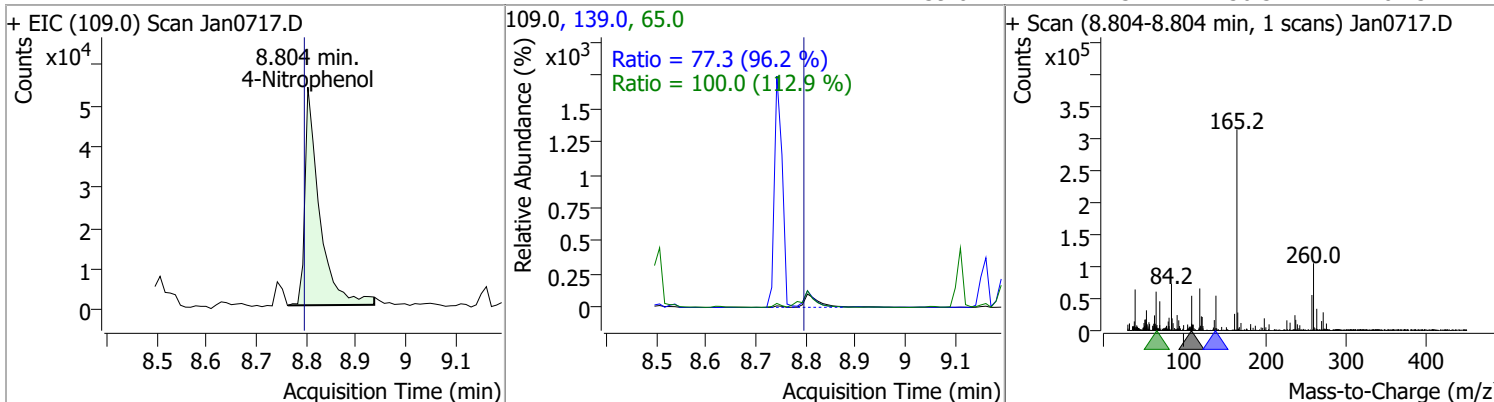
Compound	Conc.	RT	Dev(Min)	Resp.	QIon	QRatio	Lower	Upper
Dibenzofuran	92.3699	8.74	0.00	2035160	139.0	40.1	27.0	50.2



Compound	Conc.	RT	Dev(Min)	Resp.	QIon	QRatio	Lower	Upper
2,4-Dinitrotoluene	103.6202	8.78	0.01	286642	63.0	53.3	53.2	98.9
					89.0	72.7	52.3	97.1

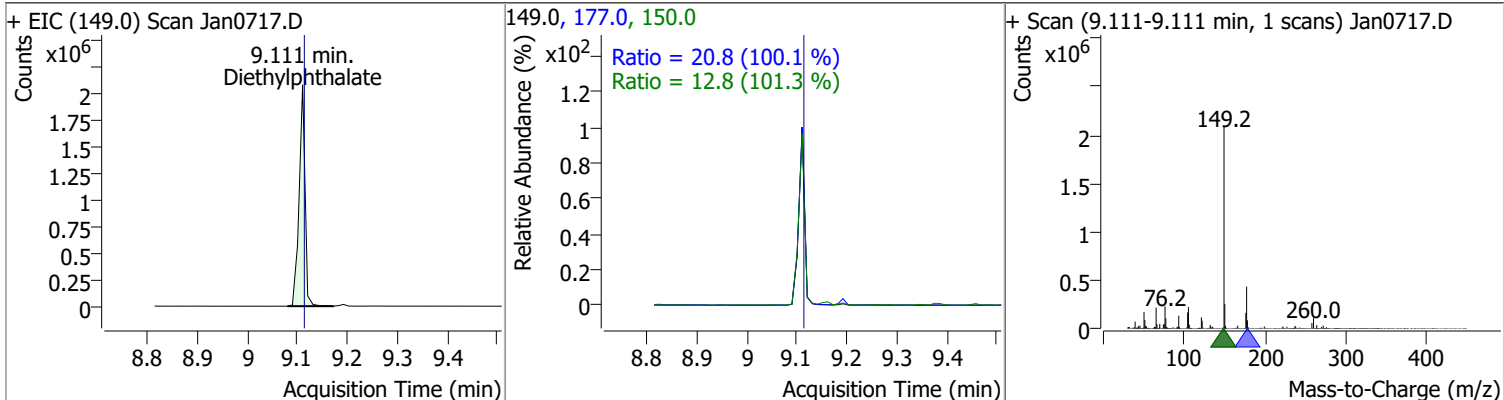


Compound	Conc.	RT	Dev(Min)	Resp.	QIon	QRatio	Lower	Upper
4-Nitrophenol	50.2901	8.80	0.02	108738	65.0	100.0	62.0	115.1
					139.0	77.3	56.3	104.5

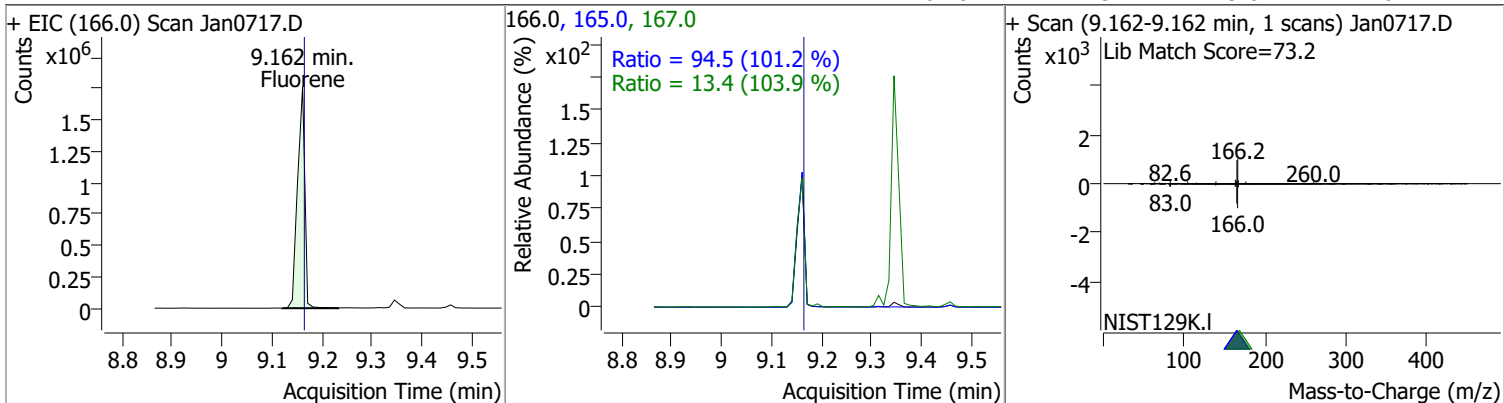


# Quantitation Results Report (QT Reviewed)

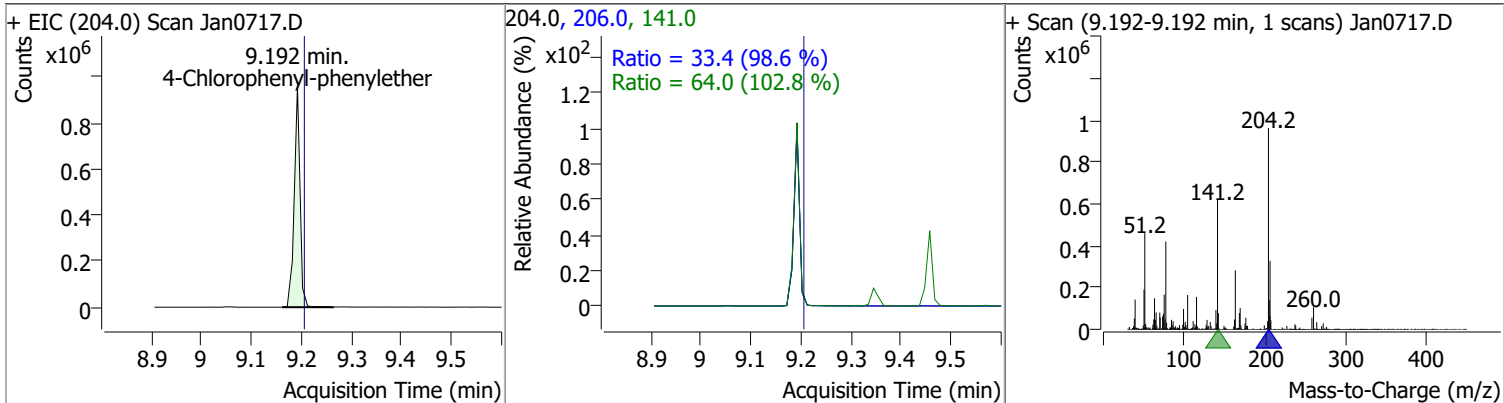
Compound	Conc.	RT	Dev(Min)	Resp.	QIon	QRatio	Lower	Upper
Diethylphthalate	104.9967	9.11	0.01	1715328	177.0	20.8	14.5	27.0
					150.0	12.8	8.8	16.4



Compound	Conc.	RT	Dev(Min)	Resp.	QIon	QRatio	Lower	Upper
Fluorene	98.4616	9.16	0.01	1780731	165.0	94.5	65.4	121.4
					167.0	13.4	9.0	16.7

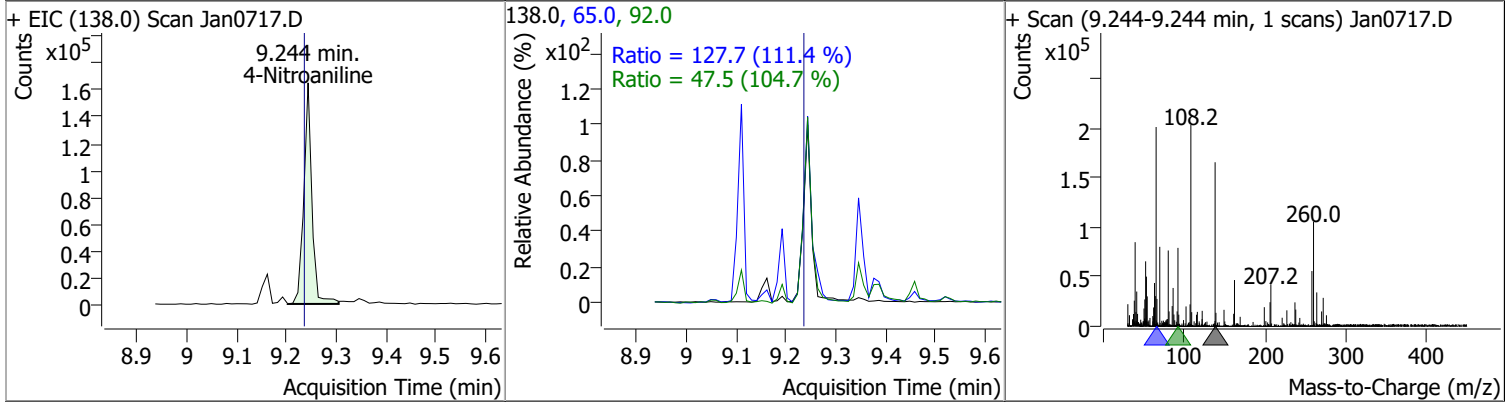


Compound	Conc.	RT	Dev(Min)	Resp.	QIon	QRatio	Lower	Upper
4-Chlorophenyl-phenylether	93.9221	9.19	0.00	774581	141.0	64.0	43.6	80.9
					206.0	33.4	23.7	44.1

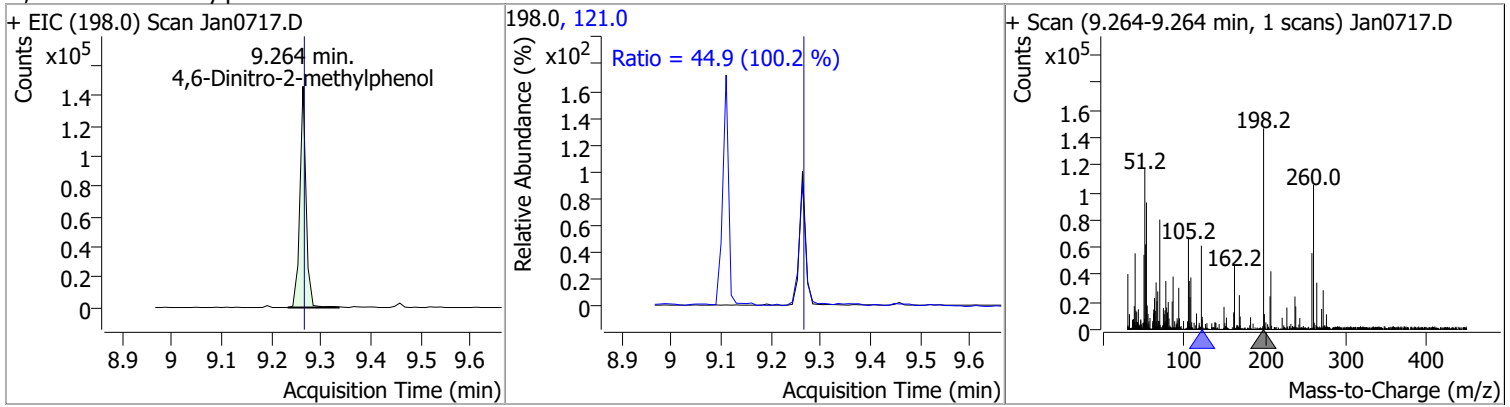


# Quantitation Results Report (QT Reviewed)

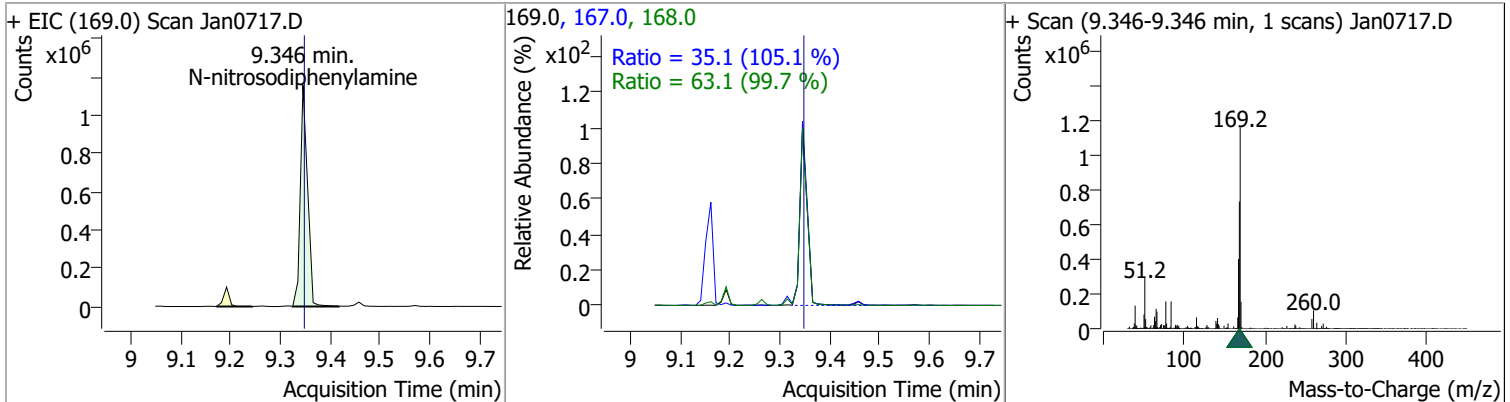
Compound	Conc.	RT	Dev(Min)	Resp.	QIon	QRatio	Lower	Upper
4-Nitroaniline	82.1527	9.24	0.01	187964	65.0	127.7	80.2	149.0
					92.0	47.5	31.7	58.9



Compound	Conc.	RT	Dev(Min)	Resp.	QIon	QRatio	Lower	Upper
4,6-Dinitro-2-methylphenol	79.0833	9.26	0.00	126456	121.0	44.9	31.4	58.3



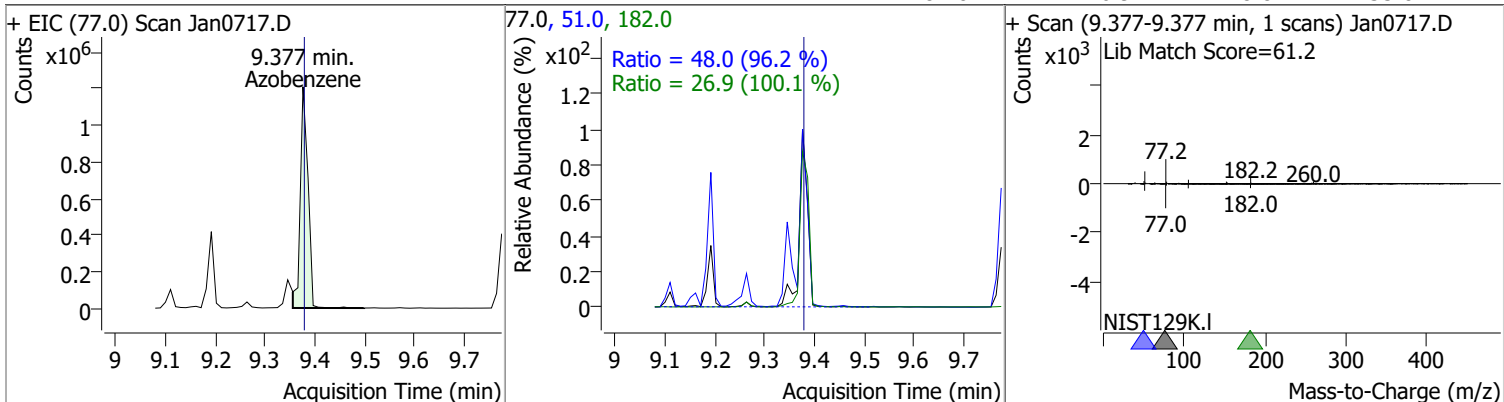
Compound	Conc.	RT	Dev(Min)	Resp.	QIon	QRatio	Lower	Upper
N-nitrosodiphenylamine	97.9205	9.35	0.00	1169745	168.0	63.1	44.3	82.3
					167.0	35.1	23.4	43.4



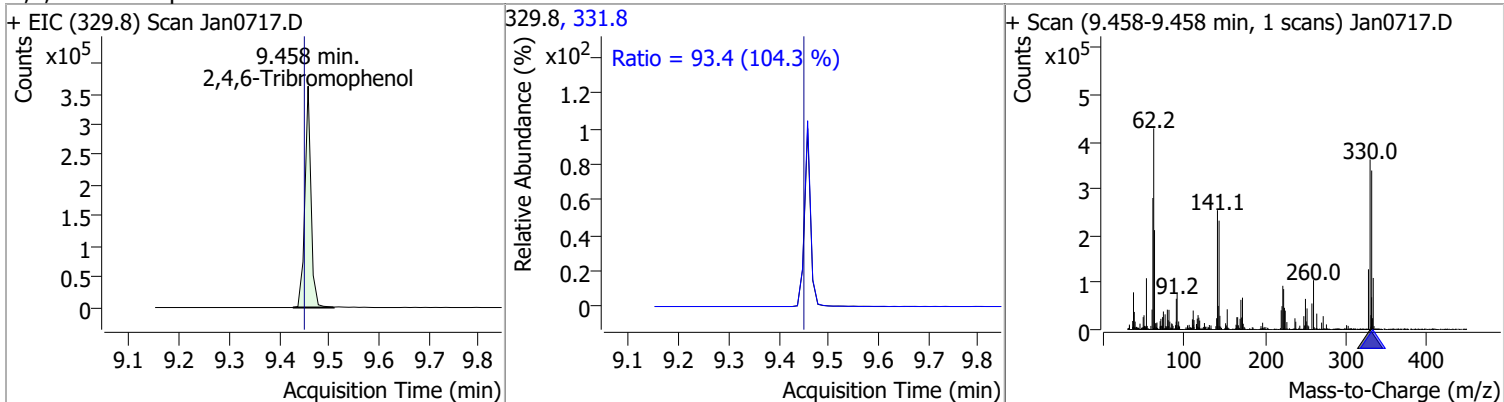


# Quantitation Results Report (QT Reviewed)

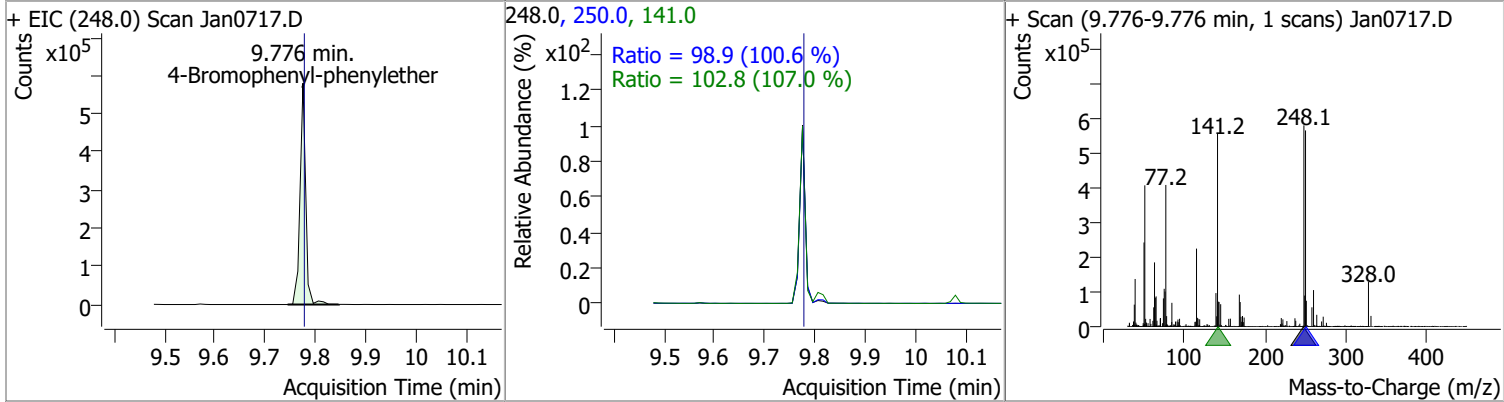
Compound	Conc.	RT	Dev(Min)	Resp.	QIon	QRatio	Lower	Upper
Azobenzene	90.4569	9.38	0.00	1290608	51.0	48.0	34.9	64.9
					182.0	26.9	18.8	35.0



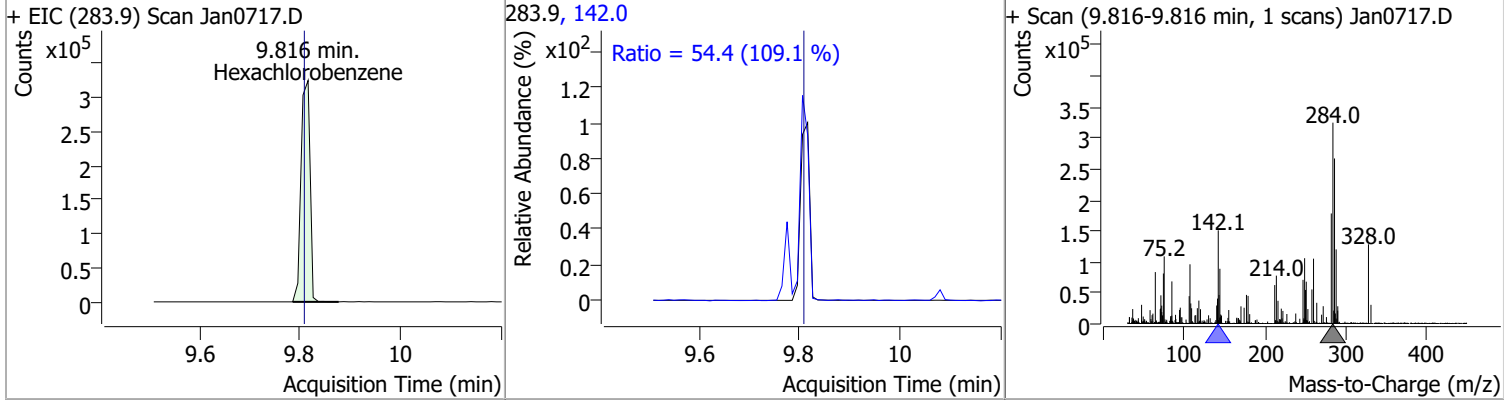
Compound	Conc.	RT	Dev(Min)	Resp.	QIon	QRatio	Lower	Upper
2,4,6-Tribromophenol	183.7926	9.46	0.01	307177	331.8	93.4	62.7	116.4



Compound	Conc.	RT	Dev(Min)	Resp.	QIon	QRatio	Lower	Upper
4-Bromophenyl-phenylether	92.9850	9.78	0.00	454988	250.0	98.9	68.8	127.8
					141.0	102.8	67.3	124.9

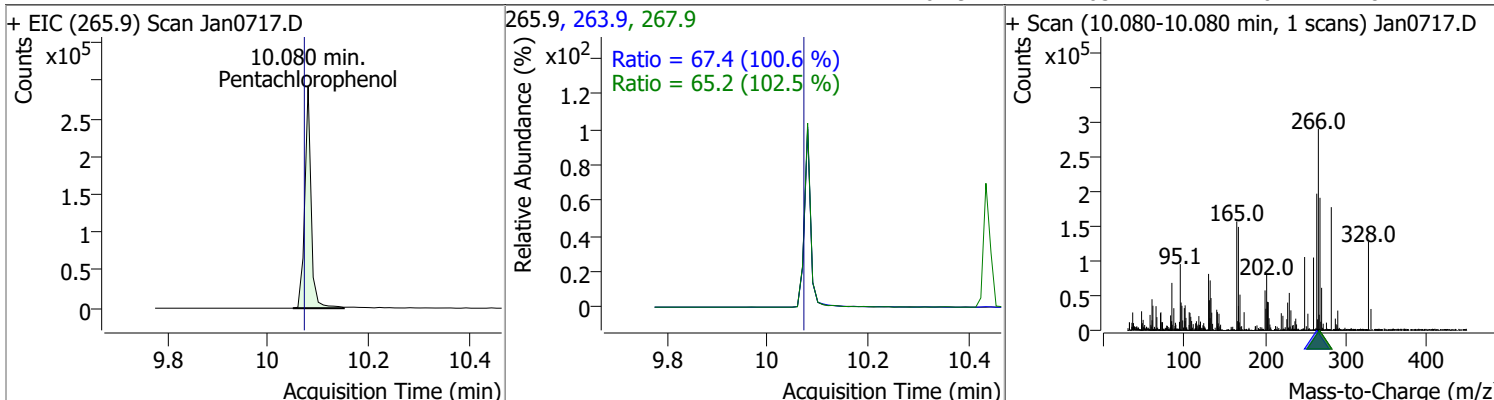


Compound	Conc.	RT	Dev(Min)	Resp.	QIon	QRatio	Lower	Upper
Hexachlorobenzene	82.4078	9.82	0.01	404527	142.0	54.4	34.9	64.8

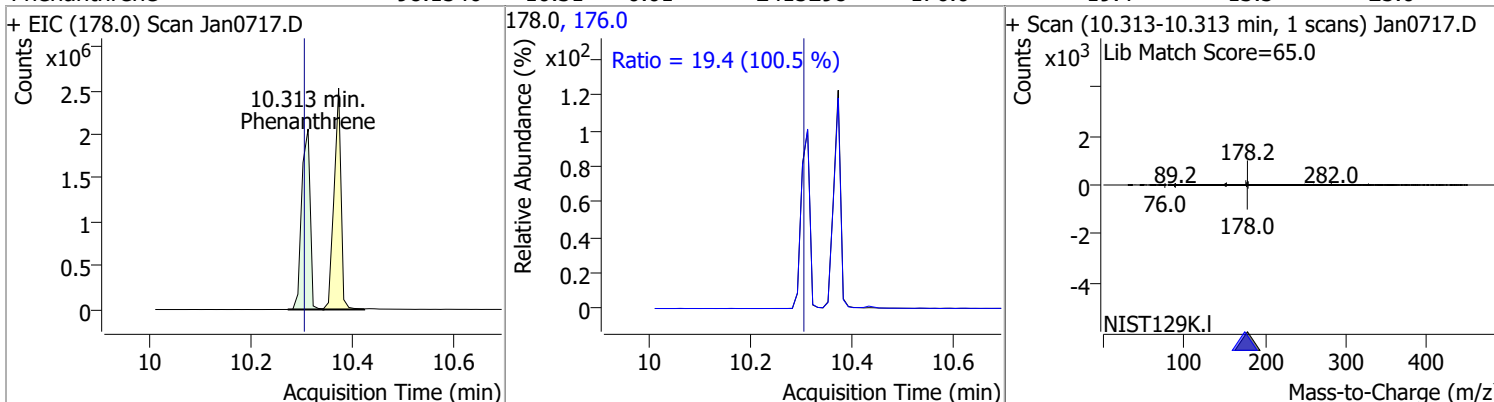


# Quantitation Results Report (QT Reviewed)

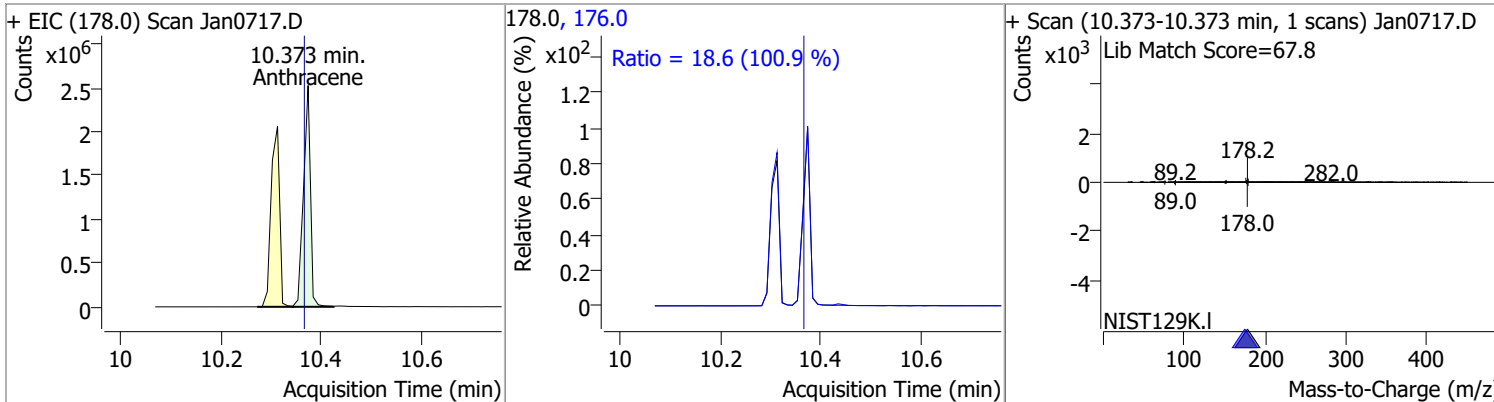
Compound	Conc.	RT	Dev(Min)	Resp.	QIon	QRatio	Lower	Upper
Pentachlorophenol	107.0109	10.08	0.01	255305	263.9	67.4	46.9	87.1
					267.9	65.2	44.6	82.7



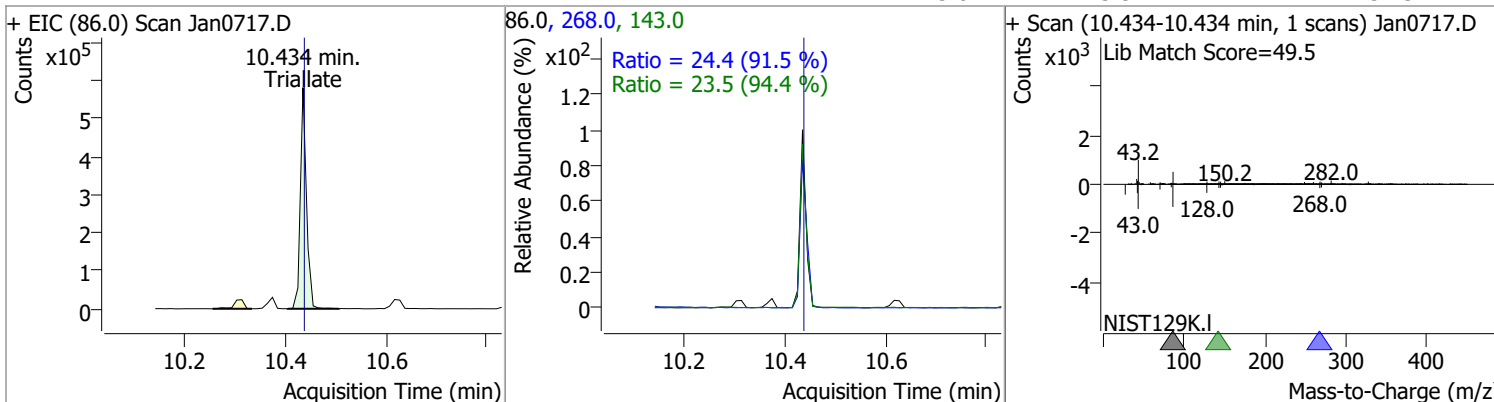
Compound	Conc.	RT	Dev(Min)	Resp.	QIon	QRatio	Lower	Upper
Phenanthrene	98.1546	10.31	0.01	2415298	176.0	19.4	13.5	25.0



Compound	Conc.	RT	Dev(Min)	Resp.	QIon	QRatio	Lower	Upper
Anthracene	100.8589	10.37	0.01	2418802	176.0	18.6	12.9	23.9

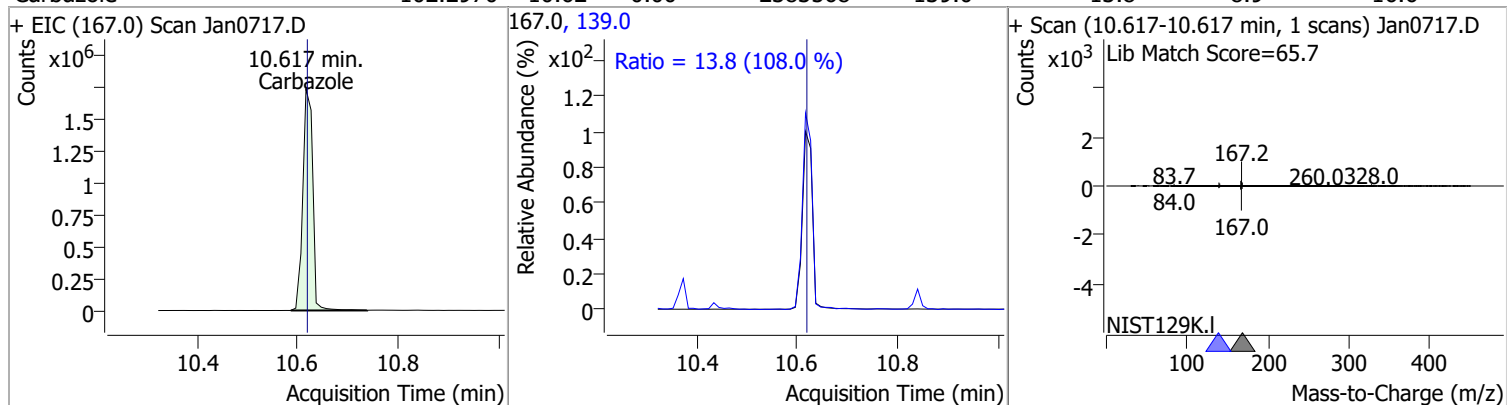


Compound	Conc.	RT	Dev(Min)	Resp.	QIon	QRatio	Lower	Upper
Triallate	93.1983	10.43	0.00	491410	268.0	24.4	18.7	34.7
					143.0	23.5	17.4	32.3

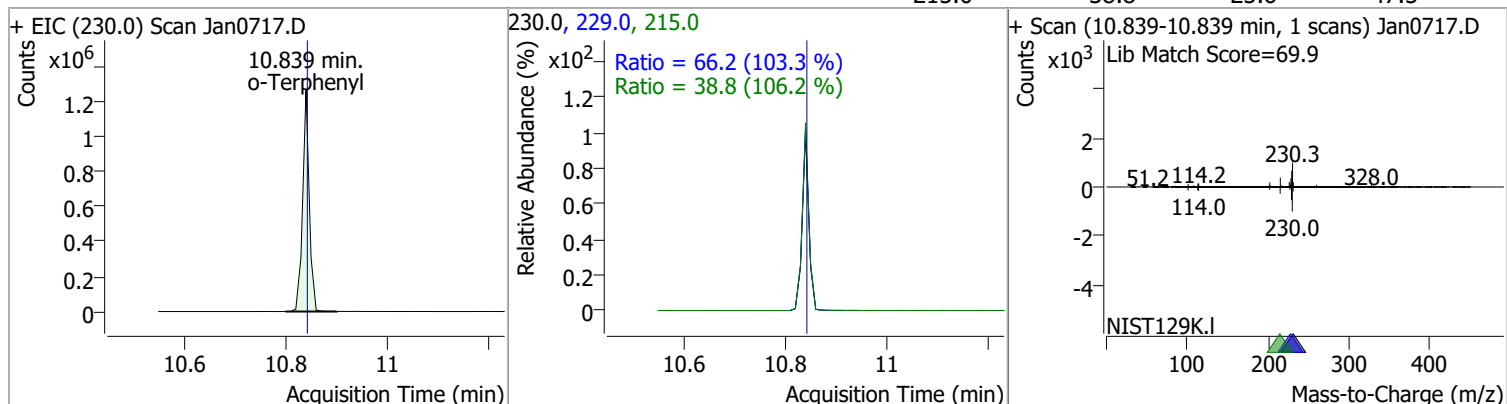


# Quantitation Results Report (QT Reviewed)

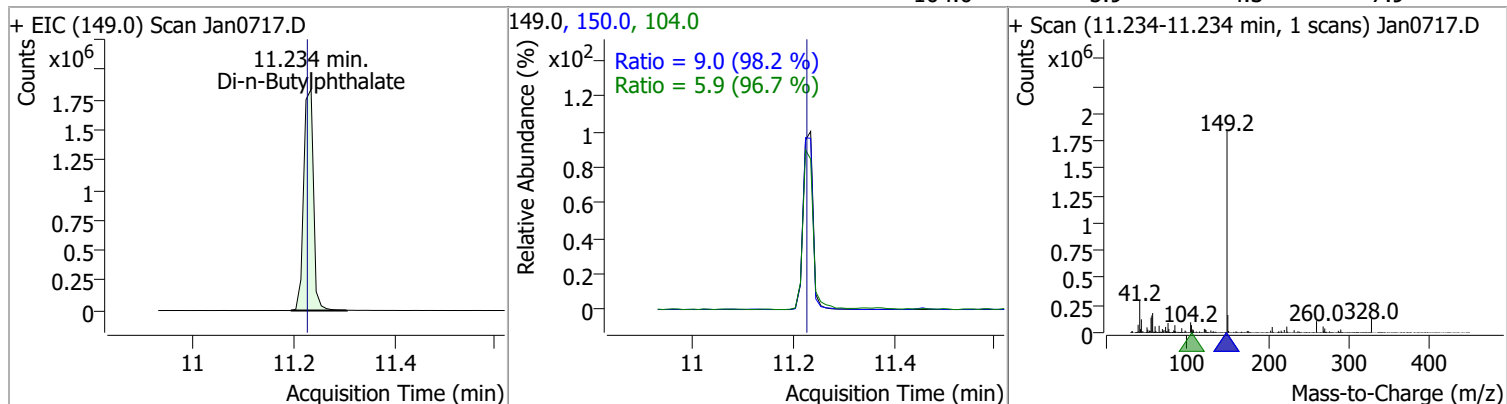
Compound	Conc.	RT	Dev(Min)	Resp.	QIon	QRatio	Lower	Upper
Carbazole	102.2970	10.62	0.00	2383568	139.0	13.8	8.9	16.6



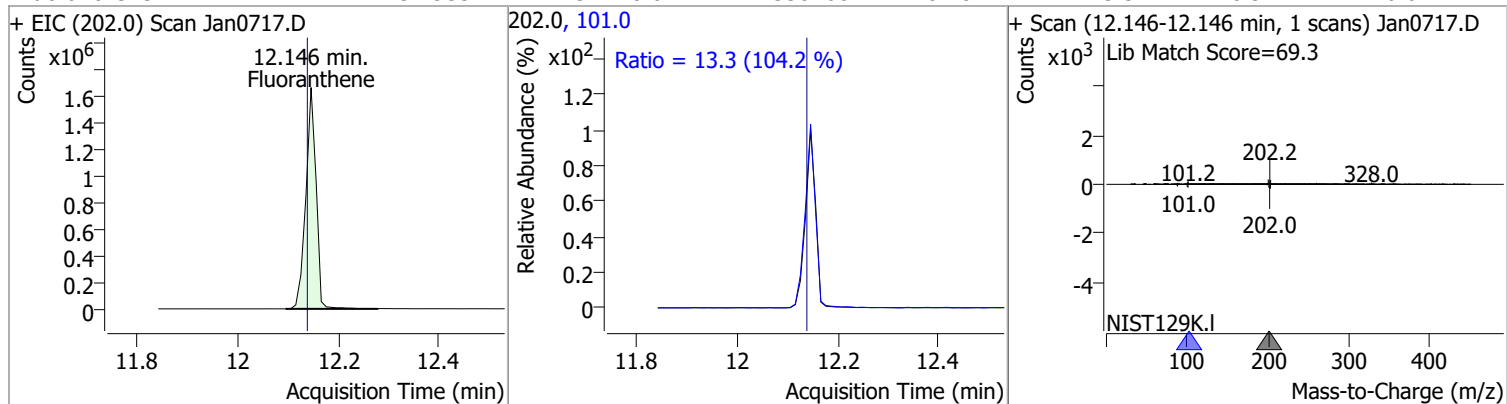
o-Terphenyl	82.5052	10.84	0.00	1161334	229.0	66.2	44.9	83.3
					215.0	38.8	25.6	47.5



Di-n-Butylphthalate	105.8324	11.23	0.01	2488134	150.0	9.0	6.4	11.9
					104.0	5.9	4.3	7.9

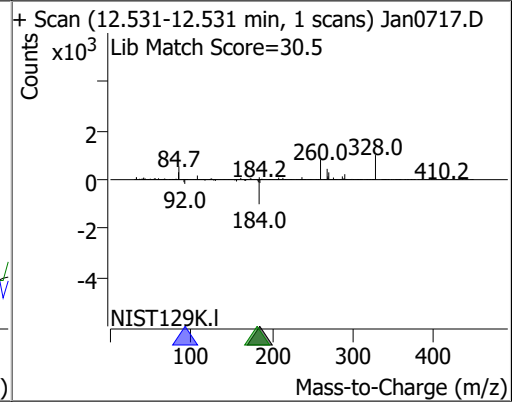
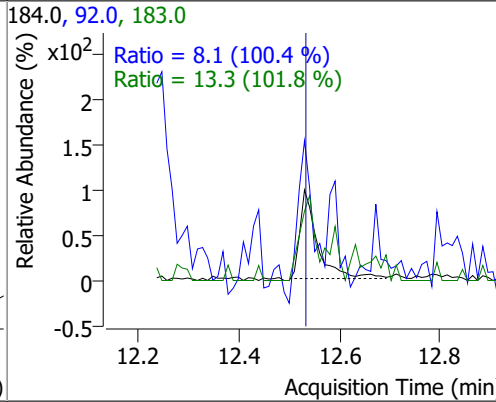
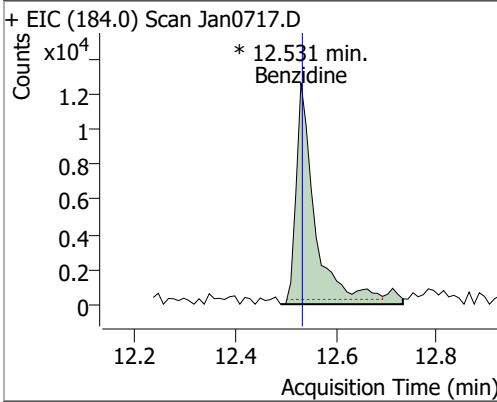


Fluoranthene	91.9534	12.15	0.01	2358168	101.0	13.3	8.9	16.6
--------------	---------	-------	------	---------	-------	------	-----	------

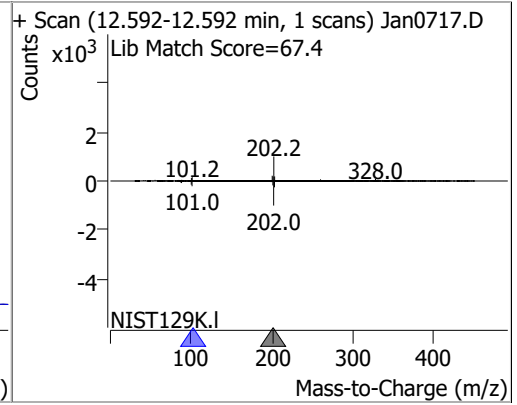
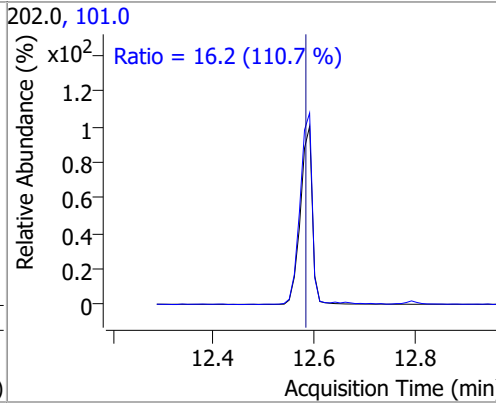
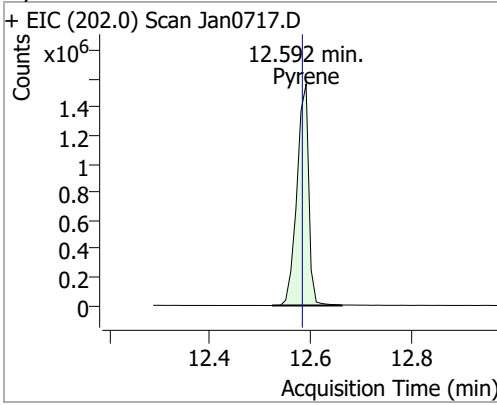


# Quantitation Results Report (QT Reviewed)

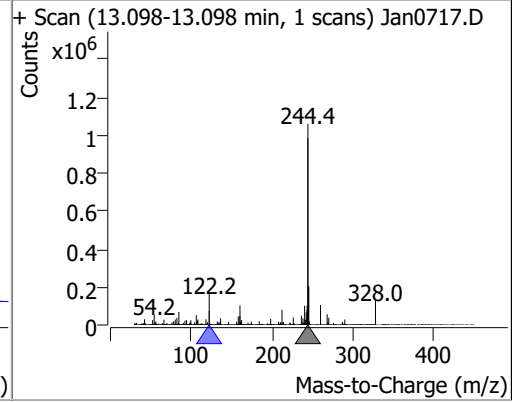
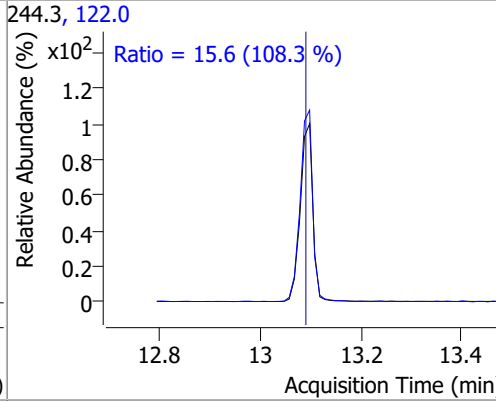
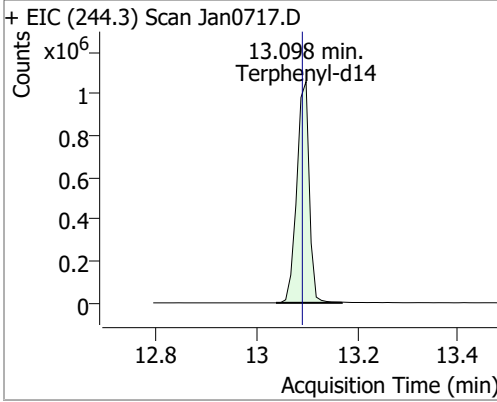
Compound	Conc.	RT	Dev(Min)	Resp.	QIon	QRatio	Lower	Upper
Benzidine	4.8528	12.53	0.00	34844 (m)	183.0	13.3	9.1	17.0
					92.0	8.1	5.7	10.5



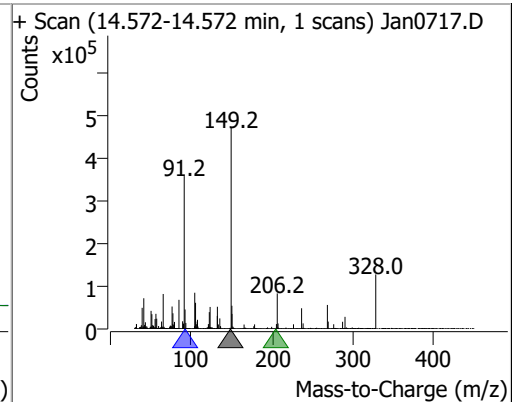
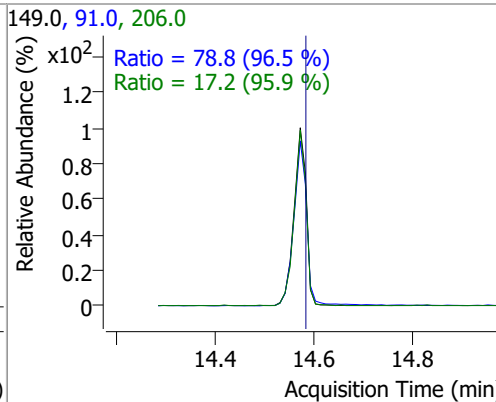
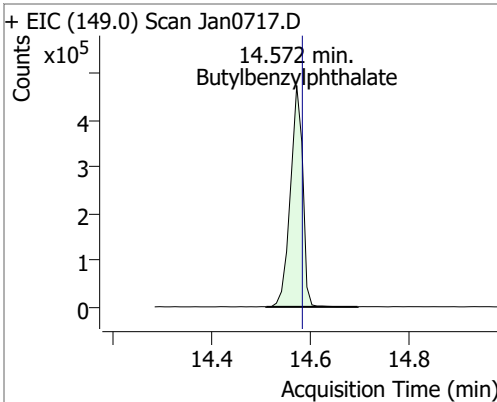
Compound	Conc.	RT	Dev(Min)	Resp.	QIon	QRatio	Lower	Upper
Pyrene	91.0357	12.59	0.01	2556095	101.0	16.2	10.2	19.0



Compound	Conc.	RT	Dev(Min)	Resp.	QIon	QRatio	Lower	Upper
Terphenyl-d14	98.1763	13.10	0.01	1824546	122.0	15.6	10.1	18.7

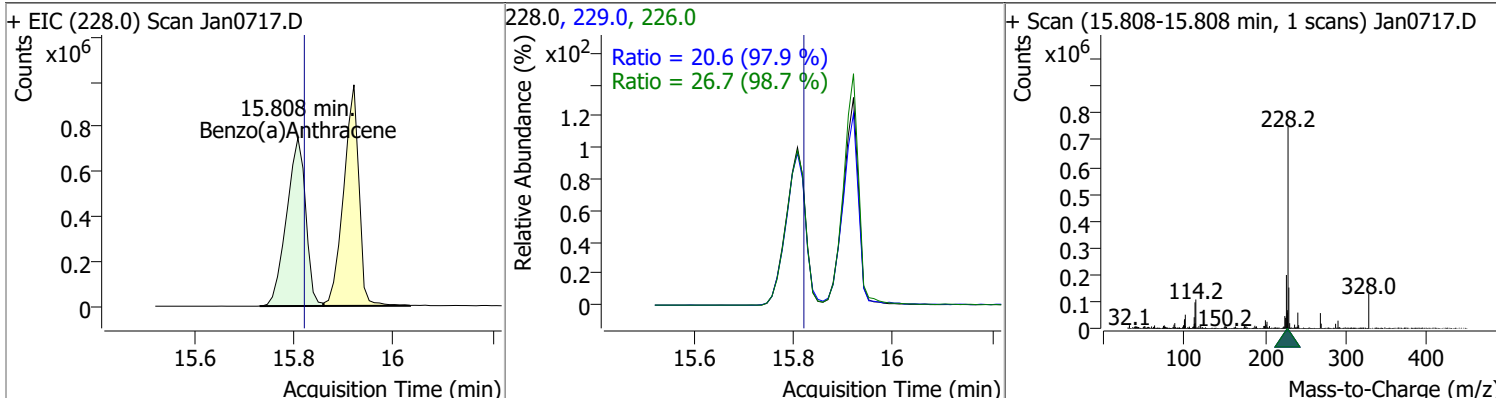


Compound	Conc.	RT	Dev(Min)	Resp.	QIon	QRatio	Lower	Upper
Butylbenzylphthalate	105.7770	14.57	0.01	817900	91.0	78.8	57.2	106.2
					206.0	17.2	12.6	23.3

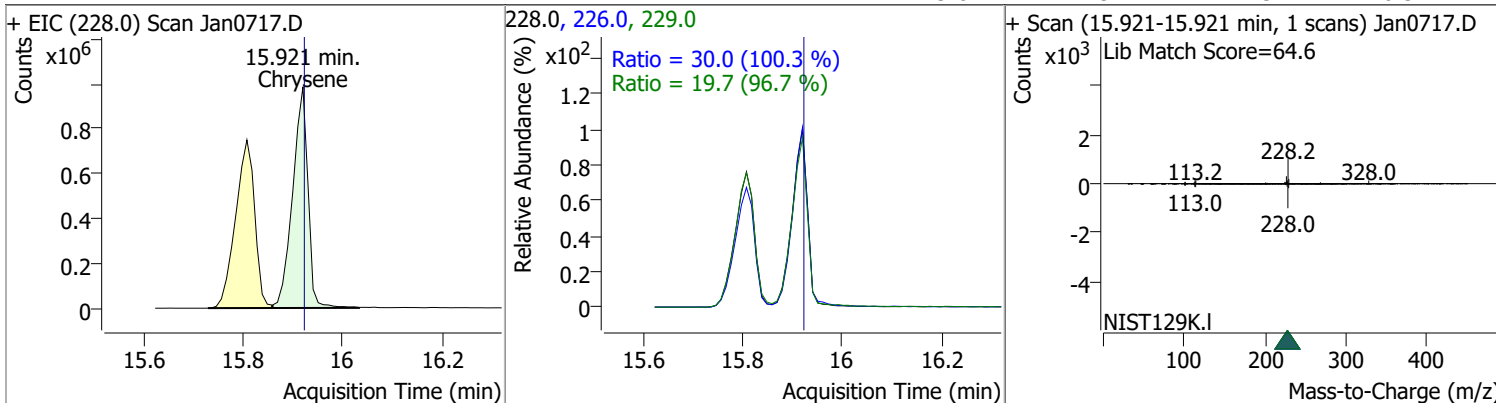


# Quantitation Results Report (QT Reviewed)

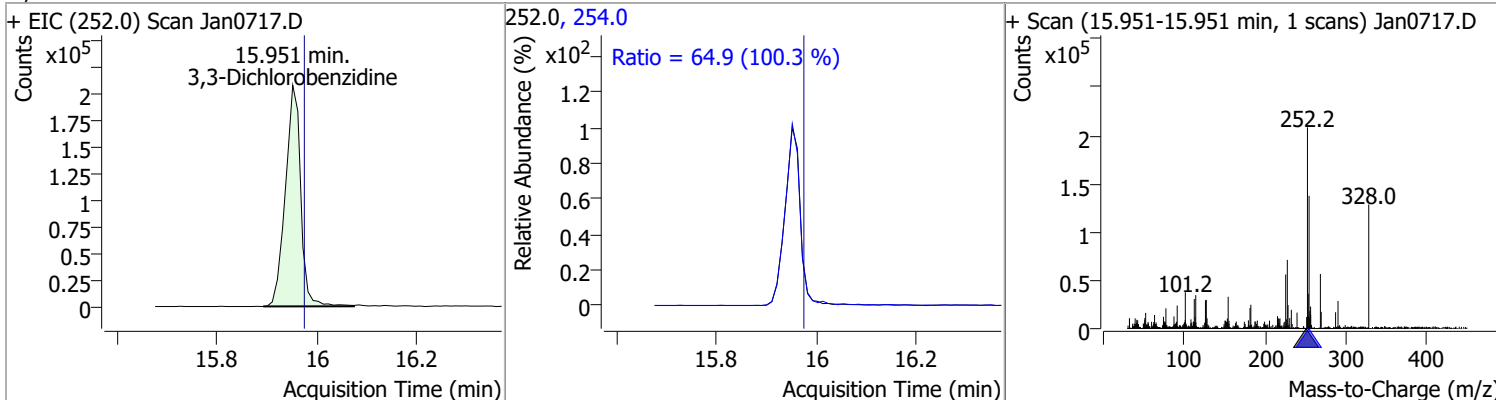
Compound	Conc.	RT	Dev(Min)	Resp.	QIon	QRatio	Lower	Upper
Benzo(a)Anthracene	98.0414	15.81	0.01	1990833	226.0	26.7	18.9	35.2
					229.0	20.6	14.7	27.3



Compound	Conc.	RT	Dev(Min)	Resp.	QIon	QRatio	Lower	Upper
Chrysene	95.1331	15.92	0.02	2102956	226.0	30.0	21.0	38.9
					229.0	19.7	14.3	26.5

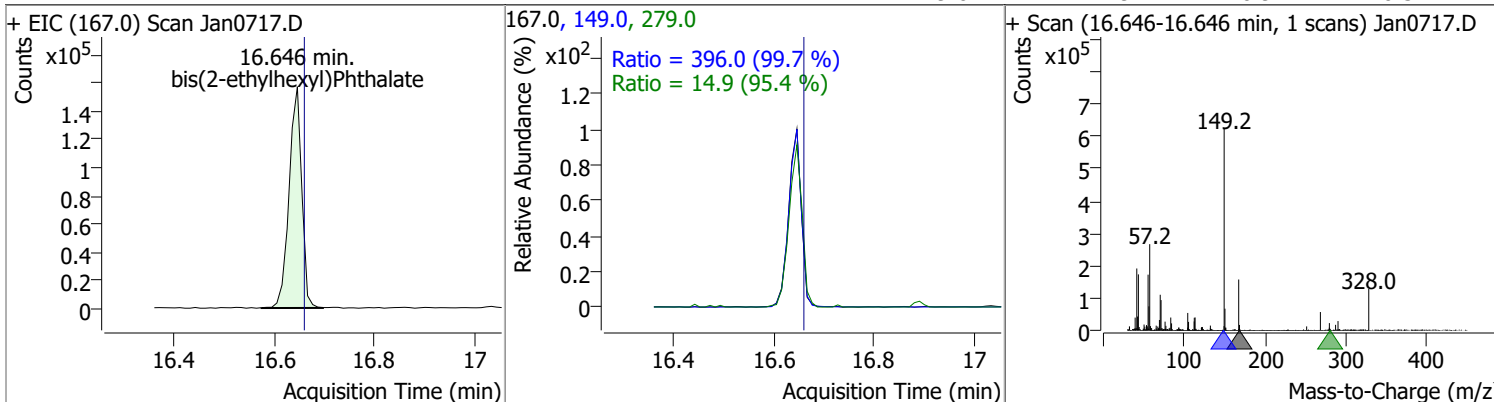


Compound	Conc.	RT	Dev(Min)	Resp.	QIon	QRatio	Lower	Upper
3,3-Dichlorobenzidine	65.0842	15.95	0.00	443992	254.0	64.9	45.3	84.1

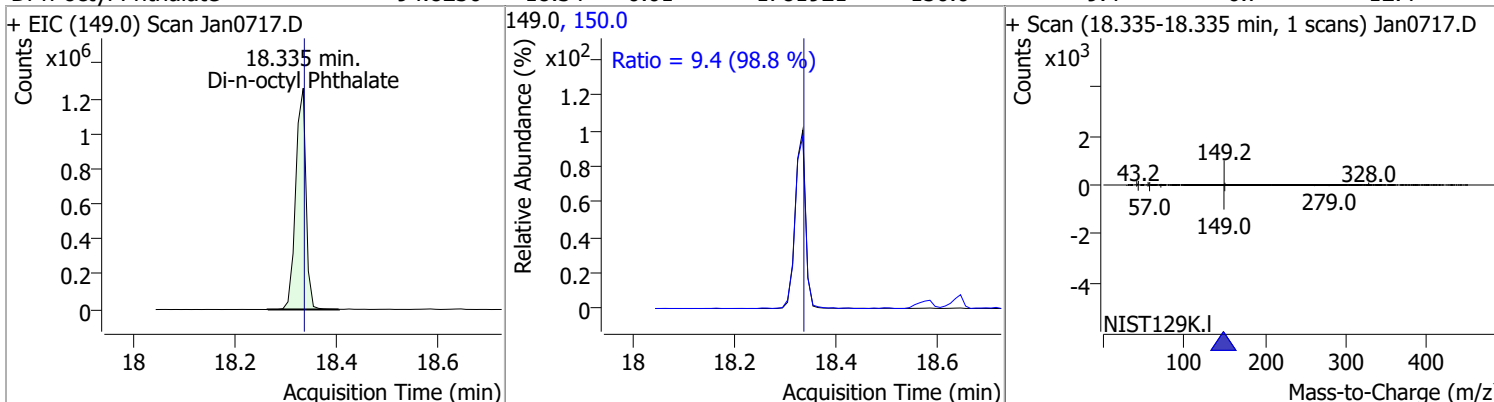


# Quantitation Results Report (QT Reviewed)

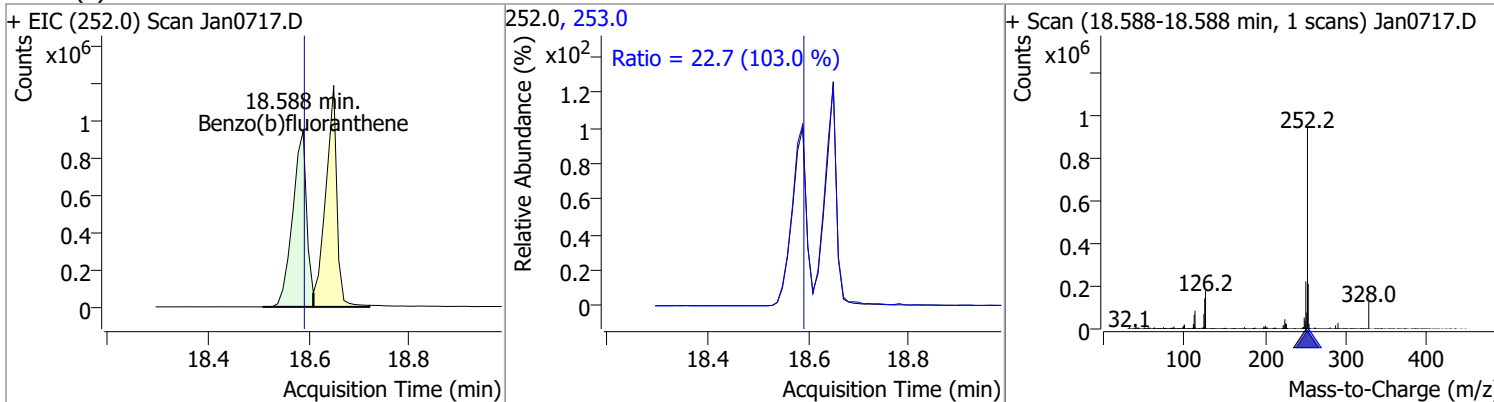
Compound	Conc.	RT	Dev(Min)	Resp.	QIon	QRatio	Lower	Upper
bis(2-ethylhexyl)Phthalate	100.8065	16.65	0.01	275860	149.0	396.0	278.0	516.2
					279.0	14.9	10.9	20.3



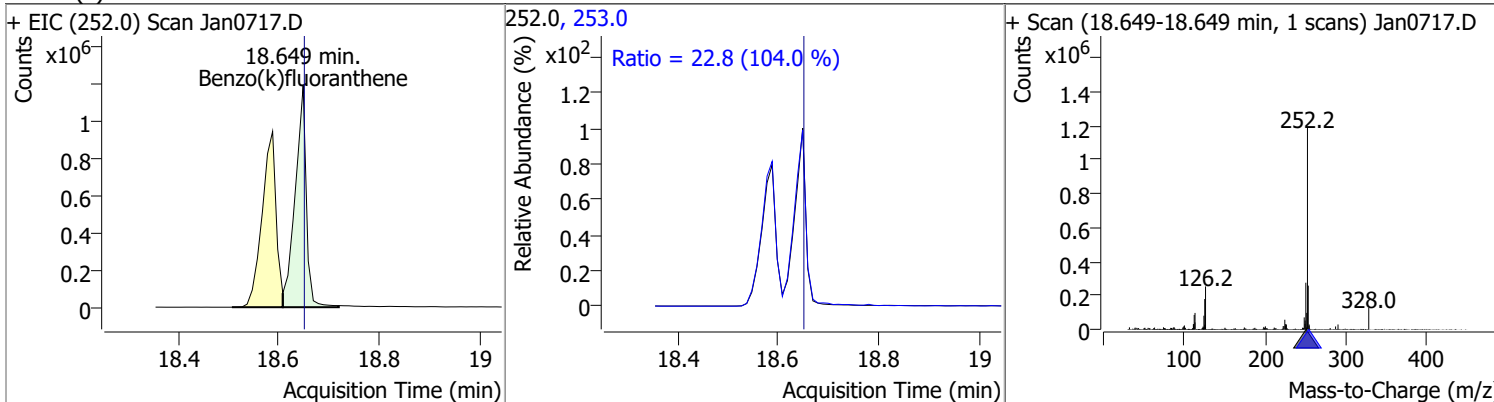
Compound	Conc.	RT	Dev(Min)	Resp.	QIon	QRatio	Lower	Upper
Di-n-octyl Phthalate	94.8230	18.34	0.01	1781921	150.0	9.4	6.7	12.4



Compound	Conc.	RT	Dev(Min)	Resp.	QIon	QRatio	Lower	Upper
Benzo(b)fluoranthene	92.1306	18.59	0.01	1820818	253.0	22.7	15.4	28.6

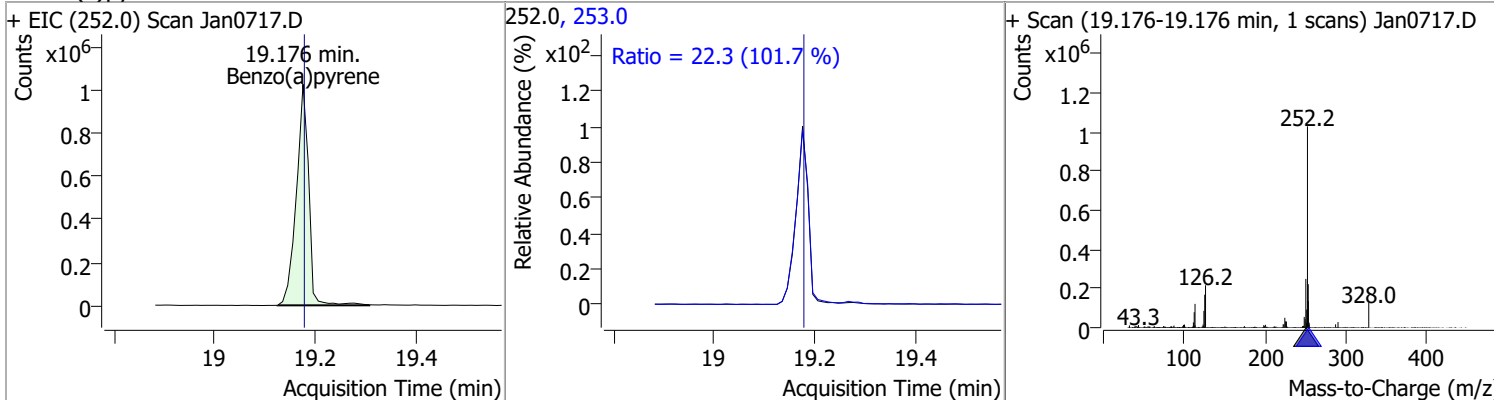


Compound	Conc.	RT	Dev(Min)	Resp.	QIon	QRatio	Lower	Upper
Benzo(k)fluoranthene	89.3081	18.65	0.01	1829883	253.0	22.8	15.3	28.5

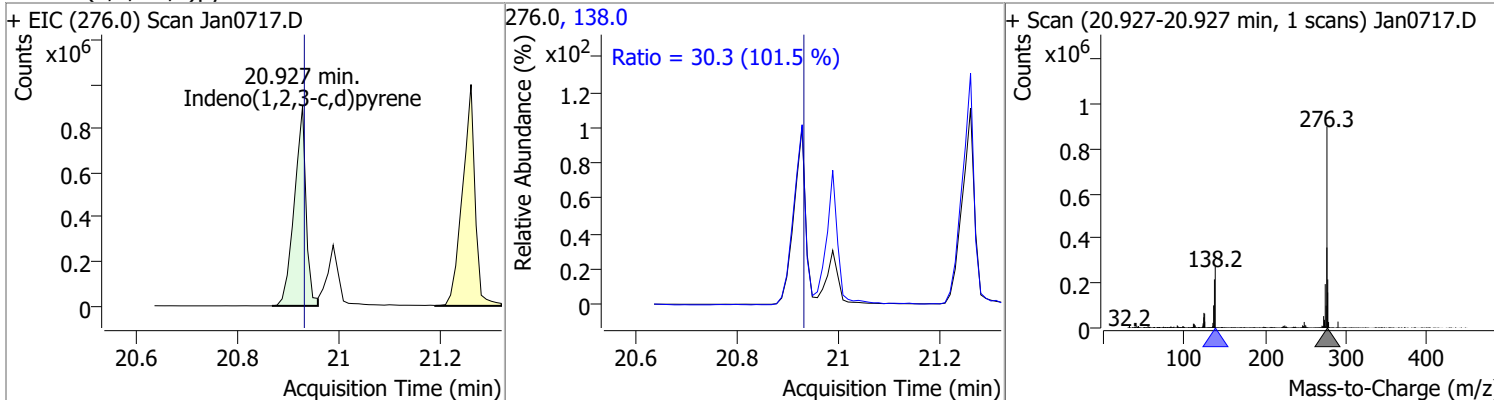


# Quantitation Results Report (QT Reviewed)

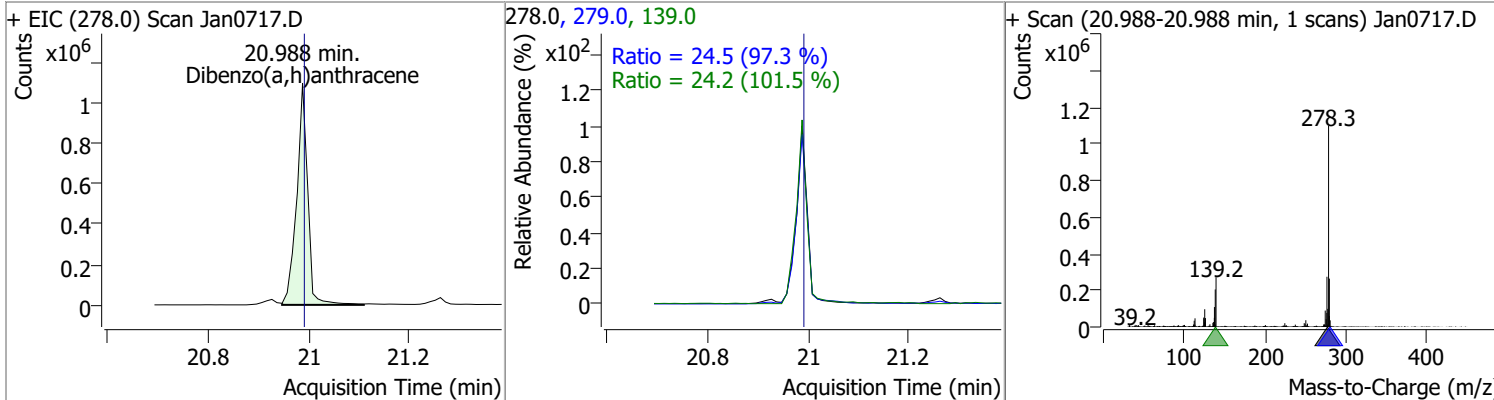
Compound	Conc.	RT	Dev(Min)	Resp.	QIon	QRatio	Lower	Upper
Benzo(a)pyrene	92.2356	19.18	0.01	1746812	253.0	22.3	15.4	28.6



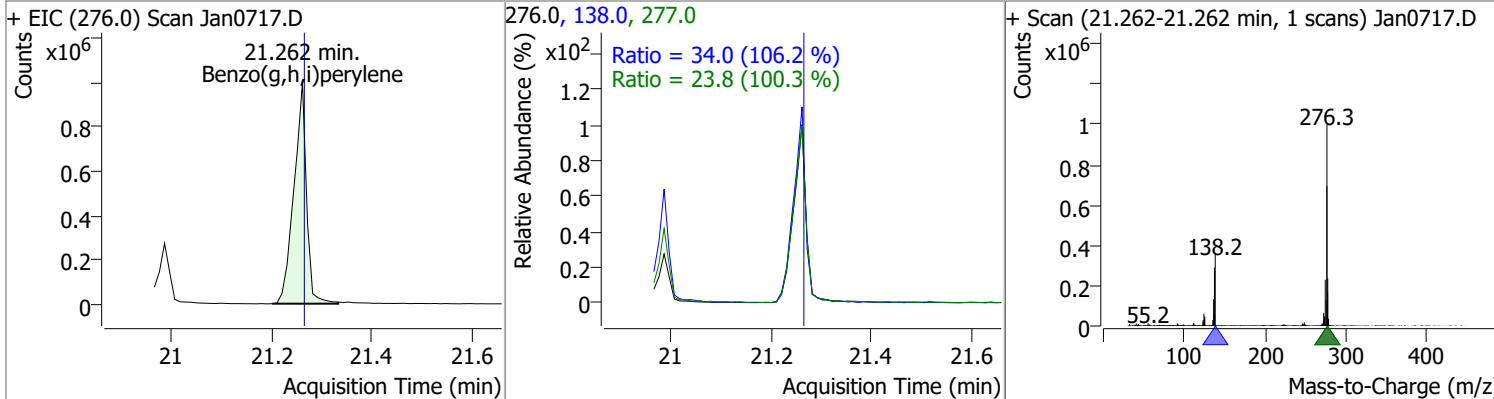
Compound	Conc.	RT	Dev(Min)	Resp.	QIon	QRatio	Lower	Upper
Indeno(1,2,3-c,d)pyrene	90.8236	20.93	0.01	1449930	138.0	30.3	20.9	38.8



Compound	Conc.	RT	Dev(Min)	Resp.	QIon	QRatio	Lower	Upper
Dibenzo(a,h)anthracene	96.0665	20.99	0.01	1665092	279.0	24.5	17.7	32.8
					139.0	24.2	16.7	31.0



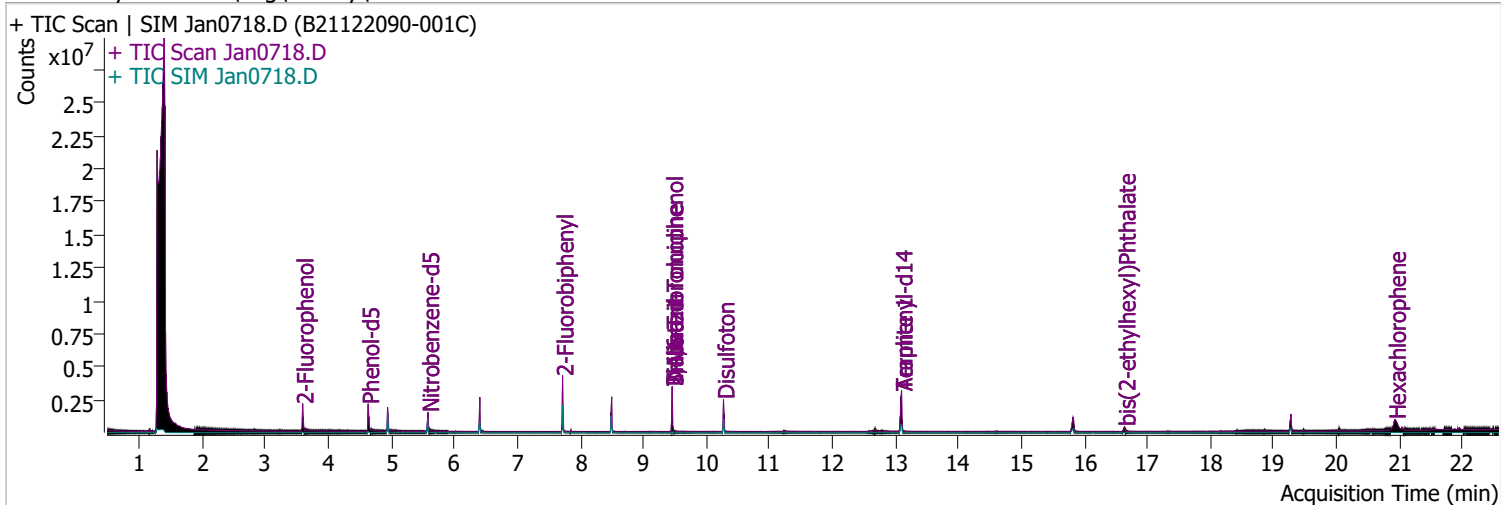
Compound	Conc.	RT	Dev(Min)	Resp.	QIon	QRatio	Lower	Upper
Benzo(g,h,i)perylene	92.8127	21.26	0.01	1719063	138.0	34.0	22.4	41.6
					277.0	23.8	16.6	30.9





# Quantitation Results Report (QT Reviewed)

Data File	Jan0718.D	Operator	LIMS import
Acq. Method	BNA+SIM.M	Acq. Date-Time	1/7/2022 9:40:57 PM
Sample Name	B21122090-001C	Instrument	Instrument #1
Vial	18	Multiplier	1.00
DA Method File		Comment	SVOC-8270-W
Tune File	dftppdsm.u	Tune Date	1/7/2022 12:13:00 PM
Batch Name	010722 DoD BNA cal 1.batch.bin	Last Calib Update	1/11/2022 8:55:14 AM
Ref Library	D:\Org\Library\NIST129K.I		



Compound	RT	QIon	Resp.	Conc.	Units	Dev(Min)
----------	----	------	-------	-------	-------	----------

**Internal Standards**

**System Monitoring Compounds**

S 2-Fluorophenol	3.592	112.0	592108	75.8039	µg/L	0.010
Spiked Amount: 200.000	Range: 10.0 - 75.0%			Recovery = 37.90%		
S Phenol-d5	4.634	99.0	719131	68.7931	µg/L	0.010
Spiked Amount: 200.000	Range: 10.0 - 65.0%			Recovery = 34.40%		
S Nitrobenzene-d5	5.584	82.0	331870	58.5411	µg/L	0.000
Spiked Amount: 100.000	Range: 32.0 - 94.0%			Recovery = 58.54%		
S 2-Fluorobiphenyl	7.718	172.0	1184429	63.4978	µg/L	0.000
Spiked Amount: 100.000	Range: 28.0 - 107.0%			Recovery = 63.50%		
S 2,4,6-Tribromophenol	9.458	329.8	237016	161.1501	µg/L	0.010
Spiked Amount: 200.000	Range: 25.0 - 140.0%			Recovery = 80.58%		
S Terphenyl-d14	13.098	244.3	1652599	98.9115	µg/L	0.010
Spiked Amount: 100.000	Range: 32.0 - 122.0%			Recovery = 98.91%		

**Target Compounds**

Compound	RT	QIon	Resp.	Conc.	Units	md	QValue
T N-Nitrosodimethylamine	0.000		0	N.D.			
T Pyridine	0.000		0	N.D.			
T Aniline	0.000		0	N.D.			
T Phenol	0.000		0	N.D.			
T bis(-2-Chloroethyl)Ether	0.000		0	N.D.			
T 2-Chlorophenol	0.000		0	N.D.			
T 1,3-Dichlorobenzene	0.000		0	N.D.			
T 1,4-Dichlorobenzene	0.000		0	N.D.			
T 1,2-Dichlorobenzene	0.000		0	N.D.			
T Benzyl Alcohol	0.000		0	N.D.			
T bis(2-chloroisopropyl)Ether	0.000		0	N.D.			
T 2-Methylphenol	0.000		0	N.D.			
T N-nitroso-Di-n-propylamine	5.584	70.0	0		µg/L	md	1
T 4Methylphenol/3Methylphenol	0.000		0	N.D.			
T Hexachloroethane	0.000		0	N.D.			



# Quantitation Results Report (QT Reviewed)

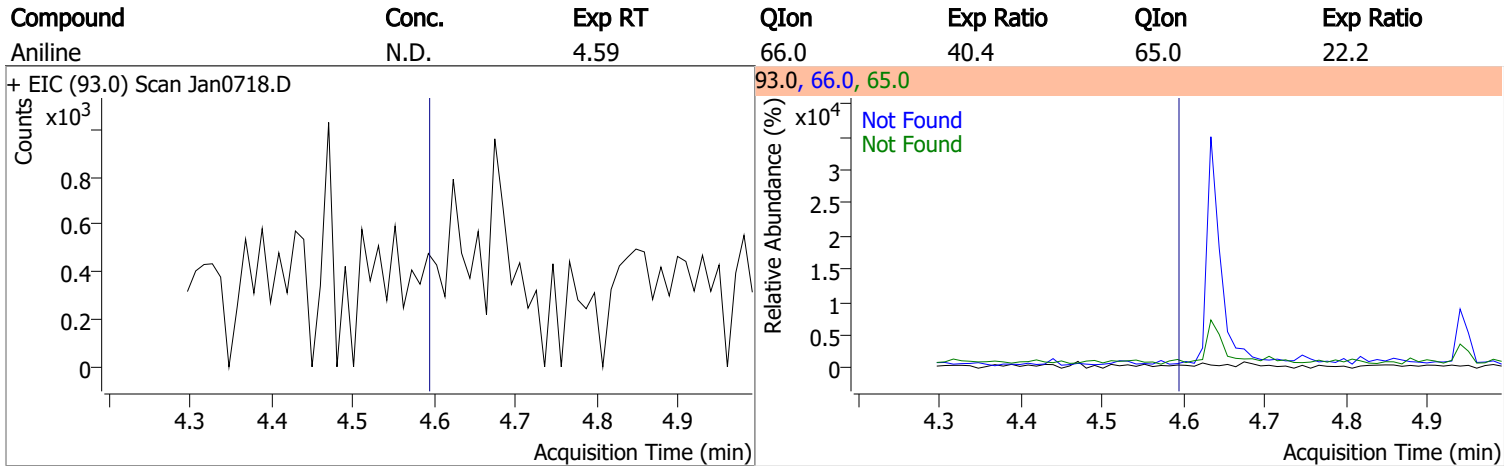
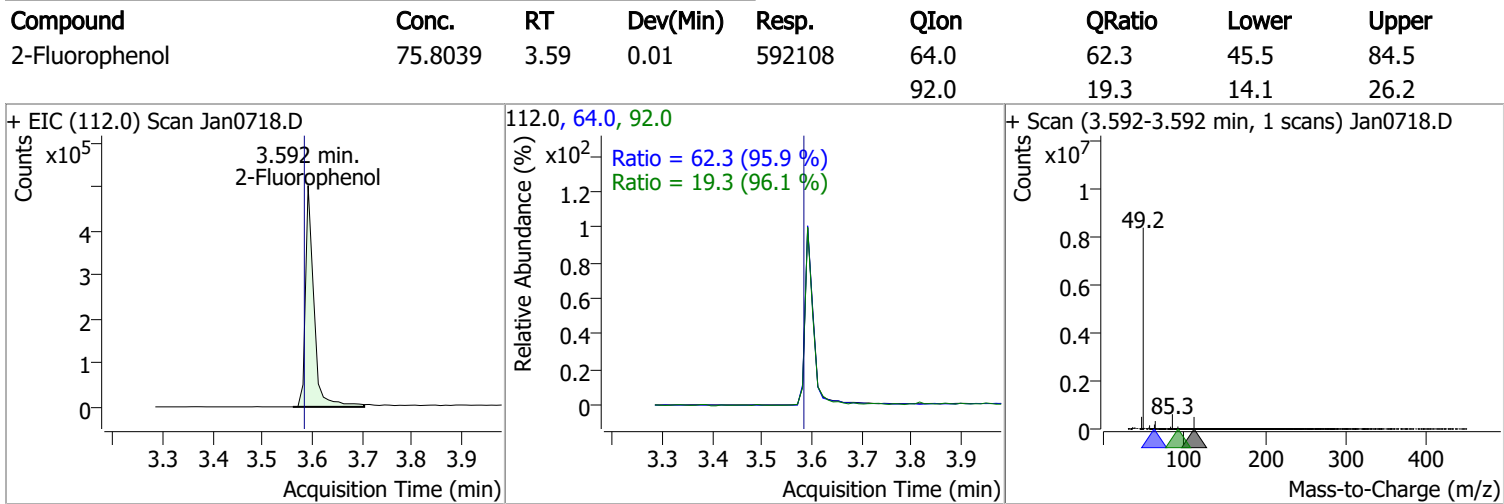
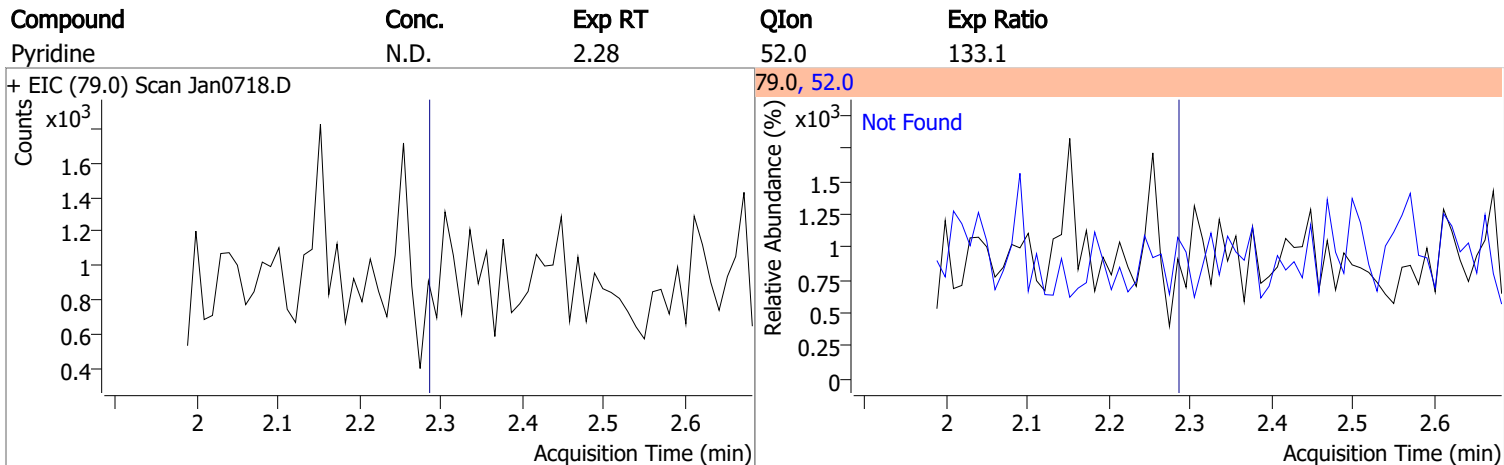
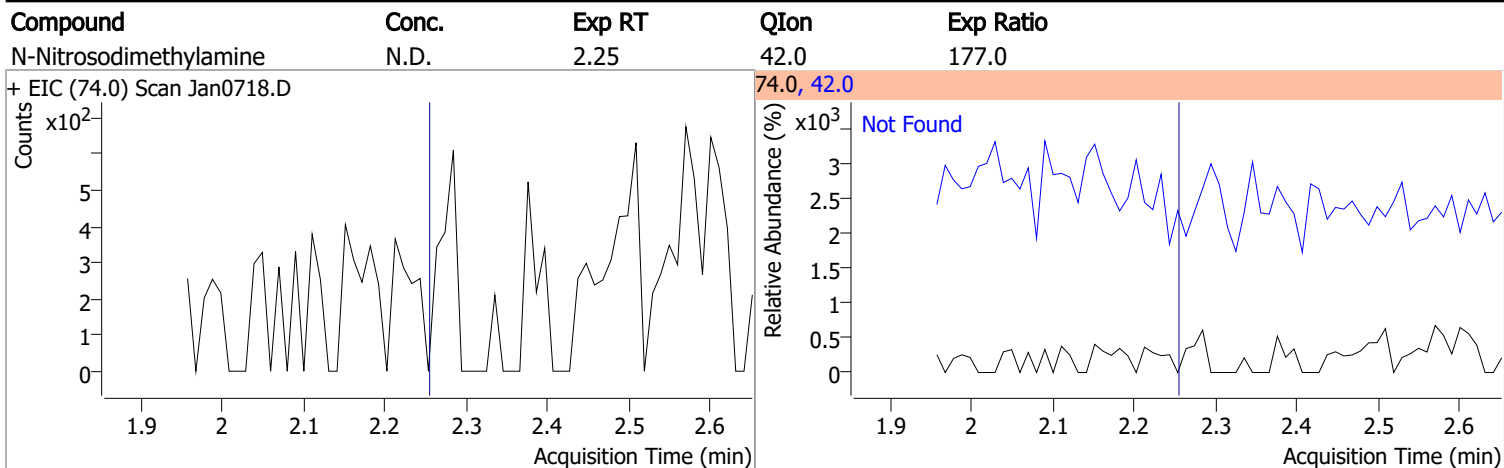
Compound	RT	QIon	Resp.	Conc.	Units	Dev(Min)
T Nitrobenzene	0.000		0	N.D.		
T Isophorone	0.000		0	N.D.		
T 2-Nitrophenol	0.000		0	N.D.		
T 2,4-Dimethylphenol	0.000		0	N.D.		
T bis(-2-Chloroethoxy)Methane	0.000		0	N.D.		
T Benzoic Acid	0.000		0	N.D.		
T 2,4-Dichlorophenol	0.000		0	N.D.		
T 1,2,4-Trichlorobenzene	0.000		0	N.D.		
T Naphthalene	0.000		0	N.D.		
T 4-Chlorophenol	0.000		0	N.D.		
T p-Chloroaniline	0.000		0	N.D.		
T Hexachlorobutadiene	0.000		0	N.D.		
T 4-Chloro-2-Methylphenol	0.000		0	N.D.		
T 4-Chloro-3-Methylphenol	0.000		0	N.D.		
T 2-Methylnaphthalene	0.000		0	N.D.		
T 1-Methylnaphthalene	0.000		0	N.D.		
T Hexachlorocyclopentadiene	0.000		0	N.D.		
T 2,4,6-Trichlorophenol	0.000		0	N.D.		
T 2,4,5-Trichlorophenol	0.000		0	N.D.		
T 2-Chloronaphthalene	0.000		0	N.D.		
T 2-Nitroaniline	0.000		0	N.D.		
T Dimethyl Phthalate	8.497	163.0	0		µg/L md	1
T 2,6-Dinitrotoluene	8.497	165.0	0		µg/L md	1
T Acenaphthylene	0.000		0	N.D.		
T 3-Nitroaniline	0.000		0	N.D.		
T Acenaphthene	0.000		0	N.D.		
T 2,4-Dinitrophenol	0.000		0	N.D.		
T Dibenzofuran	0.000		0	N.D.		
T 2,4-Dinitrotoluene	0.000		0	N.D.		
T 4-Nitrophenol	0.000		0	N.D.		
T Diethylphthalate	0.000		0	N.D.		
T Fluorene	0.000		0	N.D.		
T 4-Chlorophenyl-phenylether	0.000		0	N.D.		
T 4-Nitroaniline	0.000		0	N.D.		
T 4,6-Dinitro-2-methylphenol	0.000		0	N.D.		
T N-nitrosodiphenylamine	0.000		0	N.D.		
T Azobenzene	0.000		0	N.D.		
T 4-Bromophenyl-phenylether	0.000		0	N.D.		
T Hexachlorobenzene	0.000		0	N.D.		
T Pentachlorophenol	0.000		0	N.D.		
T Phenanthrene	0.000		0	N.D.		
T Anthracene	0.000		0	N.D.		
T Triallate	0.000		0	N.D.		
T Carbazole	0.000		0	N.D.		
T o-Terphenyl	0.000		0	N.D.		
T Di-n-Butylphthalate	0.000		0	N.D.		
T Fluoranthene	0.000		0	N.D.		
T Benzidine	0.000		0	N.D.		
T Pyrene	0.000		0	N.D.		
T Butylbenzylphthalate	0.000		0	N.D.		
T Benzo(a)Anthracene	0.000		0	N.D.		
T Chrysene	0.000		0	N.D.		
T 3,3-Dichlorobenzidine	0.000		0	N.D.		
T bis(2-ethylhexyl)Phthalate	16.636	167.0	33282	15.5306	µg/L	99
T Di-n-octyl Phthalate	0.000		0	N.D.		

# Quantitation Results Report (QT Reviewed)

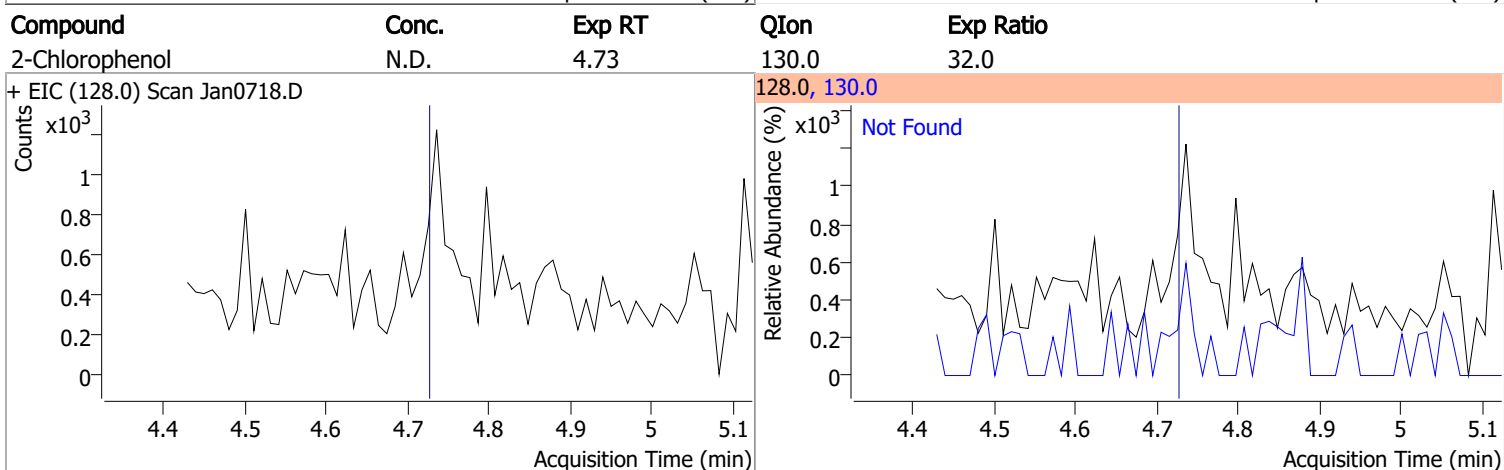
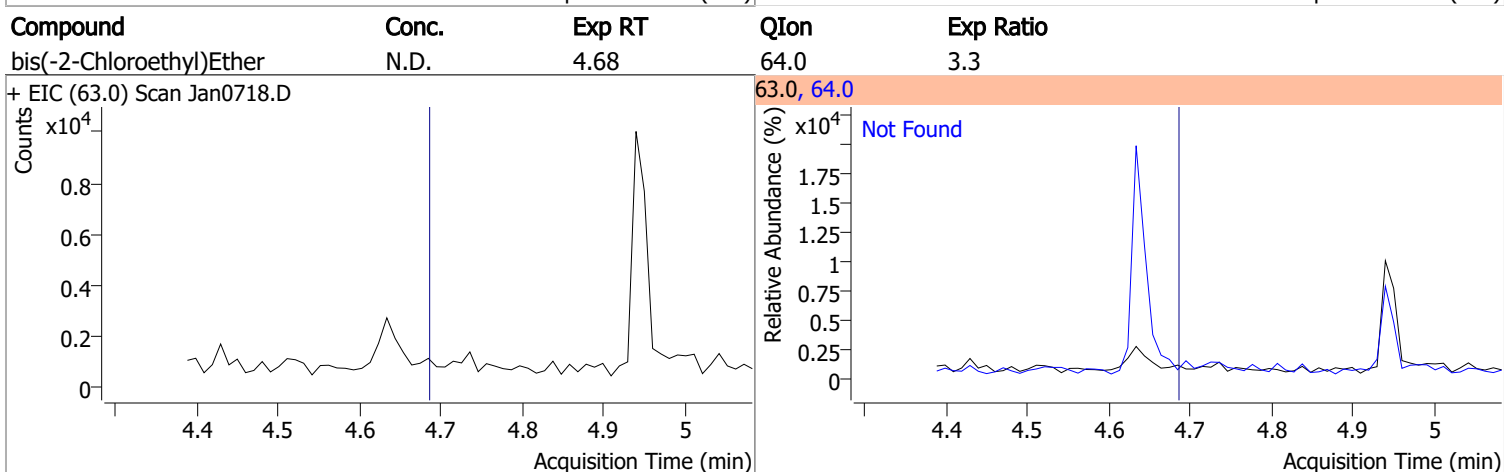
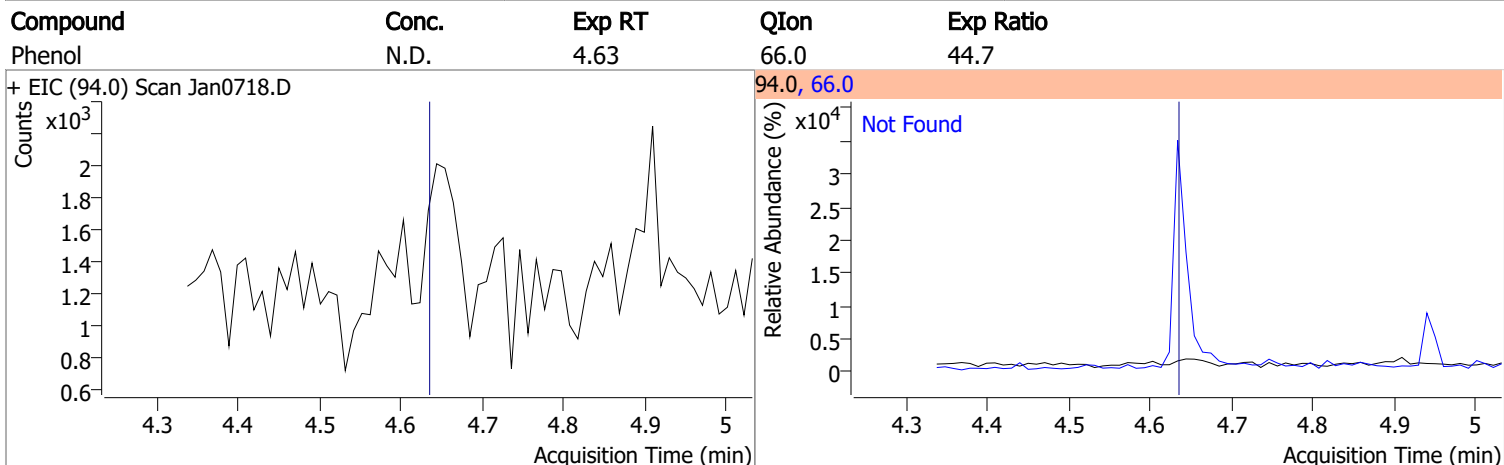
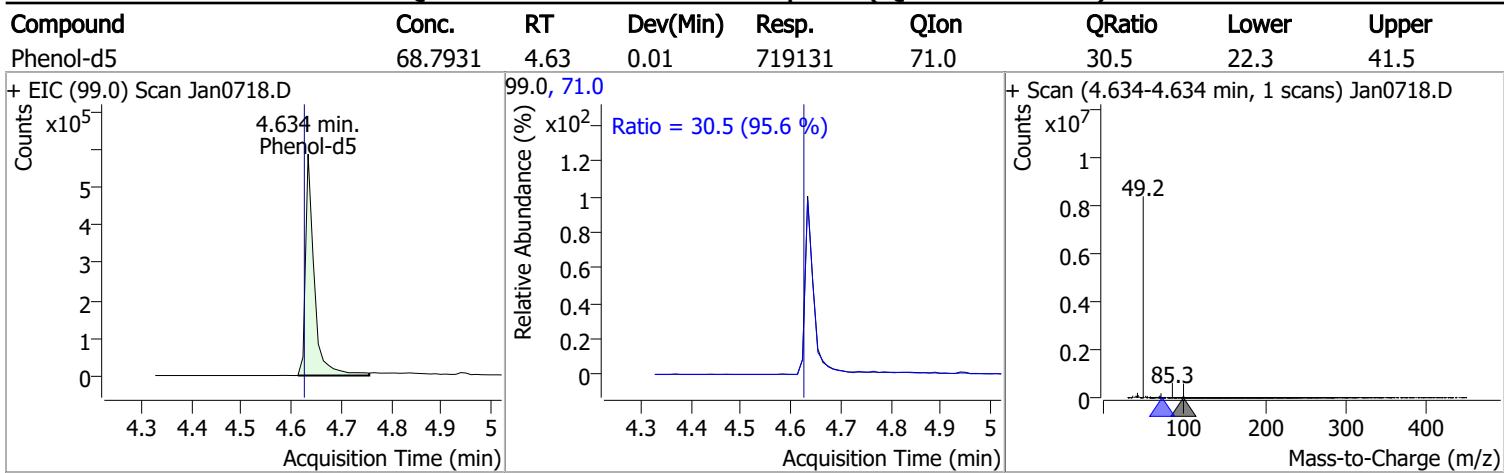
Compound	RT	QIon	Resp.	Conc.	Units	Dev(Min)
T Benzo(b)fluoranthene	0.000		0	N.D.		
T Benzo(k)fluoranthene	0.000		0	N.D.		
T Benzo(a)pyrene	0.000		0	N.D.		
T Indeno(1,2,3-c,d)pyrene	0.000		0	N.D.		
T Dibenzo(a,h)anthracene	0.000		0	N.D.		
T Benzo(g,h,i)perylene	0.000		0	N.D.		

(#) = Qualifier Out of Range; (m) = Manual Integration; (+) = Area Summed; (\*) = Surrogate Percent Recovery Out of Range; (d): Zeroed Peak

# Quantitation Results Report (QT Reviewed)

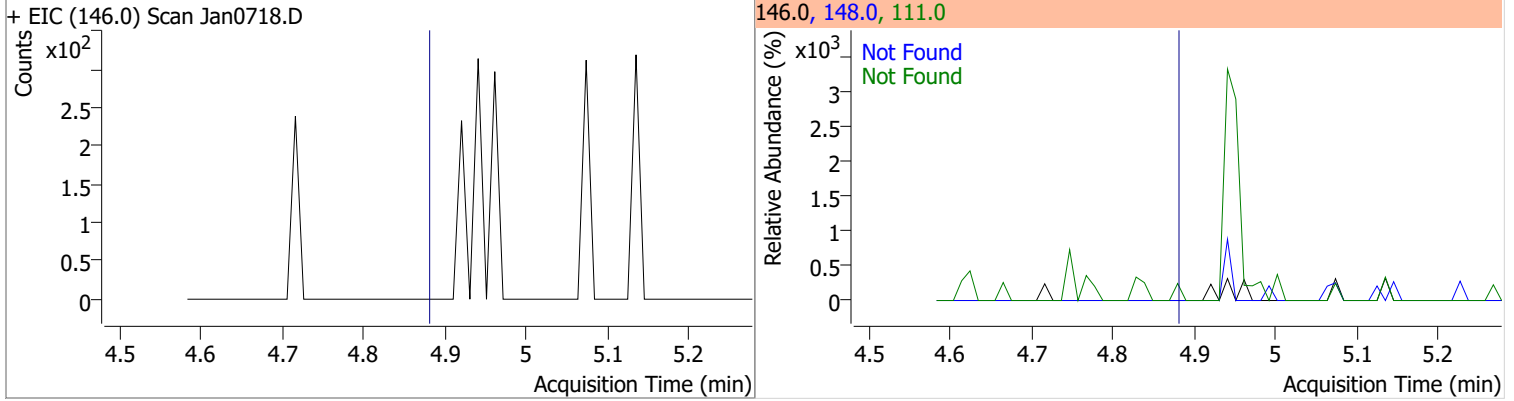


# Quantitation Results Report (QT Reviewed)

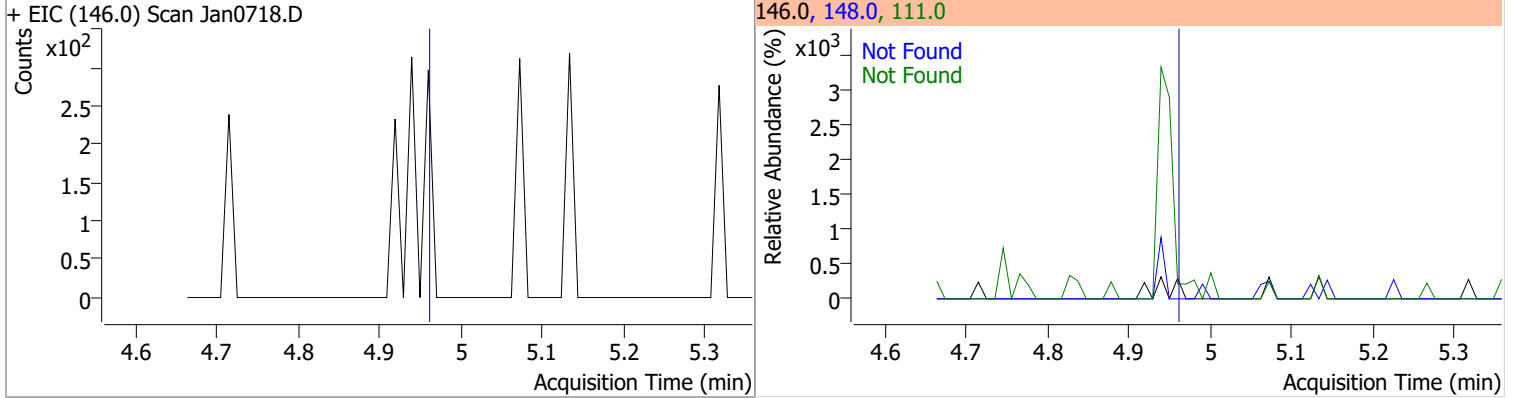


# Quantitation Results Report (QT Reviewed)

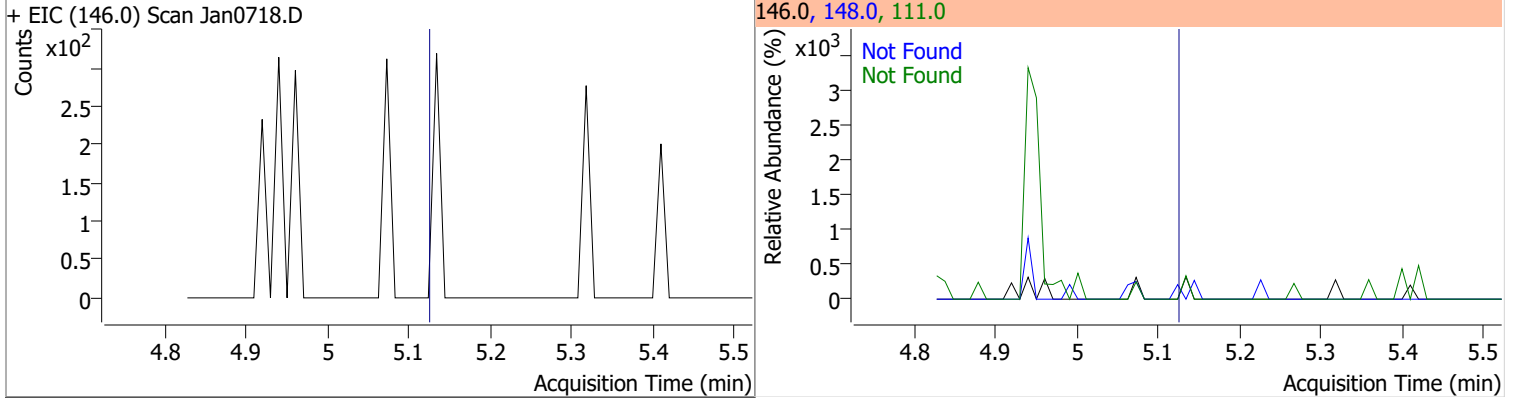
Compound	Conc.	Exp RT	QIon	Exp Ratio	QIon	Exp Ratio
1,3-Dichlorobenzene	N.D.	4.88	148.0	62.6	111.0	35.4



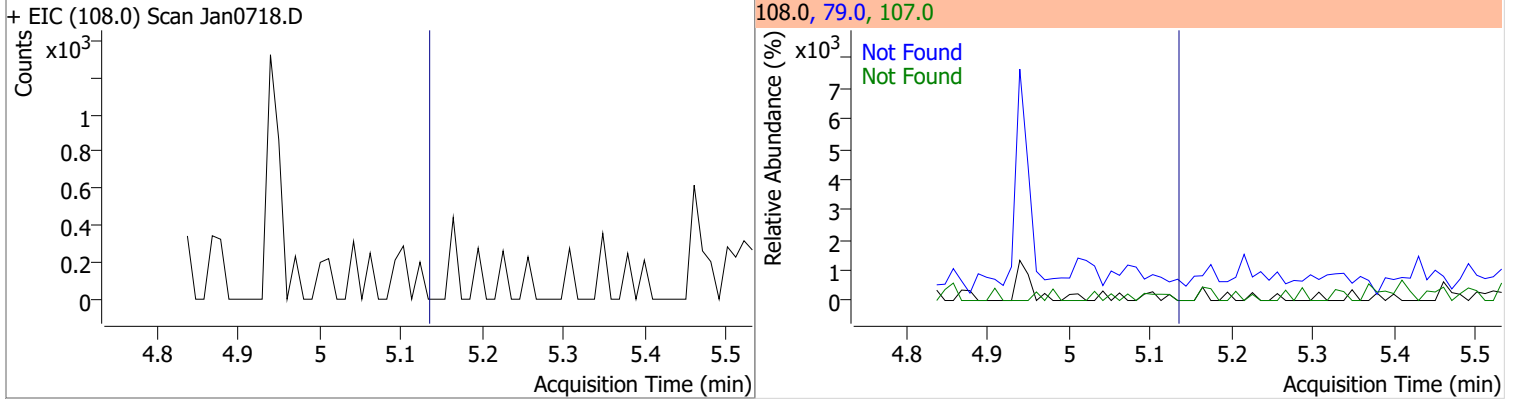
Compound	Conc.	Exp RT	QIon	Exp Ratio	QIon	Exp Ratio
1,4-Dichlorobenzene	N.D.	4.96	148.0	64.4	111.0	35.2



Compound	Conc.	Exp RT	QIon	Exp Ratio	QIon	Exp Ratio
1,2-Dichlorobenzene	N.D.	5.12	148.0	64.5	111.0	37.8

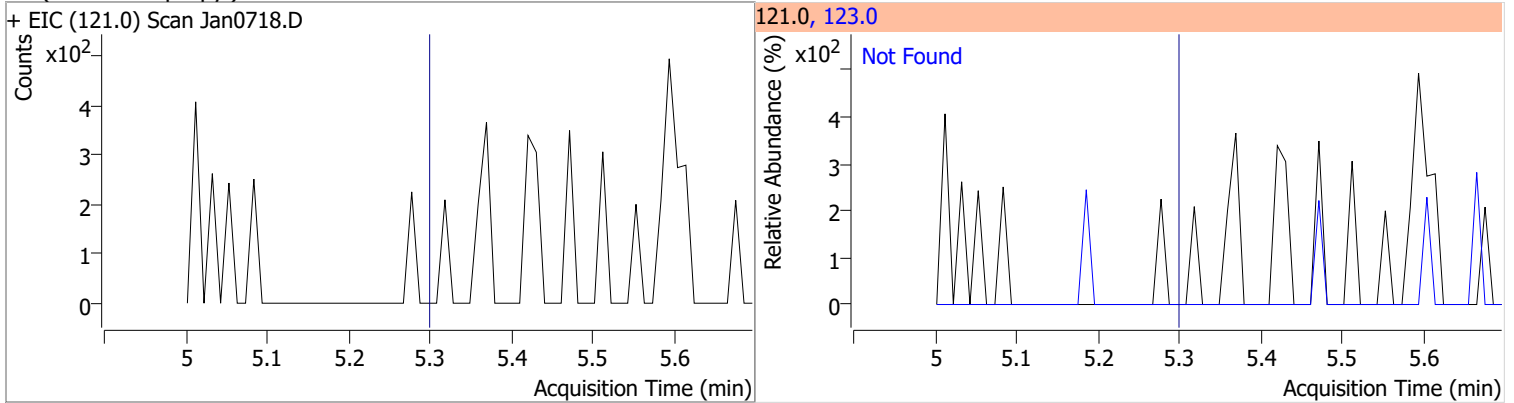


Compound	Conc.	Exp RT	QIon	Exp Ratio	QIon	Exp Ratio
Benzyl Alcohol	N.D.	5.13	79.0	115.5	107.0	71.0

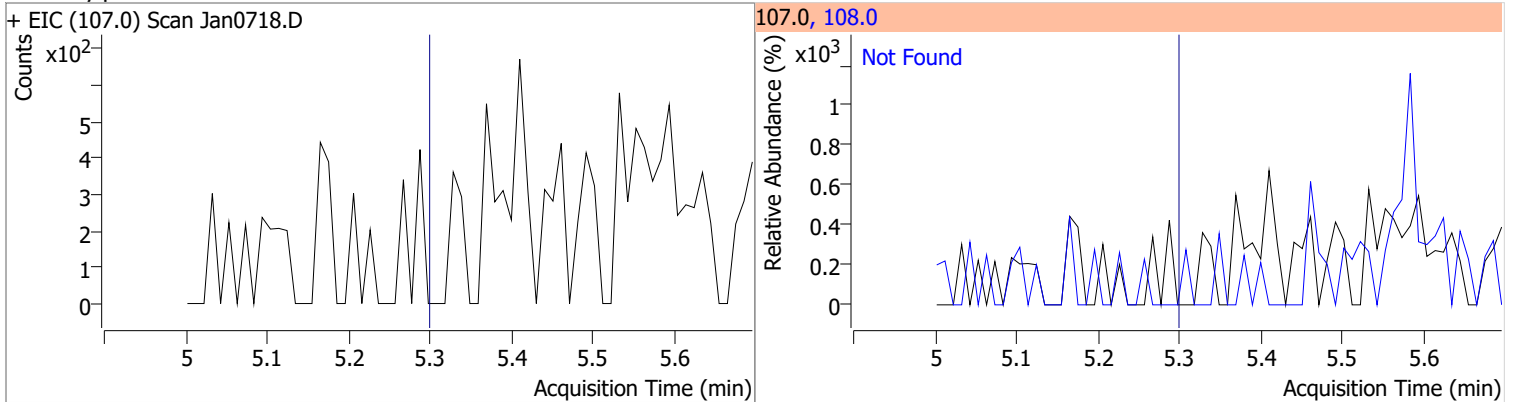


# Quantitation Results Report (QT Reviewed)

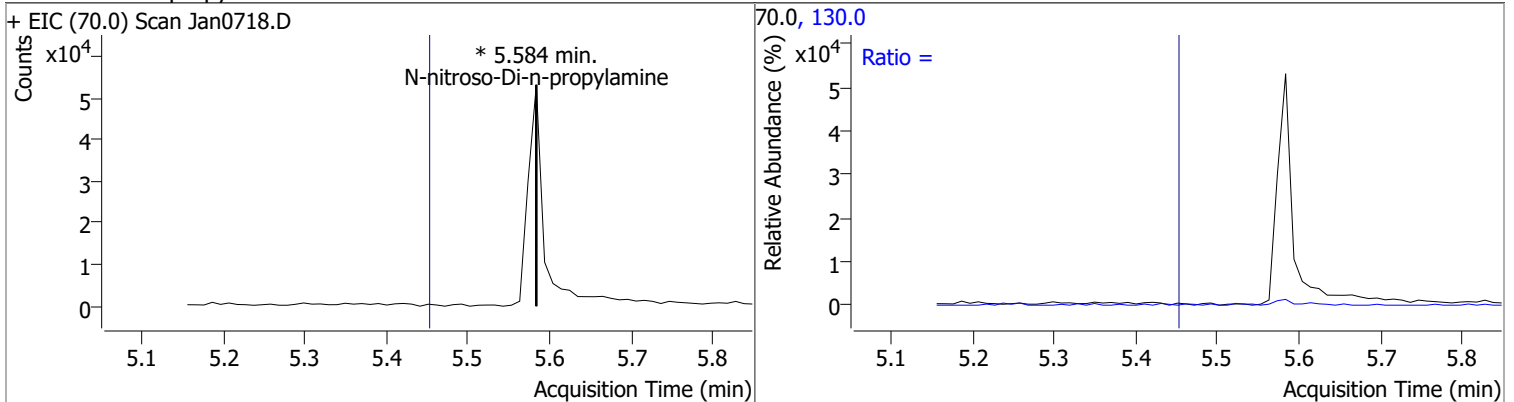
Compound	Conc.	Exp RT	QIon	Exp Ratio
bis(2-chloroisopropyl)Ether	N.D.	5.30	123.0	32.2



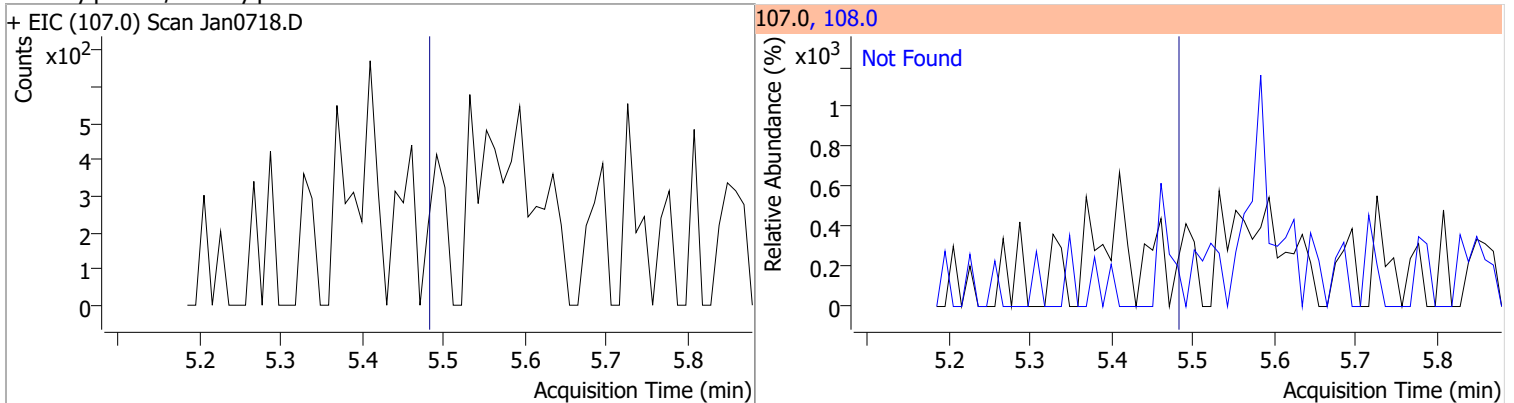
Compound	Conc.	Exp RT	QIon	Exp Ratio
2-Methylphenol	N.D.	5.30	108.0	116.9



Compound	Conc.	RT	Dev(Min)	Resp.	QIon	QRatio	Lower	Upper
N-nitroso-Di-n-propylamine		0		0	130.0		0.0	41.5

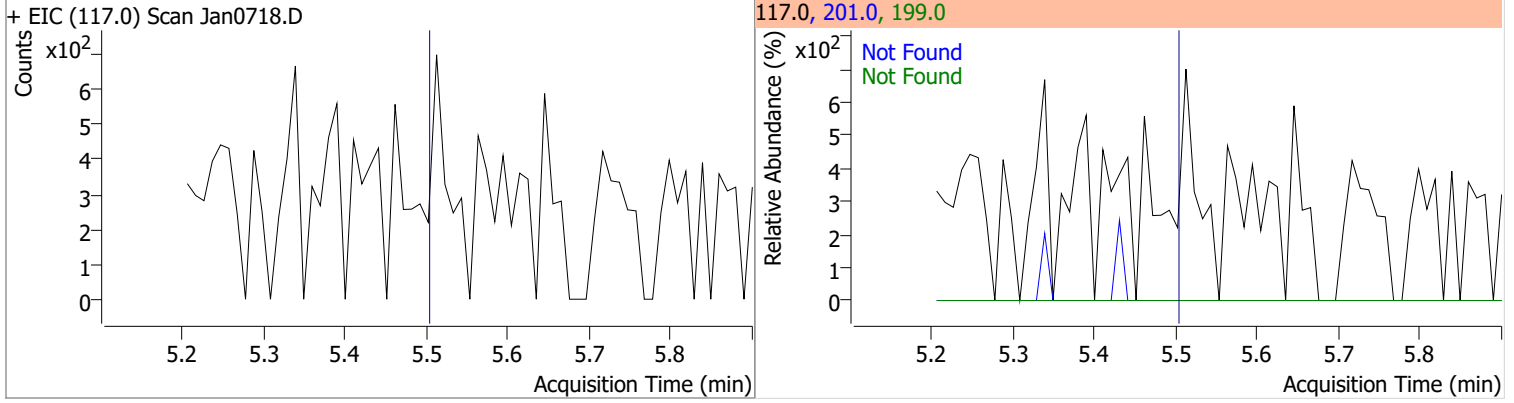


Compound	Conc.	Exp RT	QIon	Exp Ratio
4Methylphenol/3Methylphenol	N.D.	5.48	108.0	84.5

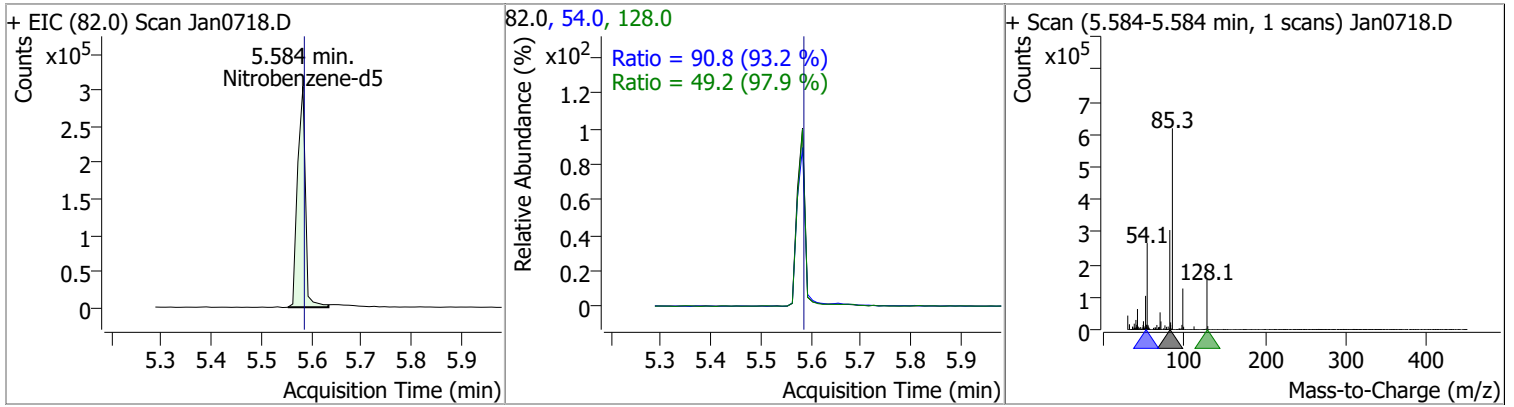


# Quantitation Results Report (QT Reviewed)

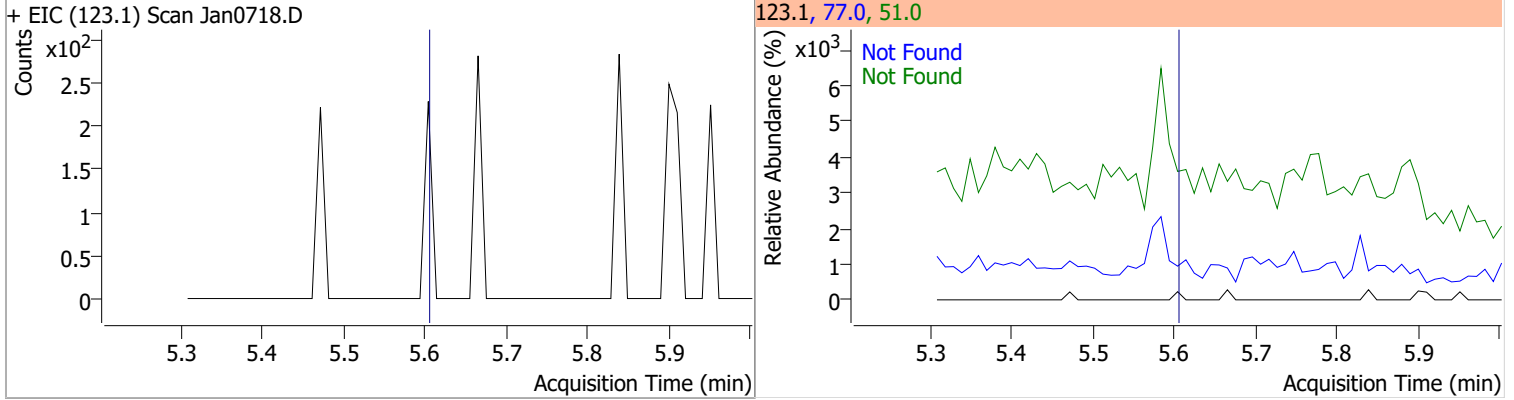
Compound	Conc.	Exp RT	QIon	Exp Ratio	QIon	Exp Ratio
Hexachloroethane	N.D.	5.50	201.0	93.2	199.0	57.2



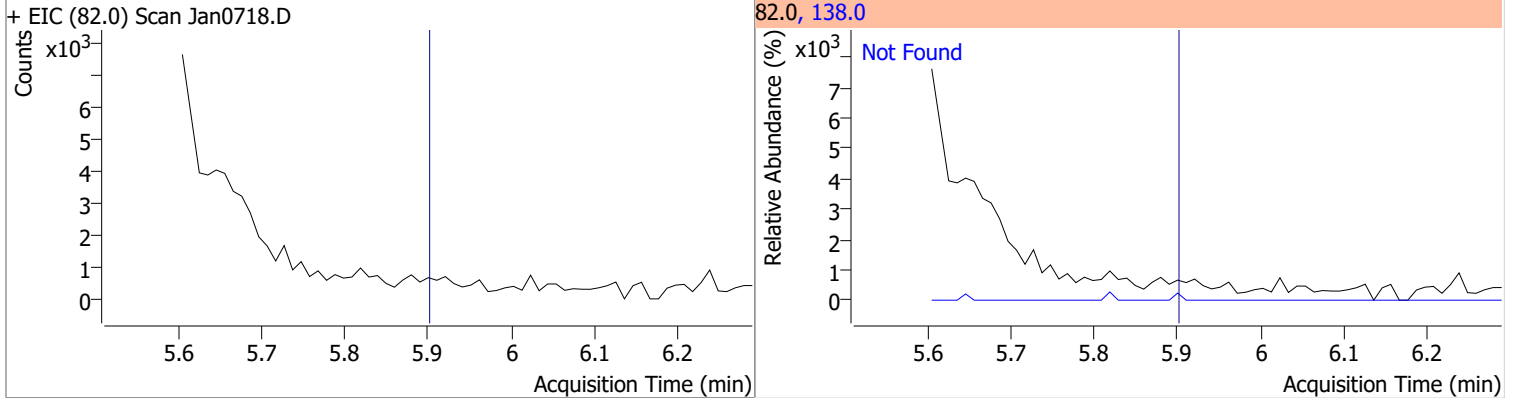
Compound	Conc.	RT	Dev(Min)	Resp.	QIon	QRatio	Lower	Upper
Nitrobenzene-d5	58.5411	5.58	0.00	331870	54.0	90.8	68.2	126.6
					128.0	49.2	35.2	65.4



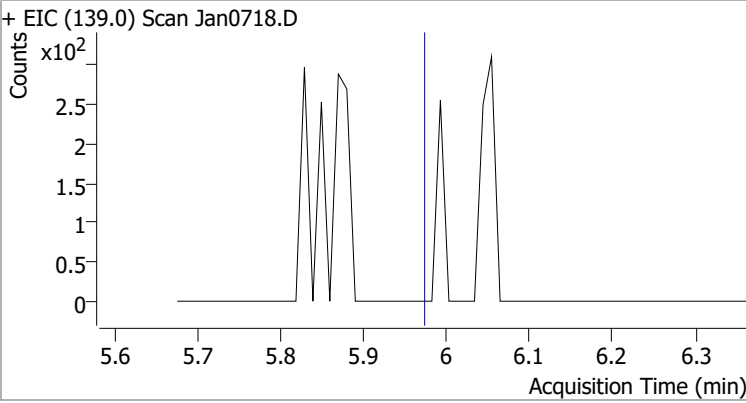
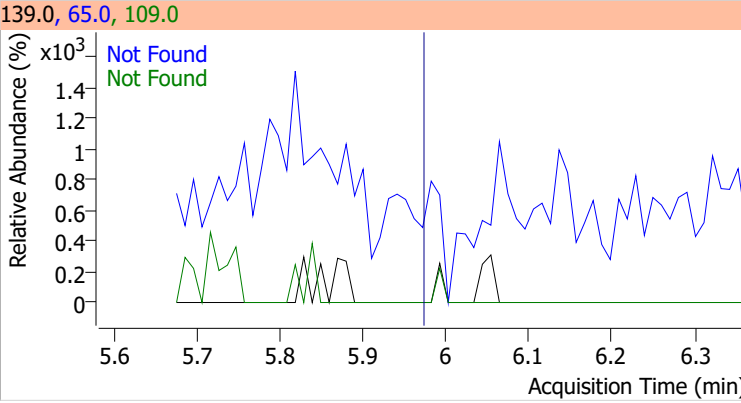
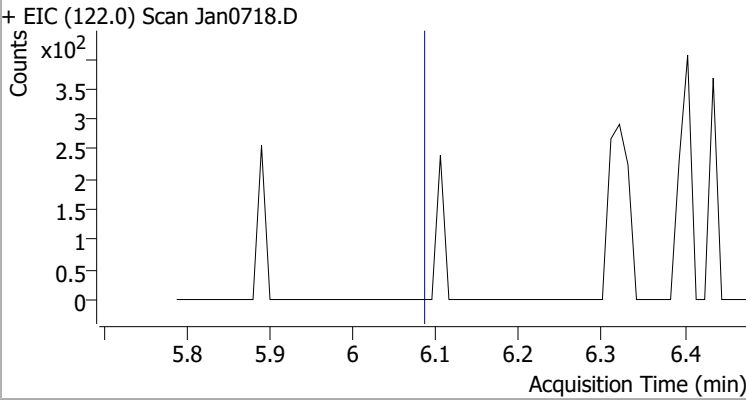
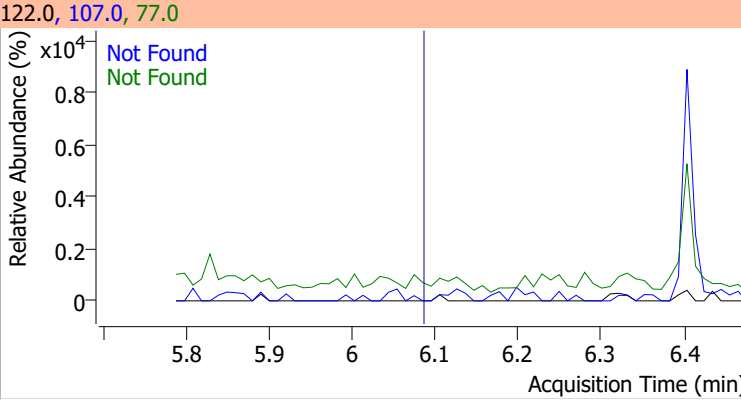
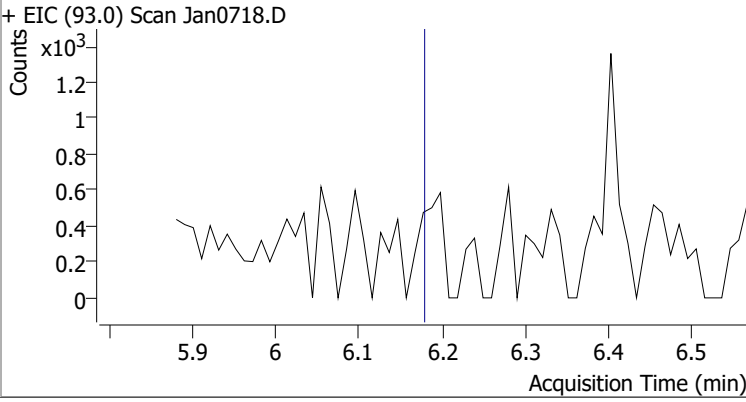
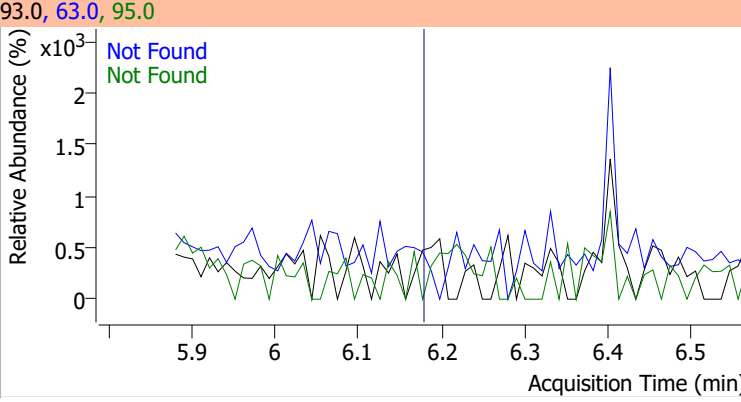
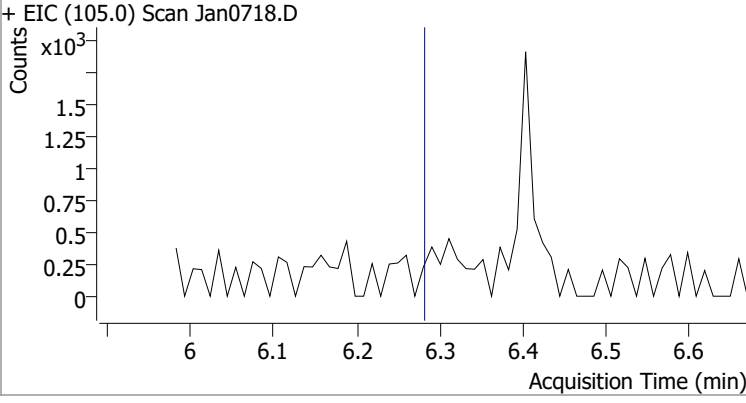
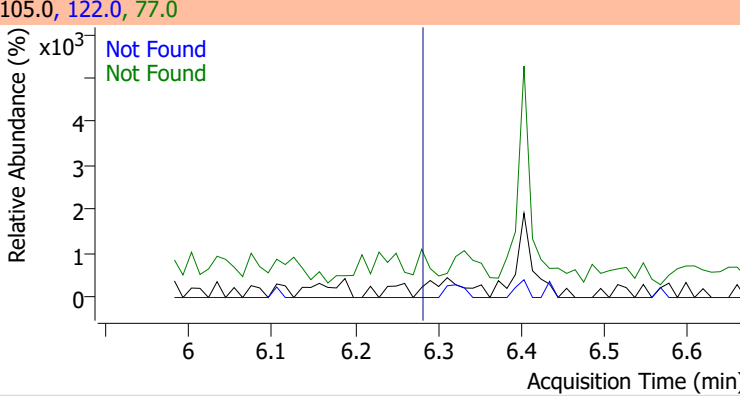
Compound	Conc.	Exp RT	QIon	Exp Ratio	QIon	Exp Ratio
Nitrobenzene	N.D.	5.60	77.0	186.4	51.0	186.0



Compound	Conc.	Exp RT	QIon	Exp Ratio
Isophorone	N.D.	5.90	138.0	20.3

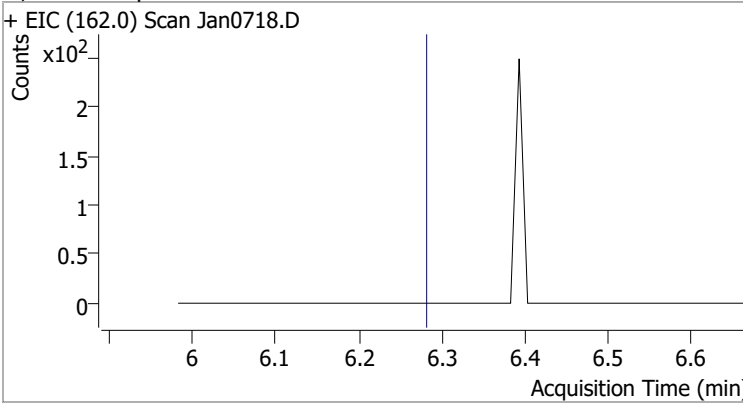
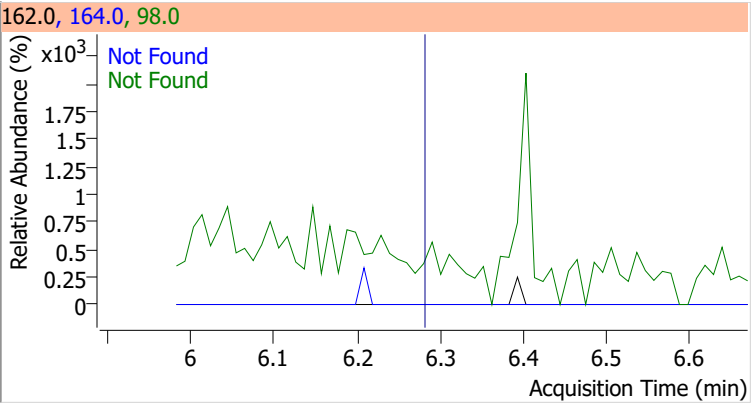
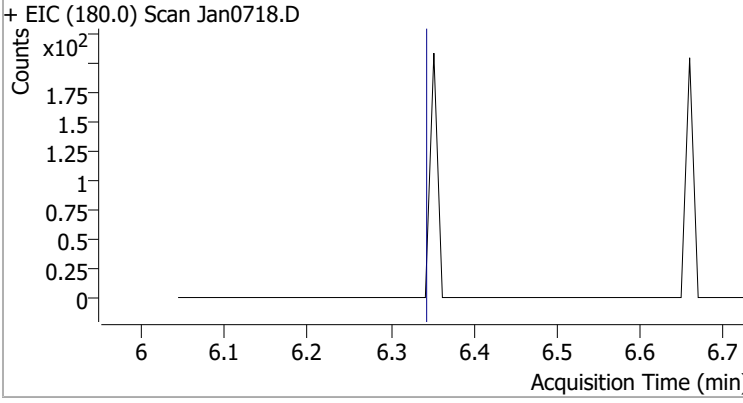
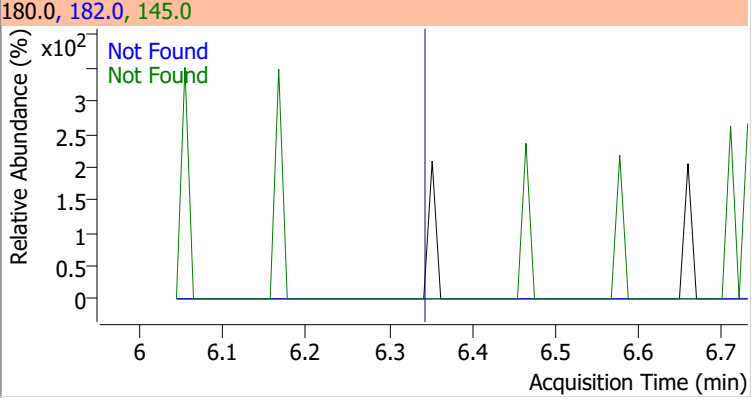
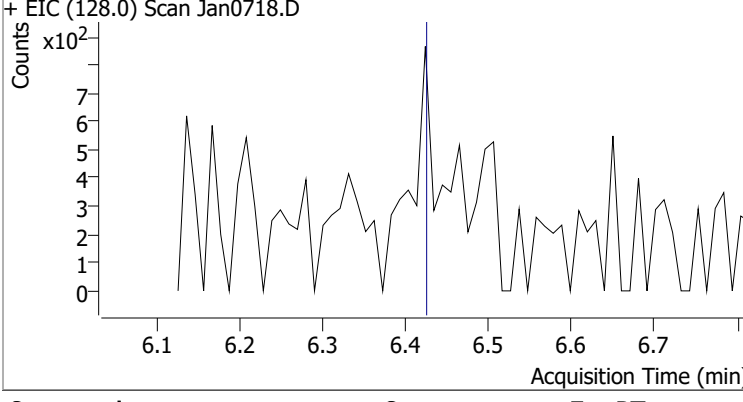
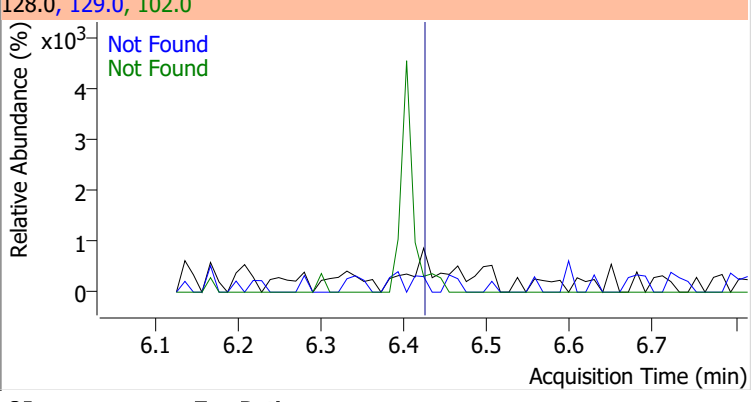
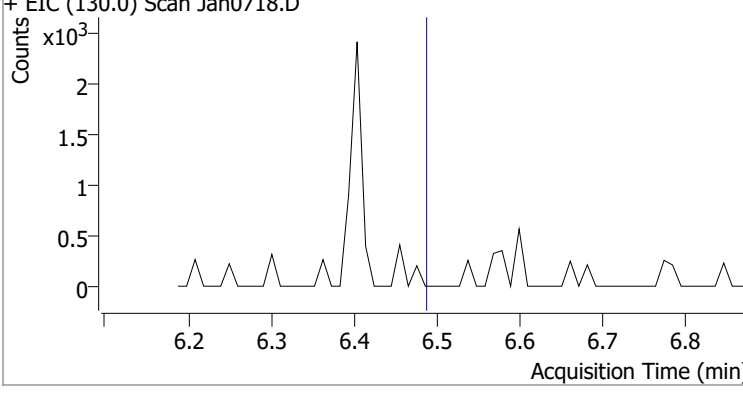
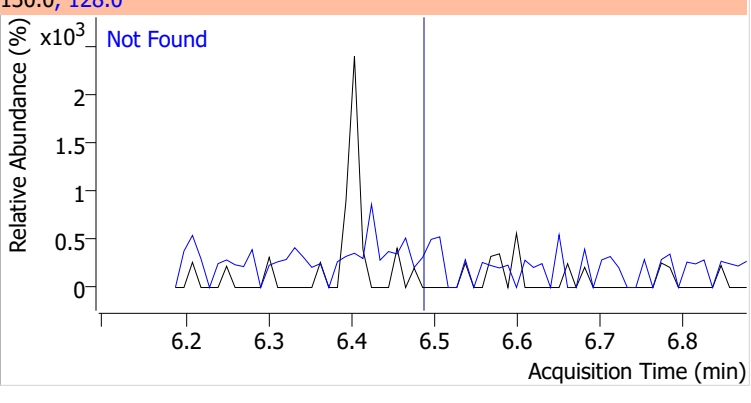


# Quantitation Results Report (QT Reviewed)

Compound	Conc.	Exp RT	QIon	Exp Ratio	QIon	Exp Ratio
2-Nitrophenol	N.D.	5.97	65.0	51.2	109.0	34.5
+ EIC (139.0) Scan Jan0718.D			139.0, 65.0, 109.0			
						
2,4-Dimethylphenol	N.D.	6.08	107.0	106.6	77.0	30.1
+ EIC (122.0) Scan Jan0718.D			122.0, 107.0, 77.0			
						
bis(-2-Chloroethoxy)Methane	N.D.	6.18	63.0	91.4	95.0	31.4
+ EIC (93.0) Scan Jan0718.D			93.0, 63.0, 95.0			
						
Benzoic Acid	N.D.	6.28	122.0	88.1	77.0	74.0
+ EIC (105.0) Scan Jan0718.D			105.0, 122.0, 77.0			
						

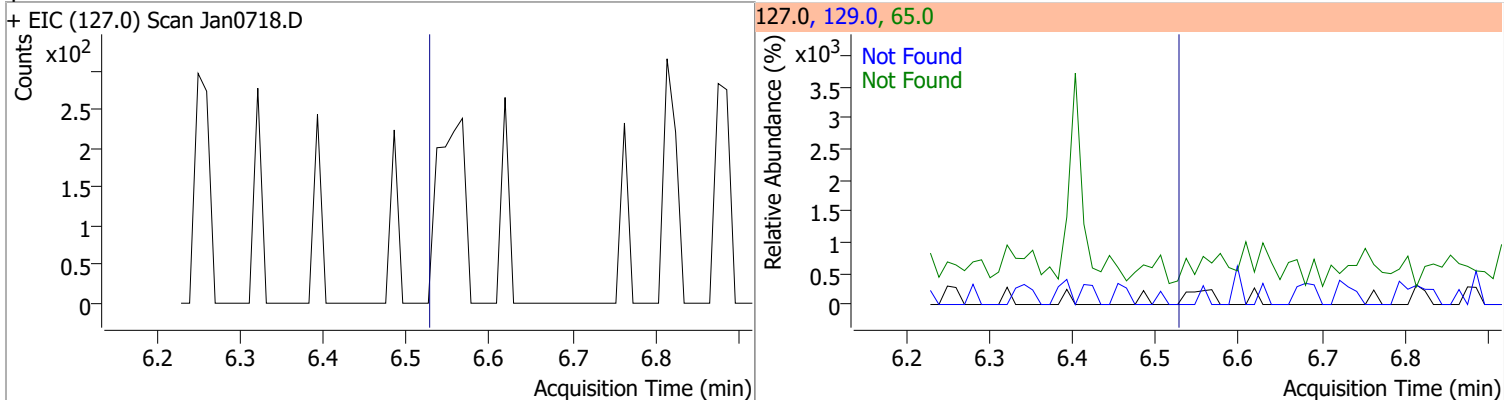


# Quantitation Results Report (QT Reviewed)

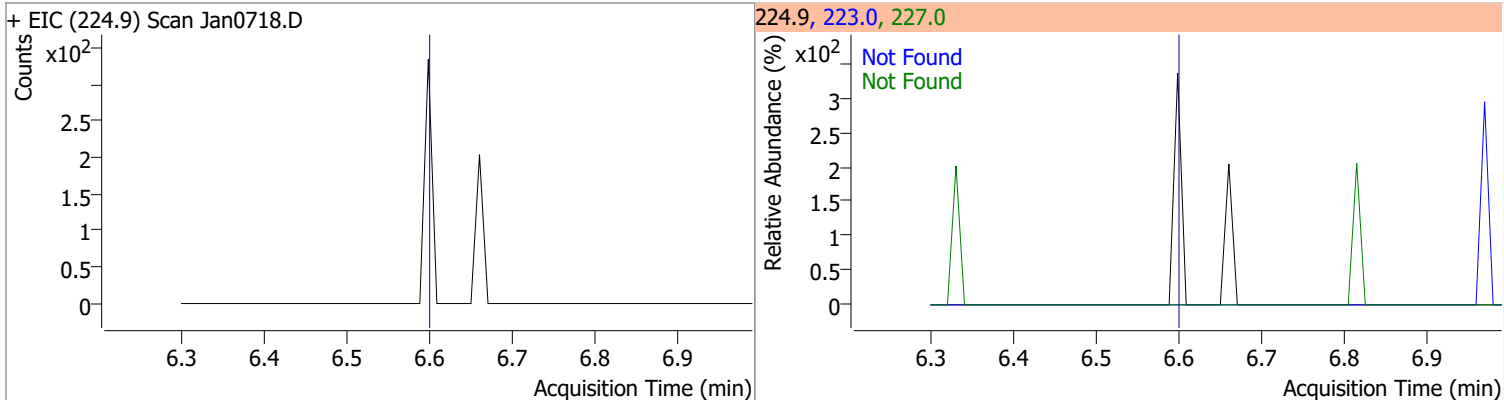
Compound	Conc.	Exp RT	QIon	Exp Ratio	QIon	Exp Ratio
2,4-Dichlorophenol	N.D.	6.28	164.0	65.0	98.0	31.2
+ EIC (162.0) Scan Jan0718.D			162.0, 164.0, 98.0			
						
1,2,4-Trichlorobenzene	N.D.	6.34	182.0	97.8	145.0	30.3
+ EIC (180.0) Scan Jan0718.D			180.0, 182.0, 145.0			
						
Naphthalene	N.D.	6.42	129.0	10.6	102.0	9.0
+ EIC (128.0) Scan Jan0718.D			128.0, 129.0, 102.0			
						
4-Chlorophenol	N.D.	6.49	128.0	318.3		
+ EIC (130.0) Scan Jan0718.D			130.0, 128.0			
						

# Quantitation Results Report (QT Reviewed)

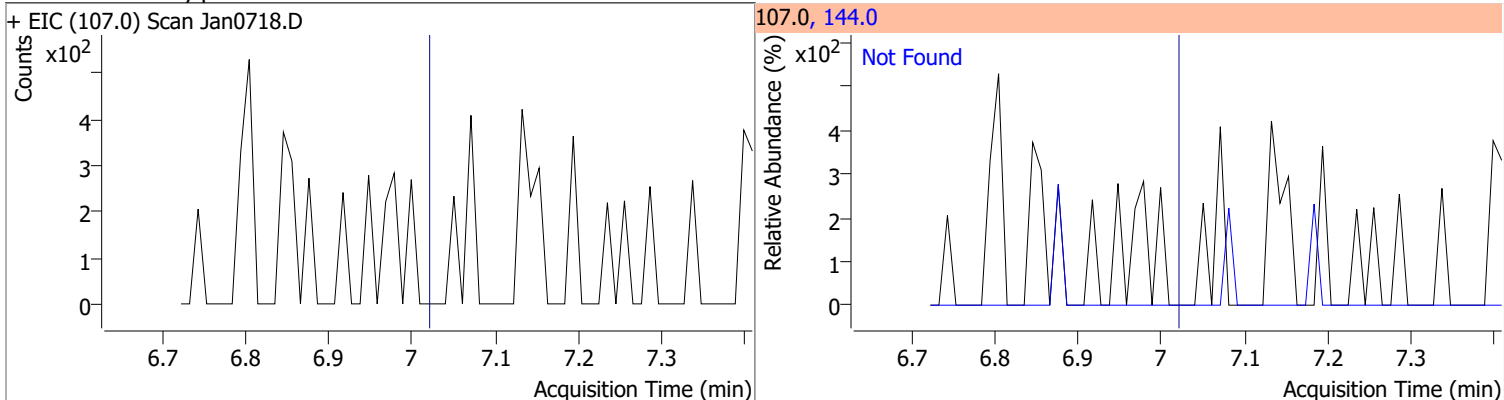
Compound	Conc.	Exp RT	QIon	Exp Ratio	QIon	Exp Ratio
p-Chloroaniline	N.D.	6.53	65.0	36.5	129.0	33.7



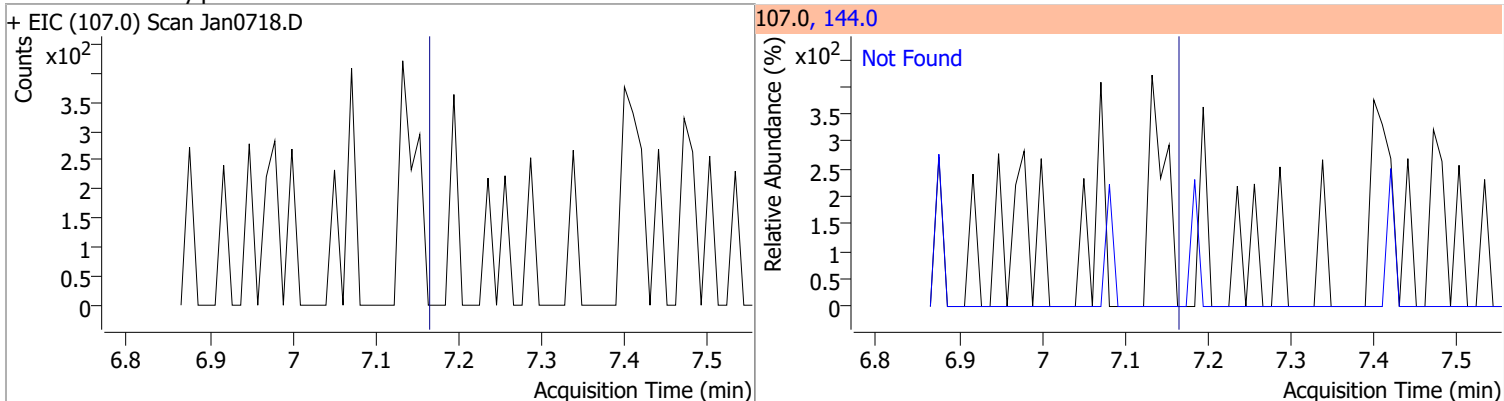
Compound	Conc.	Exp RT	QIon	Exp Ratio	QIon	Exp Ratio
Hexachlorobutadiene	N.D.	6.60	227.0	66.1	223.0	64.1



Compound	Conc.	Exp RT	QIon	Exp Ratio
4-Chloro-2-Methylphenol	N.D.	7.02	144.0	27.3



Compound	Conc.	Exp RT	QIon	Exp Ratio
4-Chloro-3-Methylphenol	N.D.	7.16	144.0	28.4

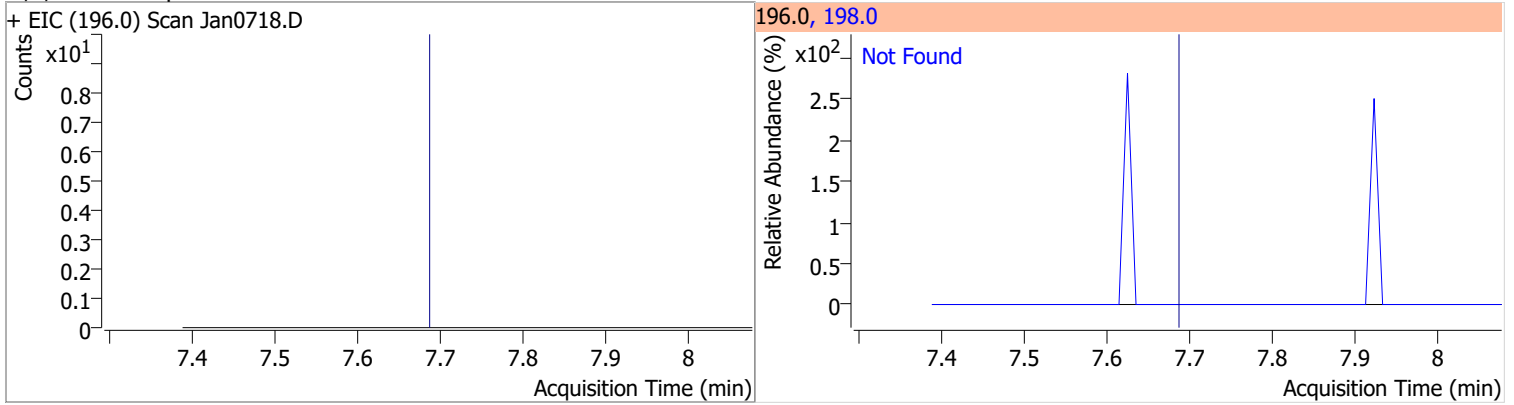


# Quantitation Results Report (QT Reviewed)

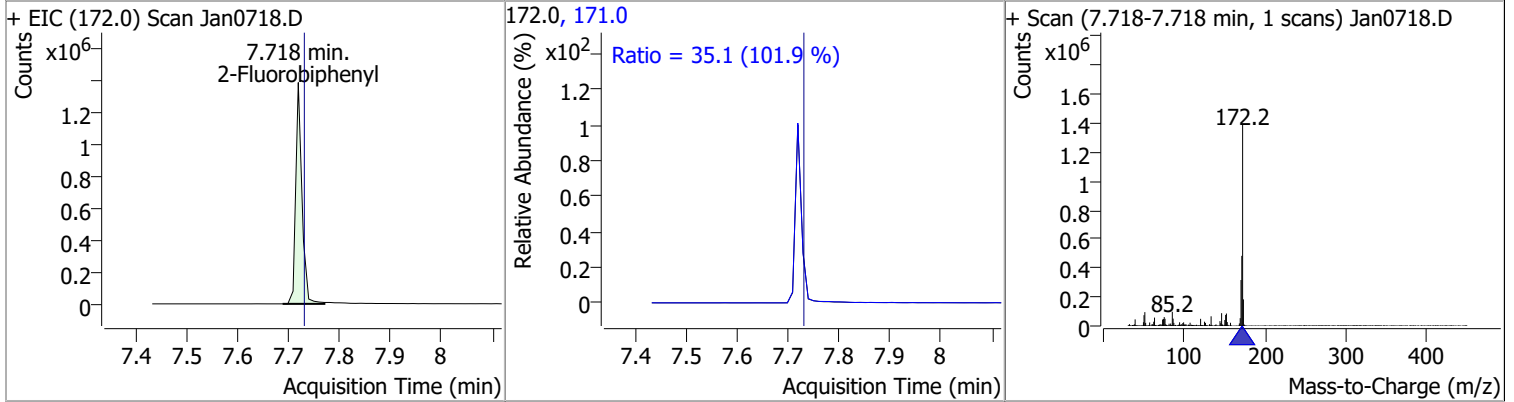
Compound	Conc.	Exp RT	QIon	Exp Ratio	QIon	Exp Ratio
2-Methylnaphthalene	N.D.	7.26	142.0	115.4	115.0	41.6
+ EIC (141.0) Scan Jan0718.D			141.0, 142.0, 115.0			
1-Methylnaphthalene	N.D.	7.37	142.0	110.2	115.0	43.1
+ EIC (141.0) Scan Jan0718.D			141.0, 142.0, 115.0			
Hexachlorocyclopentadiene	N.D.	7.45	238.9	65.0	234.9	62.3
+ EIC (236.9) Scan Jan0718.D			236.9, 238.9, 234.9			
2,4,6-Trichlorophenol	N.D.	7.61	198.0	95.1		
+ EIC (196.0) Scan Jan0718.D			196.0, 198.0			

# Quantitation Results Report (QT Reviewed)

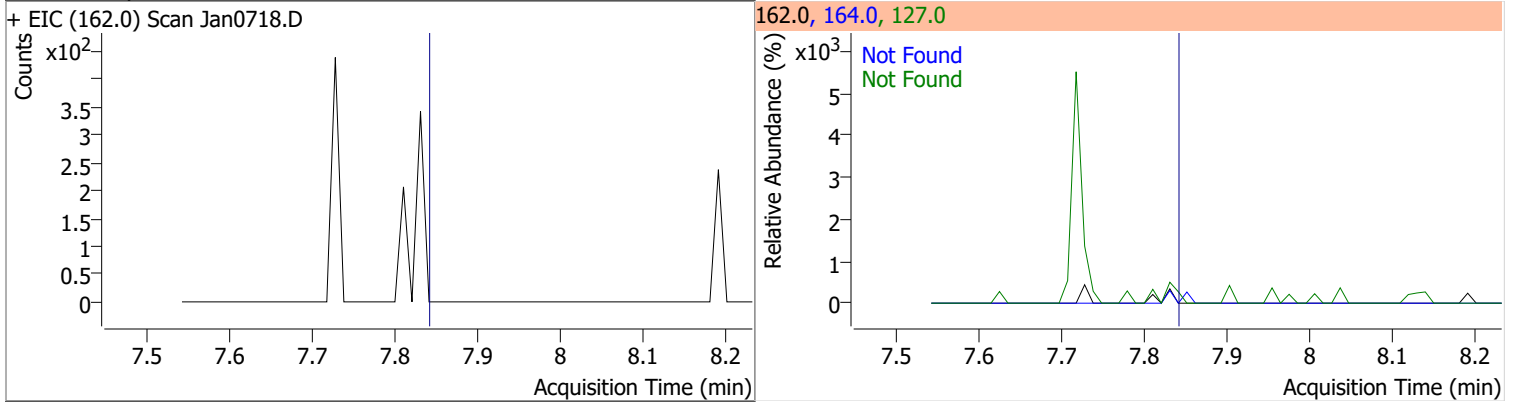
Compound	Conc.	Exp RT	QIon	Exp Ratio
2,4,5-Trichlorophenol	N.D.	7.68	198.0	95.5



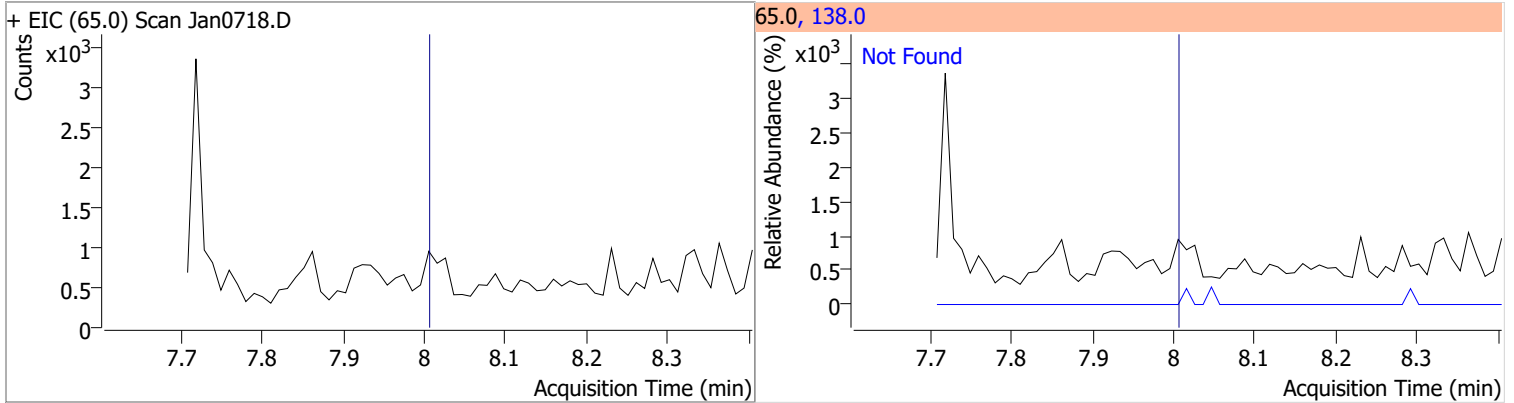
Compound	Conc.	RT	Dev(Min)	Resp.	QIon	QRatio	Lower	Upper
2-Fluorobiphenyl	63.4978	7.72	0.00	1184429	171.0	35.1	24.2	44.9



Compound	Conc.	Exp RT	QIon	Exp Ratio	QIon	Exp Ratio
2-Chloronaphthalene	N.D.	7.83	127.0	37.9	164.0	32.3

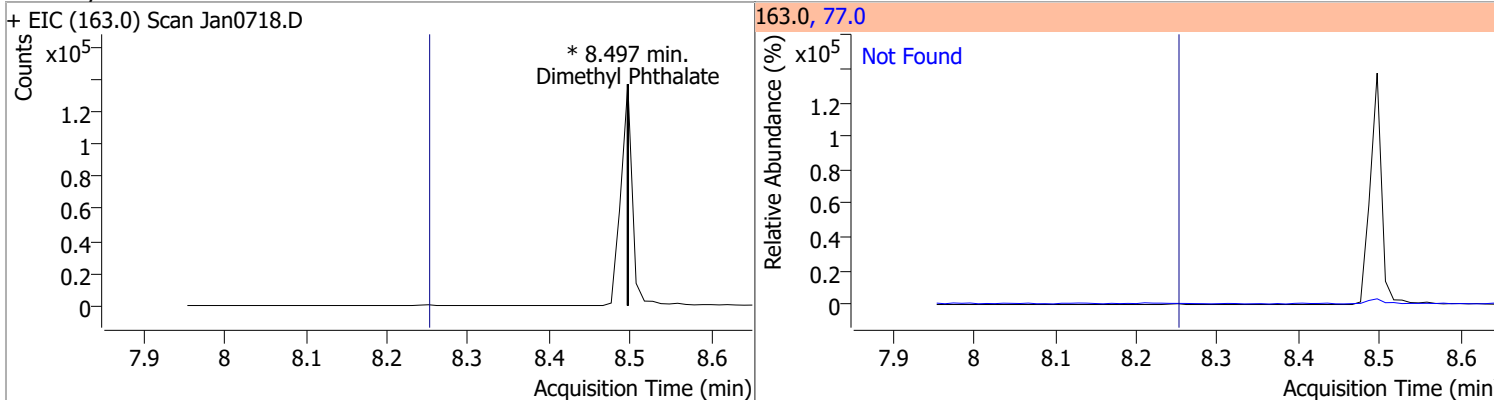


Compound	Conc.	Exp RT	QIon	Exp Ratio
2-Nitroaniline	N.D.	7.99	138.0	107.7

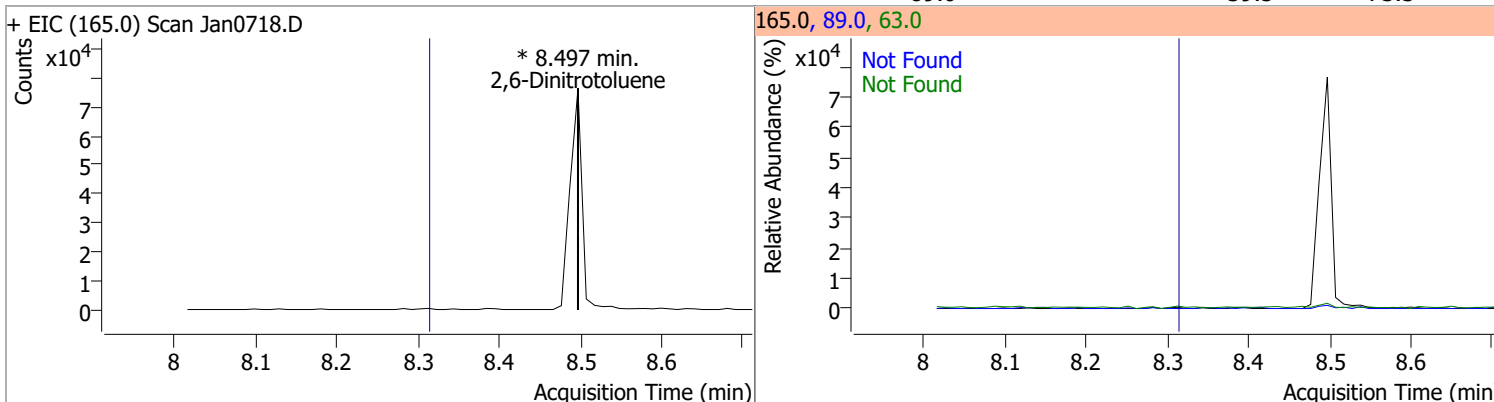


# Quantitation Results Report (QT Reviewed)

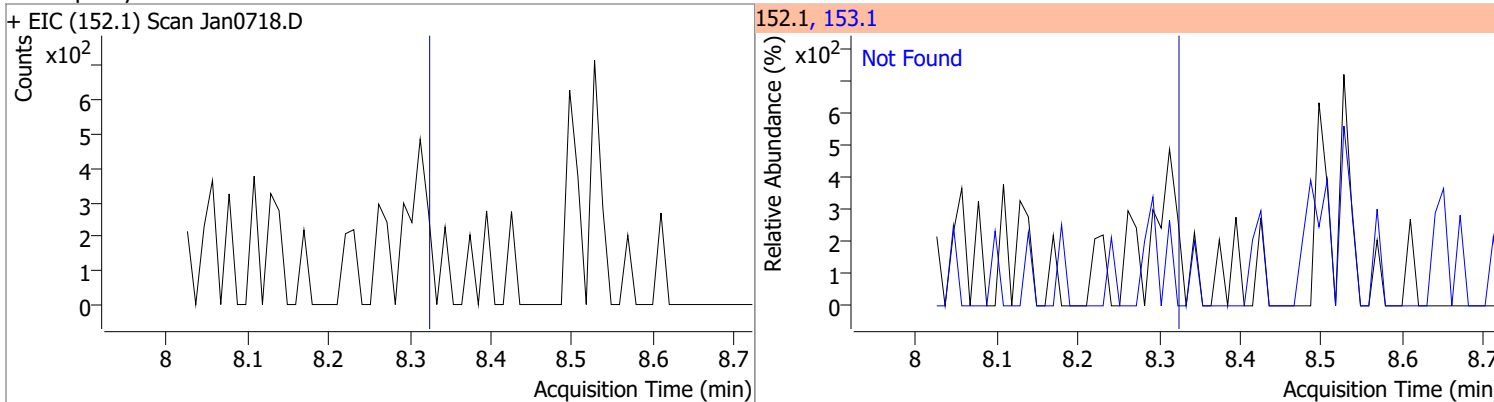
Compound	Conc.	RT	Dev(Min)	Resp.	QIon	QRatio	Lower	Upper
Dimethyl Phthalate	0	0		0	77.0		13.0	24.2



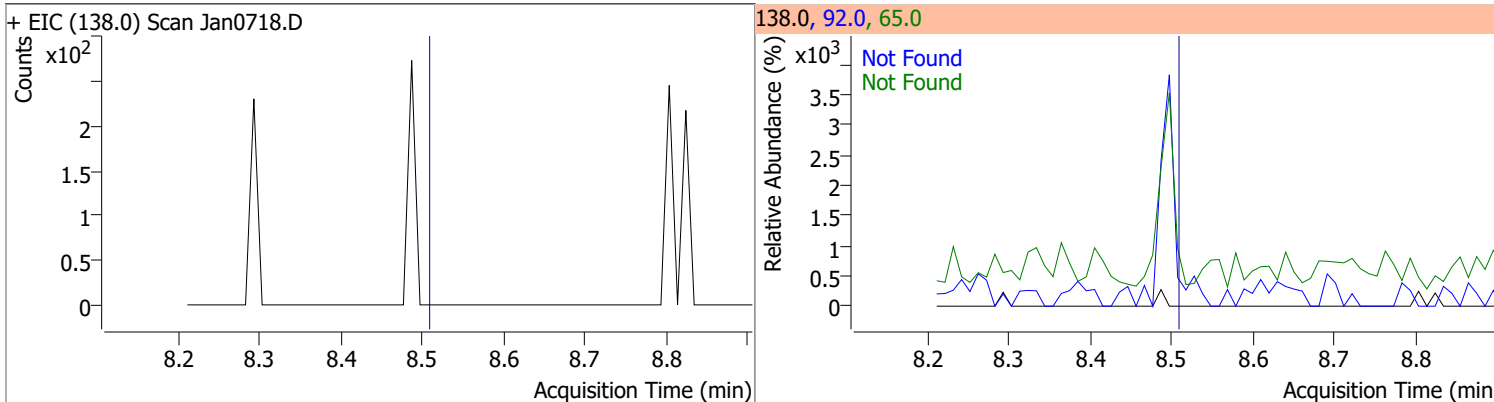
Compound	Conc.	RT	Dev(Min)	Resp.	QIon	QRatio	Lower	Upper
2,6-Dinitrotoluene	0	0		0	63.0		110.4	205.0
					89.0		39.5	73.3



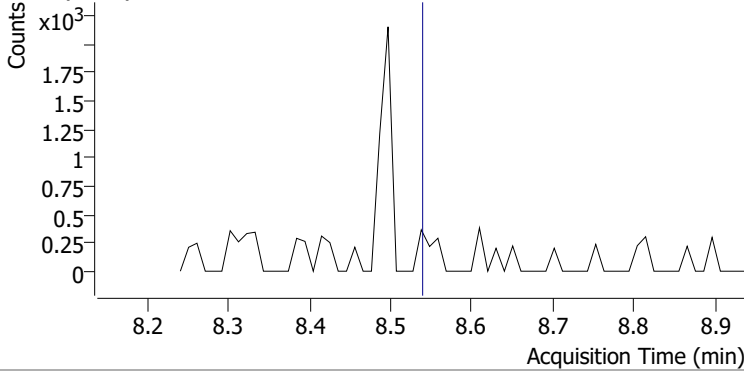
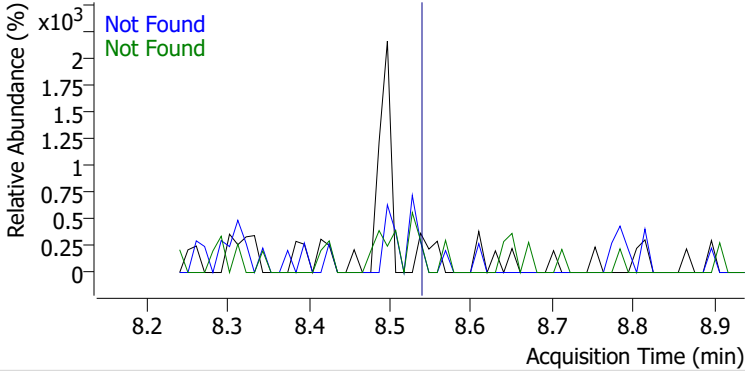
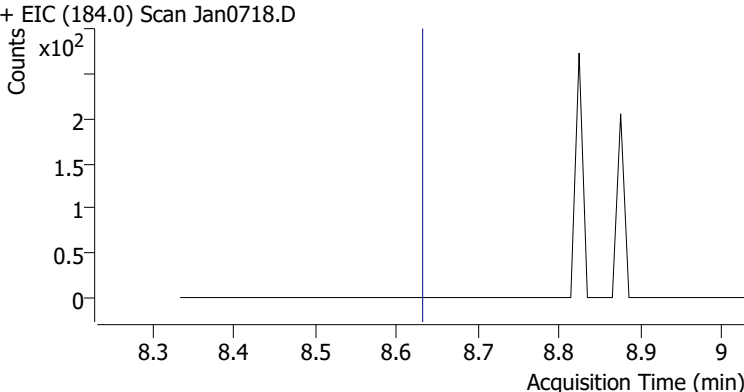
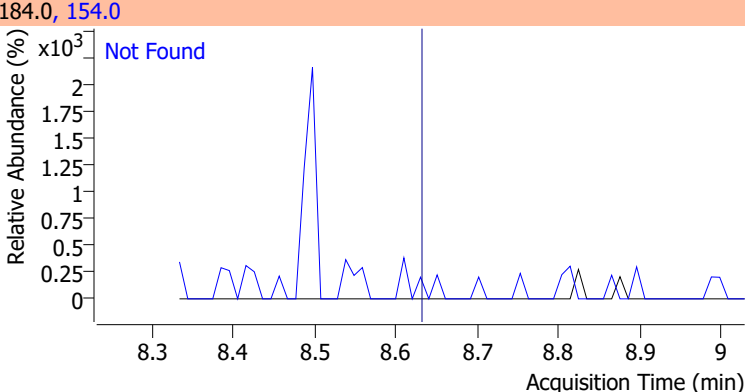
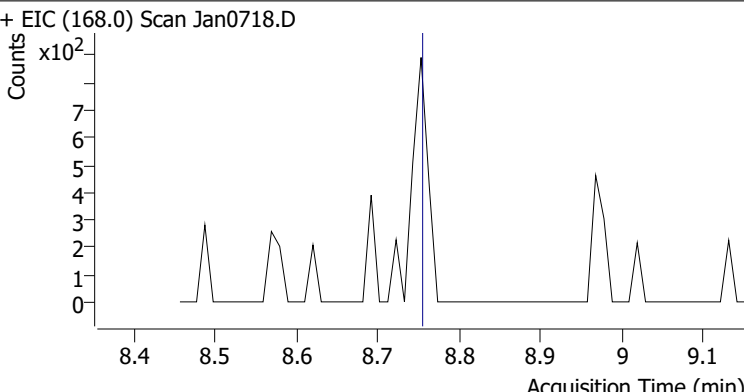
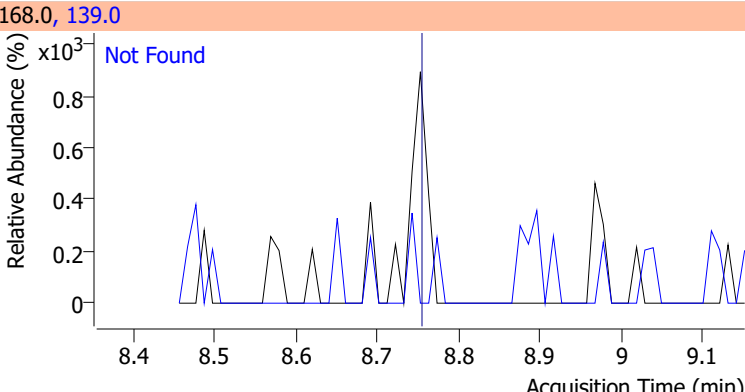
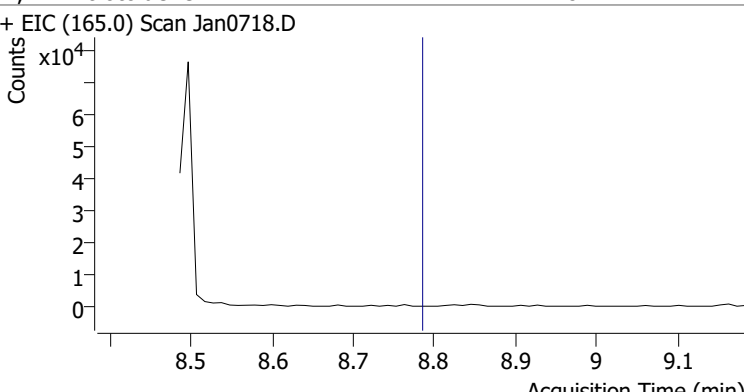
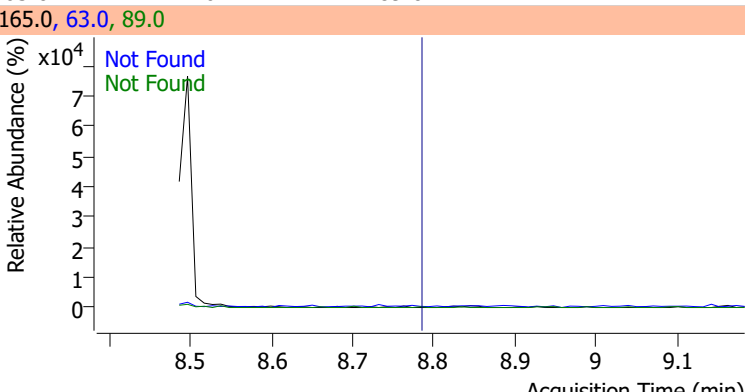
Compound	Conc.	Exp RT	QIon	Exp Ratio
Acenaphthylene	N.D.	8.31	153.1	13.8



Compound	Conc.	Exp RT	QIon	Exp Ratio	QIon	Exp Ratio
3-Nitroaniline	N.D.	8.50	65.0	140.9	92.0	106.5

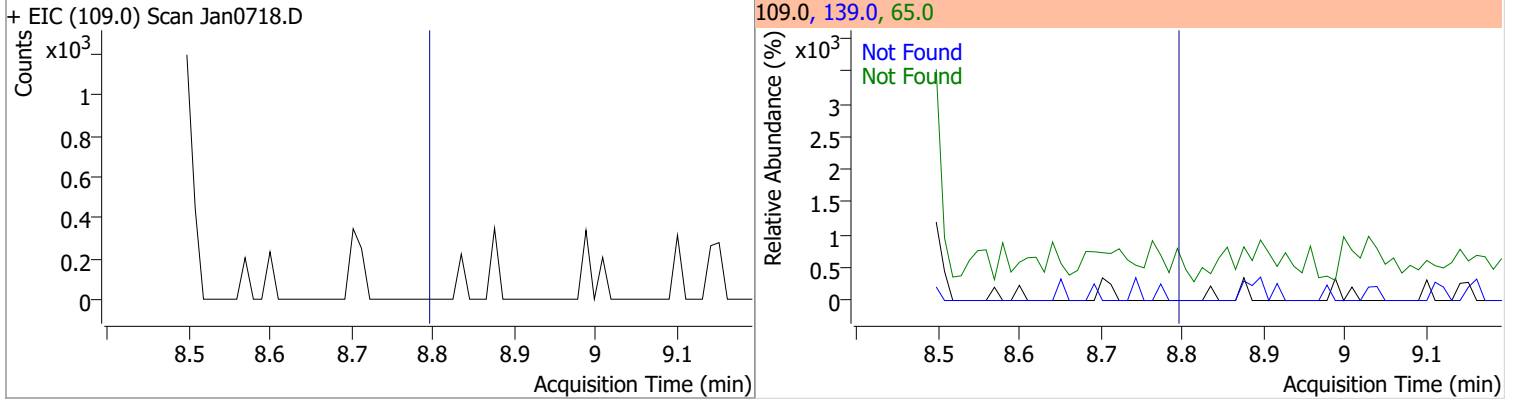


# Quantitation Results Report (QT Reviewed)

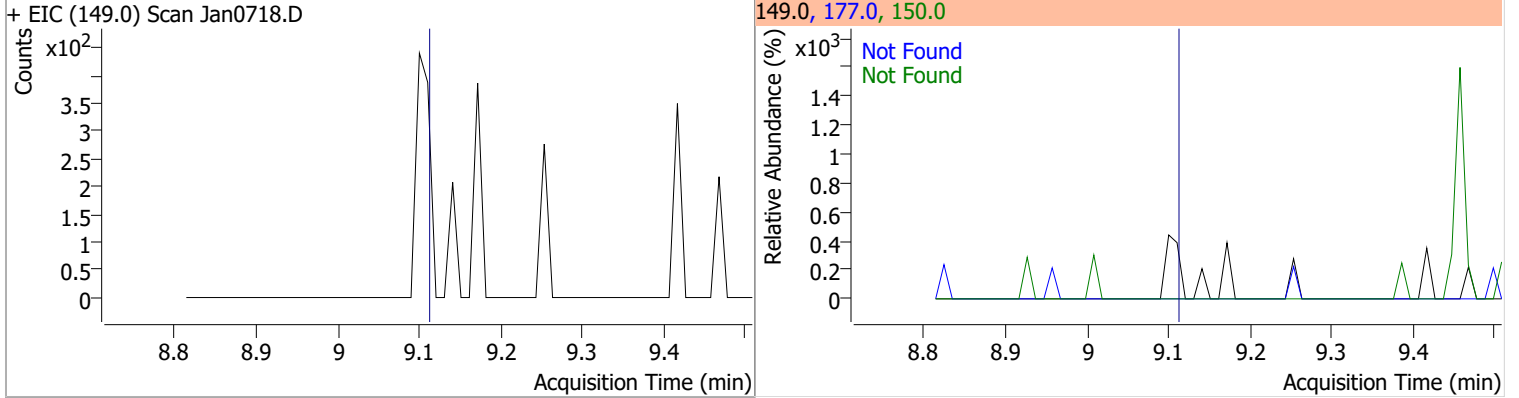
Compound	Conc.	Exp RT	QIon	Exp Ratio	QIon	Exp Ratio
Acenaphthene	N.D.	8.53	153.0	109.5	152.0	52.9
+ EIC (154.0) Scan Jan0718.D			154.0, 152.0, 153.0			
						
2,4-Dinitrophenol	N.D.	8.62	154.0	60.0		
+ EIC (184.0) Scan Jan0718.D			184.0, 154.0			
						
Dibenzofuran	N.D.	8.74	139.0	38.6		
+ EIC (168.0) Scan Jan0718.D			168.0, 139.0			
						
2,4-Dinitrotoluene	N.D.	8.77	63.0	76.1	89.0	74.7
+ EIC (165.0) Scan Jan0718.D			165.0, 63.0, 89.0			
						

# Quantitation Results Report (QT Reviewed)

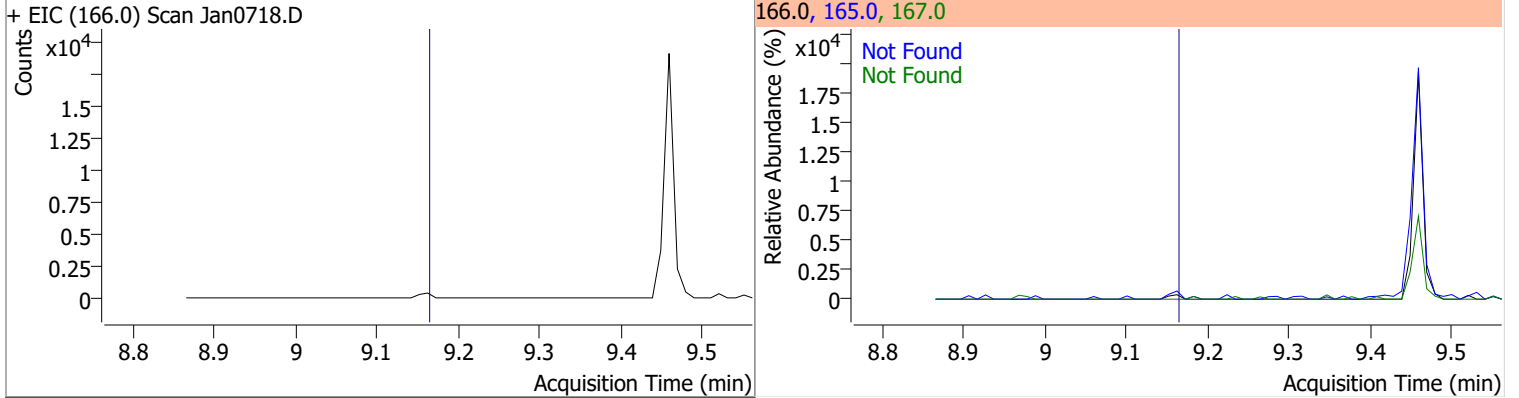
Compound	Conc.	Exp RT	QIon	Exp Ratio	QIon	Exp Ratio
4-Nitrophenol	N.D.	8.78	65.0	88.5	139.0	80.4



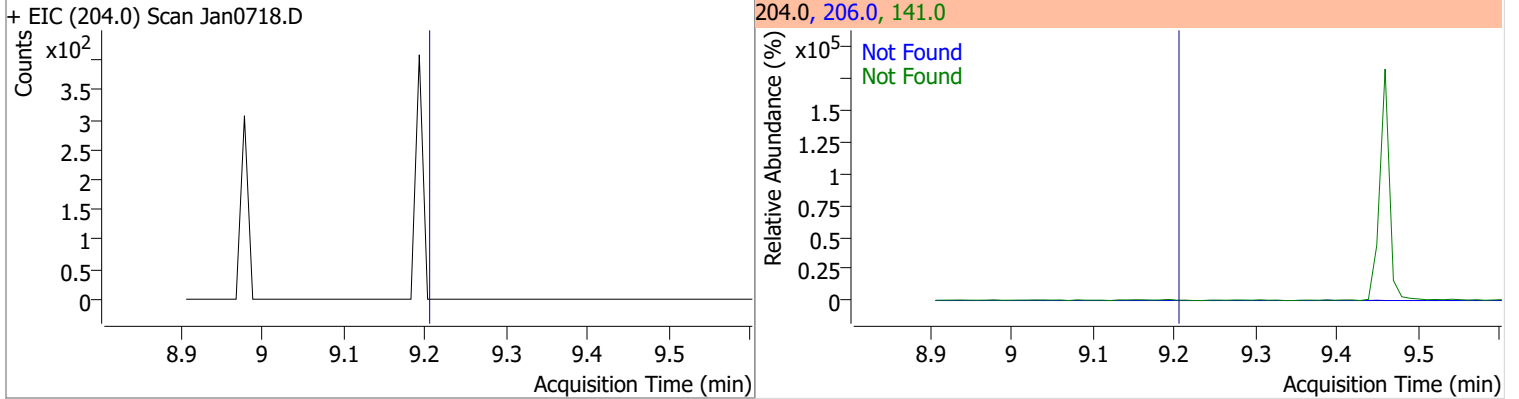
Compound	Conc.	Exp RT	QIon	Exp Ratio	QIon	Exp Ratio
Diethylphthalate	N.D.	9.10	177.0	20.7	150.0	12.6



Compound	Conc.	Exp RT	QIon	Exp Ratio	QIon	Exp Ratio
Fluorene	N.D.	9.15	165.0	93.4	167.0	12.9

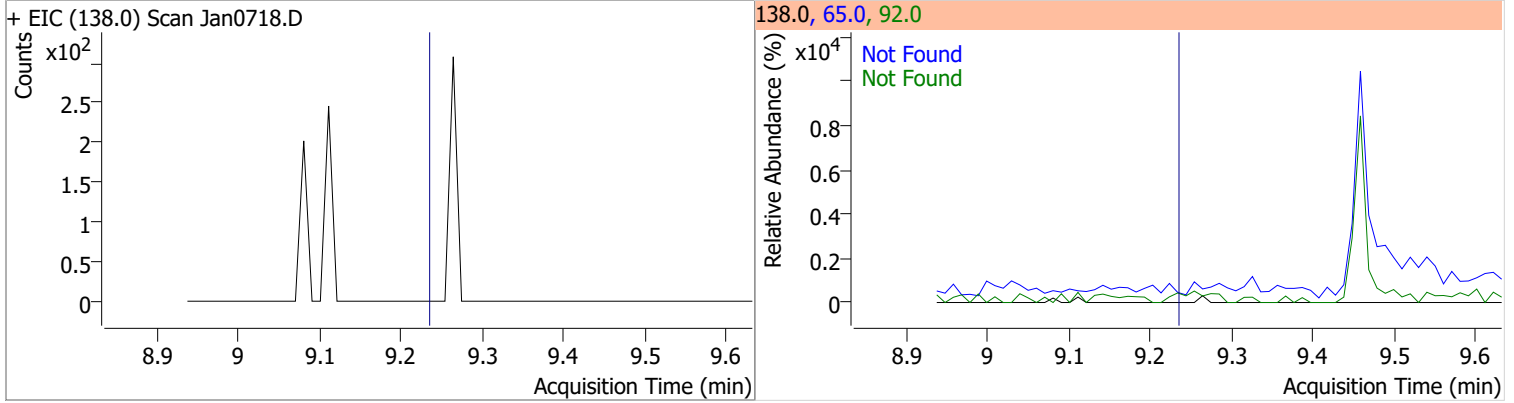


Compound	Conc.	Exp RT	QIon	Exp Ratio	QIon	Exp Ratio
4-Chlorophenyl-phenylether	N.D.	9.19	141.0	62.3	206.0	33.9

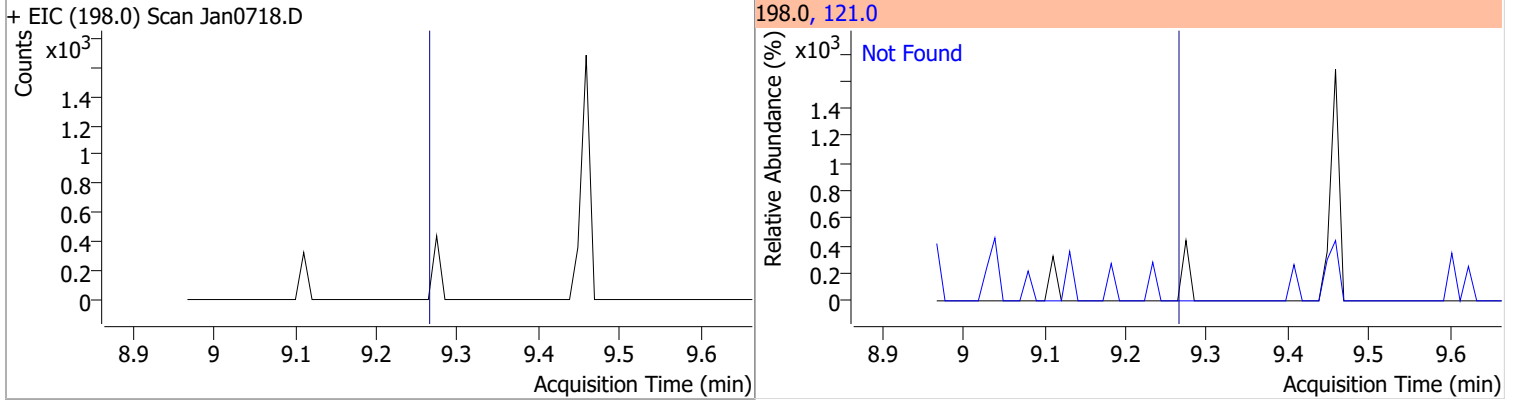


# Quantitation Results Report (QT Reviewed)

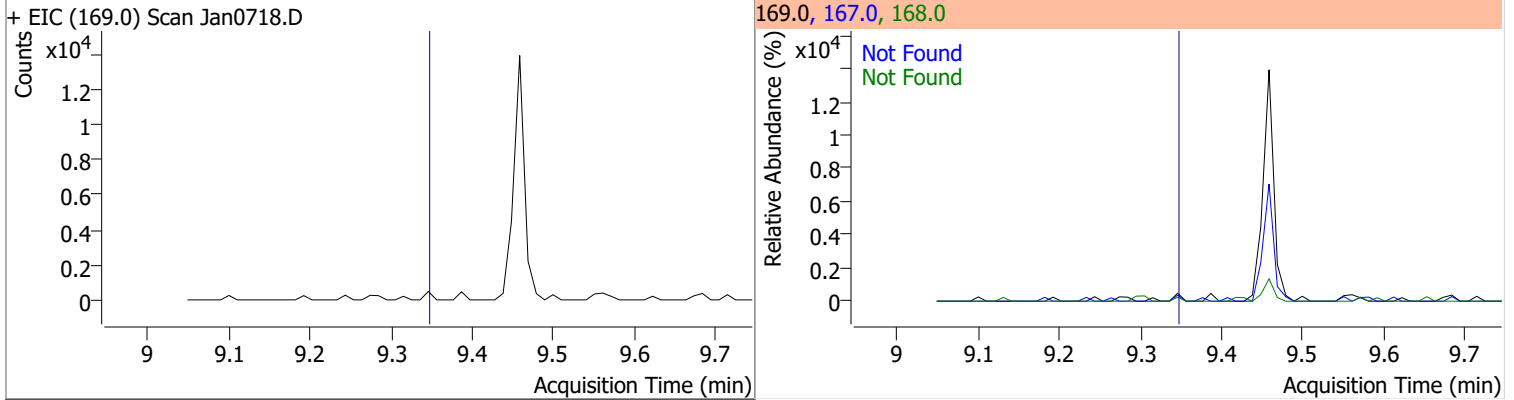
Compound	Conc.	Exp RT	QIon	Exp Ratio	QIon	Exp Ratio
4-Nitroaniline	N.D.	9.23	65.0	114.6	92.0	45.3



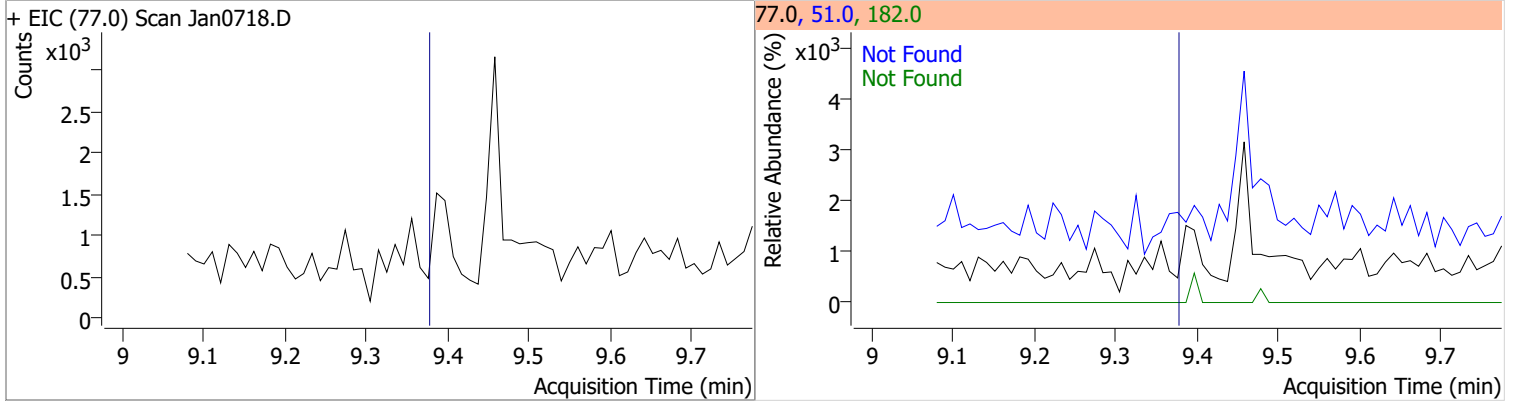
Compound	Conc.	Exp RT	QIon	Exp Ratio
4,6-Dinitro-2-methylphenol	N.D.	9.26	121.0	44.8



Compound	Conc.	Exp RT	QIon	Exp Ratio	QIon	Exp Ratio
N-nitrosodiphenylamine	N.D.	9.35	168.0	63.3	167.0	33.4



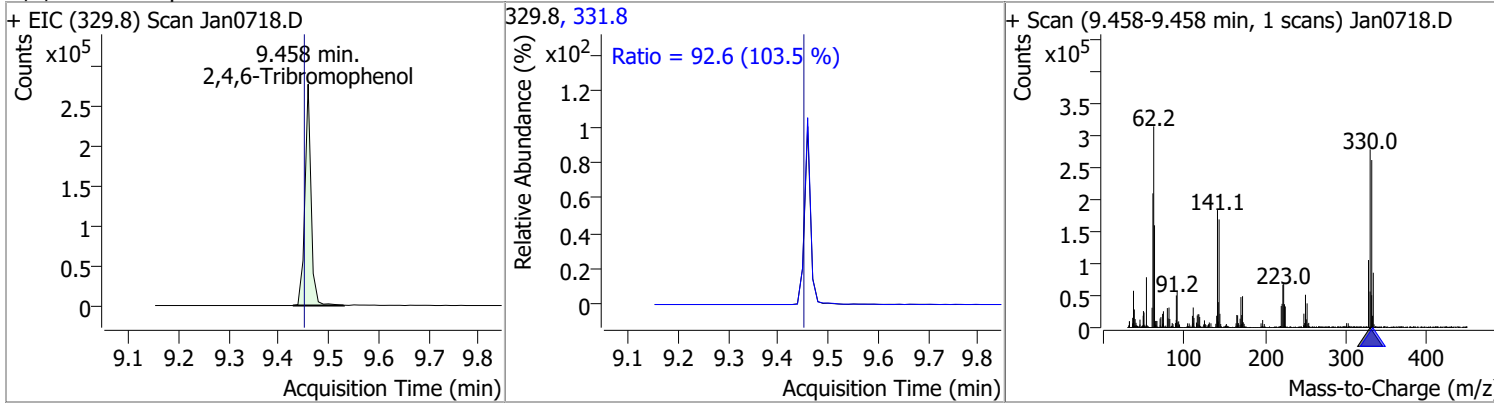
Compound	Conc.	Exp RT	QIon	Exp Ratio	QIon	Exp Ratio
Azobenzene	N.D.	9.38	51.0	49.9	182.0	26.9



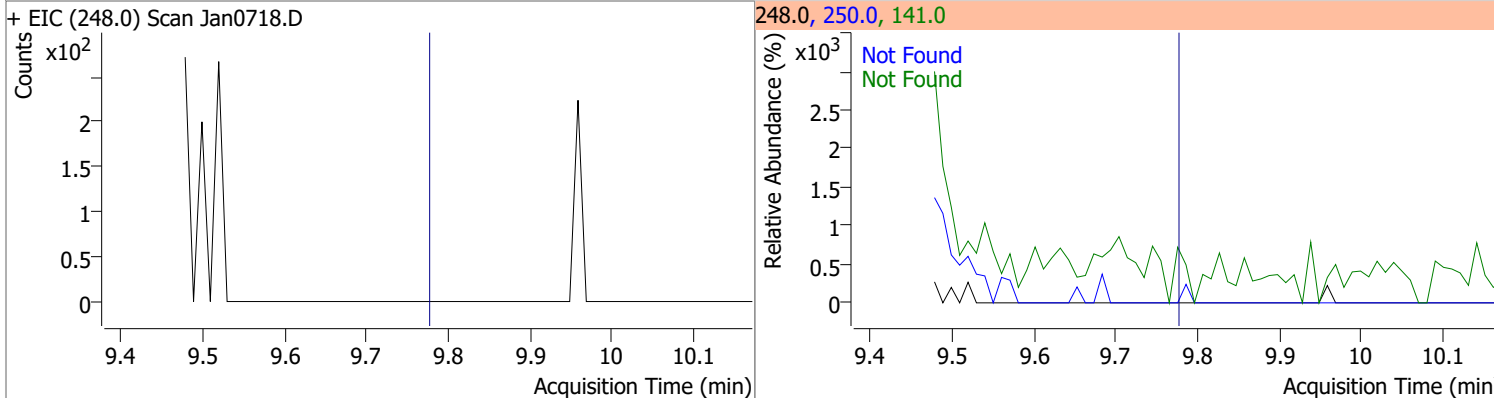


# Quantitation Results Report (QT Reviewed)

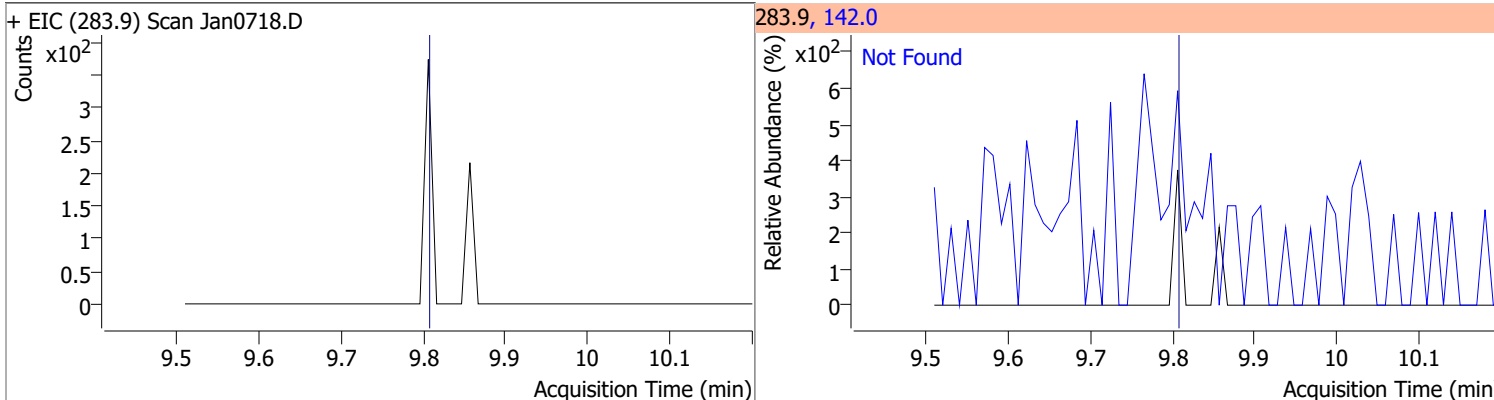
Compound	Conc.	RT	Dev(Min)	Resp.	QIon	QRatio	Lower	Upper
2,4,6-Tribromophenol	161.1501	9.46	0.01	237016	331.8	92.6	62.7	116.4



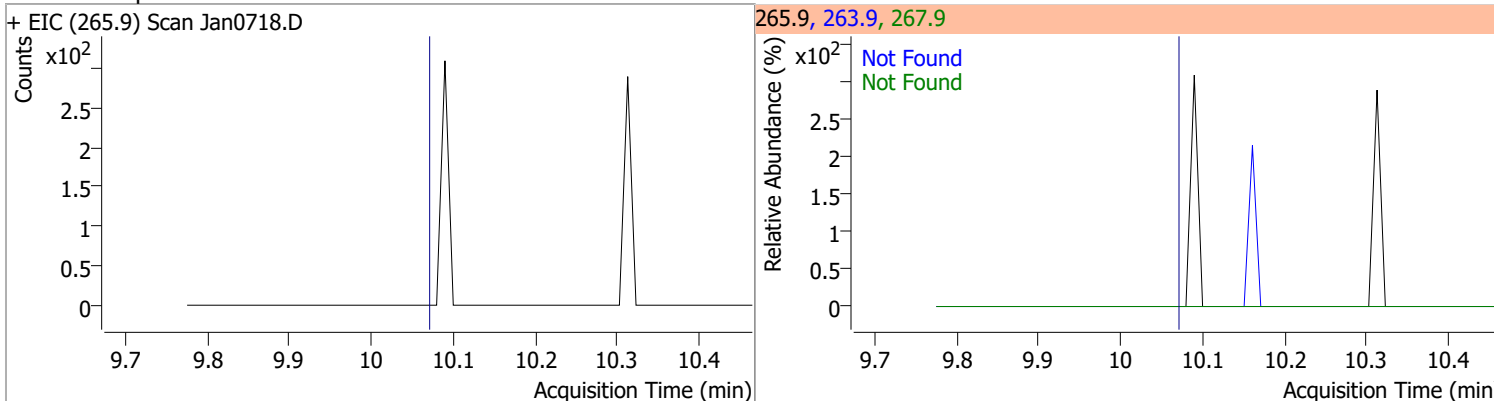
Compound	Conc.	Exp RT	QIon	Exp Ratio	QIon	Exp Ratio
4-Bromophenyl-phenylether	N.D.	9.78	250.0	98.3	141.0	96.1



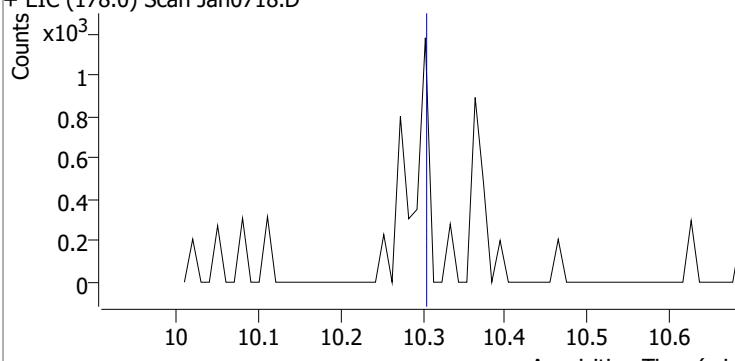
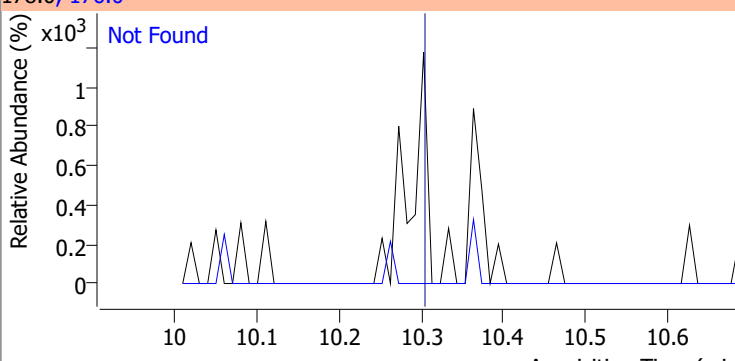
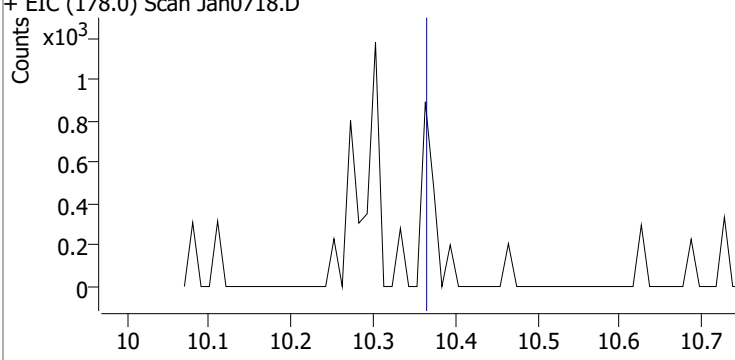
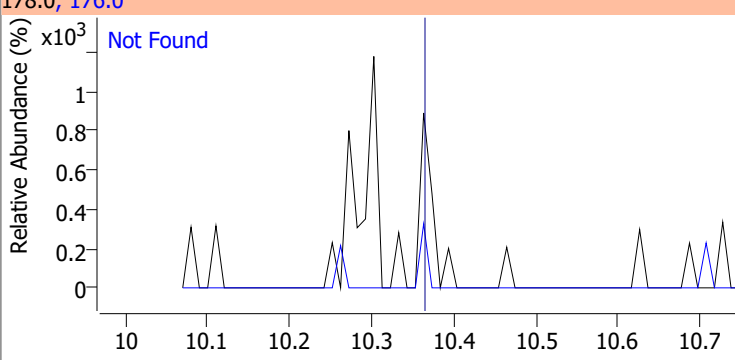
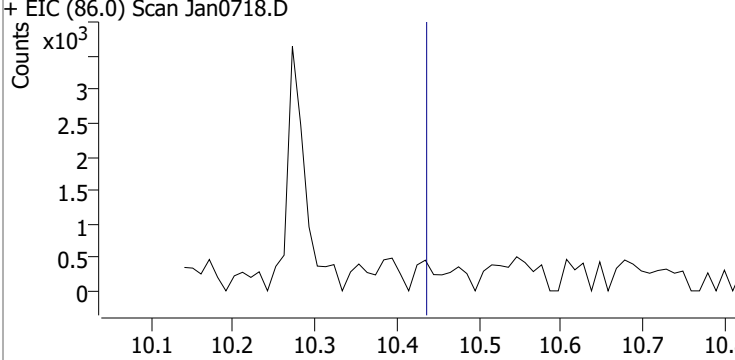
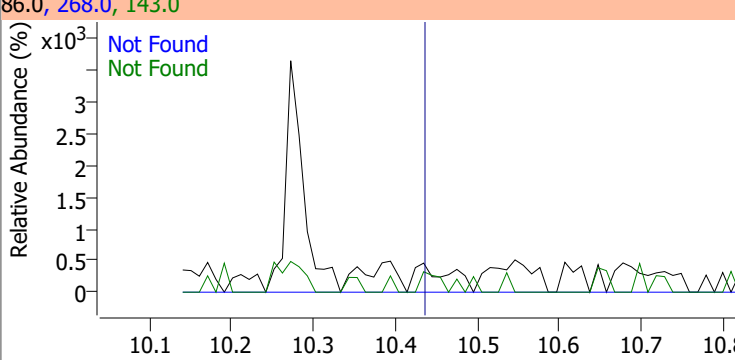
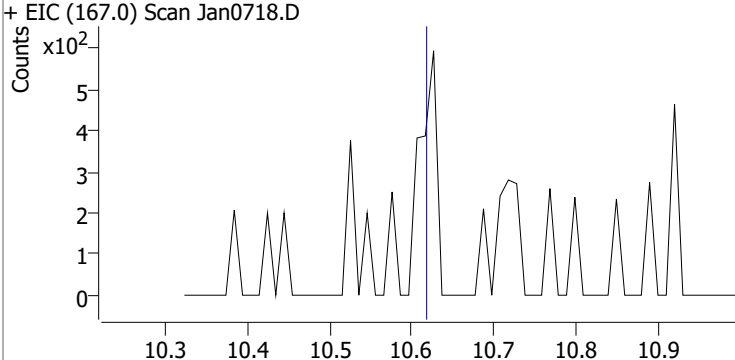
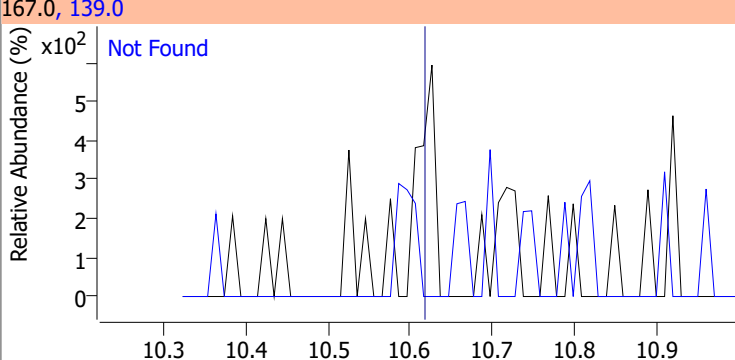
Compound	Conc.	Exp RT	QIon	Exp Ratio	QIon	Exp Ratio
Hexachlorobenzene	N.D.	9.81	142.0	49.9		



Compound	Conc.	Exp RT	QIon	Exp Ratio	QIon	Exp Ratio
Pentachlorophenol	N.D.	10.07	263.9	67.0	267.9	63.6

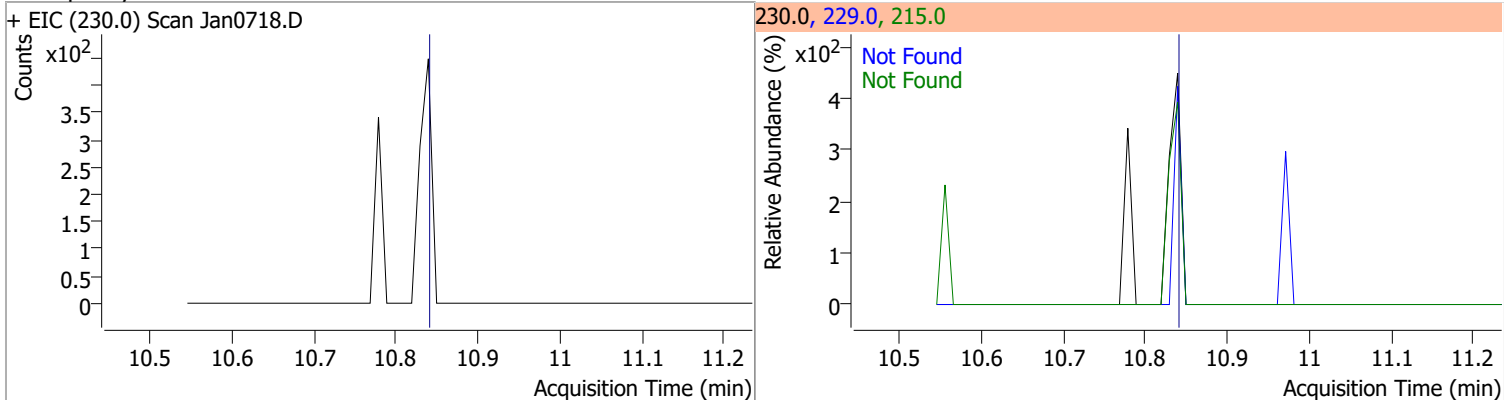


# Quantitation Results Report (QT Reviewed)

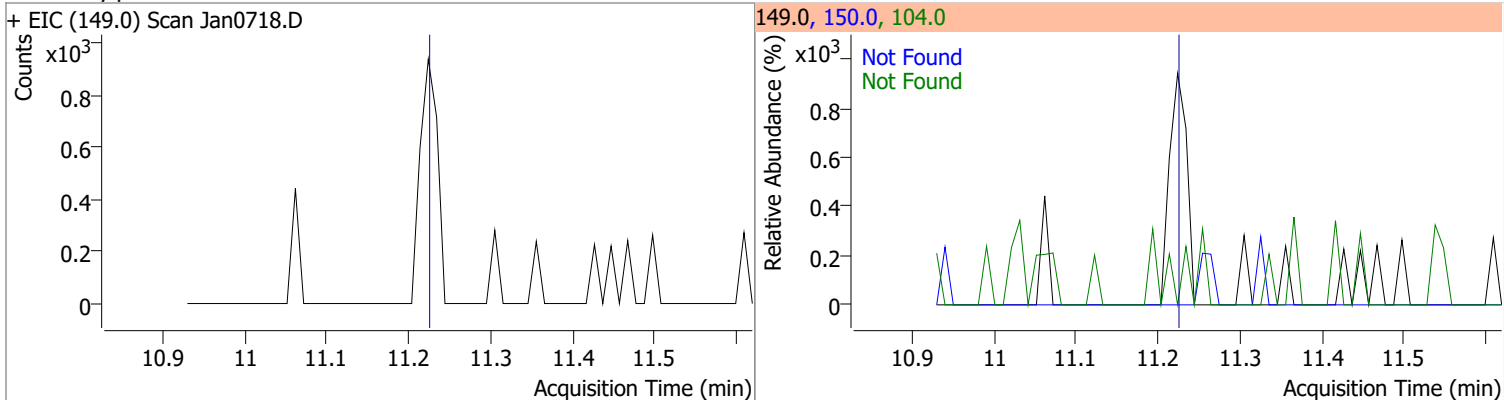
Compound	Conc.	Exp RT	QIon	Exp Ratio		
Phenanthrene	N.D.	10.30	176.0	19.3		
+ EIC (178.0) Scan Jan0718.D			178.0, 176.0			
						
Anthracene	N.D.	10.36	176.0	18.4		
+ EIC (178.0) Scan Jan0718.D			178.0, 176.0			
						
Triallate	N.D.	10.43	268.0	26.7	QIon	Exp Ratio
+ EIC (86.0) Scan Jan0718.D			86.0, 268.0, 143.0			
						
Carbazole	N.D.	10.62	139.0	12.8		
+ EIC (167.0) Scan Jan0718.D			167.0, 139.0			
						

# Quantitation Results Report (QT Reviewed)

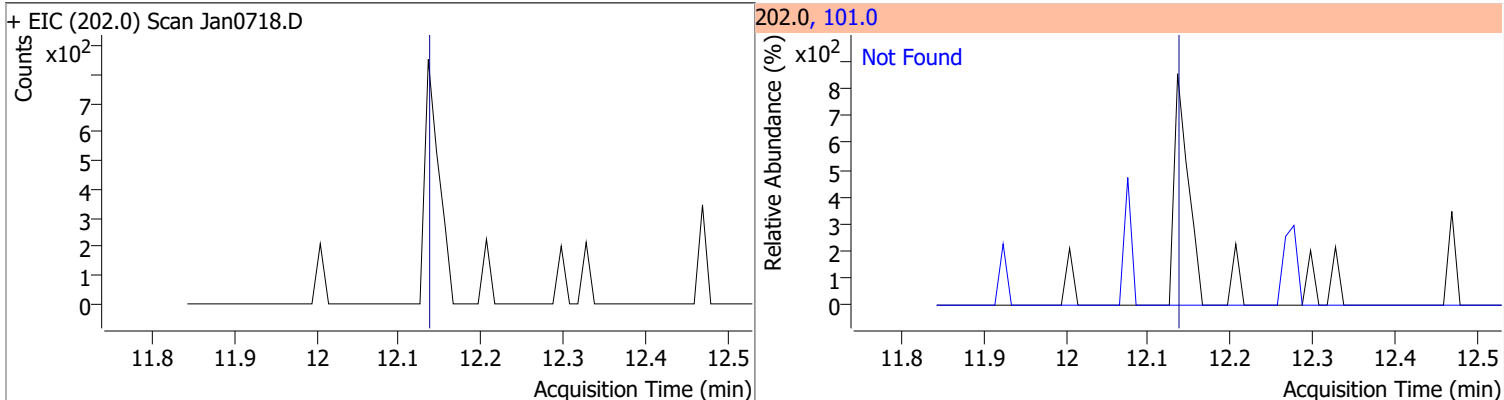
Compound	Conc.	Exp RT	QIon	Exp Ratio	QIon	Exp Ratio
o-Terphenyl	N.D.	10.84	229.0	64.1	215.0	36.5



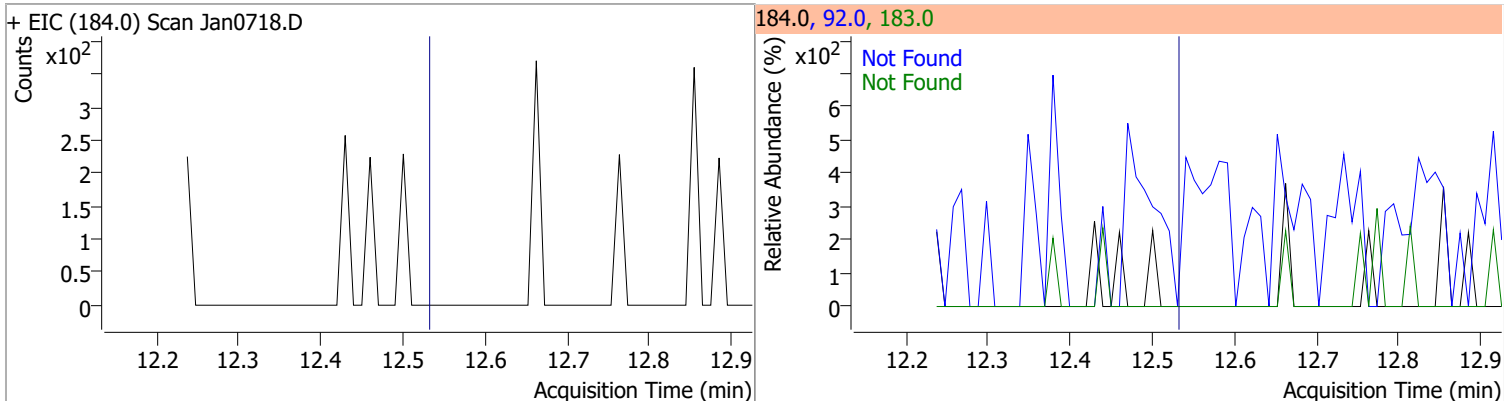
Compound	Conc.	Exp RT	QIon	Exp Ratio	QIon	Exp Ratio
Di-n-Butylphthalate	N.D.	11.22	150.0	9.1	104.0	6.1



Compound	Conc.	Exp RT	QIon	Exp Ratio
Fluoranthene	N.D.	12.14	101.0	12.8

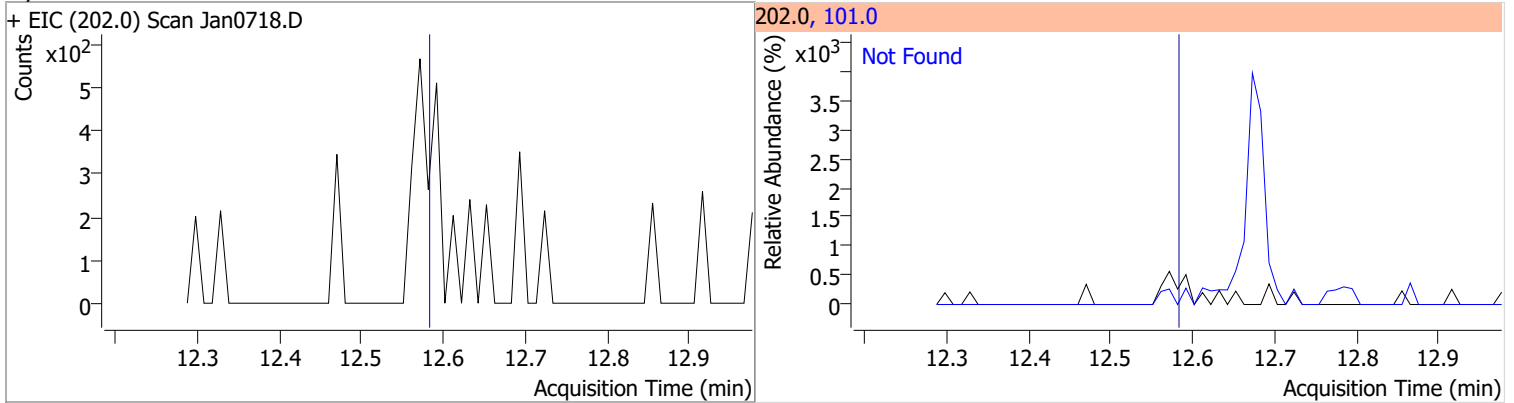


Compound	Conc.	Exp RT	QIon	Exp Ratio	QIon	Exp Ratio
Benzidine	N.D.	12.53	183.0	13.1	92.0	8.1

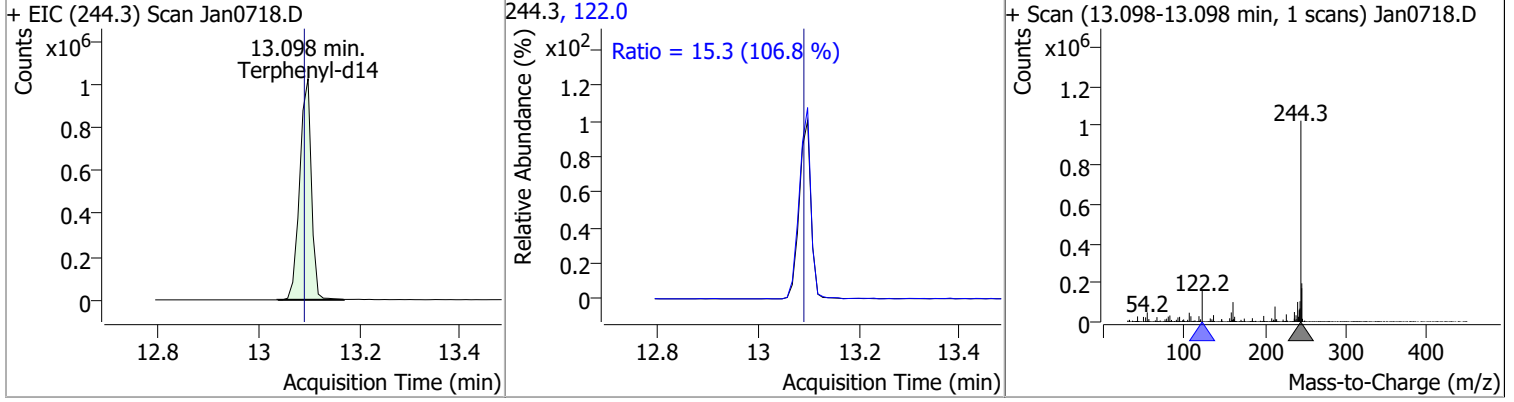


# Quantitation Results Report (QT Reviewed)

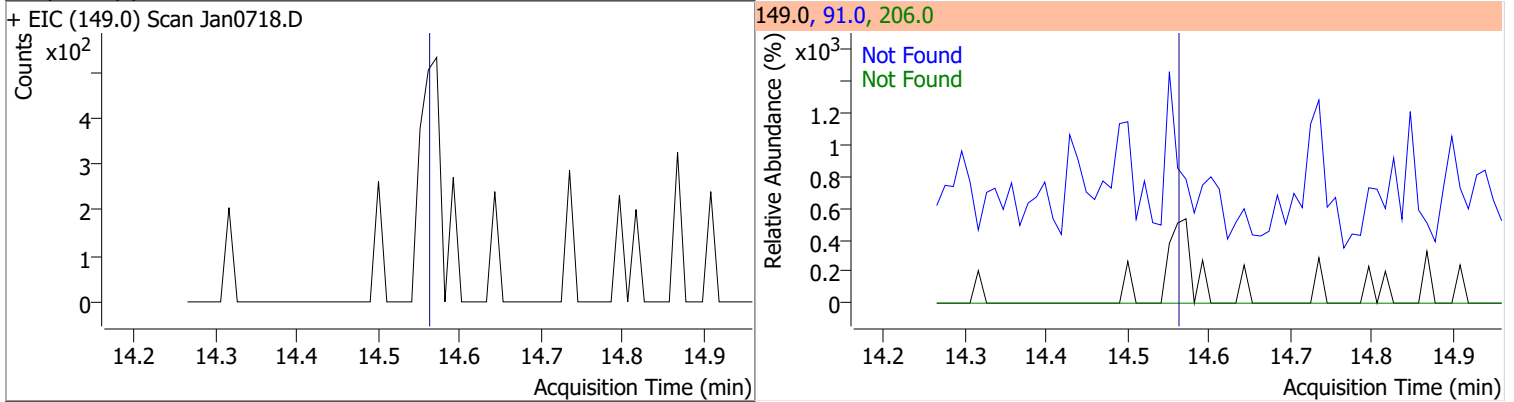
Compound	Conc.	Exp RT	QIon	Exp Ratio
Pyrene	N.D.	12.58	101.0	14.6



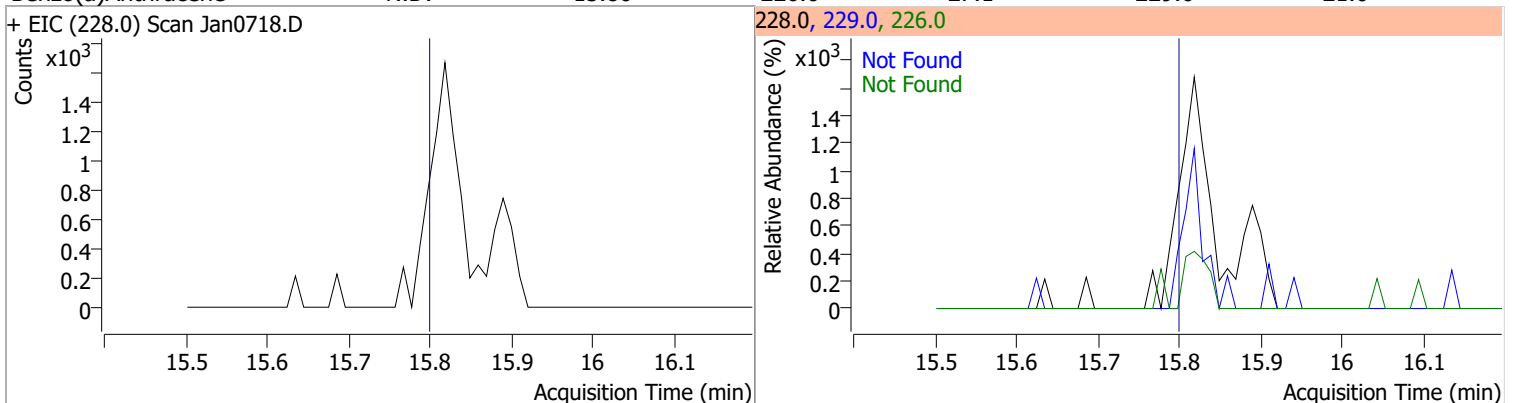
Compound	Conc.	RT	Dev(Min)	Resp.	QIon	QRatio	Lower	Upper
Terphenyl-d14	98.9115	13.10	0.01	1652599	122.0	15.3	10.1	18.7



Compound	Conc.	Exp RT	QIon	Exp Ratio	QIon	Exp Ratio
Butylbenzylphthalate	N.D.	14.56	91.0	81.7	206.0	17.9

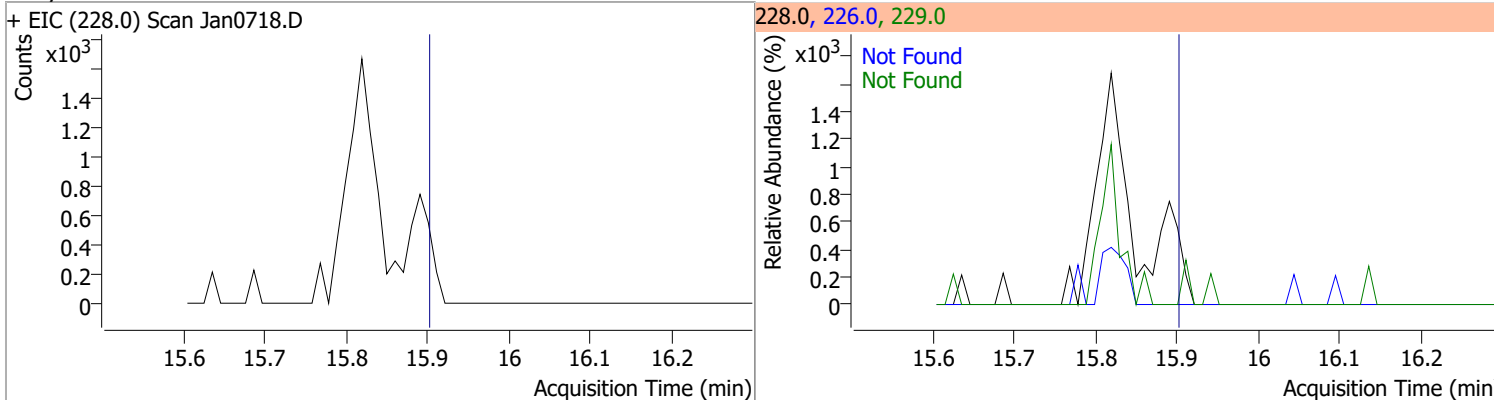


Compound	Conc.	Exp RT	QIon	Exp Ratio	QIon	Exp Ratio
Benzo(a)Anthracene	N.D.	15.80	226.0	27.1	229.0	21.0

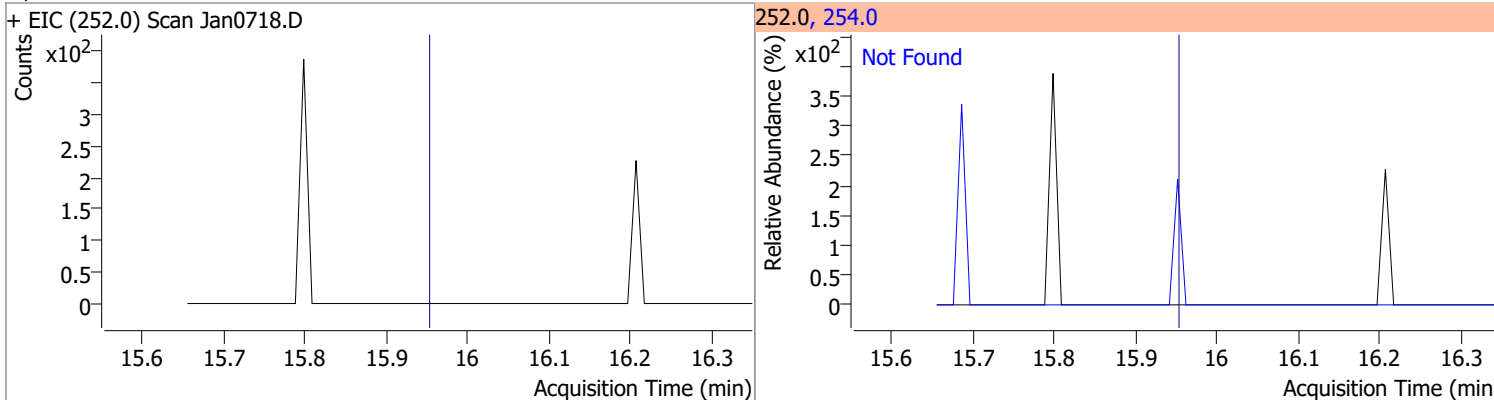


# Quantitation Results Report (QT Reviewed)

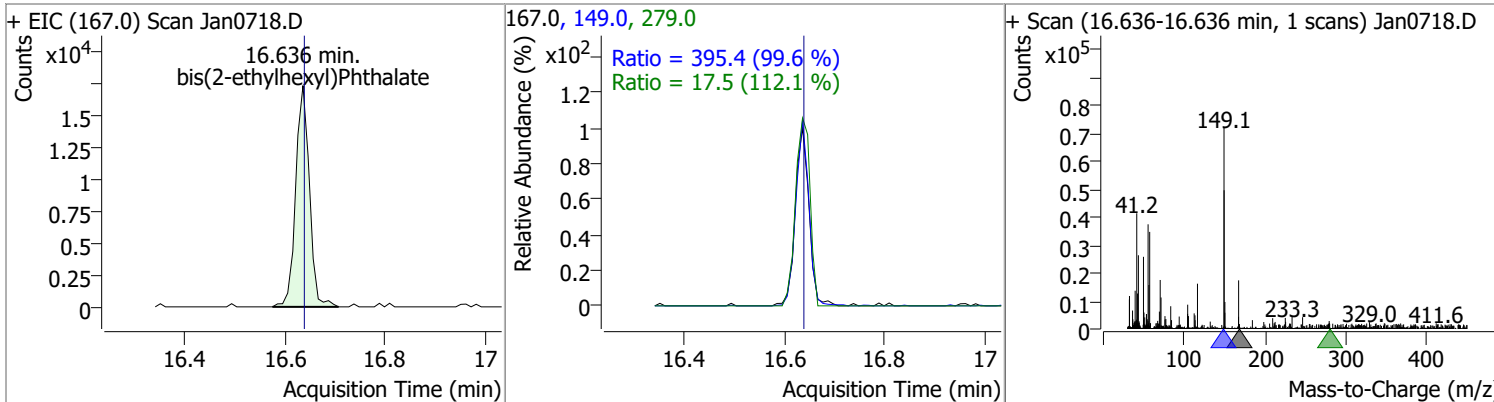
Compound	Conc.	Exp RT	QIon	Exp Ratio	QIon	Exp Ratio
Chrysene	N.D.	15.90	226.0	29.9	229.0	20.4



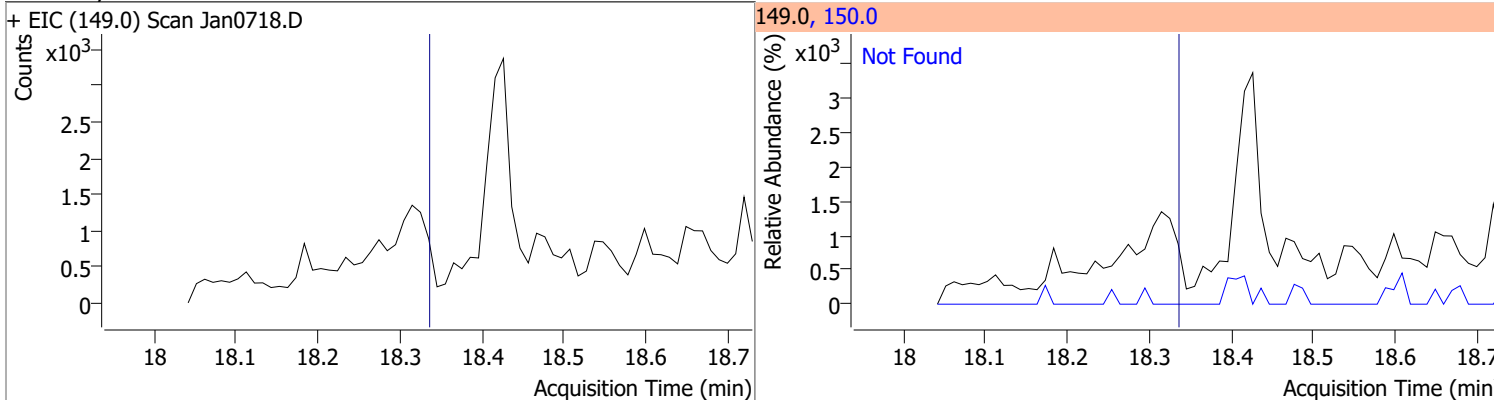
Compound	Conc.	Exp RT	QIon	Exp Ratio
3,3-Dichlorobenzidine	N.D.	15.95	254.0	64.7



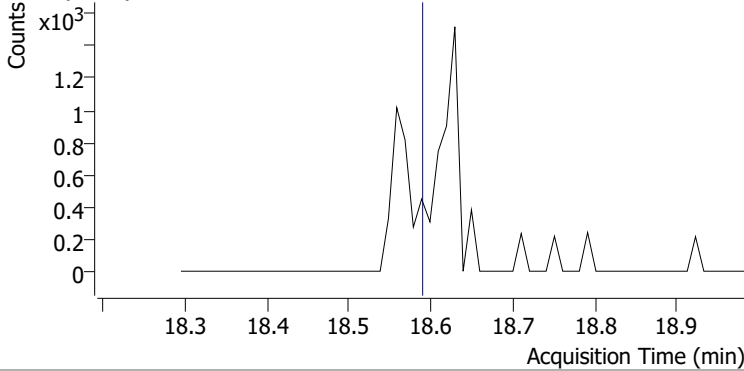
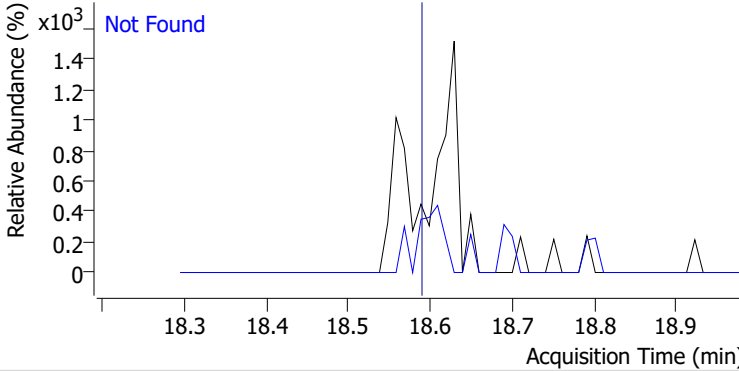
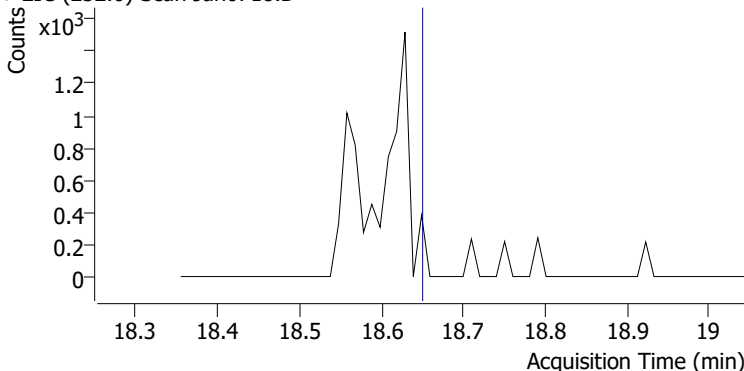
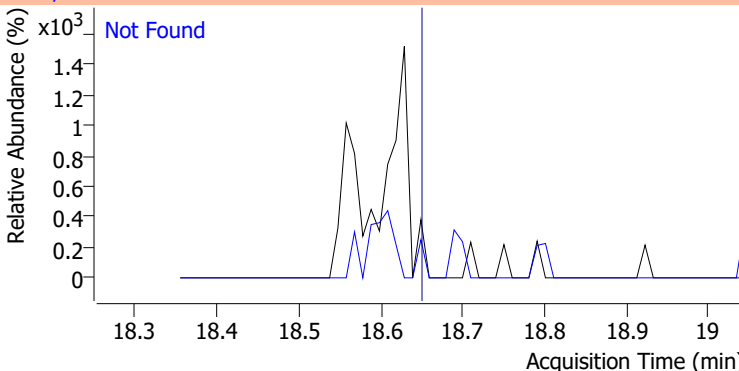
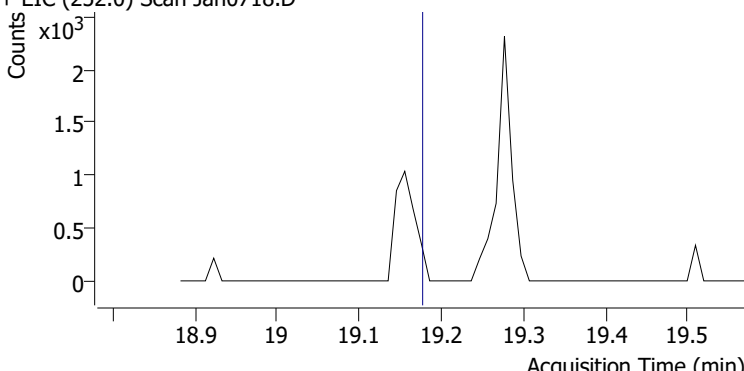
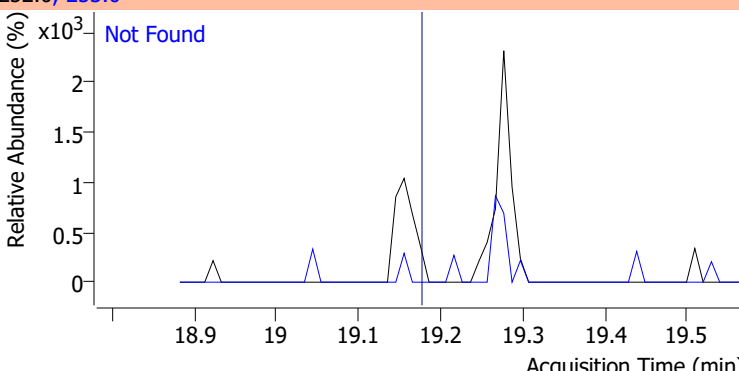
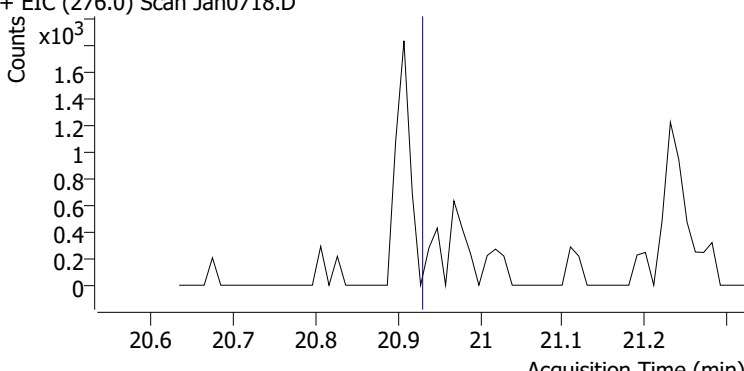
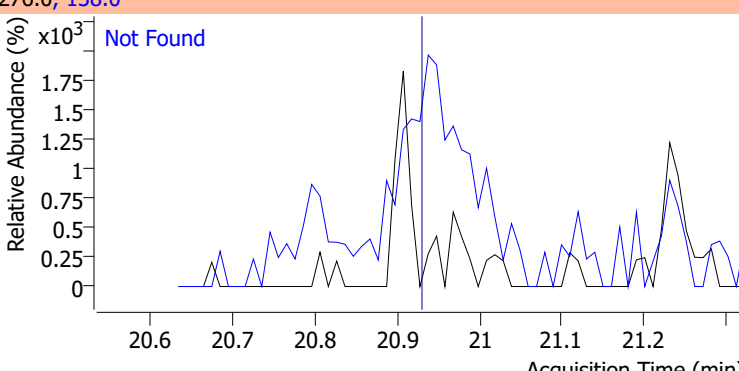
Compound	Conc.	RT	Dev(Min)	Resp.	QIon	QRatio	Lower	Upper
bis(2-ethylhexyl)Phthalate	15.5306	16.64	0.00	33282	149.0	395.4	278.0	516.2
					279.0	17.5	10.9	20.3



Compound	Conc.	Exp RT	QIon	Exp Ratio
Di-n-octyl Phthalate	N.D.	18.32	150.0	9.5

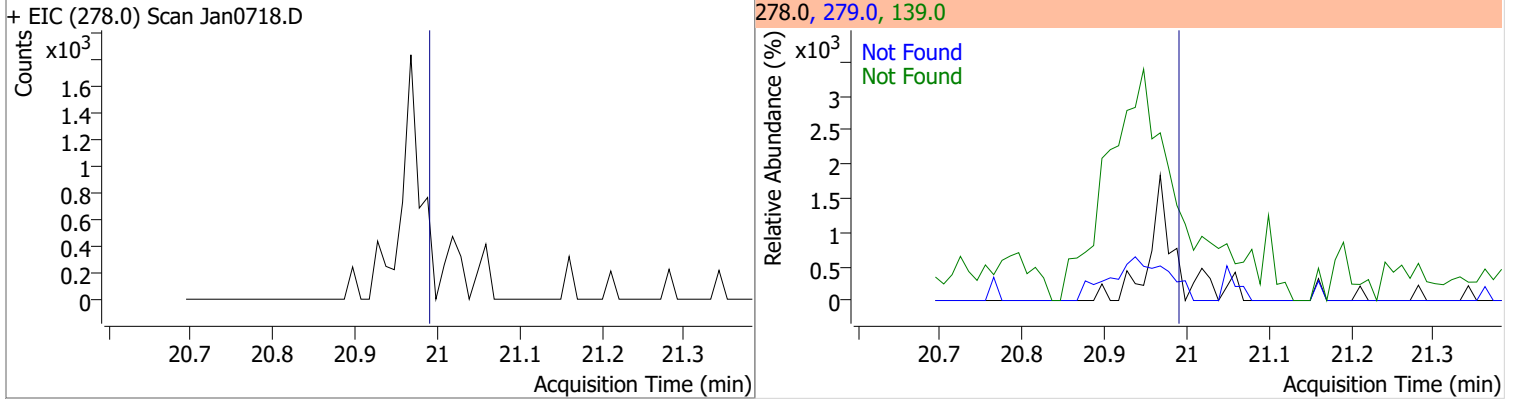


# Quantitation Results Report (QT Reviewed)

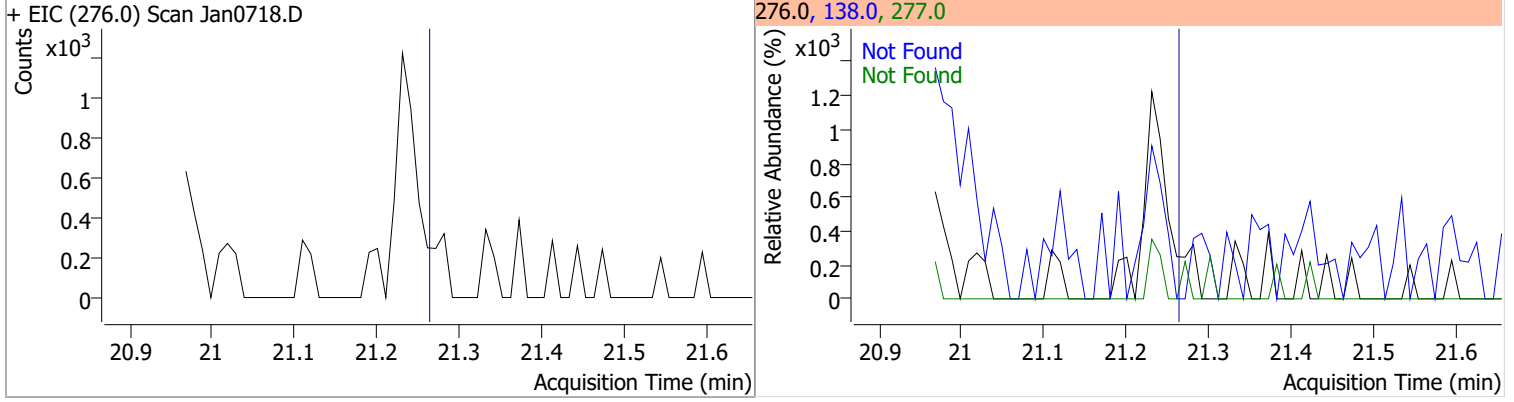
Compound	Conc.	Exp RT	QIon	Exp Ratio
Benzo(b)fluoranthene	N.D.	18.58	253.0	22.0
+ EIC (252.0) Scan Jan0718.D			252.0, 253.0	
				
Benzo(k)fluoranthene	N.D.	18.64	253.0	21.9
+ EIC (252.0) Scan Jan0718.D			252.0, 253.0	
				
Benzo(a)pyrene	N.D.	19.17	253.0	22.0
+ EIC (252.0) Scan Jan0718.D			252.0, 253.0	
				
Indeno(1,2,3-c,d)pyrene	N.D.	20.92	138.0	29.9
+ EIC (276.0) Scan Jan0718.D			276.0, 138.0	
				

# Quantitation Results Report (QT Reviewed)

Compound	Conc.	Exp RT	QIon	Exp Ratio	QIon	Exp Ratio
Dibenzo(a,h)anthracene	N.D.	20.98	279.0	25.2	139.0	23.8

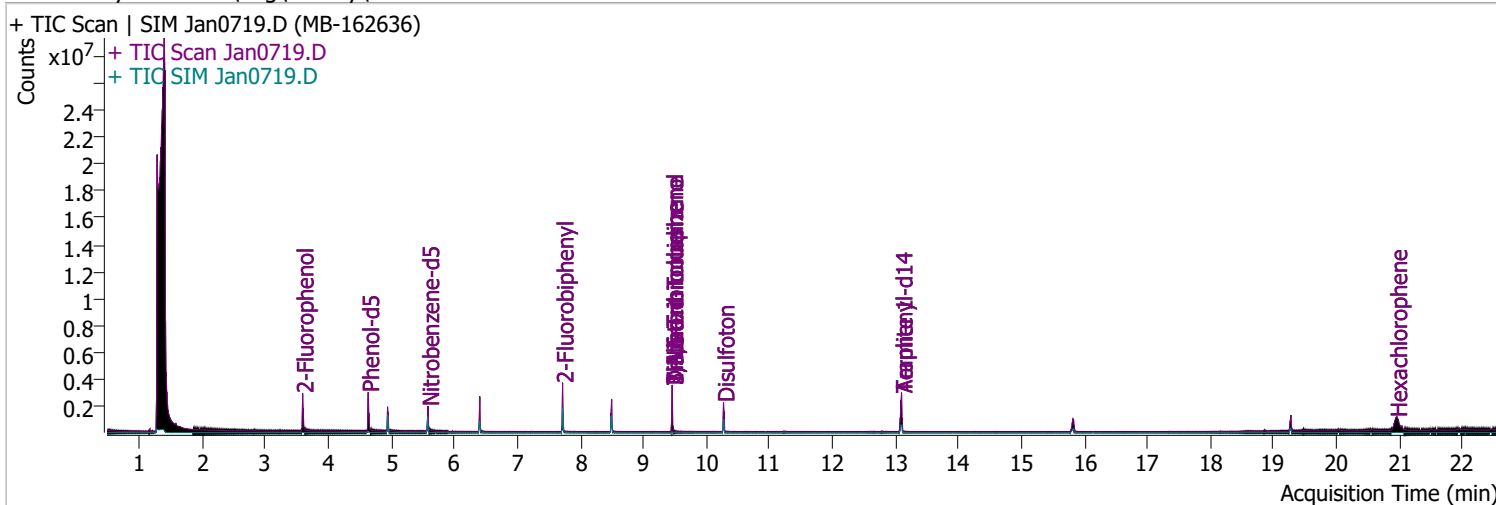


Compound	Conc.	Exp RT	QIon	Exp Ratio	QIon	Exp Ratio
Benzo(g,h,i)perylene	N.D.	21.25	138.0	32.0	277.0	23.8



# Quantitation Results Report (QT Reviewed)

Data File	Jan0719.D	Operator	LIMS import
Acq. Method	BNA+SIM.M	Acq. Date-Time	1/7/2022 10:13:20 PM
Sample Name	MB-162636	Instrument	Instrument #1
Vial	19	Multiplier	1.00
DA Method File		Comment	SVOC-8270-W-LARGO
Tune File	dftppdsm.u	Tune Date	1/7/2022 12:13:00 PM
Batch Name	010722 DoD BNA cal 1.batch.bin	Last Calib Update	1/11/2022 8:55:14 AM
Ref Library	D:\Org\Library\NIST129K.l		



Compound	RT	QIon	Resp.	Conc.	Units	Dev(Min)
----------	----	------	-------	-------	-------	----------

**Internal Standards**

**System Monitoring Compounds**

S 2-Fluorophenol	3.592	112.0	793977	102.8581	µg/L	0.010
Spiked Amount: 200.000	Range: 10.0 - 75.0%			Recovery = 51.43%		
S Phenol-d5	4.634	99.0	878275	85.4379	µg/L	0.010
Spiked Amount: 200.000	Range: 10.0 - 65.0%			Recovery = 42.72%		
S Nitrobenzene-d5	5.583	82.0	405457	72.3369	µg/L	0.000
Spiked Amount: 100.000	Range: 32.0 - 94.0%			Recovery = 72.34%		
S 2-Fluorobiphenyl	7.718	172.0	990930	56.4533	µg/L	0.000
Spiked Amount: 100.000	Range: 28.0 - 107.0%			Recovery = 56.45%		
S 2,4,6-Tribromophenol	9.458	329.8	235803	167.2431	µg/L	0.010
Spiked Amount: 200.000	Range: 25.0 - 140.0%			Recovery = 83.62%		
S Terphenyl-d14	13.098	244.3	1540532	96.7417	µg/L	0.010
Spiked Amount: 100.000	Range: 32.0 - 122.0%			Recovery = 96.74%		

**Target Compounds**

Compound	RT	QIon	Resp.	Conc.	Units	Dev(Min)	QValue
T N-Nitrosodimethylamine	0.000		0	N.D.			
T Pyridine	0.000		0	N.D.			
T Aniline	0.000		0	N.D.			
T Phenol	0.000		0	N.D.			
T bis(-2-Chloroethyl)Ether	0.000		0	N.D.			
T 2-Chlorophenol	0.000		0	N.D.			
T 1,3-Dichlorobenzene	0.000		0	N.D.			
T 1,4-Dichlorobenzene	0.000		0	N.D.			
T 1,2-Dichlorobenzene	0.000		0	N.D.			
T Benzyl Alcohol	0.000		0	N.D.			
T bis(2-chloroisopropyl)Ether	0.000		0	N.D.			
T 2-Methylphenol	0.000		0	N.D.			
T N-nitroso-Di-n-propylamine	5.583	70.0	0		µg/L	md	1
T 4Methylphenol/3Methylphenol	0.000		0	N.D.			
T Hexachloroethane	0.000		0	N.D.			



# Quantitation Results Report (QT Reviewed)

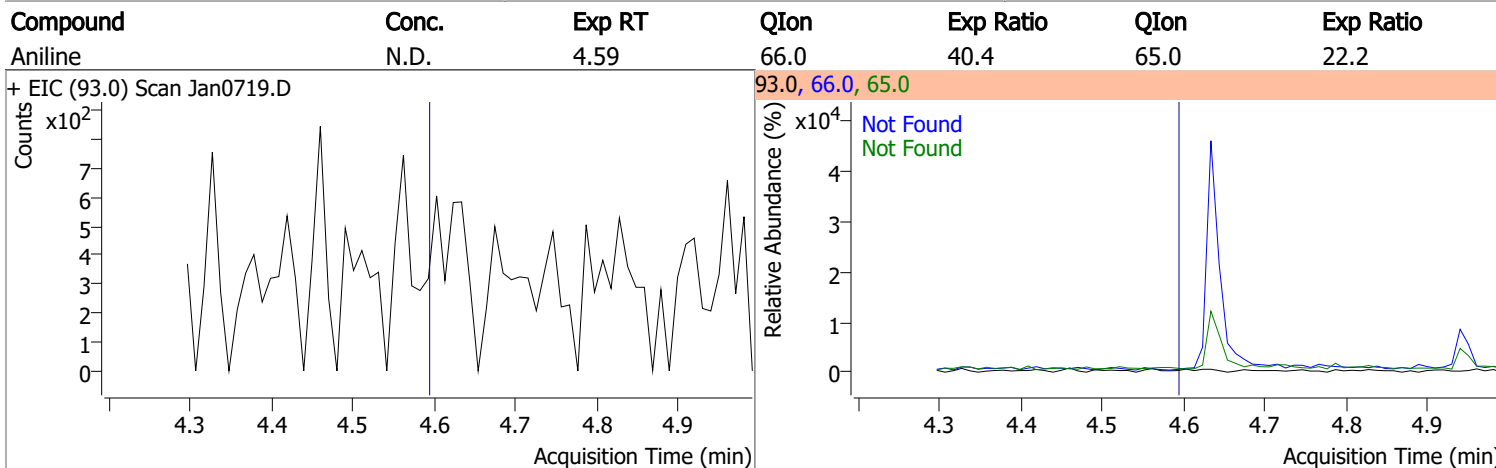
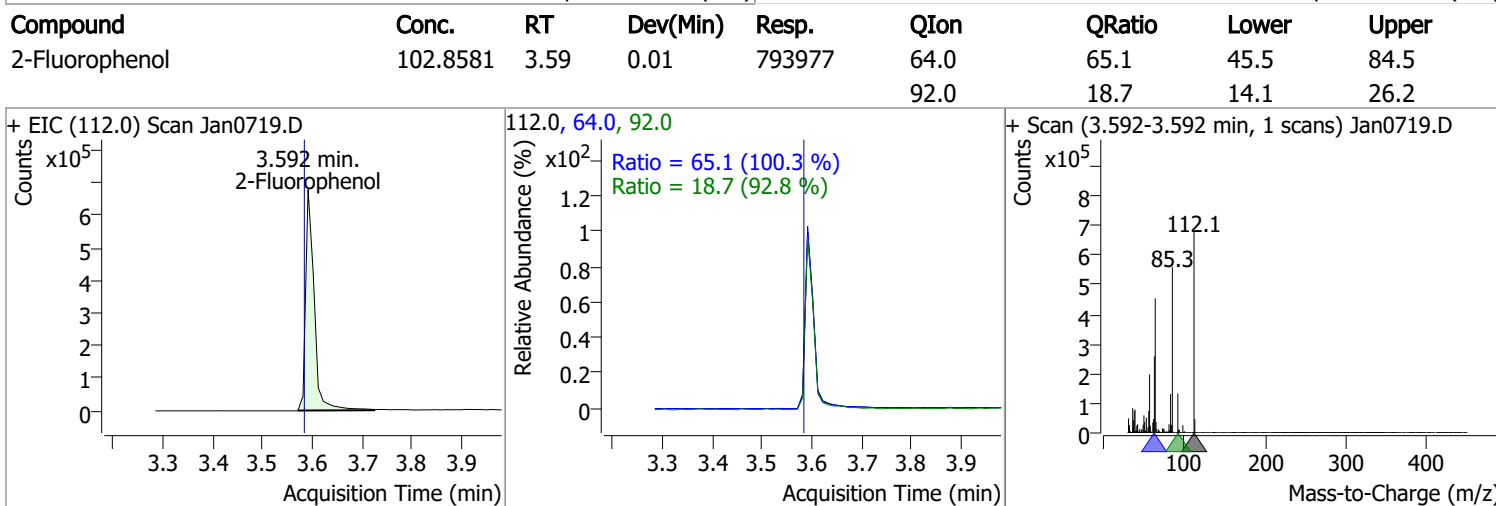
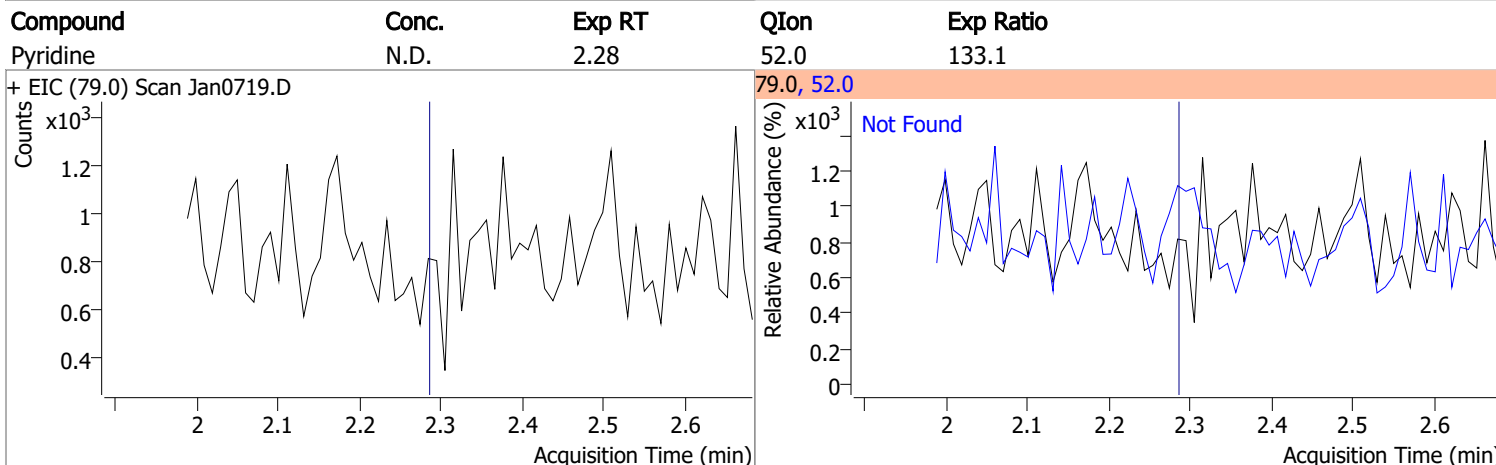
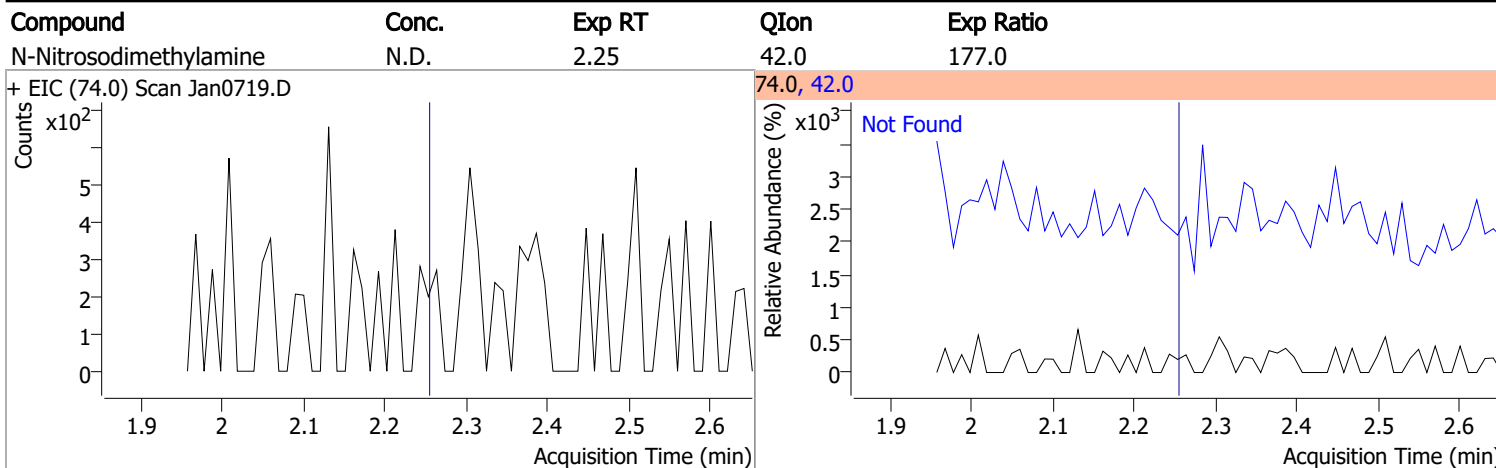
Compound	RT	QIon	Resp.	Conc.	Units	Dev(Min)
T Nitrobenzene	0.000		0	N.D.		
T Isophorone	0.000		0	N.D.		
T 2-Nitrophenol	0.000		0	N.D.		
T 2,4-Dimethylphenol	0.000		0	N.D.		
T bis(-2-Chloroethoxy)Methane	0.000		0	N.D.		
T Benzoic Acid	0.000		0	N.D.		
T 2,4-Dichlorophenol	0.000		0	N.D.		
T 1,2,4-Trichlorobenzene	0.000		0	N.D.		
T Naphthalene	0.000		0	N.D.		
T 4-Chlorophenol	0.000		0	N.D.		
T p-Chloroaniline	0.000		0	N.D.		
T Hexachlorobutadiene	0.000		0	N.D.		
T 4-Chloro-2-Methylphenol	0.000		0	N.D.		
T 4-Chloro-3-Methylphenol	0.000		0	N.D.		
T 2-Methylnaphthalene	0.000		0	N.D.		
T 1-Methylnaphthalene	0.000		0	N.D.		
T Hexachlorocyclopentadiene	0.000		0	N.D.		
T 2,4,6-Trichlorophenol	0.000		0	N.D.		
T 2,4,5-Trichlorophenol	0.000		0	N.D.		
T 2-Chloronaphthalene	0.000		0	N.D.		
T 2-Nitroaniline	0.000		0	N.D.		
T Dimethyl Phthalate	8.538	163.0	0		µg/L md	1
T 2,6-Dinitrotoluene	8.497	165.0	0		µg/L md	1
T Acenaphthylene	0.000		0	N.D.		
T 3-Nitroaniline	0.000		0	N.D.		
T Acenaphthene	0.000		0	N.D.		
T 2,4-Dinitrophenol	0.000		0	N.D.		
T Dibenzofuran	0.000		0	N.D.		
T 2,4-Dinitrotoluene	0.000		0	N.D.		
T 4-Nitrophenol	0.000		0	N.D.		
T Diethylphthalate	0.000		0	N.D.		
T Fluorene	0.000		0	N.D.		
T 4-Chlorophenyl-phenylether	0.000		0	N.D.		
T 4-Nitroaniline	0.000		0	N.D.		
T 4,6-Dinitro-2-methylphenol	0.000		0	N.D.		
T N-nitrosodiphenylamine	0.000		0	N.D.		
T Azobenzene	0.000		0	N.D.		
T 4-Bromophenyl-phenylether	0.000		0	N.D.		
T Hexachlorobenzene	0.000		0	N.D.		
T Pentachlorophenol	0.000		0	N.D.		
T Phenanthrene	0.000		0	N.D.		
T Anthracene	0.000		0	N.D.		
T Triallate	0.000		0	N.D.		
T Carbazole	0.000		0	N.D.		
T o-Terphenyl	0.000		0	N.D.		
T Di-n-Butylphthalate	0.000		0	N.D.		
T Fluoranthene	0.000		0	N.D.		
T Benzidine	0.000		0	N.D.		
T Pyrene	0.000		0	N.D.		
T Butylbenzylphthalate	0.000		0	N.D.		
T Benzo(a)Anthracene	0.000		0	N.D.		
T Chrysene	0.000		0	N.D.		
T 3,3-Dichlorobenzidine	0.000		0	N.D.		
T bis(2-ethylhexyl)Phthalate	0.000		0	N.D.		
T Di-n-octyl Phthalate	0.000		0	N.D.		

# Quantitation Results Report (QT Reviewed)

Compound	RT	QIon	Resp.	Conc.	Units	Dev(Min)
T Benzo(b)fluoranthene	0.000		0	N.D.		
T Benzo(k)fluoranthene	0.000		0	N.D.		
T Benzo(a)pyrene	0.000		0	N.D.		
T Indeno(1,2,3-c,d)pyrene	0.000		0	N.D.		
T Dibenzo(a,h)anthracene	0.000		0	N.D.		
T Benzo(g,h,i)perylene	0.000		0	N.D.		

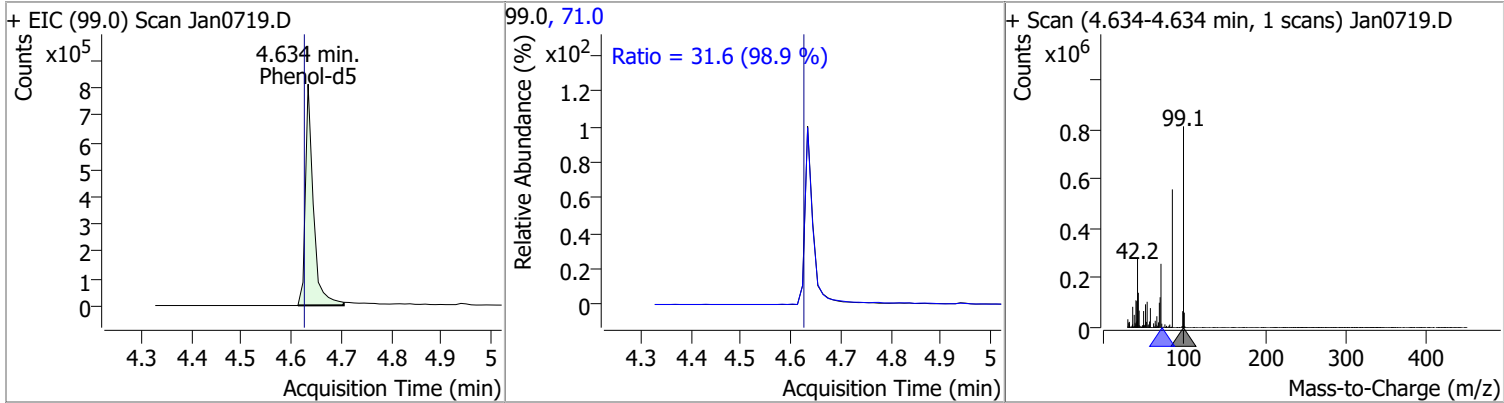
(#) = Qualifier Out of Range; (m) = Manual Integration; (+) = Area Summed; (\*) = Surrogate Percent Recovery Out of Range; (d): Zeroed Peak

# Quantitation Results Report (QT Reviewed)

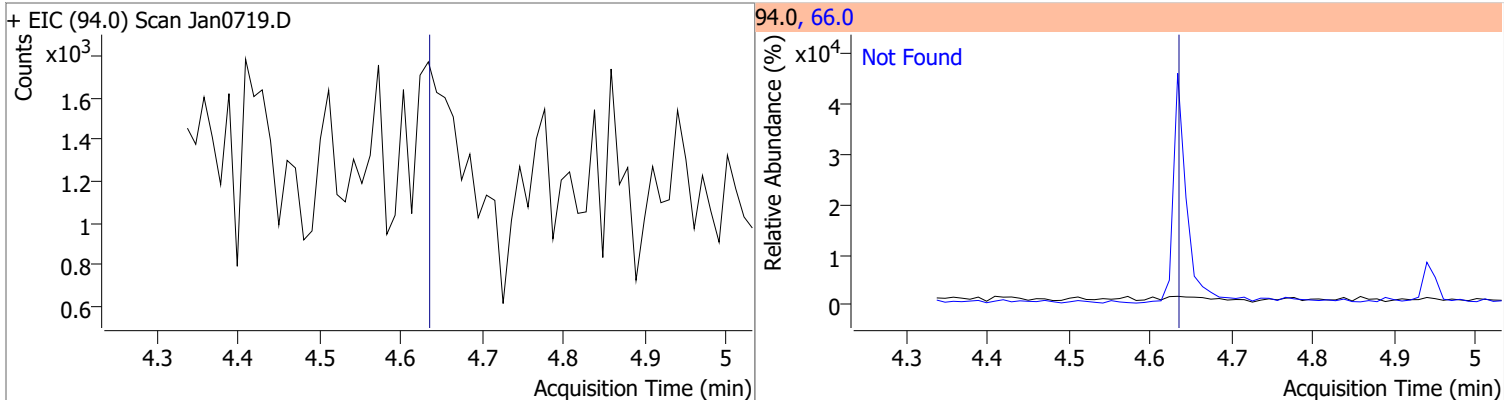


# Quantitation Results Report (QT Reviewed)

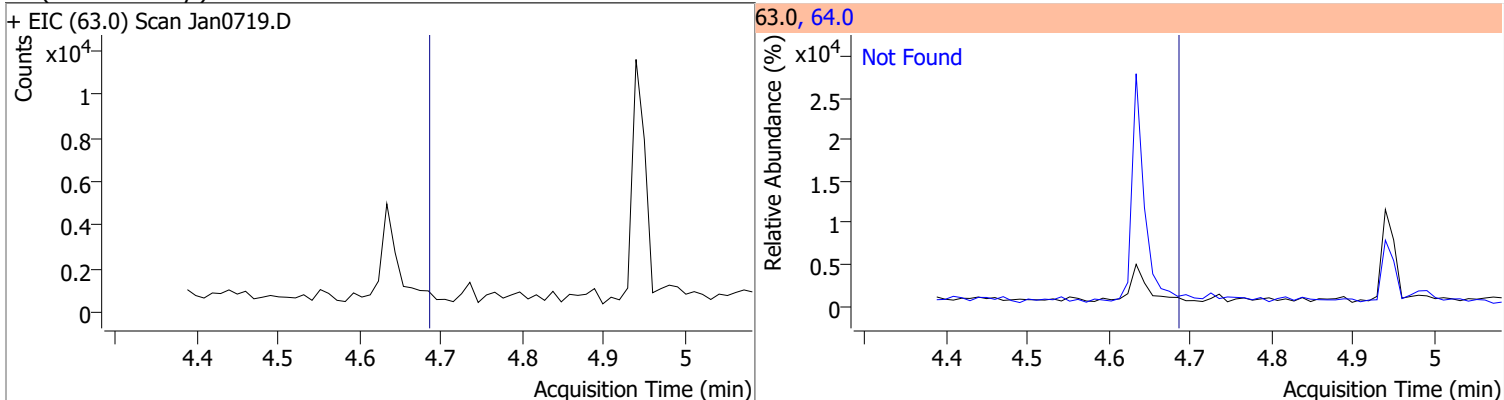
Compound	Conc.	RT	Dev(Min)	Resp.	QIon	QRatio	Lower	Upper
Phenol-d5	85.4379	4.63	0.01	878275	71.0	31.6	22.3	41.5



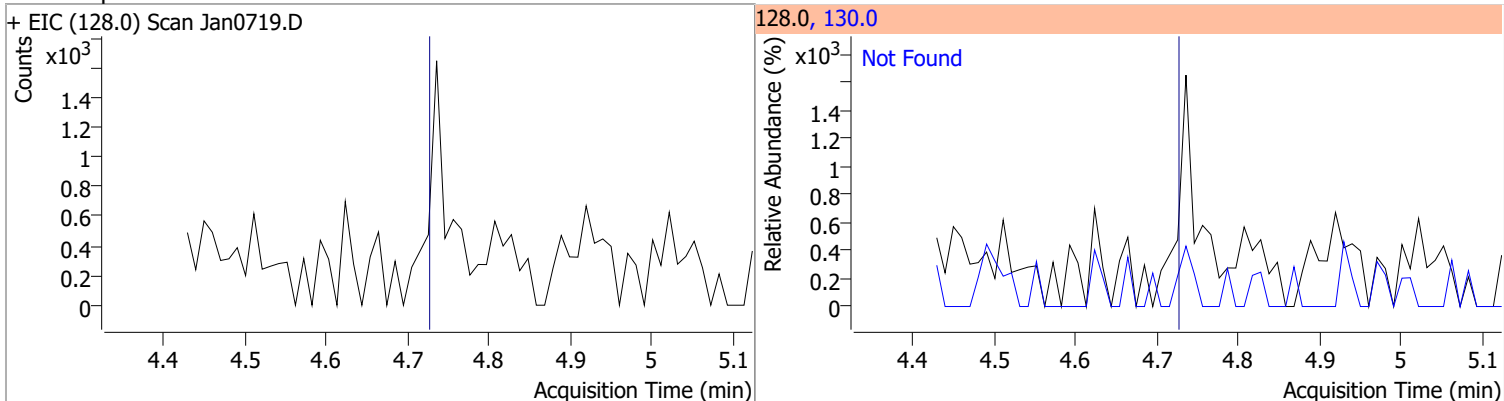
Compound	Conc.	Exp RT	QIon	Exp Ratio
Phenol	N.D.	4.63	66.0	44.7



Compound	Conc.	Exp RT	QIon	Exp Ratio
bis(-2-Chloroethyl)Ether	N.D.	4.68	64.0	3.3



Compound	Conc.	Exp RT	QIon	Exp Ratio
2-Chlorophenol	N.D.	4.73	130.0	32.0

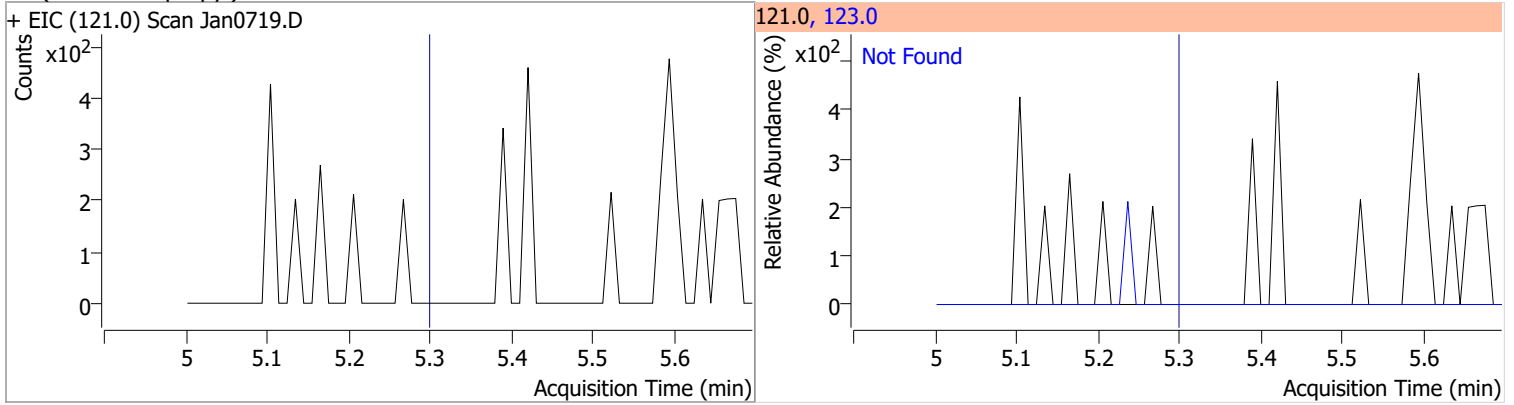


# Quantitation Results Report (QT Reviewed)

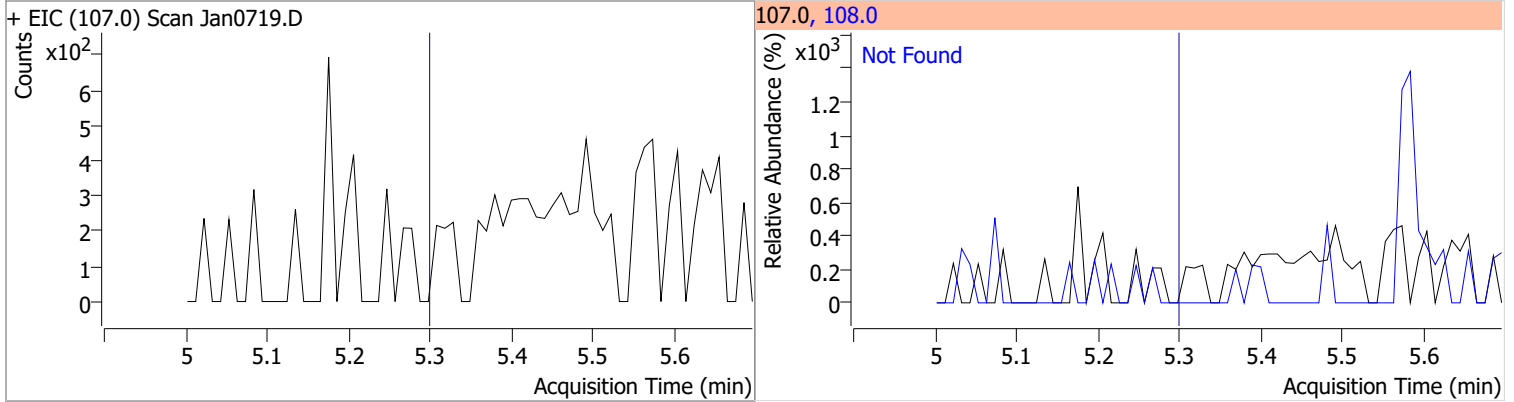
Compound	Conc.	Exp RT	QIon	Exp Ratio	QIon	Exp Ratio
1,3-Dichlorobenzene	N.D.	4.88	148.0	62.6	111.0	35.4
+ EIC (146.0) Scan Jan0719.D			146.0, 148.0, 111.0			
1,4-Dichlorobenzene	N.D.	4.96	148.0	64.4	111.0	35.2
+ EIC (146.0) Scan Jan0719.D			146.0, 148.0, 111.0			
1,2-Dichlorobenzene	N.D.	5.12	148.0	64.5	111.0	37.8
+ EIC (146.0) Scan Jan0719.D			146.0, 148.0, 111.0			
Benzyl Alcohol	N.D.	5.13	79.0	115.5	107.0	71.0
+ EIC (108.0) Scan Jan0719.D			108.0, 79.0, 107.0			

# Quantitation Results Report (QT Reviewed)

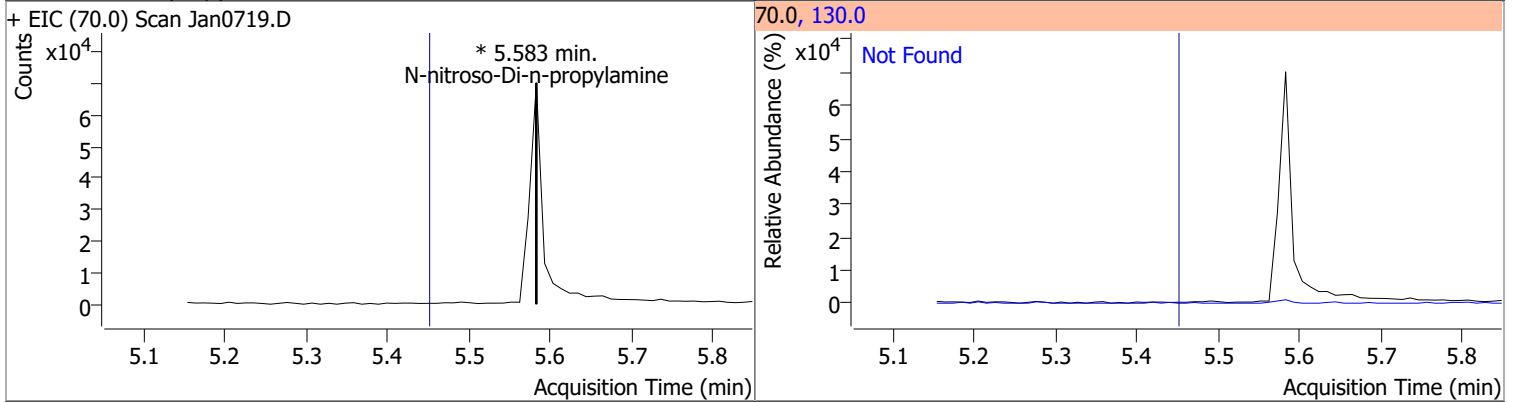
Compound	Conc.	Exp RT	QIon	Exp Ratio
bis(2-chloroisopropyl)Ether	N.D.	5.30	123.0	32.2



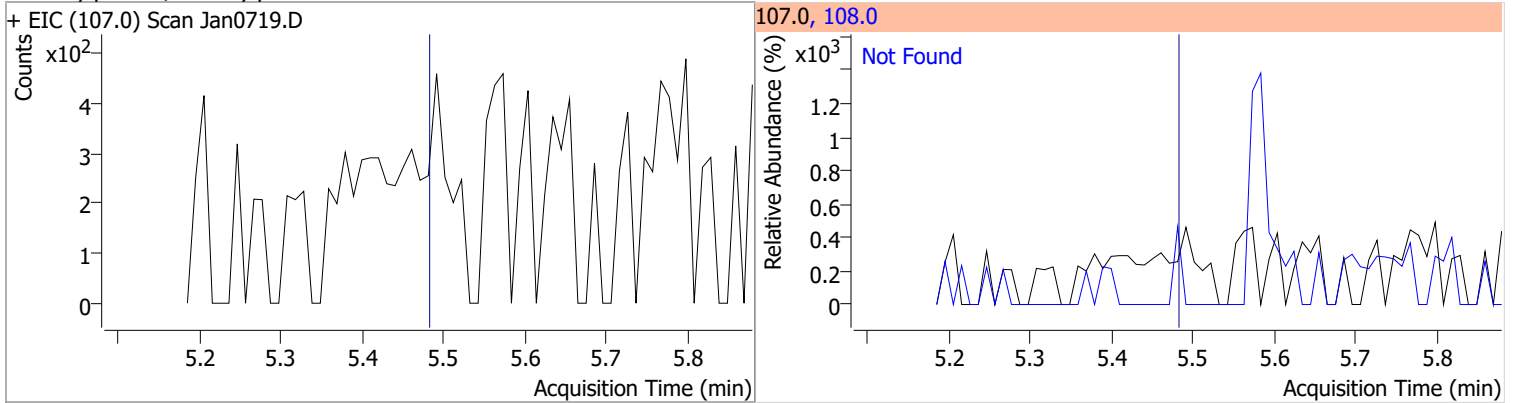
Compound	Conc.	Exp RT	QIon	Exp Ratio
2-Methylphenol	N.D.	5.30	108.0	116.9



Compound	Conc.	RT	Dev(Min)	Resp.	QIon	QRatio	Lower	Upper
N-nitroso-Di-n-propylamine		0		0	130.0		0.0	41.5

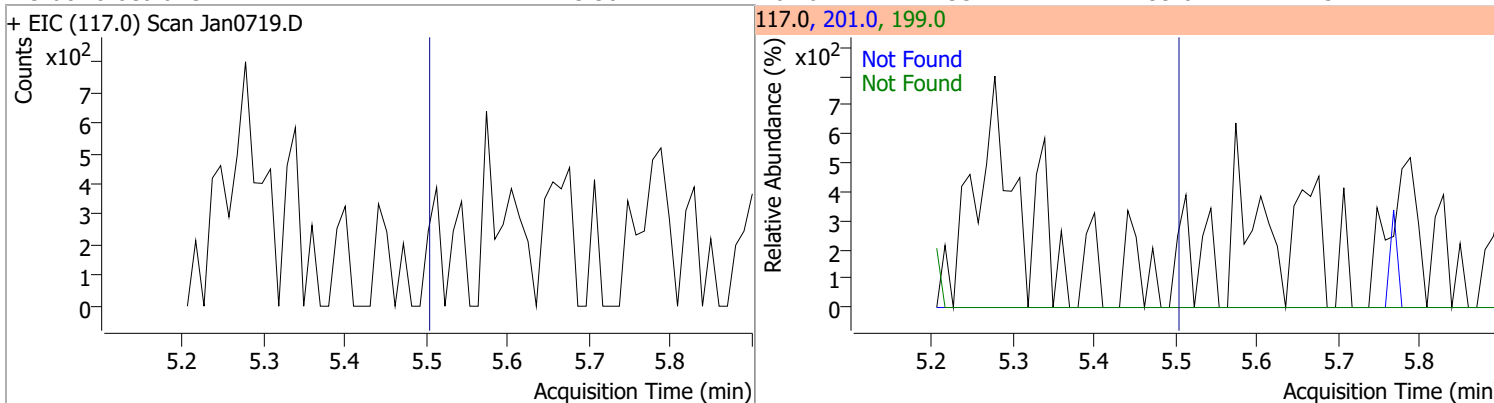


Compound	Conc.	Exp RT	QIon	Exp Ratio
4Methylphenol/3Methylphenol	N.D.	5.48	108.0	84.5

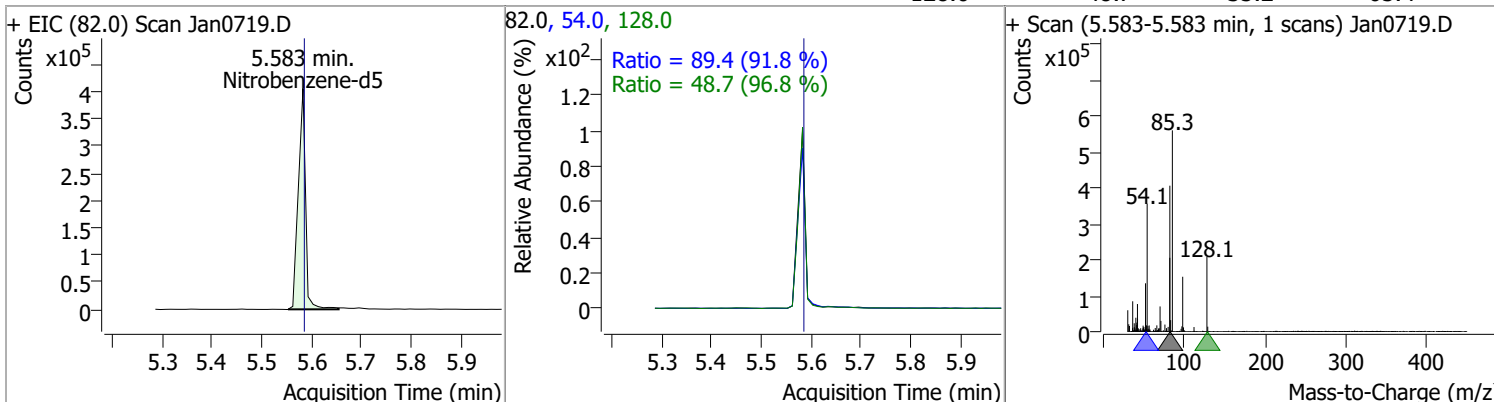


# Quantitation Results Report (QT Reviewed)

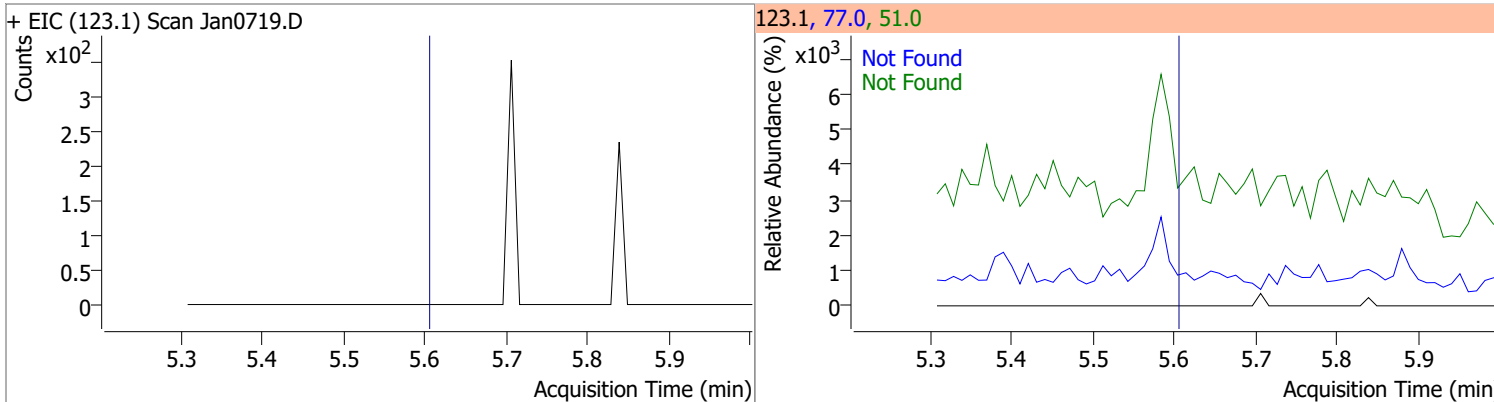
Compound	Conc.	Exp RT	QIon	Exp Ratio	QIon	Exp Ratio
Hexachloroethane	N.D.	5.50	201.0	93.2	199.0	57.2



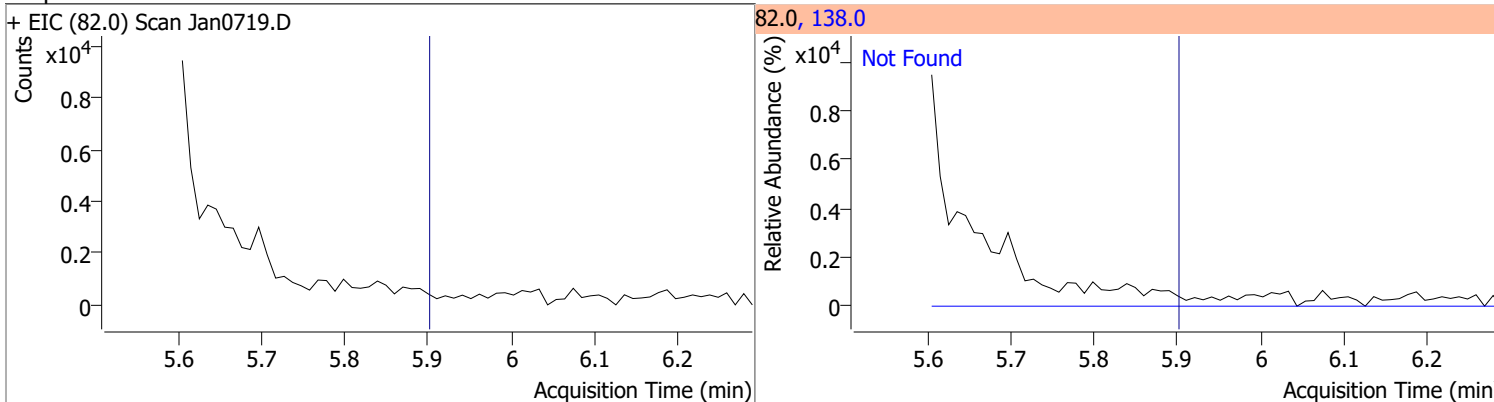
Compound	Conc.	RT	Dev(Min)	Resp.	QIon	QRatio	Lower	Upper
Nitrobenzene-d5	72.3369	5.58	0.00	405457	54.0	89.4	68.2	126.6
					128.0	48.7	35.2	65.4



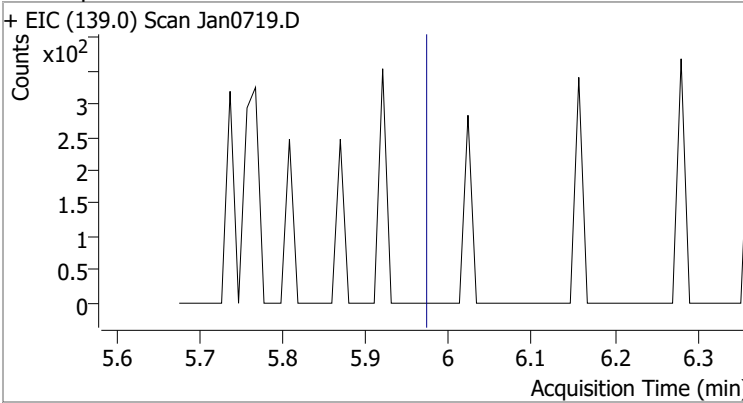
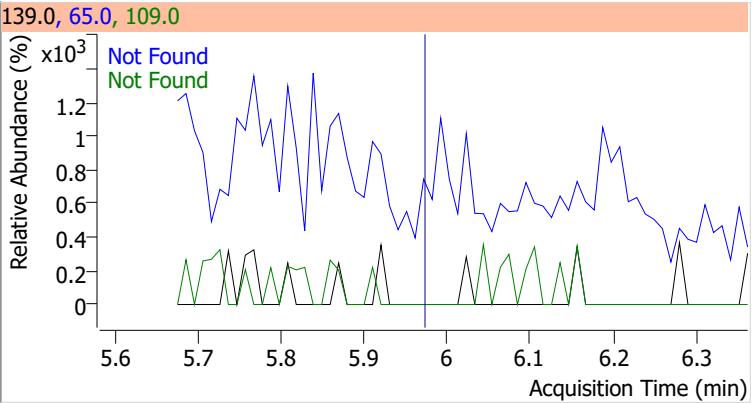
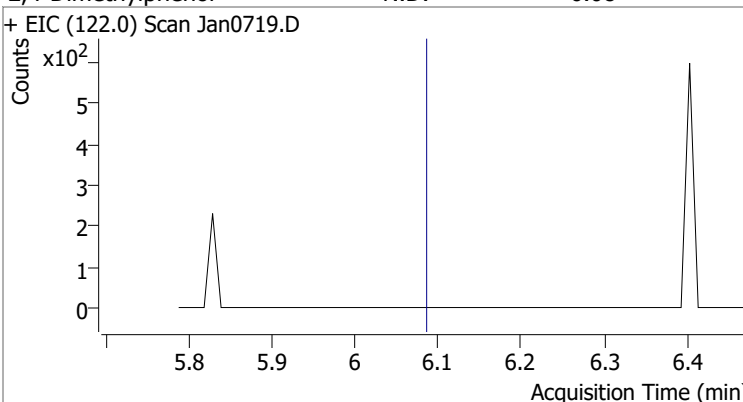
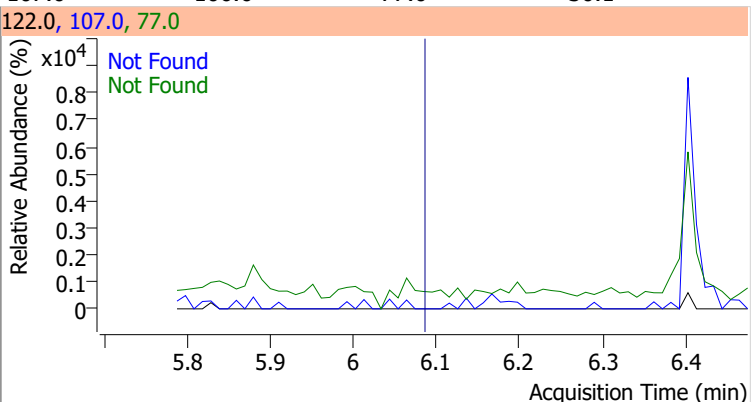
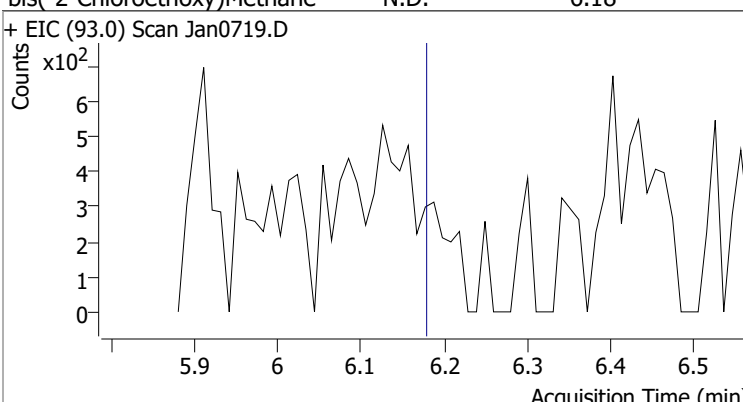
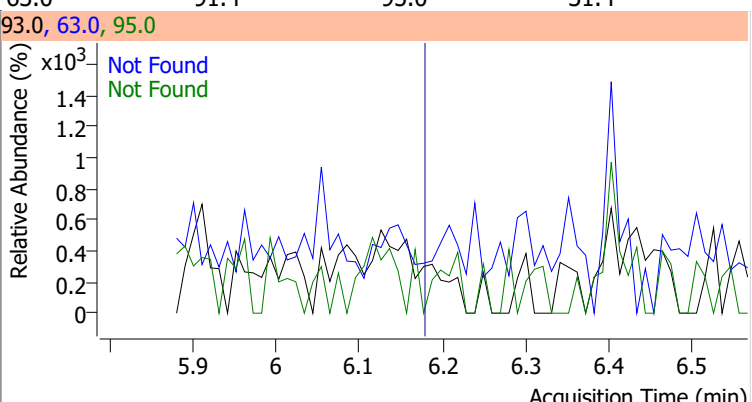
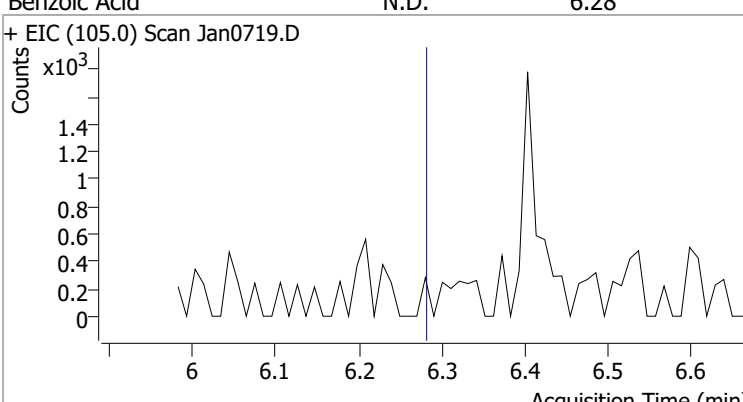
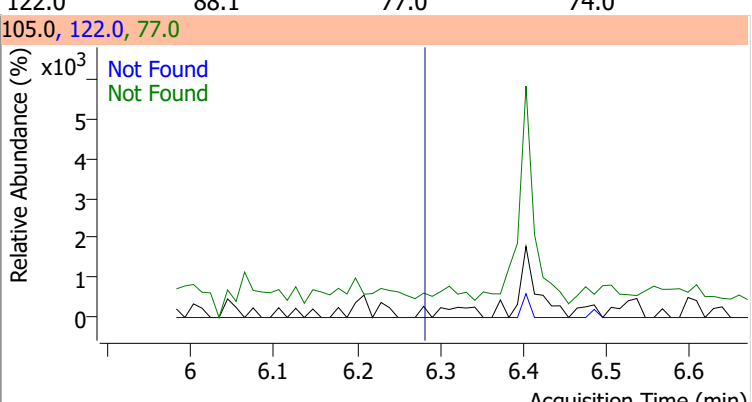
Compound	Conc.	Exp RT	QIon	Exp Ratio	QIon	Exp Ratio
Nitrobenzene	N.D.	5.60	77.0	186.4	51.0	186.0



Compound	Conc.	Exp RT	QIon	Exp Ratio
Isophorone	N.D.	5.90	138.0	20.3

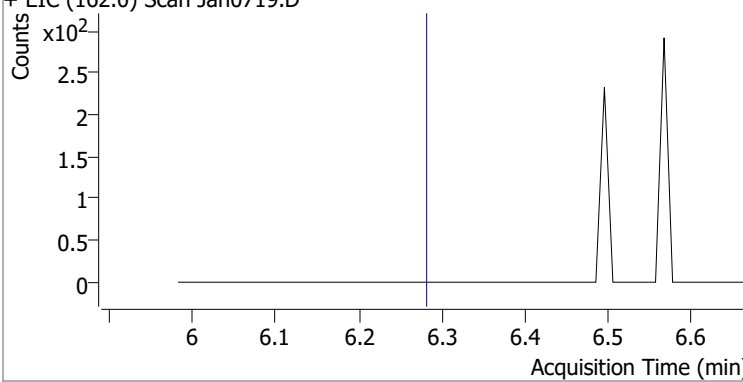
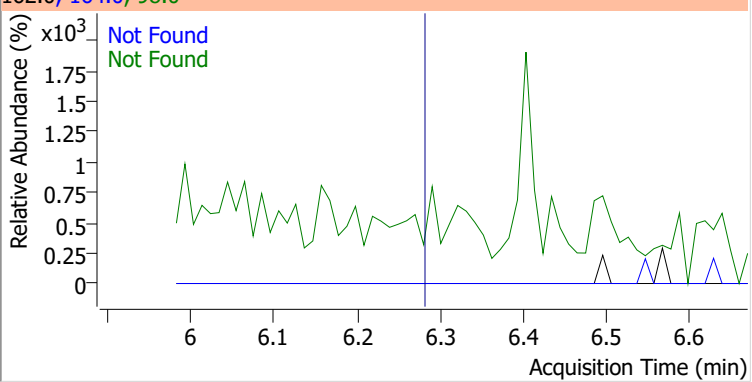
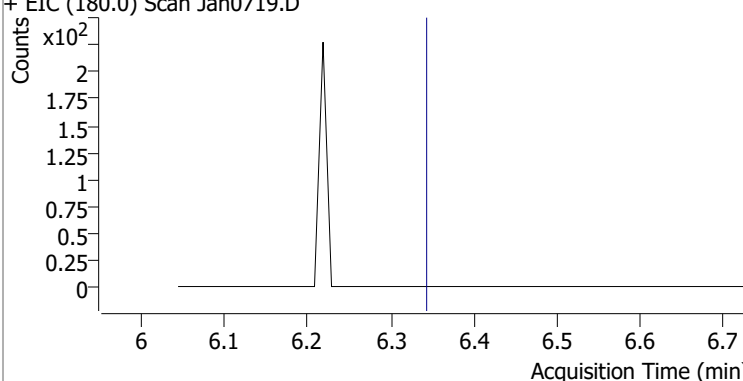
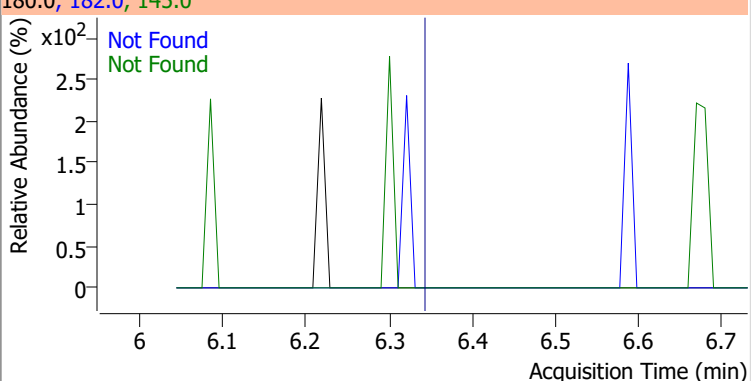
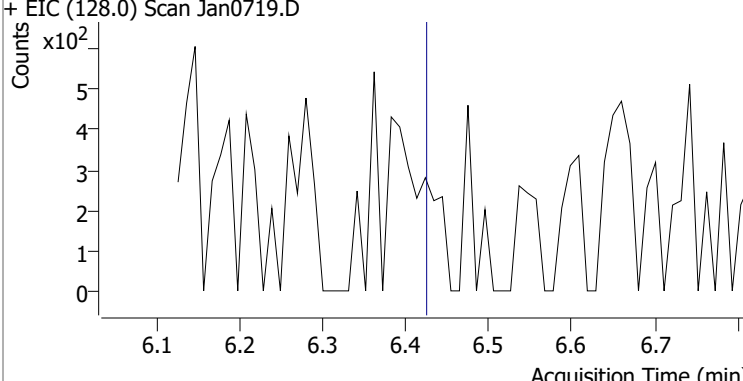
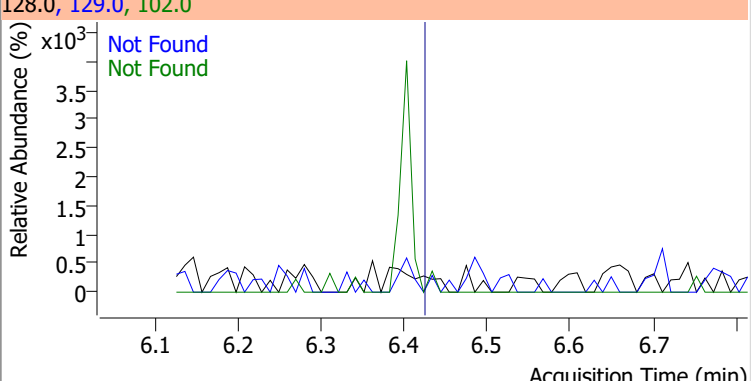
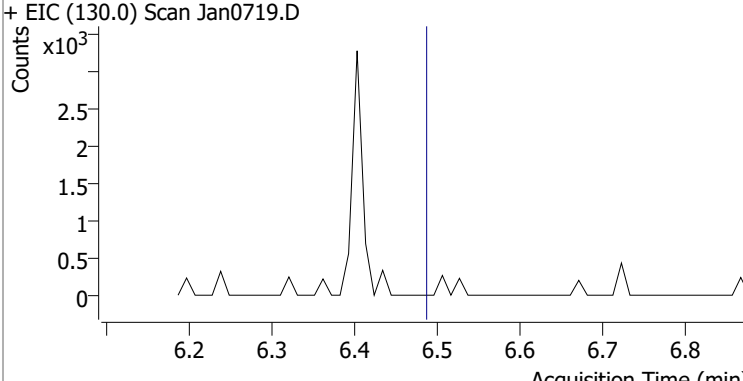
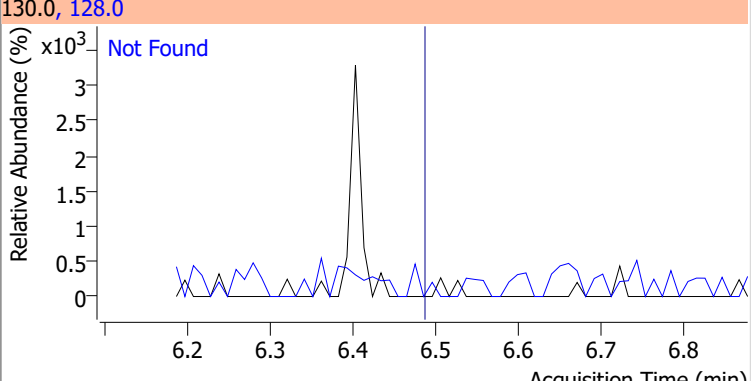


# Quantitation Results Report (QT Reviewed)

Compound	Conc.	Exp RT	QIon	Exp Ratio	QIon	Exp Ratio
2-Nitrophenol	N.D.	5.97	65.0	51.2	109.0	34.5
+ EIC (139.0) Scan Jan0719.D			139.0, 65.0, 109.0			
						
2,4-Dimethylphenol	N.D.	6.08	107.0	106.6	77.0	30.1
+ EIC (122.0) Scan Jan0719.D			122.0, 107.0, 77.0			
						
bis(-2-Chloroethoxy)Methane	N.D.	6.18	63.0	91.4	95.0	31.4
+ EIC (93.0) Scan Jan0719.D			93.0, 63.0, 95.0			
						
Benzoic Acid	N.D.	6.28	122.0	88.1	77.0	74.0
+ EIC (105.0) Scan Jan0719.D			105.0, 122.0, 77.0			
						

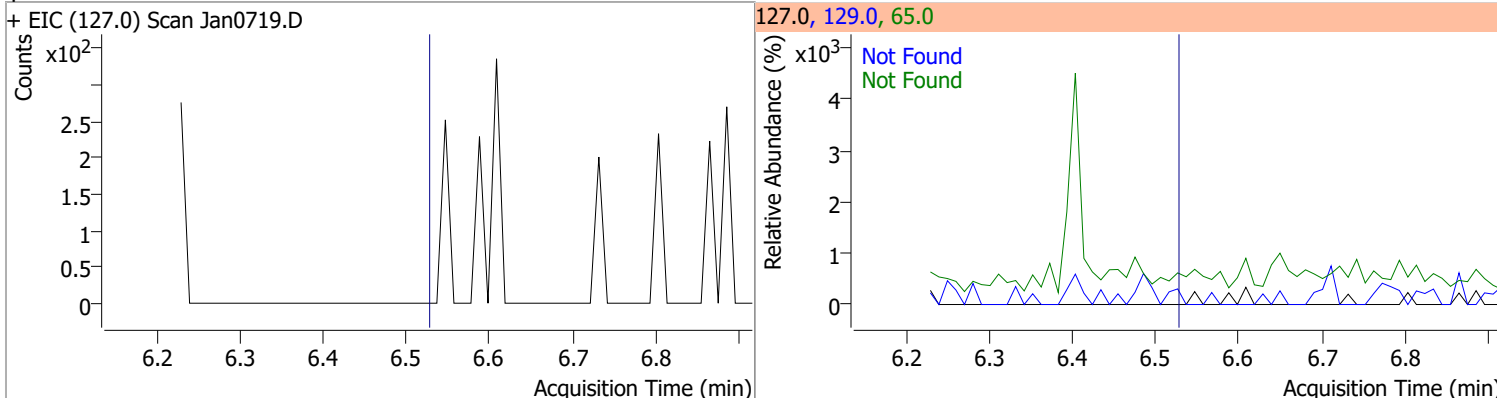


# Quantitation Results Report (QT Reviewed)

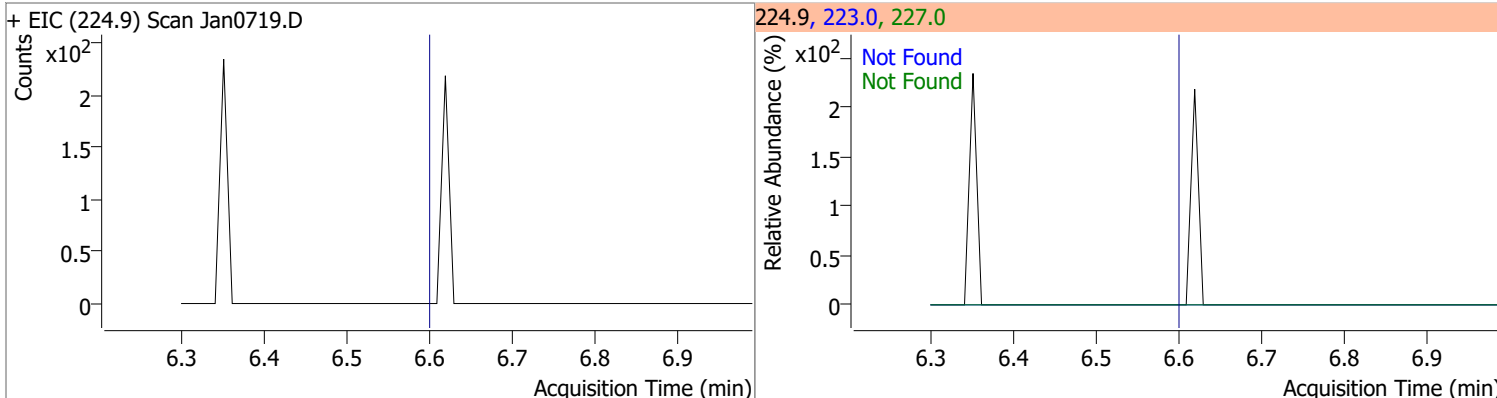
Compound	Conc.	Exp RT	QIon	Exp Ratio	QIon	Exp Ratio
2,4-Dichlorophenol	N.D.	6.28	164.0	65.0	98.0	31.2
+ EIC (162.0) Scan Jan0719.D			162.0, 164.0, 98.0			
						
1,2,4-Trichlorobenzene	N.D.	6.34	182.0	97.8	145.0	30.3
+ EIC (180.0) Scan Jan0719.D			180.0, 182.0, 145.0			
						
Naphthalene	N.D.	6.42	129.0	10.6	102.0	9.0
+ EIC (128.0) Scan Jan0719.D			128.0, 129.0, 102.0			
						
4-Chlorophenol	N.D.	6.49	128.0	318.3		
+ EIC (130.0) Scan Jan0719.D			130.0, 128.0			
						

# Quantitation Results Report (QT Reviewed)

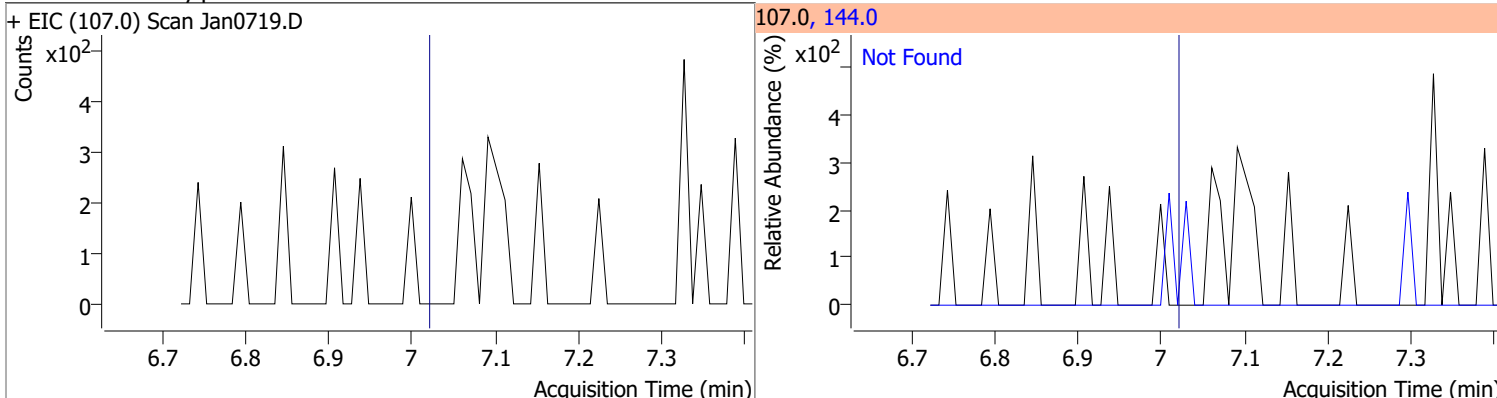
Compound	Conc.	Exp RT	QIon	Exp Ratio	QIon	Exp Ratio
p-Chloroaniline	N.D.	6.53	65.0	36.5	129.0	33.7



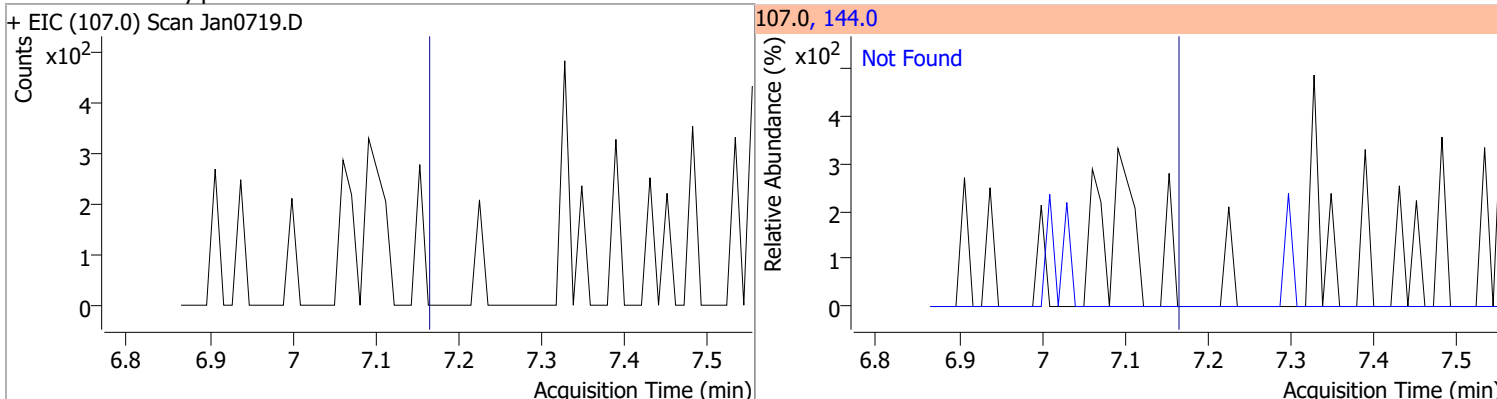
Compound	Conc.	Exp RT	QIon	Exp Ratio	QIon	Exp Ratio
Hexachlorobutadiene	N.D.	6.60	227.0	66.1	223.0	64.1



Compound	Conc.	Exp RT	QIon	Exp Ratio
4-Chloro-2-Methylphenol	N.D.	7.02	144.0	27.3

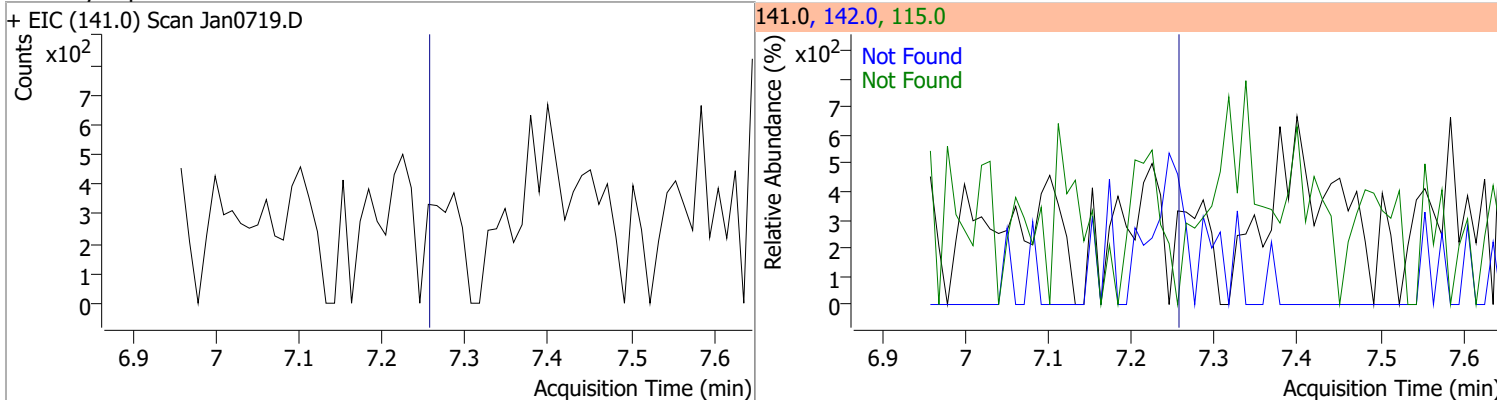


Compound	Conc.	Exp RT	QIon	Exp Ratio
4-Chloro-3-Methylphenol	N.D.	7.16	144.0	28.4

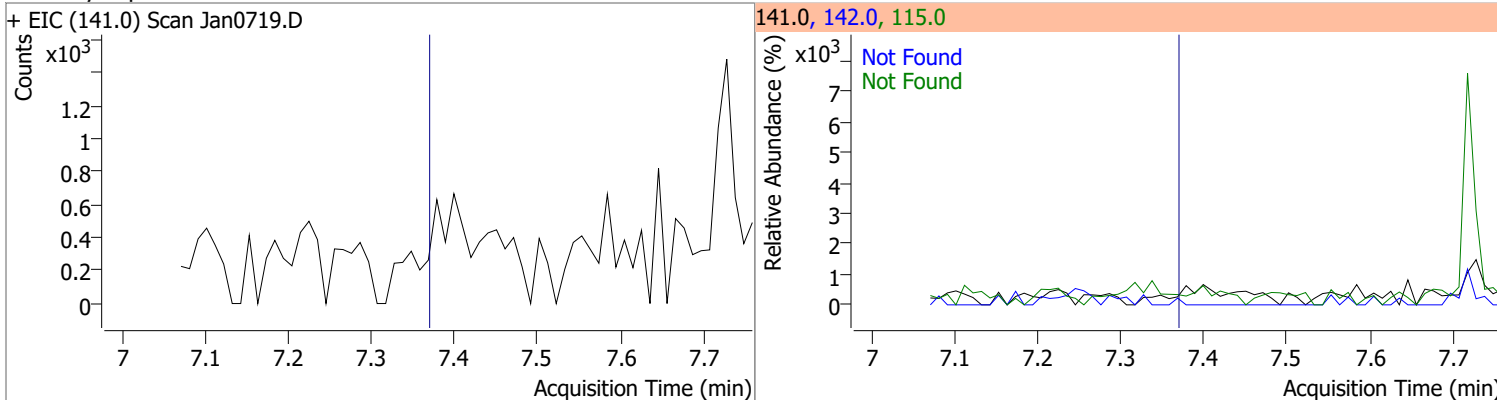


# Quantitation Results Report (QT Reviewed)

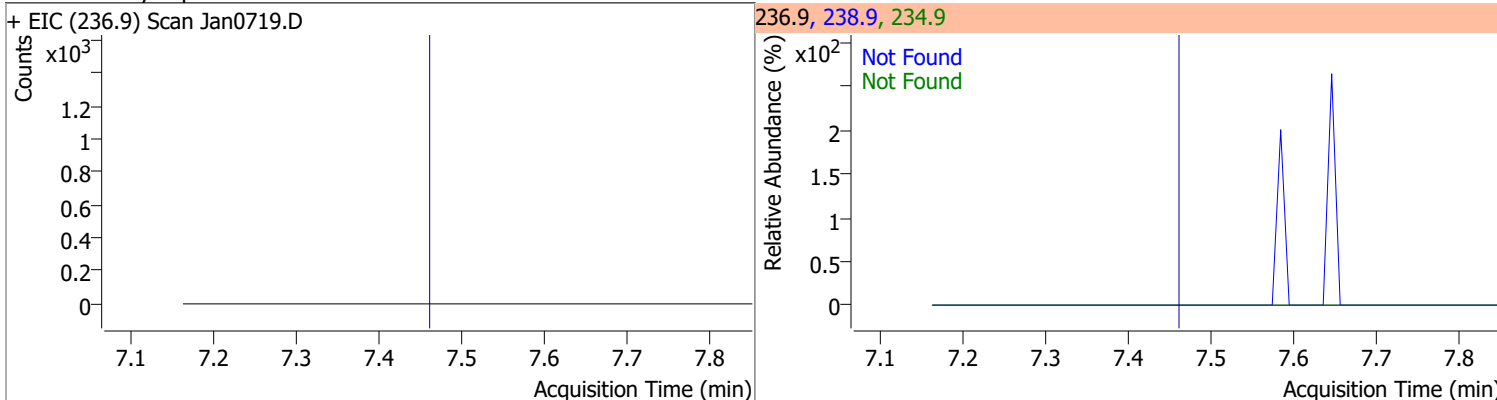
Compound	Conc.	Exp RT	QIon	Exp Ratio	QIon	Exp Ratio
2-Methylnaphthalene	N.D.	7.26	142.0	115.4	115.0	41.6



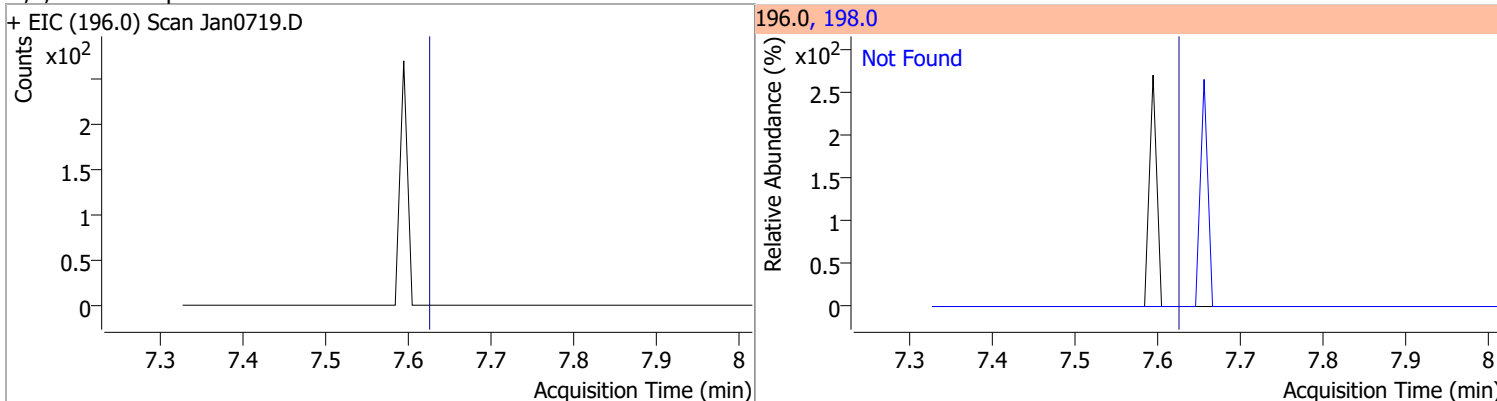
Compound	Conc.	Exp RT	QIon	Exp Ratio	QIon	Exp Ratio
1-Methylnaphthalene	N.D.	7.37	142.0	110.2	115.0	43.1



Compound	Conc.	Exp RT	QIon	Exp Ratio	QIon	Exp Ratio
Hexachlorocyclopentadiene	N.D.	7.45	238.9	65.0	234.9	62.3

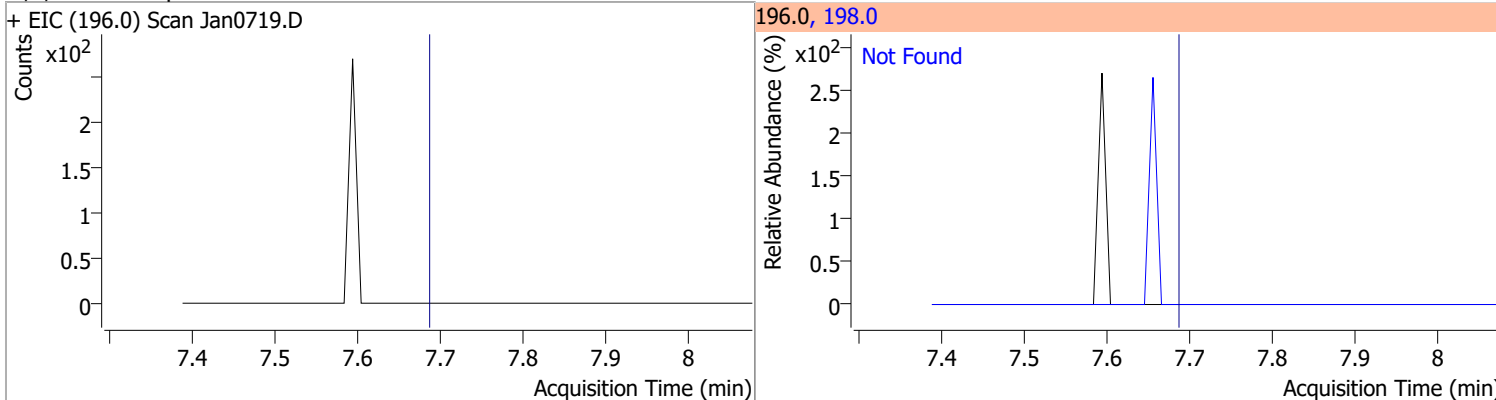


Compound	Conc.	Exp RT	QIon	Exp Ratio
2,4,6-Trichlorophenol	N.D.	7.61	198.0	95.1

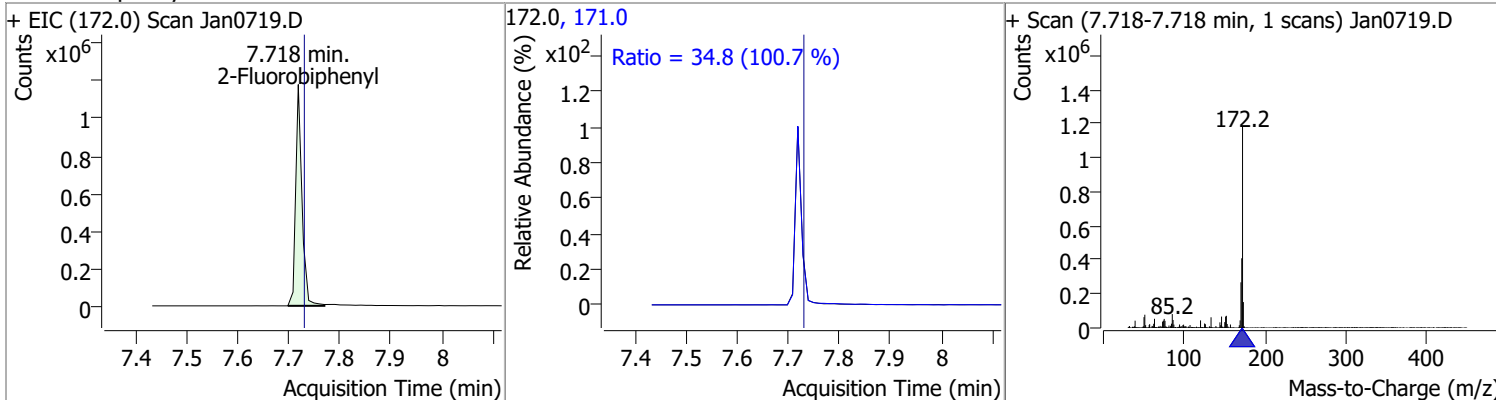


# Quantitation Results Report (QT Reviewed)

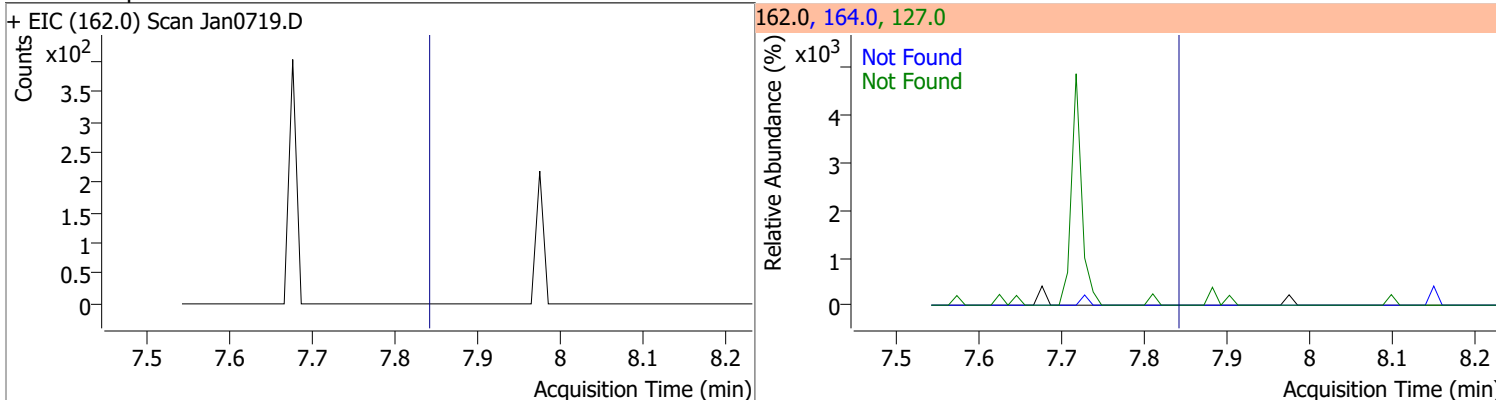
Compound	Conc.	Exp RT	QIon	Exp Ratio
2,4,5-Trichlorophenol	N.D.	7.68	198.0	95.5



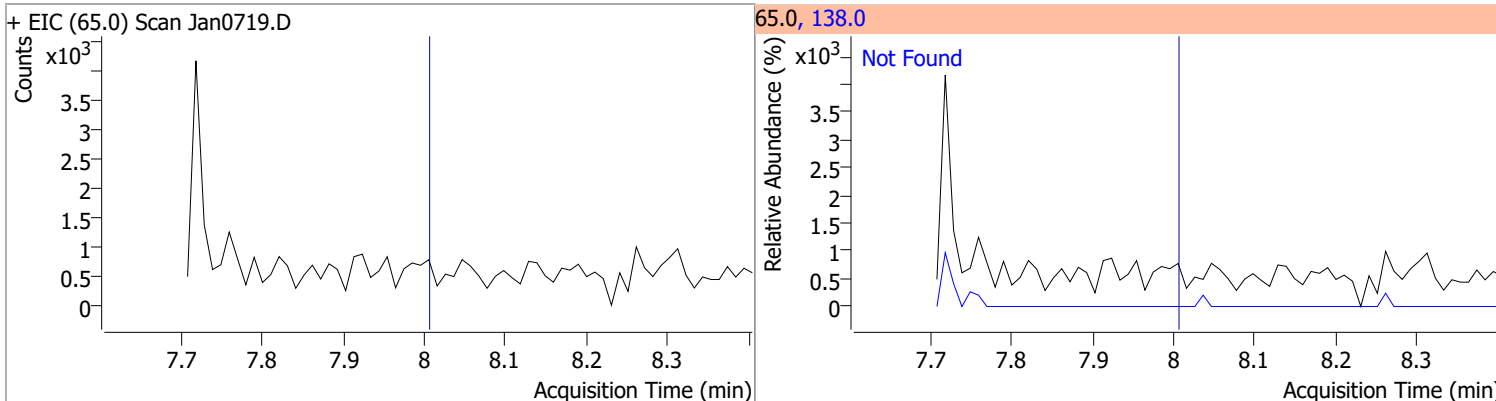
Compound	Conc.	RT	Dev(Min)	Resp.	QIon	QRatio	Lower	Upper
2-Fluorobiphenyl	56.4533	7.72	0.00	990930	171.0	34.8	24.2	44.9



Compound	Conc.	Exp RT	QIon	Exp Ratio	QIon	Exp Ratio
2-Chloronaphthalene	N.D.	7.83	127.0	37.9	164.0	32.3

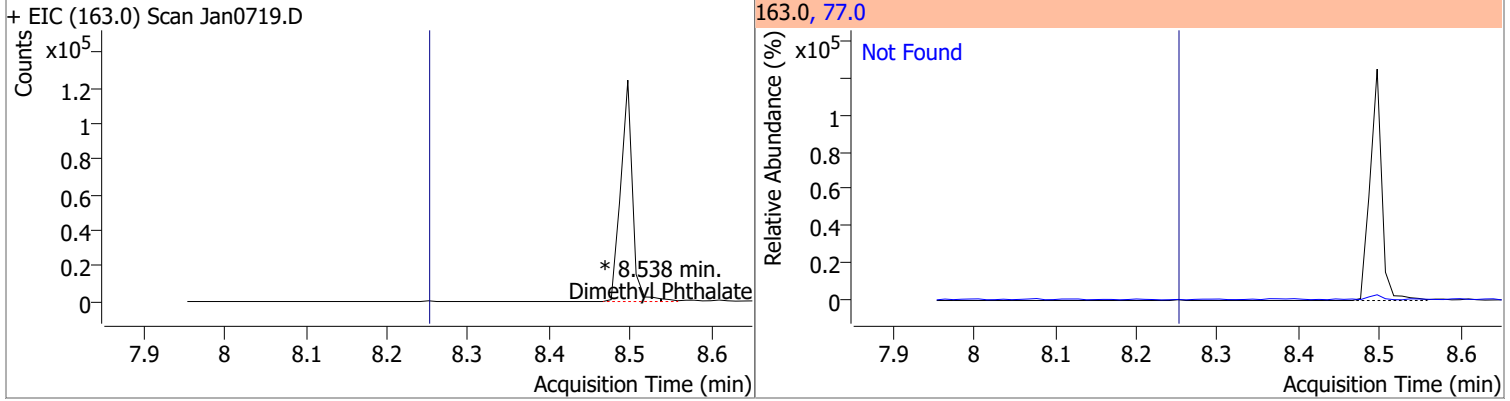


Compound	Conc.	Exp RT	QIon	Exp Ratio
2-Nitroaniline	N.D.	7.99	138.0	107.7

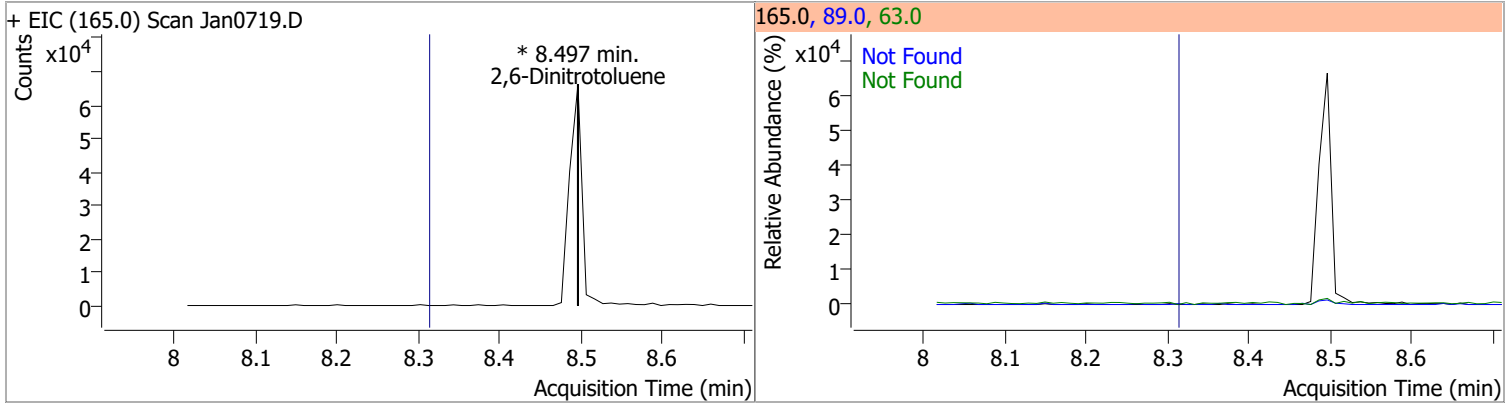


# Quantitation Results Report (QT Reviewed)

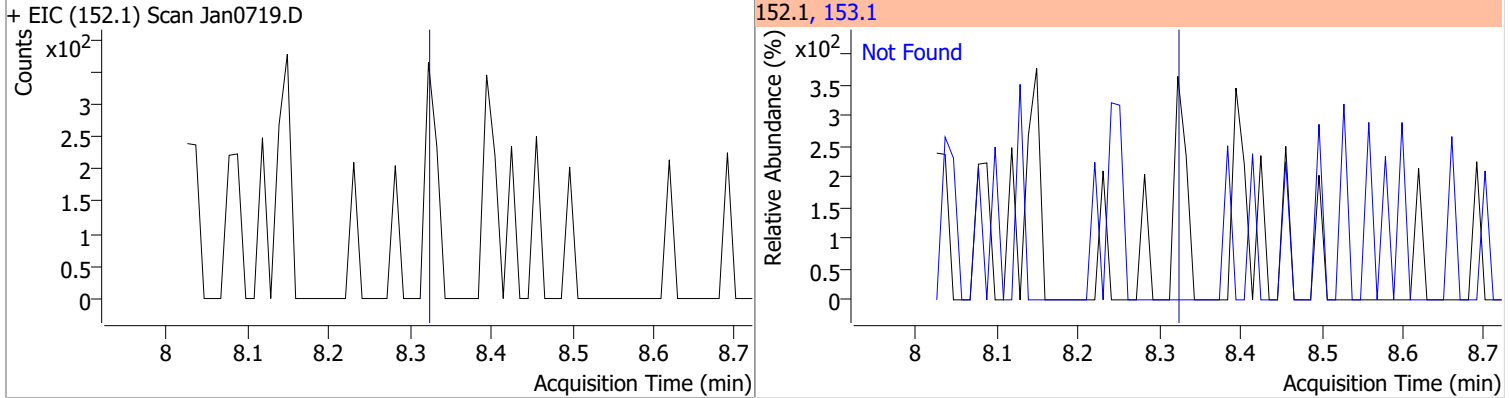
Compound	Conc.	RT	Dev(Min)	Resp.	QIon	QRatio	Lower	Upper
Dimethyl Phthalate	0	0		0	77.0		13.0	24.2



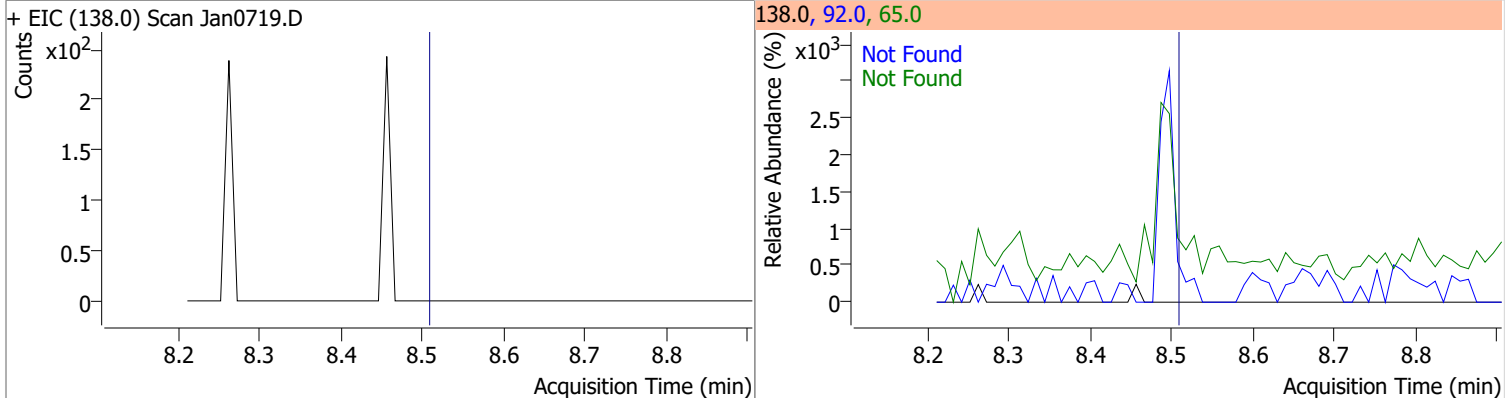
Compound	Conc.	RT	Dev(Min)	Resp.	QIon	QRatio	Lower	Upper
2,6-Dinitrotoluene	0	0		0	63.0		110.4	205.0
					89.0		39.5	73.3



Compound	Conc.	Exp RT	QIon	Exp Ratio
Acenaphthylene	N.D.	8.31	153.1	13.8

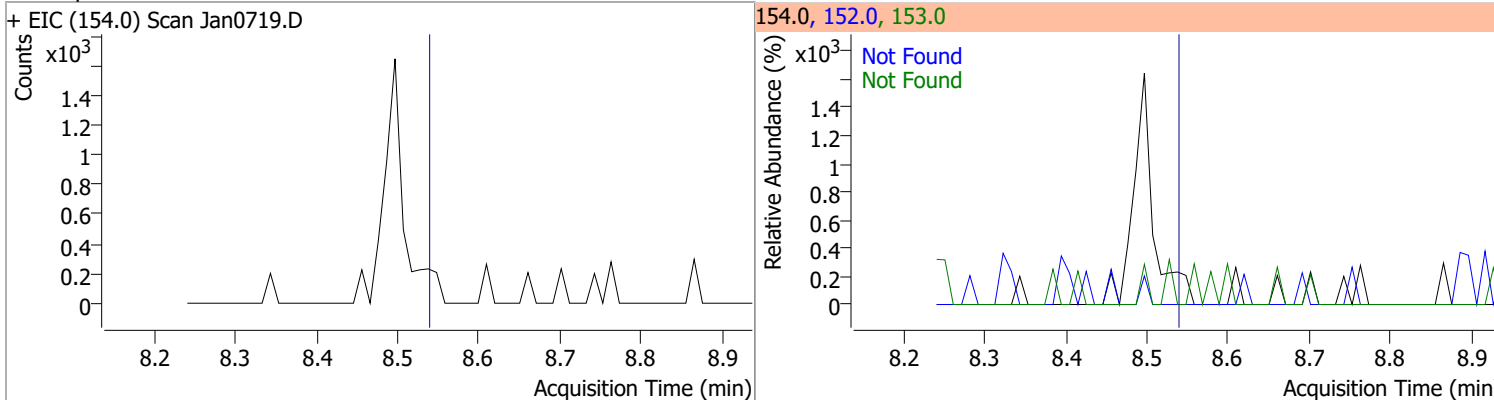


Compound	Conc.	Exp RT	QIon	Exp Ratio	QIon	Exp Ratio
3-Nitroaniline	N.D.	8.50	65.0	140.9	92.0	106.5

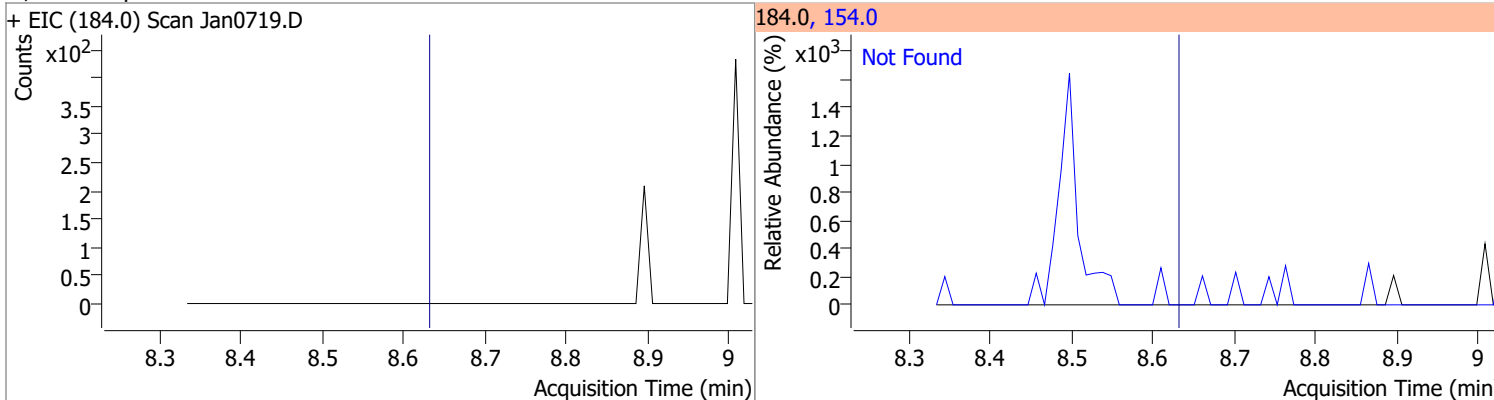


# Quantitation Results Report (QT Reviewed)

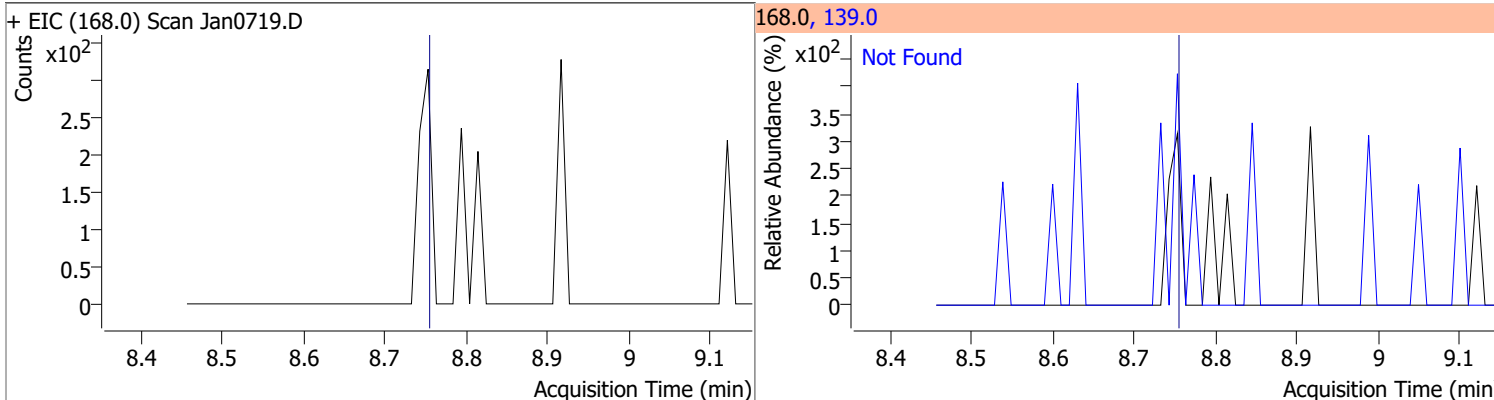
Compound	Conc.	Exp RT	QIon	Exp Ratio	QIon	Exp Ratio
Acenaphthene	N.D.	8.53	153.0	109.5	152.0	52.9



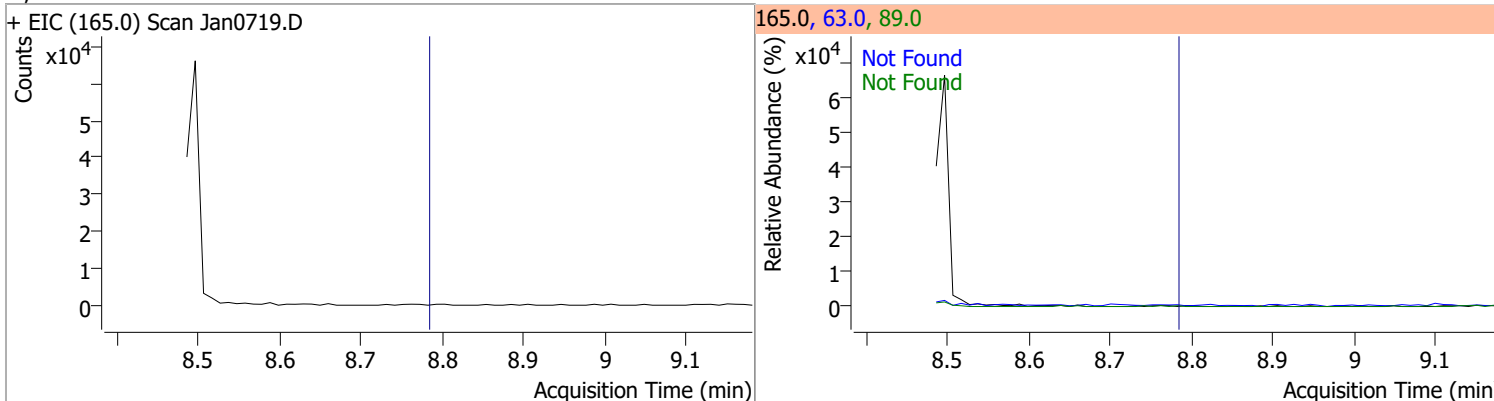
Compound	Conc.	Exp RT	QIon	Exp Ratio
2,4-Dinitrophenol	N.D.	8.62	154.0	60.0



Compound	Conc.	Exp RT	QIon	Exp Ratio
Dibenzofuran	N.D.	8.74	139.0	38.6

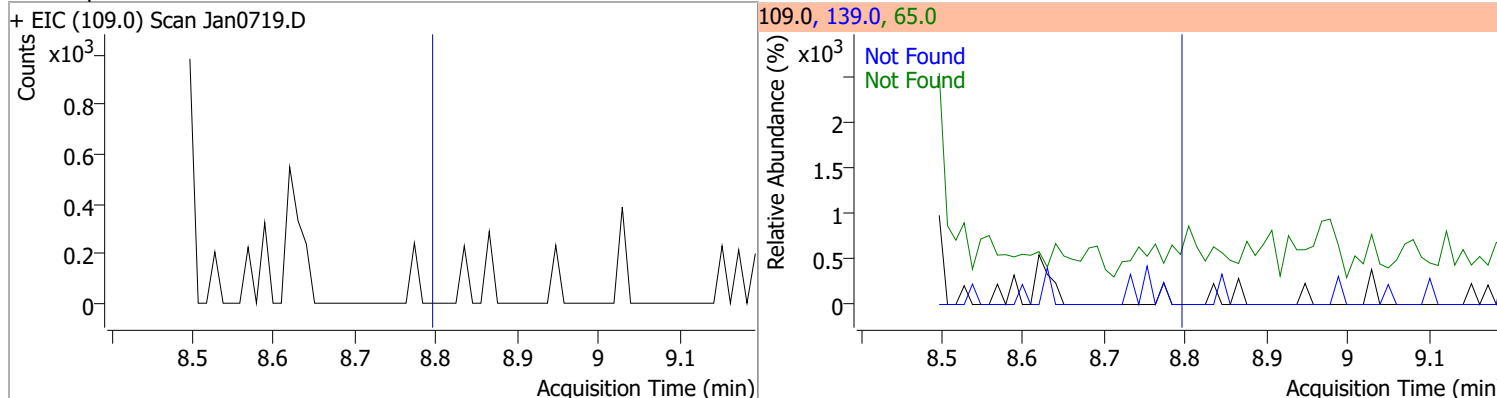


Compound	Conc.	Exp RT	QIon	Exp Ratio	QIon	Exp Ratio
2,4-Dinitrotoluene	N.D.	8.77	63.0	76.1	89.0	74.7

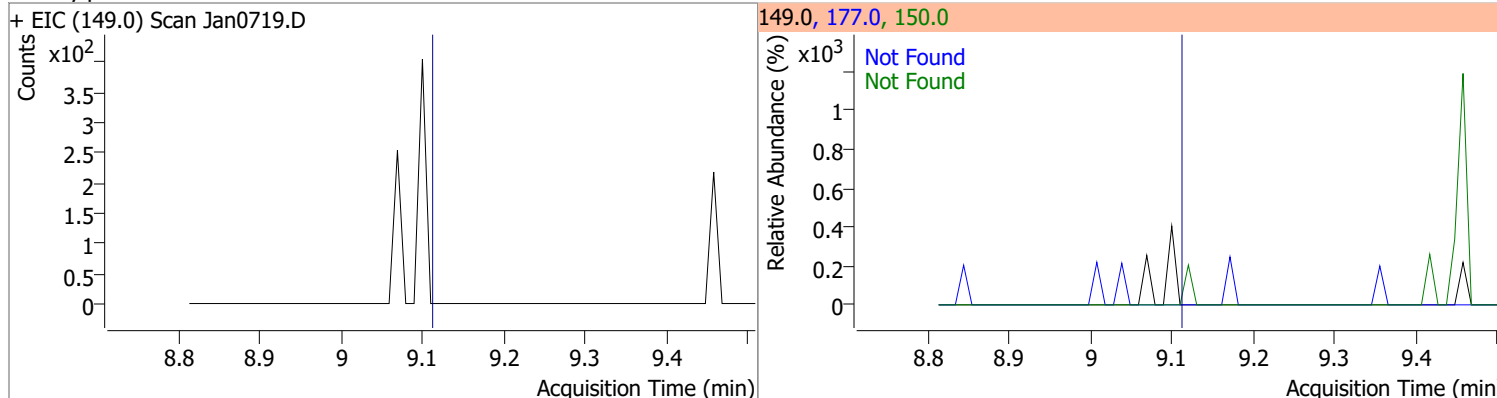


# Quantitation Results Report (QT Reviewed)

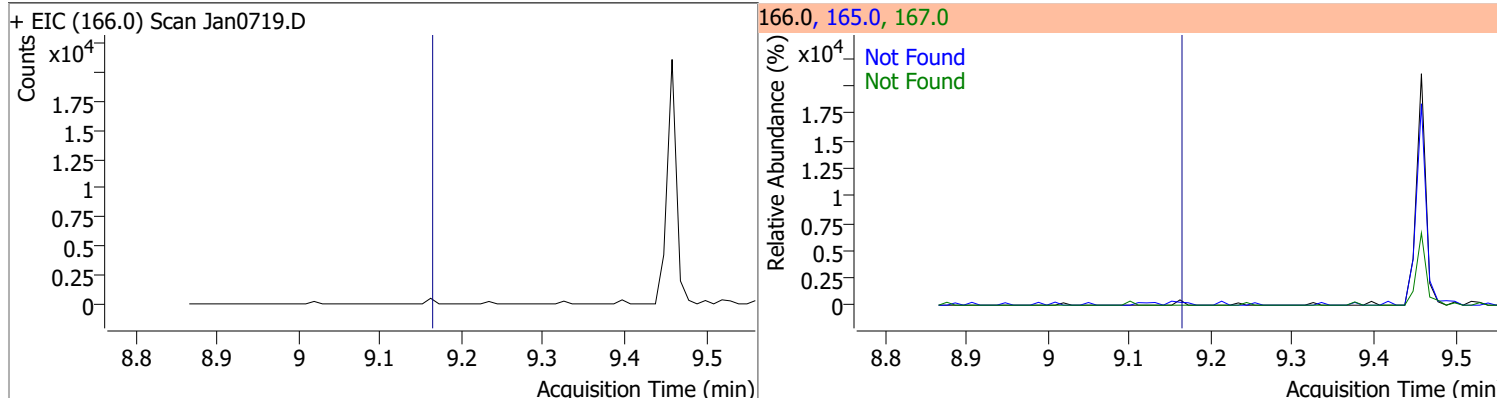
Compound	Conc.	Exp RT	QIon	Exp Ratio	QIon	Exp Ratio
4-Nitrophenol	N.D.	8.78	65.0	88.5	139.0	80.4



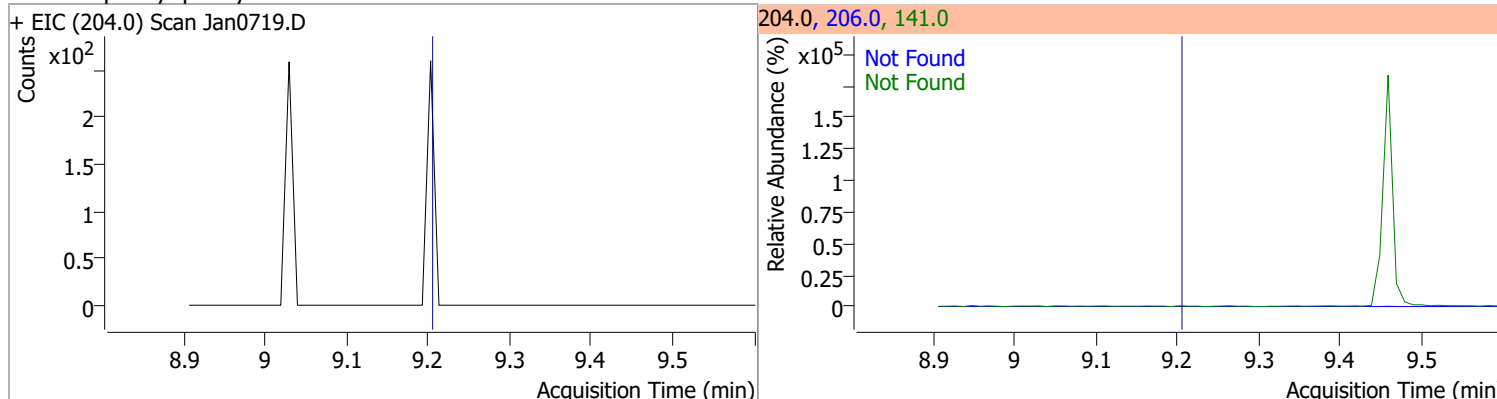
Compound	Conc.	Exp RT	QIon	Exp Ratio	QIon	Exp Ratio
Diethylphthalate	N.D.	9.10	177.0	20.7	150.0	12.6



Compound	Conc.	Exp RT	QIon	Exp Ratio	QIon	Exp Ratio
Fluorene	N.D.	9.15	165.0	93.4	167.0	12.9

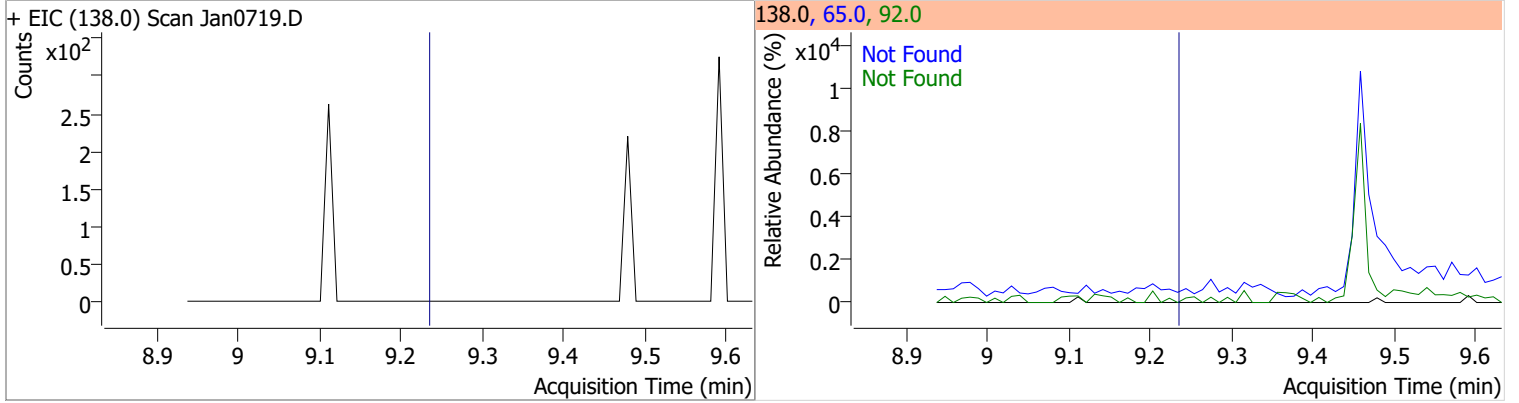


Compound	Conc.	Exp RT	QIon	Exp Ratio	QIon	Exp Ratio
4-Chlorophenyl-phenylether	N.D.	9.19	141.0	62.3	206.0	33.9

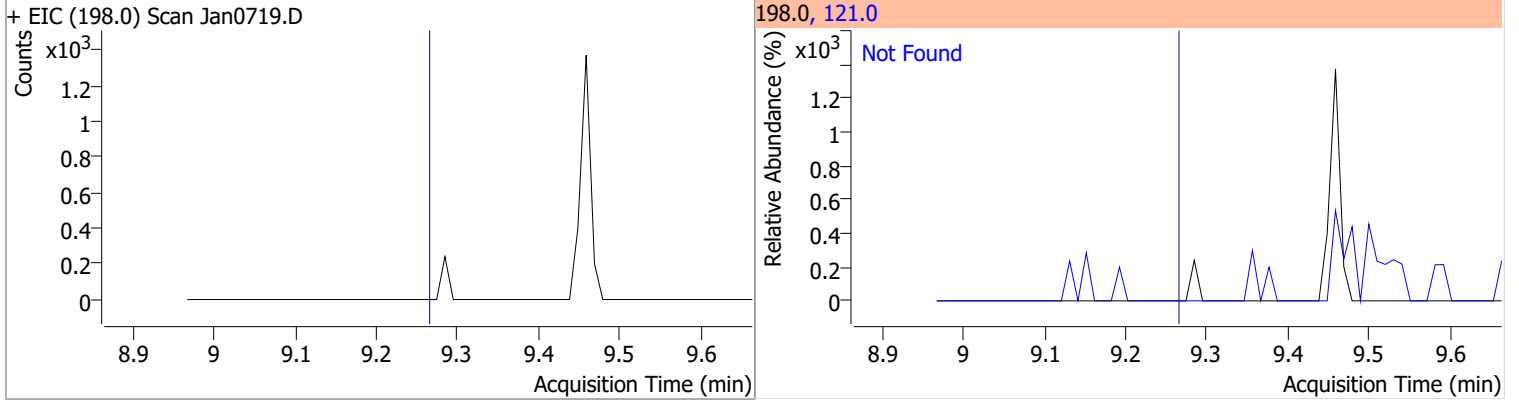


# Quantitation Results Report (QT Reviewed)

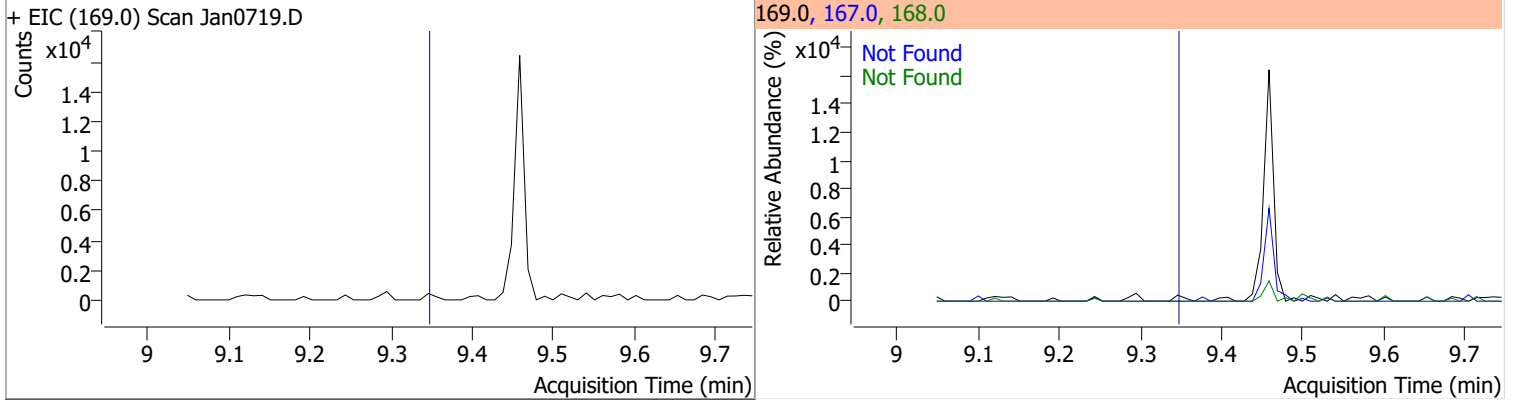
Compound	Conc.	Exp RT	QIon	Exp Ratio	QIon	Exp Ratio
4-Nitroaniline	N.D.	9.23	65.0	114.6	92.0	45.3



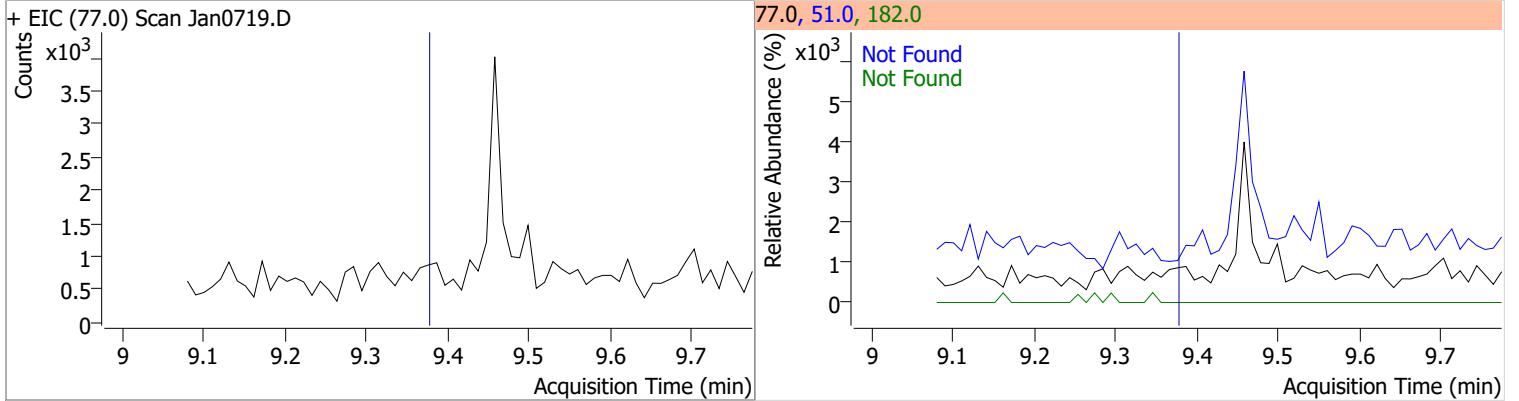
Compound	Conc.	Exp RT	QIon	Exp Ratio
4,6-Dinitro-2-methylphenol	N.D.	9.26	121.0	44.8



Compound	Conc.	Exp RT	QIon	Exp Ratio	QIon	Exp Ratio
N-nitrosodiphenylamine	N.D.	9.35	168.0	63.3	167.0	33.4



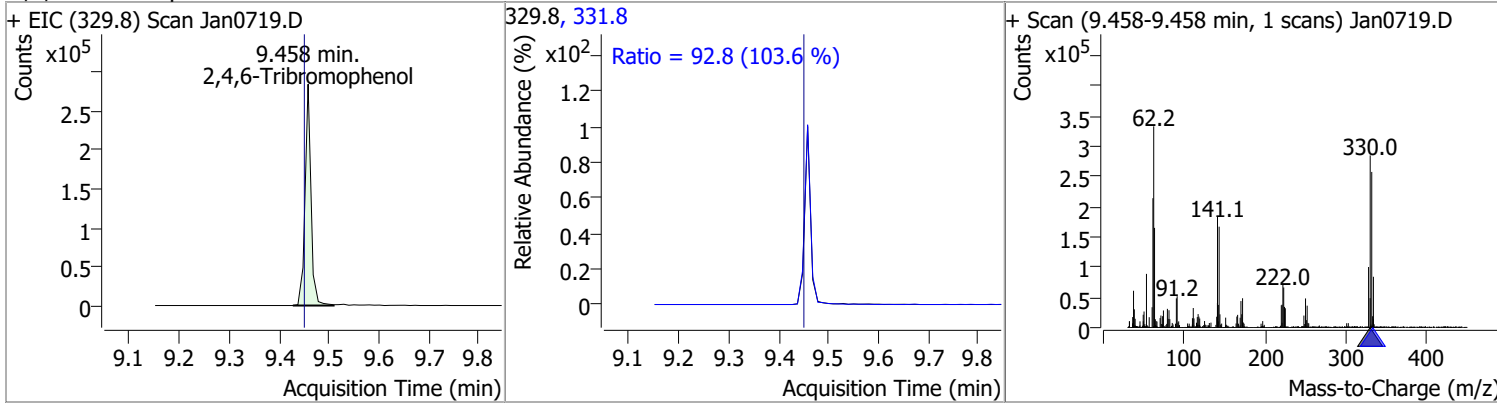
Compound	Conc.	Exp RT	QIon	Exp Ratio	QIon	Exp Ratio
Azobenzene	N.D.	9.38	51.0	49.9	182.0	26.9



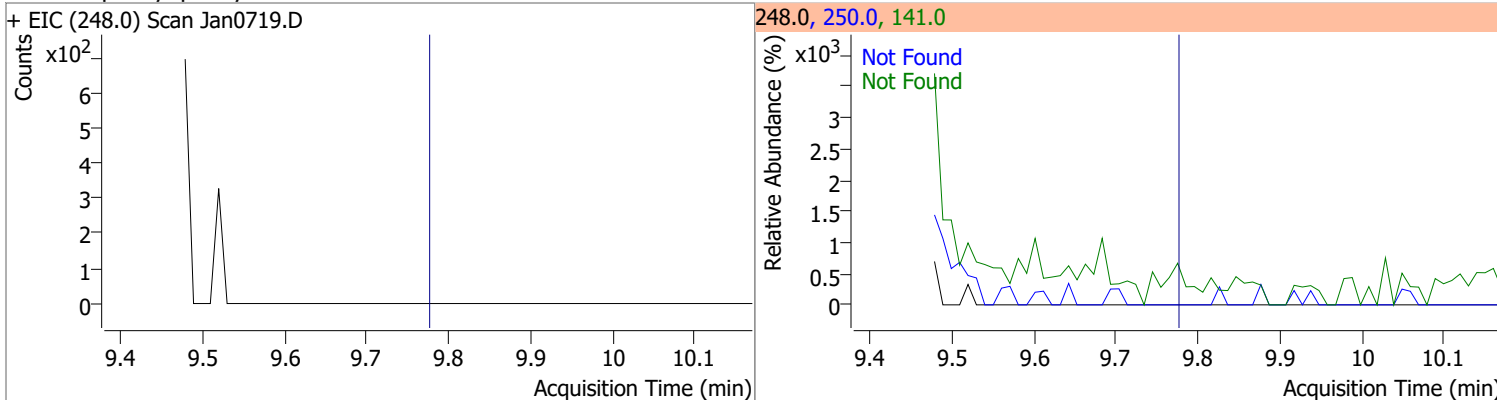


# Quantitation Results Report (QT Reviewed)

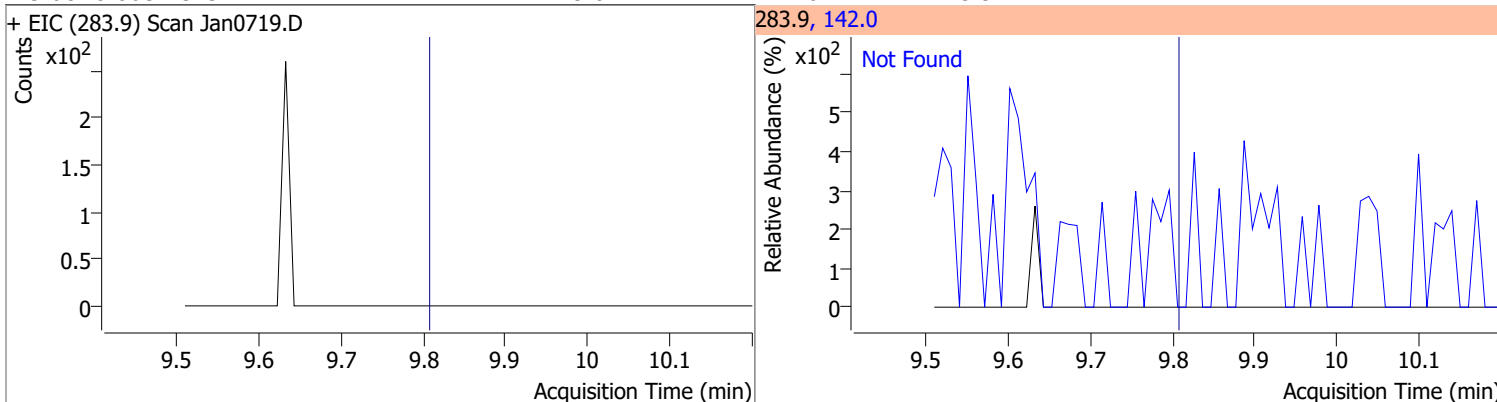
Compound	Conc.	RT	Dev(Min)	Resp.	QIon	QRatio	Lower	Upper
2,4,6-Tribromophenol	167.2431	9.46	0.01	235803	331.8	92.8	62.7	116.4



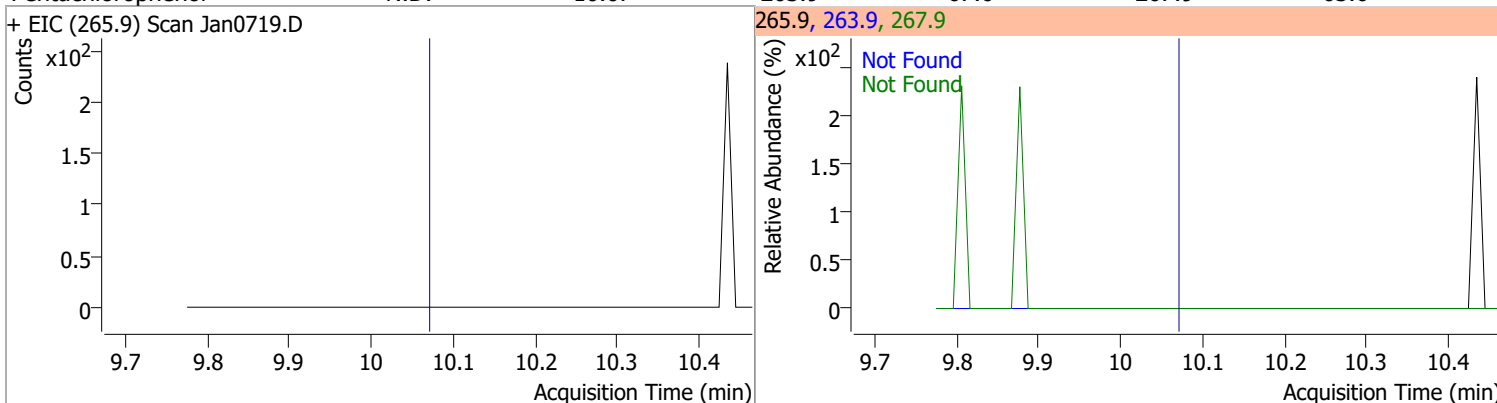
Compound	Conc.	Exp RT	QIon	Exp Ratio	QIon	Exp Ratio
4-Bromophenyl-phenylether	N.D.	9.78	250.0	98.3	141.0	96.1



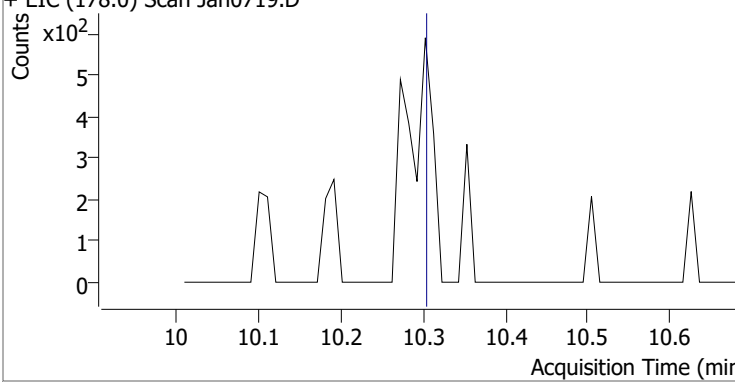
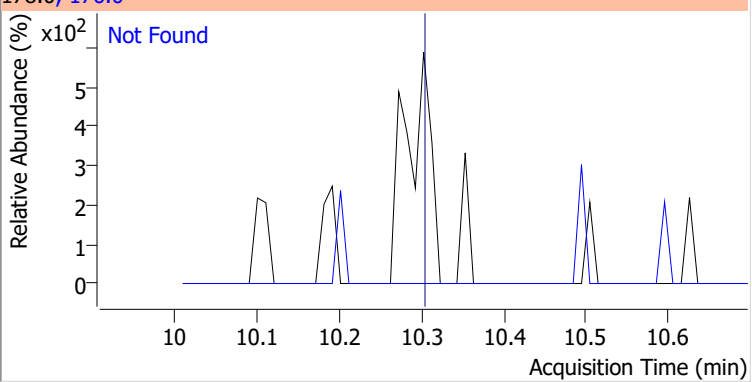
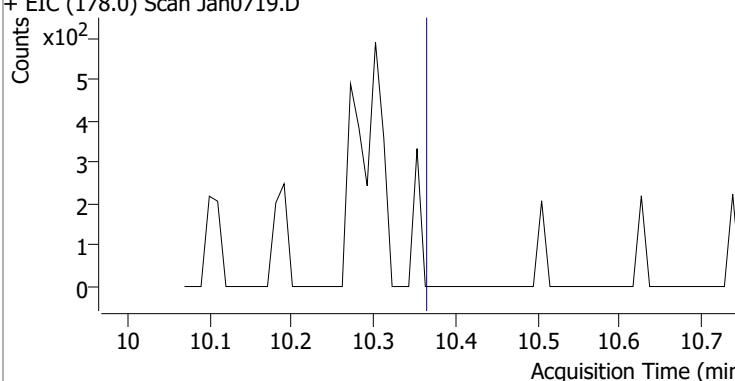
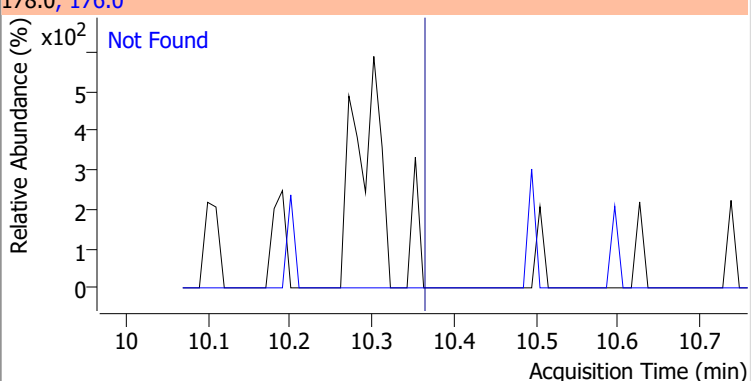
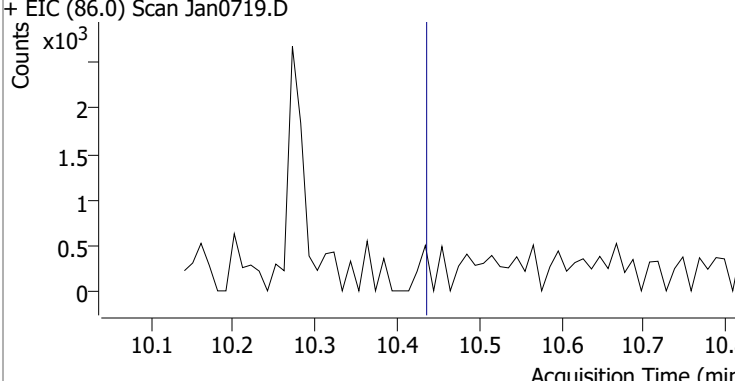
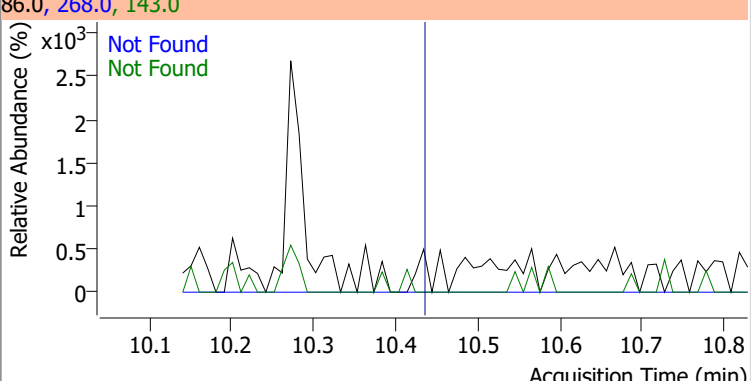
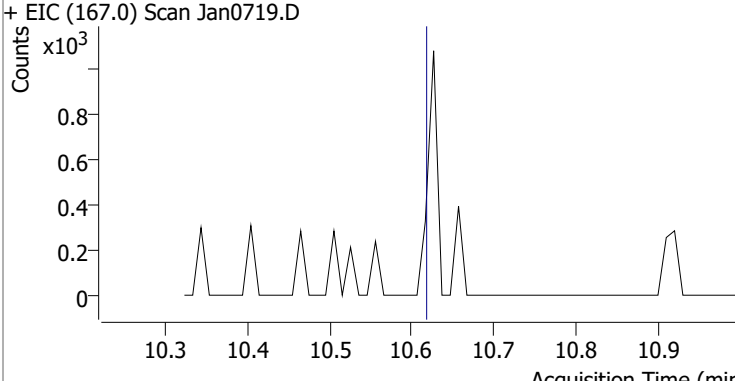
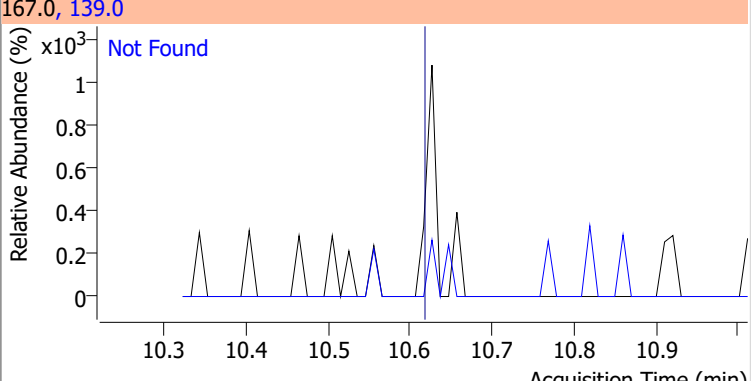
Compound	Conc.	Exp RT	QIon	Exp Ratio	QIon	Exp Ratio
Hexachlorobenzene	N.D.	9.81	142.0	49.9		



Compound	Conc.	Exp RT	QIon	Exp Ratio	QIon	Exp Ratio
Pentachlorophenol	N.D.	10.07	263.9	67.0	267.9	63.6

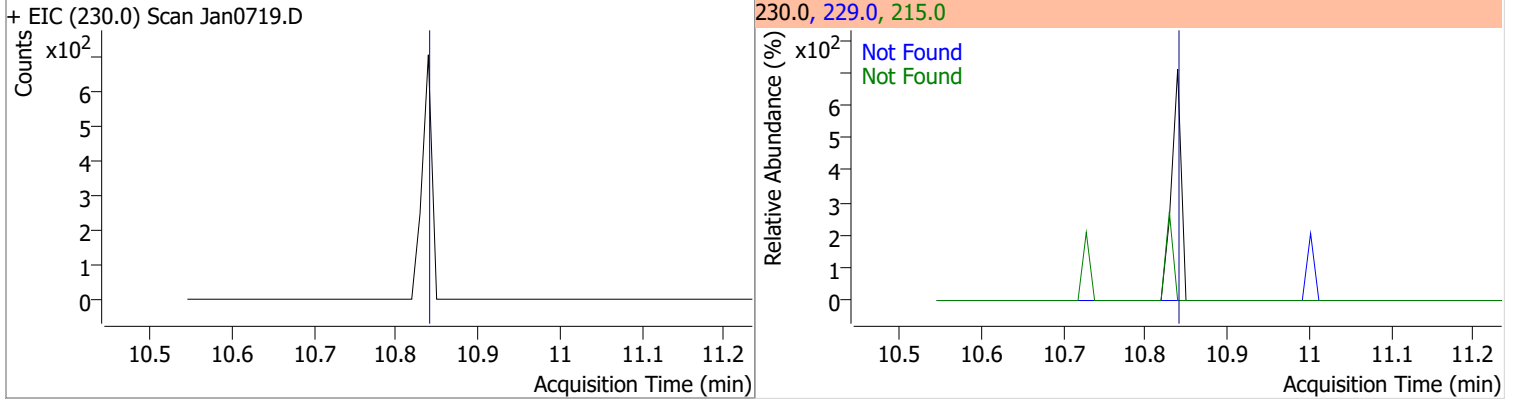


# Quantitation Results Report (QT Reviewed)

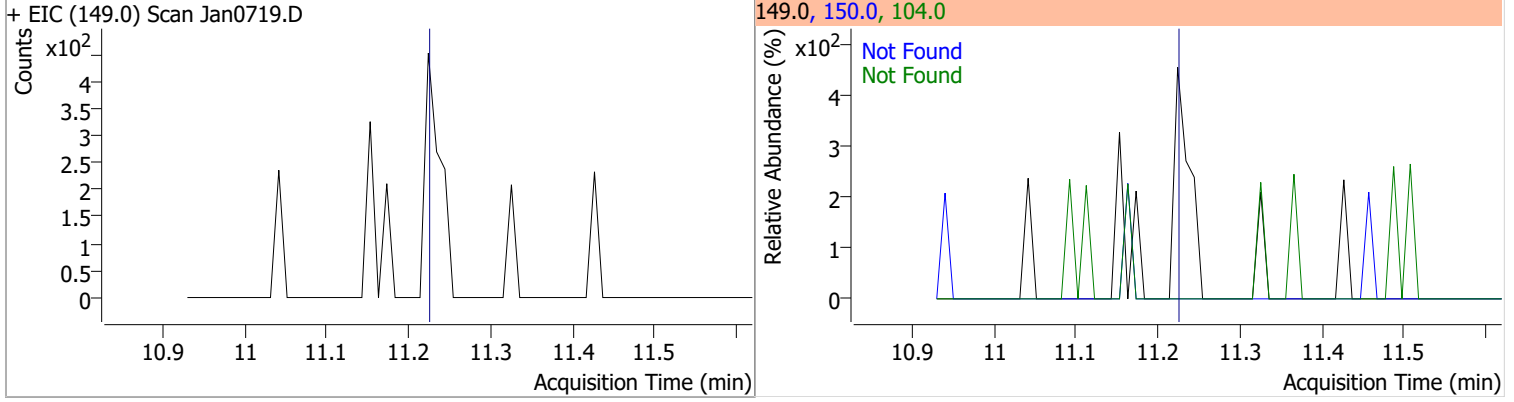
Compound	Conc.	Exp RT	QIon	Exp Ratio		
Phenanthrene	N.D.	10.30	176.0	19.3		
+ EIC (178.0) Scan Jan0719.D			178.0, 176.0			
						
Anthracene	N.D.	10.36	176.0	18.4		
+ EIC (178.0) Scan Jan0719.D			178.0, 176.0			
						
Triallate	N.D.	10.43	268.0	26.7	QIon	Exp Ratio
					143.0	24.9
+ EIC (86.0) Scan Jan0719.D			86.0, 268.0, 143.0			
						
Carbazole	N.D.	10.62	139.0	12.8		
+ EIC (167.0) Scan Jan0719.D			167.0, 139.0			
						

# Quantitation Results Report (QT Reviewed)

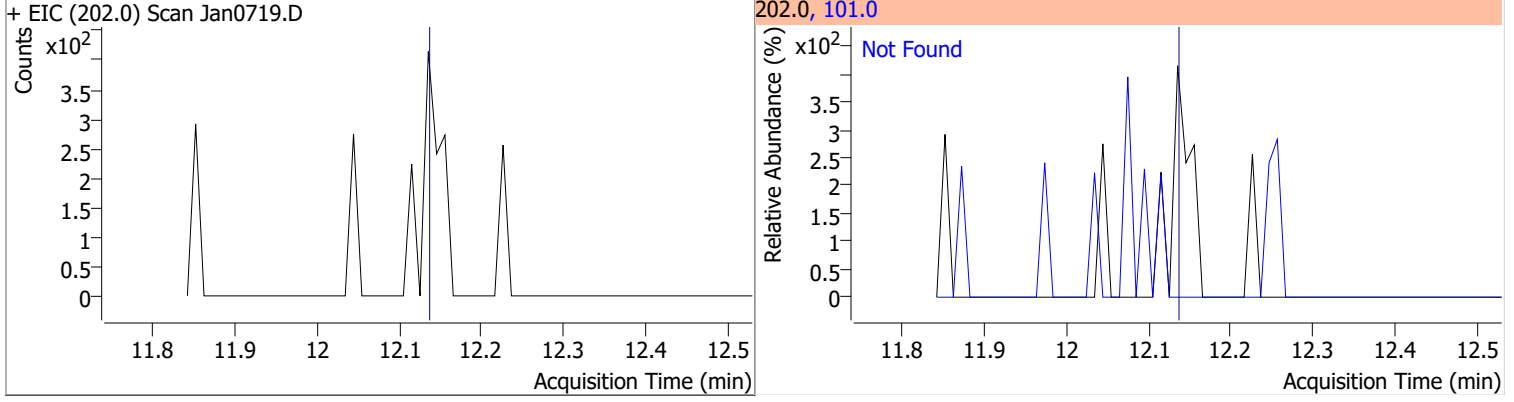
Compound	Conc.	Exp RT	QIon	Exp Ratio	QIon	Exp Ratio
o-Terphenyl	N.D.	10.84	229.0	64.1	215.0	36.5



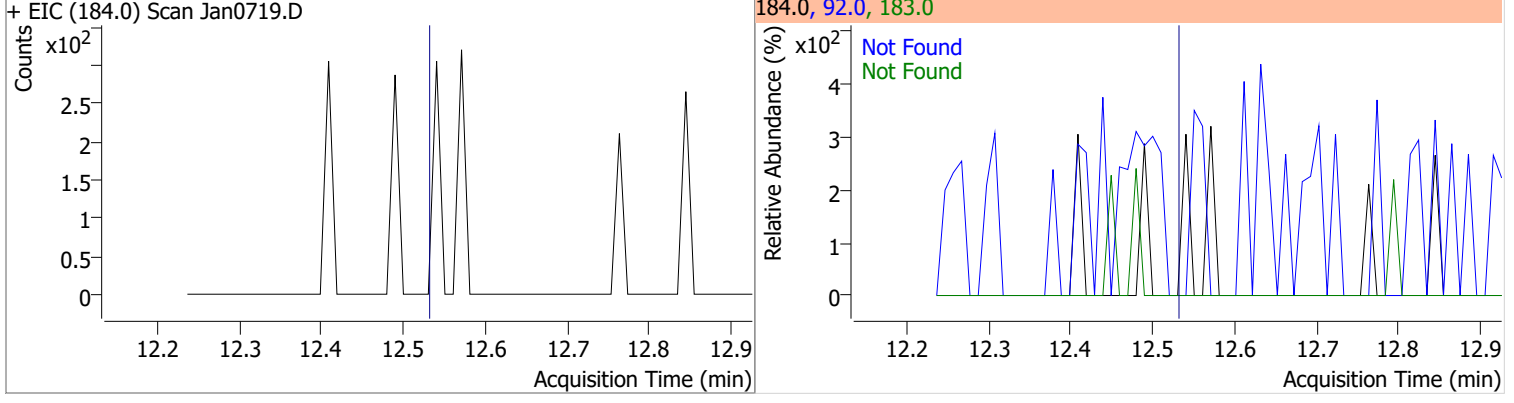
Compound	Conc.	Exp RT	QIon	Exp Ratio	QIon	Exp Ratio
Di-n-Butylphthalate	N.D.	11.22	150.0	9.1	104.0	6.1



Compound	Conc.	Exp RT	QIon	Exp Ratio
Fluoranthene	N.D.	12.14	101.0	12.8

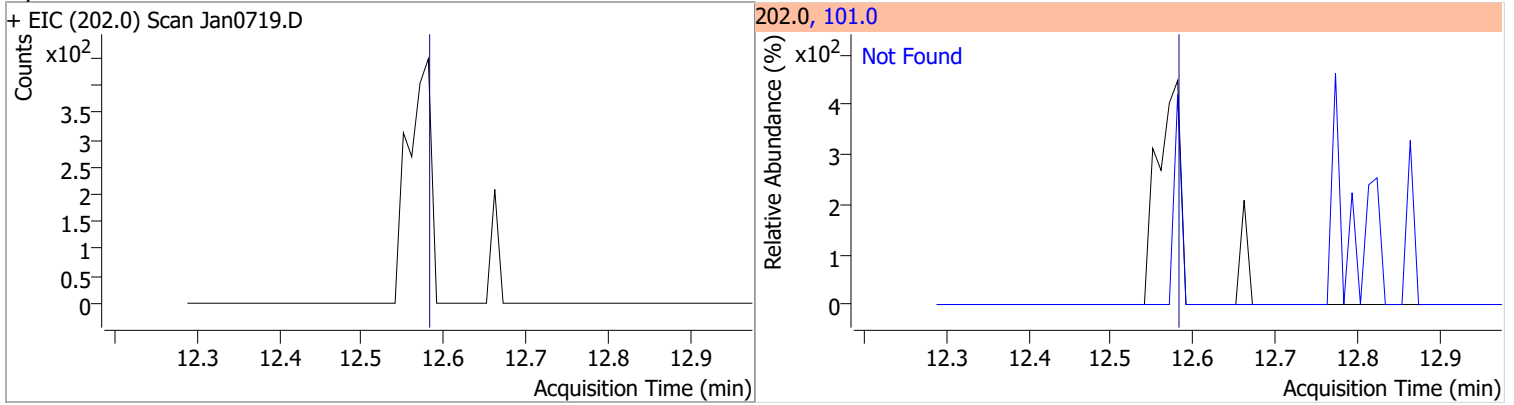


Compound	Conc.	Exp RT	QIon	Exp Ratio	QIon	Exp Ratio
Benzidine	N.D.	12.53	183.0	13.1	92.0	8.1

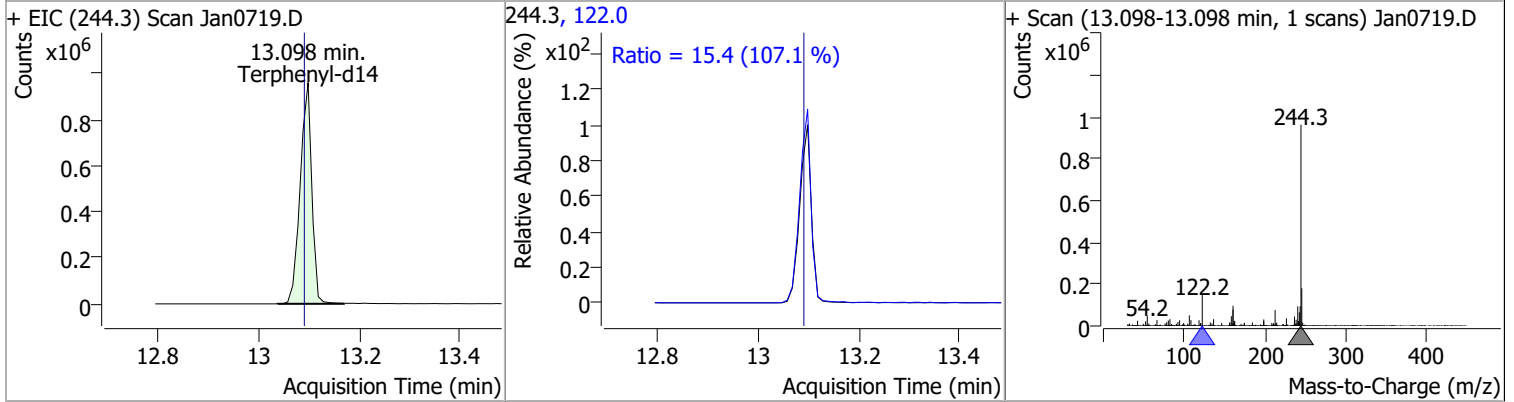


# Quantitation Results Report (QT Reviewed)

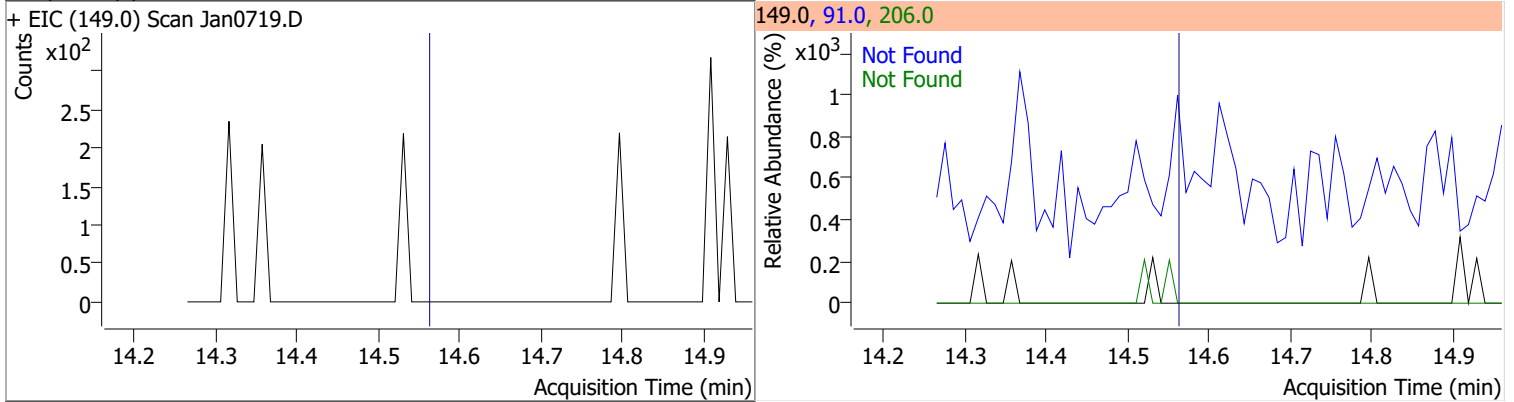
Compound	Conc.	Exp RT	QIon	Exp Ratio
Pyrene	N.D.	12.58	101.0	14.6



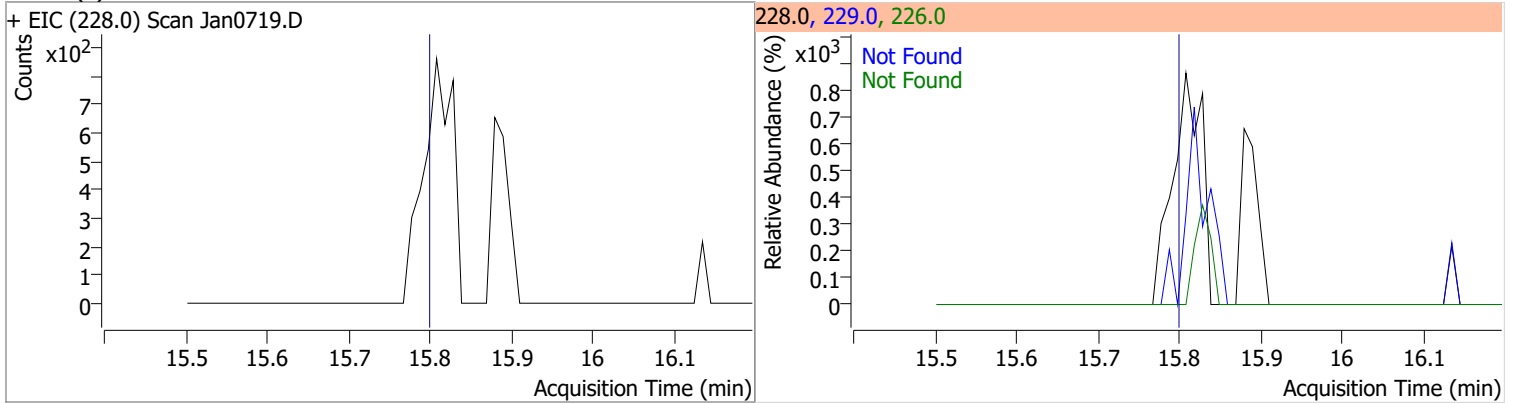
Compound	Conc.	RT	Dev(Min)	Resp.	QIon	QRatio	Lower	Upper
Terphenyl-d14	96.7417	13.10	0.01	1540532	122.0	15.4	10.1	18.7



Compound	Conc.	Exp RT	QIon	Exp Ratio	QIon	Exp Ratio
Butylbenzylphthalate	N.D.	14.56	91.0	81.7	206.0	17.9

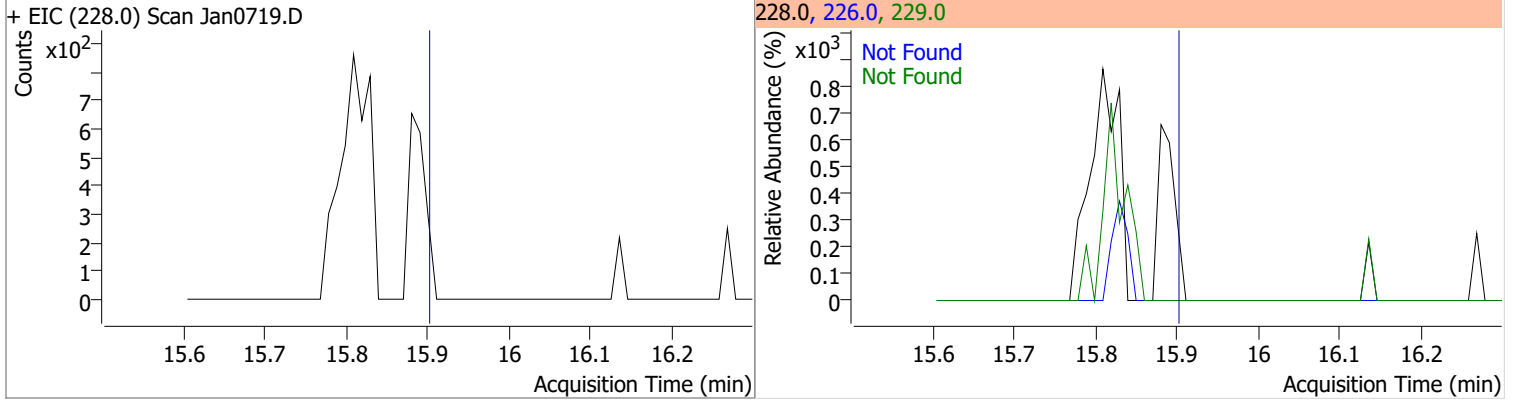


Compound	Conc.	Exp RT	QIon	Exp Ratio	QIon	Exp Ratio
Benzo(a)Anthracene	N.D.	15.80	226.0	27.1	229.0	21.0

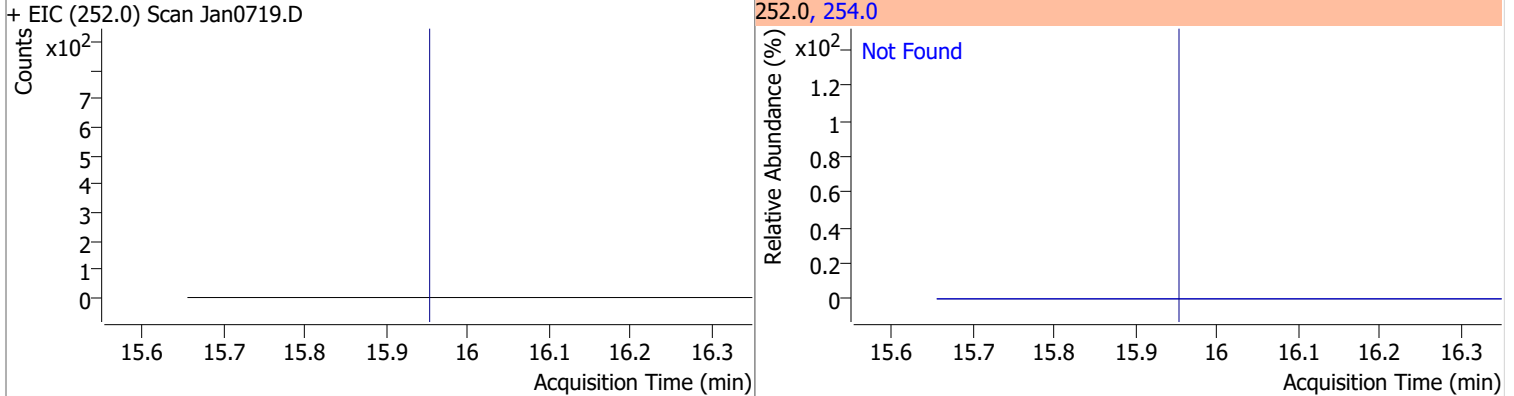


# Quantitation Results Report (QT Reviewed)

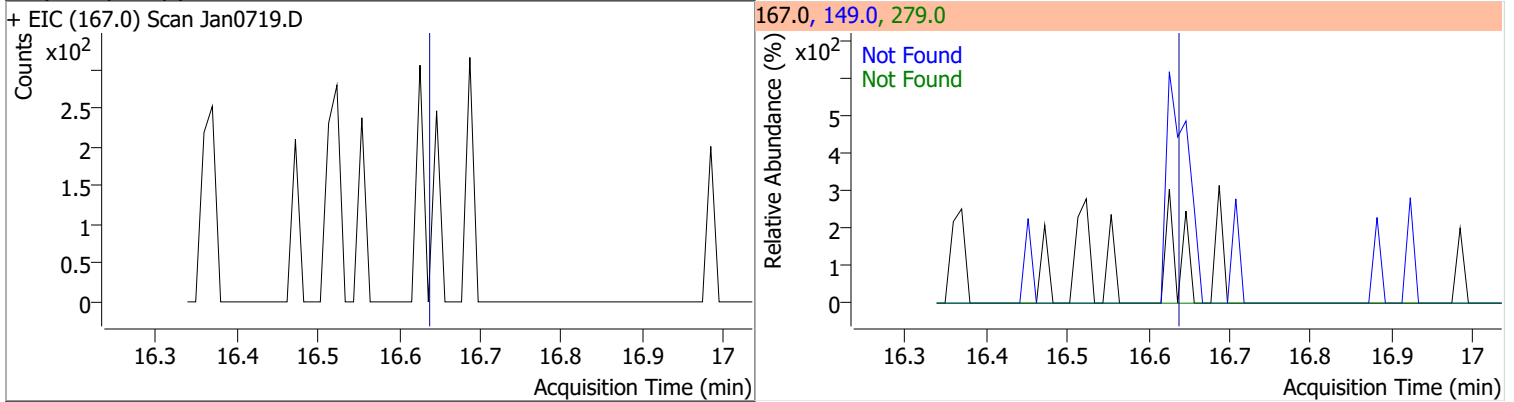
Compound	Conc.	Exp RT	QIon	Exp Ratio	QIon	Exp Ratio
Chrysene	N.D.	15.90	226.0	29.9	229.0	20.4



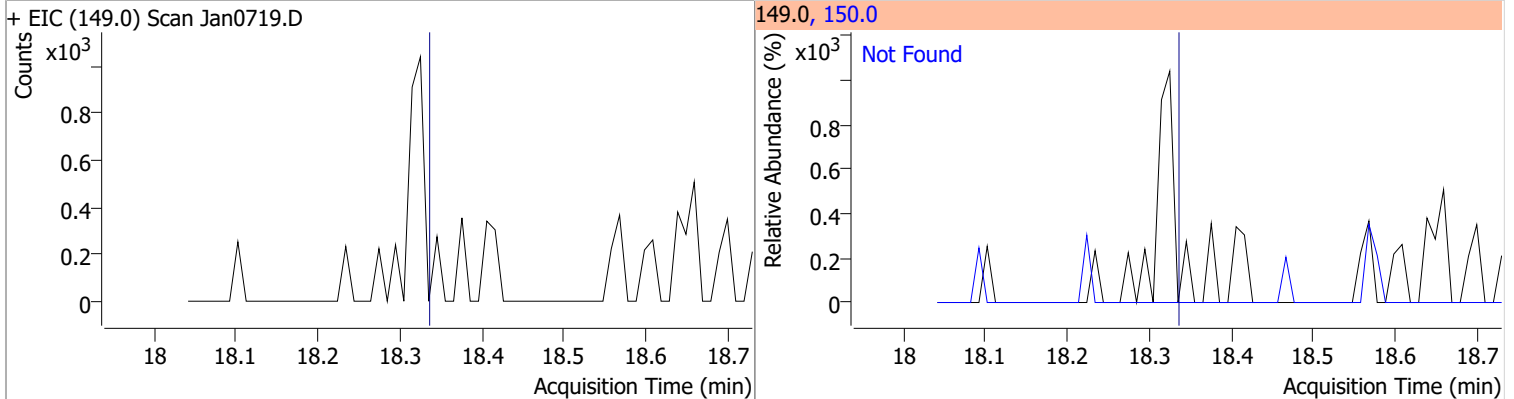
Compound	Conc.	Exp RT	QIon	Exp Ratio
3,3-Dichlorobenzidine	N.D.	15.95	254.0	64.7



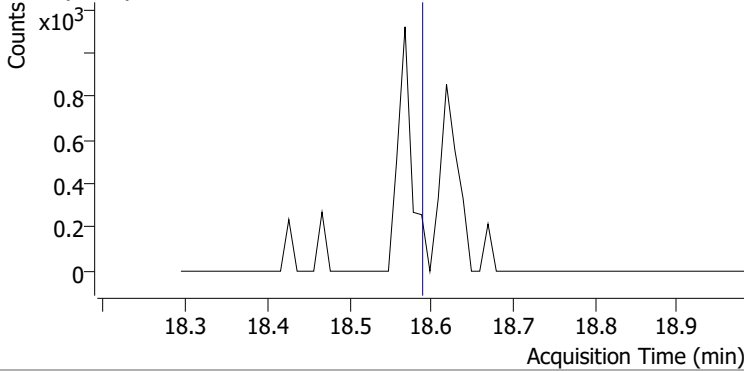
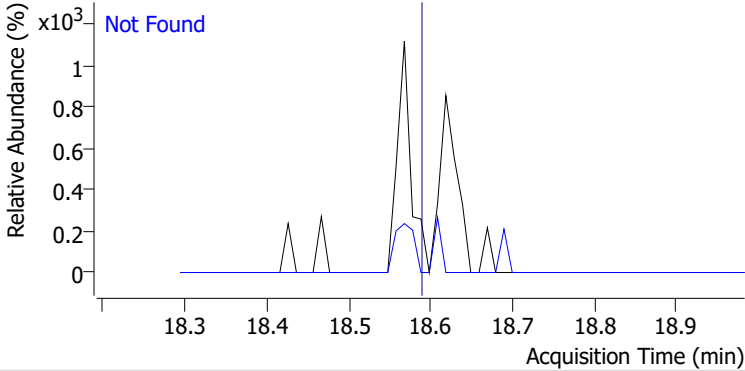
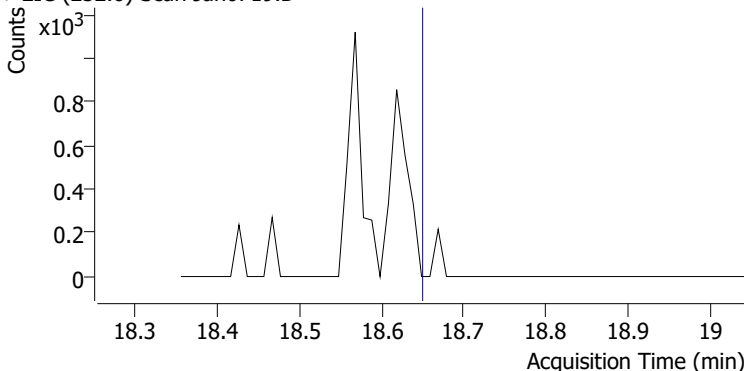
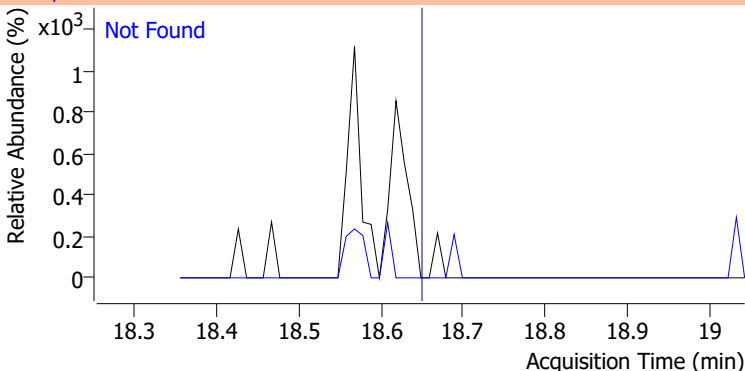
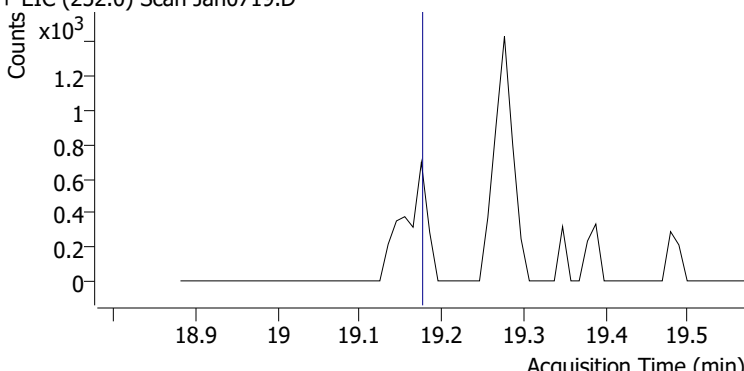
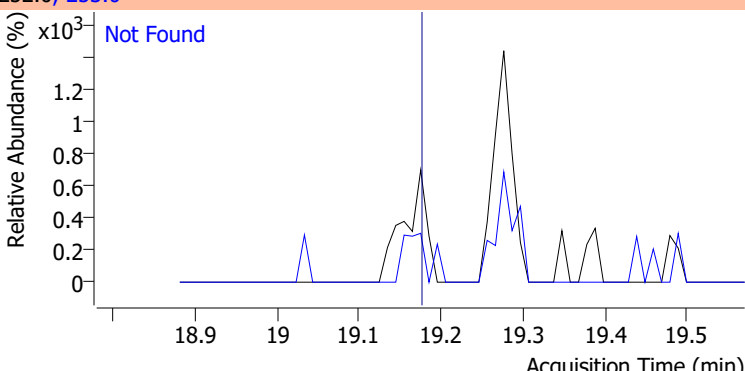
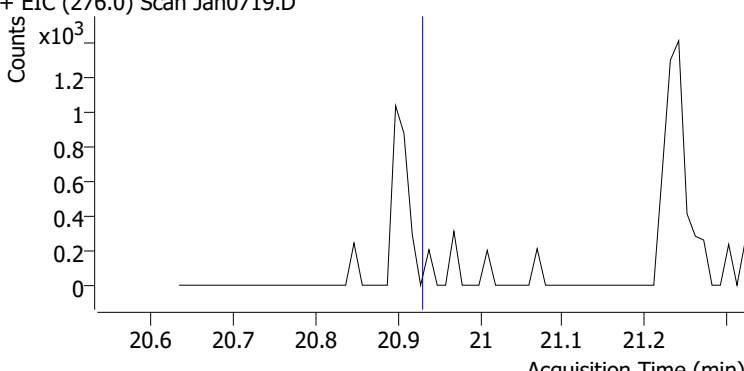
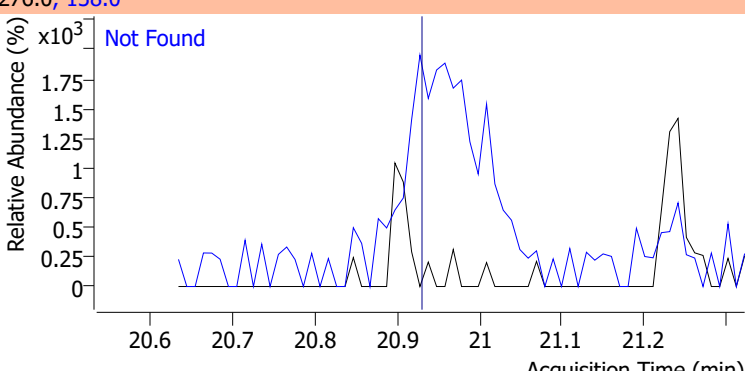
Compound	Conc.	Exp RT	QIon	Exp Ratio	QIon	Exp Ratio
bis(2-ethylhexyl)Phthalate	N.D.	16.64	149.0	397.1	279.0	15.6



Compound	Conc.	Exp RT	QIon	Exp Ratio
Di-n-octyl Phthalate	N.D.	18.32	150.0	9.5

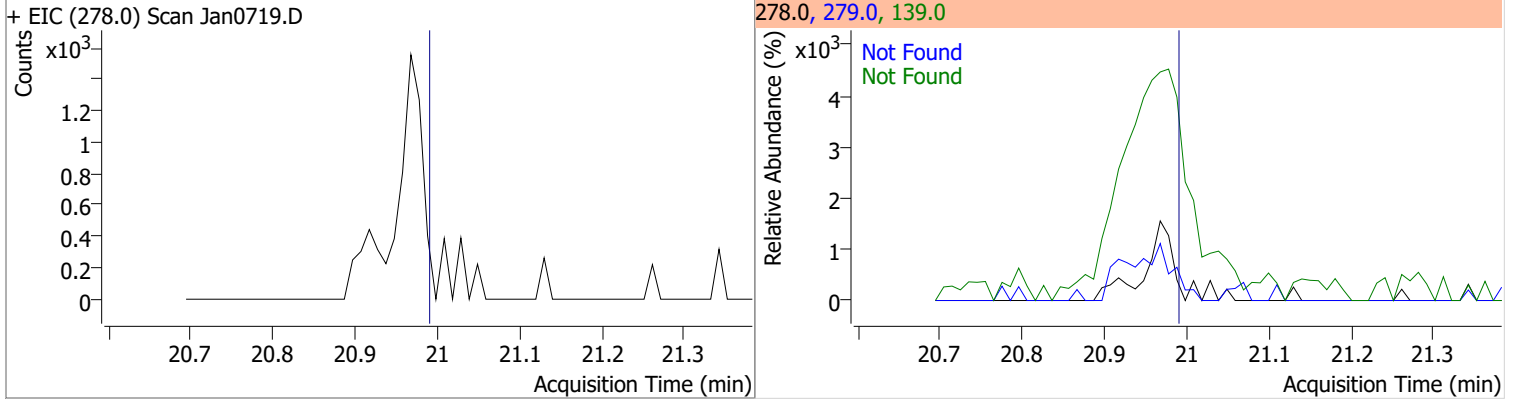


# Quantitation Results Report (QT Reviewed)

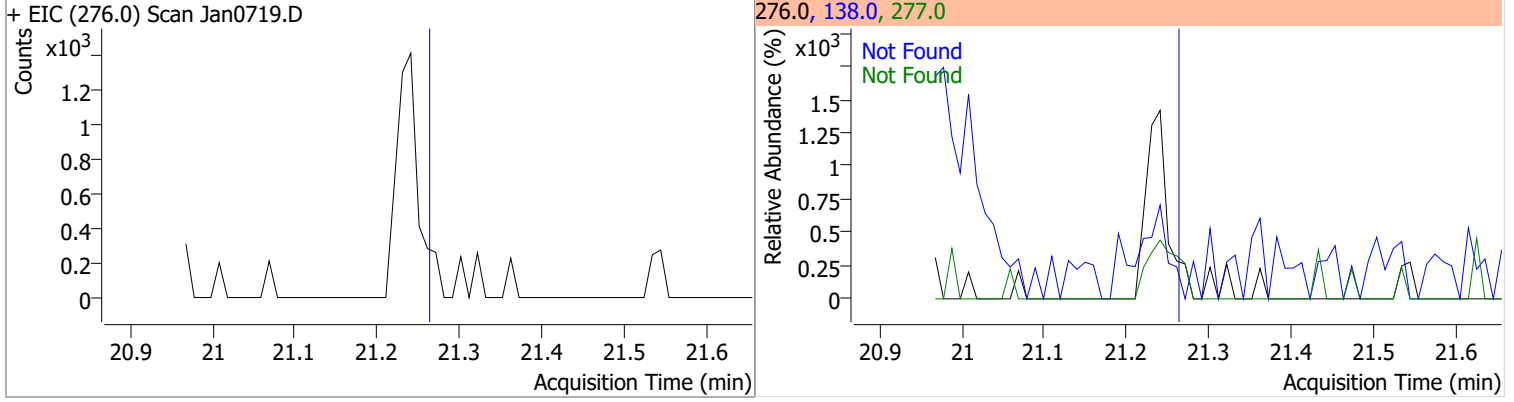
Compound	Conc.	Exp RT	QIon	Exp Ratio
Benzo(b)fluoranthene	N.D.	18.58	253.0	22.0
+ EIC (252.0) Scan Jan0719.D			252.0, 253.0	
				
Benzo(k)fluoranthene	N.D.	18.64	253.0	21.9
+ EIC (252.0) Scan Jan0719.D			252.0, 253.0	
				
Benzo(a)pyrene	N.D.	19.17	253.0	22.0
+ EIC (252.0) Scan Jan0719.D			252.0, 253.0	
				
Indeno(1,2,3-c,d)pyrene	N.D.	20.92	138.0	29.9
+ EIC (276.0) Scan Jan0719.D			276.0, 138.0	
				

# Quantitation Results Report (QT Reviewed)

Compound	Conc.	Exp RT	QIon	Exp Ratio	QIon	Exp Ratio
Dibenzo(a,h)anthracene	N.D.	20.98	279.0	25.2	139.0	23.8

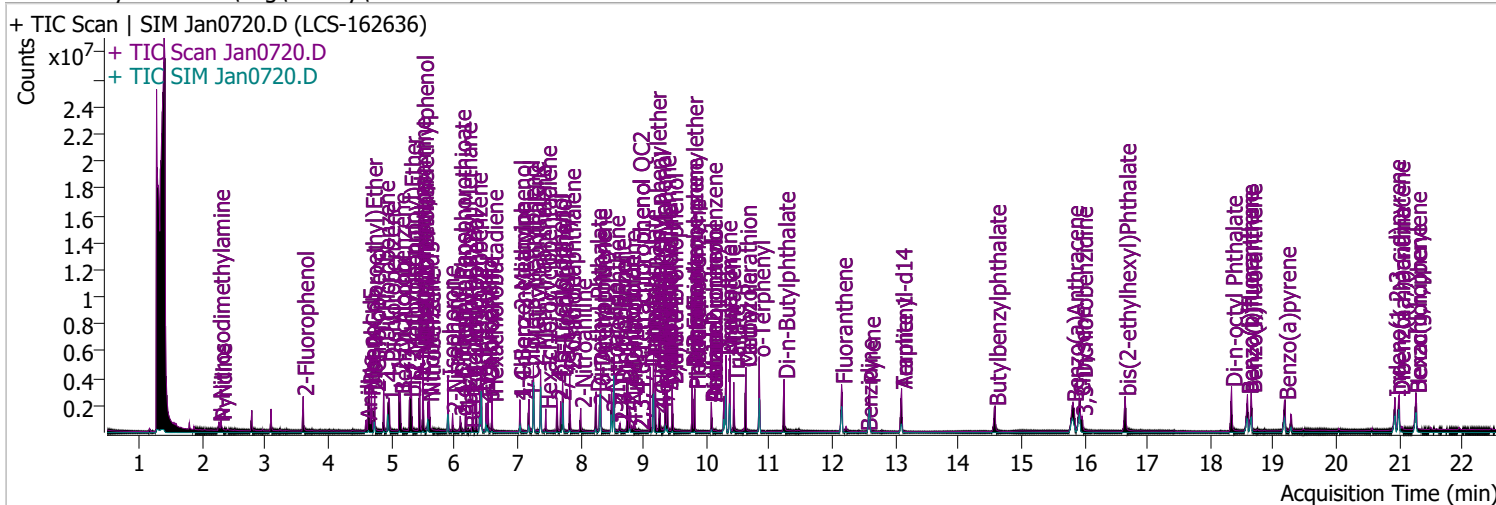


Compound	Conc.	Exp RT	QIon	Exp Ratio	QIon	Exp Ratio
Benzo(g,h,i)perylene	N.D.	21.25	138.0	32.0	277.0	23.8



# Quantitation Results Report (QT Reviewed)

Data File	Jan0720.D	Operator	LIMS import
Acq. Method	BNA+SIM.M	Acq. Date-Time	1/7/2022 10:45:39 PM
Sample Name	LCS-162636	Instrument	Instrument #1
Vial	20	Multiplier	1.00
DA Method File		Comment	SVOC-8270-W-LARGO
Tune File	dftppdsm.u	Tune Date	1/7/2022 12:13:00 PM
Batch Name	010722 DoD BNA cal 1.batch.bin	Last Calib Update	1/11/2022 8:55:14 AM
Ref Library	D:\Org\Library\NIST129K.I		



Compound	RT	QIon	Resp.	Conc.	Units	Dev(Min)
----------	----	------	-------	-------	-------	----------

**Internal Standards**

**System Monitoring Compounds**

S 2-Fluorophenol	3.602	112.0	704624	86.8635	µg/L	0.021
Spiked Amount: 200.000	Range: 10.0 - 75.0%			Recovery = 43.43%		
S Phenol-d5	4.644	99.0	1002803	93.0614	µg/L	0.021
Spiked Amount: 200.000	Range: 10.0 - 65.0%			Recovery = 46.53%		
S Nitrobenzene-d5	5.584	82.0	443555	75.3059	µg/L	0.000
Spiked Amount: 100.000	Range: 32.0 - 94.0%			Recovery = 75.31%		
S 2-Fluorobiphenyl	7.718	172.0	1352594	73.9449	µg/L	0.000
Spiked Amount: 100.000	Range: 28.0 - 107.0%			Recovery = 73.94%		
S 2,4,6-Tribromophenol	9.458	329.8	263949	162.0897	µg/L	0.010
Spiked Amount: 200.000	Range: 25.0 - 140.0%			Recovery = 81.04%		
S Terphenyl-d14	13.098	244.3	1641821	88.8333	µg/L	0.010
Spiked Amount: 100.000	Range: 32.0 - 122.0%			Recovery = 88.83%		

**Target Compounds**

Compound	RT	QIon	Resp.	Conc.	Units	QValue
T N-Nitrosodimethylamine	2.264	74.0	141811	41.3196	µg/L	86
T Pyridine	2.295	79.0	230084	31.0330	µg/L	99
T Aniline	4.603	93.0	349352	24.2784	µg/L m	97
T Phenol	4.654	94.0	604293	51.1707	µg/L	89
T bis(-2-Chloroethyl)Ether	4.685	63.0	733489	82.2961	µg/L m	98
T 2-Chlorophenol	4.736	128.0	703487	73.1971	µg/L	99
T 1,3-Dichlorobenzene	4.879	146.0	736936	58.0012	µg/L m	98
T 1,4-Dichlorobenzene	4.971	146.0	726148	56.8667	µg/L m	99
T 1,2-Dichlorobenzene	5.124	146.0	744706	59.1499	µg/L	98
T Benzyl Alcohol	5.144	108.0	349580	64.8322	µg/L m	97
T bis(2-chloroisopropyl)Ether	5.298	121.0	209121	61.1571	µg/L	97
T 2-Methylphenol	5.318	107.0	605362	71.0593	µg/L	94
T N-nitroso-Di-n-propylamine	5.451	70.0	545456	93.0656	µg/L	98
T 4Methylphenol/3Methylphenol	5.502	107.0	837290	72.7726	µg/L m	98
T Hexachloroethane	5.502	117.0	196269	54.2885	µg/L	97



# Quantitation Results Report (QT Reviewed)

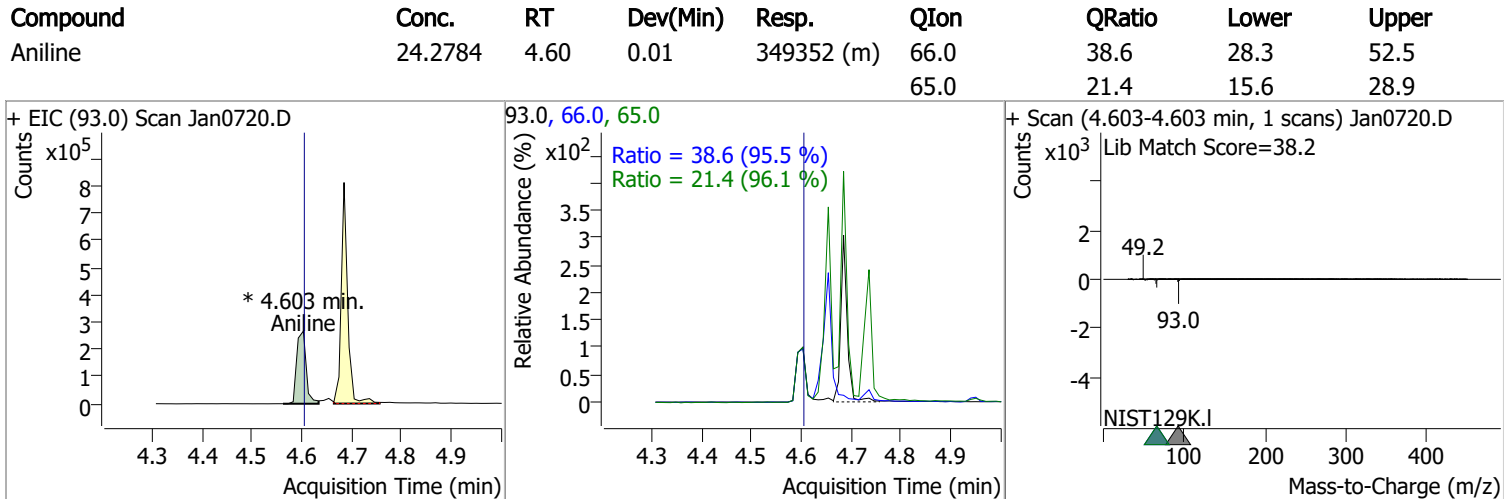
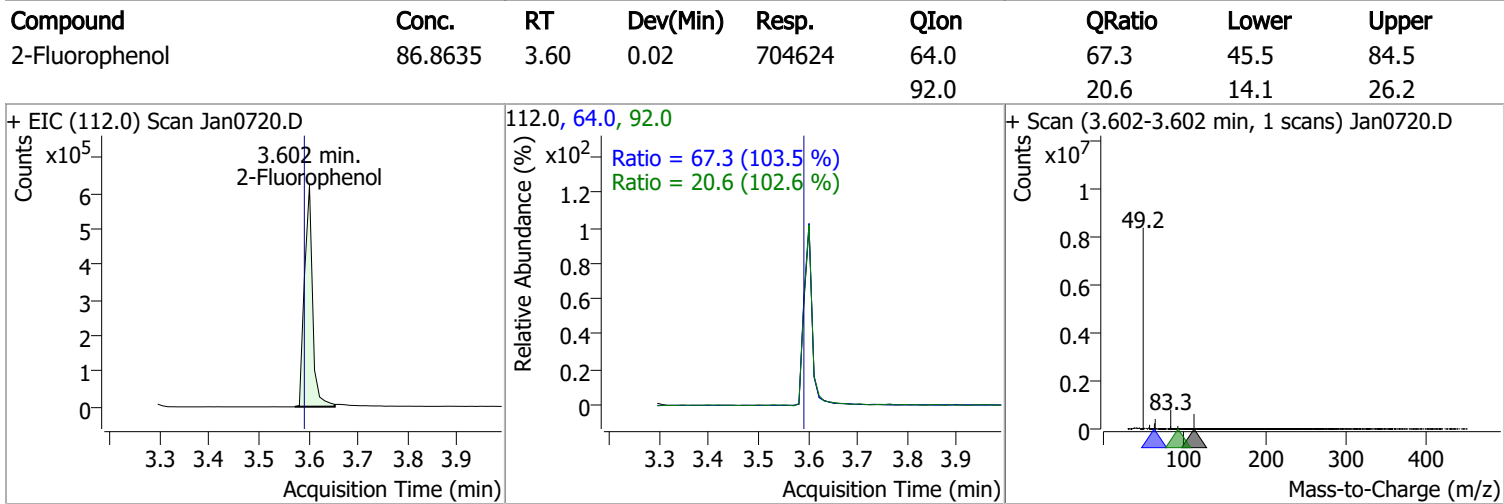
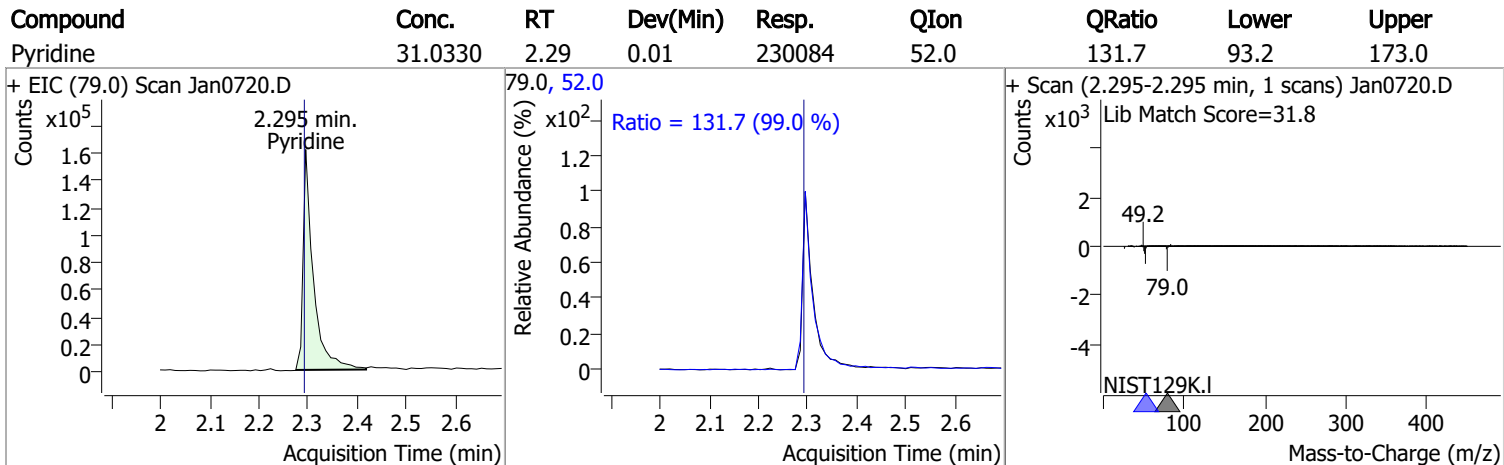
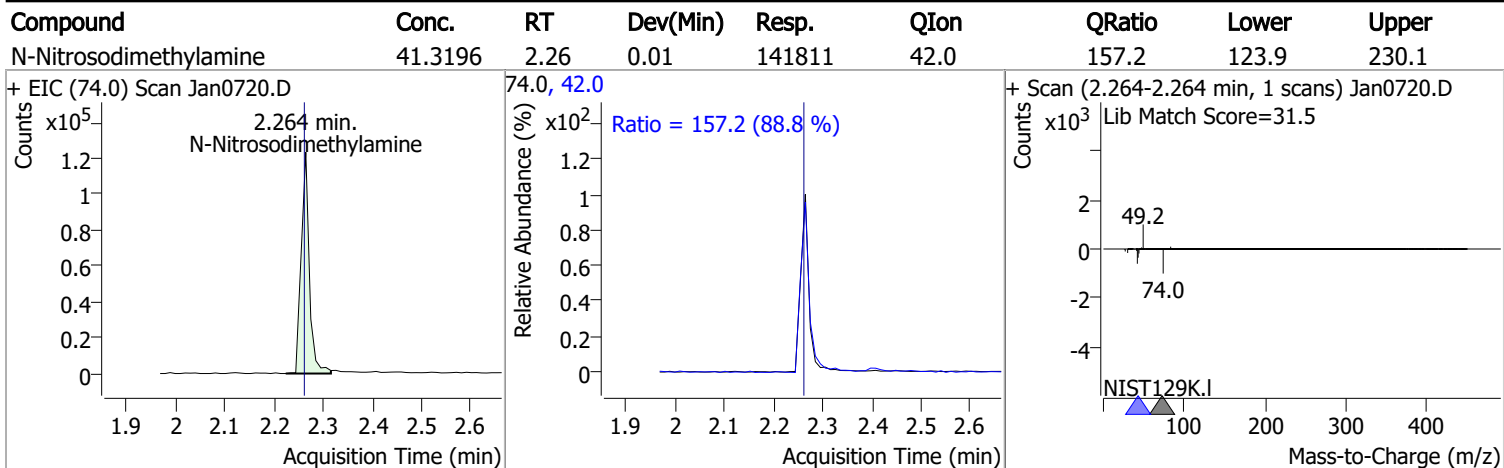
Compound	RT	QIon	Resp.	Conc.	Units	Dev(Min)
T Nitrobenzene	5.604	123.1	230850	73.3642	µg/L	94
T Isophorone	5.900	82.0	1153021	85.1456	µg/L	99
T 2-Nitrophenol	5.972	139.0	182348	76.9938	µg/L	98
T 2,4-Dimethylphenol	6.095	122.0	244087	37.8297	µg/L	99
T bis(-2-Chloroethoxy)Methane	6.188	93.0	684195	86.1771	µg/L	99
T Benzoic Acid	6.260	105.0	103109	31.4478	µg/L	97
T 2,4-Dichlorophenol	6.290	162.0	488049	78.9089	µg/L	97
T 1,2,4-Trichlorobenzene	6.352	180.0	504150	64.1448	µg/L	97
T Naphthalene	6.434	128.0	1737959	76.0356	µg/L	100
T 4-Chlorophenol	6.506	130.0	179178	84.3684	µg/L	98
T p-Chloroaniline	6.537	127.0	546965	61.4669	µg/L	97
T Hexachlorobutadiene	6.598	224.9	251844	59.8762	µg/L	97
T 4-Chloro-2-Methylphenol	7.040	107.0	380440	66.2246	µg/L	97
T 4-Chloro-3-Methylphenol	7.184	107.0	505684	83.3425	µg/L	99
T 2-Methylnaphthalene	7.256	141.0	1068463	75.5815	µg/L	99
T 1-Methylnaphthalene	7.369	141.0	1013667	73.9781	µg/L	100
T Hexachlorocyclopentadiene	7.451	236.9	170287	62.3405	µg/L	98
T 2,4,6-Trichlorophenol	7.625	196.0	350687	86.4676	µg/L	100
T 2,4,5-Trichlorophenol	7.687	196.0	366246	80.2887	µg/L	99
T 2-Chloronaphthalene	7.831	162.0	1203182	79.0981	µg/L	100
T 2-Nitroaniline	8.005	65.0	254619	95.6049	µg/L	97
T Dimethyl Phthalate	8.251	163.0	1425177	93.4017	µg/L	96
T 2,6-Dinitrotoluene	8.302	165.0	164155	80.2578	µg/L	92
T Acenaphthylene	8.323	152.1	2019664	82.6617	µg/L	100
T 3-Nitroaniline	8.507	138.0	154941	70.9433	µg/L	99
T Acenaphthene	8.538	154.0	1325955	94.5239	µg/L	100
T 2,4-Dinitrophenol	8.630	184.0	88418	80.5098	µg/L	93
T Dibenzofuran	8.753	168.0	1938258	87.3046	µg/L	99
T 2,4-Dinitrotoluene	8.783	165.0	244848	90.0245	µg/L	86
T 4-Nitrophenol	8.814	109.0	77768	36.5879	µg/L	92
T Diethylphthalate	9.111	149.0	1513050	94.7964	µg/L	99
T Fluorene	9.162	166.0	1649681	91.1566	µg/L	100
T 4-Chlorophenyl-phenylether	9.192	204.0	713133	86.3833	µg/L	97
T 4-Nitroaniline	9.254	138.0	207780	90.0732	µg/L	96
T 4,6-Dinitro-2-methylphenol	9.264	198.0	129887	81.1917	µg/L	95
T N-nitrosodiphenylamine	9.346	169.0	1022574	86.0746	µg/L	98
T Azobenzene	9.377	77.0	1307771	92.1234	µg/L	86
T 4-Bromophenyl-phenylether	9.776	248.0	414652	85.8283	µg/L	98
T Hexachlorobenzene	9.816	283.9	406570	83.1972	µg/L	96
T Pentachlorophenol	10.080	265.9	213096	91.9366	µg/L	97
T Phenanthrene	10.313	178.0	2279258	93.3577	µg/L	99
T Anthracene	10.373	178.0	2046596	86.8201	µg/L	m 99
T Triallate	10.434	86.0	437613	84.7273	µg/L	98
T Carbazole	10.627	167.0	2155443	93.0186	µg/L	98
T o-Terphenyl	10.839	230.0	1107682	79.1294	µg/L	98
T Di-n-Butylphthalate	11.234	149.0	2209917	96.4475	µg/L	99
T Fluoranthene	12.146	202.0	2250698	88.2487	µg/L	99
T Benzidine	12.541	184.0	7569	2.0726	µg/L	m 97
T Pyrene	12.592	202.0	2293329	82.1296	µg/L	98
T Butylbenzylphthalate	14.582	149.0	735477	99.9080	µg/L	100
T Benzo(a)Anthracene	15.819	228.0	1873639	96.1261	µg/L	100
T Chrysene	15.921	228.0	1997057	94.0770	µg/L	100
T 3,3-Dichlorobenzidine	15.962	252.0	443044	67.4891	µg/L	98
T bis(2-ethylhexyl)Phthalate	16.646	167.0	251613	96.4373	µg/L	93
T Di-n-octyl Phthalate	18.335	149.0	1794957	95.7593	µg/L	99

# Quantitation Results Report (QT Reviewed)

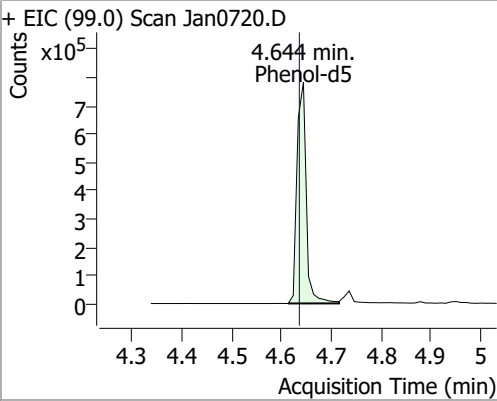
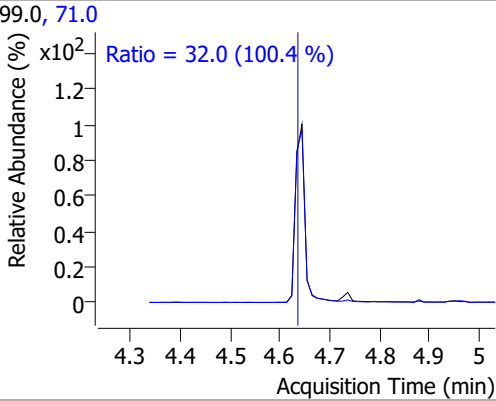
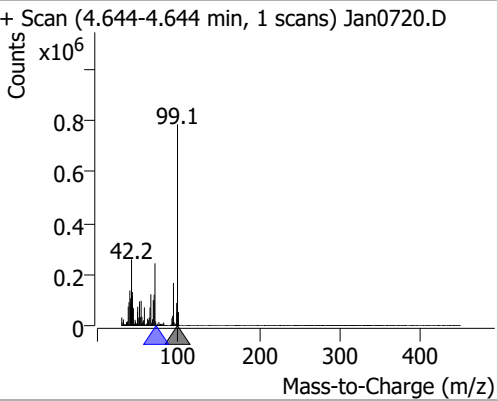
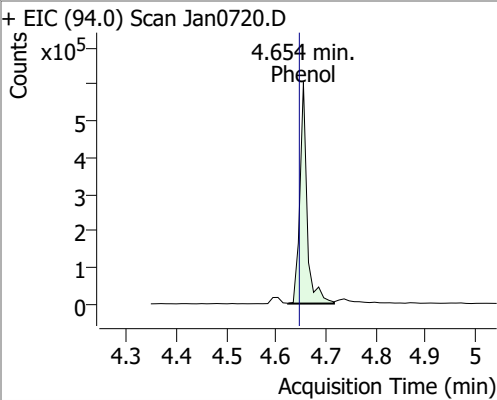
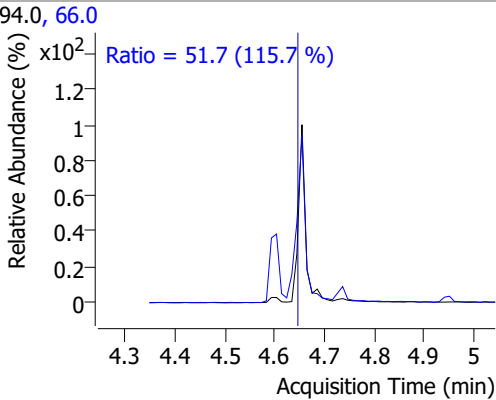
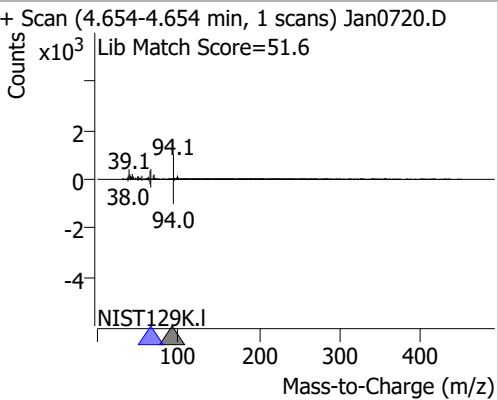
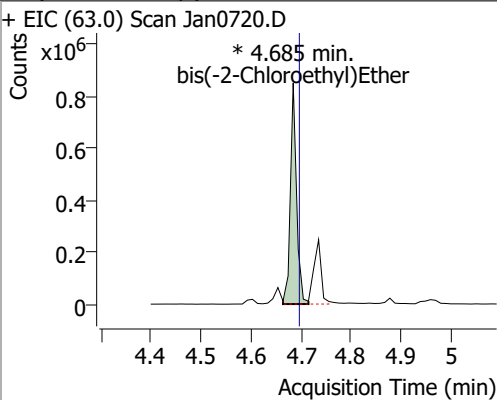
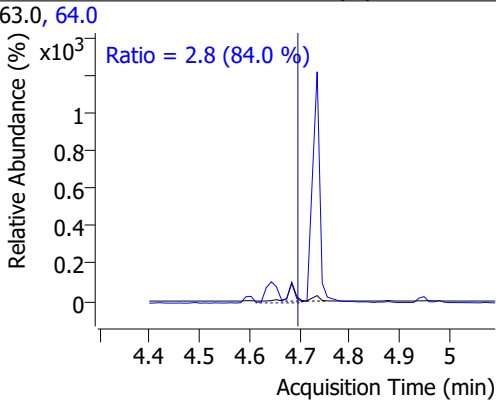
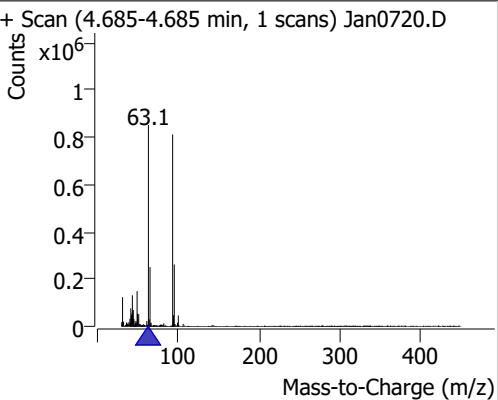
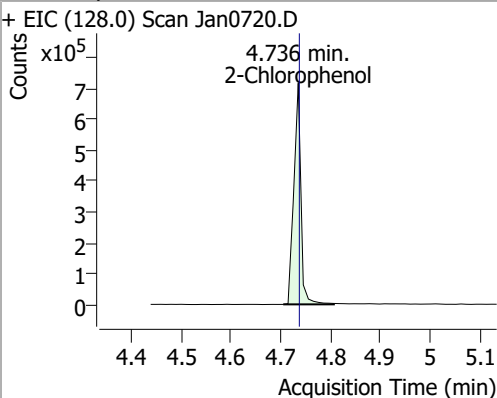
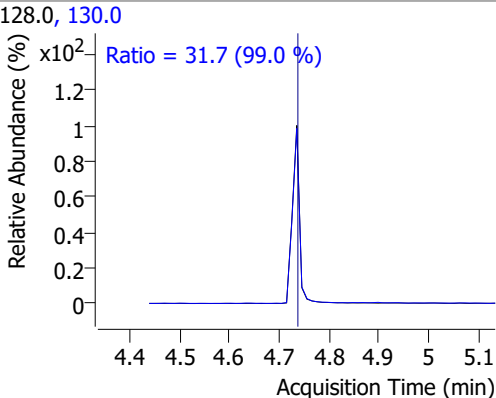
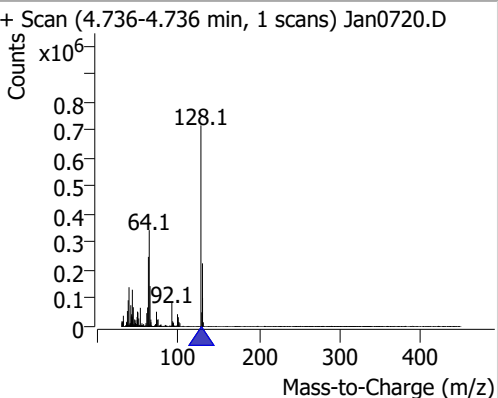
Compound	RT	QIon	Resp.	Conc.	Units	Dev(Min)
T Benzo(b)fluoranthene	18.588	252.0	1762337	89.5159	µg/L	100
T Benzo(k)fluoranthene	18.649	252.0	1780526	87.2348	µg/L	100
T Benzo(a)pyrene	19.186	252.0	1598156	85.0486	µg/L	100
T Indeno(1,2,3-c,d)pyrene	20.927	276.0	1419995	89.3660	µg/L	99
T Dibenzo(a,h)anthracene	20.998	278.0	1559185	90.6249	µg/L	97
T Benzo(g,h,i)perylene	21.262	276.0	1686342	91.3977	µg/L	98

(#) = Qualifier Out of Range; (m) = Manual Integration; (+) = Area Summed; (\*) = Surrogate Percent Recovery Out of Range; (d): Zeroed Peak

# Quantitation Results Report (QT Reviewed)

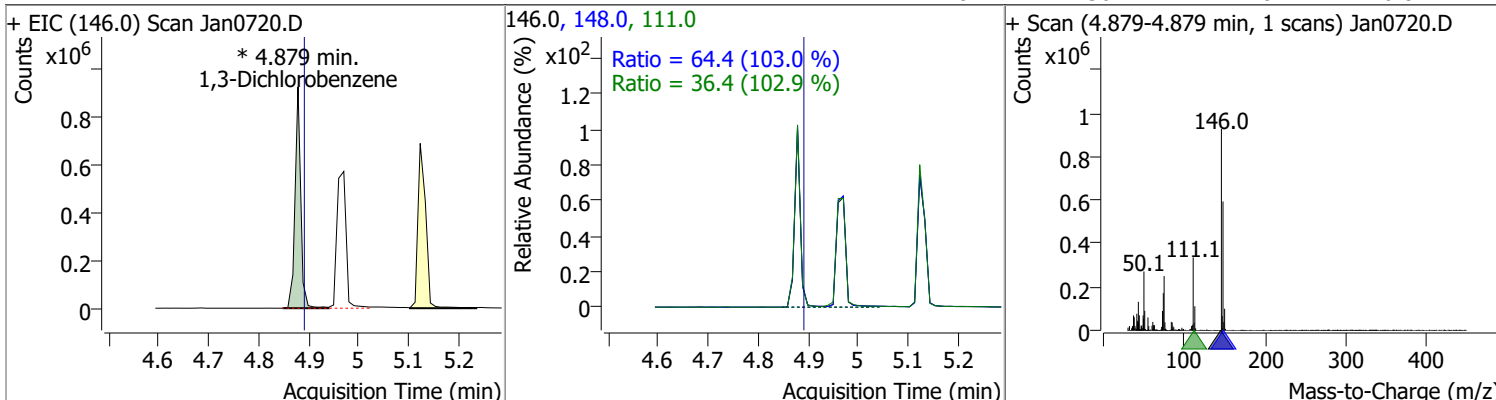


# Quantitation Results Report (QT Reviewed)

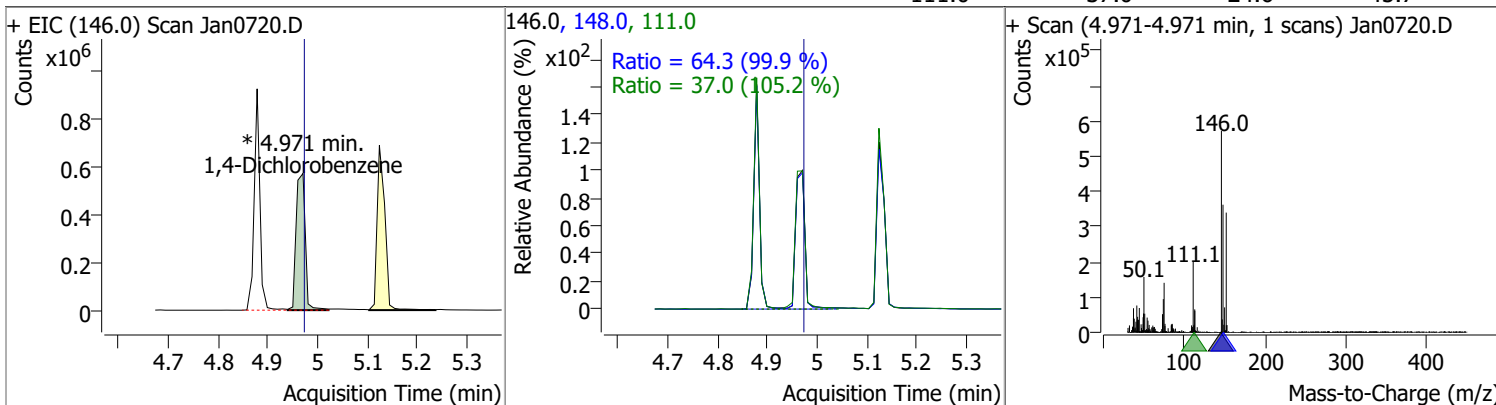
Compound	Conc.	RT	Dev(Min)	Resp.	QIon	QRatio	Lower	Upper
Phenol-d5	93.0614	4.64	0.02	1002803	71.0	32.0	22.3	41.5
+ EIC (99.0) Scan Jan0720.D			99.0, 71.0			+ Scan (4.644-4.644 min, 1 scans) Jan0720.D		
		Ratio = 32.0 (100.4 %)						
Phenol	51.1707	4.65	0.02	604293	66.0	51.7	31.3	58.2
+ EIC (94.0) Scan Jan0720.D			94.0, 66.0			+ Scan (4.654-4.654 min, 1 scans) Jan0720.D		
		Ratio = 51.7 (115.7 %)						
bis(-2-Chloroethyl)Ether	82.2961	4.68	0.00	733489 (m)	64.0	2.8	2.3	4.3
+ EIC (63.0) Scan Jan0720.D			63.0, 64.0			+ Scan (4.685-4.685 min, 1 scans) Jan0720.D		
		Ratio = 2.8 (84.0 %)						
2-Chlorophenol	73.1971	4.74	0.01	703487	130.0	31.7	22.4	41.6
+ EIC (128.0) Scan Jan0720.D			128.0, 130.0			+ Scan (4.736-4.736 min, 1 scans) Jan0720.D		
		Ratio = 31.7 (99.0 %)						

# Quantitation Results Report (QT Reviewed)

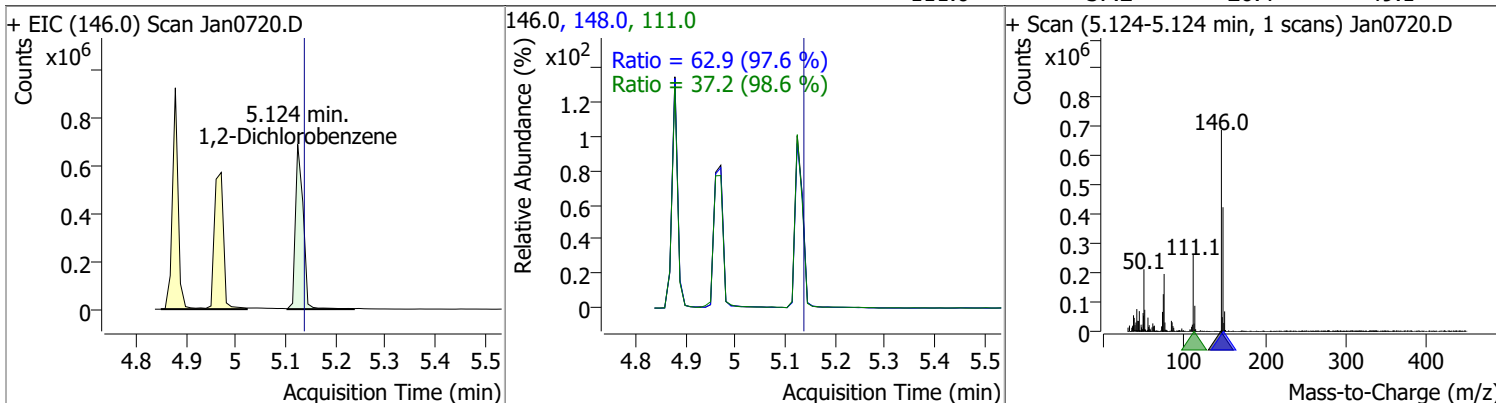
Compound	Conc.	RT	Dev(Min)	Resp.	QIon	QRatio	Lower	Upper
1,3-Dichlorobenzene	58.0012	4.88	0.00	736936 (m)	148.0	64.4	43.8	81.3
					111.0	36.4	24.8	46.0



Compound	Conc.	RT	Dev(Min)	Resp.	QIon	QRatio	Lower	Upper
1,4-Dichlorobenzene	56.8667	4.97	0.01	726148 (m)	148.0	64.3	45.1	83.8
					111.0	37.0	24.6	45.7

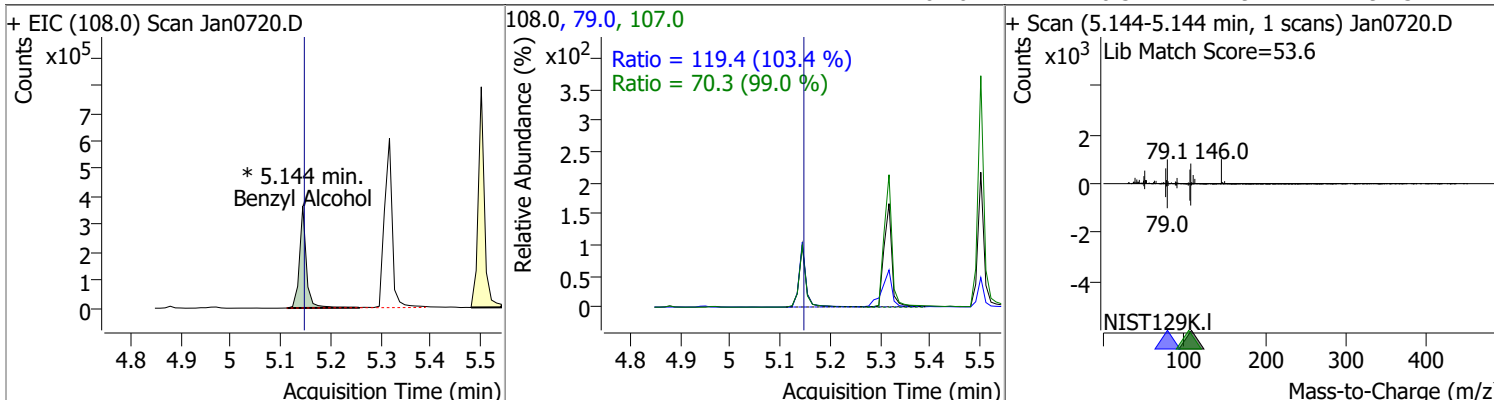


Compound	Conc.	RT	Dev(Min)	Resp.	QIon	QRatio	Lower	Upper
1,2-Dichlorobenzene	59.1499	5.12	0.00	744706	148.0	62.9	45.1	83.8
					111.0	37.2	26.4	49.1

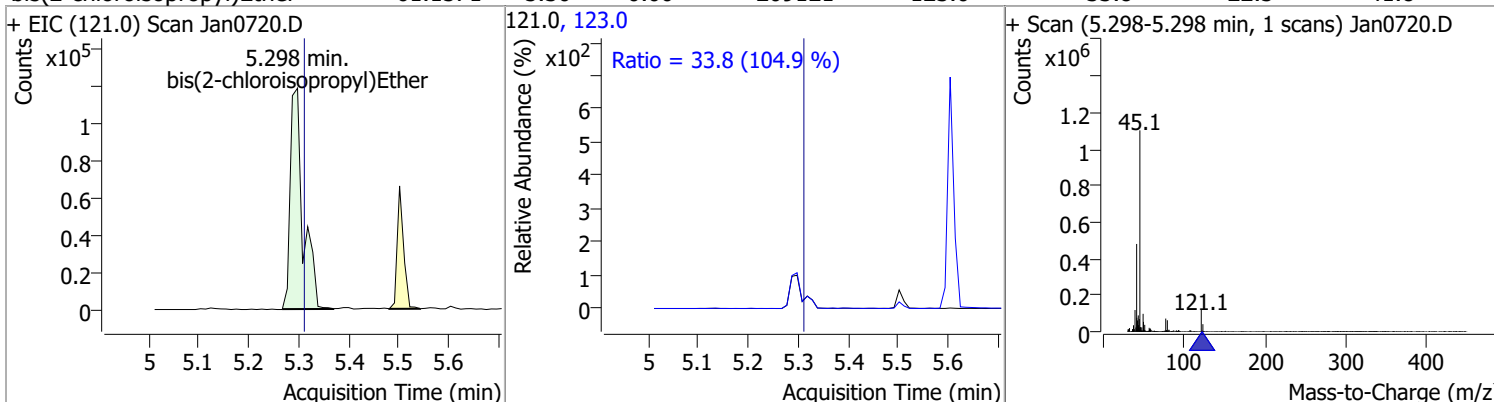


# Quantitation Results Report (QT Reviewed)

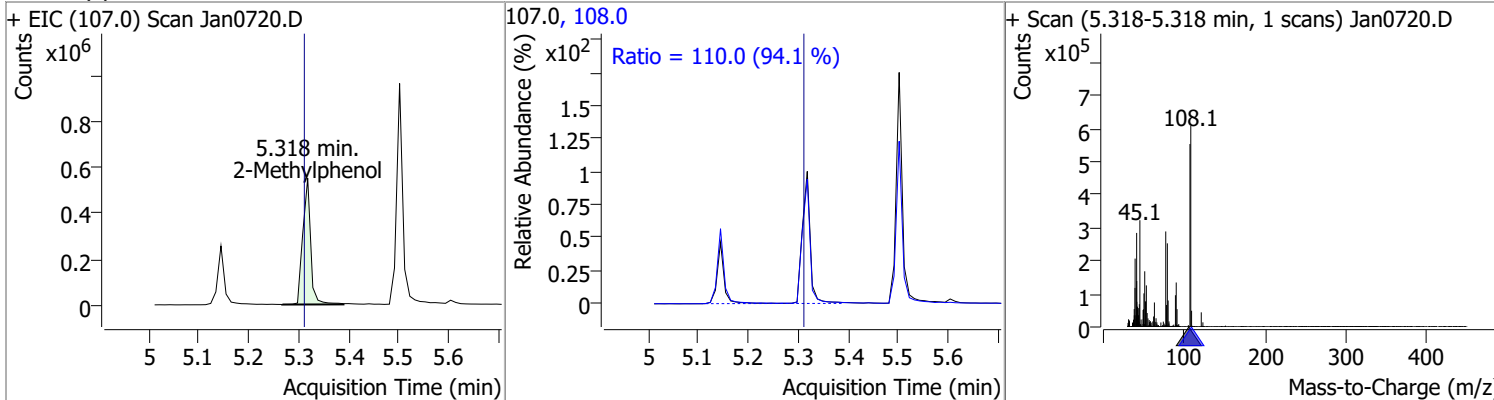
Compound	Conc.	RT	Dev(Min)	Resp.	QIon	QRatio	Lower	Upper
Benzyl Alcohol	64.8322	5.14	0.01	349580 (m)	79.0	119.4	80.8	150.1
					107.0	70.3	49.7	92.3



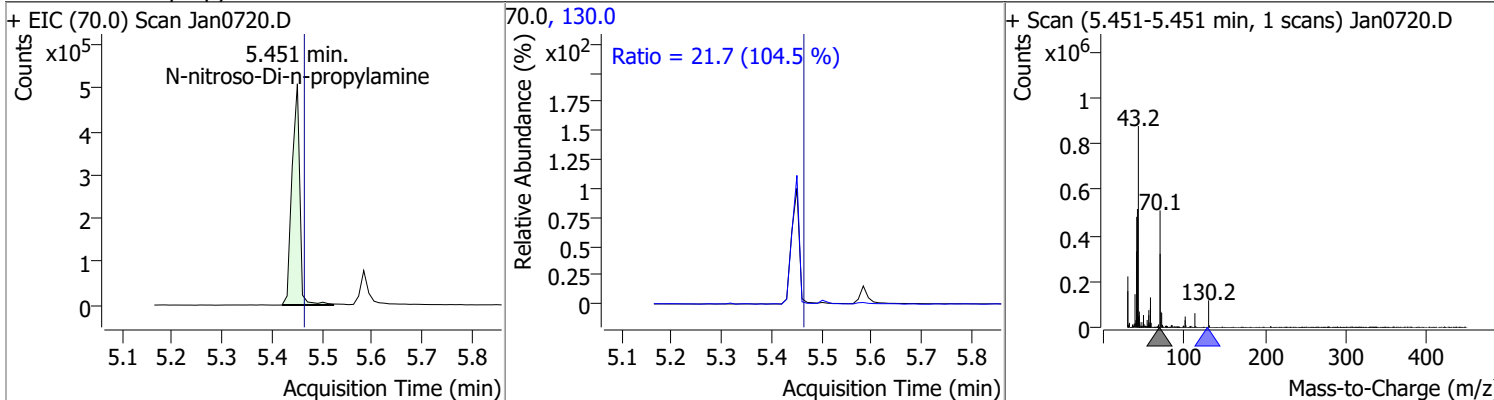
Compound	Conc.	RT	Dev(Min)	Resp.	QIon	QRatio	Lower	Upper
bis(2-chloroisopropyl)Ether	61.1571	5.30	0.00	209121	123.0	33.8	22.5	41.8



Compound	Conc.	RT	Dev(Min)	Resp.	QIon	QRatio	Lower	Upper
2-Methylphenol	71.0593	5.32	0.02	605362	108.0	110.0	81.8	152.0

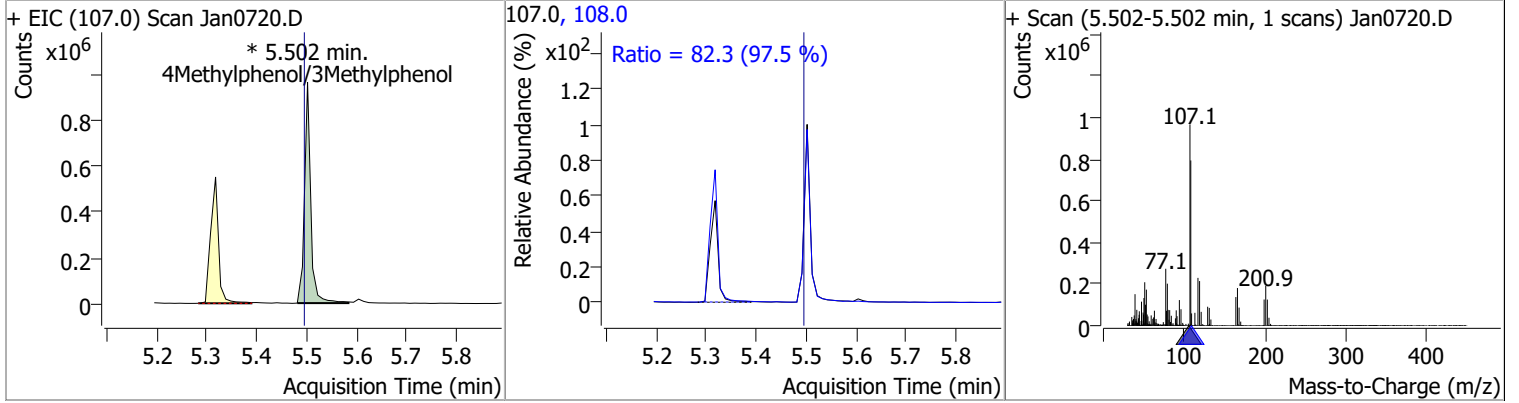


Compound	Conc.	RT	Dev(Min)	Resp.	QIon	QRatio	Lower	Upper
N-nitroso-Di-n-propylamine	93.0656	5.45	0.00	545456	130.0	21.7	0.0	41.5

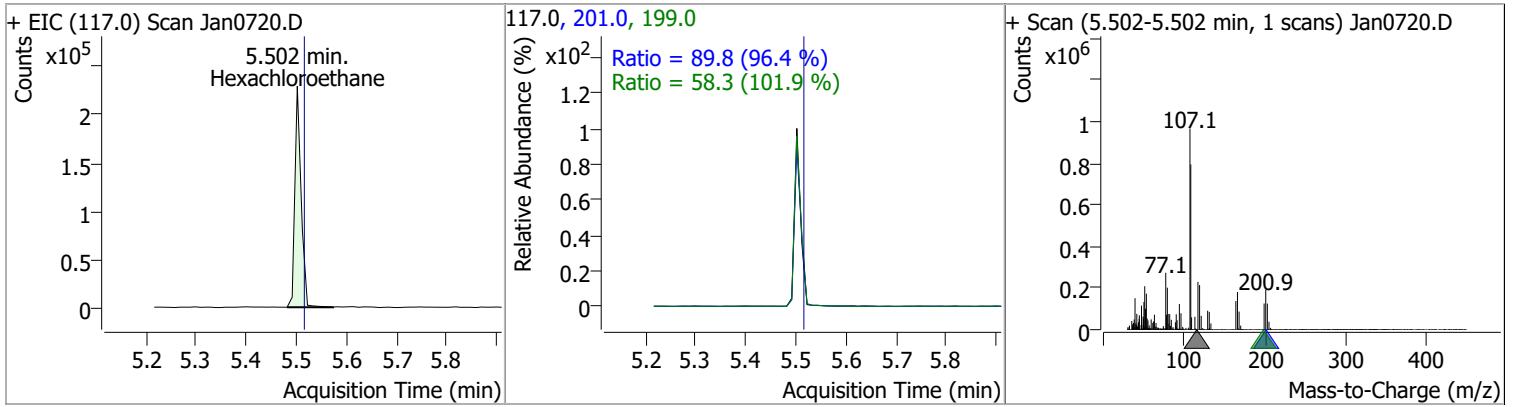


# Quantitation Results Report (QT Reviewed)

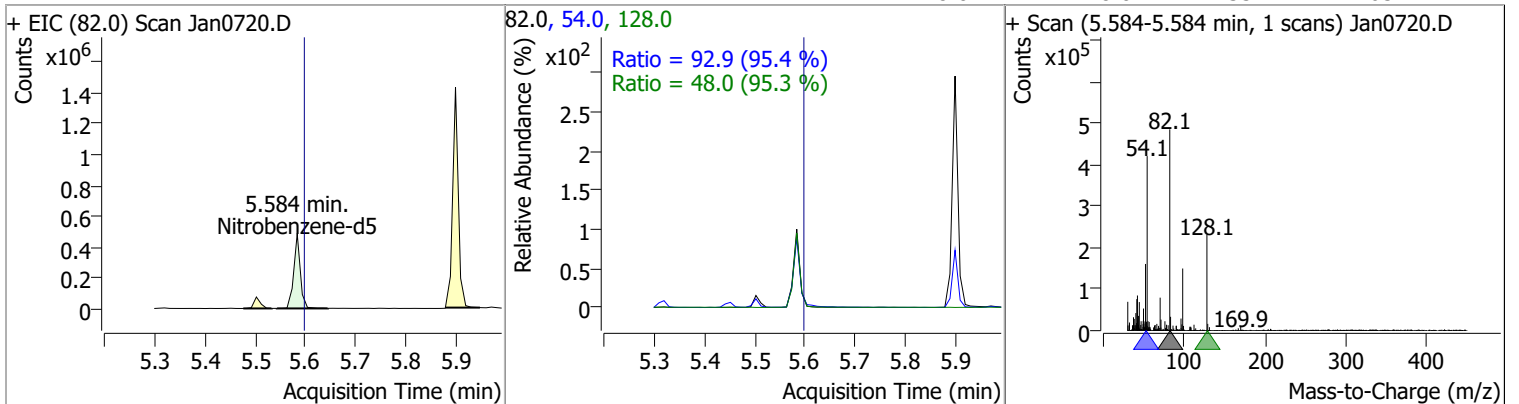
Compound	Conc.	RT	Dev(Min)	Resp.	QIon	QRatio	Lower	Upper
4Methylphenol/3Methylphenol	72.7726	5.50	0.02	837290 (m)	108.0	82.3	59.1	109.8



Compound	Conc.	RT	Dev(Min)	Resp.	QIon	QRatio	Lower	Upper
Hexachloroethane	54.2885	5.50	0.00	196269	201.0 199.0	89.8 58.3	65.2 40.1	121.2 74.4

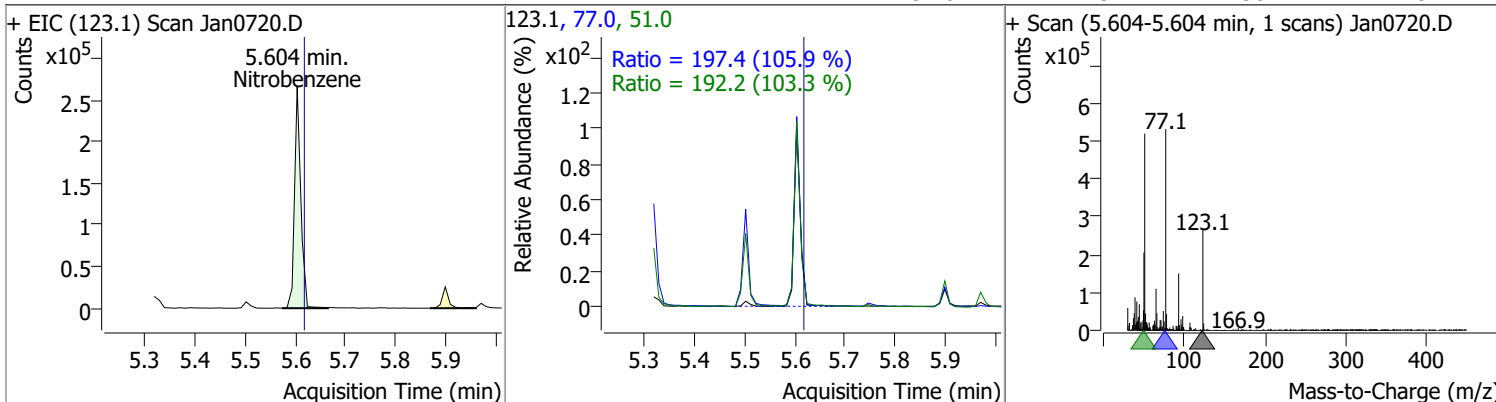


Compound	Conc.	RT	Dev(Min)	Resp.	QIon	QRatio	Lower	Upper
Nitrobenzene-d5	75.3059	5.58	0.00	443555	54.0 128.0	92.9 48.0	68.2 35.2	126.6 65.4

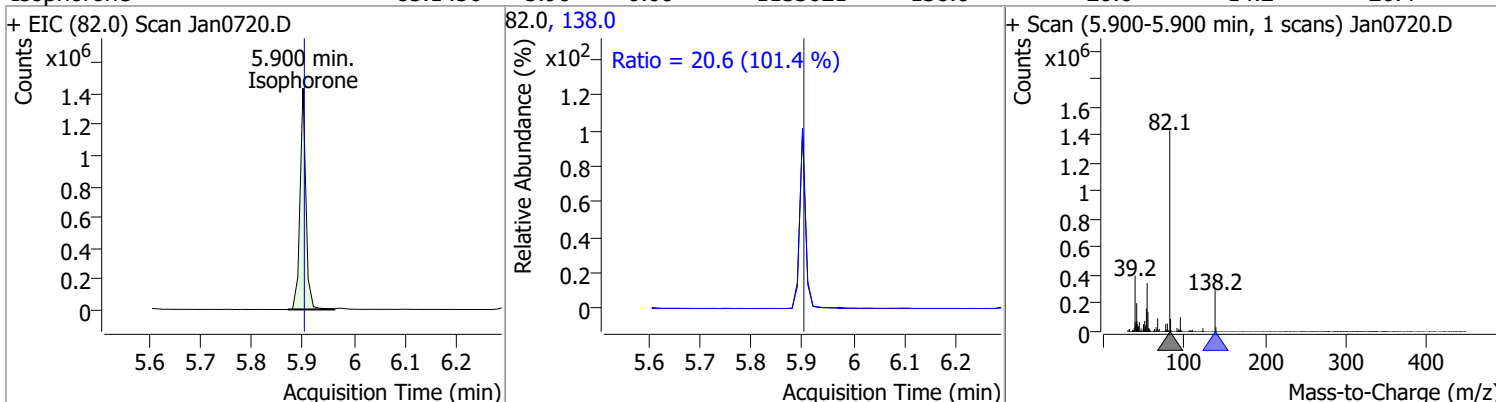


# Quantitation Results Report (QT Reviewed)

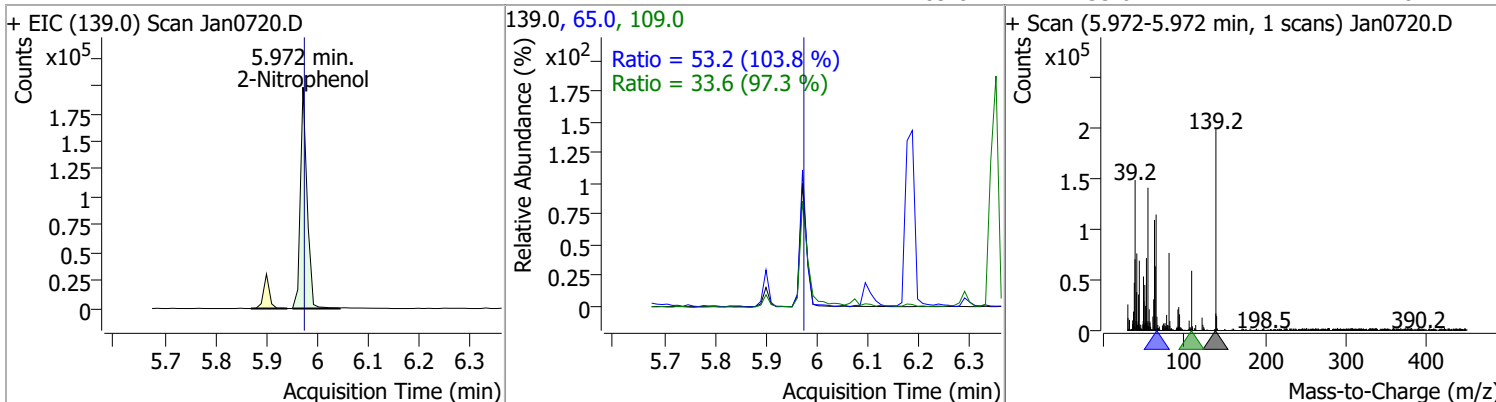
Compound	Conc.	RT	Dev(Min)	Resp.	QIon	QRatio	Lower	Upper
Nitrobenzene	73.3642	5.60	0.00	230850	77.0	197.4	130.5	242.3
					51.0	192.2	130.2	241.8



Compound	Conc.	RT	Dev(Min)	Resp.	QIon	QRatio	Lower	Upper
Isophorone	85.1456	5.90	0.00	1153021	138.0	20.6	14.2	26.4



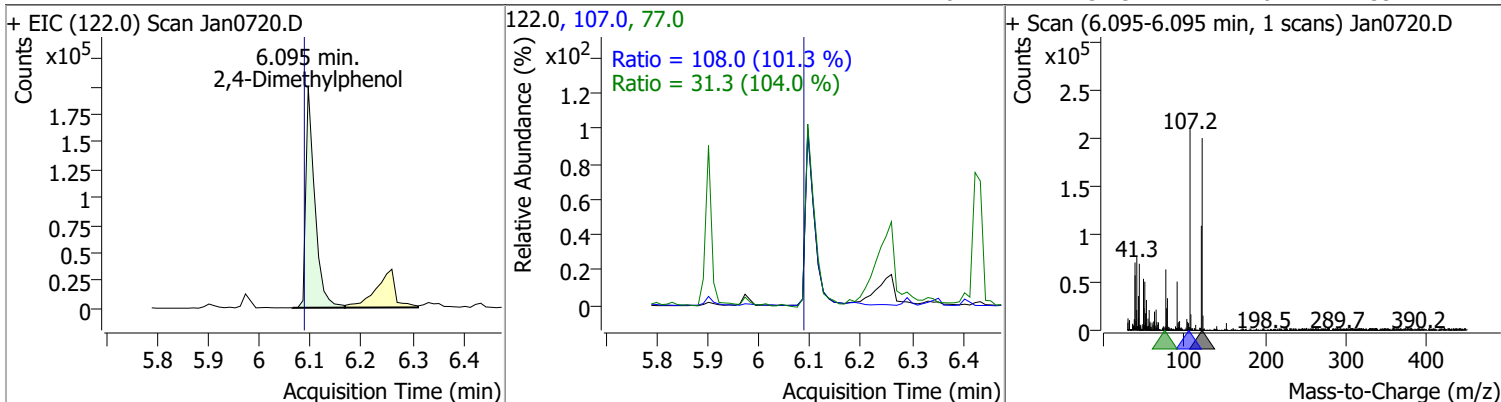
Compound	Conc.	RT	Dev(Min)	Resp.	QIon	QRatio	Lower	Upper
2-Nitrophenol	76.9938	5.97	0.00	182348	65.0	53.2	35.9	66.6
					109.0	33.6	24.1	44.8



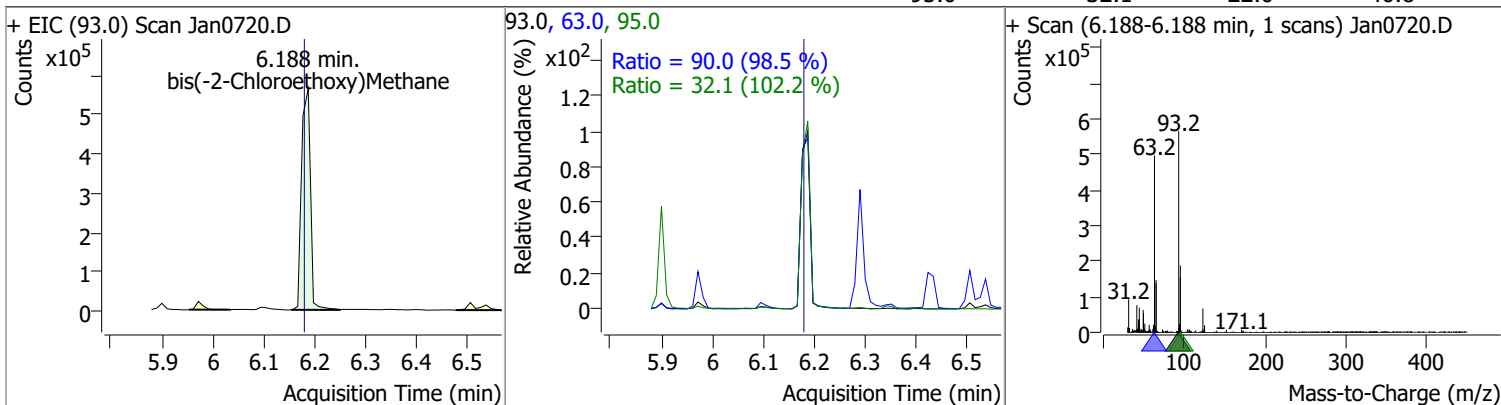


# Quantitation Results Report (QT Reviewed)

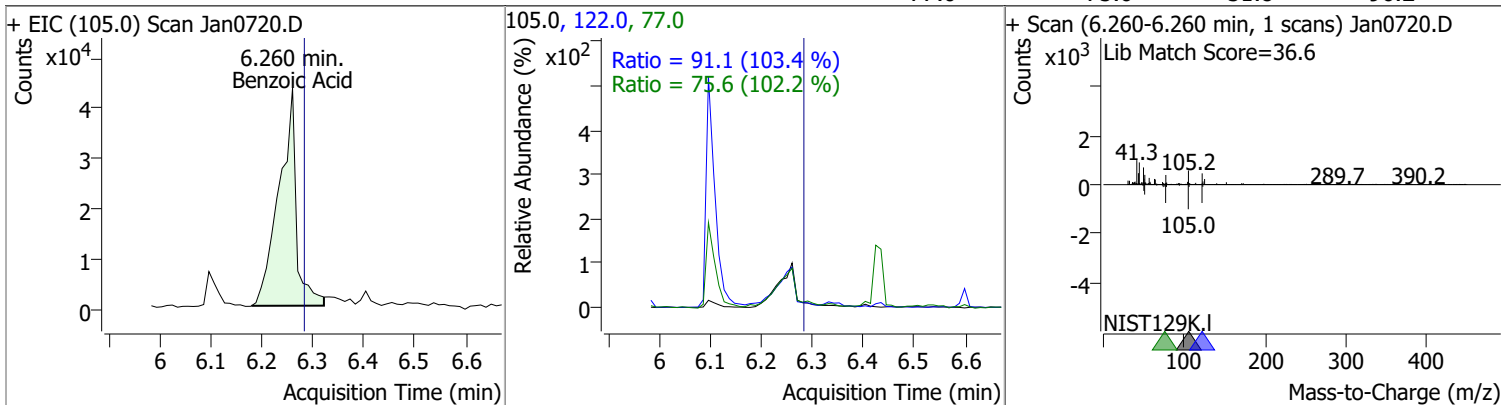
Compound	Conc.	RT	Dev(Min)	Resp.	QIon	QRatio	Lower	Upper
2,4-Dimethylphenol	37.8297	6.10	0.01	244087	107.0	108.0	74.6	138.5
					77.0	31.3	21.0	39.1



Compound	Conc.	RT	Dev(Min)	Resp.	QIon	QRatio	Lower	Upper
bis(-2-Chloroethoxy)Methane	86.1771	6.19	0.01	684195	63.0	90.0	64.0	118.8
					95.0	32.1	22.0	40.8

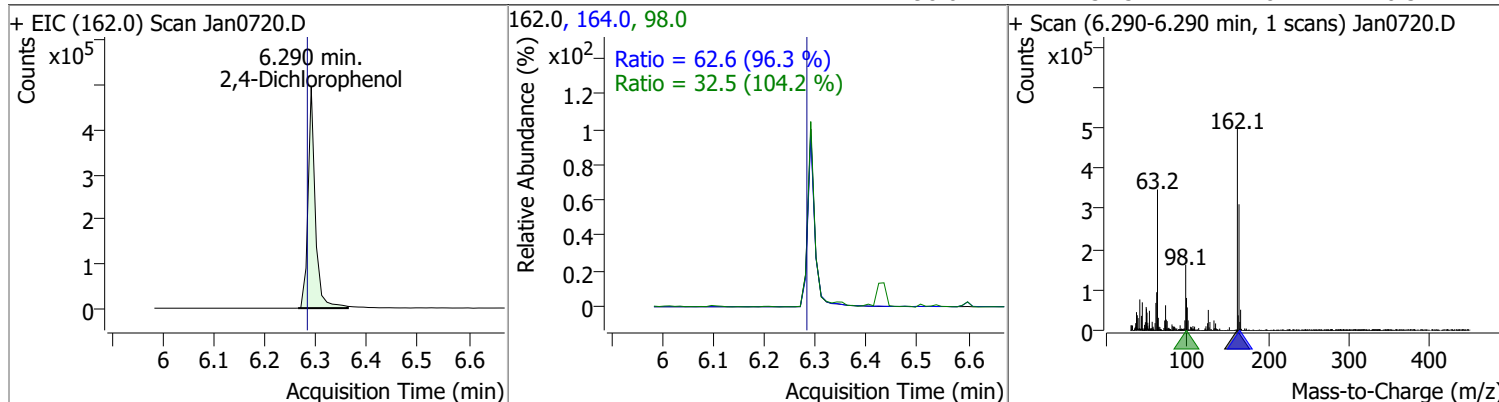


Compound	Conc.	RT	Dev(Min)	Resp.	QIon	QRatio	Lower	Upper
Benzoic Acid	31.4478	6.26	-0.02	103109	122.0	91.1	61.7	114.6
					77.0	75.6	51.8	96.2

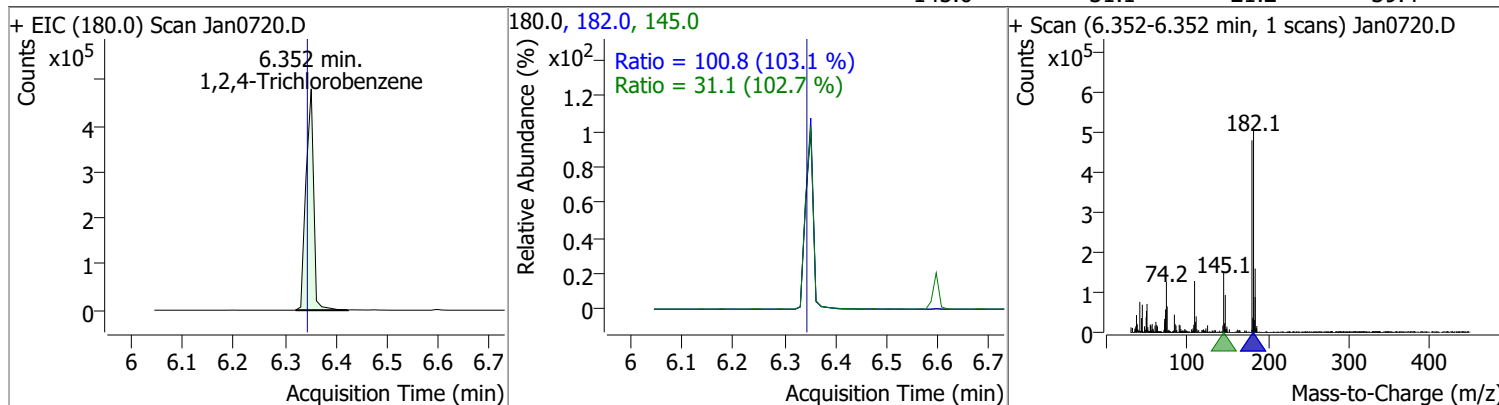


# Quantitation Results Report (QT Reviewed)

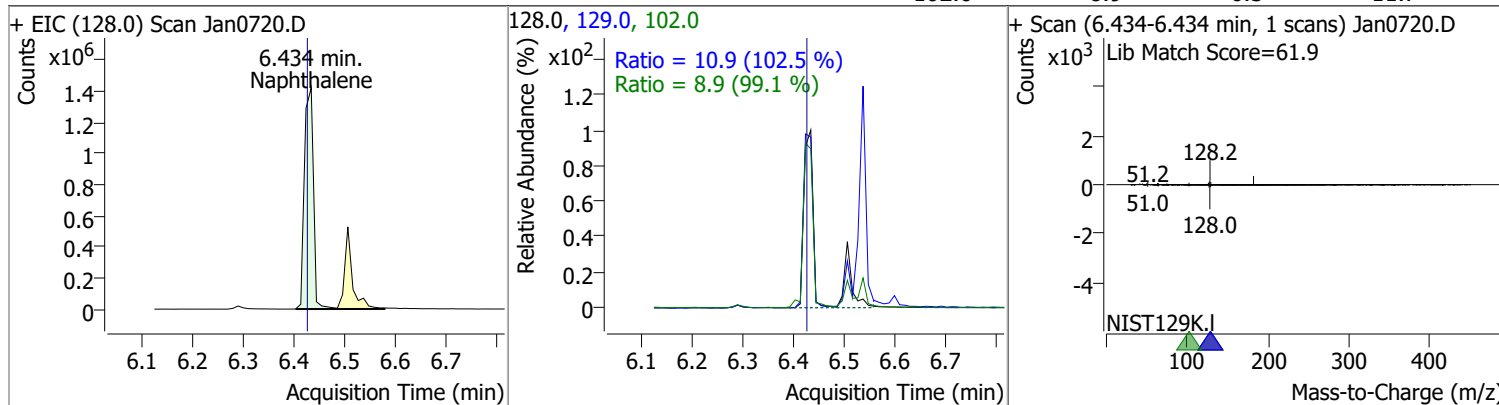
Compound	Conc.	RT	Dev(Min)	Resp.	QIon	QRatio	Lower	Upper
2,4-Dichlorophenol	78.9089	6.29	0.01	488049	164.0	62.6	45.5	84.6
					98.0	32.5	21.8	40.5



Compound	Conc.	RT	Dev(Min)	Resp.	QIon	QRatio	Lower	Upper
1,2,4-Trichlorobenzene	64.1448	6.35	0.01	504150	182.0	100.8	68.4	127.1
					145.0	31.1	21.2	39.4

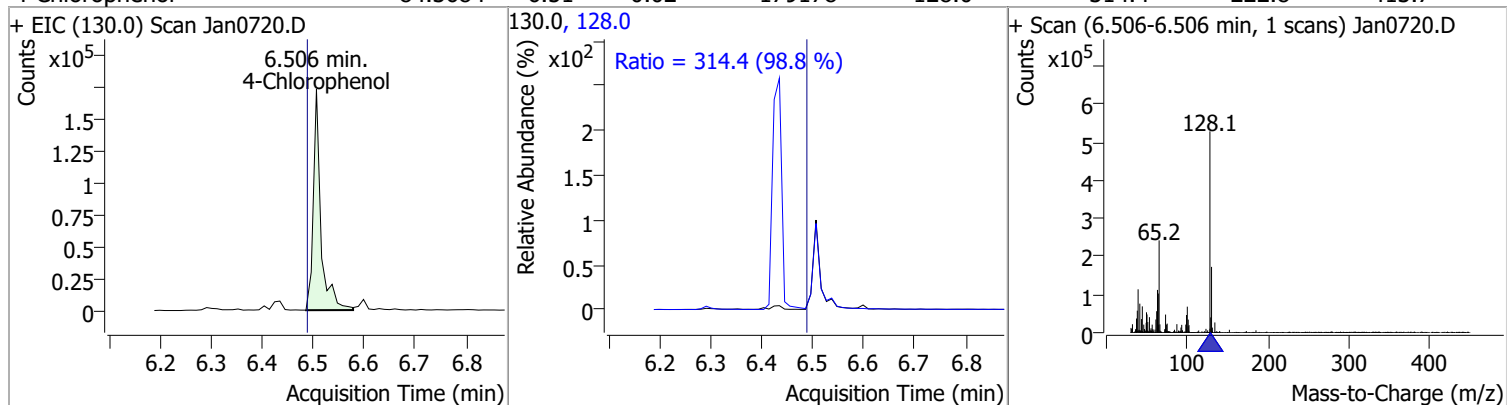


Compound	Conc.	RT	Dev(Min)	Resp.	QIon	QRatio	Lower	Upper
Naphthalene	76.0356	6.43	0.01	1737959	129.0	10.9	7.4	13.8
					102.0	8.9	6.3	11.7

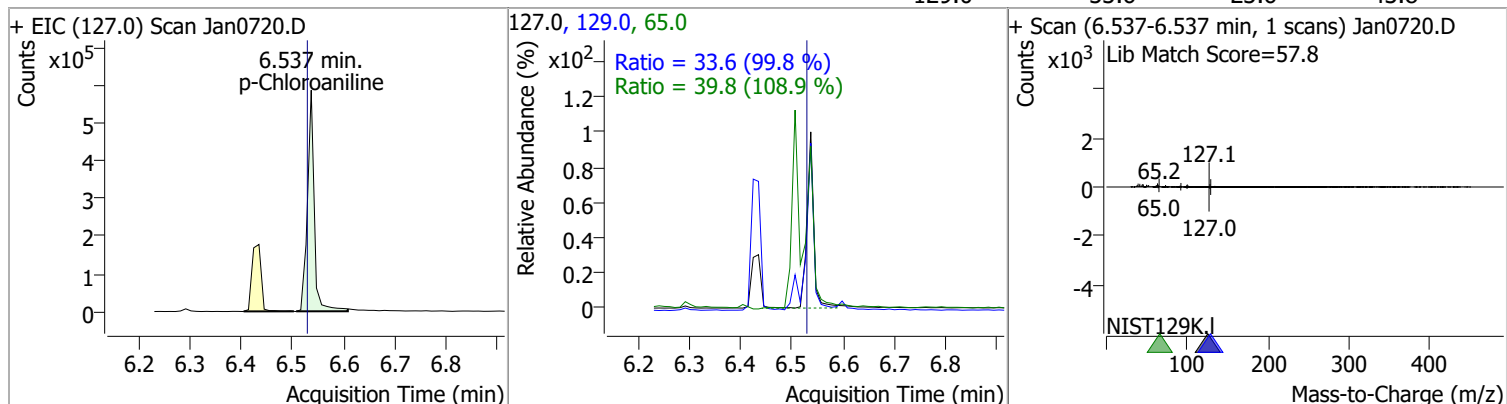


# Quantitation Results Report (QT Reviewed)

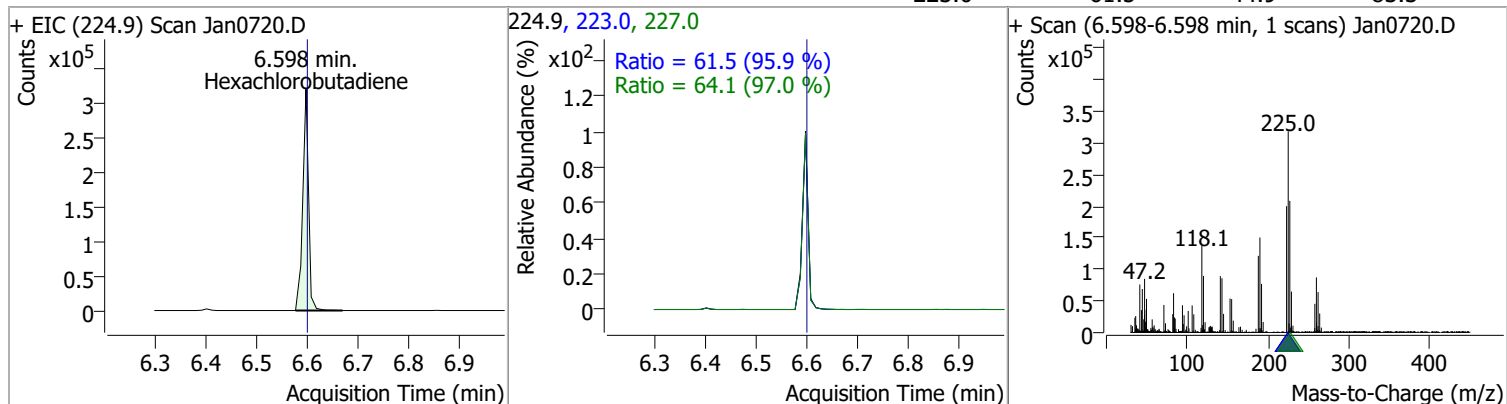
Compound	Conc.	RT	Dev(Min)	Resp.	QIon	QRatio	Lower	Upper
4-Chlorophenol	84.3684	6.51	0.02	179178	128.0	314.4	222.8	413.7



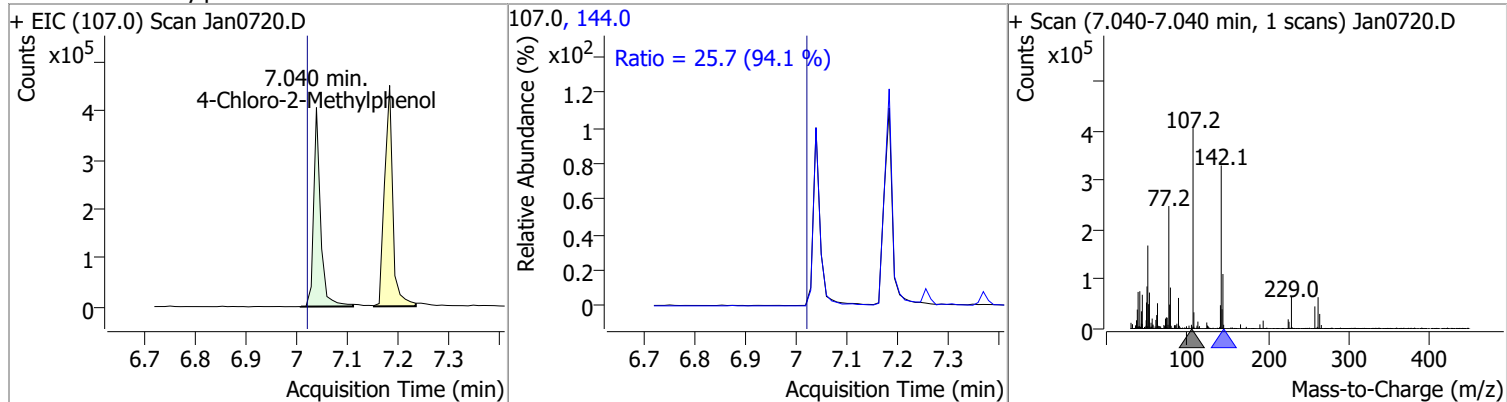
Compound	Conc.	RT	Dev(Min)	Resp.	QIon	QRatio	Lower	Upper
p-Chloroaniline	61.4669	6.54	0.01	546965	65.0	39.8	25.6	47.5
					129.0	33.6	23.6	43.8



Compound	Conc.	RT	Dev(Min)	Resp.	QIon	QRatio	Lower	Upper
Hexachlorobutadiene	59.8762	6.60	0.00	251844	227.0	64.1	46.3	85.9
					223.0	61.5	44.9	83.3

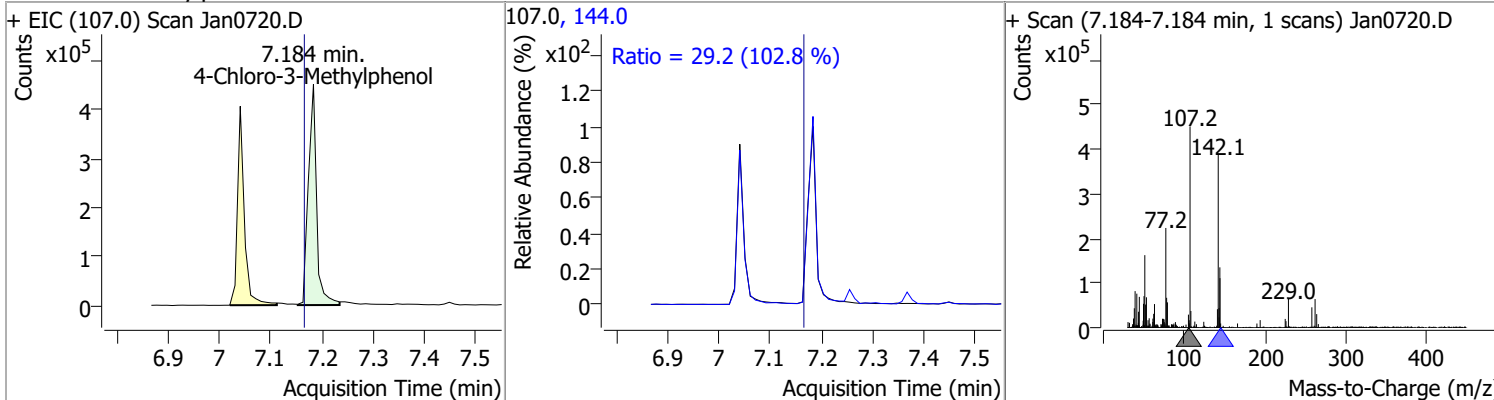


Compound	Conc.	RT	Dev(Min)	Resp.	QIon	QRatio	Lower	Upper
4-Chloro-2-Methylphenol	66.2246	7.04	0.02	380440	144.0	25.7	19.1	35.5

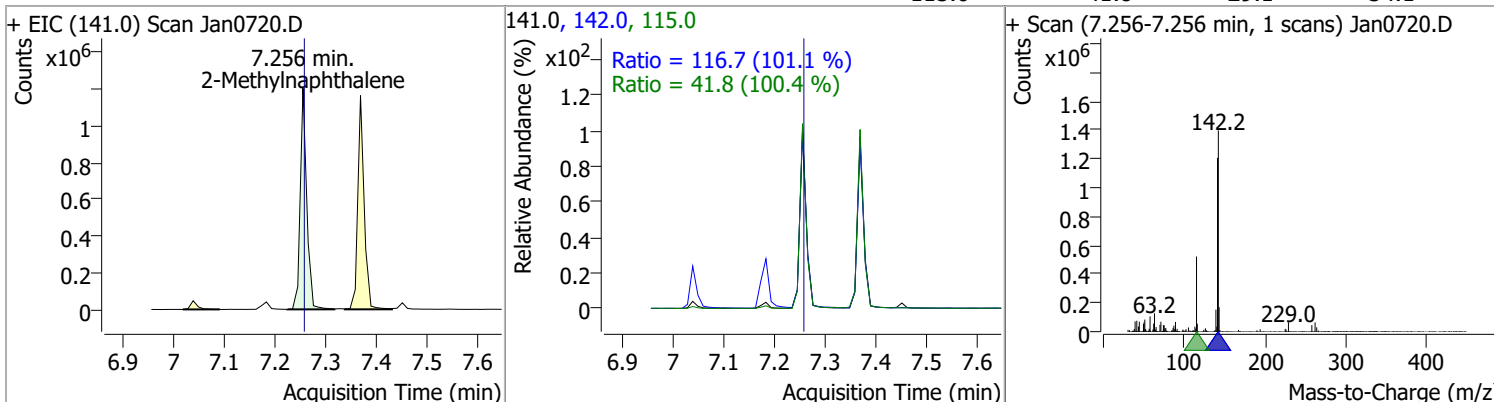


# Quantitation Results Report (QT Reviewed)

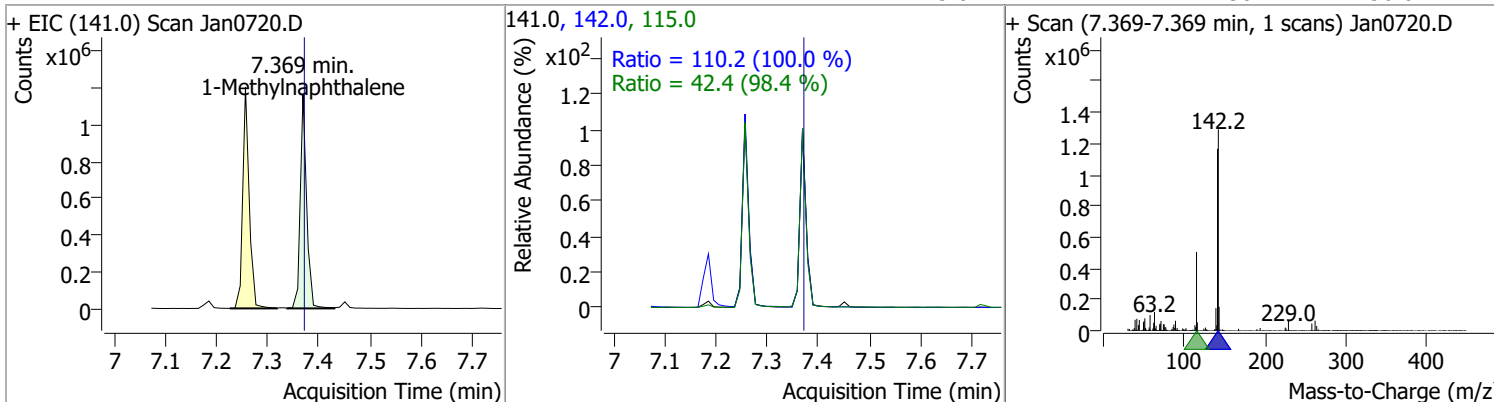
Compound	Conc.	RT	Dev(Min)	Resp.	QIon	QRatio	Lower	Upper
4-Chloro-3-Methylphenol	83.3425	7.18	0.02	505684	144.0	29.2	19.9	36.9



Compound	Conc.	RT	Dev(Min)	Resp.	QIon	QRatio	Lower	Upper
2-Methylnaphthalene	75.5815	7.26	0.00	1068463	142.0	116.7	80.8	150.1
					115.0	41.8	29.1	54.1

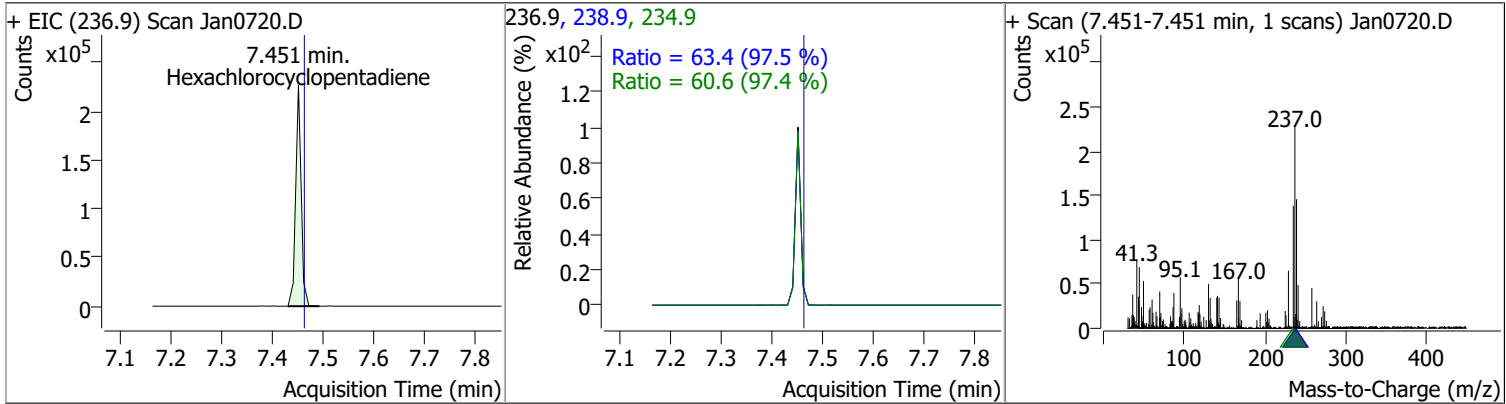


Compound	Conc.	RT	Dev(Min)	Resp.	QIon	QRatio	Lower	Upper
1-Methylnaphthalene	73.9781	7.37	0.00	1013667	142.0	110.2	77.1	143.2
					115.0	42.4	30.2	56.0

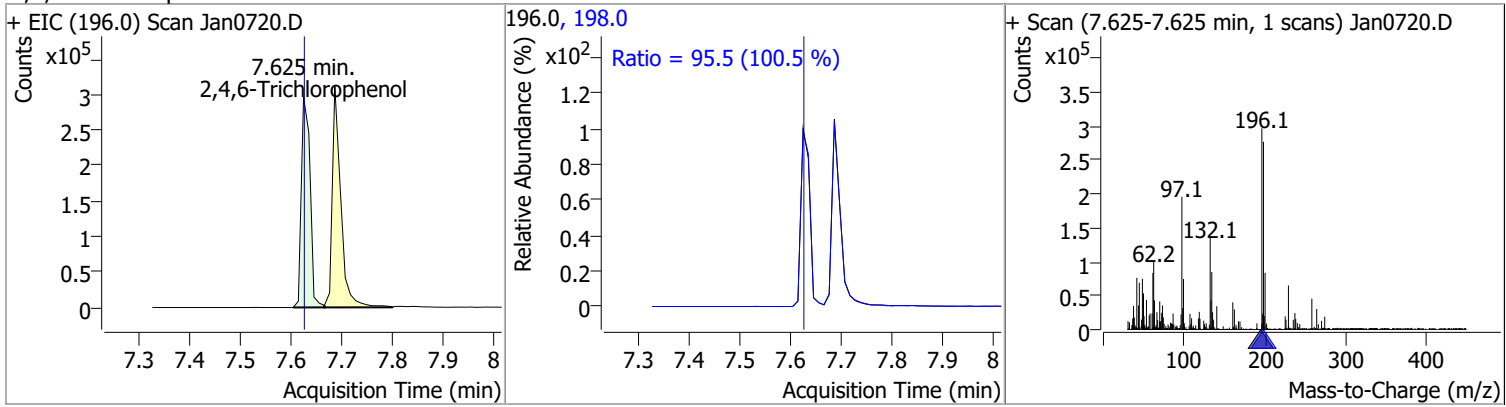


# Quantitation Results Report (QT Reviewed)

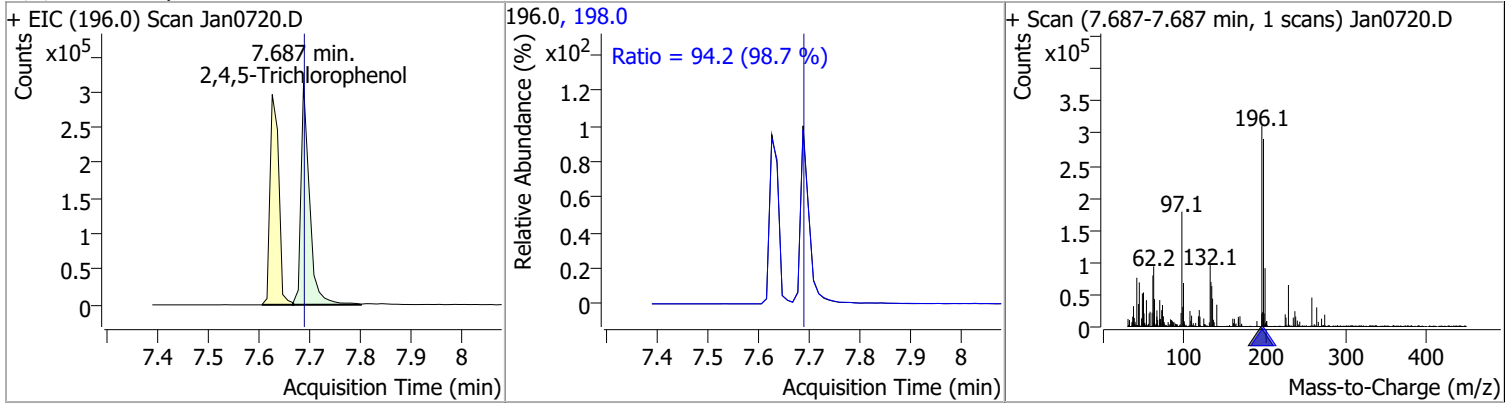
Compound	Conc.	RT	Dev(Min)	Resp.	QIon	QRatio	Lower	Upper
Hexachlorocyclopentadiene	62.3405	7.45	0.00	170287	238.9	63.4	45.5	84.6
					234.9	60.6	43.6	80.9



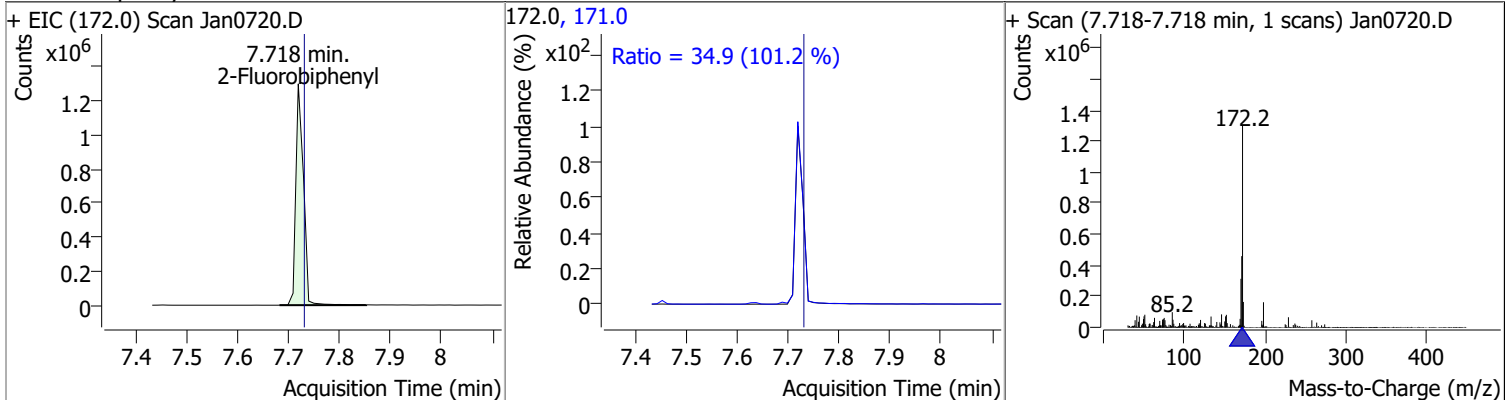
Compound	Conc.	RT	Dev(Min)	Resp.	QIon	QRatio	Lower	Upper
2,4,6-Trichlorophenol	86.4676	7.63	0.01	350687	198.0	95.5	66.6	123.6
					196.0	100.5		



Compound	Conc.	RT	Dev(Min)	Resp.	QIon	QRatio	Lower	Upper
2,4,5-Trichlorophenol	80.2887	7.69	0.01	366246	198.0	94.2	66.8	124.1
					196.0	98.7		

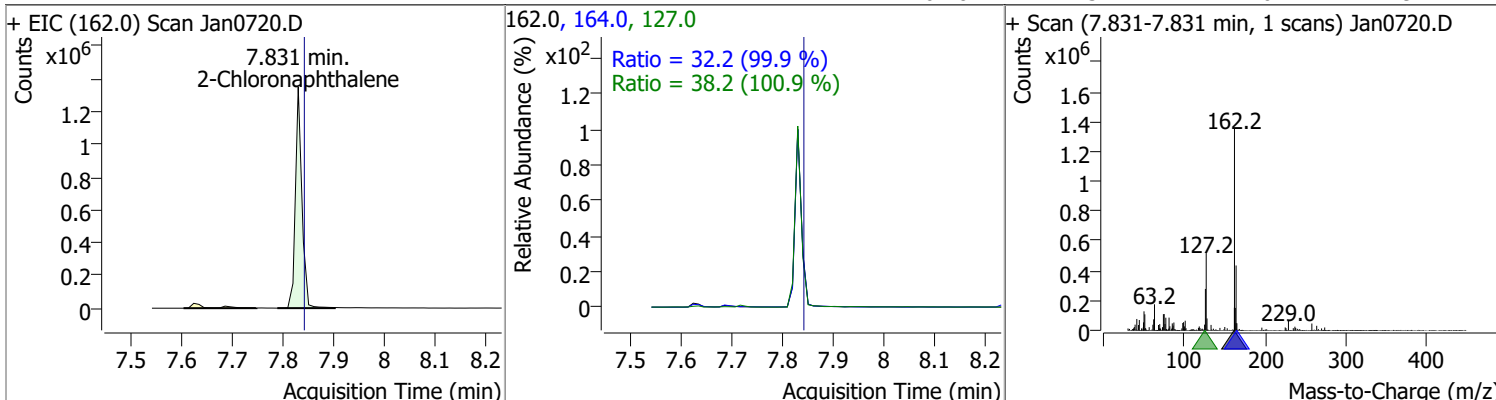


Compound	Conc.	RT	Dev(Min)	Resp.	QIon	QRatio	Lower	Upper
2-Fluorobiphenyl	73.9449	7.72	0.00	1352594	171.0	34.9	24.2	44.9
					172.0	101.2		

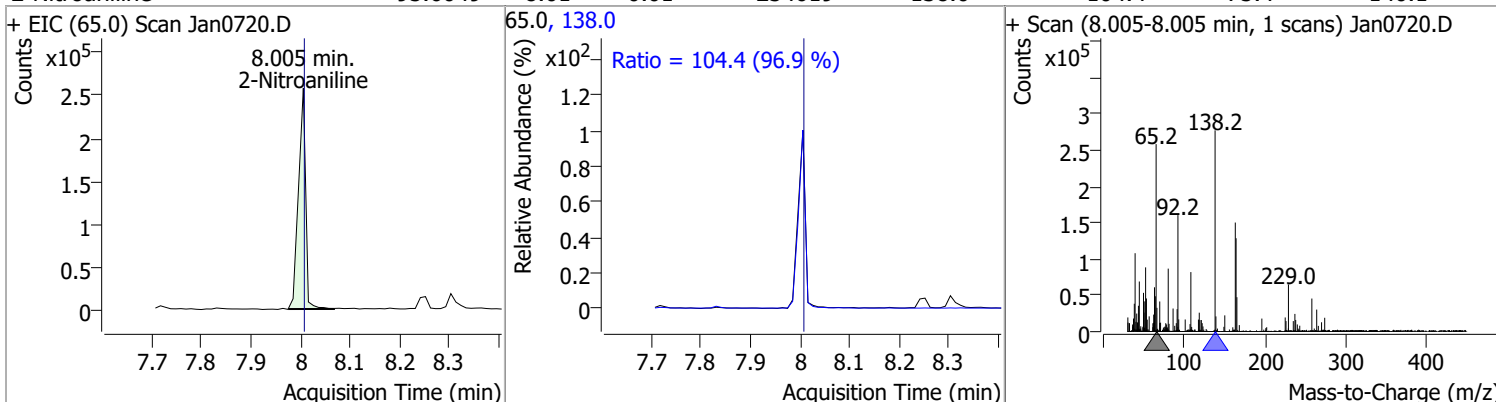


# Quantitation Results Report (QT Reviewed)

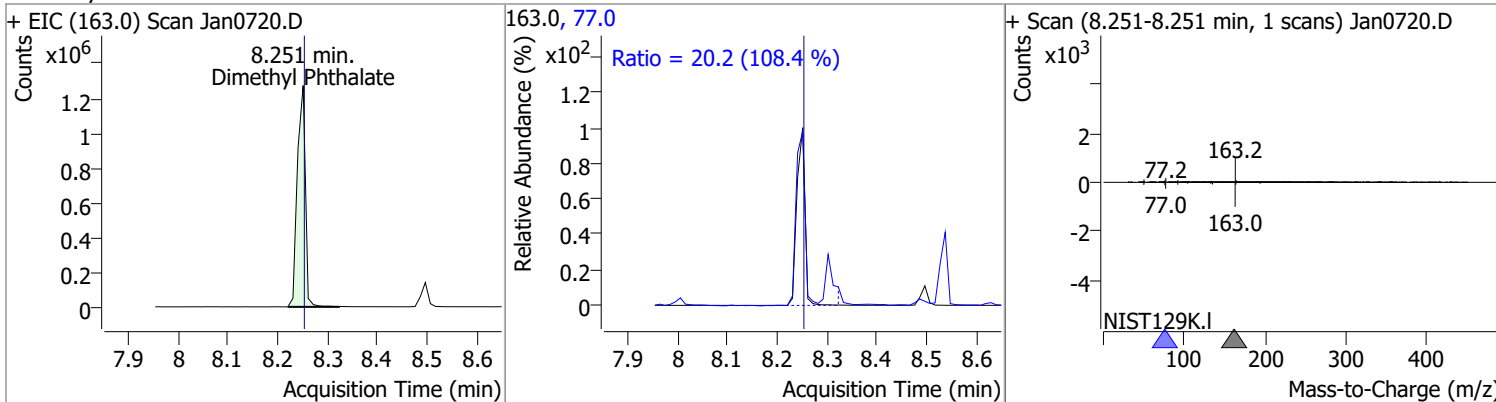
Compound	Conc.	RT	Dev(Min)	Resp.	QIon	QRatio	Lower	Upper
2-Chloronaphthalene	79.0981	7.83	0.00	1203182	127.0	38.2	26.5	49.3
					164.0	32.2	22.6	41.9



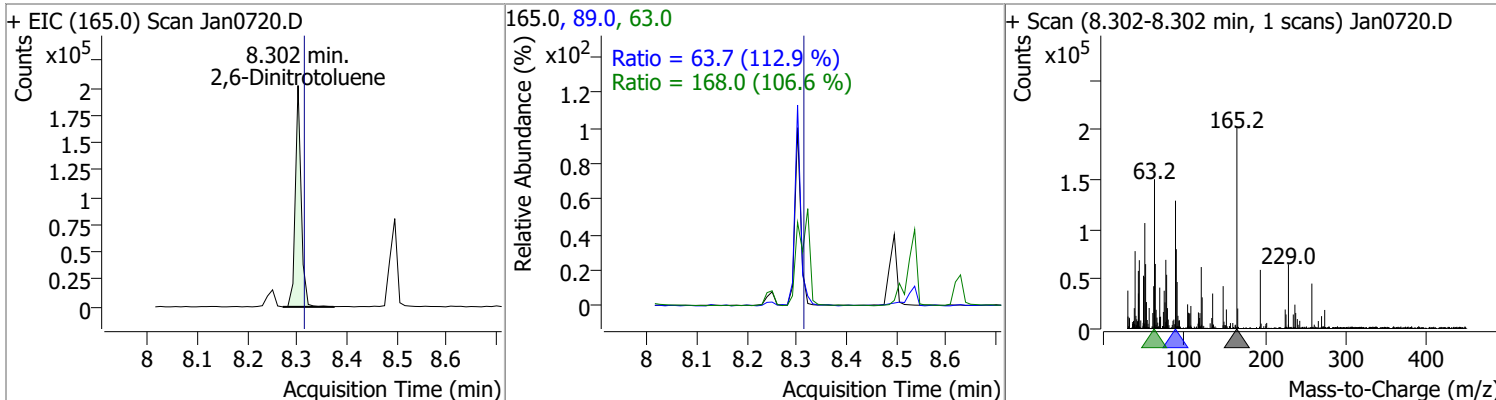
Compound	Conc.	RT	Dev(Min)	Resp.	QIon	QRatio	Lower	Upper
2-Nitroaniline	95.6049	8.01	0.01	254619	138.0	104.4	75.4	140.1



Compound	Conc.	RT	Dev(Min)	Resp.	QIon	QRatio	Lower	Upper
Dimethyl Phthalate	93.4017	8.25	0.01	1425177	77.0	20.2	13.0	24.2

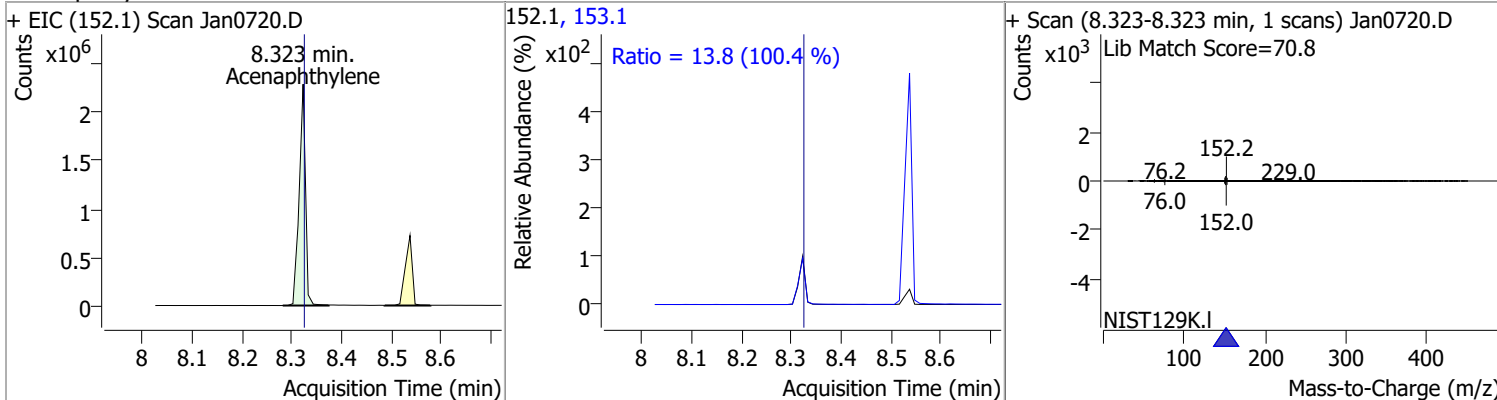


Compound	Conc.	RT	Dev(Min)	Resp.	QIon	QRatio	Lower	Upper
2,6-Dinitrotoluene	80.2578	8.30	0.00	164155	63.0	168.0	110.4	205.0
					89.0	63.7	39.5	73.3

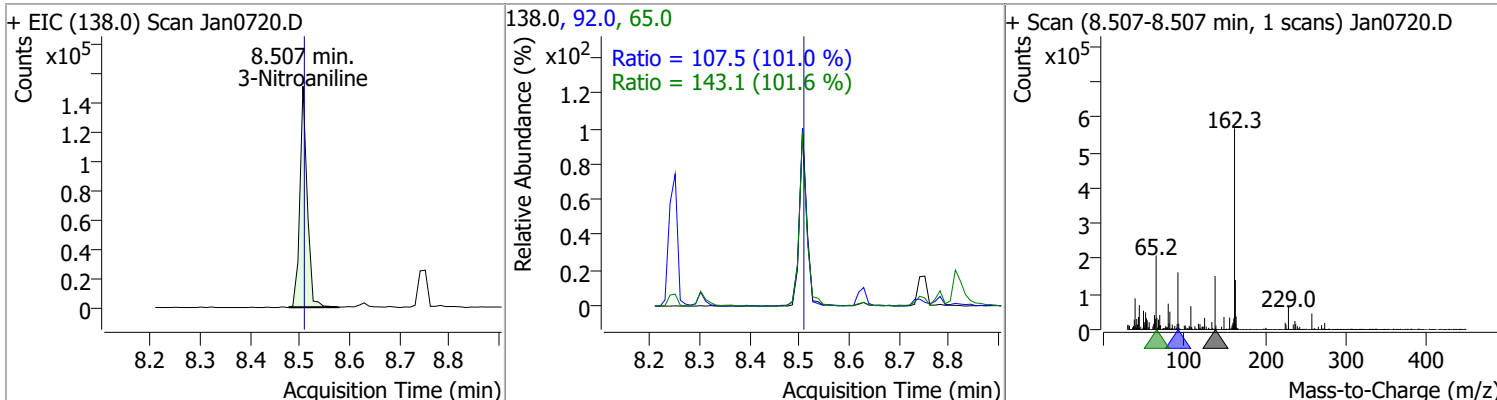


# Quantitation Results Report (QT Reviewed)

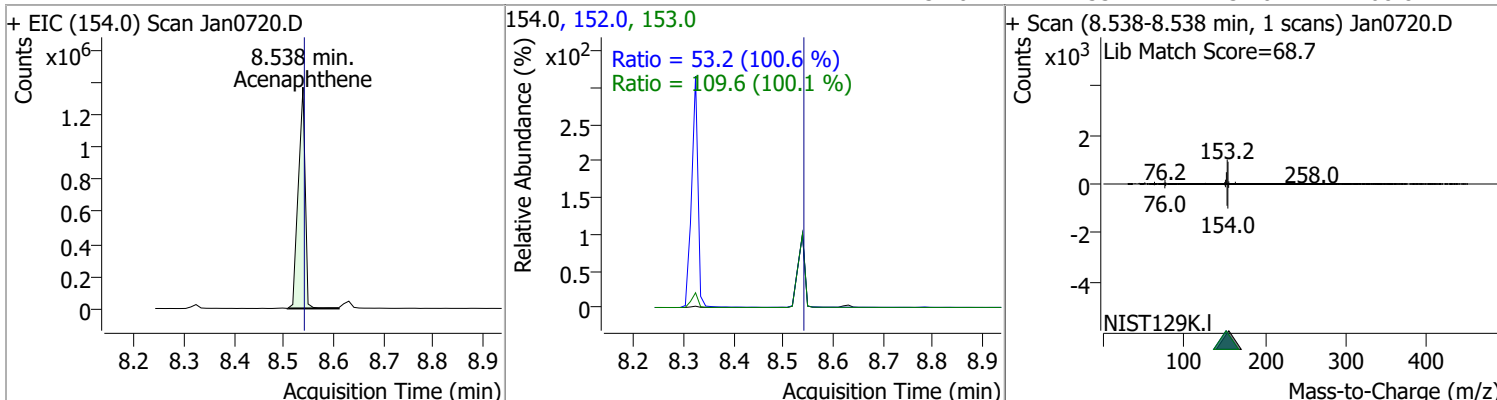
Compound	Conc.	RT	Dev(Min)	Resp.	QIon	QRatio	Lower	Upper
Acenaphthylene	82.6617	8.32	0.01	2019664	153.1	13.8	9.6	17.9



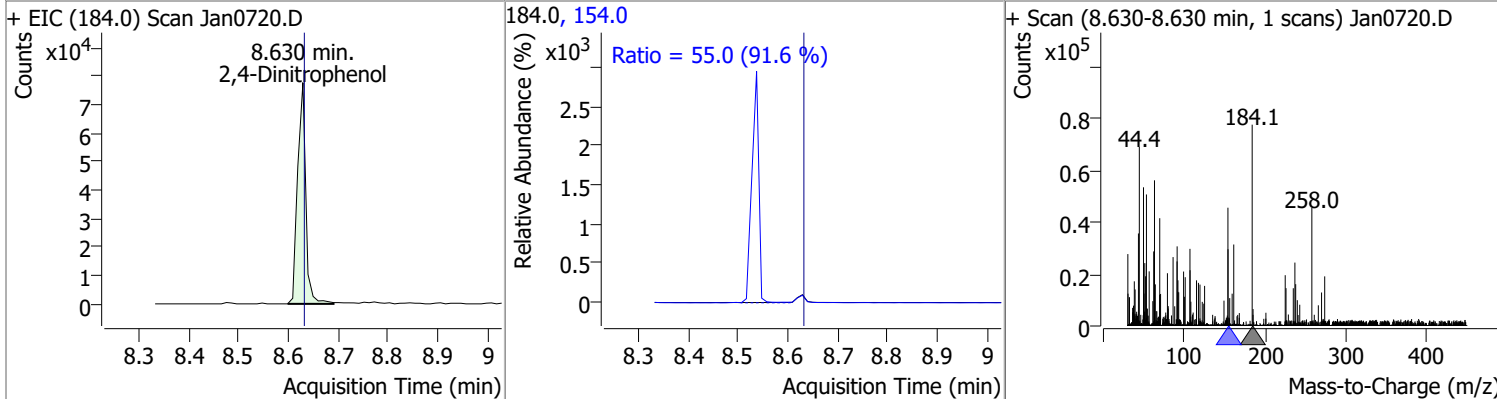
Compound	Conc.	RT	Dev(Min)	Resp.	QIon	QRatio	Lower	Upper
3-Nitroaniline	70.9433	8.51	0.01	154941	65.0	143.1	98.6	183.2
					92.0	107.5	74.5	138.4



Compound	Conc.	RT	Dev(Min)	Resp.	QIon	QRatio	Lower	Upper
Acenaphthene	94.5239	8.54	0.01	1325955	153.0	109.6	76.6	142.3
					152.0	53.2	37.0	68.8

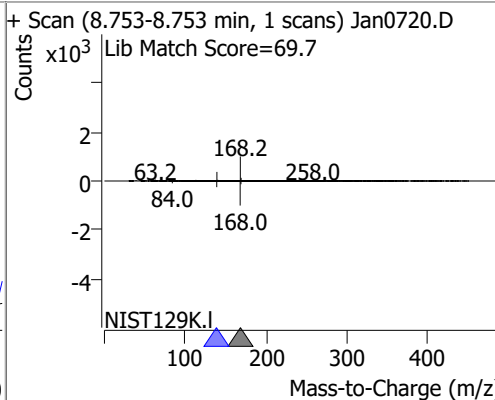
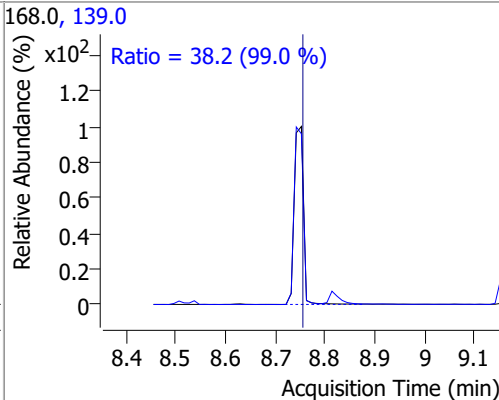
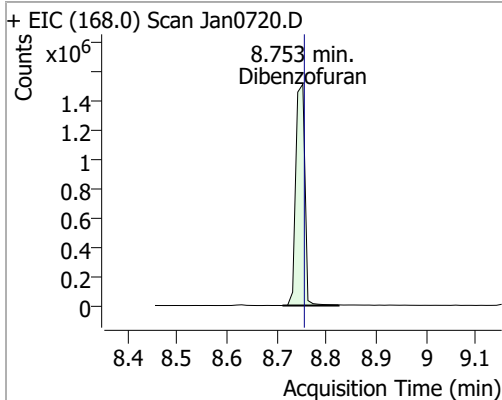


Compound	Conc.	RT	Dev(Min)	Resp.	QIon	QRatio	Lower	Upper
2,4-Dinitrophenol	80.5098	8.63	0.01	88418	154.0	55.0	42.0	78.1

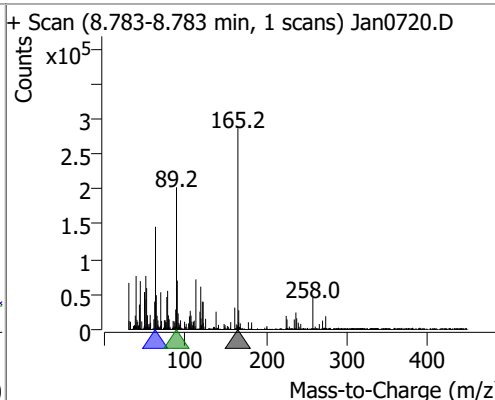
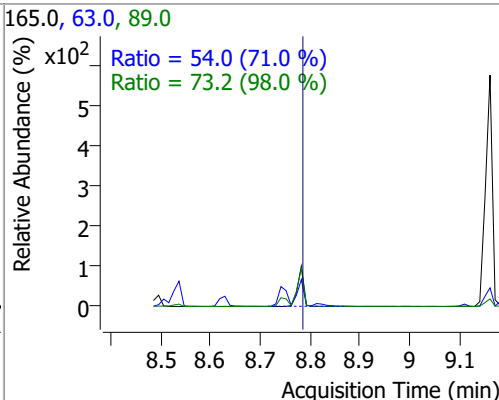
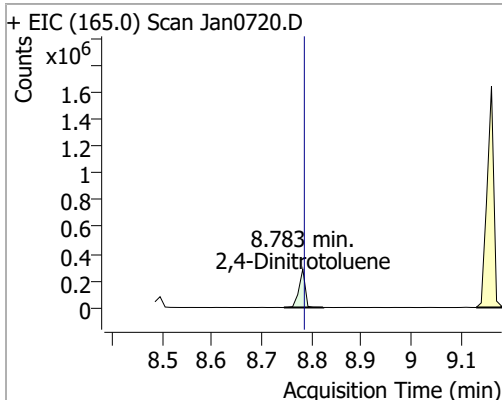


# Quantitation Results Report (QT Reviewed)

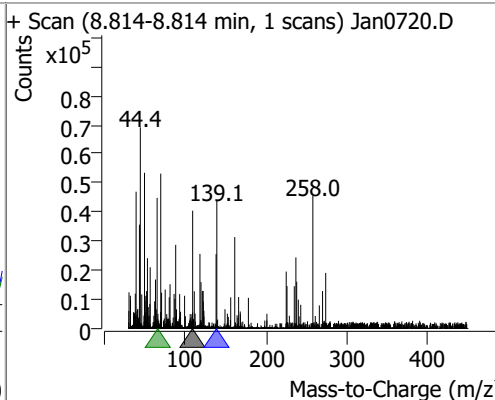
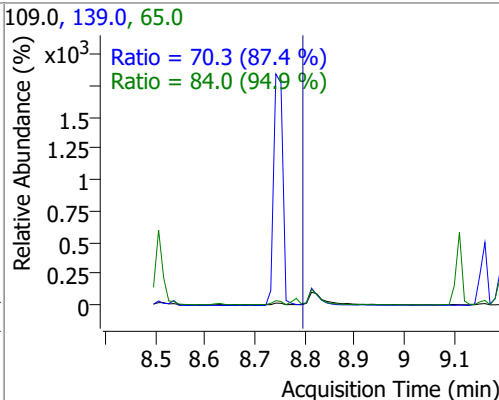
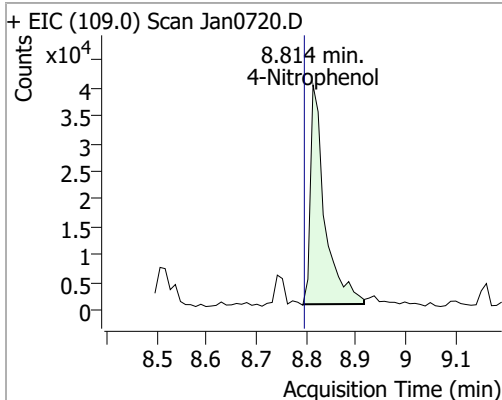
Compound	Conc.	RT	Dev(Min)	Resp.	QIon	QRatio	Lower	Upper
Dibenzofuran	87.3046	8.75	0.01	1938258	139.0	38.2	27.0	50.2



Compound	Conc.	RT	Dev(Min)	Resp.	QIon	QRatio	Lower	Upper
2,4-Dinitrotoluene	90.0245	8.78	0.01	244848	63.0	54.0	53.2	98.9
					89.0	73.2	52.3	97.1



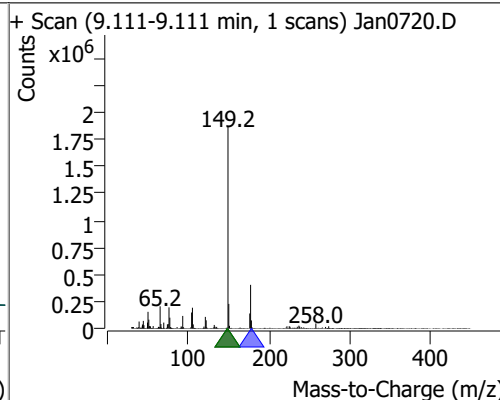
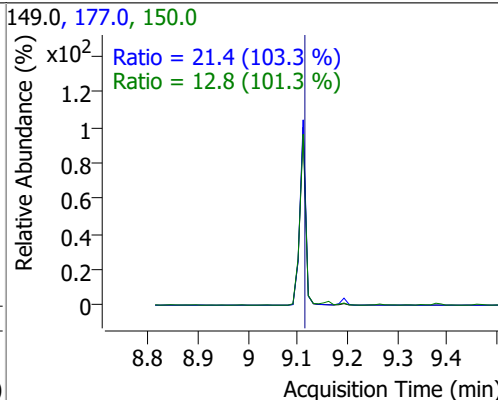
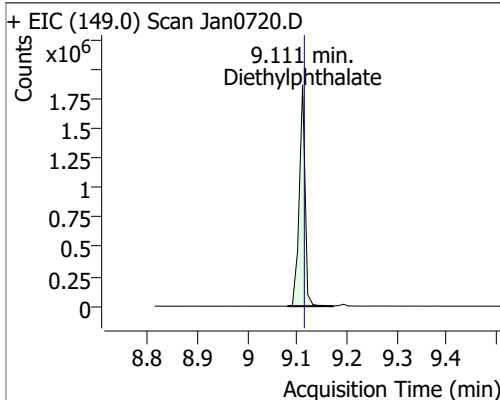
Compound	Conc.	RT	Dev(Min)	Resp.	QIon	QRatio	Lower	Upper
4-Nitrophenol	36.5879	8.81	0.03	77768	65.0	84.0	62.0	115.1
					139.0	70.3	56.3	104.5



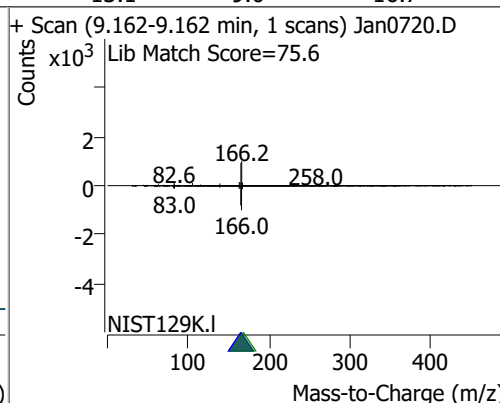
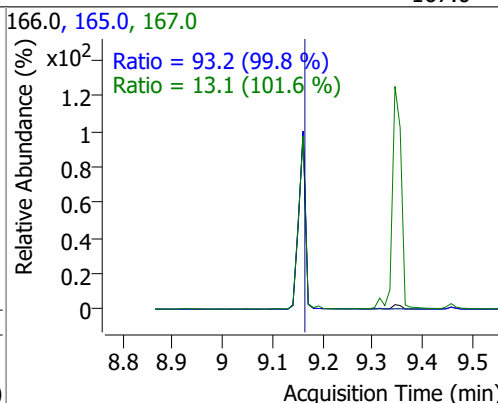
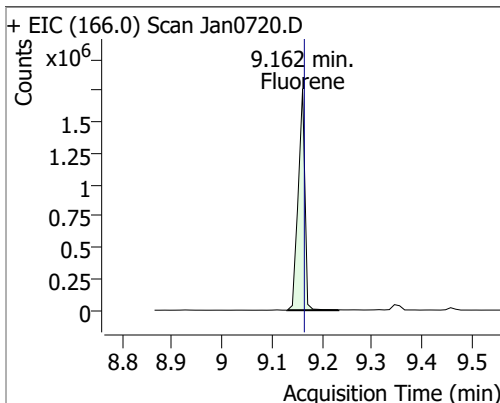


# Quantitation Results Report (QT Reviewed)

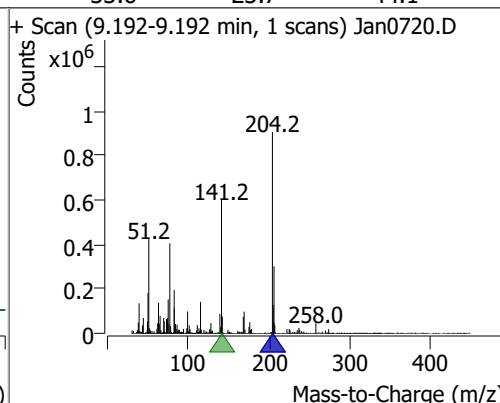
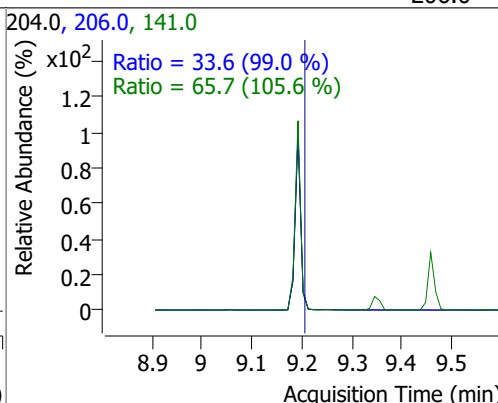
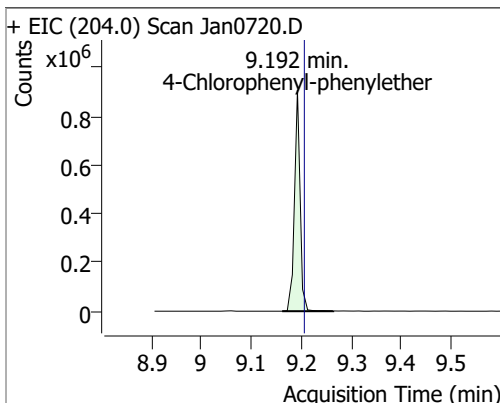
Compound	Conc.	RT	Dev(Min)	Resp.	QIon	QRatio	Lower	Upper
Diethylphthalate	94.7964	9.11	0.01	1513050	177.0	21.4	14.5	27.0
					150.0	12.8	8.8	16.4



Compound	Conc.	RT	Dev(Min)	Resp.	QIon	QRatio	Lower	Upper
Fluorene	91.1566	9.16	0.01	1649681	165.0	93.2	65.4	121.4
					167.0	13.1	9.0	16.7

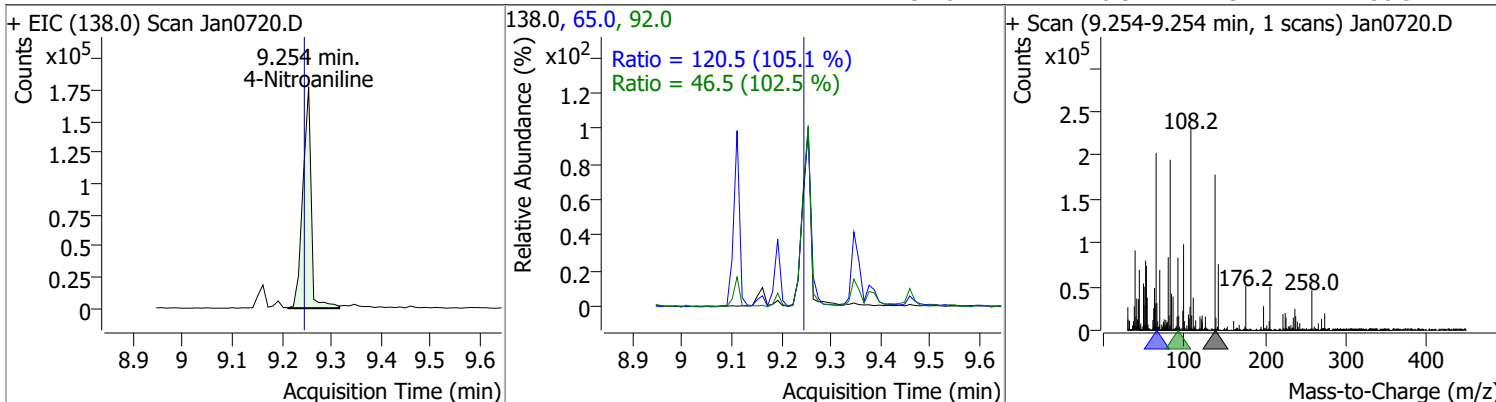


Compound	Conc.	RT	Dev(Min)	Resp.	QIon	QRatio	Lower	Upper
4-Chlorophenyl-phenylether	86.3833	9.19	0.00	713133	141.0	65.7	43.6	80.9
					206.0	33.6	23.7	44.1

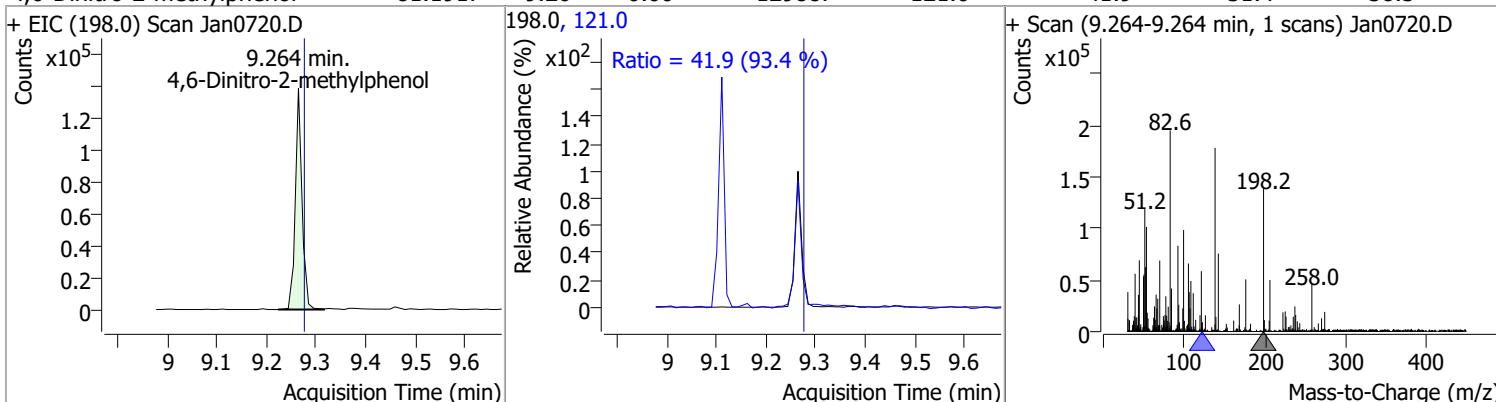


# Quantitation Results Report (QT Reviewed)

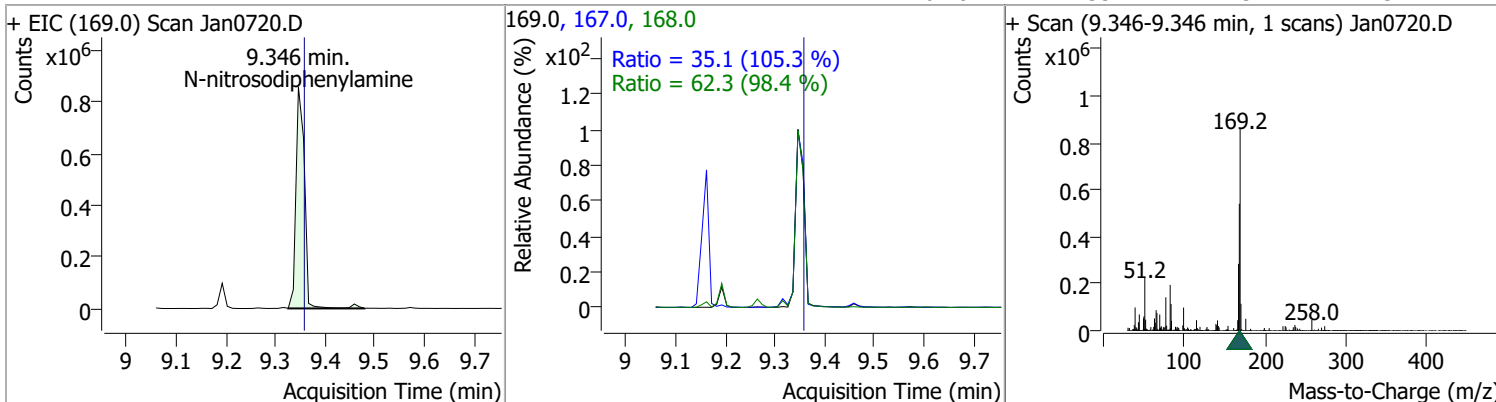
Compound	Conc.	RT	Dev(Min)	Resp.	QIon	QRatio	Lower	Upper
4-Nitroaniline	90.0732	9.25	0.02	207780	65.0	120.5	80.2	149.0
					92.0	46.5	31.7	58.9



Compound	Conc.	RT	Dev(Min)	Resp.	QIon	QRatio	Lower	Upper
4,6-Dinitro-2-methylphenol	81.1917	9.26	0.00	129887	121.0	41.9	31.4	58.3

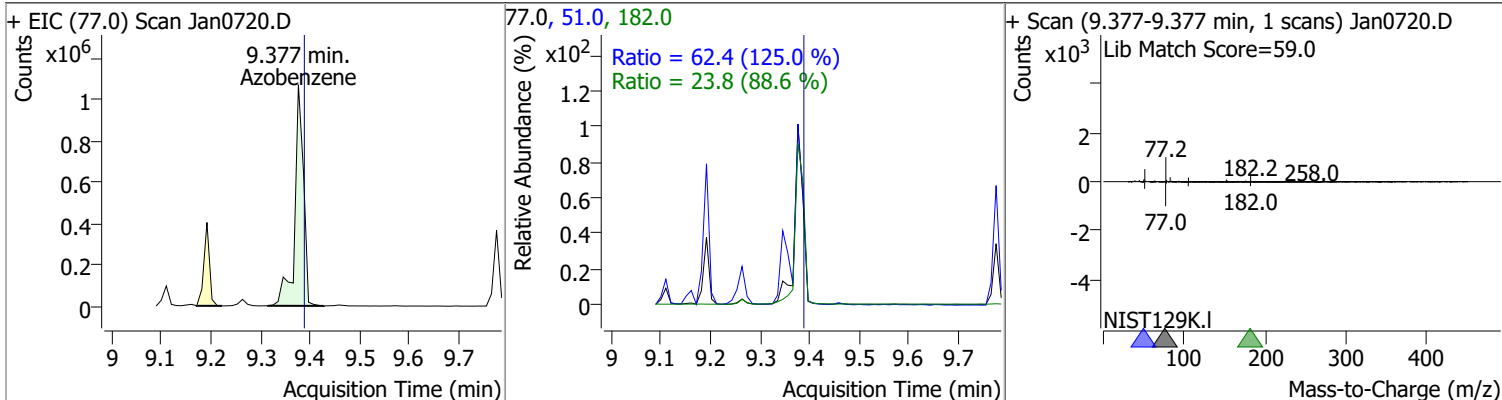


Compound	Conc.	RT	Dev(Min)	Resp.	QIon	QRatio	Lower	Upper
N-nitrosodiphenylamine	86.0746	9.35	0.00	1022574	168.0	62.3	44.3	82.3
					167.0	35.1	23.4	43.4

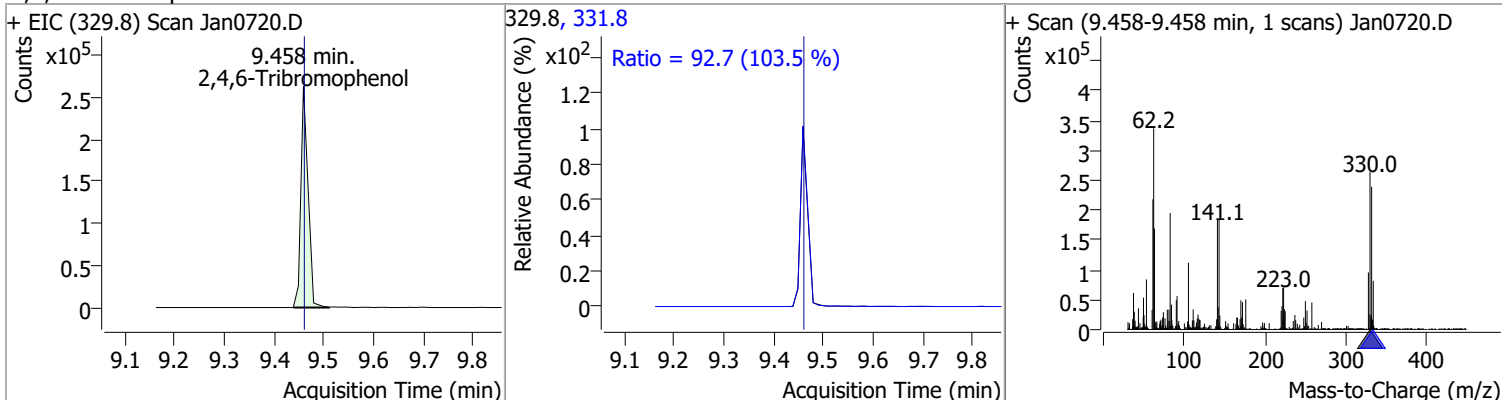


# Quantitation Results Report (QT Reviewed)

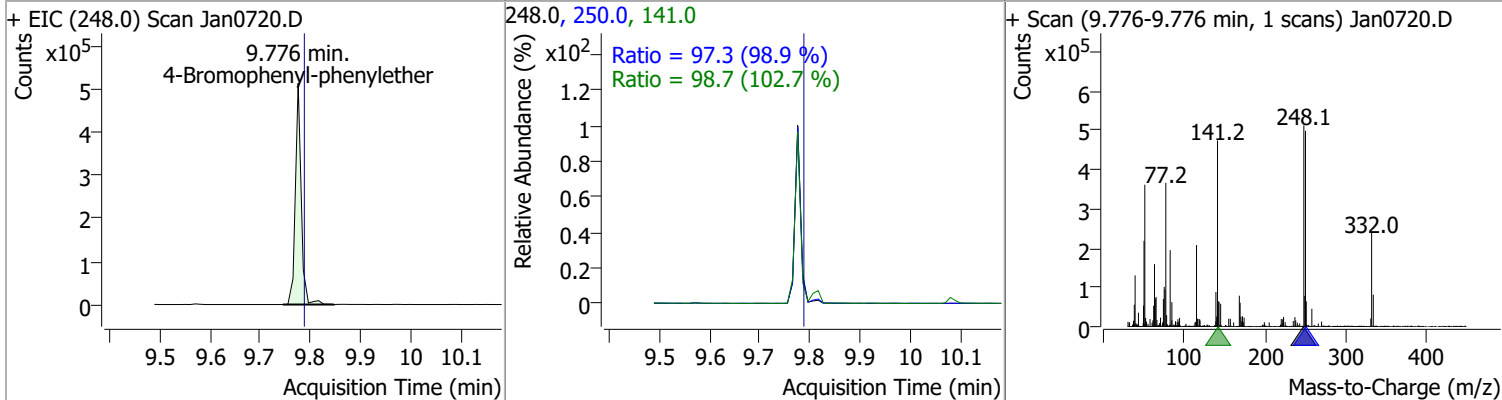
Compound	Conc.	RT	Dev(Min)	Resp.	QIon	QRatio	Lower	Upper
Azobenzene	92.1234	9.38	0.00	1307771	51.0	62.4	34.9	64.9
					182.0	23.8	18.8	35.0



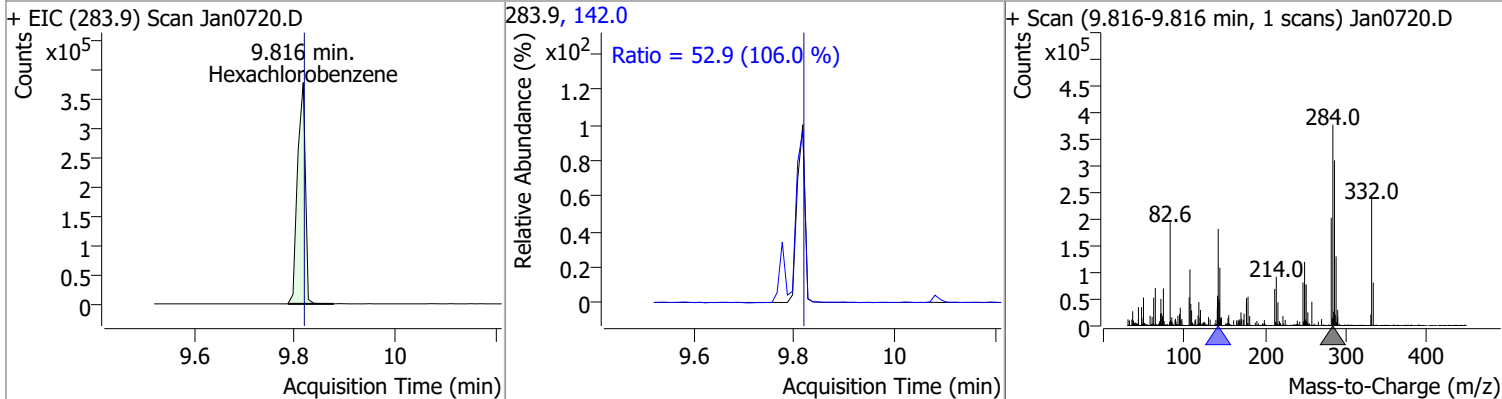
Compound	Conc.	RT	Dev(Min)	Resp.	QIon	QRatio	Lower	Upper
2,4,6-Tribromophenol	162.0897	9.46	0.01	263949	331.8	92.7	62.7	116.4



Compound	Conc.	RT	Dev(Min)	Resp.	QIon	QRatio	Lower	Upper
4-Bromophenyl-phenylether	85.8283	9.78	0.00	414652	250.0	97.3	68.8	127.8
					141.0	98.7	67.3	124.9

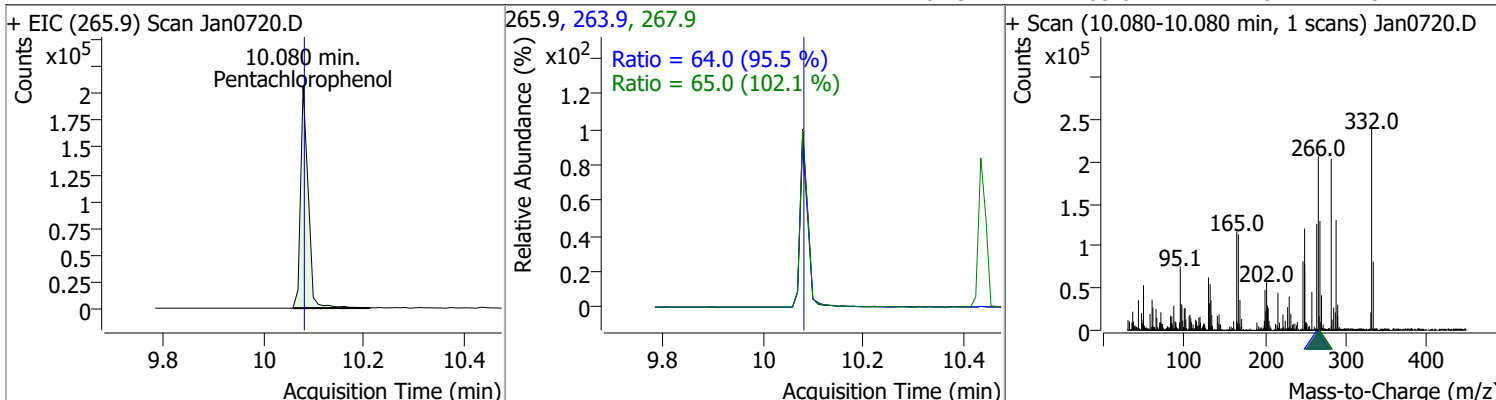


Compound	Conc.	RT	Dev(Min)	Resp.	QIon	QRatio	Lower	Upper
Hexachlorobenzene	83.1972	9.82	0.01	406570	142.0	52.9	34.9	64.8

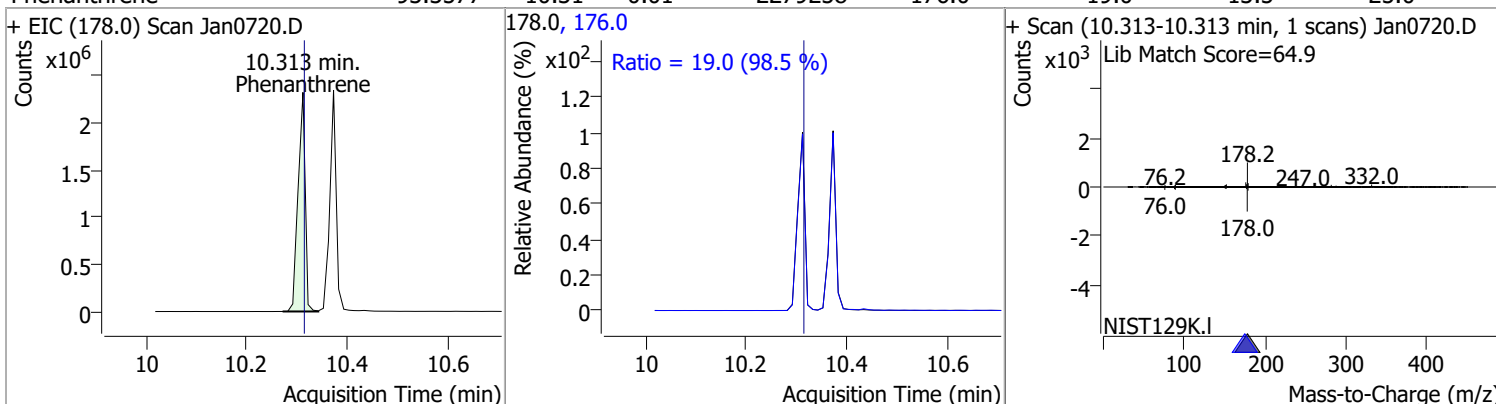


# Quantitation Results Report (QT Reviewed)

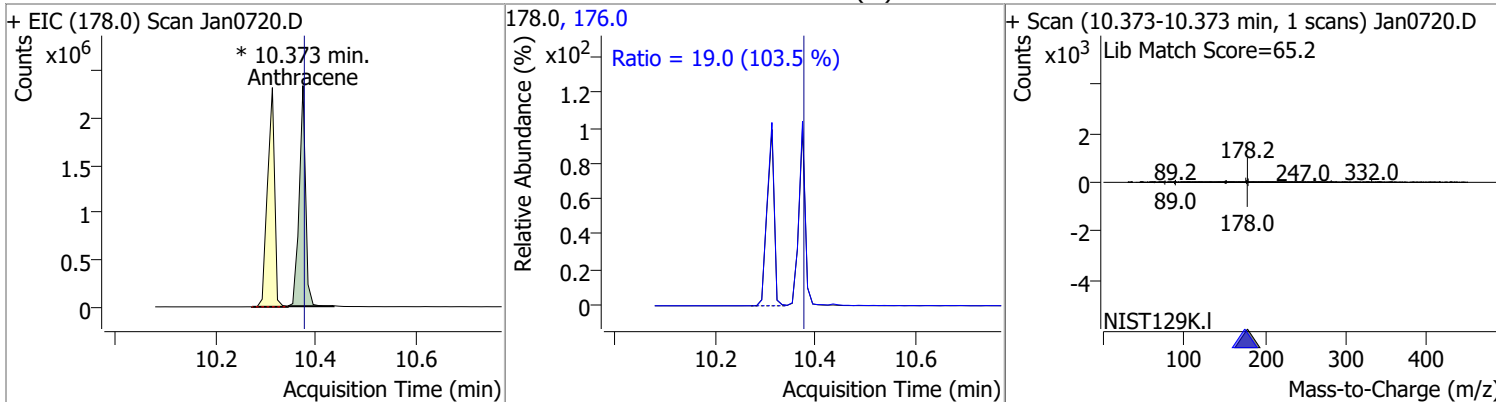
Compound	Conc.	RT	Dev(Min)	Resp.	QIon	QRatio	Lower	Upper
Pentachlorophenol	91.9366	10.08	0.01	213096	263.9	64.0	46.9	87.1
					267.9	65.0	44.6	82.7



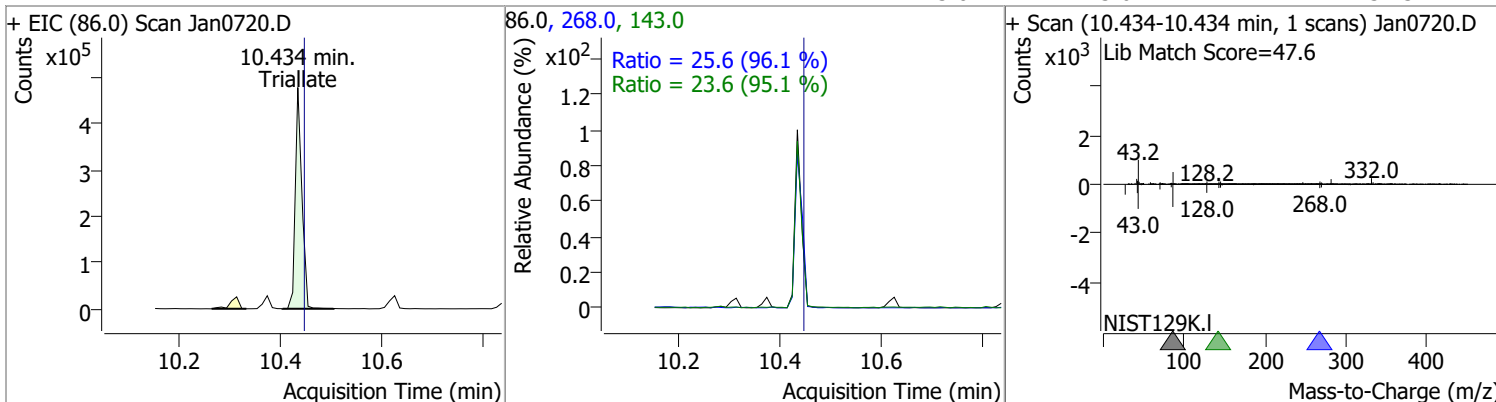
Compound	Conc.	RT	Dev(Min)	Resp.	QIon	QRatio	Lower	Upper
Phenanthrene	93.3577	10.31	0.01	2279258	176.0	19.0	13.5	25.0



Compound	Conc.	RT	Dev(Min)	Resp.	QIon	QRatio	Lower	Upper
Anthracene	86.8201	10.37	0.01	2046596 (m)	176.0	19.0	12.9	23.9

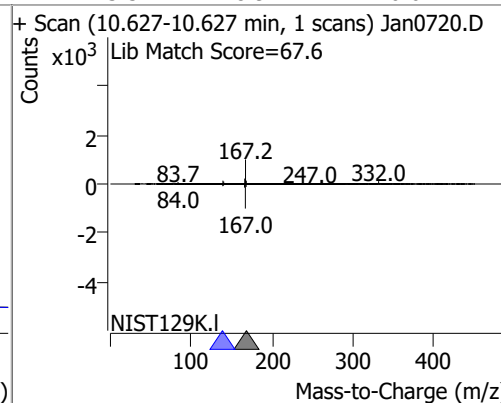
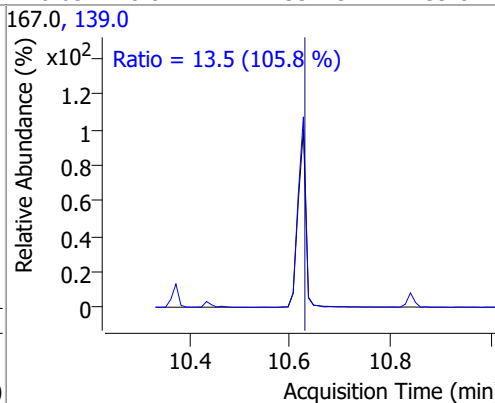
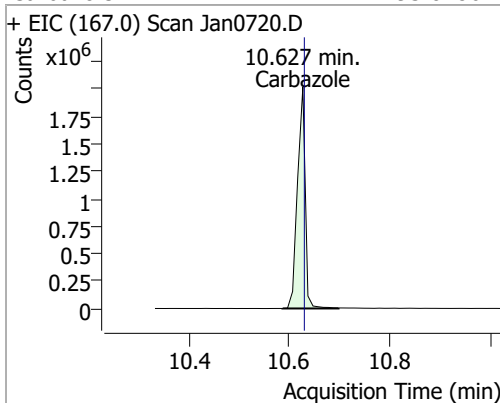


Compound	Conc.	RT	Dev(Min)	Resp.	QIon	QRatio	Lower	Upper
Triallate	84.7273	10.43	0.00	437613	268.0	25.6	18.7	34.7
					143.0	23.6	17.4	32.3

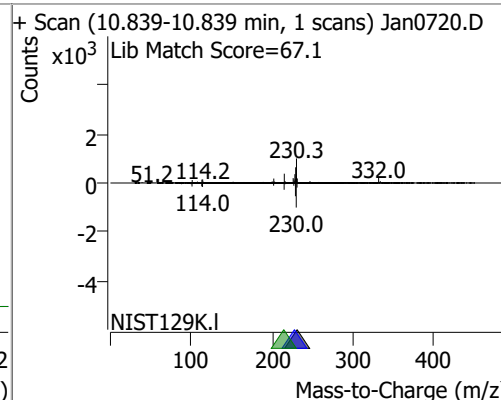
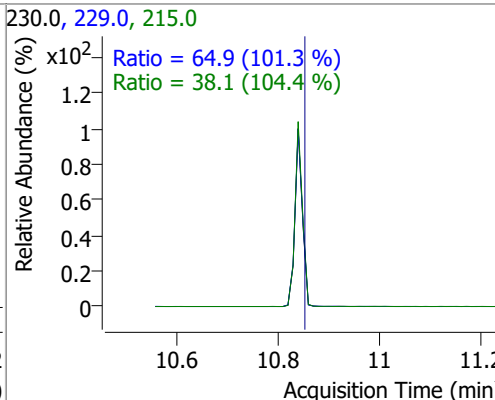
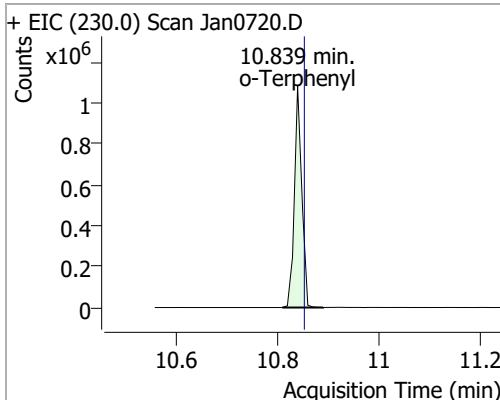


# Quantitation Results Report (QT Reviewed)

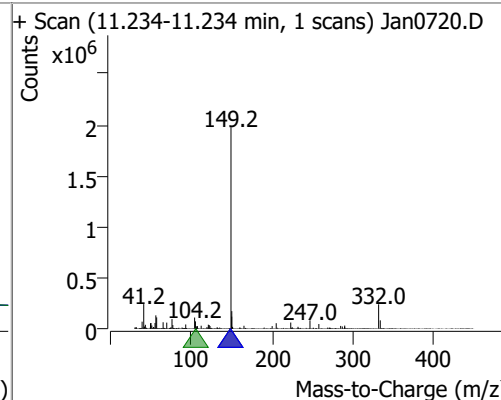
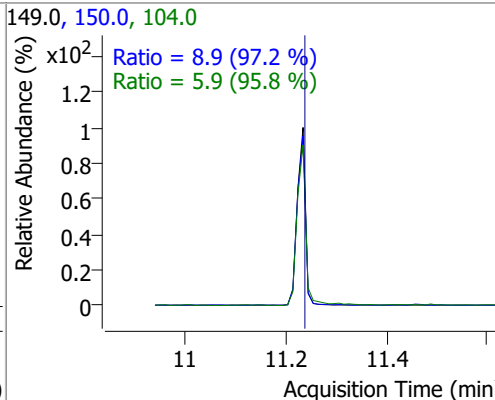
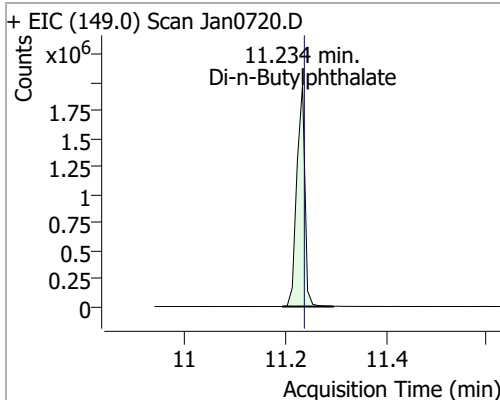
Compound	Conc.	RT	Dev(Min)	Resp.	QIon	QRatio	Lower	Upper
Carbazole	93.0186	10.63	0.01	2155443	139.0	13.5	8.9	16.6



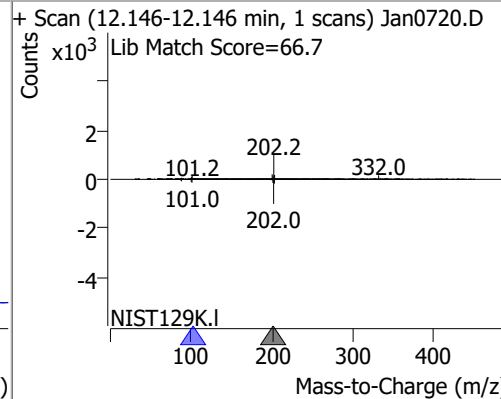
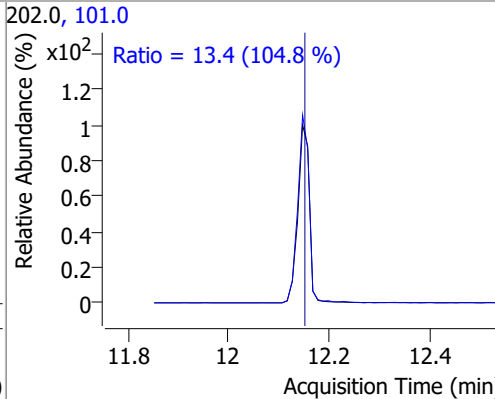
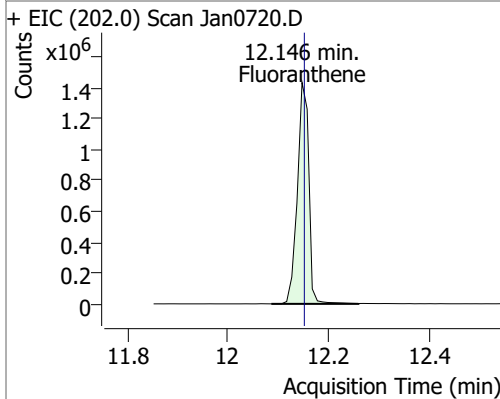
Compound	Conc.	RT	Dev(Min)	Resp.	QIon	QRatio	Lower	Upper
o-Terphenyl	79.1294	10.84	0.00	1107682	229.0 215.0	64.9 38.1	44.9 25.6	83.3 47.5



Compound	Conc.	RT	Dev(Min)	Resp.	QIon	QRatio	Lower	Upper
Di-n-Butylphthalate	96.4475	11.23	0.01	2209917	150.0 104.0	8.9 5.9	6.4 4.3	11.9 7.9

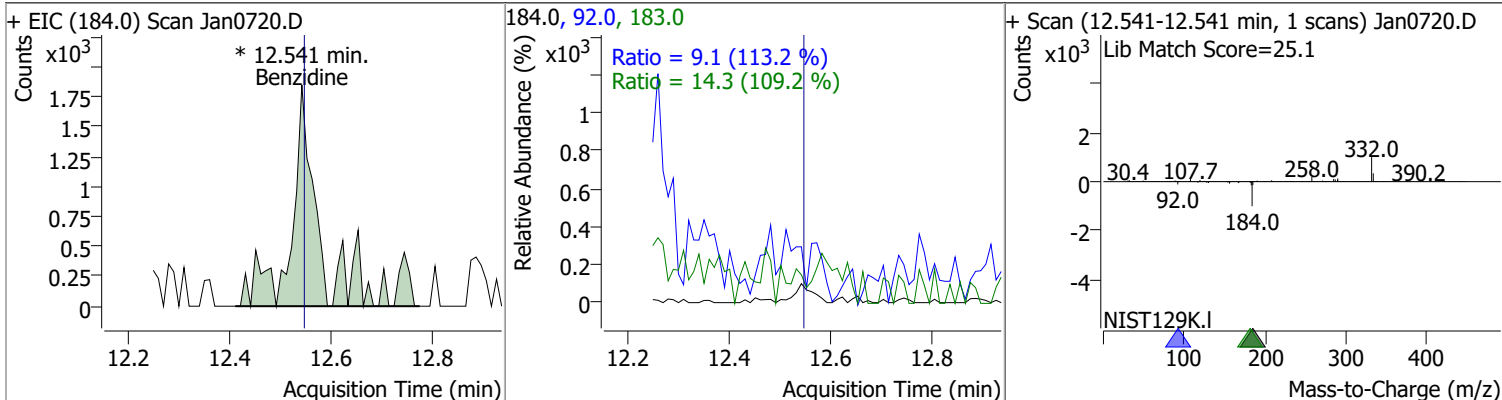


Compound	Conc.	RT	Dev(Min)	Resp.	QIon	QRatio	Lower	Upper
Fluoranthene	88.2487	12.15	0.01	2250698	101.0	13.4	8.9	16.6

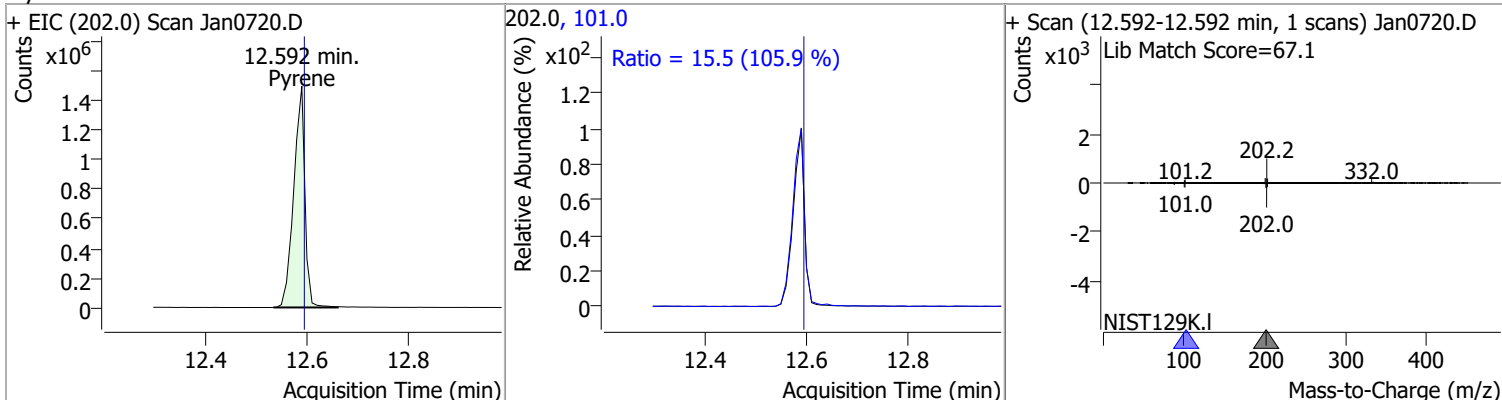


# Quantitation Results Report (QT Reviewed)

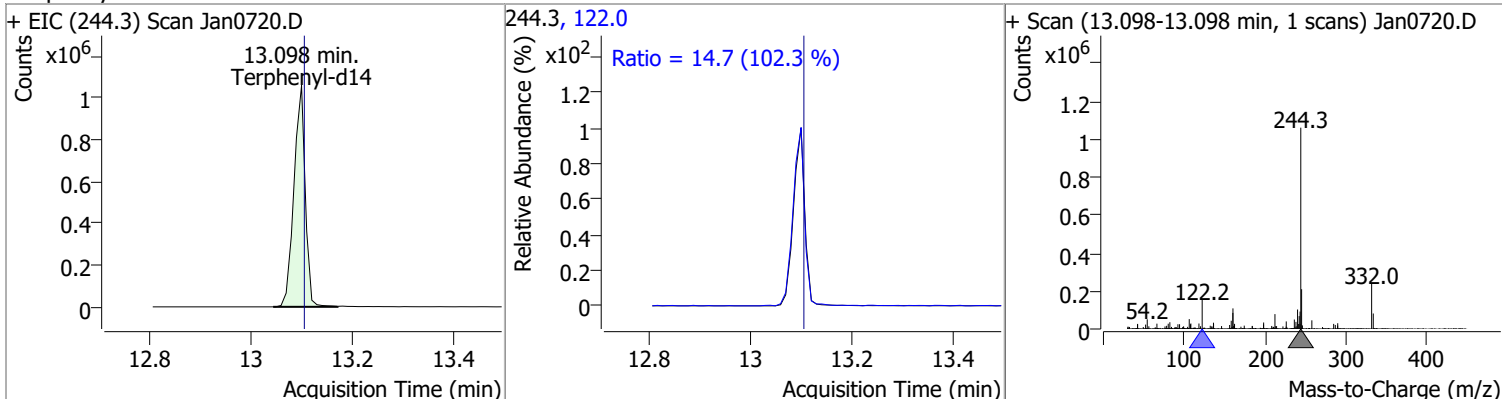
Compound	Conc.	RT	Dev(Min)	Resp.	QIon	QRatio	Lower	Upper
Benzidine	2.0726	12.54	0.01	7569 (m)	183.0	14.3	9.1	17.0
					92.0	9.1	5.7	10.5



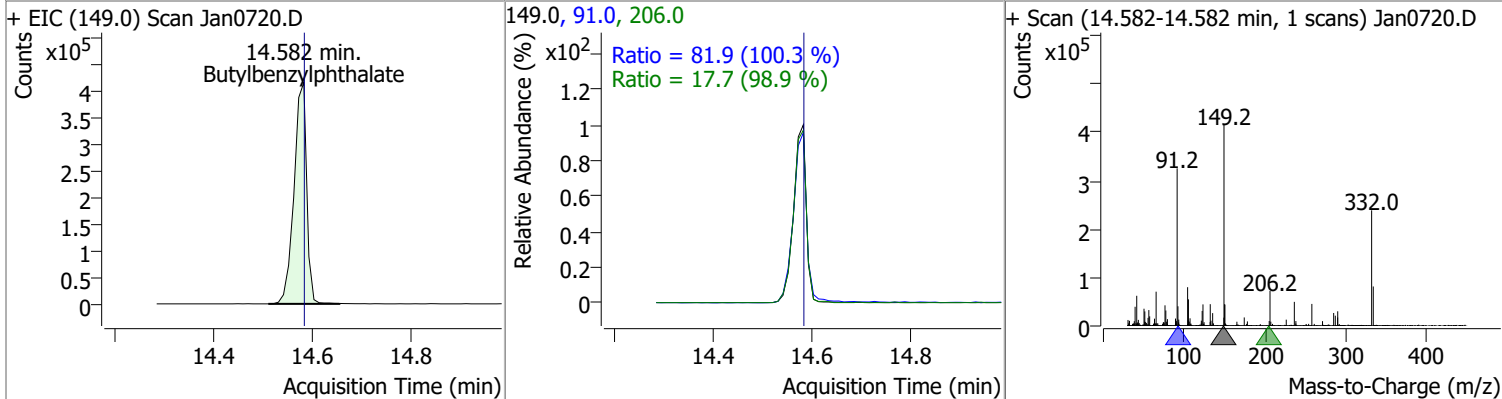
Compound	Conc.	RT	Dev(Min)	Resp.	QIon	QRatio	Lower	Upper
Pyrene	82.1296	12.59	0.01	2293329	101.0	15.5	10.2	19.0



Compound	Conc.	RT	Dev(Min)	Resp.	QIon	QRatio	Lower	Upper
Terphenyl-d14	88.8333	13.10	0.01	1641821	122.0	14.7	10.1	18.7

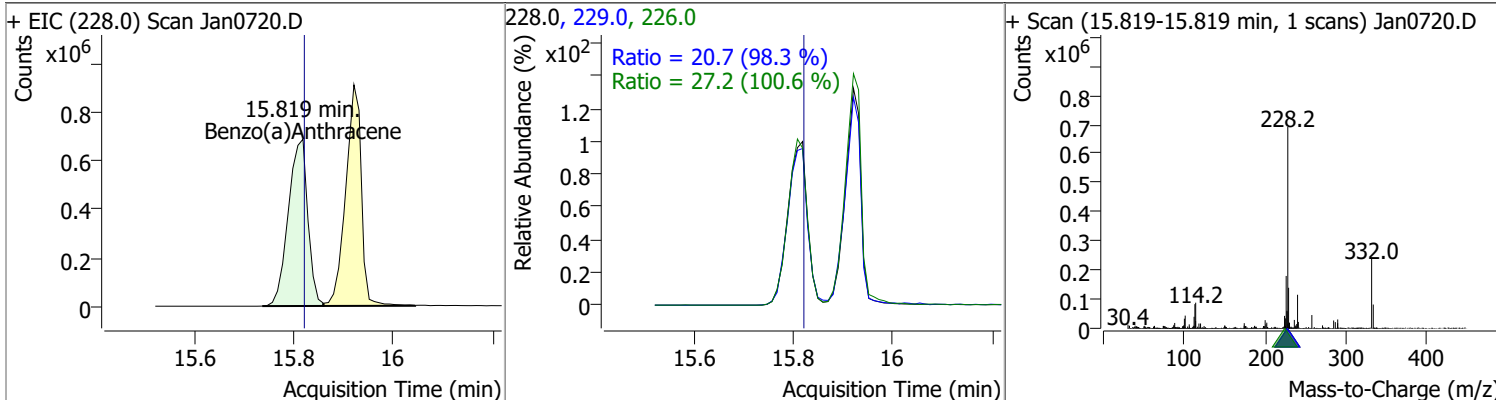


Compound	Conc.	RT	Dev(Min)	Resp.	QIon	QRatio	Lower	Upper
Butylbenzylphthalate	99.9080	14.58	0.02	735477	91.0	81.9	57.2	106.2
					206.0	17.7	12.6	23.3

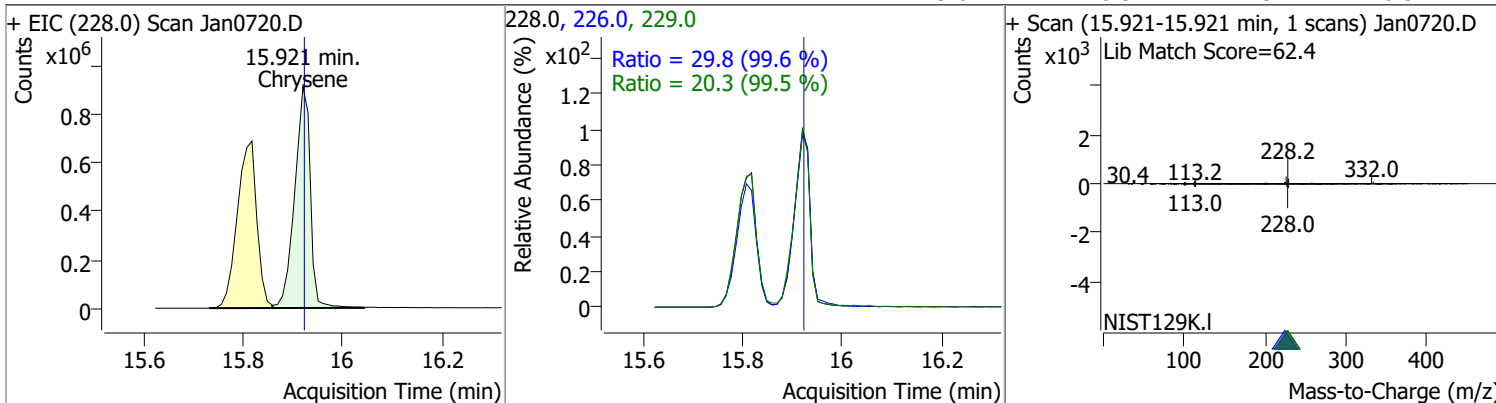


# Quantitation Results Report (QT Reviewed)

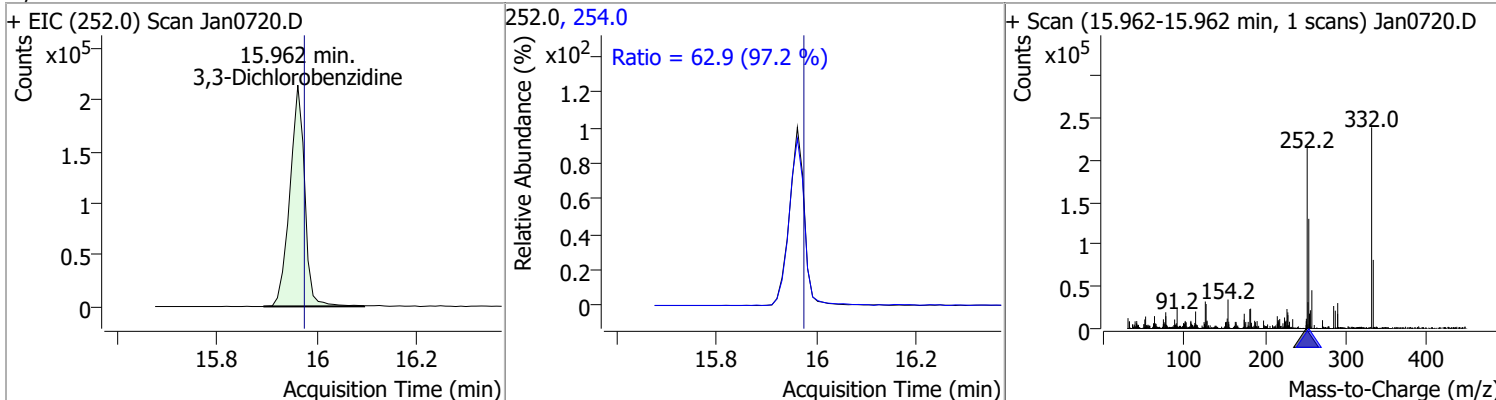
Compound	Conc.	RT	Dev(Min)	Resp.	QIon	QRatio	Lower	Upper
Benzo(a)Anthracene	96.1261	15.82	0.02	1873639	226.0	27.2	18.9	35.2
					229.0	20.7	14.7	27.3



Compound	Conc.	RT	Dev(Min)	Resp.	QIon	QRatio	Lower	Upper
Chrysene	94.0770	15.92	0.02	1997057	226.0	29.8	21.0	38.9
					229.0	20.3	14.3	26.5



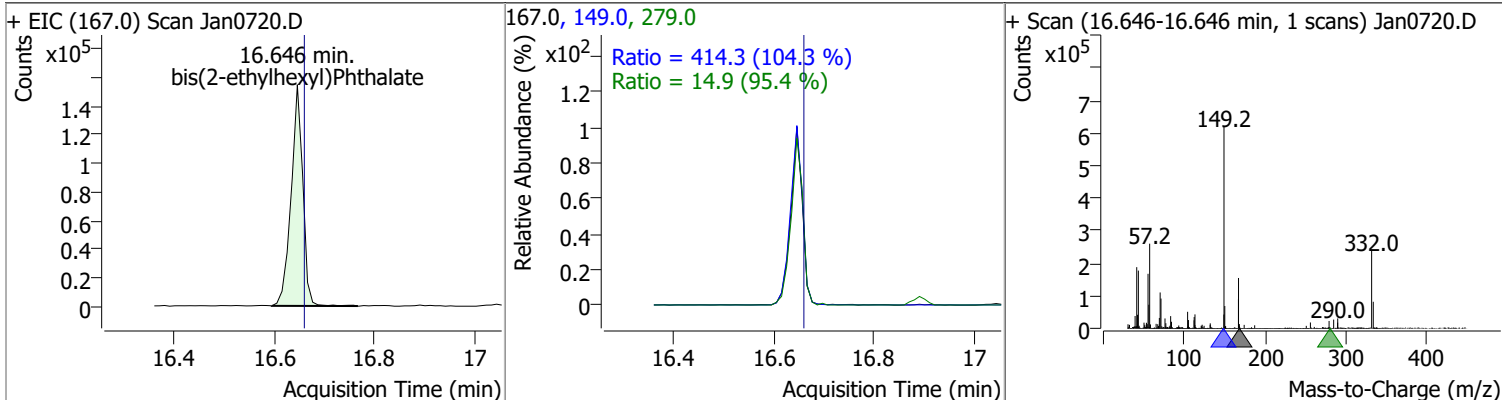
Compound	Conc.	RT	Dev(Min)	Resp.	QIon	QRatio	Lower	Upper
3,3-Dichlorobenzidine	67.4891	15.96	0.01	443044	254.0	62.9	45.3	84.1



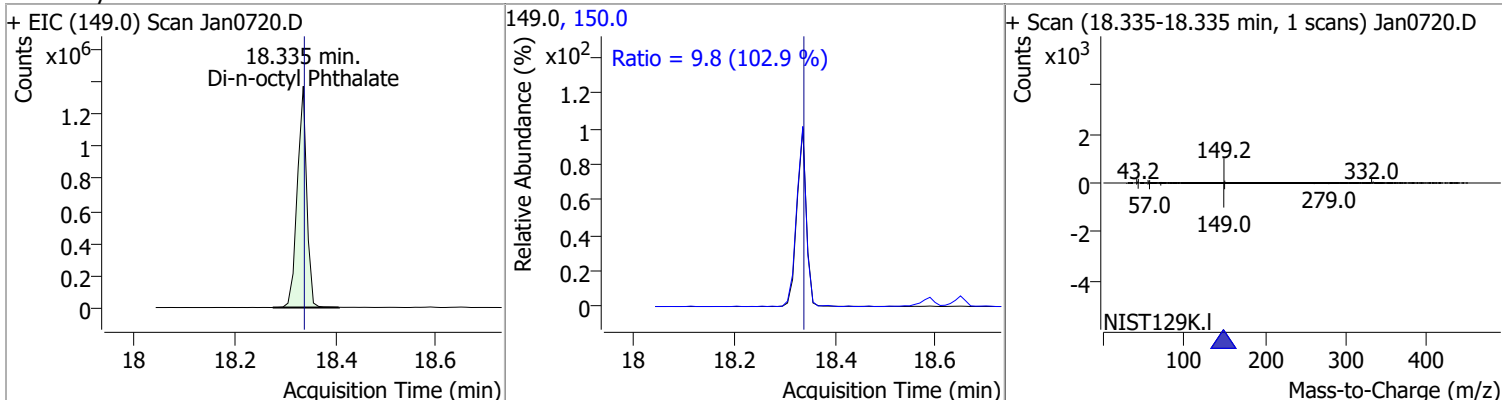


# Quantitation Results Report (QT Reviewed)

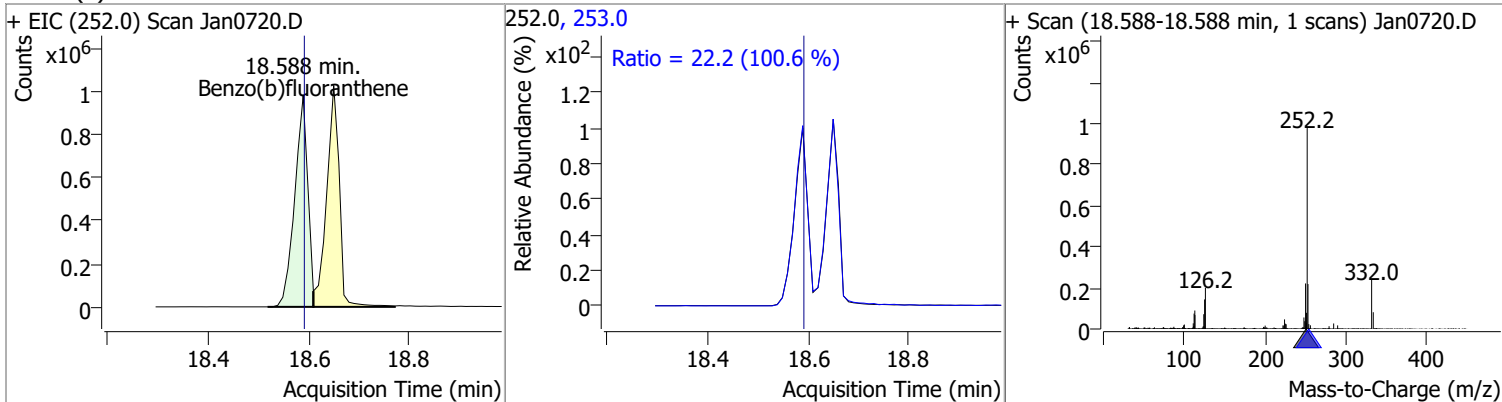
Compound	Conc.	RT	Dev(Min)	Resp.	QIon	QRatio	Lower	Upper
bis(2-ethylhexyl)Phthalate	96.4373	16.65	0.01	251613	149.0	414.3	278.0	516.2
					279.0	14.9	10.9	20.3



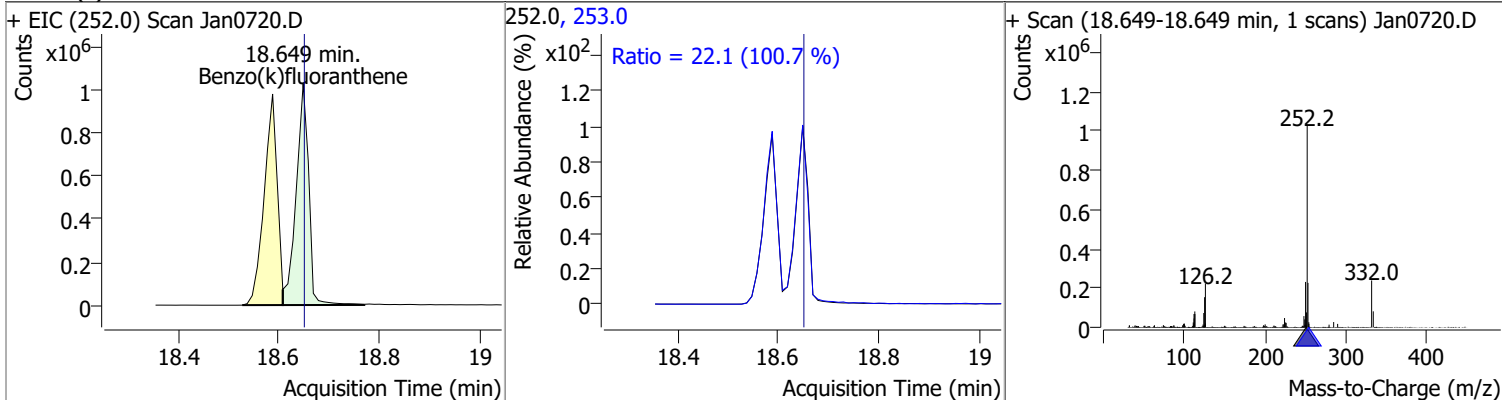
Compound	Conc.	RT	Dev(Min)	Resp.	QIon	QRatio	Lower	Upper
Di-n-octyl Phthalate	95.7593	18.34	0.01	1794957	150.0	9.8	6.7	12.4



Compound	Conc.	RT	Dev(Min)	Resp.	QIon	QRatio	Lower	Upper
Benzo(b)fluoranthene	89.5159	18.59	0.01	1762337	253.0	22.2	15.4	28.6



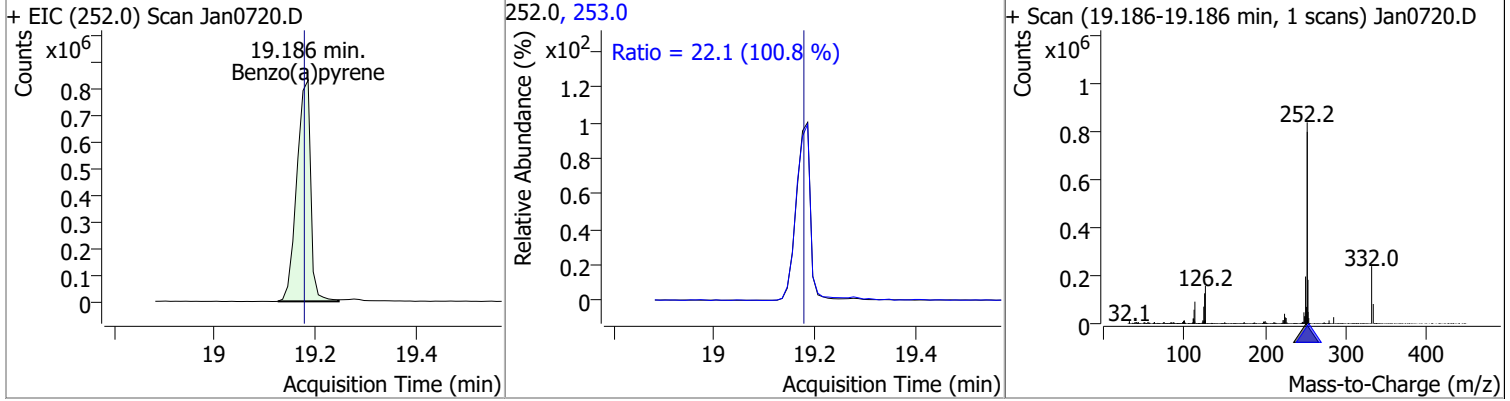
Compound	Conc.	RT	Dev(Min)	Resp.	QIon	QRatio	Lower	Upper
Benzo(k)fluoranthene	87.2348	18.65	0.01	1780526	253.0	22.1	15.3	28.5



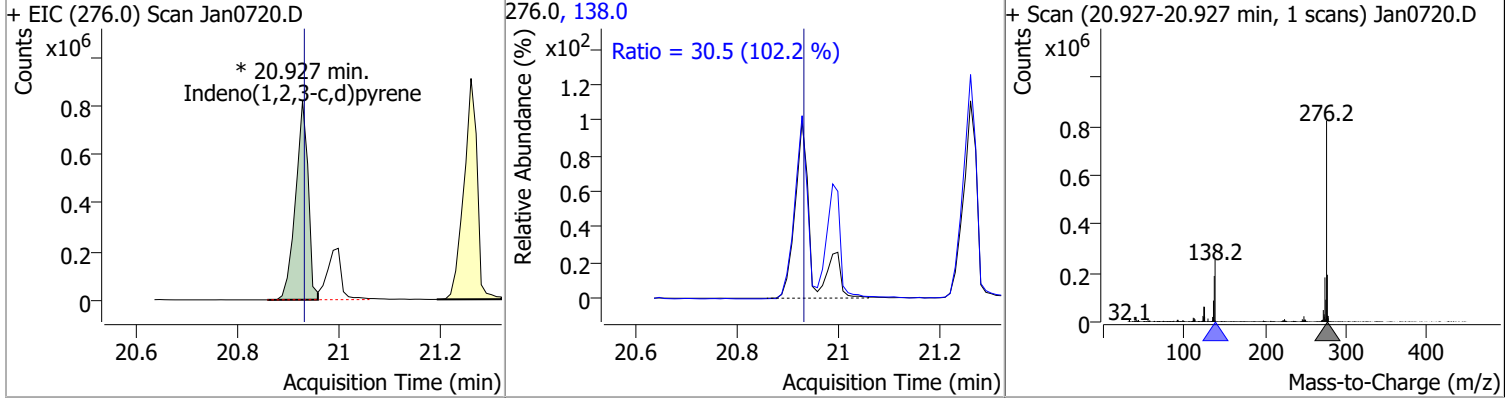


# Quantitation Results Report (QT Reviewed)

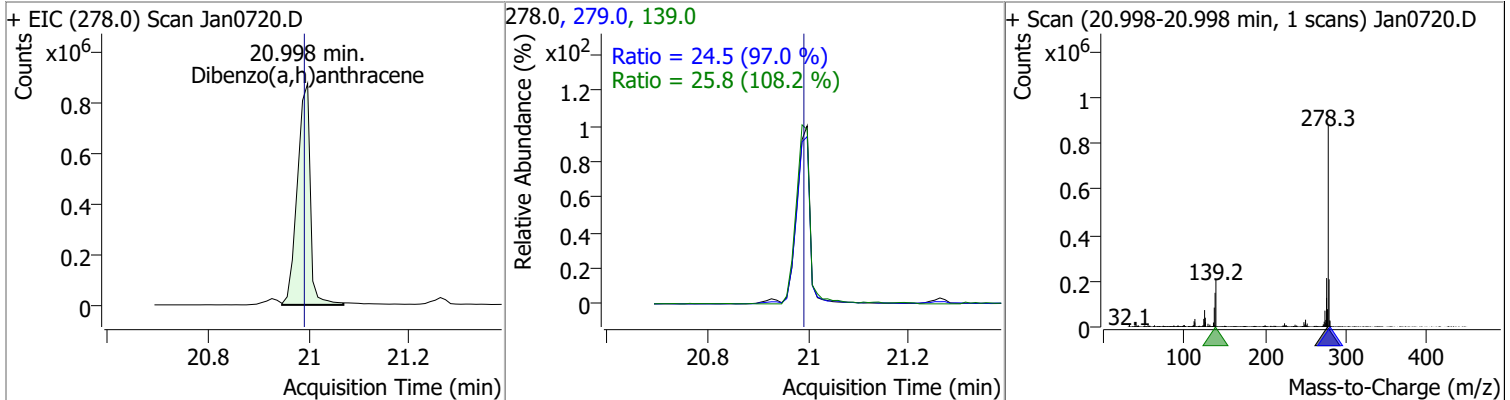
Compound	Conc.	RT	Dev(Min)	Resp.	QIon	QRatio	Lower	Upper
Benzo(a)pyrene	85.0486	19.19	0.02	1598156	253.0	22.1	15.4	28.6



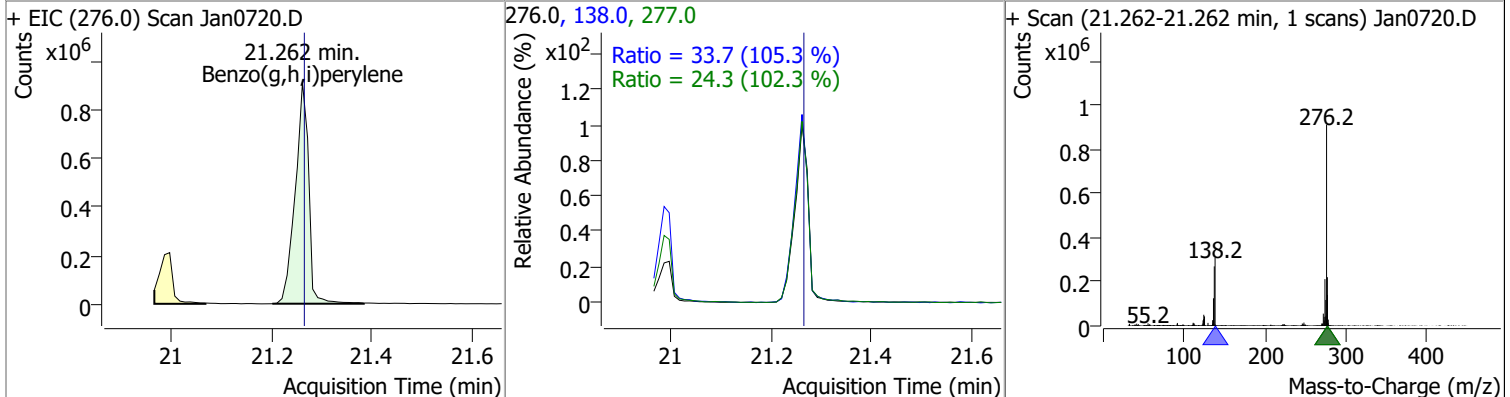
Compound	Conc.	RT	Dev(Min)	Resp.	QIon	QRatio	Lower	Upper
Indeno(1,2,3-c,d)pyrene	89.3660	20.93	0.01	1419995 (m)	138.0	30.5	20.9	38.8



Compound	Conc.	RT	Dev(Min)	Resp.	QIon	QRatio	Lower	Upper
Dibenzo(a,h)anthracene	90.6249	21.00	0.02	1559185	279.0	24.5	17.7	32.8
					139.0	25.8	16.7	31.0

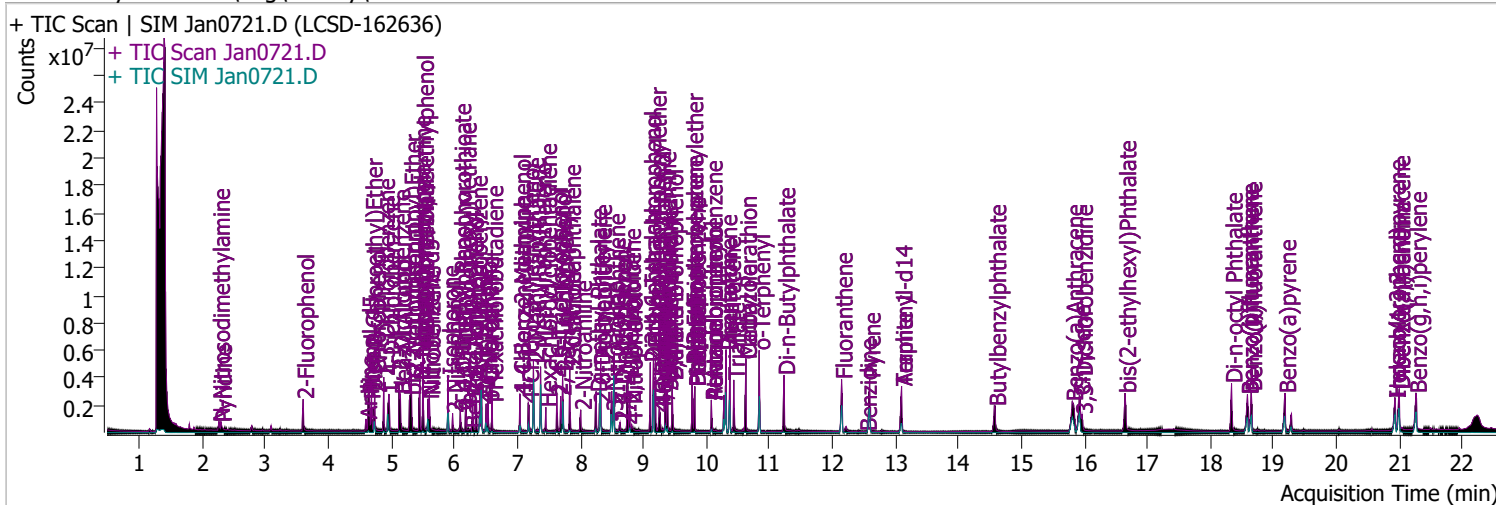


Compound	Conc.	RT	Dev(Min)	Resp.	QIon	QRatio	Lower	Upper
Benzo(g,h,i)perylene	91.3977	21.26	0.01	1686342	138.0	33.7	22.4	41.6
					277.0	24.3	16.6	30.9



# Quantitation Results Report (QT Reviewed)

Data File	Jan0721.D	Operator	LIMS import
Acq. Method	BNA+SIM.M	Acq. Date-Time	1/7/2022 11:18:07 PM
Sample Name	LCSD-162636	Instrument	Instrument #1
Vial	21	Multiplier	1.00
DA Method File		Comment	SVOC-8270-W-LARGO
Tune File	dftppdsm.u	Tune Date	1/7/2022 12:13:00 PM
Batch Name	010722 DoD BNA cal 1.batch.bin	Last Calib Update	1/11/2022 8:55:14 AM
Ref Library	D:\Org\Library\NIST129K.I		



Compound	RT	QIon	Resp.	Conc.	Units	Dev(Min)
----------	----	------	-------	-------	-------	----------

**Internal Standards**

**System Monitoring Compounds**

S 2-Fluorophenol	3.602	112.0	701535	85.0885	µg/L	0.021
Spiked Amount: 200.000	Range: 10.0 - 75.0%			Recovery = 42.54%		
S Phenol-d5	4.634	99.0	1010763	92.2633	µg/L	0.010
Spiked Amount: 200.000	Range: 10.0 - 65.0%			Recovery = 46.13%		
S Nitrobenzene-d5	5.584	82.0	464794	77.6441	µg/L	0.000
Spiked Amount: 100.000	Range: 32.0 - 94.0%			Recovery = 77.64%		
S 2-Fluorobiphenyl	7.718	172.0	1419923	77.7710	µg/L	0.000
Spiked Amount: 100.000	Range: 28.0 - 107.0%			Recovery = 77.77%		
S 2,4,6-Tribromophenol	9.458	329.8	277196	170.0624	µg/L	0.010
Spiked Amount: 200.000	Range: 25.0 - 140.0%			Recovery = 85.03%		
S Terphenyl-d14	13.098	244.3	1718222	93.5845	µg/L	0.010
Spiked Amount: 100.000	Range: 32.0 - 122.0%			Recovery = 93.58%		

**Target Compounds**

Compound	RT	QIon	Resp.	Conc.	Units	QValue
T N-Nitrosodimethylamine	2.264	74.0	131765	37.8898	µg/L	98
T Pyridine	2.295	79.0	226285	30.0594	µg/L	100
T Aniline	4.603	93.0	393588	26.9116	µg/L	95
T Phenol	4.654	94.0	609061	50.7162	µg/L	90
T bis(-2-Chloroethyl)Ether	4.685	63.0	707912	78.1460	µg/L m	100
T 2-Chlorophenol	4.736	128.0	703921	72.0113	µg/L	100
T 1,3-Dichlorobenzene	4.879	146.0	776316	60.1156	µg/L m	98
T 1,4-Dichlorobenzene	4.961	146.0	753082	58.0251	µg/L m	99
T 1,2-Dichlorobenzene	5.124	146.0	773378	60.4369	µg/L	100
T Benzyl Alcohol	5.144	108.0	369290	67.1574	µg/L m	98
T bis(2-chloroisopropyl)Ether	5.298	121.0	218139	62.7659	µg/L	100
T 2-Methylphenol	5.318	107.0	637019	73.5699	µg/L	93
T N-nitroso-Di-n-propylamine	5.451	70.0	550441	92.3530	µg/L	100
T 4Methylphenol/3Methylphenol	5.502	107.0	846185	72.3615	µg/L m	96
T Hexachloroethane	5.502	117.0	205926	56.0150	µg/L	97

# Quantitation Results Report (QT Reviewed)

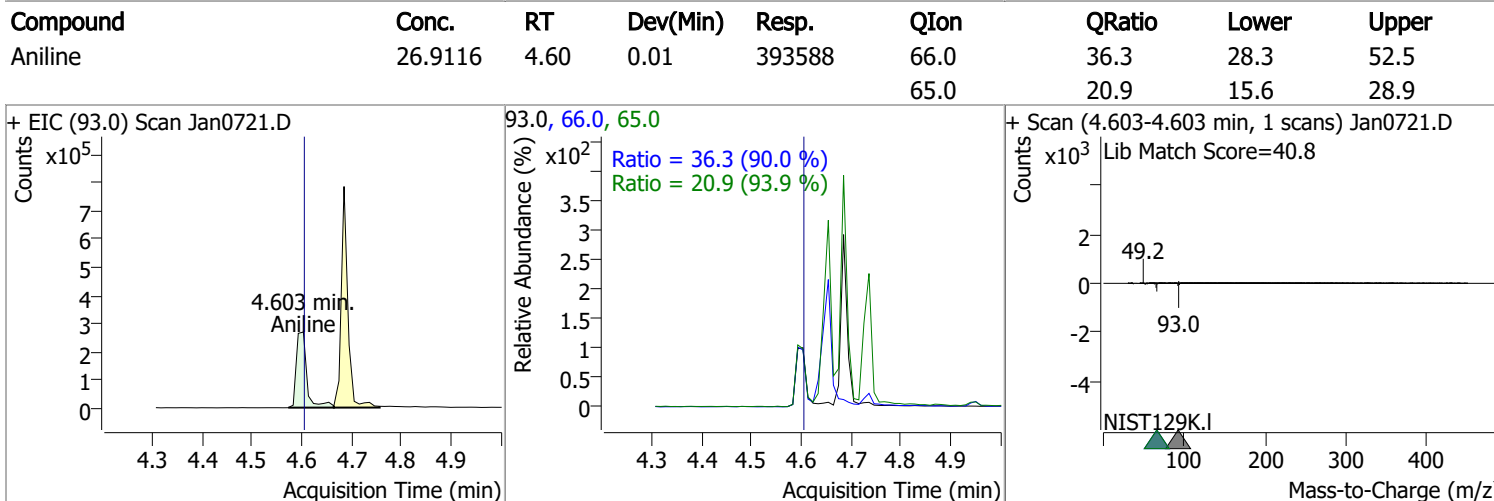
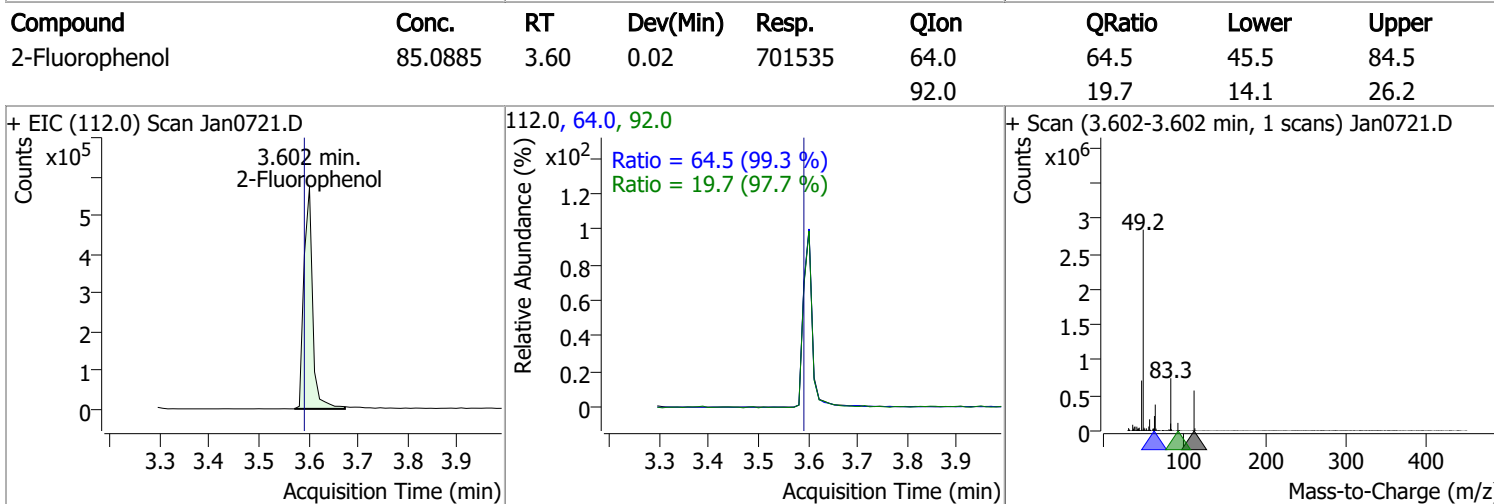
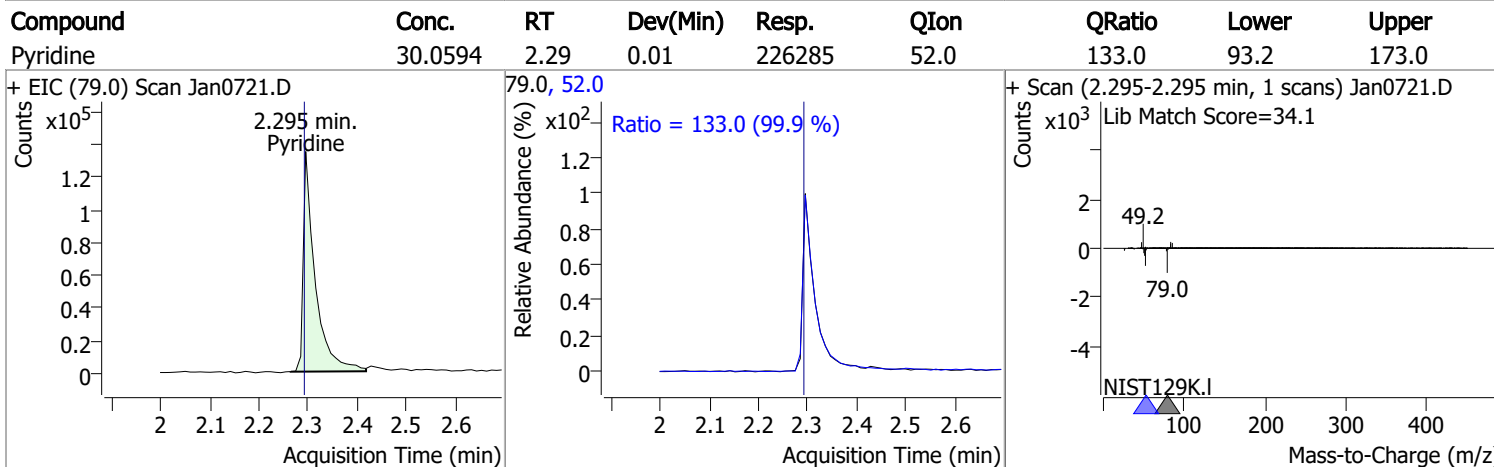
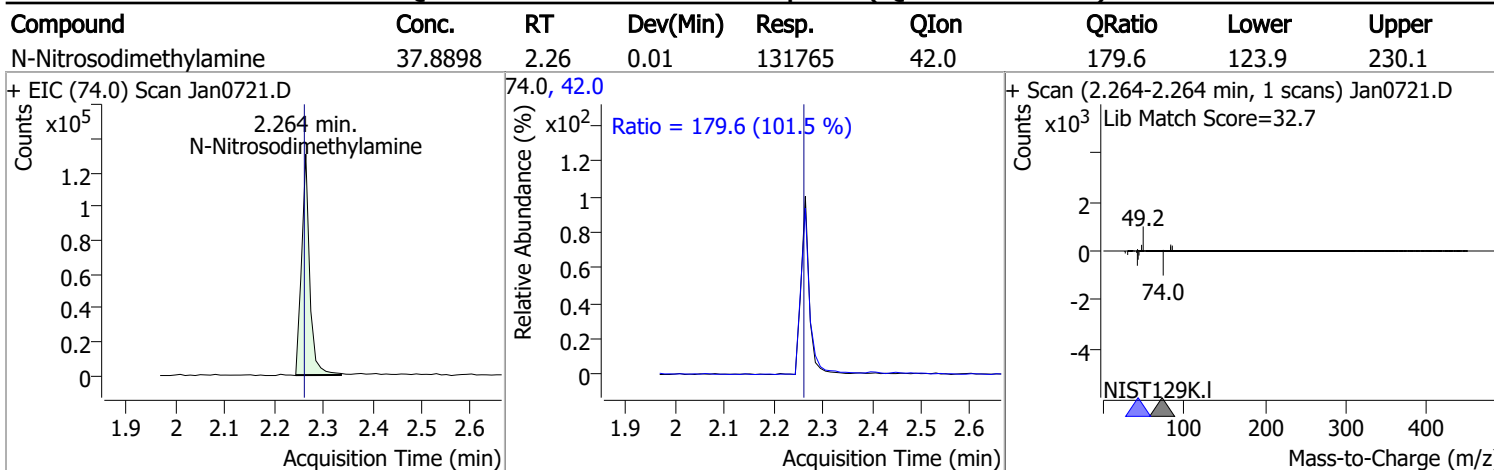
Compound	RT	QIon	Resp.	Conc.	Units	Dev(Min)
T Nitrobenzene	5.604	123.1	238141	74.5710	µg/L	97
T Isophorone	5.900	82.0	1178872	85.2675	µg/L	99
T 2-Nitrophenol	5.972	139.0	184215	76.2185	µg/L	95
T 2,4-Dimethylphenol	6.095	122.0	305526	46.0000	µg/L	97
T bis(-2-Chloroethoxy)Methane	6.177	93.0	682131	84.1426	µg/L	99
T Benzoic Acid	6.260	105.0	112055	33.2983	µg/L	98
T 2,4-Dichlorophenol	6.290	162.0	503666	79.7203	µg/L	97
T 1,2,4-Trichlorobenzene	6.352	180.0	517049	64.4273	µg/L	99
T Naphthalene	6.434	128.0	1825474	78.1783	µg/L	99
T 4-Chlorophenol	6.506	130.0	181841	83.8881	µg/L	93
T p-Chloroaniline	6.537	127.0	553269	60.8912	µg/L	94
T Hexachlorobutadiene	6.598	224.9	268376	62.2910	µg/L	98
T 4-Chloro-2-Methylphenol	7.040	107.0	402894	68.6846	µg/L	98
T 4-Chloro-3-Methylphenol	7.174	107.0	547075	88.3020	µg/L	98
T 2-Methylnaphthalene	7.256	141.0	1142253	79.4396	µg/L	99
T 1-Methylnaphthalene	7.369	141.0	1032703	73.8029	µg/L	99
T Hexachlorocyclopentadiene	7.451	236.9	181491	65.8928	µg/L	98
T 2,4,6-Trichlorophenol	7.625	196.0	352820	86.8326	µg/L	97
T 2,4,5-Trichlorophenol	7.687	196.0	381198	83.4560	µg/L	100
T 2-Chloronaphthalene	7.831	162.0	1279432	83.9996	µg/L	99
T 2-Nitroaniline	8.005	65.0	254098	95.3001	µg/L	99
T Dimethyl Phthalate	8.251	163.0	1463357	95.6809	µg/L	98
T 2,6-Dinitrotoluene	8.302	165.0	169360	82.7096	µg/L	93
T Acenaphthylene	8.323	152.1	2110597	85.9231	µg/L	100
T 3-Nitroaniline	8.507	138.0	155759	71.1923	µg/L	97
T Acenaphthene	8.538	154.0	1359543	96.7902	µg/L	100
T 2,4-Dinitrophenol	8.630	184.0	89804	81.4230	µg/L	99
T Dibenzofuran	8.753	168.0	2058364	92.5919	µg/L	100
T 2,4-Dinitrotoluene	8.783	165.0	254463	92.9390	µg/L	85
T 4-Nitrophenol	8.814	109.0	90720	42.1861	µg/L	91
T Diethylphthalate	9.111	149.0	1612139	99.4478	µg/L	100
T Fluorene	9.162	166.0	1705134	93.8552	µg/L	98
T 4-Chlorophenyl-phenylether	9.192	204.0	732010	88.3965	µg/L	97
T 4-Nitroaniline	9.254	138.0	219846	95.1203	µg/L	91
T 4,6-Dinitro-2-methylphenol	9.264	198.0	131986	82.6994	µg/L	99
T N-nitrosodiphenylamine	9.346	169.0	1107823	93.8697	µg/L	98
T Azobenzene	9.377	77.0	1174029	83.4696	µg/L	97
T 4-Bromophenyl-phenylether	9.776	248.0	426493	88.6152	µg/L	97
T Hexachlorobenzene	9.816	283.9	421265	86.4145	µg/L	96
T Pentachlorophenol	10.080	265.9	227673	97.9485	µg/L	95
T Phenanthrene	10.313	178.0	2396959	98.5788	µg/L	100
T Anthracene	10.373	178.0	2269984	96.1817	µg/L	m 100
T Triallate	10.434	86.0	467845	90.2787	µg/L	96
T Carbazole	10.627	167.0	2306389	100.1938	µg/L	99
T o-Terphenyl	10.839	230.0	1142950	82.1911	µg/L	98
T Di-n-Butylphthalate	11.234	149.0	2332317	101.3769	µg/L	100
T Fluoranthene	12.146	202.0	2396500	94.5897	µg/L	98
T Benzidine	12.531	184.0	12001	2.5364	µg/L	m 96
T Pyrene	12.592	202.0	2485235	89.5933	µg/L	97
T Butylbenzylphthalate	14.582	149.0	767671	102.9384	µg/L	99
T Benzo(a)Anthracene	15.808	228.0	1944759	98.9088	µg/L	100
T Chrysene	15.921	228.0	2066269	96.5924	µg/L	99
T 3,3-Dichlorobenzidine	15.962	252.0	468807	70.5697	µg/L	99
T bis(2-ethylhexyl)Phthalate	16.646	167.0	276071	103.7223	µg/L	98
T Di-n-octyl Phthalate	18.335	149.0	1961933	103.2817	µg/L	100

# Quantitation Results Report (QT Reviewed)

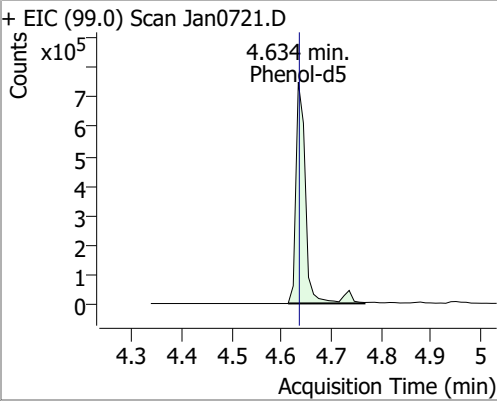
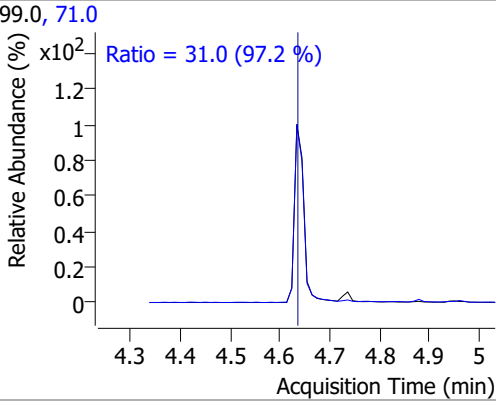
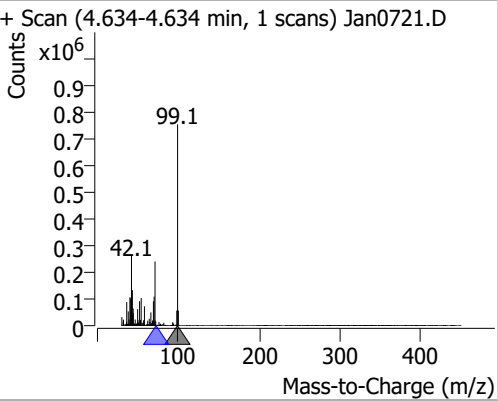
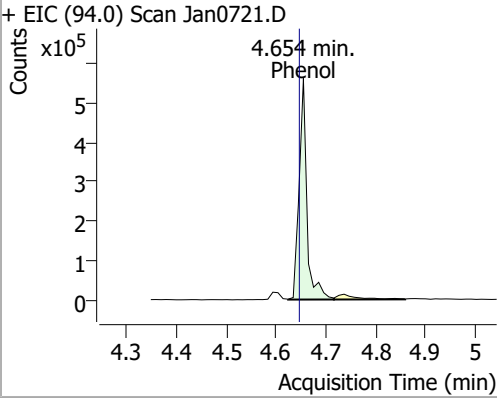
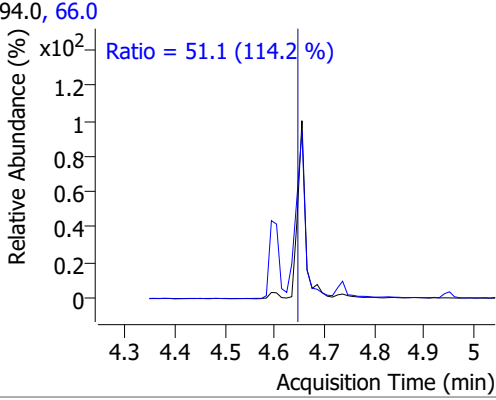
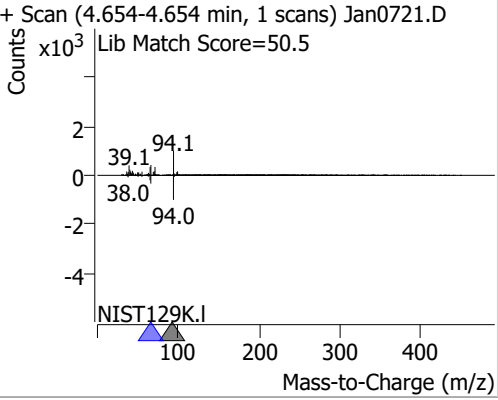
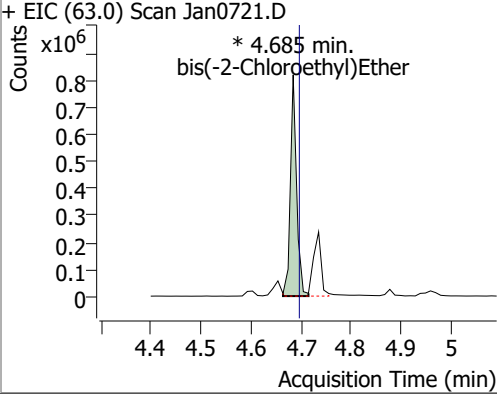
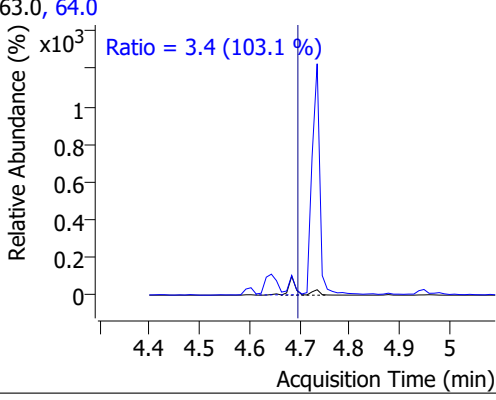
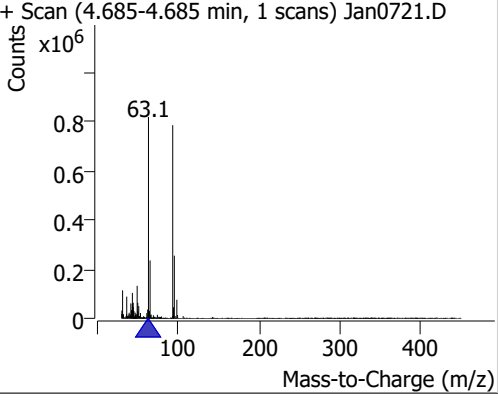
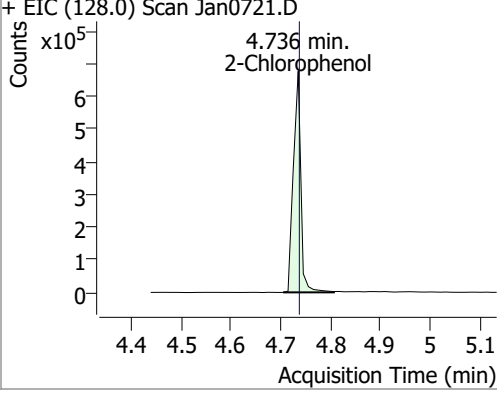
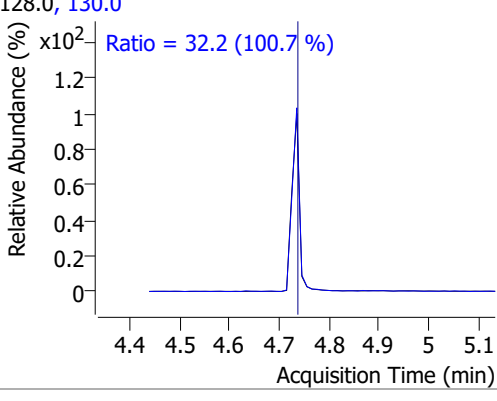
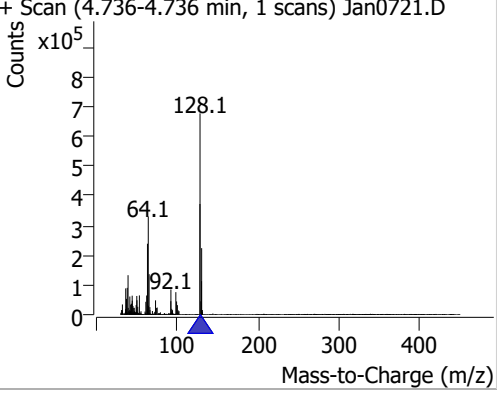
Compound	RT	QIon	Resp.	Conc.	Units	Dev(Min)
T Benzo(b)fluoranthene	18.588	252.0	1851263	93.7662	µg/L	98
T Benzo(k)fluoranthene	18.649	252.0	1898876	92.7695	µg/L	99
T Benzo(a)pyrene	19.186	252.0	1683709	89.1444	µg/L	98
T Indeno(1,2,3-c,d)pyrene	20.927	276.0	1456213	91.2859	µg/L	97
T Dibenzo(a,h)anthracene	20.998	278.0	1675878	96.7444	µg/L	97
T Benzo(g,h,i)perylene	21.262	276.0	1763828	95.3263	µg/L	97

(#) = Qualifier Out of Range; (m) = Manual Integration; (+) = Area Summed; (\*) = Surrogate Percent Recovery Out of Range; (d): Zeroed Peak

# Quantitation Results Report (QT Reviewed)

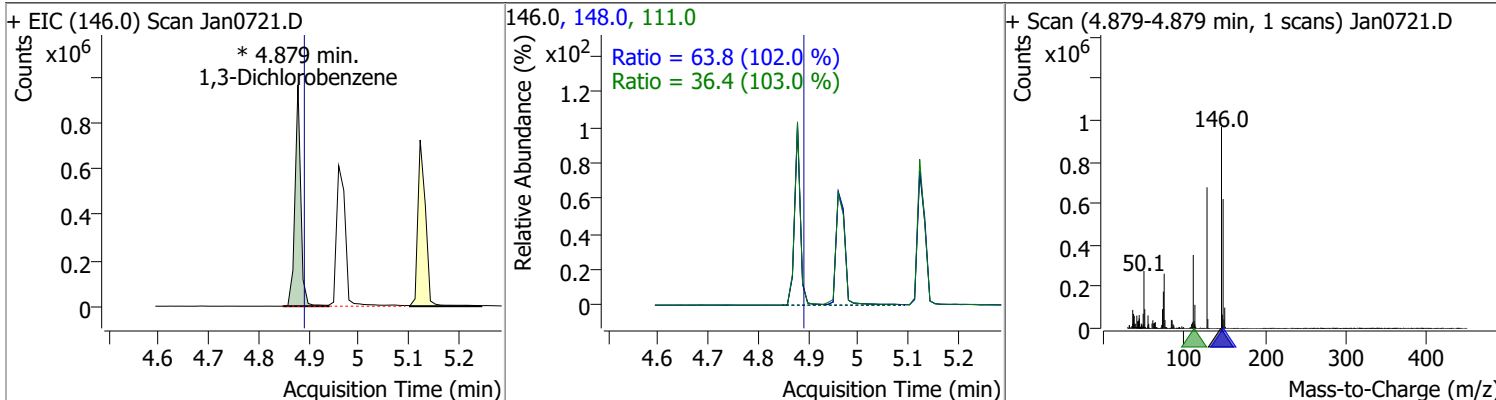


# Quantitation Results Report (QT Reviewed)

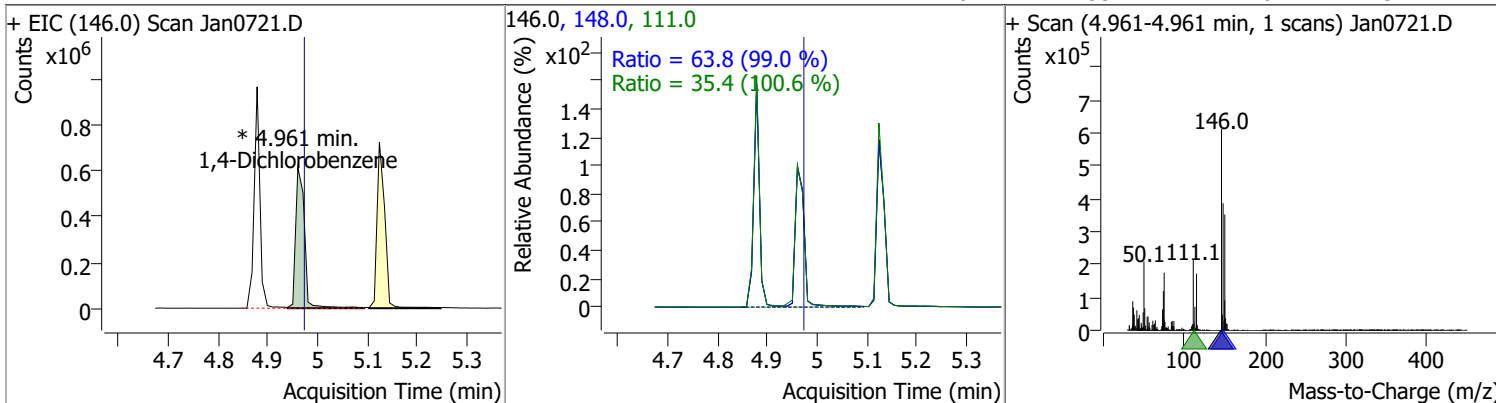
Compound	Conc.	RT	Dev(Min)	Resp.	QIon	QRatio	Lower	Upper
Phenol-d5	92.2633	4.63	0.01	1010763	71.0	31.0	22.3	41.5
+ EIC (99.0) Scan Jan0721.D			99.0, 71.0			+ Scan (4.634-4.634 min, 1 scans) Jan0721.D		
			Ratio = 31.0 (97.2 %)					
Phenol	50.7162	4.65	0.02	609061	66.0	51.1	31.3	58.2
+ EIC (94.0) Scan Jan0721.D			94.0, 66.0			+ Scan (4.654-4.654 min, 1 scans) Jan0721.D		
			Ratio = 51.1 (114.2 %)					
bis(-2-Chloroethyl)Ether	78.1460	4.68	0.00	707912 (m)	64.0	3.4	2.3	4.3
+ EIC (63.0) Scan Jan0721.D			63.0, 64.0			+ Scan (4.685-4.685 min, 1 scans) Jan0721.D		
			Ratio = 3.4 (103.1 %)					
2-Chlorophenol	72.0113	4.74	0.01	703921	130.0	32.2	22.4	41.6
+ EIC (128.0) Scan Jan0721.D			128.0, 130.0			+ Scan (4.736-4.736 min, 1 scans) Jan0721.D		
			Ratio = 32.2 (100.7 %)					

# Quantitation Results Report (QT Reviewed)

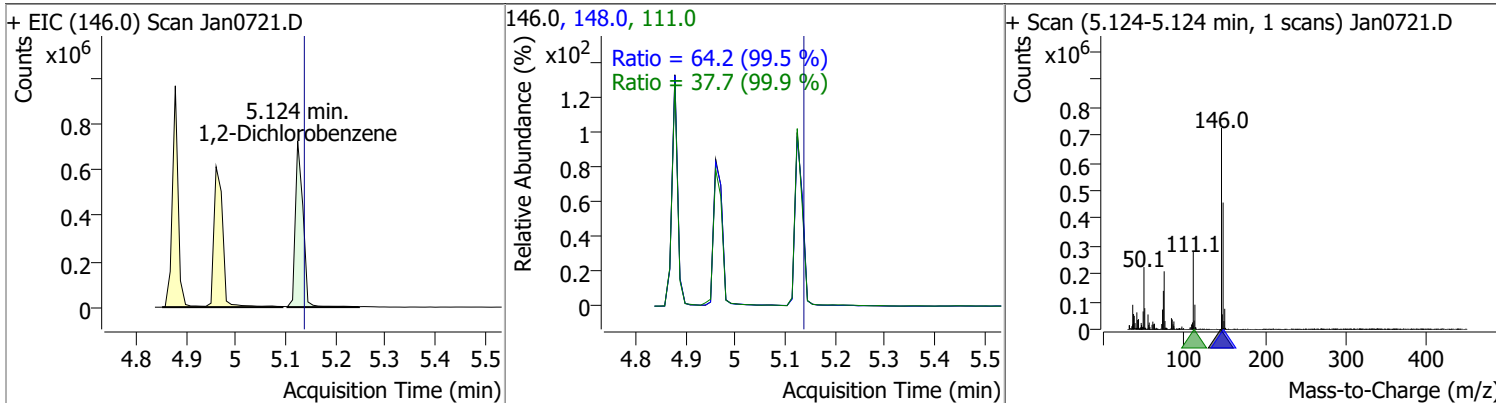
Compound	Conc.	RT	Dev(Min)	Resp.	QIon	QRatio	Lower	Upper
1,3-Dichlorobenzene	60.1156	4.88	0.00	776316 (m)	148.0	63.8	43.8	81.3
					111.0	36.4	24.8	46.0



Compound	Conc.	RT	Dev(Min)	Resp.	QIon	QRatio	Lower	Upper
1,4-Dichlorobenzene	58.0251	4.96	0.00	753082 (m)	148.0	63.8	45.1	83.8
					111.0	35.4	24.6	45.7



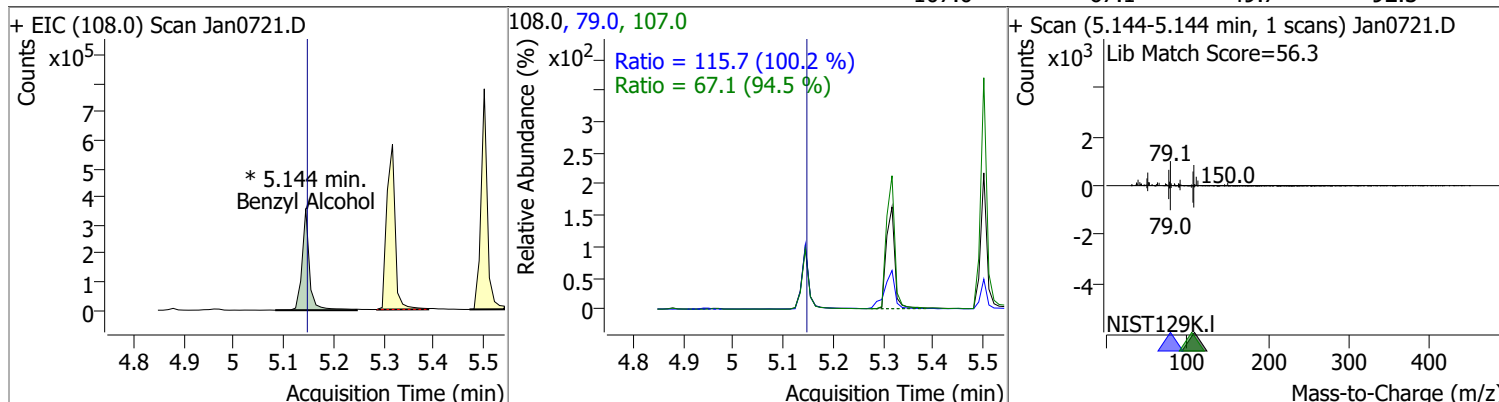
Compound	Conc.	RT	Dev(Min)	Resp.	QIon	QRatio	Lower	Upper
1,2-Dichlorobenzene	60.4369	5.12	0.00	773378	148.0	64.2	45.1	83.8
					111.0	37.7	26.4	49.1



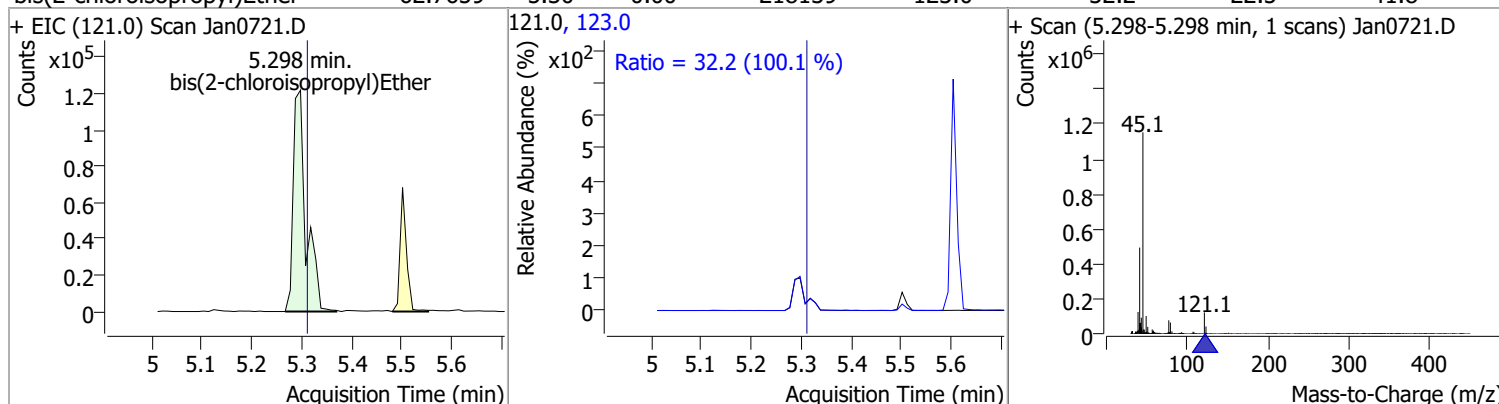


# Quantitation Results Report (QT Reviewed)

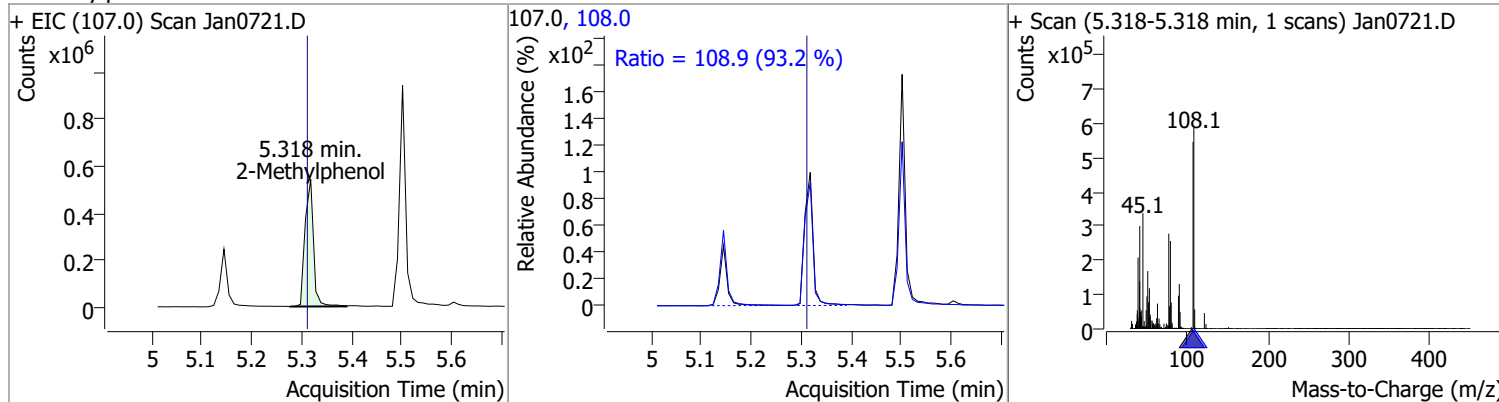
Compound	Conc.	RT	Dev(Min)	Resp.	QIon	QRatio	Lower	Upper
Benzyl Alcohol	67.1574	5.14	0.01	369290 (m)	79.0	115.7	80.8	150.1
					107.0	67.1	49.7	92.3



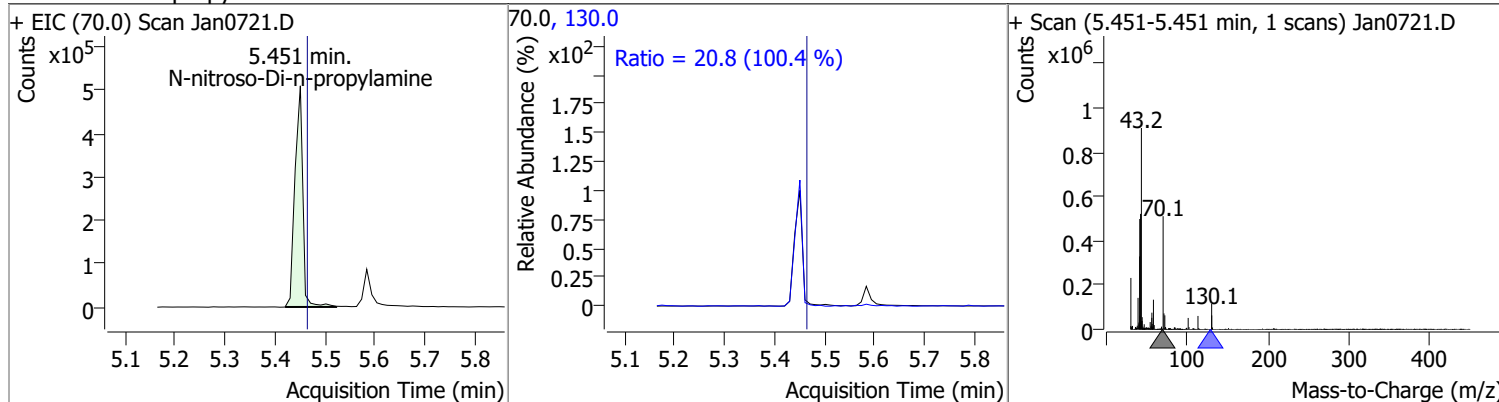
Compound	Conc.	RT	Dev(Min)	Resp.	QIon	QRatio	Lower	Upper
bis(2-chloroisopropyl)Ether	62.7659	5.30	0.00	218139	123.0	32.2	22.5	41.8



Compound	Conc.	RT	Dev(Min)	Resp.	QIon	QRatio	Lower	Upper
2-Methylphenol	73.5699	5.32	0.02	637019	108.0	108.9	81.8	152.0



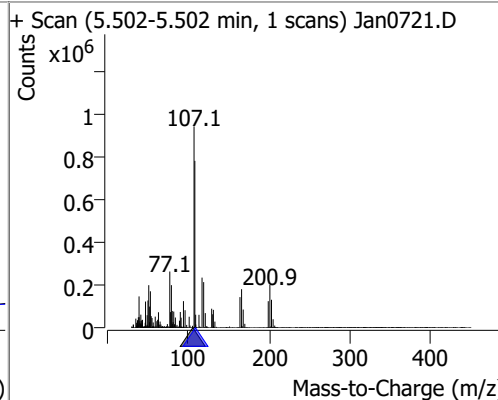
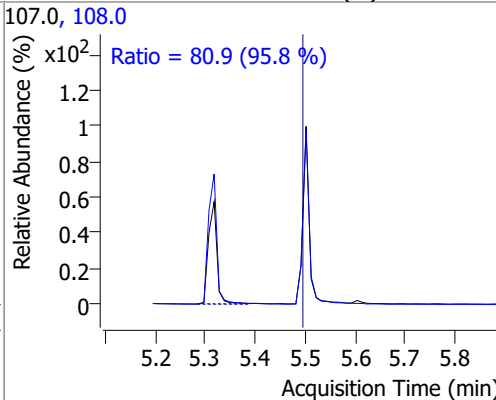
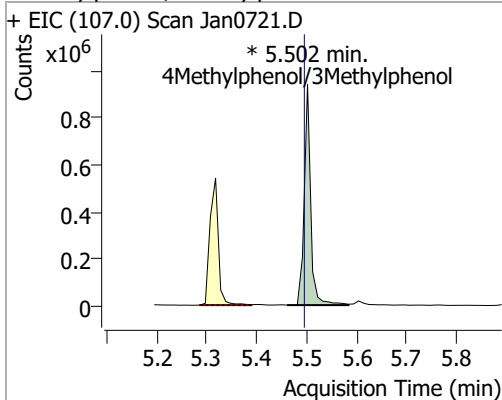
Compound	Conc.	RT	Dev(Min)	Resp.	QIon	QRatio	Lower	Upper
N-nitroso-Di-n-propylamine	92.3530	5.45	0.00	550441	130.0	20.8	0.0	41.5



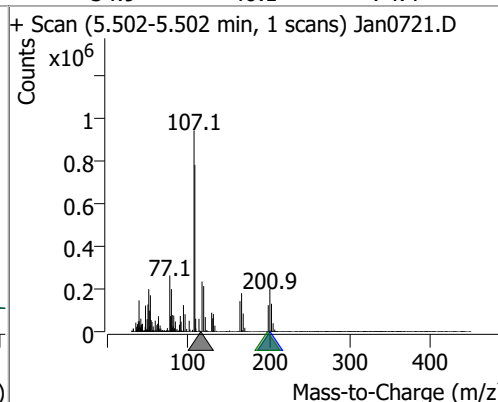
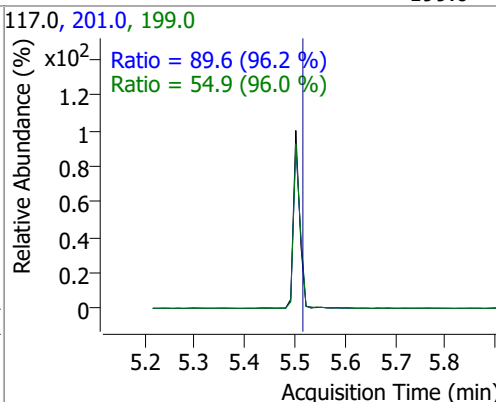
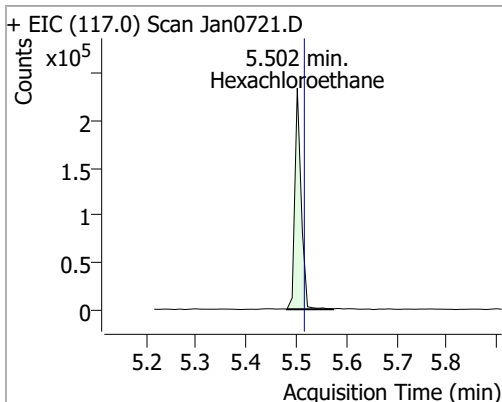


# Quantitation Results Report (QT Reviewed)

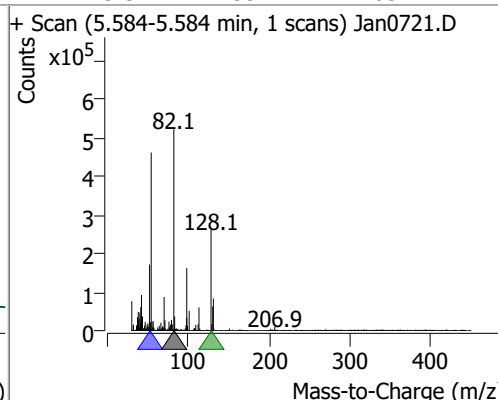
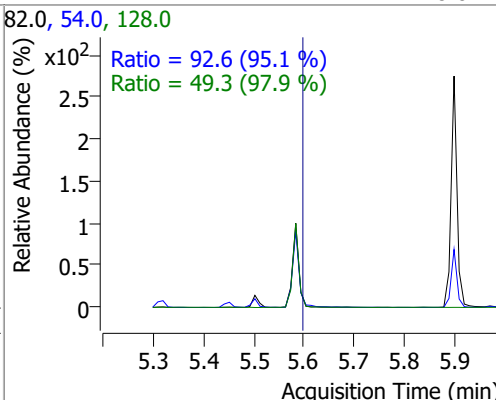
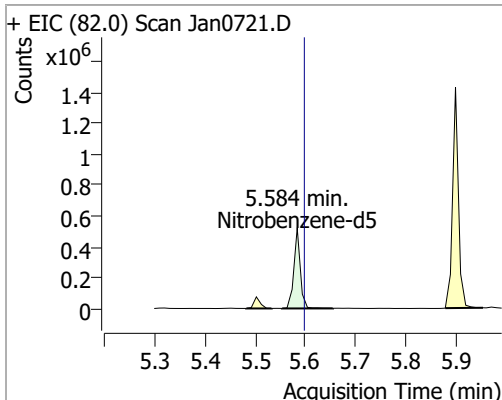
Compound	Conc.	RT	Dev(Min)	Resp.	QIon	QRatio	Lower	Upper
4Methylphenol/3Methylphenol	72.3615	5.50	0.02	846185 (m)	108.0	80.9	59.1	109.8



Compound	Conc.	RT	Dev(Min)	Resp.	QIon	QRatio	Lower	Upper
Hexachloroethane	56.0150	5.50	0.00	205926	201.0 199.0	89.6 54.9	65.2 40.1	121.2 74.4

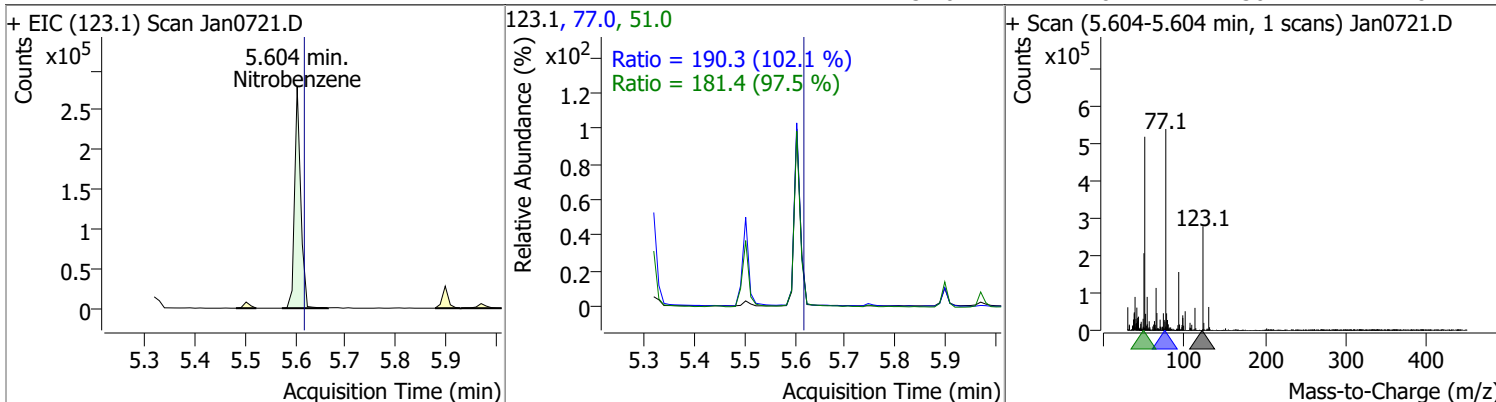


Compound	Conc.	RT	Dev(Min)	Resp.	QIon	QRatio	Lower	Upper
Nitrobenzene-d5	77.6441	5.58	0.00	464794	54.0 128.0	92.6 49.3	68.2 35.2	126.6 65.4

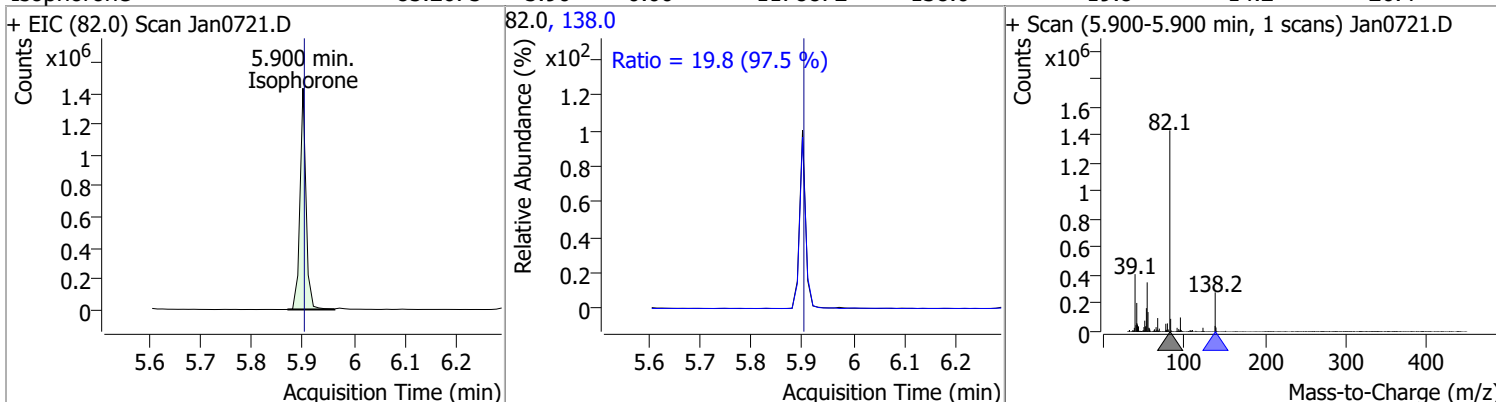


# Quantitation Results Report (QT Reviewed)

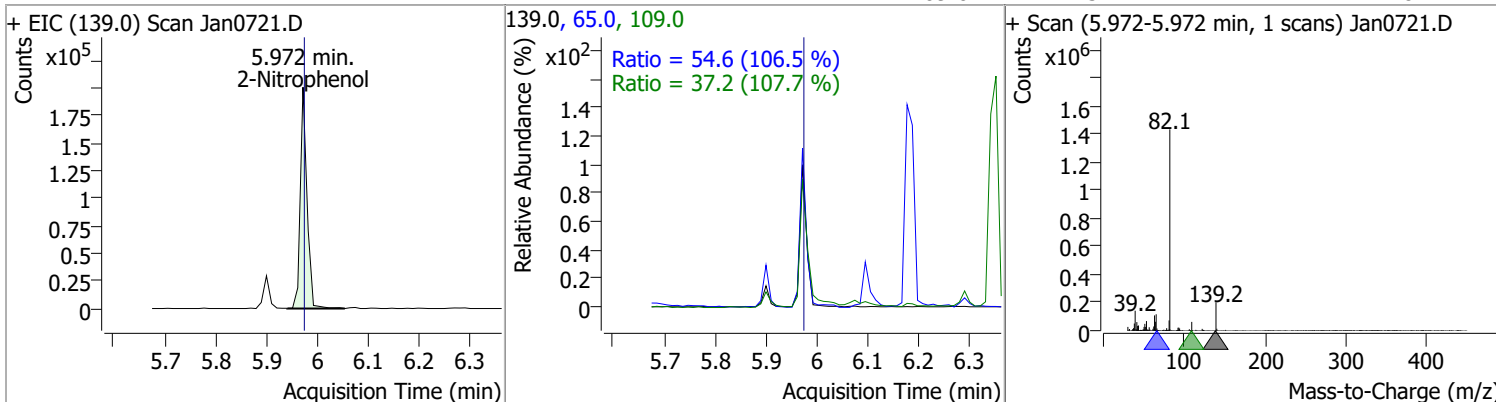
Compound	Conc.	RT	Dev(Min)	Resp.	QIon	QRatio	Lower	Upper
Nitrobenzene	74.5710	5.60	0.00	238141	77.0	190.3	130.5	242.3
					51.0	181.4	130.2	241.8



Compound	Conc.	RT	Dev(Min)	Resp.	QIon	QRatio	Lower	Upper
Isophrone	85.2675	5.90	0.00	1178872	138.0	19.8	14.2	26.4

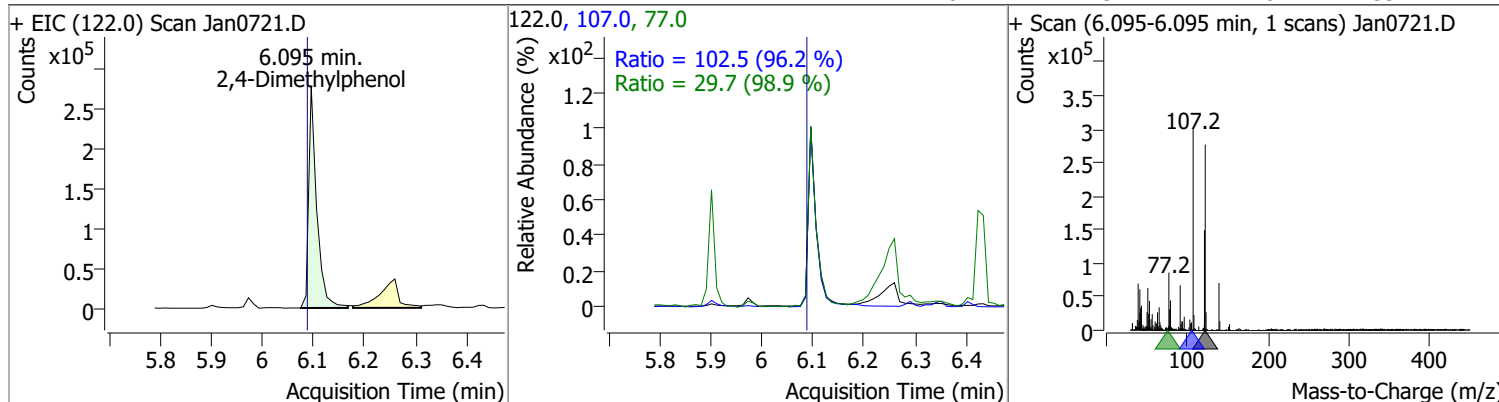


Compound	Conc.	RT	Dev(Min)	Resp.	QIon	QRatio	Lower	Upper
2-Nitrophenol	76.2185	5.97	0.00	184215	65.0	54.6	35.9	66.6
					109.0	37.2	24.1	44.8

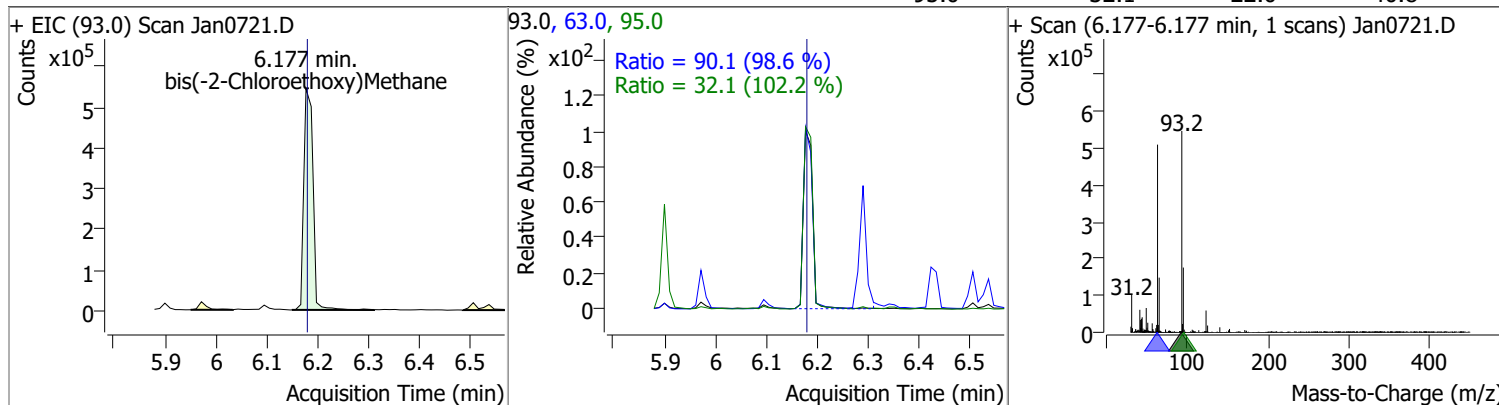


# Quantitation Results Report (QT Reviewed)

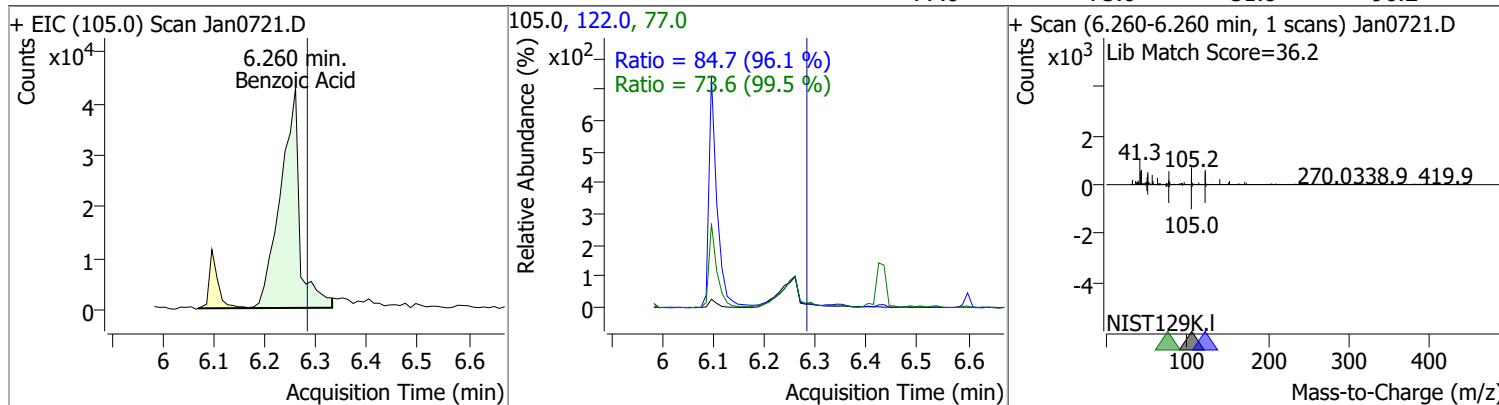
Compound	Conc.	RT	Dev(Min)	Resp.	QIon	QRatio	Lower	Upper
2,4-Dimethylphenol	46.0000	6.10	0.01	305526	107.0	102.5	74.6	138.5
					77.0	29.7	21.0	39.1



Compound	Conc.	RT	Dev(Min)	Resp.	QIon	QRatio	Lower	Upper
bis(-2-Chloroethoxy)Methane	84.1426	6.18	0.00	682131	63.0	90.1	64.0	118.8
					95.0	32.1	22.0	40.8

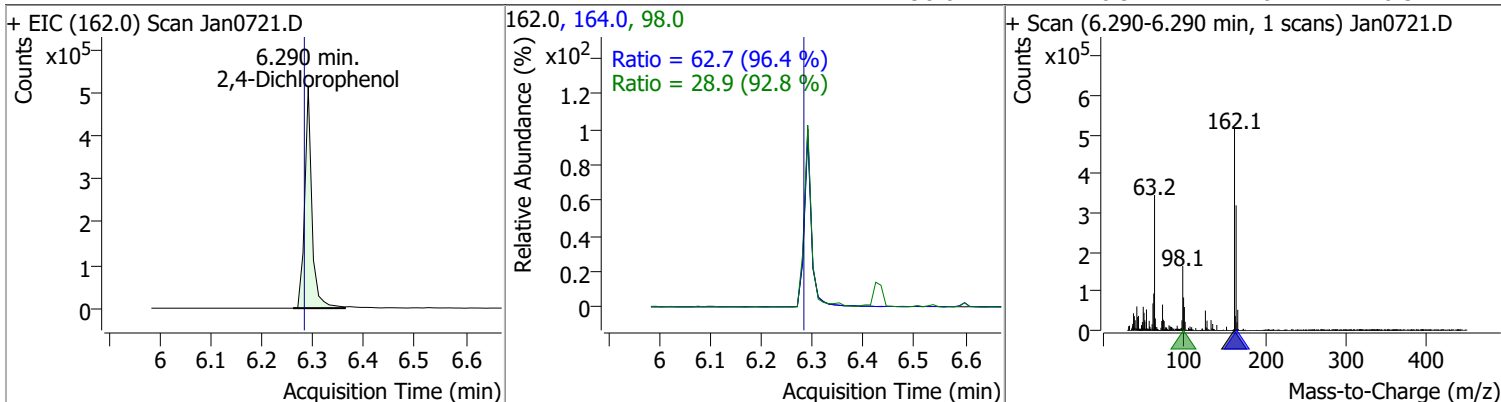


Compound	Conc.	RT	Dev(Min)	Resp.	QIon	QRatio	Lower	Upper
Benzoic Acid	33.2983	6.26	-0.02	112055	122.0	84.7	61.7	114.6
					77.0	73.6	51.8	96.2

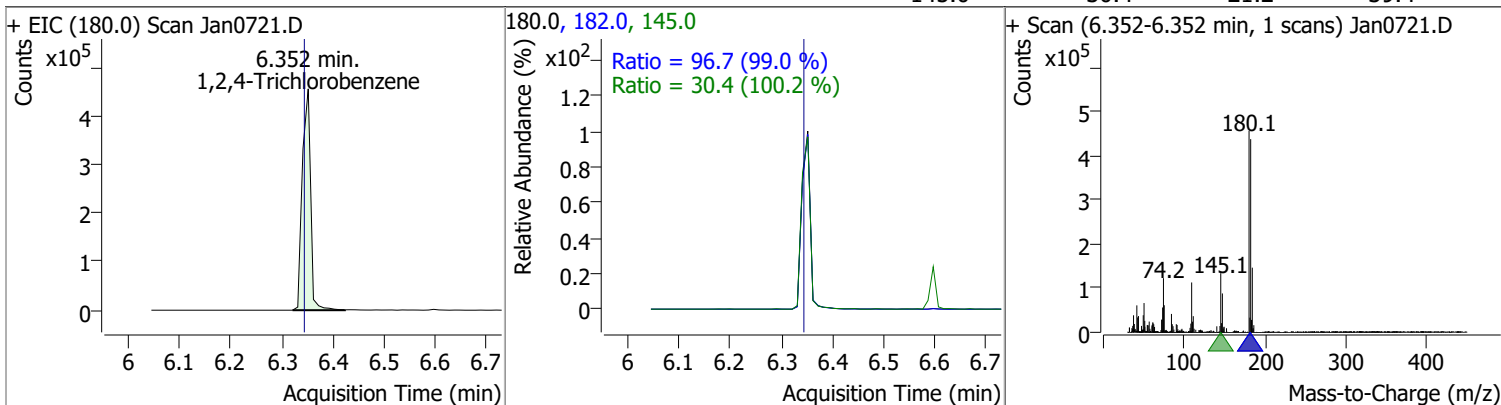


# Quantitation Results Report (QT Reviewed)

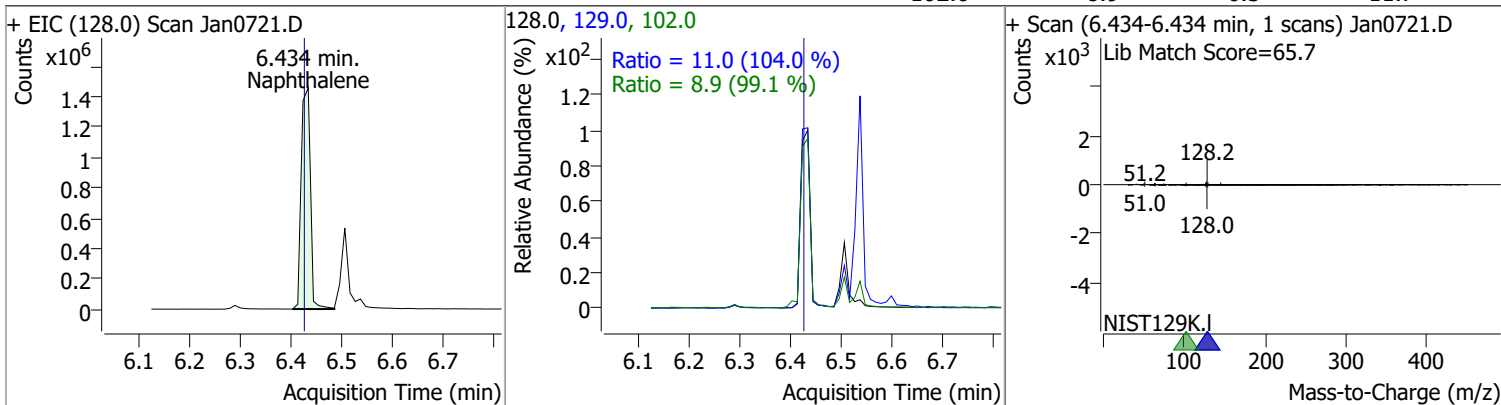
Compound	Conc.	RT	Dev(Min)	Resp.	QIon	QRatio	Lower	Upper
2,4-Dichlorophenol	79.7203	6.29	0.01	503666	164.0	62.7	45.5	84.6
					98.0	28.9	21.8	40.5



Compound	Conc.	RT	Dev(Min)	Resp.	QIon	QRatio	Lower	Upper
1,2,4-Trichlorobenzene	64.4273	6.35	0.01	517049	182.0	96.7	68.4	127.1
					145.0	30.4	21.2	39.4

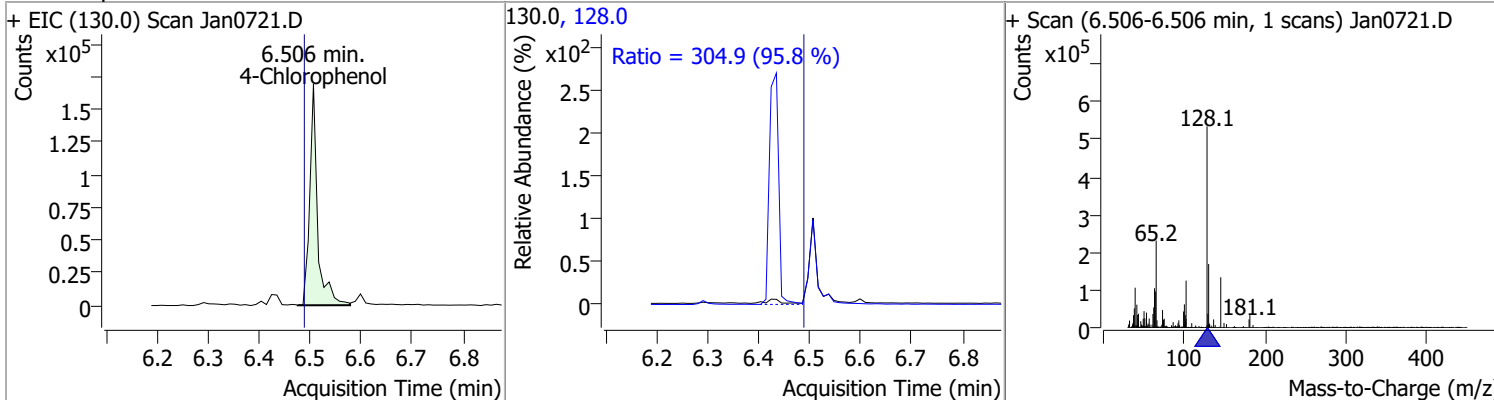


Compound	Conc.	RT	Dev(Min)	Resp.	QIon	QRatio	Lower	Upper
Naphthalene	78.1783	6.43	0.01	1825474	129.0	11.0	7.4	13.8
					102.0	8.9	6.3	11.7

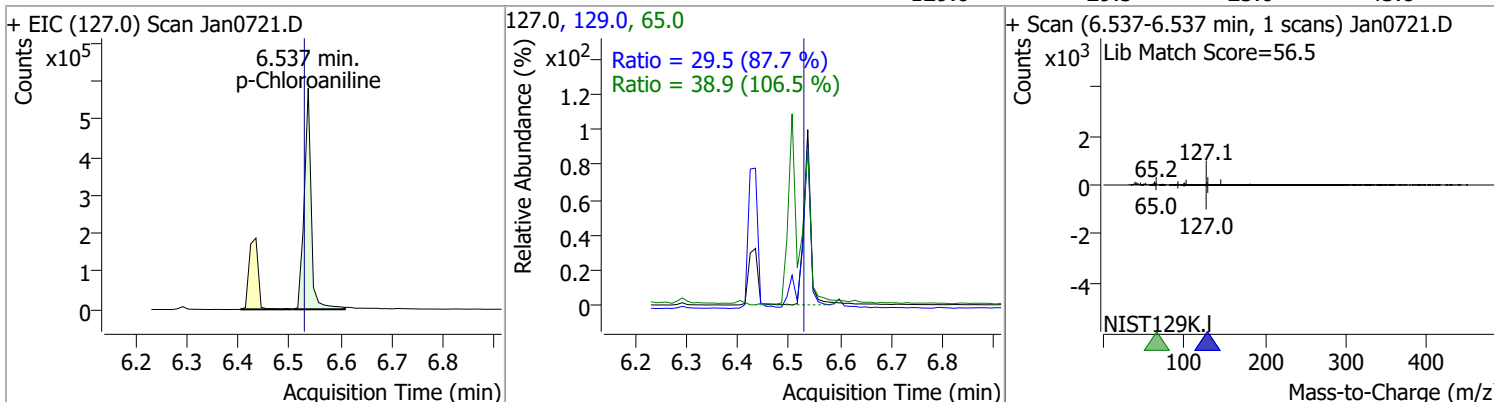


# Quantitation Results Report (QT Reviewed)

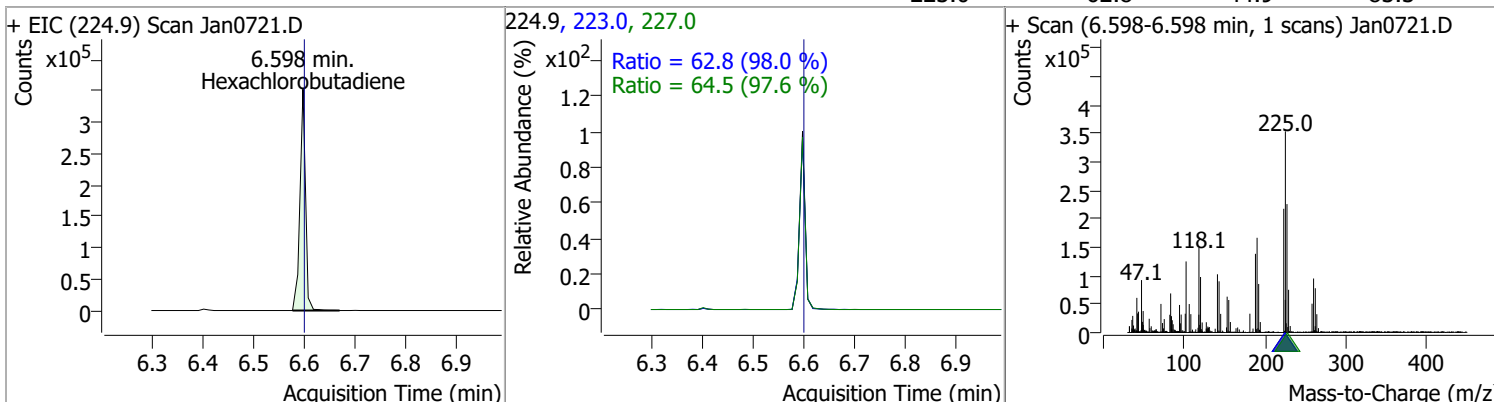
Compound	Conc.	RT	Dev(Min)	Resp.	QIon	QRatio	Lower	Upper
4-Chlorophenol	83.8881	6.51	0.02	181841	128.0	304.9	222.8	413.7



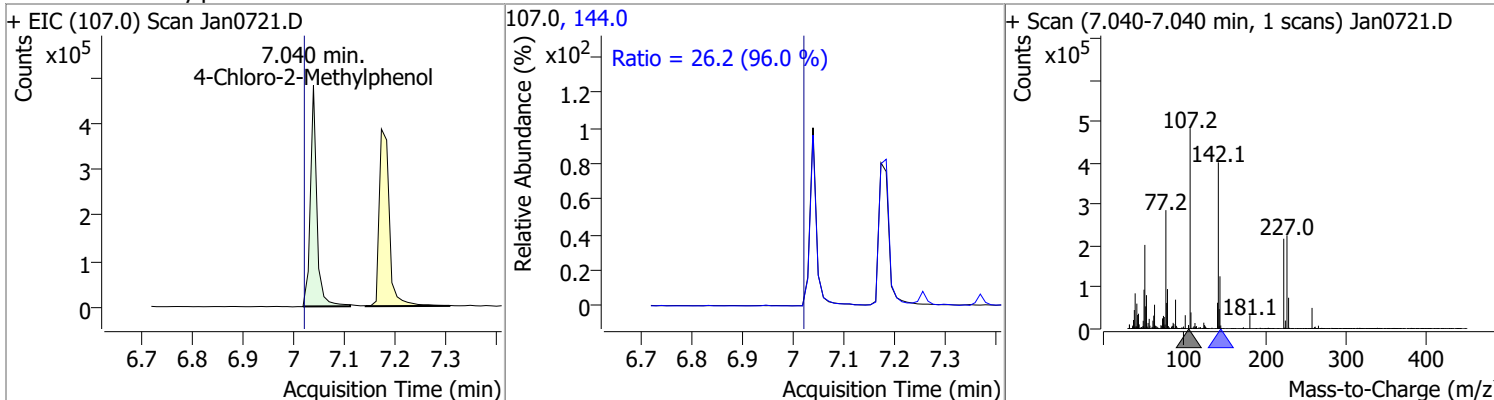
Compound	Conc.	RT	Dev(Min)	Resp.	QIon	QRatio	Lower	Upper
p-Chloroaniline	60.8912	6.54	0.01	553269	65.0	38.9	25.6	47.5
					129.0	29.5	23.6	43.8



Compound	Conc.	RT	Dev(Min)	Resp.	QIon	QRatio	Lower	Upper
Hexachlorobutadiene	62.2910	6.60	0.00	268376	227.0	64.5	46.3	85.9
					223.0	62.8	44.9	83.3

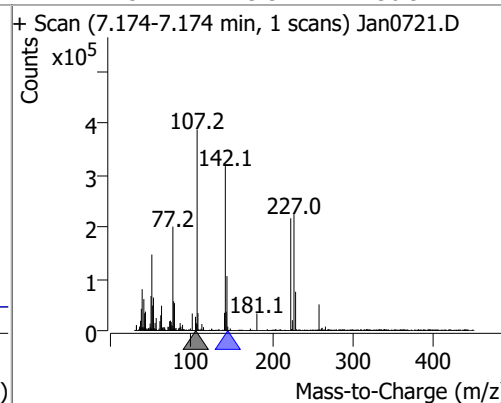
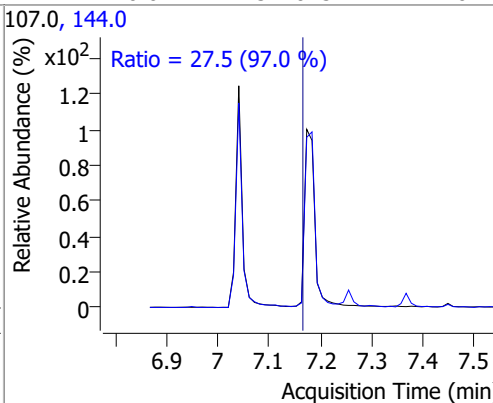
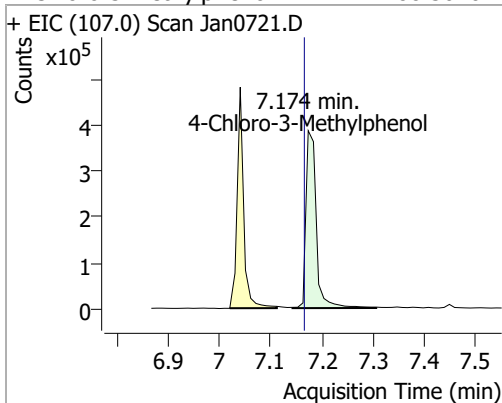


Compound	Conc.	RT	Dev(Min)	Resp.	QIon	QRatio	Lower	Upper
4-Chloro-2-Methylphenol	68.6846	7.04	0.02	402894	144.0	26.2	19.1	35.5

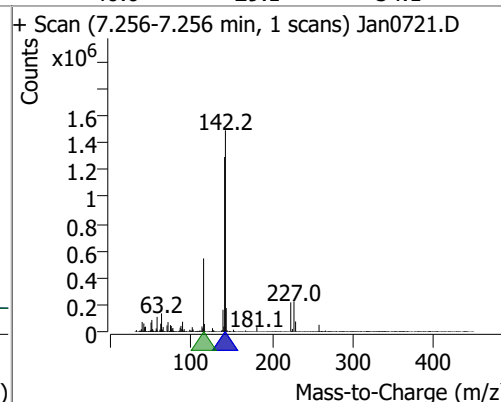
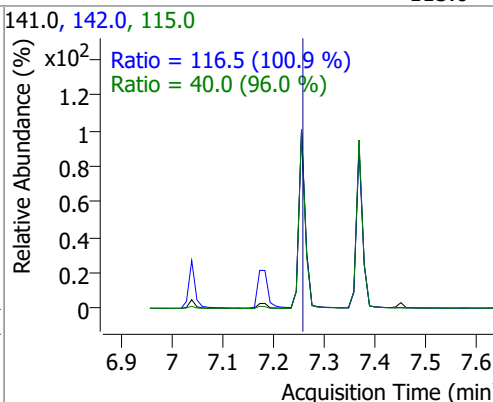
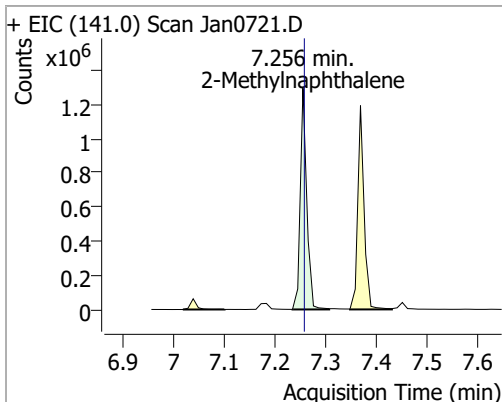


# Quantitation Results Report (QT Reviewed)

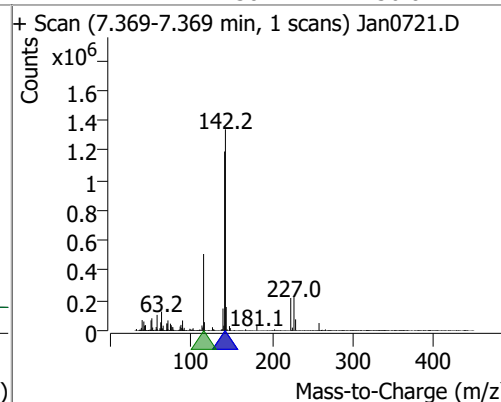
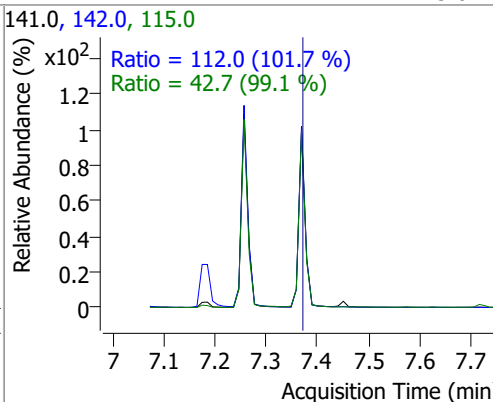
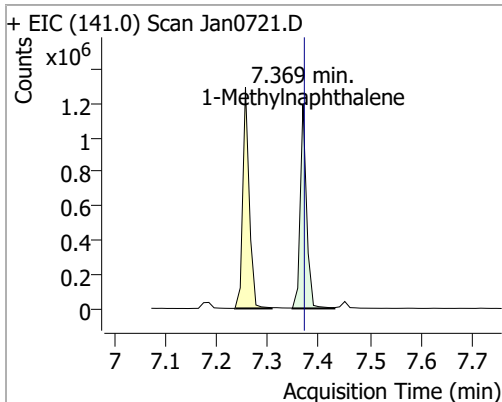
Compound	Conc.	RT	Dev(Min)	Resp.	QIon	QRatio	Lower	Upper
4-Chloro-3-Methylphenol	88.3020	7.17	0.01	547075	144.0	27.5	19.9	36.9



Compound	Conc.	RT	Dev(Min)	Resp.	QIon	QRatio	Lower	Upper
2-Methylnaphthalene	79.4396	7.26	0.00	1142253	142.0	116.5	80.8	150.1
					115.0	40.0	29.1	54.1

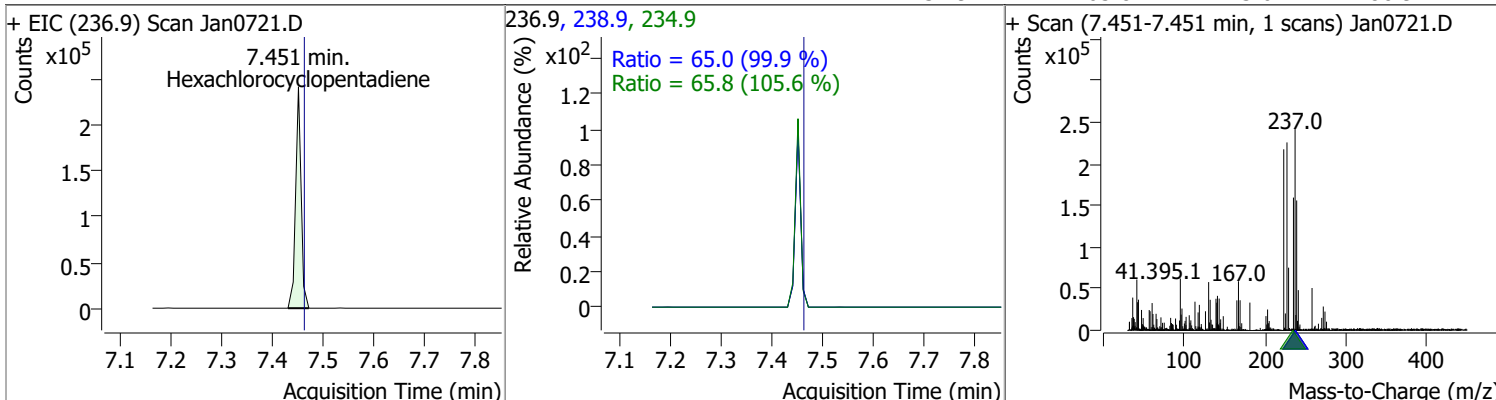


Compound	Conc.	RT	Dev(Min)	Resp.	QIon	QRatio	Lower	Upper
1-Methylnaphthalene	73.8029	7.37	0.00	1032703	142.0	112.0	77.1	143.2
					115.0	42.7	30.2	56.0

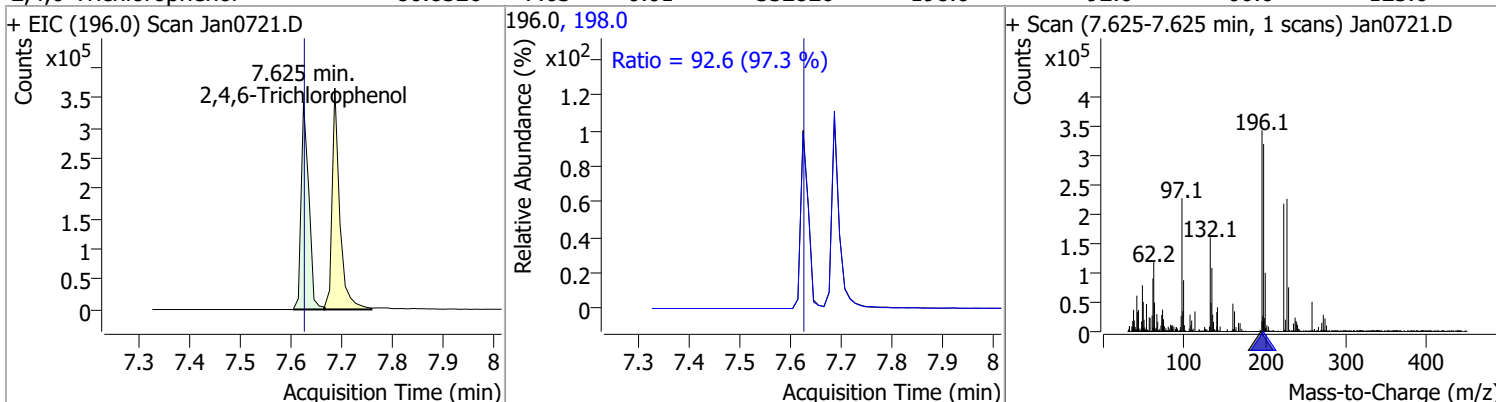


# Quantitation Results Report (QT Reviewed)

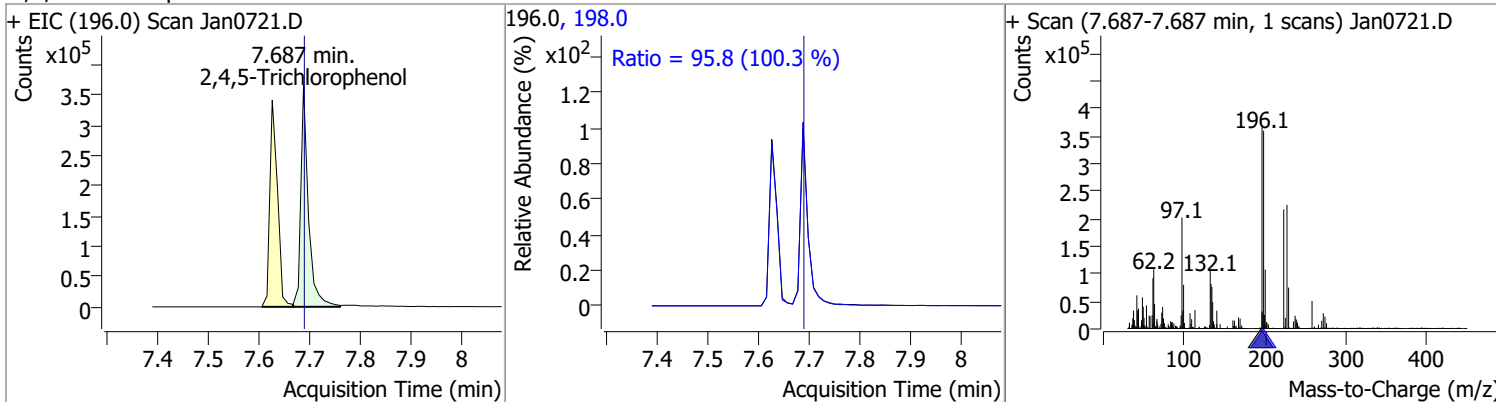
Compound	Conc.	RT	Dev(Min)	Resp.	QIon	QRatio	Lower	Upper
Hexachlorocyclopentadiene	65.8928	7.45	0.00	181491	238.9	65.0	45.5	84.6
					234.9	65.8	43.6	80.9



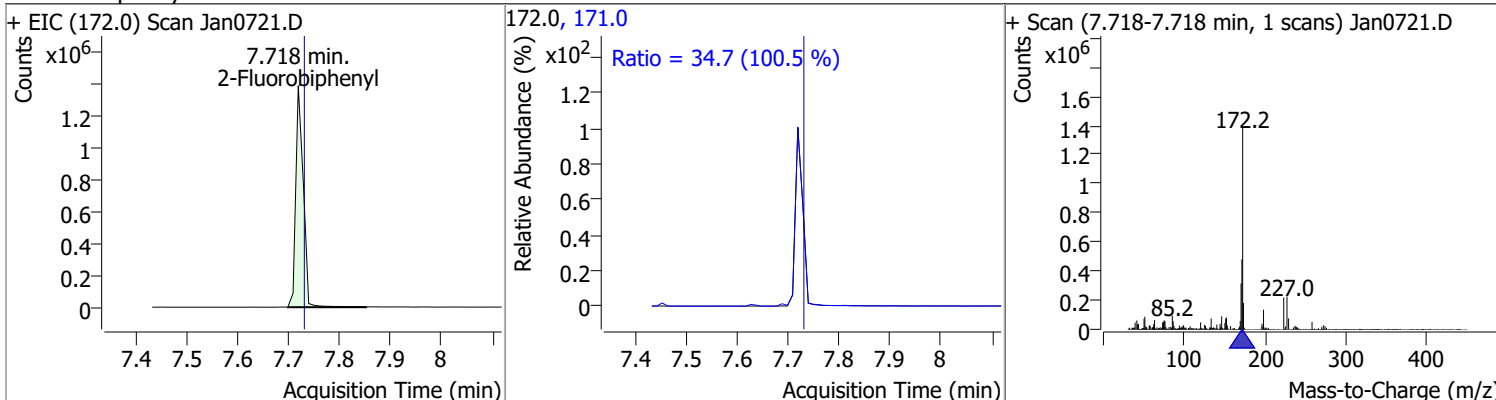
Compound	Conc.	RT	Dev(Min)	Resp.	QIon	QRatio	Lower	Upper
2,4,6-Trichlorophenol	86.8326	7.63	0.01	352820	196.0	92.6	66.6	123.6
					198.0	92.6	66.6	123.6



Compound	Conc.	RT	Dev(Min)	Resp.	QIon	QRatio	Lower	Upper
2,4,5-Trichlorophenol	83.4560	7.69	0.01	381198	196.0	95.8	66.8	124.1
					198.0	95.8	66.8	124.1

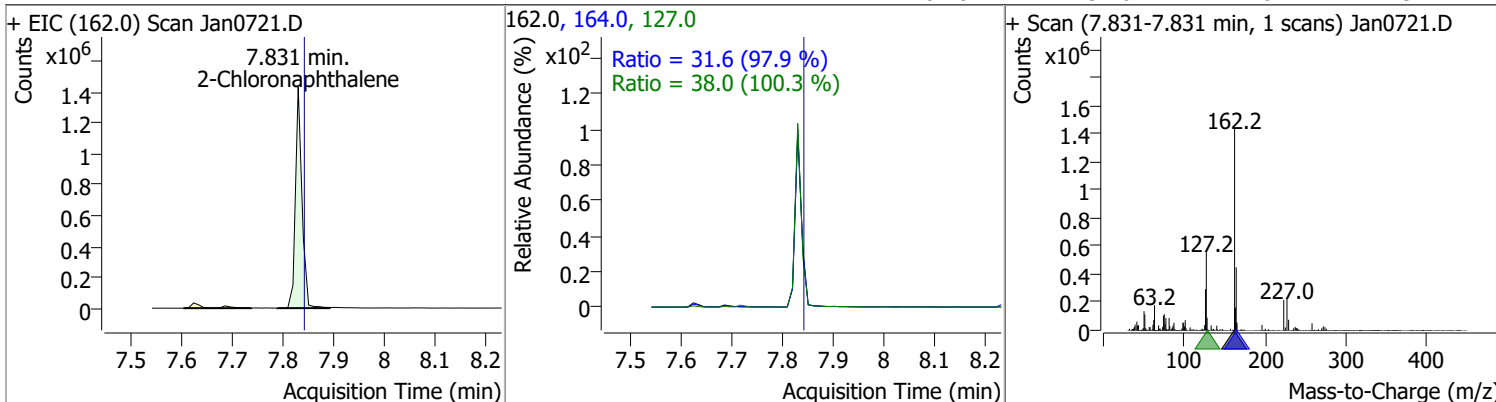


Compound	Conc.	RT	Dev(Min)	Resp.	QIon	QRatio	Lower	Upper
2-Fluorobiphenyl	77.7710	7.72	0.00	1419923	172.0	34.7	24.2	44.9
					171.0	34.7	24.2	44.9

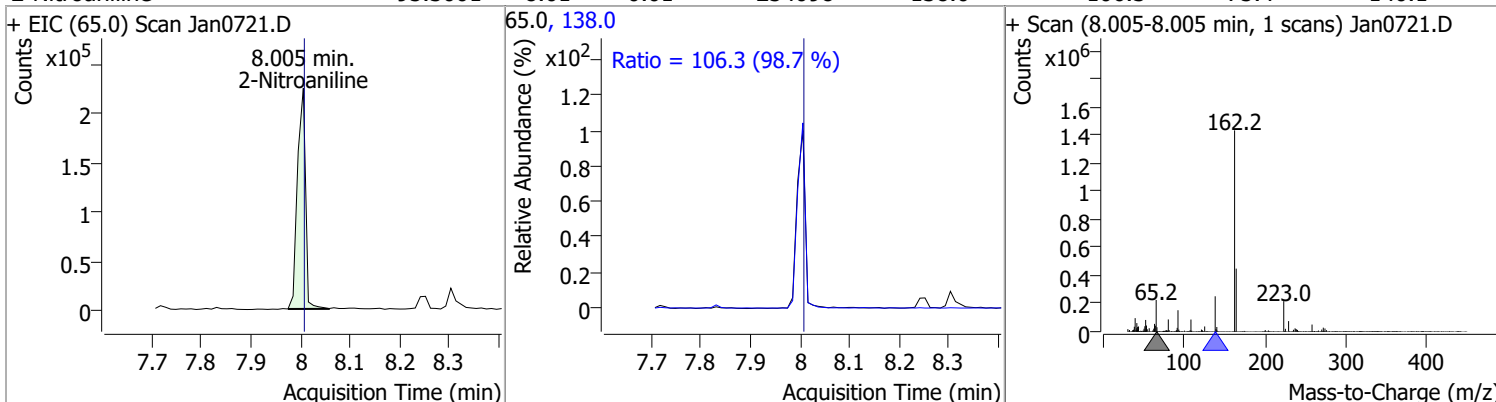


# Quantitation Results Report (QT Reviewed)

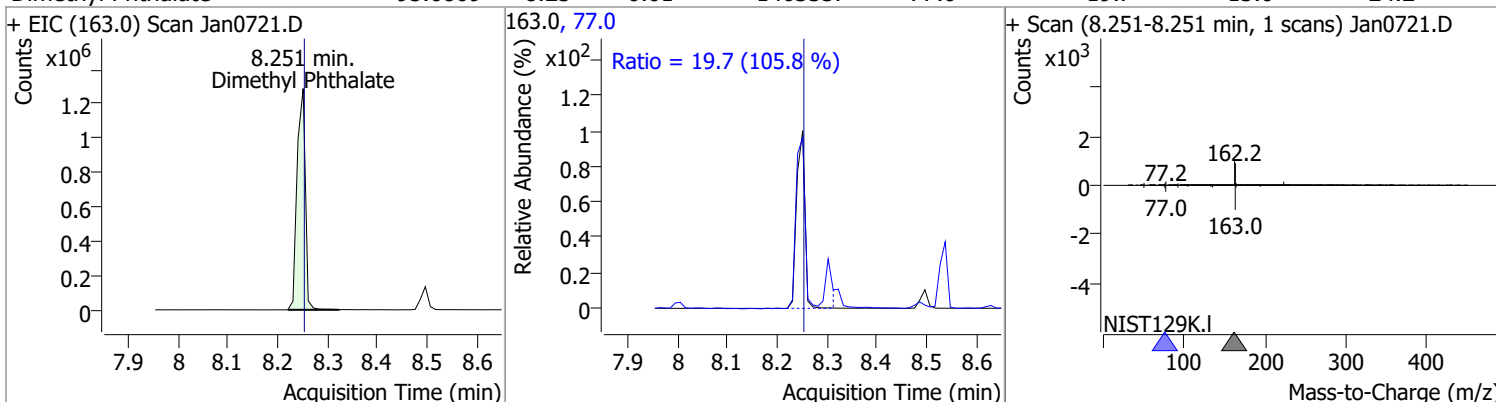
Compound	Conc.	RT	Dev(Min)	Resp.	QIon	QRatio	Lower	Upper
2-Chloronaphthalene	83.9996	7.83	0.00	1279432	127.0	38.0	26.5	49.3
					164.0	31.6	22.6	41.9



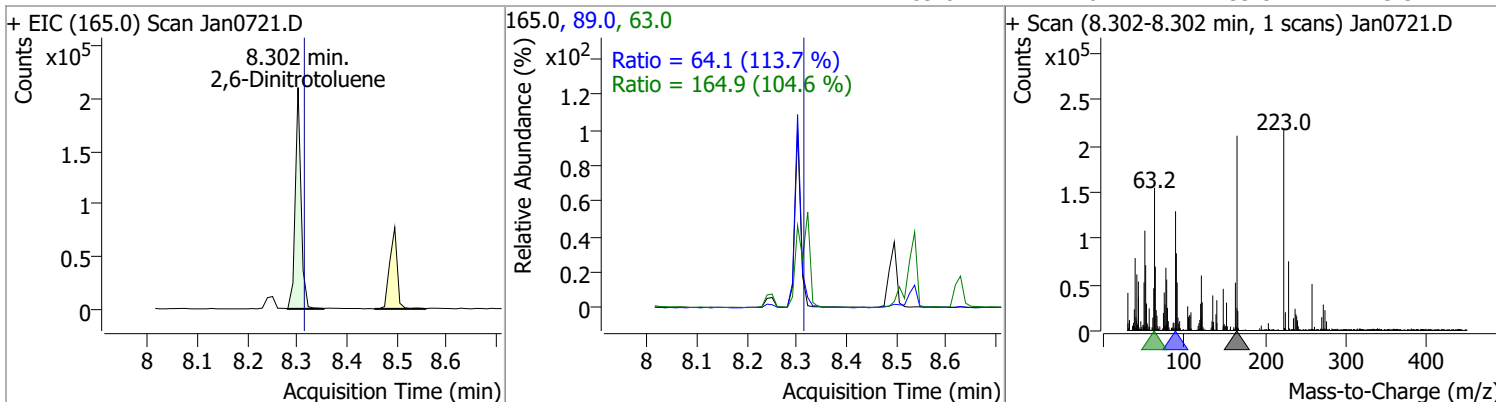
Compound	Conc.	RT	Dev(Min)	Resp.	QIon	QRatio	Lower	Upper
2-Nitroaniline	95.3001	8.01	0.01	254098	138.0	106.3	75.4	140.1



Compound	Conc.	RT	Dev(Min)	Resp.	QIon	QRatio	Lower	Upper
Dimethyl Phthalate	95.6809	8.25	0.01	1463357	77.0	19.7	13.0	24.2

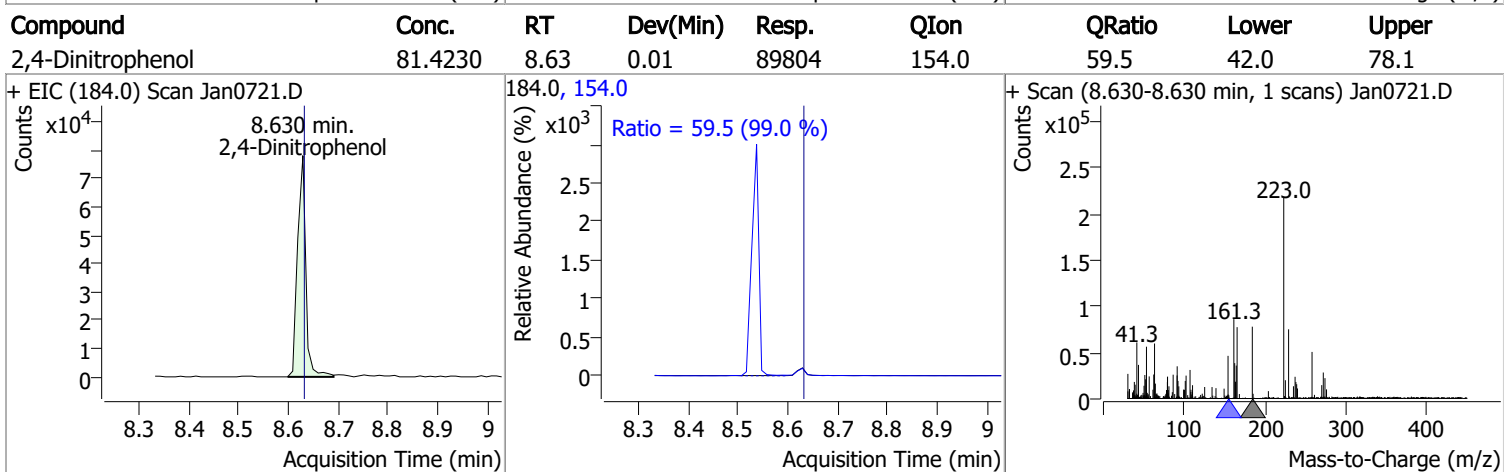
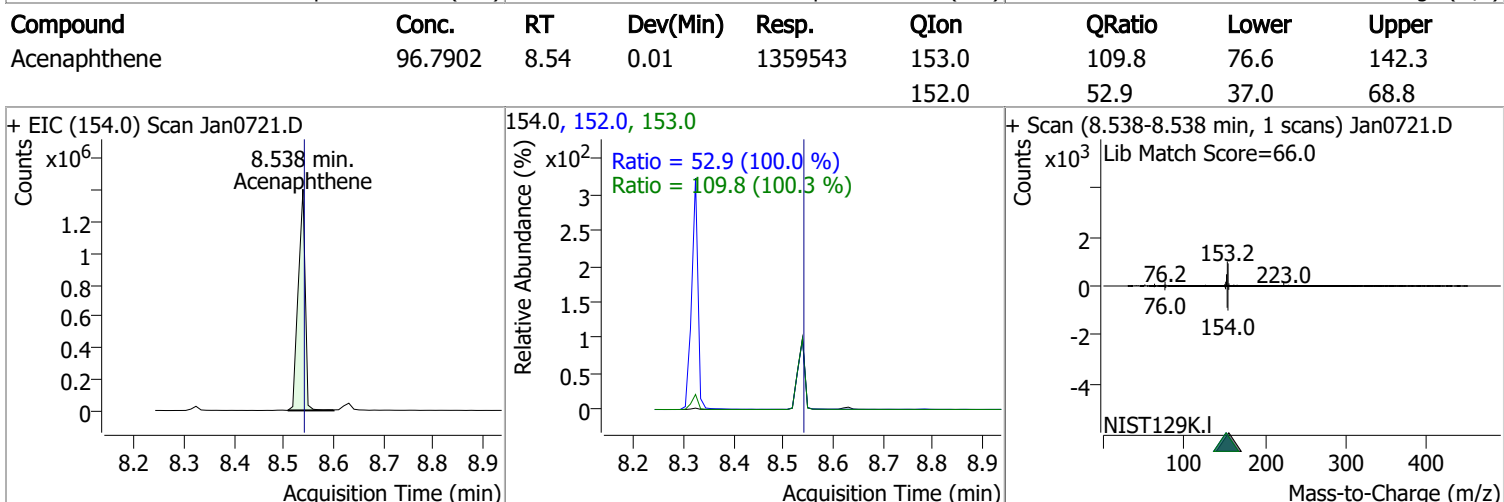
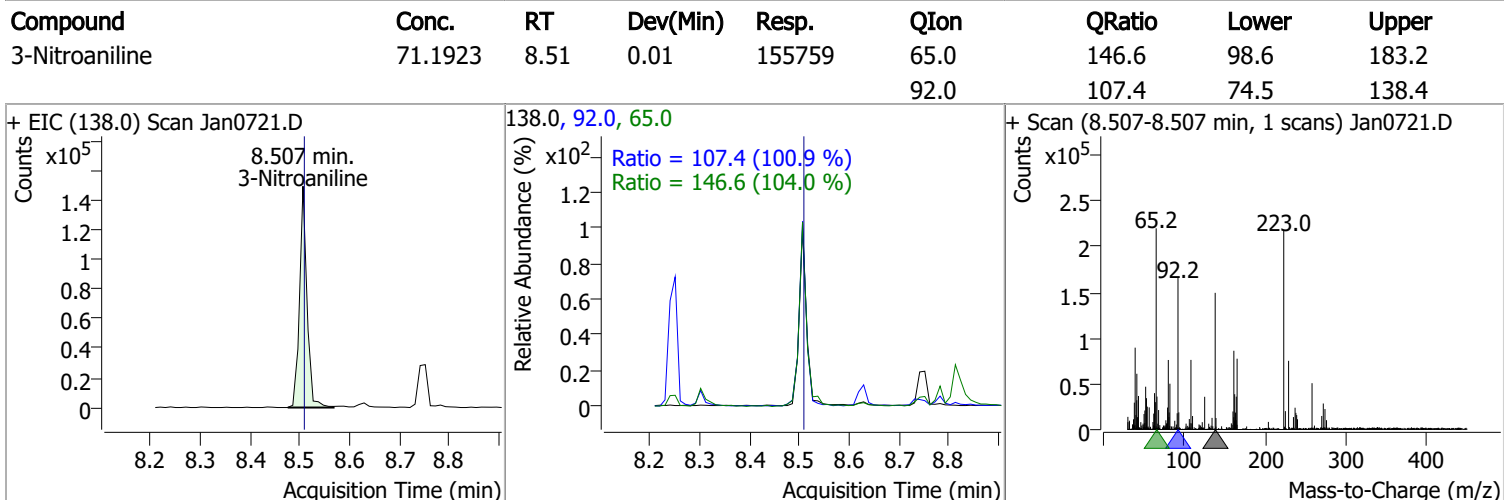
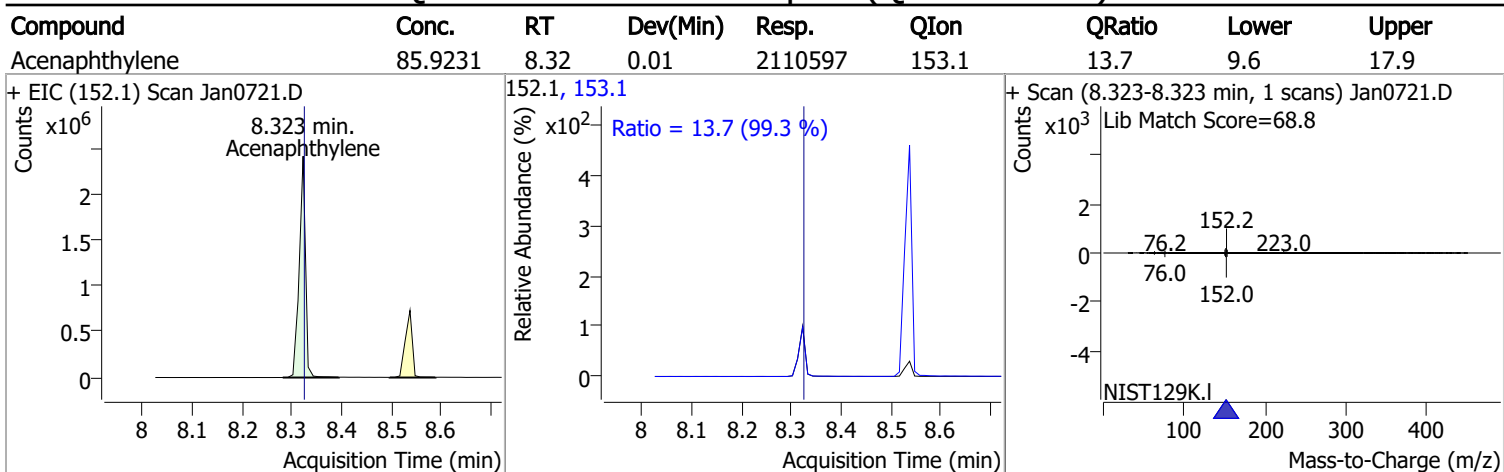


Compound	Conc.	RT	Dev(Min)	Resp.	QIon	QRatio	Lower	Upper
2,6-Dinitrotoluene	82.7096	8.30	0.00	169360	63.0	164.9	110.4	205.0
					89.0	64.1	39.5	73.3



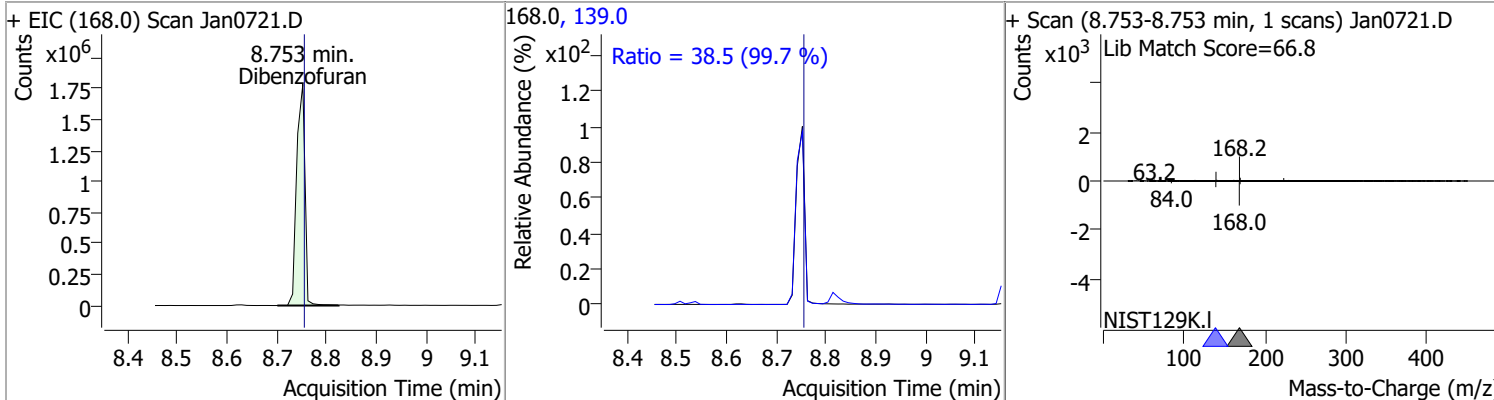


# Quantitation Results Report (QT Reviewed)

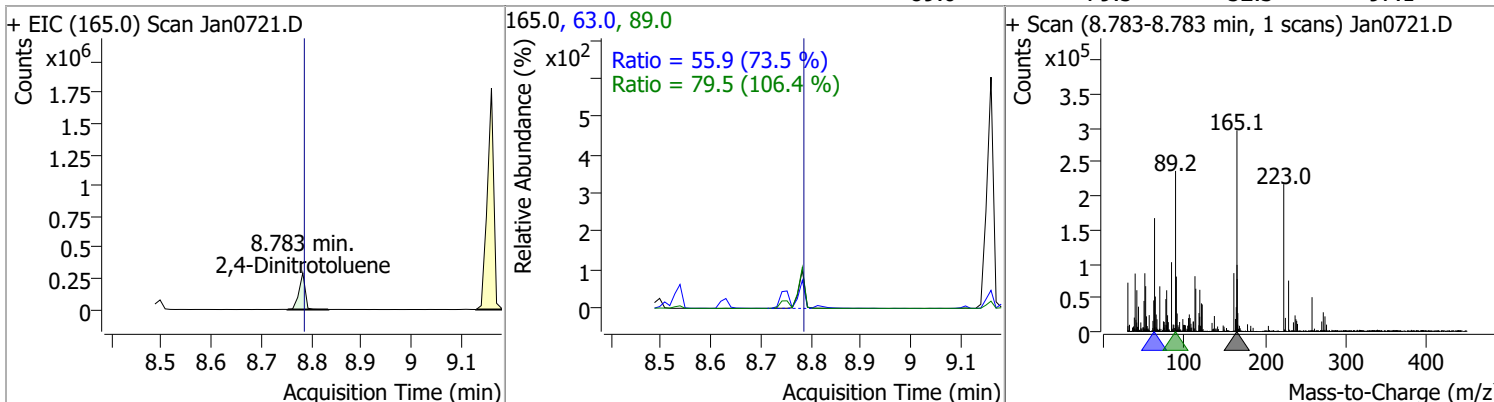


# Quantitation Results Report (QT Reviewed)

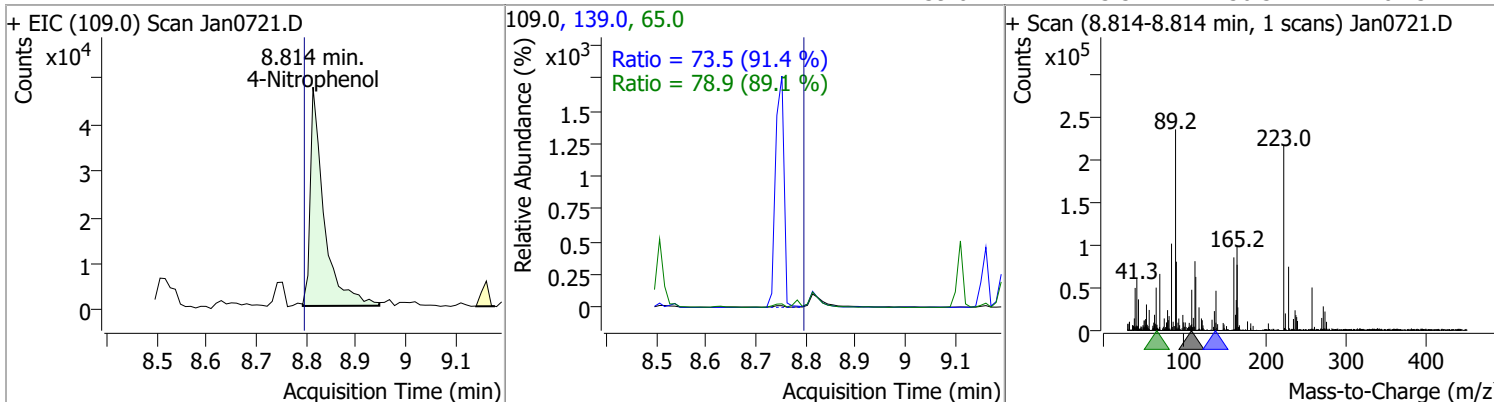
Compound	Conc.	RT	Dev(Min)	Resp.	QIon	QRatio	Lower	Upper
Dibenzofuran	92.5919	8.75	0.01	2058364	139.0	38.5	27.0	50.2



Compound	Conc.	RT	Dev(Min)	Resp.	QIon	QRatio	Lower	Upper
2,4-Dinitrotoluene	92.9390	8.78	0.01	254463	63.0	55.9	53.2	98.9
					89.0	79.5	52.3	97.1

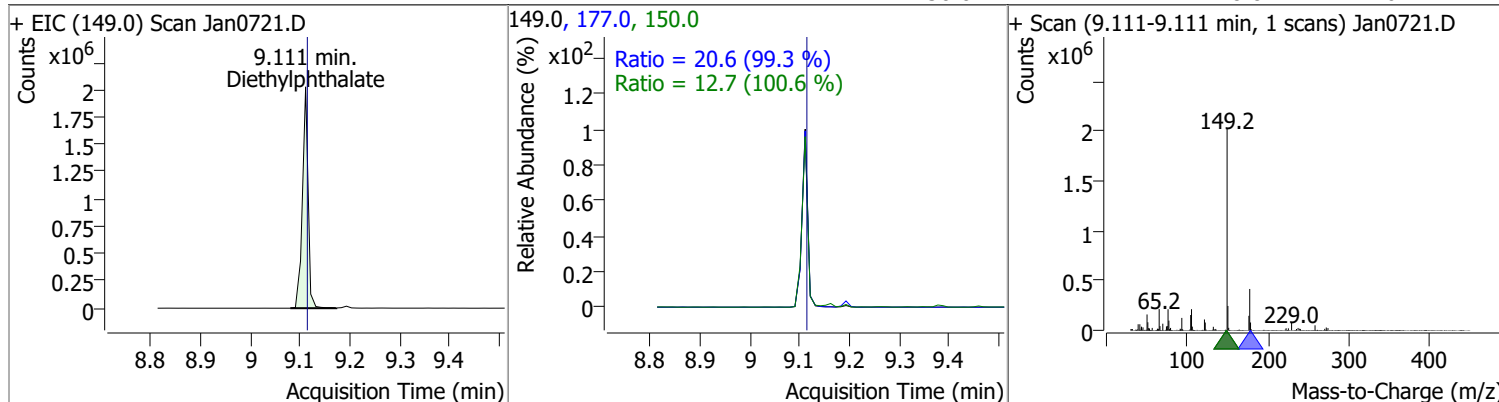


Compound	Conc.	RT	Dev(Min)	Resp.	QIon	QRatio	Lower	Upper
4-Nitrophenol	42.1861	8.81	0.03	90720	65.0	78.9	62.0	115.1
					139.0	73.5	56.3	104.5

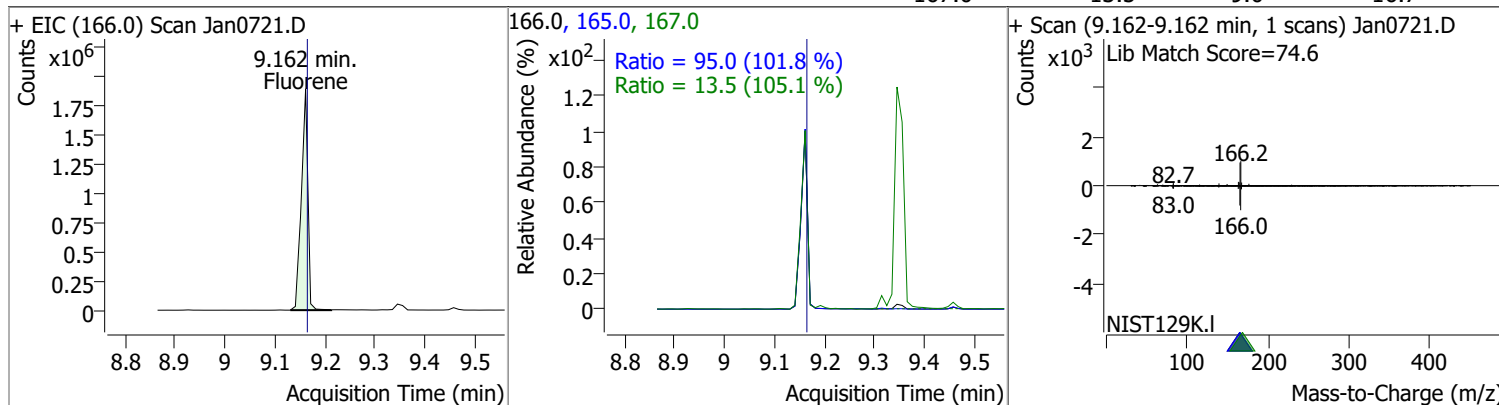


# Quantitation Results Report (QT Reviewed)

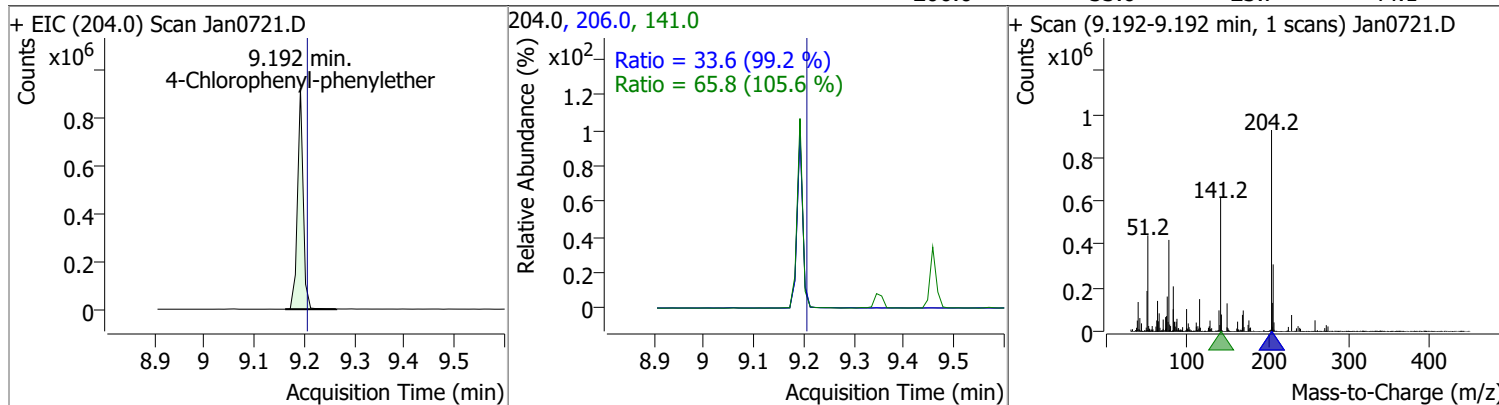
Compound	Conc.	RT	Dev(Min)	Resp.	QIon	QRatio	Lower	Upper
Diethylphthalate	99.4478	9.11	0.01	1612139	177.0	20.6	14.5	27.0
					150.0	12.7	8.8	16.4



Fluorene	93.8552	9.16	0.01	1705134	165.0	95.0	65.4	121.4
					167.0	13.5	9.0	16.7

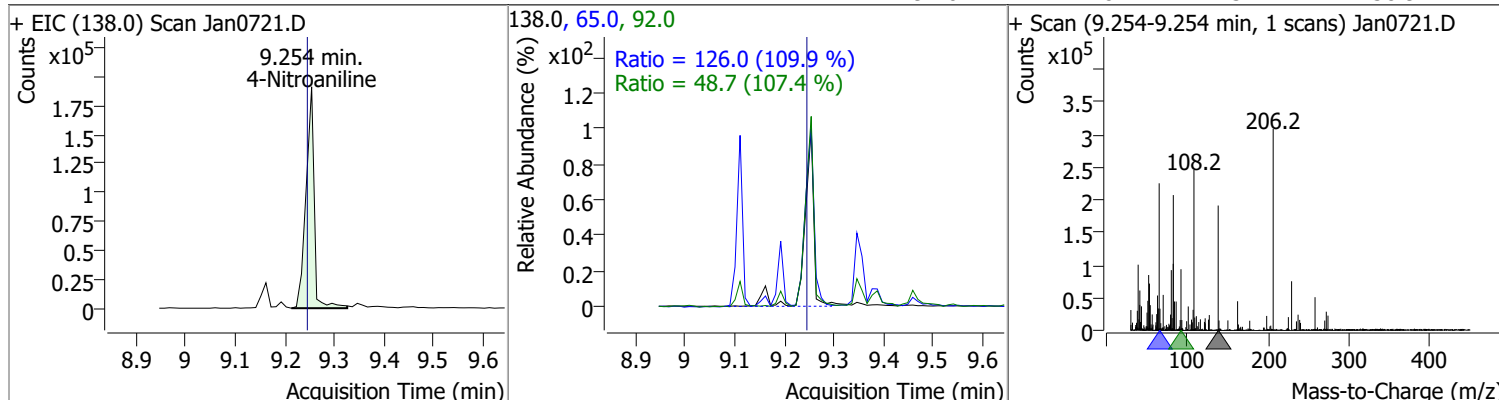


4-Chlorophenyl-phenylether	88.3965	9.19	0.00	732010	141.0	65.8	43.6	80.9
					206.0	33.6	23.7	44.1

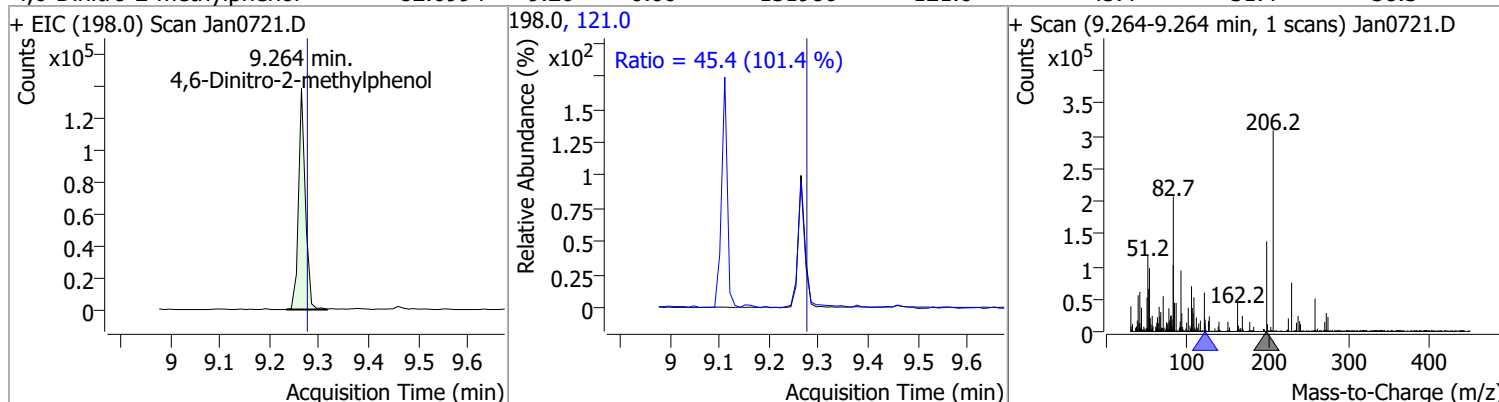


# Quantitation Results Report (QT Reviewed)

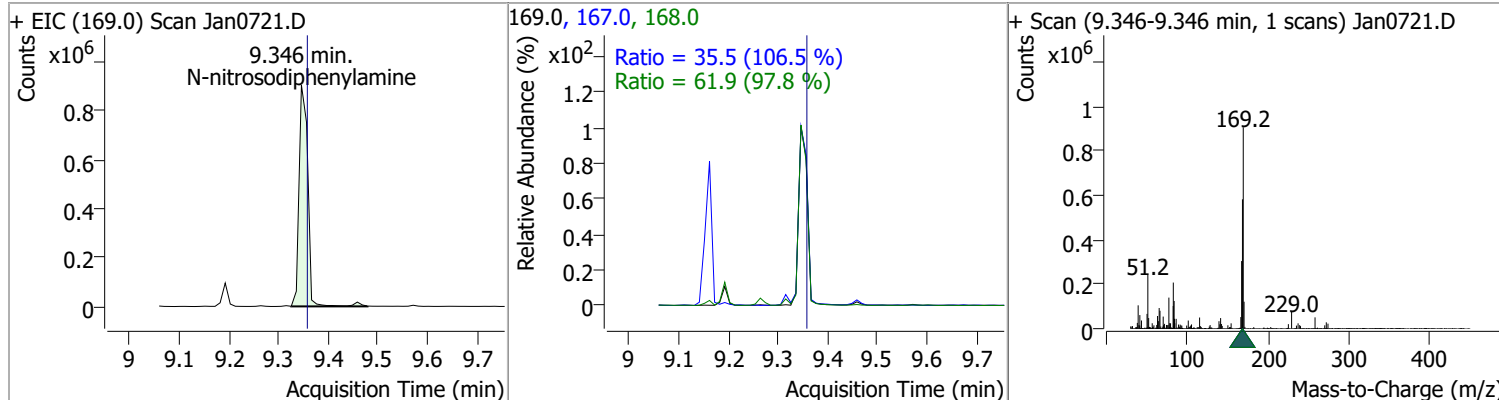
Compound	Conc.	RT	Dev(Min)	Resp.	QIon	QRatio	Lower	Upper
4-Nitroaniline	95.1203	9.25	0.02	219846	65.0	126.0	80.2	149.0
					92.0	48.7	31.7	58.9



Compound	Conc.	RT	Dev(Min)	Resp.	QIon	QRatio	Lower	Upper
4,6-Dinitro-2-methylphenol	82.6994	9.26	0.00	131986	121.0	45.4	31.4	58.3

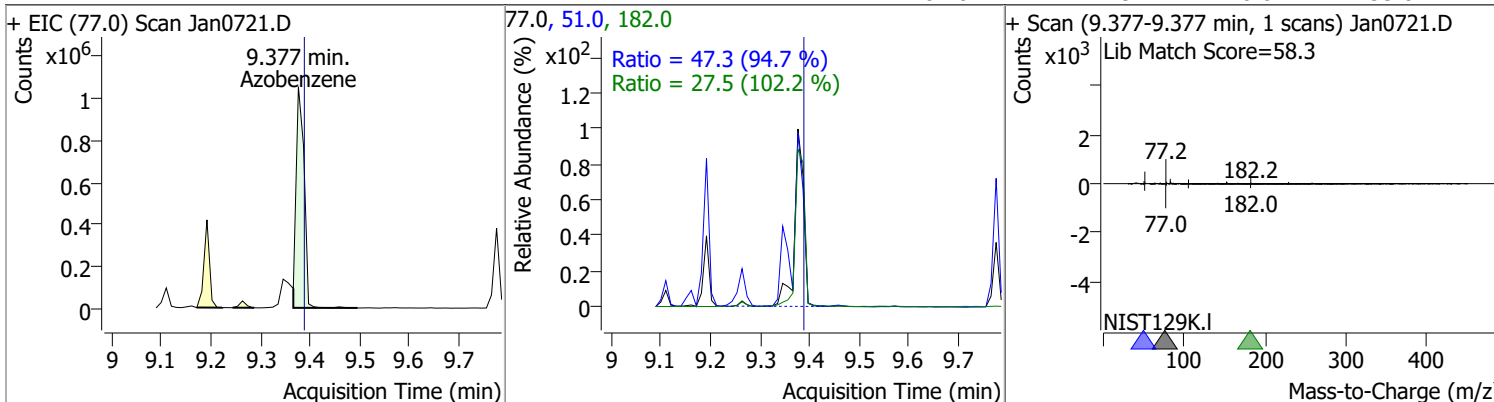


Compound	Conc.	RT	Dev(Min)	Resp.	QIon	QRatio	Lower	Upper
N-nitrosodiphenylamine	93.8697	9.35	0.00	1107823	168.0	61.9	44.3	82.3
					167.0	35.5	23.4	43.4

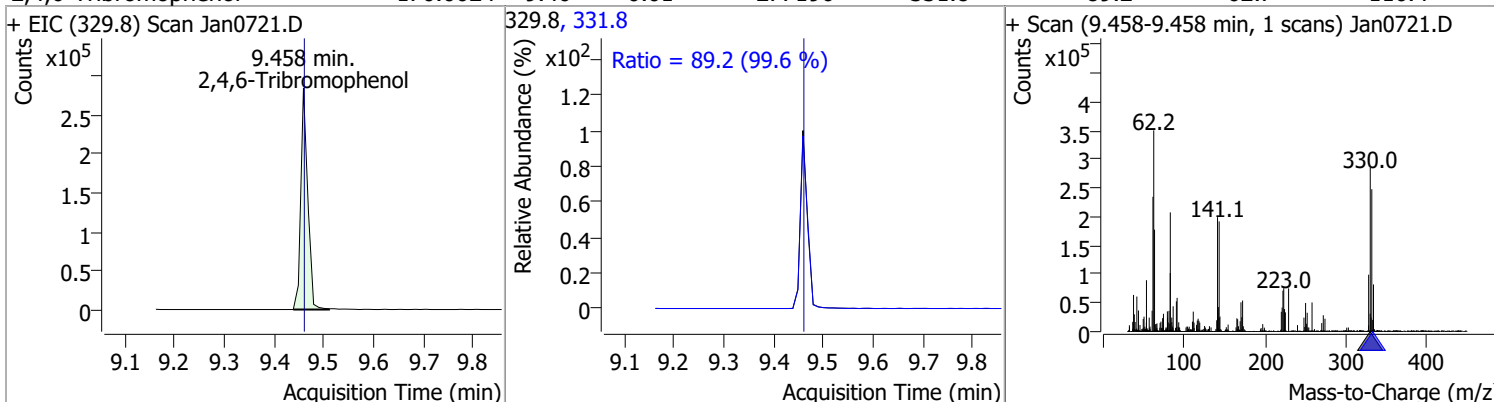


# Quantitation Results Report (QT Reviewed)

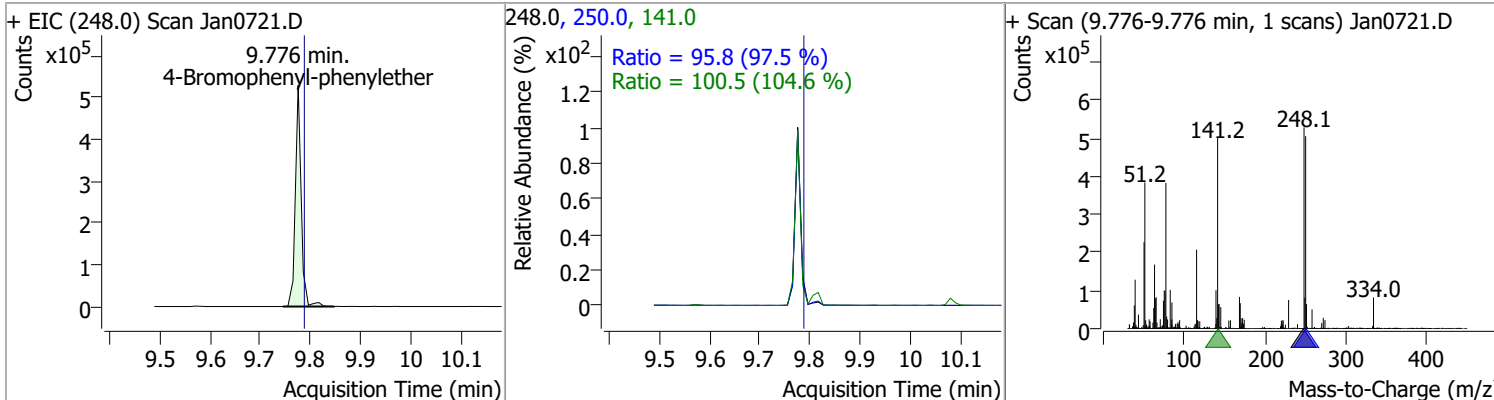
Compound	Conc.	RT	Dev(Min)	Resp.	QIon	QRatio	Lower	Upper
Azobenzene	83.4696	9.38	0.00	1174029	51.0	47.3	34.9	64.9
					182.0	27.5	18.8	35.0



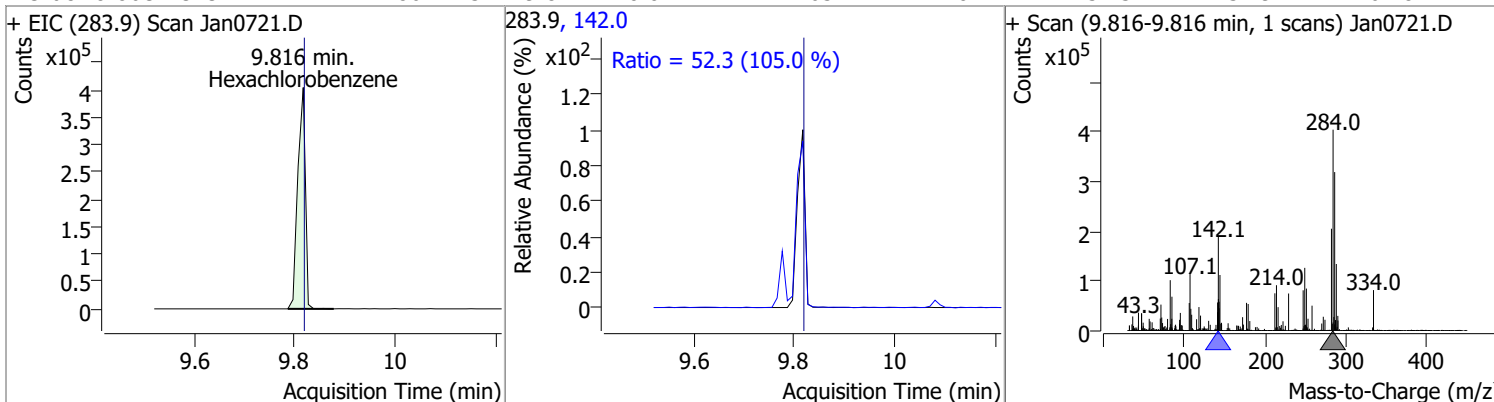
Compound	Conc.	RT	Dev(Min)	Resp.	QIon	QRatio	Lower	Upper
2,4,6-Tribromophenol	170.0624	9.46	0.01	277196	331.8	89.2	62.7	116.4



Compound	Conc.	RT	Dev(Min)	Resp.	QIon	QRatio	Lower	Upper
4-Bromophenyl-phenylether	88.6152	9.78	0.00	426493	250.0	95.8	68.8	127.8
					141.0	100.5	67.3	124.9

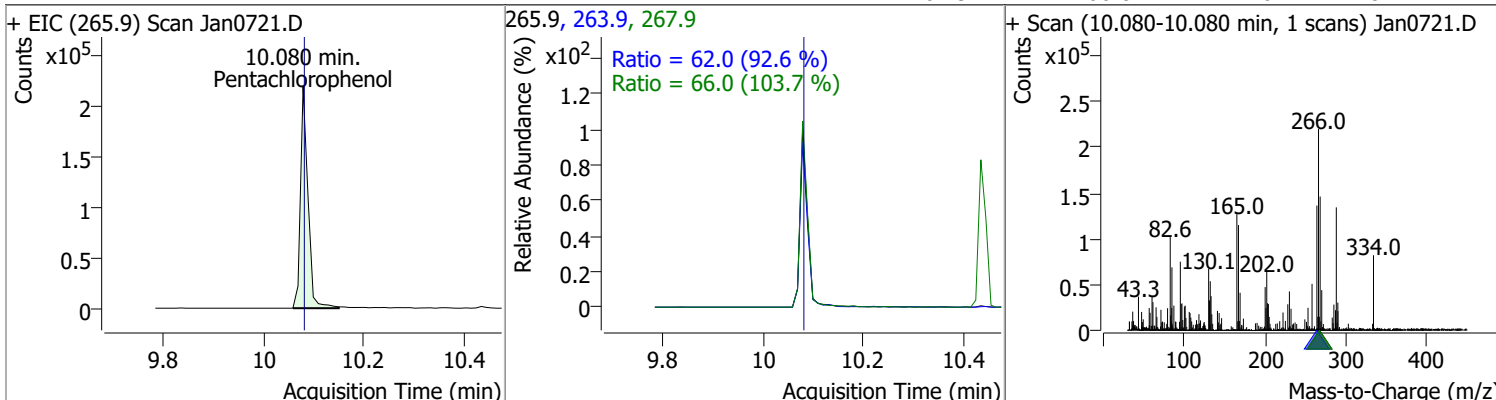


Compound	Conc.	RT	Dev(Min)	Resp.	QIon	QRatio	Lower	Upper
Hexachlorobenzene	86.4145	9.82	0.01	421265	142.0	52.3	34.9	64.8

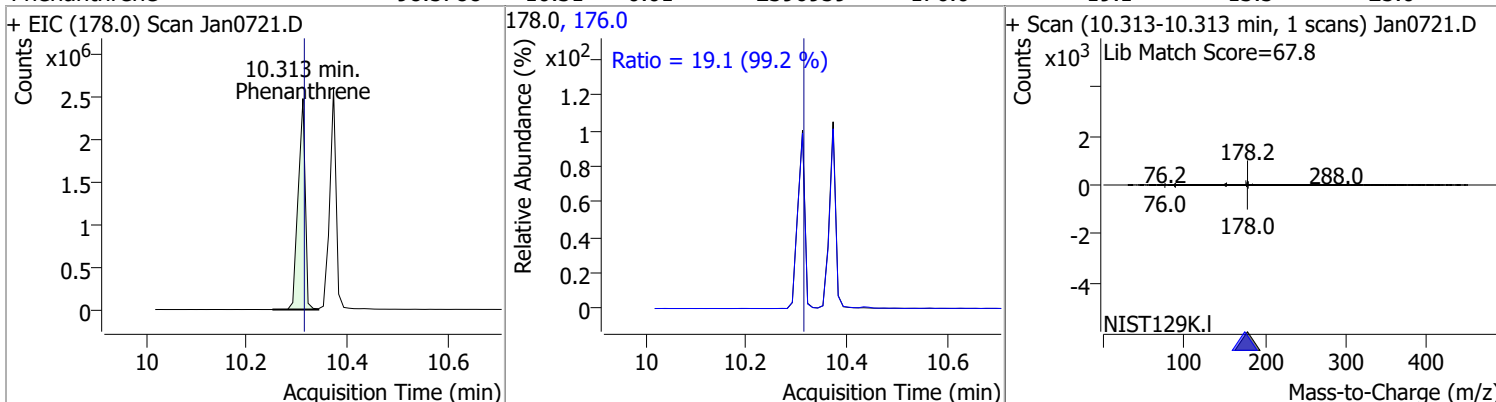


# Quantitation Results Report (QT Reviewed)

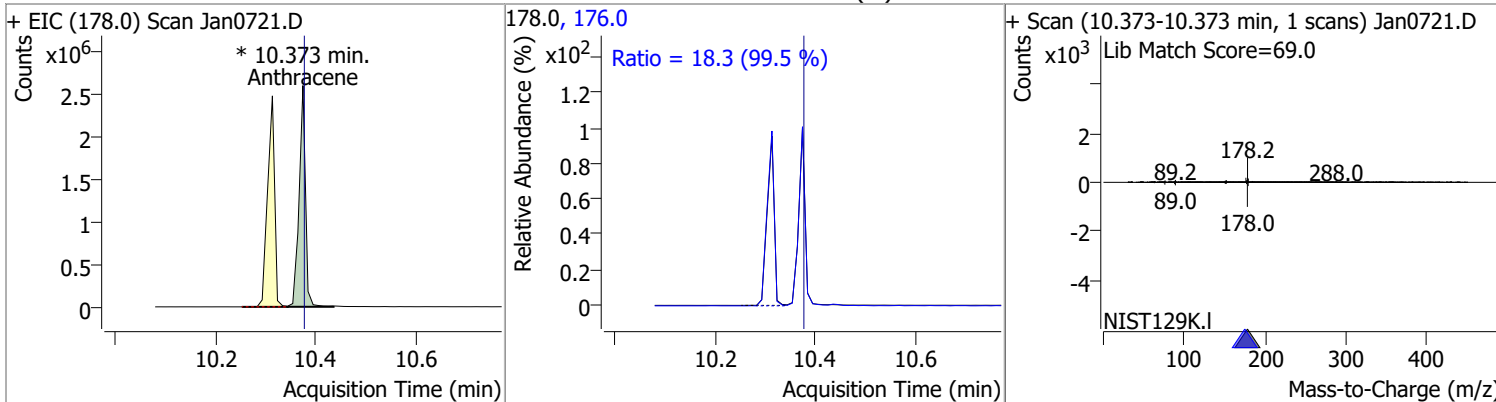
Compound	Conc.	RT	Dev(Min)	Resp.	QIon	QRatio	Lower	Upper
Pentachlorophenol	97.9485	10.08	0.01	227673	263.9	62.0	46.9	87.1
					267.9	66.0	44.6	82.7



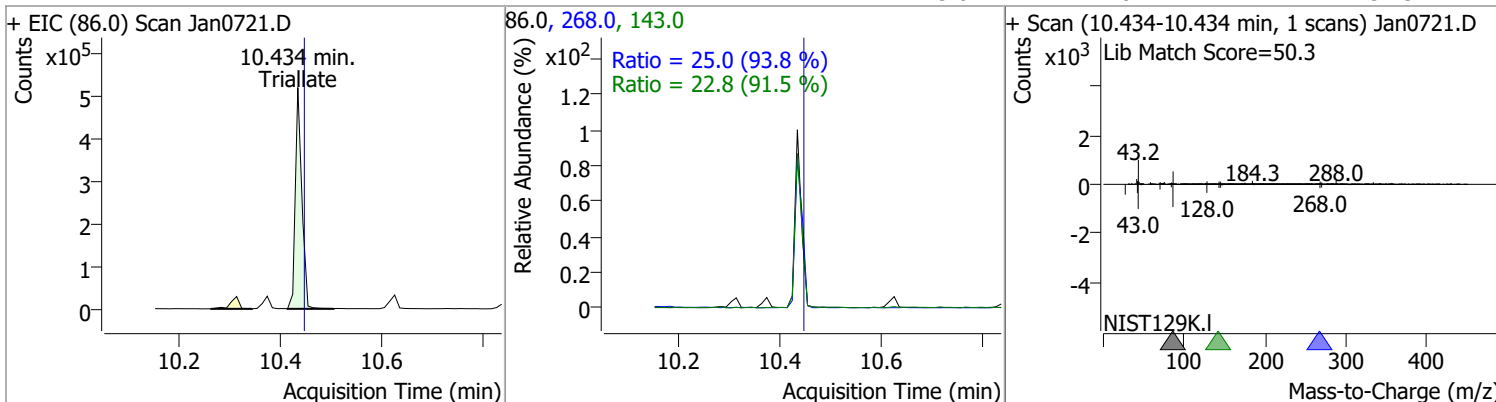
Compound	Conc.	RT	Dev(Min)	Resp.	QIon	QRatio	Lower	Upper
Phenanthrene	98.5788	10.31	0.01	2396959	176.0	19.1	13.5	25.0



Compound	Conc.	RT	Dev(Min)	Resp.	QIon	QRatio	Lower	Upper
Anthracene	96.1817	10.37	0.01	2269984 (m)	176.0	18.3	12.9	23.9

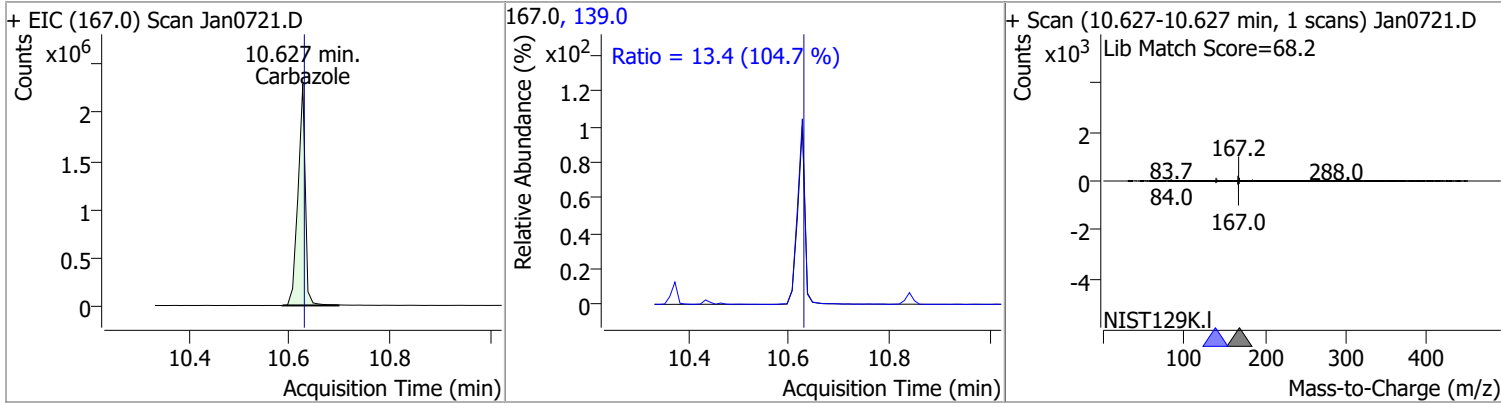


Compound	Conc.	RT	Dev(Min)	Resp.	QIon	QRatio	Lower	Upper
Triallate	90.2787	10.43	0.00	467845	268.0	25.0	18.7	34.7
					143.0	22.8	17.4	32.3

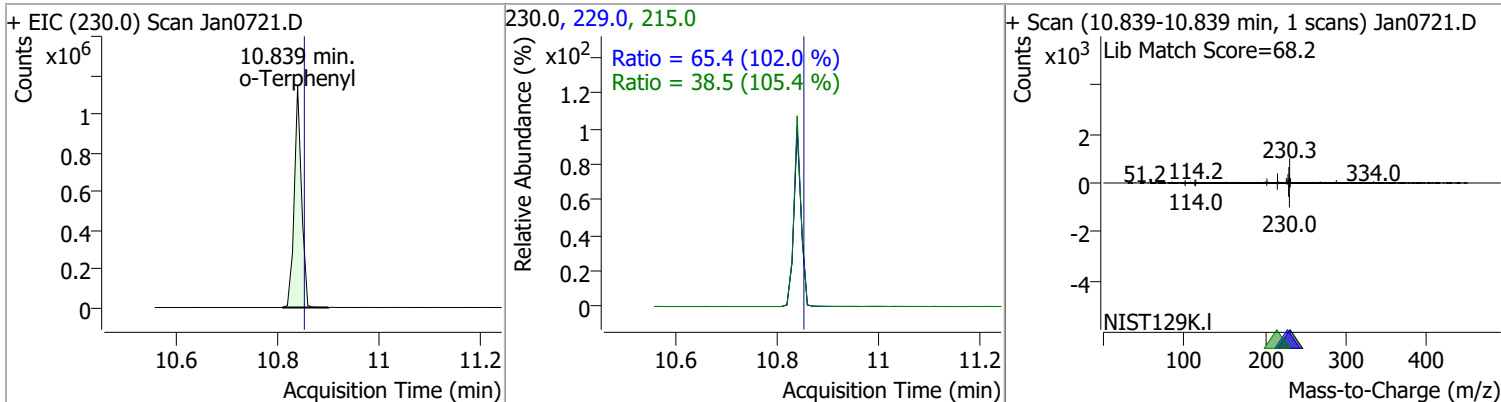


# Quantitation Results Report (QT Reviewed)

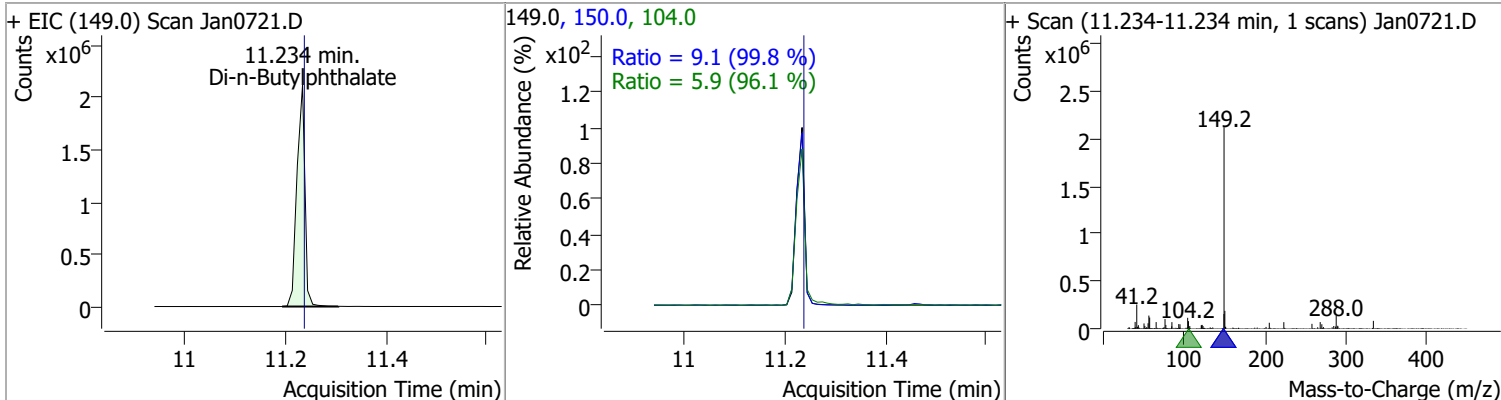
Compound	Conc.	RT	Dev(Min)	Resp.	QIon	QRatio	Lower	Upper
Carbazole	100.1938	10.63	0.01	2306389	139.0	13.4	8.9	16.6



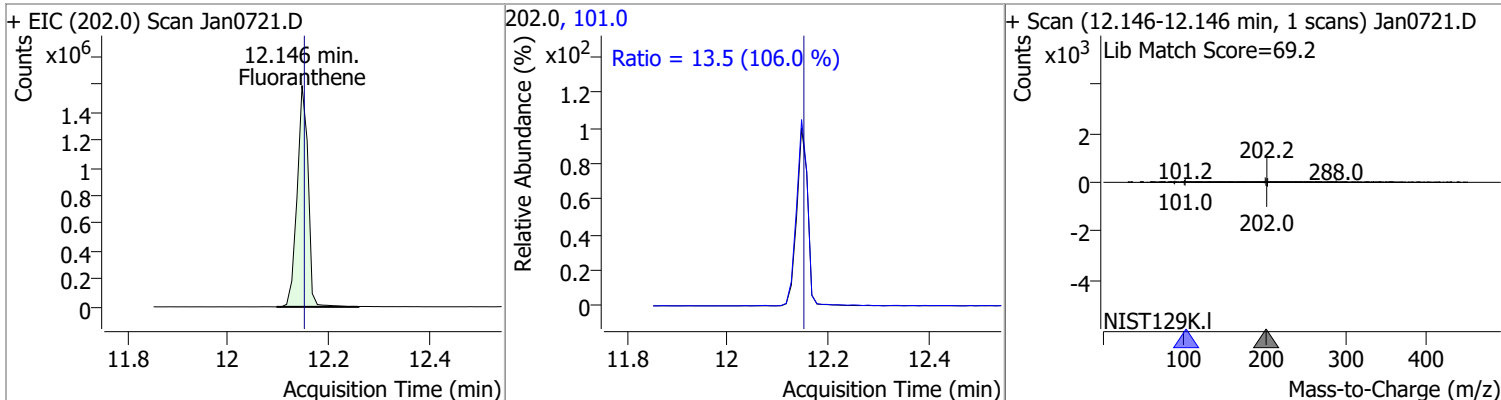
o-Terphenyl	82.1911	10.84	0.00	1142950	229.0 215.0	65.4 38.5	44.9 25.6	83.3 47.5
-------------	---------	-------	------	---------	----------------	--------------	--------------	--------------



Di-n-Butylphthalate	101.3769	11.23	0.01	2332317	150.0 104.0	9.1 5.9	6.4 4.3	11.9 7.9
---------------------	----------	-------	------	---------	----------------	------------	------------	-------------



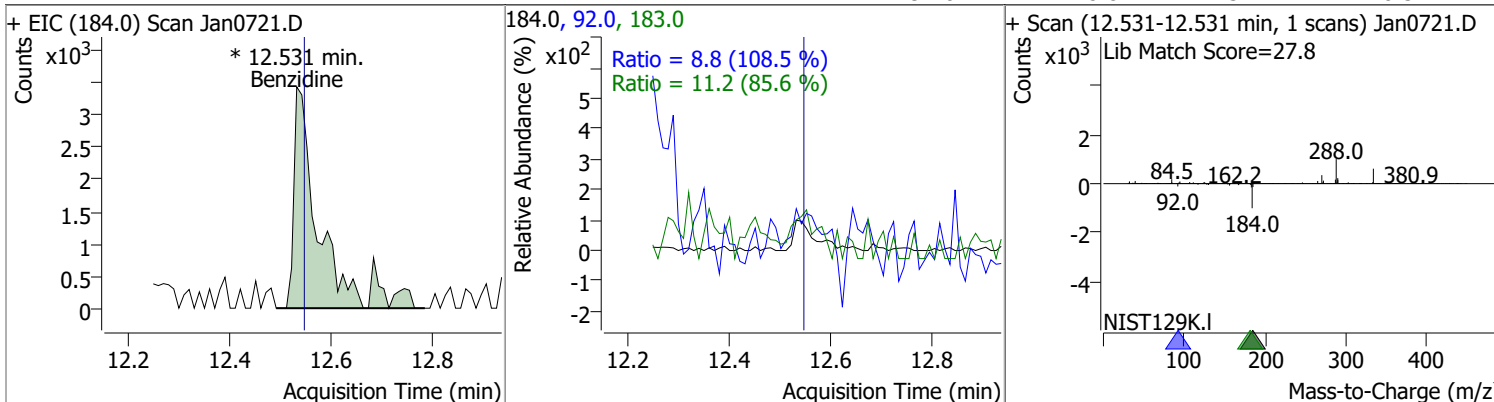
Fluoranthene	94.5897	12.15	0.01	2396500	101.0	13.5	8.9	16.6
--------------	---------	-------	------	---------	-------	------	-----	------



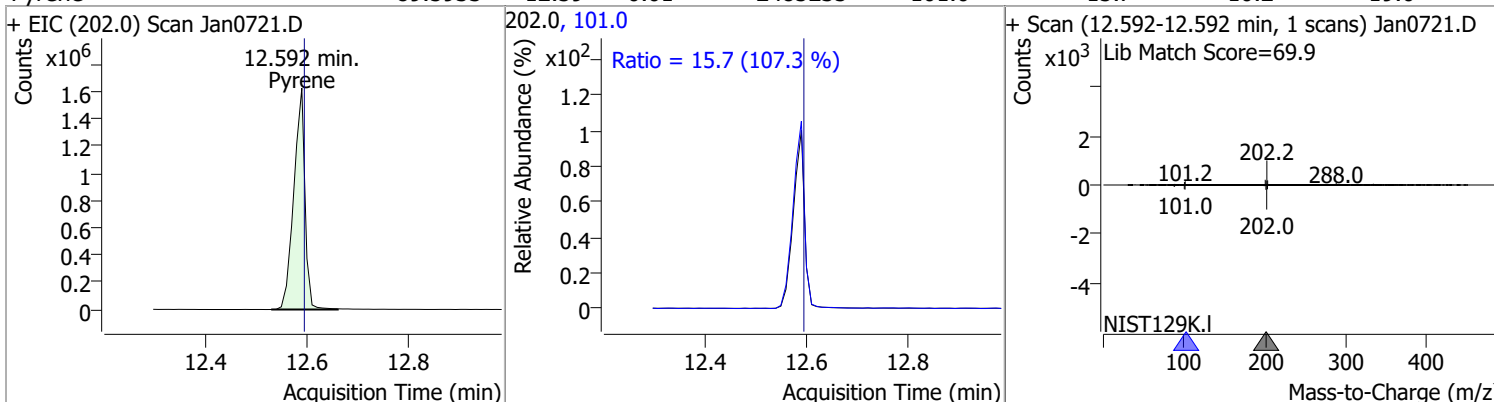


# Quantitation Results Report (QT Reviewed)

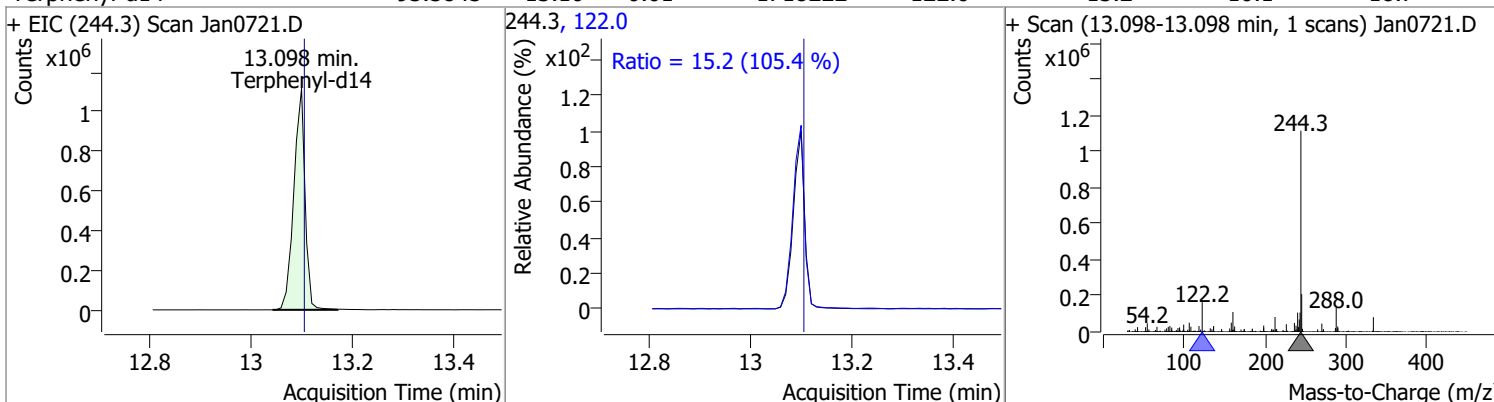
Compound	Conc.	RT	Dev(Min)	Resp.	QIon	QRatio	Lower	Upper
Benzidine	2.5364	12.53	0.00	12001 (m)	183.0	11.2	9.1	17.0
					92.0	8.8	5.7	10.5



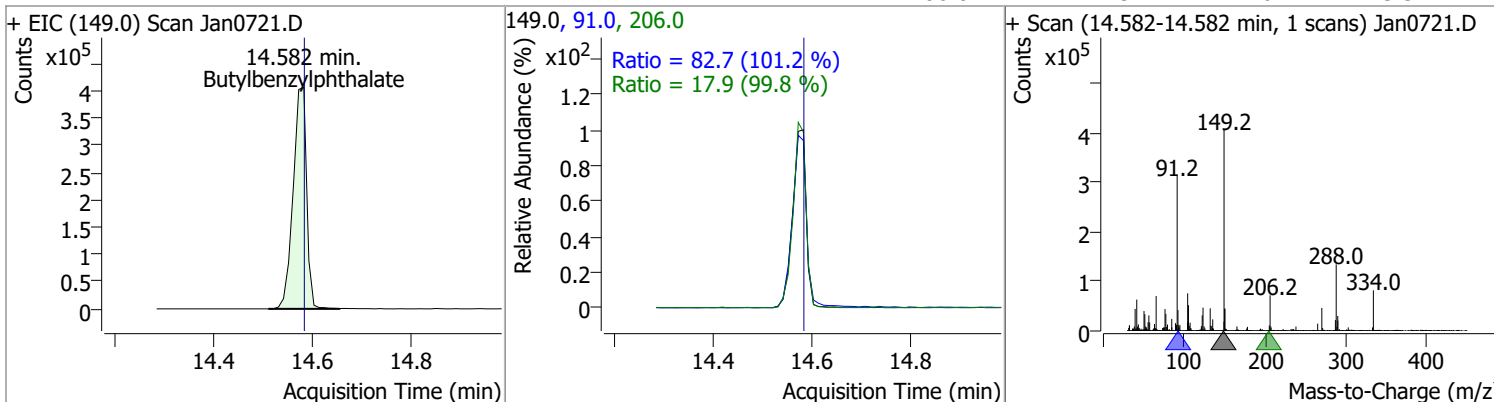
Compound	Conc.	RT	Dev(Min)	Resp.	QIon	QRatio	Lower	Upper
Pyrene	89.5933	12.59	0.01	2485235	101.0	15.7	10.2	19.0



Compound	Conc.	RT	Dev(Min)	Resp.	QIon	QRatio	Lower	Upper
Terphenyl-d14	93.5845	13.10	0.01	1718222	122.0	15.2	10.1	18.7



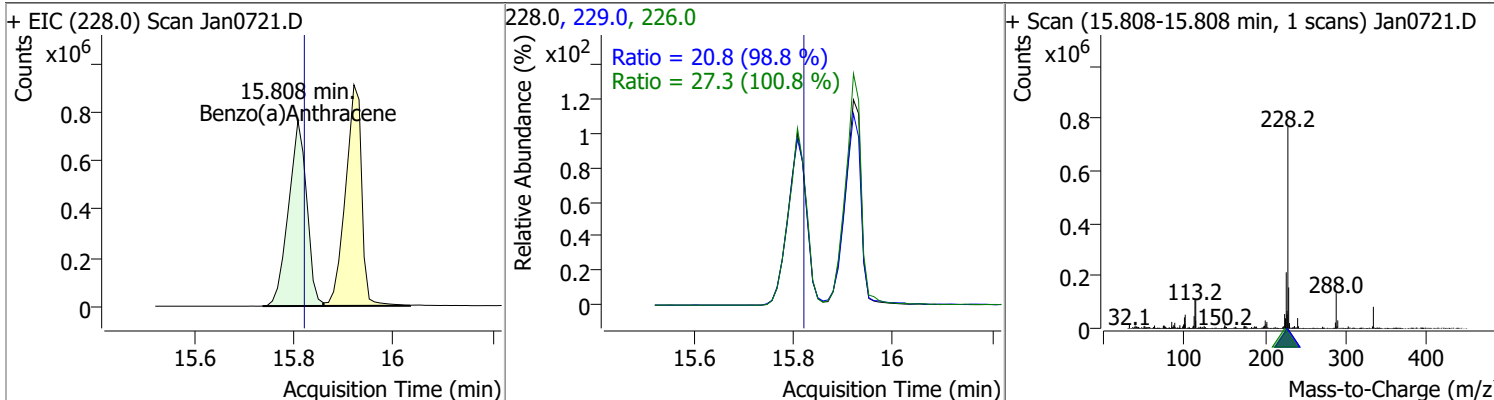
Compound	Conc.	RT	Dev(Min)	Resp.	QIon	QRatio	Lower	Upper
Butylbenzylphthalate	102.9384	14.58	0.02	767671	91.0	82.7	57.2	106.2
					206.0	17.9	12.6	23.3



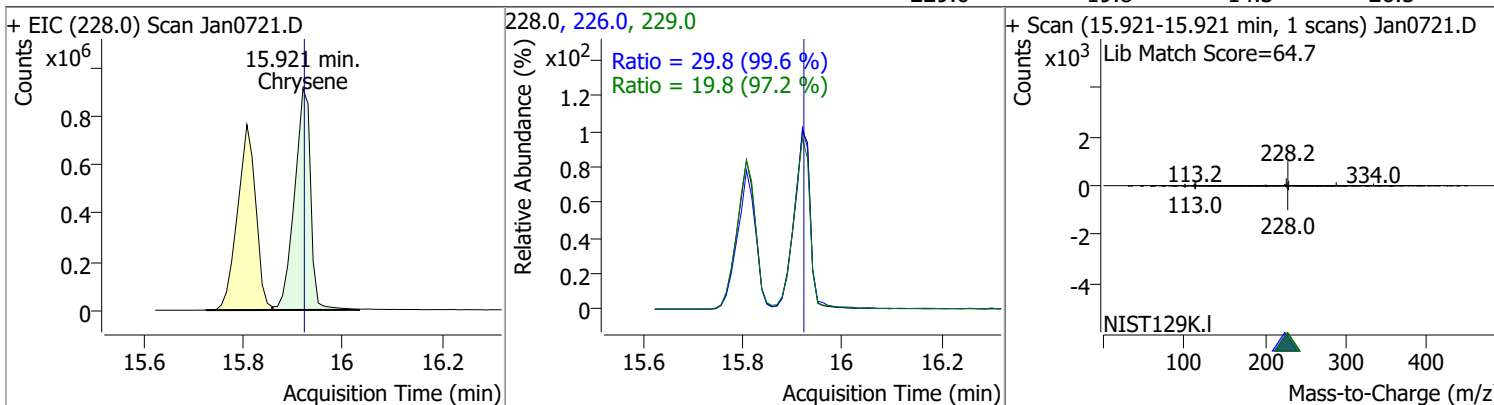


# Quantitation Results Report (QT Reviewed)

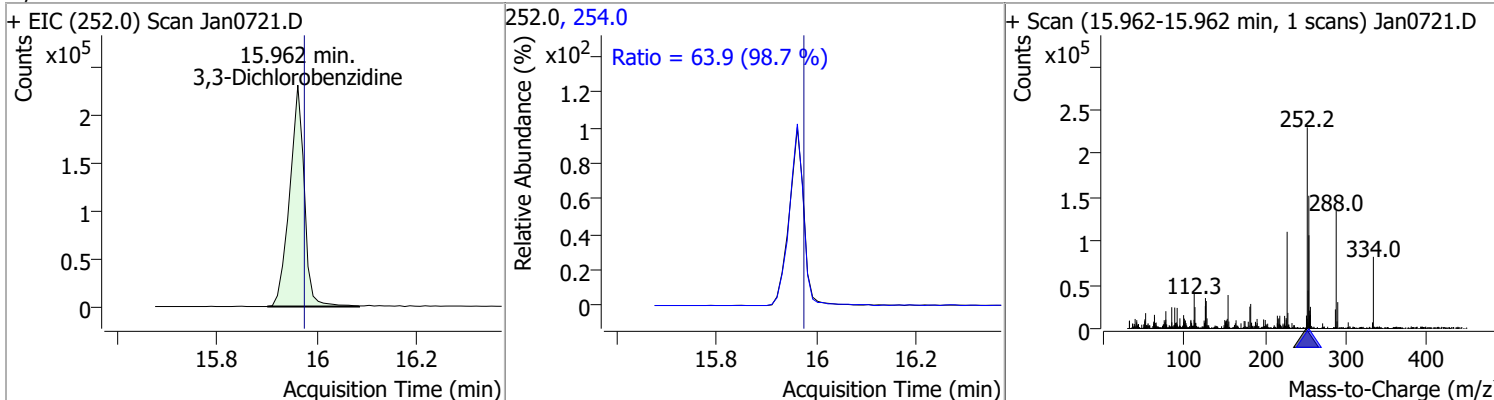
Compound	Conc.	RT	Dev(Min)	Resp.	QIon	QRatio	Lower	Upper
Benzo(a)Anthracene	98.9088	15.81	0.01	1944759	226.0	27.3	18.9	35.2
					229.0	20.8	14.7	27.3



Compound	Conc.	RT	Dev(Min)	Resp.	QIon	QRatio	Lower	Upper
Chrysene	96.5924	15.92	0.02	2066269	226.0	29.8	21.0	38.9
					229.0	19.8	14.3	26.5

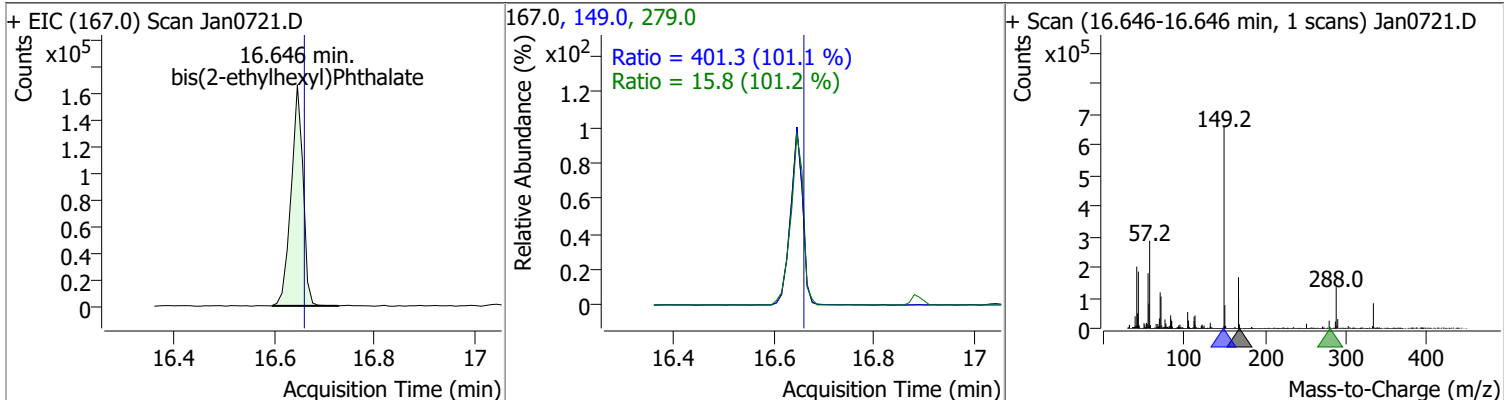


Compound	Conc.	RT	Dev(Min)	Resp.	QIon	QRatio	Lower	Upper
3,3-Dichlorobenzidine	70.5697	15.96	0.01	468807	254.0	63.9	45.3	84.1

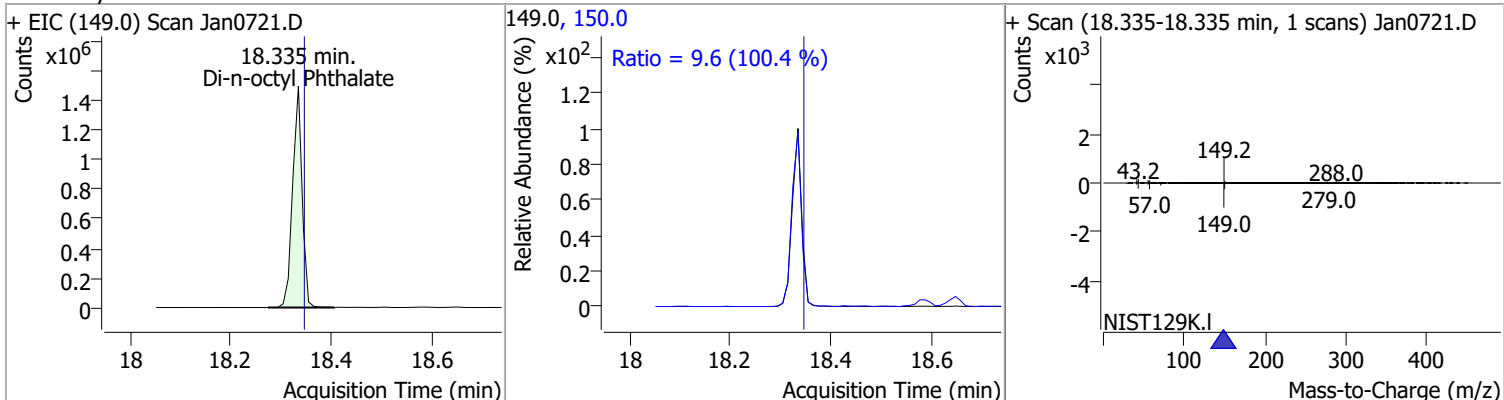


# Quantitation Results Report (QT Reviewed)

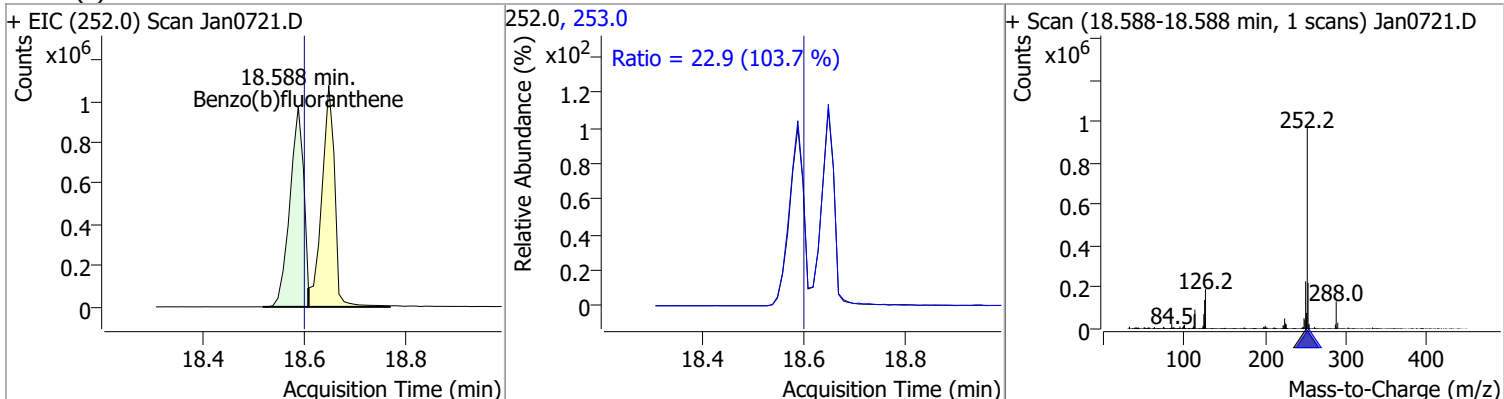
Compound	Conc.	RT	Dev(Min)	Resp.	QIon	QRatio	Lower	Upper
bis(2-ethylhexyl)Phthalate	103.7223	16.65	0.01	276071	149.0	401.3	278.0	516.2
					279.0	15.8	10.9	20.3



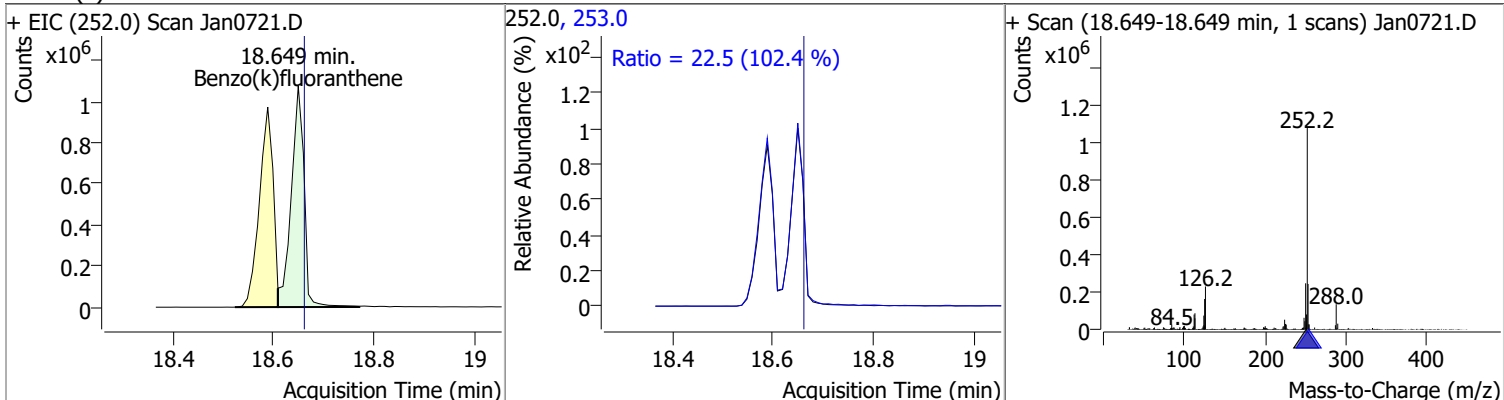
Compound	Conc.	RT	Dev(Min)	Resp.	QIon	QRatio	Lower	Upper
Di-n-octyl Phthalate	103.2817	18.34	0.01	1961933	150.0	9.6	6.7	12.4



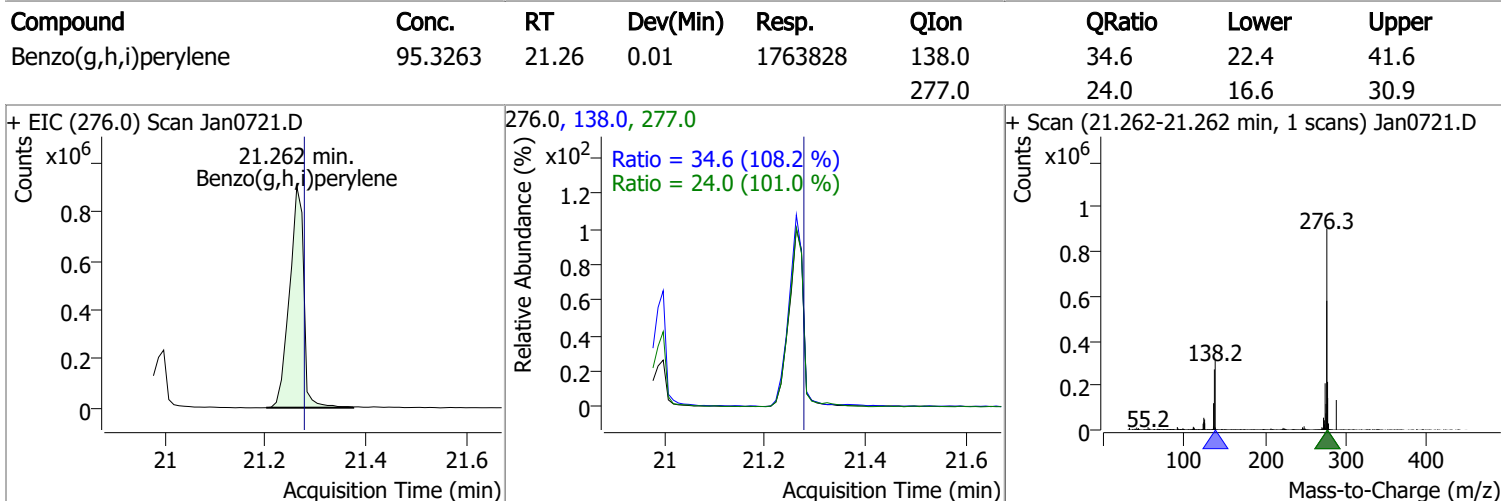
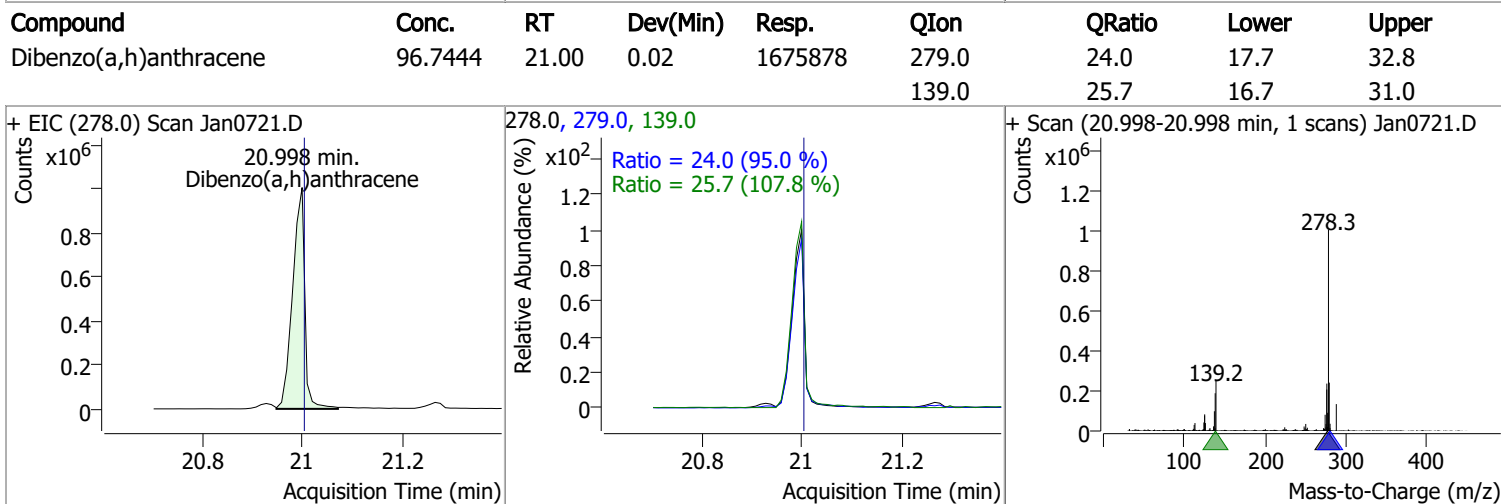
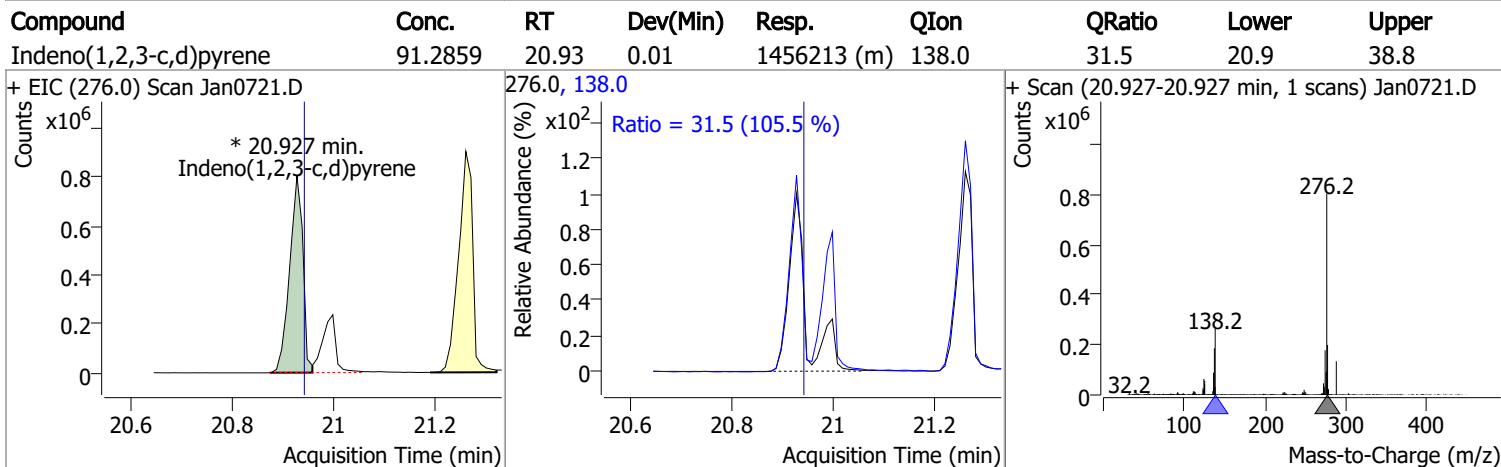
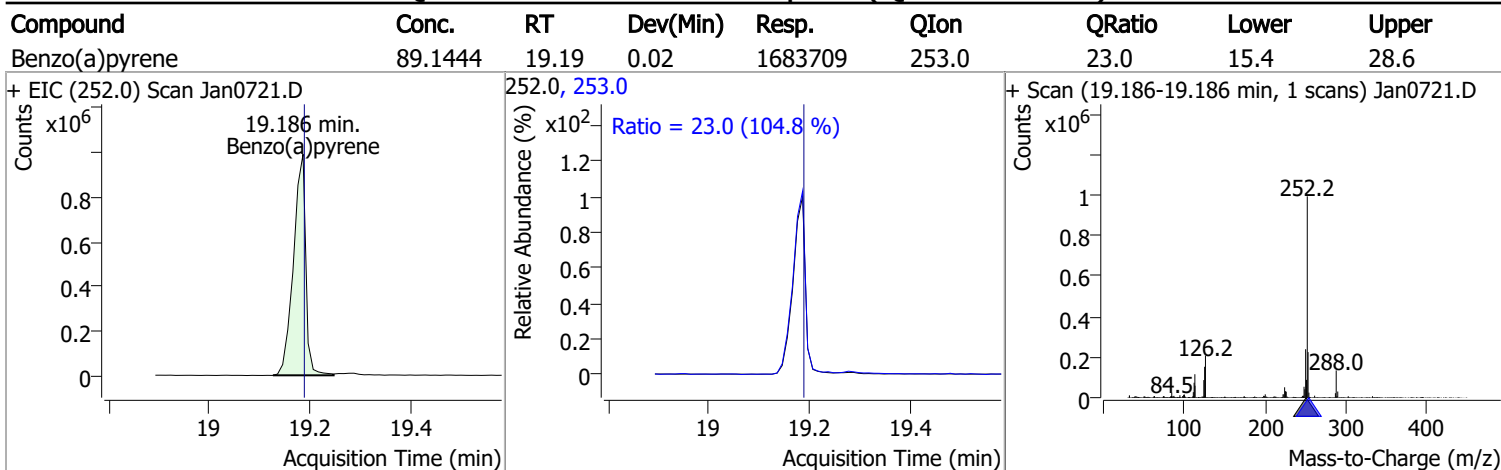
Compound	Conc.	RT	Dev(Min)	Resp.	QIon	QRatio	Lower	Upper
Benzo(b)fluoranthene	93.7662	18.59	0.01	1851263	253.0	22.9	15.4	28.6



Compound	Conc.	RT	Dev(Min)	Resp.	QIon	QRatio	Lower	Upper
Benzo(k)fluoranthene	92.7695	18.65	0.01	1898876	253.0	22.5	15.3	28.5

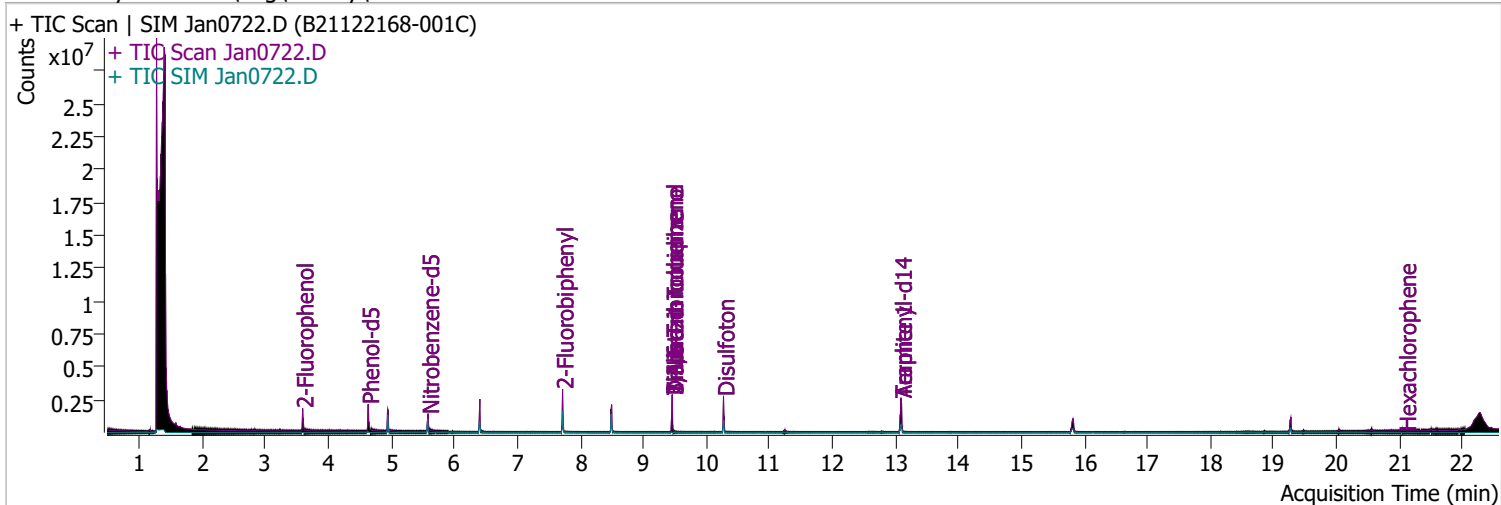


# Quantitation Results Report (QT Reviewed)



# Quantitation Results Report (QT Reviewed)

Data File	Jan0722.D	Operator	LIMS import
Acq. Method	BNA+SIM.M	Acq. Date-Time	1/7/2022 11:50:20 PM
Sample Name	B21122168-001C	Instrument	Instrument #1
Vial	22	Multiplier	1.00
DA Method File		Comment	SVOC-8270-W-LARGO
Tune File	dftppdsm.u	Tune Date	1/7/2022 12:13:00 PM
Batch Name	010722 DoD BNA cal 1.batch.bin	Last Calib Update	1/11/2022 8:55:14 AM
Ref Library	D:\Org\Library\NIST129K.I		



Compound	RT	QIon	Resp.	Conc.	Units	Dev(Min)
----------	----	------	-------	-------	-------	----------

**Internal Standards**

**System Monitoring Compounds**

S 2-Fluorophenol	3.592	112.0	483992	64.2121	µg/L	0.010
Spiked Amount: 200.000	Range: 10.0 - 75.0%			Recovery = 32.11%		
S Phenol-d5	4.634	99.0	625107	61.8616	µg/L	0.010
Spiked Amount: 200.000	Range: 10.0 - 65.0%			Recovery = 30.93%		
S Nitrobenzene-d5	5.583	82.0	317597	58.0599	µg/L	0.000
Spiked Amount: 100.000	Range: 32.0 - 94.0%			Recovery = 58.06%		
S 2-Fluorobiphenyl	7.718	172.0	900063	52.2326	µg/L	0.000
Spiked Amount: 100.000	Range: 28.0 - 107.0%			Recovery = 52.23%		
S 2,4,6-Tribromophenol	9.458	329.8	221417	154.1019	µg/L	0.010
Spiked Amount: 200.000	Range: 25.0 - 140.0%			Recovery = 77.05%		
S Terphenyl-d14	13.088	244.3	1411822	85.9155	µg/L	0.000
Spiked Amount: 100.000	Range: 32.0 - 122.0%			Recovery = 85.92%		

**Target Compounds**

Compound	RT	QIon	Resp.	Conc.	Units	Dev(Min)	QValue
T N-Nitrosodimethylamine	0.000		0	N.D.			
T Pyridine	0.000		0	N.D.			
T Aniline	0.000		0	N.D.			
T Phenol	0.000		0	N.D.			
T bis(-2-Chloroethyl)Ether	0.000		0	N.D.			
T 2-Chlorophenol	0.000		0	N.D.			
T 1,3-Dichlorobenzene	0.000		0	N.D.			
T 1,4-Dichlorobenzene	0.000		0	N.D.			
T 1,2-Dichlorobenzene	0.000		0	N.D.			
T Benzyl Alcohol	0.000		0	N.D.			
T bis(2-chloroisopropyl)Ether	0.000		0	N.D.			
T 2-Methylphenol	0.000		0	N.D.			
T N-nitroso-Di-n-propylamine	5.583	70.0	0		µg/L	md	1
T 4Methylphenol/3Methylphenol	0.000		0	N.D.			
T Hexachloroethane	0.000		0	N.D.			

# Quantitation Results Report (QT Reviewed)

Compound	RT	QIon	Resp.	Conc.	Units	Dev(Min)
T Nitrobenzene	0.000		0	N.D.		
T Isophorone	0.000		0	N.D.		
T 2-Nitrophenol	0.000		0	N.D.		
T 2,4-Dimethylphenol	0.000		0	N.D.		
T bis(-2-Chloroethoxy)Methane	0.000		0	N.D.		
T Benzoic Acid	0.000		0	N.D.		
T 2,4-Dichlorophenol	0.000		0	N.D.		
T 1,2,4-Trichlorobenzene	0.000		0	N.D.		
T Naphthalene	0.000		0	N.D.		
T 4-Chlorophenol	0.000		0	N.D.		
T p-Chloroaniline	0.000		0	N.D.		
T Hexachlorobutadiene	0.000		0	N.D.		
T 4-Chloro-2-Methylphenol	0.000		0	N.D.		
T 4-Chloro-3-Methylphenol	0.000		0	N.D.		
T 2-Methylnaphthalene	0.000		0	N.D.		
T 1-Methylnaphthalene	0.000		0	N.D.		
T Hexachlorocyclopentadiene	0.000		0	N.D.		
T 2,4,6-Trichlorophenol	0.000		0	N.D.		
T 2,4,5-Trichlorophenol	0.000		0	N.D.		
T 2-Chloronaphthalene	0.000		0	N.D.		
T 2-Nitroaniline	0.000		0	N.D.		
T Dimethyl Phthalate	8.497	163.0	0		µg/L md	1
T 2,6-Dinitrotoluene	8.497	165.0	0		µg/L md	1
T Acenaphthylene	0.000		0	N.D.		
T 3-Nitroaniline	0.000		0	N.D.		
T Acenaphthene	0.000		0	N.D.		
T 2,4-Dinitrophenol	0.000		0	N.D.		
T Dibenzofuran	0.000		0	N.D.		
T 2,4-Dinitrotoluene	0.000		0	N.D.		
T 4-Nitrophenol	0.000		0	N.D.		
T Diethylphthalate	0.000		0	N.D.		
T Fluorene	0.000		0	N.D.		
T 4-Chlorophenyl-phenylether	0.000		0	N.D.		
T 4-Nitroaniline	0.000		0	N.D.		
T 4,6-Dinitro-2-methylphenol	0.000		0	N.D.		
T N-nitrosodiphenylamine	0.000		0	N.D.		
T Azobenzene	0.000		0	N.D.		
T 4-Bromophenyl-phenylether	0.000		0	N.D.		
T Hexachlorobenzene	0.000		0	N.D.		
T Pentachlorophenol	0.000		0	N.D.		
T Phenanthrene	0.000		0	N.D.		
T Anthracene	0.000		0	N.D.		
T Triallate	0.000		0	N.D.		
T Carbazole	0.000		0	N.D.		
T o-Terphenyl	0.000		0	N.D.		
T Di-n-Butylphthalate	0.000		0	N.D.		
T Fluoranthene	0.000		0	N.D.		
T Benzidine	0.000		0	N.D.		
T Pyrene	0.000		0	N.D.		
T Butylbenzylphthalate	0.000		0	N.D.		
T Benzo(a)Anthracene	0.000		0	N.D.		
T Chrysene	0.000		0	N.D.		
T 3,3-Dichlorobenzidine	0.000		0	N.D.		
T bis(2-ethylhexyl)Phthalate	0.000		0	N.D.		
T Di-n-octyl Phthalate	0.000		0	N.D.		

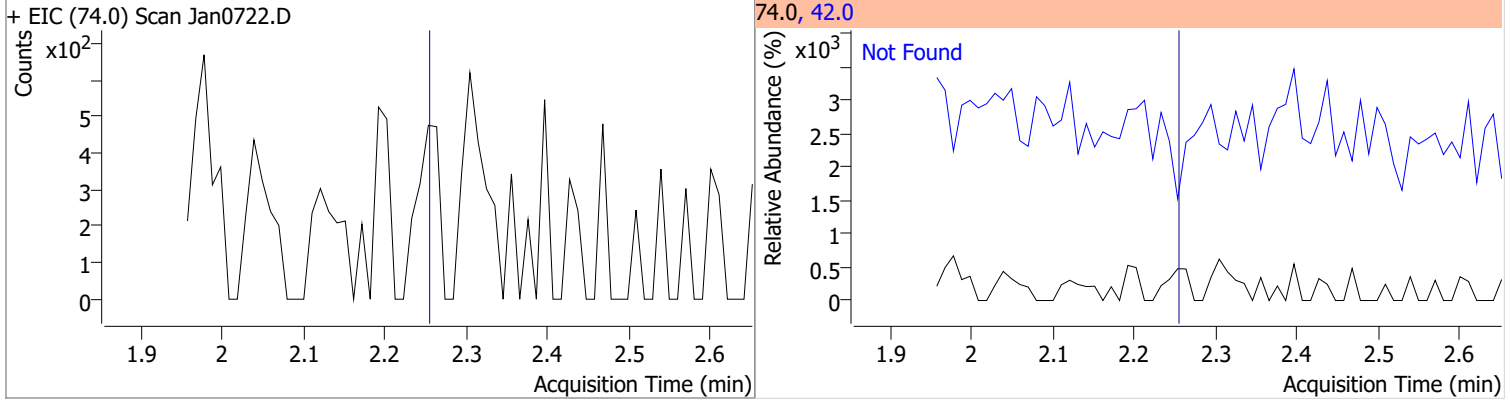
# Quantitation Results Report (QT Reviewed)

Compound	RT	QIon	Resp.	Conc.	Units	Dev(Min)
T Benzo(b)fluoranthene	0.000		0	N.D.		
T Benzo(k)fluoranthene	0.000		0	N.D.		
T Benzo(a)pyrene	0.000		0	N.D.		
T Indeno(1,2,3-c,d)pyrene	0.000		0	N.D.		
T Dibenzo(a,h)anthracene	0.000		0	N.D.		
T Benzo(g,h,i)perylene	0.000		0	N.D.		

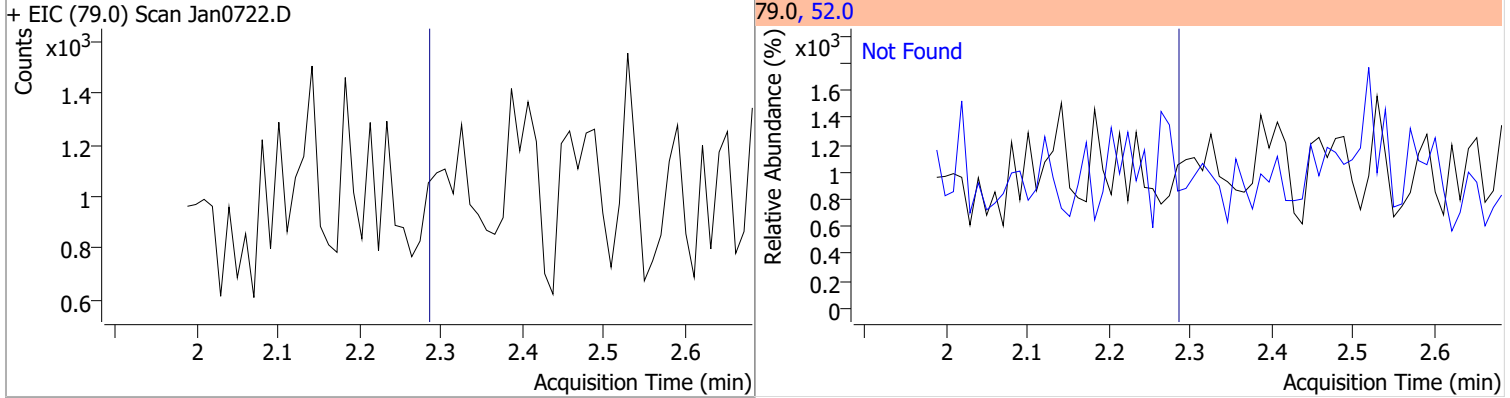
(#) = Qualifier Out of Range; (m) = Manual Integration; (+) = Area Summed; (\*) = Surrogate Percent Recovery Out of Range; (d): Zeroed Peak

# Quantitation Results Report (QT Reviewed)

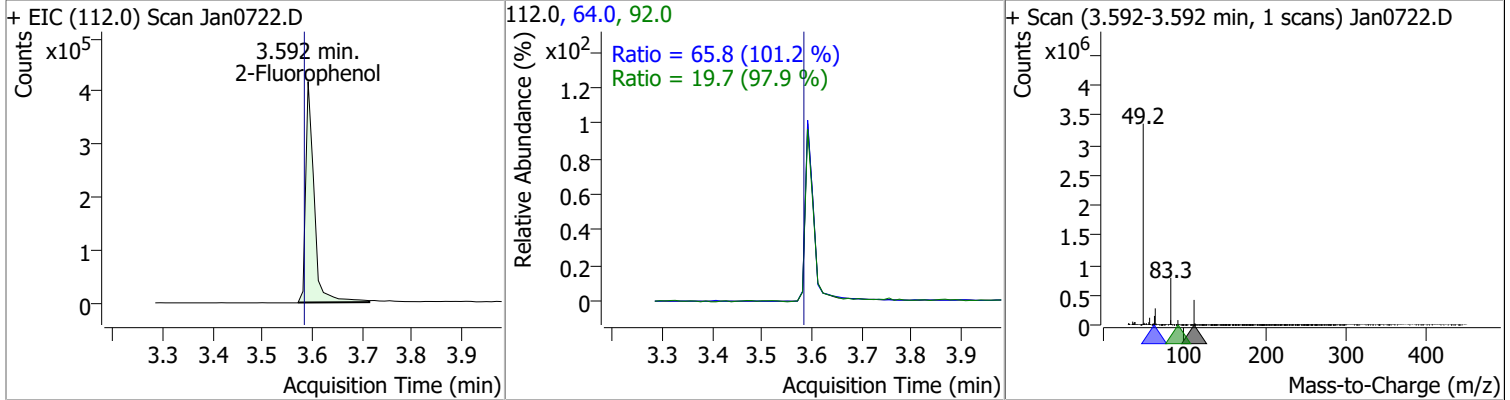
Compound	Conc.	Exp RT	QIon	Exp Ratio
N-Nitrosodimethylamine	N.D.	2.25	42.0	177.0



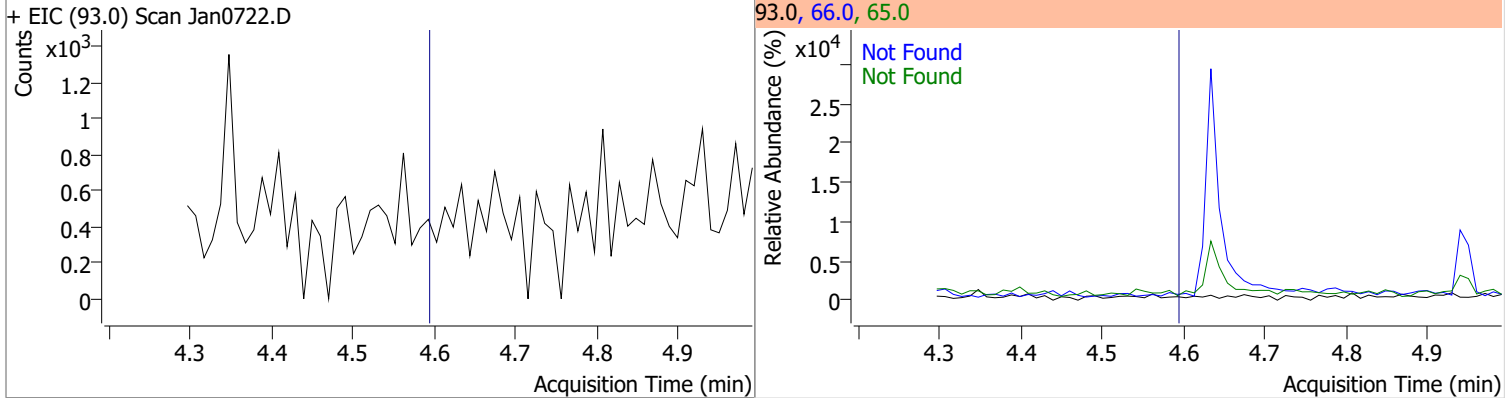
Compound	Conc.	Exp RT	QIon	Exp Ratio
Pyridine	N.D.	2.28	52.0	133.1



Compound	Conc.	RT	Dev(Min)	Resp.	QIon	QRatio	Lower	Upper
2-Fluorophenol	64.2121	3.59	0.01	483992	64.0	65.8	45.5	84.5
					92.0	19.7	14.1	26.2

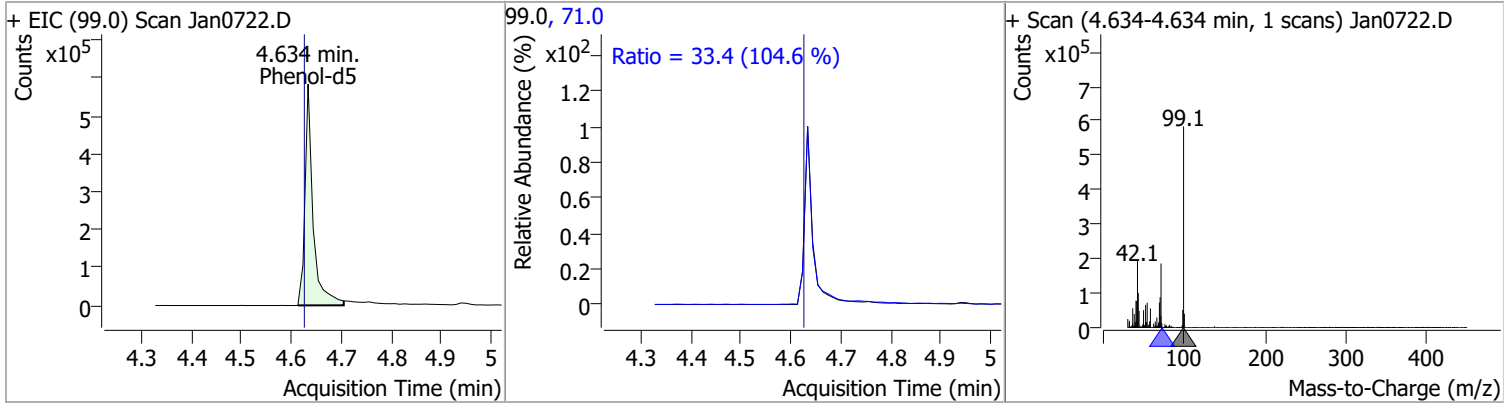


Compound	Conc.	Exp RT	QIon	Exp Ratio	QIon	Exp Ratio
Aniline	N.D.	4.59	66.0	40.4	65.0	22.2

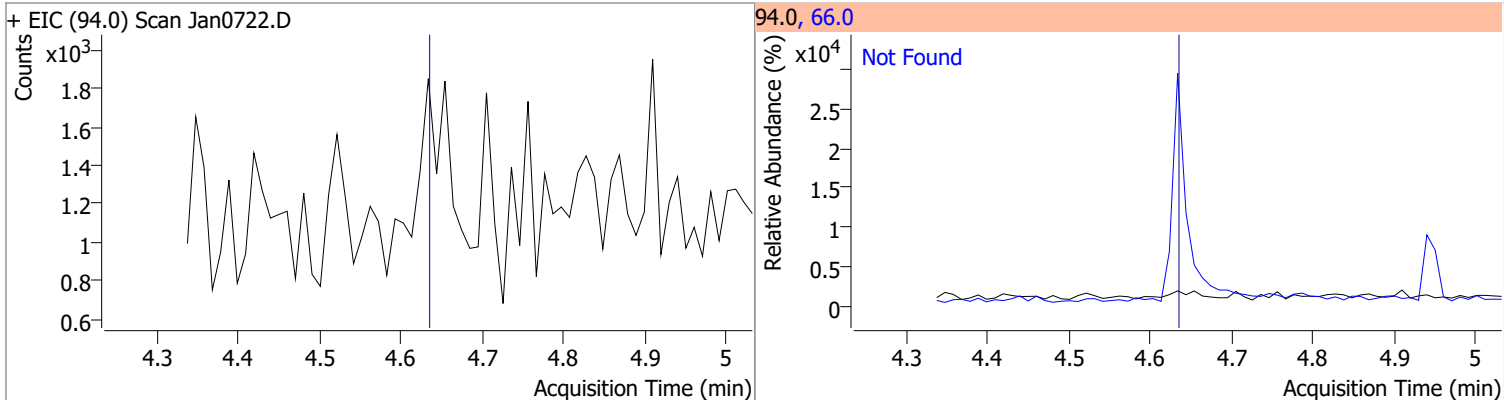


# Quantitation Results Report (QT Reviewed)

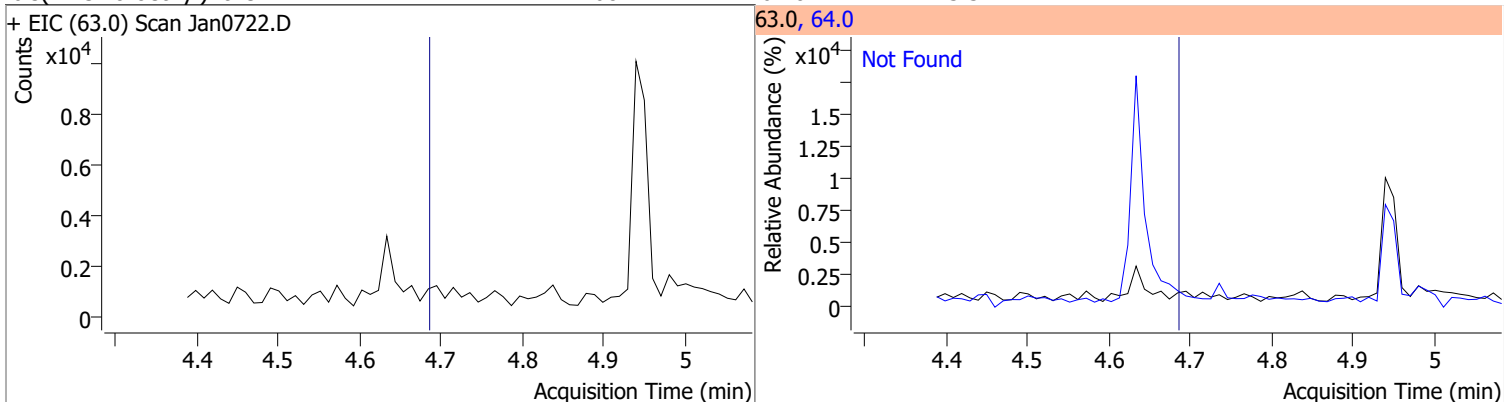
Compound	Conc.	RT	Dev(Min)	Resp.	QIon	QRatio	Lower	Upper
Phenol-d5	61.8616	4.63	0.01	625107	71.0	33.4	22.3	41.5



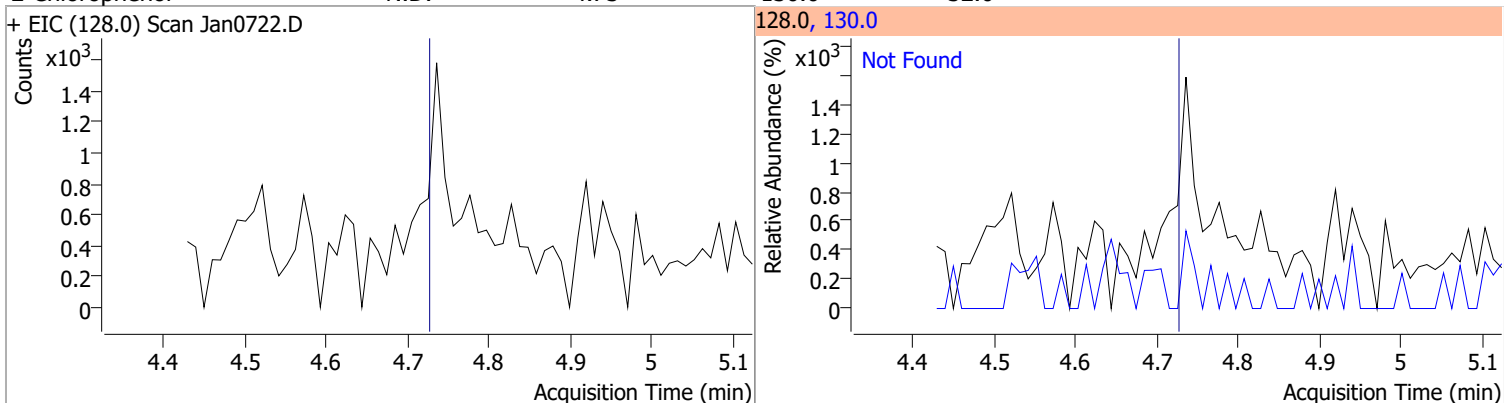
Compound	Conc.	Exp RT	QIon	Exp Ratio
Phenol	N.D.	4.63	66.0	44.7



Compound	Conc.	Exp RT	QIon	Exp Ratio
bis(-2-Chloroethyl)Ether	N.D.	4.68	64.0	3.3



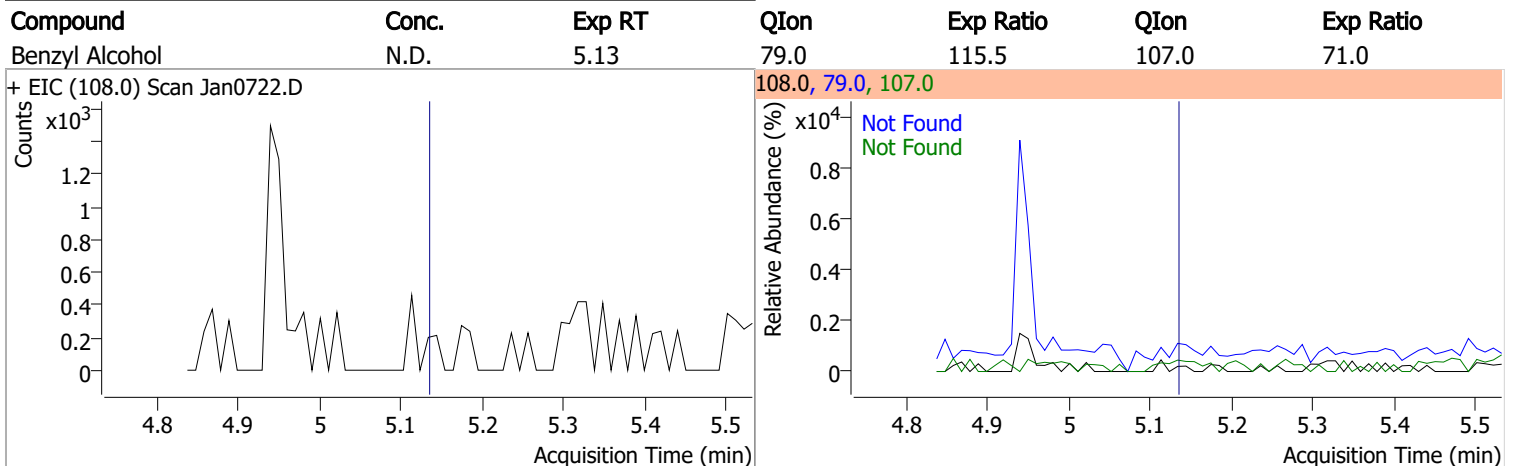
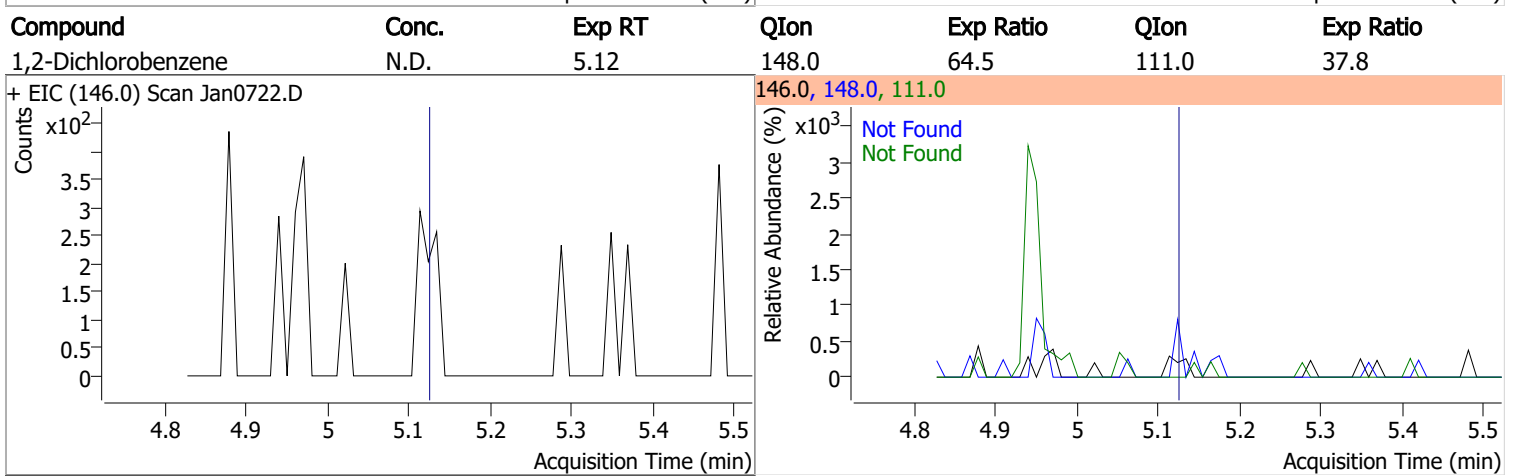
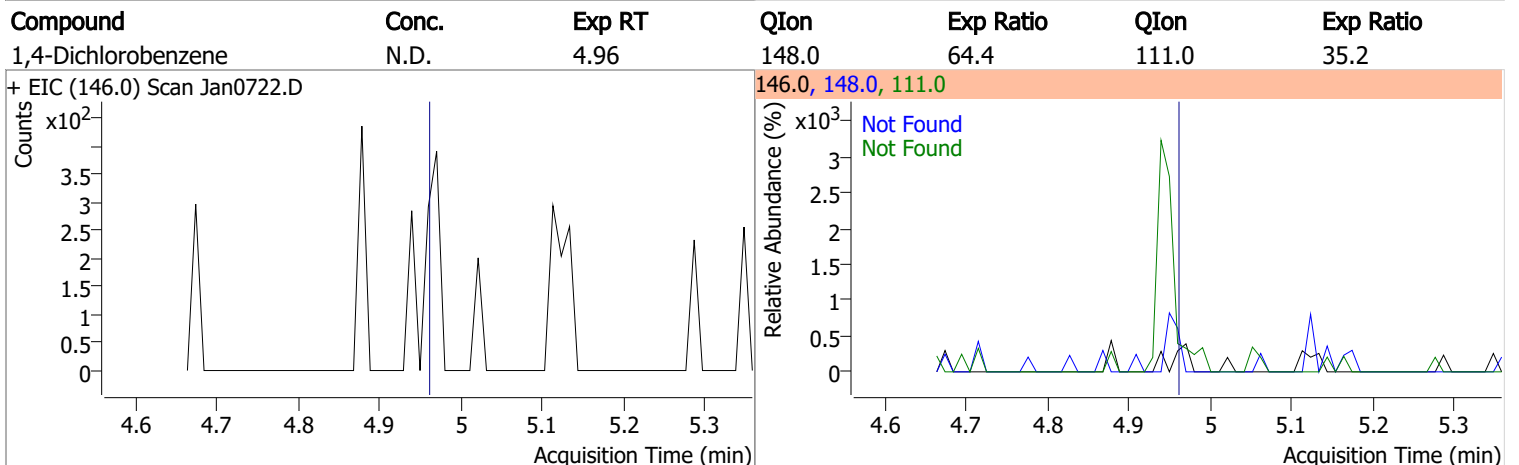
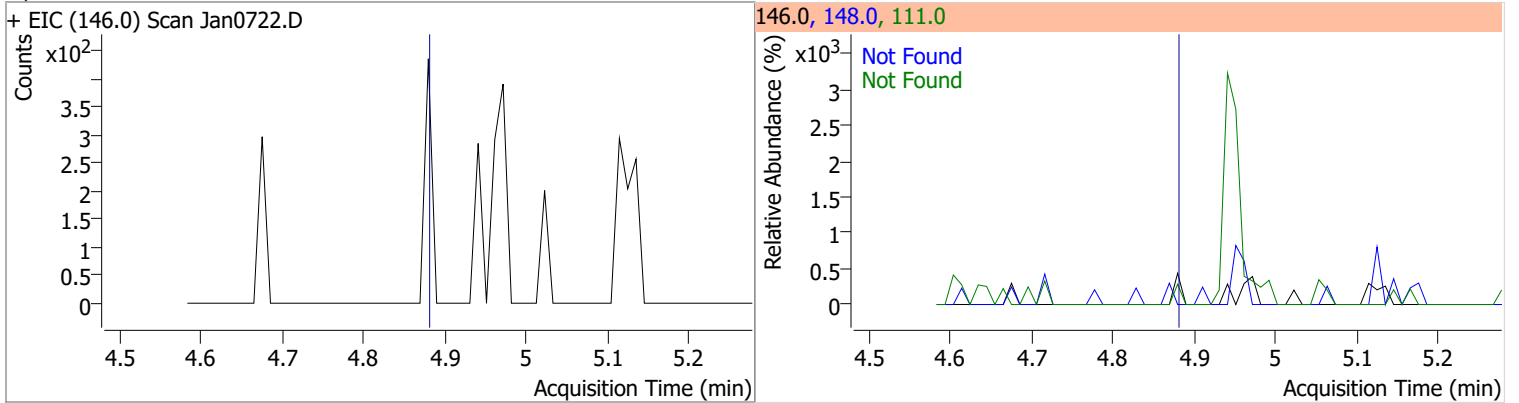
Compound	Conc.	Exp RT	QIon	Exp Ratio
2-Chlorophenol	N.D.	4.73	130.0	32.0





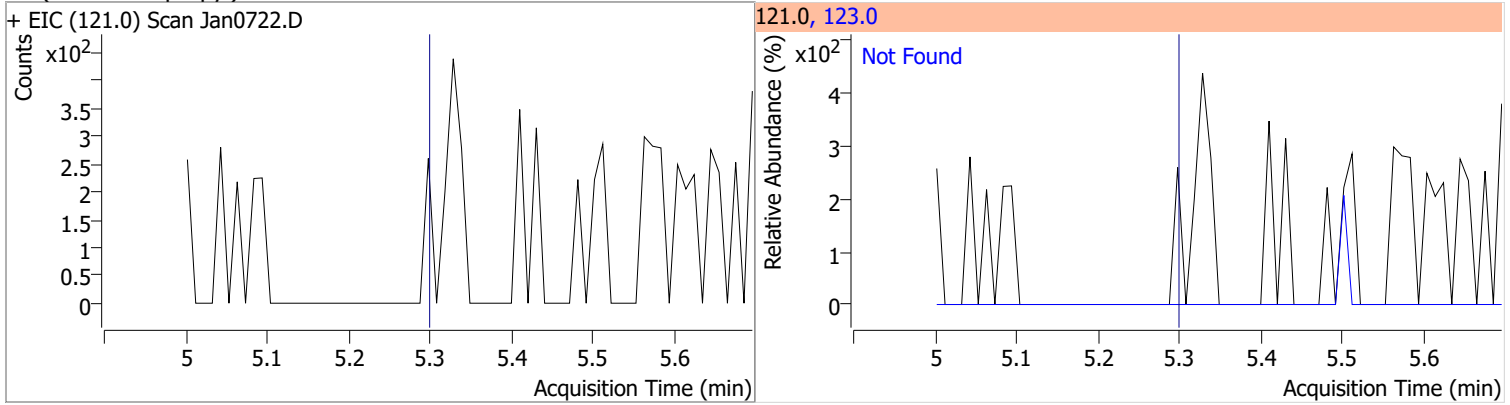
# Quantitation Results Report (QT Reviewed)

Compound	Conc.	Exp RT	QIon	Exp Ratio	QIon	Exp Ratio
----------	-------	--------	------	-----------	------	-----------

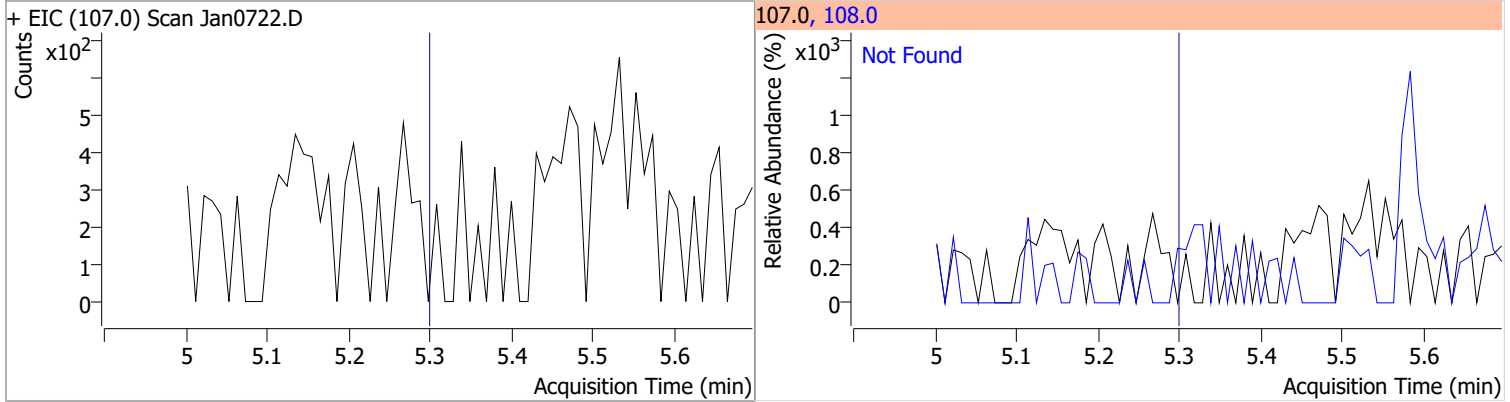


# Quantitation Results Report (QT Reviewed)

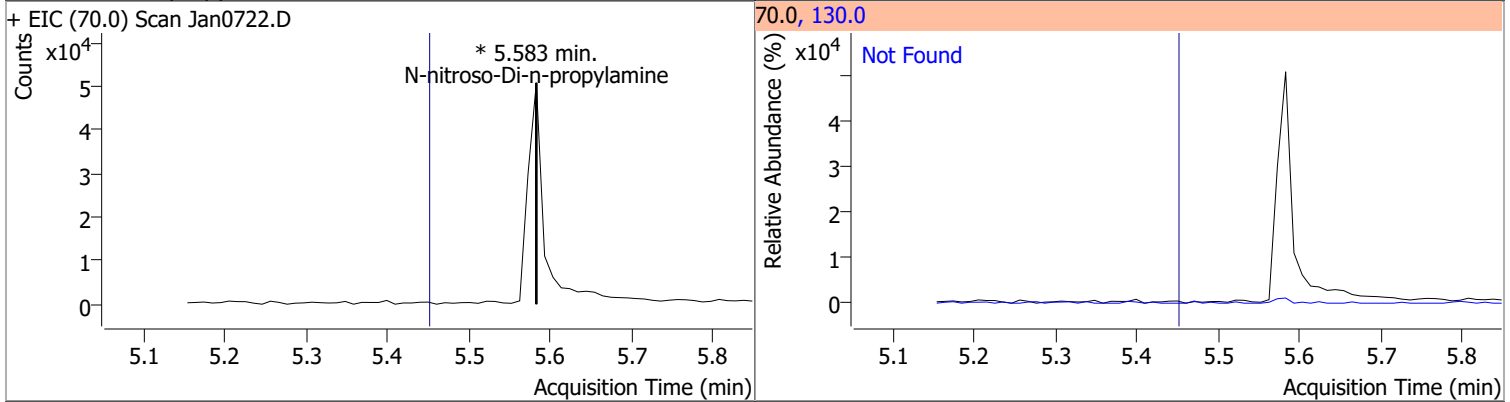
Compound	Conc.	Exp RT	QIon	Exp Ratio
bis(2-chloroisopropyl)Ether	N.D.	5.30	123.0	32.2



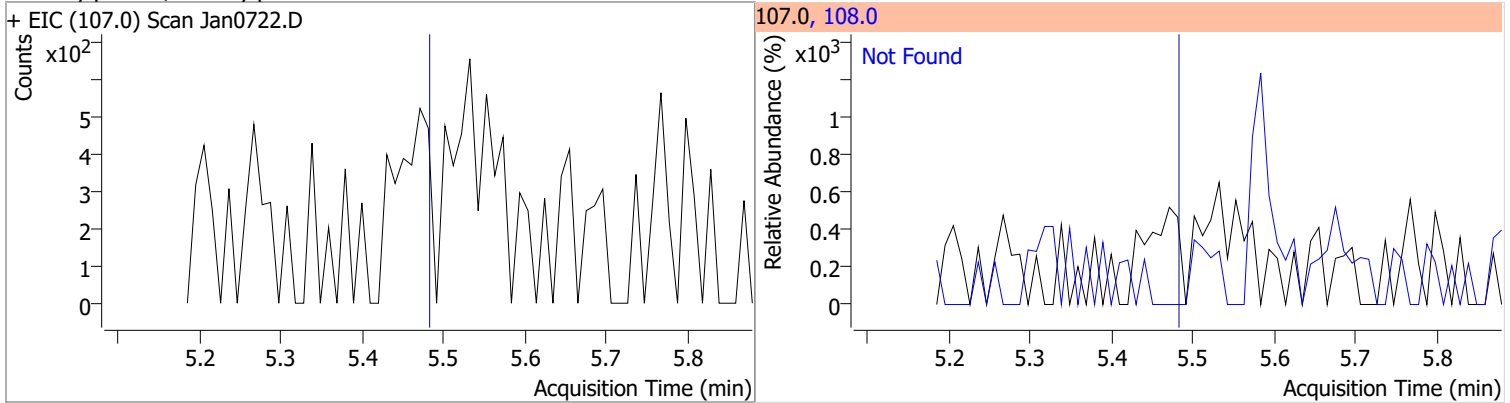
Compound	Conc.	Exp RT	QIon	Exp Ratio
2-Methylphenol	N.D.	5.30	108.0	116.9



Compound	Conc.	RT	Dev(Min)	Resp.	QIon	QRatio	Lower	Upper
N-nitroso-Di-n-propylamine		0		0	130.0		0.0	41.5

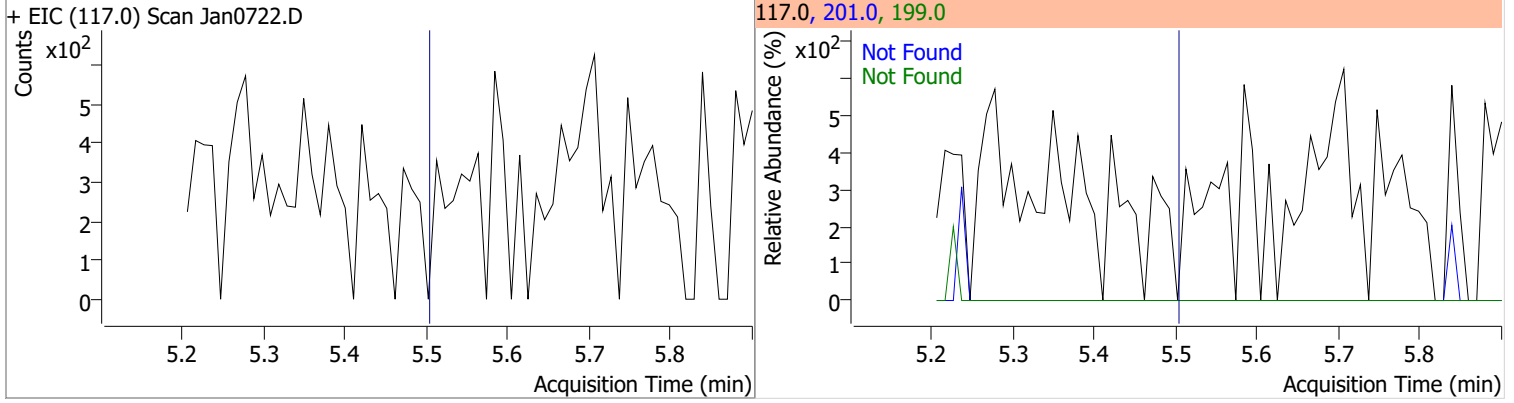


Compound	Conc.	Exp RT	QIon	Exp Ratio
4Methylphenol/3Methylphenol	N.D.	5.48	108.0	84.5

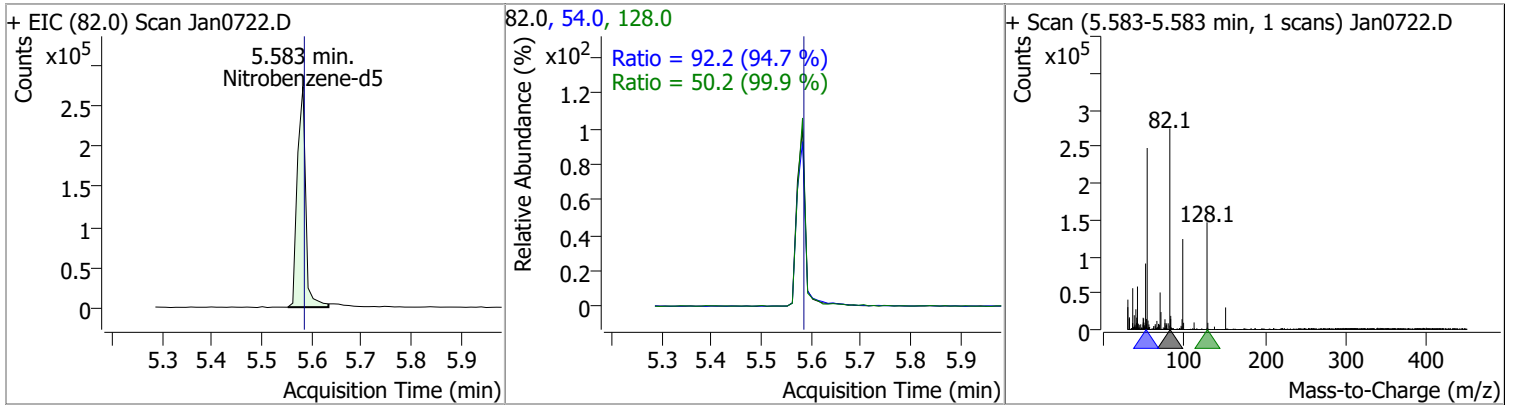


# Quantitation Results Report (QT Reviewed)

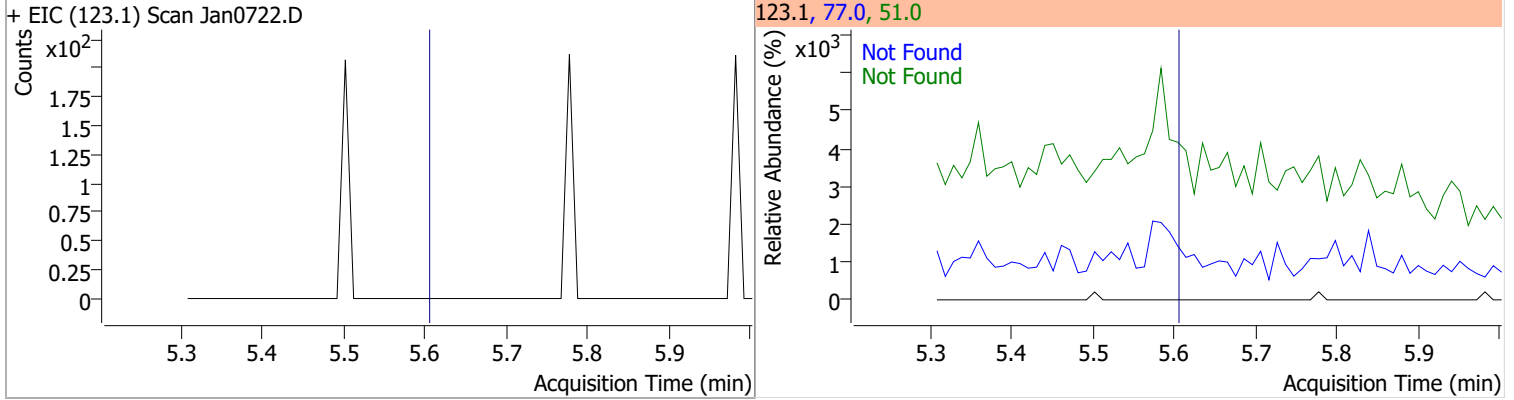
Compound	Conc.	Exp RT	QIon	Exp Ratio	QIon	Exp Ratio
Hexachloroethane	N.D.	5.50	201.0	93.2	199.0	57.2



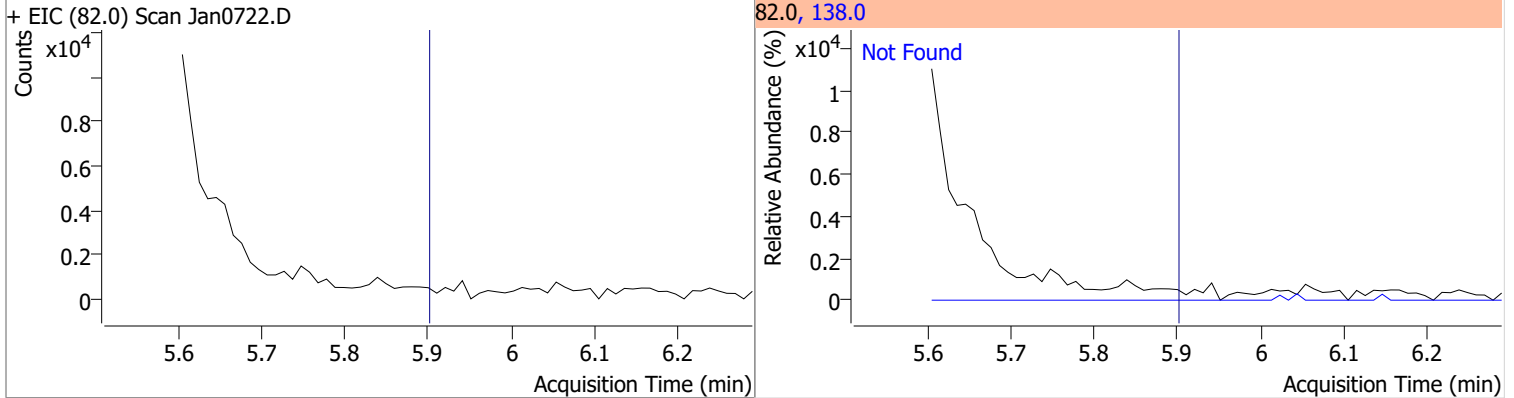
Compound	Conc.	RT	Dev(Min)	Resp.	QIon	QRatio	Lower	Upper
Nitrobenzene-d5	58.0599	5.58	0.00	317597	54.0	92.2	68.2	126.6
					128.0	50.2	35.2	65.4



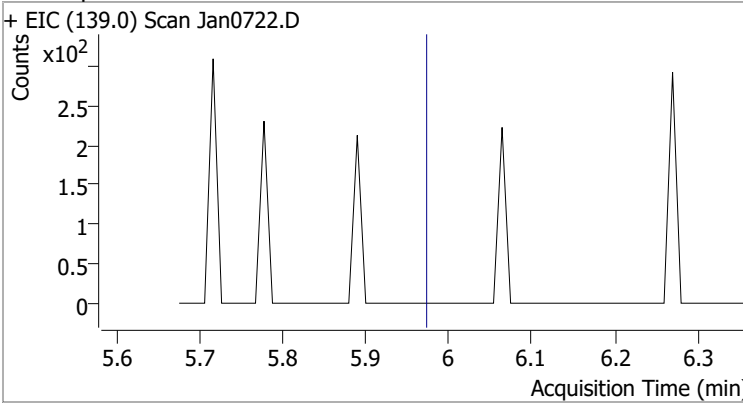
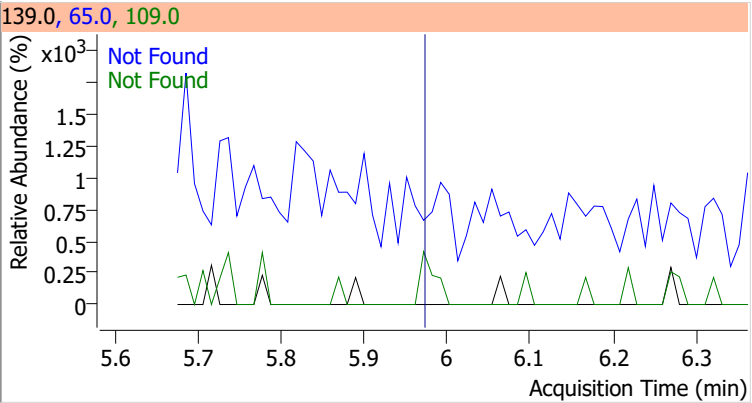
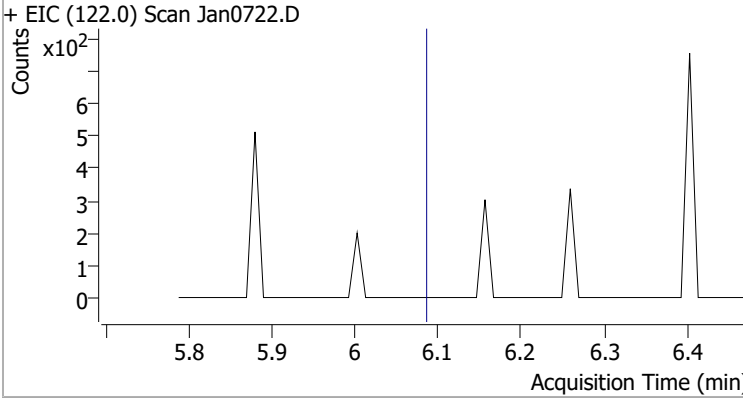
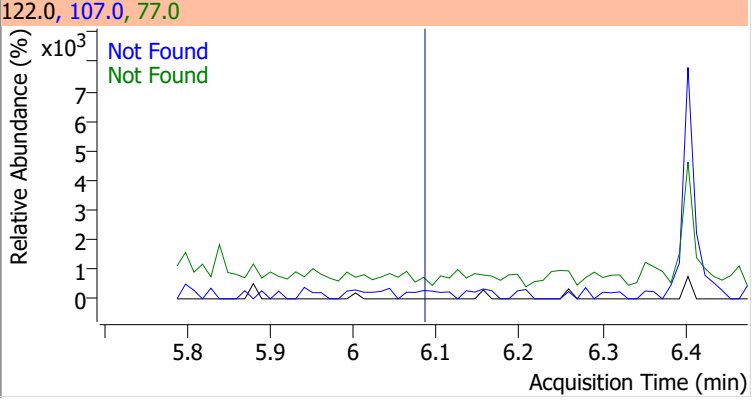
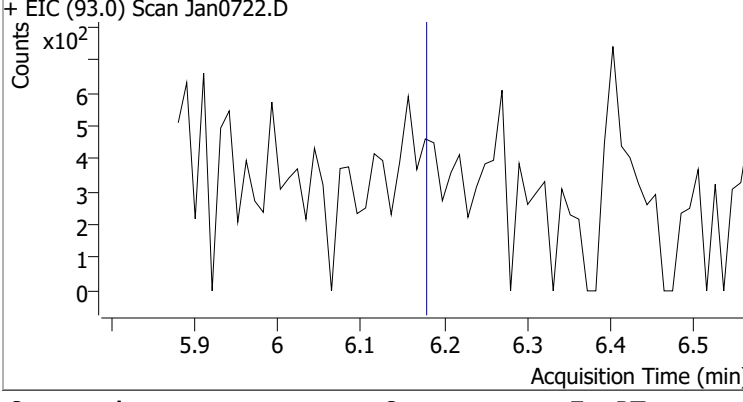
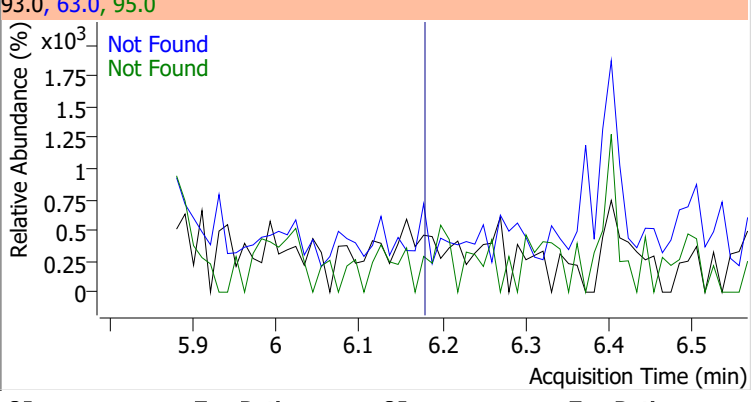
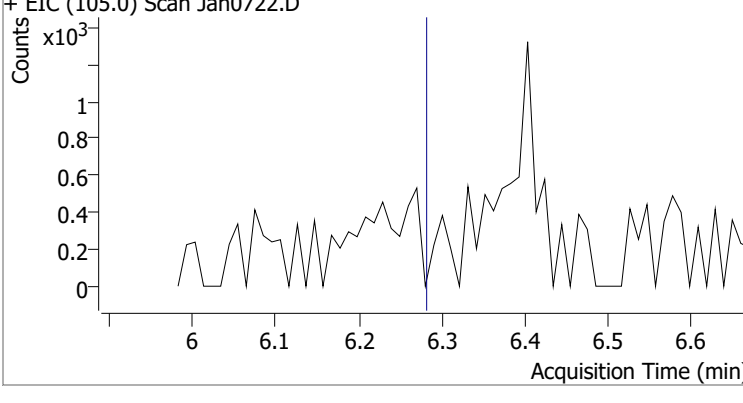
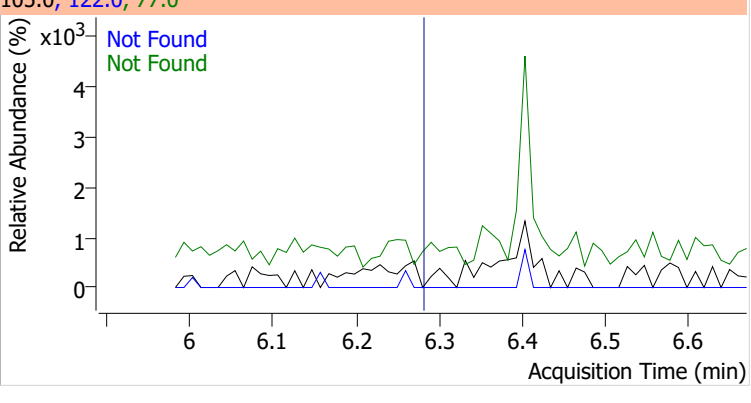
Compound	Conc.	Exp RT	QIon	Exp Ratio	QIon	Exp Ratio
Nitrobenzene	N.D.	5.60	77.0	186.4	51.0	186.0



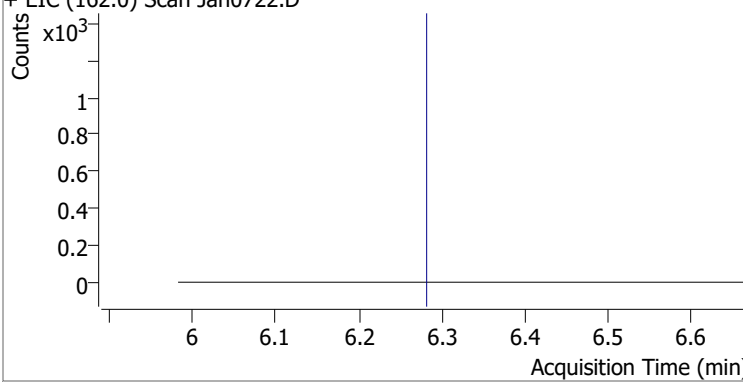
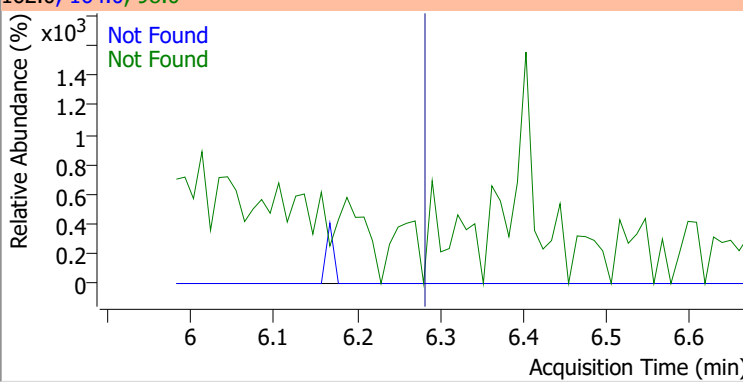
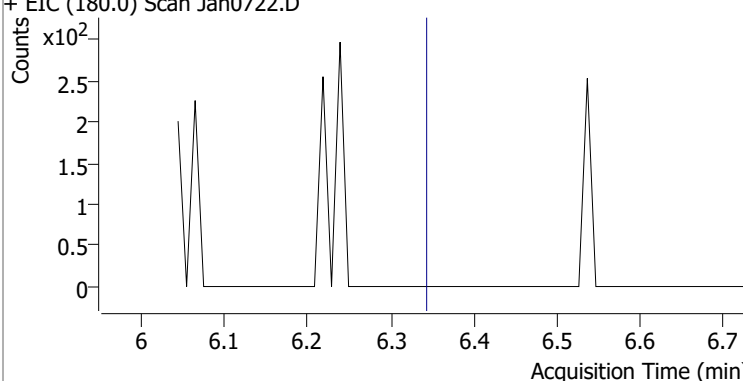
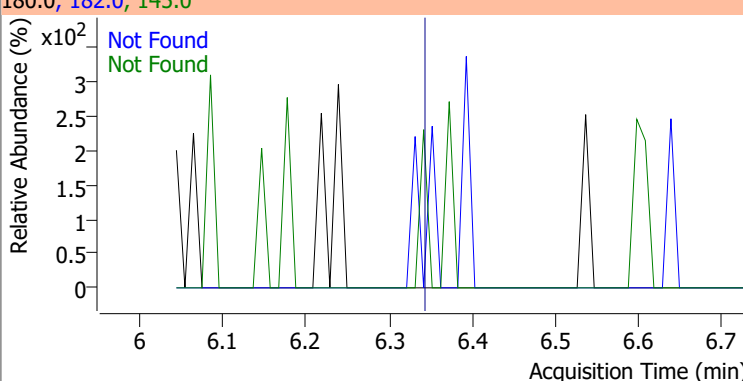
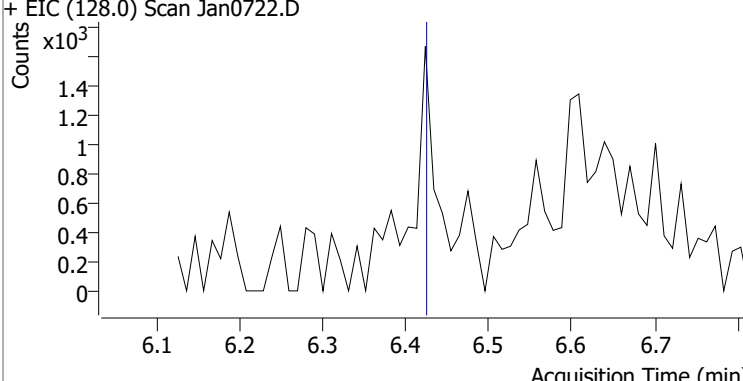
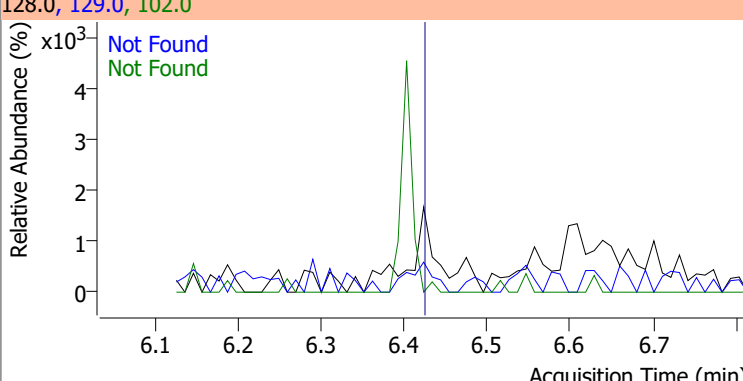
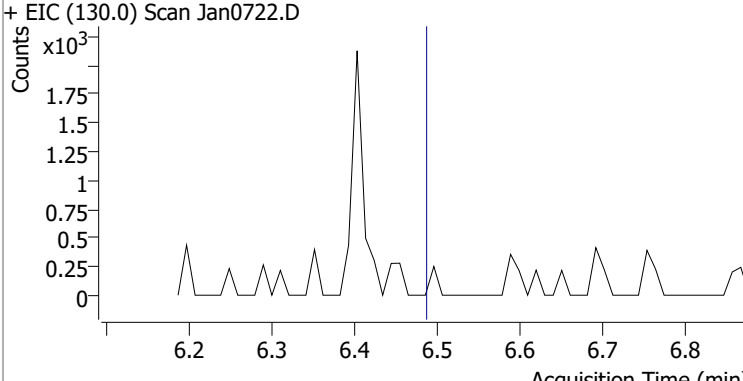
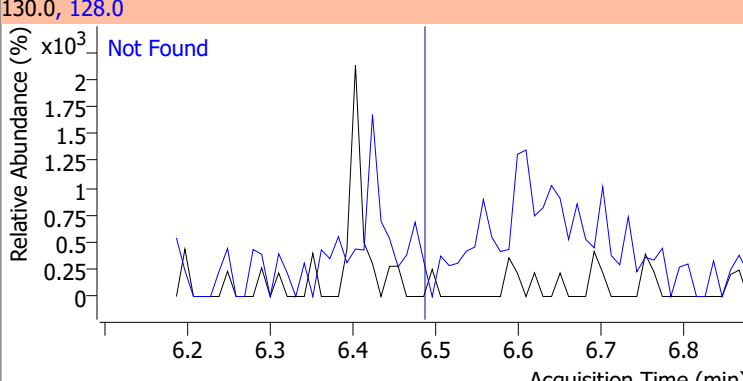
Compound	Conc.	Exp RT	QIon	Exp Ratio
Isophorone	N.D.	5.90	138.0	20.3



# Quantitation Results Report (QT Reviewed)

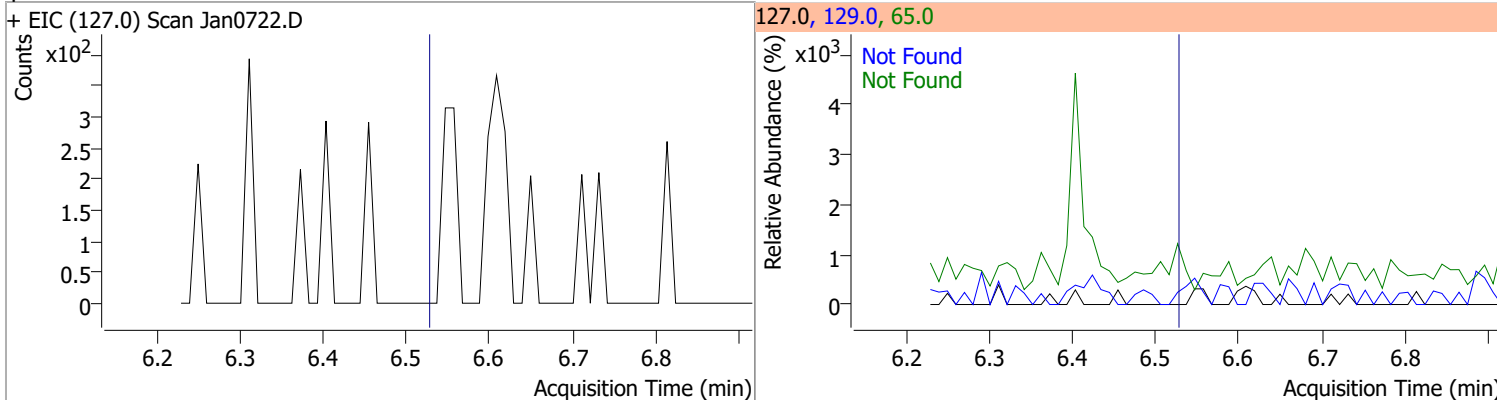
Compound	Conc.	Exp RT	QIon	Exp Ratio	QIon	Exp Ratio
2-Nitrophenol	N.D.	5.97	65.0	51.2	109.0	34.5
+ EIC (139.0) Scan Jan0722.D			139.0, 65.0, 109.0			
						
2,4-Dimethylphenol	N.D.	6.08	107.0	106.6	77.0	30.1
+ EIC (122.0) Scan Jan0722.D			122.0, 107.0, 77.0			
						
bis(-2-Chloroethoxy)Methane	N.D.	6.18	63.0	91.4	95.0	31.4
+ EIC (93.0) Scan Jan0722.D			93.0, 63.0, 95.0			
						
Benzoic Acid	N.D.	6.28	122.0	88.1	77.0	74.0
+ EIC (105.0) Scan Jan0722.D			105.0, 122.0, 77.0			
						

# Quantitation Results Report (QT Reviewed)

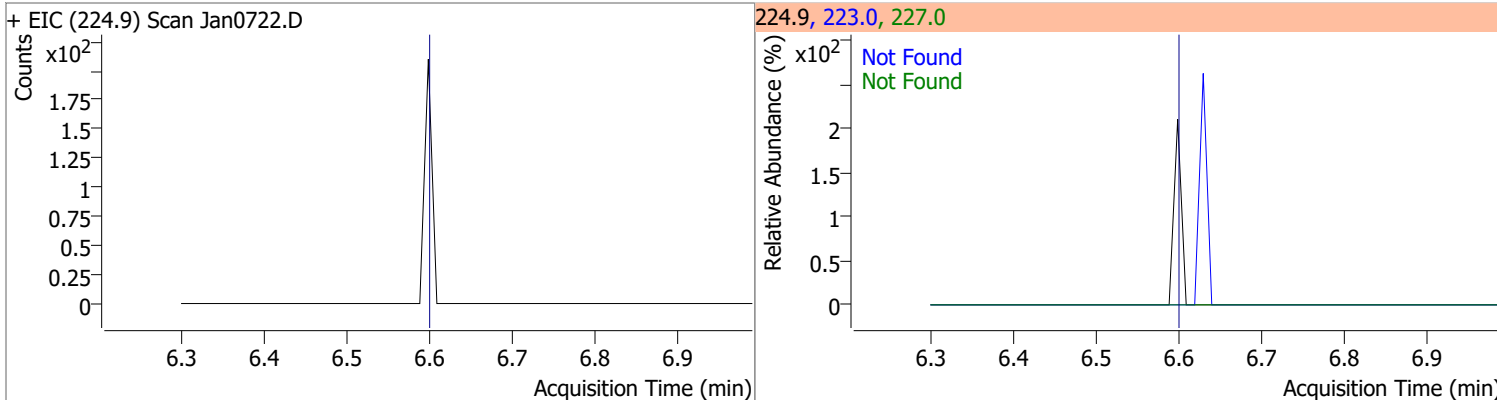
Compound	Conc.	Exp RT	QIon	Exp Ratio	QIon	Exp Ratio
2,4-Dichlorophenol	N.D.	6.28	164.0	65.0	98.0	31.2
+ EIC (162.0) Scan Jan0722.D			162.0, 164.0, 98.0			
						
1,2,4-Trichlorobenzene	N.D.	6.34	182.0	97.8	145.0	30.3
+ EIC (180.0) Scan Jan0722.D			180.0, 182.0, 145.0			
						
Naphthalene	N.D.	6.42	129.0	10.6	102.0	9.0
+ EIC (128.0) Scan Jan0722.D			128.0, 129.0, 102.0			
						
4-Chlorophenol	N.D.	6.49	128.0	318.3		
+ EIC (130.0) Scan Jan0722.D			130.0, 128.0			
						

# Quantitation Results Report (QT Reviewed)

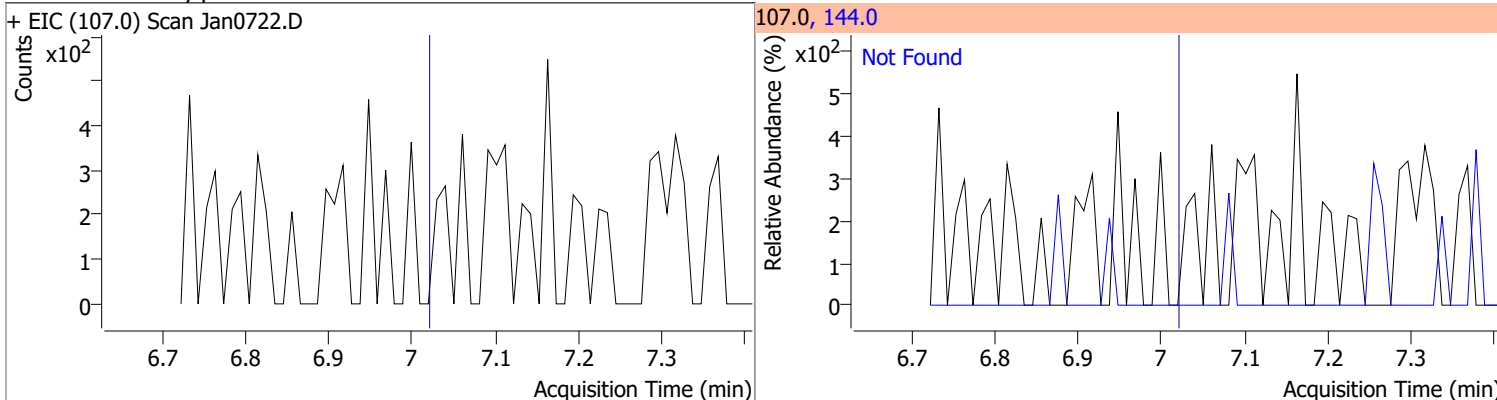
Compound	Conc.	Exp RT	QIon	Exp Ratio	QIon	Exp Ratio
p-Chloroaniline	N.D.	6.53	65.0	36.5	129.0	33.7



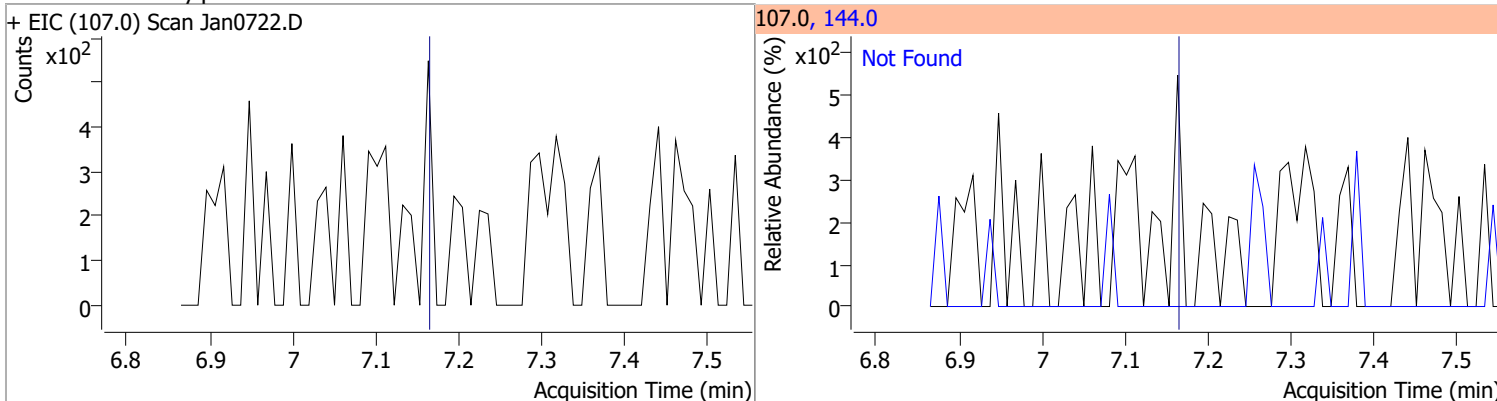
Compound	Conc.	Exp RT	QIon	Exp Ratio	QIon	Exp Ratio
Hexachlorobutadiene	N.D.	6.60	227.0	66.1	223.0	64.1



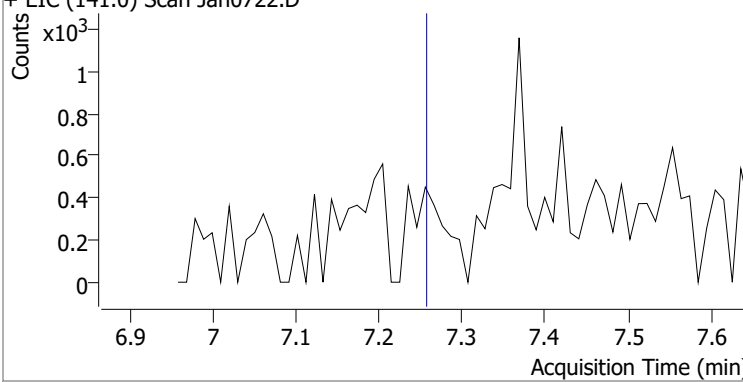
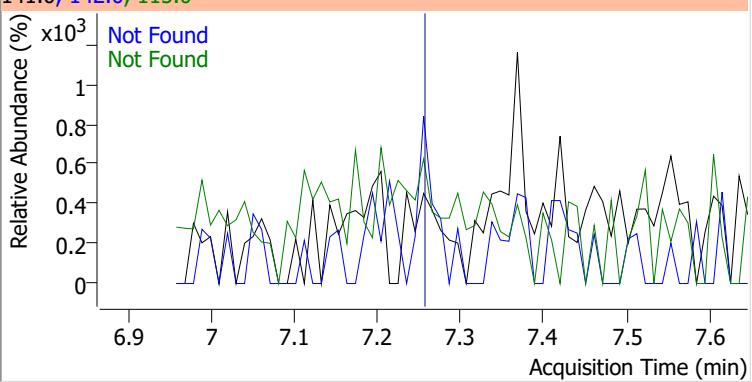
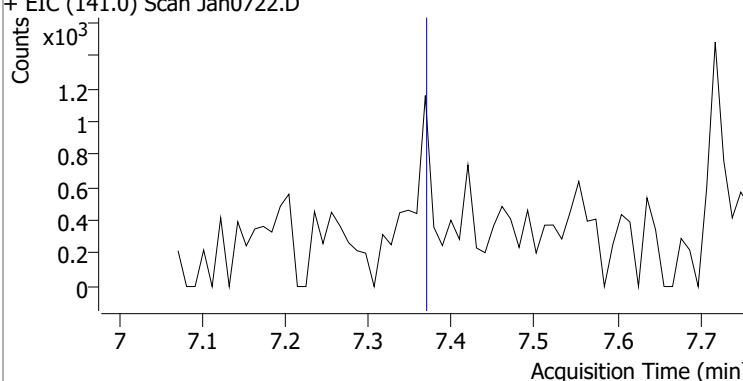
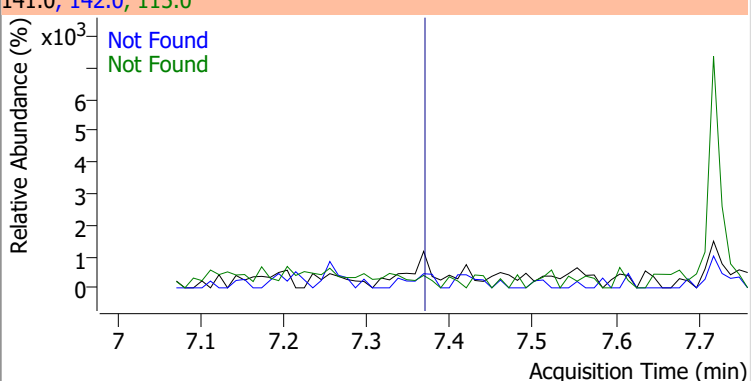
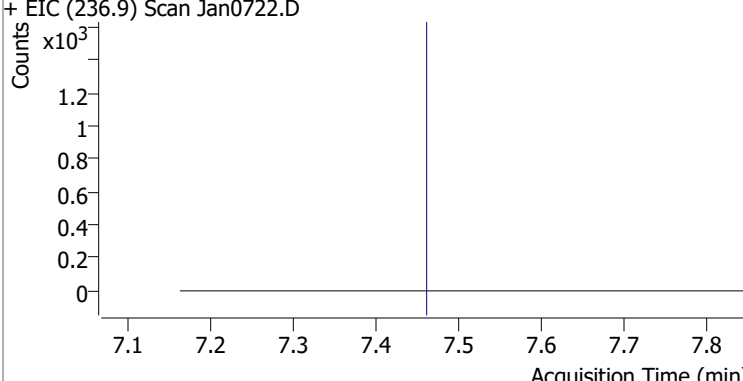
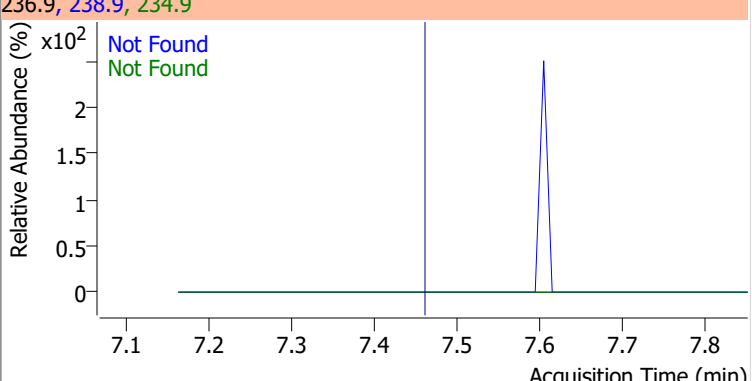
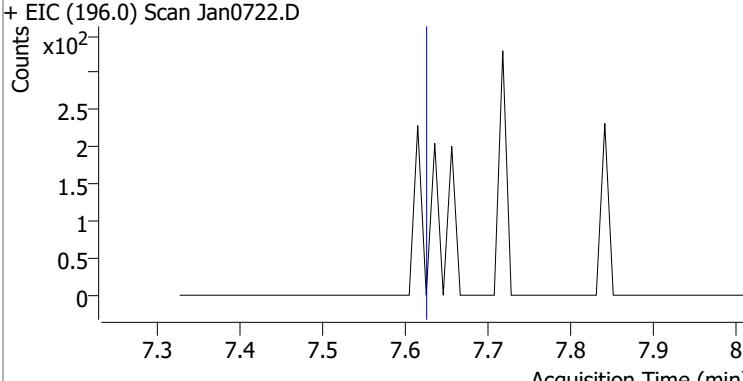
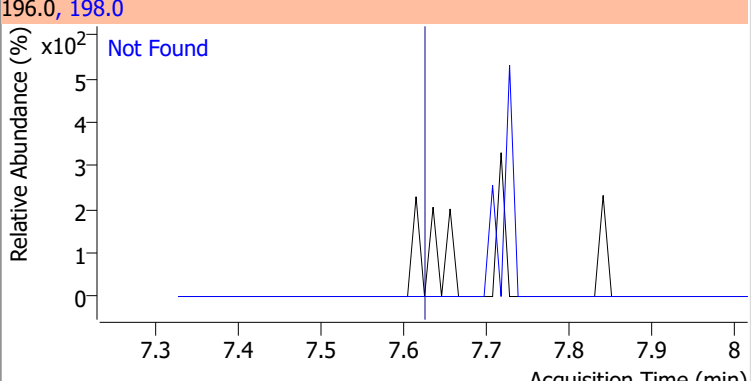
Compound	Conc.	Exp RT	QIon	Exp Ratio
4-Chloro-2-Methylphenol	N.D.	7.02	144.0	27.3



Compound	Conc.	Exp RT	QIon	Exp Ratio
4-Chloro-3-Methylphenol	N.D.	7.16	144.0	28.4

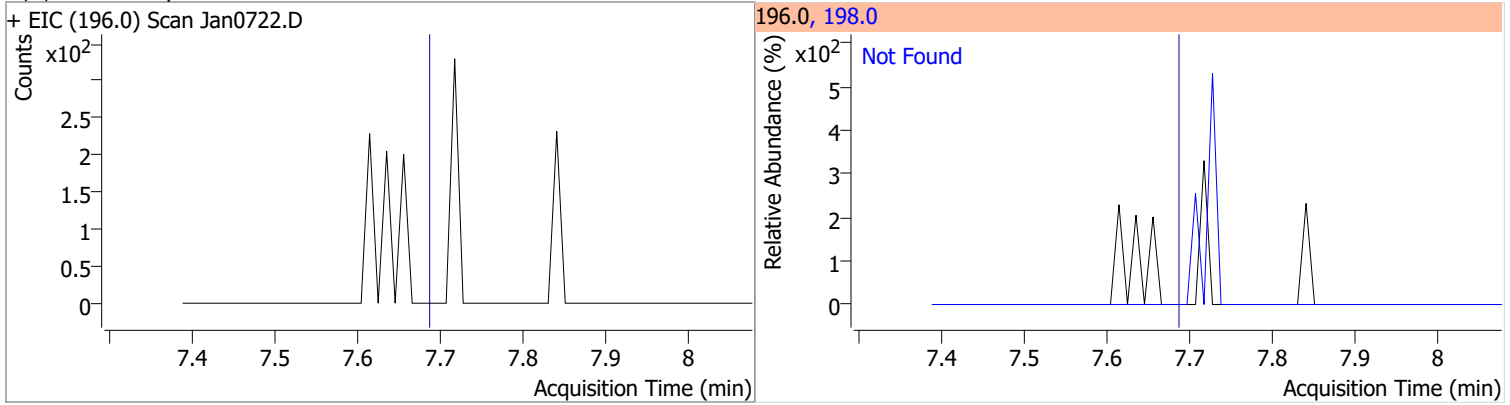


# Quantitation Results Report (QT Reviewed)

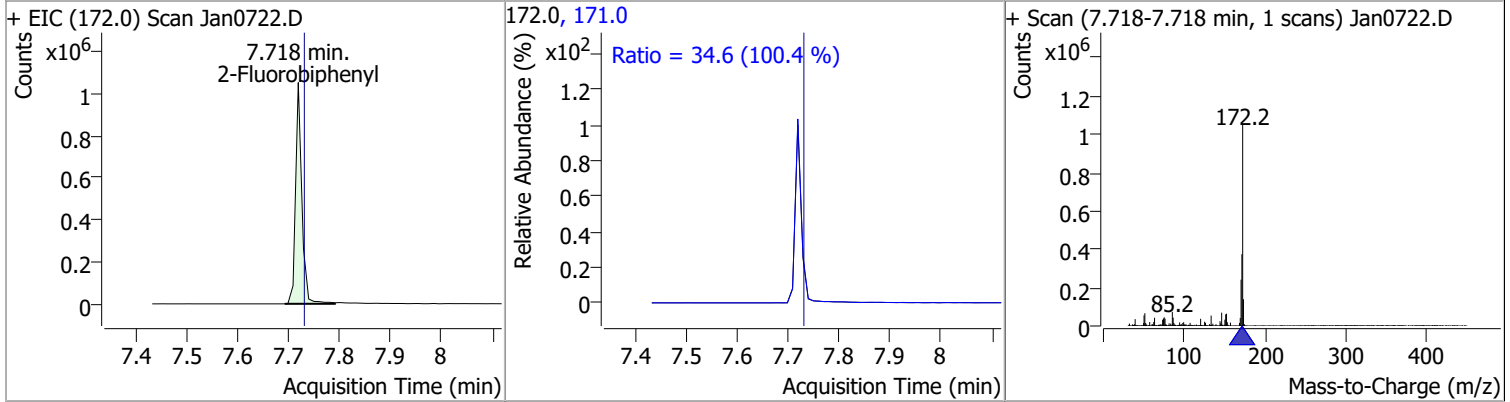
Compound	Conc.	Exp RT	QIon	Exp Ratio	QIon	Exp Ratio
2-Methylnaphthalene	N.D.	7.26	142.0	115.4	115.0	41.6
+ EIC (141.0) Scan Jan0722.D			141.0, 142.0, 115.0			
						
1-Methylnaphthalene	N.D.	7.37	142.0	110.2	115.0	43.1
+ EIC (141.0) Scan Jan0722.D			141.0, 142.0, 115.0			
						
Hexachlorocyclopentadiene	N.D.	7.45	238.9	65.0	234.9	62.3
+ EIC (236.9) Scan Jan0722.D			236.9, 238.9, 234.9			
						
2,4,6-Trichlorophenol	N.D.	7.61	198.0	95.1		
+ EIC (196.0) Scan Jan0722.D			196.0, 198.0			
						

# Quantitation Results Report (QT Reviewed)

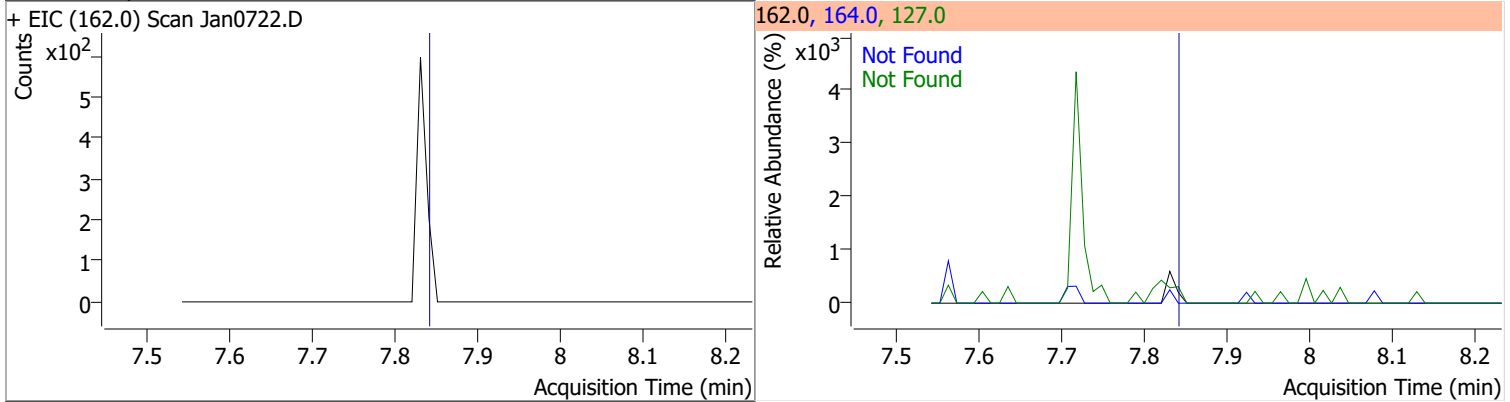
Compound	Conc.	Exp RT	QIon	Exp Ratio
2,4,5-Trichlorophenol	N.D.	7.68	198.0	95.5



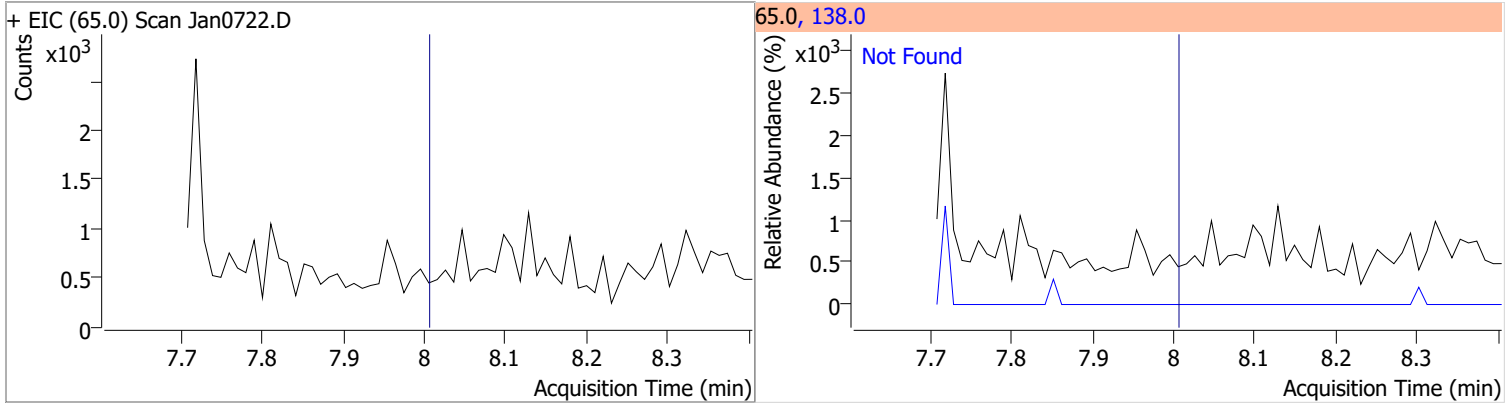
Compound	Conc.	RT	Dev(Min)	Resp.	QIon	QRatio	Lower	Upper
2-Fluorobiphenyl	52.2326	7.72	0.00	900063	171.0	34.6	24.2	44.9



Compound	Conc.	Exp RT	QIon	Exp Ratio	QIon	Exp Ratio
2-Chloronaphthalene	N.D.	7.83	127.0	37.9	164.0	32.3



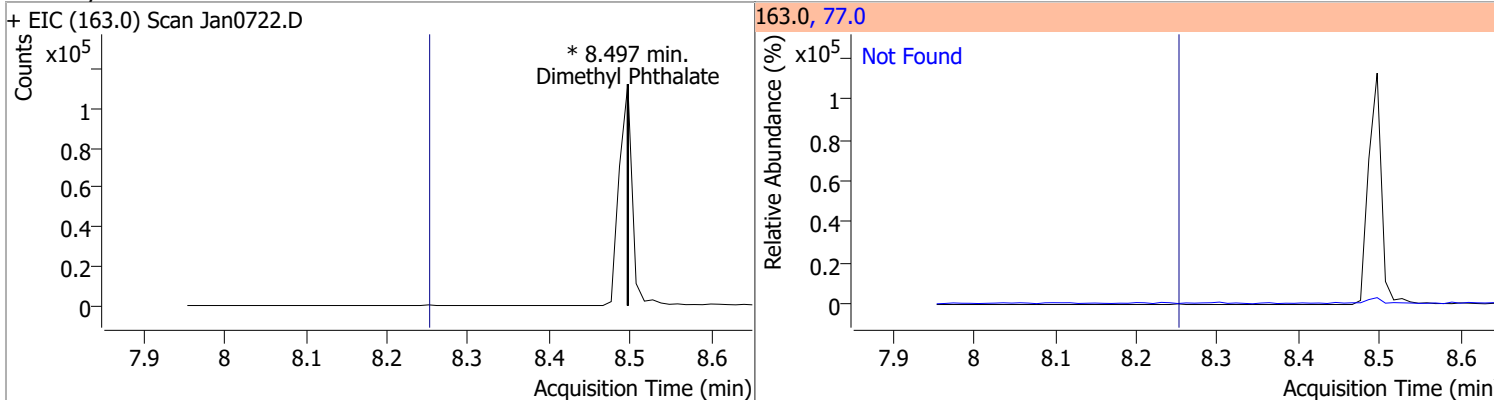
Compound	Conc.	Exp RT	QIon	Exp Ratio
2-Nitroaniline	N.D.	7.99	138.0	107.7



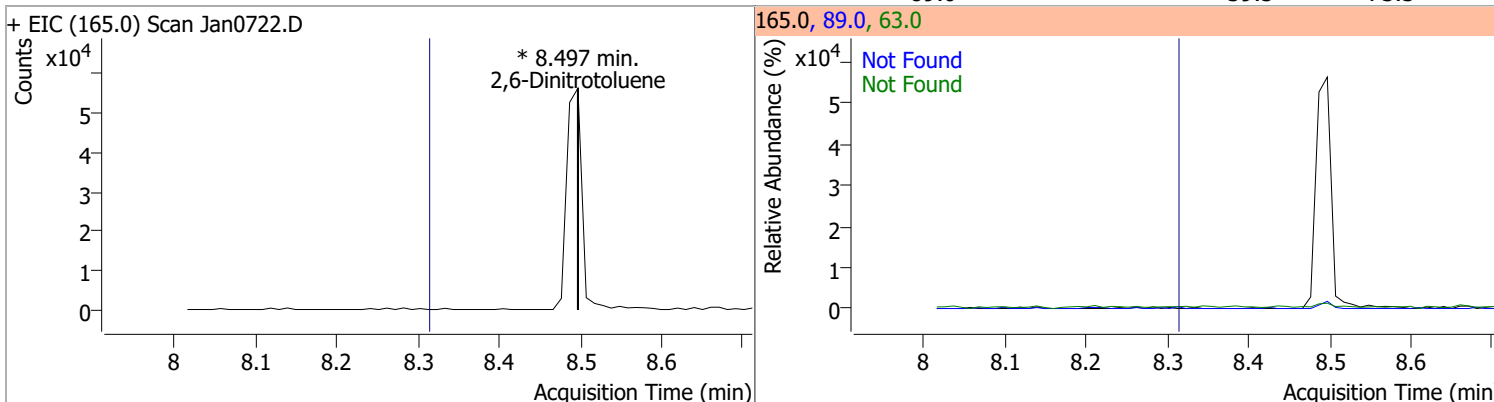


# Quantitation Results Report (QT Reviewed)

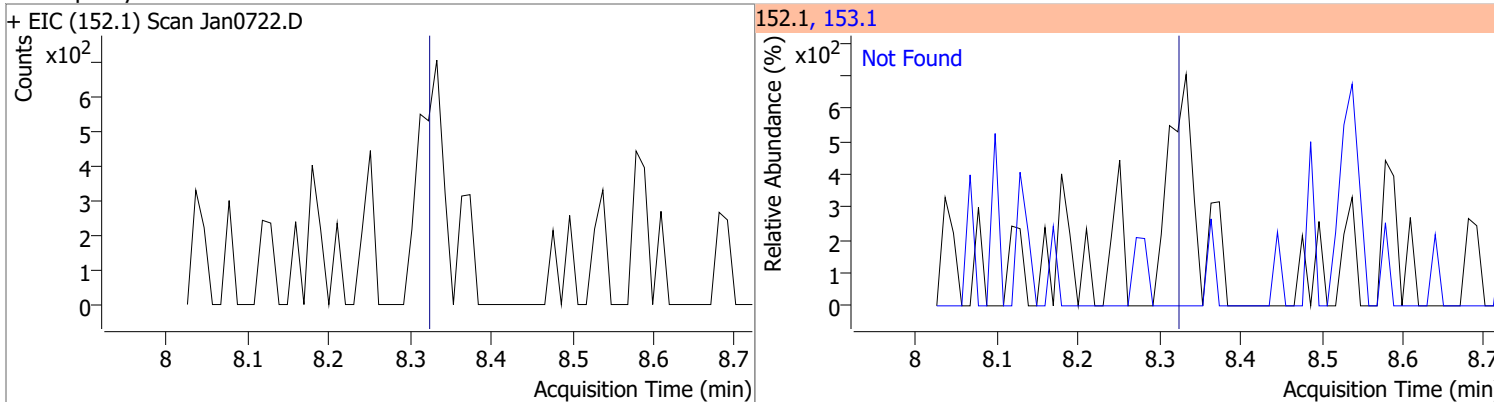
Compound	Conc.	RT	Dev(Min)	Resp.	QIon	QRatio	Lower	Upper
Dimethyl Phthalate	0	0		0	77.0		13.0	24.2



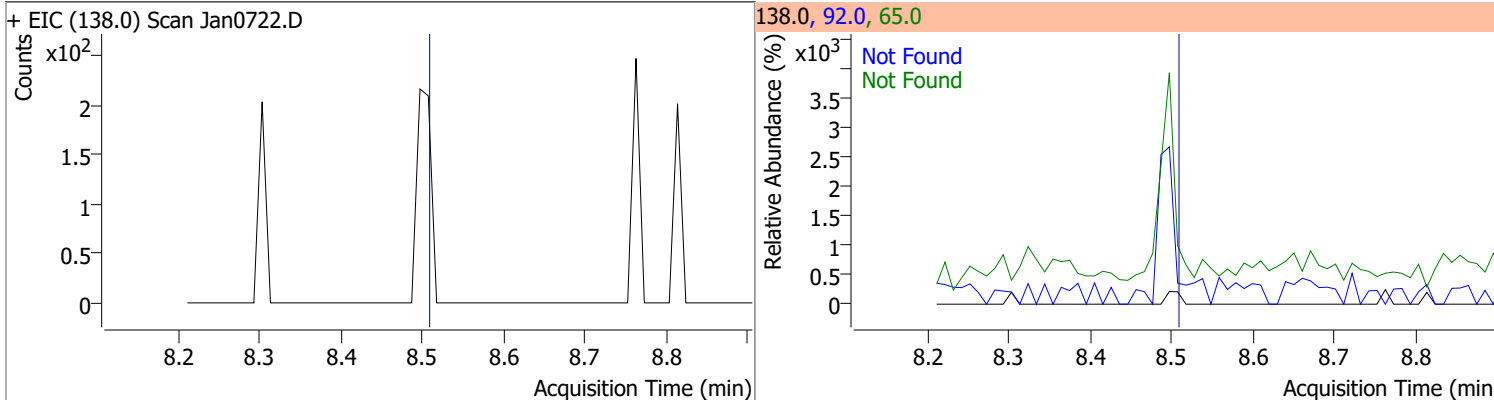
Compound	Conc.	RT	Dev(Min)	Resp.	QIon	QRatio	Lower	Upper
2,6-Dinitrotoluene	0	0		0	63.0		110.4	205.0
					89.0		39.5	73.3



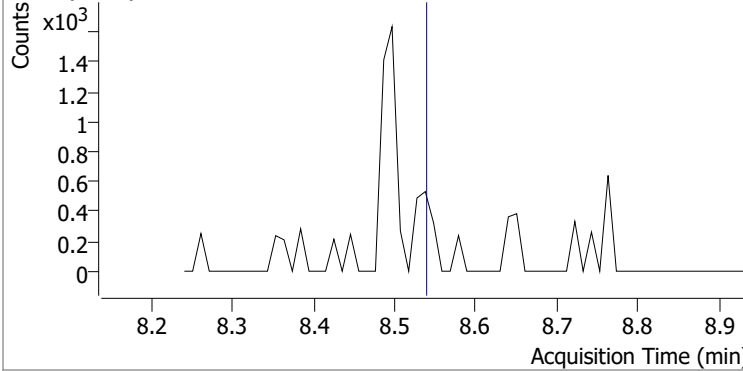
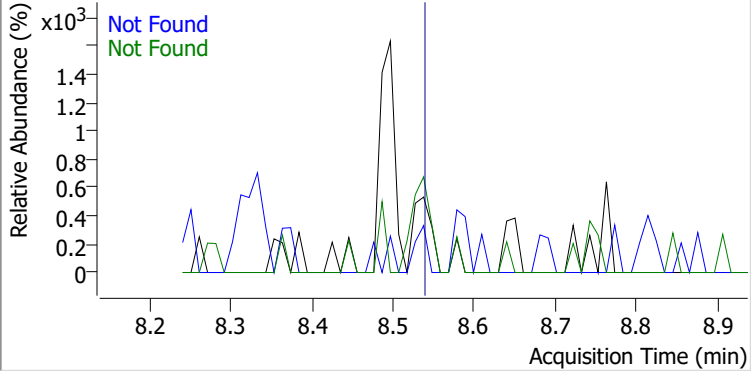
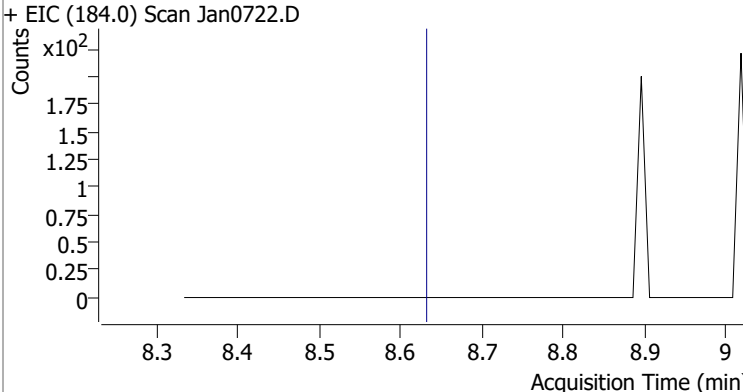
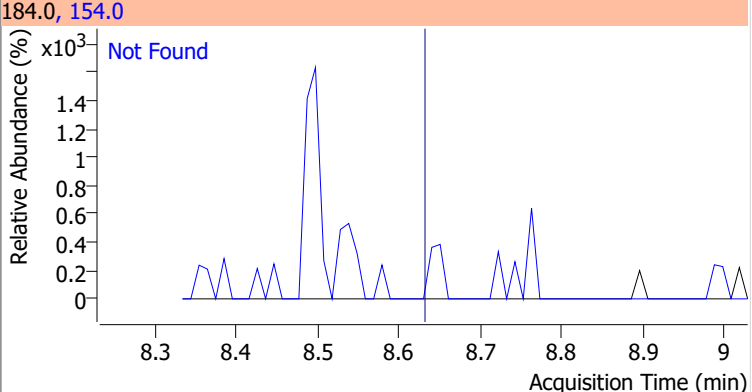
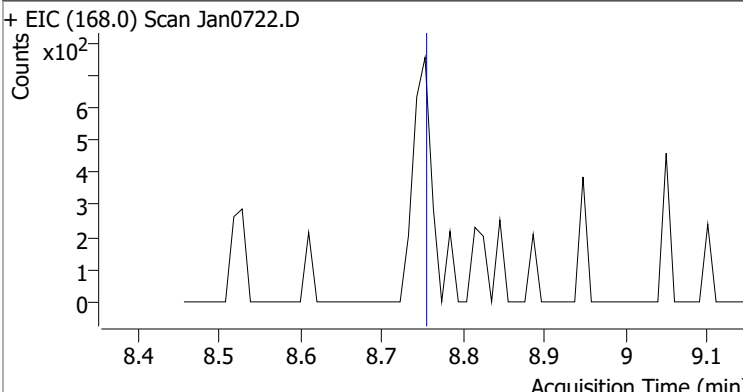
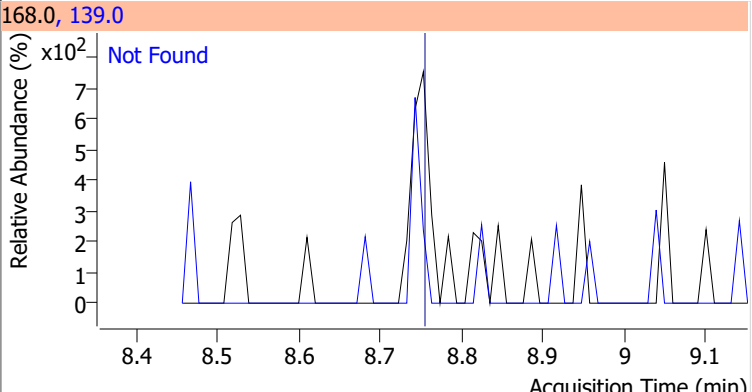
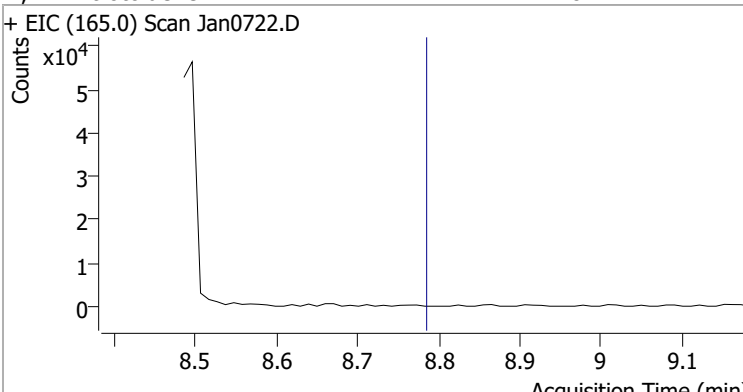
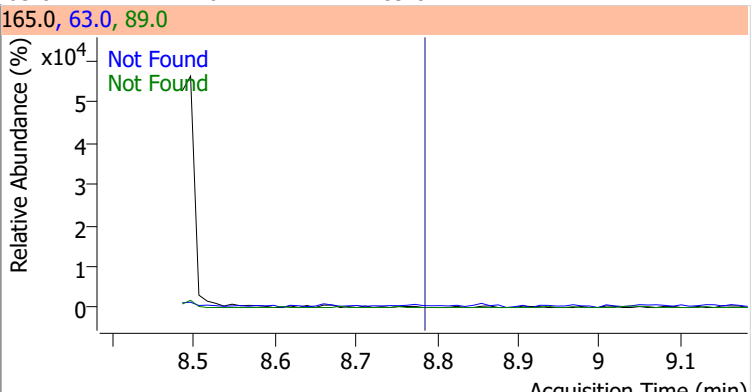
Compound	Conc.	Exp RT	QIon	Exp Ratio
Acenaphthylene	N.D.	8.31	153.1	13.8



Compound	Conc.	Exp RT	QIon	Exp Ratio	QIon	Exp Ratio
3-Nitroaniline	N.D.	8.50	65.0	140.9	92.0	106.5

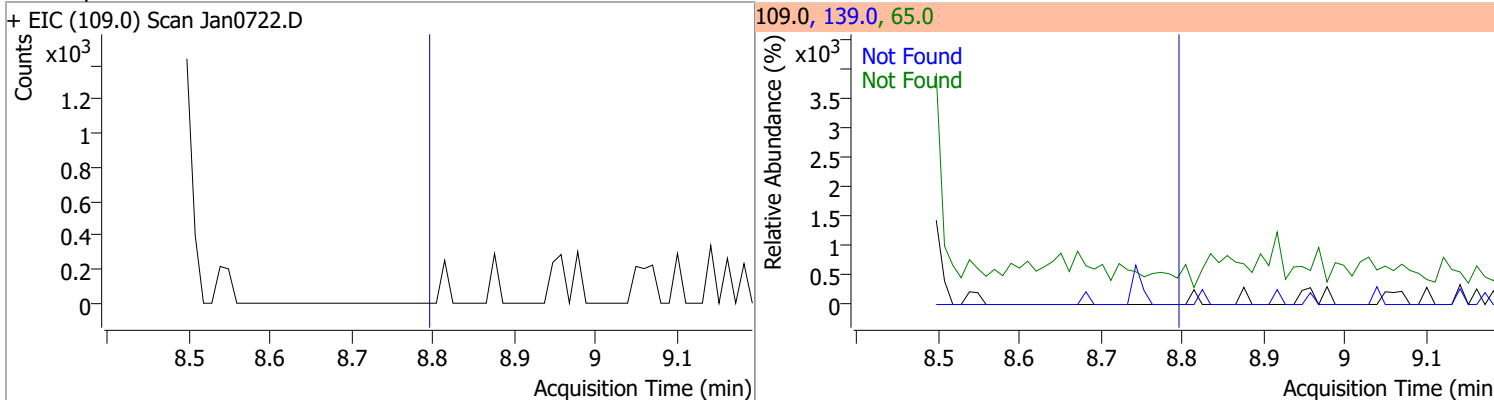


# Quantitation Results Report (QT Reviewed)

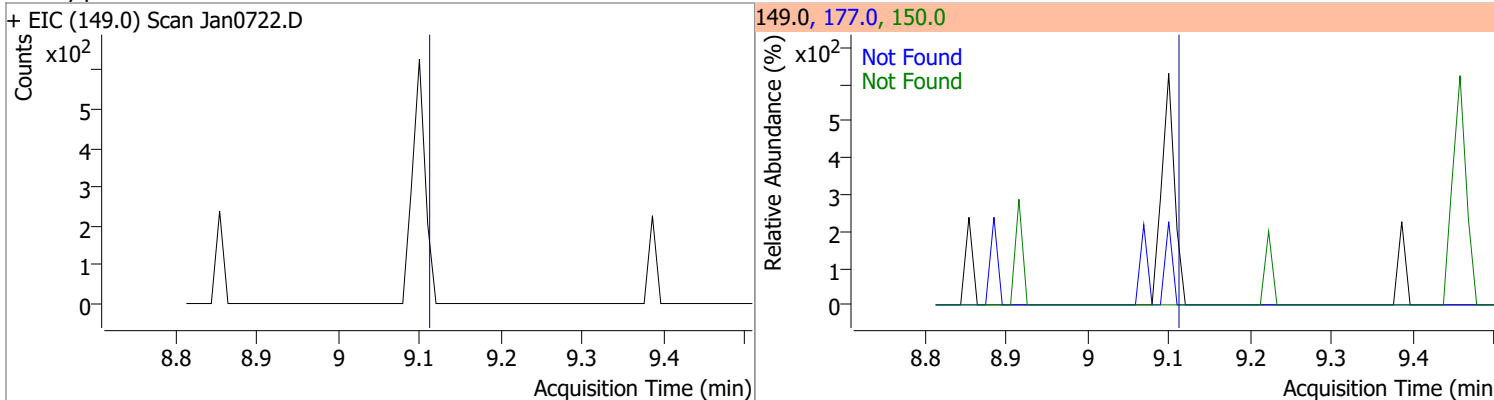
Compound	Conc.	Exp RT	QIon	Exp Ratio	QIon	Exp Ratio
Acenaphthene	N.D.	8.53	153.0	109.5	152.0	52.9
+ EIC (154.0) Scan Jan0722.D			154.0, 152.0, 153.0			
						
2,4-Dinitrophenol	N.D.	8.62	154.0	60.0		
+ EIC (184.0) Scan Jan0722.D			184.0, 154.0			
						
Dibenzofuran	N.D.	8.74	139.0	38.6		
+ EIC (168.0) Scan Jan0722.D			168.0, 139.0			
						
2,4-Dinitrotoluene	N.D.	8.77	63.0	76.1	89.0	74.7
+ EIC (165.0) Scan Jan0722.D			165.0, 63.0, 89.0			
						

# Quantitation Results Report (QT Reviewed)

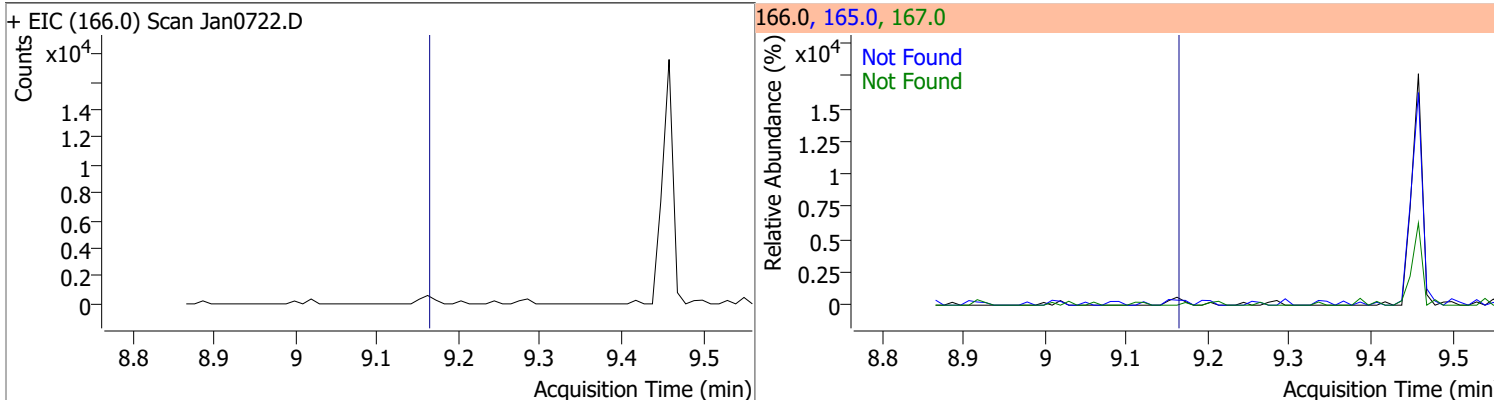
Compound	Conc.	Exp RT	QIon	Exp Ratio	QIon	Exp Ratio
4-Nitrophenol	N.D.	8.78	65.0	88.5	139.0	80.4



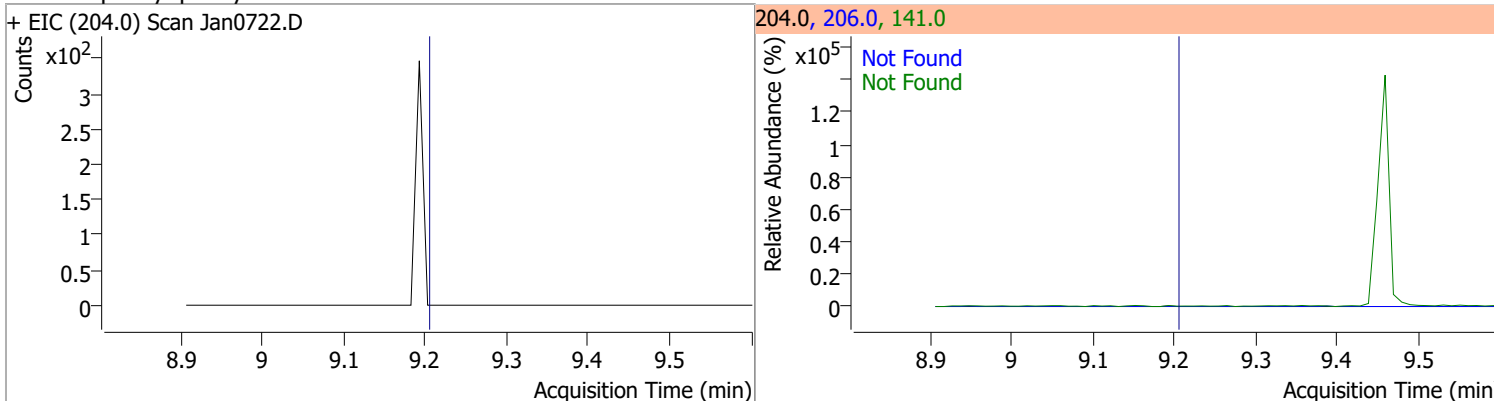
Compound	Conc.	Exp RT	QIon	Exp Ratio	QIon	Exp Ratio
Diethylphthalate	N.D.	9.10	177.0	20.7	150.0	12.6



Compound	Conc.	Exp RT	QIon	Exp Ratio	QIon	Exp Ratio
Fluorene	N.D.	9.15	165.0	93.4	167.0	12.9

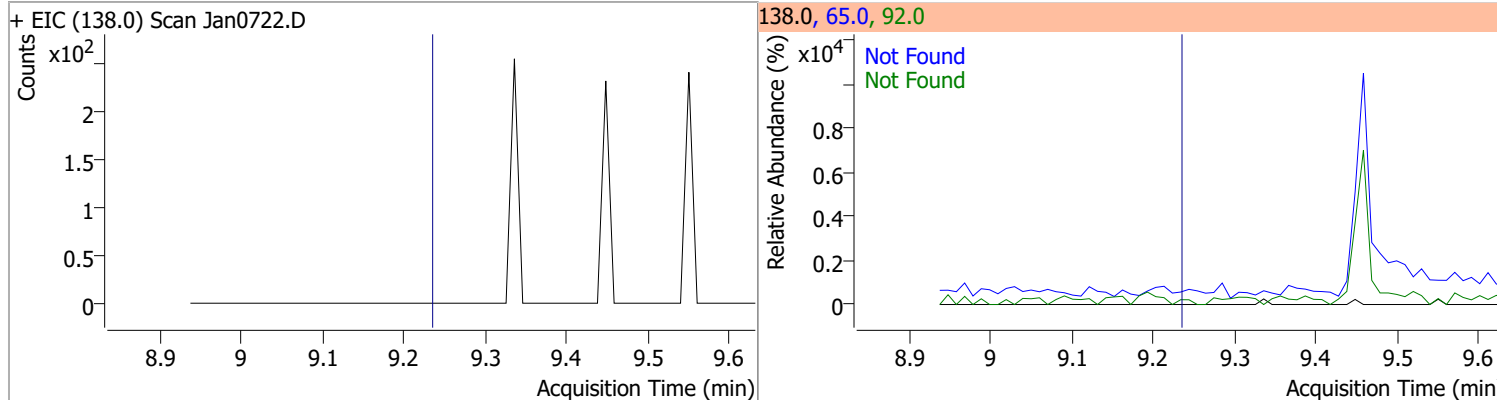


Compound	Conc.	Exp RT	QIon	Exp Ratio	QIon	Exp Ratio
4-Chlorophenyl-phenylether	N.D.	9.19	141.0	62.3	206.0	33.9

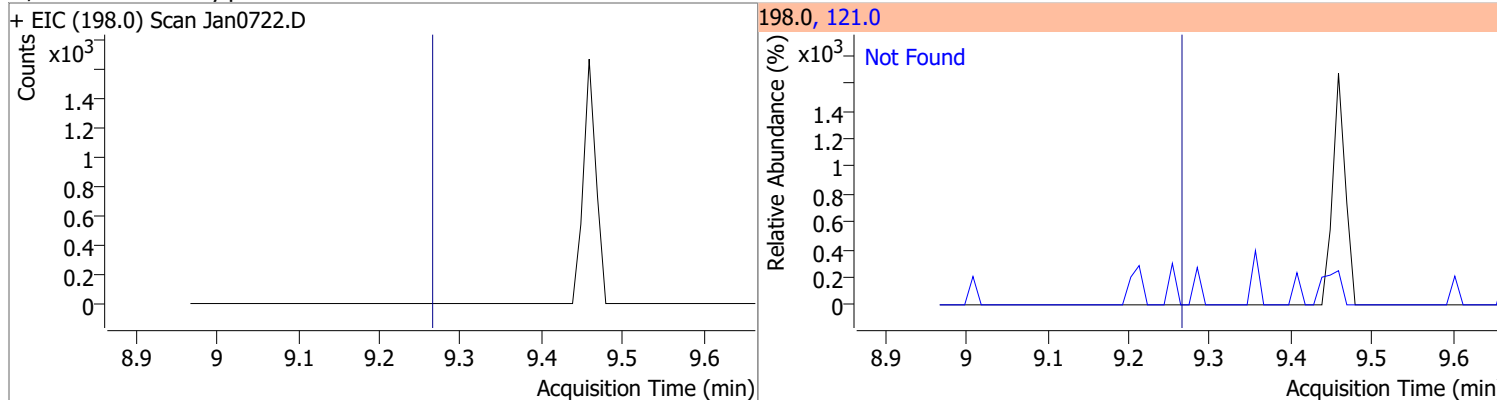


# Quantitation Results Report (QT Reviewed)

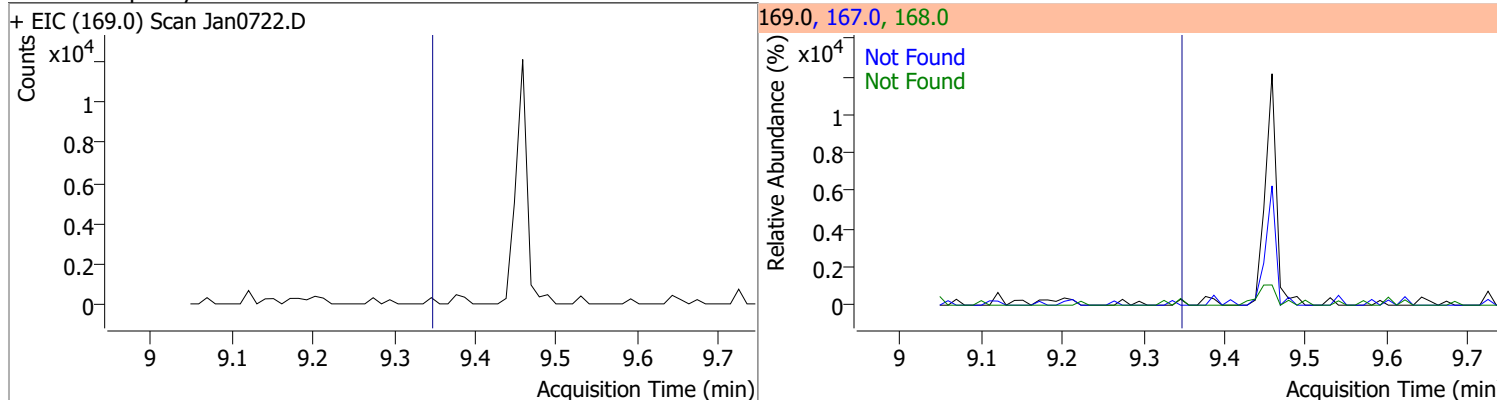
Compound	Conc.	Exp RT	QIon	Exp Ratio	QIon	Exp Ratio
4-Nitroaniline	N.D.	9.23	65.0	114.6	92.0	45.3



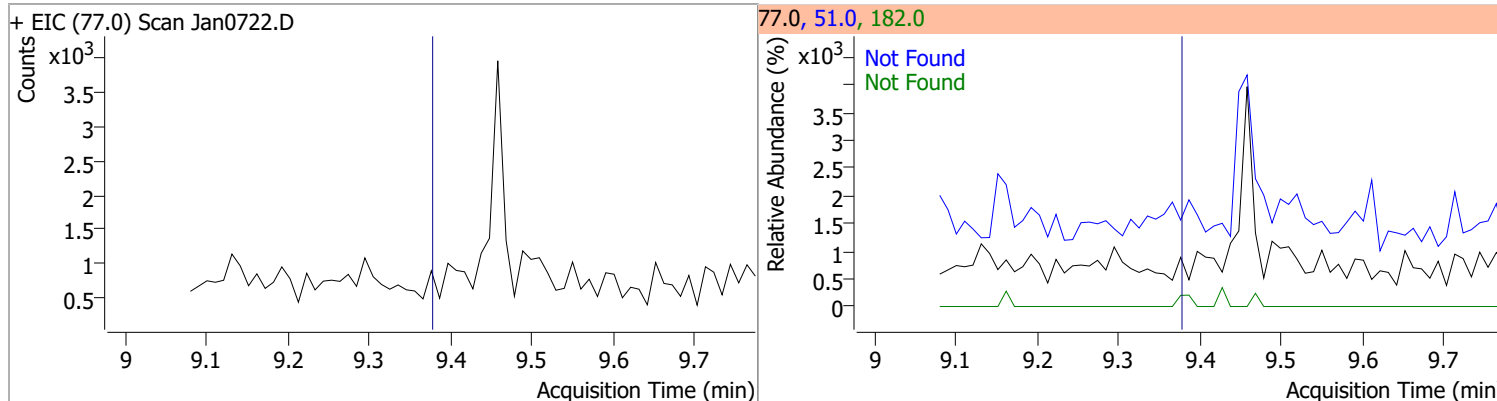
Compound	Conc.	Exp RT	QIon	Exp Ratio
4,6-Dinitro-2-methylphenol	N.D.	9.26	121.0	44.8



Compound	Conc.	Exp RT	QIon	Exp Ratio	QIon	Exp Ratio
N-nitrosodiphenylamine	N.D.	9.35	168.0	63.3	167.0	33.4

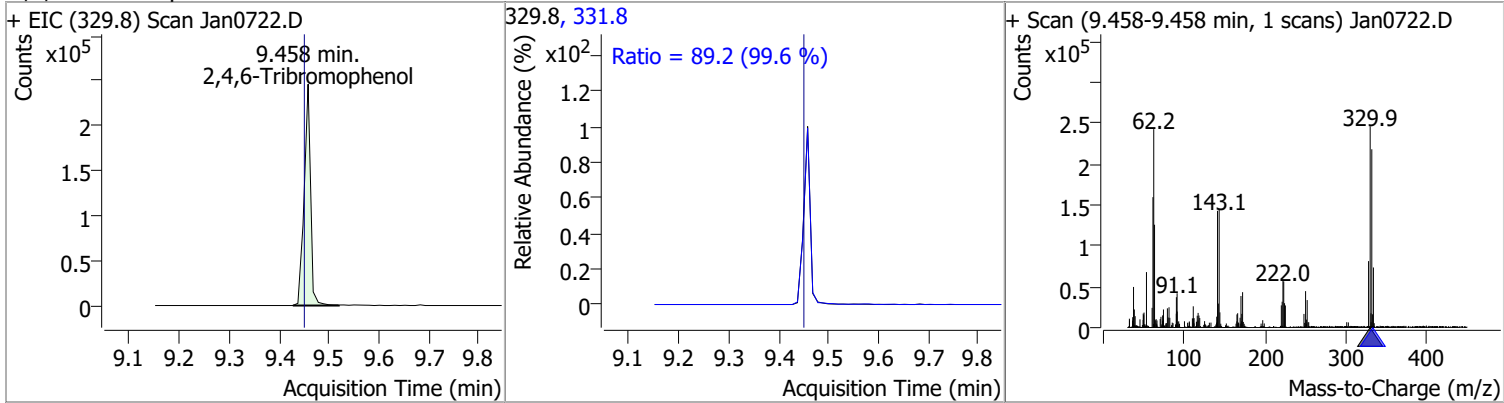


Compound	Conc.	Exp RT	QIon	Exp Ratio	QIon	Exp Ratio
Azobenzene	N.D.	9.38	51.0	49.9	182.0	26.9

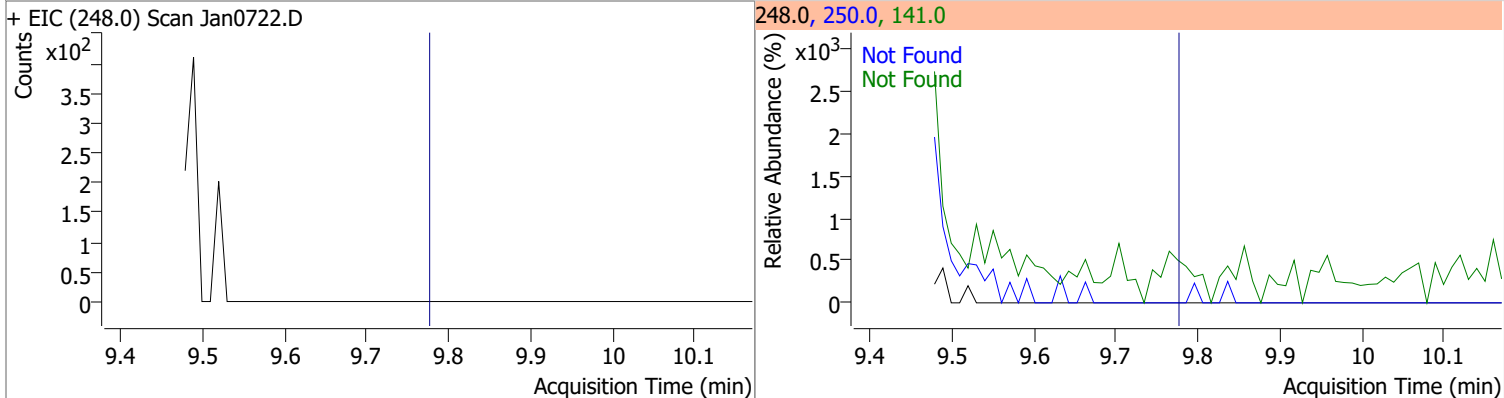


# Quantitation Results Report (QT Reviewed)

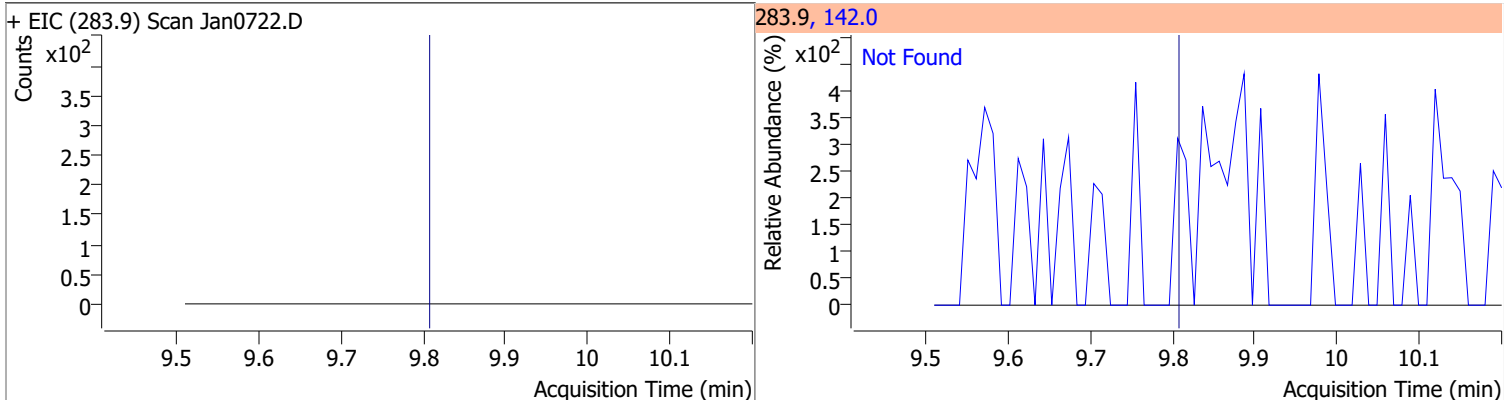
Compound	Conc.	RT	Dev(Min)	Resp.	QIon	QRatio	Lower	Upper
2,4,6-Tribromophenol	154.1019	9.46	0.01	221417	331.8	89.2	62.7	116.4



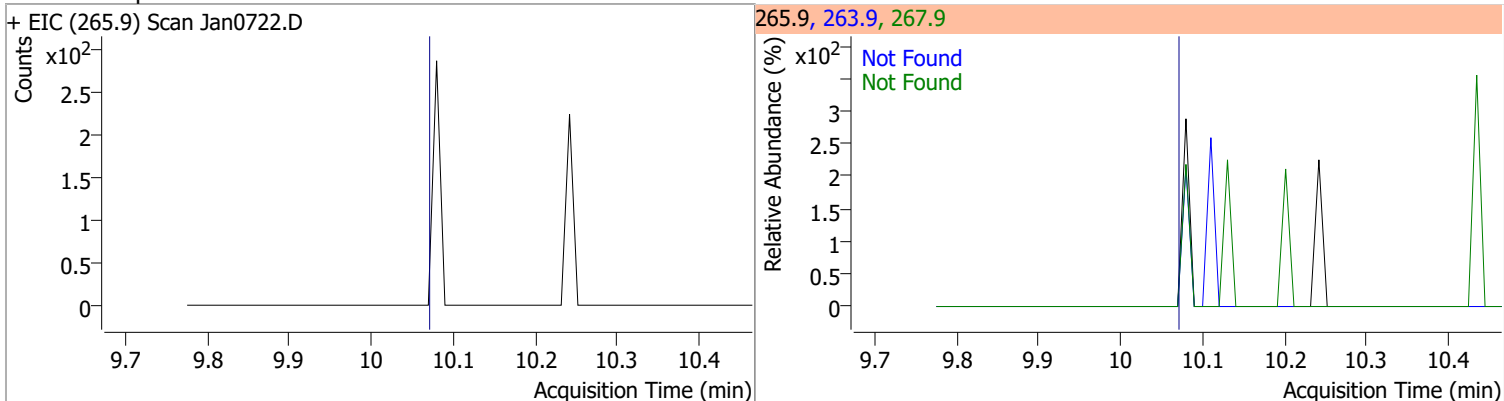
Compound	Conc.	Exp RT	QIon	Exp Ratio	QIon	Exp Ratio
4-Bromophenyl-phenylether	N.D.	9.78	250.0	98.3	141.0	96.1



Compound	Conc.	Exp RT	QIon	Exp Ratio	QIon	Exp Ratio
Hexachlorobenzene	N.D.	9.81	142.0	49.9		

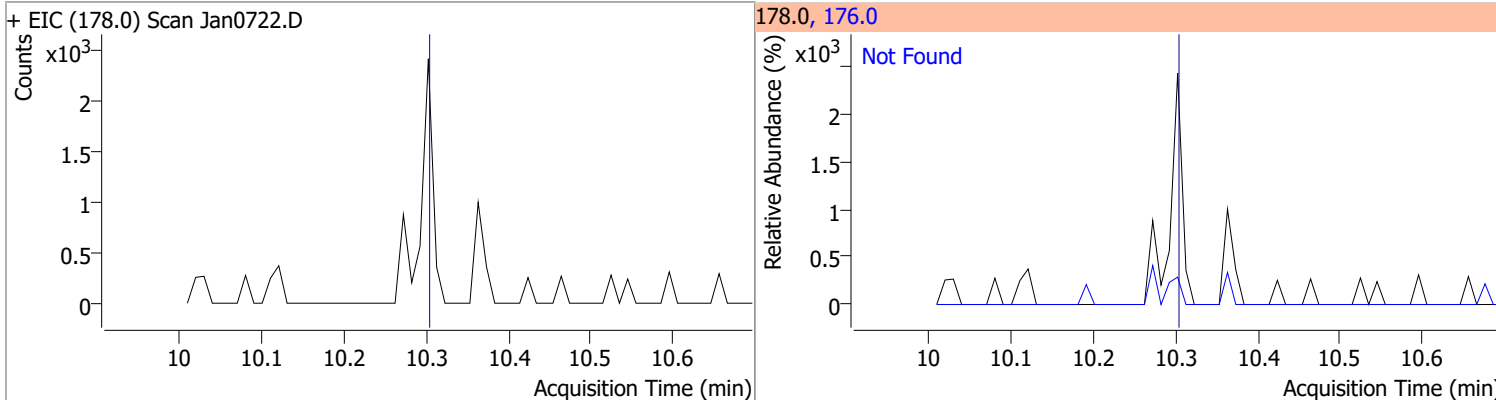


Compound	Conc.	Exp RT	QIon	Exp Ratio	QIon	Exp Ratio
Pentachlorophenol	N.D.	10.07	263.9	67.0	267.9	63.6

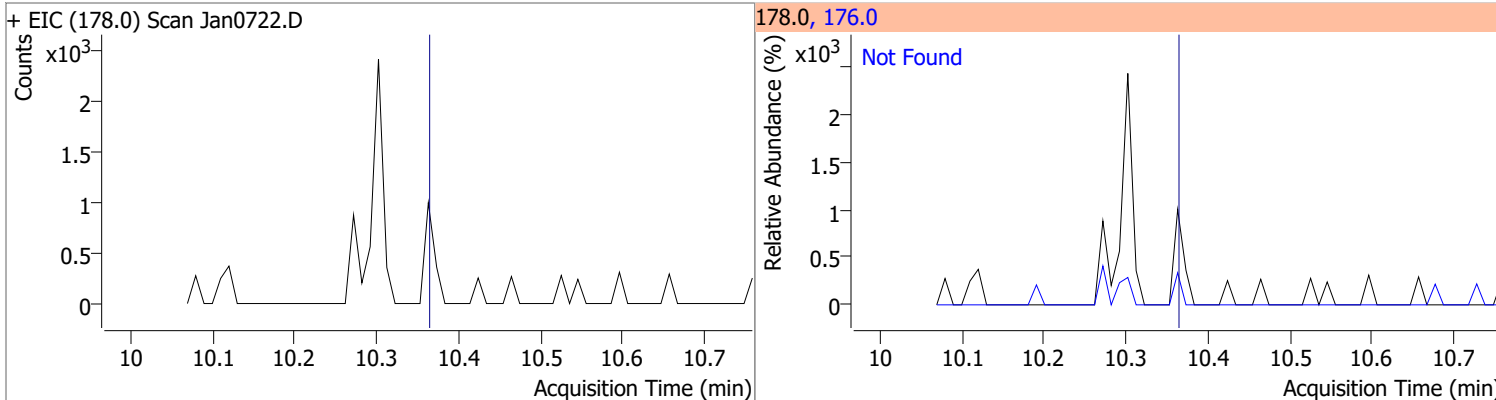


# Quantitation Results Report (QT Reviewed)

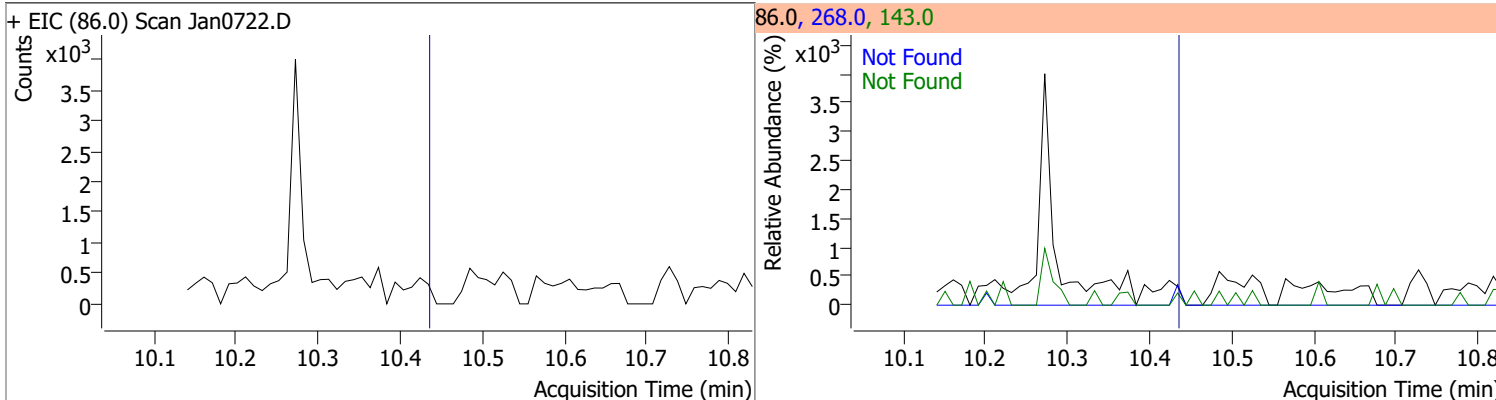
Compound	Conc.	Exp RT	QIon	Exp Ratio
Phenanthrene	N.D.	10.30	176.0	19.3



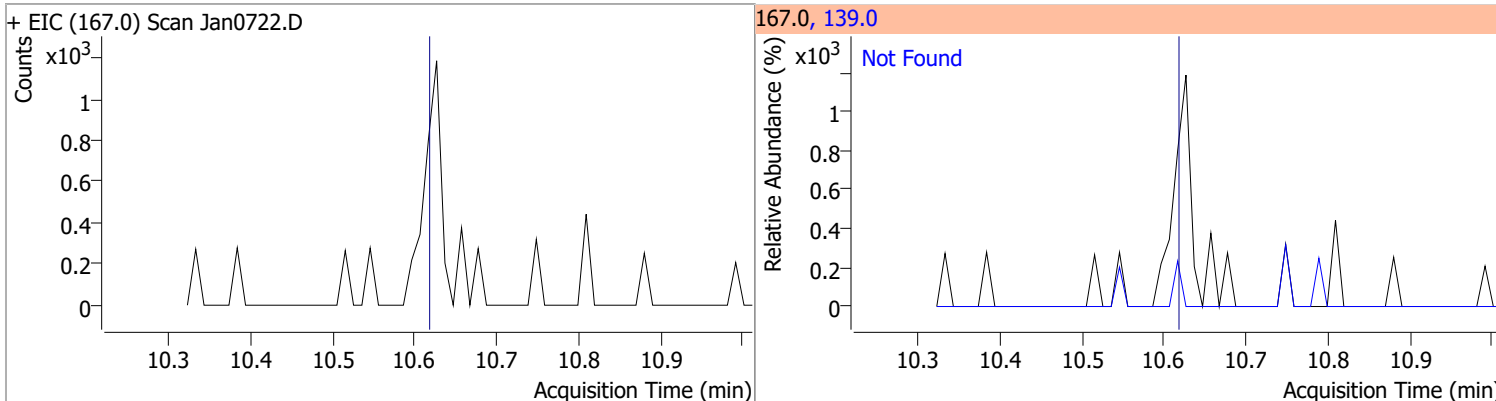
Compound	Conc.	Exp RT	QIon	Exp Ratio
Anthracene	N.D.	10.36	176.0	18.4



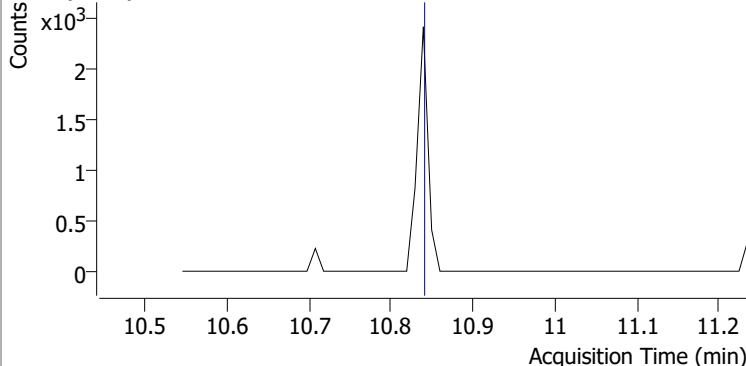
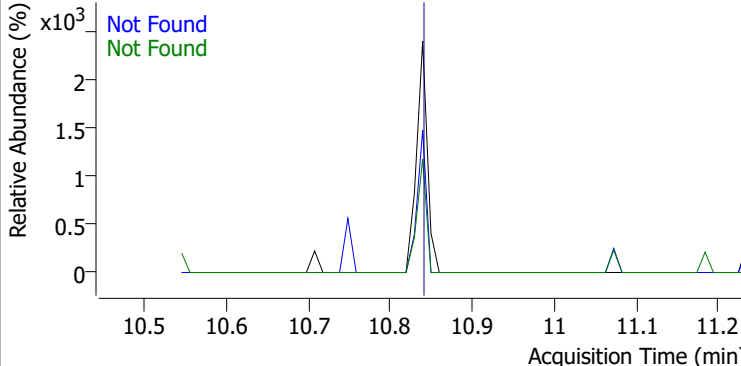
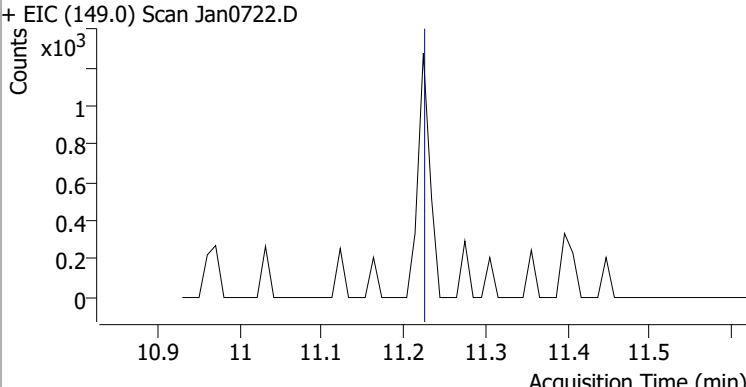
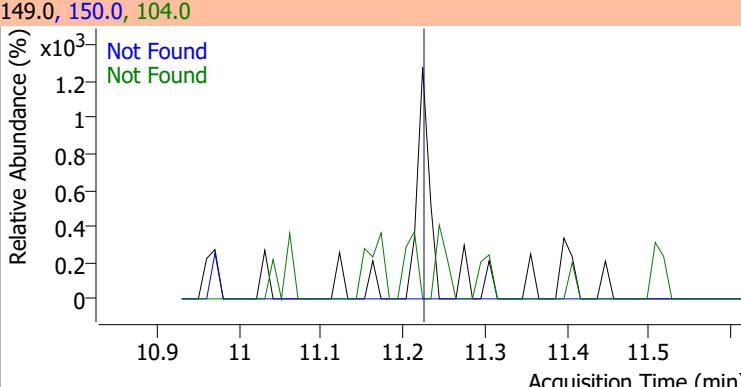
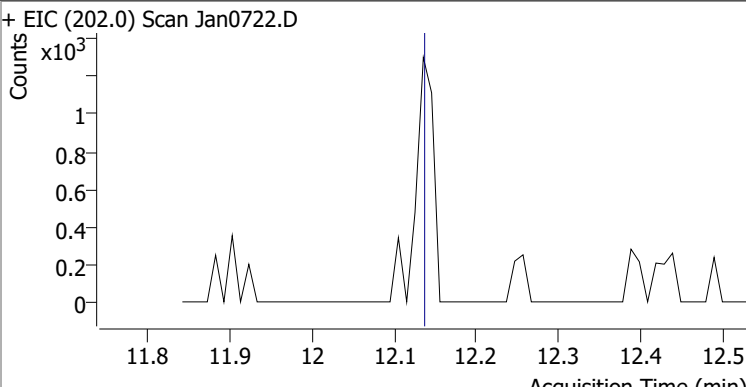
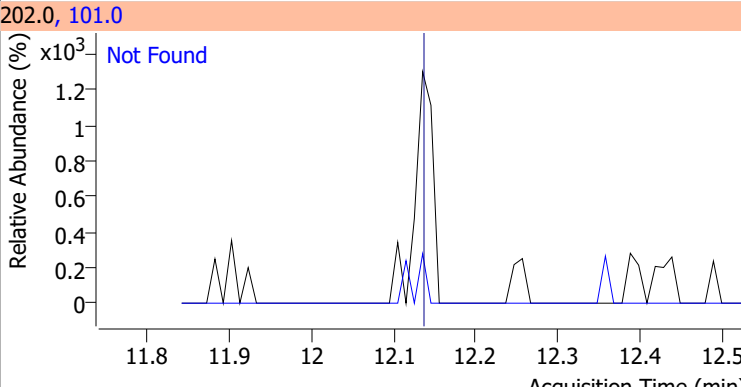
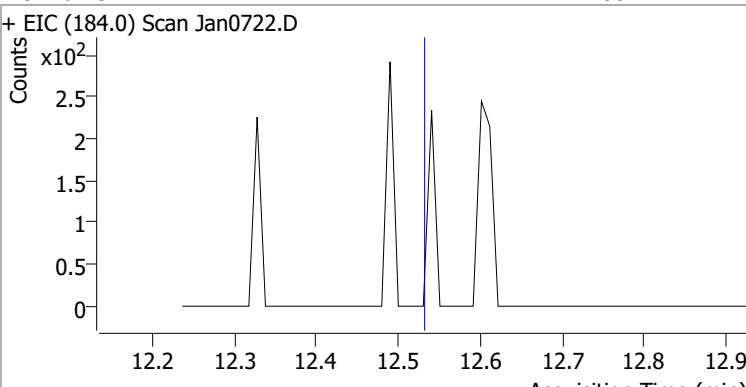
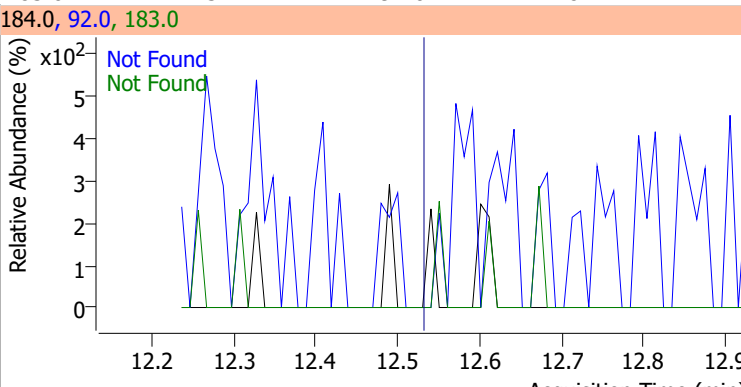
Compound	Conc.	Exp RT	QIon	Exp Ratio	QIon	Exp Ratio
Triallate	N.D.	10.43	268.0	26.7	143.0	24.9



Compound	Conc.	Exp RT	QIon	Exp Ratio
Carbazole	N.D.	10.62	139.0	12.8

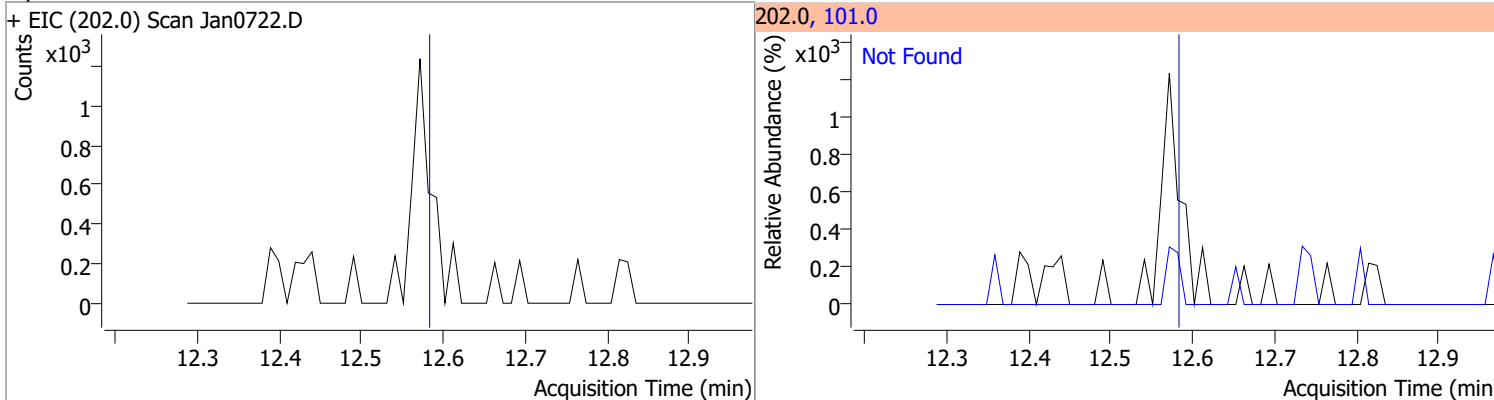


# Quantitation Results Report (QT Reviewed)

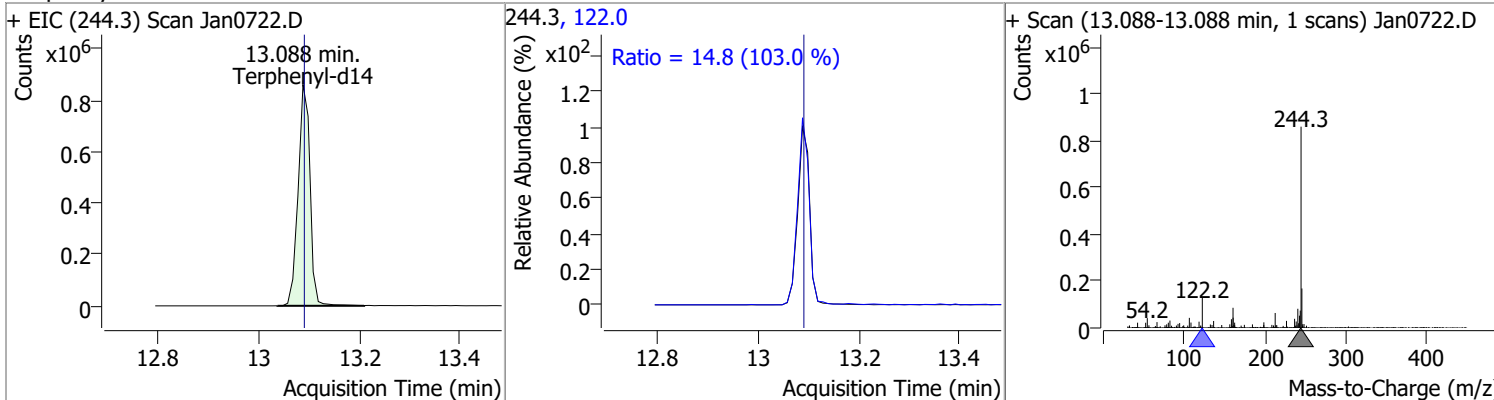
Compound	Conc.	Exp RT	QIon	Exp Ratio	QIon	Exp Ratio
o-Terphenyl	N.D.	10.84	229.0	64.1	215.0	36.5
+ EIC (230.0) Scan Jan0722.D			230.0, 229.0, 215.0			
						
Di-n-Butylphthalate	N.D.	11.22	150.0	9.1	104.0	6.1
+ EIC (149.0) Scan Jan0722.D			149.0, 150.0, 104.0			
						
Fluoranthene	N.D.	12.14	101.0	12.8		
+ EIC (202.0) Scan Jan0722.D			202.0, 101.0			
						
Benzidine	N.D.	12.53	183.0	13.1	92.0	8.1
+ EIC (184.0) Scan Jan0722.D			184.0, 92.0, 183.0			
						

# Quantitation Results Report (QT Reviewed)

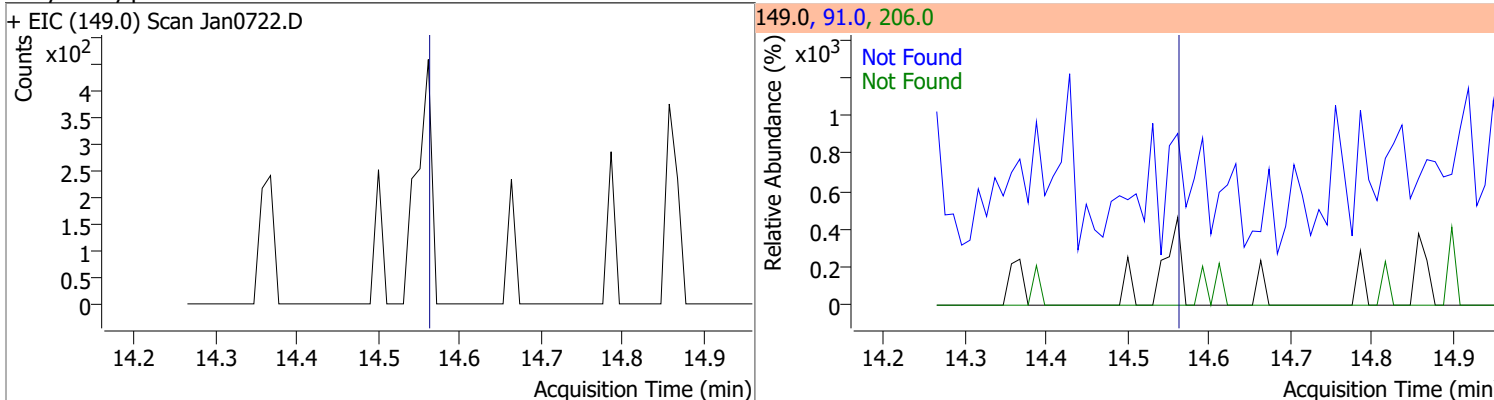
Compound	Conc.	Exp RT	QIon	Exp Ratio
Pyrene	N.D.	12.58	101.0	14.6



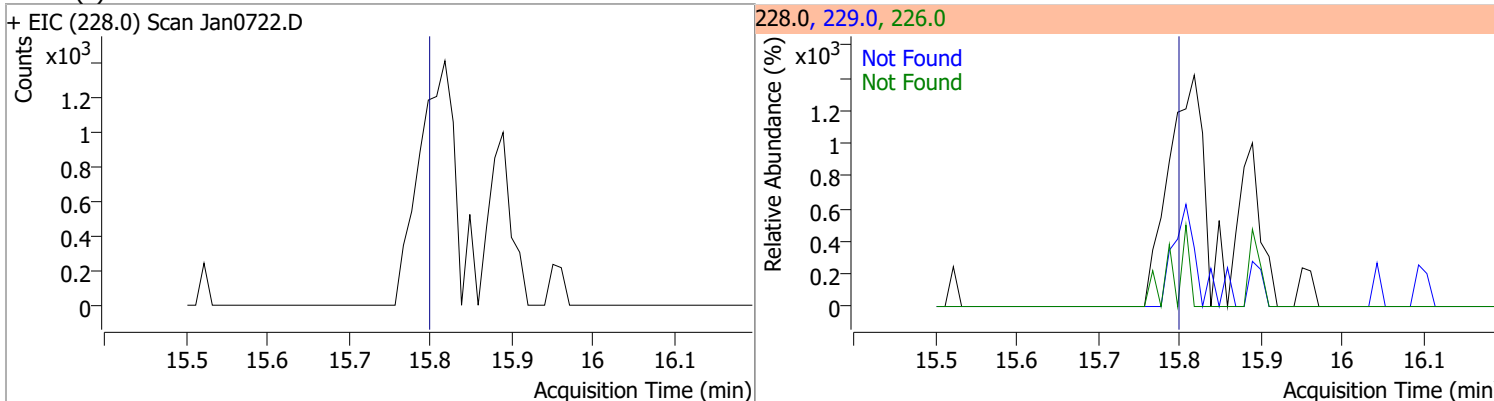
Compound	Conc.	RT	Dev(Min)	Resp.	QIon	QRatio	Lower	Upper
Terphenyl-d14	85.9155	13.09	0.00	1411822	122.0	14.8	10.1	18.7



Compound	Conc.	Exp RT	QIon	Exp Ratio	QIon	Exp Ratio
Butylbenzylphthalate	N.D.	14.56	91.0	81.7	206.0	17.9



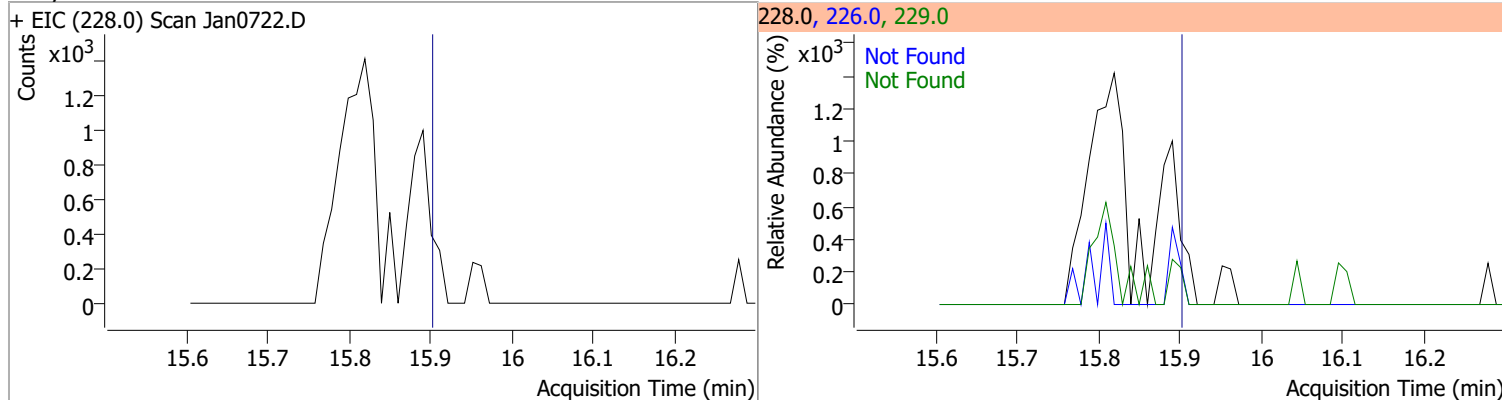
Compound	Conc.	Exp RT	QIon	Exp Ratio	QIon	Exp Ratio
Benzo(a)Anthracene	N.D.	15.80	226.0	27.1	229.0	21.0



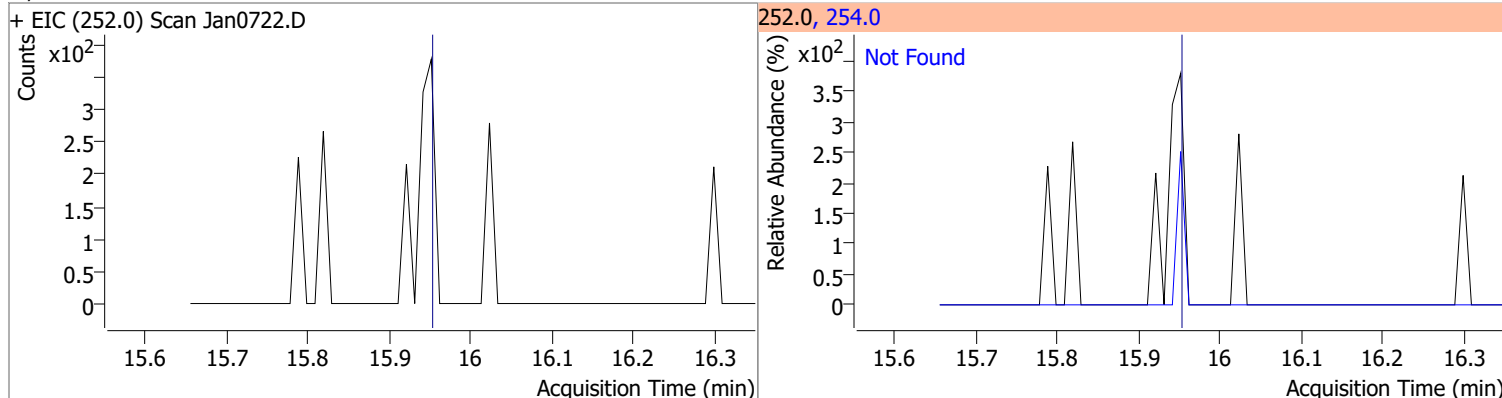


# Quantitation Results Report (QT Reviewed)

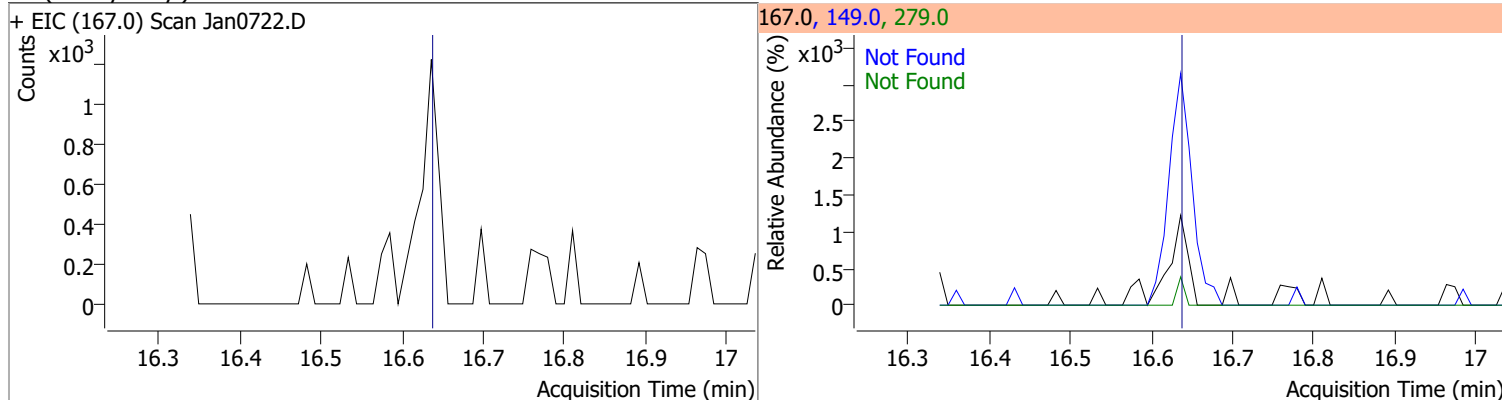
Compound	Conc.	Exp RT	QIon	Exp Ratio	QIon	Exp Ratio
Chrysene	N.D.	15.90	226.0	29.9	229.0	20.4



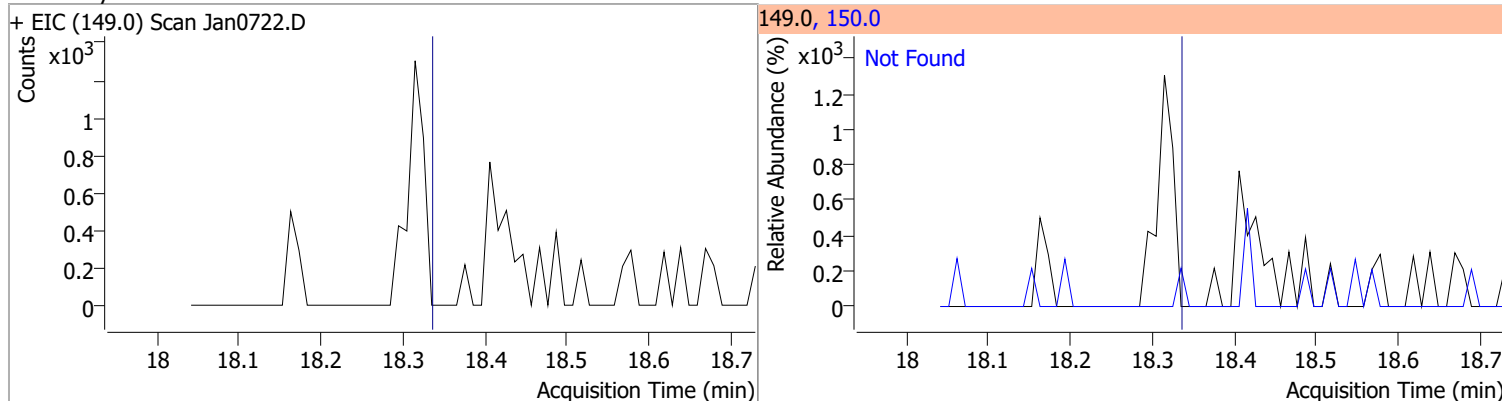
Compound	Conc.	Exp RT	QIon	Exp Ratio
3,3-Dichlorobenzidine	N.D.	15.95	254.0	64.7



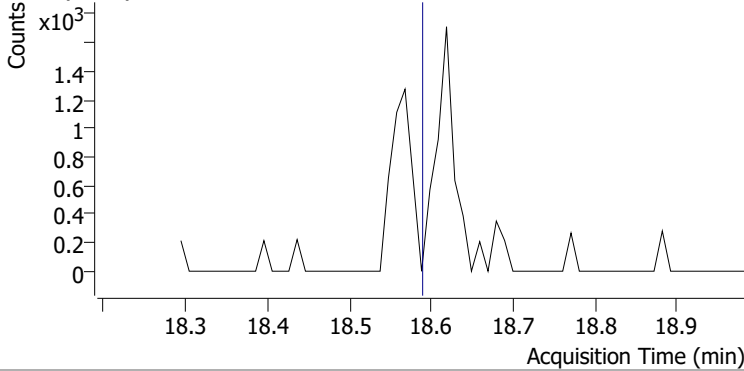
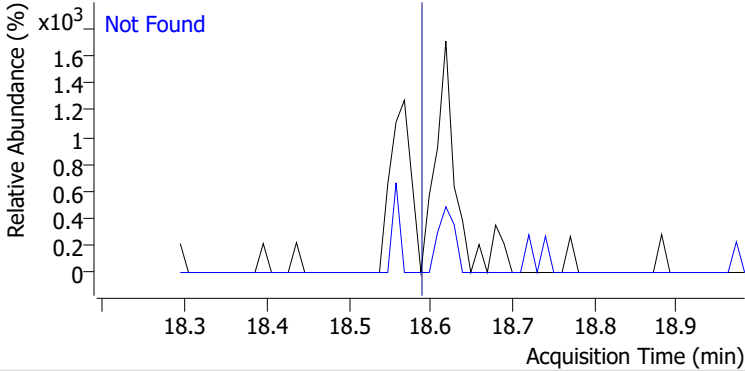
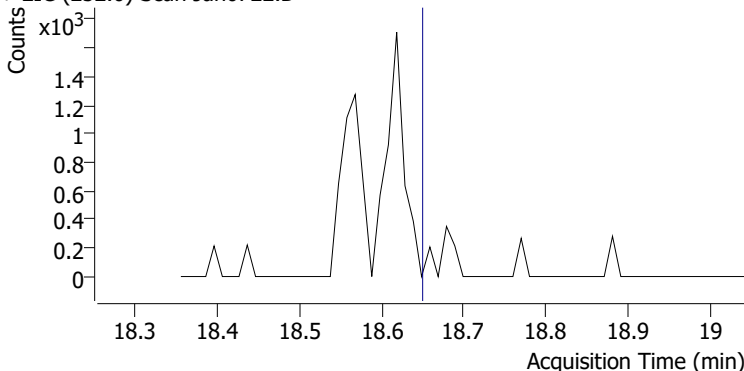
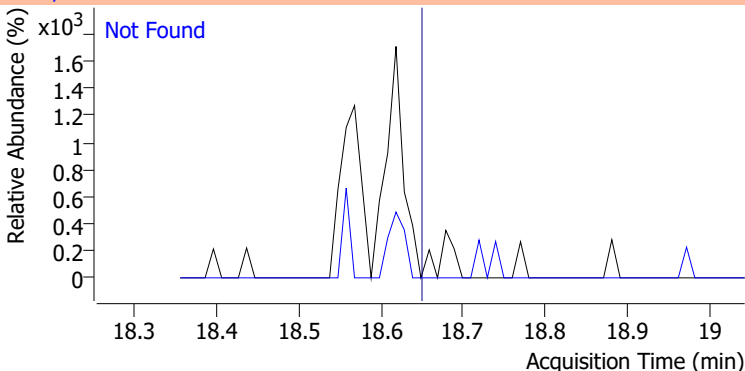
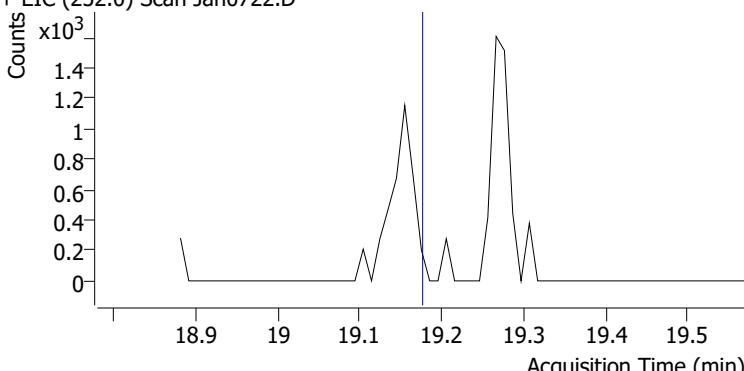
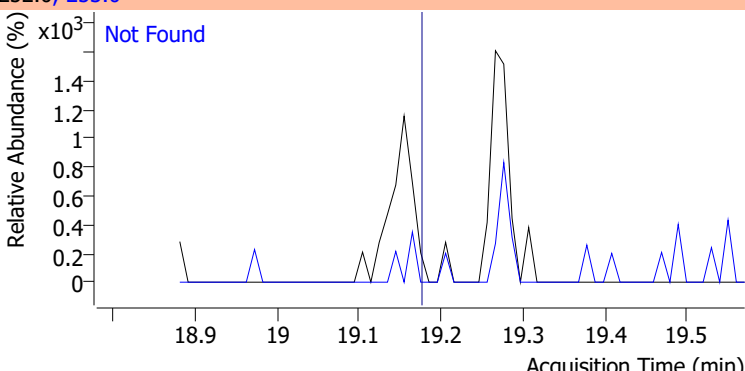
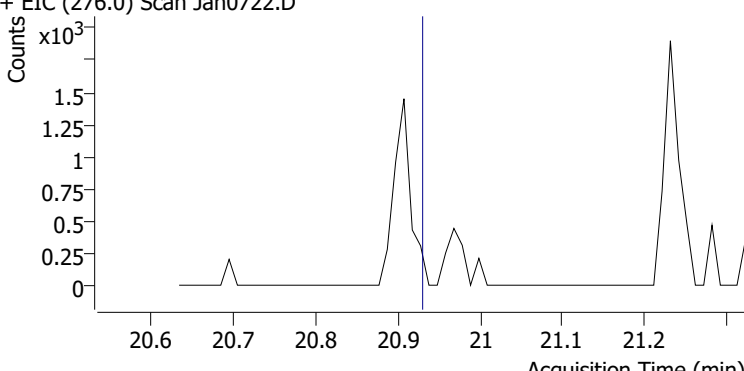
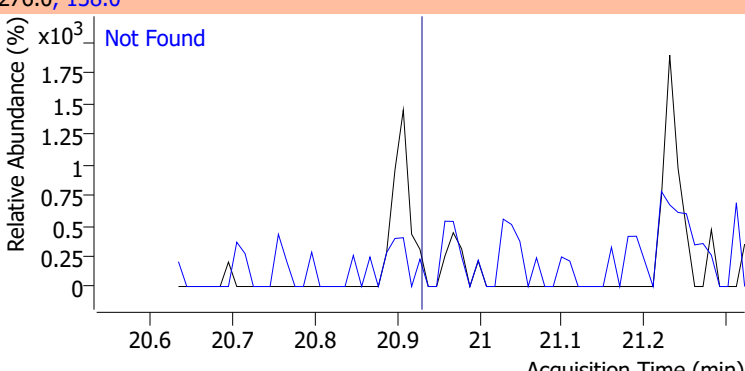
Compound	Conc.	Exp RT	QIon	Exp Ratio	QIon	Exp Ratio
bis(2-ethylhexyl)Phthalate	N.D.	16.64	149.0	397.1	279.0	15.6



Compound	Conc.	Exp RT	QIon	Exp Ratio
Di-n-octyl Phthalate	N.D.	18.32	150.0	9.5

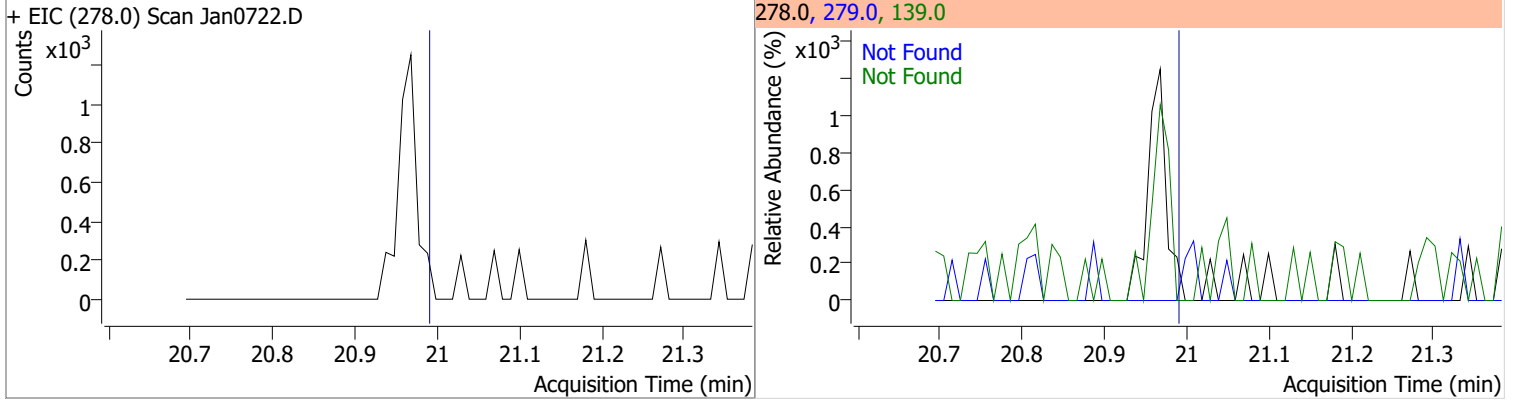


# Quantitation Results Report (QT Reviewed)

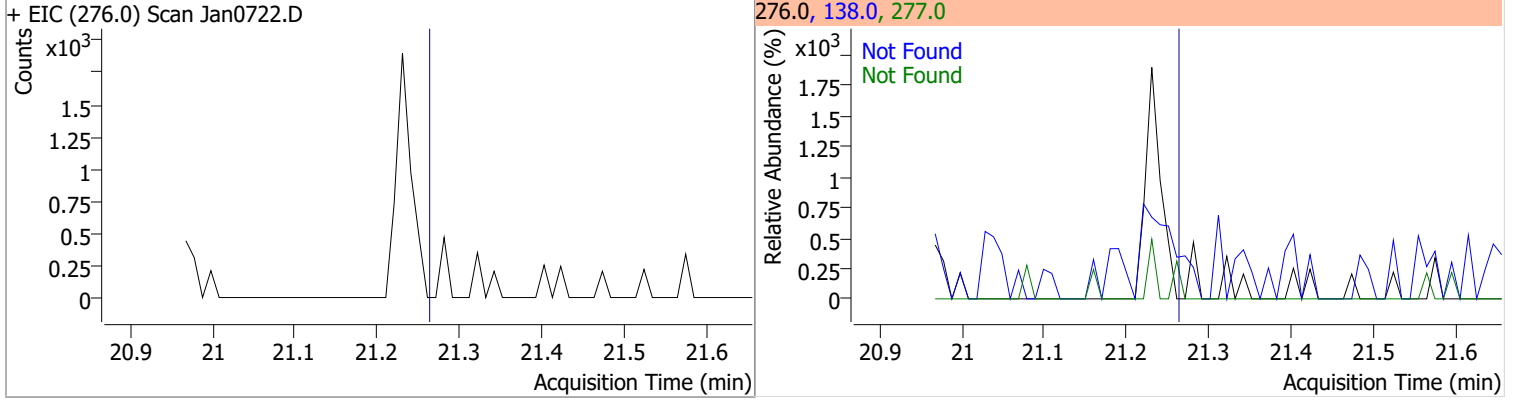
Compound	Conc.	Exp RT	QIon	Exp Ratio
Benzo(b)fluoranthene	N.D.	18.58	253.0	22.0
+ EIC (252.0) Scan Jan0722.D			252.0, 253.0	
				
Benzo(k)fluoranthene	N.D.	18.64	253.0	21.9
+ EIC (252.0) Scan Jan0722.D			252.0, 253.0	
				
Benzo(a)pyrene	N.D.	19.17	253.0	22.0
+ EIC (252.0) Scan Jan0722.D			252.0, 253.0	
				
Indeno(1,2,3-c,d)pyrene	N.D.	20.92	138.0	29.9
+ EIC (276.0) Scan Jan0722.D			276.0, 138.0	
				

# Quantitation Results Report (QT Reviewed)

Compound	Conc.	Exp RT	QIon	Exp Ratio	QIon	Exp Ratio
Dibenzo(a,h)anthracene	N.D.	20.98	279.0	25.2	139.0	23.8

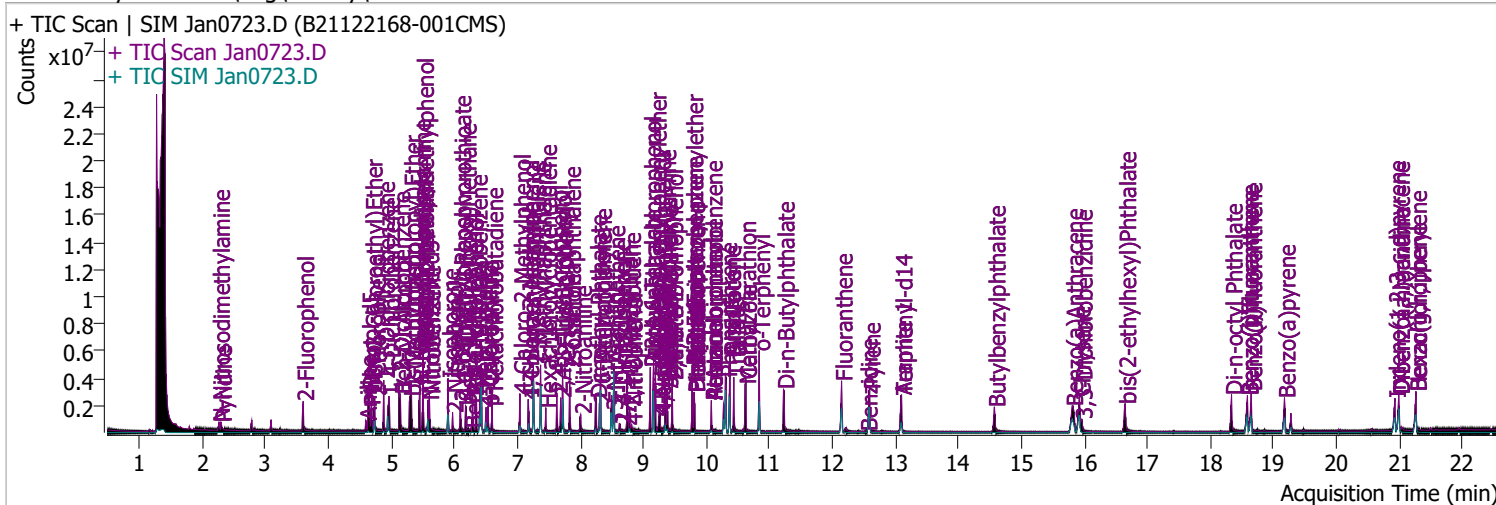


Compound	Conc.	Exp RT	QIon	Exp Ratio	QIon	Exp Ratio
Benzo(g,h,i)perylene	N.D.	21.25	138.0	32.0	277.0	23.8



# Quantitation Results Report (QT Reviewed)

Data File	Jan0723.D	Operator	LIMS import
Acq. Method	BNA+SIM.M	Acq. Date-Time	1/8/2022 12:22:39 AM
Sample Name	B21122168-001CMS	Instrument	Instrument #1
Vial	23	Multiplier	1.00
DA Method File		Comment	SVOC-8270-W-LARGO
Tune File	dftppdsm.u	Tune Date	1/7/2022 12:13:00 PM
Batch Name	010722 DoD BNA cal 1.batch.bin	Last Calib Update	1/11/2022 8:55:14 AM
Ref Library	D:\Org\Library\NIST129K.I		



Compound	RT	QIon	Resp.	Conc.	Units	Dev(Min)
----------	----	------	-------	-------	-------	----------

**Internal Standards**

**System Monitoring Compounds**

S 2-Fluorophenol	3.602	112.0	690008	91.7185	µg/L	0.020
Spiked Amount: 200.000	Range: 10.0 - 75.0%			Recovery = 45.86%		
S Phenol-d5	4.634	99.0	970943	97.2956	µg/L	0.010
Spiked Amount: 200.000	Range: 10.0 - 65.0%			Recovery = 48.65%		
S Nitrobenzene-d5	5.583	82.0	455328	83.3786	µg/L	0.000
Spiked Amount: 100.000	Range: 32.0 - 94.0%			Recovery = 83.38%		
S 2-Fluorobiphenyl	7.718	172.0	1382633	85.2258	µg/L	0.000
Spiked Amount: 100.000	Range: 28.0 - 107.0%			Recovery = 85.23%		
S 2,4,6-Tribromophenol	9.458	329.8	253403	172.9661	µg/L	0.010
Spiked Amount: 200.000	Range: 25.0 - 140.0%			Recovery = 86.48%		
S Terphenyl-d14	13.098	244.3	1584077	96.2546	µg/L	0.010
Spiked Amount: 100.000	Range: 32.0 - 122.0%			Recovery = 96.25%		

**Target Compounds**

Compound	RT	QIon	Resp.	Conc.	Units	QValue
T N-Nitrosodimethylamine	2.264	74.0	139358	43.6843	µg/L	99
T Pyridine	2.295	79.0	176491	25.7919	µg/L	75
T Aniline	4.593	93.0	335585	25.1467	µg/L	m 99
T Phenol	4.654	94.0	581098	53.1847	µg/L	91
T bis(-2-Chloroethyl)Ether	4.685	63.0	706174	85.4320	µg/L	m 99
T 2-Chlorophenol	4.736	128.0	687503	77.3248	µg/L	99
T 1,3-Dichlorobenzene	4.879	146.0	747395	63.4279	µg/L	m 98
T 1,4-Dichlorobenzene	4.960	146.0	745863	62.9817	µg/L	m 100
T 1,2-Dichlorobenzene	5.124	146.0	751684	64.3765	µg/L	99
T Benzyl Alcohol	5.144	108.0	376134	74.2245	µg/L	m 96
T bis(2-chloroisopropyl)Ether	5.297	121.0	209896	66.1874	µg/L	99
T 2-Methylphenol	5.308	107.0	626274	79.2672	µg/L	92
T N-nitroso-Di-n-propylamine	5.451	70.0	517891	95.4485	µg/L	100
T 4Methylphenol/3Methylphenol	5.502	107.0	881287	82.5434	µg/L	96
T Hexachloroethane	5.502	117.0	198690	59.1778	µg/L	98

# Quantitation Results Report (QT Reviewed)

Compound	RT	QIon	Resp.	Conc.	Units	Dev(Min)	
T Nitrobenzene	5.604	123.1	228680	78.9037	µg/L	92	
T Isophorone	5.900	82.0	1104320	85.2888	µg/L	100	
T 2-Nitrophenol	5.972	139.0	183933	80.9793	µg/L	97	
T 2,4-Dimethylphenol	6.095	122.0	423063	66.1914	µg/L	97	
T bis(-2-Chloroethoxy)Methane	6.177	93.0	694802	91.5122	µg/L	99	
T Benzoic Acid	6.259	105.0	114927	36.1800	µg/L	98	
T 2,4-Dichlorophenol	6.290	162.0	501467	84.5520	µg/L	97	
T 1,2,4-Trichlorobenzene	6.352	180.0	517442	68.8446	µg/L	99	
T Naphthalene	6.424	128.0	1774110	81.0723	µg/L	m	99
T 4-Chlorophenol	6.506	130.0	179713	88.1972	µg/L		98
T p-Chloroaniline	6.537	127.0	517845	60.8538	µg/L		95
T Hexachlorobutadiene	6.598	224.9	261084	64.5151	µg/L		97
T 4-Chloro-2-Methylphenol	7.040	107.0	449156	81.7591	µg/L	m	99
T 4-Chloro-3-Methylphenol	7.173	107.0	527614	90.9307	µg/L	m	98
T 2-Methylnaphthalene	7.255	141.0	1084547	80.6330	µg/L		98
T 1-Methylnaphthalene	7.368	141.0	1054387	80.7973	µg/L		98
T Hexachlorocyclopentadiene	7.451	236.9	183259	73.3697	µg/L		99
T 2,4,6-Trichlorophenol	7.625	196.0	328232	89.9454	µg/L		99
T 2,4,5-Trichlorophenol	7.687	196.0	376046	92.0792	µg/L		100
T 2-Chloronaphthalene	7.831	162.0	1181195	86.7351	µg/L		99
T 2-Nitroaniline	8.005	65.0	229258	96.1214	µg/L		99
T Dimethyl Phthalate	8.251	163.0	1396877	101.8802	µg/L		98
T 2,6-Dinitrotoluene	8.302	165.0	171181	93.6034	µg/L	m	96
T Acenaphthylene	8.323	152.1	2085053	93.9964	µg/L		99
T 3-Nitroaniline	8.507	138.0	160068	80.5140	µg/L		99
T Acenaphthene	8.538	154.0	1300308	103.5375	µg/L		99
T 2,4-Dinitrophenol	8.630	184.0	91459	90.2161	µg/L		92
T Dibenzofuran	8.742	168.0	1878443	94.5066	µg/L		99
T 2,4-Dinitrotoluene	8.783	165.0	247441	99.8274	µg/L		87
T 4-Nitrophenol	8.814	109.0	87023	45.0288	µg/L		99
T Diethylphthalate	9.110	149.0	1559486	105.6182	µg/L		100
T Fluorene	9.162	166.0	1617394	99.0744	µg/L		98
T 4-Chlorophenyl-phenylether	9.192	204.0	706346	94.8626	µg/L		98
T 4-Nitroaniline	9.243	138.0	204546	98.2227	µg/L		99
T 4,6-Dinitro-2-methylphenol	9.264	198.0	118628	82.8816	µg/L		99
T N-nitrosodiphenylamine	9.346	169.0	940266	88.8845	µg/L		95
T Azobenzene	9.376	77.0	1083564	85.8800	µg/L		97
T 4-Bromophenyl-phenylether	9.775	248.0	416006	95.7427	µg/L		97
T Hexachlorobenzene	9.806	283.9	361812	83.1527	µg/L		94
T Pentachlorophenol	10.080	265.9	195937	94.5444	µg/L		97
T Phenanthrene	10.313	178.0	2174372	99.7092	µg/L		99
T Anthracene	10.373	178.0	2204456	103.5708	µg/L		99
T Triallate	10.434	86.0	431969	92.6105	µg/L		96
T Carbazole	10.627	167.0	2166780	105.0131	µg/L		98
T o-Terphenyl	10.839	230.0	1076421	86.3575	µg/L		98
T Di-n-Butylphthalate	11.224	149.0	2068882	100.5116	µg/L		100
T Fluoranthene	12.146	202.0	2164561	95.3138	µg/L		100
T Benzidine	12.541	184.0	69331	9.2684	µg/L	m	96
T Pyrene	12.591	202.0	2259188	90.8616	µg/L		97
T Butylbenzylphthalate	14.572	149.0	657551	98.8095	µg/L		97
T Benzo(a)Anthracene	15.808	228.0	1784917	101.1442	µg/L		99
T Chrysene	15.921	228.0	1902359	99.1890	µg/L		100
T 3,3-Dichlorobenzidine	15.951	252.0	373706	63.1636	µg/L		99
T bis(2-ethylhexyl)Phthalate	16.646	167.0	200546	86.2599	µg/L		97
T Di-n-octyl Phthalate	18.335	149.0	1452173	88.2853	µg/L		99

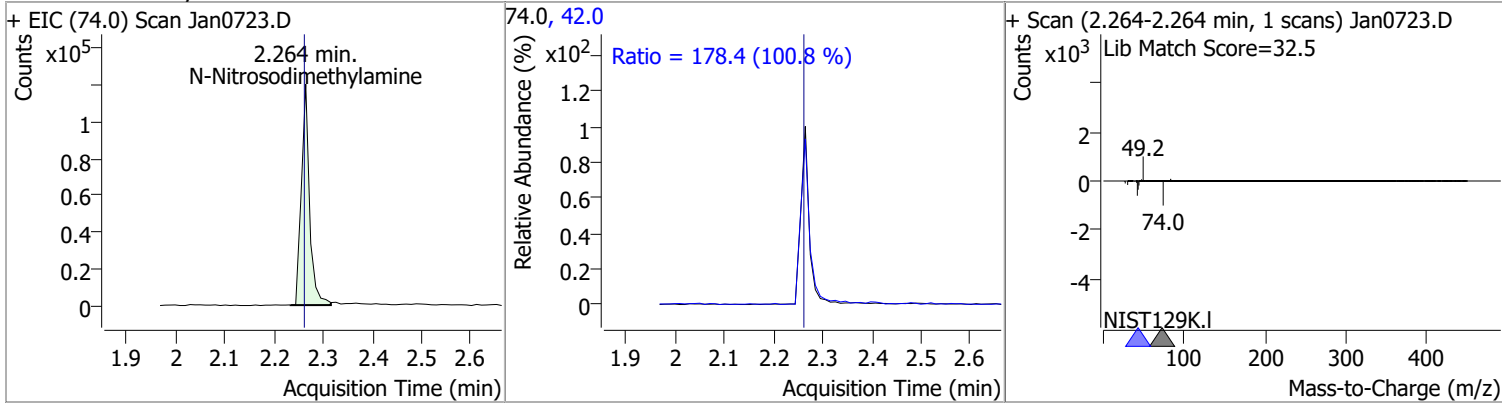
# Quantitation Results Report (QT Reviewed)

Compound	RT	QIon	Resp.	Conc.	Units	Dev(Min)
T Benzo(b)fluoranthene	18.588	252.0	1713682	98.1494	µg/L	99
T Benzo(k)fluoranthene	18.649	252.0	1667639	92.1276	µg/L	100
T Benzo(a)pyrene	19.175	252.0	1551157	92.6876	µg/L	99
T Indeno(1,2,3-c,d)pyrene	20.927	276.0	1267387	89.9097	µg/L	98
T Dibenzo(a,h)anthracene	20.988	278.0	1417201	92.7520	µg/L	97
T Benzo(g,h,i)perylene	21.261	276.0	1512473	92.4322	µg/L	97

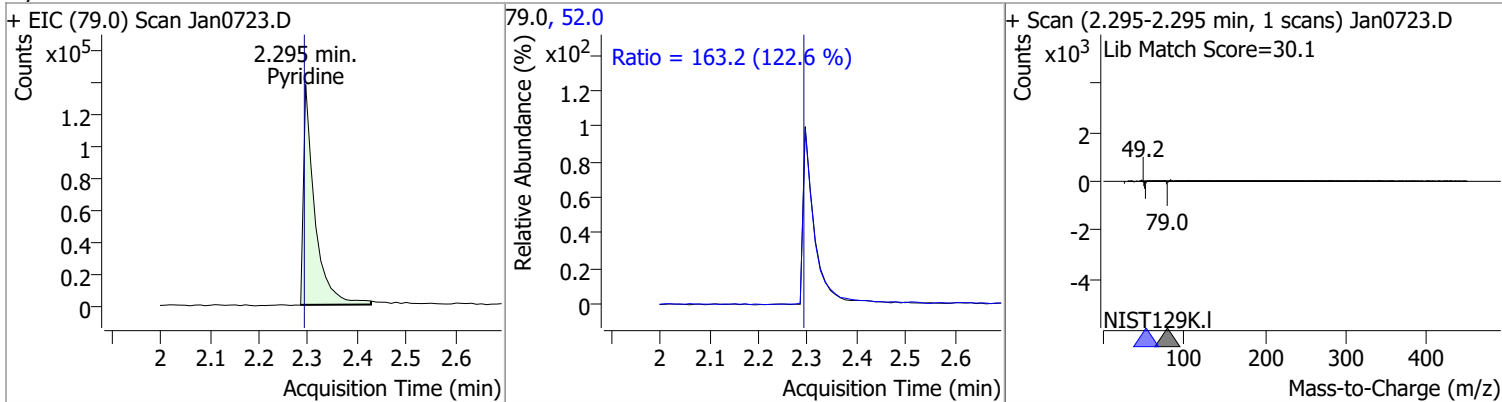
(#) = Qualifier Out of Range; (m) = Manual Integration; (+) = Area Summed; (\*) = Surrogate Percent Recovery Out of Range; (d): Zeroed Peak

# Quantitation Results Report (QT Reviewed)

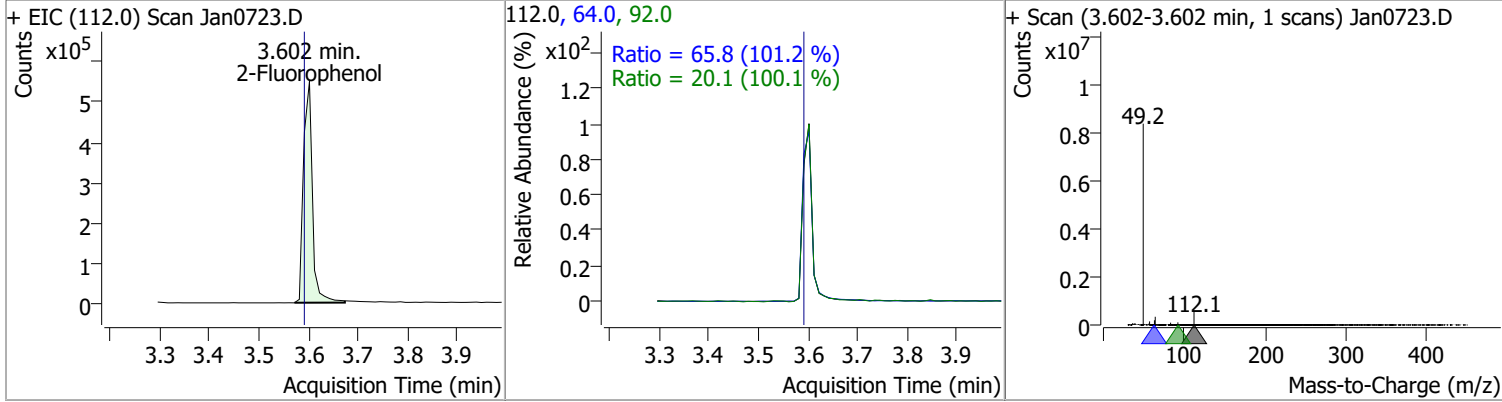
Compound	Conc.	RT	Dev(Min)	Resp.	QIon	QRatio	Lower	Upper
N-Nitrosodimethylamine	43.6843	2.26	0.01	139358	42.0	178.4	123.9	230.1



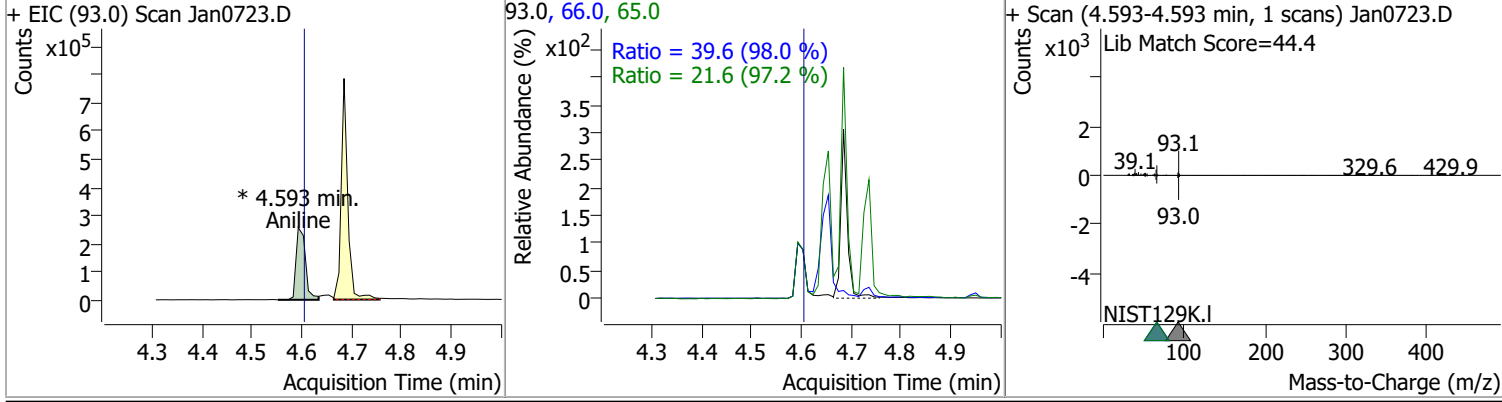
Compound	Conc.	RT	Dev(Min)	Resp.	QIon	QRatio	Lower	Upper
Pyridine	25.7919	2.29	0.01	176491	52.0	163.2	93.2	173.0



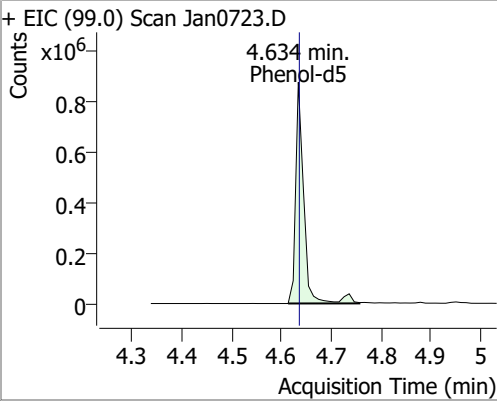
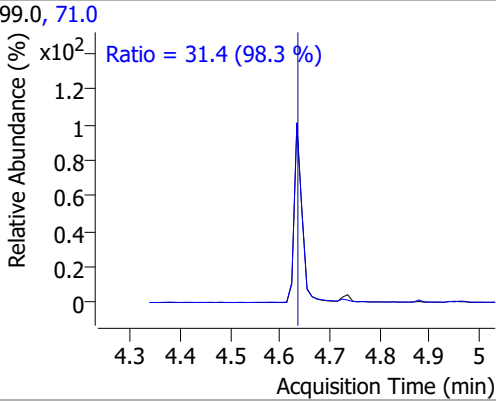
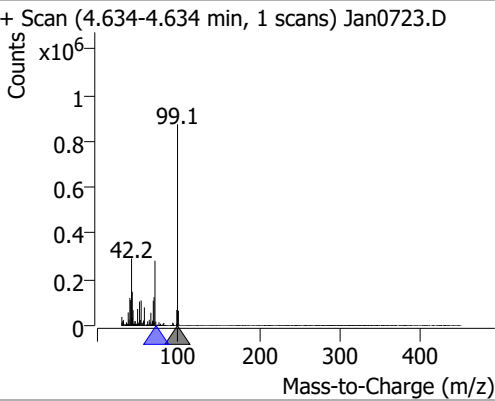
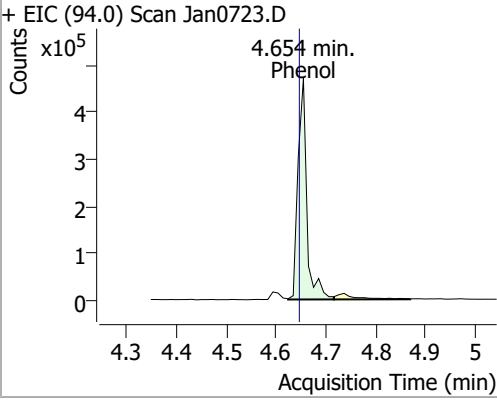
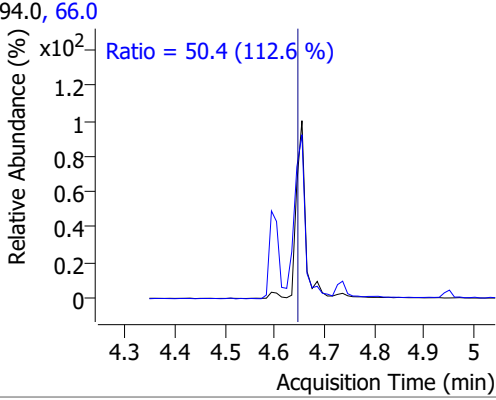
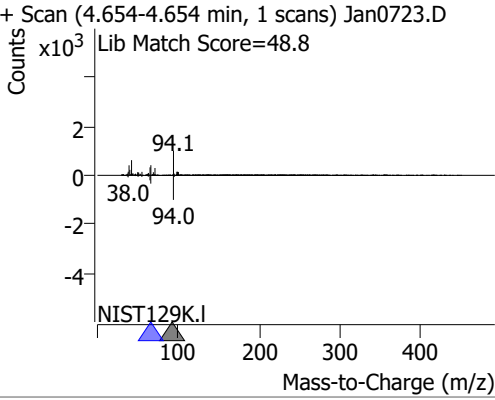
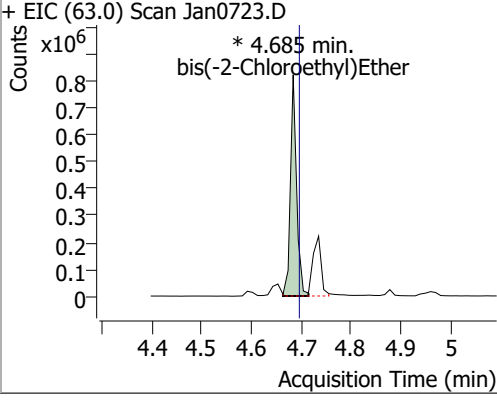
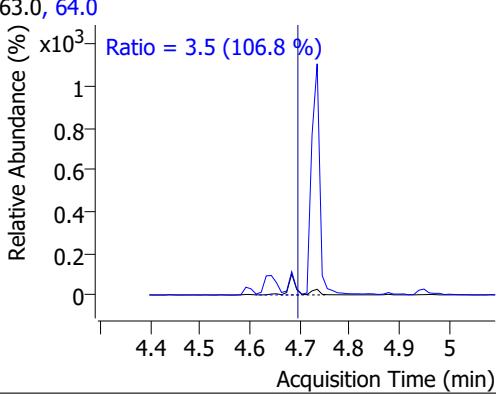
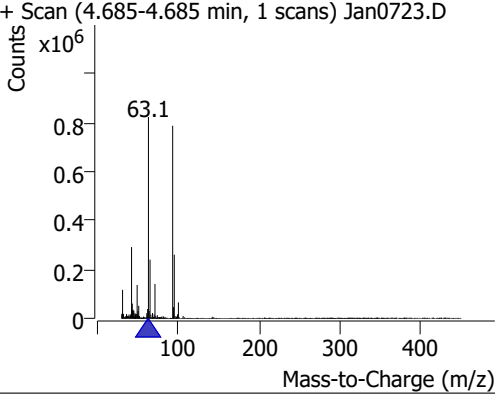
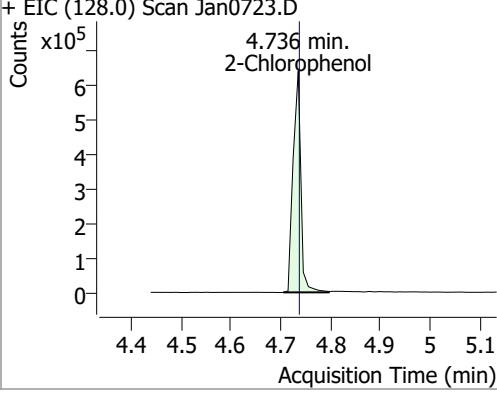
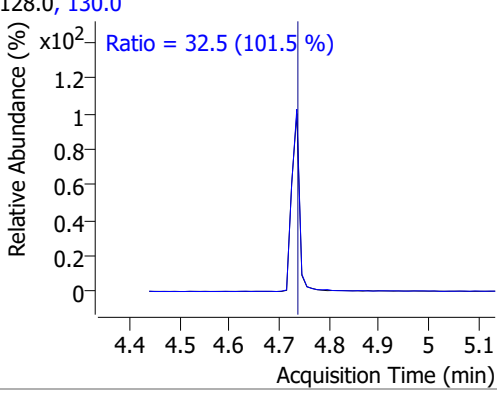
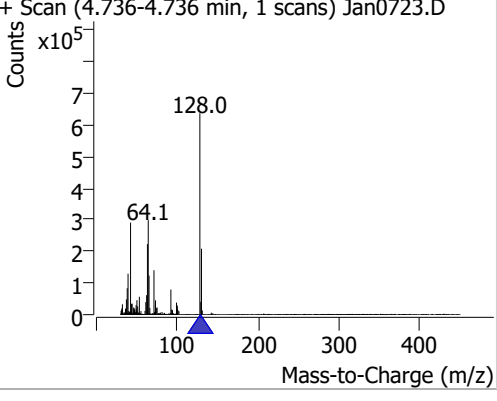
Compound	Conc.	RT	Dev(Min)	Resp.	QIon	QRatio	Lower	Upper
2-Fluorophenol	91.7185	3.60	0.02	690008	64.0	65.8	45.5	84.5
					92.0	20.1	14.1	26.2



Compound	Conc.	RT	Dev(Min)	Resp.	QIon	QRatio	Lower	Upper
Aniline	25.1467	4.59	0.00	335585 (m)	66.0	39.6	28.3	52.5
					65.0	21.6	15.6	28.9



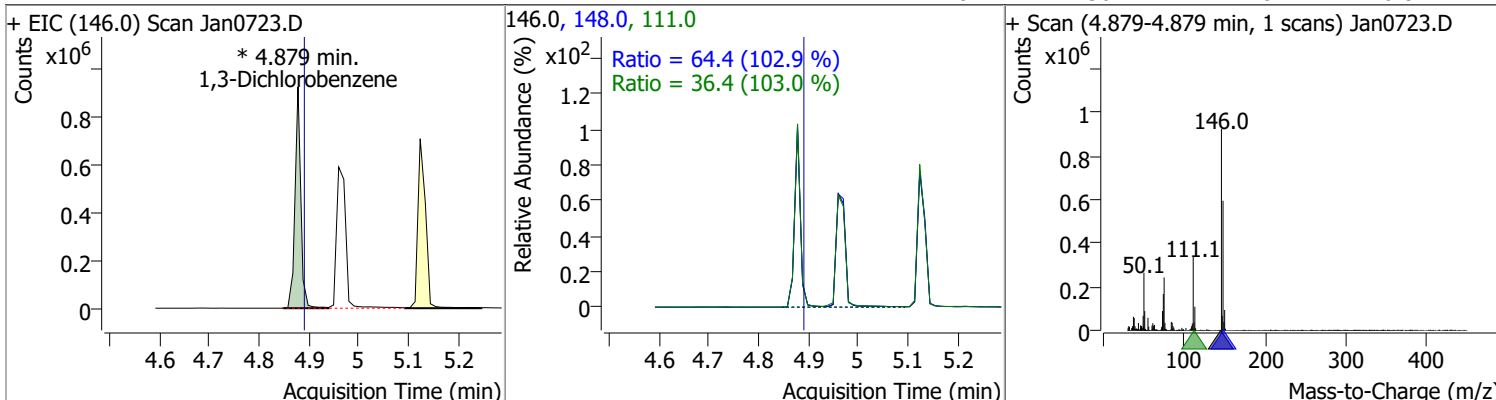
# Quantitation Results Report (QT Reviewed)

Compound	Conc.	RT	Dev(Min)	Resp.	QIon	QRatio	Lower	Upper
Phenol-d5	97.2956	4.63	0.01	970943	71.0	31.4	22.3	41.5
+ EIC (99.0) Scan Jan0723.D			99.0, 71.0			+ Scan (4.634-4.634 min, 1 scans) Jan0723.D		
		Ratio = 31.4 (98.3 %)						
Phenol	53.1847	4.65	0.02	581098	66.0	50.4	31.3	58.2
+ EIC (94.0) Scan Jan0723.D			94.0, 66.0			+ Scan (4.654-4.654 min, 1 scans) Jan0723.D		
		Ratio = 50.4 (112.6 %)						
				Lib Match Score=48.8				
bis(-2-Chloroethyl)Ether	85.4320	4.68	0.00	706174 (m)	64.0	3.5	2.3	4.3
+ EIC (63.0) Scan Jan0723.D			63.0, 64.0			+ Scan (4.685-4.685 min, 1 scans) Jan0723.D		
		Ratio = 3.5 (106.8 %)						
2-Chlorophenol	77.3248	4.74	0.01	687503	130.0	32.5	22.4	41.6
+ EIC (128.0) Scan Jan0723.D			128.0, 130.0			+ Scan (4.736-4.736 min, 1 scans) Jan0723.D		
		Ratio = 32.5 (101.5 %)						

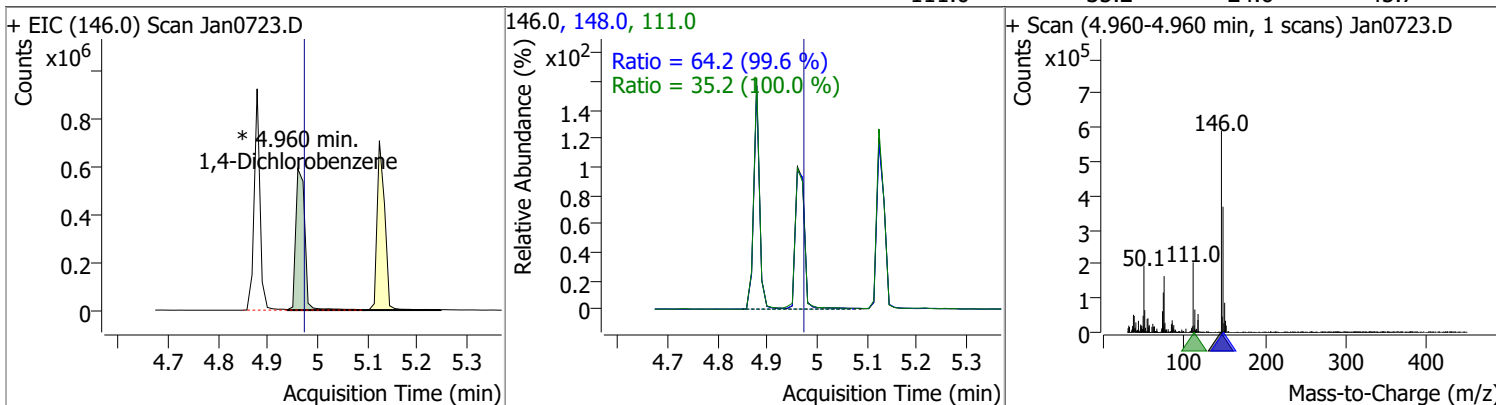


# Quantitation Results Report (QT Reviewed)

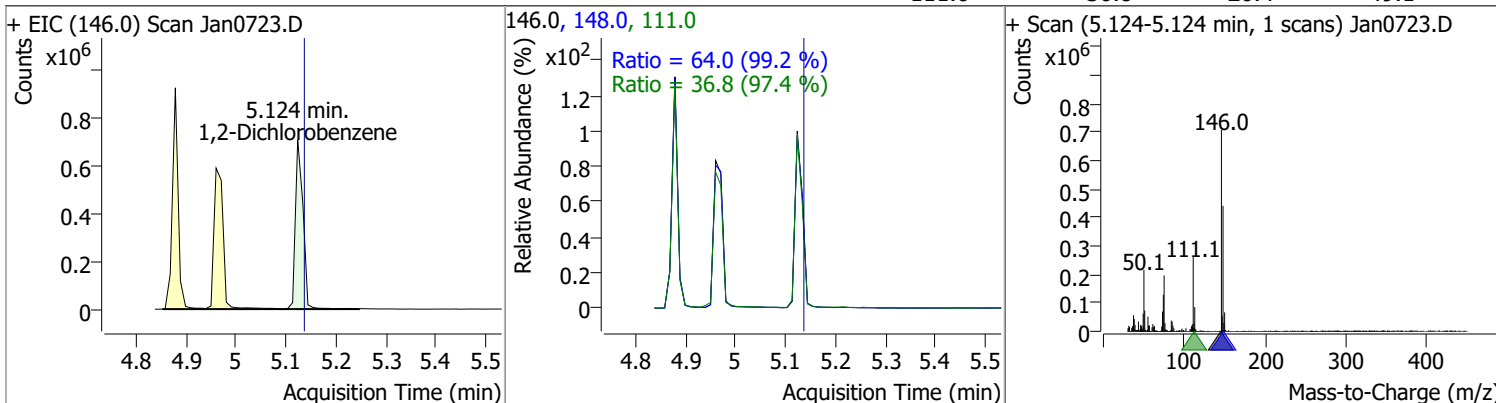
Compound	Conc.	RT	Dev(Min)	Resp.	QIon	QRatio	Lower	Upper
1,3-Dichlorobenzene	63.4279	4.88	0.00	747395 (m)	148.0	64.4	43.8	81.3
					111.0	36.4	24.8	46.0



Compound	Conc.	RT	Dev(Min)	Resp.	QIon	QRatio	Lower	Upper
1,4-Dichlorobenzene	62.9817	4.96	0.00	745863 (m)	148.0	64.2	45.1	83.8
					111.0	35.2	24.6	45.7

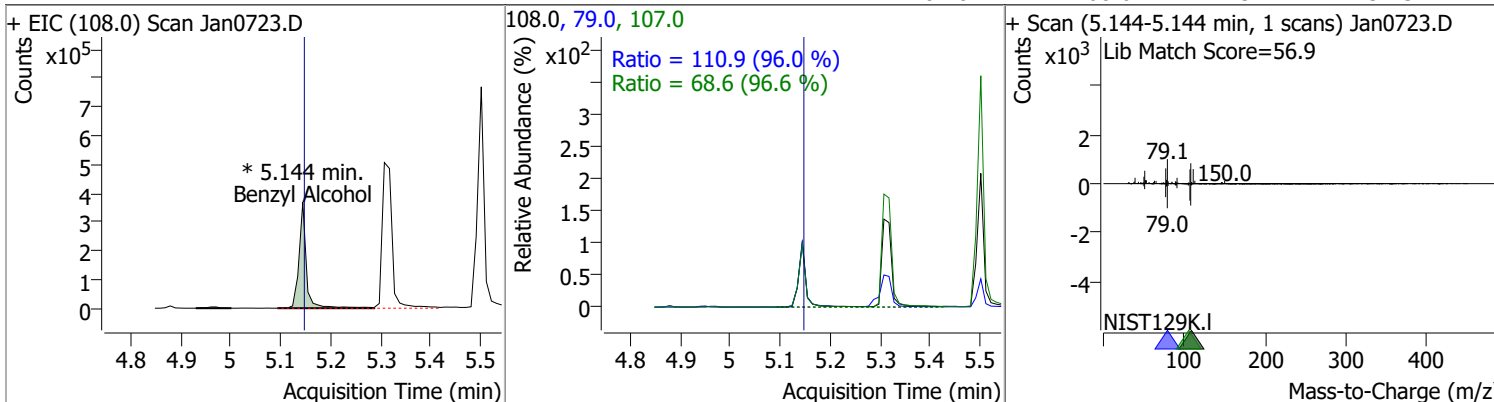


Compound	Conc.	RT	Dev(Min)	Resp.	QIon	QRatio	Lower	Upper
1,2-Dichlorobenzene	64.3765	5.12	0.00	751684	148.0	64.0	45.1	83.8
					111.0	36.8	26.4	49.1

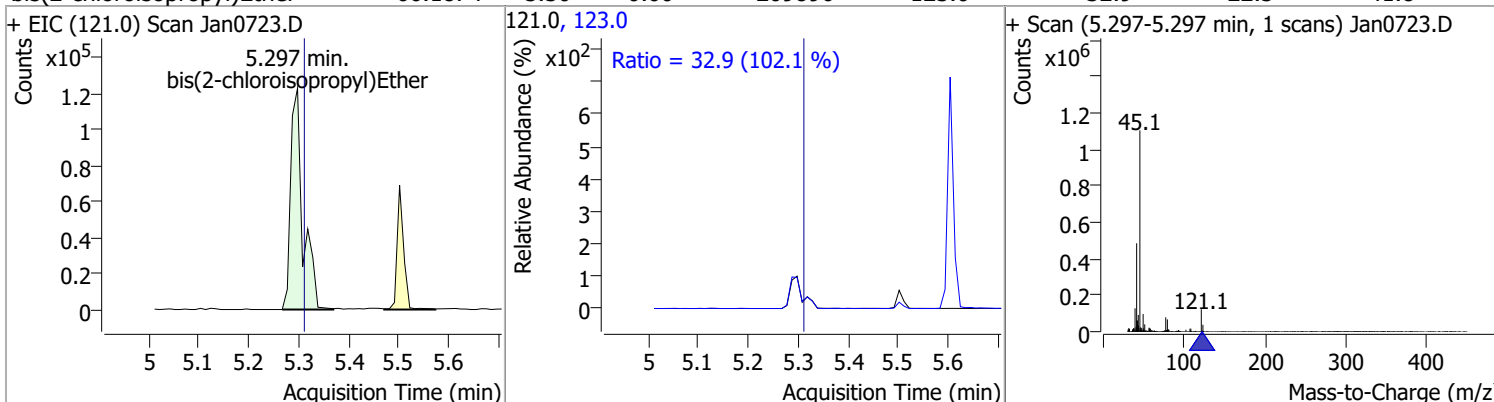


# Quantitation Results Report (QT Reviewed)

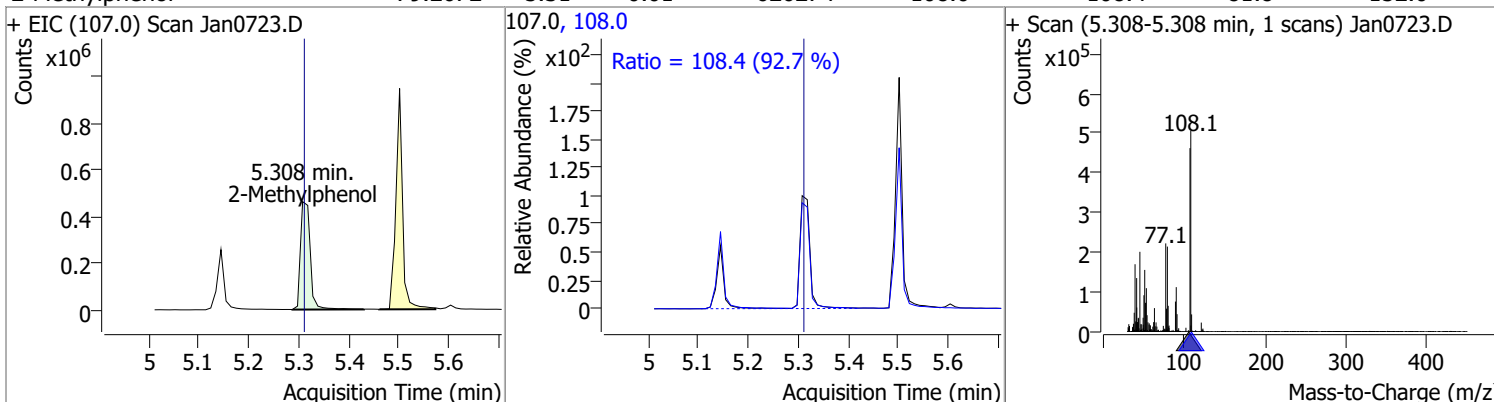
Compound	Conc.	RT	Dev(Min)	Resp.	QIon	QRatio	Lower	Upper
Benzyl Alcohol	74.2245	5.14	0.01	376134 (m)	79.0	110.9	80.8	150.1
					107.0	68.6	49.7	92.3



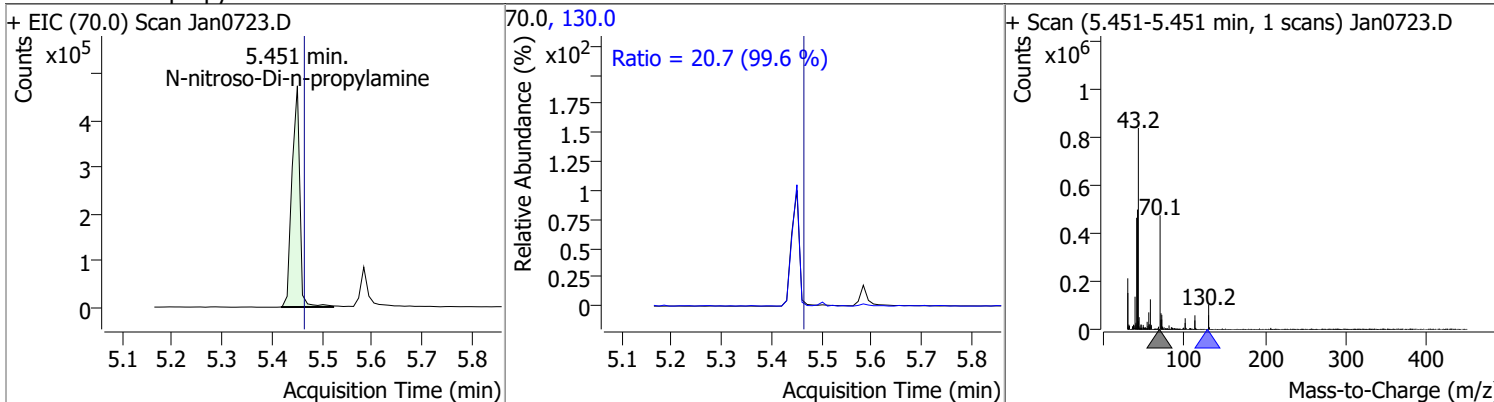
Compound	Conc.	RT	Dev(Min)	Resp.	QIon	QRatio	Lower	Upper
bis(2-chloroisopropyl)Ether	66.1874	5.30	0.00	209896	123.0	32.9	22.5	41.8



Compound	Conc.	RT	Dev(Min)	Resp.	QIon	QRatio	Lower	Upper
2-Methylphenol	79.2672	5.31	0.01	626274	108.0	108.4	81.8	152.0

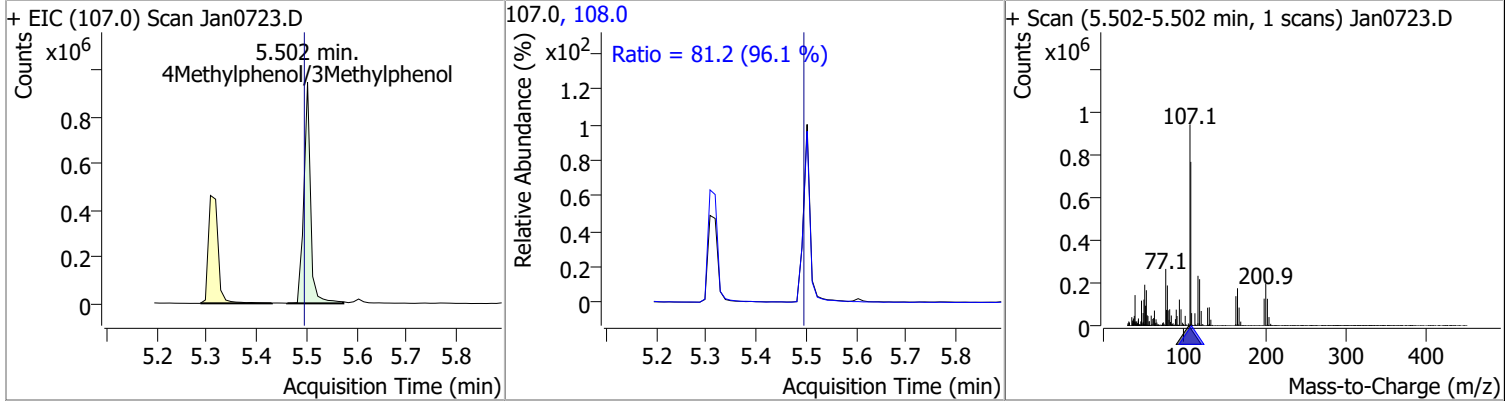


Compound	Conc.	RT	Dev(Min)	Resp.	QIon	QRatio	Lower	Upper
N-nitroso-Di-n-propylamine	95.4485	5.45	0.00	517891	130.0	20.7	0.0	41.5

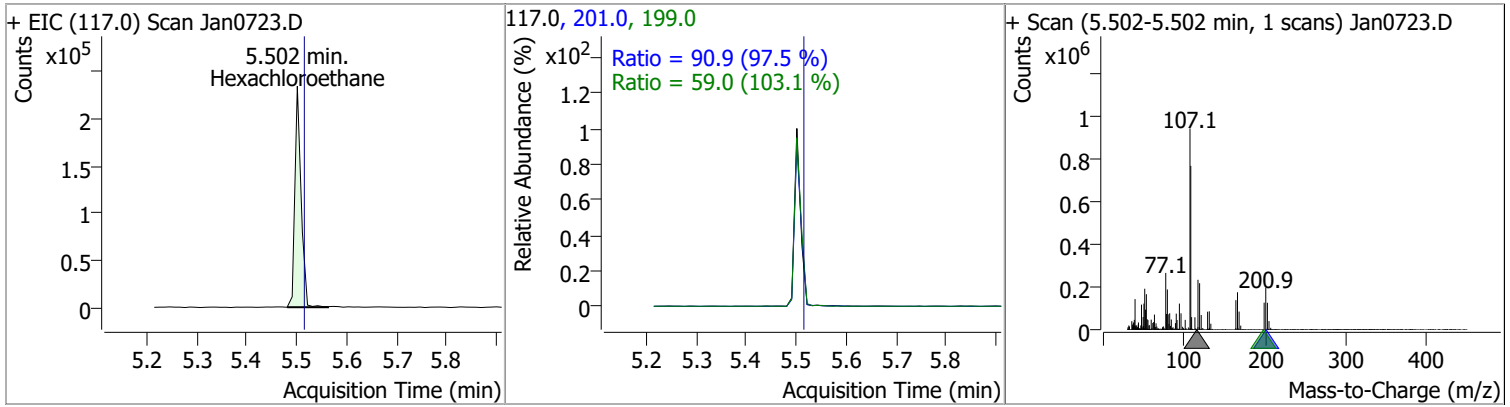


# Quantitation Results Report (QT Reviewed)

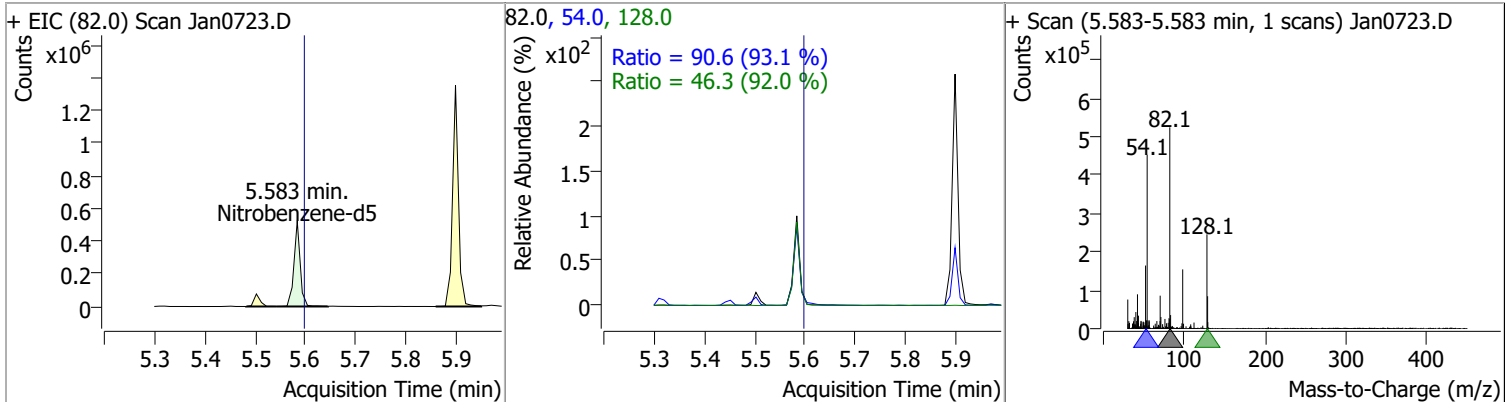
Compound	Conc.	RT	Dev(Min)	Resp.	QIon	QRatio	Lower	Upper
4Methylphenol/3Methylphenol	82.5434	5.50	0.02	881287	108.0	81.2	59.1	109.8



Compound	Conc.	RT	Dev(Min)	Resp.	QIon	QRatio	Lower	Upper
Hexachloroethane	59.1778	5.50	0.00	198690	201.0	90.9	65.2	121.2
					199.0	59.0	40.1	74.4

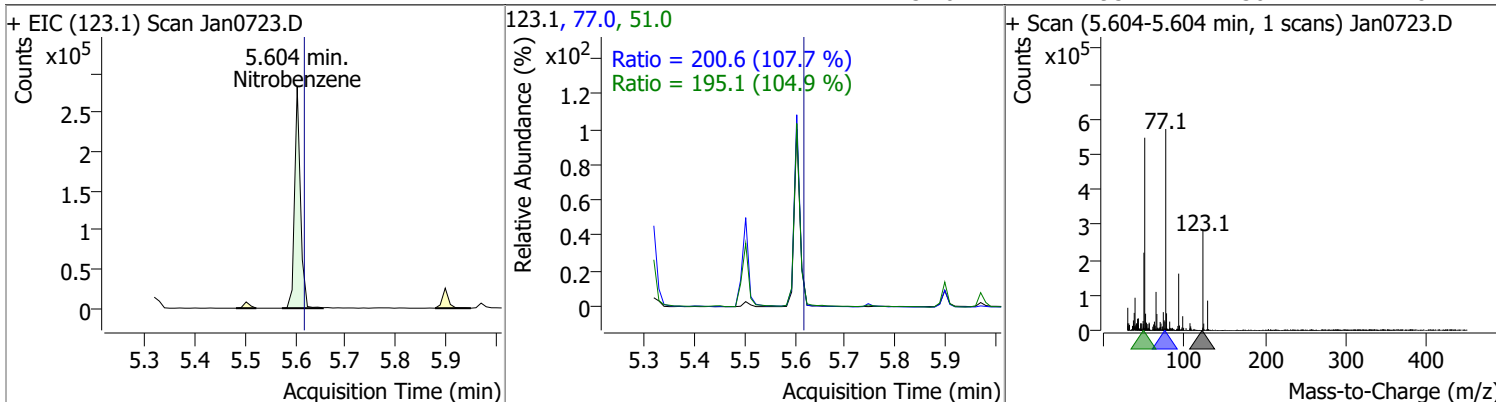


Compound	Conc.	RT	Dev(Min)	Resp.	QIon	QRatio	Lower	Upper
Nitrobenzene-d5	83.3786	5.58	0.00	455328	54.0	90.6	68.2	126.6
					128.0	46.3	35.2	65.4

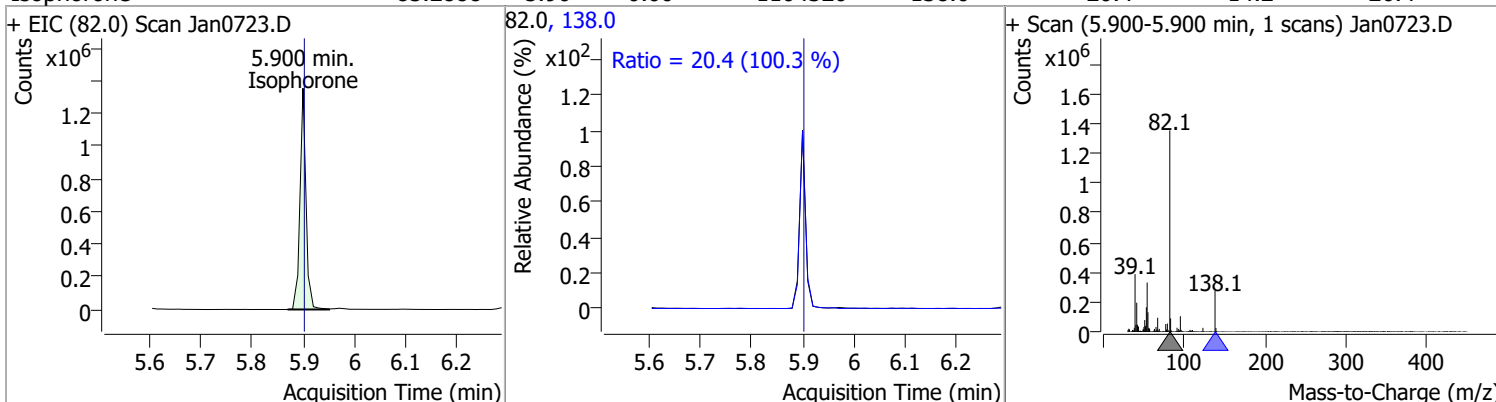


# Quantitation Results Report (QT Reviewed)

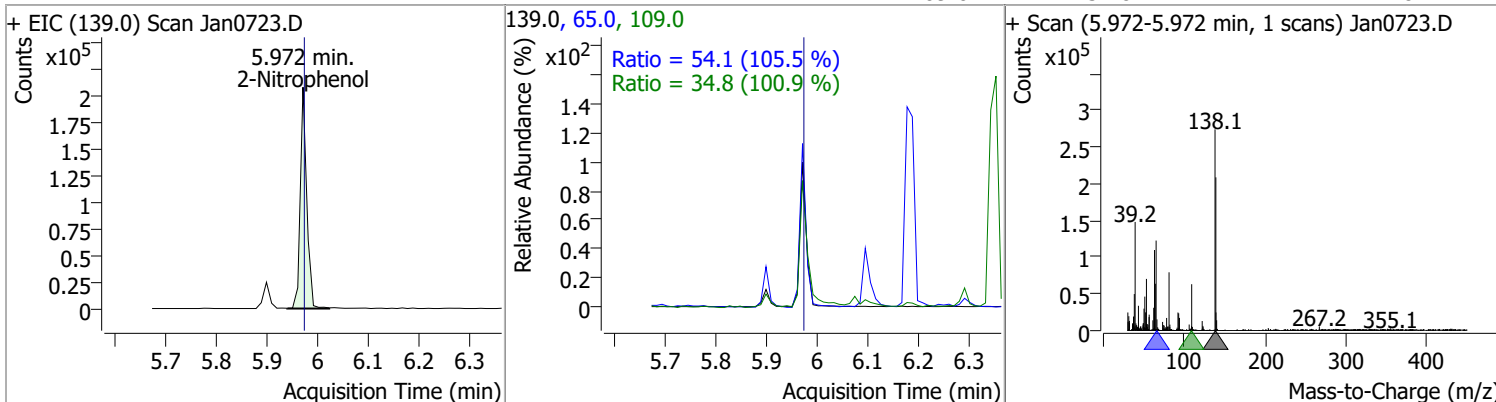
Compound	Conc.	RT	Dev(Min)	Resp.	QIon	QRatio	Lower	Upper
Nitrobenzene	78.9037	5.60	0.00	228680	77.0	200.6	130.5	242.3
					51.0	195.1	130.2	241.8



Compound	Conc.	RT	Dev(Min)	Resp.	QIon	QRatio	Lower	Upper
Isophorone	85.2888	5.90	0.00	1104320	138.0	20.4	14.2	26.4

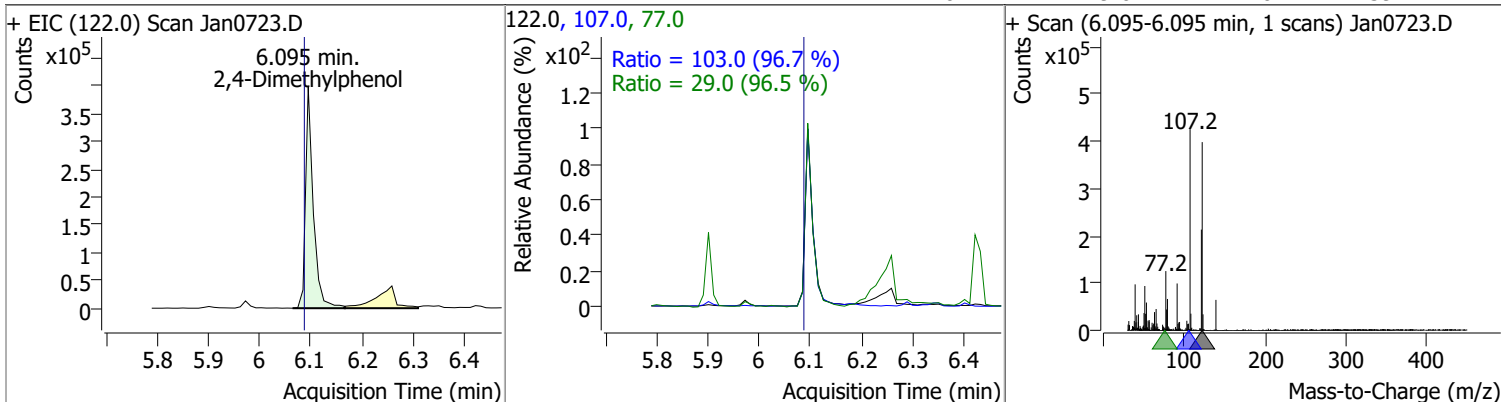


Compound	Conc.	RT	Dev(Min)	Resp.	QIon	QRatio	Lower	Upper
2-Nitrophenol	80.9793	5.97	0.00	183933	65.0	54.1	35.9	66.6
					109.0	34.8	24.1	44.8

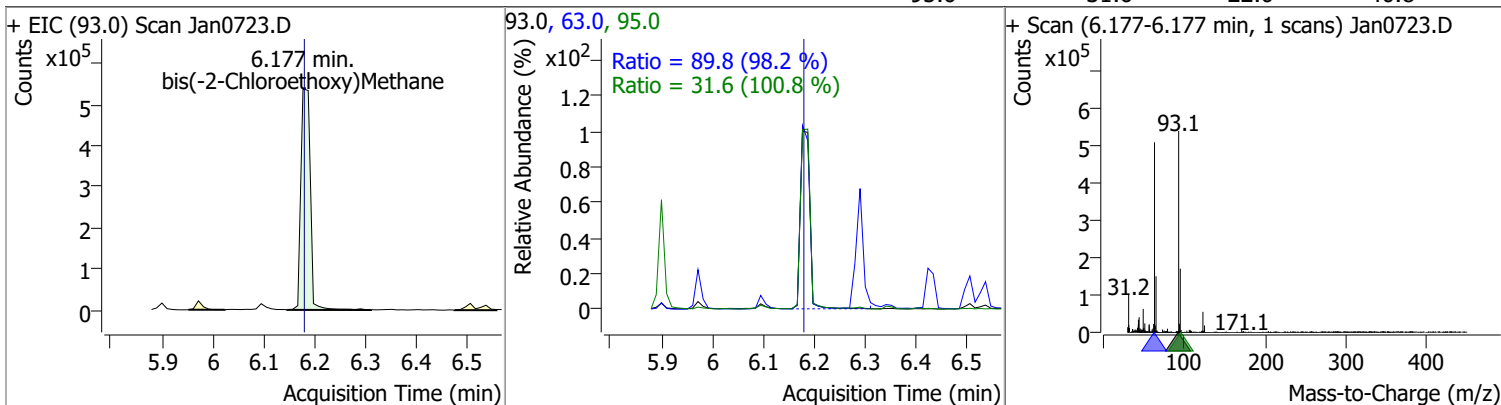


# Quantitation Results Report (QT Reviewed)

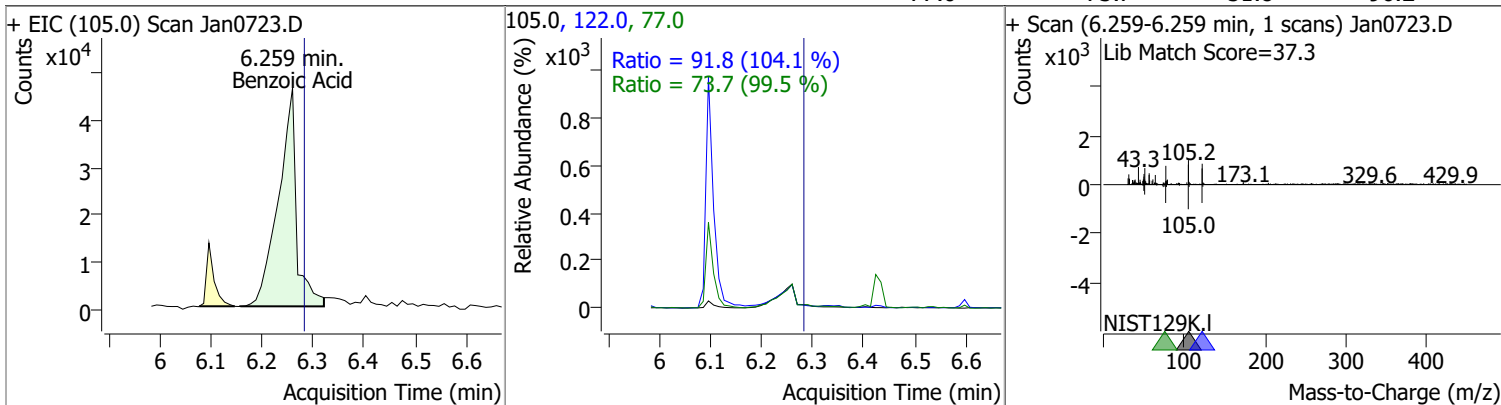
Compound	Conc.	RT	Dev(Min)	Resp.	QIon	QRatio	Lower	Upper
2,4-Dimethylphenol	66.1914	6.10	0.01	423063	107.0	103.0	74.6	138.5
					77.0	29.0	21.0	39.1



Compound	Conc.	RT	Dev(Min)	Resp.	QIon	QRatio	Lower	Upper
bis(-2-Chloroethoxy)Methane	91.5122	6.18	0.00	694802	63.0	89.8	64.0	118.8
					95.0	31.6	22.0	40.8

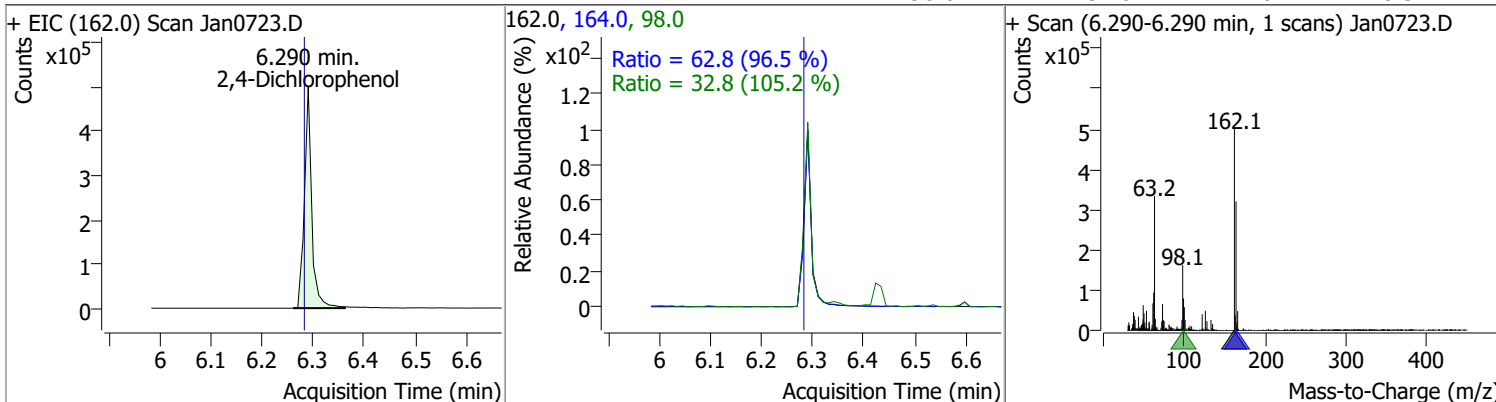


Compound	Conc.	RT	Dev(Min)	Resp.	QIon	QRatio	Lower	Upper
Benzoic Acid	36.1800	6.26	-0.02	114927	122.0	91.8	61.7	114.6
					77.0	73.7	51.8	96.2

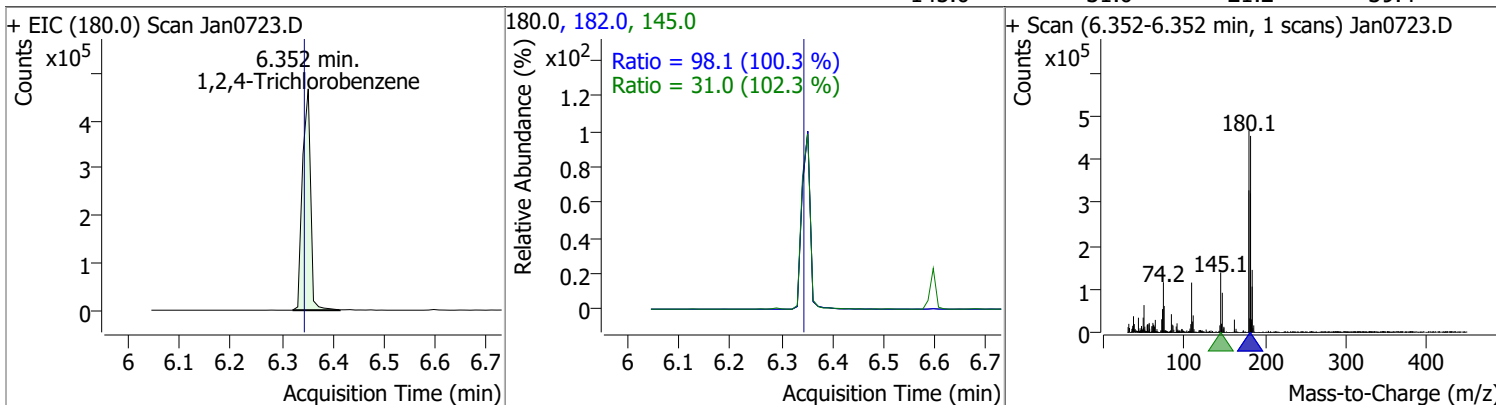


# Quantitation Results Report (QT Reviewed)

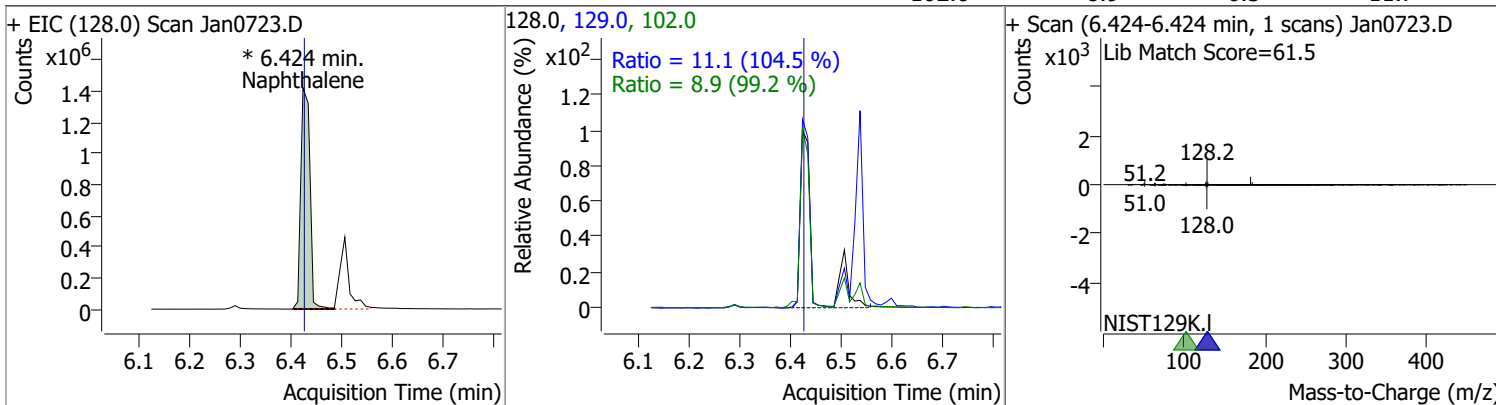
Compound	Conc.	RT	Dev(Min)	Resp.	QIon	QRatio	Lower	Upper
2,4-Dichlorophenol	84.5520	6.29	0.01	501467	164.0	62.8	45.5	84.6
					98.0	32.8	21.8	40.5



Compound	Conc.	RT	Dev(Min)	Resp.	QIon	QRatio	Lower	Upper
1,2,4-Trichlorobenzene	68.8446	6.35	0.01	517442	182.0	98.1	68.4	127.1
					145.0	31.0	21.2	39.4

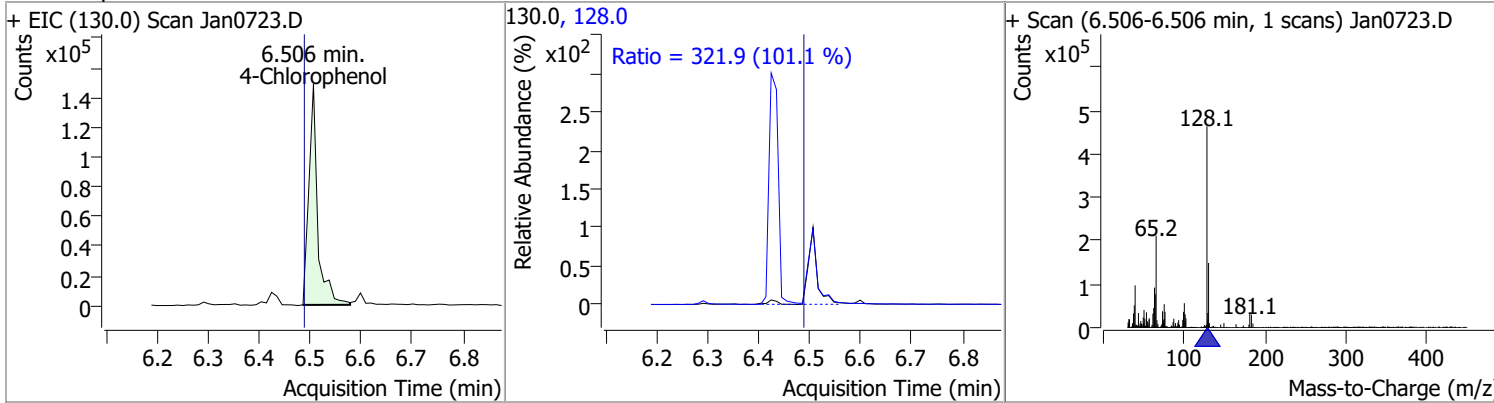


Compound	Conc.	RT	Dev(Min)	Resp.	QIon	QRatio	Lower	Upper
Naphthalene	81.0723	6.42	0.00	1774110 (m)	129.0	11.1	7.4	13.8
					102.0	8.9	6.3	11.7

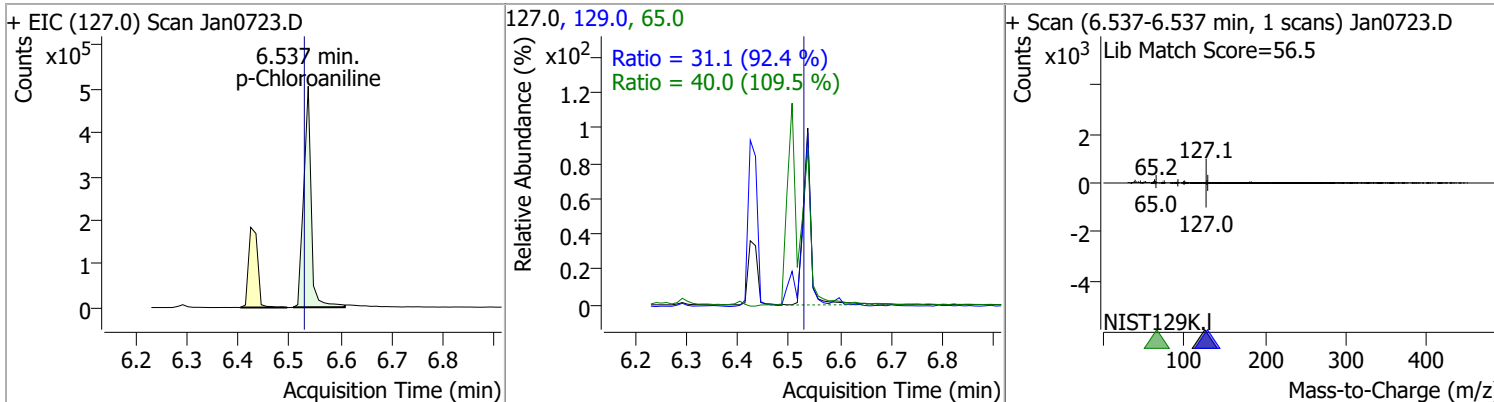


# Quantitation Results Report (QT Reviewed)

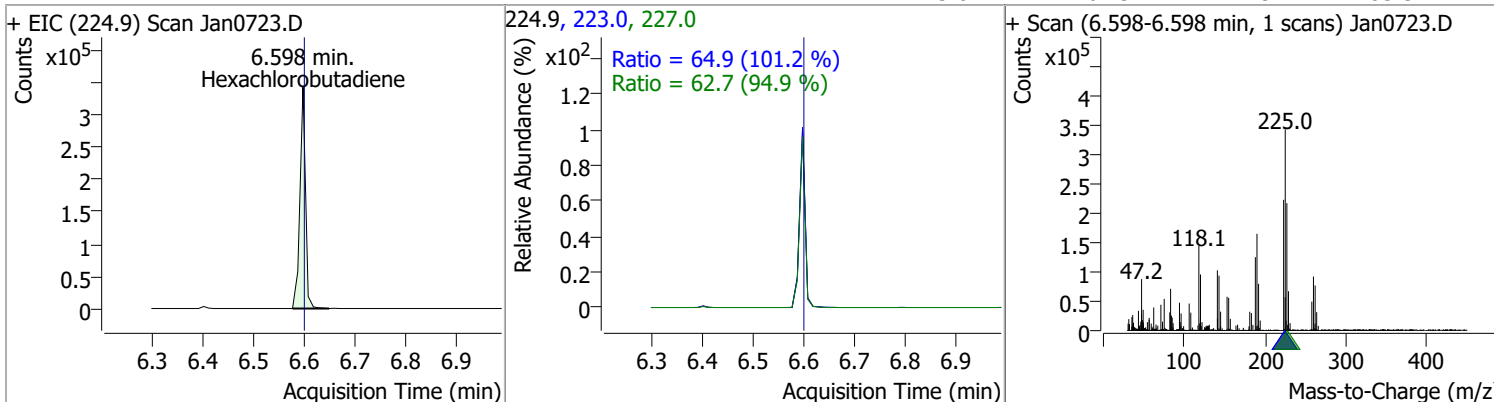
Compound	Conc.	RT	Dev(Min)	Resp.	QIon	QRatio	Lower	Upper
4-Chlorophenol	88.1972	6.51	0.02	179713	128.0	321.9	222.8	413.7



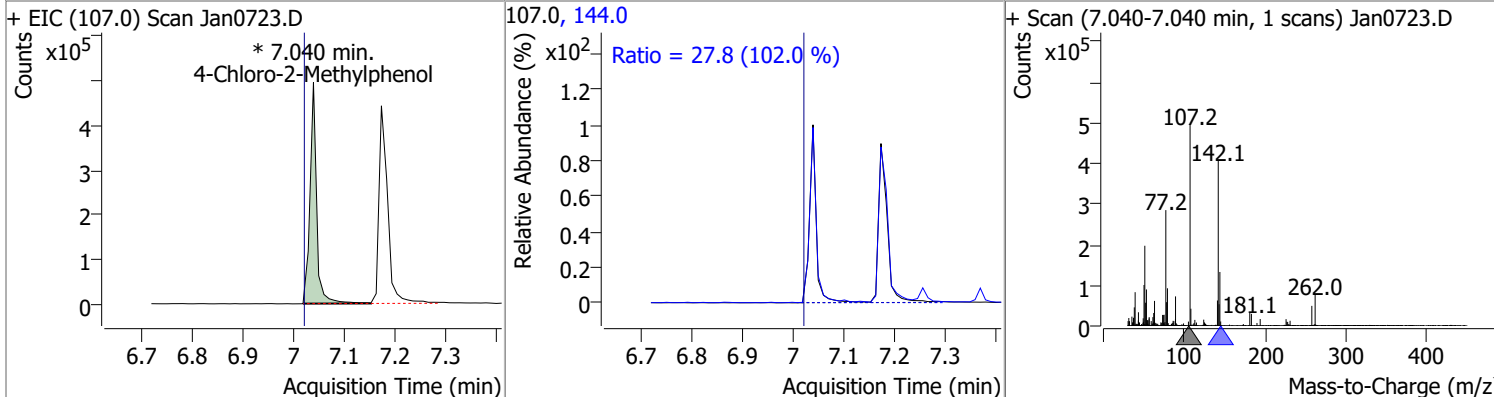
Compound	Conc.	RT	Dev(Min)	Resp.	QIon	QRatio	Lower	Upper
p-Chloroaniline	60.8538	6.54	0.01	517845	65.0	40.0	25.6	47.5
					129.0	31.1	23.6	43.8



Compound	Conc.	RT	Dev(Min)	Resp.	QIon	QRatio	Lower	Upper
Hexachlorobutadiene	64.5151	6.60	0.00	261084	227.0	62.7	46.3	85.9
					223.0	64.9	44.9	83.3

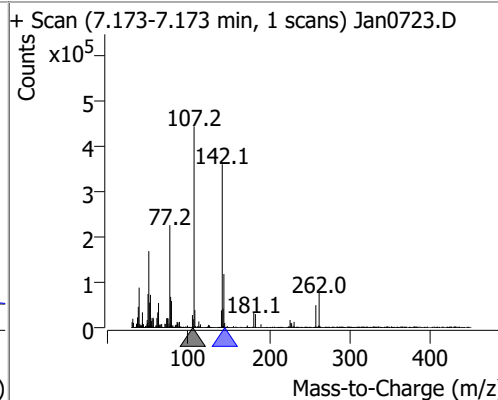
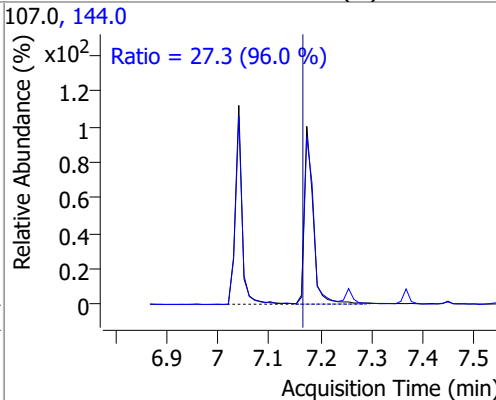
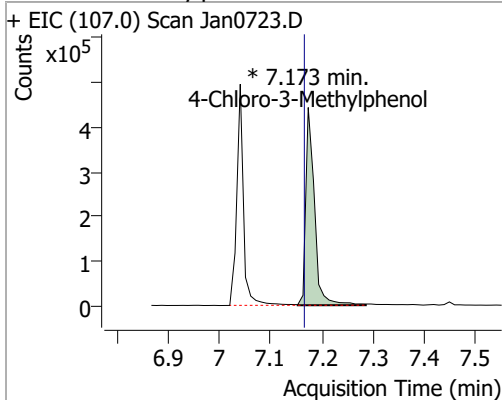


Compound	Conc.	RT	Dev(Min)	Resp.	QIon	QRatio	Lower	Upper
4-Chloro-2-Methylphenol	81.7591	7.04	0.02	449156 (m)	144.0	27.8	19.1	35.5

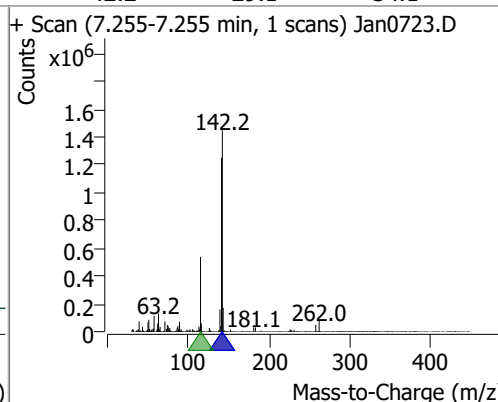
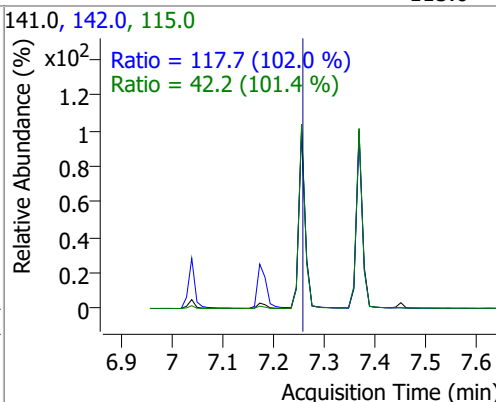
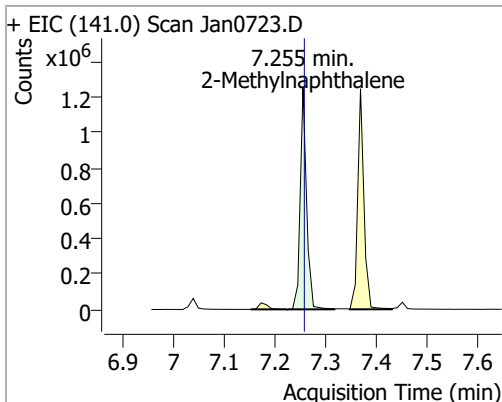


# Quantitation Results Report (QT Reviewed)

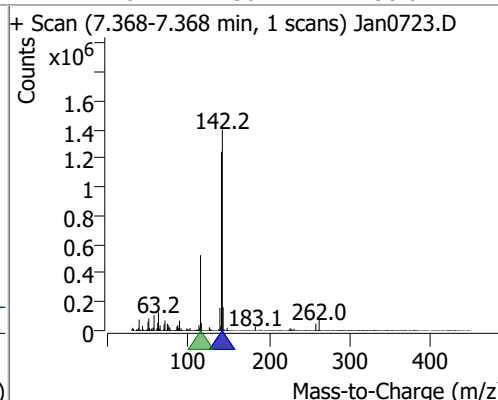
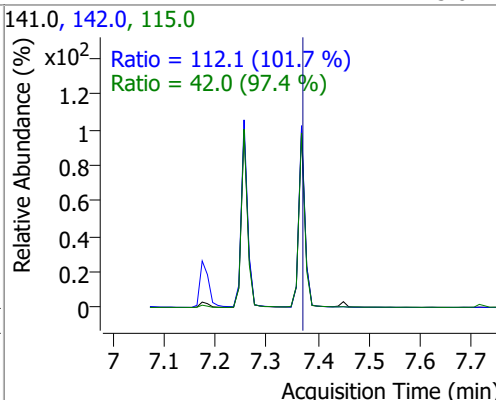
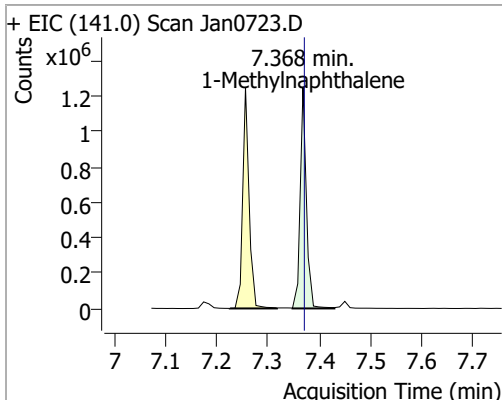
Compound	Conc.	RT	Dev(Min)	Resp.	QIon	QRatio	Lower	Upper
4-Chloro-3-Methylphenol	90.9307	7.17	0.01	527614 (m)	144.0	27.3	19.9	36.9



Compound	Conc.	RT	Dev(Min)	Resp.	QIon	QRatio	Lower	Upper
2-Methylnaphthalene	80.6330	7.26	0.00	1084547	142.0	117.7	80.8	150.1
					115.0	42.2	29.1	54.1



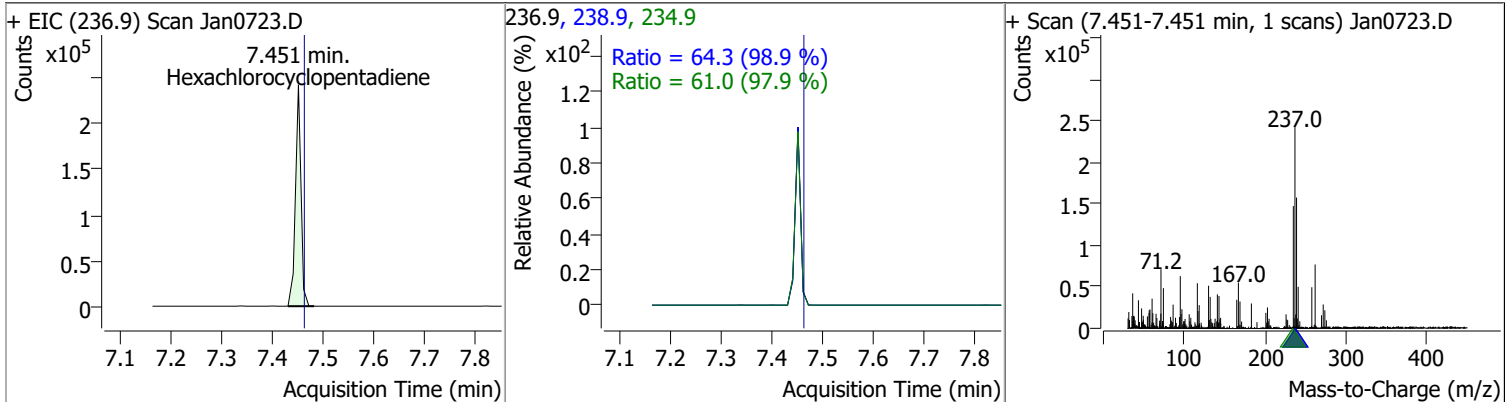
Compound	Conc.	RT	Dev(Min)	Resp.	QIon	QRatio	Lower	Upper
1-Methylnaphthalene	80.7973	7.37	0.00	1054387	142.0	112.1	77.1	143.2
					115.0	42.0	30.2	56.0



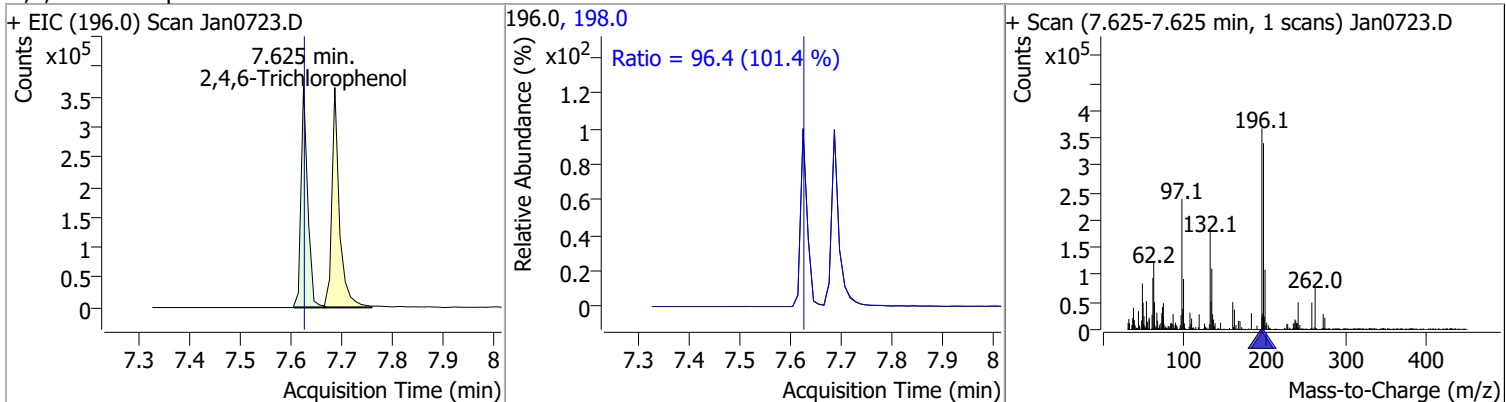


# Quantitation Results Report (QT Reviewed)

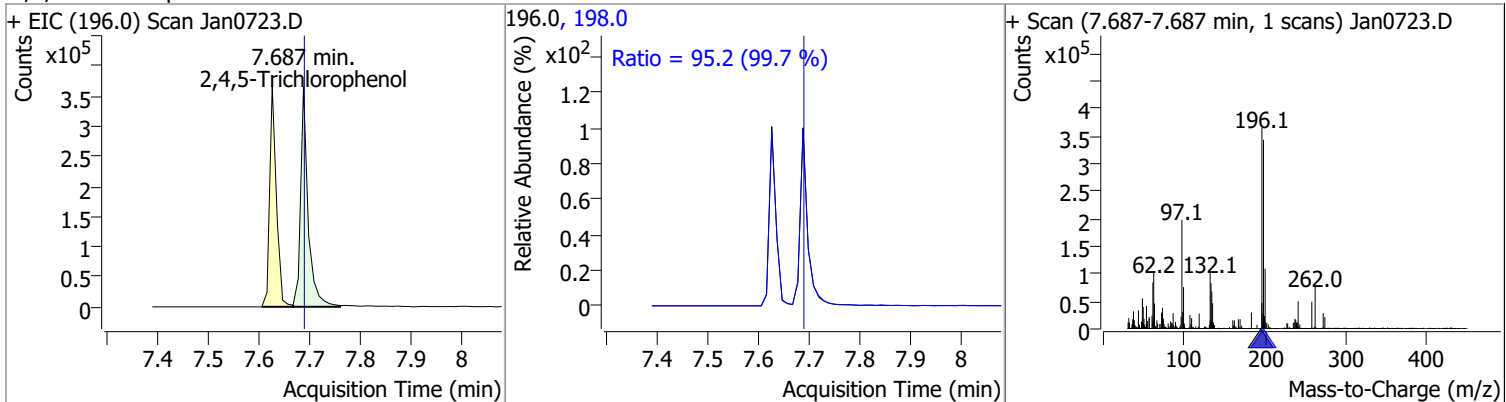
Compound	Conc.	RT	Dev(Min)	Resp.	QIon	QRatio	Lower	Upper
Hexachlorocyclopentadiene	73.3697	7.45	0.00	183259	238.9	64.3	45.5	84.6
					234.9	61.0	43.6	80.9



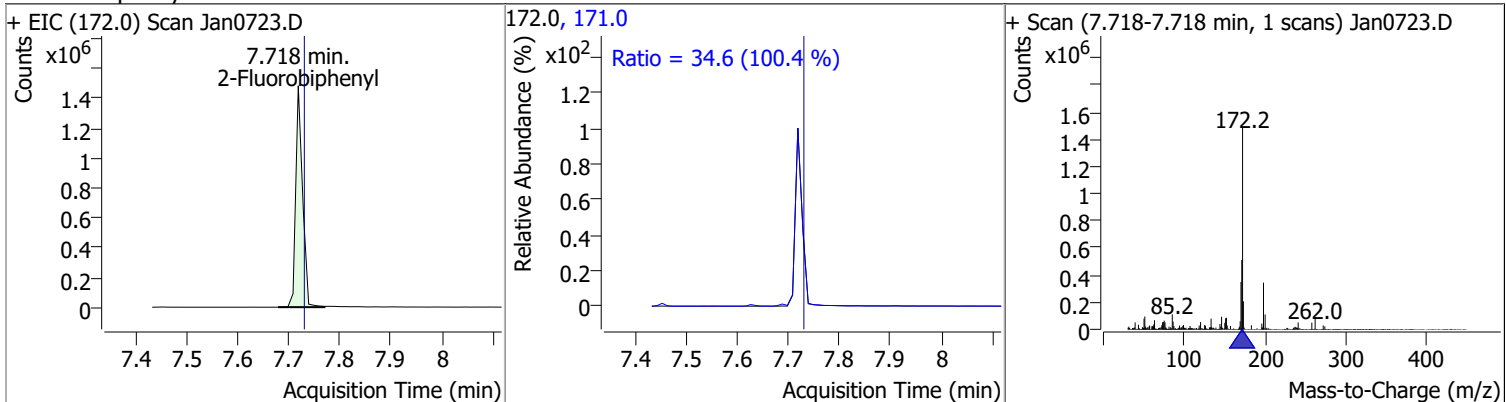
Compound	Conc.	RT	Dev(Min)	Resp.	QIon	QRatio	Lower	Upper
2,4,6-Trichlorophenol	89.9454	7.63	0.01	328232	198.0	96.4	66.6	123.6
					196.0	101.4	62.2	123.6



Compound	Conc.	RT	Dev(Min)	Resp.	QIon	QRatio	Lower	Upper
2,4,5-Trichlorophenol	92.0792	7.69	0.01	376046	198.0	95.2	66.8	124.1
					196.0	99.7	62.2	124.1

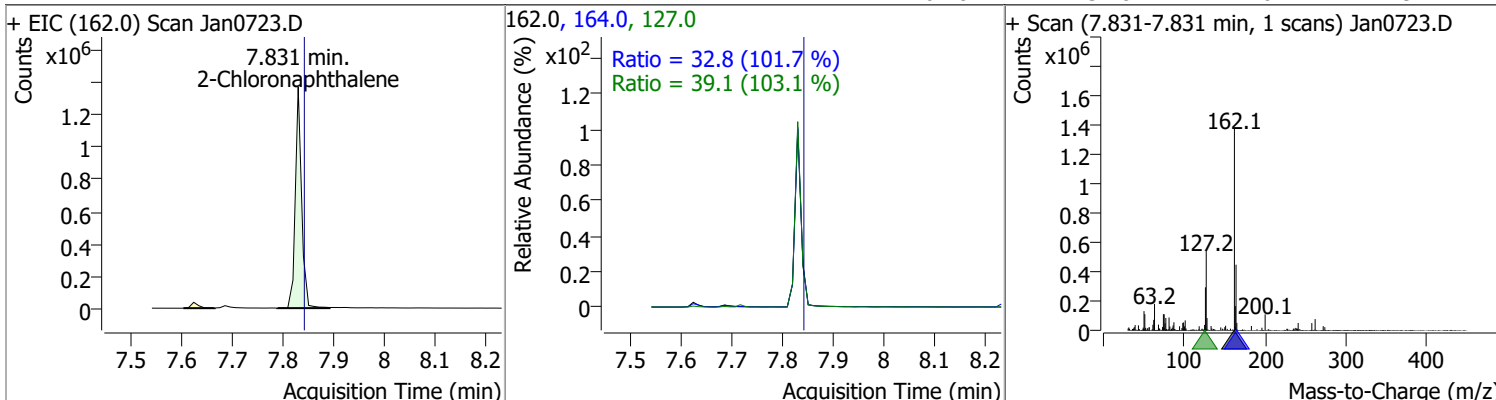


Compound	Conc.	RT	Dev(Min)	Resp.	QIon	QRatio	Lower	Upper
2-Fluorobiphenyl	85.2258	7.72	0.00	1382633	171.0	34.6	24.2	44.9
					172.0	100.4	85.2	44.9

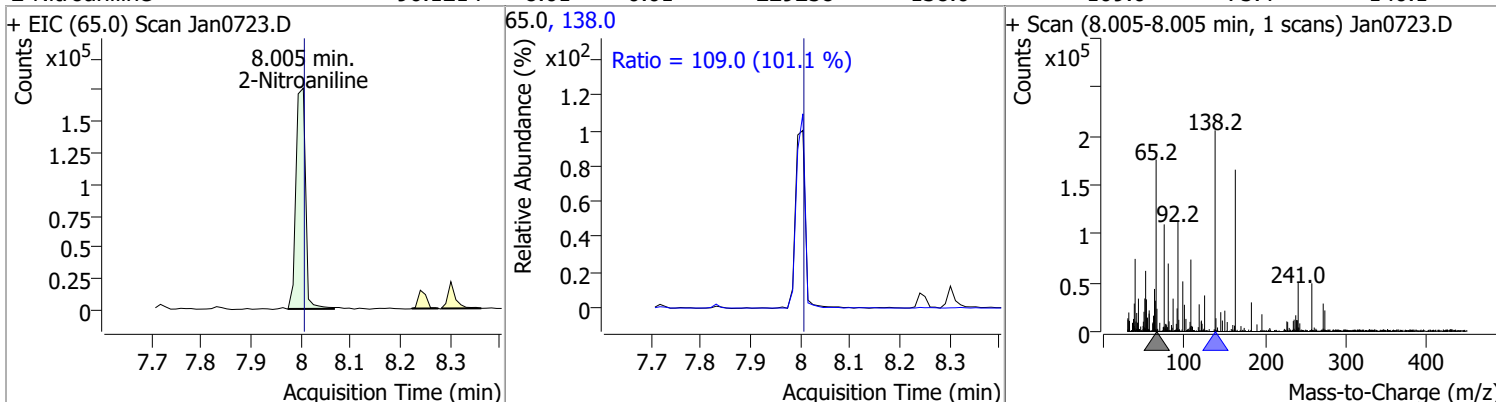


# Quantitation Results Report (QT Reviewed)

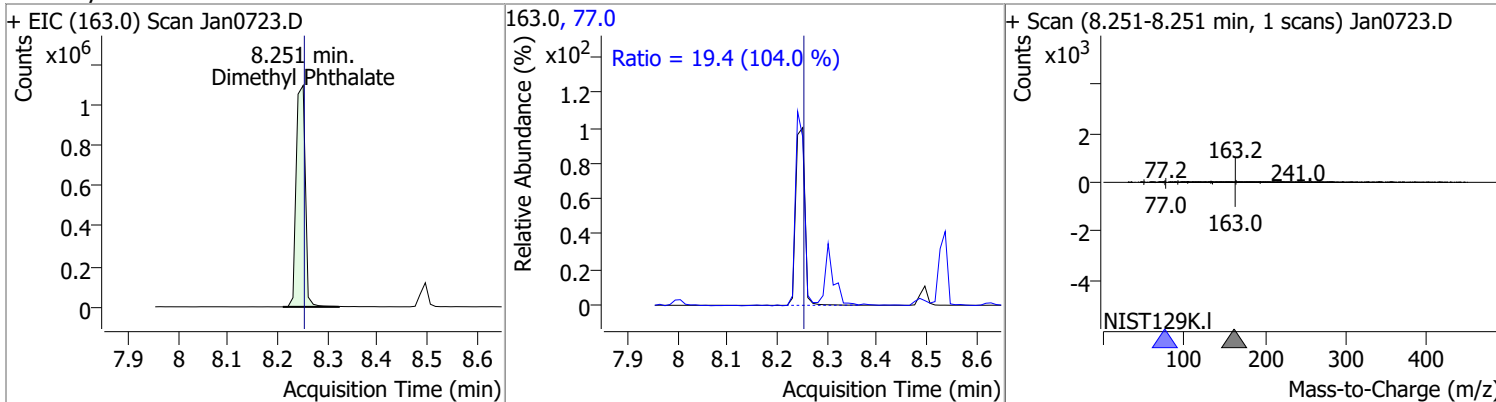
Compound	Conc.	RT	Dev(Min)	Resp.	QIon	QRatio	Lower	Upper
2-Chloronaphthalene	86.7351	7.83	0.00	1181195	127.0	39.1	26.5	49.3
					164.0	32.8	22.6	41.9



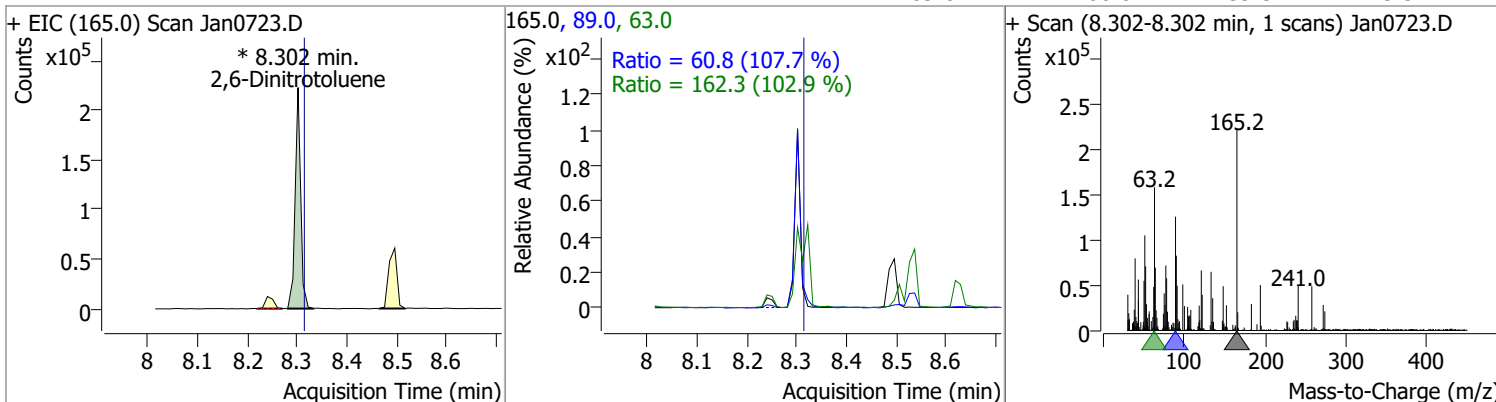
Compound	Conc.	RT	Dev(Min)	Resp.	QIon	QRatio	Lower	Upper
2-Nitroaniline	96.1214	8.01	0.01	229258	138.0	109.0	75.4	140.1



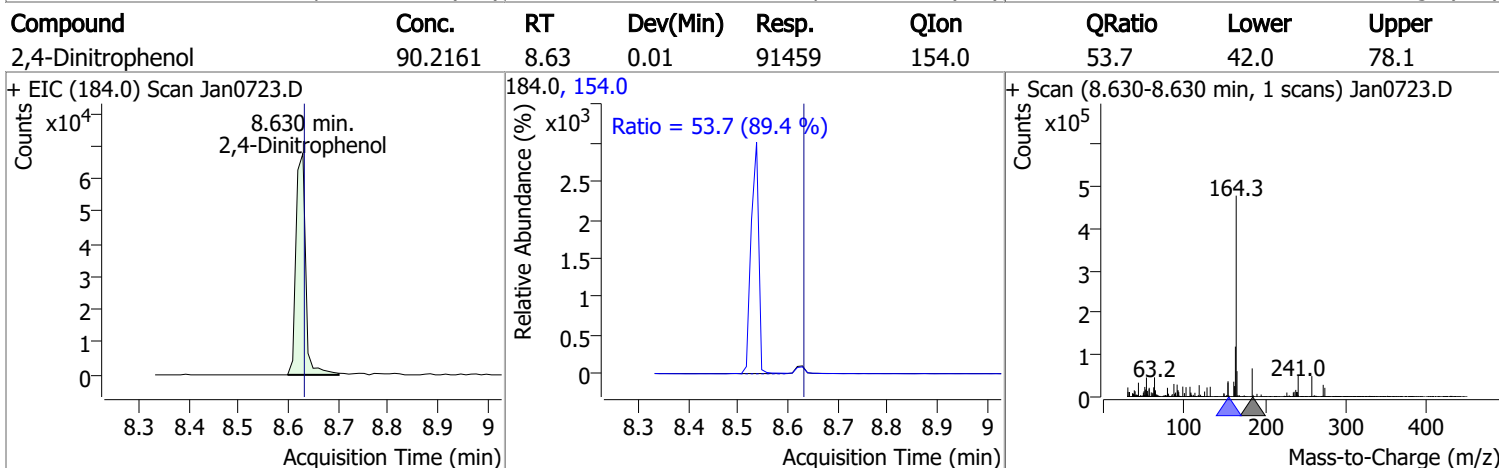
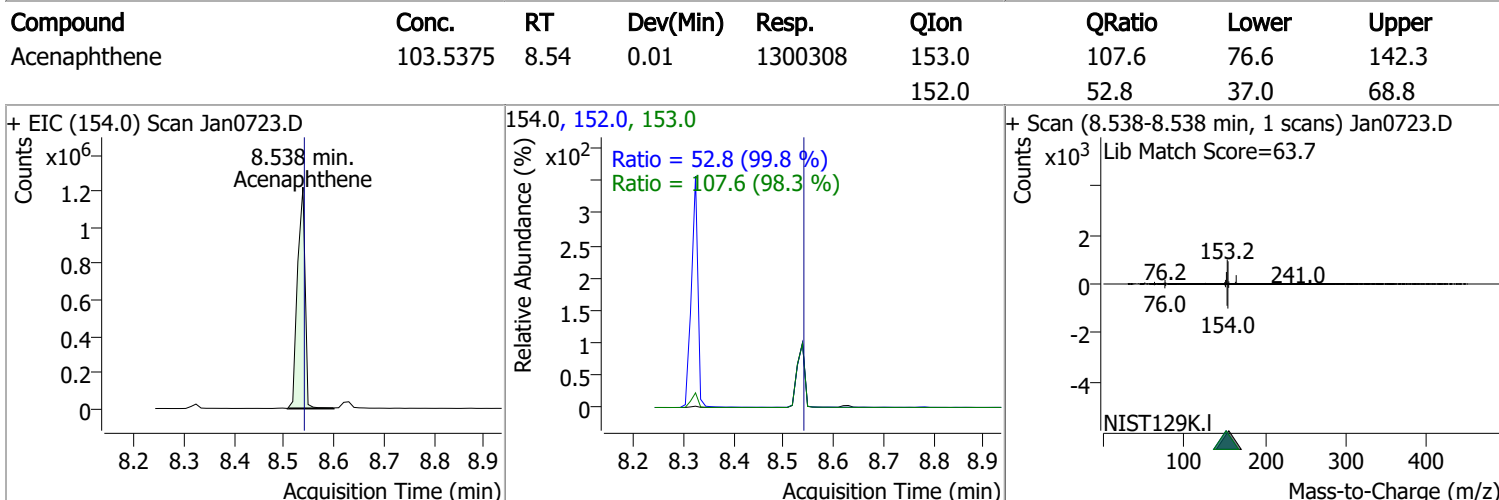
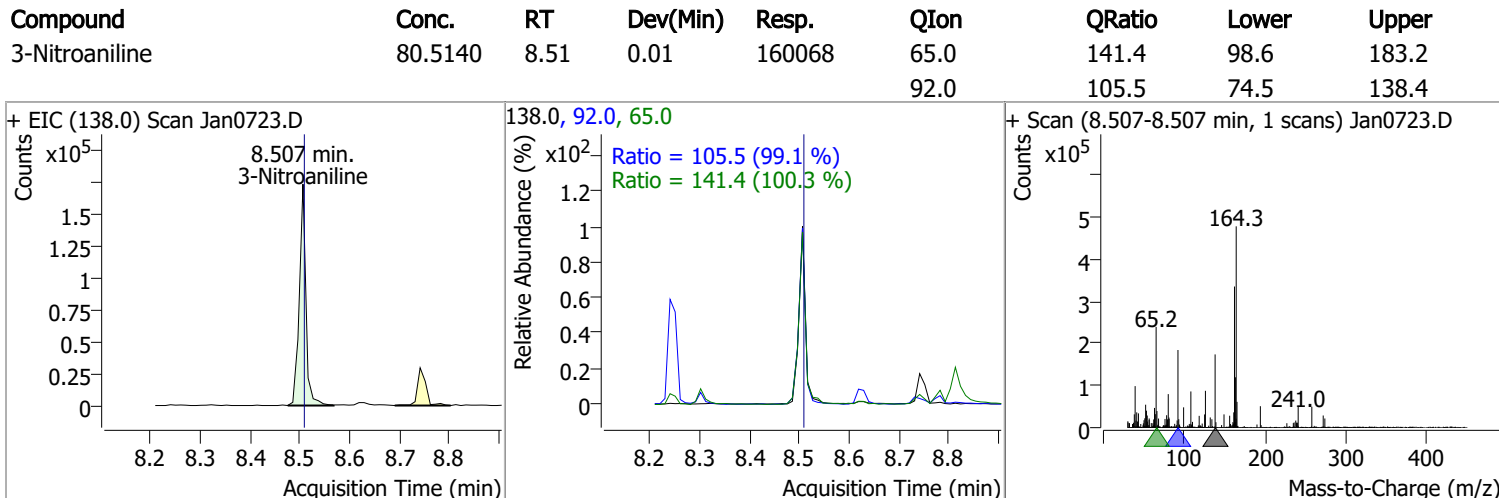
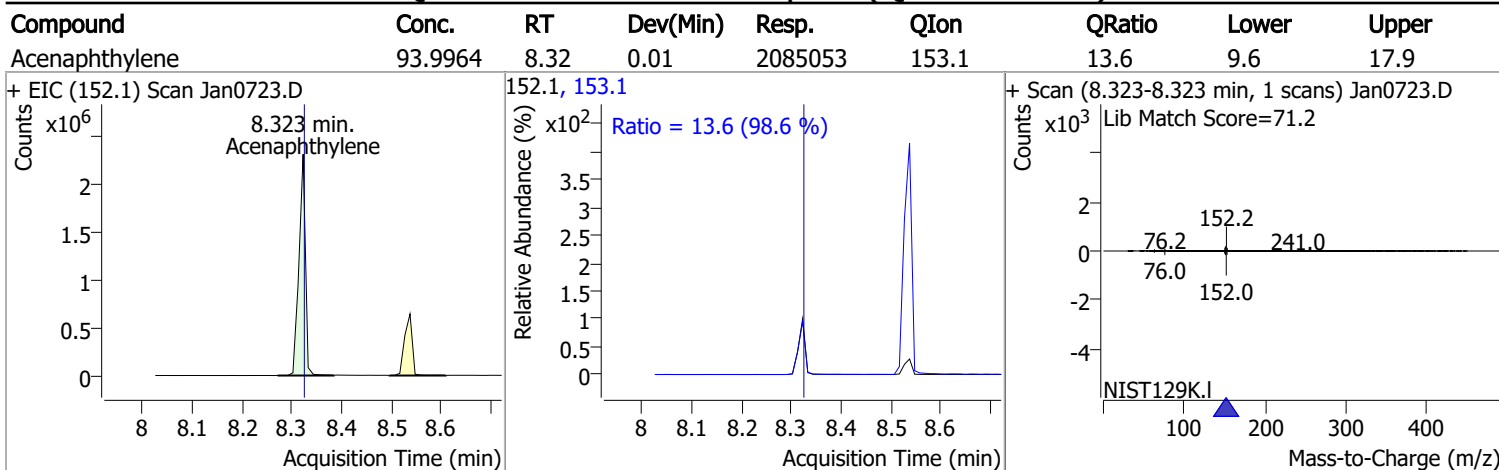
Compound	Conc.	RT	Dev(Min)	Resp.	QIon	QRatio	Lower	Upper
Dimethyl Phthalate	101.8802	8.25	0.01	1396877	77.0	19.4	13.0	24.2



Compound	Conc.	RT	Dev(Min)	Resp.	QIon	QRatio	Lower	Upper
2,6-Dinitrotoluene	93.6034	8.30	0.00	171181 (m)	63.0	162.3	110.4	205.0
					89.0	60.8	39.5	73.3

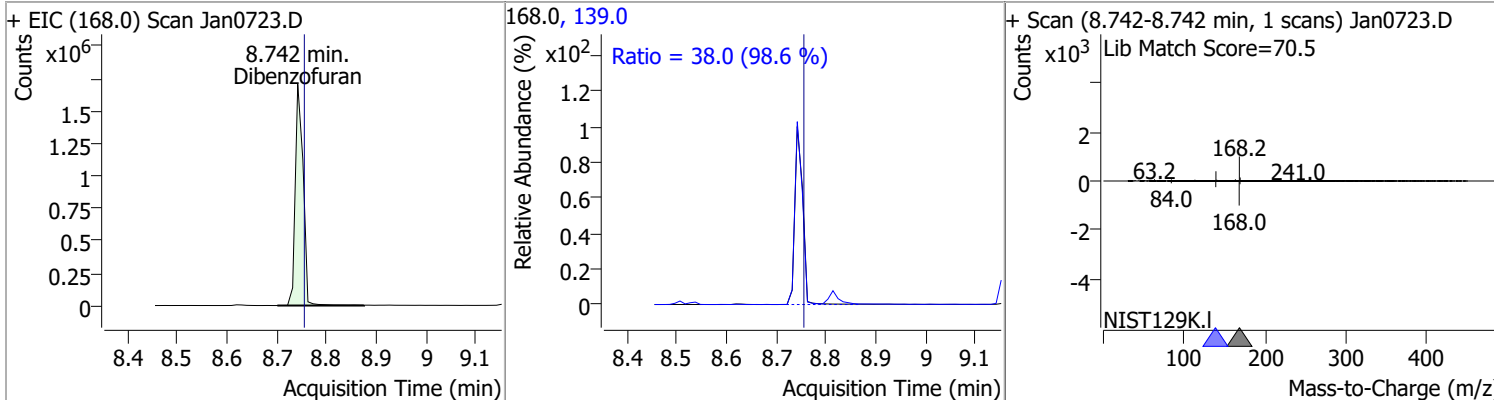


# Quantitation Results Report (QT Reviewed)

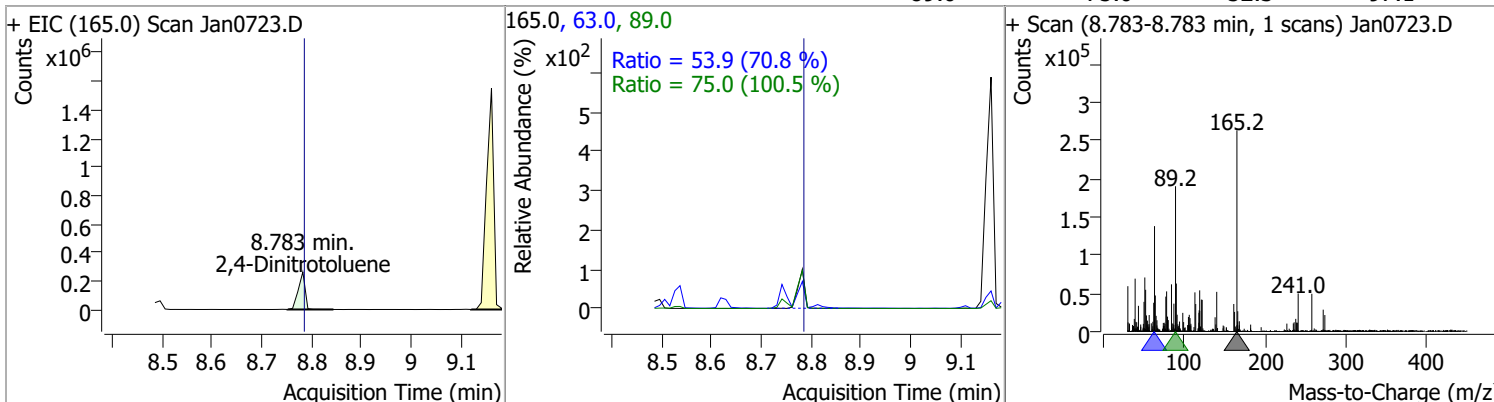


# Quantitation Results Report (QT Reviewed)

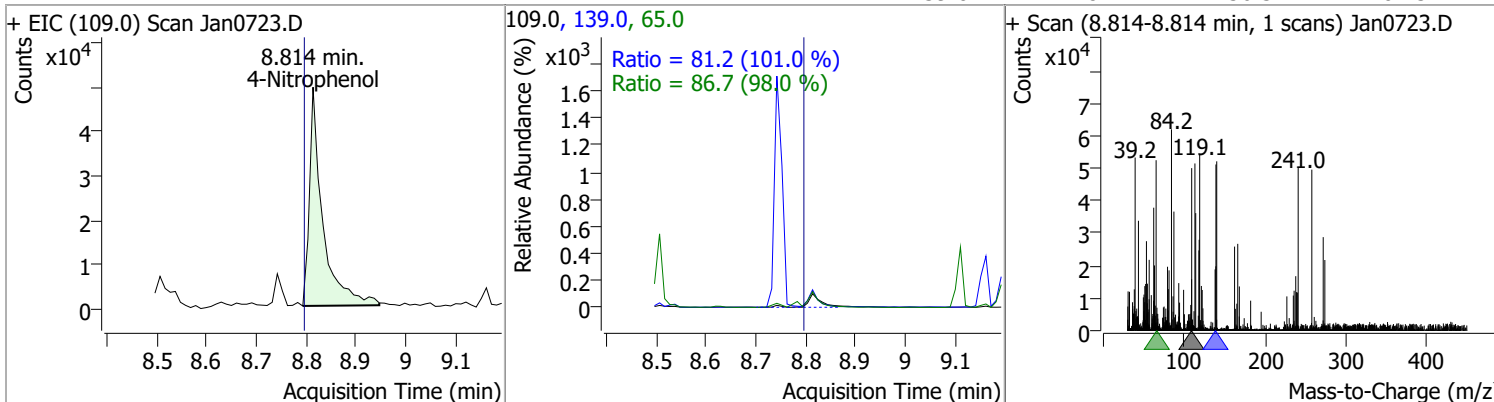
Compound	Conc.	RT	Dev(Min)	Resp.	QIon	QRatio	Lower	Upper
Dibenzofuran	94.5066	8.74	0.00	1878443	139.0	38.0	27.0	50.2



Compound	Conc.	RT	Dev(Min)	Resp.	QIon	QRatio	Lower	Upper
2,4-Dinitrotoluene	99.8274	8.78	0.01	247441	63.0	53.9	53.2	98.9
					89.0	75.0	52.3	97.1

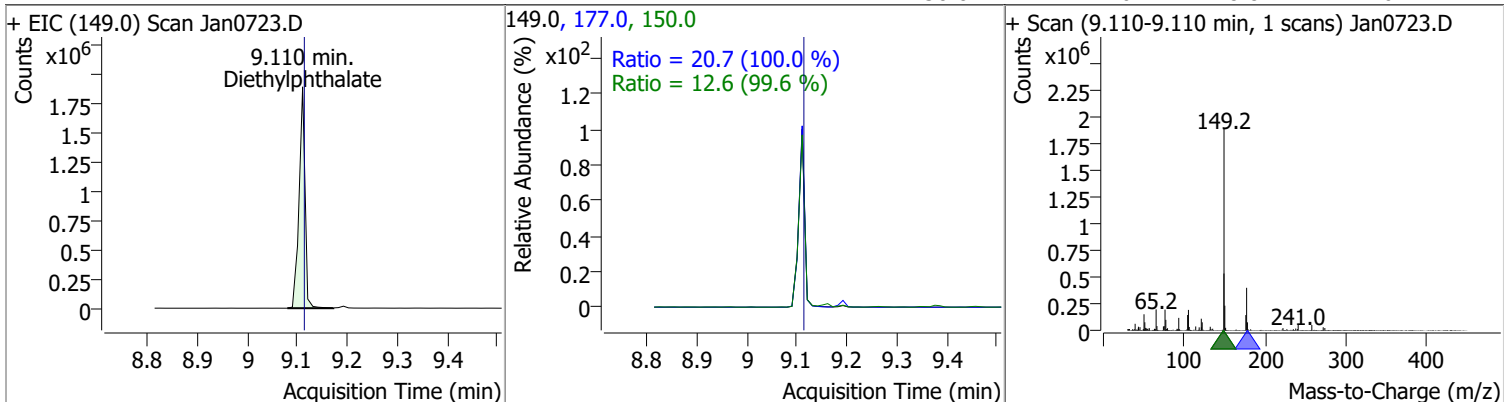


Compound	Conc.	RT	Dev(Min)	Resp.	QIon	QRatio	Lower	Upper
4-Nitrophenol	45.0288	8.81	0.03	87023	65.0	86.7	62.0	115.1
					139.0	81.2	56.3	104.5

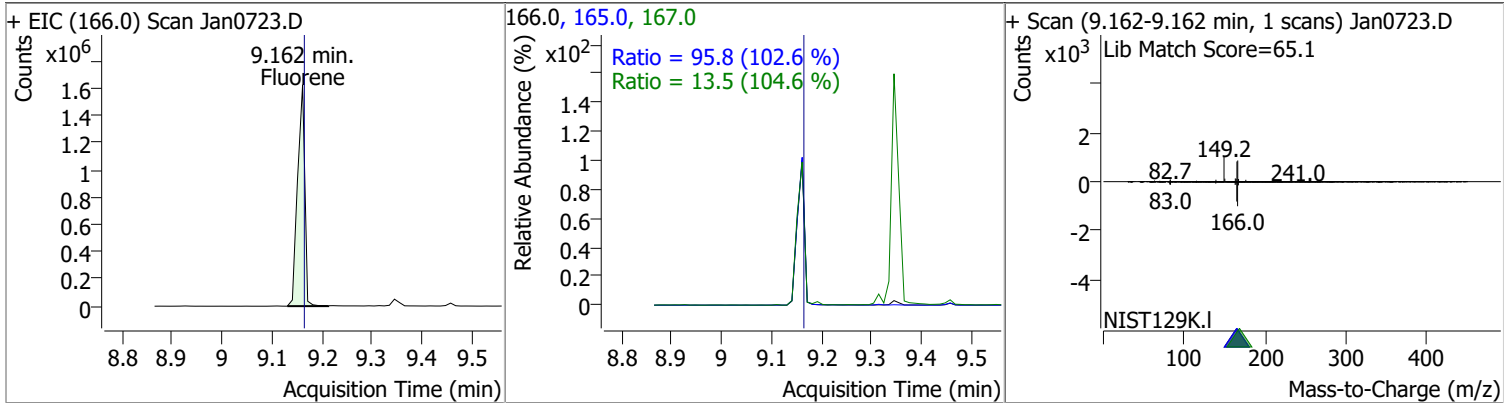


# Quantitation Results Report (QT Reviewed)

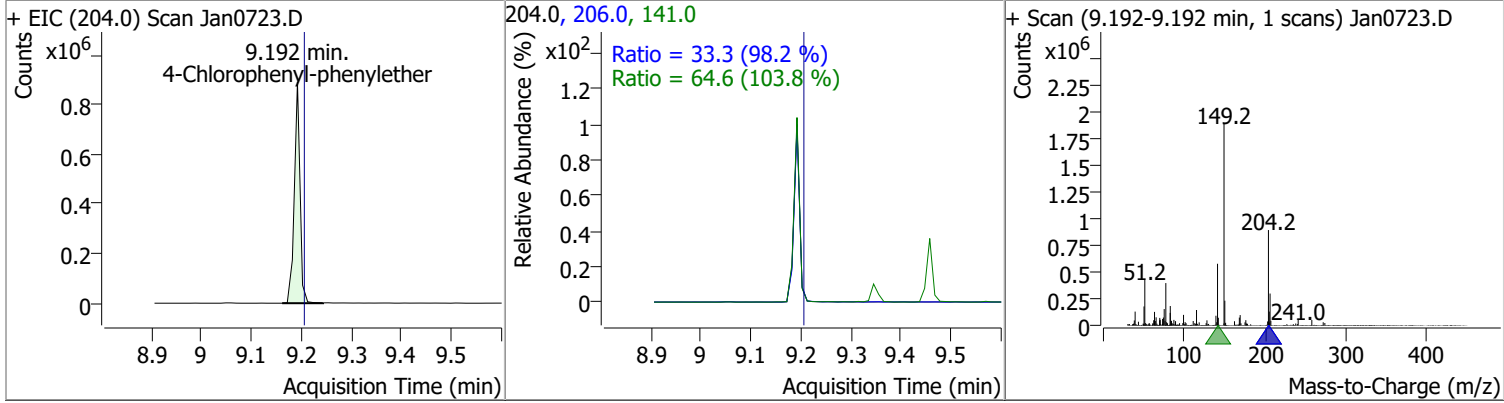
Compound	Conc.	RT	Dev(Min)	Resp.	QIon	QRatio	Lower	Upper
Diethylphthalate	105.6182	9.11	0.01	1559486	177.0	20.7	14.5	27.0
					150.0	12.6	8.8	16.4



Compound	Conc.	RT	Dev(Min)	Resp.	QIon	QRatio	Lower	Upper
Fluorene	99.0744	9.16	0.01	1617394	165.0	95.8	65.4	121.4
					167.0	13.5	9.0	16.7

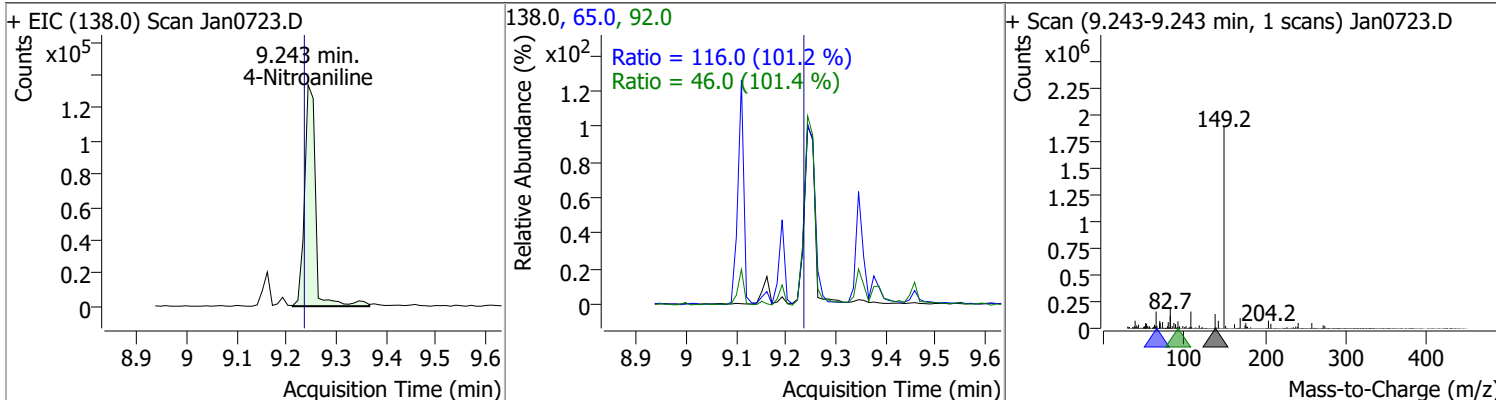


Compound	Conc.	RT	Dev(Min)	Resp.	QIon	QRatio	Lower	Upper
4-Chlorophenyl-phenylether	94.8626	9.19	0.00	706346	141.0	64.6	43.6	80.9
					206.0	33.3	23.7	44.1

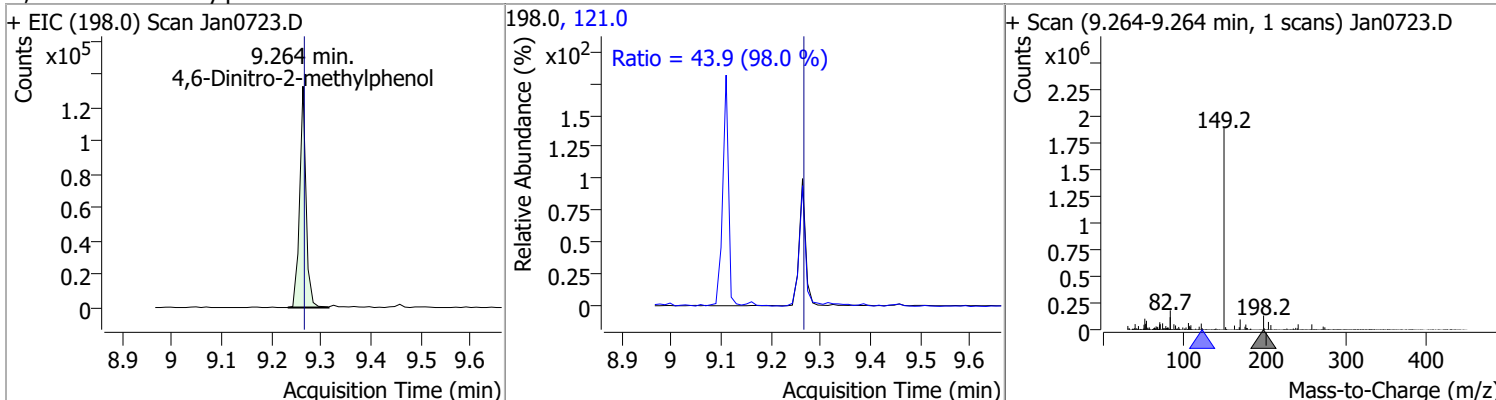


# Quantitation Results Report (QT Reviewed)

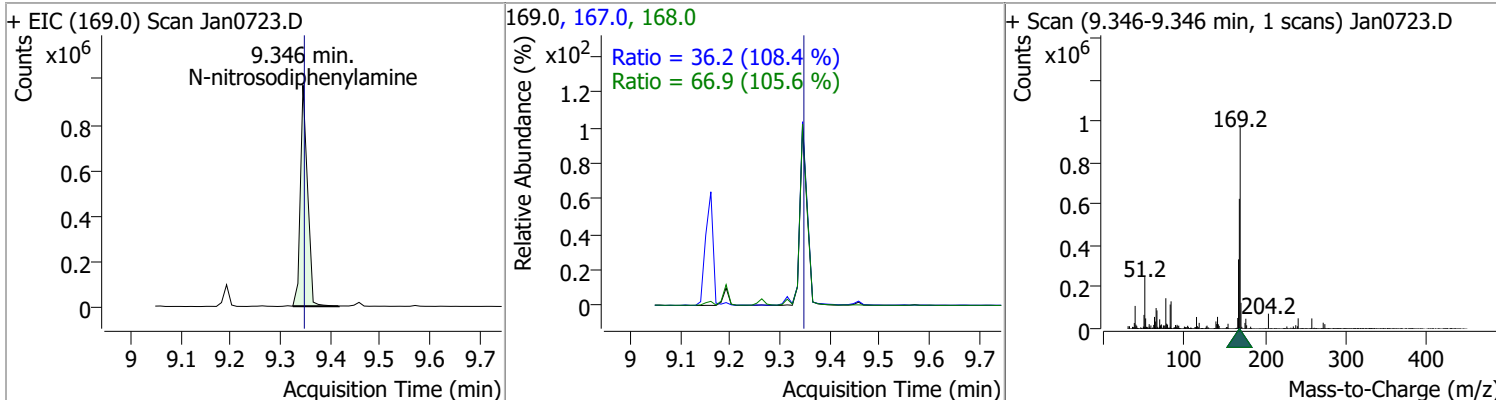
Compound	Conc.	RT	Dev(Min)	Resp.	QIon	QRatio	Lower	Upper
4-Nitroaniline	98.2227	9.24	0.01	204546	65.0	116.0	80.2	149.0
					92.0	46.0	31.7	58.9



Compound	Conc.	RT	Dev(Min)	Resp.	QIon	QRatio	Lower	Upper
4,6-Dinitro-2-methylphenol	82.8816	9.26	0.00	118628	121.0	43.9	31.4	58.3

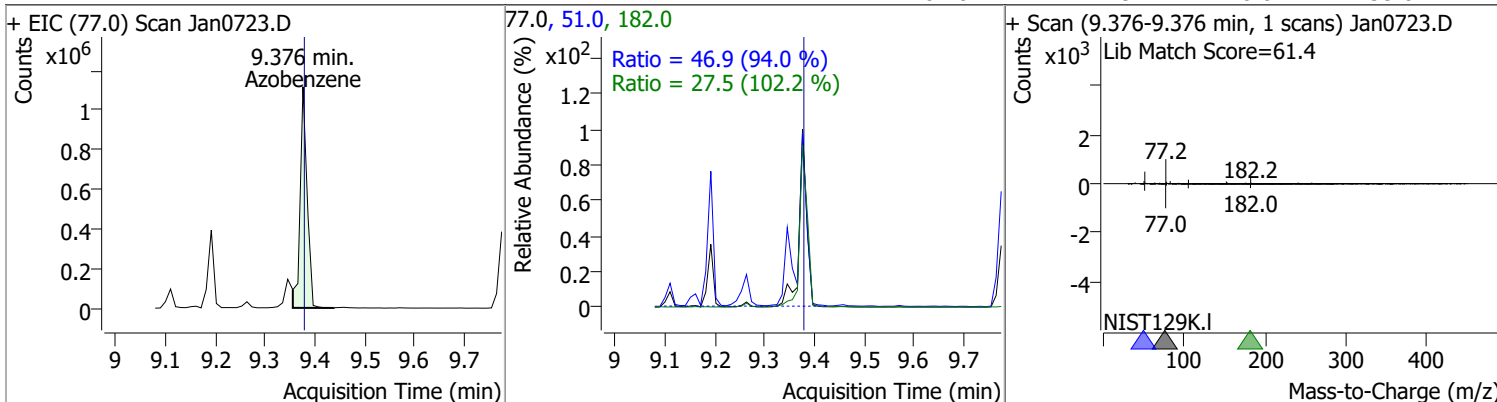


Compound	Conc.	RT	Dev(Min)	Resp.	QIon	QRatio	Lower	Upper
N-nitrosodiphenylamine	88.8845	9.35	0.00	940266	168.0	66.9	44.3	82.3
					167.0	36.2	23.4	43.4

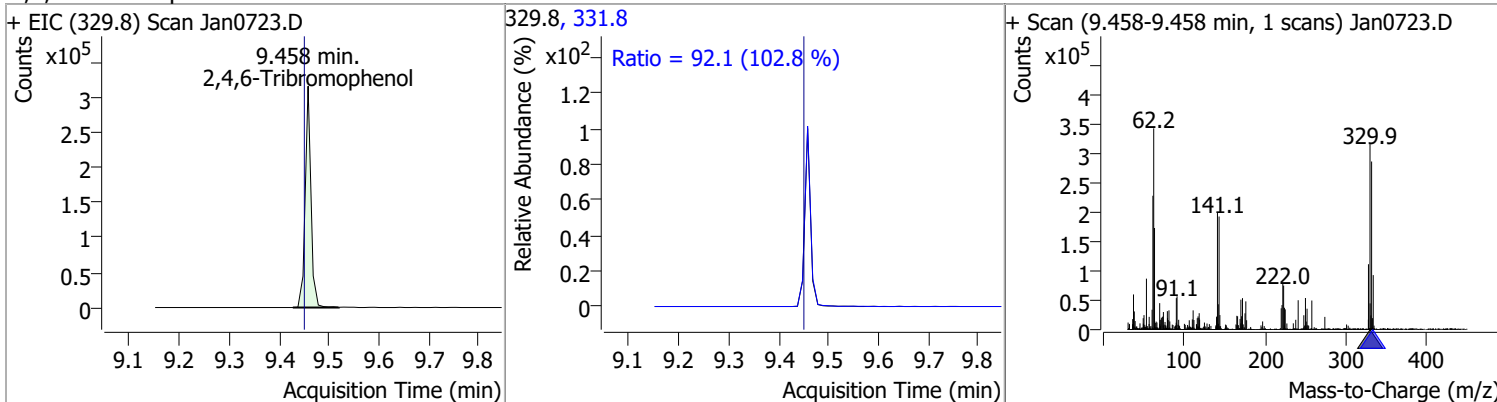


# Quantitation Results Report (QT Reviewed)

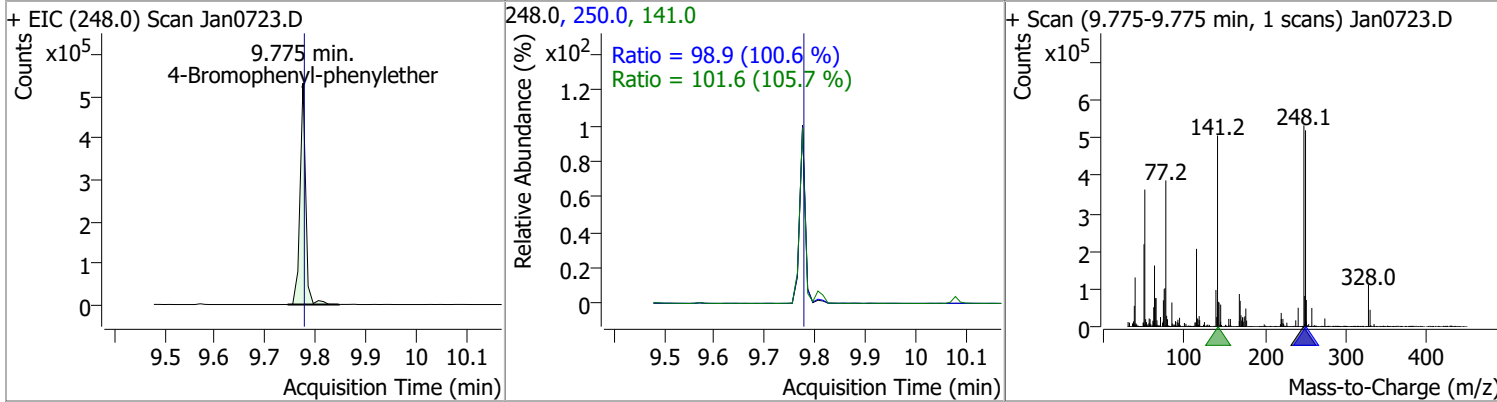
Compound	Conc.	RT	Dev(Min)	Resp.	QIon	QRatio	Lower	Upper
Azobenzene	85.8800	9.38	0.00	1083564	51.0	46.9	34.9	64.9
					182.0	27.5	18.8	35.0



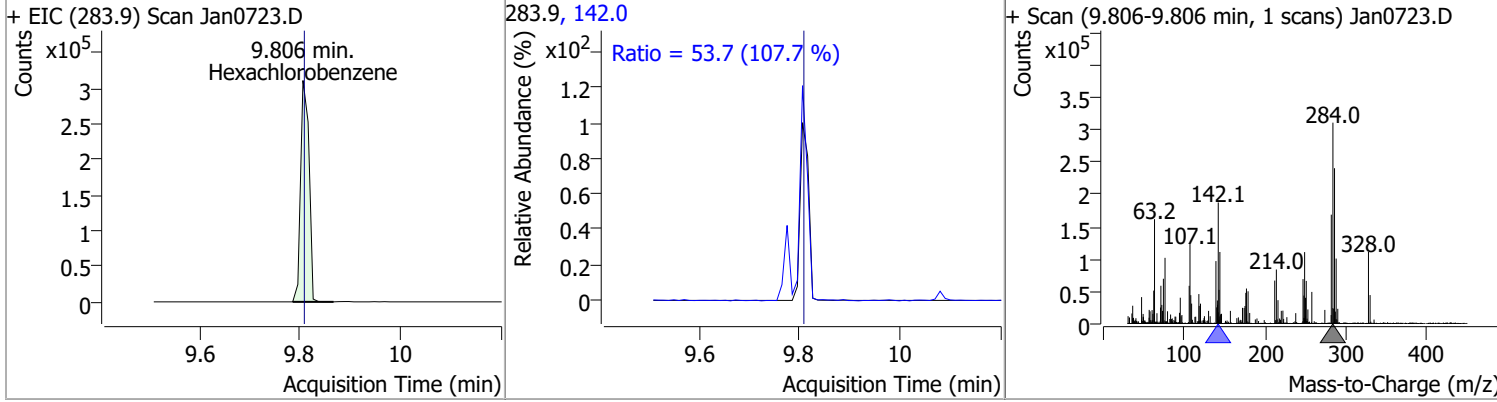
Compound	Conc.	RT	Dev(Min)	Resp.	QIon	QRatio	Lower	Upper
2,4,6-Tribromophenol	172.9661	9.46	0.01	253403	331.8	92.1	62.7	116.4



Compound	Conc.	RT	Dev(Min)	Resp.	QIon	QRatio	Lower	Upper
4-Bromophenyl-phenylether	95.7427	9.78	0.00	416006	250.0	98.9	68.8	127.8
					141.0	101.6	67.3	124.9



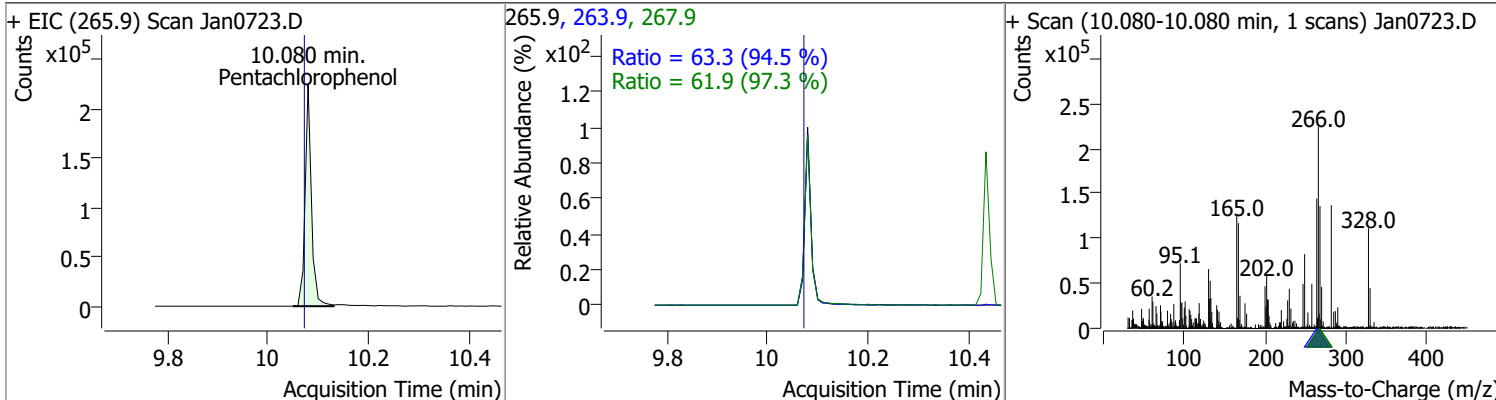
Compound	Conc.	RT	Dev(Min)	Resp.	QIon	QRatio	Lower	Upper
Hexachlorobenzene	83.1527	9.81	0.00	361812	142.0	53.7	34.9	64.8



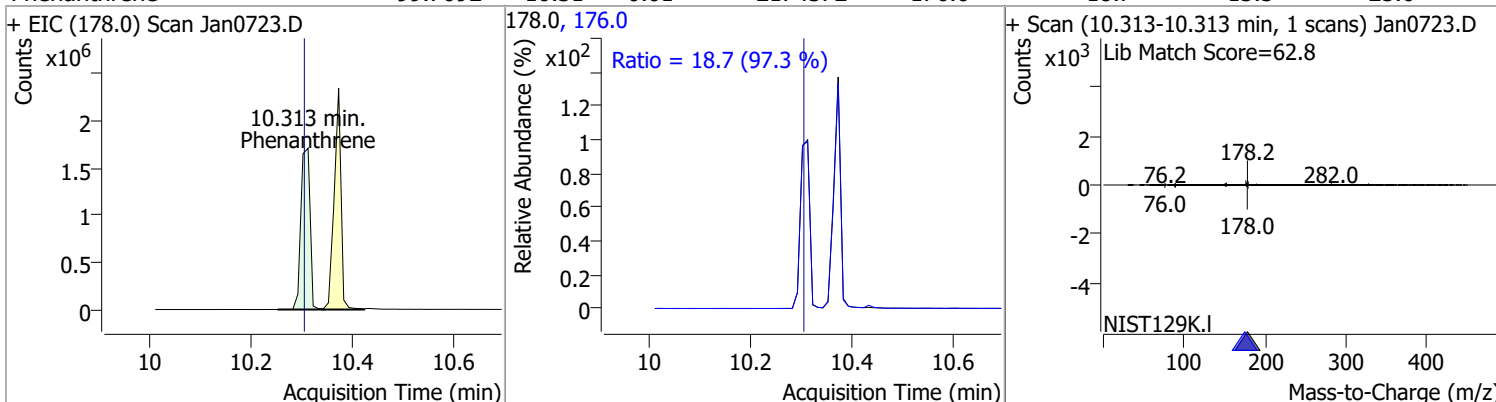


# Quantitation Results Report (QT Reviewed)

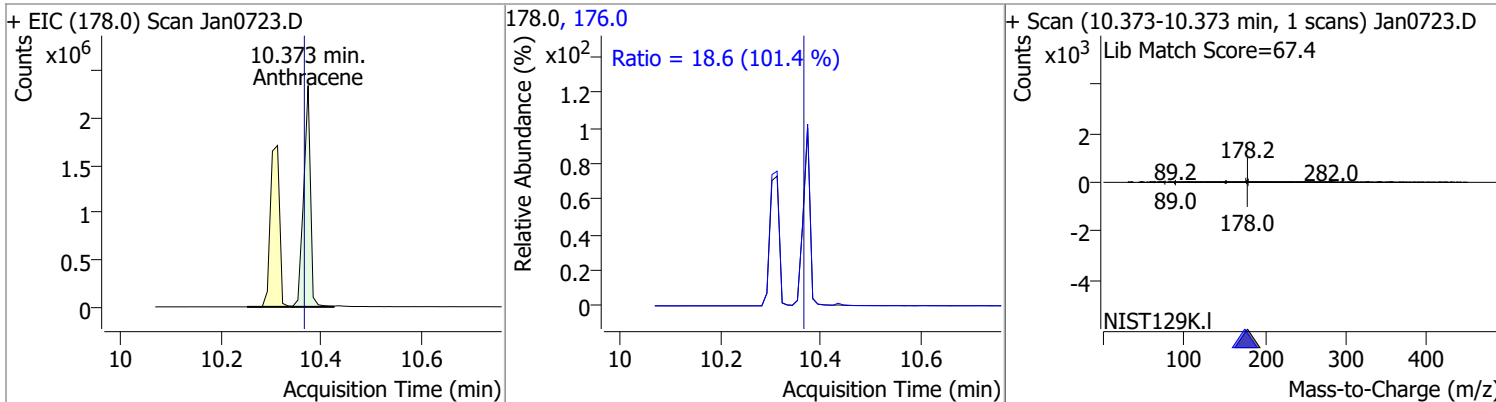
Compound	Conc.	RT	Dev(Min)	Resp.	QIon	QRatio	Lower	Upper
Pentachlorophenol	94.5444	10.08	0.01	195937	263.9	63.3	46.9	87.1
					267.9	61.9	44.6	82.7



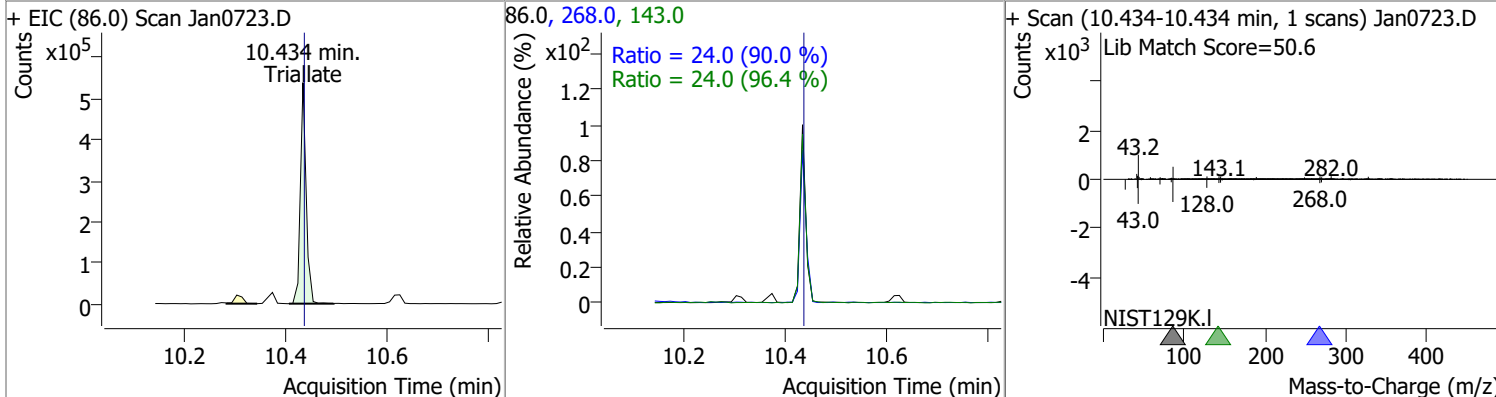
Compound	Conc.	RT	Dev(Min)	Resp.	QIon	QRatio	Lower	Upper
Phenanthrene	99.7092	10.31	0.01	2174372	176.0	18.7	13.5	25.0



Compound	Conc.	RT	Dev(Min)	Resp.	QIon	QRatio	Lower	Upper
Anthracene	103.5708	10.37	0.01	2204456	176.0	18.6	12.9	23.9



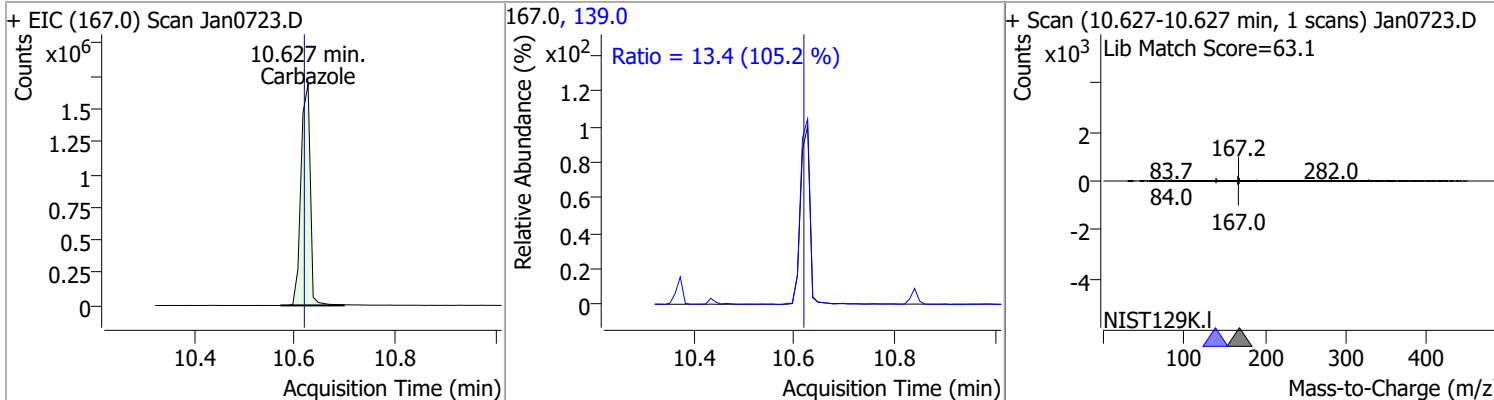
Compound	Conc.	RT	Dev(Min)	Resp.	QIon	QRatio	Lower	Upper
Triallate	92.6105	10.43	0.00	431969	268.0	24.0	18.7	34.7
					143.0	24.0	17.4	32.3



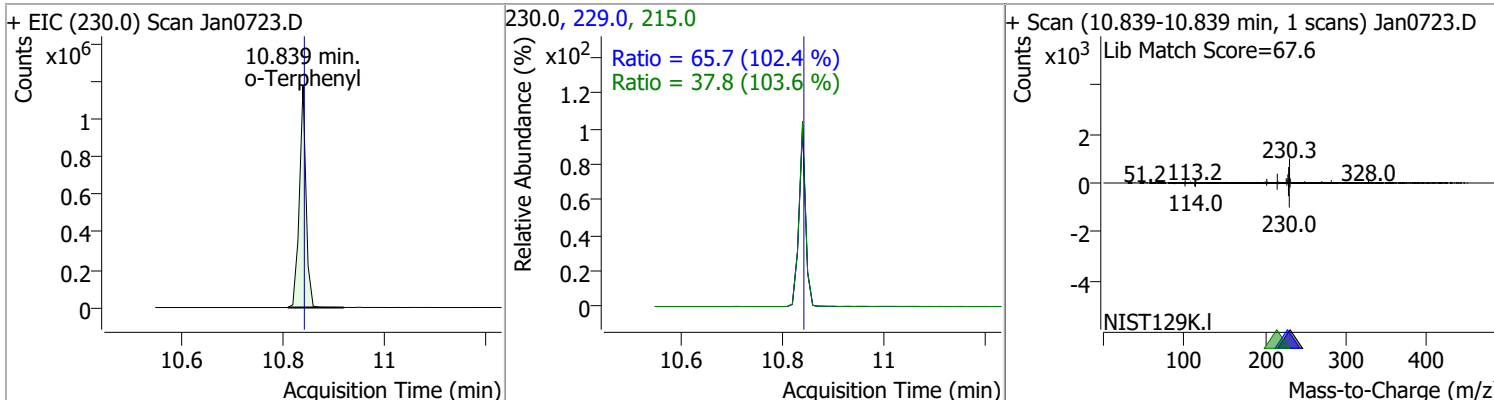


# Quantitation Results Report (QT Reviewed)

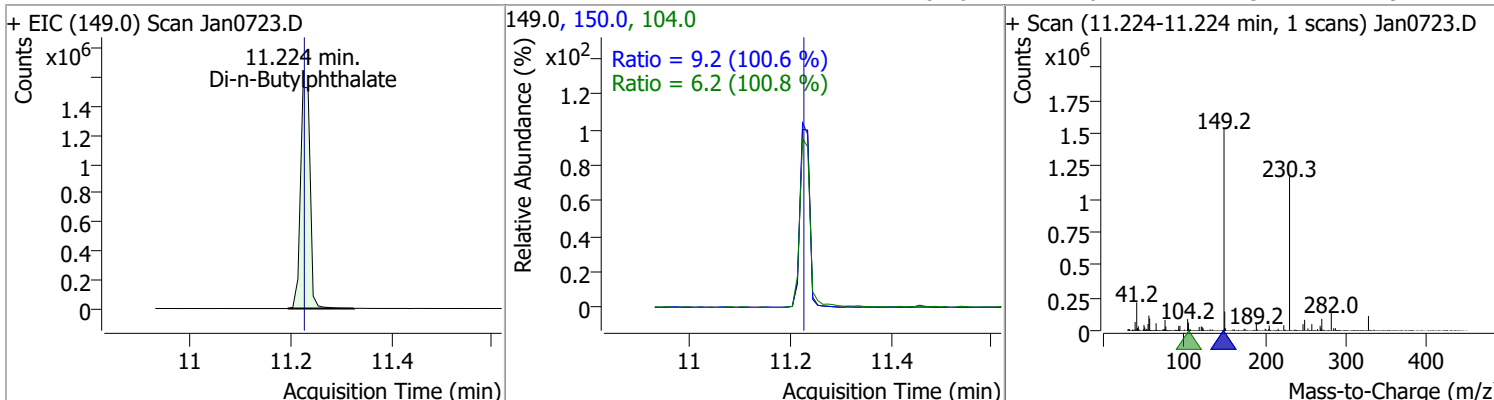
Compound	Conc.	RT	Dev(Min)	Resp.	QIon	QRatio	Lower	Upper
Carbazole	105.0131	10.63	0.01	2166780	139.0	13.4	8.9	16.6



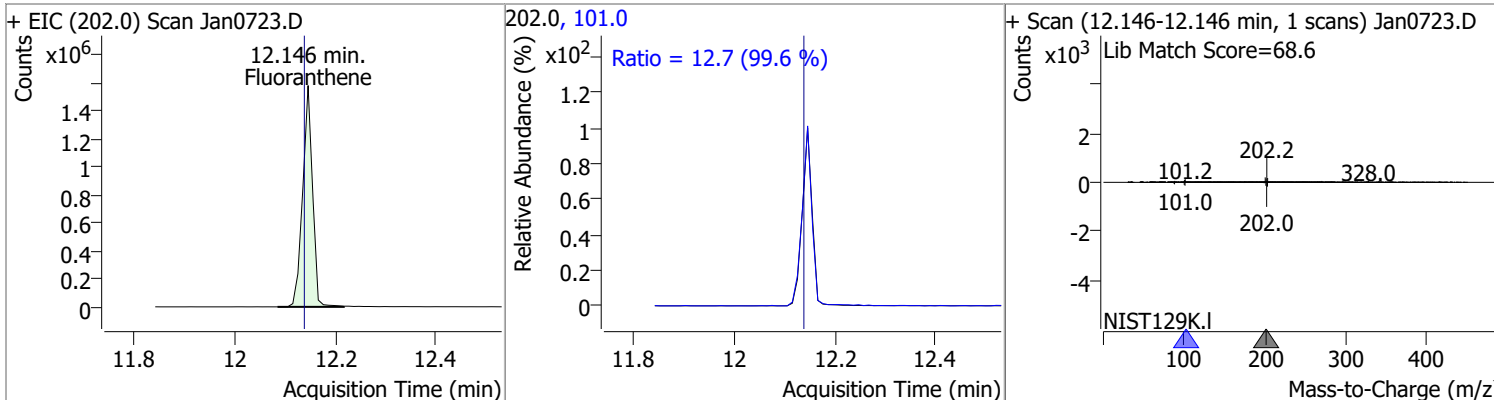
o-Terphenyl	86.3575	10.84	0.00	1076421	229.0	65.7	44.9	83.3
					215.0	37.8	25.6	47.5



Di-n-Butylphthalate	100.5116	11.22	0.00	2068882	150.0	9.2	6.4	11.9
					104.0	6.2	4.3	7.9

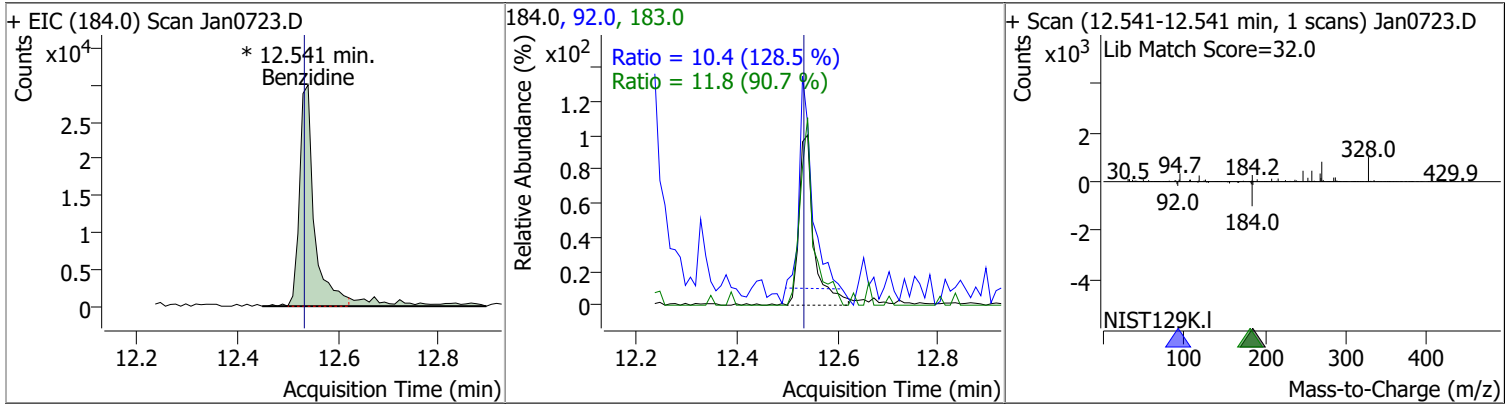


Fluoranthene	95.3138	12.15	0.01	2164561	101.0	12.7	8.9	16.6
--------------	---------	-------	------	---------	-------	------	-----	------

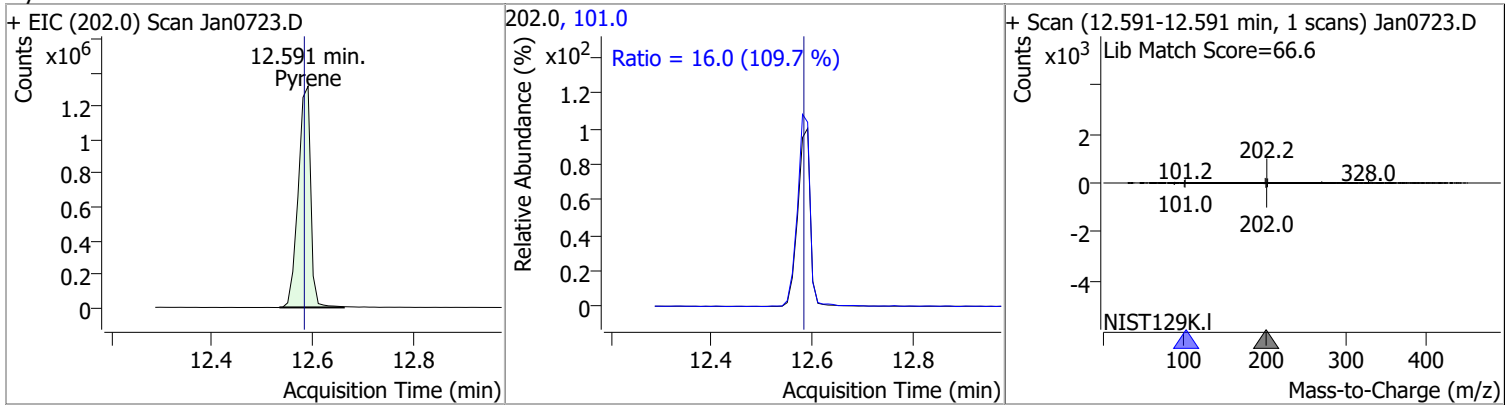


# Quantitation Results Report (QT Reviewed)

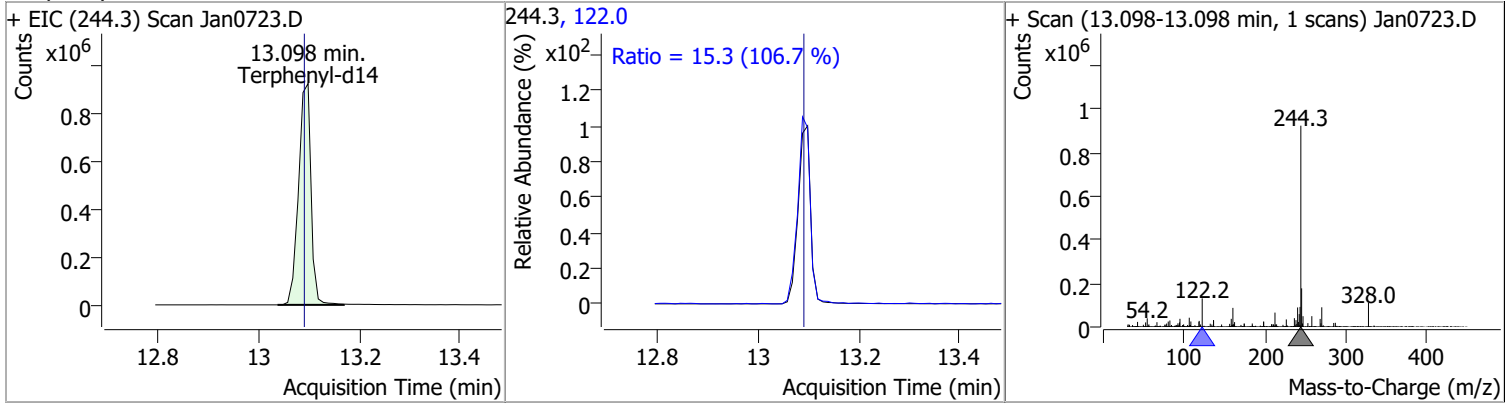
Compound	Conc.	RT	Dev(Min)	Resp.	QIon	QRatio	Lower	Upper
Benzidine	9.2684	12.54	0.01	69331 (m)	183.0	11.8	9.1	17.0
					92.0	10.4	5.7	10.5



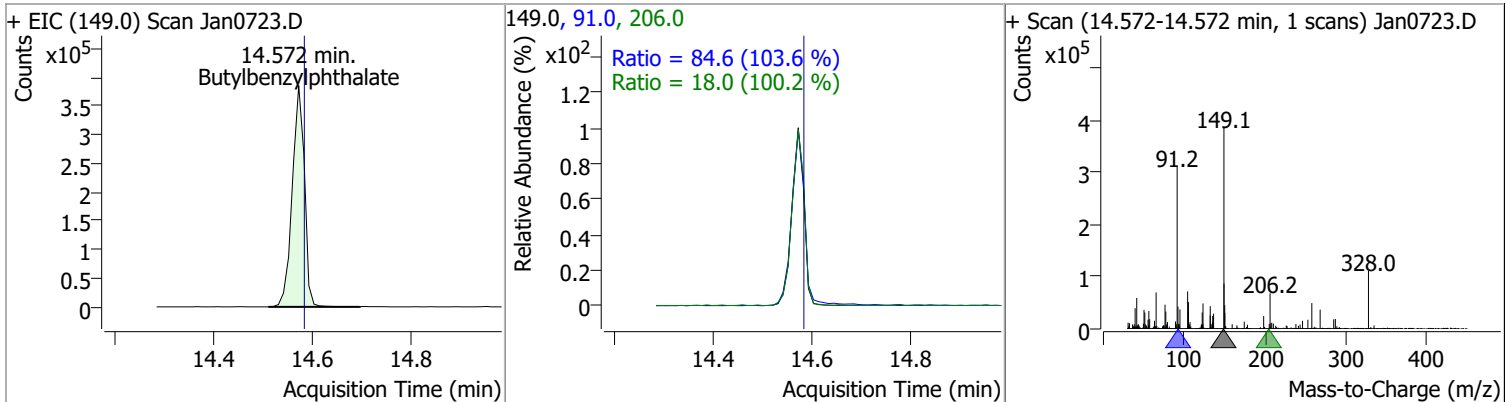
Compound	Conc.	RT	Dev(Min)	Resp.	QIon	QRatio	Lower	Upper
Pyrene	90.8616	12.59	0.01	2259188	101.0	16.0	10.2	19.0



Compound	Conc.	RT	Dev(Min)	Resp.	QIon	QRatio	Lower	Upper
Terphenyl-d14	96.2546	13.10	0.01	1584077	122.0	15.3	10.1	18.7

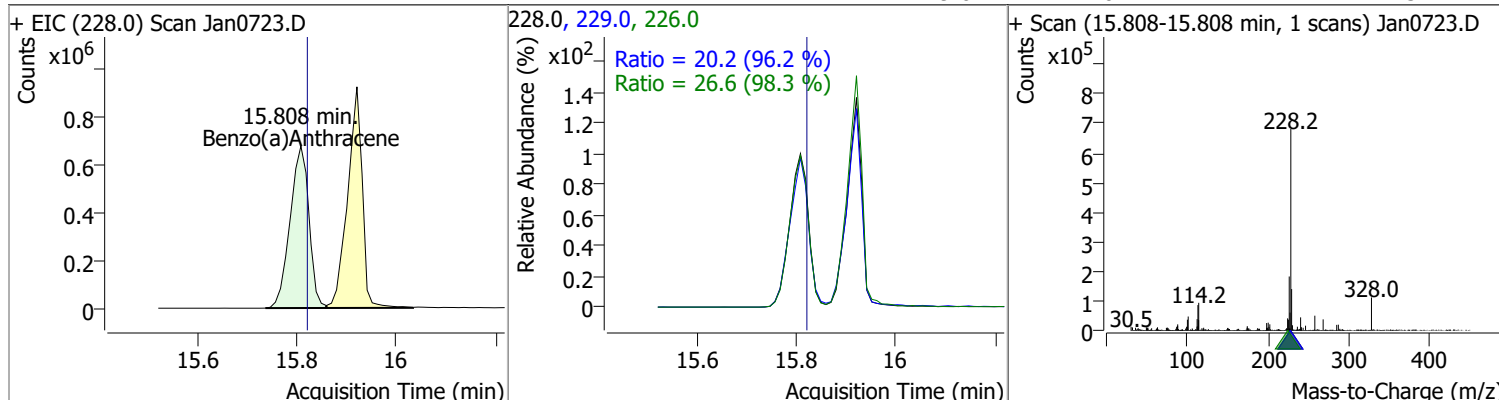


Compound	Conc.	RT	Dev(Min)	Resp.	QIon	QRatio	Lower	Upper
Butylbenzylphthalate	98.8095	14.57	0.01	657551	91.0	84.6	57.2	106.2
					206.0	18.0	12.6	23.3

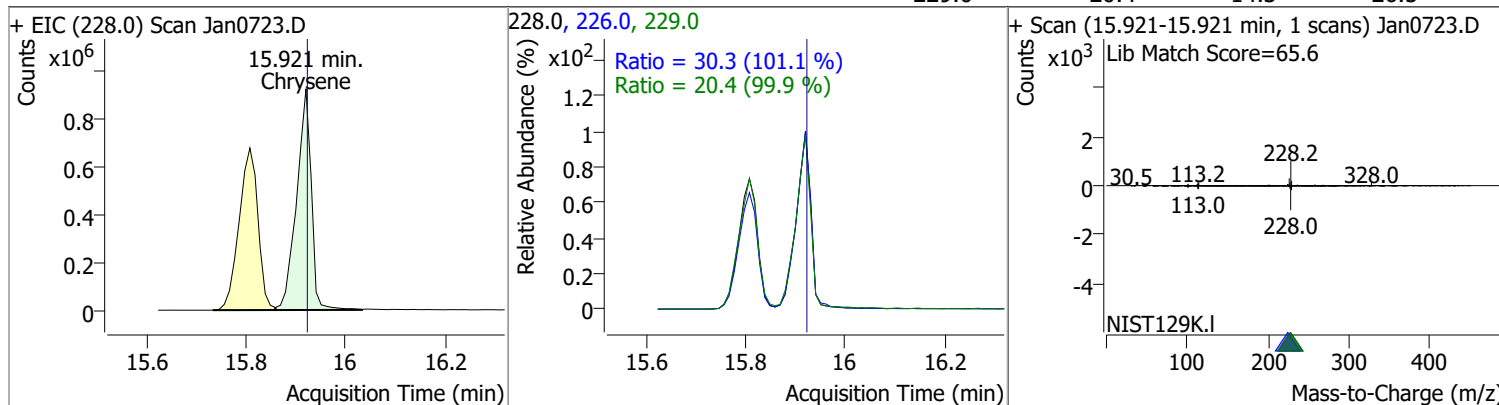


# Quantitation Results Report (QT Reviewed)

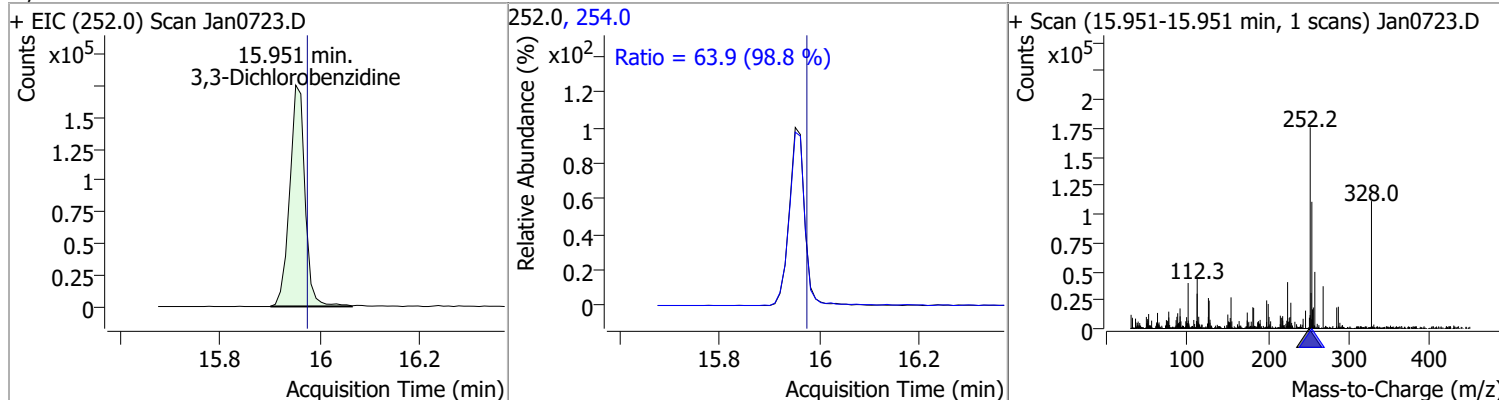
Compound	Conc.	RT	Dev(Min)	Resp.	QIon	QRatio	Lower	Upper
Benzo(a)Anthracene	101.1442	15.81	0.01	1784917	226.0	26.6	18.9	35.2
					229.0	20.2	14.7	27.3



Compound	Conc.	RT	Dev(Min)	Resp.	QIon	QRatio	Lower	Upper
Chrysene	99.1890	15.92	0.02	1902359	226.0	30.3	21.0	38.9
					229.0	20.4	14.3	26.5

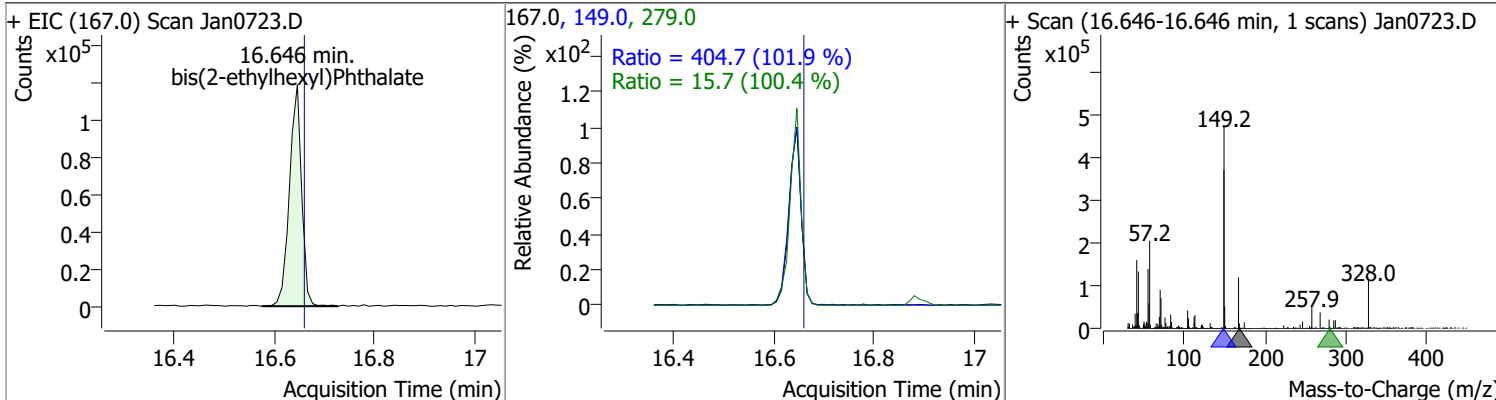


Compound	Conc.	RT	Dev(Min)	Resp.	QIon	QRatio	Lower	Upper
3,3-Dichlorobenzidine	63.1636	15.95	0.00	373706	254.0	63.9	45.3	84.1

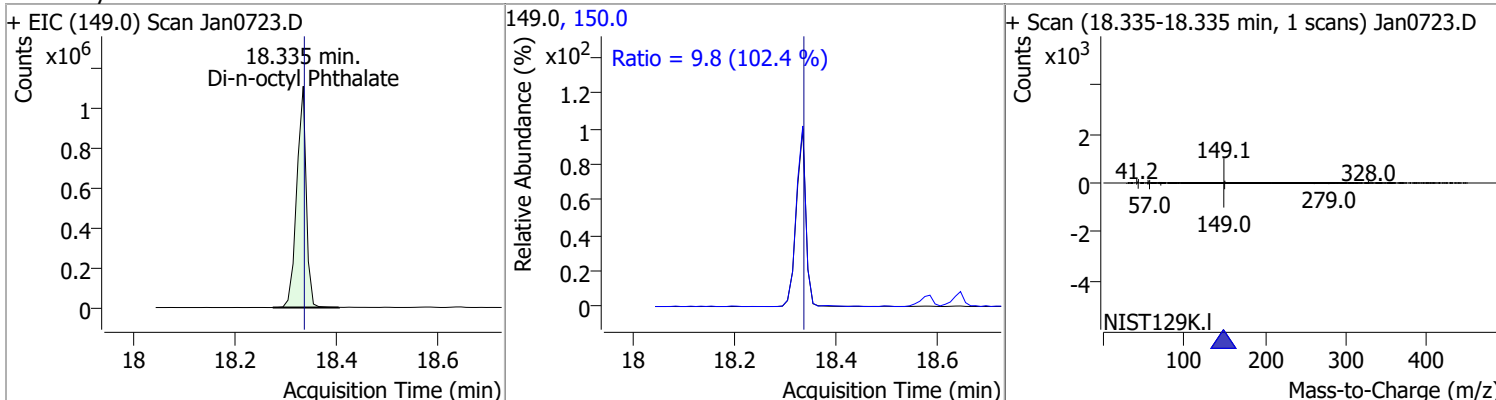


# Quantitation Results Report (QT Reviewed)

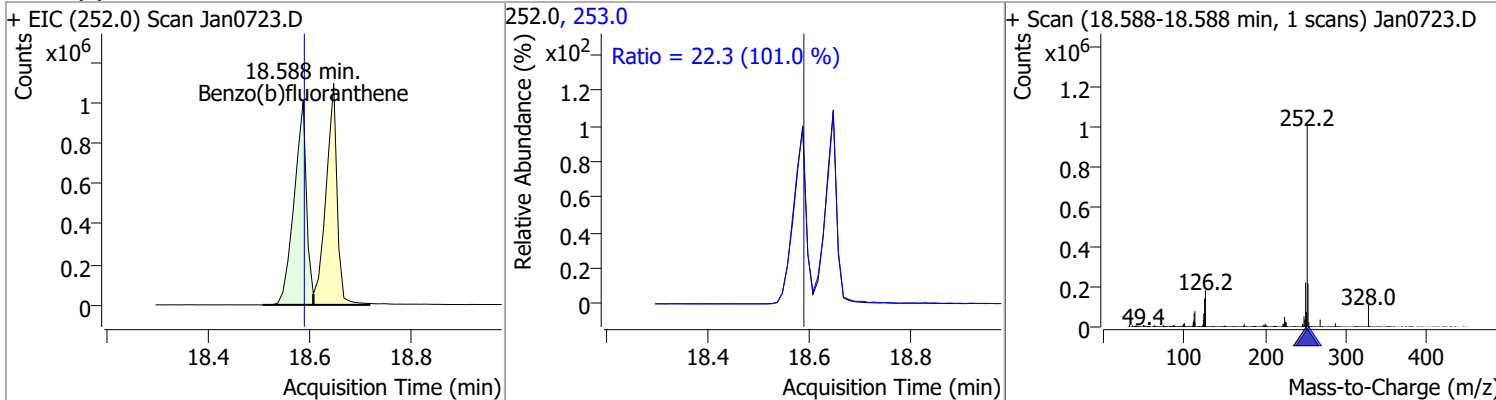
Compound	Conc.	RT	Dev(Min)	Resp.	QIon	QRatio	Lower	Upper
bis(2-ethylhexyl)Phthalate	86.2599	16.65	0.01	200546	149.0	404.7	278.0	516.2
					279.0	15.7	10.9	20.3



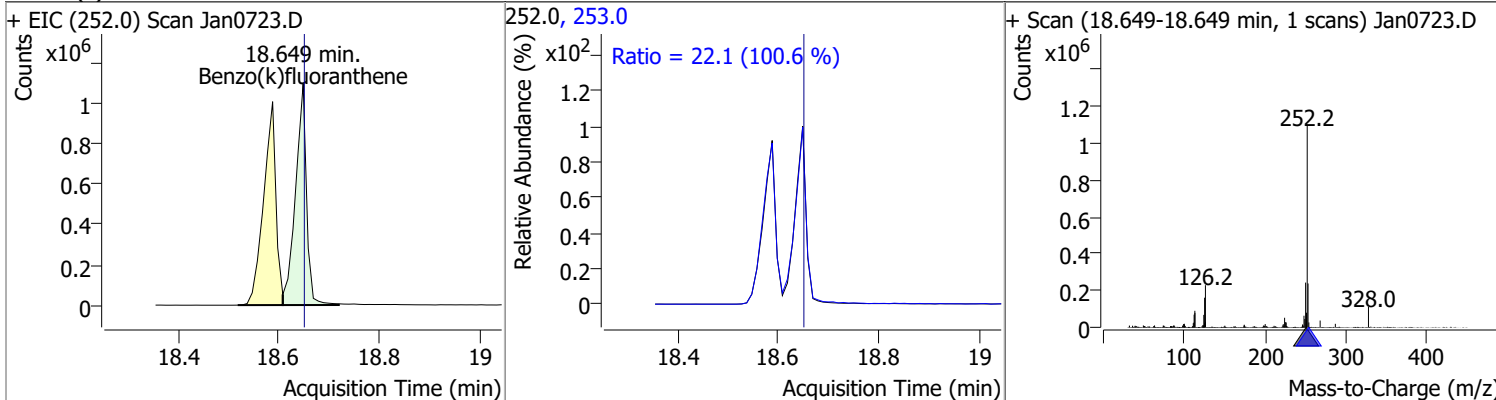
Compound	Conc.	RT	Dev(Min)	Resp.	QIon	QRatio	Lower	Upper
Di-n-octyl Phthalate	88.2853	18.33	0.01	1452173	150.0	9.8	6.7	12.4



Compound	Conc.	RT	Dev(Min)	Resp.	QIon	QRatio	Lower	Upper
Benzo(b)fluoranthene	98.1494	18.59	0.01	1713682	253.0	22.3	15.4	28.6

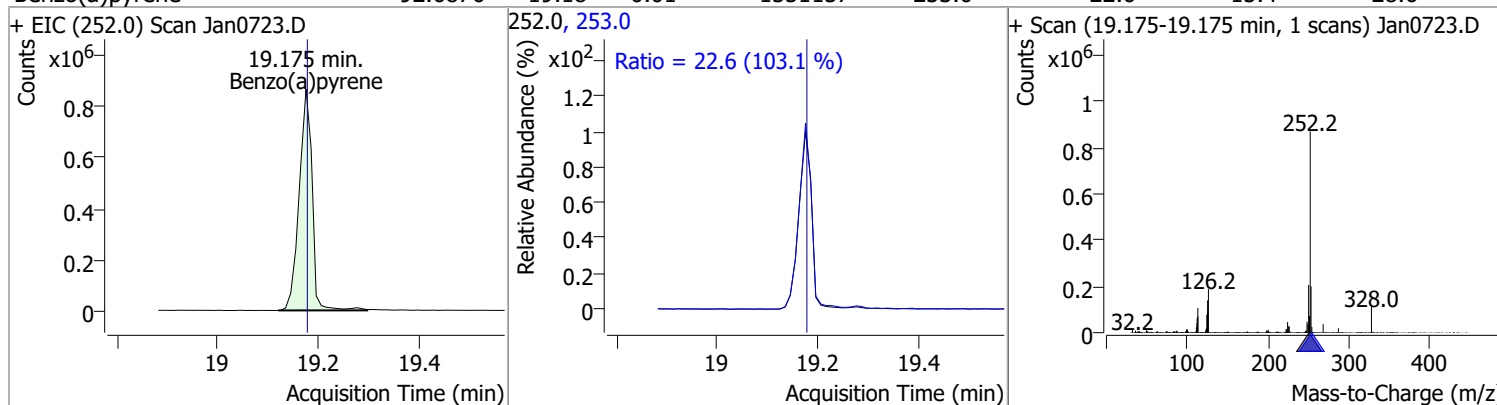


Compound	Conc.	RT	Dev(Min)	Resp.	QIon	QRatio	Lower	Upper
Benzo(k)fluoranthene	92.1276	18.65	0.01	1667639	253.0	22.1	15.3	28.5

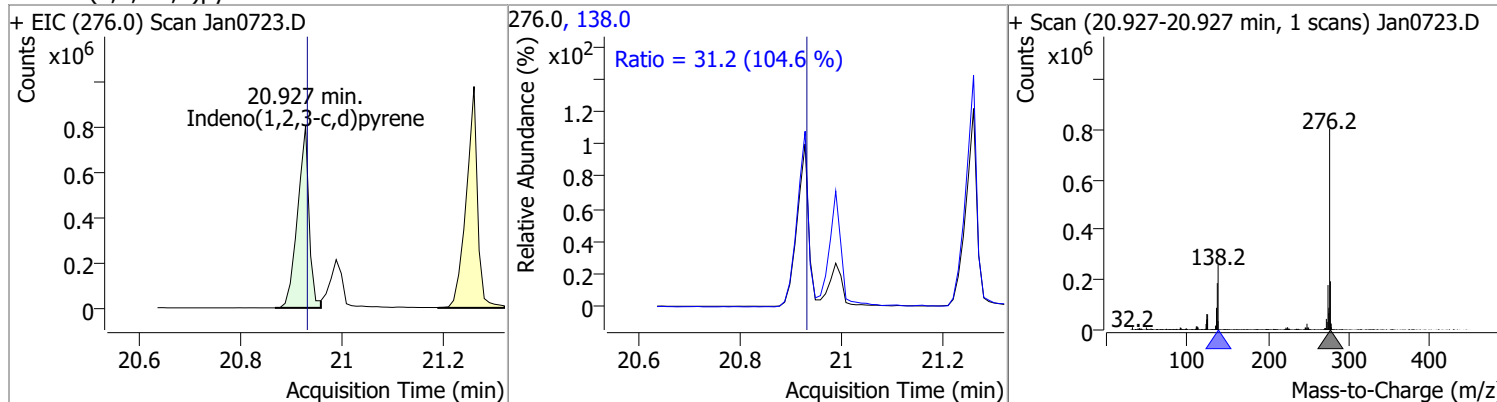


# Quantitation Results Report (QT Reviewed)

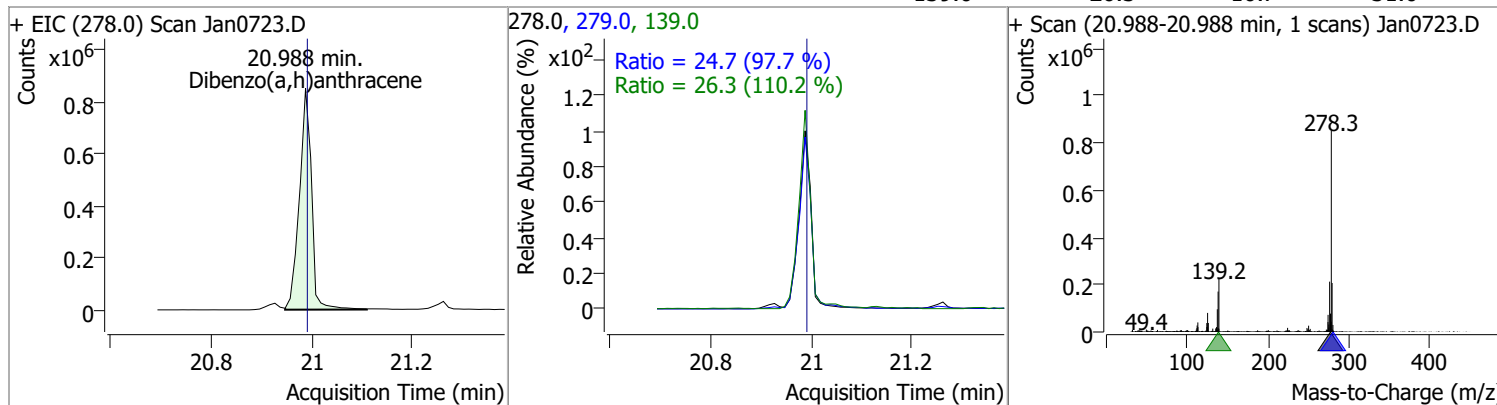
Compound	Conc.	RT	Dev(Min)	Resp.	QIon	QRatio	Lower	Upper
Benzo(a)pyrene	92.6876	19.18	0.01	1551157	253.0	22.6	15.4	28.6



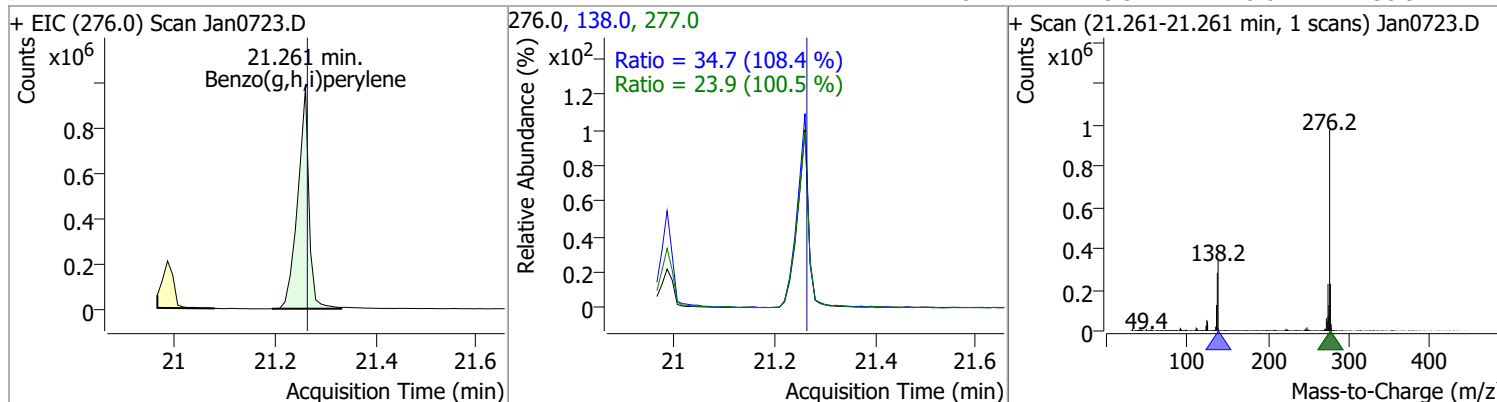
Compound	Conc.	RT	Dev(Min)	Resp.	QIon	QRatio	Lower	Upper
Indeno(1,2,3-c,d)pyrene	89.9097	20.93	0.01	1267387	138.0	31.2	20.9	38.8



Compound	Conc.	RT	Dev(Min)	Resp.	QIon	QRatio	Lower	Upper
Dibenzo(a,h)anthracene	92.7520	20.99	0.01	1417201	279.0	24.7	17.7	32.8
					139.0	26.3	16.7	31.0

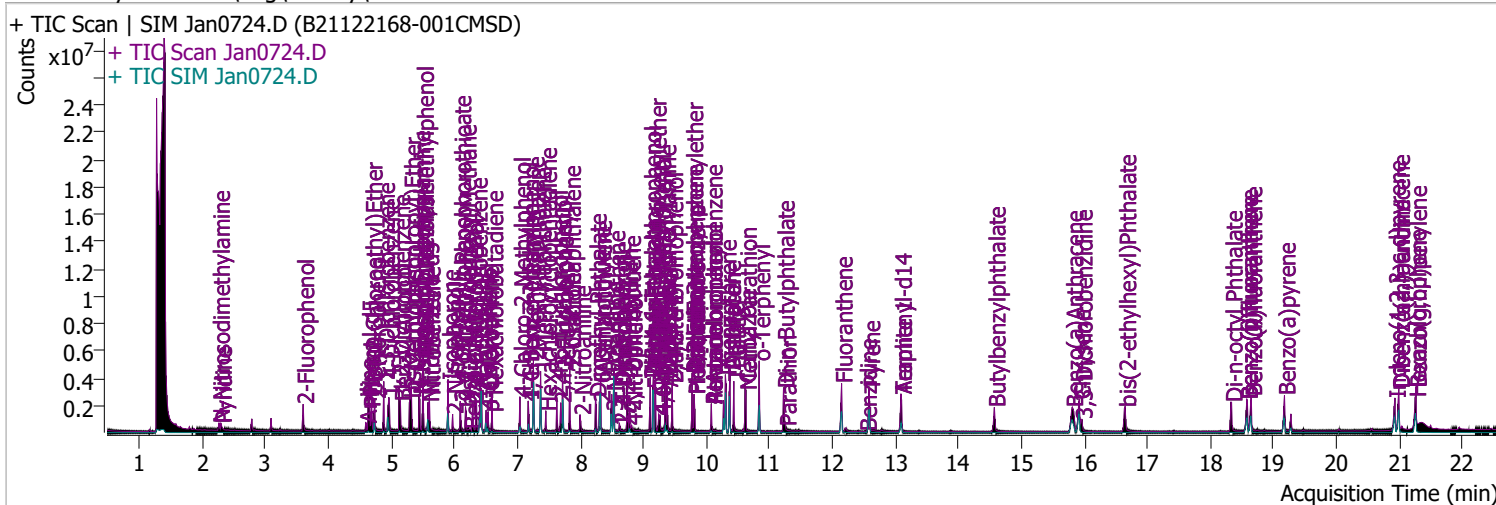


Compound	Conc.	RT	Dev(Min)	Resp.	QIon	QRatio	Lower	Upper
Benzo(g,h,i)perylene	92.4322	21.26	0.01	1512473	138.0	34.7	22.4	41.6
					277.0	23.9	16.6	30.9



# Quantitation Results Report (QT Reviewed)

Data File	Jan0724.D	Operator	LIMS import
Acq. Method	BNA+SIM.M	Acq. Date-Time	1/8/2022 12:54:50 AM
Sample Name	B21122168-001CMSD	Instrument	Instrument #1
Vial	24	Multiplier	1.00
DA Method File		Comment	SVOC-8270-W-LARGO
Tune File	dftppdsm.u	Tune Date	1/7/2022 12:13:00 PM
Batch Name	010722 DoD BNA cal 1.batch.bin	Last Calib Update	1/11/2022 8:55:14 AM
Ref Library	D:\Org\Library\NIST129K.I		



Compound	RT	QIon	Resp.	Conc.	Units	Dev(Min)
----------	----	------	-------	-------	-------	----------

**Internal Standards**

**System Monitoring Compounds**

S 2-Fluorophenol	3.602	112.0	584338	79.8786	µg/L	0.021
Spiked Amount: 200.000	Range: 10.0 - 75.0%			Recovery = 39.94%		
S Phenol-d5	4.634	99.0	881927	90.6837	µg/L	0.010
Spiked Amount: 200.000	Range: 10.0 - 65.0%			Recovery = 45.34%		
S Nitrobenzene-d5	5.584	82.0	417156	78.5424	µg/L	0.000
Spiked Amount: 100.000	Range: 32.0 - 94.0%			Recovery = 78.54%		
S 2-Fluorobiphenyl	7.718	172.0	1286323	77.8372	µg/L	0.000
Spiked Amount: 100.000	Range: 28.0 - 107.0%			Recovery = 77.84%		
S 2,4,6-Tribromophenol	9.458	329.8	232282	162.2293	µg/L	0.010
Spiked Amount: 200.000	Range: 25.0 - 140.0%			Recovery = 81.11%		
S Terphenyl-d14	13.088	244.3	1523544	93.7651	µg/L	0.000
Spiked Amount: 100.000	Range: 32.0 - 122.0%			Recovery = 93.77%		

**Target Compounds**

Compound	RT	QIon	Resp.	Conc.	Units	QValue
T N-Nitrosodimethylamine	2.264	74.0	132468	42.7428	µg/L	98
T Pyridine	2.295	79.0	156652	23.5759	µg/L	99
T Aniline	4.593	93.0	282941	21.8041	µg/L	m 96
T Phenol	4.654	94.0	507691	47.4736	µg/L	91
T bis(-2-Chloroethyl)Ether	4.685	63.0	649313	80.7841	µg/L	m 98
T 2-Chlorophenol	4.736	128.0	605331	69.7006	µg/L	99
T 1,3-Dichlorobenzene	4.879	146.0	733933	64.0546	µg/L	m 99
T 1,4-Dichlorobenzene	4.961	146.0	716686	62.2369	µg/L	m 99
T 1,2-Dichlorobenzene	5.124	146.0	707223	62.2891	µg/L	99
T Benzyl Alcohol	5.144	108.0	306081	63.1054	µg/L	m 98
T bis(2-chloroisopropyl)Ether	5.298	121.0	191407	62.0718	µg/L	98
T 2-Methylphenol	5.308	107.0	568722	74.0274	µg/L	96
T N-nitroso-Di-n-propylamine	5.441	70.0	462627	87.1483	µg/L	99
T 4Methylphenol/3Methylphenol	5.502	107.0	772025	74.4000	µg/L	98
T Hexachloroethane	5.502	117.0	184910	56.6785	µg/L	99



# Quantitation Results Report (QT Reviewed)

Compound	RT	QIon	Resp.	Conc.	Units	Dev(Min)
T Nitrobenzene	5.604	123.1	217612	77.0358	µg/L	95
T Isophorone	5.900	82.0	1072951	88.8384	µg/L	98
T 2-Nitrophenol	5.972	139.0	170865	80.3775	µg/L	97
T 2,4-Dimethylphenol	6.095	122.0	393527	65.7968	µg/L	99
T bis(-2-Chloroethoxy)Methane	6.177	93.0	606944	85.3784	µg/L	99
T Benzoic Acid	6.249	105.0	103037	34.7759	µg/L	90
T 2,4-Dichlorophenol	6.290	162.0	422929	76.4617	µg/L	98
T 1,2,4-Trichlorobenzene	6.352	180.0	497959	70.7592	µg/L	99
T Naphthalene	6.424	128.0	1701287	82.9949	µg/L	m 100
T 4-Chlorophenol	6.506	130.0	155789	82.0836	µg/L	87
T p-Chloroaniline	6.537	127.0	424606	53.2912	µg/L	92
T Hexachlorobutadiene	6.598	224.9	241591	63.8176	µg/L	97
T 4-Chloro-2-Methylphenol	7.040	107.0	414918	80.6646	µg/L	m 97
T 4-Chloro-3-Methylphenol	7.173	107.0	484409	89.1637	µg/L	m 98
T 2-Methylnaphthalene	7.256	141.0	1101414	88.1158	µg/L	99
T 1-Methylnaphthalene	7.369	141.0	961975	78.6285	µg/L	100
T Hexachlorocyclopentadiene	7.451	236.9	155404	62.7205	µg/L	98
T 2,4,6-Trichlorophenol	7.625	196.0	284654	78.3515	µg/L	99
T 2,4,5-Trichlorophenol	7.687	196.0	315567	76.3235	µg/L	99
T 2-Chloronaphthalene	7.831	162.0	1160394	84.1640	µg/L	99
T 2-Nitroaniline	7.995	65.0	201752	84.1714	µg/L	99
T Dimethyl Phthalate	8.241	163.0	1270128	91.8990	µg/L	98
T 2,6-Dinitrotoluene	8.302	165.0	168243	90.8422	µg/L	96
T Acenaphthylene	8.323	152.1	1904404	85.6755	µg/L	100
T 3-Nitroaniline	8.507	138.0	147080	73.9123	µg/L	94
T Acenaphthene	8.538	154.0	1222390	96.1410	µg/L	99
T 2,4-Dinitrophenol	8.620	184.0	75119	76.4714	µg/L	97
T Dibenzofuran	8.742	168.0	1832003	91.0412	µg/L	99
T 2,4-Dinitrotoluene	8.783	165.0	227211	91.8588	µg/L	86
T 4-Nitrophenol	8.814	109.0	73560	38.0759	µg/L	97
T Diethylphthalate	9.111	149.0	1445049	98.7009	µg/L	99
T Fluorene	9.162	166.0	1518119	92.4383	µg/L	99
T 4-Chlorophenyl-phenylether	9.192	204.0	644304	86.1258	µg/L	97
T 4-Nitroaniline	9.244	138.0	166257	82.9895	µg/L	95
T 4,6-Dinitro-2-methylphenol	9.264	198.0	113855	80.9974	µg/L	98
T N-nitrosodiphenylamine	9.346	169.0	944710	90.4513	µg/L	98
T Azobenzene	9.377	77.0	1046895	84.0868	µg/L	96
T 4-Bromophenyl-phenylether	9.776	248.0	370348	87.0844	µg/L	96
T Hexachlorobenzene	9.806	283.9	324381	76.1929	µg/L	95
T Pentachlorophenol	10.080	265.9	181911	89.6034	µg/L	96
T Phenanthrene	10.303	178.0	2049784	95.4042	µg/L	100
T Anthracene	10.373	178.0	1989849	95.3358	µg/L	99
T Triallate	10.434	86.0	386833	85.1291	µg/L	96
T Carbazole	10.617	167.0	1984377	97.4078	µg/L	98
T o-Terphenyl	10.839	230.0	965308	78.4377	µg/L	99
T Di-n-Butylphthalate	11.224	149.0	1825325	91.5877	µg/L	99
T Fluoranthene	12.146	202.0	1948430	86.8985	µg/L	98
T Benzidine	12.531	184.0	19111	3.5284	µg/L	m 96
T Pyrene	12.581	202.0	2075461	84.5442	µg/L	98
T Butylbenzylphthalate	14.572	149.0	587608	90.1339	µg/L	98
T Benzo(a)Anthracene	15.808	228.0	1610203	91.9991	µg/L	100
T Chrysene	15.921	228.0	1744629	91.4256	µg/L	99
T 3,3-Dichlorobenzidine	15.951	252.0	358430	61.2120	µg/L	100
T bis(2-ethylhexyl)Phthalate	16.646	167.0	194755	84.6743	µg/L	99
T Di-n-octyl Phthalate	18.335	149.0	1318341	81.4126	µg/L	99

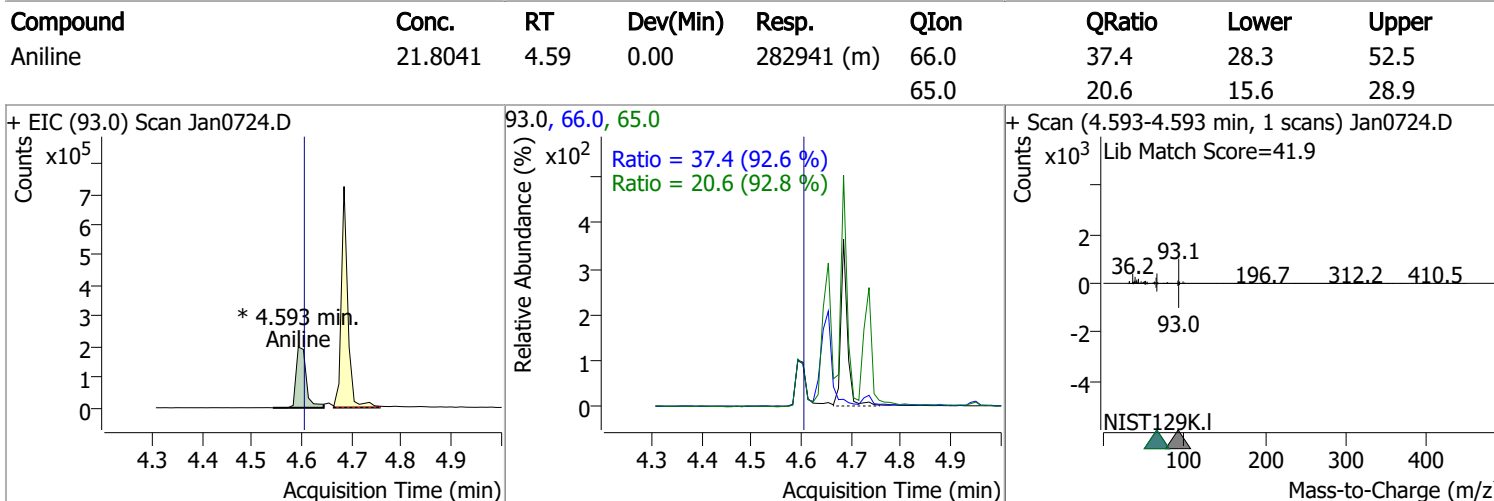
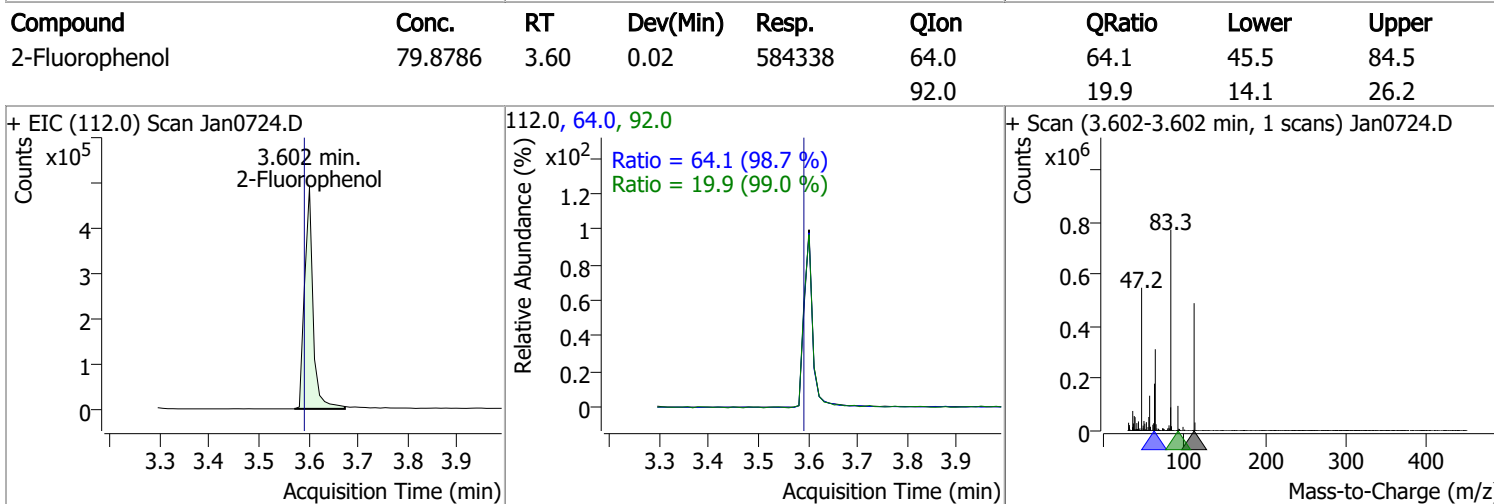
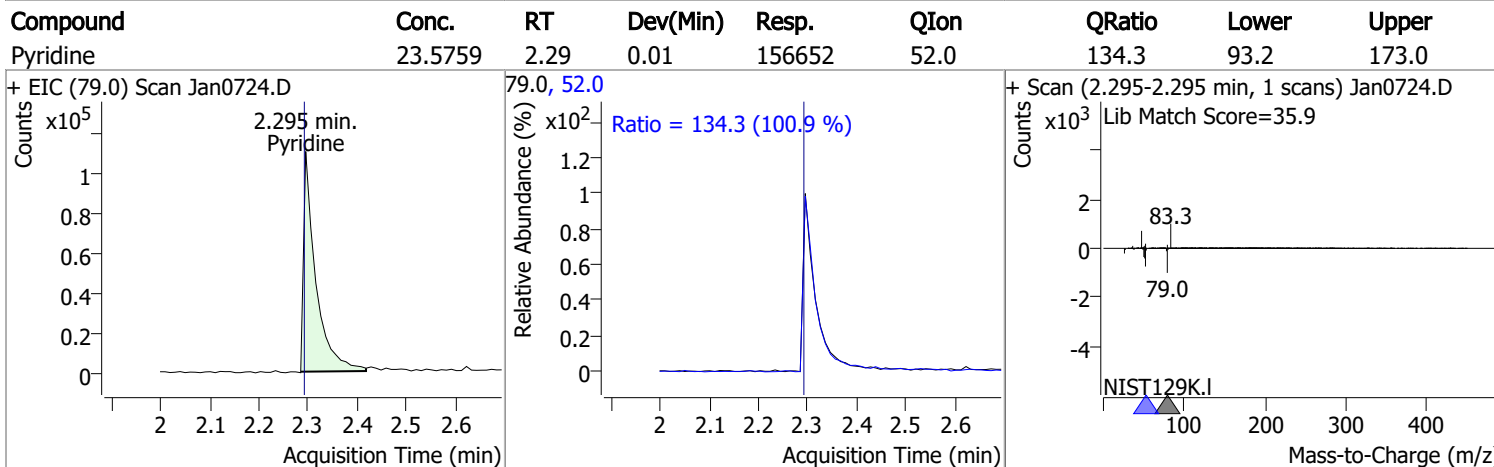
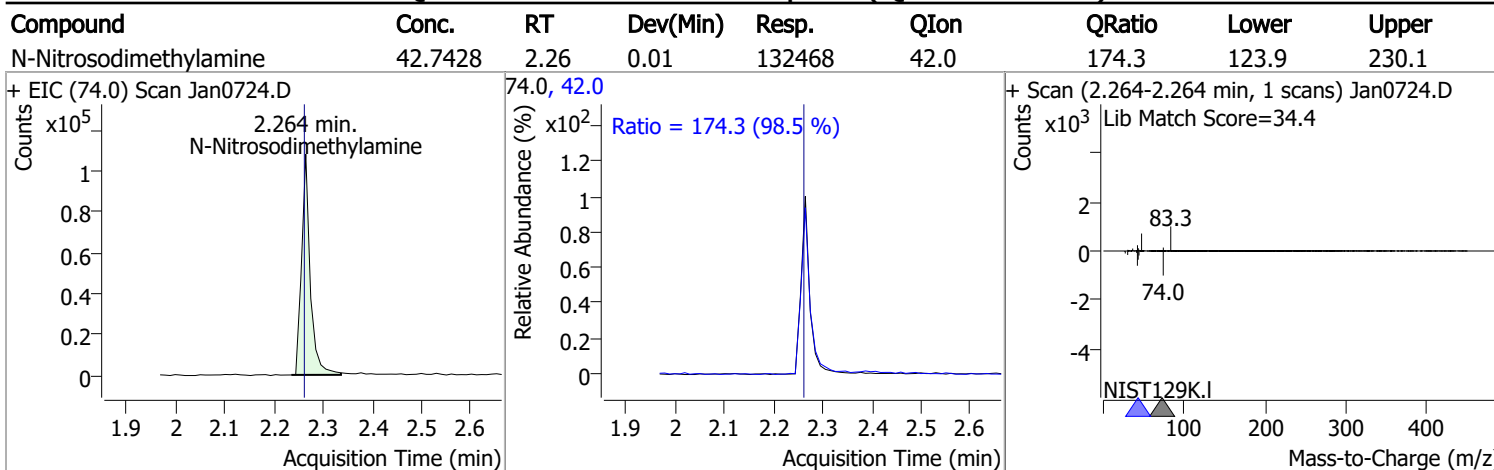
# Quantitation Results Report (QT Reviewed)

Compound	RT	QIon	Resp.	Conc.	Units	Dev(Min)
T Benzo(b)fluoranthene	18.578	252.0	1610983	92.7994	µg/L	100
T Benzo(k)fluoranthene	18.649	252.0	1545885	85.8938	µg/L	99
T Benzo(a)pyrene	19.176	252.0	1434656	86.5134	µg/L	99
T Indeno(1,2,3-c,d)pyrene	20.927	276.0	1205109	86.1686	µg/L	97
T Dibenzo(a,h)anthracene	20.988	278.0	1400729	92.2338	µg/L	99
T Benzo(g,h,i)perylene	21.262	276.0	1529565	94.0157	µg/L	97

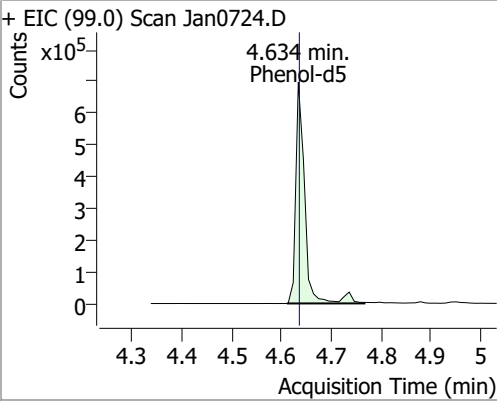
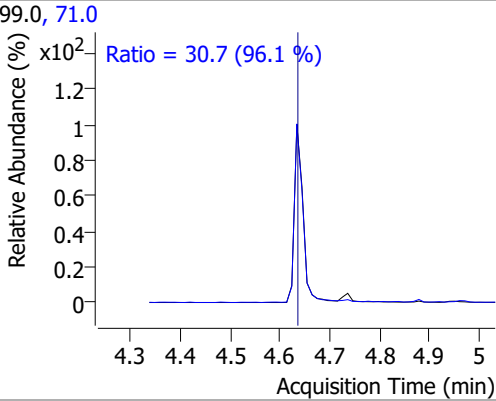
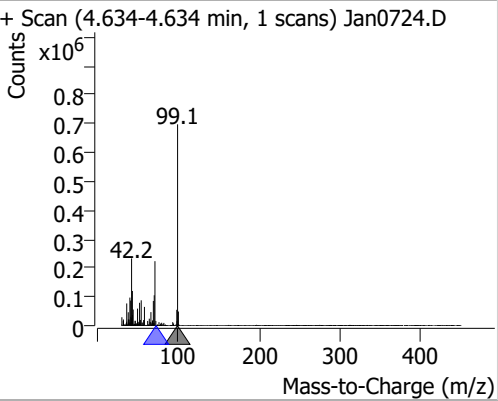
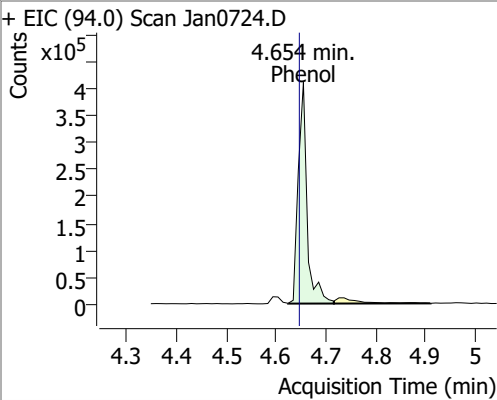
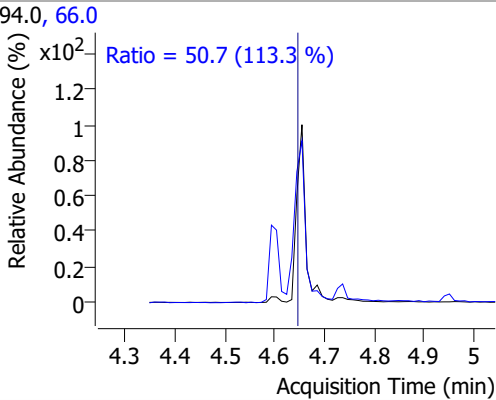
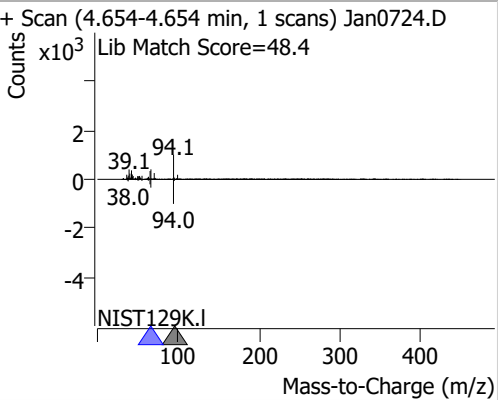
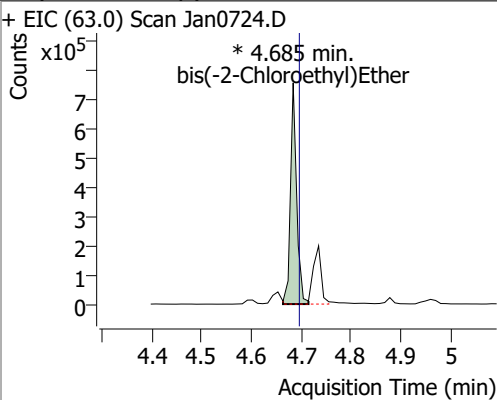
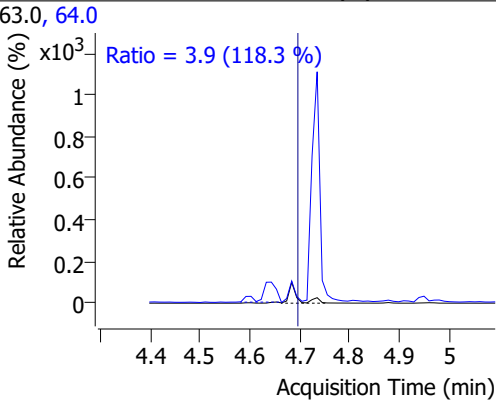
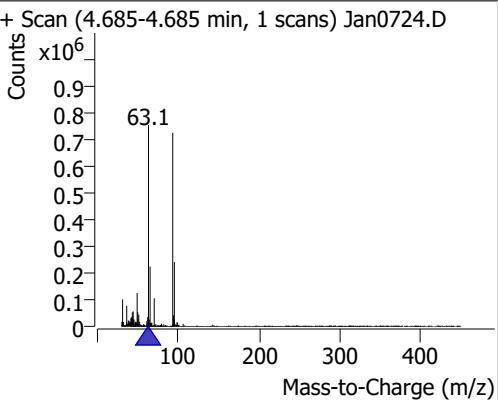
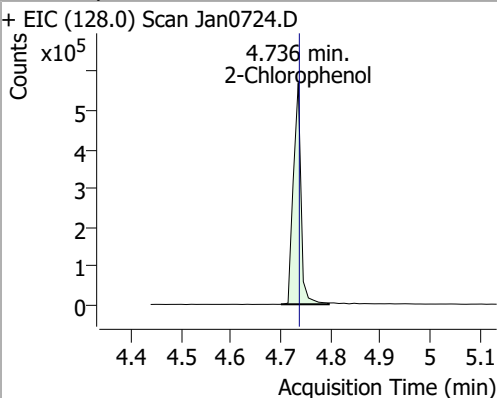
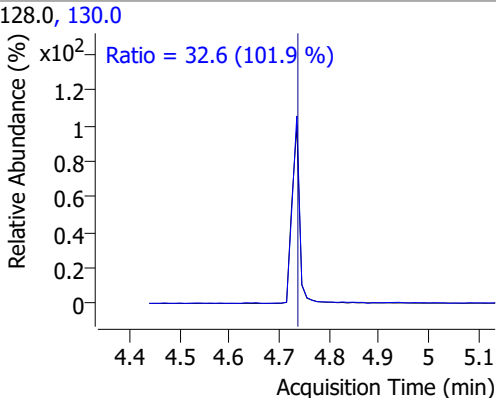
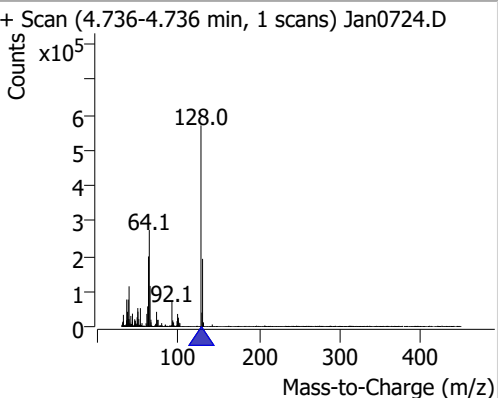
(#) = Qualifier Out of Range; (m) = Manual Integration; (+) = Area Summed; (\*) = Surrogate Percent Recovery Out of Range; (d): Zeroed Peak



# Quantitation Results Report (QT Reviewed)

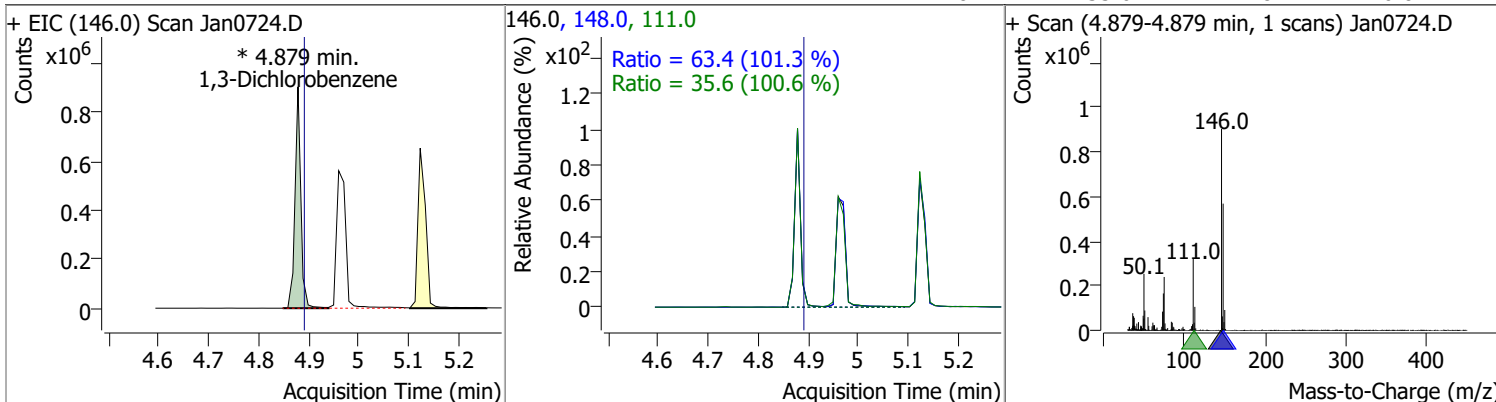


# Quantitation Results Report (QT Reviewed)

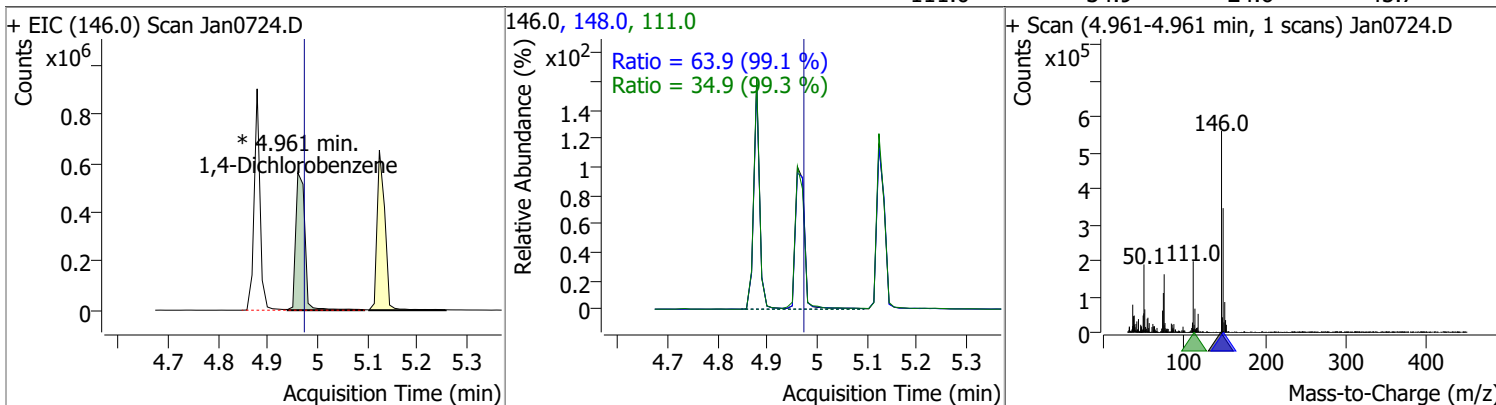
Compound	Conc.	RT	Dev(Min)	Resp.	QIon	QRatio	Lower	Upper
Phenol-d5	90.6837	4.63	0.01	881927	71.0	30.7	22.3	41.5
+ EIC (99.0) Scan Jan0724.D 			99.0, 71.0 			+ Scan (4.634-4.634 min, 1 scans) Jan0724.D 		
Phenol	47.4736	4.65	0.02	507691	66.0	50.7	31.3	58.2
+ EIC (94.0) Scan Jan0724.D 			94.0, 66.0 			+ Scan (4.654-4.654 min, 1 scans) Jan0724.D Lib Match Score=48.4 		
bis(-2-Chloroethyl)Ether	80.7841	4.68	0.00	649313 (m)	64.0	3.9	2.3	4.3
+ EIC (63.0) Scan Jan0724.D 			63.0, 64.0 			+ Scan (4.685-4.685 min, 1 scans) Jan0724.D 		
2-Chlorophenol	69.7006	4.74	0.01	605331	130.0	32.6	22.4	41.6
+ EIC (128.0) Scan Jan0724.D 			128.0, 130.0 			+ Scan (4.736-4.736 min, 1 scans) Jan0724.D 		

# Quantitation Results Report (QT Reviewed)

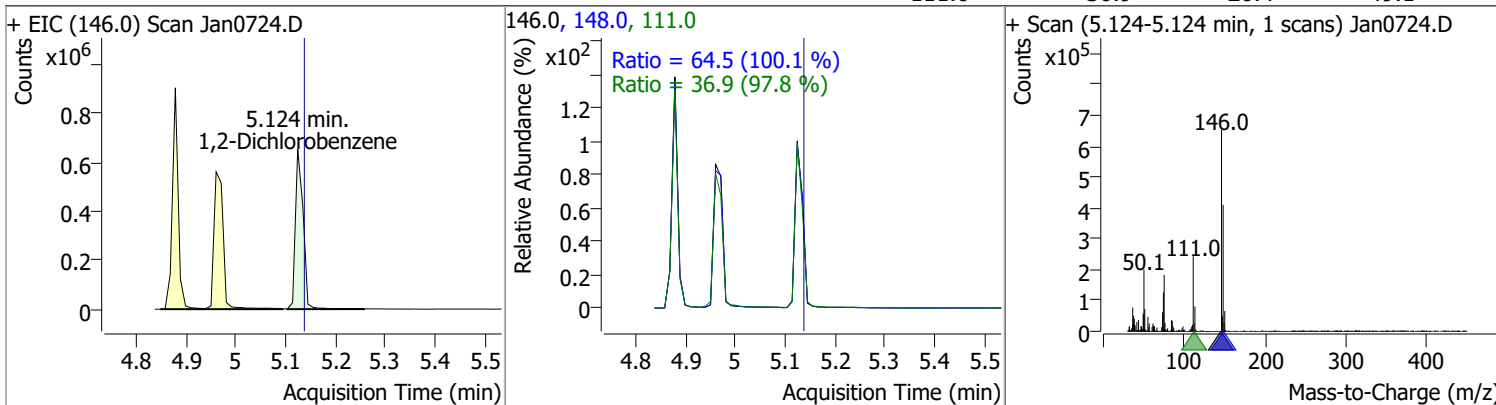
Compound	Conc.	RT	Dev(Min)	Resp.	QIon	QRatio	Lower	Upper
1,3-Dichlorobenzene	64.0546	4.88	0.00	733933 (m)	148.0	63.4	43.8	81.3
					111.0	35.6	24.8	46.0



Compound	Conc.	RT	Dev(Min)	Resp.	QIon	QRatio	Lower	Upper
1,4-Dichlorobenzene	62.2369	4.96	0.00	716686 (m)	148.0	63.9	45.1	83.8
					111.0	34.9	24.6	45.7

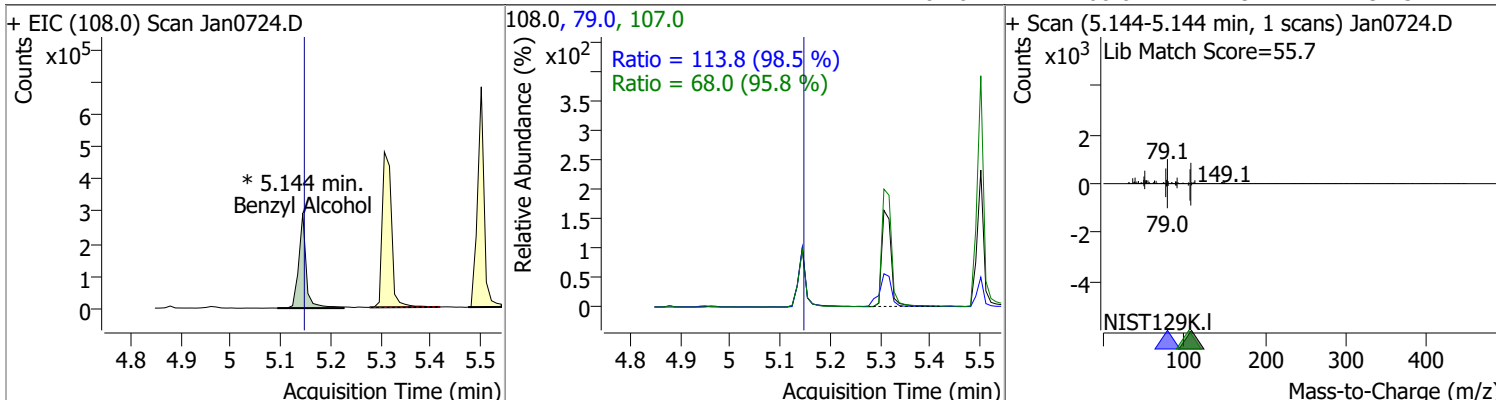


Compound	Conc.	RT	Dev(Min)	Resp.	QIon	QRatio	Lower	Upper
1,2-Dichlorobenzene	62.2891	5.12	0.00	707223	148.0	64.5	45.1	83.8
					111.0	36.9	26.4	49.1

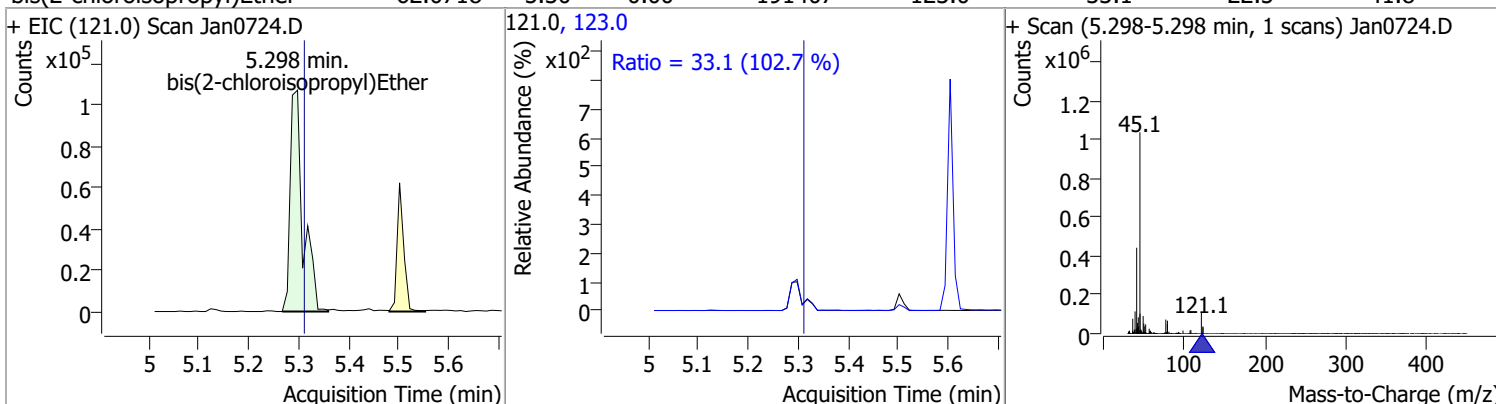


# Quantitation Results Report (QT Reviewed)

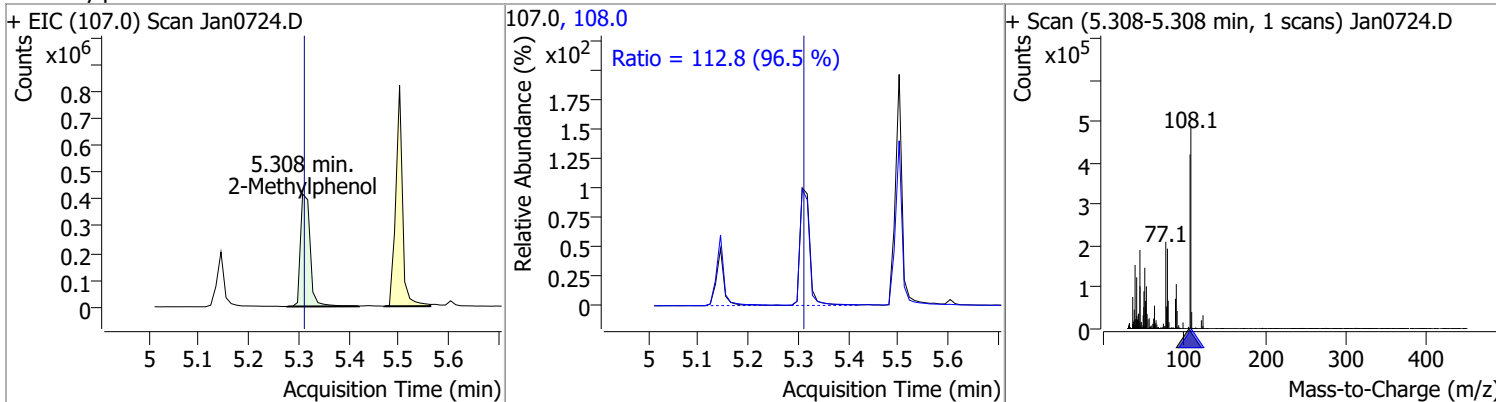
Compound	Conc.	RT	Dev(Min)	Resp.	QIon	QRatio	Lower	Upper
Benzyl Alcohol	63.1054	5.14	0.01	306081 (m)	79.0	113.8	80.8	150.1
					107.0	68.0	49.7	92.3



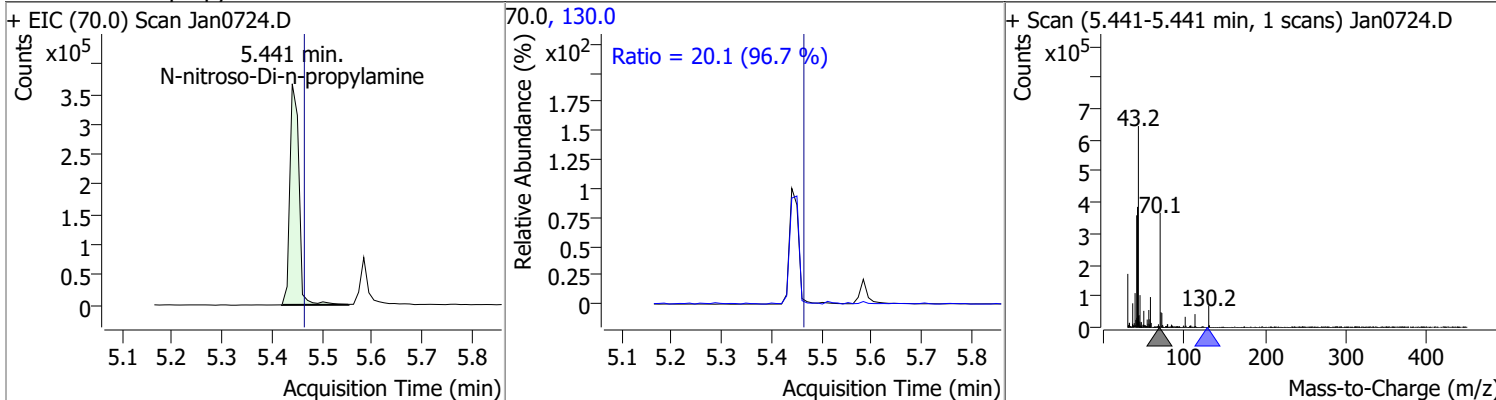
Compound	Conc.	RT	Dev(Min)	Resp.	QIon	QRatio	Lower	Upper
bis(2-chloroisopropyl)Ether	62.0718	5.30	0.00	191407	123.0	33.1	22.5	41.8



Compound	Conc.	RT	Dev(Min)	Resp.	QIon	QRatio	Lower	Upper
2-Methylphenol	74.0274	5.31	0.01	568722	108.0	112.8	81.8	152.0

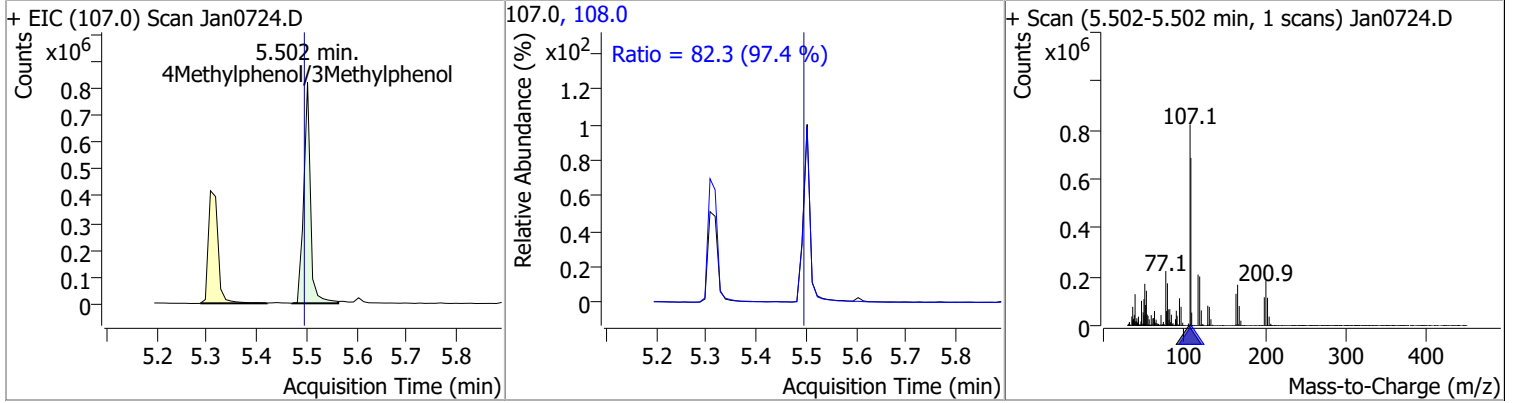


Compound	Conc.	RT	Dev(Min)	Resp.	QIon	QRatio	Lower	Upper
N-nitroso-Di-n-propylamine	87.1483	5.44	-0.01	462627	130.0	20.1	0.0	41.5

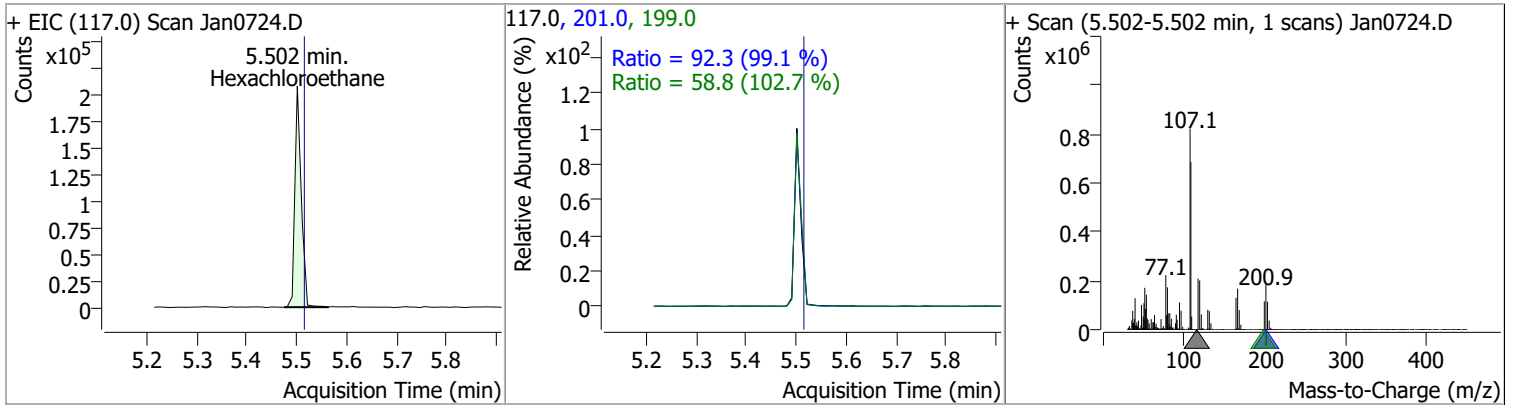


# Quantitation Results Report (QT Reviewed)

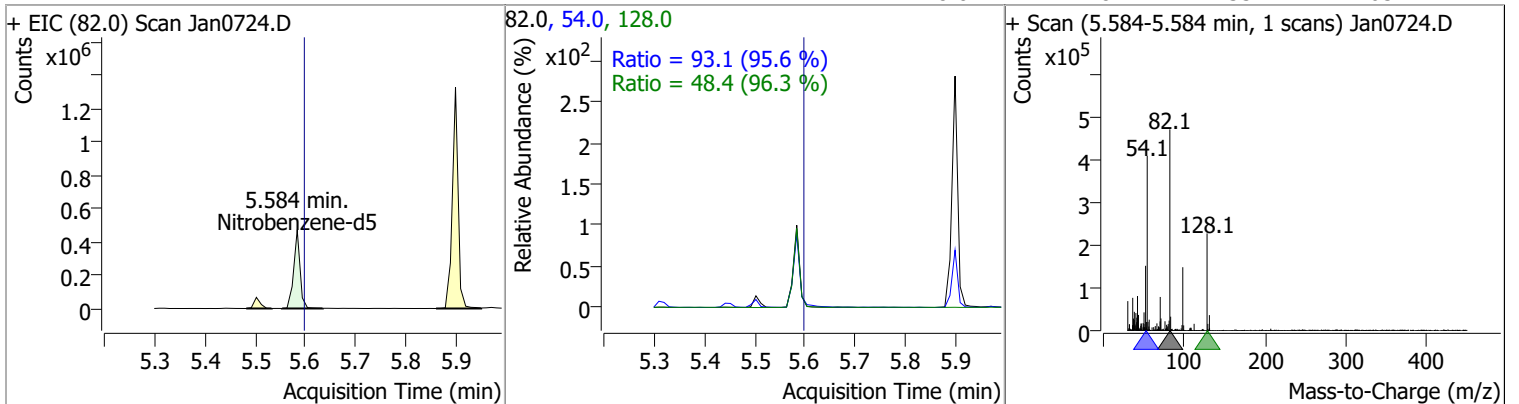
Compound	Conc.	RT	Dev(Min)	Resp.	QIon	QRatio	Lower	Upper
4Methylphenol/3Methylphenol	74.4000	5.50	0.02	772025	108.0	82.3	59.1	109.8



Compound	Conc.	RT	Dev(Min)	Resp.	QIon	QRatio	Lower	Upper
Hexachloroethane	56.6785	5.50	0.00	184910	201.0	92.3	65.2	121.2
					199.0	58.8	40.1	74.4

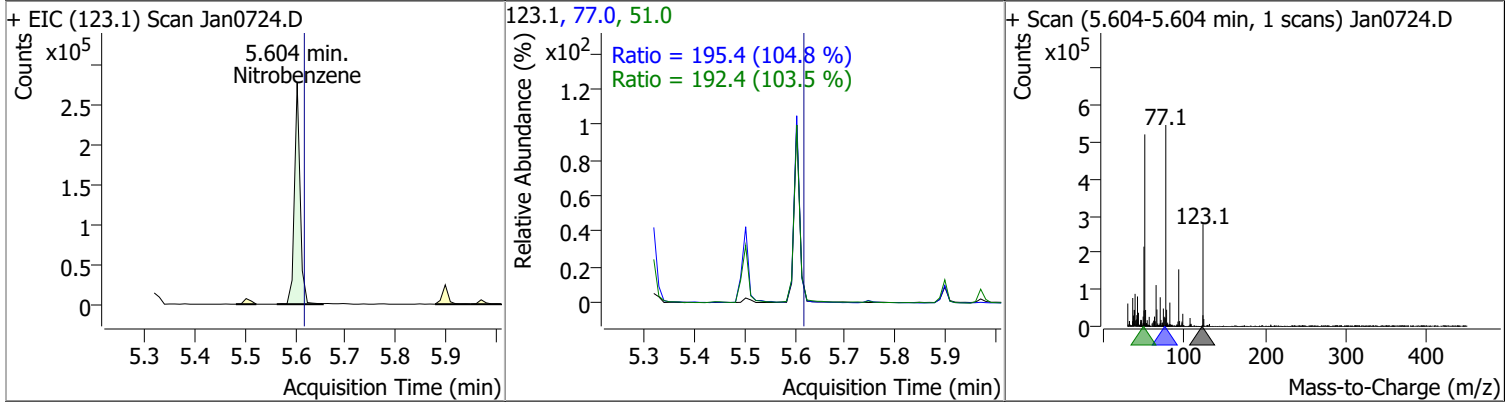


Compound	Conc.	RT	Dev(Min)	Resp.	QIon	QRatio	Lower	Upper
Nitrobenzene-d5	78.5424	5.58	0.00	417156	54.0	93.1	68.2	126.6
					128.0	48.4	35.2	65.4

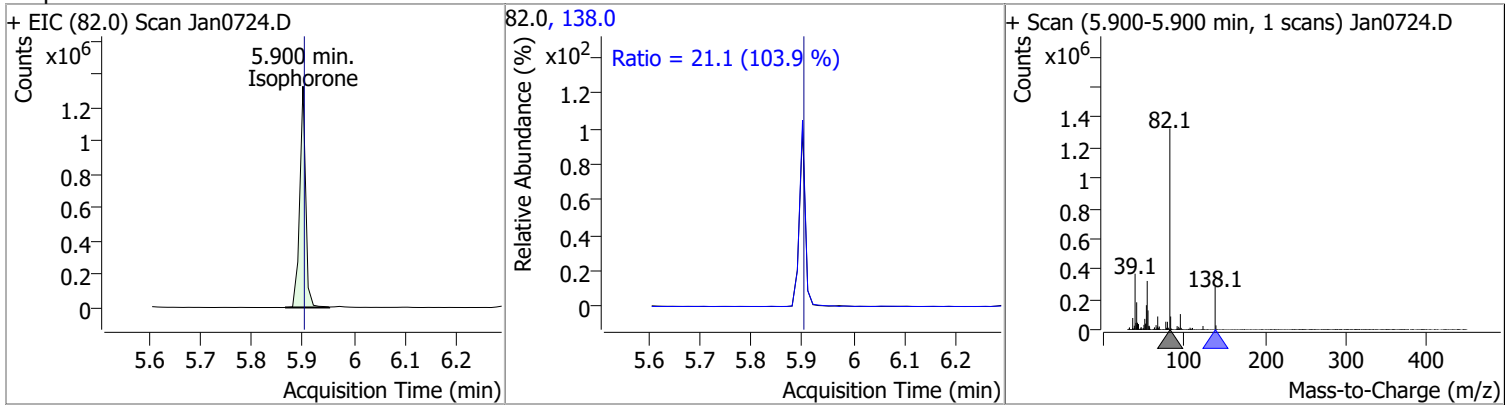


# Quantitation Results Report (QT Reviewed)

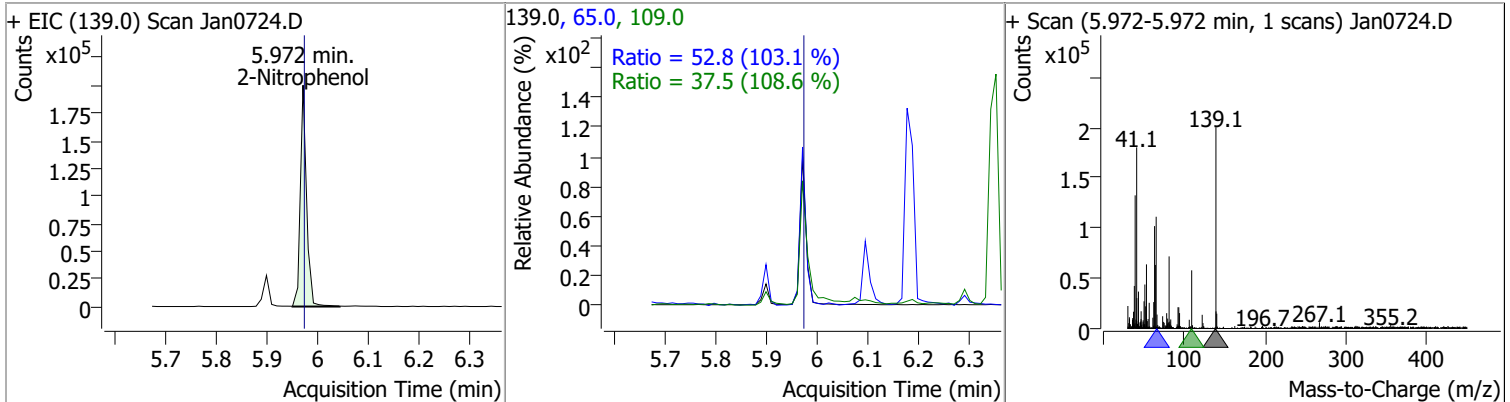
Compound	Conc.	RT	Dev(Min)	Resp.	QIon	QRatio	Lower	Upper
Nitrobenzene	77.0358	5.60	0.00	217612	77.0	195.4	130.5	242.3
					51.0	192.4	130.2	241.8



Compound	Conc.	RT	Dev(Min)	Resp.	QIon	QRatio	Lower	Upper
Isophrone	88.8384	5.90	0.00	1072951	138.0	21.1	14.2	26.4

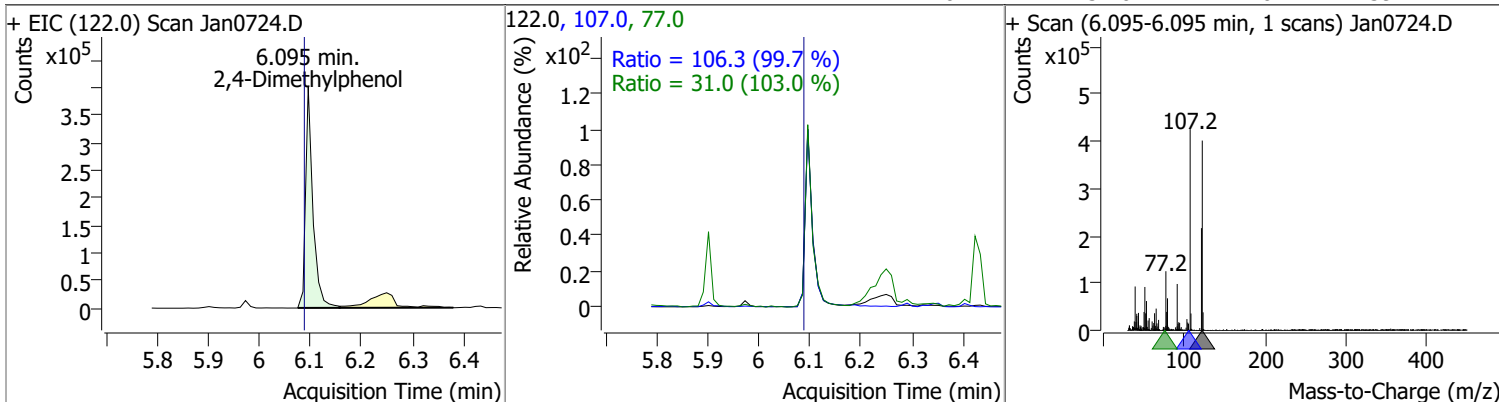


Compound	Conc.	RT	Dev(Min)	Resp.	QIon	QRatio	Lower	Upper
2-Nitrophenol	80.3775	5.97	0.00	170865	65.0	52.8	35.9	66.6
					109.0	37.5	24.1	44.8

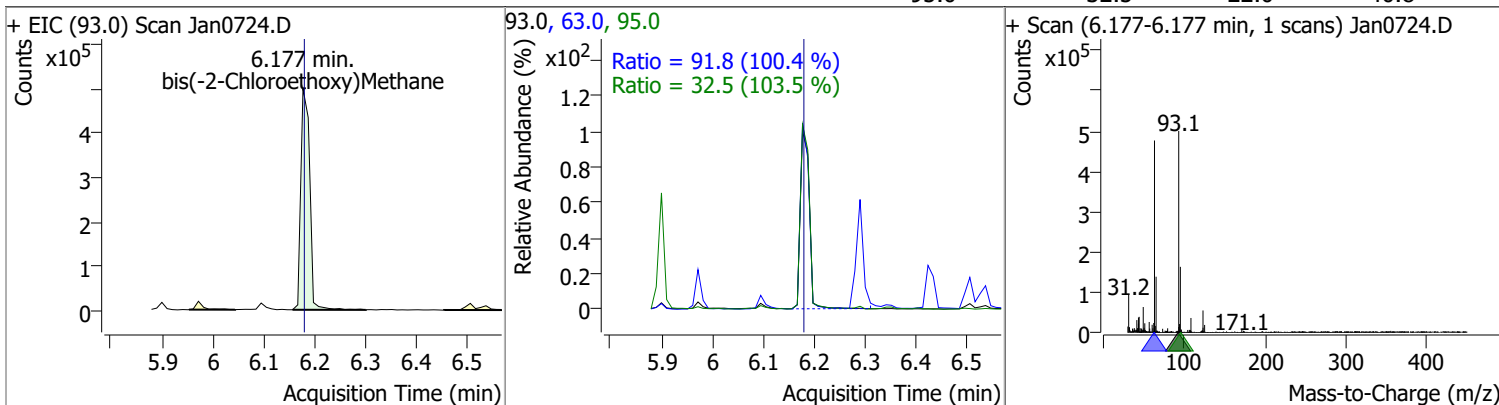


# Quantitation Results Report (QT Reviewed)

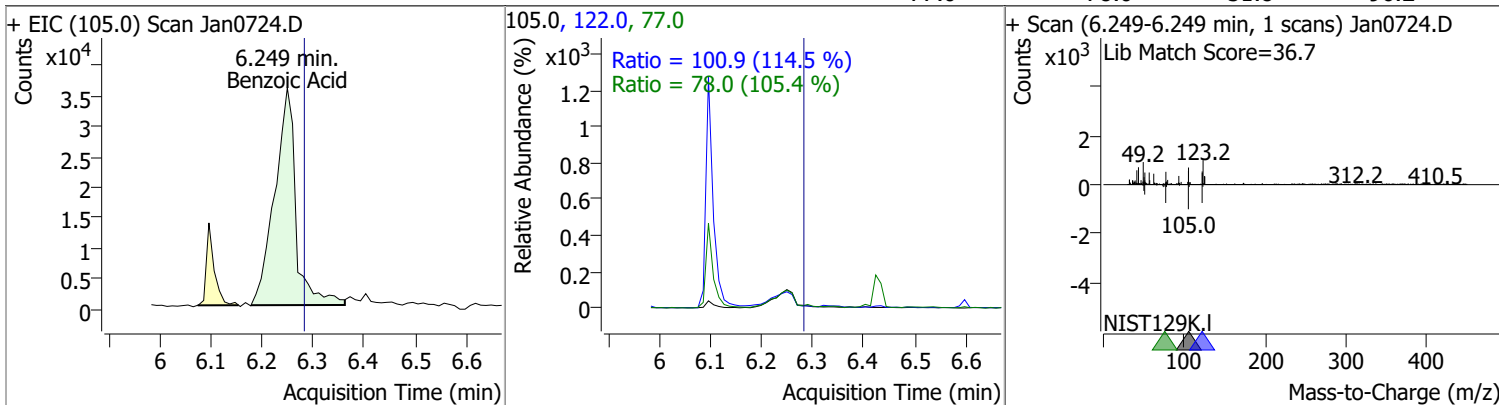
Compound	Conc.	RT	Dev(Min)	Resp.	QIon	QRatio	Lower	Upper
2,4-Dimethylphenol	65.7968	6.10	0.01	393527	107.0	106.3	74.6	138.5
					77.0	31.0	21.0	39.1



Compound	Conc.	RT	Dev(Min)	Resp.	QIon	QRatio	Lower	Upper
bis(-2-Chloroethoxy)Methane	85.3784	6.18	0.00	606944	63.0	91.8	64.0	118.8
					95.0	32.5	22.0	40.8

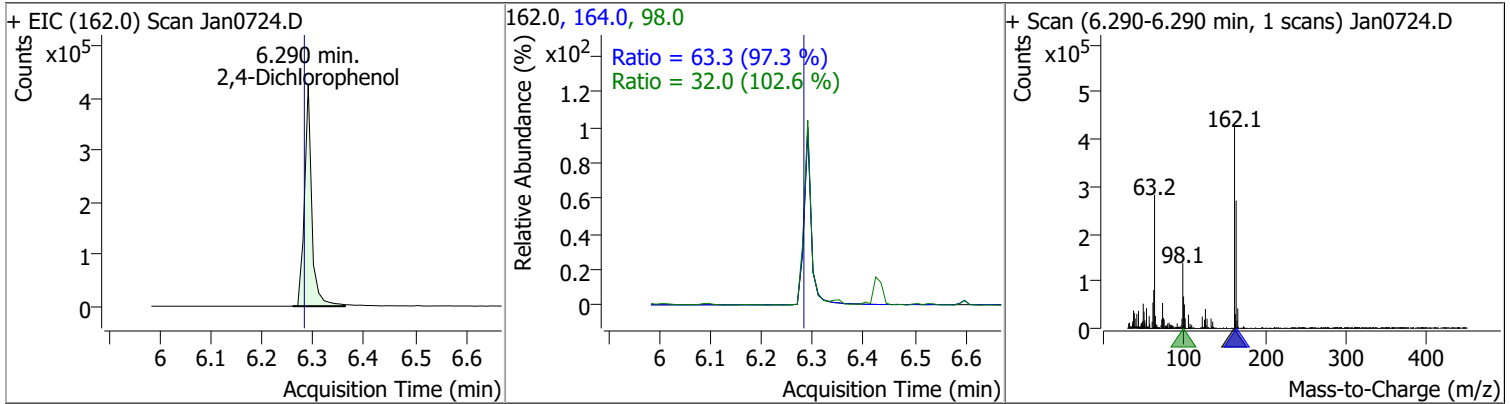


Compound	Conc.	RT	Dev(Min)	Resp.	QIon	QRatio	Lower	Upper
Benzoic Acid	34.7759	6.25	-0.03	103037	122.0	100.9	61.7	114.6
					77.0	78.0	51.8	96.2

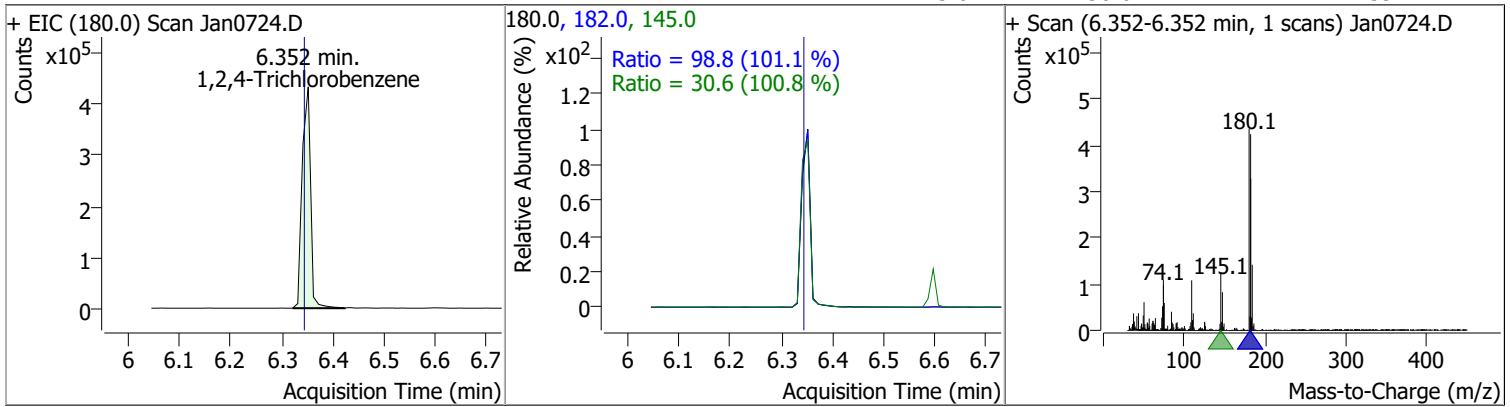


# Quantitation Results Report (QT Reviewed)

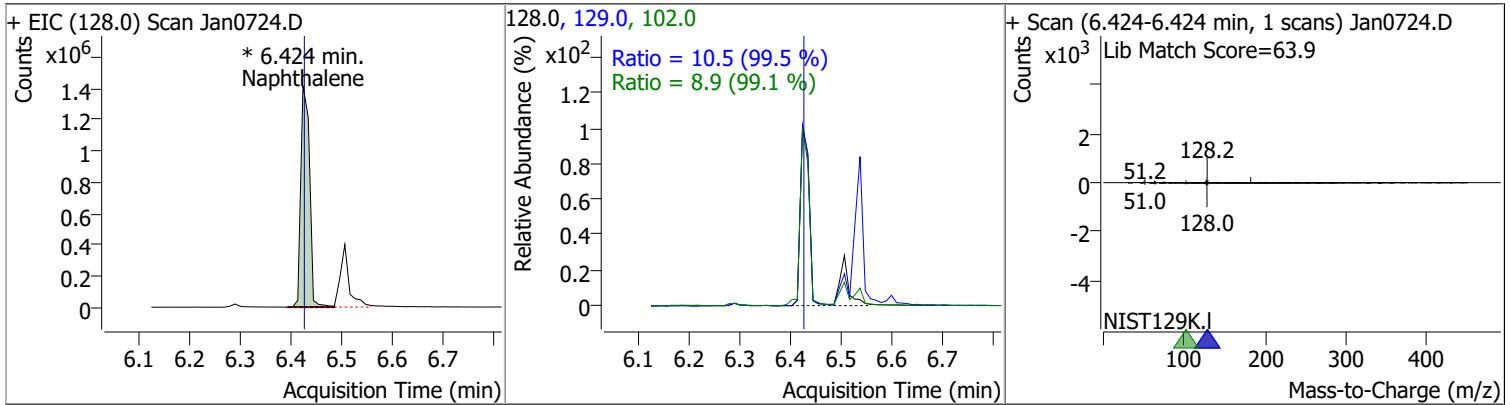
Compound	Conc.	RT	Dev(Min)	Resp.	QIon	QRatio	Lower	Upper
2,4-Dichlorophenol	76.4617	6.29	0.01	422929	164.0	63.3	45.5	84.6
					98.0	32.0	21.8	40.5



Compound	Conc.	RT	Dev(Min)	Resp.	QIon	QRatio	Lower	Upper
1,2,4-Trichlorobenzene	70.7592	6.35	0.01	497959	182.0	98.8	68.4	127.1
					145.0	30.6	21.2	39.4



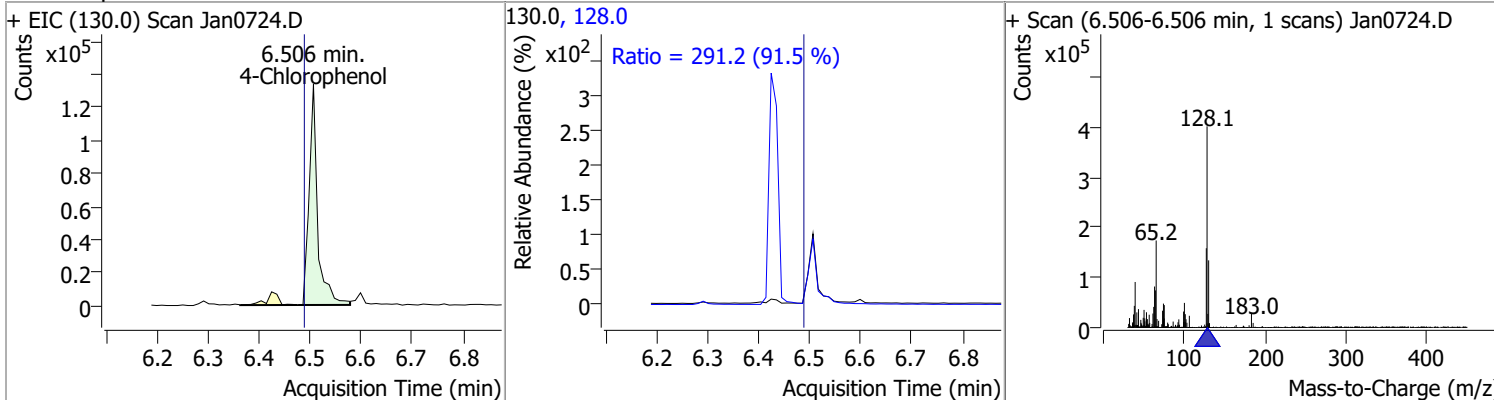
Compound	Conc.	RT	Dev(Min)	Resp.	QIon	QRatio	Lower	Upper
Naphthalene	82.9949	6.42	0.00	1701287 (m)	129.0	10.5	7.4	13.8
					102.0	8.9	6.3	11.7



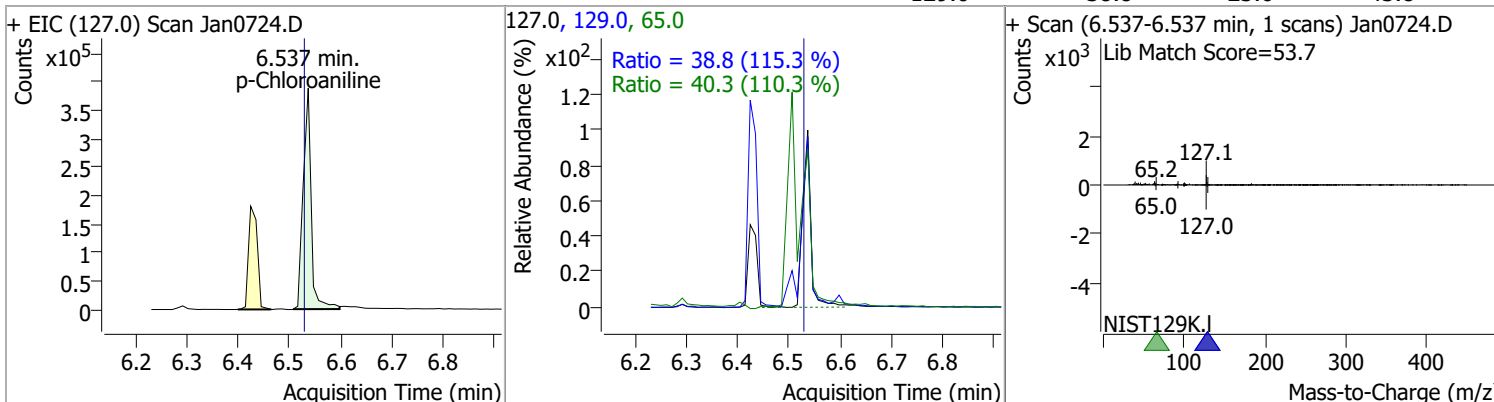


# Quantitation Results Report (QT Reviewed)

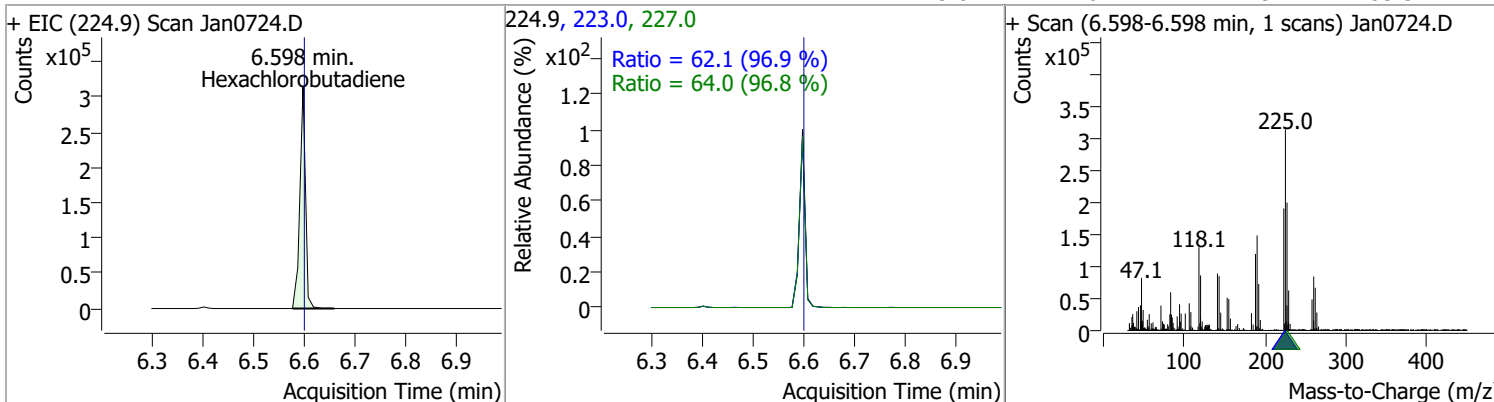
Compound	Conc.	RT	Dev(Min)	Resp.	QIon	QRatio	Lower	Upper
4-Chlorophenol	82.0836	6.51	0.02	155789	128.0	291.2	222.8	413.7



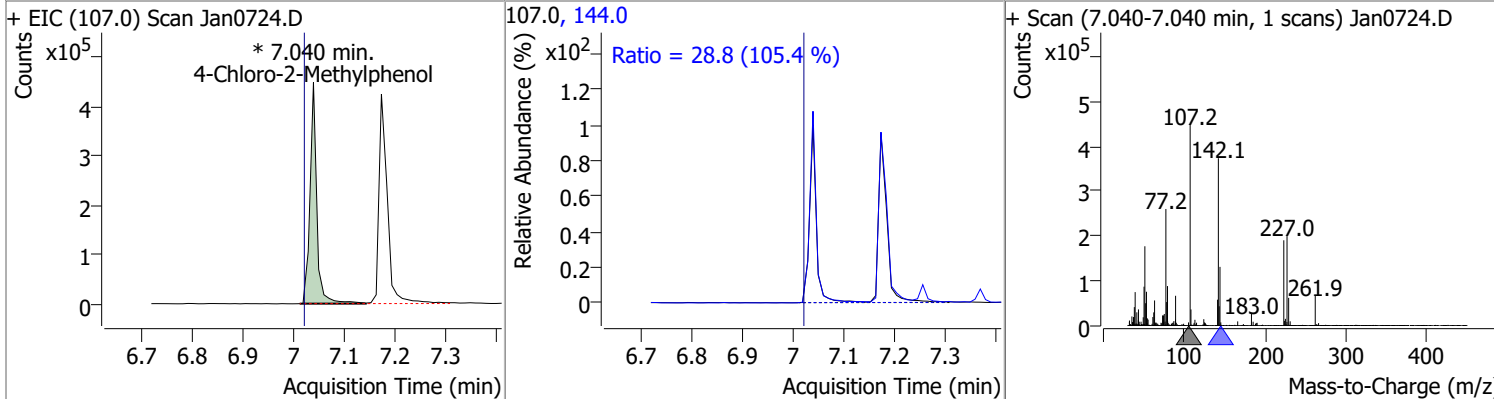
Compound	Conc.	RT	Dev(Min)	Resp.	QIon	QRatio	Lower	Upper
p-Chloroaniline	53.2912	6.54	0.01	424606	65.0	40.3	25.6	47.5
					129.0	38.8	23.6	43.8



Compound	Conc.	RT	Dev(Min)	Resp.	QIon	QRatio	Lower	Upper
Hexachlorobutadiene	63.8176	6.60	0.00	241591	227.0	64.0	46.3	85.9
					223.0	62.1	44.9	83.3

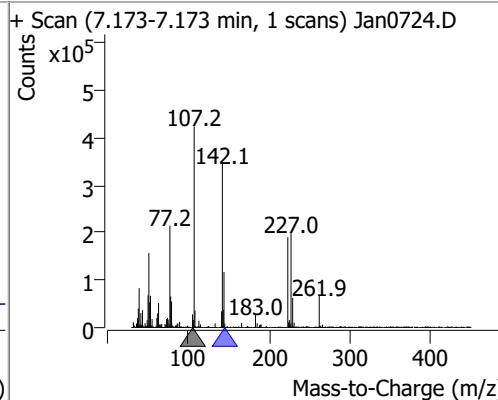
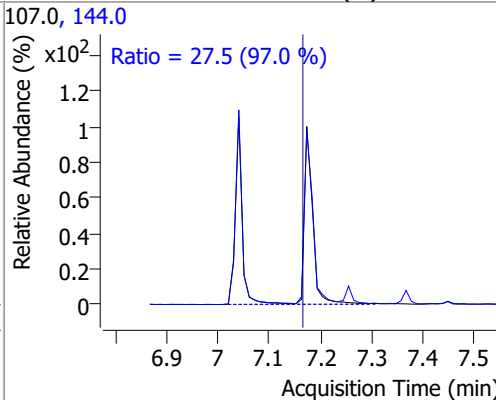
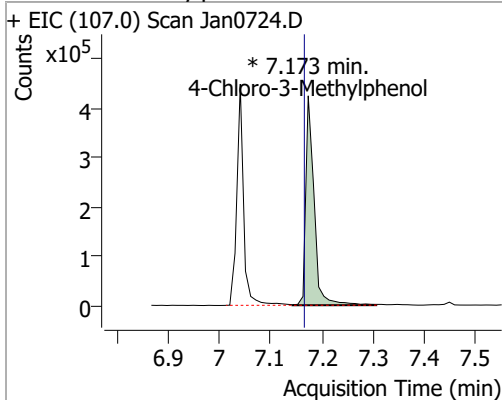


Compound	Conc.	RT	Dev(Min)	Resp.	QIon	QRatio	Lower	Upper
4-Chloro-2-Methylphenol	80.6646	7.04	0.02	414918 (m)	144.0	28.8	19.1	35.5

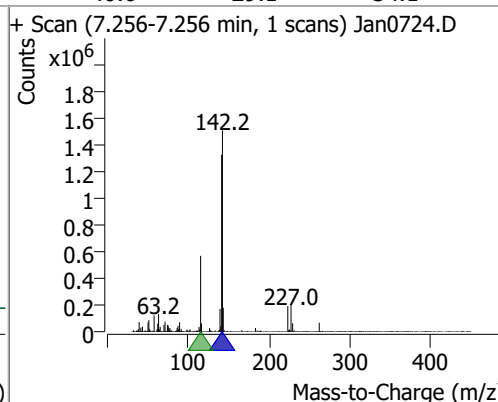
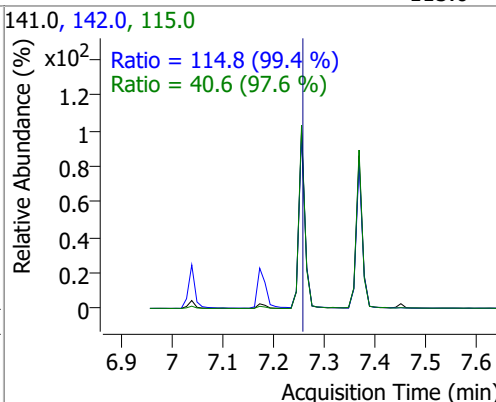
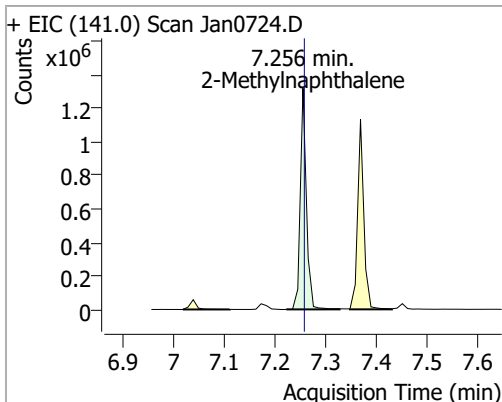


# Quantitation Results Report (QT Reviewed)

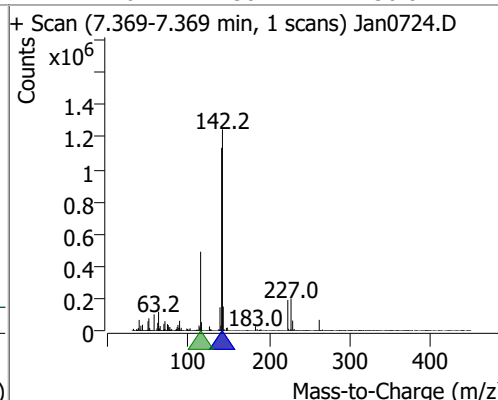
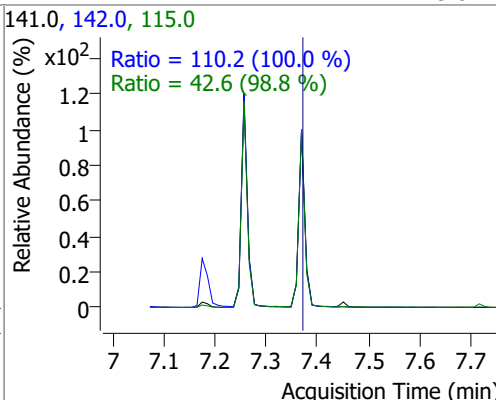
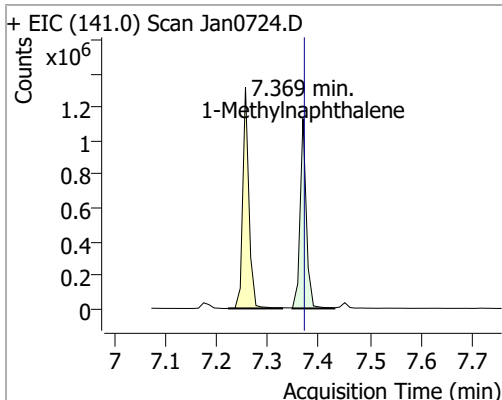
Compound	Conc.	RT	Dev(Min)	Resp.	QIon	QRatio	Lower	Upper
4-Chloro-3-Methylphenol	89.1637	7.17	0.01	484409 (m)	144.0	27.5	19.9	36.9



Compound	Conc.	RT	Dev(Min)	Resp.	QIon	QRatio	Lower	Upper
2-Methylnaphthalene	88.1158	7.26	0.00	1101414	142.0	114.8	80.8	150.1
					115.0	40.6	29.1	54.1

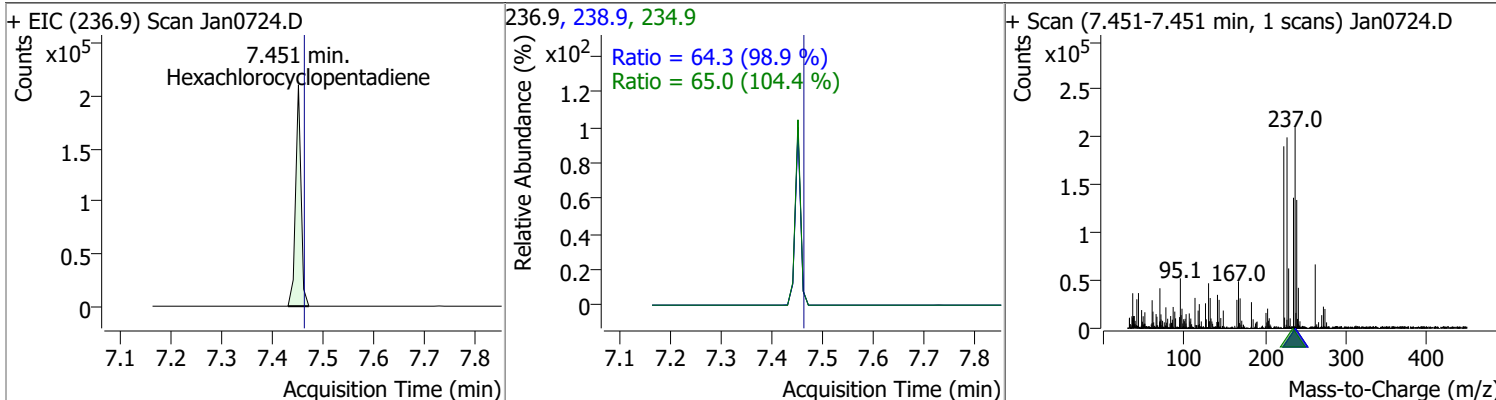


Compound	Conc.	RT	Dev(Min)	Resp.	QIon	QRatio	Lower	Upper
1-Methylnaphthalene	78.6285	7.37	0.00	961975	142.0	110.2	77.1	143.2
					115.0	42.6	30.2	56.0

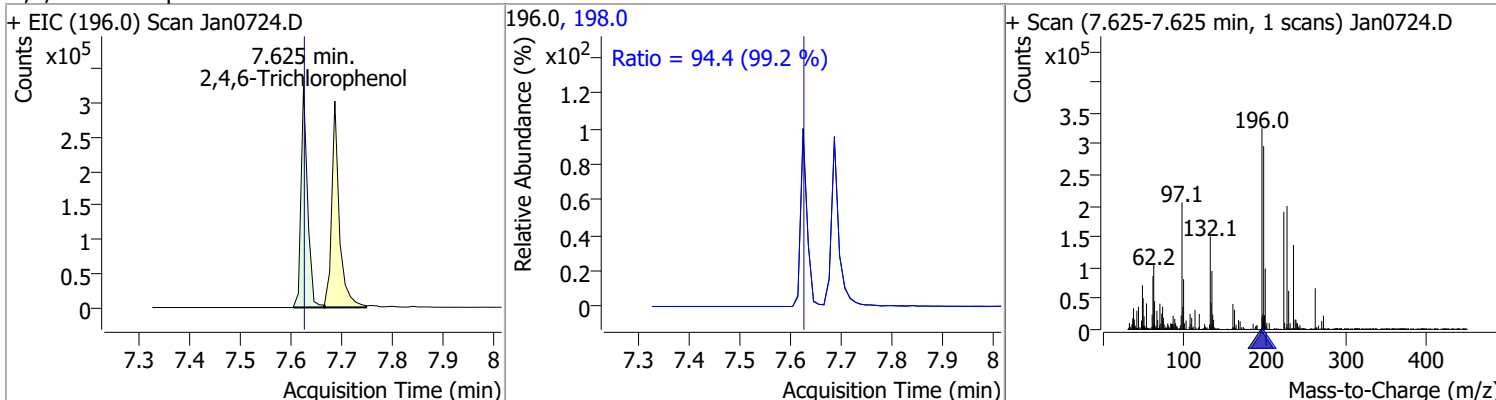


# Quantitation Results Report (QT Reviewed)

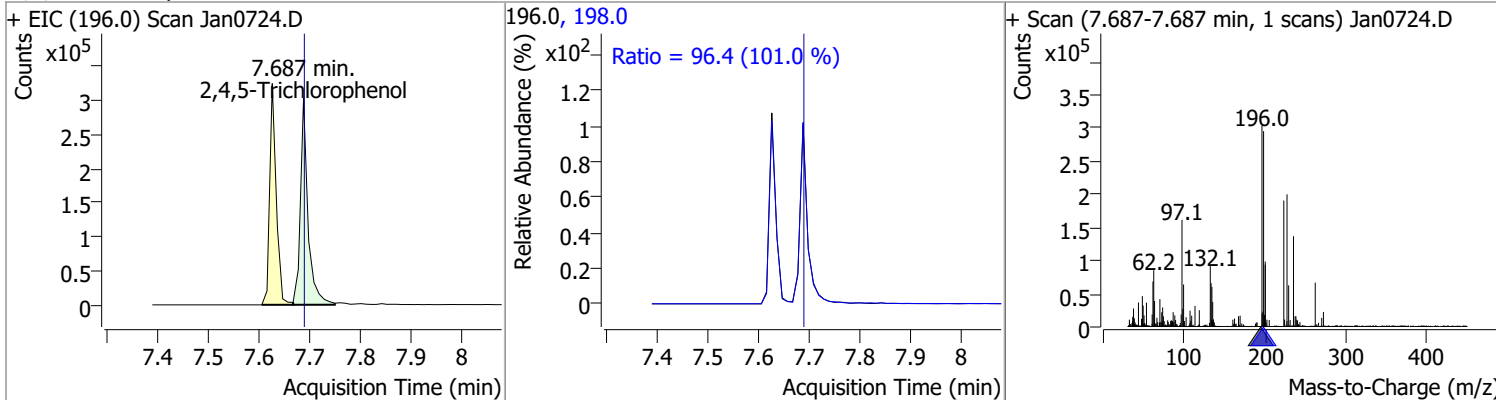
Compound	Conc.	RT	Dev(Min)	Resp.	QIon	QRatio	Lower	Upper
Hexachlorocyclopentadiene	62.7205	7.45	0.00	155404	238.9	64.3	45.5	84.6
					234.9	65.0	43.6	80.9



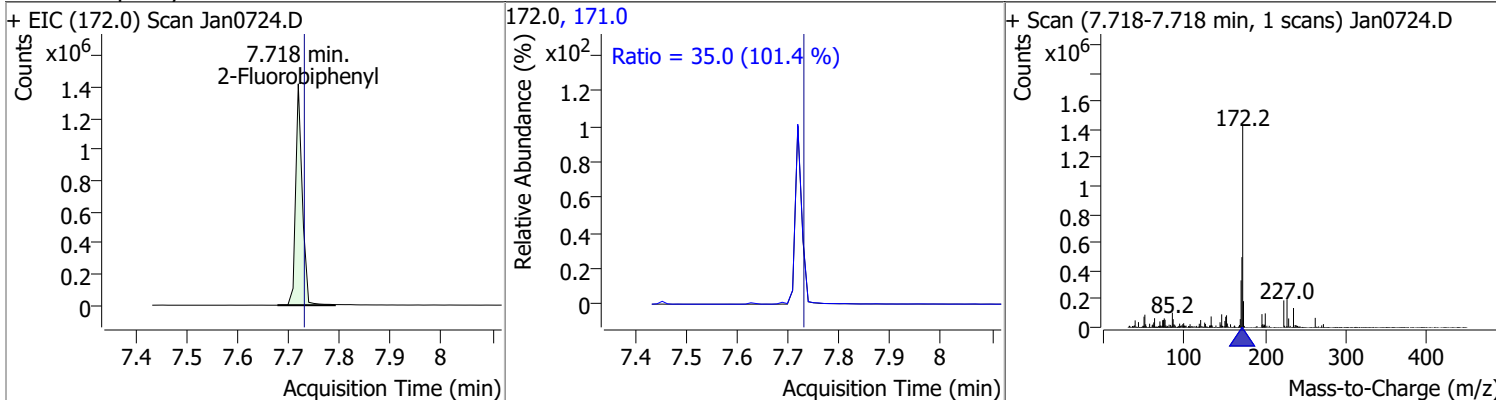
Compound	Conc.	RT	Dev(Min)	Resp.	QIon	QRatio	Lower	Upper
2,4,6-Trichlorophenol	78.3515	7.63	0.01	284654	198.0	94.4	66.6	123.6



Compound	Conc.	RT	Dev(Min)	Resp.	QIon	QRatio	Lower	Upper
2,4,5-Trichlorophenol	76.3235	7.69	0.01	315567	198.0	96.4	66.8	124.1

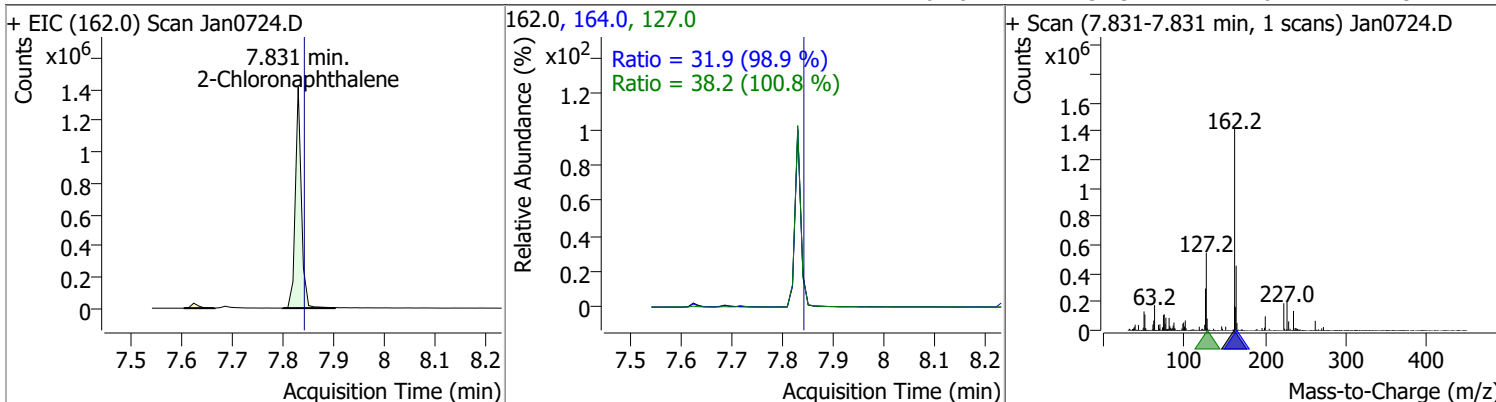


Compound	Conc.	RT	Dev(Min)	Resp.	QIon	QRatio	Lower	Upper
2-Fluorobiphenyl	77.8372	7.72	0.00	1286323	171.0	35.0	24.2	44.9

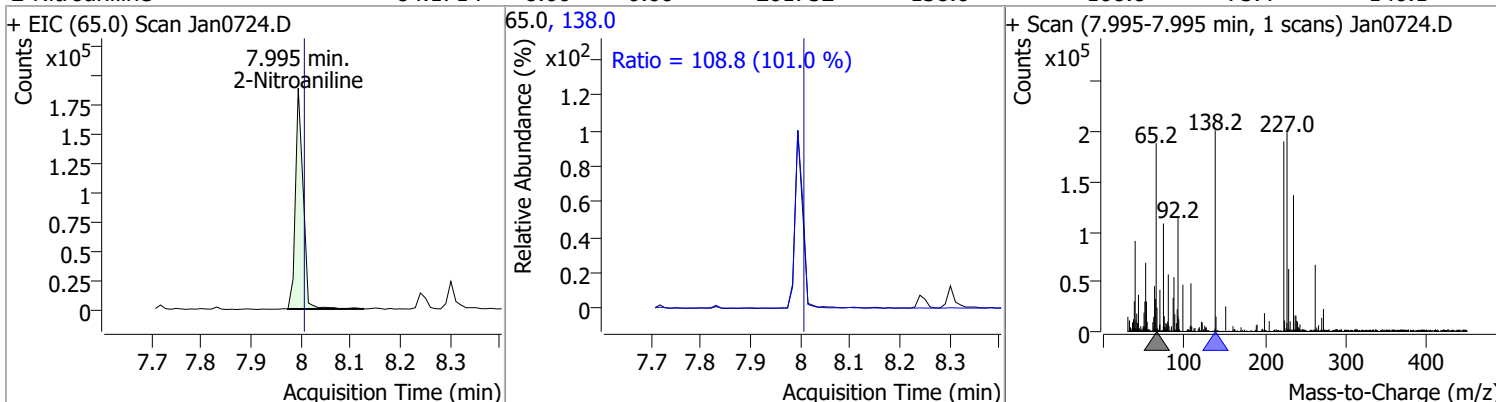


# Quantitation Results Report (QT Reviewed)

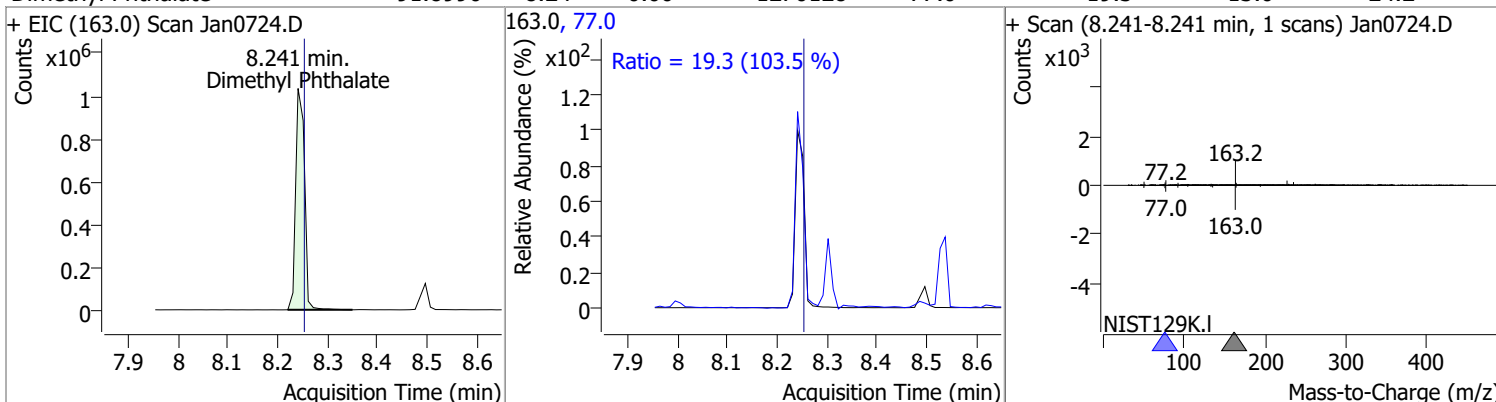
Compound	Conc.	RT	Dev(Min)	Resp.	QIon	QRatio	Lower	Upper
2-Chloronaphthalene	84.1640	7.83	0.00	1160394	127.0	38.2	26.5	49.3
					164.0	31.9	22.6	41.9



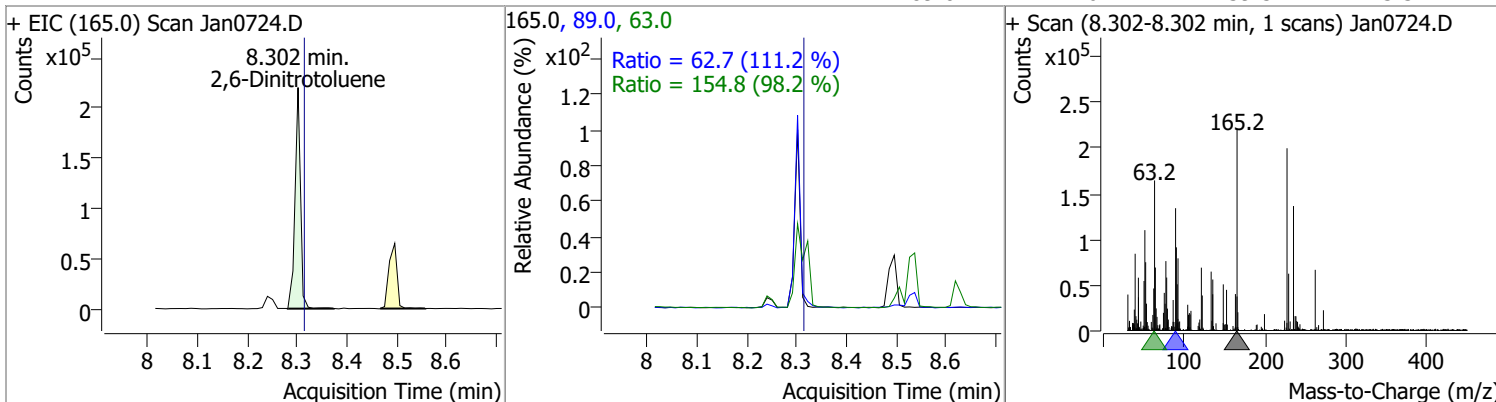
Compound	Conc.	RT	Dev(Min)	Resp.	QIon	QRatio	Lower	Upper
2-Nitroaniline	84.1714	8.00	0.00	201752	138.0	108.8	75.4	140.1



Compound	Conc.	RT	Dev(Min)	Resp.	QIon	QRatio	Lower	Upper
Dimethyl Phthalate	91.8990	8.24	0.00	1270128	77.0	19.3	13.0	24.2

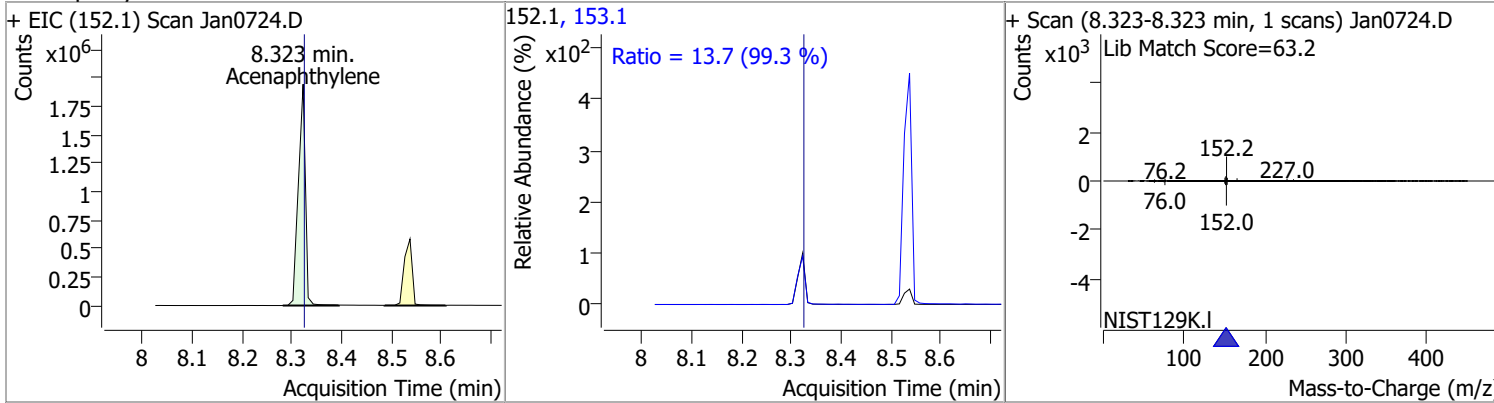


Compound	Conc.	RT	Dev(Min)	Resp.	QIon	QRatio	Lower	Upper
2,6-Dinitrotoluene	90.8422	8.30	0.00	168243	63.0	154.8	110.4	205.0
					89.0	62.7	39.5	73.3

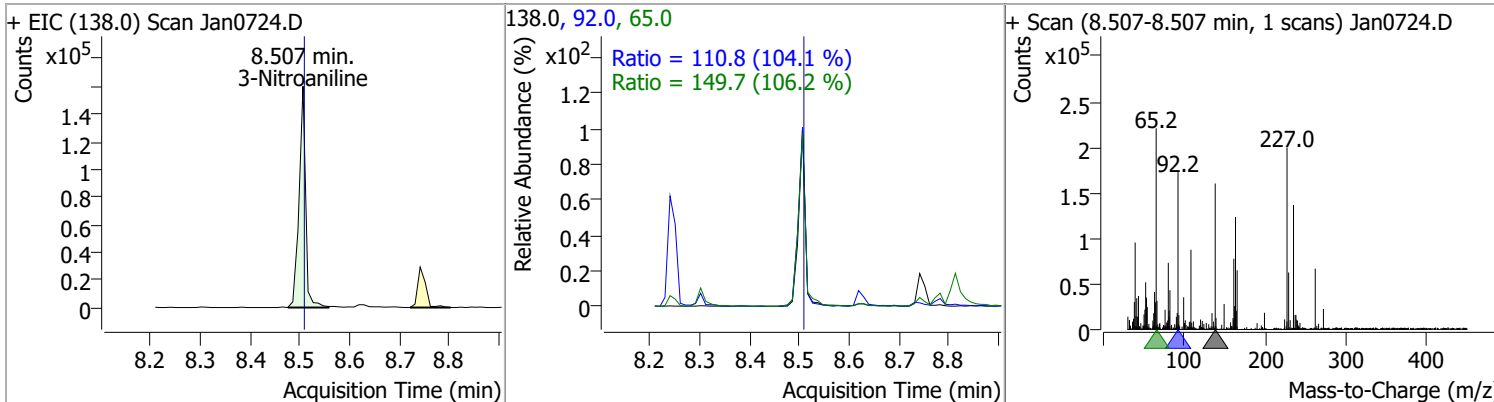


# Quantitation Results Report (QT Reviewed)

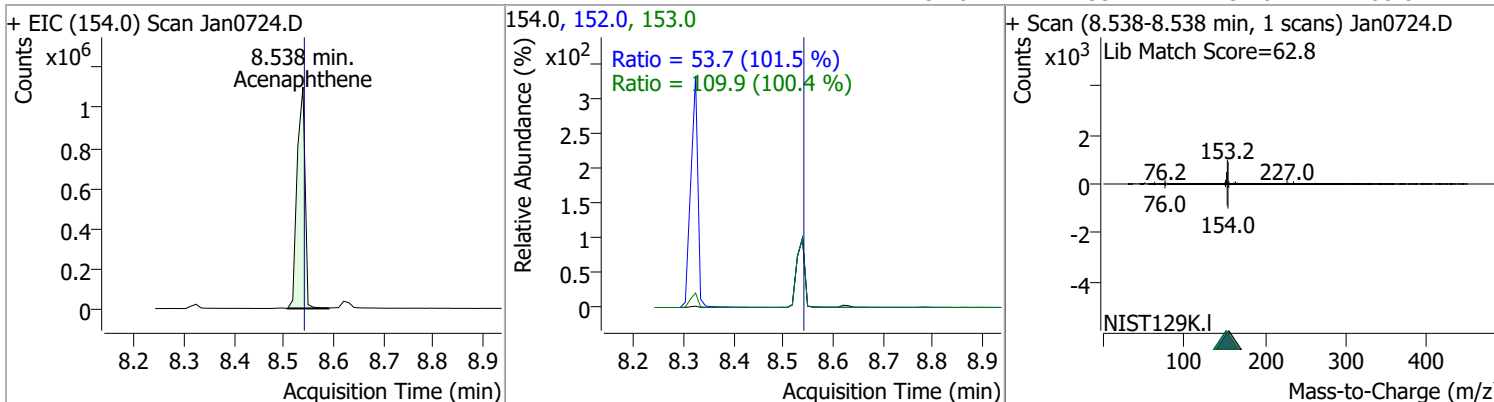
Compound	Conc.	RT	Dev(Min)	Resp.	QIon	QRatio	Lower	Upper
Acenaphthylene	85.6755	8.32	0.01	1904404	153.1	13.7	9.6	17.9



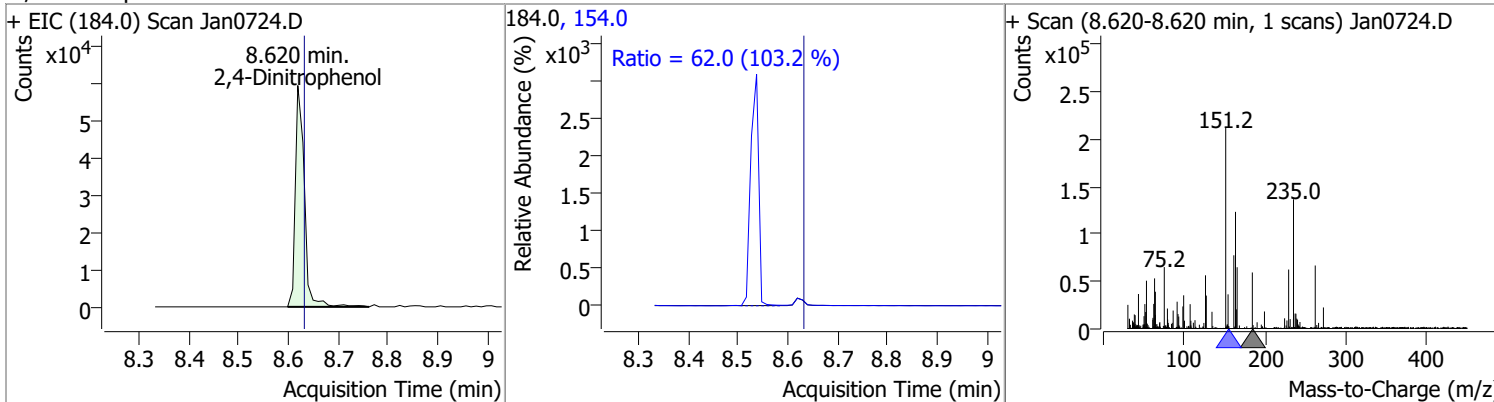
Compound	Conc.	RT	Dev(Min)	Resp.	QIon	QRatio	Lower	Upper
3-Nitroaniline	73.9123	8.51	0.01	147080	65.0	149.7	98.6	183.2
					92.0	110.8	74.5	138.4



Compound	Conc.	RT	Dev(Min)	Resp.	QIon	QRatio	Lower	Upper
Acenaphthene	96.1410	8.54	0.01	1222390	153.0	109.9	76.6	142.3
					152.0	53.7	37.0	68.8

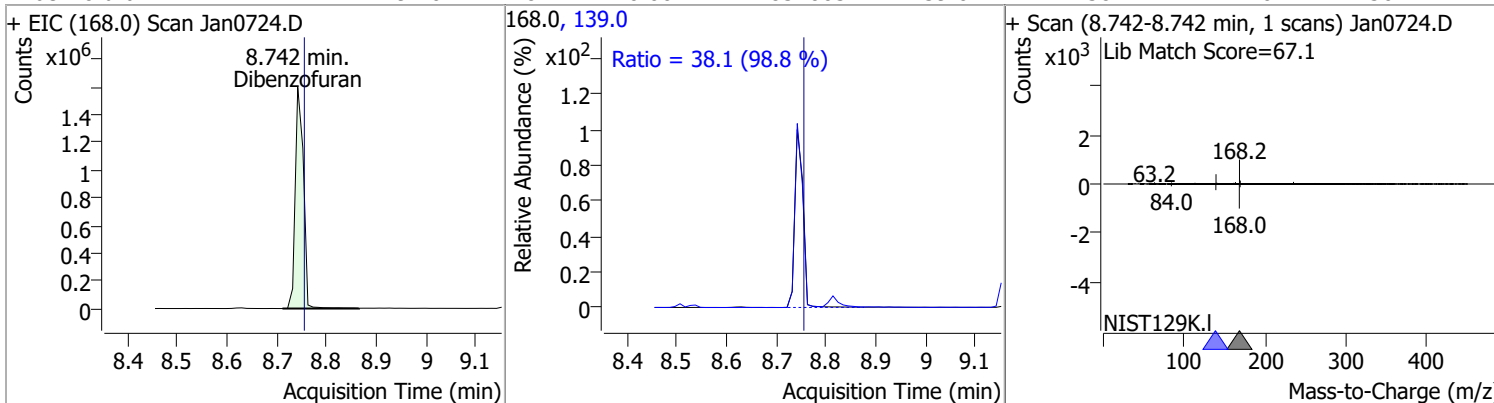


Compound	Conc.	RT	Dev(Min)	Resp.	QIon	QRatio	Lower	Upper
2,4-Dinitrophenol	76.4714	8.62	0.00	75119	154.0	62.0	42.0	78.1

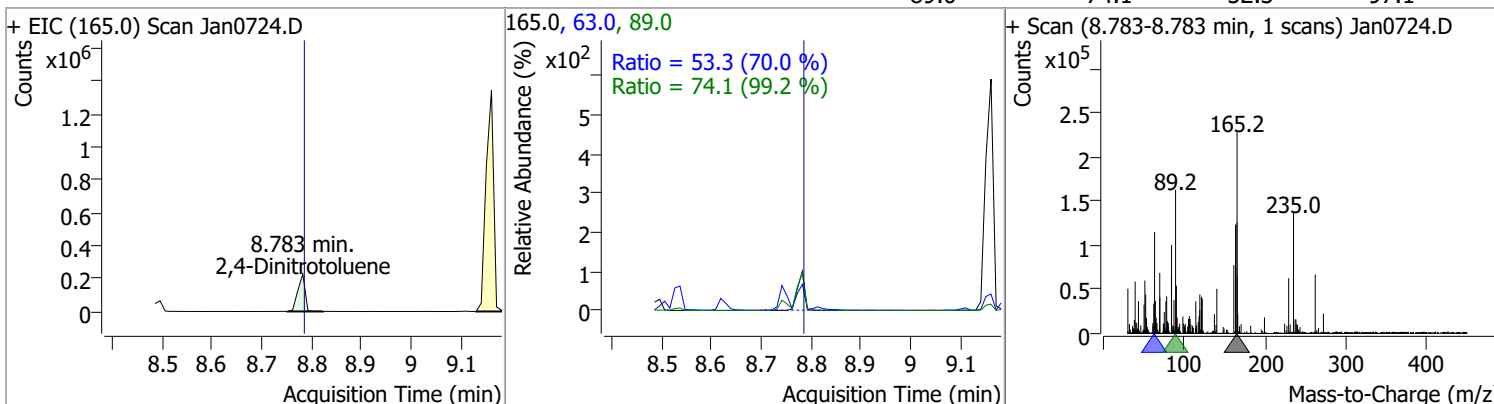


# Quantitation Results Report (QT Reviewed)

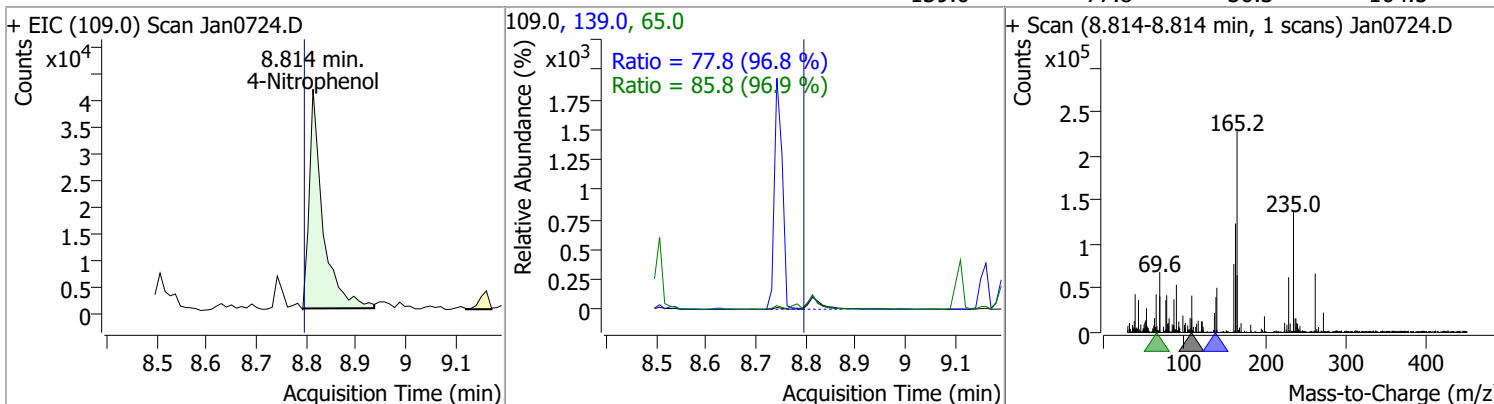
Compound	Conc.	RT	Dev(Min)	Resp.	QIon	QRatio	Lower	Upper
Dibenzofuran	91.0412	8.74	0.00	1832003	139.0	38.1	27.0	50.2



Compound	Conc.	RT	Dev(Min)	Resp.	QIon	QRatio	Lower	Upper
2,4-Dinitrotoluene	91.8588	8.78	0.01	227211	63.0	53.3	53.2	98.9
					89.0	74.1	52.3	97.1

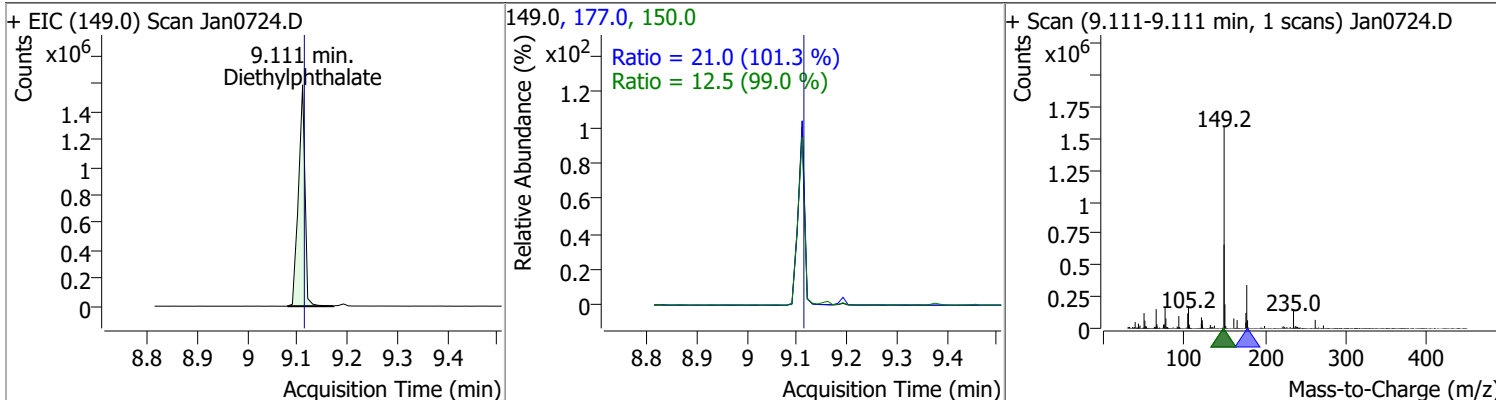


Compound	Conc.	RT	Dev(Min)	Resp.	QIon	QRatio	Lower	Upper
4-Nitrophenol	38.0759	8.81	0.03	73560	65.0	85.8	62.0	115.1
					139.0	77.8	56.3	104.5

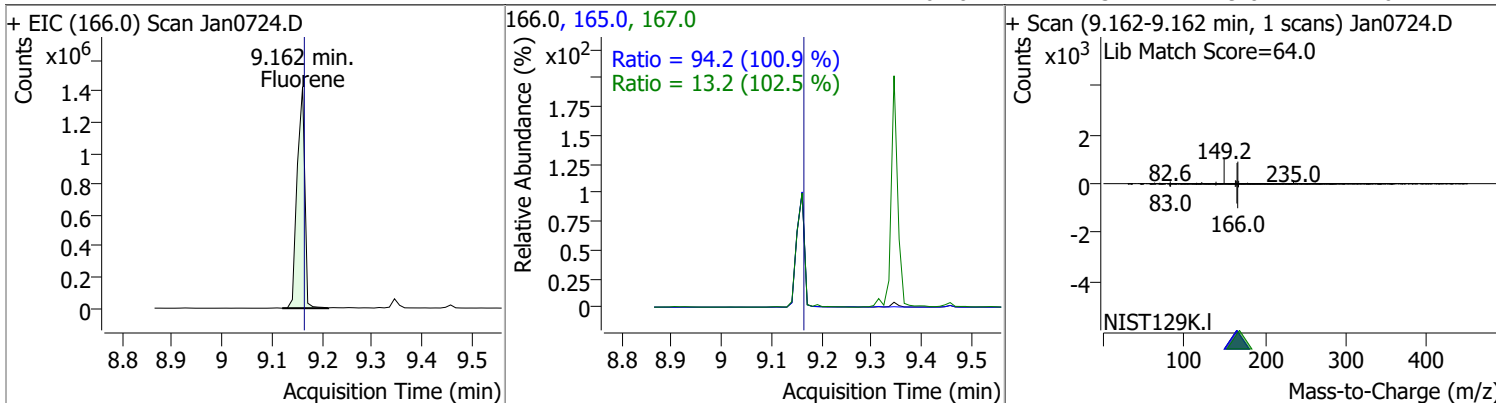


# Quantitation Results Report (QT Reviewed)

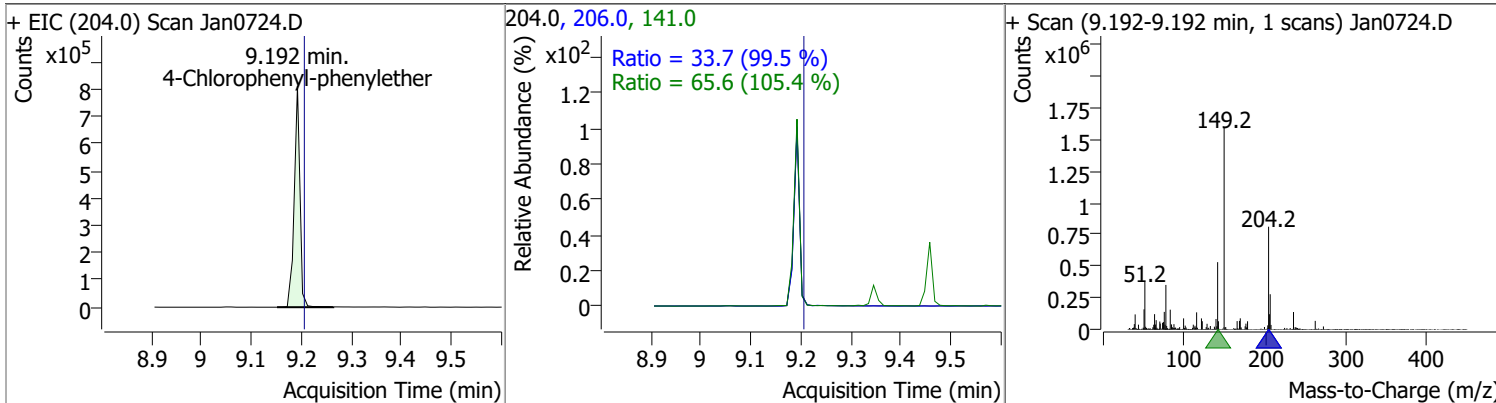
Compound	Conc.	RT	Dev(Min)	Resp.	QIon	QRatio	Lower	Upper
Diethylphthalate	98.7009	9.11	0.01	1445049	177.0	21.0	14.5	27.0
					150.0	12.5	8.8	16.4



Compound	Conc.	RT	Dev(Min)	Resp.	QIon	QRatio	Lower	Upper
Fluorene	92.4383	9.16	0.01	1518119	165.0	94.2	65.4	121.4
					167.0	13.2	9.0	16.7

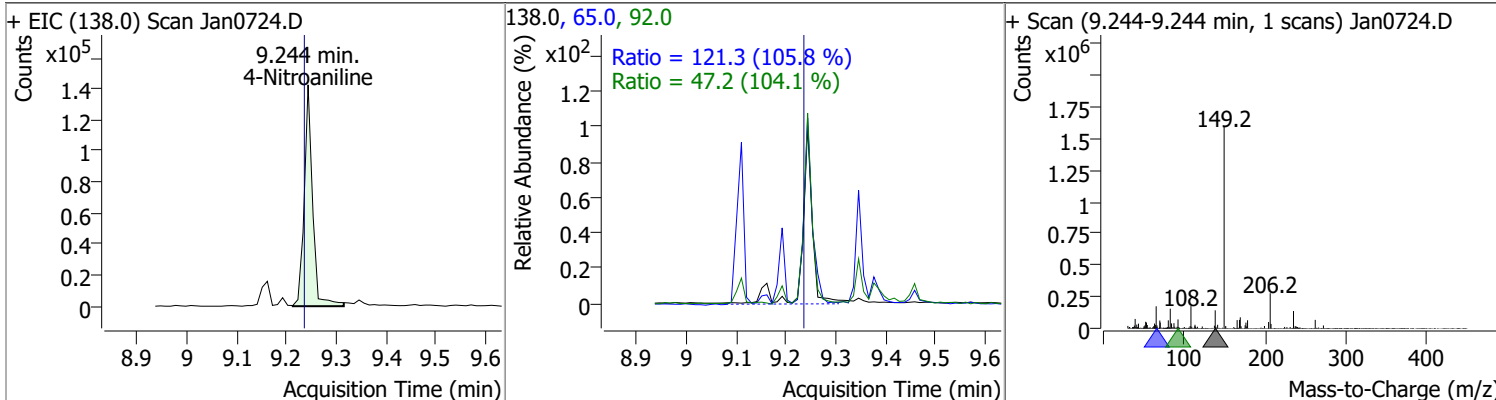


Compound	Conc.	RT	Dev(Min)	Resp.	QIon	QRatio	Lower	Upper
4-Chlorophenyl-phenylether	86.1258	9.19	0.00	644304	141.0	65.6	43.6	80.9
					206.0	33.7	23.7	44.1

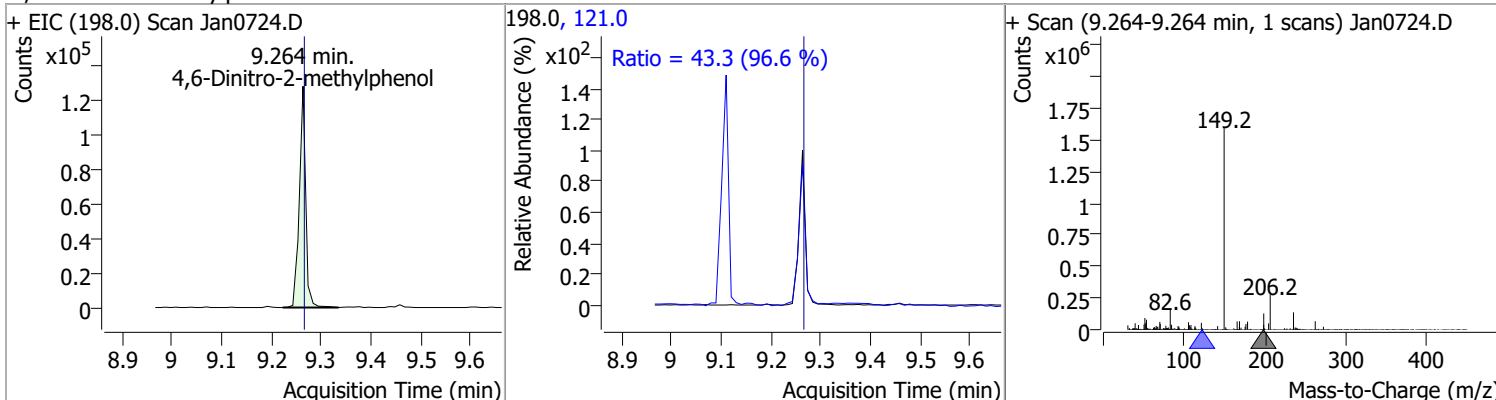


# Quantitation Results Report (QT Reviewed)

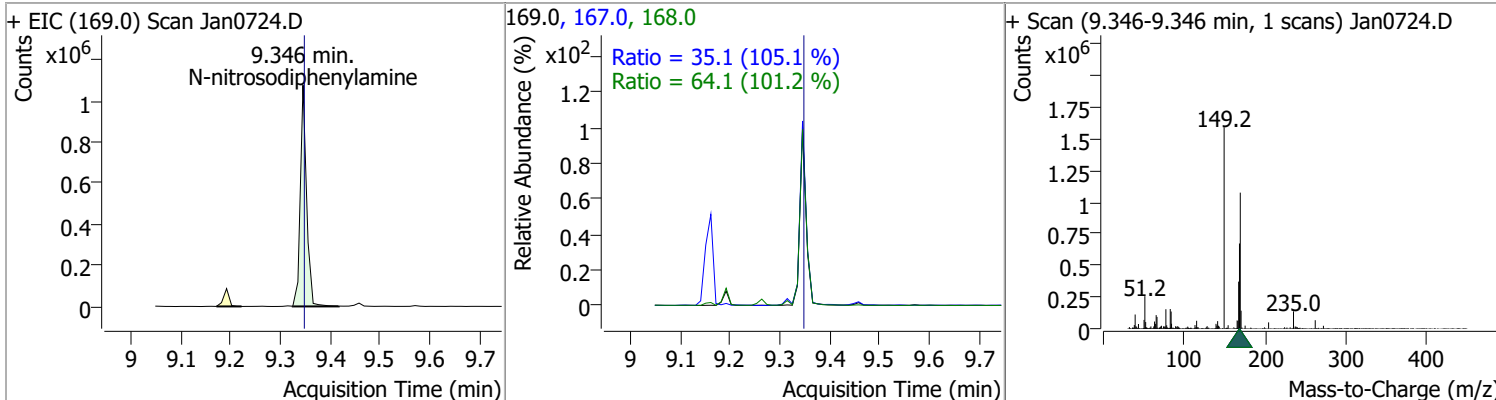
Compound	Conc.	RT	Dev(Min)	Resp.	QIon	QRatio	Lower	Upper
4-Nitroaniline	82.9895	9.24	0.01	166257	65.0	121.3	80.2	149.0
					92.0	47.2	31.7	58.9



Compound	Conc.	RT	Dev(Min)	Resp.	QIon	QRatio	Lower	Upper
4,6-Dinitro-2-methylphenol	80.9974	9.26	0.00	113855	121.0	43.3	31.4	58.3



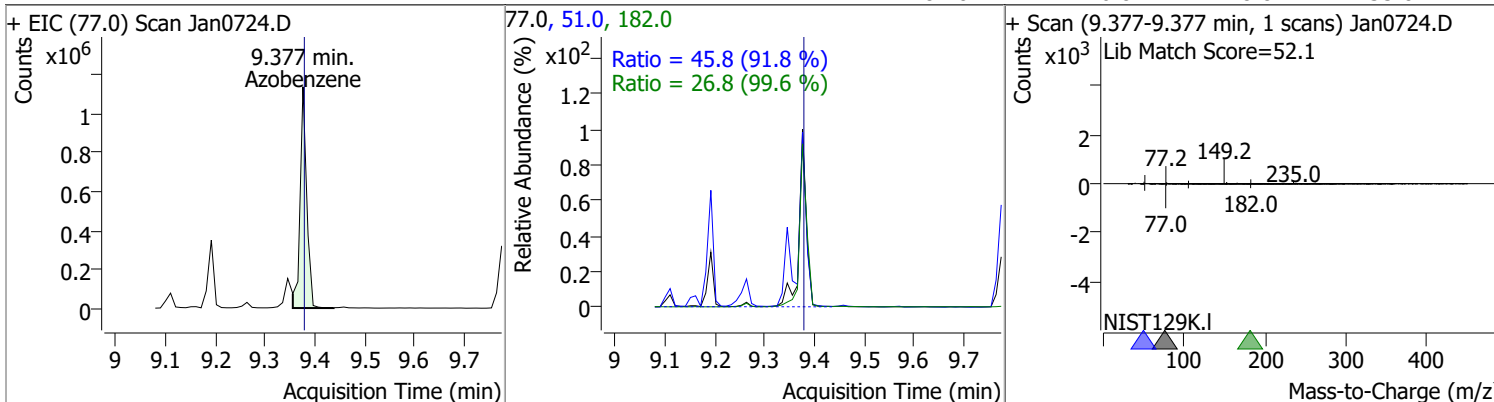
Compound	Conc.	RT	Dev(Min)	Resp.	QIon	QRatio	Lower	Upper
N-nitrosodiphenylamine	90.4513	9.35	0.00	944710	168.0	64.1	44.3	82.3
					167.0	35.1	23.4	43.4



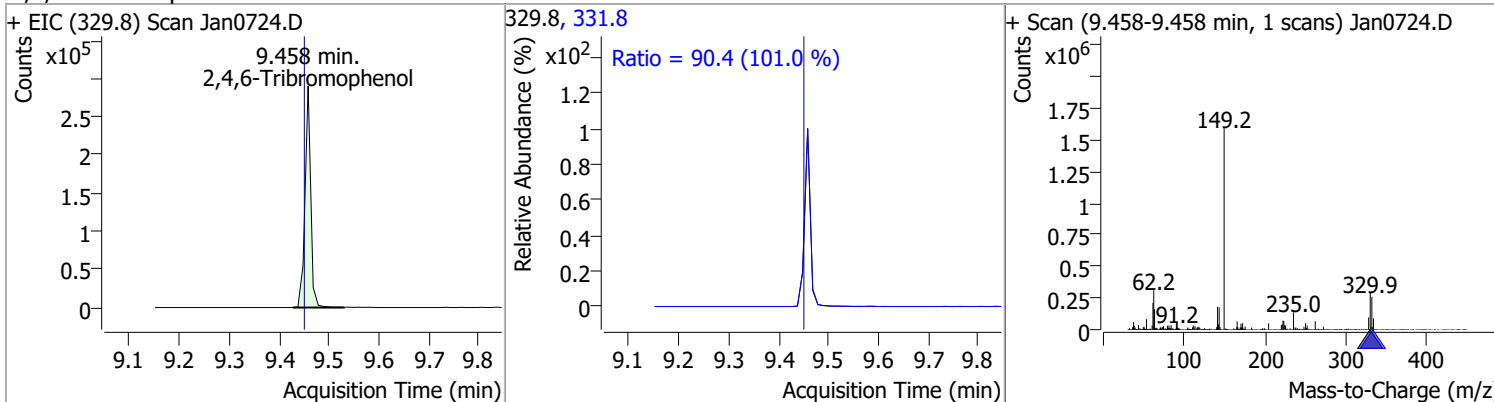


# Quantitation Results Report (QT Reviewed)

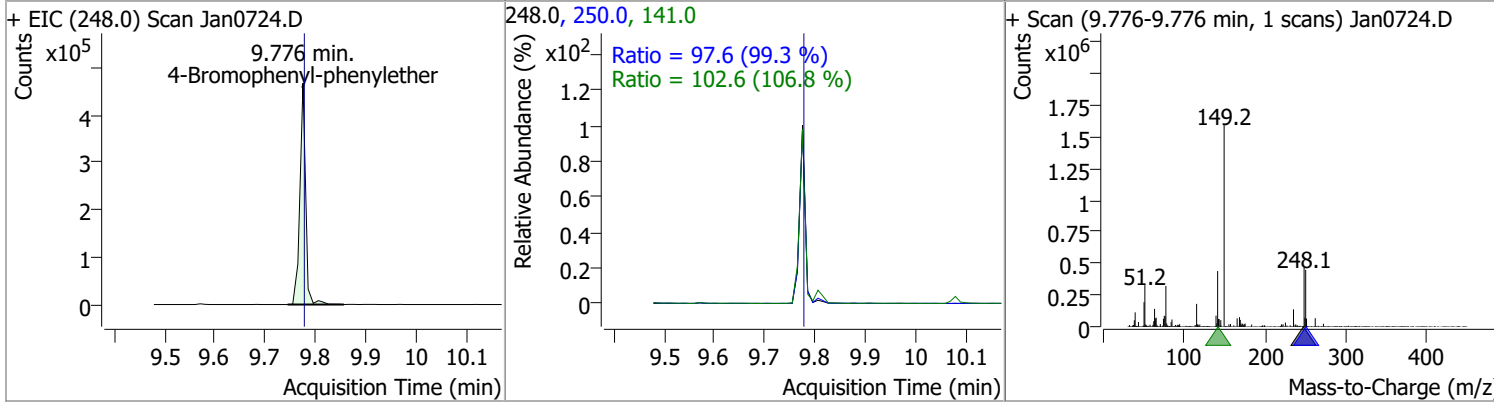
Compound	Conc.	RT	Dev(Min)	Resp.	QIon	QRatio	Lower	Upper
Azobenzene	84.0868	9.38	0.00	1046895	51.0	45.8	34.9	64.9
					182.0	26.8	18.8	35.0



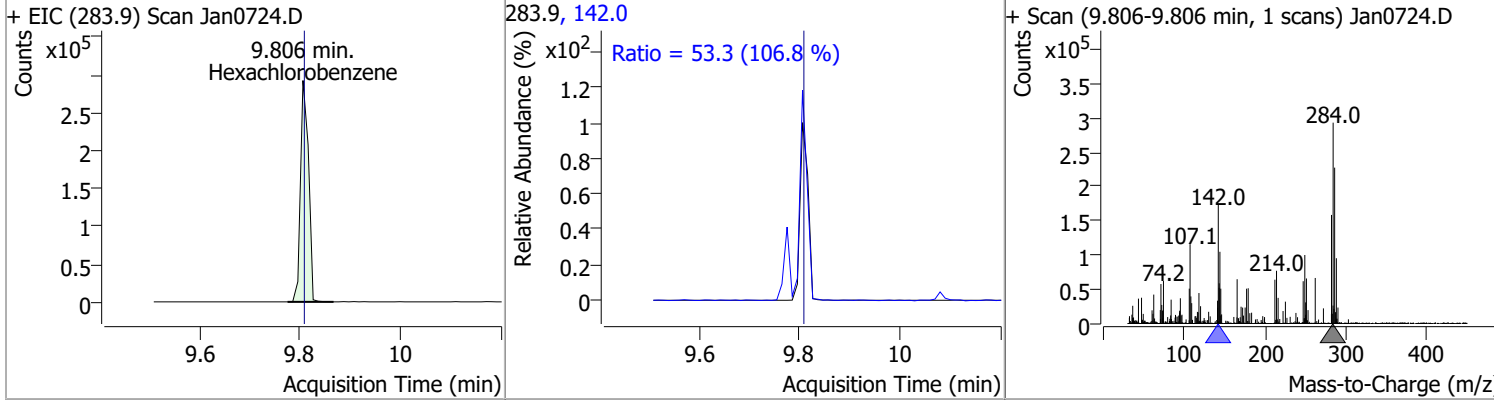
Compound	Conc.	RT	Dev(Min)	Resp.	QIon	QRatio	Lower	Upper
2,4,6-Tribromophenol	162.2293	9.46	0.01	232282	331.8	90.4	62.7	116.4



Compound	Conc.	RT	Dev(Min)	Resp.	QIon	QRatio	Lower	Upper
4-Bromophenyl-phenylether	87.0844	9.78	0.00	370348	250.0	97.6	68.8	127.8
					141.0	102.6	67.3	124.9

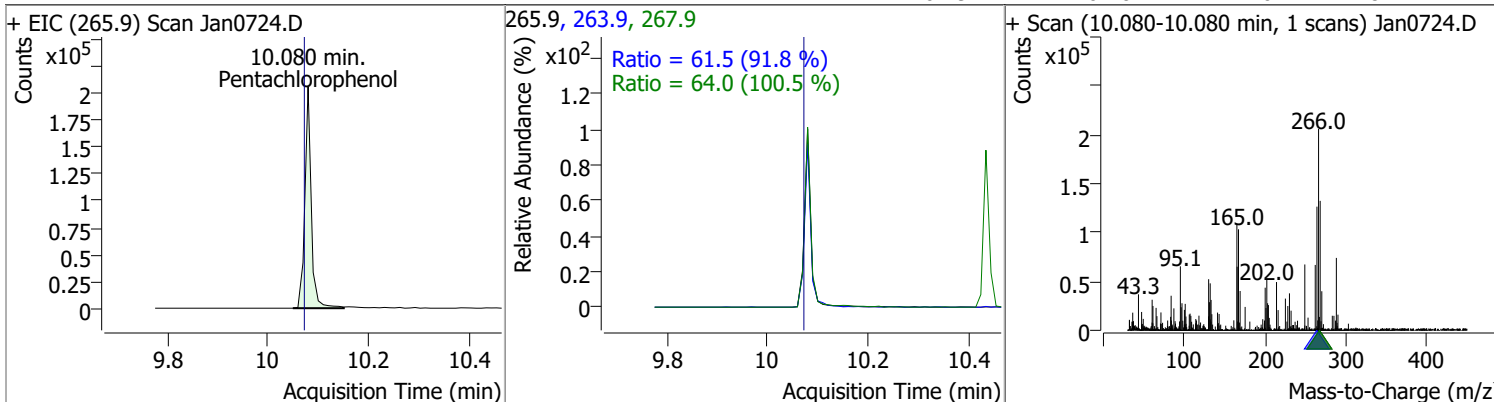


Compound	Conc.	RT	Dev(Min)	Resp.	QIon	QRatio	Lower	Upper
Hexachlorobenzene	76.1929	9.81	0.00	324381	142.0	53.3	34.9	64.8

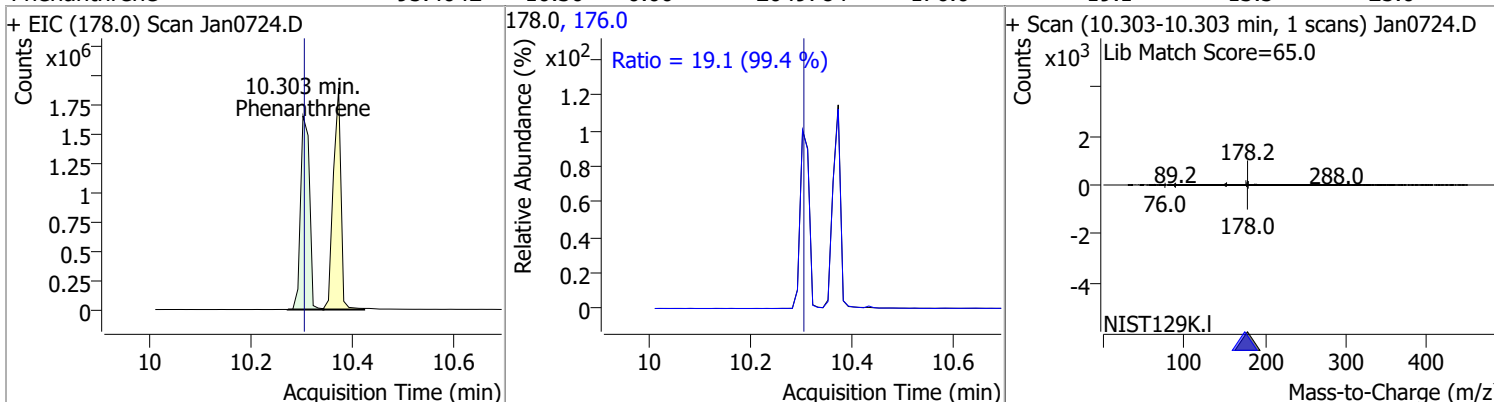


# Quantitation Results Report (QT Reviewed)

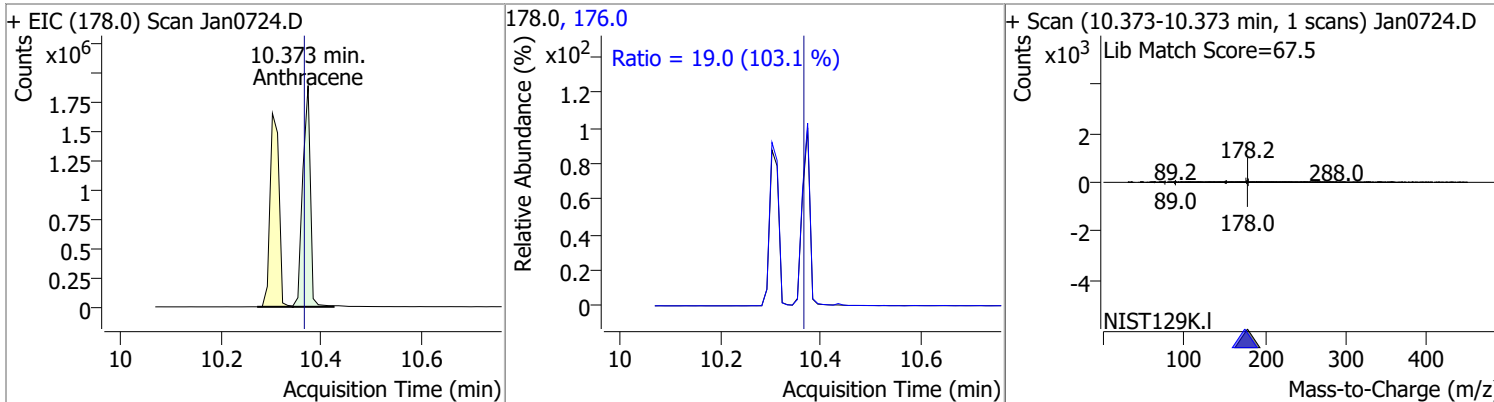
Compound	Conc.	RT	Dev(Min)	Resp.	QIon	QRatio	Lower	Upper
Pentachlorophenol	89.6034	10.08	0.01	181911	263.9	61.5	46.9	87.1
					267.9	64.0	44.6	82.7



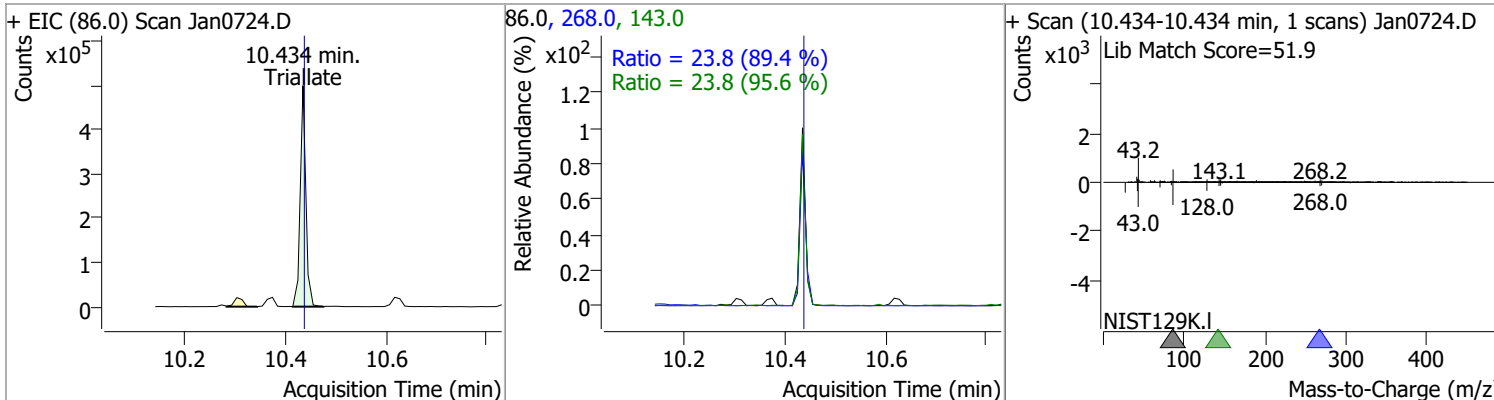
Compound	Conc.	RT	Dev(Min)	Resp.	QIon	QRatio	Lower	Upper
Phenanthrene	95.4042	10.30	0.00	2049784	176.0	19.1	13.5	25.0



Compound	Conc.	RT	Dev(Min)	Resp.	QIon	QRatio	Lower	Upper
Anthracene	95.3358	10.37	0.01	1989849	176.0	19.0	12.9	23.9

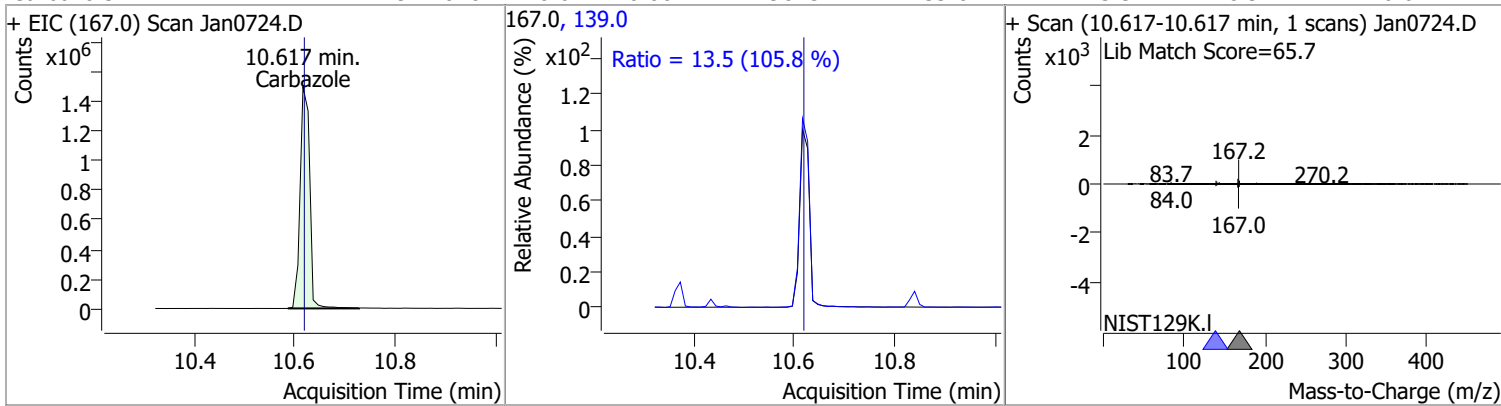


Compound	Conc.	RT	Dev(Min)	Resp.	QIon	QRatio	Lower	Upper
Triallate	85.1291	10.43	0.00	386833	268.0	23.8	18.7	34.7
					143.0	23.8	17.4	32.3

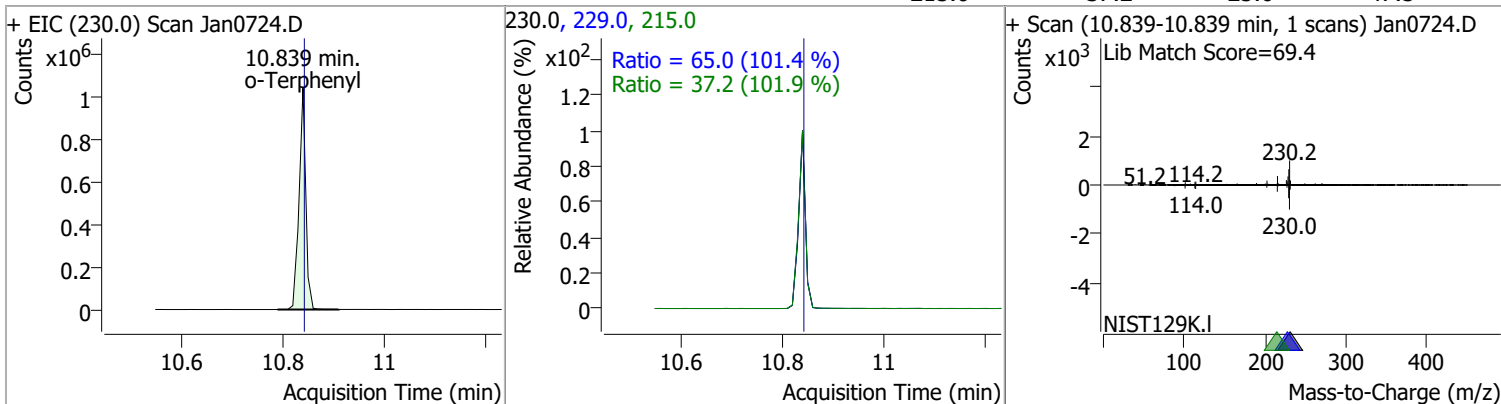


# Quantitation Results Report (QT Reviewed)

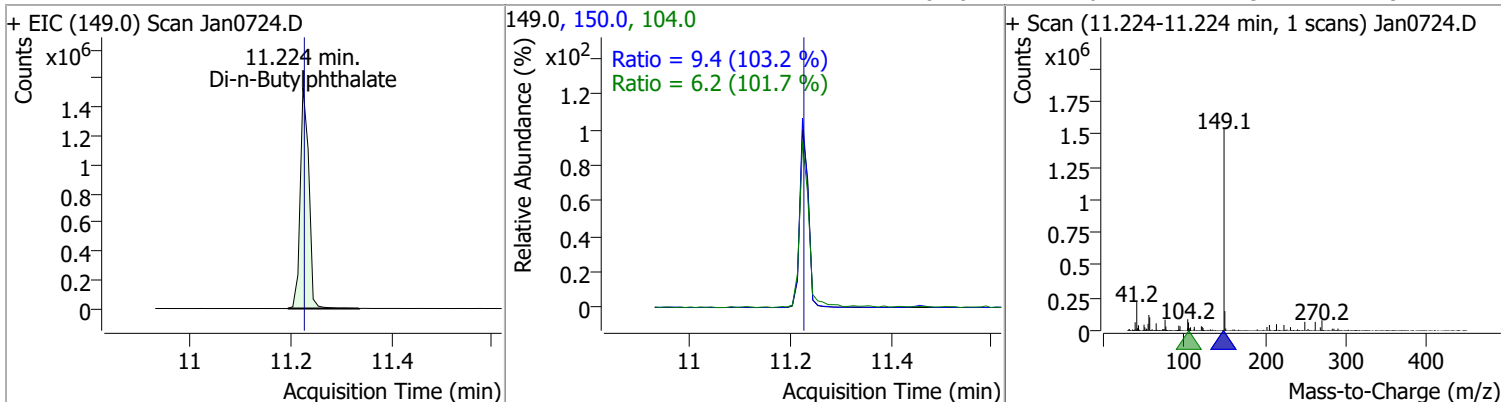
Compound	Conc.	RT	Dev(Min)	Resp.	QIon	QRatio	Lower	Upper
Carbazole	97.4078	10.62	0.00	1984377	139.0	13.5	8.9	16.6



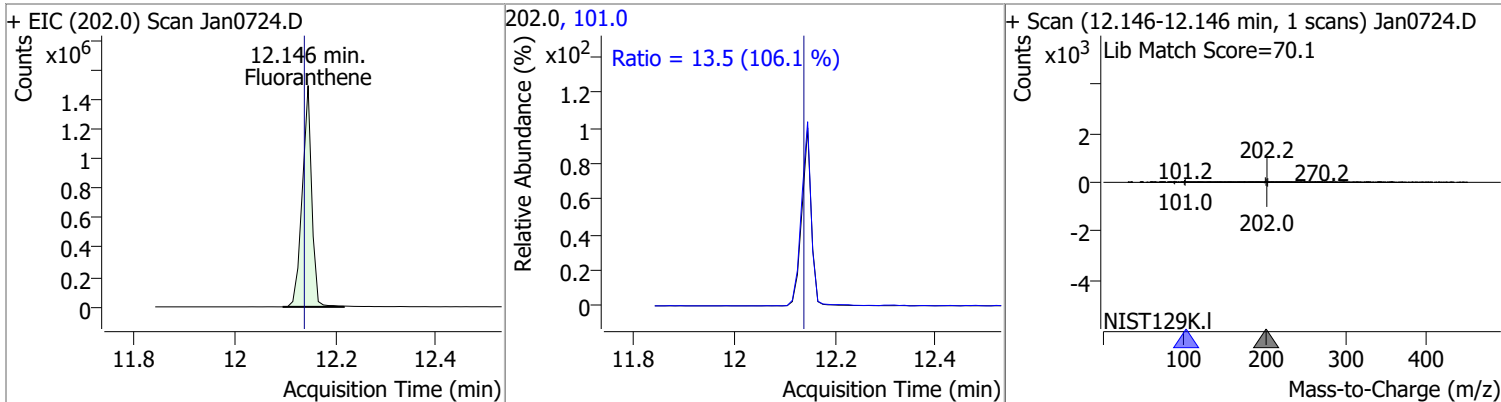
o-Terphenyl	78.4377	10.84	0.00	965308	229.0	65.0	44.9	83.3
					215.0	37.2	25.6	47.5



Di-n-Butylphthalate	91.5877	11.22	0.00	1825325	150.0	9.4	6.4	11.9
					104.0	6.2	4.3	7.9

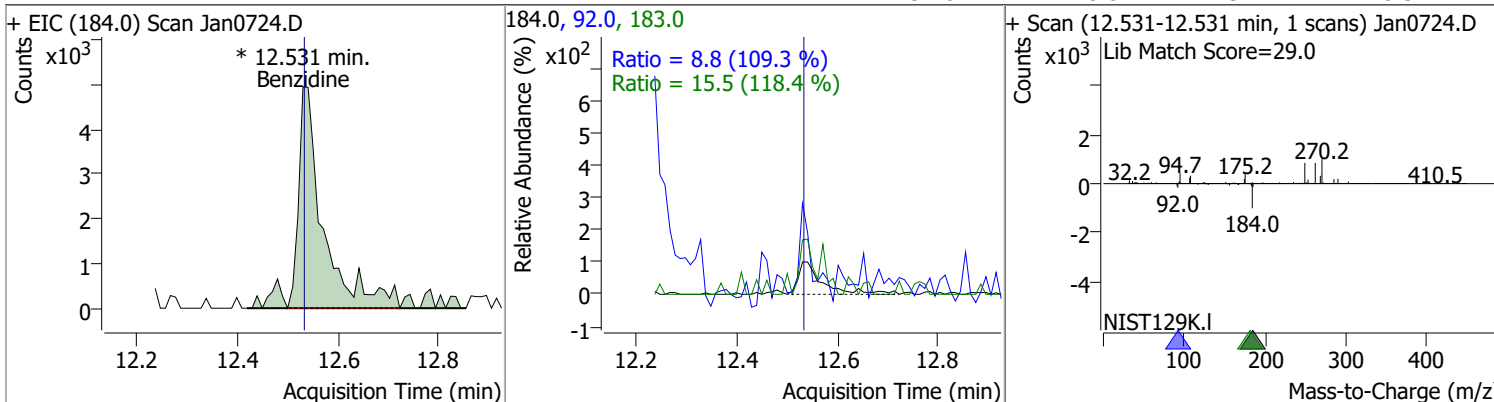


Fluoranthene	86.8985	12.15	0.01	1948430	101.0	13.5	8.9	16.6
--------------	---------	-------	------	---------	-------	------	-----	------

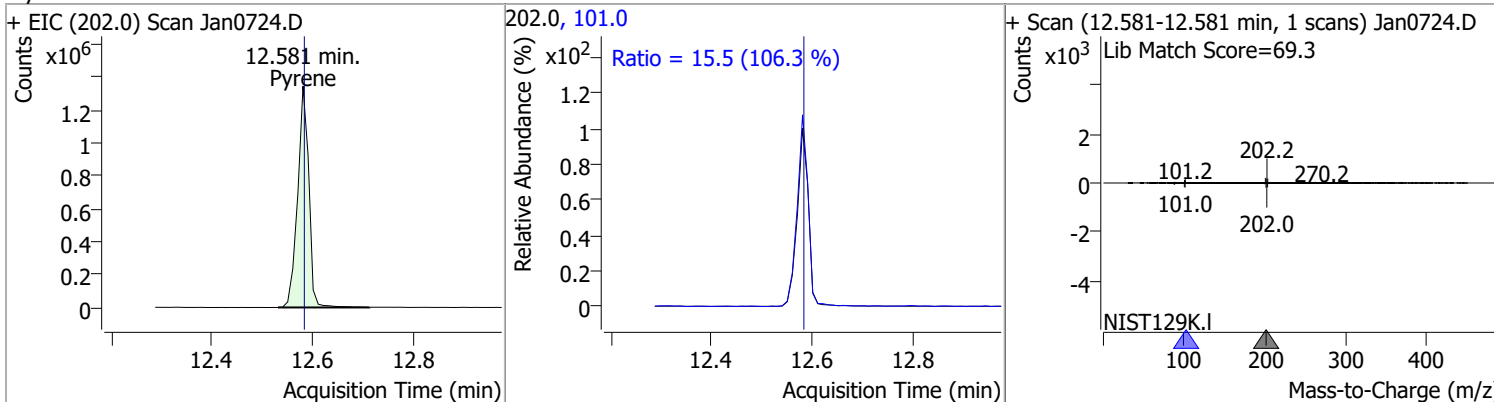


# Quantitation Results Report (QT Reviewed)

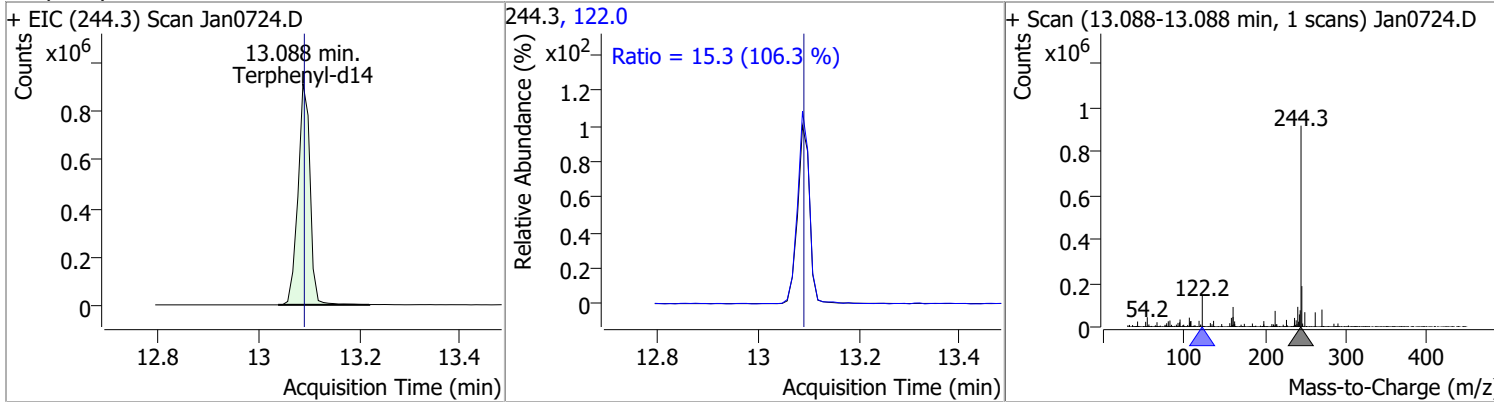
Compound	Conc.	RT	Dev(Min)	Resp.	QIon	QRatio	Lower	Upper
Benzidine	3.5284	12.53	0.00	19111 (m)	183.0	15.5	9.1	17.0
					92.0	8.8	5.7	10.5



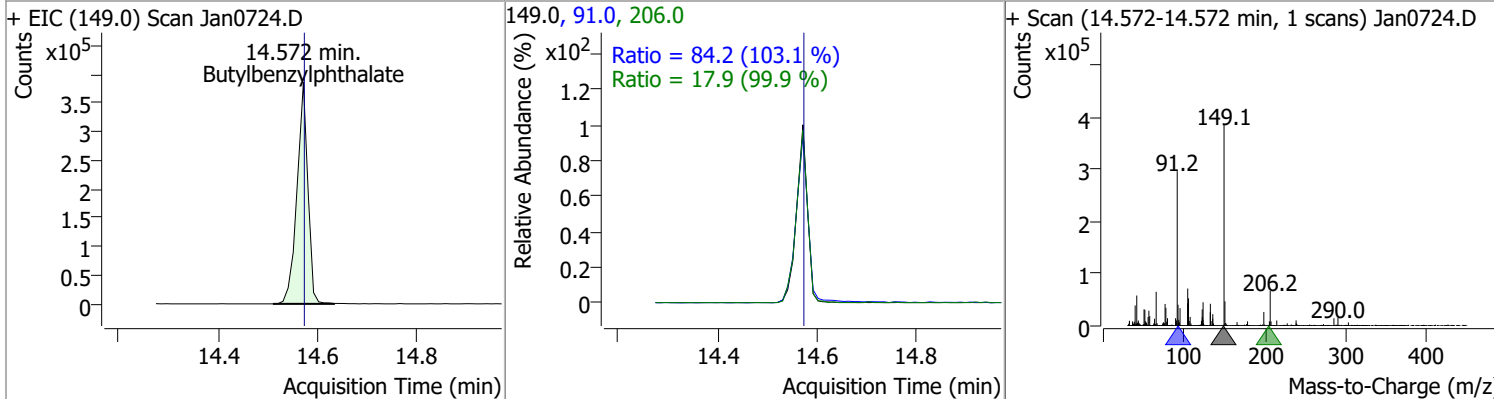
Compound	Conc.	RT	Dev(Min)	Resp.	QIon	QRatio	Lower	Upper
Pyrene	84.5442	12.58	0.00	2075461	101.0	15.5	10.2	19.0



Compound	Conc.	RT	Dev(Min)	Resp.	QIon	QRatio	Lower	Upper
Terphenyl-d14	93.7651	13.09	0.00	1523544	122.0	15.3	10.1	18.7

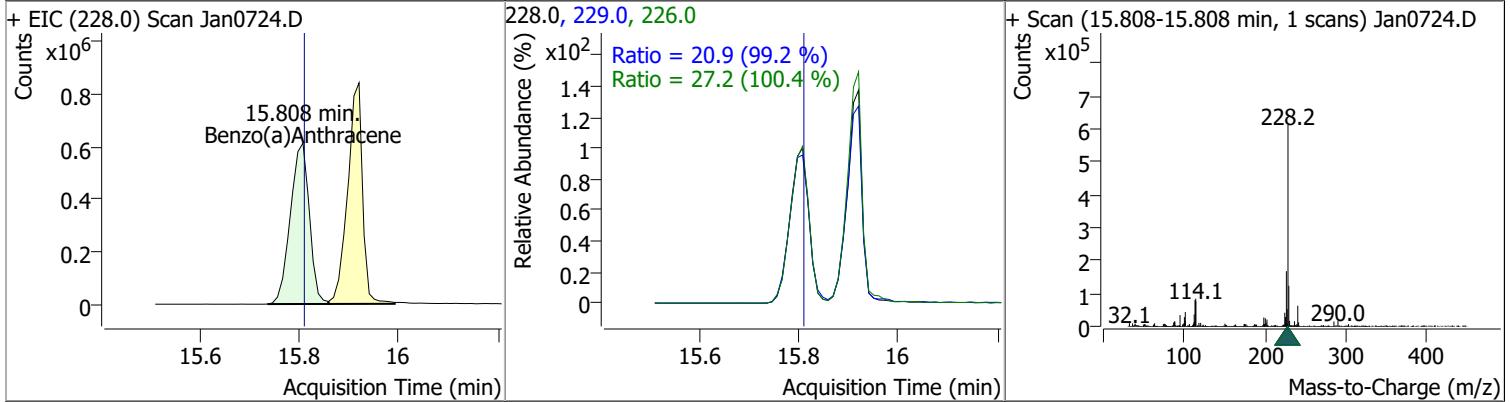


Compound	Conc.	RT	Dev(Min)	Resp.	QIon	QRatio	Lower	Upper
Butylbenzylphthalate	90.1339	14.57	0.01	587608	91.0	84.2	57.2	106.2
					206.0	17.9	12.6	23.3

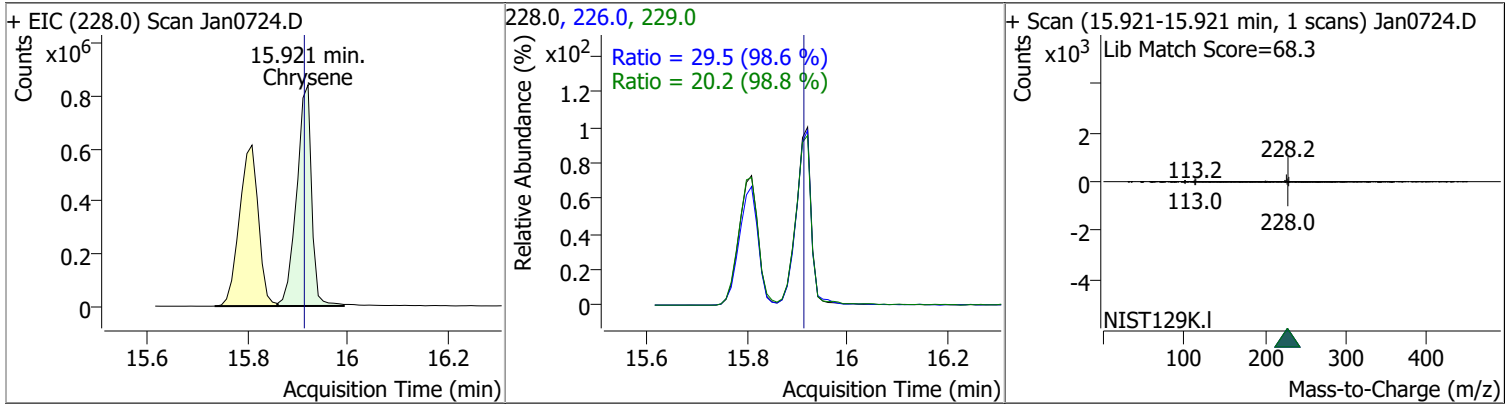


# Quantitation Results Report (QT Reviewed)

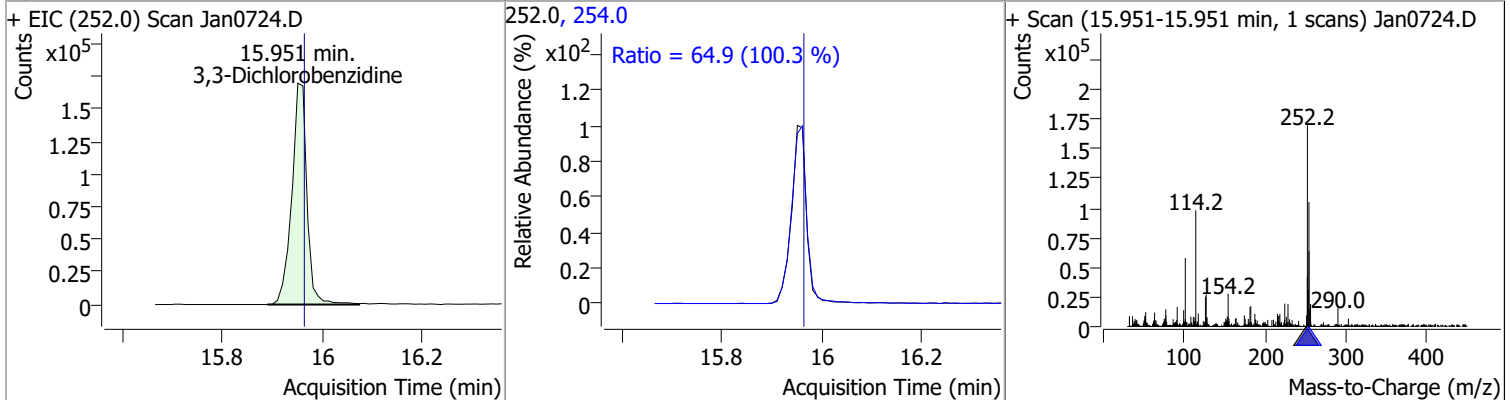
Compound	Conc.	RT	Dev(Min)	Resp.	QIon	QRatio	Lower	Upper
Benzo(a)Anthracene	91.9991	15.81	0.01	1610203	226.0	27.2	18.9	35.2
					229.0	20.9	14.7	27.3



Compound	Conc.	RT	Dev(Min)	Resp.	QIon	QRatio	Lower	Upper
Chrysene	91.4256	15.92	0.02	1744629	226.0	29.5	21.0	38.9
					229.0	20.2	14.3	26.5

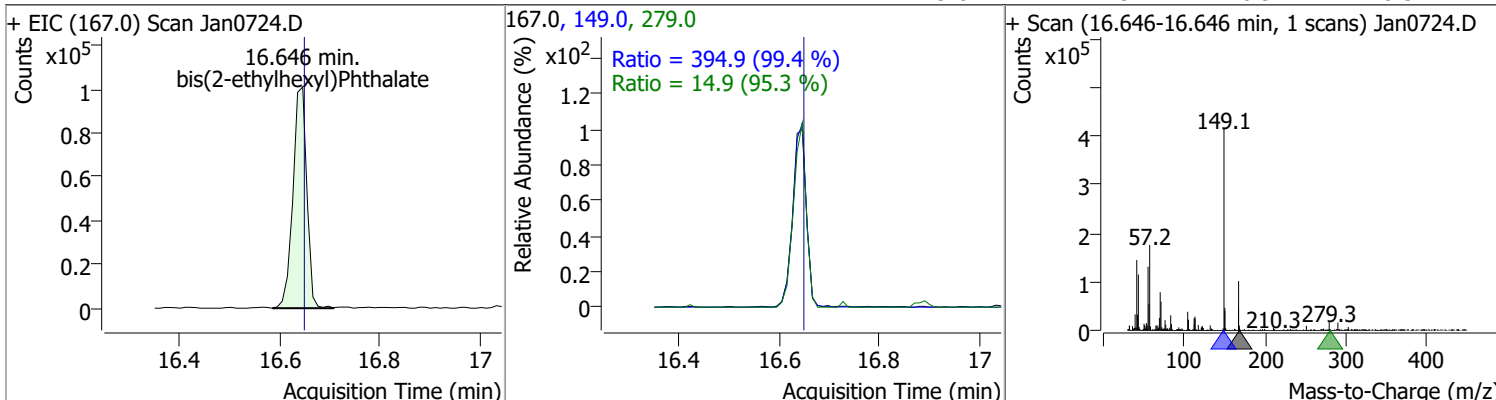


Compound	Conc.	RT	Dev(Min)	Resp.	QIon	QRatio	Lower	Upper
3,3-Dichlorobenzidine	61.2120	15.95	0.00	358430	254.0	64.9	45.3	84.1

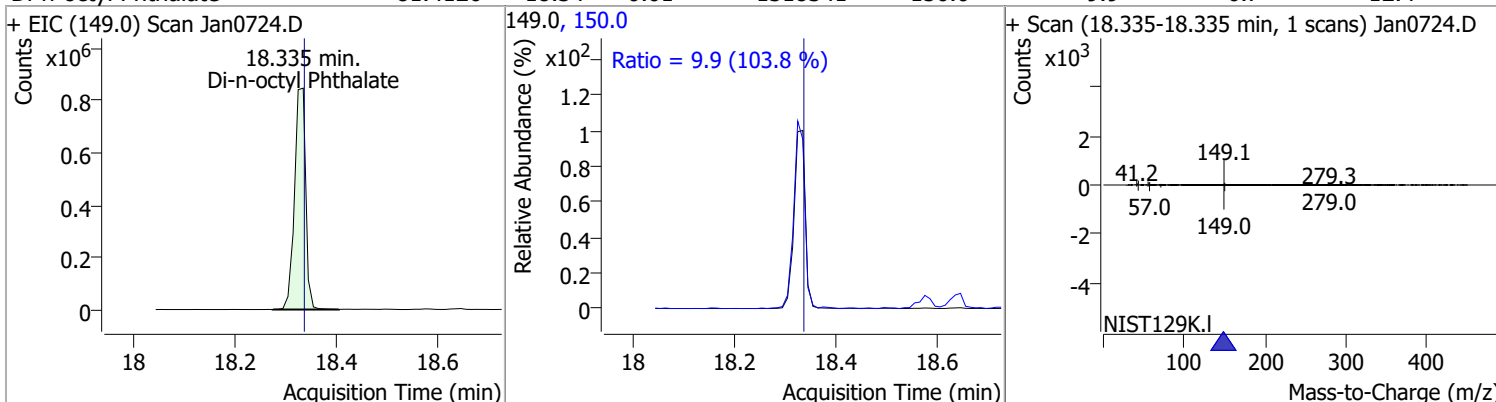


# Quantitation Results Report (QT Reviewed)

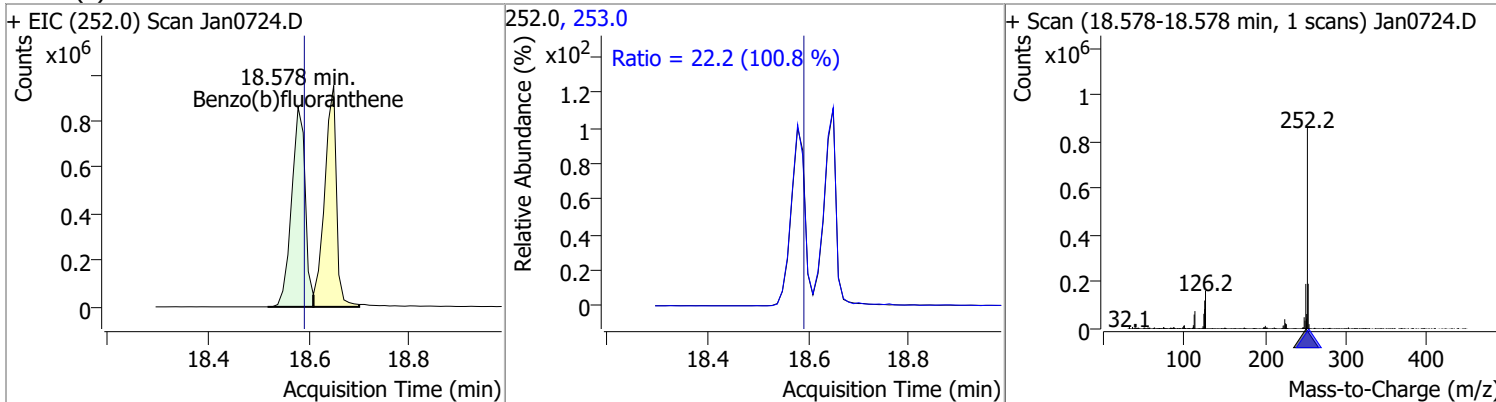
Compound	Conc.	RT	Dev(Min)	Resp.	QIon	QRatio	Lower	Upper
bis(2-ethylhexyl)Phthalate	84.6743	16.65	0.01	194755	149.0	394.9	278.0	516.2
					279.0	14.9	10.9	20.3



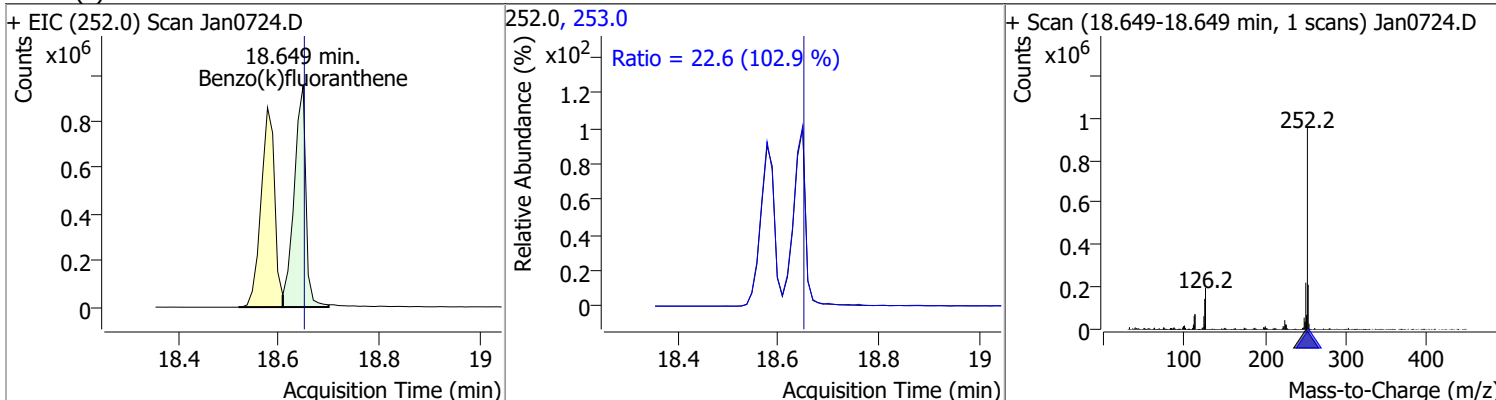
Compound	Conc.	RT	Dev(Min)	Resp.	QIon	QRatio	Lower	Upper
Di-n-octyl Phthalate	81.4126	18.34	0.01	1318341	150.0	9.9	6.7	12.4



Compound	Conc.	RT	Dev(Min)	Resp.	QIon	QRatio	Lower	Upper
Benzo(b)fluoranthene	92.7994	18.58	0.00	1610983	253.0	22.2	15.4	28.6

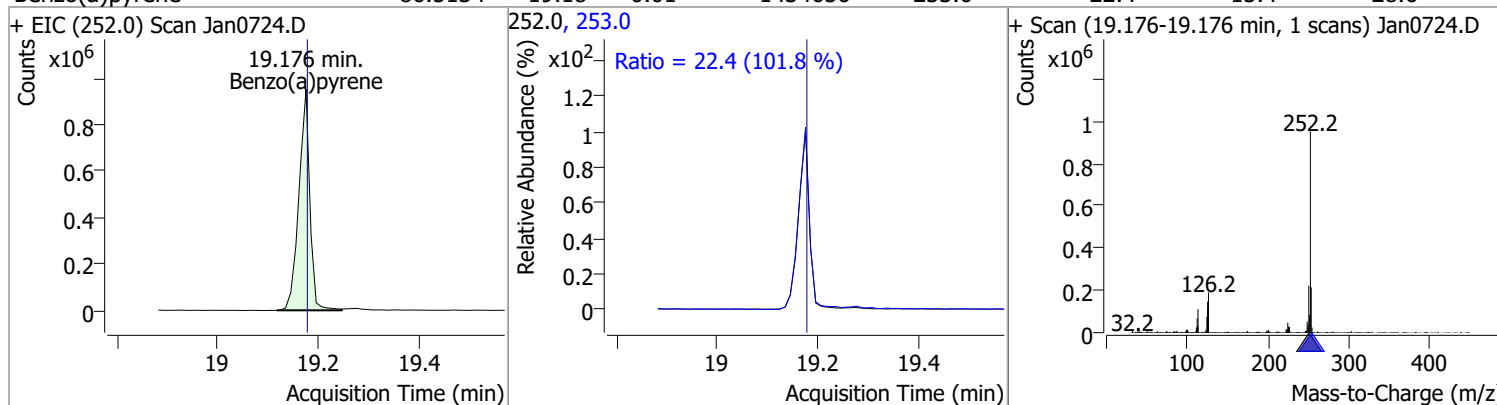


Compound	Conc.	RT	Dev(Min)	Resp.	QIon	QRatio	Lower	Upper
Benzo(k)fluoranthene	85.8938	18.65	0.01	1545885	253.0	22.6	15.3	28.5

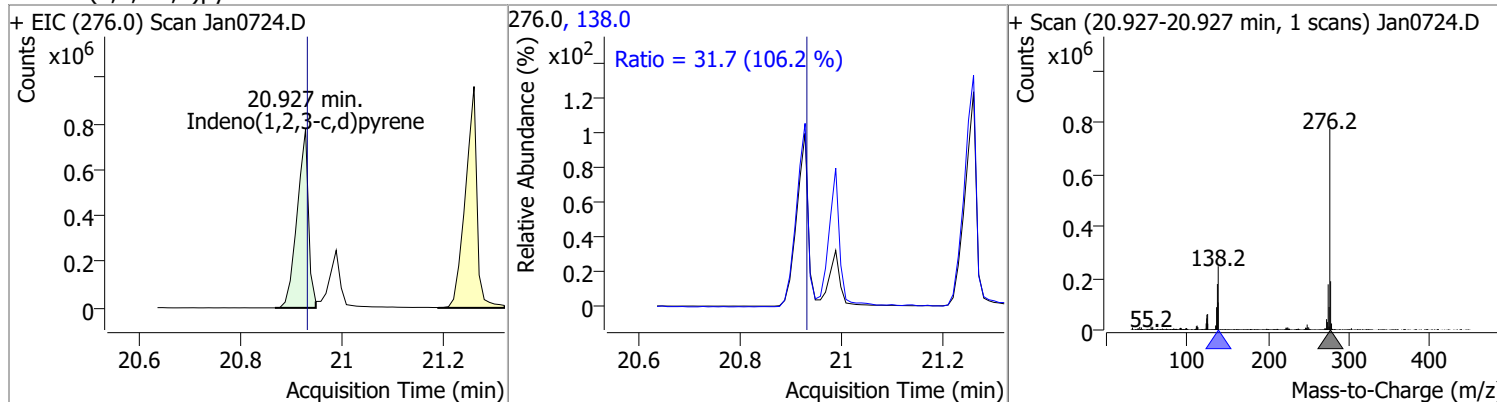


# Quantitation Results Report (QT Reviewed)

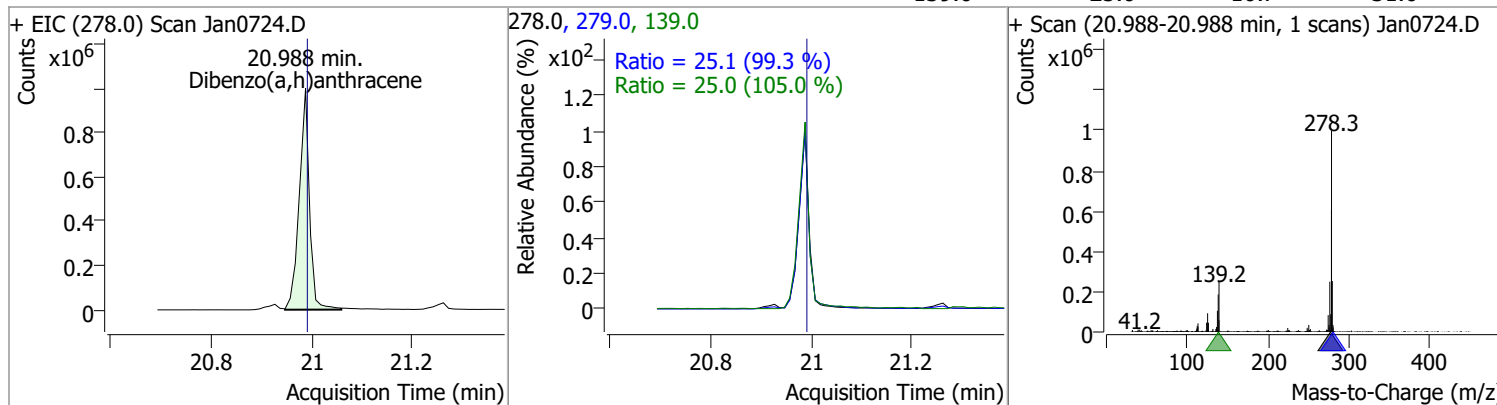
Compound	Conc.	RT	Dev(Min)	Resp.	QIon	QRatio	Lower	Upper
Benzo(a)pyrene	86.5134	19.18	0.01	1434656	253.0	22.4	15.4	28.6



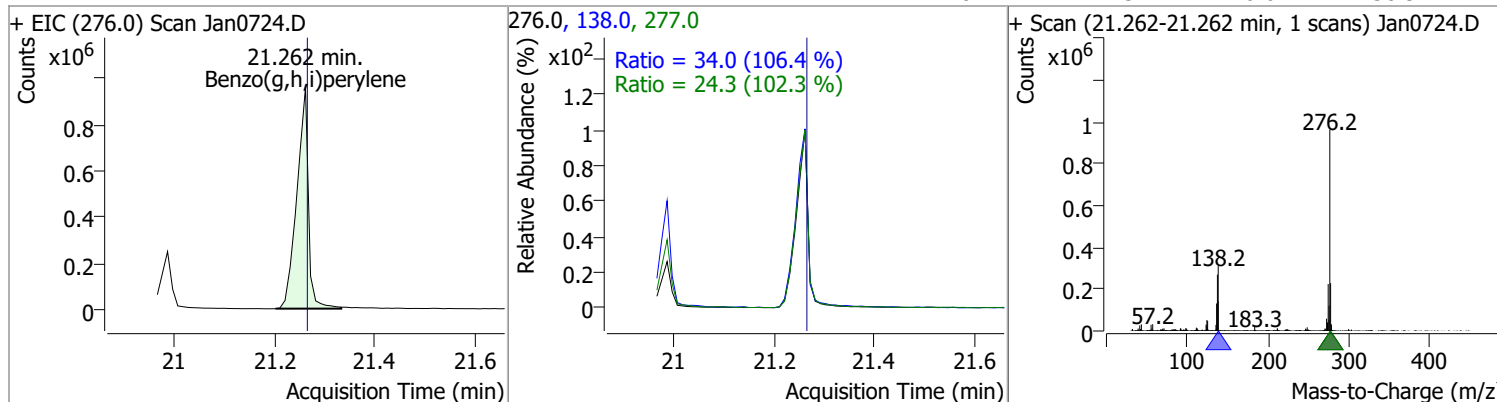
Compound	Conc.	RT	Dev(Min)	Resp.	QIon	QRatio	Lower	Upper
Indeno(1,2,3-c,d)pyrene	86.1686	20.93	0.01	1205109	138.0	31.7	20.9	38.8



Compound	Conc.	RT	Dev(Min)	Resp.	QIon	QRatio	Lower	Upper
Dibenzo(a,h)anthracene	92.2338	20.99	0.01	1400729	279.0	25.1	17.7	32.8
					139.0	25.0	16.7	31.0



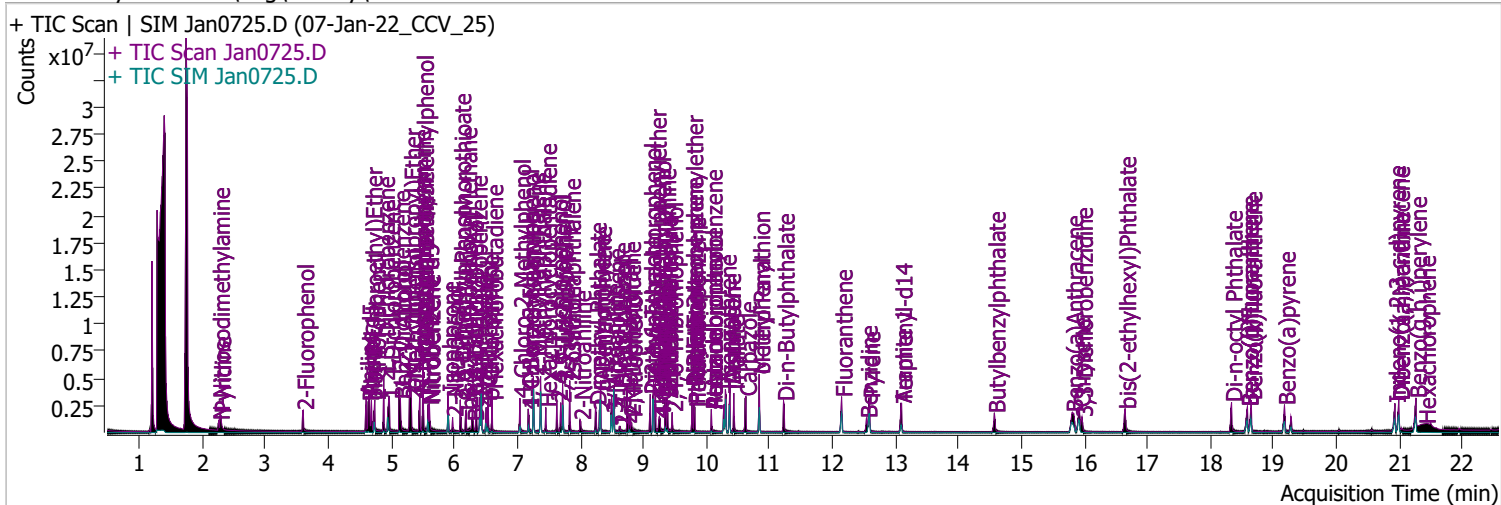
Compound	Conc.	RT	Dev(Min)	Resp.	QIon	QRatio	Lower	Upper
Benzo(g,h,i)perylene	94.0157	21.26	0.01	1529565	138.0	34.0	22.4	41.6
					277.0	24.3	16.6	30.9





# Quantitation Results Report (QT Reviewed)

Data File	Jan0725.D	Operator	LIMS import
Acq. Method	BNA+SIM.M	Acq. Date-Time	1/8/2022 1:27:15 AM
Sample Name	07-Jan-22_CCV_25	Instrument	Instrument #1
Vial	25	Multiplier	1.00
DA Method File		Comment	SVOC-8270-W-LARGO
Tune File	dftppdsm.u	Tune Date	1/7/2022 12:13:00 PM
Batch Name	010722 DoD BNA cal 1.batch.bin	Last Calib Update	1/11/2022 8:55:14 AM
Ref Library	D:\Org\Library\NIST129K.I		



Compound	RT	QIon	Resp.	Conc.	Units	Dev(Min)
----------	----	------	-------	-------	-------	----------

**Internal Standards**

**System Monitoring Compounds**

S 2-Fluorophenol	3.602	112.0	662120	74.4816	µg/L	0.020
Spiked Amount: 200.000	Range: 10.0 - 75.0%			Recovery = 37.24%		
S Phenol-d5	4.634	99.0	953002	80.3721	µg/L	0.010
Spiked Amount: 200.000	Range: 10.0 - 65.0%			Recovery = 40.19%		
S Nitrobenzene-d5	5.583	82.0	487943	75.5935	µg/L	0.000
Spiked Amount: 100.000	Range: 32.0 - 94.0%			Recovery = 75.59%		
S 2-Fluorobiphenyl	7.718	172.0	1440364	72.6781	µg/L	0.000
Spiked Amount: 100.000	Range: 28.0 - 107.0%			Recovery = 72.68%		
S 2,4,6-Tribromophenol	9.458	329.8	118337	76.3404	µg/L	0.010
Spiked Amount: 200.000	Range: 25.0 - 140.0%			Recovery = 38.17%		
S Terphenyl-d14	13.098	244.3	1428780	74.5880	µg/L	0.010
Spiked Amount: 100.000	Range: 32.0 - 122.0%			Recovery = 74.59%		

**Target Compounds**

Compound	RT	QIon	Resp.	Conc.	Units	QValue	
T N-Nitrosodimethylamine	2.264	74.0	253198	65.5970	µg/L	74	
T Pyridine	2.285	79.0	530263	62.3963	µg/L	96	
T Aniline	4.603	93.0	1214501	77.0169	µg/L	98	
T Phenol	4.654	94.0	968347	77.5789	µg/L	96	
T bis(-2-Chloroethyl)Ether	4.685	63.0	715817	73.2858	µg/L	m	99
T 2-Chlorophenol	4.736	128.0	767588	72.8639	µg/L	98	
T 1,3-Dichlorobenzene	4.879	146.0	1018855	73.1731	µg/L	m	99
T 1,4-Dichlorobenzene	4.971	146.0	995281	71.1231	µg/L	m	97
T 1,2-Dichlorobenzene	5.124	146.0	994030	72.0445	µg/L	99	
T Benzyl Alcohol	5.144	108.0	426329	71.4685	µg/L	97	
T bis(2-chloroisopropyl)Ether	5.297	121.0	264342	70.5418	µg/L	98	
T 2-Methylphenol	5.318	107.0	669842	71.7481	µg/L	99	
T N-nitroso-Di-n-propylamine	5.451	70.0	485935	74.6830	µg/L	99	
T 4Methylphenol/3Methylphenol	5.502	107.0	1008211	79.9279	µg/L	97	
T Hexachloroethane	5.502	117.0	296966	74.4784	µg/L	98	



# Quantitation Results Report (QT Reviewed)

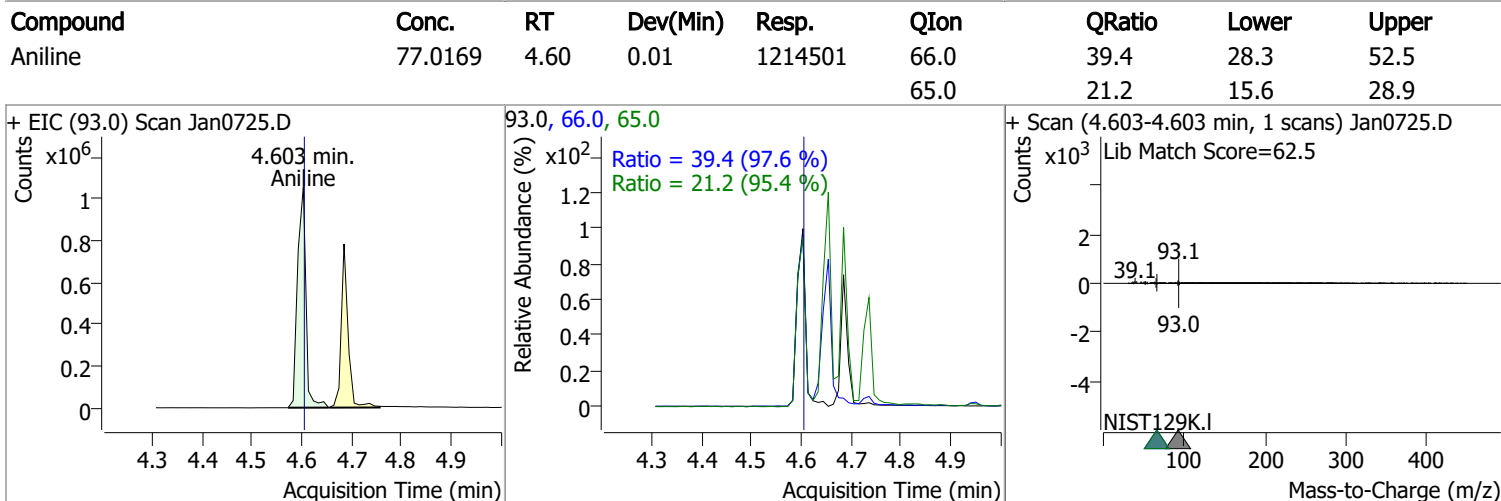
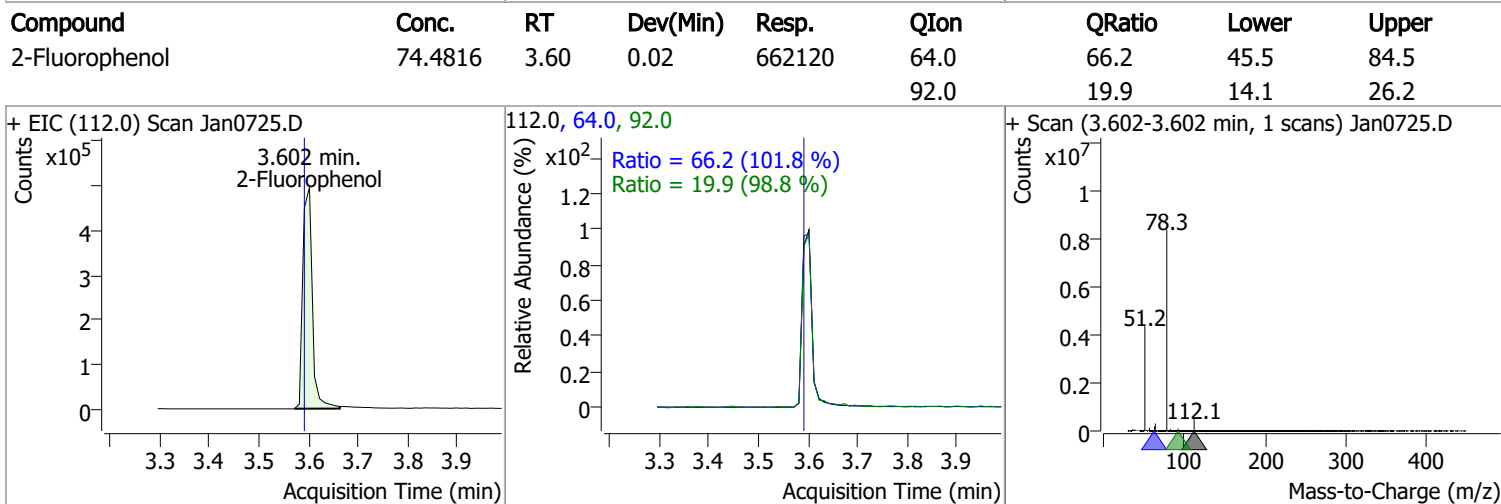
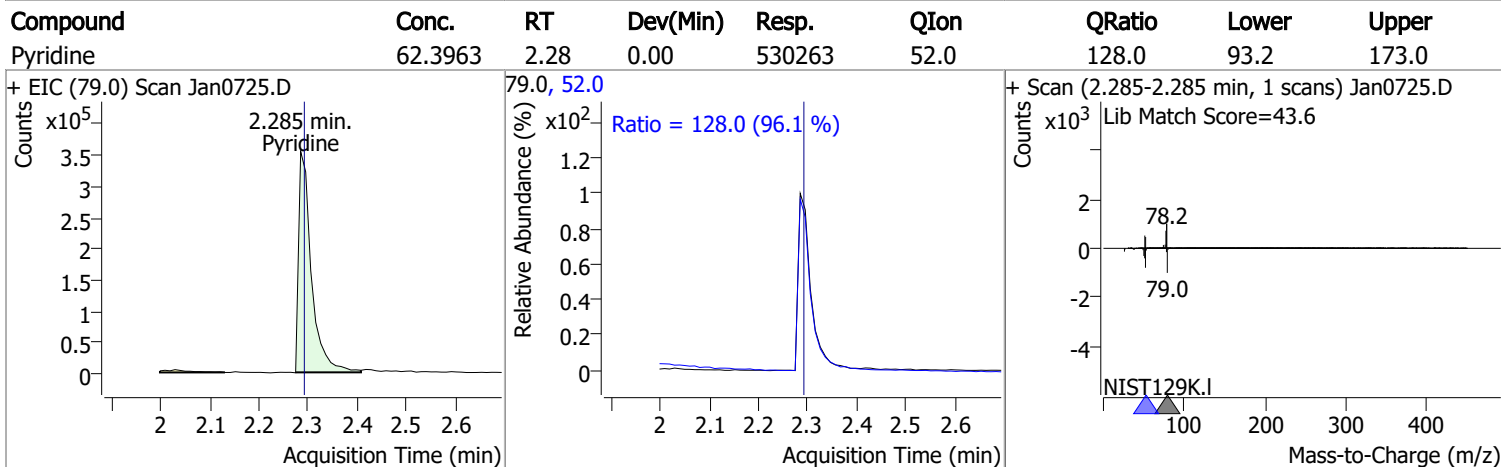
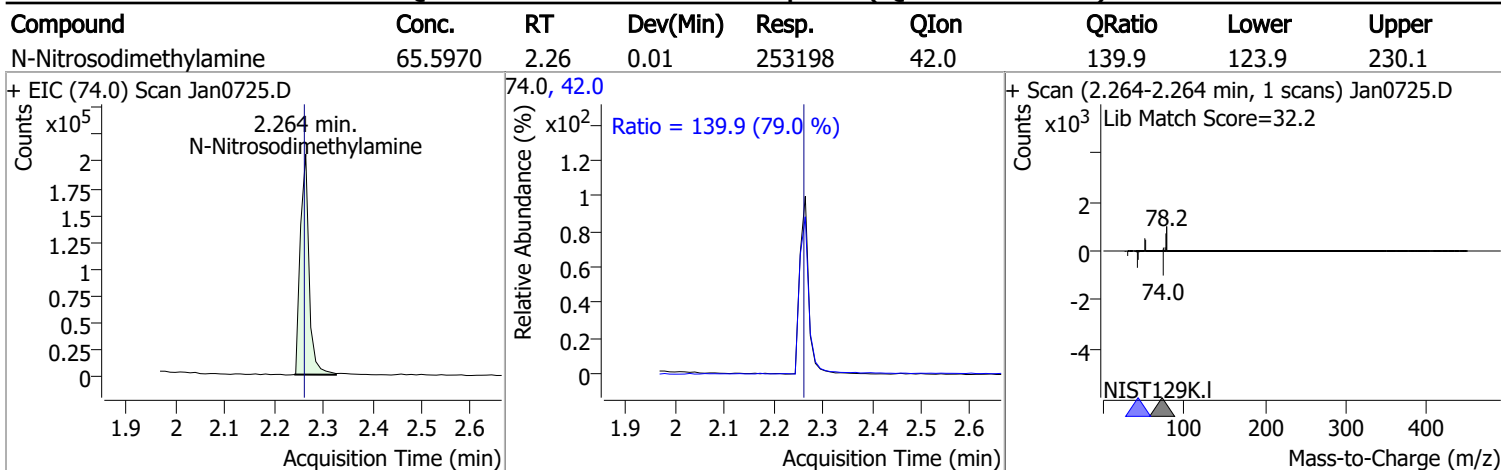
Compound	RT	QIon	Resp.	Conc.	Units	Dev(Min)	
T Nitrobenzene	5.604	123.1	229398	65.9451	µg/L	93	
T Isophorone	5.900	82.0	1122958	72.6913	µg/L	100	
T 2-Nitrophenol	5.972	139.0	179277	67.6656	µg/L	95	
T 2,4-Dimethylphenol	6.095	122.0	533469	70.4166	µg/L	100	
T bis(-2-Chloroethoxy)Methane	6.187	93.0	673011	75.2566	µg/L	96	
T Benzoic Acid	6.300	105.0	319297	77.1469	µg/L	98	
T 2,4-Dichlorophenol	6.290	162.0	529736	76.1425	µg/L	98	
T 1,2,4-Trichlorobenzene	6.352	180.0	612969	69.2390	µg/L	99	
T Naphthalene	6.434	128.0	1871117	72.7249	µg/L	99	
T 4-Chlorophenol	6.506	130.0	206101	86.0335	µg/L	94	
T p-Chloroaniline	6.537	127.0	763004	76.1235	µg/L	98	
T Hexachlorobutadiene	6.598	224.9	346417	71.9656	µg/L	98	
T 4-Chloro-2-Methylphenol	7.040	107.0	494673	76.4471	µg/L	m	99
T 4-Chloro-3-Methylphenol	7.173	107.0	494764	72.3929	µg/L	m	100
T 2-Methylnaphthalene	7.255	141.0	1075757	66.9752	µg/L	99	
T 1-Methylnaphthalene	7.368	141.0	1114817	72.1499	µg/L	99	
T Hexachlorocyclopentadiene	7.451	236.9	215660	71.6509	µg/L	99	
T 2,4,6-Trichlorophenol	7.625	196.0	323682	74.9811	µg/L	99	
T 2,4,5-Trichlorophenol	7.687	196.0	385550	78.0931	µg/L	99	
T 2-Chloronaphthalene	7.831	162.0	1174052	71.3136	µg/L	99	
T 2-Nitroaniline	7.995	65.0	212156	74.6218	µg/L	99	
T Dimethyl Phthalate	8.241	163.0	1199450	73.3347	µg/L	98	
T 2,6-Dinitrotoluene	8.302	165.0	161989	73.1418	µg/L	96	
T Acenaphthylene	8.323	152.1	1986519	75.7624	µg/L	100	
T 3-Nitroaniline	8.507	138.0	172961	72.9178	µg/L	98	
T Acenaphthene	8.538	154.0	1117096	73.5790	µg/L	100	
T 2,4-Dinitrophenol	8.630	184.0	79408	69.3598	µg/L	97	
T Dibenzofuran	8.742	168.0	1772612	73.7717	µg/L	100	
T 2,4-Dinitrotoluene	8.783	165.0	211376	74.0000	µg/L	86	
T 4-Nitrophenol	8.814	109.0	189076	76.7405	µg/L	97	
T Diethylphthalate	9.110	149.0	1314631	79.7899	µg/L	99	
T Fluorene	9.162	166.0	1507712	77.9315	µg/L	100	
T 4-Chlorophenyl-phenylether	9.192	204.0	645267	73.0703	µg/L	96	
T 4-Nitroaniline	9.254	138.0	189458	80.5617	µg/L	95	
T 4,6-Dinitro-2-methylphenol	9.264	198.0	117706	72.7348	µg/L	100	
T N-nitrosodiphenylamine	9.346	169.0	936712	76.0748	µg/L	99	
T Azobenzene	9.376	77.0	1103143	75.3843	µg/L	95	
T 4-Bromophenyl-phenylether	9.775	248.0	370727	74.8743	µg/L	96	
T Hexachlorobenzene	9.816	283.9	366411	73.2795	µg/L	96	
T Pentachlorophenol	10.080	265.9	186215	79.1440	µg/L	95	
T Phenanthrene	10.302	178.0	1937389	77.1579	µg/L	99	
T Anthracene	10.373	178.0	1911916	78.7868	µg/L	100	
T Triallate	10.434	86.0	425738	80.1900	µg/L	96	
T Carbazole	10.627	167.0	1885613	78.5127	µg/L	99	
T o-Terphenyl	10.839	230.0	1025575	70.6877	µg/L	98	
T Di-n-Butylphthalate	11.224	149.0	1836279	80.1970	µg/L	100	
T Fluoranthene	12.146	202.0	1933728	73.1544	µg/L	98	
T Benzidine	12.541	184.0	758943	73.3817	µg/L	99	
T Pyrene	12.581	202.0	2188470	75.6184	µg/L	97	
T Butylbenzylphthalate	14.572	149.0	602015	77.8613	µg/L	98	
T Benzo(a)Anthracene	15.808	228.0	1562940	73.9619	µg/L	100	
T Chrysene	15.921	228.0	1712757	73.7836	µg/L	99	
T 3,3-Dichlorobenzidine	15.961	252.0	537544	74.9579	µg/L	99	
T bis(2-ethylhexyl)Phthalate	16.646	167.0	207934	75.9301	µg/L	97	
T Di-n-octyl Phthalate	18.335	149.0	1483335	76.7199	µg/L	100	

# Quantitation Results Report (QT Reviewed)

Compound	RT	QIon	Resp.	Conc.	Units	Dev(Min)
T Benzo(b)fluoranthene	18.588	252.0	1565038	74.9907	µg/L	100
T Benzo(k)fluoranthene	18.649	252.0	1643420	75.9559	µg/L	99
T Benzo(a)pyrene	19.175	252.0	1498499	75.6371	µg/L	100
T Indeno(1,2,3-c,d)pyrene	20.927	276.0	1261485	75.4977	µg/L	97
T Dibenzo(a,h)anthracene	20.988	278.0	1313709	72.8827	µg/L	98
T Benzo(g,h,i)perylene	21.261	276.0	1475191	75.4240	µg/L	98

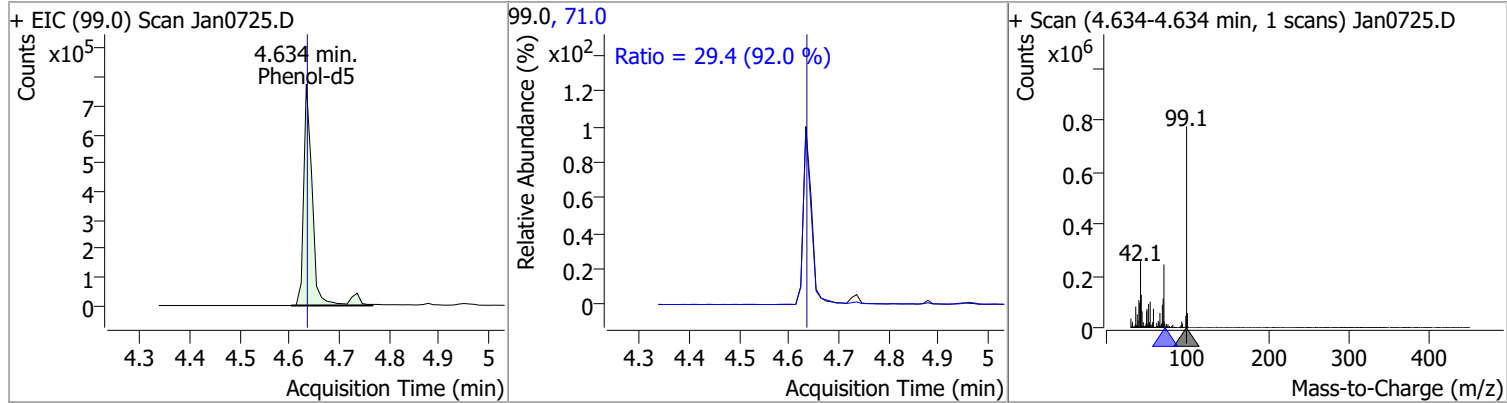
(#) = Qualifier Out of Range; (m) = Manual Integration; (+) = Area Summed; (\*) = Surrogate Percent Recovery Out of Range; (d): Zeroed Peak

# Quantitation Results Report (QT Reviewed)

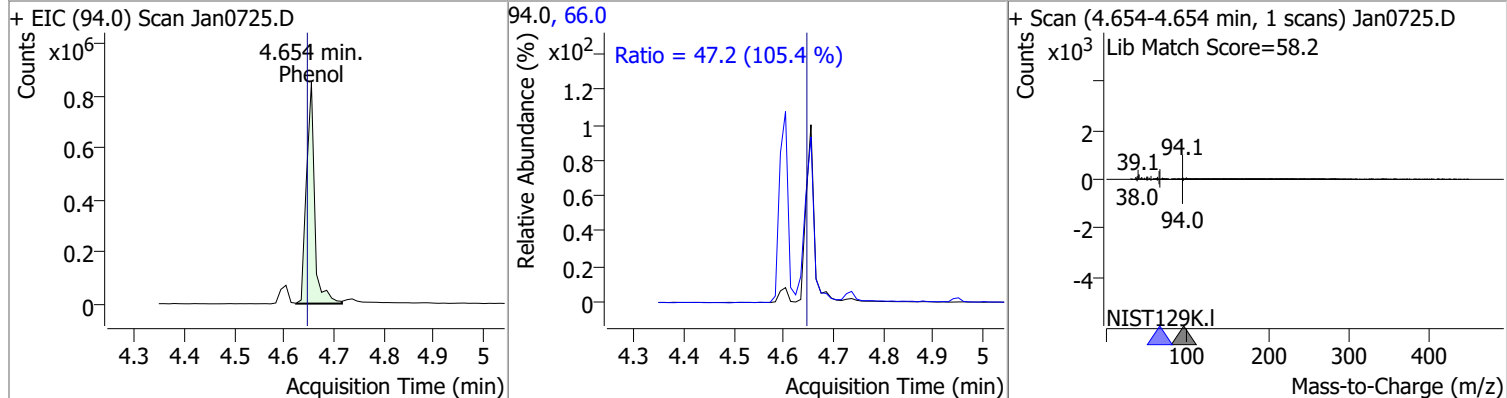


# Quantitation Results Report (QT Reviewed)

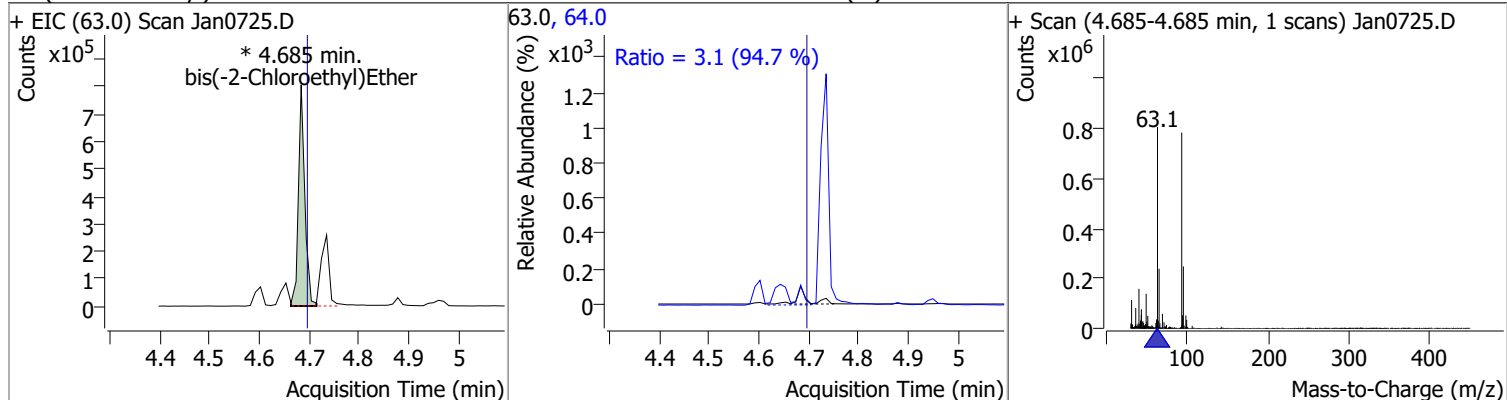
Compound	Conc.	RT	Dev(Min)	Resp.	QIon	QRatio	Lower	Upper
Phenol-d5	80.3721	4.63	0.01	953002	71.0	29.4	22.3	41.5



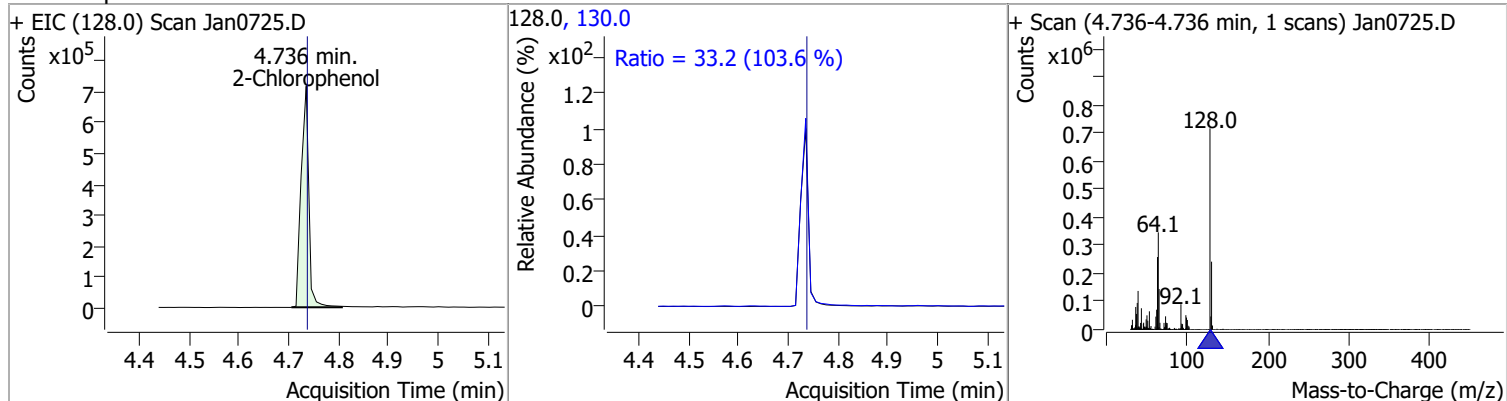
Compound	Conc.	RT	Dev(Min)	Resp.	QIon	QRatio	Lower	Upper
Phenol	77.5789	4.65	0.02	968347	66.0	47.2	31.3	58.2



Compound	Conc.	RT	Dev(Min)	Resp.	QIon	QRatio	Lower	Upper
bis(-2-Chloroethyl)Ether	73.2858	4.68	0.00	715817 (m)	64.0	3.1	2.3	4.3

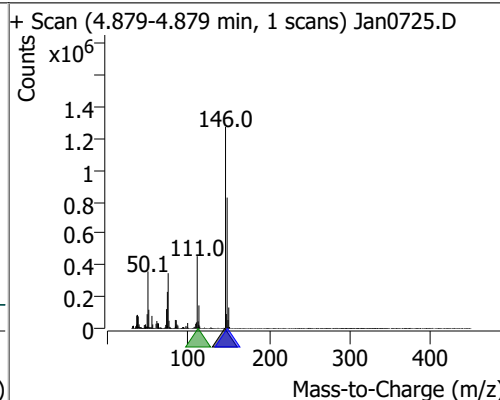
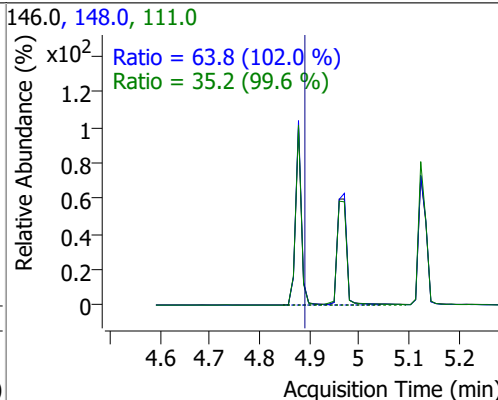
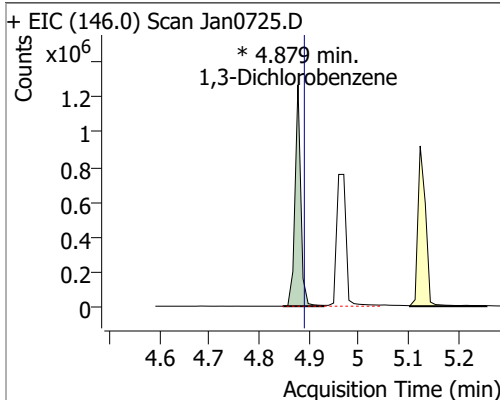


Compound	Conc.	RT	Dev(Min)	Resp.	QIon	QRatio	Lower	Upper
2-Chlorophenol	72.8639	4.74	0.01	767588	130.0	33.2	22.4	41.6

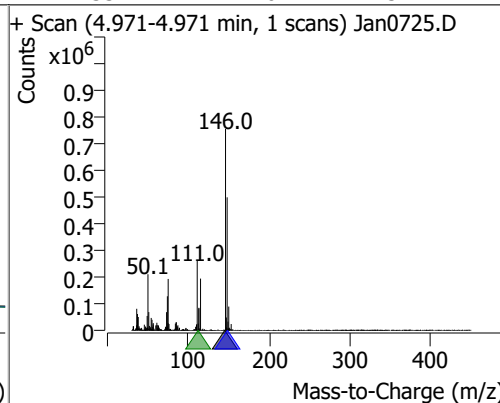
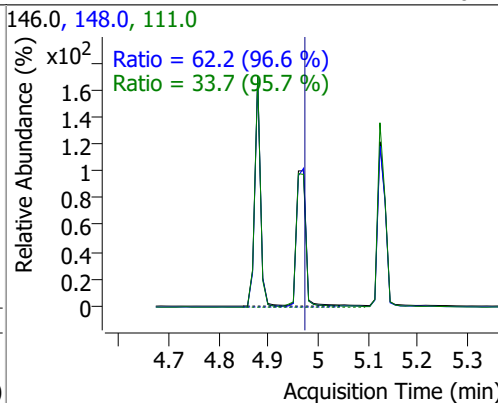
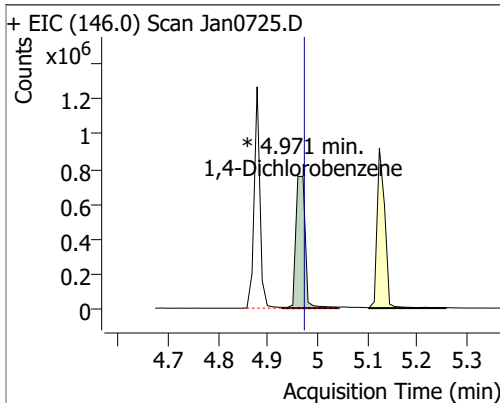


# Quantitation Results Report (QT Reviewed)

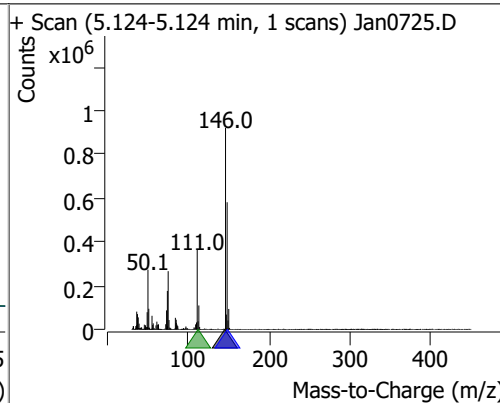
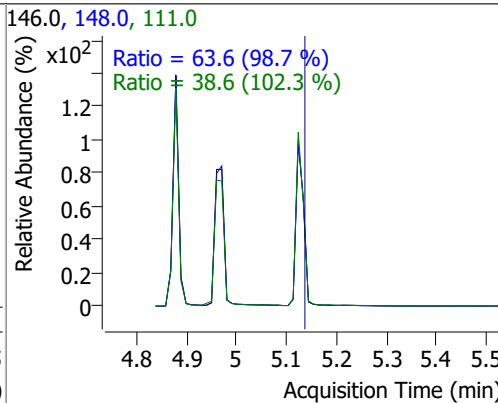
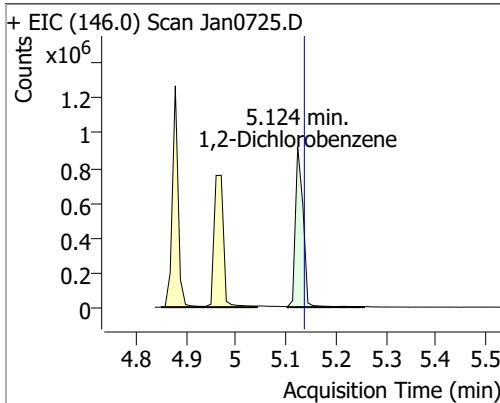
Compound	Conc.	RT	Dev(Min)	Resp.	QIon	QRatio	Lower	Upper
1,3-Dichlorobenzene	73.1731	4.88	0.00	1018855 (m)	148.0	63.8	43.8	81.3
					111.0	35.2	24.8	46.0



Compound	Conc.	RT	Dev(Min)	Resp.	QIon	QRatio	Lower	Upper
1,4-Dichlorobenzene	71.1231	4.97	0.01	995281 (m)	148.0	62.2	45.1	83.8
					111.0	33.7	24.6	45.7

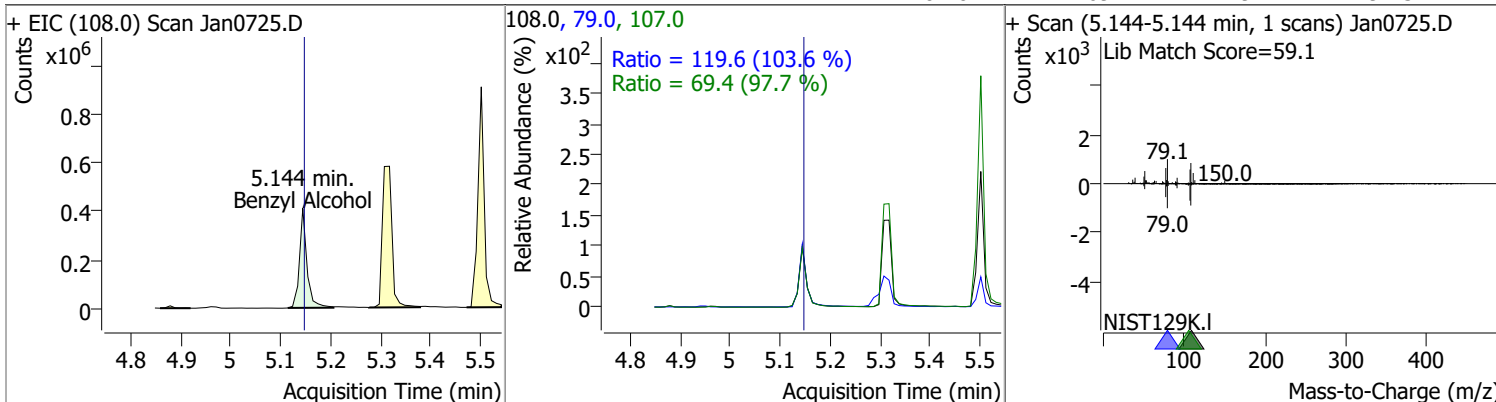


Compound	Conc.	RT	Dev(Min)	Resp.	QIon	QRatio	Lower	Upper
1,2-Dichlorobenzene	72.0445	5.12	0.00	994030	148.0	63.6	45.1	83.8
					111.0	38.6	26.4	49.1

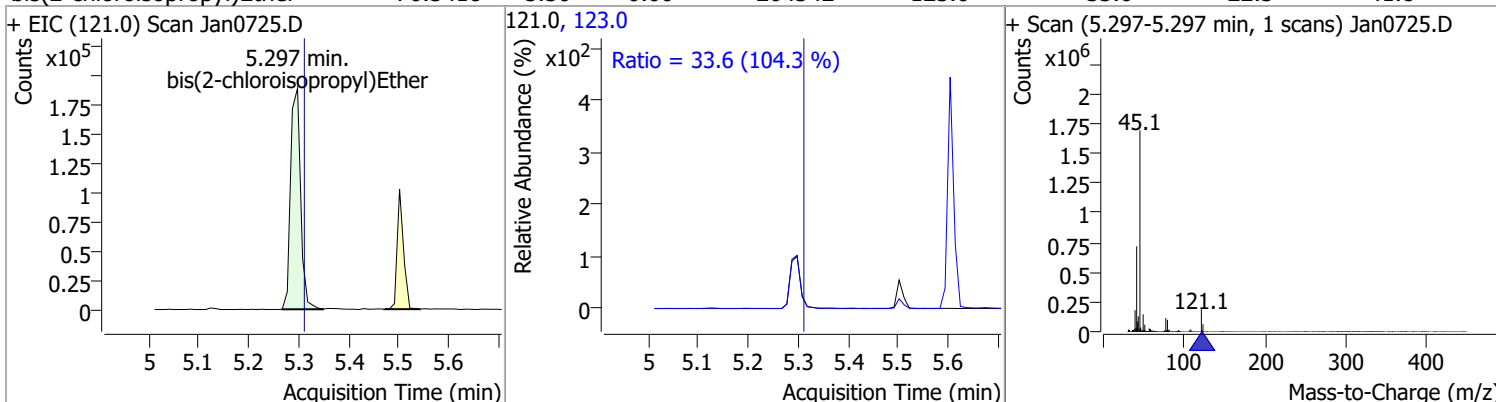


# Quantitation Results Report (QT Reviewed)

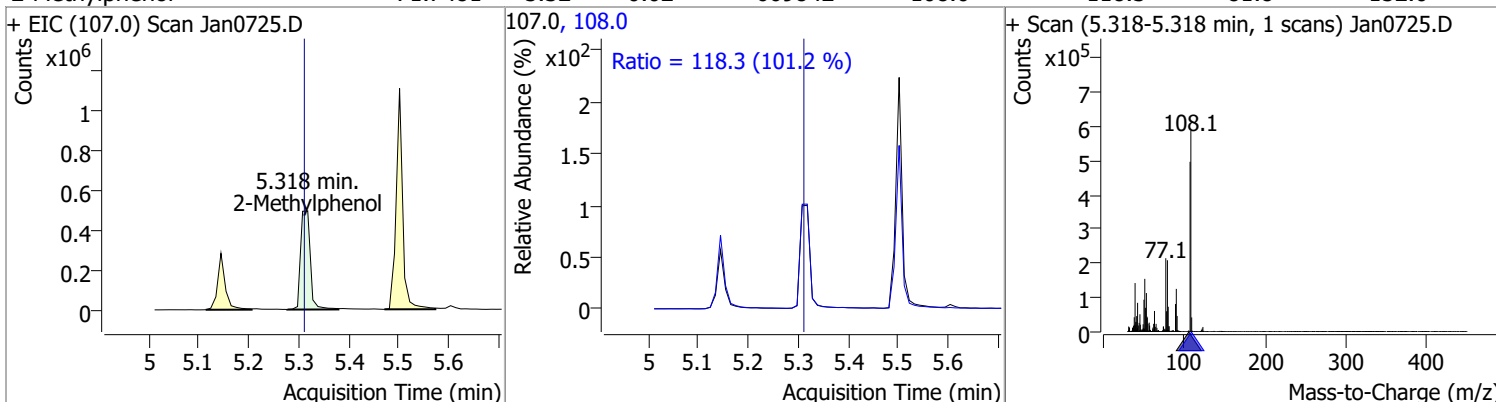
Compound	Conc.	RT	Dev(Min)	Resp.	QIon	QRatio	Lower	Upper
Benzyl Alcohol	71.4685	5.14	0.01	426329	79.0	119.6	80.8	150.1
					107.0	69.4	49.7	92.3



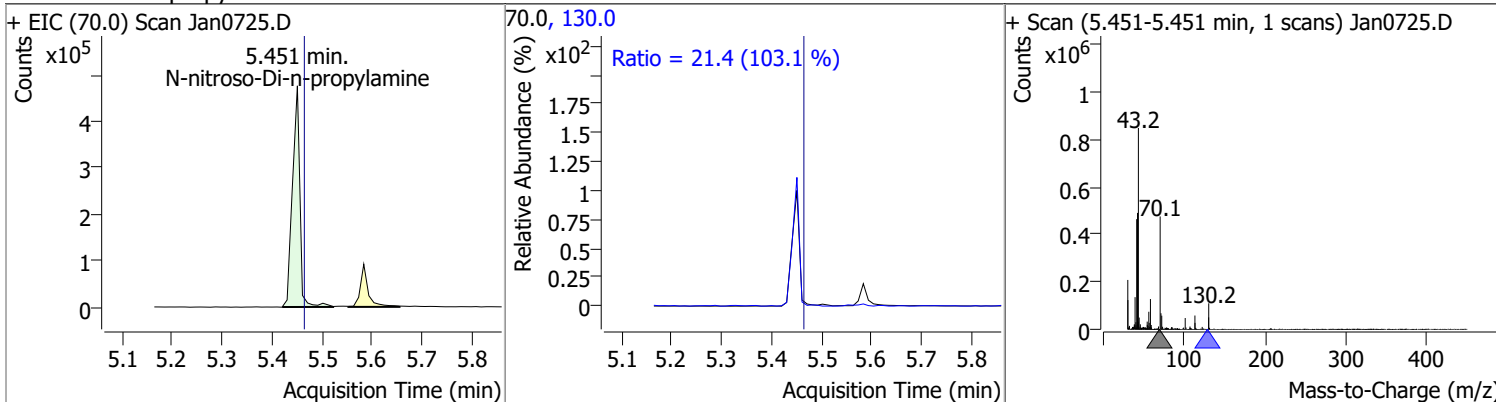
Compound	Conc.	RT	Dev(Min)	Resp.	QIon	QRatio	Lower	Upper
bis(2-chloroisopropyl)Ether	70.5418	5.30	0.00	264342	123.0	33.6	22.5	41.8



Compound	Conc.	RT	Dev(Min)	Resp.	QIon	QRatio	Lower	Upper
2-Methylphenol	71.7481	5.32	0.02	669842	108.0	118.3	81.8	152.0



Compound	Conc.	RT	Dev(Min)	Resp.	QIon	QRatio	Lower	Upper
N-nitroso-Di-n-propylamine	74.6830	5.45	0.00	485935	130.0	21.4	0.0	41.5

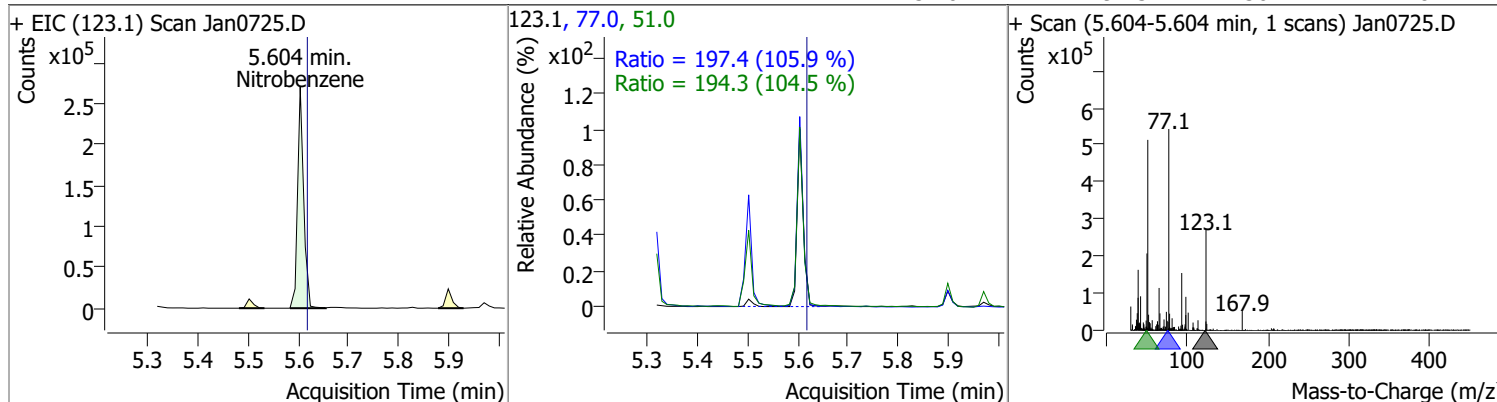


# Quantitation Results Report (QT Reviewed)

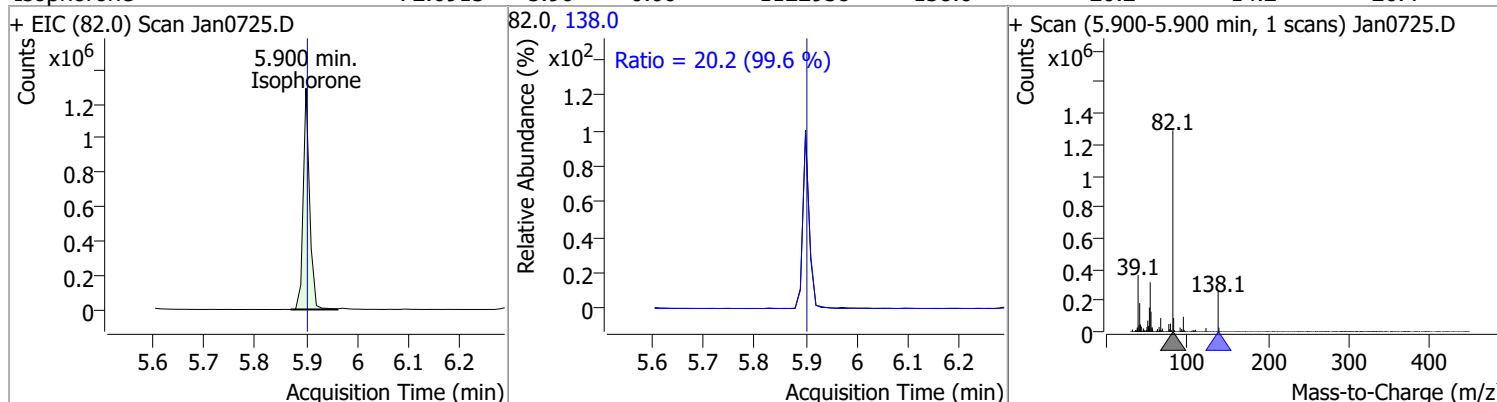
Compound	Conc.	RT	Dev(Min)	Resp.	QIon	QRatio	Lower	Upper
4Methylphenol/3Methylphenol	79.9279	5.50	0.02	1008211	108.0	81.8	59.1	109.8
<div style="display: flex; justify-content: space-between;"> <div style="width: 30%;"> <p>+ EIC (107.0) Scan Jan0725.D</p> </div> <div style="width: 30%;"> <p>107.0, 108.0</p> </div> <div style="width: 30%;"> <p>+ Scan (5.502-5.502 min, 1 scans) Jan0725.D</p> </div> </div>								
Hexachloroethane	74.4784	5.50	0.00	296966	201.0	91.5	65.2	121.2
<div style="display: flex; justify-content: space-between;"> <div style="width: 30%;"> <p>+ EIC (117.0) Scan Jan0725.D</p> </div> <div style="width: 30%;"> <p>117.0, 201.0, 199.0</p> </div> <div style="width: 30%;"> <p>+ Scan (5.502-5.502 min, 1 scans) Jan0725.D</p> </div> </div>								
Nitrobenzene-d5	75.5935	5.58	0.00	487943	54.0	92.6	68.2	126.6
<div style="display: flex; justify-content: space-between;"> <div style="width: 30%;"> <p>+ EIC (82.0) Scan Jan0725.D</p> </div> <div style="width: 30%;"> <p>82.0, 54.0, 128.0</p> </div> <div style="width: 30%;"> <p>+ Scan (5.583-5.583 min, 1 scans) Jan0725.D</p> </div> </div>								

# Quantitation Results Report (QT Reviewed)

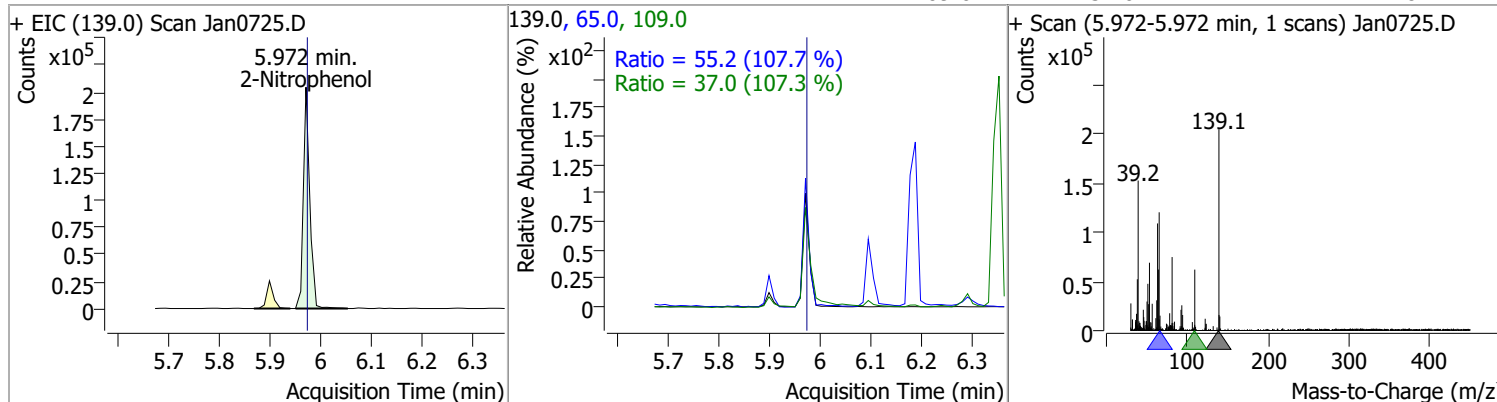
Compound	Conc.	RT	Dev(Min)	Resp.	QIon	QRatio	Lower	Upper
Nitrobenzene	65.9451	5.60	0.00	229398	77.0	197.4	130.5	242.3
					51.0	194.3	130.2	241.8



Compound	Conc.	RT	Dev(Min)	Resp.	QIon	QRatio	Lower	Upper
Isophorone	72.6913	5.90	0.00	1122958	138.0	20.2	14.2	26.4



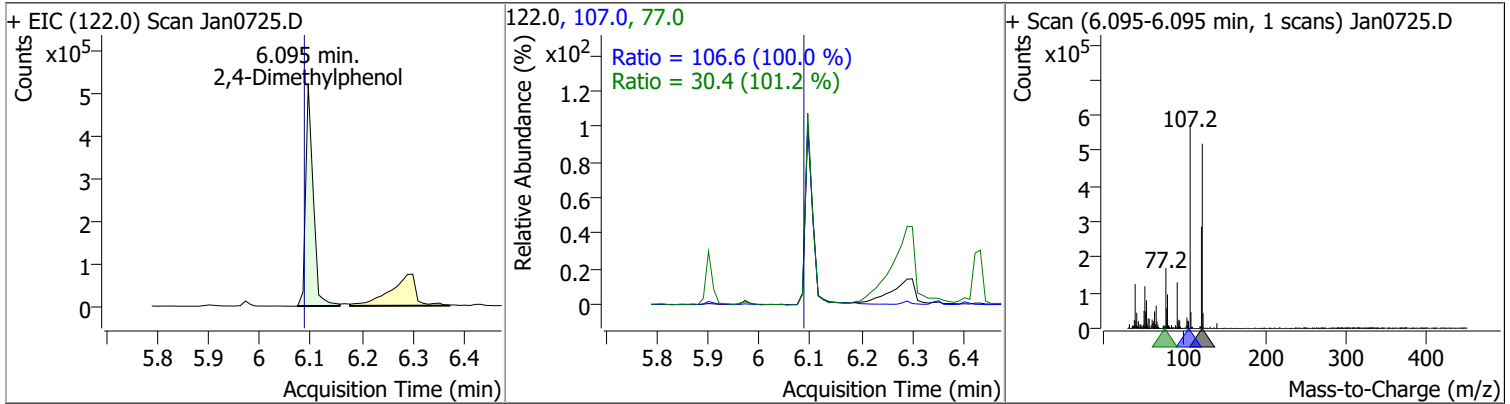
Compound	Conc.	RT	Dev(Min)	Resp.	QIon	QRatio	Lower	Upper
2-Nitrophenol	67.6656	5.97	0.00	179277	65.0	55.2	35.9	66.6
					109.0	37.0	24.1	44.8



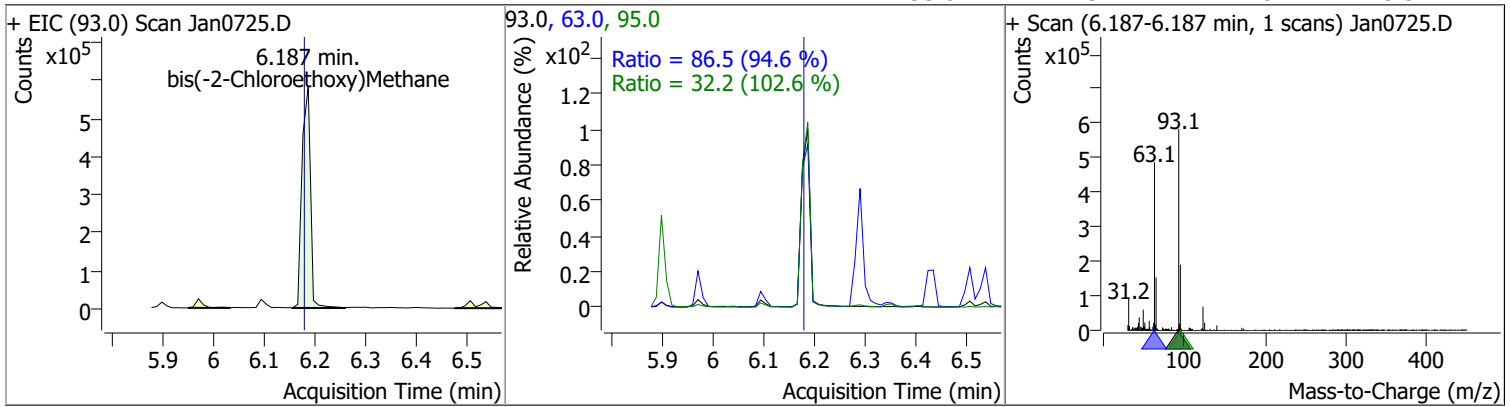


# Quantitation Results Report (QT Reviewed)

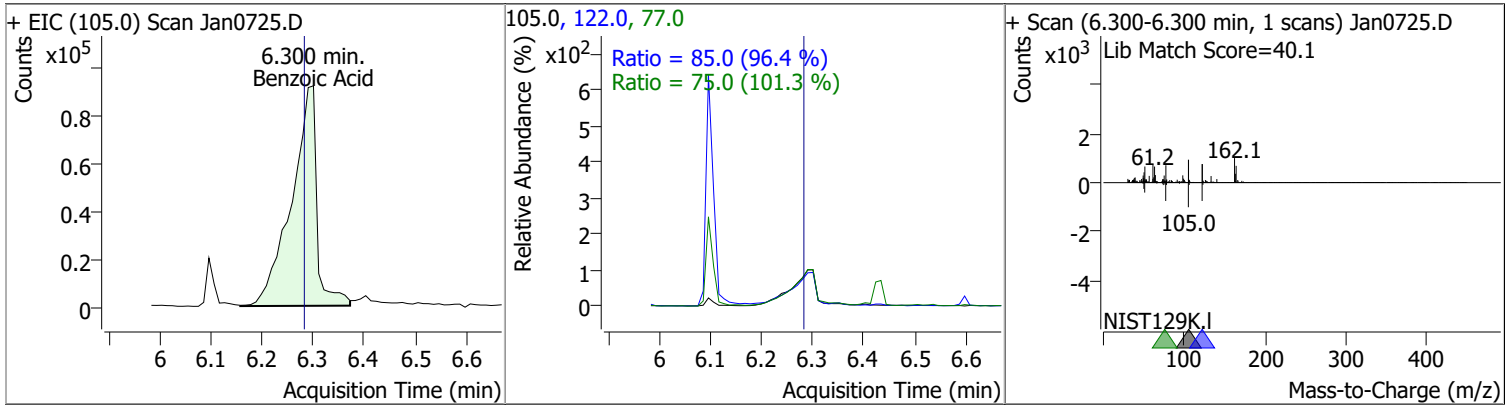
Compound	Conc.	RT	Dev(Min)	Resp.	QIon	QRatio	Lower	Upper
2,4-Dimethylphenol	70.4166	6.10	0.01	533469	107.0	106.6	74.6	138.5
					77.0	30.4	21.0	39.1



Compound	Conc.	RT	Dev(Min)	Resp.	QIon	QRatio	Lower	Upper
bis(-2-Chloroethoxy)Methane	75.2566	6.19	0.01	673011	63.0	86.5	64.0	118.8
					95.0	32.2	22.0	40.8

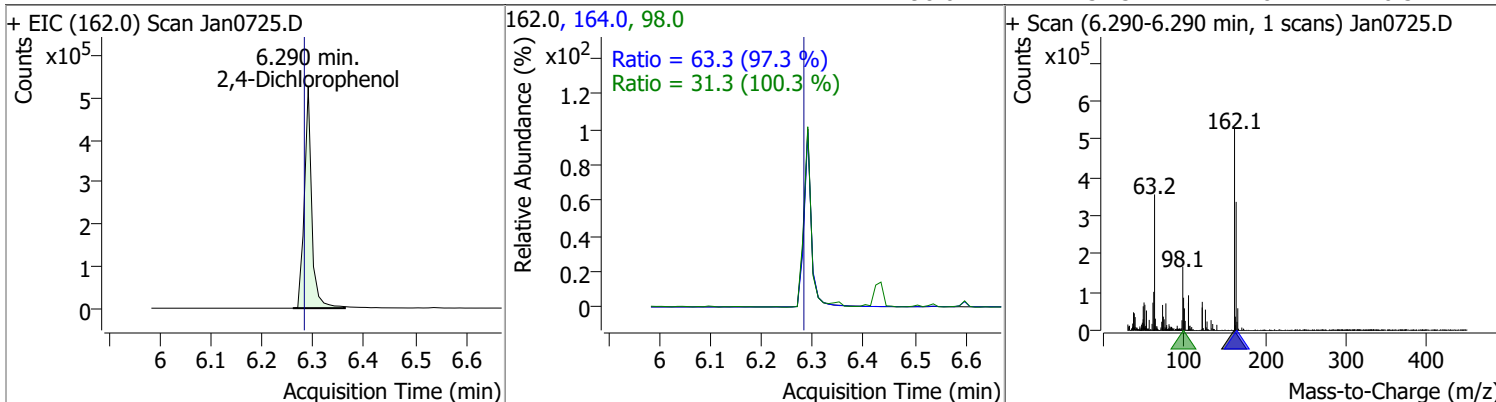


Compound	Conc.	RT	Dev(Min)	Resp.	QIon	QRatio	Lower	Upper
Benzoic Acid	77.1469	6.30	0.02	319297	122.0	85.0	61.7	114.6
					77.0	75.0	51.8	96.2

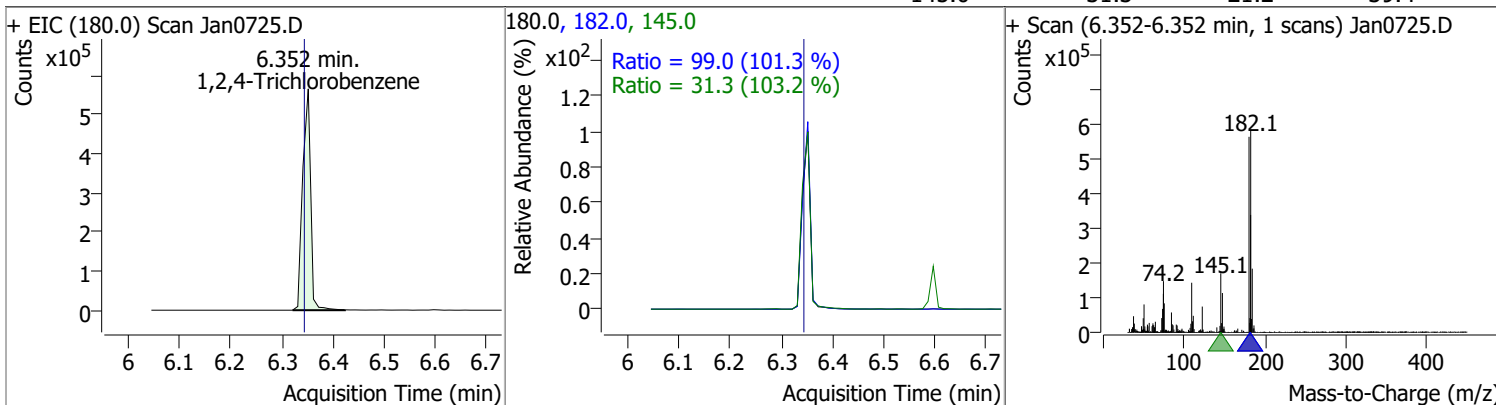


# Quantitation Results Report (QT Reviewed)

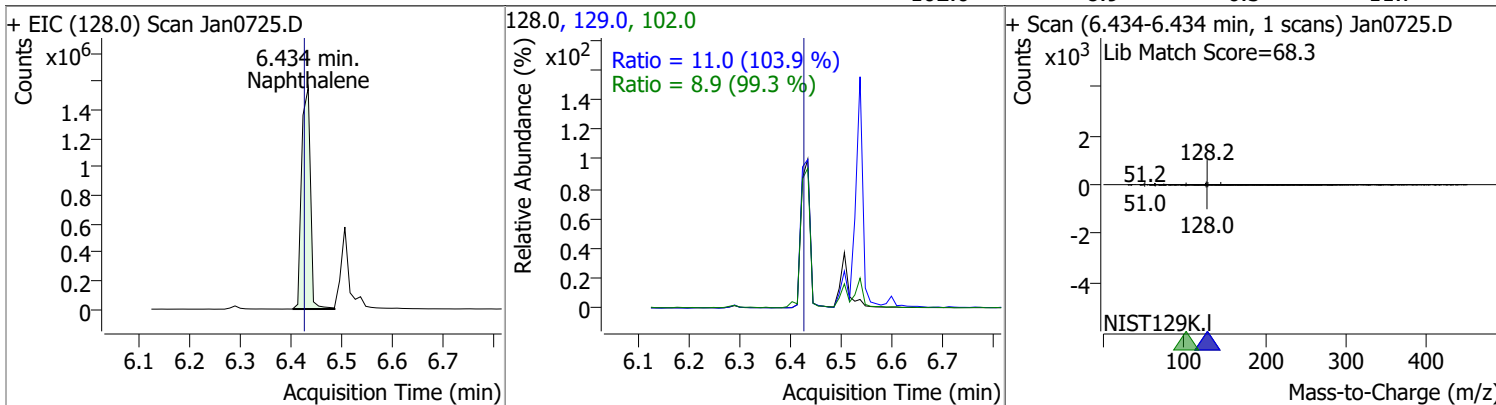
Compound	Conc.	RT	Dev(Min)	Resp.	QIon	QRatio	Lower	Upper
2,4-Dichlorophenol	76.1425	6.29	0.01	529736	164.0	63.3	45.5	84.6
					98.0	31.3	21.8	40.5



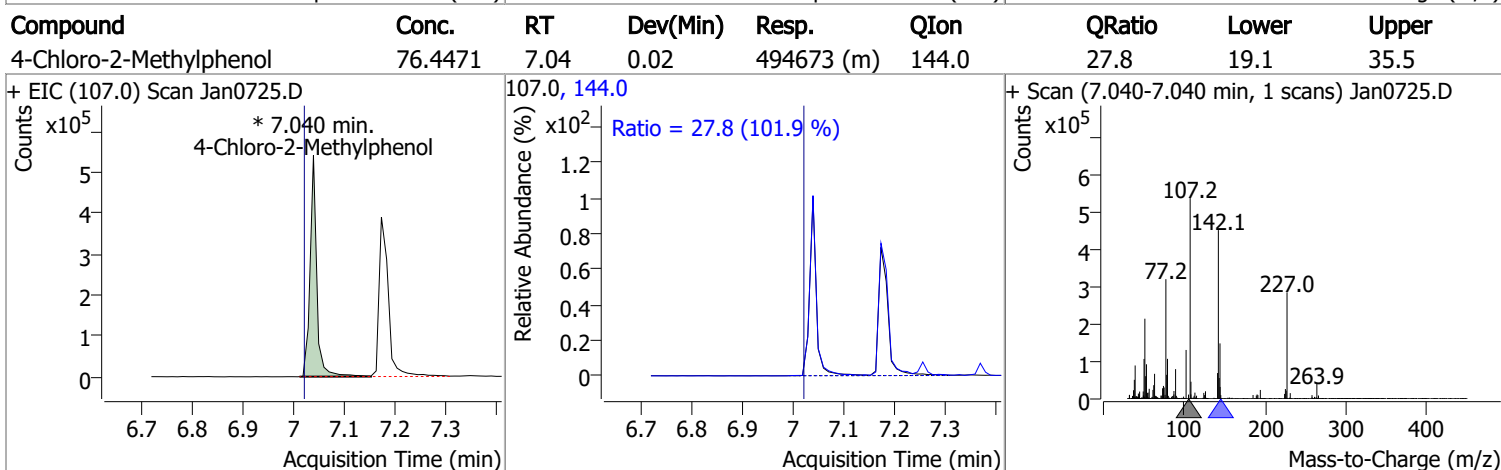
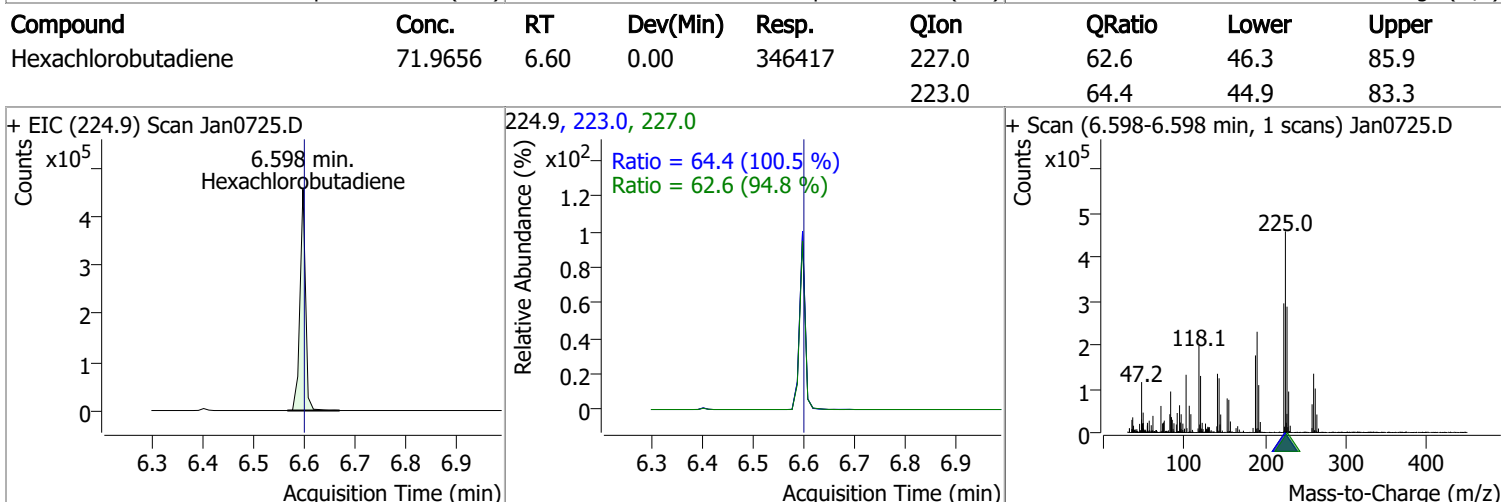
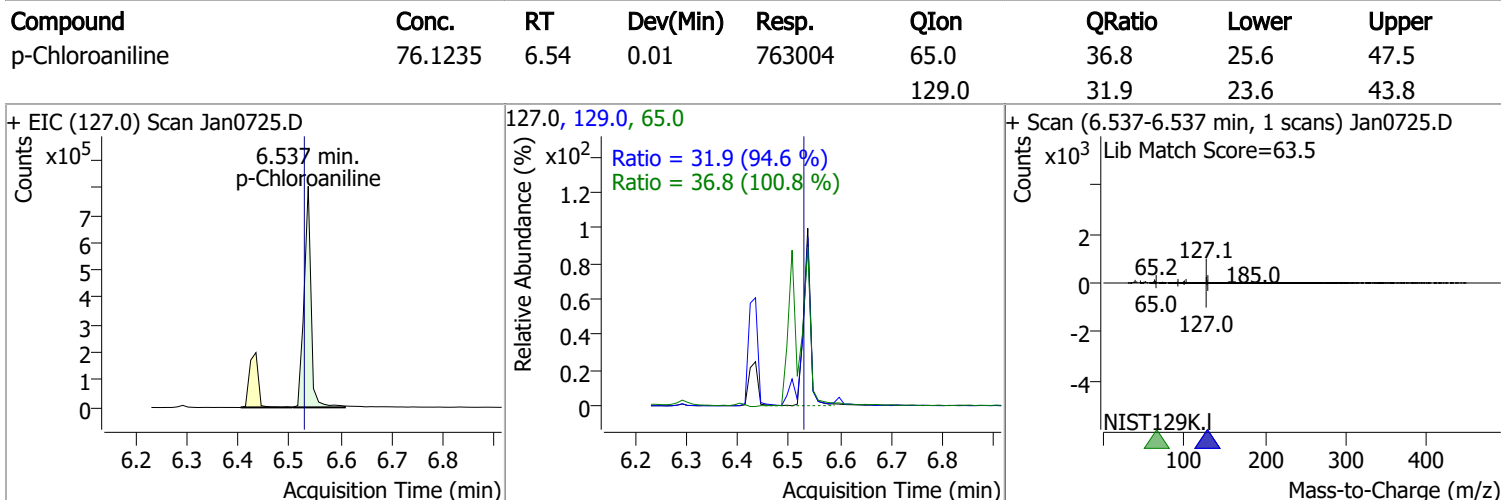
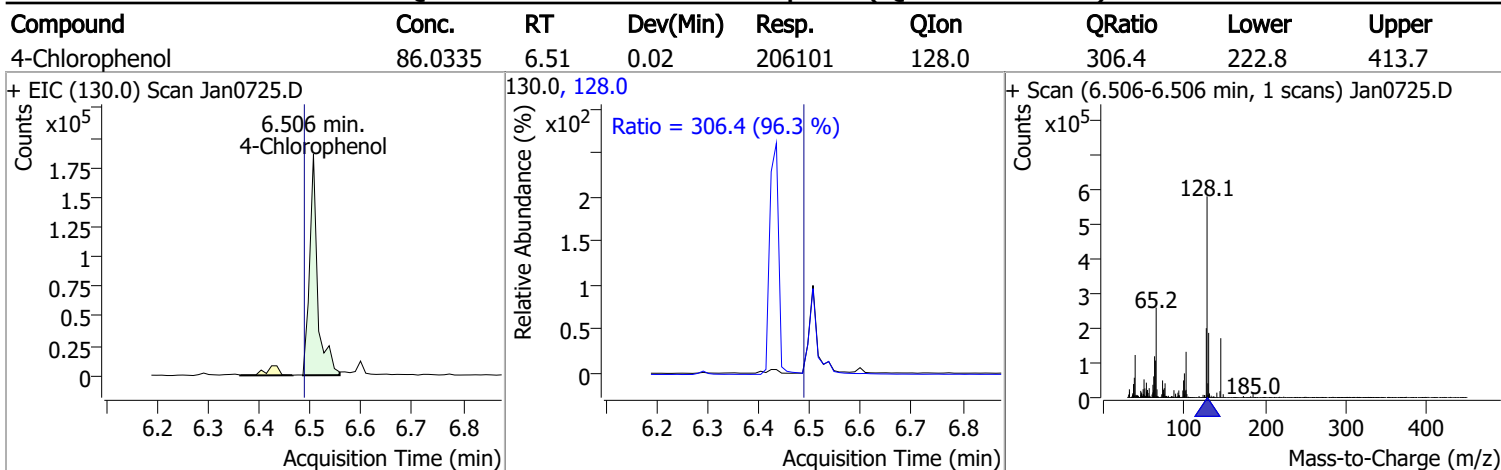
Compound	Conc.	RT	Dev(Min)	Resp.	QIon	QRatio	Lower	Upper
1,2,4-Trichlorobenzene	69.2390	6.35	0.01	612969	182.0	99.0	68.4	127.1
					145.0	31.3	21.2	39.4



Compound	Conc.	RT	Dev(Min)	Resp.	QIon	QRatio	Lower	Upper
Naphthalene	72.7249	6.43	0.01	1871117	129.0	11.0	7.4	13.8
					102.0	8.9	6.3	11.7

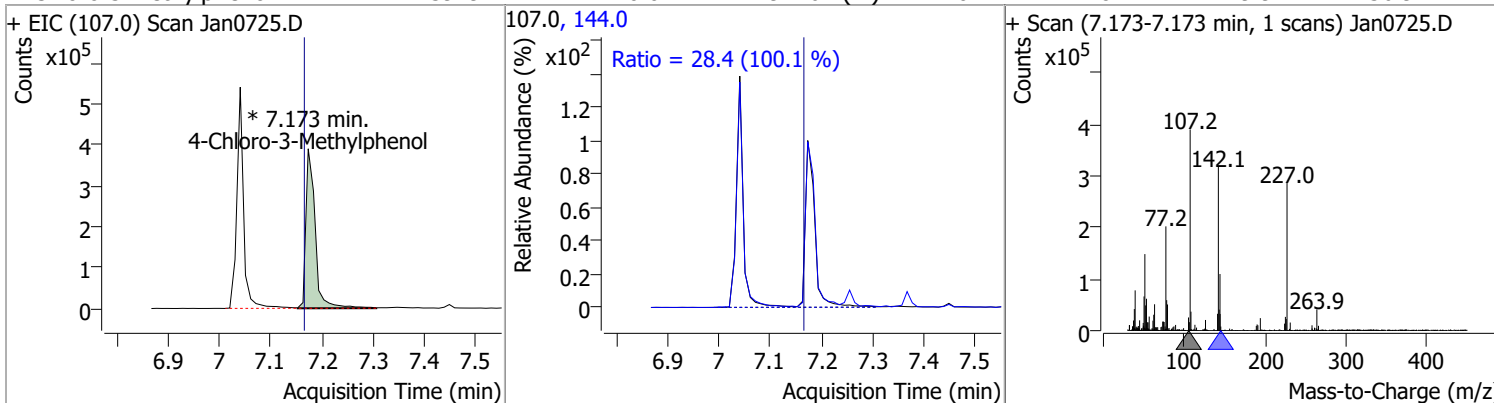


# Quantitation Results Report (QT Reviewed)

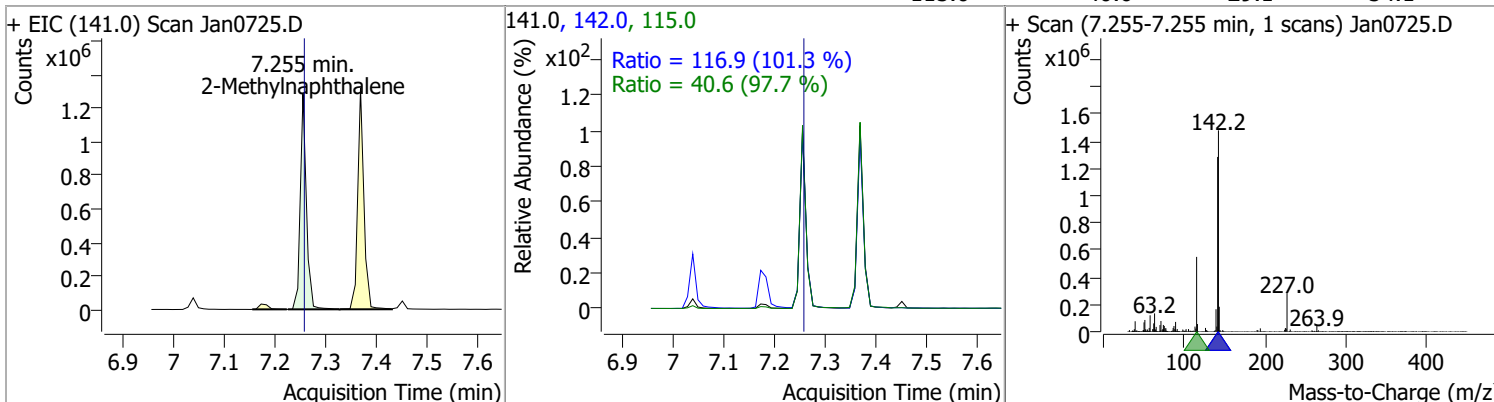


# Quantitation Results Report (QT Reviewed)

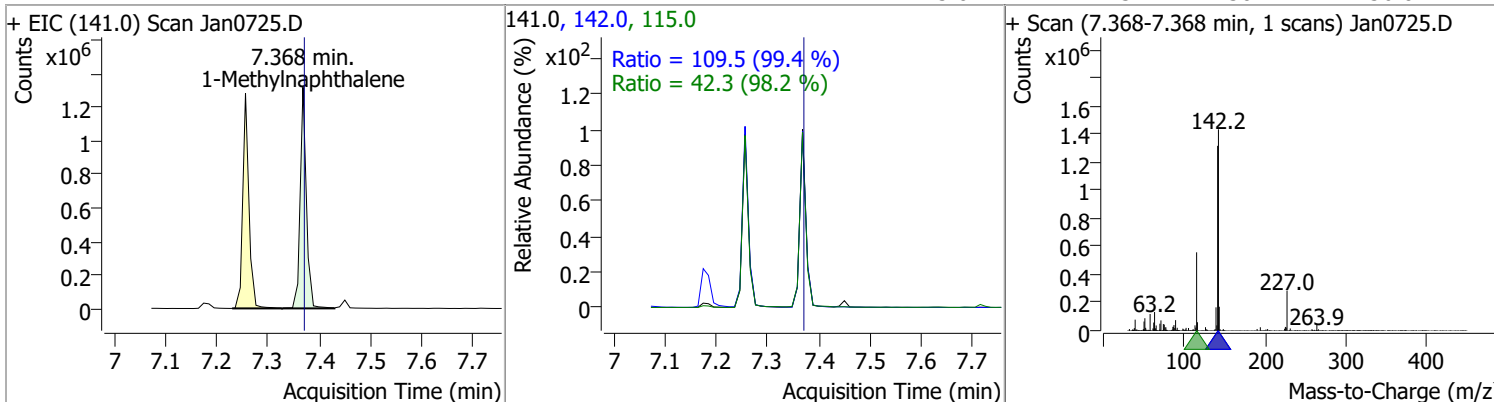
Compound	Conc.	RT	Dev(Min)	Resp.	QIon	QRatio	Lower	Upper
4-Chloro-3-Methylphenol	72.3929	7.17	0.01	494764 (m)	144.0	28.4	19.9	36.9



Compound	Conc.	RT	Dev(Min)	Resp.	QIon	QRatio	Lower	Upper
2-Methylnaphthalene	66.9752	7.26	0.00	1075757	142.0	116.9	80.8	150.1
					115.0	40.6	29.1	54.1

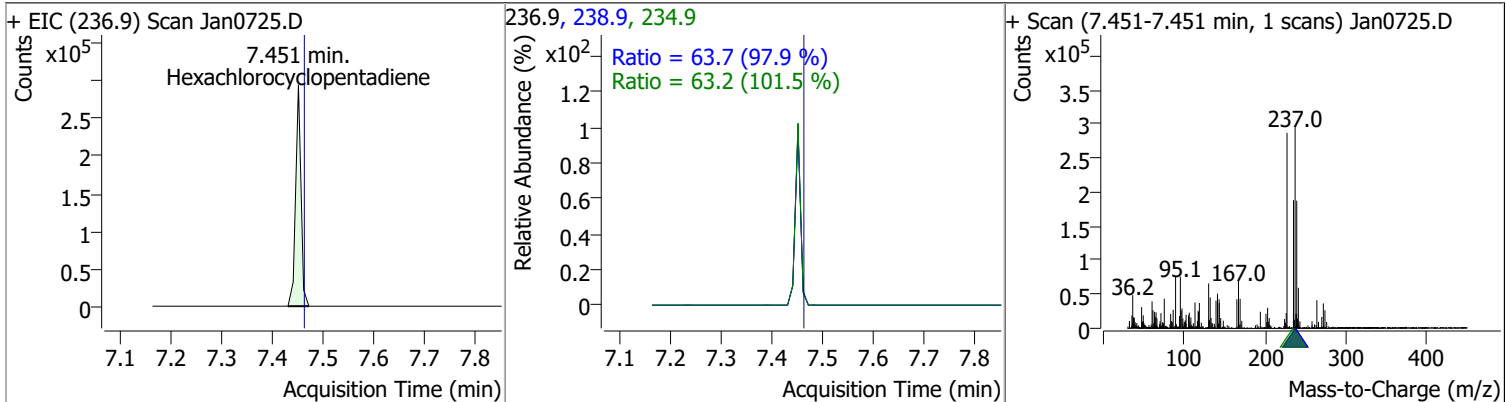


Compound	Conc.	RT	Dev(Min)	Resp.	QIon	QRatio	Lower	Upper
1-Methylnaphthalene	72.1499	7.37	0.00	1114817	142.0	109.5	77.1	143.2
					115.0	42.3	30.2	56.0

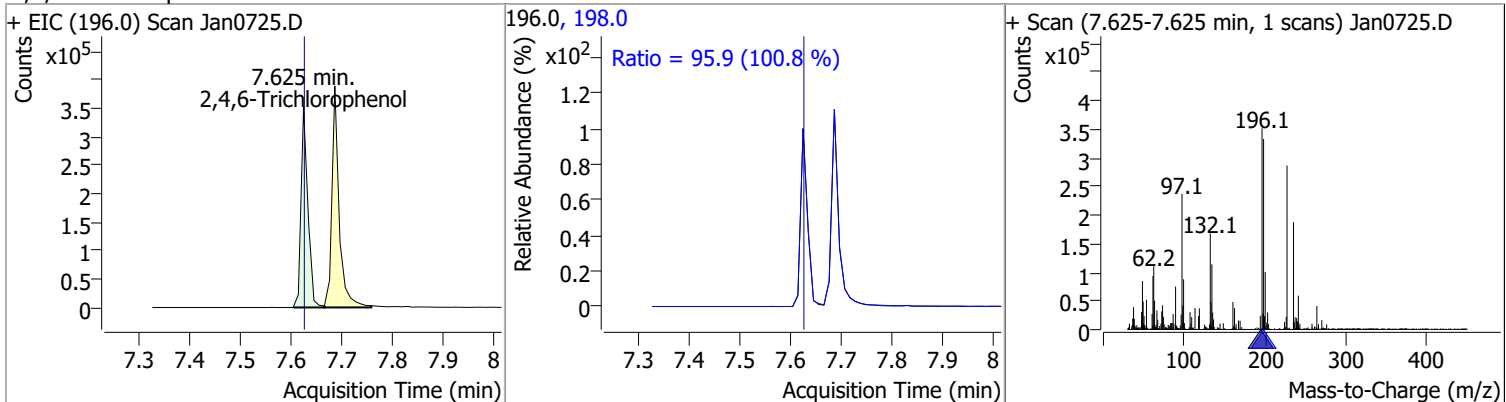


# Quantitation Results Report (QT Reviewed)

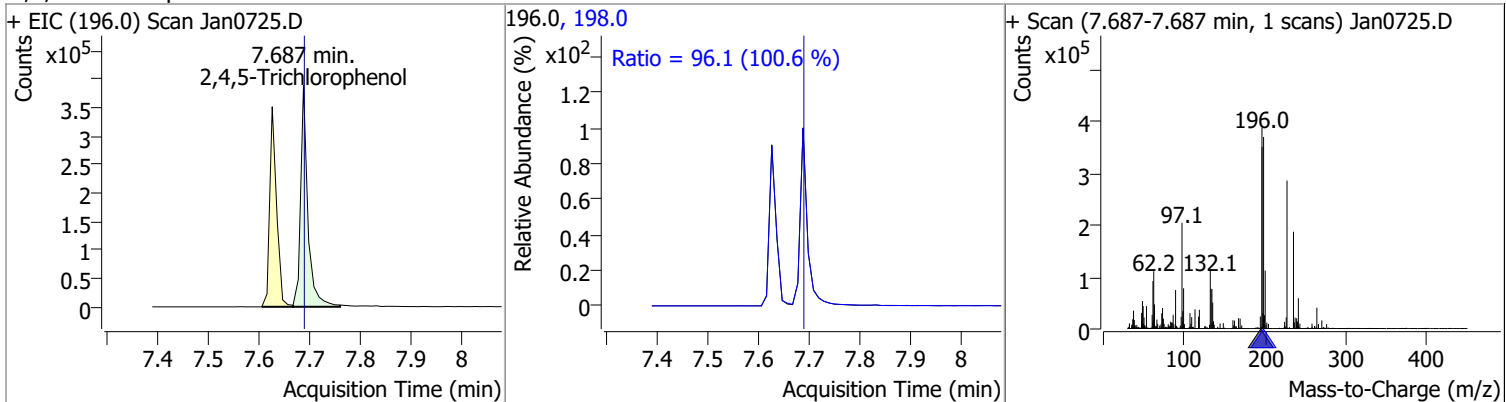
Compound	Conc.	RT	Dev(Min)	Resp.	QIon	QRatio	Lower	Upper
Hexachlorocyclopentadiene	71.6509	7.45	0.00	215660	238.9	63.7	45.5	84.6
					234.9	63.2	43.6	80.9



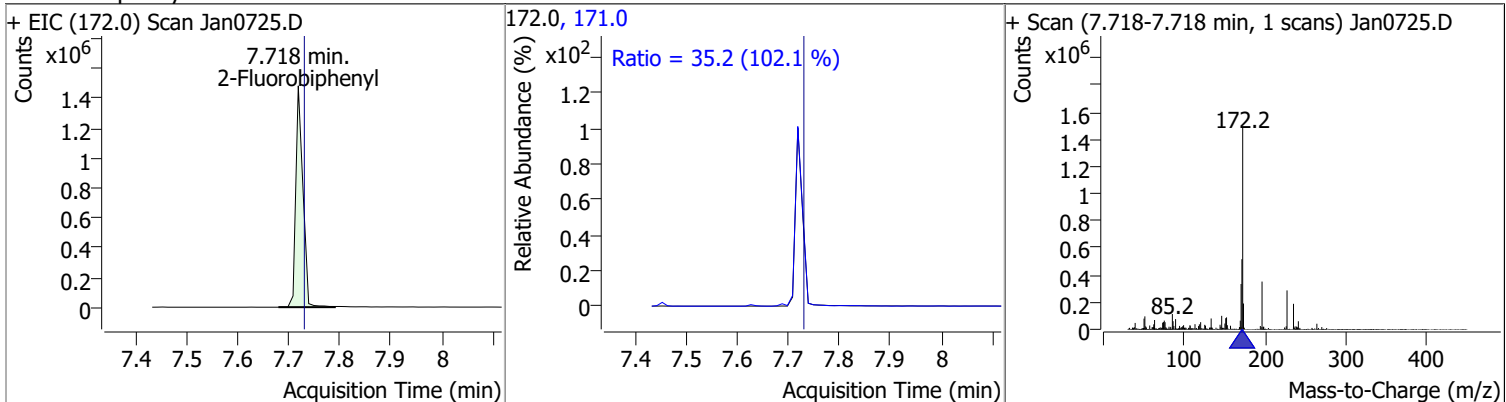
Compound	Conc.	RT	Dev(Min)	Resp.	QIon	QRatio	Lower	Upper
2,4,6-Trichlorophenol	74.9811	7.63	0.01	323682	198.0	95.9	66.6	123.6



Compound	Conc.	RT	Dev(Min)	Resp.	QIon	QRatio	Lower	Upper
2,4,5-Trichlorophenol	78.0931	7.69	0.01	385550	198.0	96.1	66.8	124.1

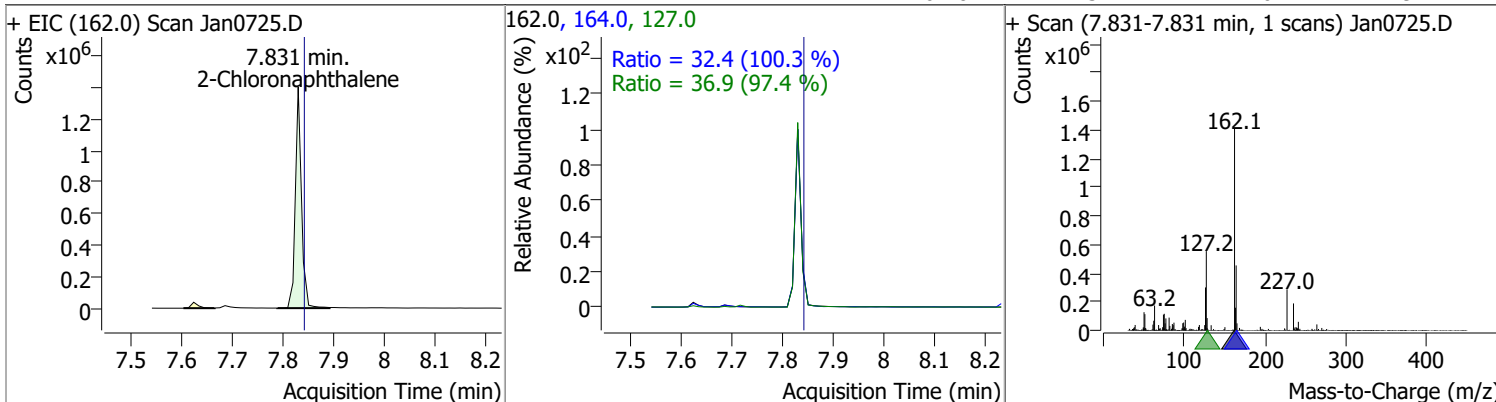


Compound	Conc.	RT	Dev(Min)	Resp.	QIon	QRatio	Lower	Upper
2-Fluorobiphenyl	72.6781	7.72	0.00	1440364	171.0	35.2	24.2	44.9

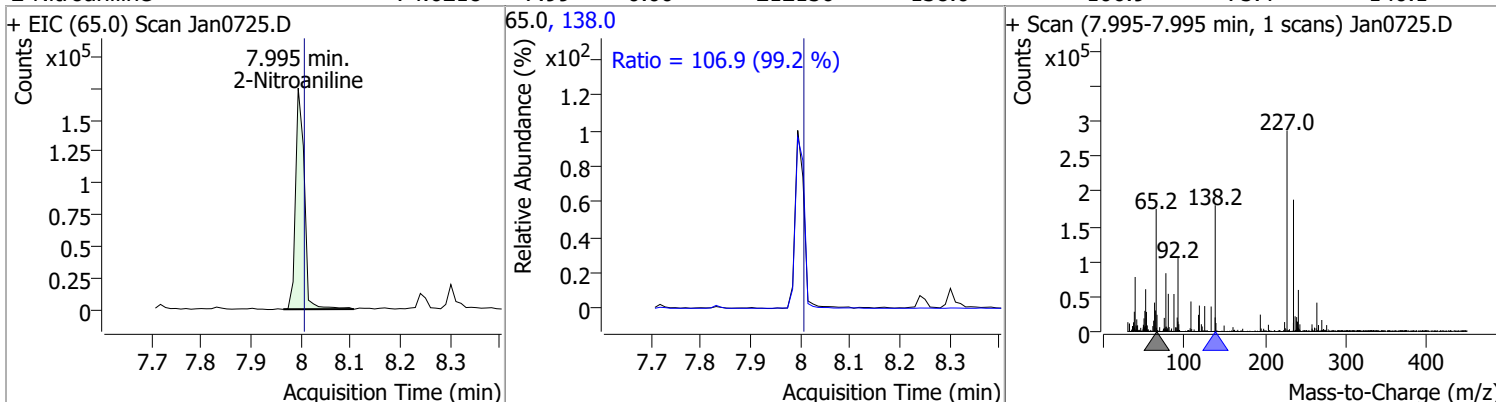


# Quantitation Results Report (QT Reviewed)

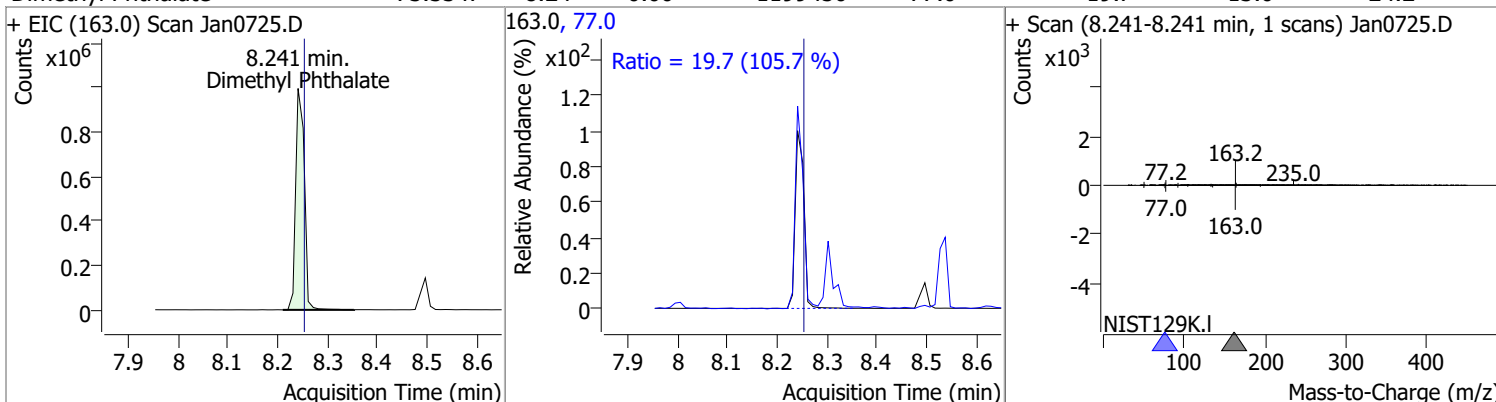
Compound	Conc.	RT	Dev(Min)	Resp.	QIon	QRatio	Lower	Upper
2-Chloronaphthalene	71.3136	7.83	0.00	1174052	127.0	36.9	26.5	49.3
					164.0	32.4	22.6	41.9



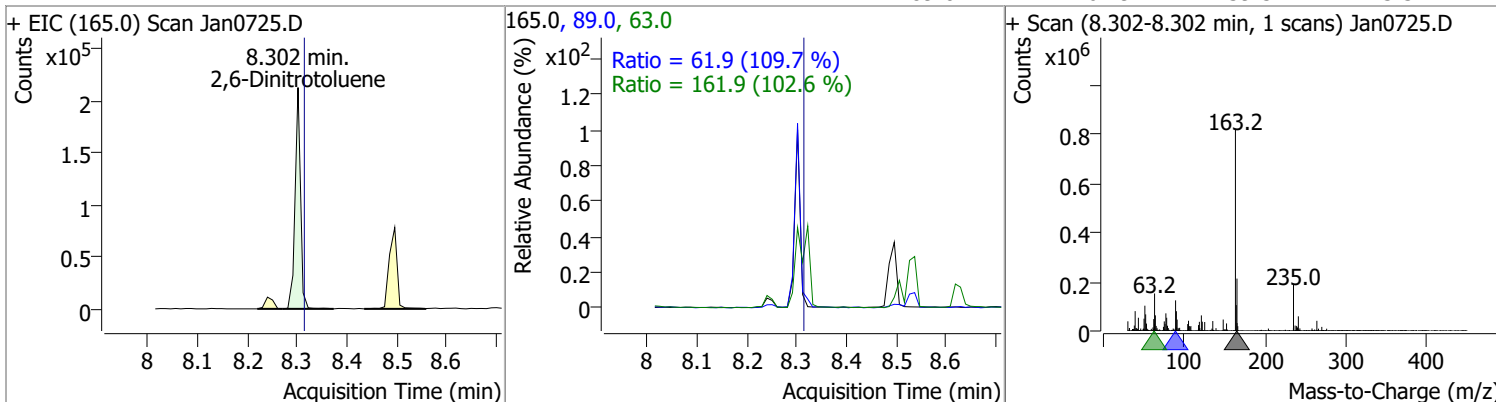
Compound	Conc.	RT	Dev(Min)	Resp.	QIon	QRatio	Lower	Upper
2-Nitroaniline	74.6218	7.99	0.00	212156	138.0	106.9	75.4	140.1



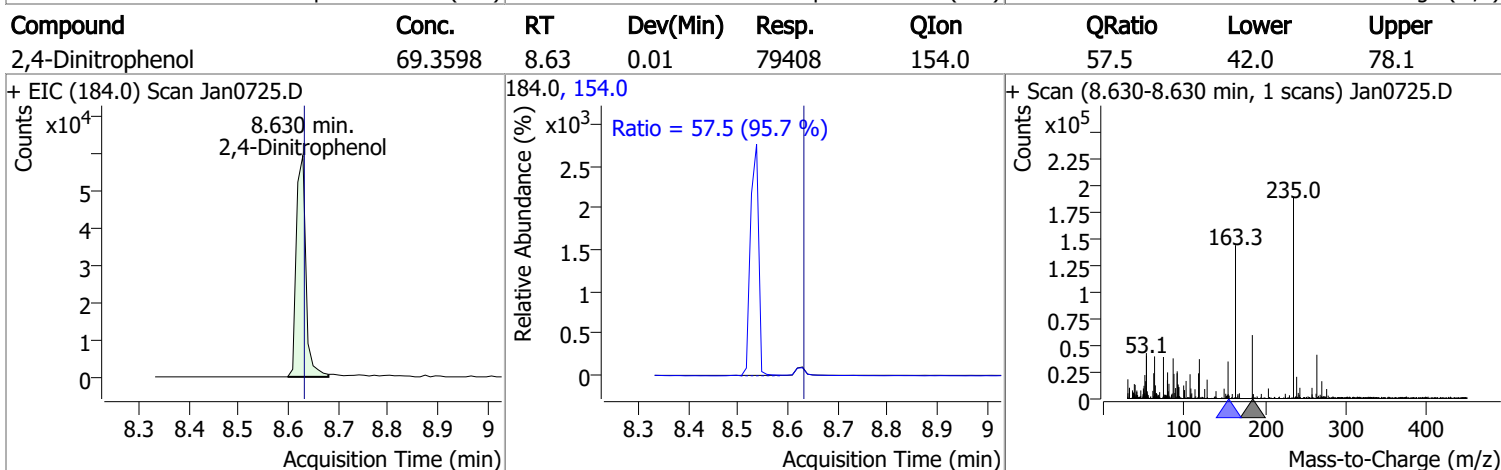
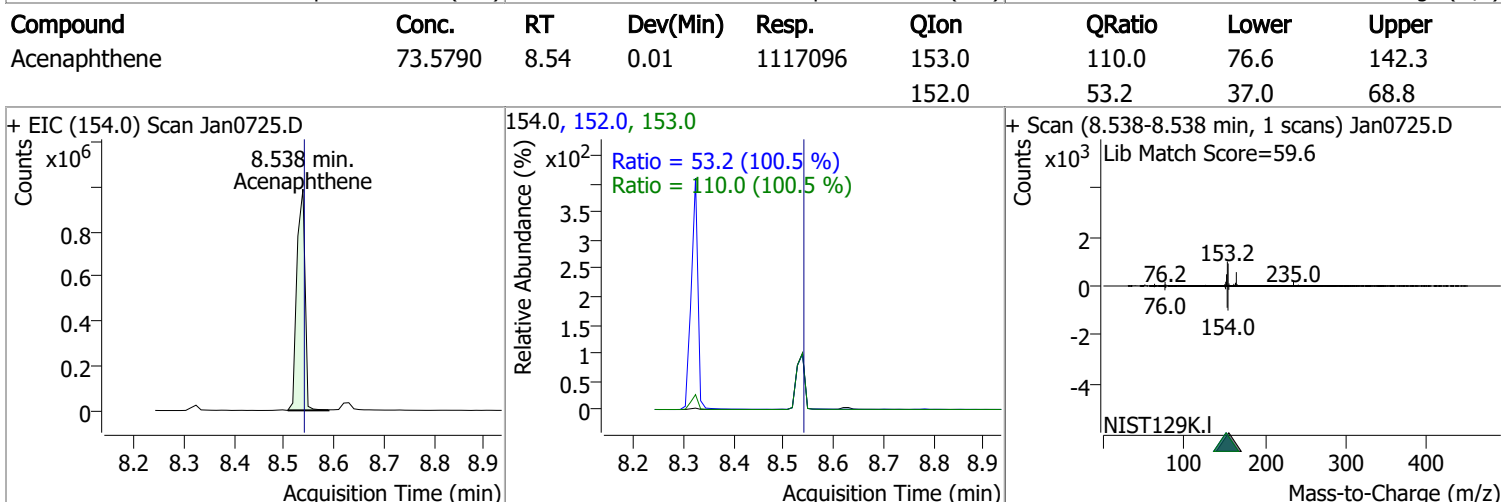
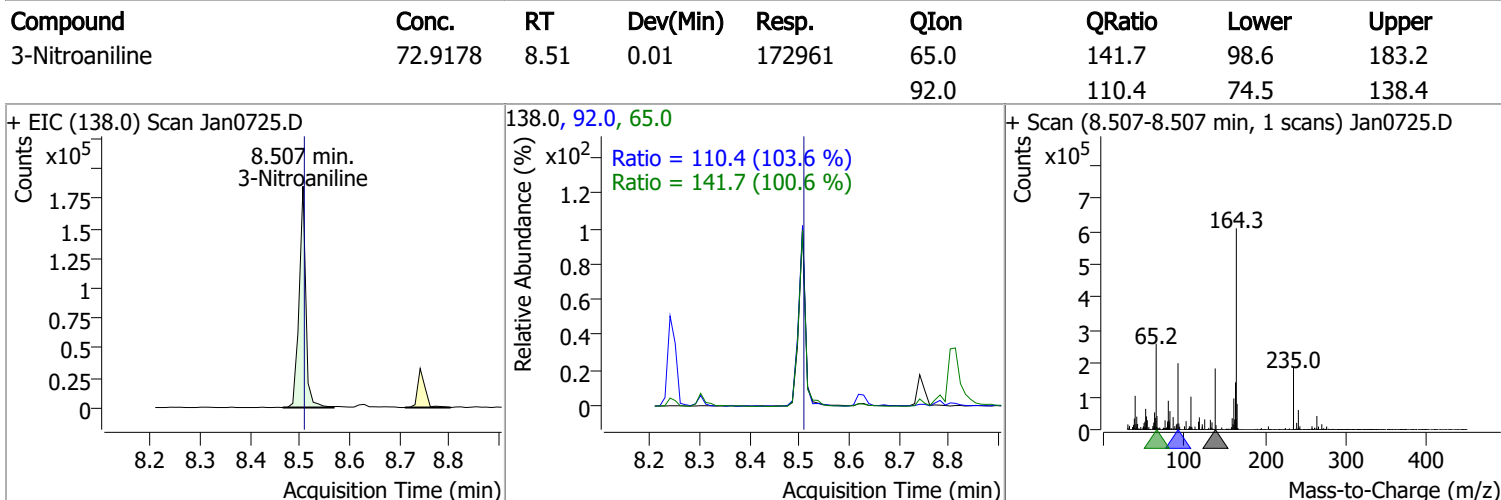
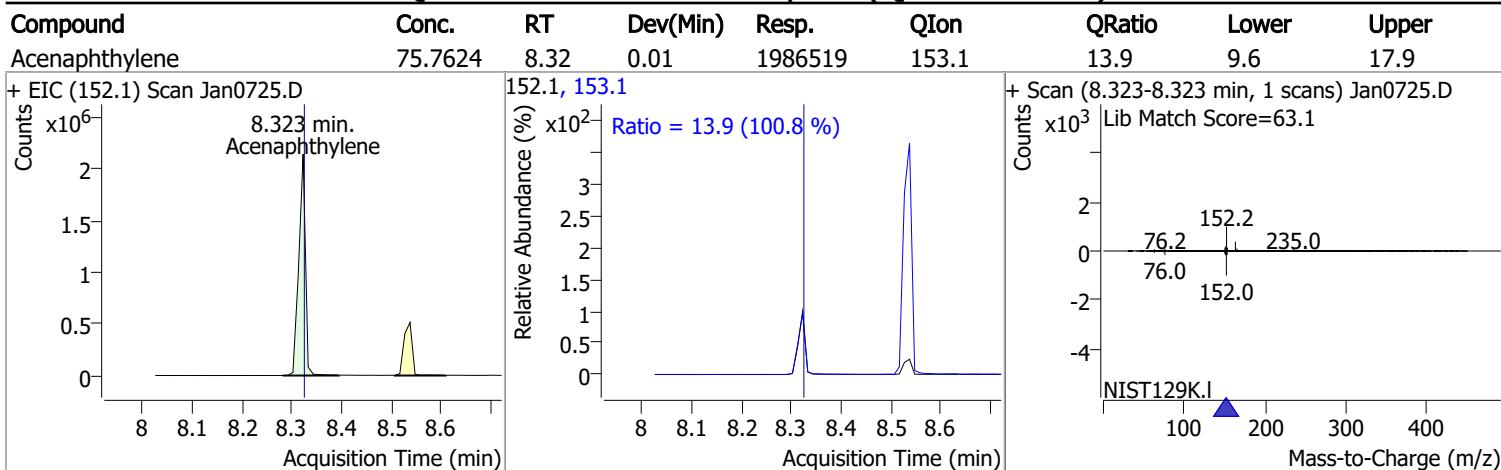
Compound	Conc.	RT	Dev(Min)	Resp.	QIon	QRatio	Lower	Upper
Dimethyl Phthalate	73.3347	8.24	0.00	1199450	77.0	19.7	13.0	24.2



Compound	Conc.	RT	Dev(Min)	Resp.	QIon	QRatio	Lower	Upper
2,6-Dinitrotoluene	73.1418	8.30	0.00	161989	63.0	161.9	110.4	205.0
					89.0	61.9	39.5	73.3

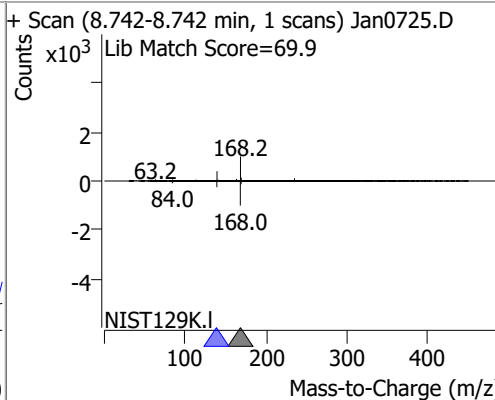
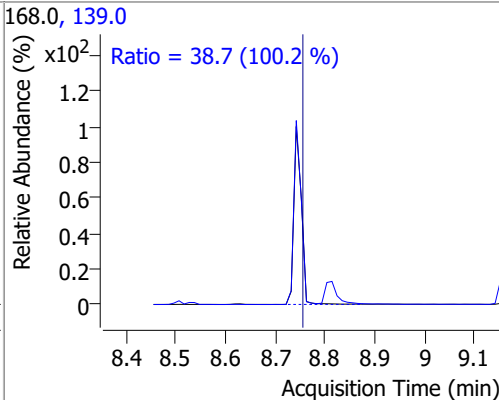
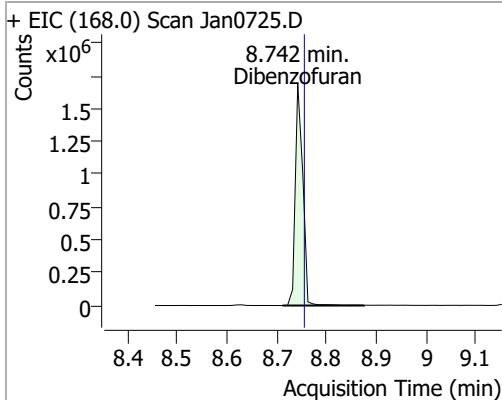


# Quantitation Results Report (QT Reviewed)

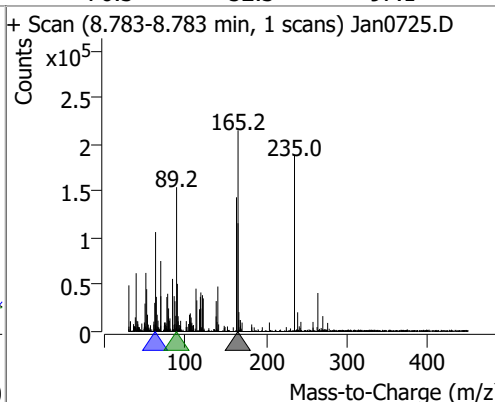
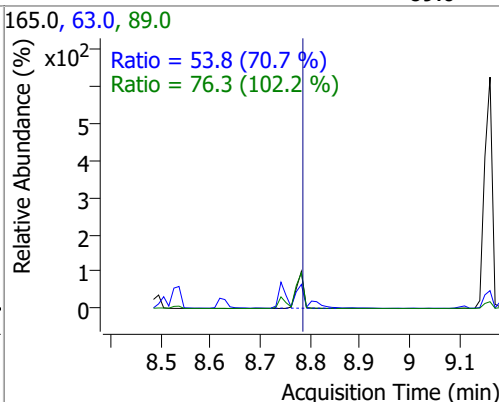
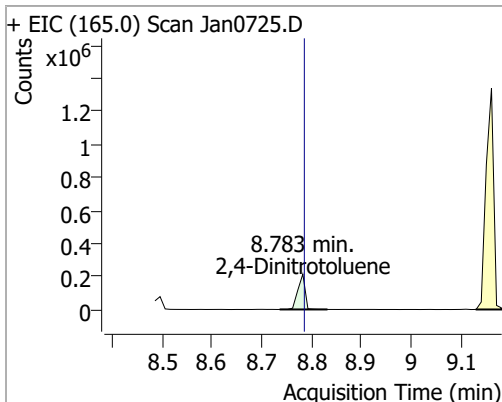


# Quantitation Results Report (QT Reviewed)

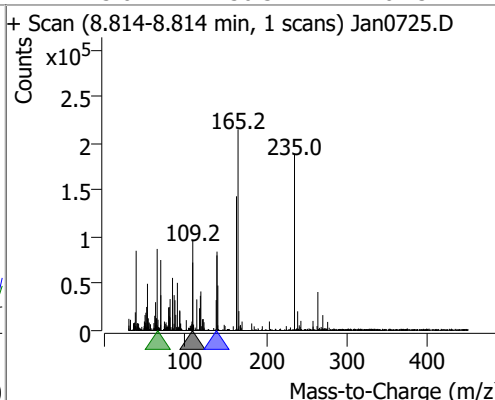
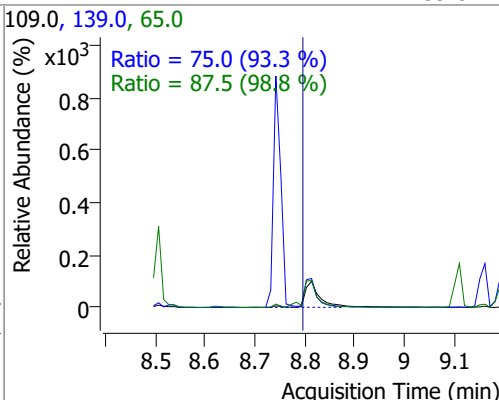
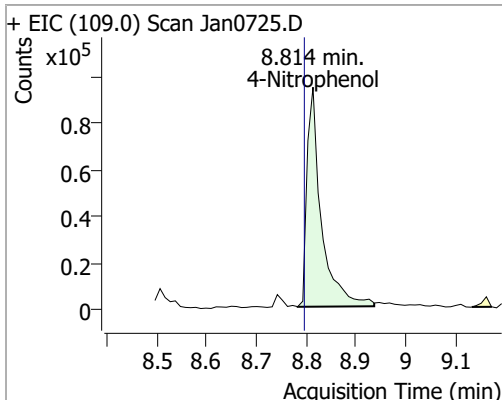
Compound	Conc.	RT	Dev(Min)	Resp.	QIon	QRatio	Lower	Upper
Dibenzofuran	73.7717	8.74	0.00	1772612	139.0	38.7	27.0	50.2



Compound	Conc.	RT	Dev(Min)	Resp.	QIon	QRatio	Lower	Upper
2,4-Dinitrotoluene	74.0000	8.78	0.01	211376	63.0	53.8	53.2	98.9
					89.0	76.3	52.3	97.1



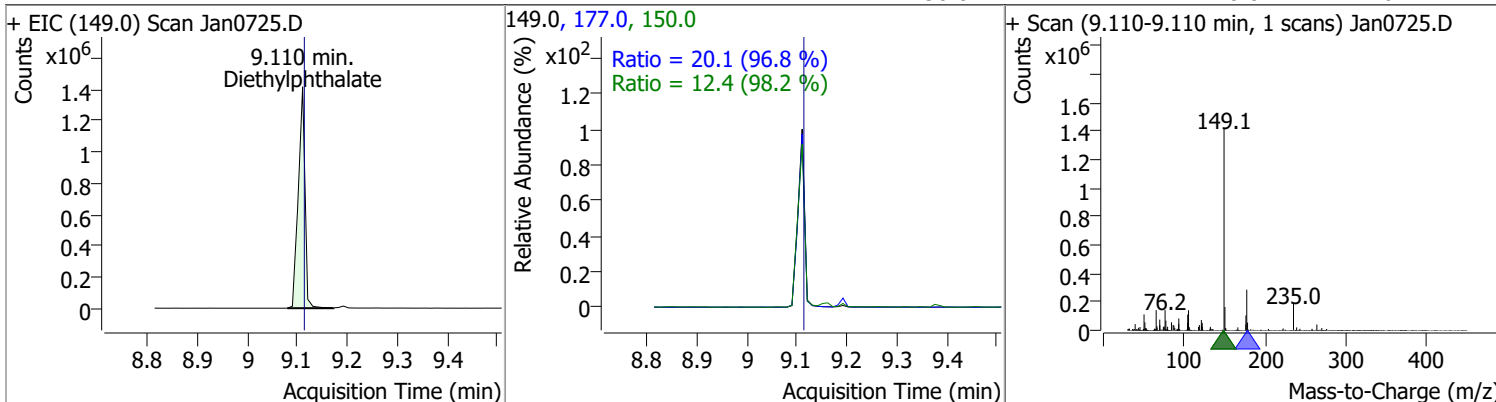
Compound	Conc.	RT	Dev(Min)	Resp.	QIon	QRatio	Lower	Upper
4-Nitrophenol	76.7405	8.81	0.03	189076	65.0	87.5	62.0	115.1
					139.0	75.0	56.3	104.5



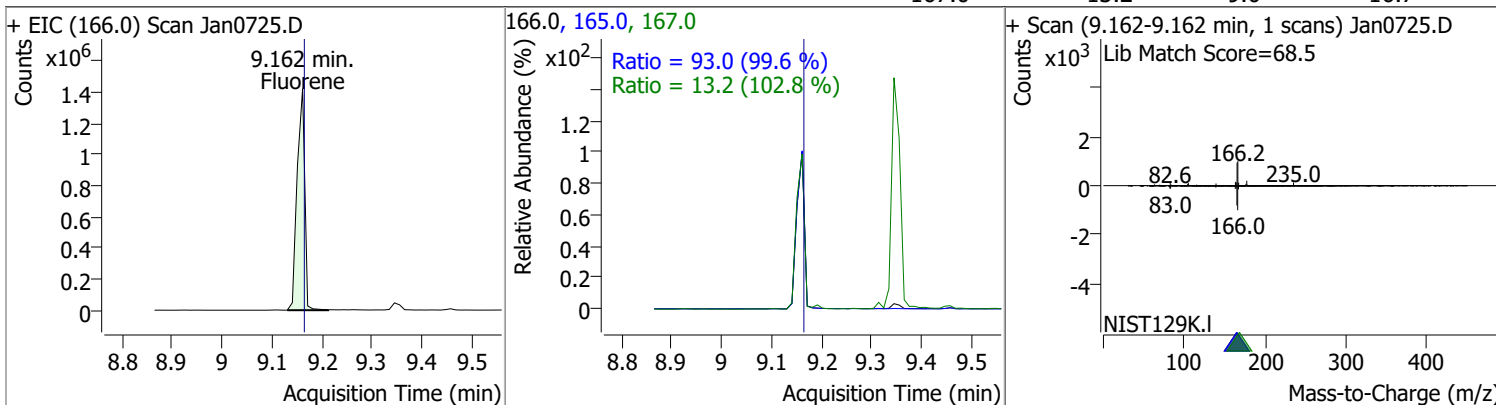


# Quantitation Results Report (QT Reviewed)

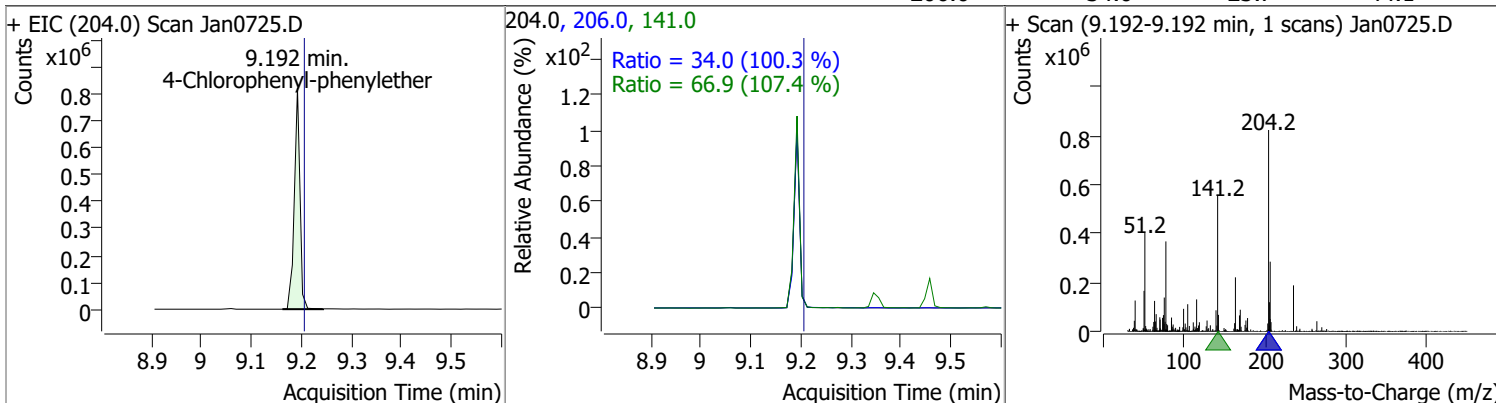
Compound	Conc.	RT	Dev(Min)	Resp.	QIon	QRatio	Lower	Upper
Diethylphthalate	79.7899	9.11	0.01	1314631	177.0	20.1	14.5	27.0
					150.0	12.4	8.8	16.4



Compound	Conc.	RT	Dev(Min)	Resp.	QIon	QRatio	Lower	Upper
Fluorene	77.9315	9.16	0.01	1507712	165.0	93.0	65.4	121.4
					167.0	13.2	9.0	16.7

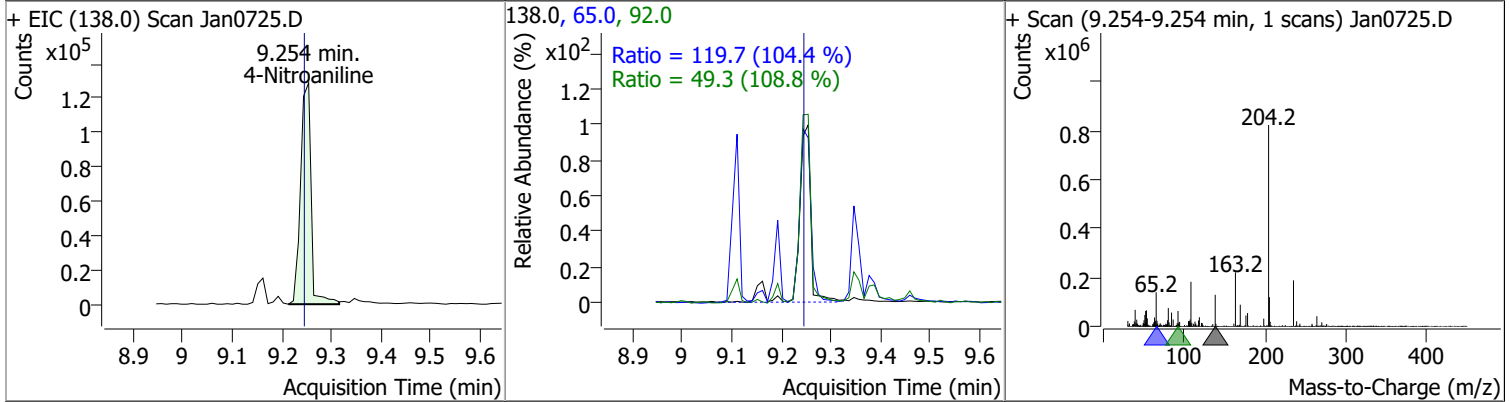


Compound	Conc.	RT	Dev(Min)	Resp.	QIon	QRatio	Lower	Upper
4-Chlorophenyl-phenylether	73.0703	9.19	0.00	645267	141.0	66.9	43.6	80.9
					206.0	34.0	23.7	44.1

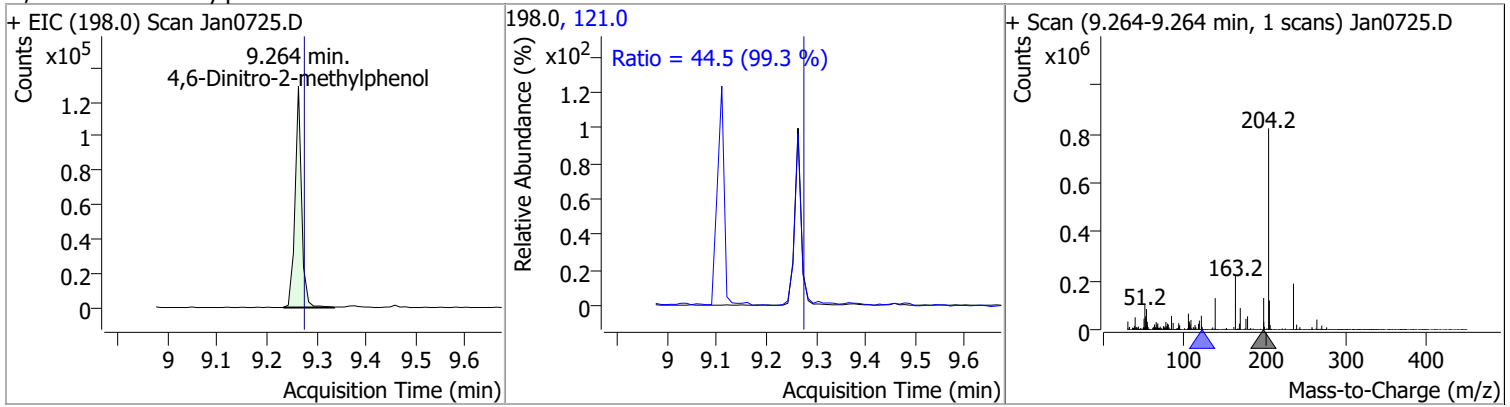


# Quantitation Results Report (QT Reviewed)

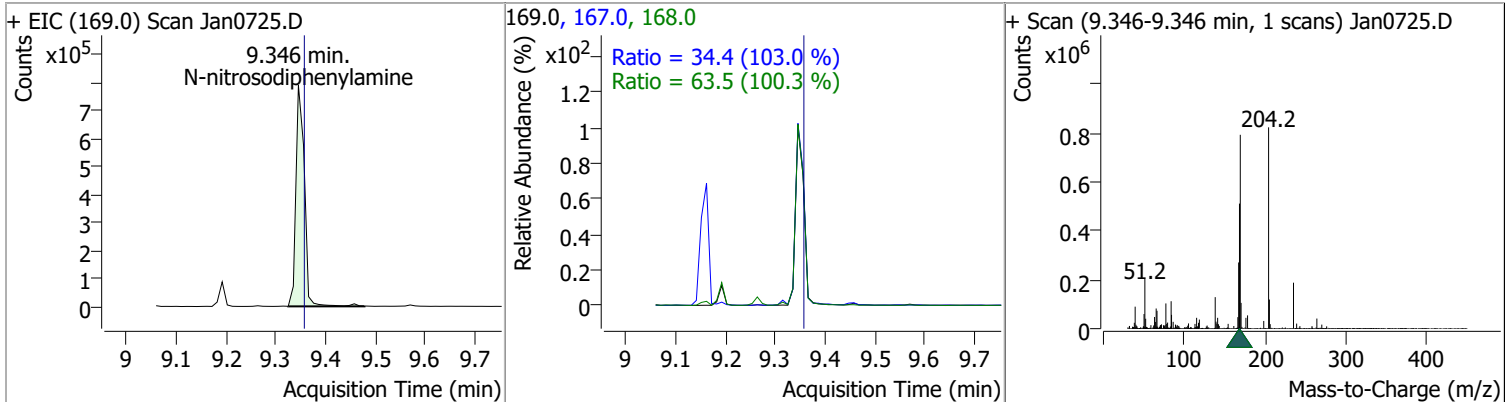
Compound	Conc.	RT	Dev(Min)	Resp.	QIon	QRatio	Lower	Upper
4-Nitroaniline	80.5617	9.25	0.02	189458	65.0	119.7	80.2	149.0
					92.0	49.3	31.7	58.9



Compound	Conc.	RT	Dev(Min)	Resp.	QIon	QRatio	Lower	Upper
4,6-Dinitro-2-methylphenol	72.7348	9.26	0.00	117706	121.0	44.5	31.4	58.3

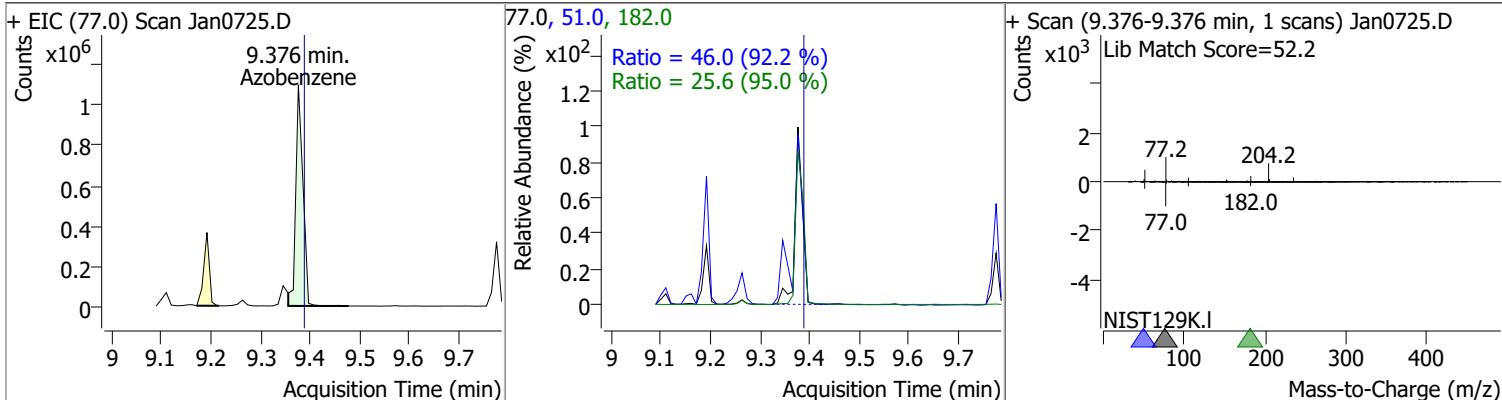


Compound	Conc.	RT	Dev(Min)	Resp.	QIon	QRatio	Lower	Upper
N-nitrosodiphenylamine	76.0748	9.35	0.00	936712	168.0	63.5	44.3	82.3
					167.0	34.4	23.4	43.4

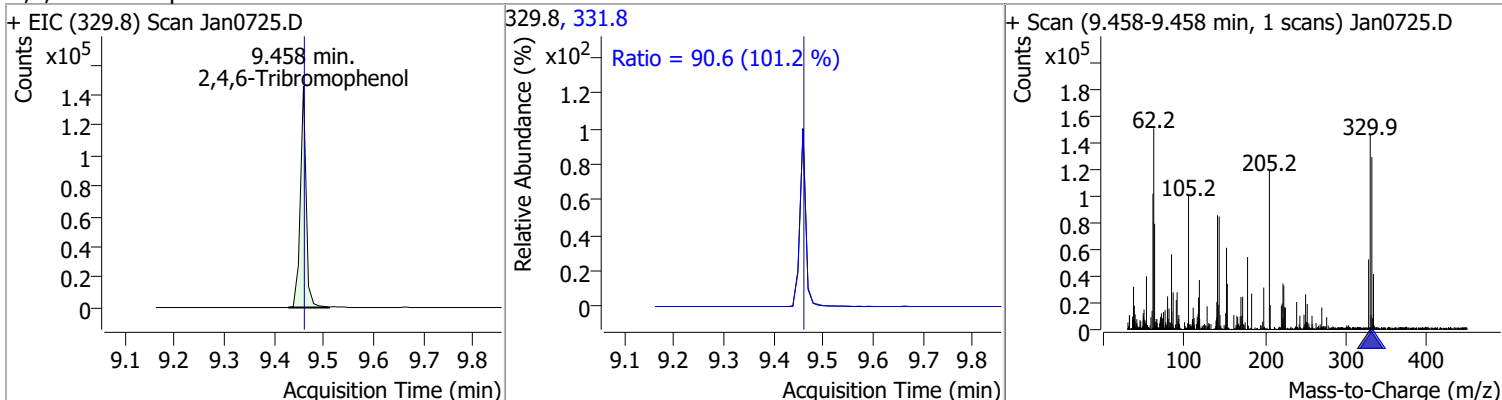


# Quantitation Results Report (QT Reviewed)

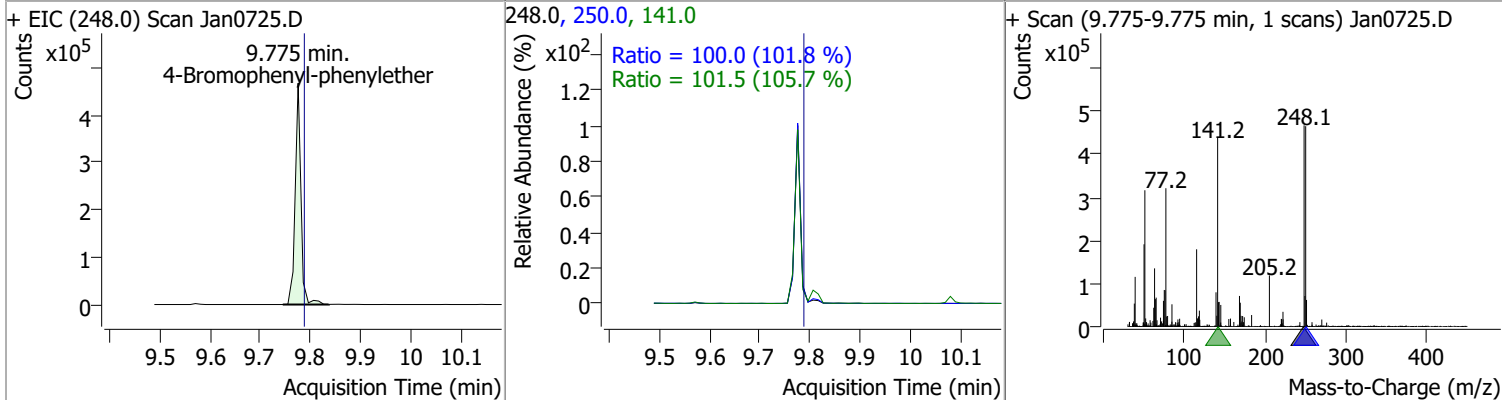
Compound	Conc.	RT	Dev(Min)	Resp.	QIon	QRatio	Lower	Upper
Azobenzene	75.3843	9.38	0.00	1103143	51.0	46.0	34.9	64.9
					182.0	25.6	18.8	35.0



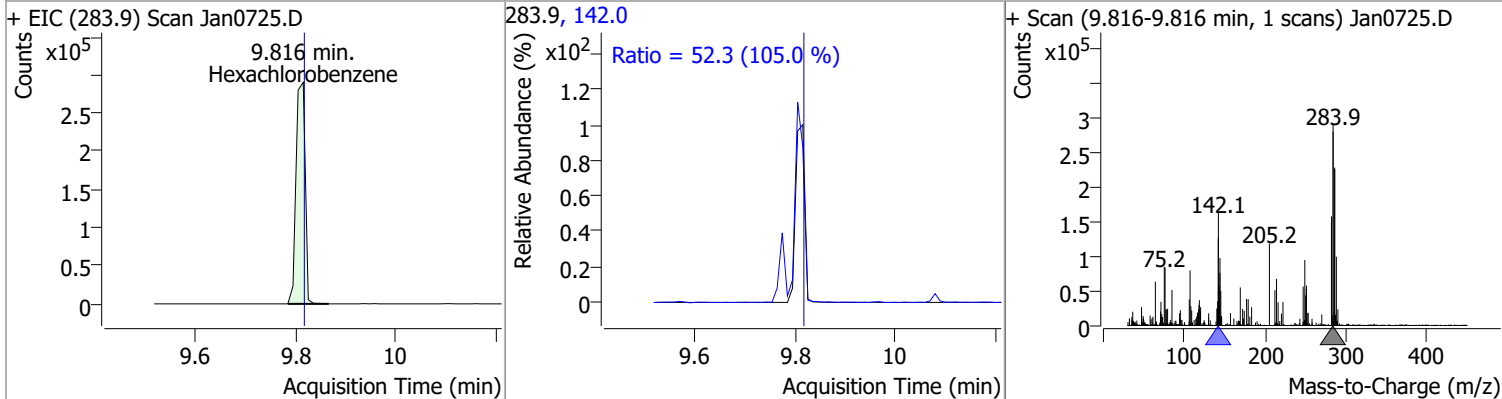
Compound	Conc.	RT	Dev(Min)	Resp.	QIon	QRatio	Lower	Upper
2,4,6-Tribromophenol	76.3404	9.46	0.01	118337	331.8	90.6	62.7	116.4



Compound	Conc.	RT	Dev(Min)	Resp.	QIon	QRatio	Lower	Upper
4-Bromophenyl-phenylether	74.8743	9.78	0.00	370727	250.0	100.0	68.8	127.8
					141.0	101.5	67.3	124.9

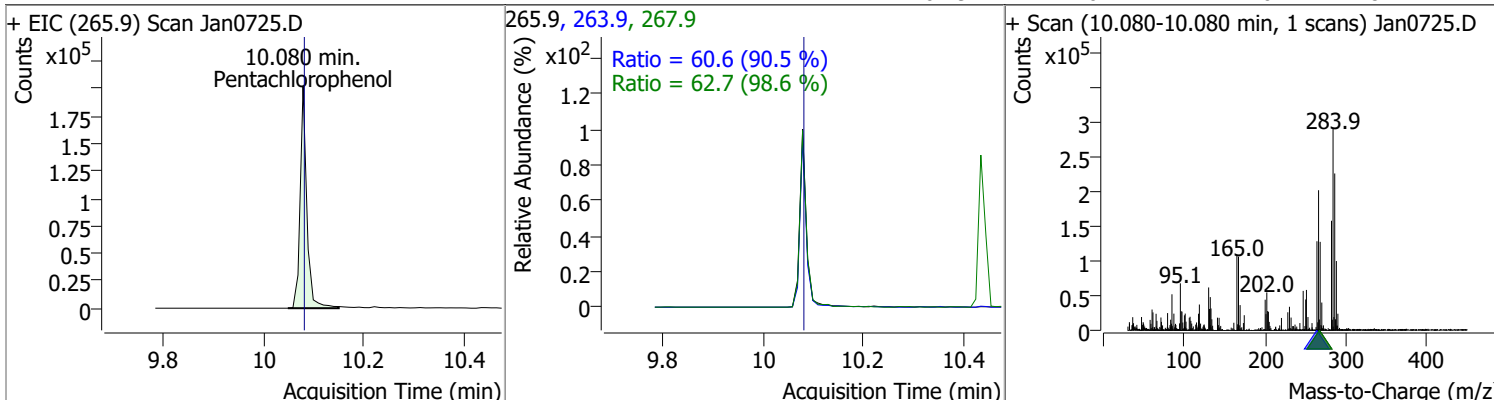


Compound	Conc.	RT	Dev(Min)	Resp.	QIon	QRatio	Lower	Upper
Hexachlorobenzene	73.2795	9.82	0.01	366411	142.0	52.3	34.9	64.8

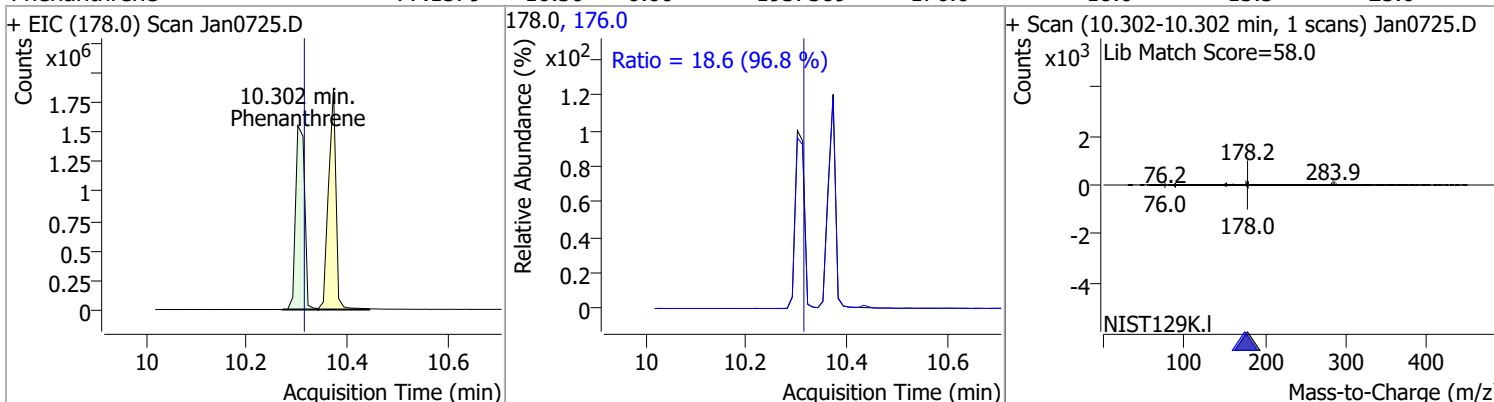


# Quantitation Results Report (QT Reviewed)

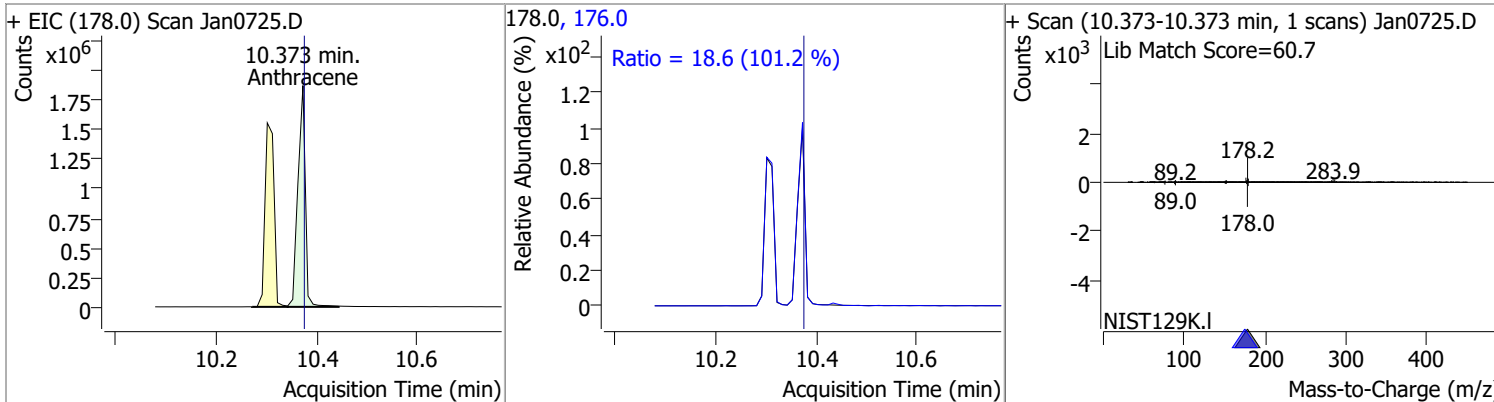
Compound	Conc.	RT	Dev(Min)	Resp.	QIon	QRatio	Lower	Upper
Pentachlorophenol	79.1440	10.08	0.01	186215	263.9	60.6	46.9	87.1
					267.9	62.7	44.6	82.7



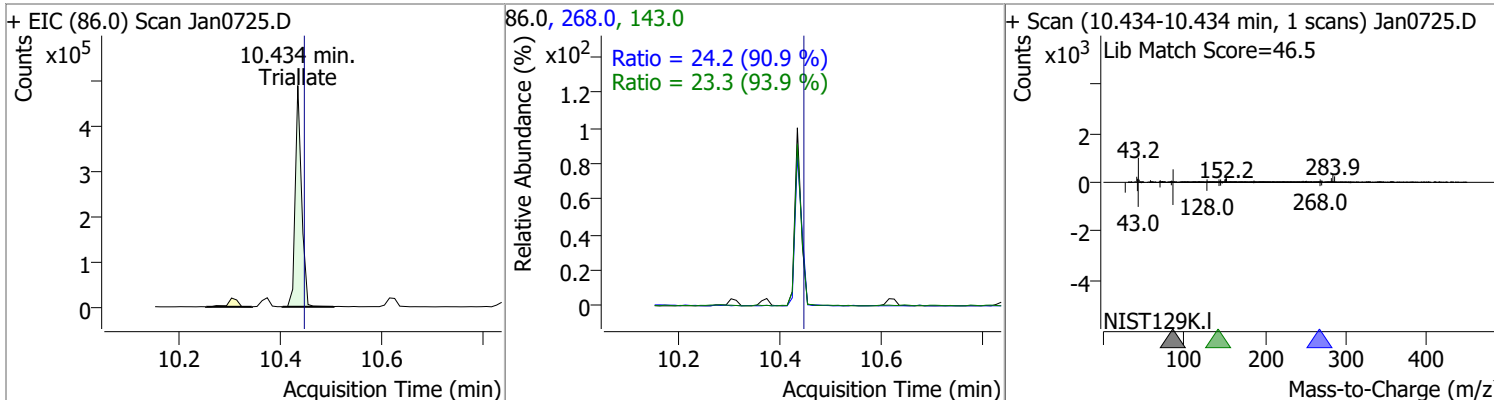
Compound	Conc.	RT	Dev(Min)	Resp.	QIon	QRatio	Lower	Upper
Phenanthrene	77.1579	10.30	0.00	1937389	176.0	18.6	13.5	25.0



Compound	Conc.	RT	Dev(Min)	Resp.	QIon	QRatio	Lower	Upper
Anthracene	78.7868	10.37	0.01	1911916	176.0	18.6	12.9	23.9

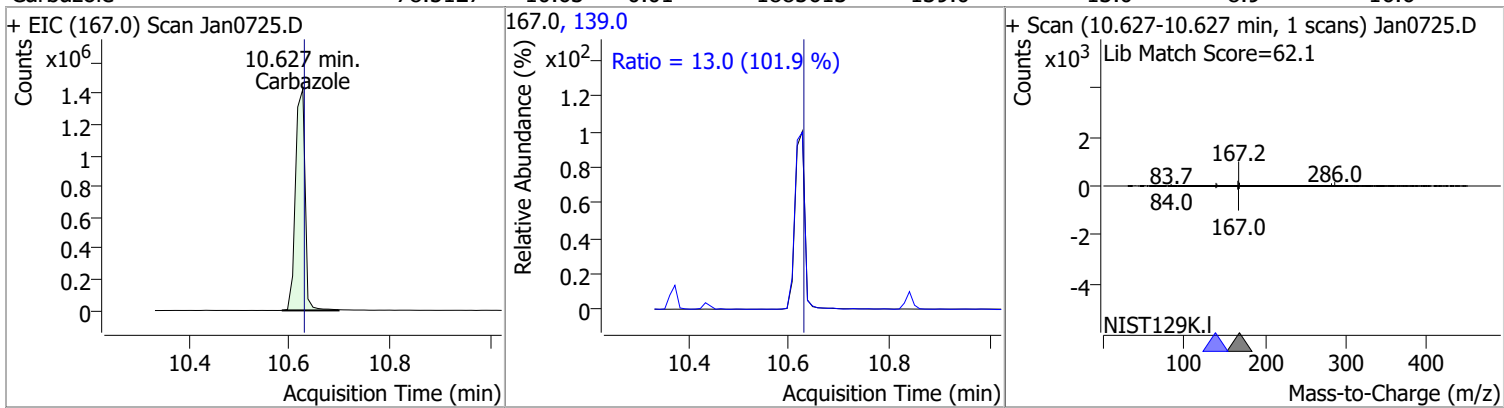


Compound	Conc.	RT	Dev(Min)	Resp.	QIon	QRatio	Lower	Upper
Triallate	80.1900	10.43	0.00	425738	268.0	24.2	18.7	34.7
					143.0	23.3	17.4	32.3

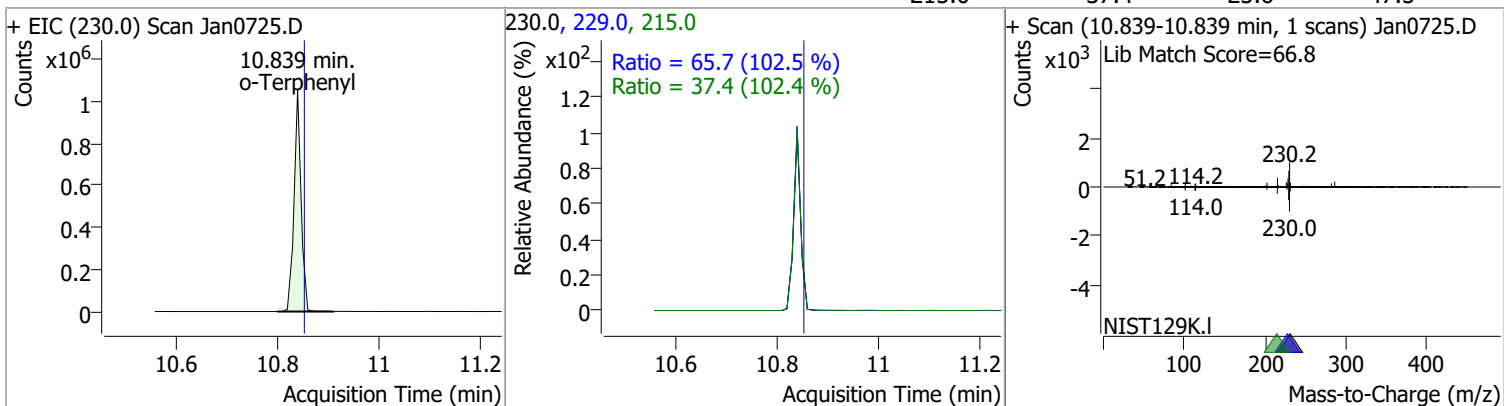


# Quantitation Results Report (QT Reviewed)

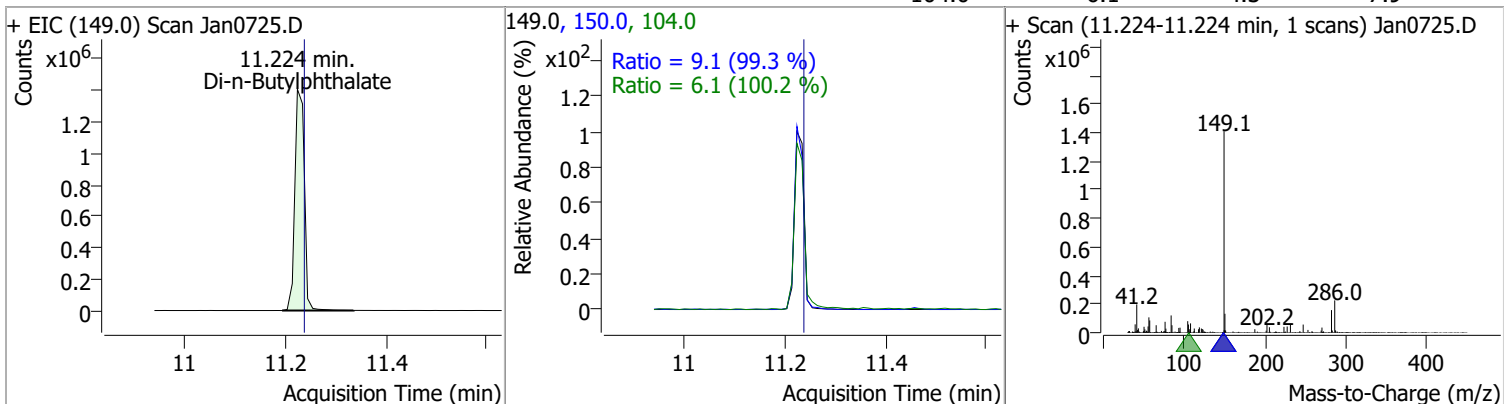
Compound	Conc.	RT	Dev(Min)	Resp.	QIon	QRatio	Lower	Upper
Carbazole	78.5127	10.63	0.01	1885613	139.0	13.0	8.9	16.6



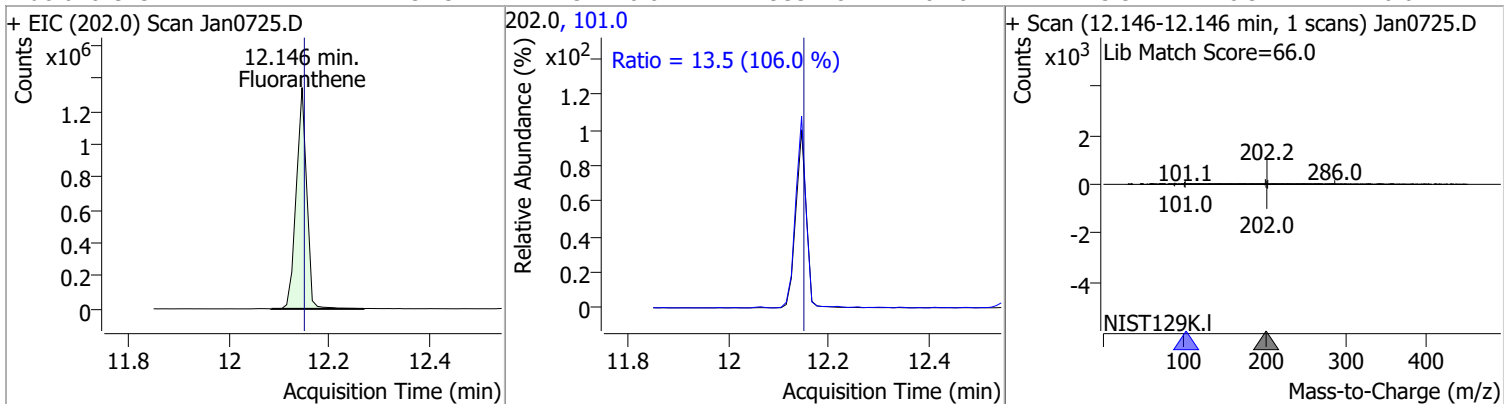
o-Terphenyl	70.6877	10.84	0.00	1025575	229.0	65.7	44.9	83.3
					215.0	37.4	25.6	47.5



Di-n-Butylphthalate	80.1970	11.22	0.00	1836279	150.0	9.1	6.4	11.9
					104.0	6.1	4.3	7.9

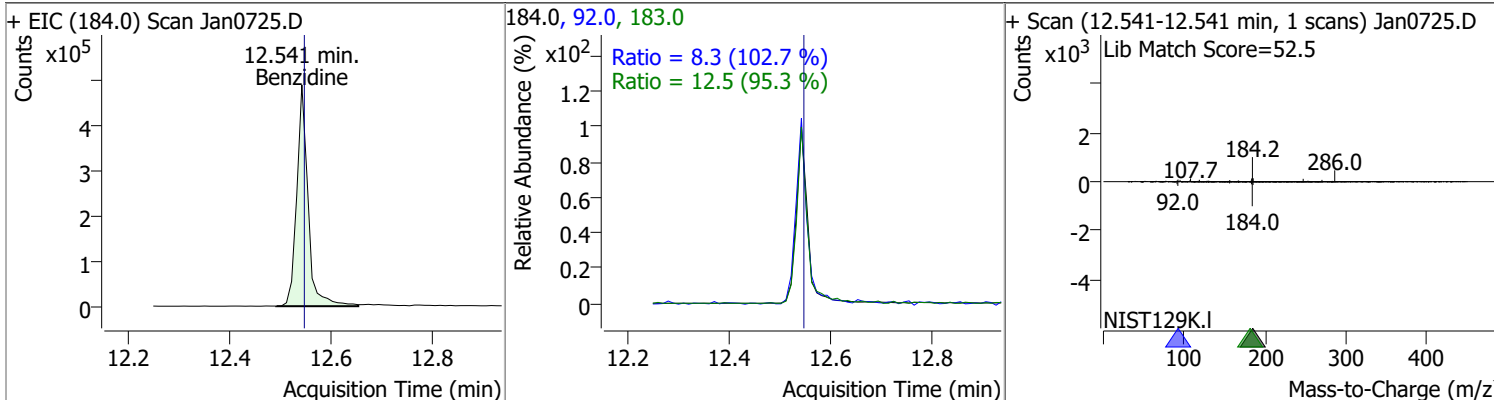


Fluoranthene	73.1544	12.15	0.01	1933728	101.0	13.5	8.9	16.6
--------------	---------	-------	------	---------	-------	------	-----	------

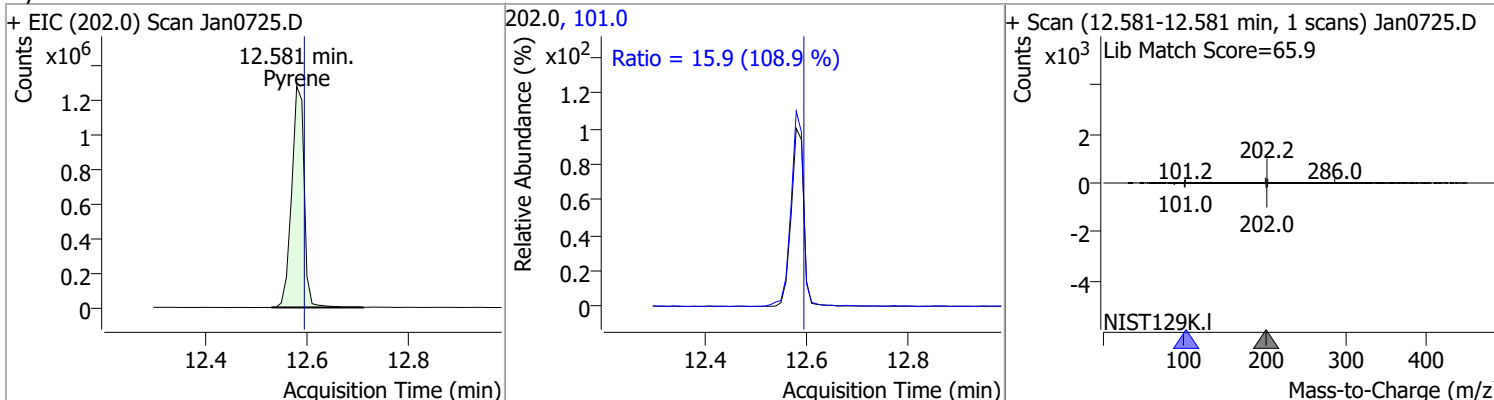


# Quantitation Results Report (QT Reviewed)

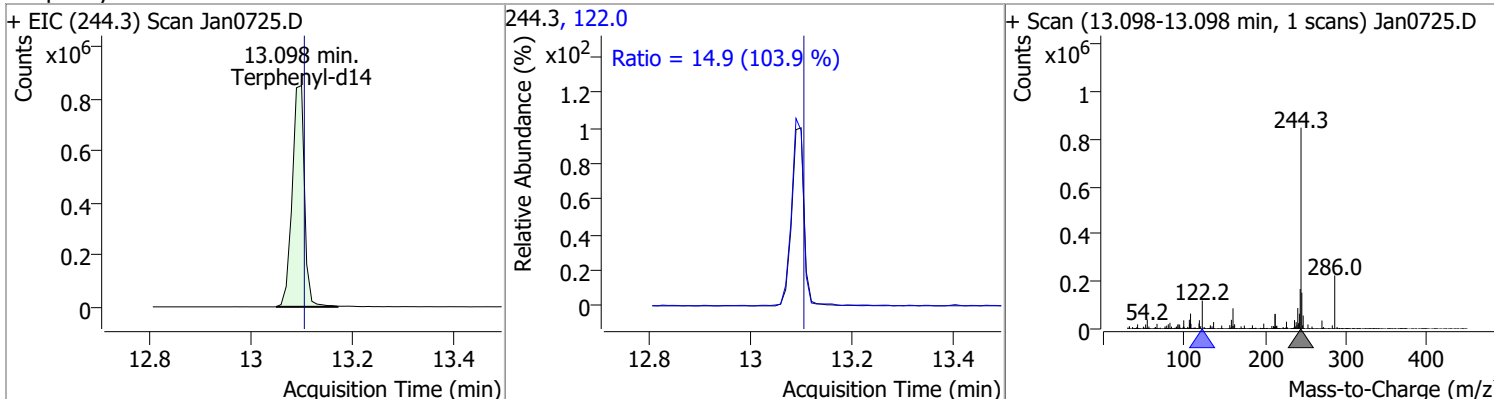
Compound	Conc.	RT	Dev(Min)	Resp.	QIon	QRatio	Lower	Upper
Benzidine	73.3817	12.54	0.01	758943	183.0	12.5	9.1	17.0
					92.0	8.3	5.7	10.5



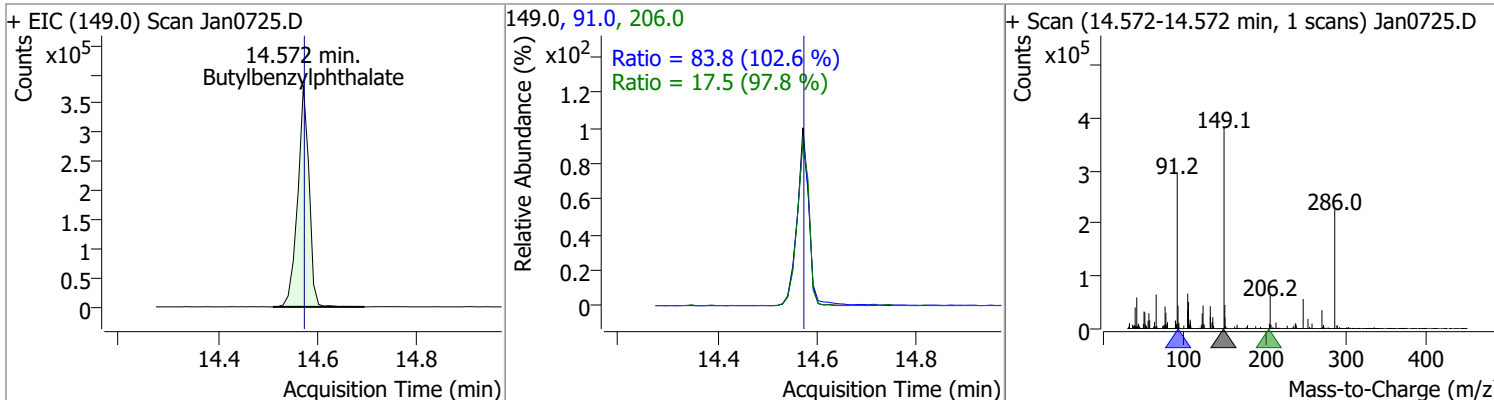
Compound	Conc.	RT	Dev(Min)	Resp.	QIon	QRatio	Lower	Upper
Pyrene	75.6184	12.58	0.00	2188470	101.0	15.9	10.2	19.0



Compound	Conc.	RT	Dev(Min)	Resp.	QIon	QRatio	Lower	Upper
Terphenyl-d14	74.5880	13.10	0.01	1428780	122.0	14.9	10.1	18.7

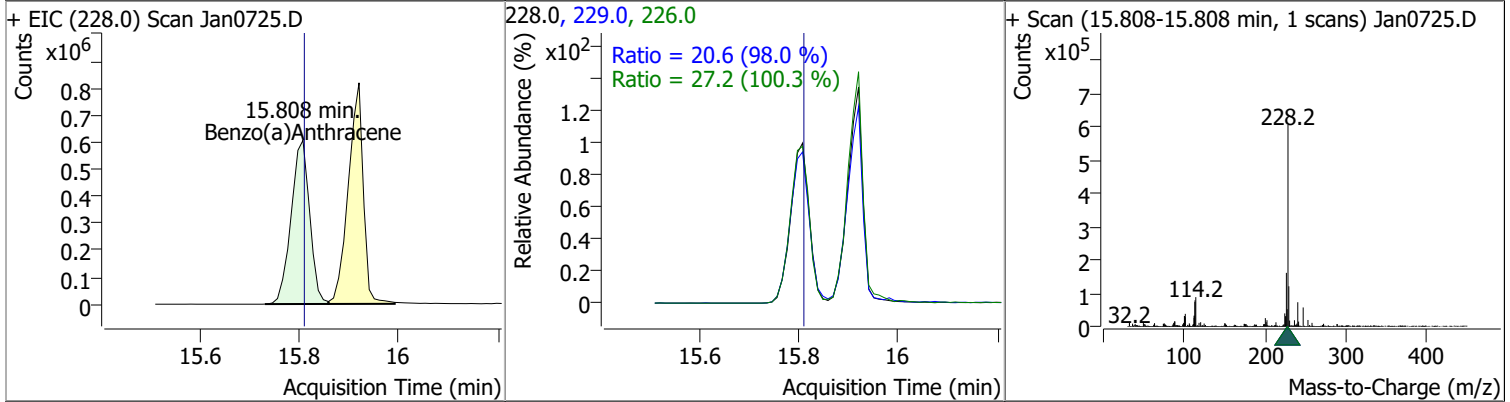


Compound	Conc.	RT	Dev(Min)	Resp.	QIon	QRatio	Lower	Upper
Butylbenzylphthalate	77.8613	14.57	0.01	602015	91.0	83.8	57.2	106.2
					206.0	17.5	12.6	23.3

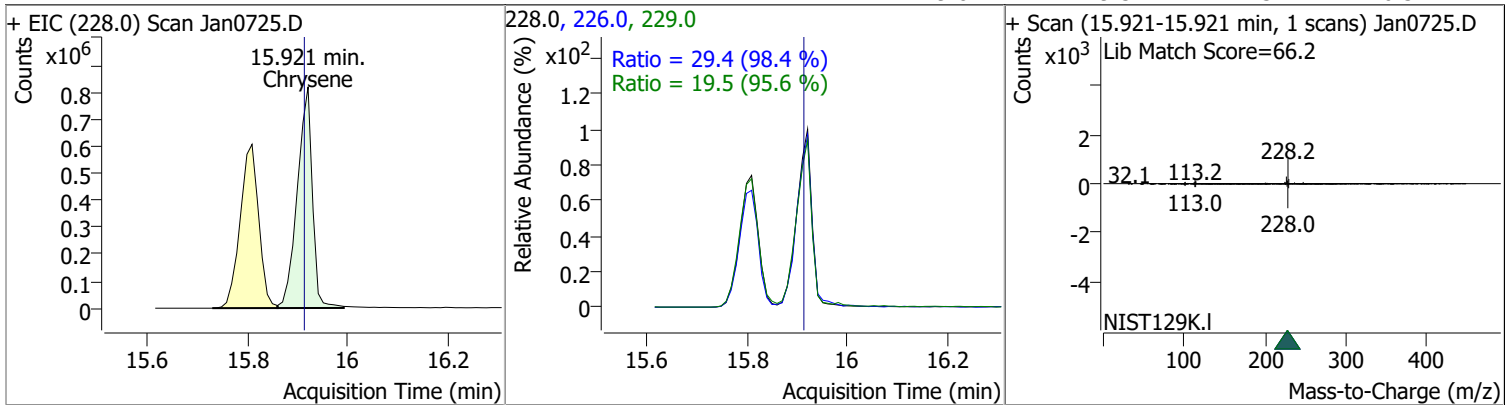


# Quantitation Results Report (QT Reviewed)

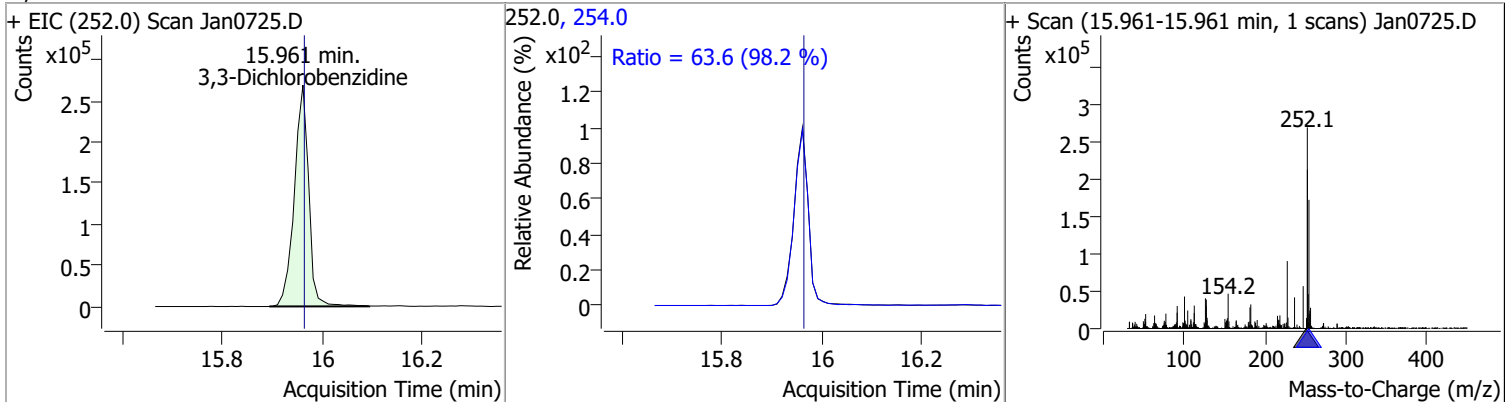
Compound	Conc.	RT	Dev(Min)	Resp.	QIon	QRatio	Lower	Upper
Benzo(a)Anthracene	73.9619	15.81	0.01	1562940	226.0	27.2	18.9	35.2
					229.0	20.6	14.7	27.3



Compound	Conc.	RT	Dev(Min)	Resp.	QIon	QRatio	Lower	Upper
Chrysene	73.7836	15.92	0.02	1712757	226.0	29.4	21.0	38.9
					229.0	19.5	14.3	26.5



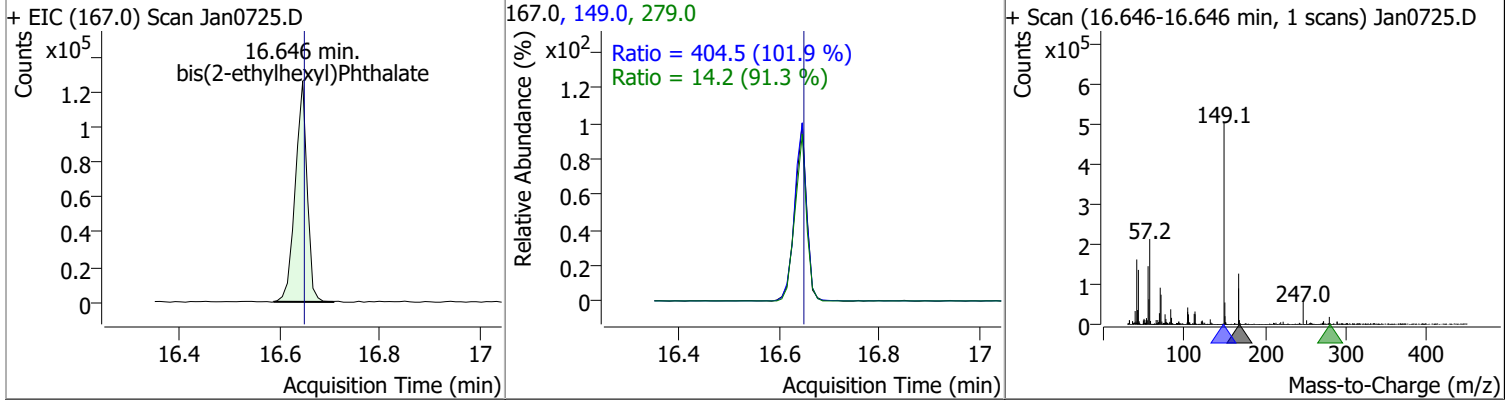
Compound	Conc.	RT	Dev(Min)	Resp.	QIon	QRatio	Lower	Upper
3,3-Dichlorobenzidine	74.9579	15.96	0.01	537544	254.0	63.6	45.3	84.1



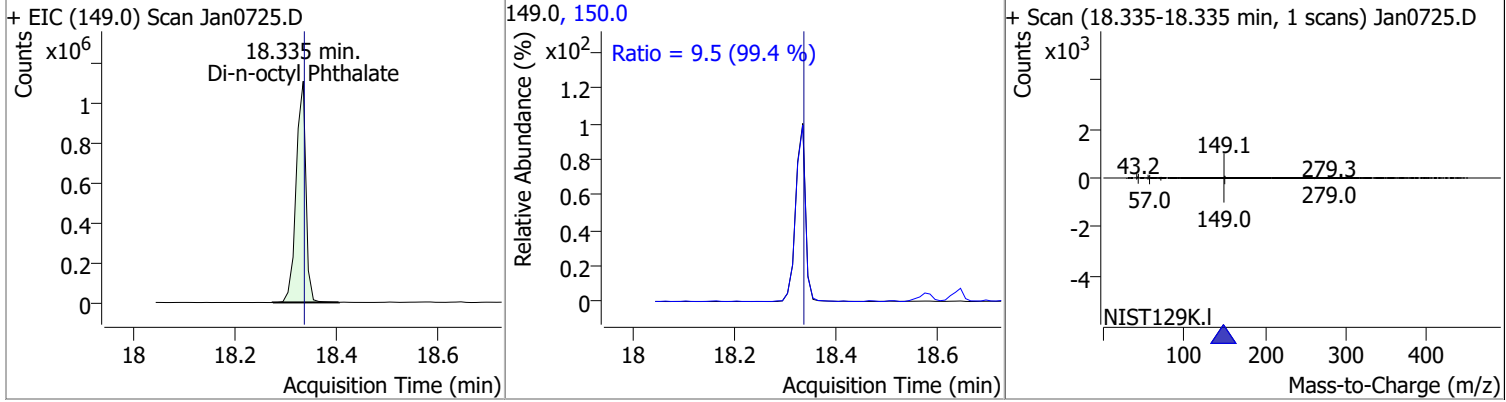


# Quantitation Results Report (QT Reviewed)

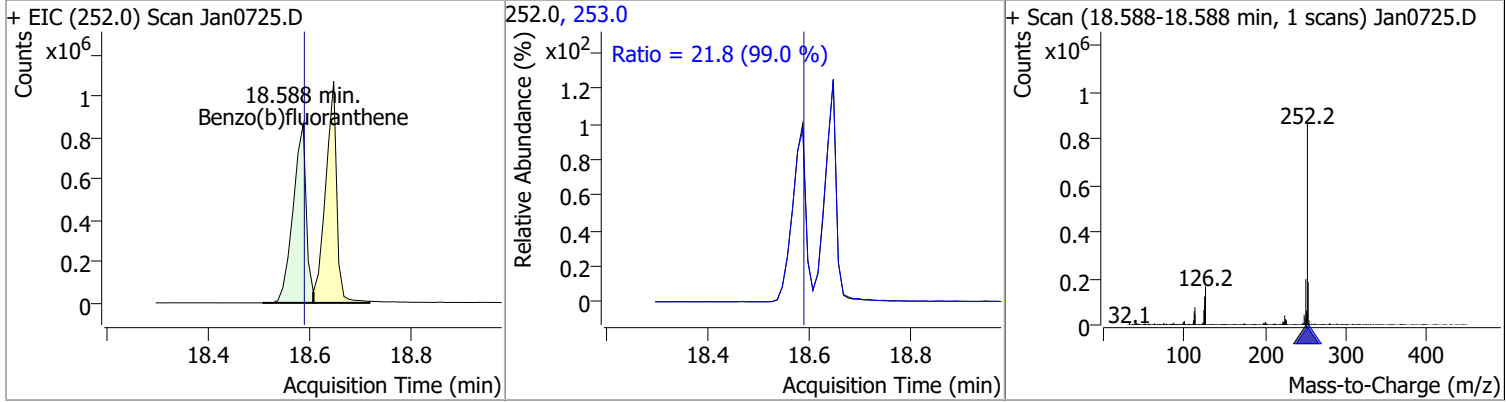
Compound	Conc.	RT	Dev(Min)	Resp.	QIon	QRatio	Lower	Upper
bis(2-ethylhexyl)Phthalate	75.9301	16.65	0.01	207934	149.0	404.5	278.0	516.2
					279.0	14.2	10.9	20.3



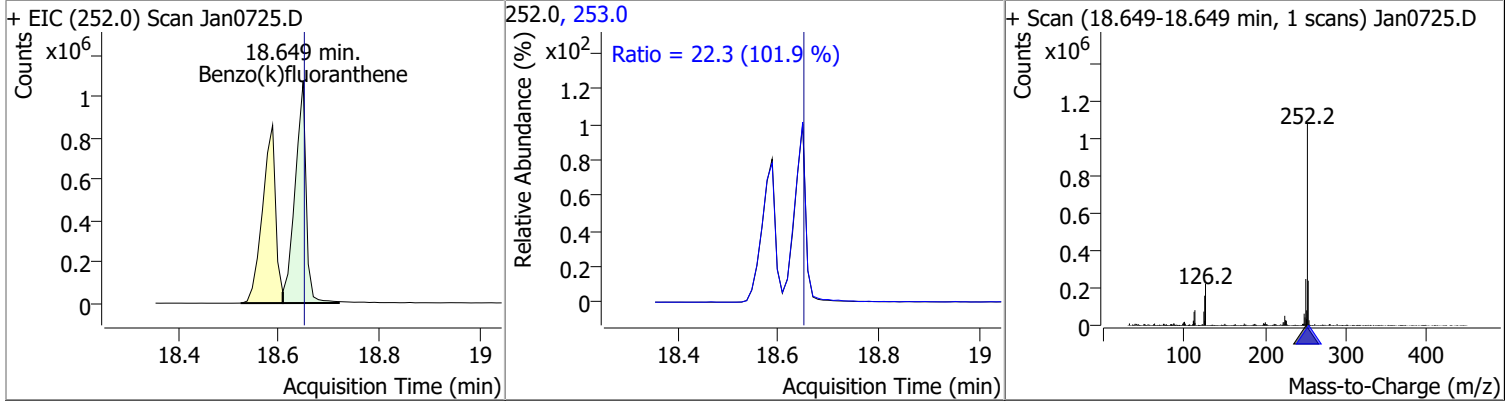
Compound	Conc.	RT	Dev(Min)	Resp.	QIon	QRatio	Lower	Upper
Di-n-octyl Phthalate	76.7199	18.33	0.01	1483335	150.0	9.5	6.7	12.4



Compound	Conc.	RT	Dev(Min)	Resp.	QIon	QRatio	Lower	Upper
Benzo(b)fluoranthene	74.9907	18.59	0.01	1565038	253.0	21.8	15.4	28.6



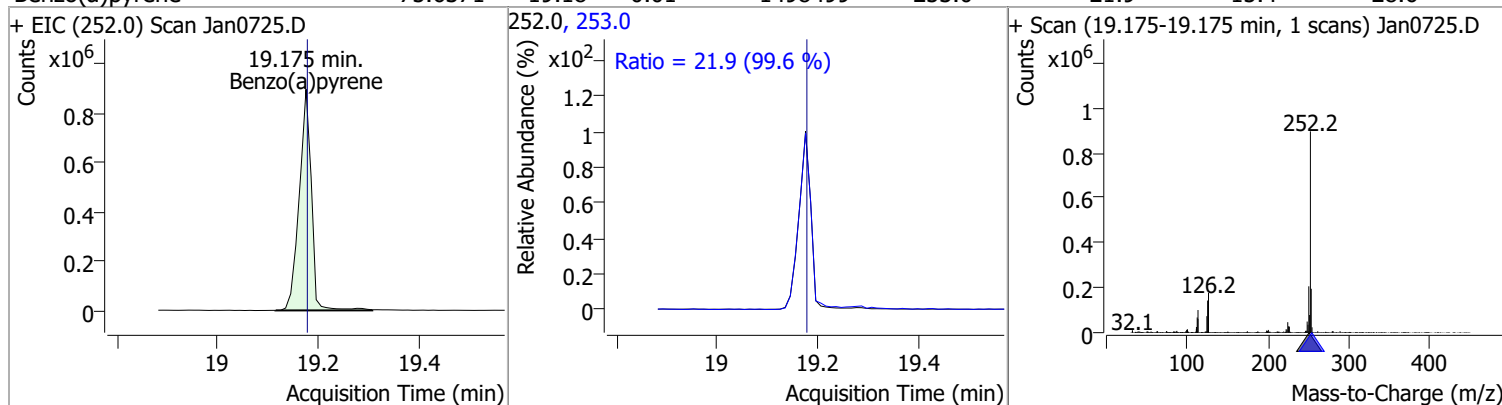
Compound	Conc.	RT	Dev(Min)	Resp.	QIon	QRatio	Lower	Upper
Benzo(k)fluoranthene	75.9559	18.65	0.01	1643420	253.0	22.3	15.3	28.5



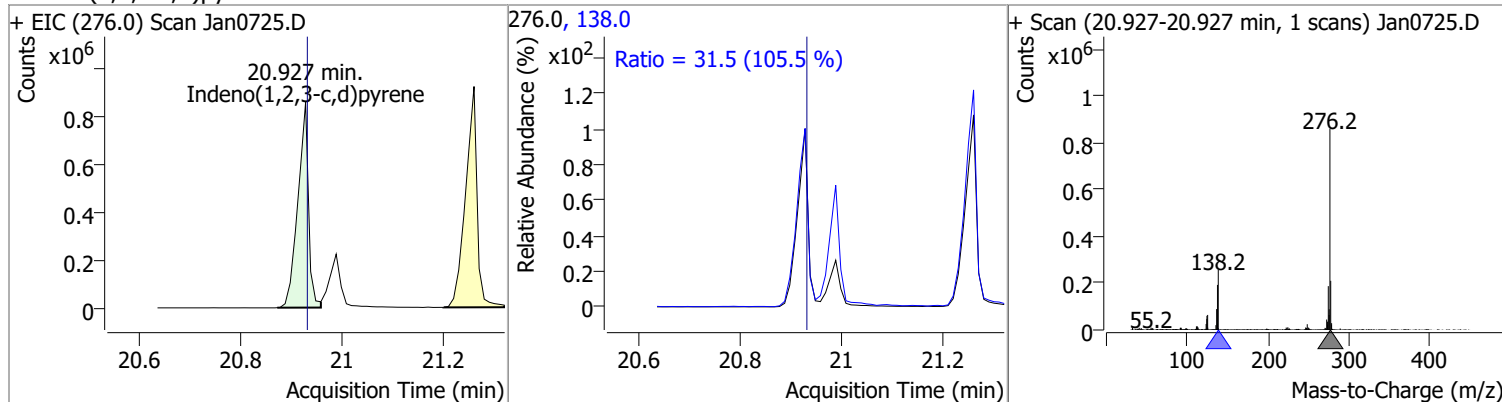


# Quantitation Results Report (QT Reviewed)

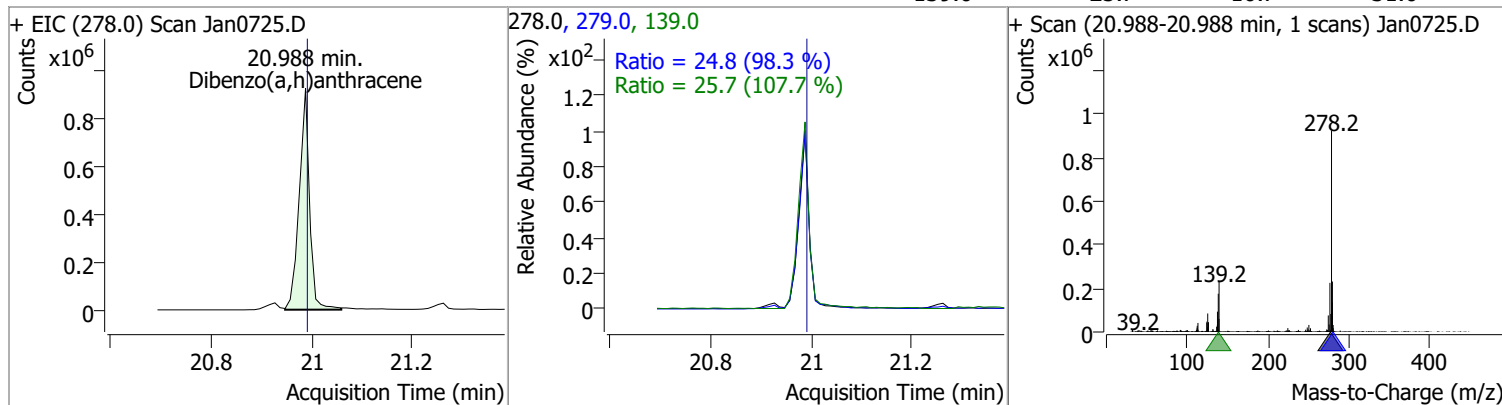
Compound	Conc.	RT	Dev(Min)	Resp.	QIon	QRatio	Lower	Upper
Benzo(a)pyrene	75.6371	19.18	0.01	1498499	253.0	21.9	15.4	28.6



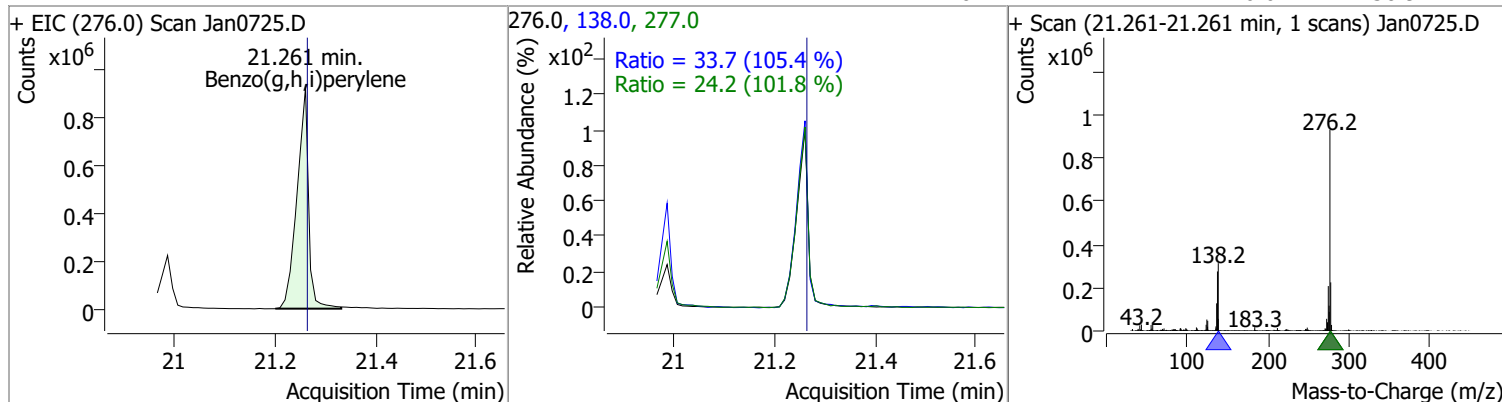
Compound	Conc.	RT	Dev(Min)	Resp.	QIon	QRatio	Lower	Upper
Indeno(1,2,3-c,d)pyrene	75.4977	20.93	0.01	1261485	138.0	31.5	20.9	38.8



Compound	Conc.	RT	Dev(Min)	Resp.	QIon	QRatio	Lower	Upper
Dibenzo(a,h)anthracene	72.8827	20.99	0.01	1313709	279.0	24.8	17.7	32.8
					139.0	25.7	16.7	31.0



Compound	Conc.	RT	Dev(Min)	Resp.	QIon	QRatio	Lower	Upper
Benzo(g,h,i)perylene	75.4240	21.26	0.01	1475191	138.0	33.7	22.4	41.6
					277.0	24.2	16.6	30.9



# Audit Trail report

**Batch name and path:** \\MASSHUNTER\Org\Data\SV5973N.I\sd010722\DoD BNA cal 1\QuantResults\010722 DoD BNA cal 1.batch.bin  
**Quant batch version:** 10.0  
**Quant reporting version:** 10.0

Name	User	Time	Action	Reason	Comment	Succeed	Exception
CmdNewBatchTable	BL2000\sean	1/7/2022 1:00:56 PM	Create new batch \\MASSHUNTER\Org\Data\SV5973N.I\sd010722\DoD BNA cal 1\010722 DoD BNA cal 1.batch.bin			✓	
CmdImportSamplesFromWorklist	BL2000\sean	1/7/2022 1:01:09 PM	Add samples from worklist: \\MASSHUNTER\Org\Data\SV5973N.I\sd010722\DoD BNA cal 1\Jan0701.D			✓	
CmdSetSampleAttribute	BL2000\sean	1/7/2022 1:01:17 PM	Set SampleType = TuneCheck for sample Jan0701.D; previous value = Sample			✓	
CmdSaveBatchTable	BL2000\sean	1/7/2022 1:01:59 PM	Save batch \\MASSHUNTER\Org\Data\SV5973N.I\sd010722\DoD BNA cal 1\QuantResults\010722 DoD BNA cal 1.batch.bin			✓	
CmdOpenBatchTable	BL2000\sean	1/10/2022 7:37:34 AM	Open batch \\MASSHUNTER\Org\Data\SV5973N.I\sd010722\DoD BNA cal 1\010722 DoD BNA cal 1.batch.bin			✓	
CmdImportSamplesFromWorklist	BL2000\sean	1/10/2022 7:40:06 AM	Add samples from worklist: \\MASSHUNTER\Org\Data\SV5973N.I\sd010722\DoD BNA cal 1\Jan0710.D, \\MASSHUNTER\Org\Data\SV5973N.I\sd010722\DoD BNA cal 1\Jan0709.D, \\MASSHUNTER\Org\Data\SV5973N.I\sd010722\DoD BNA cal 1\Jan0708.D, \\MASSHUNTER\Org\Data\SV5973N.I\sd010722\DoD BNA cal 1\Jan0707.D, \\MASSHUNTER\Org\Data\SV5973N.I\sd010722\DoD BNA cal 1\Jan0706.D, \\MASSHUNTER\Org\Data\SV5973N.I\sd010722\DoD BNA cal 1\Jan0705.D, \\MASSHUNTER\Org\Data\SV5973N.I\sd010722\DoD BNA cal 1\Jan0704.D, \\MASSHUNTER\Org\Data\SV5973N.I\sd010722\DoD BNA cal 1\Jan0703.D, \\MASSHUNTER\Org\Data\SV5973N.I\sd010722\DoD BNA cal 1\Jan0702.D			✓	
CmdSetSampleAttribute	BL2000\sean	1/10/2022 9:31:42 AM	Set SampleType = Calibration for sample Jan0702.D; previous value = Sample			✓	
CmdSetSampleAttribute	BL2000\sean	1/10/2022 9:31:44 AM	Set SampleType = Calibration for sample Jan0703.D; previous value = Sample			✓	
CmdSetSampleAttribute	BL2000\sean	1/10/2022 9:31:46 AM	Set SampleType = Calibration for sample Jan0704.D; previous value = Sample			✓	
CmdSetSampleAttribute	BL2000\sean	1/10/2022 9:31:48 AM	Set SampleType = Calibration for sample Jan0705.D; previous value = Sample			✓	

# Audit Trail report

Name	User	Time	Action	Reason	Comment	Succeed	Exception
CmdSetSampleAttribute	BL2000\sean	1/10/2022 9:31:50 AM	Set SampleType = Calibration for sample Jan0706.D; previous value = Sample			✓	
CmdSetSampleAttribute	BL2000\sean	1/10/2022 9:31:52 AM	Set SampleType = CC for sample Jan0707.D; previous value = Sample			✓	
CmdSetSampleAttribute	BL2000\sean	1/10/2022 9:31:53 AM	Set SampleType = Calibration for sample Jan0708.D; previous value = Sample			✓	
CmdSetSampleAttribute	BL2000\sean	1/10/2022 9:31:55 AM	Set SampleType = Calibration for sample Jan0709.D; previous value = Sample			✓	
CmdSetSampleAttribute	BL2000\sean	1/10/2022 9:32:01 AM	Set SampleType = QC for sample Jan0710.D; previous value = Sample			✓	
CmdSetSampleAttribute	BL2000\sean	1/10/2022 9:32:05 AM	Set SampleType = QC for sample Jan0709.D; previous value = Calibration			✓	
CmdSetSampleAttribute	BL2000\sean	1/10/2022 9:32:08 AM	Set SampleType = Sample for sample Jan0710.D; previous value = QC			✓	
CmdOpenAndApplyMethodFromBatch	BL2000\sean	1/10/2022 9:32:45 AM	Open and apply method from batch: \\MASSHUNTER\Org\Data\SV5973N.I\sd010422\DoD BNA cal 1\010422 DoD BNA cal.batch.bin			✓	
CmdSetSampleAttribute	BL2000\sean	1/10/2022 11:15:48 AM	Set LevelName = 7 for sample Jan0702.D; previous value =			✓	
CmdSetSampleAttribute	BL2000\sean	1/10/2022 11:15:54 AM	Set LevelName = 6 for sample Jan0703.D; previous value =			✓	
CmdSetSampleAttribute	BL2000\sean	1/10/2022 11:15:59 AM	Set LevelName = 5 for sample Jan0704.D; previous value =			✓	
CmdSetSampleAttribute	BL2000\sean	1/10/2022 11:16:04 AM	Set LevelName = 4 for sample Jan0705.D; previous value =			✓	
CmdSetSampleAttribute	BL2000\sean	1/10/2022 11:16:09 AM	Set LevelName = 3 for sample Jan0706.D; previous value =			✓	
CmdSetSampleAttribute	BL2000\sean	1/10/2022 11:16:15 AM	Set LevelName = 2 for sample Jan0707.D; previous value =			✓	
CmdSetSampleAttribute	BL2000\sean	1/10/2022 11:16:20 AM	Set LevelName = 1 for sample Jan0708.D; previous value =			✓	
CmdSetSampleAttribute	BL2000\sean	1/10/2022 11:16:32 AM	Set LevelName = ICV for sample Jan0709.D; previous value =			✓	
CmdQuantitate	BL2000\sean	1/10/2022 11:17:21 AM	Quantitate all compounds in all samples			✓	
CmdManuallyIntegrateSplit	BL2000\sean	1/10/2022 12:18:56 PM	Split qualifier 66.0 of compound Aniline in sample Jan0705.D and keep left peak, new integration is from x, y = 4.563, 836.354459464877 to 4.603, 997.888571646077 and new response = 411161, previous integration is from x, y = 4.563, 836 to 4.664, 1245 and previous response = 860986.			✓	

# Audit Trail report

Name	User	Time	Action	Reason	Comment	Succeed	Exception
CmdManuallyIntegrateQualifierPeak	BL2000\sean	1/10/2022 12:18:57 PM	Manually integrate qualifier 65.0 of compound Aniline in sample Jan0705.D, from x, y = 4.368, 393848 to 4.378, 408303, result = 769029; previous integration is from x, y = 4.566, 1420 to 4.705, 1870 and previous response = 769029.			✓	
CmdManuallyIntegrateSplit	BL2000\sean	1/10/2022 12:18:58 PM	Split qualifier 65.0 of compound Aniline in sample Jan0705.D and keep left peak, new integration is from x, y = 4.566, 1420.01794665312 to 4.613, 1572.76747846338 and new response = 250081, previous integration is from x, y = 4.566, 1420 to 4.705, 1870 and previous response = 769029.			✓	
CmdManuallyIntegrateSplit	BL2000\sean	1/10/2022 12:18:58 PM	Split qualifier 65.0 of compound Aniline in sample Jan0705.D and keep left peak, new integration is from x, y = 4.566, 1420.01794665312 to 4.613, 1572.76747846338 and new response = 250081, previous integration is from x, y = 4.566, 1420 to 4.613, 1573 and previous response = 250081.			✓	
CmdManuallyIntegrateQualifierPeak	BL2000\sean	1/10/2022 12:19:05 PM	Manually integrate qualifier 66.0 of compound Aniline in sample Jan0705.D, from x, y = 4.563, 836 to 4.613, 8023, result = 443329; previous integration is from x, y = 4.563, 836 to 4.603, 998 and previous response = 411161.			✓	
CmdManuallyIntegrateDropBaseline	BL2000\sean	1/10/2022 12:19:06 PM	Drop baseline for qualifier 66.0 of compound Aniline in sample Jan0705.D to y = 836, new integration is from x, y = 4.563, 836 to 4.613, 836 and new response = 454174; previous integration is from x, y = 4.563, 836 to 4.613, 8023 and previous response = 443329.			✓	
CmdManuallyIntegrateSplit	BL2000\sean	1/10/2022 12:19:12 PM	Split qualifier 66.0 of compound Phenol in sample Jan0705.D and keep right peak, new integration is from x, y = 4.603, 913.064519396017 to 4.664, 1081.73828049731 and new response = 450674, previous integration is from x, y = 4.563, 802 to 4.664, 1082 and previous response = 861561.			✓	
CmdManuallyIntegrateQualifierPeak	BL2000\sean	1/10/2022 12:19:19 PM	Manually integrate qualifier 66.0 of compound Phenol in sample Jan0705.D, from x, y = 4.613, 8513 to 4.664, 1082, result = 396310; previous integration is from x, y = 4.603, 913 to 4.664, 1082 and previous response = 450674.			✓	

# Audit Trail report

Name	User	Time	Action	Reason	Comment	Succeed	Exception
CmdManuallyIntegrateDropBaseline	BL2000\sean	1/10/2022 12:19:20 PM	Drop baseline for qualifier 66.0 of compound Phenol in sample Jan0705.D to y = 1082, new integration is from x, y = 4.613, 1082 to 4.664, 1082 and new response = 407695; previous integration is from x, y = 4.613, 8513 to 4.664, 1082 and previous response = 396310.			✓	
CmdManuallyIntegrateSplit	BL2000\sean	1/10/2022 12:19:31 PM	Split peak for compound bis(-2-Chloroethyl)Ether in sample Jan0705.D and keep left peak, new integration is from x, y = 4.664, 1307.50993340347 to 4.705, 1400.10856583182 and new response = 666364, previous integration is from x, y = 4.664, 1308 to 4.756, 1516 and previous response = 944297.			✓	
CmdSetTargetCompoundAttribute	BL2000\sean	1/10/2022 12:19:34 PM	Set UserAnnotation = CO for compound bis(-2-Chloroethyl)Ether in sample Jan0705.D; previous value =			✓	
CmdManuallyIntegrateApplyTargetRtToQualifier	BL2000\sean	1/10/2022 12:19:36 PM	Apply target integration range 4.664-4.705 to qualifier 64.0 for compound bis(-2-Chloroethyl)Ether in sample Jan0705.D, new integration is from x, y = 4.664, 1999 to 4.705, 2148 and new response = 21690; previous integration is from x, y = 4.705, 896 to 4.787, 976 and previous response = 364049.			✓	
CmdManuallyIntegrateDropBaseline	BL2000\sean	1/10/2022 12:19:37 PM	Drop baseline for qualifier 64.0 of compound bis(-2-Chloroethyl)Ether in sample Jan0705.D to y = 1999, new integration is from x, y = 4.664, 1999 to 4.705, 1999 and new response = 21872; previous integration is from x, y = 4.664, 1999 to 4.705, 2148 and previous response = 21690.			✓	
CmdManuallyIntegrateSplit	BL2000\sean	1/10/2022 12:19:45 PM	Split peak for compound 1,3-Dichlorobenzene in sample Jan0705.D and keep left peak, new integration is from x, y = 4.848, 0 to 4.920, 0 and new response = 975320, previous integration is from x, y = 4.848, 0 to 5.022, 0 and previous response = 1899784.			✓	
CmdSetTargetCompoundAttribute	BL2000\sean	1/10/2022 12:19:46 PM	Set UserAnnotation = CO for compound 1,3-Dichlorobenzene in sample Jan0705.D; previous value =			✓	
CmdManuallyIntegrateSplit	BL2000\sean	1/10/2022 12:19:48 PM	Split qualifier 148.0 of compound 1,3-Dichlorobenzene in sample Jan0705.D and keep left peak, new integration is from x, y = 4.848, 0 to 4.909, 0 and new response = 610257, previous integration is from x, y = 4.848, 0 to 5.032, 0 and previous response = 1205918.			✓	

# Audit Trail report

Name	User	Time	Action	Reason	Comment	Succeed	Exception
CmdManuallyIntegrateSplit	BL2000\sean	1/10/2022 12:19:49 PM	Split qualifier 111.0 of compound 1,3-Dichlorobenzene in sample Jan0705.D and keep left peak, new integration is from x, y = 4.848, 0 to 4.930, 0 and new response = 344848, previous integration is from x, y = 4.848, 0 to 5.032, 0 and previous response = 669945.			✓	
CmdManuallyIntegrateSplit	BL2000\sean	1/10/2022 12:19:57 PM	Split peak for compound 1,4-Dichlorobenzene in sample Jan0705.D and keep right peak, new integration is from x, y = 4.920, 0 to 5.022, 0 and new response = 924463, previous integration is from x, y = 4.848, 0 to 5.022, 0 and previous response = 1899784.			✓	
CmdSetTargetCompoundAttribute	BL2000\sean	1/10/2022 12:19:58 PM	Set UserAnnotation = CO for compound 1,4-Dichlorobenzene in sample Jan0705.D; previous value =			✓	
CmdManuallyIntegrateSplit	BL2000\sean	1/10/2022 12:20:00 PM	Split qualifier 148.0 of compound 1,4-Dichlorobenzene in sample Jan0705.D and keep right peak, new integration is from x, y = 4.909, 0 to 5.032, 0 and new response = 595660, previous integration is from x, y = 4.848, 0 to 5.032, 0 and previous response = 1205918.			✓	
CmdManuallyIntegrateSplit	BL2000\sean	1/10/2022 12:20:02 PM	Split qualifier 111.0 of compound 1,4-Dichlorobenzene in sample Jan0705.D and keep right peak, new integration is from x, y = 4.930, 0 to 5.032, 0 and new response = 325097, previous integration is from x, y = 4.848, 0 to 5.032, 0 and previous response = 669945.			✓	
CmdManuallyIntegrateApplyTargetRtToQualifier	BL2000\sean	1/10/2022 12:20:25 PM	Apply target integration range 5.563-5.645 to qualifier 77.0 for compound Nitrobenzene in sample Jan0705.D, new integration is from x, y = 5.563, 4015 to 5.645, 4974 and new response = 454138; previously no peak.			✓	
CmdManuallyIntegrateDropBaseline	BL2000\sean	1/10/2022 12:20:26 PM	Drop baseline for qualifier 77.0 of compound Nitrobenzene in sample Jan0705.D to y = 4015, new integration is from x, y = 5.563, 4015 to 5.645, 4015 and new response = 456489; previous integration is from x, y = 5.563, 4015 to 5.645, 4974 and previous response = 454138.			✓	

# Audit Trail report

Name	User	Time	Action	Reason	Comment	Succeed	Exception
CmdManuallyIntegrateSplit	BL2000\sean	1/10/2022 12:20:48 PM	Split peak for compound 4-Chlorophenol in sample Jan0705.D and keep left peak, new integration is from x, y = 6.445, 443.183472447343 to 6.506, 462.328864507407 and new response = 158036, previous integration is from x, y = 6.445, 443 to 6.547, 475 and previous response = 184490.			✓	
CmdManuallyIntegrateApplyTargetRtToQualifier	BL2000\sean	1/10/2022 12:20:49 PM	Apply target integration range 6.445-6.506 to qualifier 128.0 for compound 4-Chlorophenol in sample Jan0705.D, new integration is from x, y = 6.445, 39168 to 6.506, 37904 and new response = 420291; previous integration is from x, y = 6.393, 873 to 6.465, 1013 and previous response = 1764499.			✓	
CmdManuallyIntegrateDropBaseline	BL2000\sean	1/10/2022 12:20:50 PM	Drop baseline for qualifier 128.0 of compound 4-Chlorophenol in sample Jan0705.D to y = 37904, new integration is from x, y = 6.445, 37904 to 6.506, 37904 and new response = 422676; previous integration is from x, y = 6.445, 39168 to 6.506, 37904 and previous response = 420291.			✓	
CmdManuallyIntegrateQualifierPeak	BL2000\sean	1/10/2022 12:20:57 PM	Manually integrate qualifier 128.0 of compound 4-Chlorophenol in sample Jan0705.D, from x, y = 6.465, 15775 to 6.516, 18947, result = 498069; previous integration is from x, y = 6.445, 37904 to 6.506, 37904 and previous response = 422676.			✓	
CmdManuallyIntegrateDropBaseline	BL2000\sean	1/10/2022 12:20:58 PM	Drop baseline for qualifier 128.0 of compound 4-Chlorophenol in sample Jan0705.D to y = 15775, new integration is from x, y = 6.465, 15775 to 6.516, 15775 and new response = 502954; previous integration is from x, y = 6.465, 15775 to 6.516, 18947 and previous response = 498069.			✓	
CmdManuallyIntegratePeak	BL2000\sean	1/10/2022 12:21:11 PM	Manually integrate compound 4-Chloro-3-Methylphenol in sample Jan0705.D, from x, y = 7.122, 288174 to 7.307, 396630, result = -3312451; previous integration is from x, y = 6.999, 707 to 7.132, 919 and previous response = 440396.			✓	
CmdManuallyIntegrateSnapBaseline	BL2000\sean	1/10/2022 12:21:12 PM	Snap baseline for compound 4-Chloro-3-Methylphenol in sample Jan0705.D, from x = 7.122 to x = 7.307, new integration is from x, y = 7.122, 3012 to 7.307, 3214 and new response = 450604; previous integration is from x, y = 7.122, 288174 to 7.307, 396630 and previous response = -3312451.			✓	



# Audit Trail report

Name	User	Time	Action	Reason	Comment	Succeed	Exception
CmdManuallyIntegrateDropBaseline	BL2000\sean	1/10/2022 12:21:13 PM	Drop baseline for compound 4-Chloro-3-Methylphenol in sample Jan0705.D to y = 3012, new integration is from x, y = 7.122, 3012 to 7.307, 3012 and new response = 451724; previous integration is from x, y = 7.122, 3012 to 7.307, 3214 and previous response = 450604.			✓	
CmdSetTargetCompoundAttribute	BL2000\sean	1/10/2022 12:21:17 PM	Set UserAnnotation = CO for compound 4-Chloro-3-Methylphenol in sample Jan0705.D; previous value =			✓	
CmdManuallyIntegrateApplyTargetRtToQualifier	BL2000\sean	1/10/2022 12:21:19 PM	Apply target integration range 7.122-7.307 to qualifier 144.0 for compound 4-Chloro-3-Methylphenol in sample Jan0705.D, new integration is from x, y = 7.122, 574 to 7.307, 675 and new response = 136775; previous integration is from x, y = 6.978, 0 to 7.132, 0 and previous response = 118978.			✓	
CmdManuallyIntegrateDropBaseline	BL2000\sean	1/10/2022 12:21:20 PM	Drop baseline for qualifier 144.0 of compound 4-Chloro-3-Methylphenol in sample Jan0705.D to y = 574, new integration is from x, y = 7.122, 574 to 7.307, 574 and new response = 137335; previous integration is from x, y = 7.122, 574 to 7.307, 675 and previous response = 136775.			✓	
CmdManuallyIntegrateSplit	BL2000\sean	1/10/2022 12:21:21 PM	Split qualifier 144.0 of compound 4-Chloro-3-Methylphenol in sample Jan0705.D and keep left peak, new integration is from x, y = 7.122, 574 to 7.235, 574 and new response = 128197, previous integration is from x, y = 7.122, 574 to 7.307, 574 and previous response = 137335.			✓	
CmdManuallyIntegrateSplit	BL2000\sean	1/10/2022 12:21:29 PM	Split qualifier 115.0 of compound 2-Methylnaphthalene in sample Jan0705.D and keep left peak, new integration is from x, y = 7.224, 703.886971303097 to 7.327, 799.762999961906 and new response = 456487, previous integration is from x, y = 7.224, 704 to 7.440, 905 and previous response = 912780.			✓	
CmdManuallyIntegratePeak	BL2000\sean	1/10/2022 12:22:11 PM	Manually integrate compound 1-Methylnaphthalene in sample Jan0705.D, from x, y = 7.327, 258815 to 7.440, 488974, result = -1439964; previous integration is from x, y = 7.225, 696 to 7.327, 782 and previous response = 1101408.			✓	



# Audit Trail report

Name	User	Time	Action	Reason	Comment	Succeed	Exception
CmdManuallyIntegratePeak	BL2000\sean	1/10/2022 12:22:14 PM	Manually integrate compound 1-Methylnaphthalene in sample Jan0705.D, from x, y = 7.317, 188288 to 7.420, 281800, result = -360764; previous integration is from x, y = 7.327, 258815 to 7.440, 488974 and previous response = -1439964.			✓	
CmdManuallyIntegrateSnapBaseline	BL2000\sean	1/10/2022 12:22:15 PM	Snap baseline for compound 1-Methylnaphthalene in sample Jan0705.D, from x = 7.317 to x = 7.420, new integration is from x, y = 7.317, 4545 to 7.420, 5410 and new response = 1056906; previous integration is from x, y = 7.317, 188288 to 7.420, 281800 and previous response = -360764.			✓	
CmdManuallyIntegrateDropBaseline	BL2000\sean	1/10/2022 12:22:16 PM	Drop baseline for compound 1-Methylnaphthalene in sample Jan0705.D to y = 4545, new integration is from x, y = 7.317, 4545 to 7.420, 4545 and new response = 1059571; previous integration is from x, y = 7.317, 4545 to 7.420, 5410 and previous response = 1056906.			✓	
CmdManuallyIntegrateApplyTargetRtToQualifier	BL2000\sean	1/10/2022 12:22:20 PM	Apply target integration range 7.317-7.420 to qualifier 142.0 for compound 1-Methylnaphthalene in sample Jan0705.D, new integration is from x, y = 7.317, 7692 to 7.420, 6466 and new response = 1163549; previous integration is from x, y = 7.225, 2634 to 7.307, 2409 and previous response = 1258185.			✓	
CmdManuallyIntegrateDropBaseline	BL2000\sean	1/10/2022 12:22:21 PM	Drop baseline for qualifier 142.0 of compound 1-Methylnaphthalene in sample Jan0705.D to y = 6466, new integration is from x, y = 7.317, 6466 to 7.420, 6466 and new response = 1167327; previous integration is from x, y = 7.317, 7692 to 7.420, 6466 and previous response = 1163549.			✓	
CmdSetTargetCompoundAttribute	BL2000\sean	1/10/2022 12:22:23 PM	Set UserAnnotation = CO for compound 1-Methylnaphthalene in sample Jan0705.D; previous value =			✓	
CmdManuallyIntegrateSplit	BL2000\sean	1/10/2022 12:22:25 PM	Split qualifier 115.0 of compound 1-Methylnaphthalene in sample Jan0705.D and keep right peak, new integration is from x, y = 7.327, 795.739562413418 to 7.440, 868.111687416577 and new response = 456540, previous integration is from x, y = 7.225, 730 to 7.440, 868 and previous response = 912917.			✓	

# Audit Trail report

Name	User	Time	Action	Reason	Comment	Succeed	Exception
CmdManuallyIntegrateApplyTargetRtToQualifier	BL2000\sean	1/10/2022 12:22:40 PM	Apply target integration range 8.282-8.435 to qualifier 153.1 for compound Acenaphthylene in sample Jan0705.D, new integration is from x, y = 8.282, 0 to 8.435, 1521 and new response = 244487; previously no peak.			✓	
CmdManuallyIntegrateDropBaseline	BL2000\sean	1/10/2022 12:22:41 PM	Drop baseline for qualifier 153.1 of compound Acenaphthylene in sample Jan0705.D to y = 0, new integration is from x, y = 8.282, 0 to 8.435, 0 and new response = 251489; previous integration is from x, y = 8.282, 0 to 8.435, 1521 and previous response = 244487.			✓	
CmdManuallyIntegrateApplyTargetRtToQualifier	BL2000\sean	1/10/2022 12:22:48 PM	Apply target integration range 8.589-8.671 to qualifier 154.0 for compound 2,4-Dinitrophenol in sample Jan0705.D, new integration is from x, y = 8.589, 3397 to 8.671, 1487 and new response = 43665; previous integration is from x, y = 8.507, 690 to 8.599, 713 and previous response = 1008739.			✓	
CmdManuallyIntegrateDropBaseline	BL2000\sean	1/10/2022 12:22:49 PM	Drop baseline for qualifier 154.0 of compound 2,4-Dinitrophenol in sample Jan0705.D to y = 1487, new integration is from x, y = 8.589, 1487 to 8.671, 1487 and new response = 48355; previous integration is from x, y = 8.589, 3397 to 8.671, 1487 and previous response = 43665.			✓	
CmdManuallyIntegrateSplit	BL2000\sean	1/10/2022 12:22:57 PM	Split qualifier 139.0 of compound Dibenzofuran in sample Jan0705.D and keep left peak, new integration is from x, y = 8.714, 341.172352482283 to 8.763, 385.149177087798 and new response = 636995, previous integration is from x, y = 8.714, 341 to 8.814, 432 and previous response = 768088.			✓	
CmdManuallyIntegrateDropBaseline	BL2000\sean	1/10/2022 12:23:04 PM	Drop baseline for compound 4-Nitrophenol in sample Jan0705.D to y = 832, new integration is from x, y = 8.763, 832 to 8.916, 832 and new response = 177604; previous integration is from x, y = 8.763, 832 to 8.916, 1075 and previous response = 176484.			✓	

# Audit Trail report

Name	User	Time	Action	Reason	Comment	Succeed	Exception
CmdManuallyIntegrateApplyTargetRtToQualifier	BL2000\sean	1/10/2022 12:23:05 PM	Apply target integration range 8.763-8.916 to qualifier 139.0 for compound 4-Nitrophenol in sample Jan0705.D, new integration is from x, y = 8.763, 8141 to 8.916, 1114 and new response = 110471; previous integration is from x, y = 8.714, 341 to 8.814, 432 and previous response = 768088.			✓	
CmdManuallyIntegrateDropBaseline	BL2000\sean	1/10/2022 12:23:06 PM	Drop baseline for qualifier 139.0 of compound 4-Nitrophenol in sample Jan0705.D to y = 1114, new integration is from x, y = 8.763, 1114 to 8.916, 1114 and new response = 142824; previous integration is from x, y = 8.763, 8141 to 8.916, 1114 and previous response = 110471.			✓	
CmdManuallyIntegrateSplit	BL2000\sean	1/10/2022 12:23:12 PM	Split qualifier 63.0 of compound 2,4-Dinitrotoluene in sample Jan0705.D and keep right peak, new integration is from x, y = 8.855, 1661.00419634115 to 8.893, 1662.79829143541 and new response = 1930, previous integration is from x, y = 8.711, 1654 to 8.893, 1663 and previous response = 259817.			✓	
CmdManuallyIntegrateQualifierPeak	BL2000\sean	1/10/2022 12:23:18 PM	Manually integrate qualifier 63.0 of compound 2,4-Dinitrotoluene in sample Jan0705.D, from x, y = 8.763, 9167 to 8.893, 1663, result = 119645; previous integration is from x, y = 8.855, 1661 to 8.893, 1663 and previous response = 1930.			✓	
CmdManuallyIntegrateDropBaseline	BL2000\sean	1/10/2022 12:23:18 PM	Drop baseline for qualifier 63.0 of compound 2,4-Dinitrotoluene in sample Jan0705.D to y = 1663, new integration is from x, y = 8.763, 1663 to 8.893, 1663 and new response = 148922; previous integration is from x, y = 8.763, 9167 to 8.893, 1663 and previous response = 119645.			✓	
CmdManuallyIntegrateQualifierPeak	BL2000\sean	1/10/2022 12:23:29 PM	Manually integrate qualifier 65.0 of compound 4-Nitroaniline in sample Jan0705.D, from x, y = 9.202, 3133 to 9.284, 4645, result = 181410; previous integration is from x, y = 9.325, 2645 to 9.417, 2763 and previous response = 107306.			✓	
CmdManuallyIntegrateSplit	BL2000\sean	1/10/2022 12:23:43 PM	Split peak for compound Phenanthrene in sample Jan0705.D and keep left peak, new integration is from x, y = 10.252, 0 to 10.333, 0 and new response = 1839392, previous integration is from x, y = 10.252, 0 to 10.424, 0 and previous response = 3532664.			✓	

# Audit Trail report

Name	User	Time	Action	Reason	Comment	Succeed	Exception
CmdSetTargetCompoundAttribute	BL2000\sean	1/10/2022 12:23:44 PM	Set UserAnnotation = CO for compound Phenanthrene in sample Jan0705.D; previous value =			✓	
CmdManuallyIntegrateSplit	BL2000\sean	1/10/2022 12:23:46 PM	Split qualifier 176.0 of compound Phenanthrene in sample Jan0705.D and keep left peak, new integration is from x, y = 10.272, 69.304164051061 to 10.343, 114.818751275535 and new response = 354272, previous integration is from x, y = 10.272, 69 to 10.414, 161 and previous response = 664576.			✓	
CmdManuallyIntegrateSplit	BL2000\sean	1/10/2022 12:23:51 PM	Split peak for compound Anthracene in sample Jan0705.D and keep right peak, new integration is from x, y = 10.333, 0 to 10.424, 0 and new response = 1693272, previous integration is from x, y = 10.252, 0 to 10.424, 0 and previous response = 3532664.			✓	
CmdSetTargetCompoundAttribute	BL2000\sean	1/10/2022 12:23:54 PM	Set UserAnnotation = CO for compound Anthracene in sample Jan0705.D; previous value =			✓	
CmdManuallyIntegrateSplit	BL2000\sean	1/10/2022 12:23:56 PM	Split qualifier 176.0 of compound Anthracene in sample Jan0705.D and keep right peak, new integration is from x, y = 10.343, 0 to 10.414, 0 and new response = 311442, previous integration is from x, y = 10.272, 0 to 10.414, 0 and previous response = 666105.			✓	
CmdSaveBatchTable	BL2000\sean	1/10/2022 12:24:30 PM	Save batch \\MASSHUNTER\Org\Data\SV5973N.I\sd010722\DoD BNA cal 1\QuantResults\010722 DoD BNA cal 1.batch.bin			✓	

# Audit Trail report

Name	User	Time	Action	Reason	Comment	Succeed	Exception
CmdUpdateQualifierRatios	BL2000\sean	1/10/2022 12:25:02 PM	Update qualifier ratios for compound Perylene-d12; Update qualifier ratios for compound Chrysene-d12; Update qualifier ratios for compound Phenanthrene-d10; Update qualifier ratios for compound Acenaphthene-d10; Update qualifier ratios for compound Naphthalene-d8; Update qualifier ratios for compound Terphenyl-d14; Update qualifier ratios for compound 2,4,6-Tribromophenol; Update qualifier ratios for compound 2-Fluorobiphenyl; Update qualifier ratios for compound Nitrobenzene-d5; Update qualifier ratios for compound Phenol-d5; Update qualifier ratios for compound 2-Fluorophenol; Update qualifier ratios for compound Benzo(g,h,i)perylene; Update qualifier ratios for compound Dibenzo(a,h)anthracene; Update qualifier ratios for compound Indeno(1,2,3-c,d)pyrene; Update qualifier ratios for compound Benzo(a)pyrene; Update qualifier ratios for compound Benzo(k)fluoranthene; Update qualifier ratios for compound Benzo(b)fluoranthene; Update qualifier ratios for compound Di-n-octyl Phthalate; Update qualifier ratios for compound bis(2-ethylhexyl)Phthalate; Update qualifier ratios for compound 3,3-Dichlorobenzidine; Update qualifier ratios for compound Chrysene; Update qualifier ratios for compound Benzo(a)Anthracene; Update qualifier ratios for compound Butylbenzylphthalate; Update qualifier ratios for compound Pyrene; Update qualifier ratios for compound Benzidine; Update qualifier ratios for compound Fluoranthene; Update qualifier ratios for compound Di-n-Butylphthalate; Update qualifier ratios for compound Triallate; Update qualifier ratios for compound Anthracene; Update qualifier ratios for compound Phenanthrene; Update qualifier ratios for compound Pentachlorophenol; Update qualifier ratios for compound Hexachlorobenzene; Update qualifier ratios for compound 4-Bromophenylphenylether; Update qualifier ratios for compound Azobenzene; Update qualifier ratios for compound N-nitrosodiphenylamine; Update qualifier ratios for compound 4,6-Dinitro-2-			✓	

# Audit Trail report

Name	User	Time	Action	Reason	Comment	Succeed	Exception
			methylphenol; Update qualifier ratios for compound 4-Nitroaniline; Update qualifier ratios for compound Diethylphthalate; Update qualifier ratios for compound 4-Chlorophenylphenylether; Update qualifier ratios for compound Fluorene; Update qualifier ratios for compound 2,4-Dinitrotoluene; Update qualifier ratios for compound 4-Nitrophenol; Update qualifier ratios for compound Dibenzofuran; Update qualifier ratios for compound 2,4-Dinitrophenol; Update qualifier ratios for compound 3-Nitroaniline; Update qualifier ratios for compound Acenaphthene; Update qualifier ratios for compound 2,6-Dinitrotoluene; Update qualifier ratios for compound Acenaphthylene; Update qualifier ratios for compound Dimethyl Phthalate; Update qualifier ratios for compound 2-Nitroaniline; Update qualifier ratios for compound 2-Chloronaphthalene; Update qualifier ratios for compound 2,4,5-Trichlorophenol; Update qualifier ratios for compound 2,4,6-Trichlorophenol; Update qualifier ratios for compound Hexachlorocyclopentadiene; Update qualifier ratios for compound 4-Chloro-2-Methylphenol; Update qualifier ratios for compound 1-Methylnaphthalene; Update qualifier ratios for compound 2-Methylnaphthalene; Update qualifier ratios for compound 4-Chloro-3-Methylphenol; Update qualifier ratios for compound Hexachlorobutadiene; Update qualifier ratios for compound p-Chloroaniline; Update qualifier ratios for compound 4-Chlorophenol; Update qualifier ratios for compound Naphthalene; Update qualifier ratios for compound 1,2,4-Trichlorobenzene; Update qualifier ratios for compound 2,4-Dichlorophenol; Update qualifier ratios for compound bis(-2-Chloroethoxy)Methane; Update qualifier ratios for compound 2,4-Dimethylphenol; Update qualifier ratios for compound 2-Nitrophenol; Update qualifier ratios for compound Isophorone; Update qualifier ratios for compound Nitrobenzene; Update qualifier ratios for compound N-nitroso-Di-n-propylamine; Update qualifier ratios for compound Hexachloroethane; Update qualifier ratios for compound 4Methylphenol/3Methylphenol; Update				

# Audit Trail report

Name	User	Time	Action	Reason	Comment	Succeed	Exception
			qualifier ratios for compound 2-Methylphenol; Update qualifier ratios for compound bis(2-chloroisopropyl)Ether; Update qualifier ratios for compound Benzyl Alcohol; Update qualifier ratios for compound 1,2-Dichlorobenzene; Update qualifier ratios for compound 1,4-Dichlorobenzene; Update qualifier ratios for compound 1,3-Dichlorobenzene; Update qualifier ratios for compound 2-Chlorophenol; Update qualifier ratios for compound bis(-2-Chloroethyl)Ether; Update qualifier ratios for compound Phenol; Update qualifier ratios for compound Aniline; Update qualifier ratios for compound Pyridine; Update qualifier ratios for compound Carbazole; Update qualifier ratios for compound Benzoic Acid; Update qualifier ratios for compound o-Terphenyl; Update qualifier ratios for compound N-Nitrosodimethylamine; Update qualifier ratios for compound 1,4-Dichlorobenzene-d4;				
CmdQuantitate	BL2000\sean	1/10/2022 12:26:24 PM	Quantitate all compounds in all samples			✓	

# Audit Trail report

Name	User	Time	Action	Reason	Comment	Succeed	Exception
CmdUpdateRetentionTimes	BL2000\sean	1/10/2022 12:27:20 PM	Update retention time for compound Perylene-d12; Chrysene-d12; Phenanthrene-d10; Acenaphthene-d10; Naphthalene-d8; Terphenyl-d14; 2,4,6-Tribromophenol; 2-Fluorobiphenyl; Nitrobenzene-d5; Phenol-d5; 2-Fluorophenol; Benzo(g,h,i)perylene; Dibenzo(a,h)anthracene; Indeno(1,2,3-c,d)pyrene; Benzo(a)pyrene; Benzo(k)fluoranthene; Benzo(b)fluoranthene; Di-n-octyl Phthalate; bis(2-ethylhexyl)Phthalate; 3,3-Dichlorobenzidine; Chrysene; Benzo(a)Anthracene; Butylbenzylphthalate; Pyrene; Benzidine; Fluoranthene; Di-n-Butylphthalate; Triallate; Anthracene; Phenanthrene; Pentachlorophenol; Hexachlorobenzene; 4-Bromophenylphenylether; Azobenzene; N-nitrosodiphenylamine; 4,6-Dinitro-2-methylphenol; 4-Nitroaniline; Diethylphthalate; 4-Chlorophenylphenylether; Fluorene; 2,4-Dinitrotoluene; 4-Nitrophenol; Dibenzofuran; 2,4-Dinitrophenol; 3-Nitroaniline; Acenaphthene; 2,6-Dinitrotoluene; Acenaphthylene; Dimethyl Phthalate; 2-Nitroaniline; 2-Chloronaphthalene; 2,4,5-Trichlorophenol; 2,4,6-Trichlorophenol; Hexachlorocyclopentadiene; 4-Chloro-2-Methylphenol; 1-Methylnaphthalene; 2-Methylnaphthalene; 4-Chloro-3-Methylphenol; Hexachlorobutadiene; p-Chloroaniline; 4-Chlorophenol; Naphthalene; 1,2,4-Trichlorobenzene; 2,4-Dichlorophenol; bis(-2-Chloroethoxy)Methane; 2,4-Dimethylphenol; 2-Nitrophenol; Isophorone; Nitrobenzene; N-nitroso-Di-n-propylamine; Hexachloroethane; 4Methylphenol/3Methylphenol; 2-Methylphenol; bis(2-chloroisopropyl)Ether; Benzyl Alcohol; 1,2-Dichlorobenzene; 1,4-Dichlorobenzene; 1,3-Dichlorobenzene; 2-Chlorophenol; bis(-2-Chloroethyl)Ether; Phenol; Aniline; Pyridine; Carbazole; Benzoic Acid; o-Terphenyl; N-Nitrosodimethylamine; 1,4-Dichlorobenzene-d4;			✓	
CmdQuantitate	BL2000\sean	1/10/2022 12:28:01 PM	Quantitate all compounds in all samples			✓	



# Audit Trail report

Name	User	Time	Action	Reason	Comment	Succeed	Exception
CmdSaveBatchTable	BL2000\sean	1/10/2022 12:39:58 PM	Save batch \\MASSHUNTER\Org\Data\SV5973N.I\sd010722\DoD BNA cal 1\QuantResults\010722 DoD BNA cal 1.batch.bin			✓	
CmdSaveBatchTable	BL2000\sean	1/10/2022 1:21:24 PM	Save batch \\MASSHUNTER\Org\Data\SV5973N.I\sd010722\DoD BNA cal 1\QuantResults\010722 DoD BNA cal 1.batch.bin			✓	
CmdOpenBatchTable	BL2000\sean	1/10/2022 4:48:45 PM	Open batch \\MASSHUNTER\Org\Data\SV5973N.I\sd010722\DoD BNA cal 1\010722 DoD BNA cal 1.batch.bin			✓	
CmdSelectPeak	BL2000\sean	1/10/2022 4:49:36 PM	Select peak for compound 2,4,6-Trichlorophenol in sample Jan0705.D			✓	
CmdSetTargetCompoundAttribute	BL2000\sean	1/10/2022 4:49:38 PM	Set UserAnnotation = CO for compound 2,4,6-Trichlorophenol in sample Jan0705.D; previous value =			✓	
CmdManuallyIntegrateSplit	BL2000\sean	1/10/2022 4:50:05 PM	Split qualifier 177.0 of compound Diethylphthalate in sample Jan0705.D and keep left peak, new integration is from x, y = 9.080, 0 to 9.162, 0 and new response = 228409, previous integration is from x, y = 9.080, 0 to 9.213, 0 and previous response = 239678.			✓	
CmdManuallyIntegrateSplit	BL2000\sean	1/10/2022 4:50:07 PM	Split peak for compound Diethylphthalate in sample Jan0705.D and keep left peak, new integration is from x, y = 9.080, 0 to 9.172, 0 and new response = 1101126, previous integration is from x, y = 9.080, 0 to 9.213, 0 and previous response = 1114941.			✓	
CmdSetTargetCompoundAttribute	BL2000\sean	1/10/2022 4:50:08 PM	Set UserAnnotation = CO for compound Diethylphthalate in sample Jan0705.D; previous value =			✓	
CmdSelectPeak	BL2000\sean	1/10/2022 4:50:30 PM	Select peak for compound Benzo(a)Anthracene in sample Jan0705.D			✓	
CmdSetTargetCompoundAttribute	BL2000\sean	1/10/2022 4:50:31 PM	Set UserAnnotation = CO for compound Benzo(a)Anthracene in sample Jan0705.D; previous value =			✓	
CmdSelectPeak	BL2000\sean	1/10/2022 4:50:40 PM	Select peak for compound Benzo(b)fluoranthene in sample Jan0705.D			✓	
CmdSetTargetCompoundAttribute	BL2000\sean	1/10/2022 4:50:41 PM	Set UserAnnotation = CO for compound Benzo(b)fluoranthene in sample Jan0705.D; previous value =			✓	
CmdSelectPeak	BL2000\sean	1/10/2022 4:50:52 PM	Select peak for compound Indeno(1,2,3-c,d)pyrene in sample Jan0705.D			✓	

# Audit Trail report

Name	User	Time	Action	Reason	Comment	Succeed	Exception
CmdSetTargetCompoundAttribute	BL2000\sean	1/10/2022 4:50:53 PM	Set UserAnnotation = CO for compound Indeno(1,2,3-c,d)pyrene in sample Jan0705.D; previous value =			✓	
CmdSaveBatchTable	BL2000\sean	1/10/2022 4:51:04 PM	Save batch \\MASSHUNTER\Org\Data\SV5973N.I\sd010722\DoD BNA cal 1\QuantResults\010722 DoD BNA cal 1.batch.bin			✓	

# Audit Trail report

Name	User	Time	Action	Reason	Comment	Succeed	Exception
CmdUpdateRetentionTimes	BL2000\sean	1/10/2022 4:51:28 PM	Update retention time for compound Perylene-d12; Chrysene-d12; Phenanthrene-d10; Acenaphthene-d10; Naphthalene-d8; Terphenyl-d14; 2,4,6-Tribromophenol; 2-Fluorobiphenyl; Nitrobenzene-d5; Phenol-d5; 2-Fluorophenol; Benzo(g,h,i)perylene; Dibenzo(a,h)anthracene; Indeno(1,2,3-c,d)pyrene; Benzo(a)pyrene; Benzo(k)fluoranthene; Benzo(b)fluoranthene; Di-n-octyl Phthalate; bis(2-ethylhexyl)Phthalate; 3,3-Dichlorobenzidine; Chrysene; Benzo(a)Anthracene; Butylbenzylphthalate; Pyrene; Benzidine; Fluoranthene; Di-n-Butylphthalate; Triallate; Anthracene; Phenanthrene; Pentachlorophenol; Hexachlorobenzene; 4-Bromophenylphenylether; Azobenzene; N-nitrosodiphenylamine; 4,6-Dinitro-2-methylphenol; 4-Nitroaniline; Diethylphthalate; 4-Chlorophenylphenylether; Fluorene; 2,4-Dinitrotoluene; 4-Nitrophenol; Dibenzofuran; 2,4-Dinitrophenol; 3-Nitroaniline; Acenaphthene; 2,6-Dinitrotoluene; Acenaphthylene; Dimethyl Phthalate; 2-Nitroaniline; 2-Chloronaphthalene; 2,4,5-Trichlorophenol; 2,4,6-Trichlorophenol; Hexachlorocyclopentadiene; 4-Chloro-2-Methylphenol; 1-Methylnaphthalene; 2-Methylnaphthalene; 4-Chloro-3-Methylphenol; Hexachlorobutadiene; p-Chloroaniline; 4-Chlorophenol; Naphthalene; 1,2,4-Trichlorobenzene; 2,4-Dichlorophenol; bis(-2-Chloroethoxy)Methane; 2,4-Dimethylphenol; 2-Nitrophenol; Isophorone; Nitrobenzene; N-nitroso-Di-n-propylamine; Hexachloroethane; 4Methylphenol/3Methylphenol; 2-Methylphenol; bis(2-chloroisopropyl)Ether; Benzyl Alcohol; 1,2-Dichlorobenzene; 1,4-Dichlorobenzene; 1,3-Dichlorobenzene; 2-Chlorophenol; bis(-2-Chloroethyl)Ether; Phenol; Aniline; Pyridine; Carbazole; Benzoic Acid; o-Terphenyl; N-Nitrosodimethylamine; 1,4-Dichlorobenzene-d4;			✓	
CmdQuantitate	BL2000\sean	1/10/2022 4:52:08 PM	Quantitate all compounds in all samples			✓	

# Audit Trail report

Name	User	Time	Action	Reason	Comment	Succeed	Exception
CmdSaveBatchTable	BL2000\sean	1/10/2022 4:53:25 PM	Save batch \\MASSHUNTER\Org\Data\SV5973N.I\sd010722\DoD BNA cal 1\QuantResults\010722 DoD BNA cal 1.batch.bin			✓	
CmdManuallyIntegrateSplit	BL2000\sean	1/10/2022 4:53:43 PM	Split qualifier 66.0 of compound Aniline in sample Jan0702.D and keep left peak, new integration is from x, y = 4.562, 1800.89217700427 to 4.613, 2056.45430637222 and new response = 889090, previous integration is from x, y = 4.562, 1801 to 4.705, 2519 and previous response = 1689272.			✓	
CmdManuallyIntegrateSplit	BL2000\sean	1/10/2022 4:53:45 PM	Split qualifier 65.0 of compound Aniline in sample Jan0702.D and keep left peak, new integration is from x, y = 4.563, 2098.41179809866 to 4.613, 2378.57918683316 and new response = 495360, previous integration is from x, y = 4.563, 2098 to 4.705, 2889 and previous response = 1455553.			✓	
CmdManuallyIntegrateSplit	BL2000\sean	1/10/2022 4:53:52 PM	Split peak for compound Phenol in sample Jan0702.D and keep left peak, new integration is from x, y = 4.613, 3053.77775994462 to 4.664, 3370.8414707607 and new response = 1569021, previous integration is from x, y = 4.613, 3054 to 4.705, 3624 and previous response = 1669067.			✓	
CmdSetTargetCompoundAttribute	BL2000\sean	1/10/2022 4:53:54 PM	Set UserAnnotation = CO for compound Phenol in sample Jan0702.D; previous value =			✓	
CmdManuallyIntegrateSplit	BL2000\sean	1/10/2022 4:53:56 PM	Split qualifier 66.0 of compound Phenol in sample Jan0702.D and keep right peak, new integration is from x, y = 4.613, 1780.54673835311 to 4.705, 2200.61627721143 and new response = 807211, previous integration is from x, y = 4.562, 1548 to 4.705, 2201 and previous response = 1691565.			✓	
CmdManuallyIntegrateSplit	BL2000\sean	1/10/2022 4:54:02 PM	Split peak for compound bis(-2-Chloroethyl)Ether in sample Jan0702.D and keep left peak, new integration is from x, y = 4.654, 1596.65985362999 to 4.705, 1719.76548161155 and new response = 1325806, previous integration is from x, y = 4.654, 1597 to 4.756, 1843 and previous response = 1857273.			✓	
CmdSetTargetCompoundAttribute	BL2000\sean	1/10/2022 4:54:04 PM	Set UserAnnotation = CO for compound bis(-2-Chloroethyl)Ether in sample Jan0702.D; previous value =			✓	

# Audit Trail report

Name	User	Time	Action	Reason	Comment	Succeed	Exception
CmdManuallyIntegrateApplyTargetRtToQualifier	BL2000\sean	1/10/2022 4:54:06 PM	Apply target integration range 4.654-4.705 to qualifier 64.0 for compound bis(-2-Chloroethyl)Ether in sample Jan0702.D, new integration is from x, y = 4.654, 4643 to 4.705, 10744 and new response = 31378; previous integration is from x, y = 4.705, 1284 to 4.797, 1434 and previous response = 696454.			✓	
CmdManuallyIntegrateDropBaseline	BL2000\sean	1/10/2022 4:54:07 PM	Drop baseline for qualifier 64.0 of compound bis(-2-Chloroethyl)Ether in sample Jan0702.D to y = 4643, new integration is from x, y = 4.654, 4643 to 4.705, 4643 and new response = 40724; previous integration is from x, y = 4.654, 4643 to 4.705, 10744 and previous response = 31378.			✓	
CmdManuallyIntegrateApplyTargetRtToQualifier	BL2000\sean	1/10/2022 4:54:16 PM	Apply target integration range 4.920-5.011 to qualifier 111.0 for compound 1,4-Dichlorobenzene in sample Jan0702.D, new integration is from x, y = 4.920, 3536 to 5.011, 5275 and new response = 693432; previously no peak.			✓	
CmdManuallyIntegrateDropBaseline	BL2000\sean	1/10/2022 4:54:17 PM	Drop baseline for qualifier 111.0 of compound 1,4-Dichlorobenzene in sample Jan0702.D to y = 3536, new integration is from x, y = 4.920, 3536 to 5.011, 3536 and new response = 698227; previous integration is from x, y = 4.920, 3536 to 5.011, 5275 and previous response = 693432.			✓	
CmdManuallyIntegratePeak	BL2000\sean	1/10/2022 4:54:21 PM	Manually integrate compound 1,2-Dichlorobenzene in sample Jan0702.D, from x, y = 5.093, 1960577 to 5.175, 2029621, result = -7791928; previous integration is from x, y = 4.920, 104 to 5.011, 191 and previous response = 1974783.			✓	
CmdManuallyIntegrateSnapBaseline	BL2000\sean	1/10/2022 4:54:22 PM	Snap baseline for compound 1,2-Dichlorobenzene in sample Jan0702.D, from x = 5.093 to x = 5.175, new integration is from x, y = 5.093, 6853 to 5.175, 10808 and new response = 1946748; previous integration is from x, y = 5.093, 1960577 to 5.175, 2029621 and previous response = -7791928.			✓	
CmdSetTargetCompoundAttribute	BL2000\sean	1/10/2022 4:54:25 PM	Set UserAnnotation = CO for compound 1,2-Dichlorobenzene in sample Jan0702.D; previous value =			✓	

# Audit Trail report

Name	User	Time	Action	Reason	Comment	Succeed	Exception
CmdManuallyIntegrateApplyTargetRtToQualifier	BL2000\sean	1/10/2022 4:54:27 PM	Apply target integration range 5.093-5.175 to qualifier 148.0 for compound 1,2-Dichlorobenzene in sample Jan0702.D, new integration is from x, y = 5.093, 5225 to 5.175, 6978 and new response = 1237682; previously no peak.			✓	
CmdManuallyIntegrateQualifierPeak	BL2000\sean	1/10/2022 4:54:28 PM	Manually integrate qualifier 111.0 of compound 1,2-Dichlorobenzene in sample Jan0702.D from x, y = 4.828, 873689 to 4.828, 873689; result = 0			✓	
CmdManuallyIntegrateApplyTargetRtToQualifier	BL2000\sean	1/10/2022 4:54:29 PM	Apply target integration range 5.093-5.175 to qualifier 111.0 for compound 1,2-Dichlorobenzene in sample Jan0702.D, new integration is from x, y = 5.093, 1873 to 5.175, 4416 and new response = 744803; previously no peak.			✓	
CmdManuallyIntegrateSplit	BL2000\sean	1/10/2022 4:54:45 PM	Split qualifier 63.0 of compound bis(-2-Chloroethoxy)Methane in sample Jan0702.D and keep left peak, new integration is from x, y = 6.157, 2844.43578008504 to 6.249, 3491.92698403224 and new response = 1122218, previous integration is from x, y = 6.157, 2844 to 6.311, 3924 and previous response = 1743392.			✓	
CmdManuallyIntegrateSplit	BL2000\sean	1/10/2022 4:54:54 PM	Split qualifier 102.0 of compound Naphthalene in sample Jan0702.D and keep left peak, new integration is from x, y = 6.393, 0 to 6.465, 0 and new response = 323875, previous integration is from x, y = 6.393, 0 to 6.557, 0 and previous response = 419649.			✓	
CmdManuallyIntegrateSplit	BL2000\sean	1/10/2022 4:55:00 PM	Split peak for compound 4-Chlorophenol in sample Jan0702.D and keep left peak, new integration is from x, y = 6.444, 491.520571922859 to 6.506, 558.834942619269 and new response = 342009, previous integration is from x, y = 6.444, 492 to 6.557, 615 and previous response = 399892.			✓	
CmdSetTargetCompoundAttribute	BL2000\sean	1/10/2022 4:55:02 PM	Set UserAnnotation = CO for compound 4-Chlorophenol in sample Jan0702.D; previous value =			✓	

# Audit Trail report

Name	User	Time	Action	Reason	Comment	Succeed	Exception
CmdManuallyIntegrateSplit	BL2000\sean	1/10/2022 4:55:04 PM	Split qualifier 128.0 of compound 4-Chlorophenol in sample Jan0702.D and keep left peak, new integration is from x, y = 6.465, 1421.36722888808 to 6.516, 1619.71213224219 and new response = 1129968, previous integration is from x, y = 6.465, 1421 to 6.557, 1778 and previous response = 1288337.			✓	
CmdManuallyIntegrateSplit	BL2000\sean	1/10/2022 4:55:10 PM	Split qualifier 129.0 of compound p-Chloroaniline in sample Jan0702.D and keep left peak, new integration is from x, y = 6.506, 650.161990707082 to 6.567, 708.914457366964 and new response = 451769, previous integration is from x, y = 6.506, 650 to 6.639, 777 and previous response = 483924.			✓	
CmdManuallyIntegrateSplit	BL2000\sean	1/10/2022 4:55:12 PM	Split qualifier 65.0 of compound p-Chloroaniline in sample Jan0702.D and keep right peak, new integration is from x, y = 6.506, 3950.49745994938 to 6.578, 3777.8464593148 and new response = 475761, previous integration is from x, y = 6.465, 4049 to 6.578, 3778 and previous response = 906454.			✓	
CmdManuallyIntegratePeak	BL2000\sean	1/10/2022 4:55:21 PM	Manually integrate compound 4-Chloro-3-Methylphenol in sample Jan0702.D, from x, y = 7.132, 682953 to 7.266, 716099, result = -4591242; previous integration is from x, y = 6.999, 1178 to 7.132, 1564 and previous response = 900278.			✓	
CmdManuallyIntegrateSnapBaseline	BL2000\sean	1/10/2022 4:55:22 PM	Snap baseline for compound 4-Chloro-3-Methylphenol in sample Jan0702.D, from x = 7.132 to x = 7.266, new integration is from x, y = 7.132, 5155 to 7.266, 6147 and new response = 966696; previous integration is from x, y = 7.132, 682953 to 7.266, 716099 and previous response = -4591242.			✓	
CmdManuallyIntegrateDropBaseline	BL2000\sean	1/10/2022 4:55:22 PM	Drop baseline for compound 4-Chloro-3-Methylphenol in sample Jan0702.D to y = 5155, new integration is from x, y = 7.132, 5155 to 7.266, 5155 and new response = 970669; previous integration is from x, y = 7.132, 5155 to 7.266, 6147 and previous response = 966696.			✓	
CmdSetTargetCompoundAttribute	BL2000\sean	1/10/2022 4:55:24 PM	Set UserAnnotation = CO for compound 4-Chloro-3-Methylphenol in sample Jan0702.D; previous value =			✓	

# Audit Trail report

Name	User	Time	Action	Reason	Comment	Succeed	Exception
CmdManuallyIntegrateQualifierPeak	BL2000\sean	1/10/2022 4:55:26 PM	Manually integrate qualifier 144.0 of compound 4-Chloro-3-Methylphenol in sample Jan0702.D from x, y = 7.132, 170989 to 7.225, 182803; result = -701863			✓	
CmdManuallyIntegrateSnapBaseline	BL2000\sean	1/10/2022 4:55:27 PM	Snap baseline for qualifier 144.0 of compound 4-Chloro-3-Methylphenol in sample Jan0702.D from x = 7.132 to x = 7.225, new integration is from x, y = 7.132, 1225 to 7.225, 3303 and new response = 266470; previous integration is from x, y = 7.132, 170989 to 7.225, 182803 and previous response = -701863.			✓	
CmdManuallyIntegrateDropBaseline	BL2000\sean	1/10/2022 4:55:28 PM	Drop baseline for qualifier 144.0 of compound 4-Chloro-3-Methylphenol in sample Jan0702.D to y = 1225, new integration is from x, y = 7.132, 1225 to 7.225, 1225 and new response = 272231; previous integration is from x, y = 7.132, 1225 to 7.225, 3303 and previous response = 266470.			✓	
CmdManuallyIntegratePeak	BL2000\sean	1/10/2022 4:55:34 PM	Manually integrate compound 1-Methylnaphthalene in sample Jan0702.D, from x, y = 7.338, 507994 to 7.420, 551710, result = -560749; previous integration is from x, y = 7.225, 1376 to 7.327, 1426 and previous response = 2049329.			✓	
CmdManuallyIntegrateSnapBaseline	BL2000\sean	1/10/2022 4:55:35 PM	Snap baseline for compound 1-Methylnaphthalene in sample Jan0702.D, from x = 7.338 to x = 7.420, new integration is from x, y = 7.338, 6343 to 7.420, 11878 and new response = 2006506; previous integration is from x, y = 7.338, 507994 to 7.420, 551710 and previous response = -560749.			✓	
CmdManuallyIntegrateDropBaseline	BL2000\sean	1/10/2022 4:55:36 PM	Drop baseline for compound 1-Methylnaphthalene in sample Jan0702.D to y = 6343, new integration is from x, y = 7.338, 6343 to 7.420, 6343 and new response = 2020150; previous integration is from x, y = 7.338, 6343 to 7.420, 11878 and previous response = 2006506.			✓	
CmdManuallyIntegrateApplyTargetRtToQualifier	BL2000\sean	1/10/2022 4:55:39 PM	Apply target integration range 7.338-7.420 to qualifier 142.0 for compound 1-Methylnaphthalene in sample Jan0702.D, new integration is from x, y = 7.338, 6997 to 7.420, 12769 and new response = 2248251; previously no peak.			✓	



# Audit Trail report

Name	User	Time	Action	Reason	Comment	Succeed	Exception
CmdManuallyIntegrateDropBaseline	BL2000\sean	1/10/2022 4:55:40 PM	Drop baseline for qualifier 142.0 of compound 1-Methylnaphthalene in sample Jan0702.D to y = 6997, new integration is from x, y = 7.338, 6997 to 7.420, 6997 and new response = 2262479; previous integration is from x, y = 7.338, 6997 to 7.420, 12769 and previous response = 2248251.			✓	
CmdManuallyIntegrateApplyTargetRtToQualifier	BL2000\sean	1/10/2022 4:55:42 PM	Apply target integration range 7.338-7.420 to qualifier 115.0 for compound 1-Methylnaphthalene in sample Jan0702.D, new integration is from x, y = 7.338, 4337 to 7.420, 5066 and new response = 859769; previous integration is from x, y = 7.677, 1210 to 7.738, 1297 and previous response = 16457.			✓	
CmdManuallyIntegrateDropBaseline	BL2000\sean	1/10/2022 4:55:42 PM	Drop baseline for qualifier 115.0 of compound 1-Methylnaphthalene in sample Jan0702.D to y = 4337, new integration is from x, y = 7.338, 4337 to 7.420, 4337 and new response = 861566; previous integration is from x, y = 7.338, 4337 to 7.420, 5066 and previous response = 859769.			✓	
CmdManuallyIntegrateSplit	BL2000\sean	1/10/2022 4:55:54 PM	Split qualifier 77.0 of compound Dimethyl Phthalate in sample Jan0702.D and keep left peak, new integration is from x, y = 8.220, 2336.55966037325 to 8.282, 2448.16710846607 and new response = 444312, previous integration is from x, y = 8.220, 2337 to 8.364, 2597 and previous response = 575215.			✓	
CmdManuallyIntegrateApplyTargetRtToQualifier	BL2000\sean	1/10/2022 4:55:59 PM	Apply target integration range 8.282-8.394 to qualifier 153.1 for compound Acenaphthylene in sample Jan0702.D, new integration is from x, y = 8.282, 0 to 8.394, 1863 and new response = 557019; previously no peak.			✓	
CmdManuallyIntegrateDropBaseline	BL2000\sean	1/10/2022 4:56:00 PM	Drop baseline for qualifier 153.1 of compound Acenaphthylene in sample Jan0702.D to y = 0, new integration is from x, y = 8.282, 0 to 8.394, 0 and new response = 563309; previous integration is from x, y = 8.282, 0 to 8.394, 1863 and previous response = 557019.			✓	

# Audit Trail report

Name	User	Time	Action	Reason	Comment	Succeed	Exception
CmdManuallyIntegrateApplyTargetRtToQualifier	BL2000\sean	1/10/2022 4:56:12 PM	Apply target integration range 8.589-8.732 to qualifier 154.0 for compound 2,4-Dinitrophenol in sample Jan0702.D, new integration is from x, y = 8.589, 5771 to 8.732, 2798 and new response = 107462; previous integration is from x, y = 8.507, 1052 to 8.599, 1083 and previous response = 2241559.			✓	
CmdManuallyIntegrateDropBaseline	BL2000\sean	1/10/2022 4:56:12 PM	Drop baseline for qualifier 154.0 of compound 2,4-Dinitrophenol in sample Jan0702.D to y = 2798, new integration is from x, y = 8.589, 2798 to 8.732, 2798 and new response = 120235; previous integration is from x, y = 8.589, 5771 to 8.732, 2798 and previous response = 107462.			✓	
CmdManuallyIntegrateSplit	BL2000\sean	1/10/2022 4:56:20 PM	Split qualifier 139.0 of compound Dibenzofuran in sample Jan0702.D and keep left peak, new integration is from x, y = 8.711, 419.932934237582 to 8.763, 491.859137161299 and new response = 1279159, previous integration is from x, y = 8.711, 420 to 8.875, 650 and previous response = 1611490.			✓	
CmdManuallyIntegrateSplit	BL2000\sean	1/10/2022 4:56:24 PM	Split qualifier 139.0 of compound 4-Nitrophenol in sample Jan0702.D and keep right peak, new integration is from x, y = 8.763, 469.136892615676 to 8.875, 618.329612106783 and new response = 332515, previous integration is from x, y = 8.711, 401 to 8.875, 618 and previous response = 1611737.			✓	
CmdManuallyIntegrateSplit	BL2000\sean	1/10/2022 4:56:29 PM	Split qualifier 63.0 of compound 2,4-Dinitrotoluene in sample Jan0702.D and keep right peak, new integration is from x, y = 8.722, 2782.69326510934 to 8.844, 2499.19943696321 and new response = 539541, previous integration is from x, y = 8.722, 2783 to 8.844, 2499 and previous response = 539541.			✓	
CmdManuallyIntegrateQualifierPeak	BL2000\sean	1/10/2022 4:56:35 PM	Manually integrate qualifier 63.0 of compound 2,4-Dinitrotoluene in sample Jan0702.D, from x, y = 8.763, 11003 to 8.844, 2499, result = 327318; previous integration is from x, y = 8.722, 2783 to 8.844, 2499 and previous response = 539541.			✓	

# Audit Trail report

Name	User	Time	Action	Reason	Comment	Succeed	Exception
CmdManuallyIntegrate DropBaseline	BL2000\sean	1/10/2022 4:56:36 PM	Drop baseline for qualifier 63.0 of compound 2,4-Dinitrotoluene in sample Jan0702.D to y = 2499, new integration is from x, y = 8.763, 2499 to 8.844, 2499 and new response = 348196; previous integration is from x, y = 8.763, 11003 to 8.844, 2499 and previous response = 327318.			✓	
CmdManuallyIntegrate QualifierPeak	BL2000\sean	1/10/2022 4:56:47 PM	Manually integrate qualifier 65.0 of compound 4-Nitroaniline in sample Jan0702.D, from x, y = 9.202, 6468 to 9.325, 3339, result = 470330; previous integration is from x, y = 9.083, 3009 to 9.325, 3339 and previous response = 850337.			✓	
CmdManuallyIntegrate DropBaseline	BL2000\sean	1/10/2022 4:56:49 PM	Drop baseline for qualifier 65.0 of compound 4-Nitroaniline in sample Jan0702.D to y = 3339, new integration is from x, y = 9.202, 3339 to 9.325, 3339 and new response = 481854; previous integration is from x, y = 9.202, 6468 to 9.325, 3339 and previous response = 470330.			✓	
CmdManuallyIntegrate QualifierPeak	BL2000\sean	1/10/2022 4:56:58 PM	Manually integrate qualifier 51.0 of compound Azobenzene in sample Jan0702.D, from x, y = 9.366, 25252 to 9.499, 4584, result = 904013; previous integration is from x, y = 9.325, 4888 to 9.499, 4584 and previous response = 1380911.			✓	
CmdManuallyIntegrate DropBaseline	BL2000\sean	1/10/2022 4:56:59 PM	Drop baseline for qualifier 51.0 of compound Azobenzene in sample Jan0702.D to y = 4584, new integration is from x, y = 9.366, 4584 to 9.499, 4584 and new response = 986477; previous integration is from x, y = 9.366, 25252 to 9.499, 4584 and previous response = 904013.			✓	
CmdManuallyIntegrate QualifierPeak	BL2000\sean	1/10/2022 4:57:12 PM	Manually integrate qualifier 142.0 of compound Hexachlorobenzene in sample Jan0702.D, from x, y = 9.786, 7314 to 9.877, 681, result = 368488; previous integration is from x, y = 9.755, 643 to 9.877, 681 and previous response = 473174.			✓	
CmdManuallyIntegrate DropBaseline	BL2000\sean	1/10/2022 4:57:13 PM	Drop baseline for qualifier 142.0 of compound Hexachlorobenzene in sample Jan0702.D to y = 681, new integration is from x, y = 9.786, 681 to 9.877, 681 and new response = 386668; previous integration is from x, y = 9.786, 7314 to 9.877, 681 and previous response = 368488.			✓	

# Audit Trail report

Name	User	Time	Action	Reason	Comment	Succeed	Exception
CmdSaveBatchTable	BL2000\sean	1/10/2022 4:57:50 PM	Save batch \\MASSHUNTER\Org\Data\SV5973N.I\sd010722\DoD BNA cal 1\QuantResults\010722 DoD BNA cal 1.batch.bin			✓	
CmdManuallyIntegrateSplit	BL2000\sean	1/10/2022 4:58:03 PM	Split peak for compound Phenol in sample Jan0703.D and keep left peak, new integration is from x, y = 4.613, 2523.72760322361 to 4.664, 2807.73870230291 and new response = 1286467, previous integration is from x, y = 4.613, 2524 to 4.705, 3035 and previous response = 1364243.			✓	
CmdManuallyIntegrateSplit	BL2000\sean	1/10/2022 4:58:09 PM	Split peak for compound bis(-2-Chloroethyl)Ether in sample Jan0703.D and keep left peak, new integration is from x, y = 4.654, 1319.37169790675 to 4.705, 1405.39699070338 and new response = 1108519, previous integration is from x, y = 4.654, 1319 to 4.756, 1491 and previous response = 1549199.			✓	
CmdSetTargetCompoundAttribute	BL2000\sean	1/10/2022 4:58:10 PM	Set UserAnnotation = CO for compound bis(-2-Chloroethyl)Ether in sample Jan0703.D; previous value =			✓	
CmdManuallyIntegrateApplyTargetRtToQualifier	BL2000\sean	1/10/2022 4:58:12 PM	Apply target integration range 4.654-4.705 to qualifier 64.0 for compound bis(-2-Chloroethyl)Ether in sample Jan0703.D, new integration is from x, y = 4.654, 3743 to 4.705, 4716 and new response = 30735; previous integration is from x, y = 4.705, 1215 to 4.797, 1346 and previous response = 591833.			✓	
CmdManuallyIntegrateDropBaseline	BL2000\sean	1/10/2022 4:58:13 PM	Drop baseline for qualifier 64.0 of compound bis(-2-Chloroethyl)Ether in sample Jan0703.D to y = 3743, new integration is from x, y = 4.654, 3743 to 4.705, 3743 and new response = 32226; previous integration is from x, y = 4.654, 3743 to 4.705, 4716 and previous response = 30735.			✓	
CmdManuallyIntegratePeak	BL2000\sean	1/10/2022 4:58:32 PM	Manually integrate compound Pyridine in sample Jan0703.D, from x, y = 2.254, 1233 to 2.530, 2075, result = 1087064; previous integration is from x, y = 2.264, 3817 to 2.397, 3720 and previous response = 920854.			✓	

# Audit Trail report

Name	User	Time	Action	Reason	Comment	Succeed	Exception
CmdManuallyIntegrateSnapBaseline	BL2000\sean	1/10/2022 4:58:34 PM	Snap baseline for compound Pyridine in sample Jan0703.D, from x = 2.254 to x = 2.530, new integration is from x, y = 2.254, 3161 to 2.530, 4025 and new response = 1054980; previous integration is from x, y = 2.254, 1233 to 2.530, 2075 and previous response = 1087064.			✓	
CmdManuallyIntegrateDropBaseline	BL2000\sean	1/10/2022 4:58:34 PM	Drop baseline for compound Pyridine in sample Jan0703.D to y = 3161, new integration is from x, y = 2.254, 3161 to 2.530, 3161 and new response = 1062127; previous integration is from x, y = 2.254, 3161 to 2.530, 4025 and previous response = 1054980.			✓	
CmdSetTargetCompoundAttribute	BL2000\sean	1/10/2022 4:58:35 PM	Set UserAnnotation = BA for compound Pyridine in sample Jan0703.D; previous value =			✓	
CmdManuallyIntegratePeak	BL2000\sean	1/10/2022 4:58:40 PM	Manually integrate compound Pyridine in sample Jan0702.D, from x, y = 2.233, 2663 to 2.540, 1682, result = 1402302; previous integration is from x, y = 2.257, 5079 to 2.458, 4778 and previous response = 1346798.			✓	
CmdManuallyIntegrateSnapBaseline	BL2000\sean	1/10/2022 4:58:42 PM	Snap baseline for compound Pyridine in sample Jan0702.D, from x = 2.233 to x = 2.540, new integration is from x, y = 2.233, 3629 to 2.540, 5075 and new response = 1362240; previous integration is from x, y = 2.233, 2663 to 2.540, 1682 and previous response = 1402302.			✓	
CmdManuallyIntegrateDropBaseline	BL2000\sean	1/10/2022 4:58:42 PM	Drop baseline for compound Pyridine in sample Jan0702.D to y = 3629, new integration is from x, y = 2.233, 3629 to 2.540, 3629 and new response = 1375531; previous integration is from x, y = 2.233, 3629 to 2.540, 5075 and previous response = 1362240.			✓	
CmdManuallyIntegratePeak	BL2000\sean	1/10/2022 4:58:54 PM	Manually integrate compound Pyridine in sample Jan0704.D, from x, y = 2.234, 1843 to 2.530, 995, result = 898179; previous integration is from x, y = 2.254, 3530 to 2.397, 3532 and previous response = 832165.			✓	
CmdManuallyIntegrateSnapBaseline	BL2000\sean	1/10/2022 4:58:55 PM	Snap baseline for compound Pyridine in sample Jan0704.D, from x = 2.234 to x = 2.530, new integration is from x, y = 2.234, 2660 to 2.530, 4014 and new response = 864094; previous integration is from x, y = 2.234, 1843 to 2.530, 995 and previous response = 898179.			✓	

# Audit Trail report

Name	User	Time	Action	Reason	Comment	Succeed	Exception
CmdManuallyIntegrateDropBaseline	BL2000\sean	1/10/2022 4:58:56 PM	Drop baseline for compound Pyridine in sample Jan0704.D to y = 2660, new integration is from x, y = 2.234, 2660 to 2.530, 2660 and new response = 876124; previous integration is from x, y = 2.234, 2660 to 2.530, 4014 and previous response = 864094.			✓	
CmdManuallyIntegratePeak	BL2000\sean	1/10/2022 4:59:03 PM	Manually integrate compound Pyridine in sample Jan0705.D, from x, y = 2.264, 1506 to 2.550, 895, result = 601213; previous integration is from x, y = 2.269, 2772 to 2.397, 2871 and previous response = 559621.			✓	
CmdManuallyIntegrateSnapBaseline	BL2000\sean	1/10/2022 4:59:05 PM	Snap baseline for compound Pyridine in sample Jan0705.D, from x = 2.264 to x = 2.550, new integration is from x, y = 2.264, 2434 to 2.550, 2816 and new response = 576776; previous integration is from x, y = 2.264, 1506 to 2.550, 895 and previous response = 601213.			✓	
CmdManuallyIntegrateDropBaseline	BL2000\sean	1/10/2022 4:59:05 PM	Drop baseline for compound Pyridine in sample Jan0705.D to y = 2434, new integration is from x, y = 2.264, 2434 to 2.550, 2434 and new response = 580053; previous integration is from x, y = 2.264, 2434 to 2.550, 2816 and previous response = 576776.			✓	
CmdManuallyIntegratePeak	BL2000\sean	1/10/2022 4:59:12 PM	Manually integrate compound Pyridine in sample Jan0706.D, from x, y = 2.244, 1057 to 2.540, 570, result = 372455; previous integration is from x, y = 2.275, 2389 to 2.356, 2376 and previous response = 244313.			✓	
CmdManuallyIntegrateSnapBaseline	BL2000\sean	1/10/2022 4:59:13 PM	Snap baseline for compound Pyridine in sample Jan0706.D, from x = 2.244 to x = 2.540, new integration is from x, y = 2.244, 1848 to 2.540, 2494 and new response = 348331; previous integration is from x, y = 2.244, 1057 to 2.540, 570 and previous response = 372455.			✓	
CmdManuallyIntegrateDropBaseline	BL2000\sean	1/10/2022 4:59:14 PM	Drop baseline for compound Pyridine in sample Jan0706.D to y = 1848, new integration is from x, y = 2.244, 1848 to 2.540, 1848 and new response = 354071; previous integration is from x, y = 2.244, 1848 to 2.540, 2494 and previous response = 348331.			✓	
CmdManuallyIntegratePeak	BL2000\sean	1/10/2022 4:59:21 PM	Manually integrate compound Pyridine in sample Jan0707.D, from x, y = 2.244, 773 to 2.540, 950, result = 73611; previous integration is from x, y = 2.265, 1203 to 2.407, 1254 and previous response = 63041.			✓	

# Audit Trail report

Name	User	Time	Action	Reason	Comment	Succeed	Exception
CmdManuallyIntegrateDropBaseline	BL2000\sean	1/10/2022 4:59:22 PM	Drop baseline for compound Pyridine in sample Jan0707.D to y = 773, new integration is from x, y = 2.244, 773 to 2.540, 773 and new response = 75186; previous integration is from x, y = 2.244, 773 to 2.540, 950 and previous response = 73611.			✓	
CmdManuallyIntegratePeak	BL2000\sean	1/10/2022 4:59:33 PM	Manually integrate compound Pyridine in sample Jan0708.D, from x, y = 2.254, 681 to 2.489, 712, result = 27255; previous integration is from x, y = 2.275, 987 to 2.479, 1025 and previous response = 22944.			✓	
CmdManuallyIntegrateDropBaseline	BL2000\sean	1/10/2022 4:59:34 PM	Drop baseline for compound Pyridine in sample Jan0708.D to y = 681, new integration is from x, y = 2.254, 681 to 2.489, 681 and new response = 27474; previous integration is from x, y = 2.254, 681 to 2.489, 712 and previous response = 27255.			✓	
CmdManuallyIntegrateSplit	BL2000\sean	1/10/2022 4:59:56 PM	Split peak for compound 1,3-Dichlorobenzene in sample Jan0703.D and keep left peak, new integration is from x, y = 4.848, 0 to 4.920, 0 and new response = 1628314, previous integration is from x, y = 4.848, 0 to 5.011, 0 and previous response = 3124198.			✓	
CmdManuallyIntegrateSplit	BL2000\sean	1/10/2022 4:59:59 PM	Split qualifier 148.0 of compound 1,3-Dichlorobenzene in sample Jan0703.D and keep left peak, new integration is from x, y = 4.848, 329.52909779318 to 4.920, 588.114934258235 and new response = 1050570, previous integration is from x, y = 4.848, 330 to 5.032, 994 and previous response = 2010259.			✓	
CmdManuallyIntegrateSplit	BL2000\sean	1/10/2022 5:00:01 PM	Split qualifier 111.0 of compound 1,3-Dichlorobenzene in sample Jan0703.D and keep left peak, new integration is from x, y = 4.848, 0 to 4.930, 0 and new response = 589203, previous integration is from x, y = 4.848, 0 to 5.032, 0 and previous response = 1120486.			✓	
CmdManuallyIntegrateSplit	BL2000\sean	1/10/2022 5:00:06 PM	Split peak for compound 1,4-Dichlorobenzene in sample Jan0703.D and keep right peak, new integration is from x, y = 4.920, 0 to 5.011, 0 and new response = 1495883, previous integration is from x, y = 4.848, 0 to 5.011, 0 and previous response = 3124198.			✓	
CmdSetTargetCompoundAttribute	BL2000\sean	1/10/2022 5:00:08 PM	Set UserAnnotation = CO for compound 1,4-Dichlorobenzene in sample Jan0703.D; previous value =			✓	



# Audit Trail report

Name	User	Time	Action	Reason	Comment	Succeed	Exception
CmdManuallyIntegrateQualifierPeak	BL2000\sean	1/10/2022 5:00:09 PM	Manually integrate qualifier 148.0 of compound 1,4-Dichlorobenzene in sample Jan0703.D, from x, y = 4.787, 1129812 to 4.797, 1125049, result = 2015228; previous integration is from x, y = 4.841, 113 to 5.032, 319 and previous response = 2015228.			✓	
CmdManuallyIntegrateSplit	BL2000\sean	1/10/2022 5:00:10 PM	Split qualifier 148.0 of compound 1,4-Dichlorobenzene in sample Jan0703.D and keep right peak, new integration is from x, y = 4.920, 197.452014971221 to 5.032, 318.825465705874 and new response = 963370, previous integration is from x, y = 4.841, 113 to 5.032, 319 and previous response = 2015228.			✓	
CmdManuallyIntegrateSplit	BL2000\sean	1/10/2022 5:00:12 PM	Split qualifier 111.0 of compound 1,4-Dichlorobenzene in sample Jan0703.D and keep right peak, new integration is from x, y = 4.930, 0 to 5.032, 0 and new response = 531283, previous integration is from x, y = 4.848, 0 to 5.032, 0 and previous response = 1120486.			✓	
CmdManuallyIntegrateApplyTargetRtToQualifier	BL2000\sean	1/10/2022 5:00:20 PM	Apply target integration range 5.107-5.216 to qualifier 107.0 for compound Benzyl Alcohol in sample Jan0703.D, new integration is from x, y = 5.107, 439 to 5.216, 3551 and new response = 514121; previously no peak.			✓	
CmdManuallyIntegrateDropBaseline	BL2000\sean	1/10/2022 5:00:21 PM	Drop baseline for qualifier 107.0 of compound Benzyl Alcohol in sample Jan0703.D to y = 439, new integration is from x, y = 5.107, 439 to 5.216, 439 and new response = 524264; previous integration is from x, y = 5.107, 439 to 5.216, 3551 and previous response = 514121.			✓	
CmdManuallyIntegrateSplit	BL2000\sean	1/10/2022 5:00:44 PM	Split qualifier 102.0 of compound Naphthalene in sample Jan0703.D and keep left peak, new integration is from x, y = 6.383, 0 to 6.465, 0 and new response = 262470, previous integration is from x, y = 6.383, 0 to 6.557, 0 and previous response = 341339.			✓	
CmdManuallyIntegrateSplit	BL2000\sean	1/10/2022 5:00:54 PM	Split qualifier 128.0 of compound 4-Chlorophenol in sample Jan0703.D and keep left peak, new integration is from x, y = 6.465, 1061.00441061167 to 6.516, 1198.59953434592 and new response = 913678, previous integration is from x, y = 6.465, 1061 to 6.557, 1309 and previous response = 1040938.			✓	



# Audit Trail report

Name	User	Time	Action	Reason	Comment	Succeed	Exception
CmdManuallyIntegrateSplit	BL2000\sean	1/10/2022 5:00:56 PM	Split peak for compound 4-Chlorophenol in sample Jan0703.D and keep left peak, new integration is from x, y = 6.454, 449.061110613163 to 6.506, 500.034966602905 and new response = 282014, previous integration is from x, y = 6.454, 449 to 6.557, 551 and previous response = 325566.			✓	
CmdSetTargetCompoundAttribute	BL2000\sean	1/10/2022 5:00:57 PM	Set UserAnnotation = CO for compound 4-Chlorophenol in sample Jan0703.D; previous value =			✓	
CmdManuallyIntegratePeak	BL2000\sean	1/10/2022 5:01:06 PM	Manually integrate compound 4-Chloro-3-Methylphenol in sample Jan0703.D, from x, y = 7.132, 655254 to 7.255, 687430, result = -4165948; previous integration is from x, y = 6.994, 1018 to 7.132, 1277 and previous response = 754559.			✓	
CmdManuallyIntegrateSnapBaseline	BL2000\sean	1/10/2022 5:01:07 PM	Snap baseline for compound 4-Chloro-3-Methylphenol in sample Jan0703.D, from x = 7.132 to x = 7.255, new integration is from x, y = 7.132, 3546 to 7.255, 7450 and new response = 757303; previous integration is from x, y = 7.132, 655254 to 7.255, 687430 and previous response = -4165948.			✓	
CmdManuallyIntegrateDropBaseline	BL2000\sean	1/10/2022 5:01:08 PM	Drop baseline for compound 4-Chloro-3-Methylphenol in sample Jan0703.D to y = 3546, new integration is from x, y = 7.132, 3546 to 7.255, 3546 and new response = 771736; previous integration is from x, y = 7.132, 3546 to 7.255, 7450 and previous response = 757303.			✓	
CmdManuallyIntegrateQualifierPeak	BL2000\sean	1/10/2022 5:01:11 PM	Manually integrate qualifier 144.0 of compound 4-Chloro-3-Methylphenol in sample Jan0703.D from x, y = 7.132, 28189 to 7.225, 36445; result = 46522			✓	
CmdManuallyIntegrateSnapBaseline	BL2000\sean	1/10/2022 5:01:12 PM	Snap baseline for qualifier 144.0 of compound 4-Chloro-3-Methylphenol in sample Jan0703.D from x = 7.132 to x = 7.225, new integration is from x, y = 7.132, 656 to 7.225, 2807 and new response = 216150; previous integration is from x, y = 7.132, 28189 to 7.225, 36445 and previous response = 46522.			✓	
CmdManuallyIntegrateDropBaseline	BL2000\sean	1/10/2022 5:01:13 PM	Drop baseline for qualifier 144.0 of compound 4-Chloro-3-Methylphenol in sample Jan0703.D to y = 656, new integration is from x, y = 7.132, 656 to 7.225, 656 and new response = 222115; previous integration is from x, y = 7.132, 656 to 7.225, 2807 and previous response = 216150.			✓	

# Audit Trail report

Name	User	Time	Action	Reason	Comment	Succeed	Exception
CmdManuallyIntegratePeak	BL2000\sean	1/10/2022 5:01:18 PM	Manually integrate compound 2-Methylnaphthalene in sample Jan0703.D, from x, y = 7.214, 1021455 to 7.317, 1076968, result = -4815550; previous integration is from x, y = 7.142, 805 to 7.430, 1633 and previous response = 3363855.			✓	
CmdManuallyIntegrateSnapBaseline	BL2000\sean	1/10/2022 5:01:20 PM	Snap baseline for compound 2-Methylnaphthalene in sample Jan0703.D, from x = 7.214 to x = 7.317, new integration is from x, y = 7.214, 1269 to 7.317, 6844 and new response = 1623648; previous integration is from x, y = 7.214, 1021455 to 7.317, 1076968 and previous response = -4815550.			✓	
CmdManuallyIntegrateDropBaseline	BL2000\sean	1/10/2022 5:01:20 PM	Drop baseline for compound 2-Methylnaphthalene in sample Jan0703.D to y = 1269, new integration is from x, y = 7.214, 1269 to 7.317, 1269 and new response = 1640822; previous integration is from x, y = 7.214, 1269 to 7.317, 6844 and previous response = 1623648.			✓	
CmdManuallyIntegrateApplyTargetRtToQualifier	BL2000\sean	1/10/2022 5:01:23 PM	Apply target integration range 7.214-7.317 to qualifier 142.0 for compound 2-Methylnaphthalene in sample Jan0703.D, new integration is from x, y = 7.214, 8227 to 7.317, 9164 and new response = 1860021; previous integration is from x, y = 7.132, 728 to 7.440, 1445 and previous response = 4394246.			✓	
CmdManuallyIntegrateDropBaseline	BL2000\sean	1/10/2022 5:01:23 PM	Drop baseline for qualifier 142.0 of compound 2-Methylnaphthalene in sample Jan0703.D to y = 8227, new integration is from x, y = 7.214, 8227 to 7.317, 8227 and new response = 1862908; previous integration is from x, y = 7.214, 8227 to 7.317, 9164 and previous response = 1860021.			✓	
CmdManuallyIntegrateApplyTargetRtToQualifier	BL2000\sean	1/10/2022 5:01:25 PM	Apply target integration range 7.214-7.317 to qualifier 115.0 for compound 2-Methylnaphthalene in sample Jan0703.D, new integration is from x, y = 7.214, 880 to 7.317, 4564 and new response = 694803; previous integration is from x, y = 7.225, 799 to 7.440, 1156 and previous response = 1428333.			✓	

# Audit Trail report

Name	User	Time	Action	Reason	Comment	Succeed	Exception
CmdManuallyIntegrateDropBaseline	BL2000\sean	1/10/2022 5:01:26 PM	Drop baseline for qualifier 115.0 of compound 2-Methylnaphthalene in sample Jan0703.D to y = 880, new integration is from x, y = 7.214, 880 to 7.317, 880 and new response = 706152; previous integration is from x, y = 7.214, 880 to 7.317, 4564 and previous response = 694803.			✓	
CmdManuallyIntegrateSplit	BL2000\sean	1/10/2022 5:01:31 PM	Split peak for compound 1-Methylnaphthalene in sample Jan0703.D and keep right peak, new integration is from x, y = 7.338, 1113.23853062629 to 7.430, 1124.74035531248 and new response = 1650148, previous integration is from x, y = 7.143, 1089 to 7.430, 1125 and previous response = 3359279.			✓	
CmdSetTargetCompoundAttribute	BL2000\sean	1/10/2022 5:01:32 PM	Set UserAnnotation = CO for compound 1-Methylnaphthalene in sample Jan0703.D; previous value =			✓	
CmdManuallyIntegrateSplit	BL2000\sean	1/10/2022 5:01:34 PM	Split qualifier 142.0 of compound 1-Methylnaphthalene in sample Jan0703.D and keep right peak, new integration is from x, y = 7.338, 3124.79543208831 to 7.440, 2788.48402712597 and new response = 1810043, previous integration is from x, y = 7.138, 3777 to 7.440, 2788 and previous response = 4353563.			✓	
CmdManuallyIntegrateSplit	BL2000\sean	1/10/2022 5:01:35 PM	Split qualifier 115.0 of compound 1-Methylnaphthalene in sample Jan0703.D and keep right peak, new integration is from x, y = 7.338, 781.488735549491 to 7.440, 889.658820864508 and new response = 721047, previous integration is from x, y = 7.225, 663 to 7.440, 890 and previous response = 1431474.			✓	
CmdManuallyIntegrateApplyTargetRtToQualifier	BL2000\sean	1/10/2022 5:01:52 PM	Apply target integration range 8.261-8.384 to qualifier 153.1 for compound Acenaphthylene in sample Jan0703.D, new integration is from x, y = 8.261, 0 to 8.384, 1638 and new response = 430855; previously no peak.			✓	
CmdManuallyIntegrateDropBaseline	BL2000\sean	1/10/2022 5:01:52 PM	Drop baseline for qualifier 153.1 of compound Acenaphthylene in sample Jan0703.D to y = 0, new integration is from x, y = 8.261, 0 to 8.384, 0 and new response = 436887; previous integration is from x, y = 8.261, 0 to 8.384, 1638 and previous response = 430855.			✓	

# Audit Trail report

Name	User	Time	Action	Reason	Comment	Succeed	Exception
CmdManuallyIntegrateApplyTargetRtToQualifier	BL2000\sean	1/10/2022 5:02:03 PM	Apply target integration range 8.589-8.681 to qualifier 154.0 for compound 2,4-Dinitrophenol in sample Jan0703.D, new integration is from x, y = 8.589, 5084 to 8.681, 3504 and new response = 77765; previous integration is from x, y = 8.507, 753 to 8.599, 816 and previous response = 1717970.			✓	
CmdManuallyIntegrateDropBaseline	BL2000\sean	1/10/2022 5:02:03 PM	Drop baseline for qualifier 154.0 of compound 2,4-Dinitrophenol in sample Jan0703.D to y = 3504, new integration is from x, y = 8.589, 3504 to 8.681, 3504 and new response = 82129; previous integration is from x, y = 8.589, 5084 to 8.681, 3504 and previous response = 77765.			✓	
CmdManuallyIntegrateSplit	BL2000\sean	1/10/2022 5:02:09 PM	Split qualifier 139.0 of compound Dibenzofuran in sample Jan0703.D and keep left peak, new integration is from x, y = 8.712, 176.873988908364 to 8.763, 238.737889127613 and new response = 1033287, previous integration is from x, y = 8.712, 177 to 8.814, 302 and previous response = 1265090.			✓	
CmdManuallyIntegrateSplit	BL2000\sean	1/10/2022 5:02:17 PM	Split qualifier 139.0 of compound 4-Nitrophenol in sample Jan0703.D and keep right peak, new integration is from x, y = 8.763, 361.077888135457 to 8.814, 465.945140292988 and new response = 231870, previous integration is from x, y = 8.713, 259 to 8.814, 466 and previous response = 1264391.			✓	
CmdManuallyIntegrateSplit	BL2000\sean	1/10/2022 5:02:21 PM	Split qualifier 63.0 of compound 2,4-Dinitrotoluene in sample Jan0703.D and keep right peak, new integration is from x, y = 8.722, 2333.7278293796 to 8.855, 2094.97868056551 and new response = 438032, previous integration is from x, y = 8.722, 2334 to 8.855, 2095 and previous response = 438032.			✓	
CmdManuallyIntegrateSplit	BL2000\sean	1/10/2022 5:02:23 PM	Split qualifier 89.0 of compound 2,4-Dinitrotoluene in sample Jan0703.D and keep right peak, new integration is from x, y = 8.715, 487.207869276704 to 8.844, 479.141616511413 and new response = 333818, previous integration is from x, y = 8.715, 487 to 8.844, 479 and previous response = 333818.			✓	

# Audit Trail report

Name	User	Time	Action	Reason	Comment	Succeed	Exception
CmdManuallyIntegrateQualifierPeak	BL2000\sean	1/10/2022 5:02:26 PM	Manually integrate qualifier 63.0 of compound 2,4-Dinitrotoluene in sample Jan0703.D, from x, y = 8.763, 5874 to 8.855, 2095, result = 264893; previous integration is from x, y = 8.722, 2334 to 8.855, 2095 and previous response = 438032.			✓	
CmdManuallyIntegrateDropBaseline	BL2000\sean	1/10/2022 5:02:30 PM	Drop baseline for qualifier 63.0 of compound 2,4-Dinitrotoluene in sample Jan0703.D to y = 2095, new integration is from x, y = 8.763, 2095 to 8.855, 2095 and new response = 275331; previous integration is from x, y = 8.763, 5874 to 8.855, 2095 and previous response = 264893.			✓	
CmdManuallyIntegrateQualifierPeak	BL2000\sean	1/10/2022 5:02:32 PM	Manually integrate qualifier 89.0 of compound 2,4-Dinitrotoluene in sample Jan0703.D, from x, y = 8.763, 1882 to 8.844, 479, result = 249031; previous integration is from x, y = 8.715, 487 to 8.844, 479 and previous response = 333818.			✓	
CmdManuallyIntegrateDropBaseline	BL2000\sean	1/10/2022 5:02:33 PM	Drop baseline for qualifier 89.0 of compound 2,4-Dinitrotoluene in sample Jan0703.D to y = 479, new integration is from x, y = 8.763, 479 to 8.844, 479 and new response = 252475; previous integration is from x, y = 8.763, 1882 to 8.844, 479 and previous response = 249031.			✓	
CmdManuallyIntegrateSplit	BL2000\sean	1/10/2022 5:02:41 PM	Split qualifier 65.0 of compound 4-Nitroaniline in sample Jan0703.D and keep right peak, new integration is from x, y = 9.172, 2733.15987665244 to 9.295, 2977.73392227455 and new response = 411363, previous integration is from x, y = 9.080, 2551 to 9.295, 2978 and previous response = 639358.			✓	
CmdManuallyIntegrateSplit	BL2000\sean	1/10/2022 5:02:45 PM	Split qualifier 65.0 of compound 4-Nitroaniline in sample Jan0703.D and keep right peak, new integration is from x, y = 9.213, 2814.70669392747 to 9.295, 2977.73392227455 and new response = 328380, previous integration is from x, y = 9.172, 2733 to 9.295, 2978 and previous response = 411363.			✓	
CmdManuallyIntegrateQualifierPeak	BL2000\sean	1/10/2022 5:02:58 PM	Manually integrate qualifier 51.0 of compound Azobenzene in sample Jan0703.D, from x, y = 9.366, 31027 to 9.438, 5153, result = 729764; previous integration is from x, y = 9.315, 5560 to 9.438, 5153 and previous response = 1119262.			✓	

# Audit Trail report

Name	User	Time	Action	Reason	Comment	Succeed	Exception
CmdManuallyIntegrateDropBaseline	BL2000\sean	1/10/2022 5:02:59 PM	Drop baseline for qualifier 51.0 of compound Azobenzene in sample Jan0703.D to y = 5153, new integration is from x, y = 9.366, 5153 to 9.438, 5153 and new response = 785355; previous integration is from x, y = 9.366, 31027 to 9.438, 5153 and previous response = 729764.			✓	
CmdSaveBatchTable	BL2000\sean	1/10/2022 5:03:43 PM	Save batch \\MASSHUNTER\Org\Data\SV5973N.I\sd010722\DoD BNA cal 1\QuantResults\010722 DoD BNA cal 1.batch.bin			✓	
CmdManuallyIntegrateSplit	BL2000\sean	1/10/2022 5:03:52 PM	Split qualifier 66.0 of compound Aniline in sample Jan0704.D and keep left peak, new integration is from x, y = 4.562, 1122.28586646566 to 4.613, 1288.34854548007 and new response = 608897, previous integration is from x, y = 4.562, 1122 to 4.664, 1455 and previous response = 1143836.			✓	
CmdManuallyIntegrateSplit	BL2000\sean	1/10/2022 5:03:54 PM	Split qualifier 65.0 of compound Aniline in sample Jan0704.D and keep left peak, new integration is from x, y = 4.563, 1846.66550628566 to 4.613, 2005.04965633931 and new response = 334313, previous integration is from x, y = 4.563, 1847 to 4.654, 2134 and previous response = 728121.			✓	
CmdManuallyIntegrateSplit	BL2000\sean	1/10/2022 5:03:59 PM	Split peak for compound Phenol in sample Jan0704.D and keep left peak, new integration is from x, y = 4.613, 2223.51367393654 to 4.664, 2424.02354228982 and new response = 1135018, previous integration is from x, y = 4.613, 2224 to 4.705, 2584 and previous response = 1199039.			✓	
CmdSetTargetCompoundAttribute	BL2000\sean	1/10/2022 5:04:00 PM	Set UserAnnotation = CO for compound Phenol in sample Jan0704.D; previous value =			✓	
CmdManuallyIntegrateSplit	BL2000\sean	1/10/2022 5:04:03 PM	Split qualifier 66.0 of compound Phenol in sample Jan0704.D and keep right peak, new integration is from x, y = 4.613, 1321.75977202301 to 4.664, 1474.6469352283 and new response = 538414, previous integration is from x, y = 4.562, 1170 to 4.664, 1475 and previous response = 1143660.			✓	

# Audit Trail report

Name	User	Time	Action	Reason	Comment	Succeed	Exception
CmdManuallyIntegrateSplit	BL2000\sean	1/10/2022 5:04:08 PM	Split peak for compound bis(-2-Chloroethyl)Ether in sample Jan0704.D and keep left peak, new integration is from x, y = 4.654, 1443.80843323733 to 4.705, 1553.71788067513 and new response = 931909, previous integration is from x, y = 4.654, 1444 to 4.756, 1664 and previous response = 1292639.			✓	
CmdSetTargetCompoundAttribute	BL2000\sean	1/10/2022 5:04:09 PM	Set UserAnnotation = CO for compound bis(-2-Chloroethyl)Ether in sample Jan0704.D; previous value =			✓	
CmdManuallyIntegrateApplyTargetRtToQualifier	BL2000\sean	1/10/2022 5:04:11 PM	Apply target integration range 4.654-4.705 to qualifier 64.0 for compound bis(-2-Chloroethyl)Ether in sample Jan0704.D, new integration is from x, y = 4.654, 3435 to 4.705, 10635 and new response = 19731; previous integration is from x, y = 4.695, 1075 to 4.797, 1216 and previous response = 492460.			✓	
CmdManuallyIntegrateDropBaseline	BL2000\sean	1/10/2022 5:04:12 PM	Drop baseline for qualifier 64.0 of compound bis(-2-Chloroethyl)Ether in sample Jan0704.D to y = 3435, new integration is from x, y = 4.654, 3435 to 4.705, 3435 and new response = 30761; previous integration is from x, y = 4.654, 3435 to 4.705, 10635 and previous response = 19731.			✓	
CmdManuallyIntegrateApplyTargetRtToQualifier	BL2000\sean	1/10/2022 5:04:25 PM	Apply target integration range 5.107-5.226 to qualifier 107.0 for compound Benzyl Alcohol in sample Jan0704.D, new integration is from x, y = 5.107, 246 to 5.226, 2555 and new response = 405126; previously no peak.			✓	
CmdManuallyIntegrateDropBaseline	BL2000\sean	1/10/2022 5:04:26 PM	Drop baseline for qualifier 107.0 of compound Benzyl Alcohol in sample Jan0704.D to y = 246, new integration is from x, y = 5.107, 246 to 5.226, 246 and new response = 413351; previous integration is from x, y = 5.107, 246 to 5.226, 2555 and previous response = 405126.			✓	
CmdManuallyIntegrateApplyTargetRtToQualifier	BL2000\sean	1/10/2022 5:04:39 PM	Apply target integration range 5.563-5.675 to qualifier 77.0 for compound Nitrobenzene in sample Jan0704.D, new integration is from x, y = 5.563, 4959 to 5.675, 4201 and new response = 597891; previously no peak.			✓	



# Audit Trail report

Name	User	Time	Action	Reason	Comment	Succeed	Exception
CmdManuallyIntegrateDropBaseline	BL2000\sean	1/10/2022 5:04:40 PM	Drop baseline for qualifier 77.0 of compound Nitrobenzene in sample Jan0704.D to y = 4201, new integration is from x, y = 5.563, 4201 to 5.675, 4201 and new response = 600445; previous integration is from x, y = 5.563, 4959 to 5.675, 4201 and previous response = 597891.			✓	
CmdManuallyIntegrateSplit	BL2000\sean	1/10/2022 5:04:50 PM	Split qualifier 63.0 of compound bis(-2-Chloroethoxy)Methane in sample Jan0704.D and keep left peak, new integration is from x, y = 6.157, 2248.28956805116 to 6.249, 2662.68495604482 and new response = 740340, previous integration is from x, y = 6.157, 2248 to 6.311, 2939 and previous response = 1177361.			✓	
CmdManuallyIntegrateSplit	BL2000\sean	1/10/2022 5:04:58 PM	Split peak for compound 4-Chlorophenol in sample Jan0704.D and keep left peak, new integration is from x, y = 6.465, 338.017148272418 to 6.506, 380.510595194533 and new response = 221454, previous integration is from x, y = 6.465, 338 to 6.557, 434 and previous response = 257549.			✓	
CmdManuallyIntegrateSplit	BL2000\sean	1/10/2022 5:05:01 PM	Split qualifier 128.0 of compound 4-Chlorophenol in sample Jan0704.D and keep left peak, new integration is from x, y = 6.465, 984.201534452961 to 6.506, 1061.34087694344 and new response = 727835, previous integration is from x, y = 6.465, 984 to 6.557, 1158 and previous response = 857595.			✓	
CmdManuallyIntegratePeak	BL2000\sean	1/10/2022 5:05:15 PM	Manually integrate compound 4-Chloro-3-Methylphenol in sample Jan0704.D, from x, y = 7.143, 515786 to 7.266, 545918, result = -3278404; previous integration is from x, y = 6.999, 922 to 7.122, 1144 and previous response = 598574.			✓	
CmdManuallyIntegratePeak	BL2000\sean	1/10/2022 5:05:21 PM	Manually integrate compound 4-Chloro-3-Methylphenol in sample Jan0704.D, from x, y = 7.132, 356910 to 7.307, 387041, result = -3238156; previous integration is from x, y = 7.143, 515786 to 7.266, 545918 and previous response = -3278404.			✓	



# Audit Trail report

Name	User	Time	Action	Reason	Comment	Succeed	Exception
CmdManuallyIntegrateSnapBaseline	BL2000\sean	1/10/2022 5:05:23 PM	Snap baseline for compound 4-Chloro-3-Methylphenol in sample Jan0704.D, from x = 7.132 to x = 7.307, new integration is from x, y = 7.132, 3779 to 7.307, 3344 and new response = 620979; previous integration is from x, y = 7.132, 356910 to 7.307, 387041 and previous response = -3238156.			✓	
CmdManuallyIntegrateDropBaseline	BL2000\sean	1/10/2022 5:05:24 PM	Drop baseline for compound 4-Chloro-3-Methylphenol in sample Jan0704.D to y = 3344, new integration is from x, y = 7.132, 3344 to 7.307, 3344 and new response = 623258; previous integration is from x, y = 7.132, 3779 to 7.307, 3344 and previous response = 620979.			✓	
CmdSetTargetCompoundAttribute	BL2000\sean	1/10/2022 5:05:24 PM	Set UserAnnotation = CO for compound 4-Chloro-3-Methylphenol in sample Jan0704.D; previous value =			✓	
CmdManuallyIntegrateQualifierPeak	BL2000\sean	1/10/2022 5:05:27 PM	Manually integrate qualifier 144.0 of compound 4-Chloro-3-Methylphenol in sample Jan0704.D from x, y = 7.132, 92955 to 7.225, 99958; result = -352075			✓	
CmdManuallyIntegrateSnapBaseline	BL2000\sean	1/10/2022 5:05:28 PM	Snap baseline for qualifier 144.0 of compound 4-Chloro-3-Methylphenol in sample Jan0704.D from x = 7.132 to x = 7.225, new integration is from x, y = 7.132, 639 to 7.225, 1640 and new response = 176554; previous integration is from x, y = 7.132, 92955 to 7.225, 99958 and previous response = -352075.			✓	
CmdManuallyIntegrateDropBaseline	BL2000\sean	1/10/2022 5:05:29 PM	Drop baseline for qualifier 144.0 of compound 4-Chloro-3-Methylphenol in sample Jan0704.D to y = 639, new integration is from x, y = 7.132, 639 to 7.225, 639 and new response = 179330; previous integration is from x, y = 7.132, 639 to 7.225, 1640 and previous response = 176554.			✓	
CmdManuallyIntegrateSplit	BL2000\sean	1/10/2022 5:05:34 PM	Split peak for compound 2-Methylnaphthalene in sample Jan0704.D and keep left peak, new integration is from x, y = 7.226, 985.30238681735 to 7.338, 1223.96964089638 and new response = 1422096, previous integration is from x, y = 7.226, 985 to 7.430, 1421 and previous response = 2831531.			✓	
CmdSetTargetCompoundAttribute	BL2000\sean	1/10/2022 5:05:35 PM	Set UserAnnotation = CO for compound 2-Methylnaphthalene in sample Jan0704.D; previous value =			✓	

# Audit Trail report

Name	User	Time	Action	Reason	Comment	Succeed	Exception
CmdManuallyIntegrateSplit	BL2000\sean	1/10/2022 5:05:37 PM	Split qualifier 115.0 of compound 2-Methylnaphthalene in sample Jan0704.D and keep left peak, new integration is from x, y = 7.225, 824.723400226114 to 7.338, 971.979269154246 and new response = 606159, previous integration is from x, y = 7.225, 825 to 7.430, 1093 and previous response = 1199692.			✓	
CmdManuallyIntegrateSplit	BL2000\sean	1/10/2022 5:05:41 PM	Split peak for compound 1-Methylnaphthalene in sample Jan0704.D and keep right peak, new integration is from x, y = 7.338, 1270.22821529416 to 7.430, 1374.61115870457 and new response = 1410070, previous integration is from x, y = 7.227, 1145 to 7.430, 1375 and previous response = 2830929.			✓	
CmdManuallyIntegrateSplit	BL2000\sean	1/10/2022 5:05:45 PM	Split qualifier 115.0 of compound 1-Methylnaphthalene in sample Jan0704.D and keep right peak, new integration is from x, y = 7.338, 910.502256251404 to 7.430, 998.185556010018 and new response = 594338, previous integration is from x, y = 7.225, 804 to 7.430, 998 and previous response = 1200390.			✓	
CmdManuallyIntegrateApplyTargetRtToQualifier	BL2000\sean	1/10/2022 5:05:54 PM	Apply target integration range 7.338-7.430 to qualifier 142.0 for compound 1-Methylnaphthalene in sample Jan0704.D, new integration is from x, y = 7.338, 6256 to 7.430, 7676 and new response = 1542210; previous integration is from x, y = 7.225, 2608 to 7.327, 2471 and previous response = 1644452.			✓	
CmdManuallyIntegrateDropBaseline	BL2000\sean	1/10/2022 5:05:55 PM	Drop baseline for qualifier 142.0 of compound 1-Methylnaphthalene in sample Jan0704.D to y = 6256, new integration is from x, y = 7.338, 6256 to 7.430, 6256 and new response = 1546147; previous integration is from x, y = 7.338, 6256 to 7.430, 7676 and previous response = 1542210.			✓	
CmdManuallyIntegrateSplit	BL2000\sean	1/10/2022 5:06:05 PM	Split qualifier 77.0 of compound Dimethyl Phthalate in sample Jan0704.D and keep left peak, new integration is from x, y = 8.220, 2019.19765923254 to 8.282, 2075.84233884019 and new response = 291391, previous integration is from x, y = 8.220, 2019 to 8.374, 2161 and previous response = 381031.			✓	

# Audit Trail report

Name	User	Time	Action	Reason	Comment	Succeed	Exception
CmdManuallyIntegrateApplyTargetRtToQualifier	BL2000\sean	1/10/2022 5:06:10 PM	Apply target integration range 8.290-8.374 to qualifier 153.1 for compound Acenaphthylene in sample Jan0704.D, new integration is from x, y = 8.290, 502 to 8.374, 1990 and new response = 346707; previously no peak.			✓	
CmdManuallyIntegrateDropBaseline	BL2000\sean	1/10/2022 5:06:11 PM	Drop baseline for qualifier 153.1 of compound Acenaphthylene in sample Jan0704.D to y = 502, new integration is from x, y = 8.290, 502 to 8.374, 502 and new response = 350454; previous integration is from x, y = 8.290, 502 to 8.374, 1990 and previous response = 346707.			✓	
CmdManuallyIntegrateSplit	BL2000\sean	1/10/2022 5:06:18 PM	Split qualifier 154.0 of compound 2,4-Dinitrophenol in sample Jan0704.D and keep right peak, new integration is from x, y = 8.599, 762.229531295366 to 8.660, 791.408599481646 and new response = 75229, previous integration is from x, y = 8.507, 718 to 8.660, 791 and previous response = 1440890.			✓	
CmdManuallyIntegrateSplit	BL2000\sean	1/10/2022 5:06:25 PM	Split qualifier 139.0 of compound Dibenzofuran in sample Jan0704.D and keep left peak, new integration is from x, y = 8.712, 395.986891162662 to 8.763, 495.528607188951 and new response = 843091, previous integration is from x, y = 8.712, 396 to 8.814, 596 and previous response = 1035497.			✓	
CmdManuallyIntegrateSplit	BL2000\sean	1/10/2022 5:06:30 PM	Split qualifier 139.0 of compound 4-Nitrophenol in sample Jan0704.D and keep right peak, new integration is from x, y = 8.763, 688.417240307531 to 8.814, 796.096614315033 and new response = 192128, previous integration is from x, y = 8.713, 585 to 8.814, 796 and previous response = 1034428.			✓	
CmdManuallyIntegrateSplit	BL2000\sean	1/10/2022 5:06:35 PM	Split qualifier 63.0 of compound 2,4-Dinitrotoluene in sample Jan0704.D and keep right peak, new integration is from x, y = 8.712, 1935.56491518033 to 8.855, 1707.11885536195 and new response = 348035, previous integration is from x, y = 8.712, 1936 to 8.855, 1707 and previous response = 348035.			✓	

# Audit Trail report

Name	User	Time	Action	Reason	Comment	Succeed	Exception
CmdManuallyIntegrateQualifierPeak	BL2000\sean	1/10/2022 5:06:45 PM	Manually integrate qualifier 63.0 of compound 2,4-Dinitrotoluene in sample Jan0704.D, from x, y = 8.763, 5184 to 8.855, 1707, result = 201767; previous integration is from x, y = 8.712, 1936 to 8.855, 1707 and previous response = 348035.			✓	
CmdManuallyIntegrateDropBaseline	BL2000\sean	1/10/2022 5:06:47 PM	Drop baseline for qualifier 63.0 of compound 2,4-Dinitrotoluene in sample Jan0704.D to y = 1707, new integration is from x, y = 8.763, 1707 to 8.855, 1707 and new response = 211373; previous integration is from x, y = 8.763, 5184 to 8.855, 1707 and previous response = 201767.			✓	
CmdManuallyIntegrateQualifierPeak	BL2000\sean	1/10/2022 5:06:49 PM	Manually integrate qualifier 89.0 of compound 2,4-Dinitrotoluene in sample Jan0704.D, from x, y = 8.763, 4609 to 8.855, 415, result = 183257; previous integration is from x, y = 8.711, 416 to 8.855, 415 and previous response = 258776.			✓	
CmdManuallyIntegrateDropBaseline	BL2000\sean	1/10/2022 5:06:51 PM	Drop baseline for qualifier 89.0 of compound 2,4-Dinitrotoluene in sample Jan0704.D to y = 415, new integration is from x, y = 8.763, 415 to 8.855, 415 and new response = 194843; previous integration is from x, y = 8.763, 4609 to 8.855, 415 and previous response = 183257.			✓	
CmdManuallyIntegrateApplyTargetRtToQualifier	BL2000\sean	1/10/2022 5:07:01 PM	Apply target integration range 9.233-9.315 to qualifier 121.0 for compound 4,6-Dinitro-2-methylphenol in sample Jan0704.D, new integration is from x, y = 9.233, 1805 to 9.315, 2385 and new response = 69211; previous integration is from x, y = 9.081, 1351 to 9.171, 1247 and previous response = 91961.			✓	
CmdManuallyIntegrateDropBaseline	BL2000\sean	1/10/2022 5:07:02 PM	Drop baseline for qualifier 121.0 of compound 4,6-Dinitro-2-methylphenol in sample Jan0704.D to y = 1805, new integration is from x, y = 9.233, 1805 to 9.315, 1805 and new response = 70636; previous integration is from x, y = 9.233, 1805 to 9.315, 2385 and previous response = 69211.			✓	
CmdManuallyIntegratePeak	BL2000\sean	1/10/2022 5:07:03 PM	Manually integrate compound 4,6-Dinitro-2-methylphenol in sample Jan0704.D, from x, y = 9.509, 150399 to 9.520, 151127, result = -92366; previous integration is from x, y = 9.233, 0 to 9.315, 0 and previous response = 175110.			✓	
CmdSelectPeak	BL2000\sean	1/10/2022 5:07:07 PM	Select peak for compound 4,6-Dinitro-2-methylphenol in sample Jan0704.D			✓	

# Audit Trail report

Name	User	Time	Action	Reason	Comment	Succeed	Exception
CmdClearManualIntegration	BL2000\sean	1/10/2022 5:07:09 PM	Clear manual integration of target signal for compound 4,6-Dinitro-2-methylphenol in sample Jan0704.D			✓	
CmdSaveBatchTable	BL2000\sean	1/10/2022 5:07:54 PM	Save batch \\MASSHUNTER\Org\Data\SV5973N.I\sd010722\DoD BNA cal 1\QuantResults\010722 DoD BNA cal 1.batch.bin			✓	
CmdManuallyIntegrateSplit	BL2000\sean	1/10/2022 5:08:30 PM	Split qualifier 66.0 of compound Aniline in sample Jan0706.D and keep left peak, new integration is from x, y = 4.564, 1092.76610563738 to 4.613, 1185.78496368944 and new response = 300012, previous integration is from x, y = 4.564, 1093 to 4.664, 1281 and previous response = 561959.			✓	
CmdManuallyIntegrateSplit	BL2000\sean	1/10/2022 5:08:31 PM	Split qualifier 65.0 of compound Aniline in sample Jan0706.D and keep left peak, new integration is from x, y = 4.573, 1407.56004627967 to 4.613, 1499.2168664837 and new response = 163132, previous integration is from x, y = 4.573, 1408 to 4.705, 1706 and previous response = 475152.			✓	
CmdSaveBatchTable	BL2000\sean	1/10/2022 5:27:38 PM	Save batch \\MASSHUNTER\Org\Data\SV5973N.I\sd010722\DoD BNA cal 1\QuantResults\010722 DoD BNA cal 1.batch.bin			✓	
CmdManuallyIntegrateSplit	BL2000\sean	1/10/2022 5:28:46 PM	Split peak for compound Phenol in sample Jan0706.D and keep left peak, new integration is from x, y = 4.613, 1900.48097943106 to 4.664, 2036.03632064998 and new response = 555346, previous integration is from x, y = 4.613, 1900 to 4.705, 2144 and previous response = 592063.			✓	
CmdManuallyIntegrateSplit	BL2000\sean	1/10/2022 5:28:48 PM	Split qualifier 66.0 of compound Phenol in sample Jan0706.D and keep right peak, new integration is from x, y = 4.613, 1184.2564430915 to 4.664, 1298.55775631381 and new response = 262334, previous integration is from x, y = 4.563, 1072 to 4.664, 1299 and previous response = 561957.			✓	
CmdManuallyIntegrateSplit	BL2000\sean	1/10/2022 5:28:53 PM	Split peak for compound bis(-2-Chloroethyl)Ether in sample Jan0706.D and keep left peak, new integration is from x, y = 4.654, 1109.00979255862 to 4.705, 1169.42123956319 and new response = 451790, previous integration is from x, y = 4.654, 1109 to 4.756, 1230 and previous response = 625354.			✓	

# Audit Trail report

Name	User	Time	Action	Reason	Comment	Succeed	Exception
CmdManuallyIntegrateApplyTargetRtToQualifier	BL2000\sean	1/10/2022 5:28:56 PM	Apply target integration range 4.654-4.705 to qualifier 64.0 for compound bis(-2-Chloroethyl)Ether in sample Jan0706.D, new integration is from x, y = 4.654, 1708 to 4.705, 2587 and new response = 12500; previous integration is from x, y = 4.695, 637 to 4.787, 697 and previous response = 234428.			✓	
CmdManuallyIntegrateDropBaseline	BL2000\sean	1/10/2022 5:28:56 PM	Drop baseline for qualifier 64.0 of compound bis(-2-Chloroethyl)Ether in sample Jan0706.D to y = 1708, new integration is from x, y = 4.654, 1708 to 4.705, 1708 and new response = 13846; previous integration is from x, y = 4.654, 1708 to 4.705, 2587 and previous response = 12500.			✓	
CmdSetTargetCompoundAttribute	BL2000\sean	1/10/2022 5:29:01 PM	Set UserAnnotation = CO for compound bis(-2-Chloroethyl)Ether in sample Jan0706.D; previous value =			✓	
CmdManuallyIntegratePeak	BL2000\sean	1/10/2022 5:29:09 PM	Manually integrate compound Benzyl Alcohol in sample Jan0706.D, from x, y = 5.083, 432322 to 5.226, 452986, result = -3530527; previous integration is from x, y = 5.277, 2150 to 5.369, 2864 and previous response = 478375.			✓	
CmdManuallyIntegrateSnapBaseline	BL2000\sean	1/10/2022 5:29:10 PM	Snap baseline for compound Benzyl Alcohol in sample Jan0706.D, from x = 5.083 to x = 5.226, new integration is from x, y = 5.083, 0 to 5.226, 3038 and new response = 253969; previous integration is from x, y = 5.083, 432322 to 5.226, 452986 and previous response = -3530527.			✓	
CmdManuallyIntegrateDropBaseline	BL2000\sean	1/10/2022 5:29:11 PM	Drop baseline for compound Benzyl Alcohol in sample Jan0706.D to y = 0, new integration is from x, y = 5.083, 0 to 5.226, 0 and new response = 267001; previous integration is from x, y = 5.083, 0 to 5.226, 3038 and previous response = 253969.			✓	
CmdManuallyIntegrateApplyTargetRtToQualifier	BL2000\sean	1/10/2022 5:29:13 PM	Apply target integration range 5.083-5.226 to qualifier 79.0 for compound Benzyl Alcohol in sample Jan0706.D, new integration is from x, y = 5.083, 844 to 5.226, 3648 and new response = 293598; previously no peak.			✓	
CmdManuallyIntegrateDropBaseline	BL2000\sean	1/10/2022 5:29:14 PM	Drop baseline for qualifier 79.0 of compound Benzyl Alcohol in sample Jan0706.D to y = 844, new integration is from x, y = 5.083, 844 to 5.226, 844 and new response = 305626; previous integration is from x, y = 5.083, 844 to 5.226, 3648 and previous response = 293598.			✓	

# Audit Trail report

Name	User	Time	Action	Reason	Comment	Succeed	Exception
CmdManuallyIntegrateApplyTargetRtToQualifier	BL2000\sean	1/10/2022 5:29:15 PM	Apply target integration range 5.083-5.226 to qualifier 107.0 for compound Benzyl Alcohol in sample Jan0706.D, new integration is from x, y = 5.083, 0 to 5.226, 1712 and new response = 179944; previously no peak.			✓	
CmdManuallyIntegrateDropBaseline	BL2000\sean	1/10/2022 5:29:16 PM	Drop baseline for qualifier 107.0 of compound Benzyl Alcohol in sample Jan0706.D to y = 0, new integration is from x, y = 5.083, 0 to 5.226, 0 and new response = 187288; previous integration is from x, y = 5.083, 0 to 5.226, 1712 and previous response = 179944.			✓	
CmdManuallyIntegratePeak	BL2000\sean	1/10/2022 5:29:22 PM	Manually integrate compound 2-Methylphenol in sample Jan0706.D, from x, y = 5.277, 588792 to 5.379, 603359, result = -3211601; previous integration is from x, y = 5.461, 2477 to 5.553, 2958 and previous response = 584892.			✓	
CmdManuallyIntegratePeak	BL2000\sean	1/10/2022 5:29:24 PM	Manually integrate compound 2-Methylphenol in sample Jan0706.D, from x, y = 5.247, 485723 to 5.379, 493653, result = -3456127; previous integration is from x, y = 5.277, 588792 to 5.379, 603359 and previous response = -3211601.			✓	
CmdManuallyIntegrateSnapBaseline	BL2000\sean	1/10/2022 5:29:28 PM	Snap baseline for compound 2-Methylphenol in sample Jan0706.D, from x = 5.247 to x = 5.379, new integration is from x, y = 5.247, 1576 to 5.379, 4166 and new response = 421858; previous integration is from x, y = 5.247, 485723 to 5.379, 493653 and previous response = -3456127.			✓	
CmdManuallyIntegrateDropBaseline	BL2000\sean	1/10/2022 5:29:28 PM	Drop baseline for compound 2-Methylphenol in sample Jan0706.D to y = 1576, new integration is from x, y = 5.247, 1576 to 5.379, 1576 and new response = 432174; previous integration is from x, y = 5.247, 1576 to 5.379, 4166 and previous response = 421858.			✓	
CmdSetTargetCompoundAttribute	BL2000\sean	1/10/2022 5:29:29 PM	Set UserAnnotation = CO for compound 2-Methylphenol in sample Jan0706.D; previous value =			✓	
CmdManuallyIntegrateApplyTargetRtToQualifier	BL2000\sean	1/10/2022 5:29:31 PM	Apply target integration range 5.247-5.379 to qualifier 108.0 for compound 2-Methylphenol in sample Jan0706.D, new integration is from x, y = 5.247, 2376 to 5.379, 4147 and new response = 473243; previously no peak.			✓	



# Audit Trail report

Name	User	Time	Action	Reason	Comment	Succeed	Exception
CmdManuallyIntegrateDropBaseline	BL2000\sean	1/10/2022 5:29:32 PM	Drop baseline for qualifier 108.0 of compound 2-Methylphenol in sample Jan0706.D to y = 2376, new integration is from x, y = 5.247, 2376 to 5.379, 2376 and new response = 480297; previous integration is from x, y = 5.247, 2376 to 5.379, 4147 and previous response = 473243.			✓	
CmdManuallyIntegrateSplit	BL2000\sean	1/10/2022 5:29:35 PM	Split peak for compound 4Methylphenol/3Methylphenol in sample Jan0706.D and keep right peak, new integration is from x, y = 5.420, 1548.87159147714 to 5.553, 1510.96331427172 and new response = 594558, previous integration is from x, y = 5.258, 1595 to 5.553, 1511 and previous response = 1031543.			✓	
CmdManuallyIntegrateApplyTargetRtToQualifier	BL2000\sean	1/10/2022 5:29:45 PM	Apply target integration range 5.941-6.034 to qualifier 65.0 for compound 2-Nitrophenol in sample Jan0706.D, new integration is from x, y = 5.941, 1306 to 6.034, 2082 and new response = 56943; previously no peak.			✓	
CmdManuallyIntegrateDropBaseline	BL2000\sean	1/10/2022 5:29:46 PM	Drop baseline for qualifier 65.0 of compound 2-Nitrophenol in sample Jan0706.D to y = 1306, new integration is from x, y = 5.941, 1306 to 6.034, 1306 and new response = 59095; previous integration is from x, y = 5.941, 1306 to 6.034, 2082 and previous response = 56943.			✓	
CmdManuallyIntegrateSplit	BL2000\sean	1/10/2022 5:29:58 PM	Split peak for compound 4-Chlorophenol in sample Jan0706.D and keep left peak, new integration is from x, y = 6.455, 267.989764719063 to 6.506, 305.449002880134 and new response = 103714, previous integration is from x, y = 6.455, 268 to 6.547, 335 and previous response = 122020.			✓	
CmdSetTargetCompoundAttribute	BL2000\sean	1/10/2022 5:29:59 PM	Set UserAnnotation = CO for compound 4-Chlorophenol in sample Jan0706.D; previous value =			✓	
CmdManuallyIntegratePeak	BL2000\sean	1/10/2022 5:30:03 PM	Manually integrate compound 4-Chlorophenol in sample Jan0706.D, from x, y = 6.455, 268 to 6.516, 395, result = 108325; previous integration is from x, y = 6.455, 268 to 6.506, 305 and previous response = 103714.			✓	



# Audit Trail report

Name	User	Time	Action	Reason	Comment	Succeed	Exception
CmdManuallyIntegrateDropBaseline	BL2000\sean	1/10/2022 5:30:04 PM	Drop baseline for compound 4-Chlorophenol in sample Jan0706.D to y = 268, new integration is from x, y = 6.455, 268 to 6.516, 268 and new response = 108559; previous integration is from x, y = 6.455, 268 to 6.516, 395 and previous response = 108325.			✓	
CmdSetTargetCompoundAttribute	BL2000\sean	1/10/2022 5:30:05 PM	Set UserAnnotation = CO for compound 4-Chlorophenol in sample Jan0706.D; previous value = CO			✓	
CmdManuallyIntegrateApplyTargetRtToQualifier	BL2000\sean	1/10/2022 5:30:07 PM	Apply target integration range 6.455-6.516 to qualifier 128.0 for compound 4-Chlorophenol in sample Jan0706.D, new integration is from x, y = 6.455, 15502 to 6.516, 21976 and new response = 298227; previous integration is from x, y = 6.403, 629 to 6.465, 692 and previous response = 1148559.			✓	
CmdManuallyIntegrateDropBaseline	BL2000\sean	1/10/2022 5:30:08 PM	Drop baseline for qualifier 128.0 of compound 4-Chlorophenol in sample Jan0706.D to y = 15502, new integration is from x, y = 6.455, 15502 to 6.516, 15502 and new response = 310195; previous integration is from x, y = 6.455, 15502 to 6.516, 21976 and previous response = 298227.			✓	
CmdManuallyIntegrateSplit	BL2000\sean	1/10/2022 5:30:12 PM	Split qualifier 65.0 of compound p-Chloroaniline in sample Jan0706.D and keep right peak, new integration is from x, y = 6.506, 1767.13907007426 to 6.557, 1770.51717884725 and new response = 158714, previous integration is from x, y = 6.465, 1764 to 6.557, 1771 and previous response = 304421.			✓	
CmdManuallyIntegratePeak	BL2000\sean	1/10/2022 5:30:19 PM	Manually integrate compound 4-Chloro-3-Methylphenol in sample Jan0706.D, from x, y = 7.132, 237916 to 7.276, 248407, result = -1783083; previous integration is from x, y = 6.999, 664 to 7.143, 767 and previous response = 282450.			✓	
CmdManuallyIntegrateSnapBaseline	BL2000\sean	1/10/2022 5:30:20 PM	Snap baseline for compound 4-Chloro-3-Methylphenol in sample Jan0706.D, from x = 7.132 to x = 7.276, new integration is from x, y = 7.132, 2336 to 7.276, 2347 and new response = 294474; previous integration is from x, y = 7.132, 237916 to 7.276, 248407 and previous response = -1783083.			✓	

# Audit Trail report

Name	User	Time	Action	Reason	Comment	Succeed	Exception
CmdManuallyIntegrateDropBaseline	BL2000\sean	1/10/2022 5:30:21 PM	Drop baseline for compound 4-Chloro-3-Methylphenol in sample Jan0706.D to y = 2336, new integration is from x, y = 7.132, 2336 to 7.276, 2336 and new response = 294521; previous integration is from x, y = 7.132, 2336 to 7.276, 2347 and previous response = 294474.			✓	
CmdManuallyIntegrateQualifierPeak	BL2000\sean	1/10/2022 5:30:24 PM	Manually integrate qualifier 144.0 of compound 4-Chloro-3-Methylphenol in sample Jan0706.D, from x, y = 7.122, 47559 to 7.235, 53475, result = -253939; previous integration is from x, y = 6.978, 0 to 7.122, 0 and previous response = 78835.			✓	
CmdManuallyIntegrateSnapBaseline	BL2000\sean	1/10/2022 5:30:25 PM	Snap baseline for qualifier 144.0 of compound 4-Chloro-3-Methylphenol in sample Jan0706.D from x = 7.122 to x = 7.235, new integration is from x, y = 7.122, 551 to 7.235, 1113 and new response = 82826; previous integration is from x, y = 7.122, 47559 to 7.235, 53475 and previous response = -253939.			✓	
CmdManuallyIntegrateDropBaseline	BL2000\sean	1/10/2022 5:30:26 PM	Drop baseline for qualifier 144.0 of compound 4-Chloro-3-Methylphenol in sample Jan0706.D to y = 551, new integration is from x, y = 7.122, 551 to 7.235, 551 and new response = 84730; previous integration is from x, y = 7.122, 551 to 7.235, 1113 and previous response = 82826.			✓	
CmdManuallyIntegrateSplit	BL2000\sean	1/10/2022 5:30:30 PM	Split qualifier 115.0 of compound 2-Methylnaphthalene in sample Jan0706.D and keep left peak, new integration is from x, y = 7.227, 513.998502064924 to 7.317, 585.993854226227 and new response = 306061, previous integration is from x, y = 7.227, 514 to 7.441, 684 and previous response = 598227.			✓	
CmdManuallyIntegratePeak	BL2000\sean	1/10/2022 5:30:34 PM	Manually integrate compound 1-Methylnaphthalene in sample Jan0706.D, from x, y = 7.338, 638347 to 7.410, 646403, result = -2067139; previous integration is from x, y = 7.225, 755 to 7.328, 787 and previous response = 733840.			✓	

# Audit Trail report

Name	User	Time	Action	Reason	Comment	Succeed	Exception
CmdManuallyIntegrateSnapBaseline	BL2000\sean	1/10/2022 5:30:35 PM	Snap baseline for compound 1-Methylnaphthalene in sample Jan0706.D, from x = 7.338 to x = 7.410, new integration is from x, y = 7.338, 2345 to 7.410, 4655 and new response = 688328; previous integration is from x, y = 7.338, 638347 to 7.410, 646403 and previous response = -2067139.			✓	
CmdManuallyIntegrateDropBaseline	BL2000\sean	1/10/2022 5:30:36 PM	Drop baseline for compound 1-Methylnaphthalene in sample Jan0706.D to y = 2345, new integration is from x, y = 7.338, 2345 to 7.410, 2345 and new response = 693309; previous integration is from x, y = 7.338, 2345 to 7.410, 4655 and previous response = 688328.			✓	
CmdSetTargetCompoundAttribute	BL2000\sean	1/10/2022 5:30:39 PM	Set UserAnnotation = CO for compound 1-Methylnaphthalene in sample Jan0706.D; previous value =			✓	
CmdManuallyIntegrateApplyTargetRtToQualifier	BL2000\sean	1/10/2022 5:30:42 PM	Apply target integration range 7.338-7.410 to qualifier 142.0 for compound 1-Methylnaphthalene in sample Jan0706.D, new integration is from x, y = 7.338, 2462 to 7.410, 6088 and new response = 747991; previously no peak.			✓	
CmdManuallyIntegrateDropBaseline	BL2000\sean	1/10/2022 5:30:42 PM	Drop baseline for qualifier 142.0 of compound 1-Methylnaphthalene in sample Jan0706.D to y = 2462, new integration is from x, y = 7.338, 2462 to 7.410, 2462 and new response = 755811; previous integration is from x, y = 7.338, 2462 to 7.410, 6088 and previous response = 747991.			✓	
CmdManuallyIntegrateSplit	BL2000\sean	1/10/2022 5:30:44 PM	Split qualifier 115.0 of compound 1-Methylnaphthalene in sample Jan0706.D and keep right peak, new integration is from x, y = 7.317, 744.727368887614 to 7.441, 795.679458472471 and new response = 291273, previous integration is from x, y = 7.230, 709 to 7.441, 796 and previous response = 596368.			✓	
CmdManuallyIntegrateSplit	BL2000\sean	1/10/2022 5:30:50 PM	Split qualifier 198.0 of compound 2,4,6-Trichlorophenol in sample Jan0706.D and keep left peak, new integration is from x, y = 7.595, 0 to 7.646, 0 and new response = 183526, previous integration is from x, y = 7.595, 0 to 7.749, 0 and previous response = 401775.			✓	

# Audit Trail report

Name	User	Time	Action	Reason	Comment	Succeed	Exception
CmdManuallyIntegrateApplyTargetRtToQualifier	BL2000\sean	1/10/2022 5:30:54 PM	Apply target integration range 7.656-7.728 to qualifier 198.0 for compound 2,4,5-Trichlorophenol in sample Jan0706.D, new integration is from x, y = 7.656, 3329 to 7.728, 2210 and new response = 201770; previously no peak.			✓	
CmdManuallyIntegrateDropBaseline	BL2000\sean	1/10/2022 5:30:55 PM	Drop baseline for qualifier 198.0 of compound 2,4,5-Trichlorophenol in sample Jan0706.D to y = 2210, new integration is from x, y = 7.656, 2210 to 7.728, 2210 and new response = 204183; previous integration is from x, y = 7.656, 3329 to 7.728, 2210 and previous response = 201770.			✓	
CmdManuallyIntegrateQualifierPeak	BL2000\sean	1/10/2022 5:31:12 PM	Manually integrate qualifier 153.1 of compound Acenaphthylene in sample Jan0706.D from x, y = 8.098, 801002 to 8.108, 818211; result = -498637			✓	
CmdManuallyIntegrateApplyTargetRtToQualifier	BL2000\sean	1/10/2022 5:31:12 PM	Apply target integration range 8.282-8.384 to qualifier 153.1 for compound Acenaphthylene in sample Jan0706.D, new integration is from x, y = 8.282, 0 to 8.384, 1289 and new response = 158087; previous integration is from x, y = 8.098, 801002 to 8.108, 818211 and previous response = -498637.			✓	
CmdManuallyIntegrateDropBaseline	BL2000\sean	1/10/2022 5:31:13 PM	Drop baseline for qualifier 153.1 of compound Acenaphthylene in sample Jan0706.D to y = 0, new integration is from x, y = 8.282, 0 to 8.384, 0 and new response = 162043; previous integration is from x, y = 8.282, 0 to 8.384, 1289 and previous response = 158087.			✓	
CmdManuallyIntegrateQualifierPeak	BL2000\sean	1/10/2022 5:31:22 PM	Manually integrate qualifier 154.0 of compound 2,4-Dinitrophenol in sample Jan0706.D, from x, y = 8.395, 957607 to 8.415, 965286, result = 684756; previous integration is from x, y = 8.507, 545 to 8.589, 557 and previous response = 684756.			✓	
CmdManuallyIntegrateApplyTargetRtToQualifier	BL2000\sean	1/10/2022 5:31:23 PM	Apply target integration range 8.589-8.681 to qualifier 154.0 for compound 2,4-Dinitrophenol in sample Jan0706.D, new integration is from x, y = 8.589, 1950 to 8.681, 1401 and new response = 25450; previous integration is from x, y = 8.507, 545 to 8.589, 557 and previous response = 684756.			✓	

# Audit Trail report

Name	User	Time	Action	Reason	Comment	Succeed	Exception
CmdManuallyIntegrateSplit	BL2000\sean	1/10/2022 5:31:31 PM	Split qualifier 63.0 of compound 2,4-Dinitrotoluene in sample Jan0706.D and keep right peak, new integration is from x, y = 8.719, 1651.83903360564 to 8.845, 1509.98851888449 and new response = 166798, previous integration is from x, y = 8.719, 1652 to 8.845, 1510 and previous response = 166798.			✓	
CmdManuallyIntegrateQualifierPeak	BL2000\sean	1/10/2022 5:31:35 PM	Manually integrate qualifier 63.0 of compound 2,4-Dinitrotoluene in sample Jan0706.D, from x, y = 8.753, 2709 to 8.845, 1510, result = 96599; previous integration is from x, y = 8.719, 1652 to 8.845, 1510 and previous response = 166798.			✓	
CmdManuallyIntegrateDropBaseline	BL2000\sean	1/10/2022 5:31:36 PM	Drop baseline for qualifier 63.0 of compound 2,4-Dinitrotoluene in sample Jan0706.D to y = 1510, new integration is from x, y = 8.753, 1510 to 8.845, 1510 and new response = 99909; previous integration is from x, y = 8.753, 2709 to 8.845, 1510 and previous response = 96599.			✓	
CmdManuallyIntegrateQualifierPeak	BL2000\sean	1/10/2022 5:31:46 PM	Manually integrate qualifier 65.0 of compound 4-Nitroaniline in sample Jan0706.D, from x, y = 9.203, 3283 to 9.244, 3545, result = 115334; previous integration is from x, y = 9.172, 1822 to 9.285, 1878 and previous response = 167406.			✓	
CmdManuallyIntegrateDropBaseline	BL2000\sean	1/10/2022 5:31:47 PM	Drop baseline for qualifier 65.0 of compound 4-Nitroaniline in sample Jan0706.D to y = 3283, new integration is from x, y = 9.203, 3283 to 9.244, 3283 and new response = 115655; previous integration is from x, y = 9.203, 3283 to 9.244, 3545 and previous response = 115334.			✓	
CmdManuallyIntegrateApplyTargetRtToQualifier	BL2000\sean	1/10/2022 5:31:53 PM	Apply target integration range 9.305-9.418 to qualifier 167.0 for compound N-nitrosodiphenylamine in sample Jan0706.D, new integration is from x, y = 9.305, 1683 to 9.418, 1490 and new response = 195004; previously no peak.			✓	
CmdManuallyIntegrateDropBaseline	BL2000\sean	1/10/2022 5:31:53 PM	Drop baseline for qualifier 167.0 of compound N-nitrosodiphenylamine in sample Jan0706.D to y = 1490, new integration is from x, y = 9.305, 1490 to 9.418, 1490 and new response = 195655; previous integration is from x, y = 9.305, 1683 to 9.418, 1490 and previous response = 195004.			✓	

# Audit Trail report

Name	User	Time	Action	Reason	Comment	Succeed	Exception
CmdManuallyIntegrateSplit	BL2000\sean	1/10/2022 5:32:02 PM	Split peak for compound Phenanthrene in sample Jan0706.D and keep left peak, new integration is from x, y = 10.262, 0 to 10.333, 0 and new response = 1229389, previous integration is from x, y = 10.262, 0 to 10.414, 0 and previous response = 2360003.			✓	
CmdManuallyIntegrateSplit	BL2000\sean	1/10/2022 5:32:05 PM	Split qualifier 176.0 of compound Phenanthrene in sample Jan0706.D and keep left peak, new integration is from x, y = 10.262, 0 to 10.343, 0 and new response = 232093, previous integration is from x, y = 10.262, 0 to 10.414, 0 and previous response = 441600.			✓	
CmdManuallyIntegrateSplit	BL2000\sean	1/10/2022 5:32:08 PM	Split peak for compound Anthracene in sample Jan0706.D and keep right peak, new integration is from x, y = 10.333, 0 to 10.414, 0 and new response = 1130614, previous integration is from x, y = 10.262, 0 to 10.414, 0 and previous response = 2360003.			✓	
CmdManuallyIntegrateSplit	BL2000\sean	1/10/2022 5:32:11 PM	Split qualifier 176.0 of compound Anthracene in sample Jan0706.D and keep right peak, new integration is from x, y = 10.343, 0 to 10.414, 0 and new response = 209507, previous integration is from x, y = 10.262, 0 to 10.414, 0 and previous response = 441600.			✓	
CmdManuallyIntegrateSplit	BL2000\sean	1/10/2022 5:32:31 PM	Split peak for compound Indeno(1,2,3-c,d)pyrene in sample Jan0706.D and keep left peak, new integration is from x, y = 20.857, 497.871305457971 to 20.938, 809.16502485091 and new response = 775570, previous integration is from x, y = 20.857, 498 to 21.029, 1159 and previous response = 1002110.			✓	
CmdSetTargetCompoundAttribute	BL2000\sean	1/10/2022 5:32:32 PM	Set UserAnnotation = CO for compound Indeno(1,2,3-c,d)pyrene in sample Jan0706.D; previous value =			✓	
CmdManuallyIntegrateSplit	BL2000\sean	1/10/2022 5:32:40 PM	Split peak for compound Phenol-d5 in sample Jan0706.D and keep left peak, new integration is from x, y = 4.593, 280.654216294335 to 4.705, 505.834168500753 and new response = 518291, previous integration is from x, y = 4.593, 281 to 4.746, 588 and previous response = 544614.			✓	
CmdSetTargetCompoundAttribute	BL2000\sean	1/10/2022 5:32:44 PM	Set UserAnnotation = CO for compound Phenol-d5 in sample Jan0706.D; previous value =			✓	

# Audit Trail report

Name	User	Time	Action	Reason	Comment	Succeed	Exception
CmdSetTargetCompoundAttribute	BL2000\sean	1/10/2022 5:32:47 PM	Set UserAnnotation = BA for compound Phenol-d5 in sample Jan0706.D; previous value = CO			✓	
CmdSaveBatchTable	BL2000\sean	1/10/2022 5:32:58 PM	Save batch \\MASSHUNTER\Org\Data\SV5973N.I\sd010722\DoD BNA cal 1\QuantResults\010722 DoD BNA cal 1.batch.bin			✓	
CmdManuallyIntegratePeak	BL2000\sean	1/10/2022 5:33:08 PM	Manually integrate compound N-Nitrosodimethylamine in sample Jan0707.D, from x, y = 2.234, 320 to 2.356, 328, result = 28761; previous integration is from x, y = 2.234, 532 to 2.336, 475 and previous response = 21607.			✓	
CmdSetTargetCompoundAttribute	BL2000\sean	1/10/2022 5:33:09 PM	Set UserAnnotation = BA for compound N-Nitrosodimethylamine in sample Jan0707.D; previous value =			✓	
CmdManuallyIntegratePeak	BL2000\sean	1/10/2022 5:33:17 PM	Manually integrate compound Benzoic Acid in sample Jan0707.D, from x, y = 6.146, 20 to 6.383, 72, result = 28389; previous integration is from x, y = 6.167, 355 to 6.249, 382 and previous response = 18122.			✓	
CmdManuallyIntegrateSnapBaseline	BL2000\sean	1/10/2022 5:33:20 PM	Snap baseline for compound Benzoic Acid in sample Jan0707.D, from x = 6.146 to x = 6.383, new integration is from x, y = 6.146, 273 to 6.383, 318 and new response = 24847; previous integration is from x, y = 6.146, 20 to 6.383, 72 and previous response = 28389.			✓	
CmdManuallyIntegrateDropBaseline	BL2000\sean	1/10/2022 5:33:20 PM	Drop baseline for compound Benzoic Acid in sample Jan0707.D to y = 273, new integration is from x, y = 6.146, 273 to 6.383, 273 and new response = 25166; previous integration is from x, y = 6.146, 273 to 6.383, 318 and previous response = 24847.			✓	
CmdSetTargetCompoundAttribute	BL2000\sean	1/10/2022 5:33:21 PM	Set UserAnnotation = BA for compound Benzoic Acid in sample Jan0707.D; previous value =			✓	
CmdManuallyIntegrateQualifierPeak	BL2000\sean	1/10/2022 5:33:22 PM	Manually integrate qualifier 122.0 of compound Benzoic Acid in sample Jan0707.D, from x, y = 6.218, 65220 to 6.229, 65475, result = -39061; previous integration is from x, y = 6.054, 0 to 6.157, 0 and previous response = 63204.			✓	



# Audit Trail report

Name	User	Time	Action	Reason	Comment	Succeed	Exception
CmdManuallyIntegrateApplyTargetRtToQualifier	BL2000\sean	1/10/2022 5:33:24 PM	Apply target integration range 6.146-6.383 to qualifier 122.0 for compound Benzoic Acid in sample Jan0707.D, new integration is from x, y = 6.146, 1546 to 6.383, 0 and new response = 16560; previous integration is from x, y = 6.218, 65220 to 6.229, 65475 and previous response = -39061.			✓	
CmdManuallyIntegrateDropBaseline	BL2000\sean	1/10/2022 5:33:25 PM	Drop baseline for qualifier 122.0 of compound Benzoic Acid in sample Jan0707.D to y = 0, new integration is from x, y = 6.146, 0 to 6.383, 0 and new response = 27515; previous integration is from x, y = 6.146, 1546 to 6.383, 0 and previous response = 16560.			✓	
CmdManuallyIntegrateApplyTargetRtToQualifier	BL2000\sean	1/10/2022 5:33:27 PM	Apply target integration range 6.146-6.383 to qualifier 77.0 for compound Benzoic Acid in sample Jan0707.D, new integration is from x, y = 6.146, 1454 to 6.383, 961 and new response = 17000; previous integration is from x, y = 6.065, 921 to 6.146, 922 and previous response = 17531.			✓	
CmdManuallyIntegrateDropBaseline	BL2000\sean	1/10/2022 5:33:28 PM	Drop baseline for qualifier 77.0 of compound Benzoic Acid in sample Jan0707.D to y = 961, new integration is from x, y = 6.146, 961 to 6.383, 961 and new response = 20494; previous integration is from x, y = 6.146, 1454 to 6.383, 961 and previous response = 17000.			✓	
CmdManuallyIntegrateSplit	BL2000\sean	1/10/2022 5:33:36 PM	Split qualifier 66.0 of compound Aniline in sample Jan0707.D and keep left peak, new integration is from x, y = 4.563, 841.869213779399 to 4.603, 892.967364438467 and new response = 45967, previous integration is from x, y = 4.563, 842 to 4.777, 1117 and previous response = 103432.			✓	
CmdManuallyIntegrateSplit	BL2000\sean	1/10/2022 5:33:41 PM	Split peak for compound Phenol in sample Jan0707.D and keep left peak, new integration is from x, y = 4.603, 1530.69760621055 to 4.654, 1597.45438263628 and new response = 85830, previous integration is from x, y = 4.603, 1531 to 4.705, 1664 and previous response = 97825.			✓	
CmdSetTargetCompoundAttribute	BL2000\sean	1/10/2022 5:33:42 PM	Set UserAnnotation = CO for compound Phenol in sample Jan0707.D; previous value =			✓	



# Audit Trail report

Name	User	Time	Action	Reason	Comment	Succeed	Exception
CmdManuallyIntegrateApplyTargetRtToQualifier	BL2000\sean	1/10/2022 5:33:44 PM	Apply target integration range 4.603-4.654 to qualifier 66.0 for compound Phenol in sample Jan0707.D, new integration is from x, y = 4.603, 6891 to 4.654, 4168 and new response = 30195; previous integration is from x, y = 4.563, 829 to 4.909, 1213 and previous response = 107817.			✓	
CmdManuallyIntegrateDropBaseline	BL2000\sean	1/10/2022 5:33:45 PM	Drop baseline for qualifier 66.0 of compound Phenol in sample Jan0707.D to y = 4168, new integration is from x, y = 4.603, 4168 to 4.654, 4168 and new response = 34367; previous integration is from x, y = 4.603, 6891 to 4.654, 4168 and previous response = 30195.			✓	
CmdManuallyIntegratePeak	BL2000\sean	1/10/2022 5:33:53 PM	Manually integrate compound Phenol in sample Jan0707.D, from x, y = 4.603, 1531 to 4.664, 1867, result = 88408; previous integration is from x, y = 4.603, 1531 to 4.654, 1597 and previous response = 85830.			✓	
CmdManuallyIntegrateDropBaseline	BL2000\sean	1/10/2022 5:33:54 PM	Drop baseline for compound Phenol in sample Jan0707.D to y = 1531, new integration is from x, y = 4.603, 1531 to 4.664, 1531 and new response = 89027; previous integration is from x, y = 4.603, 1531 to 4.664, 1867 and previous response = 88408.			✓	
CmdSetTargetCompoundAttribute	BL2000\sean	1/10/2022 5:33:56 PM	Set UserAnnotation = CO for compound Phenol in sample Jan0707.D; previous value = CO			✓	
CmdManuallyIntegrateSplit	BL2000\sean	1/10/2022 5:34:00 PM	Split peak for compound bis(-2-Chloroethyl)Ether in sample Jan0707.D and keep left peak, new integration is from x, y = 4.654, 873.269269287429 to 4.705, 907.371633262747 and new response = 80606, previous integration is from x, y = 4.654, 873 to 4.797, 969 and previous response = 114286.			✓	
CmdSetTargetCompoundAttribute	BL2000\sean	1/10/2022 5:34:02 PM	Set UserAnnotation = CO for compound bis(-2-Chloroethyl)Ether in sample Jan0707.D; previous value =			✓	
CmdManuallyIntegrateApplyTargetRtToQualifier	BL2000\sean	1/10/2022 5:34:04 PM	Apply target integration range 4.654-4.705 to qualifier 64.0 for compound bis(-2-Chloroethyl)Ether in sample Jan0707.D, new integration is from x, y = 4.654, 831 to 4.705, 1744 and new response = 1713; previous integration is from x, y = 4.695, 568 to 4.777, 598 and previous response = 41345.			✓	

# Audit Trail report

Name	User	Time	Action	Reason	Comment	Succeed	Exception
CmdManuallyIntegrateDropBaseline	BL2000\sean	1/10/2022 5:34:04 PM	Drop baseline for qualifier 64.0 of compound bis(-2-Chloroethyl)Ether in sample Jan0707.D to y = 831, new integration is from x, y = 4.654, 831 to 4.705, 831 and new response = 3112; previous integration is from x, y = 4.654, 831 to 4.705, 1744 and previous response = 1713.			✓	
CmdManuallyIntegrateSplit	BL2000\sean	1/10/2022 5:34:09 PM	Split peak for compound 1,3-Dichlorobenzene in sample Jan0707.D and keep left peak, new integration is from x, y = 4.849, 438.458392363898 to 4.930, 683.483105809126 and new response = 116592, previous integration is from x, y = 4.849, 438 to 4.981, 838 and previous response = 228662.			✓	
CmdSetTargetCompoundAttribute	BL2000\sean	1/10/2022 5:34:12 PM	Set UserAnnotation = CO for compound 1,3-Dichlorobenzene in sample Jan0707.D; previous value =			✓	
CmdManuallyIntegrateSplit	BL2000\sean	1/10/2022 5:34:14 PM	Split qualifier 148.0 of compound 1,3-Dichlorobenzene in sample Jan0707.D and keep left peak, new integration is from x, y = 4.849, 220.462344283426 to 4.920, 326.551909126744 and new response = 71873, previous integration is from x, y = 4.849, 220 to 5.001, 449 and previous response = 148998.			✓	
CmdManuallyIntegrateSplit	BL2000\sean	1/10/2022 5:34:15 PM	Split qualifier 111.0 of compound 1,3-Dichlorobenzene in sample Jan0707.D and keep left peak, new integration is from x, y = 4.848, 0 to 4.920, 0 and new response = 40762, previous integration is from x, y = 4.848, 0 to 4.991, 0 and previous response = 86521.			✓	
CmdManuallyIntegratePeak	BL2000\sean	1/10/2022 5:34:23 PM	Manually integrate compound 1,4-Dichlorobenzene in sample Jan0707.D, from x, y = 4.930, 43996 to 5.083, 46570, result = -284982; previous integration is from x, y = 4.848, 75 to 4.981, 176 and previous response = 232511.			✓	
CmdManuallyIntegrateSnapBaseline	BL2000\sean	1/10/2022 5:34:24 PM	Snap baseline for compound 1,4-Dichlorobenzene in sample Jan0707.D, from x = 4.930 to x = 5.083, new integration is from x, y = 4.930, 1136 to 5.083, 1251 and new response = 120287; previous integration is from x, y = 4.930, 43996 to 5.083, 46570 and previous response = -284982.			✓	

# Audit Trail report

Name	User	Time	Action	Reason	Comment	Succeed	Exception
CmdManuallyIntegrateDropBaseline	BL2000\sean	1/10/2022 5:34:25 PM	Drop baseline for compound 1,4-Dichlorobenzene in sample Jan0707.D to y = 1136, new integration is from x, y = 4.930, 1136 to 5.083, 1136 and new response = 120816; previous integration is from x, y = 4.930, 1136 to 5.083, 1251 and previous response = 120287.			✓	
CmdManuallyIntegrateSplit	BL2000\sean	1/10/2022 5:34:27 PM	Split qualifier 148.0 of compound 1,4-Dichlorobenzene in sample Jan0707.D and keep right peak, new integration is from x, y = 4.920, 83.1222724724629 to 5.001, 123.88877123097 and new response = 79254, previous integration is from x, y = 4.848, 48 to 5.001, 124 and previous response = 151174.			✓	
CmdManuallyIntegrateSplit	BL2000\sean	1/10/2022 5:34:29 PM	Split qualifier 111.0 of compound 1,4-Dichlorobenzene in sample Jan0707.D and keep right peak, new integration is from x, y = 4.920, 0 to 4.991, 0 and new response = 45759, previous integration is from x, y = 4.848, 0 to 4.991, 0 and previous response = 86521.			✓	
CmdManuallyIntegratePeak	BL2000\sean	1/10/2022 5:34:33 PM	Manually integrate compound 1,2-Dichlorobenzene in sample Jan0707.D, from x, y = 5.103, 73594 to 5.165, 75525, result = -158872; previous integration is from x, y = 4.848, 111 to 4.981, 138 and previous response = 232534.			✓	
CmdManuallyIntegrateSnapBaseline	BL2000\sean	1/10/2022 5:34:34 PM	Snap baseline for compound 1,2-Dichlorobenzene in sample Jan0707.D, from x = 5.103 to x = 5.165, new integration is from x, y = 5.103, 1399 to 5.165, 1757 and new response = 109407; previous integration is from x, y = 5.103, 73594 to 5.165, 75525 and previous response = -158872.			✓	
CmdManuallyIntegrateDropBaseline	BL2000\sean	1/10/2022 5:34:34 PM	Drop baseline for compound 1,2-Dichlorobenzene in sample Jan0707.D to y = 1399, new integration is from x, y = 5.103, 1399 to 5.165, 1399 and new response = 110065; previous integration is from x, y = 5.103, 1399 to 5.165, 1757 and previous response = 109407.			✓	
CmdManuallyIntegrateApplyTargetRtToQualifier	BL2000\sean	1/10/2022 5:34:38 PM	Apply target integration range 5.103-5.165 to qualifier 148.0 for compound 1,2-Dichlorobenzene in sample Jan0707.D, new integration is from x, y = 5.103, 605 to 5.165, 1437 and new response = 69325; previously no peak.			✓	

# Audit Trail report

Name	User	Time	Action	Reason	Comment	Succeed	Exception
CmdManuallyIntegrateDropBaseline	BL2000\sean	1/10/2022 5:34:38 PM	Drop baseline for qualifier 148.0 of compound 1,2-Dichlorobenzene in sample Jan0707.D to y = 605, new integration is from x, y = 5.103, 605 to 5.165, 605 and new response = 70854; previous integration is from x, y = 5.103, 605 to 5.165, 1437 and previous response = 69325.			✓	
CmdManuallyIntegrateQualifierPeak	BL2000\sean	1/10/2022 5:34:39 PM	Manually integrate qualifier 111.0 of compound 1,2-Dichlorobenzene in sample Jan0707.D from x, y = 4.828, 44194 to 4.828, 44194; result = 0			✓	
CmdManuallyIntegrateApplyTargetRtToQualifier	BL2000\sean	1/10/2022 5:34:40 PM	Apply target integration range 5.103-5.165 to qualifier 111.0 for compound 1,2-Dichlorobenzene in sample Jan0707.D, new integration is from x, y = 5.103, 697 to 5.165, 941 and new response = 37824; previously no peak.			✓	
CmdManuallyIntegrateDropBaseline	BL2000\sean	1/10/2022 5:34:41 PM	Drop baseline for qualifier 111.0 of compound 1,2-Dichlorobenzene in sample Jan0707.D to y = 697, new integration is from x, y = 5.103, 697 to 5.165, 697 and new response = 38273; previous integration is from x, y = 5.103, 697 to 5.165, 941 and previous response = 37824.			✓	
CmdManuallyIntegrateApplyTargetRtToQualifier	BL2000\sean	1/10/2022 5:34:46 PM	Apply target integration range 5.103-5.195 to qualifier 79.0 for compound Benzyl Alcohol in sample Jan0707.D, new integration is from x, y = 5.103, 571 to 5.195, 2951 and new response = 37371; previous integration is from x, y = 4.920, 677 to 4.991, 733 and previous response = 9556.			✓	
CmdManuallyIntegrateDropBaseline	BL2000\sean	1/10/2022 5:34:46 PM	Drop baseline for qualifier 79.0 of compound Benzyl Alcohol in sample Jan0707.D to y = 571, new integration is from x, y = 5.103, 571 to 5.195, 571 and new response = 43934; previous integration is from x, y = 5.103, 571 to 5.195, 2951 and previous response = 37371.			✓	
CmdManuallyIntegratePeak	BL2000\sean	1/10/2022 5:34:53 PM	Manually integrate compound 2-Methylphenol in sample Jan0707.D, from x, y = 5.267, 71309 to 5.379, 76003, result = -418551; previous integration is from x, y = 5.105, 332 to 5.175, 472 and previous response = 23058.			✓	

# Audit Trail report

Name	User	Time	Action	Reason	Comment	Succeed	Exception
CmdManuallyIntegrateSnapBaseline	BL2000\sean	1/10/2022 5:34:54 PM	Snap baseline for compound 2-Methylphenol in sample Jan0707.D, from x = 5.267 to x = 5.379, new integration is from x, y = 5.267, 928 to 5.379, 1413 and new response = 70072; previous integration is from x, y = 5.267, 71309 to 5.379, 76003 and previous response = -418551.			✓	
CmdManuallyIntegrateDropBaseline	BL2000\sean	1/10/2022 5:34:54 PM	Drop baseline for compound 2-Methylphenol in sample Jan0707.D to y = 928, new integration is from x, y = 5.267, 928 to 5.379, 928 and new response = 71707; previous integration is from x, y = 5.267, 928 to 5.379, 1413 and previous response = 70072.			✓	
CmdSetTargetCompoundAttribute	BL2000\sean	1/10/2022 5:34:56 PM	Set UserAnnotation = CO for compound 2-Methylphenol in sample Jan0707.D; previous value =			✓	
CmdManuallyIntegrateApplyTargetRtToQualifier	BL2000\sean	1/10/2022 5:34:58 PM	Apply target integration range 5.267-5.379 to qualifier 108.0 for compound 2-Methylphenol in sample Jan0707.D, new integration is from x, y = 5.267, 872 to 5.379, 1511 and new response = 80489; previously no peak.			✓	
CmdManuallyIntegrateDropBaseline	BL2000\sean	1/10/2022 5:34:59 PM	Drop baseline for qualifier 108.0 of compound 2-Methylphenol in sample Jan0707.D to y = 872, new integration is from x, y = 5.267, 872 to 5.379, 872 and new response = 82643; previous integration is from x, y = 5.267, 872 to 5.379, 1511 and previous response = 80489.			✓	
CmdManuallyIntegrateSplit	BL2000\sean	1/10/2022 5:35:03 PM	Split qualifier 108.0 of compound 4Methylphenol/3Methylphenol in sample Jan0707.D and keep right peak, new integration is from x, y = 5.441, 823.710336554926 to 5.553, 764.880008283475 and new response = 84587, previous integration is from x, y = 5.269, 914 to 5.553, 765 and previous response = 169912.			✓	
CmdManuallyIntegrateApplyTargetRtToQualifier	BL2000\sean	1/10/2022 5:35:26 PM	Apply target integration range 6.385-6.475 to qualifier 129.0 for compound Naphthalene in sample Jan0707.D, new integration is from x, y = 6.385, 352 to 6.475, 780 and new response = 25122; previously no peak.			✓	
CmdManuallyIntegrateDropBaseline	BL2000\sean	1/10/2022 5:35:27 PM	Drop baseline for qualifier 129.0 of compound Naphthalene in sample Jan0707.D to y = 352, new integration is from x, y = 6.385, 352 to 6.475, 352 and new response = 26278; previous integration is from x, y = 6.385, 352 to 6.475, 780 and previous response = 25122.			✓	

# Audit Trail report

Name	User	Time	Action	Reason	Comment	Succeed	Exception
CmdManuallyIntegratePeak	BL2000\sean	1/10/2022 5:35:38 PM	Manually integrate compound 4-Chlorophenol in sample Jan0707.D, from x, y = 6.465, 0 to 6.516, 381, result = 16540; previous integration is from x, y = 6.465, 0 to 6.578, 0 and previous response = 22613.			✓	
CmdManuallyIntegrateDropBaseline	BL2000\sean	1/10/2022 5:35:40 PM	Drop baseline for compound 4-Chlorophenol in sample Jan0707.D to y = 0, new integration is from x, y = 6.465, 0 to 6.516, 0 and new response = 17127; previous integration is from x, y = 6.465, 0 to 6.516, 381 and previous response = 16540.			✓	
CmdSetTargetCompoundAttribute	BL2000\sean	1/10/2022 5:35:43 PM	Set UserAnnotation = CO for compound 4-Chlorophenol in sample Jan0707.D; previous value =			✓	
CmdManuallyIntegrateApplyTargetRtToQualifier	BL2000\sean	1/10/2022 5:35:44 PM	Apply target integration range 6.465-6.516 to qualifier 128.0 for compound 4-Chlorophenol in sample Jan0707.D, new integration is from x, y = 6.465, 4377 to 6.516, 8222 and new response = 38895; previous integration is from x, y = 6.475, 474 to 6.568, 536 and previous response = 71064.			✓	
CmdManuallyIntegrateDropBaseline	BL2000\sean	1/10/2022 5:35:45 PM	Drop baseline for qualifier 128.0 of compound 4-Chlorophenol in sample Jan0707.D to y = 4377, new integration is from x, y = 6.465, 4377 to 6.516, 4377 and new response = 44818; previous integration is from x, y = 6.465, 4377 to 6.516, 8222 and previous response = 38895.			✓	
CmdManuallyIntegrateSplit	BL2000\sean	1/10/2022 5:35:49 PM	Split qualifier 129.0 of compound p-Chloroaniline in sample Jan0707.D and keep right peak, new integration is from x, y = 6.465, 0 to 6.578, 0 and new response = 32828, previous integration is from x, y = 6.362, 0 to 6.578, 0 and previous response = 60850.			✓	
CmdManuallyIntegrateSplit	BL2000\sean	1/10/2022 5:35:51 PM	Split qualifier 129.0 of compound p-Chloroaniline in sample Jan0707.D and keep right peak, new integration is from x, y = 6.465, 0 to 6.578, 0 and new response = 32828, previous integration is from x, y = 6.465, 0 to 6.578, 0 and previous response = 32828.			✓	

# Audit Trail report

Name	User	Time	Action	Reason	Comment	Succeed	Exception
CmdManuallyIntegrateSplit	BL2000\sean	1/10/2022 5:35:54 PM	Split qualifier 65.0 of compound p-Chloroaniline in sample Jan0707.D and keep right peak, new integration is from x, y = 6.506, 1037.38613436207 to 6.588, 999.62006801117 and new response = 32665, previous integration is from x, y = 6.475, 1052 to 6.588, 1000 and previous response = 49313.			✓	
CmdManuallyIntegrateQualifierPeak	BL2000\sean	1/10/2022 5:35:59 PM	Manually integrate qualifier 129.0 of compound p-Chloroaniline in sample Jan0707.D, from x, y = 6.506, 269 to 6.578, 0, result = 27203; previous integration is from x, y = 6.465, 0 to 6.578, 0 and previous response = 32828.			✓	
CmdManuallyIntegrateDropBaseline	BL2000\sean	1/10/2022 5:36:00 PM	Drop baseline for qualifier 129.0 of compound p-Chloroaniline in sample Jan0707.D to y = 0, new integration is from x, y = 6.506, 0 to 6.578, 0 and new response = 27782; previous integration is from x, y = 6.506, 269 to 6.578, 0 and previous response = 27203.			✓	
CmdManuallyIntegrateSplit	BL2000\sean	1/10/2022 5:36:08 PM	Split peak for compound 4-Chloro-3-Methylphenol in sample Jan0707.D and keep right peak, new integration is from x, y = 7.143, 389.658645597083 to 7.276, 412.026686788752 and new response = 56747, previous integration is from x, y = 7.009, 367 to 7.276, 412 and previous response = 108988.			✓	
CmdSetTargetCompoundAttribute	BL2000\sean	1/10/2022 5:36:09 PM	Set UserAnnotation = CO for compound 4-Chloro-3-Methylphenol in sample Jan0707.D; previous value =			✓	
CmdManuallyIntegrateSplit	BL2000\sean	1/10/2022 5:36:11 PM	Split qualifier 144.0 of compound 4-Chloro-3-Methylphenol in sample Jan0707.D and keep left peak, new integration is from x, y = 7.132, 0 to 7.225, 0 and new response = 14408, previous integration is from x, y = 7.132, 0 to 7.297, 0 and previous response = 17130.			✓	
CmdManuallyIntegratePeak	BL2000\sean	1/10/2022 5:36:16 PM	Manually integrate compound 1-Methylnaphthalene in sample Jan0707.D, from x, y = 7.348, 90054 to 7.430, 94167, result = -315663; previous integration is from x, y = 7.218, 511 to 7.327, 508 and previous response = 144997.			✓	



# Audit Trail report

Name	User	Time	Action	Reason	Comment	Succeed	Exception
CmdManuallyIntegrateSnapBaseline	BL2000\sean	1/10/2022 5:36:17 PM	Snap baseline for compound 1-Methylnaphthalene in sample Jan0707.D, from x = 7.348 to x = 7.430, new integration is from x, y = 7.348, 1324 to 7.430, 1172 and new response = 132199; previous integration is from x, y = 7.348, 90054 to 7.430, 94167 and previous response = -315663.			✓	
CmdManuallyIntegrateDropBaseline	BL2000\sean	1/10/2022 5:36:18 PM	Drop baseline for compound 1-Methylnaphthalene in sample Jan0707.D to y = 1172, new integration is from x, y = 7.348, 1172 to 7.430, 1172 and new response = 132574; previous integration is from x, y = 7.348, 1324 to 7.430, 1172 and previous response = 132199.			✓	
CmdSetTargetCompoundAttribute	BL2000\sean	1/10/2022 5:36:19 PM	Set UserAnnotation = CO for compound 1-Methylnaphthalene in sample Jan0707.D; previous value =			✓	
CmdManuallyIntegrateApplyTargetRtToQualifier	BL2000\sean	1/10/2022 5:36:20 PM	Apply target integration range 7.348-7.430 to qualifier 142.0 for compound 1-Methylnaphthalene in sample Jan0707.D, new integration is from x, y = 7.348, 1822 to 7.430, 1754 and new response = 145836; previously no peak.			✓	
CmdManuallyIntegrateQualifierPeak	BL2000\sean	1/10/2022 5:36:21 PM	Manually integrate qualifier 115.0 of compound 1-Methylnaphthalene in sample Jan0707.D from x, y = 7.071, 51707 to 7.071, 52427; result = 0			✓	
CmdManuallyIntegrateApplyTargetRtToQualifier	BL2000\sean	1/10/2022 5:36:22 PM	Apply target integration range 7.348-7.430 to qualifier 115.0 for compound 1-Methylnaphthalene in sample Jan0707.D, new integration is from x, y = 7.348, 1152 to 7.430, 1008 and new response = 50823; previously no peak.			✓	
CmdManuallyIntegratePeak	BL2000\sean	1/10/2022 5:36:28 PM	Manually integrate compound 4-Chloro-2-Methylphenol in sample Jan0707.D, from x, y = 6.999, 28144 to 7.122, 29349, result = -157990; previous integration is from x, y = 7.143, 520 to 7.276, 617 and previous response = 55402.			✓	
CmdManuallyIntegrateSnapBaseline	BL2000\sean	1/10/2022 5:36:29 PM	Snap baseline for compound 4-Chloro-2-Methylphenol in sample Jan0707.D, from x = 6.999 to x = 7.122, new integration is from x, y = 6.999, 467 to 7.122, 730 and new response = 50139; previous integration is from x, y = 6.999, 28144 to 7.122, 29349 and previous response = -157990.			✓	



# Audit Trail report

Name	User	Time	Action	Reason	Comment	Succeed	Exception
CmdManuallyIntegrateDropBaseline	BL2000\sean	1/10/2022 5:36:30 PM	Drop baseline for compound 4-Chloro-2-Methylphenol in sample Jan0707.D to y = 467, new integration is from x, y = 6.999, 467 to 7.122, 467 and new response = 51111; previous integration is from x, y = 6.999, 467 to 7.122, 730 and previous response = 50139.			✓	
CmdSetTargetCompoundAttribute	BL2000\sean	1/10/2022 5:36:32 PM	Set UserAnnotation = CO for compound 4-Chloro-2-Methylphenol in sample Jan0707.D; previous value =			✓	
CmdManuallyIntegrateApplyTargetRtToQualifier	BL2000\sean	1/10/2022 5:36:33 PM	Apply target integration range 6.999-7.122 to qualifier 144.0 for compound 4-Chloro-2-Methylphenol in sample Jan0707.D, new integration is from x, y = 6.999, 0 to 7.122, 268 and new response = 14432; previously no peak.			✓	
CmdManuallyIntegrateDropBaseline	BL2000\sean	1/10/2022 5:36:35 PM	Drop baseline for qualifier 144.0 of compound 4-Chloro-2-Methylphenol in sample Jan0707.D to y = 0, new integration is from x, y = 6.999, 0 to 7.122, 0 and new response = 15422; previous integration is from x, y = 6.999, 0 to 7.122, 268 and previous response = 14432.			✓	
CmdManuallyIntegrateSplit	BL2000\sean	1/10/2022 5:36:48 PM	Split qualifier 77.0 of compound Dimethyl Phthalate in sample Jan0707.D and keep left peak, new integration is from x, y = 8.218, 877.562882106425 to 8.272, 904.411172683946 and new response = 23322, previous integration is from x, y = 8.218, 878 to 8.313, 925 and previous response = 31264.			✓	
CmdManuallyIntegrateApplyTargetRtToQualifier	BL2000\sean	1/10/2022 5:36:56 PM	Apply target integration range 8.507-8.579 to qualifier 152.0 for compound Acenaphthene in sample Jan0707.D, new integration is from x, y = 8.507, 394 to 8.579, 962 and new response = 72266; previous integration is from x, y = 8.292, 331 to 8.374, 342 and previous response = 212163.			✓	
CmdManuallyIntegrateDropBaseline	BL2000\sean	1/10/2022 5:36:57 PM	Drop baseline for qualifier 152.0 of compound Acenaphthene in sample Jan0707.D to y = 394, new integration is from x, y = 8.507, 394 to 8.579, 394 and new response = 73486; previous integration is from x, y = 8.507, 394 to 8.579, 962 and previous response = 72266.			✓	

# Audit Trail report

Name	User	Time	Action	Reason	Comment	Succeed	Exception
CmdManuallyIntegrateApplyTargetRtToQualifier	BL2000\sean	1/10/2022 5:37:01 PM	Apply target integration range 8.599-8.712 to qualifier 154.0 for compound 2,4-Dinitrophenol in sample Jan0707.D, new integration is from x, y = 8.599, 742 to 8.712, 653 and new response = 1725; previous integration is from x, y = 8.507, 300 to 8.579, 289 and previous response = 125816.			✓	
CmdManuallyIntegrateDropBaseline	BL2000\sean	1/10/2022 5:37:02 PM	Drop baseline for qualifier 154.0 of compound 2,4-Dinitrophenol in sample Jan0707.D to y = 653, new integration is from x, y = 8.599, 653 to 8.712, 653 and new response = 2025; previous integration is from x, y = 8.599, 742 to 8.712, 653 and previous response = 1725.			✓	
CmdManuallyIntegratePeak	BL2000\sean	1/10/2022 5:37:03 PM	Manually integrate compound 2,4-Dinitrophenol in sample Jan0707.D, from x, y = 8.804, 4045 to 8.814, 4015, result = -2474; previous integration is from x, y = 8.599, 0 to 8.712, 0 and previous response = 5721.			✓	
CmdClearManualIntegration	BL2000\sean	1/10/2022 5:37:06 PM	Clear manual integration of target signal for compound 2,4-Dinitrophenol in sample Jan0707.D			✓	
CmdManuallyIntegrateSplit	BL2000\sean	1/10/2022 5:37:17 PM	Split peak for compound 2,4-Dinitrophenol in sample Jan0707.D and keep left peak, new integration is from x, y = 8.599, 0 to 8.650, 0 and new response = 4568, previous integration is from x, y = 8.599, 0 to 8.712, 0 and previous response = 5721.			✓	
CmdManuallyIntegratePeak	BL2000\sean	1/10/2022 5:37:30 PM	Manually integrate compound 4-Nitrophenol in sample Jan0707.D, from x, y = 8.763, 0 to 8.926, 0, result = 17901; previous integration is from x, y = 8.771, 267 to 8.921, 297 and previous response = 15206.			✓	
CmdSetTargetCompoundAttribute	BL2000\sean	1/10/2022 5:37:31 PM	Set UserAnnotation = BA for compound 4-Nitrophenol in sample Jan0707.D; previous value =			✓	
CmdManuallyIntegrateQualifierPeak	BL2000\sean	1/10/2022 5:37:41 PM	Manually integrate qualifier 63.0 of compound 2,4-Dinitrotoluene in sample Jan0707.D, from x, y = 8.752, 819 to 8.783, 741, result = 9826; previous integration is from x, y = 8.722, 759 to 8.814, 713 and previous response = 22898.			✓	

# Audit Trail report

Name	User	Time	Action	Reason	Comment	Succeed	Exception
CmdManuallyIntegrateQualifierPeak	BL2000\sean	1/10/2022 5:37:48 PM	Manually integrate qualifier 63.0 of compound 2,4-Dinitrotoluene in sample Jan0707.D, from x, y = 8.752, 513 to 8.783, 439, result = 10385; previous integration is from x, y = 8.752, 819 to 8.783, 741 and previous response = 9826.			✓	
CmdManuallyIntegrateQualifierPeak	BL2000\sean	1/10/2022 5:37:52 PM	Manually integrate qualifier 63.0 of compound 2,4-Dinitrotoluene in sample Jan0707.D, from x, y = 8.752, 513 to 8.824, 464, result = 14493; previous integration is from x, y = 8.752, 513 to 8.783, 439 and previous response = 10385.			✓	
CmdManuallyIntegrateApplyTargetRtToQualifier	BL2000\sean	1/10/2022 5:37:57 PM	Apply target integration range 9.121-9.213 to qualifier 167.0 for compound Fluorene in sample Jan0707.D, new integration is from x, y = 9.121, 0 to 9.213, 444 and new response = 23927; previous integration is from x, y = 9.264, 0 to 9.417, 0 and previous response = 38356.			✓	
CmdManuallyIntegrateDropBaseline	BL2000\sean	1/10/2022 5:37:58 PM	Drop baseline for qualifier 167.0 of compound Fluorene in sample Jan0707.D to y = 0, new integration is from x, y = 9.121, 0 to 9.213, 0 and new response = 25153; previous integration is from x, y = 9.121, 0 to 9.213, 444 and previous response = 23927.			✓	
CmdManuallyIntegrateQualifierPeak	BL2000\sean	1/10/2022 5:38:19 PM	Manually integrate qualifier 65.0 of compound 4-Nitroaniline in sample Jan0707.D, from x, y = 9.203, 1147 to 9.254, 1147, result = 17531; previous integration is from x, y = 9.172, 1092 to 9.294, 1180 and previous response = 24110.			✓	
CmdManuallyIntegrateQualifierPeak	BL2000\sean	1/10/2022 5:38:23 PM	Manually integrate qualifier 121.0 of compound 4,6-Dinitro-2-methylphenol in sample Jan0707.D, from x, y = 9.233, 170 to 9.284, 202, result = 3886; previous integration is from x, y = 9.131, 0 to 9.356, 0 and previous response = 8313.			✓	
CmdManuallyIntegratePeak	BL2000\sean	1/10/2022 5:38:35 PM	Manually integrate compound Anthracene in sample Jan0707.D, from x, y = 10.232, 135304 to 10.475, 138643, result = -1569821; previous integration is from x, y = 10.252, 0 to 10.333, 0 and previous response = 219981.			✓	

# Audit Trail report

Name	User	Time	Action	Reason	Comment	Succeed	Exception
CmdManuallyIntegrateSnapBaseline	BL2000\sean	1/10/2022 5:38:37 PM	Snap baseline for compound Anthracene in sample Jan0707.D, from x = 10.232 to x = 10.475, new integration is from x, y = 10.232, 0 to 10.475, 1040 and new response = 420356; previous integration is from x, y = 10.232, 135304 to 10.475, 138643 and previous response = -1569821.			✓	
CmdManuallyIntegrateDropBaseline	BL2000\sean	1/10/2022 5:38:38 PM	Drop baseline for compound Anthracene in sample Jan0707.D to y = 0, new integration is from x, y = 10.232, 0 to 10.475, 0 and new response = 427940; previous integration is from x, y = 10.232, 0 to 10.475, 1040 and previous response = 420356.			✓	
CmdManuallyIntegrateSplit	BL2000\sean	1/10/2022 5:38:38 PM	Split peak for compound Anthracene in sample Jan0707.D and keep right peak, new integration is from x, y = 10.333, 0 to 10.475, 0 and new response = 207959, previous integration is from x, y = 10.232, 0 to 10.475, 0 and previous response = 427940.			✓	
CmdSetTargetCompoundAttribute	BL2000\sean	1/10/2022 5:38:39 PM	Set UserAnnotation = CO for compound Anthracene in sample Jan0707.D; previous value =			✓	
CmdManuallyIntegrateApplyTargetRtToQualifier	BL2000\sean	1/10/2022 5:38:42 PM	Apply target integration range 10.333-10.475 to qualifier 176.0 for compound Anthracene in sample Jan0707.D, new integration is from x, y = 10.333, 523 to 10.475, 340 and new response = 33470; previously no peak.			✓	
CmdManuallyIntegrateDropBaseline	BL2000\sean	1/10/2022 5:38:42 PM	Drop baseline for qualifier 176.0 of compound Anthracene in sample Jan0707.D to y = 340, new integration is from x, y = 10.333, 340 to 10.475, 340 and new response = 34248; previous integration is from x, y = 10.333, 523 to 10.475, 340 and previous response = 33470.			✓	
CmdManuallyIntegrateSplit	BL2000\sean	1/10/2022 5:39:11 PM	Split peak for compound Phenol-d5 in sample Jan0707.D and keep left peak, new integration is from x, y = 4.593, 102.157797956567 to 4.695, 173.727739187833 and new response = 94681, previous integration is from x, y = 4.593, 102 to 4.746, 210 and previous response = 101572.			✓	
CmdSaveBatchTable	BL2000\sean	1/10/2022 5:39:21 PM	Save batch \\MASSHUNTER\Org\Data\SV5973N.I\sd010722\DoD BNA cal 1\QuantResults\010722 DoD BNA cal 1.batch.bin			✓	

# Audit Trail report

Name	User	Time	Action	Reason	Comment	Succeed	Exception
CmdManuallyIntegratePeak	BL2000\sean	1/10/2022 5:39:30 PM	Manually integrate compound Benzoic Acid in sample Jan0708.D, from x, y = 6.147, 0 to 6.372, -7, result = 11867; previous integration is from x, y = 6.161, 292 to 6.352, 331 and previous response = 7667.			✓	
CmdManuallyIntegrateApplyTargetRtToQualifier	BL2000\sean	1/10/2022 5:39:32 PM	Apply target integration range 6.147-6.372 to qualifier 122.0 for compound Benzoic Acid in sample Jan0708.D, new integration is from x, y = 6.147, 1172 to 6.372, 340 and new response = 2704; previously no peak.			✓	
CmdManuallyIntegrateDropBaseline	BL2000\sean	1/10/2022 5:39:33 PM	Drop baseline for qualifier 122.0 of compound Benzoic Acid in sample Jan0708.D to y = 340, new integration is from x, y = 6.147, 340 to 6.372, 340 and new response = 8343; previous integration is from x, y = 6.147, 1172 to 6.372, 340 and previous response = 2704.			✓	
CmdSetTargetCompoundAttribute	BL2000\sean	1/10/2022 5:39:34 PM	Set UserAnnotation = BA for compound Benzoic Acid in sample Jan0708.D; previous value =			✓	
CmdManuallyIntegrateApplyTargetRtToQualifier	BL2000\sean	1/10/2022 5:39:38 PM	Apply target integration range 6.147-6.372 to qualifier 77.0 for compound Benzoic Acid in sample Jan0708.D, new integration is from x, y = 6.147, 844 to 6.372, 1162 and new response = 4527; previous integration is from x, y = 6.167, 616 to 6.239, 619 and previous response = 4268.			✓	
CmdManuallyIntegrateDropBaseline	BL2000\sean	1/10/2022 5:39:38 PM	Drop baseline for qualifier 77.0 of compound Benzoic Acid in sample Jan0708.D to y = 844, new integration is from x, y = 6.147, 844 to 6.372, 844 and new response = 6682; previous integration is from x, y = 6.147, 844 to 6.372, 1162 and previous response = 4527.			✓	
CmdManuallyIntegrateSplit	BL2000\sean	1/10/2022 5:39:45 PM	Split qualifier 66.0 of compound Aniline in sample Jan0708.D and keep left peak, new integration is from x, y = 4.573, 902.574260650776 to 4.613, 954.447443753372 and new response = 18502, previous integration is from x, y = 4.573, 903 to 4.767, 1149 and previous response = 37563.			✓	
CmdManuallyIntegrateSplit	BL2000\sean	1/10/2022 5:39:47 PM	Split qualifier 65.0 of compound Aniline in sample Jan0708.D and keep left peak, new integration is from x, y = 4.573, 697.024192657282 to 4.613, 740.13831160338 and new response = 10684, previous integration is from x, y = 4.573, 697 to 4.664, 794 and previous response = 24516.			✓	

# Audit Trail report

Name	User	Time	Action	Reason	Comment	Succeed	Exception
CmdManuallyIntegratePeak	BL2000\sean	1/10/2022 5:39:48 PM	Manually integrate compound Aniline in sample Jan0708.D, from x, y = 4.726, 48539 to 4.746, 48161, result = -57189; previous integration is from x, y = 4.569, 376 to 4.644, 424 and previous response = 51540.			✓	
CmdManuallyIntegrateApplyTargetRtToQualifier	BL2000\sean	1/10/2022 5:39:52 PM	Apply target integration range 4.614-4.705 to qualifier 66.0 for compound Phenol in sample Jan0708.D, new integration is from x, y = 4.614, 3638 to 4.705, 1660 and new response = 10135; previous integration is from x, y = 4.572, 827 to 4.777, 988 and previous response = 41724.			✓	
CmdManuallyIntegrateDropBaseline	BL2000\sean	1/10/2022 5:39:53 PM	Drop baseline for qualifier 66.0 of compound Phenol in sample Jan0708.D to y = 1660, new integration is from x, y = 4.614, 1660 to 4.705, 1660 and new response = 15609; previous integration is from x, y = 4.614, 3638 to 4.705, 1660 and previous response = 10135.			✓	
CmdClearManualIntegration	BL2000\sean	1/10/2022 5:39:59 PM	Clear manual integration of qualifier 66.0 for compound Aniline in sample Jan0708.D			✓	
CmdClearManualIntegration	BL2000\sean	1/10/2022 5:40:02 PM	Clear manual integration of target signal for compound Aniline in sample Jan0708.D			✓	
CmdManuallyIntegrateSplit	BL2000\sean	1/10/2022 5:40:06 PM	Split qualifier 66.0 of compound Aniline in sample Jan0708.D and keep left peak, new integration is from x, y = 4.573, 902.574260650776 to 4.613, 954.447443753372 and new response = 18502, previous integration is from x, y = 4.573, 903 to 4.767, 1149 and previous response = 37563.			✓	
CmdManuallyIntegrateSplit	BL2000\sean	1/10/2022 5:40:29 PM	Split peak for compound bis(-2-Chloroethyl)Ether in sample Jan0708.D and keep left peak, new integration is from x, y = 4.654, 664.588886007489 to 4.705, 680.682861358756 and new response = 31600, previous integration is from x, y = 4.654, 665 to 4.756, 697 and previous response = 44573.			✓	
CmdSetTargetCompoundAttribute	BL2000\sean	1/10/2022 5:40:30 PM	Set UserAnnotation = CO for compound bis(-2-Chloroethyl)Ether in sample Jan0708.D; previous value =			✓	

# Audit Trail report

Name	User	Time	Action	Reason	Comment	Succeed	Exception
CmdManuallyIntegrateApplyTargetRtToQualifier	BL2000\sean	1/10/2022 5:40:32 PM	Apply target integration range 4.654-4.705 to qualifier 64.0 for compound bis(-2-Chloroethyl)Ether in sample Jan0708.D, new integration is from x, y = 4.654, 601 to 4.705, 810 and new response = 604; previous integration is from x, y = 4.695, 455 to 4.781, 470 and previous response = 15684.			✓	
CmdManuallyIntegrateDropBaseline	BL2000\sean	1/10/2022 5:40:33 PM	Drop baseline for qualifier 64.0 of compound bis(-2-Chloroethyl)Ether in sample Jan0708.D to y = 601, new integration is from x, y = 4.654, 601 to 4.705, 601 and new response = 924; previous integration is from x, y = 4.654, 601 to 4.705, 810 and previous response = 604.			✓	
CmdManuallyIntegrateSplit	BL2000\sean	1/10/2022 5:40:40 PM	Split peak for compound 1,3-Dichlorobenzene in sample Jan0708.D and keep left peak, new integration is from x, y = 4.850, 206.034452239333 to 4.940, 337.323162026709 and new response = 46405, previous integration is from x, y = 4.850, 206 to 4.991, 412 and previous response = 94012.			✓	
CmdSetTargetCompoundAttribute	BL2000\sean	1/10/2022 5:40:42 PM	Set UserAnnotation = CO for compound 1,3-Dichlorobenzene in sample Jan0708.D; previous value =			✓	
CmdManuallyIntegrateSplit	BL2000\sean	1/10/2022 5:40:46 PM	Split peak for compound 1,4-Dichlorobenzene in sample Jan0708.D and keep right peak, new integration is from x, y = 4.940, 121.509856120712 to 4.991, 154.347312759904 and new response = 48571, previous integration is from x, y = 4.849, 63 to 4.991, 154 and previous response = 95632.			✓	
CmdSetTargetCompoundAttribute	BL2000\sean	1/10/2022 5:40:48 PM	Set UserAnnotation = CO for compound 1,4-Dichlorobenzene in sample Jan0708.D; previous value =			✓	
CmdManuallyIntegratePeak	BL2000\sean	1/10/2022 5:40:53 PM	Manually integrate compound 1,2-Dichlorobenzene in sample Jan0708.D, from x, y = 5.104, 34761 to 5.175, 35303, result = -99748; previous integration is from x, y = 4.848, 0 to 4.991, 0 and previous response = 96890.			✓	
CmdManuallyIntegrateSnapBaseline	BL2000\sean	1/10/2022 5:40:54 PM	Snap baseline for compound 1,2-Dichlorobenzene in sample Jan0708.D, from x = 5.104 to x = 5.175, new integration is from x, y = 5.104, 531 to 5.175, 714 and new response = 47835; previous integration is from x, y = 5.104, 34761 to 5.175, 35303 and previous response = -99748.			✓	



# Audit Trail report

Name	User	Time	Action	Reason	Comment	Succeed	Exception
CmdManuallyIntegrateDropBaseline	BL2000\sean	1/10/2022 5:40:55 PM	Drop baseline for compound 1,2-Dichlorobenzene in sample Jan0708.D to y = 531, new integration is from x, y = 5.104, 531 to 5.175, 531 and new response = 48227; previous integration is from x, y = 5.104, 531 to 5.175, 714 and previous response = 47835.			✓	
CmdManuallyIntegratePeak	BL2000\sean	1/10/2022 5:41:03 PM	Manually integrate compound Benzyl Alcohol in sample Jan0708.D, from x, y = 5.114, 2912 to 5.195, 4565, result = -4019; previous integration is from x, y = 5.277, 0 to 5.369, 0 and previous response = 36445.			✓	
CmdManuallyIntegrateSnapBaseline	BL2000\sean	1/10/2022 5:41:04 PM	Snap baseline for compound Benzyl Alcohol in sample Jan0708.D, from x = 5.114 to x = 5.195, new integration is from x, y = 5.114, 0 to 5.195, 351 and new response = 13446; previous integration is from x, y = 5.114, 2912 to 5.195, 4565 and previous response = -4019.			✓	
CmdManuallyIntegrateDropBaseline	BL2000\sean	1/10/2022 5:41:05 PM	Drop baseline for compound Benzyl Alcohol in sample Jan0708.D to y = 0, new integration is from x, y = 5.114, 0 to 5.195, 0 and new response = 14306; previous integration is from x, y = 5.114, 0 to 5.195, 351 and previous response = 13446.			✓	
CmdManuallyIntegrateApplyTargetRtToQualifier	BL2000\sean	1/10/2022 5:41:08 PM	Apply target integration range 5.114-5.195 to qualifier 107.0 for compound Benzyl Alcohol in sample Jan0708.D, new integration is from x, y = 5.114, 342 to 5.195, 540 and new response = 7597; previously no peak.			✓	
CmdManuallyIntegrateDropBaseline	BL2000\sean	1/10/2022 5:41:09 PM	Drop baseline for qualifier 107.0 of compound Benzyl Alcohol in sample Jan0708.D to y = 342, new integration is from x, y = 5.114, 342 to 5.195, 342 and new response = 8082; previous integration is from x, y = 5.114, 342 to 5.195, 540 and previous response = 7597.			✓	
CmdManuallyIntegrateSplit	BL2000\sean	1/10/2022 5:43:02 PM	Split qualifier 51.0 of compound Nitrobenzene in sample Jan0708.D and keep left peak, new integration is from x, y = 5.584, 2917.3624040297 to 5.665, 2769.5599263296 and new response = 22721, previous integration is from x, y = 5.584, 2917 to 5.727, 2659 and previous response = 27468.			✓	



# Audit Trail report

Name	User	Time	Action	Reason	Comment	Succeed	Exception
CmdManuallyIntegrateSplit	BL2000\sean	1/10/2022 5:43:08 PM	Split qualifier 51.0 of compound Nitrobenzene in sample Jan0708.D and keep left peak, new integration is from x, y = 5.584, 2917.3624040297 to 5.624, 2843.46116517965 and new response = 19496, previous integration is from x, y = 5.584, 2917 to 5.665, 2770 and previous response = 22721.			✓	
CmdManuallyIntegrateSplit	BL2000\sean	1/10/2022 5:43:21 PM	Split qualifier 129.0 of compound Naphthalene in sample Jan0708.D and keep left peak, new integration is from x, y = 6.393, 0 to 6.485, 0 and new response = 13766, previous integration is from x, y = 6.393, 0 to 6.639, 0 and previous response = 28970.			✓	
CmdManuallyIntegrateQualifierPeak	BL2000\sean	1/10/2022 5:43:25 PM	Manually integrate qualifier 102.0 of compound Naphthalene in sample Jan0708.D, from x, y = 6.414, 154 to 6.475, 0, result = 8352; previous integration is from x, y = 6.383, 0 to 6.475, 0 and previous response = 13428.			✓	
CmdManuallyIntegrateDropBaseline	BL2000\sean	1/10/2022 5:43:26 PM	Drop baseline for qualifier 102.0 of compound Naphthalene in sample Jan0708.D to y = 0, new integration is from x, y = 6.414, 0 to 6.475, 0 and new response = 8638; previous integration is from x, y = 6.414, 154 to 6.475, 0 and previous response = 8352.			✓	
CmdManuallyIntegrateQualifierPeak	BL2000\sean	1/10/2022 5:44:39 PM	Manually integrate qualifier 129.0 of compound Naphthalene in sample Jan0708.D, from x, y = 6.393, 0 to 6.434, 300, result = 11557; previous integration is from x, y = 6.393, 0 to 6.485, 0 and previous response = 13766.			✓	
CmdManuallyIntegrateDropBaseline	BL2000\sean	1/10/2022 5:44:40 PM	Drop baseline for qualifier 129.0 of compound Naphthalene in sample Jan0708.D to y = 0, new integration is from x, y = 6.393, 0 to 6.434, 0 and new response = 11927; previous integration is from x, y = 6.393, 0 to 6.434, 300 and previous response = 11557.			✓	
CmdManuallyIntegrateApplyTargetRtToQualifier	BL2000\sean	1/10/2022 5:44:45 PM	Apply target integration range 6.465-6.650 to qualifier 128.0 for compound 4-Chlorophenol in sample Jan0708.D, new integration is from x, y = 6.465, 2519 to 6.650, 453 and new response = 20948; previous integration is from x, y = 6.403, 254 to 6.475, 270 and previous response = 97938.			✓	

# Audit Trail report

Name	User	Time	Action	Reason	Comment	Succeed	Exception
CmdManuallyIntegrateDropBaseline	BL2000\sean	1/10/2022 5:44:46 PM	Drop baseline for qualifier 128.0 of compound 4-Chlorophenol in sample Jan0708.D to y = 453, new integration is from x, y = 6.465, 453 to 6.650, 453 and new response = 32405; previous integration is from x, y = 6.465, 2519 to 6.650, 453 and previous response = 20948.			✓	
CmdManuallyIntegrateSplit	BL2000\sean	1/10/2022 5:44:57 PM	Split qualifier 129.0 of compound p-Chloroaniline in sample Jan0708.D and keep right peak, new integration is from x, y = 6.485, 0 to 6.639, 0 and new response = 15204, previous integration is from x, y = 6.393, 0 to 6.639, 0 and previous response = 28970.			✓	
CmdManuallyIntegrateQualifierPeak	BL2000\sean	1/10/2022 5:45:02 PM	Manually integrate qualifier 65.0 of compound p-Chloroaniline in sample Jan0708.D, from x, y = 6.527, 815 to 6.598, 763, result = 10087; previous integration is from x, y = 6.472, 751 to 6.598, 763 and previous response = 22096.			✓	
CmdManuallyIntegrateDropBaseline	BL2000\sean	1/10/2022 5:45:03 PM	Drop baseline for qualifier 65.0 of compound p-Chloroaniline in sample Jan0708.D to y = 763, new integration is from x, y = 6.527, 763 to 6.598, 763 and new response = 10201; previous integration is from x, y = 6.527, 815 to 6.598, 763 and previous response = 10087.			✓	
CmdManuallyIntegrateQualifierPeak	BL2000\sean	1/10/2022 5:45:09 PM	Manually integrate qualifier 65.0 of compound p-Chloroaniline in sample Jan0708.D, from x, y = 6.516, 815 to 6.598, 763, result = 13097; previous integration is from x, y = 6.527, 763 to 6.598, 763 and previous response = 10201.			✓	
CmdManuallyIntegratePeak	BL2000\sean	1/10/2022 5:45:35 PM	Manually integrate compound 2,4-Dinitrophenol in sample Jan0708.D from x, y = 8.599, 0 to 8.701, 0; result = 1437			✓	
CmdSetTargetCompoundAttribute	BL2000\sean	1/10/2022 5:45:38 PM	Set UserAnnotation = BA for compound 2,4-Dinitrophenol in sample Jan0708.D; previous value =			✓	
CmdSetTargetCompoundAttribute	BL2000\sean	1/10/2022 5:45:39 PM	Set UserAnnotation = NI for compound 2,4-Dinitrophenol in sample Jan0708.D; previous value = BA			✓	

# Audit Trail report

Name	User	Time	Action	Reason	Comment	Succeed	Exception
CmdManuallyIntegrateApplyTargetRtToQualifier	BL2000\sean	1/10/2022 5:45:40 PM	Apply target integration range 8.599-8.701 to qualifier 154.0 for compound 2,4-Dinitrophenol in sample Jan0708.D, new integration is from x, y = 8.599, 332 to 8.701, 0 and new response = 1591; previous integration is from x, y = 8.507, 0 to 8.599, 0 and previous response = 57892.			✓	
CmdManuallyIntegrateDropBaseline	BL2000\sean	1/10/2022 5:45:41 PM	Drop baseline for qualifier 154.0 of compound 2,4-Dinitrophenol in sample Jan0708.D to y = 0, new integration is from x, y = 8.599, 0 to 8.701, 0 and new response = 2610; previous integration is from x, y = 8.599, 332 to 8.701, 0 and previous response = 1591.			✓	
CmdManuallyIntegrateQualifierPeak	BL2000\sean	1/10/2022 5:45:48 PM	Manually integrate qualifier 154.0 of compound 2,4-Dinitrophenol in sample Jan0708.D, from x, y = 8.599, 0 to 8.640, 13, result = 1598; previous integration is from x, y = 8.599, 0 to 8.701, 0 and previous response = 2610.			✓	
CmdManuallyIntegrateQualifierPeak	BL2000\sean	1/10/2022 5:45:53 PM	Manually integrate qualifier 154.0 of compound 2,4-Dinitrophenol in sample Jan0708.D, from x, y = 8.620, 34 to 8.640, 13, result = 749; previous integration is from x, y = 8.599, 0 to 8.640, 13 and previous response = 1598.			✓	
CmdManuallyIntegratePeak	BL2000\sean	1/10/2022 5:46:05 PM	Manually integrate compound 4-Nitrophenol in sample Jan0708.D, from x, y = 8.783, 0 to 9.029, 0, result = 7530; previous integration is from x, y = 8.783, 0 to 8.916, 0 and previous response = 5921.			✓	
CmdSetTargetCompoundAttribute	BL2000\sean	1/10/2022 5:46:09 PM	Set UserAnnotation = BA for compound 4-Nitrophenol in sample Jan0708.D; previous value =			✓	
CmdManuallyIntegrateApplyTargetRtToQualifier	BL2000\sean	1/10/2022 5:46:10 PM	Apply target integration range 8.783-9.029 to qualifier 139.0 for compound 4-Nitrophenol in sample Jan0708.D, new integration is from x, y = 8.783, 602 to 9.029, 0 and new response = 3056; previous integration is from x, y = 8.722, 0 to 8.783, 0 and previous response = 33005.			✓	
CmdManuallyIntegrateDropBaseline	BL2000\sean	1/10/2022 5:46:11 PM	Drop baseline for qualifier 139.0 of compound 4-Nitrophenol in sample Jan0708.D to y = 0, new integration is from x, y = 8.783, 0 to 9.029, 0 and new response = 7490; previous integration is from x, y = 8.783, 602 to 9.029, 0 and previous response = 3056.			✓	

# Audit Trail report

Name	User	Time	Action	Reason	Comment	Succeed	Exception
CmdManuallyIntegrate QualifierPeak	BL2000\sean	1/10/2022 5:46:17 PM	Manually integrate qualifier 63.0 of compound 2,4-Dinitrotoluene in sample Jan0708.D, from x, y = 8.773, 523 to 8.793, 523, result = 2367; previous integration is from x, y = 8.712, 527 to 8.822, 516 and previous response = 11572.			✓	
CmdManuallyIntegrate QualifierPeak	BL2000\sean	1/10/2022 5:46:20 PM	Manually integrate qualifier 63.0 of compound 2,4-Dinitrotoluene in sample Jan0708.D, from x, y = 8.763, 371 to 8.793, 371, result = 4143; previous integration is from x, y = 8.773, 523 to 8.793, 523 and previous response = 2367.			✓	
CmdManuallyIntegrate QualifierPeak	BL2000\sean	1/10/2022 5:46:21 PM	Manually integrate qualifier 89.0 of compound 2,4-Dinitrotoluene in sample Jan0708.D, from x, y = 8.753, 31 to 8.793, 31, result = 5783; previous integration is from x, y = 8.722, 0 to 8.824, 0 and previous response = 8939.			✓	
CmdManuallyIntegrate QualifierPeak	BL2000\sean	1/10/2022 5:46:25 PM	Manually integrate qualifier 63.0 of compound 2,4-Dinitrotoluene in sample Jan0708.D, from x, y = 8.763, 371 to 8.834, 455, result = 5457; previous integration is from x, y = 8.763, 371 to 8.793, 371 and previous response = 4143.			✓	
CmdManuallyIntegrate QualifierPeak	BL2000\sean	1/10/2022 5:46:32 PM	Manually integrate qualifier 92.0 of compound 4-Nitroaniline in sample Jan0708.D, from x, y = 9.203, 337 to 9.244, 370, result = 2141; previous integration is from x, y = 9.172, 98 to 9.295, 173 and previous response = 4178.			✓	
CmdManuallyIntegrate QualifierPeak	BL2000\sean	1/10/2022 5:46:37 PM	Manually integrate qualifier 121.0 of compound 4,6-Dinitro-2-methylphenol in sample Jan0708.D, from x, y = 9.244, 16 to 9.285, 0, result = 1277; previous integration is from x, y = 9.080, 0 to 9.152, 0 and previous response = 2835.			✓	
CmdManuallyIntegrate QualifierPeak	BL2000\sean	1/10/2022 5:46:45 PM	Manually integrate qualifier 51.0 of compound Azobenzene in sample Jan0708.D, from x, y = 9.356, 2021 to 9.418, 2108, result = 20052; previous integration is from x, y = 9.169, 2112 to 9.232, 2038 and previous response = 15070.			✓	
CmdManuallyIntegrate QualifierPeak	BL2000\sean	1/10/2022 5:46:54 PM	Manually integrate qualifier 142.0 of compound Hexachlorobenzene in sample Jan0708.D, from x, y = 9.786, 138 to 9.827, 286, result = 9178; previous integration is from x, y = 9.745, 0 to 9.867, 0 and previous response = 13436.			✓	

# Audit Trail report

Name	User	Time	Action	Reason	Comment	Succeed	Exception
CmdManuallyIntegratePeak	BL2000\sean	1/10/2022 5:47:00 PM	Manually integrate compound Anthracene in sample Jan0708.D, from x, y = 10.343, 1144 to 10.434, 518, result = 80044; previous integration is from x, y = 10.252, 0 to 10.343, 0 and previous response = 99920.			✓	
CmdSetTargetCompoundAttribute	BL2000\sean	1/10/2022 5:47:03 PM	Set UserAnnotation = CO for compound Anthracene in sample Jan0708.D; previous value =			✓	
CmdManuallyIntegrateQualifierPeak	BL2000\sean	1/10/2022 5:47:06 PM	Manually integrate qualifier 176.0 of compound Anthracene in sample Jan0708.D from x, y = 10.333, -127 to 10.414, 0; result = 15085			✓	
CmdManuallyIntegrateSplit	BL2000\sean	1/10/2022 5:47:15 PM	Split qualifier 92.0 of compound Benzidine in sample Jan0708.D and keep left peak, new integration is from x, y = 12.490, 0 to 12.571, 0 and new response = 3339, previous integration is from x, y = 12.490, 0 to 12.622, 0 and previous response = 4339.			✓	
CmdManuallyIntegrateQualifierPeak	BL2000\sean	1/10/2022 5:47:24 PM	Manually integrate qualifier 92.0 of compound Benzidine in sample Jan0708.D, from x, y = 12.490, 0 to 12.561, 8, result = 3105; previous integration is from x, y = 12.490, 0 to 12.571, 0 and previous response = 3339.			✓	
CmdManuallyIntegrateQualifierPeak	BL2000\sean	1/10/2022 5:47:32 PM	Manually integrate qualifier 104.0 of compound Di-n-Butylphthalate in sample Jan0708.D, from x, y = 11.204, 0 to 11.245, 9, result = 4061; previous integration is from x, y = 11.204, 0 to 11.285, 0 and previous response = 4890.			✓	
CmdManuallyIntegrateApplyTargetRtToQualifier	BL2000\sean	1/10/2022 5:47:42 PM	Apply target integration range 15.727-15.839 to qualifier 229.0 for compound Benzo(a)Anthracene in sample Jan0708.D, new integration is from x, y = 15.727, 0 to 15.839, 576 and new response = 14631; previously no peak.			✓	
CmdManuallyIntegrateDropBaseline	BL2000\sean	1/10/2022 5:47:42 PM	Drop baseline for qualifier 229.0 of compound Benzo(a)Anthracene in sample Jan0708.D to y = 0, new integration is from x, y = 15.727, 0 to 15.839, 0 and new response = 16574; previous integration is from x, y = 15.727, 0 to 15.839, 576 and previous response = 14631.			✓	

# Audit Trail report

Name	User	Time	Action	Reason	Comment	Succeed	Exception
CmdManuallyIntegrateSplit	BL2000\sean	1/10/2022 5:47:46 PM	Split qualifier 229.0 of compound Chrysene in sample Jan0708.D and keep right peak, new integration is from x, y = 15.839, 0 to 15.931, 0 and new response = 17279, previous integration is from x, y = 15.727, 0 to 15.931, 0 and previous response = 33853.			✓	
CmdSaveBatchTable	BL2000\sean	1/10/2022 5:48:15 PM	Save batch \\MASSHUNTER\Org\Data\SV5973N.I\sd010722\DoD BNA cal 1\QuantResults\010722 DoD BNA cal 1.batch.bin			✓	
CmdSaveBatchTable	BL2000\sean	1/10/2022 5:49:08 PM	Save batch \\MASSHUNTER\Org\Data\SV5973N.I\sd010722\DoD BNA cal 1\QuantResults\010722 DoD BNA cal 1.batch.bin			✓	
CmdOpenBatchTable	BL2000\sean	1/11/2022 7:22:45 AM	Open batch \\MASSHUNTER\Org\Data\SV5973N.I\sd010722\DoD BNA cal 1\010722 DoD BNA cal 1.batch.bin			✓	

# Audit Trail report

Name	User	Time	Action	Reason	Comment	Succeed	Exception
CmdCalibrate	BL2000\sean	1/11/2022 7:23:36 AM	Replace level 1 with Calibration sample Jan0708.D for compounds {Terphenyl-d14, 2,4,6-Tribromophenol, 2-Fluorobiphenyl, Nitrobenzene-d5, Phenol-d5, 2-Fluorophenol, Benzo(g,h,i)perylene, Dibenzo(a,h)anthracene, Indeno(1,2,3-c,d)pyrene, Benzo(a)pyrene, Benzo(k)fluoranthene, Benzo(b)fluoranthene, Di-n-octyl Phthalate, bis(2-ethylhexyl)Phthalate, 3,3-Dichlorobenzidine, Chrysene, Benzo(a)Anthracene, Butylbenzylphthalate, Pyrene, Benzidine, Fluoranthene, Di-n-Butylphthalate, Triallate, Anthracene, Phenanthrene, Pentachlorophenol, Hexachlorobenzene, 4-Bromophenylphenylether, Azobenzene, N-nitrosodiphenylamine, 4,6-Dinitro-2-methylphenol, 4-Nitroaniline, Diethylphthalate, 4-Chlorophenylphenylether, Fluorene, 2,4-Dinitrotoluene, 4-Nitrophenol, Dibenzofuran, 2,4-Dinitrophenol, 3-Nitroaniline, Acenaphthene, 2,6-Dinitrotoluene, Acenaphthylene, Dimethyl Phthalate, 2-Nitroaniline, 2-Chloronaphthalene, 2,4,5-Trichlorophenol, 2,4,6-Trichlorophenol, Hexachlorocyclopentadiene, 4-Chloro-2-Methylphenol, 1-Methylnaphthalene, 2-Methylnaphthalene, 4-Chloro-3-Methylphenol, Hexachlorobutadiene, p-Chloroaniline, 4-Chlorophenol, Naphthalene, 1,2,4-Trichlorobenzene, 2,4-Dichlorophenol, bis(-2-Chloroethoxy)Methane, 2,4-Dimethylphenol, 2-Nitrophenol, Isophorone, Nitrobenzene, N-nitroso-Di-n-propylamine, Hexachloroethane, 4Methylphenol/3Methylphenol, 2-Methylphenol, bis(2-chloroisopropyl)Ether, Benzyl Alcohol, 1,2-Dichlorobenzene, 1,4-Dichlorobenzene, 1,3-Dichlorobenzene, 2-Chlorophenol, bis(-2-Chloroethyl)Ether, Phenol, Aniline, Pyridine, Carbazole, Benzoic Acid, o-Terphenyl, N-Nitrosodimethylamine}; Replace level 2 with CC sample Jan0707.D for compounds {Terphenyl-d14, 2,4,6-Tribromophenol, 2-Fluorobiphenyl, Nitrobenzene-d5, Phenol-d5, 2-Fluorophenol, Benzo(g,h,i)perylene, Dibenzo(a,h)anthracene, Indeno(1,2,3-c,d)pyrene,			✓	

# Audit Trail report

Name	User	Time	Action	Reason	Comment	Succeed	Exception
			Benzo(a)pyrene, Benzo(k)fluoranthene, Benzo(b)fluoranthene, Di-n-octyl Phthalate, bis(2-ethylhexyl)Phthalate, 3,3-Dichlorobenzidine, Chrysene, Benzo(a)Anthracene, Butylbenzylphthalate, Pyrene, Benzidine, Fluoranthene, Di-n- Butylphthalate, Triallate, Anthracene, Phenanthrene, Pentachlorophenol, Hexachlorobenzene, 4-Bromophenyl- phenylether, Azobenzene, N- nitrosodiphenylamine, 4,6-Dinitro-2- methylphenol, 4-Nitroaniline, Diethylphthalate, 4-Chlorophenyl- phenylether, Fluorene, 2,4- Dinitrotoluene, 4-Nitrophenol, Dibenzofuran, 2,4-Dinitrophenol, 3- Nitroaniline, Acenaphthene, 2,6- Dinitrotoluene, Acenaphthylene, Dimethyl Phthalate, 2-Nitroaniline, 2- Chloronaphthalene, 2,4,5- Trichlorophenol, 2,4,6-Trichlorophenol, Hexachlorocyclopentadiene, 4-Chloro- 2-Methylphenol, 1-Methylnaphthalene, 2-Methylnaphthalene, 4-Chloro-3- Methylphenol, Hexachlorobutadiene, p- Chloroaniline, 4-Chlorophenol, Naphthalene, 1,2,4-Trichlorobenzene, 2,4-Dichlorophenol, bis(-2- Chloroethoxy)Methane, 2,4- Dimethylphenol, 2-Nitrophenol, Isophorone, Nitrobenzene, N-nitroso- Di-n-propylamine, Hexachloroethane, 4Methylphenol/3Methylphenol, 2- Methylphenol, bis(2- chloroisopropyl)Ether, Benzyl Alcohol, 1,2-Dichlorobenzene, 1,4- Dichlorobenzene, 1,3-Dichlorobenzene, 2-Chlorophenol, bis(-2- Chloroethyl)Ether, Phenol, Aniline, Pyridine, Carbazole, Benzoic Acid, o- Terphenyl, N-Nitrosodimethylamine}; Replace level 3 with Calibration sample Jan0706.D for compounds {Terphenyl- d14, 2,4,6-Tribromophenol, 2- Fluorobiphenyl, Nitrobenzene-d5, Phenol-d5, 2-Fluorophenol, Benzo(g,h,i)perylene, Dibenzo(a,h)anthracene, Indeno(1,2,3-c,d)pyrene, Benzo(a)pyrene, Benzo(k)fluoranthene, Benzo(b)fluoranthene, Di-n-octyl Phthalate, bis(2-ethylhexyl)Phthalate, 3,3-Dichlorobenzidine, Chrysene, Benzo(a)Anthracene, Butylbenzylphthalate, Pyrene, Benzidine, Fluoranthene, Di-n-				



# Audit Trail report

Name	User	Time	Action	Reason	Comment	Succeed	Exception
			Butylphthalate, Triallate, Anthracene, Phenanthrene, Pentachlorophenol, Hexachlorobenzene, 4-Bromophenylphenylether, Azobenzene, N-nitrosodiphenylamine, 4,6-Dinitro-2-methylphenol, 4-Nitroaniline, Diethylphthalate, 4-Chlorophenylphenylether, Fluorene, 2,4-Dinitrotoluene, 4-Nitrophenol, Dibenzofuran, 2,4-Dinitrophenol, 3-Nitroaniline, Acenaphthene, 2,6-Dinitrotoluene, Acenaphthylene, Dimethyl Phthalate, 2-Nitroaniline, 2-Chloronaphthalene, 2,4,5-Trichlorophenol, 2,4,6-Trichlorophenol, Hexachlorocyclopentadiene, 4-Chloro-2-Methylphenol, 1-Methylnaphthalene, 2-Methylnaphthalene, 4-Chloro-3-Methylphenol, Hexachlorobutadiene, p-Chloroaniline, 4-Chlorophenol, Naphthalene, 1,2,4-Trichlorobenzene, 2,4-Dichlorophenol, bis(-2-Chloroethoxy)Methane, 2,4-Dimethylphenol, 2-Nitrophenol, Isophorone, Nitrobenzene, N-nitroso-Di-n-propylamine, Hexachloroethane, 4Methylphenol/3Methylphenol, 2-Methylphenol, bis(2-chloroisopropyl)Ether, Benzyl Alcohol, 1,2-Dichlorobenzene, 1,4-Dichlorobenzene, 1,3-Dichlorobenzene, 2-Chlorophenol, bis(-2-Chloroethyl)Ether, Phenol, Aniline, Pyridine, Carbazole, Benzoic Acid, o-Terphenyl, N-Nitrosodimethylamine}; Replace level 4 with Calibration sample Jan0705.D for compounds {Terphenyl-d14, 2,4,6-Tribromophenol, 2-Fluorobiphenyl, Nitrobenzene-d5, Phenol-d5, 2-Fluorophenol, Benzo(g,h,i)perylene, Dibenzo(a,h)anthracene, Indeno(1,2,3-c,d)pyrene, Benzo(a)pyrene, Benzo(k)fluoranthene, Benzo(b)fluoranthene, Di-n-octyl Phthalate, bis(2-ethylhexyl)Phthalate, 3,3-Dichlorobenzidine, Chrysene, Benzo(a)Anthracene, Butylbenzylphthalate, Pyrene, Benzidine, Fluoranthene, Di-n-Butylphthalate, Triallate, Anthracene, Phenanthrene, Pentachlorophenol, Hexachlorobenzene, 4-Bromophenylphenylether, Azobenzene, N-nitrosodiphenylamine, 4,6-Dinitro-2-methylphenol, 4-Nitroaniline, Diethylphthalate, 4-Chlorophenylphenylether, Fluorene, 2,4-				

# Audit Trail report

Name	User	Time	Action	Reason	Comment	Succeed	Exception
			Dinitrotoluene, 4-Nitrophenol, Dibenzofuran, 2,4-Dinitrophenol, 3-Nitroaniline, Acenaphthene, 2,6-Dinitrotoluene, Acenaphthylene, Dimethyl Phthalate, 2-Nitroaniline, 2-Chloronaphthalene, 2,4,5-Trichlorophenol, 2,4,6-Trichlorophenol, Hexachlorocyclopentadiene, 4-Chloro-2-Methylphenol, 1-Methylnaphthalene, 2-Methylnaphthalene, 4-Chloro-3-Methylphenol, Hexachlorobutadiene, p-Chloroaniline, 4-Chlorophenol, Naphthalene, 1,2,4-Trichlorobenzene, 2,4-Dichlorophenol, bis(-2-Chloroethoxy)Methane, 2,4-Dimethylphenol, 2-Nitrophenol, Isophorone, Nitrobenzene, N-nitroso-Di-n-propylamine, Hexachloroethane, 4Methylphenol/3Methylphenol, 2-Methylphenol, bis(2-chloroisopropyl)Ether, Benzyl Alcohol, 1,2-Dichlorobenzene, 1,4-Dichlorobenzene, 1,3-Dichlorobenzene, 2-Chlorophenol, bis(-2-Chloroethyl)Ether, Phenol, Aniline, Pyridine, Carbazole, Benzoic Acid, o-Terphenyl, N-Nitrosodimethylamine}; Replace level 5 with Calibration sample Jan0704.D for compounds {Terphenyl-d14, 2,4,6-Tribromophenol, 2-Fluorobiphenyl, Nitrobenzene-d5, Phenol-d5, 2-Fluorophenol, Benzo(g,h,i)perylene, Dibenzo(a,h)anthracene, Indeno(1,2,3-c,d)pyrene, Benzo(a)pyrene, Benzo(k)fluoranthene, Benzo(b)fluoranthene, Di-n-octyl Phthalate, bis(2-ethylhexyl)Phthalate, 3,3-Dichlorobenzidine, Chrysene, Benzo(a)Anthracene, Butylbenzylphthalate, Pyrene, Benzidine, Fluoranthene, Di-n-Butylphthalate, Triallate, Anthracene, Phenanthrene, Pentachlorophenol, Hexachlorobenzene, 4-Bromophenylphenylether, Azobenzene, N-nitrosodiphenylamine, 4,6-Dinitro-2-methylphenol, 4-Nitroaniline, Diethylphthalate, 4-Chlorophenylphenylether, Fluorene, 2,4-Dinitrotoluene, 4-Nitrophenol, Dibenzofuran, 2,4-Dinitrophenol, 3-Nitroaniline, Acenaphthene, 2,6-Dinitrotoluene, Acenaphthylene, Dimethyl Phthalate, 2-Nitroaniline, 2-Chloronaphthalene, 2,4,5-Trichlorophenol, 2,4,6-Trichlorophenol, Hexachlorocyclopentadiene, 4-Chloro-				

# Audit Trail report

Name	User	Time	Action	Reason	Comment	Succeed	Exception
			2-Methylphenol, 1-Methylnaphthalene, 2-Methylnaphthalene, 4-Chloro-3- Methylphenol, Hexachlorobutadiene, p- Chloroaniline, 4-Chlorophenol, Naphthalene, 1,2,4-Trichlorobenzene, 2,4-Dichlorophenol, bis(-2- Chloroethoxy)Methane, 2,4- Dimethylphenol, 2-Nitrophenol, Isophorone, Nitrobenzene, N-nitroso- Di-n-propylamine, Hexachloroethane, 4Methylphenol/3Methylphenol, 2- Methylphenol, bis(2- chloroisopropyl)Ether, Benzyl Alcohol, 1,2-Dichlorobenzene, 1,4- Dichlorobenzene, 1,3-Dichlorobenzene, 2-Chlorophenol, bis(-2- Chloroethyl)Ether, Phenol, Aniline, Pyridine, Carbazole, Benzoic Acid, o- Terphenyl, N-Nitrosodimethylamine}; Replace level 6 with Calibration sample Jan0703.D for compounds {Terphenyl- d14, 2,4,6-Tribromophenol, 2- Fluorobiphenyl, Nitrobenzene-d5, Phenol-d5, 2-Fluorophenol, Benzo(g,h,i)perylene, Dibenzo(a,h)anthracene, Indeno(1,2,3-c,d)pyrene, Benzo(a)pyrene, Benzo(k)fluoranthene, Benzo(b)fluoranthene, Di-n-octyl Phthalate, bis(2-ethylhexyl)Phthalate, 3,3-Dichlorobenzidine, Chrysene, Benzo(a)Anthracene, Butylbenzylphthalate, Pyrene, Benzidine, Fluoranthene, Di-n- Butylphthalate, Triallate, Anthracene, Phenanthrene, Pentachlorophenol, Hexachlorobenzene, 4-Bromophenyl- phenylether, Azobenzene, N- nitrosodiphenylamine, 4,6-Dinitro-2- methylphenol, 4-Nitroaniline, Diethylphthalate, 4-Chlorophenyl- phenylether, Fluorene, 2,4- Dinitrotoluene, 4-Nitrophenol, Dibenzofuran, 2,4-Dinitrophenol, 3- Nitroaniline, Acenaphthene, 2,6- Dinitrotoluene, Acenaphthylene, Dimethyl Phthalate, 2-Nitroaniline, 2- Chloronaphthalene, 2,4,5- Trichlorophenol, 2,4,6-Trichlorophenol, Hexachlorocyclopentadiene, 4-Chloro- 2-Methylphenol, 1-Methylnaphthalene, 2-Methylnaphthalene, 4-Chloro-3- Methylphenol, Hexachlorobutadiene, p- Chloroaniline, 4-Chlorophenol, Naphthalene, 1,2,4-Trichlorobenzene, 2,4-Dichlorophenol, bis(-2- Chloroethoxy)Methane, 2,4- Dimethylphenol, 2-Nitrophenol,				

# Audit Trail report

Name	User	Time	Action	Reason	Comment	Succeed	Exception
			Isophorone, Nitrobenzene, N-nitroso-Di-n-propylamine, Hexachloroethane, 4Methylphenol/3Methylphenol, 2-Methylphenol, bis(2-chloroisopropyl)Ether, Benzyl Alcohol, 1,2-Dichlorobenzene, 1,4-Dichlorobenzene, 1,3-Dichlorobenzene, 2-Chlorophenol, bis(-2-Chloroethyl)Ether, Phenol, Aniline, Pyridine, Carbazole, Benzoic Acid, o-Terphenyl, N-Nitrosodimethylamine}; Replace level 7 with Calibration sample Jan0702.D for compounds {Terphenyl-d14, 2,4,6-Tribromophenol, 2-Fluorobiphenyl, Nitrobenzene-d5, Phenol-d5, 2-Fluorophenol, Benzo(g,h,i)perylene, Dibenzo(a,h)anthracene, Indeno(1,2,3-c,d)pyrene, Benzo(a)pyrene, Benzo(k)fluoranthene, Benzo(b)fluoranthene, Di-n-octyl Phthalate, bis(2-ethylhexyl)Phthalate, 3,3-Dichlorobenzidine, Chrysene, Benzo(a)Anthracene, Butylbenzylphthalate, Pyrene, Benzidine, Fluoranthene, Di-n-Butylphthalate, Triallate, Anthracene, Phenanthrene, Pentachlorophenol, Hexachlorobenzene, 4-Bromophenylphenylether, Azobenzene, N-nitrosodiphenylamine, 4,6-Dinitro-2-methylphenol, 4-Nitroaniline, Diethylphthalate, 4-Chlorophenylphenylether, Fluorene, 2,4-Dinitrotoluene, 4-Nitrophenol, Dibenzofuran, 2,4-Dinitrophenol, 3-Nitroaniline, Acenaphthene, 2,6-Dinitrotoluene, Acenaphthylene, Dimethyl Phthalate, 2-Nitroaniline, 2-Chloronaphthalene, 2,4,5-Trichlorophenol, 2,4,6-Trichlorophenol, Hexachlorocyclopentadiene, 4-Chloro-2-Methylphenol, 1-Methylnaphthalene, 2-Methylnaphthalene, 4-Chloro-3-Methylphenol, Hexachlorobutadiene, p-Chloroaniline, 4-Chlorophenol, Naphthalene, 1,2,4-Trichlorobenzene, 2,4-Dichlorophenol, bis(-2-Chloroethoxy)Methane, 2,4-Dimethylphenol, 2-Nitrophenol, Isophorone, Nitrobenzene, N-nitroso-Di-n-propylamine, Hexachloroethane, 4Methylphenol/3Methylphenol, 2-Methylphenol, bis(2-chloroisopropyl)Ether, Benzyl Alcohol, 1,2-Dichlorobenzene, 1,4-Dichlorobenzene, 1,3-Dichlorobenzene, 2-Chlorophenol, bis(-2-				

# Audit Trail report

Name	User	Time	Action	Reason	Comment	Succeed	Exception
			Chloroethyl)Ether, Phenol, Aniline, Pyridine, Carbazole, Benzoic Acid, o-Terphenyl, N-Nitrosodimethylamine};				
CmdManuallyIntegrateSplit	BL2000\sean	1/11/2022 7:24:47 AM	Split qualifier 66.0 of compound Aniline in sample Jan0709.D and keep left peak, new integration is from x, y = 4.563, 1347.32296439119 to 4.613, 1505.48139314105 and new response = 283930, previous integration is from x, y = 4.563, 1347 to 4.705, 1797 and previous response = 744719.			✓	
CmdManuallyIntegrateApplyTargetRtToQualifier	BL2000\sean	1/11/2022 7:24:50 AM	Apply target integration range 4.563-4.633 to qualifier 65.0 for compound Aniline in sample Jan0709.D, new integration is from x, y = 4.563, 1200 to 4.633, 384896 and new response = -477596; previous integration is from x, y = 4.613, 1607 to 4.705, 2031 and previous response = 558260.			✓	
CmdManuallyIntegrateDropBaseline	BL2000\sean	1/11/2022 7:24:52 AM	Drop baseline for qualifier 65.0 of compound Aniline in sample Jan0709.D to y = 1200, new integration is from x, y = 4.563, 1200 to 4.633, 1200 and new response = 346508; previous integration is from x, y = 4.563, 1200 to 4.633, 384896 and previous response = -477596.			✓	
CmdManuallyIntegrateQualifierPeak	BL2000\sean	1/11/2022 7:24:58 AM	Manually integrate qualifier 65.0 of compound Aniline in sample Jan0709.D, from x, y = 4.562, -1325 to 4.613, 4843, result = 160210; previous integration is from x, y = 4.563, 1200 to 4.633, 1200 and previous response = 346508.			✓	
CmdManuallyIntegrateSnapBaseline	BL2000\sean	1/11/2022 7:24:59 AM	Snap baseline for qualifier 65.0 of compound Aniline in sample Jan0709.D from x = 4.562 to x = 4.613, new integration is from x, y = 4.562, 1200 to 4.613, 16319 and new response = 138759; previous integration is from x, y = 4.562, -1325 to 4.613, 4843 and previous response = 160210.			✓	
CmdManuallyIntegrateDropBaseline	BL2000\sean	1/11/2022 7:25:03 AM	Drop baseline for qualifier 65.0 of compound Aniline in sample Jan0709.D to y = 1200, new integration is from x, y = 4.562, 1200 to 4.613, 1200 and new response = 161922; previous integration is from x, y = 4.562, 1200 to 4.613, 16319 and previous response = 138759.			✓	

# Audit Trail report

Name	User	Time	Action	Reason	Comment	Succeed	Exception
CmdManuallyIntegrateSplit	BL2000\sean	1/11/2022 7:25:10 AM	Split qualifier 66.0 of compound Phenol in sample Jan0709.D and keep right peak, new integration is from x, y = 4.613, 1260.65993946475 to 4.705, 1566.75204814664 and new response = 462892, previous integration is from x, y = 4.563, 1092 to 4.705, 1567 and previous response = 746637.			✓	
CmdManuallyIntegrateSplit	BL2000\sean	1/11/2022 7:25:51 AM	Split peak for compound Phenol in sample Jan0709.D and keep left peak, new integration is from x, y = 4.603, 2223.44202417419 to 4.664, 2531.14167862844 and new response = 951213, previous integration is from x, y = 4.603, 2223 to 4.705, 2736 and previous response = 998522.			✓	
CmdSetTargetCompoundAttribute	BL2000\sean	1/11/2022 7:25:54 AM	Set UserAnnotation = CO for compound Phenol in sample Jan0709.D; previous value =			✓	
CmdManuallyIntegrateSplit	BL2000\sean	1/11/2022 7:25:58 AM	Split peak for compound bis(-2-Chloroethyl)Ether in sample Jan0709.D and keep left peak, new integration is from x, y = 4.654, 1054.06324198383 to 4.705, 1132.01834001621 and new response = 726555, previous integration is from x, y = 4.654, 1054 to 4.756, 1210 and previous response = 1020021.			✓	
CmdSetTargetCompoundAttribute	BL2000\sean	1/11/2022 7:26:00 AM	Set UserAnnotation = CO for compound bis(-2-Chloroethyl)Ether in sample Jan0709.D; previous value =			✓	
CmdManuallyIntegrateApplyTargetRtToQualifier	BL2000\sean	1/11/2022 7:26:02 AM	Apply target integration range 4.654-4.705 to qualifier 64.0 for compound bis(-2-Chloroethyl)Ether in sample Jan0709.D, new integration is from x, y = 4.654, 2889 to 4.705, 8242 and new response = 14698; previous integration is from x, y = 4.695, 1202 to 4.787, 1354 and previous response = 397042.			✓	
CmdManuallyIntegrateDropBaseline	BL2000\sean	1/11/2022 7:26:03 AM	Drop baseline for qualifier 64.0 of compound bis(-2-Chloroethyl)Ether in sample Jan0709.D to y = 2889, new integration is from x, y = 4.654, 2889 to 4.705, 2889 and new response = 22899; previous integration is from x, y = 4.654, 2889 to 4.705, 8242 and previous response = 14698.			✓	
CmdManuallyIntegratePeak	BL2000\sean	1/11/2022 7:26:11 AM	Manually integrate compound 1,2-Dichlorobenzene in sample Jan0709.D, from x, y = 5.083, 687904 to 5.165, 712004, result = -2435098; previous integration is from x, y = 4.920, 261 to 5.032, 340 and previous response = 1019766.			✓	

# Audit Trail report

Name	User	Time	Action	Reason	Comment	Succeed	Exception
CmdManuallyIntegrateSnapBaseline	BL2000\sean	1/11/2022 7:26:13 AM	Snap baseline for compound 1,2-Dichlorobenzene in sample Jan0709.D, from x = 5.083 to x = 5.165, new integration is from x, y = 5.083, 8371 to 5.165, 11321 and new response = 947809; previous integration is from x, y = 5.083, 687904 to 5.165, 712004 and previous response = -2435098.			✓	
CmdSetTargetCompoundAttribute	BL2000\sean	1/11/2022 7:26:14 AM	Set UserAnnotation = CO for compound 1,2-Dichlorobenzene in sample Jan0709.D; previous value =			✓	
CmdManuallyIntegrateApplyTargetRtToQualifier	BL2000\sean	1/11/2022 7:26:16 AM	Apply target integration range 5.083-5.165 to qualifier 148.0 for compound 1,2-Dichlorobenzene in sample Jan0709.D, new integration is from x, y = 5.083, 6878 to 5.165, 7022 and new response = 610254; previously no peak.			✓	
CmdManuallyIntegrateApplyTargetRtToQualifier	BL2000\sean	1/11/2022 7:26:18 AM	Apply target integration range 5.083-5.165 to qualifier 111.0 for compound 1,2-Dichlorobenzene in sample Jan0709.D, new integration is from x, y = 5.083, 3876 to 5.165, 4167 and new response = 356807; previously no peak.			✓	
CmdSelectPeak	BL2000\sean	1/11/2022 7:26:27 AM	Select peak for compound 2-Methylphenol in sample Jan0709.D			✓	
CmdManuallyIntegrateSplit	BL2000\sean	1/11/2022 7:26:29 AM	Split peak for compound 2-Methylphenol in sample Jan0709.D and keep left peak, new integration is from x, y = 5.268, 2194.65926284895 to 5.451, 3718.79439396545 and new response = 725976, previous integration is from x, y = 5.268, 2195 to 5.553, 4568 and previous response = 1647864.			✓	
CmdSetTargetCompoundAttribute	BL2000\sean	1/11/2022 7:26:30 AM	Set UserAnnotation = CO for compound 2-Methylphenol in sample Jan0709.D; previous value =			✓	
CmdManuallyIntegrateApplyTargetRtToQualifier	BL2000\sean	1/11/2022 7:26:33 AM	Apply target integration range 5.268-5.451 to qualifier 108.0 for compound 2-Methylphenol in sample Jan0709.D, new integration is from x, y = 5.268, 3077 to 5.451, 6573 and new response = 770661; previous integration is from x, y = 5.257, 1717 to 5.553, 3881 and previous response = 1551363.			✓	

# Audit Trail report

Name	User	Time	Action	Reason	Comment	Succeed	Exception
CmdManuallyIntegrateSplit	BL2000\sean	1/11/2022 7:26:41 AM	Split peak for compound 4Methylphenol/3Methylphenol in sample Jan0709.D and keep right peak, new integration is from x, y = 5.451, 2125.1600003251 to 5.553, 2020.01953622131 and new response = 934579, previous integration is from x, y = 5.268, 2313 to 5.553, 2020 and previous response = 1667789.			✓	
CmdSetTargetCompoundAttribute	BL2000\sean	1/11/2022 7:26:41 AM	Set UserAnnotation = CO for compound 4Methylphenol/3Methylphenol in sample Jan0709.D; previous value =			✓	
CmdManuallyIntegrateSplit	BL2000\sean	1/11/2022 7:26:43 AM	Split qualifier 108.0 of compound 4Methylphenol/3Methylphenol in sample Jan0709.D and keep right peak, new integration is from x, y = 5.461, 2758.4185692075 to 5.553, 2539.88546863427 and new response = 757243, previous integration is from x, y = 5.267, 3219 to 5.553, 2540 and previous response = 1548823.			✓	
CmdManuallyIntegrateSplit	BL2000\sean	1/11/2022 7:27:03 AM	Split peak for compound 4-Chlorophenol in sample Jan0709.D and keep left peak, new integration is from x, y = 6.455, 297.300736169029 to 6.506, 334.397765984049 and new response = 176034, previous integration is from x, y = 6.455, 297 to 6.557, 371 and previous response = 203992.			✓	
CmdSetTargetCompoundAttribute	BL2000\sean	1/11/2022 7:27:04 AM	Set UserAnnotation = CO for compound 4-Chlorophenol in sample Jan0709.D; previous value =			✓	
CmdManuallyIntegrateApplyTargetRtToQualifier	BL2000\sean	1/11/2022 7:27:06 AM	Apply target integration range 6.455-6.506 to qualifier 128.0 for compound 4-Chlorophenol in sample Jan0709.D, new integration is from x, y = 6.455, 37936 to 6.506, 43024 and new response = 480685; previous integration is from x, y = 6.393, 883 to 6.465, 1033 and previous response = 1887406.			✓	
CmdManuallyIntegrateDropBaseline	BL2000\sean	1/11/2022 7:27:06 AM	Drop baseline for qualifier 128.0 of compound 4-Chlorophenol in sample Jan0709.D to y = 37936, new integration is from x, y = 6.455, 37936 to 6.506, 37936 and new response = 488523; previous integration is from x, y = 6.455, 37936 to 6.506, 43024 and previous response = 480685.			✓	



# Audit Trail report

Name	User	Time	Action	Reason	Comment	Succeed	Exception
CmdManuallyIntegrateSplit	BL2000\sean	1/11/2022 7:27:17 AM	Split peak for compound 2-Methylnaphthalene in sample Jan0709.D and keep left peak, new integration is from x, y = 7.122, 630.910109992466 to 7.338, 998.062791655229 and new response = 1228910, previous integration is from x, y = 7.122, 631 to 7.430, 1155 and previous response = 2315003.			✓	
CmdManuallyIntegrateSplit	BL2000\sean	1/11/2022 7:27:21 AM	Split peak for compound 2-Methylnaphthalene in sample Jan0709.D and keep right peak, new integration is from x, y = 7.225, 805.747422543157 to 7.338, 998.062791655229 and new response = 1186393, previous integration is from x, y = 7.122, 631 to 7.338, 998 and previous response = 1228910.			✓	
CmdSetTargetCompoundAttribute	BL2000\sean	1/11/2022 7:27:22 AM	Set UserAnnotation = CO for compound 2-Methylnaphthalene in sample Jan0709.D; previous value =			✓	
CmdManuallyIntegrateApplyTargetRtToQualifier	BL2000\sean	1/11/2022 7:27:25 AM	Apply target integration range 7.225-7.338 to qualifier 115.0 for compound 2-Methylnaphthalene in sample Jan0709.D, new integration is from x, y = 7.225, 474 to 7.338, 1686 and new response = 493150; previous integration is from x, y = 7.226, 600 to 7.430, 694 and previous response = 959516.			✓	
CmdManuallyIntegrateDropBaseline	BL2000\sean	1/11/2022 7:27:25 AM	Drop baseline for qualifier 115.0 of compound 2-Methylnaphthalene in sample Jan0709.D to y = 474, new integration is from x, y = 7.225, 474 to 7.338, 474 and new response = 497257; previous integration is from x, y = 7.225, 474 to 7.338, 1686 and previous response = 493150.			✓	
CmdManuallyIntegrateSplit	BL2000\sean	1/11/2022 7:27:31 AM	Split peak for compound 1-Methylnaphthalene in sample Jan0709.D and keep right peak, new integration is from x, y = 7.338, 1096.41707998186 to 7.430, 1153.82910972324 and new response = 1085825, previous integration is from x, y = 7.225, 1027 to 7.430, 1154 and previous response = 2270184.			✓	
CmdSetTargetCompoundAttribute	BL2000\sean	1/11/2022 7:27:33 AM	Set UserAnnotation = CO for compound 1-Methylnaphthalene in sample Jan0709.D; previous value =			✓	

# Audit Trail report

Name	User	Time	Action	Reason	Comment	Succeed	Exception
CmdManuallyIntegrateApplyTargetRtToQualifier	BL2000\sean	1/11/2022 7:27:35 AM	Apply target integration range 7.338-7.430 to qualifier 142.0 for compound 1-Methylnaphthalene in sample Jan0709.D, new integration is from x, y = 7.338, 4562 to 7.430, 6417 and new response = 1180290; previous integration is from x, y = 7.225, 2816 to 7.328, 2546 and previous response = 1364721.			✓	
CmdManuallyIntegrateDropBaseline	BL2000\sean	1/11/2022 7:27:36 AM	Drop baseline for qualifier 142.0 of compound 1-Methylnaphthalene in sample Jan0709.D to y = 4562, new integration is from x, y = 7.338, 4562 to 7.430, 4562 and new response = 1185433; previous integration is from x, y = 7.338, 4562 to 7.430, 6417 and previous response = 1180290.			✓	
CmdManuallyIntegrateApplyTargetRtToQualifier	BL2000\sean	1/11/2022 7:27:37 AM	Apply target integration range 7.338-7.430 to qualifier 115.0 for compound 1-Methylnaphthalene in sample Jan0709.D, new integration is from x, y = 7.338, 1686 to 7.430, 2013 and new response = 457155; previous integration is from x, y = 7.225, 534 to 7.430, 628 and previous response = 960284.			✓	
CmdManuallyIntegrateDropBaseline	BL2000\sean	1/11/2022 7:27:38 AM	Drop baseline for qualifier 115.0 of compound 1-Methylnaphthalene in sample Jan0709.D to y = 1686, new integration is from x, y = 7.338, 1686 to 7.430, 1686 and new response = 458062; previous integration is from x, y = 7.338, 1686 to 7.430, 2013 and previous response = 457155.			✓	
CmdManuallyIntegrateApplyTargetRtToQualifier	BL2000\sean	1/11/2022 7:27:55 AM	Apply target integration range 8.282-8.435 to qualifier 153.1 for compound Acenaphthylene in sample Jan0709.D, new integration is from x, y = 8.282, 235 to 8.435, 763 and new response = 250440; previously no peak.			✓	
CmdManuallyIntegrateDropBaseline	BL2000\sean	1/11/2022 7:27:55 AM	Drop baseline for qualifier 153.1 of compound Acenaphthylene in sample Jan0709.D to y = 235, new integration is from x, y = 8.282, 235 to 8.435, 235 and new response = 252871; previous integration is from x, y = 8.282, 235 to 8.435, 763 and previous response = 250440.			✓	

# Audit Trail report

Name	User	Time	Action	Reason	Comment	Succeed	Exception
CmdManuallyIntegrateApplyTargetRtToQualifier	BL2000\sean	1/11/2022 7:28:05 AM	Apply target integration range 8.589-8.681 to qualifier 154.0 for compound 2,4-Dinitrophenol in sample Jan0709.D, new integration is from x, y = 8.589, 2716 to 8.681, 2535 and new response = 45909; previous integration is from x, y = 8.507, 637 to 8.589, 644 and previous response = 1139857.			✓	
CmdManuallyIntegrateDropBaseline	BL2000\sean	1/11/2022 7:28:06 AM	Drop baseline for qualifier 154.0 of compound 2,4-Dinitrophenol in sample Jan0709.D to y = 2535, new integration is from x, y = 8.589, 2535 to 8.681, 2535 and new response = 46409; previous integration is from x, y = 8.589, 2716 to 8.681, 2535 and previous response = 45909.			✓	
CmdManuallyIntegrateSplit	BL2000\sean	1/11/2022 7:28:12 AM	Split qualifier 139.0 of compound Dibenzofuran in sample Jan0709.D and keep left peak, new integration is from x, y = 8.701, 265.972952959261 to 8.763, 331.570662447905 and new response = 685272, previous integration is from x, y = 8.701, 266 to 8.814, 386 and previous response = 830654.			✓	
CmdManuallyIntegrateSplit	BL2000\sean	1/11/2022 7:28:20 AM	Split qualifier 139.0 of compound 4-Nitrophenol in sample Jan0709.D and keep right peak, new integration is from x, y = 8.763, 490.924849753907 to 8.814, 568.091323783841 and new response = 144859, previous integration is from x, y = 8.712, 415 to 8.814, 568 and previous response = 829508.			✓	
CmdManuallyIntegrateSplit	BL2000\sean	1/11/2022 7:28:25 AM	Split qualifier 63.0 of compound 2,4-Dinitrotoluene in sample Jan0709.D and keep right peak, new integration is from x, y = 8.753, 1956.22811239894 to 8.865, 1841.53714947854 and new response = 174272, previous integration is from x, y = 8.720, 1990 to 8.865, 1842 and previous response = 281586.			✓	
CmdManuallyIntegrateQualifierPeak	BL2000\sean	1/11/2022 7:28:40 AM	Manually integrate qualifier 65.0 of compound 4-Nitroaniline in sample Jan0709.D from x, y = 9.203, 3739 to 9.254, 6927; result = 175623			✓	
CmdManuallyIntegrateDropBaseline	BL2000\sean	1/11/2022 7:28:41 AM	Drop baseline for qualifier 65.0 of compound 4-Nitroaniline in sample Jan0709.D to y = 3739, new integration is from x, y = 9.203, 3739 to 9.254, 3739 and new response = 180515; previous integration is from x, y = 9.203, 3739 to 9.254, 6927 and previous response = 175623.			✓	

# Audit Trail report

Name	User	Time	Action	Reason	Comment	Succeed	Exception
CmdManuallyIntegrateQualifierPeak	BL2000\sean	1/11/2022 7:28:53 AM	Manually integrate qualifier 51.0 of compound Azobenzene in sample Jan0709.D from x, y = 9.366, 30851 to 9.407, 7277; result = 503107			✓	
CmdManuallyIntegrateDropBaseline	BL2000\sean	1/11/2022 7:28:54 AM	Drop baseline for qualifier 51.0 of compound Azobenzene in sample Jan0709.D to y = 7277, new integration is from x, y = 9.366, 7277 to 9.407, 7277 and new response = 532044; previous integration is from x, y = 9.366, 30851 to 9.407, 7277 and previous response = 503107.			✓	

# Audit Trail report

Name	User	Time	Action	Reason	Comment	Succeed	Exception
CmdCalibrate	BL2000\sean	1/11/2022 7:30:23 AM	Replace level ICV with QC sample Jan0709.D for compounds {Terphenyl-d14, 2,4,6-Tribromophenol, 2-Fluorobiphenyl, Nitrobenzene-d5, Phenol-d5, 2-Fluorophenol, Benzo(g,h,i)perylene, Dibenzo(a,h)anthracene, Indeno(1,2,3-c,d)pyrene, Benzo(a)pyrene, Benzo(k)fluoranthene, Benzo(b)fluoranthene, Di-n-octyl Phthalate, bis(2-ethylhexyl)Phthalate, 3,3-Dichlorobenzidine, Chrysene, Benzo(a)Anthracene, Butylbenzylphthalate, Pyrene, Benzidine, Fluoranthene, Di-n-Butylphthalate, Triallate, Anthracene, Phenanthrene, Pentachlorophenol, Hexachlorobenzene, 4-Bromophenylphenylether, Azobenzene, N-nitrosodiphenylamine, 4,6-Dinitro-2-methylphenol, 4-Nitroaniline, Diethylphthalate, 4-Chlorophenylphenylether, Fluorene, 2,4-Dinitrotoluene, 4-Nitrophenol, Dibenzofuran, 2,4-Dinitrophenol, 3-Nitroaniline, Acenaphthene, 2,6-Dinitrotoluene, Acenaphthylene, Dimethyl Phthalate, 2-Nitroaniline, 2-Chloronaphthalene, 2,4,5-Trichlorophenol, 2,4,6-Trichlorophenol, Hexachlorocyclopentadiene, 4-Chloro-2-Methylphenol, 1-Methylnaphthalene, 2-Methylnaphthalene, 4-Chloro-3-Methylphenol, Hexachlorobutadiene, p-Chloroaniline, 4-Chlorophenol, Naphthalene, 1,2,4-Trichlorobenzene, 2,4-Dichlorophenol, bis(-2-Chloroethoxy)Methane, 2,4-Dimethylphenol, 2-Nitrophenol, Isophorone, Nitrobenzene, N-nitroso-Di-n-propylamine, Hexachloroethane, 4Methylphenol/3Methylphenol, 2-Methylphenol, bis(2-chloroisopropyl)Ether, Benzyl Alcohol, 1,2-Dichlorobenzene, 1,4-Dichlorobenzene, 1,3-Dichlorobenzene, 2-Chlorophenol, bis(-2-Chloroethyl)Ether, Phenol, Aniline, Pyridine, Carbazole, Benzoic Acid, o-Terphenyl, N-Nitrosodimethylamine};			✓	
CmdQuantitate	BL2000\sean	1/11/2022 7:30:48 AM	Quantitate all compounds in all samples			✓	

# Audit Trail report

Name	User	Time	Action	Reason	Comment	Succeed	Exception
CmdManuallyIntegratePeak	BL2000\sean	1/11/2022 7:31:19 AM	Manually integrate compound Pyridine in sample Jan0710.D, from x, y = 2.223, 317135 to 2.591, 363907, result = -6959129; previous integration is from x, y = 2.264, 1444 to 2.397, 1953 and previous response = 367980.			✓	
CmdManuallyIntegrateSnapBaseline	BL2000\sean	1/11/2022 7:31:20 AM	Snap baseline for compound Pyridine in sample Jan0710.D, from x = 2.223 to x = 2.591, new integration is from x, y = 2.223, 836 to 2.591, 3408 and new response = 505949; previous integration is from x, y = 2.223, 317135 to 2.591, 363907 and previous response = -6959129.			✓	
CmdManuallyIntegrateDropBaseline	BL2000\sean	1/11/2022 7:31:21 AM	Drop baseline for compound Pyridine in sample Jan0710.D to y = 836, new integration is from x, y = 2.223, 836 to 2.591, 836 and new response = 534318; previous integration is from x, y = 2.223, 836 to 2.591, 3408 and previous response = 505949.			✓	
CmdSetTargetCompoundAttribute	BL2000\sean	1/11/2022 7:31:21 AM	Set UserAnnotation = BA for compound Pyridine in sample Jan0710.D; previous value =			✓	
CmdManuallyIntegrateApplyTargetRtToQualifier	BL2000\sean	1/11/2022 7:31:24 AM	Apply target integration range 2.223-2.591 to qualifier 52.0 for compound Pyridine in sample Jan0710.D, new integration is from x, y = 2.223, 768 to 2.591, 4631 and new response = 684514; previous integration is from x, y = 2.264, 1464 to 2.397, 2309 and previous response = 501570.			✓	
CmdManuallyIntegrateDropBaseline	BL2000\sean	1/11/2022 7:31:25 AM	Drop baseline for qualifier 52.0 of compound Pyridine in sample Jan0710.D to y = 768, new integration is from x, y = 2.223, 768 to 2.591, 768 and new response = 727123; previous integration is from x, y = 2.223, 768 to 2.591, 4631 and previous response = 684514.			✓	
CmdZeroOutPeak	BL2000\sean	1/11/2022 7:31:30 AM	Zero out primary peak of compound 2,6-Dinitrotoluene in sample Jan0710.D			✓	
CmdSetTargetCompoundAttribute	BL2000\sean	1/11/2022 7:31:31 AM	Set UserAnnotation = INT for compound 2,6-Dinitrotoluene in sample Jan0710.D; previous value =			✓	
CmdZeroOutPeak	BL2000\sean	1/11/2022 7:31:34 AM	Zero out primary peak of compound Dimethyl Phthalate in sample Jan0710.D			✓	
CmdSetTargetCompoundAttribute	BL2000\sean	1/11/2022 7:31:35 AM	Set UserAnnotation = INT for compound Dimethyl Phthalate in sample Jan0710.D; previous value =			✓	

# Audit Trail report

Name	User	Time	Action	Reason	Comment	Succeed	Exception
CmdZeroOutPeak	BL2000\sean	1/11/2022 7:31:37 AM	Zero out primary peak of compound bis(-2-Chloroethyl)Ether in sample Jan0710.D			✓	
CmdSetTargetCompoundAttribute	BL2000\sean	1/11/2022 7:31:38 AM	Set UserAnnotation = INT for compound bis(-2-Chloroethyl)Ether in sample Jan0710.D; previous value =			✓	
CmdZeroOutPeak	BL2000\sean	1/11/2022 7:31:41 AM	Zero out primary peak of compound 4-Chlorophenol in sample Jan0710.D			✓	
CmdSetTargetCompoundAttribute	BL2000\sean	1/11/2022 7:31:41 AM	Set UserAnnotation = INT for compound 4-Chlorophenol in sample Jan0710.D; previous value =			✓	
CmdZeroOutPeak	BL2000\sean	1/11/2022 7:31:44 AM	Zero out primary peak of compound Phenol in sample Jan0710.D			✓	
CmdSetTargetCompoundAttribute	BL2000\sean	1/11/2022 7:31:44 AM	Set UserAnnotation = INT for compound Phenol in sample Jan0710.D; previous value =			✓	
CmdZeroOutPeak	BL2000\sean	1/11/2022 7:31:47 AM	Zero out primary peak of compound bis(-2-Chloroethoxy)Methane in sample Jan0710.D			✓	
CmdSetTargetCompoundAttribute	BL2000\sean	1/11/2022 7:31:48 AM	Set UserAnnotation = INT for compound bis(-2-Chloroethoxy)Methane in sample Jan0710.D; previous value =			✓	
CmdSaveBatchTable	BL2000\sean	1/11/2022 7:31:55 AM	Save batch \\MASSHUNTER\Org\Data\SV5973N.I\sd010722\DoD BNA cal 1\QuantResults\010722 DoD BNA cal 1.batch.bin			✓	
CmdManuallyIntegratePeak	BL2000\sean	1/11/2022 7:32:32 AM	Manually integrate compound N-Nitrosodimethylamine in sample Jan0702.D, from x, y = 2.233, 1498 to 2.560, 1138, result = 590885; previous integration is from x, y = 2.233, 2954 to 2.325, 2564 and previous response = 493437.			✓	
CmdManuallyIntegrateDropBaseline	BL2000\sean	1/11/2022 7:32:33 AM	Drop baseline for compound N-Nitrosodimethylamine in sample Jan0702.D to y = 1138, new integration is from x, y = 2.233, 1138 to 2.560, 1138 and new response = 594411; previous integration is from x, y = 2.233, 1498 to 2.560, 1138 and previous response = 590885.			✓	
CmdManuallyIntegratePeak	BL2000\sean	1/11/2022 7:32:43 AM	Manually integrate compound N-Nitrosodimethylamine in sample Jan0703.D, from x, y = 2.223, 1106 to 2.560, 907, result = 478769; previous integration is from x, y = 2.233, 2051 to 2.315, 1887 and previous response = 408895.			✓	

# Audit Trail report

Name	User	Time	Action	Reason	Comment	Succeed	Exception
CmdManuallyIntegrateDropBaseline	BL2000\sean	1/11/2022 7:32:44 AM	Drop baseline for compound N-Nitrosodimethylamine in sample Jan0703.D to y = 907, new integration is from x, y = 2.223, 907 to 2.560, 907 and new response = 480784; previous integration is from x, y = 2.223, 1106 to 2.560, 907 and previous response = 478769.			✓	
CmdManuallyIntegratePeak	BL2000\sean	1/11/2022 7:32:50 AM	Manually integrate compound N-Nitrosodimethylamine in sample Jan0704.D, from x, y = 2.213, 1008 to 2.571, 863, result = 385626; previous integration is from x, y = 2.223, 1991 to 2.366, 1643 and previous response = 363641.			✓	
CmdManuallyIntegrateDropBaseline	BL2000\sean	1/11/2022 7:32:51 AM	Drop baseline for compound N-Nitrosodimethylamine in sample Jan0704.D to y = 863, new integration is from x, y = 2.213, 863 to 2.571, 863 and new response = 387178; previous integration is from x, y = 2.213, 1008 to 2.571, 863 and previous response = 385626.			✓	
CmdManuallyIntegratePeak	BL2000\sean	1/11/2022 7:33:01 AM	Manually integrate compound N-Nitrosodimethylamine in sample Jan0705.D, from x, y = 2.223, 870 to 2.591, 825, result = 255059; previous integration is from x, y = 2.234, 1690 to 2.315, 1533 and previous response = 232170.			✓	
CmdManuallyIntegrateDropBaseline	BL2000\sean	1/11/2022 7:33:03 AM	Drop baseline for compound N-Nitrosodimethylamine in sample Jan0705.D to y = 825, new integration is from x, y = 2.223, 825 to 2.591, 825 and new response = 255551; previous integration is from x, y = 2.223, 870 to 2.591, 825 and previous response = 255059.			✓	
CmdManuallyIntegratePeak	BL2000\sean	1/11/2022 7:33:09 AM	Manually integrate compound N-Nitrosodimethylamine in sample Jan0706.D, from x, y = 2.234, 548 to 2.601, 407, result = 165157; previous integration is from x, y = 2.234, 1335 to 2.326, 1202 and previous response = 149525.			✓	
CmdManuallyIntegrateDropBaseline	BL2000\sean	1/11/2022 7:33:10 AM	Drop baseline for compound N-Nitrosodimethylamine in sample Jan0706.D to y = 407, new integration is from x, y = 2.234, 407 to 2.601, 407 and new response = 166711; previous integration is from x, y = 2.234, 548 to 2.601, 407 and previous response = 165157.			✓	



# Audit Trail report

Name	User	Time	Action	Reason	Comment	Succeed	Exception
CmdManuallyIntegratePeak	BL2000\sean	1/11/2022 7:33:23 AM	Manually integrate compound N-Nitrosodimethylamine in sample Jan0707.D, from x, y = 2.234, 271 to 2.458, 234, result = 31201; previous integration is from x, y = 2.234, 320 to 2.356, 328 and previous response = 28761.			✓	
CmdManuallyIntegrateDropBaseline	BL2000\sean	1/11/2022 7:33:25 AM	Drop baseline for compound N-Nitrosodimethylamine in sample Jan0707.D to y = 234, new integration is from x, y = 2.234, 234 to 2.458, 234 and new response = 31448; previous integration is from x, y = 2.234, 271 to 2.458, 234 and previous response = 31201.			✓	
CmdManuallyIntegratePeak	BL2000\sean	1/11/2022 7:33:38 AM	Manually integrate compound N-Nitrosodimethylamine in sample Jan0708.D, from x, y = 2.223, 126 to 2.438, 0, result = 12960; previous integration is from x, y = 2.225, 252 to 2.326, 187 and previous response = 9508.			✓	
CmdManuallyIntegrateDropBaseline	BL2000\sean	1/11/2022 7:33:39 AM	Drop baseline for compound N-Nitrosodimethylamine in sample Jan0708.D to y = 0, new integration is from x, y = 2.223, 0 to 2.438, 0 and new response = 13769; previous integration is from x, y = 2.223, 126 to 2.438, 0 and previous response = 12960.			✓	
CmdSetTargetCompoundAttribute	BL2000\sean	1/11/2022 7:33:46 AM	Set UserAnnotation = BA for compound N-Nitrosodimethylamine in sample Jan0708.D; previous value =			✓	
CmdSetTargetCompoundAttribute	BL2000\sean	1/11/2022 7:33:49 AM	Set UserAnnotation = BA for compound N-Nitrosodimethylamine in sample Jan0707.D; previous value = BA			✓	
CmdSetTargetCompoundAttribute	BL2000\sean	1/11/2022 7:33:52 AM	Set UserAnnotation = BA for compound N-Nitrosodimethylamine in sample Jan0706.D; previous value =			✓	
CmdSetTargetCompoundAttribute	BL2000\sean	1/11/2022 7:33:55 AM	Set UserAnnotation = BA for compound N-Nitrosodimethylamine in sample Jan0705.D; previous value =			✓	
CmdSetTargetCompoundAttribute	BL2000\sean	1/11/2022 7:33:58 AM	Set UserAnnotation = BA for compound N-Nitrosodimethylamine in sample Jan0704.D; previous value =			✓	
CmdSetTargetCompoundAttribute	BL2000\sean	1/11/2022 7:34:01 AM	Set UserAnnotation = BA for compound N-Nitrosodimethylamine in sample Jan0703.D; previous value =			✓	
CmdSetTargetCompoundAttribute	BL2000\sean	1/11/2022 7:34:03 AM	Set UserAnnotation = BA for compound N-Nitrosodimethylamine in sample Jan0702.D; previous value =			✓	

# Audit Trail report

Name	User	Time	Action	Reason	Comment	Succeed	Exception
CmdManuallyIntegrateApplyTargetRtToQualifier	BL2000\sean	1/11/2022 7:34:10 AM	Apply target integration range 2.223-2.591 to qualifier 42.0 for compound N-Nitrosodimethylamine in sample Jan0705.D, new integration is from x, y = 2.223, 2400 to 2.591, 2792 and new response = 447948; previous integration is from x, y = 2.232, 2533 to 2.325, 2648 and previous response = 427498.			✓	
CmdManuallyIntegrateDropBaseline	BL2000\sean	1/11/2022 7:34:12 AM	Drop baseline for qualifier 42.0 of compound N-Nitrosodimethylamine in sample Jan0705.D to y = 2400, new integration is from x, y = 2.223, 2400 to 2.591, 2400 and new response = 452272; previous integration is from x, y = 2.223, 2400 to 2.591, 2792 and previous response = 447948.			✓	
CmdManuallyIntegrateApplyTargetRtToQualifier	BL2000\sean	1/11/2022 7:34:15 AM	Apply target integration range 2.264-2.550 to qualifier 52.0 for compound Pyridine in sample Jan0705.D, new integration is from x, y = 2.264, 7751 to 2.550, 6791 and new response = 763773; previous integration is from x, y = 2.274, 10161 to 2.417, 8405 and previous response = 571354.			✓	
CmdManuallyIntegrateDropBaseline	BL2000\sean	1/11/2022 7:34:16 AM	Drop baseline for qualifier 52.0 of compound Pyridine in sample Jan0705.D to y = 6791, new integration is from x, y = 2.264, 6791 to 2.550, 6791 and new response = 772008; previous integration is from x, y = 2.264, 7751 to 2.550, 6791 and previous response = 763773.			✓	

# Audit Trail report

Name	User	Time	Action	Reason	Comment	Succeed	Exception
CmdUpdateQualifierRatios	BL2000\sean	1/11/2022 7:34:51 AM	Update qualifier ratios for compound Perylene-d12; Update qualifier ratios for compound Chrysene-d12; Update qualifier ratios for compound Phenanthrene-d10; Update qualifier ratios for compound Acenaphthene-d10; Update qualifier ratios for compound Naphthalene-d8; Update qualifier ratios for compound Terphenyl-d14; Update qualifier ratios for compound 2,4,6-Tribromophenol; Update qualifier ratios for compound 2-Fluorobiphenyl; Update qualifier ratios for compound Nitrobenzene-d5; Update qualifier ratios for compound Phenol-d5; Update qualifier ratios for compound 2-Fluorophenol; Update qualifier ratios for compound Benzo(g,h,i)perylene; Update qualifier ratios for compound Dibenzo(a,h)anthracene; Update qualifier ratios for compound Indeno(1,2,3-c,d)pyrene; Update qualifier ratios for compound Benzo(a)pyrene; Update qualifier ratios for compound Benzo(k)fluoranthene; Update qualifier ratios for compound Benzo(b)fluoranthene; Update qualifier ratios for compound Di-n-octyl Phthalate; Update qualifier ratios for compound bis(2-ethylhexyl)Phthalate; Update qualifier ratios for compound 3,3-Dichlorobenzidine; Update qualifier ratios for compound Chrysene; Update qualifier ratios for compound Benzo(a)Anthracene; Update qualifier ratios for compound Butylbenzylphthalate; Update qualifier ratios for compound Pyrene; Update qualifier ratios for compound Benzidine; Update qualifier ratios for compound Fluoranthene; Update qualifier ratios for compound Di-n-Butylphthalate; Update qualifier ratios for compound Triallate; Update qualifier ratios for compound Anthracene; Update qualifier ratios for compound Phenanthrene; Update qualifier ratios for compound Pentachlorophenol; Update qualifier ratios for compound Hexachlorobenzene; Update qualifier ratios for compound 4-Bromophenylphenylether; Update qualifier ratios for compound Azobenzene; Update qualifier ratios for compound N-nitrosodiphenylamine; Update qualifier ratios for compound 4,6-Dinitro-2-			✓	

# Audit Trail report

Name	User	Time	Action	Reason	Comment	Succeed	Exception
			methylphenol; Update qualifier ratios for compound 4-Nitroaniline; Update qualifier ratios for compound Diethylphthalate; Update qualifier ratios for compound 4-Chlorophenylphenylether; Update qualifier ratios for compound Fluorene; Update qualifier ratios for compound 2,4-Dinitrotoluene; Update qualifier ratios for compound 4-Nitrophenol; Update qualifier ratios for compound Dibenzofuran; Update qualifier ratios for compound 2,4-Dinitrophenol; Update qualifier ratios for compound 3-Nitroaniline; Update qualifier ratios for compound Acenaphthene; Update qualifier ratios for compound 2,6-Dinitrotoluene; Update qualifier ratios for compound Acenaphthylene; Update qualifier ratios for compound Dimethyl Phthalate; Update qualifier ratios for compound 2-Nitroaniline; Update qualifier ratios for compound 2-Chloronaphthalene; Update qualifier ratios for compound 2,4,5-Trichlorophenol; Update qualifier ratios for compound 2,4,6-Trichlorophenol; Update qualifier ratios for compound Hexachlorocyclopentadiene; Update qualifier ratios for compound 4-Chloro-2-Methylphenol; Update qualifier ratios for compound 1-Methylnaphthalene; Update qualifier ratios for compound 2-Methylnaphthalene; Update qualifier ratios for compound 4-Chloro-3-Methylphenol; Update qualifier ratios for compound Hexachlorobutadiene; Update qualifier ratios for compound p-Chloroaniline; Update qualifier ratios for compound 4-Chlorophenol; Update qualifier ratios for compound Naphthalene; Update qualifier ratios for compound 1,2,4-Trichlorobenzene; Update qualifier ratios for compound 2,4-Dichlorophenol; Update qualifier ratios for compound bis(-2-Chloroethoxy)Methane; Update qualifier ratios for compound 2,4-Dimethylphenol; Update qualifier ratios for compound 2-Nitrophenol; Update qualifier ratios for compound Isophorone; Update qualifier ratios for compound Nitrobenzene; Update qualifier ratios for compound N-nitroso-Di-n-propylamine; Update qualifier ratios for compound Hexachloroethane; Update qualifier ratios for compound 4Methylphenol/3Methylphenol; Update				

# Audit Trail report

Name	User	Time	Action	Reason	Comment	Succeed	Exception
			qualifier ratios for compound 2-Methylphenol; Update qualifier ratios for compound bis(2-chloroisopropyl)Ether; Update qualifier ratios for compound Benzyl Alcohol; Update qualifier ratios for compound 1,2-Dichlorobenzene; Update qualifier ratios for compound 1,4-Dichlorobenzene; Update qualifier ratios for compound 1,3-Dichlorobenzene; Update qualifier ratios for compound 2-Chlorophenol; Update qualifier ratios for compound bis(-2-Chloroethyl)Ether; Update qualifier ratios for compound Phenol; Update qualifier ratios for compound Aniline; Update qualifier ratios for compound Pyridine; Update qualifier ratios for compound Carbazole; Update qualifier ratios for compound Benzoic Acid; Update qualifier ratios for compound o-Terphenyl; Update qualifier ratios for compound N-Nitrosodimethylamine; Update qualifier ratios for compound 1,4-Dichlorobenzene-d4;				
CmdQuantitate	BL2000\sean	1/11/2022 7:35:28 AM	Quantitate all compounds in all samples			✓	
CmdSaveBatchTable	BL2000\sean	1/11/2022 8:14:25 AM	Save batch \\MASSHUNTER\Org\Data\SV5973N.I\sd010722\DoD BNA cal 1\QuantResults\010722 DoD BNA cal 1.batch.bin			✓	

# Audit Trail report

Name	User	Time	Action	Reason	Comment	Succeed	Exception
CmdCalibrate	BL2000\sean	1/11/2022 8:16:08 AM	Replace level ICV with QC sample Jan0709.D for compounds {Terphenyl-d14, 2,4,6-Tribromophenol, 2-Fluorobiphenyl, Nitrobenzene-d5, Phenol-d5, 2-Fluorophenol, Benzo(g,h,i)perylene, Dibenzo(a,h)anthracene, Indeno(1,2,3-c,d)pyrene, Benzo(a)pyrene, Benzo(k)fluoranthene, Benzo(b)fluoranthene, Di-n-octyl Phthalate, bis(2-ethylhexyl)Phthalate, 3,3-Dichlorobenzidine, Chrysene, Benzo(a)Anthracene, Butylbenzylphthalate, Pyrene, Benzidine, Fluoranthene, Di-n-Butylphthalate, Triallate, Anthracene, Phenanthrene, Pentachlorophenol, Hexachlorobenzene, 4-Bromophenylphenylether, Azobenzene, N-nitrosodiphenylamine, 4,6-Dinitro-2-methylphenol, 4-Nitroaniline, Diethylphthalate, 4-Chlorophenylphenylether, Fluorene, 2,4-Dinitrotoluene, 4-Nitrophenol, Dibenzofuran, 2,4-Dinitrophenol, 3-Nitroaniline, Acenaphthene, 2,6-Dinitrotoluene, Acenaphthylene, Dimethyl Phthalate, 2-Nitroaniline, 2-Chloronaphthalene, 2,4,5-Trichlorophenol, 2,4,6-Trichlorophenol, Hexachlorocyclopentadiene, 4-Chloro-2-Methylphenol, 1-Methylnaphthalene, 2-Methylnaphthalene, 4-Chloro-3-Methylphenol, Hexachlorobutadiene, p-Chloroaniline, 4-Chlorophenol, Naphthalene, 1,2,4-Trichlorobenzene, 2,4-Dichlorophenol, bis(-2-Chloroethoxy)Methane, 2,4-Dimethylphenol, 2-Nitrophenol, Isophorone, Nitrobenzene, N-nitroso-Di-n-propylamine, Hexachloroethane, 4Methylphenol/3Methylphenol, 2-Methylphenol, bis(2-chloroisopropyl)Ether, Benzyl Alcohol, 1,2-Dichlorobenzene, 1,4-Dichlorobenzene, 1,3-Dichlorobenzene, 2-Chlorophenol, bis(-2-Chloroethyl)Ether, Phenol, Aniline, Pyridine, Carbazole, Benzoic Acid, o-Terphenyl, N-Nitrosodimethylamine}; Replace level 1 with Calibration sample Jan0708.D for compounds {Terphenyl-d14, 2,4,6-Tribromophenol, 2-Fluorobiphenyl, Nitrobenzene-d5, Phenol-d5, 2-Fluorophenol, Benzo(g,h,i)perylene, Dibenzo(a,h)anthracene, Indeno(1,2,3-c,d)pyrene,			✓	

# Audit Trail report

Name	User	Time	Action	Reason	Comment	Succeed	Exception
			Benzo(a)pyrene, Benzo(k)fluoranthene, Benzo(b)fluoranthene, Di-n-octyl Phthalate, bis(2-ethylhexyl)Phthalate, 3,3-Dichlorobenzidine, Chrysene, Benzo(a)Anthracene, Butylbenzylphthalate, Pyrene, Benzidine, Fluoranthene, Di-n- Butylphthalate, Triallate, Anthracene, Phenanthrene, Pentachlorophenol, Hexachlorobenzene, 4-Bromophenyl- phenylether, Azobenzene, N- nitrosodiphenylamine, 4,6-Dinitro-2- methylphenol, 4-Nitroaniline, Diethylphthalate, 4-Chlorophenyl- phenylether, Fluorene, 2,4- Dinitrotoluene, 4-Nitrophenol, Dibenzofuran, 2,4-Dinitrophenol, 3- Nitroaniline, Acenaphthene, 2,6- Dinitrotoluene, Acenaphthylene, Dimethyl Phthalate, 2-Nitroaniline, 2- Chloronaphthalene, 2,4,5- Trichlorophenol, 2,4,6-Trichlorophenol, Hexachlorocyclopentadiene, 4-Chloro- 2-Methylphenol, 1-Methylnaphthalene, 2-Methylnaphthalene, 4-Chloro-3- Methylphenol, Hexachlorobutadiene, p- Chloroaniline, 4-Chlorophenol, Naphthalene, 1,2,4-Trichlorobenzene, 2,4-Dichlorophenol, bis(-2- Chloroethoxy)Methane, 2,4- Dimethylphenol, 2-Nitrophenol, Isophorone, Nitrobenzene, N-nitroso- Di-n-propylamine, Hexachloroethane, 4Methylphenol/3Methylphenol, 2- Methylphenol, bis(2- chloroisopropyl)Ether, Benzyl Alcohol, 1,2-Dichlorobenzene, 1,4- Dichlorobenzene, 1,3-Dichlorobenzene, 2-Chlorophenol, bis(-2- Chloroethyl)Ether, Phenol, Aniline, Pyridine, Carbazole, Benzoic Acid, o- Terphenyl, N-Nitrosodimethylamine}; Replace level 2 with CC sample Jan0707.D for compounds {Terphenyl- d14, 2,4,6-Tribromophenol, 2- Fluorobiphenyl, Nitrobenzene-d5, Phenol-d5, 2-Fluorophenol, Benzo(g,h,i)perylene, Dibenzo(a,h)anthracene, Indeno(1,2,3-c,d)pyrene, Benzo(a)pyrene, Benzo(k)fluoranthene, Benzo(b)fluoranthene, Di-n-octyl Phthalate, bis(2-ethylhexyl)Phthalate, 3,3-Dichlorobenzidine, Chrysene, Benzo(a)Anthracene, Butylbenzylphthalate, Pyrene, Benzidine, Fluoranthene, Di-n-				

# Audit Trail report

Name	User	Time	Action	Reason	Comment	Succeed	Exception
			Butylphthalate, Triallate, Anthracene, Phenanthrene, Pentachlorophenol, Hexachlorobenzene, 4-Bromophenylphenylether, Azobenzene, N-nitrosodiphenylamine, 4,6-Dinitro-2-methylphenol, 4-Nitroaniline, Diethylphthalate, 4-Chlorophenylphenylether, Fluorene, 2,4-Dinitrotoluene, 4-Nitrophenol, Dibenzofuran, 2,4-Dinitrophenol, 3-Nitroaniline, Acenaphthene, 2,6-Dinitrotoluene, Acenaphthylene, Dimethyl Phthalate, 2-Nitroaniline, 2-Chloronaphthalene, 2,4,5-Trichlorophenol, 2,4,6-Trichlorophenol, Hexachlorocyclopentadiene, 4-Chloro-2-Methylphenol, 1-Methylnaphthalene, 2-Methylnaphthalene, 4-Chloro-3-Methylphenol, Hexachlorobutadiene, p-Chloroaniline, 4-Chlorophenol, Naphthalene, 1,2,4-Trichlorobenzene, 2,4-Dichlorophenol, bis(-2-Chloroethoxy)Methane, 2,4-Dimethylphenol, 2-Nitrophenol, Isophorone, Nitrobenzene, N-nitroso-Di-n-propylamine, Hexachloroethane, 4Methylphenol/3Methylphenol, 2-Methylphenol, bis(2-chloroisopropyl)Ether, Benzyl Alcohol, 1,2-Dichlorobenzene, 1,4-Dichlorobenzene, 1,3-Dichlorobenzene, 2-Chlorophenol, bis(-2-Chloroethyl)Ether, Phenol, Aniline, Pyridine, Carbazole, Benzoic Acid, o-Terphenyl, N-Nitrosodimethylamine}; Replace level 3 with Calibration sample Jan0706.D for compounds {Terphenyl-d14, 2,4,6-Tribromophenol, 2-Fluorobiphenyl, Nitrobenzene-d5, Phenol-d5, 2-Fluorophenol, Benzo(g,h,i)perylene, Dibenzo(a,h)anthracene, Indeno(1,2,3-c,d)pyrene, Benzo(a)pyrene, Benzo(k)fluoranthene, Benzo(b)fluoranthene, Di-n-octyl Phthalate, bis(2-ethylhexyl)Phthalate, 3,3-Dichlorobenzidine, Chrysene, Benzo(a)Anthracene, Butylbenzylphthalate, Pyrene, Benzidine, Fluoranthene, Di-n-Butylphthalate, Triallate, Anthracene, Phenanthrene, Pentachlorophenol, Hexachlorobenzene, 4-Bromophenylphenylether, Azobenzene, N-nitrosodiphenylamine, 4,6-Dinitro-2-methylphenol, 4-Nitroaniline, Diethylphthalate, 4-Chlorophenylphenylether, Fluorene, 2,4-				



# Audit Trail report

Name	User	Time	Action	Reason	Comment	Succeed	Exception
			Dinitrotoluene, 4-Nitrophenol, Dibenzofuran, 2,4-Dinitrophenol, 3-Nitroaniline, Acenaphthene, 2,6-Dinitrotoluene, Acenaphthylene, Dimethyl Phthalate, 2-Nitroaniline, 2-Chloronaphthalene, 2,4,5-Trichlorophenol, 2,4,6-Trichlorophenol, Hexachlorocyclopentadiene, 4-Chloro-2-Methylphenol, 1-Methylnaphthalene, 2-Methylnaphthalene, 4-Chloro-3-Methylphenol, Hexachlorobutadiene, p-Chloroaniline, 4-Chlorophenol, Naphthalene, 1,2,4-Trichlorobenzene, 2,4-Dichlorophenol, bis(-2-Chloroethoxy)Methane, 2,4-Dimethylphenol, 2-Nitrophenol, Isophorone, Nitrobenzene, N-nitroso-Di-n-propylamine, Hexachloroethane, 4Methylphenol/3Methylphenol, 2-Methylphenol, bis(2-chloroisopropyl)Ether, Benzyl Alcohol, 1,2-Dichlorobenzene, 1,4-Dichlorobenzene, 1,3-Dichlorobenzene, 2-Chlorophenol, bis(-2-Chloroethyl)Ether, Phenol, Aniline, Pyridine, Carbazole, Benzoic Acid, o-Terphenyl, N-Nitrosodimethylamine}; Replace level 4 with Calibration sample Jan0705.D for compounds {Terphenyl-d14, 2,4,6-Tribromophenol, 2-Fluorobiphenyl, Nitrobenzene-d5, Phenol-d5, 2-Fluorophenol, Benzo(g,h,i)perylene, Dibenzo(a,h)anthracene, Indeno(1,2,3-c,d)pyrene, Benzo(a)pyrene, Benzo(k)fluoranthene, Benzo(b)fluoranthene, Di-n-octyl Phthalate, bis(2-ethylhexyl)Phthalate, 3,3-Dichlorobenzidine, Chrysene, Benzo(a)Anthracene, Butylbenzylphthalate, Pyrene, Benzidine, Fluoranthene, Di-n-Butylphthalate, Triallate, Anthracene, Phenanthrene, Pentachlorophenol, Hexachlorobenzene, 4-Bromophenylphenylether, Azobenzene, N-nitrosodiphenylamine, 4,6-Dinitro-2-methylphenol, 4-Nitroaniline, Diethylphthalate, 4-Chlorophenylphenylether, Fluorene, 2,4-Dinitrotoluene, 4-Nitrophenol, Dibenzofuran, 2,4-Dinitrophenol, 3-Nitroaniline, Acenaphthene, 2,6-Dinitrotoluene, Acenaphthylene, Dimethyl Phthalate, 2-Nitroaniline, 2-Chloronaphthalene, 2,4,5-Trichlorophenol, 2,4,6-Trichlorophenol, Hexachlorocyclopentadiene, 4-Chloro-				

# Audit Trail report

Name	User	Time	Action	Reason	Comment	Succeed	Exception
			2-Methylphenol, 1-Methylnaphthalene, 2-Methylnaphthalene, 4-Chloro-3- Methylphenol, Hexachlorobutadiene, p- Chloroaniline, 4-Chlorophenol, Naphthalene, 1,2,4-Trichlorobenzene, 2,4-Dichlorophenol, bis(-2- Chloroethoxy)Methane, 2,4- Dimethylphenol, 2-Nitrophenol, Isophorone, Nitrobenzene, N-nitroso- Di-n-propylamine, Hexachloroethane, 4Methylphenol/3Methylphenol, 2- Methylphenol, bis(2- chloroisopropyl)Ether, Benzyl Alcohol, 1,2-Dichlorobenzene, 1,4- Dichlorobenzene, 1,3-Dichlorobenzene, 2-Chlorophenol, bis(-2- Chloroethyl)Ether, Phenol, Aniline, Pyridine, Carbazole, Benzoic Acid, o- Terphenyl, N-Nitrosodimethylamine}; Replace level 5 with Calibration sample Jan0704.D for compounds {Terphenyl- d14, 2,4,6-Tribromophenol, 2- Fluorobiphenyl, Nitrobenzene-d5, Phenol-d5, 2-Fluorophenol, Benzo(g,h,i)perylene, Dibenzo(a,h)anthracene, Indeno(1,2,3-c,d)pyrene, Benzo(a)pyrene, Benzo(k)fluoranthene, Benzo(b)fluoranthene, Di-n-octyl Phthalate, bis(2-ethylhexyl)Phthalate, 3,3-Dichlorobenzidine, Chrysene, Benzo(a)Anthracene, Butylbenzylphthalate, Pyrene, Benzidine, Fluoranthene, Di-n- Butylphthalate, Triallate, Anthracene, Phenanthrene, Pentachlorophenol, Hexachlorobenzene, 4-Bromophenyl- phenylether, Azobenzene, N- nitrosodiphenylamine, 4,6-Dinitro-2- methylphenol, 4-Nitroaniline, Diethylphthalate, 4-Chlorophenyl- phenylether, Fluorene, 2,4- Dinitrotoluene, 4-Nitrophenol, Dibenzofuran, 2,4-Dinitrophenol, 3- Nitroaniline, Acenaphthene, 2,6- Dinitrotoluene, Acenaphthylene, Dimethyl Phthalate, 2-Nitroaniline, 2- Chloronaphthalene, 2,4,5- Trichlorophenol, 2,4,6-Trichlorophenol, Hexachlorocyclopentadiene, 4-Chloro- 2-Methylphenol, 1-Methylnaphthalene, 2-Methylnaphthalene, 4-Chloro-3- Methylphenol, Hexachlorobutadiene, p- Chloroaniline, 4-Chlorophenol, Naphthalene, 1,2,4-Trichlorobenzene, 2,4-Dichlorophenol, bis(-2- Chloroethoxy)Methane, 2,4- Dimethylphenol, 2-Nitrophenol,				

# Audit Trail report

Name	User	Time	Action	Reason	Comment	Succeed	Exception
			Isophorone, Nitrobenzene, N-nitroso-Di-n-propylamine, Hexachloroethane, 4Methylphenol/3Methylphenol, 2-Methylphenol, bis(2-chloroisopropyl)Ether, Benzyl Alcohol, 1,2-Dichlorobenzene, 1,4-Dichlorobenzene, 1,3-Dichlorobenzene, 2-Chlorophenol, bis(-2-Chloroethyl)Ether, Phenol, Aniline, Pyridine, Carbazole, Benzoic Acid, o-Terphenyl, N-Nitrosodimethylamine}; Replace level 6 with Calibration sample Jan0703.D for compounds {Terphenyl-d14, 2,4,6-Tribromophenol, 2-Fluorobiphenyl, Nitrobenzene-d5, Phenol-d5, 2-Fluorophenol, Benzo(g,h,i)perylene, Dibenzo(a,h)anthracene, Indeno(1,2,3-c,d)pyrene, Benzo(a)pyrene, Benzo(k)fluoranthene, Benzo(b)fluoranthene, Di-n-octyl Phthalate, bis(2-ethylhexyl)Phthalate, 3,3-Dichlorobenzidine, Chrysene, Benzo(a)Anthracene, Butylbenzylphthalate, Pyrene, Benzidine, Fluoranthene, Di-n-Butylphthalate, Triallate, Anthracene, Phenanthrene, Pentachlorophenol, Hexachlorobenzene, 4-Bromophenylphenylether, Azobenzene, N-nitrosodiphenylamine, 4,6-Dinitro-2-methylphenol, 4-Nitroaniline, Diethylphthalate, 4-Chlorophenylphenylether, Fluorene, 2,4-Dinitrotoluene, 4-Nitrophenol, Dibenzofuran, 2,4-Dinitrophenol, 3-Nitroaniline, Acenaphthene, 2,6-Dinitrotoluene, Acenaphthylene, Dimethyl Phthalate, 2-Nitroaniline, 2-Chloronaphthalene, 2,4,5-Trichlorophenol, 2,4,6-Trichlorophenol, Hexachlorocyclopentadiene, 4-Chloro-2-Methylphenol, 1-Methylnaphthalene, 2-Methylnaphthalene, 4-Chloro-3-Methylphenol, Hexachlorobutadiene, p-Chloroaniline, 4-Chlorophenol, Naphthalene, 1,2,4-Trichlorobenzene, 2,4-Dichlorophenol, bis(-2-Chloroethoxy)Methane, 2,4-Dimethylphenol, 2-Nitrophenol, Isophorone, Nitrobenzene, N-nitroso-Di-n-propylamine, Hexachloroethane, 4Methylphenol/3Methylphenol, 2-Methylphenol, bis(2-chloroisopropyl)Ether, Benzyl Alcohol, 1,2-Dichlorobenzene, 1,4-Dichlorobenzene, 1,3-Dichlorobenzene, 2-Chlorophenol, bis(-2-				

# Audit Trail report

Name	User	Time	Action	Reason	Comment	Succeed	Exception
			Chloroethyl)Ether, Phenol, Aniline, Pyridine, Carbazole, Benzoic Acid, o-Terphenyl, N-Nitrosodimethylamine}; Replace level 7 with Calibration sample Jan0702.D for compounds {Terphenyl-d14, 2,4,6-Tribromophenol, 2-Fluorobiphenyl, Nitrobenzene-d5, Phenol-d5, 2-Fluorophenol, Benzo(g,h,i)perylene, Dibenzo(a,h)anthracene, Indeno(1,2,3-c,d)pyrene, Benzo(a)pyrene, Benzo(k)fluoranthene, Benzo(b)fluoranthene, Di-n-octyl Phthalate, bis(2-ethylhexyl)Phthalate, 3,3-Dichlorobenzidine, Chrysene, Benzo(a)Anthracene, Butylbenzylphthalate, Pyrene, Benzidine, Fluoranthene, Di-n-Butylphthalate, Triallate, Anthracene, Phenanthrene, Pentachlorophenol, Hexachlorobenzene, 4-Bromophenylphenylether, Azobenzene, N-nitrosodiphenylamine, 4,6-Dinitro-2-methylphenol, 4-Nitroaniline, Diethylphthalate, 4-Chlorophenylphenylether, Fluorene, 2,4-Dinitrotoluene, 4-Nitrophenol, Dibenzofuran, 2,4-Dinitrophenol, 3-Nitroaniline, Acenaphthene, 2,6-Dinitrotoluene, Acenaphthylene, Dimethyl Phthalate, 2-Nitroaniline, 2-Chloronaphthalene, 2,4,5-Trichlorophenol, 2,4,6-Trichlorophenol, Hexachlorocyclopentadiene, 4-Chloro-2-Methylphenol, 1-Methylnaphthalene, 2-Methylnaphthalene, 4-Chloro-3-Methylphenol, Hexachlorobutadiene, p-Chloroaniline, 4-Chlorophenol, Naphthalene, 1,2,4-Trichlorobenzene, 2,4-Dichlorophenol, bis(-2-Chloroethoxy)Methane, 2,4-Dimethylphenol, 2-Nitrophenol, Isophorone, Nitrobenzene, N-nitroso-Di-n-propylamine, Hexachloroethane, 4Methylphenol/3Methylphenol, 2-Methylphenol, bis(2-chloroisopropyl)Ether, Benzyl Alcohol, 1,2-Dichlorobenzene, 1,4-Dichlorobenzene, 1,3-Dichlorobenzene, 2-Chlorophenol, bis(-2-Chloroethyl)Ether, Phenol, Aniline, Pyridine, Carbazole, Benzoic Acid, o-Terphenyl, N-Nitrosodimethylamine};				
CmdQuantitate	BL2000\sean	1/11/2022 8:16:30 AM	Quantitate all compounds in all samples			✓	

# Audit Trail report

Name	User	Time	Action	Reason	Comment	Succeed	Exception
CmdManuallyIntegrateSplit	BL2000\sean	1/11/2022 8:17:03 AM	Split peak for compound Phenol-d5 in sample Jan0709.D and keep left peak, new integration is from x, y = 4.593, 252.154490201388 to 4.705, 655.119064618674 and new response = 928942, previous integration is from x, y = 4.593, 252 to 4.746, 802 and previous response = 967605.			✓	
CmdSetTargetCompoundAttribute	BL2000\sean	1/11/2022 8:17:05 AM	Set UserAnnotation = CO for compound Phenol-d5 in sample Jan0709.D; previous value =			✓	
CmdSetTargetCompoundAttribute	BL2000\sean	1/11/2022 8:17:49 AM	Set CurveFit = fitAverageOfResponseFactors for compound 2-Methylphenol in all samples; previous value = fitQuadratic			✓	
CmdSetTargetCompoundAttribute	BL2000\sean	1/11/2022 8:17:50 AM	Set CurveFitOrigin = originIgnore for compound 2-Methylphenol in all samples; previous value = originInclude			✓	
CmdSetTargetCompoundAttribute	BL2000\sean	1/11/2022 8:17:52 AM	Set CurveFitWeight = weightEqual for compound 2-Methylphenol in all samples; previous value = weightOneOverX			✓	
CmdQuantitate	BL2000\sean	1/11/2022 8:18:15 AM	Quantitate all compounds in all samples			✓	
CmdSaveBatchTable	BL2000\sean	1/11/2022 8:32:06 AM	Save batch \\MASSHUNTER\Org\Data\SV5973N.I\sd010722\DoD BNA cal 1\QuantResults\010722 DoD BNA cal 1.batch.bin			✓	
CmdSetTargetCompoundAttribute	BL2000\sean	1/11/2022 8:32:12 AM	Set CurveFit = fitQuadratic for compound N-nitroso-Di-n-propylamine in all samples; previous value = fitAverageOfResponseFactors			✓	
CmdSetTargetCompoundAttribute	BL2000\sean	1/11/2022 8:32:13 AM	Set CurveFitOrigin = originInclude for compound N-nitroso-Di-n-propylamine in all samples; previous value = originIgnore			✓	
CmdSetTargetCompoundAttribute	BL2000\sean	1/11/2022 8:32:15 AM	Set CurveFitWeight = weightOneOverX for compound N-nitroso-Di-n-propylamine in all samples; previous value = weightEqual			✓	
CmdQuantitate	BL2000\sean	1/11/2022 8:32:40 AM	Quantitate all compounds in all samples			✓	
CmdSetSampleAttribute	BL2000\sean	1/11/2022 8:33:02 AM	Set SampleType = Calibration for sample Jan0707.D; previous value = CC			✓	
CmdSaveBatchTable	BL2000\sean	1/11/2022 8:33:05 AM	Save batch \\MASSHUNTER\Org\Data\SV5973N.I\sd010722\DoD BNA cal 1\QuantResults\010722 DoD BNA cal 1.batch.bin			✓	

# Audit Trail report

Name	User	Time	Action	Reason	Comment	Succeed	Exception
CmdRemoveCalibration	BL2000\sean	1/11/2022 8:33:39 AM	Remove Calibration for compounds {Terphenyl-d14, 2,4,6-Tribromophenol, 2-Fluorobiphenyl, Nitrobenzene-d5, Phenol-d5, 2-Fluorophenol, Benzo(g,h,i)perylene, Dibenzo(a,h)anthracene, Indeno(1,2,3-c,d)pyrene, Benzo(a)pyrene, Benzo(k)fluoranthene, Benzo(b)fluoranthene, Di-n-octyl Phthalate, bis(2-ethylhexyl)Phthalate, 3,3-Dichlorobenzidine, Chrysene, Benzo(a)Anthracene, Butylbenzylphthalate, Pyrene, Benzidine, Fluoranthene, Di-n-Butylphthalate, Triallate, Anthracene, Phenanthrene, Pentachlorophenol, Hexachlorobenzene, 4-Bromophenylphenylether, Azobenzene, N-nitrosodiphenylamine, 4,6-Dinitro-2-methylphenol, 4-Nitroaniline, Diethylphthalate, 4-Chlorophenylphenylether, Fluorene, 2,4-Dinitrotoluene, 4-Nitrophenol, Dibenzofuran, 2,4-Dinitrophenol, 3-Nitroaniline, Acenaphthene, 2,6-Dinitrotoluene, Acenaphthylene, Dimethyl Phthalate, 2-Nitroaniline, 2-Chloronaphthalene, 2,4,5-Trichlorophenol, 2,4,6-Trichlorophenol, Hexachlorocyclopentadiene, 4-Chloro-2-Methylphenol, 1-Methylnaphthalene, 2-Methylnaphthalene, 4-Chloro-3-Methylphenol, Hexachlorobutadiene, p-Chloroaniline, 4-Chlorophenol, Naphthalene, 1,2,4-Trichlorobenzene, 2,4-Dichlorophenol, bis(-2-Chloroethoxy)Methane, 2,4-Dimethylphenol, 2-Nitrophenol, Isophorone, Nitrobenzene, N-nitroso-Di-n-propylamine, Hexachloroethane, 4Methylphenol/3Methylphenol, 2-Methylphenol, bis(2-chloroisopropyl)Ether, Benzyl Alcohol, 1,2-Dichlorobenzene, 1,4-Dichlorobenzene, 1,3-Dichlorobenzene, 2-Chlorophenol, bis(-2-Chloroethyl)Ether, Phenol, Aniline, Pyridine, Carbazole, Benzoic Acid, o-Terphenyl, N-Nitrosodimethylamine} at level CC 2;			✓	
CmdQuantitate	BL2000\sean	1/11/2022 8:34:08 AM	Quantitate all compounds in all samples			✓	

# Audit Trail report

Name	User	Time	Action	Reason	Comment	Succeed	Exception
CmdCalibrate	BL2000\sean	1/11/2022 8:55:15 AM	Replace level ICV with QC sample Jan0709.D for compounds {Terphenyl-d14, 2,4,6-Tribromophenol, 2-Fluorobiphenyl, Nitrobenzene-d5, Phenol-d5, 2-Fluorophenol, Benzo(g,h,i)perylene, Dibenzo(a,h)anthracene, Indeno(1,2,3-c,d)pyrene, Benzo(a)pyrene, Benzo(k)fluoranthene, Benzo(b)fluoranthene, Di-n-octyl Phthalate, bis(2-ethylhexyl)Phthalate, 3,3-Dichlorobenzidine, Chrysene, Benzo(a)Anthracene, Butylbenzylphthalate, Pyrene, Benzidine, Fluoranthene, Di-n-Butylphthalate, Triallate, Anthracene, Phenanthrene, Pentachlorophenol, Hexachlorobenzene, 4-Bromophenylphenylether, Azobenzene, N-nitrosodiphenylamine, 4,6-Dinitro-2-methylphenol, 4-Nitroaniline, Diethylphthalate, 4-Chlorophenylphenylether, Fluorene, 2,4-Dinitrotoluene, 4-Nitrophenol, Dibenzofuran, 2,4-Dinitrophenol, 3-Nitroaniline, Acenaphthene, 2,6-Dinitrotoluene, Acenaphthylene, Dimethyl Phthalate, 2-Nitroaniline, 2-Chloronaphthalene, 2,4,5-Trichlorophenol, 2,4,6-Trichlorophenol, Hexachlorocyclopentadiene, 4-Chloro-2-Methylphenol, 1-Methylnaphthalene, 2-Methylnaphthalene, 4-Chloro-3-Methylphenol, Hexachlorobutadiene, p-Chloroaniline, 4-Chlorophenol, Naphthalene, 1,2,4-Trichlorobenzene, 2,4-Dichlorophenol, bis(-2-Chloroethoxy)Methane, 2,4-Dimethylphenol, 2-Nitrophenol, Isophorone, Nitrobenzene, N-nitroso-Di-n-propylamine, Hexachloroethane, 4Methylphenol/3Methylphenol, 2-Methylphenol, bis(2-chloroisopropyl)Ether, Benzyl Alcohol, 1,2-Dichlorobenzene, 1,4-Dichlorobenzene, 1,3-Dichlorobenzene, 2-Chlorophenol, bis(-2-Chloroethyl)Ether, Phenol, Aniline, Pyridine, Carbazole, Benzoic Acid, o-Terphenyl, N-Nitrosodimethylamine}; Replace level 1 with Calibration sample Jan0708.D for compounds {Terphenyl-d14, 2,4,6-Tribromophenol, 2-Fluorobiphenyl, Nitrobenzene-d5, Phenol-d5, 2-Fluorophenol, Benzo(g,h,i)perylene, Dibenzo(a,h)anthracene, Indeno(1,2,3-c,d)pyrene,			✓	

# Audit Trail report

Name	User	Time	Action	Reason	Comment	Succeed	Exception
			Benzo(a)pyrene, Benzo(k)fluoranthene, Benzo(b)fluoranthene, Di-n-octyl Phthalate, bis(2-ethylhexyl)Phthalate, 3,3-Dichlorobenzidine, Chrysene, Benzo(a)Anthracene, Butylbenzylphthalate, Pyrene, Benzidine, Fluoranthene, Di-n- Butylphthalate, Triallate, Anthracene, Phenanthrene, Pentachlorophenol, Hexachlorobenzene, 4-Bromophenyl- phenylether, Azobenzene, N- nitrosodiphenylamine, 4,6-Dinitro-2- methylphenol, 4-Nitroaniline, Diethylphthalate, 4-Chlorophenyl- phenylether, Fluorene, 2,4- Dinitrotoluene, 4-Nitrophenol, Dibenzofuran, 2,4-Dinitrophenol, 3- Nitroaniline, Acenaphthene, 2,6- Dinitrotoluene, Acenaphthylene, Dimethyl Phthalate, 2-Nitroaniline, 2- Chloronaphthalene, 2,4,5- Trichlorophenol, 2,4,6-Trichlorophenol, Hexachlorocyclopentadiene, 4-Chloro- 2-Methylphenol, 1-Methylnaphthalene, 2-Methylnaphthalene, 4-Chloro-3- Methylphenol, Hexachlorobutadiene, p- Chloroaniline, 4-Chlorophenol, Naphthalene, 1,2,4-Trichlorobenzene, 2,4-Dichlorophenol, bis(-2- Chloroethoxy)Methane, 2,4- Dimethylphenol, 2-Nitrophenol, Isophorone, Nitrobenzene, N-nitroso- Di-n-propylamine, Hexachloroethane, 4Methylphenol/3Methylphenol, 2- Methylphenol, bis(2- chloroisopropyl)Ether, Benzyl Alcohol, 1,2-Dichlorobenzene, 1,4- Dichlorobenzene, 1,3-Dichlorobenzene, 2-Chlorophenol, bis(-2- Chloroethyl)Ether, Phenol, Aniline, Pyridine, Carbazole, Benzoic Acid, o- Terphenyl, N-Nitrosodimethylamine}; Replace level 2 with Calibration sample Jan0707.D for compounds {Terphenyl- d14, 2,4,6-Tribromophenol, 2- Fluorobiphenyl, Nitrobenzene-d5, Phenol-d5, 2-Fluorophenol, Benzo(g,h,i)perylene, Dibenzo(a,h)anthracene, Indeno(1,2,3-c,d)pyrene, Benzo(a)pyrene, Benzo(k)fluoranthene, Benzo(b)fluoranthene, Di-n-octyl Phthalate, bis(2-ethylhexyl)Phthalate, 3,3-Dichlorobenzidine, Chrysene, Benzo(a)Anthracene, Butylbenzylphthalate, Pyrene, Benzidine, Fluoranthene, Di-n-				



# Audit Trail report

Name	User	Time	Action	Reason	Comment	Succeed	Exception
			Butylphthalate, Triallate, Anthracene, Phenanthrene, Pentachlorophenol, Hexachlorobenzene, 4-Bromophenylphenylether, Azobenzene, N-nitrosodiphenylamine, 4,6-Dinitro-2-methylphenol, 4-Nitroaniline, Diethylphthalate, 4-Chlorophenylphenylether, Fluorene, 2,4-Dinitrotoluene, 4-Nitrophenol, Dibenzofuran, 2,4-Dinitrophenol, 3-Nitroaniline, Acenaphthene, 2,6-Dinitrotoluene, Acenaphthylene, Dimethyl Phthalate, 2-Nitroaniline, 2-Chloronaphthalene, 2,4,5-Trichlorophenol, 2,4,6-Trichlorophenol, Hexachlorocyclopentadiene, 4-Chloro-2-Methylphenol, 1-Methylnaphthalene, 2-Methylnaphthalene, 4-Chloro-3-Methylphenol, Hexachlorobutadiene, p-Chloroaniline, 4-Chlorophenol, Naphthalene, 1,2,4-Trichlorobenzene, 2,4-Dichlorophenol, bis(-2-Chloroethoxy)Methane, 2,4-Dimethylphenol, 2-Nitrophenol, Isophorone, Nitrobenzene, N-nitroso-Di-n-propylamine, Hexachloroethane, 4Methylphenol/3Methylphenol, 2-Methylphenol, bis(2-chloroisopropyl)Ether, Benzyl Alcohol, 1,2-Dichlorobenzene, 1,4-Dichlorobenzene, 1,3-Dichlorobenzene, 2-Chlorophenol, bis(-2-Chloroethyl)Ether, Phenol, Aniline, Pyridine, Carbazole, Benzoic Acid, o-Terphenyl, N-Nitrosodimethylamine}; Replace level 3 with Calibration sample Jan0706.D for compounds {Terphenyl-d14, 2,4,6-Tribromophenol, 2-Fluorobiphenyl, Nitrobenzene-d5, Phenol-d5, 2-Fluorophenol, Benzo(g,h,i)perylene, Dibenzo(a,h)anthracene, Indeno(1,2,3-c,d)pyrene, Benzo(a)pyrene, Benzo(k)fluoranthene, Benzo(b)fluoranthene, Di-n-octyl Phthalate, bis(2-ethylhexyl)Phthalate, 3,3-Dichlorobenzidine, Chrysene, Benzo(a)Anthracene, Butylbenzylphthalate, Pyrene, Benzidine, Fluoranthene, Di-n-Butylphthalate, Triallate, Anthracene, Phenanthrene, Pentachlorophenol, Hexachlorobenzene, 4-Bromophenylphenylether, Azobenzene, N-nitrosodiphenylamine, 4,6-Dinitro-2-methylphenol, 4-Nitroaniline, Diethylphthalate, 4-Chlorophenylphenylether, Fluorene, 2,4-				

# Audit Trail report

Name	User	Time	Action	Reason	Comment	Succeed	Exception
			Dinitrotoluene, 4-Nitrophenol, Dibenzofuran, 2,4-Dinitrophenol, 3-Nitroaniline, Acenaphthene, 2,6-Dinitrotoluene, Acenaphthylene, Dimethyl Phthalate, 2-Nitroaniline, 2-Chloronaphthalene, 2,4,5-Trichlorophenol, 2,4,6-Trichlorophenol, Hexachlorocyclopentadiene, 4-Chloro-2-Methylphenol, 1-Methylnaphthalene, 2-Methylnaphthalene, 4-Chloro-3-Methylphenol, Hexachlorobutadiene, p-Chloroaniline, 4-Chlorophenol, Naphthalene, 1,2,4-Trichlorobenzene, 2,4-Dichlorophenol, bis(-2-Chloroethoxy)Methane, 2,4-Dimethylphenol, 2-Nitrophenol, Isophorone, Nitrobenzene, N-nitroso-Di-n-propylamine, Hexachloroethane, 4Methylphenol/3Methylphenol, 2-Methylphenol, bis(2-chloroisopropyl)Ether, Benzyl Alcohol, 1,2-Dichlorobenzene, 1,4-Dichlorobenzene, 1,3-Dichlorobenzene, 2-Chlorophenol, bis(-2-Chloroethyl)Ether, Phenol, Aniline, Pyridine, Carbazole, Benzoic Acid, o-Terphenyl, N-Nitrosodimethylamine}; Replace level 4 with Calibration sample Jan0705.D for compounds {Terphenyl-d14, 2,4,6-Tribromophenol, 2-Fluorobiphenyl, Nitrobenzene-d5, Phenol-d5, 2-Fluorophenol, Benzo(g,h,i)perylene, Dibenzo(a,h)anthracene, Indeno(1,2,3-c,d)pyrene, Benzo(a)pyrene, Benzo(k)fluoranthene, Benzo(b)fluoranthene, Di-n-octyl Phthalate, bis(2-ethylhexyl)Phthalate, 3,3-Dichlorobenzidine, Chrysene, Benzo(a)Anthracene, Butylbenzylphthalate, Pyrene, Benzidine, Fluoranthene, Di-n-Butylphthalate, Triallate, Anthracene, Phenanthrene, Pentachlorophenol, Hexachlorobenzene, 4-Bromophenylphenylether, Azobenzene, N-nitrosodiphenylamine, 4,6-Dinitro-2-methylphenol, 4-Nitroaniline, Diethylphthalate, 4-Chlorophenylphenylether, Fluorene, 2,4-Dinitrotoluene, 4-Nitrophenol, Dibenzofuran, 2,4-Dinitrophenol, 3-Nitroaniline, Acenaphthene, 2,6-Dinitrotoluene, Acenaphthylene, Dimethyl Phthalate, 2-Nitroaniline, 2-Chloronaphthalene, 2,4,5-Trichlorophenol, 2,4,6-Trichlorophenol, Hexachlorocyclopentadiene, 4-Chloro-				

# Audit Trail report

Name	User	Time	Action	Reason	Comment	Succeed	Exception
			2-Methylphenol, 1-Methylnaphthalene, 2-Methylnaphthalene, 4-Chloro-3- Methylphenol, Hexachlorobutadiene, p- Chloroaniline, 4-Chlorophenol, Naphthalene, 1,2,4-Trichlorobenzene, 2,4-Dichlorophenol, bis(-2- Chloroethoxy)Methane, 2,4- Dimethylphenol, 2-Nitrophenol, Isophorone, Nitrobenzene, N-nitroso- Di-n-propylamine, Hexachloroethane, 4Methylphenol/3Methylphenol, 2- Methylphenol, bis(2- chloroisopropyl)Ether, Benzyl Alcohol, 1,2-Dichlorobenzene, 1,4- Dichlorobenzene, 1,3-Dichlorobenzene, 2-Chlorophenol, bis(-2- Chloroethyl)Ether, Phenol, Aniline, Pyridine, Carbazole, Benzoic Acid, o- Terphenyl, N-Nitrosodimethylamine}; Replace level 5 with Calibration sample Jan0704.D for compounds {Terphenyl- d14, 2,4,6-Tribromophenol, 2- Fluorobiphenyl, Nitrobenzene-d5, Phenol-d5, 2-Fluorophenol, Benzo(g,h,i)perylene, Dibenzo(a,h)anthracene, Indeno(1,2,3-c,d)pyrene, Benzo(a)pyrene, Benzo(k)fluoranthene, Benzo(b)fluoranthene, Di-n-octyl Phthalate, bis(2-ethylhexyl)Phthalate, 3,3-Dichlorobenzidine, Chrysene, Benzo(a)Anthracene, Butylbenzylphthalate, Pyrene, Benzidine, Fluoranthene, Di-n- Butylphthalate, Triallate, Anthracene, Phenanthrene, Pentachlorophenol, Hexachlorobenzene, 4-Bromophenyl- phenylether, Azobenzene, N- nitrosodiphenylamine, 4,6-Dinitro-2- methylphenol, 4-Nitroaniline, Diethylphthalate, 4-Chlorophenyl- phenylether, Fluorene, 2,4- Dinitrotoluene, 4-Nitrophenol, Dibenzofuran, 2,4-Dinitrophenol, 3- Nitroaniline, Acenaphthene, 2,6- Dinitrotoluene, Acenaphthylene, Dimethyl Phthalate, 2-Nitroaniline, 2- Chloronaphthalene, 2,4,5- Trichlorophenol, 2,4,6-Trichlorophenol, Hexachlorocyclopentadiene, 4-Chloro- 2-Methylphenol, 1-Methylnaphthalene, 2-Methylnaphthalene, 4-Chloro-3- Methylphenol, Hexachlorobutadiene, p- Chloroaniline, 4-Chlorophenol, Naphthalene, 1,2,4-Trichlorobenzene, 2,4-Dichlorophenol, bis(-2- Chloroethoxy)Methane, 2,4- Dimethylphenol, 2-Nitrophenol,				

# Audit Trail report

Name	User	Time	Action	Reason	Comment	Succeed	Exception
			Isophorone, Nitrobenzene, N-nitroso-Di-n-propylamine, Hexachloroethane, 4Methylphenol/3Methylphenol, 2-Methylphenol, bis(2-chloroisopropyl)Ether, Benzyl Alcohol, 1,2-Dichlorobenzene, 1,4-Dichlorobenzene, 1,3-Dichlorobenzene, 2-Chlorophenol, bis(-2-Chloroethyl)Ether, Phenol, Aniline, Pyridine, Carbazole, Benzoic Acid, o-Terphenyl, N-Nitrosodimethylamine}; Replace level 6 with Calibration sample Jan0703.D for compounds {Terphenyl-d14, 2,4,6-Tribromophenol, 2-Fluorobiphenyl, Nitrobenzene-d5, Phenol-d5, 2-Fluorophenol, Benzo(g,h,i)perylene, Dibenzo(a,h)anthracene, Indeno(1,2,3-c,d)pyrene, Benzo(a)pyrene, Benzo(k)fluoranthene, Benzo(b)fluoranthene, Di-n-octyl Phthalate, bis(2-ethylhexyl)Phthalate, 3,3-Dichlorobenzidine, Chrysene, Benzo(a)Anthracene, Butylbenzylphthalate, Pyrene, Benzidine, Fluoranthene, Di-n-Butylphthalate, Triallate, Anthracene, Phenanthrene, Pentachlorophenol, Hexachlorobenzene, 4-Bromophenylphenylether, Azobenzene, N-nitrosodiphenylamine, 4,6-Dinitro-2-methylphenol, 4-Nitroaniline, Diethylphthalate, 4-Chlorophenylphenylether, Fluorene, 2,4-Dinitrotoluene, 4-Nitrophenol, Dibenzofuran, 2,4-Dinitrophenol, 3-Nitroaniline, Acenaphthene, 2,6-Dinitrotoluene, Acenaphthylene, Dimethyl Phthalate, 2-Nitroaniline, 2-Chloronaphthalene, 2,4,5-Trichlorophenol, 2,4,6-Trichlorophenol, Hexachlorocyclopentadiene, 4-Chloro-2-Methylphenol, 1-Methylnaphthalene, 2-Methylnaphthalene, 4-Chloro-3-Methylphenol, Hexachlorobutadiene, p-Chloroaniline, 4-Chlorophenol, Naphthalene, 1,2,4-Trichlorobenzene, 2,4-Dichlorophenol, bis(-2-Chloroethoxy)Methane, 2,4-Dimethylphenol, 2-Nitrophenol, Isophorone, Nitrobenzene, N-nitroso-Di-n-propylamine, Hexachloroethane, 4Methylphenol/3Methylphenol, 2-Methylphenol, bis(2-chloroisopropyl)Ether, Benzyl Alcohol, 1,2-Dichlorobenzene, 1,4-Dichlorobenzene, 1,3-Dichlorobenzene, 2-Chlorophenol, bis(-2-				

# Audit Trail report

Name	User	Time	Action	Reason	Comment	Succeed	Exception
			Chloroethyl)Ether, Phenol, Aniline, Pyridine, Carbazole, Benzoic Acid, o-Terphenyl, N-Nitrosodimethylamine}; Replace level 7 with Calibration sample Jan0702.D for compounds {Terphenyl-d14, 2,4,6-Tribromophenol, 2-Fluorobiphenyl, Nitrobenzene-d5, Phenol-d5, 2-Fluorophenol, Benzo(g,h,i)perylene, Dibenzo(a,h)anthracene, Indeno(1,2,3-c,d)pyrene, Benzo(a)pyrene, Benzo(k)fluoranthene, Benzo(b)fluoranthene, Di-n-octyl Phthalate, bis(2-ethylhexyl)Phthalate, 3,3-Dichlorobenzidine, Chrysene, Benzo(a)Anthracene, Butylbenzylphthalate, Pyrene, Benzidine, Fluoranthene, Di-n-Butylphthalate, Triallate, Anthracene, Phenanthrene, Pentachlorophenol, Hexachlorobenzene, 4-Bromophenylphenylether, Azobenzene, N-nitrosodiphenylamine, 4,6-Dinitro-2-methylphenol, 4-Nitroaniline, Diethylphthalate, 4-Chlorophenylphenylether, Fluorene, 2,4-Dinitrotoluene, 4-Nitrophenol, Dibenzofuran, 2,4-Dinitrophenol, 3-Nitroaniline, Acenaphthene, 2,6-Dinitrotoluene, Acenaphthylene, Dimethyl Phthalate, 2-Nitroaniline, 2-Chloronaphthalene, 2,4,5-Trichlorophenol, 2,4,6-Trichlorophenol, Hexachlorocyclopentadiene, 4-Chloro-2-Methylphenol, 1-Methylnaphthalene, 2-Methylnaphthalene, 4-Chloro-3-Methylphenol, Hexachlorobutadiene, p-Chloroaniline, 4-Chlorophenol, Naphthalene, 1,2,4-Trichlorobenzene, 2,4-Dichlorophenol, bis(-2-Chloroethoxy)Methane, 2,4-Dimethylphenol, 2-Nitrophenol, Isophorone, Nitrobenzene, N-nitroso-Di-n-propylamine, Hexachloroethane, 4Methylphenol/3Methylphenol, 2-Methylphenol, bis(2-chloroisopropyl)Ether, Benzyl Alcohol, 1,2-Dichlorobenzene, 1,4-Dichlorobenzene, 1,3-Dichlorobenzene, 2-Chlorophenol, bis(-2-Chloroethyl)Ether, Phenol, Aniline, Pyridine, Carbazole, Benzoic Acid, o-Terphenyl, N-Nitrosodimethylamine};				
CmdQuantitate	BL2000\sean	1/11/2022 8:55:38 AM	Quantitate all compounds in all samples			✓	
CmdQuantitate	BL2000\sean	1/11/2022 8:56:24 AM	Quantitate all compounds in all samples			✓	

# Audit Trail report

Name	User	Time	Action	Reason	Comment	Succeed	Exception
CmdSetTargetCompoundAttribute	BL2000\sean	1/11/2022 9:58:29 AM	Set CurveFit = fitAverageOfResponseFactors for compound bis(-2-Chloroethoxy)Methane in all samples; previous value = fitQuadratic			✓	
CmdSetTargetCompoundAttribute	BL2000\sean	1/11/2022 9:58:31 AM	Set CurveFitOrigin = originIgnore for compound bis(-2-Chloroethoxy)Methane in all samples; previous value = originInclude			✓	
CmdSetTargetCompoundAttribute	BL2000\sean	1/11/2022 9:58:33 AM	Set CurveFitWeight = weightEqual for compound bis(-2-Chloroethoxy)Methane in all samples; previous value = weightOneOverX			✓	
CmdSetTargetCompoundAttribute	BL2000\sean	1/11/2022 9:58:47 AM	Set CurveFit = fitAverageOfResponseFactors for compound p-Chloroaniline in all samples; previous value = fitQuadratic			✓	
CmdSetTargetCompoundAttribute	BL2000\sean	1/11/2022 9:58:49 AM	Set CurveFitOrigin = originIgnore for compound p-Chloroaniline in all samples; previous value = originInclude			✓	
CmdSetTargetCompoundAttribute	BL2000\sean	1/11/2022 9:58:50 AM	Set CurveFitWeight = weightEqual for compound p-Chloroaniline in all samples; previous value = weightOneOverX			✓	
CmdSetTargetCompoundAttribute	BL2000\sean	1/11/2022 9:58:58 AM	Set CurveFit = fitQuadratic for compound Hexachlorobutadiene in all samples; previous value = fitAverageOfResponseFactors			✓	
CmdSetTargetCompoundAttribute	BL2000\sean	1/11/2022 9:58:59 AM	Set CurveFitOrigin = originInclude for compound Hexachlorobutadiene in all samples; previous value = originIgnore			✓	
CmdSetTargetCompoundAttribute	BL2000\sean	1/11/2022 9:59:01 AM	Set CurveFitWeight = weightOneOverX for compound Hexachlorobutadiene in all samples; previous value = weightEqual			✓	
CmdSetTargetCompoundAttribute	BL2000\sean	1/11/2022 9:59:21 AM	Set CurveFit = fitAverageOfResponseFactors for compound 2-Nitroaniline in all samples; previous value = fitQuadratic			✓	
CmdSetTargetCompoundAttribute	BL2000\sean	1/11/2022 9:59:22 AM	Set CurveFitOrigin = originIgnore for compound 2-Nitroaniline in all samples; previous value = originInclude			✓	
CmdSetTargetCompoundAttribute	BL2000\sean	1/11/2022 9:59:24 AM	Set CurveFitWeight = weightEqual for compound 2-Nitroaniline in all samples; previous value = weightOneOverX			✓	
CmdSetTargetCompoundAttribute	BL2000\sean	1/11/2022 9:59:28 AM	Set CurveFit = fitQuadratic for compound 2-Nitroaniline in all samples; previous value = fitQuadratic			✓	

# Audit Trail report

Name	User	Time	Action	Reason	Comment	Succeed	Exception
CmdSetTargetCompoundAttribute	BL2000\sean	1/11/2022 9:59:30 AM	Set CurveFitOrigin = originInclude for compound 2-Nitroaniline in all samples; previous value = originInclude			✓	
CmdSetTargetCompoundAttribute	BL2000\sean	1/11/2022 9:59:31 AM	Set CurveFitWeight = weightOneOverX for compound 2-Nitroaniline in all samples; previous value = weightOneOverX			✓	
CmdSetTargetCompoundAttribute	BL2000\sean	1/11/2022 9:59:35 AM	Set CurveFit = fitAverageOfResponseFactors for compound 2-Chloronaphthalene in all samples; previous value = fitQuadratic			✓	
CmdSetTargetCompoundAttribute	BL2000\sean	1/11/2022 9:59:37 AM	Set CurveFitOrigin = originIgnore for compound 2-Chloronaphthalene in all samples; previous value = originInclude			✓	
CmdSetTargetCompoundAttribute	BL2000\sean	1/11/2022 9:59:39 AM	Set CurveFitWeight = weightEqual for compound 2-Chloronaphthalene in all samples; previous value = weightOneOverX			✓	
CmdSetTargetCompoundAttribute	BL2000\sean	1/11/2022 10:00:22 AM	Set CurveFit = fitAverageOfResponseFactors for compound Acenaphthene in all samples; previous value = fitQuadratic			✓	
CmdSetTargetCompoundAttribute	BL2000\sean	1/11/2022 10:00:23 AM	Set CurveFitOrigin = originIgnore for compound Acenaphthene in all samples; previous value = originInclude			✓	
CmdSetTargetCompoundAttribute	BL2000\sean	1/11/2022 10:00:25 AM	Set CurveFitWeight = weightEqual for compound Acenaphthene in all samples; previous value = weightOneOverX			✓	
CmdSetTargetCompoundAttribute	BL2000\sean	1/11/2022 10:00:31 AM	Set CurveFit = fitAverageOfResponseFactors for compound Dibenzofuran in all samples; previous value = fitQuadratic			✓	
CmdSetTargetCompoundAttribute	BL2000\sean	1/11/2022 10:00:33 AM	Set CurveFitOrigin = originIgnore for compound Dibenzofuran in all samples; previous value = originInclude			✓	
CmdSetTargetCompoundAttribute	BL2000\sean	1/11/2022 10:00:34 AM	Set CurveFitWeight = weightEqual for compound Dibenzofuran in all samples; previous value = weightOneOverX			✓	
CmdSetLevelEnable	BL2000\sean	1/11/2022 10:00:50 AM	Set LevelEnable = False for calibration level 7, levelId = 396 of compound Diethylphthalate in sample Jan0705.D; previous value = True			✓	
CmdQuantitate	BL2000\sean	1/11/2022 10:01:24 AM	Quantitate all compounds in all samples			✓	

# Audit Trail report

Name	User	Time	Action	Reason	Comment	Succeed	Exception
CmdSetTargetCompoundAttribute	BL2000\sean	1/11/2022 10:02:04 AM	Set CurveFit = fitAverageOfResponseFactors for compound o-Terphenyl in all samples; previous value = fitQuadratic			✓	
CmdSetTargetCompoundAttribute	BL2000\sean	1/11/2022 10:02:05 AM	Set CurveFitOrigin = originIgnore for compound o-Terphenyl in all samples; previous value = originInclude			✓	
CmdSetTargetCompoundAttribute	BL2000\sean	1/11/2022 10:02:07 AM	Set CurveFitWeight = weightEqual for compound o-Terphenyl in all samples; previous value = weightOneOverX			✓	
CmdQuantitate	BL2000\sean	1/11/2022 10:02:27 AM	Quantitate all compounds in all samples			✓	
CmdSetTargetCompoundAttribute	BL2000\sean	1/11/2022 10:02:40 AM	Set CurveFit = fitAverageOfResponseFactors for compound Pyrene in all samples; previous value = fitQuadratic			✓	
CmdSetTargetCompoundAttribute	BL2000\sean	1/11/2022 10:02:41 AM	Set CurveFitOrigin = originIgnore for compound Pyrene in all samples; previous value = originInclude			✓	
CmdSetTargetCompoundAttribute	BL2000\sean	1/11/2022 10:02:43 AM	Set CurveFitWeight = weightEqual for compound Pyrene in all samples; previous value = weightOneOverX			✓	
CmdQuantitate	BL2000\sean	1/11/2022 10:03:01 AM	Quantitate all compounds in all samples			✓	
CmdSetTargetCompoundAttribute	BL2000\sean	1/11/2022 10:03:21 AM	Set CurveFit = fitQuadratic for compound Chrysene in all samples; previous value = fitAverageOfResponseFactors			✓	
CmdSetTargetCompoundAttribute	BL2000\sean	1/11/2022 10:03:23 AM	Set CurveFitOrigin = originInclude for compound Chrysene in all samples; previous value = originIgnore			✓	
CmdSetTargetCompoundAttribute	BL2000\sean	1/11/2022 10:03:24 AM	Set CurveFitWeight = weightOneOverX for compound Chrysene in all samples; previous value = weightEqual			✓	
CmdSetTargetCompoundAttribute	BL2000\sean	1/11/2022 10:03:54 AM	Set CurveFit = fitAverageOfResponseFactors for compound Benzo(g,h,i)perylene in all samples; previous value = fitQuadratic			✓	
CmdSetTargetCompoundAttribute	BL2000\sean	1/11/2022 10:03:56 AM	Set CurveFitOrigin = originIgnore for compound Benzo(g,h,i)perylene in all samples; previous value = originInclude			✓	
CmdSetTargetCompoundAttribute	BL2000\sean	1/11/2022 10:03:57 AM	Set CurveFitWeight = weightEqual for compound Benzo(g,h,i)perylene in all samples; previous value = weightOneOverX			✓	
CmdQuantitate	BL2000\sean	1/11/2022 10:04:15 AM	Quantitate all compounds in all samples			✓	



# Audit Trail report

Name	User	Time	Action	Reason	Comment	Succeed	Exception
CmdImportSamplesFromWorklist	BL2000\sean	1/11/2022 10:11:19 AM	Add samples from worklist: \\MASSHUNTER\Org\Data\SV5973N.I\sd010722\DoD BNA cal 1\Jan0725.D, \\MASSHUNTER\Org\Data\SV5973N.I\sd010722\DoD BNA cal 1\Jan0724.D, \\MASSHUNTER\Org\Data\SV5973N.I\sd010722\DoD BNA cal 1\Jan0723.D, \\MASSHUNTER\Org\Data\SV5973N.I\sd010722\DoD BNA cal 1\Jan0722.D, \\MASSHUNTER\Org\Data\SV5973N.I\sd010722\DoD BNA cal 1\Jan0721.D, \\MASSHUNTER\Org\Data\SV5973N.I\sd010722\DoD BNA cal 1\Jan0720.D, \\MASSHUNTER\Org\Data\SV5973N.I\sd010722\DoD BNA cal 1\Jan0719.D, \\MASSHUNTER\Org\Data\SV5973N.I\sd010722\DoD BNA cal 1\Jan0718.D, \\MASSHUNTER\Org\Data\SV5973N.I\sd010722\DoD BNA cal 1\Jan0717.D, \\MASSHUNTER\Org\Data\SV5973N.I\sd010722\DoD BNA cal 1\Jan0716.D, \\MASSHUNTER\Org\Data\SV5973N.I\sd010722\DoD BNA cal 1\Jan0715.D, \\MASSHUNTER\Org\Data\SV5973N.I\sd010722\DoD BNA cal 1\Jan0714.D, \\MASSHUNTER\Org\Data\SV5973N.I\sd010722\DoD BNA cal 1\Jan0713.D, \\MASSHUNTER\Org\Data\SV5973N.I\sd010722\DoD BNA cal 1\Jan0712.D, \\MASSHUNTER\Org\Data\SV5973N.I\sd010722\DoD BNA cal 1\Jan0711.D			✓	
CmdSetSampleAttribute	BL2000\sean	1/11/2022 11:01:31 AM	Set SampleType = Blank for sample Jan0712.D; previous value = Sample			✓	
CmdSetSampleAttribute	BL2000\sean	1/11/2022 11:01:44 AM	Set SampleType = Matrix for sample Jan0713.D; previous value = Sample			✓	
CmdSetSampleAttribute	BL2000\sean	1/11/2022 11:01:54 AM	Set SampleType = MatrixDup for sample Jan0714.D; previous value = Sample			✓	
CmdSetSampleAttribute	BL2000\sean	1/11/2022 11:02:05 AM	Set SampleType = Matrix for sample Jan0717.D; previous value = Sample			✓	
CmdSetSampleAttribute	BL2000\sean	1/11/2022 11:02:14 AM	Set SampleType = Blank for sample Jan0719.D; previous value = Sample			✓	
CmdSetSampleAttribute	BL2000\sean	1/11/2022 11:02:26 AM	Set SampleType = Matrix for sample Jan0720.D; previous value = Sample			✓	
CmdSetSampleAttribute	BL2000\sean	1/11/2022 11:02:37 AM	Set SampleType = MatrixDup for sample Jan0721.D; previous value = Sample			✓	
CmdSetSampleAttribute	BL2000\sean	1/11/2022 11:08:55 AM	Set SampleType = Matrix for sample Jan0723.D; previous value = Sample			✓	
CmdSetSampleAttribute	BL2000\sean	1/11/2022 11:09:10 AM	Set SampleType = MatrixDup for sample Jan0724.D; previous value = Sample			✓	
CmdSetSampleAttribute	BL2000\sean	1/11/2022 11:09:30 AM	Set SampleType = CC for sample Jan0725.D; previous value = Sample			✓	

# Audit Trail report

Name	User	Time	Action	Reason	Comment	Succeed	Exception
CmdSetSampleAttribute	BL2000\sean	1/11/2022 11:10:54 AM	Set LevelName = CCV for sample Jan0725.D; previous value =			✓	
CmdSetSampleAttribute	BL2000\sean	1/11/2022 11:10:58 AM	Set SampleInformation = MatrixA for sample Jan0724.D; previous value =			✓	
CmdSetSampleAttribute	BL2000\sean	1/11/2022 11:11:08 AM	Set SampleInformation = MatrixA for sample Jan0723.D; previous value =			✓	
CmdSetSampleAttribute	BL2000\sean	1/11/2022 11:11:14 AM	Set SampleInformation = MatrixA for sample Jan0721.D; previous value =			✓	
CmdSetSampleAttribute	BL2000\sean	1/11/2022 11:11:18 AM	Set SampleInformation = MatrixA for sample Jan0720.D; previous value =			✓	
CmdSetSampleAttribute	BL2000\sean	1/11/2022 11:11:20 AM	Set SampleInformation = MatrixA for sample Jan0717.D; previous value =			✓	
CmdSetSampleAttribute	BL2000\sean	1/11/2022 11:11:20 AM	Set SampleInformation = MatrixA for sample Jan0714.D; previous value =			✓	
CmdSetSampleAttribute	BL2000\sean	1/11/2022 11:11:21 AM	Set SampleInformation = MatrixA for sample Jan0713.D; previous value =			✓	
CmdSetSampleAttribute	BL2000\sean	1/11/2022 11:11:24 AM	Set MatrixSpikeGroup = MB-162577 for sample Jan0712.D; previous value =			✓	
CmdSetSampleAttribute	BL2000\sean	1/11/2022 11:11:25 AM	Set MatrixSpikeGroup = MB-162577 for sample Jan0713.D; previous value =			✓	
CmdSetSampleAttribute	BL2000\sean	1/11/2022 11:11:25 AM	Set MatrixSpikeGroup = MB-162577 for sample Jan0714.D; previous value =			✓	
CmdSetSampleAttribute	BL2000\sean	1/11/2022 11:11:27 AM	Set MatrixSpikeGroup = B21122088-001C for sample Jan0716.D; previous value =			✓	
CmdSetSampleAttribute	BL2000\sean	1/11/2022 11:11:28 AM	Set MatrixSpikeGroup = B21122088-001C for sample Jan0717.D; previous value =			✓	
CmdSetSampleAttribute	BL2000\sean	1/11/2022 11:11:31 AM	Set MatrixSpikeGroup = MB-162636 for sample Jan0719.D; previous value =			✓	
CmdSetSampleAttribute	BL2000\sean	1/11/2022 11:11:32 AM	Set MatrixSpikeGroup = MB-162636 for sample Jan0720.D; previous value =			✓	
CmdSetSampleAttribute	BL2000\sean	1/11/2022 11:11:33 AM	Set MatrixSpikeGroup = MB-162636 for sample Jan0721.D; previous value =			✓	
CmdSetSampleAttribute	BL2000\sean	1/11/2022 11:11:36 AM	Set MatrixSpikeGroup = B21122168-001C for sample Jan0722.D; previous value =			✓	
CmdSetSampleAttribute	BL2000\sean	1/11/2022 11:11:38 AM	Set MatrixSpikeGroup = B21122168-001C for sample Jan0723.D; previous value =			✓	
CmdSetSampleAttribute	BL2000\sean	1/11/2022 11:11:38 AM	Set MatrixSpikeGroup = B21122168-001C for sample Jan0724.D; previous value =			✓	
CmdQuantitate	BL2000\sean	1/11/2022 11:12:53 AM	Quantitate all compounds in all samples			✓	

# Audit Trail report

Name	User	Time	Action	Reason	Comment	Succeed	Exception
CmdSaveBatchTable	BL2000\sean	1/11/2022 11:21:20 AM	Save batch \\MASSHUNTER\Org\Data\SV5973N.I\sd010722\DoD BNA cal 1\QuantResults\010722 DoD BNA cal 1.batch.bin			✓	
CmdStartMethodEditing	BL2000\sean	1/11/2022 11:21:56 AM	Start method editing			✓	
CmdImportMethodFromSample	BL2000\sean	1/11/2022 11:21:56 AM	Import method from sample Jan0711.D			✓	
CmdSetMethodTargetCompoundAttribute	BL2000\sean	1/11/2022 11:22:11 AM	No parameter change for PeakFilterThreshold			✓	
CmdSetMethodTargetCompoundAttribute	BL2000\sean	1/11/2022 11:22:11 AM	Set PeakFilterThresholdValue = 6884.74900000001 for compound N-Nitrosodimethylamine; previous value = 4956.77225000002			✓	
CmdSetMethodTargetCompoundAttribute	BL2000\sean	1/11/2022 11:22:12 AM	No parameter change for ThresholdNumberOfPeaks			✓	
CmdSetMethodTargetQualifierAttribute	BL2000\sean	1/11/2022 11:22:12 AM	No parameter change for PeakFilterThreshold			✓	
CmdSetMethodTargetQualifierAttribute	BL2000\sean	1/11/2022 11:22:12 AM	Set PeakFilterThresholdValue = 12184.5454765434 for qualifier 42.0 of compound N-Nitrosodimethylamine; previous value = 9159.23152484087			✓	
CmdSetMethodTargetQualifierAttribute	BL2000\sean	1/11/2022 11:22:12 AM	No parameter change for ThresholdNumberOfPeaks			✓	
CmdSetMethodTargetCompoundAttribute	BL2000\sean	1/11/2022 11:22:12 AM	No parameter change for PeakFilterThreshold			✓	
CmdSetMethodTargetCompoundAttribute	BL2000\sean	1/11/2022 11:22:12 AM	No parameter change for PeakFilterThresholdValue			✓	
CmdSetMethodTargetCompoundAttribute	BL2000\sean	1/11/2022 11:22:13 AM	No parameter change for ThresholdNumberOfPeaks			✓	
CmdSetMethodTargetQualifierAttribute	BL2000\sean	1/11/2022 11:22:13 AM	No parameter change for PeakFilterThreshold			✓	
CmdSetMethodTargetQualifierAttribute	BL2000\sean	1/11/2022 11:22:13 AM	No parameter change for PeakFilterThresholdValue			✓	
CmdSetMethodTargetQualifierAttribute	BL2000\sean	1/11/2022 11:22:13 AM	No parameter change for ThresholdNumberOfPeaks			✓	
CmdSetMethodTargetQualifierAttribute	BL2000\sean	1/11/2022 11:22:13 AM	No parameter change for PeakFilterThreshold			✓	
CmdSetMethodTargetQualifierAttribute	BL2000\sean	1/11/2022 11:22:13 AM	No parameter change for PeakFilterThresholdValue			✓	
CmdSetMethodTargetQualifierAttribute	BL2000\sean	1/11/2022 11:22:13 AM	No parameter change for ThresholdNumberOfPeaks			✓	
CmdSetMethodTargetCompoundAttribute	BL2000\sean	1/11/2022 11:22:14 AM	No parameter change for PeakFilterThreshold			✓	
CmdSetMethodTargetCompoundAttribute	BL2000\sean	1/11/2022 11:22:14 AM	No parameter change for PeakFilterThresholdValue			✓	
CmdSetMethodTargetCompoundAttribute	BL2000\sean	1/11/2022 11:22:14 AM	No parameter change for ThresholdNumberOfPeaks			✓	
CmdSetMethodTargetQualifierAttribute	BL2000\sean	1/11/2022 11:22:14 AM	No parameter change for PeakFilterThreshold			✓	

# Audit Trail report

Name	User	Time	Action	Reason	Comment	Succeed	Exception
CmdSetMethodTargetQualifierAttribute	BL2000\sean	1/11/2022 11:22:14 AM	No parameter change for PeakFilterThresholdValue			✓	
CmdSetMethodTargetQualifierAttribute	BL2000\sean	1/11/2022 11:22:14 AM	No parameter change for ThresholdNumberOfPeaks			✓	
CmdSetMethodTargetQualifierAttribute	BL2000\sean	1/11/2022 11:22:14 AM	No parameter change for PeakFilterThreshold			✓	
CmdSetMethodTargetQualifierAttribute	BL2000\sean	1/11/2022 11:22:15 AM	No parameter change for PeakFilterThresholdValue			✓	
CmdSetMethodTargetQualifierAttribute	BL2000\sean	1/11/2022 11:22:15 AM	No parameter change for ThresholdNumberOfPeaks			✓	
CmdSetMethodTargetCompoundAttribute	BL2000\sean	1/11/2022 11:22:15 AM	No parameter change for PeakFilterThreshold			✓	
CmdSetMethodTargetCompoundAttribute	BL2000\sean	1/11/2022 11:22:15 AM	No parameter change for PeakFilterThresholdValue			✓	
CmdSetMethodTargetCompoundAttribute	BL2000\sean	1/11/2022 11:22:15 AM	No parameter change for ThresholdNumberOfPeaks			✓	
CmdSetMethodTargetQualifierAttribute	BL2000\sean	1/11/2022 11:22:15 AM	No parameter change for PeakFilterThreshold			✓	
CmdSetMethodTargetQualifierAttribute	BL2000\sean	1/11/2022 11:22:15 AM	No parameter change for PeakFilterThresholdValue			✓	
CmdSetMethodTargetQualifierAttribute	BL2000\sean	1/11/2022 11:22:15 AM	No parameter change for ThresholdNumberOfPeaks			✓	
CmdSetMethodTargetQualifierAttribute	BL2000\sean	1/11/2022 11:22:16 AM	No parameter change for PeakFilterThreshold			✓	
CmdSetMethodTargetQualifierAttribute	BL2000\sean	1/11/2022 11:22:16 AM	No parameter change for PeakFilterThresholdValue			✓	
CmdSetMethodTargetQualifierAttribute	BL2000\sean	1/11/2022 11:22:16 AM	No parameter change for ThresholdNumberOfPeaks			✓	
CmdSetMethodTargetCompoundAttribute	BL2000\sean	1/11/2022 11:22:16 AM	No parameter change for PeakFilterThreshold			✓	
CmdSetMethodTargetCompoundAttribute	BL2000\sean	1/11/2022 11:22:16 AM	No parameter change for PeakFilterThresholdValue			✓	
CmdSetMethodTargetCompoundAttribute	BL2000\sean	1/11/2022 11:22:16 AM	No parameter change for ThresholdNumberOfPeaks			✓	
CmdSetMethodTargetQualifierAttribute	BL2000\sean	1/11/2022 11:22:16 AM	No parameter change for PeakFilterThreshold			✓	
CmdSetMethodTargetQualifierAttribute	BL2000\sean	1/11/2022 11:22:16 AM	No parameter change for PeakFilterThresholdValue			✓	
CmdSetMethodTargetQualifierAttribute	BL2000\sean	1/11/2022 11:22:17 AM	No parameter change for ThresholdNumberOfPeaks			✓	
CmdSetMethodTargetQualifierAttribute	BL2000\sean	1/11/2022 11:22:17 AM	No parameter change for PeakFilterThreshold			✓	
CmdSetMethodTargetQualifierAttribute	BL2000\sean	1/11/2022 11:22:17 AM	No parameter change for PeakFilterThresholdValue			✓	
CmdSetMethodTargetQualifierAttribute	BL2000\sean	1/11/2022 11:22:17 AM	No parameter change for ThresholdNumberOfPeaks			✓	
CmdSetMethodTargetCompoundAttribute	BL2000\sean	1/11/2022 11:22:17 AM	No parameter change for PeakFilterThreshold			✓	

# Audit Trail report

Name	User	Time	Action	Reason	Comment	Succeed	Exception
CmdSetMethodTargetCompoundAttribute	BL2000\sean	1/11/2022 11:22:17 AM	No parameter change for PeakFilterThresholdValue			✓	
CmdSetMethodTargetCompoundAttribute	BL2000\sean	1/11/2022 11:22:17 AM	No parameter change for ThresholdNumberOfPeaks			✓	
CmdSetMethodTargetQualifierAttribute	BL2000\sean	1/11/2022 11:22:18 AM	No parameter change for PeakFilterThreshold			✓	
CmdSetMethodTargetQualifierAttribute	BL2000\sean	1/11/2022 11:22:18 AM	No parameter change for PeakFilterThresholdValue			✓	
CmdSetMethodTargetQualifierAttribute	BL2000\sean	1/11/2022 11:22:18 AM	No parameter change for ThresholdNumberOfPeaks			✓	
CmdSetMethodTargetQualifierAttribute	BL2000\sean	1/11/2022 11:22:18 AM	No parameter change for PeakFilterThreshold			✓	
CmdSetMethodTargetQualifierAttribute	BL2000\sean	1/11/2022 11:22:18 AM	No parameter change for PeakFilterThresholdValue			✓	
CmdSetMethodTargetQualifierAttribute	BL2000\sean	1/11/2022 11:22:18 AM	No parameter change for ThresholdNumberOfPeaks			✓	
CmdSetMethodTargetCompoundAttribute	BL2000\sean	1/11/2022 11:22:19 AM	No parameter change for PeakFilterThreshold			✓	
CmdSetMethodTargetCompoundAttribute	BL2000\sean	1/11/2022 11:22:19 AM	No parameter change for PeakFilterThresholdValue			✓	
CmdSetMethodTargetCompoundAttribute	BL2000\sean	1/11/2022 11:22:19 AM	No parameter change for ThresholdNumberOfPeaks			✓	
CmdSetMethodTargetQualifierAttribute	BL2000\sean	1/11/2022 11:22:19 AM	No parameter change for PeakFilterThreshold			✓	
CmdSetMethodTargetQualifierAttribute	BL2000\sean	1/11/2022 11:22:19 AM	No parameter change for PeakFilterThresholdValue			✓	
CmdSetMethodTargetQualifierAttribute	BL2000\sean	1/11/2022 11:22:19 AM	No parameter change for ThresholdNumberOfPeaks			✓	
CmdSetMethodTargetQualifierAttribute	BL2000\sean	1/11/2022 11:22:19 AM	No parameter change for PeakFilterThreshold			✓	
CmdSetMethodTargetQualifierAttribute	BL2000\sean	1/11/2022 11:22:20 AM	No parameter change for PeakFilterThresholdValue			✓	
CmdSetMethodTargetQualifierAttribute	BL2000\sean	1/11/2022 11:22:20 AM	No parameter change for ThresholdNumberOfPeaks			✓	
CmdSetMethodTargetCompoundAttribute	BL2000\sean	1/11/2022 11:22:20 AM	No parameter change for PeakFilterThreshold			✓	
CmdSetMethodTargetCompoundAttribute	BL2000\sean	1/11/2022 11:22:20 AM	No parameter change for PeakFilterThresholdValue			✓	
CmdSetMethodTargetCompoundAttribute	BL2000\sean	1/11/2022 11:22:20 AM	No parameter change for ThresholdNumberOfPeaks			✓	
CmdSetMethodTargetQualifierAttribute	BL2000\sean	1/11/2022 11:22:20 AM	No parameter change for PeakFilterThreshold			✓	
CmdSetMethodTargetQualifierAttribute	BL2000\sean	1/11/2022 11:22:20 AM	No parameter change for PeakFilterThresholdValue			✓	
CmdSetMethodTargetQualifierAttribute	BL2000\sean	1/11/2022 11:22:20 AM	No parameter change for ThresholdNumberOfPeaks			✓	
CmdSetMethodTargetQualifierAttribute	BL2000\sean	1/11/2022 11:22:21 AM	No parameter change for PeakFilterThreshold			✓	

# Audit Trail report

Name	User	Time	Action	Reason	Comment	Succeed	Exception
CmdSetMethodTargetQualifierAttribute	BL2000\sean	1/11/2022 11:22:21 AM	No parameter change for PeakFilterThresholdValue			✓	
CmdSetMethodTargetQualifierAttribute	BL2000\sean	1/11/2022 11:22:21 AM	No parameter change for ThresholdNumberOfPeaks			✓	
CmdSetMethodTargetCompoundAttribute	BL2000\sean	1/11/2022 11:22:21 AM	No parameter change for PeakFilterThreshold			✓	
CmdSetMethodTargetCompoundAttribute	BL2000\sean	1/11/2022 11:22:21 AM	No parameter change for PeakFilterThresholdValue			✓	
CmdSetMethodTargetCompoundAttribute	BL2000\sean	1/11/2022 11:22:21 AM	No parameter change for ThresholdNumberOfPeaks			✓	
CmdSetMethodTargetQualifierAttribute	BL2000\sean	1/11/2022 11:22:22 AM	No parameter change for PeakFilterThreshold			✓	
CmdSetMethodTargetQualifierAttribute	BL2000\sean	1/11/2022 11:22:22 AM	No parameter change for PeakFilterThresholdValue			✓	
CmdSetMethodTargetQualifierAttribute	BL2000\sean	1/11/2022 11:22:22 AM	No parameter change for ThresholdNumberOfPeaks			✓	
CmdSetMethodTargetQualifierAttribute	BL2000\sean	1/11/2022 11:22:22 AM	No parameter change for PeakFilterThreshold			✓	
CmdSetMethodTargetQualifierAttribute	BL2000\sean	1/11/2022 11:22:22 AM	No parameter change for PeakFilterThresholdValue			✓	
CmdSetMethodTargetQualifierAttribute	BL2000\sean	1/11/2022 11:22:22 AM	No parameter change for ThresholdNumberOfPeaks			✓	
CmdSetMethodTargetCompoundAttribute	BL2000\sean	1/11/2022 11:22:22 AM	No parameter change for PeakFilterThreshold			✓	
CmdSetMethodTargetCompoundAttribute	BL2000\sean	1/11/2022 11:22:23 AM	No parameter change for PeakFilterThresholdValue			✓	
CmdSetMethodTargetCompoundAttribute	BL2000\sean	1/11/2022 11:22:23 AM	No parameter change for ThresholdNumberOfPeaks			✓	
CmdSetMethodTargetQualifierAttribute	BL2000\sean	1/11/2022 11:22:23 AM	No parameter change for PeakFilterThreshold			✓	
CmdSetMethodTargetQualifierAttribute	BL2000\sean	1/11/2022 11:22:23 AM	No parameter change for PeakFilterThresholdValue			✓	
CmdSetMethodTargetQualifierAttribute	BL2000\sean	1/11/2022 11:22:23 AM	No parameter change for ThresholdNumberOfPeaks			✓	
CmdSetMethodTargetQualifierAttribute	BL2000\sean	1/11/2022 11:22:23 AM	No parameter change for PeakFilterThreshold			✓	
CmdSetMethodTargetQualifierAttribute	BL2000\sean	1/11/2022 11:22:23 AM	No parameter change for PeakFilterThresholdValue			✓	
CmdSetMethodTargetQualifierAttribute	BL2000\sean	1/11/2022 11:22:24 AM	No parameter change for ThresholdNumberOfPeaks			✓	
CmdSetMethodTargetCompoundAttribute	BL2000\sean	1/11/2022 11:22:24 AM	No parameter change for PeakFilterThreshold			✓	
CmdSetMethodTargetCompoundAttribute	BL2000\sean	1/11/2022 11:22:24 AM	No parameter change for PeakFilterThresholdValue			✓	
CmdSetMethodTargetCompoundAttribute	BL2000\sean	1/11/2022 11:22:24 AM	No parameter change for ThresholdNumberOfPeaks			✓	
CmdSetMethodTargetQualifierAttribute	BL2000\sean	1/11/2022 11:22:24 AM	No parameter change for PeakFilterThreshold			✓	



# Audit Trail report

Name	User	Time	Action	Reason	Comment	Succeed	Exception
CmdSetMethodTargetQualifierAttribute	BL2000\sean	1/11/2022 11:22:24 AM	No parameter change for PeakFilterThresholdValue			✓	
CmdSetMethodTargetQualifierAttribute	BL2000\sean	1/11/2022 11:22:24 AM	No parameter change for ThresholdNumberOfPeaks			✓	
CmdSetMethodTargetQualifierAttribute	BL2000\sean	1/11/2022 11:22:25 AM	No parameter change for PeakFilterThreshold			✓	
CmdSetMethodTargetQualifierAttribute	BL2000\sean	1/11/2022 11:22:25 AM	No parameter change for PeakFilterThresholdValue			✓	
CmdSetMethodTargetQualifierAttribute	BL2000\sean	1/11/2022 11:22:25 AM	No parameter change for ThresholdNumberOfPeaks			✓	
CmdSetMethodTargetCompoundAttribute	BL2000\sean	1/11/2022 11:22:25 AM	No parameter change for PeakFilterThreshold			✓	
CmdSetMethodTargetCompoundAttribute	BL2000\sean	1/11/2022 11:22:25 AM	No parameter change for PeakFilterThresholdValue			✓	
CmdSetMethodTargetCompoundAttribute	BL2000\sean	1/11/2022 11:22:25 AM	No parameter change for ThresholdNumberOfPeaks			✓	
CmdSetMethodTargetQualifierAttribute	BL2000\sean	1/11/2022 11:22:25 AM	No parameter change for PeakFilterThreshold			✓	
CmdSetMethodTargetQualifierAttribute	BL2000\sean	1/11/2022 11:22:25 AM	No parameter change for PeakFilterThresholdValue			✓	
CmdSetMethodTargetQualifierAttribute	BL2000\sean	1/11/2022 11:22:26 AM	No parameter change for ThresholdNumberOfPeaks			✓	
CmdSetMethodTargetCompoundAttribute	BL2000\sean	1/11/2022 11:22:26 AM	No parameter change for PeakFilterThreshold			✓	
CmdSetMethodTargetCompoundAttribute	BL2000\sean	1/11/2022 11:22:26 AM	Set PeakFilterThresholdValue = 28334.9580000012 for compound o-Terphenyl; previous value = 23463.0270000011			✓	
CmdSetMethodTargetCompoundAttribute	BL2000\sean	1/11/2022 11:22:26 AM	No parameter change for ThresholdNumberOfPeaks			✓	
CmdSetMethodTargetQualifierAttribute	BL2000\sean	1/11/2022 11:22:26 AM	No parameter change for PeakFilterThreshold			✓	
CmdSetMethodTargetQualifierAttribute	BL2000\sean	1/11/2022 11:22:26 AM	Set PeakFilterThresholdValue = 18164.4672758663 for qualifier 229.0 of compound o-Terphenyl; previous value = 15873.9088507358			✓	
CmdSetMethodTargetQualifierAttribute	BL2000\sean	1/11/2022 11:22:26 AM	No parameter change for ThresholdNumberOfPeaks			✓	
CmdSetMethodTargetQualifierAttribute	BL2000\sean	1/11/2022 11:22:26 AM	No parameter change for PeakFilterThreshold			✓	
CmdSetMethodTargetQualifierAttribute	BL2000\sean	1/11/2022 11:22:27 AM	Set PeakFilterThresholdValue = 10346.0760179858 for qualifier 215.0 of compound o-Terphenyl; previous value = 8968.48129839532			✓	
CmdSetMethodTargetQualifierAttribute	BL2000\sean	1/11/2022 11:22:27 AM	No parameter change for ThresholdNumberOfPeaks			✓	
CmdSetMethodTargetCompoundAttribute	BL2000\sean	1/11/2022 11:22:27 AM	No parameter change for PeakFilterThreshold			✓	
CmdSetMethodTargetCompoundAttribute	BL2000\sean	1/11/2022 11:22:27 AM	No parameter change for PeakFilterThresholdValue			✓	

# Audit Trail report

Name	User	Time	Action	Reason	Comment	Succeed	Exception
CmdSetMethodTargetCompoundAttribute	BL2000\sean	1/11/2022 11:22:27 AM	No parameter change for ThresholdNumberOfPeaks			✓	
CmdSetMethodTargetQualifierAttribute	BL2000\sean	1/11/2022 11:22:27 AM	No parameter change for PeakFilterThreshold			✓	
CmdSetMethodTargetQualifierAttribute	BL2000\sean	1/11/2022 11:22:27 AM	No parameter change for PeakFilterThresholdValue			✓	
CmdSetMethodTargetQualifierAttribute	BL2000\sean	1/11/2022 11:22:27 AM	No parameter change for ThresholdNumberOfPeaks			✓	
CmdSetMethodTargetQualifierAttribute	BL2000\sean	1/11/2022 11:22:28 AM	No parameter change for PeakFilterThreshold			✓	
CmdSetMethodTargetQualifierAttribute	BL2000\sean	1/11/2022 11:22:28 AM	No parameter change for PeakFilterThresholdValue			✓	
CmdSetMethodTargetQualifierAttribute	BL2000\sean	1/11/2022 11:22:28 AM	No parameter change for ThresholdNumberOfPeaks			✓	
CmdSetMethodTargetCompoundAttribute	BL2000\sean	1/11/2022 11:22:28 AM	No parameter change for PeakFilterThreshold			✓	
CmdSetMethodTargetCompoundAttribute	BL2000\sean	1/11/2022 11:22:28 AM	Set PeakFilterThresholdValue = 5933.6538125 for compound Benzoic Acid; previous value = 4949.89492808098			✓	
CmdSetMethodTargetCompoundAttribute	BL2000\sean	1/11/2022 11:22:28 AM	No parameter change for ThresholdNumberOfPeaks			✓	
CmdSetMethodTargetQualifierAttribute	BL2000\sean	1/11/2022 11:22:28 AM	No parameter change for PeakFilterThreshold			✓	
CmdSetMethodTargetQualifierAttribute	BL2000\sean	1/11/2022 11:22:28 AM	Set PeakFilterThresholdValue = 5229.6226497544 for qualifier 122.0 of compound Benzoic Acid; previous value = 4323.8268834638			✓	
CmdSetMethodTargetQualifierAttribute	BL2000\sean	1/11/2022 11:22:29 AM	No parameter change for ThresholdNumberOfPeaks			✓	
CmdSetMethodTargetQualifierAttribute	BL2000\sean	1/11/2022 11:22:29 AM	No parameter change for PeakFilterThreshold			✓	
CmdSetMethodTargetQualifierAttribute	BL2000\sean	1/11/2022 11:22:29 AM	Set PeakFilterThresholdValue = 4393.00767381713 for qualifier 77.0 of compound Benzoic Acid; previous value = 3618.14342066167			✓	
CmdSetMethodTargetQualifierAttribute	BL2000\sean	1/11/2022 11:22:29 AM	No parameter change for ThresholdNumberOfPeaks			✓	
CmdSetMethodTargetCompoundAttribute	BL2000\sean	1/11/2022 11:22:29 AM	No parameter change for PeakFilterThreshold			✓	
CmdSetMethodTargetCompoundAttribute	BL2000\sean	1/11/2022 11:22:29 AM	Set PeakFilterThresholdValue = 41892.2184999999 for compound Carbazole; previous value = 43138.4617499999			✓	
CmdSetMethodTargetCompoundAttribute	BL2000\sean	1/11/2022 11:22:29 AM	No parameter change for ThresholdNumberOfPeaks			✓	
CmdSetMethodTargetQualifierAttribute	BL2000\sean	1/11/2022 11:22:30 AM	No parameter change for PeakFilterThreshold			✓	



# Audit Trail report

Name	User	Time	Action	Reason	Comment	Succeed	Exception
CmdSetMethodTargetQualifierAttribute	BL2000\sean	1/11/2022 11:22:30 AM	Set PeakFilterThresholdValue = 5355.60678553758 for qualifier 139.0 of compound Carbazole; previous value = 5616.00176220402			✓	
CmdSetMethodTargetQualifierAttribute	BL2000\sean	1/11/2022 11:22:30 AM	No parameter change for ThresholdNumberOfPeaks			✓	
CmdSetMethodTargetCompoundAttribute	BL2000\sean	1/11/2022 11:22:30 AM	No parameter change for PeakFilterThreshold			✓	
CmdSetMethodTargetCompoundAttribute	BL2000\sean	1/11/2022 11:22:30 AM	No parameter change for PeakFilterThresholdValue			✓	
CmdSetMethodTargetCompoundAttribute	BL2000\sean	1/11/2022 11:22:30 AM	No parameter change for ThresholdNumberOfPeaks			✓	
CmdSetMethodTargetQualifierAttribute	BL2000\sean	1/11/2022 11:22:30 AM	No parameter change for PeakFilterThreshold			✓	
CmdSetMethodTargetQualifierAttribute	BL2000\sean	1/11/2022 11:22:30 AM	No parameter change for PeakFilterThresholdValue			✓	
CmdSetMethodTargetQualifierAttribute	BL2000\sean	1/11/2022 11:22:31 AM	No parameter change for ThresholdNumberOfPeaks			✓	
CmdSetMethodTargetCompoundAttribute	BL2000\sean	1/11/2022 11:22:31 AM	No parameter change for PeakFilterThreshold			✓	
CmdSetMethodTargetCompoundAttribute	BL2000\sean	1/11/2022 11:22:31 AM	No parameter change for PeakFilterThresholdValue			✓	
CmdSetMethodTargetCompoundAttribute	BL2000\sean	1/11/2022 11:22:31 AM	No parameter change for ThresholdNumberOfPeaks			✓	
CmdSetMethodTargetQualifierAttribute	BL2000\sean	1/11/2022 11:22:31 AM	No parameter change for PeakFilterThreshold			✓	
CmdSetMethodTargetQualifierAttribute	BL2000\sean	1/11/2022 11:22:31 AM	No parameter change for PeakFilterThresholdValue			✓	
CmdSetMethodTargetQualifierAttribute	BL2000\sean	1/11/2022 11:22:31 AM	No parameter change for ThresholdNumberOfPeaks			✓	
CmdSetMethodTargetCompoundAttribute	BL2000\sean	1/11/2022 11:22:31 AM	No parameter change for PeakFilterThreshold			✓	
CmdSetMethodTargetCompoundAttribute	BL2000\sean	1/11/2022 11:22:32 AM	No parameter change for PeakFilterThresholdValue			✓	
CmdSetMethodTargetCompoundAttribute	BL2000\sean	1/11/2022 11:22:32 AM	No parameter change for ThresholdNumberOfPeaks			✓	
CmdSetMethodTargetQualifierAttribute	BL2000\sean	1/11/2022 11:22:32 AM	No parameter change for PeakFilterThreshold			✓	
CmdSetMethodTargetQualifierAttribute	BL2000\sean	1/11/2022 11:22:32 AM	No parameter change for PeakFilterThresholdValue			✓	
CmdSetMethodTargetQualifierAttribute	BL2000\sean	1/11/2022 11:22:32 AM	No parameter change for ThresholdNumberOfPeaks			✓	
CmdSetMethodTargetCompoundAttribute	BL2000\sean	1/11/2022 11:22:32 AM	No parameter change for PeakFilterThreshold			✓	
CmdSetMethodTargetCompoundAttribute	BL2000\sean	1/11/2022 11:22:32 AM	No parameter change for PeakFilterThresholdValue			✓	
CmdSetMethodTargetCompoundAttribute	BL2000\sean	1/11/2022 11:22:32 AM	No parameter change for ThresholdNumberOfPeaks			✓	

# Audit Trail report

Name	User	Time	Action	Reason	Comment	Succeed	Exception
CmdSetMethodTargetQualifierAttribute	BL2000\sean	1/11/2022 11:22:32 AM	No parameter change for PeakFilterThreshold			✓	
CmdSetMethodTargetQualifierAttribute	BL2000\sean	1/11/2022 11:22:33 AM	No parameter change for PeakFilterThresholdValue			✓	
CmdSetMethodTargetQualifierAttribute	BL2000\sean	1/11/2022 11:22:33 AM	No parameter change for ThresholdNumberOfPeaks			✓	
CmdSetMethodTargetCompoundAttribute	BL2000\sean	1/11/2022 11:22:33 AM	No parameter change for PeakFilterThreshold			✓	
CmdSetMethodTargetCompoundAttribute	BL2000\sean	1/11/2022 11:22:33 AM	No parameter change for PeakFilterThresholdValue			✓	
CmdSetMethodTargetCompoundAttribute	BL2000\sean	1/11/2022 11:22:33 AM	No parameter change for ThresholdNumberOfPeaks			✓	
CmdSetMethodTargetQualifierAttribute	BL2000\sean	1/11/2022 11:22:33 AM	No parameter change for PeakFilterThreshold			✓	
CmdSetMethodTargetQualifierAttribute	BL2000\sean	1/11/2022 11:22:33 AM	No parameter change for PeakFilterThresholdValue			✓	
CmdSetMethodTargetQualifierAttribute	BL2000\sean	1/11/2022 11:22:33 AM	No parameter change for ThresholdNumberOfPeaks			✓	
CmdSetMethodTargetCompoundAttribute	BL2000\sean	1/11/2022 11:22:34 AM	No parameter change for PeakFilterThreshold			✓	
CmdSetMethodTargetCompoundAttribute	BL2000\sean	1/11/2022 11:22:34 AM	Set PeakFilterThresholdValue = 13736.9057499999 for compound Pyridine; previous value = 11118.365165636			✓	
CmdSetMethodTargetCompoundAttribute	BL2000\sean	1/11/2022 11:22:34 AM	No parameter change for ThresholdNumberOfPeaks			✓	
CmdSetMethodTargetQualifierAttribute	BL2000\sean	1/11/2022 11:22:34 AM	No parameter change for PeakFilterThreshold			✓	
CmdSetMethodTargetQualifierAttribute	BL2000\sean	1/11/2022 11:22:34 AM	Set PeakFilterThresholdValue = 18282.8112830409 for qualifier 52.0 of compound Pyridine; previous value = 15094.681808254			✓	
CmdSetMethodTargetQualifierAttribute	BL2000\sean	1/11/2022 11:22:34 AM	No parameter change for ThresholdNumberOfPeaks			✓	
CmdSetMethodTargetCompoundAttribute	BL2000\sean	1/11/2022 11:22:34 AM	No parameter change for PeakFilterThreshold			✓	
CmdSetMethodTargetCompoundAttribute	BL2000\sean	1/11/2022 11:22:35 AM	No parameter change for PeakFilterThresholdValue			✓	
CmdSetMethodTargetCompoundAttribute	BL2000\sean	1/11/2022 11:22:35 AM	No parameter change for ThresholdNumberOfPeaks			✓	
CmdSetMethodTargetQualifierAttribute	BL2000\sean	1/11/2022 11:22:35 AM	No parameter change for PeakFilterThreshold			✓	
CmdSetMethodTargetQualifierAttribute	BL2000\sean	1/11/2022 11:22:35 AM	No parameter change for PeakFilterThresholdValue			✓	
CmdSetMethodTargetQualifierAttribute	BL2000\sean	1/11/2022 11:22:35 AM	No parameter change for ThresholdNumberOfPeaks			✓	
CmdSetMethodTargetCompoundAttribute	BL2000\sean	1/11/2022 11:22:35 AM	No parameter change for PeakFilterThreshold			✓	

# Audit Trail report

Name	User	Time	Action	Reason	Comment	Succeed	Exception
CmdSetMethodTargetCompoundAttribute	BL2000\sean	1/11/2022 11:22:35 AM	No parameter change for PeakFilterThresholdValue			✓	
CmdSetMethodTargetCompoundAttribute	BL2000\sean	1/11/2022 11:22:35 AM	No parameter change for ThresholdNumberOfPeaks			✓	
CmdSetMethodTargetQualifierAttribute	BL2000\sean	1/11/2022 11:22:35 AM	No parameter change for PeakFilterThreshold			✓	
CmdSetMethodTargetQualifierAttribute	BL2000\sean	1/11/2022 11:22:36 AM	No parameter change for PeakFilterThresholdValue			✓	
CmdSetMethodTargetQualifierAttribute	BL2000\sean	1/11/2022 11:22:36 AM	No parameter change for ThresholdNumberOfPeaks			✓	
CmdSetMethodTargetCompoundAttribute	BL2000\sean	1/11/2022 11:22:36 AM	No parameter change for PeakFilterThreshold			✓	
CmdSetMethodTargetCompoundAttribute	BL2000\sean	1/11/2022 11:22:36 AM	No parameter change for PeakFilterThresholdValue			✓	
CmdSetMethodTargetCompoundAttribute	BL2000\sean	1/11/2022 11:22:36 AM	No parameter change for ThresholdNumberOfPeaks			✓	
CmdSetMethodTargetQualifierAttribute	BL2000\sean	1/11/2022 11:22:36 AM	No parameter change for PeakFilterThreshold			✓	
CmdSetMethodTargetQualifierAttribute	BL2000\sean	1/11/2022 11:22:36 AM	No parameter change for PeakFilterThresholdValue			✓	
CmdSetMethodTargetQualifierAttribute	BL2000\sean	1/11/2022 11:22:37 AM	No parameter change for ThresholdNumberOfPeaks			✓	
CmdSetMethodTargetQualifierAttribute	BL2000\sean	1/11/2022 11:22:37 AM	No parameter change for PeakFilterThreshold			✓	
CmdSetMethodTargetQualifierAttribute	BL2000\sean	1/11/2022 11:22:37 AM	No parameter change for PeakFilterThresholdValue			✓	
CmdSetMethodTargetQualifierAttribute	BL2000\sean	1/11/2022 11:22:37 AM	No parameter change for ThresholdNumberOfPeaks			✓	
CmdSetMethodTargetCompoundAttribute	BL2000\sean	1/11/2022 11:22:37 AM	No parameter change for PeakFilterThreshold			✓	
CmdSetMethodTargetCompoundAttribute	BL2000\sean	1/11/2022 11:22:37 AM	No parameter change for PeakFilterThresholdValue			✓	
CmdSetMethodTargetCompoundAttribute	BL2000\sean	1/11/2022 11:22:38 AM	No parameter change for ThresholdNumberOfPeaks			✓	
CmdSetMethodTargetQualifierAttribute	BL2000\sean	1/11/2022 11:22:38 AM	No parameter change for PeakFilterThreshold			✓	
CmdSetMethodTargetQualifierAttribute	BL2000\sean	1/11/2022 11:22:38 AM	No parameter change for PeakFilterThresholdValue			✓	
CmdSetMethodTargetQualifierAttribute	BL2000\sean	1/11/2022 11:22:38 AM	No parameter change for ThresholdNumberOfPeaks			✓	
CmdSetMethodTargetCompoundAttribute	BL2000\sean	1/11/2022 11:22:38 AM	No parameter change for PeakFilterThreshold			✓	
CmdSetMethodTargetCompoundAttribute	BL2000\sean	1/11/2022 11:22:38 AM	No parameter change for PeakFilterThresholdValue			✓	
CmdSetMethodTargetCompoundAttribute	BL2000\sean	1/11/2022 11:22:38 AM	No parameter change for ThresholdNumberOfPeaks			✓	
CmdSetMethodTargetQualifierAttribute	BL2000\sean	1/11/2022 11:22:39 AM	No parameter change for PeakFilterThreshold			✓	

# Audit Trail report

Name	User	Time	Action	Reason	Comment	Succeed	Exception
CmdSetMethodTargetQualifierAttribute	BL2000\sean	1/11/2022 11:22:39 AM	No parameter change for PeakFilterThresholdValue			✓	
CmdSetMethodTargetQualifierAttribute	BL2000\sean	1/11/2022 11:22:39 AM	No parameter change for ThresholdNumberOfPeaks			✓	
CmdSetMethodTargetCompoundAttribute	BL2000\sean	1/11/2022 11:22:39 AM	No parameter change for PeakFilterThreshold			✓	
CmdSetMethodTargetCompoundAttribute	BL2000\sean	1/11/2022 11:22:39 AM	Set PeakFilterThresholdValue = 25770.0150798158 for compound Aniline; previous value = 25702.878351246			✓	
CmdSetMethodTargetCompoundAttribute	BL2000\sean	1/11/2022 11:22:39 AM	No parameter change for ThresholdNumberOfPeaks			✓	
CmdSetMethodTargetQualifierAttribute	BL2000\sean	1/11/2022 11:22:40 AM	No parameter change for PeakFilterThreshold			✓	
CmdSetMethodTargetQualifierAttribute	BL2000\sean	1/11/2022 11:22:40 AM	Set PeakFilterThresholdValue = 10405.1308798709 for qualifier 66.0 of compound Aniline; previous value = 10686.4980583148			✓	
CmdSetMethodTargetQualifierAttribute	BL2000\sean	1/11/2022 11:22:40 AM	No parameter change for ThresholdNumberOfPeaks			✓	
CmdSetMethodTargetQualifierAttribute	BL2000\sean	1/11/2022 11:22:40 AM	No parameter change for PeakFilterThreshold			✓	
CmdSetMethodTargetQualifierAttribute	BL2000\sean	1/11/2022 11:22:40 AM	Set PeakFilterThresholdValue = 5729.35828569531 for qualifier 65.0 of compound Aniline; previous value = 5940.6057204255			✓	
CmdSetMethodTargetQualifierAttribute	BL2000\sean	1/11/2022 11:22:40 AM	No parameter change for ThresholdNumberOfPeaks			✓	
CmdSetMethodTargetCompoundAttribute	BL2000\sean	1/11/2022 11:22:41 AM	No parameter change for PeakFilterThreshold			✓	
CmdSetMethodTargetCompoundAttribute	BL2000\sean	1/11/2022 11:22:41 AM	Set PeakFilterThresholdValue = 18761.421665749 for compound Phenol; previous value = 16089.5567499998			✓	
CmdSetMethodTargetCompoundAttribute	BL2000\sean	1/11/2022 11:22:41 AM	No parameter change for ThresholdNumberOfPeaks			✓	
CmdSetMethodTargetQualifierAttribute	BL2000\sean	1/11/2022 11:22:41 AM	No parameter change for PeakFilterThreshold			✓	
CmdSetMethodTargetQualifierAttribute	BL2000\sean	1/11/2022 11:22:41 AM	Set PeakFilterThresholdValue = 8392.58984139031 for qualifier 66.0 of compound Phenol; previous value = 6569.32399308557			✓	
CmdSetMethodTargetQualifierAttribute	BL2000\sean	1/11/2022 11:22:41 AM	No parameter change for ThresholdNumberOfPeaks			✓	
CmdSetMethodTargetCompoundAttribute	BL2000\sean	1/11/2022 11:22:41 AM	No parameter change for PeakFilterThreshold			✓	
CmdSetMethodTargetCompoundAttribute	BL2000\sean	1/11/2022 11:22:41 AM	Set PeakFilterThresholdValue = 15800.2078415173 for compound bis(-2-Chloroethyl)Ether; previous value = 16234.2919519975			✓	

# Audit Trail report

Name	User	Time	Action	Reason	Comment	Succeed	Exception
CmdSetMethodTargetCompoundAttribute	BL2000\sean	1/11/2022 11:22:42 AM	No parameter change for ThresholdNumberOfPeaks			✓	
CmdSetMethodTargetQualifierAttribute	BL2000\sean	1/11/2022 11:22:42 AM	No parameter change for PeakFilterThreshold			✓	
CmdSetMethodTargetQualifierAttribute	BL2000\sean	1/11/2022 11:22:42 AM	Set PeakFilterThresholdValue = 518.613611693119 for qualifier 64.0 of compound bis(-2-Chloroethyl)Ether; previous value = 449.58355924452			✓	
CmdSetMethodTargetQualifierAttribute	BL2000\sean	1/11/2022 11:22:42 AM	No parameter change for ThresholdNumberOfPeaks			✓	
CmdSetMethodTargetCompoundAttribute	BL2000\sean	1/11/2022 11:22:42 AM	No parameter change for PeakFilterThreshold			✓	
CmdSetMethodTargetCompoundAttribute	BL2000\sean	1/11/2022 11:22:42 AM	Set PeakFilterThresholdValue = 13504.6038444806 for compound 2-Chlorophenol; previous value = 12899.314666615			✓	
CmdSetMethodTargetCompoundAttribute	BL2000\sean	1/11/2022 11:22:42 AM	No parameter change for ThresholdNumberOfPeaks			✓	
CmdSetMethodTargetQualifierAttribute	BL2000\sean	1/11/2022 11:22:42 AM	No parameter change for PeakFilterThreshold			✓	
CmdSetMethodTargetQualifierAttribute	BL2000\sean	1/11/2022 11:22:43 AM	Set PeakFilterThresholdValue = 4322.35177505178 for qualifier 130.0 of compound 2-Chlorophenol; previous value = 4163.13881960462			✓	
CmdSetMethodTargetQualifierAttribute	BL2000\sean	1/11/2022 11:22:43 AM	No parameter change for ThresholdNumberOfPeaks			✓	
CmdSetMethodTargetCompoundAttribute	BL2000\sean	1/11/2022 11:22:43 AM	No parameter change for PeakFilterThreshold			✓	
CmdSetMethodTargetCompoundAttribute	BL2000\sean	1/11/2022 11:22:43 AM	Set PeakFilterThresholdValue = 23202.5709557758 for compound 1,3-Dichlorobenzene; previous value = 21524.8377499999			✓	
CmdSetMethodTargetCompoundAttribute	BL2000\sean	1/11/2022 11:22:43 AM	No parameter change for ThresholdNumberOfPeaks			✓	
CmdSetMethodTargetQualifierAttribute	BL2000\sean	1/11/2022 11:22:44 AM	No parameter change for PeakFilterThreshold			✓	
CmdSetMethodTargetQualifierAttribute	BL2000\sean	1/11/2022 11:22:44 AM	Set PeakFilterThresholdValue = 14517.8337888878 for qualifier 148.0 of compound 1,3-Dichlorobenzene; previous value = 13604.0870821013			✓	
CmdSetMethodTargetQualifierAttribute	BL2000\sean	1/11/2022 11:22:44 AM	No parameter change for ThresholdNumberOfPeaks			✓	
CmdSetMethodTargetQualifierAttribute	BL2000\sean	1/11/2022 11:22:44 AM	No parameter change for PeakFilterThreshold			✓	
CmdSetMethodTargetQualifierAttribute	BL2000\sean	1/11/2022 11:22:44 AM	Set PeakFilterThresholdValue = 8203.82406567782 for qualifier 111.0 of compound 1,3-Dichlorobenzene; previous value = 8483.56568777193			✓	
CmdSetMethodTargetQualifierAttribute	BL2000\sean	1/11/2022 11:22:44 AM	No parameter change for ThresholdNumberOfPeaks			✓	

# Audit Trail report

Name	User	Time	Action	Reason	Comment	Succeed	Exception
CmdSetMethodTargetCompoundAttribute	BL2000\sean	1/11/2022 11:22:45 AM	No parameter change for PeakFilterThreshold			✓	
CmdSetMethodTargetCompoundAttribute	BL2000\sean	1/11/2022 11:22:45 AM	Set PeakFilterThresholdValue = 24285.3804086372 for compound 1,4-Dichlorobenzene; previous value = 21080.0627499998			✓	
CmdSetMethodTargetCompoundAttribute	BL2000\sean	1/11/2022 11:22:45 AM	No parameter change for ThresholdNumberOfPeaks			✓	
CmdSetMethodTargetQualifierAttribute	BL2000\sean	1/11/2022 11:22:45 AM	No parameter change for PeakFilterThreshold			✓	
CmdSetMethodTargetQualifierAttribute	BL2000\sean	1/11/2022 11:22:45 AM	Set PeakFilterThresholdValue = 15647.8269635269 for qualifier 148.0 of compound 1,4-Dichlorobenzene; previous value = 13115.4319698342			✓	
CmdSetMethodTargetQualifierAttribute	BL2000\sean	1/11/2022 11:22:45 AM	No parameter change for ThresholdNumberOfPeaks			✓	
CmdSetMethodTargetQualifierAttribute	BL2000\sean	1/11/2022 11:22:45 AM	No parameter change for PeakFilterThreshold			✓	
CmdSetMethodTargetQualifierAttribute	BL2000\sean	1/11/2022 11:22:45 AM	Set PeakFilterThresholdValue = 8540.20703411755 for qualifier 111.0 of compound 1,4-Dichlorobenzene; previous value = 7887.16280346673			✓	
CmdSetMethodTargetQualifierAttribute	BL2000\sean	1/11/2022 11:22:46 AM	No parameter change for ThresholdNumberOfPeaks			✓	
CmdSetMethodTargetCompoundAttribute	BL2000\sean	1/11/2022 11:22:46 AM	No parameter change for PeakFilterThreshold			✓	
CmdSetMethodTargetCompoundAttribute	BL2000\sean	1/11/2022 11:22:46 AM	Set PeakFilterThresholdValue = 24113.525 for compound 1,2-Dichlorobenzene; previous value = 22159.12675			✓	
CmdSetMethodTargetCompoundAttribute	BL2000\sean	1/11/2022 11:22:46 AM	No parameter change for ThresholdNumberOfPeaks			✓	
CmdSetMethodTargetQualifierAttribute	BL2000\sean	1/11/2022 11:22:46 AM	No parameter change for PeakFilterThreshold			✓	
CmdSetMethodTargetQualifierAttribute	BL2000\sean	1/11/2022 11:22:46 AM	Set PeakFilterThresholdValue = 15544.7949798601 for qualifier 148.0 of compound 1,2-Dichlorobenzene; previous value = 13788.416288439			✓	
CmdSetMethodTargetQualifierAttribute	BL2000\sean	1/11/2022 11:22:47 AM	No parameter change for ThresholdNumberOfPeaks			✓	
CmdSetMethodTargetQualifierAttribute	BL2000\sean	1/11/2022 11:22:47 AM	No parameter change for PeakFilterThreshold			✓	
CmdSetMethodTargetQualifierAttribute	BL2000\sean	1/11/2022 11:22:47 AM	Set PeakFilterThresholdValue = 9107.02835559283 for qualifier 111.0 of compound 1,2-Dichlorobenzene; previous value = 8938.73724136173			✓	
CmdSetMethodTargetQualifierAttribute	BL2000\sean	1/11/2022 11:22:47 AM	No parameter change for ThresholdNumberOfPeaks			✓	
CmdSetMethodTargetCompoundAttribute	BL2000\sean	1/11/2022 11:22:47 AM	No parameter change for PeakFilterThreshold			✓	



# Audit Trail report

Name	User	Time	Action	Reason	Comment	Succeed	Exception
CmdSetMethodTargetCompoundAttribute	BL2000\sean	1/11/2022 11:22:47 AM	Set PeakFilterThresholdValue = 7153.20475 for compound Benzyl Alcohol; previous value = 4950.75321912901			✓	
CmdSetMethodTargetCompoundAttribute	BL2000\sean	1/11/2022 11:22:47 AM	No parameter change for ThresholdNumberOfPeaks			✓	
CmdSetMethodTargetQualifierAttribute	BL2000\sean	1/11/2022 11:22:48 AM	No parameter change for PeakFilterThreshold			✓	
CmdSetMethodTargetQualifierAttribute	BL2000\sean	1/11/2022 11:22:48 AM	Set PeakFilterThresholdValue = 8259.25369977899 for qualifier 79.0 of compound Benzyl Alcohol; previous value = 5837.28050071484			✓	
CmdSetMethodTargetQualifierAttribute	BL2000\sean	1/11/2022 11:22:48 AM	No parameter change for ThresholdNumberOfPeaks			✓	
CmdSetMethodTargetQualifierAttribute	BL2000\sean	1/11/2022 11:22:48 AM	No parameter change for PeakFilterThreshold			✓	
CmdSetMethodTargetQualifierAttribute	BL2000\sean	1/11/2022 11:22:48 AM	Set PeakFilterThresholdValue = 5080.40555704009 for qualifier 107.0 of compound Benzyl Alcohol; previous value = 3424.25409056345			✓	
CmdSetMethodTargetQualifierAttribute	BL2000\sean	1/11/2022 11:22:48 AM	No parameter change for ThresholdNumberOfPeaks			✓	
CmdSetMethodTargetCompoundAttribute	BL2000\sean	1/11/2022 11:22:49 AM	No parameter change for PeakFilterThreshold			✓	
CmdSetMethodTargetCompoundAttribute	BL2000\sean	1/11/2022 11:22:49 AM	Set PeakFilterThresholdValue = 6277.30174999994 for compound bis(2-chloroisopropyl)Ether; previous value = 5564.29625000007			✓	
CmdSetMethodTargetCompoundAttribute	BL2000\sean	1/11/2022 11:22:49 AM	No parameter change for ThresholdNumberOfPeaks			✓	
CmdSetMethodTargetQualifierAttribute	BL2000\sean	1/11/2022 11:22:49 AM	No parameter change for PeakFilterThreshold			✓	
CmdSetMethodTargetQualifierAttribute	BL2000\sean	1/11/2022 11:22:49 AM	Set PeakFilterThresholdValue = 2020.45709207937 for qualifier 123.0 of compound bis(2-chloroisopropyl)Ether; previous value = 1817.47499695705			✓	
CmdSetMethodTargetQualifierAttribute	BL2000\sean	1/11/2022 11:22:49 AM	No parameter change for ThresholdNumberOfPeaks			✓	
CmdSetMethodTargetCompoundAttribute	BL2000\sean	1/11/2022 11:22:49 AM	No parameter change for PeakFilterThreshold			✓	
CmdSetMethodTargetCompoundAttribute	BL2000\sean	1/11/2022 11:22:49 AM	Set PeakFilterThresholdValue = 14468.1058086094 for compound 2-Methylphenol; previous value = 12661.7657982909			✓	
CmdSetMethodTargetCompoundAttribute	BL2000\sean	1/11/2022 11:22:49 AM	No parameter change for ThresholdNumberOfPeaks			✓	
CmdSetMethodTargetQualifierAttribute	BL2000\sean	1/11/2022 11:22:50 AM	No parameter change for PeakFilterThreshold			✓	

# Audit Trail report

Name	User	Time	Action	Reason	Comment	Succeed	Exception
CmdSetMethodTargetQualifierAttribute	BL2000\sean	1/11/2022 11:22:50 AM	Set PeakFilterThresholdValue = 16913.4192090149 for qualifier 108.0 of compound 2-Methylphenol; previous value = 14886.8579762847			✓	
CmdSetMethodTargetQualifierAttribute	BL2000\sean	1/11/2022 11:22:50 AM	No parameter change for ThresholdNumberOfPeaks			✓	
CmdSetMethodTargetCompoundAttribute	BL2000\sean	1/11/2022 11:22:50 AM	No parameter change for PeakFilterThreshold			✓	
CmdSetMethodTargetCompoundAttribute	BL2000\sean	1/11/2022 11:22:50 AM	No parameter change for PeakFilterThresholdValue			✓	
CmdSetMethodTargetCompoundAttribute	BL2000\sean	1/11/2022 11:22:50 AM	No parameter change for ThresholdNumberOfPeaks			✓	
CmdSetMethodTargetQualifierAttribute	BL2000\sean	1/11/2022 11:22:50 AM	No parameter change for PeakFilterThreshold			✓	
CmdSetMethodTargetQualifierAttribute	BL2000\sean	1/11/2022 11:22:50 AM	No parameter change for PeakFilterThresholdValue			✓	
CmdSetMethodTargetQualifierAttribute	BL2000\sean	1/11/2022 11:22:51 AM	No parameter change for ThresholdNumberOfPeaks			✓	
CmdSetMethodTargetQualifierAttribute	BL2000\sean	1/11/2022 11:22:51 AM	No parameter change for PeakFilterThreshold			✓	
CmdSetMethodTargetQualifierAttribute	BL2000\sean	1/11/2022 11:22:51 AM	No parameter change for PeakFilterThresholdValue			✓	
CmdSetMethodTargetQualifierAttribute	BL2000\sean	1/11/2022 11:22:51 AM	No parameter change for ThresholdNumberOfPeaks			✓	
CmdSetMethodTargetCompoundAttribute	BL2000\sean	1/11/2022 11:22:51 AM	No parameter change for PeakFilterThreshold			✓	
CmdSetMethodTargetCompoundAttribute	BL2000\sean	1/11/2022 11:22:51 AM	Set PeakFilterThresholdValue = 23032.4104999408 for compound 4Methylphenol/3Methylphenol; previous value = 19069.8463042744			✓	
CmdSetMethodTargetCompoundAttribute	BL2000\sean	1/11/2022 11:22:51 AM	No parameter change for ThresholdNumberOfPeaks			✓	
CmdSetMethodTargetQualifierAttribute	BL2000\sean	1/11/2022 11:22:51 AM	No parameter change for PeakFilterThreshold			✓	
CmdSetMethodTargetQualifierAttribute	BL2000\sean	1/11/2022 11:22:52 AM	Set PeakFilterThresholdValue = 19455.8535901291 for qualifier 108.0 of compound 4Methylphenol/3Methylphenol; previous value = 15521.9743414033			✓	
CmdSetMethodTargetQualifierAttribute	BL2000\sean	1/11/2022 11:22:52 AM	No parameter change for ThresholdNumberOfPeaks			✓	
CmdSetMethodTargetCompoundAttribute	BL2000\sean	1/11/2022 11:22:52 AM	No parameter change for PeakFilterThreshold			✓	
CmdSetMethodTargetCompoundAttribute	BL2000\sean	1/11/2022 11:22:52 AM	Set PeakFilterThresholdValue = 7445.63450000001 for compound Hexachloroethane; previous value = 5332.51518060881			✓	
CmdSetMethodTargetCompoundAttribute	BL2000\sean	1/11/2022 11:22:52 AM	No parameter change for ThresholdNumberOfPeaks			✓	



# Audit Trail report

Name	User	Time	Action	Reason	Comment	Succeed	Exception
CmdSetMethodTargetQualifierAttribute	BL2000\sean	1/11/2022 11:22:52 AM	No parameter change for PeakFilterThreshold			✓	
CmdSetMethodTargetQualifierAttribute	BL2000\sean	1/11/2022 11:22:52 AM	Set PeakFilterThresholdValue = 6939.9607986785 for qualifier 201.0 of compound Hexachloroethane; previous value = 4118.84494881206			✓	
CmdSetMethodTargetQualifierAttribute	BL2000\sean	1/11/2022 11:22:52 AM	No parameter change for ThresholdNumberOfPeaks			✓	
CmdSetMethodTargetQualifierAttribute	BL2000\sean	1/11/2022 11:22:53 AM	No parameter change for PeakFilterThreshold			✓	
CmdSetMethodTargetQualifierAttribute	BL2000\sean	1/11/2022 11:22:53 AM	Set PeakFilterThresholdValue = 4260.45981155647 for qualifier 199.0 of compound Hexachloroethane; previous value = 2696.60631202215			✓	
CmdSetMethodTargetQualifierAttribute	BL2000\sean	1/11/2022 11:22:53 AM	No parameter change for ThresholdNumberOfPeaks			✓	
CmdSetMethodTargetCompoundAttribute	BL2000\sean	1/11/2022 11:22:53 AM	No parameter change for PeakFilterThreshold			✓	
CmdSetMethodTargetCompoundAttribute	BL2000\sean	1/11/2022 11:22:53 AM	No parameter change for PeakFilterThresholdValue			✓	
CmdSetMethodTargetCompoundAttribute	BL2000\sean	1/11/2022 11:22:53 AM	No parameter change for ThresholdNumberOfPeaks			✓	
CmdSetMethodTargetQualifierAttribute	BL2000\sean	1/11/2022 11:22:53 AM	No parameter change for PeakFilterThreshold			✓	
CmdSetMethodTargetQualifierAttribute	BL2000\sean	1/11/2022 11:22:53 AM	No parameter change for PeakFilterThresholdValue			✓	
CmdSetMethodTargetQualifierAttribute	BL2000\sean	1/11/2022 11:22:54 AM	No parameter change for ThresholdNumberOfPeaks			✓	
CmdSetMethodTargetCompoundAttribute	BL2000\sean	1/11/2022 11:22:54 AM	No parameter change for PeakFilterThreshold			✓	
CmdSetMethodTargetCompoundAttribute	BL2000\sean	1/11/2022 11:22:54 AM	No parameter change for PeakFilterThresholdValue			✓	
CmdSetMethodTargetCompoundAttribute	BL2000\sean	1/11/2022 11:22:54 AM	No parameter change for ThresholdNumberOfPeaks			✓	
CmdSetMethodTargetQualifierAttribute	BL2000\sean	1/11/2022 11:22:54 AM	No parameter change for PeakFilterThreshold			✓	
CmdSetMethodTargetQualifierAttribute	BL2000\sean	1/11/2022 11:22:54 AM	No parameter change for PeakFilterThresholdValue			✓	
CmdSetMethodTargetQualifierAttribute	BL2000\sean	1/11/2022 11:22:54 AM	No parameter change for ThresholdNumberOfPeaks			✓	
CmdSetMethodTargetCompoundAttribute	BL2000\sean	1/11/2022 11:22:55 AM	No parameter change for PeakFilterThreshold			✓	
CmdSetMethodTargetCompoundAttribute	BL2000\sean	1/11/2022 11:22:55 AM	No parameter change for PeakFilterThresholdValue			✓	
CmdSetMethodTargetCompoundAttribute	BL2000\sean	1/11/2022 11:22:55 AM	No parameter change for ThresholdNumberOfPeaks			✓	
CmdSetMethodTargetQualifierAttribute	BL2000\sean	1/11/2022 11:22:55 AM	No parameter change for PeakFilterThreshold			✓	

# Audit Trail report

Name	User	Time	Action	Reason	Comment	Succeed	Exception
CmdSetMethodTargetQualifierAttribute	BL2000\sean	1/11/2022 11:22:55 AM	No parameter change for PeakFilterThresholdValue			✓	
CmdSetMethodTargetQualifierAttribute	BL2000\sean	1/11/2022 11:22:55 AM	No parameter change for ThresholdNumberOfPeaks			✓	
CmdSetMethodTargetQualifierAttribute	BL2000\sean	1/11/2022 11:22:55 AM	No parameter change for PeakFilterThreshold			✓	
CmdSetMethodTargetQualifierAttribute	BL2000\sean	1/11/2022 11:22:56 AM	No parameter change for PeakFilterThresholdValue			✓	
CmdSetMethodTargetQualifierAttribute	BL2000\sean	1/11/2022 11:22:56 AM	No parameter change for ThresholdNumberOfPeaks			✓	
CmdSetMethodTargetCompoundAttribute	BL2000\sean	1/11/2022 11:22:56 AM	No parameter change for PeakFilterThreshold			✓	
CmdSetMethodTargetCompoundAttribute	BL2000\sean	1/11/2022 11:22:56 AM	Set PeakFilterThresholdValue = 8915.43699999997 for compound N-nitroso-Di-n-propylamine; previous value = 10546.2090000002			✓	
CmdSetMethodTargetCompoundAttribute	BL2000\sean	1/11/2022 11:22:56 AM	No parameter change for ThresholdNumberOfPeaks			✓	
CmdSetMethodTargetQualifierAttribute	BL2000\sean	1/11/2022 11:22:56 AM	No parameter change for PeakFilterThreshold			✓	
CmdSetMethodTargetQualifierAttribute	BL2000\sean	1/11/2022 11:22:56 AM	Set PeakFilterThresholdValue = 1849.49502846597 for qualifier 130.0 of compound N-nitroso-Di-n-propylamine; previous value = 1856.57449277634			✓	
CmdSetMethodTargetQualifierAttribute	BL2000\sean	1/11/2022 11:22:57 AM	No parameter change for ThresholdNumberOfPeaks			✓	
CmdSetMethodTargetCompoundAttribute	BL2000\sean	1/11/2022 11:22:57 AM	No parameter change for PeakFilterThreshold			✓	
CmdSetMethodTargetCompoundAttribute	BL2000\sean	1/11/2022 11:22:57 AM	Set PeakFilterThresholdValue = 4543.71725000002 for compound Nitrobenzene; previous value = 3649.77500000009			✓	
CmdSetMethodTargetCompoundAttribute	BL2000\sean	1/11/2022 11:22:57 AM	No parameter change for ThresholdNumberOfPeaks			✓	
CmdSetMethodTargetQualifierAttribute	BL2000\sean	1/11/2022 11:22:57 AM	No parameter change for PeakFilterThreshold			✓	
CmdSetMethodTargetQualifierAttribute	BL2000\sean	1/11/2022 11:22:57 AM	Set PeakFilterThresholdValue = 8468.15763507114 for qualifier 77.0 of compound Nitrobenzene; previous value = 7715.29885385306			✓	
CmdSetMethodTargetQualifierAttribute	BL2000\sean	1/11/2022 11:22:57 AM	No parameter change for ThresholdNumberOfPeaks			✓	
CmdSetMethodTargetQualifierAttribute	BL2000\sean	1/11/2022 11:22:57 AM	No parameter change for PeakFilterThreshold			✓	
CmdSetMethodTargetQualifierAttribute	BL2000\sean	1/11/2022 11:22:58 AM	Set PeakFilterThresholdValue = 8450.27596495034 for qualifier 51.0 of compound Nitrobenzene; previous value = 7674.67787657946			✓	
CmdSetMethodTargetQualifierAttribute	BL2000\sean	1/11/2022 11:22:58 AM	No parameter change for ThresholdNumberOfPeaks			✓	

# Audit Trail report

Name	User	Time	Action	Reason	Comment	Succeed	Exception
CmdSetMethodTargetCompoundAttribute	BL2000\sean	1/11/2022 11:22:58 AM	No parameter change for PeakFilterThreshold			✓	
CmdSetMethodTargetCompoundAttribute	BL2000\sean	1/11/2022 11:22:58 AM	No parameter change for PeakFilterThresholdValue			✓	
CmdSetMethodTargetCompoundAttribute	BL2000\sean	1/11/2022 11:22:58 AM	No parameter change for ThresholdNumberOfPeaks			✓	
CmdSetMethodTargetQualifierAttribute	BL2000\sean	1/11/2022 11:22:58 AM	No parameter change for PeakFilterThreshold			✓	
CmdSetMethodTargetQualifierAttribute	BL2000\sean	1/11/2022 11:22:58 AM	No parameter change for PeakFilterThresholdValue			✓	
CmdSetMethodTargetQualifierAttribute	BL2000\sean	1/11/2022 11:22:58 AM	No parameter change for ThresholdNumberOfPeaks			✓	
CmdSetMethodTargetCompoundAttribute	BL2000\sean	1/11/2022 11:22:59 AM	No parameter change for PeakFilterThreshold			✓	
CmdSetMethodTargetCompoundAttribute	BL2000\sean	1/11/2022 11:22:59 AM	Set PeakFilterThresholdValue = 21150.1121297429 for compound Isophorone; previous value = 19065.0693854879			✓	
CmdSetMethodTargetCompoundAttribute	BL2000\sean	1/11/2022 11:22:59 AM	No parameter change for ThresholdNumberOfPeaks			✓	
CmdSetMethodTargetQualifierAttribute	BL2000\sean	1/11/2022 11:22:59 AM	No parameter change for PeakFilterThreshold			✓	
CmdSetMethodTargetQualifierAttribute	BL2000\sean	1/11/2022 11:22:59 AM	Set PeakFilterThresholdValue = 4293.36866776792 for qualifier 138.0 of compound Isophorone; previous value = 3633.8546919157			✓	
CmdSetMethodTargetQualifierAttribute	BL2000\sean	1/11/2022 11:22:59 AM	No parameter change for ThresholdNumberOfPeaks			✓	
CmdSetMethodTargetCompoundAttribute	BL2000\sean	1/11/2022 11:23:00 AM	No parameter change for PeakFilterThreshold			✓	
CmdSetMethodTargetCompoundAttribute	BL2000\sean	1/11/2022 11:23:00 AM	Set PeakFilterThresholdValue = 4177.73300000006 for compound 2-Nitrophenol; previous value = 2625.52825			✓	
CmdSetMethodTargetCompoundAttribute	BL2000\sean	1/11/2022 11:23:00 AM	No parameter change for ThresholdNumberOfPeaks			✓	
CmdSetMethodTargetQualifierAttribute	BL2000\sean	1/11/2022 11:23:00 AM	No parameter change for PeakFilterThreshold			✓	
CmdSetMethodTargetQualifierAttribute	BL2000\sean	1/11/2022 11:23:00 AM	Set PeakFilterThresholdValue = 2141.07604470976 for qualifier 65.0 of compound 2-Nitrophenol; previous value = 1506.74042260779			✓	
CmdSetMethodTargetQualifierAttribute	BL2000\sean	1/11/2022 11:23:00 AM	No parameter change for ThresholdNumberOfPeaks			✓	
CmdSetMethodTargetQualifierAttribute	BL2000\sean	1/11/2022 11:23:00 AM	No parameter change for PeakFilterThreshold			✓	
CmdSetMethodTargetQualifierAttribute	BL2000\sean	1/11/2022 11:23:00 AM	Set PeakFilterThresholdValue = 1441.21615994654 for qualifier 109.0 of compound 2-Nitrophenol; previous value = 860.749041355821			✓	

# Audit Trail report

Name	User	Time	Action	Reason	Comment	Succeed	Exception
CmdSetMethodTargetQualifierAttribute	BL2000\sean	1/11/2022 11:23:01 AM	No parameter change for ThresholdNumberOfPeaks			✓	
CmdSetMethodTargetCompoundAttribute	BL2000\sean	1/11/2022 11:23:01 AM	No parameter change for PeakFilterThreshold			✓	
CmdSetMethodTargetCompoundAttribute	BL2000\sean	1/11/2022 11:23:01 AM	Set PeakFilterThresholdValue = 15290.9094999999 for compound 2,4-Dimethylphenol; previous value = 12563.1492499998			✓	
CmdSetMethodTargetCompoundAttribute	BL2000\sean	1/11/2022 11:23:01 AM	No parameter change for ThresholdNumberOfPeaks			✓	
CmdSetMethodTargetQualifierAttribute	BL2000\sean	1/11/2022 11:23:01 AM	No parameter change for PeakFilterThreshold			✓	
CmdSetMethodTargetQualifierAttribute	BL2000\sean	1/11/2022 11:23:01 AM	Set PeakFilterThresholdValue = 16292.9266734775 for qualifier 107.0 of compound 2,4-Dimethylphenol; previous value = 13703.7177940456			✓	
CmdSetMethodTargetQualifierAttribute	BL2000\sean	1/11/2022 11:23:01 AM	No parameter change for ThresholdNumberOfPeaks			✓	
CmdSetMethodTargetQualifierAttribute	BL2000\sean	1/11/2022 11:23:02 AM	No parameter change for PeakFilterThreshold			✓	
CmdSetMethodTargetQualifierAttribute	BL2000\sean	1/11/2022 11:23:02 AM	Set PeakFilterThresholdValue = 4595.46688713486 for qualifier 77.0 of compound 2,4-Dimethylphenol; previous value = 4071.7547843487			✓	
CmdSetMethodTargetQualifierAttribute	BL2000\sean	1/11/2022 11:23:02 AM	No parameter change for ThresholdNumberOfPeaks			✓	
CmdSetMethodTargetCompoundAttribute	BL2000\sean	1/11/2022 11:23:02 AM	No parameter change for PeakFilterThreshold			✓	
CmdSetMethodTargetCompoundAttribute	BL2000\sean	1/11/2022 11:23:02 AM	Set PeakFilterThresholdValue = 15361.7039496077 for compound bis(-2-Chloroethoxy)Methane; previous value = 13852.1325941468			✓	
CmdSetMethodTargetCompoundAttribute	BL2000\sean	1/11/2022 11:23:02 AM	No parameter change for ThresholdNumberOfPeaks			✓	
CmdSetMethodTargetQualifierAttribute	BL2000\sean	1/11/2022 11:23:02 AM	No parameter change for PeakFilterThreshold			✓	
CmdSetMethodTargetQualifierAttribute	BL2000\sean	1/11/2022 11:23:02 AM	Set PeakFilterThresholdValue = 14041.0749391456 for qualifier 63.0 of compound bis(-2-Chloroethoxy)Methane; previous value = 12558.4068148495			✓	
CmdSetMethodTargetQualifierAttribute	BL2000\sean	1/11/2022 11:23:03 AM	No parameter change for ThresholdNumberOfPeaks			✓	
CmdSetMethodTargetQualifierAttribute	BL2000\sean	1/11/2022 11:23:03 AM	No parameter change for PeakFilterThreshold			✓	
CmdSetMethodTargetQualifierAttribute	BL2000\sean	1/11/2022 11:23:03 AM	Set PeakFilterThresholdValue = 4822.29529753009 for qualifier 95.0 of compound bis(-2-Chloroethoxy)Methane; previous value = 4384.32352970215			✓	

# Audit Trail report

Name	User	Time	Action	Reason	Comment	Succeed	Exception
CmdSetMethodTargetQualifierAttribute	BL2000\sean	1/11/2022 11:23:03 AM	No parameter change for ThresholdNumberOfPeaks			✓	
CmdSetMethodTargetCompoundAttribute	BL2000\sean	1/11/2022 11:23:03 AM	No parameter change for PeakFilterThreshold			✓	
CmdSetMethodTargetCompoundAttribute	BL2000\sean	1/11/2022 11:23:03 AM	No parameter change for PeakFilterThresholdValue			✓	
CmdSetMethodTargetCompoundAttribute	BL2000\sean	1/11/2022 11:23:03 AM	No parameter change for ThresholdNumberOfPeaks			✓	
CmdSetMethodTargetQualifierAttribute	BL2000\sean	1/11/2022 11:23:03 AM	No parameter change for PeakFilterThreshold			✓	
CmdSetMethodTargetQualifierAttribute	BL2000\sean	1/11/2022 11:23:04 AM	No parameter change for PeakFilterThresholdValue			✓	
CmdSetMethodTargetQualifierAttribute	BL2000\sean	1/11/2022 11:23:04 AM	No parameter change for ThresholdNumberOfPeaks			✓	
CmdSetMethodTargetQualifierAttribute	BL2000\sean	1/11/2022 11:23:04 AM	No parameter change for PeakFilterThreshold			✓	
CmdSetMethodTargetQualifierAttribute	BL2000\sean	1/11/2022 11:23:04 AM	No parameter change for PeakFilterThresholdValue			✓	
CmdSetMethodTargetQualifierAttribute	BL2000\sean	1/11/2022 11:23:04 AM	No parameter change for ThresholdNumberOfPeaks			✓	
CmdSetMethodTargetCompoundAttribute	BL2000\sean	1/11/2022 11:23:04 AM	No parameter change for PeakFilterThreshold			✓	
CmdSetMethodTargetCompoundAttribute	BL2000\sean	1/11/2022 11:23:04 AM	No parameter change for PeakFilterThresholdValue			✓	
CmdSetMethodTargetCompoundAttribute	BL2000\sean	1/11/2022 11:23:05 AM	No parameter change for ThresholdNumberOfPeaks			✓	
CmdSetMethodTargetQualifierAttribute	BL2000\sean	1/11/2022 11:23:05 AM	No parameter change for PeakFilterThreshold			✓	
CmdSetMethodTargetQualifierAttribute	BL2000\sean	1/11/2022 11:23:05 AM	No parameter change for PeakFilterThresholdValue			✓	
CmdSetMethodTargetQualifierAttribute	BL2000\sean	1/11/2022 11:23:05 AM	No parameter change for ThresholdNumberOfPeaks			✓	
CmdSetMethodTargetCompoundAttribute	BL2000\sean	1/11/2022 11:23:05 AM	No parameter change for PeakFilterThreshold			✓	
CmdSetMethodTargetCompoundAttribute	BL2000\sean	1/11/2022 11:23:05 AM	Set PeakFilterThresholdValue = 10079.0075000001 for compound 2,4-Dichlorophenol; previous value = 9225.81425000006			✓	
CmdSetMethodTargetCompoundAttribute	BL2000\sean	1/11/2022 11:23:05 AM	No parameter change for ThresholdNumberOfPeaks			✓	
CmdSetMethodTargetQualifierAttribute	BL2000\sean	1/11/2022 11:23:05 AM	No parameter change for PeakFilterThreshold			✓	
CmdSetMethodTargetQualifierAttribute	BL2000\sean	1/11/2022 11:23:05 AM	Set PeakFilterThresholdValue = 6555.88718097092 for qualifier 164.0 of compound 2,4-Dichlorophenol; previous value = 5716.10422591885			✓	
CmdSetMethodTargetQualifierAttribute	BL2000\sean	1/11/2022 11:23:06 AM	No parameter change for ThresholdNumberOfPeaks			✓	

# Audit Trail report

Name	User	Time	Action	Reason	Comment	Succeed	Exception
CmdSetMethodTargetQualifierAttribute	BL2000\sean	1/11/2022 11:23:06 AM	No parameter change for PeakFilterThreshold			✓	
CmdSetMethodTargetQualifierAttribute	BL2000\sean	1/11/2022 11:23:06 AM	Set PeakFilterThresholdValue = 3140.44981066788 for qualifier 98.0 of compound 2,4-Dichlorophenol; previous value = 2990.39660128305			✓	
CmdSetMethodTargetQualifierAttribute	BL2000\sean	1/11/2022 11:23:06 AM	No parameter change for ThresholdNumberOfPeaks			✓	
CmdSetMethodTargetCompoundAttribute	BL2000\sean	1/11/2022 11:23:06 AM	No parameter change for PeakFilterThreshold			✓	
CmdSetMethodTargetCompoundAttribute	BL2000\sean	1/11/2022 11:23:06 AM	Set PeakFilterThresholdValue = 16233.7565000003 for compound 1,2,4-Trichlorobenzene; previous value = 15020.4057500002			✓	
CmdSetMethodTargetCompoundAttribute	BL2000\sean	1/11/2022 11:23:06 AM	No parameter change for ThresholdNumberOfPeaks			✓	
CmdSetMethodTargetQualifierAttribute	BL2000\sean	1/11/2022 11:23:06 AM	No parameter change for PeakFilterThreshold			✓	
CmdSetMethodTargetQualifierAttribute	BL2000\sean	1/11/2022 11:23:07 AM	Set PeakFilterThresholdValue = 15870.5229435216 for qualifier 182.0 of compound 1,2,4-Trichlorobenzene; previous value = 14129.1435772023			✓	
CmdSetMethodTargetQualifierAttribute	BL2000\sean	1/11/2022 11:23:07 AM	No parameter change for ThresholdNumberOfPeaks			✓	
CmdSetMethodTargetQualifierAttribute	BL2000\sean	1/11/2022 11:23:07 AM	No parameter change for PeakFilterThreshold			✓	
CmdSetMethodTargetQualifierAttribute	BL2000\sean	1/11/2022 11:23:07 AM	Set PeakFilterThresholdValue = 4923.81228392908 for qualifier 145.0 of compound 1,2,4-Trichlorobenzene; previous value = 4570.46307588268			✓	
CmdSetMethodTargetQualifierAttribute	BL2000\sean	1/11/2022 11:23:07 AM	No parameter change for ThresholdNumberOfPeaks			✓	
CmdSetMethodTargetCompoundAttribute	BL2000\sean	1/11/2022 11:23:08 AM	No parameter change for PeakFilterThreshold			✓	
CmdSetMethodTargetCompoundAttribute	BL2000\sean	1/11/2022 11:23:08 AM	Set PeakFilterThresholdValue = 49764.35 for compound Naphthalene; previous value = 48393.4167762879			✓	
CmdSetMethodTargetCompoundAttribute	BL2000\sean	1/11/2022 11:23:08 AM	No parameter change for ThresholdNumberOfPeaks			✓	
CmdSetMethodTargetQualifierAttribute	BL2000\sean	1/11/2022 11:23:08 AM	No parameter change for PeakFilterThreshold			✓	
CmdSetMethodTargetQualifierAttribute	BL2000\sean	1/11/2022 11:23:08 AM	Set PeakFilterThresholdValue = 5274.53497094954 for qualifier 129.0 of compound Naphthalene; previous value = 5289.68451593228			✓	
CmdSetMethodTargetQualifierAttribute	BL2000\sean	1/11/2022 11:23:08 AM	No parameter change for ThresholdNumberOfPeaks			✓	
CmdSetMethodTargetQualifierAttribute	BL2000\sean	1/11/2022 11:23:08 AM	No parameter change for PeakFilterThreshold			✓	



# Audit Trail report

Name	User	Time	Action	Reason	Comment	Succeed	Exception
CmdSetMethodTargetQualifierAttribute	BL2000\sean	1/11/2022 11:23:09 AM	Set PeakFilterThresholdValue = 4481.86956542279 for qualifier 102.0 of compound Naphthalene; previous value = 4490.69454030834			✓	
CmdSetMethodTargetQualifierAttribute	BL2000\sean	1/11/2022 11:23:09 AM	No parameter change for ThresholdNumberOfPeaks			✓	
CmdSetMethodTargetCompoundAttribute	BL2000\sean	1/11/2022 11:23:09 AM	No parameter change for PeakFilterThreshold			✓	
CmdSetMethodTargetCompoundAttribute	BL2000\sean	1/11/2022 11:23:09 AM	Set PeakFilterThresholdValue = 5758.0895 for compound 4-Chlorophenol; previous value = 5104.29750000002			✓	
CmdSetMethodTargetCompoundAttribute	BL2000\sean	1/11/2022 11:23:09 AM	No parameter change for ThresholdNumberOfPeaks			✓	
CmdSetMethodTargetQualifierAttribute	BL2000\sean	1/11/2022 11:23:09 AM	No parameter change for PeakFilterThreshold			✓	
CmdSetMethodTargetQualifierAttribute	BL2000\sean	1/11/2022 11:23:09 AM	Set PeakFilterThresholdValue = 18325.3472607035 for qualifier 128.0 of compound 4-Chlorophenol; previous value = 15809.3122108197			✓	
CmdSetMethodTargetQualifierAttribute	BL2000\sean	1/11/2022 11:23:09 AM	No parameter change for ThresholdNumberOfPeaks			✓	
CmdSetMethodTargetCompoundAttribute	BL2000\sean	1/11/2022 11:23:10 AM	No parameter change for PeakFilterThreshold			✓	
CmdSetMethodTargetCompoundAttribute	BL2000\sean	1/11/2022 11:23:10 AM	No parameter change for PeakFilterThresholdValue			✓	
CmdSetMethodTargetCompoundAttribute	BL2000\sean	1/11/2022 11:23:10 AM	No parameter change for ThresholdNumberOfPeaks			✓	
CmdSetMethodTargetQualifierAttribute	BL2000\sean	1/11/2022 11:23:10 AM	No parameter change for PeakFilterThreshold			✓	
CmdSetMethodTargetQualifierAttribute	BL2000\sean	1/11/2022 11:23:10 AM	No parameter change for PeakFilterThresholdValue			✓	
CmdSetMethodTargetQualifierAttribute	BL2000\sean	1/11/2022 11:23:10 AM	No parameter change for ThresholdNumberOfPeaks			✓	
CmdSetMethodTargetQualifierAttribute	BL2000\sean	1/11/2022 11:23:10 AM	No parameter change for PeakFilterThreshold			✓	
CmdSetMethodTargetQualifierAttribute	BL2000\sean	1/11/2022 11:23:11 AM	No parameter change for PeakFilterThresholdValue			✓	
CmdSetMethodTargetQualifierAttribute	BL2000\sean	1/11/2022 11:23:11 AM	No parameter change for ThresholdNumberOfPeaks			✓	
CmdSetMethodTargetCompoundAttribute	BL2000\sean	1/11/2022 11:23:11 AM	No parameter change for PeakFilterThreshold			✓	
CmdSetMethodTargetCompoundAttribute	BL2000\sean	1/11/2022 11:23:11 AM	Set PeakFilterThresholdValue = 17838.2404999999 for compound p-Chloroaniline; previous value = 17419.4925000002			✓	
CmdSetMethodTargetCompoundAttribute	BL2000\sean	1/11/2022 11:23:11 AM	No parameter change for ThresholdNumberOfPeaks			✓	
CmdSetMethodTargetQualifierAttribute	BL2000\sean	1/11/2022 11:23:11 AM	No parameter change for PeakFilterThreshold			✓	

# Audit Trail report

Name	User	Time	Action	Reason	Comment	Succeed	Exception
CmdSetMethodTargetQualifierAttribute	BL2000\sean	1/11/2022 11:23:11 AM	Set PeakFilterThresholdValue = 6005.73183796018 for qualifier 129.0 of compound p-Chloroaniline; previous value = 5094.75069127018			✓	
CmdSetMethodTargetQualifierAttribute	BL2000\sean	1/11/2022 11:23:11 AM	No parameter change for ThresholdNumberOfPeaks			✓	
CmdSetMethodTargetQualifierAttribute	BL2000\sean	1/11/2022 11:23:12 AM	No parameter change for PeakFilterThreshold			✓	
CmdSetMethodTargetQualifierAttribute	BL2000\sean	1/11/2022 11:23:12 AM	Set PeakFilterThresholdValue = 6513.74016725277 for qualifier 65.0 of compound p-Chloroaniline; previous value = 6536.11902918833			✓	
CmdSetMethodTargetQualifierAttribute	BL2000\sean	1/11/2022 11:23:12 AM	No parameter change for ThresholdNumberOfPeaks			✓	
CmdSetMethodTargetCompoundAttribute	BL2000\sean	1/11/2022 11:23:12 AM	No parameter change for PeakFilterThreshold			✓	
CmdSetMethodTargetCompoundAttribute	BL2000\sean	1/11/2022 11:23:12 AM	No parameter change for PeakFilterThresholdValue			✓	
CmdSetMethodTargetCompoundAttribute	BL2000\sean	1/11/2022 11:23:12 AM	No parameter change for ThresholdNumberOfPeaks			✓	
CmdSetMethodTargetQualifierAttribute	BL2000\sean	1/11/2022 11:23:12 AM	No parameter change for PeakFilterThreshold			✓	
CmdSetMethodTargetQualifierAttribute	BL2000\sean	1/11/2022 11:23:12 AM	No parameter change for PeakFilterThresholdValue			✓	
CmdSetMethodTargetQualifierAttribute	BL2000\sean	1/11/2022 11:23:12 AM	No parameter change for ThresholdNumberOfPeaks			✓	
CmdSetMethodTargetQualifierAttribute	BL2000\sean	1/11/2022 11:23:13 AM	No parameter change for PeakFilterThreshold			✓	
CmdSetMethodTargetQualifierAttribute	BL2000\sean	1/11/2022 11:23:13 AM	No parameter change for PeakFilterThresholdValue			✓	
CmdSetMethodTargetQualifierAttribute	BL2000\sean	1/11/2022 11:23:13 AM	No parameter change for ThresholdNumberOfPeaks			✓	
CmdSetMethodTargetCompoundAttribute	BL2000\sean	1/11/2022 11:23:13 AM	No parameter change for PeakFilterThreshold			✓	
CmdSetMethodTargetCompoundAttribute	BL2000\sean	1/11/2022 11:23:13 AM	Set PeakFilterThresholdValue = 7684.24624999983 for compound Hexachlorobutadiene; previous value = 7023.28100000001			✓	
CmdSetMethodTargetCompoundAttribute	BL2000\sean	1/11/2022 11:23:13 AM	No parameter change for ThresholdNumberOfPeaks			✓	
CmdSetMethodTargetQualifierAttribute	BL2000\sean	1/11/2022 11:23:13 AM	No parameter change for PeakFilterThreshold			✓	
CmdSetMethodTargetQualifierAttribute	BL2000\sean	1/11/2022 11:23:14 AM	Set PeakFilterThresholdValue = 4926.23214192665 for qualifier 223.0 of compound Hexachlorobutadiene; previous value = 4270.89885243334			✓	
CmdSetMethodTargetQualifierAttribute	BL2000\sean	1/11/2022 11:23:14 AM	No parameter change for ThresholdNumberOfPeaks			✓	
CmdSetMethodTargetQualifierAttribute	BL2000\sean	1/11/2022 11:23:14 AM	No parameter change for PeakFilterThreshold			✓	



# Audit Trail report

Name	User	Time	Action	Reason	Comment	Succeed	Exception
CmdSetMethodTargetQualifierAttribute	BL2000\sean	1/11/2022 11:23:14 AM	Set PeakFilterThresholdValue = 5077.3033407191 for qualifier 227.0 of compound Hexachlorobutadiene; previous value = 4679.72605284104			✓	
CmdSetMethodTargetQualifierAttribute	BL2000\sean	1/11/2022 11:23:14 AM	No parameter change for ThresholdNumberOfPeaks			✓	
CmdSetMethodTargetCompoundAttribute	BL2000\sean	1/11/2022 11:23:14 AM	No parameter change for PeakFilterThreshold			✓	
CmdSetMethodTargetCompoundAttribute	BL2000\sean	1/11/2022 11:23:14 AM	No parameter change for PeakFilterThresholdValue			✓	
CmdSetMethodTargetCompoundAttribute	BL2000\sean	1/11/2022 11:23:15 AM	No parameter change for ThresholdNumberOfPeaks			✓	
CmdSetMethodTargetQualifierAttribute	BL2000\sean	1/11/2022 11:23:15 AM	No parameter change for PeakFilterThreshold			✓	
CmdSetMethodTargetQualifierAttribute	BL2000\sean	1/11/2022 11:23:15 AM	No parameter change for PeakFilterThresholdValue			✓	
CmdSetMethodTargetQualifierAttribute	BL2000\sean	1/11/2022 11:23:15 AM	No parameter change for ThresholdNumberOfPeaks			✓	
CmdSetMethodTargetCompoundAttribute	BL2000\sean	1/11/2022 11:23:15 AM	No parameter change for PeakFilterThreshold			✓	
CmdSetMethodTargetCompoundAttribute	BL2000\sean	1/11/2022 11:23:15 AM	No parameter change for PeakFilterThresholdValue			✓	
CmdSetMethodTargetCompoundAttribute	BL2000\sean	1/11/2022 11:23:15 AM	No parameter change for ThresholdNumberOfPeaks			✓	
CmdSetMethodTargetQualifierAttribute	BL2000\sean	1/11/2022 11:23:16 AM	No parameter change for PeakFilterThreshold			✓	
CmdSetMethodTargetQualifierAttribute	BL2000\sean	1/11/2022 11:23:16 AM	No parameter change for PeakFilterThresholdValue			✓	
CmdSetMethodTargetQualifierAttribute	BL2000\sean	1/11/2022 11:23:16 AM	No parameter change for ThresholdNumberOfPeaks			✓	
CmdSetMethodTargetQualifierAttribute	BL2000\sean	1/11/2022 11:23:16 AM	No parameter change for PeakFilterThreshold			✓	
CmdSetMethodTargetQualifierAttribute	BL2000\sean	1/11/2022 11:23:16 AM	No parameter change for PeakFilterThresholdValue			✓	
CmdSetMethodTargetQualifierAttribute	BL2000\sean	1/11/2022 11:23:16 AM	No parameter change for ThresholdNumberOfPeaks			✓	
CmdSetMethodTargetCompoundAttribute	BL2000\sean	1/11/2022 11:23:16 AM	No parameter change for PeakFilterThreshold			✓	
CmdSetMethodTargetCompoundAttribute	BL2000\sean	1/11/2022 11:23:17 AM	Set PeakFilterThresholdValue = 11259.5459677972 for compound 4-Chloro-3-Methylphenol; previous value = 11078.3529777312			✓	
CmdSetMethodTargetCompoundAttribute	BL2000\sean	1/11/2022 11:23:17 AM	No parameter change for ThresholdNumberOfPeaks			✓	
CmdSetMethodTargetQualifierAttribute	BL2000\sean	1/11/2022 11:23:17 AM	No parameter change for PeakFilterThreshold			✓	

# Audit Trail report

Name	User	Time	Action	Reason	Comment	Succeed	Exception
CmdSetMethodTargetQualifierAttribute	BL2000\sean	1/11/2022 11:23:17 AM	Set PeakFilterThresholdValue = 3195.40238205992 for qualifier 144.0 of compound 4-Chloro-3-Methylphenol; previous value = 3058.27179598031			✓	
CmdSetMethodTargetQualifierAttribute	BL2000\sean	1/11/2022 11:23:17 AM	No parameter change for ThresholdNumberOfPeaks			✓	
CmdSetMethodTargetCompoundAttribute	BL2000\sean	1/11/2022 11:23:17 AM	No parameter change for PeakFilterThreshold			✓	
CmdSetMethodTargetCompoundAttribute	BL2000\sean	1/11/2022 11:23:17 AM	No parameter change for PeakFilterThresholdValue			✓	
CmdSetMethodTargetCompoundAttribute	BL2000\sean	1/11/2022 11:23:17 AM	No parameter change for ThresholdNumberOfPeaks			✓	
CmdSetMethodTargetQualifierAttribute	BL2000\sean	1/11/2022 11:23:17 AM	No parameter change for PeakFilterThreshold			✓	
CmdSetMethodTargetQualifierAttribute	BL2000\sean	1/11/2022 11:23:18 AM	No parameter change for PeakFilterThresholdValue			✓	
CmdSetMethodTargetQualifierAttribute	BL2000\sean	1/11/2022 11:23:18 AM	No parameter change for ThresholdNumberOfPeaks			✓	
CmdSetMethodTargetQualifierAttribute	BL2000\sean	1/11/2022 11:23:18 AM	No parameter change for PeakFilterThreshold			✓	
CmdSetMethodTargetQualifierAttribute	BL2000\sean	1/11/2022 11:23:18 AM	No parameter change for PeakFilterThresholdValue			✓	
CmdSetMethodTargetQualifierAttribute	BL2000\sean	1/11/2022 11:23:18 AM	No parameter change for ThresholdNumberOfPeaks			✓	
CmdSetMethodTargetCompoundAttribute	BL2000\sean	1/11/2022 11:23:18 AM	No parameter change for PeakFilterThreshold			✓	
CmdSetMethodTargetCompoundAttribute	BL2000\sean	1/11/2022 11:23:18 AM	Set PeakFilterThresholdValue = 29558.7419212564 for compound 2-Methylnaphthalene; previous value = 29825.0110109442			✓	
CmdSetMethodTargetCompoundAttribute	BL2000\sean	1/11/2022 11:23:19 AM	No parameter change for ThresholdNumberOfPeaks			✓	
CmdSetMethodTargetQualifierAttribute	BL2000\sean	1/11/2022 11:23:19 AM	No parameter change for PeakFilterThreshold			✓	
CmdSetMethodTargetQualifierAttribute	BL2000\sean	1/11/2022 11:23:19 AM	Set PeakFilterThresholdValue = 34123.0291675862 for qualifier 142.0 of compound 2-Methylnaphthalene; previous value = 34243.6835595072			✓	
CmdSetMethodTargetQualifierAttribute	BL2000\sean	1/11/2022 11:23:19 AM	No parameter change for ThresholdNumberOfPeaks			✓	
CmdSetMethodTargetQualifierAttribute	BL2000\sean	1/11/2022 11:23:19 AM	No parameter change for PeakFilterThreshold			✓	
CmdSetMethodTargetQualifierAttribute	BL2000\sean	1/11/2022 11:23:19 AM	Set PeakFilterThresholdValue = 12304.1313519432 for qualifier 115.0 of compound 2-Methylnaphthalene; previous value = 12516.056142521			✓	
CmdSetMethodTargetQualifierAttribute	BL2000\sean	1/11/2022 11:23:19 AM	No parameter change for ThresholdNumberOfPeaks			✓	

# Audit Trail report

Name	User	Time	Action	Reason	Comment	Succeed	Exception
CmdSetMethodTargetCompoundAttribute	BL2000\sean	1/11/2022 11:23:19 AM	No parameter change for PeakFilterThreshold			✓	
CmdSetMethodTargetCompoundAttribute	BL2000\sean	1/11/2022 11:23:20 AM	Set PeakFilterThresholdValue = 30702.2151056889 for compound 1-Methylnaphthalene; previous value = 31392.8938341894			✓	
CmdSetMethodTargetCompoundAttribute	BL2000\sean	1/11/2022 11:23:20 AM	No parameter change for ThresholdNumberOfPeaks			✓	
CmdSetMethodTargetQualifierAttribute	BL2000\sean	1/11/2022 11:23:20 AM	No parameter change for PeakFilterThreshold			✓	
CmdSetMethodTargetQualifierAttribute	BL2000\sean	1/11/2022 11:23:20 AM	Set PeakFilterThresholdValue = 33824.5680790781 for qualifier 142.0 of compound 1-Methylnaphthalene; previous value = 34833.8347126123			✓	
CmdSetMethodTargetQualifierAttribute	BL2000\sean	1/11/2022 11:23:20 AM	No parameter change for ThresholdNumberOfPeaks			✓	
CmdSetMethodTargetQualifierAttribute	BL2000\sean	1/11/2022 11:23:20 AM	No parameter change for PeakFilterThreshold			✓	
CmdSetMethodTargetQualifierAttribute	BL2000\sean	1/11/2022 11:23:20 AM	Set PeakFilterThresholdValue = 13228.7362687471 for qualifier 115.0 of compound 1-Methylnaphthalene; previous value = 13328.0005957795			✓	
CmdSetMethodTargetQualifierAttribute	BL2000\sean	1/11/2022 11:23:20 AM	No parameter change for ThresholdNumberOfPeaks			✓	
CmdSetMethodTargetCompoundAttribute	BL2000\sean	1/11/2022 11:23:20 AM	No parameter change for PeakFilterThreshold			✓	
CmdSetMethodTargetCompoundAttribute	BL2000\sean	1/11/2022 11:23:20 AM	Set PeakFilterThresholdValue = 10950.1111109552 for compound 4-Chloro-2-Methylphenol; previous value = 10423.9837499999			✓	
CmdSetMethodTargetCompoundAttribute	BL2000\sean	1/11/2022 11:23:21 AM	No parameter change for ThresholdNumberOfPeaks			✓	
CmdSetMethodTargetQualifierAttribute	BL2000\sean	1/11/2022 11:23:21 AM	No parameter change for PeakFilterThreshold			✓	
CmdSetMethodTargetQualifierAttribute	BL2000\sean	1/11/2022 11:23:21 AM	Set PeakFilterThresholdValue = 2988.8040521877 for qualifier 144.0 of compound 4-Chloro-2-Methylphenol; previous value = 2775.01339276278			✓	
CmdSetMethodTargetQualifierAttribute	BL2000\sean	1/11/2022 11:23:21 AM	No parameter change for ThresholdNumberOfPeaks			✓	
CmdSetMethodTargetCompoundAttribute	BL2000\sean	1/11/2022 11:23:21 AM	No parameter change for PeakFilterThreshold			✓	
CmdSetMethodTargetCompoundAttribute	BL2000\sean	1/11/2022 11:23:21 AM	No parameter change for PeakFilterThresholdValue			✓	
CmdSetMethodTargetCompoundAttribute	BL2000\sean	1/11/2022 11:23:21 AM	No parameter change for ThresholdNumberOfPeaks			✓	
CmdSetMethodTargetQualifierAttribute	BL2000\sean	1/11/2022 11:23:21 AM	No parameter change for PeakFilterThreshold			✓	
CmdSetMethodTargetQualifierAttribute	BL2000\sean	1/11/2022 11:23:21 AM	No parameter change for PeakFilterThresholdValue			✓	

# Audit Trail report

Name	User	Time	Action	Reason	Comment	Succeed	Exception
CmdSetMethodTargetQualifierAttribute	BL2000\sean	1/11/2022 11:23:22 AM	No parameter change for ThresholdNumberOfPeaks			✓	
CmdSetMethodTargetQualifierAttribute	BL2000\sean	1/11/2022 11:23:22 AM	No parameter change for PeakFilterThreshold			✓	
CmdSetMethodTargetQualifierAttribute	BL2000\sean	1/11/2022 11:23:22 AM	No parameter change for PeakFilterThresholdValue			✓	
CmdSetMethodTargetQualifierAttribute	BL2000\sean	1/11/2022 11:23:22 AM	No parameter change for ThresholdNumberOfPeaks			✓	
CmdSetMethodTargetCompoundAttribute	BL2000\sean	1/11/2022 11:23:22 AM	No parameter change for PeakFilterThreshold			✓	
CmdSetMethodTargetCompoundAttribute	BL2000\sean	1/11/2022 11:23:22 AM	Set PeakFilterThresholdValue = 3462.53599999993 for compound Hexachlorocyclopentadiene; previous value = 3085.54400000005			✓	
CmdSetMethodTargetCompoundAttribute	BL2000\sean	1/11/2022 11:23:22 AM	No parameter change for ThresholdNumberOfPeaks			✓	
CmdSetMethodTargetQualifierAttribute	BL2000\sean	1/11/2022 11:23:23 AM	No parameter change for PeakFilterThreshold			✓	
CmdSetMethodTargetQualifierAttribute	BL2000\sean	1/11/2022 11:23:23 AM	Set PeakFilterThresholdValue = 2252.12551142095 for qualifier 238.9 of compound Hexachlorocyclopentadiene; previous value = 1978.13756678577			✓	
CmdSetMethodTargetQualifierAttribute	BL2000\sean	1/11/2022 11:23:23 AM	No parameter change for ThresholdNumberOfPeaks			✓	
CmdSetMethodTargetQualifierAttribute	BL2000\sean	1/11/2022 11:23:23 AM	No parameter change for PeakFilterThreshold			✓	
CmdSetMethodTargetQualifierAttribute	BL2000\sean	1/11/2022 11:23:23 AM	Set PeakFilterThresholdValue = 2155.93705233561 for qualifier 234.9 of compound Hexachlorocyclopentadiene; previous value = 1995.35685480697			✓	
CmdSetMethodTargetQualifierAttribute	BL2000\sean	1/11/2022 11:23:23 AM	No parameter change for ThresholdNumberOfPeaks			✓	
CmdSetMethodTargetCompoundAttribute	BL2000\sean	1/11/2022 11:23:23 AM	No parameter change for PeakFilterThreshold			✓	
CmdSetMethodTargetCompoundAttribute	BL2000\sean	1/11/2022 11:23:23 AM	Set PeakFilterThresholdValue = 6868.682499999988 for compound 2,4,6-Trichlorophenol; previous value = 6478.61975000006			✓	
CmdSetMethodTargetCompoundAttribute	BL2000\sean	1/11/2022 11:23:24 AM	No parameter change for ThresholdNumberOfPeaks			✓	
CmdSetMethodTargetQualifierAttribute	BL2000\sean	1/11/2022 11:23:24 AM	No parameter change for PeakFilterThreshold			✓	
CmdSetMethodTargetQualifierAttribute	BL2000\sean	1/11/2022 11:23:24 AM	Set PeakFilterThresholdValue = 6531.19148881573 for qualifier 198.0 of compound 2,4,6-Trichlorophenol; previous value = 6116.98325162853			✓	
CmdSetMethodTargetQualifierAttribute	BL2000\sean	1/11/2022 11:23:24 AM	No parameter change for ThresholdNumberOfPeaks			✓	

# Audit Trail report

Name	User	Time	Action	Reason	Comment	Succeed	Exception
CmdSetMethodTargetCompoundAttribute	BL2000\sean	1/11/2022 11:23:24 AM	No parameter change for PeakFilterThreshold			✓	
CmdSetMethodTargetCompoundAttribute	BL2000\sean	1/11/2022 11:23:24 AM	Set PeakFilterThresholdValue = 7991.29524999992 for compound 2,4,5-Trichlorophenol; previous value = 7475.69000000006			✓	
CmdSetMethodTargetCompoundAttribute	BL2000\sean	1/11/2022 11:23:24 AM	No parameter change for ThresholdNumberOfPeaks			✓	
CmdSetMethodTargetQualifierAttribute	BL2000\sean	1/11/2022 11:23:24 AM	No parameter change for PeakFilterThreshold			✓	
CmdSetMethodTargetQualifierAttribute	BL2000\sean	1/11/2022 11:23:24 AM	Set PeakFilterThresholdValue = 7631.13494513859 for qualifier 198.0 of compound 2,4,5-Trichlorophenol; previous value = 7096.22688018077			✓	
CmdSetMethodTargetQualifierAttribute	BL2000\sean	1/11/2022 11:23:25 AM	No parameter change for ThresholdNumberOfPeaks			✓	
CmdSetMethodTargetCompoundAttribute	BL2000\sean	1/11/2022 11:23:25 AM	No parameter change for PeakFilterThreshold			✓	
CmdSetMethodTargetCompoundAttribute	BL2000\sean	1/11/2022 11:23:25 AM	No parameter change for PeakFilterThresholdValue			✓	
CmdSetMethodTargetCompoundAttribute	BL2000\sean	1/11/2022 11:23:25 AM	No parameter change for ThresholdNumberOfPeaks			✓	
CmdSetMethodTargetQualifierAttribute	BL2000\sean	1/11/2022 11:23:25 AM	No parameter change for PeakFilterThreshold			✓	
CmdSetMethodTargetQualifierAttribute	BL2000\sean	1/11/2022 11:23:25 AM	No parameter change for PeakFilterThresholdValue			✓	
CmdSetMethodTargetQualifierAttribute	BL2000\sean	1/11/2022 11:23:25 AM	No parameter change for ThresholdNumberOfPeaks			✓	
CmdSetMethodTargetQualifierAttribute	BL2000\sean	1/11/2022 11:23:25 AM	No parameter change for PeakFilterThreshold			✓	
CmdSetMethodTargetQualifierAttribute	BL2000\sean	1/11/2022 11:23:26 AM	No parameter change for PeakFilterThresholdValue			✓	
CmdSetMethodTargetQualifierAttribute	BL2000\sean	1/11/2022 11:23:26 AM	No parameter change for ThresholdNumberOfPeaks			✓	
CmdSetMethodTargetCompoundAttribute	BL2000\sean	1/11/2022 11:23:26 AM	No parameter change for PeakFilterThreshold			✓	
CmdSetMethodTargetCompoundAttribute	BL2000\sean	1/11/2022 11:23:26 AM	Set PeakFilterThresholdValue = 29194.34475 for compound 2-Chloronaphthalene; previous value = 28961.7825			✓	
CmdSetMethodTargetCompoundAttribute	BL2000\sean	1/11/2022 11:23:26 AM	No parameter change for ThresholdNumberOfPeaks			✓	
CmdSetMethodTargetQualifierAttribute	BL2000\sean	1/11/2022 11:23:26 AM	No parameter change for PeakFilterThreshold			✓	
CmdSetMethodTargetQualifierAttribute	BL2000\sean	1/11/2022 11:23:26 AM	Set PeakFilterThresholdValue = 9419.24822477078 for qualifier 164.0 of compound 2-Chloronaphthalene; previous value = 9332.38198024856			✓	
CmdSetMethodTargetQualifierAttribute	BL2000\sean	1/11/2022 11:23:26 AM	No parameter change for ThresholdNumberOfPeaks			✓	

# Audit Trail report

Name	User	Time	Action	Reason	Comment	Succeed	Exception
CmdSetMethodTargetQualifierAttribute	BL2000\sean	1/11/2022 11:23:26 AM	No parameter change for PeakFilterThreshold			✓	
CmdSetMethodTargetQualifierAttribute	BL2000\sean	1/11/2022 11:23:27 AM	Set PeakFilterThresholdValue = 11065.3325967939 for qualifier 127.0 of compound 2-Chloronaphthalene; previous value = 11348.1079158317			✓	
CmdSetMethodTargetQualifierAttribute	BL2000\sean	1/11/2022 11:23:27 AM	No parameter change for ThresholdNumberOfPeaks			✓	
CmdSetMethodTargetCompoundAttribute	BL2000\sean	1/11/2022 11:23:27 AM	No parameter change for PeakFilterThreshold			✓	
CmdSetMethodTargetCompoundAttribute	BL2000\sean	1/11/2022 11:23:27 AM	Set PeakFilterThresholdValue = 2814.48727698932 for compound 2-Nitroaniline; previous value = 3357.73157925091			✓	
CmdSetMethodTargetCompoundAttribute	BL2000\sean	1/11/2022 11:23:27 AM	No parameter change for ThresholdNumberOfPeaks			✓	
CmdSetMethodTargetQualifierAttribute	BL2000\sean	1/11/2022 11:23:27 AM	No parameter change for PeakFilterThreshold			✓	
CmdSetMethodTargetQualifierAttribute	BL2000\sean	1/11/2022 11:23:27 AM	Set PeakFilterThresholdValue = 3032.44387389884 for qualifier 138.0 of compound 2-Nitroaniline; previous value = 3344.09939478366			✓	
CmdSetMethodTargetQualifierAttribute	BL2000\sean	1/11/2022 11:23:27 AM	No parameter change for ThresholdNumberOfPeaks			✓	
CmdSetMethodTargetCompoundAttribute	BL2000\sean	1/11/2022 11:23:27 AM	No parameter change for PeakFilterThreshold			✓	
CmdSetMethodTargetCompoundAttribute	BL2000\sean	1/11/2022 11:23:28 AM	No parameter change for PeakFilterThresholdValue			✓	
CmdSetMethodTargetCompoundAttribute	BL2000\sean	1/11/2022 11:23:28 AM	No parameter change for ThresholdNumberOfPeaks			✓	
CmdSetMethodTargetQualifierAttribute	BL2000\sean	1/11/2022 11:23:28 AM	No parameter change for PeakFilterThreshold			✓	
CmdSetMethodTargetQualifierAttribute	BL2000\sean	1/11/2022 11:23:28 AM	No parameter change for PeakFilterThresholdValue			✓	
CmdSetMethodTargetQualifierAttribute	BL2000\sean	1/11/2022 11:23:28 AM	No parameter change for ThresholdNumberOfPeaks			✓	
CmdSetMethodTargetQualifierAttribute	BL2000\sean	1/11/2022 11:23:28 AM	No parameter change for PeakFilterThreshold			✓	
CmdSetMethodTargetQualifierAttribute	BL2000\sean	1/11/2022 11:23:28 AM	No parameter change for PeakFilterThresholdValue			✓	
CmdSetMethodTargetQualifierAttribute	BL2000\sean	1/11/2022 11:23:28 AM	No parameter change for ThresholdNumberOfPeaks			✓	
CmdSetMethodTargetCompoundAttribute	BL2000\sean	1/11/2022 11:23:29 AM	No parameter change for PeakFilterThreshold			✓	
CmdSetMethodTargetCompoundAttribute	BL2000\sean	1/11/2022 11:23:29 AM	Set PeakFilterThresholdValue = 21048.1385000003 for compound Dimethyl Phthalate; previous value = 20487.1190000004			✓	
CmdSetMethodTargetCompoundAttribute	BL2000\sean	1/11/2022 11:23:29 AM	No parameter change for ThresholdNumberOfPeaks			✓	



# Audit Trail report

Name	User	Time	Action	Reason	Comment	Succeed	Exception
CmdSetMethodTargetQualifierAttribute	BL2000\sean	1/11/2022 11:23:29 AM	No parameter change for PeakFilterThreshold			✓	
CmdSetMethodTargetQualifierAttribute	BL2000\sean	1/11/2022 11:23:29 AM	Set PeakFilterThresholdValue = 3922.52835625929 for qualifier 77.0 of compound Dimethyl Phthalate; previous value = 4414.22413116414			✓	
CmdSetMethodTargetQualifierAttribute	BL2000\sean	1/11/2022 11:23:29 AM	No parameter change for ThresholdNumberOfPeaks			✓	
CmdSetMethodTargetCompoundAttribute	BL2000\sean	1/11/2022 11:23:29 AM	No parameter change for PeakFilterThreshold			✓	
CmdSetMethodTargetCompoundAttribute	BL2000\sean	1/11/2022 11:23:29 AM	Set PeakFilterThresholdValue = 46479.0322499979 for compound Acenaphthylene; previous value = 47911.7905000008			✓	
CmdSetMethodTargetCompoundAttribute	BL2000\sean	1/11/2022 11:23:29 AM	No parameter change for ThresholdNumberOfPeaks			✓	
CmdSetMethodTargetQualifierAttribute	BL2000\sean	1/11/2022 11:23:29 AM	No parameter change for PeakFilterThreshold			✓	
CmdSetMethodTargetQualifierAttribute	BL2000\sean	1/11/2022 11:23:30 AM	Set PeakFilterThresholdValue = 6393.93006278269 for qualifier 153.1 of compound Acenaphthylene; previous value = 6680.75440451911			✓	
CmdSetMethodTargetQualifierAttribute	BL2000\sean	1/11/2022 11:23:30 AM	No parameter change for ThresholdNumberOfPeaks			✓	
CmdSetMethodTargetCompoundAttribute	BL2000\sean	1/11/2022 11:23:30 AM	No parameter change for PeakFilterThreshold			✓	
CmdSetMethodTargetCompoundAttribute	BL2000\sean	1/11/2022 11:23:30 AM	No parameter change for PeakFilterThresholdValue			✓	
CmdSetMethodTargetCompoundAttribute	BL2000\sean	1/11/2022 11:23:30 AM	No parameter change for ThresholdNumberOfPeaks			✓	
CmdSetMethodTargetQualifierAttribute	BL2000\sean	1/11/2022 11:23:30 AM	No parameter change for PeakFilterThreshold			✓	
CmdSetMethodTargetQualifierAttribute	BL2000\sean	1/11/2022 11:23:30 AM	No parameter change for PeakFilterThresholdValue			✓	
CmdSetMethodTargetQualifierAttribute	BL2000\sean	1/11/2022 11:23:31 AM	No parameter change for ThresholdNumberOfPeaks			✓	
CmdSetMethodTargetQualifierAttribute	BL2000\sean	1/11/2022 11:23:31 AM	No parameter change for PeakFilterThreshold			✓	
CmdSetMethodTargetQualifierAttribute	BL2000\sean	1/11/2022 11:23:31 AM	No parameter change for PeakFilterThresholdValue			✓	
CmdSetMethodTargetQualifierAttribute	BL2000\sean	1/11/2022 11:23:31 AM	No parameter change for ThresholdNumberOfPeaks			✓	
CmdSetMethodTargetCompoundAttribute	BL2000\sean	1/11/2022 11:23:31 AM	No parameter change for PeakFilterThreshold			✓	
CmdSetMethodTargetCompoundAttribute	BL2000\sean	1/11/2022 11:23:31 AM	Set PeakFilterThresholdValue = 3431.33900000012 for compound 2,6-Dinitrotoluene; previous value = 2620.05325000006			✓	
CmdSetMethodTargetCompoundAttribute	BL2000\sean	1/11/2022 11:23:31 AM	No parameter change for ThresholdNumberOfPeaks			✓	

# Audit Trail report

Name	User	Time	Action	Reason	Comment	Succeed	Exception
CmdSetMethodTargetQualifierAttribute	BL2000\sean	1/11/2022 11:23:31 AM	No parameter change for PeakFilterThreshold			✓	
CmdSetMethodTargetQualifierAttribute	BL2000\sean	1/11/2022 11:23:32 AM	Set PeakFilterThresholdValue = 1934.94916401568 for qualifier 89.0 of compound 2,6-Dinitrotoluene; previous value = 1774.9976174988			✓	
CmdSetMethodTargetQualifierAttribute	BL2000\sean	1/11/2022 11:23:32 AM	No parameter change for ThresholdNumberOfPeaks			✓	
CmdSetMethodTargetQualifierAttribute	BL2000\sean	1/11/2022 11:23:32 AM	No parameter change for PeakFilterThreshold			✓	
CmdSetMethodTargetQualifierAttribute	BL2000\sean	1/11/2022 11:23:32 AM	Set PeakFilterThresholdValue = 5410.81147488759 for qualifier 63.0 of compound 2,6-Dinitrotoluene; previous value = 5056.70032867739			✓	
CmdSetMethodTargetQualifierAttribute	BL2000\sean	1/11/2022 11:23:32 AM	No parameter change for ThresholdNumberOfPeaks			✓	
CmdSetMethodTargetCompoundAttribute	BL2000\sean	1/11/2022 11:23:32 AM	No parameter change for PeakFilterThreshold			✓	
CmdSetMethodTargetCompoundAttribute	BL2000\sean	1/11/2022 11:23:32 AM	Set PeakFilterThresholdValue = 28945.960499999 for compound Acenaphthene; previous value = 32366.3645000008			✓	
CmdSetMethodTargetCompoundAttribute	BL2000\sean	1/11/2022 11:23:32 AM	No parameter change for ThresholdNumberOfPeaks			✓	
CmdSetMethodTargetQualifierAttribute	BL2000\sean	1/11/2022 11:23:32 AM	No parameter change for PeakFilterThreshold			✓	
CmdSetMethodTargetQualifierAttribute	BL2000\sean	1/11/2022 11:23:33 AM	Set PeakFilterThresholdValue = 15308.4559574052 for qualifier 152.0 of compound Acenaphthene; previous value = 17047.8446061673			✓	
CmdSetMethodTargetQualifierAttribute	BL2000\sean	1/11/2022 11:23:33 AM	No parameter change for ThresholdNumberOfPeaks			✓	
CmdSetMethodTargetQualifierAttribute	BL2000\sean	1/11/2022 11:23:33 AM	No parameter change for PeakFilterThreshold			✓	
CmdSetMethodTargetQualifierAttribute	BL2000\sean	1/11/2022 11:23:33 AM	Set PeakFilterThresholdValue = 31690.7533956033 for qualifier 153.0 of compound Acenaphthene; previous value = 35457.4917107671			✓	
CmdSetMethodTargetQualifierAttribute	BL2000\sean	1/11/2022 11:23:33 AM	No parameter change for ThresholdNumberOfPeaks			✓	
CmdSetMethodTargetCompoundAttribute	BL2000\sean	1/11/2022 11:23:33 AM	No parameter change for PeakFilterThreshold			✓	
CmdSetMethodTargetCompoundAttribute	BL2000\sean	1/11/2022 11:23:33 AM	Set PeakFilterThresholdValue = 3166.70149999998 for compound 3-Nitroaniline; previous value = 2813.83774999998			✓	
CmdSetMethodTargetCompoundAttribute	BL2000\sean	1/11/2022 11:23:33 AM	No parameter change for ThresholdNumberOfPeaks			✓	
CmdSetMethodTargetQualifierAttribute	BL2000\sean	1/11/2022 11:23:33 AM	No parameter change for PeakFilterThreshold			✓	



# Audit Trail report

Name	User	Time	Action	Reason	Comment	Succeed	Exception
CmdSetMethodTargetQualifierAttribute	BL2000\sean	1/11/2022 11:23:33 AM	Set PeakFilterThresholdValue = 3371.98561935623 for qualifier 92.0 of compound 3-Nitroaniline; previous value = 3337.81714398362			✓	
CmdSetMethodTargetQualifierAttribute	BL2000\sean	1/11/2022 11:23:34 AM	No parameter change for ThresholdNumberOfPeaks			✓	
CmdSetMethodTargetQualifierAttribute	BL2000\sean	1/11/2022 11:23:34 AM	No parameter change for PeakFilterThreshold			✓	
CmdSetMethodTargetQualifierAttribute	BL2000\sean	1/11/2022 11:23:34 AM	Set PeakFilterThresholdValue = 4462.56736126039 for qualifier 65.0 of compound 3-Nitroaniline; previous value = 4439.58652424204			✓	
CmdSetMethodTargetQualifierAttribute	BL2000\sean	1/11/2022 11:23:34 AM	No parameter change for ThresholdNumberOfPeaks			✓	
CmdSetMethodTargetCompoundAttribute	BL2000\sean	1/11/2022 11:23:34 AM	No parameter change for PeakFilterThreshold			✓	
CmdSetMethodTargetCompoundAttribute	BL2000\sean	1/11/2022 11:23:34 AM	Set PeakFilterThresholdValue = 718.746500000003 for compound 2,4-Dinitrophenol; previous value = 1575.11250000001			✓	
CmdSetMethodTargetCompoundAttribute	BL2000\sean	1/11/2022 11:23:34 AM	No parameter change for ThresholdNumberOfPeaks			✓	
CmdSetMethodTargetQualifierAttribute	BL2000\sean	1/11/2022 11:23:34 AM	No parameter change for PeakFilterThreshold			✓	
CmdSetMethodTargetQualifierAttribute	BL2000\sean	1/11/2022 11:23:34 AM	Set PeakFilterThresholdValue = 431.607268880855 for qualifier 154.0 of compound 2,4-Dinitrophenol; previous value = 874.228551983516			✓	
CmdSetMethodTargetQualifierAttribute	BL2000\sean	1/11/2022 11:23:35 AM	No parameter change for ThresholdNumberOfPeaks			✓	
CmdSetMethodTargetCompoundAttribute	BL2000\sean	1/11/2022 11:23:35 AM	No parameter change for PeakFilterThreshold			✓	
CmdSetMethodTargetCompoundAttribute	BL2000\sean	1/11/2022 11:23:35 AM	Set PeakFilterThresholdValue = 44531.085000001 for compound Dibenzofuran; previous value = 46429.709999999			✓	
CmdSetMethodTargetCompoundAttribute	BL2000\sean	1/11/2022 11:23:35 AM	No parameter change for ThresholdNumberOfPeaks			✓	
CmdSetMethodTargetQualifierAttribute	BL2000\sean	1/11/2022 11:23:35 AM	No parameter change for PeakFilterThreshold			✓	
CmdSetMethodTargetQualifierAttribute	BL2000\sean	1/11/2022 11:23:35 AM	Set PeakFilterThresholdValue = 17178.9614441954 for qualifier 139.0 of compound Dibenzofuran; previous value = 17748.4162656116			✓	
CmdSetMethodTargetQualifierAttribute	BL2000\sean	1/11/2022 11:23:35 AM	No parameter change for ThresholdNumberOfPeaks			✓	
CmdSetMethodTargetCompoundAttribute	BL2000\sean	1/11/2022 11:23:35 AM	No parameter change for PeakFilterThreshold			✓	
CmdSetMethodTargetCompoundAttribute	BL2000\sean	1/11/2022 11:23:35 AM	No parameter change for PeakFilterThresholdValue			✓	

# Audit Trail report

Name	User	Time	Action	Reason	Comment	Succeed	Exception
CmdSetMethodTargetCompoundAttribute	BL2000\sean	1/11/2022 11:23:36 AM	No parameter change for ThresholdNumberOfPeaks			✓	
CmdSetMethodTargetQualifierAttribute	BL2000\sean	1/11/2022 11:23:36 AM	No parameter change for PeakFilterThreshold			✓	
CmdSetMethodTargetQualifierAttribute	BL2000\sean	1/11/2022 11:23:36 AM	No parameter change for PeakFilterThresholdValue			✓	
CmdSetMethodTargetQualifierAttribute	BL2000\sean	1/11/2022 11:23:36 AM	No parameter change for ThresholdNumberOfPeaks			✓	
CmdSetMethodTargetQualifierAttribute	BL2000\sean	1/11/2022 11:23:36 AM	No parameter change for PeakFilterThreshold			✓	
CmdSetMethodTargetQualifierAttribute	BL2000\sean	1/11/2022 11:23:36 AM	No parameter change for PeakFilterThresholdValue			✓	
CmdSetMethodTargetQualifierAttribute	BL2000\sean	1/11/2022 11:23:36 AM	No parameter change for ThresholdNumberOfPeaks			✓	
CmdSetMethodTargetCompoundAttribute	BL2000\sean	1/11/2022 11:23:36 AM	No parameter change for PeakFilterThreshold			✓	
CmdSetMethodTargetCompoundAttribute	BL2000\sean	1/11/2022 11:23:37 AM	Set PeakFilterThresholdValue = 3765.03850000001 for compound 4-Nitrophenol; previous value = 4155.37724999998			✓	
CmdSetMethodTargetCompoundAttribute	BL2000\sean	1/11/2022 11:23:37 AM	No parameter change for ThresholdNumberOfPeaks			✓	
CmdSetMethodTargetQualifierAttribute	BL2000\sean	1/11/2022 11:23:37 AM	No parameter change for PeakFilterThreshold			✓	
CmdSetMethodTargetQualifierAttribute	BL2000\sean	1/11/2022 11:23:37 AM	Set PeakFilterThresholdValue = 3027.73305282783 for qualifier 139.0 of compound 4-Nitrophenol; previous value = 2947.05702933002			✓	
CmdSetMethodTargetQualifierAttribute	BL2000\sean	1/11/2022 11:23:37 AM	No parameter change for ThresholdNumberOfPeaks			✓	
CmdSetMethodTargetQualifierAttribute	BL2000\sean	1/11/2022 11:23:37 AM	No parameter change for PeakFilterThreshold			✓	
CmdSetMethodTargetQualifierAttribute	BL2000\sean	1/11/2022 11:23:37 AM	Set PeakFilterThresholdValue = 3333.22664556269 for qualifier 65.0 of compound 4-Nitrophenol; previous value = 3565.18510408723			✓	
CmdSetMethodTargetQualifierAttribute	BL2000\sean	1/11/2022 11:23:38 AM	No parameter change for ThresholdNumberOfPeaks			✓	
CmdSetMethodTargetCompoundAttribute	BL2000\sean	1/11/2022 11:23:38 AM	No parameter change for PeakFilterThreshold			✓	
CmdSetMethodTargetCompoundAttribute	BL2000\sean	1/11/2022 11:23:38 AM	Set PeakFilterThresholdValue = 3941.19550000011 for compound 2,4-Dinitrotoluene; previous value = 2686.81549999999			✓	
CmdSetMethodTargetCompoundAttribute	BL2000\sean	1/11/2022 11:23:38 AM	No parameter change for ThresholdNumberOfPeaks			✓	
CmdSetMethodTargetQualifierAttribute	BL2000\sean	1/11/2022 11:23:38 AM	No parameter change for PeakFilterThreshold			✓	

# Audit Trail report

Name	User	Time	Action	Reason	Comment	Succeed	Exception
CmdSetMethodTargetQualifierAttribute	BL2000\sean	1/11/2022 11:23:38 AM	Set PeakFilterThresholdValue = 2997.76593720843 for qualifier 63.0 of compound 2,4-Dinitrotoluene; previous value = 2401.7361208313			✓	
CmdSetMethodTargetQualifierAttribute	BL2000\sean	1/11/2022 11:23:39 AM	No parameter change for ThresholdNumberOfPeaks			✓	
CmdSetMethodTargetQualifierAttribute	BL2000\sean	1/11/2022 11:23:39 AM	No parameter change for PeakFilterThreshold			✓	
CmdSetMethodTargetQualifierAttribute	BL2000\sean	1/11/2022 11:23:39 AM	Set PeakFilterThresholdValue = 2943.86233596388 for qualifier 89.0 of compound 2,4-Dinitrotoluene; previous value = 2125.5798457823			✓	
CmdSetMethodTargetQualifierAttribute	BL2000\sean	1/11/2022 11:23:39 AM	No parameter change for ThresholdNumberOfPeaks			✓	
CmdSetMethodTargetCompoundAttribute	BL2000\sean	1/11/2022 11:23:39 AM	No parameter change for PeakFilterThreshold			✓	
CmdSetMethodTargetCompoundAttribute	BL2000\sean	1/11/2022 11:23:39 AM	No parameter change for PeakFilterThresholdValue			✓	
CmdSetMethodTargetCompoundAttribute	BL2000\sean	1/11/2022 11:23:40 AM	No parameter change for ThresholdNumberOfPeaks			✓	
CmdSetMethodTargetQualifierAttribute	BL2000\sean	1/11/2022 11:23:40 AM	No parameter change for PeakFilterThreshold			✓	
CmdSetMethodTargetQualifierAttribute	BL2000\sean	1/11/2022 11:23:40 AM	No parameter change for PeakFilterThresholdValue			✓	
CmdSetMethodTargetQualifierAttribute	BL2000\sean	1/11/2022 11:23:40 AM	No parameter change for ThresholdNumberOfPeaks			✓	
CmdSetMethodTargetCompoundAttribute	BL2000\sean	1/11/2022 11:23:40 AM	No parameter change for PeakFilterThreshold			✓	
CmdSetMethodTargetCompoundAttribute	BL2000\sean	1/11/2022 11:23:40 AM	No parameter change for PeakFilterThresholdValue			✓	
CmdSetMethodTargetCompoundAttribute	BL2000\sean	1/11/2022 11:23:40 AM	No parameter change for ThresholdNumberOfPeaks			✓	
CmdSetMethodTargetQualifierAttribute	BL2000\sean	1/11/2022 11:23:40 AM	No parameter change for PeakFilterThreshold			✓	
CmdSetMethodTargetQualifierAttribute	BL2000\sean	1/11/2022 11:23:41 AM	No parameter change for PeakFilterThresholdValue			✓	
CmdSetMethodTargetQualifierAttribute	BL2000\sean	1/11/2022 11:23:41 AM	No parameter change for ThresholdNumberOfPeaks			✓	
CmdSetMethodTargetCompoundAttribute	BL2000\sean	1/11/2022 11:23:41 AM	No parameter change for PeakFilterThreshold			✓	
CmdSetMethodTargetCompoundAttribute	BL2000\sean	1/11/2022 11:23:41 AM	No parameter change for PeakFilterThresholdValue			✓	
CmdSetMethodTargetCompoundAttribute	BL2000\sean	1/11/2022 11:23:41 AM	No parameter change for ThresholdNumberOfPeaks			✓	
CmdSetMethodTargetQualifierAttribute	BL2000\sean	1/11/2022 11:23:41 AM	No parameter change for PeakFilterThreshold			✓	
CmdSetMethodTargetQualifierAttribute	BL2000\sean	1/11/2022 11:23:41 AM	No parameter change for PeakFilterThresholdValue			✓	

# Audit Trail report

Name	User	Time	Action	Reason	Comment	Succeed	Exception
CmdSetMethodTargetQualifierAttribute	BL2000\sean	1/11/2022 11:23:41 AM	No parameter change for ThresholdNumberOfPeaks			✓	
CmdSetMethodTargetQualifierAttribute	BL2000\sean	1/11/2022 11:23:41 AM	No parameter change for PeakFilterThreshold			✓	
CmdSetMethodTargetQualifierAttribute	BL2000\sean	1/11/2022 11:23:42 AM	No parameter change for PeakFilterThresholdValue			✓	
CmdSetMethodTargetQualifierAttribute	BL2000\sean	1/11/2022 11:23:42 AM	No parameter change for ThresholdNumberOfPeaks			✓	
CmdSetMethodTargetCompoundAttribute	BL2000\sean	1/11/2022 11:23:42 AM	No parameter change for PeakFilterThreshold			✓	
CmdSetMethodTargetCompoundAttribute	BL2000\sean	1/11/2022 11:23:42 AM	Set PeakFilterThresholdValue = 37928.9394999991 for compound Fluorene; previous value = 40302.7842500008			✓	
CmdSetMethodTargetCompoundAttribute	BL2000\sean	1/11/2022 11:23:42 AM	No parameter change for ThresholdNumberOfPeaks			✓	
CmdSetMethodTargetQualifierAttribute	BL2000\sean	1/11/2022 11:23:42 AM	No parameter change for PeakFilterThreshold			✓	
CmdSetMethodTargetQualifierAttribute	BL2000\sean	1/11/2022 11:23:42 AM	Set PeakFilterThresholdValue = 35422.7200795063 for qualifier 165.0 of compound Fluorene; previous value = 35786.6926845115			✓	
CmdSetMethodTargetQualifierAttribute	BL2000\sean	1/11/2022 11:23:42 AM	No parameter change for ThresholdNumberOfPeaks			✓	
CmdSetMethodTargetQualifierAttribute	BL2000\sean	1/11/2022 11:23:43 AM	No parameter change for PeakFilterThreshold			✓	
CmdSetMethodTargetQualifierAttribute	BL2000\sean	1/11/2022 11:23:43 AM	Set PeakFilterThresholdValue = 4884.3058743785 for qualifier 167.0 of compound Fluorene; previous value = 5215.44348005177			✓	
CmdSetMethodTargetQualifierAttribute	BL2000\sean	1/11/2022 11:23:43 AM	No parameter change for ThresholdNumberOfPeaks			✓	
CmdSetMethodTargetCompoundAttribute	BL2000\sean	1/11/2022 11:23:43 AM	No parameter change for PeakFilterThreshold			✓	
CmdSetMethodTargetCompoundAttribute	BL2000\sean	1/11/2022 11:23:43 AM	Set PeakFilterThresholdValue = 14757.8730000001 for compound 4-Chlorophenyl-phenylether; previous value = 15353.8842499997			✓	
CmdSetMethodTargetCompoundAttribute	BL2000\sean	1/11/2022 11:23:43 AM	No parameter change for ThresholdNumberOfPeaks			✓	
CmdSetMethodTargetQualifierAttribute	BL2000\sean	1/11/2022 11:23:43 AM	No parameter change for PeakFilterThreshold			✓	
CmdSetMethodTargetQualifierAttribute	BL2000\sean	1/11/2022 11:23:43 AM	Set PeakFilterThresholdValue = 5002.8683879624 for qualifier 206.0 of compound 4-Chlorophenyl-phenylether; previous value = 4972.75373841062			✓	
CmdSetMethodTargetQualifierAttribute	BL2000\sean	1/11/2022 11:23:43 AM	No parameter change for ThresholdNumberOfPeaks			✓	
CmdSetMethodTargetQualifierAttribute	BL2000\sean	1/11/2022 11:23:44 AM	No parameter change for PeakFilterThreshold			✓	

# Audit Trail report

Name	User	Time	Action	Reason	Comment	Succeed	Exception
CmdSetMethodTargetQualifierAttribute	BL2000\sean	1/11/2022 11:23:44 AM	Set PeakFilterThresholdValue = 9187.23779285285 for qualifier 141.0 of compound 4-Chlorophenylphenylether; previous value = 10079.9607820802			✓	
CmdSetMethodTargetQualifierAttribute	BL2000\sean	1/11/2022 11:23:44 AM	No parameter change for ThresholdNumberOfPeaks			✓	
CmdSetMethodTargetCompoundAttribute	BL2000\sean	1/11/2022 11:23:44 AM	No parameter change for PeakFilterThreshold			✓	
CmdSetMethodTargetCompoundAttribute	BL2000\sean	1/11/2022 11:23:44 AM	Set PeakFilterThresholdValue = 20309.69949999993 for compound Diethylphthalate; previous value = 18062.4695000005			✓	
CmdSetMethodTargetCompoundAttribute	BL2000\sean	1/11/2022 11:23:44 AM	No parameter change for ThresholdNumberOfPeaks			✓	
CmdSetMethodTargetQualifierAttribute	BL2000\sean	1/11/2022 11:23:44 AM	No parameter change for PeakFilterThreshold			✓	
CmdSetMethodTargetQualifierAttribute	BL2000\sean	1/11/2022 11:23:44 AM	Set PeakFilterThresholdValue = 4212.88904061237 for qualifier 177.0 of compound Diethylphthalate; previous value = 3499.75773439898			✓	
CmdSetMethodTargetQualifierAttribute	BL2000\sean	1/11/2022 11:23:45 AM	No parameter change for ThresholdNumberOfPeaks			✓	
CmdSetMethodTargetQualifierAttribute	BL2000\sean	1/11/2022 11:23:45 AM	No parameter change for PeakFilterThreshold			✓	
CmdSetMethodTargetQualifierAttribute	BL2000\sean	1/11/2022 11:23:45 AM	Set PeakFilterThresholdValue = 2567.28545526923 for qualifier 150.0 of compound Diethylphthalate; previous value = 2216.82464016499			✓	
CmdSetMethodTargetQualifierAttribute	BL2000\sean	1/11/2022 11:23:45 AM	No parameter change for ThresholdNumberOfPeaks			✓	
CmdSetMethodTargetCompoundAttribute	BL2000\sean	1/11/2022 11:23:45 AM	No parameter change for PeakFilterThreshold			✓	
CmdSetMethodTargetCompoundAttribute	BL2000\sean	1/11/2022 11:23:45 AM	No parameter change for PeakFilterThresholdValue			✓	
CmdSetMethodTargetCompoundAttribute	BL2000\sean	1/11/2022 11:23:45 AM	No parameter change for ThresholdNumberOfPeaks			✓	
CmdSetMethodTargetQualifierAttribute	BL2000\sean	1/11/2022 11:23:46 AM	No parameter change for PeakFilterThreshold			✓	
CmdSetMethodTargetQualifierAttribute	BL2000\sean	1/11/2022 11:23:46 AM	No parameter change for PeakFilterThresholdValue			✓	
CmdSetMethodTargetQualifierAttribute	BL2000\sean	1/11/2022 11:23:46 AM	No parameter change for ThresholdNumberOfPeaks			✓	
CmdSetMethodTargetQualifierAttribute	BL2000\sean	1/11/2022 11:23:46 AM	No parameter change for PeakFilterThreshold			✓	
CmdSetMethodTargetQualifierAttribute	BL2000\sean	1/11/2022 11:23:46 AM	No parameter change for PeakFilterThresholdValue			✓	
CmdSetMethodTargetQualifierAttribute	BL2000\sean	1/11/2022 11:23:46 AM	No parameter change for ThresholdNumberOfPeaks			✓	

# Audit Trail report

Name	User	Time	Action	Reason	Comment	Succeed	Exception
CmdSetMethodTargetCompoundAttribute	BL2000\sean	1/11/2022 11:23:47 AM	No parameter change for PeakFilterThreshold			✓	
CmdSetMethodTargetCompoundAttribute	BL2000\sean	1/11/2022 11:23:47 AM	No parameter change for PeakFilterThresholdValue			✓	
CmdSetMethodTargetCompoundAttribute	BL2000\sean	1/11/2022 11:23:47 AM	No parameter change for ThresholdNumberOfPeaks			✓	
CmdSetMethodTargetQualifierAttribute	BL2000\sean	1/11/2022 11:23:47 AM	No parameter change for PeakFilterThreshold			✓	
CmdSetMethodTargetQualifierAttribute	BL2000\sean	1/11/2022 11:23:47 AM	No parameter change for PeakFilterThresholdValue			✓	
CmdSetMethodTargetQualifierAttribute	BL2000\sean	1/11/2022 11:23:47 AM	No parameter change for ThresholdNumberOfPeaks			✓	
CmdSetMethodTargetCompoundAttribute	BL2000\sean	1/11/2022 11:23:47 AM	No parameter change for PeakFilterThreshold			✓	
CmdSetMethodTargetCompoundAttribute	BL2000\sean	1/11/2022 11:23:47 AM	Set PeakFilterThresholdValue = 3024.96150000006 for compound 4-Nitroaniline; previous value = 2402.14324999992			✓	
CmdSetMethodTargetCompoundAttribute	BL2000\sean	1/11/2022 11:23:47 AM	No parameter change for ThresholdNumberOfPeaks			✓	
CmdSetMethodTargetQualifierAttribute	BL2000\sean	1/11/2022 11:23:47 AM	No parameter change for PeakFilterThreshold			✓	
CmdSetMethodTargetQualifierAttribute	BL2000\sean	1/11/2022 11:23:48 AM	Set PeakFilterThresholdValue = 3467.24582704111 for qualifier 65.0 of compound 4-Nitroaniline; previous value = 3154.42021373304			✓	
CmdSetMethodTargetQualifierAttribute	BL2000\sean	1/11/2022 11:23:48 AM	No parameter change for ThresholdNumberOfPeaks			✓	
CmdSetMethodTargetQualifierAttribute	BL2000\sean	1/11/2022 11:23:48 AM	No parameter change for PeakFilterThreshold			✓	
CmdSetMethodTargetQualifierAttribute	BL2000\sean	1/11/2022 11:23:48 AM	Set PeakFilterThresholdValue = 1371.42023596577 for qualifier 92.0 of compound 4-Nitroaniline; previous value = 1188.67570344964			✓	
CmdSetMethodTargetQualifierAttribute	BL2000\sean	1/11/2022 11:23:48 AM	No parameter change for ThresholdNumberOfPeaks			✓	
CmdSetMethodTargetCompoundAttribute	BL2000\sean	1/11/2022 11:23:48 AM	No parameter change for PeakFilterThreshold			✓	
CmdSetMethodTargetCompoundAttribute	BL2000\sean	1/11/2022 11:23:48 AM	Set PeakFilterThresholdValue = 1875.09349999994 for compound 4,6-Dinitro-2-methylphenol; previous value = 1145.41700000003			✓	
CmdSetMethodTargetCompoundAttribute	BL2000\sean	1/11/2022 11:23:48 AM	No parameter change for ThresholdNumberOfPeaks			✓	
CmdSetMethodTargetQualifierAttribute	BL2000\sean	1/11/2022 11:23:48 AM	No parameter change for PeakFilterThreshold			✓	
CmdSetMethodTargetQualifierAttribute	BL2000\sean	1/11/2022 11:23:48 AM	Set PeakFilterThresholdValue = 840.426329306597 for qualifier 121.0 of compound 4,6-Dinitro-2-methylphenol; previous value = 606.408903418217			✓	



# Audit Trail report

Name	User	Time	Action	Reason	Comment	Succeed	Exception
CmdSetMethodTargetQualifierAttribute	BL2000\sean	1/11/2022 11:23:49 AM	No parameter change for ThresholdNumberOfPeaks			✓	
CmdSetMethodTargetCompoundAttribute	BL2000\sean	1/11/2022 11:23:49 AM	No parameter change for PeakFilterThreshold			✓	
CmdSetMethodTargetCompoundAttribute	BL2000\sean	1/11/2022 11:23:49 AM	Set PeakFilterThresholdValue = 24626.5600000005 for compound N-nitrosodiphenylamine; previous value = 21627.5847499989			✓	
CmdSetMethodTargetCompoundAttribute	BL2000\sean	1/11/2022 11:23:49 AM	No parameter change for ThresholdNumberOfPeaks			✓	
CmdSetMethodTargetQualifierAttribute	BL2000\sean	1/11/2022 11:23:49 AM	No parameter change for PeakFilterThreshold			✓	
CmdSetMethodTargetQualifierAttribute	BL2000\sean	1/11/2022 11:23:49 AM	Set PeakFilterThresholdValue = 8219.19569119364 for qualifier 167.0 of compound N-nitrosodiphenylamine; previous value = 7572.87776965176			✓	
CmdSetMethodTargetQualifierAttribute	BL2000\sean	1/11/2022 11:23:49 AM	No parameter change for ThresholdNumberOfPeaks			✓	
CmdSetMethodTargetQualifierAttribute	BL2000\sean	1/11/2022 11:23:49 AM	No parameter change for PeakFilterThreshold			✓	
CmdSetMethodTargetQualifierAttribute	BL2000\sean	1/11/2022 11:23:49 AM	Set PeakFilterThresholdValue = 15595.4956688673 for qualifier 168.0 of compound N-nitrosodiphenylamine; previous value = 14411.9776019449			✓	
CmdSetMethodTargetQualifierAttribute	BL2000\sean	1/11/2022 11:23:50 AM	No parameter change for ThresholdNumberOfPeaks			✓	
CmdSetMethodTargetCompoundAttribute	BL2000\sean	1/11/2022 11:23:50 AM	No parameter change for PeakFilterThreshold			✓	
CmdSetMethodTargetCompoundAttribute	BL2000\sean	1/11/2022 11:23:50 AM	Set PeakFilterThresholdValue = 19024.4520815709 for compound Azobenzene; previous value = 19828.2277904887			✓	
CmdSetMethodTargetCompoundAttribute	BL2000\sean	1/11/2022 11:23:50 AM	No parameter change for ThresholdNumberOfPeaks			✓	
CmdSetMethodTargetQualifierAttribute	BL2000\sean	1/11/2022 11:23:50 AM	No parameter change for PeakFilterThreshold			✓	
CmdSetMethodTargetQualifierAttribute	BL2000\sean	1/11/2022 11:23:50 AM	Set PeakFilterThresholdValue = 9498.56005239414 for qualifier 51.0 of compound Azobenzene; previous value = 9849.4499221946			✓	
CmdSetMethodTargetQualifierAttribute	BL2000\sean	1/11/2022 11:23:50 AM	No parameter change for ThresholdNumberOfPeaks			✓	
CmdSetMethodTargetQualifierAttribute	BL2000\sean	1/11/2022 11:23:50 AM	No parameter change for PeakFilterThreshold			✓	
CmdSetMethodTargetQualifierAttribute	BL2000\sean	1/11/2022 11:23:51 AM	Set PeakFilterThresholdValue = 5122.17472475738 for qualifier 182.0 of compound Azobenzene; previous value = 4588.00148572992			✓	
CmdSetMethodTargetQualifierAttribute	BL2000\sean	1/11/2022 11:23:51 AM	No parameter change for ThresholdNumberOfPeaks			✓	

# Audit Trail report

Name	User	Time	Action	Reason	Comment	Succeed	Exception
CmdSetMethodTargetCompoundAttribute	BL2000\sean	1/11/2022 11:23:51 AM	No parameter change for PeakFilterThreshold			✓	
CmdSetMethodTargetCompoundAttribute	BL2000\sean	1/11/2022 11:23:51 AM	No parameter change for PeakFilterThresholdValue			✓	
CmdSetMethodTargetCompoundAttribute	BL2000\sean	1/11/2022 11:23:51 AM	No parameter change for ThresholdNumberOfPeaks			✓	
CmdSetMethodTargetQualifierAttribute	BL2000\sean	1/11/2022 11:23:51 AM	No parameter change for PeakFilterThreshold			✓	
CmdSetMethodTargetQualifierAttribute	BL2000\sean	1/11/2022 11:23:51 AM	No parameter change for PeakFilterThresholdValue			✓	
CmdSetMethodTargetQualifierAttribute	BL2000\sean	1/11/2022 11:23:52 AM	No parameter change for ThresholdNumberOfPeaks			✓	
CmdSetMethodTargetQualifierAttribute	BL2000\sean	1/11/2022 11:23:52 AM	No parameter change for PeakFilterThreshold			✓	
CmdSetMethodTargetQualifierAttribute	BL2000\sean	1/11/2022 11:23:52 AM	No parameter change for PeakFilterThresholdValue			✓	
CmdSetMethodTargetQualifierAttribute	BL2000\sean	1/11/2022 11:23:52 AM	No parameter change for ThresholdNumberOfPeaks			✓	
CmdSetMethodTargetCompoundAttribute	BL2000\sean	1/11/2022 11:23:52 AM	No parameter change for PeakFilterThreshold			✓	
CmdSetMethodTargetCompoundAttribute	BL2000\sean	1/11/2022 11:23:52 AM	No parameter change for PeakFilterThresholdValue			✓	
CmdSetMethodTargetCompoundAttribute	BL2000\sean	1/11/2022 11:23:53 AM	No parameter change for ThresholdNumberOfPeaks			✓	
CmdSetMethodTargetQualifierAttribute	BL2000\sean	1/11/2022 11:23:53 AM	No parameter change for PeakFilterThreshold			✓	
CmdSetMethodTargetQualifierAttribute	BL2000\sean	1/11/2022 11:23:53 AM	No parameter change for PeakFilterThresholdValue			✓	
CmdSetMethodTargetQualifierAttribute	BL2000\sean	1/11/2022 11:23:53 AM	No parameter change for ThresholdNumberOfPeaks			✓	
CmdSetMethodTargetQualifierAttribute	BL2000\sean	1/11/2022 11:23:53 AM	No parameter change for PeakFilterThreshold			✓	
CmdSetMethodTargetQualifierAttribute	BL2000\sean	1/11/2022 11:23:53 AM	No parameter change for PeakFilterThresholdValue			✓	
CmdSetMethodTargetQualifierAttribute	BL2000\sean	1/11/2022 11:23:53 AM	No parameter change for ThresholdNumberOfPeaks			✓	
CmdSetMethodTargetCompoundAttribute	BL2000\sean	1/11/2022 11:23:54 AM	No parameter change for PeakFilterThreshold			✓	
CmdSetMethodTargetCompoundAttribute	BL2000\sean	1/11/2022 11:23:54 AM	No parameter change for PeakFilterThresholdValue			✓	
CmdSetMethodTargetCompoundAttribute	BL2000\sean	1/11/2022 11:23:54 AM	No parameter change for ThresholdNumberOfPeaks			✓	
CmdSetMethodTargetQualifierAttribute	BL2000\sean	1/11/2022 11:23:54 AM	No parameter change for PeakFilterThreshold			✓	
CmdSetMethodTargetQualifierAttribute	BL2000\sean	1/11/2022 11:23:54 AM	No parameter change for PeakFilterThresholdValue			✓	
CmdSetMethodTargetQualifierAttribute	BL2000\sean	1/11/2022 11:23:54 AM	No parameter change for ThresholdNumberOfPeaks			✓	



# Audit Trail report

Name	User	Time	Action	Reason	Comment	Succeed	Exception
CmdSetMethodTargetQualifierAttribute	BL2000\sean	1/11/2022 11:23:54 AM	No parameter change for PeakFilterThreshold			✓	
CmdSetMethodTargetQualifierAttribute	BL2000\sean	1/11/2022 11:23:54 AM	No parameter change for PeakFilterThresholdValue			✓	
CmdSetMethodTargetQualifierAttribute	BL2000\sean	1/11/2022 11:23:54 AM	No parameter change for ThresholdNumberOfPeaks			✓	
CmdSetMethodTargetCompoundAttribute	BL2000\sean	1/11/2022 11:23:55 AM	No parameter change for PeakFilterThreshold			✓	
CmdSetMethodTargetCompoundAttribute	BL2000\sean	1/11/2022 11:23:55 AM	Set PeakFilterThresholdValue = 8564.26525 for compound 4-Bromophenyl-phenylether; previous value = 7468.72950000006			✓	
CmdSetMethodTargetCompoundAttribute	BL2000\sean	1/11/2022 11:23:55 AM	No parameter change for ThresholdNumberOfPeaks			✓	
CmdSetMethodTargetQualifierAttribute	BL2000\sean	1/11/2022 11:23:55 AM	No parameter change for PeakFilterThreshold			✓	
CmdSetMethodTargetQualifierAttribute	BL2000\sean	1/11/2022 11:23:55 AM	Set PeakFilterThresholdValue = 8418.22056065295 for qualifier 250.0 of compound 4-Bromophenyl-phenylether; previous value = 7309.38637289704			✓	
CmdSetMethodTargetQualifierAttribute	BL2000\sean	1/11/2022 11:23:55 AM	No parameter change for ThresholdNumberOfPeaks			✓	
CmdSetMethodTargetQualifierAttribute	BL2000\sean	1/11/2022 11:23:55 AM	No parameter change for PeakFilterThreshold			✓	
CmdSetMethodTargetQualifierAttribute	BL2000\sean	1/11/2022 11:23:55 AM	Set PeakFilterThresholdValue = 8228.83512179063 for qualifier 141.0 of compound 4-Bromophenyl-phenylether; previous value = 8203.32451064846			✓	
CmdSetMethodTargetQualifierAttribute	BL2000\sean	1/11/2022 11:23:56 AM	No parameter change for ThresholdNumberOfPeaks			✓	
CmdSetMethodTargetCompoundAttribute	BL2000\sean	1/11/2022 11:23:56 AM	No parameter change for PeakFilterThreshold			✓	
CmdSetMethodTargetCompoundAttribute	BL2000\sean	1/11/2022 11:23:56 AM	No parameter change for PeakFilterThresholdValue			✓	
CmdSetMethodTargetCompoundAttribute	BL2000\sean	1/11/2022 11:23:56 AM	No parameter change for ThresholdNumberOfPeaks			✓	
CmdSetMethodTargetQualifierAttribute	BL2000\sean	1/11/2022 11:23:56 AM	No parameter change for PeakFilterThreshold			✓	
CmdSetMethodTargetQualifierAttribute	BL2000\sean	1/11/2022 11:23:56 AM	No parameter change for PeakFilterThresholdValue			✓	
CmdSetMethodTargetQualifierAttribute	BL2000\sean	1/11/2022 11:23:56 AM	No parameter change for ThresholdNumberOfPeaks			✓	
CmdSetMethodTargetQualifierAttribute	BL2000\sean	1/11/2022 11:23:56 AM	No parameter change for PeakFilterThreshold			✓	
CmdSetMethodTargetQualifierAttribute	BL2000\sean	1/11/2022 11:23:56 AM	No parameter change for PeakFilterThresholdValue			✓	
CmdSetMethodTargetQualifierAttribute	BL2000\sean	1/11/2022 11:23:57 AM	No parameter change for ThresholdNumberOfPeaks			✓	

# Audit Trail report

Name	User	Time	Action	Reason	Comment	Succeed	Exception
CmdSetMethodTargetCompoundAttribute	BL2000\sean	1/11/2022 11:23:57 AM	No parameter change for PeakFilterThreshold			✓	
CmdSetMethodTargetCompoundAttribute	BL2000\sean	1/11/2022 11:23:57 AM	No parameter change for PeakFilterThresholdValue			✓	
CmdSetMethodTargetCompoundAttribute	BL2000\sean	1/11/2022 11:23:57 AM	No parameter change for ThresholdNumberOfPeaks			✓	
CmdSetMethodTargetQualifierAttribute	BL2000\sean	1/11/2022 11:23:57 AM	No parameter change for PeakFilterThreshold			✓	
CmdSetMethodTargetQualifierAttribute	BL2000\sean	1/11/2022 11:23:57 AM	No parameter change for PeakFilterThresholdValue			✓	
CmdSetMethodTargetQualifierAttribute	BL2000\sean	1/11/2022 11:23:57 AM	No parameter change for ThresholdNumberOfPeaks			✓	
CmdSetMethodTargetCompoundAttribute	BL2000\sean	1/11/2022 11:23:57 AM	No parameter change for PeakFilterThreshold			✓	
CmdSetMethodTargetCompoundAttribute	BL2000\sean	1/11/2022 11:23:58 AM	No parameter change for PeakFilterThresholdValue			✓	
CmdSetMethodTargetCompoundAttribute	BL2000\sean	1/11/2022 11:23:58 AM	No parameter change for ThresholdNumberOfPeaks			✓	
CmdSetMethodTargetQualifierAttribute	BL2000\sean	1/11/2022 11:23:58 AM	No parameter change for PeakFilterThreshold			✓	
CmdSetMethodTargetQualifierAttribute	BL2000\sean	1/11/2022 11:23:58 AM	No parameter change for PeakFilterThresholdValue			✓	
CmdSetMethodTargetQualifierAttribute	BL2000\sean	1/11/2022 11:23:58 AM	No parameter change for ThresholdNumberOfPeaks			✓	
CmdSetMethodTargetQualifierAttribute	BL2000\sean	1/11/2022 11:23:58 AM	No parameter change for PeakFilterThreshold			✓	
CmdSetMethodTargetQualifierAttribute	BL2000\sean	1/11/2022 11:23:58 AM	No parameter change for PeakFilterThresholdValue			✓	
CmdSetMethodTargetQualifierAttribute	BL2000\sean	1/11/2022 11:23:58 AM	No parameter change for ThresholdNumberOfPeaks			✓	
CmdSetMethodTargetQualifierAttribute	BL2000\sean	1/11/2022 11:23:58 AM	No parameter change for PeakFilterThreshold			✓	
CmdSetMethodTargetQualifierAttribute	BL2000\sean	1/11/2022 11:23:58 AM	No parameter change for PeakFilterThresholdValue			✓	
CmdSetMethodTargetQualifierAttribute	BL2000\sean	1/11/2022 11:23:59 AM	No parameter change for ThresholdNumberOfPeaks			✓	
CmdSetMethodTargetCompoundAttribute	BL2000\sean	1/11/2022 11:23:59 AM	No parameter change for PeakFilterThreshold			✓	
CmdSetMethodTargetCompoundAttribute	BL2000\sean	1/11/2022 11:23:59 AM	Set PeakFilterThresholdValue = 9444.85074999957 for compound Hexachlorobenzene; previous value = 7482.87199999995			✓	
CmdSetMethodTargetCompoundAttribute	BL2000\sean	1/11/2022 11:23:59 AM	No parameter change for ThresholdNumberOfPeaks			✓	
CmdSetMethodTargetQualifierAttribute	BL2000\sean	1/11/2022 11:23:59 AM	No parameter change for PeakFilterThreshold			✓	
CmdSetMethodTargetQualifierAttribute	BL2000\sean	1/11/2022 11:23:59 AM	Set PeakFilterThresholdValue = 4709.25618163804 for qualifier 142.0 of compound Hexachlorobenzene; previous value = 4830.28983804747			✓	
CmdSetMethodTargetQualifierAttribute	BL2000\sean	1/11/2022 11:23:59 AM	No parameter change for ThresholdNumberOfPeaks			✓	
CmdSetMethodTargetCompoundAttribute	BL2000\sean	1/11/2022 11:23:59 AM	No parameter change for PeakFilterThreshold			✓	

# Audit Trail report

Name	User	Time	Action	Reason	Comment	Succeed	Exception
CmdSetMethodTargetCompoundAttribute	BL2000\sean	1/11/2022 11:23:59 AM	No parameter change for PeakFilterThresholdValue			✓	
CmdSetMethodTargetCompoundAttribute	BL2000\sean	1/11/2022 11:24:00 AM	No parameter change for ThresholdNumberOfPeaks			✓	
CmdSetMethodTargetQualifierAttribute	BL2000\sean	1/11/2022 11:24:00 AM	No parameter change for PeakFilterThreshold			✓	
CmdSetMethodTargetQualifierAttribute	BL2000\sean	1/11/2022 11:24:00 AM	No parameter change for PeakFilterThresholdValue			✓	
CmdSetMethodTargetQualifierAttribute	BL2000\sean	1/11/2022 11:24:00 AM	No parameter change for ThresholdNumberOfPeaks			✓	
CmdSetMethodTargetCompoundAttribute	BL2000\sean	1/11/2022 11:24:00 AM	No parameter change for PeakFilterThreshold			✓	
CmdSetMethodTargetCompoundAttribute	BL2000\sean	1/11/2022 11:24:00 AM	No parameter change for PeakFilterThresholdValue			✓	
CmdSetMethodTargetCompoundAttribute	BL2000\sean	1/11/2022 11:24:00 AM	No parameter change for ThresholdNumberOfPeaks			✓	
CmdSetMethodTargetQualifierAttribute	BL2000\sean	1/11/2022 11:24:00 AM	No parameter change for PeakFilterThreshold			✓	
CmdSetMethodTargetQualifierAttribute	BL2000\sean	1/11/2022 11:24:00 AM	No parameter change for PeakFilterThresholdValue			✓	
CmdSetMethodTargetQualifierAttribute	BL2000\sean	1/11/2022 11:24:01 AM	No parameter change for ThresholdNumberOfPeaks			✓	
CmdSetMethodTargetQualifierAttribute	BL2000\sean	1/11/2022 11:24:01 AM	No parameter change for PeakFilterThreshold			✓	
CmdSetMethodTargetQualifierAttribute	BL2000\sean	1/11/2022 11:24:01 AM	No parameter change for PeakFilterThresholdValue			✓	
CmdSetMethodTargetQualifierAttribute	BL2000\sean	1/11/2022 11:24:01 AM	No parameter change for ThresholdNumberOfPeaks			✓	
CmdSetMethodTargetCompoundAttribute	BL2000\sean	1/11/2022 11:24:01 AM	No parameter change for PeakFilterThreshold			✓	
CmdSetMethodTargetCompoundAttribute	BL2000\sean	1/11/2022 11:24:01 AM	Set PeakFilterThresholdValue = 2756.22400000006 for compound Pentachlorophenol; previous value = 1718.03550000002			✓	
CmdSetMethodTargetCompoundAttribute	BL2000\sean	1/11/2022 11:24:01 AM	No parameter change for ThresholdNumberOfPeaks			✓	
CmdSetMethodTargetQualifierAttribute	BL2000\sean	1/11/2022 11:24:01 AM	No parameter change for PeakFilterThreshold			✓	
CmdSetMethodTargetQualifierAttribute	BL2000\sean	1/11/2022 11:24:02 AM	Set PeakFilterThresholdValue = 1846.74406805168 for qualifier 263.9 of compound Pentachlorophenol; previous value = 1064.74918914915			✓	
CmdSetMethodTargetQualifierAttribute	BL2000\sean	1/11/2022 11:24:02 AM	No parameter change for ThresholdNumberOfPeaks			✓	
CmdSetMethodTargetQualifierAttribute	BL2000\sean	1/11/2022 11:24:02 AM	No parameter change for PeakFilterThreshold			✓	
CmdSetMethodTargetQualifierAttribute	BL2000\sean	1/11/2022 11:24:02 AM	Set PeakFilterThresholdValue = 1754.26343855134 for qualifier 267.9 of compound Pentachlorophenol; previous value = 1063.33518722286			✓	

# Audit Trail report

Name	User	Time	Action	Reason	Comment	Succeed	Exception
CmdSetMethodTargetQualifierAttribute	BL2000\sean	1/11/2022 11:24:02 AM	No parameter change for ThresholdNumberOfPeaks			✓	
CmdSetMethodTargetCompoundAttribute	BL2000\sean	1/11/2022 11:24:02 AM	No parameter change for PeakFilterThreshold			✓	
CmdSetMethodTargetCompoundAttribute	BL2000\sean	1/11/2022 11:24:02 AM	No parameter change for PeakFilterThresholdValue			✓	
CmdSetMethodTargetCompoundAttribute	BL2000\sean	1/11/2022 11:24:02 AM	No parameter change for ThresholdNumberOfPeaks			✓	
CmdSetMethodTargetQualifierAttribute	BL2000\sean	1/11/2022 11:24:03 AM	No parameter change for PeakFilterThreshold			✓	
CmdSetMethodTargetQualifierAttribute	BL2000\sean	1/11/2022 11:24:03 AM	No parameter change for PeakFilterThresholdValue			✓	
CmdSetMethodTargetQualifierAttribute	BL2000\sean	1/11/2022 11:24:03 AM	No parameter change for ThresholdNumberOfPeaks			✓	
CmdSetMethodTargetQualifierAttribute	BL2000\sean	1/11/2022 11:24:03 AM	No parameter change for PeakFilterThreshold			✓	
CmdSetMethodTargetQualifierAttribute	BL2000\sean	1/11/2022 11:24:03 AM	No parameter change for PeakFilterThresholdValue			✓	
CmdSetMethodTargetQualifierAttribute	BL2000\sean	1/11/2022 11:24:03 AM	No parameter change for ThresholdNumberOfPeaks			✓	
CmdSetMethodTargetCompoundAttribute	BL2000\sean	1/11/2022 11:24:03 AM	No parameter change for PeakFilterThreshold			✓	
CmdSetMethodTargetCompoundAttribute	BL2000\sean	1/11/2022 11:24:04 AM	No parameter change for PeakFilterThresholdValue			✓	
CmdSetMethodTargetCompoundAttribute	BL2000\sean	1/11/2022 11:24:04 AM	No parameter change for ThresholdNumberOfPeaks			✓	
CmdSetMethodTargetQualifierAttribute	BL2000\sean	1/11/2022 11:24:04 AM	No parameter change for PeakFilterThreshold			✓	
CmdSetMethodTargetQualifierAttribute	BL2000\sean	1/11/2022 11:24:04 AM	No parameter change for PeakFilterThresholdValue			✓	
CmdSetMethodTargetQualifierAttribute	BL2000\sean	1/11/2022 11:24:04 AM	No parameter change for ThresholdNumberOfPeaks			✓	
CmdSetMethodTargetQualifierAttribute	BL2000\sean	1/11/2022 11:24:04 AM	No parameter change for PeakFilterThreshold			✓	
CmdSetMethodTargetQualifierAttribute	BL2000\sean	1/11/2022 11:24:04 AM	No parameter change for PeakFilterThresholdValue			✓	
CmdSetMethodTargetQualifierAttribute	BL2000\sean	1/11/2022 11:24:04 AM	No parameter change for ThresholdNumberOfPeaks			✓	
CmdSetMethodTargetCompoundAttribute	BL2000\sean	1/11/2022 11:24:04 AM	No parameter change for PeakFilterThreshold			✓	
CmdSetMethodTargetCompoundAttribute	BL2000\sean	1/11/2022 11:24:05 AM	Set PeakFilterThresholdValue = 49960.0755000021 for compound Phenanthrene; previous value = 48175.6507500022			✓	
CmdSetMethodTargetCompoundAttribute	BL2000\sean	1/11/2022 11:24:05 AM	No parameter change for ThresholdNumberOfPeaks			✓	
CmdSetMethodTargetQualifierAttribute	BL2000\sean	1/11/2022 11:24:05 AM	No parameter change for PeakFilterThreshold			✓	

# Audit Trail report

Name	User	Time	Action	Reason	Comment	Succeed	Exception
CmdSetMethodTargetQualifierAttribute	BL2000\sean	1/11/2022 11:24:05 AM	Set PeakFilterThresholdValue = 9622.45435881183 for qualifier 176.0 of compound Phenanthrene; previous value = 9481.16303261573			✓	
CmdSetMethodTargetQualifierAttribute	BL2000\sean	1/11/2022 11:24:05 AM	No parameter change for ThresholdNumberOfPeaks			✓	
CmdSetMethodTargetCompoundAttribute	BL2000\sean	1/11/2022 11:24:05 AM	No parameter change for PeakFilterThreshold			✓	
CmdSetMethodTargetCompoundAttribute	BL2000\sean	1/11/2022 11:24:05 AM	Set PeakFilterThresholdValue = 40021.9185000021 for compound Anthracene; previous value = 38550.386250001			✓	
CmdSetMethodTargetCompoundAttribute	BL2000\sean	1/11/2022 11:24:05 AM	No parameter change for ThresholdNumberOfPeaks			✓	
CmdSetMethodTargetQualifierAttribute	BL2000\sean	1/11/2022 11:24:05 AM	No parameter change for PeakFilterThreshold			✓	
CmdSetMethodTargetQualifierAttribute	BL2000\sean	1/11/2022 11:24:06 AM	Set PeakFilterThresholdValue = 7361.19652830017 for qualifier 176.0 of compound Anthracene; previous value = 7052.14579403095			✓	
CmdSetMethodTargetQualifierAttribute	BL2000\sean	1/11/2022 11:24:06 AM	No parameter change for ThresholdNumberOfPeaks			✓	
CmdSetMethodTargetCompoundAttribute	BL2000\sean	1/11/2022 11:24:06 AM	No parameter change for PeakFilterThreshold			✓	
CmdSetMethodTargetCompoundAttribute	BL2000\sean	1/11/2022 11:24:06 AM	No parameter change for PeakFilterThresholdValue			✓	
CmdSetMethodTargetCompoundAttribute	BL2000\sean	1/11/2022 11:24:06 AM	No parameter change for ThresholdNumberOfPeaks			✓	
CmdSetMethodTargetQualifierAttribute	BL2000\sean	1/11/2022 11:24:06 AM	No parameter change for PeakFilterThreshold			✓	
CmdSetMethodTargetQualifierAttribute	BL2000\sean	1/11/2022 11:24:06 AM	No parameter change for PeakFilterThresholdValue			✓	
CmdSetMethodTargetQualifierAttribute	BL2000\sean	1/11/2022 11:24:06 AM	No parameter change for ThresholdNumberOfPeaks			✓	
CmdSetMethodTargetQualifierAttribute	BL2000\sean	1/11/2022 11:24:06 AM	No parameter change for PeakFilterThreshold			✓	
CmdSetMethodTargetQualifierAttribute	BL2000\sean	1/11/2022 11:24:07 AM	No parameter change for PeakFilterThresholdValue			✓	
CmdSetMethodTargetQualifierAttribute	BL2000\sean	1/11/2022 11:24:07 AM	No parameter change for ThresholdNumberOfPeaks			✓	
CmdSetMethodTargetCompoundAttribute	BL2000\sean	1/11/2022 11:24:07 AM	No parameter change for PeakFilterThreshold			✓	
CmdSetMethodTargetCompoundAttribute	BL2000\sean	1/11/2022 11:24:07 AM	Set PeakFilterThresholdValue = 7737.48100000036 for compound Triallate; previous value = 6629.18400000022			✓	
CmdSetMethodTargetCompoundAttribute	BL2000\sean	1/11/2022 11:24:07 AM	No parameter change for ThresholdNumberOfPeaks			✓	
CmdSetMethodTargetQualifierAttribute	BL2000\sean	1/11/2022 11:24:07 AM	No parameter change for PeakFilterThreshold			✓	

# Audit Trail report

Name	User	Time	Action	Reason	Comment	Succeed	Exception
CmdSetMethodTargetQualifierAttribute	BL2000\sean	1/11/2022 11:24:07 AM	Set PeakFilterThresholdValue = 2062.89825168594 for qualifier 268.0 of compound Triallate; previous value = 1207.56620760242			✓	
CmdSetMethodTargetQualifierAttribute	BL2000\sean	1/11/2022 11:24:08 AM	No parameter change for ThresholdNumberOfPeaks			✓	
CmdSetMethodTargetQualifierAttribute	BL2000\sean	1/11/2022 11:24:08 AM	No parameter change for PeakFilterThreshold			✓	
CmdSetMethodTargetQualifierAttribute	BL2000\sean	1/11/2022 11:24:08 AM	Set PeakFilterThresholdValue = 1923.69436464631 for qualifier 143.0 of compound Triallate; previous value = 1455.89458334019			✓	
CmdSetMethodTargetQualifierAttribute	BL2000\sean	1/11/2022 11:24:08 AM	No parameter change for ThresholdNumberOfPeaks			✓	
CmdSetMethodTargetCompoundAttribute	BL2000\sean	1/11/2022 11:24:08 AM	No parameter change for PeakFilterThreshold			✓	
CmdSetMethodTargetCompoundAttribute	BL2000\sean	1/11/2022 11:24:08 AM	No parameter change for PeakFilterThresholdValue			✓	
CmdSetMethodTargetCompoundAttribute	BL2000\sean	1/11/2022 11:24:08 AM	No parameter change for ThresholdNumberOfPeaks			✓	
CmdSetMethodTargetQualifierAttribute	BL2000\sean	1/11/2022 11:24:09 AM	No parameter change for PeakFilterThreshold			✓	
CmdSetMethodTargetQualifierAttribute	BL2000\sean	1/11/2022 11:24:09 AM	No parameter change for PeakFilterThresholdValue			✓	
CmdSetMethodTargetQualifierAttribute	BL2000\sean	1/11/2022 11:24:09 AM	No parameter change for ThresholdNumberOfPeaks			✓	
CmdSetMethodTargetQualifierAttribute	BL2000\sean	1/11/2022 11:24:09 AM	No parameter change for PeakFilterThreshold			✓	
CmdSetMethodTargetQualifierAttribute	BL2000\sean	1/11/2022 11:24:09 AM	No parameter change for PeakFilterThresholdValue			✓	
CmdSetMethodTargetQualifierAttribute	BL2000\sean	1/11/2022 11:24:09 AM	No parameter change for ThresholdNumberOfPeaks			✓	
CmdSetMethodTargetCompoundAttribute	BL2000\sean	1/11/2022 11:24:09 AM	No parameter change for PeakFilterThreshold			✓	
CmdSetMethodTargetCompoundAttribute	BL2000\sean	1/11/2022 11:24:10 AM	Set PeakFilterThresholdValue = 27697.8192500007 for compound Di-n-Butylphthalate; previous value = 22474.2815000009			✓	
CmdSetMethodTargetCompoundAttribute	BL2000\sean	1/11/2022 11:24:10 AM	No parameter change for ThresholdNumberOfPeaks			✓	
CmdSetMethodTargetQualifierAttribute	BL2000\sean	1/11/2022 11:24:10 AM	No parameter change for PeakFilterThreshold			✓	
CmdSetMethodTargetQualifierAttribute	BL2000\sean	1/11/2022 11:24:10 AM	Set PeakFilterThresholdValue = 2530.99193286259 for qualifier 150.0 of compound Di-n-Butylphthalate; previous value = 2050.13582348466			✓	
CmdSetMethodTargetQualifierAttribute	BL2000\sean	1/11/2022 11:24:10 AM	No parameter change for ThresholdNumberOfPeaks			✓	
CmdSetMethodTargetQualifierAttribute	BL2000\sean	1/11/2022 11:24:10 AM	No parameter change for PeakFilterThreshold			✓	



# Audit Trail report

Name	User	Time	Action	Reason	Comment	Succeed	Exception
CmdSetMethodTargetQualifierAttribute	BL2000\sean	1/11/2022 11:24:10 AM	Set PeakFilterThresholdValue = 1693.75344456984 for qualifier 104.0 of compound Di-n-Butylphthalate; previous value = 1402.47698589473			✓	
CmdSetMethodTargetQualifierAttribute	BL2000\sean	1/11/2022 11:24:11 AM	No parameter change for ThresholdNumberOfPeaks			✓	
CmdSetMethodTargetCompoundAttribute	BL2000\sean	1/11/2022 11:24:11 AM	No parameter change for PeakFilterThreshold			✓	
CmdSetMethodTargetCompoundAttribute	BL2000\sean	1/11/2022 11:24:11 AM	No parameter change for PeakFilterThresholdValue			✓	
CmdSetMethodTargetCompoundAttribute	BL2000\sean	1/11/2022 11:24:11 AM	No parameter change for ThresholdNumberOfPeaks			✓	
CmdSetMethodTargetQualifierAttribute	BL2000\sean	1/11/2022 11:24:11 AM	No parameter change for PeakFilterThreshold			✓	
CmdSetMethodTargetQualifierAttribute	BL2000\sean	1/11/2022 11:24:11 AM	No parameter change for PeakFilterThresholdValue			✓	
CmdSetMethodTargetQualifierAttribute	BL2000\sean	1/11/2022 11:24:11 AM	No parameter change for ThresholdNumberOfPeaks			✓	
CmdSetMethodTargetQualifierAttribute	BL2000\sean	1/11/2022 11:24:11 AM	No parameter change for PeakFilterThreshold			✓	
CmdSetMethodTargetQualifierAttribute	BL2000\sean	1/11/2022 11:24:12 AM	No parameter change for PeakFilterThresholdValue			✓	
CmdSetMethodTargetQualifierAttribute	BL2000\sean	1/11/2022 11:24:12 AM	No parameter change for ThresholdNumberOfPeaks			✓	
CmdSetMethodTargetCompoundAttribute	BL2000\sean	1/11/2022 11:24:12 AM	No parameter change for PeakFilterThreshold			✓	
CmdSetMethodTargetCompoundAttribute	BL2000\sean	1/11/2022 11:24:12 AM	No parameter change for PeakFilterThresholdValue			✓	
CmdSetMethodTargetCompoundAttribute	BL2000\sean	1/11/2022 11:24:12 AM	No parameter change for ThresholdNumberOfPeaks			✓	
CmdSetMethodTargetQualifierAttribute	BL2000\sean	1/11/2022 11:24:12 AM	No parameter change for PeakFilterThreshold			✓	
CmdSetMethodTargetQualifierAttribute	BL2000\sean	1/11/2022 11:24:12 AM	No parameter change for PeakFilterThresholdValue			✓	
CmdSetMethodTargetQualifierAttribute	BL2000\sean	1/11/2022 11:24:12 AM	No parameter change for ThresholdNumberOfPeaks			✓	
CmdSetMethodTargetQualifierAttribute	BL2000\sean	1/11/2022 11:24:12 AM	No parameter change for PeakFilterThreshold			✓	
CmdSetMethodTargetQualifierAttribute	BL2000\sean	1/11/2022 11:24:13 AM	No parameter change for PeakFilterThresholdValue			✓	
CmdSetMethodTargetQualifierAttribute	BL2000\sean	1/11/2022 11:24:13 AM	No parameter change for ThresholdNumberOfPeaks			✓	
CmdSetMethodTargetCompoundAttribute	BL2000\sean	1/11/2022 11:24:13 AM	No parameter change for PeakFilterThreshold			✓	
CmdSetMethodTargetCompoundAttribute	BL2000\sean	1/11/2022 11:24:13 AM	No parameter change for PeakFilterThresholdValue			✓	
CmdSetMethodTargetCompoundAttribute	BL2000\sean	1/11/2022 11:24:13 AM	No parameter change for ThresholdNumberOfPeaks			✓	

# Audit Trail report

Name	User	Time	Action	Reason	Comment	Succeed	Exception
CmdSetMethodTargetQualifierAttribute	BL2000\sean	1/11/2022 11:24:13 AM	No parameter change for PeakFilterThreshold			✓	
CmdSetMethodTargetQualifierAttribute	BL2000\sean	1/11/2022 11:24:14 AM	No parameter change for PeakFilterThresholdValue			✓	
CmdSetMethodTargetQualifierAttribute	BL2000\sean	1/11/2022 11:24:14 AM	No parameter change for ThresholdNumberOfPeaks			✓	
CmdSetMethodTargetQualifierAttribute	BL2000\sean	1/11/2022 11:24:14 AM	No parameter change for PeakFilterThreshold			✓	
CmdSetMethodTargetQualifierAttribute	BL2000\sean	1/11/2022 11:24:14 AM	No parameter change for PeakFilterThresholdValue			✓	
CmdSetMethodTargetQualifierAttribute	BL2000\sean	1/11/2022 11:24:14 AM	No parameter change for ThresholdNumberOfPeaks			✓	
CmdSetMethodTargetCompoundAttribute	BL2000\sean	1/11/2022 11:24:14 AM	No parameter change for PeakFilterThreshold			✓	
CmdSetMethodTargetCompoundAttribute	BL2000\sean	1/11/2022 11:24:14 AM	Set PeakFilterThresholdValue = 49598.2252499997 for compound Fluoranthene; previous value = 46750.6724999992			✓	
CmdSetMethodTargetCompoundAttribute	BL2000\sean	1/11/2022 11:24:15 AM	No parameter change for ThresholdNumberOfPeaks			✓	
CmdSetMethodTargetQualifierAttribute	BL2000\sean	1/11/2022 11:24:15 AM	No parameter change for PeakFilterThreshold			✓	
CmdSetMethodTargetQualifierAttribute	BL2000\sean	1/11/2022 11:24:15 AM	Set PeakFilterThresholdValue = 6332.05736290222 for qualifier 101.0 of compound Fluoranthene; previous value = 7018.47027186934			✓	
CmdSetMethodTargetQualifierAttribute	BL2000\sean	1/11/2022 11:24:15 AM	No parameter change for ThresholdNumberOfPeaks			✓	
CmdSetMethodTargetCompoundAttribute	BL2000\sean	1/11/2022 11:24:15 AM	No parameter change for PeakFilterThreshold			✓	
CmdSetMethodTargetCompoundAttribute	BL2000\sean	1/11/2022 11:24:15 AM	Set PeakFilterThresholdValue = 14004.5582499999 for compound Benzidine; previous value = 11452.6697499999			✓	
CmdSetMethodTargetCompoundAttribute	BL2000\sean	1/11/2022 11:24:15 AM	No parameter change for ThresholdNumberOfPeaks			✓	
CmdSetMethodTargetQualifierAttribute	BL2000\sean	1/11/2022 11:24:15 AM	No parameter change for PeakFilterThreshold			✓	
CmdSetMethodTargetQualifierAttribute	BL2000\sean	1/11/2022 11:24:15 AM	Set PeakFilterThresholdValue = 1130.56352335487 for qualifier 92.0 of compound Benzidine; previous value = 1029.39909472608			✓	
CmdSetMethodTargetQualifierAttribute	BL2000\sean	1/11/2022 11:24:16 AM	No parameter change for ThresholdNumberOfPeaks			✓	
CmdSetMethodTargetQualifierAttribute	BL2000\sean	1/11/2022 11:24:16 AM	No parameter change for PeakFilterThreshold			✓	
CmdSetMethodTargetQualifierAttribute	BL2000\sean	1/11/2022 11:24:16 AM	Set PeakFilterThresholdValue = 1829.1874793396 for qualifier 183.0 of compound Benzidine; previous value = 1318.6904060914			✓	



# Audit Trail report

Name	User	Time	Action	Reason	Comment	Succeed	Exception
CmdSetMethodTargetQualifierAttribute	BL2000\sean	1/11/2022 11:24:16 AM	No parameter change for ThresholdNumberOfPeaks			✓	
CmdSetMethodTargetCompoundAttribute	BL2000\sean	1/11/2022 11:24:16 AM	No parameter change for PeakFilterThreshold			✓	
CmdSetMethodTargetCompoundAttribute	BL2000\sean	1/11/2022 11:24:16 AM	Set PeakFilterThresholdValue = 52068.7924999992 for compound Pyrene; previous value = 50969.4335000017			✓	
CmdSetMethodTargetCompoundAttribute	BL2000\sean	1/11/2022 11:24:16 AM	No parameter change for ThresholdNumberOfPeaks			✓	
CmdSetMethodTargetQualifierAttribute	BL2000\sean	1/11/2022 11:24:16 AM	No parameter change for PeakFilterThreshold			✓	
CmdSetMethodTargetQualifierAttribute	BL2000\sean	1/11/2022 11:24:16 AM	Set PeakFilterThresholdValue = 7612.90385630112 for qualifier 101.0 of compound Pyrene; previous value = 9413.42294961551			✓	
CmdSetMethodTargetQualifierAttribute	BL2000\sean	1/11/2022 11:24:17 AM	No parameter change for ThresholdNumberOfPeaks			✓	
CmdSetMethodTargetCompoundAttribute	BL2000\sean	1/11/2022 11:24:17 AM	No parameter change for PeakFilterThreshold			✓	
CmdSetMethodTargetCompoundAttribute	BL2000\sean	1/11/2022 11:24:17 AM	No parameter change for PeakFilterThresholdValue			✓	
CmdSetMethodTargetCompoundAttribute	BL2000\sean	1/11/2022 11:24:17 AM	No parameter change for ThresholdNumberOfPeaks			✓	
CmdSetMethodTargetQualifierAttribute	BL2000\sean	1/11/2022 11:24:17 AM	No parameter change for PeakFilterThreshold			✓	
CmdSetMethodTargetQualifierAttribute	BL2000\sean	1/11/2022 11:24:17 AM	No parameter change for PeakFilterThresholdValue			✓	
CmdSetMethodTargetQualifierAttribute	BL2000\sean	1/11/2022 11:24:17 AM	No parameter change for ThresholdNumberOfPeaks			✓	
CmdSetMethodTargetQualifierAttribute	BL2000\sean	1/11/2022 11:24:17 AM	No parameter change for PeakFilterThreshold			✓	
CmdSetMethodTargetQualifierAttribute	BL2000\sean	1/11/2022 11:24:18 AM	No parameter change for PeakFilterThresholdValue			✓	
CmdSetMethodTargetQualifierAttribute	BL2000\sean	1/11/2022 11:24:18 AM	No parameter change for ThresholdNumberOfPeaks			✓	
CmdSetMethodTargetCompoundAttribute	BL2000\sean	1/11/2022 11:24:18 AM	No parameter change for PeakFilterThreshold			✓	
CmdSetMethodTargetCompoundAttribute	BL2000\sean	1/11/2022 11:24:18 AM	No parameter change for PeakFilterThresholdValue			✓	
CmdSetMethodTargetCompoundAttribute	BL2000\sean	1/11/2022 11:24:18 AM	No parameter change for ThresholdNumberOfPeaks			✓	
CmdSetMethodTargetQualifierAttribute	BL2000\sean	1/11/2022 11:24:18 AM	No parameter change for PeakFilterThreshold			✓	
CmdSetMethodTargetQualifierAttribute	BL2000\sean	1/11/2022 11:24:18 AM	No parameter change for PeakFilterThresholdValue			✓	
CmdSetMethodTargetQualifierAttribute	BL2000\sean	1/11/2022 11:24:18 AM	No parameter change for ThresholdNumberOfPeaks			✓	

# Audit Trail report

Name	User	Time	Action	Reason	Comment	Succeed	Exception
CmdSetMethodTargetQualifierAttribute	BL2000\sean	1/11/2022 11:24:18 AM	No parameter change for PeakFilterThreshold			✓	
CmdSetMethodTargetQualifierAttribute	BL2000\sean	1/11/2022 11:24:19 AM	No parameter change for PeakFilterThresholdValue			✓	
CmdSetMethodTargetQualifierAttribute	BL2000\sean	1/11/2022 11:24:19 AM	No parameter change for ThresholdNumberOfPeaks			✓	
CmdSetMethodTargetCompoundAttribute	BL2000\sean	1/11/2022 11:24:19 AM	No parameter change for PeakFilterThreshold			✓	
CmdSetMethodTargetCompoundAttribute	BL2000\sean	1/11/2022 11:24:19 AM	No parameter change for PeakFilterThresholdValue			✓	
CmdSetMethodTargetCompoundAttribute	BL2000\sean	1/11/2022 11:24:19 AM	No parameter change for ThresholdNumberOfPeaks			✓	
CmdSetMethodTargetQualifierAttribute	BL2000\sean	1/11/2022 11:24:19 AM	No parameter change for PeakFilterThreshold			✓	
CmdSetMethodTargetQualifierAttribute	BL2000\sean	1/11/2022 11:24:19 AM	No parameter change for PeakFilterThresholdValue			✓	
CmdSetMethodTargetQualifierAttribute	BL2000\sean	1/11/2022 11:24:19 AM	No parameter change for ThresholdNumberOfPeaks			✓	
CmdSetMethodTargetQualifierAttribute	BL2000\sean	1/11/2022 11:24:20 AM	No parameter change for PeakFilterThreshold			✓	
CmdSetMethodTargetQualifierAttribute	BL2000\sean	1/11/2022 11:24:20 AM	No parameter change for PeakFilterThresholdValue			✓	
CmdSetMethodTargetQualifierAttribute	BL2000\sean	1/11/2022 11:24:20 AM	No parameter change for ThresholdNumberOfPeaks			✓	
CmdSetMethodTargetCompoundAttribute	BL2000\sean	1/11/2022 11:24:20 AM	No parameter change for PeakFilterThreshold			✓	
CmdSetMethodTargetCompoundAttribute	BL2000\sean	1/11/2022 11:24:20 AM	No parameter change for PeakFilterThresholdValue			✓	
CmdSetMethodTargetCompoundAttribute	BL2000\sean	1/11/2022 11:24:20 AM	No parameter change for ThresholdNumberOfPeaks			✓	
CmdSetMethodTargetQualifierAttribute	BL2000\sean	1/11/2022 11:24:20 AM	No parameter change for PeakFilterThreshold			✓	
CmdSetMethodTargetQualifierAttribute	BL2000\sean	1/11/2022 11:24:20 AM	No parameter change for PeakFilterThresholdValue			✓	
CmdSetMethodTargetQualifierAttribute	BL2000\sean	1/11/2022 11:24:21 AM	No parameter change for ThresholdNumberOfPeaks			✓	
CmdSetMethodTargetQualifierAttribute	BL2000\sean	1/11/2022 11:24:21 AM	No parameter change for PeakFilterThreshold			✓	
CmdSetMethodTargetQualifierAttribute	BL2000\sean	1/11/2022 11:24:21 AM	No parameter change for PeakFilterThresholdValue			✓	
CmdSetMethodTargetQualifierAttribute	BL2000\sean	1/11/2022 11:24:21 AM	No parameter change for ThresholdNumberOfPeaks			✓	
CmdSetMethodTargetCompoundAttribute	BL2000\sean	1/11/2022 11:24:21 AM	No parameter change for PeakFilterThreshold			✓	
CmdSetMethodTargetCompoundAttribute	BL2000\sean	1/11/2022 11:24:21 AM	No parameter change for PeakFilterThresholdValue			✓	
CmdSetMethodTargetCompoundAttribute	BL2000\sean	1/11/2022 11:24:21 AM	No parameter change for ThresholdNumberOfPeaks			✓	

# Audit Trail report

Name	User	Time	Action	Reason	Comment	Succeed	Exception
CmdSetMethodTargetQualifierAttribute	BL2000\sean	1/11/2022 11:24:21 AM	No parameter change for PeakFilterThreshold			✓	
CmdSetMethodTargetQualifierAttribute	BL2000\sean	1/11/2022 11:24:22 AM	No parameter change for PeakFilterThresholdValue			✓	
CmdSetMethodTargetQualifierAttribute	BL2000\sean	1/11/2022 11:24:22 AM	No parameter change for ThresholdNumberOfPeaks			✓	
CmdSetMethodTargetQualifierAttribute	BL2000\sean	1/11/2022 11:24:22 AM	No parameter change for PeakFilterThreshold			✓	
CmdSetMethodTargetQualifierAttribute	BL2000\sean	1/11/2022 11:24:22 AM	No parameter change for PeakFilterThresholdValue			✓	
CmdSetMethodTargetQualifierAttribute	BL2000\sean	1/11/2022 11:24:22 AM	No parameter change for ThresholdNumberOfPeaks			✓	
CmdSetMethodTargetCompoundAttribute	BL2000\sean	1/11/2022 11:24:22 AM	No parameter change for PeakFilterThreshold			✓	
CmdSetMethodTargetCompoundAttribute	BL2000\sean	1/11/2022 11:24:22 AM	No parameter change for PeakFilterThresholdValue			✓	
CmdSetMethodTargetCompoundAttribute	BL2000\sean	1/11/2022 11:24:22 AM	No parameter change for ThresholdNumberOfPeaks			✓	
CmdSetMethodTargetQualifierAttribute	BL2000\sean	1/11/2022 11:24:22 AM	No parameter change for PeakFilterThreshold			✓	
CmdSetMethodTargetQualifierAttribute	BL2000\sean	1/11/2022 11:24:23 AM	No parameter change for PeakFilterThresholdValue			✓	
CmdSetMethodTargetQualifierAttribute	BL2000\sean	1/11/2022 11:24:23 AM	No parameter change for ThresholdNumberOfPeaks			✓	
CmdSetMethodTargetQualifierAttribute	BL2000\sean	1/11/2022 11:24:23 AM	No parameter change for PeakFilterThreshold			✓	
CmdSetMethodTargetQualifierAttribute	BL2000\sean	1/11/2022 11:24:23 AM	No parameter change for PeakFilterThresholdValue			✓	
CmdSetMethodTargetQualifierAttribute	BL2000\sean	1/11/2022 11:24:23 AM	No parameter change for ThresholdNumberOfPeaks			✓	
CmdSetMethodTargetCompoundAttribute	BL2000\sean	1/11/2022 11:24:23 AM	No parameter change for PeakFilterThreshold			✓	
CmdSetMethodTargetCompoundAttribute	BL2000\sean	1/11/2022 11:24:24 AM	Set PeakFilterThresholdValue = 10965.508 for compound Butylbenzylphthalate; previous value = 7798.98974999994			✓	
CmdSetMethodTargetCompoundAttribute	BL2000\sean	1/11/2022 11:24:24 AM	No parameter change for ThresholdNumberOfPeaks			✓	
CmdSetMethodTargetQualifierAttribute	BL2000\sean	1/11/2022 11:24:24 AM	No parameter change for PeakFilterThreshold			✓	
CmdSetMethodTargetQualifierAttribute	BL2000\sean	1/11/2022 11:24:24 AM	Set PeakFilterThresholdValue = 8956.08427449669 for qualifier 91.0 of compound Butylbenzylphthalate; previous value = 7378.56519771341			✓	
CmdSetMethodTargetQualifierAttribute	BL2000\sean	1/11/2022 11:24:24 AM	No parameter change for ThresholdNumberOfPeaks			✓	
CmdSetMethodTargetQualifierAttribute	BL2000\sean	1/11/2022 11:24:24 AM	No parameter change for PeakFilterThreshold			✓	

# Audit Trail report

Name	User	Time	Action	Reason	Comment	Succeed	Exception
CmdSetMethodTargetQualifierAttribute	BL2000\sean	1/11/2022 11:24:24 AM	Set PeakFilterThresholdValue = 1967.46227459504 for qualifier 206.0 of compound Butylbenzylphthalate; previous value = 1163.09959895196			✓	
CmdSetMethodTargetQualifierAttribute	BL2000\sean	1/11/2022 11:24:25 AM	No parameter change for ThresholdNumberOfPeaks			✓	
CmdSetMethodTargetCompoundAttribute	BL2000\sean	1/11/2022 11:24:25 AM	No parameter change for PeakFilterThreshold			✓	
CmdSetMethodTargetCompoundAttribute	BL2000\sean	1/11/2022 11:24:25 AM	No parameter change for PeakFilterThresholdValue			✓	
CmdSetMethodTargetCompoundAttribute	BL2000\sean	1/11/2022 11:24:25 AM	No parameter change for ThresholdNumberOfPeaks			✓	
CmdSetMethodTargetQualifierAttribute	BL2000\sean	1/11/2022 11:24:25 AM	No parameter change for PeakFilterThreshold			✓	
CmdSetMethodTargetQualifierAttribute	BL2000\sean	1/11/2022 11:24:26 AM	No parameter change for PeakFilterThresholdValue			✓	
CmdSetMethodTargetQualifierAttribute	BL2000\sean	1/11/2022 11:24:26 AM	No parameter change for ThresholdNumberOfPeaks			✓	
CmdSetMethodTargetQualifierAttribute	BL2000\sean	1/11/2022 11:24:26 AM	No parameter change for PeakFilterThreshold			✓	
CmdSetMethodTargetQualifierAttribute	BL2000\sean	1/11/2022 11:24:26 AM	No parameter change for PeakFilterThresholdValue			✓	
CmdSetMethodTargetQualifierAttribute	BL2000\sean	1/11/2022 11:24:26 AM	No parameter change for ThresholdNumberOfPeaks			✓	
CmdSetMethodTargetCompoundAttribute	BL2000\sean	1/11/2022 11:24:27 AM	No parameter change for PeakFilterThreshold			✓	
CmdSetMethodTargetCompoundAttribute	BL2000\sean	1/11/2022 11:24:27 AM	Set PeakFilterThresholdValue = 37398.64425 for compound Benzo(a)Anthracene; previous value = 30972.0912499998			✓	
CmdSetMethodTargetCompoundAttribute	BL2000\sean	1/11/2022 11:24:27 AM	No parameter change for ThresholdNumberOfPeaks			✓	
CmdSetMethodTargetQualifierAttribute	BL2000\sean	1/11/2022 11:24:27 AM	No parameter change for PeakFilterThreshold			✓	
CmdSetMethodTargetQualifierAttribute	BL2000\sean	1/11/2022 11:24:27 AM	Set PeakFilterThresholdValue = 7865.91681176791 for qualifier 229.0 of compound Benzo(a)Anthracene; previous value = 6601.91893577213			✓	
CmdSetMethodTargetQualifierAttribute	BL2000\sean	1/11/2022 11:24:27 AM	No parameter change for ThresholdNumberOfPeaks			✓	
CmdSetMethodTargetQualifierAttribute	BL2000\sean	1/11/2022 11:24:28 AM	No parameter change for PeakFilterThreshold			✓	
CmdSetMethodTargetQualifierAttribute	BL2000\sean	1/11/2022 11:24:28 AM	Set PeakFilterThresholdValue = 10121.8216390758 for qualifier 226.0 of compound Benzo(a)Anthracene; previous value = 8259.6748779631			✓	
CmdSetMethodTargetQualifierAttribute	BL2000\sean	1/11/2022 11:24:28 AM	No parameter change for ThresholdNumberOfPeaks			✓	
CmdSetMethodTargetCompoundAttribute	BL2000\sean	1/11/2022 11:24:28 AM	No parameter change for PeakFilterThreshold			✓	

# Audit Trail report

Name	User	Time	Action	Reason	Comment	Succeed	Exception
CmdSetMethodTargetCompoundAttribute	BL2000\sean	1/11/2022 11:24:28 AM	Set PeakFilterThresholdValue = 44818.9809999996 for compound Chrysene; previous value = 39473.4794999999			✓	
CmdSetMethodTargetCompoundAttribute	BL2000\sean	1/11/2022 11:24:29 AM	No parameter change for ThresholdNumberOfPeaks			✓	
CmdSetMethodTargetQualifierAttribute	BL2000\sean	1/11/2022 11:24:29 AM	No parameter change for PeakFilterThreshold			✓	
CmdSetMethodTargetQualifierAttribute	BL2000\sean	1/11/2022 11:24:29 AM	Set PeakFilterThresholdValue = 13417.1501423453 for qualifier 226.0 of compound Chrysene; previous value = 12079.2748909925			✓	
CmdSetMethodTargetQualifierAttribute	BL2000\sean	1/11/2022 11:24:29 AM	No parameter change for ThresholdNumberOfPeaks			✓	
CmdSetMethodTargetQualifierAttribute	BL2000\sean	1/11/2022 11:24:29 AM	No parameter change for PeakFilterThreshold			✓	
CmdSetMethodTargetQualifierAttribute	BL2000\sean	1/11/2022 11:24:29 AM	Set PeakFilterThresholdValue = 9146.27382982298 for qualifier 229.0 of compound Chrysene; previous value = 8243.45202691593			✓	
CmdSetMethodTargetQualifierAttribute	BL2000\sean	1/11/2022 11:24:29 AM	No parameter change for ThresholdNumberOfPeaks			✓	
CmdSetMethodTargetCompoundAttribute	BL2000\sean	1/11/2022 11:24:30 AM	No parameter change for PeakFilterThreshold			✓	
CmdSetMethodTargetCompoundAttribute	BL2000\sean	1/11/2022 11:24:30 AM	Set PeakFilterThresholdValue = 9716.61824999993 for compound 3,3-Dichlorobenzidine; previous value = 6466.51399999983			✓	
CmdSetMethodTargetCompoundAttribute	BL2000\sean	1/11/2022 11:24:30 AM	No parameter change for ThresholdNumberOfPeaks			✓	
CmdSetMethodTargetQualifierAttribute	BL2000\sean	1/11/2022 11:24:30 AM	No parameter change for PeakFilterThreshold			✓	
CmdSetMethodTargetQualifierAttribute	BL2000\sean	1/11/2022 11:24:30 AM	Set PeakFilterThresholdValue = 6288.68416147946 for qualifier 254.0 of compound 3,3-Dichlorobenzidine; previous value = 4008.81297456299			✓	
CmdSetMethodTargetQualifierAttribute	BL2000\sean	1/11/2022 11:24:30 AM	No parameter change for ThresholdNumberOfPeaks			✓	
CmdSetMethodTargetCompoundAttribute	BL2000\sean	1/11/2022 11:24:30 AM	No parameter change for PeakFilterThreshold			✓	
CmdSetMethodTargetCompoundAttribute	BL2000\sean	1/11/2022 11:24:31 AM	Set PeakFilterThresholdValue = 3924.10149999997 for compound bis(2-ethylhexyl)Phthalate; previous value = 2790.40599999999			✓	
CmdSetMethodTargetCompoundAttribute	BL2000\sean	1/11/2022 11:24:31 AM	No parameter change for ThresholdNumberOfPeaks			✓	
CmdSetMethodTargetQualifierAttribute	BL2000\sean	1/11/2022 11:24:31 AM	No parameter change for PeakFilterThreshold			✓	

# Audit Trail report

Name	User	Time	Action	Reason	Comment	Succeed	Exception
CmdSetMethodTargetQualifierAttribute	BL2000\sean	1/11/2022 11:24:31 AM	Set PeakFilterThresholdValue = 15581.7275211744 for qualifier 149.0 of compound bis(2-ethylhexyl)Phthalate; previous value = 11764.4714283085			✓	
CmdSetMethodTargetQualifierAttribute	BL2000\sean	1/11/2022 11:24:31 AM	No parameter change for ThresholdNumberOfPeaks			✓	
CmdSetMethodTargetQualifierAttribute	BL2000\sean	1/11/2022 11:24:31 AM	No parameter change for PeakFilterThreshold			✓	
CmdSetMethodTargetQualifierAttribute	BL2000\sean	1/11/2022 11:24:32 AM	Set PeakFilterThresholdValue = 612.566453769203 for qualifier 279.0 of compound bis(2-ethylhexyl)Phthalate; previous value = 313.208325526434			✓	
CmdSetMethodTargetQualifierAttribute	BL2000\sean	1/11/2022 11:24:32 AM	No parameter change for ThresholdNumberOfPeaks			✓	
CmdSetMethodTargetCompoundAttribute	BL2000\sean	1/11/2022 11:24:32 AM	No parameter change for PeakFilterThreshold			✓	
CmdSetMethodTargetCompoundAttribute	BL2000\sean	1/11/2022 11:24:32 AM	Set PeakFilterThresholdValue = 28816.0547500008 for compound Di-n-octyl Phthalate; previous value = 19301.5534999998			✓	
CmdSetMethodTargetCompoundAttribute	BL2000\sean	1/11/2022 11:24:32 AM	No parameter change for ThresholdNumberOfPeaks			✓	
CmdSetMethodTargetQualifierAttribute	BL2000\sean	1/11/2022 11:24:32 AM	No parameter change for PeakFilterThreshold			✓	
CmdSetMethodTargetQualifierAttribute	BL2000\sean	1/11/2022 11:24:33 AM	Set PeakFilterThresholdValue = 2747.04739524985 for qualifier 150.0 of compound Di-n-octyl Phthalate; previous value = 1877.31156988303			✓	
CmdSetMethodTargetQualifierAttribute	BL2000\sean	1/11/2022 11:24:33 AM	No parameter change for ThresholdNumberOfPeaks			✓	
CmdSetMethodTargetCompoundAttribute	BL2000\sean	1/11/2022 11:24:33 AM	No parameter change for PeakFilterThreshold			✓	
CmdSetMethodTargetCompoundAttribute	BL2000\sean	1/11/2022 11:24:33 AM	Set PeakFilterThresholdValue = 37053.2017499994 for compound Benzo(b)fluoranthene; previous value = 29583.9632500008			✓	
CmdSetMethodTargetCompoundAttribute	BL2000\sean	1/11/2022 11:24:33 AM	No parameter change for ThresholdNumberOfPeaks			✓	
CmdSetMethodTargetQualifierAttribute	BL2000\sean	1/11/2022 11:24:33 AM	No parameter change for PeakFilterThreshold			✓	
CmdSetMethodTargetQualifierAttribute	BL2000\sean	1/11/2022 11:24:33 AM	Set PeakFilterThresholdValue = 8163.52734924594 for qualifier 253.0 of compound Benzo(b)fluoranthene; previous value = 6318.29078880933			✓	
CmdSetMethodTargetQualifierAttribute	BL2000\sean	1/11/2022 11:24:34 AM	No parameter change for ThresholdNumberOfPeaks			✓	
CmdSetMethodTargetCompoundAttribute	BL2000\sean	1/11/2022 11:24:34 AM	No parameter change for PeakFilterThreshold			✓	



# Audit Trail report

Name	User	Time	Action	Reason	Comment	Succeed	Exception
CmdSetMethodTargetCompoundAttribute	BL2000\sean	1/11/2022 11:24:34 AM	No parameter change for PeakFilterThresholdValue			✓	
CmdSetMethodTargetCompoundAttribute	BL2000\sean	1/11/2022 11:24:34 AM	No parameter change for ThresholdNumberOfPeaks			✓	
CmdSetMethodTargetQualifierAttribute	BL2000\sean	1/11/2022 11:24:34 AM	No parameter change for PeakFilterThreshold			✓	
CmdSetMethodTargetQualifierAttribute	BL2000\sean	1/11/2022 11:24:34 AM	No parameter change for PeakFilterThresholdValue			✓	
CmdSetMethodTargetQualifierAttribute	BL2000\sean	1/11/2022 11:24:34 AM	No parameter change for ThresholdNumberOfPeaks			✓	
CmdSetMethodTargetQualifierAttribute	BL2000\sean	1/11/2022 11:24:35 AM	No parameter change for PeakFilterThreshold			✓	
CmdSetMethodTargetQualifierAttribute	BL2000\sean	1/11/2022 11:24:35 AM	No parameter change for PeakFilterThresholdValue			✓	
CmdSetMethodTargetQualifierAttribute	BL2000\sean	1/11/2022 11:24:35 AM	No parameter change for ThresholdNumberOfPeaks			✓	
CmdSetMethodTargetCompoundAttribute	BL2000\sean	1/11/2022 11:24:35 AM	No parameter change for PeakFilterThreshold			✓	
CmdSetMethodTargetCompoundAttribute	BL2000\sean	1/11/2022 11:24:35 AM	Set PeakFilterThresholdValue = 36303.6159999996 for compound Benzo(k)fluoranthene; previous value = 28902.3299999992			✓	
CmdSetMethodTargetCompoundAttribute	BL2000\sean	1/11/2022 11:24:35 AM	No parameter change for ThresholdNumberOfPeaks			✓	
CmdSetMethodTargetQualifierAttribute	BL2000\sean	1/11/2022 11:24:35 AM	No parameter change for PeakFilterThreshold			✓	
CmdSetMethodTargetQualifierAttribute	BL2000\sean	1/11/2022 11:24:35 AM	Set PeakFilterThresholdValue = 7959.54526502455 for qualifier 253.0 of compound Benzo(k)fluoranthene; previous value = 6266.47057582704			✓	
CmdSetMethodTargetQualifierAttribute	BL2000\sean	1/11/2022 11:24:35 AM	No parameter change for ThresholdNumberOfPeaks			✓	
CmdSetMethodTargetCompoundAttribute	BL2000\sean	1/11/2022 11:24:36 AM	No parameter change for PeakFilterThreshold			✓	
CmdSetMethodTargetCompoundAttribute	BL2000\sean	1/11/2022 11:24:36 AM	No parameter change for PeakFilterThresholdValue			✓	
CmdSetMethodTargetCompoundAttribute	BL2000\sean	1/11/2022 11:24:36 AM	No parameter change for ThresholdNumberOfPeaks			✓	
CmdSetMethodTargetQualifierAttribute	BL2000\sean	1/11/2022 11:24:36 AM	No parameter change for PeakFilterThreshold			✓	
CmdSetMethodTargetQualifierAttribute	BL2000\sean	1/11/2022 11:24:36 AM	No parameter change for PeakFilterThresholdValue			✓	
CmdSetMethodTargetQualifierAttribute	BL2000\sean	1/11/2022 11:24:36 AM	No parameter change for ThresholdNumberOfPeaks			✓	
CmdSetMethodTargetQualifierAttribute	BL2000\sean	1/11/2022 11:24:36 AM	No parameter change for PeakFilterThreshold			✓	
CmdSetMethodTargetQualifierAttribute	BL2000\sean	1/11/2022 11:24:36 AM	No parameter change for PeakFilterThresholdValue			✓	

# Audit Trail report

Name	User	Time	Action	Reason	Comment	Succeed	Exception
CmdSetMethodTargetQualifierAttribute	BL2000\sean	1/11/2022 11:24:37 AM	No parameter change for ThresholdNumberOfPeaks			✓	
CmdSetMethodTargetCompoundAttribute	BL2000\sean	1/11/2022 11:24:37 AM	No parameter change for PeakFilterThreshold			✓	
CmdSetMethodTargetCompoundAttribute	BL2000\sean	1/11/2022 11:24:37 AM	Set PeakFilterThresholdValue = 28894.0767499991 for compound Benzo(a)pyrene; previous value = 23085.8714999995			✓	
CmdSetMethodTargetCompoundAttribute	BL2000\sean	1/11/2022 11:24:37 AM	No parameter change for ThresholdNumberOfPeaks			✓	
CmdSetMethodTargetQualifierAttribute	BL2000\sean	1/11/2022 11:24:37 AM	No parameter change for PeakFilterThreshold			✓	
CmdSetMethodTargetQualifierAttribute	BL2000\sean	1/11/2022 11:24:37 AM	Set PeakFilterThresholdValue = 6346.45910026148 for qualifier 253.0 of compound Benzo(a)pyrene; previous value = 5296.51594566183			✓	
CmdSetMethodTargetQualifierAttribute	BL2000\sean	1/11/2022 11:24:37 AM	No parameter change for ThresholdNumberOfPeaks			✓	
CmdSetMethodTargetCompoundAttribute	BL2000\sean	1/11/2022 11:24:37 AM	No parameter change for PeakFilterThreshold			✓	
CmdSetMethodTargetCompoundAttribute	BL2000\sean	1/11/2022 11:24:38 AM	No parameter change for PeakFilterThresholdValue			✓	
CmdSetMethodTargetCompoundAttribute	BL2000\sean	1/11/2022 11:24:38 AM	No parameter change for ThresholdNumberOfPeaks			✓	
CmdSetMethodTargetQualifierAttribute	BL2000\sean	1/11/2022 11:24:38 AM	No parameter change for PeakFilterThreshold			✓	
CmdSetMethodTargetQualifierAttribute	BL2000\sean	1/11/2022 11:24:38 AM	No parameter change for PeakFilterThresholdValue			✓	
CmdSetMethodTargetQualifierAttribute	BL2000\sean	1/11/2022 11:24:38 AM	No parameter change for ThresholdNumberOfPeaks			✓	
CmdSetMethodTargetCompoundAttribute	BL2000\sean	1/11/2022 11:24:38 AM	No parameter change for PeakFilterThreshold			✓	
CmdSetMethodTargetCompoundAttribute	BL2000\sean	1/11/2022 11:24:38 AM	No parameter change for PeakFilterThresholdValue			✓	
CmdSetMethodTargetCompoundAttribute	BL2000\sean	1/11/2022 11:24:39 AM	No parameter change for ThresholdNumberOfPeaks			✓	
CmdSetMethodTargetQualifierAttribute	BL2000\sean	1/11/2022 11:24:39 AM	No parameter change for PeakFilterThreshold			✓	
CmdSetMethodTargetQualifierAttribute	BL2000\sean	1/11/2022 11:24:39 AM	No parameter change for PeakFilterThresholdValue			✓	
CmdSetMethodTargetQualifierAttribute	BL2000\sean	1/11/2022 11:24:39 AM	No parameter change for ThresholdNumberOfPeaks			✓	



# Audit Trail report

Name	User	Time	Action	Reason	Comment	Succeed	Exception
CmdSetMethodTargetQualifierAttribute	BL2000\sean	1/11/2022 11:24:39 AM	No parameter change for PeakFilterThreshold			✓	
CmdSetMethodTargetQualifierAttribute	BL2000\sean	1/11/2022 11:24:39 AM	No parameter change for PeakFilterThresholdValue			✓	
CmdSetMethodTargetQualifierAttribute	BL2000\sean	1/11/2022 11:24:39 AM	No parameter change for ThresholdNumberOfPeaks			✓	
CmdSetMethodTargetCompoundAttribute	BL2000\sean	1/11/2022 11:24:40 AM	No parameter change for PeakFilterThreshold			✓	
CmdSetMethodTargetCompoundAttribute	BL2000\sean	1/11/2022 11:24:40 AM	Set PeakFilterThresholdValue = 26603.8520000006 for compound Indeno(1,2,3-c,d)pyrene; previous value = 16721.175			✓	
CmdSetMethodTargetCompoundAttribute	BL2000\sean	1/11/2022 11:24:40 AM	No parameter change for ThresholdNumberOfPeaks			✓	
CmdSetMethodTargetQualifierAttribute	BL2000\sean	1/11/2022 11:24:40 AM	No parameter change for PeakFilterThreshold			✓	
CmdSetMethodTargetQualifierAttribute	BL2000\sean	1/11/2022 11:24:40 AM	Set PeakFilterThresholdValue = 7942.98306459878 for qualifier 138.0 of compound Indeno(1,2,3-c,d)pyrene; previous value = 6536.63162464427			✓	
CmdSetMethodTargetQualifierAttribute	BL2000\sean	1/11/2022 11:24:40 AM	No parameter change for ThresholdNumberOfPeaks			✓	
CmdSetMethodTargetCompoundAttribute	BL2000\sean	1/11/2022 11:24:40 AM	No parameter change for PeakFilterThreshold			✓	
CmdSetMethodTargetCompoundAttribute	BL2000\sean	1/11/2022 11:24:40 AM	Set PeakFilterThresholdValue = 29480.397749999 for compound Dibenzo(a,h)anthracene; previous value = 20335.6587499994			✓	
CmdSetMethodTargetCompoundAttribute	BL2000\sean	1/11/2022 11:24:40 AM	No parameter change for ThresholdNumberOfPeaks			✓	
CmdSetMethodTargetQualifierAttribute	BL2000\sean	1/11/2022 11:24:40 AM	No parameter change for PeakFilterThreshold			✓	
CmdSetMethodTargetQualifierAttribute	BL2000\sean	1/11/2022 11:24:41 AM	Set PeakFilterThresholdValue = 7438.61018664153 for qualifier 279.0 of compound Dibenzo(a,h)anthracene; previous value = 5008.7326093396			✓	
CmdSetMethodTargetQualifierAttribute	BL2000\sean	1/11/2022 11:24:41 AM	No parameter change for ThresholdNumberOfPeaks			✓	
CmdSetMethodTargetQualifierAttribute	BL2000\sean	1/11/2022 11:24:41 AM	No parameter change for PeakFilterThreshold			✓	
CmdSetMethodTargetQualifierAttribute	BL2000\sean	1/11/2022 11:24:41 AM	Set PeakFilterThresholdValue = 7026.86528160519 for qualifier 139.0 of compound Dibenzo(a,h)anthracene; previous value = 6217.174502674			✓	
CmdSetMethodTargetQualifierAttribute	BL2000\sean	1/11/2022 11:24:41 AM	No parameter change for ThresholdNumberOfPeaks			✓	
CmdSetMethodTargetCompoundAttribute	BL2000\sean	1/11/2022 11:24:42 AM	No parameter change for PeakFilterThreshold			✓	

# Audit Trail report

Name	User	Time	Action	Reason	Comment	Succeed	Exception
CmdSetMethodTargetCompoundAttribute	BL2000\sean	1/11/2022 11:24:42 AM	Set PeakFilterThresholdValue = 32725.6119999992 for compound Benzo(g,h,i)perylene; previous value = 25490.7714999992			✓	
CmdSetMethodTargetCompoundAttribute	BL2000\sean	1/11/2022 11:24:42 AM	No parameter change for ThresholdNumberOfPeaks			✓	
CmdSetMethodTargetQualifierAttribute	BL2000\sean	1/11/2022 11:24:42 AM	No parameter change for PeakFilterThreshold			✓	
CmdSetMethodTargetQualifierAttribute	BL2000\sean	1/11/2022 11:24:42 AM	Set PeakFilterThresholdValue = 10472.2195344123 for qualifier 138.0 of compound Benzo(g,h,i)perylene; previous value = 10568.2983949751			✓	
CmdSetMethodTargetQualifierAttribute	BL2000\sean	1/11/2022 11:24:42 AM	No parameter change for ThresholdNumberOfPeaks			✓	
CmdSetMethodTargetQualifierAttribute	BL2000\sean	1/11/2022 11:24:42 AM	No parameter change for PeakFilterThreshold			✓	
CmdSetMethodTargetQualifierAttribute	BL2000\sean	1/11/2022 11:24:43 AM	Set PeakFilterThresholdValue = 7774.45528088505 for qualifier 277.0 of compound Benzo(g,h,i)perylene; previous value = 6070.24484315667			✓	
CmdSetMethodTargetQualifierAttribute	BL2000\sean	1/11/2022 11:24:43 AM	No parameter change for ThresholdNumberOfPeaks			✓	
CmdSetMethodTargetCompoundAttribute	BL2000\sean	1/11/2022 11:24:43 AM	No parameter change for PeakFilterThreshold			✓	
CmdSetMethodTargetCompoundAttribute	BL2000\sean	1/11/2022 11:24:43 AM	Set PeakFilterThresholdValue = 13980.3850000001 for compound 2-Fluorophenol; previous value = 12599.38175			✓	
CmdSetMethodTargetCompoundAttribute	BL2000\sean	1/11/2022 11:24:43 AM	No parameter change for ThresholdNumberOfPeaks			✓	
CmdSetMethodTargetQualifierAttribute	BL2000\sean	1/11/2022 11:24:43 AM	No parameter change for PeakFilterThreshold			✓	
CmdSetMethodTargetQualifierAttribute	BL2000\sean	1/11/2022 11:24:43 AM	Set PeakFilterThresholdValue = 9083.95348768565 for qualifier 64.0 of compound 2-Fluorophenol; previous value = 8063.39011576865			✓	
CmdSetMethodTargetQualifierAttribute	BL2000\sean	1/11/2022 11:24:43 AM	No parameter change for ThresholdNumberOfPeaks			✓	
CmdSetMethodTargetQualifierAttribute	BL2000\sean	1/11/2022 11:24:44 AM	No parameter change for PeakFilterThreshold			✓	
CmdSetMethodTargetQualifierAttribute	BL2000\sean	1/11/2022 11:24:44 AM	Set PeakFilterThresholdValue = 2812.54454276694 for qualifier 92.0 of compound 2-Fluorophenol; previous value = 2557.2555579866			✓	
CmdSetMethodTargetQualifierAttribute	BL2000\sean	1/11/2022 11:24:44 AM	No parameter change for ThresholdNumberOfPeaks			✓	
CmdSetMethodTargetCompoundAttribute	BL2000\sean	1/11/2022 11:24:44 AM	No parameter change for PeakFilterThreshold			✓	

# Audit Trail report

Name	User	Time	Action	Reason	Comment	Succeed	Exception
CmdSetMethodTargetCompoundAttribute	BL2000\sean	1/11/2022 11:24:44 AM	Set PeakFilterThresholdValue = 17124.2617380172 for compound Phenol-d5; previous value = 15292.8909999999			✓	
CmdSetMethodTargetCompoundAttribute	BL2000\sean	1/11/2022 11:24:44 AM	No parameter change for ThresholdNumberOfPeaks			✓	
CmdSetMethodTargetQualifierAttribute	BL2000\sean	1/11/2022 11:24:45 AM	No parameter change for PeakFilterThreshold			✓	
CmdSetMethodTargetQualifierAttribute	BL2000\sean	1/11/2022 11:24:45 AM	Set PeakFilterThresholdValue = 5466.77290558956 for qualifier 71.0 of compound Phenol-d5; previous value = 5005.47851464533			✓	
CmdSetMethodTargetQualifierAttribute	BL2000\sean	1/11/2022 11:24:45 AM	No parameter change for ThresholdNumberOfPeaks			✓	
CmdSetMethodTargetCompoundAttribute	BL2000\sean	1/11/2022 11:24:45 AM	No parameter change for PeakFilterThreshold			✓	
CmdSetMethodTargetCompoundAttribute	BL2000\sean	1/11/2022 11:24:45 AM	Set PeakFilterThresholdValue = 9317.90876795645 for compound Nitrobenzene-d5; previous value = 9718.29465761121			✓	
CmdSetMethodTargetCompoundAttribute	BL2000\sean	1/11/2022 11:24:45 AM	No parameter change for ThresholdNumberOfPeaks			✓	
CmdSetMethodTargetQualifierAttribute	BL2000\sean	1/11/2022 11:24:45 AM	No parameter change for PeakFilterThreshold			✓	
CmdSetMethodTargetQualifierAttribute	BL2000\sean	1/11/2022 11:24:45 AM	Set PeakFilterThresholdValue = 9074.2638883051 for qualifier 54.0 of compound Nitrobenzene-d5; previous value = 9372.0865082565			✓	
CmdSetMethodTargetQualifierAttribute	BL2000\sean	1/11/2022 11:24:46 AM	No parameter change for ThresholdNumberOfPeaks			✓	
CmdSetMethodTargetQualifierAttribute	BL2000\sean	1/11/2022 11:24:46 AM	No parameter change for PeakFilterThreshold			✓	
CmdSetMethodTargetQualifierAttribute	BL2000\sean	1/11/2022 11:24:46 AM	Set PeakFilterThresholdValue = 4688.17079924716 for qualifier 128.0 of compound Nitrobenzene-d5; previous value = 4607.73140568157			✓	
CmdSetMethodTargetQualifierAttribute	BL2000\sean	1/11/2022 11:24:46 AM	No parameter change for ThresholdNumberOfPeaks			✓	
CmdSetMethodTargetCompoundAttribute	BL2000\sean	1/11/2022 11:24:46 AM	No parameter change for PeakFilterThreshold			✓	
CmdSetMethodTargetCompoundAttribute	BL2000\sean	1/11/2022 11:24:46 AM	Set PeakFilterThresholdValue = 38158.4835000002 for compound 2-Fluorobiphenyl; previous value = 38316.4654999999			✓	
CmdSetMethodTargetCompoundAttribute	BL2000\sean	1/11/2022 11:24:47 AM	No parameter change for ThresholdNumberOfPeaks			✓	
CmdSetMethodTargetQualifierAttribute	BL2000\sean	1/11/2022 11:24:47 AM	No parameter change for PeakFilterThreshold			✓	

# Audit Trail report

Name	User	Time	Action	Reason	Comment	Succeed	Exception
CmdSetMethodTargetQualifierAttribute	BL2000\sean	1/11/2022 11:24:47 AM	Set PeakFilterThresholdValue = 13167.5742084626 for qualifier 171.0 of compound 2-Fluorobiphenyl; previous value = 13429.7126263112			✓	
CmdSetMethodTargetQualifierAttribute	BL2000\sean	1/11/2022 11:24:47 AM	No parameter change for ThresholdNumberOfPeaks			✓	
CmdSetMethodTargetCompoundAttribute	BL2000\sean	1/11/2022 11:24:47 AM	No parameter change for PeakFilterThreshold			✓	
CmdSetMethodTargetCompoundAttribute	BL2000\sean	1/11/2022 11:24:47 AM	Set PeakFilterThresholdValue = 2818.34175000006 for compound 2,4,6-Tribromophenol; previous value = 1440.60449999997			✓	
CmdSetMethodTargetCompoundAttribute	BL2000\sean	1/11/2022 11:24:48 AM	No parameter change for ThresholdNumberOfPeaks			✓	
CmdSetMethodTargetQualifierAttribute	BL2000\sean	1/11/2022 11:24:48 AM	No parameter change for PeakFilterThreshold			✓	
CmdSetMethodTargetQualifierAttribute	BL2000\sean	1/11/2022 11:24:48 AM	Set PeakFilterThresholdValue = 2523.56130459161 for qualifier 331.8 of compound 2,4,6-Tribromophenol; previous value = 1388.70892866622			✓	
CmdSetMethodTargetQualifierAttribute	BL2000\sean	1/11/2022 11:24:48 AM	No parameter change for ThresholdNumberOfPeaks			✓	
CmdSetMethodTargetCompoundAttribute	BL2000\sean	1/11/2022 11:24:48 AM	No parameter change for PeakFilterThreshold			✓	
CmdSetMethodTargetCompoundAttribute	BL2000\sean	1/11/2022 11:24:48 AM	Set PeakFilterThresholdValue = 34279.4882500008 for compound Terphenyl-d14; previous value = 30502.6832499999			✓	
CmdSetMethodTargetCompoundAttribute	BL2000\sean	1/11/2022 11:24:48 AM	No parameter change for ThresholdNumberOfPeaks			✓	
CmdSetMethodTargetQualifierAttribute	BL2000\sean	1/11/2022 11:24:48 AM	No parameter change for PeakFilterThreshold			✓	
CmdSetMethodTargetQualifierAttribute	BL2000\sean	1/11/2022 11:24:49 AM	Set PeakFilterThresholdValue = 4928.15522710613 for qualifier 122.0 of compound Terphenyl-d14; previous value = 5515.82639698641			✓	
CmdSetMethodTargetQualifierAttribute	BL2000\sean	1/11/2022 11:24:49 AM	No parameter change for ThresholdNumberOfPeaks			✓	
CmdSetMethodTargetCompoundAttribute	BL2000\sean	1/11/2022 11:24:49 AM	No parameter change for PeakFilterThreshold			✓	
CmdSetMethodTargetCompoundAttribute	BL2000\sean	1/11/2022 11:24:49 AM	No parameter change for PeakFilterThresholdValue			✓	
CmdSetMethodTargetCompoundAttribute	BL2000\sean	1/11/2022 11:24:49 AM	No parameter change for ThresholdNumberOfPeaks			✓	
CmdSetMethodTargetQualifierAttribute	BL2000\sean	1/11/2022 11:24:49 AM	No parameter change for PeakFilterThreshold			✓	
CmdSetMethodTargetQualifierAttribute	BL2000\sean	1/11/2022 11:24:49 AM	No parameter change for PeakFilterThresholdValue			✓	
CmdSetMethodTargetQualifierAttribute	BL2000\sean	1/11/2022 11:24:49 AM	No parameter change for ThresholdNumberOfPeaks			✓	

# Audit Trail report

Name	User	Time	Action	Reason	Comment	Succeed	Exception
CmdSetMethodTargetQualifierAttribute	BL2000\sean	1/11/2022 11:24:50 AM	No parameter change for PeakFilterThreshold			✓	
CmdSetMethodTargetQualifierAttribute	BL2000\sean	1/11/2022 11:24:50 AM	No parameter change for PeakFilterThresholdValue			✓	
CmdSetMethodTargetQualifierAttribute	BL2000\sean	1/11/2022 11:24:50 AM	No parameter change for ThresholdNumberOfPeaks			✓	
CmdSetMethodTargetCompoundAttribute	BL2000\sean	1/11/2022 11:24:50 AM	No parameter change for PeakFilterThreshold			✓	
CmdSetMethodTargetCompoundAttribute	BL2000\sean	1/11/2022 11:24:50 AM	No parameter change for PeakFilterThresholdValue			✓	
CmdSetMethodTargetCompoundAttribute	BL2000\sean	1/11/2022 11:24:50 AM	No parameter change for ThresholdNumberOfPeaks			✓	
CmdSetMethodTargetQualifierAttribute	BL2000\sean	1/11/2022 11:24:50 AM	No parameter change for PeakFilterThreshold			✓	
CmdSetMethodTargetQualifierAttribute	BL2000\sean	1/11/2022 11:24:50 AM	No parameter change for PeakFilterThresholdValue			✓	
CmdSetMethodTargetQualifierAttribute	BL2000\sean	1/11/2022 11:24:51 AM	No parameter change for ThresholdNumberOfPeaks			✓	
CmdSetMethodTargetQualifierAttribute	BL2000\sean	1/11/2022 11:24:51 AM	No parameter change for PeakFilterThreshold			✓	
CmdSetMethodTargetQualifierAttribute	BL2000\sean	1/11/2022 11:24:51 AM	No parameter change for PeakFilterThresholdValue			✓	
CmdSetMethodTargetQualifierAttribute	BL2000\sean	1/11/2022 11:24:51 AM	No parameter change for ThresholdNumberOfPeaks			✓	
CmdApplyMethodToAllSamples	BL2000\sean	1/11/2022 11:28:36 AM	Apply method to all samples			✓	
CmdMethodClear	BL2000\sean	1/11/2022 11:28:36 AM	Clear method			✓	
CmdEndMethodEditing	BL2000\sean	1/11/2022 11:28:37 AM	End method editing			✓	
CmdQuantitate	BL2000\sean	1/11/2022 11:33:03 AM	Quantitate all compounds in all samples			✓	
CmdZeroOutPeak	BL2000\sean	1/11/2022 11:33:26 AM	Zero out primary peak of compound Dimethyl Phthalate in sample Jan0711.D			✓	
CmdSetTargetCompoundAttribute	BL2000\sean	1/11/2022 11:33:27 AM	Set UserAnnotation = INT for compound Dimethyl Phthalate in sample Jan0711.D; previous value =			✓	
CmdZeroOutPeak	BL2000\sean	1/11/2022 11:33:30 AM	Zero out primary peak of compound 2,6-Dinitrotoluene in sample Jan0711.D			✓	
CmdSetTargetCompoundAttribute	BL2000\sean	1/11/2022 11:33:31 AM	Set UserAnnotation = INT for compound 2,6-Dinitrotoluene in sample Jan0711.D; previous value =			✓	
CmdZeroOutPeak	BL2000\sean	1/11/2022 11:33:44 AM	Zero out primary peak of compound 2,6-Dinitrotoluene in sample Jan0712.D			✓	
CmdSetTargetCompoundAttribute	BL2000\sean	1/11/2022 11:33:45 AM	Set UserAnnotation = INT for compound 2,6-Dinitrotoluene in sample Jan0712.D; previous value =			✓	

# Audit Trail report

Name	User	Time	Action	Reason	Comment	Succeed	Exception
CmdZeroOutPeak	BL2000\sean	1/11/2022 11:33:51 AM	Zero out primary peak of compound Dimethyl Phthalate in sample Jan0712.D			✓	
CmdSetTargetCompoundAttribute	BL2000\sean	1/11/2022 11:33:52 AM	Set UserAnnotation = INT for compound Dimethyl Phthalate in sample Jan0712.D; previous value =			✓	
CmdZeroOutPeak	BL2000\sean	1/11/2022 11:34:02 AM	Zero out primary peak of compound N-nitroso-Di-n-propylamine in sample Jan0712.D			✓	
CmdSetTargetCompoundAttribute	BL2000\sean	1/11/2022 11:34:03 AM	Set UserAnnotation = INT for compound N-nitroso-Di-n-propylamine in sample Jan0712.D; previous value =			✓	
CmdManuallyIntegratePeak	BL2000\sean	1/11/2022 11:34:16 AM	Manually integrate compound o-Terphenyl in sample Jan0712.D from x, y = 10.809, 1306 to 10.900, 1406; result = -4830			✓	
CmdManuallyIntegrateSnapBaseline	BL2000\sean	1/11/2022 11:34:18 AM	Snap baseline for compound o-Terphenyl in sample Jan0712.D, from x = 10.809 to x = 10.900, new integration is from x, y = 10.809, 0 to 10.900, 0 and new response = 2587; previous integration is from x, y = 10.809, 1306 to 10.900, 1406 and previous response = -4830.			✓	
CmdClearManualIntegration	BL2000\sean	1/11/2022 11:34:22 AM	Clear manual integration of target signal for compound o-Terphenyl in sample Jan0712.D				Agilent.MassSpectrometry.DataAnalysis.Quantitative.ApplicationCommandException: Integrator did not find any peaks at Agilent.MassSpectrometry.DataAnalysis.Quantitative.Analysis.MeasuredIon.ClearManualIntegration() at Agilent.MassSpectrometry.DataAnalysis.Quantitative.CmdClearManualIntegration.Do() at Agilent.MassSpectrometry.CommandModel.CommandHistory.Invoke(ICommand cmd) at Agilent.MassSpectrometry.DataAnalysis.Quantitative.AppCommandContext._Invoke(ICommand cmd)
CmdZeroOutPeak	BL2000\sean	1/11/2022 11:40:54 AM	Zero out primary peak of compound 2,6-Dinitrotoluene in sample Jan0715.D			✓	
CmdSetTargetCompoundAttribute	BL2000\sean	1/11/2022 11:40:55 AM	Set UserAnnotation = INT for compound 2,6-Dinitrotoluene in sample Jan0715.D; previous value =			✓	
CmdZeroOutPeak	BL2000\sean	1/11/2022 11:40:58 AM	Zero out primary peak of compound N-nitroso-Di-n-propylamine in sample Jan0715.D			✓	



# Audit Trail report

Name	User	Time	Action	Reason	Comment	Succeed	Exception
CmdSetTargetCompoundAttribute	BL2000\sean	1/11/2022 11:41:00 AM	Set UserAnnotation = INT for compound N-nitroso-Di-n-propylamine in sample Jan0715.D; previous value =			✓	
CmdZeroOutPeak	BL2000\sean	1/11/2022 11:41:03 AM	Zero out primary peak of compound Dimethyl Phthalate in sample Jan0715.D			✓	
CmdSetTargetCompoundAttribute	BL2000\sean	1/11/2022 11:41:05 AM	Set UserAnnotation = INT for compound Dimethyl Phthalate in sample Jan0715.D; previous value =			✓	
CmdZeroOutPeak	BL2000\sean	1/11/2022 11:41:27 AM	Zero out primary peak of compound Dimethyl Phthalate in sample Jan0716.D			✓	
CmdSetTargetCompoundAttribute	BL2000\sean	1/11/2022 11:41:28 AM	Set UserAnnotation = INT for compound Dimethyl Phthalate in sample Jan0716.D; previous value =			✓	
CmdZeroOutPeak	BL2000\sean	1/11/2022 11:41:31 AM	Zero out primary peak of compound N-nitroso-Di-n-propylamine in sample Jan0716.D			✓	
CmdSetTargetCompoundAttribute	BL2000\sean	1/11/2022 11:41:32 AM	Set UserAnnotation = INT for compound N-nitroso-Di-n-propylamine in sample Jan0716.D; previous value =			✓	
CmdZeroOutPeak	BL2000\sean	1/11/2022 11:41:35 AM	Zero out primary peak of compound 2,6-Dinitrotoluene in sample Jan0716.D			✓	
CmdSetTargetCompoundAttribute	BL2000\sean	1/11/2022 11:41:36 AM	Set UserAnnotation = INT for compound 2,6-Dinitrotoluene in sample Jan0716.D; previous value =			✓	
CmdZeroOutPeak	BL2000\sean	1/11/2022 11:42:20 AM	Zero out primary peak of compound 2,6-Dinitrotoluene in sample Jan0718.D			✓	
CmdSetTargetCompoundAttribute	BL2000\sean	1/11/2022 11:42:21 AM	Set UserAnnotation = INT for compound 2,6-Dinitrotoluene in sample Jan0718.D; previous value =			✓	
CmdZeroOutPeak	BL2000\sean	1/11/2022 11:42:28 AM	Zero out primary peak of compound N-nitroso-Di-n-propylamine in sample Jan0718.D			✓	
CmdSetTargetCompoundAttribute	BL2000\sean	1/11/2022 11:42:29 AM	Set UserAnnotation = INT for compound N-nitroso-Di-n-propylamine in sample Jan0718.D; previous value =			✓	
CmdZeroOutPeak	BL2000\sean	1/11/2022 11:42:33 AM	Zero out primary peak of compound Dimethyl Phthalate in sample Jan0718.D			✓	
CmdSetTargetCompoundAttribute	BL2000\sean	1/11/2022 11:42:34 AM	Set UserAnnotation = INT for compound Dimethyl Phthalate in sample Jan0718.D; previous value =			✓	
CmdManuallyIntegratePeak	BL2000\sean	1/11/2022 11:42:56 AM	Manually integrate compound Dimethyl Phthalate in sample Jan0719.D, from x, y = 8.538, 142781 to 8.548, 141189, result = -86369; previous integration is from x, y = 8.466, 0 to 8.558, 0 and previous response = 125294.			✓	

# Audit Trail report

Name	User	Time	Action	Reason	Comment	Succeed	Exception
CmdZeroOutPeak	BL2000\sean	1/11/2022 11:42:56 AM	Zero out primary peak of compound Dimethyl Phthalate in sample Jan0719.D			✓	
CmdSetTargetCompoundAttribute	BL2000\sean	1/11/2022 11:42:57 AM	Set UserAnnotation = INT for compound Dimethyl Phthalate in sample Jan0719.D; previous value =			✓	
CmdZeroOutPeak	BL2000\sean	1/11/2022 11:43:01 AM	Zero out primary peak of compound N-nitroso-Di-n-propylamine in sample Jan0719.D			✓	
CmdSetTargetCompoundAttribute	BL2000\sean	1/11/2022 11:43:02 AM	Set UserAnnotation = INT for compound N-nitroso-Di-n-propylamine in sample Jan0719.D; previous value =			✓	
CmdZeroOutPeak	BL2000\sean	1/11/2022 11:43:06 AM	Zero out primary peak of compound 2,6-Dinitrotoluene in sample Jan0719.D			✓	
CmdSetTargetCompoundAttribute	BL2000\sean	1/11/2022 11:43:07 AM	Set UserAnnotation = INT for compound 2,6-Dinitrotoluene in sample Jan0719.D; previous value =			✓	
CmdZeroOutPeak	BL2000\sean	1/11/2022 11:43:56 AM	Zero out primary peak of compound 2,6-Dinitrotoluene in sample Jan0722.D			✓	
CmdSetTargetCompoundAttribute	BL2000\sean	1/11/2022 11:43:57 AM	Set UserAnnotation = INT for compound 2,6-Dinitrotoluene in sample Jan0722.D; previous value =			✓	
CmdZeroOutPeak	BL2000\sean	1/11/2022 11:43:59 AM	Zero out primary peak of compound N-nitroso-Di-n-propylamine in sample Jan0722.D			✓	
CmdSetTargetCompoundAttribute	BL2000\sean	1/11/2022 11:44:00 AM	Set UserAnnotation = INT for compound N-nitroso-Di-n-propylamine in sample Jan0722.D; previous value =			✓	
CmdZeroOutPeak	BL2000\sean	1/11/2022 11:44:03 AM	Zero out primary peak of compound Dimethyl Phthalate in sample Jan0722.D			✓	
CmdSetTargetCompoundAttribute	BL2000\sean	1/11/2022 11:44:04 AM	Set UserAnnotation = INT for compound Dimethyl Phthalate in sample Jan0722.D; previous value =			✓	
CmdManuallyIntegratePeak	BL2000\sean	1/11/2022 11:48:06 AM	Manually integrate compound Aniline in sample Jan0713.D, from x, y = 4.572, 455282 to 4.644, 466728, result = -1550891; previous integration is from x, y = 4.634, 888 to 4.756, 1214 and previous response = 769807.			✓	
CmdManuallyIntegrateSnapBaseline	BL2000\sean	1/11/2022 11:48:07 AM	Snap baseline for compound Aniline in sample Jan0713.D, from x = 4.572 to x = 4.644, new integration is from x, y = 4.572, 4800 to 4.644, 11930 and new response = 390483; previous integration is from x, y = 4.572, 455282 to 4.644, 466728 and previous response = -1550891.			✓	



# Audit Trail report

Name	User	Time	Action	Reason	Comment	Succeed	Exception
CmdManuallyIntegrateDropBaseline	BL2000\sean	1/11/2022 11:48:08 AM	Drop baseline for compound Aniline in sample Jan0713.D to y = 4800, new integration is from x, y = 4.572, 4800 to 4.644, 4800 and new response = 405774; previous integration is from x, y = 4.572, 4800 to 4.644, 11930 and previous response = 390483.			✓	
CmdSetTargetCompoundAttribute	BL2000\sean	1/11/2022 11:48:09 AM	Set UserAnnotation = CO for compound Aniline in sample Jan0713.D; previous value =			✓	
CmdManuallyIntegrateDropBaseline	BL2000\sean	1/11/2022 11:48:13 AM	Drop baseline for compound Aniline in sample Jan0713.D to y = 4800, new integration is from x, y = 4.572, 4800 to 4.644, 4800 and new response = 405774; previous integration is from x, y = 4.572, 4800 to 4.644, 4800 and previous response = 405774.			✓	
CmdManuallyIntegrateSplit	BL2000\sean	1/11/2022 11:48:16 AM	Split qualifier 66.0 of compound Aniline in sample Jan0713.D and keep left peak, new integration is from x, y = 4.563, 1019.89540163913 to 4.603, 1084.64463754536 and new response = 155776, previous integration is from x, y = 4.563, 1020 to 4.695, 1235 and previous response = 504923.			✓	
CmdManuallyIntegrateApplyTargetRtToQualifier	BL2000\sean	1/11/2022 11:48:20 AM	Apply target integration range 4.572-4.644 to qualifier 65.0 for compound Aniline in sample Jan0713.D, new integration is from x, y = 4.572, 1676 to 4.644, 25416 and new response = 250449; previous integration is from x, y = 4.613, 1294 to 4.705, 1484 and previous response = 444824.			✓	
CmdManuallyIntegrateDropBaseline	BL2000\sean	1/11/2022 11:48:22 AM	Drop baseline for qualifier 65.0 of compound Aniline in sample Jan0713.D to y = 1676, new integration is from x, y = 4.572, 1676 to 4.644, 1676 and new response = 301359; previous integration is from x, y = 4.572, 1676 to 4.644, 25416 and previous response = 250449.			✓	
CmdManuallyIntegrateSplit	BL2000\sean	1/11/2022 11:48:29 AM	Split qualifier 65.0 of compound Aniline in sample Jan0713.D and keep left peak, new integration is from x, y = 4.572, 1676 to 4.613, 1676 and new response = 95104, previous integration is from x, y = 4.572, 1676 to 4.644, 1676 and previous response = 301359.			✓	

# Audit Trail report

Name	User	Time	Action	Reason	Comment	Succeed	Exception
CmdManuallyIntegrateSplit	BL2000\sean	1/11/2022 11:48:36 AM	Split peak for compound Phenol in sample Jan0713.D and keep left peak, new integration is from x, y = 4.603, 1388.74898794327 to 4.664, 1560.46671362719 and new response = 624172, previous integration is from x, y = 4.603, 1389 to 4.705, 1675 and previous response = 665505.			✓	
CmdSetTargetCompoundAttribute	BL2000\sean	1/11/2022 11:48:37 AM	Set UserAnnotation = CO for compound Phenol in sample Jan0713.D; previous value =			✓	
CmdManuallyIntegrateSplit	BL2000\sean	1/11/2022 11:48:40 AM	Split qualifier 66.0 of compound Phenol in sample Jan0713.D and keep right peak, new integration is from x, y = 4.603, 995.600055027182 to 4.695, 1157.25728218623 and new response = 350119, previous integration is from x, y = 4.563, 925 to 4.695, 1157 and previous response = 505549.			✓	
CmdManuallyIntegrateSplit	BL2000\sean	1/11/2022 11:48:46 AM	Split peak for compound bis(-2-Chloroethyl)Ether in sample Jan0713.D and keep left peak, new integration is from x, y = 4.654, 1091.7966327707 to 4.705, 1168.39805071155 and new response = 749485, previous integration is from x, y = 4.654, 1092 to 4.756, 1245 and previous response = 1038586.			✓	
CmdSetTargetCompoundAttribute	BL2000\sean	1/11/2022 11:48:48 AM	Set UserAnnotation = CO for compound bis(-2-Chloroethyl)Ether in sample Jan0713.D; previous value =			✓	
CmdManuallyIntegrateApplyTargetRtToQualifier	BL2000\sean	1/11/2022 11:48:50 AM	Apply target integration range 4.654-4.705 to qualifier 64.0 for compound bis(-2-Chloroethyl)Ether in sample Jan0713.D, new integration is from x, y = 4.654, 1973 to 4.705, 8757 and new response = 14934; previous integration is from x, y = 4.695, 874 to 4.777, 947 and previous response = 382288.			✓	
CmdManuallyIntegrateDropBaseline	BL2000\sean	1/11/2022 11:48:51 AM	Drop baseline for qualifier 64.0 of compound bis(-2-Chloroethyl)Ether in sample Jan0713.D to y = 1973, new integration is from x, y = 4.654, 1973 to 4.705, 1973 and new response = 25327; previous integration is from x, y = 4.654, 1973 to 4.705, 8757 and previous response = 14934.			✓	
CmdManuallyIntegratePeak	BL2000\sean	1/11/2022 11:49:01 AM	Manually integrate compound 1,2-Dichlorobenzene in sample Jan0713.D, from x, y = 5.093, 348643 to 5.175, 421615, result = -1107668; previous integration is from x, y = 4.930, 213 to 5.012, 254 and previous response = 738384.			✓	

# Audit Trail report

Name	User	Time	Action	Reason	Comment	Succeed	Exception
CmdManuallyIntegrateSnapBaseline	BL2000\sean	1/11/2022 11:49:03 AM	Snap baseline for compound 1,2-Dichlorobenzene in sample Jan0713.D, from x = 5.093 to x = 5.175, new integration is from x, y = 5.093, 2855 to 5.175, 4904 and new response = 761217; previous integration is from x, y = 5.093, 348643 to 5.175, 421615 and previous response = -1107668.			✓	
CmdManuallyIntegrateDropBaseline	BL2000\sean	1/11/2022 11:49:04 AM	Drop baseline for compound 1,2-Dichlorobenzene in sample Jan0713.D to y = 2855, new integration is from x, y = 5.093, 2855 to 5.175, 2855 and new response = 766239; previous integration is from x, y = 5.093, 2855 to 5.175, 4904 and previous response = 761217.			✓	
CmdSetTargetCompoundAttribute	BL2000\sean	1/11/2022 11:49:04 AM	Set UserAnnotation = CO for compound 1,2-Dichlorobenzene in sample Jan0713.D; previous value =			✓	
CmdManuallyIntegrateApplyTargetRtToQualifier	BL2000\sean	1/11/2022 11:49:06 AM	Apply target integration range 5.093-5.175 to qualifier 148.0 for compound 1,2-Dichlorobenzene in sample Jan0713.D, new integration is from x, y = 5.093, 1437 to 5.175, 3257 and new response = 492350; previously no peak.			✓	
CmdManuallyIntegrateApplyTargetRtToQualifier	BL2000\sean	1/11/2022 11:49:08 AM	Apply target integration range 5.093-5.175 to qualifier 111.0 for compound 1,2-Dichlorobenzene in sample Jan0713.D, new integration is from x, y = 5.093, 746 to 5.175, 1466 and new response = 297785; previously no peak.			✓	
CmdManuallyIntegratePeak	BL2000\sean	1/11/2022 11:49:14 AM	Manually integrate compound Benzyl Alcohol in sample Jan0713.D, from x, y = 5.073, 452511 to 5.195, 542348, result = -3287620; previous integration is from x, y = 5.269, 2595 to 5.359, 3513 and previous response = 726543.			✓	
CmdManuallyIntegrateSnapBaseline	BL2000\sean	1/11/2022 11:49:15 AM	Snap baseline for compound Benzyl Alcohol in sample Jan0713.D, from x = 5.073 to x = 5.195, new integration is from x, y = 5.073, 0 to 5.195, 4874 and new response = 352553; previous integration is from x, y = 5.073, 452511 to 5.195, 542348 and previous response = -3287620.			✓	
CmdManuallyIntegrateDropBaseline	BL2000\sean	1/11/2022 11:49:17 AM	Drop baseline for compound Benzyl Alcohol in sample Jan0713.D to y = 0, new integration is from x, y = 5.073, 0 to 5.195, 0 and new response = 370475; previous integration is from x, y = 5.073, 0 to 5.195, 4874 and previous response = 352553.			✓	

# Audit Trail report

Name	User	Time	Action	Reason	Comment	Succeed	Exception
CmdManuallyIntegrateApplyTargetRtToQualifier	BL2000\sean	1/11/2022 11:49:20 AM	Apply target integration range 5.073-5.195 to qualifier 79.0 for compound Benzyl Alcohol in sample Jan0713.D, new integration is from x, y = 5.073, 576 to 5.195, 5501 and new response = 415316; previously no peak.			✓	
CmdManuallyIntegrateApplyTargetRtToQualifier	BL2000\sean	1/11/2022 11:49:21 AM	Apply target integration range 5.073-5.195 to qualifier 107.0 for compound Benzyl Alcohol in sample Jan0713.D, new integration is from x, y = 5.073, 0 to 5.195, 3132 and new response = 246274; previously no peak.			✓	
CmdManuallyIntegratePeak	BL2000\sean	1/11/2022 11:49:29 AM	Manually integrate compound 4Methylphenol/3Methylphenol in sample Jan0713.D, from x, y = 5.430, 621835 to 5.573, 708268, result = -4768938; previous integration is from x, y = 5.267, 1745 to 5.359, 1668 and previous response = 675601.			✓	
CmdManuallyIntegrateSnapBaseline	BL2000\sean	1/11/2022 11:49:30 AM	Snap baseline for compound 4Methylphenol/3Methylphenol in sample Jan0713.D, from x = 5.430 to x = 5.573, new integration is from x, y = 5.430, 2397 to 5.573, 5767 and new response = 901518; previous integration is from x, y = 5.430, 621835 to 5.573, 708268 and previous response = -4768938.			✓	
CmdManuallyIntegrateDropBaseline	BL2000\sean	1/11/2022 11:49:32 AM	Drop baseline for compound 4Methylphenol/3Methylphenol in sample Jan0713.D to y = 2397, new integration is from x, y = 5.430, 2397 to 5.573, 2397 and new response = 915973; previous integration is from x, y = 5.430, 2397 to 5.573, 5767 and previous response = 901518.			✓	
CmdSetTargetCompoundAttribute	BL2000\sean	1/11/2022 11:49:32 AM	Set UserAnnotation = CO for compound 4Methylphenol/3Methylphenol in sample Jan0713.D; previous value =			✓	
CmdManuallyIntegrateApplyTargetRtToQualifier	BL2000\sean	1/11/2022 11:49:35 AM	Apply target integration range 5.430-5.573 to qualifier 108.0 for compound 4Methylphenol/3Methylphenol in sample Jan0713.D, new integration is from x, y = 5.430, 3011 to 5.573, 5420 and new response = 739106; previously no peak.			✓	
CmdManuallyIntegrateDropBaseline	BL2000\sean	1/11/2022 11:49:36 AM	Drop baseline for qualifier 108.0 of compound 4Methylphenol/3Methylphenol in sample Jan0713.D to y = 3011, new integration is from x, y = 5.430, 3011 to 5.573, 3011 and new response = 749439; previous integration is from x, y = 5.430, 3011 to 5.573, 5420 and previous response = 739106.			✓	

# Audit Trail report

Name	User	Time	Action	Reason	Comment	Succeed	Exception
CmdManuallyIntegrateSplit	BL2000\sean	1/11/2022 11:49:53 AM	Split peak for compound 4-Chlorophenol in sample Jan0713.D and keep left peak, new integration is from x, y = 6.444, 232.760853886661 to 6.506, 280.529378622405 and new response = 163599, previous integration is from x, y = 6.444, 233 to 6.547, 312 and previous response = 187546.			✓	
CmdSetTargetCompoundAttribute	BL2000\sean	1/11/2022 11:49:54 AM	Set UserAnnotation = CO for compound 4-Chlorophenol in sample Jan0713.D; previous value =			✓	
CmdManuallyIntegrateApplyTargetRtToQualifier	BL2000\sean	1/11/2022 11:49:57 AM	Apply target integration range 6.444-6.506 to qualifier 128.0 for compound 4-Chlorophenol in sample Jan0713.D, new integration is from x, y = 6.444, 29792 to 6.506, 30272 and new response = 447916; previous integration is from x, y = 6.403, 876 to 6.465, 1031 and previous response = 1752031.			✓	
CmdManuallyIntegrateDropBaseline	BL2000\sean	1/11/2022 11:49:57 AM	Drop baseline for qualifier 128.0 of compound 4-Chlorophenol in sample Jan0713.D to y = 29792, new integration is from x, y = 6.444, 29792 to 6.506, 29792 and new response = 448803; previous integration is from x, y = 6.444, 29792 to 6.506, 30272 and previous response = 447916.			✓	
CmdManuallyIntegrateSplit	BL2000\sean	1/11/2022 11:50:04 AM	Split qualifier 65.0 of compound p-Chloroaniline in sample Jan0713.D and keep right peak, new integration is from x, y = 6.506, 2186.29199958022 to 6.557, 2106.02127492399 and new response = 221174, previous integration is from x, y = 6.460, 2258 to 6.557, 2106 and previous response = 458933.			✓	
CmdManuallyIntegratePeak	BL2000\sean	1/11/2022 11:50:15 AM	Manually integrate compound 1-Methylnaphthalene in sample Jan0713.D, from x, y = 7.338, 858155 to 7.420, 988467, result = -3481787; previous integration is from x, y = 7.225, 846 to 7.307, 911 and previous response = 1189623.			✓	
CmdManuallyIntegrateSnapBaseline	BL2000\sean	1/11/2022 11:50:16 AM	Snap baseline for compound 1-Methylnaphthalene in sample Jan0713.D, from x = 7.338 to x = 7.420, new integration is from x, y = 7.338, 3401 to 7.420, 5774 and new response = 1046601; previous integration is from x, y = 7.338, 858155 to 7.420, 988467 and previous response = -3481787.			✓	

# Audit Trail report

Name	User	Time	Action	Reason	Comment	Succeed	Exception
CmdManuallyIntegrateDropBaseline	BL2000\sean	1/11/2022 11:50:17 AM	Drop baseline for compound 1-Methylnaphthalene in sample Jan0713.D to y = 3401, new integration is from x, y = 7.338, 3401 to 7.420, 3401 and new response = 1052449; previous integration is from x, y = 7.338, 3401 to 7.420, 5774 and previous response = 1046601.			✓	
CmdSetTargetCompoundAttribute	BL2000\sean	1/11/2022 11:50:18 AM	Set UserAnnotation = CO for compound 1-Methylnaphthalene in sample Jan0713.D; previous value =			✓	
CmdManuallyIntegrateApplyTargetRtToQualifier	BL2000\sean	1/11/2022 11:50:20 AM	Apply target integration range 7.338-7.420 to qualifier 142.0 for compound 1-Methylnaphthalene in sample Jan0713.D, new integration is from x, y = 7.338, 5163 to 7.420, 6447 and new response = 1173454; previously no peak.			✓	
CmdManuallyIntegrateApplyTargetRtToQualifier	BL2000\sean	1/11/2022 11:50:22 AM	Apply target integration range 7.338-7.420 to qualifier 115.0 for compound 1-Methylnaphthalene in sample Jan0713.D, new integration is from x, y = 7.338, 2507 to 7.420, 3264 and new response = 446403; previously no peak.			✓	
CmdManuallyIntegrateApplyTargetRtToQualifier	BL2000\sean	1/11/2022 11:50:35 AM	Apply target integration range 8.272-8.435 to qualifier 153.1 for compound Acenaphthylene in sample Jan0713.D, new integration is from x, y = 8.272, 0 to 8.435, 952 and new response = 271550; previously no peak.			✓	
CmdManuallyIntegrateDropBaseline	BL2000\sean	1/11/2022 11:50:36 AM	Drop baseline for qualifier 153.1 of compound Acenaphthylene in sample Jan0713.D to y = 0, new integration is from x, y = 8.272, 0 to 8.435, 0 and new response = 276225; previous integration is from x, y = 8.272, 0 to 8.435, 952 and previous response = 271550.			✓	
CmdManuallyIntegrateSplit	BL2000\sean	1/11/2022 11:51:00 AM	Split qualifier 154.0 of compound 2,4-Dinitrophenol in sample Jan0713.D and keep right peak, new integration is from x, y = 8.589, 621.876436869125 to 8.660, 680.909880759502 and new response = 54012, previous integration is from x, y = 8.507, 554 to 8.660, 681 and previous response = 1278304.			✓	
CmdManuallyIntegrateSplit	BL2000\sean	1/11/2022 11:51:07 AM	Split qualifier 139.0 of compound Dibenzofuran in sample Jan0713.D and keep left peak, new integration is from x, y = 8.712, 0 to 8.763, 0 and new response = 718730, previous integration is from x, y = 8.712, 0 to 8.814, 0 and previous response = 796379.			✓	

# Audit Trail report

Name	User	Time	Action	Reason	Comment	Succeed	Exception
CmdManuallyIntegrateSplit	BL2000\sean	1/11/2022 11:51:12 AM	Split qualifier 139.0 of compound 4-Nitrophenol in sample Jan0713.D and keep right peak, new integration is from x, y = 8.763, 460.370023005182 to 8.814, 537.849356701274 and new response = 76117, previous integration is from x, y = 8.714, 387 to 8.814, 538 and previous response = 793342.			✓	
CmdManuallyIntegrateSplit	BL2000\sean	1/11/2022 11:51:16 AM	Split qualifier 63.0 of compound 2,4-Dinitrotoluene in sample Jan0713.D and keep right peak, new integration is from x, y = 8.691, 1574.93283870767 to 8.896, 1541.81148595575 and new response = 295969, previous integration is from x, y = 8.589, 1591 to 8.896, 1542 and previous response = 364535.			✓	
CmdManuallyIntegrateSplit	BL2000\sean	1/11/2022 11:51:18 AM	Split qualifier 63.0 of compound 2,4-Dinitrotoluene in sample Jan0713.D and keep right peak, new integration is from x, y = 8.691, 1574.93283870767 to 8.896, 1541.81148595575 and new response = 295969, previous integration is from x, y = 8.691, 1575 to 8.896, 1542 and previous response = 295969.			✓	
CmdManuallyIntegrateQualifierPeak	BL2000\sean	1/11/2022 11:51:24 AM	Manually integrate qualifier 63.0 of compound 2,4-Dinitrotoluene in sample Jan0713.D, from x, y = 8.763, 16556 to 8.896, 1542, result = 101085; previous integration is from x, y = 8.691, 1575 to 8.896, 1542 and previous response = 295969.			✓	
CmdManuallyIntegrateDropBaseline	BL2000\sean	1/11/2022 11:51:25 AM	Drop baseline for qualifier 63.0 of compound 2,4-Dinitrotoluene in sample Jan0713.D to y = 1542, new integration is from x, y = 8.763, 1542 to 8.896, 1542 and new response = 160991; previous integration is from x, y = 8.763, 16556 to 8.896, 1542 and previous response = 101085.			✓	
CmdManuallyIntegrateSplit	BL2000\sean	1/11/2022 11:51:36 AM	Split peak for compound 4-Nitroaniline in sample Jan0713.D and keep left peak, new integration is from x, y = 9.203, 0 to 9.254, 0 and new response = 190257, previous integration is from x, y = 9.203, 0 to 9.356, 0 and previous response = 208431.			✓	
CmdSetTargetCompoundAttribute	BL2000\sean	1/11/2022 11:51:41 AM	Set UserAnnotation = CO for compound 4-Nitroaniline in sample Jan0713.D; previous value =			✓	



# Audit Trail report

Name	User	Time	Action	Reason	Comment	Succeed	Exception
CmdManuallyIntegrateApplyTargetRtToQualifier	BL2000\sean	1/11/2022 11:51:43 AM	Apply target integration range 9.203-9.254 to qualifier 65.0 for compound 4-Nitroaniline in sample Jan0713.D, new integration is from x, y = 9.203, 4127 to 9.254, 18864 and new response = 191164; previous integration is from x, y = 9.203, 2049 to 9.366, 2323 and previous response = 355984.			✓	
CmdManuallyIntegrateDropBaseline	BL2000\sean	1/11/2022 11:51:44 AM	Drop baseline for qualifier 65.0 of compound 4-Nitroaniline in sample Jan0713.D to y = 4127, new integration is from x, y = 9.203, 4127 to 9.254, 4127 and new response = 213778; previous integration is from x, y = 9.203, 4127 to 9.254, 18864 and previous response = 191164.			✓	
CmdManuallyIntegrateApplyTargetRtToQualifier	BL2000\sean	1/11/2022 11:51:46 AM	Apply target integration range 9.203-9.254 to qualifier 92.0 for compound 4-Nitroaniline in sample Jan0713.D, new integration is from x, y = 9.203, 965 to 9.254, 4481 and new response = 79209; previous integration is from x, y = 9.203, 845 to 9.366, 849 and previous response = 107885.			✓	
CmdManuallyIntegrateDropBaseline	BL2000\sean	1/11/2022 11:51:47 AM	Drop baseline for qualifier 92.0 of compound 4-Nitroaniline in sample Jan0713.D to y = 965, new integration is from x, y = 9.203, 965 to 9.254, 965 and new response = 84605; previous integration is from x, y = 9.203, 965 to 9.254, 4481 and previous response = 79209.			✓	
CmdManuallyIntegrateApplyTargetRtToQualifier	BL2000\sean	1/11/2022 11:51:51 AM	Apply target integration range 9.223-9.315 to qualifier 121.0 for compound 4,6-Dinitro-2-methylphenol in sample Jan0713.D, new integration is from x, y = 9.223, 1478 to 9.315, 1942 and new response = 50032; previous integration is from x, y = 9.080, 1092 to 9.131, 1052 and previous response = 83229.			✓	
CmdManuallyIntegrateDropBaseline	BL2000\sean	1/11/2022 11:51:53 AM	Drop baseline for qualifier 121.0 of compound 4,6-Dinitro-2-methylphenol in sample Jan0713.D to y = 1478, new integration is from x, y = 9.223, 1478 to 9.315, 1478 and new response = 51314; previous integration is from x, y = 9.223, 1478 to 9.315, 1942 and previous response = 50032.			✓	
CmdSaveBatchTable	BL2000\sean	1/11/2022 11:52:34 AM	Save batch \\MASSHUNTER\Org\Data\SV5973N.I\sd010722\DoD BNA cal 1\QuantResults\010722 DoD BNA cal 1.batch.bin			✓	



# Audit Trail report

Name	User	Time	Action	Reason	Comment	Succeed	Exception
CmdManuallyIntegratePeak	BL2000\sean	1/11/2022 11:52:48 AM	Manually integrate compound Aniline in sample Jan0714.D, from x, y = 4.562, 169858 to 4.644, 272199, result = -593268; previous integration is from x, y = 4.634, 897 to 4.756, 1252 and previous response = 845274.			✓	
CmdManuallyIntegrateSnapBaseline	BL2000\sean	1/11/2022 11:52:49 AM	Snap baseline for compound Aniline in sample Jan0714.D, from x = 4.562 to x = 4.644, new integration is from x, y = 4.562, 299 to 4.644, 15035 and new response = 452629; previous integration is from x, y = 4.562, 169858 to 4.644, 272199 and previous response = -593268.			✓	
CmdManuallyIntegrateDropBaseline	BL2000\sean	1/11/2022 11:52:51 AM	Drop baseline for compound Aniline in sample Jan0714.D to y = 299, new integration is from x, y = 4.562, 299 to 4.644, 299 and new response = 488747; previous integration is from x, y = 4.562, 299 to 4.644, 15035 and previous response = 452629.			✓	
CmdSetTargetCompoundAttribute	BL2000\sean	1/11/2022 11:52:52 AM	Set UserAnnotation = CO for compound Aniline in sample Jan0714.D; previous value =			✓	
CmdManuallyIntegrateSplit	BL2000\sean	1/11/2022 11:52:54 AM	Split qualifier 66.0 of compound Aniline in sample Jan0714.D and keep left peak, new integration is from x, y = 4.563, 903.370003021291 to 4.603, 988.169873525489 and new response = 173035, previous integration is from x, y = 4.563, 903 to 4.705, 1204 and previous response = 572069.			✓	
CmdManuallyIntegrateApplyTargetRtToQualifier	BL2000\sean	1/11/2022 11:52:58 AM	Apply target integration range 4.562-4.644 to qualifier 65.0 for compound Aniline in sample Jan0714.D, new integration is from x, y = 4.562, 1011 to 4.644, 31400 and new response = 269278; previous integration is from x, y = 4.613, 1443 to 4.705, 1711 and previous response = 492731.			✓	
CmdManuallyIntegrateDropBaseline	BL2000\sean	1/11/2022 11:52:59 AM	Drop baseline for qualifier 65.0 of compound Aniline in sample Jan0714.D to y = 1011, new integration is from x, y = 4.562, 1011 to 4.644, 1011 and new response = 343761; previous integration is from x, y = 4.562, 1011 to 4.644, 31400 and previous response = 269278.			✓	

# Audit Trail report

Name	User	Time	Action	Reason	Comment	Succeed	Exception
CmdManuallyIntegrateSplit	BL2000\sean	1/11/2022 11:53:00 AM	Split qualifier 65.0 of compound Aniline in sample Jan0714.D and keep left peak, new integration is from x, y = 4.562, 1011 to 4.613, 1011 and new response = 108016, previous integration is from x, y = 4.562, 1011 to 4.644, 1011 and previous response = 343761.			✓	
CmdManuallyIntegrateSplit	BL2000\sean	1/11/2022 11:53:06 AM	Split qualifier 66.0 of compound Phenol in sample Jan0714.D and keep right peak, new integration is from x, y = 4.603, 1070.96234552518 to 4.705, 1266.13614334863 and new response = 398932, previous integration is from x, y = 4.564, 996 to 4.705, 1266 and previous response = 571467.			✓	
CmdManuallyIntegrateSplit	BL2000\sean	1/11/2022 11:53:10 AM	Split peak for compound bis(-2-Chloroethyl)Ether in sample Jan0714.D and keep left peak, new integration is from x, y = 4.654, 1108.92368470178 to 4.705, 1186.9417113385 and new response = 797433, previous integration is from x, y = 4.654, 1109 to 4.756, 1265 and previous response = 1109756.			✓	
CmdSetTargetCompoundAttribute	BL2000\sean	1/11/2022 11:53:12 AM	Set UserAnnotation = CO for compound bis(-2-Chloroethyl)Ether in sample Jan0714.D; previous value =			✓	
CmdManuallyIntegrateApplyTargetRtToQualifier	BL2000\sean	1/11/2022 11:53:14 AM	Apply target integration range 4.654-4.705 to qualifier 64.0 for compound bis(-2-Chloroethyl)Ether in sample Jan0714.D, new integration is from x, y = 4.654, 2447 to 4.705, 6382 and new response = 19251; previous integration is from x, y = 4.695, 838 to 4.797, 944 and previous response = 425367.			✓	
CmdManuallyIntegrateDropBaseline	BL2000\sean	1/11/2022 11:53:15 AM	Drop baseline for qualifier 64.0 of compound bis(-2-Chloroethyl)Ether in sample Jan0714.D to y = 2447, new integration is from x, y = 4.654, 2447 to 4.705, 2447 and new response = 25280; previous integration is from x, y = 4.654, 2447 to 4.705, 6382 and previous response = 19251.			✓	
CmdManuallyIntegratePeak	BL2000\sean	1/11/2022 11:55:07 AM	Manually integrate compound 4Methylphenol/3Methylphenol in sample Jan0714.D, from x, y = 5.451, 384036 to 5.573, 508229, result = -2271874; previous integration is from x, y = 5.267, 1675 to 5.349, 1707 and previous response = 721233.			✓	

# Audit Trail report

Name	User	Time	Action	Reason	Comment	Succeed	Exception
CmdManuallyIntegrateSnapBaseline	BL2000\sean	1/11/2022 11:55:08 AM	Snap baseline for compound 4Methylphenol/3Methylphenol in sample Jan0714.D, from x = 5.451 to x = 5.573, new integration is from x, y = 5.451, 2774 to 5.573, 6018 and new response = 976656; previous integration is from x, y = 5.451, 384036 to 5.573, 508229 and previous response = -2271874.			✓	
CmdManuallyIntegrateDropBaseline	BL2000\sean	1/11/2022 11:55:09 AM	Drop baseline for compound 4Methylphenol/3Methylphenol in sample Jan0714.D to y = 2774, new integration is from x, y = 5.451, 2774 to 5.573, 2774 and new response = 988584; previous integration is from x, y = 5.451, 2774 to 5.573, 6018 and previous response = 976656.			✓	
CmdManuallyIntegrateApplyTargetRtToQualifier	BL2000\sean	1/11/2022 11:55:12 AM	Apply target integration range 5.451-5.573 to qualifier 108.0 for compound 4Methylphenol/3Methylphenol in sample Jan0714.D, new integration is from x, y = 5.451, 3133 to 5.573, 5908 and new response = 805703; previously no peak.			✓	
CmdManuallyIntegrateDropBaseline	BL2000\sean	1/11/2022 11:55:13 AM	Drop baseline for qualifier 108.0 of compound 4Methylphenol/3Methylphenol in sample Jan0714.D to y = 3133, new integration is from x, y = 5.451, 3133 to 5.573, 3133 and new response = 815907; previous integration is from x, y = 5.451, 3133 to 5.573, 5908 and previous response = 805703.			✓	
CmdManuallyIntegratePeak	BL2000\sean	1/11/2022 11:55:57 AM	Manually integrate compound N-nitroso-Di-n-propylamine in sample Jan0714.D, from x, y = 5.420, 366 to 5.461, 6248, result = 616702; previous integration is from x, y = 5.420, 366 to 5.522, 558 and previous response = 651646.			✓	
CmdManuallyIntegrateDropBaseline	BL2000\sean	1/11/2022 11:55:59 AM	Drop baseline for compound N-nitroso-Di-n-propylamine in sample Jan0714.D to y = 366, new integration is from x, y = 5.420, 366 to 5.461, 366 and new response = 623893; previous integration is from x, y = 5.420, 366 to 5.461, 6248 and previous response = 616702.			✓	

# Audit Trail report

Name	User	Time	Action	Reason	Comment	Succeed	Exception
CmdManuallyIntegrateSplit	BL2000\sean	1/11/2022 11:56:28 AM	Split peak for compound 4-Chlorophenol in sample Jan0714.D and keep left peak, new integration is from x, y = 6.454, 304.697409909416 to 6.506, 334.040592887664 and new response = 183896, previous integration is from x, y = 6.454, 305 to 6.557, 363 and previous response = 212453.			✓	
CmdManuallyIntegrateApplyTargetRtToQualifier	BL2000\sean	1/11/2022 11:56:31 AM	Apply target integration range 6.454-6.506 to qualifier 128.0 for compound 4-Chlorophenol in sample Jan0714.D, new integration is from x, y = 6.454, 21848 to 6.506, 31344 and new response = 519933; previous integration is from x, y = 6.399, 878 to 6.465, 1026 and previous response = 1894194.			✓	
CmdManuallyIntegrateDropBaseline	BL2000\sean	1/11/2022 11:56:32 AM	Drop baseline for qualifier 128.0 of compound 4-Chlorophenol in sample Jan0714.D to y = 21848, new integration is from x, y = 6.454, 21848 to 6.506, 21848 and new response = 534561; previous integration is from x, y = 6.454, 21848 to 6.506, 31344 and previous response = 519933.			✓	
CmdManuallyIntegratePeak	BL2000\sean	1/11/2022 11:56:54 AM	Manually integrate compound 1-Methylnaphthalene in sample Jan0714.D, from x, y = 7.338, 478011 to 7.420, 620540, result = -1537796; previous integration is from x, y = 7.225, 802 to 7.317, 926 and previous response = 1297059.			✓	
CmdManuallyIntegrateSnapBaseline	BL2000\sean	1/11/2022 11:56:55 AM	Snap baseline for compound 1-Methylnaphthalene in sample Jan0714.D, from x = 7.338 to x = 7.420, new integration is from x, y = 7.338, 4780 to 7.420, 6750 and new response = 1141167; previous integration is from x, y = 7.338, 478011 to 7.420, 620540 and previous response = -1537796.			✓	
CmdManuallyIntegrateDropBaseline	BL2000\sean	1/11/2022 11:56:56 AM	Drop baseline for compound 1-Methylnaphthalene in sample Jan0714.D to y = 4780, new integration is from x, y = 7.338, 4780 to 7.420, 4780 and new response = 1146022; previous integration is from x, y = 7.338, 4780 to 7.420, 6750 and previous response = 1141167.			✓	

# Audit Trail report

Name	User	Time	Action	Reason	Comment	Succeed	Exception
CmdManuallyIntegrateApplyTargetRtToQualifier	BL2000\sean	1/11/2022 11:56:58 AM	Apply target integration range 7.338-7.420 to qualifier 142.0 for compound 1-Methylnaphthalene in sample Jan0714.D, new integration is from x, y = 7.338, 4576 to 7.420, 8221 and new response = 1255816; previously no peak.			✓	
CmdManuallyIntegrateApplyTargetRtToQualifier	BL2000\sean	1/11/2022 11:57:01 AM	Apply target integration range 7.338-7.420 to qualifier 115.0 for compound 1-Methylnaphthalene in sample Jan0714.D, new integration is from x, y = 7.338, 1958 to 7.420, 3305 and new response = 491927; previously no peak.			✓	
CmdManuallyIntegrateSplit	BL2000\sean	1/11/2022 11:57:34 AM	Split qualifier 77.0 of compound Dimethyl Phthalate in sample Jan0714.D and keep left peak, new integration is from x, y = 8.216, 1505.50482186409 to 8.282, 1635.08613047222 and new response = 298992, previous integration is from x, y = 8.216, 1506 to 8.364, 1796 and previous response = 396137.			✓	
CmdManuallyIntegrateApplyTargetRtToQualifier	BL2000\sean	1/11/2022 11:57:40 AM	Apply target integration range 8.283-8.394 to qualifier 153.1 for compound Acenaphthylene in sample Jan0714.D, new integration is from x, y = 8.283, 301 to 8.394, 1180 and new response = 300499; previously no peak.			✓	
CmdManuallyIntegrateDropBaseline	BL2000\sean	1/11/2022 11:57:41 AM	Drop baseline for qualifier 153.1 of compound Acenaphthylene in sample Jan0714.D to y = 301, new integration is from x, y = 8.283, 301 to 8.394, 301 and new response = 303433; previous integration is from x, y = 8.283, 301 to 8.394, 1180 and previous response = 300499.			✓	
CmdManuallyIntegrateSplit	BL2000\sean	1/11/2022 11:57:55 AM	Split peak for compound Acenaphthene in sample Jan0714.D and keep left peak, new integration is from x, y = 8.507, 682.590079587637 to 8.599, 875.302450040948 and new response = 1384854, previous integration is from x, y = 8.507, 683 to 8.660, 1004 and previous response = 1412905.			✓	
CmdManuallyIntegrateSplit	BL2000\sean	1/11/2022 11:58:02 AM	Split qualifier 154.0 of compound 2,4-Dinitrophenol in sample Jan0714.D and keep right peak, new integration is from x, y = 8.599, 769.040932077146 to 8.660, 784.206903877649 and new response = 59387, previous integration is from x, y = 8.507, 746 to 8.660, 784 and previous response = 1413655.			✓	

# Audit Trail report

Name	User	Time	Action	Reason	Comment	Succeed	Exception
CmdManuallyIntegrateSplit	BL2000\sean	1/11/2022 11:58:11 AM	Split qualifier 139.0 of compound 4-Nitrophenol in sample Jan0714.D and keep right peak, new integration is from x, y = 8.763, 487.678049024351 to 8.814, 555.640537024883 and new response = 81996, previous integration is from x, y = 8.716, 426 to 8.814, 556 and previous response = 873090.			✓	
CmdManuallyIntegrateSplit	BL2000\sean	1/11/2022 11:58:15 AM	Split qualifier 63.0 of compound 2,4-Dinitrotoluene in sample Jan0714.D and keep right peak, new integration is from x, y = 8.701, 1595.39978862405 to 8.890, 1461.04725401198 and new response = 310447, previous integration is from x, y = 8.671, 1617 to 8.890, 1461 and previous response = 312065.			✓	
CmdManuallyIntegrateQualifierPeak	BL2000\sean	1/11/2022 11:58:20 AM	Manually integrate qualifier 63.0 of compound 2,4-Dinitrotoluene in sample Jan0714.D, from x, y = 8.763, 11789 to 8.890, 1461, result = 135021; previous integration is from x, y = 8.701, 1595 to 8.890, 1461 and previous response = 310447.			✓	
CmdManuallyIntegrateDropBaseline	BL2000\sean	1/11/2022 11:58:21 AM	Drop baseline for qualifier 63.0 of compound 2,4-Dinitrotoluene in sample Jan0714.D to y = 1461, new integration is from x, y = 8.763, 1461 to 8.890, 1461 and new response = 174303; previous integration is from x, y = 8.763, 11789 to 8.890, 1461 and previous response = 135021.			✓	
CmdManuallyIntegrateSplit	BL2000\sean	1/11/2022 11:58:29 AM	Split qualifier 65.0 of compound 4-Nitroaniline in sample Jan0714.D and keep left peak, new integration is from x, y = 9.203, 2327.59698182676 to 9.325, 2579.28097014599 and new response = 278443, previous integration is from x, y = 9.203, 2328 to 9.366, 2663 and previous response = 389250.			✓	
CmdManuallyIntegrateApplyTargetRtToQualifier	BL2000\sean	1/11/2022 11:58:36 AM	Apply target integration range 9.233-9.336 to qualifier 121.0 for compound 4,6-Dinitro-2-methylphenol in sample Jan0714.D, new integration is from x, y = 9.233, 2362 to 9.336, 1439 and new response = 55524; previous integration is from x, y = 9.080, 1063 to 9.172, 994 and previous response = 97618.			✓	

# Audit Trail report

Name	User	Time	Action	Reason	Comment	Succeed	Exception
CmdManuallyIntegrateDropBaseline	BL2000\sean	1/11/2022 11:58:37 AM	Drop baseline for qualifier 121.0 of compound 4,6-Dinitro-2-methylphenol in sample Jan0714.D to y = 1439, new integration is from x, y = 9.233, 1439 to 9.336, 1439 and new response = 58357; previous integration is from x, y = 9.233, 2362 to 9.336, 1439 and previous response = 55524.			✓	
CmdManuallyIntegrateApplyTargetRtToQualifier	BL2000\sean	1/11/2022 11:59:02 AM	Apply target integration range 9.305-9.417 to qualifier 167.0 for compound N-nitrosodiphenylamine in sample Jan0714.D, new integration is from x, y = 9.305, 5873 to 9.417, 1724 and new response = 402875; previously no peak.			✓	
CmdManuallyIntegrateDropBaseline	BL2000\sean	1/11/2022 11:59:03 AM	Drop baseline for qualifier 167.0 of compound N-nitrosodiphenylamine in sample Jan0714.D to y = 1724, new integration is from x, y = 9.305, 1724 to 9.417, 1724 and new response = 416882; previous integration is from x, y = 9.305, 5873 to 9.417, 1724 and previous response = 402875.			✓	
CmdSaveBatchTable	BL2000\sean	1/11/2022 11:59:47 AM	Save batch \\MASSHUNTER\Org\Data\SV5973N.I\sd010722\DoD BNA cal 1\QuantResults\010722 DoD BNA cal 1.batch.bin			✓	
CmdManuallyIntegrateApplyTargetRtToQualifier	BL2000\sean	1/11/2022 12:00:00 PM	Apply target integration range 4.564-4.644 to qualifier 1 for compound 35 in sample 16.			✓	
CmdManuallyIntegrateApplyTargetRtToQualifier	BL2000\sean	1/11/2022 12:00:05 PM	Apply target integration range 4.564-4.644 to qualifier 1 for compound 35 in sample 16.			✓	
CmdManuallyIntegrateQualifierPeak	BL2000\sean	1/11/2022 12:00:11 PM	Manually integrate qualifier 65.0 of compound Aniline in sample Jan0717.D from x, y = 4.572, 929 to 4.613, 8221; result = 54428			✓	
CmdManuallyIntegrateDropBaseline	BL2000\sean	1/11/2022 12:00:12 PM	Drop baseline for qualifier 65.0 of compound Aniline in sample Jan0717.D to y = 929, new integration is from x, y = 4.572, 929 to 4.613, 929 and new response = 63368; previous integration is from x, y = 4.572, 929 to 4.613, 8221 and previous response = 54428.			✓	
CmdManuallyIntegrateSplit	BL2000\sean	1/11/2022 12:00:21 PM	Split qualifier 66.0 of compound Phenol in sample Jan0717.D and keep left peak, new integration is from x, y = 4.613, 1127.84513473823 to 4.705, 1366.97233700667 and new response = 343791, previous integration is from x, y = 4.613, 1128 to 4.777, 1553 and previous response = 385571.			✓	



# Audit Trail report

Name	User	Time	Action	Reason	Comment	Succeed	Exception
CmdSelectPeak	BL2000\sean	1/11/2022 12:00:24 PM	Select peak for compound bis(-2-Chloroethyl)Ether in sample Jan0717.D			✓	
CmdSetTargetCompoundAttribute	BL2000\sean	1/11/2022 12:00:26 PM	Set UserAnnotation = CO for compound bis(-2-Chloroethyl)Ether in sample Jan0717.D; previous value =			✓	
CmdManuallyIntegrateApplyTargetRtToQualifier	BL2000\sean	1/11/2022 12:00:29 PM	Apply target integration range 4.664-4.705 to qualifier 64.0 for compound bis(-2-Chloroethyl)Ether in sample Jan0717.D, new integration is from x, y = 4.664, 4898 to 4.705, 1110 and new response = 22346; previous integration is from x, y = 4.613, 695 to 4.705, 780 and previous response = 81391.			✓	
CmdManuallyIntegrateDropBaseline	BL2000\sean	1/11/2022 12:00:30 PM	Drop baseline for qualifier 64.0 of compound bis(-2-Chloroethyl)Ether in sample Jan0717.D to y = 1110, new integration is from x, y = 4.664, 1110 to 4.705, 1110 and new response = 26988; previous integration is from x, y = 4.664, 4898 to 4.705, 1110 and previous response = 22346.			✓	
CmdManuallyIntegrateSplit	BL2000\sean	1/11/2022 12:01:19 PM	Split peak for compound 1,3-Dichlorobenzene in sample Jan0717.D and keep left peak, new integration is from x, y = 4.848, 0 to 4.930, 0 and new response = 898274, previous integration is from x, y = 4.848, 0 to 5.093, 0 and previous response = 1793196.			✓	
CmdSetTargetCompoundAttribute	BL2000\sean	1/11/2022 12:01:20 PM	Set UserAnnotation = CO for compound 1,3-Dichlorobenzene in sample Jan0717.D; previous value =			✓	
CmdManuallyIntegrateSplit	BL2000\sean	1/11/2022 12:01:22 PM	Split qualifier 148.0 of compound 1,3-Dichlorobenzene in sample Jan0717.D and keep left peak, new integration is from x, y = 4.850, 440.043957590477 to 4.930, 691.294276224583 and new response = 572311, previous integration is from x, y = 4.850, 440 to 5.073, 1140 and previous response = 1128117.			✓	
CmdManuallyIntegrateSplit	BL2000\sean	1/11/2022 12:01:24 PM	Split qualifier 111.0 of compound 1,3-Dichlorobenzene in sample Jan0717.D and keep left peak, new integration is from x, y = 4.848, 0 to 4.930, 0 and new response = 329925, previous integration is from x, y = 4.848, 0 to 5.073, 0 and previous response = 644137.			✓	



# Audit Trail report

Name	User	Time	Action	Reason	Comment	Succeed	Exception
CmdManuallyIntegrateSplit	BL2000\sean	1/11/2022 12:01:44 PM	Split peak for compound 1,4-Dichlorobenzene in sample Jan0717.D and keep right peak, new integration is from x, y = 4.930, 187.850471150695 to 5.093, 381.626858057348 and new response = 892130, previous integration is from x, y = 4.849, 91 to 5.093, 382 and previous response = 1789057.			✓	
CmdSetTargetCompoundAttribute	BL2000\sean	1/11/2022 12:01:45 PM	Set UserAnnotation = CO for compound 1,4-Dichlorobenzene in sample Jan0717.D; previous value =			✓	
CmdManuallyIntegrateSplit	BL2000\sean	1/11/2022 12:01:48 PM	Split qualifier 148.0 of compound 1,4-Dichlorobenzene in sample Jan0717.D and keep right peak, new integration is from x, y = 4.930, 0 to 5.073, 0 and new response = 563869, previous integration is from x, y = 4.838, 0 to 5.073, 0 and previous response = 1139020.			✓	
CmdManuallyIntegrateSplit	BL2000\sean	1/11/2022 12:01:50 PM	Split qualifier 111.0 of compound 1,4-Dichlorobenzene in sample Jan0717.D and keep right peak, new integration is from x, y = 4.930, 181.366493539221 to 5.073, 275.177749520628 and new response = 312254, previous integration is from x, y = 4.849, 128 to 5.073, 275 and previous response = 641128.			✓	
CmdManuallyIntegratePeak	BL2000\sean	1/11/2022 12:01:57 PM	Manually integrate compound Benzyl Alcohol in sample Jan0717.D, from x, y = 5.083, 242329 to 5.236, 351105, result = -2375749; previous integration is from x, y = 4.920, 0 to 4.981, 0 and previous response = 8309.			✓	
CmdManuallyIntegrateSnapBaseline	BL2000\sean	1/11/2022 12:01:59 PM	Snap baseline for compound Benzyl Alcohol in sample Jan0717.D, from x = 5.083 to x = 5.236, new integration is from x, y = 5.083, 0 to 5.236, 4775 and new response = 329731; previous integration is from x, y = 5.083, 242329 to 5.236, 351105 and previous response = -2375749.			✓	
CmdManuallyIntegrateDropBaseline	BL2000\sean	1/11/2022 12:02:00 PM	Drop baseline for compound Benzyl Alcohol in sample Jan0717.D to y = 0, new integration is from x, y = 5.083, 0 to 5.236, 0 and new response = 351677; previous integration is from x, y = 5.083, 0 to 5.236, 4775 and previous response = 329731.			✓	
CmdSetTargetCompoundAttribute	BL2000\sean	1/11/2022 12:02:01 PM	Set UserAnnotation = CO for compound Benzyl Alcohol in sample Jan0717.D; previous value =			✓	

# Audit Trail report

Name	User	Time	Action	Reason	Comment	Succeed	Exception
CmdManuallyIntegrateApplyTargetRtToQualifier	BL2000\sean	1/11/2022 12:02:04 PM	Apply target integration range 5.083-5.236 to qualifier 107.0 for compound Benzyl Alcohol in sample Jan0717.D, new integration is from x, y = 5.083, 0 to 5.236, 3142 and new response = 233772; previously no peak.			✓	
CmdManuallyIntegrateDropBaseline	BL2000\sean	1/11/2022 12:02:05 PM	Drop baseline for qualifier 107.0 of compound Benzyl Alcohol in sample Jan0717.D to y = 0, new integration is from x, y = 5.083, 0 to 5.236, 0 and new response = 248213; previous integration is from x, y = 5.083, 0 to 5.236, 3142 and previous response = 233772.			✓	
CmdManuallyIntegrateSplit	BL2000\sean	1/11/2022 12:02:18 PM	Split peak for compound 4Methylphenol/3Methylphenol in sample Jan0717.D and keep left peak, new integration is from x, y = 5.471, 2230.71369684957 to 5.624, 1935.99841041735 and new response = 924632, previous integration is from x, y = 5.471, 2231 to 5.624, 1936 and previous response = 924632.			✓	
CmdManuallyIntegrateSplit	BL2000\sean	1/11/2022 12:02:22 PM	Split peak for compound 4Methylphenol/3Methylphenol in sample Jan0717.D and keep left peak, new integration is from x, y = 5.471, 2230.71369684957 to 5.624, 1935.99841041735 and new response = 924632, previous integration is from x, y = 5.471, 2231 to 5.624, 1936 and previous response = 924632.			✓	
CmdManuallyIntegrateSplit	BL2000\sean	1/11/2022 12:02:23 PM	Split peak for compound 4Methylphenol/3Methylphenol in sample Jan0717.D and keep left peak, new integration is from x, y = 5.471, 2230.71369684957 to 5.624, 1935.99841041735 and new response = 924632, previous integration is from x, y = 5.471, 2231 to 5.624, 1936 and previous response = 924632.			✓	
CmdManuallyIntegrateSplit	BL2000\sean	1/11/2022 12:02:52 PM	Split qualifier 65.0 of compound p-Chloroaniline in sample Jan0717.D and keep right peak, new integration is from x, y = 6.439, 825.656477047138 to 6.609, 1316.38789910451 and new response = 434927, previous integration is from x, y = 6.439, 826 to 6.609, 1316 and previous response = 434927.			✓	

# Audit Trail report

Name	User	Time	Action	Reason	Comment	Succeed	Exception
CmdManuallyIntegrateQualifierPeak	BL2000\sean	1/11/2022 12:02:56 PM	Manually integrate qualifier 65.0 of compound p-Chloroaniline in sample Jan0717.D, from x, y = 6.516, 14897 to 6.609, 1316, result = 145674; previous integration is from x, y = 6.439, 826 to 6.609, 1316 and previous response = 434927.			✓	
CmdManuallyIntegrateDropBaseline	BL2000\sean	1/11/2022 12:02:57 PM	Drop baseline for qualifier 65.0 of compound p-Chloroaniline in sample Jan0717.D to y = 1316, new integration is from x, y = 6.516, 1316 to 6.609, 1316 and new response = 183334; previous integration is from x, y = 6.516, 14897 to 6.609, 1316 and previous response = 145674.			✓	
CmdManuallyIntegratePeak	BL2000\sean	1/11/2022 12:03:15 PM	Manually integrate compound 4-Chloro-3-Methylphenol in sample Jan0717.D, from x, y = 7.143, 420502 to 7.276, 441110, result = -2874443; previous integration is from x, y = 7.009, 706 to 7.102, 858 and previous response = 492610.			✓	
CmdManuallyIntegrateSnapBaseline	BL2000\sean	1/11/2022 12:03:16 PM	Snap baseline for compound 4-Chloro-3-Methylphenol in sample Jan0717.D, from x = 7.143 to x = 7.276, new integration is from x, y = 7.143, 1850 to 7.276, 3170 and new response = 556210; previous integration is from x, y = 7.143, 420502 to 7.276, 441110 and previous response = -2874443.			✓	
CmdManuallyIntegrateDropBaseline	BL2000\sean	1/11/2022 12:03:17 PM	Drop baseline for compound 4-Chloro-3-Methylphenol in sample Jan0717.D to y = 1850, new integration is from x, y = 7.143, 1850 to 7.276, 1850 and new response = 561497; previous integration is from x, y = 7.143, 1850 to 7.276, 3170 and previous response = 556210.			✓	
CmdManuallyIntegrateApplyTargetRtToQualifier	BL2000\sean	1/11/2022 12:03:21 PM	Apply target integration range 7.143-7.276 to qualifier 144.0 for compound 4-Chloro-3-Methylphenol in sample Jan0717.D, new integration is from x, y = 7.143, 776 to 7.276, 937 and new response = 165114; previously no peak.			✓	
CmdManuallyIntegrateDropBaseline	BL2000\sean	1/11/2022 12:03:21 PM	Drop baseline for qualifier 144.0 of compound 4-Chloro-3-Methylphenol in sample Jan0717.D to y = 776, new integration is from x, y = 7.143, 776 to 7.276, 776 and new response = 165759; previous integration is from x, y = 7.143, 776 to 7.276, 937 and previous response = 165114.			✓	

# Audit Trail report

Name	User	Time	Action	Reason	Comment	Succeed	Exception
CmdManuallyIntegrateSplit	BL2000\sean	1/11/2022 12:03:26 PM	Split qualifier 144.0 of compound 4-Chloro-3-Methylphenol in sample Jan0717.D and keep left peak, new integration is from x, y = 7.143, 776 to 7.225, 776 and new response = 154224, previous integration is from x, y = 7.143, 776 to 7.276, 776 and previous response = 165759.			✓	
CmdManuallyIntegrateSplit	BL2000\sean	1/11/2022 12:03:46 PM	Split qualifier 77.0 of compound Dimethyl Phthalate in sample Jan0717.D and keep left peak, new integration is from x, y = 8.219, 1476.29612733119 to 8.282, 1560.24850805573 and new response = 305875, previous integration is from x, y = 8.219, 1476 to 8.374, 1684 and previous response = 403308.			✓	
CmdManuallyIntegrateApplyTargetRtToQualifier	BL2000\sean	1/11/2022 12:03:58 PM	Apply target integration range 8.599-8.742 to qualifier 154.0 for compound 2,4-Dinitrophenol in sample Jan0717.D, new integration is from x, y = 8.599, 3950 to 8.742, 2288 and new response = 32459; previous integration is from x, y = 8.507, 697 to 8.599, 715 and previous response = 1442082.			✓	
CmdManuallyIntegrateDropBaseline	BL2000\sean	1/11/2022 12:03:59 PM	Drop baseline for qualifier 154.0 of compound 2,4-Dinitrophenol in sample Jan0717.D to y = 2288, new integration is from x, y = 8.599, 2288 to 8.742, 2288 and new response = 39600; previous integration is from x, y = 8.599, 3950 to 8.742, 2288 and previous response = 32459.			✓	
CmdManuallyIntegrateSplit	BL2000\sean	1/11/2022 12:04:05 PM	Split qualifier 139.0 of compound Dibenzofuran in sample Jan0717.D and keep left peak, new integration is from x, y = 8.722, 274.063166698383 to 8.783, 385.164791463829 and new response = 815483, previous integration is from x, y = 8.722, 274 to 8.875, 552 and previous response = 881119.			✓	
CmdManuallyIntegrateSplit	BL2000\sean	1/11/2022 12:04:10 PM	Split qualifier 139.0 of compound 4-Nitrophenol in sample Jan0717.D and keep right peak, new integration is from x, y = 8.783, 635.614774225155 to 8.875, 822.009331206194 and new response = 84087, previous integration is from x, y = 8.722, 512 to 8.875, 822 and previous response = 878929.			✓	

# Audit Trail report

Name	User	Time	Action	Reason	Comment	Succeed	Exception
CmdManuallyIntegrateQualifierPeak	BL2000\sean	1/11/2022 12:04:18 PM	Manually integrate qualifier 63.0 of compound 2,4-Dinitrotoluene in sample Jan0717.D, from x, y = 8.763, 2120 to 8.793, 12243, result = 143505; previous integration is from x, y = 8.722, 2121 to 8.855, 1940 and previous response = 317187.			✓	
CmdManuallyIntegrateDropBaseline	BL2000\sean	1/11/2022 12:04:19 PM	Drop baseline for qualifier 63.0 of compound 2,4-Dinitrotoluene in sample Jan0717.D to y = 2120, new integration is from x, y = 8.763, 2120 to 8.793, 2120 and new response = 152829; previous integration is from x, y = 8.763, 2120 to 8.793, 12243 and previous response = 143505.			✓	
CmdManuallyIntegrateSplit	BL2000\sean	1/11/2022 12:04:38 PM	Split qualifier 167.0 of compound N-nitrosodiphenylamine in sample Jan0717.D and keep left peak, new integration is from x, y = 9.325, 285.148651061748 to 9.428, 332.303830270094 and new response = 410168, previous integration is from x, y = 9.325, 285 to 9.479, 356 and previous response = 420416.			✓	
CmdManuallyIntegrateQualifierPeak	BL2000\sean	1/11/2022 12:04:48 PM	Manually integrate qualifier 51.0 of compound Azobenzene in sample Jan0717.D, from x, y = 9.366, 67696 to 9.510, 3748, result = 345221; previous integration is from x, y = 9.090, 4424 to 9.510, 3748 and previous response = 1549686.			✓	
CmdManuallyIntegrateDropBaseline	BL2000\sean	1/11/2022 12:04:49 PM	Drop baseline for qualifier 51.0 of compound Azobenzene in sample Jan0717.D to y = 3748, new integration is from x, y = 9.366, 3748 to 9.510, 3748 and new response = 619974; previous integration is from x, y = 9.366, 67696 to 9.510, 3748 and previous response = 345221.			✓	
CmdManuallyIntegratePeak	BL2000\sean	1/11/2022 12:05:18 PM	Manually integrate compound Benzidine in sample Jan0717.D, from x, y = 12.490, 0 to 12.733, 202, result = 33374; previous integration is from x, y = 12.503, 271 to 12.693, 277 and previous response = 29989.			✓	
CmdManuallyIntegrateDropBaseline	BL2000\sean	1/11/2022 12:05:19 PM	Drop baseline for compound Benzidine in sample Jan0717.D to y = 0, new integration is from x, y = 12.490, 0 to 12.733, 0 and new response = 34844; previous integration is from x, y = 12.490, 0 to 12.733, 202 and previous response = 33374.			✓	
CmdSetTargetCompoundAttribute	BL2000\sean	1/11/2022 12:05:20 PM	Set UserAnnotation = BA for compound Benzidine in sample Jan0717.D; previous value =			✓	

# Audit Trail report

Name	User	Time	Action	Reason	Comment	Succeed	Exception
CmdSaveBatchTable	BL2000\sean	1/11/2022 12:06:02 PM	Save batch \\MASSHUNTER\Org\Data\SV5973N.I\sd010722\DoD BNA cal 1\QuantResults\010722 DoD BNA cal 1.batch.bin			✓	
CmdManuallyIntegratePeak	BL2000\sean	1/11/2022 12:06:17 PM	Manually integrate compound Aniline in sample Jan0720.D, from x, y = 4.562, 238975 to 4.634, 311978, result = -830426; previous integration is from x, y = 4.664, 973 to 4.756, 1336 and previous response = 724514.			✓	
CmdManuallyIntegrateSnapBaseline	BL2000\sean	1/11/2022 12:06:19 PM	Snap baseline for compound Aniline in sample Jan0720.D, from x = 4.562 to x = 4.634, new integration is from x, y = 4.562, 470 to 4.634, 11038 and new response = 326684; previous integration is from x, y = 4.562, 238975 to 4.634, 311978 and previous response = -830426.			✓	
CmdManuallyIntegrateDropBaseline	BL2000\sean	1/11/2022 12:06:20 PM	Drop baseline for compound Aniline in sample Jan0720.D to y = 470, new integration is from x, y = 4.562, 470 to 4.634, 470 and new response = 349352; previous integration is from x, y = 4.562, 470 to 4.634, 11038 and previous response = 326684.			✓	
CmdManuallyIntegrateApplyTargetRtToQualifier	BL2000\sean	1/11/2022 12:06:22 PM	Apply target integration range 4.562-4.634 to qualifier 66.0 for compound Aniline in sample Jan0720.D, new integration is from x, y = 4.562, 844 to 4.634, 43232 and new response = 60367; previous integration is from x, y = 4.573, 1027 to 4.624, 1163 and previous response = 134680.			✓	
CmdManuallyIntegrateDropBaseline	BL2000\sean	1/11/2022 12:06:23 PM	Drop baseline for qualifier 66.0 of compound Aniline in sample Jan0720.D to y = 844, new integration is from x, y = 4.562, 844 to 4.634, 844 and new response = 151289; previous integration is from x, y = 4.562, 844 to 4.634, 43232 and previous response = 60367.			✓	
CmdClearManualIntegration	BL2000\sean	1/11/2022 12:06:25 PM	Clear manual integration of qualifier 66.0 for compound Aniline in sample Jan0720.D			✓	
CmdSetTargetCompoundAttribute	BL2000\sean	1/11/2022 12:06:29 PM	Set UserAnnotation = CO for compound Aniline in sample Jan0720.D; previous value =			✓	

# Audit Trail report

Name	User	Time	Action	Reason	Comment	Succeed	Exception
CmdManuallyIntegrateSplit	BL2000\sean	1/11/2022 12:06:36 PM	Split peak for compound bis(-2-Chloroethyl)Ether in sample Jan0720.D and keep left peak, new integration is from x, y = 4.664, 945.364570809896 to 4.715, 998.292909175524 and new response = 733489, previous integration is from x, y = 4.664, 945 to 4.756, 1041 and previous response = 987240.			✓	
CmdSetTargetCompoundAttribute	BL2000\sean	1/11/2022 12:06:37 PM	Set UserAnnotation = CO for compound bis(-2-Chloroethyl)Ether in sample Jan0720.D; previous value =			✓	
CmdManuallyIntegrateSplit	BL2000\sean	1/11/2022 12:06:38 PM	Split qualifier 64.0 of compound bis(-2-Chloroethyl)Ether in sample Jan0720.D and keep right peak, new integration is from x, y = 4.613, 701.513784245138 to 4.705, 792.313342063462 and new response = 77039, previous integration is from x, y = 4.613, 702 to 4.705, 792 and previous response = 77039.			✓	
CmdManuallyIntegrateApplyTargetRtToQualifier	BL2000\sean	1/11/2022 12:06:44 PM	Apply target integration range 4.664-4.715 to qualifier 64.0 for compound bis(-2-Chloroethyl)Ether in sample Jan0720.D, new integration is from x, y = 4.664, 5035 to 4.715, 3447 and new response = 17779; previous integration is from x, y = 4.613, 702 to 4.705, 792 and previous response = 77039.			✓	
CmdManuallyIntegrateDropBaseline	BL2000\sean	1/11/2022 12:06:45 PM	Drop baseline for qualifier 64.0 of compound bis(-2-Chloroethyl)Ether in sample Jan0720.D to y = 3447, new integration is from x, y = 4.664, 3447 to 4.715, 3447 and new response = 20212; previous integration is from x, y = 4.664, 5035 to 4.715, 3447 and previous response = 17779.			✓	
CmdManuallyIntegrateSplit	BL2000\sean	1/11/2022 12:07:02 PM	Split peak for compound 1,3-Dichlorobenzene in sample Jan0720.D and keep left peak, new integration is from x, y = 4.848, 0 to 4.940, 0 and new response = 736936, previous integration is from x, y = 4.848, 0 to 5.022, 0 and previous response = 1464008.			✓	
CmdSetTargetCompoundAttribute	BL2000\sean	1/11/2022 12:07:04 PM	Set UserAnnotation = CO for compound 1,3-Dichlorobenzene in sample Jan0720.D; previous value =			✓	



# Audit Trail report

Name	User	Time	Action	Reason	Comment	Succeed	Exception
CmdManuallyIntegrateSplit	BL2000\sean	1/11/2022 12:07:06 PM	Split qualifier 148.0 of compound 1,3-Dichlorobenzene in sample Jan0720.D and keep left peak, new integration is from x, y = 4.848, 0 to 4.930, 0 and new response = 474756, previous integration is from x, y = 4.848, 0 to 5.042, 0 and previous response = 944234.			✓	
CmdManuallyIntegrateSplit	BL2000\sean	1/11/2022 12:07:08 PM	Split qualifier 111.0 of compound 1,3-Dichlorobenzene in sample Jan0720.D and keep left peak, new integration is from x, y = 4.848, 0 to 4.930, 0 and new response = 268009, previous integration is from x, y = 4.848, 0 to 5.042, 0 and previous response = 536650.			✓	
CmdManuallyIntegrateSplit	BL2000\sean	1/11/2022 12:07:57 PM	Split peak for compound 1,4-Dichlorobenzene in sample Jan0720.D and keep right peak, new integration is from x, y = 4.940, 152.648422139 to 5.022, 224.269938116073 and new response = 726148, previous integration is from x, y = 4.849, 73 to 5.022, 224 and previous response = 1462172.			✓	
CmdSetTargetCompoundAttribute	BL2000\sean	1/11/2022 12:07:58 PM	Set UserAnnotation = CO for compound 1,4-Dichlorobenzene in sample Jan0720.D; previous value =			✓	
CmdManuallyIntegrateSplit	BL2000\sean	1/11/2022 12:08:01 PM	Split qualifier 148.0 of compound 1,4-Dichlorobenzene in sample Jan0720.D and keep right peak, new integration is from x, y = 4.930, 285.85592682418 to 5.042, 368.203718582444 and new response = 467274, previous integration is from x, y = 4.854, 230 to 5.042, 368 and previous response = 940796.			✓	
CmdManuallyIntegrateSplit	BL2000\sean	1/11/2022 12:08:03 PM	Split qualifier 111.0 of compound 1,4-Dichlorobenzene in sample Jan0720.D and keep right peak, new integration is from x, y = 4.930, 0 to 5.042, 0 and new response = 268641, previous integration is from x, y = 4.848, 0 to 5.042, 0 and previous response = 536650.			✓	
CmdManuallyIntegrateSplit	BL2000\sean	1/11/2022 12:08:10 PM	Split peak for compound Benzyl Alcohol in sample Jan0720.D and keep left peak, new integration is from x, y = 5.112, 604.140963543105 to 5.257, 1628.85552101031 and new response = 349580, previous integration is from x, y = 5.112, 604 to 5.390, 2571 and previous response = 1009641.			✓	
CmdSetTargetCompoundAttribute	BL2000\sean	1/11/2022 12:08:11 PM	Set UserAnnotation = CO for compound Benzyl Alcohol in sample Jan0720.D; previous value =			✓	



# Audit Trail report

Name	User	Time	Action	Reason	Comment	Succeed	Exception
CmdManuallyIntegrateSplit	BL2000\sean	1/11/2022 12:08:14 PM	Split qualifier 79.0 of compound Benzyl Alcohol in sample Jan0720.D and keep left peak, new integration is from x, y = 5.118, 1484.32732498707 to 5.267, 2292.67219216657 and new response = 417549, previous integration is from x, y = 5.118, 1484 to 5.369, 2848 and previous response = 769781.			✓	
CmdManuallyIntegrateApplyTargetRtToQualifier	BL2000\sean	1/11/2022 12:08:17 PM	Apply target integration range 5.112-5.257 to qualifier 107.0 for compound Benzyl Alcohol in sample Jan0720.D, new integration is from x, y = 5.112, 807 to 5.257, 1971 and new response = 240838; previous integration is from x, y = 5.267, 0 to 5.390, 0 and previous response = 618136.			✓	
CmdManuallyIntegrateDropBaseline	BL2000\sean	1/11/2022 12:08:18 PM	Drop baseline for qualifier 107.0 of compound Benzyl Alcohol in sample Jan0720.D to y = 807, new integration is from x, y = 5.112, 807 to 5.257, 807 and new response = 245883; previous integration is from x, y = 5.112, 807 to 5.257, 1971 and previous response = 240838.			✓	
CmdManuallyIntegrateSplit	BL2000\sean	1/11/2022 12:08:24 PM	Split qualifier 108.0 of compound 2-Methylphenol in sample Jan0720.D and keep right peak, new integration is from x, y = 5.257, 1061.14604984775 to 5.390, 1684.15356673697 and new response = 665933, previous integration is from x, y = 5.107, 356 to 5.390, 1684 and previous response = 1018911.			✓	
CmdManuallyIntegratePeak	BL2000\sean	1/11/2022 12:08:31 PM	Manually integrate compound 4Methylphenol/3Methylphenol in sample Jan0720.D, from x, y = 5.481, 554119 to 5.584, 659296, result = -2861868; previous integration is from x, y = 5.283, 2314 to 5.390, 2164 and previous response = 601913.			✓	
CmdManuallyIntegrateSnapBaseline	BL2000\sean	1/11/2022 12:08:32 PM	Snap baseline for compound 4Methylphenol/3Methylphenol in sample Jan0720.D, from x = 5.481 to x = 5.584, new integration is from x, y = 5.481, 3059 to 5.584, 8150 and new response = 821691; previous integration is from x, y = 5.481, 554119 to 5.584, 659296 and previous response = -2861868.			✓	

# Audit Trail report

Name	User	Time	Action	Reason	Comment	Succeed	Exception
CmdManuallyIntegrateDropBaseline	BL2000\sean	1/11/2022 12:08:33 PM	Drop baseline for compound 4Methylphenol/3Methylphenol in sample Jan0720.D to y = 3059, new integration is from x, y = 5.481, 3059 to 5.584, 3059 and new response = 837290; previous integration is from x, y = 5.481, 3059 to 5.584, 8150 and previous response = 821691.			✓	
CmdSetTargetCompoundAttribute	BL2000\sean	1/11/2022 12:08:34 PM	Set UserAnnotation = CO for compound 4Methylphenol/3Methylphenol in sample Jan0720.D; previous value =			✓	
CmdManuallyIntegrateApplyTargetRtToQualifier	BL2000\sean	1/11/2022 12:08:37 PM	Apply target integration range 5.481-5.584 to qualifier 108.0 for compound 4Methylphenol/3Methylphenol in sample Jan0720.D, new integration is from x, y = 5.481, 2584 to 5.584, 7653 and new response = 673778; previously no peak.			✓	
CmdManuallyIntegrateDropBaseline	BL2000\sean	1/11/2022 12:08:38 PM	Drop baseline for qualifier 108.0 of compound 4Methylphenol/3Methylphenol in sample Jan0720.D to y = 2584, new integration is from x, y = 5.481, 2584 to 5.584, 2584 and new response = 689309; previous integration is from x, y = 5.481, 2584 to 5.584, 7653 and previous response = 673778.			✓	
CmdManuallyIntegrateSplit	BL2000\sean	1/11/2022 12:08:45 PM	Split qualifier 77.0 of compound Nitrobenzene in sample Jan0720.D and keep right peak, new integration is from x, y = 5.573, 2680.75807362366 to 5.676, 2425.84797922576 and new response = 455626, previous integration is from x, y = 5.482, 2910 to 5.676, 2426 and previous response = 670569.			✓	
CmdManuallyIntegrateSplit	BL2000\sean	1/11/2022 12:09:00 PM	Split qualifier 129.0 of compound Naphthalene in sample Jan0720.D and keep left peak, new integration is from x, y = 6.393, 377.703000464811 to 6.485, 456.642574068476 and new response = 188817, previous integration is from x, y = 6.393, 378 to 6.557, 518 and previous response = 388250.			✓	
CmdManuallyIntegrateSplit	BL2000\sean	1/11/2022 12:09:02 PM	Split qualifier 102.0 of compound Naphthalene in sample Jan0720.D and keep left peak, new integration is from x, y = 6.383, 0 to 6.475, 0 and new response = 155106, previous integration is from x, y = 6.383, 0 to 6.557, 0 and previous response = 195311.			✓	

# Audit Trail report

Name	User	Time	Action	Reason	Comment	Succeed	Exception
CmdManuallyIntegrateApplyTargetRtToQualifier	BL2000\sean	1/11/2022 12:09:15 PM	Apply target integration range 6.507-6.609 to qualifier 129.0 for compound p-Chloroaniline in sample Jan0720.D, new integration is from x, y = 6.507, 40064 to 6.609, 2920 and new response = 67894; previously no peak.			✓	
CmdManuallyIntegrateDropBaseline	BL2000\sean	1/11/2022 12:09:16 PM	Drop baseline for qualifier 129.0 of compound p-Chloroaniline in sample Jan0720.D to y = 2920, new integration is from x, y = 6.507, 2920 to 6.609, 2920 and new response = 183715; previous integration is from x, y = 6.507, 40064 to 6.609, 2920 and previous response = 67894.			✓	
CmdManuallyIntegrateSplit	BL2000\sean	1/11/2022 12:09:17 PM	Split qualifier 65.0 of compound p-Chloroaniline in sample Jan0720.D and keep right peak, new integration is from x, y = 6.440, 834.957492577709 to 6.588, 1254.9579715295 and new response = 415453, previous integration is from x, y = 6.440, 835 to 6.588, 1255 and previous response = 415453.			✓	
CmdManuallyIntegrateQualifierPeak	BL2000\sean	1/11/2022 12:09:22 PM	Manually integrate qualifier 65.0 of compound p-Chloroaniline in sample Jan0720.D, from x, y = 6.516, 15826 to 6.588, 1255, result = 186069; previous integration is from x, y = 6.440, 835 to 6.588, 1255 and previous response = 415453.			✓	
CmdManuallyIntegrateDropBaseline	BL2000\sean	1/11/2022 12:09:24 PM	Drop baseline for qualifier 65.0 of compound p-Chloroaniline in sample Jan0720.D to y = 1255, new integration is from x, y = 6.516, 1255 to 6.588, 1255 and new response = 217491; previous integration is from x, y = 6.516, 15826 to 6.588, 1255 and previous response = 186069.			✓	
CmdManuallyIntegrateSplit	BL2000\sean	1/11/2022 12:09:42 PM	Split qualifier 77.0 of compound Dimethyl Phthalate in sample Jan0720.D and keep left peak, new integration is from x, y = 8.221, 1493.7429512615 to 8.282, 1623.7582768465 and new response = 287812, previous integration is from x, y = 8.221, 1494 to 8.323, 1710 and previous response = 359040.			✓	
CmdManuallyIntegrateApplyTargetRtToQualifier	BL2000\sean	1/11/2022 12:09:48 PM	Apply target integration range 8.282-8.374 to qualifier 153.1 for compound Acenaphthylene in sample Jan0720.D, new integration is from x, y = 8.282, 0 to 8.374, 1633 and new response = 274486; previously no peak.			✓	

# Audit Trail report

Name	User	Time	Action	Reason	Comment	Succeed	Exception
CmdManuallyIntegrateDropBaseline	BL2000\sean	1/11/2022 12:09:49 PM	Drop baseline for qualifier 153.1 of compound Acenaphthylene in sample Jan0720.D to y = 0, new integration is from x, y = 8.282, 0 to 8.374, 0 and new response = 278997; previous integration is from x, y = 8.282, 0 to 8.374, 1633 and previous response = 274486.			✓	
CmdManuallyIntegrateApplyTargetRtToQualifier	BL2000\sean	1/11/2022 12:09:58 PM	Apply target integration range 8.599-8.691 to qualifier 154.0 for compound 2,4-Dinitrophenol in sample Jan0720.D, new integration is from x, y = 8.599, 4049 to 8.691, 2237 and new response = 43635; previous integration is from x, y = 8.507, 721 to 8.609, 761 and previous response = 1324994.			✓	
CmdManuallyIntegrateDropBaseline	BL2000\sean	1/11/2022 12:09:59 PM	Drop baseline for qualifier 154.0 of compound 2,4-Dinitrophenol in sample Jan0720.D to y = 2237, new integration is from x, y = 8.599, 2237 to 8.691, 2237 and new response = 48640; previous integration is from x, y = 8.599, 4049 to 8.691, 2237 and previous response = 43635.			✓	
CmdManuallyIntegrateSplit	BL2000\sean	1/11/2022 12:10:03 PM	Split qualifier 139.0 of compound Dibenzofuran in sample Jan0720.D and keep left peak, new integration is from x, y = 8.722, 265.47531853536 to 8.783, 308.200507741136 and new response = 739894, previous integration is from x, y = 8.722, 265 to 8.875, 372 and previous response = 793247.			✓	
CmdManuallyIntegrateApplyTargetRtToQualifier	BL2000\sean	1/11/2022 12:10:09 PM	Apply target integration range 8.794-8.916 to qualifier 139.0 for compound 4-Nitrophenol in sample Jan0720.D, new integration is from x, y = 8.794, 2744 to 8.916, 1963 and new response = 51778; previously no peak.			✓	
CmdManuallyIntegrateDropBaseline	BL2000\sean	1/11/2022 12:10:10 PM	Drop baseline for qualifier 139.0 of compound 4-Nitrophenol in sample Jan0720.D to y = 1963, new integration is from x, y = 8.794, 1963 to 8.916, 1963 and new response = 54664; previous integration is from x, y = 8.794, 2744 to 8.916, 1963 and previous response = 51778.			✓	

# Audit Trail report

Name	User	Time	Action	Reason	Comment	Succeed	Exception
CmdManuallyIntegrateApplyTargetRtToQualifier	BL2000\sean	1/11/2022 12:10:16 PM	Apply target integration range 8.745-8.824 to qualifier 63.0 for compound 2,4-Dinitrotoluene in sample Jan0720.D, new integration is from x, y = 8.745, 108552 to 8.824, 13678 and new response = -69812; previous integration is from x, y = 8.717, 2171 to 8.875, 1866 and previous response = 279863.			✓	
CmdManuallyIntegrateDropBaseline	BL2000\sean	1/11/2022 12:10:17 PM	Drop baseline for qualifier 63.0 of compound 2,4-Dinitrotoluene in sample Jan0720.D to y = 13678, new integration is from x, y = 8.745, 13678 to 8.824, 13678 and new response = 171698; previous integration is from x, y = 8.745, 108552 to 8.824, 13678 and previous response = -69812.			✓	
CmdManuallyIntegrateQualifierPeak	BL2000\sean	1/11/2022 12:10:23 PM	Manually integrate qualifier 63.0 of compound 2,4-Dinitrotoluene in sample Jan0720.D, from x, y = 8.763, 4385 to 8.804, 4744, result = 123442; previous integration is from x, y = 8.745, 13678 to 8.824, 13678 and previous response = 171698.			✓	
CmdManuallyIntegrateDropBaseline	BL2000\sean	1/11/2022 12:10:24 PM	Drop baseline for qualifier 63.0 of compound 2,4-Dinitrotoluene in sample Jan0720.D to y = 4385, new integration is from x, y = 8.763, 4385 to 8.804, 4385 and new response = 123883; previous integration is from x, y = 8.763, 4385 to 8.804, 4744 and previous response = 123442.			✓	
CmdManuallyIntegrateQualifierPeak	BL2000\sean	1/11/2022 12:10:37 PM	Manually integrate qualifier 63.0 of compound 2,4-Dinitrotoluene in sample Jan0720.D, from x, y = 8.763, 984 to 8.804, 1860, result = 131156; previous integration is from x, y = 8.763, 4385 to 8.804, 4385 and previous response = 123883.			✓	
CmdManuallyIntegrateDropBaseline	BL2000\sean	1/11/2022 12:10:38 PM	Drop baseline for qualifier 63.0 of compound 2,4-Dinitrotoluene in sample Jan0720.D to y = 984, new integration is from x, y = 8.763, 984 to 8.804, 984 and new response = 132232; previous integration is from x, y = 8.763, 984 to 8.804, 1860 and previous response = 131156.			✓	
CmdManuallyIntegrateApplyTargetRtToQualifier	BL2000\sean	1/11/2022 12:10:43 PM	Apply target integration range 9.131-9.233 to qualifier 167.0 for compound Fluorene in sample Jan0720.D, new integration is from x, y = 9.131, 0 to 9.233, 339 and new response = 214827; previous integration is from x, y = 9.288, 406 to 9.438, 552 and previous response = 350592.			✓	

# Audit Trail report

Name	User	Time	Action	Reason	Comment	Succeed	Exception
CmdManuallyIntegrateDropBaseline	BL2000\sean	1/11/2022 12:10:44 PM	Drop baseline for qualifier 167.0 of compound Fluorene in sample Jan0720.D to y = 0, new integration is from x, y = 9.131, 0 to 9.233, 0 and new response = 215867; previous integration is from x, y = 9.131, 0 to 9.233, 339 and previous response = 214827.			✓	
CmdManuallyIntegratePeak	BL2000\sean	1/11/2022 12:11:00 PM	Manually integrate compound Anthracene in sample Jan0720.D, from x, y = 10.343, 845276 to 10.434, 965251, result = -2868859; previous integration is from x, y = 10.272, 306 to 10.343, 489 and previous response = 2279749.			✓	
CmdManuallyIntegrateSnapBaseline	BL2000\sean	1/11/2022 12:11:01 PM	Snap baseline for compound Anthracene in sample Jan0720.D, from x = 10.343 to x = 10.434, new integration is from x, y = 10.343, 6643 to 10.434, 11872 and new response = 2032294; previous integration is from x, y = 10.343, 845276 to 10.434, 965251 and previous response = -2868859.			✓	
CmdManuallyIntegrateDropBaseline	BL2000\sean	1/11/2022 12:11:02 PM	Drop baseline for compound Anthracene in sample Jan0720.D to y = 6643, new integration is from x, y = 10.343, 6643 to 10.434, 6643 and new response = 2046596; previous integration is from x, y = 10.343, 6643 to 10.434, 11872 and previous response = 2032294.			✓	
CmdManuallyIntegrateApplyTargetRtToQualifier	BL2000\sean	1/11/2022 12:11:05 PM	Apply target integration range 10.343-10.434 to qualifier 176.0 for compound Anthracene in sample Jan0720.D, new integration is from x, y = 10.343, 943 to 10.434, 4401 and new response = 380197; previously no peak.			✓	
CmdManuallyIntegrateDropBaseline	BL2000\sean	1/11/2022 12:11:06 PM	Drop baseline for qualifier 176.0 of compound Anthracene in sample Jan0720.D to y = 943, new integration is from x, y = 10.343, 943 to 10.434, 943 and new response = 389655; previous integration is from x, y = 10.343, 943 to 10.434, 4401 and previous response = 380197.			✓	
CmdManuallyIntegratePeak	BL2000\sean	1/11/2022 12:11:17 PM	Manually integrate compound Benzidine in sample Jan0720.D from x, y = 12.409, 0 to 12.774, 0; result = 7569			✓	
CmdManuallyIntegrateQualifierPeak	BL2000\sean	1/11/2022 12:11:21 PM	Manually integrate qualifier 92.0 of compound Benzidine in sample Jan0720.D from x, y = 12.430, 271 to 12.602, 274; result = 3374			✓	

# Audit Trail report

Name	User	Time	Action	Reason	Comment	Succeed	Exception
CmdManuallyIntegrateQualifierPeak	BL2000\sean	1/11/2022 12:11:28 PM	Manually integrate qualifier 92.0 of compound Benzidine in sample Jan0720.D, from x, y = 12.500, 292 to 12.602, 274, result = 2059; previous integration is from x, y = 12.430, 271 to 12.602, 274 and previous response = 3374.			✓	
CmdManuallyIntegrateQualifierPeak	BL2000\sean	1/11/2022 12:11:32 PM	Manually integrate qualifier 92.0 of compound Benzidine in sample Jan0720.D, from x, y = 12.541, 292 to 12.612, 271, result = 1031; previous integration is from x, y = 12.500, 292 to 12.602, 274 and previous response = 2059.			✓	
CmdManuallyIntegrateQualifierPeak	BL2000\sean	1/11/2022 12:11:36 PM	Manually integrate qualifier 183.0 of compound Benzidine in sample Jan0720.D from x, y = 12.500, 2 to 12.663, -7; result = 3510			✓	
CmdManuallyIntegrateQualifierPeak	BL2000\sean	1/11/2022 12:11:48 PM	Manually integrate qualifier 92.0 of compound Benzidine in sample Jan0720.D, from x, y = 12.531, 288 to 12.551, 321, result = 388; previous integration is from x, y = 12.541, 292 to 12.612, 271 and previous response = 1031.			✓	
CmdManuallyIntegrateQualifierPeak	BL2000\sean	1/11/2022 12:11:52 PM	Manually integrate qualifier 92.0 of compound Benzidine in sample Jan0720.D, from x, y = 12.521, 266 to 12.551, 321, result = 641; previous integration is from x, y = 12.531, 288 to 12.551, 321 and previous response = 388.			✓	
CmdManuallyIntegrateDropBaseline	BL2000\sean	1/11/2022 12:11:54 PM	Drop baseline for qualifier 92.0 of compound Benzidine in sample Jan0720.D to y = 266, new integration is from x, y = 12.521, 266 to 12.551, 266 and new response = 692; previous integration is from x, y = 12.521, 266 to 12.551, 321 and previous response = 641.			✓	
CmdManuallyIntegrateQualifierPeak	BL2000\sean	1/11/2022 12:11:57 PM	Manually integrate qualifier 183.0 of compound Benzidine in sample Jan0720.D, from x, y = 12.500, 9 to 12.561, 28, result = 1079; previous integration is from x, y = 12.500, 2 to 12.663, -7 and previous response = 3510.			✓	
CmdSetTargetCompoundAttribute	BL2000\sean	1/11/2022 12:12:04 PM	Set UserAnnotation = BA for compound Benzidine in sample Jan0720.D; previous value =			✓	



# Audit Trail report

Name	User	Time	Action	Reason	Comment	Succeed	Exception
CmdManuallyIntegrateSplit	BL2000\sean	1/11/2022 12:12:20 PM	Split peak for compound Indeno(1,2,3-c,d)pyrene in sample Jan0720.D and keep left peak, new integration is from x, y = 20.858, 25.5848204120703 to 20.958, 596.543200885165 and new response = 141995, previous integration is from x, y = 20.858, 26 to 21.059, 1173 and previous response = 1836245.			✓	
CmdSaveBatchTable	BL2000\sean	1/11/2022 12:12:34 PM	Save batch \\MASSHUNTER\Org\Data\SV5973N.I\sd010722\DoD BNA cal 1\QuantResults\010722 DoD BNA cal 1.batch.bin			✓	
CmdManuallyIntegrateSplit	BL2000\sean	1/11/2022 12:18:49 PM	Split peak for compound bis(-2-Chloroethyl)Ether in sample Jan0721.D and keep left peak, new integration is from x, y = 4.664, 959.751103653559 to 4.715, 1004.09021694301 and new response = 707912, previous integration is from x, y = 4.664, 960 to 4.756, 1040 and previous response = 961495.			✓	
CmdManuallyIntegrateSplit	BL2000\sean	1/11/2022 12:18:51 PM	Split qualifier 64.0 of compound bis(-2-Chloroethyl)Ether in sample Jan0721.D and keep right peak, new integration is from x, y = 4.613, 656.28734599523 to 4.705, 714.858734607669 and new response = 74834, previous integration is from x, y = 4.613, 656 to 4.705, 715 and previous response = 74834.			✓	
CmdManuallyIntegrateQualifierPeak	BL2000\sean	1/11/2022 12:18:57 PM	Manually integrate qualifier 64.0 of compound bis(-2-Chloroethyl)Ether in sample Jan0721.D, from x, y = 4.675, 203 to 4.705, 1954, result = 22343; previous integration is from x, y = 4.613, 656 to 4.705, 715 and previous response = 74834.			✓	
CmdManuallyIntegrateDropBaseline	BL2000\sean	1/11/2022 12:18:59 PM	Drop baseline for qualifier 64.0 of compound bis(-2-Chloroethyl)Ether in sample Jan0721.D to y = 203, new integration is from x, y = 4.675, 203 to 4.705, 203 and new response = 23952; previous integration is from x, y = 4.675, 203 to 4.705, 1954 and previous response = 22343.			✓	
CmdSetTargetCompoundAttribute	BL2000\sean	1/11/2022 12:19:00 PM	Set UserAnnotation = CO for compound bis(-2-Chloroethyl)Ether in sample Jan0721.D; previous value =			✓	



# Audit Trail report

Name	User	Time	Action	Reason	Comment	Succeed	Exception
CmdManuallyIntegrateSplit	BL2000\sean	1/11/2022 12:19:09 PM	Split peak for compound 1,3-Dichlorobenzene in sample Jan0721.D and keep left peak, new integration is from x, y = 4.848, 0 to 4.940, 0 and new response = 776316, previous integration is from x, y = 4.848, 0 to 5.093, 0 and previous response = 1529398.			✓	
CmdSetTargetCompoundAttribute	BL2000\sean	1/11/2022 12:19:10 PM	Set UserAnnotation = CO for compound 1,3-Dichlorobenzene in sample Jan0721.D; previous value =			✓	
CmdManuallyIntegrateSplit	BL2000\sean	1/11/2022 12:19:12 PM	Split qualifier 148.0 of compound 1,3-Dichlorobenzene in sample Jan0721.D and keep left peak, new integration is from x, y = 4.848, 0 to 4.930, 0 and new response = 495621, previous integration is from x, y = 4.848, 0 to 5.093, 0 and previous response = 978418.			✓	
CmdManuallyIntegrateSplit	BL2000\sean	1/11/2022 12:19:14 PM	Split qualifier 111.0 of compound 1,3-Dichlorobenzene in sample Jan0721.D and keep left peak, new integration is from x, y = 4.848, 0 to 4.930, 0 and new response = 282630, previous integration is from x, y = 4.848, 0 to 5.073, 0 and previous response = 548936.			✓	
CmdManuallyIntegrateSplit	BL2000\sean	1/11/2022 12:19:32 PM	Split peak for compound 1,4-Dichlorobenzene in sample Jan0721.D and keep right peak, new integration is from x, y = 4.940, 0 to 5.093, 0 and new response = 753082, previous integration is from x, y = 4.848, 0 to 5.093, 0 and previous response = 1529398.			✓	
CmdSetTargetCompoundAttribute	BL2000\sean	1/11/2022 12:19:33 PM	Set UserAnnotation = CO for compound 1,4-Dichlorobenzene in sample Jan0721.D; previous value =			✓	
CmdManuallyIntegrateSplit	BL2000\sean	1/11/2022 12:19:35 PM	Split qualifier 148.0 of compound 1,4-Dichlorobenzene in sample Jan0721.D and keep right peak, new integration is from x, y = 4.930, 196.894925771374 to 5.093, 303.162391033527 and new response = 480345, previous integration is from x, y = 4.851, 146 to 5.093, 303 and previous response = 975071.			✓	
CmdManuallyIntegrateSplit	BL2000\sean	1/11/2022 12:19:39 PM	Split qualifier 111.0 of compound 1,4-Dichlorobenzene in sample Jan0721.D and keep right peak, new integration is from x, y = 4.930, 0 to 5.073, 0 and new response = 266305, previous integration is from x, y = 4.848, 0 to 5.073, 0 and previous response = 548936.			✓	

# Audit Trail report

Name	User	Time	Action	Reason	Comment	Succeed	Exception
CmdManuallyIntegratePeak	BL2000\sean	1/11/2022 12:19:46 PM	Manually integrate compound Benzyl Alcohol in sample Jan0721.D, from x, y = 5.083, 626539 to 5.247, 707868, result = -6172641; previous integration is from x, y = 5.287, 2166 to 5.390, 2959 and previous response = 686480.			✓	
CmdManuallyIntegrateSnapBaseline	BL2000\sean	1/11/2022 12:19:47 PM	Snap baseline for compound Benzyl Alcohol in sample Jan0721.D, from x = 5.083 to x = 5.247, new integration is from x, y = 5.083, 0 to 5.247, 3489 and new response = 352185; previous integration is from x, y = 5.083, 626539 to 5.247, 707868 and previous response = -6172641.			✓	
CmdManuallyIntegrateDropBaseline	BL2000\sean	1/11/2022 12:19:49 PM	Drop baseline for compound Benzyl Alcohol in sample Jan0721.D to y = 0, new integration is from x, y = 5.083, 0 to 5.247, 0 and new response = 369290; previous integration is from x, y = 5.083, 0 to 5.247, 3489 and previous response = 352185.			✓	
CmdManuallyIntegrateSplit	BL2000\sean	1/11/2022 12:19:49 PM	Split qualifier 79.0 of compound Benzyl Alcohol in sample Jan0721.D and keep right peak, new integration is from x, y = 4.910, 408.372128998173 to 4.981, 626.110469606361 and new response = 9891, previous integration is from x, y = 4.910, 408 to 4.981, 626 and previous response = 9891.			✓	
CmdManuallyIntegrateSplit	BL2000\sean	1/11/2022 12:19:50 PM	Split qualifier 79.0 of compound Benzyl Alcohol in sample Jan0721.D and keep left peak, new integration is from x, y = 4.910, 408.372128998173 to 4.981, 626.110469606361 and new response = 9891, previous integration is from x, y = 4.910, 408 to 4.981, 626 and previous response = 9891.			✓	
CmdManuallyIntegrateApplyTargetRtToQualifier	BL2000\sean	1/11/2022 12:19:53 PM	Apply target integration range 5.083-5.247 to qualifier 79.0 for compound Benzyl Alcohol in sample Jan0721.D, new integration is from x, y = 5.083, 637 to 5.247, 5262 and new response = 404732; previous integration is from x, y = 4.910, 408 to 4.981, 626 and previous response = 9891.			✓	
CmdManuallyIntegrateDropBaseline	BL2000\sean	1/11/2022 12:19:54 PM	Drop baseline for qualifier 79.0 of compound Benzyl Alcohol in sample Jan0721.D to y = 637, new integration is from x, y = 5.083, 637 to 5.247, 637 and new response = 427406; previous integration is from x, y = 5.083, 637 to 5.247, 5262 and previous response = 404732.			✓	

# Audit Trail report

Name	User	Time	Action	Reason	Comment	Succeed	Exception
CmdManuallyIntegrateApplyTargetRtToQualifier	BL2000\sean	1/11/2022 12:19:55 PM	Apply target integration range 5.083-5.247 to qualifier 107.0 for compound Benzyl Alcohol in sample Jan0721.D, new integration is from x, y = 5.083, 512 to 5.247, 2113 and new response = 240010; previously no peak.			✓	
CmdManuallyIntegrateDropBaseline	BL2000\sean	1/11/2022 12:19:56 PM	Drop baseline for qualifier 107.0 of compound Benzyl Alcohol in sample Jan0721.D to y = 512, new integration is from x, y = 5.083, 512 to 5.247, 512 and new response = 247859; previous integration is from x, y = 5.083, 512 to 5.247, 2113 and previous response = 240010.			✓	
CmdManuallyIntegrateSplit	BL2000\sean	1/11/2022 12:20:31 PM	Split qualifier 108.0 of compound 2-Methylphenol in sample Jan0721.D and keep right peak, new integration is from x, y = 5.277, 1196.66885177847 to 5.390, 1697.1360839672 and new response = 693916, previous integration is from x, y = 5.113, 465 to 5.390, 1697 and previous response = 1059721.			✓	
CmdManuallyIntegratePeak	BL2000\sean	1/11/2022 12:20:37 PM	Manually integrate compound 4Methylphenol/3Methylphenol in sample Jan0721.D, from x, y = 5.461, 697653 to 5.584, 788272, result = -4598473; previous integration is from x, y = 5.285, 2505 to 5.390, 2300 and previous response = 632104.			✓	
CmdManuallyIntegrateSnapBaseline	BL2000\sean	1/11/2022 12:20:39 PM	Snap baseline for compound 4Methylphenol/3Methylphenol in sample Jan0721.D, from x = 5.461 to x = 5.584, new integration is from x, y = 5.461, 2495 to 5.584, 6296 and new response = 832210; previous integration is from x, y = 5.461, 697653 to 5.584, 788272 and previous response = -4598473.			✓	
CmdManuallyIntegrateDropBaseline	BL2000\sean	1/11/2022 12:20:40 PM	Drop baseline for compound 4Methylphenol/3Methylphenol in sample Jan0721.D to y = 2495, new integration is from x, y = 5.461, 2495 to 5.584, 2495 and new response = 846185; previous integration is from x, y = 5.461, 2495 to 5.584, 6296 and previous response = 832210.			✓	
CmdSetTargetCompoundAttribute	BL2000\sean	1/11/2022 12:20:41 PM	Set UserAnnotation = CO for compound 4Methylphenol/3Methylphenol in sample Jan0721.D; previous value =			✓	

# Audit Trail report

Name	User	Time	Action	Reason	Comment	Succeed	Exception
CmdManuallyIntegrateApplyTargetRtToQualifier	BL2000\sean	1/11/2022 12:20:44 PM	Apply target integration range 5.461-5.584 to qualifier 108.0 for compound 4Methylphenol/3Methylphenol in sample Jan0721.D, new integration is from x, y = 5.461, 2599 to 5.584, 6907 and new response = 684453; previously no peak.			✓	
CmdManuallyIntegrateSplit	BL2000\sean	1/11/2022 12:20:56 PM	Split qualifier 63.0 of compound bis(-2-Chloroethoxy)Methane in sample Jan0721.D and keep left peak, new integration is from x, y = 6.157, 1296.20462458408 to 6.260, 1198.04681788955 and new response = 614686, previous integration is from x, y = 6.157, 1296 to 6.311, 1149 and previous response = 937209.			✓	
CmdManuallyIntegrateApplyTargetRtToQualifier	BL2000\sean	1/11/2022 12:21:04 PM	Apply target integration range 6.475-6.578 to qualifier 128.0 for compound 4-Chlorophenol in sample Jan0721.D, new integration is from x, y = 6.475, 11070 to 6.578, 7856 and new response = 544614; previous integration is from x, y = 6.403, 654 to 6.485, 804 and previous response = 1826653.			✓	
CmdManuallyIntegrateDropBaseline	BL2000\sean	1/11/2022 12:21:05 PM	Drop baseline for qualifier 128.0 of compound 4-Chlorophenol in sample Jan0721.D to y = 7856, new integration is from x, y = 6.475, 7856 to 6.578, 7856 and new response = 554516; previous integration is from x, y = 6.475, 11070 to 6.578, 7856 and previous response = 544614.			✓	
CmdManuallyIntegrateQualifierPeak	BL2000\sean	1/11/2022 12:21:13 PM	Manually integrate qualifier 129.0 of compound p-Chloroaniline in sample Jan0721.D from x, y = 6.516, 7993 to 6.578, 4137; result = 156326			✓	
CmdManuallyIntegrateDropBaseline	BL2000\sean	1/11/2022 12:21:14 PM	Drop baseline for qualifier 129.0 of compound p-Chloroaniline in sample Jan0721.D to y = 4137, new integration is from x, y = 6.516, 4137 to 6.578, 4137 and new response = 163454; previous integration is from x, y = 6.516, 7993 to 6.578, 4137 and previous response = 156326.			✓	
CmdManuallyIntegrateQualifierPeak	BL2000\sean	1/11/2022 12:21:21 PM	Manually integrate qualifier 65.0 of compound p-Chloroaniline in sample Jan0721.D, from x, y = 6.516, 8510 to 6.588, 0, result = 196764; previous integration is from x, y = 6.434, 0 to 6.588, 0 and previous response = 425090.			✓	

# Audit Trail report

Name	User	Time	Action	Reason	Comment	Succeed	Exception
CmdManuallyIntegrateDropBaseline	BL2000\sean	1/11/2022 12:21:22 PM	Drop baseline for qualifier 65.0 of compound p-Chloroaniline in sample Jan0721.D to y = 0, new integration is from x, y = 6.516, 0 to 6.588, 0 and new response = 215114; previous integration is from x, y = 6.516, 8510 to 6.588, 0 and previous response = 196764.			✓	
CmdManuallyIntegrateSplit	BL2000\sean	1/11/2022 12:21:44 PM	Split qualifier 77.0 of compound Dimethyl Phthalate in sample Jan0721.D and keep left peak, new integration is from x, y = 8.221, 1649.5419229622 to 8.282, 1679.42986352678 and new response = 288445, previous integration is from x, y = 8.221, 1650 to 8.313, 1694 and previous response = 340341.			✓	
CmdManuallyIntegrateApplyTargetRtToQualifier	BL2000\sean	1/11/2022 12:21:53 PM	Apply target integration range 8.599-8.691 to qualifier 154.0 for compound 2,4-Dinitrophenol in sample Jan0721.D, new integration is from x, y = 8.599, 4051 to 8.691, 1876 and new response = 47382; previous integration is from x, y = 8.507, 735 to 8.599, 739 and previous response = 1359468.			✓	
CmdManuallyIntegrateDropBaseline	BL2000\sean	1/11/2022 12:21:54 PM	Drop baseline for qualifier 154.0 of compound 2,4-Dinitrophenol in sample Jan0721.D to y = 1876, new integration is from x, y = 8.599, 1876 to 8.691, 1876 and new response = 53390; previous integration is from x, y = 8.599, 4051 to 8.691, 1876 and previous response = 47382.			✓	
CmdManuallyIntegratePeak	BL2000\sean	1/11/2022 12:22:49 PM	Manually integrate compound Dibenzofuran in sample Jan0721.D, from x, y = 8.865, 2165855 to 8.865, 2085792, result = 0; previous integration is from x, y = 8.701, 0 to 8.824, 0 and previous response = 2058364.			✓	
CmdManuallyIntegrateApplyTargetRtToQualifier	BL2000\sean	1/11/2022 12:22:53 PM	Apply target integration range 8.793-8.947 to qualifier 139.0 for compound 4-Nitrophenol in sample Jan0721.D, new integration is from x, y = 8.793, 2745 to 8.947, 1122 and new response = 59173; previous integration is from x, y = 8.722, 559 to 8.793, 667 and previous response = 778689.			✓	

# Audit Trail report

Name	User	Time	Action	Reason	Comment	Succeed	Exception
CmdManuallyIntegrateDropBaseline	BL2000\sean	1/11/2022 12:22:54 PM	Drop baseline for qualifier 139.0 of compound 4-Nitrophenol in sample Jan0721.D to y = 1122, new integration is from x, y = 8.793, 1122 to 8.947, 1122 and new response = 66645; previous integration is from x, y = 8.793, 2745 to 8.947, 1122 and previous response = 59173.			✓	
CmdClearManualIntegration	BL2000\sean	1/11/2022 12:23:01 PM	Clear manual integration of target signal for compound Dibenzofuran in sample Jan0721.D			✓	
CmdManuallyIntegrateQualifierPeak	BL2000\sean	1/11/2022 12:23:10 PM	Manually integrate qualifier 63.0 of compound 2,4-Dinitrotoluene in sample Jan0721.D, from x, y = 8.763, 6674 to 8.804, 1950, result = 136446; previous integration is from x, y = 8.713, 2140 to 8.804, 1950 and previous response = 272980.			✓	
CmdManuallyIntegrateDropBaseline	BL2000\sean	1/11/2022 12:23:11 PM	Drop baseline for qualifier 63.0 of compound 2,4-Dinitrotoluene in sample Jan0721.D to y = 1950, new integration is from x, y = 8.763, 1950 to 8.804, 1950 and new response = 142247; previous integration is from x, y = 8.763, 6674 to 8.804, 1950 and previous response = 136446.			✓	
CmdManuallyIntegrateApplyTargetRtToQualifier	BL2000\sean	1/11/2022 12:23:17 PM	Apply target integration range 9.131-9.213 to qualifier 167.0 for compound Fluorene in sample Jan0721.D, new integration is from x, y = 9.131, 0 to 9.213, 695 and new response = 228986; previous integration is from x, y = 9.295, 497 to 9.479, 624 and previous response = 389773.			✓	
CmdManuallyIntegrateDropBaseline	BL2000\sean	1/11/2022 12:23:18 PM	Drop baseline for qualifier 167.0 of compound Fluorene in sample Jan0721.D to y = 0, new integration is from x, y = 9.131, 0 to 9.213, 0 and new response = 230693; previous integration is from x, y = 9.131, 0 to 9.213, 695 and previous response = 228986.			✓	
CmdManuallyIntegrateSplit	BL2000\sean	1/11/2022 12:23:24 PM	Split qualifier 65.0 of compound 4-Nitroaniline in sample Jan0721.D and keep right peak, new integration is from x, y = 9.172, 2249.27454249629 to 9.295, 2425.2289316946 and new response = 339798, previous integration is from x, y = 9.079, 2116 to 9.295, 2425 and previous response = 519562.			✓	

# Audit Trail report

Name	User	Time	Action	Reason	Comment	Succeed	Exception
CmdManuallyIntegrateSplit	BL2000\sean	1/11/2022 12:23:27 PM	Split qualifier 65.0 of compound 4-Nitroaniline in sample Jan0721.D and keep right peak, new integration is from x, y = 9.213, 2307.9419304777 to 9.295, 2425.2289316946 and new response = 276992, previous integration is from x, y = 9.172, 2249 to 9.295, 2425 and previous response = 339798.			✓	
CmdManuallyIntegrateQualifierPeak	BL2000\sean	1/11/2022 12:24:21 PM	Manually integrate qualifier 51.0 of compound Azobenzene in sample Jan0721.D, from x, y = 9.366, 28715 to 9.438, 4615, result = 503284; previous integration is from x, y = 9.223, 5731 to 9.438, 4615 and previous response = 953495.			✓	
CmdManuallyIntegrateDropBaseline	BL2000\sean	1/11/2022 12:24:22 PM	Drop baseline for qualifier 51.0 of compound Azobenzene in sample Jan0721.D to y = 4615, new integration is from x, y = 9.366, 4615 to 9.438, 4615 and new response = 554857; previous integration is from x, y = 9.366, 28715 to 9.438, 4615 and previous response = 503284.			✓	
CmdManuallyIntegratePeak	BL2000\sean	1/11/2022 12:24:32 PM	Manually integrate compound Anthracene in sample Jan0721.D, from x, y = 10.272, 370533 to 10.434, 635630, result = -221296; previous integration is from x, y = 10.252, 0 to 10.343, 0 and previous response = 2396959.			✓	
CmdManuallyIntegrateSnapBaseline	BL2000\sean	1/11/2022 12:24:33 PM	Snap baseline for compound Anthracene in sample Jan0721.D, from x = 10.272 to x = 10.434, new integration is from x, y = 10.272, 769 to 10.434, 10639 and new response = 4615204; previous integration is from x, y = 10.272, 370533 to 10.434, 635630 and previous response = -221296.			✓	
CmdManuallyIntegrateDropBaseline	BL2000\sean	1/11/2022 12:24:34 PM	Drop baseline for compound Anthracene in sample Jan0721.D to y = 769, new integration is from x, y = 10.272, 769 to 10.434, 769 and new response = 4663192; previous integration is from x, y = 10.272, 769 to 10.434, 10639 and previous response = 4615204.			✓	
CmdManuallyIntegrateSplit	BL2000\sean	1/11/2022 12:24:35 PM	Split peak for compound Anthracene in sample Jan0721.D and keep right peak, new integration is from x, y = 10.343, 769 to 10.434, 769 and new response = 2269984, previous integration is from x, y = 10.272, 769 to 10.434, 769 and previous response = 4663192.			✓	



# Audit Trail report

Name	User	Time	Action	Reason	Comment	Succeed	Exception
CmdManuallyIntegrateApplyTargetRtToQualifier	BL2000\sean	1/11/2022 12:24:38 PM	Apply target integration range 10.343-10.434 to qualifier 176.0 for compound Anthracene in sample Jan0721.D, new integration is from x, y = 10.343, 1464 to 10.434, 4646 and new response = 406527; previously no peak.			✓	
CmdManuallyIntegrateDropBaseline	BL2000\sean	1/11/2022 12:24:39 PM	Drop baseline for qualifier 176.0 of compound Anthracene in sample Jan0721.D to y = 1464, new integration is from x, y = 10.343, 1464 to 10.434, 1464 and new response = 415230; previous integration is from x, y = 10.343, 1464 to 10.434, 4646 and previous response = 406527.			✓	
CmdManuallyIntegratePeak	BL2000\sean	1/11/2022 12:24:49 PM	Manually integrate compound Benzidine in sample Jan0721.D from x, y = 12.490, 0 to 12.784, 0; result = 12001			✓	
CmdManuallyIntegrateQualifierPeak	BL2000\sean	1/11/2022 12:24:55 PM	Manually integrate qualifier 92.0 of compound Benzidine in sample Jan0721.D from x, y = 12.490, 511 to 12.571, 523; result = 1051			✓	
CmdManuallyIntegrateQualifierPeak	BL2000\sean	1/11/2022 12:24:59 PM	Manually integrate qualifier 183.0 of compound Benzidine in sample Jan0721.D from x, y = 12.501, 213 to 12.571, 220; result = 1089			✓	
CmdManuallyIntegrateQualifierPeak	BL2000\sean	1/11/2022 12:25:04 PM	Manually integrate qualifier 183.0 of compound Benzidine in sample Jan0721.D, from x, y = 12.501, 114 to 12.561, 120, result = 1342; previous integration is from x, y = 12.501, 213 to 12.571, 220 and previous response = 1089.			✓	
CmdSetTargetCompoundAttribute	BL2000\sean	1/11/2022 12:25:08 PM	Set UserAnnotation = BA for compound Benzidine in sample Jan0721.D; previous value =			✓	
CmdManuallyIntegrateSplit	BL2000\sean	1/11/2022 12:25:54 PM	Split peak for compound Indeno(1,2,3-c,d)pyrene in sample Jan0721.D and keep left peak, new integration is from x, y = 20.874, 685.119401408898 to 20.958, 1113.5887591416 and new response = 1456213, previous integration is from x, y = 20.874, 685 to 21.059, 1628 and previous response = 1890929.			✓	
CmdSetTargetCompoundAttribute	BL2000\sean	1/11/2022 12:25:55 PM	Set UserAnnotation = CO for compound Indeno(1,2,3-c,d)pyrene in sample Jan0721.D; previous value =			✓	
CmdSaveBatchTable	BL2000\sean	1/11/2022 12:26:16 PM	Save batch \\MASSHUNTER\Org\Data\SV5973N.I\sd010722\DoD BNA cal 1\QuantResults\010722 DoD BNA cal 1.batch.bin			✓	



# Audit Trail report

Name	User	Time	Action	Reason	Comment	Succeed	Exception
CmdManuallyIntegratePeak	BL2000\sean	1/11/2022 12:27:36 PM	Manually integrate compound Aniline in sample Jan0723.D, from x, y = 4.552, 324518 to 4.634, 384457, result = -1400820; previous integration is from x, y = 4.664, 905 to 4.756, 1107 and previous response = 715079.			✓	
CmdManuallyIntegrateSnapBaseline	BL2000\sean	1/11/2022 12:27:37 PM	Snap baseline for compound Aniline in sample Jan0723.D, from x = 4.552 to x = 4.634, new integration is from x, y = 4.552, 264 to 4.634, 12605 and new response = 305337; previous integration is from x, y = 4.552, 324518 to 4.634, 384457 and previous response = -1400820.			✓	
CmdManuallyIntegrateDropBaseline	BL2000\sean	1/11/2022 12:27:39 PM	Drop baseline for compound Aniline in sample Jan0723.D to y = 264, new integration is from x, y = 4.552, 264 to 4.634, 264 and new response = 335585; previous integration is from x, y = 4.552, 264 to 4.634, 12605 and previous response = 305337.			✓	
CmdSetTargetCompoundAttribute	BL2000\sean	1/11/2022 12:27:44 PM	Set UserAnnotation = CO for compound Aniline in sample Jan0723.D; previous value =			✓	
CmdManuallyIntegrateSplit	BL2000\sean	1/11/2022 12:27:52 PM	Split peak for compound bis(-2-Chloroethyl)Ether in sample Jan0723.D and keep left peak, new integration is from x, y = 4.664, 1026.13064894836 to 4.715, 1085.33332086335 and new response = 706174, previous integration is from x, y = 4.664, 1026 to 4.756, 1133 and previous response = 960038.			✓	
CmdSetTargetCompoundAttribute	BL2000\sean	1/11/2022 12:27:53 PM	Set UserAnnotation = CO for compound bis(-2-Chloroethyl)Ether in sample Jan0723.D; previous value =			✓	
CmdManuallyIntegrateQualifierPeak	BL2000\sean	1/11/2022 12:27:59 PM	Manually integrate qualifier 64.0 of compound bis(-2-Chloroethyl)Ether in sample Jan0723.D, from x, y = 4.674, 1825 to 4.705, 671, result = 23705; previous integration is from x, y = 4.613, 606 to 4.705, 671 and previous response = 71005.			✓	
CmdManuallyIntegrateDropBaseline	BL2000\sean	1/11/2022 12:28:00 PM	Drop baseline for qualifier 64.0 of compound bis(-2-Chloroethyl)Ether in sample Jan0723.D to y = 671, new integration is from x, y = 4.674, 671 to 4.705, 671 and new response = 24766; previous integration is from x, y = 4.674, 1825 to 4.705, 671 and previous response = 23705.			✓	

# Audit Trail report

Name	User	Time	Action	Reason	Comment	Succeed	Exception
CmdManuallyIntegrateSplit	BL2000\sean	1/11/2022 12:28:07 PM	Split peak for compound 1,3-Dichlorobenzene in sample Jan0723.D and keep left peak, new integration is from x, y = 4.848, 0 to 4.940, 0 and new response = 747395, previous integration is from x, y = 4.848, 0 to 5.093, 0 and previous response = 1496925.			✓	
CmdSetTargetCompoundAttribute	BL2000\sean	1/11/2022 12:28:08 PM	Set UserAnnotation = CO for compound 1,3-Dichlorobenzene in sample Jan0723.D; previous value =			✓	
CmdManuallyIntegrateSplit	BL2000\sean	1/11/2022 12:28:10 PM	Split qualifier 148.0 of compound 1,3-Dichlorobenzene in sample Jan0723.D and keep left peak, new integration is from x, y = 4.848, 0 to 4.930, 0 and new response = 481118, previous integration is from x, y = 4.848, 0 to 5.073, 0 and previous response = 959724.			✓	
CmdManuallyIntegrateSplit	BL2000\sean	1/11/2022 12:28:12 PM	Split qualifier 111.0 of compound 1,3-Dichlorobenzene in sample Jan0723.D and keep left peak, new integration is from x, y = 4.848, 0 to 4.930, 0 and new response = 272227, previous integration is from x, y = 4.848, 0 to 5.063, 0 and previous response = 535310.			✓	
CmdManuallyIntegrateSplit	BL2000\sean	1/11/2022 12:28:17 PM	Split peak for compound 1,4-Dichlorobenzene in sample Jan0723.D and keep right peak, new integration is from x, y = 4.940, 306.932787620694 to 5.093, 490.916487152295 and new response = 745863, previous integration is from x, y = 4.851, 200 to 5.093, 491 and previous response = 1491768.			✓	
CmdSetTargetCompoundAttribute	BL2000\sean	1/11/2022 12:28:18 PM	Set UserAnnotation = CO for compound 1,4-Dichlorobenzene in sample Jan0723.D; previous value =			✓	
CmdManuallyIntegrateSplit	BL2000\sean	1/11/2022 12:28:20 PM	Split qualifier 148.0 of compound 1,4-Dichlorobenzene in sample Jan0723.D and keep right peak, new integration is from x, y = 4.930, 0 to 5.073, 0 and new response = 478606, previous integration is from x, y = 4.848, 0 to 5.073, 0 and previous response = 959724.			✓	
CmdManuallyIntegrateSplit	BL2000\sean	1/11/2022 12:28:22 PM	Split qualifier 111.0 of compound 1,4-Dichlorobenzene in sample Jan0723.D and keep right peak, new integration is from x, y = 4.930, 74.9525513689709 to 5.063, 152.550384158224 and new response = 262177, previous integration is from x, y = 4.849, 27 to 5.063, 153 and previous response = 533993.			✓	

# Audit Trail report

Name	User	Time	Action	Reason	Comment	Succeed	Exception
CmdManuallyIntegrateSplit	BL2000\sean	1/11/2022 12:28:29 PM	Split peak for compound Benzyl Alcohol in sample Jan0723.D and keep left peak, new integration is from x, y = 5.093, 0 to 5.287, 0 and new response = 376134, previous integration is from x, y = 5.093, 0 to 5.420, 0 and previous response = 1066698.			✓	
CmdSetTargetCompoundAttribute	BL2000\sean	1/11/2022 12:28:30 PM	Set UserAnnotation = CO for compound Benzyl Alcohol in sample Jan0723.D; previous value =			✓	
CmdManuallyIntegrateApplyTargetRtToQualifier	BL2000\sean	1/11/2022 12:28:33 PM	Apply target integration range 5.093-5.287 to qualifier 107.0 for compound Benzyl Alcohol in sample Jan0723.D, new integration is from x, y = 5.093, 444 to 5.287, 1588 and new response = 251327; previously no peak.			✓	
CmdManuallyIntegrateDropBaseline	BL2000\sean	1/11/2022 12:28:34 PM	Drop baseline for qualifier 107.0 of compound Benzyl Alcohol in sample Jan0723.D to y = 444, new integration is from x, y = 5.093, 444 to 5.287, 444 and new response = 257987; previous integration is from x, y = 5.093, 444 to 5.287, 1588 and previous response = 251327.			✓	
CmdManuallyIntegrateSplit	BL2000\sean	1/11/2022 12:28:41 PM	Split qualifier 108.0 of compound 2-Methylphenol in sample Jan0723.D and keep right peak, new integration is from x, y = 5.287, 1197.88152891994 to 5.420, 1792.85183361383 and new response = 678652, previous integration is from x, y = 5.106, 384 to 5.420, 1793 and previous response = 1045955.			✓	
CmdManuallyIntegrateApplyTargetRtToQualifier	BL2000\sean	1/11/2022 12:28:45 PM	Apply target integration range 5.461-5.573 to qualifier 108.0 for compound 4Methylphenol/3Methylphenol in sample Jan0723.D, new integration is from x, y = 5.461, 2595 to 5.573, 6429 and new response = 702294; previously no peak.			✓	
CmdManuallyIntegrateDropBaseline	BL2000\sean	1/11/2022 12:28:46 PM	Drop baseline for qualifier 108.0 of compound 4Methylphenol/3Methylphenol in sample Jan0723.D to y = 2595, new integration is from x, y = 5.461, 2595 to 5.573, 2595 and new response = 715214; previous integration is from x, y = 5.461, 2595 to 5.573, 6429 and previous response = 702294.			✓	

# Audit Trail report

Name	User	Time	Action	Reason	Comment	Succeed	Exception
CmdManuallyIntegrateSplit	BL2000\sean	1/11/2022 12:28:58 PM	Split qualifier 63.0 of compound bis(-2-Chloroethoxy)Methane in sample Jan0723.D and keep left peak, new integration is from x, y = 6.157, 1592.9458965566 to 6.249, 1840.4171696544 and new response = 623939, previous integration is from x, y = 6.157, 1593 to 6.311, 2006 and previous response = 945889.			✓	
CmdManuallyIntegrateSplit	BL2000\sean	1/11/2022 12:29:05 PM	Split peak for compound Naphthalene in sample Jan0723.D and keep left peak, new integration is from x, y = 6.403, 1031.55223236682 to 6.485, 1274.69999858489 and new response = 1774110, previous integration is from x, y = 6.403, 1032 to 6.557, 1487 and previous response = 2336593.			✓	
CmdSetTargetCompoundAttribute	BL2000\sean	1/11/2022 12:29:11 PM	Set UserAnnotation = CO for compound Naphthalene in sample Jan0723.D; previous value =			✓	
CmdManuallyIntegrateSplit	BL2000\sean	1/11/2022 12:29:13 PM	Split qualifier 129.0 of compound Naphthalene in sample Jan0723.D and keep left peak, new integration is from x, y = 6.395, 429.522118095566 to 6.475, 508.373409377764 and new response = 196426, previous integration is from x, y = 6.395, 430 to 6.557, 589 and previous response = 392665.			✓	
CmdManuallyIntegrateSplit	BL2000\sean	1/11/2022 12:29:15 PM	Split qualifier 102.0 of compound Naphthalene in sample Jan0723.D and keep left peak, new integration is from x, y = 6.383, 0 to 6.485, 0 and new response = 158518, previous integration is from x, y = 6.383, 0 to 6.557, 0 and previous response = 199947.			✓	
CmdManuallyIntegrateSplit	BL2000\sean	1/11/2022 12:29:20 PM	Split qualifier 128.0 of compound 4-Chlorophenol in sample Jan0723.D and keep right peak, new integration is from x, y = 6.485, 991.126737565344 to 6.557, 1129.0926881964 and new response = 578408, previous integration is from x, y = 6.396, 820 to 6.557, 1129 and previous response = 2353731.			✓	
CmdManuallyIntegrateApplyTargetRtToQualifier	BL2000\sean	1/11/2022 12:29:25 PM	Apply target integration range 6.507-6.609 to qualifier 129.0 for compound p-Chloroaniline in sample Jan0723.D, new integration is from x, y = 6.507, 33936 to 6.609, 2123 and new response = 79392; previously no peak.			✓	

# Audit Trail report

Name	User	Time	Action	Reason	Comment	Succeed	Exception
CmdManuallyIntegrateDropBaseline	BL2000\sean	1/11/2022 12:29:26 PM	Drop baseline for qualifier 129.0 of compound p-Chloroaniline in sample Jan0723.D to y = 2123, new integration is from x, y = 6.507, 2123 to 6.609, 2123 and new response = 178273; previous integration is from x, y = 6.507, 33936 to 6.609, 2123 and previous response = 79392.			✓	
CmdManuallyIntegrateQualifierPeak	BL2000\sean	1/11/2022 12:29:32 PM	Manually integrate qualifier 65.0 of compound p-Chloroaniline in sample Jan0723.D, from x, y = 6.516, 13847 to 6.711, 1560, result = 135184; previous integration is from x, y = 6.465, 1062 to 6.711, 1560 and previous response = 423390.			✓	
CmdManuallyIntegrateDropBaseline	BL2000\sean	1/11/2022 12:29:34 PM	Drop baseline for qualifier 65.0 of compound p-Chloroaniline in sample Jan0723.D to y = 1560, new integration is from x, y = 6.516, 1560 to 6.711, 1560 and new response = 207110; previous integration is from x, y = 6.516, 13847 to 6.711, 1560 and previous response = 135184.			✓	
CmdManuallyIntegrateQualifierPeak	BL2000\sean	1/11/2022 12:29:41 PM	Manually integrate qualifier 129.0 of compound p-Chloroaniline in sample Jan0723.D, from x, y = 6.516, 1432 to 6.578, 2691, result = 161016; previous integration is from x, y = 6.507, 2123 to 6.609, 2123 and previous response = 178273.			✓	
CmdManuallyIntegrateSplit	BL2000\sean	1/11/2022 12:29:47 PM	Split peak for compound 4-Chloro-3-Methylphenol in sample Jan0723.D and keep right peak, new integration is from x, y = 7.153, 861.666926607299 to 7.286, 1079.82623948236 and new response = 527614, previous integration is from x, y = 7.019, 644 to 7.286, 1080 and previous response = 942940.			✓	
CmdSetTargetCompoundAttribute	BL2000\sean	1/11/2022 12:29:49 PM	Set UserAnnotation = CO for compound 4-Chloro-3-Methylphenol in sample Jan0723.D; previous value =			✓	
CmdManuallyIntegrateSplit	BL2000\sean	1/11/2022 12:29:52 PM	Split qualifier 144.0 of compound 4-Chloro-3-Methylphenol in sample Jan0723.D and keep left peak, new integration is from x, y = 7.153, 248.145005440044 to 7.225, 315.179787885846 and new response = 143809, previous integration is from x, y = 7.153, 248 to 7.297, 382 and previous response = 157274.			✓	

# Audit Trail report

Name	User	Time	Action	Reason	Comment	Succeed	Exception
CmdManuallyIntegrateSplit	BL2000\sean	1/11/2022 12:29:59 PM	Split peak for compound 4-Chloro-2-Methylphenol in sample Jan0723.D and keep left peak, new integration is from x, y = 7.019, 843.717795299595 to 7.153, 1231.00012060898 and new response = 449156, previous integration is from x, y = 7.019, 844 to 7.286, 1618 and previous response = 937151.			✓	
CmdSetTargetCompoundAttribute	BL2000\sean	1/11/2022 12:30:00 PM	Set UserAnnotation = CO for compound 4-Chloro-2-Methylphenol in sample Jan0723.D; previous value =			✓	
CmdManuallyIntegrateSplit	BL2000\sean	1/11/2022 12:30:02 PM	Split qualifier 144.0 of compound 4-Chloro-2-Methylphenol in sample Jan0723.D and keep left peak, new integration is from x, y = 7.009, 0 to 7.153, 0 and new response = 125034, previous integration is from x, y = 7.009, 0 to 7.297, 0 and previous response = 285027.			✓	
CmdManuallyIntegrateSplit	BL2000\sean	1/11/2022 12:30:14 PM	Split qualifier 77.0 of compound Dimethyl Phthalate in sample Jan0723.D and keep left peak, new integration is from x, y = 8.220, 1513.59771741469 to 8.272, 1568.30226134406 and new response = 270662, previous integration is from x, y = 8.220, 1514 to 8.364, 1666 and previous response = 358162.			✓	
CmdManuallyIntegrateApplyTargetRtToQualifier	BL2000\sean	1/11/2022 12:30:20 PM	Apply target integration range 8.272-8.384 to qualifier 153.1 for compound Acenaphthylene in sample Jan0723.D, new integration is from x, y = 8.272, 0 to 8.384, 1486 and new response = 277779; previously no peak.			✓	
CmdManuallyIntegrateDropBaseline	BL2000\sean	1/11/2022 12:30:21 PM	Drop baseline for qualifier 153.1 of compound Acenaphthylene in sample Jan0723.D to y = 0, new integration is from x, y = 8.272, 0 to 8.384, 0 and new response = 282796; previous integration is from x, y = 8.272, 0 to 8.384, 1486 and previous response = 277779.			✓	
CmdManuallyIntegratePeak	BL2000\sean	1/11/2022 12:30:35 PM	Manually integrate compound 2,6-Dinitrotoluene in sample Jan0723.D, from x, y = 8.282, 273 to 8.333, 595, result = 170687; previous integration is from x, y = 8.220, 229 to 8.271, 255 and previous response = 13761.			✓	

# Audit Trail report

Name	User	Time	Action	Reason	Comment	Succeed	Exception
CmdManuallyIntegrateDropBaseline	BL2000\sean	1/11/2022 12:30:37 PM	Drop baseline for compound 2,6-Dinitrotoluene in sample Jan0723.D to y = 273, new integration is from x, y = 8.282, 273 to 8.333, 273 and new response = 171181; previous integration is from x, y = 8.282, 273 to 8.333, 595 and previous response = 170687.			✓	
CmdSetTargetCompoundAttribute	BL2000\sean	1/11/2022 12:30:41 PM	Set UserAnnotation = CO for compound 2,6-Dinitrotoluene in sample Jan0723.D; previous value =			✓	
CmdManuallyIntegrateApplyTargetRtToQualifier	BL2000\sean	1/11/2022 12:30:51 PM	Apply target integration range 8.599-8.701 to qualifier 154.0 for compound 2,4-Dinitrophenol in sample Jan0723.D, new integration is from x, y = 8.599, 3323 to 8.701, 1783 and new response = 44393; previous integration is from x, y = 8.507, 655 to 8.599, 683 and previous response = 1286981.			✓	
CmdManuallyIntegrateDropBaseline	BL2000\sean	1/11/2022 12:30:52 PM	Drop baseline for qualifier 154.0 of compound 2,4-Dinitrophenol in sample Jan0723.D to y = 1783, new integration is from x, y = 8.599, 1783 to 8.701, 1783 and new response = 49120; previous integration is from x, y = 8.599, 3323 to 8.701, 1783 and previous response = 44393.			✓	
CmdManuallyIntegrateSplit	BL2000\sean	1/11/2022 12:30:59 PM	Split qualifier 139.0 of compound Dibenzofuran in sample Jan0723.D and keep left peak, new integration is from x, y = 8.701, 0 to 8.793, 0 and new response = 714615, previous integration is from x, y = 8.701, 0 to 8.865, 0 and previous response = 785274.			✓	
CmdManuallyIntegrateSplit	BL2000\sean	1/11/2022 12:31:04 PM	Split qualifier 139.0 of compound 4-Nitrophenol in sample Jan0723.D and keep right peak, new integration is from x, y = 8.793, 0 to 8.865, 0 and new response = 70659, previous integration is from x, y = 8.701, 0 to 8.865, 0 and previous response = 785274.			✓	
CmdManuallyIntegrateQualifierPeak	BL2000\sean	1/11/2022 12:31:12 PM	Manually integrate qualifier 63.0 of compound 2,4-Dinitrotoluene in sample Jan0723.D, from x, y = 8.763, 1493 to 8.793, 1277, result = 131488; previous integration is from x, y = 8.713, 1476 to 8.855, 1469 and previous response = 280348.			✓	



# Audit Trail report

Name	User	Time	Action	Reason	Comment	Succeed	Exception
CmdManuallyIntegrateQualifierPeak	BL2000\sean	1/11/2022 12:31:26 PM	Manually integrate qualifier 63.0 of compound 2,4-Dinitrotoluene in sample Jan0723.D, from x, y = 8.763, 420 to 8.793, 665, result = 133039; previous integration is from x, y = 8.763, 1493 to 8.793, 1277 and previous response = 131488.			✓	
CmdManuallyIntegrateDropBaseline	BL2000\sean	1/11/2022 12:31:27 PM	Drop baseline for qualifier 63.0 of compound 2,4-Dinitrotoluene in sample Jan0723.D to y = 420, new integration is from x, y = 8.763, 420 to 8.793, 420 and new response = 133265; previous integration is from x, y = 8.763, 420 to 8.793, 665 and previous response = 133039.			✓	
CmdManuallyIntegrateQualifierPeak	BL2000\sean	1/11/2022 12:31:42 PM	Manually integrate qualifier 51.0 of compound Azobenzene in sample Jan0723.D, from x, y = 9.366, 1161 to 9.428, 3549, result = 504331; previous integration is from x, y = 9.090, 3898 to 9.428, 3549 and previous response = 1330634.			✓	
CmdManuallyIntegrateDropBaseline	BL2000\sean	1/11/2022 12:31:43 PM	Drop baseline for qualifier 51.0 of compound Azobenzene in sample Jan0723.D to y = 1161, new integration is from x, y = 9.366, 1161 to 9.428, 1161 and new response = 508729; previous integration is from x, y = 9.366, 1161 to 9.428, 3549 and previous response = 504331.			✓	
CmdManuallyIntegratePeak	BL2000\sean	1/11/2022 12:32:08 PM	Manually integrate compound Benzidine in sample Jan0723.D, from x, y = 12.450, 0 to 12.895, 0, result = 69331; previous integration is from x, y = 12.500, 0 to 12.622, 0 and previous response = 61190.			✓	
CmdSetTargetCompoundAttribute	BL2000\sean	1/11/2022 12:32:09 PM	Set UserAnnotation = BA for compound Benzidine in sample Jan0723.D; previous value =			✓	
CmdManuallyIntegrateQualifierPeak	BL2000\sean	1/11/2022 12:32:13 PM	Manually integrate qualifier 92.0 of compound Benzidine in sample Jan0723.D, from x, y = 12.490, 254 to 12.632, 254, result = 7190; previous integration is from x, y = 12.497, 499 to 12.609, 486 and previous response = 5349.			✓	
CmdSaveBatchTable	BL2000\sean	1/11/2022 12:32:47 PM	Save batch \\MASSHUNTER\Org\Data\SV5973N.I\sd010722\DoD BNA cal 1\QuantResults\010722 DoD BNA cal 1.batch.bin			✓	



# Audit Trail report

Name	User	Time	Action	Reason	Comment	Succeed	Exception
CmdManuallyIntegratePeak	BL2000\sean	1/11/2022 12:33:01 PM	Manually integrate compound Aniline in sample Jan0724.D, from x, y = 4.542, 118199 to 4.644, 153324, result = -547758; previous integration is from x, y = 4.664, 969 to 4.756, 1200 and previous response = 655798.			✓	
CmdManuallyIntegrateSnapBaseline	BL2000\sean	1/11/2022 12:33:03 PM	Snap baseline for compound Aniline in sample Jan0724.D, from x = 4.542 to x = 4.644, new integration is from x, y = 4.542, 204 to 4.644, 11862 and new response = 247221; previous integration is from x, y = 4.542, 118199 to 4.644, 153324 and previous response = -547758.			✓	
CmdManuallyIntegrateDropBaseline	BL2000\sean	1/11/2022 12:33:05 PM	Drop baseline for compound Aniline in sample Jan0724.D to y = 204, new integration is from x, y = 4.542, 204 to 4.644, 204 and new response = 282941; previous integration is from x, y = 4.542, 204 to 4.644, 11862 and previous response = 247221.			✓	
CmdSetTargetCompoundAttribute	BL2000\sean	1/11/2022 12:33:06 PM	Set UserAnnotation = CO for compound Aniline in sample Jan0724.D; previous value =			✓	
CmdManuallyIntegrateSplit	BL2000\sean	1/11/2022 12:33:12 PM	Split peak for compound bis(-2-Chloroethyl)Ether in sample Jan0724.D and keep left peak, new integration is from x, y = 4.664, 931.57161775005 to 4.715, 996.866103288908 and new response = 649313, previous integration is from x, y = 4.664, 932 to 4.756, 1049 and previous response = 868872.			✓	
CmdSetTargetCompoundAttribute	BL2000\sean	1/11/2022 12:33:14 PM	Set UserAnnotation = CO for compound bis(-2-Chloroethyl)Ether in sample Jan0724.D; previous value =			✓	
CmdManuallyIntegrateQualifierPeak	BL2000\sean	1/11/2022 12:33:20 PM	Manually integrate qualifier 64.0 of compound bis(-2-Chloroethyl)Ether in sample Jan0724.D, from x, y = 4.664, -647 to 4.705, 1617, result = 22433; previous integration is from x, y = 4.583, 592 to 4.664, 644 and previous response = 44506.			✓	
CmdManuallyIntegrateDropBaseline	BL2000\sean	1/11/2022 12:33:21 PM	Drop baseline for qualifier 64.0 of compound bis(-2-Chloroethyl)Ether in sample Jan0724.D to y = -647, new integration is from x, y = 4.664, -647 to 4.705, -647 and new response = 25207; previous integration is from x, y = 4.664, -647 to 4.705, 1617 and previous response = 22433.			✓	

# Audit Trail report

Name	User	Time	Action	Reason	Comment	Succeed	Exception
CmdManuallyIntegrateSplit	BL2000\sean	1/11/2022 12:33:27 PM	Split peak for compound 1,3-Dichlorobenzene in sample Jan0724.D and keep left peak, new integration is from x, y = 4.848, 0 to 4.940, 0 and new response = 733933, previous integration is from x, y = 4.848, 0 to 5.093, 0 and previous response = 1450620.			✓	
CmdSetTargetCompoundAttribute	BL2000\sean	1/11/2022 12:33:28 PM	Set UserAnnotation = CO for compound 1,3-Dichlorobenzene in sample Jan0724.D; previous value =			✓	
CmdManuallyIntegrateSplit	BL2000\sean	1/11/2022 12:33:30 PM	Split qualifier 148.0 of compound 1,3-Dichlorobenzene in sample Jan0724.D and keep left peak, new integration is from x, y = 4.848, 0 to 4.930, 0 and new response = 465395, previous integration is from x, y = 4.848, 0 to 5.093, 0 and previous response = 923123.			✓	
CmdManuallyIntegrateSplit	BL2000\sean	1/11/2022 12:33:32 PM	Split qualifier 111.0 of compound 1,3-Dichlorobenzene in sample Jan0724.D and keep left peak, new integration is from x, y = 4.848, 0 to 4.930, 0 and new response = 261101, previous integration is from x, y = 4.848, 0 to 5.093, 0 and previous response = 511367.			✓	
CmdManuallyIntegrateSplit	BL2000\sean	1/11/2022 12:33:38 PM	Split peak for compound 1,4-Dichlorobenzene in sample Jan0724.D and keep right peak, new integration is from x, y = 4.940, 0 to 5.093, 0 and new response = 716686, previous integration is from x, y = 4.848, 0 to 5.093, 0 and previous response = 1450620.			✓	
CmdSetTargetCompoundAttribute	BL2000\sean	1/11/2022 12:33:39 PM	Set UserAnnotation = CO for compound 1,4-Dichlorobenzene in sample Jan0724.D; previous value =			✓	
CmdManuallyIntegrateSplit	BL2000\sean	1/11/2022 12:33:41 PM	Split qualifier 148.0 of compound 1,4-Dichlorobenzene in sample Jan0724.D and keep right peak, new integration is from x, y = 4.930, 0 to 5.093, 0 and new response = 457728, previous integration is from x, y = 4.848, 0 to 5.093, 0 and previous response = 923123.			✓	
CmdManuallyIntegrateSplit	BL2000\sean	1/11/2022 12:33:43 PM	Split qualifier 111.0 of compound 1,4-Dichlorobenzene in sample Jan0724.D and keep right peak, new integration is from x, y = 4.930, 0 to 5.093, 0 and new response = 250266, previous integration is from x, y = 4.848, 0 to 5.093, 0 and previous response = 511367.			✓	

# Audit Trail report

Name	User	Time	Action	Reason	Comment	Succeed	Exception
CmdManuallyIntegratePeak	BL2000\sean	1/11/2022 12:33:49 PM	Manually integrate compound Benzyl Alcohol in sample Jan0724.D, from x, y = 5.093, 316481 to 5.226, 397318, result = -2535108; previous integration is from x, y = 5.278, 2548 to 5.420, 3854 and previous response = 621850.			✓	
CmdManuallyIntegrateSnapBaseline	BL2000\sean	1/11/2022 12:33:51 PM	Snap baseline for compound Benzyl Alcohol in sample Jan0724.D, from x = 5.093 to x = 5.226, new integration is from x, y = 5.093, 235 to 5.226, 3827 and new response = 291774; previous integration is from x, y = 5.093, 316481 to 5.226, 397318 and previous response = -2535108.			✓	
CmdManuallyIntegrateDropBaseline	BL2000\sean	1/11/2022 12:33:52 PM	Drop baseline for compound Benzyl Alcohol in sample Jan0724.D to y = 235, new integration is from x, y = 5.093, 235 to 5.226, 235 and new response = 306081; previous integration is from x, y = 5.093, 235 to 5.226, 3827 and previous response = 291774.			✓	
CmdManuallyIntegrateSplit	BL2000\sean	1/11/2022 12:34:02 PM	Split qualifier 108.0 of compound 2-Methylphenol in sample Jan0724.D and keep right peak, new integration is from x, y = 5.247, 979.503625561908 to 5.420, 1639.06896530021 and new response = 641437, previous integration is from x, y = 5.106, 447 to 5.420, 1639 and previous response = 947070.			✓	
CmdManuallyIntegrateApplyTargetRtToQualifier	BL2000\sean	1/11/2022 12:34:07 PM	Apply target integration range 5.471-5.563 to qualifier 108.0 for compound 4Methylphenol/3Methylphenol in sample Jan0724.D, new integration is from x, y = 5.471, 2714 to 5.563, 7695 and new response = 621704; previously no peak.			✓	
CmdManuallyIntegrateDropBaseline	BL2000\sean	1/11/2022 12:34:08 PM	Drop baseline for qualifier 108.0 of compound 4Methylphenol/3Methylphenol in sample Jan0724.D to y = 2714, new integration is from x, y = 5.471, 2714 to 5.563, 2714 and new response = 635439; previous integration is from x, y = 5.471, 2714 to 5.563, 7695 and previous response = 621704.			✓	

# Audit Trail report

Name	User	Time	Action	Reason	Comment	Succeed	Exception
CmdManuallyIntegrateSplit	BL2000\sean	1/11/2022 12:34:23 PM	Split qualifier 63.0 of compound bis(-2-Chloroethoxy)Methane in sample Jan0724.D and keep left peak, new integration is from x, y = 6.157, 1587.33524162835 to 6.270, 2066.38657719453 and new response = 557239, previous integration is from x, y = 6.157, 1587 to 6.311, 2241 and previous response = 824109.			✓	
CmdManuallyIntegrateSplit	BL2000\sean	1/11/2022 12:34:31 PM	Split peak for compound Naphthalene in sample Jan0724.D and keep left peak, new integration is from x, y = 6.393, 689.669425483809 to 6.485, 850.294659002292 and new response = 1701287, previous integration is from x, y = 6.393, 690 to 6.557, 975 and previous response = 2185022.			✓	
CmdSetTargetCompoundAttribute	BL2000\sean	1/11/2022 12:34:32 PM	Set UserAnnotation = CO for compound Naphthalene in sample Jan0724.D; previous value =			✓	
CmdManuallyIntegrateApplyTargetRtToQualifier	BL2000\sean	1/11/2022 12:34:38 PM	Apply target integration range 6.475-6.578 to qualifier 128.0 for compound 4-Chlorophenol in sample Jan0724.D, new integration is from x, y = 6.475, 8446 to 6.578, 8054 and new response = 452456; previously no peak.			✓	
CmdManuallyIntegrateDropBaseline	BL2000\sean	1/11/2022 12:34:39 PM	Drop baseline for qualifier 128.0 of compound 4-Chlorophenol in sample Jan0724.D to y = 8054, new integration is from x, y = 6.475, 8054 to 6.578, 8054 and new response = 453664; previous integration is from x, y = 6.475, 8446 to 6.578, 8054 and previous response = 452456.			✓	
CmdManuallyIntegrateQualifierPeak	BL2000\sean	1/11/2022 12:34:48 PM	Manually integrate qualifier 65.0 of compound p-Chloroaniline in sample Jan0724.D, from x, y = 6.516, 7500 to 6.609, 1190, result = 153574; previous integration is from x, y = 6.439, 794 to 6.609, 1190 and previous response = 345309.			✓	
CmdManuallyIntegrateDropBaseline	BL2000\sean	1/11/2022 12:34:50 PM	Drop baseline for qualifier 65.0 of compound p-Chloroaniline in sample Jan0724.D to y = 1190, new integration is from x, y = 6.516, 1190 to 6.609, 1190 and new response = 171073; previous integration is from x, y = 6.516, 7500 to 6.609, 1190 and previous response = 153574.			✓	

# Audit Trail report

Name	User	Time	Action	Reason	Comment	Succeed	Exception
CmdManuallyIntegrateSplit	BL2000\sean	1/11/2022 12:34:57 PM	Split peak for compound 4-Chloro-3-Methylphenol in sample Jan0724.D and keep right peak, new integration is from x, y = 7.143, 810.676398658948 to 7.307, 1012.22406113637 and new response = 484409, previous integration is from x, y = 7.012, 650 to 7.307, 1012 and previous response = 899456.			✓	
CmdSetTargetCompoundAttribute	BL2000\sean	1/11/2022 12:34:59 PM	Set UserAnnotation = CO for compound 4-Chloro-3-Methylphenol in sample Jan0724.D; previous value =			✓	
CmdManuallyIntegrateSplit	BL2000\sean	1/11/2022 12:35:01 PM	Split qualifier 144.0 of compound 4-Chloro-3-Methylphenol in sample Jan0724.D and keep right peak, new integration is from x, y = 7.153, 140.696158288562 to 7.297, 233.953687571232 and new response = 147125, previous integration is from x, y = 7.010, 48 to 7.297, 234 and previous response = 267194.			✓	
CmdManuallyIntegrateSplit	BL2000\sean	1/11/2022 12:35:02 PM	Split qualifier 144.0 of compound 4-Chloro-3-Methylphenol in sample Jan0724.D and keep left peak, new integration is from x, y = 7.153, 140.696158288562 to 7.225, 187.324922929897 and new response = 133412, previous integration is from x, y = 7.153, 141 to 7.297, 234 and previous response = 147125.			✓	
CmdManuallyIntegrateSplit	BL2000\sean	1/11/2022 12:35:13 PM	Split peak for compound 4-Chloro-2-Methylphenol in sample Jan0724.D and keep left peak, new integration is from x, y = 7.013, 688.297990568441 to 7.143, 818.789399634401 and new response = 414918, previous integration is from x, y = 7.013, 688 to 7.307, 984 and previous response = 899394.			✓	
CmdSetTargetCompoundAttribute	BL2000\sean	1/11/2022 12:35:13 PM	Set UserAnnotation = CO for compound 4-Chloro-2-Methylphenol in sample Jan0724.D; previous value =			✓	
CmdManuallyIntegrateSplit	BL2000\sean	1/11/2022 12:35:16 PM	Split qualifier 144.0 of compound 4-Chloro-2-Methylphenol in sample Jan0724.D and keep left peak, new integration is from x, y = 7.012, 131.51851184248 to 7.153, 247.805645632306 and new response = 119366, previous integration is from x, y = 7.012, 132 to 7.297, 366 and previous response = 265397.			✓	

# Audit Trail report

Name	User	Time	Action	Reason	Comment	Succeed	Exception
CmdManuallyIntegrateApplyTargetRtToQualifier	BL2000\sean	1/11/2022 12:35:31 PM	Apply target integration range 8.282-8.394 to qualifier 153.1 for compound Acenaphthylene in sample Jan0724.D, new integration is from x, y = 8.282, 240 to 8.394, 1904 and new response = 254544; previously no peak.			✓	
CmdManuallyIntegrateDropBaseline	BL2000\sean	1/11/2022 12:35:32 PM	Drop baseline for qualifier 153.1 of compound Acenaphthylene in sample Jan0724.D to y = 240, new integration is from x, y = 8.282, 240 to 8.394, 240 and new response = 260162; previous integration is from x, y = 8.282, 240 to 8.394, 1904 and previous response = 254544.			✓	
CmdManuallyIntegrateApplyTargetRtToQualifier	BL2000\sean	1/11/2022 12:35:42 PM	Apply target integration range 8.599-8.763 to qualifier 154.0 for compound 2,4-Dinitrophenol in sample Jan0724.D, new integration is from x, y = 8.599, 3312 to 8.763, 1583 and new response = 38069; previous integration is from x, y = 8.507, 697 to 8.589, 692 and previous response = 1208041.			✓	
CmdManuallyIntegrateDropBaseline	BL2000\sean	1/11/2022 12:35:43 PM	Drop baseline for qualifier 154.0 of compound 2,4-Dinitrophenol in sample Jan0724.D to y = 1583, new integration is from x, y = 8.599, 1583 to 8.763, 1583 and new response = 46559; previous integration is from x, y = 8.599, 3312 to 8.763, 1583 and previous response = 38069.			✓	
CmdManuallyIntegrateSplit	BL2000\sean	1/11/2022 12:35:50 PM	Split qualifier 139.0 of compound Dibenzofuran in sample Jan0724.D and keep left peak, new integration is from x, y = 8.715, 173.773488615758 to 8.793, 310.443996680255 and new response = 698588, previous integration is from x, y = 8.715, 174 to 8.875, 454 and previous response = 757156.			✓	
CmdManuallyIntegrateSplit	BL2000\sean	1/11/2022 12:35:55 PM	Split qualifier 139.0 of compound 4-Nitrophenol in sample Jan0724.D and keep right peak, new integration is from x, y = 8.793, 583.520291604539 to 8.875, 728.157100487936 and new response = 57264, previous integration is from x, y = 8.721, 456 to 8.875, 728 and previous response = 754516.			✓	
CmdManuallyIntegrateQualifierPeak	BL2000\sean	1/11/2022 12:36:05 PM	Manually integrate qualifier 63.0 of compound 2,4-Dinitrotoluene in sample Jan0724.D, from x, y = 8.763, 1588 to 8.793, 1588, result = 118601; previous integration is from x, y = 8.699, 1793 to 8.855, 1586 and previous response = 257380.			✓	

# Audit Trail report

Name	User	Time	Action	Reason	Comment	Succeed	Exception
CmdManuallyIntegrateQualifierPeak	BL2000\sean	1/11/2022 12:36:15 PM	Manually integrate qualifier 63.0 of compound 2,4-Dinitrotoluene in sample Jan0724.D, from x, y = 8.763, 270 to 8.793, 1088, result = 120276; previous integration is from x, y = 8.763, 1588 to 8.793, 1588 and previous response = 118601.			✓	
CmdManuallyIntegrateDropBaseline	BL2000\sean	1/11/2022 12:36:16 PM	Drop baseline for qualifier 63.0 of compound 2,4-Dinitrotoluene in sample Jan0724.D to y = 270, new integration is from x, y = 8.763, 270 to 8.793, 270 and new response = 121028; previous integration is from x, y = 8.763, 270 to 8.793, 1088 and previous response = 120276.			✓	
CmdManuallyIntegrateQualifierPeak	BL2000\sean	1/11/2022 12:36:27 PM	Manually integrate qualifier 65.0 of compound 4-Nitroaniline in sample Jan0724.D, from x, y = 9.213, 2804 to 9.295, 3709, result = 199402; previous integration is from x, y = 9.081, 1821 to 9.305, 2193 and previous response = 416077.			✓	
CmdManuallyIntegrateDropBaseline	BL2000\sean	1/11/2022 12:36:29 PM	Drop baseline for qualifier 65.0 of compound 4-Nitroaniline in sample Jan0724.D to y = 2804, new integration is from x, y = 9.213, 2804 to 9.295, 2804 and new response = 201624; previous integration is from x, y = 9.213, 2804 to 9.295, 3709 and previous response = 199402.			✓	
CmdManuallyIntegrateQualifierPeak	BL2000\sean	1/11/2022 12:36:39 PM	Manually integrate qualifier 51.0 of compound Azobenzene in sample Jan0724.D, from x, y = 9.366, 51649 to 9.438, 3550, result = 376400; previous integration is from x, y = 9.090, 4053 to 9.438, 3550 and previous response = 1242188.			✓	
CmdManuallyIntegrateDropBaseline	BL2000\sean	1/11/2022 12:36:40 PM	Drop baseline for qualifier 51.0 of compound Azobenzene in sample Jan0724.D to y = 3550, new integration is from x, y = 9.366, 3550 to 9.438, 3550 and new response = 479739; previous integration is from x, y = 9.366, 51649 to 9.438, 3550 and previous response = 376400.			✓	
CmdManuallyIntegratePeak	BL2000\sean	1/11/2022 12:37:02 PM	Manually integrate compound Benzidine in sample Jan0724.D, from x, y = 12.419, 0 to 12.855, 0, result = 19111; previous integration is from x, y = 12.500, 0 to 12.723, 0 and previous response = 16704.			✓	
CmdSetTargetCompoundAttribute	BL2000\sean	1/11/2022 12:37:03 PM	Set UserAnnotation = BA for compound Benzidine in sample Jan0724.D; previous value =			✓	



# Audit Trail report

Name	User	Time	Action	Reason	Comment	Succeed	Exception
CmdManuallyIntegrateSplit	BL2000\sean	1/11/2022 12:37:40 PM	Split peak for compound bis(-2-Chloroethyl)Ether in sample Jan0725.D and keep left peak, new integration is from x, y = 4.664, 1075.94367892139 to 4.715, 1137.81817814864 and new response = 715817, previous integration is from x, y = 4.664, 1076 to 4.756, 1187 and previous response = 1000152.			✓	
CmdSetTargetCompoundAttribute	BL2000\sean	1/11/2022 12:37:41 PM	Set UserAnnotation = CO for compound bis(-2-Chloroethyl)Ether in sample Jan0725.D; previous value =			✓	
CmdManuallyIntegrateQualifierPeak	BL2000\sean	1/11/2022 12:37:45 PM	Manually integrate qualifier 64.0 of compound bis(-2-Chloroethyl)Ether in sample Jan0725.D, from x, y = 4.674, -599 to 4.705, 1204, result = 25593; previous integration is from x, y = 4.613, 612 to 4.705, 704 and previous response = 82621.			✓	
CmdManuallyIntegrateSnapBaseline	BL2000\sean	1/11/2022 12:37:50 PM	Snap baseline for qualifier 64.0 of compound bis(-2-Chloroethyl)Ether in sample Jan0725.D from x = 4.674 to x = 4.705, new integration is from x, y = 4.674, 5349 to 4.705, 2117 and new response = 19285; previous integration is from x, y = 4.674, -599 to 4.705, 1204 and previous response = 25593.			✓	
CmdManuallyIntegrateDropBaseline	BL2000\sean	1/11/2022 12:37:51 PM	Drop baseline for qualifier 64.0 of compound bis(-2-Chloroethyl)Ether in sample Jan0725.D to y = 2117, new integration is from x, y = 4.674, 2117 to 4.705, 2117 and new response = 22257; previous integration is from x, y = 4.674, 5349 to 4.705, 2117 and previous response = 19285.			✓	
CmdManuallyIntegrateSplit	BL2000\sean	1/11/2022 12:37:57 PM	Split peak for compound 1,3-Dichlorobenzene in sample Jan0725.D and keep left peak, new integration is from x, y = 4.848, 0 to 4.930, 0 and new response = 1018855, previous integration is from x, y = 4.848, 0 to 5.042, 0 and previous response = 2016490.			✓	
CmdSetTargetCompoundAttribute	BL2000\sean	1/11/2022 12:37:58 PM	Set UserAnnotation = CO for compound 1,3-Dichlorobenzene in sample Jan0725.D; previous value =			✓	
CmdManuallyIntegrateApplyTargetRtToQualifier	BL2000\sean	1/11/2022 12:38:01 PM	Apply target integration range 4.848-4.930 to qualifier 148.0 for compound 1,3-Dichlorobenzene in sample Jan0725.D, new integration is from x, y = 4.848, 0 to 4.930, 3106 and new response = 650057; previous integration is from x, y = 4.856, 392 to 5.042, 886 and previous response = 1294418.			✓	



# Audit Trail report

Name	User	Time	Action	Reason	Comment	Succeed	Exception
CmdManuallyIntegrateApplyTargetRtToQualifier	BL2000\sean	1/11/2022 12:38:02 PM	Apply target integration range 4.848-4.930 to qualifier 111.0 for compound 1,3-Dichlorobenzene in sample Jan0725.D, new integration is from x, y = 4.848, 0 to 4.930, 1923 and new response = 358763; previous integration is from x, y = 4.848, 0 to 5.093, 0 and previous response = 721766.			✓	
CmdManuallyIntegrateSplit	BL2000\sean	1/11/2022 12:38:07 PM	Split peak for compound 1,4-Dichlorobenzene in sample Jan0725.D and keep right peak, new integration is from x, y = 4.930, 273.378638909241 to 5.042, 424.808661930222 and new response = 995281, previous integration is from x, y = 4.849, 165 to 5.042, 425 and previous response = 2012786.			✓	
CmdSetTargetCompoundAttribute	BL2000\sean	1/11/2022 12:38:08 PM	Set UserAnnotation = CO for compound 1,4-Dichlorobenzene in sample Jan0725.D; previous value =			✓	
CmdManuallyIntegrateApplyTargetRtToQualifier	BL2000\sean	1/11/2022 12:38:11 PM	Apply target integration range 4.930-5.042 to qualifier 148.0 for compound 1,4-Dichlorobenzene in sample Jan0725.D, new integration is from x, y = 4.930, 3106 to 5.042, 4211 and new response = 619402; previous integration is from x, y = 4.850, 104 to 5.042, 281 and previous response = 1299418.			✓	
CmdManuallyIntegrateApplyTargetRtToQualifier	BL2000\sean	1/11/2022 12:38:12 PM	Apply target integration range 4.930-5.042 to qualifier 111.0 for compound 1,4-Dichlorobenzene in sample Jan0725.D, new integration is from x, y = 4.930, 1923 to 5.042, 2956 and new response = 335114; previous integration is from x, y = 4.848, 0 to 5.093, 0 and previous response = 721766.			✓	
CmdManuallyIntegrateApplyTargetRtToQualifier	BL2000\sean	1/11/2022 12:38:23 PM	Apply target integration range 5.471-5.573 to qualifier 108.0 for compound 4Methylphenol/3Methylphenol in sample Jan0725.D, new integration is from x, y = 5.471, 3386 to 5.573, 8393 and new response = 809807; previously no peak.			✓	
CmdManuallyIntegrateDropBaseline	BL2000\sean	1/11/2022 12:38:24 PM	Drop baseline for qualifier 108.0 of compound 4Methylphenol/3Methylphenol in sample Jan0725.D to y = 3386, new integration is from x, y = 5.471, 3386 to 5.573, 3386 and new response = 825114; previous integration is from x, y = 5.471, 3386 to 5.573, 8393 and previous response = 809807.			✓	

# Audit Trail report

Name	User	Time	Action	Reason	Comment	Succeed	Exception
CmdManuallyIntegrateSplit	BL2000\sean	1/11/2022 12:38:32 PM	Split qualifier 77.0 of compound Nitrobenzene in sample Jan0725.D and keep right peak, new integration is from x, y = 5.573, 3011.6959633084 to 5.645, 2756.23751436071 and new response = 452940, previous integration is from x, y = 5.481, 3340 to 5.645, 2756 and previous response = 709964.			✓	
CmdManuallyIntegrateApplyTargetRtToQualifier	BL2000\sean	1/11/2022 12:38:46 PM	Apply target integration range 6.485-6.557 to qualifier 128.0 for compound 4-Chlorophenol in sample Jan0725.D, new integration is from x, y = 6.485, 8427 to 6.557, 13197 and new response = 621266; previously no peak.			✓	
CmdManuallyIntegrateDropBaseline	BL2000\sean	1/11/2022 12:38:46 PM	Drop baseline for qualifier 128.0 of compound 4-Chlorophenol in sample Jan0725.D to y = 8427, new integration is from x, y = 6.485, 8427 to 6.557, 8427 and new response = 631552; previous integration is from x, y = 6.485, 8427 to 6.557, 13197 and previous response = 621266.			✓	
CmdManuallyIntegrateQualifierPeak	BL2000\sean	1/11/2022 12:38:55 PM	Manually integrate qualifier 65.0 of compound p-Chloroaniline in sample Jan0725.D, from x, y = 6.516, 27347 to 6.588, 1488, result = 224993; previous integration is from x, y = 6.454, 1208 to 6.588, 1488 and previous response = 516221.			✓	
CmdManuallyIntegrateDropBaseline	BL2000\sean	1/11/2022 12:38:56 PM	Drop baseline for qualifier 65.0 of compound p-Chloroaniline in sample Jan0725.D to y = 1488, new integration is from x, y = 6.516, 1488 to 6.588, 1488 and new response = 280772; previous integration is from x, y = 6.516, 27347 to 6.588, 1488 and previous response = 224993.			✓	
CmdManuallyIntegrateSplit	BL2000\sean	1/11/2022 12:39:02 PM	Split peak for compound 4-Chloro-3-Methylphenol in sample Jan0725.D and keep right peak, new integration is from x, y = 7.153, 873.432166790132 to 7.307, 1112.97992050089 and new response = 494764, previous integration is from x, y = 7.011, 653 to 7.307, 1113 and previous response = 990780.			✓	
CmdSetTargetCompoundAttribute	BL2000\sean	1/11/2022 12:39:03 PM	Set UserAnnotation = CO for compound 4-Chloro-3-Methylphenol in sample Jan0725.D; previous value =			✓	

# Audit Trail report

Name	User	Time	Action	Reason	Comment	Succeed	Exception
CmdManuallyIntegrateSplit	BL2000\sean	1/11/2022 12:39:06 PM	Split qualifier 144.0 of compound 4-Chloro-3-Methylphenol in sample Jan0725.D and keep right peak, new integration is from x, y = 7.153, 88.8267734796144 to 7.307, 158.618032920521 and new response = 153692, previous integration is from x, y = 6.989, 15 to 7.307, 159 and previous response = 292385.			✓	
CmdManuallyIntegrateSplit	BL2000\sean	1/11/2022 12:39:07 PM	Split qualifier 144.0 of compound 4-Chloro-3-Methylphenol in sample Jan0725.D and keep left peak, new integration is from x, y = 7.153, 88.8267734796144 to 7.235, 126.051798800795 and new response = 140573, previous integration is from x, y = 7.153, 89 to 7.307, 159 and previous response = 153692.			✓	
CmdManuallyIntegrateSplit	BL2000\sean	1/11/2022 12:39:13 PM	Split peak for compound 4-Chloro-2-Methylphenol in sample Jan0725.D and keep left peak, new integration is from x, y = 7.012, 816.805650744018 to 7.153, 1073.14596122114 and new response = 494673, previous integration is from x, y = 7.012, 817 to 7.307, 1354 and previous response = 987286.			✓	
CmdSetTargetCompoundAttribute	BL2000\sean	1/11/2022 12:39:14 PM	Set UserAnnotation = CO for compound 4-Chloro-2-Methylphenol in sample Jan0725.D; previous value =			✓	
CmdManuallyIntegrateSplit	BL2000\sean	1/11/2022 12:39:16 PM	Split qualifier 144.0 of compound 4-Chloro-2-Methylphenol in sample Jan0725.D and keep left peak, new integration is from x, y = 6.993, 118.552543691515 to 7.153, 228.366639957415 and new response = 137578, previous integration is from x, y = 6.993, 119 to 7.307, 334 and previous response = 289806.			✓	
CmdManuallyIntegrateSplit	BL2000\sean	1/11/2022 12:39:28 PM	Split qualifier 77.0 of compound Dimethyl Phthalate in sample Jan0725.D and keep left peak, new integration is from x, y = 8.220, 1449.66638153072 to 8.282, 1517.31332110251 and new response = 236186, previous integration is from x, y = 8.220, 1450 to 8.353, 1596 and previous response = 312994.			✓	

# Audit Trail report

Name	User	Time	Action	Reason	Comment	Succeed	Exception
CmdManuallyIntegrateApplyTargetRtToQualifier	BL2000\sean	1/11/2022 12:39:39 PM	Apply target integration range 8.599-8.681 to qualifier 154.0 for compound 2,4-Dinitrophenol in sample Jan0725.D, new integration is from x, y = 8.599, 3281 to 8.681, 2436 and new response = 43555; previous integration is from x, y = 8.507, 628 to 8.589, 639 and previous response = 1117498.			✓	
CmdManuallyIntegrateDropBaseline	BL2000\sean	1/11/2022 12:39:39 PM	Drop baseline for qualifier 154.0 of compound 2,4-Dinitrophenol in sample Jan0725.D to y = 2436, new integration is from x, y = 8.599, 2436 to 8.681, 2436 and new response = 45630; previous integration is from x, y = 8.599, 3281 to 8.681, 2436 and previous response = 43555.			✓	
CmdManuallyIntegrateSplit	BL2000\sean	1/11/2022 12:39:45 PM	Split qualifier 139.0 of compound Dibenzofuran in sample Jan0725.D and keep left peak, new integration is from x, y = 8.717, 320.246628313791 to 8.783, 388.133602814203 and new response = 685160, previous integration is from x, y = 8.717, 320 to 8.875, 483 and previous response = 828307.			✓	
CmdManuallyIntegrateSplit	BL2000\sean	1/11/2022 12:39:50 PM	Split qualifier 139.0 of compound 4-Nitrophenol in sample Jan0725.D and keep right peak, new integration is from x, y = 8.783, 587.838063660824 to 8.875, 738.609265433156 and new response = 141897, previous integration is from x, y = 8.722, 487 to 8.875, 739 and previous response = 811032.			✓	
CmdManuallyIntegrateQualifierPeak	BL2000\sean	1/11/2022 12:39:58 PM	Manually integrate qualifier 63.0 of compound 2,4-Dinitrotoluene in sample Jan0725.D, from x, y = 8.763, 668 to 8.793, 668, result = 113718; previous integration is from x, y = 8.722, 1896 to 8.855, 1644 and previous response = 273586.			✓	
CmdManuallyIntegrateSplit	BL2000\sean	1/11/2022 12:40:08 PM	Split qualifier 65.0 of compound 4-Nitroaniline in sample Jan0725.D and keep right peak, new integration is from x, y = 9.213, 2199.08579764588 to 9.315, 2294.61504971031 and new response = 226752, previous integration is from x, y = 9.073, 2069 to 9.315, 2295 and previous response = 427026.			✓	

# Audit Trail report

Name	User	Time	Action	Reason	Comment	Succeed	Exception
CmdManuallyIntegrateSplit	BL2000\sean	1/11/2022 12:40:14 PM	Split qualifier 51.0 of compound Azobenzene in sample Jan0725.D and keep right peak, new integration is from x, y = 9.326, 5343.64533139356 to 9.438, 4716.53837168222 and new response = 721567, previous integration is from x, y = 9.326, 5344 to 9.438, 4717 and previous response = 721567.			✓	
CmdManuallyIntegrateQualifierPeak	BL2000\sean	1/11/2022 12:40:18 PM	Manually integrate qualifier 51.0 of compound Azobenzene in sample Jan0725.D, from x, y = 9.366, 24851 to 9.438, 4717, result = 464457; previous integration is from x, y = 9.326, 5344 to 9.438, 4717 and previous response = 721567.			✓	
CmdManuallyIntegrateDropBaseline	BL2000\sean	1/11/2022 12:40:20 PM	Drop baseline for qualifier 51.0 of compound Azobenzene in sample Jan0725.D to y = 4717, new integration is from x, y = 9.366, 4717 to 9.438, 4717 and new response = 507706; previous integration is from x, y = 9.366, 24851 to 9.438, 4717 and previous response = 464457.			✓	
CmdSaveBatchTable	BL2000\sean	1/11/2022 12:40:57 PM	Save batch \\MASSHUNTER\Org\Data\SV5973N.I\sd010722\DoD BNA cal 1\QuantResults\010722 DoD BNA cal 1.batch.bin			✓	
CmdOpenBatchTable	BL2000\sean	2/15/2022 9:21:09 AM	Open batch \\MASSHUNTER\Org\Data\SV5973N.I\sd010722\DoD BNA cal 1\010722 DoD BNA cal 1.batch.bin			✓	
CmdSetSampleAttribute	BL2000\sean	2/15/2022 10:01:28 AM	Set SampleApproved = True for sample Jan0701.D; previous value = False			✓	
CmdSetSampleAttribute	BL2000\sean	2/15/2022 10:01:30 AM	Set SampleApproved = True for sample Jan0702.D; previous value = False			✓	
CmdSetSampleAttribute	BL2000\sean	2/15/2022 10:01:32 AM	Set SampleApproved = True for sample Jan0703.D; previous value = False			✓	
CmdSetSampleAttribute	BL2000\sean	2/15/2022 10:01:33 AM	Set SampleApproved = True for sample Jan0704.D; previous value = False			✓	
CmdSetSampleAttribute	BL2000\sean	2/15/2022 10:01:36 AM	Set SampleApproved = True for sample Jan0705.D; previous value = False			✓	
CmdSetSampleAttribute	BL2000\sean	2/15/2022 10:01:39 AM	Set SampleApproved = True for sample Jan0706.D; previous value = False			✓	
CmdSetSampleAttribute	BL2000\sean	2/15/2022 10:01:40 AM	Set SampleApproved = True for sample Jan0707.D; previous value = False			✓	

# Audit Trail report

Name	User	Time	Action	Reason	Comment	Succeed	Exception
CmdSetSampleAttribute	BL2000\sean	2/15/2022 10:01:41 AM	Set SampleApproved = True for sample Jan0708.D; previous value = False			✓	
CmdSetSampleAttribute	BL2000\sean	2/15/2022 10:01:44 AM	Set SampleApproved = True for sample Jan0709.D; previous value = False			✓	
CmdSetSampleAttribute	BL2000\sean	2/15/2022 10:01:51 AM	Set SampleApproved = True for sample Jan0710.D; previous value = False			✓	
CmdSetSampleAttribute	BL2000\sean	2/15/2022 10:01:53 AM	Set SampleApproved = True for sample Jan0711.D; previous value = False			✓	
CmdSetSampleAttribute	BL2000\sean	2/15/2022 10:01:54 AM	Set SampleApproved = True for sample Jan0712.D; previous value = False			✓	
CmdSetSampleAttribute	BL2000\sean	2/15/2022 10:02:40 AM	Set SampleApproved = True for sample Jan0713.D; previous value = False			✓	
CmdSetSampleAttribute	BL2000\sean	2/15/2022 10:02:42 AM	Set SampleApproved = True for sample Jan0714.D; previous value = False			✓	
CmdSetSampleAttribute	BL2000\sean	2/15/2022 10:02:44 AM	Set SampleApproved = True for sample Jan0715.D; previous value = False			✓	
CmdSetSampleAttribute	BL2000\sean	2/15/2022 10:02:45 AM	Set SampleApproved = True for sample Jan0716.D; previous value = False			✓	
CmdSetSampleAttribute	BL2000\sean	2/15/2022 10:02:46 AM	Set SampleApproved = True for sample Jan0717.D; previous value = False			✓	
CmdSetSampleAttribute	BL2000\sean	2/15/2022 10:02:47 AM	Set SampleApproved = True for sample Jan0718.D; previous value = False			✓	
CmdSetSampleAttribute	BL2000\sean	2/15/2022 10:02:48 AM	Set SampleApproved = True for sample Jan0719.D; previous value = False			✓	
CmdSetSampleAttribute	BL2000\sean	2/15/2022 10:02:49 AM	Set SampleApproved = True for sample Jan0720.D; previous value = False			✓	
CmdSetSampleAttribute	BL2000\sean	2/15/2022 10:02:50 AM	Set SampleApproved = True for sample Jan0721.D; previous value = False			✓	
CmdSetSampleAttribute	BL2000\sean	2/15/2022 10:02:52 AM	Set SampleApproved = True for sample Jan0722.D; previous value = False			✓	
CmdSetSampleAttribute	BL2000\sean	2/15/2022 10:02:53 AM	Set SampleApproved = True for sample Jan0725.D; previous value = False			✓	
CmdSetSampleAttribute	BL2000\sean	2/15/2022 10:02:54 AM	Set SampleApproved = True for sample Jan0724.D; previous value = False			✓	

# Audit Trail report

Name	User	Time	Action	Reason	Comment	Succeed	Exception
CmdSetSampleAttribute	BL2000\sean	2/15/2022 10:02:55 AM	Set SampleApproved = True for sample Jan0723.D; previous value = False			✓	
CmdQuantitate	BL2000\sean	2/15/2022 10:08:31 AM	Quantitate all compounds in all samples			✓	
CmdSaveBatchTable	BL2000\sean	2/15/2022 10:09:44 AM	Save batch \\MASSHUNTER\Org\Data\SV5973N.I\sd010722\DoD BNA cal 1\QuantResults\010722 DoD BNA cal 1.batch.bin			✓	
GenerateReport	BL2000\sean	2/15/2022 10:11:59 AM	Generates report - Method: \\MASSHUNTER\Org\reports\LevelIV_Reports\Calibration\01_Init_Cal+Gen_Calibration+Gen_ResultsSummary.m, Output Path: \\MASSHUNTER\Org\Data\SV5973N.I\sd010722\DoD BNA cal 1\QuantReports\010722 DoD BNA cal 1			✓	



# Continuing Calibration Report

**Batch Name** \\MASSHUNTER\Org\Data\SV5973N.I\sd010722\DoD BNA cal 1\QuantResults\010722 DoD BNA cal 1.batch.bin  
**Method File**  
**Daily CC** \\MASSHUNTER\Org\Data\SV5973N.I\sd010722\DoD BNA cal 1Jan0725.D

Level name	Injection Time	Calibration Files
1	1/7/2022 4:17:22 PM	\\MASSHUNTER\Org\Data\SV5973N.I\sd010722\DoD BNA cal 1\Jan0708.D
2	1/7/2022 3:45:02 PM	\\MASSHUNTER\Org\Data\SV5973N.I\sd010722\DoD BNA cal 1\Jan0707.D
3	1/7/2022 3:12:34 PM	\\MASSHUNTER\Org\Data\SV5973N.I\sd010722\DoD BNA cal 1\Jan0706.D
4	1/7/2022 2:40:13 PM	\\MASSHUNTER\Org\Data\SV5973N.I\sd010722\DoD BNA cal 1\Jan0705.D
5	1/7/2022 2:07:48 PM	\\MASSHUNTER\Org\Data\SV5973N.I\sd010722\DoD BNA cal 1\Jan0704.D
6	1/7/2022 1:35:33 PM	\\MASSHUNTER\Org\Data\SV5973N.I\sd010722\DoD BNA cal 1\Jan0703.D
7	1/7/2022 1:03:24 PM	\\MASSHUNTER\Org\Data\SV5973N.I\sd010722\DoD BNA cal 1\Jan0702.D
CCV	12/24/2021 8:39:46 AM	\\MASSHUNTER\Org\Data\SV5973N.I\sd122321\DoD BNA 3\Dec2337.D <=====

ISTD Compound:	Avg Resp	Mid Resp	CC Resp	Area%	A/M
1,4-Dichlorobenzene-d4	349980	349946	390353	111.55	M
Naphthalene-d8	1070403	1080735	1208930	111.86	M
Acenaphthene-d10	588466	590099	638848	108.26	M
Phenanthrene-d10	1074321	1057834	1130448	106.86	M
Chrysene-d12	773990	770655	823134	106.81	M
Perylene-d12	599090	601041	636010	105.82	M

Target Compound	AvgRF/R2	CC RF	Exp. Conc	Calc. Conc	%Dev	Area%	Curve Fit
1,4-Dichlorobenzene-d4	-----ISTD-----						
N-Nitrosodimethylamine	0.9977	0.3459	75.00	65.60	12.54	151.88	Quadratic
Pyridine	0.9981	0.7245	75.00	62.40	16.80	149.76	Quadratic
2-Fluorophenol	0.9109	0.9046	75.00	74.48	0.69	169.06	Avg RF
Aniline	1.6159	1.6594	75.00	77.02	-2.69	168.34	Avg RF
Phenol-d5	0.9994	1.3021	75.00	80.37	-7.16	183.87	Quadratic
Phenol	0.9985	1.3230	75.00	77.58	-3.44	174.37	Quadratic
bis(-2-Chloroethyl)Ether	1.0009	0.9780	75.00	73.29	2.29	158.44	Avg RF
2-Chlorophenol	0.9995	1.0487	75.00	72.86	2.85	164.83	Quadratic
1,3-Dichlorobenzene	1.4268	1.3920	75.00	73.17	2.44	171.88	Avg RF
1,4-Dichlorobenzene	1.4340	1.3598	75.00	71.12	5.17	157.87	Avg RF
1,2-Dichlorobenzene	1.4138	1.3581	75.00	72.04	3.94	159.22	Avg RF
Benzyl Alcohol	0.9980	0.5825	75.00	71.47	4.71	159.67	Quadratic
bis(2-chloroisopropyl)Ether	0.3840	0.3612	75.00	70.54	5.94	159.18	Avg RF
2-Methylphenol	0.9567	0.9152	75.00	71.75	4.34	154.99	Avg RF
N-nitroso-Di-n-propylamine	0.9970	0.6639	75.00	74.68	0.42	182.73	Quadratic
4Methylphenol/3Methylphenol	0.9983	1.3775	75.00	79.93	-6.57	169.57	Quadratic
Hexachloroethane	0.9995	0.4057	75.00	74.48	0.70	165.26	Quadratic
Nitrobenzene-d5	0.9987	0.6667	75.00	75.59	-0.79	173.90	Quadratic
Nitrobenzene	0.9987	0.3134	75.00	65.95	12.07	151.43	Quadratic
Naphthalene-d8	-----ISTD-----						
Isophorone	0.9997	0.4954	75.00	72.69	3.08	162.70	Quadratic
2-Nitrophenol	0.9992	0.0791	75.00	67.67	9.78	157.75	Quadratic
2,4-Dimethylphenol	0.9992	0.2353	75.00	70.42	6.11	158.16	Quadratic
bis(-2-Chloroethoxy)Methane	0.2959	0.2969	75.00	75.26	-0.34	172.15	Avg RF
Benzoic Acid	0.9979	0.1409	75.00	77.15	-2.86	190.99	Quadratic
2,4-Dichlorophenol	0.9994	0.2337	75.00	76.14	-1.52	180.96	Quadratic
1,2,4-Trichlorobenzene	0.2929	0.2704	75.00	69.24	7.68	164.74	Avg RF
Naphthalene	0.9997	0.8255	75.00	72.72	3.03	163.00	Quadratic
4-Chlorophenol	0.9983	0.0909	75.00	86.03	-14.71	189.85	Quadratic
p-Chloroaniline	0.3316	0.3366	75.00	76.12	-1.50	166.45	Avg RF
Hexachlorobutadiene	0.9998	0.1528	75.00	71.97	4.05	166.72	Quadratic
4-Chloro-2-Methylphenol	0.2141	0.2182	75.00	76.45	-1.93	176.87	Avg RF



# Continuing Calibration Report

Target Compound	AvgRF/R2	CC RF	Exp. Conc	Calc. Conc	%Dev	Area%	Curve Fit
4-Chloro-3-Methylphenol	0.2261	0.2183	75.00	72.39	3.48	167.99	Avg RF
2-Methylnaphthalene	0.9997	0.4746	75.00	66.98	10.70	146.57	Quadratic
1-Methylnaphthalene	0.9999	0.4918	75.00	72.15	3.80	160.80	Quadratic
Acenaphthene-d10	-----ISTD-----						
Hexachlorocyclopentadiene	0.9984	0.1800	75.00	71.65	4.47	170.42	Quadratic
2,4,6-Trichlorophenol	0.9996	0.2702	75.00	74.98	0.03	172.81	Quadratic
2,4,5-Trichlorophenol	0.3091	0.3219	75.00	78.09	-4.12	172.50	Avg RF
2-Fluorobiphenyl	0.9996	1.2025	75.00	72.68	3.10	154.52	Quadratic
2-Chloronaphthalene	1.0308	0.9801	75.00	71.31	4.92	158.87	Avg RF
2-Nitroaniline	0.9955	0.1771	75.00	74.62	0.50	188.04	Quadratic
Dimethyl Phthalate	0.9995	1.0013	75.00	73.33	2.22	167.18	Quadratic
2,6-Dinitrotoluene	0.9948	0.1352	75.00	73.14	2.48	180.66	Quadratic
Acenaphthylene	0.9997	1.6584	75.00	75.76	-1.02	170.84	Quadratic
3-Nitroaniline	0.9988	0.1444	75.00	72.92	2.78	164.71	Quadratic
Acenaphthene	0.9506	0.9326	75.00	73.58	1.89	163.07	Avg RF
2,4-Dinitrophenol	0.9982	0.0663	75.00	69.36	7.52	165.71	Quadratic
Dibenzofuran	1.5045	1.4798	75.00	73.77	1.64	155.56	Avg RF
2,4-Dinitrotoluene	0.9993	0.1765	75.00	74.00	1.33	163.84	Quadratic
4-Nitrophenol	0.9976	0.1578	75.00	76.74	-2.32	191.44	Quadratic
Diethylphthalate	0.9981	1.0975	75.00	79.79	-6.39	187.80	Quadratic
Fluorene	0.9992	1.2587	75.00	77.93	-3.91	169.87	Quadratic
4-Chlorophenyl-phenylether	0.9992	0.5387	75.00	73.07	2.57	168.60	Quadratic
Phenanthrene-d10	-----ISTD-----						
4-Nitroaniline	0.9931	0.0894	75.00	80.56	-7.42	174.33	Quadratic
4,6-Dinitro-2-methylphenol	0.9978	0.0555	75.00	72.73	3.02	166.11	Quadratic
N-nitrosodiphenylamine	0.4357	0.4419	75.00	76.07	-1.43	160.49	Avg RF
Azobenzene	0.9989	0.5205	75.00	75.38	-0.51	161.46	Quadratic
2,4,6-Tribromophenol	0.9994	0.0558	75.00	76.34	-1.79	169.65	Quadratic
4-Bromophenyl-phenylether	0.9994	0.1749	75.00	74.87	0.17	168.40	Quadratic
Hexachlorobenzene	0.9983	0.1729	75.00	73.28	2.29	151.91	Quadratic
Pentachlorophenol	0.9996	0.0879	75.00	79.14	-5.53	177.96	Quadratic
Phenanthrene	0.9984	0.9140	75.00	77.16	-2.88	157.59	Quadratic
Anthracene	0.9994	0.9020	75.00	78.79	-5.05	169.10	Quadratic
Triallate	0.9986	0.2009	75.00	80.19	-6.92	188.78	Quadratic
Carbazole	0.8498	0.8896	75.00	78.51	-4.68	172.11	Avg RF
o-Terphenyl	0.5134	0.4839	75.00	70.69	5.75	155.00	Avg RF
Di-n-Butylphthalate	0.9996	0.8663	75.00	80.20	-6.93	187.71	Quadratic
Fluoranthene	0.9353	0.9123	75.00	73.15	2.46	154.29	Avg RF
Benzidine	0.9995	0.3581	75.00	73.38	2.16	160.13	Quadratic
Pyrene	1.0241	1.0325	75.00	75.62	-0.82	161.95	Avg RF
Terphenyl-d14	0.6778	0.6741	75.00	74.59	0.55	162.00	Avg RF
Chrysene-d12	-----ISTD-----						
Butylbenzylphthalate	0.9993	0.3901	75.00	77.86	-3.82	183.27	Quadratic
Benzo(a)Anthracene	1.0269	1.0127	75.00	73.96	1.38	163.93	Avg RF
Chrysene	0.9995	1.1097	75.00	73.78	1.62	159.94	Quadratic
3,3-Dichlorobenzidine	0.9989	0.3483	75.00	74.96	0.06	172.17	Quadratic
bis(2-ethylhexyl)Phthalate	0.9992	0.1347	75.00	75.93	-1.24	177.74	Quadratic
Perylene-d12	-----ISTD-----						
Di-n-octyl Phthalate	0.9982	1.2439	75.00	76.72	-2.29	179.40	Quadratic
Benzo(b)fluoranthene	1.3125	1.3124	75.00	74.99	0.01	162.23	Avg RF
Benzo(k)fluoranthene	1.3608	1.3781	75.00	75.96	-1.27	165.36	Avg RF
Benzo(a)pyrene	0.9993	1.2566	75.00	75.64	-0.85	167.75	Quadratic
Indeno(1,2,3-c,d)pyrene	0.9995	1.0578	75.00	75.50	-0.66	162.65	Quadratic
Dibenzo(a,h)anthracene	0.9995	1.1016	75.00	72.88	2.82	159.44	Quadratic
Benzo(g,h,i)perylene	1.2301	1.2370	75.00	75.42	-0.57	166.68	Avg RF

A -- against Average; M -- against Mid Point; P -- against Previous CC in the Method;

# Energy Laboratories Inc

# ANALYTICAL RUN Summary

15-Feb-22

Run ID SV5973N.I\_220107B

<b>Run Start Date:</b> 1/7/2022
<b>Analyst:</b> Sean McGrew
<b>Ical:</b> 0
<b>Column ID:</b> XT1-5
<b>Comments:</b>

Std ID	Std Name	Std Amount	Std Units	Samp Amount	Samp Units	SampType	Expiration Date
dcmv13	DCM						11/17/2022
sv100507	BNA mix	37.5	ul	62.5	ul	CCV	3/31/2022
sv100516	BNA Internals 2000 ug/mL	2	ul	100	ul	all HL SVO	6/30/2023
sv100714	BNA 2nd source 200 ug/mL	37.5	ul	62.5	ul	ICV	10/1/2022
sv83311	DFTPP 1000 ug/mL	50	ul	50	ul	TUNE	10/31/2022
sv90820	BNA 2nd source short (new)	37.5	ul	62.5	ul	ICV	3/16/2023

Seq No	Lab ID	Test Code	Sample Typ	File ID	Analysis Date	DF	Batch ID	Prep Date	SPKref	RPDref	pmoist					
14972516	Jan0726_D_TU	SVOC-8270-DF	TUNE	SV5973N.I.sds0101	8/2022 1:59:00	1	R372992		0	0						
Analyte	T	Units	RAW	Final	Text	Spike	SPKref	RPDref	MDL	PQL	UQL	%REC	LOW	HIGH	%RPD	Q
127, % of mass 198	A	%	54.2	54.2		100	0	0	0	0.01	0	54%	40	60	0%	
197, % of mass 198	A	%	0.2	0.2		100	0	0	0	0.01	0	0%	0	0.99	0%	
198, Base Peak	A	%	100	100		100	0	0	0	0.01	0	100%	100	100	0%	
199, % of mass 198	A	%	6.8	6.8		100	0	0	0	0.01	0	7%	5	9	0%	
275, % of mass 198	A	%	27.3	27.3		100	0	0	0	0.01	0	27%	10	30	0%	
365, % of mass 198	A	%	3.5	3.5		100	0	0	0	0.01	0	4%	1	99.99	0%	
441, % of mass 443	A	%	26.5	26.5		100	0	0	0	0.01	0	27%	0.01	150	0%	
442, % of mass 198	A	%	58.1	58.1		100	0	0	0	0.01	0	58%	40	100	0%	
443, % of mass 442	A	%	17.8	17.8		100	0	0	0	0.01	0	18%	17	23	0%	
51, % of mass 198	A	%	40	40		100	0	0	0	0.01	0	40%	30	60	0%	
68, % of mass 69	A	%	0.8	0.8		100	0	0	0	0.01	0	1%	0	1.99	0%	
70, % of mass 69	A	%	0.8	0.8		100	0	0	0	0.01	0	1%	0	1.99	0%	

Seq No	Lab ID	Test Code	Sample Typ	File ID	Analysis Date	DF	Batch ID	Prep Date	SPKref	RPDref	pmoist					
14972519	07-Jan-22_CCV	SVOC-8270-W-	CCV	SV5973N.Itsd0101/8/2022	2:20:48	1	R372992		0	0						
Analyte	T	Units	RAW	Final	Text	Spike	SPKref	RPDref	MDL	PQL	UQL	%REC	LOW	HIGH	%RPD	Q
1,2,4-Trichlorobenzene	A	ug/L	74.90232	74.90232		75	0	0	1.9	10	150	100%	80	120	0%	
1,2-Dichlorobenzene	A	ug/L	77.13749	77.13749		75	0	0	1.97	10	150	103%	80	120	0%	
1,3-Dichlorobenzene	A	ug/L	83.35412	83.35412		75	0	0	2.13	10	150	111%	80	120	0%	
1,4-Dichlorobenzene	A	ug/L	81.08985	81.08985		75	0	0	2.02	10	150	108%	80	120	0%	
1-Methylnaphthalene	A	ug/L	76.27569	76.27569		75	0	0	2.39	10	150	102%	80	120	0%	
2,2'-Oxybis(1-Chloropropane)	A	ug/L	78.16733	78.16733		75	0	0	1.45	10	150	104%	80	120	0%	
2,4,5-Trichlorophenol	A	ug/L	85.59763	85.59763		75	0	0	2.23	10	150	114%	80	120	0%	
2,4,6-Trichlorophenol	A	ug/L	82.33693	82.33693		75	0	0	2.64	10	150	110%	80	120	0%	
2,4-Dichlorophenol	A	ug/L	78.55847	78.55847		75	0	0	1.69	10	150	105%	80	120	0%	
2,4-Dimethylphenol	A	ug/L	74.77316	74.77316		75	0	0	1.69	10	150	100%	80	120	0%	
2,4-Dinitrophenol	A	ug/L	72.77734	72.77734		75	0	0	4.26	10	150	97%	80	120	0%	
2,4-Dinitrotoluene	A	ug/L	77.34778	77.34778		75	0	0	3.04	10	150	103%	80	120	0%	
2,6-Dinitrotoluene	A	ug/L	80.99686	80.99686		75	0	0	3.2	10	150	108%	80	120	0%	
2-Chloronaphthalene	A	ug/L	76.95752	76.95752		75	0	0	2.14	10	150	103%	80	120	0%	
2-Chlorophenol	A	ug/L	83.13782	83.13782		75	0	0	2.48	10	150	111%	80	120	0%	
2-Methylnaphthalene	A	ug/L	75.58603	75.58603		75	0	0	1.92	10	150	101%	80	120	0%	
2-Nitroaniline	A	ug/L	76.21234	76.21234		75	0	0	2.4	10	150	102%	80	120	0%	
2-Nitrophenol	A	ug/L	76.25343	76.25343		75	0	0	2.36	10	150	102%	80	120	0%	
3,3'-Dichlorobenzidine	A	ug/L	79.29734	79.29734		75	0	0	2.11	10	150	106%	80	120	0%	
3-Nitroaniline	A	ug/L	81.3424	81.3424		75	0	0	2.77	10	150	108%	80	120	0%	
4,6-Dinitro-2-methylphenol	A	ug/L	77.92633	77.92633		75	0	0	2.33	10	150	104%	80	120	0%	
4-Bromophenyl phenyl ether	A	ug/L	79.19067	79.19067		75	0	0	1.74	10	150	106%	80	120	0%	
4-Chloro-2-methylphenol	A	ug/L	80.95384	80.95384		75	0	0	1.6	10	150	108%	80	120	0%	
4-Chloro-3-methylphenol	A	ug/L	79.92857	79.92857		75	0	0	1.46	10	150	107%	80	120	0%	
4-Chlorophenol	A	ug/L	81.27892	81.27892		75	0	0	2.64	10	150	108%	80	120	0%	
4-Chlorophenyl phenyl ether	A	ug/L	76.15588	76.15588		75	0	0	2.03	10	150	102%	80	120	0%	
4-Nitroaniline	A	ug/L	78.16625	78.16625		75	0	0	1.63	10	150	104%	80	120	0%	
4-Nitrophenol	A	ug/L	81.59085	81.59085		75	0	0	2.5	10	150	109%	80	120	0%	
Acenaphthene	A	ug/L	78.32703	78.32703		75	0	0	1.89	10	150	104%	80	120	0%	
Acenaphthylene	A	ug/L	82.54856	82.54856		75	0	0	1.57	10	150	110%	80	120	0%	
Aniline	A	ug/L	83.42435	83.42435		75	0	0	3.74	10	150	111%	80	120	0%	
Anthracene	A	ug/L	84.42597	84.42597		75	0	0	1.23	10	150	113%	80	120	0%	
Azobenzene	A	ug/L	79.28518	79.28518		75	0	0	1.09	10	150	106%	80	120	0%	
Benzidine	A	ug/L	72.58673	72.58673		75	0	0	6.72	10	150	97%	80	120	0%	
Benzo(a)anthracene	A	ug/L	80.53515	80.53515		75	0	0	0.856	10	150	107%	80	120	0%	

Seq No	Lab ID	Test Code	Sample Typ	File ID	Analysis Date	DF	Batch ID	Prep Date	SPKref	RPDref	pmoist					
14972519	07-Jan-22_CCV	SVOC-8270-W-	CCV	SV5973N.Tsd	0101/8/2022 2:20:48	1	R372992		0	0						
Analyte	T	Units	RAW	Final	Text	Spike	SPKref	RPDref	MDL	PQL	UQL	%REC	LOW	HIGH	%RPD	Q
Benzo(a)pyrene	A	ug/L	80.19081	80.19081		75	0	0	1.24	10	150	107%	80	120	0%	
Benzo(b)fluoranthene	A	ug/L	80.78873	80.78873		75	0	0	0.903	10	150	108%	80	120	0%	
Benzo(g,h,i)perylene	A	ug/L	84.26844	84.26844		75	0	0	1.01	10	150	112%	80	120	0%	
Benzo(k)fluoranthene	A	ug/L	81.30246	81.30246		75	0	0	0.97	10	150	108%	80	120	0%	
Benzoic acid	A	ug/L	86.41371	86.41371		75	0	0	1.51	10	150	115%	80	120	0%	
Benzyl alcohol	A	ug/L	83.1118	83.1118		75	0	0	3.13	10	150	111%	80	120	0%	
bis(-2-chloroethoxy)Methane	A	ug/L	80.02912	80.02912		75	0	0	1.36	10	150	107%	80	120	0%	
bis(-2-chloroethyl)Ether	A	ug/L	79.64312	79.64312		75	0	0	2.57	10	150	106%	80	120	0%	
bis(2-chloroisopropyl)Ether	A	ug/L	78.16733	78.16733		75	0	0	1.49	10	150	104%	80	120	0%	
bis(2-ethylhexyl)Phthalate	A	ug/L	82.02851	82.02851		75	0	0	1.91	10	150	109%	80	120	0%	
Butylbenzylphthalate	A	ug/L	83.65542	83.65542		75	0	0	1.57	10	150	112%	80	120	0%	
Carbazole	A	ug/L	79.7614	79.7614		75	0	0	0.842	10	150	106%	80	120	0%	
Chrysene	A	ug/L	79.49604	79.49604		75	0	0	1.17	10	150	106%	80	120	0%	
Di-n-butyl phthalate	A	ug/L	81.41235	81.41235		75	0	0	0.932	10	150	109%	80	120	0%	
Di-n-octyl phthalate	A	ug/L	83.56793	83.56793		75	0	0	1.34	10	150	111%	80	120	0%	
Dibenzo(a,h)anthracene	A	ug/L	80.52167	80.52167		75	0	0	1.17	10	150	107%	80	120	0%	
Dibenzofuran	A	ug/L	78.25207	78.25207		75	0	0	1.74	10	150	104%	80	120	0%	
Diethyl phthalate	A	ug/L	86.82267	86.82267		75	0	0	2.18	10	150	116%	80	120	0%	
Dimethyl phthalate	A	ug/L	75.31505	75.31505		75	0	0	1.72	10	150	100%	80	120	0%	
Fluoranthene	A	ug/L	78.53415	78.53415		75	0	0	0.883	10	150	105%	80	120	0%	
Fluorene	A	ug/L	83.10945	83.10945		75	0	0	1.82	10	150	111%	80	120	0%	
Hexachlorobenzene	A	ug/L	73.59549	73.59549		75	0	0	1.33	10	150	98%	80	120	0%	
Hexachlorobutadiene	A	ug/L	76.38334	76.38334		75	0	0	2.32	10	150	102%	80	120	0%	
Hexachlorocyclopentadiene	A	ug/L	75.76239	75.76239		75	0	0	2.97	10	150	101%	80	120	0%	
Hexachloroethane	A	ug/L	84.45939	84.45939		75	0	0	1.79	10	150	113%	80	120	0%	
Indeno(1,2,3-cd)pyrene	A	ug/L	81.44077	81.44077		75	0	0	1.25	10	150	109%	80	120	0%	
Isophorone	A	ug/L	79.93932	79.93932		75	0	0	1.67	10	150	107%	80	120	0%	
m+p-Cresols	A	ug/L	87.2867	87.2867		75	0	0	1.78	10	150	116%	80	120	0%	
n-Nitroso-di-n-propylamine	A	ug/L	81.68084	81.68084		75	0	0	1.54	10	150	109%	80	120	0%	
n-Nitrosodimethylamine	A	ug/L	60.90831	60.90831		75	0	0	1.53	10	150	81%	80	120	0%	
n-Nitrosodiphenylamine	A	ug/L	81.5234	81.5234		75	0	0	1.16	10	150	109%	80	120	0%	
Naphthalene	A	ug/L	79.12365	79.12365		75	0	0	1.74	10	150	105%	80	120	0%	
Nitrobenzene	A	ug/L	78.879	78.879		75	0	0	2.31	10	150	105%	80	120	0%	
o-Cresol	A	ug/L	81.38841	81.38841		75	0	0	1.83	10	150	109%	80	120	0%	
o-Terphenyl	A	ug/L	75.00825	75.00825		75	0	0	1.27	10	150	100%	80	120	0%	

Seq No	Lab ID	Test Code	Sample Typ	File ID	Analysis Date	DF	Batch ID	Prep Date	SPKref	RPDref	pmoist					
14972519	07-Jan-22_CC	SVOC-8270-W-	CCV	SV5973N.I	sd0101/8/2022 2:20:48	1	R372992		0	0						
Analyte	T	Units	RAW	Final	Text	Spike	SPKref	RPDref	MDL	PQL	UQL	%REC	LOW	HIGH	%RPD	Q
p-Chloroaniline	A	ug/L	81.42276	81.42276		75	0	0	1.52	10	150	109%	80	120	0%	
Pentachlorophenol	A	ug/L	84.61859	84.61859		75	0	0	4.24	10	150	113%	80	120	0%	
Phenanthrene	A	ug/L	79.36756	79.36756		75	0	0	0.784	10	150	106%	80	120	0%	
Phenol	A	ug/L	84.17446	84.17446		75	0	0	1.46	10	150	112%	80	120	0%	
Pyrene	A	ug/L	78.90822	78.90822		75	0	0	0.921	10	150	105%	80	120	0%	
Pyridine	A	ug/L	67.57463	67.57463		75	0	0	3.22	10	150	90%	80	120	0%	
Triallate	A	ug/L	80.50762	80.50762		75	0	0	1.51	10	150	107%	80	120	0%	
1,4-Dichlorobenzene-d4	I	ug/L	40	40		0	0	0	0	10	150	0%	80	120	0%	
Acenaphthene-d10	I	ug/L	40	40		0	0	0	0	10	150	0%	80	120	0%	
Chrysene-d12	I	ug/L	40	40		0	0	0	0	10	150	0%	80	120	0%	
Naphthalene-d8	I	ug/L	40	40		0	0	0	0	10	150	0%	80	120	0%	
Perylene-d12	I	ug/L	40	40		0	0	0	0	10	150	0%	80	120	0%	
Phenanthrene-d10	I	ug/L	40	40		0	0	0	0	10	150	0%	80	120	0%	
2,4,6-Tribromophenol	S	ug/L	77.82083	77.82083		75	0	0	2.88	10	0	104%	80	120	0%	
2-Fluorobiphenyl	S	ug/L	79.4129	79.4129		75	0	0	0.724	10	0	106%	80	120	0%	
2-Fluorophenol	S	ug/L	86.52935	86.52935		75	0	0	3.52	10	0	115%	80	120	0%	
Nitrobenzene-d5	S	ug/L	84.56754	84.56754		75	0	0	2.34	10	0	113%	80	120	0%	
Phenol-d5	S	ug/L	84.89879	84.89879		75	0	0	2.06	10	0	113%	80	120	0%	
Terphenyl-d14	S	ug/L	78.5774	78.5774		75	0	0	1.17	10	0	105%	80	120	0%	
4-Chloroaniline	X	ug/L	81.42276	81.42276		75	0	0	1.61	10	150	109%	80	120	0%	

Seq No	Lab ID	Test Code	Sample Typ	File ID	Analysis Date	DF	Batch ID	Prep Date	SPKref	RPDref	pmoist					
14972520	07-Jan-22_ISTB	SVOC-8270-W-	SAMP	SV5973N.I	sd0101/8/2022 2:53:09	1	R372992		0	0						
Analyte	T	Units	RAW	Final	Text	Spike	SPKref	RPDref	MDL	PQL	UQL	%REC	LOW	HIGH	%RPD	Q
1,2,4-Trichlorobenzene	A	ug/L	0	0		0	0	0	1.9	10	150	0%	0	0	0%	
1,2-Dichlorobenzene	A	ug/L	0	0		0	0	0	1.97	10	150	0%	0	0	0%	
1,3-Dichlorobenzene	A	ug/L	0	0		0	0	0	2.13	10	150	0%	0	0	0%	
1,4-Dichlorobenzene	A	ug/L	0	0		0	0	0	2.02	10	150	0%	0	0	0%	
1-Methylnaphthalene	A	ug/L	0	0		0	0	0	2.39	10	150	0%	0	0	0%	
2,2'-Oxybis(1-Chloropropane)	A	ug/L	0	0		0	0	0	1.45	10	150	0%	0	0	0%	
2,4,5-Trichlorophenol	A	ug/L	0	0		0	0	0	2.23	10	150	0%	0	0	0%	
2,4,6-Trichlorophenol	A	ug/L	0	0		0	0	0	2.64	10	150	0%	0	0	0%	
2,4-Dichlorophenol	A	ug/L	0	0		0	0	0	1.69	10	150	0%	0	0	0%	
2,4-Dimethylphenol	A	ug/L	0	0		0	0	0	1.69	10	150	0%	0	0	0%	

Seq No	Lab ID	Test Code	Sample Typ	File ID	Analysis Date	DF	Batch ID	Prep Date	SPKref	RPDref	pmoist					
14972520	07-Jan-22_ISTB	SVOC-8270-W-	SAMP	SV5973N.T	sd0101/8/2022 2:53:09	1	R372992		0	0						
Analyte	T	Units	RAW	Final	Text	Spike	SPKref	RPDref	MDL	PQL	UQL	%REC	LOW	HIGH	%RPD	Q
2,4-Dinitrophenol	A	ug/L	0	0		0	0	0	4.26	10	150	0%	0	0	0%	
2,4-Dinitrotoluene	A	ug/L	0	0		0	0	0	3.04	10	150	0%	0	0	0%	
2,6-Dinitrotoluene	A	ug/L	0	0		0	0	0	3.2	10	150	0%	0	0	0%	
2-Chloronaphthalene	A	ug/L	0	0		0	0	0	2.14	10	150	0%	0	0	0%	
2-Chlorophenol	A	ug/L	0	0		0	0	0	2.48	10	150	0%	0	0	0%	
2-Methylnaphthalene	A	ug/L	0	0		0	0	0	1.92	10	150	0%	0	0	0%	
2-Nitroaniline	A	ug/L	0	0		0	0	0	2.4	10	150	0%	0	0	0%	
2-Nitrophenol	A	ug/L	0	0		0	0	0	2.36	10	150	0%	0	0	0%	
3,3'-Dichlorobenzidine	A	ug/L	0	0		0	0	0	2.11	10	150	0%	0	0	0%	
3-Nitroaniline	A	ug/L	0	0		0	0	0	2.77	10	150	0%	0	0	0%	
4,6-Dinitro-2-methylphenol	A	ug/L	0	0		0	0	0	2.33	10	150	0%	0	0	0%	
4-Bromophenyl phenyl ether	A	ug/L	0	0		0	0	0	1.74	10	150	0%	0	0	0%	
4-Chloro-2-methylphenol	A	ug/L	0	0		0	0	0	1.6	10	150	0%	0	0	0%	
4-Chloro-3-methylphenol	A	ug/L	0	0		0	0	0	1.46	10	150	0%	0	0	0%	
4-Chlorophenol	A	ug/L	0	0		0	0	0	2.64	10	150	0%	0	0	0%	
4-Chlorophenyl phenyl ether	A	ug/L	0	0		0	0	0	2.03	10	150	0%	0	0	0%	
4-Nitroaniline	A	ug/L	0	0		0	0	0	1.63	10	150	0%	0	0	0%	
4-Nitrophenol	A	ug/L	0	0		0	0	0	2.5	10	150	0%	0	0	0%	
Acenaphthene	A	ug/L	0	0		0	0	0	1.89	10	150	0%	0	0	0%	
Acenaphthylene	A	ug/L	0	0		0	0	0	1.57	10	150	0%	0	0	0%	
Aniline	A	ug/L	0	0		0	0	0	3.74	10	150	0%	0	0	0%	
Anthracene	A	ug/L	0	0		0	0	0	1.23	10	150	0%	0	0	0%	
Azobenzene	A	ug/L	0	0		0	0	0	1.09	10	150	0%	0	0	0%	
Benzidine	A	ug/L	0	0		0	0	0	6.72	10	150	0%	0	0	0%	
Benzo(a)anthracene	A	ug/L	0	0		0	0	0	0.856	10	150	0%	0	0	0%	
Benzo(a)pyrene	A	ug/L	0	0		0	0	0	1.24	10	150	0%	0	0	0%	
Benzo(b)fluoranthene	A	ug/L	0	0		0	0	0	0.903	10	150	0%	0	0	0%	
Benzo(g,h,i)perylene	A	ug/L	0	0		0	0	0	1.01	10	150	0%	0	0	0%	
Benzo(k)fluoranthene	A	ug/L	0	0		0	0	0	0.97	10	150	0%	0	0	0%	
Benzoic acid	A	ug/L	0	0		0	0	0	1.51	10	150	0%	0	0	0%	
Benzyl alcohol	A	ug/L	0	0		0	0	0	3.13	10	150	0%	0	0	0%	
bis(-2-chloroethoxy)Methane	A	ug/L	0	0		0	0	0	1.36	10	150	0%	0	0	0%	
bis(-2-chloroethyl)Ether	A	ug/L	0	0		0	0	0	2.57	10	150	0%	0	0	0%	
bis(2-chloroisopropyl)Ether	A	ug/L	0	0		0	0	0	1.49	10	150	0%	0	0	0%	
bis(2-ethylhexyl)Phthalate	A	ug/L	0	0		0	0	0	1.91	10	150	0%	0	0	0%	

Seq No	Lab ID	Test Code	Sample Typ	File ID	Analysis Date	DF	Batch ID	Prep Date	SPKref	RPDref	pmoist					
14972520	07-Jan-22_ISTB	SVOC-8270-W-	SAMP	SV5973N.I	sd0101/8/2022 2:53:09	1	R372992		0	0						
Analyte	T	Units	RAW	Final	Text	Spike	SPKref	RPDref	MDL	PQL	UQL	%REC	LOW	HIGH	%RPD	Q
Butylbenzylphthalate	A	ug/L	0	0		0	0	0	1.57	10	150	0%	0	0	0%	
Carbazole	A	ug/L	0	0		0	0	0	0.842	10	150	0%	0	0	0%	
Chrysene	A	ug/L	0	0		0	0	0	1.17	10	150	0%	0	0	0%	
Di-n-butyl phthalate	A	ug/L	0	0		0	0	0	0.932	10	150	0%	0	0	0%	
Di-n-octyl phthalate	A	ug/L	0	0		0	0	0	1.34	10	150	0%	0	0	0%	
Dibenzo(a,h)anthracene	A	ug/L	0	0		0	0	0	1.17	10	150	0%	0	0	0%	
Dibenzofuran	A	ug/L	0	0		0	0	0	1.74	10	150	0%	0	0	0%	
Diethyl phthalate	A	ug/L	0	0		0	0	0	2.18	10	150	0%	0	0	0%	
Dimethyl phthalate	A	ug/L	0	0		0	0	0	1.72	10	150	0%	0	0	0%	
Fluoranthene	A	ug/L	0	0		0	0	0	0.883	10	150	0%	0	0	0%	
Fluorene	A	ug/L	0	0		0	0	0	1.82	10	150	0%	0	0	0%	
Hexachlorobenzene	A	ug/L	0	0		0	0	0	1.33	10	150	0%	0	0	0%	
Hexachlorobutadiene	A	ug/L	0	0		0	0	0	2.32	10	150	0%	0	0	0%	
Hexachlorocyclopentadiene	A	ug/L	0	0		0	0	0	2.97	10	150	0%	0	0	0%	
Hexachloroethane	A	ug/L	0	0		0	0	0	1.79	10	150	0%	0	0	0%	
Indeno(1,2,3-cd)pyrene	A	ug/L	0	0		0	0	0	1.25	10	150	0%	0	0	0%	
Isophorone	A	ug/L	0	0		0	0	0	1.67	10	150	0%	0	0	0%	
m+p-Cresols	A	ug/L	0	0		0	0	0	1.78	10	150	0%	0	0	0%	
n-Nitroso-di-n-propylamine	A	ug/L	0	0		0	0	0	1.54	10	150	0%	0	0	0%	
n-Nitrosodimethylamine	A	ug/L	0	0		0	0	0	1.53	10	150	0%	0	0	0%	
n-Nitrosodiphenylamine	A	ug/L	0	0		0	0	0	1.16	10	150	0%	0	0	0%	
Naphthalene	A	ug/L	0	0		0	0	0	1.74	10	150	0%	0	0	0%	
Nitrobenzene	A	ug/L	0	0		0	0	0	2.31	10	150	0%	0	0	0%	
o-Cresol	A	ug/L	0	0		0	0	0	1.83	10	150	0%	0	0	0%	
p-Chloroaniline	A	ug/L	0	0		0	0	0	1.52	10	150	0%	0	0	0%	
Pentachlorophenol	A	ug/L	0	0		0	0	0	4.24	10	150	0%	0	0	0%	
Phenanthrene	A	ug/L	0	0		0	0	0	0.784	10	150	0%	0	0	0%	
Phenol	A	ug/L	0	0		0	0	0	1.46	10	150	0%	0	0	0%	
Pyrene	A	ug/L	0	0		0	0	0	0.921	10	150	0%	0	0	0%	
Pyridine	A	ug/L	0	0		0	0	0	3.22	10	150	0%	0	0	0%	
Triallate	A	ug/L	0	0		0	0	0	1.51	10	150	0%	0	0	0%	
1,4-Dichlorobenzene-d4	l	ug/L	40	40		0	0	0	0	10	150	0%	0	0	0%	
Acenaphthene-d10	l	ug/L	40	40		0	0	0	0	10	150	0%	0	0	0%	
Chrysene-d12	l	ug/L	40	40		0	0	0	0	10	150	0%	0	0	0%	
Naphthalene-d8	l	ug/L	40	40		0	0	0	0	10	150	0%	0	0	0%	



Seq No	Lab ID	Test Code	Sample Typ	File ID	Analysis Date	DF	Batch ID	Prep Date	SPKref	RPDref	pmoist					
14972520	07-Jan-22_ISTB	SVOC-8270-W-	SAMP	SV5973N.I	sd0101/8/2022 2:53:09	1	R372992		0	0						
Analyte	T	Units	RAW	Final	Text	Spike	SPKref	RPDref	MDL	PQL	UQL	%REC	LOW	HIGH	%RPD	Q
Perylene-d12	I	ug/L	40	40		0	0	0	0	10	150	0%	0	0	0%	
Phenanthrene-d10	I	ug/L	40	40		0	0	0	0	10	150	0%	0	0	0%	
2,4,6-Tribromophenol	S	ug/L	0	0		200	0	0	2.88	10	0	0%	25	140	0%	S
2-Fluorobiphenyl	S	ug/L	0	0		100	0	0	0.724	10	0	0%	28	107	0%	S
2-Fluorophenol	S	ug/L	0	0		200	0	0	3.52	10	0	0%	10	75	0%	S
Nitrobenzene-d5	S	ug/L	0	0		100	0	0	2.34	10	0	0%	32	94	0%	S
Phenol-d5	S	ug/L	0	0		200	0	0	2.06	10	0	0%	10	65	0%	S
Terphenyl-d14	S	ug/L	0	0		100	0	0	1.17	10	0	0%	32	122	0%	S
4-Chloroaniline	X	ug/L	0	0		0	0	0	1.61	10	150	0%	0	0	0%	
o-Terphenyl	X	ug/L	0	0		0	0	0	1.27	10	150	0%	0	0	0%	

Seq No	Lab ID	Test Code	Sample Typ	File ID	Analysis Date	DF	Batch ID	Prep Date	SPKref	RPDref	pmoist					
14972521	B21122105-001	SVOC-8270-W	SAMP	SV5973N.I	sd0101/8/2022 3:25:25	1	162577	12/29/2021	0	0						
Analyte	T	Units	RAW	Final	Text	Spike	SPKref	RPDref	MDL	PQL	UQL	%REC	LOW	HIGH	%RPD	Q
1,2,4-Trichlorobenzene	A	ug/L	0	0		0	0	0	1.8278	10	150	0%	0	0	0%	U
1,2-Dichlorobenzene	A	ug/L	0	0		0	0	0	1.89514	10	150	0%	0	0	0%	U
1,3-Dichlorobenzene	A	ug/L	0	0		0	0	0	2.04906	10	150	0%	0	0	0%	U
1,4-Dichlorobenzene	A	ug/L	0	0		0	0	0	1.94324	10	150	0%	0	0	0%	U
1-Methylnaphthalene	A	ug/L	0	0		0	0	0	2.29918	10	150	0%	0	0	0%	U
2,4,5-Trichlorophenol	A	ug/L	0	0		0	0	0	2.14526	10	150	0%	0	0	0%	U
2,4,6-Trichlorophenol	A	ug/L	0	0		0	0	0	2.53968	10	150	0%	0	0	0%	U
2,4-Dichlorophenol	A	ug/L	0	0		0	0	0	1.62578	10	150	0%	0	0	0%	U
2,4-Dimethylphenol	A	ug/L	0	0		0	0	0	1.62578	10	150	0%	0	0	0%	U
2,4-Dinitrophenol	A	ug/L	0	0		0	0	0	4.09812	10	150	0%	0	0	0%	U
2,4-Dinitrotoluene	A	ug/L	0	0		0	0	0	2.92448	10	150	0%	0	0	0%	U
2,6-Dinitrotoluene	A	ug/L	0	0		0	0	0	3.0784	10	150	0%	0	0	0%	U
2-Chloronaphthalene	A	ug/L	0	0		0	0	0	2.05868	10	150	0%	0	0	0%	U
2-Chlorophenol	A	ug/L	0	0		0	0	0	2.38576	10	150	0%	0	0	0%	U
2-Methylnaphthalene	A	ug/L	0	0		0	0	0	1.84704	10	150	0%	0	0	0%	U
2-Nitrophenol	A	ug/L	0	0		0	0	0	2.27032	10	150	0%	0	0	0%	U
3,3'-Dichlorobenzidine	A	ug/L	0	0		0	0	0	2.02982	10	150	0%	0	0	0%	U
4,6-Dinitro-2-methylphenol	A	ug/L	0	0		0	0	0	2.24146	10	150	0%	0	0	0%	U
4-Bromophenyl phenyl ether	A	ug/L	0	0		0	0	0	1.67388	10	150	0%	0	0	0%	U
4-Chloro-3-methylphenol	A	ug/L	0	0		0	0	0	1.40452	10	150	0%	0	0	0%	U

Seq No	Lab ID	Test Code	Sample Typ	File ID	Analysis Date	DF	Batch ID	Prep Date	SPKref	RPDref	pmoist					
14972521	B21122105-001	SVOC-8270-W	SAMP	SV5973N.Tsd0101/8/2022	3:25:25	1	162577	12/29/2021	0	0						
Analyte	T	Units	RAW	Final	Text	Spike	SPKref	RPDref	MDL	PQL	UQL	%REC	LOW	HIGH	%RPD	Q
4-Chlorophenol	A	ug/L	0	0		0	0	0	2.53968	10	150	0%	0	0	0%	U
4-Chlorophenyl phenyl ether	A	ug/L	0	0		0	0	0	1.95286	10	150	0%	0	0	0%	U
4-Nitrophenol	A	ug/L	0	0		0	0	0	2.405	10	150	0%	0	0	0%	U
Acenaphthene	A	ug/L	0	0		0	0	0	1.81818	10	150	0%	0	0	0%	U
Acenaphthylene	A	ug/L	0	0		0	0	0	1.51034	10	150	0%	0	0	0%	U
Anthracene	A	ug/L	0	0		0	0	0	1.18326	10	150	0%	0	0	0%	U
Azobenzene	A	ug/L	0	0		0	0	0	1.04858	10	150	0%	0	0	0%	U
Benzidine	A	ug/L	0	0		0	0	0	6.46464	10	150	0%	0	0	0%	U
Benzo(a)anthracene	A	ug/L	0	0		0	0	0	0.823472	10	150	0%	0	0	0%	U
Benzo(a)pyrene	A	ug/L	0	0		0	0	0	1.19288	10	150	0%	0	0	0%	U
Benzo(b)fluoranthene	A	ug/L	0	0		0	0	0	0.868686	10	150	0%	0	0	0%	U
Benzo(g,h,i)perylene	A	ug/L	0	0		0	0	0	0.97162	10	150	0%	0	0	0%	U
Benzo(k)fluoranthene	A	ug/L	0	0		0	0	0	0.93314	10	150	0%	0	0	0%	U
bis(-2-chloroethoxy)Methane	A	ug/L	0	0		0	0	0	1.30832	10	150	0%	0	0	0%	U
bis(-2-chloroethyl)Ether	A	ug/L	0	0		0	0	0	2.47234	10	150	0%	0	0	0%	U
bis(2-chloroisopropyl)Ether	A	ug/L	0	0		0	0	0	1.43338	10	150	0%	0	0	0%	U
bis(2-ethylhexyl)Phthalate	A	ug/L	0	0		0	0	0	1.83742	10	150	0%	0	0	0%	U
Butylbenzylphthalate	A	ug/L	0	0		0	0	0	1.51034	10	150	0%	0	0	0%	U
Chrysene	A	ug/L	0	0		0	0	0	1.12554	10	150	0%	0	0	0%	U
Di-n-butyl phthalate	A	ug/L	0	0		0	0	0	0.896584	10	150	0%	0	0	0%	U
Di-n-octyl phthalate	A	ug/L	0	0		0	0	0	1.28908	10	150	0%	0	0	0%	U
Dibenzo(a,h)anthracene	A	ug/L	0	0		0	0	0	1.12554	10	150	0%	0	0	0%	U
Diethyl phthalate	A	ug/L	0	0		0	0	0	2.09716	10	150	0%	0	0	0%	U
Dimethyl phthalate	A	ug/L	0	0		0	0	0	1.65464	10	150	0%	0	0	0%	U
Fluoranthene	A	ug/L	0	0		0	0	0	0.849446	10	150	0%	0	0	0%	U
Fluorene	A	ug/L	0	0		0	0	0	1.75084	10	150	0%	0	0	0%	U
Hexachlorobenzene	A	ug/L	0	0		0	0	0	1.27946	10	150	0%	0	0	0%	U
Hexachlorobutadiene	A	ug/L	0	0		0	0	0	2.23184	10	150	0%	0	0	0%	U
Hexachlorocyclopentadiene	A	ug/L	0	0		0	0	0	2.85714	10	150	0%	0	0	0%	U
Hexachloroethane	A	ug/L	0	0		0	0	0	1.72198	10	150	0%	0	0	0%	U
Indeno(1,2,3-cd)pyrene	A	ug/L	0	0		0	0	0	1.2025	10	150	0%	0	0	0%	U
Isophorone	A	ug/L	0	0		0	0	0	1.60654	10	150	0%	0	0	0%	U
m+p-Cresols	A	ug/L	0	0		0	0	0	1.71236	10	150	0%	0	0	0%	U
n-Nitroso-di-n-propylamine	A	ug/L	0	0		0	0	0	1.48148	10	150	0%	0	0	0%	U
n-Nitrosodimethylamine	A	ug/L	0	0		0	0	0	1.47186	10	150	0%	0	0	0%	U

Seq No	Lab ID	Test Code	Sample Typ	File ID	Analysis Date	DF	Batch ID	Prep Date	SPKref	RPDref	pmoist					
14972521	B21122105-001	SVOC-8270-W	SAMP	SV5973N.Tsd	0101/8/2022 3:25:25	1	162577	12/29/2021	0	0						
Analyte	T	Units	RAW	Final	Text	Spike	SPKref	RPDref	MDL	PQL	UQL	%REC	LOW	HIGH	%RPD	Q
n-Nitrosodiphenylamine	A	ug/L	0	0		0	0	0	1.11592	10	150	0%	0	0	0%	U
Naphthalene	A	ug/L	0	0		0	0	0	1.67388	10	150	0%	0	0	0%	U
Nitrobenzene	A	ug/L	0	0		0	0	0	2.22222	10	150	0%	0	0	0%	U
o-Cresol	A	ug/L	0	0		0	0	0	1.76046	10	150	0%	0	0	0%	U
Pentachlorophenol	A	ug/L	0	0		0	0	0	4.07888	10	150	0%	0	0	0%	U
Phenanthrene	A	ug/L	0	0		0	0	0	0.754208	10	150	0%	0	0	0%	U
Phenol	A	ug/L	0	0		0	0	0	1.40452	10	150	0%	0	0	0%	U
Pyrene	A	ug/L	0	0		0	0	0	0.886002	10	150	0%	0	0	0%	U
Pyridine	A	ug/L	0	0		0	0	0	3.09764	10	150	0%	0	0	0%	U
1,4-Dichlorobenzene-d4	I	ug/L	40	38.48		0	0	0	0	10	150	0%	0	0	0%	
Acenaphthene-d10	I	ug/L	40	38.48		0	0	0	0	10	150	0%	0	0	0%	
Chrysene-d12	I	ug/L	40	38.48		0	0	0	0	10	150	0%	0	0	0%	
Naphthalene-d8	I	ug/L	40	38.48		0	0	0	0	10	150	0%	0	0	0%	
Perylene-d12	I	ug/L	40	38.48		0	0	0	0	10	150	0%	0	0	0%	
Phenanthrene-d10	I	ug/L	40	38.48		0	0	0	0	10	150	0%	0	0	0%	
2,4,6-Tribromophenol	S	ug/L	181.25968	174.371812		192.4	0	0	2.77056	10		91%	43	140	0%	
2-Fluorobiphenyl	S	ug/L	76.61422	73.7028796		96.2	0	0	0.696488	10		77%	44	119	0%	
2-Fluorophenol	S	ug/L	97.19249	93.4991754		192.4	0	0	3.38624	10		49%	19	119	0%	
Nitrobenzene-d5	S	ug/L	70.09833	67.4345935		96.2	0	0	2.25108	10		70%	44	120	0%	
Phenol-d5	S	ug/L	79.81308	76.780183		192.4	0	0	1.98172	10		40%	10	65	0%	
Terphenyl-d14	S	ug/L	98.44506	94.7041477		96.2	0	0	1.12554	10		98%	50	134	0%	
2,2'-Oxybis(1-Chloropropane)	X	ug/L	0	0		0	0	0	1.3949	10	150	0%	0	0	0%	U
2-Nitroaniline	X	ug/L	0	0		0	0	0	2.3088	10	150	0%	0	0	0%	U
3-Nitroaniline	X	ug/L	0	0		0	0	0	2.66474	10	150	0%	0	0	0%	U
4-Chloro-2-methylphenol	X	ug/L	0	0		0	0	0	1.5392	10	150	0%	0	0	0%	U
4-Chloroaniline	X	ug/L	0	0		0	0	0	1.54882	10	150	0%	0	0	0%	U
4-Nitroaniline	X	ug/L	0	0		0	0	0	1.56806	10	150	0%	0	0	0%	U
Carbazole	X	ug/L	0	0		0	0	0	0.810004	10	150	0%	0	0	0%	U
Dibenzofuran	X	ug/L	0	0		0	0	0	1.67388	10	150	0%	0	0	0%	U
p-Chloroaniline	X	ug/L	0	0		0	0	0	1.46224	10	150	0%	0	0	0%	U
Triallate	X	ug/L	0	0		0	0	0	1.45262	10	150	0%	0	0	0%	U

Seq No	Lab ID	Test Code	Sample Typ	File ID	Analysis Date	DF	Batch ID	Prep Date	SPKref	RPDref	pmoist					
14972522	B21122110-002	SVOC-625.1-W	SAMP	SV5973N.Tsd	0101/8/2022 3:57:48	1	162577	12/29/2021	0	0						
Analyte	T	Units	RAW	Final	Text	Spike	SPKref	RPDref	MDL	PQL	UQL	%REC	LOW	HIGH	%RPD	Q
1,2,4-Trichlorobenzene	A	ug/L	0	0		0	0	0	1.89345	10	150	0%	0	0	0%	
1,2-Diphenylhydrazine as Azobenzen	A	ug/L	0	0		0	0	0	1.18462	10	150	0%	0	0	0%	
2,4,6-Trichlorophenol	A	ug/L	0	0		0	0	0	2.05852	10	150	0%	0	0	0%	
2,4-Dichlorophenol	A	ug/L	0	0		0	0	0	1.66041	10	150	0%	0	0	0%	
2,4-Dimethylphenol	A	ug/L	0	0		0	0	0	1.67012	10	150	0%	0	0	0%	
2,4-Dinitrophenol	A	ug/L	0	0		0	0	0	4.16559	10	150	0%	0	0	0%	
2,4-Dinitrotoluene	A	ug/L	0	0		0	0	0	2.10707	10	150	0%	0	0	0%	
2,6-Dinitrotoluene	A	ug/L	0	0		0	0	0	2.93242	10	150	0%	0	0	0%	
2-Chloronaphthalene	A	ug/L	0	0		0	0	0	2.17504	10	150	0%	0	0	0%	
2-Chlorophenol	A	ug/L	0	0		0	0	0	2.44692	10	150	0%	0	0	0%	
2-Nitrophenol	A	ug/L	0	0		0	0	0	1.93229	10	150	0%	0	0	0%	
3,3'-Dichlorobenzidine	A	ug/L	0	0		0	0	0	2.04881	10	150	0%	0	0	0%	
4,6-Dinitro-2-methylphenol	A	ug/L	0	0		0	0	0	1.78664	10	150	0%	0	0	0%	
4-Bromophenyl phenyl ether	A	ug/L	0	0		0	0	0	1.79635	10	150	0%	0	0	0%	
4-Chloro-3-methylphenol	A	ug/L	0	0		0	0	0	1.48563	10	150	0%	0	0	0%	
4-Chlorophenyl phenyl ether	A	ug/L	0	0		0	0	0	1.98084	10	150	0%	0	0	0%	
4-Nitrophenol	A	ug/L	0	0		0	0	0	2.51489	10	150	0%	0	0	0%	
Acenaphthene	A	ug/L	0	0		0	0	0	1.92258	10	150	0%	0	0	0%	
Acenaphthylene	A	ug/L	0	0		0	0	0	1.62157	10	150	0%	0	0	0%	
Anthracene	A	ug/L	0	0		0	0	0	1.00013	10	150	0%	0	0	0%	
Azobenzene	A	ug/L	0	0		0	0	0	1.10694	10	150	0%	0	0	0%	
Benzidine	A	ug/L	0	0		0	0	0	5.74832	10	150	0%	0	0	0%	
Benzo(a)anthracene	A	ug/L	0	0		0	0	0	0.837973	10	150	0%	0	0	0%	
Benzo(a)pyrene	A	ug/L	0	0		0	0	0	1.12636	10	150	0%	0	0	0%	
Benzo(b)fluoranthene	A	ug/L	0	0		0	0	0	0.821466	10	150	0%	0	0	0%	
Benzo(g,h,i)perylene	A	ug/L	0	0		0	0	0	1.04868	10	150	0%	0	0	0%	
Benzo(k)fluoranthene	A	ug/L	0	0		0	0	0	0.911769	10	150	0%	0	0	0%	
bis(-2-chloroethoxy)Methane	A	ug/L	0	0		0	0	0	1.33998	10	150	0%	0	0	0%	
bis(-2-chloroethyl)Ether	A	ug/L	0	0		0	0	0	2.64112	10	150	0%	0	0	0%	
bis(2-chloroisopropyl)Ether	A	ug/L	0	0		0	0	0	1.34969	10	150	0%	0	0	0%	
bis(2-ethylhexyl)Phthalate	A	ug/L	3.40595	3.30717745		0	0	0	1.67012	10	150	0%	0	0	0%	J
Butylbenzylphthalate	A	ug/L	0	0		0	0	0	1.5536	10	150	0%	0	0	0%	
Chrysene	A	ug/L	0	0		0	0	0	1.10694	10	150	0%	0	0	0%	
Di-n-butyl phthalate	A	ug/L	0	0		0	0	0	0.886523	10	150	0%	0	0	0%	
Di-n-octyl phthalate	A	ug/L	0	0		0	0	0	1.08752	10	150	0%	0	0	0%	

Seq No	Lab ID	Test Code	Sample Typ	File ID	Analysis Date	DF	Batch ID	Prep Date	SPKref	RPDref	pmoist					
14972522	B21122110-002	SVOC-625.1-W	SAMP	SV5973N.Tsd	0101/8/2022 3:57:48	1	162577	12/29/2021	0	0						
Analyte	T	Units	RAW	Final	Text	Spike	SPKref	RPDref	MDL	PQL	UQL	%REC	LOW	HIGH	%RPD	Q
Dibenzo(a,h)anthracene	A	ug/L	0	0		0	0	0	1.12636	10	150	0%	0	0	0%	
Diethyl phthalate	A	ug/L	0	0		0	0	0	2.1362	10	150	0%	0	0	0%	
Dimethyl phthalate	A	ug/L	0	0		0	0	0	1.70896	10	150	0%	0	0	0%	
Fluoranthene	A	ug/L	0	0		0	0	0	0.90303	10	150	0%	0	0	0%	
Fluorene	A	ug/L	0	0		0	0	0	1.82548	10	150	0%	0	0	0%	
Hexachlorobenzene	A	ug/L	0	0		0	0	0	0.834089	10	150	0%	0	0	0%	
Hexachlorobutadiene	A	ug/L	0	0		0	0	0	2.39837	10	150	0%	0	0	0%	
Hexachlorocyclopentadiene	A	ug/L	0	0		0	0	0	3.01981	10	150	0%	0	0	0%	
Hexachloroethane	A	ug/L	0	0		0	0	0	1.85461	10	150	0%	0	0	0%	
Indeno(1,2,3-cd)pyrene	A	ug/L	0	0		0	0	0	1.07781	10	150	0%	0	0	0%	
Isophorone	A	ug/L	0	0		0	0	0	1.12636	10	150	0%	0	0	0%	
n-Nitroso-di-n-propylamine	A	ug/L	0	0		0	0	0	1.49534	10	150	0%	0	0	0%	
n-Nitrosodimethylamine	A	ug/L	0	0		0	0	0	1.00984	10	150	0%	0	0	0%	
n-Nitrosodiphenylamine	A	ug/L	0	0		0	0	0	1.12636	10	150	0%	0	0	0%	
Naphthalene	A	ug/L	0	0		0	0	0	1.67983	10	150	0%	0	0	0%	
Nitrobenzene	A	ug/L	0	0		0	0	0	2.25272	10	150	0%	0	0	0%	
Pentachlorophenol	A	ug/L	0	0		0	0	0	4.33066	10	150	0%	0	0	0%	
Phenanthrene	A	ug/L	0	0		0	0	0	0.806901	10	150	0%	0	0	0%	
Phenol	A	ug/L	0	0		0	0	0	1.49534	10	150	0%	0	0	0%	
Pyrene	A	ug/L	0	0		0	0	0	0.834089	10	150	0%	0	0	0%	
1,4-Dichlorobenzene-d4	I	ug/L	40	38.84		0	0	0	0	10	150	0%	0	0	0%	
Acenaphthene-d10	I	ug/L	40	38.84		0	0	0	0	10	150	0%	0	0	0%	
Chrysene-d12	I	ug/L	40	38.84		0	0	0	0	10	150	0%	0	0	0%	
Naphthalene-d8	I	ug/L	40	38.84		0	0	0	0	10	150	0%	0	0	0%	
Perylene-d12	I	ug/L	40	38.84		0	0	0	0	10	150	0%	0	0	0%	
Phenanthrene-d10	I	ug/L	40	38.84		0	0	0	0	10	150	0%	0	0	0%	
2,4,6-Tribromophenol	S	ug/L	182.91884	177.614194		194.2	0	0	2.90329	10	0	91%	25	140	0%	
2-Fluorobiphenyl	S	ug/L	53.18679	51.6443731		97.1	0	0	0.73796	10	0	53%	28	107	0%	
2-Fluorophenol	S	ug/L	80.28807	77.959716		194.2	0	0	3.63154	10	0	40%	10	75	0%	
Nitrobenzene-d5	S	ug/L	61.42194	59.6407037		97.1	0	0	2.39837	10	0	61%	32	94	0%	
Phenol-d5	S	ug/L	74.8778	72.7063438		194.2	0	0	2.12649	10	0	37%	10	65	0%	
Terphenyl-d14	S	ug/L	97.69024	94.8572230		97.1	0	0	1.11665	10	0	98%	32	122	0%	
1,2-Dichlorobenzene	X	ug/L	0	0		0	0	0	2.02939	10	150	0%	0	0	0%	
1,3-Dichlorobenzene	X	ug/L	0	0		0	0	0	2.25272	10	150	0%	0	0	0%	
1,4-Dichlorobenzene	X	ug/L	0	0		0	0	0	2.26243	10	150	0%	0	0	0%	

Seq No	Lab ID	Test Code	Sample Typ	File ID	Analysis Date	DF	Batch ID	Prep Date	SPKref	RPDref	pmoist					
14972522	B21122110-002	SVOC-625.1-W	SAMP	SV5973N.Tsd0101/8/2022	3:57:48	1	162577	12/29/2021	0	0						
Analyte	T	Units	RAW	Final	Text	Spike	SPKref	RPDref	MDL	PQL	UQL	%REC	LOW	HIGH	%RPD	Q
1-Methylnaphthalene	X	ug/L	0	0		0	0	0	2.24301	10	150	0%	0	0	0%	
2,2'-Oxybis(1-Chloropropane)	X	ug/L	0	0		0	0	0	1.46621	10	150	0%	0	0	0%	
2,4,5-Trichlorophenol	X	ug/L	0	0		0	0	0	2.16533	10	150	0%	0	0	0%	
2-Methylnaphthalene	X	ug/L	0	0		0	0	0	1.82548	10	150	0%	0	0	0%	
2-Nitroaniline	X	ug/L	0	0		0	0	0	2.29156	10	150	0%	0	0	0%	
3-Nitroaniline	X	ug/L	0	0		0	0	0	2.49547	10	150	0%	0	0	0%	
4-Nitroaniline	X	ug/L	0	0		0	0	0	1.68954	10	150	0%	0	0	0%	
Aniline	X	ug/L	0	0		0	0	0	3.38879	10	150	0%	0	0	0%	
Benzoic acid	X	ug/L	0	0		0	0	0	1.56331	10	150	0%	0	0	0%	
Benzyl alcohol	X	ug/L	0	0		0	0	0	2.88387	10	150	0%	0	0	0%	
Carbazole	X	ug/L	0	0		0	0	0	0.809814	10	150	0%	0	0	0%	
Dibenzofuran	X	ug/L	0	0		0	0	0	1.63128	10	150	0%	0	0	0%	
m+p-Cresols	X	ug/L	0	0		0	0	0	1.78664	10	150	0%	0	0	0%	
o-Cresol	X	ug/L	0	0		0	0	0	1.81577	10	150	0%	0	0	0%	
p-Chloroaniline	X	ug/L	0	0		0	0	0	1.4565	10	150	0%	0	0	0%	
Pyridine	X	ug/L	0	0		0	0	0	2.39837	10	150	0%	0	0	0%	

Seq No	Lab ID	Test Code	Sample Typ	File ID	Analysis Date	DF	Batch ID	Prep Date	SPKref	RPDref	pmoist					
14972523	B21122168-006	SVOC-8270-W-	SAMP	SV5973N.Tsd0101/8/2022	4:29:59	1	162636	1/3/2022 9:5	0	0						
Analyte	T	Units	RAW	Final	Text	Spike	SPKref	RPDref	MDL	PQL	UQL	%REC	LOW	HIGH	%RPD	Q
1,2,4-Trichlorobenzene	A	ug/L	0	0		0	0	0	1.8278	10	150	0%	0	0	0%	U
1,2-Dichlorobenzene	A	ug/L	0	0		0	0	0	1.89514	10	150	0%	0	0	0%	U
1,3-Dichlorobenzene	A	ug/L	0	0		0	0	0	2.04906	10	150	0%	0	0	0%	U
1,4-Dichlorobenzene	A	ug/L	0	0		0	0	0	1.94324	10	150	0%	0	0	0%	U
1-Methylnaphthalene	A	ug/L	0	0		0	0	0	2.29918	10	150	0%	0	0	0%	U
2,2'-Oxybis(1-Chloropropane)	A	ug/L	0	0		0	0	0	1.3949	10	150	0%	0	0	0%	U
2,4,5-Trichlorophenol	A	ug/L	0	0		0	0	0	2.14526	10	150	0%	0	0	0%	U
2,4,6-Trichlorophenol	A	ug/L	0	0		0	0	0	2.53968	10	150	0%	0	0	0%	U
2,4-Dichlorophenol	A	ug/L	0	0		0	0	0	1.62578	10	150	0%	0	0	0%	U
2,4-Dimethylphenol	A	ug/L	0	0		0	0	0	1.62578	10	150	0%	0	0	0%	U
2,4-Dinitrophenol	A	ug/L	0	0		0	0	0	4.09812	10	150	0%	0	0	0%	U
2,4-Dinitrotoluene	A	ug/L	0	0		0	0	0	2.92448	10	150	0%	0	0	0%	U
2,6-Dinitrotoluene	A	ug/L	0	0		0	0	0	3.0784	10	150	0%	0	0	0%	U
2-Chloronaphthalene	A	ug/L	0	0		0	0	0	2.05868	10	150	0%	0	0	0%	U

Seq No	Lab ID	Test Code	Sample Typ	File ID	Analysis Date	DF	Batch ID	Prep Date	SPKref	RPDref	pmoist					
14972523	B21122168-006	SVOC-8270-W-	SAMP	SV5973N.Tsd	0101/8/2022 4:29:59	1	162636	1/3/2022 9:5	0	0						
Analyte	T	Units	RAW	Final	Text	Spike	SPKref	RPDref	MDL	PQL	UQL	%REC	LOW	HIGH	%RPD	Q
2-Chlorophenol	A	ug/L	0	0		0	0	0	2.38576	10	150	0%	0	0	0%	U
2-Methylnaphthalene	A	ug/L	0	0		0	0	0	1.84704	10	150	0%	0	0	0%	U
2-Nitroaniline	A	ug/L	0	0		0	0	0	2.3088	10	150	0%	0	0	0%	U
2-Nitrophenol	A	ug/L	0	0		0	0	0	2.27032	10	150	0%	0	0	0%	U
3,3'-Dichlorobenzidine	A	ug/L	0	0		0	0	0	2.02982	10	150	0%	0	0	0%	U
3-Nitroaniline	A	ug/L	0	0		0	0	0	2.66474	10	150	0%	0	0	0%	U
4,6-Dinitro-2-methylphenol	A	ug/L	0	0		0	0	0	2.24146	10	150	0%	0	0	0%	U
4-Bromophenyl phenyl ether	A	ug/L	0	0		0	0	0	1.67388	10	150	0%	0	0	0%	U
4-Chloro-2-methylphenol	A	ug/L	0	0		0	0	0	1.5392	10	150	0%	0	0	0%	U
4-Chloro-3-methylphenol	A	ug/L	0	0		0	0	0	1.40452	10	150	0%	0	0	0%	U
4-Chloroaniline	A	ug/L	0	0		0	0	0	1.54882	10	150	0%	0	0	0%	U
4-Chlorophenol	A	ug/L	0	0		0	0	0	2.53968	10	150	0%	0	0	0%	U
4-Chlorophenyl phenyl ether	A	ug/L	0	0		0	0	0	1.95286	10	150	0%	0	0	0%	U
4-Nitroaniline	A	ug/L	0	0		0	0	0	1.56806	10	150	0%	0	0	0%	U
4-Nitrophenol	A	ug/L	0	0		0	0	0	2.405	10	150	0%	0	0	0%	U
Acenaphthene	A	ug/L	0	0		0	0	0	1.81818	10	150	0%	0	0	0%	U
Acenaphthylene	A	ug/L	0	0		0	0	0	1.51034	10	150	0%	0	0	0%	U
Aniline	A	ug/L	0	0		0	0	0	3.59788	10	150	0%	0	0	0%	U
Anthracene	A	ug/L	0	0		0	0	0	1.18326	10	150	0%	0	0	0%	U
Azobenzene	A	ug/L	0	0		0	0	0	1.04858	10	150	0%	0	0	0%	U
Benzidine	A	ug/L	0	0		0	0	0	6.46464	10	150	0%	0	0	0%	U
Benzo(a)anthracene	A	ug/L	0	0		0	0	0	0.823472	10	150	0%	0	0	0%	U
Benzo(a)pyrene	A	ug/L	0	0		0	0	0	1.19288	10	150	0%	0	0	0%	U
Benzo(b)fluoranthene	A	ug/L	0	0		0	0	0	0.868686	10	150	0%	0	0	0%	U
Benzo(g,h,i)perylene	A	ug/L	0	0		0	0	0	0.97162	10	150	0%	0	0	0%	U
Benzo(k)fluoranthene	A	ug/L	0	0		0	0	0	0.93314	10	150	0%	0	0	0%	U
Benzoic acid	A	ug/L	0	0		0	0	0	1.45262	10	150	0%	0	0	0%	U
Benzyl alcohol	A	ug/L	0	0		0	0	0	3.01106	10	150	0%	0	0	0%	U
bis(-2-chloroethoxy)Methane	A	ug/L	0	0		0	0	0	1.30832	10	150	0%	0	0	0%	U
bis(-2-chloroethyl)Ether	A	ug/L	0	0		0	0	0	2.47234	10	150	0%	0	0	0%	U
bis(2-chloroisopropyl)Ether	A	ug/L	0	0		0	0	0	1.43338	10	150	0%	0	0	0%	U
bis(2-ethylhexyl)Phthalate	A	ug/L	0	0		0	0	0	1.83742	10	150	0%	0	0	0%	U
Butylbenzylphthalate	A	ug/L	0	0		0	0	0	1.51034	10	150	0%	0	0	0%	U
Carbazole	A	ug/L	0	0		0	0	0	0.810004	10	150	0%	0	0	0%	U
Chrysene	A	ug/L	0	0		0	0	0	1.12554	10	150	0%	0	0	0%	U

Seq No	Lab ID	Test Code	Sample Typ	File ID	Analysis Date	DF	Batch ID	Prep Date	SPKref	RPDref	pmoist					
14972523	B21122168-006	SVOC-8270-W-	SAMP	SV5973N.Tsd	0101/8/2022 4:29:59	1	162636	1/3/2022 9:5	0	0						
Analyte	T	Units	RAW	Final	Text	Spike	SPKref	RPDref	MDL	PQL	UQL	%REC	LOW	HIGH	%RPD	Q
Di-n-butyl phthalate	A	ug/L	0	0		0	0	0	0.896584	10	150	0%	0	0	0%	U
Di-n-octyl phthalate	A	ug/L	0	0		0	0	0	1.28908	10	150	0%	0	0	0%	U
Dibenzo(a,h)anthracene	A	ug/L	0	0		0	0	0	1.12554	10	150	0%	0	0	0%	U
Dibenzofuran	A	ug/L	0	0		0	0	0	1.67388	10	150	0%	0	0	0%	U
Diethyl phthalate	A	ug/L	0	0		0	0	0	2.09716	10	150	0%	0	0	0%	U
Dimethyl phthalate	A	ug/L	0	0		0	0	0	1.65464	10	150	0%	0	0	0%	U
Fluoranthene	A	ug/L	0	0		0	0	0	0.849446	10	150	0%	0	0	0%	U
Fluorene	A	ug/L	0	0		0	0	0	1.75084	10	150	0%	0	0	0%	U
Hexachlorobenzene	A	ug/L	0	0		0	0	0	1.27946	10	150	0%	0	0	0%	U
Hexachlorobutadiene	A	ug/L	0	0		0	0	0	2.23184	10	150	0%	0	0	0%	U
Hexachlorocyclopentadiene	A	ug/L	0	0		0	0	0	2.85714	10	150	0%	0	0	0%	U
Hexachloroethane	A	ug/L	0	0		0	0	0	1.72198	10	150	0%	0	0	0%	U
Indeno(1,2,3-cd)pyrene	A	ug/L	0	0		0	0	0	1.2025	10	150	0%	0	0	0%	U
Isophorone	A	ug/L	0	0		0	0	0	1.60654	10	150	0%	0	0	0%	U
m+p-Cresols	A	ug/L	0	0		0	0	0	1.71236	10	150	0%	0	0	0%	U
n-Nitroso-di-n-propylamine	A	ug/L	0	0		0	0	0	1.48148	10	150	0%	0	0	0%	U
n-Nitrosodimethylamine	A	ug/L	0	0		0	0	0	1.47186	10	150	0%	0	0	0%	U
n-Nitrosodiphenylamine	A	ug/L	0	0		0	0	0	1.11592	10	150	0%	0	0	0%	U
Naphthalene	A	ug/L	0	0		0	0	0	1.67388	10	150	0%	0	0	0%	U
Nitrobenzene	A	ug/L	0	0		0	0	0	2.22222	10	150	0%	0	0	0%	U
o-Cresol	A	ug/L	0	0		0	0	0	1.76046	10	150	0%	0	0	0%	U
p-Chloroaniline	A	ug/L	0	0		0	0	0	1.46224	10	150	0%	0	0	0%	U
Pentachlorophenol	A	ug/L	0	0		0	0	0	4.07888	10	150	0%	0	0	0%	U
Phenanthrene	A	ug/L	0	0		0	0	0	0.754208	10	150	0%	0	0	0%	U
Phenol	A	ug/L	0	0		0	0	0	1.40452	10	150	0%	0	0	0%	U
Pyrene	A	ug/L	0	0		0	0	0	0.886002	10	150	0%	0	0	0%	U
Pyridine	A	ug/L	0	0		0	0	0	3.09764	10	150	0%	0	0	0%	U
Triallate	A	ug/L	0	0		0	0	0	1.45262	10	150	0%	0	0	0%	U
1,4-Dichlorobenzene-d4	I	ug/L	40	38.48		0	0	0	0	10	150	0%	0	0	0%	
Acenaphthene-d10	I	ug/L	40	38.48		0	0	0	0	10	150	0%	0	0	0%	
Chrysene-d12	I	ug/L	40	38.48		0	0	0	0	10	150	0%	0	0	0%	
Naphthalene-d8	I	ug/L	40	38.48		0	0	0	0	10	150	0%	0	0	0%	
Perylene-d12	I	ug/L	40	38.48		0	0	0	0	10	150	0%	0	0	0%	
Phenanthrene-d10	I	ug/L	40	38.48		0	0	0	0	10	150	0%	0	0	0%	
2,4,6-Tribromophenol	S	ug/L	123.87261	119.165451		192.4	0	0	2.77056	10	0	62%	43	140	0%	



Seq No	Lab ID	Test Code	Sample Typ	File ID	Analysis Date	DF	Batch ID	Prep Date	SPKref	RPDref	pmoist					
14972523	B21122168-006	SVOC-8270-W-	SAMP	SV5973N.Tsd	0101/8/2022 4:29:59	1	162636	1/3/2022 9:5	0	0						
Analyte	T	Units	RAW	Final	Text	Spike	SPKref	RPDref	MDL	PQL	UQL	%REC	LOW	HIGH	%RPD	Q
2-Fluorobiphenyl	S	ug/L	54.22395	52.1634399		96.2	0	0	0.696488	10	0	54%	44	119	0%	
2-Fluorophenol	S	ug/L	42.42914	40.8168327		192.4	0	0	3.38624	10	0	21%	19	119	0%	
Nitrobenzene-d5	S	ug/L	52.07794	50.0989783		96.2	0	0	2.25108	10	0	52%	44	120	0%	
Phenol-d5	S	ug/L	51.56097	49.6016531		192.4	0	0	1.98172	10	0	26%	10	65	0%	
Terphenyl-d14	S	ug/L	78.23792	75.2648790		96.2	0	0	1.12554	10	0	78%	50	134	0%	
o-Terphenyl	X	ug/L	0	0		0	0	0	1.22174	10	150	0%	0	0	0%	U

Seq No	Lab ID	Test Code	Sample Typ	File ID	Analysis Date	DF	Batch ID	Prep Date	SPKref	RPDref	pmoist					
14972524	B21122168-007	SVOC-8270-W-	SAMP	SV5973N.Tsd	0101/8/2022 5:02:23	1	162636	1/3/2022 9:5	0	0						
Analyte	T	Units	RAW	Final	Text	Spike	SPKref	RPDref	MDL	PQL	UQL	%REC	LOW	HIGH	%RPD	Q
1,2,4-Trichlorobenzene	A	ug/L	0	0		0	0	0	1.919	10	150	0%	0	0	0%	U
1,2-Dichlorobenzene	A	ug/L	0	0		0	0	0	1.9897	10	150	0%	0	0	0%	U
1,3-Dichlorobenzene	A	ug/L	0	0		0	0	0	2.1513	10	150	0%	0	0	0%	U
1,4-Dichlorobenzene	A	ug/L	0	0		0	0	0	2.0402	10	150	0%	0	0	0%	U
1-Methylnaphthalene	A	ug/L	0	0		0	0	0	2.4139	10	150	0%	0	0	0%	U
2,2'-Oxybis(1-Chloropropane)	A	ug/L	0	0		0	0	0	1.4645	10	150	0%	0	0	0%	U
2,4,5-Trichlorophenol	A	ug/L	0	0		0	0	0	2.2523	10	150	0%	0	0	0%	U
2,4,6-Trichlorophenol	A	ug/L	0	0		0	0	0	2.6664	10	150	0%	0	0	0%	U
2,4-Dichlorophenol	A	ug/L	0	0		0	0	0	1.7069	10	150	0%	0	0	0%	U
2,4-Dimethylphenol	A	ug/L	0	0		0	0	0	1.7069	10	150	0%	0	0	0%	U
2,4-Dinitrophenol	A	ug/L	0	0		0	0	0	4.3026	10.1	150	0%	0	0	0%	U
2,4-Dinitrotoluene	A	ug/L	0	0		0	0	0	3.0704	10	150	0%	0	0	0%	U
2,6-Dinitrotoluene	A	ug/L	0	0		0	0	0	3.232	10	150	0%	0	0	0%	U
2-Chloronaphthalene	A	ug/L	0	0		0	0	0	2.1614	10	150	0%	0	0	0%	U
2-Chlorophenol	A	ug/L	0	0		0	0	0	2.5048	10	150	0%	0	0	0%	U
2-Methylnaphthalene	A	ug/L	0	0		0	0	0	1.9392	10	150	0%	0	0	0%	U
2-Nitroaniline	A	ug/L	0	0		0	0	0	2.424	10	150	0%	0	0	0%	U
2-Nitrophenol	A	ug/L	0	0		0	0	0	2.3836	10	150	0%	0	0	0%	U
3,3'-Dichlorobenzidine	A	ug/L	0	0		0	0	0	2.1311	10.1	150	0%	0	0	0%	U
3-Nitroaniline	A	ug/L	0	0		0	0	0	2.7977	10	150	0%	0	0	0%	U
4,6-Dinitro-2-methylphenol	A	ug/L	0	0		0	0	0	2.3533	10.1	150	0%	0	0	0%	U
4-Bromophenyl phenyl ether	A	ug/L	0	0		0	0	0	1.7574	10	150	0%	0	0	0%	U
4-Chloro-2-methylphenol	A	ug/L	0	0		0	0	0	1.616	10	150	0%	0	0	0%	U
4-Chloro-3-methylphenol	A	ug/L	0	0		0	0	0	1.4746	10	150	0%	0	0	0%	U

Seq No	Lab ID	Test Code	Sample Typ	File ID	Analysis Date	DF	Batch ID	Prep Date	SPKref	RPDref	pmoist					
14972524	B21122168-007	SVOC-8270-W-	SAMP	SV5973N.Tsd	0101/8/2022 5:02:23	1	162636	1/3/2022 9:5	0	0						
Analyte	T	Units	RAW	Final	Text	Spike	SPKref	RPDref	MDL	PQL	UQL	%REC	LOW	HIGH	%RPD	Q
4-Chloroaniline	A	ug/L	0	0		0	0	0	1.6261	10	150	0%	0	0	0%	U
4-Chlorophenol	A	ug/L	0	0		0	0	0	2.6664	10	150	0%	0	0	0%	U
4-Chlorophenyl phenyl ether	A	ug/L	0	0		0	0	0	2.0503	10	150	0%	0	0	0%	U
4-Nitroaniline	A	ug/L	0	0		0	0	0	1.6463	10	150	0%	0	0	0%	U
4-Nitrophenol	A	ug/L	0	0		0	0	0	2.525	10.1	150	0%	0	0	0%	U
Acenaphthene	A	ug/L	0	0		0	0	0	1.9089	10	150	0%	0	0	0%	U
Acenaphthylene	A	ug/L	0	0		0	0	0	1.5857	10	150	0%	0	0	0%	U
Aniline	A	ug/L	0	0		0	0	0	3.7774	10	150	0%	0	0	0%	U
Anthracene	A	ug/L	0	0		0	0	0	1.2423	10	150	0%	0	0	0%	U
Azobenzene	A	ug/L	0	0		0	0	0	1.1009	10	150	0%	0	0	0%	U
Benzidine	A	ug/L	0	0		0	0	0	6.7872	10.1	150	0%	0	0	0%	U
Benzo(a)anthracene	A	ug/L	0	0		0	0	0	0.86456	10	150	0%	0	0	0%	U
Benzo(a)pyrene	A	ug/L	0	0		0	0	0	1.2524	10	150	0%	0	0	0%	U
Benzo(b)fluoranthene	A	ug/L	0	0		0	0	0	0.91203	10	150	0%	0	0	0%	U
Benzo(g,h,i)perylene	A	ug/L	0	0		0	0	0	1.0201	10	150	0%	0	0	0%	U
Benzo(k)fluoranthene	A	ug/L	0	0		0	0	0	0.9797	10	150	0%	0	0	0%	U
Benzoic acid	A	ug/L	0	0		0	0	0	1.5251	10	150	0%	0	0	0%	U
Benzyl alcohol	A	ug/L	0	0		0	0	0	3.1613	10	150	0%	0	0	0%	U
bis(-2-chloroethoxy)Methane	A	ug/L	0	0		0	0	0	1.3736	10	150	0%	0	0	0%	U
bis(-2-chloroethyl)Ether	A	ug/L	0	0		0	0	0	2.5957	10	150	0%	0	0	0%	U
bis(2-chloroisopropyl)Ether	A	ug/L	0	0		0	0	0	1.5049	10	150	0%	0	0	0%	U
bis(2-ethylhexyl)Phthalate	A	ug/L	0	0		0	0	0	1.9291	10	150	0%	0	0	0%	U
Butylbenzylphthalate	A	ug/L	0	0		0	0	0	1.5857	10	150	0%	0	0	0%	U
Carbazole	A	ug/L	0	0		0	0	0	0.85042	10	150	0%	0	0	0%	U
Chrysene	A	ug/L	0	0		0	0	0	1.1817	10	150	0%	0	0	0%	U
Di-n-butyl phthalate	A	ug/L	0	0		0	0	0	0.94132	10	150	0%	0	0	0%	U
Di-n-octyl phthalate	A	ug/L	0	0		0	0	0	1.3534	10	150	0%	0	0	0%	U
Dibenzo(a,h)anthracene	A	ug/L	0	0		0	0	0	1.1817	10	150	0%	0	0	0%	U
Dibenzofuran	A	ug/L	0	0		0	0	0	1.7574	10	150	0%	0	0	0%	U
Diethyl phthalate	A	ug/L	0	0		0	0	0	2.2018	10	150	0%	0	0	0%	U
Dimethyl phthalate	A	ug/L	0	0		0	0	0	1.7372	10	150	0%	0	0	0%	U
Fluoranthene	A	ug/L	0	0		0	0	0	0.89183	10	150	0%	0	0	0%	U
Fluorene	A	ug/L	0	0		0	0	0	1.8382	10	150	0%	0	0	0%	U
Hexachlorobenzene	A	ug/L	0	0		0	0	0	1.3433	10	150	0%	0	0	0%	U
Hexachlorobutadiene	A	ug/L	0	0		0	0	0	2.3432	10	150	0%	0	0	0%	U

Seq No	Lab ID	Test Code	Sample Typ	File ID	Analysis Date	DF	Batch ID	Prep Date	SPKref	RPDref	pmoist					
14972524	B21122168-007	SVOC-8270-W-	SAMP	SV5973N.Tsd	0101/8/2022 5:02:23	1	162636	1/3/2022 9:5	0	0						
Analyte	T	Units	RAW	Final	Text	Spike	SPKref	RPDref	MDL	PQL	UQL	%REC	LOW	HIGH	%RPD	Q
Hexachlorocyclopentadiene	A	ug/L	0	0		0	0	0	2.9997	10	150	0%	0	0	0%	U
Hexachloroethane	A	ug/L	0	0		0	0	0	1.8079	10	150	0%	0	0	0%	U
Indeno(1,2,3-cd)pyrene	A	ug/L	0	0		0	0	0	1.2625	10	150	0%	0	0	0%	U
Isophorone	A	ug/L	0	0		0	0	0	1.6867	10	150	0%	0	0	0%	U
m+p-Cresols	A	ug/L	0	0		0	0	0	1.7978	10	150	0%	0	0	0%	U
n-Nitroso-di-n-propylamine	A	ug/L	0	0		0	0	0	1.5554	10	150	0%	0	0	0%	U
n-Nitrosodimethylamine	A	ug/L	0	0		0	0	0	1.5453	10	150	0%	0	0	0%	U
n-Nitrosodiphenylamine	A	ug/L	0	0		0	0	0	1.1716	10.1	150	0%	0	0	0%	U
Naphthalene	A	ug/L	0	0		0	0	0	1.7574	10	150	0%	0	0	0%	U
Nitrobenzene	A	ug/L	0	0		0	0	0	2.3331	10	150	0%	0	0	0%	U
o-Cresol	A	ug/L	0	0		0	0	0	1.8483	10	150	0%	0	0	0%	U
p-Chloroaniline	A	ug/L	0	0		0	0	0	1.5352	10	150	0%	0	0	0%	U
Pentachlorophenol	A	ug/L	0	0		0	0	0	4.2824	10.1	150	0%	0	0	0%	U
Phenanthrene	A	ug/L	0	0		0	0	0	0.79184	10	150	0%	0	0	0%	U
Phenol	A	ug/L	0	0		0	0	0	1.4746	10	150	0%	0	0	0%	U
Pyrene	A	ug/L	0	0		0	0	0	0.93021	10	150	0%	0	0	0%	U
Pyridine	A	ug/L	0	0		0	0	0	3.2522	10	150	0%	0	0	0%	U
Triallate	A	ug/L	0	0		0	0	0	1.5251	10	150	0%	0	0	0%	U
1,4-Dichlorobenzene-d4	I	ug/L	40	40.4		0	0	0	0	10	150	0%	0	0	0%	
Acenaphthene-d10	I	ug/L	40	40.4		0	0	0	0	10	150	0%	0	0	0%	
Chrysene-d12	I	ug/L	40	40.4		0	0	0	0	10	150	0%	0	0	0%	
Naphthalene-d8	I	ug/L	40	40.4		0	0	0	0	10	150	0%	0	0	0%	
Perylene-d12	I	ug/L	40	40.4		0	0	0	0	10	150	0%	0	0	0%	
Phenanthrene-d10	I	ug/L	40	40.4		0	0	0	0	10	150	0%	0	0	0%	
2,4,6-Tribromophenol	S	ug/L	121.62869	122.844977		202	0	0	2.9088	10	0	61%	43	140	0%	
2-Fluorobiphenyl	S	ug/L	64.41598	65.0601398		101	0	0	0.73124	10	0	64%	44	119	0%	
2-Fluorophenol	S	ug/L	41.92686	42.3461286		202	0	0	3.5552	10	0	21%	19	119	0%	
Nitrobenzene-d5	S	ug/L	56.13712	56.6984912		101	0	0	2.3634	10	0	56%	44	120	0%	
Phenol-d5	S	ug/L	54.23817	54.7805517		202	0	0	2.0806	10	0	27%	10	65	0%	
Terphenyl-d14	S	ug/L	89.46652	90.3611852		101	0	0	1.1817	10	0	89%	50	134	0%	
o-Terphenyl	X	ug/L	0	0		0	0	0	1.2827	10	150	0%	0	0	0%	U

Seq No	Lab ID	Test Code	Sample Typ	File ID	Analysis Date	DF	Batch ID	Prep Date	SPKref	RPDref	pmoist					
14972525	B21122180-001	SVOC-8270-W-	SAMP	SV5973N.Tsd	0101/8/2022 5:34:37	1	162636	1/3/2022 9:5	0	0						
Analyte	T	Units	RAW	Final	Text	Spike	SPKref	RPDref	MDL	PQL	UQL	%REC	LOW	HIGH	%RPD	Q
1,2,4-Trichlorobenzene	A	ug/L	0	0		0	0	0	1.8088	10	150	0%	0	0	0%	U
1,2-Dichlorobenzene	A	ug/L	0	0		0	0	0	1.87544	10	150	0%	0	0	0%	U
1,3-Dichlorobenzene	A	ug/L	0	0		0	0	0	2.02776	10	150	0%	0	0	0%	U
1,4-Dichlorobenzene	A	ug/L	0	0		0	0	0	1.92304	10	150	0%	0	0	0%	U
1-Methylnaphthalene	A	ug/L	0	0		0	0	0	2.27528	10	150	0%	0	0	0%	U
2,2'-Oxybis(1-Chloropropane)	A	ug/L	0	0		0	0	0	1.3804	10	150	0%	0	0	0%	U
2,4,5-Trichlorophenol	A	ug/L	0	0		0	0	0	2.12296	10	150	0%	0	0	0%	U
2,4,6-Trichlorophenol	A	ug/L	0	0		0	0	0	2.51328	10	150	0%	0	0	0%	U
2,4-Dichlorophenol	A	ug/L	0	0		0	0	0	1.60888	10	150	0%	0	0	0%	U
2,4-Dimethylphenol	A	ug/L	0	0		0	0	0	1.60888	10	150	0%	0	0	0%	U
2,4-Dinitrophenol	A	ug/L	0	0		0	0	0	4.05552	10	150	0%	0	0	0%	U
2,4-Dinitrotoluene	A	ug/L	0	0		0	0	0	2.89408	10	150	0%	0	0	0%	U
2,6-Dinitrotoluene	A	ug/L	0	0		0	0	0	3.0464	10	150	0%	0	0	0%	U
2-Chloronaphthalene	A	ug/L	0	0		0	0	0	2.03728	10	150	0%	0	0	0%	U
2-Chlorophenol	A	ug/L	0	0		0	0	0	2.36096	10	150	0%	0	0	0%	U
2-Methylnaphthalene	A	ug/L	0	0		0	0	0	1.82784	10	150	0%	0	0	0%	U
2-Nitroaniline	A	ug/L	0	0		0	0	0	2.2848	10	150	0%	0	0	0%	U
2-Nitrophenol	A	ug/L	0	0		0	0	0	2.24672	10	150	0%	0	0	0%	U
3,3'-Dichlorobenzidine	A	ug/L	0	0		0	0	0	2.00872	10	150	0%	0	0	0%	U
3-Nitroaniline	A	ug/L	0	0		0	0	0	2.63704	10	150	0%	0	0	0%	U
4,6-Dinitro-2-methylphenol	A	ug/L	0	0		0	0	0	2.21816	10	150	0%	0	0	0%	U
4-Bromophenyl phenyl ether	A	ug/L	0	0		0	0	0	1.65648	10	150	0%	0	0	0%	U
4-Chloro-2-methylphenol	A	ug/L	0	0		0	0	0	1.5232	10	150	0%	0	0	0%	U
4-Chloro-3-methylphenol	A	ug/L	0	0		0	0	0	1.38992	10	150	0%	0	0	0%	U
4-Chloroaniline	A	ug/L	0	0		0	0	0	1.53272	10	150	0%	0	0	0%	U
4-Chlorophenol	A	ug/L	0	0		0	0	0	2.51328	10	150	0%	0	0	0%	U
4-Chlorophenyl phenyl ether	A	ug/L	0	0		0	0	0	1.93256	10	150	0%	0	0	0%	U
4-Nitroaniline	A	ug/L	0	0		0	0	0	1.55176	10	150	0%	0	0	0%	U
4-Nitrophenol	A	ug/L	0	0		0	0	0	2.38	10	150	0%	0	0	0%	U
Acenaphthene	A	ug/L	0	0		0	0	0	1.79928	10	150	0%	0	0	0%	U
Acenaphthylene	A	ug/L	0	0		0	0	0	1.49464	10	150	0%	0	0	0%	U
Aniline	A	ug/L	0	0		0	0	0	3.56048	10	150	0%	0	0	0%	U
Anthracene	A	ug/L	0	0		0	0	0	1.17096	10	150	0%	0	0	0%	U
Azobenzene	A	ug/L	0	0		0	0	0	1.03768	10	150	0%	0	0	0%	U
Benzidine	A	ug/L	0	0		0	0	0	6.39744	10	150	0%	0	0	0%	U

Seq No	Lab ID	Test Code	Sample Typ	File ID	Analysis Date	DF	Batch ID	Prep Date	SPKref	RPDref	pmoist					
14972525	B21122180-001	SVOC-8270-W-	SAMP	SV5973N.Tsd0101/8/2022	5:34:37	1	162636	1/3/2022 9:5	0	0						
Analyte	T	Units	RAW	Final	Text	Spike	SPKref	RPDref	MDL	PQL	UQL	%REC	LOW	HIGH	%RPD	Q
Benzo(a)anthracene	A	ug/L	0	0		0	0	0	0.814912	10	150	0%	0	0	0%	U
Benzo(a)pyrene	A	ug/L	0	0		0	0	0	1.18048	10	150	0%	0	0	0%	U
Benzo(b)fluoranthene	A	ug/L	0	0		0	0	0	0.859656	10	150	0%	0	0	0%	U
Benzo(g,h,i)perylene	A	ug/L	0	0		0	0	0	0.96152	10	150	0%	0	0	0%	U
Benzo(k)fluoranthene	A	ug/L	0	0		0	0	0	0.92344	10	150	0%	0	0	0%	U
Benzoic acid	A	ug/L	0	0		0	0	0	1.43752	10	150	0%	0	0	0%	U
Benzyl alcohol	A	ug/L	0	0		0	0	0	2.97976	10	150	0%	0	0	0%	U
bis(-2-chloroethoxy)Methane	A	ug/L	0	0		0	0	0	1.29472	10	150	0%	0	0	0%	U
bis(-2-chloroethyl)Ether	A	ug/L	0	0		0	0	0	2.44664	10	150	0%	0	0	0%	U
bis(2-chloroisopropyl)Ether	A	ug/L	0	0		0	0	0	1.41848	10	150	0%	0	0	0%	U
bis(2-ethylhexyl)Phthalate	A	ug/L	0	0		0	0	0	1.81832	10	150	0%	0	0	0%	U
Butylbenzylphthalate	A	ug/L	0	0		0	0	0	1.49464	10	150	0%	0	0	0%	U
Carbazole	A	ug/L	0	0		0	0	0	0.801584	10	150	0%	0	0	0%	U
Chrysene	A	ug/L	0	0		0	0	0	1.11384	10	150	0%	0	0	0%	U
Di-n-butyl phthalate	A	ug/L	0	0		0	0	0	0.887264	10	150	0%	0	0	0%	U
Di-n-octyl phthalate	A	ug/L	0	0		0	0	0	1.27568	10	150	0%	0	0	0%	U
Dibenzo(a,h)anthracene	A	ug/L	0	0		0	0	0	1.11384	10	150	0%	0	0	0%	U
Dibenzofuran	A	ug/L	0	0		0	0	0	1.65648	10	150	0%	0	0	0%	U
Diethyl phthalate	A	ug/L	0	0		0	0	0	2.07536	10	150	0%	0	0	0%	U
Dimethyl phthalate	A	ug/L	0	0		0	0	0	1.63744	10	150	0%	0	0	0%	U
Fluoranthene	A	ug/L	0	0		0	0	0	0.840616	10	150	0%	0	0	0%	U
Fluorene	A	ug/L	0	0		0	0	0	1.73264	10	150	0%	0	0	0%	U
Hexachlorobenzene	A	ug/L	0	0		0	0	0	1.26616	10	150	0%	0	0	0%	U
Hexachlorobutadiene	A	ug/L	0	0		0	0	0	2.20864	10	150	0%	0	0	0%	U
Hexachlorocyclopentadiene	A	ug/L	0	0		0	0	0	2.82744	10	150	0%	0	0	0%	U
Hexachloroethane	A	ug/L	0	0		0	0	0	1.70408	10	150	0%	0	0	0%	U
Indeno(1,2,3-cd)pyrene	A	ug/L	0	0		0	0	0	1.19	10	150	0%	0	0	0%	U
Isophorone	A	ug/L	0	0		0	0	0	1.58984	10	150	0%	0	0	0%	U
m+p-Cresols	A	ug/L	0	0		0	0	0	1.69456	10	150	0%	0	0	0%	U
n-Nitroso-di-n-propylamine	A	ug/L	0	0		0	0	0	1.46608	10	150	0%	0	0	0%	U
n-Nitrosodimethylamine	A	ug/L	0	0		0	0	0	1.45656	10	150	0%	0	0	0%	U
n-Nitrosodiphenylamine	A	ug/L	0	0		0	0	0	1.10432	10	150	0%	0	0	0%	U
Naphthalene	A	ug/L	0	0		0	0	0	1.65648	10	150	0%	0	0	0%	U
Nitrobenzene	A	ug/L	0	0		0	0	0	2.19912	10	150	0%	0	0	0%	U
o-Cresol	A	ug/L	0	0		0	0	0	1.74216	10	150	0%	0	0	0%	U

Seq No	Lab ID	Test Code	Sample Typ	File ID	Analysis Date	DF	Batch ID	Prep Date	SPKref	RPDref	pmoist					
14972525	B21122180-001	SVOC-8270-W-	SAMP	SV5973N.Tsd	0101/8/2022 5:34:37	1	162636	1/3/2022 9:5	0	0						
Analyte	T	Units	RAW	Final	Text	Spike	SPKref	RPDref	MDL	PQL	UQL	%REC	LOW	HIGH	%RPD	Q
p-Chloroaniline	A	ug/L	0	0		0	0	0	1.44704	10	150	0%	0	0	0%	U
Pentachlorophenol	A	ug/L	0	0		0	0	0	4.03648	10	150	0%	0	0	0%	U
Phenanthrene	A	ug/L	0	0		0	0	0	0.746368	10	150	0%	0	0	0%	U
Phenol	A	ug/L	0	0		0	0	0	1.38992	10	150	0%	0	0	0%	U
Pyrene	A	ug/L	0	0		0	0	0	0.876792	10	150	0%	0	0	0%	U
Pyridine	A	ug/L	0	0		0	0	0	3.06544	10	150	0%	0	0	0%	U
Triallate	A	ug/L	0	0		0	0	0	1.43752	10	150	0%	0	0	0%	U
1,4-Dichlorobenzene-d4	I	ug/L	40	38.08		0	0	0	0	10	150	0%	0	0	0%	
Acenaphthene-d10	I	ug/L	40	38.08		0	0	0	0	10	150	0%	0	0	0%	
Chrysene-d12	I	ug/L	40	38.08		0	0	0	0	10	150	0%	0	0	0%	
Naphthalene-d8	I	ug/L	40	38.08		0	0	0	0	10	150	0%	0	0	0%	
Perylene-d12	I	ug/L	40	38.08		0	0	0	0	10	150	0%	0	0	0%	
Phenanthrene-d10	I	ug/L	40	38.08		0	0	0	0	10	150	0%	0	0	0%	
2,4,6-Tribromophenol	S	ug/L	171.17413	162.957772		190.4	0	0	2.74176	10	0	86%	43	140	0%	
2-Fluorobiphenyl	S	ug/L	72.15701	68.6934735		95.2	0	0	0.689248	10	0	72%	44	119	0%	
2-Fluorophenol	S	ug/L	85.14975	81.062562		190.4	0	0	3.35104	10	0	43%	19	119	0%	
Nitrobenzene-d5	S	ug/L	64.22863	61.1456558		95.2	0	0	2.22768	10	0	64%	44	120	0%	
Phenol-d5	S	ug/L	72.10277	68.6418370		190.4	0	0	1.96112	10	0	36%	10	65	0%	
Terphenyl-d14	S	ug/L	93.44034	88.9552037		95.2	0	0	1.11384	10	0	93%	50	134	0%	
o-Terphenyl	X	ug/L	0	0		0	0	0	1.20904	10	150	0%	0	0	0%	U

Seq No	Lab ID	Test Code	Sample Typ	File ID	Analysis Date	DF	Batch ID	Prep Date	SPKref	RPDref	pmoist					
14972526	B21122188-001	SVOC-8270-W-	SAMP	SV5973N.Tsd	0101/8/2022 6:06:58	1	162636	1/3/2022 9:5	0	0						
Analyte	T	Units	RAW	Final	Text	Spike	SPKref	RPDref	MDL	PQL	UQL	%REC	LOW	HIGH	%RPD	Q
1,2,4-Trichlorobenzene	A	ug/L	0	0		0	0	0	1.976	10	150	0%	0	0	0%	U
1,2-Dichlorobenzene	A	ug/L	0	0		0	0	0	2.0488	10	150	0%	0	0	0%	U
1,3-Dichlorobenzene	A	ug/L	0	0		0	0	0	2.2152	10	150	0%	0	0	0%	U
1,4-Dichlorobenzene	A	ug/L	0	0		0	0	0	2.1008	10	150	0%	0	0	0%	U
1-Methylnaphthalene	A	ug/L	0	0		0	0	0	2.4856	10	150	0%	0	0	0%	U
2,2'-Oxybis(1-Chloropropane)	A	ug/L	0	0		0	0	0	1.508	10	150	0%	0	0	0%	U
2,4,5-Trichlorophenol	A	ug/L	0	0		0	0	0	2.3192	10	150	0%	0	0	0%	U
2,4,6-Trichlorophenol	A	ug/L	0	0		0	0	0	2.7456	10	150	0%	0	0	0%	U
2,4-Dichlorophenol	A	ug/L	0	0		0	0	0	1.7576	10	150	0%	0	0	0%	U
2,4-Dimethylphenol	A	ug/L	0	0		0	0	0	1.7576	10	150	0%	0	0	0%	U

Seq No	Lab ID	Test Code	Sample Typ	File ID	Analysis Date	DF	Batch ID	Prep Date	SPKref	RPDref	pmoist					
14972526	B21122188-001	SVOC-8270-W-	SAMP	SV5973N.Tsd	0101/8/2022 6:06:58	1	162636	1/3/2022 9:5	0	0						
Analyte	T	Units	RAW	Final	Text	Spike	SPKref	RPDref	MDL	PQL	UQL	%REC	LOW	HIGH	%RPD	Q
2,4-Dinitrophenol	A	ug/L	0	0		0	0	0	4.4304	10.4	150	0%	0	0	0%	U
2,4-Dinitrotoluene	A	ug/L	0	0		0	0	0	3.1616	10	150	0%	0	0	0%	U
2,6-Dinitrotoluene	A	ug/L	0	0		0	0	0	3.328	10	150	0%	0	0	0%	U
2-Chloronaphthalene	A	ug/L	0	0		0	0	0	2.2256	10	150	0%	0	0	0%	U
2-Chlorophenol	A	ug/L	0	0		0	0	0	2.5792	10	150	0%	0	0	0%	U
2-Methylnaphthalene	A	ug/L	0	0		0	0	0	1.9968	10	150	0%	0	0	0%	U
2-Nitroaniline	A	ug/L	0	0		0	0	0	2.496	10	150	0%	0	0	0%	U
2-Nitrophenol	A	ug/L	0	0		0	0	0	2.4544	10	150	0%	0	0	0%	U
3,3'-Dichlorobenzidine	A	ug/L	0	0		0	0	0	2.1944	10.4	150	0%	0	0	0%	U
3-Nitroaniline	A	ug/L	0	0		0	0	0	2.8808	10	150	0%	0	0	0%	U
4,6-Dinitro-2-methylphenol	A	ug/L	0	0		0	0	0	2.4232	10.4	150	0%	0	0	0%	U
4-Bromophenyl phenyl ether	A	ug/L	0	0		0	0	0	1.8096	10	150	0%	0	0	0%	U
4-Chloro-2-methylphenol	A	ug/L	0	0		0	0	0	1.664	10	150	0%	0	0	0%	U
4-Chloro-3-methylphenol	A	ug/L	0	0		0	0	0	1.5184	10	150	0%	0	0	0%	U
4-Chloroaniline	A	ug/L	0	0		0	0	0	1.6744	10	150	0%	0	0	0%	U
4-Chlorophenol	A	ug/L	0	0		0	0	0	2.7456	10	150	0%	0	0	0%	U
4-Chlorophenyl phenyl ether	A	ug/L	0	0		0	0	0	2.1112	10	150	0%	0	0	0%	U
4-Nitroaniline	A	ug/L	0	0		0	0	0	1.6952	10	150	0%	0	0	0%	U
4-Nitrophenol	A	ug/L	0	0		0	0	0	2.6	10.4	150	0%	0	0	0%	U
Acenaphthene	A	ug/L	0	0		0	0	0	1.9656	10	150	0%	0	0	0%	U
Acenaphthylene	A	ug/L	0	0		0	0	0	1.6328	10	150	0%	0	0	0%	U
Aniline	A	ug/L	0	0		0	0	0	3.8896	10	150	0%	0	0	0%	U
Anthracene	A	ug/L	0	0		0	0	0	1.2792	10	150	0%	0	0	0%	U
Azobenzene	A	ug/L	0	0		0	0	0	1.1336	10	150	0%	0	0	0%	U
Benzidine	A	ug/L	0	0		0	0	0	6.9888	10.4	150	0%	0	0	0%	U
Benzo(a)anthracene	A	ug/L	0	0		0	0	0	0.89024	10	150	0%	0	0	0%	U
Benzo(a)pyrene	A	ug/L	0	0		0	0	0	1.2896	10	150	0%	0	0	0%	U
Benzo(b)fluoranthene	A	ug/L	0	0		0	0	0	0.93912	10	150	0%	0	0	0%	U
Benzo(g,h,i)perylene	A	ug/L	0	0		0	0	0	1.0504	10	150	0%	0	0	0%	U
Benzo(k)fluoranthene	A	ug/L	0	0		0	0	0	1.0088	10	150	0%	0	0	0%	U
Benzoic acid	A	ug/L	0	0		0	0	0	1.5704	10	150	0%	0	0	0%	U
Benzyl alcohol	A	ug/L	0	0		0	0	0	3.2552	10	150	0%	0	0	0%	U
bis(-2-chloroethoxy)Methane	A	ug/L	0	0		0	0	0	1.4144	10	150	0%	0	0	0%	U
bis(-2-chloroethyl)Ether	A	ug/L	0	0		0	0	0	2.6728	10	150	0%	0	0	0%	U
bis(2-chloroisopropyl)Ether	A	ug/L	0	0		0	0	0	1.5496	10	150	0%	0	0	0%	U

Seq No	Lab ID	Test Code	Sample Typ	File ID	Analysis Date	DF	Batch ID	Prep Date	SPKref	RPDref	pmoist					
14972526	B21122188-001	SVOC-8270-W-	SAMP	SV5973N.Tsd	0101/8/2022 6:06:58	1	162636	1/3/2022 9:5	0	0						
Analyte	T	Units	RAW	Final	Text	Spike	SPKref	RPDref	MDL	PQL	UQL	%REC	LOW	HIGH	%RPD	Q
bis(2-ethylhexyl)Phthalate	A	ug/L	0	0		0	0	0	1.9864	10	150	0%	0	0	0%	U
Butylbenzylphthalate	A	ug/L	0	0		0	0	0	1.6328	10	150	0%	0	0	0%	U
Carbazole	A	ug/L	0	0		0	0	0	0.87568	10	150	0%	0	0	0%	U
Chrysene	A	ug/L	0	0		0	0	0	1.2168	10	150	0%	0	0	0%	U
Di-n-butyl phthalate	A	ug/L	0	0		0	0	0	0.96928	10	150	0%	0	0	0%	U
Di-n-octyl phthalate	A	ug/L	0	0		0	0	0	1.3936	10	150	0%	0	0	0%	U
Dibenzo(a,h)anthracene	A	ug/L	0	0		0	0	0	1.2168	10	150	0%	0	0	0%	U
Dibenzofuran	A	ug/L	0	0		0	0	0	1.8096	10	150	0%	0	0	0%	U
Diethyl phthalate	A	ug/L	0	0		0	0	0	2.2672	10	150	0%	0	0	0%	U
Dimethyl phthalate	A	ug/L	0	0		0	0	0	1.7888	10	150	0%	0	0	0%	U
Fluoranthene	A	ug/L	0	0		0	0	0	0.91832	10	150	0%	0	0	0%	U
Fluorene	A	ug/L	0	0		0	0	0	1.8928	10	150	0%	0	0	0%	U
Hexachlorobenzene	A	ug/L	0	0		0	0	0	1.3832	10	150	0%	0	0	0%	U
Hexachlorobutadiene	A	ug/L	0	0		0	0	0	2.4128	10	150	0%	0	0	0%	U
Hexachlorocyclopentadiene	A	ug/L	0	0		0	0	0	3.0888	10	150	0%	0	0	0%	U
Hexachloroethane	A	ug/L	0	0		0	0	0	1.8616	10	150	0%	0	0	0%	U
Indeno(1,2,3-cd)pyrene	A	ug/L	0	0		0	0	0	1.3	10	150	0%	0	0	0%	U
Isophorone	A	ug/L	0	0		0	0	0	1.7368	10	150	0%	0	0	0%	U
m+p-Cresols	A	ug/L	0	0		0	0	0	1.8512	10	150	0%	0	0	0%	U
n-Nitroso-di-n-propylamine	A	ug/L	0	0		0	0	0	1.6016	10	150	0%	0	0	0%	U
n-Nitrosodimethylamine	A	ug/L	0	0		0	0	0	1.5912	10	150	0%	0	0	0%	U
n-Nitrosodiphenylamine	A	ug/L	0	0		0	0	0	1.2064	10.4	150	0%	0	0	0%	U
Naphthalene	A	ug/L	0	0		0	0	0	1.8096	10	150	0%	0	0	0%	U
Nitrobenzene	A	ug/L	0	0		0	0	0	2.4024	10	150	0%	0	0	0%	U
o-Cresol	A	ug/L	0	0		0	0	0	1.9032	10	150	0%	0	0	0%	U
p-Chloroaniline	A	ug/L	0	0		0	0	0	1.5808	10	150	0%	0	0	0%	U
Pentachlorophenol	A	ug/L	0	0		0	0	0	4.4096	10.4	150	0%	0	0	0%	U
Phenanthrene	A	ug/L	0	0		0	0	0	0.81536	10	150	0%	0	0	0%	U
Phenol	A	ug/L	0	0		0	0	0	1.5184	10	150	0%	0	0	0%	U
Pyrene	A	ug/L	0	0		0	0	0	0.95784	10	150	0%	0	0	0%	U
Pyridine	A	ug/L	0	0		0	0	0	3.3488	10	150	0%	0	0	0%	U
Triallate	A	ug/L	0	0		0	0	0	1.5704	10	150	0%	0	0	0%	U
1,4-Dichlorobenzene-d4	I	ug/L	40	41.6		0	0	0	0	10	150	0%	0	0	0%	
Acenaphthene-d10	I	ug/L	40	41.6		0	0	0	0	10	150	0%	0	0	0%	
Chrysene-d12	I	ug/L	40	41.6		0	0	0	0	10	150	0%	0	0	0%	



Seq No	Lab ID	Test Code	Sample Typ	File ID	Analysis Date	DF	Batch ID	Prep Date	SPKref	RPDref	pmoist					
14972526	B21122188-001	SVOC-8270-W-	SAMP	SV5973N.I	sd0101/8/2022 6:06:58	1	162636	1/3/2022 9:5	0	0						
Analyte	T	Units	RAW	Final	Text	Spike	SPKref	RPDref	MDL	PQL	UQL	%REC	LOW	HIGH	%RPD	Q
Naphthalene-d8	I	ug/L	40	41.6		0	0	0	0	10	150	0%	0	0	0%	
Perylene-d12	I	ug/L	40	41.6		0	0	0	0	10	150	0%	0	0	0%	
Phenanthrene-d10	I	ug/L	40	41.6		0	0	0	0	10	150	0%	0	0	0%	
2,4,6-Tribromophenol	S	ug/L	164.70647	171.294729		208	0	0	2.9952	10	0	82%	43	140	0%	
2-Fluorobiphenyl	S	ug/L	68.1348	70.860192		104	0	0	0.75296	10	0	68%	44	119	0%	
2-Fluorophenol	S	ug/L	59.98861	62.3881544		208	0	0	3.6608	10	0	30%	19	119	0%	
Nitrobenzene-d5	S	ug/L	60.9203	63.357112		104	0	0	2.4336	10	0	61%	44	120	0%	
Phenol-d5	S	ug/L	57.94171	60.2593784		208	0	0	2.1424	10	0	29%	10	65	0%	
Terphenyl-d14	S	ug/L	102.56308	106.665603		104	0	0	1.2168	10	0	103%	50	134	0%	
o-Terphenyl	X	ug/L	0	0		0	0	0	1.3208	10	150	0%	0	0	0%	U

Seq No	Lab ID	Test Code	Sample Typ	File ID	Analysis Date	DF	Batch ID	Prep Date	SPKref	RPDref	pmoist					
14972527	B21122190-001	SVOC-8270-W-	SAMP	SV5973N.I	sd0101/8/2022 6:39:11	1	162636	1/3/2022 10:	0	0						
Analyte	T	Units	RAW	Final	Text	Spike	SPKref	RPDref	MDL	PQL	UQL	%REC	LOW	HIGH	%RPD	Q
1,2,4-Trichlorobenzene	A	ug/L	0	0		0	0	0	1.919	10	150	0%	0	0	0%	U
1,2-Dichlorobenzene	A	ug/L	0	0		0	0	0	1.9897	10	150	0%	0	0	0%	U
1,3-Dichlorobenzene	A	ug/L	0	0		0	0	0	2.1513	10	150	0%	0	0	0%	U
1,4-Dichlorobenzene	A	ug/L	0	0		0	0	0	2.0402	10	150	0%	0	0	0%	U
1-Methylnaphthalene	A	ug/L	7.89052	7.9694252		0	0	0	2.4139	10	150	0%	0	0	0%	J
2,2'-Oxybis(1-Chloropropane)	A	ug/L	0	0		0	0	0	1.4645	10	150	0%	0	0	0%	U
2,4,5-Trichlorophenol	A	ug/L	0	0		0	0	0	2.2523	10	150	0%	0	0	0%	U
2,4,6-Trichlorophenol	A	ug/L	0	0		0	0	0	2.6664	10	150	0%	0	0	0%	U
2,4-Dichlorophenol	A	ug/L	0	0		0	0	0	1.7069	10	150	0%	0	0	0%	U
2,4-Dimethylphenol	A	ug/L	0	0		0	0	0	1.7069	10	150	0%	0	0	0%	U
2,4-Dinitrophenol	A	ug/L	0	0		0	0	0	4.3026	10.1	150	0%	0	0	0%	U
2,4-Dinitrotoluene	A	ug/L	0	0		0	0	0	3.0704	10	150	0%	0	0	0%	U
2,6-Dinitrotoluene	A	ug/L	0	0		0	0	0	3.232	10	150	0%	0	0	0%	U
2-Chloronaphthalene	A	ug/L	0	0		0	0	0	2.1614	10	150	0%	0	0	0%	U
2-Chlorophenol	A	ug/L	0	0		0	0	0	2.5048	10	150	0%	0	0	0%	U
2-Methylnaphthalene	A	ug/L	4.58098	4.6267898		0	0	0	1.9392	10	150	0%	0	0	0%	J
2-Nitroaniline	A	ug/L	0	0		0	0	0	2.424	10	150	0%	0	0	0%	U
2-Nitrophenol	A	ug/L	0	0		0	0	0	2.3836	10	150	0%	0	0	0%	U
3,3'-Dichlorobenzidine	A	ug/L	0	0		0	0	0	2.1311	10.1	150	0%	0	0	0%	U
3-Nitroaniline	A	ug/L	0	0		0	0	0	2.7977	10	150	0%	0	0	0%	U

Seq No	Lab ID	Test Code	Sample Typ	File ID	Analysis Date	DF	Batch ID	Prep Date	SPKref	RPDref	pmoist					
14972527	B21122190-001	SVOC-8270-W-	SAMP	SV5973N.Tsd	0101/8/2022 6:39:11	1	162636	1/3/2022 10:	0	0						
Analyte	T	Units	RAW	Final	Text	Spike	SPKref	RPDref	MDL	PQL	UQL	%REC	LOW	HIGH	%RPD	Q
4,6-Dinitro-2-methylphenol	A	ug/L	0	0		0	0	0	2.3533	10.1	150	0%	0	0	0%	U
4-Bromophenyl phenyl ether	A	ug/L	0	0		0	0	0	1.7574	10	150	0%	0	0	0%	U
4-Chloro-2-methylphenol	A	ug/L	0	0		0	0	0	1.616	10	150	0%	0	0	0%	U
4-Chloro-3-methylphenol	A	ug/L	0	0		0	0	0	1.4746	10	150	0%	0	0	0%	U
4-Chloroaniline	A	ug/L	0	0		0	0	0	1.6261	10	150	0%	0	0	0%	U
4-Chlorophenol	A	ug/L	0	0		0	0	0	2.6664	10	150	0%	0	0	0%	U
4-Chlorophenyl phenyl ether	A	ug/L	0	0		0	0	0	2.0503	10	150	0%	0	0	0%	U
4-Nitroaniline	A	ug/L	0	0		0	0	0	1.6463	10	150	0%	0	0	0%	U
4-Nitrophenol	A	ug/L	0	0		0	0	0	2.525	10.1	150	0%	0	0	0%	U
Acenaphthene	A	ug/L	0	0		0	0	0	1.9089	10	150	0%	0	0	0%	U
Acenaphthylene	A	ug/L	0	0		0	0	0	1.5857	10	150	0%	0	0	0%	U
Aniline	A	ug/L	0	0		0	0	0	3.7774	10	150	0%	0	0	0%	U
Anthracene	A	ug/L	0	0		0	0	0	1.2423	10	150	0%	0	0	0%	U
Azobenzene	A	ug/L	0	0		0	0	0	1.1009	10	150	0%	0	0	0%	U
Benzidine	A	ug/L	0	0		0	0	0	6.7872	10.1	150	0%	0	0	0%	U
Benzo(a)anthracene	A	ug/L	0	0		0	0	0	0.86456	10	150	0%	0	0	0%	U
Benzo(a)pyrene	A	ug/L	0	0		0	0	0	1.2524	10	150	0%	0	0	0%	U
Benzo(b)fluoranthene	A	ug/L	0	0		0	0	0	0.91203	10	150	0%	0	0	0%	U
Benzo(g,h,i)perylene	A	ug/L	0	0		0	0	0	1.0201	10	150	0%	0	0	0%	U
Benzo(k)fluoranthene	A	ug/L	0	0		0	0	0	0.9797	10	150	0%	0	0	0%	U
Benzoic acid	A	ug/L	0	0		0	0	0	1.5251	10	150	0%	0	0	0%	U
Benzyl alcohol	A	ug/L	0	0		0	0	0	3.1613	10	150	0%	0	0	0%	U
bis(-2-chloroethoxy)Methane	A	ug/L	0	0		0	0	0	1.3736	10	150	0%	0	0	0%	U
bis(-2-chloroethyl)Ether	A	ug/L	0	0		0	0	0	2.5957	10	150	0%	0	0	0%	U
bis(2-chloroisopropyl)Ether	A	ug/L	0	0		0	0	0	1.5049	10	150	0%	0	0	0%	U
bis(2-ethylhexyl)Phthalate	A	ug/L	0	0		0	0	0	1.9291	10	150	0%	0	0	0%	U
Butylbenzylphthalate	A	ug/L	0	0		0	0	0	1.5857	10	150	0%	0	0	0%	U
Carbazole	A	ug/L	0	0		0	0	0	0.85042	10	150	0%	0	0	0%	U
Chrysene	A	ug/L	0	0		0	0	0	1.1817	10	150	0%	0	0	0%	U
Di-n-butyl phthalate	A	ug/L	0	0		0	0	0	0.94132	10	150	0%	0	0	0%	U
Di-n-octyl phthalate	A	ug/L	0	0		0	0	0	1.3534	10	150	0%	0	0	0%	U
Dibenzo(a,h)anthracene	A	ug/L	0	0		0	0	0	1.1817	10	150	0%	0	0	0%	U
Dibenzofuran	A	ug/L	0	0		0	0	0	1.7574	10	150	0%	0	0	0%	U
Diethyl phthalate	A	ug/L	0	0		0	0	0	2.2018	10	150	0%	0	0	0%	U
Dimethyl phthalate	A	ug/L	0	0		0	0	0	1.7372	10	150	0%	0	0	0%	U

Seq No	Lab ID	Test Code	Sample Typ	File ID	Analysis Date	DF	Batch ID	Prep Date	SPKref	RPDref	pmoist					
14972527	B21122190-001	SVOC-8270-W-	SAMP	SV5973N.Tsd	0101/8/2022 6:39:11	1	162636	1/3/2022 10:	0	0						
Analyte	T	Units	RAW	Final	Text	Spike	SPKref	RPDref	MDL	PQL	UQL	%REC	LOW	HIGH	%RPD	Q
Fluoranthene	A	ug/L	0	0		0	0	0	0.89183	10	150	0%	0	0	0%	U
Fluorene	A	ug/L	0	0		0	0	0	1.8382	10	150	0%	0	0	0%	U
Hexachlorobenzene	A	ug/L	0	0		0	0	0	1.3433	10	150	0%	0	0	0%	U
Hexachlorobutadiene	A	ug/L	0	0		0	0	0	2.3432	10	150	0%	0	0	0%	U
Hexachlorocyclopentadiene	A	ug/L	0	0		0	0	0	2.9997	10	150	0%	0	0	0%	U
Hexachloroethane	A	ug/L	0	0		0	0	0	1.8079	10	150	0%	0	0	0%	U
Indeno(1,2,3-cd)pyrene	A	ug/L	0	0		0	0	0	1.2625	10	150	0%	0	0	0%	U
Isophorone	A	ug/L	0	0		0	0	0	1.6867	10	150	0%	0	0	0%	U
m+p-Cresols	A	ug/L	0	0		0	0	0	1.7978	10	150	0%	0	0	0%	U
n-Nitroso-di-n-propylamine	A	ug/L	0	0		0	0	0	1.5554	10	150	0%	0	0	0%	U
n-Nitrosodimethylamine	A	ug/L	0	0		0	0	0	1.5453	10	150	0%	0	0	0%	U
n-Nitrosodiphenylamine	A	ug/L	0	0		0	0	0	1.1716	10.1	150	0%	0	0	0%	U
Naphthalene	A	ug/L	13.5309	13.666209		0	0	0	1.7574	10	150	0%	0	0	0%	
Nitrobenzene	A	ug/L	0	0		0	0	0	2.3331	10	150	0%	0	0	0%	U
o-Cresol	A	ug/L	0	0		0	0	0	1.8483	10	150	0%	0	0	0%	U
p-Chloroaniline	A	ug/L	0	0		0	0	0	1.5352	10	150	0%	0	0	0%	U
Pentachlorophenol	A	ug/L	0	0		0	0	0	4.2824	10.1	150	0%	0	0	0%	U
Phenanthrene	A	ug/L	0	0		0	0	0	0.79184	10	150	0%	0	0	0%	U
Phenol	A	ug/L	0	0		0	0	0	1.4746	10	150	0%	0	0	0%	U
Pyrene	A	ug/L	0	0		0	0	0	0.93021	10	150	0%	0	0	0%	U
Pyridine	A	ug/L	0	0		0	0	0	3.2522	10	150	0%	0	0	0%	U
Triallate	A	ug/L	0	0		0	0	0	1.5251	10	150	0%	0	0	0%	U
1,4-Dichlorobenzene-d4	I	ug/L	40	40.4		0	0	0	0	10	150	0%	0	0	0%	
Acenaphthene-d10	I	ug/L	40	40.4		0	0	0	0	10	150	0%	0	0	0%	
Chrysene-d12	I	ug/L	40	40.4		0	0	0	0	10	150	0%	0	0	0%	
Naphthalene-d8	I	ug/L	40	40.4		0	0	0	0	10	150	0%	0	0	0%	
Perylene-d12	I	ug/L	40	40.4		0	0	0	0	10	150	0%	0	0	0%	
Phenanthrene-d10	I	ug/L	40	40.4		0	0	0	0	10	150	0%	0	0	0%	
2,4,6-Tribromophenol	S	ug/L	168.32076	170.003968		202	0	0	2.9088	10	0	84%	43	140	0%	
2-Fluorobiphenyl	S	ug/L	59.09075	59.6816575		101	0	0	0.73124	10	0	59%	44	119	0%	
2-Fluorophenol	S	ug/L	77.08941	77.8603041		202	0	0	3.5552	10	0	39%	19	119	0%	
Nitrobenzene-d5	S	ug/L	59.44324	60.0376724		101	0	0	2.3634	10	0	59%	44	120	0%	
Phenol-d5	S	ug/L	74.28354	75.0263754		202	0	0	2.0806	10	0	37%	10	65	0%	
Terphenyl-d14	S	ug/L	86.31408	87.1772208		101	0	0	1.1817	10	0	86%	50	134	0%	
o-Terphenyl	X	ug/L	0	0		0	0	0	1.2827	10	150	0%	0	0	0%	U

Seq No	Lab ID	Test Code	Sample Typ	File ID	Analysis Date	DF	Batch ID	Prep Date	SPKref	RPDref	pmoist					
14972528	B21122198-001	SVOC-8270-W-	SAMP	SV5973N.Tsd	0101/8/2022 7:11:32	1	162636	1/3/2022 10:	0	0						
Analyte	T	Units	RAW	Final	Text	Spike	SPKref	RPDref	MDL	PQL	UQL	%REC	LOW	HIGH	%RPD	Q
1,2,4-Trichlorobenzene	A	ug/L	0	0		0	0	0	1.862	10	150	0%	0	0	0%	U
1,2-Dichlorobenzene	A	ug/L	0	0		0	0	0	1.9306	10	150	0%	0	0	0%	U
1,3-Dichlorobenzene	A	ug/L	0	0		0	0	0	2.0874	10	150	0%	0	0	0%	U
1,4-Dichlorobenzene	A	ug/L	0	0		0	0	0	1.9796	10	150	0%	0	0	0%	U
1-Methylnaphthalene	A	ug/L	0	0		0	0	0	2.3422	10	150	0%	0	0	0%	U
2,2'-Oxybis(1-Chloropropane)	A	ug/L	0	0		0	0	0	1.421	10	150	0%	0	0	0%	U
2,4,5-Trichlorophenol	A	ug/L	0	0		0	0	0	2.1854	10	150	0%	0	0	0%	U
2,4,6-Trichlorophenol	A	ug/L	0	0		0	0	0	2.5872	10	150	0%	0	0	0%	U
2,4-Dichlorophenol	A	ug/L	0	0		0	0	0	1.6562	10	150	0%	0	0	0%	U
2,4-Dimethylphenol	A	ug/L	0	0		0	0	0	1.6562	10	150	0%	0	0	0%	U
2,4-Dinitrophenol	A	ug/L	0	0		0	0	0	4.1748	10	150	0%	0	0	0%	U
2,4-Dinitrotoluene	A	ug/L	0	0		0	0	0	2.9792	10	150	0%	0	0	0%	U
2,6-Dinitrotoluene	A	ug/L	0	0		0	0	0	3.136	10	150	0%	0	0	0%	U
2-Chloronaphthalene	A	ug/L	0	0		0	0	0	2.0972	10	150	0%	0	0	0%	U
2-Chlorophenol	A	ug/L	0	0		0	0	0	2.4304	10	150	0%	0	0	0%	U
2-Methylnaphthalene	A	ug/L	0	0		0	0	0	1.8816	10	150	0%	0	0	0%	U
2-Nitroaniline	A	ug/L	0	0		0	0	0	2.352	10	150	0%	0	0	0%	U
2-Nitrophenol	A	ug/L	0	0		0	0	0	2.3128	10	150	0%	0	0	0%	U
3,3'-Dichlorobenzidine	A	ug/L	0	0		0	0	0	2.0678	10	150	0%	0	0	0%	U
3-Nitroaniline	A	ug/L	0	0		0	0	0	2.7146	10	150	0%	0	0	0%	U
4,6-Dinitro-2-methylphenol	A	ug/L	0	0		0	0	0	2.2834	10	150	0%	0	0	0%	U
4-Bromophenyl phenyl ether	A	ug/L	0	0		0	0	0	1.7052	10	150	0%	0	0	0%	U
4-Chloro-2-methylphenol	A	ug/L	0	0		0	0	0	1.568	10	150	0%	0	0	0%	U
4-Chloro-3-methylphenol	A	ug/L	0	0		0	0	0	1.4308	10	150	0%	0	0	0%	U
4-Chloroaniline	A	ug/L	0	0		0	0	0	1.5778	10	150	0%	0	0	0%	U
4-Chlorophenol	A	ug/L	0	0		0	0	0	2.5872	10	150	0%	0	0	0%	U
4-Chlorophenyl phenyl ether	A	ug/L	0	0		0	0	0	1.9894	10	150	0%	0	0	0%	U
4-Nitroaniline	A	ug/L	0	0		0	0	0	1.5974	10	150	0%	0	0	0%	U
4-Nitrophenol	A	ug/L	0	0		0	0	0	2.45	10	150	0%	0	0	0%	U
Acenaphthene	A	ug/L	0	0		0	0	0	1.8522	10	150	0%	0	0	0%	U
Acenaphthylene	A	ug/L	0	0		0	0	0	1.5386	10	150	0%	0	0	0%	U
Aniline	A	ug/L	0	0		0	0	0	3.6652	10	150	0%	0	0	0%	U
Anthracene	A	ug/L	0	0		0	0	0	1.2054	10	150	0%	0	0	0%	U
Azobenzene	A	ug/L	0	0		0	0	0	1.0682	10	150	0%	0	0	0%	U
Benzidine	A	ug/L	0	0		0	0	0	6.5856	10	150	0%	0	0	0%	U

Seq No	Lab ID	Test Code	Sample Typ	File ID	Analysis Date	DF	Batch ID	Prep Date	SPKref	RPDref	pmoist					
14972528	B21122198-001	SVOC-8270-W-	SAMP	SV5973N.Tsd	0101/8/2022 7:11:32	1	162636	1/3/2022 10:	0	0						
Analyte	T	Units	RAW	Final	Text	Spike	SPKref	RPDref	MDL	PQL	UQL	%REC	LOW	HIGH	%RPD	Q
Benzo(a)anthracene	A	ug/L	0	0		0	0	0	0.83888	10	150	0%	0	0	0%	U
Benzo(a)pyrene	A	ug/L	0	0		0	0	0	1.2152	10	150	0%	0	0	0%	U
Benzo(b)fluoranthene	A	ug/L	0	0		0	0	0	0.88494	10	150	0%	0	0	0%	U
Benzo(g,h,i)perylene	A	ug/L	0	0		0	0	0	0.9898	10	150	0%	0	0	0%	U
Benzo(k)fluoranthene	A	ug/L	0	0		0	0	0	0.9506	10	150	0%	0	0	0%	U
Benzoic acid	A	ug/L	0	0		0	0	0	1.4798	10	150	0%	0	0	0%	U
Benzyl alcohol	A	ug/L	0	0		0	0	0	3.0674	10	150	0%	0	0	0%	U
bis(-2-chloroethoxy)Methane	A	ug/L	0	0		0	0	0	1.3328	10	150	0%	0	0	0%	U
bis(-2-chloroethyl)Ether	A	ug/L	0	0		0	0	0	2.5186	10	150	0%	0	0	0%	U
bis(2-chloroisopropyl)Ether	A	ug/L	0	0		0	0	0	1.4602	10	150	0%	0	0	0%	U
bis(2-ethylhexyl)Phthalate	A	ug/L	0	0		0	0	0	1.8718	10	150	0%	0	0	0%	U
Butylbenzylphthalate	A	ug/L	0	0		0	0	0	1.5386	10	150	0%	0	0	0%	U
Carbazole	A	ug/L	0	0		0	0	0	0.82516	10	150	0%	0	0	0%	U
Chrysene	A	ug/L	0	0		0	0	0	1.1466	10	150	0%	0	0	0%	U
Di-n-butyl phthalate	A	ug/L	0	0		0	0	0	0.91336	10	150	0%	0	0	0%	U
Di-n-octyl phthalate	A	ug/L	0	0		0	0	0	1.3132	10	150	0%	0	0	0%	U
Dibenzo(a,h)anthracene	A	ug/L	0	0		0	0	0	1.1466	10	150	0%	0	0	0%	U
Dibenzofuran	A	ug/L	0	0		0	0	0	1.7052	10	150	0%	0	0	0%	U
Diethyl phthalate	A	ug/L	0	0		0	0	0	2.1364	10	150	0%	0	0	0%	U
Dimethyl phthalate	A	ug/L	0	0		0	0	0	1.6856	10	150	0%	0	0	0%	U
Fluoranthene	A	ug/L	0	0		0	0	0	0.86534	10	150	0%	0	0	0%	U
Fluorene	A	ug/L	0	0		0	0	0	1.7836	10	150	0%	0	0	0%	U
Hexachlorobenzene	A	ug/L	0	0		0	0	0	1.3034	10	150	0%	0	0	0%	U
Hexachlorobutadiene	A	ug/L	0	0		0	0	0	2.2736	10	150	0%	0	0	0%	U
Hexachlorocyclopentadiene	A	ug/L	0	0		0	0	0	2.9106	10	150	0%	0	0	0%	U
Hexachloroethane	A	ug/L	0	0		0	0	0	1.7542	10	150	0%	0	0	0%	U
Indeno(1,2,3-cd)pyrene	A	ug/L	0	0		0	0	0	1.225	10	150	0%	0	0	0%	U
Isophorone	A	ug/L	0	0		0	0	0	1.6366	10	150	0%	0	0	0%	U
m+p-Cresols	A	ug/L	0	0		0	0	0	1.7444	10	150	0%	0	0	0%	U
n-Nitroso-di-n-propylamine	A	ug/L	0	0		0	0	0	1.5092	10	150	0%	0	0	0%	U
n-Nitrosodimethylamine	A	ug/L	0	0		0	0	0	1.4994	10	150	0%	0	0	0%	U
n-Nitrosodiphenylamine	A	ug/L	0	0		0	0	0	1.1368	10	150	0%	0	0	0%	U
Naphthalene	A	ug/L	0	0		0	0	0	1.7052	10	150	0%	0	0	0%	U
Nitrobenzene	A	ug/L	0	0		0	0	0	2.2638	10	150	0%	0	0	0%	U
o-Cresol	A	ug/L	0	0		0	0	0	1.7934	10	150	0%	0	0	0%	U

Seq No	Lab ID	Test Code	Sample Typ	File ID	Analysis Date	DF	Batch ID	Prep Date	SPKref	RPDref	pmoist					
14972528	B21122198-001	SVOC-8270-W-	SAMP	SV5973N.I	sd0101/8/2022 7:11:32	1	162636	1/3/2022 10:	0	0						
Analyte	T	Units	RAW	Final	Text	Spike	SPKref	RPDref	MDL	PQL	UQL	%REC	LOW	HIGH	%RPD	Q
p-Chloroaniline	A	ug/L	0	0		0	0	0	1.4896	10	150	0%	0	0	0%	U
Pentachlorophenol	A	ug/L	0	0		0	0	0	4.1552	10	150	0%	0	0	0%	U
Phenanthrene	A	ug/L	0	0		0	0	0	0.76832	10	150	0%	0	0	0%	U
Phenol	A	ug/L	0	0		0	0	0	1.4308	10	150	0%	0	0	0%	U
Pyrene	A	ug/L	0	0		0	0	0	0.90258	10	150	0%	0	0	0%	U
Pyridine	A	ug/L	0	0		0	0	0	3.1556	10	150	0%	0	0	0%	U
Triallate	A	ug/L	0	0		0	0	0	1.4798	10	150	0%	0	0	0%	U
1,4-Dichlorobenzene-d4	I	ug/L	40	39.2		0	0	0	0	10	150	0%	0	0	0%	
Acenaphthene-d10	I	ug/L	40	39.2		0	0	0	0	10	150	0%	0	0	0%	
Chrysene-d12	I	ug/L	40	39.2		0	0	0	0	10	150	0%	0	0	0%	
Naphthalene-d8	I	ug/L	40	39.2		0	0	0	0	10	150	0%	0	0	0%	
Perylene-d12	I	ug/L	40	39.2		0	0	0	0	10	150	0%	0	0	0%	
Phenanthrene-d10	I	ug/L	40	39.2		0	0	0	0	10	150	0%	0	0	0%	
2,4,6-Tribromophenol	S	ug/L	181.95543	178.316321		196	0	0	2.8224	10	0	91%	43	140	0%	
2-Fluorobiphenyl	S	ug/L	67.31181	65.9655738		98	0	0	0.70952	10	0	67%	44	119	0%	
2-Fluorophenol	S	ug/L	60.16739	58.9640422		196	0	0	3.4496	10	0	30%	19	119	0%	
Nitrobenzene-d5	S	ug/L	58.51711	57.3467678		98	0	0	2.2932	10	0	59%	44	120	0%	
Phenol-d5	S	ug/L	70.23204	68.8273992		196	0	0	2.0188	10	0	35%	10	65	0%	
Terphenyl-d14	S	ug/L	99.75224	97.7571952		98	0	0	1.1466	10	0	100%	50	134	0%	
o-Terphenyl	X	ug/L	0	0		0	0	0	1.2446	10	150	0%	0	0	0%	U

Seq No	Lab ID	Test Code	Sample Typ	File ID	Analysis Date	DF	Batch ID	Prep Date	SPKref	RPDref	pmoist					
14972529	B21122204-001	SVOC-8270-W-	SAMP	SV5973N.I	sd0101/8/2022 7:43:44	1	162636	1/3/2022 10:	0	0						
Analyte	T	Units	RAW	Final	Text	Spike	SPKref	RPDref	MDL	PQL	UQL	%REC	LOW	HIGH	%RPD	Q
1,2,4-Trichlorobenzene	A	ug/L	0	0		0	0	0	1.938	10	150	0%	0	0	0%	U
1,2-Dichlorobenzene	A	ug/L	0	0		0	0	0	2.0094	10	150	0%	0	0	0%	U
1,3-Dichlorobenzene	A	ug/L	0	0		0	0	0	2.1726	10	150	0%	0	0	0%	U
1,4-Dichlorobenzene	A	ug/L	0	0		0	0	0	2.0604	10	150	0%	0	0	0%	U
1-Methylnaphthalene	A	ug/L	0	0		0	0	0	2.4378	10	150	0%	0	0	0%	U
2,2'-Oxybis(1-Chloropropane)	A	ug/L	0	0		0	0	0	1.479	10	150	0%	0	0	0%	U
2,4,5-Trichlorophenol	A	ug/L	0	0		0	0	0	2.2746	10	150	0%	0	0	0%	U
2,4,6-Trichlorophenol	A	ug/L	0	0		0	0	0	2.6928	10	150	0%	0	0	0%	U
2,4-Dichlorophenol	A	ug/L	0	0		0	0	0	1.7238	10	150	0%	0	0	0%	U
2,4-Dimethylphenol	A	ug/L	0	0		0	0	0	1.7238	10	150	0%	0	0	0%	U

Seq No	Lab ID	Test Code	Sample Typ	File ID	Analysis Date	DF	Batch ID	Prep Date	SPKref	RPDref	pmoist					
14972529	B21122204-001	SVOC-8270-W-	SAMP	SV5973N.Tsd	0101/8/2022 7:43:44	1	162636	1/3/2022 10:	0	0						
Analyte	T	Units	RAW	Final	Text	Spike	SPKref	RPDref	MDL	PQL	UQL	%REC	LOW	HIGH	%RPD	Q
2,4-Dinitrophenol	A	ug/L	0	0		0	0	0	4.3452	10.2	150	0%	0	0	0%	U
2,4-Dinitrotoluene	A	ug/L	0	0		0	0	0	3.1008	10	150	0%	0	0	0%	U
2,6-Dinitrotoluene	A	ug/L	0	0		0	0	0	3.264	10	150	0%	0	0	0%	U
2-Chloronaphthalene	A	ug/L	0	0		0	0	0	2.1828	10	150	0%	0	0	0%	U
2-Chlorophenol	A	ug/L	0	0		0	0	0	2.5296	10	150	0%	0	0	0%	U
2-Methylnaphthalene	A	ug/L	0	0		0	0	0	1.9584	10	150	0%	0	0	0%	U
2-Nitroaniline	A	ug/L	0	0		0	0	0	2.448	10	150	0%	0	0	0%	U
2-Nitrophenol	A	ug/L	0	0		0	0	0	2.4072	10	150	0%	0	0	0%	U
3,3'-Dichlorobenzidine	A	ug/L	0	0		0	0	0	2.1522	10.2	150	0%	0	0	0%	U
3-Nitroaniline	A	ug/L	0	0		0	0	0	2.8254	10	150	0%	0	0	0%	U
4,6-Dinitro-2-methylphenol	A	ug/L	0	0		0	0	0	2.3766	10.2	150	0%	0	0	0%	U
4-Bromophenyl phenyl ether	A	ug/L	0	0		0	0	0	1.7748	10	150	0%	0	0	0%	U
4-Chloro-2-methylphenol	A	ug/L	0	0		0	0	0	1.632	10	150	0%	0	0	0%	U
4-Chloro-3-methylphenol	A	ug/L	0	0		0	0	0	1.4892	10	150	0%	0	0	0%	U
4-Chloroaniline	A	ug/L	0	0		0	0	0	1.6422	10	150	0%	0	0	0%	U
4-Chlorophenol	A	ug/L	0	0		0	0	0	2.6928	10	150	0%	0	0	0%	U
4-Chlorophenyl phenyl ether	A	ug/L	0	0		0	0	0	2.0706	10	150	0%	0	0	0%	U
4-Nitroaniline	A	ug/L	0	0		0	0	0	1.6626	10	150	0%	0	0	0%	U
4-Nitrophenol	A	ug/L	0	0		0	0	0	2.55	10.2	150	0%	0	0	0%	U
Acenaphthene	A	ug/L	0	0		0	0	0	1.9278	10	150	0%	0	0	0%	U
Acenaphthylene	A	ug/L	0	0		0	0	0	1.6014	10	150	0%	0	0	0%	U
Aniline	A	ug/L	0	0		0	0	0	3.8148	10	150	0%	0	0	0%	U
Anthracene	A	ug/L	0	0		0	0	0	1.2546	10	150	0%	0	0	0%	U
Azobenzene	A	ug/L	0	0		0	0	0	1.1118	10	150	0%	0	0	0%	U
Benzidine	A	ug/L	0	0		0	0	0	6.8544	10.2	150	0%	0	0	0%	U
Benzo(a)anthracene	A	ug/L	0	0		0	0	0	0.87312	10	150	0%	0	0	0%	U
Benzo(a)pyrene	A	ug/L	0	0		0	0	0	1.2648	10	150	0%	0	0	0%	U
Benzo(b)fluoranthene	A	ug/L	0	0		0	0	0	0.92106	10	150	0%	0	0	0%	U
Benzo(g,h,i)perylene	A	ug/L	0	0		0	0	0	1.0302	10	150	0%	0	0	0%	U
Benzo(k)fluoranthene	A	ug/L	0	0		0	0	0	0.9894	10	150	0%	0	0	0%	U
Benzoic acid	A	ug/L	0	0		0	0	0	1.5402	10	150	0%	0	0	0%	U
Benzyl alcohol	A	ug/L	0	0		0	0	0	3.1926	10	150	0%	0	0	0%	U
bis(-2-chloroethoxy)Methane	A	ug/L	0	0		0	0	0	1.3872	10	150	0%	0	0	0%	U
bis(-2-chloroethyl)Ether	A	ug/L	0	0		0	0	0	2.6214	10	150	0%	0	0	0%	U
bis(2-chloroisopropyl)Ether	A	ug/L	0	0		0	0	0	1.5198	10	150	0%	0	0	0%	U

Seq No	Lab ID	Test Code	Sample Typ	File ID	Analysis Date	DF	Batch ID	Prep Date	SPKref	RPDref	pmoist					
14972529	B21122204-001	SVOC-8270-W-	SAMP	SV5973N.I	sd0101/8/2022 7:43:44	1	162636	1/3/2022 10:	0	0						
Analyte	T	Units	RAW	Final	Text	Spike	SPKref	RPDref	MDL	PQL	UQL	%REC	LOW	HIGH	%RPD	Q
bis(2-ethylhexyl)Phthalate	A	ug/L	3.21634	3.2806668		0	0	0	1.9482	10	150	0%	0	0	0%	J
Butylbenzylphthalate	A	ug/L	0	0		0	0	0	1.6014	10	150	0%	0	0	0%	U
Carbazole	A	ug/L	0	0		0	0	0	0.85884	10	150	0%	0	0	0%	U
Chrysene	A	ug/L	0	0		0	0	0	1.1934	10	150	0%	0	0	0%	U
Di-n-butyl phthalate	A	ug/L	0	0		0	0	0	0.95064	10	150	0%	0	0	0%	U
Di-n-octyl phthalate	A	ug/L	0	0		0	0	0	1.3668	10	150	0%	0	0	0%	U
Dibenzo(a,h)anthracene	A	ug/L	0	0		0	0	0	1.1934	10	150	0%	0	0	0%	U
Dibenzofuran	A	ug/L	0	0		0	0	0	1.7748	10	150	0%	0	0	0%	U
Diethyl phthalate	A	ug/L	0	0		0	0	0	2.2236	10	150	0%	0	0	0%	U
Dimethyl phthalate	A	ug/L	0	0		0	0	0	1.7544	10	150	0%	0	0	0%	U
Fluoranthene	A	ug/L	0	0		0	0	0	0.90066	10	150	0%	0	0	0%	U
Fluorene	A	ug/L	0	0		0	0	0	1.8564	10	150	0%	0	0	0%	U
Hexachlorobenzene	A	ug/L	0	0		0	0	0	1.3566	10	150	0%	0	0	0%	U
Hexachlorobutadiene	A	ug/L	0	0		0	0	0	2.3664	10	150	0%	0	0	0%	U
Hexachlorocyclopentadiene	A	ug/L	0	0		0	0	0	3.0294	10	150	0%	0	0	0%	U
Hexachloroethane	A	ug/L	0	0		0	0	0	1.8258	10	150	0%	0	0	0%	U
Indeno(1,2,3-cd)pyrene	A	ug/L	0	0		0	0	0	1.275	10	150	0%	0	0	0%	U
Isophorone	A	ug/L	0	0		0	0	0	1.7034	10	150	0%	0	0	0%	U
m+p-Cresols	A	ug/L	0	0		0	0	0	1.8156	10	150	0%	0	0	0%	U
n-Nitroso-di-n-propylamine	A	ug/L	0	0		0	0	0	1.5708	10	150	0%	0	0	0%	U
n-Nitrosodimethylamine	A	ug/L	0	0		0	0	0	1.5606	10	150	0%	0	0	0%	U
n-Nitrosodiphenylamine	A	ug/L	0	0		0	0	0	1.1832	10.2	150	0%	0	0	0%	U
Naphthalene	A	ug/L	0	0		0	0	0	1.7748	10	150	0%	0	0	0%	U
Nitrobenzene	A	ug/L	0	0		0	0	0	2.3562	10	150	0%	0	0	0%	U
o-Cresol	A	ug/L	0	0		0	0	0	1.8666	10	150	0%	0	0	0%	U
p-Chloroaniline	A	ug/L	0	0		0	0	0	1.5504	10	150	0%	0	0	0%	U
Pentachlorophenol	A	ug/L	0	0		0	0	0	4.3248	10.2	150	0%	0	0	0%	U
Phenanthrene	A	ug/L	0	0		0	0	0	0.79968	10	150	0%	0	0	0%	U
Phenol	A	ug/L	0	0		0	0	0	1.4892	10	150	0%	0	0	0%	U
Pyrene	A	ug/L	0	0		0	0	0	0.93942	10	150	0%	0	0	0%	U
Pyridine	A	ug/L	0	0		0	0	0	3.2844	10	150	0%	0	0	0%	U
Triallate	A	ug/L	0	0		0	0	0	1.5402	10	150	0%	0	0	0%	U
1,4-Dichlorobenzene-d4	I	ug/L	40	40.8		0	0	0	0	10	150	0%	0	0	0%	
Acenaphthene-d10	I	ug/L	40	40.8		0	0	0	0	10	150	0%	0	0	0%	
Chrysene-d12	I	ug/L	40	40.8		0	0	0	0	10	150	0%	0	0	0%	



Seq No	Lab ID	Test Code	Sample Typ	File ID	Analysis Date	DF	Batch ID	Prep Date	SPKref	RPDref	pmoist					
14972529	B21122204-001	SVOC-8270-W-	SAMP	SV5973N.I	sd0101/8/2022 7:43:44	1	162636	1/3/2022 10:	0	0						
Analyte	T	Units	RAW	Final	Text	Spike	SPKref	RPDref	MDL	PQL	UQL	%REC	LOW	HIGH	%RPD	Q
Naphthalene-d8	I	ug/L	40	40.8		0	0	0	0	10	150	0%	0	0	0%	
Perylene-d12	I	ug/L	40	40.8		0	0	0	0	10	150	0%	0	0	0%	
Phenanthrene-d10	I	ug/L	40	40.8		0	0	0	0	10	150	0%	0	0	0%	
2,4,6-Tribromophenol	S	ug/L	154.1324	157.215048		204	0	0	2.9376	10	0	77%	43	140	0%	
2-Fluorobiphenyl	S	ug/L	64.84992	66.1469184		102	0	0	0.73848	10	0	65%	44	119	0%	
2-Fluorophenol	S	ug/L	54.73821	55.8329742		204	0	0	3.5904	10	0	27%	19	119	0%	
Nitrobenzene-d5	S	ug/L	60.37545	61.582959		102	0	0	2.3868	10	0	60%	44	120	0%	
Phenol-d5	S	ug/L	68.22189	69.5863278		204	0	0	2.1012	10	0	34%	10	65	0%	
Terphenyl-d14	S	ug/L	99.47	101.4594		102	0	0	1.1934	10	0	99%	50	134	0%	
o-Terphenyl	X	ug/L	0	0		0	0	0	1.2954	10	150	0%	0	0	0%	U

Seq No	Lab ID	Test Code	Sample Typ	File ID	Analysis Date	DF	Batch ID	Prep Date	SPKref	RPDref	pmoist					
14972530	B21122211-001	SVOC-8270-W-	SAMP	SV5973N.I	sd0101/8/2022 8:16:04	1	162636	1/3/2022 10:	0	0						
Analyte	T	Units	RAW	Final	Text	Spike	SPKref	RPDref	MDL	PQL	UQL	%REC	LOW	HIGH	%RPD	Q
1,2,4-Trichlorobenzene	A	ug/L	0	0		0	0	0	1.8088	10	150	0%	0	0	0%	U
1,2-Dichlorobenzene	A	ug/L	0	0		0	0	0	1.87544	10	150	0%	0	0	0%	U
1,3-Dichlorobenzene	A	ug/L	0	0		0	0	0	2.02776	10	150	0%	0	0	0%	U
1,4-Dichlorobenzene	A	ug/L	0	0		0	0	0	1.92304	10	150	0%	0	0	0%	U
1-Methylnaphthalene	A	ug/L	0	0		0	0	0	2.27528	10	150	0%	0	0	0%	U
2,2'-Oxybis(1-Chloropropane)	A	ug/L	0	0		0	0	0	1.3804	10	150	0%	0	0	0%	U
2,4,5-Trichlorophenol	A	ug/L	0	0		0	0	0	2.12296	10	150	0%	0	0	0%	U
2,4,6-Trichlorophenol	A	ug/L	0	0		0	0	0	2.51328	10	150	0%	0	0	0%	U
2,4-Dichlorophenol	A	ug/L	0	0		0	0	0	1.60888	10	150	0%	0	0	0%	U
2,4-Dimethylphenol	A	ug/L	0	0		0	0	0	1.60888	10	150	0%	0	0	0%	U
2,4-Dinitrophenol	A	ug/L	0	0		0	0	0	4.05552	10	150	0%	0	0	0%	U
2,4-Dinitrotoluene	A	ug/L	0	0		0	0	0	2.89408	10	150	0%	0	0	0%	U
2,6-Dinitrotoluene	A	ug/L	0	0		0	0	0	3.0464	10	150	0%	0	0	0%	U
2-Chloronaphthalene	A	ug/L	0	0		0	0	0	2.03728	10	150	0%	0	0	0%	U
2-Chlorophenol	A	ug/L	0	0		0	0	0	2.36096	10	150	0%	0	0	0%	U
2-Methylnaphthalene	A	ug/L	0	0		0	0	0	1.82784	10	150	0%	0	0	0%	U
2-Nitroaniline	A	ug/L	0	0		0	0	0	2.2848	10	150	0%	0	0	0%	U
2-Nitrophenol	A	ug/L	0	0		0	0	0	2.24672	10	150	0%	0	0	0%	U
3,3'-Dichlorobenzidine	A	ug/L	0	0		0	0	0	2.00872	10	150	0%	0	0	0%	U
3-Nitroaniline	A	ug/L	0	0		0	0	0	2.63704	10	150	0%	0	0	0%	U

Seq No	Lab ID	Test Code	Sample Typ	File ID	Analysis Date	DF	Batch ID	Prep Date	SPKref	RPDref	pmoist					
14972530	B21122211-001	SVOC-8270-W-	SAMP	SV5973N.Tsd	0101/8/2022 8:16:04	1	162636	1/3/2022 10:	0	0						
Analyte	T	Units	RAW	Final	Text	Spike	SPKref	RPDref	MDL	PQL	UQL	%REC	LOW	HIGH	%RPD	Q
4,6-Dinitro-2-methylphenol	A	ug/L	0	0		0	0	0	2.21816	10	150	0%	0	0	0%	U
4-Bromophenyl phenyl ether	A	ug/L	0	0		0	0	0	1.65648	10	150	0%	0	0	0%	U
4-Chloro-2-methylphenol	A	ug/L	0	0		0	0	0	1.5232	10	150	0%	0	0	0%	U
4-Chloro-3-methylphenol	A	ug/L	0	0		0	0	0	1.38992	10	150	0%	0	0	0%	U
4-Chloroaniline	A	ug/L	0	0		0	0	0	1.53272	10	150	0%	0	0	0%	U
4-Chlorophenol	A	ug/L	0	0		0	0	0	2.51328	10	150	0%	0	0	0%	U
4-Chlorophenyl phenyl ether	A	ug/L	0	0		0	0	0	1.93256	10	150	0%	0	0	0%	U
4-Nitroaniline	A	ug/L	0	0		0	0	0	1.55176	10	150	0%	0	0	0%	U
4-Nitrophenol	A	ug/L	0	0		0	0	0	2.38	10	150	0%	0	0	0%	U
Acenaphthene	A	ug/L	0	0		0	0	0	1.79928	10	150	0%	0	0	0%	U
Acenaphthylene	A	ug/L	0	0		0	0	0	1.49464	10	150	0%	0	0	0%	U
Aniline	A	ug/L	0	0		0	0	0	3.56048	10	150	0%	0	0	0%	U
Anthracene	A	ug/L	0	0		0	0	0	1.17096	10	150	0%	0	0	0%	U
Azobenzene	A	ug/L	0	0		0	0	0	1.03768	10	150	0%	0	0	0%	U
Benzidine	A	ug/L	0	0		0	0	0	6.39744	10	150	0%	0	0	0%	U
Benzo(a)anthracene	A	ug/L	0	0		0	0	0	0.814912	10	150	0%	0	0	0%	U
Benzo(a)pyrene	A	ug/L	0	0		0	0	0	1.18048	10	150	0%	0	0	0%	U
Benzo(b)fluoranthene	A	ug/L	0	0		0	0	0	0.859656	10	150	0%	0	0	0%	U
Benzo(g,h,i)perylene	A	ug/L	0	0		0	0	0	0.96152	10	150	0%	0	0	0%	U
Benzo(k)fluoranthene	A	ug/L	0	0		0	0	0	0.92344	10	150	0%	0	0	0%	U
Benzoic acid	A	ug/L	0	0		0	0	0	1.43752	10	150	0%	0	0	0%	U
Benzyl alcohol	A	ug/L	0	0		0	0	0	2.97976	10	150	0%	0	0	0%	U
bis(-2-chloroethoxy)Methane	A	ug/L	0	0		0	0	0	1.29472	10	150	0%	0	0	0%	U
bis(-2-chloroethyl)Ether	A	ug/L	0	0		0	0	0	2.44664	10	150	0%	0	0	0%	U
bis(2-chloroisopropyl)Ether	A	ug/L	0	0		0	0	0	1.41848	10	150	0%	0	0	0%	U
bis(2-ethylhexyl)Phthalate	A	ug/L	0	0		0	0	0	1.81832	10	150	0%	0	0	0%	U
Butylbenzylphthalate	A	ug/L	0	0		0	0	0	1.49464	10	150	0%	0	0	0%	U
Carbazole	A	ug/L	0	0		0	0	0	0.801584	10	150	0%	0	0	0%	U
Chrysene	A	ug/L	0	0		0	0	0	1.11384	10	150	0%	0	0	0%	U
Di-n-butyl phthalate	A	ug/L	0	0		0	0	0	0.887264	10	150	0%	0	0	0%	U
Di-n-octyl phthalate	A	ug/L	0	0		0	0	0	1.27568	10	150	0%	0	0	0%	U
Dibenzo(a,h)anthracene	A	ug/L	0	0		0	0	0	1.11384	10	150	0%	0	0	0%	U
Dibenzofuran	A	ug/L	0	0		0	0	0	1.65648	10	150	0%	0	0	0%	U
Diethyl phthalate	A	ug/L	0	0		0	0	0	2.07536	10	150	0%	0	0	0%	U
Dimethyl phthalate	A	ug/L	0	0		0	0	0	1.63744	10	150	0%	0	0	0%	U

Seq No	Lab ID	Test Code	Sample Typ	File ID	Analysis Date	DF	Batch ID	Prep Date	SPKref	RPDref	pmoist					
14972530	B21122211-001	SVOC-8270-W-	SAMP	SV5973N.Tsd	0101/8/2022 8:16:04	1	162636	1/3/2022 10:	0	0						
Analyte	T	Units	RAW	Final	Text	Spike	SPKref	RPDref	MDL	PQL	UQL	%REC	LOW	HIGH	%RPD	Q
Fluoranthene	A	ug/L	0	0		0	0	0	0.840616	10	150	0%	0	0	0%	U
Fluorene	A	ug/L	0	0		0	0	0	1.73264	10	150	0%	0	0	0%	U
Hexachlorobenzene	A	ug/L	0	0		0	0	0	1.26616	10	150	0%	0	0	0%	U
Hexachlorobutadiene	A	ug/L	0	0		0	0	0	2.20864	10	150	0%	0	0	0%	U
Hexachlorocyclopentadiene	A	ug/L	0	0		0	0	0	2.82744	10	150	0%	0	0	0%	U
Hexachloroethane	A	ug/L	0	0		0	0	0	1.70408	10	150	0%	0	0	0%	U
Indeno(1,2,3-cd)pyrene	A	ug/L	0	0		0	0	0	1.19	10	150	0%	0	0	0%	U
Isophorone	A	ug/L	0	0		0	0	0	1.58984	10	150	0%	0	0	0%	U
m+p-Cresols	A	ug/L	0	0		0	0	0	1.69456	10	150	0%	0	0	0%	U
n-Nitroso-di-n-propylamine	A	ug/L	0	0		0	0	0	1.46608	10	150	0%	0	0	0%	U
n-Nitrosodimethylamine	A	ug/L	0	0		0	0	0	1.45656	10	150	0%	0	0	0%	U
n-Nitrosodiphenylamine	A	ug/L	0	0		0	0	0	1.10432	10	150	0%	0	0	0%	U
Naphthalene	A	ug/L	0	0		0	0	0	1.65648	10	150	0%	0	0	0%	U
Nitrobenzene	A	ug/L	0	0		0	0	0	2.19912	10	150	0%	0	0	0%	U
o-Cresol	A	ug/L	0	0		0	0	0	1.74216	10	150	0%	0	0	0%	U
p-Chloroaniline	A	ug/L	0	0		0	0	0	1.44704	10	150	0%	0	0	0%	U
Pentachlorophenol	A	ug/L	0	0		0	0	0	4.03648	10	150	0%	0	0	0%	U
Phenanthrene	A	ug/L	0	0		0	0	0	0.746368	10	150	0%	0	0	0%	U
Phenol	A	ug/L	0	0		0	0	0	1.38992	10	150	0%	0	0	0%	U
Pyrene	A	ug/L	0	0		0	0	0	0.876792	10	150	0%	0	0	0%	U
Pyridine	A	ug/L	0	0		0	0	0	3.06544	10	150	0%	0	0	0%	U
Triallate	A	ug/L	0	0		0	0	0	1.43752	10	150	0%	0	0	0%	U
1,4-Dichlorobenzene-d4	I	ug/L	40	38.08		0	0	0	0	10	150	0%	0	0	0%	
Acenaphthene-d10	I	ug/L	40	38.08		0	0	0	0	10	150	0%	0	0	0%	
Chrysene-d12	I	ug/L	40	38.08		0	0	0	0	10	150	0%	0	0	0%	
Naphthalene-d8	I	ug/L	40	38.08		0	0	0	0	10	150	0%	0	0	0%	
Perylene-d12	I	ug/L	40	38.08		0	0	0	0	10	150	0%	0	0	0%	
Phenanthrene-d10	I	ug/L	40	38.08		0	0	0	0	10	150	0%	0	0	0%	
2,4,6-Tribromophenol	S	ug/L	161.21548	153.477137		190.4	0	0	2.74176	10	0	81%	43	140	0%	
2-Fluorobiphenyl	S	ug/L	69.07938	65.7635698		95.2	0	0	0.689248	10	0	69%	44	119	0%	
2-Fluorophenol	S	ug/L	68.27018	64.9932114		190.4	0	0	3.35104	10	0	34%	19	119	0%	
Nitrobenzene-d5	S	ug/L	57.12878	54.3865986		95.2	0	0	2.22768	10	0	57%	44	120	0%	
Phenol-d5	S	ug/L	67.49452	64.2547830		190.4	0	0	1.96112	10	0	34%	10	65	0%	
Terphenyl-d14	S	ug/L	94.44501	89.9116495		95.2	0	0	1.11384	10	0	94%	50	134	0%	
o-Terphenyl	X	ug/L	0	0		0	0	0	1.20904	10	150	0%	0	0	0%	U

Seq No	Lab ID	Test Code	Sample Typ	File ID	Analysis Date	DF	Batch ID	Prep Date	SPKref	RPDref	pmoist					
14972531	B22010002-001	SVOC-8270-W-	SAMP	SV5973N.Tsd	0101/8/2022 8:48:16	1	162636	1/3/2022 10:	0	0						
Analyte	T	Units	RAW	Final	Text	Spike	SPKref	RPDref	MDL	PQL	UQL	%REC	LOW	HIGH	%RPD	Q
1,2,4-Trichlorobenzene	A	ug/L	0	0		0	0	0	1.881	10	150	0%	0	0	0%	U
1,2-Dichlorobenzene	A	ug/L	0	0		0	0	0	1.9503	10	150	0%	0	0	0%	U
1,3-Dichlorobenzene	A	ug/L	0	0		0	0	0	2.1087	10	150	0%	0	0	0%	U
1,4-Dichlorobenzene	A	ug/L	0	0		0	0	0	1.9998	10	150	0%	0	0	0%	U
1-Methylnaphthalene	A	ug/L	0	0		0	0	0	2.3661	10	150	0%	0	0	0%	U
2,2'-Oxybis(1-Chloropropane)	A	ug/L	0	0		0	0	0	1.4355	10	150	0%	0	0	0%	U
2,4,5-Trichlorophenol	A	ug/L	0	0		0	0	0	2.2077	10	150	0%	0	0	0%	U
2,4,6-Trichlorophenol	A	ug/L	0	0		0	0	0	2.6136	10	150	0%	0	0	0%	U
2,4-Dichlorophenol	A	ug/L	0	0		0	0	0	1.6731	10	150	0%	0	0	0%	U
2,4-Dimethylphenol	A	ug/L	0	0		0	0	0	1.6731	10	150	0%	0	0	0%	U
2,4-Dinitrophenol	A	ug/L	0	0		0	0	0	4.2174	10	150	0%	0	0	0%	U
2,4-Dinitrotoluene	A	ug/L	0	0		0	0	0	3.0096	10	150	0%	0	0	0%	U
2,6-Dinitrotoluene	A	ug/L	0	0		0	0	0	3.168	10	150	0%	0	0	0%	U
2-Chloronaphthalene	A	ug/L	0	0		0	0	0	2.1186	10	150	0%	0	0	0%	U
2-Chlorophenol	A	ug/L	0	0		0	0	0	2.4552	10	150	0%	0	0	0%	U
2-Methylnaphthalene	A	ug/L	0	0		0	0	0	1.9008	10	150	0%	0	0	0%	U
2-Nitroaniline	A	ug/L	0	0		0	0	0	2.376	10	150	0%	0	0	0%	U
2-Nitrophenol	A	ug/L	0	0		0	0	0	2.3364	10	150	0%	0	0	0%	U
3,3'-Dichlorobenzidine	A	ug/L	0	0		0	0	0	2.0889	10	150	0%	0	0	0%	U
3-Nitroaniline	A	ug/L	0	0		0	0	0	2.7423	10	150	0%	0	0	0%	U
4,6-Dinitro-2-methylphenol	A	ug/L	0	0		0	0	0	2.3067	10	150	0%	0	0	0%	U
4-Bromophenyl phenyl ether	A	ug/L	0	0		0	0	0	1.7226	10	150	0%	0	0	0%	U
4-Chloro-2-methylphenol	A	ug/L	0	0		0	0	0	1.584	10	150	0%	0	0	0%	U
4-Chloro-3-methylphenol	A	ug/L	0	0		0	0	0	1.4454	10	150	0%	0	0	0%	U
4-Chloroaniline	A	ug/L	0	0		0	0	0	1.5939	10	150	0%	0	0	0%	U
4-Chlorophenol	A	ug/L	0	0		0	0	0	2.6136	10	150	0%	0	0	0%	U
4-Chlorophenyl phenyl ether	A	ug/L	0	0		0	0	0	2.0097	10	150	0%	0	0	0%	U
4-Nitroaniline	A	ug/L	0	0		0	0	0	1.6137	10	150	0%	0	0	0%	U
4-Nitrophenol	A	ug/L	0	0		0	0	0	2.475	10	150	0%	0	0	0%	U
Acenaphthene	A	ug/L	0	0		0	0	0	1.8711	10	150	0%	0	0	0%	U
Acenaphthylene	A	ug/L	0	0		0	0	0	1.5543	10	150	0%	0	0	0%	U
Aniline	A	ug/L	0	0		0	0	0	3.7026	10	150	0%	0	0	0%	U
Anthracene	A	ug/L	0	0		0	0	0	1.2177	10	150	0%	0	0	0%	U
Azobenzene	A	ug/L	0	0		0	0	0	1.0791	10	150	0%	0	0	0%	U
Benzidine	A	ug/L	0	0		0	0	0	6.6528	10	150	0%	0	0	0%	U

Seq No	Lab ID	Test Code	Sample Typ	File ID	Analysis Date	DF	Batch ID	Prep Date	SPKref	RPDref	pmoist					
14972531	B22010002-001	SVOC-8270-W-	SAMP	SV5973N.Tsd0101/8/2022	8:48:16	1	162636	1/3/2022 10:	0	0						
Analyte	T	Units	RAW	Final	Text	Spike	SPKref	RPDref	MDL	PQL	UQL	%REC	LOW	HIGH	%RPD	Q
Benzo(a)anthracene	A	ug/L	0	0		0	0	0	0.84744	10	150	0%	0	0	0%	U
Benzo(a)pyrene	A	ug/L	0	0		0	0	0	1.2276	10	150	0%	0	0	0%	U
Benzo(b)fluoranthene	A	ug/L	0	0		0	0	0	0.89397	10	150	0%	0	0	0%	U
Benzo(g,h,i)perylene	A	ug/L	0	0		0	0	0	0.9999	10	150	0%	0	0	0%	U
Benzo(k)fluoranthene	A	ug/L	0	0		0	0	0	0.9603	10	150	0%	0	0	0%	U
Benzoic acid	A	ug/L	0	0		0	0	0	1.4949	10	150	0%	0	0	0%	U
Benzyl alcohol	A	ug/L	0	0		0	0	0	3.0987	10	150	0%	0	0	0%	U
bis(-2-chloroethoxy)Methane	A	ug/L	0	0		0	0	0	1.3464	10	150	0%	0	0	0%	U
bis(-2-chloroethyl)Ether	A	ug/L	0	0		0	0	0	2.5443	10	150	0%	0	0	0%	U
bis(2-chloroisopropyl)Ether	A	ug/L	0	0		0	0	0	1.4751	10	150	0%	0	0	0%	U
bis(2-ethylhexyl)Phthalate	A	ug/L	0	0		0	0	0	1.8909	10	150	0%	0	0	0%	U
Butylbenzylphthalate	A	ug/L	0	0		0	0	0	1.5543	10	150	0%	0	0	0%	U
Carbazole	A	ug/L	0	0		0	0	0	0.83358	10	150	0%	0	0	0%	U
Chrysene	A	ug/L	0	0		0	0	0	1.1583	10	150	0%	0	0	0%	U
Di-n-butyl phthalate	A	ug/L	0	0		0	0	0	0.92268	10	150	0%	0	0	0%	U
Di-n-octyl phthalate	A	ug/L	0	0		0	0	0	1.3266	10	150	0%	0	0	0%	U
Dibenzo(a,h)anthracene	A	ug/L	0	0		0	0	0	1.1583	10	150	0%	0	0	0%	U
Dibenzofuran	A	ug/L	0	0		0	0	0	1.7226	10	150	0%	0	0	0%	U
Diethyl phthalate	A	ug/L	0	0		0	0	0	2.1582	10	150	0%	0	0	0%	U
Dimethyl phthalate	A	ug/L	0	0		0	0	0	1.7028	10	150	0%	0	0	0%	U
Fluoranthene	A	ug/L	0	0		0	0	0	0.87417	10	150	0%	0	0	0%	U
Fluorene	A	ug/L	0	0		0	0	0	1.8018	10	150	0%	0	0	0%	U
Hexachlorobenzene	A	ug/L	0	0		0	0	0	1.3167	10	150	0%	0	0	0%	U
Hexachlorobutadiene	A	ug/L	0	0		0	0	0	2.2968	10	150	0%	0	0	0%	U
Hexachlorocyclopentadiene	A	ug/L	0	0		0	0	0	2.9403	10	150	0%	0	0	0%	U
Hexachloroethane	A	ug/L	0	0		0	0	0	1.7721	10	150	0%	0	0	0%	U
Indeno(1,2,3-cd)pyrene	A	ug/L	0	0		0	0	0	1.2375	10	150	0%	0	0	0%	U
Isophorone	A	ug/L	0	0		0	0	0	1.6533	10	150	0%	0	0	0%	U
m+p-Cresols	A	ug/L	0	0		0	0	0	1.7622	10	150	0%	0	0	0%	U
n-Nitroso-di-n-propylamine	A	ug/L	0	0		0	0	0	1.5246	10	150	0%	0	0	0%	U
n-Nitrosodimethylamine	A	ug/L	0	0		0	0	0	1.5147	10	150	0%	0	0	0%	U
n-Nitrosodiphenylamine	A	ug/L	0	0		0	0	0	1.1484	10	150	0%	0	0	0%	U
Naphthalene	A	ug/L	0	0		0	0	0	1.7226	10	150	0%	0	0	0%	U
Nitrobenzene	A	ug/L	0	0		0	0	0	2.2869	10	150	0%	0	0	0%	U
o-Cresol	A	ug/L	0	0		0	0	0	1.8117	10	150	0%	0	0	0%	U

Seq No	Lab ID	Test Code	Sample Typ	File ID	Analysis Date	DF	Batch ID	Prep Date	SPKref	RPDref	pmoist					
14972531	B22010002-001	SVOC-8270-W-	SAMP	SV5973N.I	sd0101/8/2022 8:48:16	1	162636	1/3/2022 10:	0	0						
Analyte	T	Units	RAW	Final	Text	Spike	SPKref	RPDref	MDL	PQL	UQL	%REC	LOW	HIGH	%RPD	Q
p-Chloroaniline	A	ug/L	0	0		0	0	0	1.5048	10	150	0%	0	0	0%	U
Pentachlorophenol	A	ug/L	0	0		0	0	0	4.1976	10	150	0%	0	0	0%	U
Phenanthrene	A	ug/L	0	0		0	0	0	0.77616	10	150	0%	0	0	0%	U
Phenol	A	ug/L	0	0		0	0	0	1.4454	10	150	0%	0	0	0%	U
Pyrene	A	ug/L	0	0		0	0	0	0.91179	10	150	0%	0	0	0%	U
Pyridine	A	ug/L	0	0		0	0	0	3.1878	10	150	0%	0	0	0%	U
Triallate	A	ug/L	0	0		0	0	0	1.4949	10	150	0%	0	0	0%	U
1,4-Dichlorobenzene-d4	I	ug/L	40	39.6		0	0	0	0	10	150	0%	0	0	0%	
Acenaphthene-d10	I	ug/L	40	39.6		0	0	0	0	10	150	0%	0	0	0%	
Chrysene-d12	I	ug/L	40	39.6		0	0	0	0	10	150	0%	0	0	0%	
Naphthalene-d8	I	ug/L	40	39.6		0	0	0	0	10	150	0%	0	0	0%	
Perylene-d12	I	ug/L	40	39.6		0	0	0	0	10	150	0%	0	0	0%	
Phenanthrene-d10	I	ug/L	40	39.6		0	0	0	0	10	150	0%	0	0	0%	
2,4,6-Tribromophenol	S	ug/L	155.21584	153.663682		198	0	0	2.8512	10	0	78%	43	140	0%	
2-Fluorobiphenyl	S	ug/L	74.84621	74.0977479		99	0	0	0.71676	10	0	75%	44	119	0%	
2-Fluorophenol	S	ug/L	64.39005	63.7461495		198	0	0	3.4848	10	0	32%	19	119	0%	
Nitrobenzene-d5	S	ug/L	62.07167	61.4509533		99	0	0	2.3166	10	0	62%	44	120	0%	
Phenol-d5	S	ug/L	68.35311	67.6695789		198	0	0	2.0394	10	0	34%	10	65	0%	
Terphenyl-d14	S	ug/L	94.56653	93.6208647		99	0	0	1.1583	10	0	95%	50	134	0%	
o-Terphenyl	X	ug/L	0	0		0	0	0	1.2573	10	150	0%	0	0	0%	U

Seq No	Lab ID	Test Code	Sample Typ	File ID	Analysis Date	DF	Batch ID	Prep Date	SPKref	RPDref	pmoist					
14972532	B22010002-002	SVOC-8270-W-	SAMP	SV5973N.I	sd0101/8/2022 9:20:31	1	162636	1/3/2022 10:	0	0						
Analyte	T	Units	RAW	Final	Text	Spike	SPKref	RPDref	MDL	PQL	UQL	%REC	LOW	HIGH	%RPD	Q
1,2,4-Trichlorobenzene	A	ug/L	0	0		0	0	0	1.9	10	150	0%	0	0	0%	U
1,2-Dichlorobenzene	A	ug/L	0	0		0	0	0	1.97	10	150	0%	0	0	0%	U
1,3-Dichlorobenzene	A	ug/L	0	0		0	0	0	2.13	10	150	0%	0	0	0%	U
1,4-Dichlorobenzene	A	ug/L	0	0		0	0	0	2.02	10	150	0%	0	0	0%	U
1-Methylnaphthalene	A	ug/L	0	0		0	0	0	2.39	10	150	0%	0	0	0%	U
2,2'-Oxybis(1-Chloropropane)	A	ug/L	0	0		0	0	0	1.45	10	150	0%	0	0	0%	U
2,4,5-Trichlorophenol	A	ug/L	0	0		0	0	0	2.23	10	150	0%	0	0	0%	U
2,4,6-Trichlorophenol	A	ug/L	0	0		0	0	0	2.64	10	150	0%	0	0	0%	U
2,4-Dichlorophenol	A	ug/L	0	0		0	0	0	1.69	10	150	0%	0	0	0%	U
2,4-Dimethylphenol	A	ug/L	0	0		0	0	0	1.69	10	150	0%	0	0	0%	U

Seq No	Lab ID	Test Code	Sample Typ	File ID	Analysis Date	DF	Batch ID	Prep Date	SPKref	RPDref	pmoist					
14972532	B22010002-002	SVOC-8270-W-	SAMP	SV5973N.Tsd	0101/8/2022 9:20:31	1	162636	1/3/2022 10:	0	0						
Analyte	T	Units	RAW	Final	Text	Spike	SPKref	RPDref	MDL	PQL	UQL	%REC	LOW	HIGH	%RPD	Q
2,4-Dinitrophenol	A	ug/L	0	0		0	0	0	4.26	10	150	0%	0	0	0%	U
2,4-Dinitrotoluene	A	ug/L	0	0		0	0	0	3.04	10	150	0%	0	0	0%	U
2,6-Dinitrotoluene	A	ug/L	0	0		0	0	0	3.2	10	150	0%	0	0	0%	U
2-Chloronaphthalene	A	ug/L	0	0		0	0	0	2.14	10	150	0%	0	0	0%	U
2-Chlorophenol	A	ug/L	0	0		0	0	0	2.48	10	150	0%	0	0	0%	U
2-Methylnaphthalene	A	ug/L	0	0		0	0	0	1.92	10	150	0%	0	0	0%	U
2-Nitroaniline	A	ug/L	0	0		0	0	0	2.4	10	150	0%	0	0	0%	U
2-Nitrophenol	A	ug/L	0	0		0	0	0	2.36	10	150	0%	0	0	0%	U
3,3'-Dichlorobenzidine	A	ug/L	0	0		0	0	0	2.11	10	150	0%	0	0	0%	U
3-Nitroaniline	A	ug/L	0	0		0	0	0	2.77	10	150	0%	0	0	0%	U
4,6-Dinitro-2-methylphenol	A	ug/L	0	0		0	0	0	2.33	10	150	0%	0	0	0%	U
4-Bromophenyl phenyl ether	A	ug/L	0	0		0	0	0	1.74	10	150	0%	0	0	0%	U
4-Chloro-2-methylphenol	A	ug/L	0	0		0	0	0	1.6	10	150	0%	0	0	0%	U
4-Chloro-3-methylphenol	A	ug/L	0	0		0	0	0	1.46	10	150	0%	0	0	0%	U
4-Chloroaniline	A	ug/L	0	0		0	0	0	1.61	10	150	0%	0	0	0%	U
4-Chlorophenol	A	ug/L	0	0		0	0	0	2.64	10	150	0%	0	0	0%	U
4-Chlorophenyl phenyl ether	A	ug/L	0	0		0	0	0	2.03	10	150	0%	0	0	0%	U
4-Nitroaniline	A	ug/L	0	0		0	0	0	1.63	10	150	0%	0	0	0%	U
4-Nitrophenol	A	ug/L	0	0		0	0	0	2.5	10	150	0%	0	0	0%	U
Acenaphthene	A	ug/L	0	0		0	0	0	1.89	10	150	0%	0	0	0%	U
Acenaphthylene	A	ug/L	0	0		0	0	0	1.57	10	150	0%	0	0	0%	U
Aniline	A	ug/L	0	0		0	0	0	3.74	10	150	0%	0	0	0%	U
Anthracene	A	ug/L	0	0		0	0	0	1.23	10	150	0%	0	0	0%	U
Azobenzene	A	ug/L	0	0		0	0	0	1.09	10	150	0%	0	0	0%	U
Benzidine	A	ug/L	0	0		0	0	0	6.72	10	150	0%	0	0	0%	U
Benzo(a)anthracene	A	ug/L	0	0		0	0	0	0.856	10	150	0%	0	0	0%	U
Benzo(a)pyrene	A	ug/L	0	0		0	0	0	1.24	10	150	0%	0	0	0%	U
Benzo(b)fluoranthene	A	ug/L	0	0		0	0	0	0.903	10	150	0%	0	0	0%	U
Benzo(g,h,i)perylene	A	ug/L	0	0		0	0	0	1.01	10	150	0%	0	0	0%	U
Benzo(k)fluoranthene	A	ug/L	0	0		0	0	0	0.97	10	150	0%	0	0	0%	U
Benzoic acid	A	ug/L	0	0		0	0	0	1.51	10	150	0%	0	0	0%	U
Benzyl alcohol	A	ug/L	0	0		0	0	0	3.13	10	150	0%	0	0	0%	U
bis(-2-chloroethoxy)Methane	A	ug/L	0	0		0	0	0	1.36	10	150	0%	0	0	0%	U
bis(-2-chloroethyl)Ether	A	ug/L	0	0		0	0	0	2.57	10	150	0%	0	0	0%	U
bis(2-chloroisopropyl)Ether	A	ug/L	0	0		0	0	0	1.49	10	150	0%	0	0	0%	U

Seq No	Lab ID	Test Code	Sample Typ	File ID	Analysis Date	DF	Batch ID	Prep Date	SPKref	RPDref	pmoist					
14972532	B22010002-002	SVOC-8270-W-	SAMP	SV5973N.T	sd0101/8/2022 9:20:31	1	162636	1/3/2022 10:	0	0						
Analyte	T	Units	RAW	Final	Text	Spike	SPKref	RPDref	MDL	PQL	UQL	%REC	LOW	HIGH	%RPD	Q
bis(2-ethylhexyl)Phthalate	A	ug/L	0	0		0	0	0	1.91	10	150	0%	0	0	0%	U
Butylbenzylphthalate	A	ug/L	0	0		0	0	0	1.57	10	150	0%	0	0	0%	U
Carbazole	A	ug/L	0	0		0	0	0	0.842	10	150	0%	0	0	0%	U
Chrysene	A	ug/L	0	0		0	0	0	1.17	10	150	0%	0	0	0%	U
Di-n-butyl phthalate	A	ug/L	0	0		0	0	0	0.932	10	150	0%	0	0	0%	U
Di-n-octyl phthalate	A	ug/L	0	0		0	0	0	1.34	10	150	0%	0	0	0%	U
Dibenzo(a,h)anthracene	A	ug/L	0	0		0	0	0	1.17	10	150	0%	0	0	0%	U
Dibenzofuran	A	ug/L	0	0		0	0	0	1.74	10	150	0%	0	0	0%	U
Diethyl phthalate	A	ug/L	0	0		0	0	0	2.18	10	150	0%	0	0	0%	U
Dimethyl phthalate	A	ug/L	0	0		0	0	0	1.72	10	150	0%	0	0	0%	U
Fluoranthene	A	ug/L	0	0		0	0	0	0.883	10	150	0%	0	0	0%	U
Fluorene	A	ug/L	0	0		0	0	0	1.82	10	150	0%	0	0	0%	U
Hexachlorobenzene	A	ug/L	0	0		0	0	0	1.33	10	150	0%	0	0	0%	U
Hexachlorobutadiene	A	ug/L	0	0		0	0	0	2.32	10	150	0%	0	0	0%	U
Hexachlorocyclopentadiene	A	ug/L	0	0		0	0	0	2.97	10	150	0%	0	0	0%	U
Hexachloroethane	A	ug/L	0	0		0	0	0	1.79	10	150	0%	0	0	0%	U
Indeno(1,2,3-cd)pyrene	A	ug/L	0	0		0	0	0	1.25	10	150	0%	0	0	0%	U
Isophorone	A	ug/L	0	0		0	0	0	1.67	10	150	0%	0	0	0%	U
m+p-Cresols	A	ug/L	0	0		0	0	0	1.78	10	150	0%	0	0	0%	U
n-Nitroso-di-n-propylamine	A	ug/L	0	0		0	0	0	1.54	10	150	0%	0	0	0%	U
n-Nitrosodimethylamine	A	ug/L	0	0		0	0	0	1.53	10	150	0%	0	0	0%	U
n-Nitrosodiphenylamine	A	ug/L	0	0		0	0	0	1.16	10	150	0%	0	0	0%	U
Naphthalene	A	ug/L	0	0		0	0	0	1.74	10	150	0%	0	0	0%	U
Nitrobenzene	A	ug/L	0	0		0	0	0	2.31	10	150	0%	0	0	0%	U
o-Cresol	A	ug/L	0	0		0	0	0	1.83	10	150	0%	0	0	0%	U
p-Chloroaniline	A	ug/L	0	0		0	0	0	1.52	10	150	0%	0	0	0%	U
Pentachlorophenol	A	ug/L	0	0		0	0	0	4.24	10	150	0%	0	0	0%	U
Phenanthrene	A	ug/L	0	0		0	0	0	0.784	10	150	0%	0	0	0%	U
Phenol	A	ug/L	0	0		0	0	0	1.46	10	150	0%	0	0	0%	U
Pyrene	A	ug/L	0	0		0	0	0	0.921	10	150	0%	0	0	0%	U
Pyridine	A	ug/L	0	0		0	0	0	3.22	10	150	0%	0	0	0%	U
Triallate	A	ug/L	0	0		0	0	0	1.51	10	150	0%	0	0	0%	U
1,4-Dichlorobenzene-d4	I	ug/L	40	40		0	0	0	0	10	150	0%	0	0	0%	
Acenaphthene-d10	I	ug/L	40	40		0	0	0	0	10	150	0%	0	0	0%	
Chrysene-d12	I	ug/L	40	40		0	0	0	0	10	150	0%	0	0	0%	



Seq No	Lab ID	Test Code	Sample Typ	File ID	Analysis Date	DF	Batch ID	Prep Date	SPKref	RPDref	pmoist					
14972532	B22010002-002	SVOC-8270-W-	SAMP	SV5973N.Tsd0101/8/2022	9:20:31	1	162636	1/3/2022 10:	0	0						
Analyte	T	Units	RAW	Final	Text	Spike	SPKref	RPDref	MDL	PQL	UQL	%REC	LOW	HIGH	%RPD	Q
Naphthalene-d8	I	ug/L	40	40		0	0	0	0	10	150	0%	0	0	0%	
Perylene-d12	I	ug/L	40	40		0	0	0	0	10	150	0%	0	0	0%	
Phenanthrene-d10	I	ug/L	40	40		0	0	0	0	10	150	0%	0	0	0%	
2,4,6-Tribromophenol	S	ug/L	166.6014	166.6014		200	0	0	2.88	10	0	83%	43	140	0%	
2-Fluorobiphenyl	S	ug/L	67.71898	67.71898		100	0	0	0.724	10	0	68%	44	119	0%	
2-Fluorophenol	S	ug/L	58.65452	58.65452		200	0	0	3.52	10	0	29%	19	119	0%	
Nitrobenzene-d5	S	ug/L	55.84341	55.84341		100	0	0	2.34	10	0	56%	44	120	0%	
Phenol-d5	S	ug/L	59.57197	59.57197		200	0	0	2.06	10	0	30%	10	65	0%	
Terphenyl-d14	S	ug/L	95.75969	95.75969		100	0	0	1.17	10	0	96%	50	134	0%	
o-Terphenyl	X	ug/L	0	0		0	0	0	1.27	10	150	0%	0	0	0%	U

Seq No	Lab ID	Test Code	Sample Typ	File ID	Analysis Date	DF	Batch ID	Prep Date	SPKref	RPDref	pmoist					
14972533	B22010002-003	SVOC-8270-W-	SAMP	SV5973N.Tsd0101/8/2022	9:52:43	1	162636	1/3/2022 10:	0	0						
Analyte	T	Units	RAW	Final	Text	Spike	SPKref	RPDref	MDL	PQL	UQL	%REC	LOW	HIGH	%RPD	Q
1,2,4-Trichlorobenzene	A	ug/L	0	0		0	0	0	1.8449	10	150	0%	0	0	0%	U
1,2-Dichlorobenzene	A	ug/L	0	0		0	0	0	1.91287	10	150	0%	0	0	0%	U
1,3-Dichlorobenzene	A	ug/L	0	0		0	0	0	2.06823	10	150	0%	0	0	0%	U
1,4-Dichlorobenzene	A	ug/L	0	0		0	0	0	1.96142	10	150	0%	0	0	0%	U
1-Methylnaphthalene	A	ug/L	0	0		0	0	0	2.32069	10	150	0%	0	0	0%	U
2,2'-Oxybis(1-Chloropropane)	A	ug/L	0	0		0	0	0	1.40795	10	150	0%	0	0	0%	U
2,4,5-Trichlorophenol	A	ug/L	0	0		0	0	0	2.16533	10	150	0%	0	0	0%	U
2,4,6-Trichlorophenol	A	ug/L	0	0		0	0	0	2.56344	10	150	0%	0	0	0%	U
2,4-Dichlorophenol	A	ug/L	0	0		0	0	0	1.64099	10	150	0%	0	0	0%	U
2,4-Dimethylphenol	A	ug/L	0	0		0	0	0	1.64099	10	150	0%	0	0	0%	U
2,4-Dinitrophenol	A	ug/L	0	0		0	0	0	4.13646	10	150	0%	0	0	0%	U
2,4-Dinitrotoluene	A	ug/L	0	0		0	0	0	2.95184	10	150	0%	0	0	0%	U
2,6-Dinitrotoluene	A	ug/L	0	0		0	0	0	3.1072	10	150	0%	0	0	0%	U
2-Chloronaphthalene	A	ug/L	0	0		0	0	0	2.07794	10	150	0%	0	0	0%	U
2-Chlorophenol	A	ug/L	0	0		0	0	0	2.40808	10	150	0%	0	0	0%	U
2-Methylnaphthalene	A	ug/L	0	0		0	0	0	1.86432	10	150	0%	0	0	0%	U
2-Nitroaniline	A	ug/L	0	0		0	0	0	2.3304	10	150	0%	0	0	0%	U
2-Nitrophenol	A	ug/L	0	0		0	0	0	2.29156	10	150	0%	0	0	0%	U
3,3'-Dichlorobenzidine	A	ug/L	0	0		0	0	0	2.04881	10	150	0%	0	0	0%	U
3-Nitroaniline	A	ug/L	0	0		0	0	0	2.68967	10	150	0%	0	0	0%	U

Seq No	Lab ID	Test Code	Sample Typ	File ID	Analysis Date	DF	Batch ID	Prep Date	SPKref	RPDref	pmoist					
14972533	B22010002-003	SVOC-8270-W-	SAMP	SV5973N.Tsd	0101/8/2022 9:52:43	1	162636	1/3/2022 10:	0	0						
Analyte	T	Units	RAW	Final	Text	Spike	SPKref	RPDref	MDL	PQL	UQL	%REC	LOW	HIGH	%RPD	Q
4,6-Dinitro-2-methylphenol	A	ug/L	0	0		0	0	0	2.26243	10	150	0%	0	0	0%	U
4-Bromophenyl phenyl ether	A	ug/L	0	0		0	0	0	1.68954	10	150	0%	0	0	0%	U
4-Chloro-2-methylphenol	A	ug/L	0	0		0	0	0	1.5536	10	150	0%	0	0	0%	U
4-Chloro-3-methylphenol	A	ug/L	0	0		0	0	0	1.41766	10	150	0%	0	0	0%	U
4-Chloroaniline	A	ug/L	0	0		0	0	0	1.56331	10	150	0%	0	0	0%	U
4-Chlorophenol	A	ug/L	0	0		0	0	0	2.56344	10	150	0%	0	0	0%	U
4-Chlorophenyl phenyl ether	A	ug/L	0	0		0	0	0	1.97113	10	150	0%	0	0	0%	U
4-Nitroaniline	A	ug/L	0	0		0	0	0	1.58273	10	150	0%	0	0	0%	U
4-Nitrophenol	A	ug/L	0	0		0	0	0	2.4275	10	150	0%	0	0	0%	U
Acenaphthene	A	ug/L	0	0		0	0	0	1.83519	10	150	0%	0	0	0%	U
Acenaphthylene	A	ug/L	0	0		0	0	0	1.52447	10	150	0%	0	0	0%	U
Aniline	A	ug/L	0	0		0	0	0	3.63154	10	150	0%	0	0	0%	U
Anthracene	A	ug/L	0	0		0	0	0	1.19433	10	150	0%	0	0	0%	U
Azobenzene	A	ug/L	0	0		0	0	0	1.05839	10	150	0%	0	0	0%	U
Benzidine	A	ug/L	0	0		0	0	0	6.52512	10	150	0%	0	0	0%	U
Benzo(a)anthracene	A	ug/L	0	0		0	0	0	0.831176	10	150	0%	0	0	0%	U
Benzo(a)pyrene	A	ug/L	0	0		0	0	0	1.20404	10	150	0%	0	0	0%	U
Benzo(b)fluoranthene	A	ug/L	0	0		0	0	0	0.876813	10	150	0%	0	0	0%	U
Benzo(g,h,i)perylene	A	ug/L	0	0		0	0	0	0.98071	10	150	0%	0	0	0%	U
Benzo(k)fluoranthene	A	ug/L	0	0		0	0	0	0.94187	10	150	0%	0	0	0%	U
Benzoic acid	A	ug/L	0	0		0	0	0	1.46621	10	150	0%	0	0	0%	U
Benzyl alcohol	A	ug/L	0	0		0	0	0	3.03923	10	150	0%	0	0	0%	U
bis(-2-chloroethoxy)Methane	A	ug/L	0	0		0	0	0	1.32056	10	150	0%	0	0	0%	U
bis(-2-chloroethyl)Ether	A	ug/L	0	0		0	0	0	2.49547	10	150	0%	0	0	0%	U
bis(2-chloroisopropyl)Ether	A	ug/L	0	0		0	0	0	1.44679	10	150	0%	0	0	0%	U
bis(2-ethylhexyl)Phthalate	A	ug/L	0	0		0	0	0	1.85461	10	150	0%	0	0	0%	U
Butylbenzylphthalate	A	ug/L	0	0		0	0	0	1.52447	10	150	0%	0	0	0%	U
Carbazole	A	ug/L	0	0		0	0	0	0.817582	10	150	0%	0	0	0%	U
Chrysene	A	ug/L	0	0		0	0	0	1.13607	10	150	0%	0	0	0%	U
Di-n-butyl phthalate	A	ug/L	0	0		0	0	0	0.904972	10	150	0%	0	0	0%	U
Di-n-octyl phthalate	A	ug/L	0	0		0	0	0	1.30114	10	150	0%	0	0	0%	U
Dibenzo(a,h)anthracene	A	ug/L	0	0		0	0	0	1.13607	10	150	0%	0	0	0%	U
Dibenzofuran	A	ug/L	0	0		0	0	0	1.68954	10	150	0%	0	0	0%	U
Diethyl phthalate	A	ug/L	0	0		0	0	0	2.11678	10	150	0%	0	0	0%	U
Dimethyl phthalate	A	ug/L	0	0		0	0	0	1.67012	10	150	0%	0	0	0%	U

Seq No	Lab ID	Test Code	Sample Typ	File ID	Analysis Date	DF	Batch ID	Prep Date	SPKref	RPDref	pmoist					
14972533	B22010002-003	SVOC-8270-W-	SAMP	SV5973N.Tsd	0101/8/2022 9:52:43	1	162636	1/3/2022 10:	0	0						
Analyte	T	Units	RAW	Final	Text	Spike	SPKref	RPDref	MDL	PQL	UQL	%REC	LOW	HIGH	%RPD	Q
Fluoranthene	A	ug/L	0	0		0	0	0	0.857393	10	150	0%	0	0	0%	U
Fluorene	A	ug/L	0	0		0	0	0	1.76722	10	150	0%	0	0	0%	U
Hexachlorobenzene	A	ug/L	0	0		0	0	0	1.29143	10	150	0%	0	0	0%	U
Hexachlorobutadiene	A	ug/L	0	0		0	0	0	2.25272	10	150	0%	0	0	0%	U
Hexachlorocyclopentadiene	A	ug/L	0	0		0	0	0	2.88387	10	150	0%	0	0	0%	U
Hexachloroethane	A	ug/L	0	0		0	0	0	1.73809	10	150	0%	0	0	0%	U
Indeno(1,2,3-cd)pyrene	A	ug/L	0	0		0	0	0	1.21375	10	150	0%	0	0	0%	U
Isophorone	A	ug/L	0	0		0	0	0	1.62157	10	150	0%	0	0	0%	U
m+p-Cresols	A	ug/L	0	0		0	0	0	1.72838	10	150	0%	0	0	0%	U
n-Nitroso-di-n-propylamine	A	ug/L	0	0		0	0	0	1.49534	10	150	0%	0	0	0%	U
n-Nitrosodimethylamine	A	ug/L	0	0		0	0	0	1.48563	10	150	0%	0	0	0%	U
n-Nitrosodiphenylamine	A	ug/L	0	0		0	0	0	1.12636	10	150	0%	0	0	0%	U
Naphthalene	A	ug/L	0	0		0	0	0	1.68954	10	150	0%	0	0	0%	U
Nitrobenzene	A	ug/L	0	0		0	0	0	2.24301	10	150	0%	0	0	0%	U
o-Cresol	A	ug/L	0	0		0	0	0	1.77693	10	150	0%	0	0	0%	U
p-Chloroaniline	A	ug/L	0	0		0	0	0	1.47592	10	150	0%	0	0	0%	U
Pentachlorophenol	A	ug/L	0	0		0	0	0	4.11704	10	150	0%	0	0	0%	U
Phenanthrene	A	ug/L	0	0		0	0	0	0.761264	10	150	0%	0	0	0%	U
Phenol	A	ug/L	0	0		0	0	0	1.41766	10	150	0%	0	0	0%	U
Pyrene	A	ug/L	0	0		0	0	0	0.894291	10	150	0%	0	0	0%	U
Pyridine	A	ug/L	0	0		0	0	0	3.12662	10	150	0%	0	0	0%	U
Triallate	A	ug/L	0	0		0	0	0	1.46621	10	150	0%	0	0	0%	U
1,4-Dichlorobenzene-d4	I	ug/L	40	38.84		0	0	0	0	10	150	0%	0	0	0%	
Acenaphthene-d10	I	ug/L	40	38.84		0	0	0	0	10	150	0%	0	0	0%	
Chrysene-d12	I	ug/L	40	38.84		0	0	0	0	10	150	0%	0	0	0%	
Naphthalene-d8	I	ug/L	40	38.84		0	0	0	0	10	150	0%	0	0	0%	
Perylene-d12	I	ug/L	40	38.84		0	0	0	0	10	150	0%	0	0	0%	
Phenanthrene-d10	I	ug/L	40	38.84		0	0	0	0	10	150	0%	0	0	0%	
2,4,6-Tribromophenol	S	ug/L	130.52478	126.739561		194.2	0	0	2.79648	10	0	65%	43	140	0%	
2-Fluorobiphenyl	S	ug/L	66.52552	64.5962799		97.1	0	0	0.703004	10	0	67%	44	119	0%	
2-Fluorophenol	S	ug/L	53.53056	51.9781738		194.2	0	0	3.41792	10	0	27%	19	119	0%	
Nitrobenzene-d5	S	ug/L	56.27098	54.6391216		97.1	0	0	2.27214	10	0	56%	44	120	0%	
Phenol-d5	S	ug/L	58.49449	56.7981498		194.2	0	0	2.00026	10	0	29%	10	65	0%	
Terphenyl-d14	S	ug/L	81.92126	79.5455435		97.1	0	0	1.13607	10	0	82%	50	134	0%	
o-Terphenyl	X	ug/L	0	0		0	0	0	1.23317	10	150	0%	0	0	0%	U

Seq No	Lab ID	Test Code	Sample Typ	File ID	Analysis Date	DF	Batch ID	Prep Date	SPKref	RPDref	pmoist					
14972534	07-Jan-22_CCV	SVOC-8270-W-	CCV	SV5973N.I	sd0101/8/2022 10:24:5	1	R372992		0	0						
Analyte	T	Units	RAW	Final	Text	Spike	SPKref	RPDref	MDL	PQL	UQL	%REC	LOW	HIGH	%RPD	Q
1,2,4-Trichlorobenzene	A	ug/L	75.61757	75.61757		75	0	0	19	50	150	101%	50	150	0%	
1,2-Dichlorobenzene	A	ug/L	78.69417	78.69417		75	0	0	19.7	50	150	105%	50	150	0%	
1,3-Dichlorobenzene	A	ug/L	79.16252	79.16252		75	0	0	21.3	50	150	106%	50	150	0%	
1,4-Dichlorobenzene	A	ug/L	77.63917	77.63917		75	0	0	20.2	50	150	104%	50	150	0%	
1-Methylnaphthalene	A	ug/L	77.20319	77.20319		75	0	0	23.9	50	150	103%	50	150	0%	
2,2'-Oxybis(1-Chloropropane)	A	ug/L	77.69176	77.69176		75	0	0	14.5	50	150	104%	50	150	0%	
2,4,5-Trichlorophenol	A	ug/L	85.65262	85.65262		75	0	0	22.3	50	150	114%	50	150	0%	
2,4,6-Trichlorophenol	A	ug/L	89.355	89.355		75	0	0	26.4	50	150	119%	50	150	0%	
2,4-Dichlorophenol	A	ug/L	82.15661	82.15661		75	0	0	16.9	50	150	110%	50	150	0%	
2,4-Dimethylphenol	A	ug/L	77.57728	77.57728		75	0	0	16.9	50	150	103%	50	150	0%	
2,4-Dinitrophenol	A	ug/L	65.54612	65.54612		75	0	0	42.6	100	150	87%	50	150	0%	
2,4-Dinitrotoluene	A	ug/L	73.41484	73.41484		75	0	0	30.4	50	150	98%	50	150	0%	
2,6-Dinitrotoluene	A	ug/L	81.77064	81.77064		75	0	0	32	50	150	109%	50	150	0%	
2-Chloronaphthalene	A	ug/L	79.11247	79.11247		75	0	0	21.4	50	150	105%	50	150	0%	
2-Chlorophenol	A	ug/L	80.08124	80.08124		75	0	0	24.8	50	150	107%	50	150	0%	
2-Methylnaphthalene	A	ug/L	78.71028	78.71028		75	0	0	19.2	50	150	105%	50	150	0%	
2-Nitroaniline	A	ug/L	73.00495	73.00495		75	0	0	24	50	150	97%	50	150	0%	
2-Nitrophenol	A	ug/L	75.13551	75.13551		75	0	0	23.6	50	150	100%	50	150	0%	
3,3'-Dichlorobenzidine	A	ug/L	79.7506	79.7506		75	0	0	21.1	100	150	106%	50	150	0%	
3-Nitroaniline	A	ug/L	79.8206	79.8206		75	0	0	27.7	50	150	106%	50	150	0%	
4,6-Dinitro-2-methylphenol	A	ug/L	72.56693	72.56693		75	0	0	23.3	100	150	97%	50	150	0%	
4-Bromophenyl phenyl ether	A	ug/L	76.7669	76.7669		75	0	0	17.4	50	150	102%	50	150	0%	
4-Chloro-2-methylphenol	A	ug/L	80.51339	80.51339		75	0	0	16	50	150	107%	50	150	0%	
4-Chloro-3-methylphenol	A	ug/L	81.05268	81.05268		75	0	0	14.6	50	150	108%	50	150	0%	
4-Chlorophenol	A	ug/L	79.29807	79.29807		75	0	0	26.4	50	150	106%	50	150	0%	
4-Chlorophenyl phenyl ether	A	ug/L	77.90359	77.90359		75	0	0	20.3	50	150	104%	50	150	0%	
4-Nitroaniline	A	ug/L	78.88133	78.88133		75	0	0	16.3	50	150	105%	50	150	0%	
4-Nitrophenol	A	ug/L	77.22501	77.22501		75	0	0	25	100	150	103%	50	150	0%	
Acenaphthene	A	ug/L	75.1079	75.1079		75	0	0	18.9	50	150	100%	50	150	0%	
Acenaphthylene	A	ug/L	76.89395	76.89395		75	0	0	15.7	50	150	103%	50	150	0%	
Aniline	A	ug/L	81.26079	81.26079		75	0	0	37.4	50	150	108%	50	150	0%	
Anthracene	A	ug/L	78.99811	78.99811		75	0	0	12.3	50	150	105%	50	150	0%	
Azobenzene	A	ug/L	73.59494	73.59494		75	0	0	10.9	50	150	98%	50	150	0%	
Benzidine	A	ug/L	70.15465	70.15465		75	0	0	67.2	100	150	94%	50	150	0%	
Benzo(a)anthracene	A	ug/L	80.09235	80.09235		75	0	0	8.56	50	150	107%	50	150	0%	

Seq No	Lab ID	Test Code	Sample Typ	File ID	Analysis Date	DF	Batch ID	Prep Date	SPKref	RPDref	pmoist					
14972534	07-Jan-22_CCV	SVOC-8270-W-	CCV	SV5973N.I	sd0101/8/2022 10:24:5	1	R372992		0	0						
Analyte	T	Units	RAW	Final	Text	Spike	SPKref	RPDref	MDL	PQL	UQL	%REC	LOW	HIGH	%RPD	Q
Benzo(a)pyrene	A	ug/L	81.14191	81.14191		75	0	0	12.4	50	150	108%	50	150	0%	
Benzo(b)fluoranthene	A	ug/L	79.34328	79.34328		75	0	0	9.03	50	150	106%	50	150	0%	
Benzo(g,h,i)perylene	A	ug/L	79.48022	79.48022		75	0	0	10.1	50	150	106%	50	150	0%	
Benzo(k)fluoranthene	A	ug/L	81.96619	81.96619		75	0	0	9.7	50	150	109%	50	150	0%	
Benzoic acid	A	ug/L	81.17723	81.17723		75	0	0	15.1	50	150	108%	50	150	0%	
Benzyl alcohol	A	ug/L	82.0208	82.0208		75	0	0	31.3	50	150	109%	50	150	0%	
bis(-2-chloroethoxy)Methane	A	ug/L	78.57447	78.57447		75	0	0	13.6	50	150	105%	50	150	0%	
bis(-2-chloroethyl)Ether	A	ug/L	76.79819	76.79819		75	0	0	25.7	50	150	102%	50	150	0%	
bis(2-chloroisopropyl)Ether	A	ug/L	77.69176	77.69176		75	0	0	14.9	50	150	104%	50	150	0%	
bis(2-ethylhexyl)Phthalate	A	ug/L	78.80432	78.80432		75	0	0	19.1	50	150	105%	50	150	0%	
Butylbenzylphthalate	A	ug/L	82.63615	82.63615		75	0	0	15.7	50	150	110%	50	150	0%	
Carbazole	A	ug/L	75.09531	75.09531		75	0	0	8.42	50	150	100%	50	150	0%	
Chrysene	A	ug/L	79.69189	79.69189		75	0	0	11.7	50	150	106%	50	150	0%	
Di-n-butyl phthalate	A	ug/L	78.32203	78.32203		75	0	0	9.32	50	150	104%	50	150	0%	
Di-n-octyl phthalate	A	ug/L	81.75346	81.75346		75	0	0	13.4	50	150	109%	50	150	0%	
Dibenzo(a,h)anthracene	A	ug/L	80.76024	80.76024		75	0	0	11.7	50	150	108%	50	150	0%	
Dibenzofuran	A	ug/L	74.13422	74.13422		75	0	0	17.4	50	150	99%	50	150	0%	
Diethyl phthalate	A	ug/L	78.84125	78.84125		75	0	0	21.8	50	150	105%	50	150	0%	
Dimethyl phthalate	A	ug/L	73.96916	73.96916		75	0	0	17.2	50	150	99%	50	150	0%	
Fluoranthene	A	ug/L	75.09386	75.09386		75	0	0	8.83	50	150	100%	50	150	0%	
Fluorene	A	ug/L	78.84932	78.84932		75	0	0	18.2	50	150	105%	50	150	0%	
Hexachlorobenzene	A	ug/L	73.74532	73.74532		75	0	0	13.3	50	150	98%	50	150	0%	
Hexachlorobutadiene	A	ug/L	76.02106	76.02106		75	0	0	23.2	50	150	101%	50	150	0%	
Hexachlorocyclopentadiene	A	ug/L	71.9496	71.9496		75	0	0	29.7	50	150	96%	50	150	0%	
Hexachloroethane	A	ug/L	79.64459	79.64459		75	0	0	17.9	50	150	106%	50	150	0%	
Indeno(1,2,3-cd)pyrene	A	ug/L	82.1163	82.1163		75	0	0	12.5	50	150	109%	50	150	0%	
Isophorone	A	ug/L	82.70803	82.70803		75	0	0	16.7	50	150	110%	50	150	0%	
m+p-Cresols	A	ug/L	82.00116	82.00116		75	0	0	17.8	50	150	109%	50	150	0%	
n-Nitroso-di-n-propylamine	A	ug/L	81.50323	81.50323		75	0	0	15.4	50	150	109%	50	150	0%	
n-Nitrosodimethylamine	A	ug/L	66.28854	66.28854		75	0	0	15.3	50	150	88%	50	150	0%	
n-Nitrosodiphenylamine	A	ug/L	76.19665	76.19665		75	0	0	11.6	100	150	102%	50	150	0%	
Naphthalene	A	ug/L	78.39644	78.39644		75	0	0	17.4	50	150	105%	50	150	0%	
Nitrobenzene	A	ug/L	80.76145	80.76145		75	0	0	23.1	50	150	108%	50	150	0%	
o-Cresol	A	ug/L	78.28229	78.28229		75	0	0	18.3	50	150	104%	50	150	0%	
o-Terphenyl	A	ug/L	72.33871	72.33871		75	0	0	12.7	50	150	96%	50	150	0%	

Seq No	Lab ID	Test Code	Sample Typ	File ID	Analysis Date	DF	Batch ID	Prep Date	SPKref	RPDref	pmoist					
14972534	07-Jan-22_CC	SVOC-8270-W-	CCV	SV5973N.I	sd0101/8/2022 10:24:5	1	R372992		0	0						
Analyte	T	Units	RAW	Final	Text	Spike	SPKref	RPDref	MDL	PQL	UQL	%REC	LOW	HIGH	%RPD	Q
p-Chloroaniline	A	ug/L	80.4863	80.4863		75	0	0	15.2	50	150	107%	50	150	0%	
Pentachlorophenol	A	ug/L	81.25806	81.25806		75	0	0	42.4	100	150	108%	50	150	0%	
Phenanthrene	A	ug/L	76.24936	76.24936		75	0	0	7.84	50	150	102%	50	150	0%	
Phenol	A	ug/L	83.85342	83.85342		75	0	0	14.6	50	150	112%	50	150	0%	
Pyrene	A	ug/L	77.24229	77.24229		75	0	0	9.21	50	150	103%	50	150	0%	
Pyridine	A	ug/L	70.22276	70.22276		75	0	0	32.2	50	150	94%	50	150	0%	
Triallate	A	ug/L	80.41274	80.41274		75	0	0	15.1	50	150	107%	50	150	0%	
1,4-Dichlorobenzene-d4	I	ug/L	40	40		0	0	0	0	50	150	0%	50	150	0%	
Acenaphthene-d10	I	ug/L	40	40		0	0	0	0	50	150	0%	50	150	0%	
Chrysene-d12	I	ug/L	40	40		0	0	0	0	50	150	0%	50	150	0%	
Naphthalene-d8	I	ug/L	40	40		0	0	0	0	50	150	0%	50	150	0%	
Perylene-d12	I	ug/L	40	40		0	0	0	0	50	150	0%	50	150	0%	
Phenanthrene-d10	I	ug/L	40	40		0	0	0	0	50	150	0%	50	150	0%	
2,4,6-Tribromophenol	S	ug/L	79.25661	79.25661		75	0	0	28.8	50	0	106%	50	150	0%	
2-Fluorobiphenyl	S	ug/L	79.4093	79.4093		75	0	0	7.24	50	0	106%	50	150	0%	
2-Fluorophenol	S	ug/L	82.08824	82.08824		75	0	0	35.2	50	0	109%	50	150	0%	
Nitrobenzene-d5	S	ug/L	81.22735	81.22735		75	0	0	23.4	50	0	108%	50	150	0%	
Phenol-d5	S	ug/L	81.84288	81.84288		75	0	0	20.6	50	0	109%	50	150	0%	
Terphenyl-d14	S	ug/L	78.03722	78.03722		75	0	0	11.7	50	0	104%	50	150	0%	
4-Chloroaniline	X	ug/L	80.4863	80.4863		75	0	0	16.1	50	150	107%	50	150	0%	

Seq No	Lab ID	Test Code	Sample Typ	File ID	Analysis Date	DF	Batch ID	Prep Date	SPKref	RPDref	pmoist					
14972709	07-Jan-22_CC	SVOC-625.1-W	CCV	SV5973N.I	sd0101/8/2022 2:20:48	1	R372992		0	0						
Analyte	T	Units	RAW	Final	Text	Spike	SPKref	RPDref	MDL	PQL	UQL	%REC	LOW	HIGH	%RPD	Q
1,2,4-Trichlorobenzene	A	ug/L	74.90232	74.90232		75	0	0	19.5	50	150	100%	80	120	0%	
1,2-Diphenylhydrazine as Azobenzen	A	ug/L	79.28518	79.28518		75	0	0	12.2	50	150	106%	80	120	0%	
2,4,6-Trichlorophenol	A	ug/L	82.33693	82.33693		75	0	0	21.2	50	150	110%	80	120	0%	
2,4-Dichlorophenol	A	ug/L	78.55847	78.55847		75	0	0	17.1	50	150	105%	80	120	0%	
2,4-Dimethylphenol	A	ug/L	74.77316	74.77316		75	0	0	17.2	50	150	100%	80	120	0%	
2,4-Dinitrophenol	A	ug/L	72.77734	72.77734		75	0	0	42.9	100	150	97%	80	120	0%	
2,4-Dinitrotoluene	A	ug/L	77.34778	77.34778		75	0	0	21.7	50	150	103%	80	120	0%	
2,6-Dinitrotoluene	A	ug/L	80.99686	80.99686		75	0	0	30.2	50	150	108%	80	120	0%	
2-Chloronaphthalene	A	ug/L	76.95752	76.95752		75	0	0	22.4	50	150	103%	80	120	0%	
2-Chlorophenol	A	ug/L	83.13782	83.13782		75	0	0	25.2	50	150	111%	80	120	0%	

Seq No	Lab ID	Test Code	Sample Typ	File ID	Analysis Date	DF	Batch ID	Prep Date	SPKref	RPDref	pmoist					
14972709	07-Jan-22_CCV	SVOC-625.1-W	CCV	SV5973N.Tsd	0101/8/2022 2:20:48	1	R372992		0	0						
Analyte	T	Units	RAW	Final	Text	Spike	SPKref	RPDref	MDL	PQL	UQL	%REC	LOW	HIGH	%RPD	Q
2-Nitrophenol	A	ug/L	76.25343	76.25343		75	0	0	19.9	50	150	102%	80	120	0%	
3,3'-Dichlorobenzidine	A	ug/L	79.29734	79.29734		75	0	0	21.1	100	150	106%	80	120	0%	
4,6-Dinitro-2-methylphenol	A	ug/L	77.92633	77.92633		75	0	0	18.4	100	150	104%	80	120	0%	
4-Bromophenyl phenyl ether	A	ug/L	79.19067	79.19067		75	0	0	18.5	50	150	106%	80	120	0%	
4-Chloro-3-methylphenol	A	ug/L	79.92857	79.92857		75	0	0	15.3	50	150	107%	80	120	0%	
4-Chlorophenyl phenyl ether	A	ug/L	76.15588	76.15588		75	0	0	20.4	50	150	102%	80	120	0%	
4-Nitrophenol	A	ug/L	81.59085	81.59085		75	0	0	25.9	100	150	109%	80	120	0%	
Acenaphthene	A	ug/L	78.32703	78.32703		75	0	0	19.8	50	150	104%	80	120	0%	
Acenaphthylene	A	ug/L	82.54856	82.54856		75	0	0	16.7	50	150	110%	80	120	0%	
Anthracene	A	ug/L	84.42597	84.42597		75	0	0	10.3	50	150	113%	80	120	0%	
Azobenzene	A	ug/L	79.28518	79.28518		75	0	0	11.4	50	150	106%	80	120	0%	
Benzidine	A	ug/L	72.58673	72.58673		75	0	0	59.2	100	150	97%	80	120	0%	
Benzo(a)anthracene	A	ug/L	80.53515	80.53515		75	0	0	8.63	50	150	107%	80	120	0%	
Benzo(a)pyrene	A	ug/L	80.19081	80.19081		75	0	0	11.6	50	150	107%	80	120	0%	
Benzo(b)fluoranthene	A	ug/L	80.78873	80.78873		75	0	0	8.46	50	150	108%	80	120	0%	
Benzo(g,h,i)perylene	A	ug/L	84.26844	84.26844		75	0	0	10.8	100	150	112%	80	120	0%	
Benzo(k)fluoranthene	A	ug/L	81.30246	81.30246		75	0	0	9.39	50	150	108%	80	120	0%	
bis(-2-chloroethoxy)Methane	A	ug/L	80.02912	80.02912		75	0	0	13.8	50	150	107%	80	120	0%	
bis(-2-chloroethyl)Ether	A	ug/L	79.64312	79.64312		75	0	0	27.2	50	150	106%	80	120	0%	
bis(2-chloroisopropyl)Ether	A	ug/L	78.16733	78.16733		75	0	0	13.9	50	150	104%	80	120	0%	
bis(2-ethylhexyl)Phthalate	A	ug/L	82.02851	82.02851		75	0	0	17.2	100	150	109%	80	120	0%	
Butylbenzylphthalate	A	ug/L	83.65542	83.65542		75	0	0	16	50	150	112%	80	120	0%	
Chrysene	A	ug/L	79.49604	79.49604		75	0	0	11.4	50	150	106%	80	120	0%	
Di-n-butyl phthalate	A	ug/L	81.41235	81.41235		75	0	0	9.13	50	150	109%	80	120	0%	
Di-n-octyl phthalate	A	ug/L	83.56793	83.56793		75	0	0	11.2	50	150	111%	80	120	0%	
Dibenzo(a,h)anthracene	A	ug/L	80.52167	80.52167		75	0	0	11.6	50	150	107%	80	120	0%	
Diethyl phthalate	A	ug/L	86.82267	86.82267		75	0	0	22	50	150	116%	80	120	0%	
Dimethyl phthalate	A	ug/L	75.31505	75.31505		75	0	0	17.6	50	150	100%	80	120	0%	
Fluoranthene	A	ug/L	78.53415	78.53415		75	0	0	9.3	50	150	105%	80	120	0%	
Fluorene	A	ug/L	83.10945	83.10945		75	0	0	18.8	50	150	111%	80	120	0%	
Hexachlorobenzene	A	ug/L	73.59549	73.59549		75	0	0	8.59	50	150	98%	80	120	0%	
Hexachlorobutadiene	A	ug/L	76.38334	76.38334		75	0	0	24.7	50	150	102%	80	120	0%	
Hexachlorocyclopentadiene	A	ug/L	75.76239	75.76239		75	0	0	31.1	50	150	101%	80	120	0%	
Hexachloroethane	A	ug/L	84.45939	84.45939		75	0	0	19.1	50	150	113%	80	120	0%	
Indeno(1,2,3-cd)pyrene	A	ug/L	81.44077	81.44077		75	0	0	11.1	50	150	109%	80	120	0%	

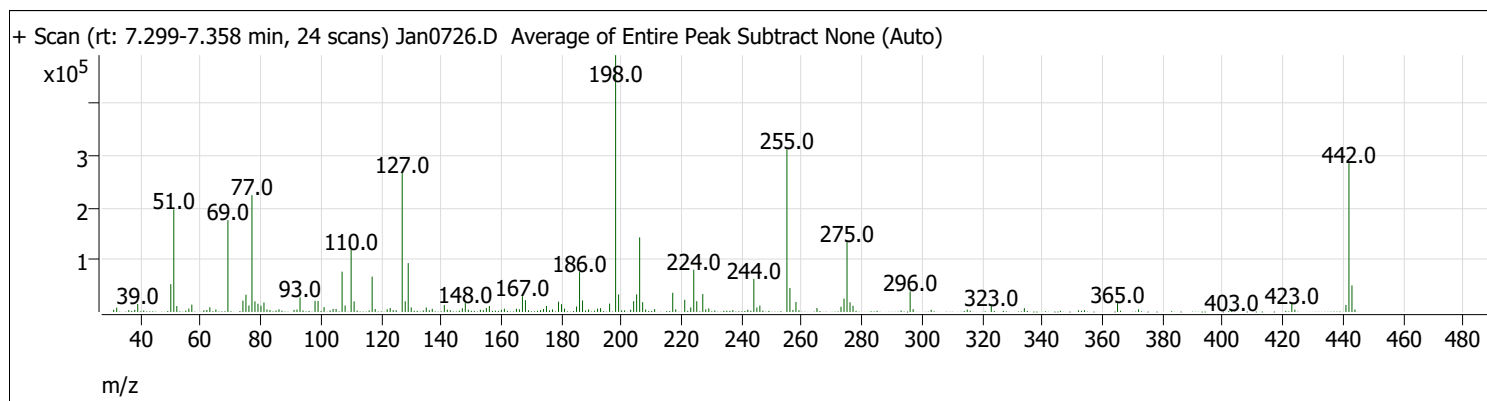
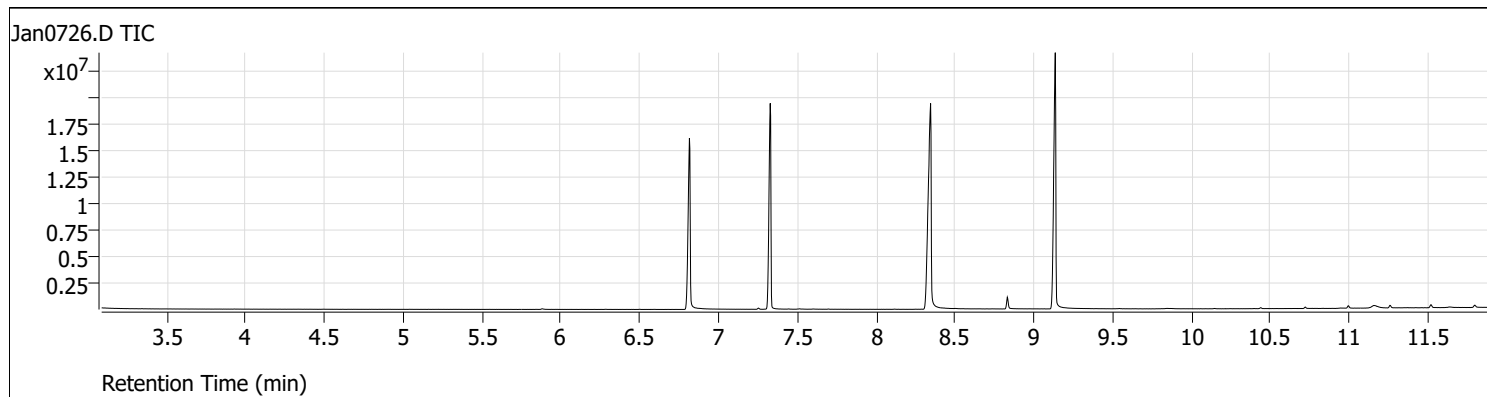
Seq No	Lab ID	Test Code	Sample Typ	File ID	Analysis Date	DF	Batch ID	Prep Date	SPKref	RPDref	pmoist					
14972709	07-Jan-22_CCV	SVOC-625.1-W	CCV	SV5973N.Itsd0101/8/2022	2:20:48	1	R372992		0	0						
Analyte	T	Units	RAW	Final	Text	Spike	SPKref	RPDref	MDL	PQL	UQL	%REC	LOW	HIGH	%RPD	Q
Isophorone	A	ug/L	79.93932	79.93932		75	0	0	11.6	50	150	107%	80	120	0%	
n-Nitroso-di-n-propylamine	A	ug/L	81.68084	81.68084		75	0	0	15.4	50	150	109%	80	120	0%	
n-Nitrosodimethylamine	A	ug/L	60.90831	60.90831		75	0	0	10.4	50	150	81%	80	120	0%	
n-Nitrosodiphenylamine	A	ug/L	81.5234	81.5234		75	0	0	11.6	50	150	109%	80	120	0%	
Naphthalene	A	ug/L	79.12365	79.12365		75	0	0	17.3	50	150	105%	80	120	0%	
Nitrobenzene	A	ug/L	78.879	78.879		75	0	0	23.2	50	150	105%	80	120	0%	
Pentachlorophenol	A	ug/L	84.61859	84.61859		75	0	0	44.6	100	150	113%	80	120	0%	
Phenanthrene	A	ug/L	79.36756	79.36756		75	0	0	8.31	50	150	106%	80	120	0%	
Phenol	A	ug/L	84.17446	84.17446		75	0	0	15.4	50	150	112%	80	120	0%	
Pyrene	A	ug/L	78.90822	78.90822		75	0	0	8.59	50	150	105%	80	120	0%	
1,4-Dichlorobenzene-d4	I	ug/L	40	40		0	0	0	0	50	150	0%	80	120	0%	
Acenaphthene-d10	I	ug/L	40	40		0	0	0	0	50	150	0%	80	120	0%	
Chrysene-d12	I	ug/L	40	40		0	0	0	0	50	150	0%	80	120	0%	
Naphthalene-d8	I	ug/L	40	40		0	0	0	0	50	150	0%	80	120	0%	
Perylene-d12	I	ug/L	40	40		0	0	0	0	50	150	0%	80	120	0%	
Phenanthrene-d10	I	ug/L	40	40		0	0	0	0	50	150	0%	80	120	0%	
2,4,6-Tribromophenol	S	ug/L	77.82083	77.82083		75	0	0	29.9	50	0	104%	80	120	0%	
2-Fluorobiphenyl	S	ug/L	79.4129	79.4129		75	0	0	7.6	50	0	106%	80	120	0%	
2-Fluorophenol	S	ug/L	86.52935	86.52935		75	0	0	37.4	50	0	115%	80	120	0%	
Nitrobenzene-d5	S	ug/L	84.56754	84.56754		75	0	0	24.7	50	0	113%	80	120	0%	
Phenol-d5	S	ug/L	84.89879	84.89879		75	0	0	21.9	50	0	113%	80	120	0%	
Terphenyl-d14	S	ug/L	78.5774	78.5774		75	0	0	11.5	50	0	105%	80	120	0%	
1,2-Dichlorobenzene	X	ug/L	77.13749	77.13749		75	0	0	20.9	50	150	103%	80	120	0%	
1,3-Dichlorobenzene	X	ug/L	83.35412	83.35412		75	0	0	23.2	50	150	111%	80	120	0%	
1,4-Dichlorobenzene	X	ug/L	81.08985	81.08985		75	0	0	23.3	50	150	108%	80	120	0%	
1-Methylnaphthalene	X	ug/L	76.27569	76.27569		75	0	0	23.1	50	150	102%	80	120	0%	
2,2'-Oxybis(1-Chloropropane)	X	ug/L	78.16733	78.16733		75	0	0	15.1	50	150	104%	80	120	0%	
2,4,5-Trichlorophenol	X	ug/L	85.59763	85.59763		75	0	0	22.3	50	150	114%	80	120	0%	
2-Methylnaphthalene	X	ug/L	75.58603	75.58603		75	0	0	18.8	50	150	101%	80	120	0%	
2-Nitroaniline	X	ug/L	76.21234	76.21234		75	0	0	23.6	50	150	102%	80	120	0%	
3-Nitroaniline	X	ug/L	81.3424	81.3424		75	0	0	25.7	50	150	108%	80	120	0%	
4-Nitroaniline	X	ug/L	78.16625	78.16625		75	0	0	17.4	50	150	104%	80	120	0%	
Aniline	X	ug/L	83.42435	83.42435		75	0	0	34.9	50	150	111%	80	120	0%	
Benzoic acid	X	ug/L	86.41371	86.41371		75	0	0	16.1	50	150	115%	80	120	0%	
Benzyl alcohol	X	ug/L	83.1118	83.1118		75	0	0	29.7	50	150	111%	80	120	0%	



Seq No	Lab ID	Test Code	Sample Typ	File ID	Analysis Date	DF	Batch ID	Prep Date	SPKref	RPDref	pmoist					
14972709	07-Jan-22_CCV	SVOC-625.1-W	CCV	SV5973N.I	sd0101/8/2022 2:20:48	1	R372992		0	0						
Analyte	T	Units	RAW	Final	Text	Spike	SPKref	RPDref	MDL	PQL	UQL	%REC	LOW	HIGH	%RPD	Q
Carbazole	X	ug/L	79.7614	79.7614		75	0	0	8.34	50	150	106%	80	120	0%	
Dibenzofuran	X	ug/L	78.25207	78.25207		75	0	0	16.8	50	150	104%	80	120	0%	
m+p-Cresols	X	ug/L	87.2867	87.2867		75	0	0	18.4	50	150	116%	80	120	0%	
o-Cresol	X	ug/L	81.38841	81.38841		75	0	0	18.7	50	150	109%	80	120	0%	
p-Chloroaniline	X	ug/L	81.42276	81.42276		75	0	0	15	50	150	109%	80	120	0%	
Pyridine	X	ug/L	67.57463	67.57463		75	0	0	24.7	50	150	90%	80	120	0%	

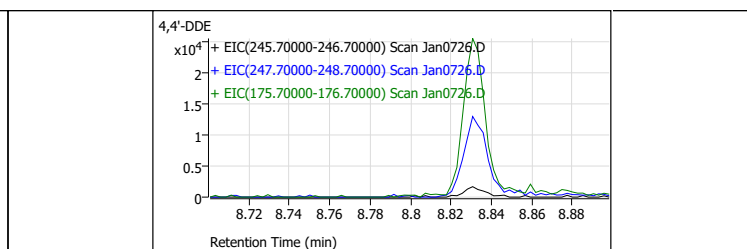
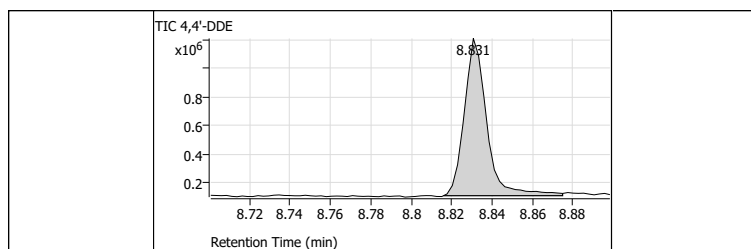
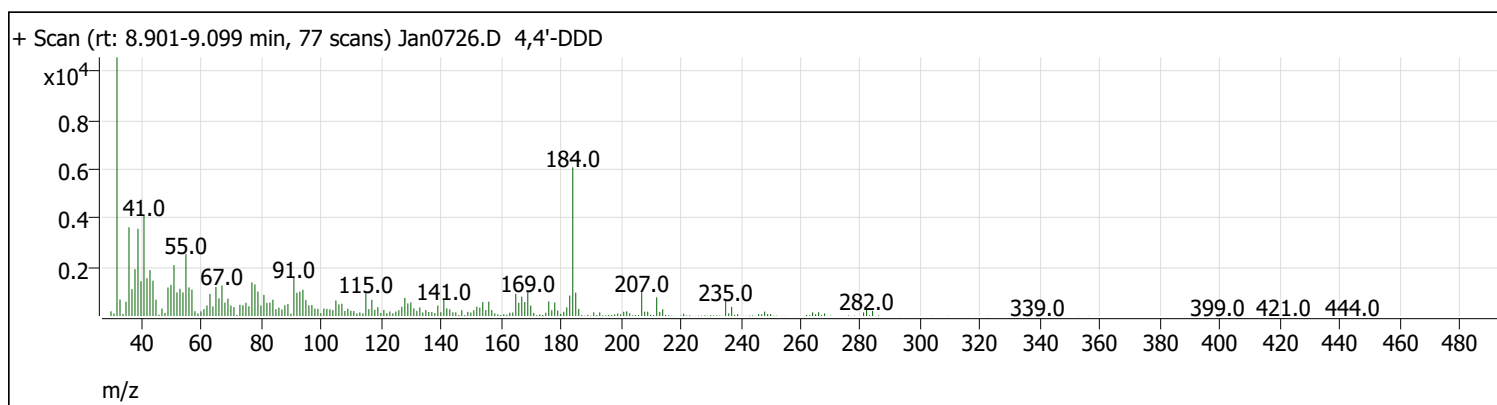
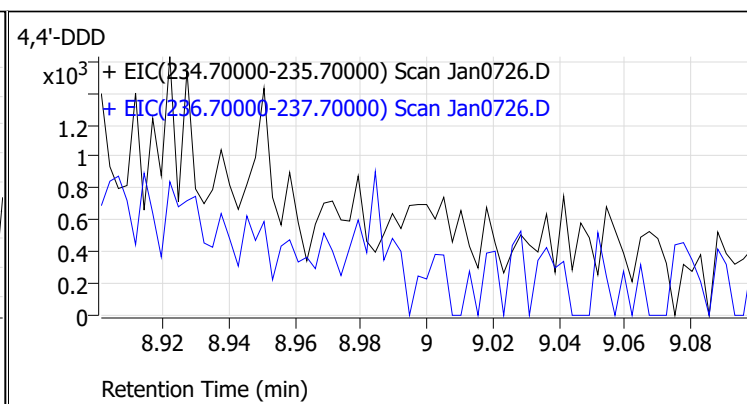
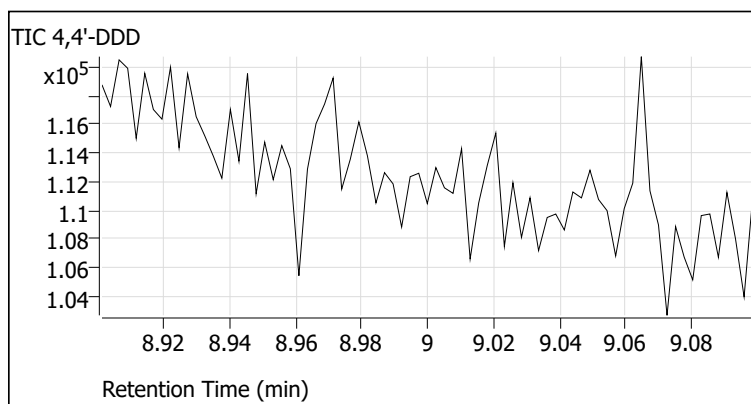
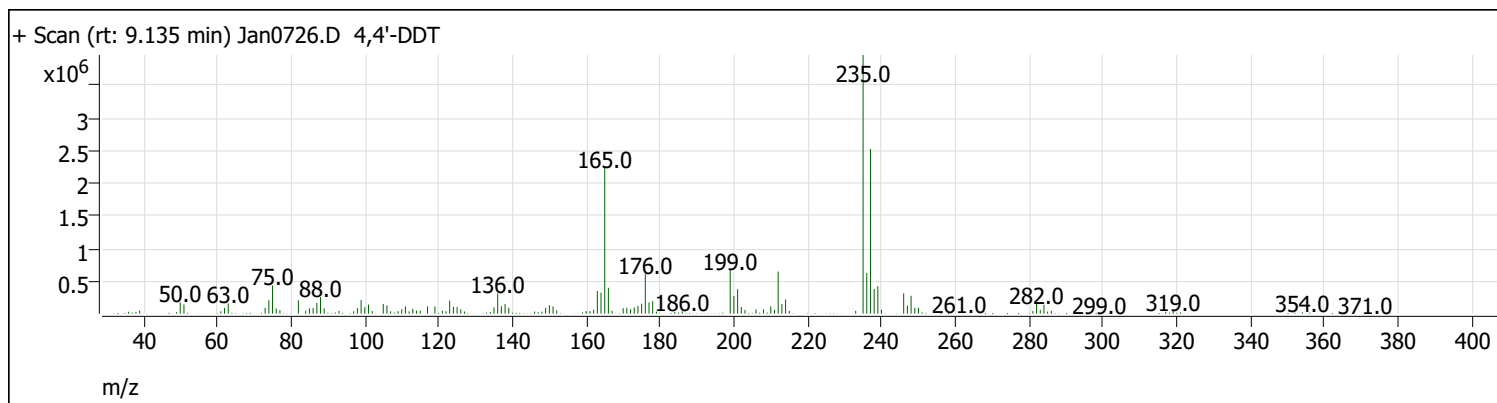
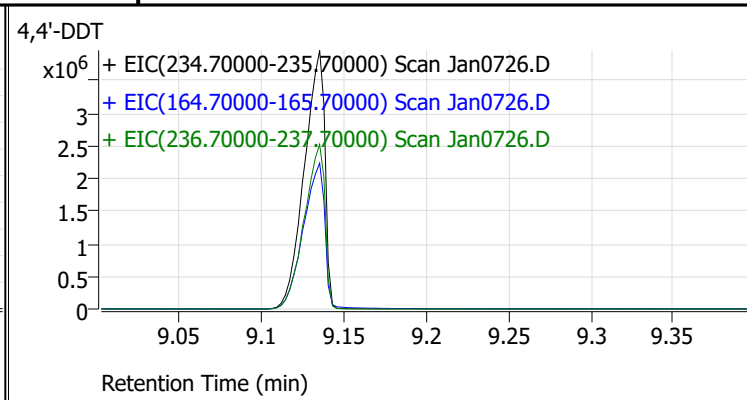
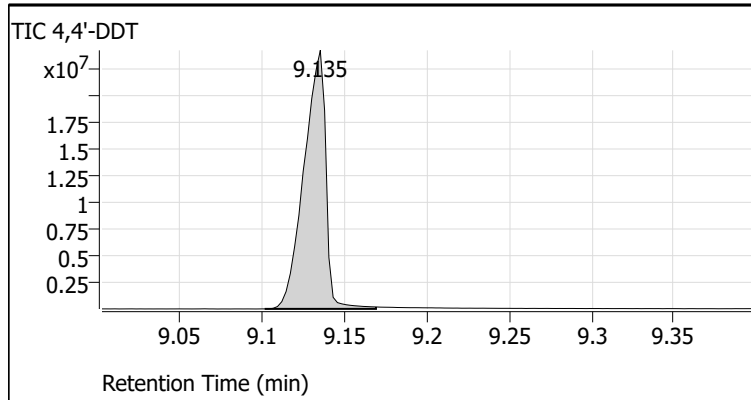
# Tune Evaluation Report

Data Path: \\MASSHUNTER\Org\Data\SV5973N.I\sd010722\DoD BNA 2\Jan0726.D  
 Acq on: 1/8/2022 1:59:25 AM  
 Operator: LIMS import  
 Sample: 07-Jan-22\_TUNE\_26  
 Inst Name: Instrument #1  
 ALS Vial: 26  
 Method: \\MASSHUNTER\Org\Data\SV5973N.I\DFTPP5973N625.m



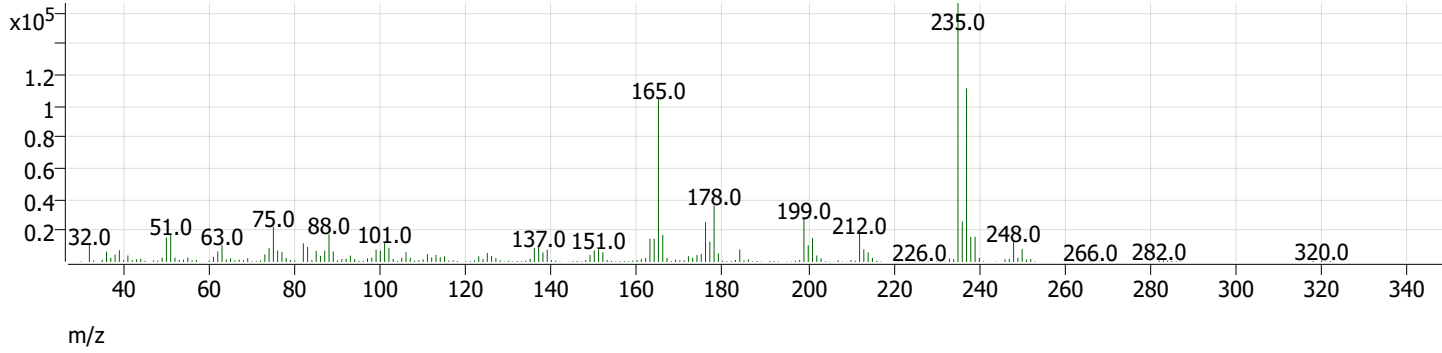
Target Mass	Rel. To Mass	Lower Limit%	Upper Limit%	Rel. Abn%	Raw Abn	Pass/Fail
51	198	30	60	40.0	196821	Pass
68	69	0	2	0.8	1391	Pass
70	69	0	2	0.8	1357	Pass
127	198	40	60	54.2	266654	Pass
197	198	0	1	0.2	851	Pass
198	198	100	100	100.0	492323	Pass
199	198	5	9	6.8	33618	Pass
275	198	10	30	27.3	134558	Pass
365	198	1	100	3.5	17160	Pass
441	443	1E-10	150	26.5	13511	Pass
442	198	40	100	58.1	286074	Pass
443	442	17	23	17.8	50939	Pass
69	69	100	100	100.0	176116	Pass

# Tune Evaluation Report



# Tune Evaluation Report

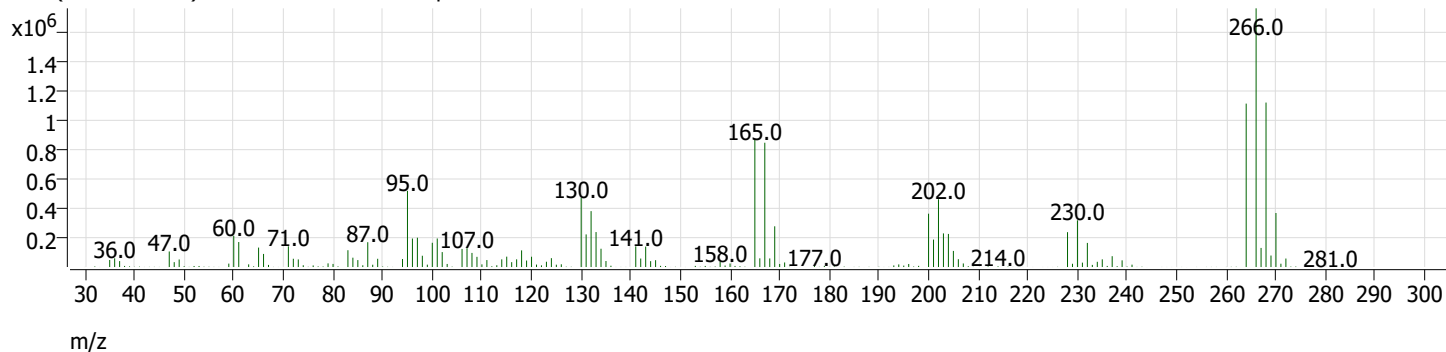
+ Scan (rt: 8.831 min) Jan0726.D 4,4'-DDE



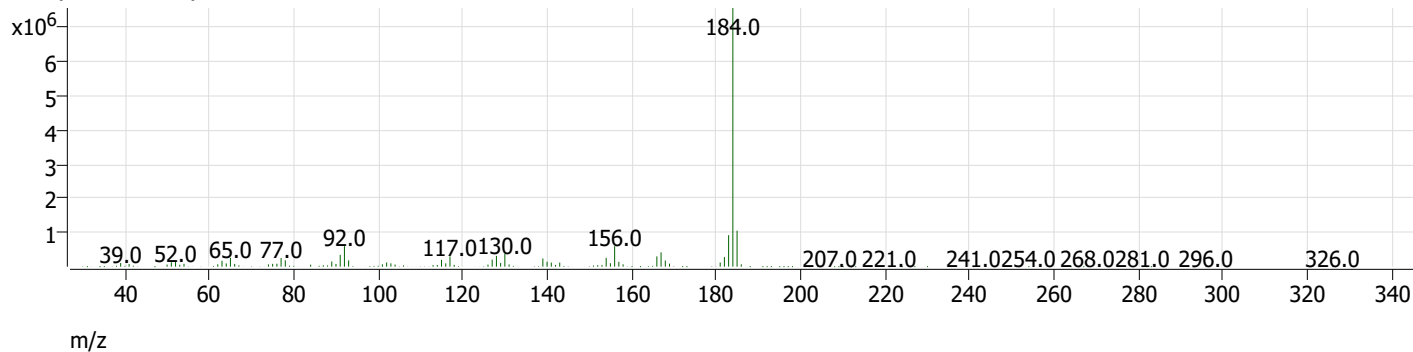
Compound Name	Expected RT	Observed RT	TIC Area	Breakdown %	Pass/Fail
4,4'-DDT	9.200	9.135	22256266	3.7	Pass
4,4'-DDD	9.000	0.000	0		
4,4'-DDE	8.800	8.831	844651		

# Tune Evaluation Report

+ Scan (rt: 6.815 min) Jan0726.D Pentachlorophenol



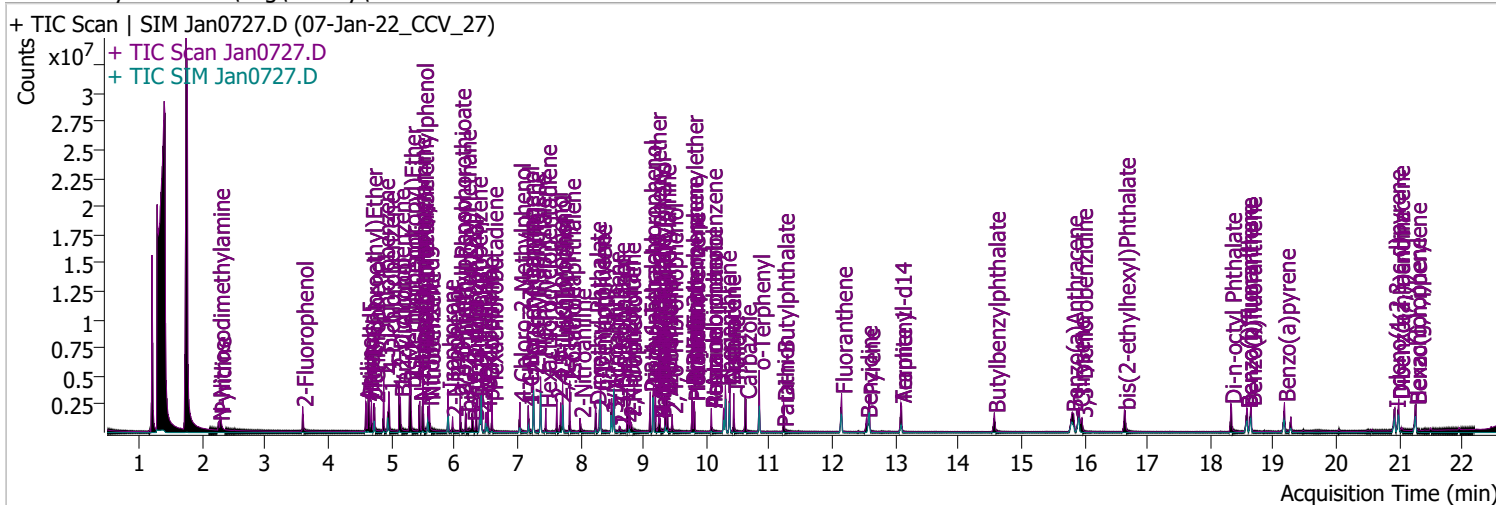
+ Scan (rt: 8.344 min) Jan0726.D Benzidine



Compound Name	Expected RT	Observed RT	Tailing Factor	PGF	Pass/Fail
Pentachlorophenol	6.900	6.815	0.5	8.0	Pass
Benzidine	8.500	8.344	0.3	5.4	Pass

# Quantitation Results Report (QT Reviewed)

Data File	Jan0727.D	Operator	LIMS import
Acq. Method	BNA+SIM.M	Acq. Date-Time	1/8/2022 2:20:48 AM
Sample Name	07-Jan-22_CCV_27	Instrument	Instrument #1
Vial	27	Multiplier	1.00
DA Method File	010722 DoD BNA cal 1.batch.bin	Comment	SVOC-8270-W-LARGO
Tune File	dftppdsm.u	Tune Date	1/7/2022 12:13:00 PM
Batch Name	010722 DoD BNA.batch.bin	Last Calib Update	1/11/2022 1:03:40 PM
Ref Library	D:\Org\Library\NIST129K.l		



Compound	RT	QIon	Resp.	Conc.	Units	Dev(Min)
----------	----	------	-------	-------	-------	----------

**Internal Standards**

**System Monitoring Compounds**

S 2-Fluorophenol	3.592	112.0	657789	86.5293	µg/L	0.010
Spiked Amount: 200.000	Range: 10.0 - 75.0%			Recovery = 43.26%		
S Phenol-d5	4.634	99.0	859627	84.8988	µg/L	0.010
Spiked Amount: 200.000	Range: 10.0 - 65.0%			Recovery = 42.45%		
S Nitrobenzene-d5	5.583	82.0	466630	84.5675	µg/L	0.000
Spiked Amount: 100.000	Range: 32.0 - 94.0%			Recovery = 84.57%		
S 2-Fluorobiphenyl	7.718	172.0	1395747	79.4129	µg/L	0.000
Spiked Amount: 100.000	Range: 28.0 - 107.0%			Recovery = 79.41%		
S 2,4,6-Tribromophenol	9.458	329.8	111001	77.8208	µg/L	0.010
Spiked Amount: 200.000	Range: 25.0 - 140.0%			Recovery = 38.91%		
S Terphenyl-d14	13.088	244.3	1382929	78.5774	µg/L	0.000
Spiked Amount: 100.000	Range: 32.0 - 122.0%			Recovery = 78.58%		

**Target Compounds**

Compound	RT	QIon	Resp.	Conc.	Units	QValue
T N-Nitrosodimethylamine	2.264	74.0	199973	60.9083	µg/L	88
T Pyridine	2.285	79.0	495143	67.5746	µg/L	90
T Aniline	4.593	93.0	1124968	83.4244	µg/L	98
T Phenol	4.644	94.0	889380	84.1745	µg/L	94
T bis(-2-Chloroethyl)Ether	4.685	63.0	665221	79.6431	µg/L	m 100
T 2-Chlorophenol	4.725	128.0	744192	83.1378	µg/L	99
T 1,3-Dichlorobenzene	4.879	146.0	992483	83.3541	µg/L	m 99
T 1,4-Dichlorobenzene	4.960	146.0	970370	81.0899	µg/L	m 99
T 1,2-Dichlorobenzene	5.124	146.0	910122	77.1375	µg/L	98
T Benzyl Alcohol	5.144	108.0	430695	83.1118	µg/L	m 99
T bis(2-chloroisopropyl)Ether	5.297	121.0	250484	78.1673	µg/L	97
T 2-Methylphenol	5.308	107.0	649770	81.3884	µg/L	99
T N-nitroso-Di-n-propylamine	5.451	70.0	452340	81.6808	µg/L	100
T 4Methylphenol/3Methylphenol	5.502	107.0	942000	87.2867	µg/L	98
T Hexachloroethane	5.502	117.0	289020	84.4594	µg/L	98

# Quantitation Results Report (QT Reviewed)

Compound	RT	QIon	Resp.	Conc.	Units	Dev(Min)	
T Nitrobenzene	5.604	123.1	231011	78.8790	µg/L	94	
T Isophorone	5.900	82.0	1089568	79.9393	µg/L	99	
T 2-Nitrophenol	5.972	139.0	180690	76.2534	µg/L	99	
T 2,4-Dimethylphenol	6.095	122.0	506782	74.7732	µg/L	98	
T bis(-2-Chloroethoxy)Methane	6.177	93.0	636061	80.0291	µg/L	96	
T Benzoic Acid	6.300	105.0	324610	86.4137	µg/L	97	
T 2,4-Dichlorophenol	6.290	162.0	486316	78.5585	µg/L	98	
T 1,2,4-Trichlorobenzene	6.352	180.0	589327	74.9023	µg/L	99	
T Naphthalene	6.424	128.0	1811705	79.1237	µg/L	m	99
T 4-Chlorophenol	6.506	130.0	172352	81.2789	µg/L	m	97
T p-Chloroaniline	6.537	127.0	725316	81.4228	µg/L		97
T Hexachlorobutadiene	6.598	224.9	328675	76.3833	µg/L		98
T 4-Chloro-2-Methylphenol	7.040	107.0	465551	80.9538	µg/L	m	97
T 4-Chloro-3-Methylphenol	7.173	107.0	485486	79.9286	µg/L	m	99
T 2-Methylnaphthalene	7.255	141.0	1069661	75.5860	µg/L		99
T 1-Methylnaphthalene	7.368	141.0	1044805	76.2757	µg/L		99
T Hexachlorocyclopentadiene	7.451	236.9	204922	75.7624	µg/L		98
T 2,4,6-Trichlorophenol	7.625	196.0	320409	82.3369	µg/L		99
T 2,4,5-Trichlorophenol	7.687	196.0	376893	85.5976	µg/L		99
T 2-Chloronaphthalene	7.831	162.0	1129937	76.9575	µg/L		100
T 2-Nitroaniline	7.995	65.0	193469	76.2123	µg/L		99
T Dimethyl Phthalate	8.241	163.0	1099744	75.3151	µg/L		96
T 2,6-Dinitrotoluene	8.302	165.0	159900	80.9969	µg/L		96
T Acenaphthylene	8.323	152.1	1946533	82.5486	µg/L		100
T 3-Nitroaniline	8.507	138.0	174598	81.3424	µg/L		98
T Acenaphthene	8.538	154.0	1060563	78.3270	µg/L		99
T 2,4-Dinitrophenol	8.619	184.0	75192	72.7773	µg/L		93
T Dibenzofuran	8.742	168.0	1676903	78.2521	µg/L		100
T 2,4-Dinitrotoluene	8.783	165.0	198307	77.3478	µg/L		86
T 4-Nitrophenol	8.804	109.0	180670	81.5909	µg/L		95
T Diethylphthalate	9.110	149.0	1304780	86.8227	µg/L		99
T Fluorene	9.162	166.0	1440843	83.1095	µg/L		99
T 4-Chlorophenyl-phenylether	9.192	204.0	601415	76.1559	µg/L		96
T 4-Nitroaniline	9.243	138.0	168176	78.1662	µg/L		94
T 4,6-Dinitro-2-methylphenol	9.264	198.0	117614	77.9263	µg/L		97
T N-nitrosodiphenylamine	9.346	169.0	922261	81.5234	µg/L		99
T Azobenzene	9.376	77.0	1067481	79.2852	µg/L		96
T 4-Bromophenyl-phenylether	9.775	248.0	361856	79.1907	µg/L		97
T Hexachlorobenzene	9.806	283.9	338236	73.5955	µg/L		97
T Pentachlorophenol	10.080	265.9	184583	84.6186	µg/L		97
T Phenanthrene	10.302	178.0	1832875	79.3676	µg/L		100
T Anthracene	10.373	178.0	1891326	84.4260	µg/L		99
T Triallate	10.434	86.0	392932	80.5076	µg/L		97
T Carbazole	10.627	167.0	1759995	79.7614	µg/L		99
T o-Terphenyl	10.839	230.0	999859	75.0082	µg/L		97
T Di-n-Butylphthalate	11.224	149.0	1717495	81.4123	µg/L		100
T Fluoranthene	12.146	202.0	1907302	78.5341	µg/L		100
T Benzidine	12.541	184.0	689271	72.5867	µg/L		98
T Pyrene	12.581	202.0	2098173	78.9082	µg/L		97
T Butylbenzylphthalate	14.572	149.0	586631	83.6554	µg/L		100
T Benzo(a)Anthracene	15.808	228.0	1530440	80.5351	µg/L		99
T Chrysene	15.910	228.0	1655387	79.4960	µg/L		99
T 3,3-Dichlorobenzidine	15.961	252.0	513577	79.2973	µg/L		99
T bis(2-ethylhexyl)Phthalate	16.636	167.0	203991	82.0285	µg/L		99
T Di-n-octyl Phthalate	18.325	149.0	1436741	83.5679	µg/L		100

# Quantitation Results Report (QT Reviewed)

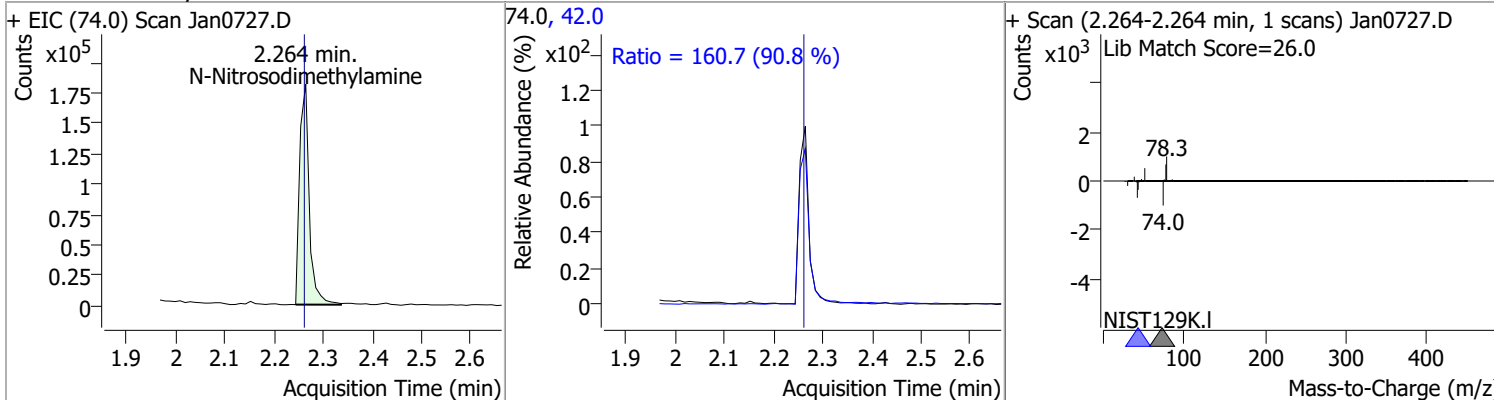
Compound	RT	QIon	Resp.	Conc.	Units	Dev(Min)
T Benzo(b)fluoranthene	18.578	252.0	1484377	80.7887	µg/L	100
T Benzo(k)fluoranthene	18.639	252.0	1548698	81.3025	µg/L	99
T Benzo(a)pyrene	19.175	252.0	1402427	80.1908	µg/L	98
T Indeno(1,2,3-c,d)pyrene	20.927	276.0	1202211	81.4408	µg/L	97
T Dibenzo(a,h)anthracene	20.988	278.0	1284330	80.5217	µg/L	98
T Benzo(g,h,i)perylene	21.261	276.0	1451042	84.2684	µg/L	98

(#) = Qualifier Out of Range; (m) = Manual Integration; (+) = Area Summed; (\*) = Surrogate Percent Recovery Out of Range; (d): Zeroed Peak

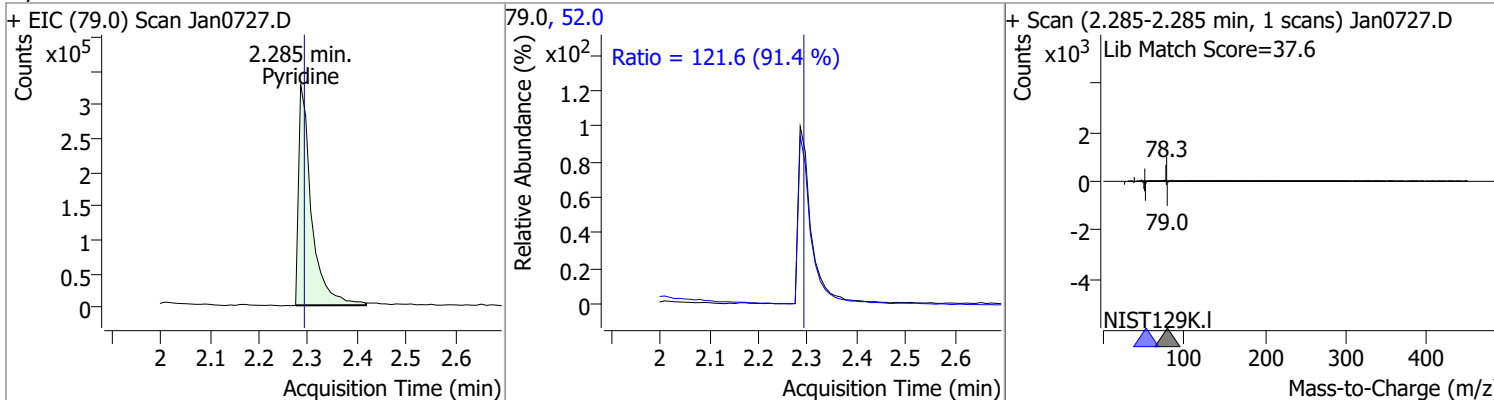


# Quantitation Results Report (QT Reviewed)

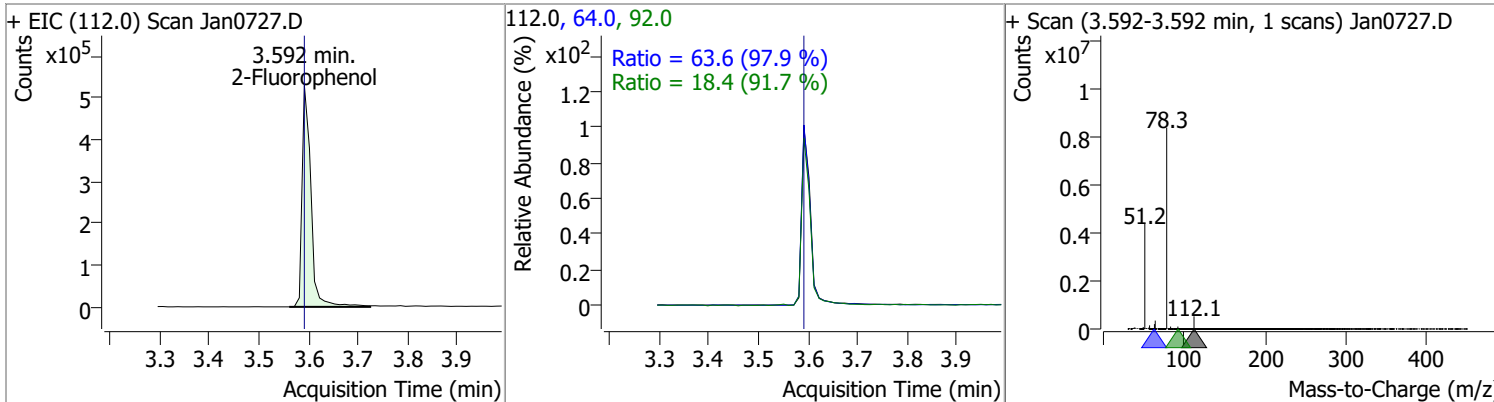
Compound	Conc.	RT	Dev(Min)	Resp.	QIon	QRatio	Lower	Upper
N-Nitrosodimethylamine	60.9083	2.26	0.01	199973	42.0	160.7	123.9	230.1



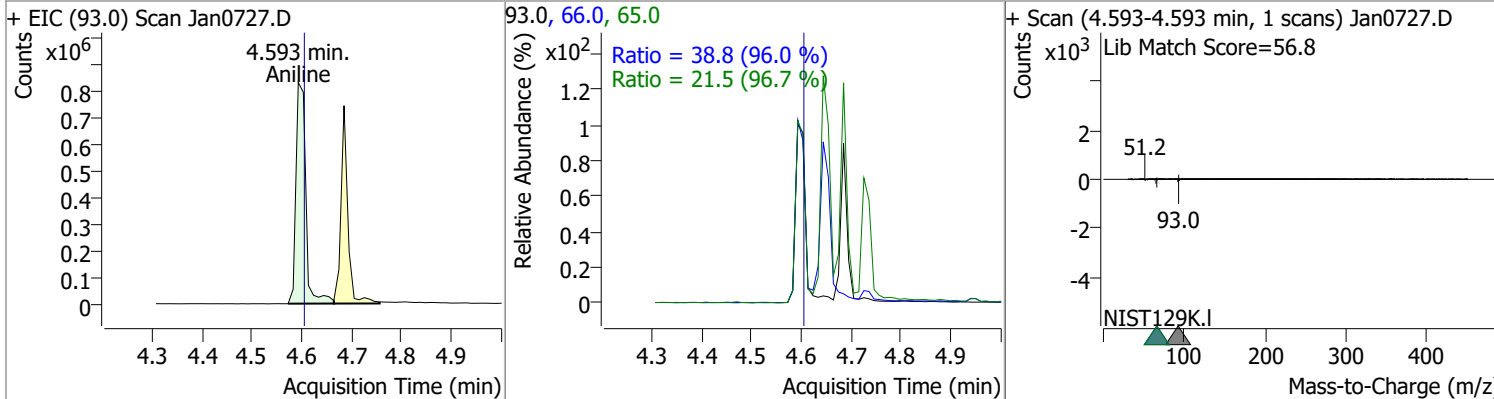
Compound	Conc.	RT	Dev(Min)	Resp.	QIon	QRatio	Lower	Upper
Pyridine	67.5746	2.28	0.00	495143	52.0	121.6	93.2	173.0



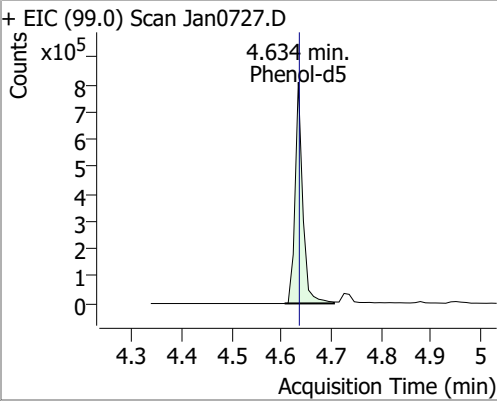
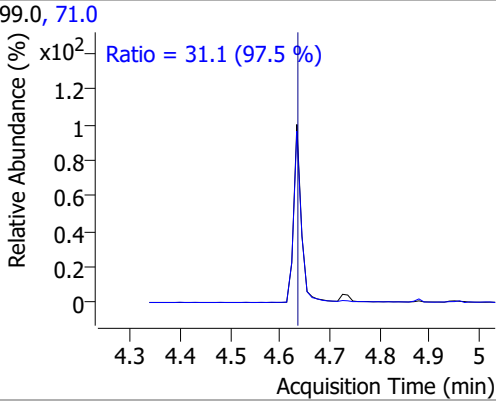
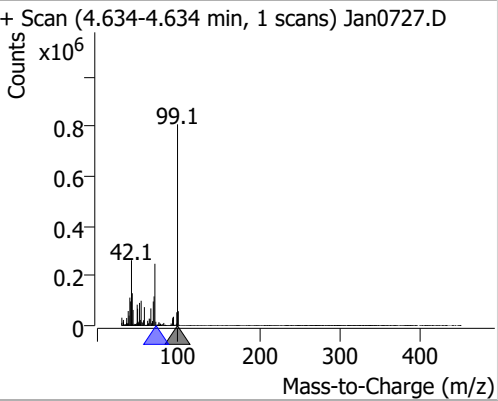
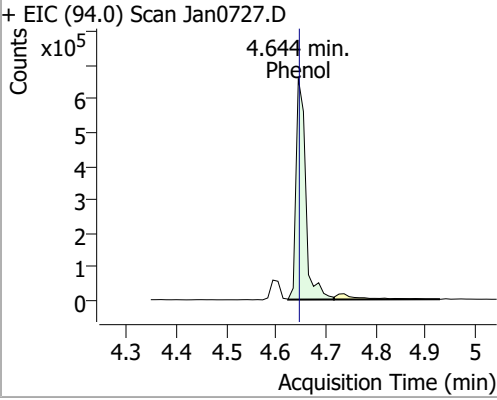
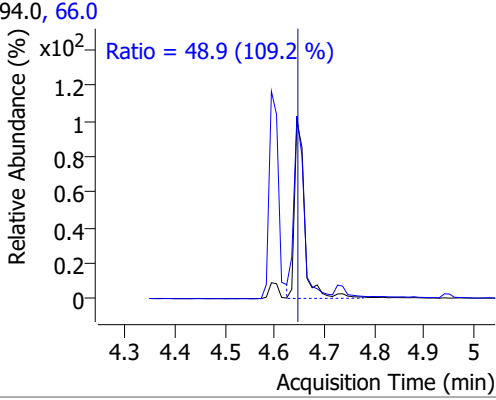
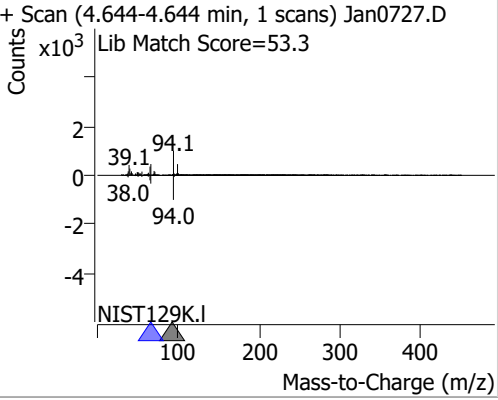
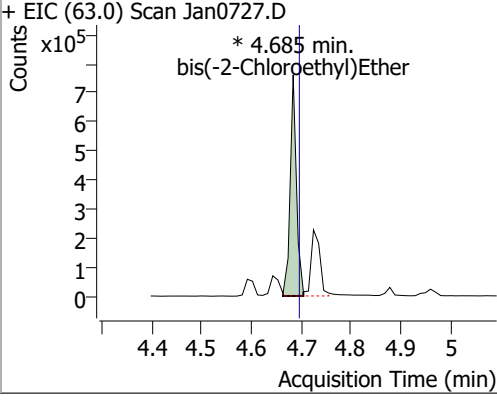
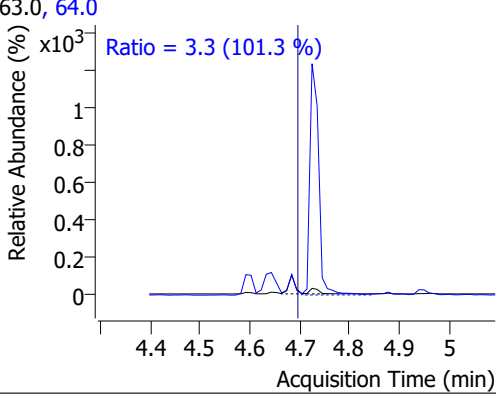
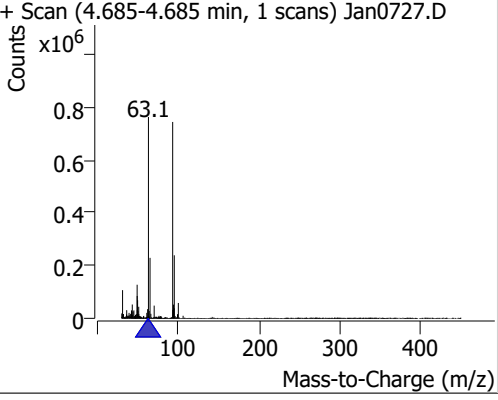
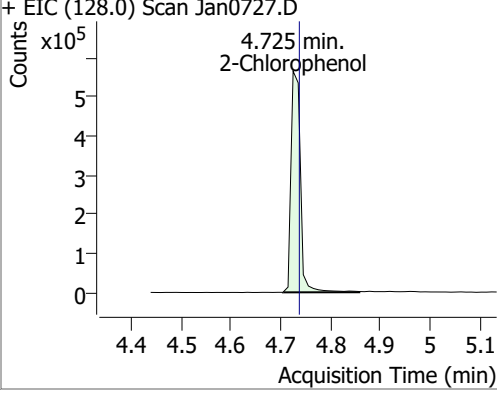
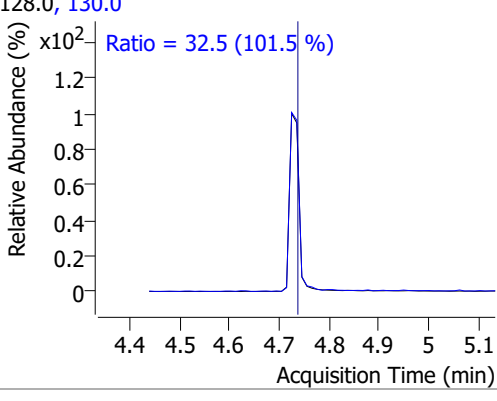
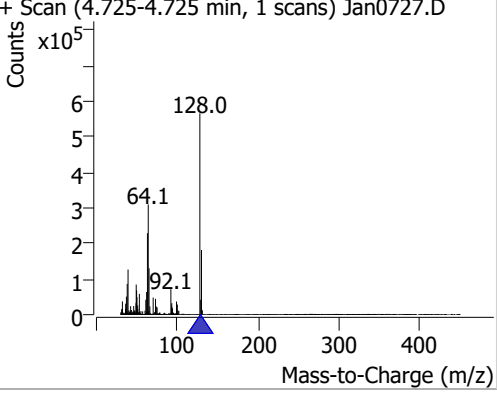
Compound	Conc.	RT	Dev(Min)	Resp.	QIon	QRatio	Lower	Upper
2-Fluorophenol	86.5293	3.59	0.01	657789	64.0	63.6	45.5	84.5
					92.0	18.4	14.1	26.2



Compound	Conc.	RT	Dev(Min)	Resp.	QIon	QRatio	Lower	Upper
Aniline	83.4244	4.59	0.00	1124968	66.0	38.8	28.3	52.5
					65.0	21.5	15.6	28.9

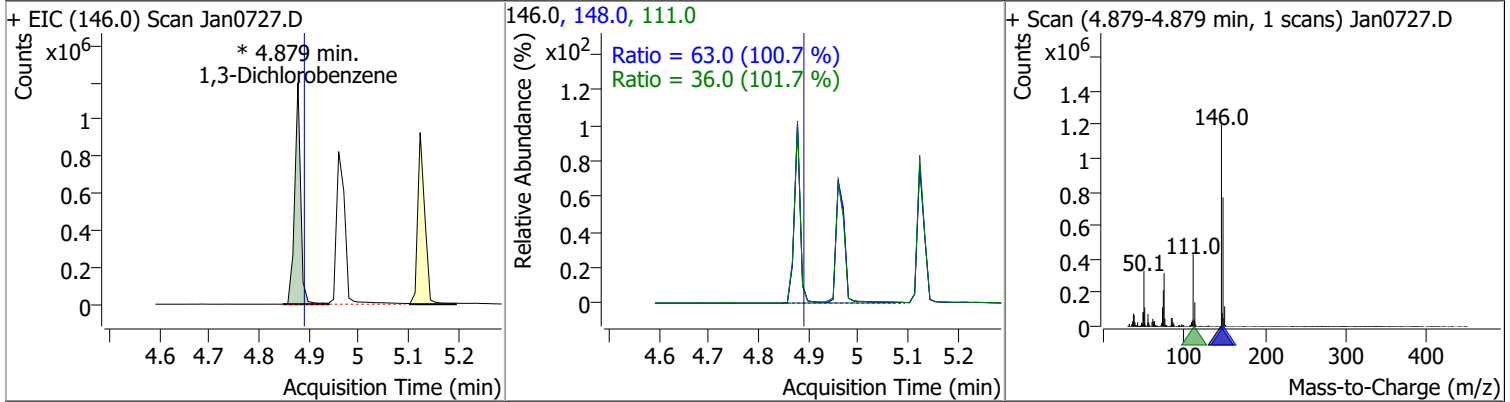


# Quantitation Results Report (QT Reviewed)

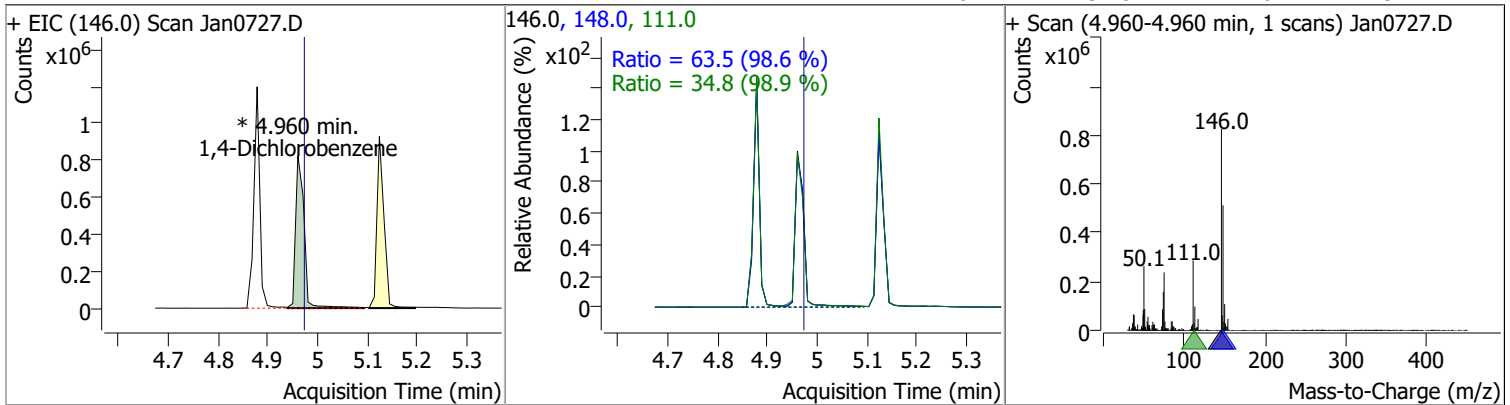
Compound	Conc.	RT	Dev(Min)	Resp.	QIon	QRatio	Lower	Upper
Phenol-d5	84.8988	4.63	0.01	859627	71.0	31.1	22.3	41.5
+ EIC (99.0) Scan Jan0727.D			99.0, 71.0			+ Scan (4.634-4.634 min, 1 scans) Jan0727.D		
								
Phenol	84.1745	4.64	0.01	889380	66.0	48.9	31.3	58.2
+ EIC (94.0) Scan Jan0727.D			94.0, 66.0			+ Scan (4.644-4.644 min, 1 scans) Jan0727.D		
								
bis(-2-Chloroethyl)Ether	79.6431	4.68	0.00	665221 (m)	64.0	3.3	2.3	4.3
+ EIC (63.0) Scan Jan0727.D			63.0, 64.0			+ Scan (4.685-4.685 min, 1 scans) Jan0727.D		
								
2-Chlorophenol	83.1378	4.73	0.00	744192	130.0	32.5	22.4	41.6
+ EIC (128.0) Scan Jan0727.D			128.0, 130.0			+ Scan (4.725-4.725 min, 1 scans) Jan0727.D		
								

# Quantitation Results Report (QT Reviewed)

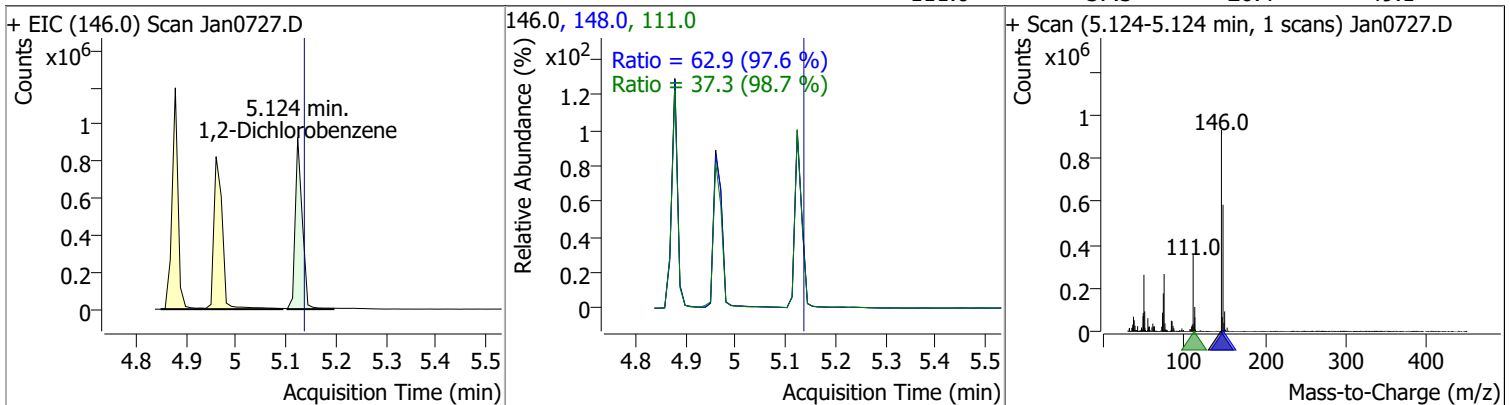
Compound	Conc.	RT	Dev(Min)	Resp.	QIon	QRatio	Lower	Upper
1,3-Dichlorobenzene	83.3541	4.88	0.00	992483 (m)	148.0	63.0	43.8	81.3
					111.0	36.0	24.8	46.0



Compound	Conc.	RT	Dev(Min)	Resp.	QIon	QRatio	Lower	Upper
1,4-Dichlorobenzene	81.0899	4.96	0.00	970370 (m)	148.0	63.5	45.1	83.8
					111.0	34.8	24.6	45.7

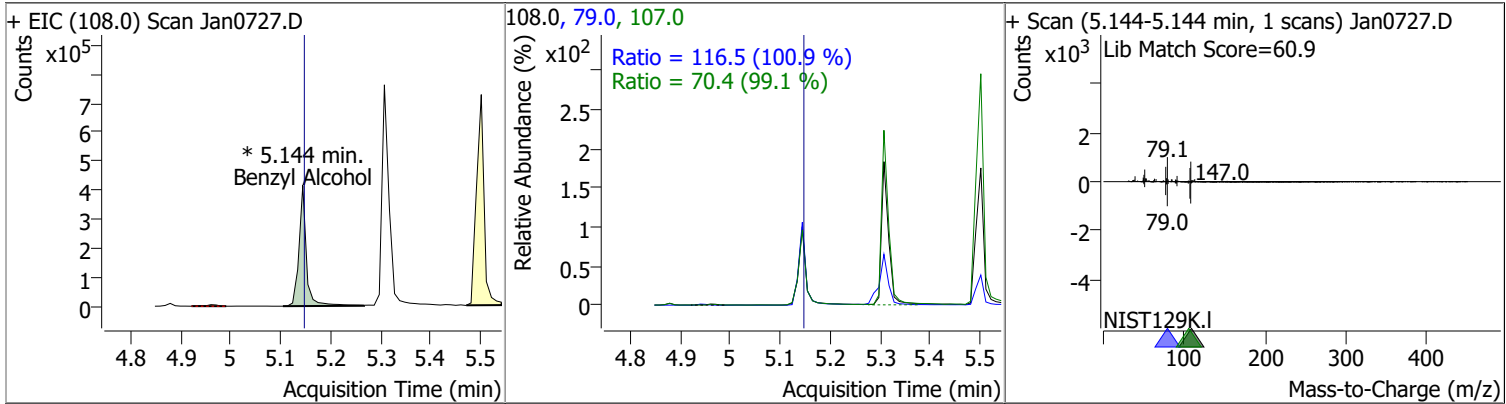


Compound	Conc.	RT	Dev(Min)	Resp.	QIon	QRatio	Lower	Upper
1,2-Dichlorobenzene	77.1375	5.12	0.00	910122	148.0	62.9	45.1	83.8
					111.0	37.3	26.4	49.1

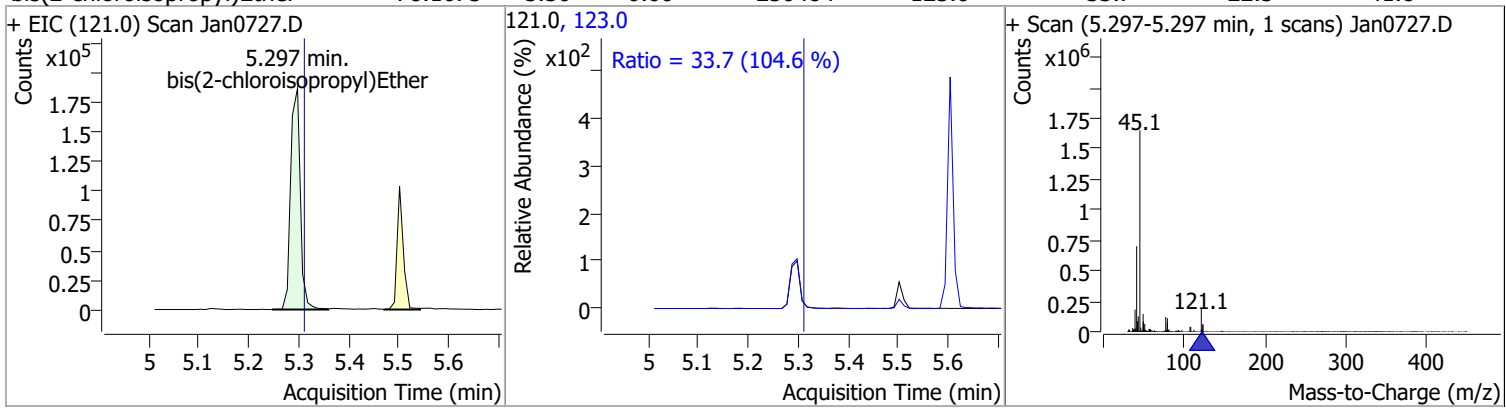


# Quantitation Results Report (QT Reviewed)

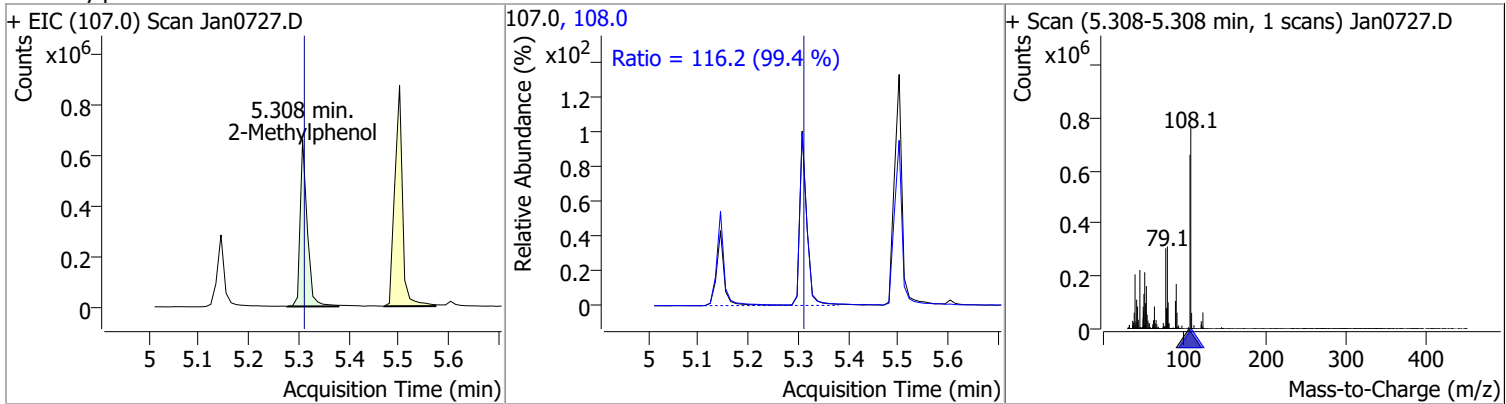
Compound	Conc.	RT	Dev(Min)	Resp.	QIon	QRatio	Lower	Upper
Benzyl Alcohol	83.1118	5.14	0.01	430695 (m)	79.0	116.5	80.8	150.1
					107.0	70.4	49.7	92.3



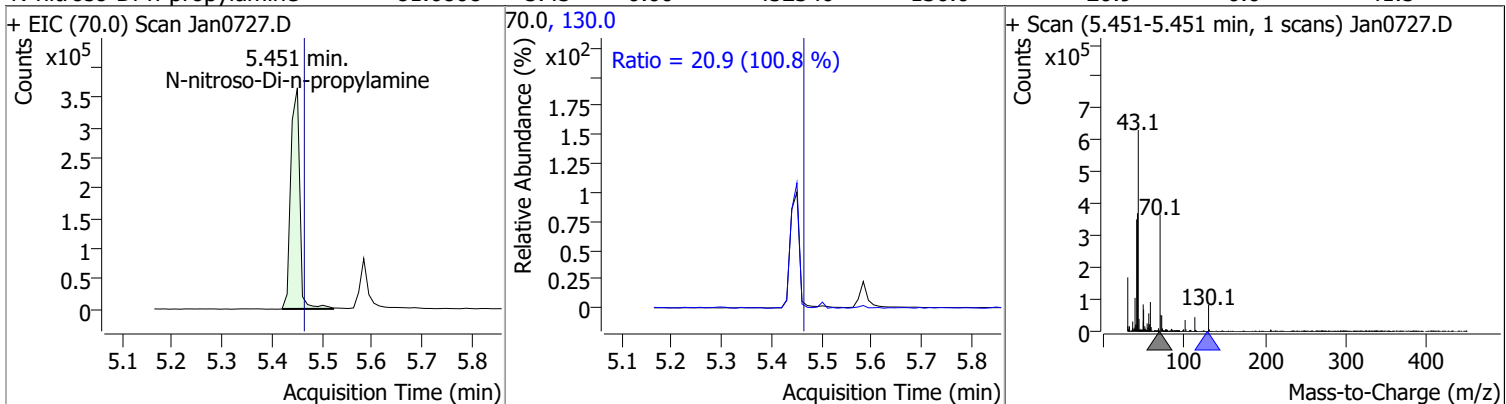
Compound	Conc.	RT	Dev(Min)	Resp.	QIon	QRatio	Lower	Upper
bis(2-chloroisopropyl)Ether	78.1673	5.30	0.00	250484	123.0	33.7	22.5	41.8



Compound	Conc.	RT	Dev(Min)	Resp.	QIon	QRatio	Lower	Upper
2-Methylphenol	81.3884	5.31	0.01	649770	108.0	116.2	81.8	152.0

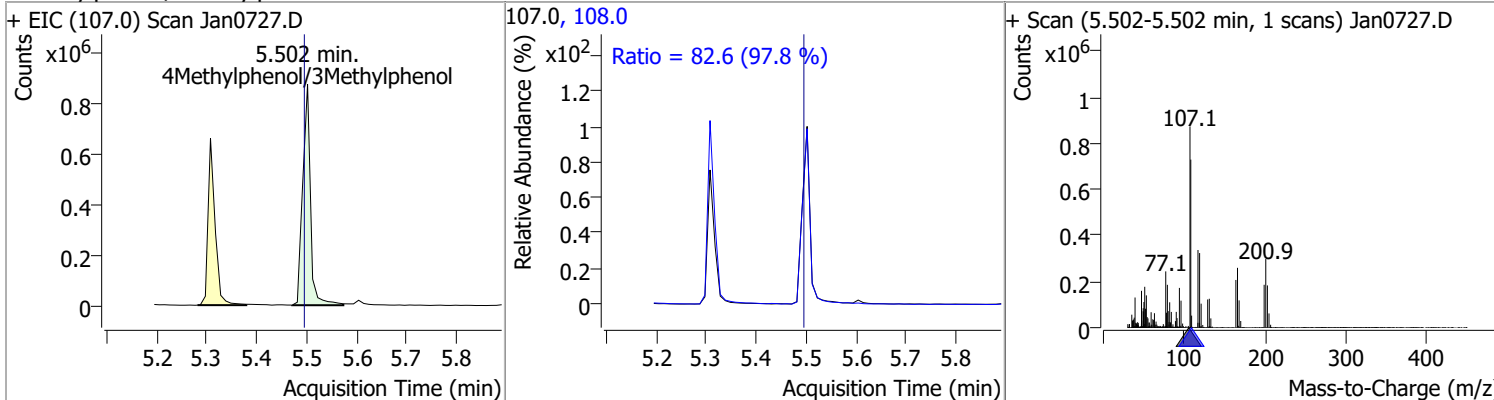


Compound	Conc.	RT	Dev(Min)	Resp.	QIon	QRatio	Lower	Upper
N-nitroso-Di-n-propylamine	81.6808	5.45	0.00	452340	130.0	20.9	0.0	41.5

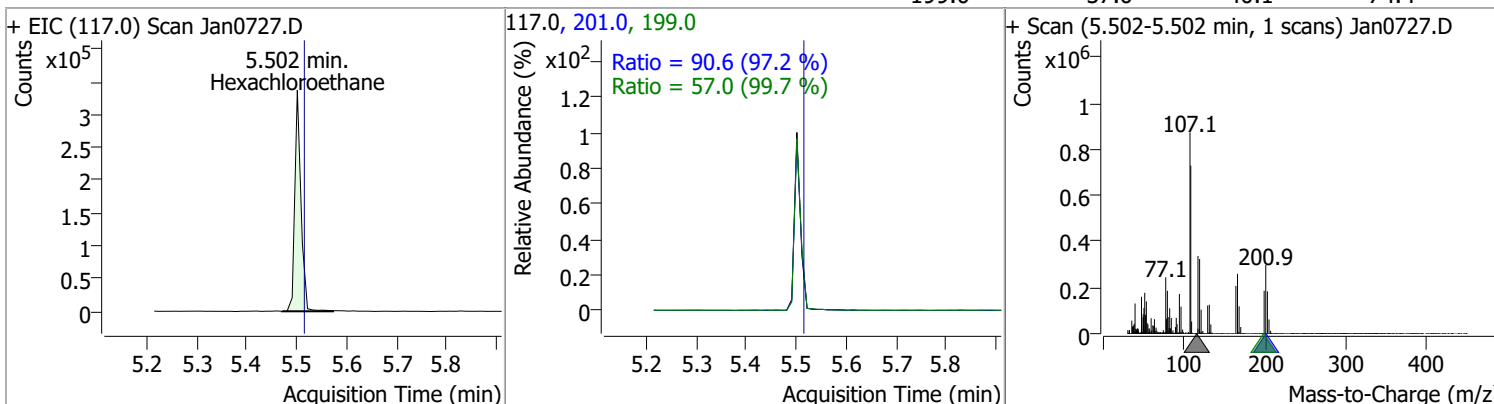


# Quantitation Results Report (QT Reviewed)

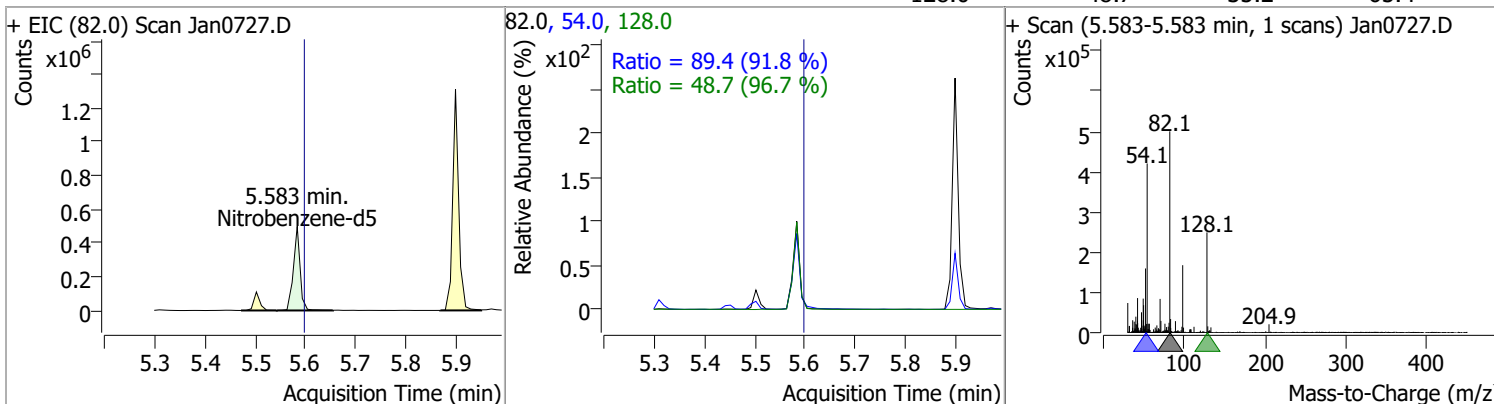
Compound	Conc.	RT	Dev(Min)	Resp.	QIon	QRatio	Lower	Upper
4Methylphenol/3Methylphenol	87.2867	5.50	0.02	942000	108.0	82.6	59.1	109.8



Compound	Conc.	RT	Dev(Min)	Resp.	QIon	QRatio	Lower	Upper
Hexachloroethane	84.4594	5.50	0.00	289020	201.0	90.6	65.2	121.2
					199.0	57.0	40.1	74.4

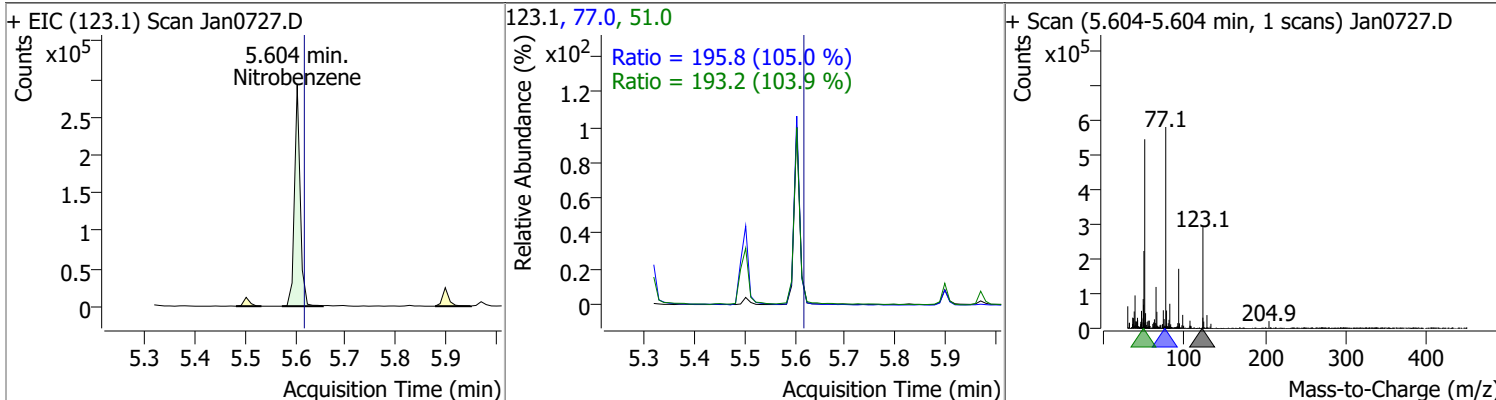


Compound	Conc.	RT	Dev(Min)	Resp.	QIon	QRatio	Lower	Upper
Nitrobenzene-d5	84.5675	5.58	0.00	466630	54.0	89.4	68.2	126.6
					128.0	48.7	35.2	65.4

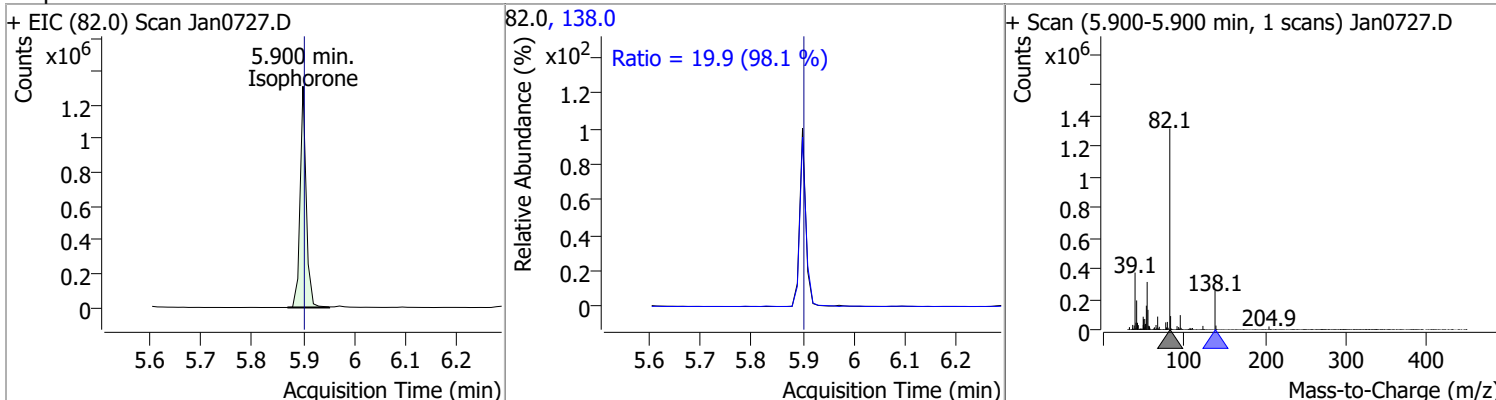


# Quantitation Results Report (QT Reviewed)

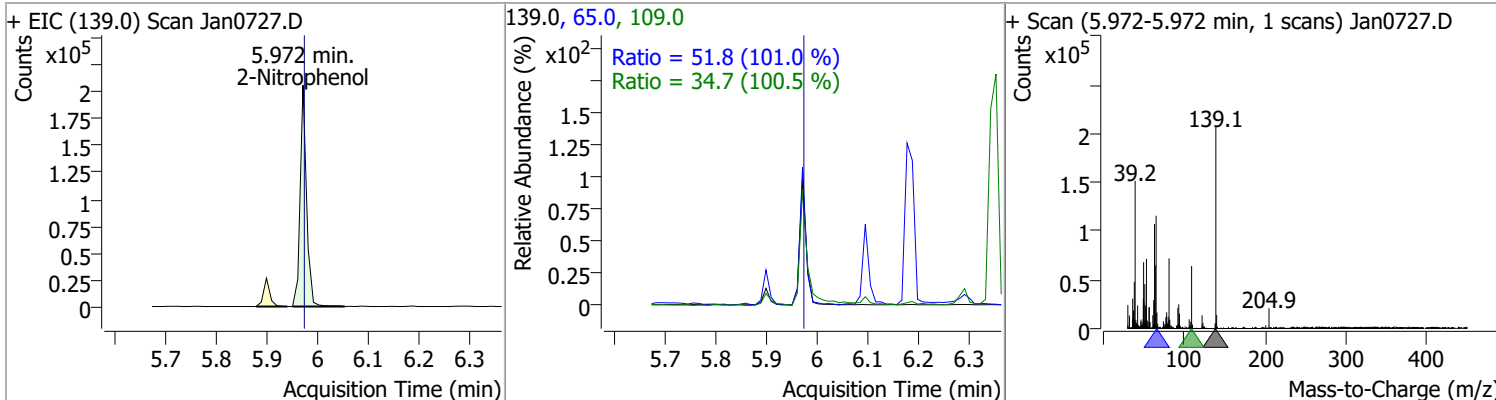
Compound	Conc.	RT	Dev(Min)	Resp.	QIon	QRatio	Lower	Upper
Nitrobenzene	78.8790	5.60	0.00	231011	77.0	195.8	130.5	242.3
					51.0	193.2	130.2	241.8



Compound	Conc.	RT	Dev(Min)	Resp.	QIon	QRatio	Lower	Upper
Isophorone	79.9393	5.90	0.00	1089568	138.0	19.9	14.2	26.4

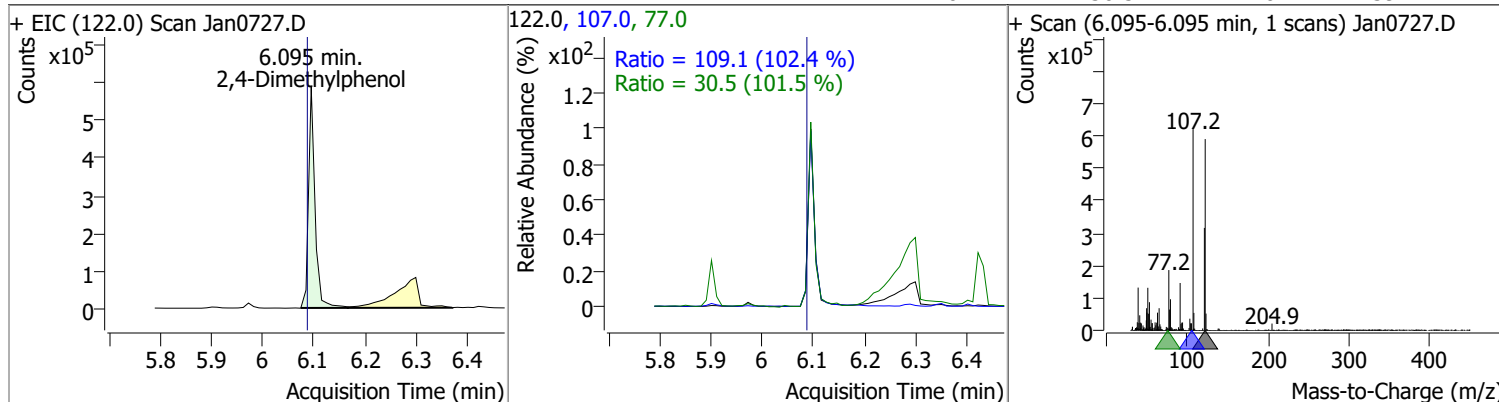


Compound	Conc.	RT	Dev(Min)	Resp.	QIon	QRatio	Lower	Upper
2-Nitrophenol	76.2534	5.97	0.00	180690	65.0	51.8	35.9	66.6
					109.0	34.7	24.1	44.8

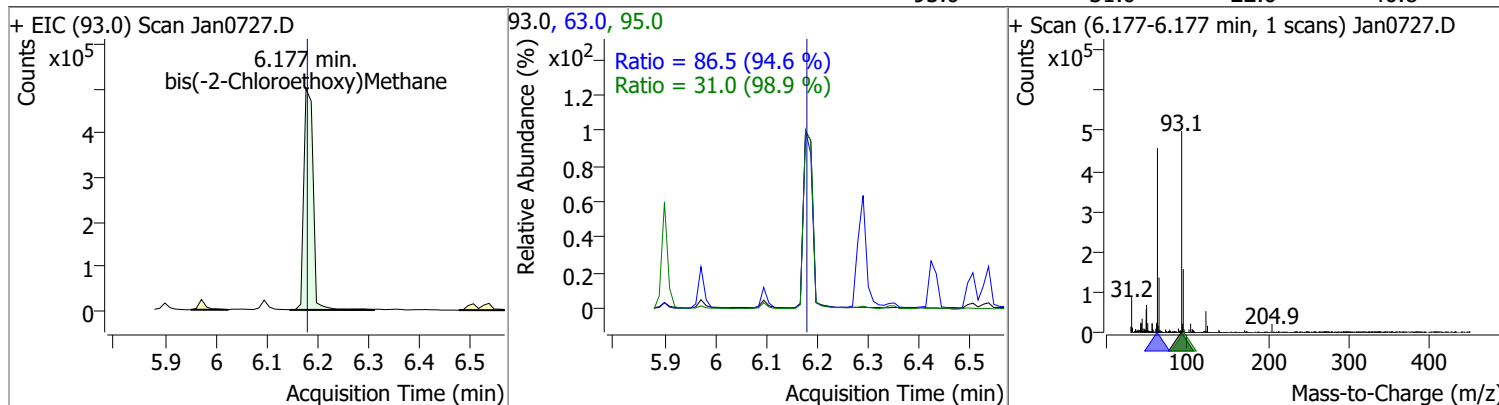


# Quantitation Results Report (QT Reviewed)

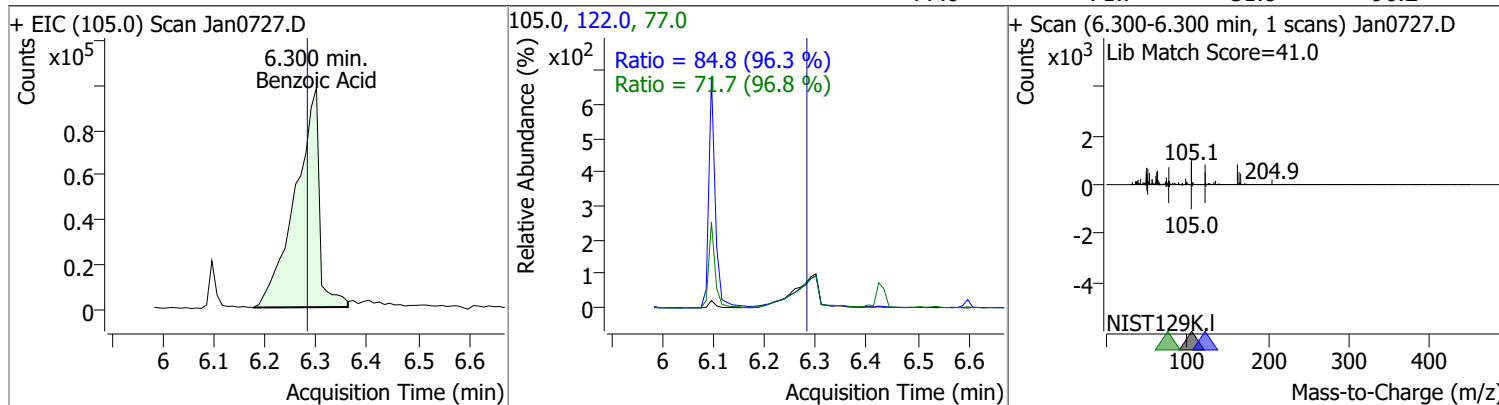
Compound	Conc.	RT	Dev(Min)	Resp.	QIon	QRatio	Lower	Upper
2,4-Dimethylphenol	74.7732	6.10	0.01	506782	107.0	109.1	74.6	138.5
					77.0	30.5	21.0	39.1



Compound	Conc.	RT	Dev(Min)	Resp.	QIon	QRatio	Lower	Upper
bis(-2-Chloroethoxy)Methane	80.0291	6.18	0.00	636061	63.0	86.5	64.0	118.8
					95.0	31.0	22.0	40.8

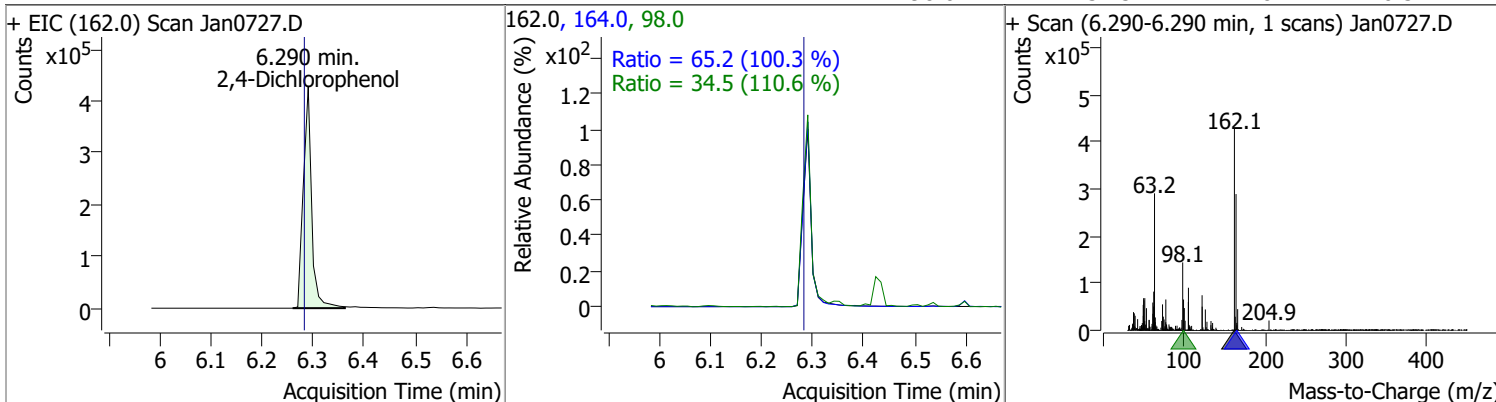


Compound	Conc.	RT	Dev(Min)	Resp.	QIon	QRatio	Lower	Upper
Benzoic Acid	86.4137	6.30	0.02	324610	122.0	84.8	61.7	114.6
					77.0	71.7	51.8	96.2

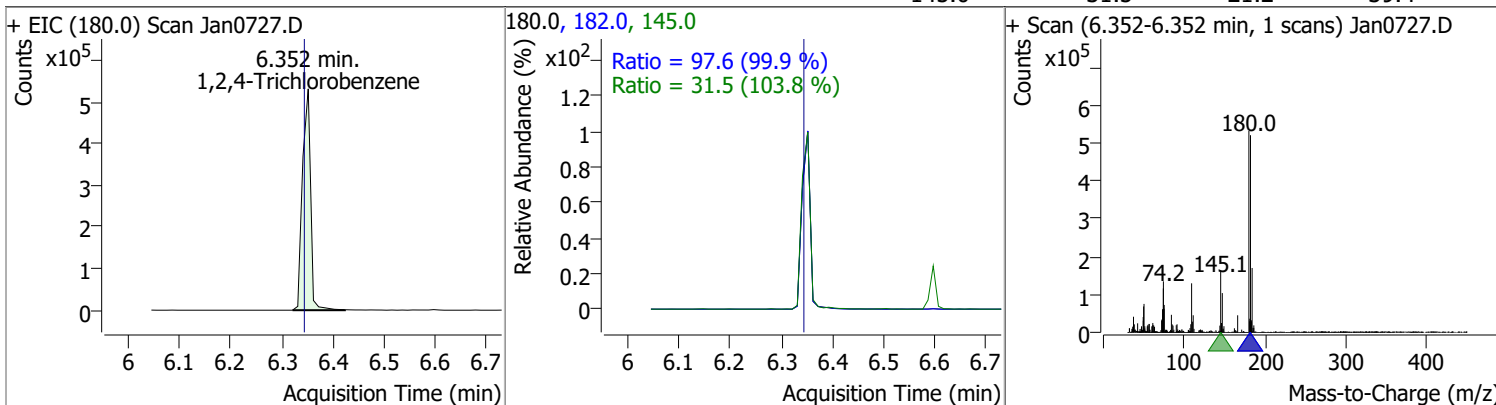


# Quantitation Results Report (QT Reviewed)

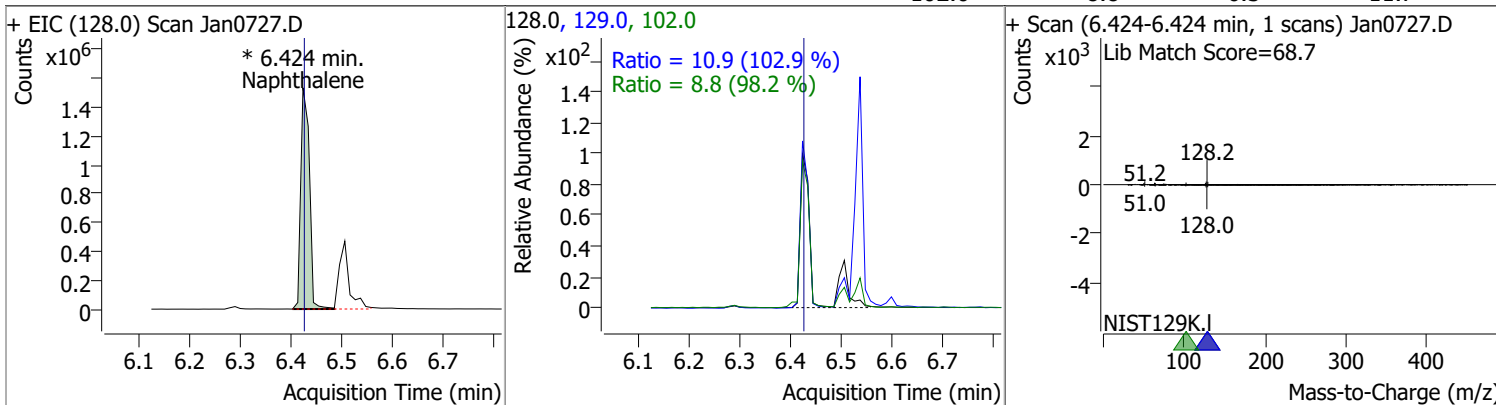
Compound	Conc.	RT	Dev(Min)	Resp.	QIon	QRatio	Lower	Upper
2,4-Dichlorophenol	78.5585	6.29	0.01	486316	164.0	65.2	45.5	84.6
					98.0	34.5	21.8	40.5



Compound	Conc.	RT	Dev(Min)	Resp.	QIon	QRatio	Lower	Upper
1,2,4-Trichlorobenzene	74.9023	6.35	0.01	589327	182.0	97.6	68.4	127.1
					145.0	31.5	21.2	39.4



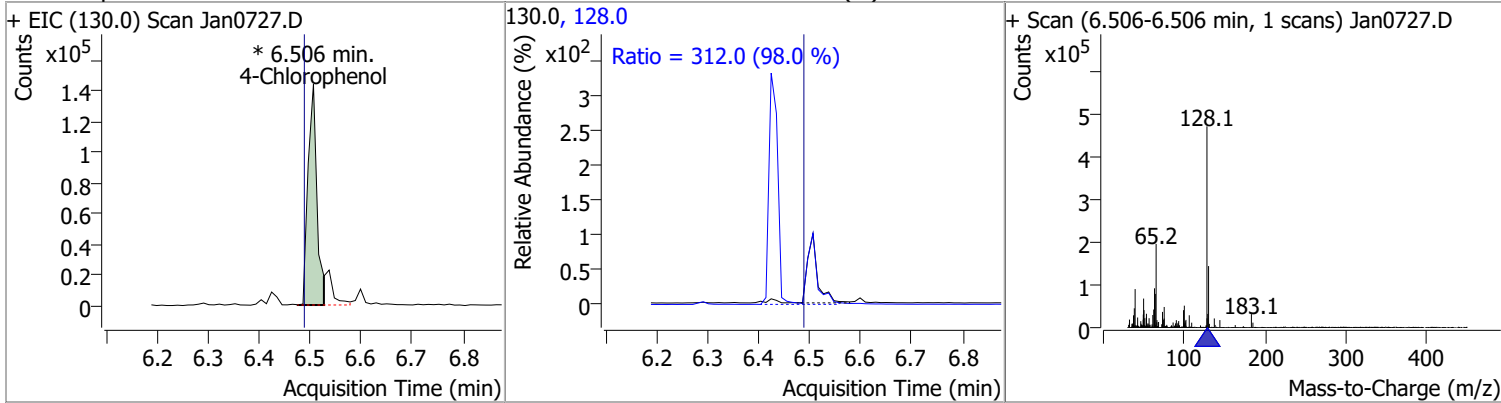
Compound	Conc.	RT	Dev(Min)	Resp.	QIon	QRatio	Lower	Upper
Naphthalene	79.1237	6.42	0.00	1811705 (m)	129.0	10.9	7.4	13.8
					102.0	8.8	6.3	11.7



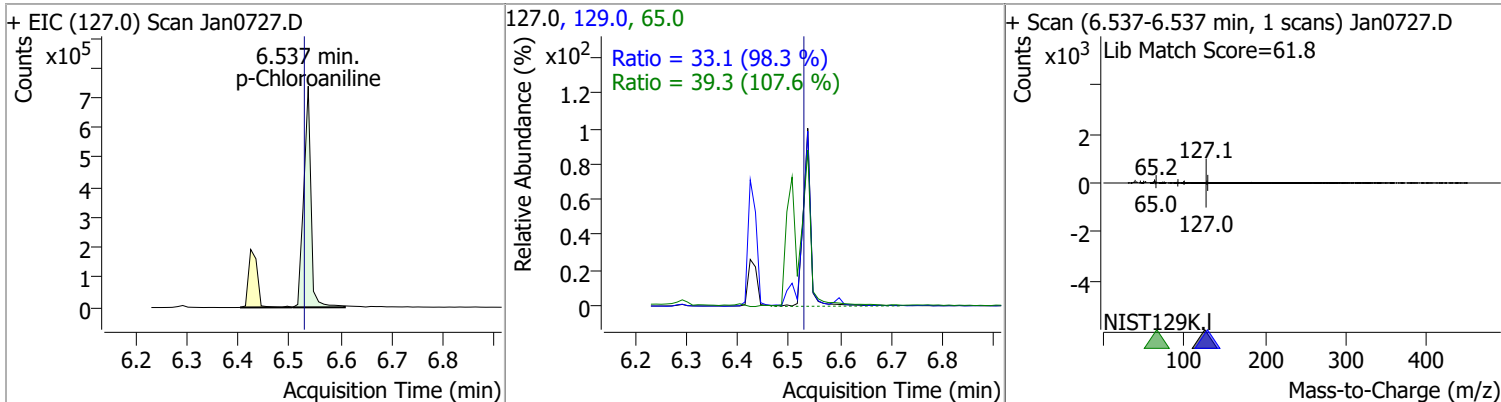


# Quantitation Results Report (QT Reviewed)

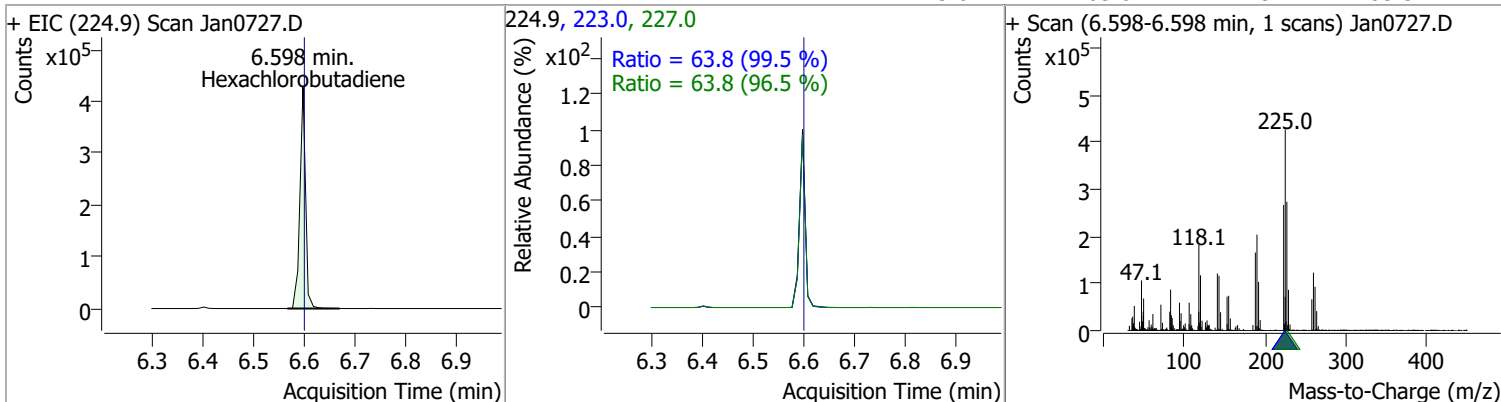
Compound	Conc.	RT	Dev(Min)	Resp.	QIon	QRatio	Lower	Upper
4-Chlorophenol	81.2789	6.51	0.02	172352 (m)	128.0	312.0	222.8	413.7



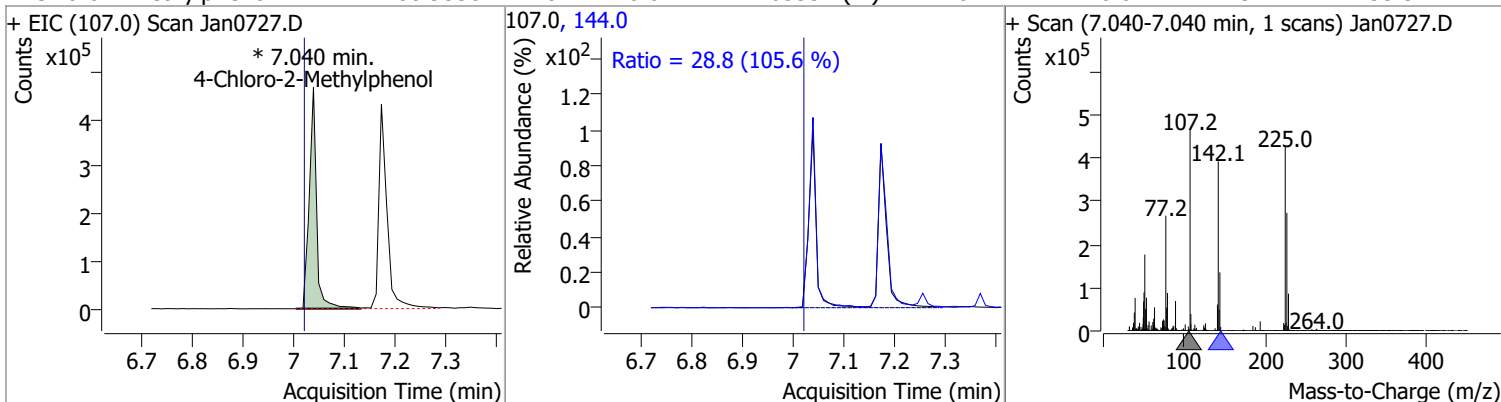
Compound	Conc.	RT	Dev(Min)	Resp.	QIon	QRatio	Lower	Upper
p-Chloroaniline	81.4228	6.54	0.01	725316	65.0	39.3	25.6	47.5
					129.0	33.1	23.6	43.8



Compound	Conc.	RT	Dev(Min)	Resp.	QIon	QRatio	Lower	Upper
Hexachlorobutadiene	76.3833	6.60	0.00	328675	227.0	63.8	46.3	85.9
					223.0	63.8	44.9	83.3

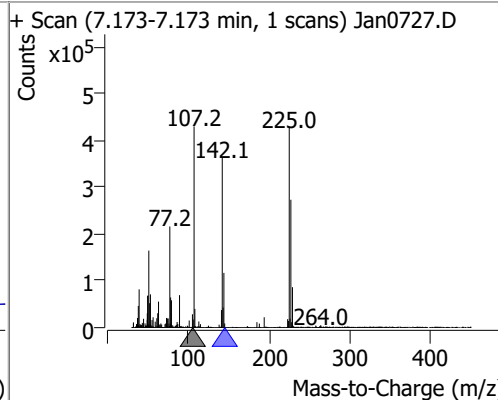
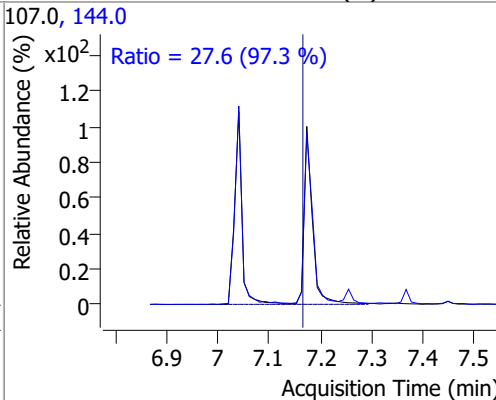
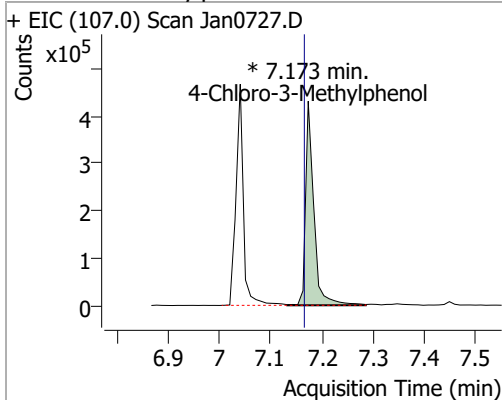


Compound	Conc.	RT	Dev(Min)	Resp.	QIon	QRatio	Lower	Upper
4-Chloro-2-Methylphenol	80.9538	7.04	0.02	465551 (m)	144.0	28.8	19.1	35.5

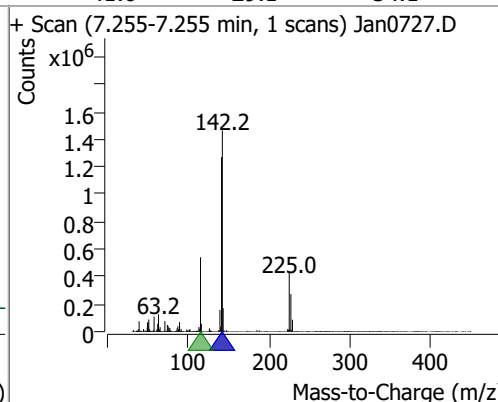
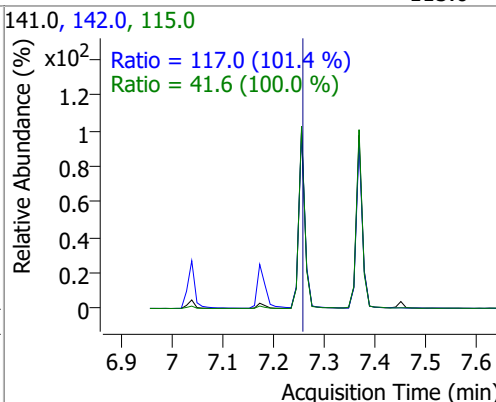
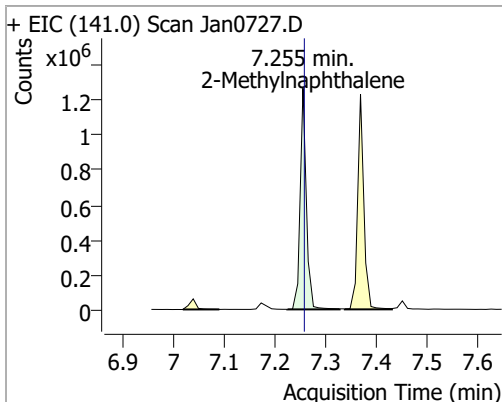


# Quantitation Results Report (QT Reviewed)

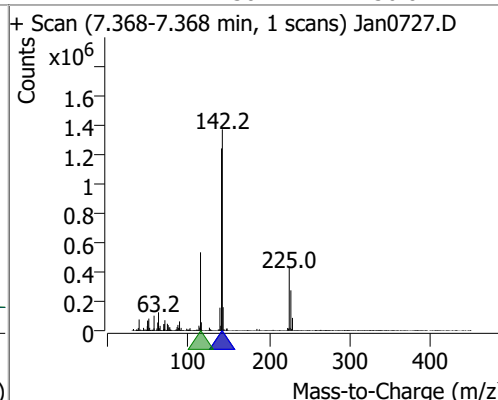
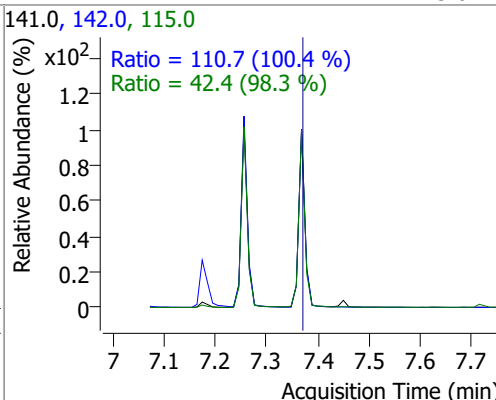
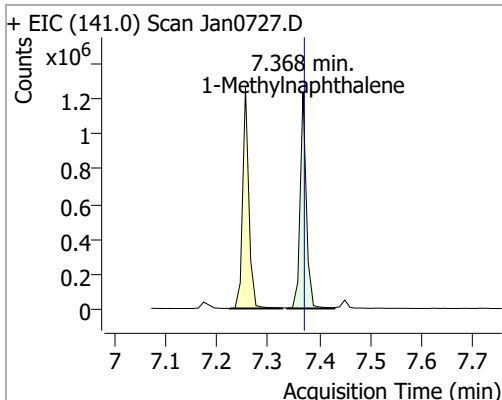
Compound	Conc.	RT	Dev(Min)	Resp.	QIon	QRatio	Lower	Upper
4-Chloro-3-Methylphenol	79.9286	7.17	0.01	485486 (m)	144.0	27.6	19.9	36.9



Compound	Conc.	RT	Dev(Min)	Resp.	QIon	QRatio	Lower	Upper
2-Methylnaphthalene	75.5860	7.26	0.00	1069661	142.0	117.0	80.8	150.1
					115.0	41.6	29.1	54.1

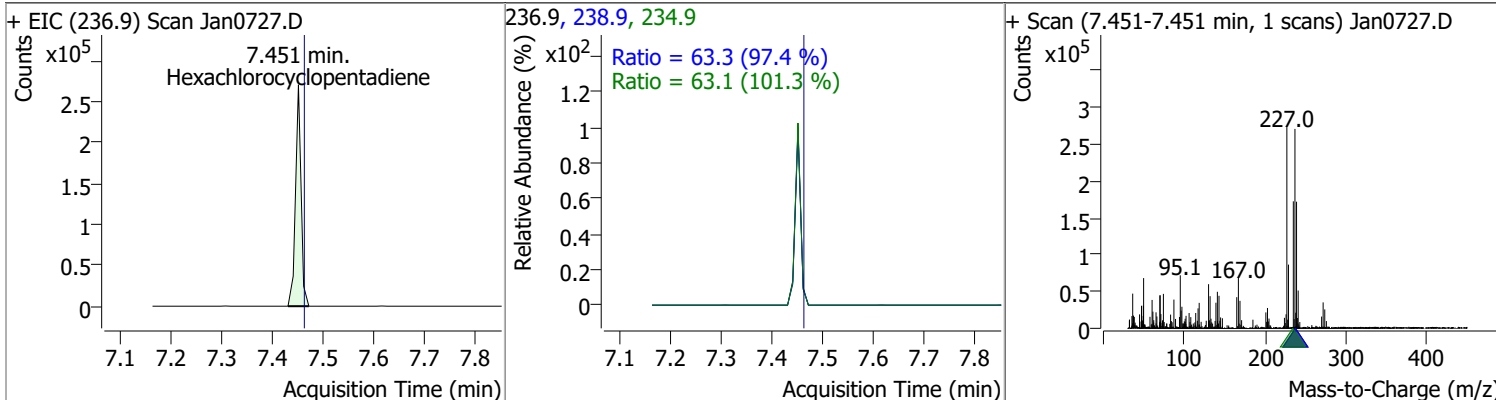


Compound	Conc.	RT	Dev(Min)	Resp.	QIon	QRatio	Lower	Upper
1-Methylnaphthalene	76.2757	7.37	0.00	1044805	142.0	110.7	77.1	143.2
					115.0	42.4	30.2	56.0

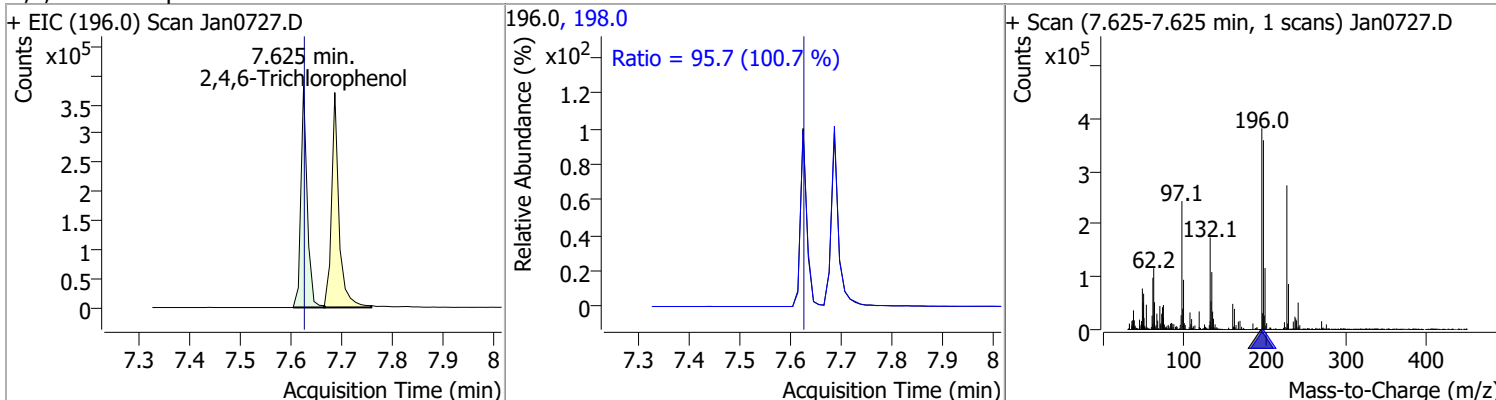


# Quantitation Results Report (QT Reviewed)

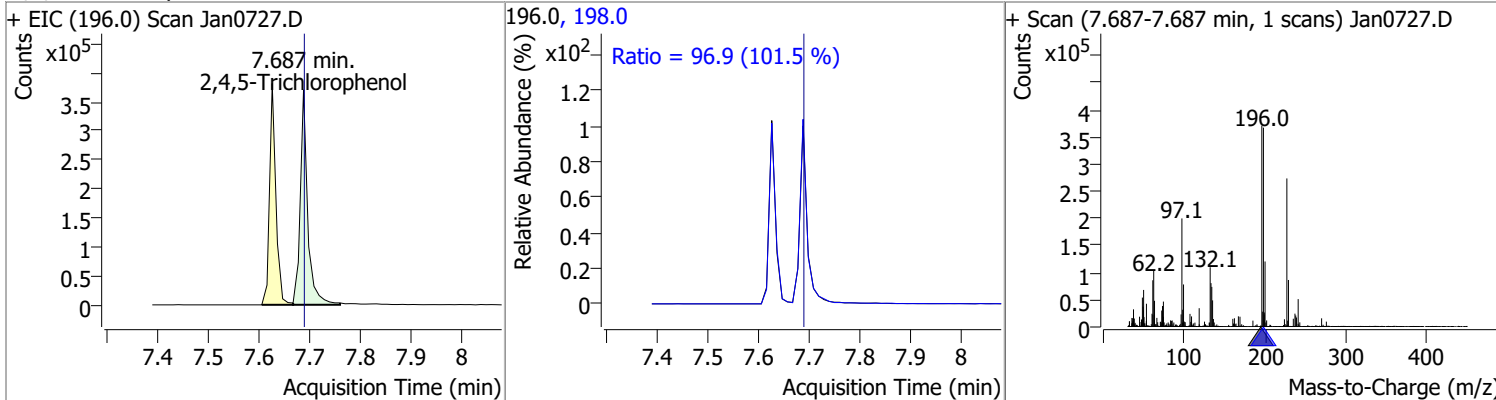
Compound	Conc.	RT	Dev(Min)	Resp.	QIon	QRatio	Lower	Upper
Hexachlorocyclopentadiene	75.7624	7.45	0.00	204922	238.9	63.3	45.5	84.6
					234.9	63.1	43.6	80.9



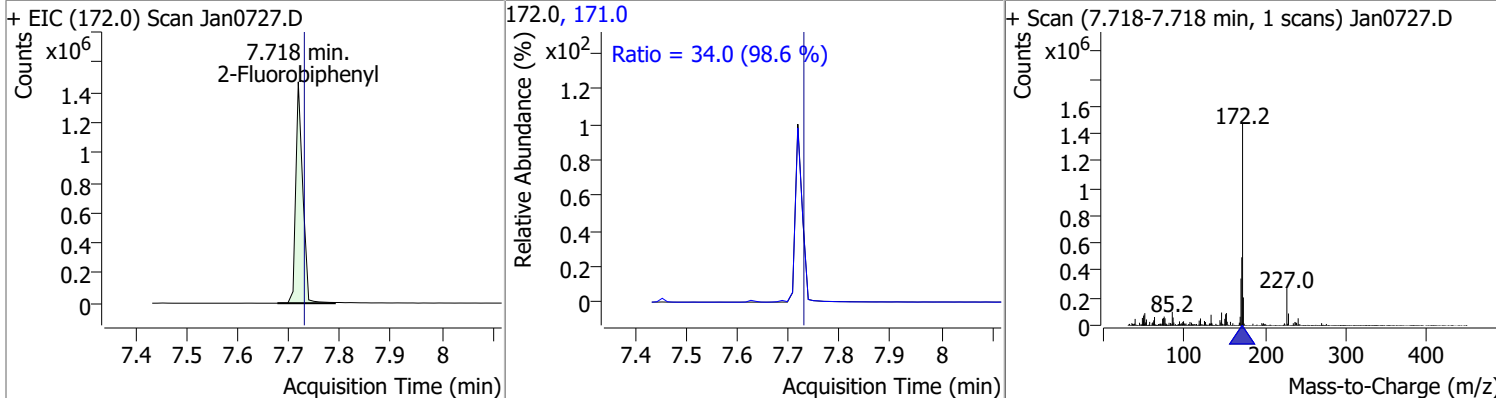
Compound	Conc.	RT	Dev(Min)	Resp.	QIon	QRatio	Lower	Upper
2,4,6-Trichlorophenol	82.3369	7.63	0.01	320409	198.0	95.7	66.6	123.6



Compound	Conc.	RT	Dev(Min)	Resp.	QIon	QRatio	Lower	Upper
2,4,5-Trichlorophenol	85.5976	7.69	0.01	376893	198.0	96.9	66.8	124.1

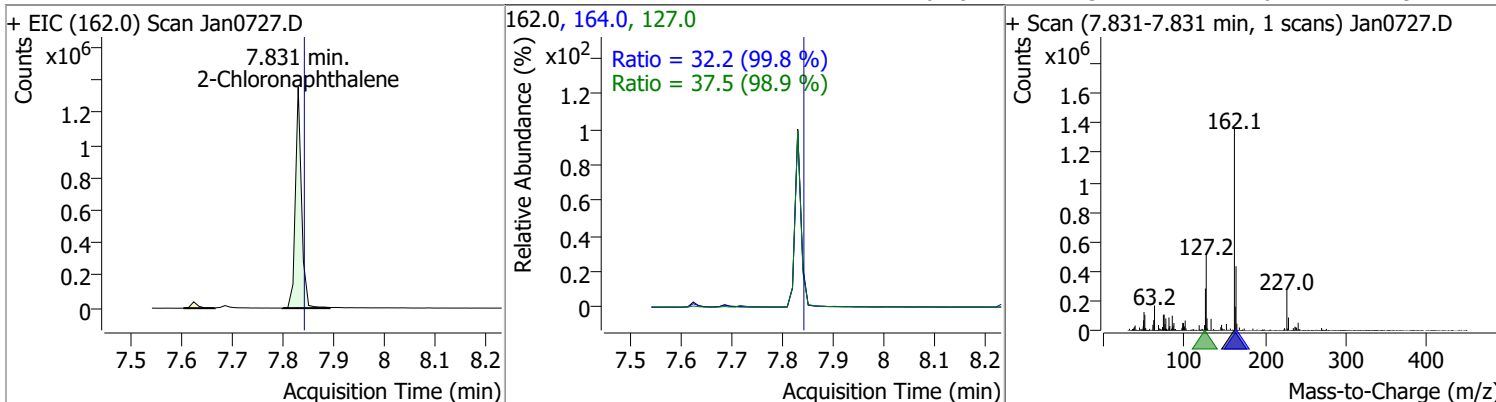


Compound	Conc.	RT	Dev(Min)	Resp.	QIon	QRatio	Lower	Upper
2-Fluorobiphenyl	79.4129	7.72	0.00	1395747	171.0	34.0	24.2	44.9

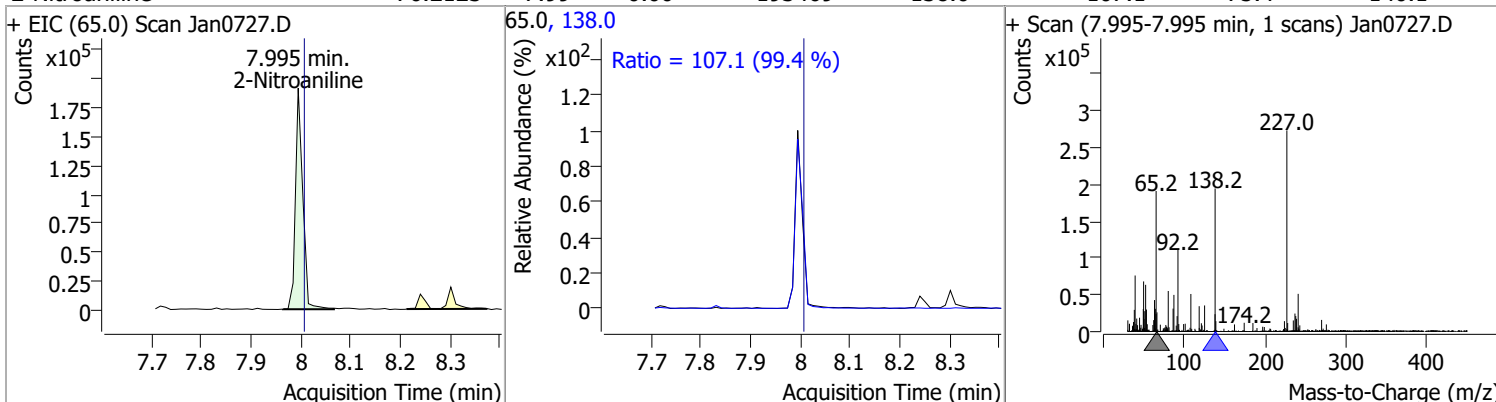


# Quantitation Results Report (QT Reviewed)

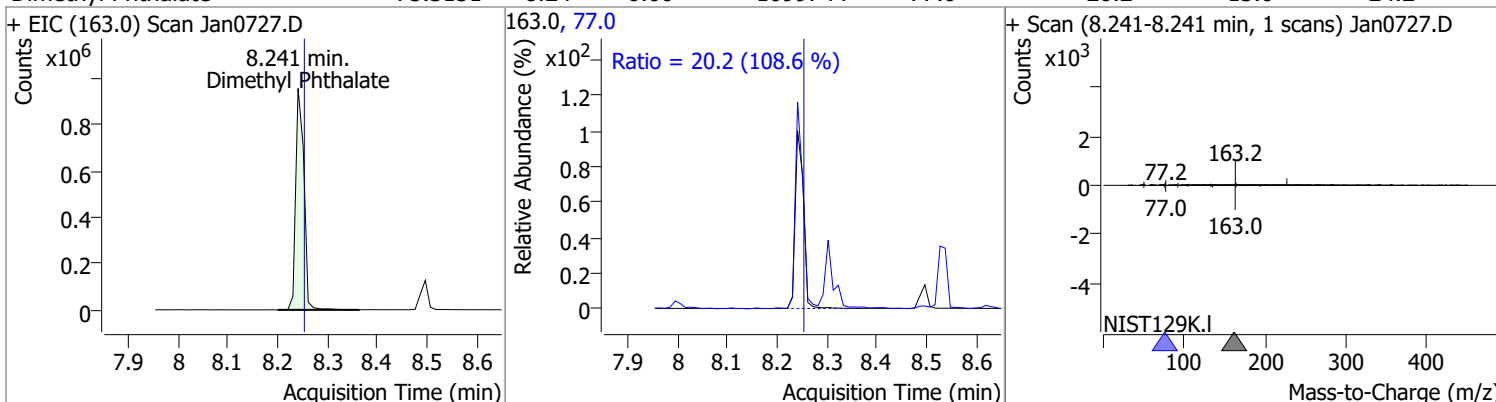
Compound	Conc.	RT	Dev(Min)	Resp.	QIon	QRatio	Lower	Upper
2-Chloronaphthalene	76.9575	7.83	0.00	1129937	127.0	37.5	26.5	49.3
					164.0	32.2	22.6	41.9



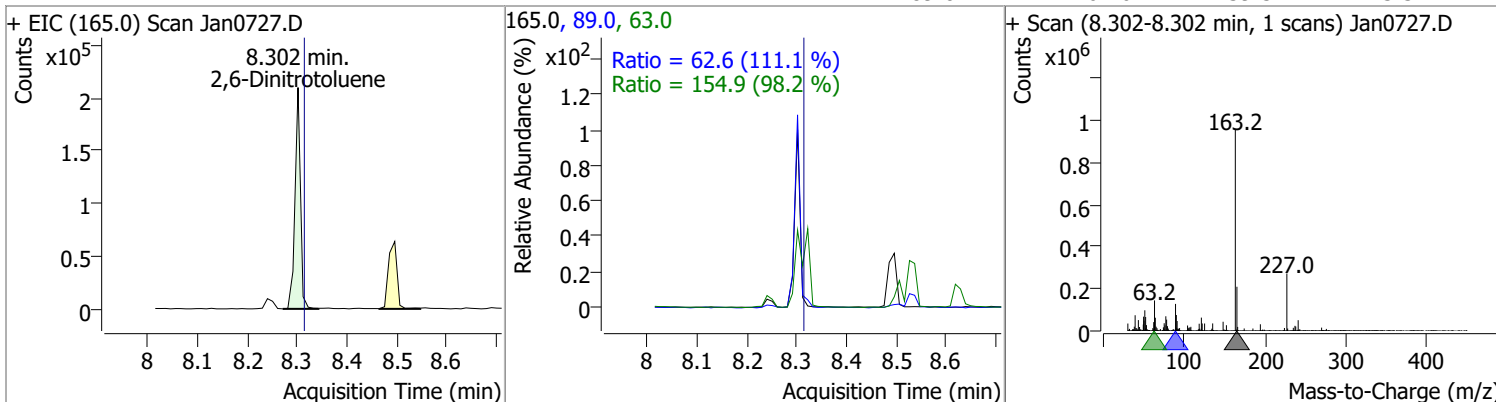
Compound	Conc.	RT	Dev(Min)	Resp.	QIon	QRatio	Lower	Upper
2-Nitroaniline	76.2123	7.99	0.00	193469	138.0	107.1	75.4	140.1



Compound	Conc.	RT	Dev(Min)	Resp.	QIon	QRatio	Lower	Upper
Dimethyl Phthalate	75.3151	8.24	0.00	1099744	77.0	20.2	13.0	24.2

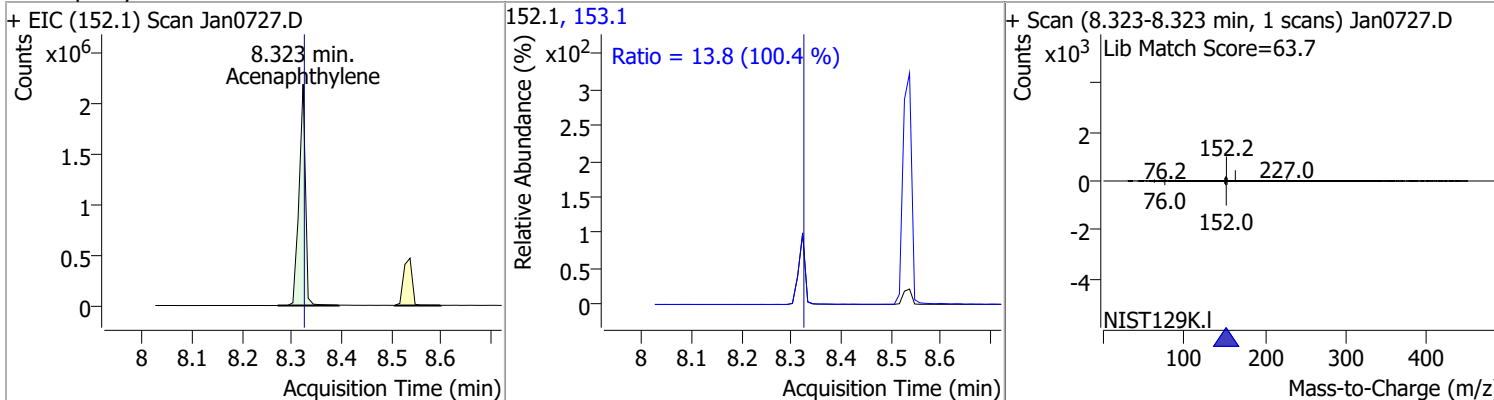


Compound	Conc.	RT	Dev(Min)	Resp.	QIon	QRatio	Lower	Upper
2,6-Dinitrotoluene	80.9969	8.30	0.00	159900	63.0	154.9	110.4	205.0
					89.0	62.6	39.5	73.3

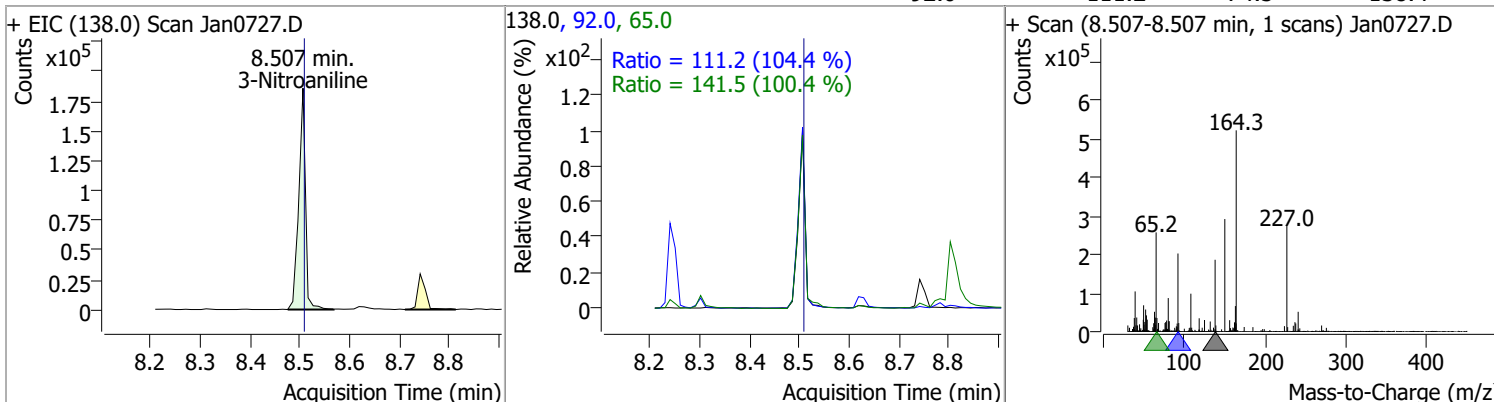


# Quantitation Results Report (QT Reviewed)

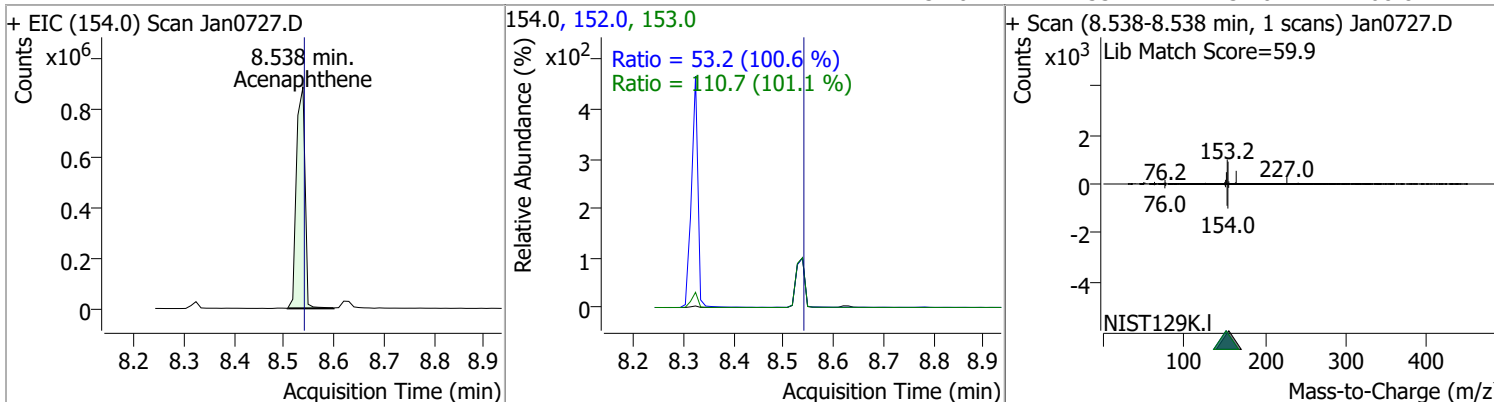
Compound	Conc.	RT	Dev(Min)	Resp.	QIon	QRatio	Lower	Upper
Acenaphthylene	82.5486	8.32	0.01	1946533	153.1	13.8	9.6	17.9



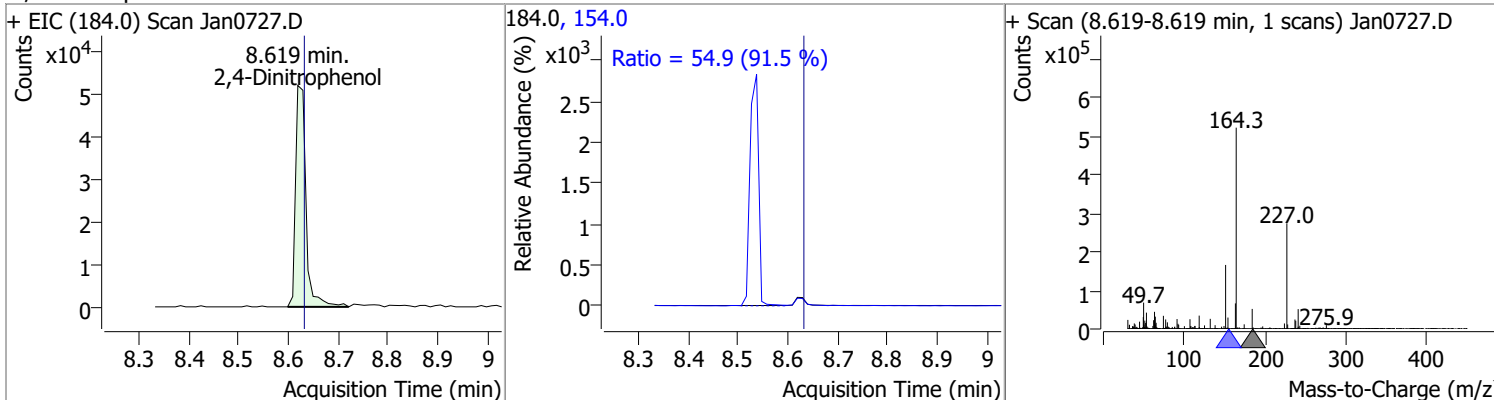
Compound	Conc.	RT	Dev(Min)	Resp.	QIon	QRatio	Lower	Upper
3-Nitroaniline	81.3424	8.51	0.01	174598	65.0	141.5	98.6	183.2
					92.0	111.2	74.5	138.4



Compound	Conc.	RT	Dev(Min)	Resp.	QIon	QRatio	Lower	Upper
Acenaphthene	78.3270	8.54	0.01	1060563	153.0	110.7	76.6	142.3
					152.0	53.2	37.0	68.8

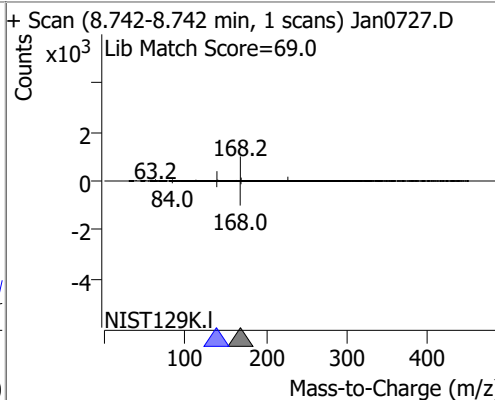
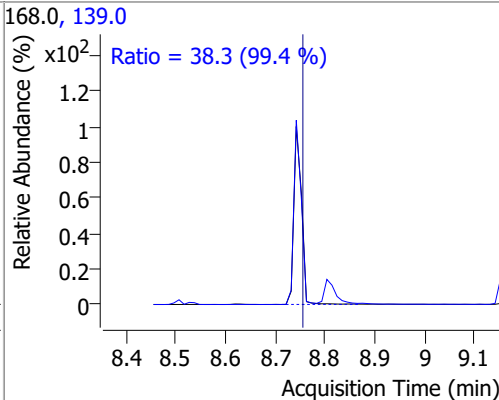
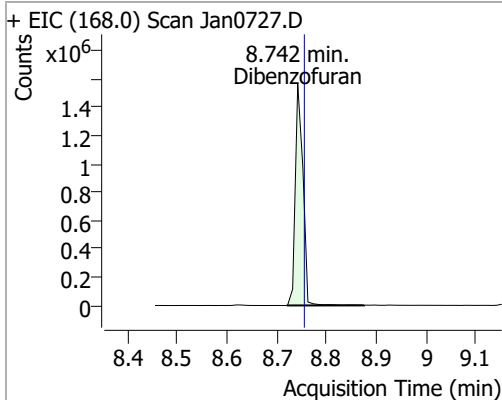


Compound	Conc.	RT	Dev(Min)	Resp.	QIon	QRatio	Lower	Upper
2,4-Dinitrophenol	72.7773	8.62	0.00	75192	154.0	54.9	42.0	78.1

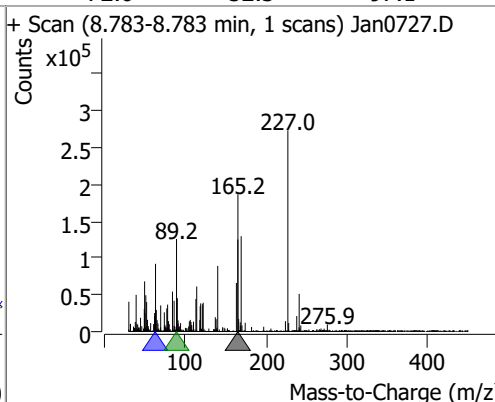
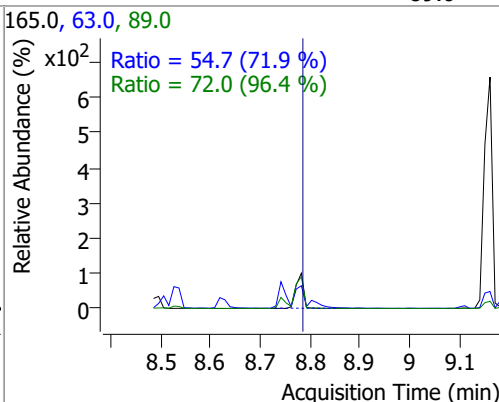
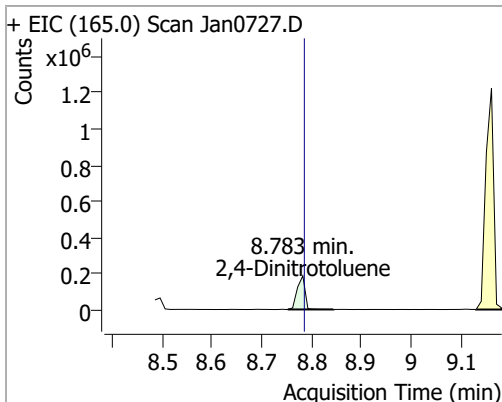


# Quantitation Results Report (QT Reviewed)

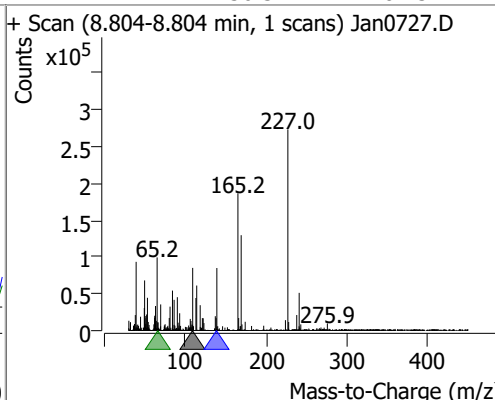
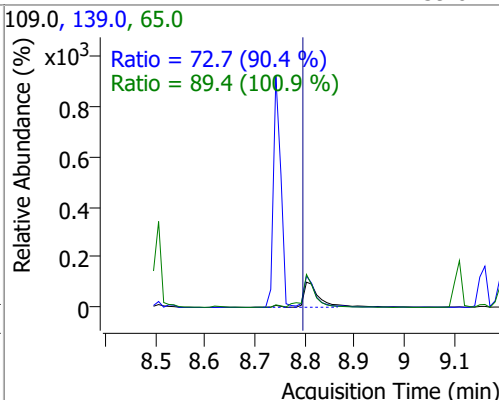
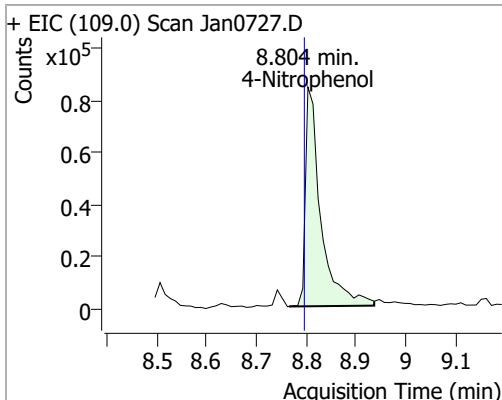
Compound	Conc.	RT	Dev(Min)	Resp.	QIon	QRatio	Lower	Upper
Dibenzofuran	78.2521	8.74	0.00	1676903	139.0	38.3	27.0	50.2



Compound	Conc.	RT	Dev(Min)	Resp.	QIon	QRatio	Lower	Upper
2,4-Dinitrotoluene	77.3478	8.78	0.01	198307	63.0	54.7	53.2	98.9
					89.0	72.0	52.3	97.1

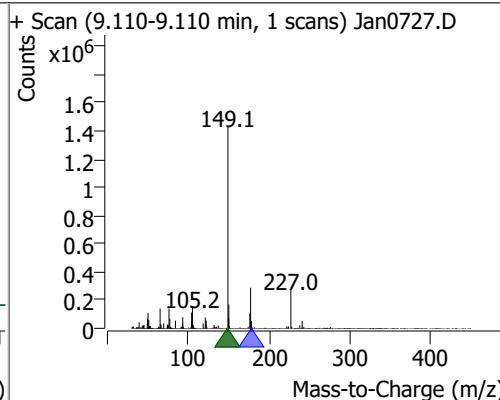
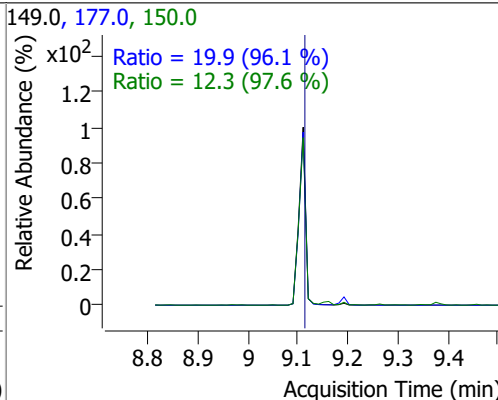
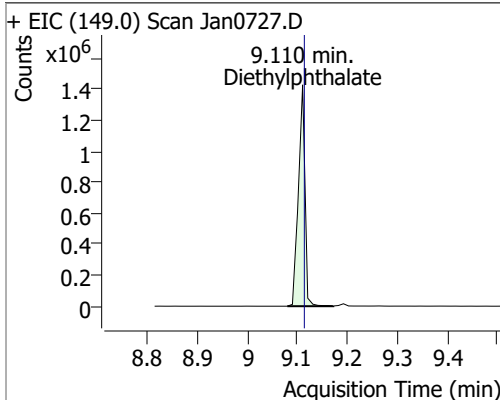


Compound	Conc.	RT	Dev(Min)	Resp.	QIon	QRatio	Lower	Upper
4-Nitrophenol	81.5909	8.80	0.02	180670	65.0	89.4	62.0	115.1
					139.0	72.7	56.3	104.5

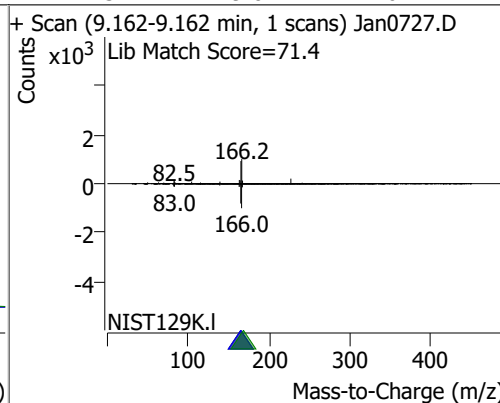
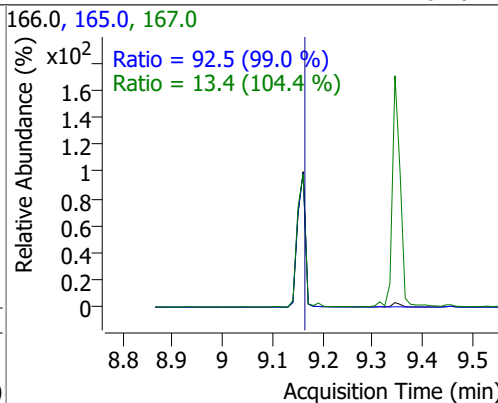
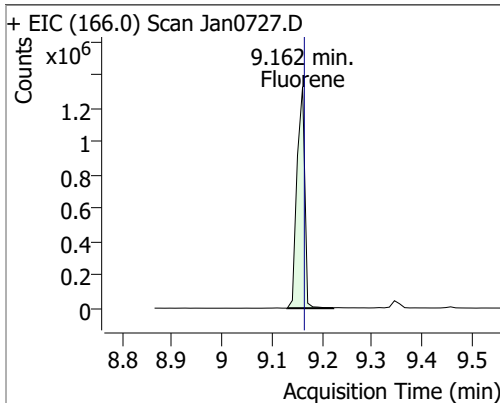


# Quantitation Results Report (QT Reviewed)

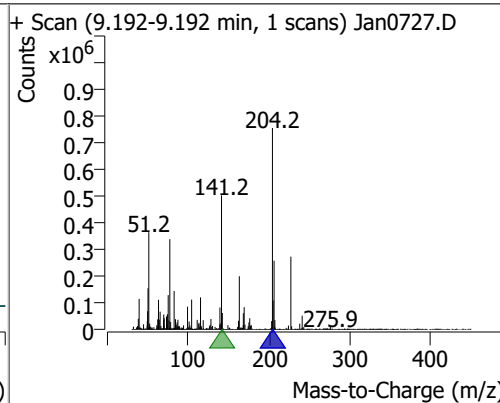
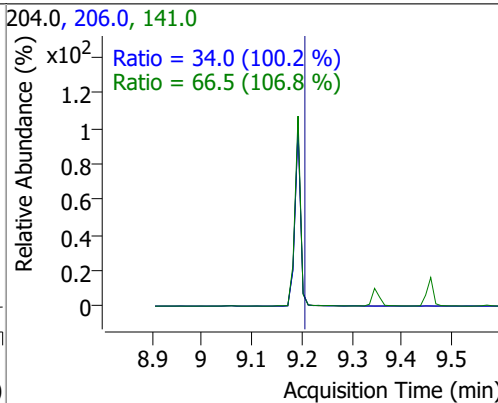
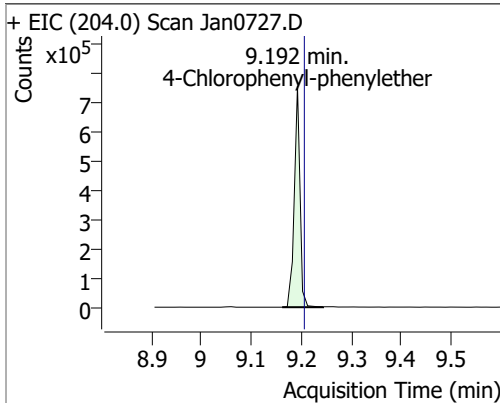
Compound	Conc.	RT	Dev(Min)	Resp.	QIon	QRatio	Lower	Upper
Diethylphthalate	86.8227	9.11	0.01	1304780	177.0	19.9	14.5	27.0
					150.0	12.3	8.8	16.4



Compound	Conc.	RT	Dev(Min)	Resp.	QIon	QRatio	Lower	Upper
Fluorene	83.1095	9.16	0.01	1440843	165.0	92.5	65.4	121.4
					167.0	13.4	9.0	16.7

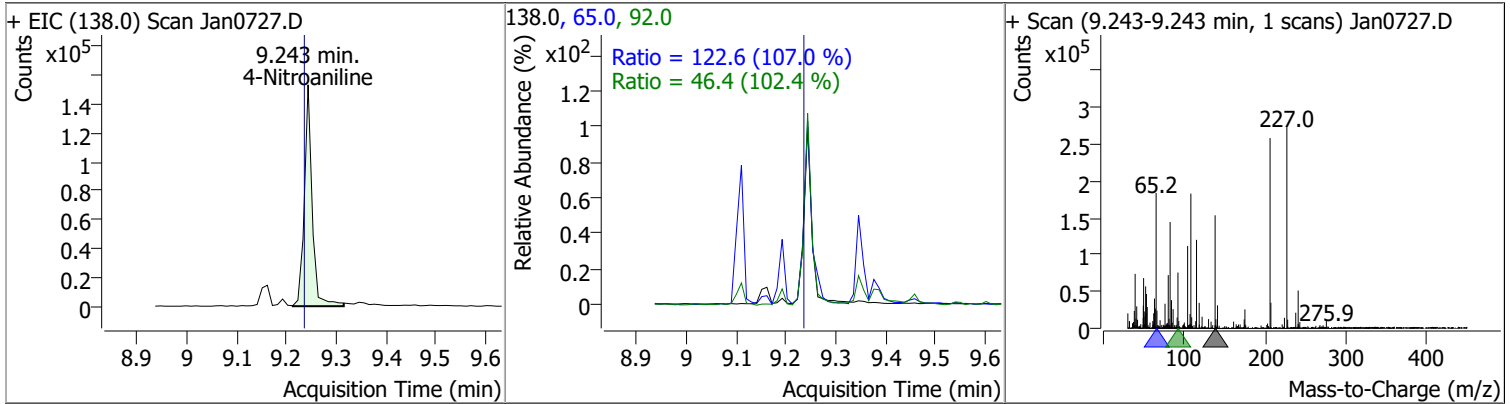


Compound	Conc.	RT	Dev(Min)	Resp.	QIon	QRatio	Lower	Upper
4-Chlorophenyl-phenylether	76.1559	9.19	0.00	601415	141.0	66.5	43.6	80.9
					206.0	34.0	23.7	44.1

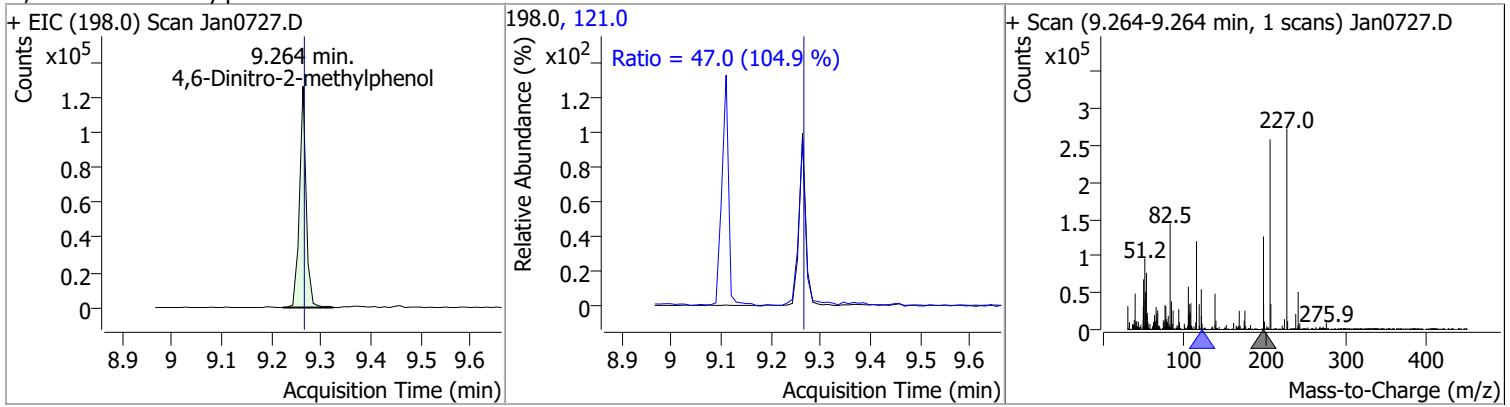


# Quantitation Results Report (QT Reviewed)

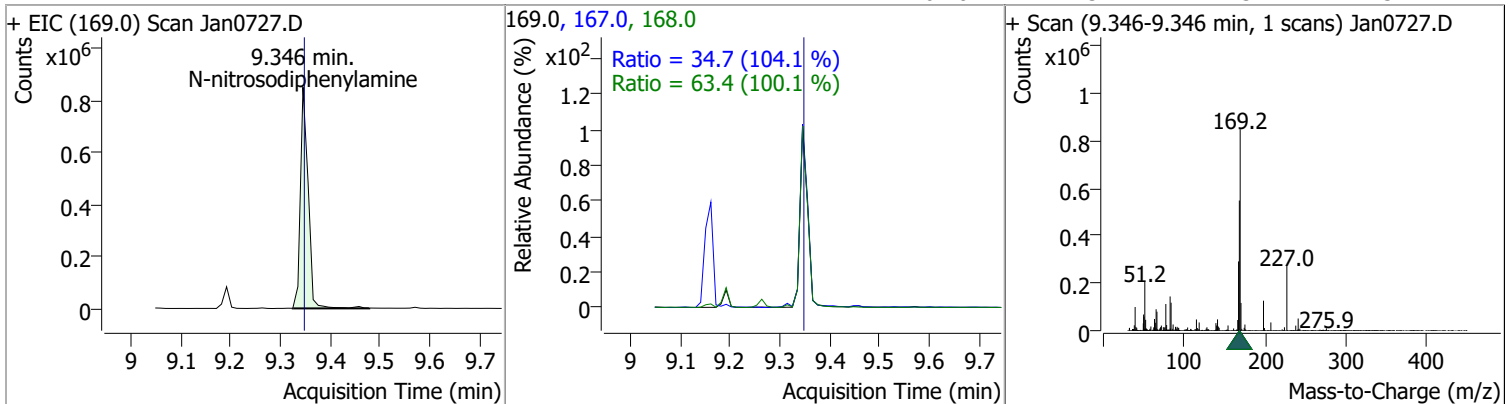
Compound	Conc.	RT	Dev(Min)	Resp.	QIon	QRatio	Lower	Upper
4-Nitroaniline	78.1662	9.24	0.01	168176	65.0	122.6	80.2	149.0
					92.0	46.4	31.7	58.9



Compound	Conc.	RT	Dev(Min)	Resp.	QIon	QRatio	Lower	Upper
4,6-Dinitro-2-methylphenol	77.9263	9.26	0.00	117614	121.0	47.0	31.4	58.3



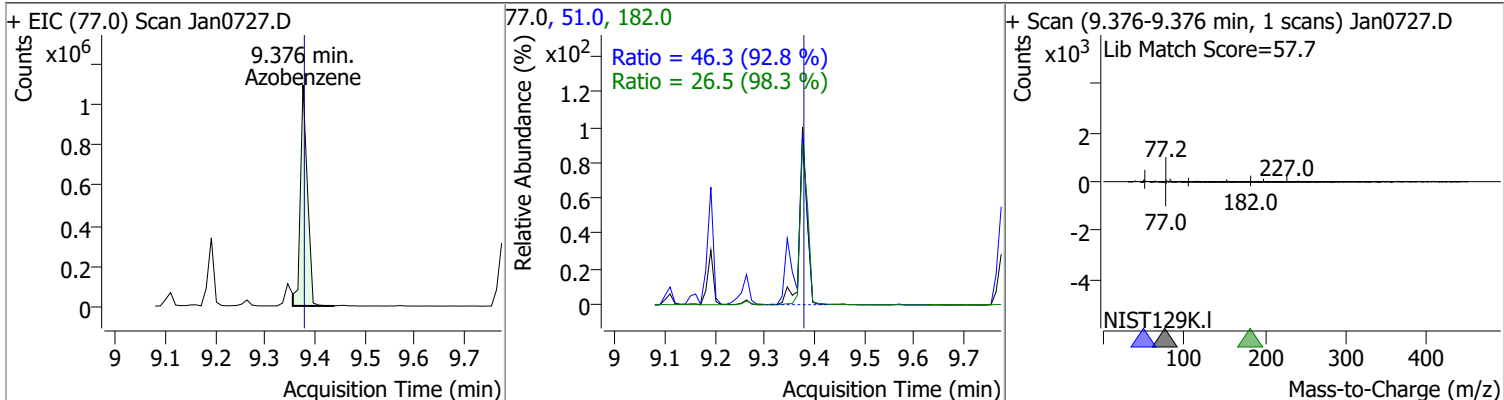
Compound	Conc.	RT	Dev(Min)	Resp.	QIon	QRatio	Lower	Upper
N-nitrosodiphenylamine	81.5234	9.35	0.00	922261	168.0	63.4	44.3	82.3
					167.0	34.7	23.4	43.4



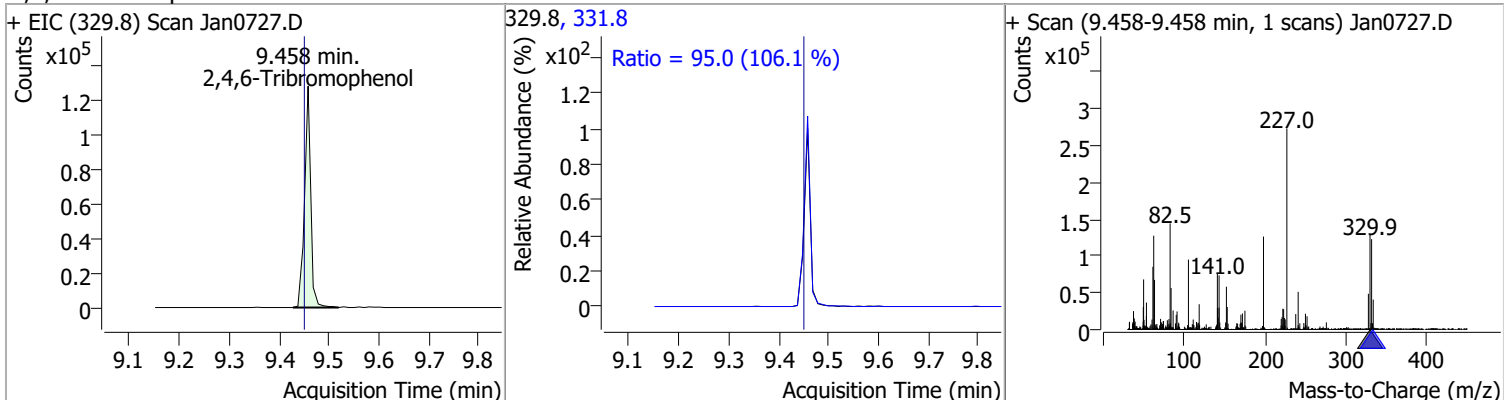


# Quantitation Results Report (QT Reviewed)

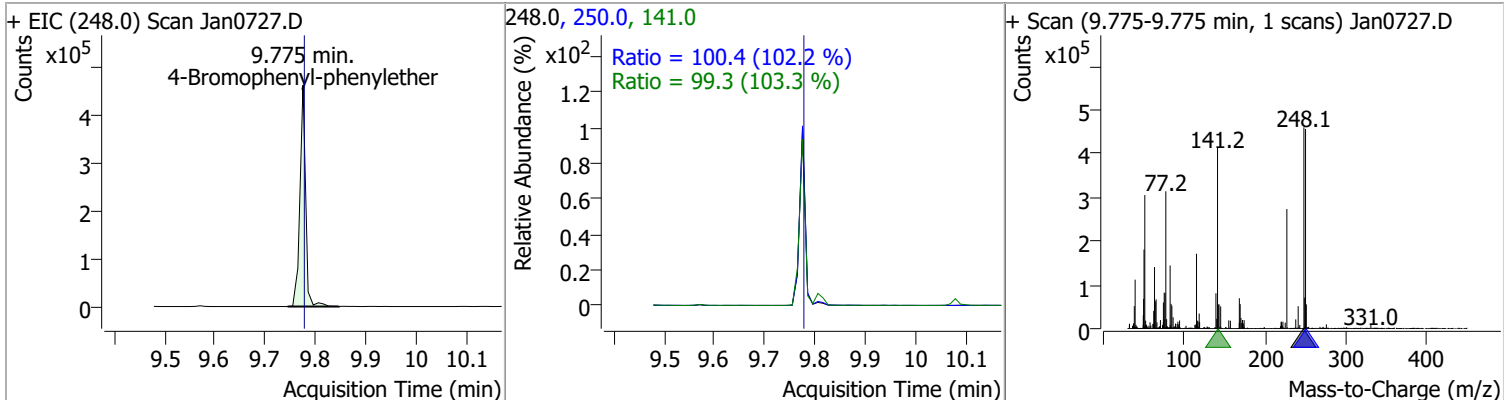
Compound	Conc.	RT	Dev(Min)	Resp.	QIon	QRatio	Lower	Upper
Azobenzene	79.2852	9.38	0.00	1067481	51.0	46.3	34.9	64.9
					182.0	26.5	18.8	35.0



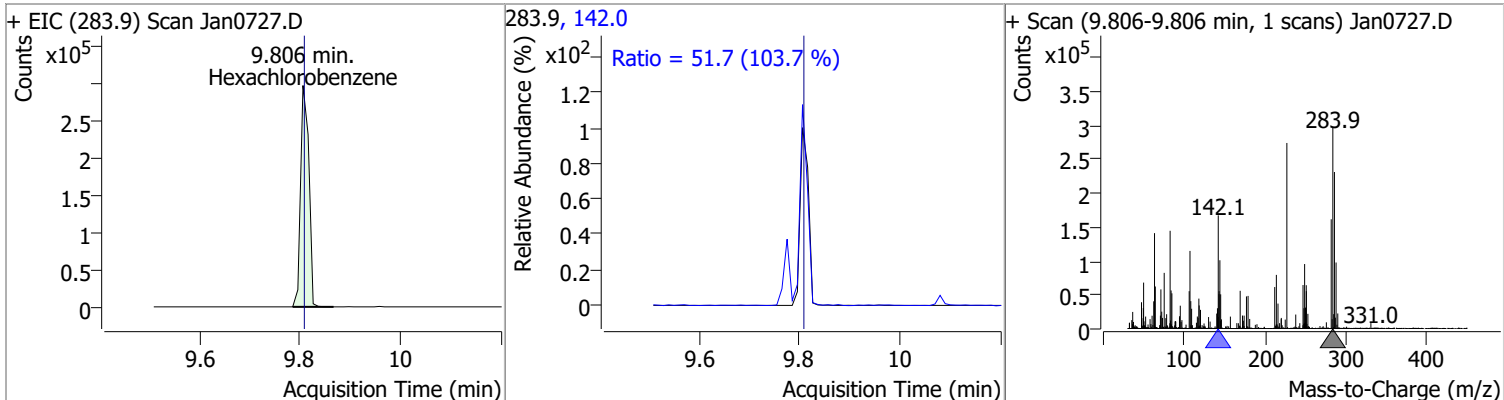
Compound	Conc.	RT	Dev(Min)	Resp.	QIon	QRatio	Lower	Upper
2,4,6-Tribromophenol	77.8208	9.46	0.01	111001	331.8	95.0	62.7	116.4



Compound	Conc.	RT	Dev(Min)	Resp.	QIon	QRatio	Lower	Upper
4-Bromophenyl-phenylether	79.1907	9.78	0.00	361856	250.0	100.4	68.8	127.8
					141.0	99.3	67.3	124.9

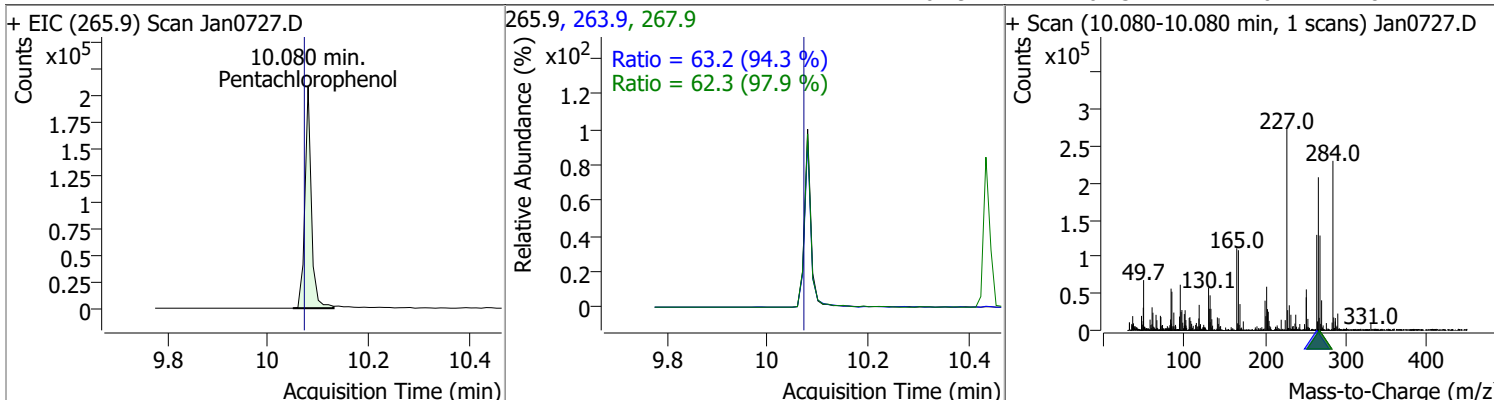


Compound	Conc.	RT	Dev(Min)	Resp.	QIon	QRatio	Lower	Upper
Hexachlorobenzene	73.5955	9.81	0.00	338236	142.0	51.7	34.9	64.8

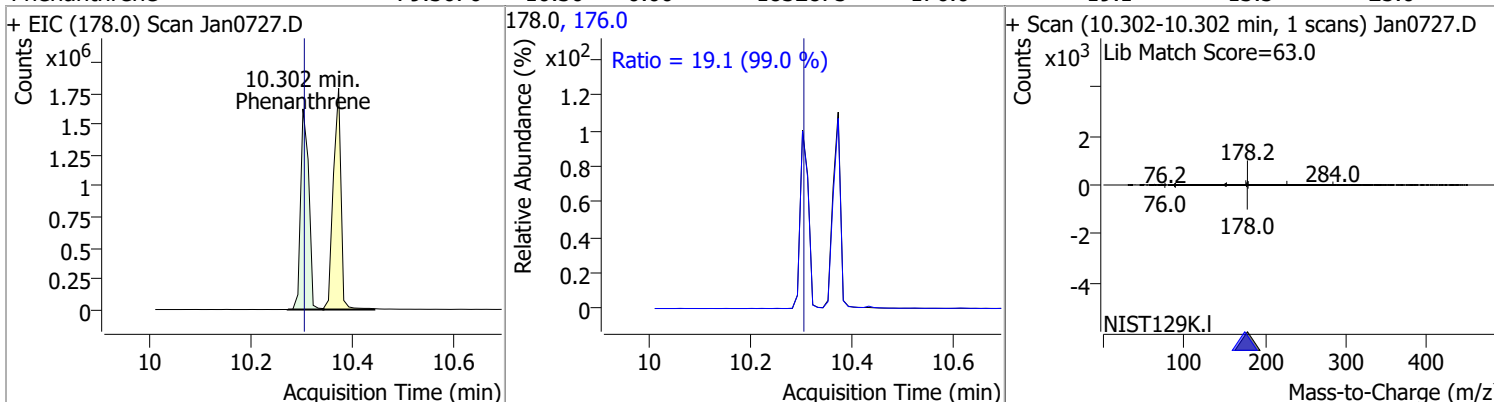


# Quantitation Results Report (QT Reviewed)

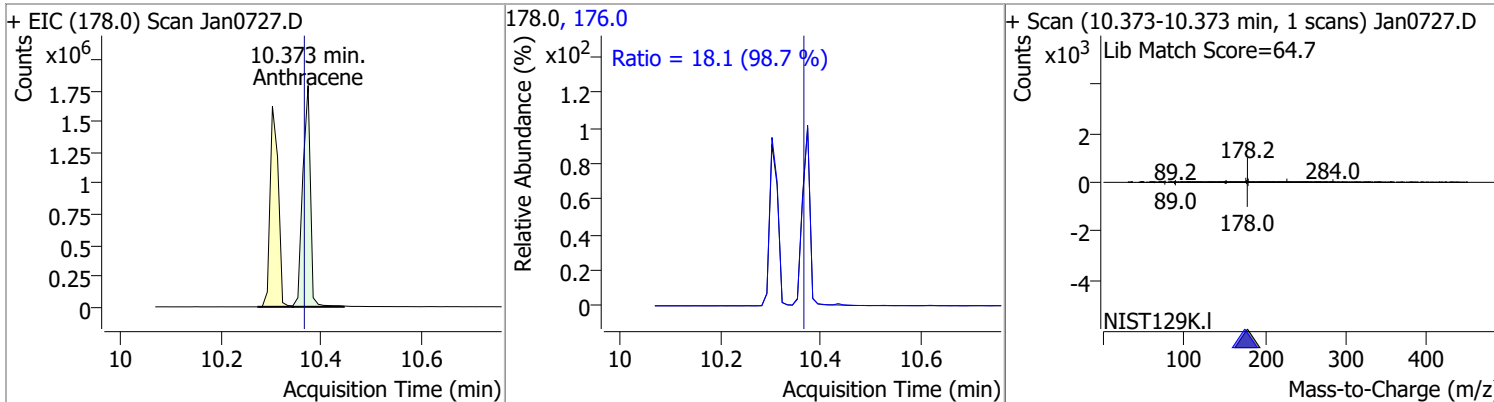
Compound	Conc.	RT	Dev(Min)	Resp.	QIon	QRatio	Lower	Upper
Pentachlorophenol	84.6186	10.08	0.01	184583	263.9	63.2	46.9	87.1
					267.9	62.3	44.6	82.7



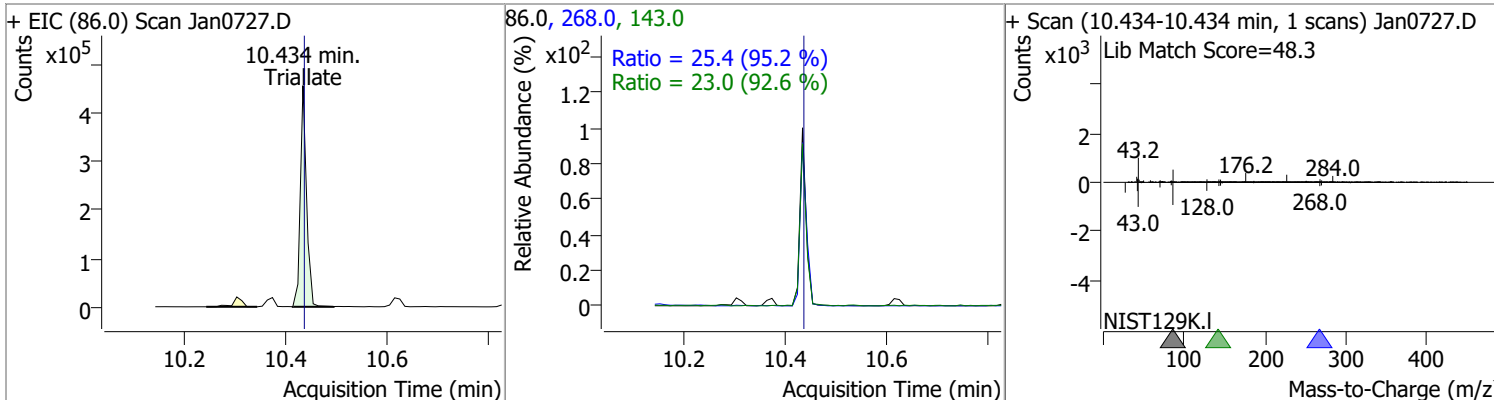
Compound	Conc.	RT	Dev(Min)	Resp.	QIon	QRatio	Lower	Upper
Phenanthrene	79.3676	10.30	0.00	1832875	176.0	19.1	13.5	25.0



Compound	Conc.	RT	Dev(Min)	Resp.	QIon	QRatio	Lower	Upper
Anthracene	84.4260	10.37	0.01	1891326	176.0	18.1	12.9	23.9

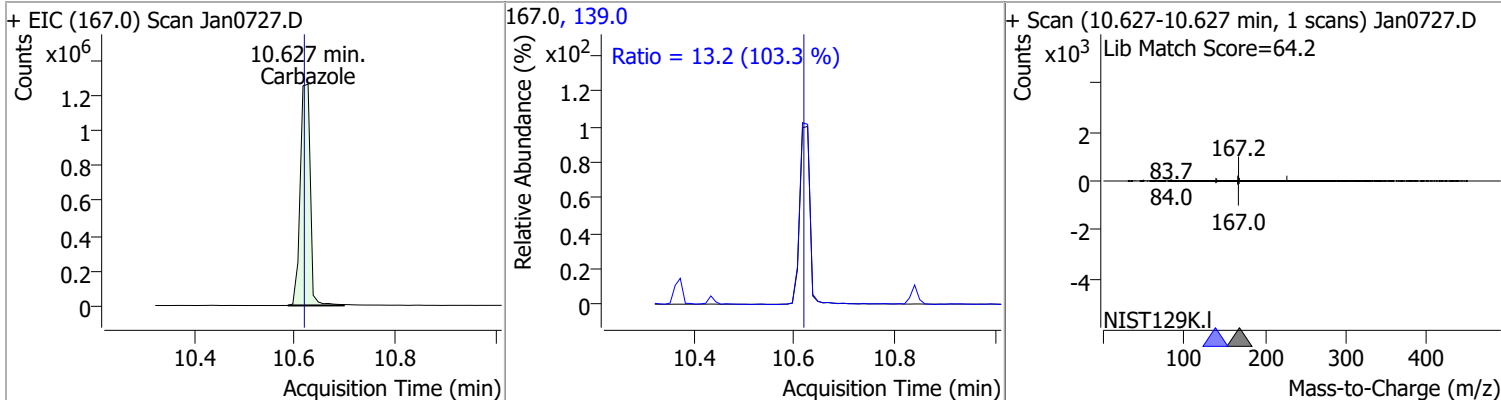


Compound	Conc.	RT	Dev(Min)	Resp.	QIon	QRatio	Lower	Upper
Triallate	80.5076	10.43	0.00	392932	268.0	25.4	18.7	34.7
					143.0	23.0	17.4	32.3

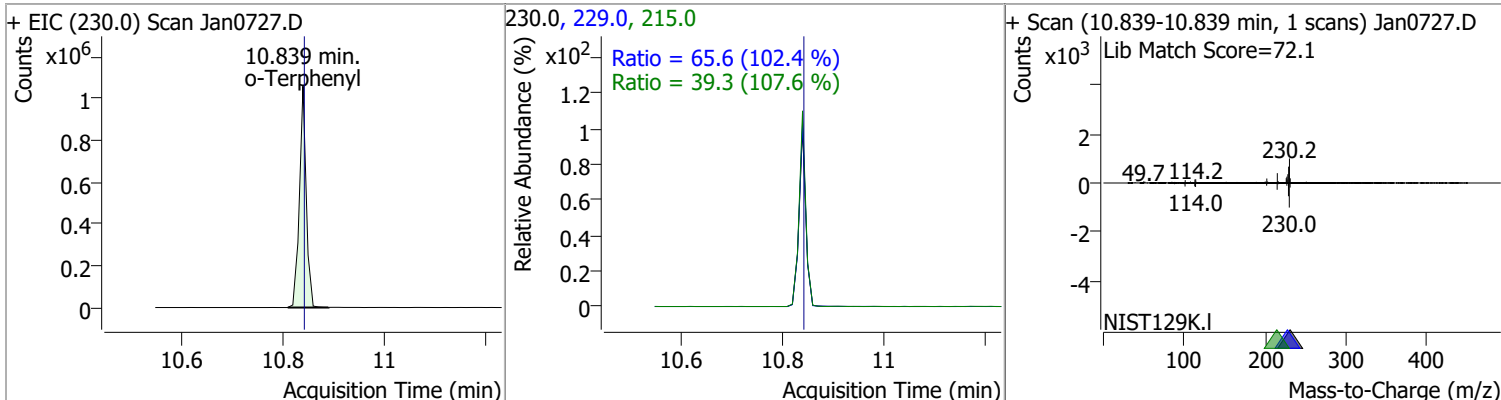


# Quantitation Results Report (QT Reviewed)

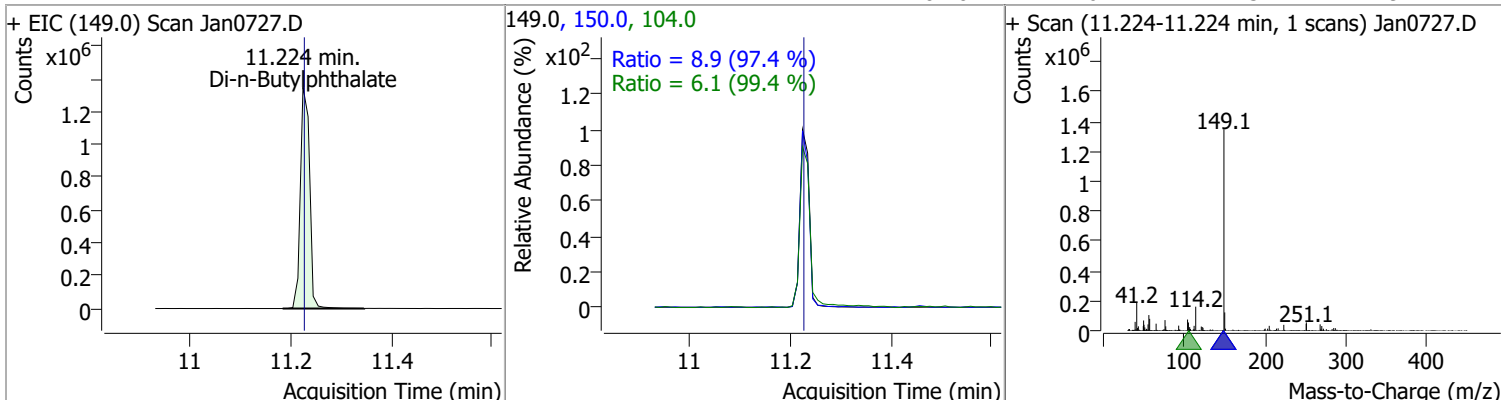
Compound	Conc.	RT	Dev(Min)	Resp.	QIon	QRatio	Lower	Upper
Carbazole	79.7614	10.63	0.01	1759995	139.0	13.2	8.9	16.6



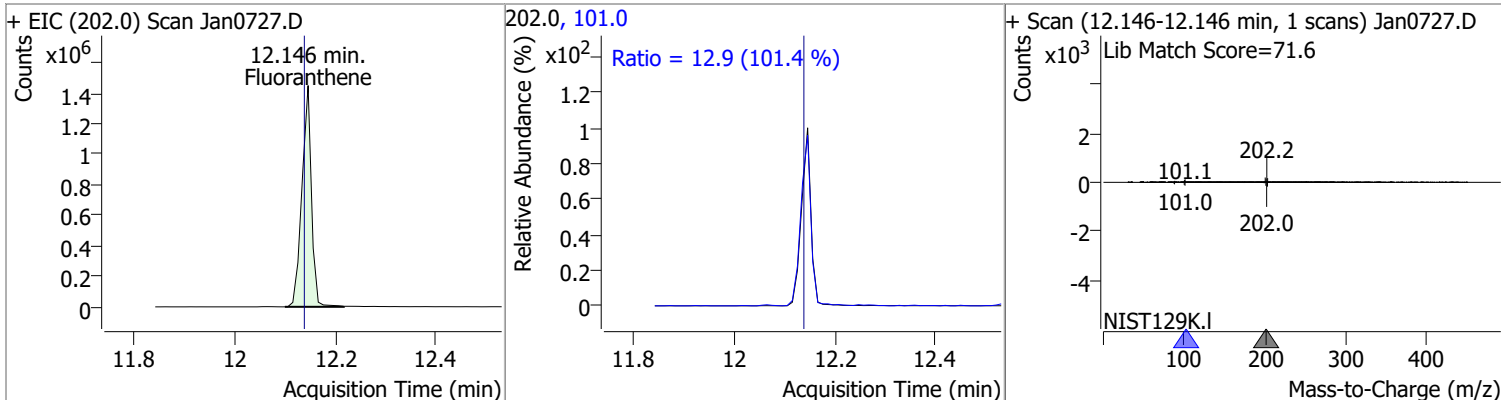
o-Terphenyl	75.0082	10.84	0.00	999859	229.0 215.0	65.6 39.3	44.9 25.6	83.3 47.5
-------------	---------	-------	------	--------	----------------	--------------	--------------	--------------



Di-n-Butylphthalate	81.4123	11.22	0.00	1717495	150.0 104.0	8.9 6.1	6.4 4.3	11.9 7.9
---------------------	---------	-------	------	---------	----------------	------------	------------	-------------

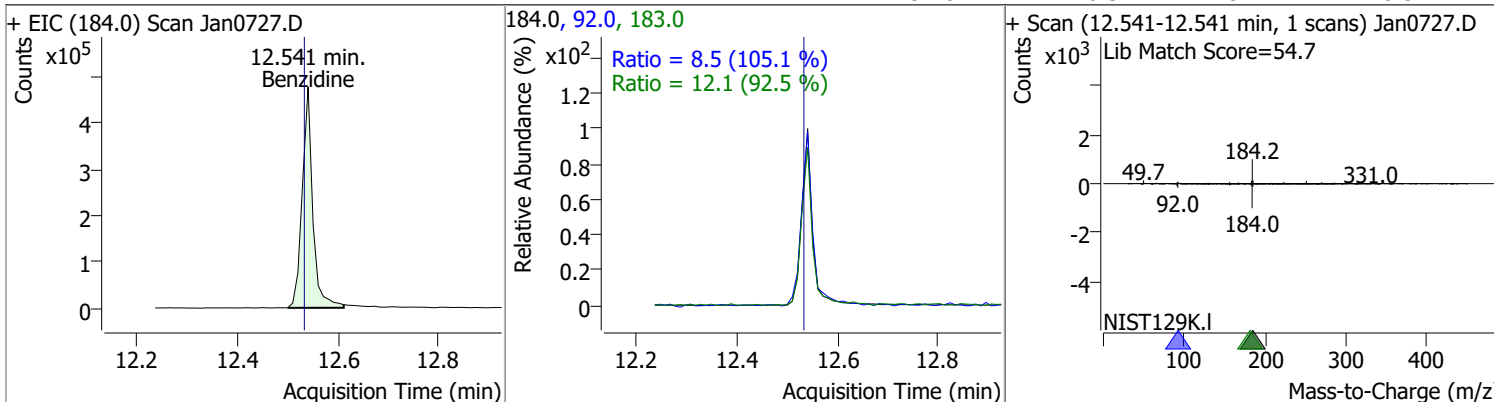


Fluoranthene	78.5341	12.15	0.01	1907302	101.0	12.9	8.9	16.6
--------------	---------	-------	------	---------	-------	------	-----	------

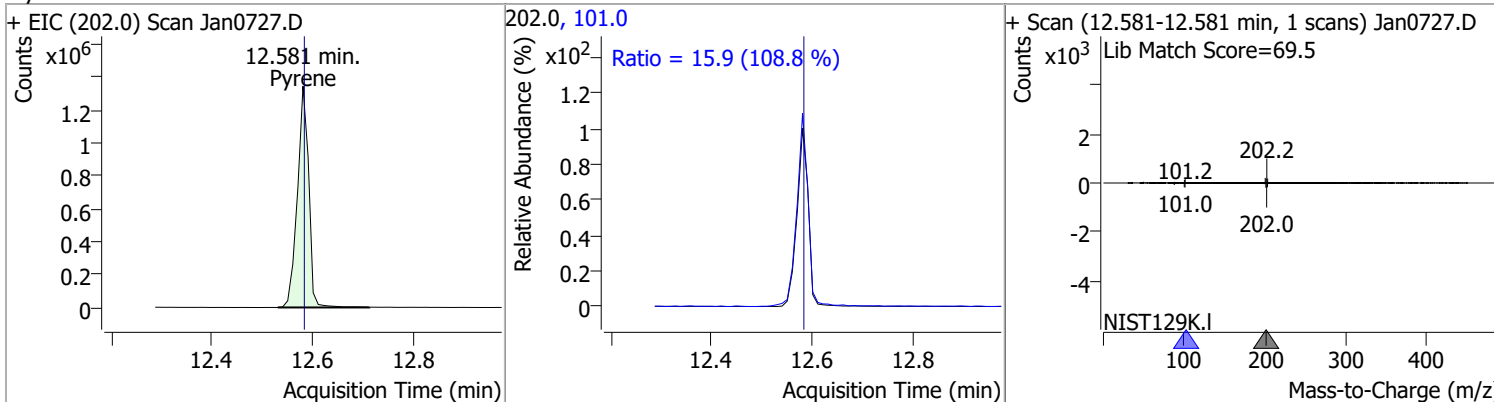


# Quantitation Results Report (QT Reviewed)

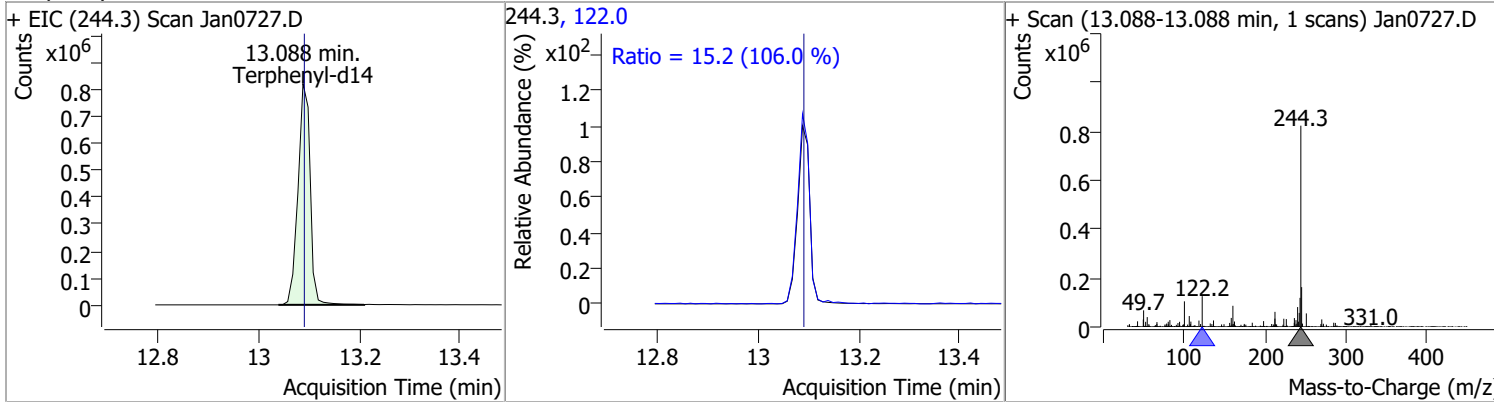
Compound	Conc.	RT	Dev(Min)	Resp.	QIon	QRatio	Lower	Upper
Benzidine	72.5867	12.54	0.01	689271	183.0	12.1	9.1	17.0
					92.0	8.5	5.7	10.5



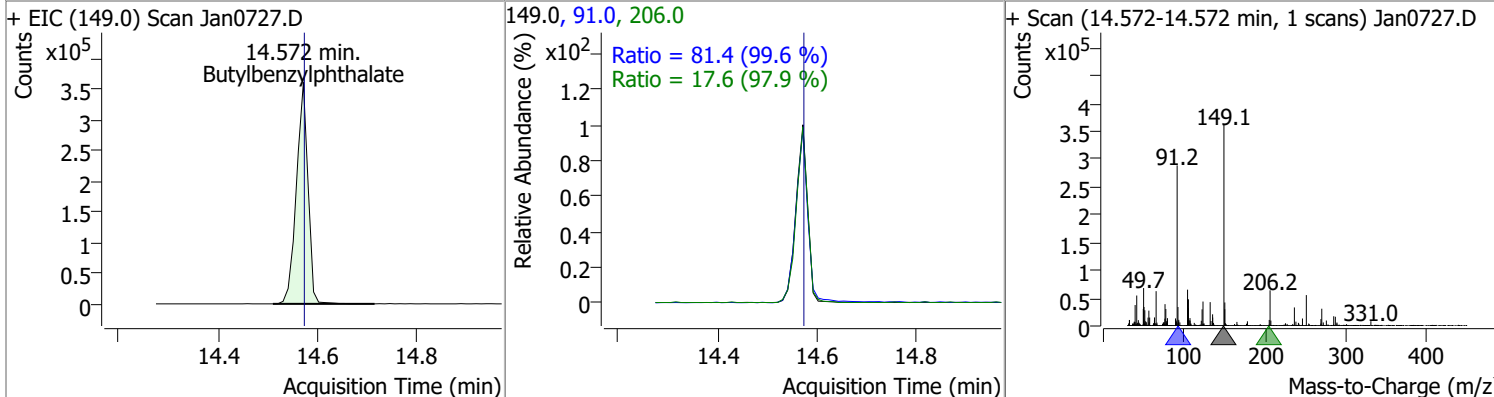
Compound	Conc.	RT	Dev(Min)	Resp.	QIon	QRatio	Lower	Upper
Pyrene	78.9082	12.58	0.00	2098173	101.0	15.9	10.2	19.0



Compound	Conc.	RT	Dev(Min)	Resp.	QIon	QRatio	Lower	Upper
Terphenyl-d14	78.5774	13.09	0.00	1382929	122.0	15.2	10.1	18.7

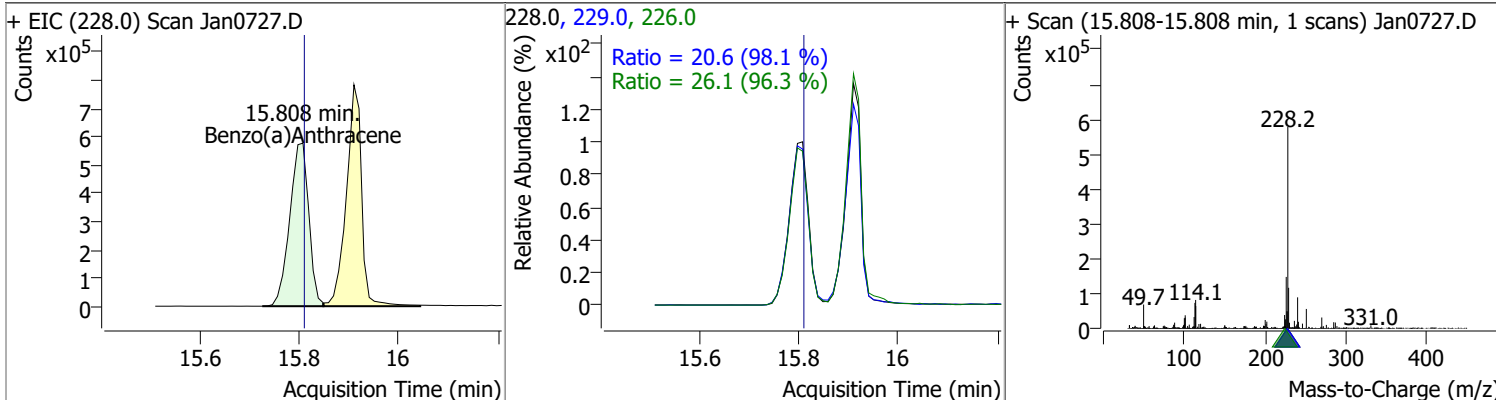


Compound	Conc.	RT	Dev(Min)	Resp.	QIon	QRatio	Lower	Upper
Butylbenzylphthalate	83.6554	14.57	0.01	586631	91.0	81.4	57.2	106.2
					206.0	17.6	12.6	23.3

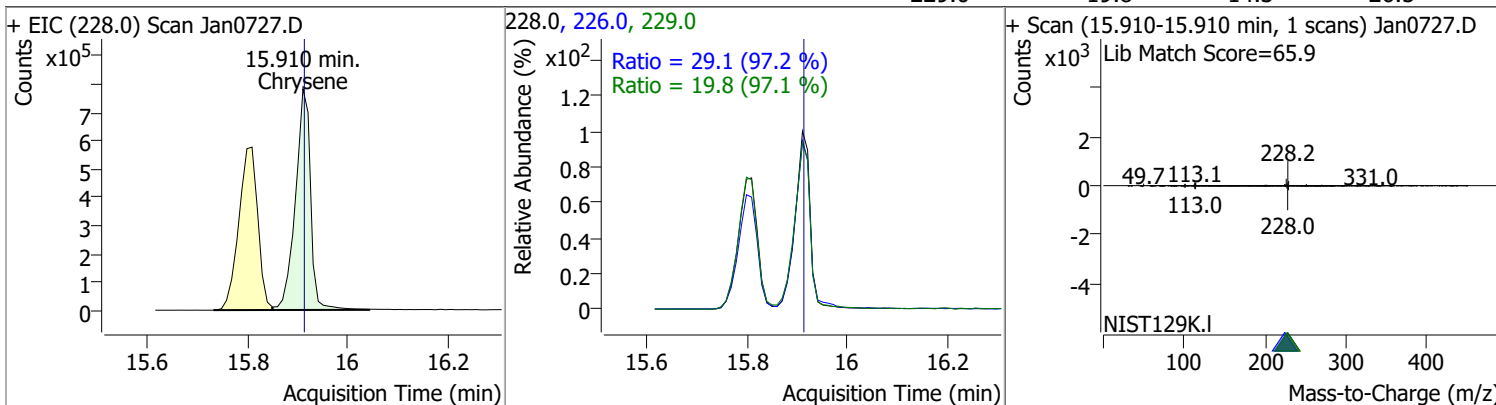


# Quantitation Results Report (QT Reviewed)

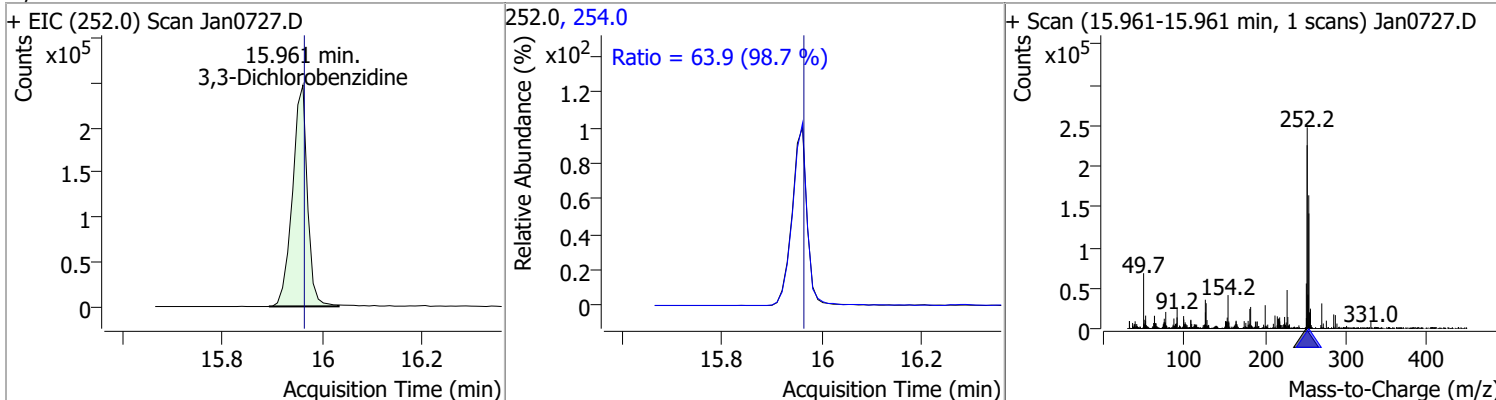
Compound	Conc.	RT	Dev(Min)	Resp.	QIon	QRatio	Lower	Upper
Benzo(a)Anthracene	80.5351	15.81	0.01	1530440	226.0	26.1	18.9	35.2
					229.0	20.6	14.7	27.3



Compound	Conc.	RT	Dev(Min)	Resp.	QIon	QRatio	Lower	Upper
Chrysene	79.4960	15.91	0.01	1655387	226.0	29.1	21.0	38.9
					229.0	19.8	14.3	26.5

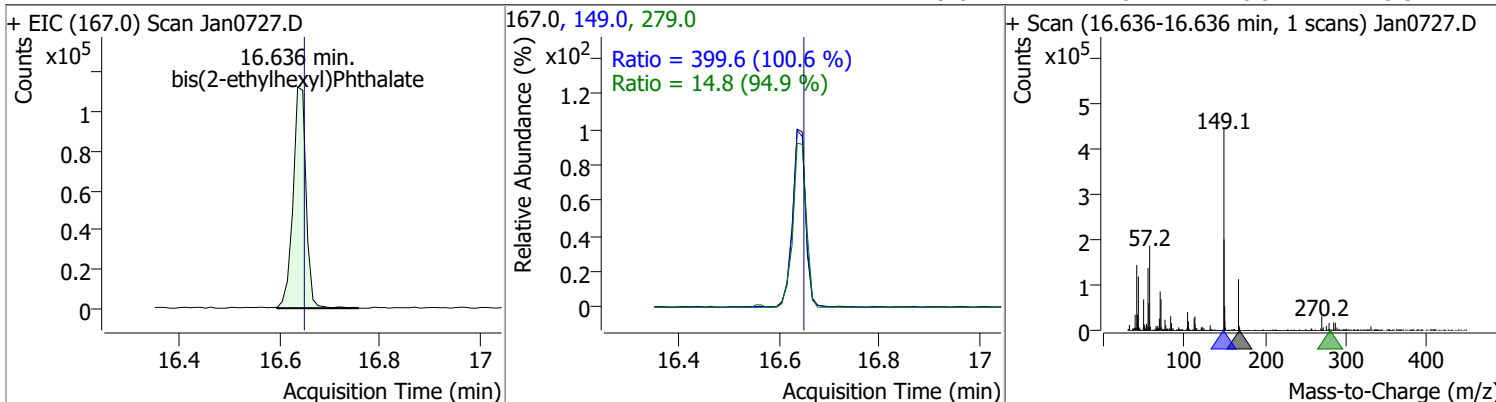


Compound	Conc.	RT	Dev(Min)	Resp.	QIon	QRatio	Lower	Upper
3,3-Dichlorobenzidine	79.2973	15.96	0.01	513577	254.0	63.9	45.3	84.1

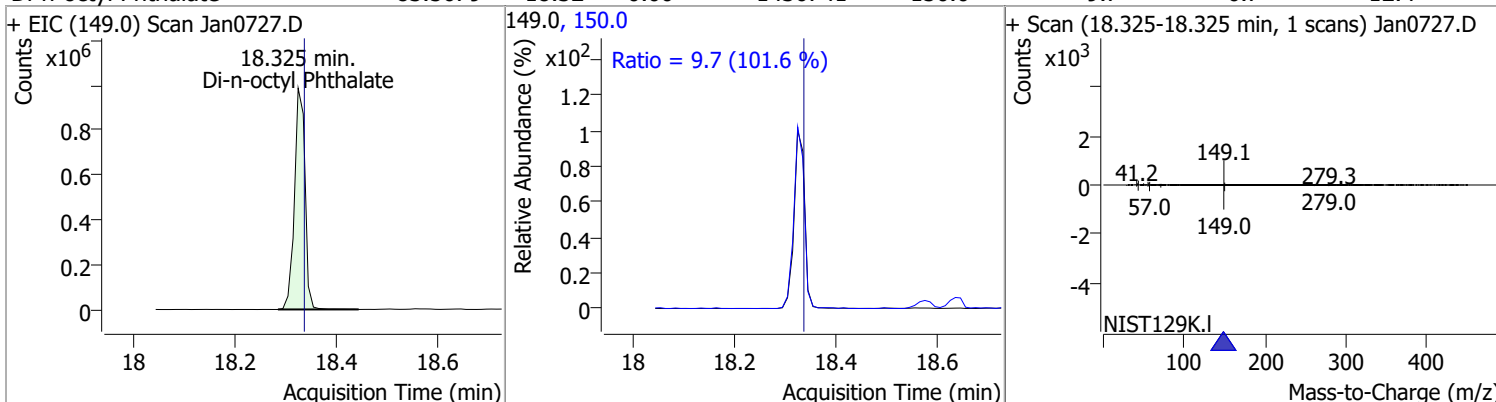


# Quantitation Results Report (QT Reviewed)

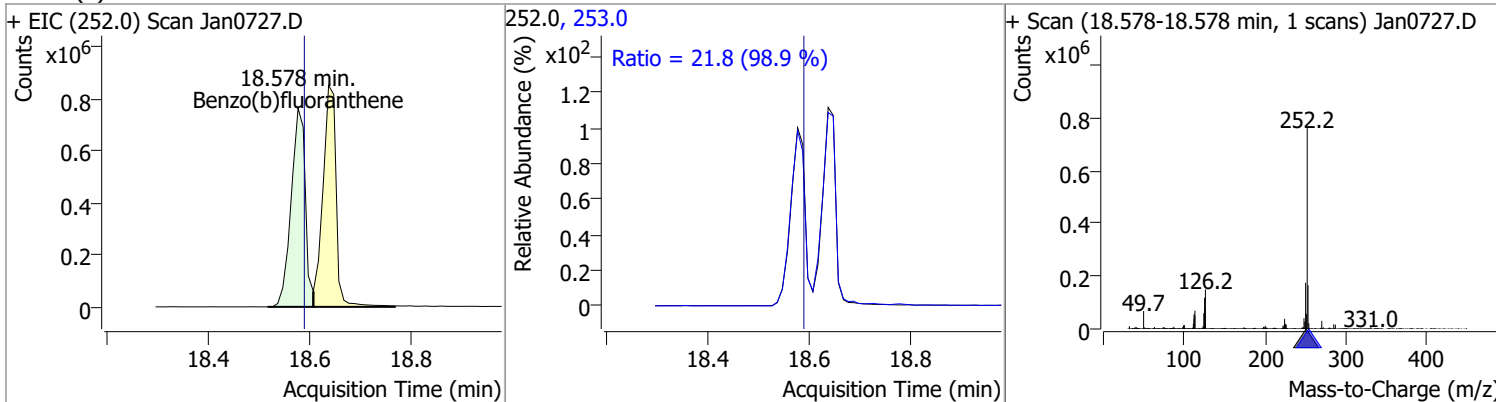
Compound	Conc.	RT	Dev(Min)	Resp.	QIon	QRatio	Lower	Upper
bis(2-ethylhexyl)Phthalate	82.0285	16.64	0.00	203991	149.0	399.6	278.0	516.2
					279.0	14.8	10.9	20.3



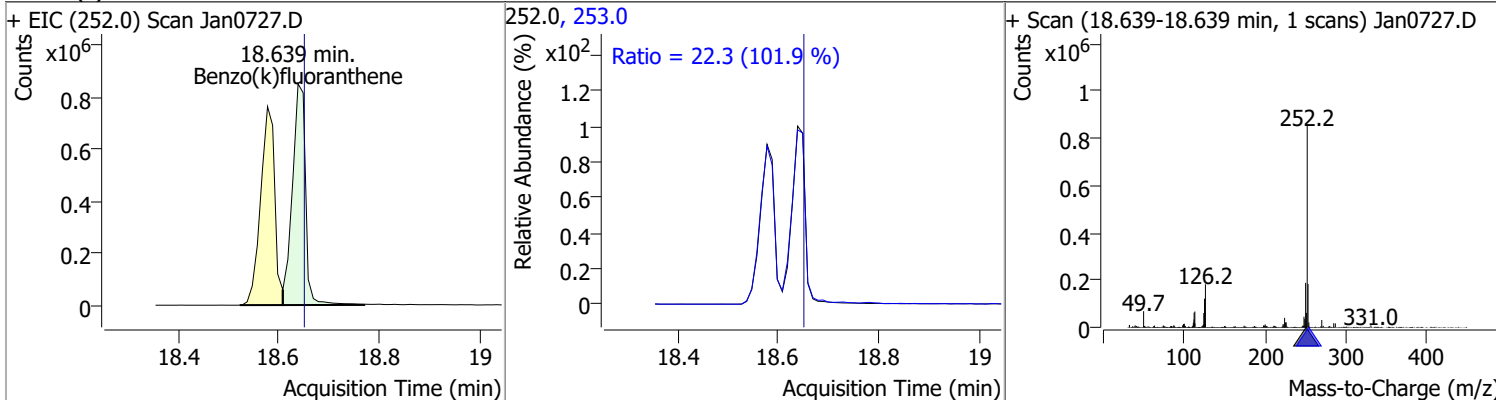
Compound	Conc.	RT	Dev(Min)	Resp.	QIon	QRatio	Lower	Upper
Di-n-octyl Phthalate	83.5679	18.32	0.00	1436741	150.0	9.7	6.7	12.4



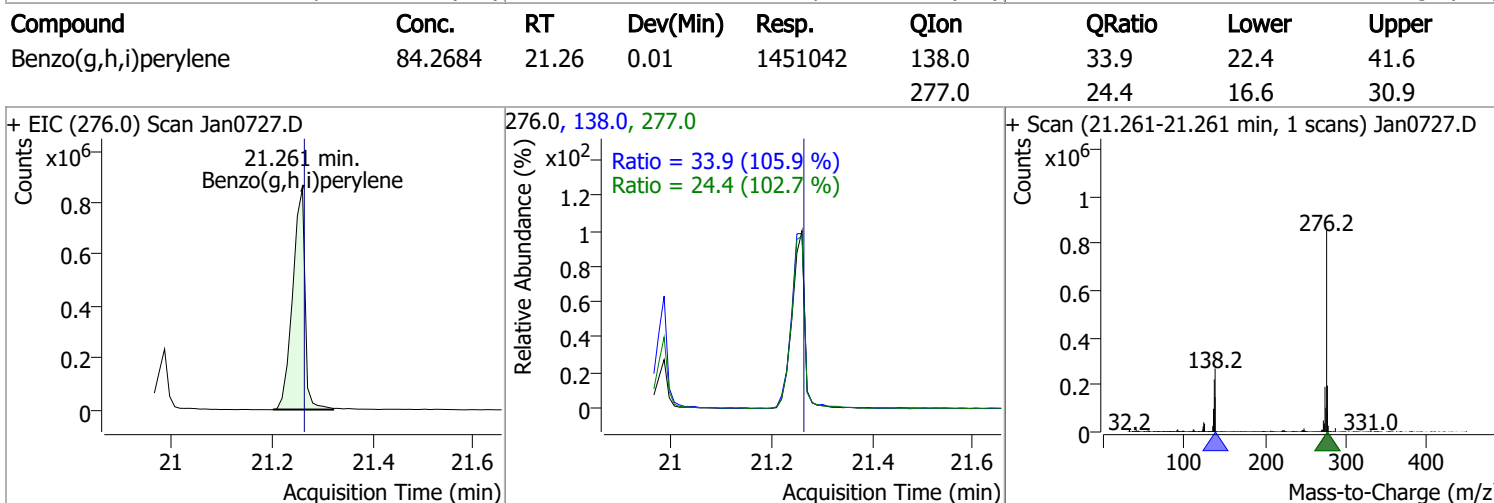
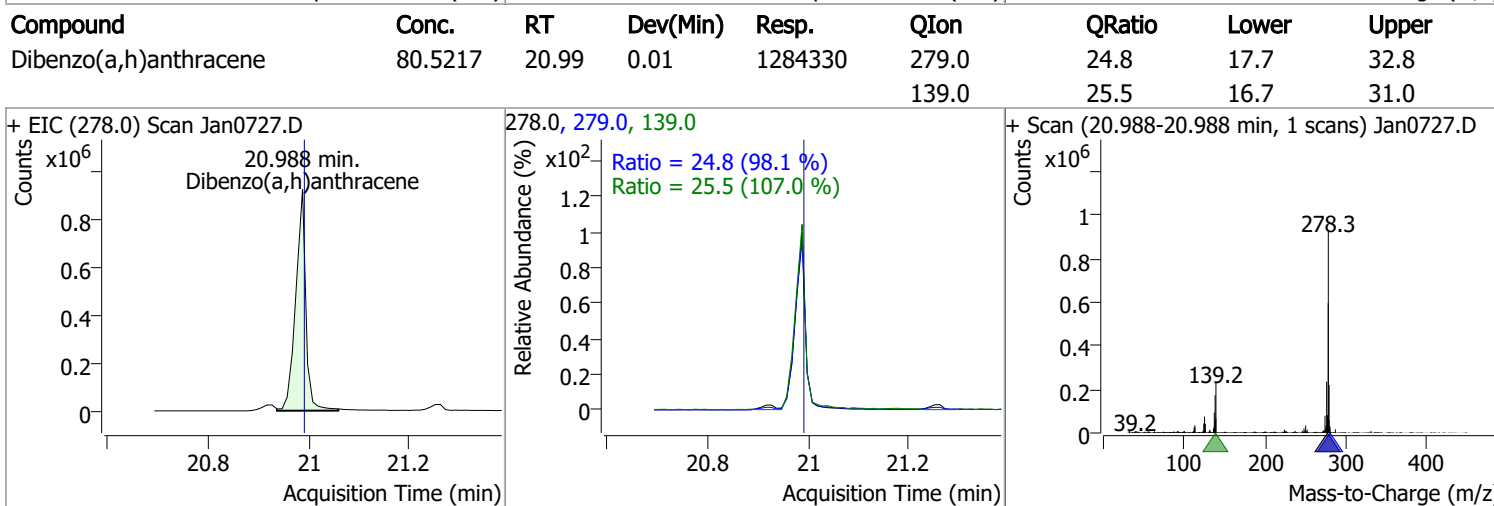
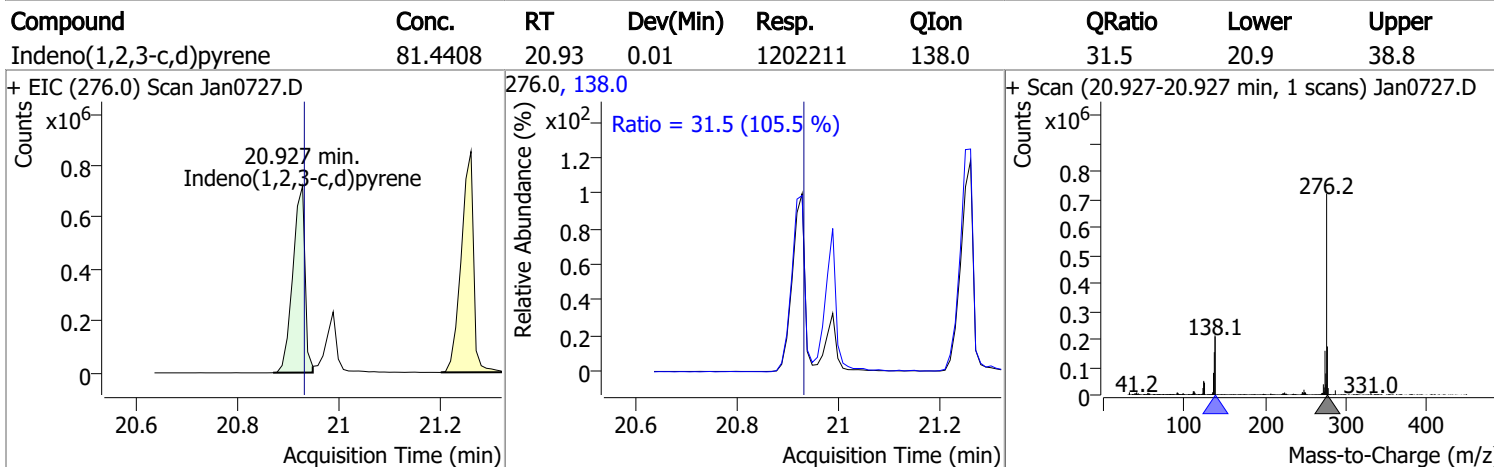
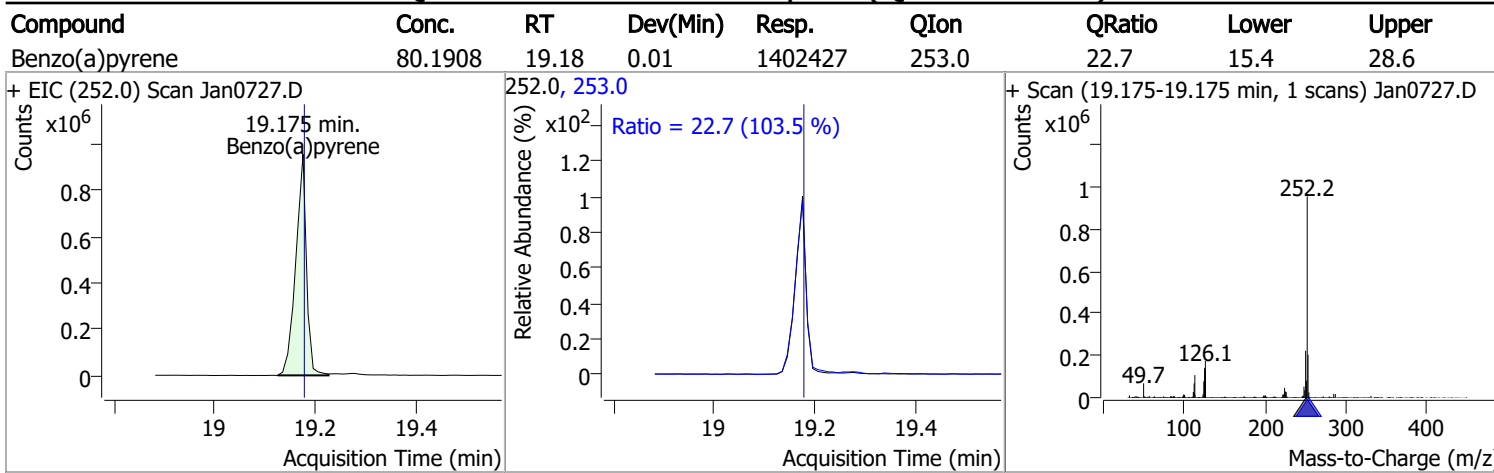
Compound	Conc.	RT	Dev(Min)	Resp.	QIon	QRatio	Lower	Upper
Benzo(b)fluoranthene	80.7887	18.58	0.00	1484377	253.0	21.8	15.4	28.6



Compound	Conc.	RT	Dev(Min)	Resp.	QIon	QRatio	Lower	Upper
Benzo(k)fluoranthene	81.3025	18.64	0.00	1548698	253.0	22.3	15.3	28.5



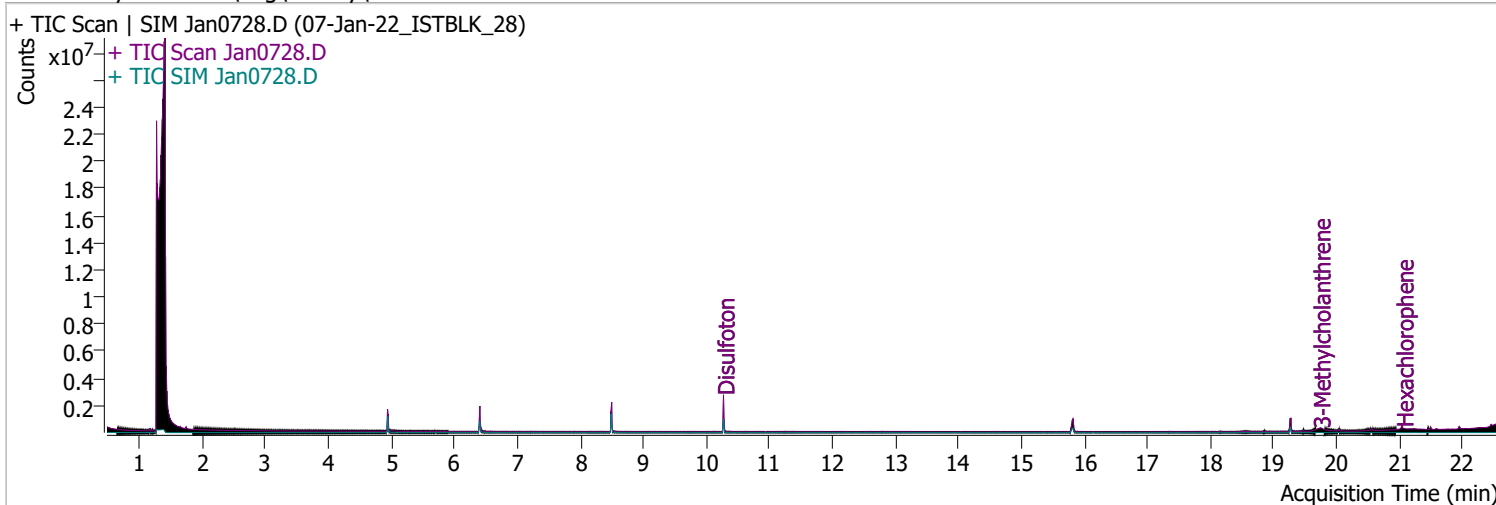
# Quantitation Results Report (QT Reviewed)





# Quantitation Results Report (QT Reviewed)

Data File	Jan0728.D	Operator	LIMS import
Acq. Method	BNA+SIM.M	Acq. Date-Time	1/8/2022 2:53:09 AM
Sample Name	07-Jan-22_ISTBLK_28	Instrument	Instrument #1
Vial	28	Multiplier	1.00
DA Method File	010722 DoD BNA cal 1.batch.bin	Comment	SVOC-8270-W-LARGO
Tune File	dftppdsm.u	Tune Date	1/7/2022 12:13:00 PM
Batch Name	010722 DoD BNA.batch.bin	Last Calib Update	1/11/2022 1:03:40 PM
Ref Library	D:\Org\Library\NIST129K.l		



Compound	RT	QIon	Resp.	Conc.	Units	Dev(Min)
----------	----	------	-------	-------	-------	----------

**Internal Standards**

**System Monitoring Compounds**

S 2-Fluorophenol	0.000		0	N.D.		
Spiked Amount: 200.000	Range: 10.0 - 75.0%			Recovery = NA%		
S Phenol-d5	0.000		0	N.D.		
Spiked Amount: 200.000	Range: 10.0 - 65.0%			Recovery = NA%		
S Nitrobenzene-d5	0.000		0	N.D.		
Spiked Amount: 100.000	Range: 32.0 - 94.0%			Recovery = NA%		
S 2-Fluorobiphenyl	0.000		0	N.D.		
Spiked Amount: 100.000	Range: 28.0 - 107.0%			Recovery = NA%		
S 2,4,6-Tribromophenol	0.000		0	N.D.		
Spiked Amount: 200.000	Range: 25.0 - 140.0%			Recovery = NA%		
S Terphenyl-d14	0.000		0	N.D.		
Spiked Amount: 100.000	Range: 32.0 - 122.0%			Recovery = NA%		

**Target Compounds**

Compound	RT	QIon	Resp.	Conc.	Units	Dev(Min)	QValue
T N-Nitrosodimethylamine	0.000		0	N.D.			
T Pyridine	0.000		0	N.D.			
T Aniline	0.000		0	N.D.			
T Phenol	0.000		0	N.D.			
T bis(-2-Chloroethyl)Ether	0.000		0	N.D.			
T 2-Chlorophenol	0.000		0	N.D.			
T 1,3-Dichlorobenzene	0.000		0	N.D.			
T 1,4-Dichlorobenzene	0.000		0	N.D.			
T 1,2-Dichlorobenzene	0.000		0	N.D.			
T Benzyl Alcohol	0.000		0	N.D.			
T bis(2-chloroisopropyl)Ether	0.000		0	N.D.			
T 2-Methylphenol	0.000		0	N.D.			
T N-nitroso-Di-n-propylamine	0.000		0	N.D.			
T 4Methylphenol/3Methylphenol	0.000		0	N.D.			
T Hexachloroethane	0.000		0	N.D.			



# Quantitation Results Report (QT Reviewed)

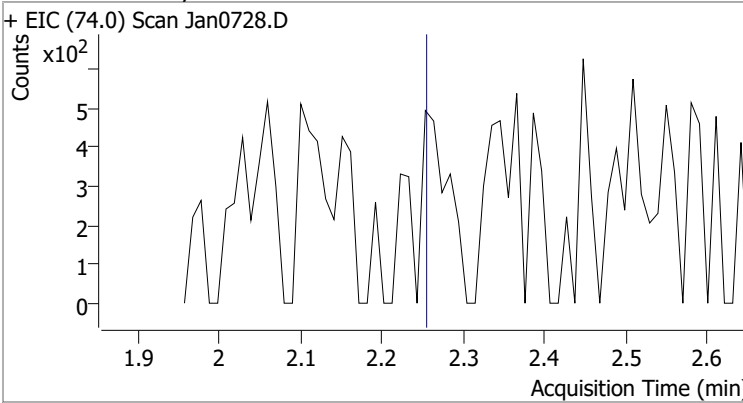
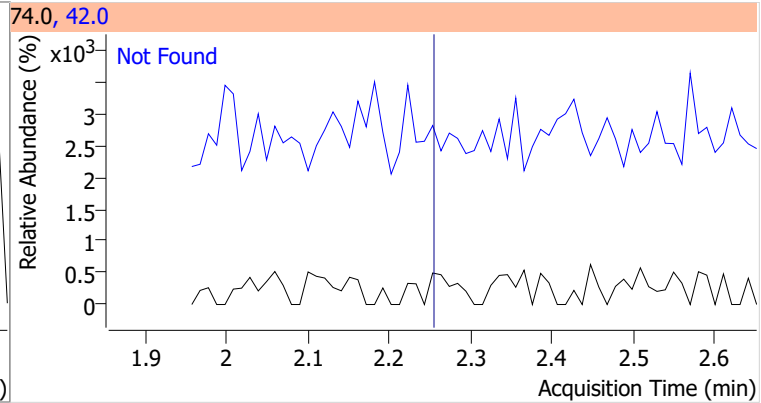
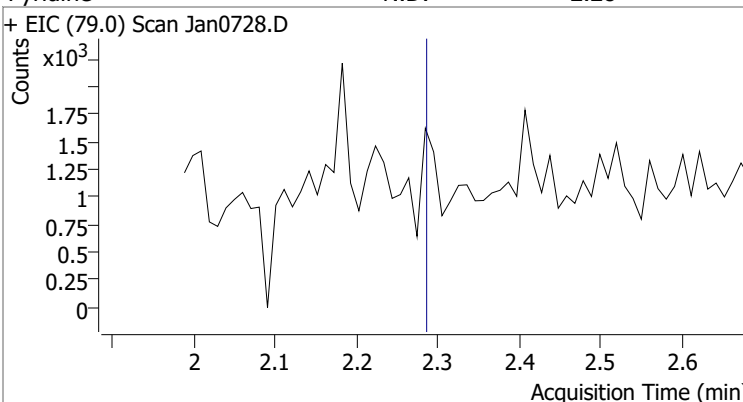
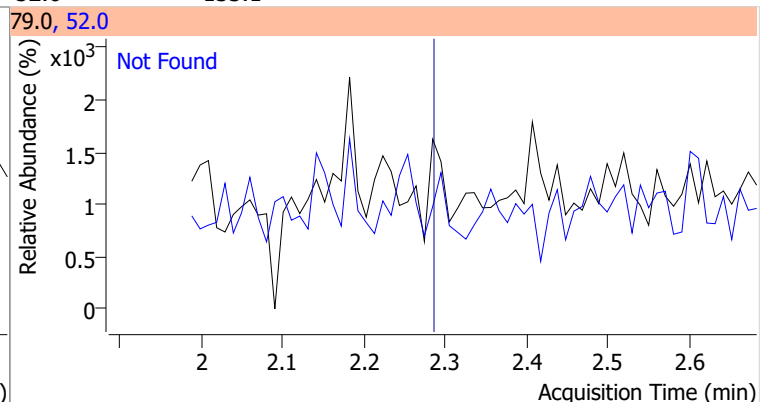
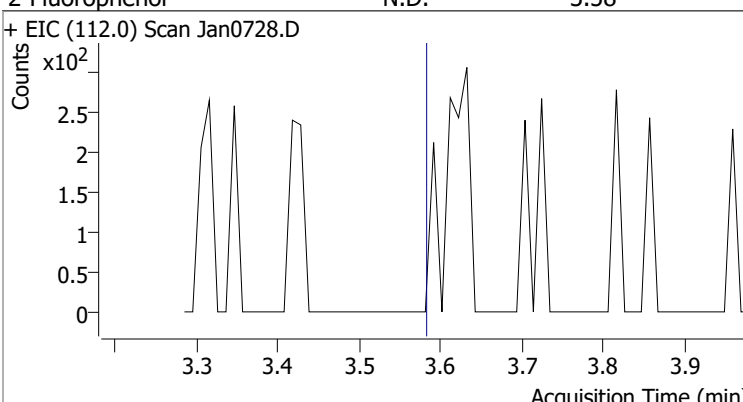
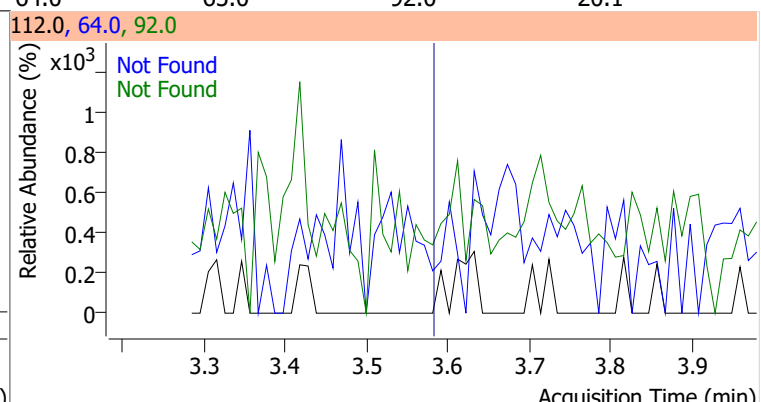
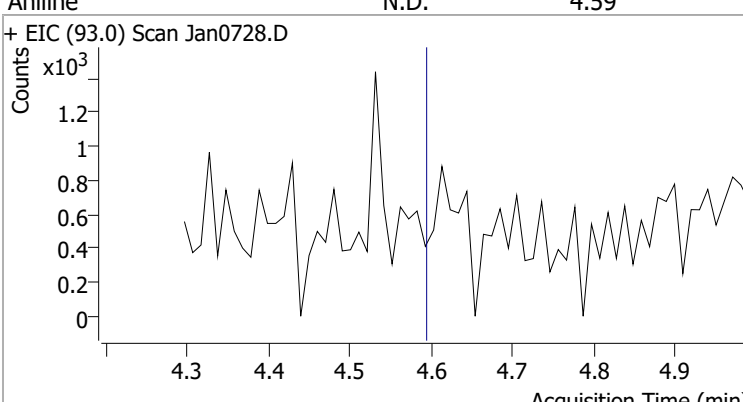
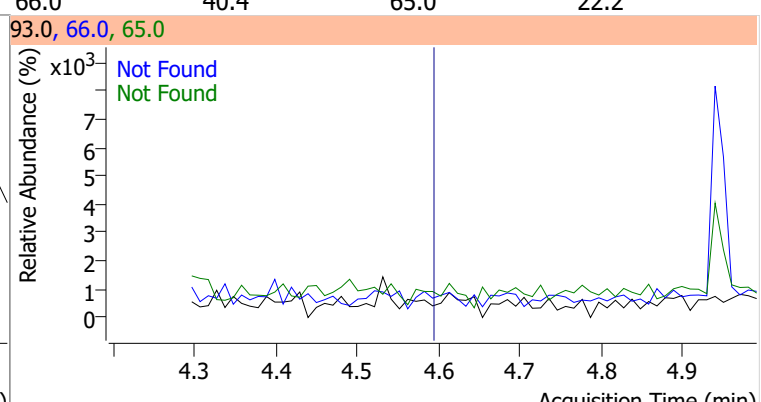
Compound	RT	QIon	Resp.	Conc.	Units	Dev(Min)
T Nitrobenzene	0.000		0	N.D.		
T Isophorone	0.000		0	N.D.		
T 2-Nitrophenol	0.000		0	N.D.		
T 2,4-Dimethylphenol	0.000		0	N.D.		
T bis(-2-Chloroethoxy)Methane	0.000		0	N.D.		
T Benzoic Acid	0.000		0	N.D.		
T 2,4-Dichlorophenol	0.000		0	N.D.		
T 1,2,4-Trichlorobenzene	0.000		0	N.D.		
T Naphthalene	0.000		0	N.D.		
T 4-Chlorophenol	0.000		0	N.D.		
T p-Chloroaniline	0.000		0	N.D.		
T Hexachlorobutadiene	0.000		0	N.D.		
T 4-Chloro-2-Methylphenol	0.000		0	N.D.		
T 4-Chloro-3-Methylphenol	0.000		0	N.D.		
T 2-Methylnaphthalene	0.000		0	N.D.		
T 1-Methylnaphthalene	0.000		0	N.D.		
T Hexachlorocyclopentadiene	0.000		0	N.D.		
T 2,4,6-Trichlorophenol	0.000		0	N.D.		
T 2,4,5-Trichlorophenol	0.000		0	N.D.		
T 2-Chloronaphthalene	0.000		0	N.D.		
T 2-Nitroaniline	0.000		0	N.D.		
T Dimethyl Phthalate	8.497	163.0	0		µg/L md	1
T 2,6-Dinitrotoluene	8.497	165.0	0		µg/L md	1
T Acenaphthylene	0.000		0	N.D.		
T 3-Nitroaniline	0.000		0	N.D.		
T Acenaphthene	0.000		0	N.D.		
T 2,4-Dinitrophenol	0.000		0	N.D.		
T Dibenzofuran	0.000		0	N.D.		
T 2,4-Dinitrotoluene	0.000		0	N.D.		
T 4-Nitrophenol	0.000		0	N.D.		
T Diethylphthalate	0.000		0	N.D.		
T Fluorene	0.000		0	N.D.		
T 4-Chlorophenyl-phenylether	0.000		0	N.D.		
T 4-Nitroaniline	0.000		0	N.D.		
T 4,6-Dinitro-2-methylphenol	0.000		0	N.D.		
T N-nitrosodiphenylamine	0.000		0	N.D.		
T Azobenzene	0.000		0	N.D.		
T 4-Bromophenyl-phenylether	0.000		0	N.D.		
T Hexachlorobenzene	0.000		0	N.D.		
T Pentachlorophenol	0.000		0	N.D.		
T Phenanthrene	0.000		0	N.D.		
T Anthracene	0.000		0	N.D.		
T Triallate	0.000		0	N.D.		
T Carbazole	0.000		0	N.D.		
T o-Terphenyl	0.000		0	N.D.		
T Di-n-Butylphthalate	0.000		0	N.D.		
T Fluoranthene	0.000		0	N.D.		
T Benzidine	0.000		0	N.D.		
T Pyrene	0.000		0	N.D.		
T Butylbenzylphthalate	0.000		0	N.D.		
T Benzo(a)Anthracene	0.000		0	N.D.		
T Chrysene	0.000		0	N.D.		
T 3,3-Dichlorobenzidine	0.000		0	N.D.		
T bis(2-ethylhexyl)Phthalate	0.000		0	N.D.		
T Di-n-octyl Phthalate	0.000		0	N.D.		

# Quantitation Results Report (QT Reviewed)

Compound	RT	QIon	Resp.	Conc.	Units	Dev(Min)
T Benzo(b)fluoranthene	0.000		0	N.D.		
T Benzo(k)fluoranthene	0.000		0	N.D.		
T Benzo(a)pyrene	0.000		0	N.D.		
T Indeno(1,2,3-c,d)pyrene	0.000		0	N.D.		
T Dibenzo(a,h)anthracene	0.000		0	N.D.		
T Benzo(g,h,i)perylene	0.000		0	N.D.		

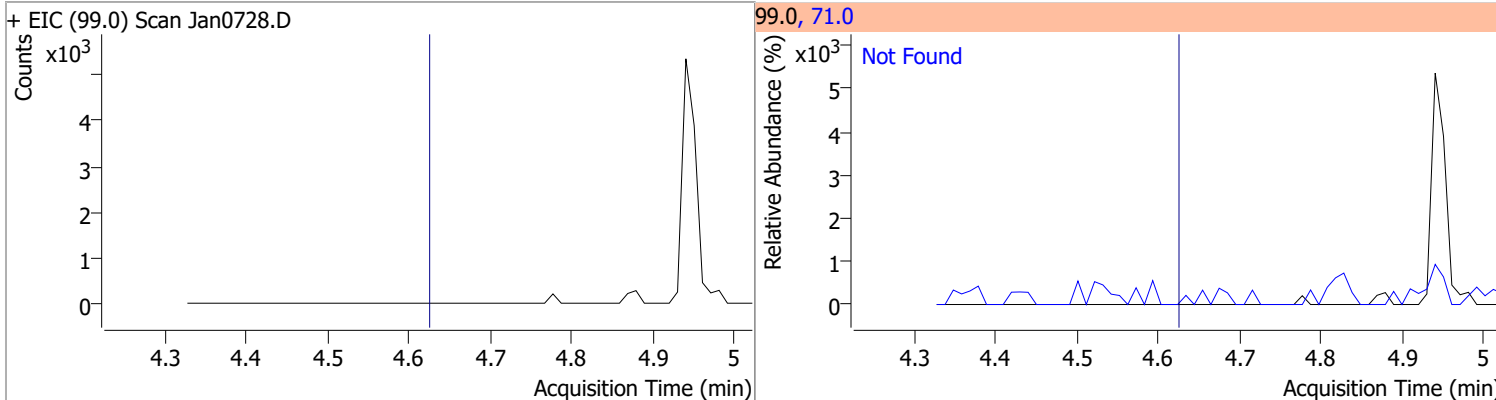
(#) = Qualifier Out of Range; (m) = Manual Integration; (+) = Area Summed; (\*) = Surrogate Percent Recovery Out of Range; (d): Zeroed Peak

# Quantitation Results Report (QT Reviewed)

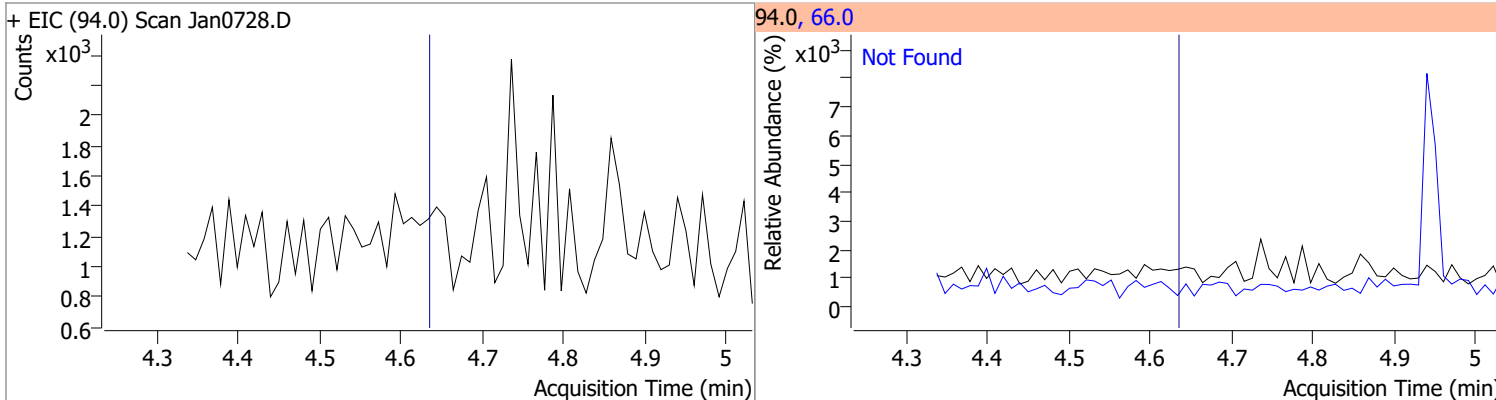
Compound	Conc.	Exp RT	QIon	Exp Ratio		
N-Nitrosodimethylamine	N.D.	2.25	42.0	177.0		
+ EIC (74.0) Scan Jan0728.D			74.0, 42.0			
						
Pyridine	N.D.	2.28	52.0	133.1		
+ EIC (79.0) Scan Jan0728.D			79.0, 52.0			
						
2-Fluorophenol	N.D.	3.58	64.0	65.0	QIon	Exp Ratio
			92.0	20.1		
+ EIC (112.0) Scan Jan0728.D			112.0, 64.0, 92.0			
						
Aniline	N.D.	4.59	66.0	40.4	QIon	Exp Ratio
			65.0	22.2		
+ EIC (93.0) Scan Jan0728.D			93.0, 66.0, 65.0			
						

# Quantitation Results Report (QT Reviewed)

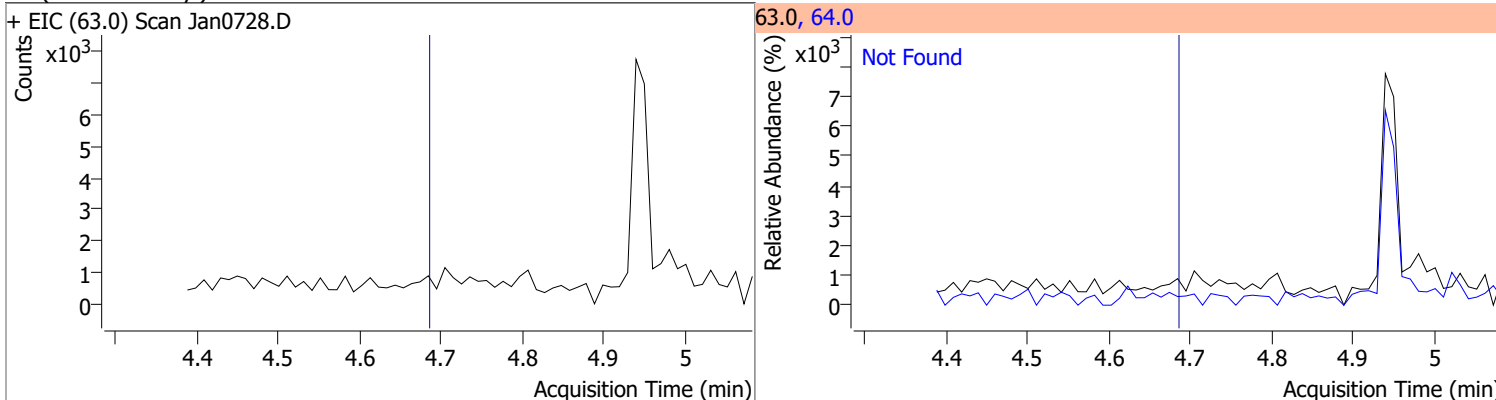
Compound	Conc.	Exp RT	QIon	Exp Ratio
Phenol-d5	N.D.	4.62	71.0	31.9



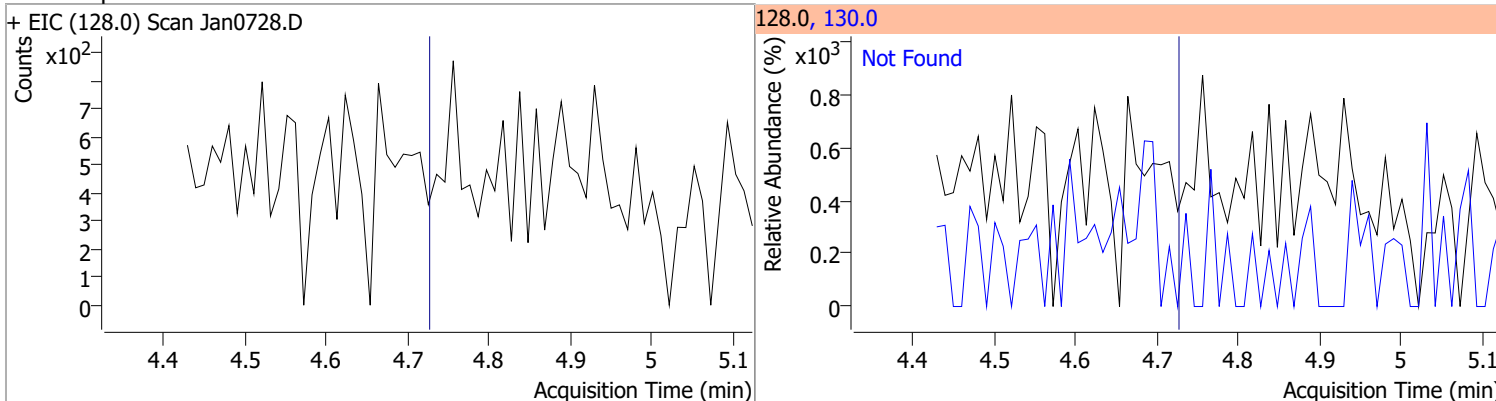
Compound	Conc.	Exp RT	QIon	Exp Ratio
Phenol	N.D.	4.63	66.0	44.7



Compound	Conc.	Exp RT	QIon	Exp Ratio
bis(-2-Chloroethyl)Ether	N.D.	4.68	64.0	3.3

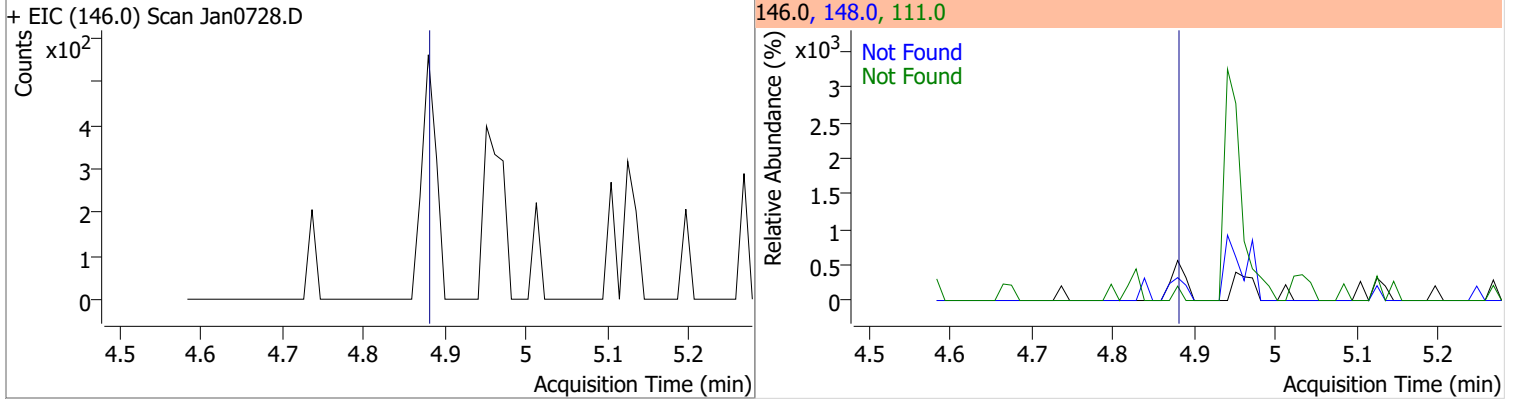


Compound	Conc.	Exp RT	QIon	Exp Ratio
2-Chlorophenol	N.D.	4.73	130.0	32.0

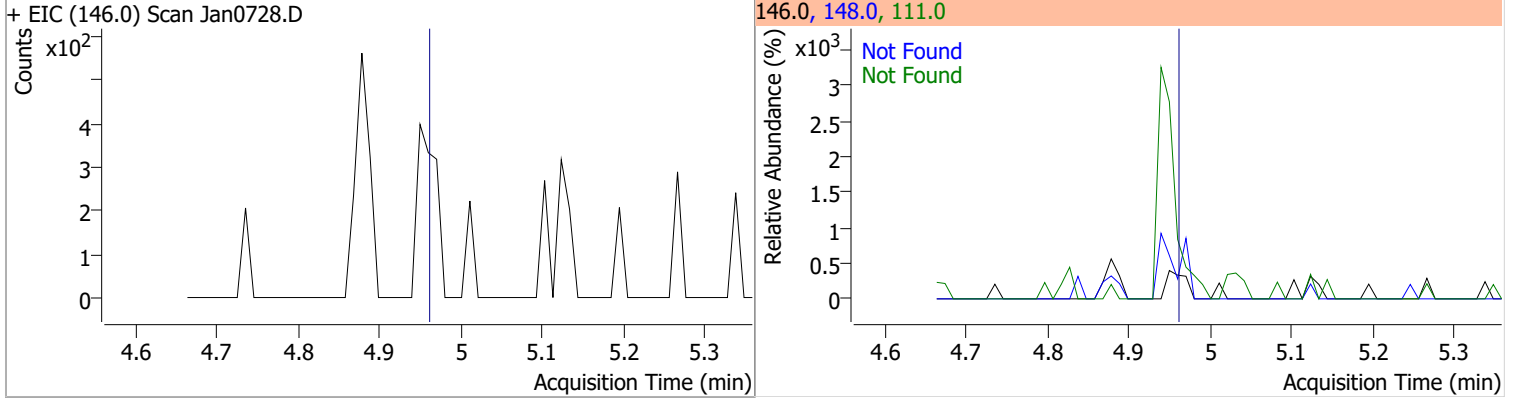


# Quantitation Results Report (QT Reviewed)

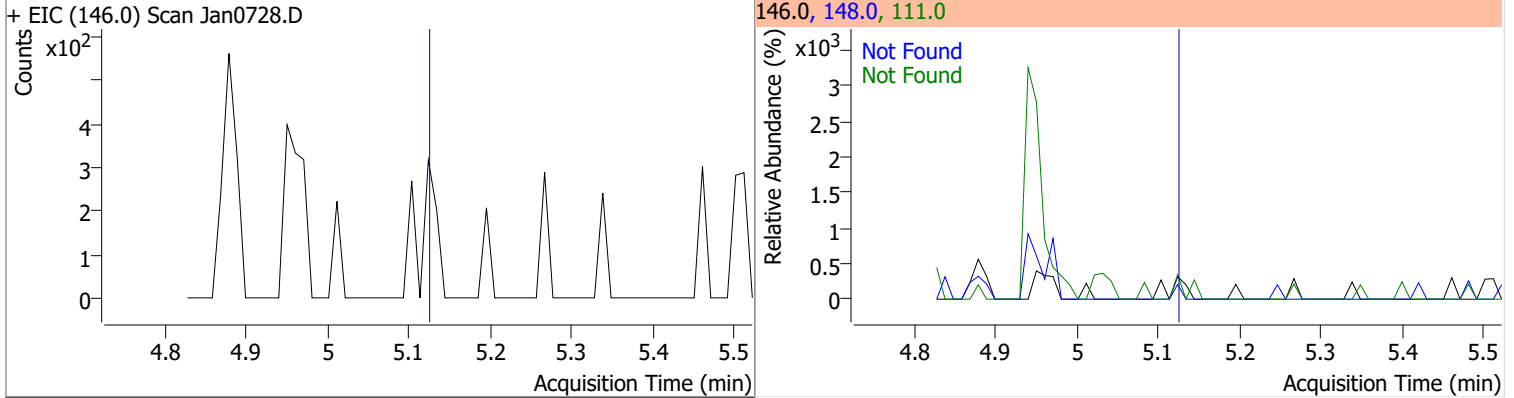
Compound	Conc.	Exp RT	QIon	Exp Ratio	QIon	Exp Ratio
1,3-Dichlorobenzene	N.D.	4.88	148.0	62.6	111.0	35.4



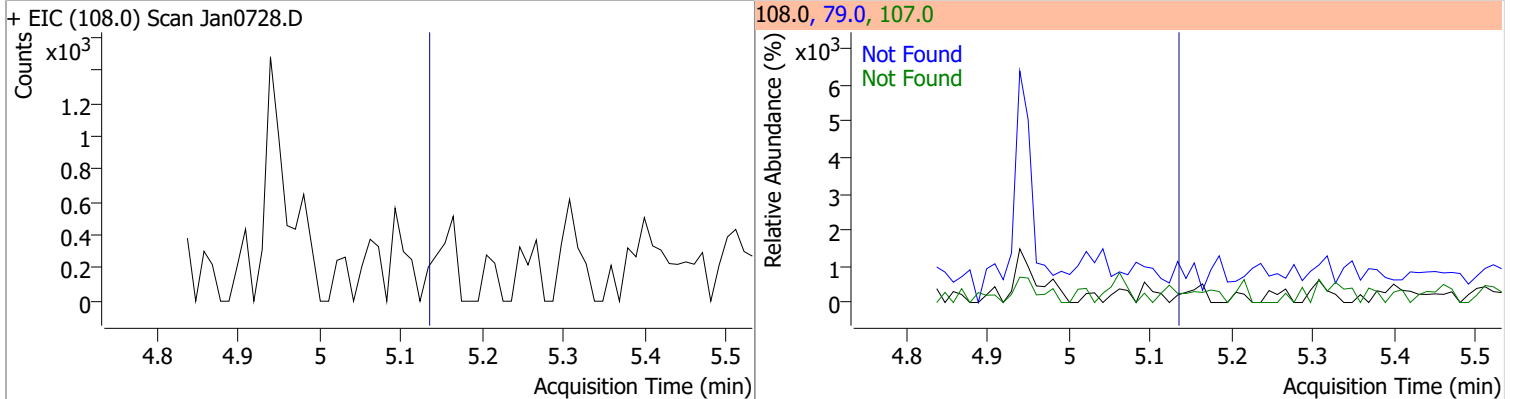
Compound	Conc.	Exp RT	QIon	Exp Ratio	QIon	Exp Ratio
1,4-Dichlorobenzene	N.D.	4.96	148.0	64.4	111.0	35.2



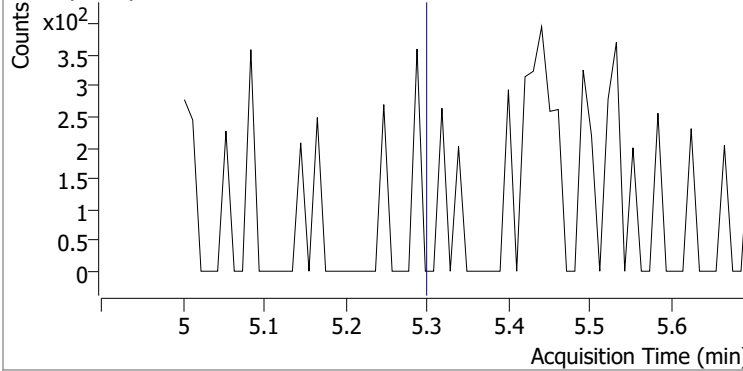
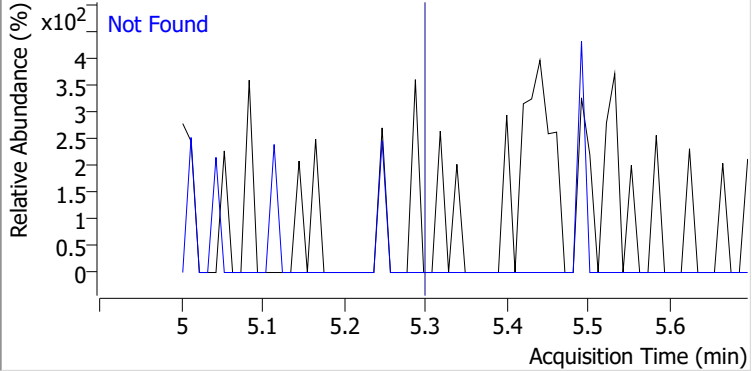
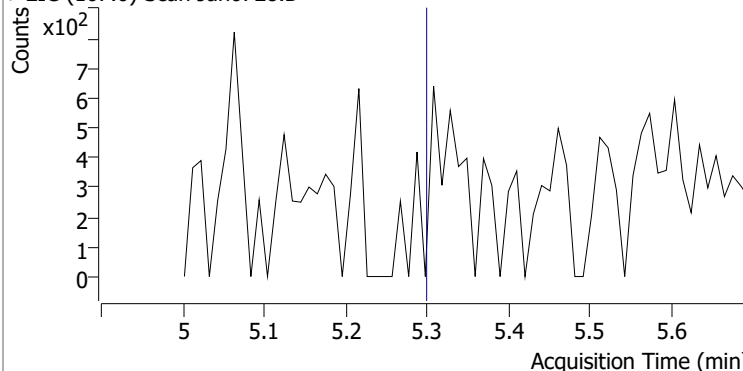
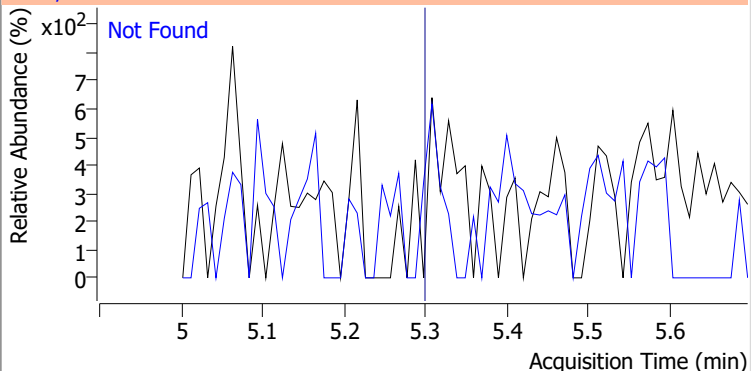
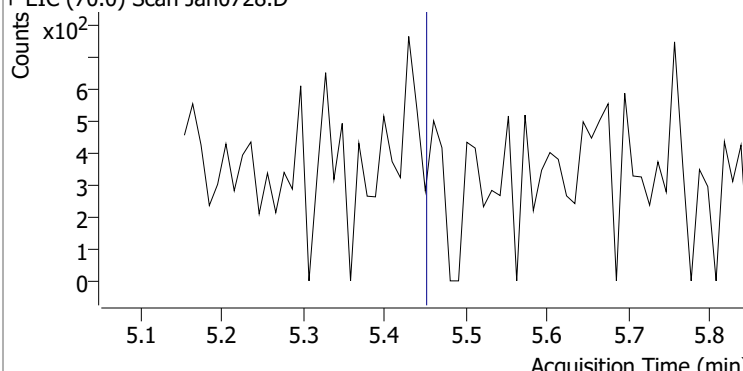
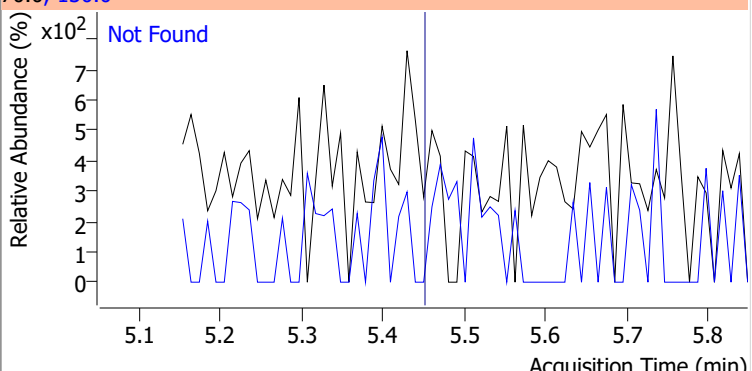
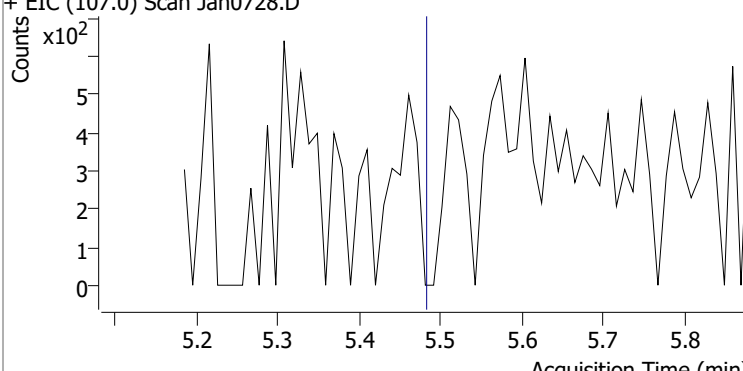
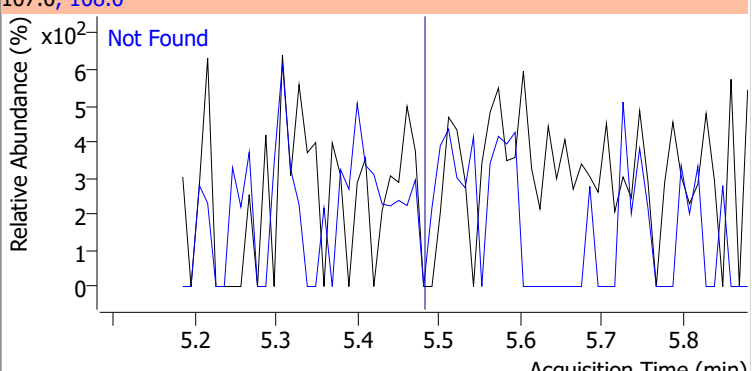
Compound	Conc.	Exp RT	QIon	Exp Ratio	QIon	Exp Ratio
1,2-Dichlorobenzene	N.D.	5.12	148.0	64.5	111.0	37.8



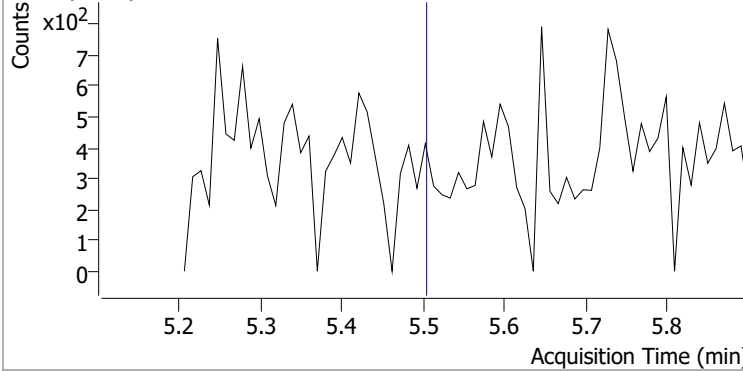
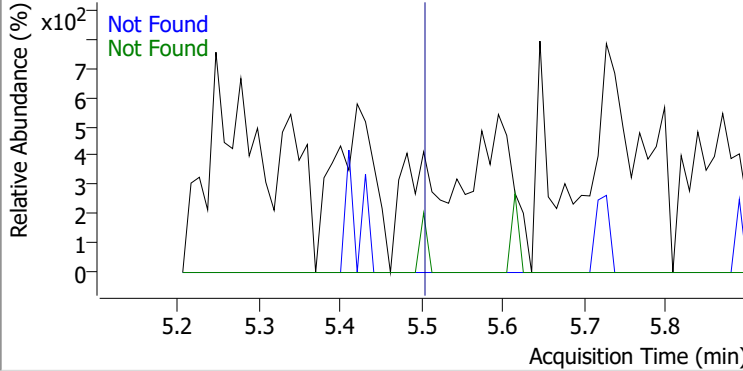
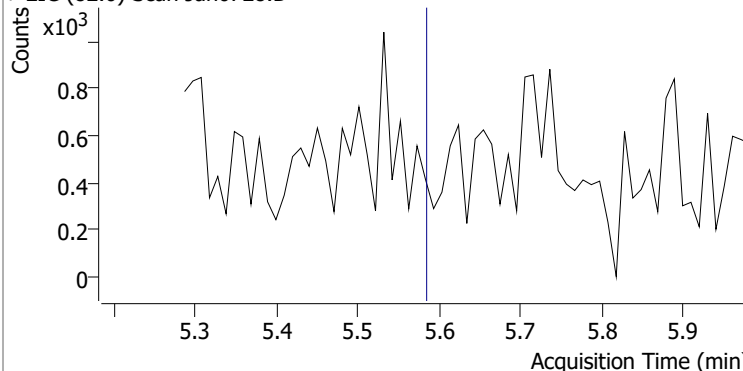
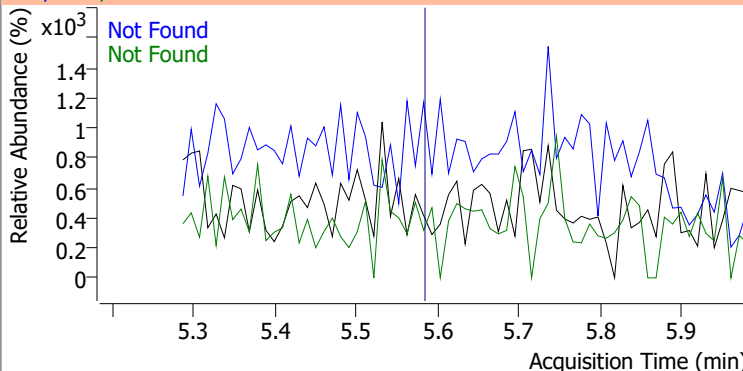
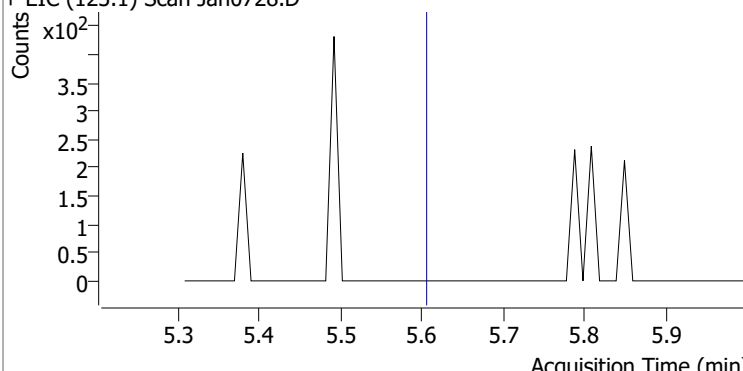
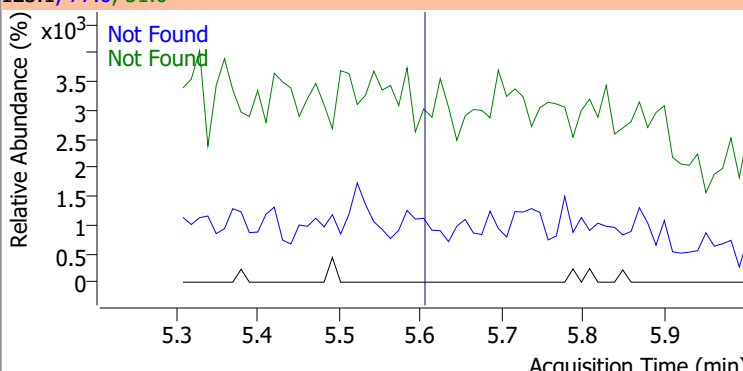
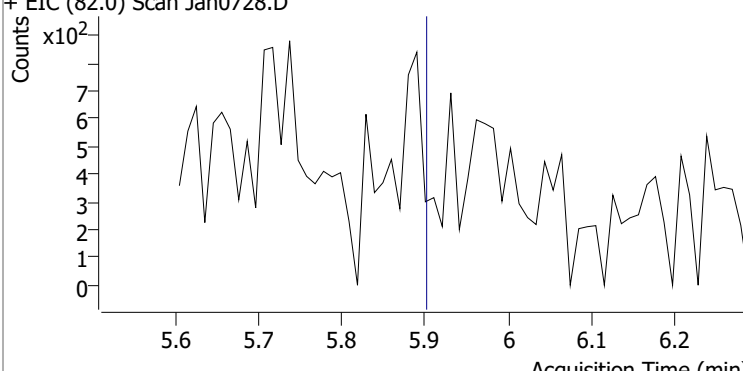
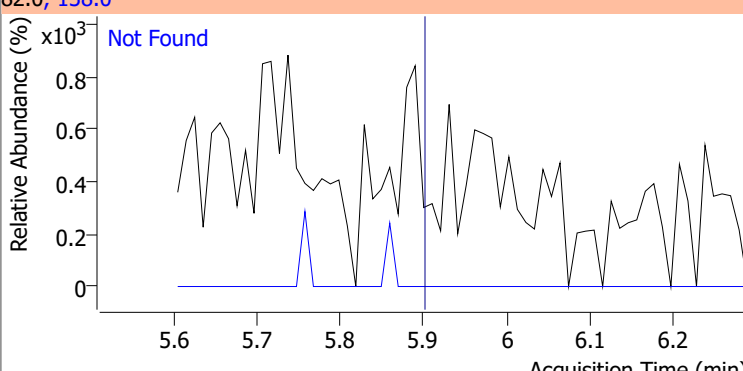
Compound	Conc.	Exp RT	QIon	Exp Ratio	QIon	Exp Ratio
Benzyl Alcohol	N.D.	5.13	79.0	115.5	107.0	71.0



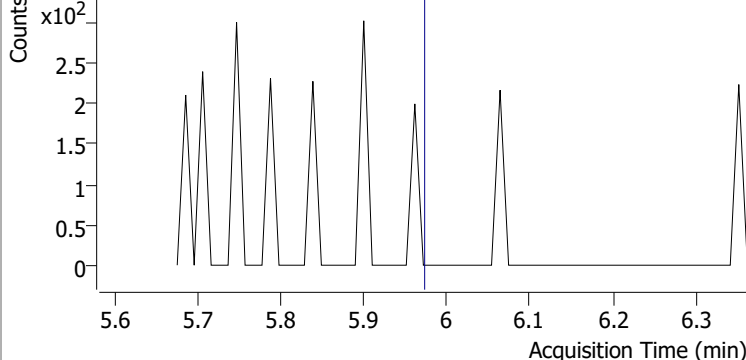
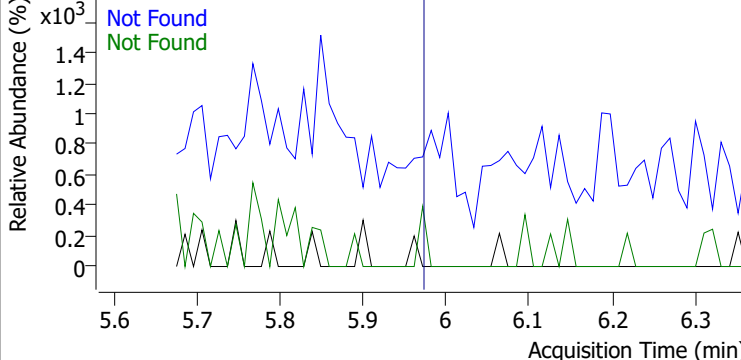
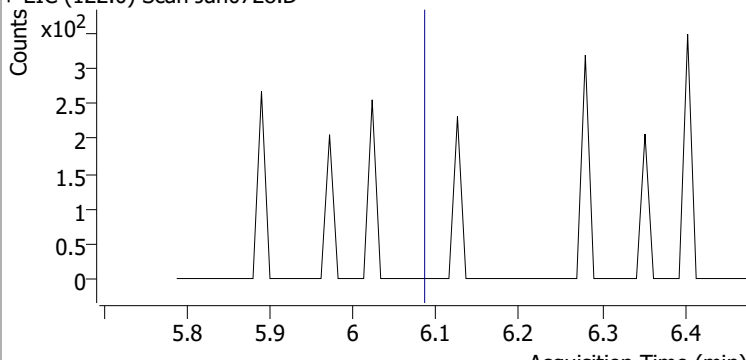
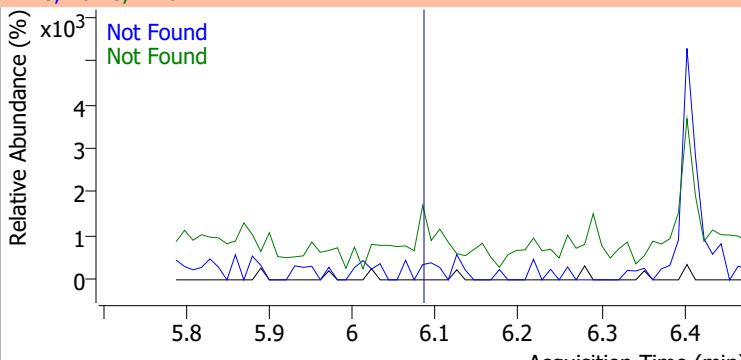
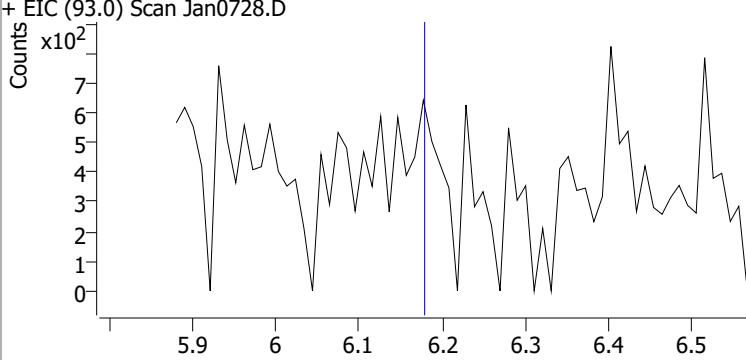
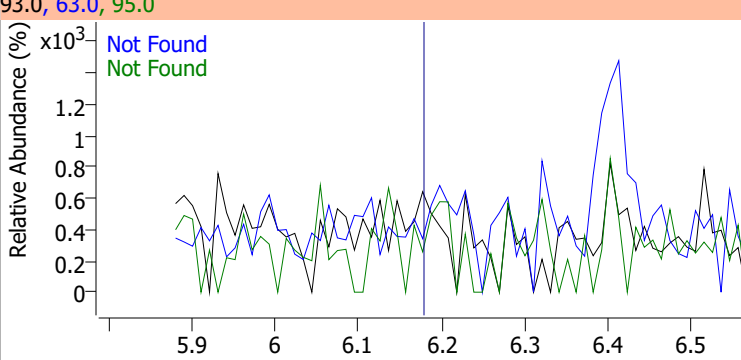
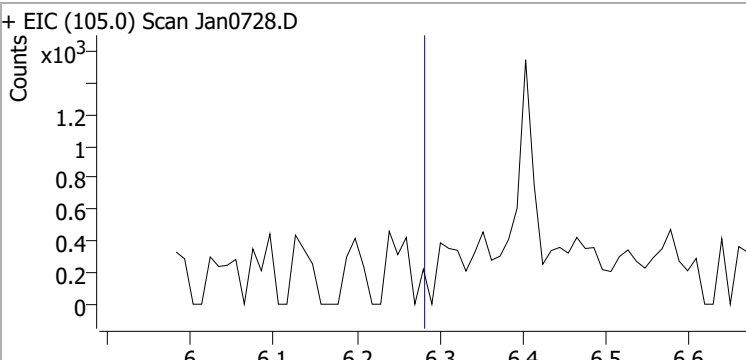
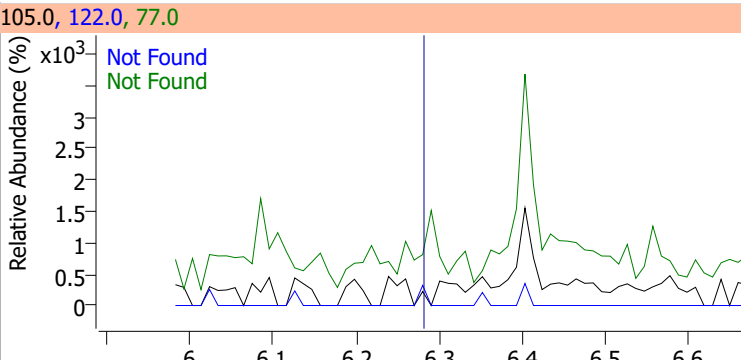
# Quantitation Results Report (QT Reviewed)

Compound	Conc.	Exp RT	QIon	Exp Ratio
bis(2-chloroisopropyl)Ether	N.D.	5.30	123.0	32.2
+ EIC (121.0) Scan Jan0728.D			121.0, 123.0	
				
2-Methylphenol	N.D.	5.30	108.0	116.9
+ EIC (107.0) Scan Jan0728.D			107.0, 108.0	
				
N-nitroso-Di-n-propylamine	N.D.	5.45	130.0	20.7
+ EIC (70.0) Scan Jan0728.D			70.0, 130.0	
				
4Methylphenol/3Methylphenol	N.D.	5.48	108.0	84.5
+ EIC (107.0) Scan Jan0728.D			107.0, 108.0	
				

# Quantitation Results Report (QT Reviewed)

Compound	Conc.	Exp RT	QIon	Exp Ratio	QIon	Exp Ratio
Hexachloroethane	N.D.	5.50	201.0	93.2	199.0	57.2
+ EIC (117.0) Scan Jan0728.D			117.0, 201.0, 199.0			
						
Nitrobenzene-d5	N.D.	5.58	54.0	97.4	128.0	50.3
+ EIC (82.0) Scan Jan0728.D			82.0, 54.0, 128.0			
						
Nitrobenzene	N.D.	5.60	77.0	186.4	51.0	186.0
+ EIC (123.1) Scan Jan0728.D			123.1, 77.0, 51.0			
						
Isophorone	N.D.	5.90	138.0	20.3		
+ EIC (82.0) Scan Jan0728.D			82.0, 138.0			
						

# Quantitation Results Report (QT Reviewed)

Compound	Conc.	Exp RT	QIon	Exp Ratio	QIon	Exp Ratio
2-Nitrophenol	N.D.	5.97	65.0	51.2	109.0	34.5
+ EIC (139.0) Scan Jan0728.D			139.0, 65.0, 109.0			
						
2,4-Dimethylphenol	N.D.	6.08	107.0	106.6	77.0	30.1
+ EIC (122.0) Scan Jan0728.D			122.0, 107.0, 77.0			
						
bis(-2-Chloroethoxy)Methane	N.D.	6.18	63.0	91.4	95.0	31.4
+ EIC (93.0) Scan Jan0728.D			93.0, 63.0, 95.0			
						
Benzoic Acid	N.D.	6.28	122.0	88.1	77.0	74.0
+ EIC (105.0) Scan Jan0728.D			105.0, 122.0, 77.0			
						

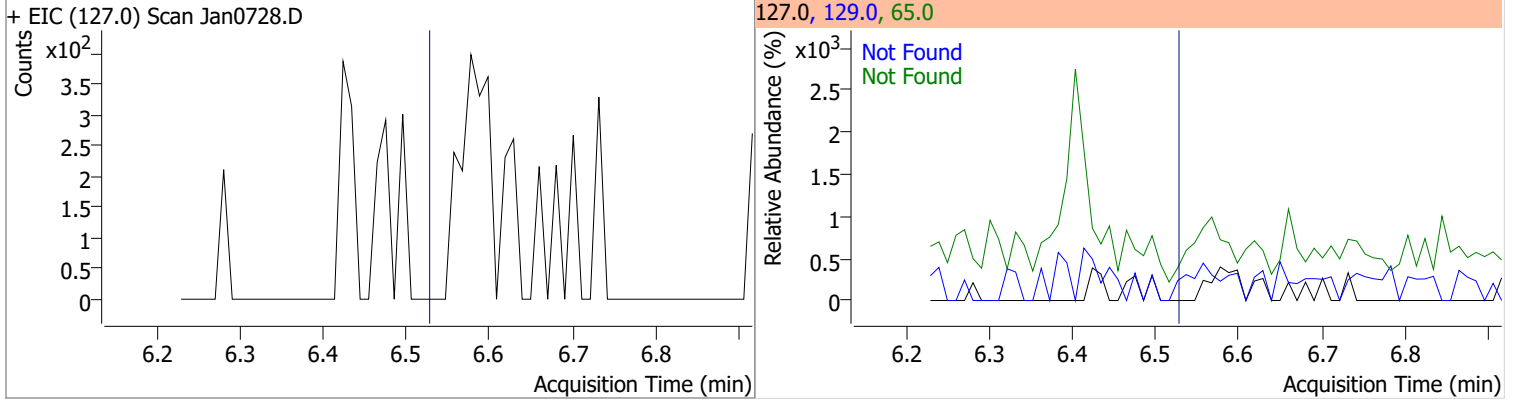


# Quantitation Results Report (QT Reviewed)

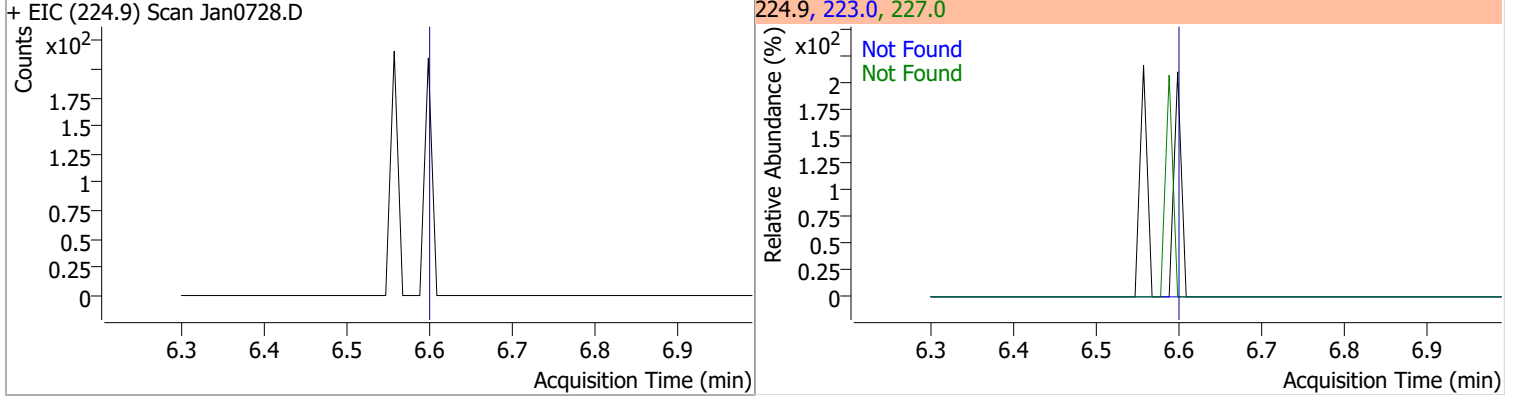
Compound	Conc.	Exp RT	QIon	Exp Ratio	QIon	Exp Ratio
2,4-Dichlorophenol	N.D.	6.28	164.0	65.0	98.0	31.2
+ EIC (162.0) Scan Jan0728.D			162.0, 164.0, 98.0			
1,2,4-Trichlorobenzene	N.D.	6.34	182.0	97.8	145.0	30.3
+ EIC (180.0) Scan Jan0728.D			180.0, 182.0, 145.0			
Naphthalene	N.D.	6.42	129.0	10.6	102.0	9.0
+ EIC (128.0) Scan Jan0728.D			128.0, 129.0, 102.0			
4-Chlorophenol	N.D.	6.49	128.0	318.3		
+ EIC (130.0) Scan Jan0728.D			130.0, 128.0			

# Quantitation Results Report (QT Reviewed)

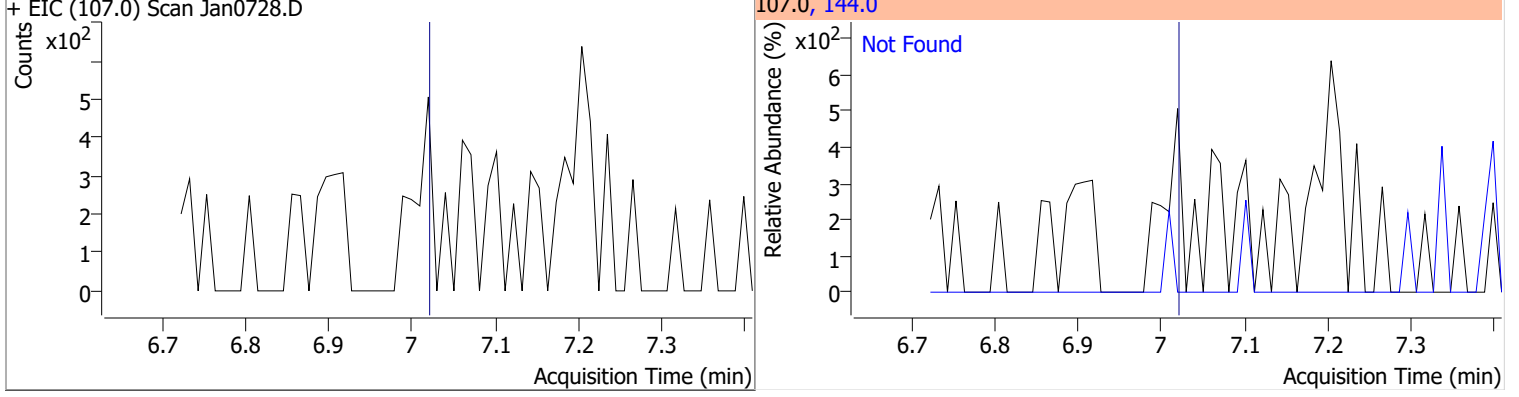
Compound	Conc.	Exp RT	QIon	Exp Ratio	QIon	Exp Ratio
p-Chloroaniline	N.D.	6.53	65.0	36.5	129.0	33.7



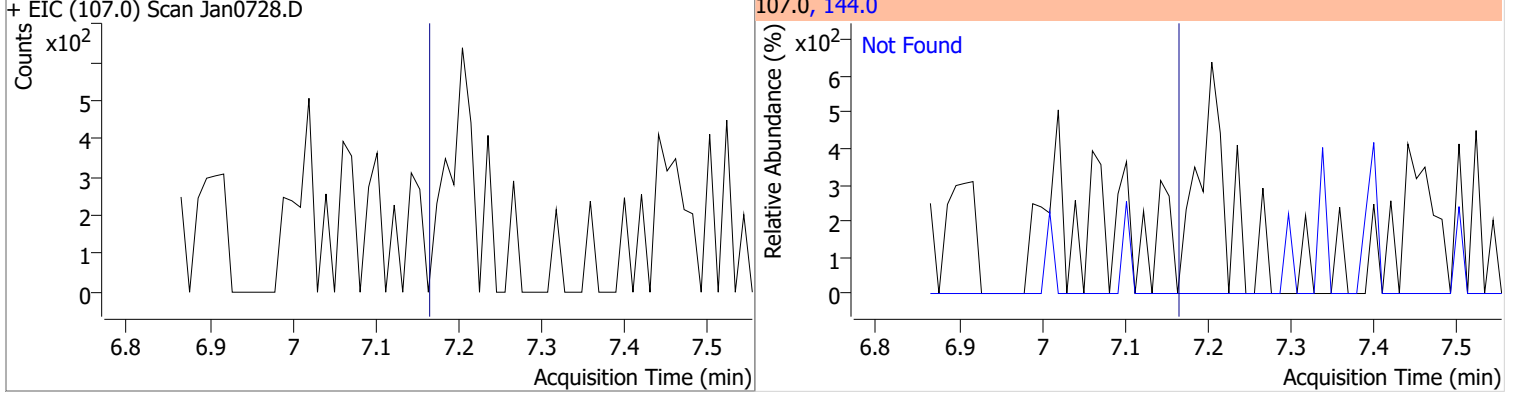
Compound	Conc.	Exp RT	QIon	Exp Ratio	QIon	Exp Ratio
Hexachlorobutadiene	N.D.	6.60	227.0	66.1	223.0	64.1



Compound	Conc.	Exp RT	QIon	Exp Ratio
4-Chloro-2-Methylphenol	N.D.	7.02	144.0	27.3

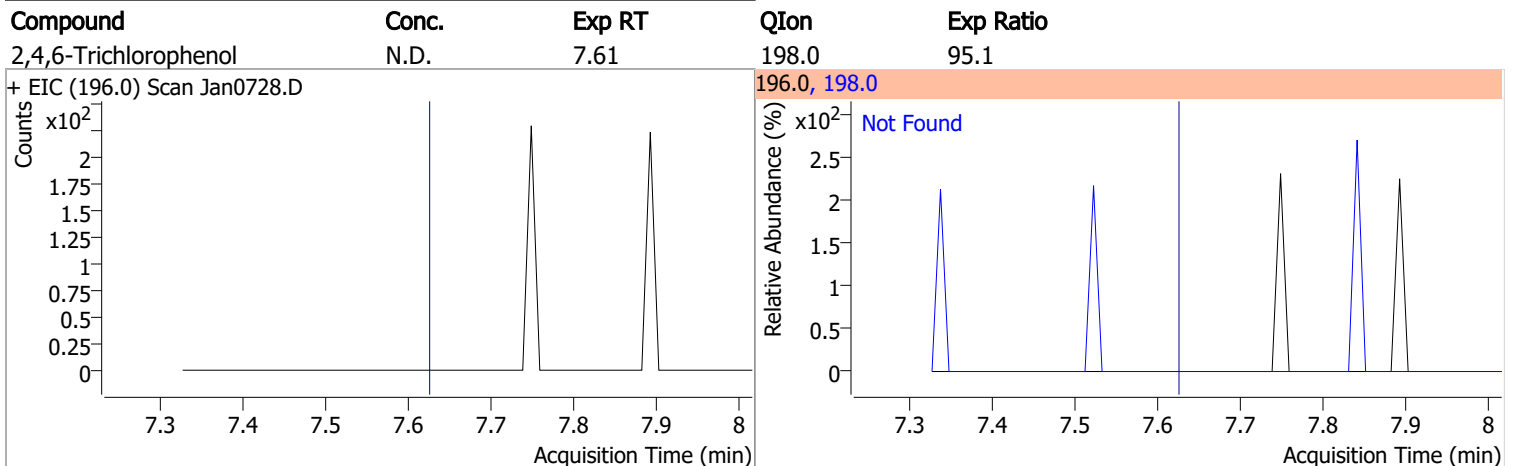
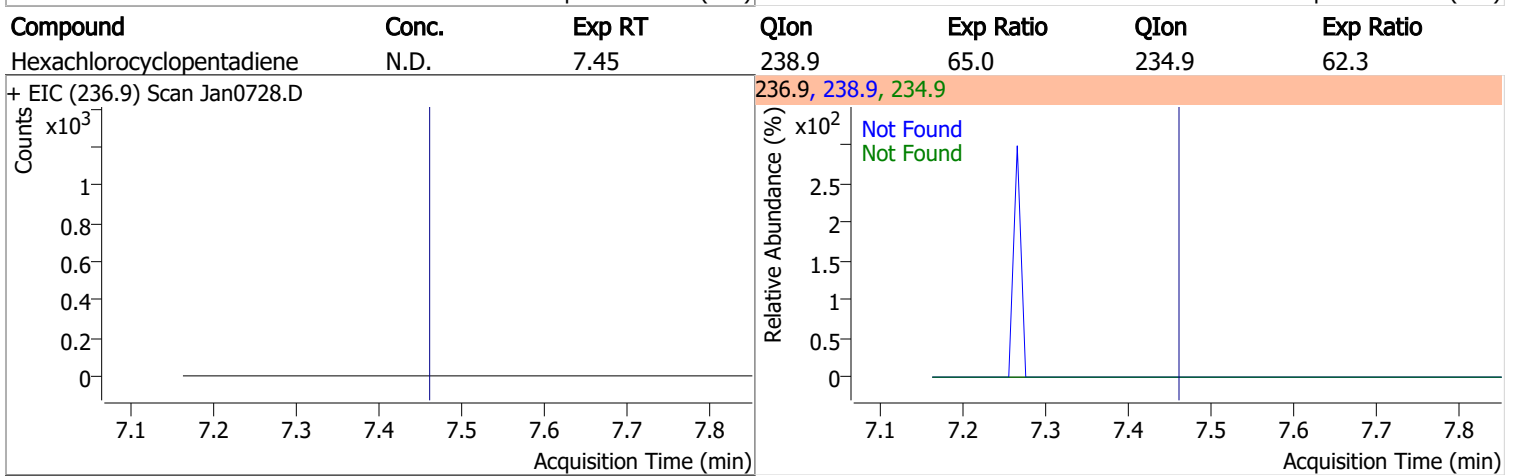
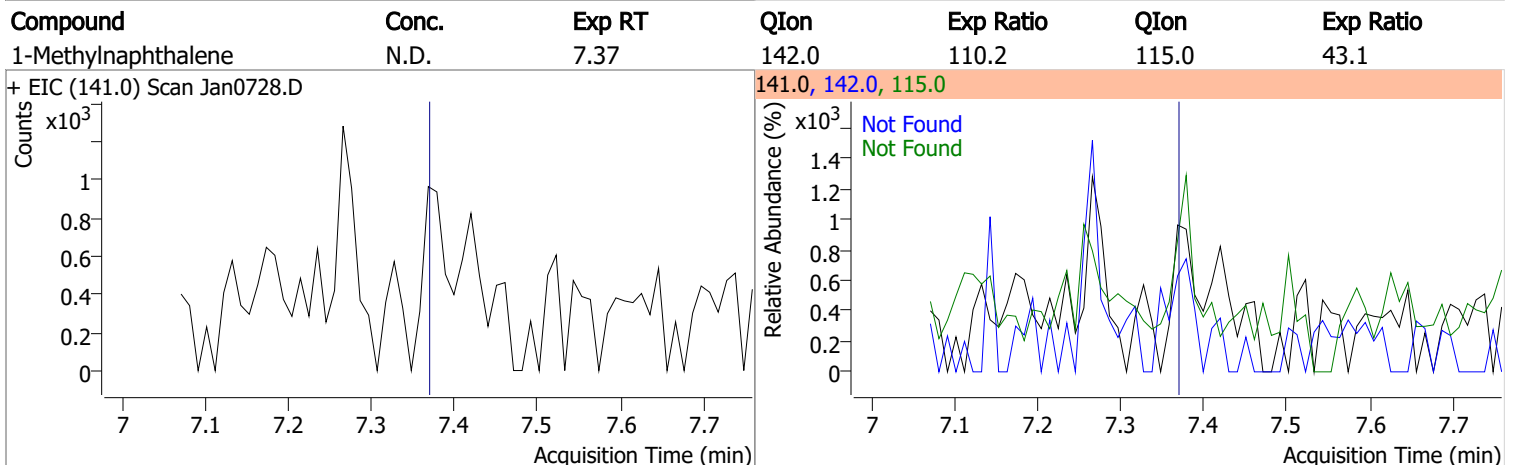
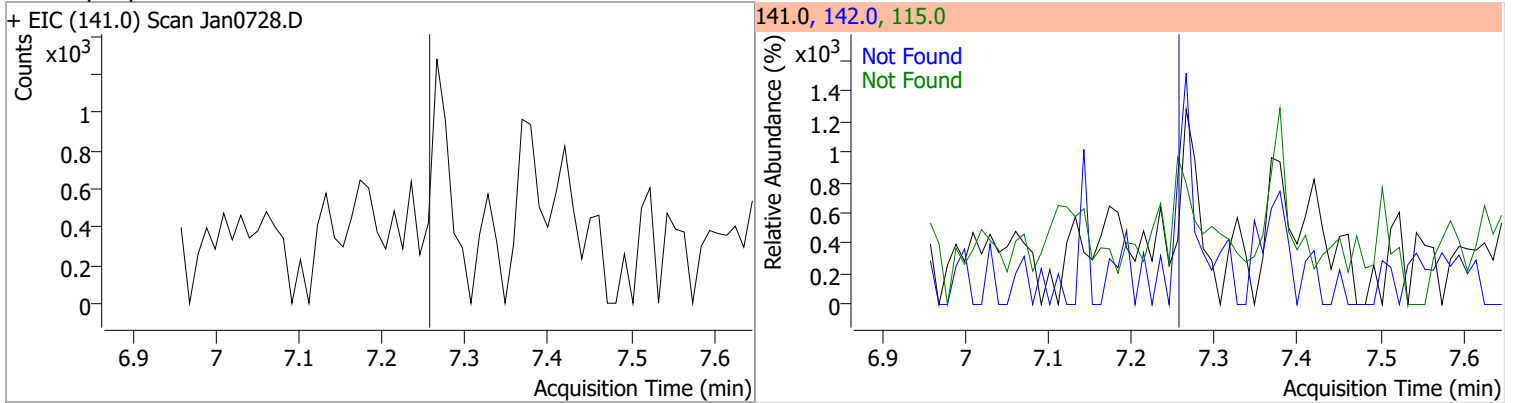


Compound	Conc.	Exp RT	QIon	Exp Ratio
4-Chloro-3-Methylphenol	N.D.	7.16	144.0	28.4

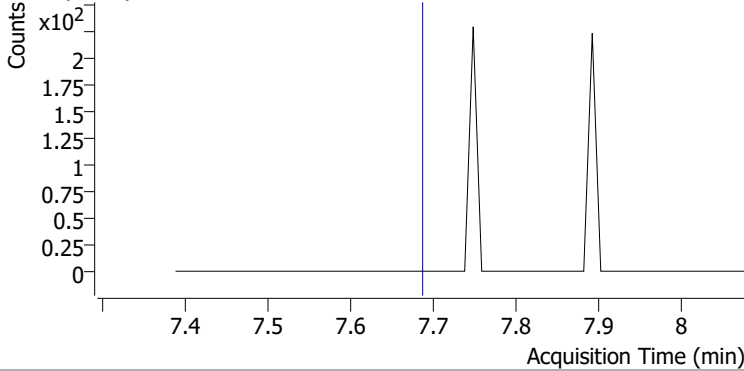
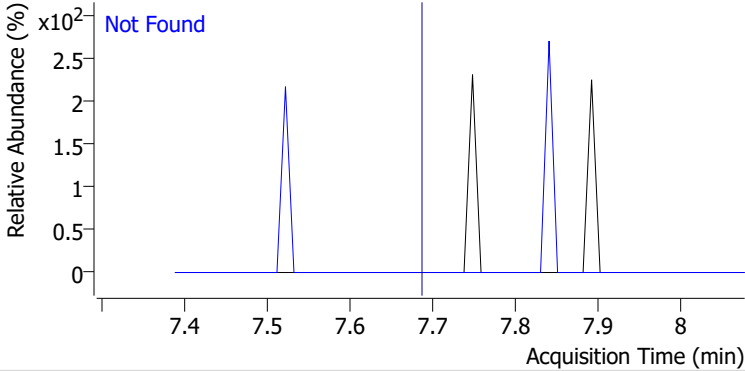
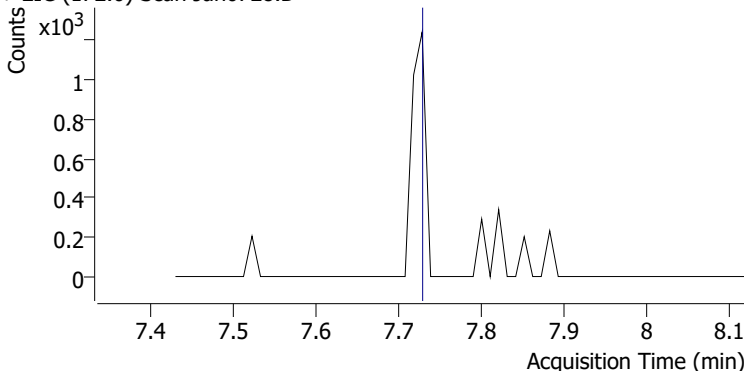
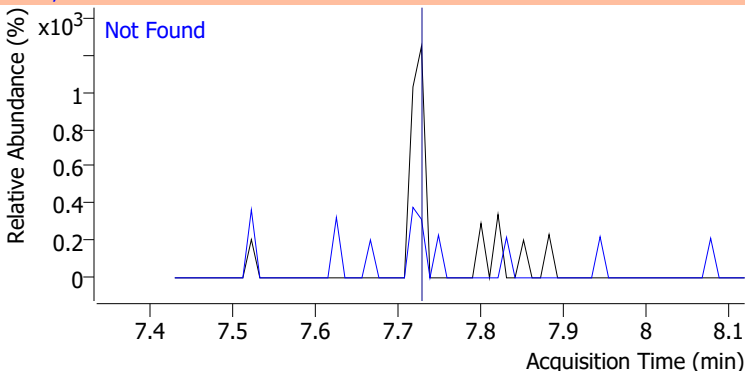
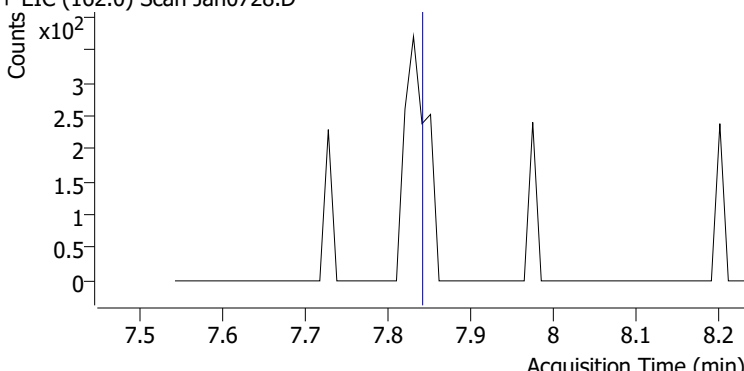
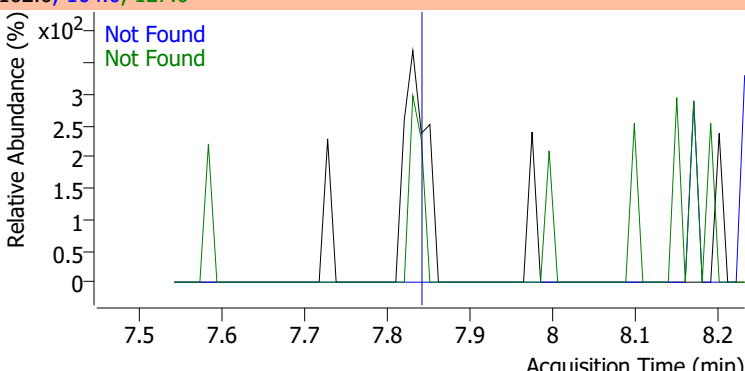
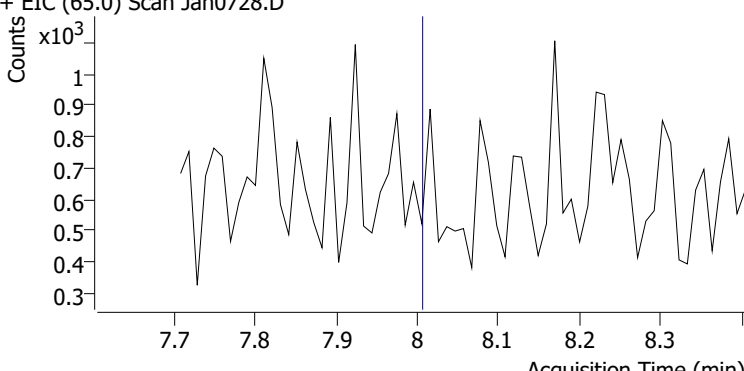
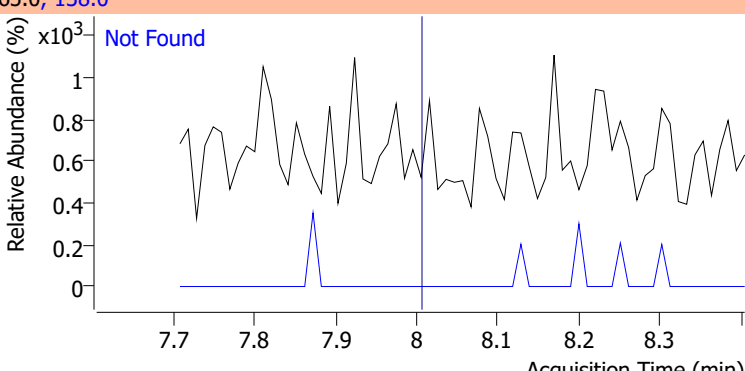


# Quantitation Results Report (QT Reviewed)

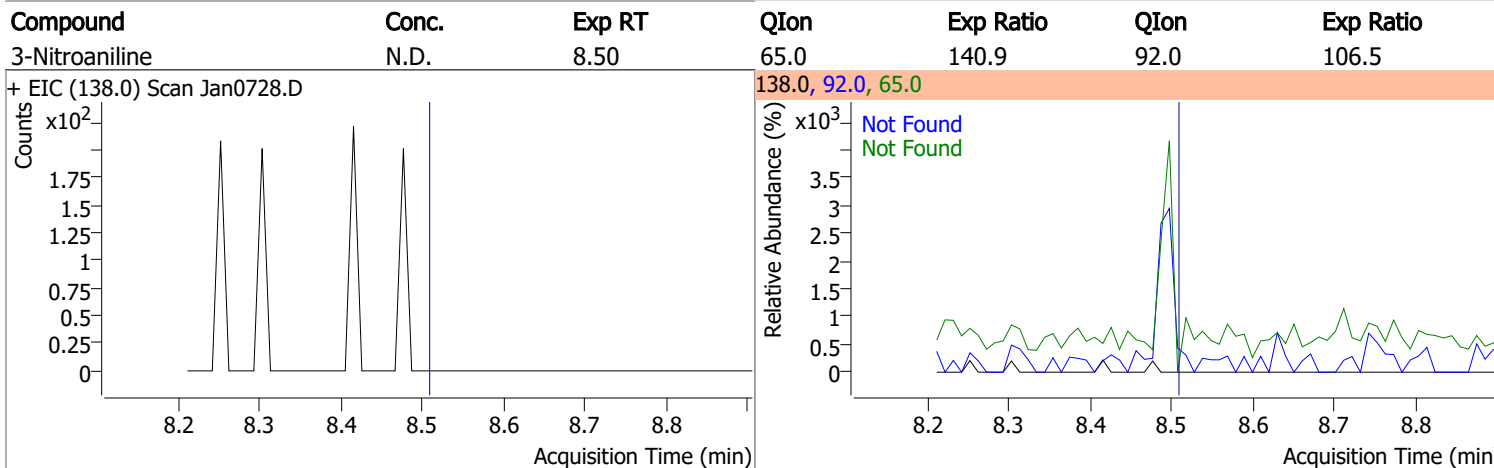
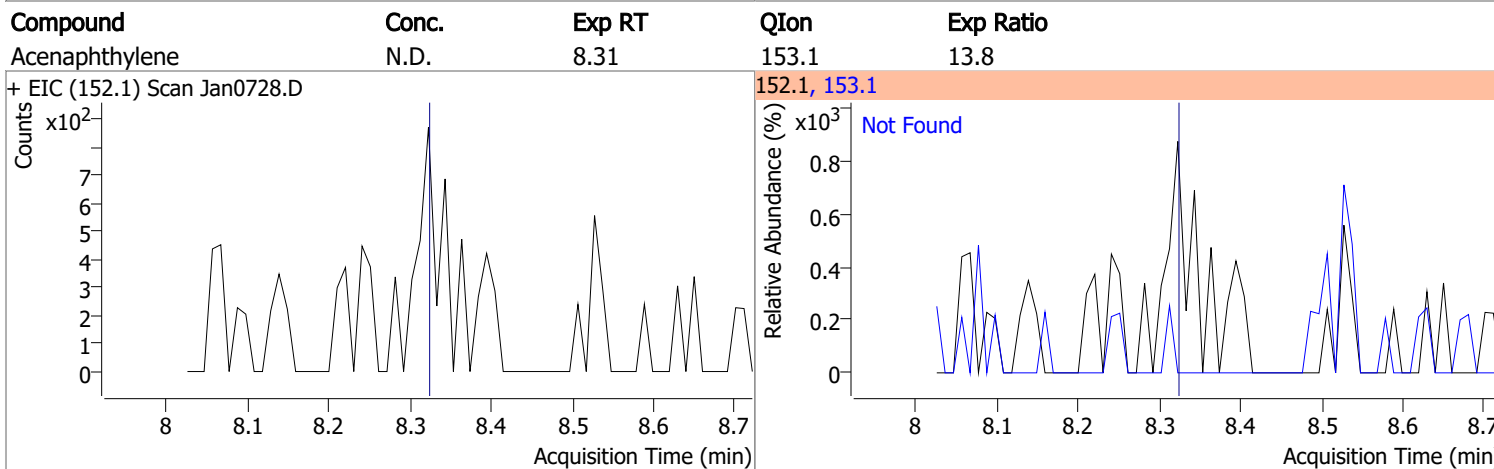
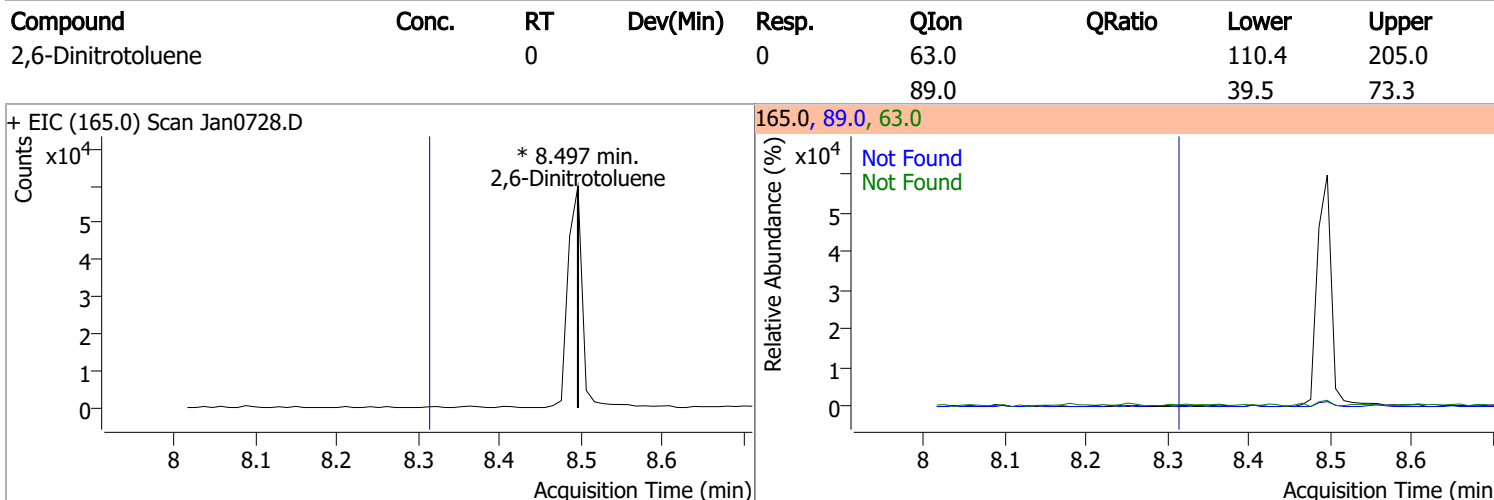
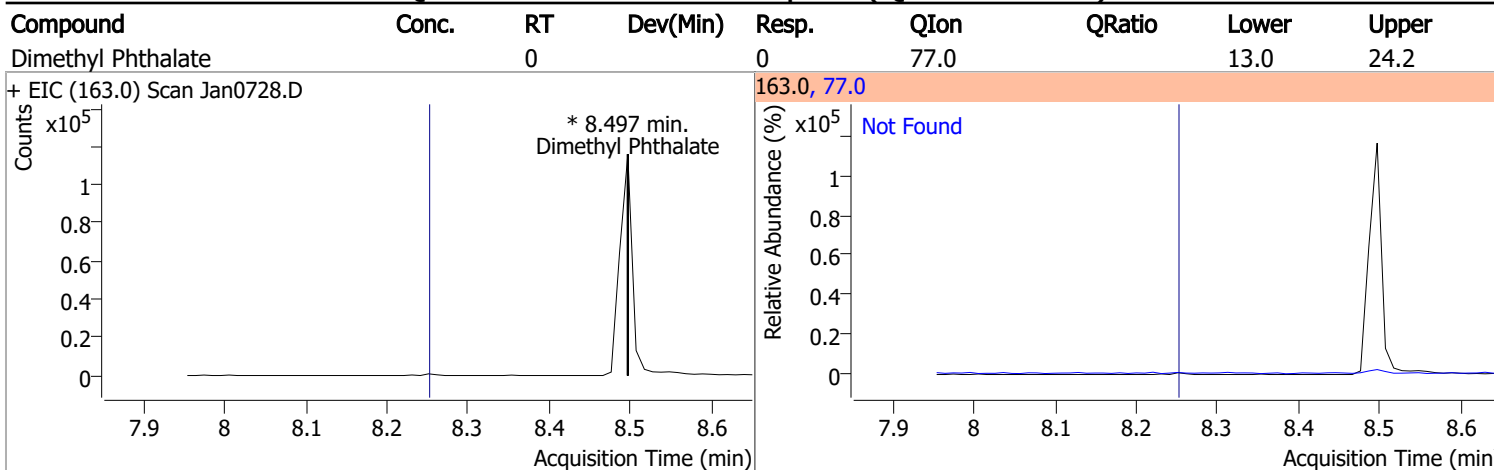
Compound	Conc.	Exp RT	QIon	Exp Ratio	QIon	Exp Ratio
----------	-------	--------	------	-----------	------	-----------



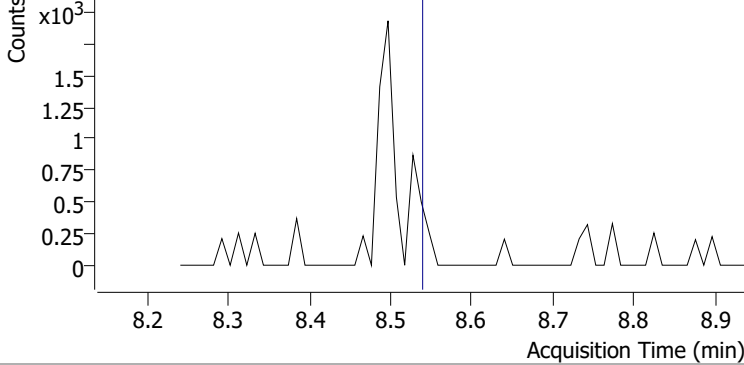
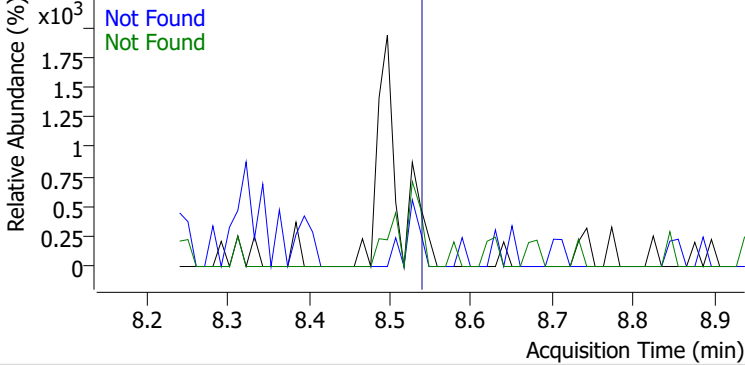
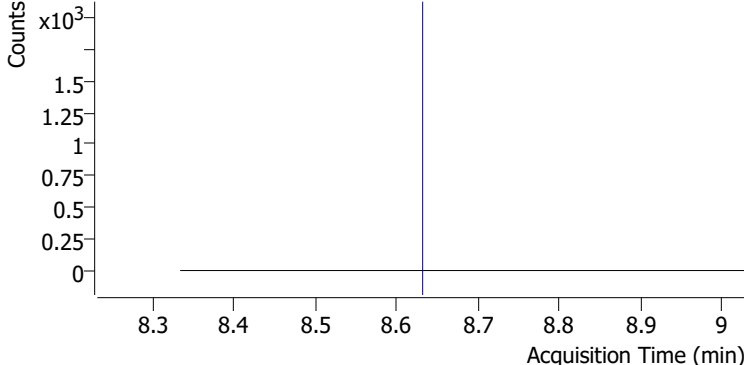
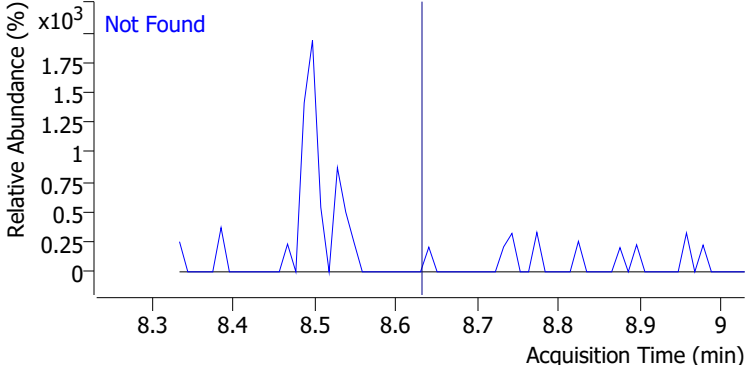
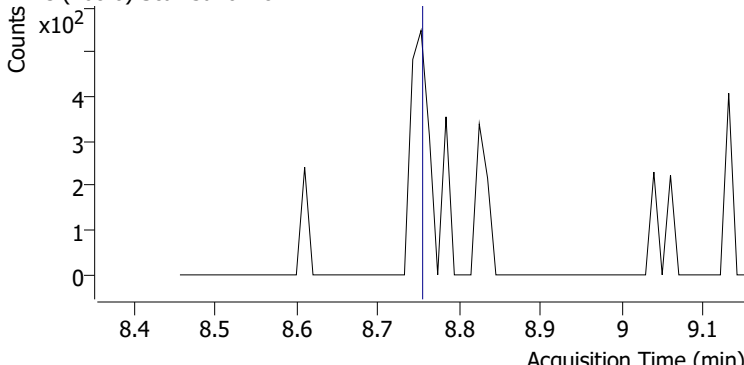
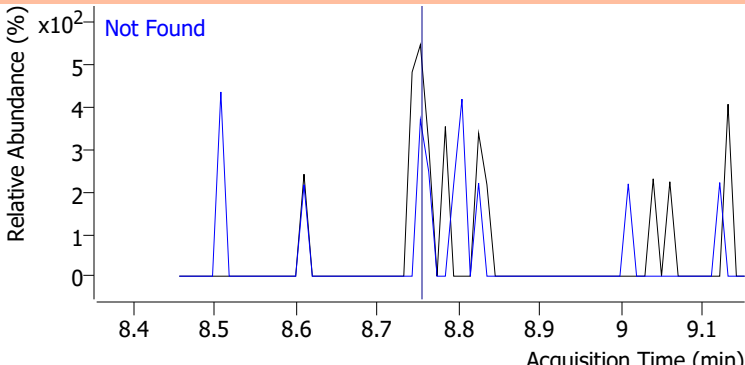
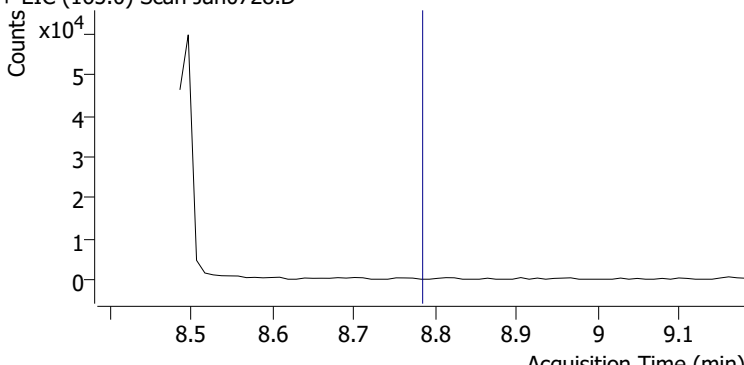
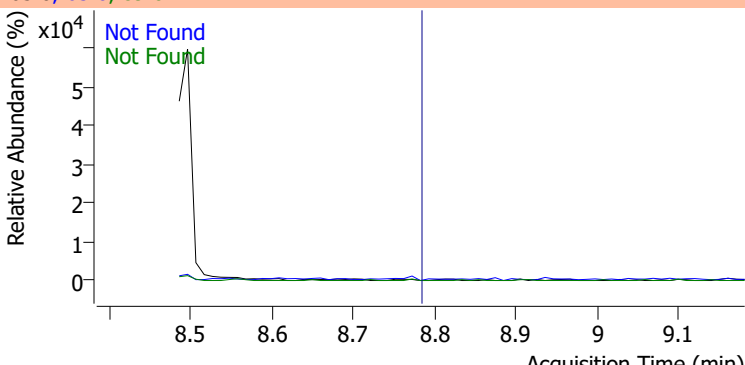
# Quantitation Results Report (QT Reviewed)

Compound	Conc.	Exp RT	QIon	Exp Ratio		
2,4,5-Trichlorophenol	N.D.	7.68	198.0	95.5		
+ EIC (196.0) Scan Jan0728.D			196.0, 198.0			
						
2-Fluorobiphenyl	N.D.	7.72	171.0	34.5		
+ EIC (172.0) Scan Jan0728.D			172.0, 171.0			
						
2-Chloronaphthalene	N.D.	7.83	127.0	37.9	QIon	Exp Ratio
			164.0	32.3		
+ EIC (162.0) Scan Jan0728.D			162.0, 164.0, 127.0			
						
2-Nitroaniline	N.D.	7.99	138.0	107.7		
+ EIC (65.0) Scan Jan0728.D			65.0, 138.0			
						

# Quantitation Results Report (QT Reviewed)

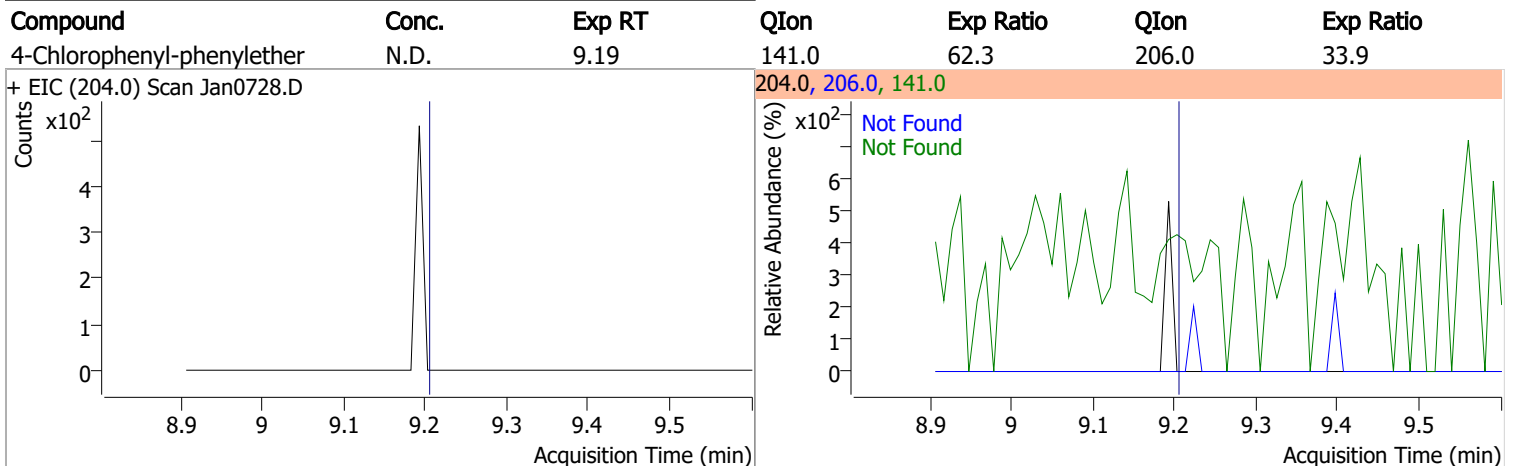
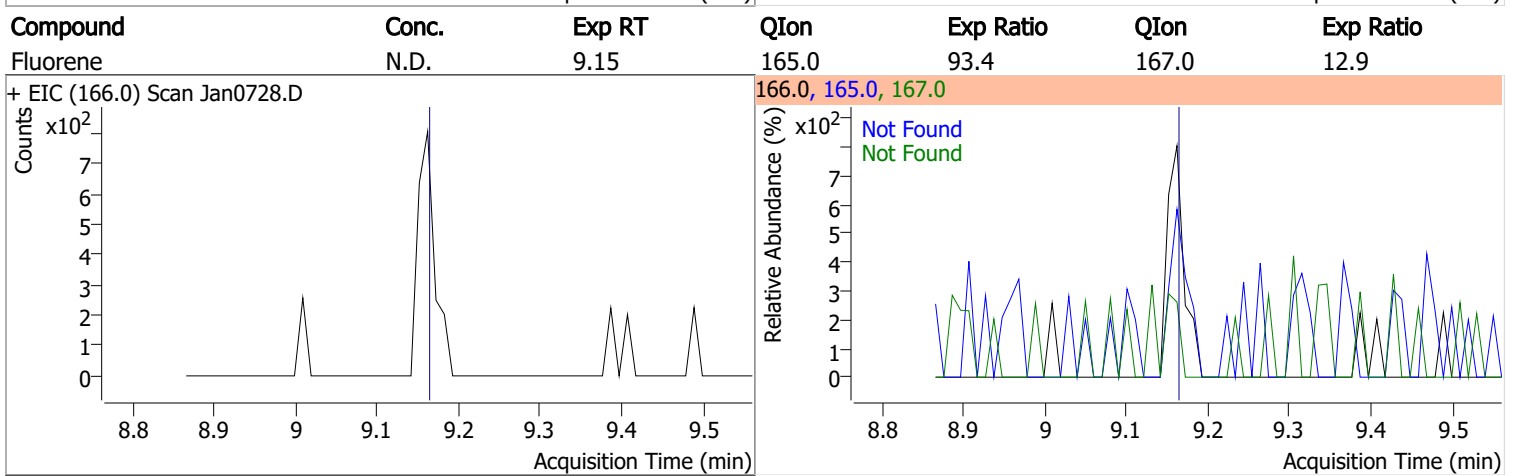
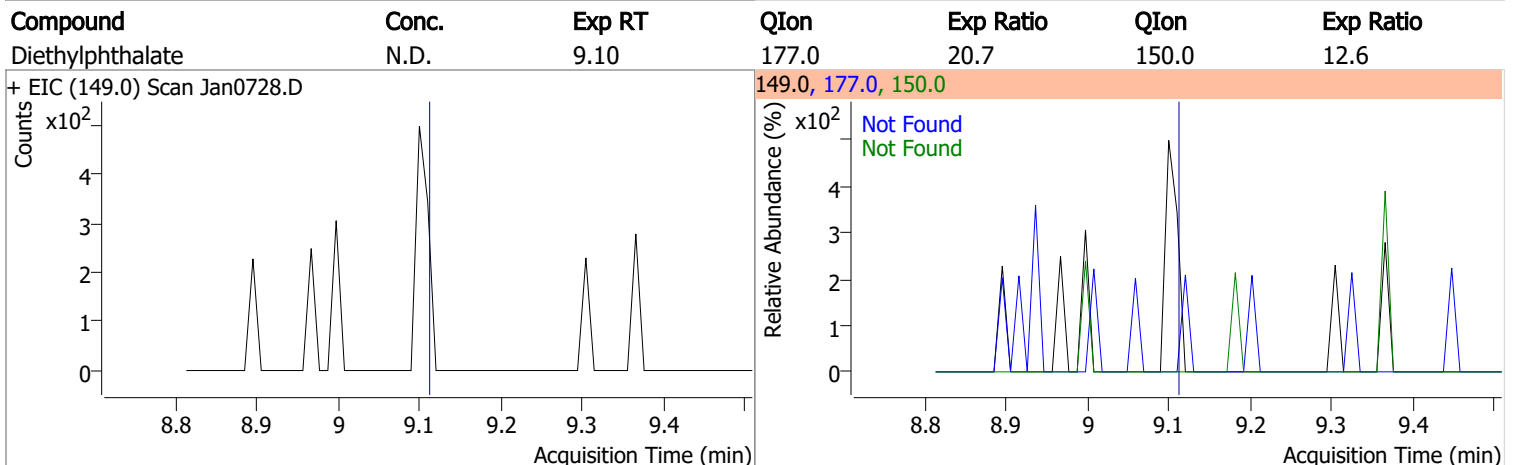
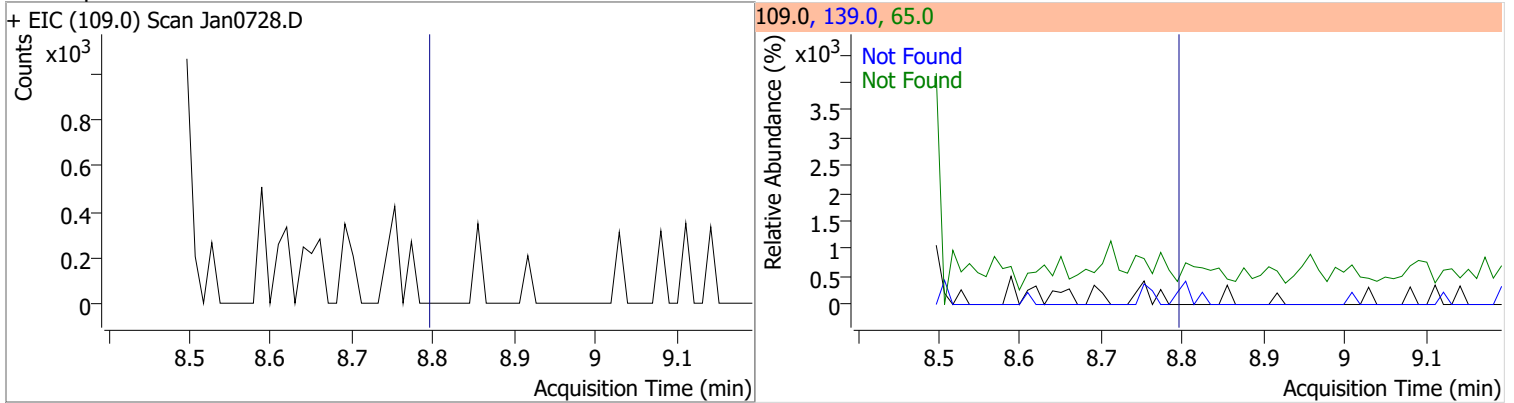


# Quantitation Results Report (QT Reviewed)

Compound	Conc.	Exp RT	QIon	Exp Ratio	QIon	Exp Ratio
Acenaphthene	N.D.	8.53	153.0	109.5	152.0	52.9
+ EIC (154.0) Scan Jan0728.D			154.0, 152.0, 153.0			
						
2,4-Dinitrophenol	N.D.	8.62	154.0	60.0		
+ EIC (184.0) Scan Jan0728.D			184.0, 154.0			
						
Dibenzofuran	N.D.	8.74	139.0	38.6		
+ EIC (168.0) Scan Jan0728.D			168.0, 139.0			
						
2,4-Dinitrotoluene	N.D.	8.77	63.0	76.1	89.0	74.7
+ EIC (165.0) Scan Jan0728.D			165.0, 63.0, 89.0			
						

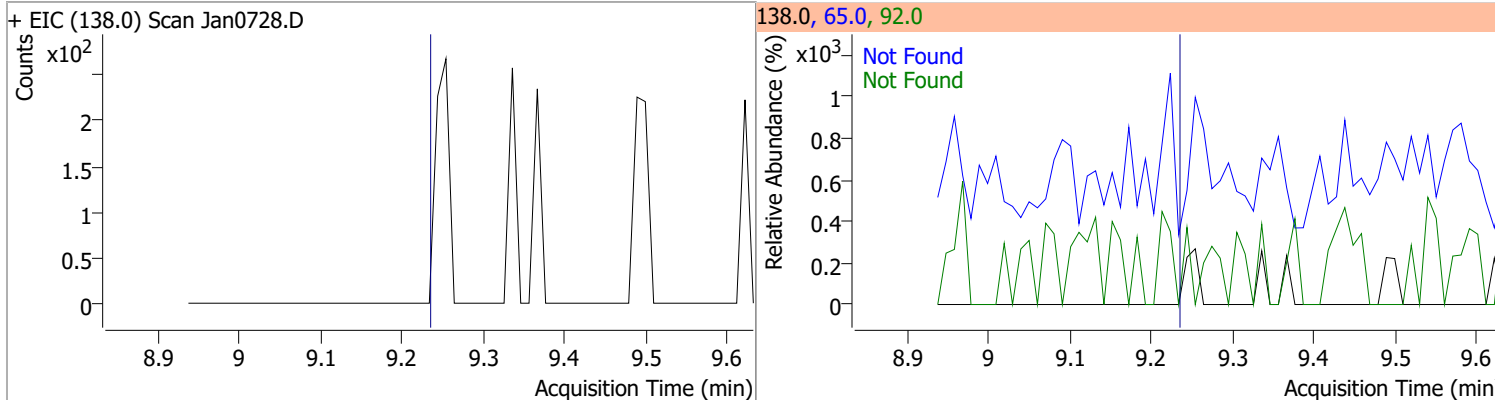
# Quantitation Results Report (QT Reviewed)

Compound	Conc.	Exp RT	QIon	Exp Ratio	QIon	Exp Ratio
----------	-------	--------	------	-----------	------	-----------

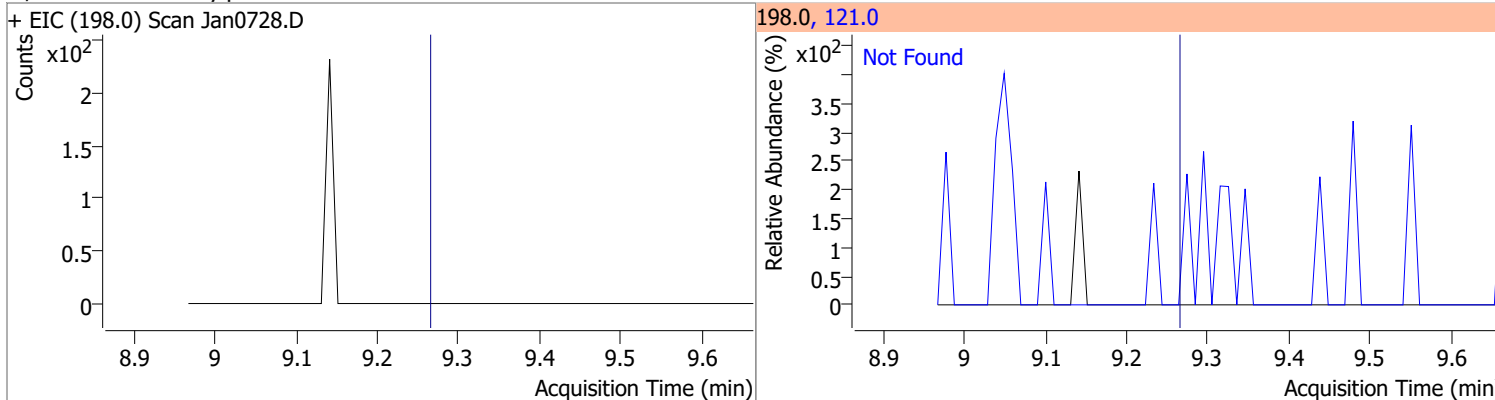


# Quantitation Results Report (QT Reviewed)

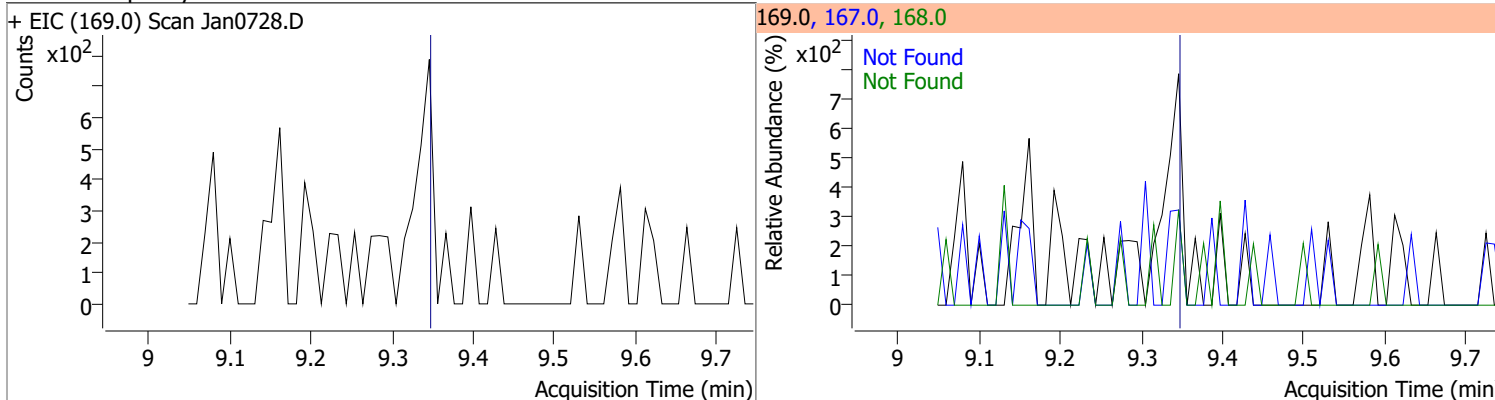
Compound	Conc.	Exp RT	QIon	Exp Ratio	QIon	Exp Ratio
4-Nitroaniline	N.D.	9.23	65.0	114.6	92.0	45.3



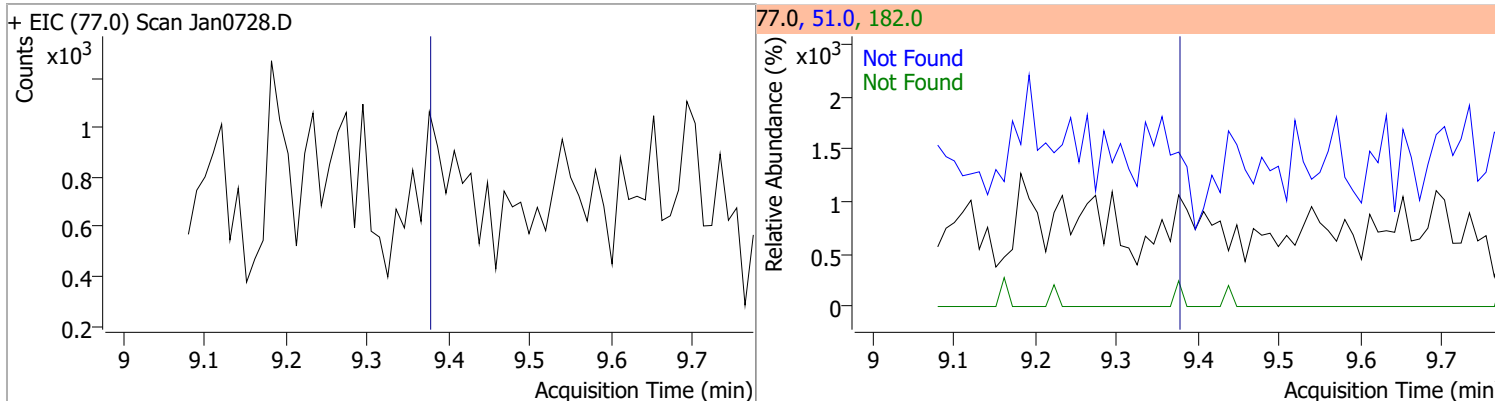
Compound	Conc.	Exp RT	QIon	Exp Ratio
4,6-Dinitro-2-methylphenol	N.D.	9.26	121.0	44.8



Compound	Conc.	Exp RT	QIon	Exp Ratio	QIon	Exp Ratio
N-nitrosodiphenylamine	N.D.	9.35	168.0	63.3	167.0	33.4

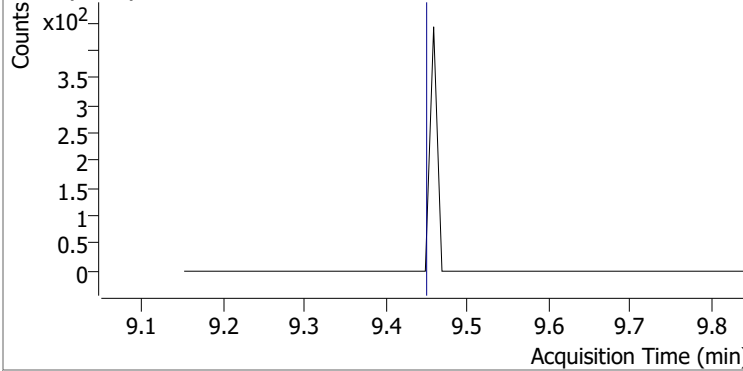
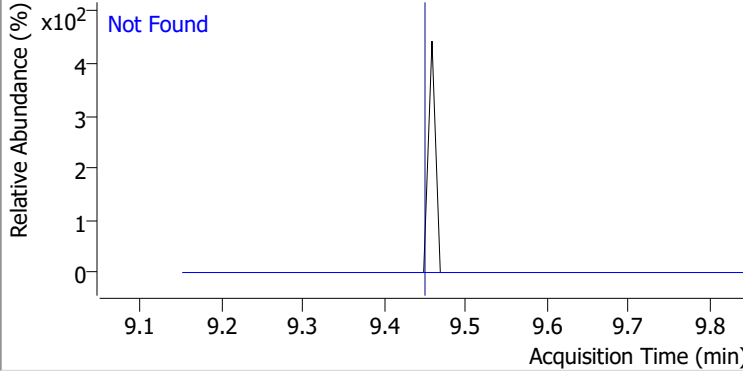
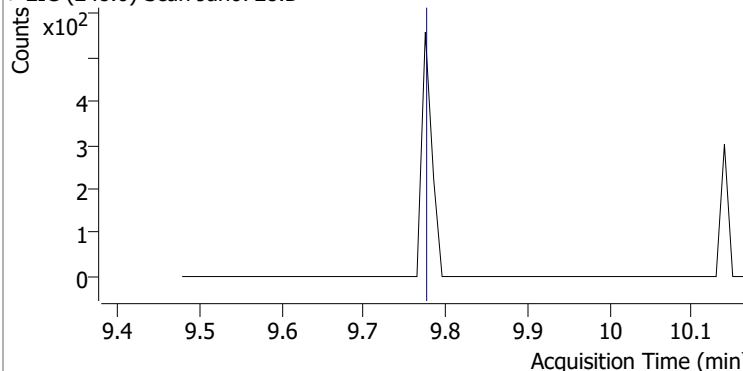
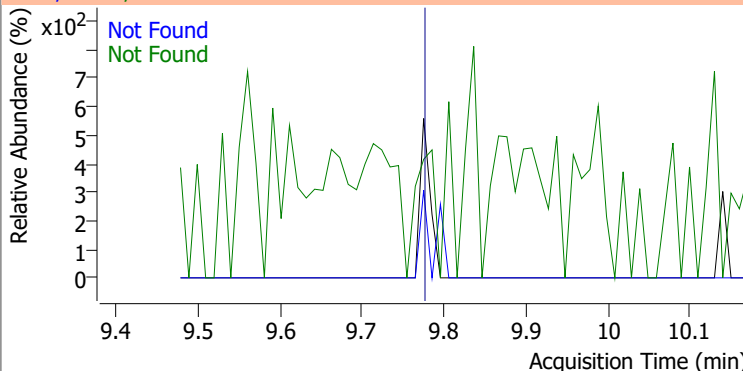
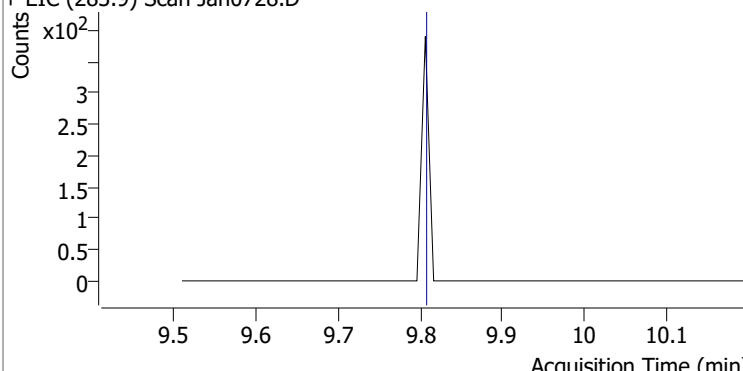
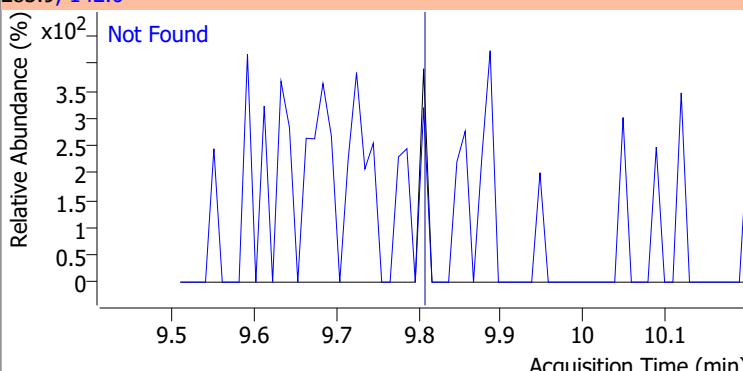
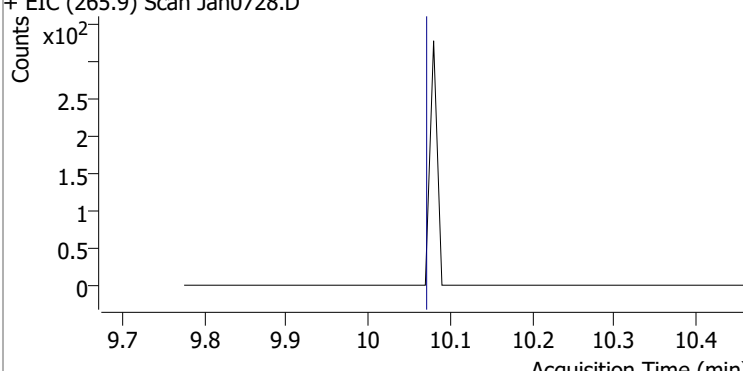
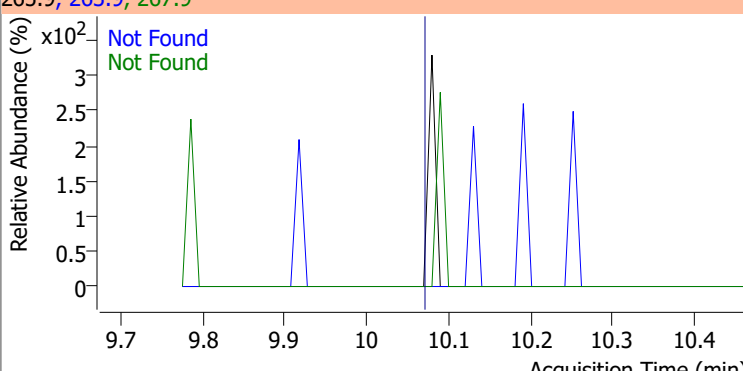


Compound	Conc.	Exp RT	QIon	Exp Ratio	QIon	Exp Ratio
Azobenzene	N.D.	9.38	51.0	49.9	182.0	26.9

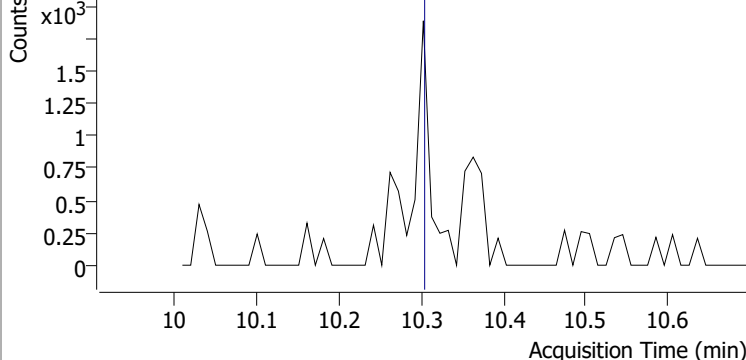
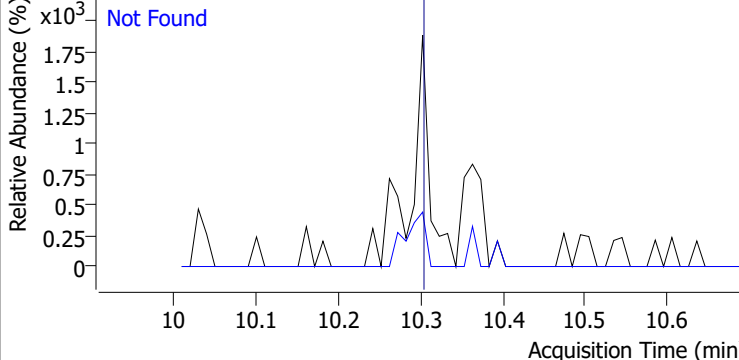
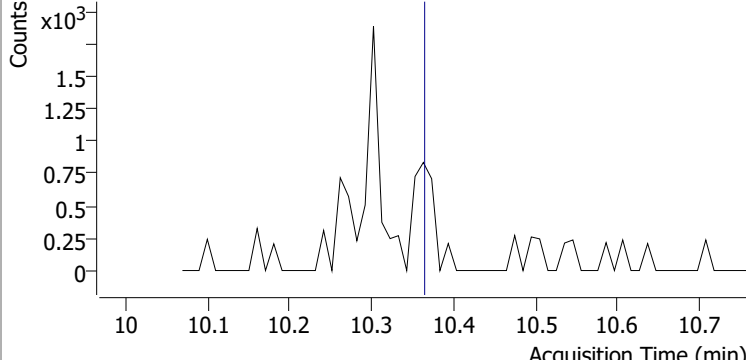
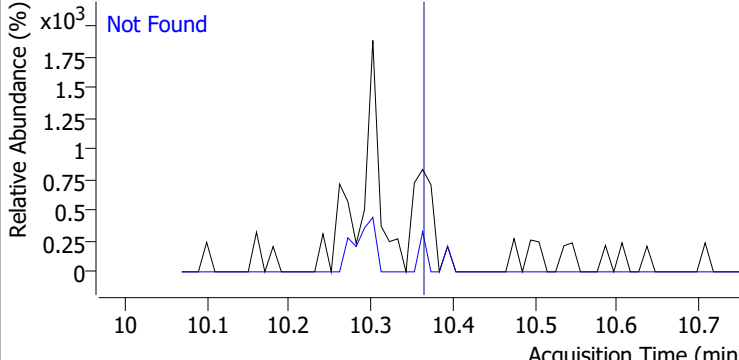
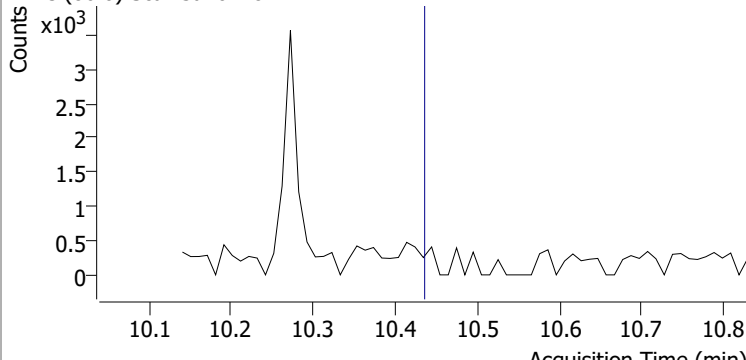
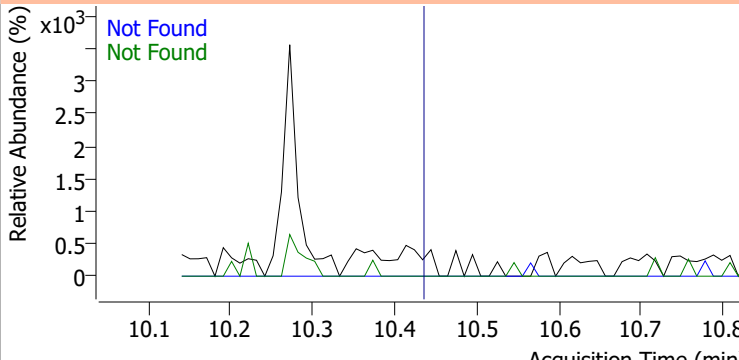
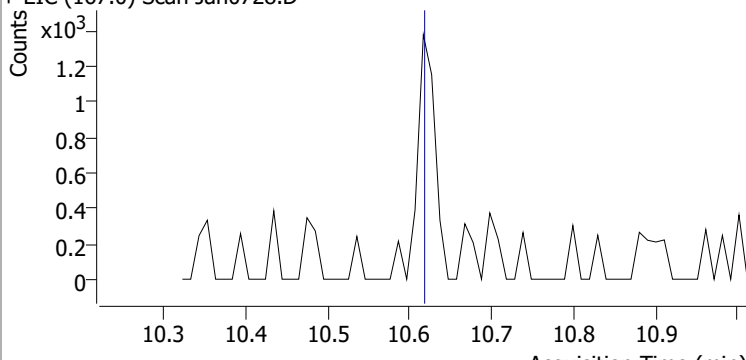
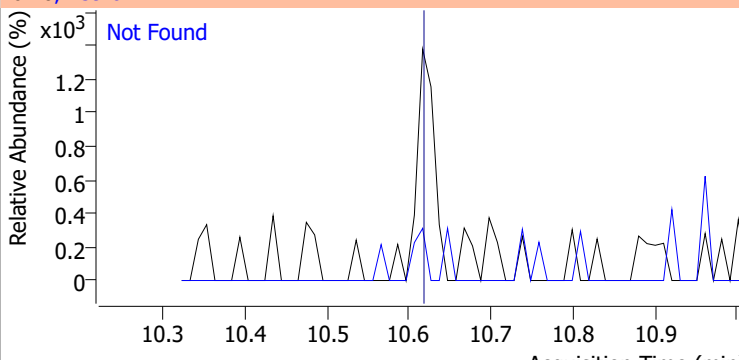




# Quantitation Results Report (QT Reviewed)

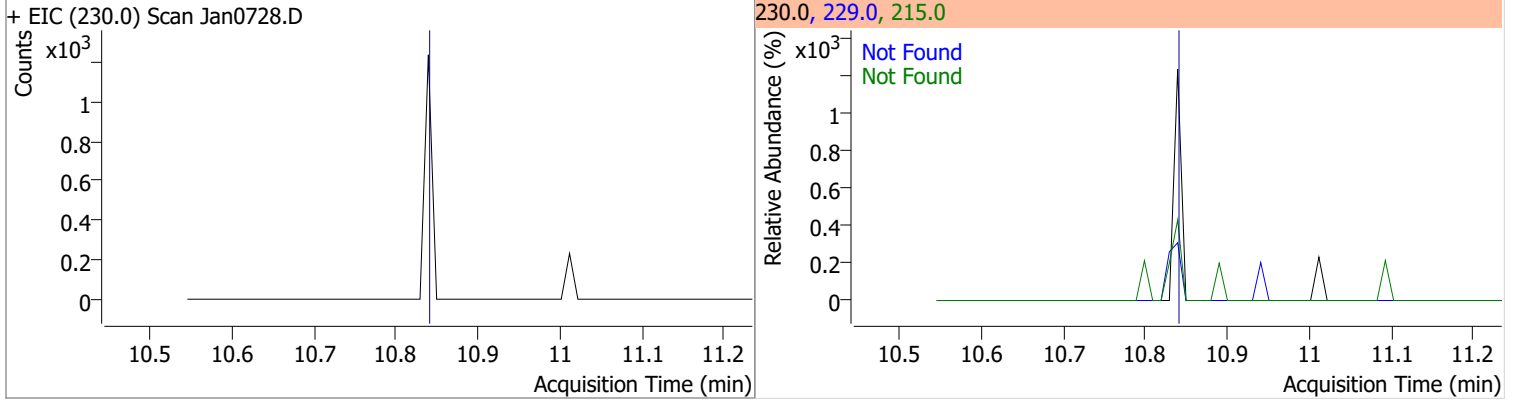
Compound	Conc.	Exp RT	QIon	Exp Ratio		
2,4,6-Tribromophenol	N.D.	9.45	331.8	89.5		
+ EIC (329.8) Scan Jan0728.D			329.8, 331.8			
						
4-Bromophenyl-phenylether	N.D.	9.78	250.0	98.3	QIon	Exp Ratio
+ EIC (248.0) Scan Jan0728.D			248.0, 250.0, 141.0			
						
Hexachlorobenzene	N.D.	9.81	142.0	49.9		
+ EIC (283.9) Scan Jan0728.D			283.9, 142.0			
						
Pentachlorophenol	N.D.	10.07	263.9	67.0	QIon	Exp Ratio
+ EIC (265.9) Scan Jan0728.D			265.9, 263.9, 267.9			
						

# Quantitation Results Report (QT Reviewed)

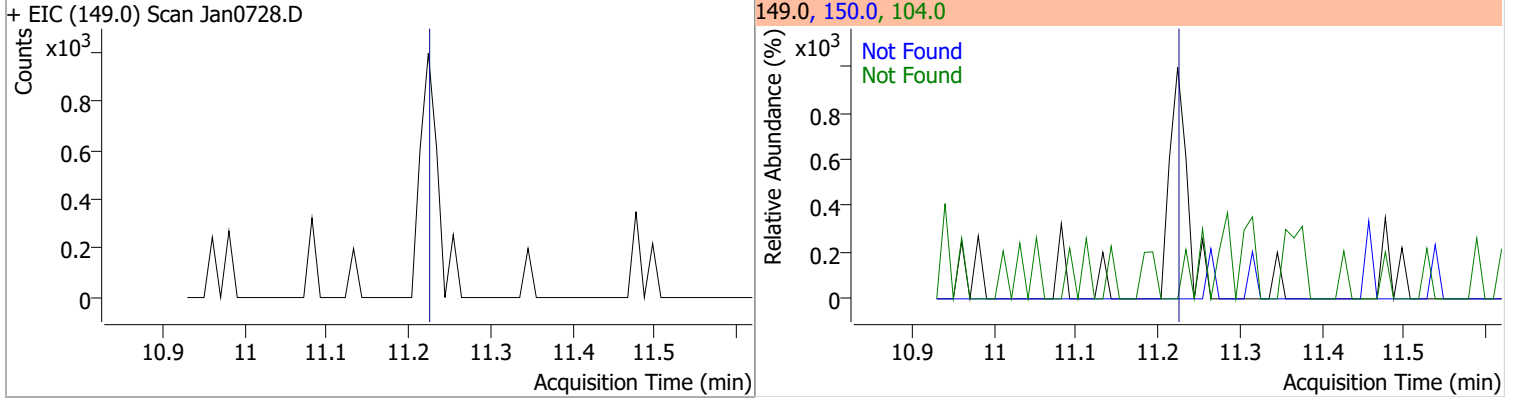
Compound	Conc.	Exp RT	QIon	Exp Ratio		
Phenanthrene	N.D.	10.30	176.0	19.3		
+ EIC (178.0) Scan Jan0728.D			178.0, 176.0			
						
Anthracene	N.D.	10.36	176.0	18.4		
+ EIC (178.0) Scan Jan0728.D			178.0, 176.0			
						
Triallate	N.D.	10.43	268.0	26.7	QIon	Exp Ratio
					143.0	24.9
+ EIC (86.0) Scan Jan0728.D			86.0, 268.0, 143.0			
						
Carbazole	N.D.	10.62	139.0	12.8		
+ EIC (167.0) Scan Jan0728.D			167.0, 139.0			
						

# Quantitation Results Report (QT Reviewed)

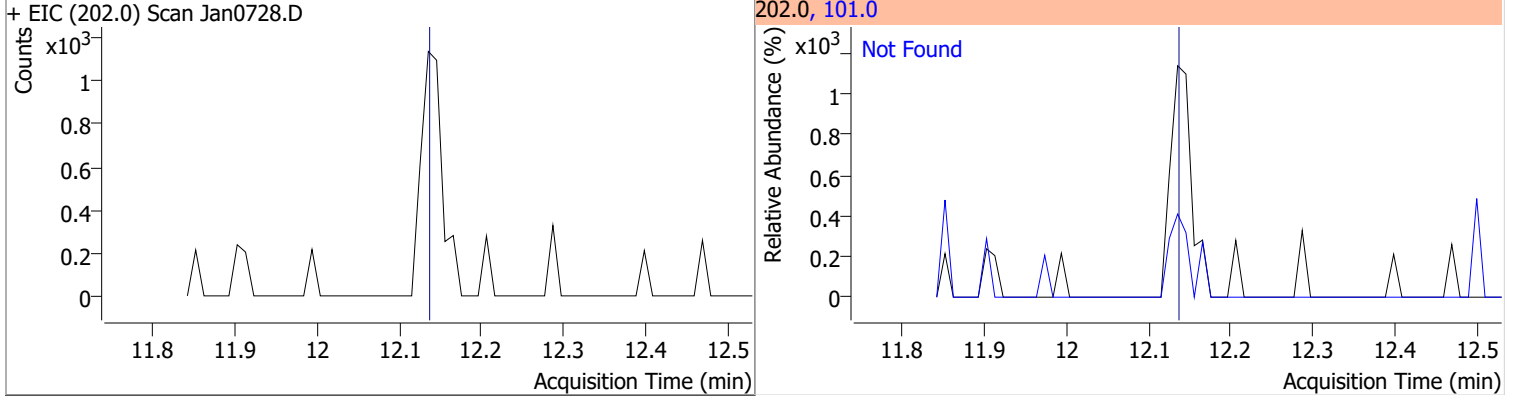
Compound	Conc.	Exp RT	QIon	Exp Ratio	QIon	Exp Ratio
o-Terphenyl	N.D.	10.84	229.0	64.1	215.0	36.5



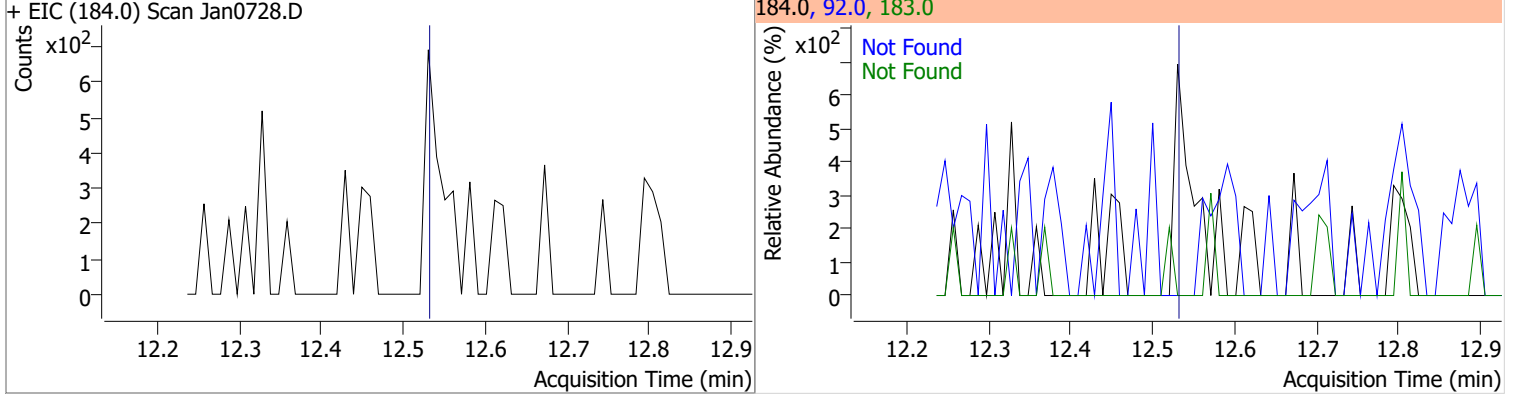
Compound	Conc.	Exp RT	QIon	Exp Ratio	QIon	Exp Ratio
Di-n-Butylphthalate	N.D.	11.22	150.0	9.1	104.0	6.1



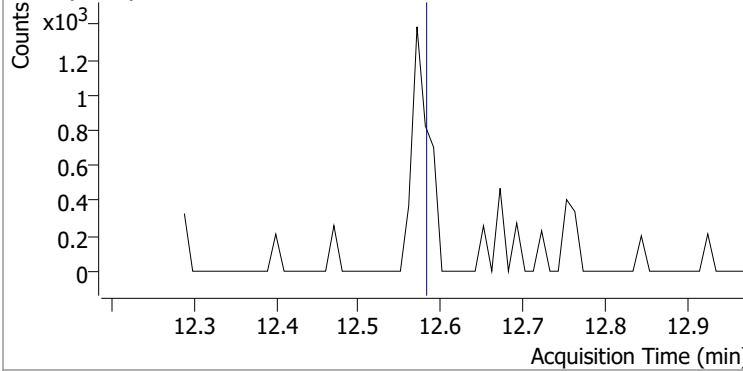
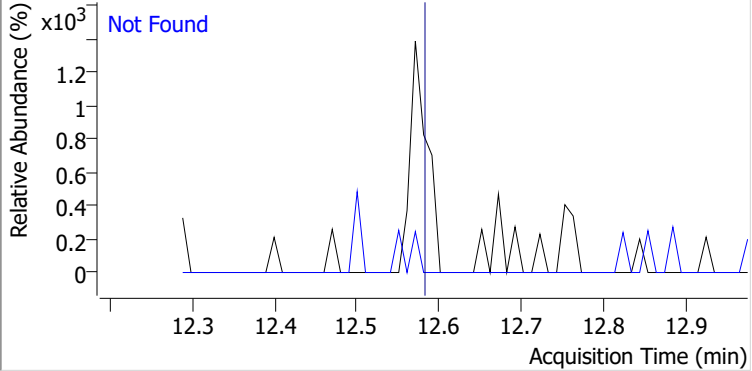
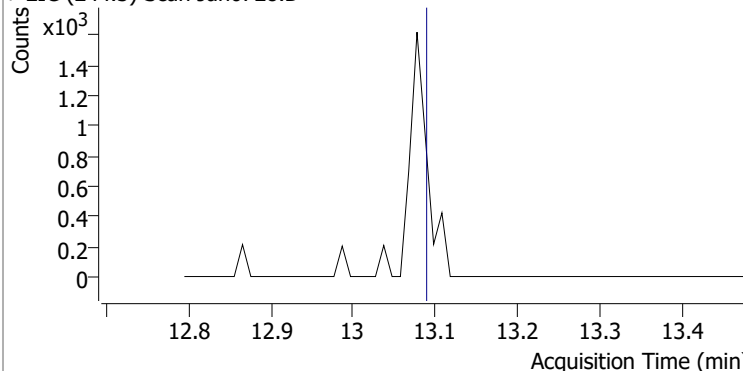
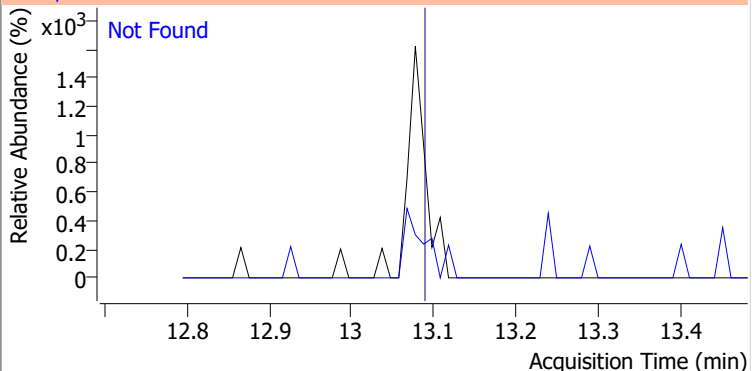
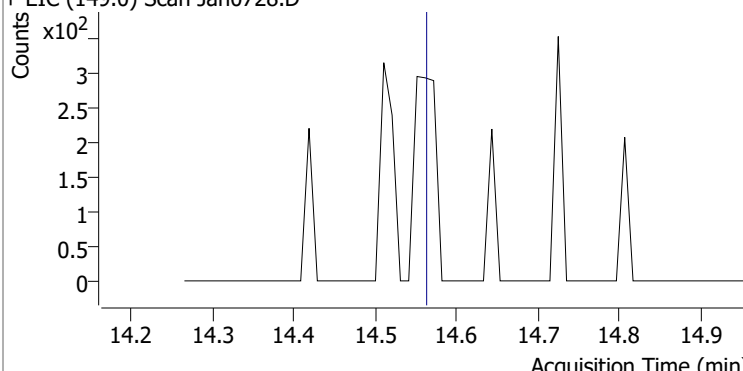
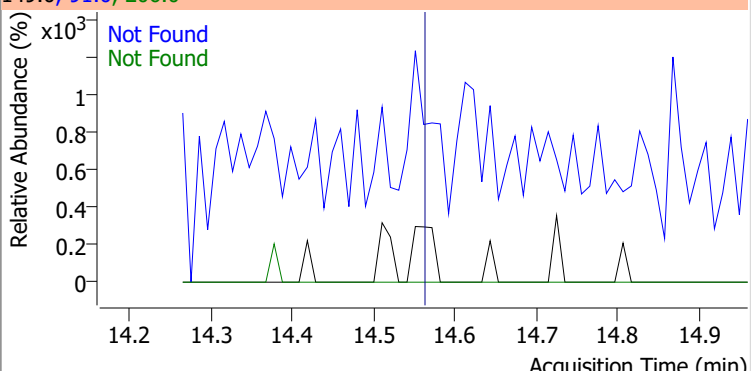
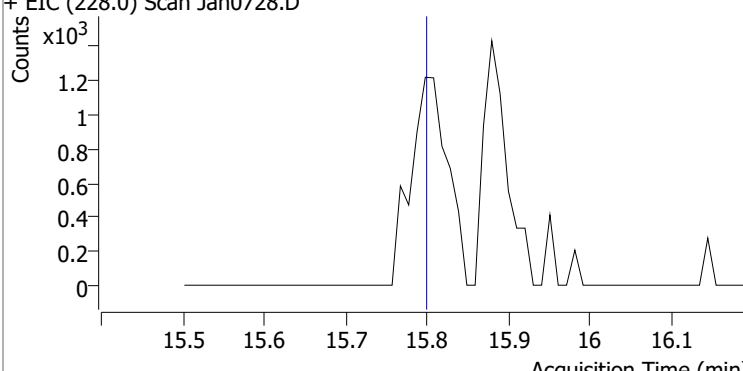
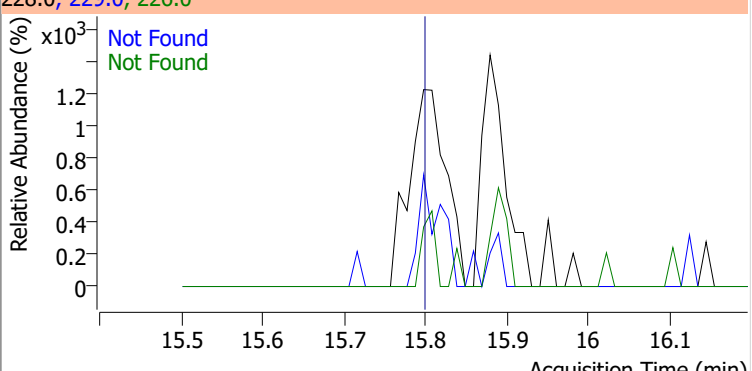
Compound	Conc.	Exp RT	QIon	Exp Ratio
Fluoranthene	N.D.	12.14	101.0	12.8



Compound	Conc.	Exp RT	QIon	Exp Ratio	QIon	Exp Ratio
Benzidine	N.D.	12.53	183.0	13.1	92.0	8.1

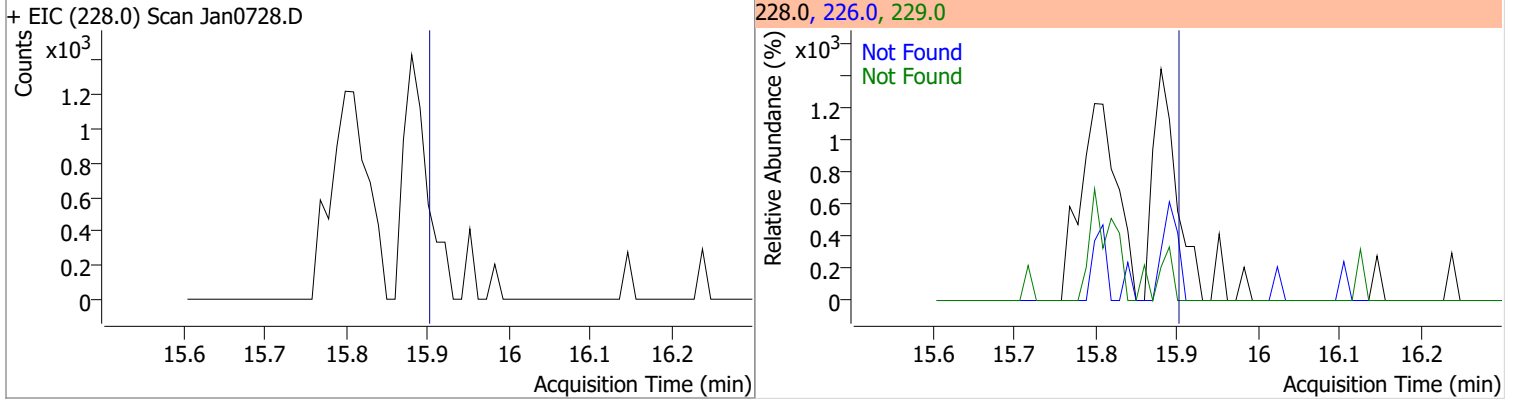


# Quantitation Results Report (QT Reviewed)

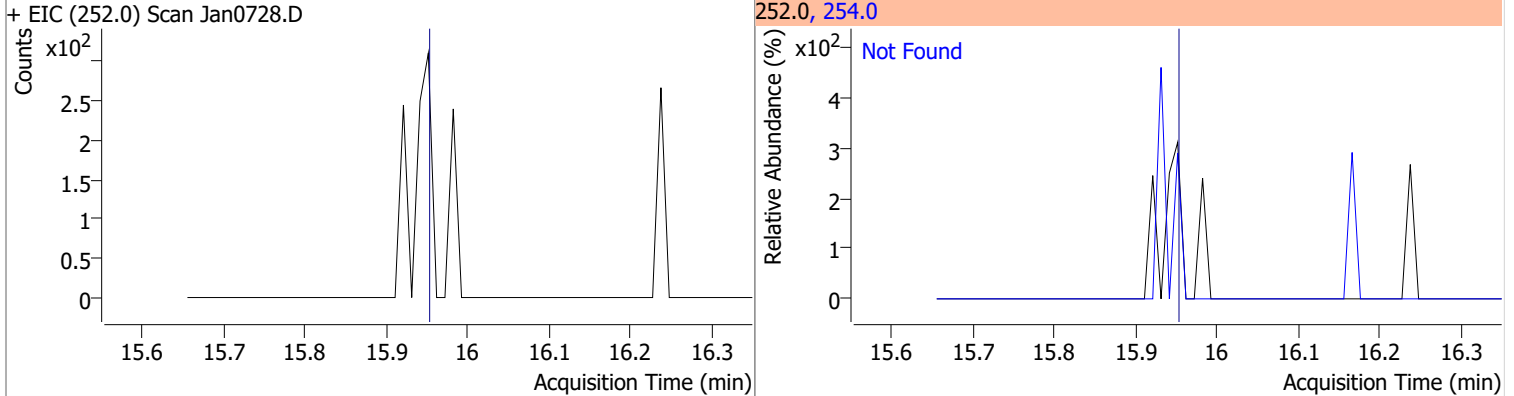
Compound	Conc.	Exp RT	QIon	Exp Ratio		
Pyrene	N.D.	12.58	101.0	14.6		
+ EIC (202.0) Scan Jan0728.D			202.0, 101.0			
						
Terphenyl-d14	N.D.	13.09	122.0	14.4		
+ EIC (244.3) Scan Jan0728.D			244.3, 122.0			
						
Butylbenzylphthalate	N.D.	14.56	91.0	81.7	206.0	17.9
+ EIC (149.0) Scan Jan0728.D			149.0, 91.0, 206.0			
						
Benzo(a)Anthracene	N.D.	15.80	226.0	27.1	229.0	21.0
+ EIC (228.0) Scan Jan0728.D			228.0, 229.0, 226.0			
						

# Quantitation Results Report (QT Reviewed)

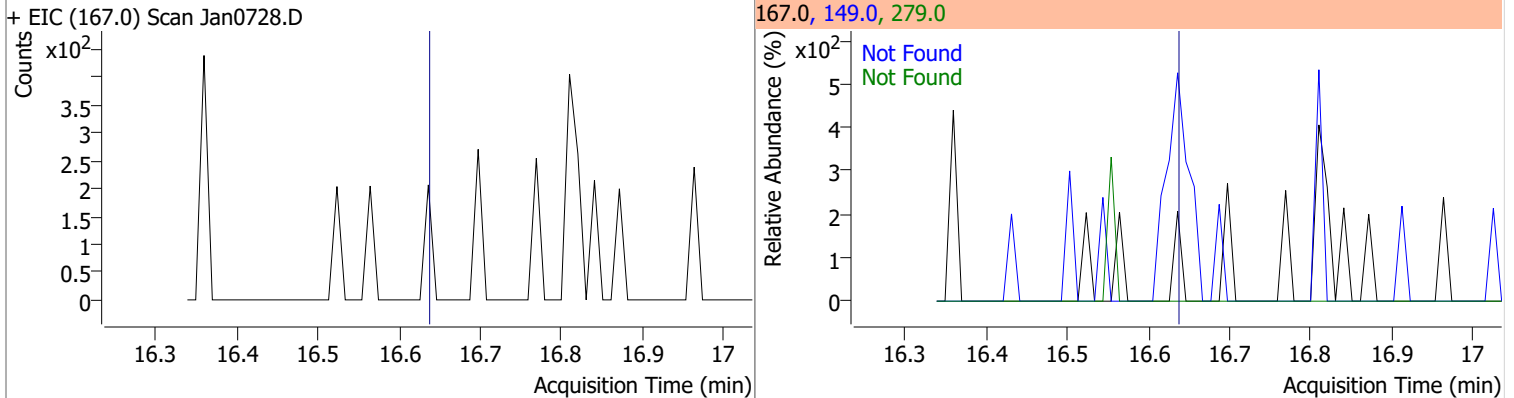
Compound	Conc.	Exp RT	QIon	Exp Ratio	QIon	Exp Ratio
Chrysene	N.D.	15.90	226.0	29.9	229.0	20.4



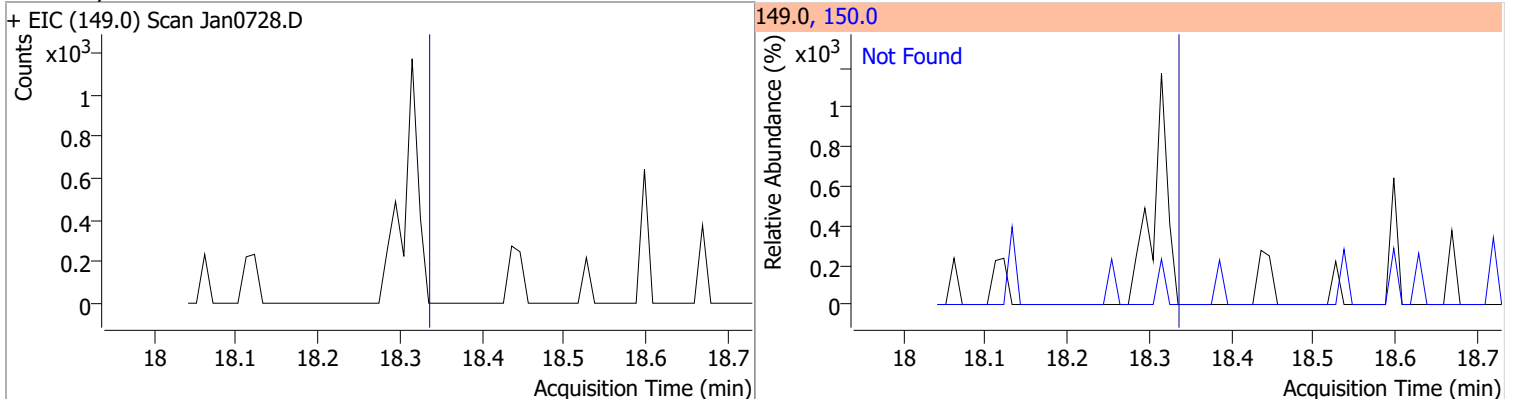
Compound	Conc.	Exp RT	QIon	Exp Ratio
3,3-Dichlorobenzidine	N.D.	15.95	254.0	64.7



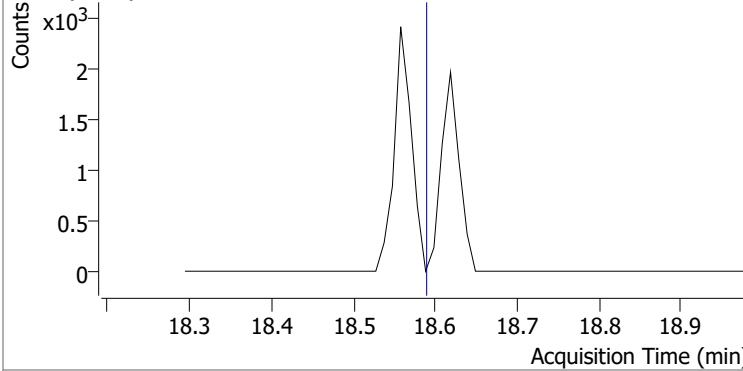
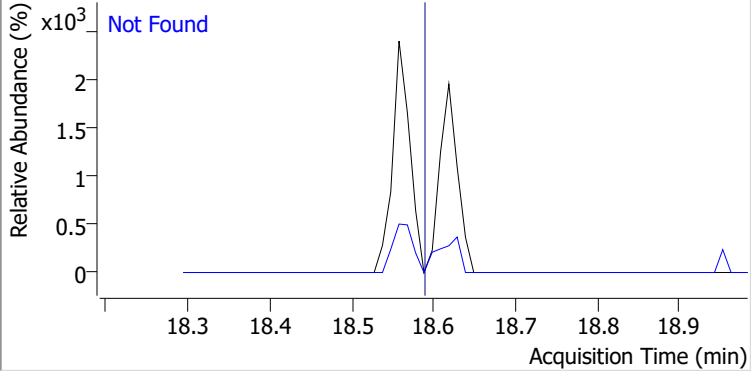
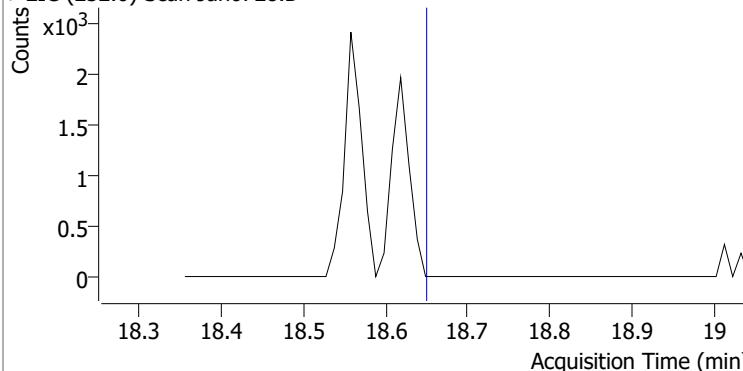
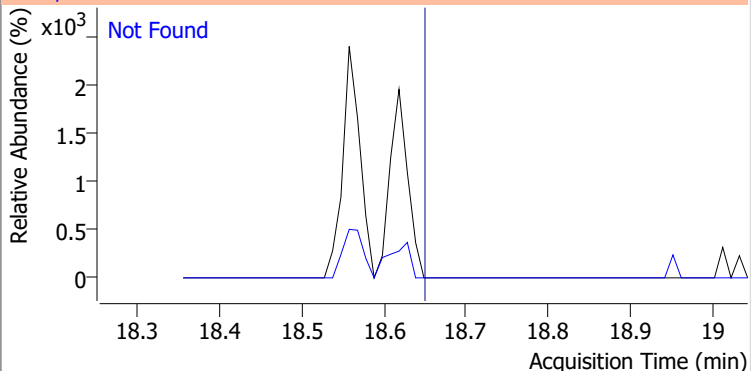
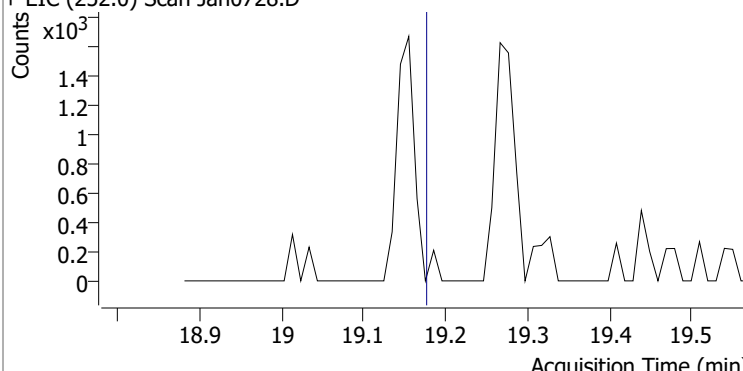
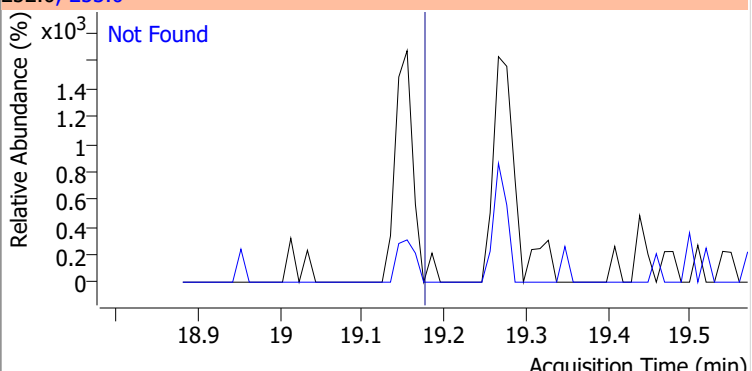
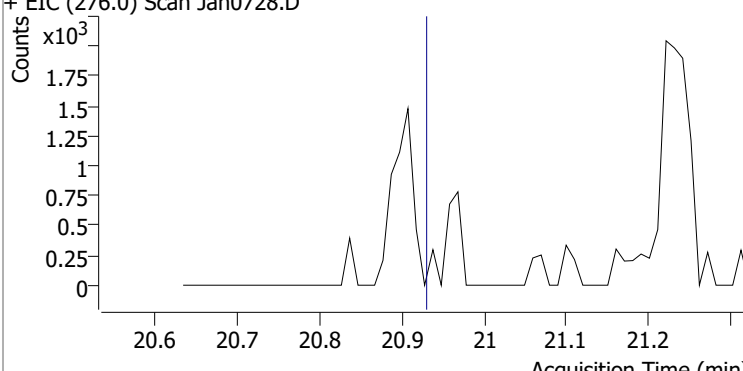
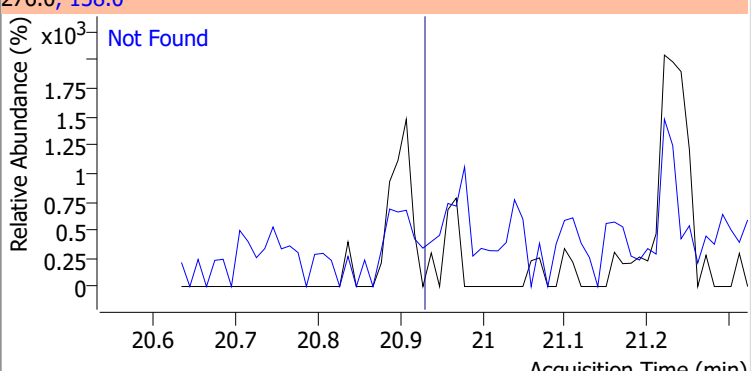
Compound	Conc.	Exp RT	QIon	Exp Ratio	QIon	Exp Ratio
bis(2-ethylhexyl)Phthalate	N.D.	16.64	149.0	397.1	279.0	15.6



Compound	Conc.	Exp RT	QIon	Exp Ratio
Di-n-octyl Phthalate	N.D.	18.32	150.0	9.5

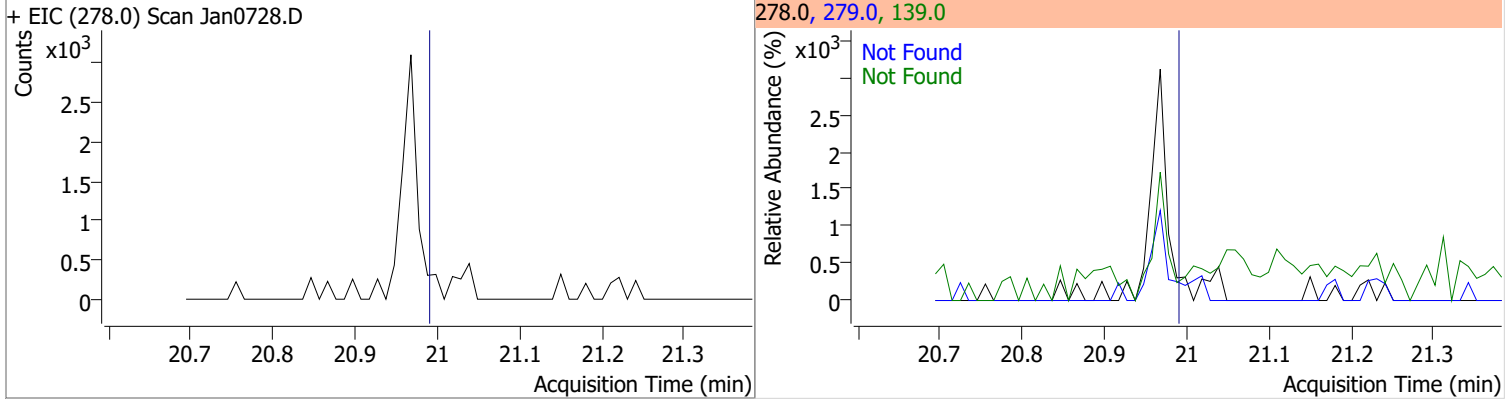


# Quantitation Results Report (QT Reviewed)

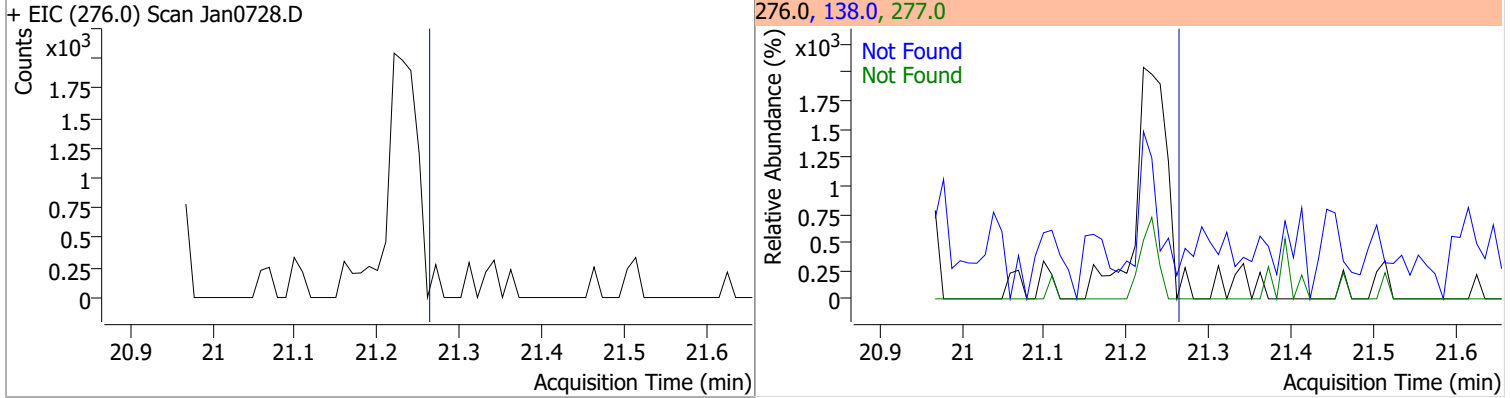
Compound	Conc.	Exp RT	QIon	Exp Ratio
Benzo(b)fluoranthene	N.D.	18.58	253.0	22.0
+ EIC (252.0) Scan Jan0728.D			252.0, 253.0	
				
Benzo(k)fluoranthene	N.D.	18.64	253.0	21.9
+ EIC (252.0) Scan Jan0728.D			252.0, 253.0	
				
Benzo(a)pyrene	N.D.	19.17	253.0	22.0
+ EIC (252.0) Scan Jan0728.D			252.0, 253.0	
				
Indeno(1,2,3-c,d)pyrene	N.D.	20.92	138.0	29.9
+ EIC (276.0) Scan Jan0728.D			276.0, 138.0	
				

# Quantitation Results Report (QT Reviewed)

Compound	Conc.	Exp RT	QIon	Exp Ratio	QIon	Exp Ratio
Dibenzo(a,h)anthracene	N.D.	20.98	279.0	25.2	139.0	23.8

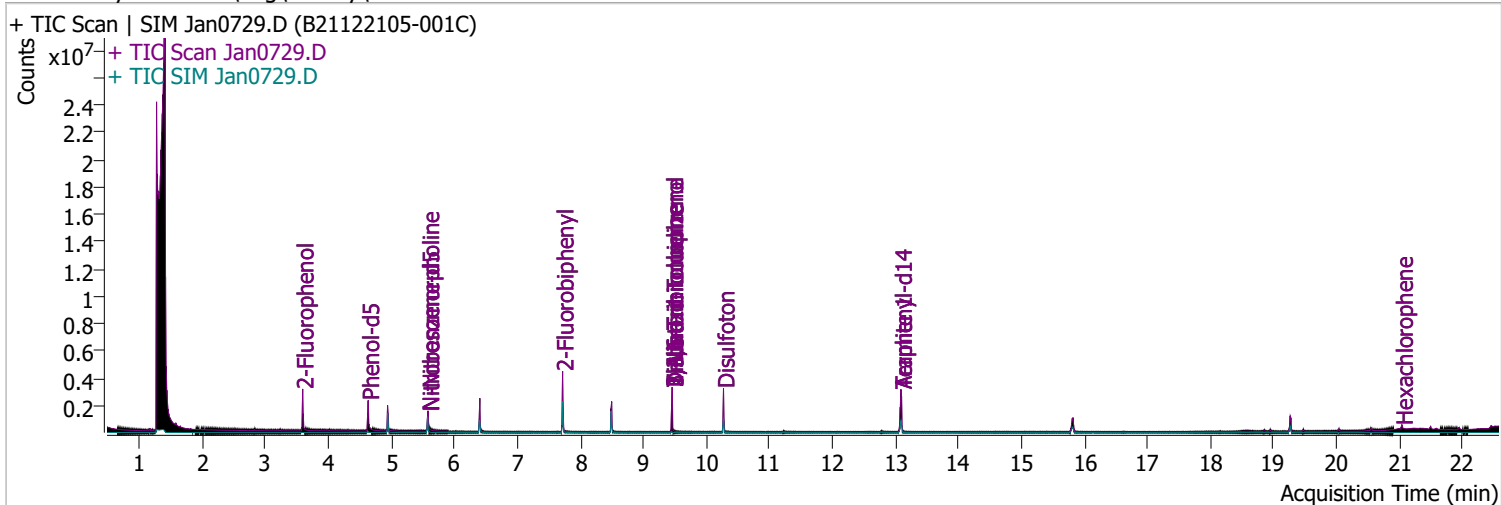


Compound	Conc.	Exp RT	QIon	Exp Ratio	QIon	Exp Ratio
Benzo(g,h,i)perylene	N.D.	21.25	138.0	32.0	277.0	23.8



# Quantitation Results Report (QT Reviewed)

Data File	Jan0729.D	Operator	LIMS import
Acq. Method	BNA+SIM.M	Acq. Date-Time	1/8/2022 3:25:25 AM
Sample Name	B21122105-001C	Instrument	Instrument #1
Vial	29	Multiplier	1.00
DA Method File	010722 DoD BNA cal 1.batch.bin	Comment	SVOC-8270-W
Tune File	dftppdsm.u	Tune Date	1/7/2022 12:13:00 PM
Batch Name	010722 DoD BNA.batch.bin	Last Calib Update	1/11/2022 1:03:40 PM
Ref Library	D:\Org\Library\NIST129K.l		



Compound	RT	QIon	Resp.	Conc.	Units	Dev(Min)
----------	----	------	-------	-------	-------	----------

**Internal Standards**

**System Monitoring Compounds**

S 2-Fluorophenol	3.592	112.0	781390	97.1925	µg/L	0.010
Spiked Amount: 200.000	Range: 10.0 - 75.0%			Recovery = 48.60%		
S Phenol-d5	4.634	99.0	856020	79.8131	µg/L	0.010
Spiked Amount: 200.000	Range: 10.0 - 65.0%			Recovery = 39.91%		
S Nitrobenzene-d5	5.583	82.0	409222	70.0983	µg/L	0.000
Spiked Amount: 100.000	Range: 32.0 - 94.0%			Recovery = 70.10%		
S 2-Fluorobiphenyl	7.718	172.0	1348296	76.6142	µg/L	0.000
Spiked Amount: 100.000	Range: 28.0 - 107.0%			Recovery = 76.61%		
S 2,4,6-Tribromophenol	9.458	329.8	289727	181.2597	µg/L	0.010
Spiked Amount: 200.000	Range: 25.0 - 140.0%			Recovery = 90.63%		
S Terphenyl-d14	13.088	244.3	1753874	98.4451	µg/L	0.000
Spiked Amount: 100.000	Range: 32.0 - 122.0%			Recovery = 98.45%		

**Target Compounds**

Compound	RT	QIon	Resp.	Conc.	Units	Dev(Min)	QValue
T N-Nitrosodimethylamine	0.000		0	N.D.			
T Pyridine	0.000		0	N.D.			
T Aniline	0.000		0	N.D.			
T Phenol	0.000		0	N.D.			
T bis(-2-Chloroethyl)Ether	0.000		0	N.D.			
T 2-Chlorophenol	0.000		0	N.D.			
T 1,3-Dichlorobenzene	0.000		0	N.D.			
T 1,4-Dichlorobenzene	0.000		0	N.D.			
T 1,2-Dichlorobenzene	0.000		0	N.D.			
T Benzyl Alcohol	0.000		0	N.D.			
T bis(2-chloroisopropyl)Ether	0.000		0	N.D.			
T 2-Methylphenol	0.000		0	N.D.			
T N-nitroso-Di-n-propylamine	5.583	70.0	0		µg/L	md	1
T 4Methylphenol/3Methylphenol	0.000		0	N.D.			
T Hexachloroethane	0.000		0	N.D.			



# Quantitation Results Report (QT Reviewed)

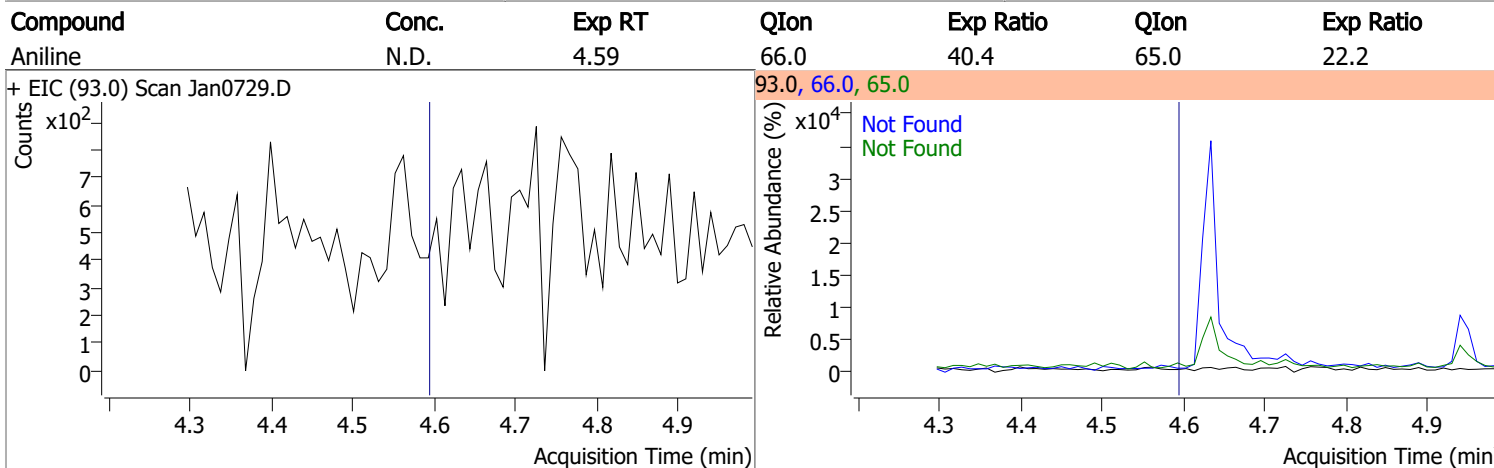
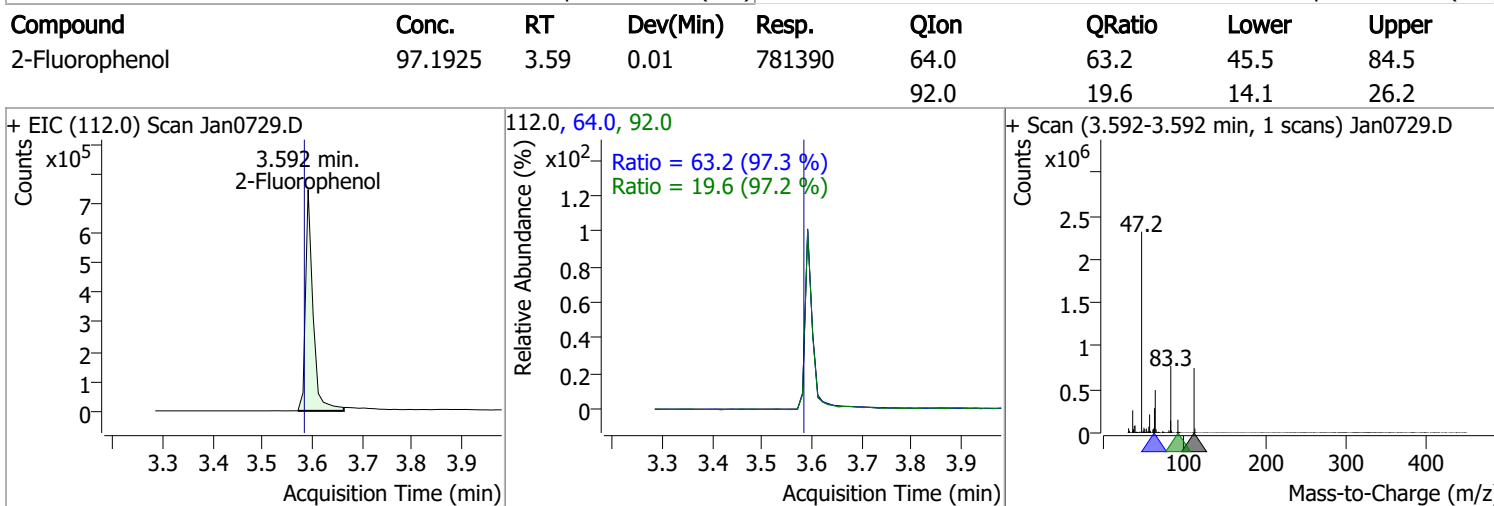
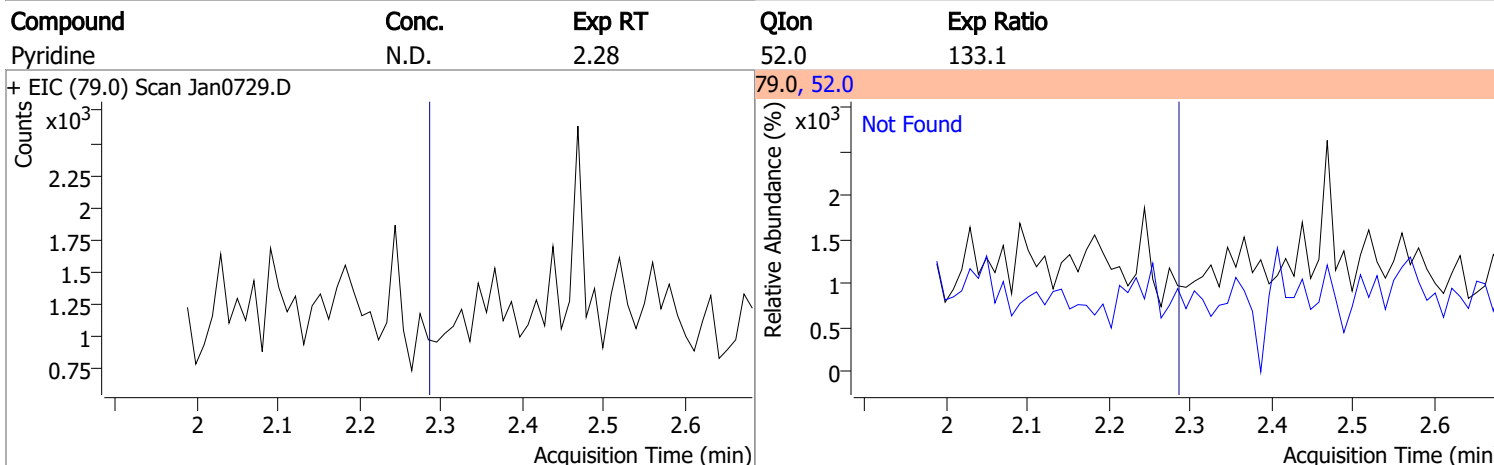
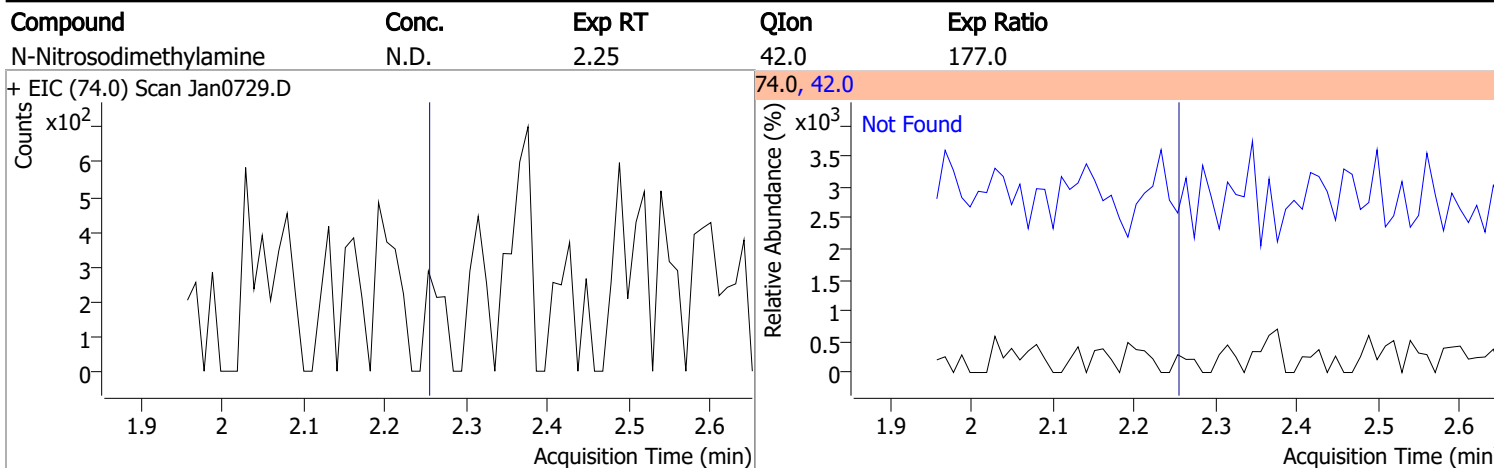
Compound	RT	QIon	Resp.	Conc.	Units	Dev(Min)
T Nitrobenzene	0.000		0	N.D.		
T Isophorone	0.000		0	N.D.		
T 2-Nitrophenol	0.000		0	N.D.		
T 2,4-Dimethylphenol	0.000		0	N.D.		
T bis(-2-Chloroethoxy)Methane	0.000		0	N.D.		
T Benzoic Acid	0.000		0	N.D.		
T 2,4-Dichlorophenol	0.000		0	N.D.		
T 1,2,4-Trichlorobenzene	0.000		0	N.D.		
T Naphthalene	0.000		0	N.D.		
T 4-Chlorophenol	0.000		0	N.D.		
T p-Chloroaniline	0.000		0	N.D.		
T Hexachlorobutadiene	0.000		0	N.D.		
T 4-Chloro-2-Methylphenol	0.000		0	N.D.		
T 4-Chloro-3-Methylphenol	0.000		0	N.D.		
T 2-Methylnaphthalene	0.000		0	N.D.		
T 1-Methylnaphthalene	0.000		0	N.D.		
T Hexachlorocyclopentadiene	0.000		0	N.D.		
T 2,4,6-Trichlorophenol	0.000		0	N.D.		
T 2,4,5-Trichlorophenol	0.000		0	N.D.		
T 2-Chloronaphthalene	0.000		0	N.D.		
T 2-Nitroaniline	0.000		0	N.D.		
T Dimethyl Phthalate	8.497	163.0	0		µg/L md	1
T 2,6-Dinitrotoluene	8.497	165.0	0		µg/L md	1
T Acenaphthylene	0.000		0	N.D.		
T 3-Nitroaniline	0.000		0	N.D.		
T Acenaphthene	0.000		0	N.D.		
T 2,4-Dinitrophenol	0.000		0	N.D.		
T Dibenzofuran	0.000		0	N.D.		
T 2,4-Dinitrotoluene	0.000		0	N.D.		
T 4-Nitrophenol	0.000		0	N.D.		
T Diethylphthalate	0.000		0	N.D.		
T Fluorene	0.000		0	N.D.		
T 4-Chlorophenyl-phenylether	0.000		0	N.D.		
T 4-Nitroaniline	0.000		0	N.D.		
T 4,6-Dinitro-2-methylphenol	0.000		0	N.D.		
T N-nitrosodiphenylamine	0.000		0	N.D.		
T Azobenzene	0.000		0	N.D.		
T 4-Bromophenyl-phenylether	0.000		0	N.D.		
T Hexachlorobenzene	0.000		0	N.D.		
T Pentachlorophenol	0.000		0	N.D.		
T Phenanthrene	0.000		0	N.D.		
T Anthracene	0.000		0	N.D.		
T Triallate	0.000		0	N.D.		
T Carbazole	0.000		0	N.D.		
T o-Terphenyl	0.000		0	N.D.		
T Di-n-Butylphthalate	0.000		0	N.D.		
T Fluoranthene	0.000		0	N.D.		
T Benzidine	0.000		0	N.D.		
T Pyrene	0.000		0	N.D.		
T Butylbenzylphthalate	0.000		0	N.D.		
T Benzo(a)Anthracene	0.000		0	N.D.		
T Chrysene	0.000		0	N.D.		
T 3,3-Dichlorobenzidine	0.000		0	N.D.		
T bis(2-ethylhexyl)Phthalate	0.000		0	N.D.		
T Di-n-octyl Phthalate	0.000		0	N.D.		

# Quantitation Results Report (QT Reviewed)

Compound	RT	QIon	Resp.	Conc.	Units	Dev(Min)
T Benzo(b)fluoranthene	0.000		0	N.D.		
T Benzo(k)fluoranthene	0.000		0	N.D.		
T Benzo(a)pyrene	0.000		0	N.D.		
T Indeno(1,2,3-c,d)pyrene	0.000		0	N.D.		
T Dibenzo(a,h)anthracene	0.000		0	N.D.		
T Benzo(g,h,i)perylene	0.000		0	N.D.		

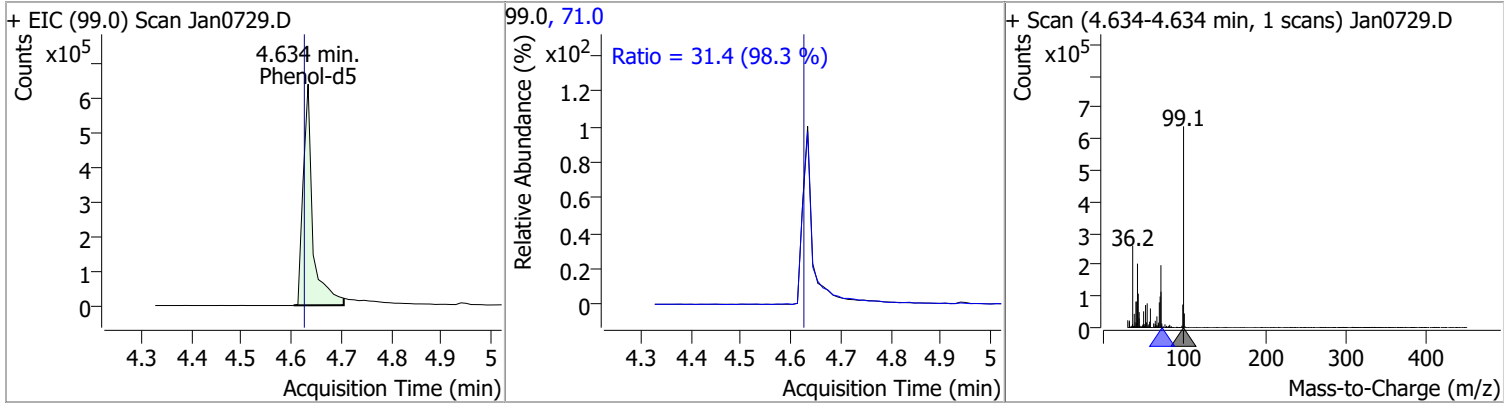
(#) = Qualifier Out of Range; (m) = Manual Integration; (+) = Area Summed; (\*) = Surrogate Percent Recovery Out of Range; (d): Zeroed Peak

# Quantitation Results Report (QT Reviewed)

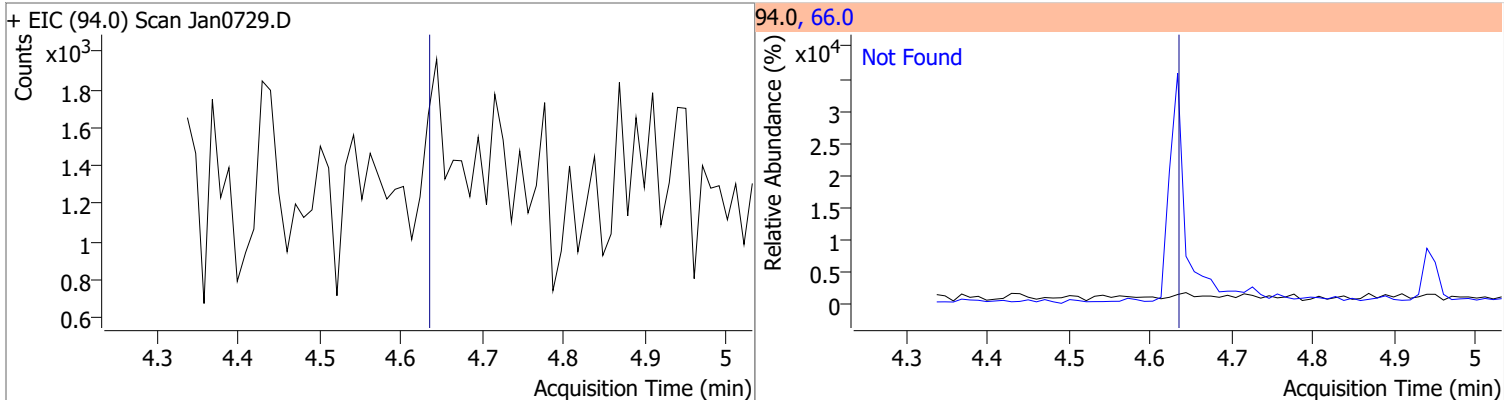


# Quantitation Results Report (QT Reviewed)

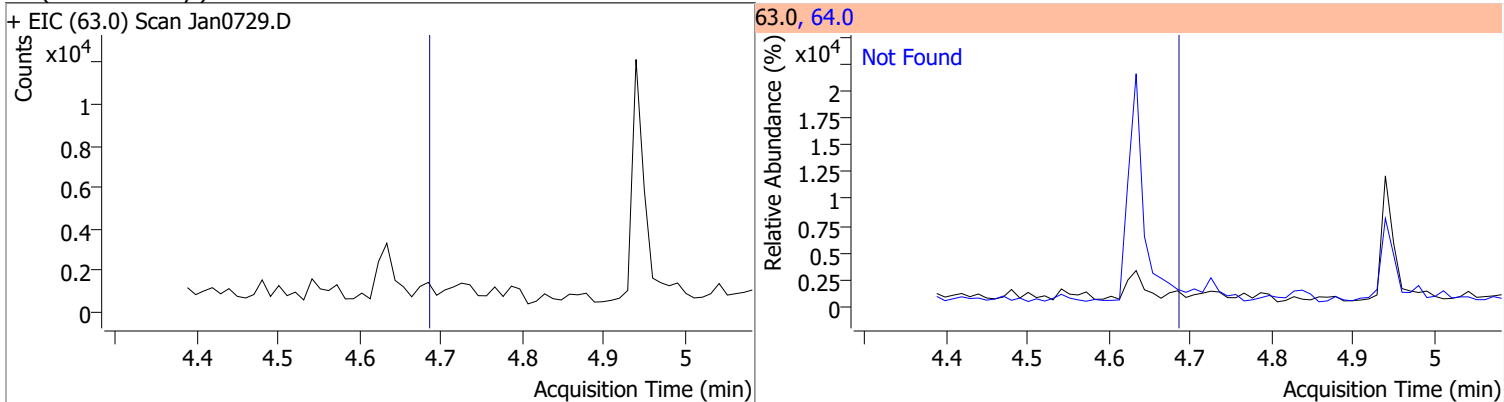
Compound	Conc.	RT	Dev(Min)	Resp.	QIon	QRatio	Lower	Upper
Phenol-d5	79.8131	4.63	0.01	856020	71.0	31.4	22.3	41.5



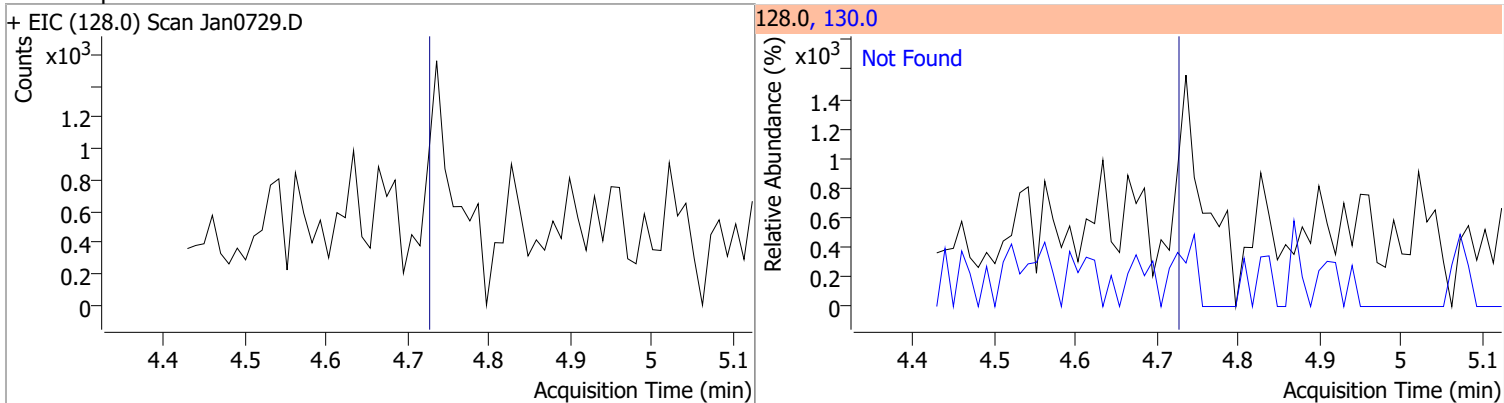
Compound	Conc.	Exp RT	QIon	Exp Ratio
Phenol	N.D.	4.63	66.0	44.7



Compound	Conc.	Exp RT	QIon	Exp Ratio
bis(-2-Chloroethyl)Ether	N.D.	4.68	64.0	3.3

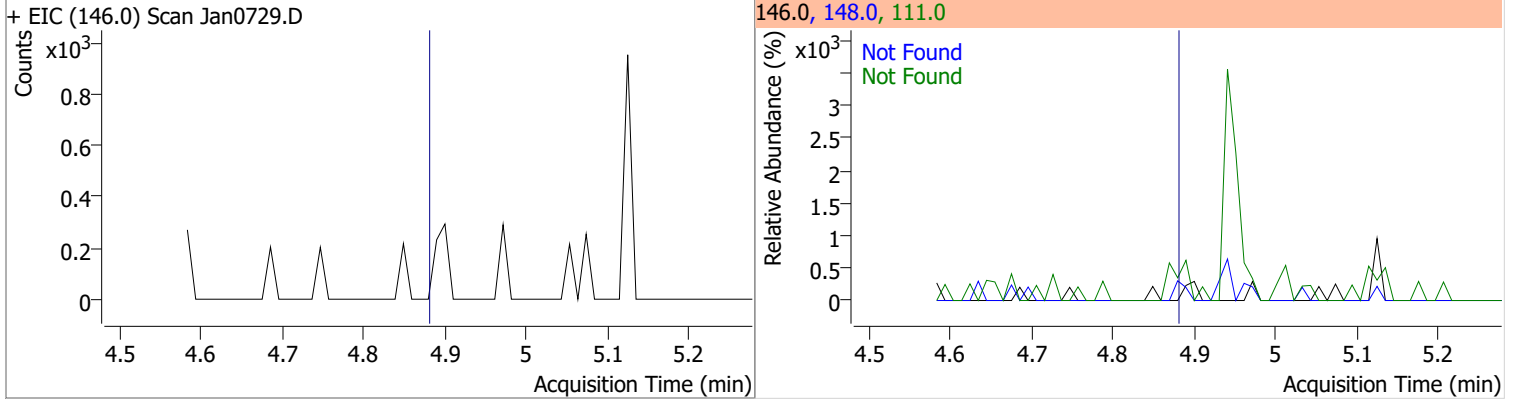


Compound	Conc.	Exp RT	QIon	Exp Ratio
2-Chlorophenol	N.D.	4.73	130.0	32.0

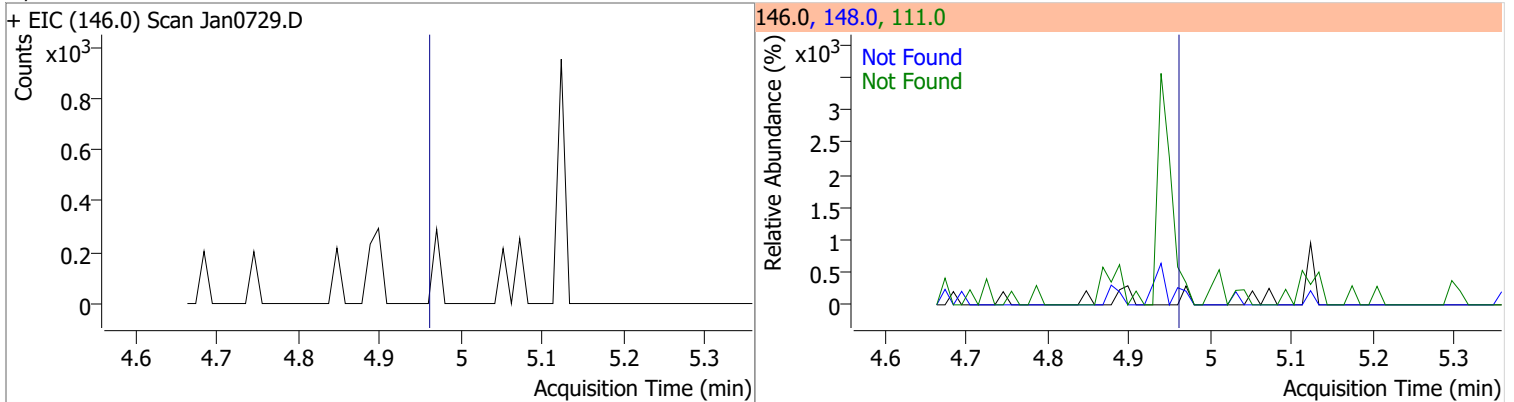


# Quantitation Results Report (QT Reviewed)

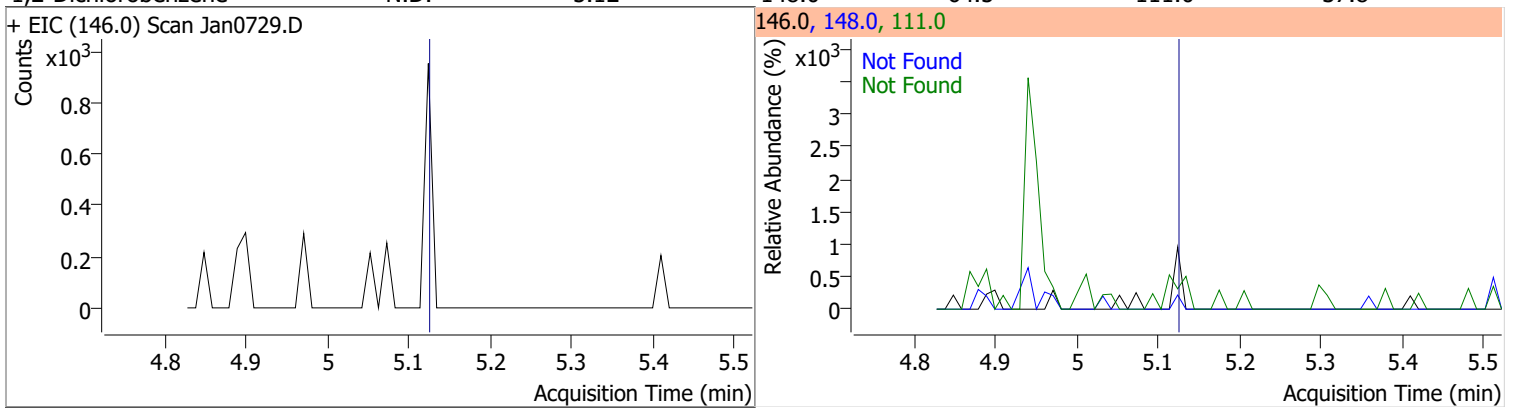
Compound	Conc.	Exp RT	QIon	Exp Ratio	QIon	Exp Ratio
1,3-Dichlorobenzene	N.D.	4.88	148.0	62.6	111.0	35.4



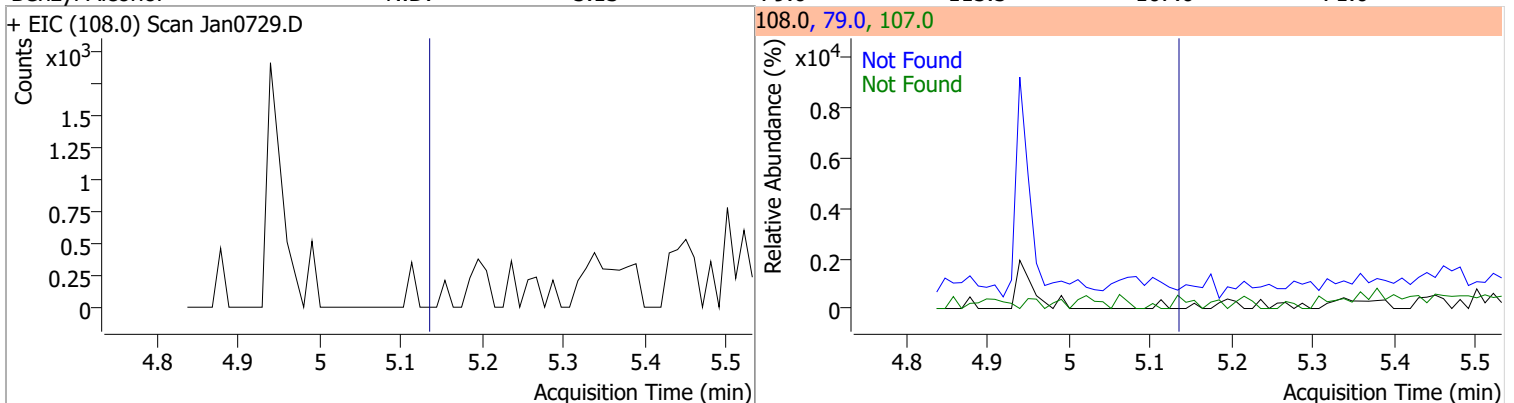
Compound	Conc.	Exp RT	QIon	Exp Ratio	QIon	Exp Ratio
1,4-Dichlorobenzene	N.D.	4.96	148.0	64.4	111.0	35.2



Compound	Conc.	Exp RT	QIon	Exp Ratio	QIon	Exp Ratio
1,2-Dichlorobenzene	N.D.	5.12	148.0	64.5	111.0	37.8

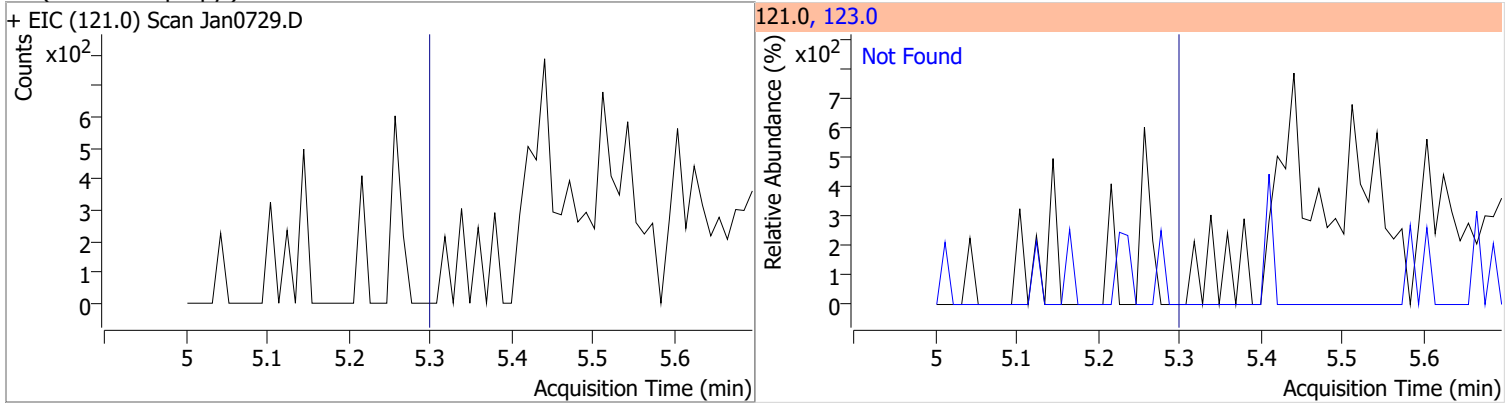


Compound	Conc.	Exp RT	QIon	Exp Ratio	QIon	Exp Ratio
Benzyl Alcohol	N.D.	5.13	79.0	115.5	107.0	71.0

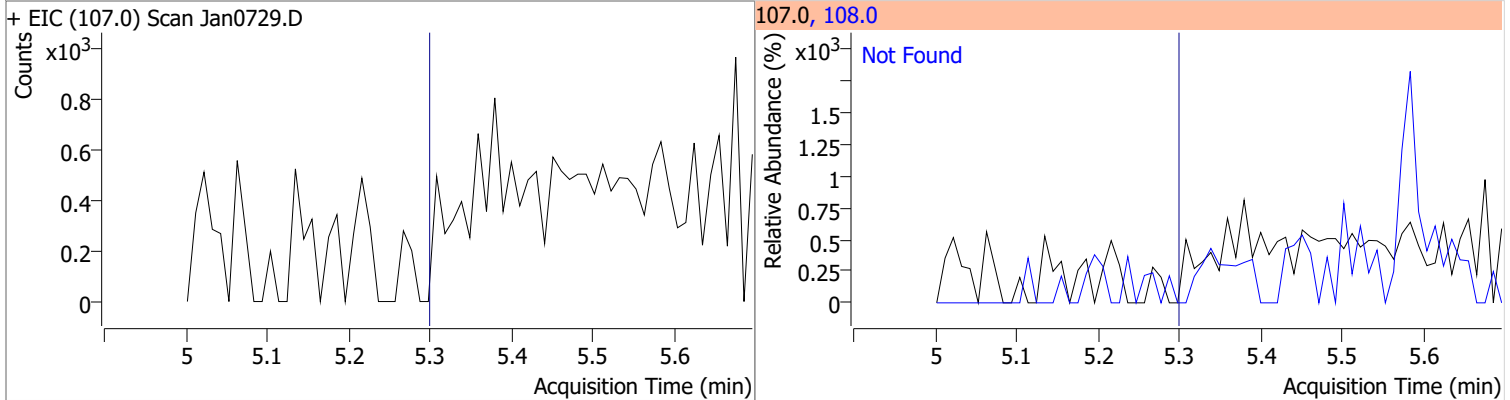


# Quantitation Results Report (QT Reviewed)

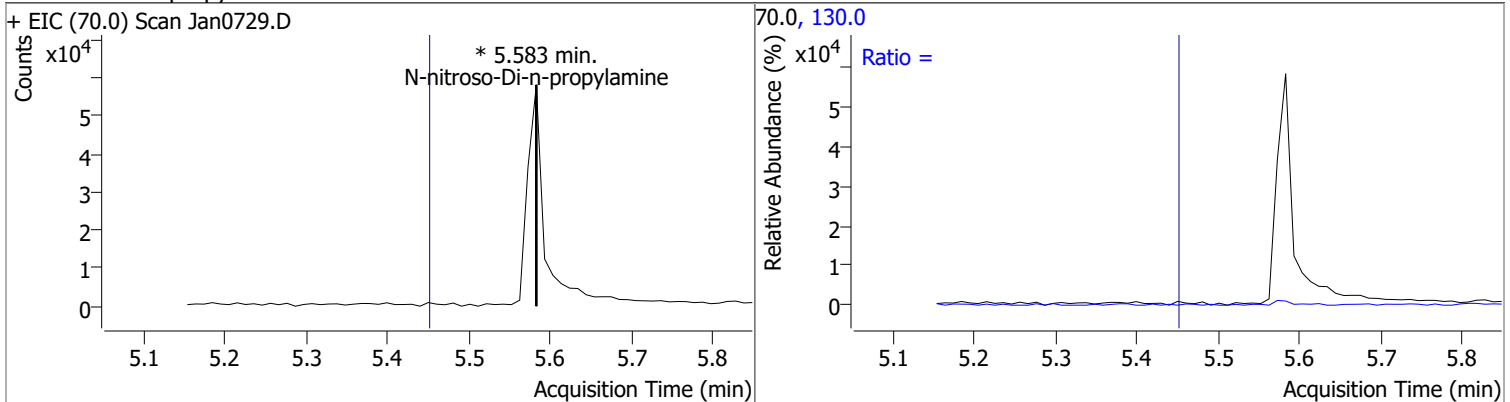
Compound	Conc.	Exp RT	QIon	Exp Ratio
bis(2-chloroisopropyl)Ether	N.D.	5.30	123.0	32.2



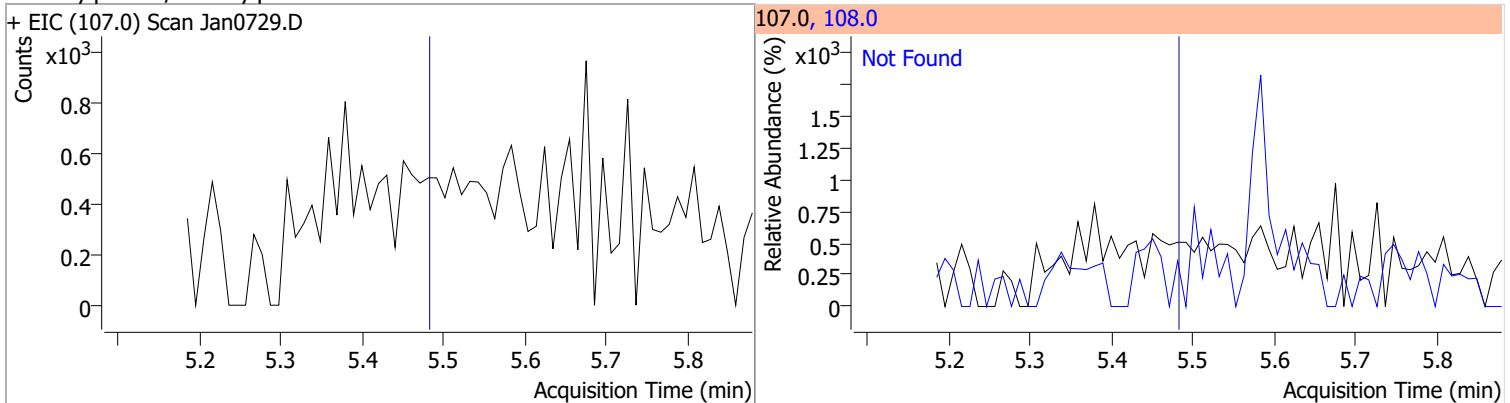
Compound	Conc.	Exp RT	QIon	Exp Ratio
2-Methylphenol	N.D.	5.30	108.0	116.9



Compound	Conc.	RT	Dev(Min)	Resp.	QIon	QRatio	Lower	Upper
N-nitroso-Di-n-propylamine		0		0	130.0		0.0	41.5

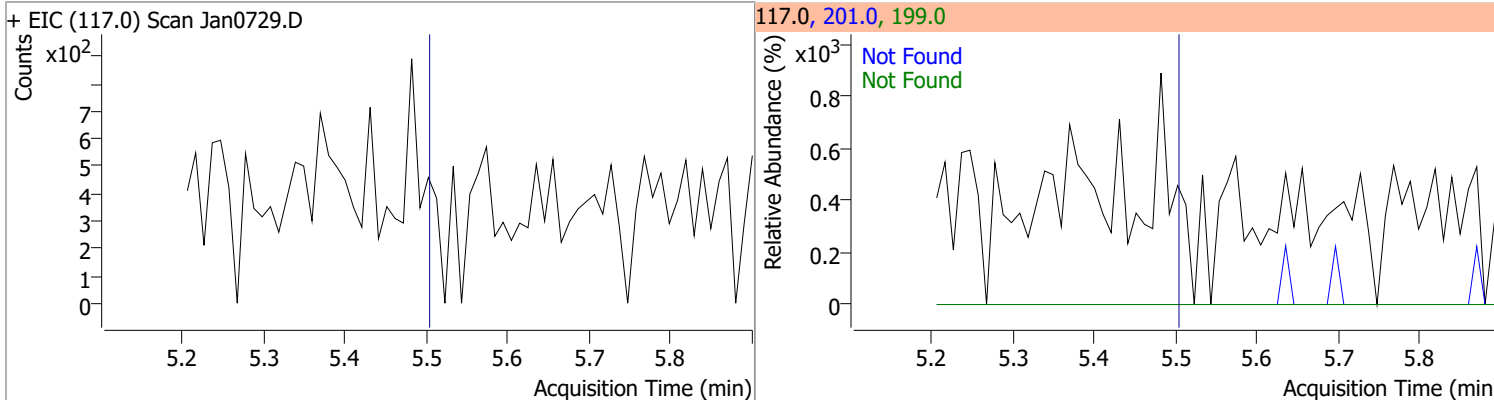


Compound	Conc.	Exp RT	QIon	Exp Ratio
4Methylphenol/3Methylphenol	N.D.	5.48	108.0	84.5

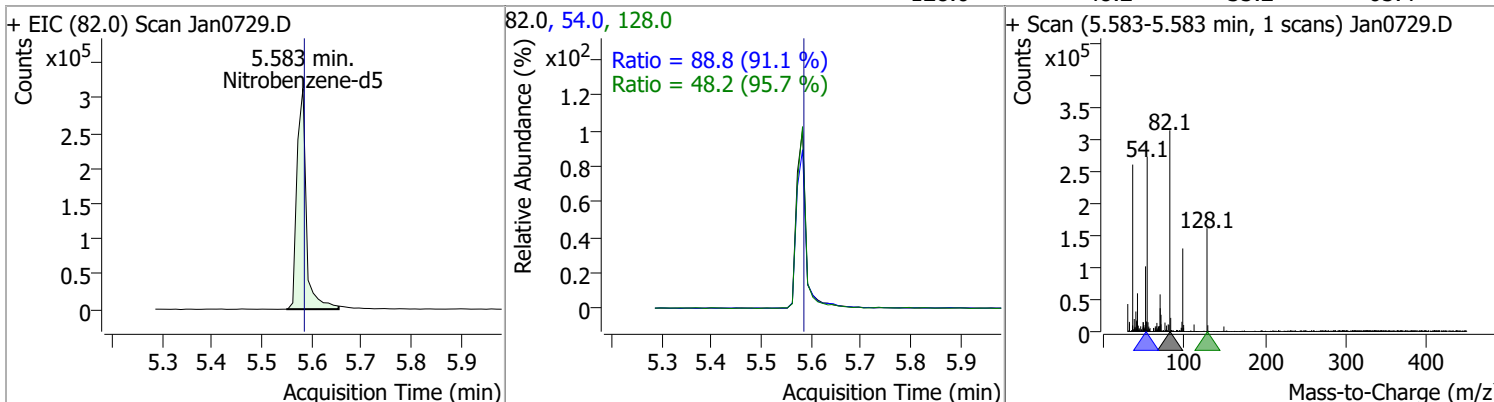


# Quantitation Results Report (QT Reviewed)

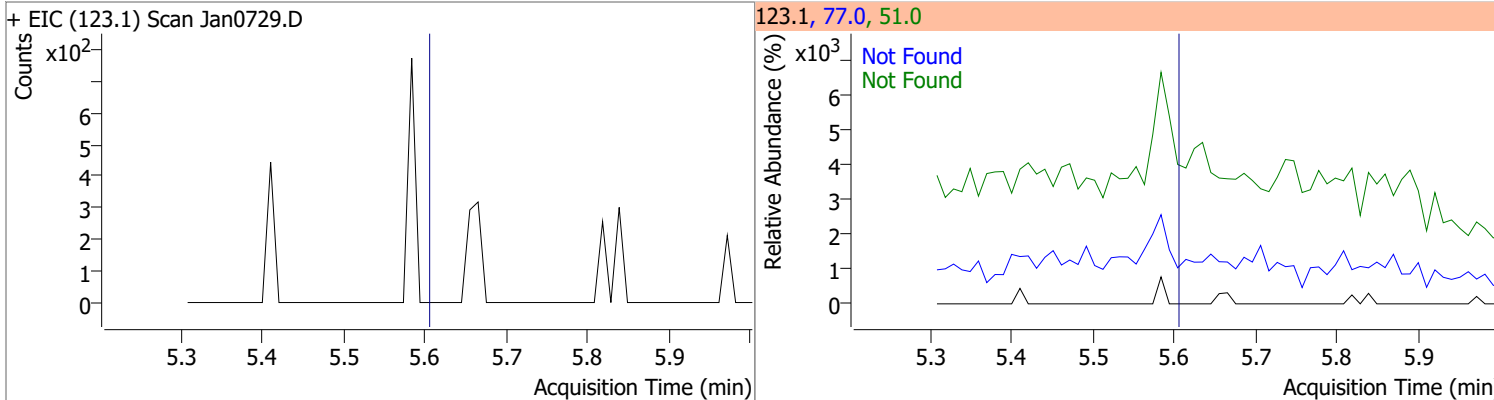
Compound	Conc.	Exp RT	QIon	Exp Ratio	QIon	Exp Ratio
Hexachloroethane	N.D.	5.50	201.0	93.2	199.0	57.2



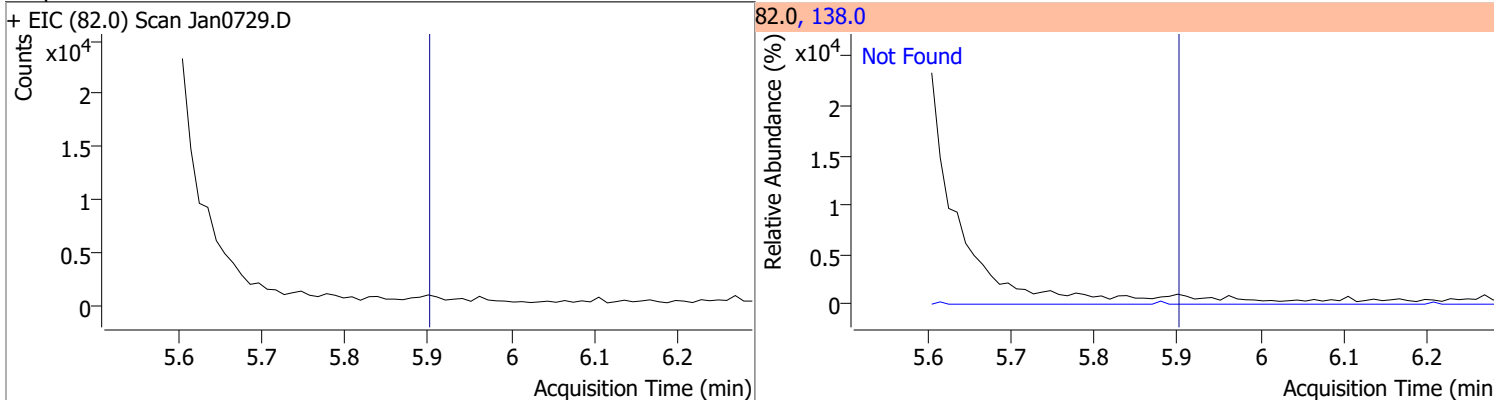
Compound	Conc.	RT	Dev(Min)	Resp.	QIon	QRatio	Lower	Upper
Nitrobenzene-d5	70.0983	5.58	0.00	409222	54.0	88.8	68.2	126.6
					128.0	48.2	35.2	65.4



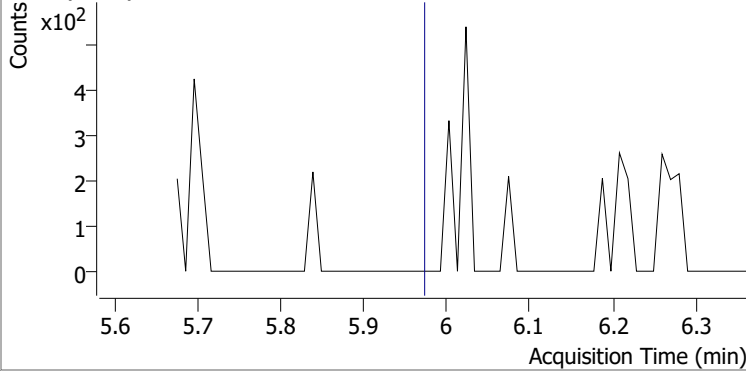
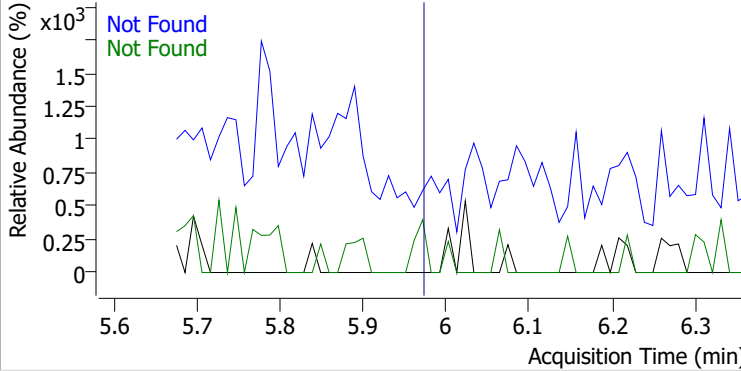
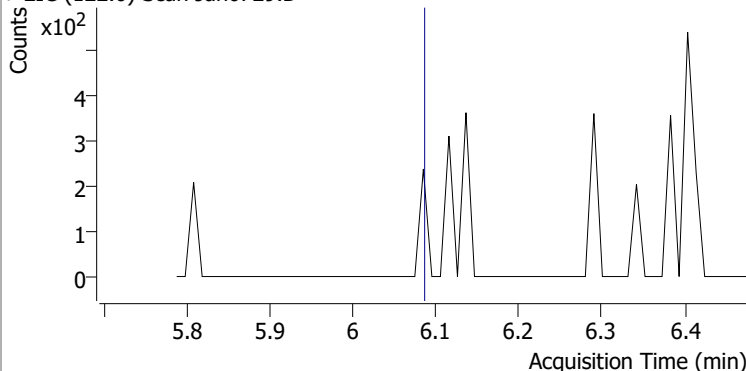
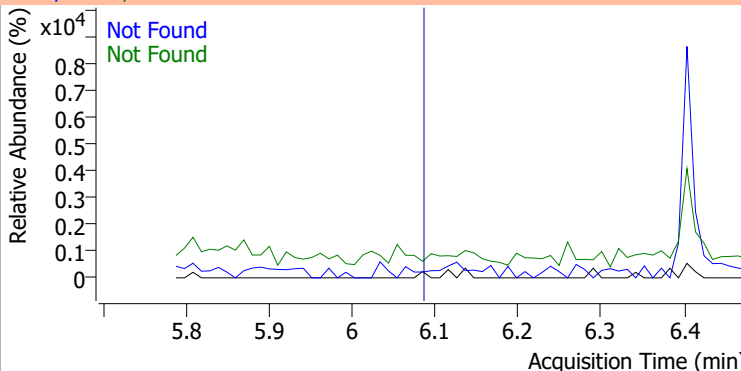
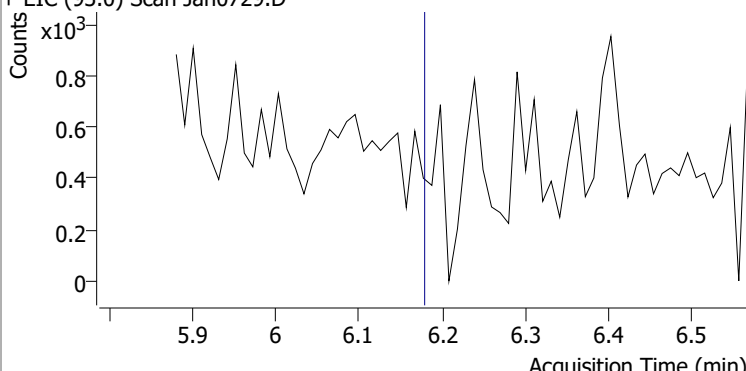
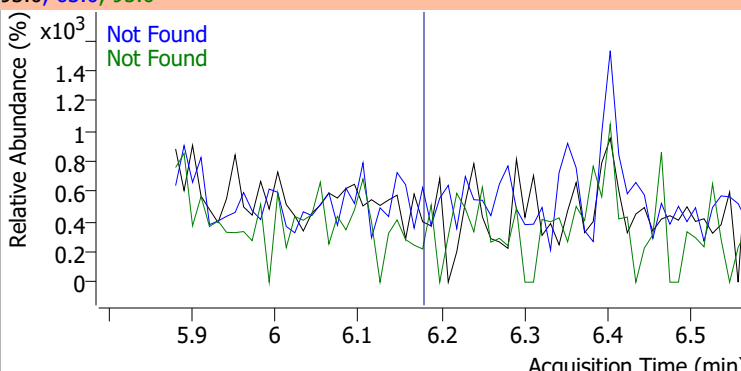
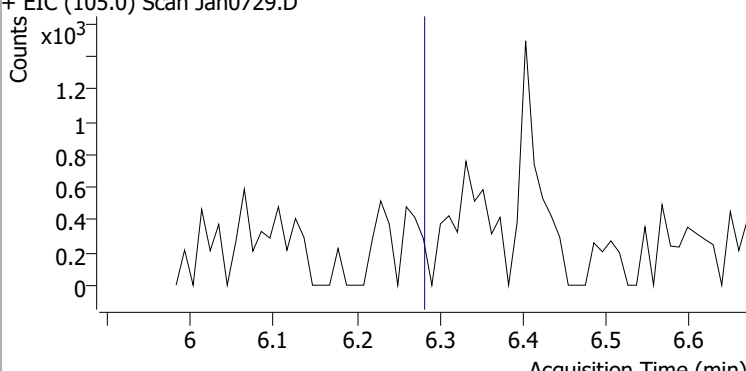
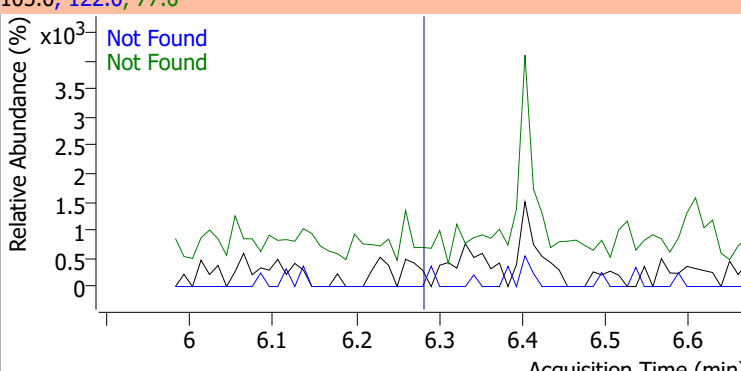
Compound	Conc.	Exp RT	QIon	Exp Ratio	QIon	Exp Ratio
Nitrobenzene	N.D.	5.60	77.0	186.4	51.0	186.0



Compound	Conc.	Exp RT	QIon	Exp Ratio
Isophorone	N.D.	5.90	138.0	20.3

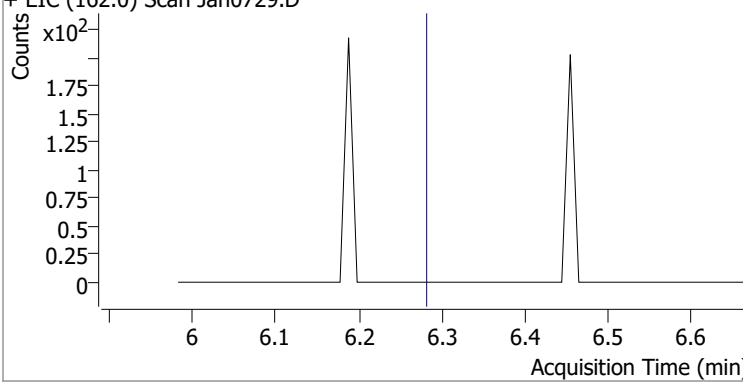
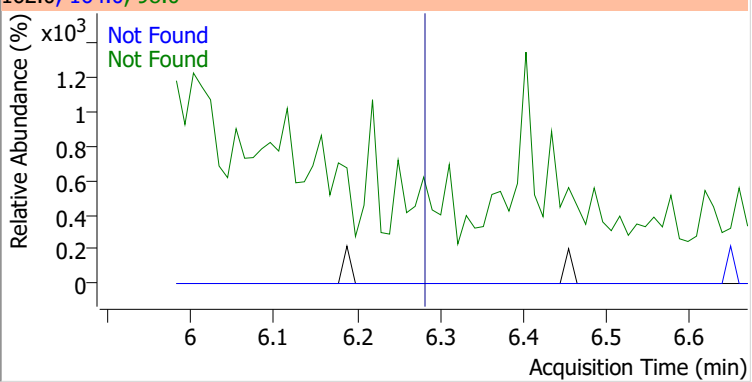
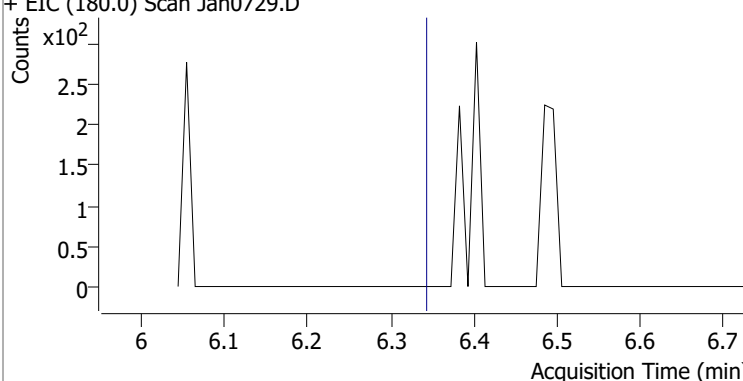
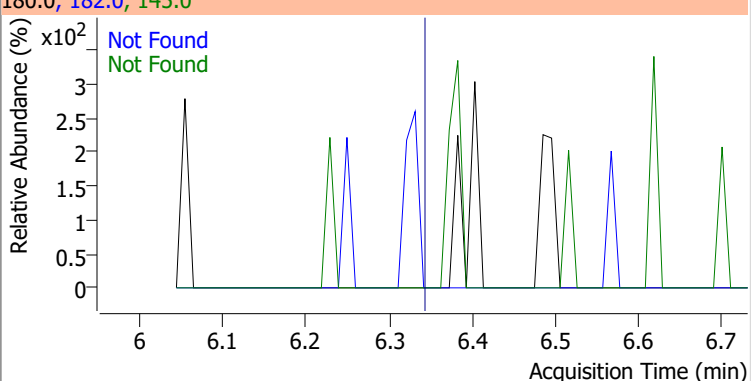
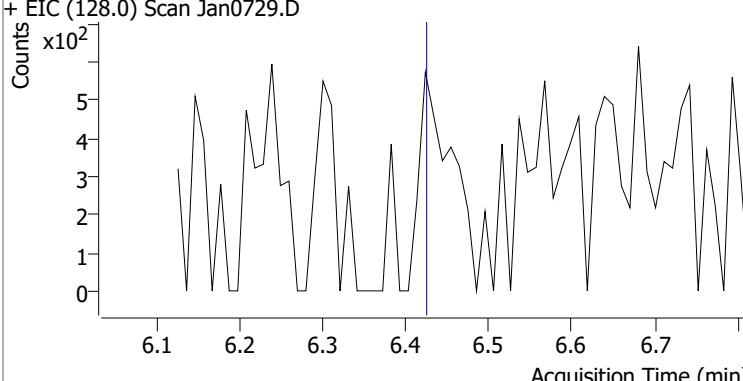
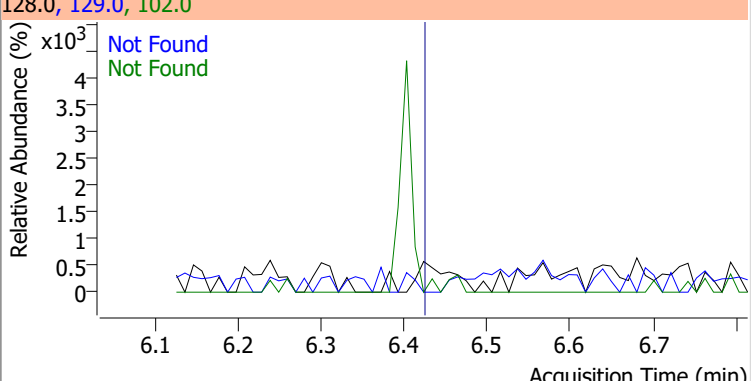
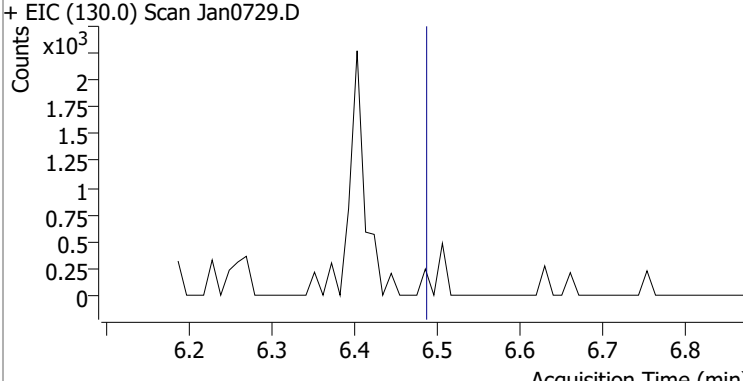
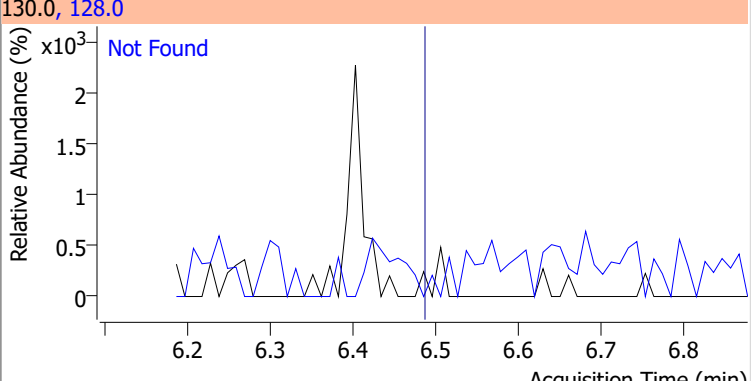


# Quantitation Results Report (QT Reviewed)

Compound	Conc.	Exp RT	QIon	Exp Ratio	QIon	Exp Ratio
2-Nitrophenol	N.D.	5.97	65.0	51.2	109.0	34.5
+ EIC (139.0) Scan Jan0729.D			139.0, 65.0, 109.0			
						
2,4-Dimethylphenol	N.D.	6.08	107.0	106.6	77.0	30.1
+ EIC (122.0) Scan Jan0729.D			122.0, 107.0, 77.0			
						
bis(-2-Chloroethoxy)Methane	N.D.	6.18	63.0	91.4	95.0	31.4
+ EIC (93.0) Scan Jan0729.D			93.0, 63.0, 95.0			
						
Benzoic Acid	N.D.	6.28	122.0	88.1	77.0	74.0
+ EIC (105.0) Scan Jan0729.D			105.0, 122.0, 77.0			
						

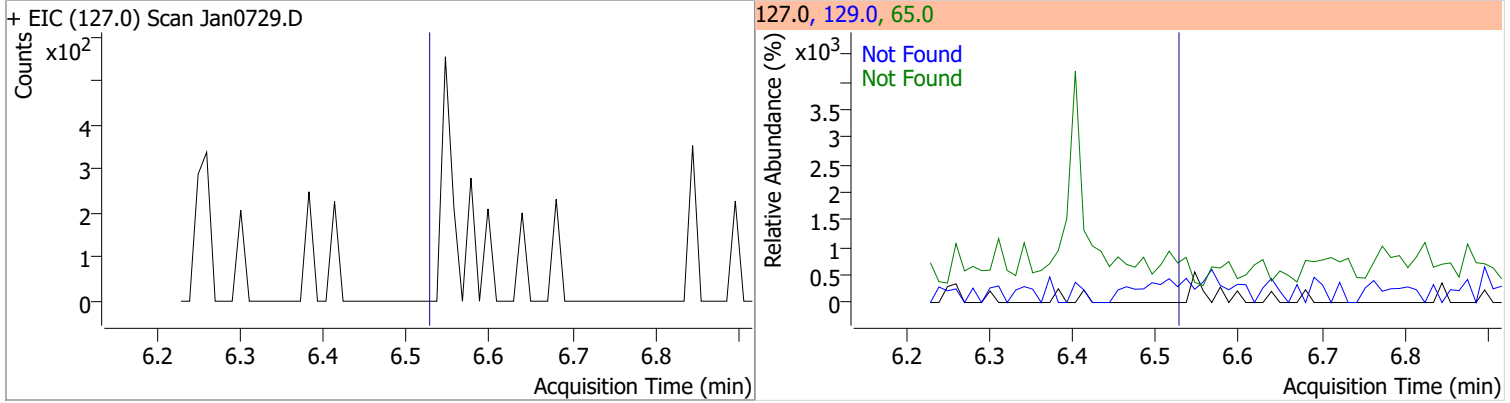


# Quantitation Results Report (QT Reviewed)

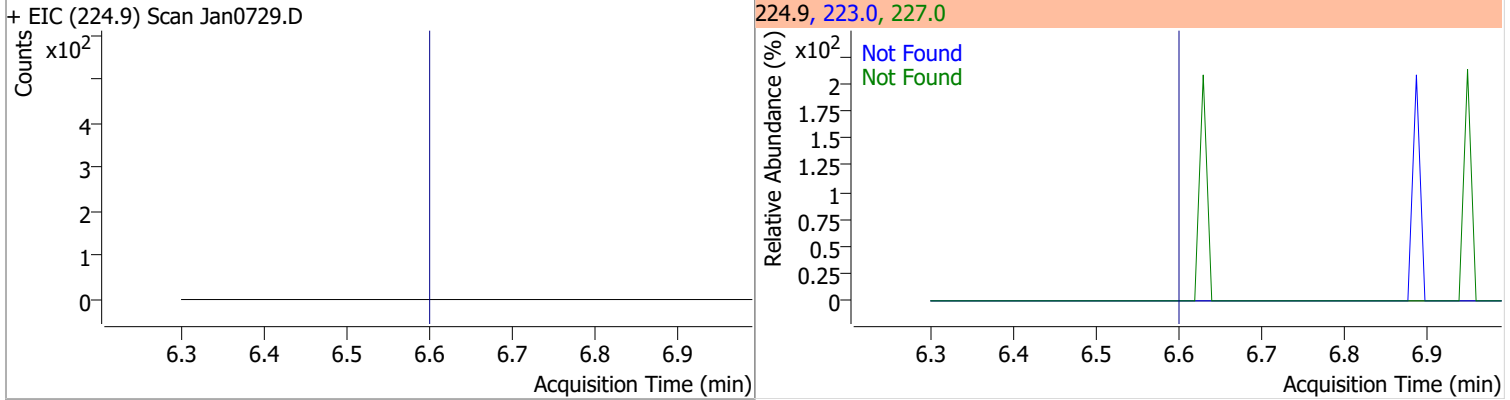
Compound	Conc.	Exp RT	QIon	Exp Ratio	QIon	Exp Ratio
2,4-Dichlorophenol	N.D.	6.28	164.0	65.0	98.0	31.2
+ EIC (162.0) Scan Jan0729.D			162.0, 164.0, 98.0			
						
1,2,4-Trichlorobenzene	N.D.	6.34	182.0	97.8	145.0	30.3
+ EIC (180.0) Scan Jan0729.D			180.0, 182.0, 145.0			
						
Naphthalene	N.D.	6.42	129.0	10.6	102.0	9.0
+ EIC (128.0) Scan Jan0729.D			128.0, 129.0, 102.0			
						
4-Chlorophenol	N.D.	6.49	128.0	318.3		
+ EIC (130.0) Scan Jan0729.D			130.0, 128.0			
						

# Quantitation Results Report (QT Reviewed)

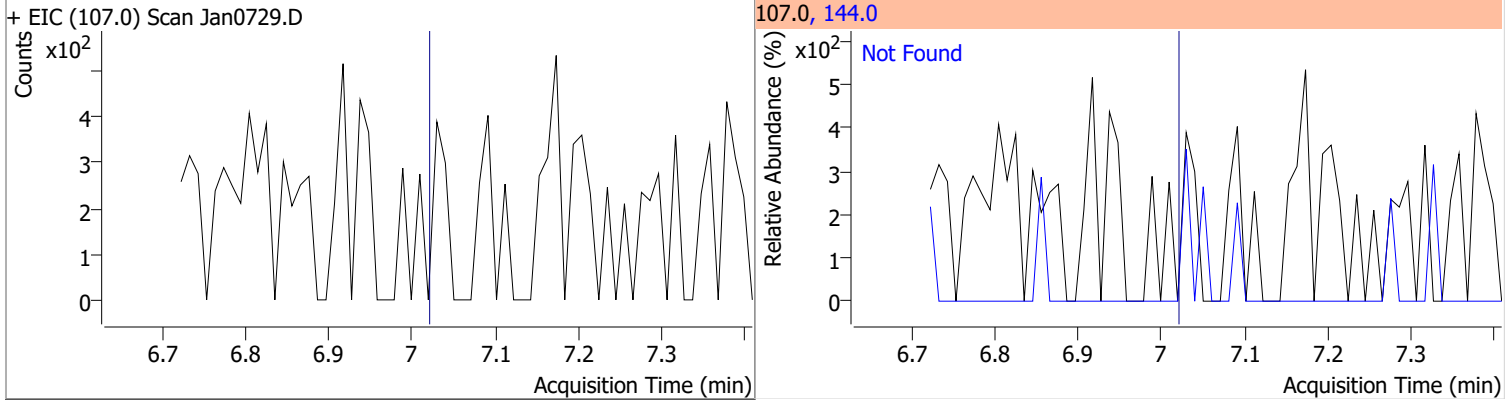
Compound	Conc.	Exp RT	QIon	Exp Ratio	QIon	Exp Ratio
p-Chloroaniline	N.D.	6.53	65.0	36.5	129.0	33.7



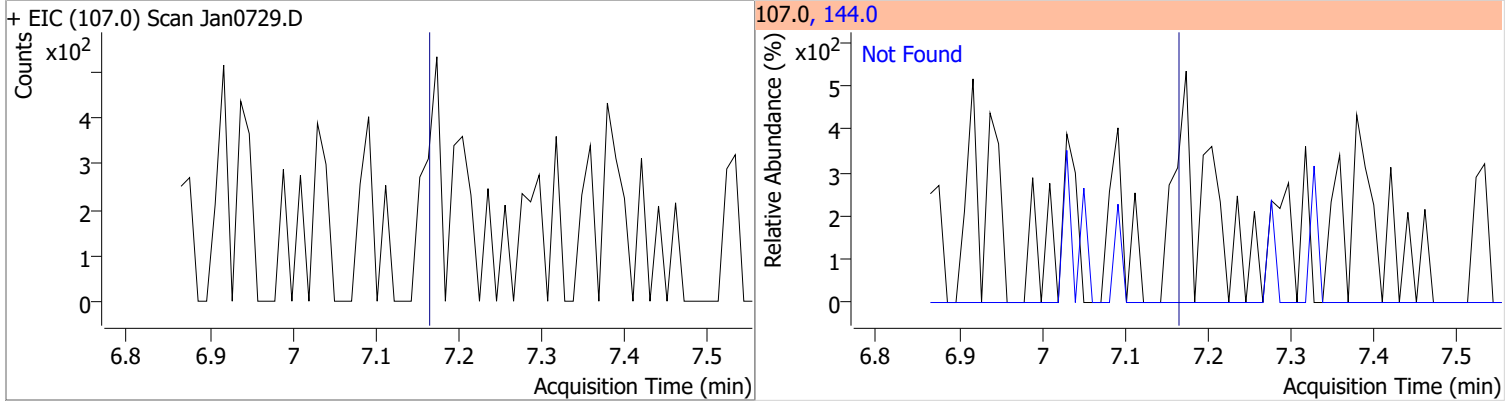
Compound	Conc.	Exp RT	QIon	Exp Ratio	QIon	Exp Ratio
Hexachlorobutadiene	N.D.	6.60	227.0	66.1	223.0	64.1



Compound	Conc.	Exp RT	QIon	Exp Ratio
4-Chloro-2-Methylphenol	N.D.	7.02	144.0	27.3

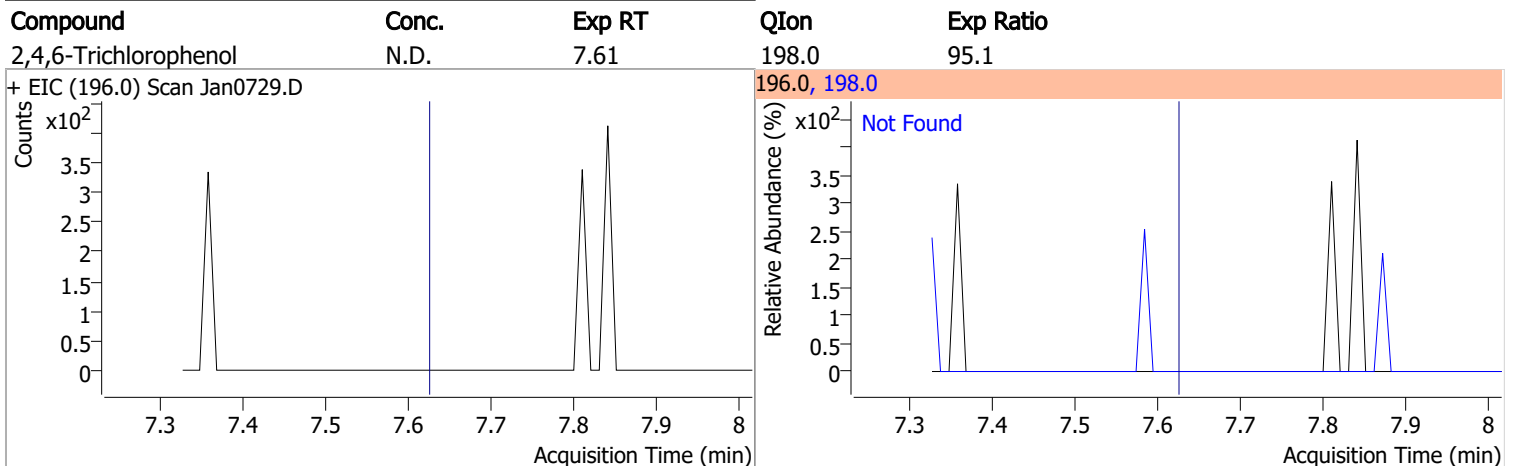
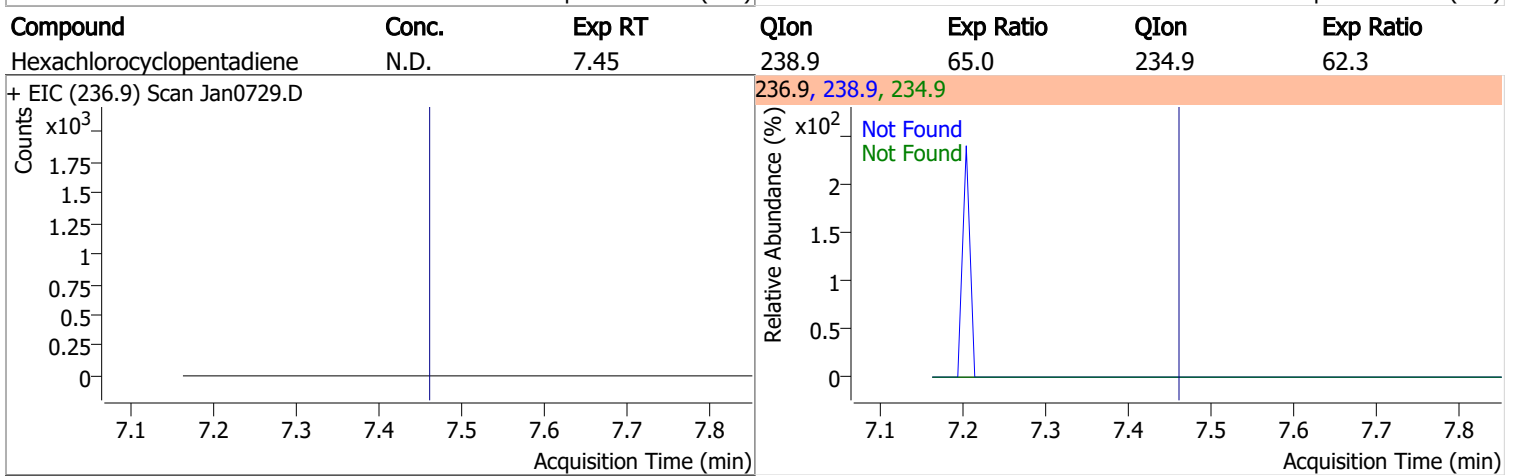
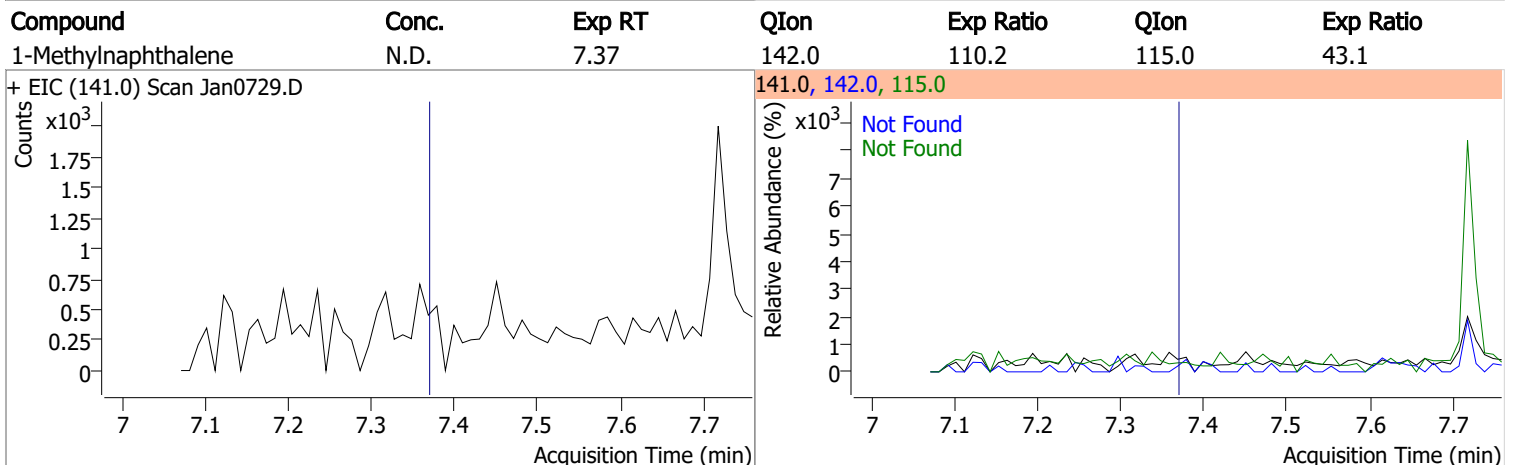
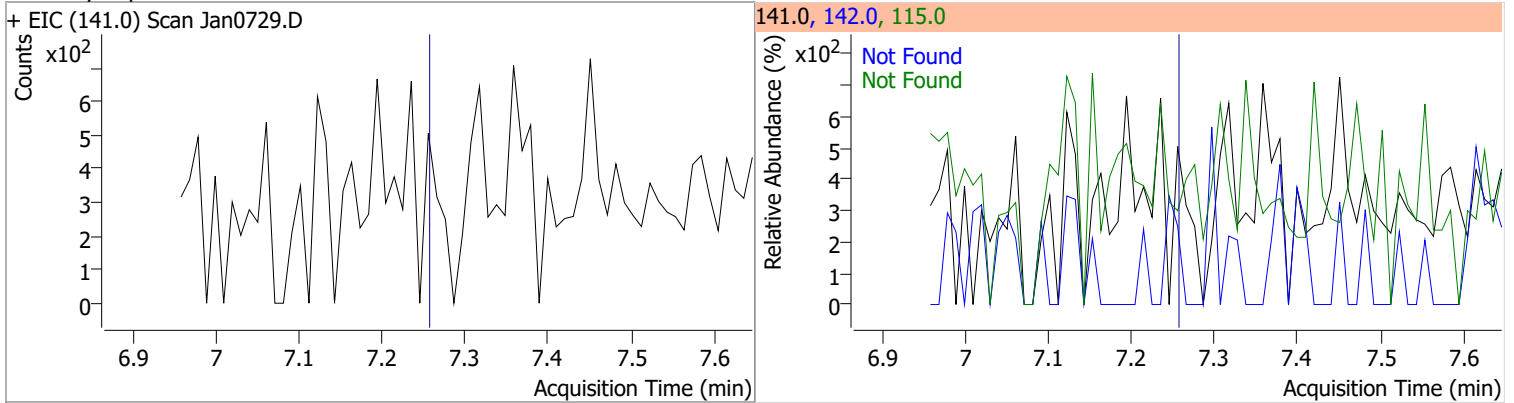


Compound	Conc.	Exp RT	QIon	Exp Ratio
4-Chloro-3-Methylphenol	N.D.	7.16	144.0	28.4



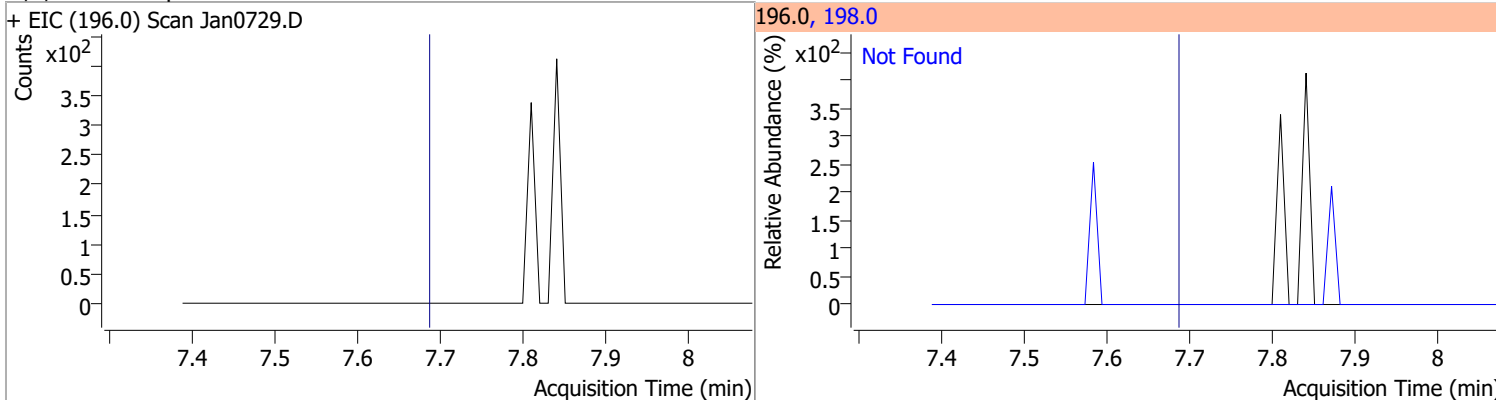
# Quantitation Results Report (QT Reviewed)

Compound	Conc.	Exp RT	QIon	Exp Ratio	QIon	Exp Ratio
----------	-------	--------	------	-----------	------	-----------

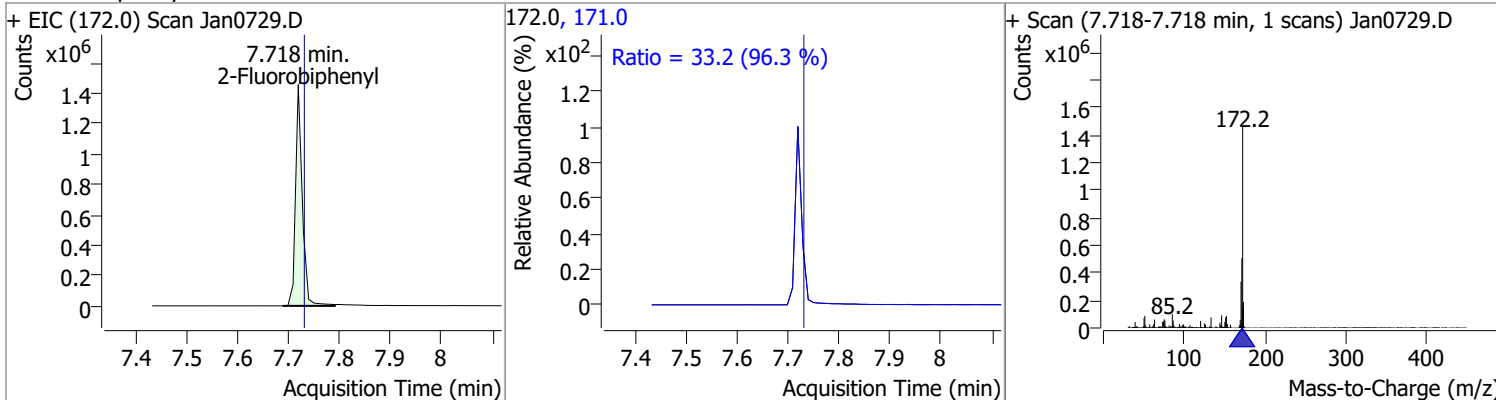


# Quantitation Results Report (QT Reviewed)

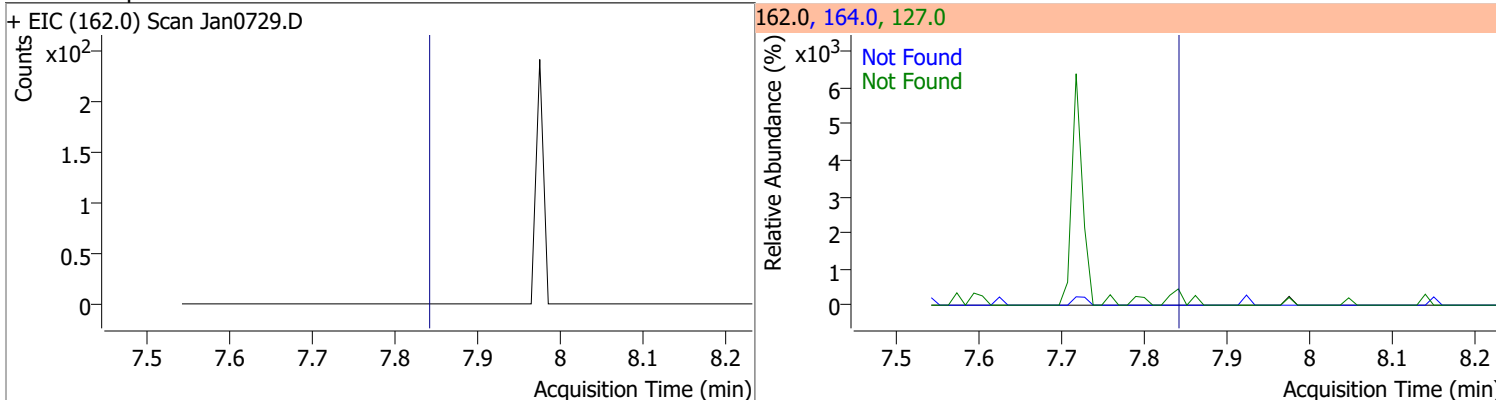
Compound	Conc.	Exp RT	QIon	Exp Ratio
2,4,5-Trichlorophenol	N.D.	7.68	198.0	95.5



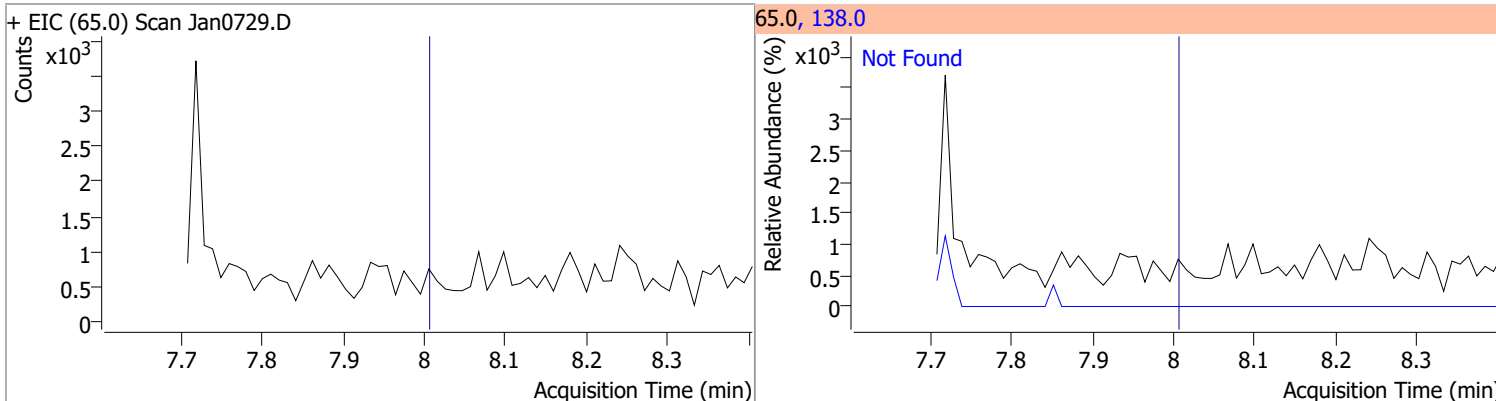
Compound	Conc.	RT	Dev(Min)	Resp.	QIon	QRatio	Lower	Upper
2-Fluorobiphenyl	76.6142	7.72	0.00	1348296	171.0	33.2	24.2	44.9



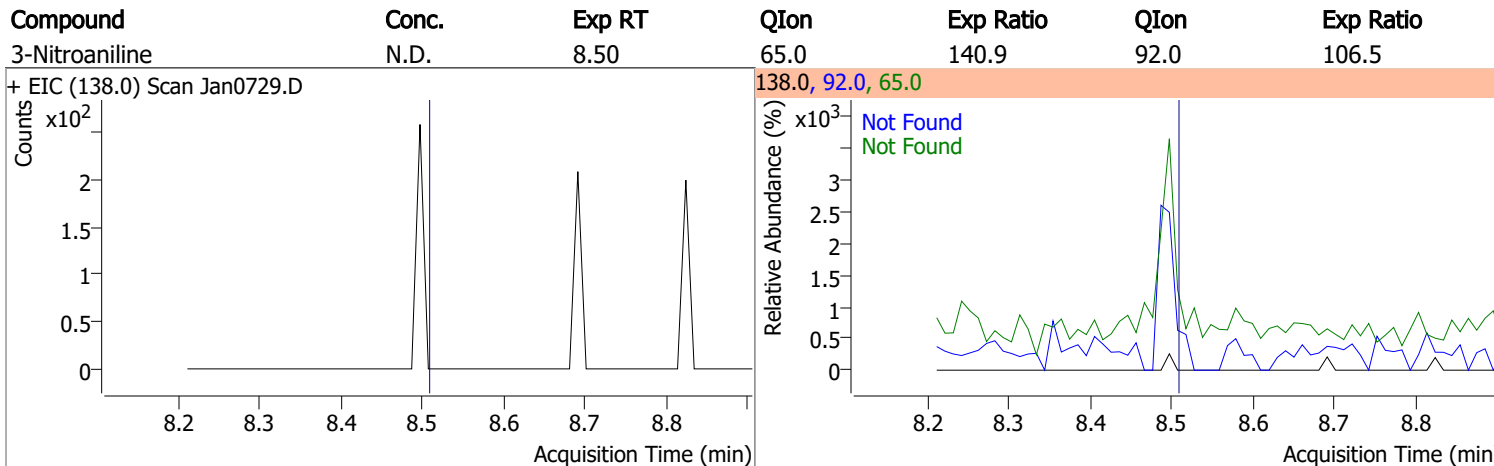
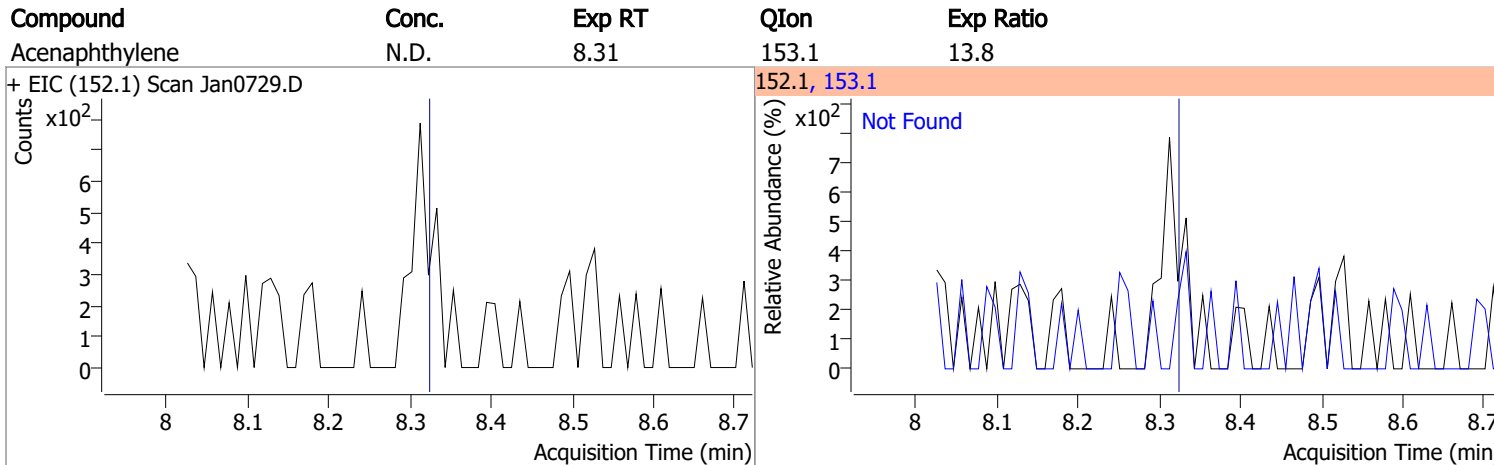
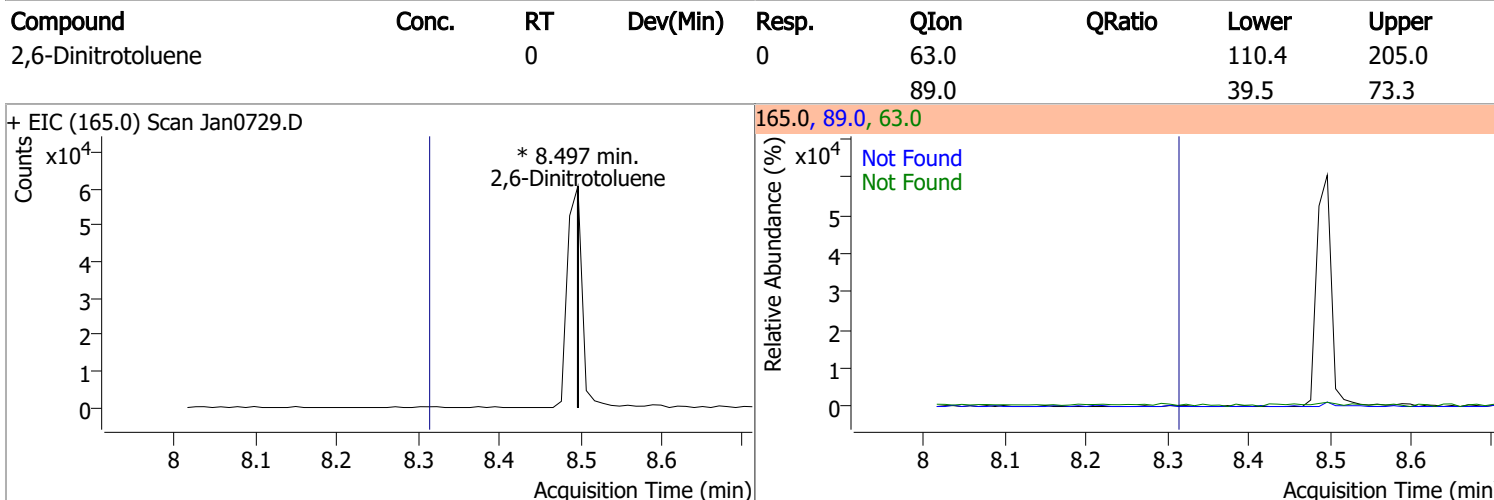
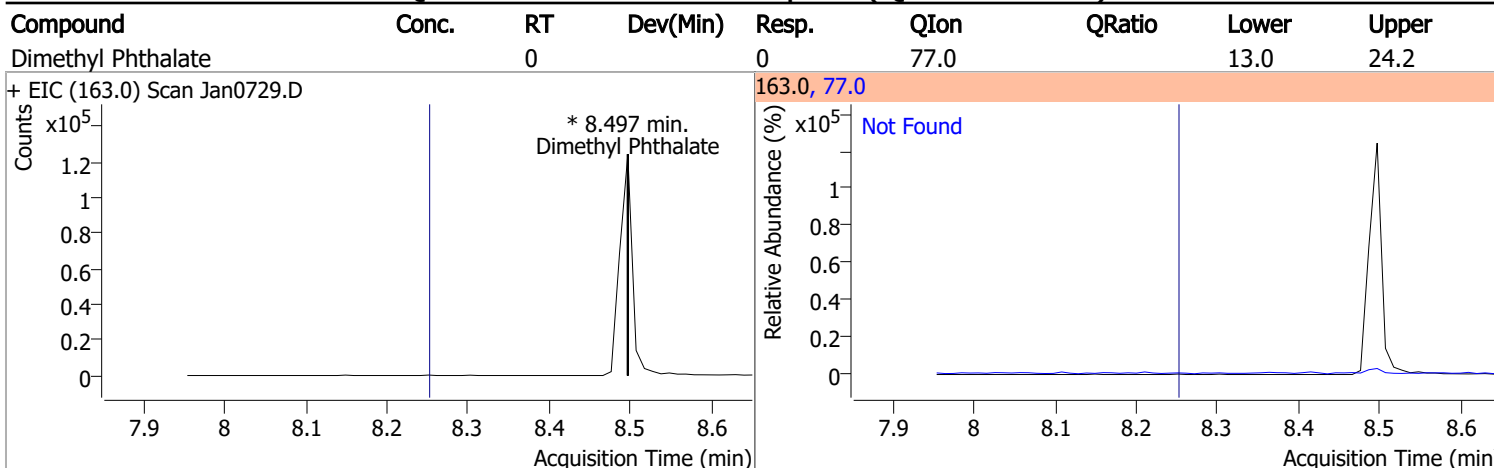
Compound	Conc.	Exp RT	QIon	Exp Ratio	QIon	Exp Ratio
2-Chloronaphthalene	N.D.	7.83	127.0	37.9	164.0	32.3



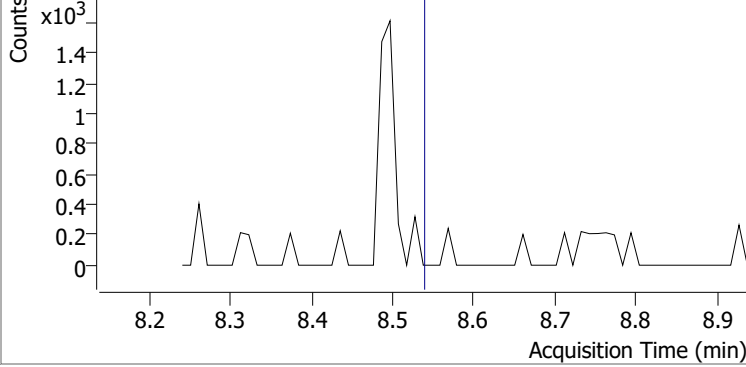
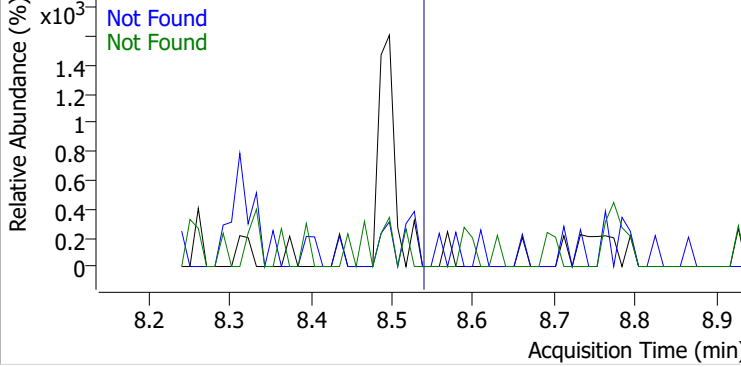
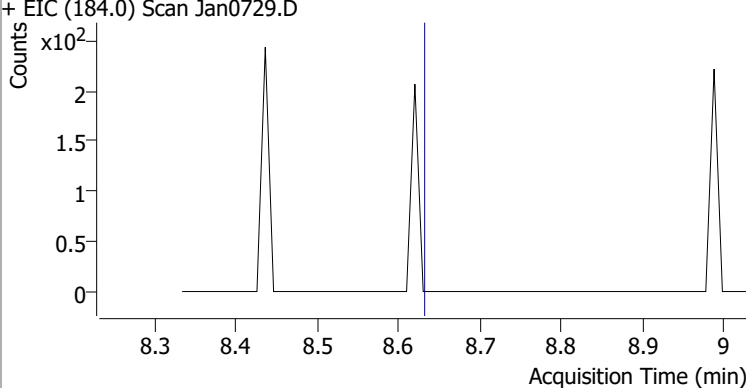
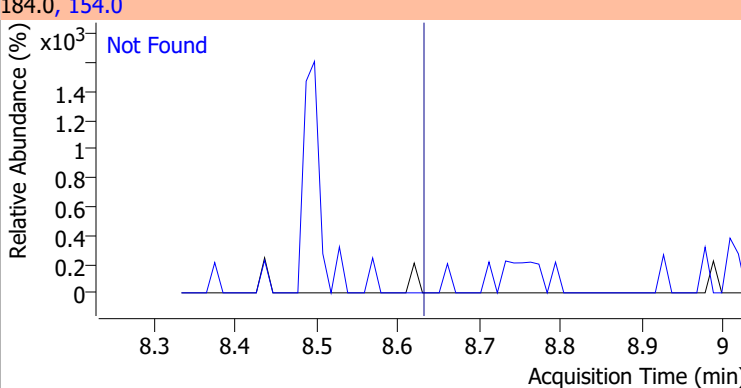
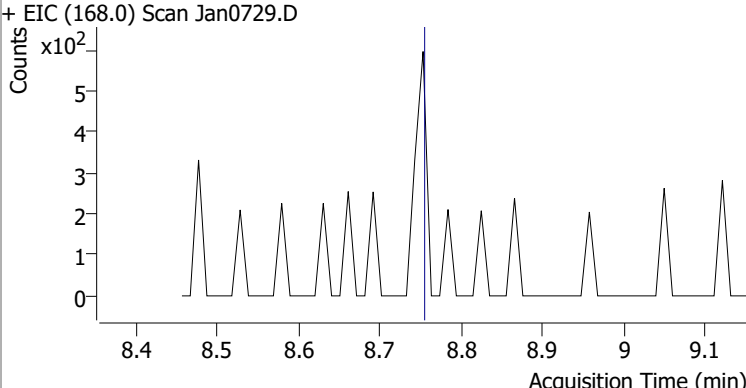
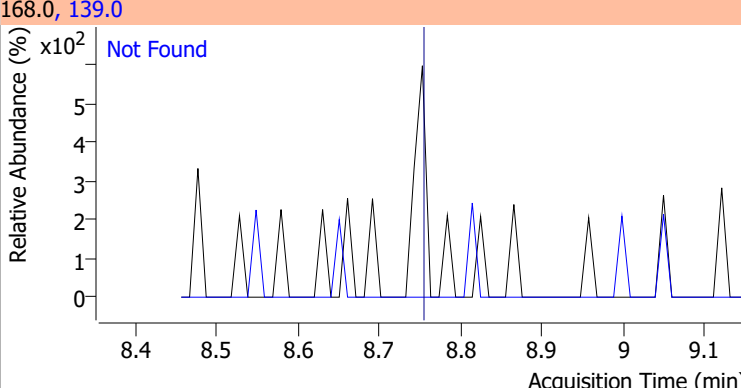
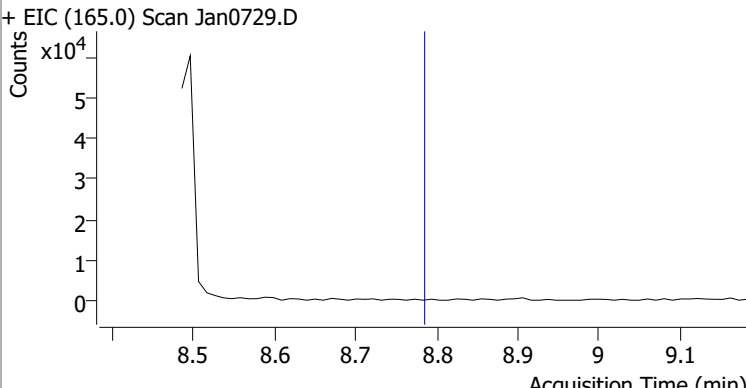
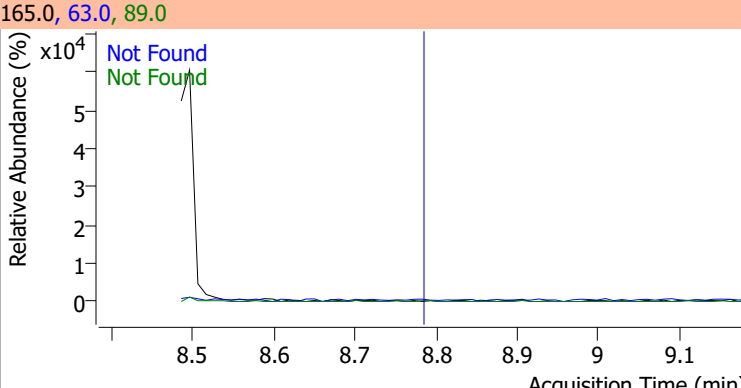
Compound	Conc.	Exp RT	QIon	Exp Ratio
2-Nitroaniline	N.D.	7.99	138.0	107.7



# Quantitation Results Report (QT Reviewed)

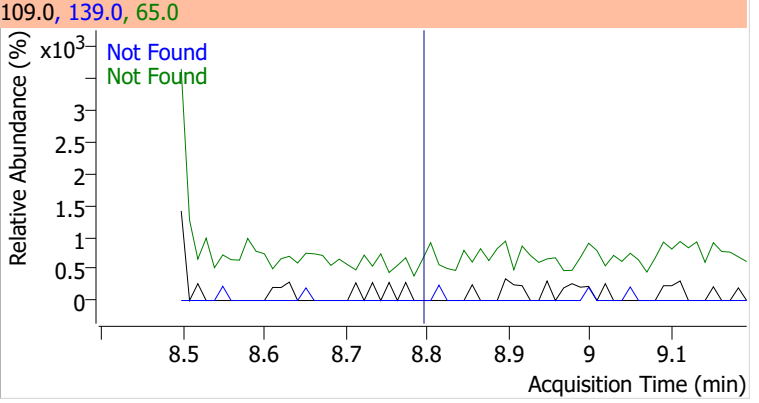
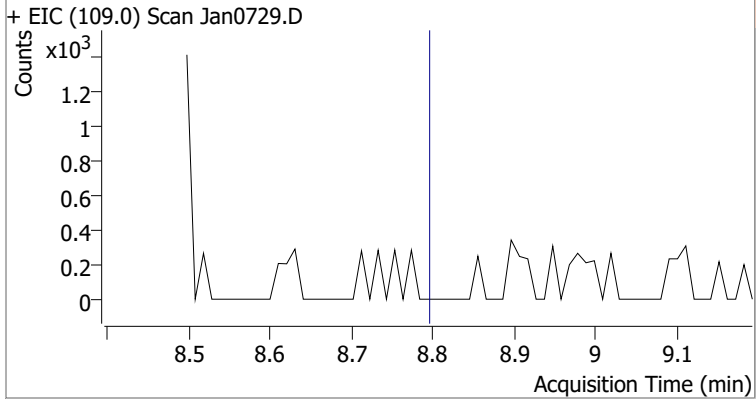


# Quantitation Results Report (QT Reviewed)

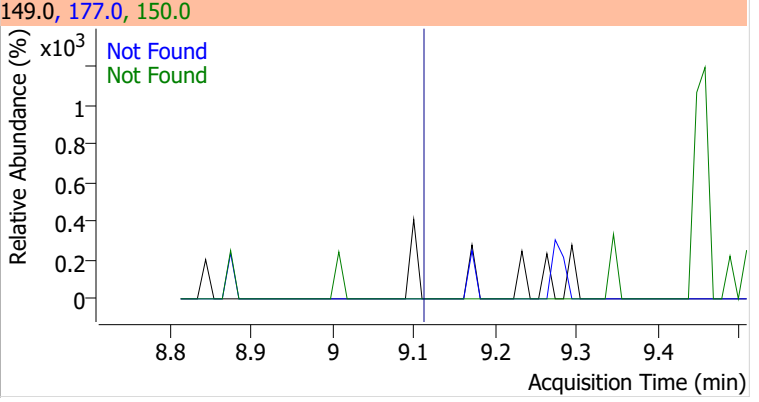
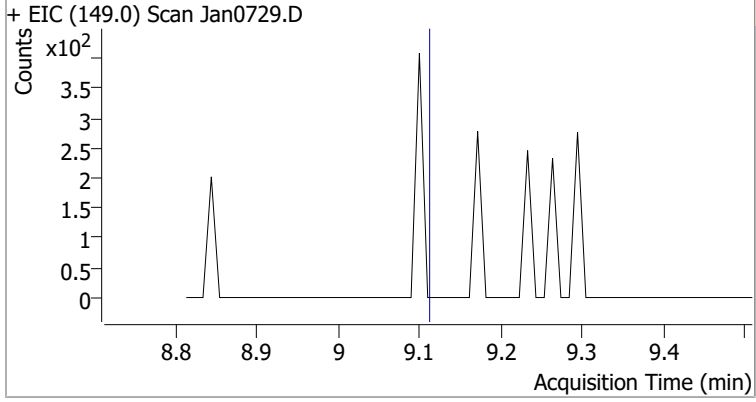
Compound	Conc.	Exp RT	QIon	Exp Ratio	QIon	Exp Ratio
Acenaphthene	N.D.	8.53	153.0	109.5	152.0	52.9
+ EIC (154.0) Scan Jan0729.D			154.0, 152.0, 153.0			
						
2,4-Dinitrophenol	N.D.	8.62	154.0	60.0		
+ EIC (184.0) Scan Jan0729.D			184.0, 154.0			
						
Dibenzofuran	N.D.	8.74	139.0	38.6		
+ EIC (168.0) Scan Jan0729.D			168.0, 139.0			
						
2,4-Dinitrotoluene	N.D.	8.77	63.0	76.1	89.0	74.7
+ EIC (165.0) Scan Jan0729.D			165.0, 63.0, 89.0			
						

# Quantitation Results Report (QT Reviewed)

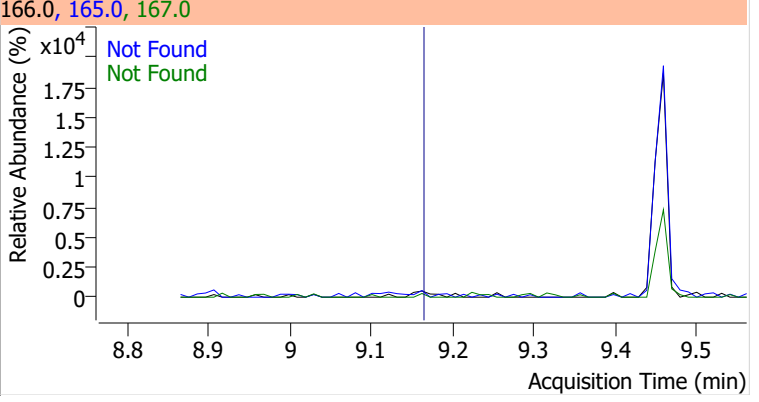
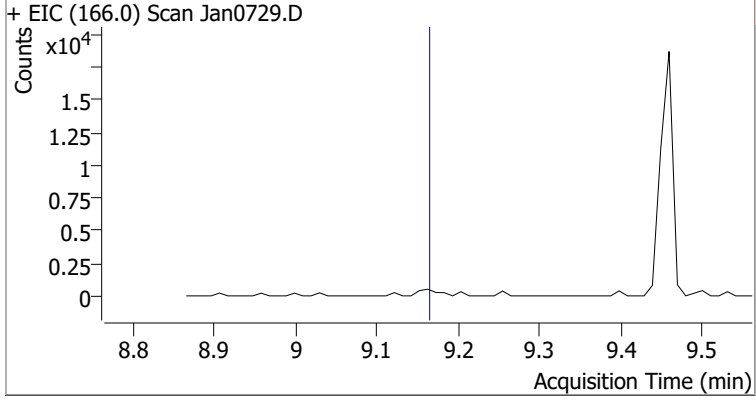
Compound	Conc.	Exp RT	QIon	Exp Ratio	QIon	Exp Ratio
4-Nitrophenol	N.D.	8.78	65.0	88.5	139.0	80.4



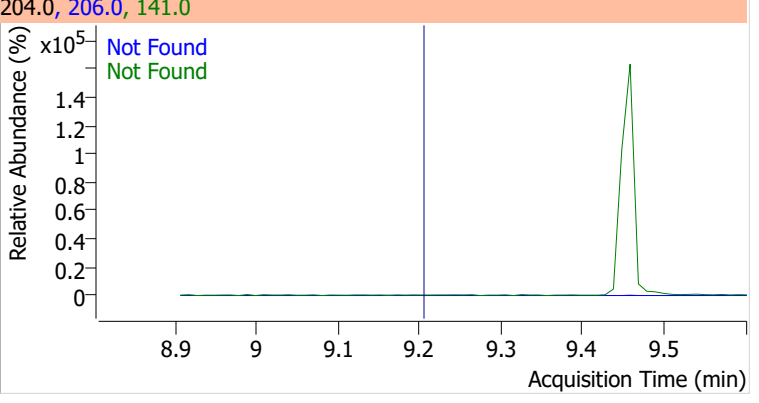
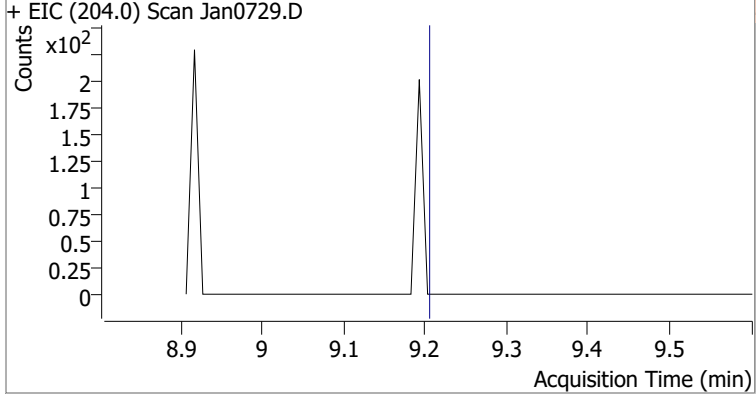
Compound	Conc.	Exp RT	QIon	Exp Ratio	QIon	Exp Ratio
Diethylphthalate	N.D.	9.10	177.0	20.7	150.0	12.6



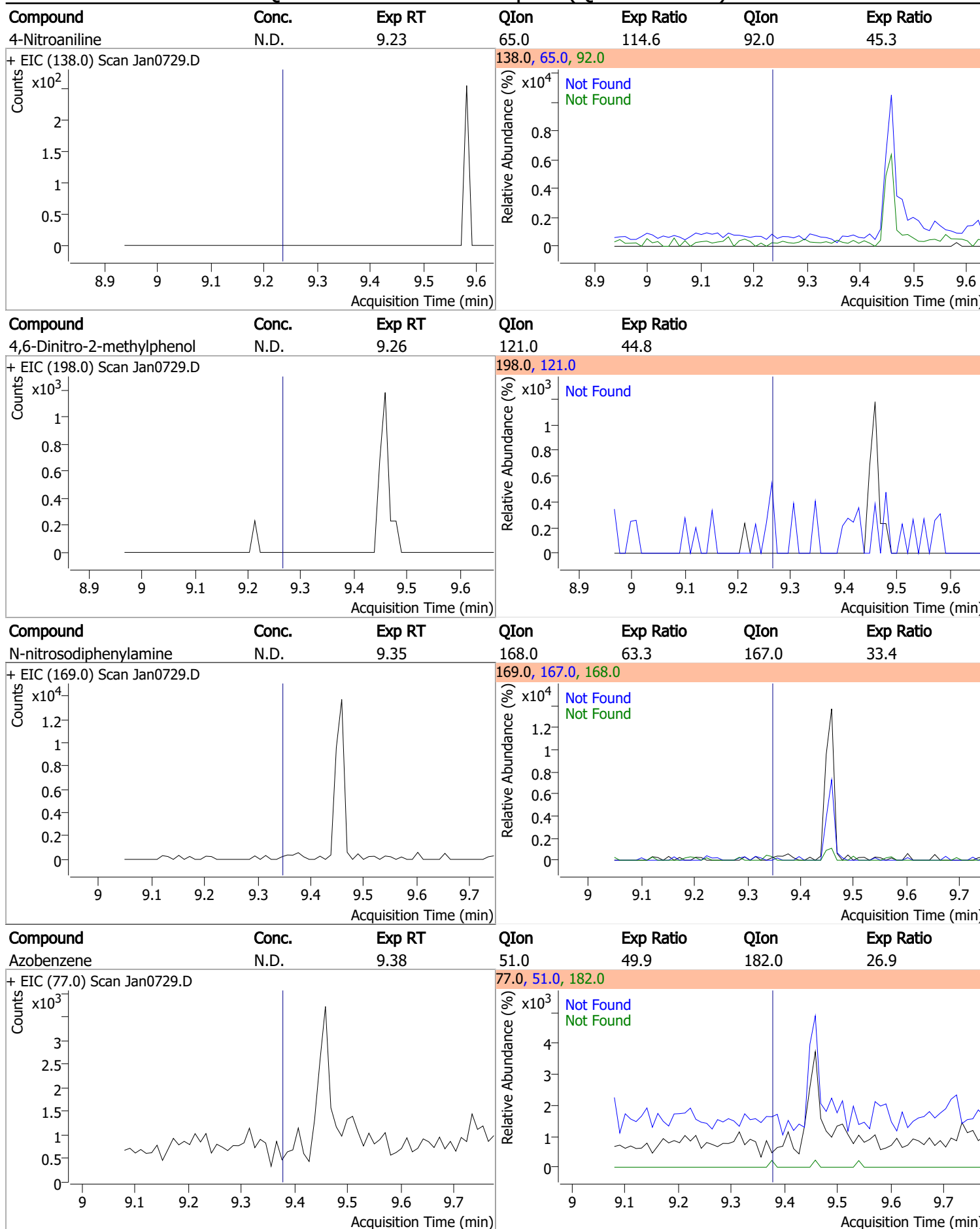
Compound	Conc.	Exp RT	QIon	Exp Ratio	QIon	Exp Ratio
Fluorene	N.D.	9.15	165.0	93.4	167.0	12.9



Compound	Conc.	Exp RT	QIon	Exp Ratio	QIon	Exp Ratio
4-Chlorophenyl-phenylether	N.D.	9.19	141.0	62.3	206.0	33.9



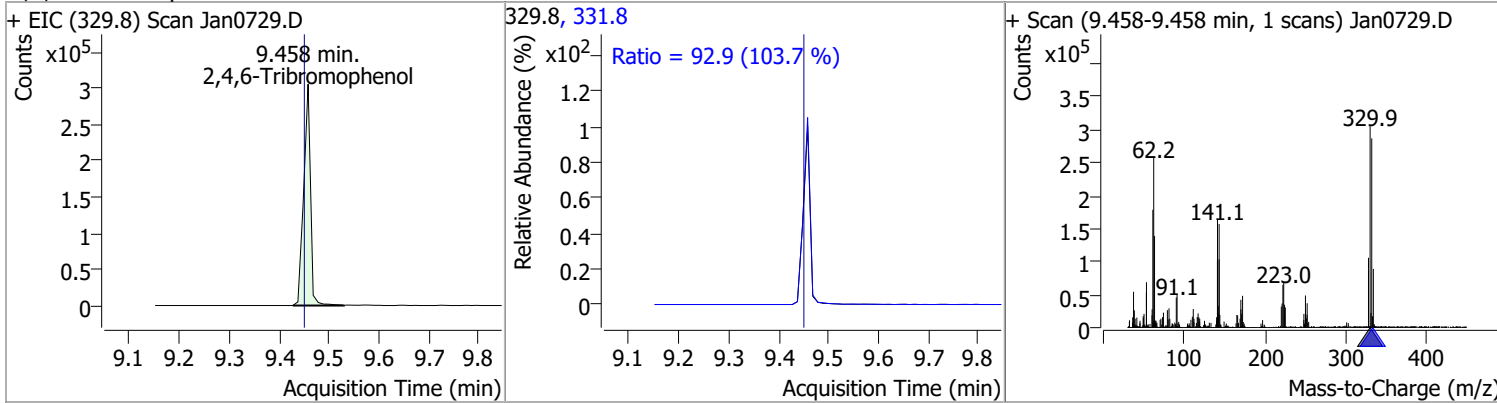
# Quantitation Results Report (QT Reviewed)



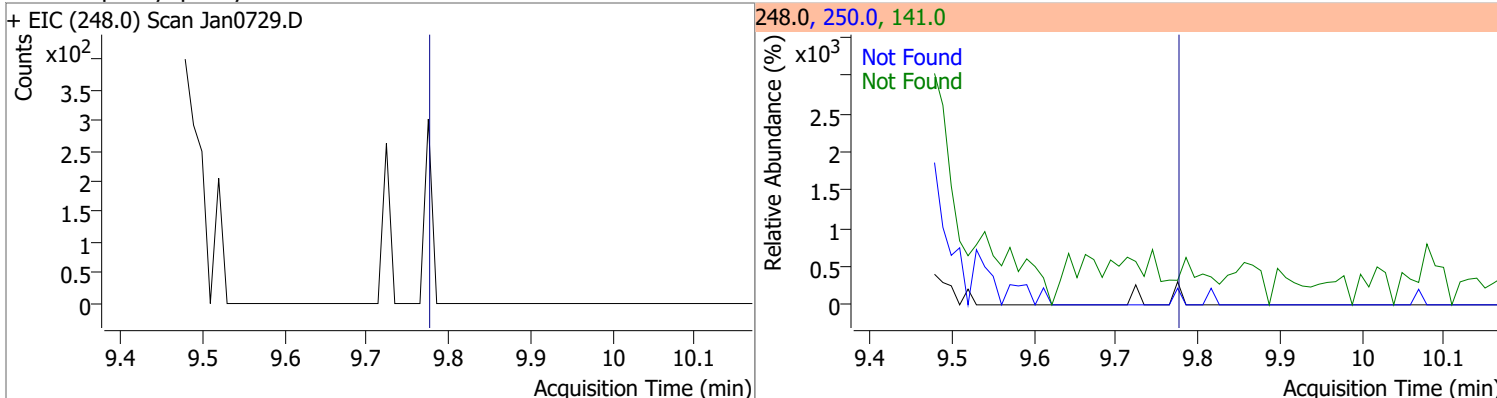


# Quantitation Results Report (QT Reviewed)

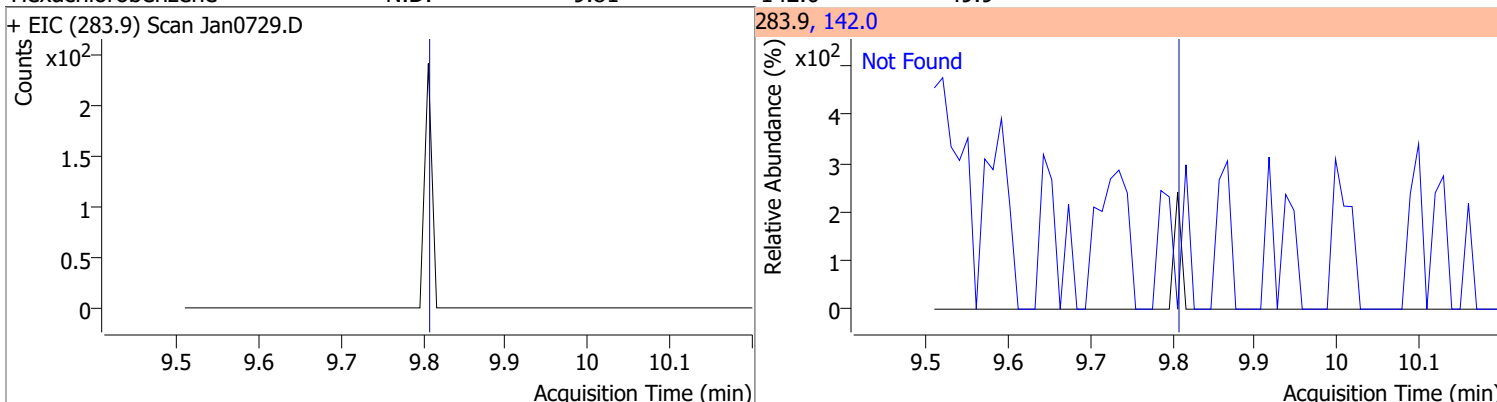
Compound	Conc.	RT	Dev(Min)	Resp.	QIon	QRatio	Lower	Upper
2,4,6-Tribromophenol	181.2597	9.46	0.01	289727	331.8	92.9	62.7	116.4



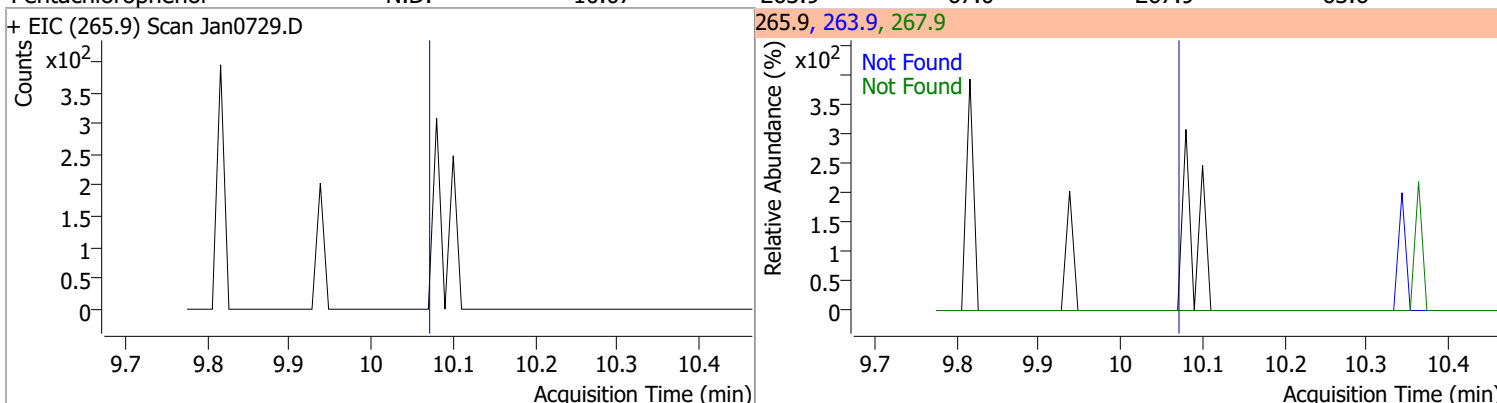
Compound	Conc.	Exp RT	QIon	Exp Ratio	QIon	Exp Ratio
4-Bromophenyl-phenylether	N.D.	9.78	250.0	98.3	141.0	96.1



Compound	Conc.	Exp RT	QIon	Exp Ratio
Hexachlorobenzene	N.D.	9.81	142.0	49.9



Compound	Conc.	Exp RT	QIon	Exp Ratio	QIon	Exp Ratio
Pentachlorophenol	N.D.	10.07	263.9	67.0	267.9	63.6

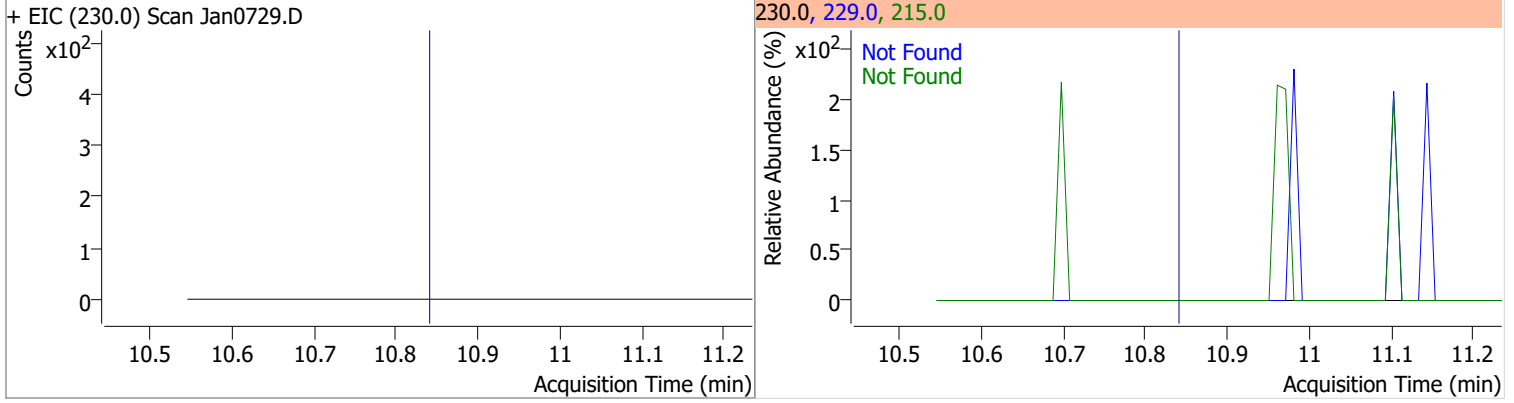


# Quantitation Results Report (QT Reviewed)

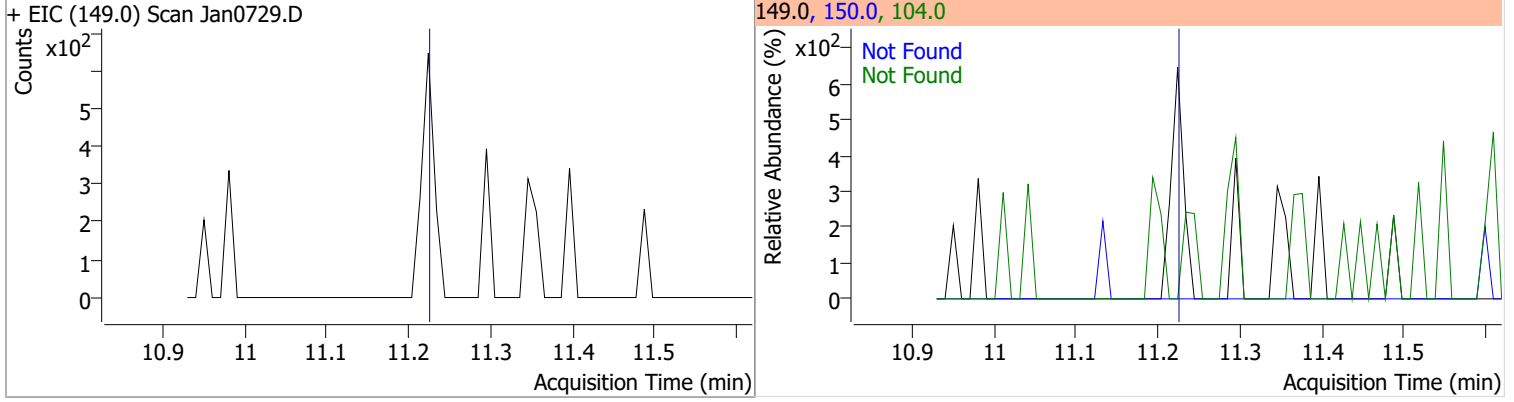
Compound	Conc.	Exp RT	QIon	Exp Ratio		
Phenanthrene	N.D.	10.30	176.0	19.3		
+ EIC (178.0) Scan Jan0729.D			178.0, 176.0			
Anthracene	N.D.	10.36	176.0	18.4		
+ EIC (178.0) Scan Jan0729.D			178.0, 176.0			
Triallate	N.D.	10.43	268.0	26.7	QIon 143.0	Exp Ratio 24.9
+ EIC (86.0) Scan Jan0729.D			86.0, 268.0, 143.0			
Carbazole	N.D.	10.62	139.0	12.8		
+ EIC (167.0) Scan Jan0729.D			167.0, 139.0			

# Quantitation Results Report (QT Reviewed)

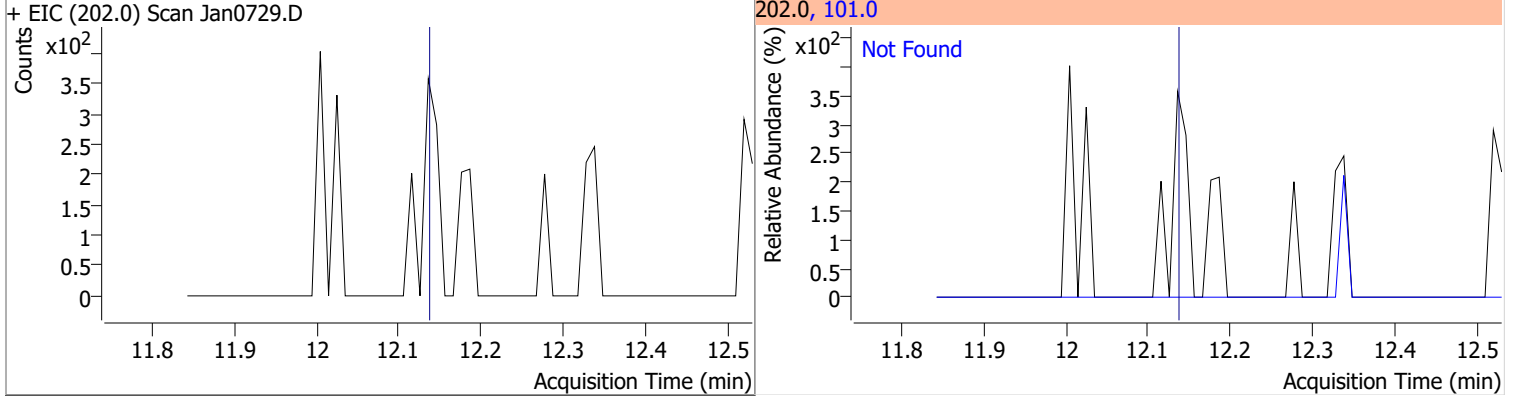
Compound	Conc.	Exp RT	QIon	Exp Ratio	QIon	Exp Ratio
o-Terphenyl	N.D.	10.84	229.0	64.1	215.0	36.5



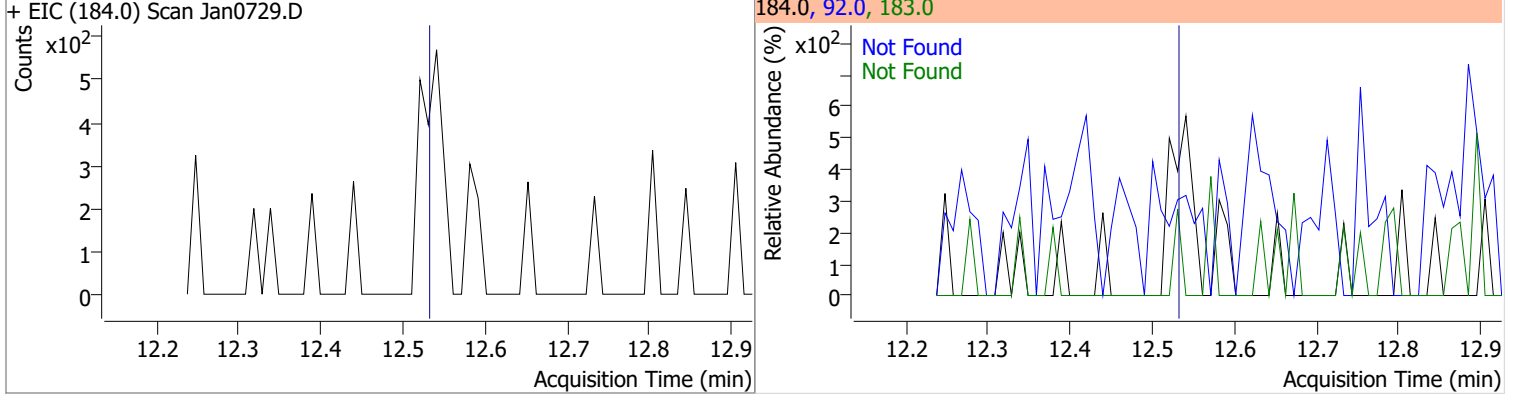
Compound	Conc.	Exp RT	QIon	Exp Ratio	QIon	Exp Ratio
Di-n-Butylphthalate	N.D.	11.22	150.0	9.1	104.0	6.1



Compound	Conc.	Exp RT	QIon	Exp Ratio
Fluoranthene	N.D.	12.14	101.0	12.8

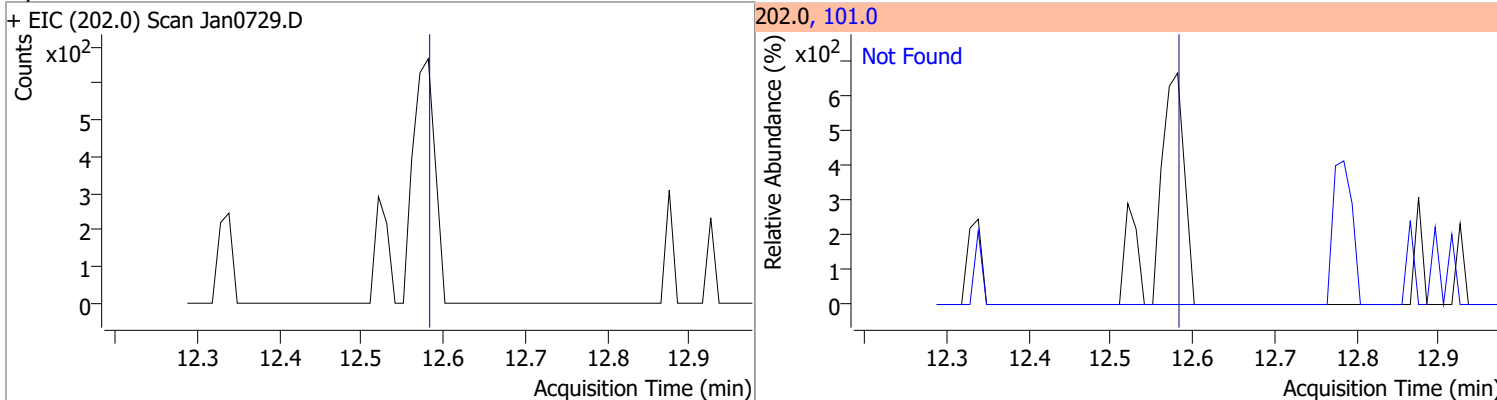


Compound	Conc.	Exp RT	QIon	Exp Ratio	QIon	Exp Ratio
Benzidine	N.D.	12.53	183.0	13.1	92.0	8.1

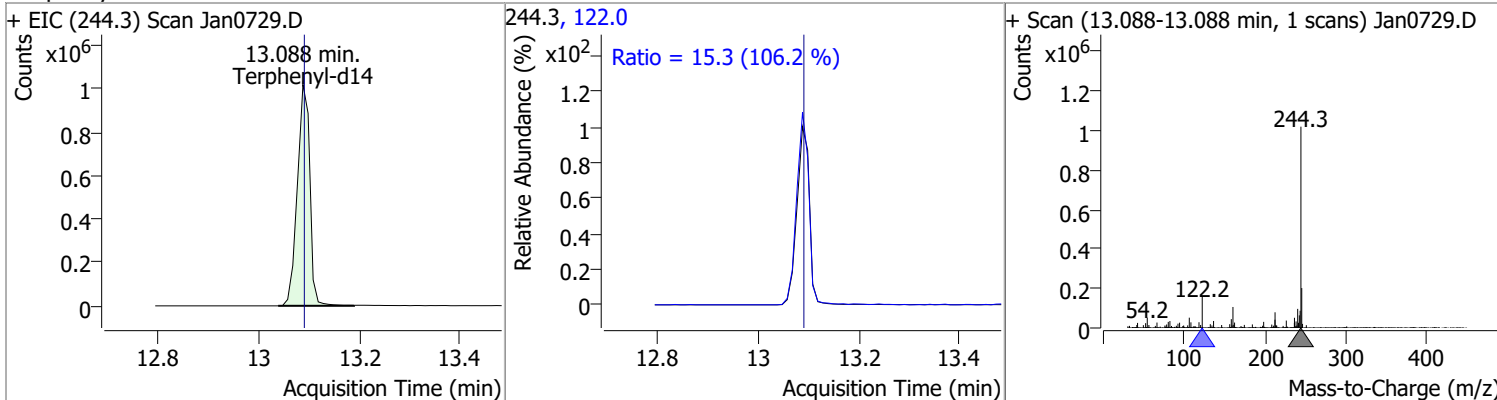


# Quantitation Results Report (QT Reviewed)

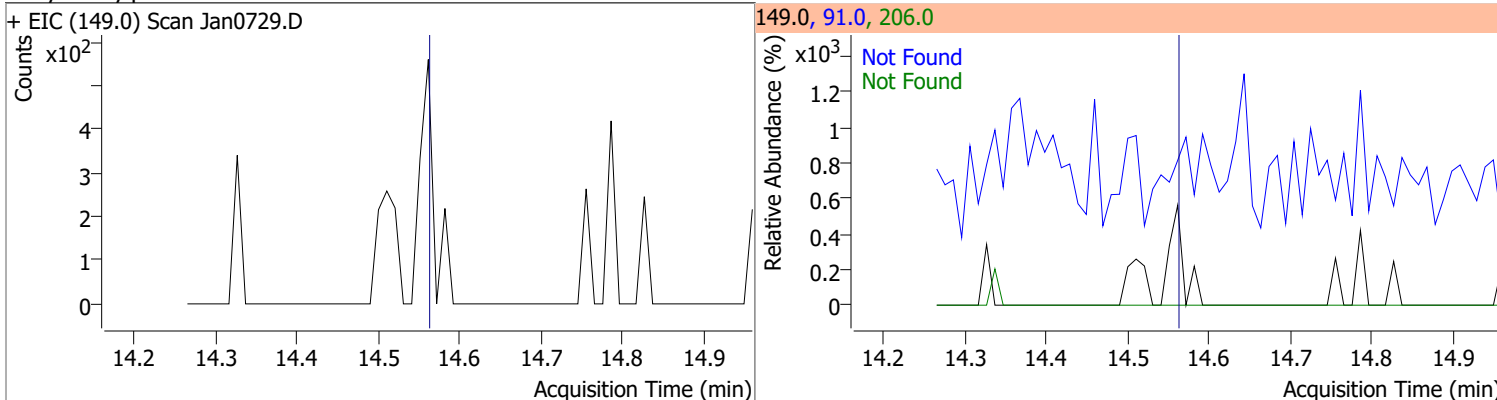
Compound	Conc.	Exp RT	QIon	Exp Ratio
Pyrene	N.D.	12.58	101.0	14.6



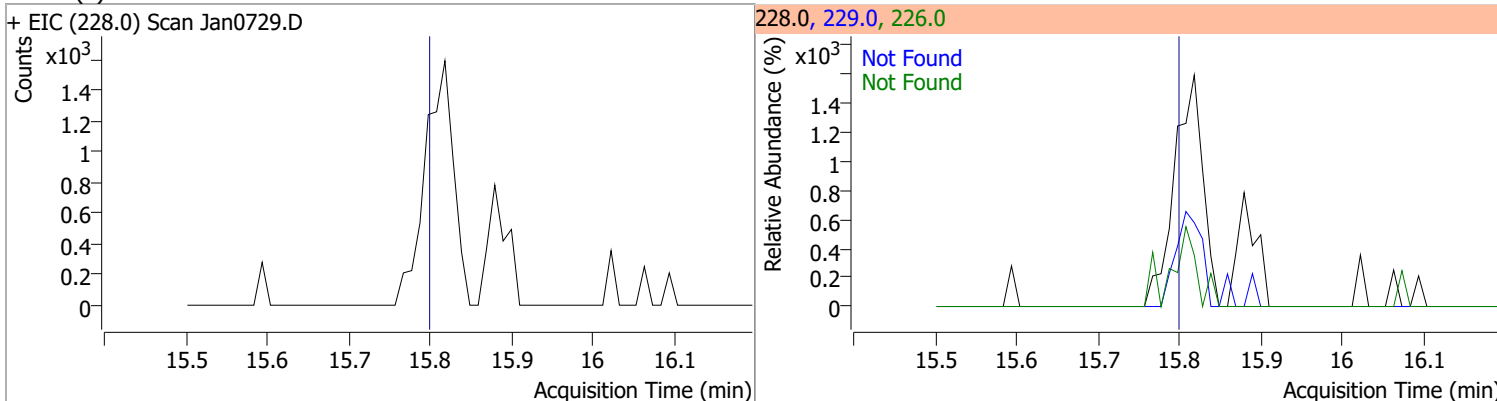
Compound	Conc.	RT	Dev(Min)	Resp.	QIon	QRatio	Lower	Upper
Terphenyl-d14	98.4451	13.09	0.00	1753874	122.0	15.3	10.1	18.7



Compound	Conc.	Exp RT	QIon	Exp Ratio	QIon	Exp Ratio
Butylbenzylphthalate	N.D.	14.56	91.0	81.7	206.0	17.9

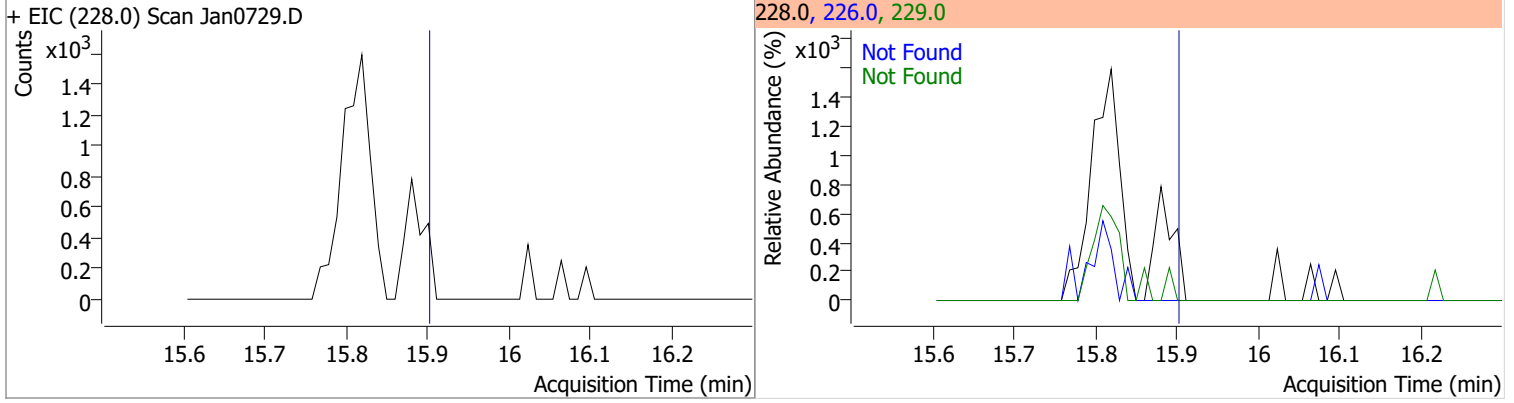


Compound	Conc.	Exp RT	QIon	Exp Ratio	QIon	Exp Ratio
Benzo(a)Anthracene	N.D.	15.80	226.0	27.1	229.0	21.0

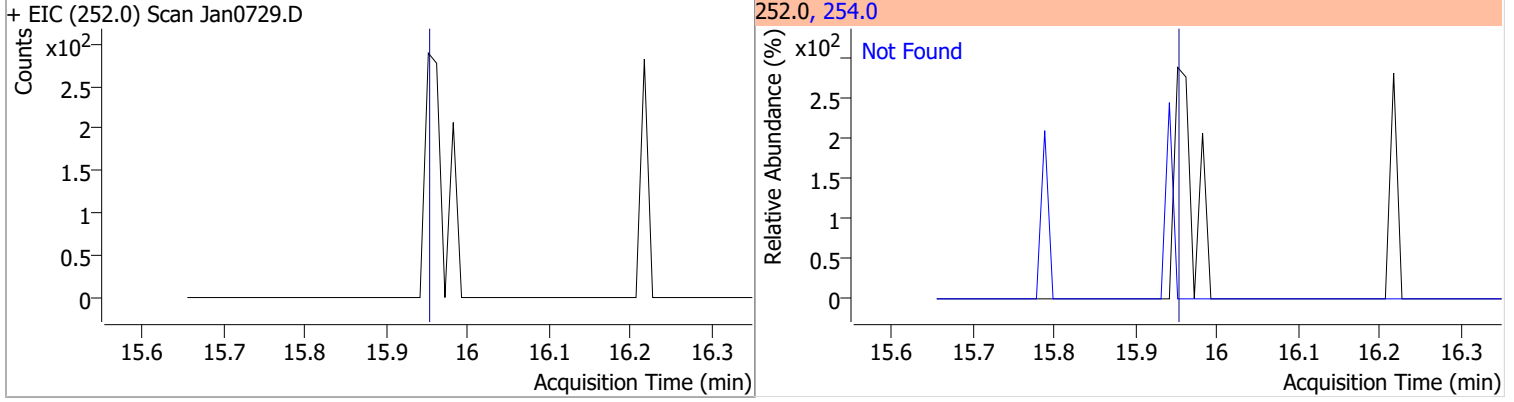


# Quantitation Results Report (QT Reviewed)

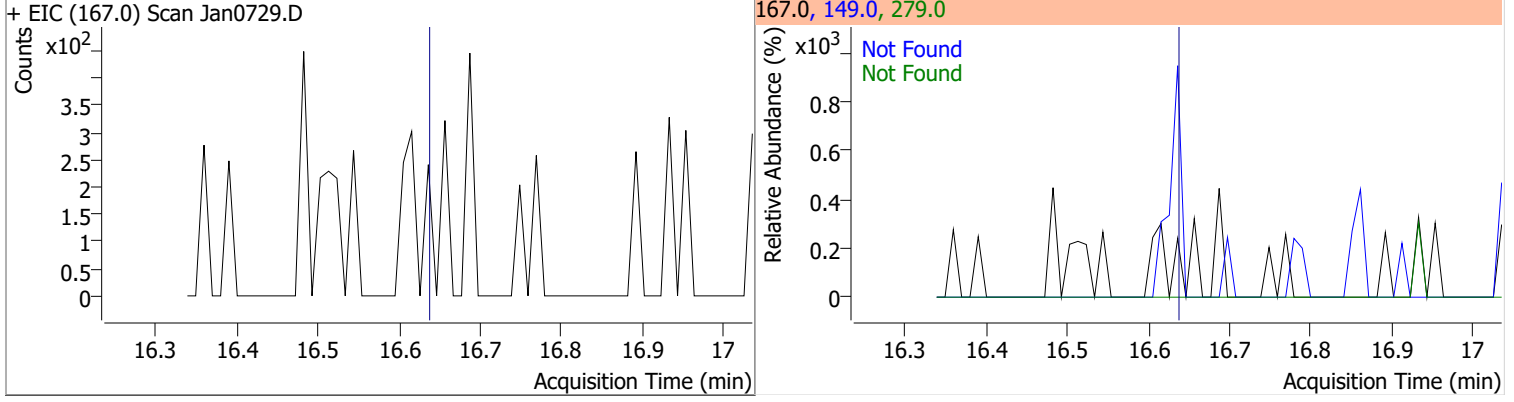
Compound	Conc.	Exp RT	QIon	Exp Ratio	QIon	Exp Ratio
Chrysene	N.D.	15.90	226.0	29.9	229.0	20.4



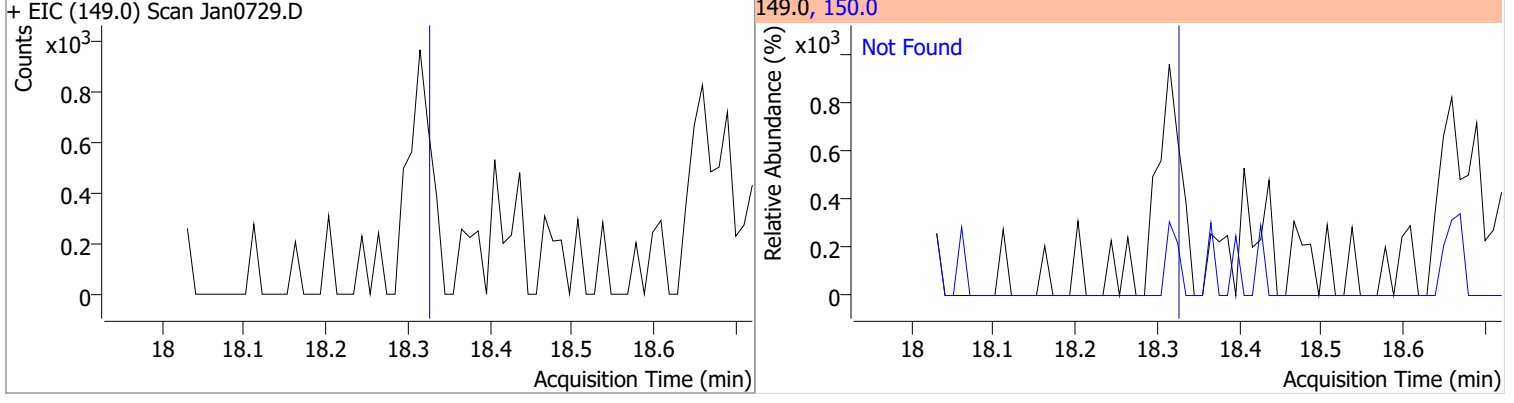
Compound	Conc.	Exp RT	QIon	Exp Ratio
3,3-Dichlorobenzidine	N.D.	15.95	254.0	64.7



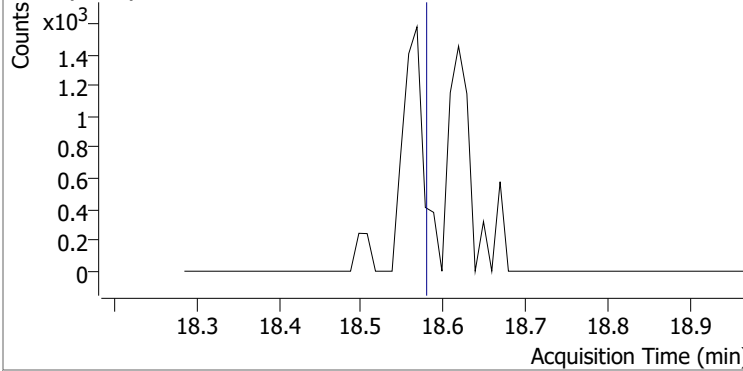
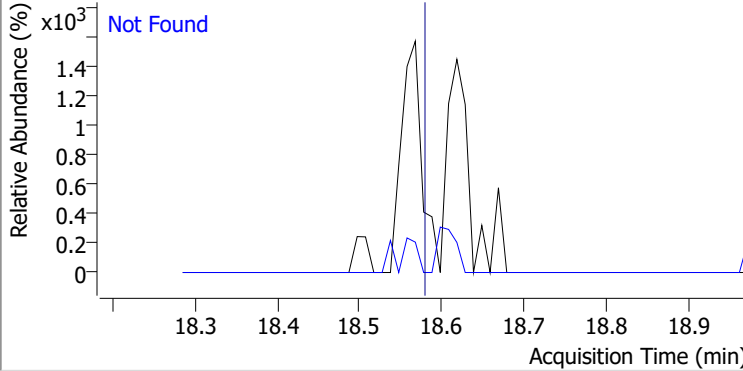
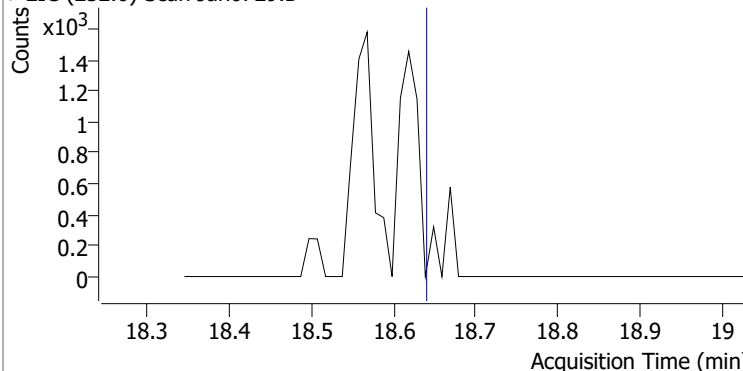
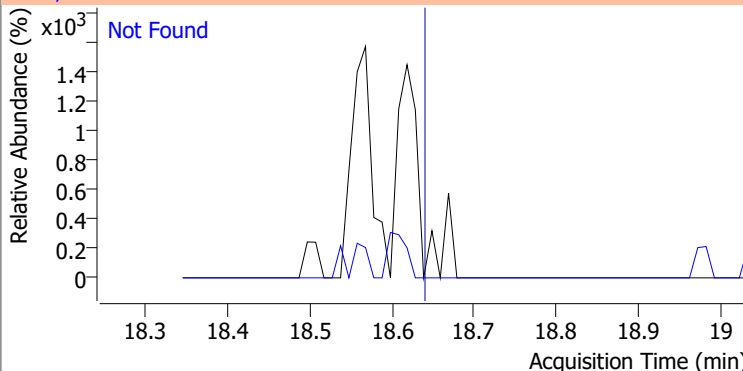
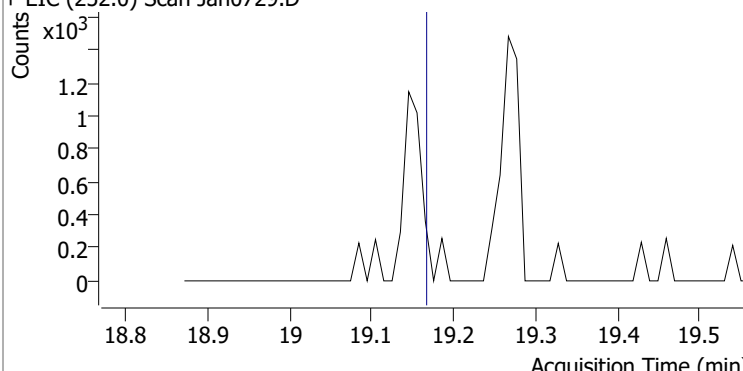
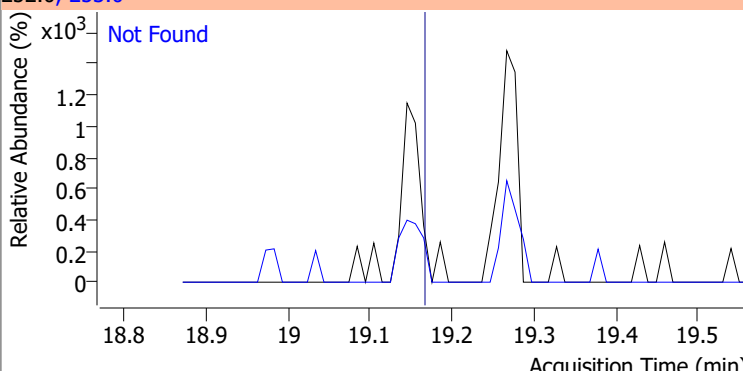
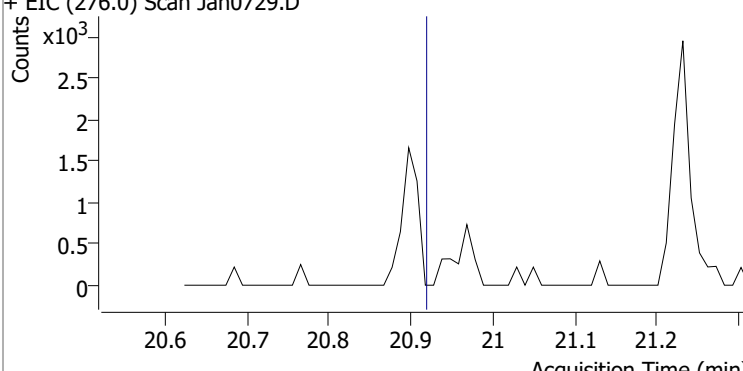
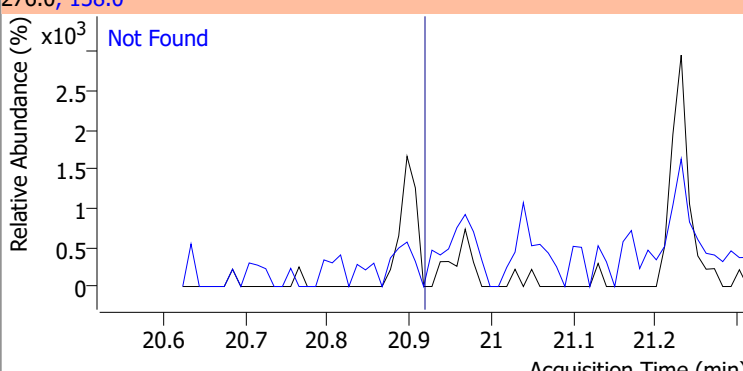
Compound	Conc.	Exp RT	QIon	Exp Ratio	QIon	Exp Ratio
bis(2-ethylhexyl)Phthalate	N.D.	16.64	149.0	397.1	279.0	15.6



Compound	Conc.	Exp RT	QIon	Exp Ratio
Di-n-octyl Phthalate	N.D.	18.32	150.0	9.5

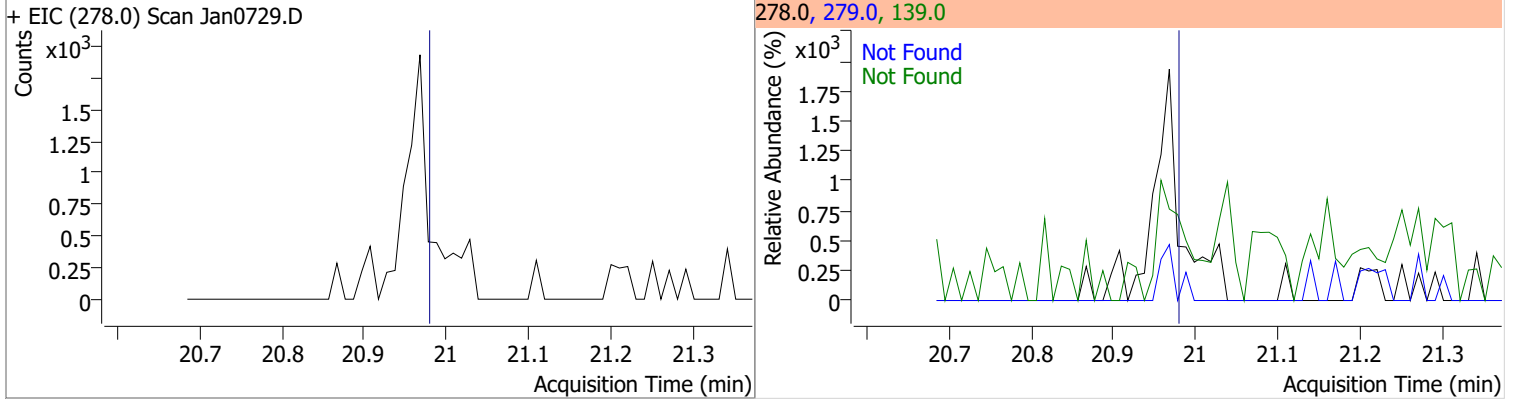


# Quantitation Results Report (QT Reviewed)

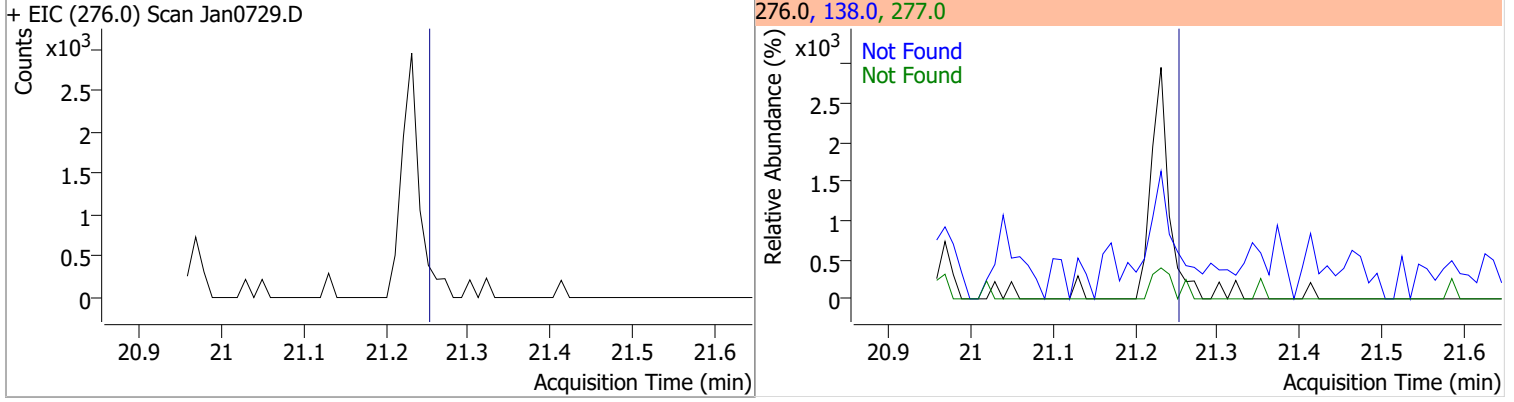
Compound	Conc.	Exp RT	QIon	Exp Ratio
Benzo(b)fluoranthene	N.D.	18.58	253.0	22.0
+ EIC (252.0) Scan Jan0729.D			252.0, 253.0	
				
Benzo(k)fluoranthene	N.D.	18.64	253.0	21.9
+ EIC (252.0) Scan Jan0729.D			252.0, 253.0	
				
Benzo(a)pyrene	N.D.	19.17	253.0	22.0
+ EIC (252.0) Scan Jan0729.D			252.0, 253.0	
				
Indeno(1,2,3-c,d)pyrene	N.D.	20.92	138.0	29.9
+ EIC (276.0) Scan Jan0729.D			276.0, 138.0	
				

# Quantitation Results Report (QT Reviewed)

Compound	Conc.	Exp RT	QIon	Exp Ratio	QIon	Exp Ratio
Dibenzo(a,h)anthracene	N.D.	20.98	279.0	25.2	139.0	23.8

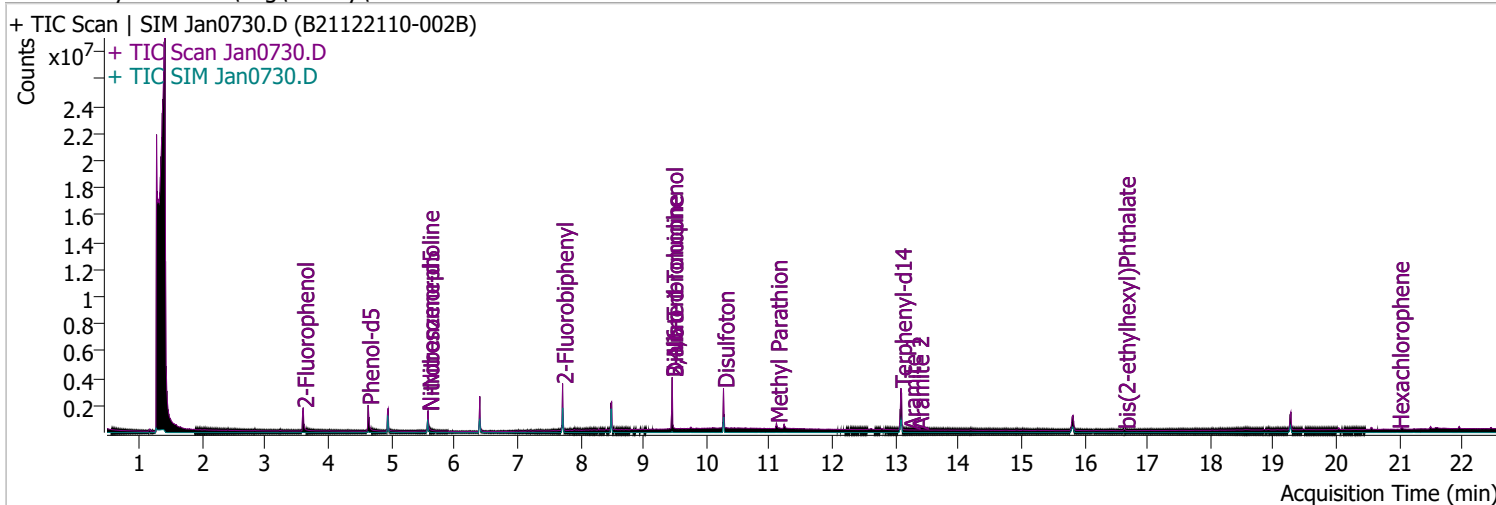


Compound	Conc.	Exp RT	QIon	Exp Ratio	QIon	Exp Ratio
Benzo(g,h,i)perylene	N.D.	21.25	138.0	32.0	277.0	23.8



# Quantitation Results Report (QT Reviewed)

Data File	Jan0730.D	Operator	LIMS import
Acq. Method	BNA+SIM.M	Acq. Date-Time	1/8/2022 3:57:48 AM
Sample Name	B21122110-002B	Instrument	Instrument #1
Vial	30	Multiplier	1.00
DA Method File	010722 DoD BNA cal 1.batch.bin	Comment	SVOC-625.1-W
Tune File	dftppdsm.u	Tune Date	1/7/2022 12:13:00 PM
Batch Name	010722 DoD BNA.batch.bin	Last Calib Update	1/11/2022 1:03:40 PM
Ref Library	D:\Org\Library\NIST129K.l		



Compound	RT	QIon	Resp.	Conc.	Units	Dev(Min)
----------	----	------	-------	-------	-------	----------

**Internal Standards**

**System Monitoring Compounds**

S 2-Fluorophenol	3.602	112.0	643996	80.2881	µg/L	0.021
Spiked Amount: 200.000	Range: 10.0 - 75.0%			Recovery = 40.14%		
S Phenol-d5	4.634	99.0	802415	74.8778	µg/L	0.010
Spiked Amount: 200.000	Range: 10.0 - 65.0%			Recovery = 37.44%		
S Nitrobenzene-d5	5.583	82.0	357642	61.4219	µg/L	0.000
Spiked Amount: 100.000	Range: 32.0 - 94.0%			Recovery = 61.42%		
S 2-Fluorobiphenyl	7.718	172.0	962031	53.1868	µg/L	0.000
Spiked Amount: 100.000	Range: 28.0 - 107.0%			Recovery = 53.19%		
S 2,4,6-Tribromophenol	9.458	329.8	284856	182.9188	µg/L	0.010
Spiked Amount: 200.000	Range: 25.0 - 140.0%			Recovery = 91.46%		
S Terphenyl-d14	13.088	244.3	1693015	97.6902	µg/L	0.000
Spiked Amount: 100.000	Range: 32.0 - 122.0%			Recovery = 97.69%		

**Target Compounds**

Compound	RT	QIon	Resp.	Conc.	Units	Dev(Min)	QValue
T N-Nitrosodimethylamine	0.000		0	N.D.			
T Pyridine	0.000		0	N.D.			
T Aniline	0.000		0	N.D.			
T Phenol	0.000		0	N.D.			
T bis(-2-Chloroethyl)Ether	0.000		0	N.D.			
T 2-Chlorophenol	0.000		0	N.D.			
T 1,3-Dichlorobenzene	0.000		0	N.D.			
T 1,4-Dichlorobenzene	0.000		0	N.D.			
T 1,2-Dichlorobenzene	0.000		0	N.D.			
T Benzyl Alcohol	0.000		0	N.D.			
T bis(2-chloroisopropyl)Ether	5.471	121.0	0		µg/L	md	1
T 2-Methylphenol	0.000		0	N.D.			
T N-nitroso-Di-n-propylamine	5.583	70.0	0		µg/L	md	1
T 4Methylphenol/3Methylphenol	0.000		0	N.D.			
T Hexachloroethane	0.000		0	N.D.			



# Quantitation Results Report (QT Reviewed)

Compound	RT	QIon	Resp.	Conc.	Units	Dev(Min)
T Nitrobenzene	0.000		0	N.D.		
T Isophorone	0.000		0	N.D.		
T 2-Nitrophenol	0.000		0	N.D.		
T 2,4-Dimethylphenol	0.000		0	N.D.		
T bis(-2-Chloroethoxy)Methane	0.000		0	N.D.		
T Benzoic Acid	0.000		0	N.D.		
T 2,4-Dichlorophenol	0.000		0	N.D.		
T 1,2,4-Trichlorobenzene	0.000		0	N.D.		
T Naphthalene	0.000		0	N.D.		
T 4-Chlorophenol	0.000		0	N.D.		
T p-Chloroaniline	0.000		0	N.D.		
T Hexachlorobutadiene	0.000		0	N.D.		
T 4-Chloro-2-Methylphenol	0.000		0	N.D.		
T 4-Chloro-3-Methylphenol	0.000		0	N.D.		
T 2-Methylnaphthalene	0.000		0	N.D.		
T 1-Methylnaphthalene	0.000		0	N.D.		
T Hexachlorocyclopentadiene	0.000		0	N.D.		
T 2,4,6-Trichlorophenol	0.000		0	N.D.		
T 2,4,5-Trichlorophenol	0.000		0	N.D.		
T 2-Chloronaphthalene	0.000		0	N.D.		
T 2-Nitroaniline	0.000		0	N.D.		
T Dimethyl Phthalate	8.497	163.0	0		µg/L md	1
T 2,6-Dinitrotoluene	8.486	165.0	0		µg/L md	1
T Acenaphthylene	0.000		0	N.D.		
T 3-Nitroaniline	0.000		0	N.D.		
T Acenaphthene	0.000		0	N.D.		
T 2,4-Dinitrophenol	0.000		0	N.D.		
T Dibenzofuran	0.000		0	N.D.		
T 2,4-Dinitrotoluene	0.000		0	N.D.		
T 4-Nitrophenol	0.000		0	N.D.		
T Diethylphthalate	0.000		0	N.D.		
T Fluorene	0.000		0	N.D.		
T 4-Chlorophenyl-phenylether	0.000		0	N.D.		
T 4-Nitroaniline	0.000		0	N.D.		
T 4,6-Dinitro-2-methylphenol	0.000		0	N.D.		
T N-nitrosodiphenylamine	0.000		0	N.D.		
T Azobenzene	0.000		0	N.D.		
T 4-Bromophenyl-phenylether	0.000		0	N.D.		
T Hexachlorobenzene	0.000		0	N.D.		
T Pentachlorophenol	0.000		0	N.D.		
T Phenanthrene	0.000		0	N.D.		
T Anthracene	0.000		0	N.D.		
T Triallate	0.000		0	N.D.		
T Carbazole	0.000		0	N.D.		
T o-Terphenyl	0.000		0	N.D.		
T Di-n-Butylphthalate	0.000		0	N.D.		
T Fluoranthene	0.000		0	N.D.		
T Benzidine	0.000		0	N.D.		
T Pyrene	0.000		0	N.D.		
T Butylbenzylphthalate	0.000		0	N.D.		
T Benzo(a)Anthracene	0.000		0	N.D.		
T Chrysene	0.000		0	N.D.		
T 3,3-Dichlorobenzidine	0.000		0	N.D.		
T bis(2-ethylhexyl)Phthalate	16.636	167.0	7431	3.4059	µg/L	95
T Di-n-octyl Phthalate	0.000		0	N.D.		

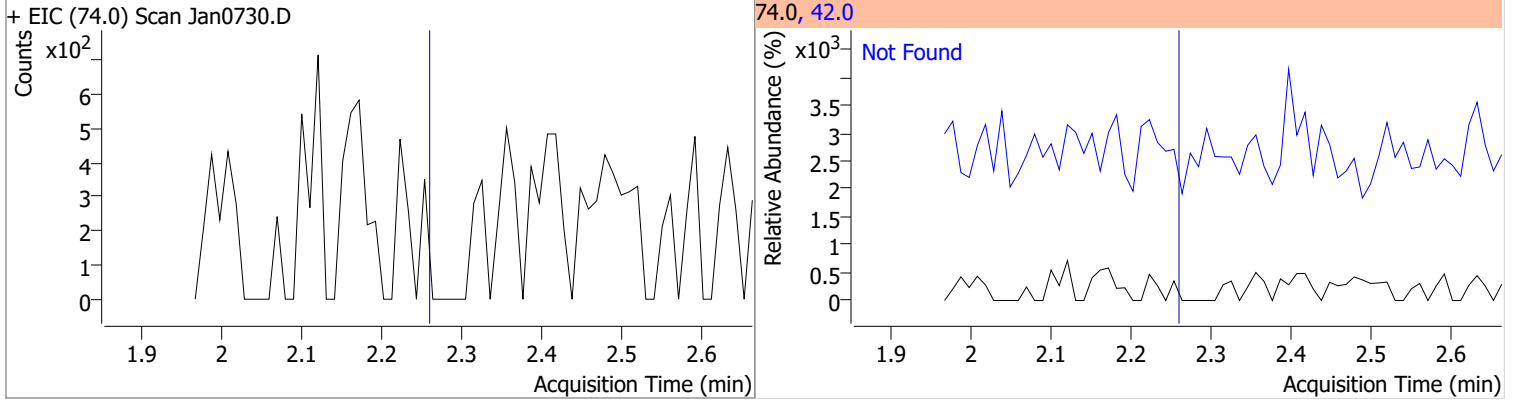
# Quantitation Results Report (QT Reviewed)

Compound	RT	QIon	Resp.	Conc.	Units	Dev(Min)
T Benzo(b)fluoranthene	0.000		0	N.D.		
T Benzo(k)fluoranthene	0.000		0	N.D.		
T Benzo(a)pyrene	0.000		0	N.D.		
T Indeno(1,2,3-c,d)pyrene	0.000		0	N.D.		
T Dibenzo(a,h)anthracene	0.000		0	N.D.		
T Benzo(g,h,i)perylene	0.000		0	N.D.		

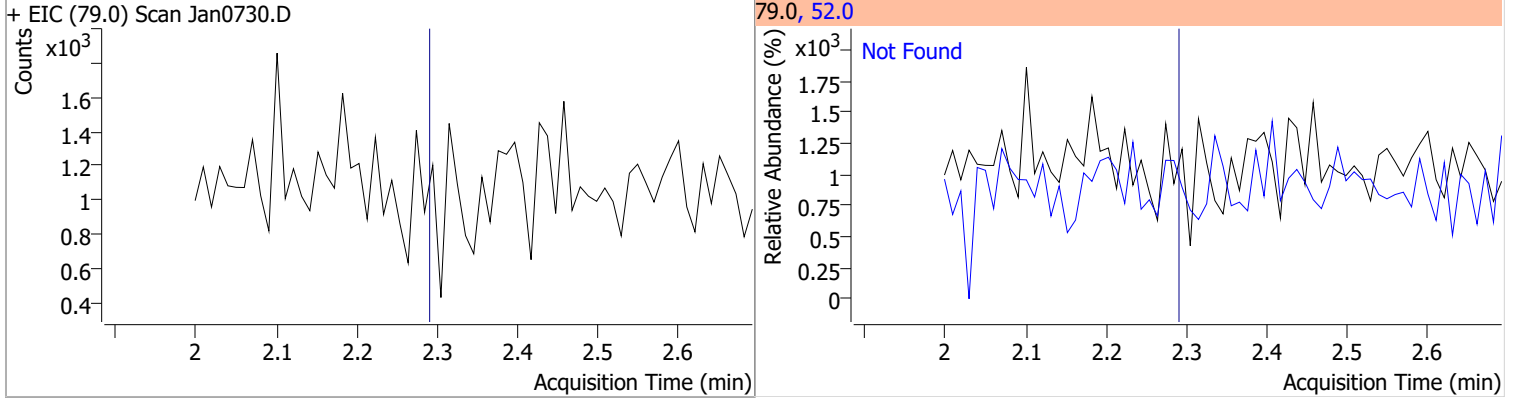
(#) = Qualifier Out of Range; (m) = Manual Integration; (+) = Area Summed; (\*) = Surrogate Percent Recovery Out of Range; (d): Zeroed Peak

# Quantitation Results Report (QT Reviewed)

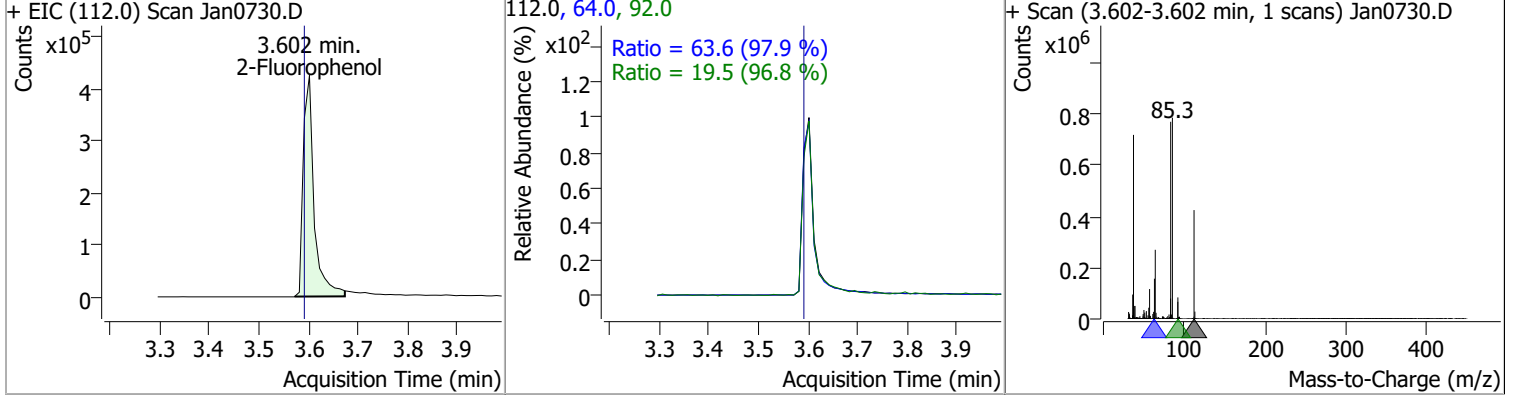
Compound	Conc.	Exp RT	QIon	Exp Ratio
N-Nitrosodimethylamine	N.D.	2.25	42.0	177.0



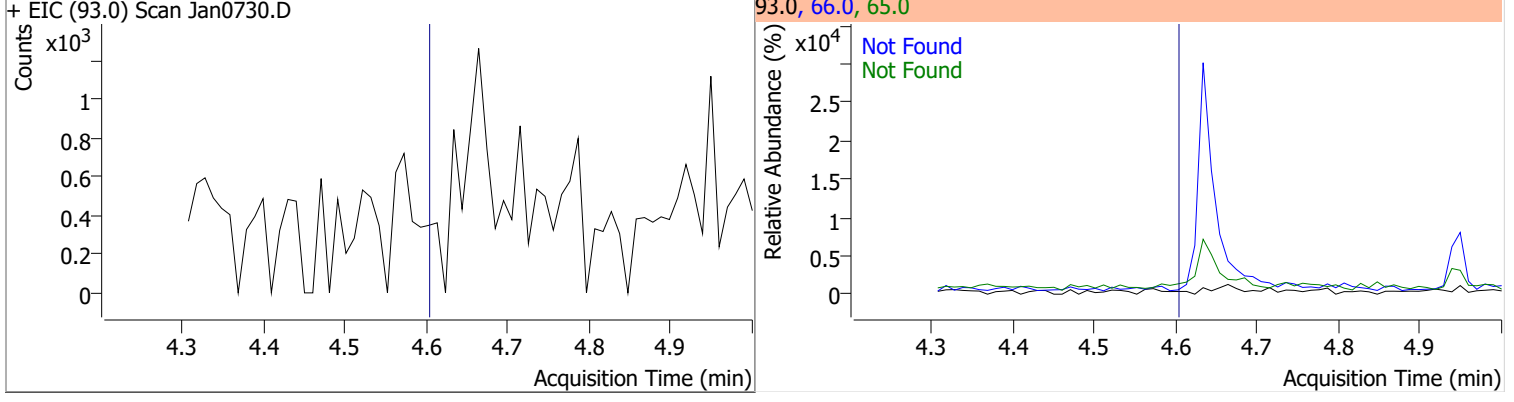
Compound	Conc.	Exp RT	QIon	Exp Ratio
Pyridine	N.D.	2.28	52.0	133.1



Compound	Conc.	RT	Dev(Min)	Resp.	QIon	QRatio	Lower	Upper
2-Fluorophenol	80.2881	3.60	0.02	643996	64.0	63.6	45.5	84.5
					92.0	19.5	14.1	26.2

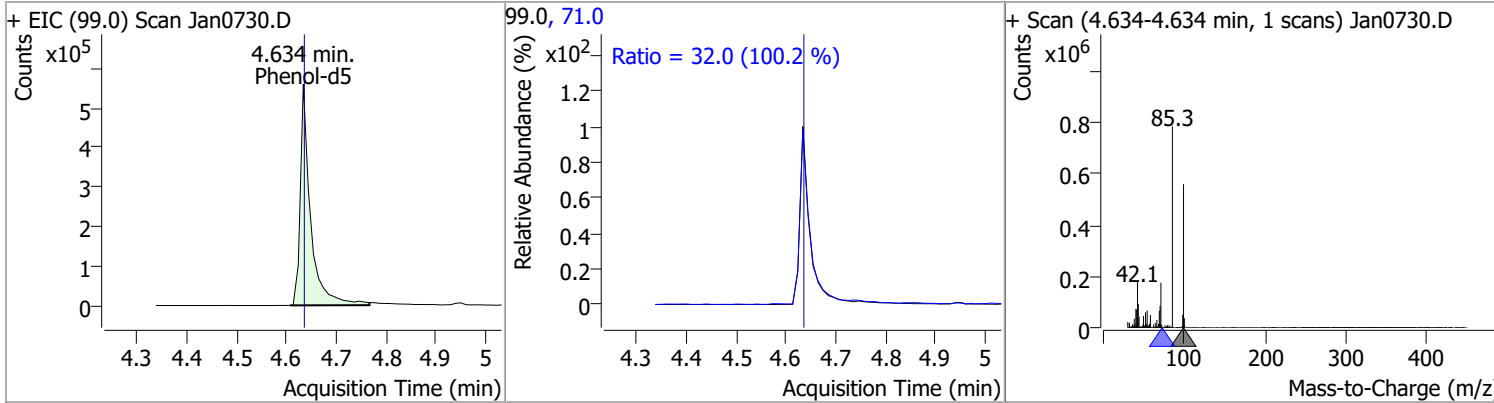


Compound	Conc.	Exp RT	QIon	Exp Ratio	QIon	Exp Ratio
Aniline	N.D.	4.59	66.0	40.4	65.0	22.2

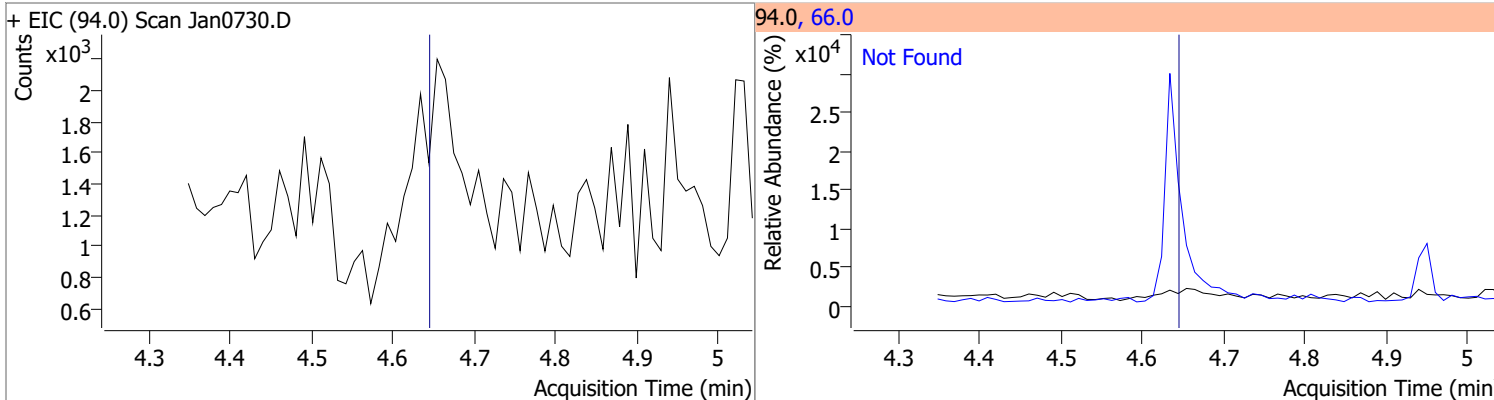


# Quantitation Results Report (QT Reviewed)

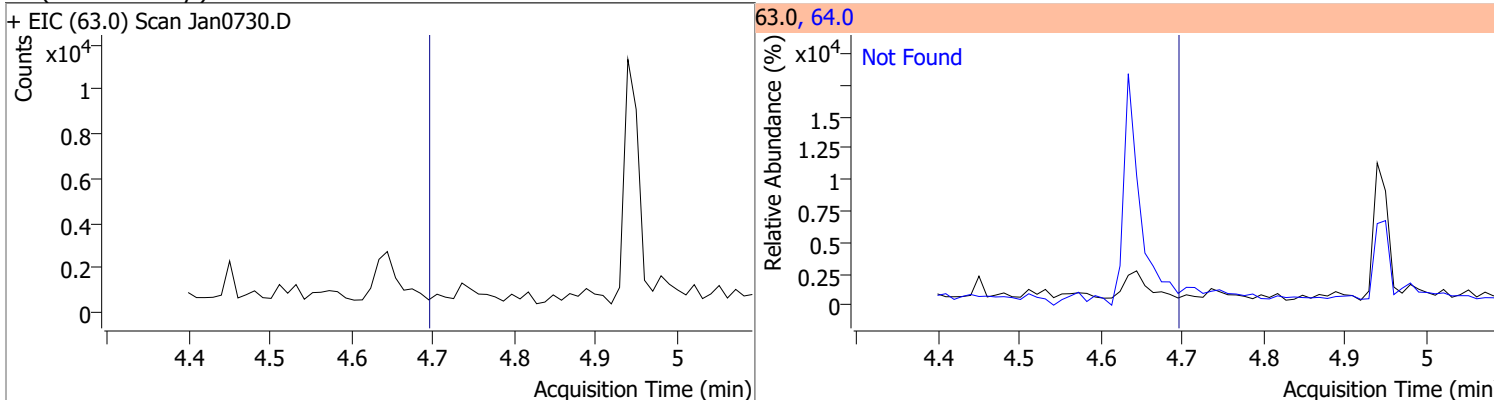
Compound	Conc.	RT	Dev(Min)	Resp.	QIon	QRatio	Lower	Upper
Phenol-d5	74.8778	4.63	0.01	802415	71.0	32.0	22.3	41.5



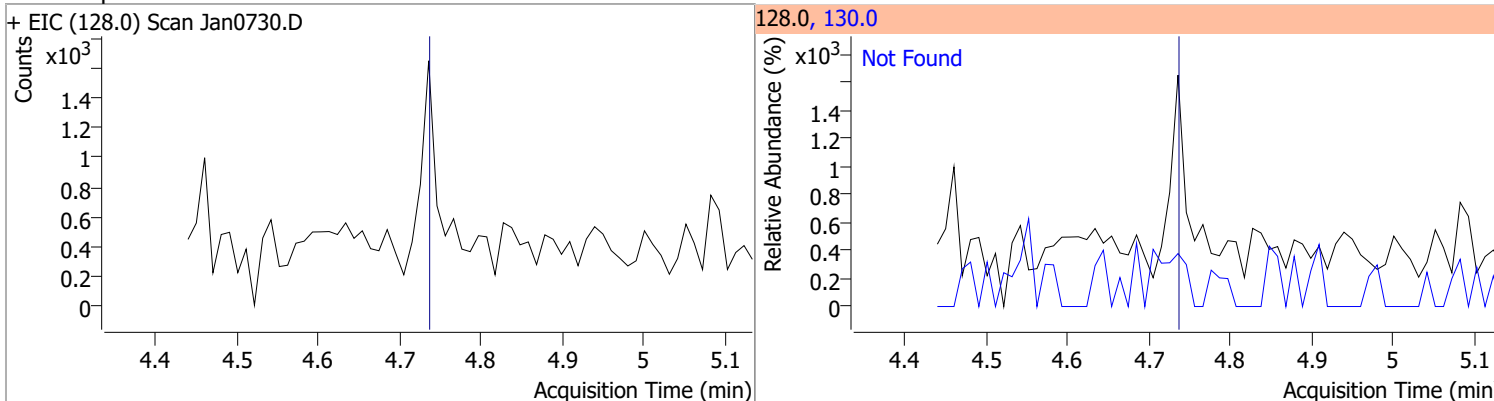
Compound	Conc.	Exp RT	QIon	Exp Ratio
Phenol	N.D.	4.63	66.0	44.7



Compound	Conc.	Exp RT	QIon	Exp Ratio
bis(-2-Chloroethyl)Ether	N.D.	4.68	64.0	3.3



Compound	Conc.	Exp RT	QIon	Exp Ratio
2-Chlorophenol	N.D.	4.73	130.0	32.0

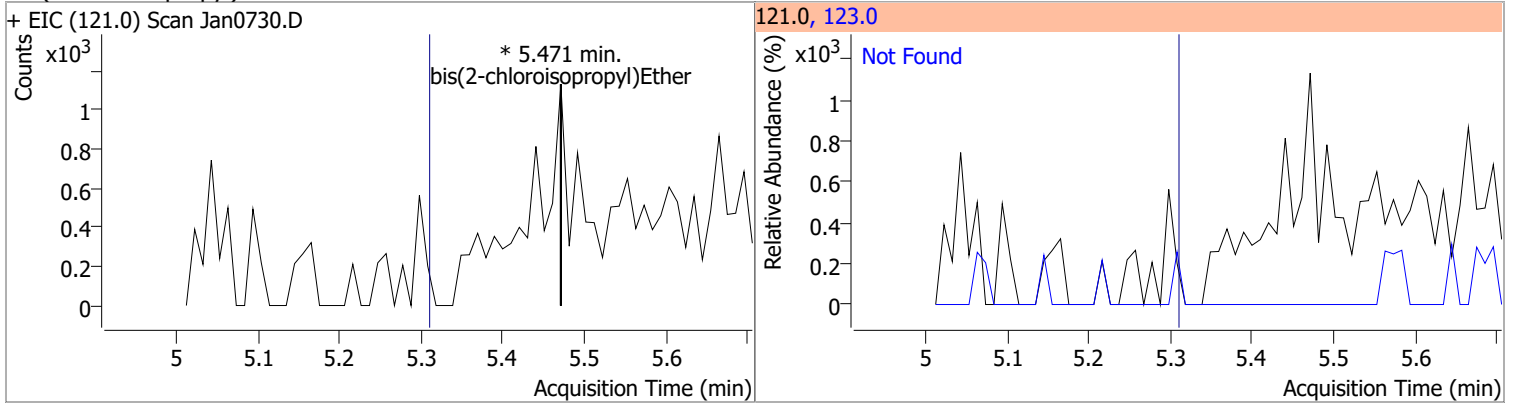


# Quantitation Results Report (QT Reviewed)

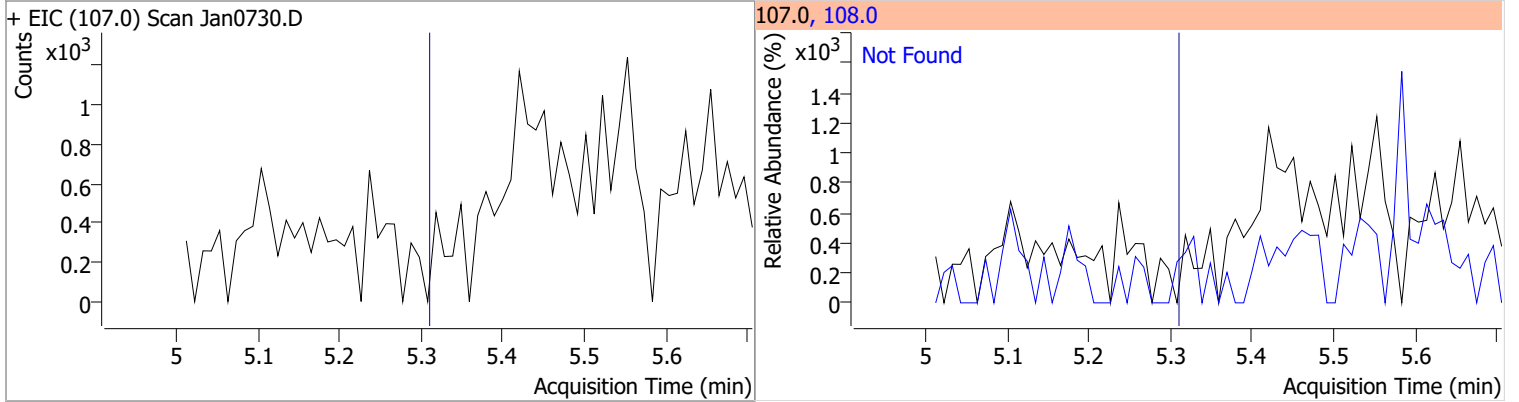
Compound	Conc.	Exp RT	QIon	Exp Ratio	QIon	Exp Ratio
1,3-Dichlorobenzene	N.D.	4.88	148.0	62.6	111.0	35.4
+ EIC (146.0) Scan Jan0730.D			146.0, 148.0, 111.0			
1,4-Dichlorobenzene	N.D.	4.96	148.0	64.4	111.0	35.2
+ EIC (146.0) Scan Jan0730.D			146.0, 148.0, 111.0			
1,2-Dichlorobenzene	N.D.	5.12	148.0	64.5	111.0	37.8
+ EIC (146.0) Scan Jan0730.D			146.0, 148.0, 111.0			
Benzyl Alcohol	N.D.	5.13	79.0	115.5	107.0	71.0
+ EIC (108.0) Scan Jan0730.D			108.0, 79.0, 107.0			

# Quantitation Results Report (QT Reviewed)

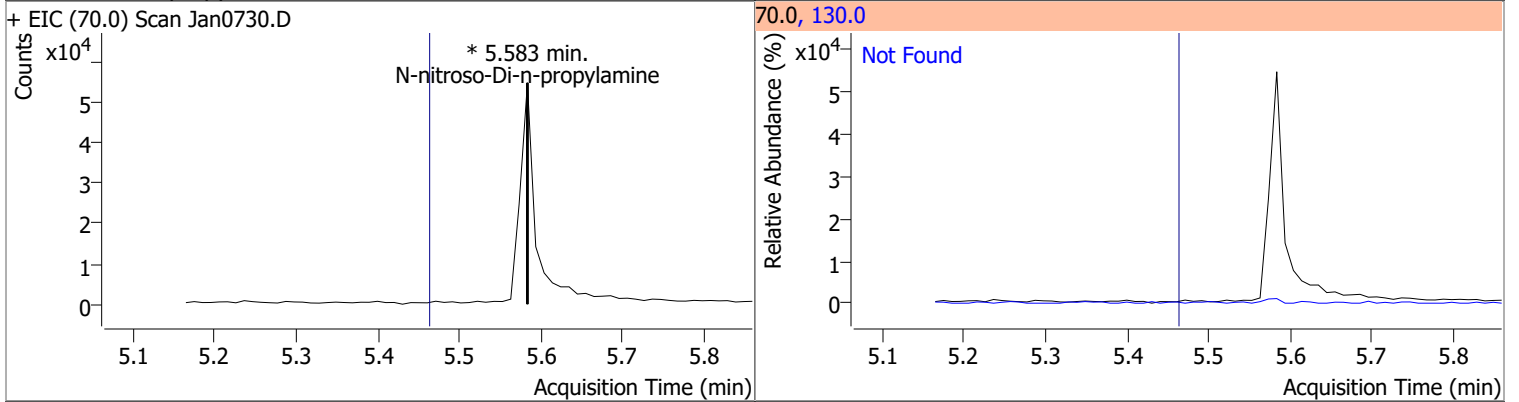
Compound	Conc.	RT	Dev(Min)	Resp.	QIon	QRatio	Lower	Upper
bis(2-chloroisopropyl)Ether	0	0		0	123.0		22.5	41.8



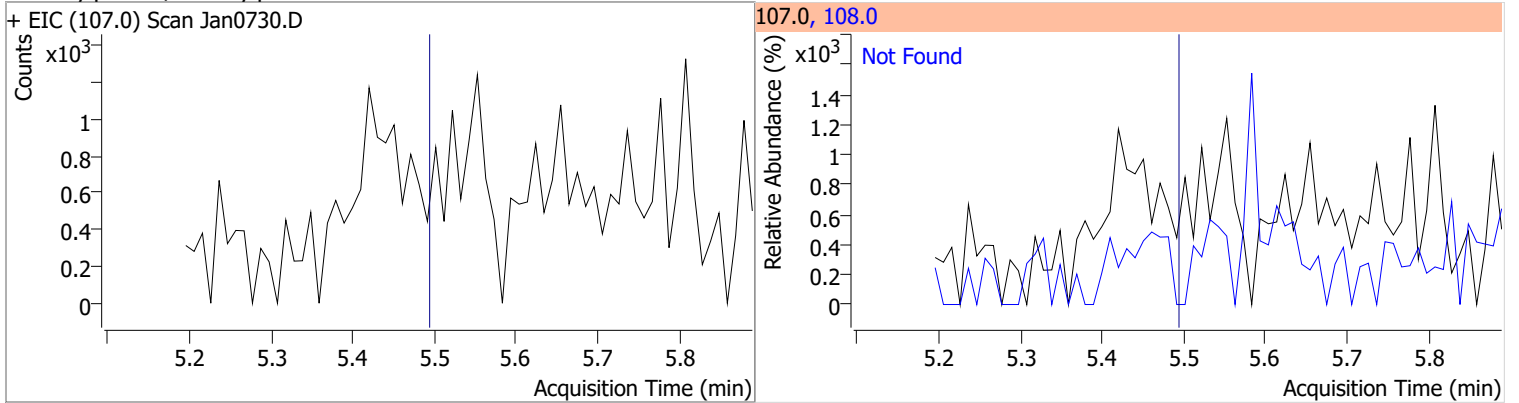
Compound	Conc.	Exp RT	QIon	Exp Ratio
2-Methylphenol	N.D.	5.30	108.0	116.9



Compound	Conc.	RT	Dev(Min)	Resp.	QIon	QRatio	Lower	Upper
N-nitroso-Di-n-propylamine	0	0		0	130.0		0.0	41.5

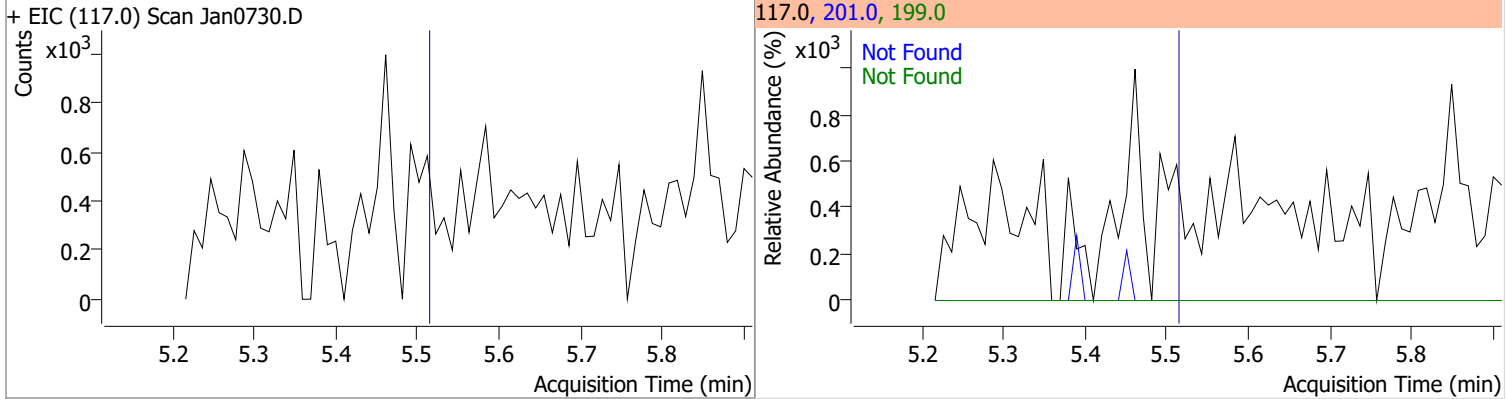


Compound	Conc.	Exp RT	QIon	Exp Ratio
4Methylphenol/3Methylphenol	N.D.	5.48	108.0	84.5

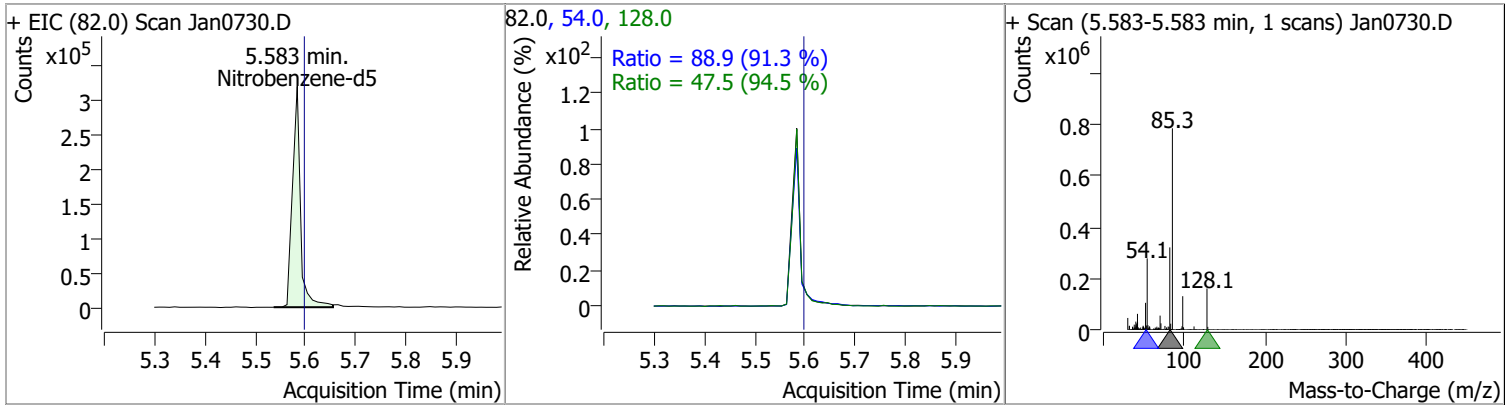


# Quantitation Results Report (QT Reviewed)

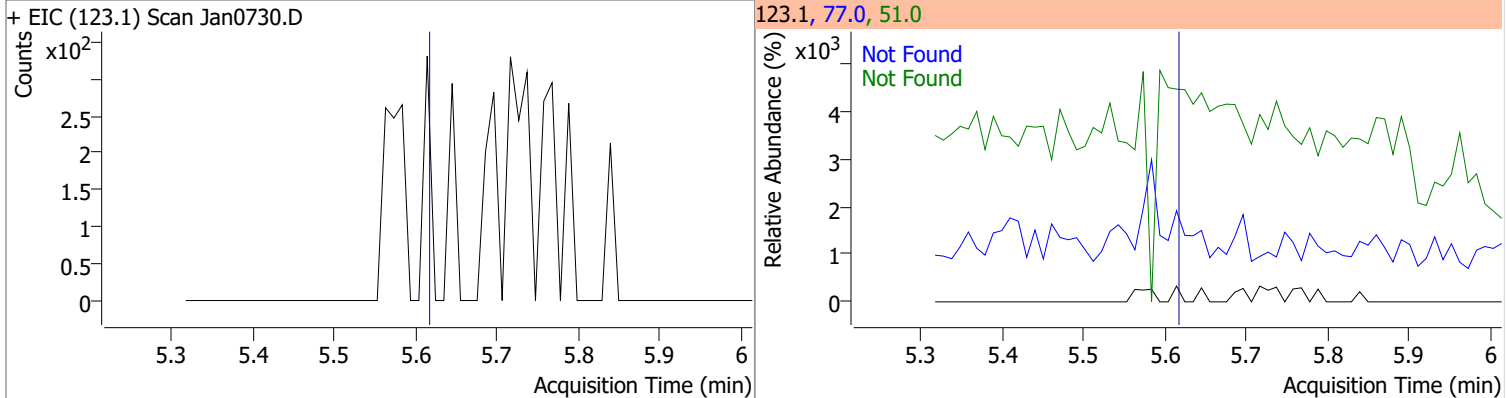
Compound	Conc.	Exp RT	QIon	Exp Ratio	QIon	Exp Ratio
Hexachloroethane	N.D.	5.50	201.0	93.2	199.0	57.2



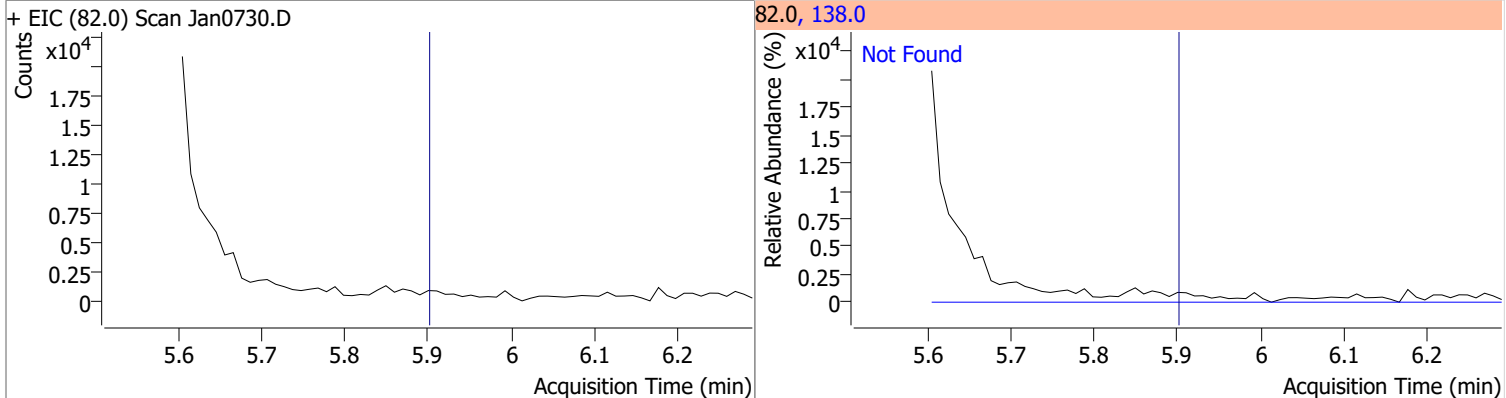
Compound	Conc.	RT	Dev(Min)	Resp.	QIon	QRatio	Lower	Upper
Nitrobenzene-d5	61.4219	5.58	0.00	357642	54.0	88.9	68.2	126.6
					128.0	47.5	35.2	65.4



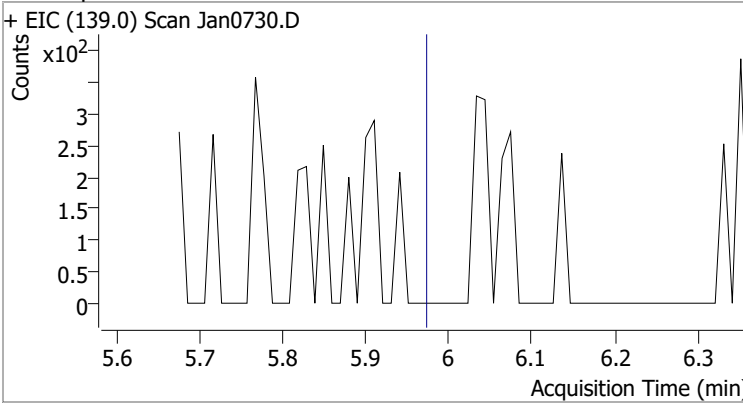
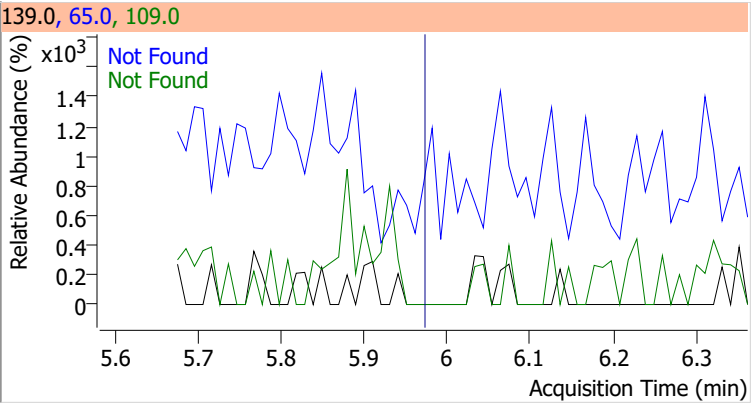
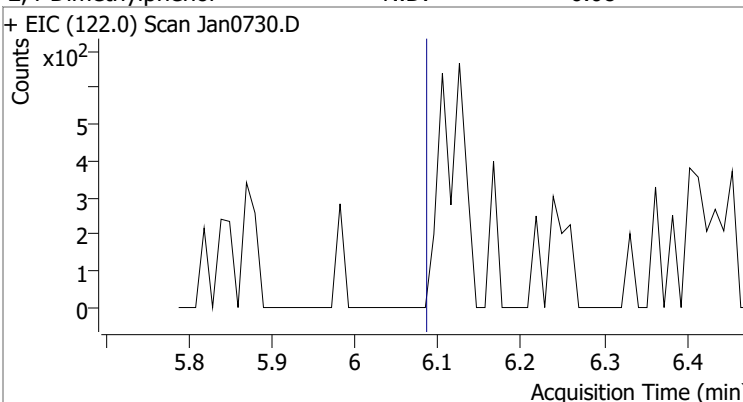
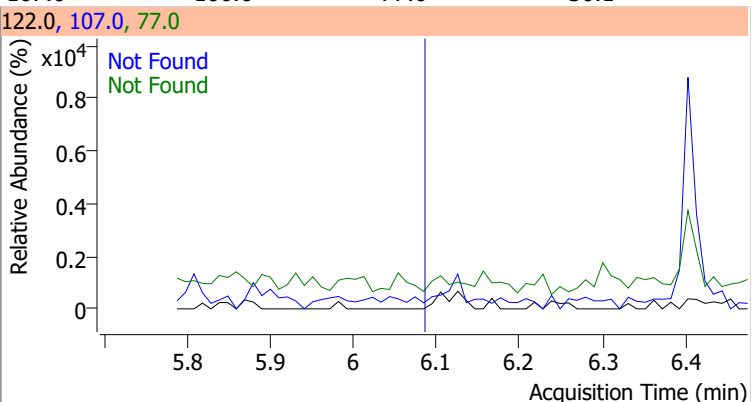
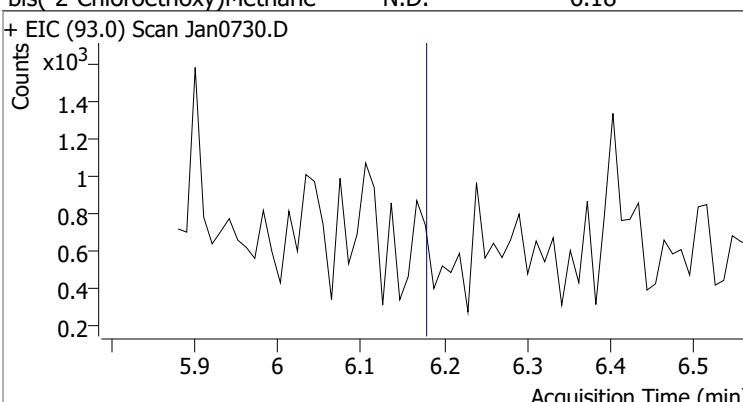
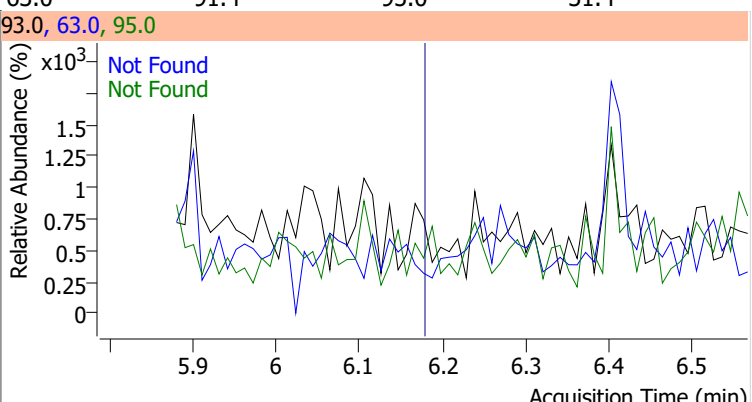
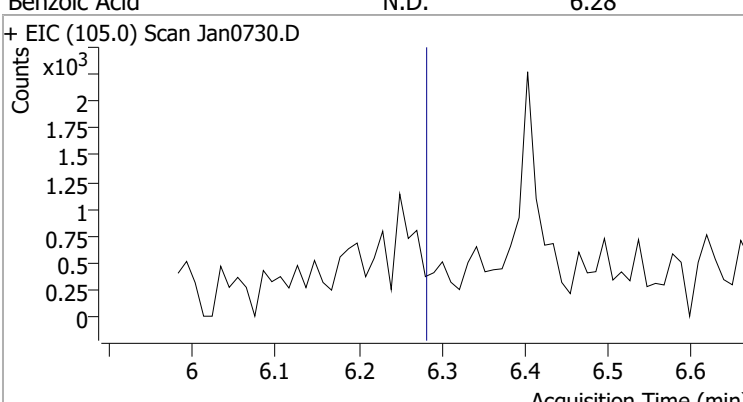
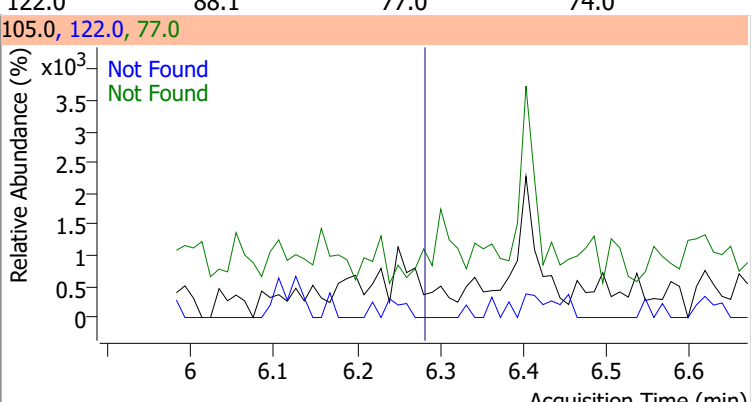
Compound	Conc.	Exp RT	QIon	Exp Ratio	QIon	Exp Ratio
Nitrobenzene	N.D.	5.60	77.0	186.4	51.0	186.0



Compound	Conc.	Exp RT	QIon	Exp Ratio
Isophorone	N.D.	5.90	138.0	20.3



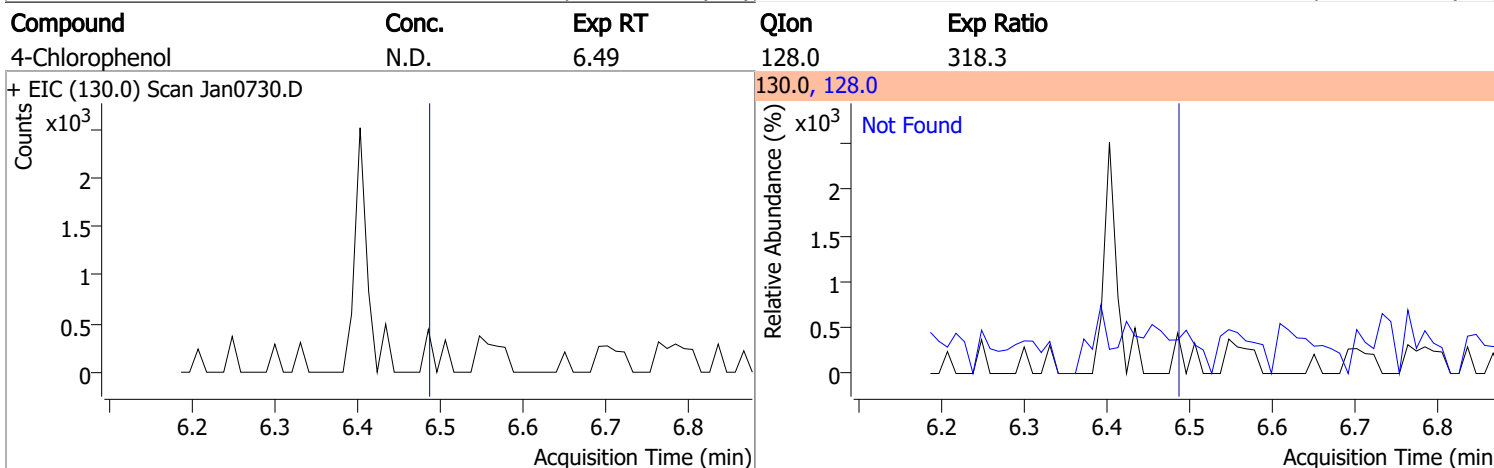
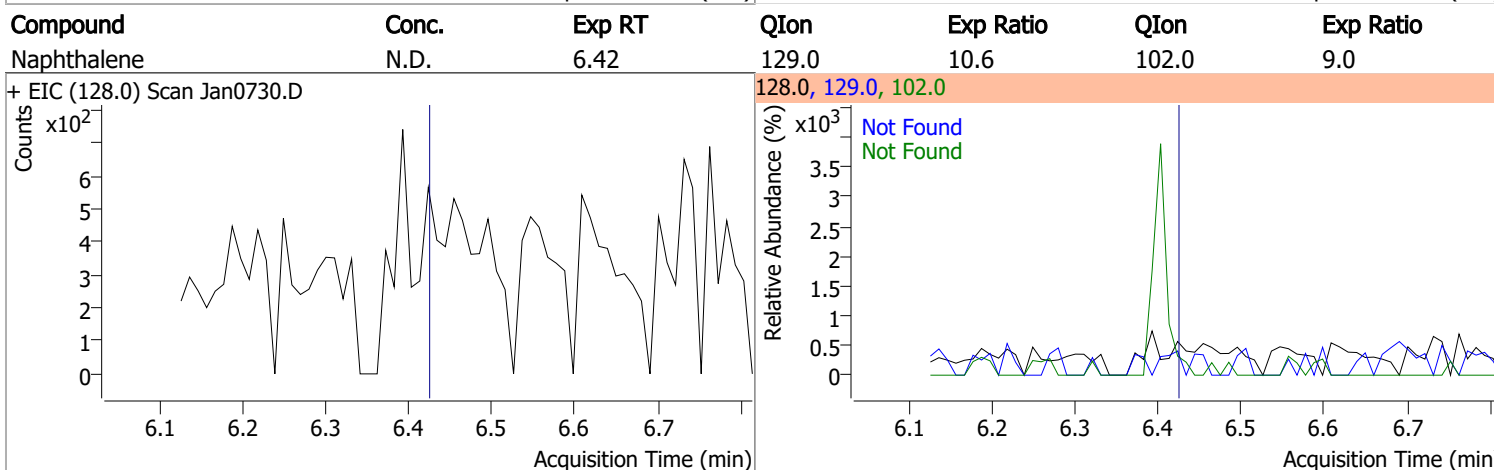
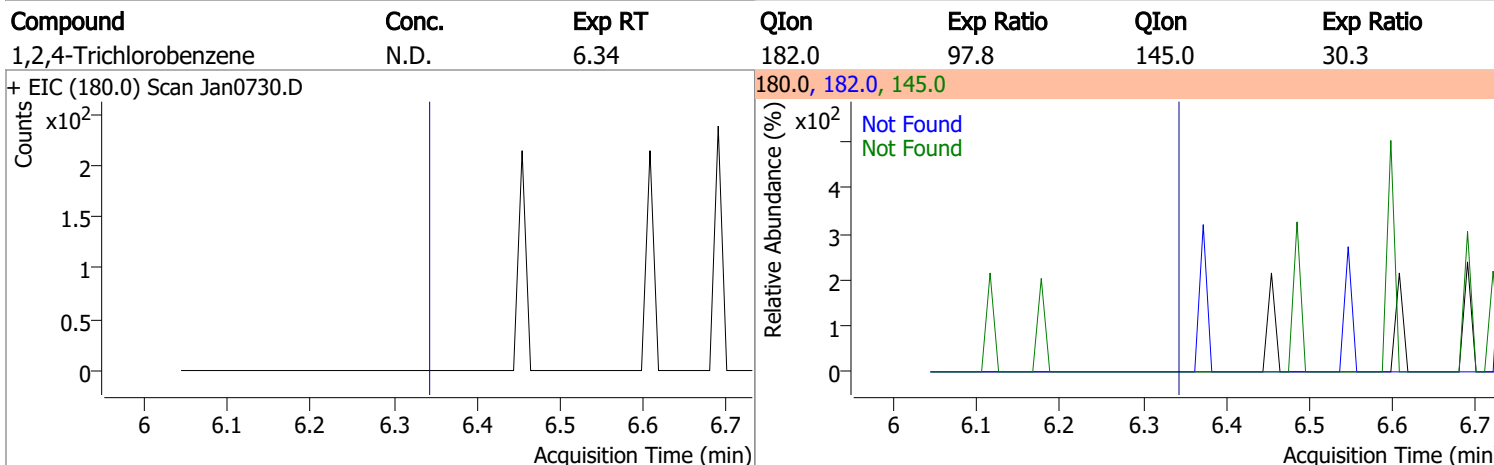
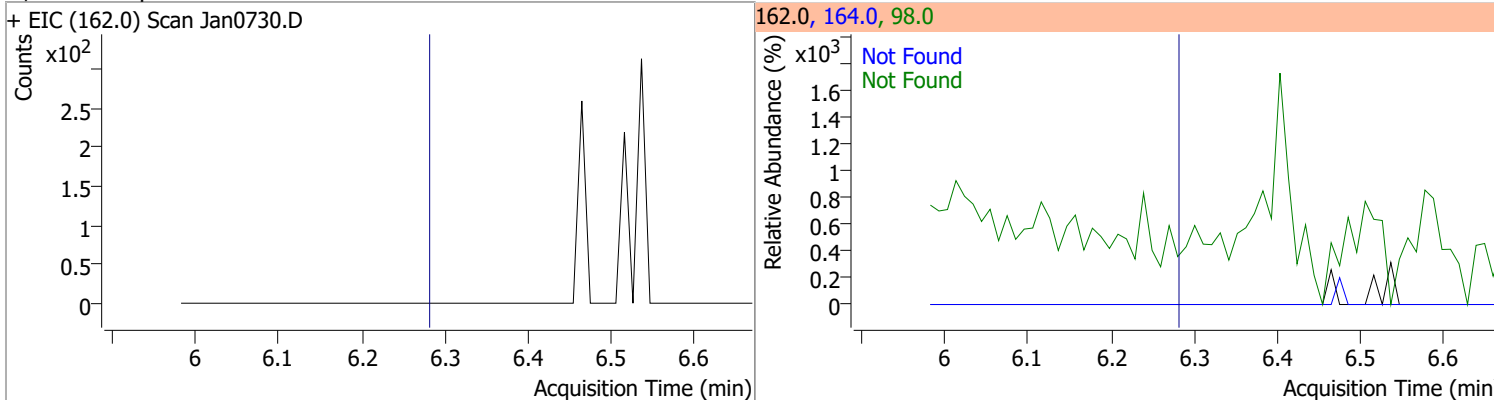
# Quantitation Results Report (QT Reviewed)

Compound	Conc.	Exp RT	QIon	Exp Ratio	QIon	Exp Ratio
2-Nitrophenol	N.D.	5.97	65.0	51.2	109.0	34.5
+ EIC (139.0) Scan Jan0730.D			139.0, 65.0, 109.0			
						
2,4-Dimethylphenol	N.D.	6.08	107.0	106.6	77.0	30.1
+ EIC (122.0) Scan Jan0730.D			122.0, 107.0, 77.0			
						
bis(-2-Chloroethoxy)Methane	N.D.	6.18	63.0	91.4	95.0	31.4
+ EIC (93.0) Scan Jan0730.D			93.0, 63.0, 95.0			
						
Benzoic Acid	N.D.	6.28	122.0	88.1	77.0	74.0
+ EIC (105.0) Scan Jan0730.D			105.0, 122.0, 77.0			
						



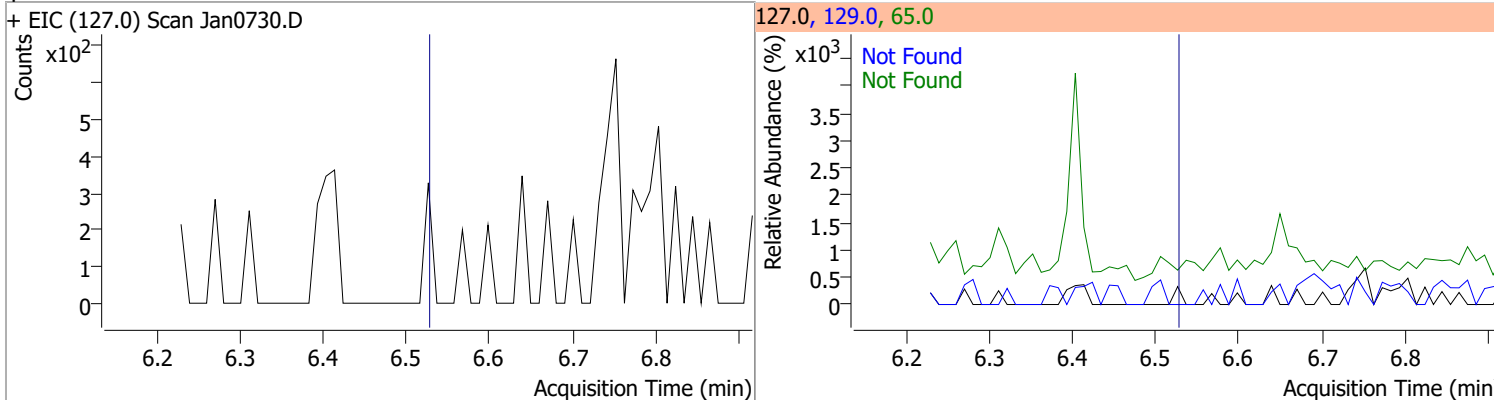
# Quantitation Results Report (QT Reviewed)

Compound	Conc.	Exp RT	QIon	Exp Ratio	QIon	Exp Ratio
2,4-Dichlorophenol	N.D.	6.28	164.0	65.0	98.0	31.2

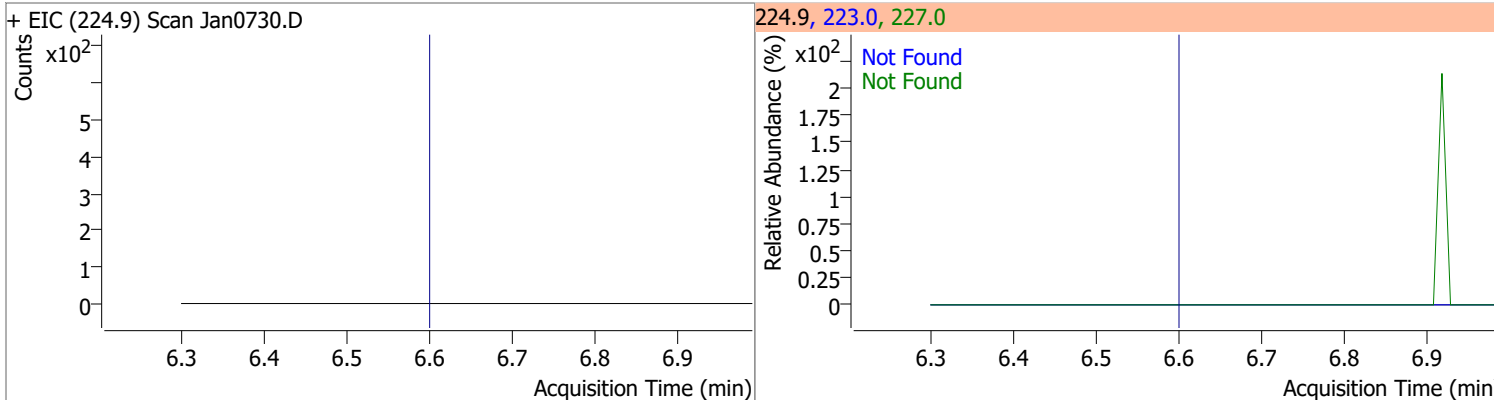


# Quantitation Results Report (QT Reviewed)

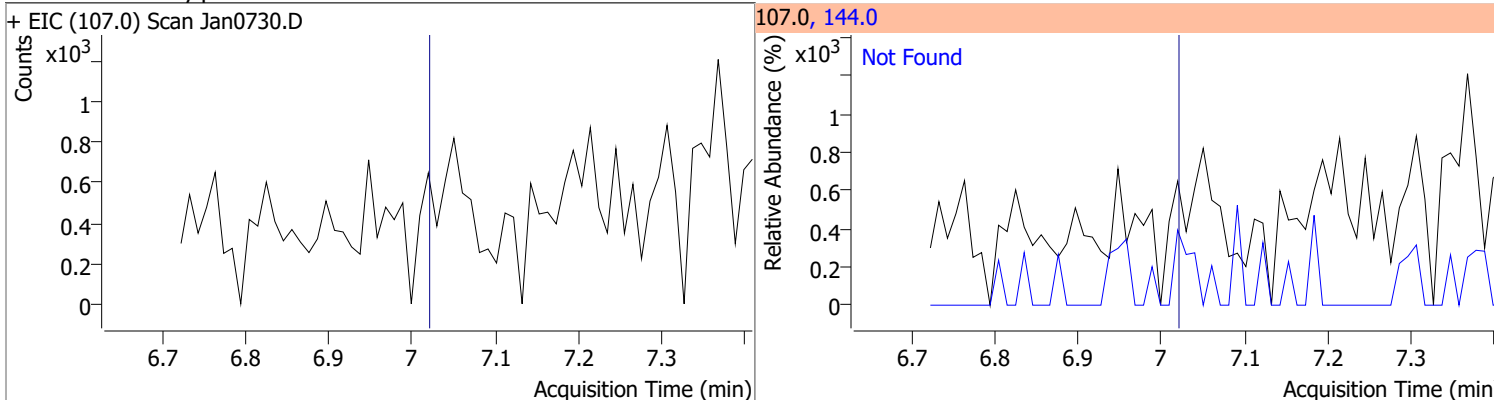
Compound	Conc.	Exp RT	QIon	Exp Ratio	QIon	Exp Ratio
p-Chloroaniline	N.D.	6.53	65.0	36.5	129.0	33.7



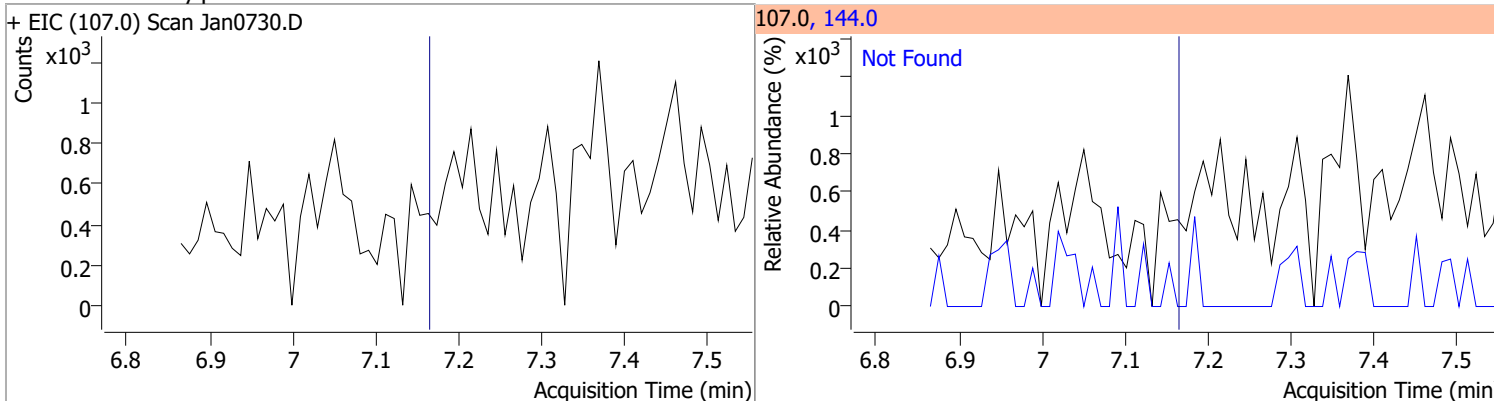
Compound	Conc.	Exp RT	QIon	Exp Ratio	QIon	Exp Ratio
Hexachlorobutadiene	N.D.	6.60	227.0	66.1	223.0	64.1



Compound	Conc.	Exp RT	QIon	Exp Ratio
4-Chloro-2-Methylphenol	N.D.	7.02	144.0	27.3

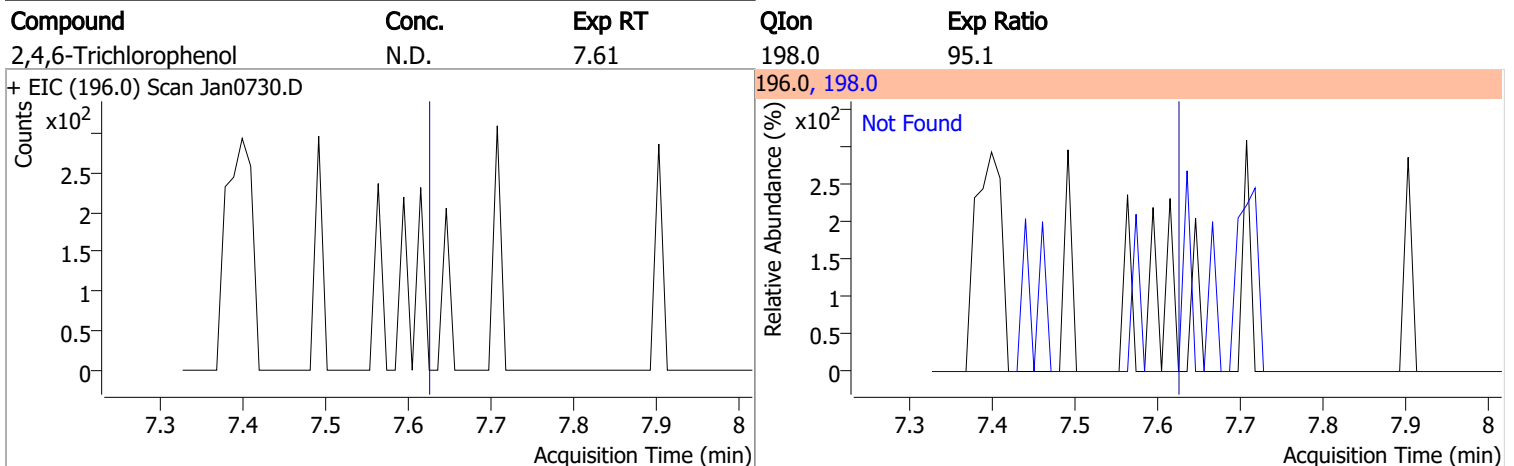
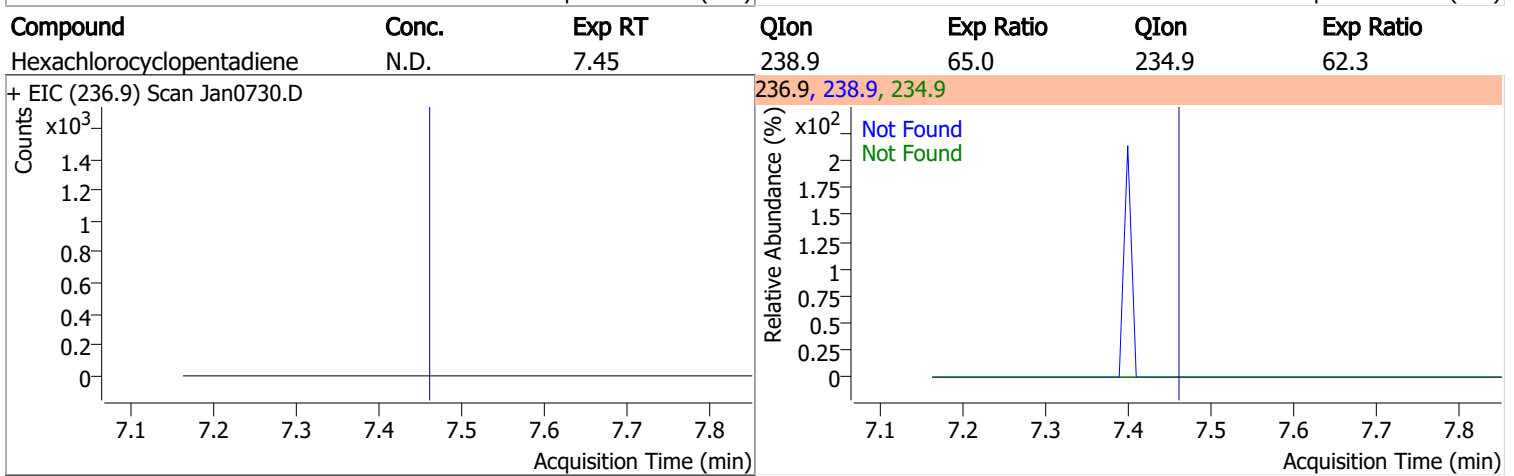
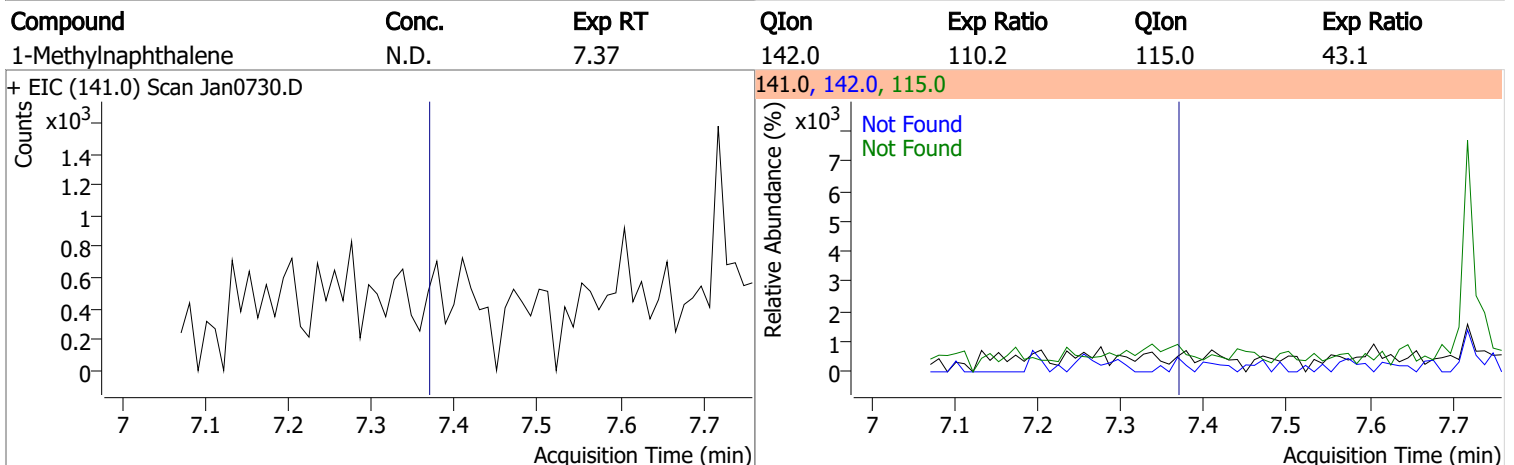
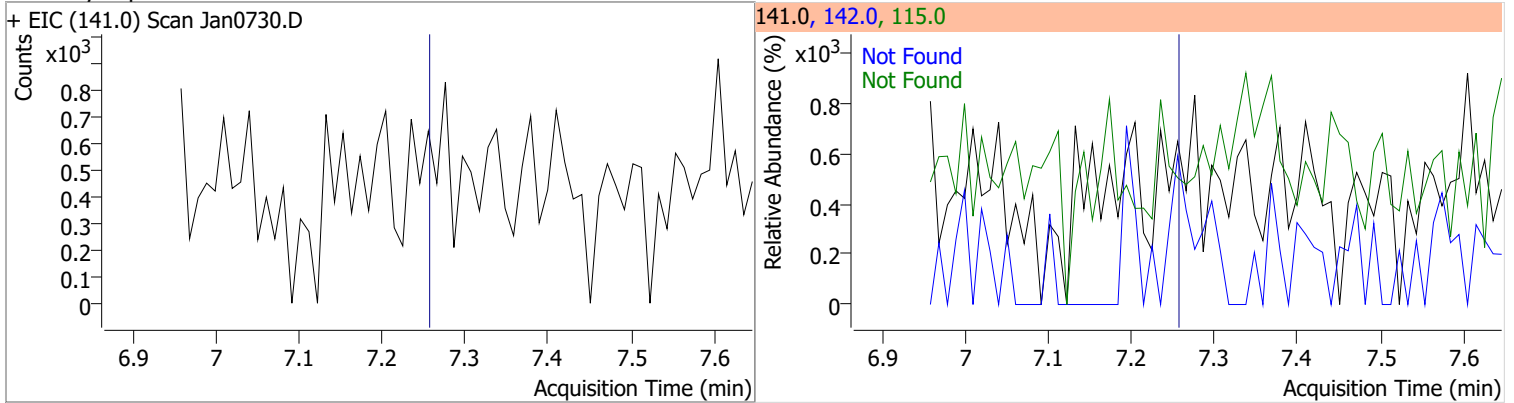


Compound	Conc.	Exp RT	QIon	Exp Ratio
4-Chloro-3-Methylphenol	N.D.	7.16	144.0	28.4



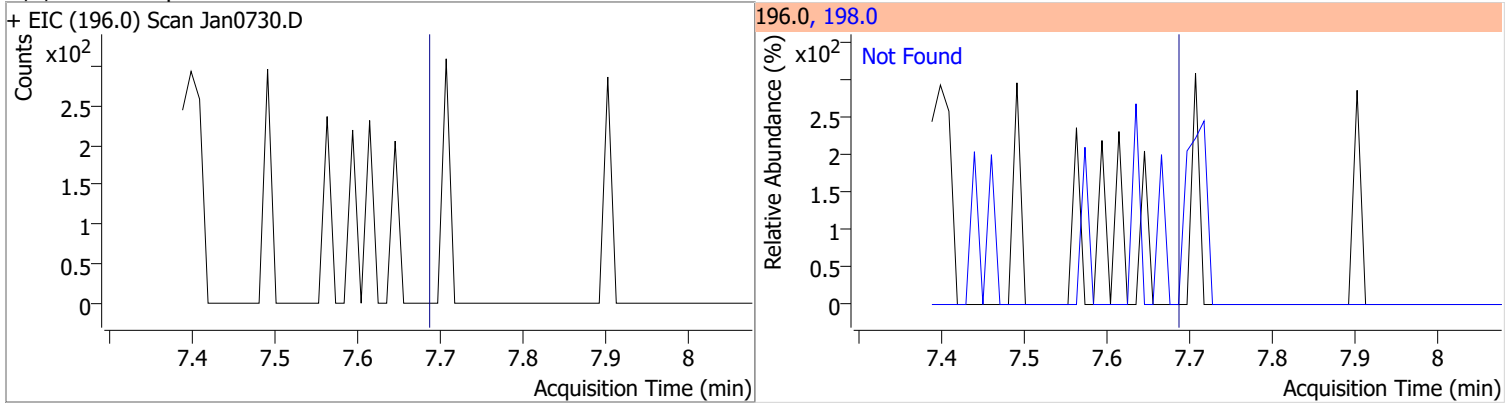
# Quantitation Results Report (QT Reviewed)

Compound	Conc.	Exp RT	QIon	Exp Ratio	QIon	Exp Ratio
----------	-------	--------	------	-----------	------	-----------

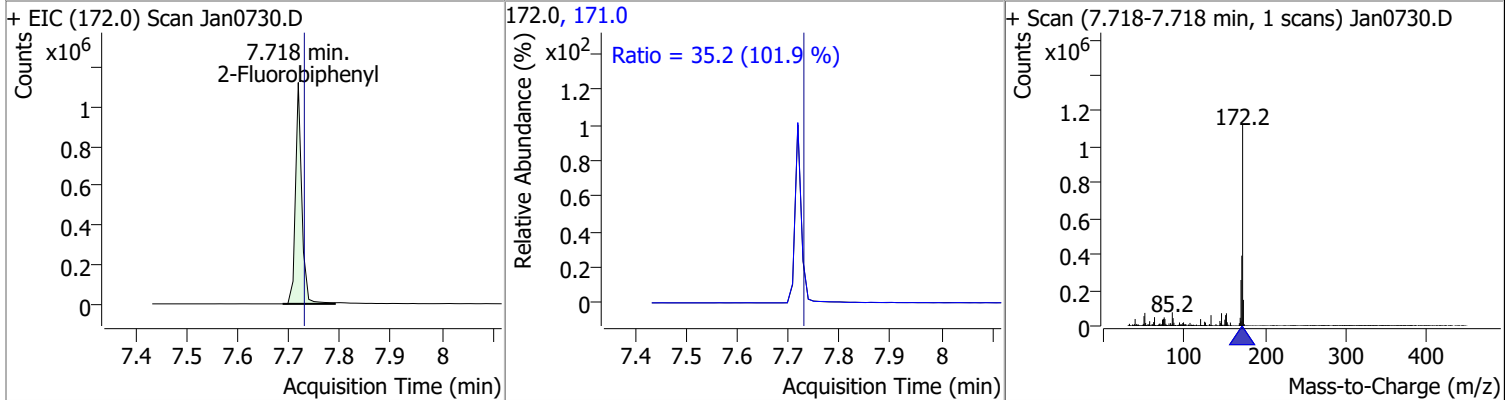


# Quantitation Results Report (QT Reviewed)

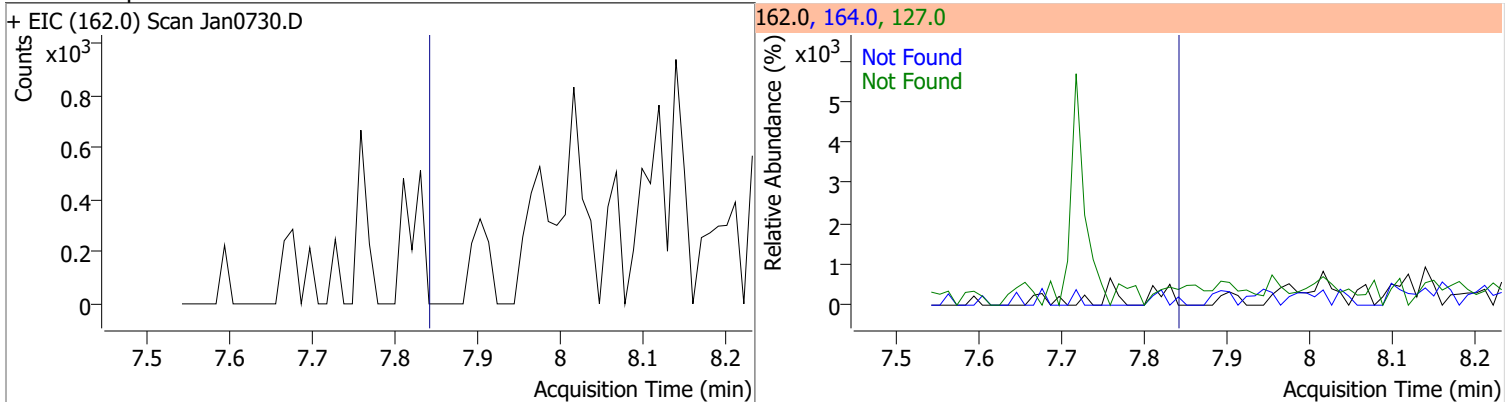
Compound	Conc.	Exp RT	QIon	Exp Ratio
2,4,5-Trichlorophenol	N.D.	7.68	198.0	95.5



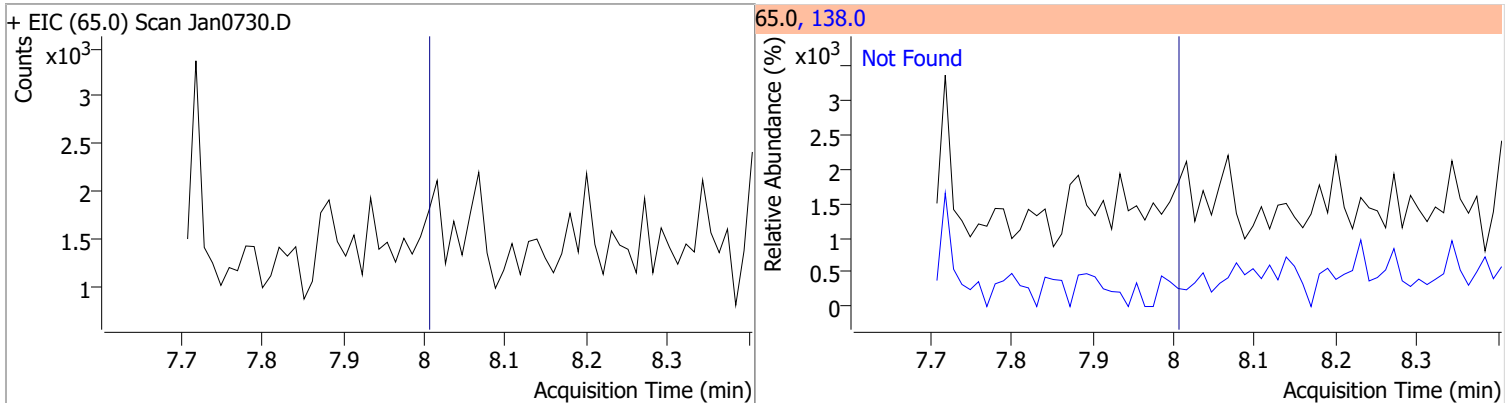
Compound	Conc.	RT	Dev(Min)	Resp.	QIon	QRatio	Lower	Upper
2-Fluorobiphenyl	53.1868	7.72	0.00	962031	171.0	35.2	24.2	44.9



Compound	Conc.	Exp RT	QIon	Exp Ratio	QIon	Exp Ratio
2-Chloronaphthalene	N.D.	7.83	127.0	37.9	164.0	32.3

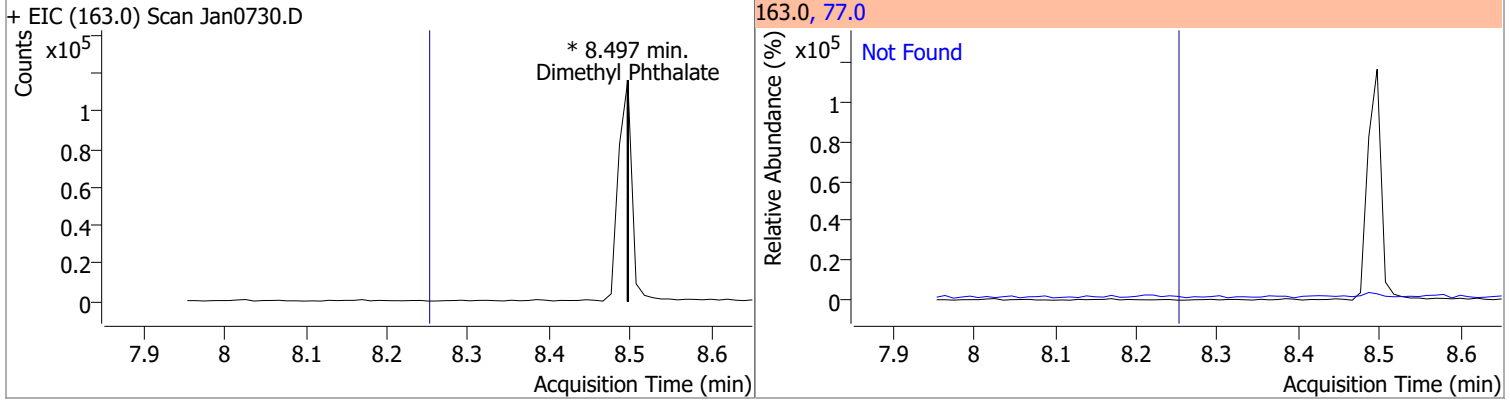


Compound	Conc.	Exp RT	QIon	Exp Ratio
2-Nitroaniline	N.D.	7.99	138.0	107.7

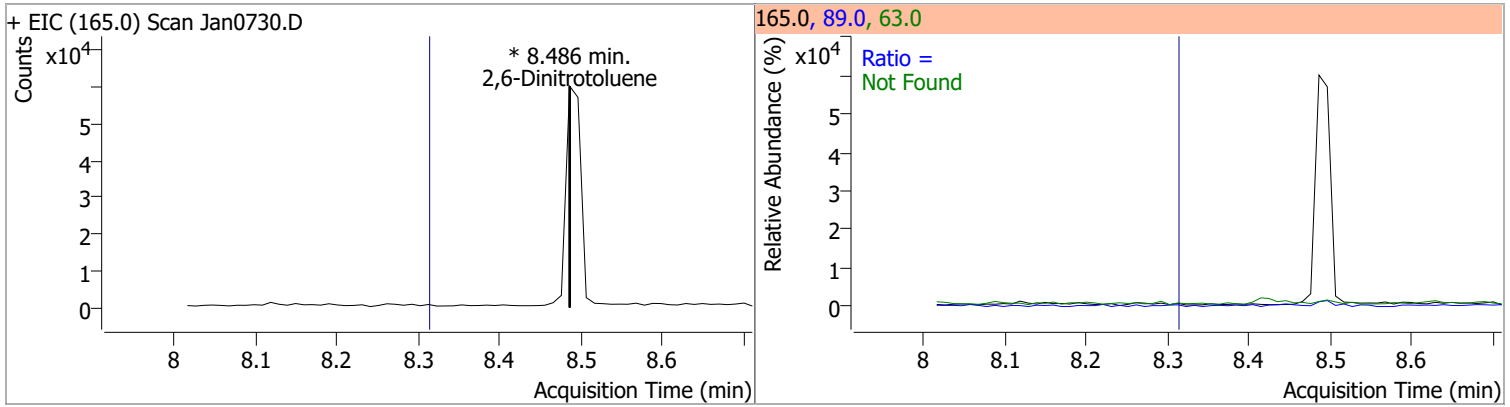


# Quantitation Results Report (QT Reviewed)

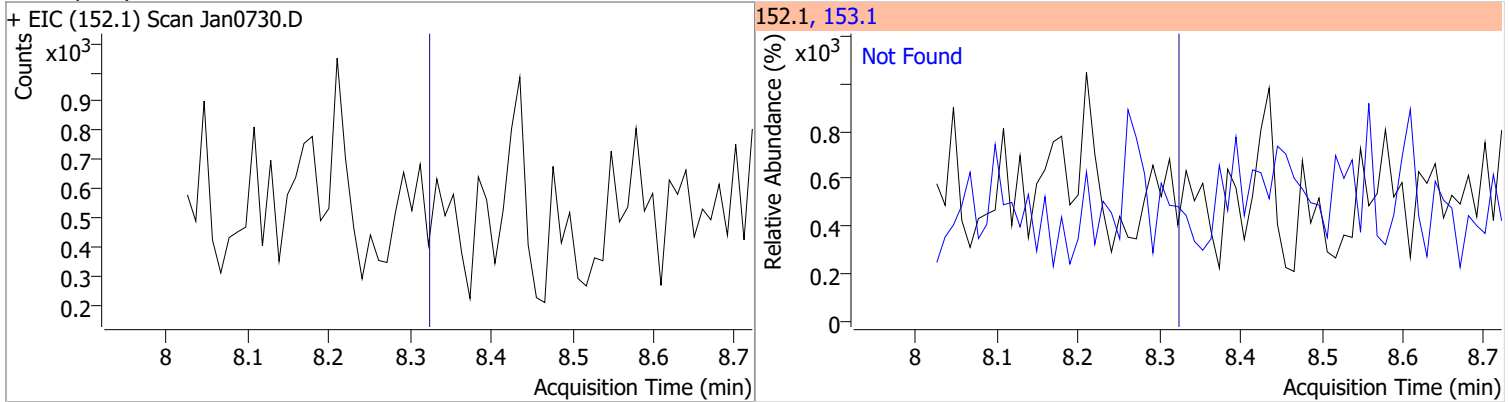
Compound	Conc.	RT	Dev(Min)	Resp.	QIon	QRatio	Lower	Upper
Dimethyl Phthalate	0	0		0	77.0		13.0	24.2



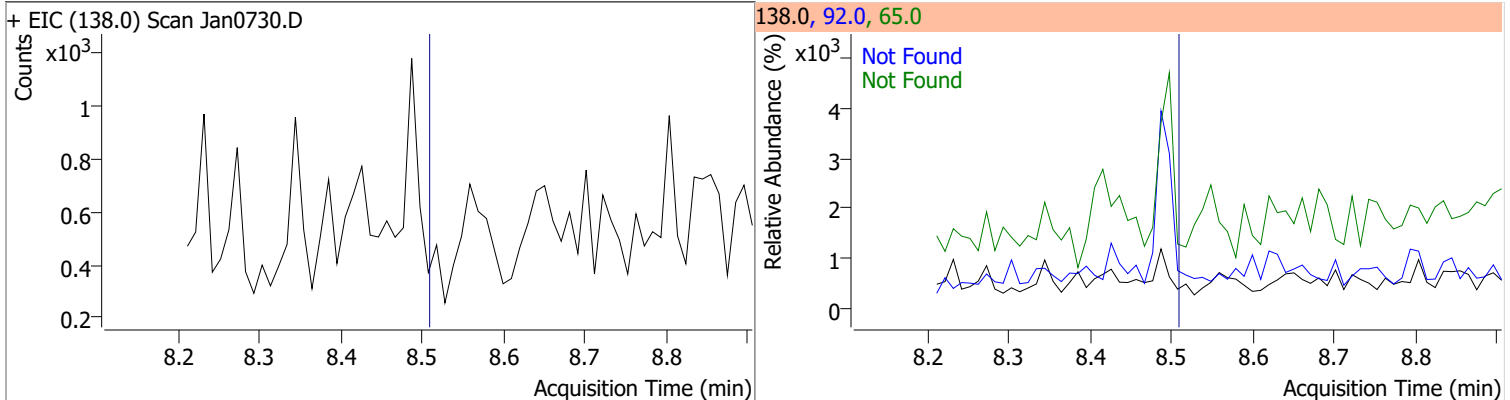
Compound	Conc.	RT	Dev(Min)	Resp.	QIon	QRatio	Lower	Upper
2,6-Dinitrotoluene	0	0		0	63.0 89.0		110.4 39.5	205.0 73.3



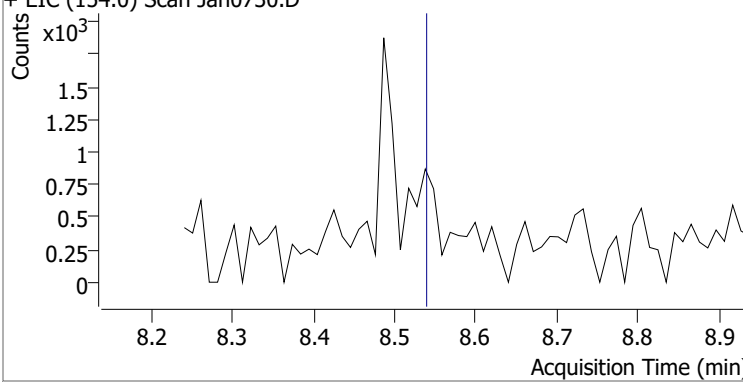
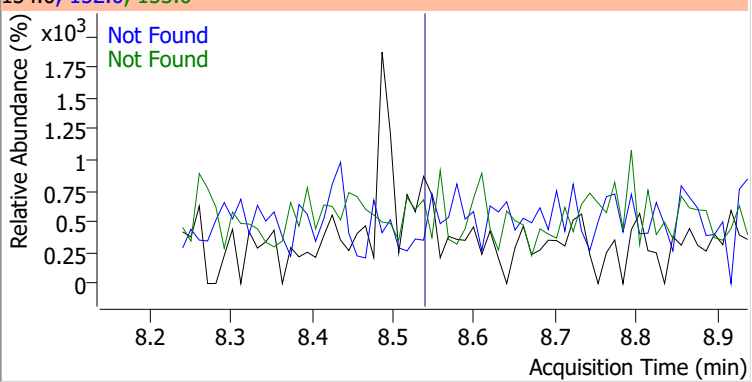
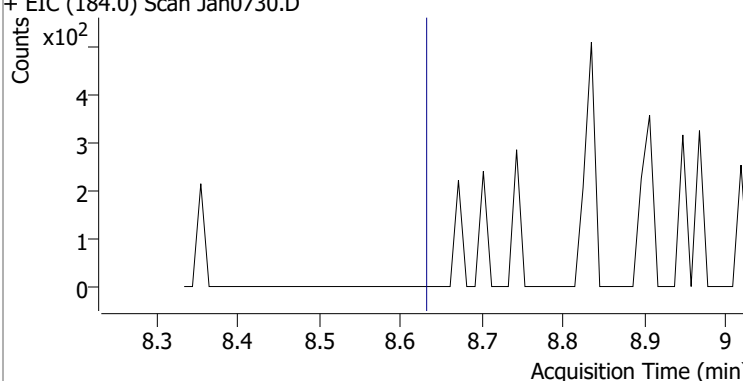
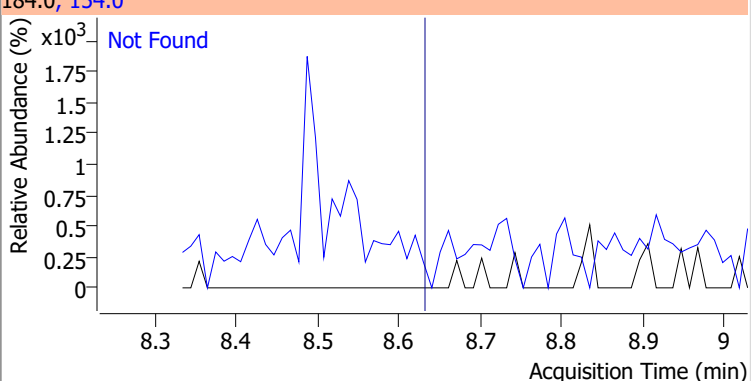
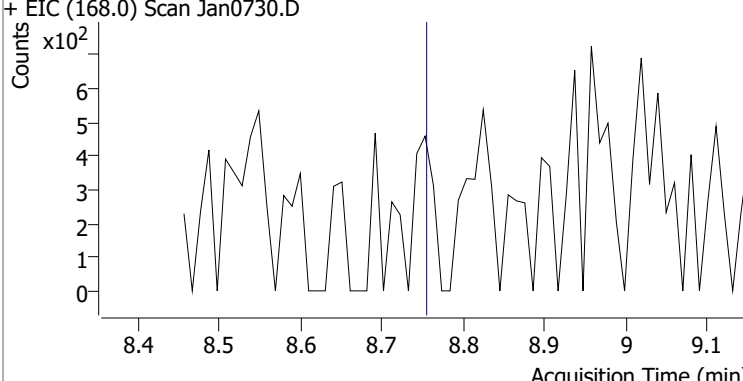
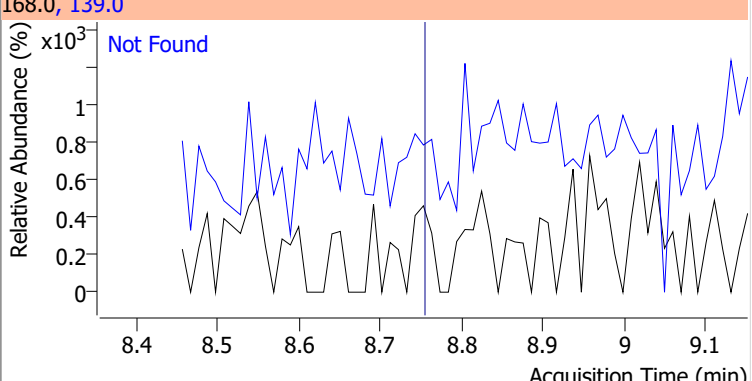
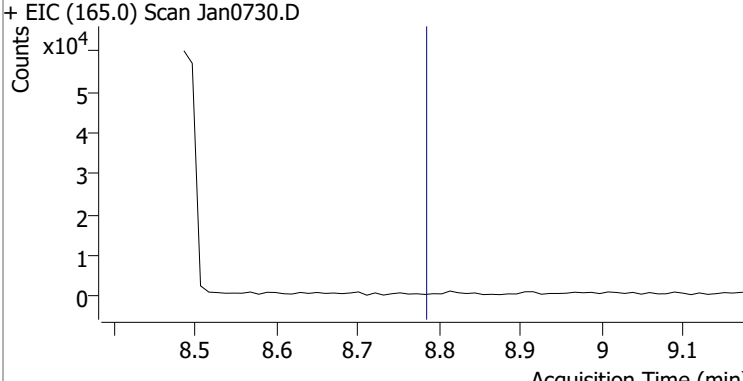
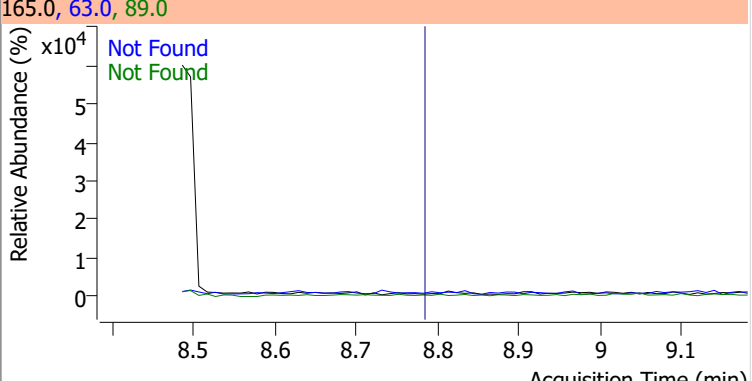
Compound	Conc.	Exp RT	QIon	Exp Ratio
Acenaphthylene	N.D.	8.31	153.1	13.8



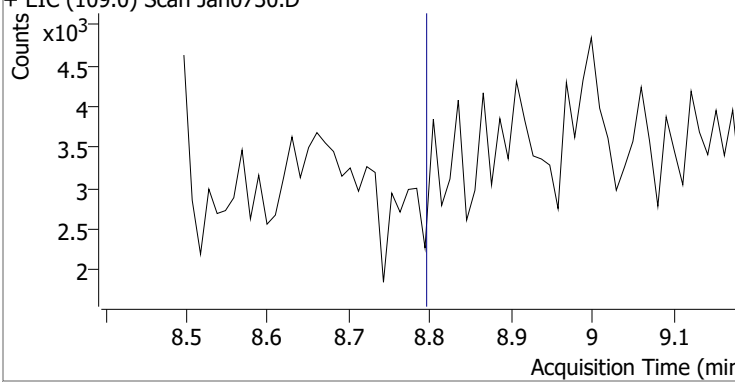
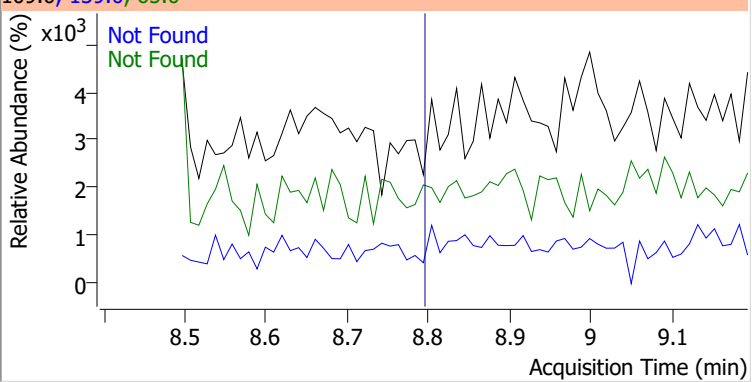
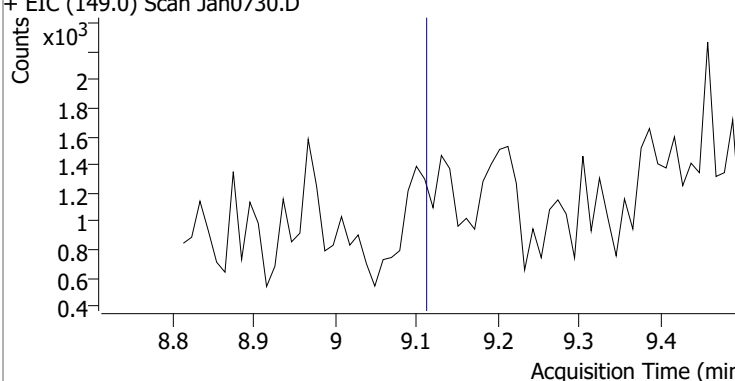
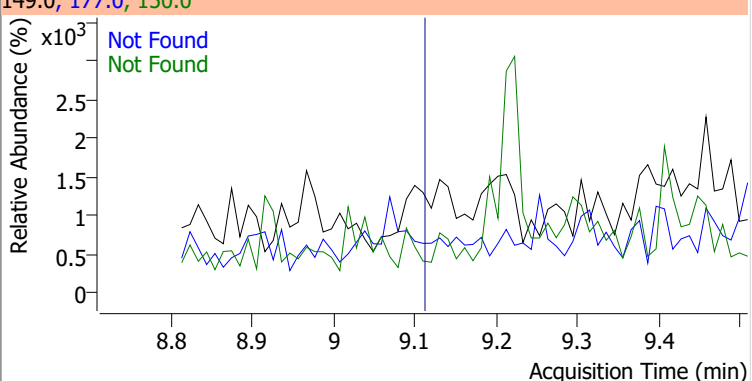
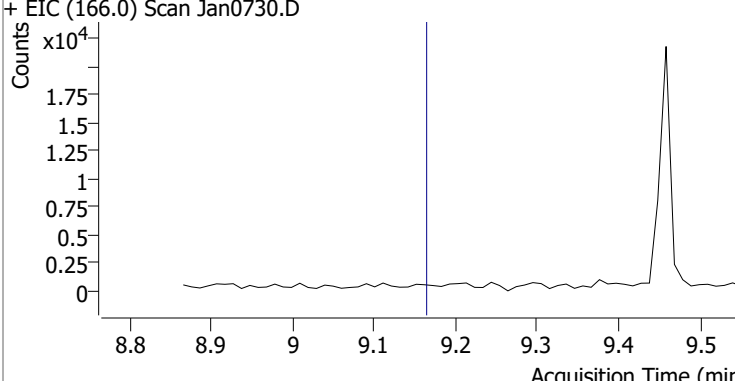
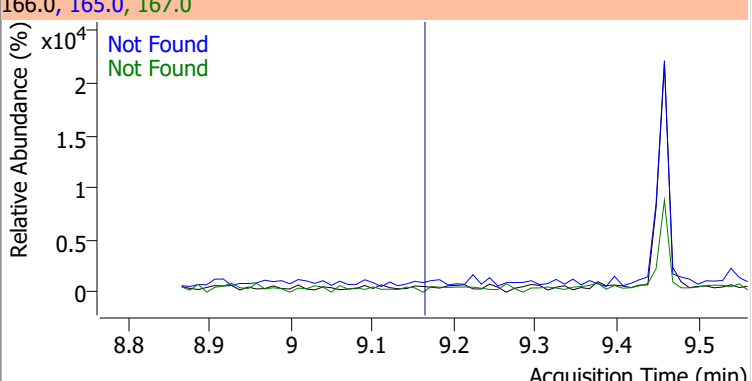
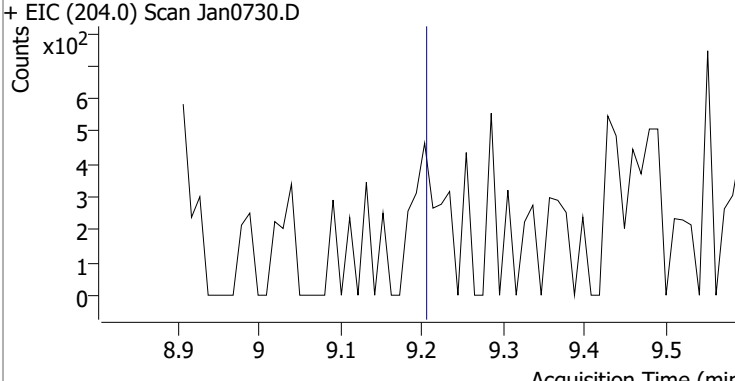
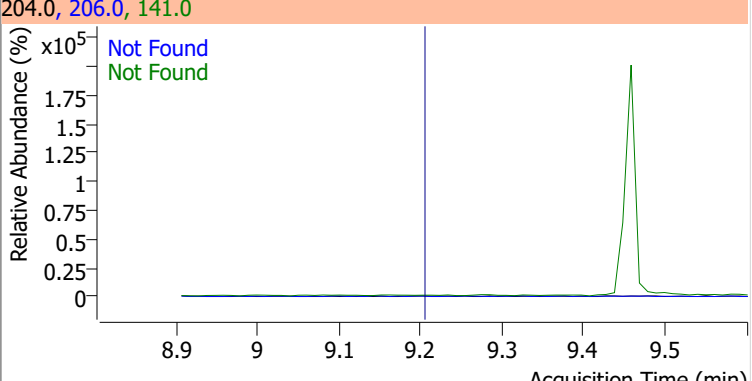
Compound	Conc.	Exp RT	QIon	Exp Ratio	QIon	Exp Ratio
3-Nitroaniline	N.D.	8.50	65.0	140.9	92.0	106.5



# Quantitation Results Report (QT Reviewed)

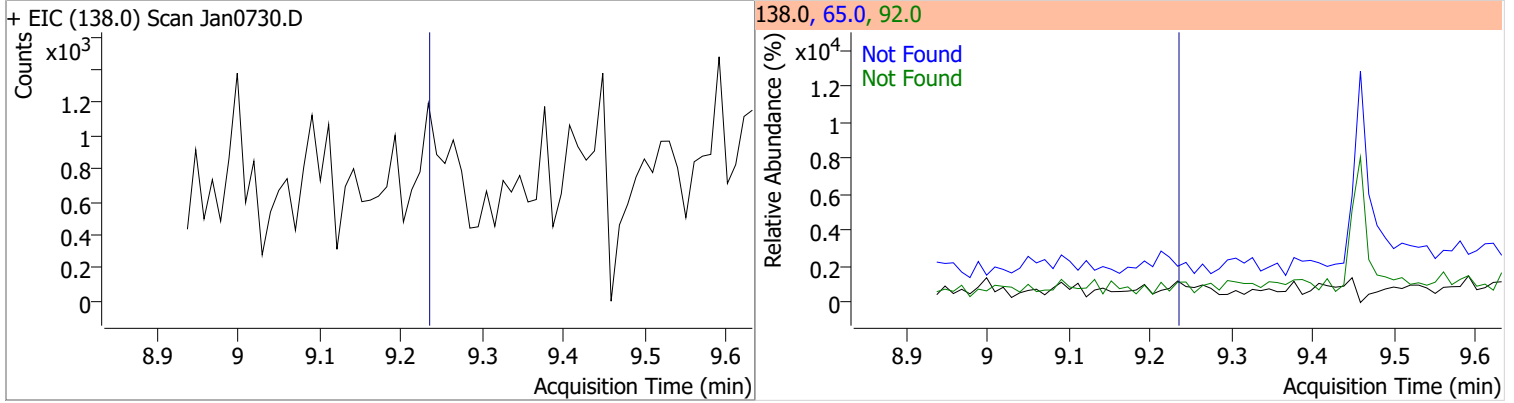
Compound	Conc.	Exp RT	QIon	Exp Ratio	QIon	Exp Ratio
Acenaphthene	N.D.	8.53	153.0	109.5	152.0	52.9
+ EIC (154.0) Scan Jan0730.D			154.0, 152.0, 153.0			
						
2,4-Dinitrophenol	N.D.	8.62	154.0	60.0		
+ EIC (184.0) Scan Jan0730.D			184.0, 154.0			
						
Dibenzofuran	N.D.	8.74	139.0	38.6		
+ EIC (168.0) Scan Jan0730.D			168.0, 139.0			
						
2,4-Dinitrotoluene	N.D.	8.77	63.0	76.1	89.0	74.7
+ EIC (165.0) Scan Jan0730.D			165.0, 63.0, 89.0			
						

# Quantitation Results Report (QT Reviewed)

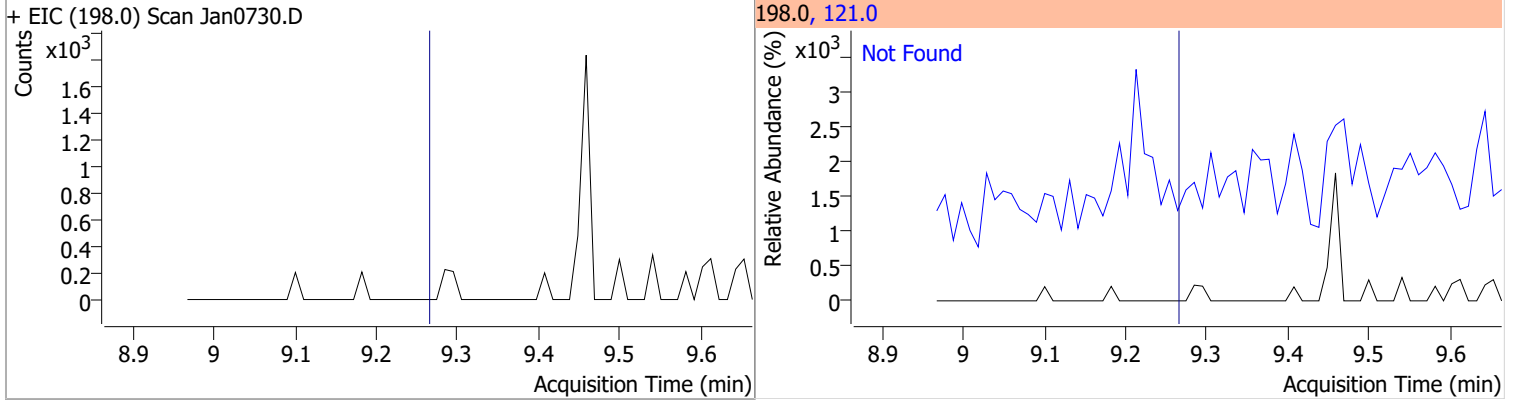
Compound	Conc.	Exp RT	QIon	Exp Ratio	QIon	Exp Ratio
4-Nitrophenol	N.D.	8.78	65.0	88.5	139.0	80.4
+ EIC (109.0) Scan Jan0730.D			109.0, 139.0, 65.0			
						
Diethylphthalate	N.D.	9.10	177.0	20.7	150.0	12.6
+ EIC (149.0) Scan Jan0730.D			149.0, 177.0, 150.0			
						
Fluorene	N.D.	9.15	165.0	93.4	167.0	12.9
+ EIC (166.0) Scan Jan0730.D			166.0, 165.0, 167.0			
						
4-Chlorophenyl-phenylether	N.D.	9.19	141.0	62.3	206.0	33.9
+ EIC (204.0) Scan Jan0730.D			204.0, 206.0, 141.0			
						

# Quantitation Results Report (QT Reviewed)

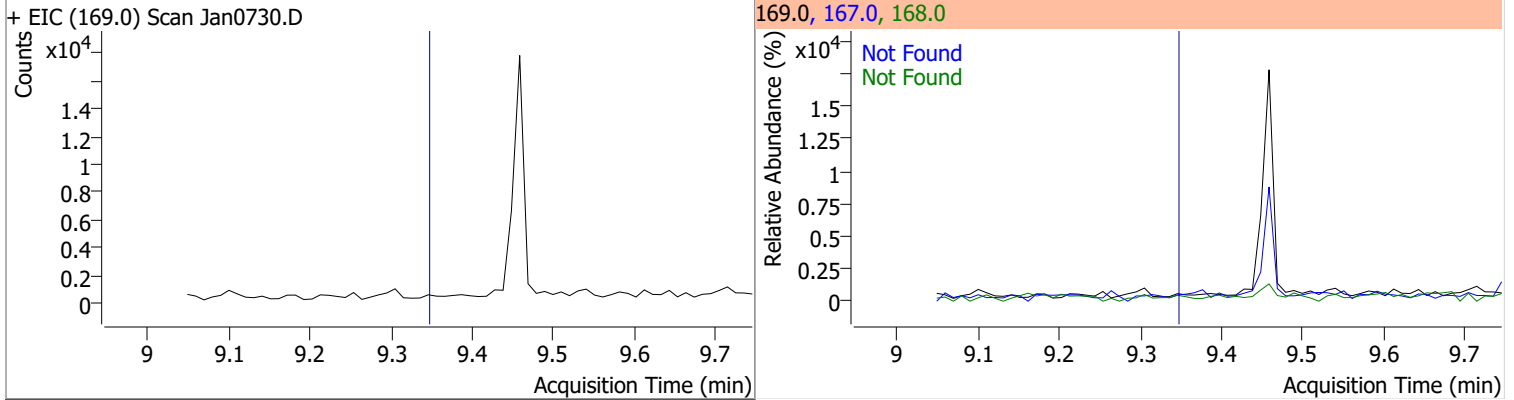
Compound	Conc.	Exp RT	QIon	Exp Ratio	QIon	Exp Ratio
4-Nitroaniline	N.D.	9.23	65.0	114.6	92.0	45.3



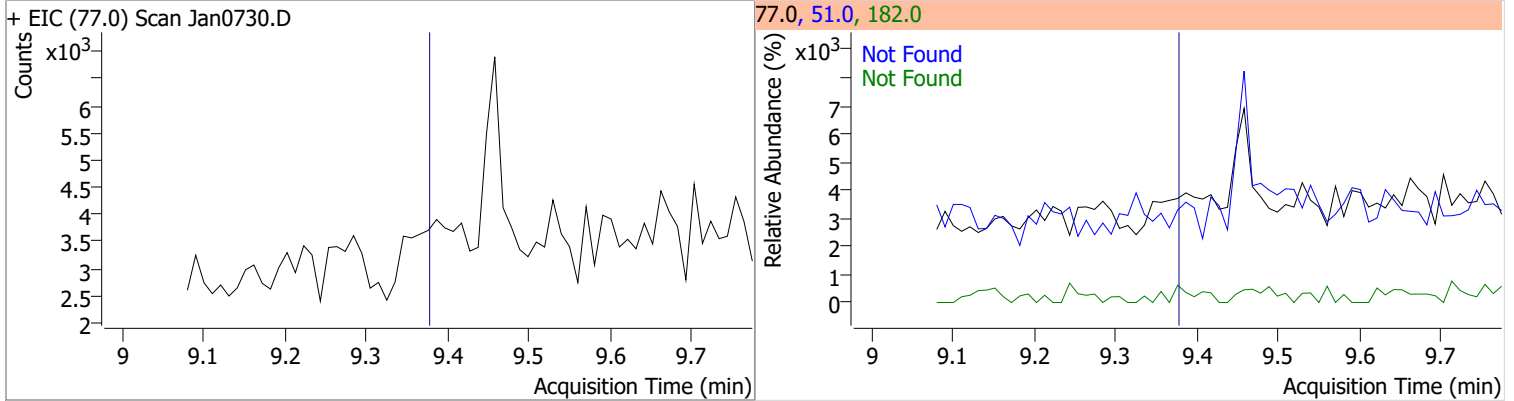
Compound	Conc.	Exp RT	QIon	Exp Ratio
4,6-Dinitro-2-methylphenol	N.D.	9.26	121.0	44.8



Compound	Conc.	Exp RT	QIon	Exp Ratio	QIon	Exp Ratio
N-nitrosodiphenylamine	N.D.	9.35	168.0	63.3	167.0	33.4



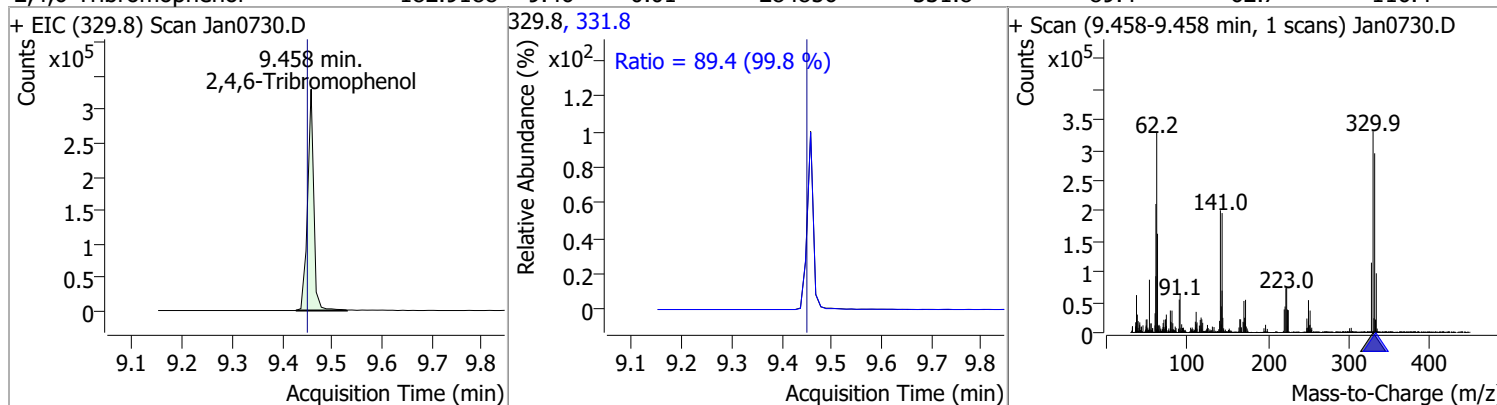
Compound	Conc.	Exp RT	QIon	Exp Ratio	QIon	Exp Ratio
Azobenzene	N.D.	9.38	51.0	49.9	182.0	26.9



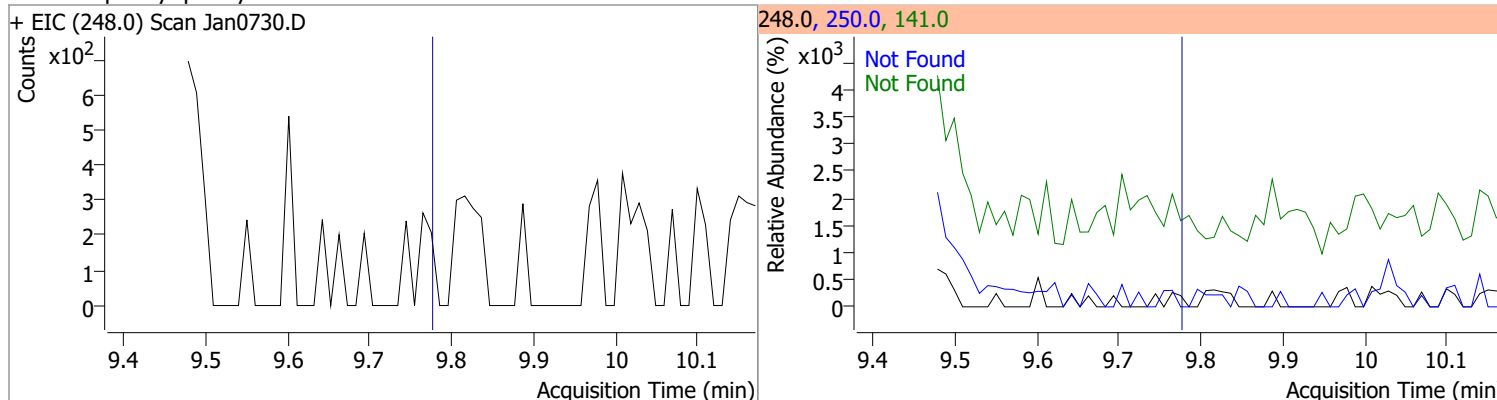


# Quantitation Results Report (QT Reviewed)

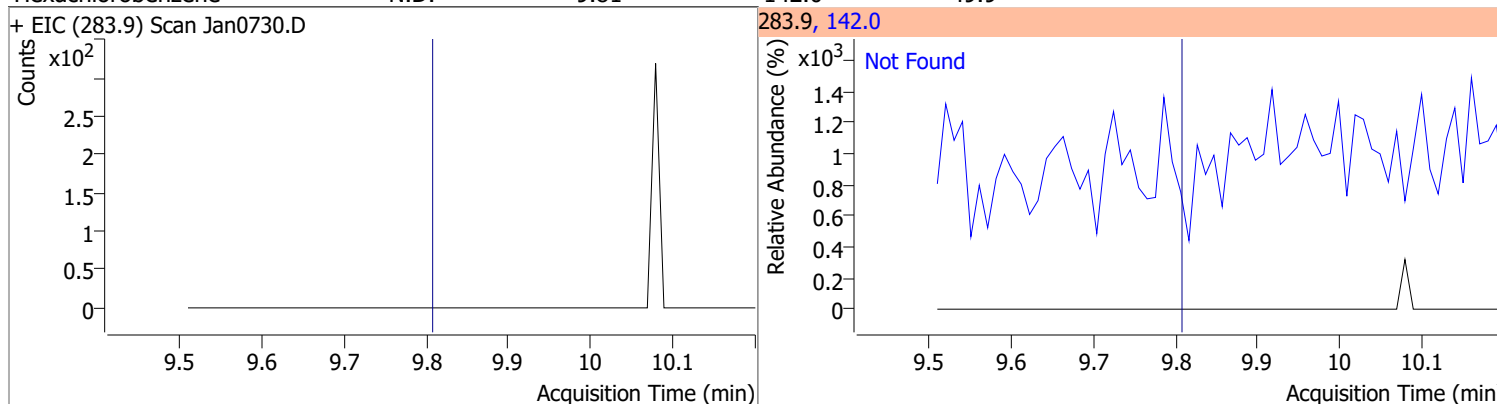
Compound	Conc.	RT	Dev(Min)	Resp.	QIon	QRatio	Lower	Upper
2,4,6-Tribromophenol	182.9188	9.46	0.01	284856	331.8	89.4	62.7	116.4



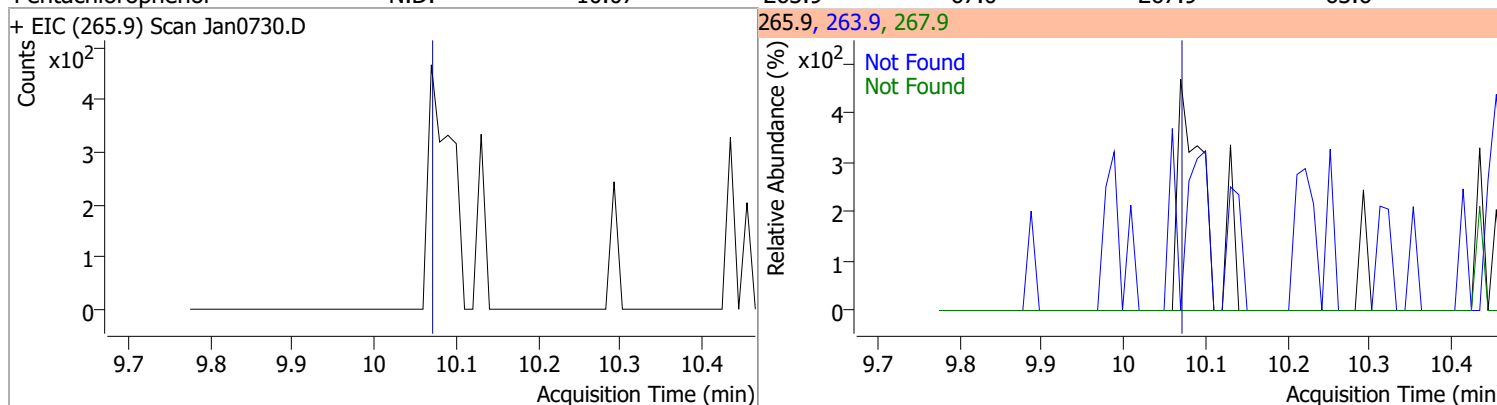
Compound	Conc.	Exp RT	QIon	Exp Ratio	QIon	Exp Ratio
4-Bromophenyl-phenylether	N.D.	9.78	250.0	98.3	141.0	96.1



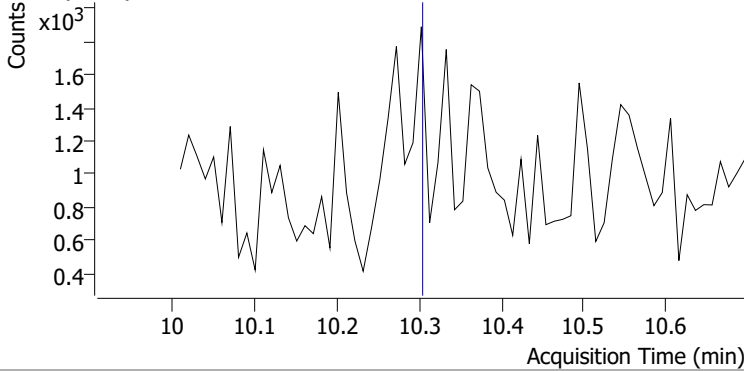
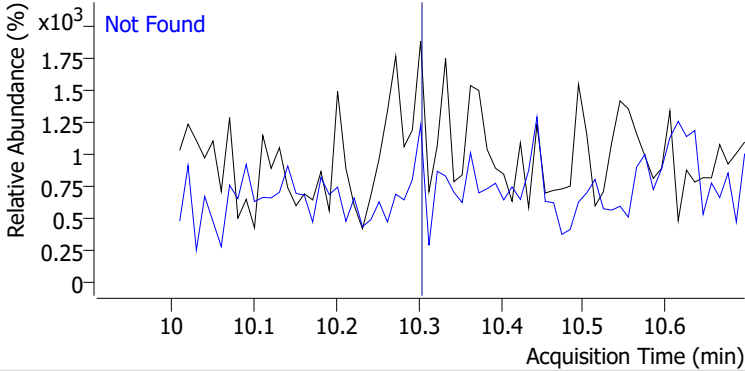
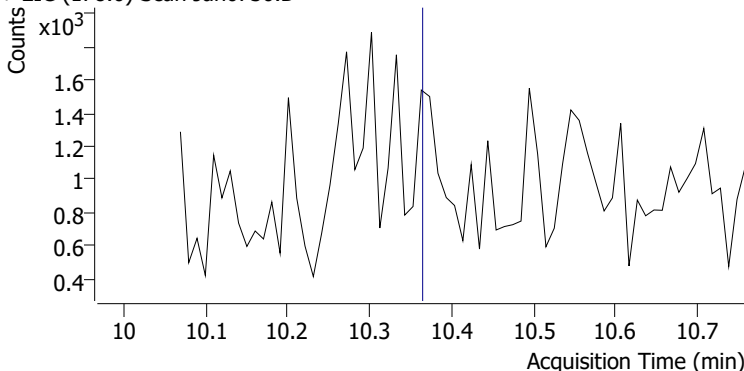
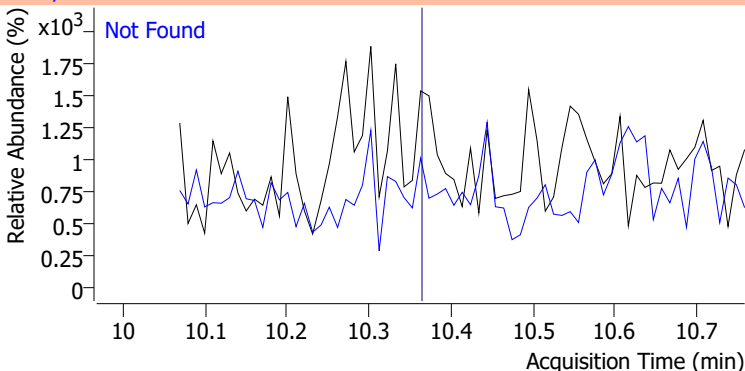
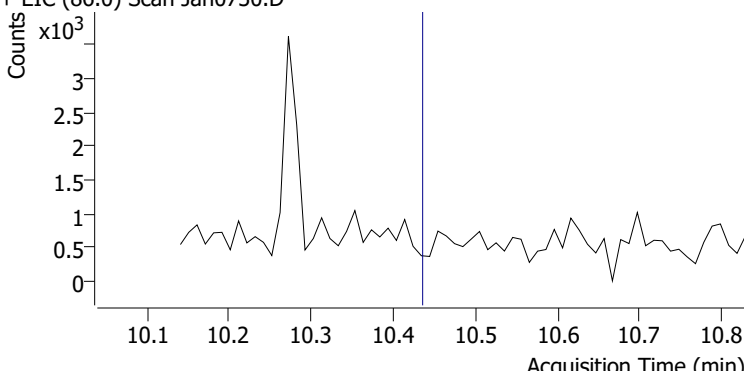
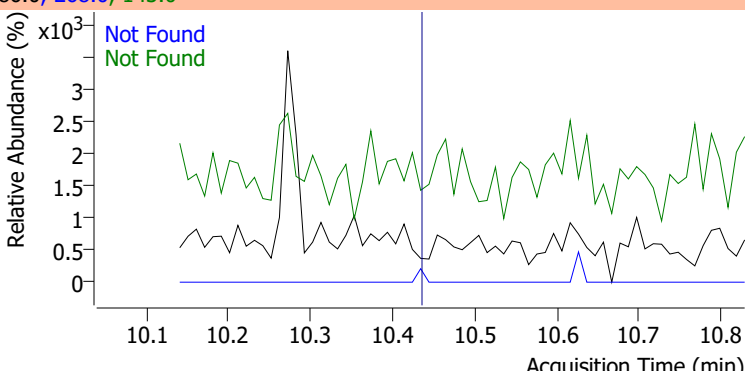
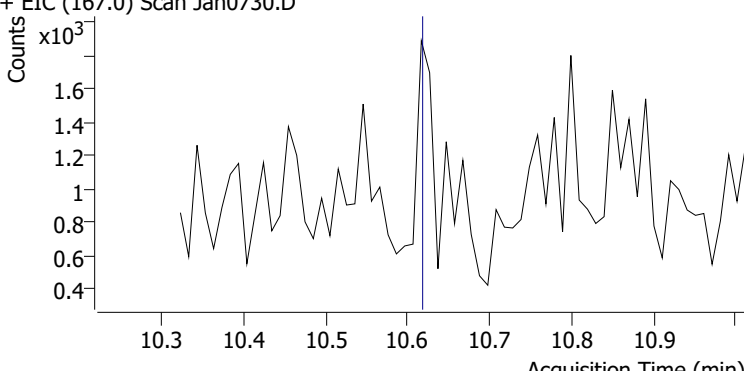
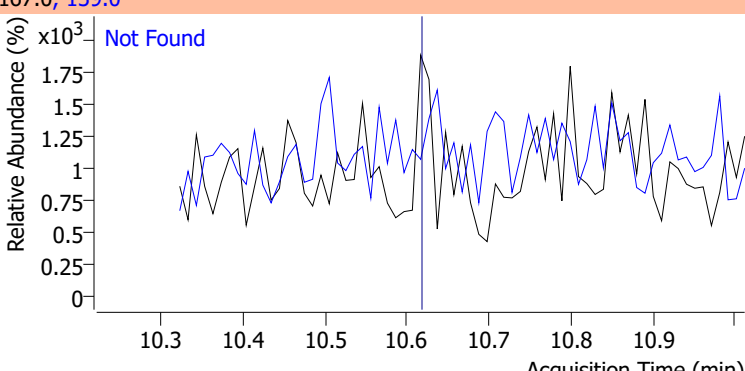
Compound	Conc.	Exp RT	QIon	Exp Ratio	QIon	Exp Ratio
Hexachlorobenzene	N.D.	9.81	142.0	49.9		



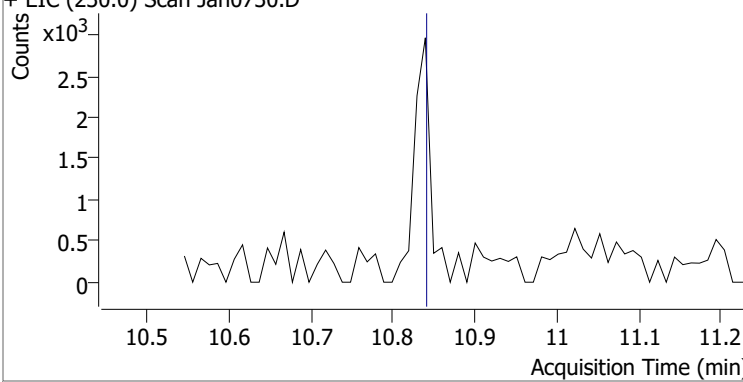
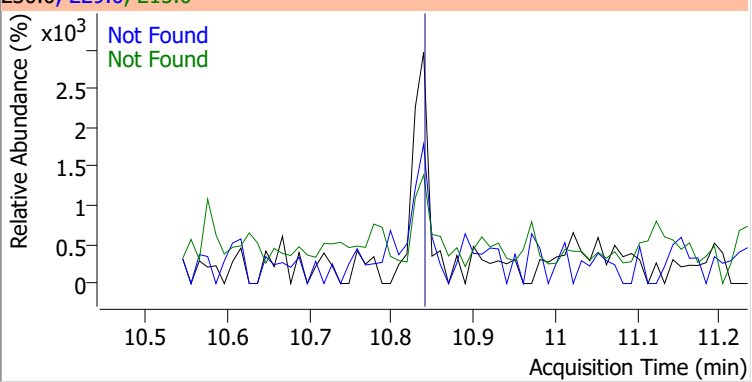
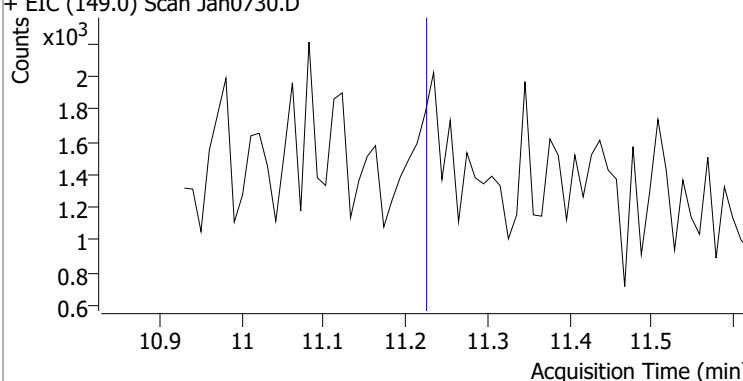
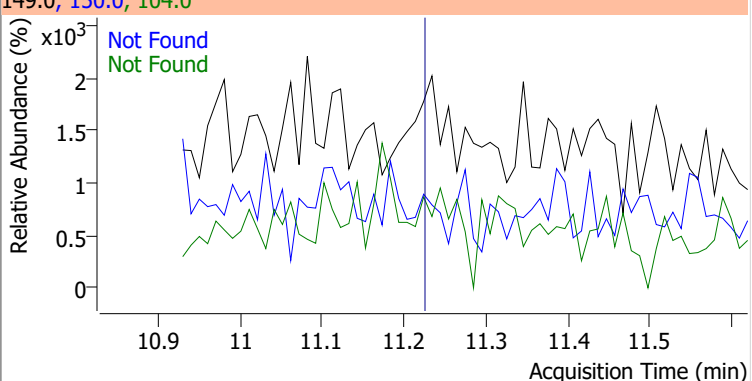
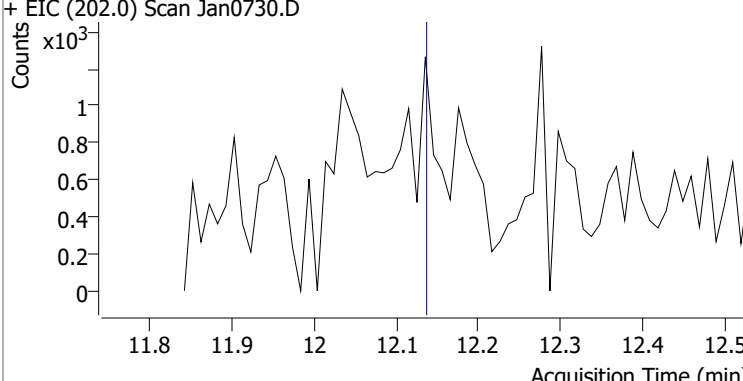
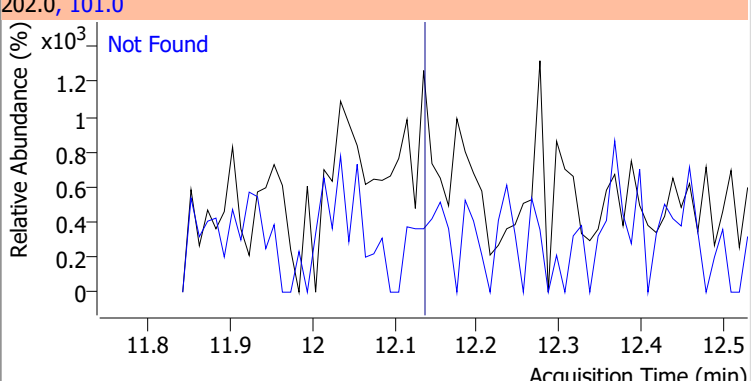
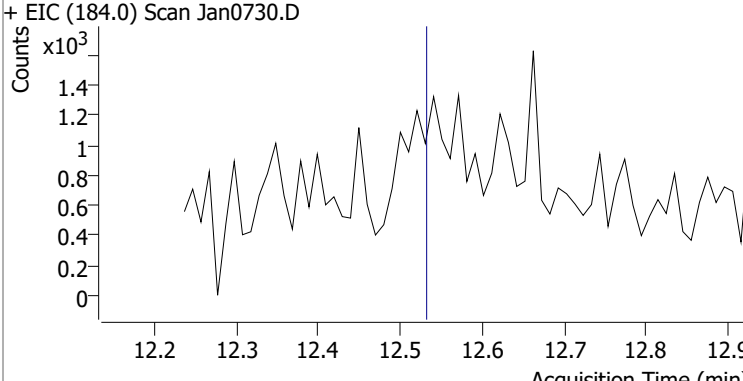
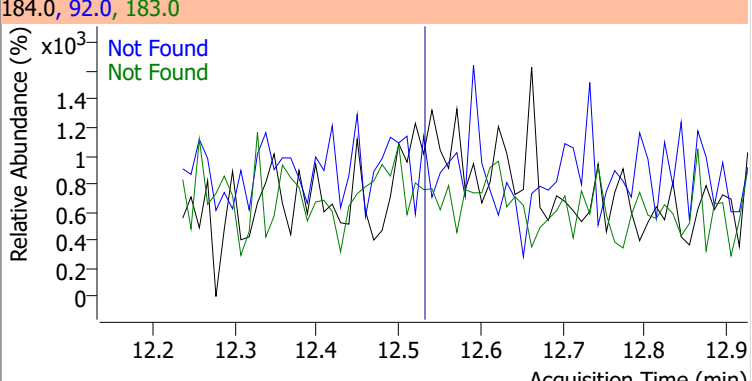
Compound	Conc.	Exp RT	QIon	Exp Ratio	QIon	Exp Ratio
Pentachlorophenol	N.D.	10.07	263.9	67.0	267.9	63.6



# Quantitation Results Report (QT Reviewed)

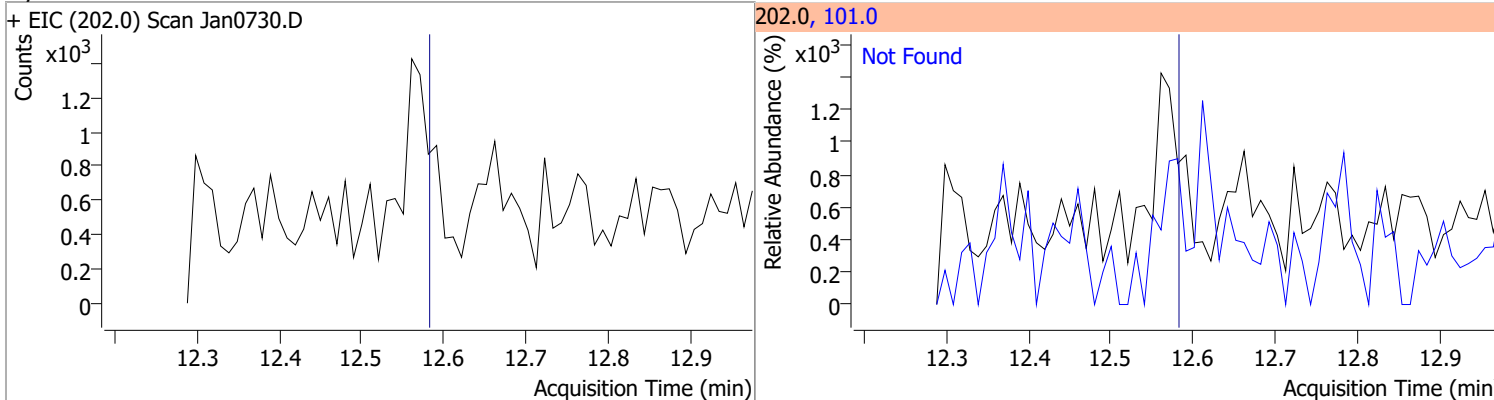
Compound	Conc.	Exp RT	QIon	Exp Ratio		
Phenanthrene	N.D.	10.30	176.0	19.3		
+ EIC (178.0) Scan Jan0730.D			178.0, 176.0			
						
Anthracene	N.D.	10.36	176.0	18.4		
+ EIC (178.0) Scan Jan0730.D			178.0, 176.0			
						
Triallate	N.D.	10.43	268.0	26.7	QIon 143.0	Exp Ratio 24.9
+ EIC (86.0) Scan Jan0730.D			86.0, 268.0, 143.0			
						
Carbazole	N.D.	10.62	139.0	12.8		
+ EIC (167.0) Scan Jan0730.D			167.0, 139.0			
						

# Quantitation Results Report (QT Reviewed)

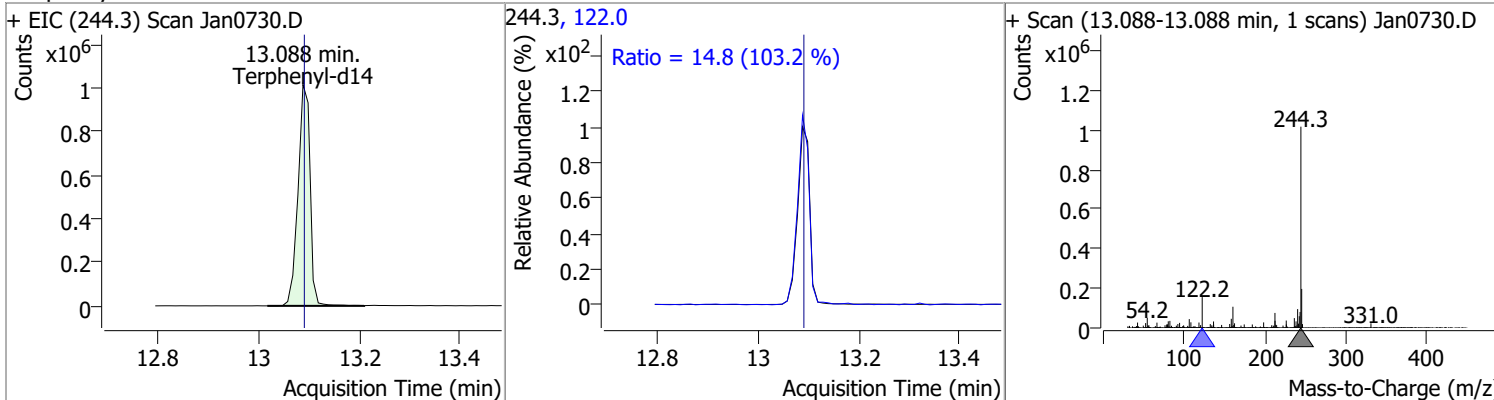
Compound	Conc.	Exp RT	QIon	Exp Ratio	QIon	Exp Ratio
o-Terphenyl	N.D.	10.84	229.0	64.1	215.0	36.5
+ EIC (230.0) Scan Jan0730.D			230.0, 229.0, 215.0			
						
Di-n-Butylphthalate	N.D.	11.22	150.0	9.1	104.0	6.1
+ EIC (149.0) Scan Jan0730.D			149.0, 150.0, 104.0			
						
Fluoranthene	N.D.	12.14	101.0	12.8		
+ EIC (202.0) Scan Jan0730.D			202.0, 101.0			
						
Benzidine	N.D.	12.53	183.0	13.1	92.0	8.1
+ EIC (184.0) Scan Jan0730.D			184.0, 92.0, 183.0			
						

# Quantitation Results Report (QT Reviewed)

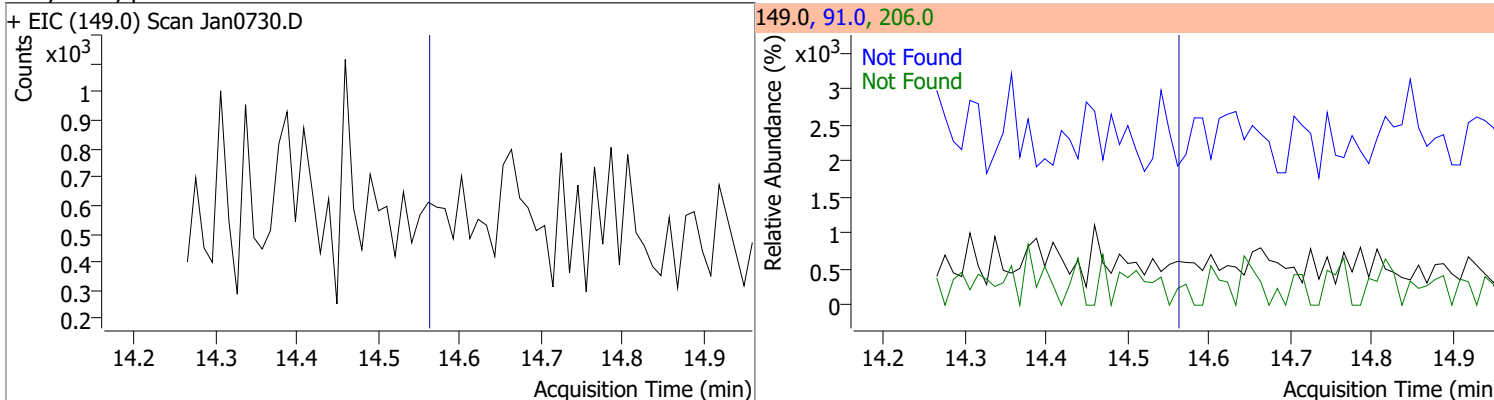
Compound	Conc.	Exp RT	QIon	Exp Ratio
Pyrene	N.D.	12.58	101.0	14.6



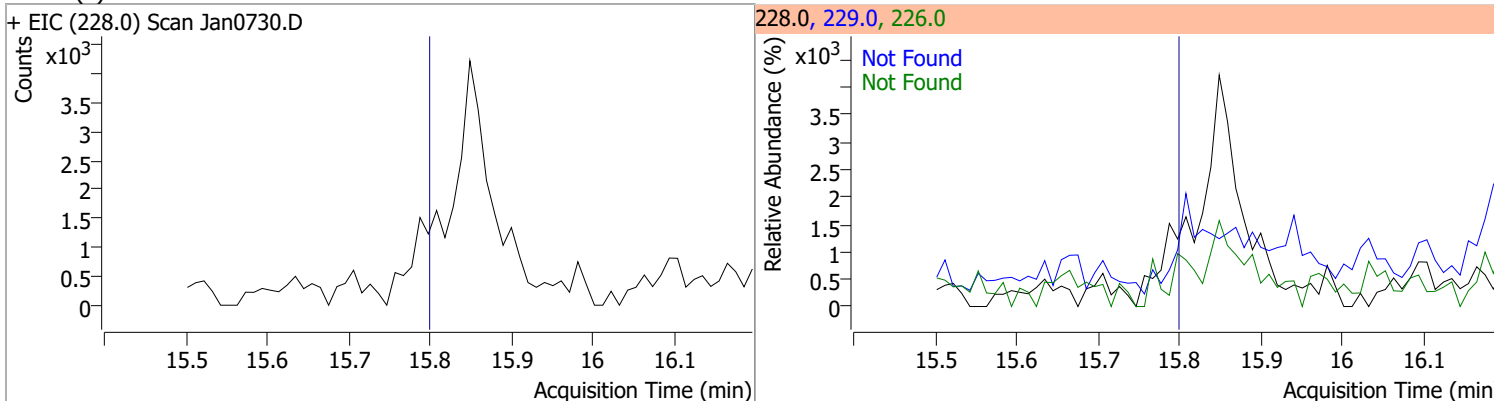
Compound	Conc.	RT	Dev(Min)	Resp.	QIon	QRatio	Lower	Upper
Terphenyl-d14	97.6902	13.09	0.00	1693015	122.0	14.8	10.1	18.7



Compound	Conc.	Exp RT	QIon	Exp Ratio	QIon	Exp Ratio
Butylbenzylphthalate	N.D.	14.56	91.0	81.7	206.0	17.9

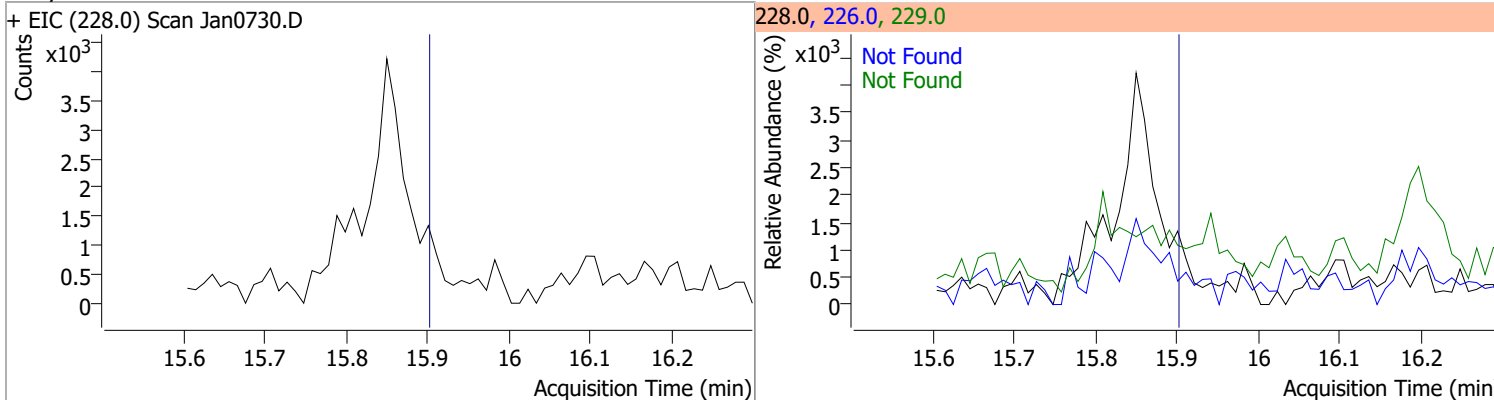


Compound	Conc.	Exp RT	QIon	Exp Ratio	QIon	Exp Ratio
Benzo(a)Anthracene	N.D.	15.80	226.0	27.1	229.0	21.0

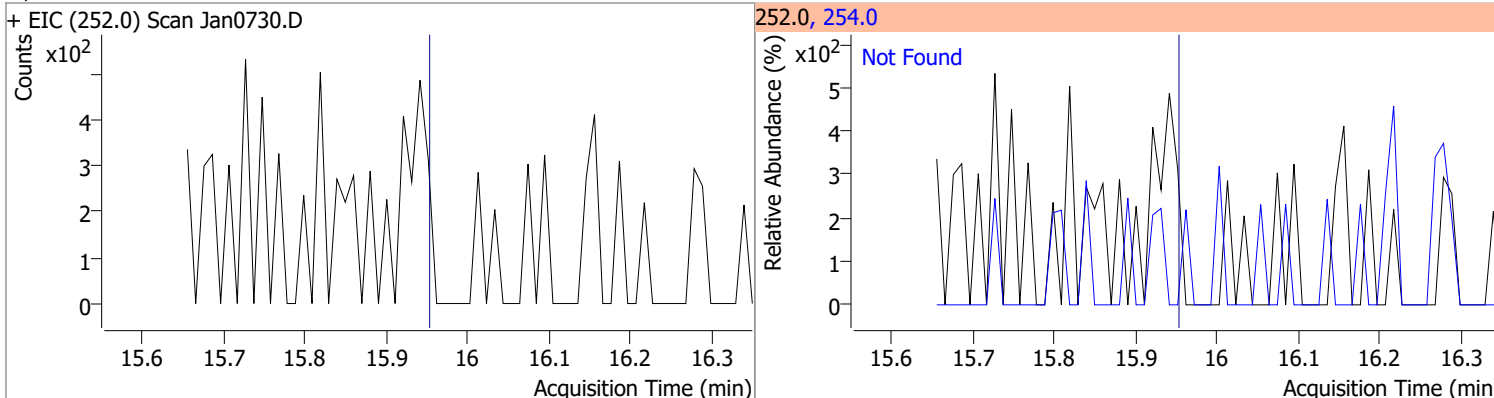


# Quantitation Results Report (QT Reviewed)

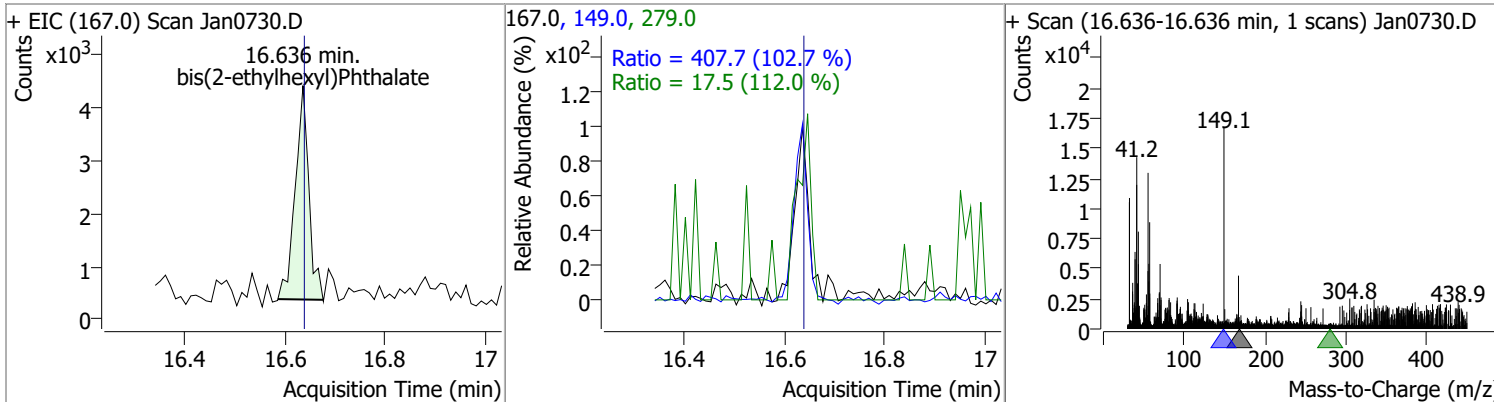
Compound	Conc.	Exp RT	QIon	Exp Ratio	QIon	Exp Ratio
Chrysene	N.D.	15.90	226.0	29.9	229.0	20.4



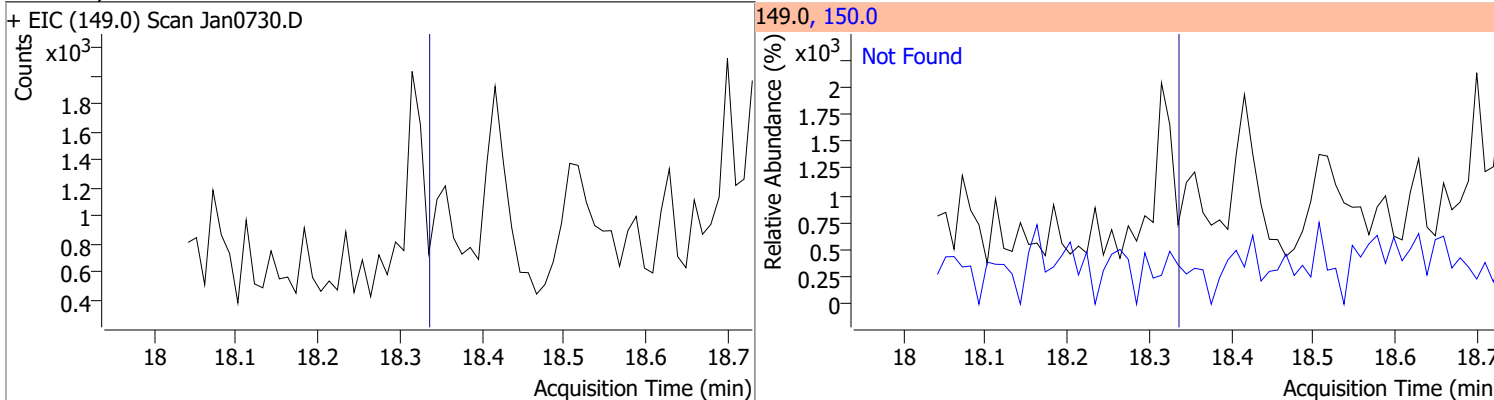
Compound	Conc.	Exp RT	QIon	Exp Ratio
3,3-Dichlorobenzidine	N.D.	15.95	254.0	64.7



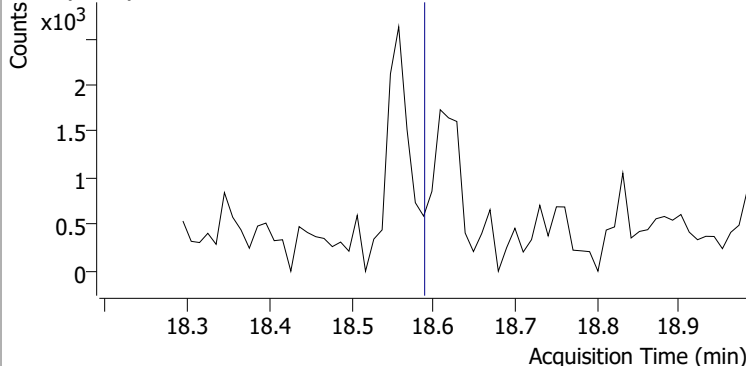
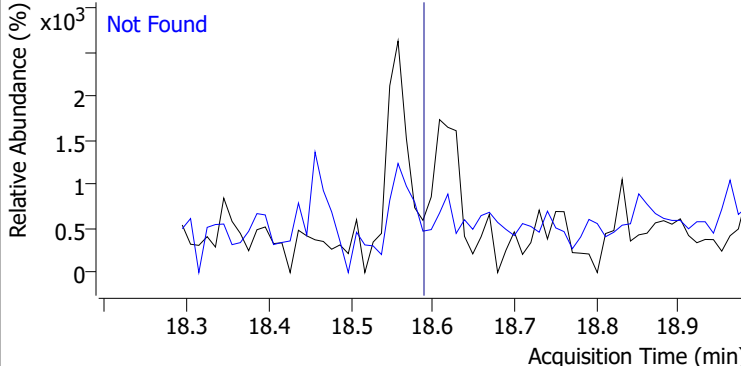
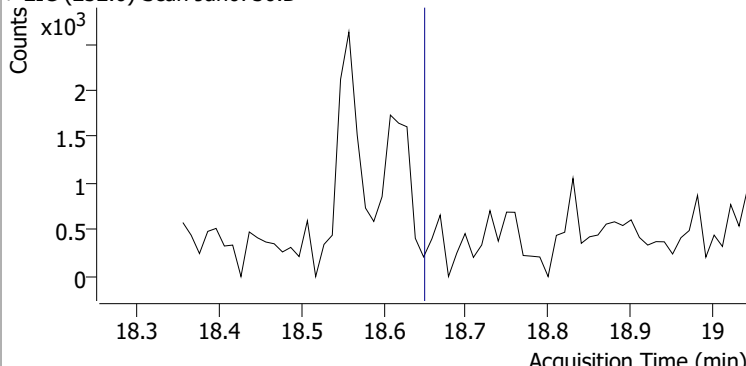
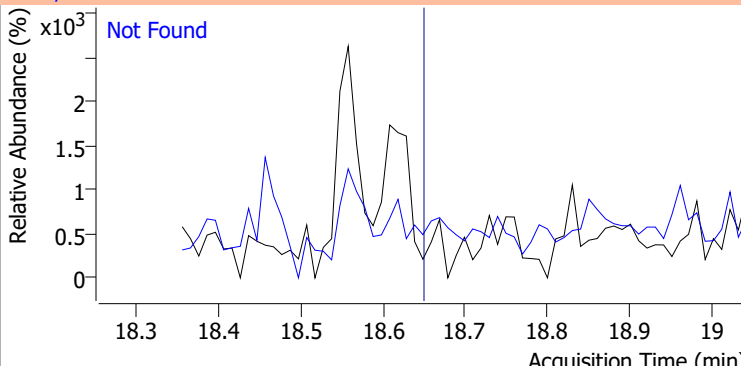
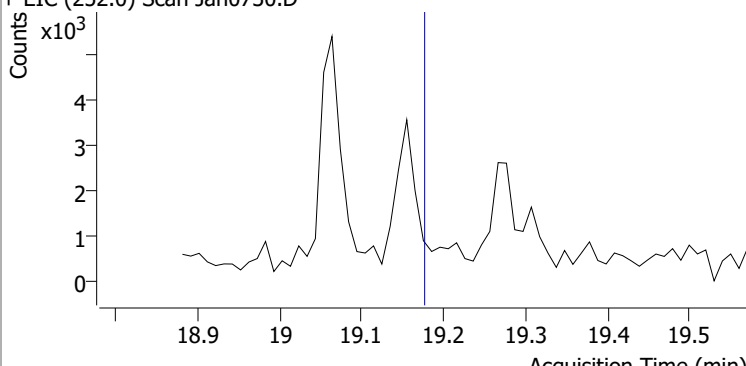
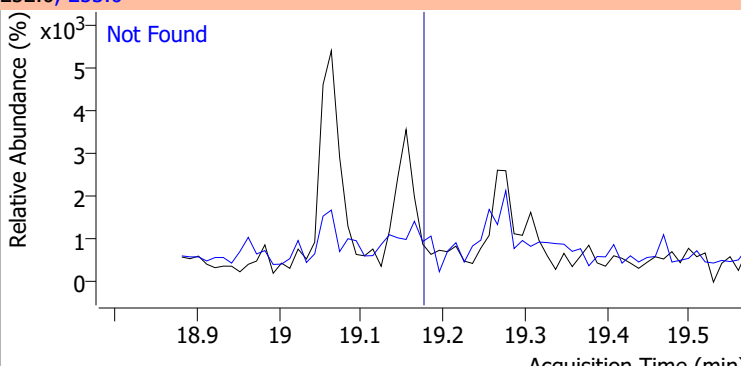
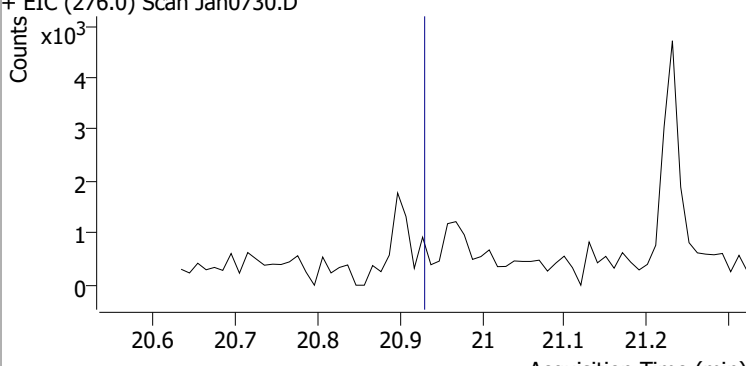
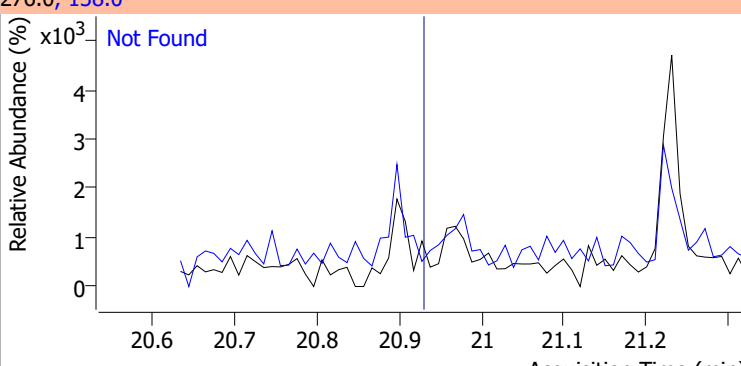
Compound	Conc.	RT	Dev(Min)	Resp.	QIon	QRatio	Lower	Upper
bis(2-ethylhexyl)Phthalate	3.4059	16.64	0.00	7431	149.0	407.7	278.0	516.2
					279.0	17.5	10.9	20.3



Compound	Conc.	Exp RT	QIon	Exp Ratio
Di-n-octyl Phthalate	N.D.	18.32	150.0	9.5

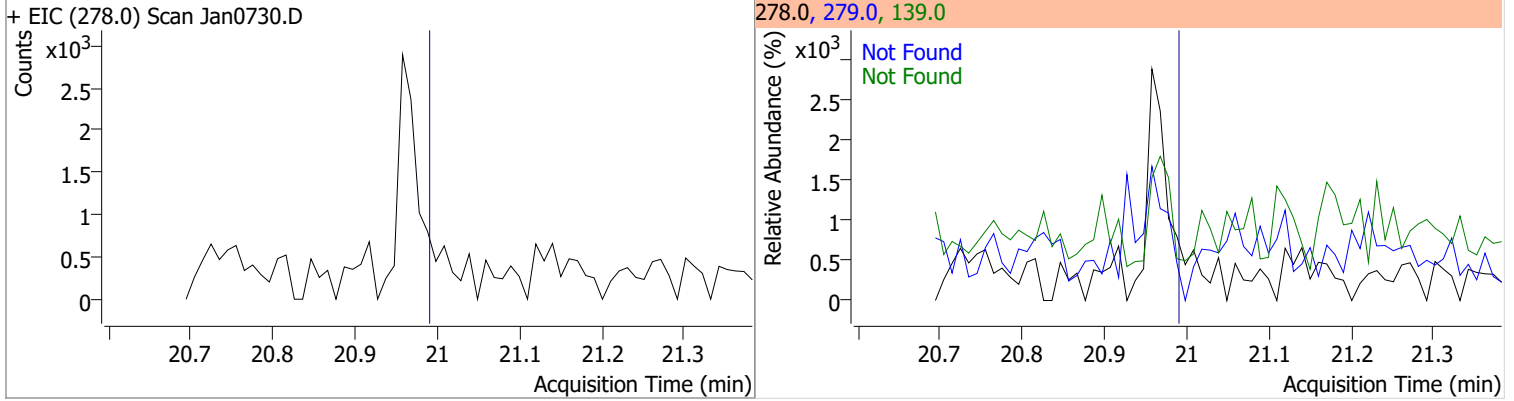


# Quantitation Results Report (QT Reviewed)

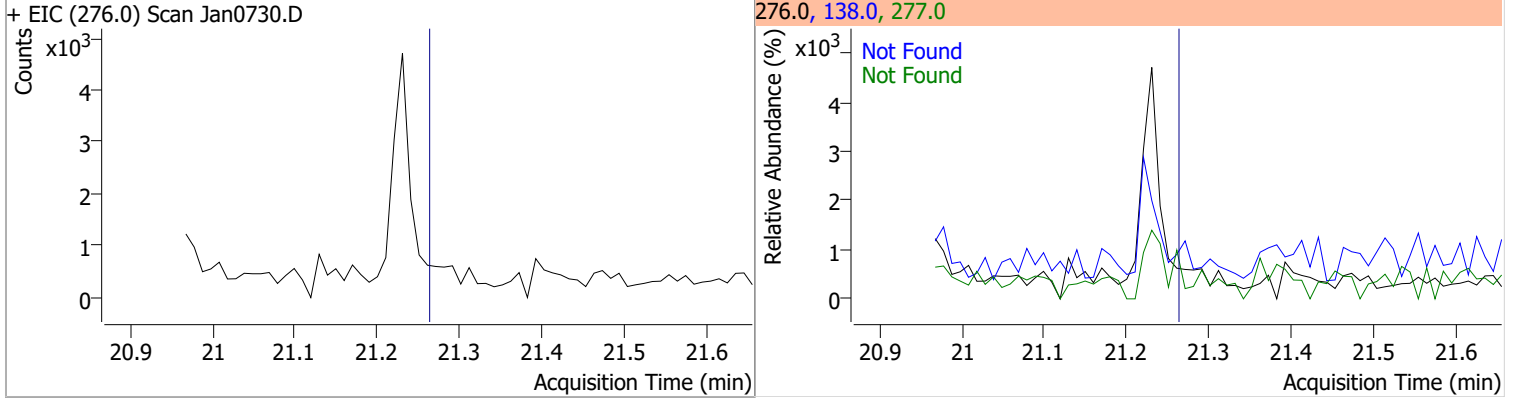
Compound	Conc.	Exp RT	QIon	Exp Ratio
Benzo(b)fluoranthene	N.D.	18.58	253.0	22.0
+ EIC (252.0) Scan Jan0730.D			252.0, 253.0	
				
Benzo(k)fluoranthene	N.D.	18.64	253.0	21.9
+ EIC (252.0) Scan Jan0730.D			252.0, 253.0	
				
Benzo(a)pyrene	N.D.	19.17	253.0	22.0
+ EIC (252.0) Scan Jan0730.D			252.0, 253.0	
				
Indeno(1,2,3-c,d)pyrene	N.D.	20.92	138.0	29.9
+ EIC (276.0) Scan Jan0730.D			276.0, 138.0	
				

# Quantitation Results Report (QT Reviewed)

Compound	Conc.	Exp RT	QIon	Exp Ratio	QIon	Exp Ratio
Dibenzo(a,h)anthracene	N.D.	20.98	279.0	25.2	139.0	23.8

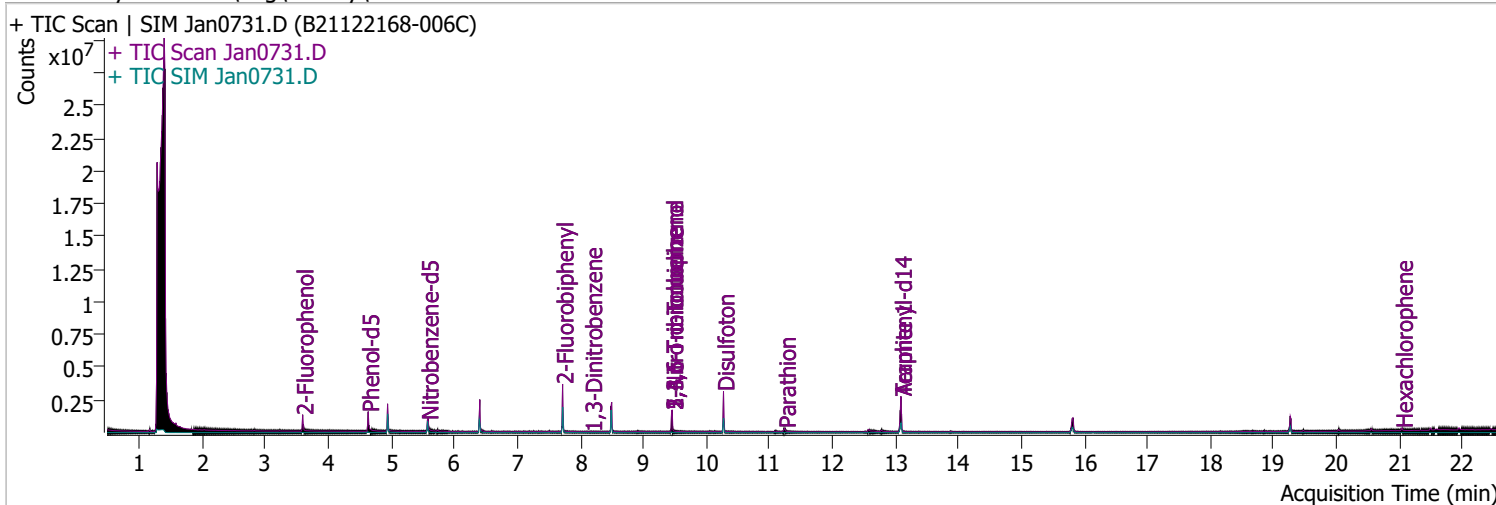


Compound	Conc.	Exp RT	QIon	Exp Ratio	QIon	Exp Ratio
Benzo(g,h,i)perylene	N.D.	21.25	138.0	32.0	277.0	23.8



# Quantitation Results Report (QT Reviewed)

Data File	Jan0731.D	Operator	LIMS import
Acq. Method	BNA+SIM.M	Acq. Date-Time	1/8/2022 4:29:59 AM
Sample Name	B21122168-006C	Instrument	Instrument #1
Vial	31	Multiplier	1.00
DA Method File	010722 DoD BNA cal 1.batch.bin	Comment	SVOC-8270-W-LARGO
Tune File	dftppdsm.u	Tune Date	1/7/2022 12:13:00 PM
Batch Name	010722 DoD BNA.batch.bin	Last Calib Update	1/11/2022 1:03:40 PM
Ref Library	D:\Org\Library\NIST129K.l		



Compound	RT	QIon	Resp.	Conc.	Units	Dev(Min)
----------	----	------	-------	-------	-------	----------

**Internal Standards**

**System Monitoring Compounds**

S 2-Fluorophenol	3.592	112.0	339608	42.4291	µg/L	0.010
Spiked Amount: 200.000	Range: 10.0 - 75.0%			Recovery = 21.21%		
S Phenol-d5	4.634	99.0	554418	51.5610	µg/L	0.010
Spiked Amount: 200.000	Range: 10.0 - 65.0%			Recovery = 25.78%		
S Nitrobenzene-d5	5.573	82.0	302287	52.0779	µg/L	-0.010
Spiked Amount: 100.000	Range: 32.0 - 94.0%			Recovery = 52.08%		
S 2-Fluorobiphenyl	7.718	172.0	1035888	54.2240	µg/L	0.000
Spiked Amount: 100.000	Range: 28.0 - 107.0%			Recovery = 54.22%		
S 2,4,6-Tribromophenol	9.458	329.8	184204	123.8726	µg/L	0.010
Spiked Amount: 200.000	Range: 25.0 - 140.0%			Recovery = 61.94%		
S Terphenyl-d14	13.088	244.3	1370366	78.2379	µg/L	0.000
Spiked Amount: 100.000	Range: 32.0 - 122.0%			Recovery = 78.24%		

**Target Compounds**

Compound	RT	QIon	Resp.	Conc.	Units	Dev(Min)	QValue
T N-Nitrosodimethylamine	0.000		0	N.D.			
T Pyridine	0.000		0	N.D.			
T Aniline	0.000		0	N.D.			
T Phenol	0.000		0	N.D.			
T bis(-2-Chloroethyl)Ether	0.000		0	N.D.			
T 2-Chlorophenol	0.000		0	N.D.			
T 1,3-Dichlorobenzene	0.000		0	N.D.			
T 1,4-Dichlorobenzene	0.000		0	N.D.			
T 1,2-Dichlorobenzene	0.000		0	N.D.			
T Benzyl Alcohol	0.000		0	N.D.			
T bis(2-chloroisopropyl)Ether	0.000		0	N.D.			
T 2-Methylphenol	0.000		0	N.D.			
T N-nitroso-Di-n-propylamine	5.583	70.0	0		µg/L	md	1
T 4Methylphenol/3Methylphenol	0.000		0	N.D.			
T Hexachloroethane	0.000		0	N.D.			



# Quantitation Results Report (QT Reviewed)

Compound	RT	QIon	Resp.	Conc.	Units	Dev(Min)
T Nitrobenzene	0.000		0	N.D.		
T Isophorone	0.000		0	N.D.		
T 2-Nitrophenol	0.000		0	N.D.		
T 2,4-Dimethylphenol	0.000		0	N.D.		
T bis(-2-Chloroethoxy)Methane	0.000		0	N.D.		
T Benzoic Acid	0.000		0	N.D.		
T 2,4-Dichlorophenol	0.000		0	N.D.		
T 1,2,4-Trichlorobenzene	0.000		0	N.D.		
T Naphthalene	0.000		0	N.D.		
T 4-Chlorophenol	0.000		0	N.D.		
T p-Chloroaniline	0.000		0	N.D.		
T Hexachlorobutadiene	0.000		0	N.D.		
T 4-Chloro-2-Methylphenol	0.000		0	N.D.		
T 4-Chloro-3-Methylphenol	0.000		0	N.D.		
T 2-Methylnaphthalene	0.000		0	N.D.		
T 1-Methylnaphthalene	0.000		0	N.D.		
T Hexachlorocyclopentadiene	0.000		0	N.D.		
T 2,4,6-Trichlorophenol	0.000		0	N.D.		
T 2,4,5-Trichlorophenol	0.000		0	N.D.		
T 2-Chloronaphthalene	0.000		0	N.D.		
T 2-Nitroaniline	0.000		0	N.D.		
T Dimethyl Phthalate	8.497	163.0	0		µg/L md	1
T 2,6-Dinitrotoluene	8.497	165.0	0		µg/L md	1
T Acenaphthylene	0.000		0	N.D.		
T 3-Nitroaniline	0.000		0	N.D.		
T Acenaphthene	0.000		0	N.D.		
T 2,4-Dinitrophenol	0.000		0	N.D.		
T Dibenzofuran	0.000		0	N.D.		
T 2,4-Dinitrotoluene	0.000		0	N.D.		
T 4-Nitrophenol	9.008	109.0	0		µg/L md	1
T Diethylphthalate	0.000		0	N.D.		
T Fluorene	0.000		0	N.D.		
T 4-Chlorophenyl-phenylether	0.000		0	N.D.		
T 4-Nitroaniline	0.000		0	N.D.		
T 4,6-Dinitro-2-methylphenol	0.000		0	N.D.		
T N-nitrosodiphenylamine	0.000		0	N.D.		
T Azobenzene	0.000		0	N.D.		
T 4-Bromophenyl-phenylether	0.000		0	N.D.		
T Hexachlorobenzene	0.000		0	N.D.		
T Pentachlorophenol	0.000		0	N.D.		
T Phenanthrene	0.000		0	N.D.		
T Anthracene	0.000		0	N.D.		
T Triallate	0.000		0	N.D.		
T Carbazole	0.000		0	N.D.		
T o-Terphenyl	0.000		0	N.D.		
T Di-n-Butylphthalate	0.000		0	N.D.		
T Fluoranthene	0.000		0	N.D.		
T Benzidine	0.000		0	N.D.		
T Pyrene	0.000		0	N.D.		
T Butylbenzylphthalate	0.000		0	N.D.		
T Benzo(a)Anthracene	0.000		0	N.D.		
T Chrysene	0.000		0	N.D.		
T 3,3-Dichlorobenzidine	0.000		0	N.D.		
T bis(2-ethylhexyl)Phthalate	0.000		0	N.D.		
T Di-n-octyl Phthalate	0.000		0	N.D.		

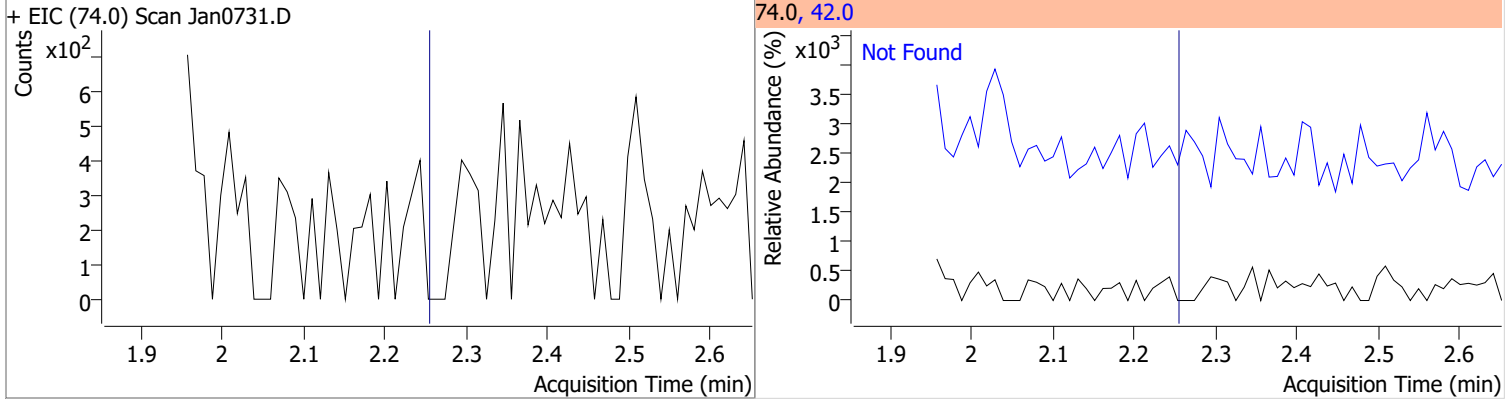
# Quantitation Results Report (QT Reviewed)

Compound	RT	QIon	Resp.	Conc.	Units	Dev(Min)
T Benzo(b)fluoranthene	0.000		0	N.D.		
T Benzo(k)fluoranthene	0.000		0	N.D.		
T Benzo(a)pyrene	0.000		0	N.D.		
T Indeno(1,2,3-c,d)pyrene	0.000		0	N.D.		
T Dibenzo(a,h)anthracene	0.000		0	N.D.		
T Benzo(g,h,i)perylene	0.000		0	N.D.		

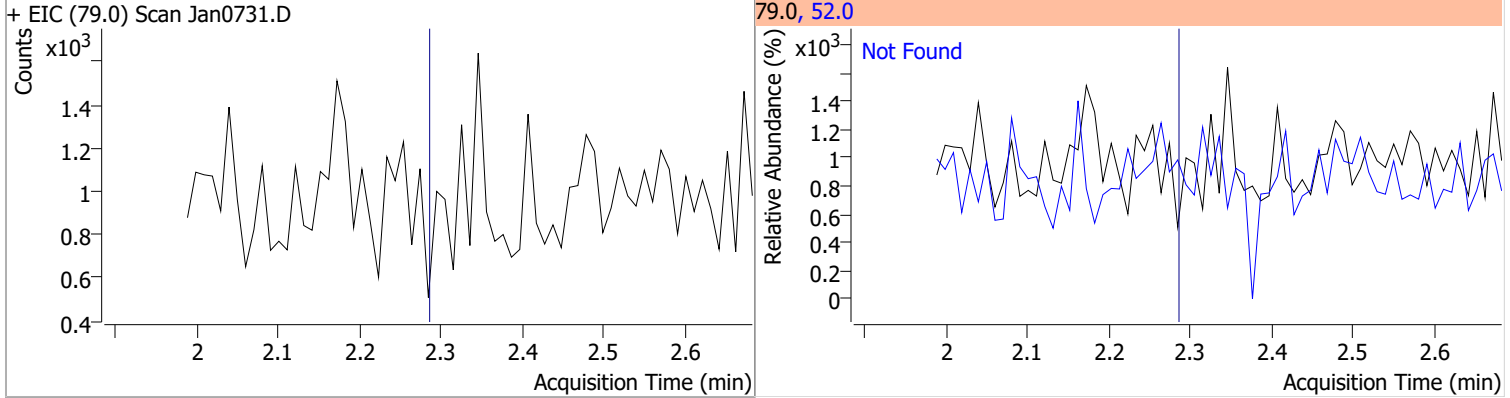
(#) = Qualifier Out of Range; (m) = Manual Integration; (+) = Area Summed; (\*) = Surrogate Percent Recovery Out of Range; (d): Zeroed Peak

# Quantitation Results Report (QT Reviewed)

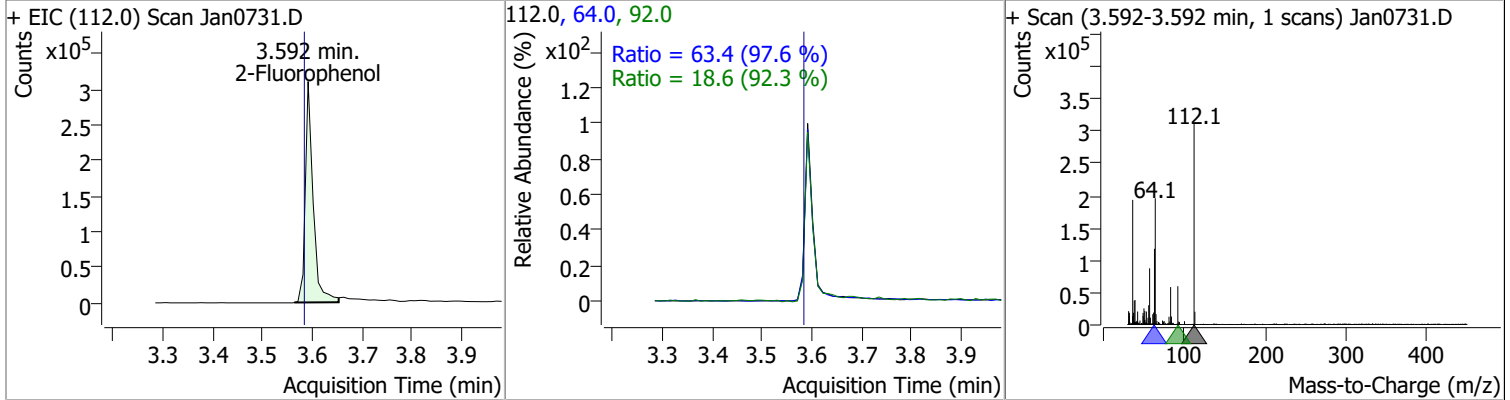
Compound	Conc.	Exp RT	QIon	Exp Ratio
N-Nitrosodimethylamine	N.D.	2.25	42.0	177.0



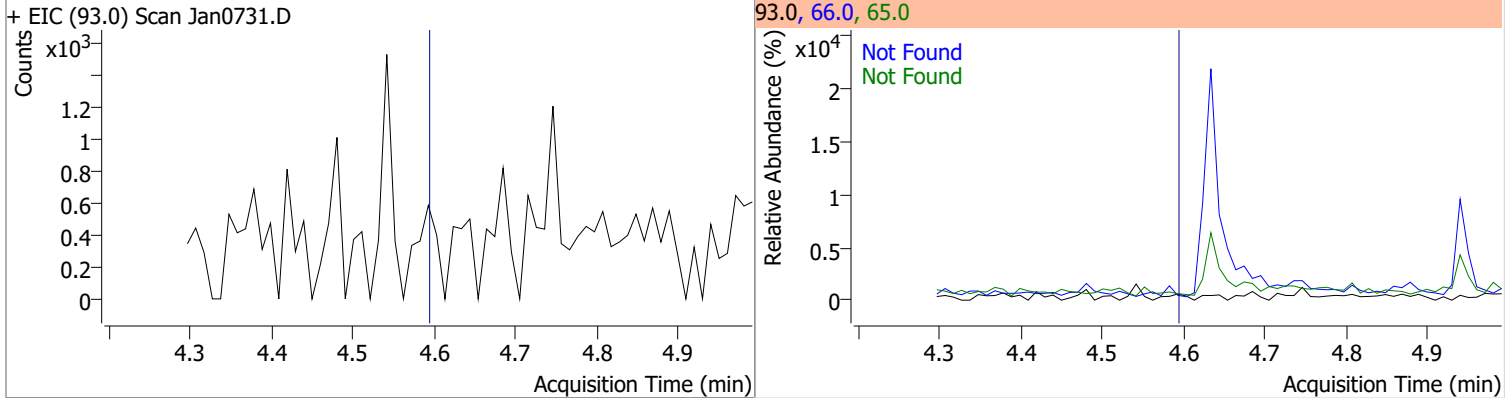
Compound	Conc.	Exp RT	QIon	Exp Ratio
Pyridine	N.D.	2.28	52.0	133.1



Compound	Conc.	RT	Dev(Min)	Resp.	QIon	QRatio	Lower	Upper
2-Fluorophenol	42.4291	3.59	0.01	339608	64.0	63.4	45.5	84.5
					92.0	18.6	14.1	26.2

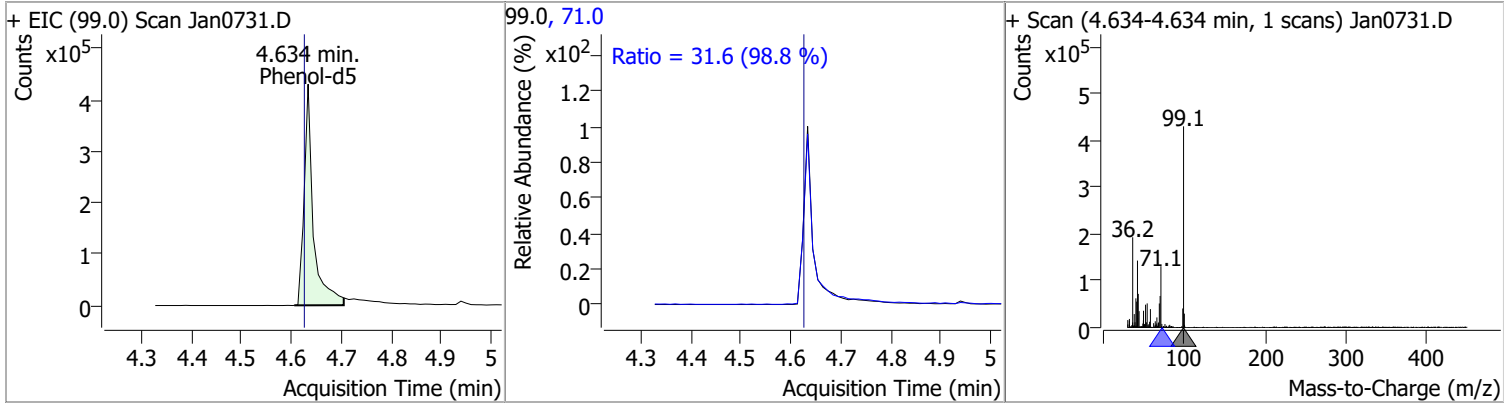


Compound	Conc.	Exp RT	QIon	Exp Ratio	QIon	Exp Ratio
Aniline	N.D.	4.59	66.0	40.4	65.0	22.2

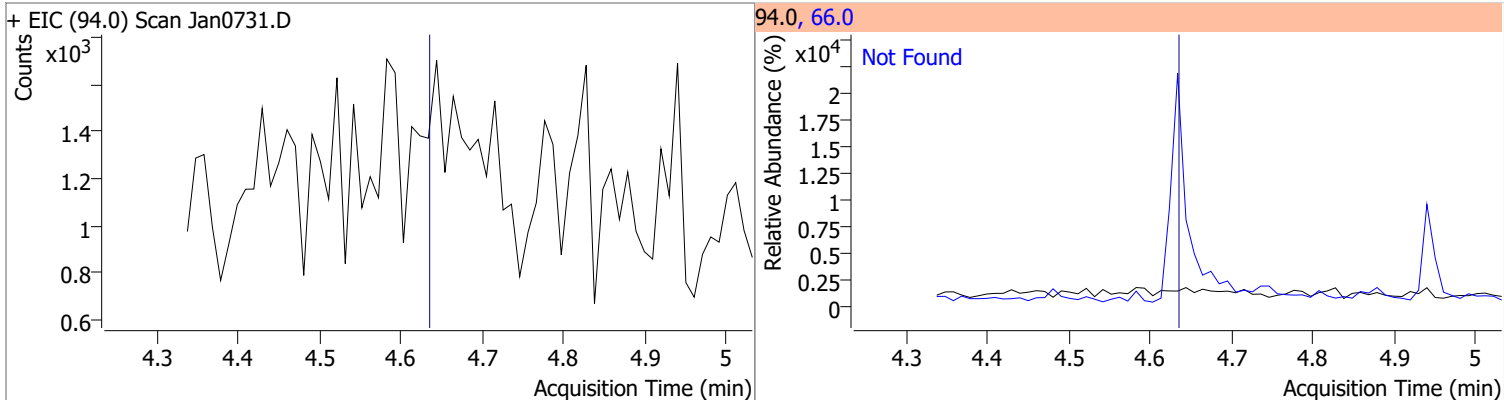


# Quantitation Results Report (QT Reviewed)

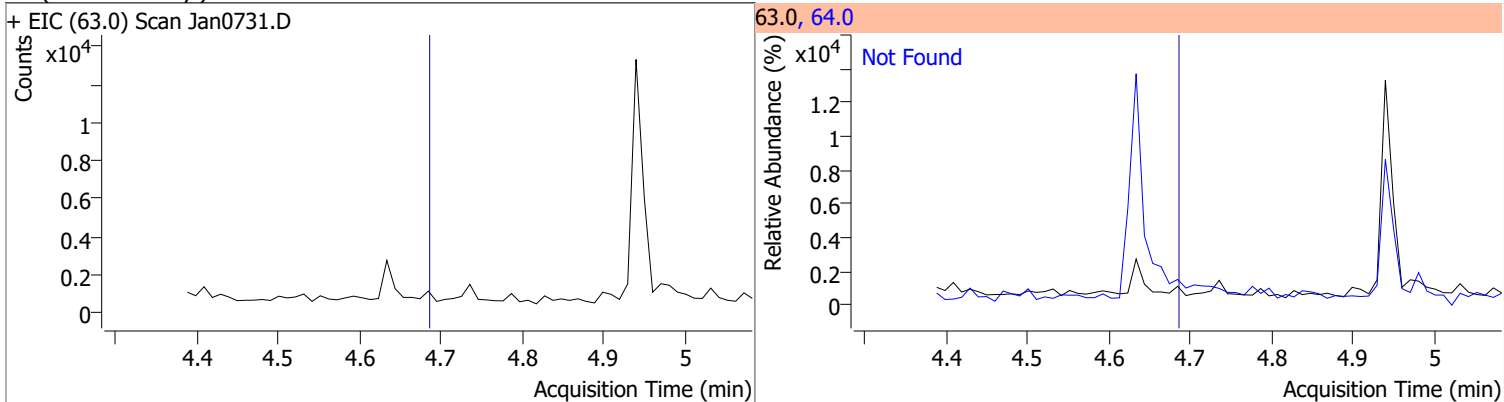
Compound	Conc.	RT	Dev(Min)	Resp.	QIon	QRatio	Lower	Upper
Phenol-d5	51.5610	4.63	0.01	554418	71.0	31.6	22.3	41.5



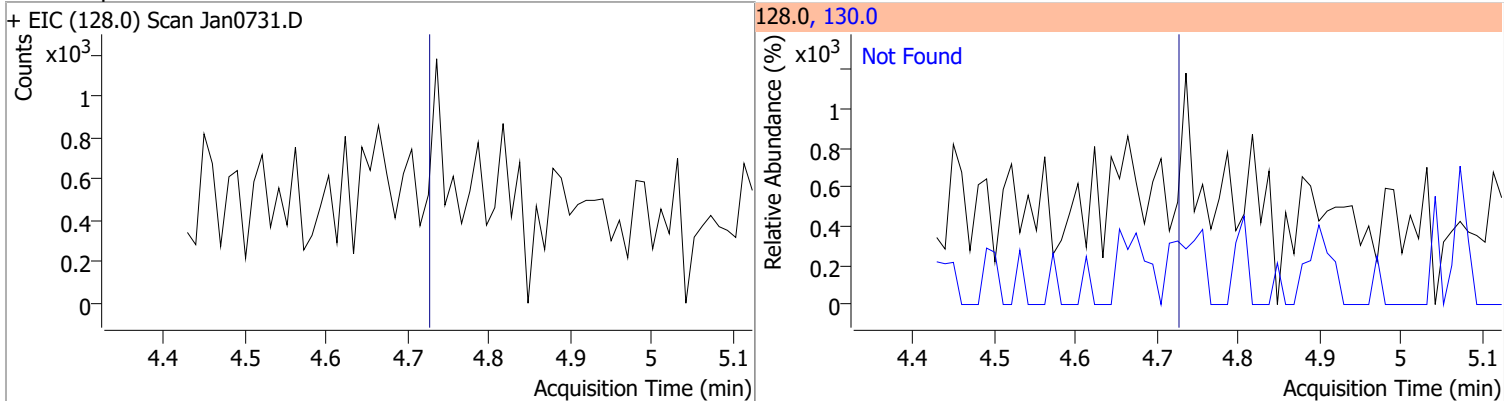
Compound	Conc.	Exp RT	QIon	Exp Ratio
Phenol	N.D.	4.63	66.0	44.7



Compound	Conc.	Exp RT	QIon	Exp Ratio
bis(-2-Chloroethyl)Ether	N.D.	4.68	64.0	3.3

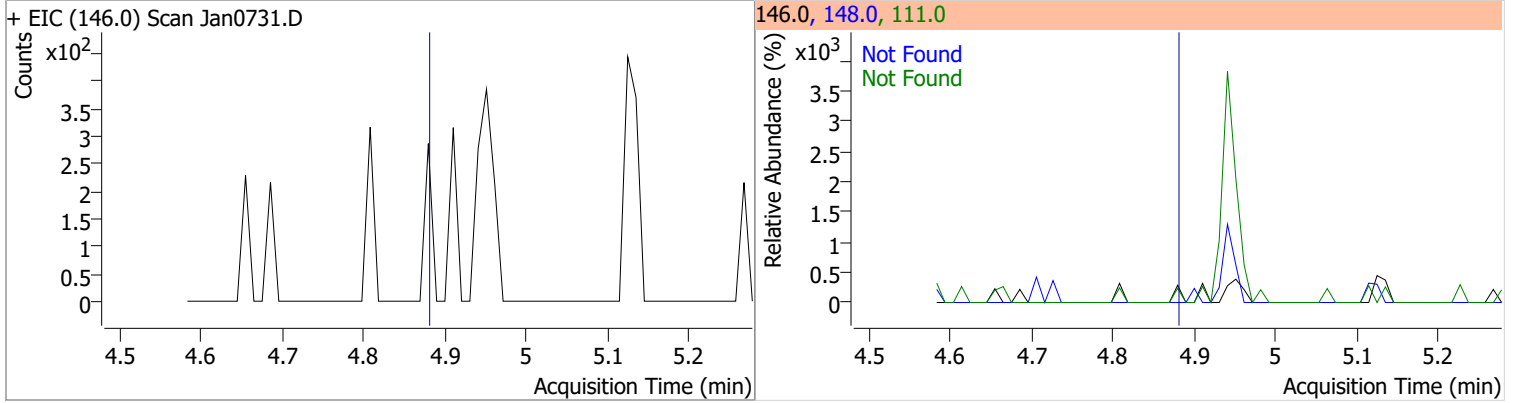


Compound	Conc.	Exp RT	QIon	Exp Ratio
2-Chlorophenol	N.D.	4.73	130.0	32.0

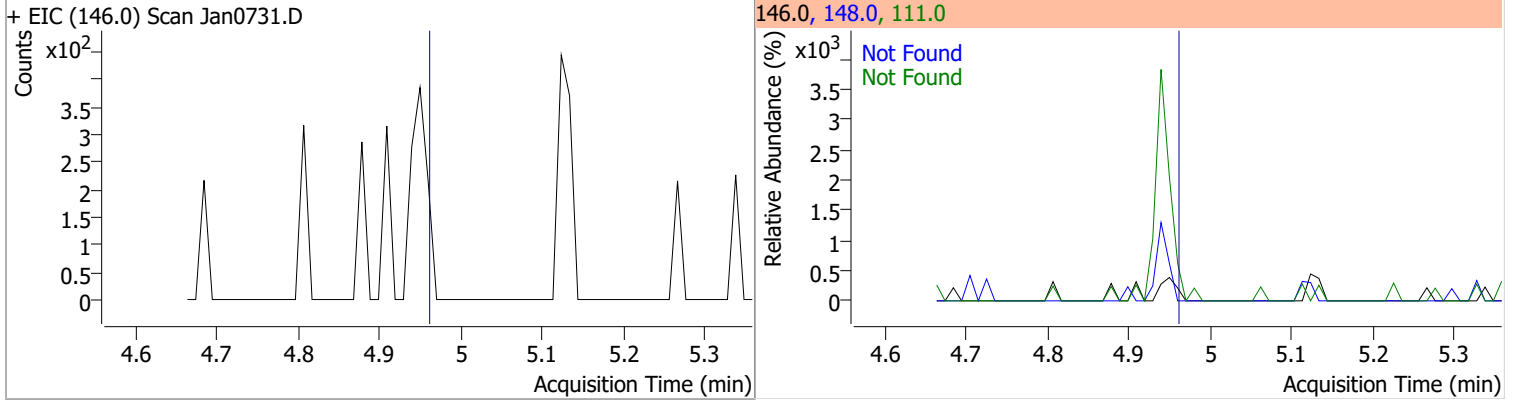


# Quantitation Results Report (QT Reviewed)

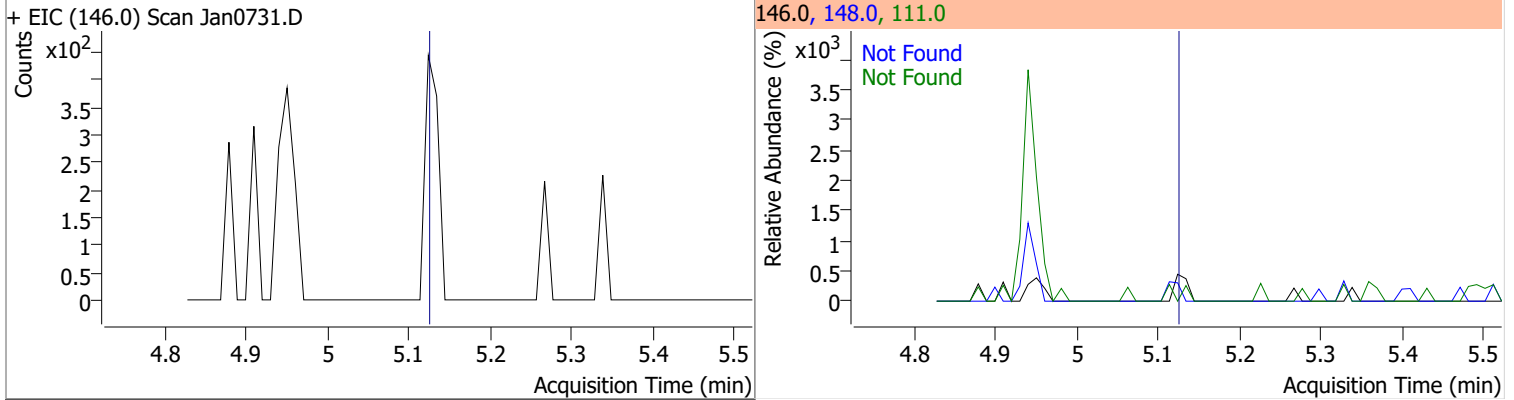
Compound	Conc.	Exp RT	QIon	Exp Ratio	QIon	Exp Ratio
1,3-Dichlorobenzene	N.D.	4.88	148.0	62.6	111.0	35.4



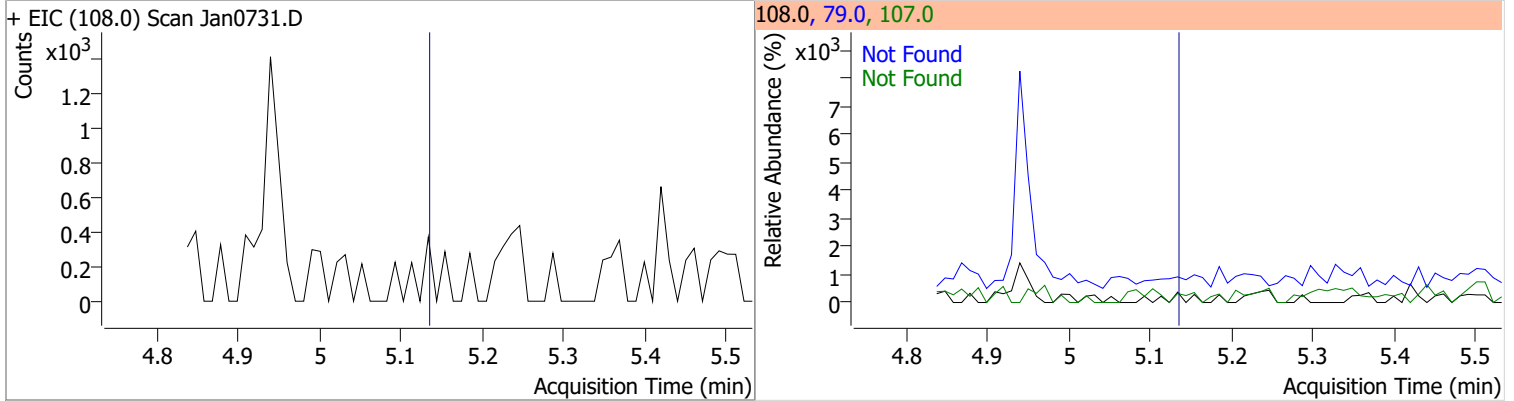
Compound	Conc.	Exp RT	QIon	Exp Ratio	QIon	Exp Ratio
1,4-Dichlorobenzene	N.D.	4.96	148.0	64.4	111.0	35.2



Compound	Conc.	Exp RT	QIon	Exp Ratio	QIon	Exp Ratio
1,2-Dichlorobenzene	N.D.	5.12	148.0	64.5	111.0	37.8

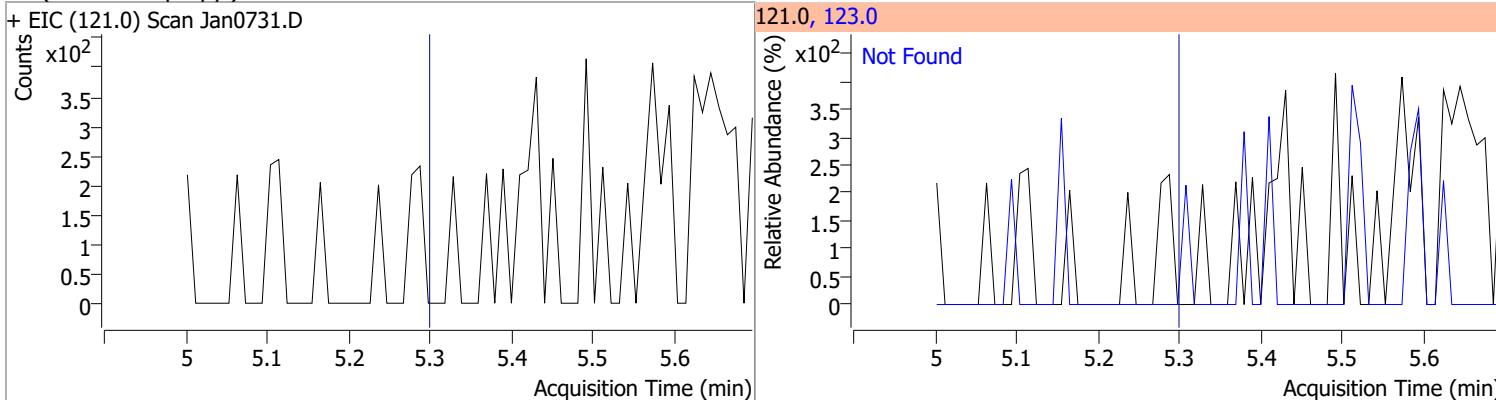


Compound	Conc.	Exp RT	QIon	Exp Ratio	QIon	Exp Ratio
Benzyl Alcohol	N.D.	5.13	79.0	115.5	107.0	71.0

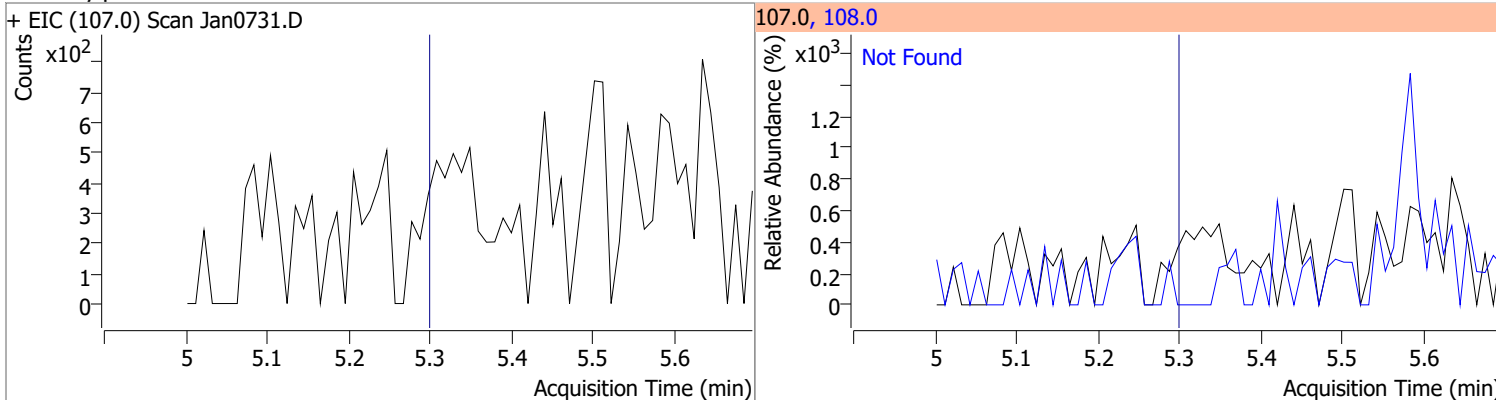


# Quantitation Results Report (QT Reviewed)

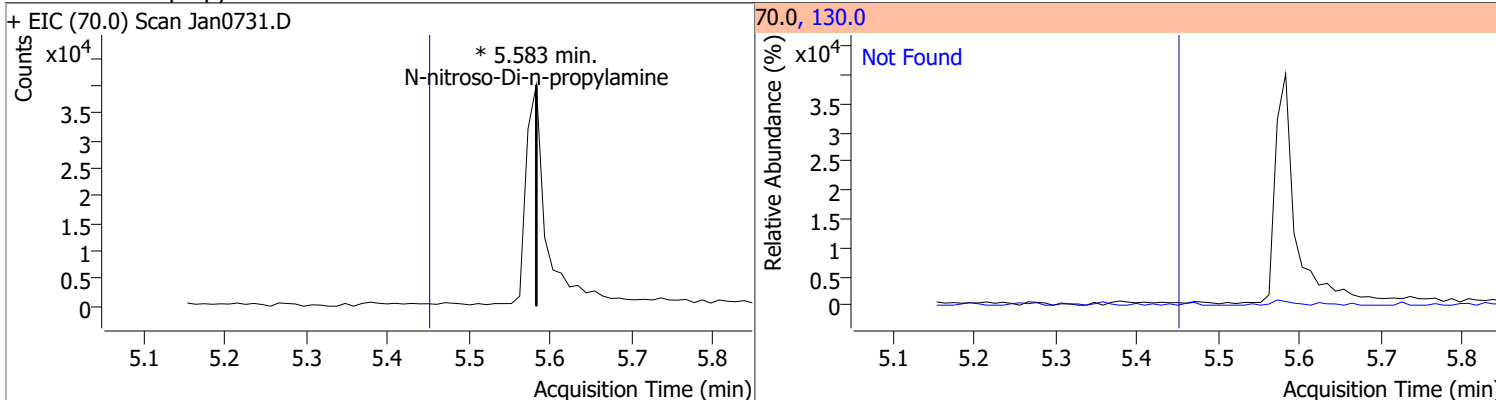
Compound	Conc.	Exp RT	QIon	Exp Ratio
bis(2-chloroisopropyl)Ether	N.D.	5.30	123.0	32.2



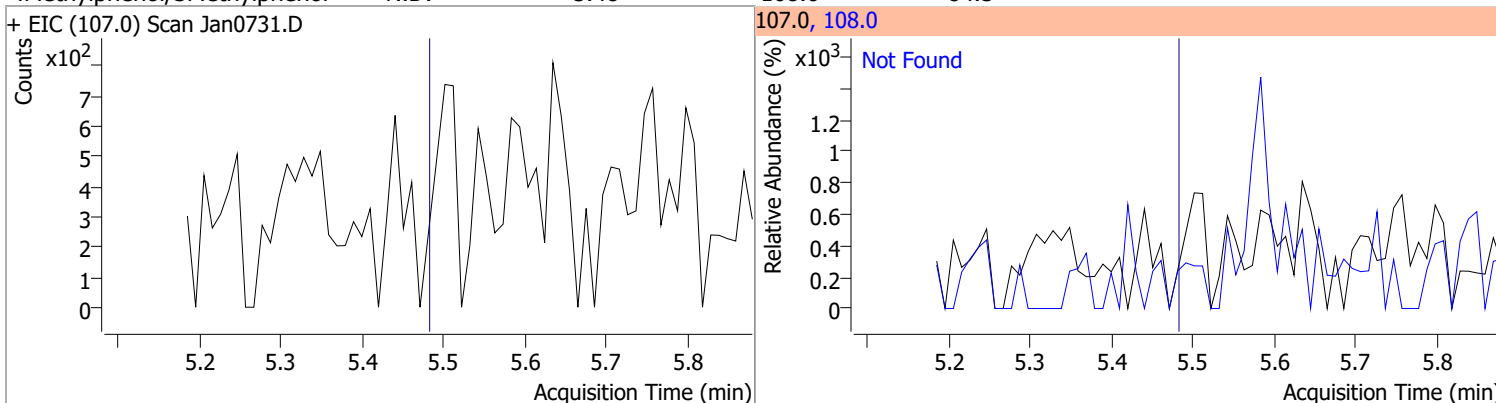
Compound	Conc.	Exp RT	QIon	Exp Ratio
2-Methylphenol	N.D.	5.30	108.0	116.9



Compound	Conc.	RT	Dev(Min)	Resp.	QIon	QRatio	Lower	Upper
N-nitroso-Di-n-propylamine		0		0	130.0		0.0	41.5

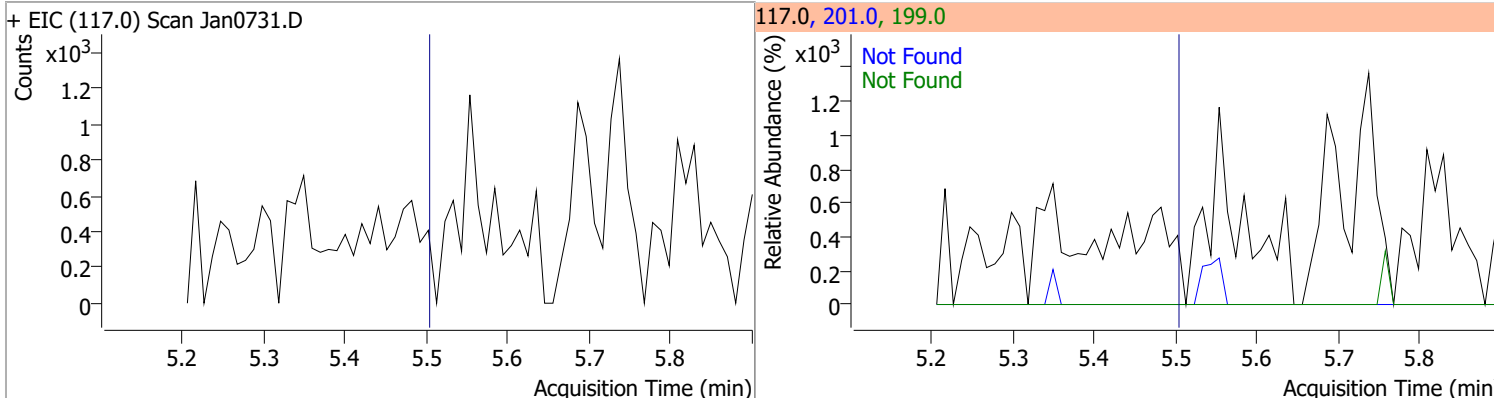


Compound	Conc.	Exp RT	QIon	Exp Ratio
4Methylphenol/3Methylphenol	N.D.	5.48	108.0	84.5

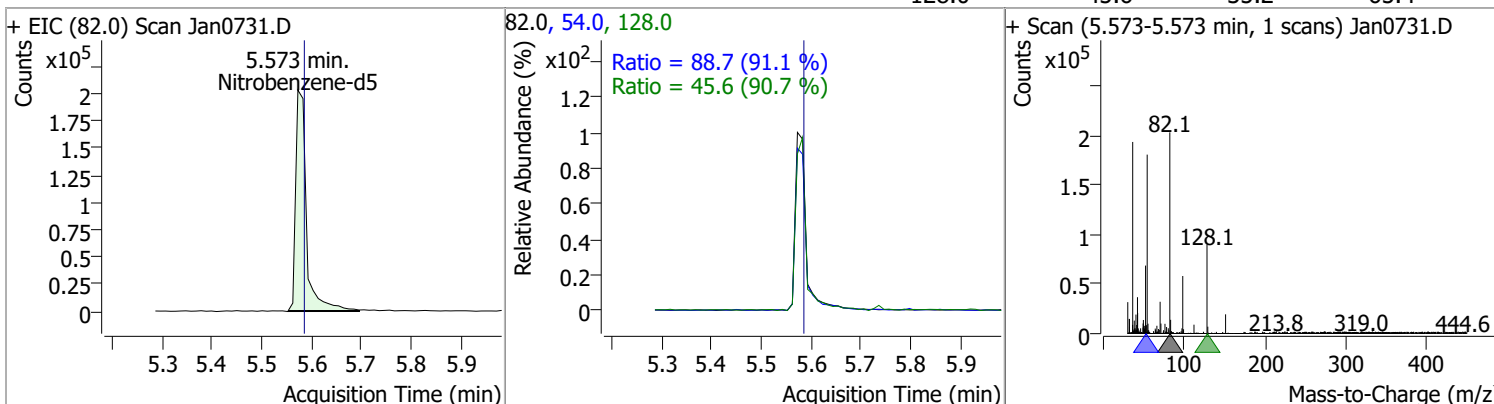


# Quantitation Results Report (QT Reviewed)

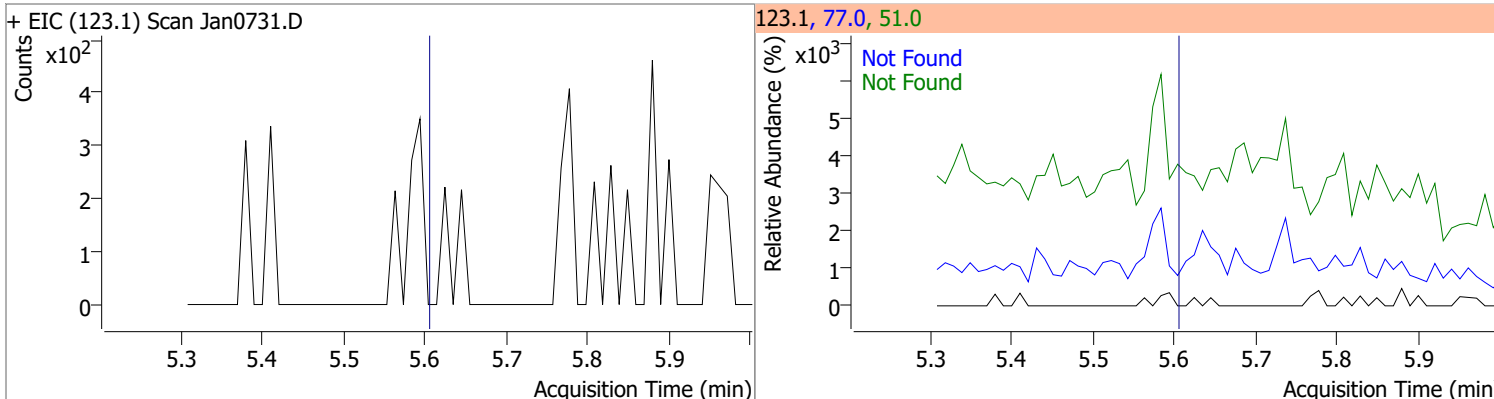
Compound	Conc.	Exp RT	QIon	Exp Ratio	QIon	Exp Ratio
Hexachloroethane	N.D.	5.50	201.0	93.2	199.0	57.2



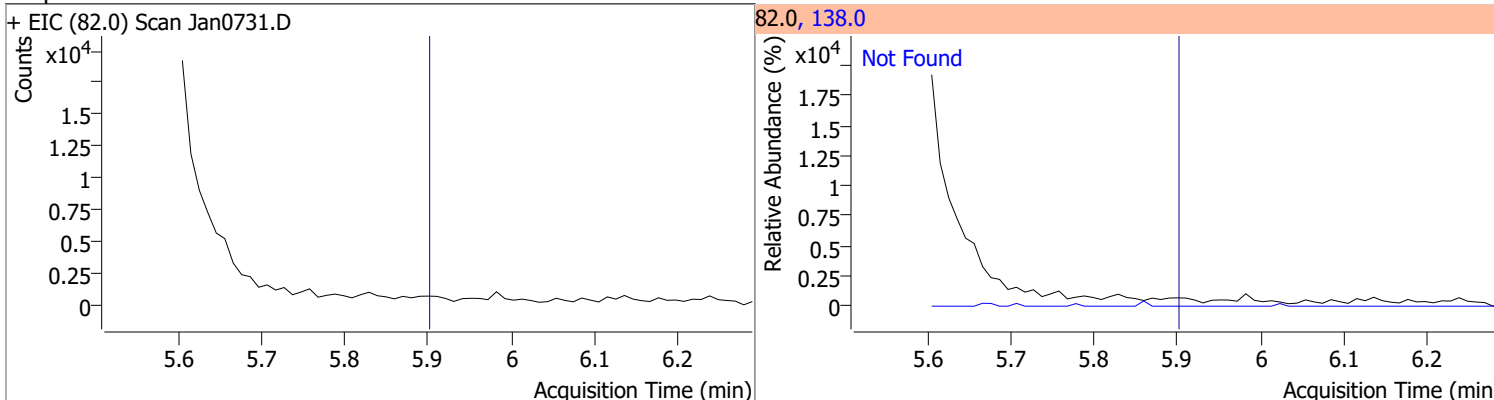
Compound	Conc.	RT	Dev(Min)	Resp.	QIon	QRatio	Lower	Upper
Nitrobenzene-d5	52.0779	5.57	-0.01	302287	54.0	88.7	68.2	126.6
					128.0	45.6	35.2	65.4



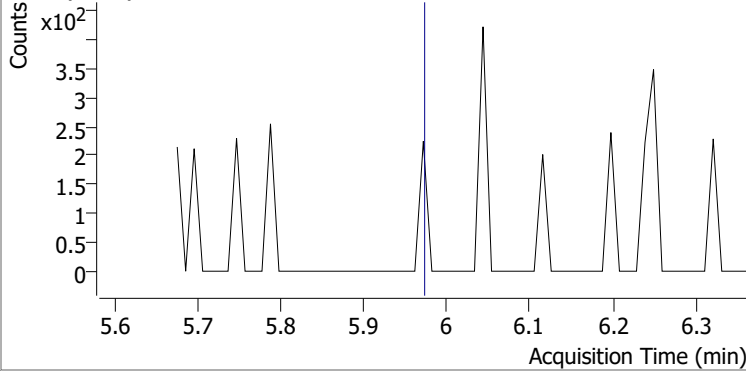
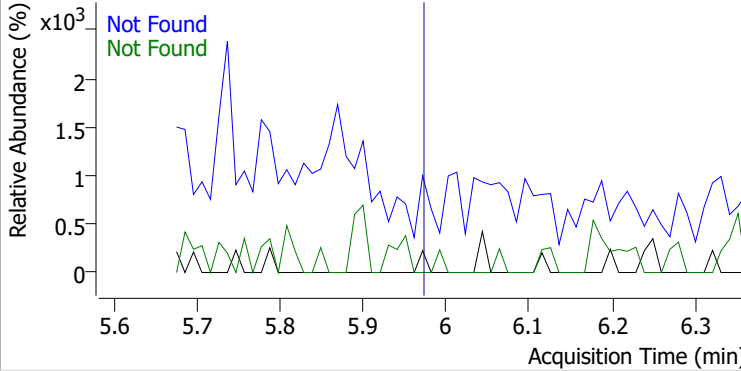
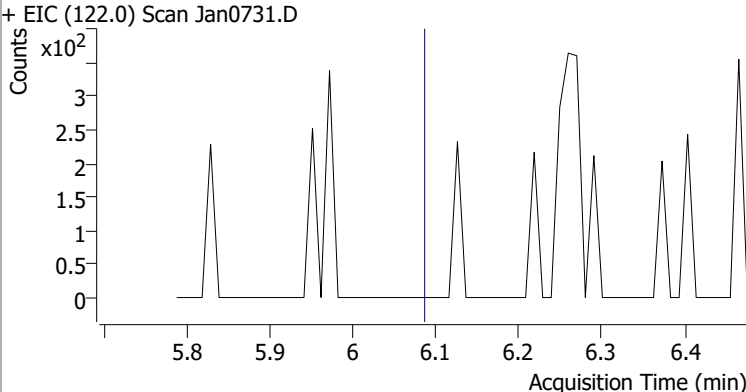
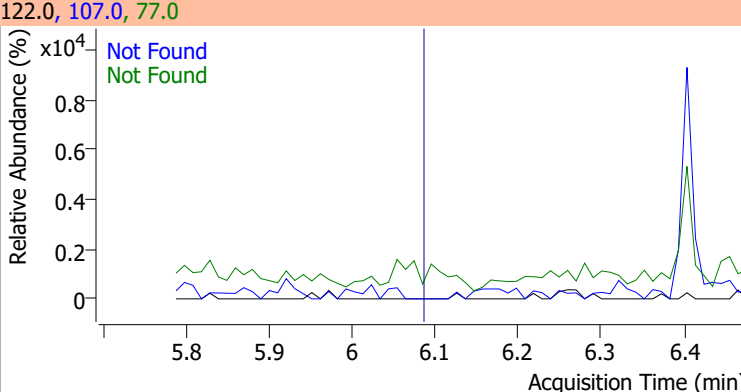
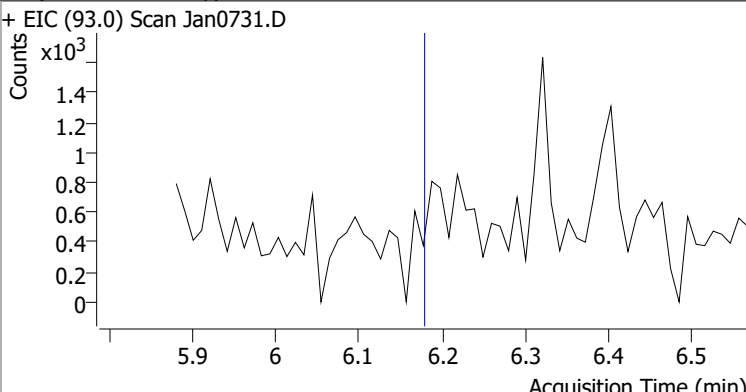
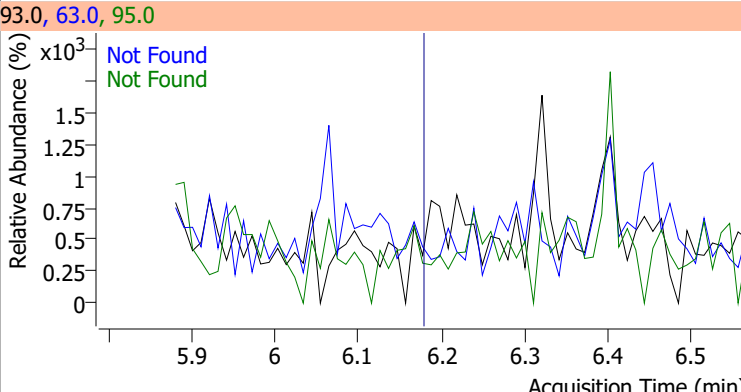
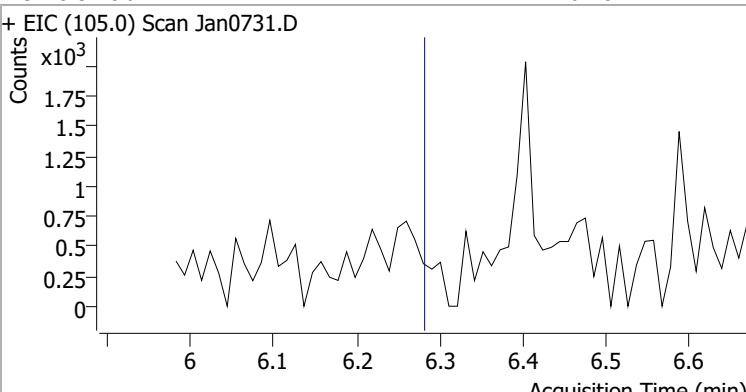
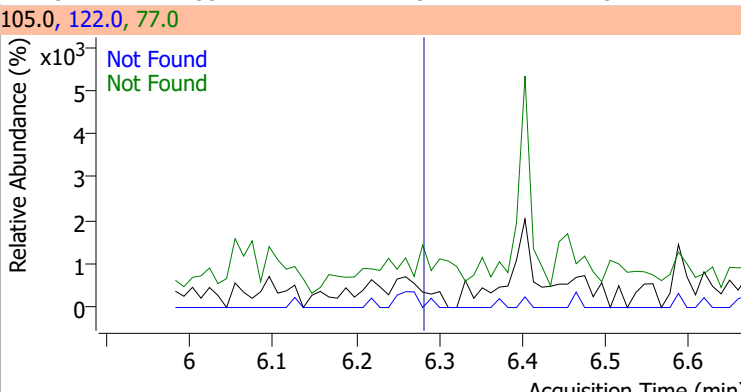
Compound	Conc.	Exp RT	QIon	Exp Ratio	QIon	Exp Ratio
Nitrobenzene	N.D.	5.60	77.0	186.4	51.0	186.0



Compound	Conc.	Exp RT	QIon	Exp Ratio
Isophorone	N.D.	5.90	138.0	20.3



# Quantitation Results Report (QT Reviewed)

Compound	Conc.	Exp RT	QIon	Exp Ratio	QIon	Exp Ratio
2-Nitrophenol	N.D.	5.97	65.0	51.2	109.0	34.5
+ EIC (139.0) Scan Jan0731.D			139.0, 65.0, 109.0			
						
2,4-Dimethylphenol	N.D.	6.08	107.0	106.6	77.0	30.1
+ EIC (122.0) Scan Jan0731.D			122.0, 107.0, 77.0			
						
bis(-2-Chloroethoxy)Methane	N.D.	6.18	63.0	91.4	95.0	31.4
+ EIC (93.0) Scan Jan0731.D			93.0, 63.0, 95.0			
						
Benzoic Acid	N.D.	6.28	122.0	88.1	77.0	74.0
+ EIC (105.0) Scan Jan0731.D			105.0, 122.0, 77.0			
						

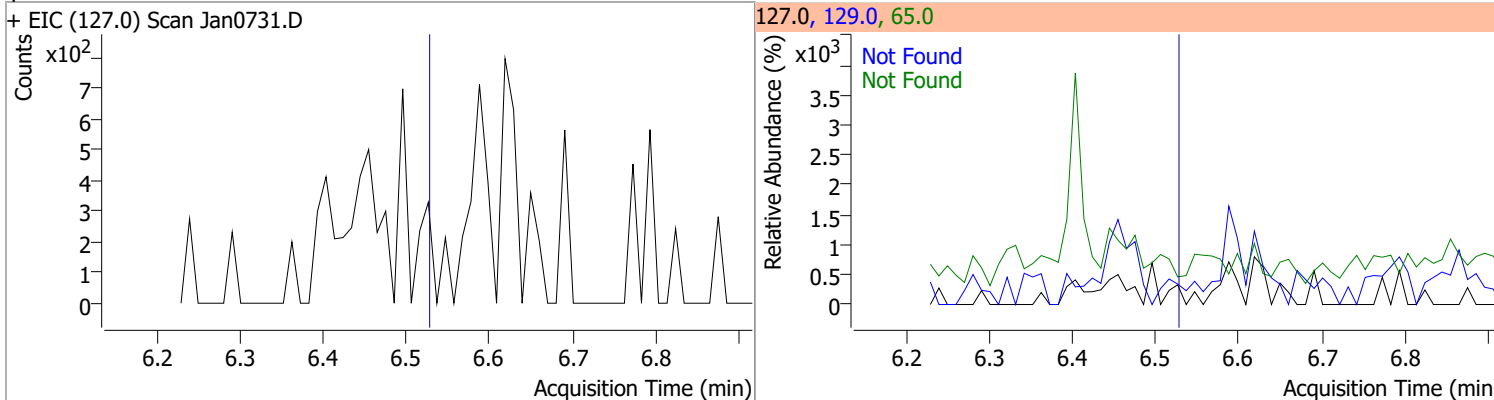


# Quantitation Results Report (QT Reviewed)

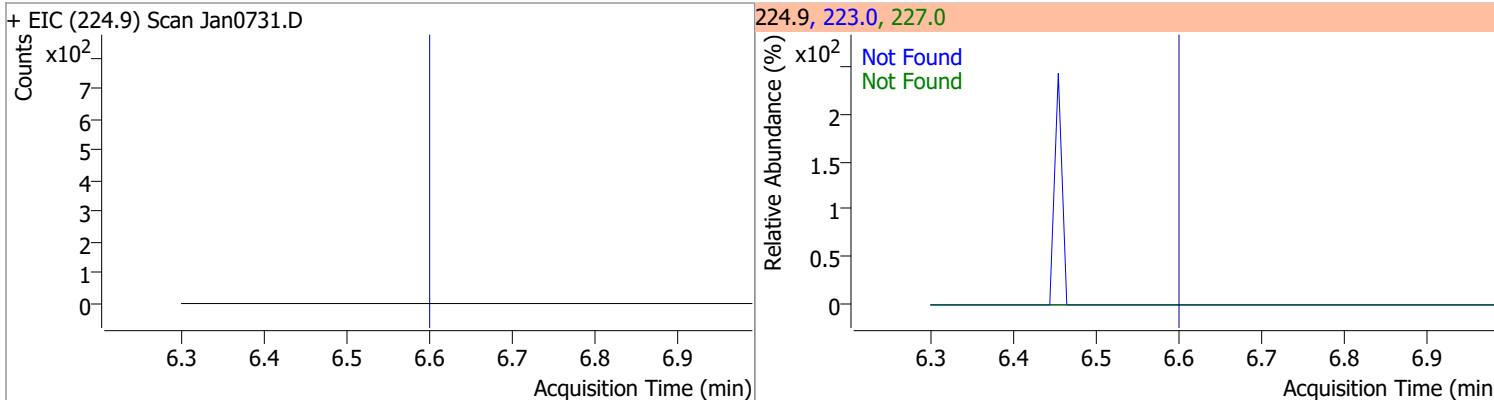
Compound	Conc.	Exp RT	QIon	Exp Ratio	QIon	Exp Ratio
2,4-Dichlorophenol	N.D.	6.28	164.0	65.0	98.0	31.2
+ EIC (162.0) Scan Jan0731.D			162.0, 164.0, 98.0			
1,2,4-Trichlorobenzene	N.D.	6.34	182.0	97.8	145.0	30.3
+ EIC (180.0) Scan Jan0731.D			180.0, 182.0, 145.0			
Naphthalene	N.D.	6.42	129.0	10.6	102.0	9.0
+ EIC (128.0) Scan Jan0731.D			128.0, 129.0, 102.0			
4-Chlorophenol	N.D.	6.49	128.0	318.3		
+ EIC (130.0) Scan Jan0731.D			130.0, 128.0			

# Quantitation Results Report (QT Reviewed)

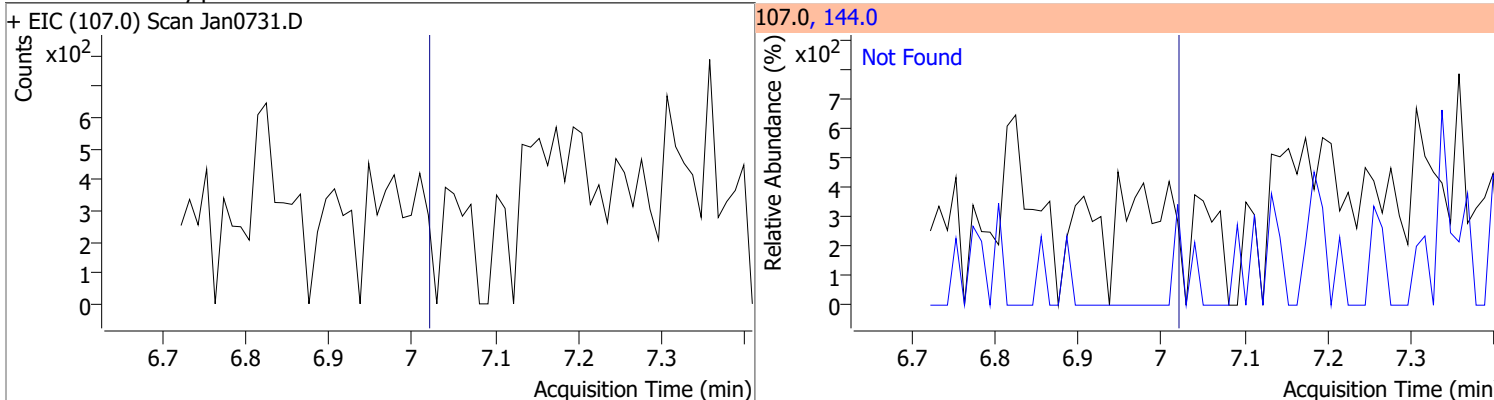
Compound	Conc.	Exp RT	QIon	Exp Ratio	QIon	Exp Ratio
p-Chloroaniline	N.D.	6.53	65.0	36.5	129.0	33.7



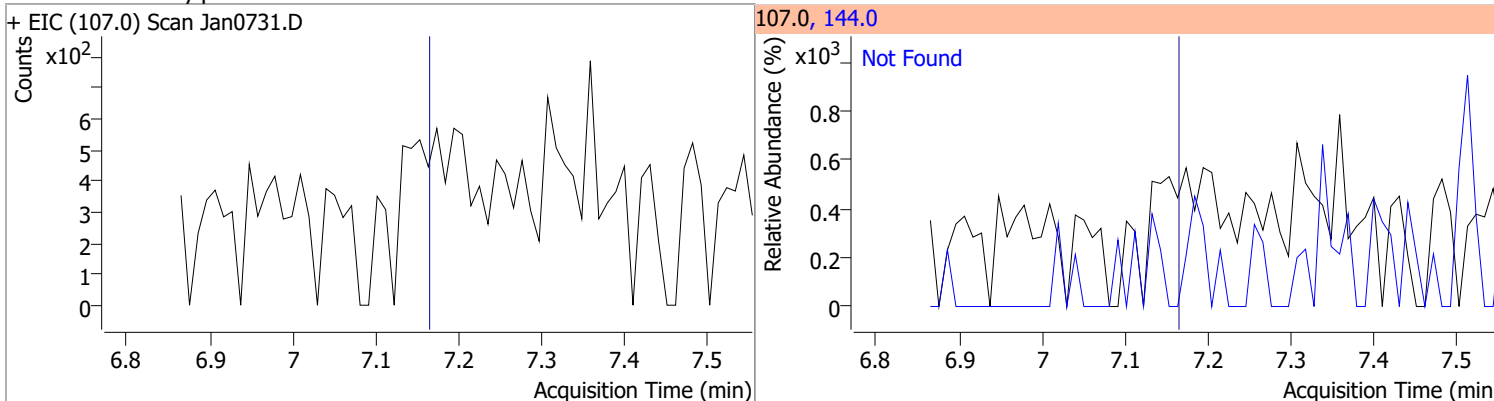
Compound	Conc.	Exp RT	QIon	Exp Ratio	QIon	Exp Ratio
Hexachlorobutadiene	N.D.	6.60	227.0	66.1	223.0	64.1



Compound	Conc.	Exp RT	QIon	Exp Ratio
4-Chloro-2-Methylphenol	N.D.	7.02	144.0	27.3

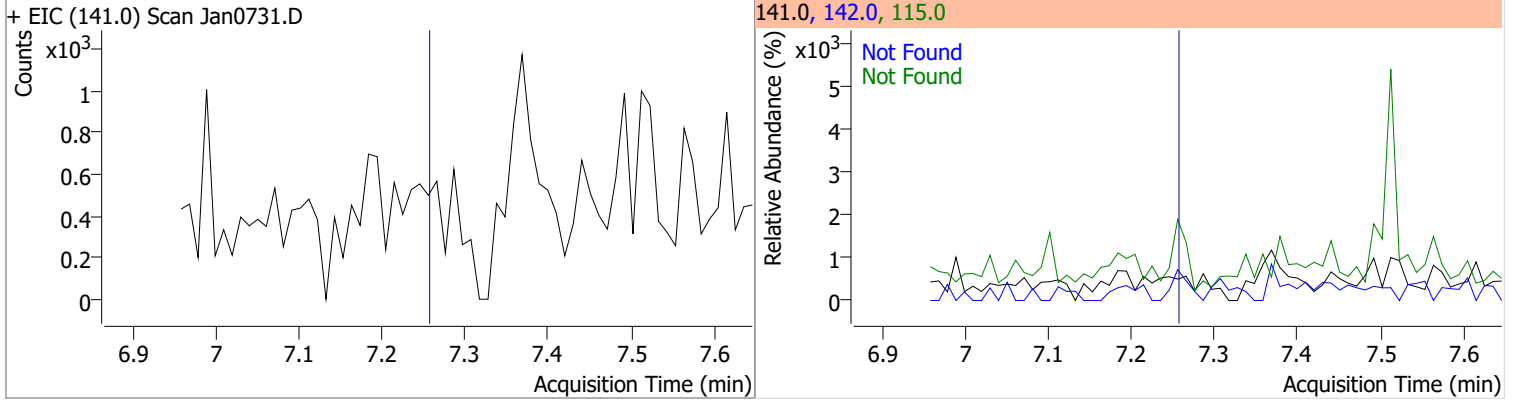


Compound	Conc.	Exp RT	QIon	Exp Ratio
4-Chloro-3-Methylphenol	N.D.	7.16	144.0	28.4

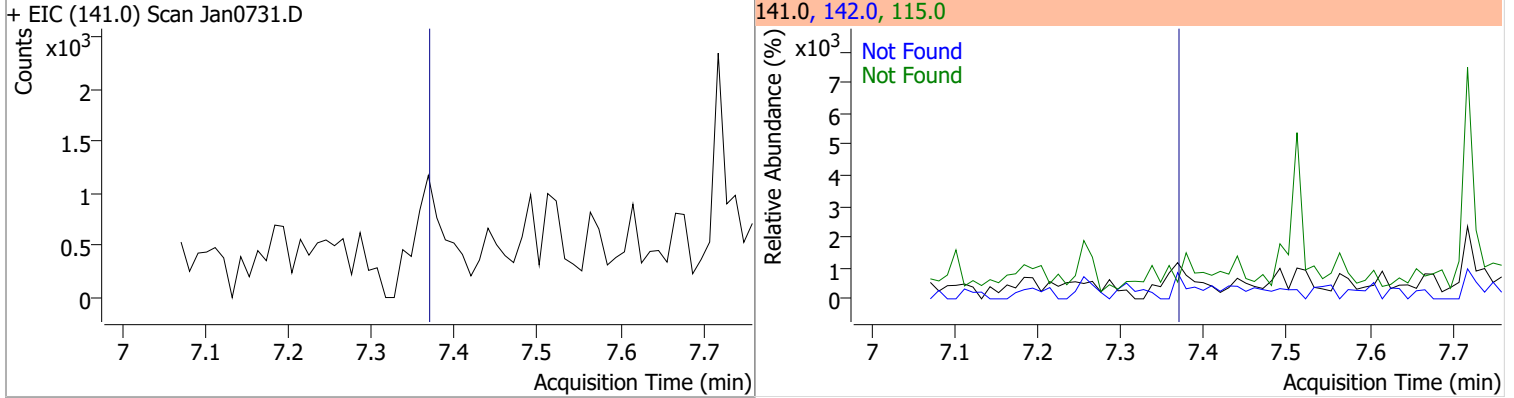


# Quantitation Results Report (QT Reviewed)

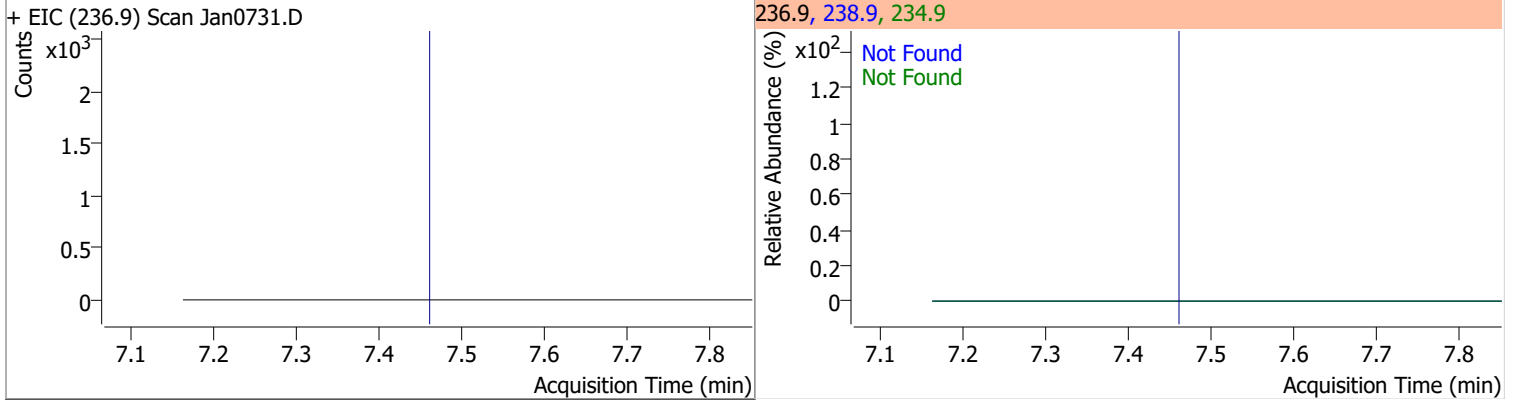
Compound	Conc.	Exp RT	QIon	Exp Ratio	QIon	Exp Ratio
2-Methylnaphthalene	N.D.	7.26	142.0	115.4	115.0	41.6



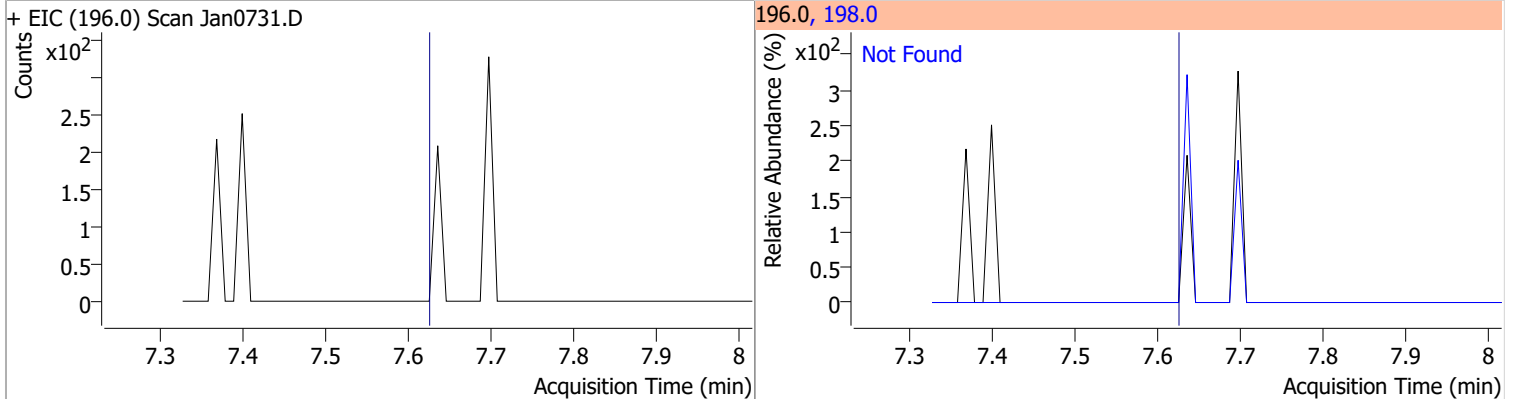
Compound	Conc.	Exp RT	QIon	Exp Ratio	QIon	Exp Ratio
1-Methylnaphthalene	N.D.	7.37	142.0	110.2	115.0	43.1



Compound	Conc.	Exp RT	QIon	Exp Ratio	QIon	Exp Ratio
Hexachlorocyclopentadiene	N.D.	7.45	238.9	65.0	234.9	62.3

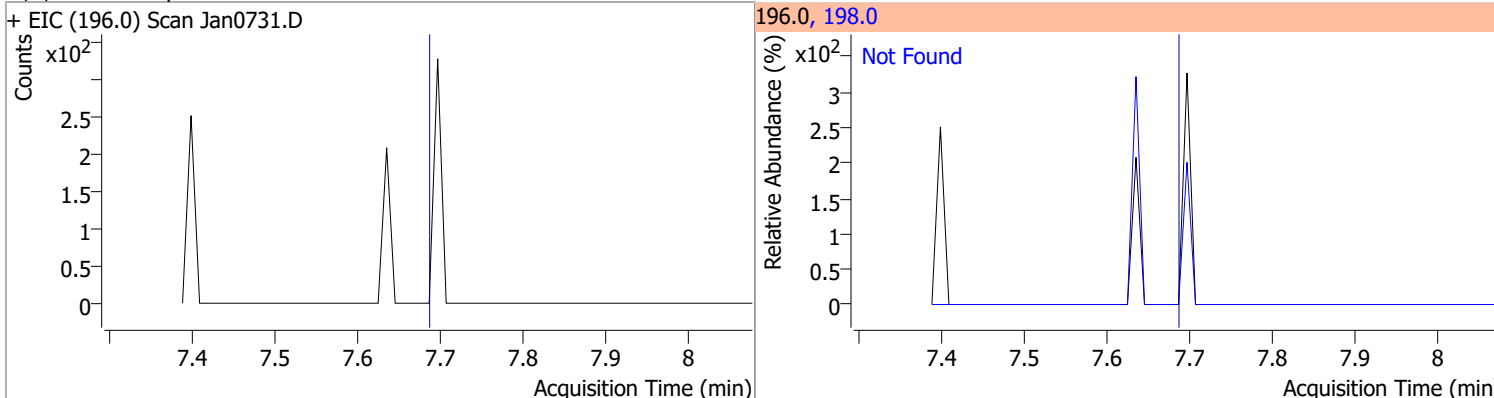


Compound	Conc.	Exp RT	QIon	Exp Ratio
2,4,6-Trichlorophenol	N.D.	7.61	198.0	95.1

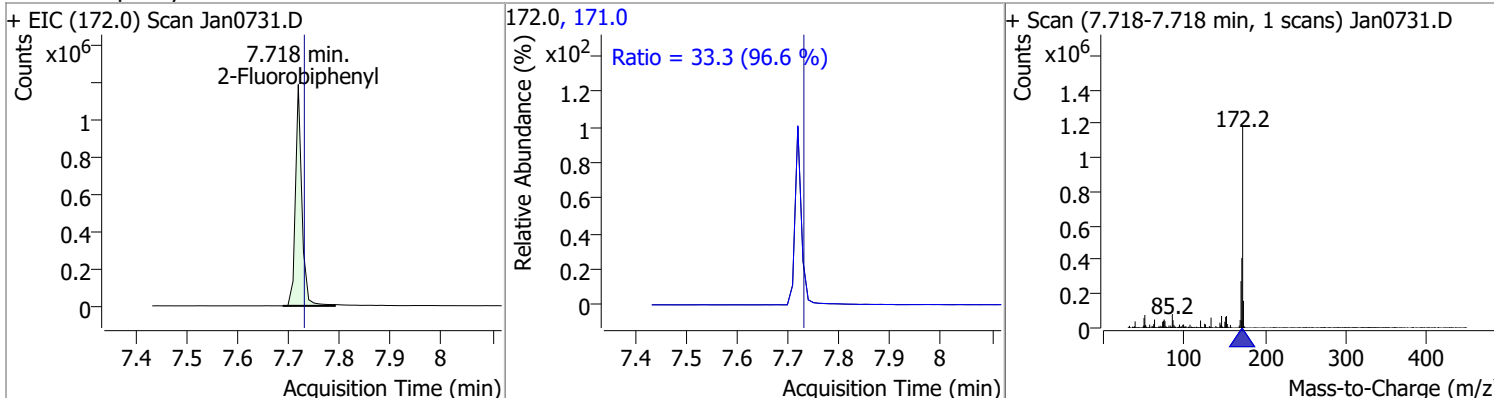


# Quantitation Results Report (QT Reviewed)

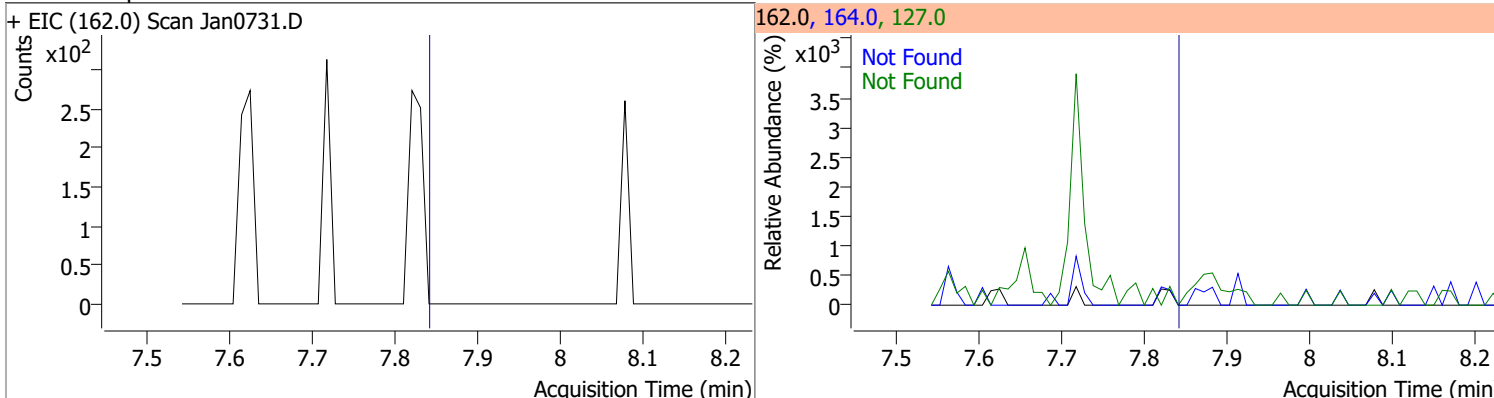
Compound	Conc.	Exp RT	QIon	Exp Ratio
2,4,5-Trichlorophenol	N.D.	7.68	198.0	95.5



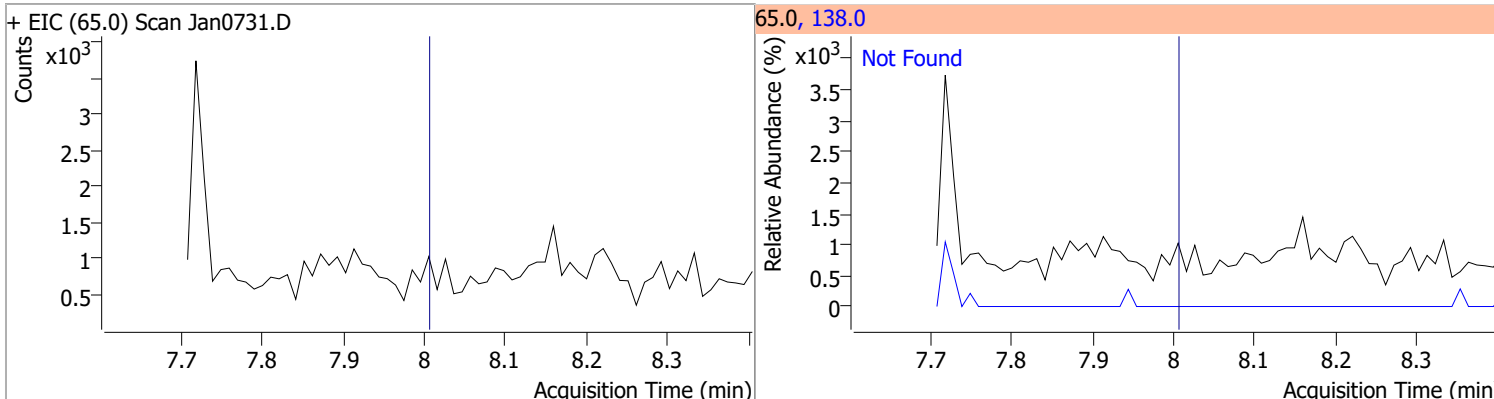
Compound	Conc.	RT	Dev(Min)	Resp.	QIon	QRatio	Lower	Upper
2-Fluorobiphenyl	54.2240	7.72	0.00	1035888	171.0	33.3	24.2	44.9



Compound	Conc.	Exp RT	QIon	Exp Ratio	QIon	Exp Ratio
2-Chloronaphthalene	N.D.	7.83	127.0	37.9	164.0	32.3

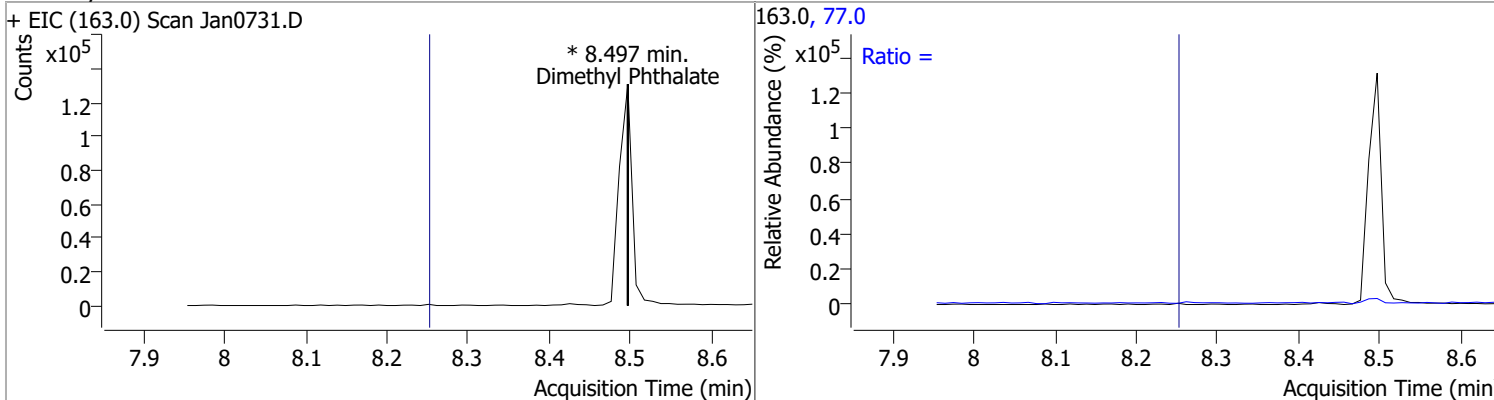


Compound	Conc.	Exp RT	QIon	Exp Ratio
2-Nitroaniline	N.D.	7.99	138.0	107.7

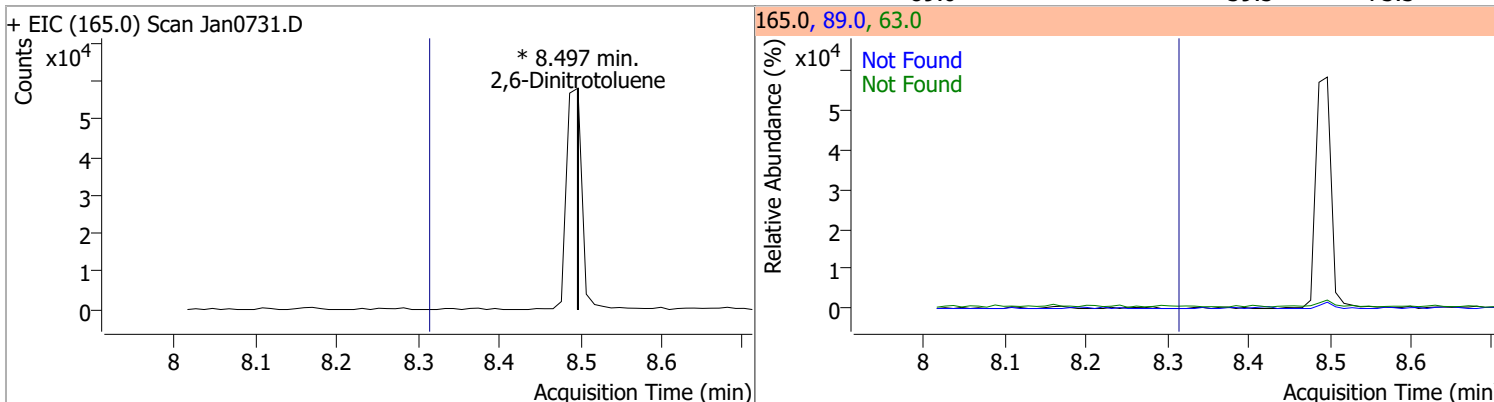


# Quantitation Results Report (QT Reviewed)

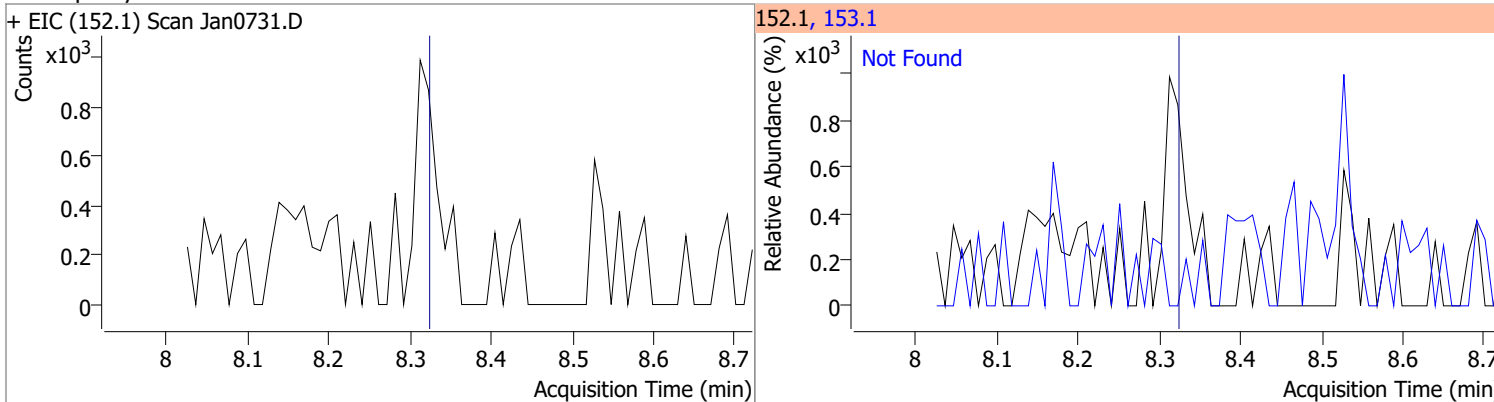
Compound	Conc.	RT	Dev(Min)	Resp.	QIon	QRatio	Lower	Upper
Dimethyl Phthalate	0	0		0	77.0		13.0	24.2



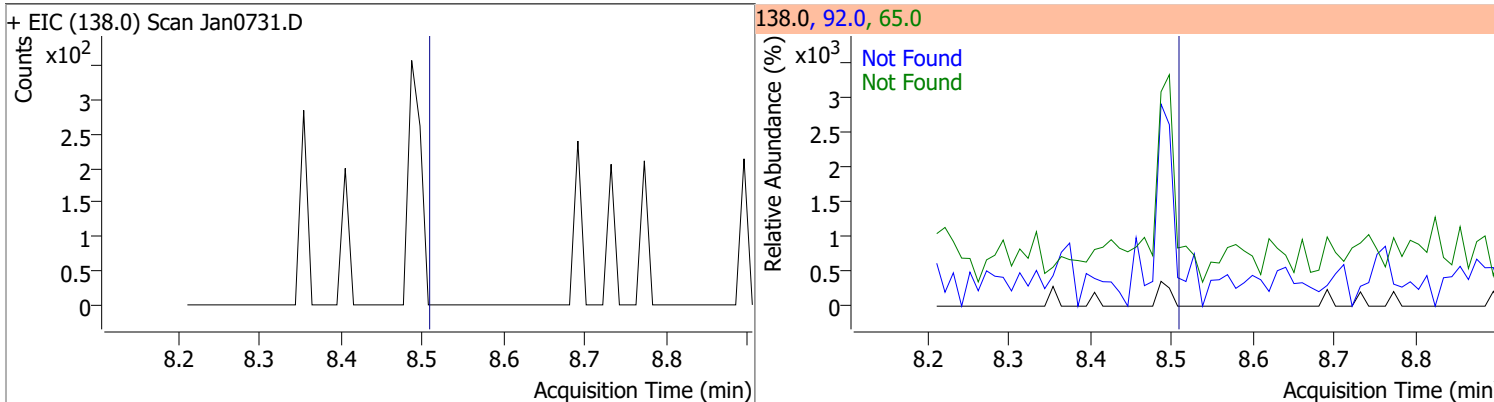
Compound	Conc.	RT	Dev(Min)	Resp.	QIon	QRatio	Lower	Upper
2,6-Dinitrotoluene	0	0		0	63.0 89.0		110.4 39.5	205.0 73.3



Compound	Conc.	Exp RT	QIon	Exp Ratio
Acenaphthylene	N.D.	8.31	153.1	13.8

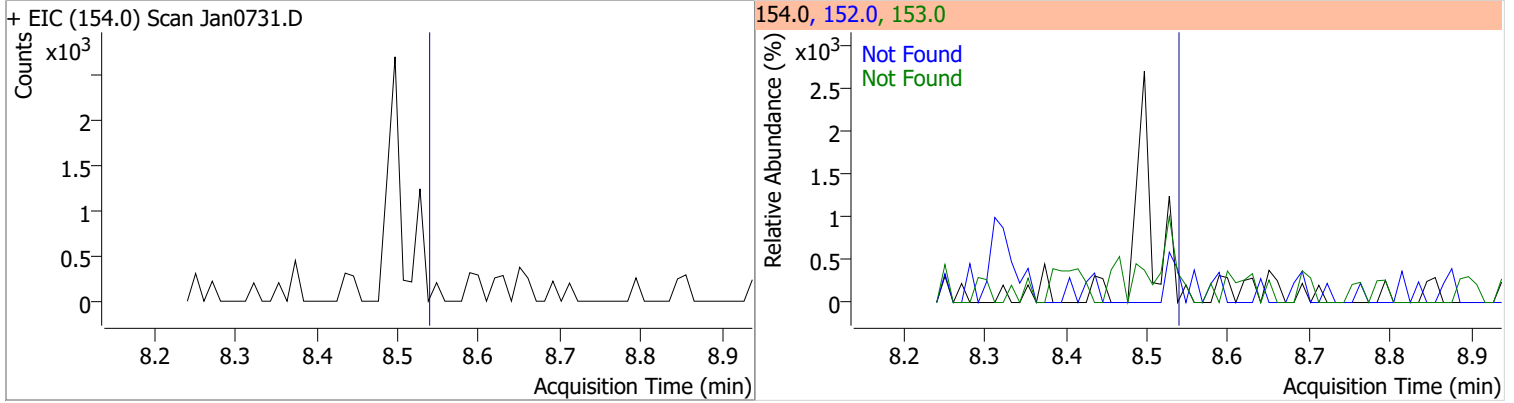


Compound	Conc.	Exp RT	QIon	Exp Ratio	QIon	Exp Ratio
3-Nitroaniline	N.D.	8.50	65.0	140.9	92.0	106.5

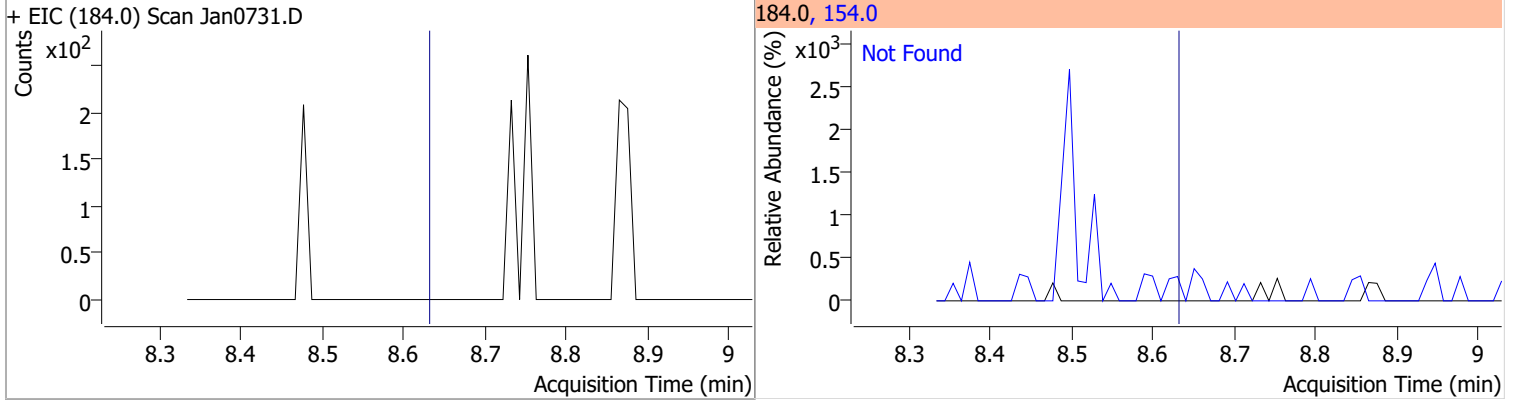


# Quantitation Results Report (QT Reviewed)

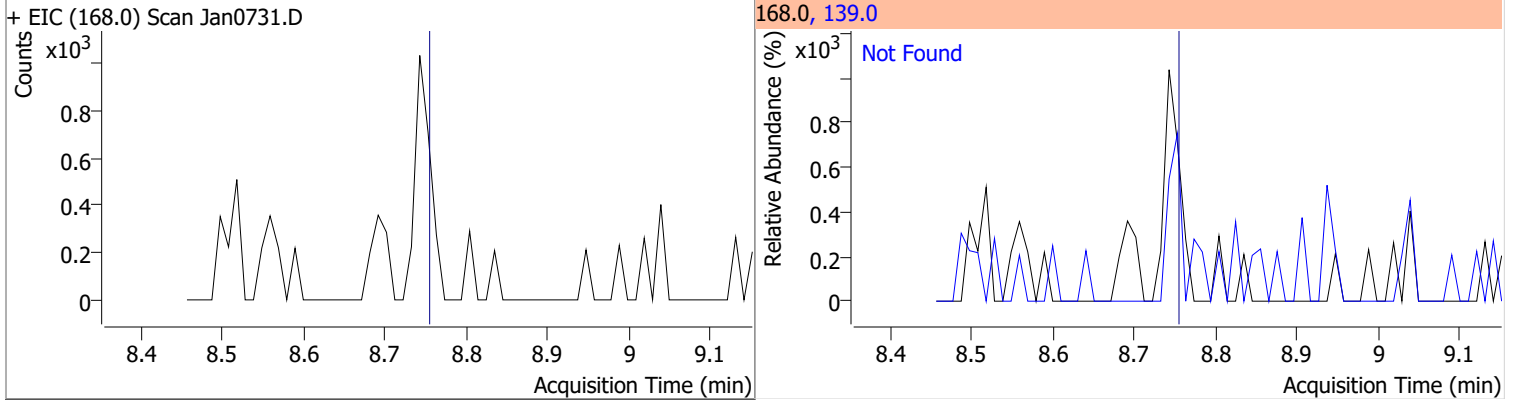
Compound	Conc.	Exp RT	QIon	Exp Ratio	QIon	Exp Ratio
Acenaphthene	N.D.	8.53	153.0	109.5	152.0	52.9



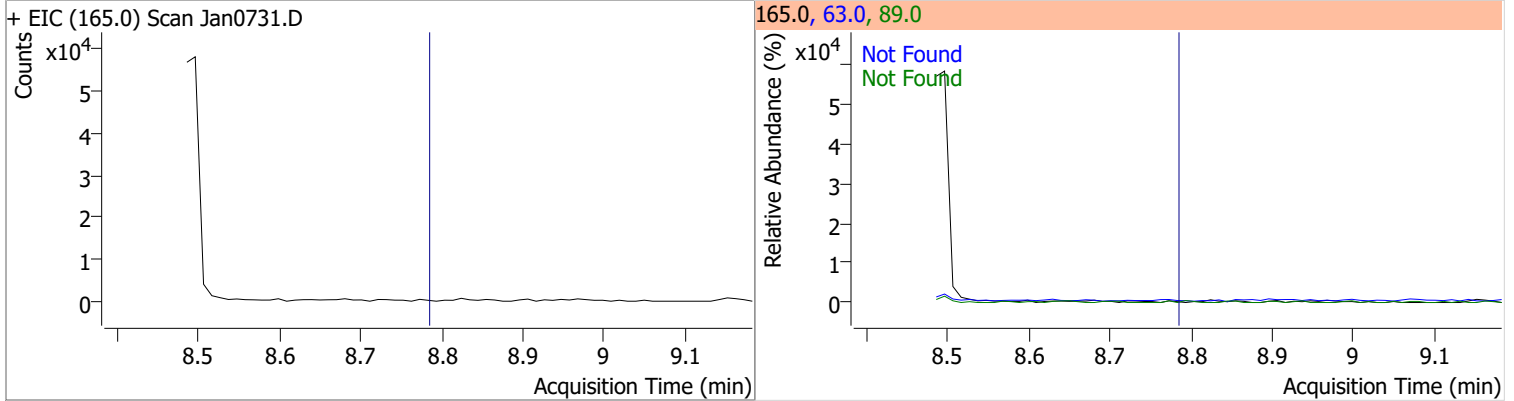
Compound	Conc.	Exp RT	QIon	Exp Ratio
2,4-Dinitrophenol	N.D.	8.62	154.0	60.0



Compound	Conc.	Exp RT	QIon	Exp Ratio
Dibenzofuran	N.D.	8.74	139.0	38.6

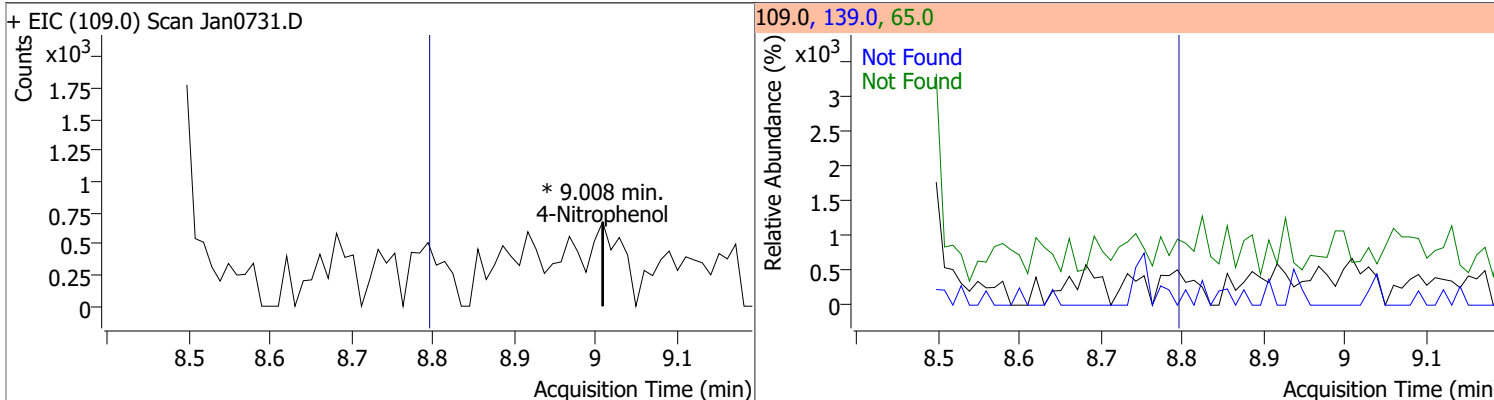


Compound	Conc.	Exp RT	QIon	Exp Ratio	QIon	Exp Ratio
2,4-Dinitrotoluene	N.D.	8.77	63.0	76.1	89.0	74.7

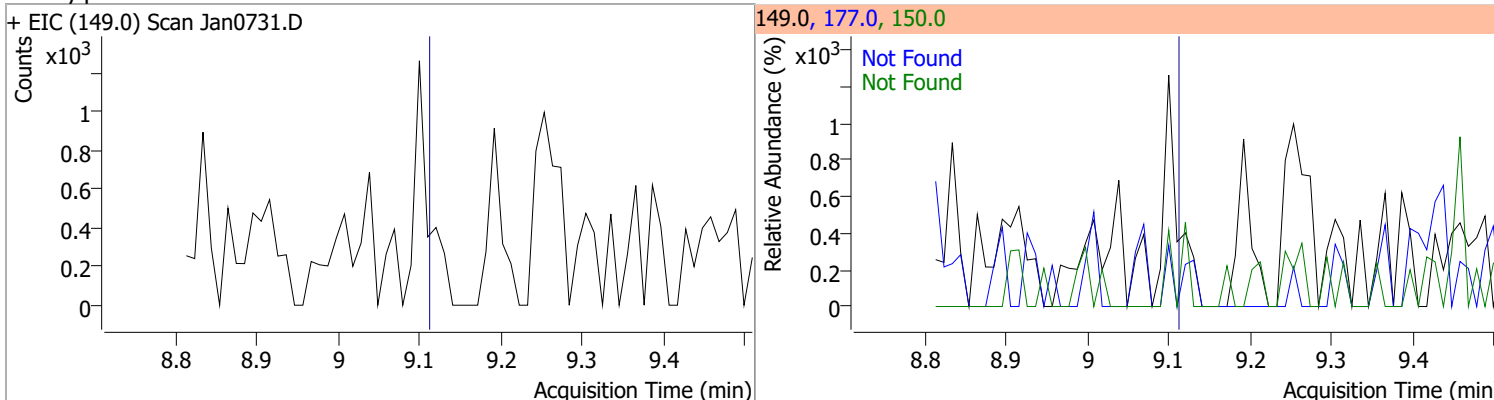


# Quantitation Results Report (QT Reviewed)

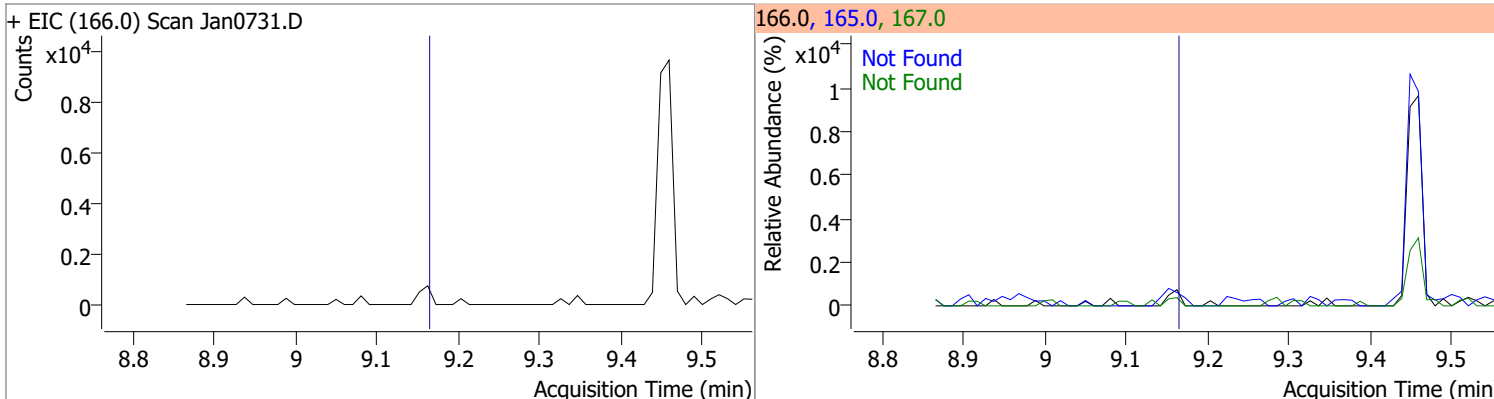
Compound	Conc.	RT	Dev(Min)	Resp.	QIon	QRatio	Lower	Upper
4-Nitrophenol	0	0		0	65.0		62.0	115.1
					139.0		56.3	104.5



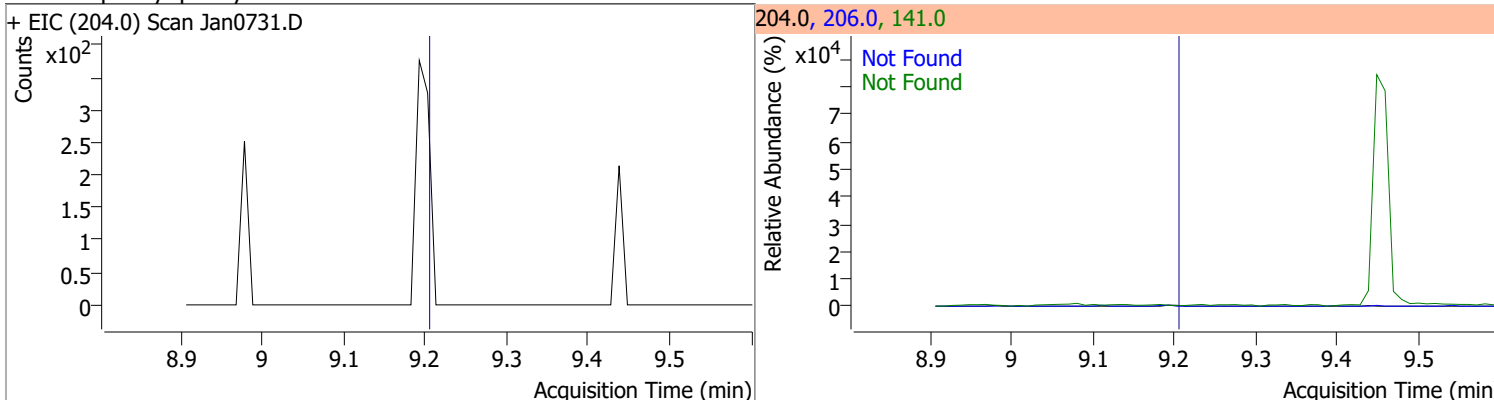
Compound	Conc.	Exp RT	QIon	Exp Ratio	QIon	Exp Ratio
Diethylphthalate	N.D.	9.10	177.0	20.7	150.0	12.6



Compound	Conc.	Exp RT	QIon	Exp Ratio	QIon	Exp Ratio
Fluorene	N.D.	9.15	165.0	93.4	167.0	12.9

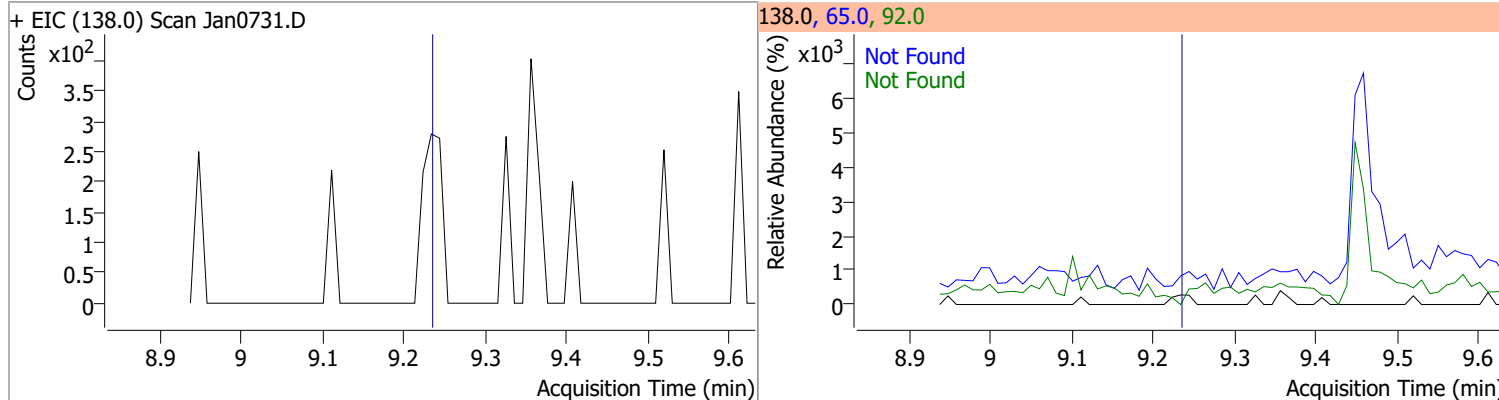


Compound	Conc.	Exp RT	QIon	Exp Ratio	QIon	Exp Ratio
4-Chlorophenyl-phenylether	N.D.	9.19	141.0	62.3	206.0	33.9

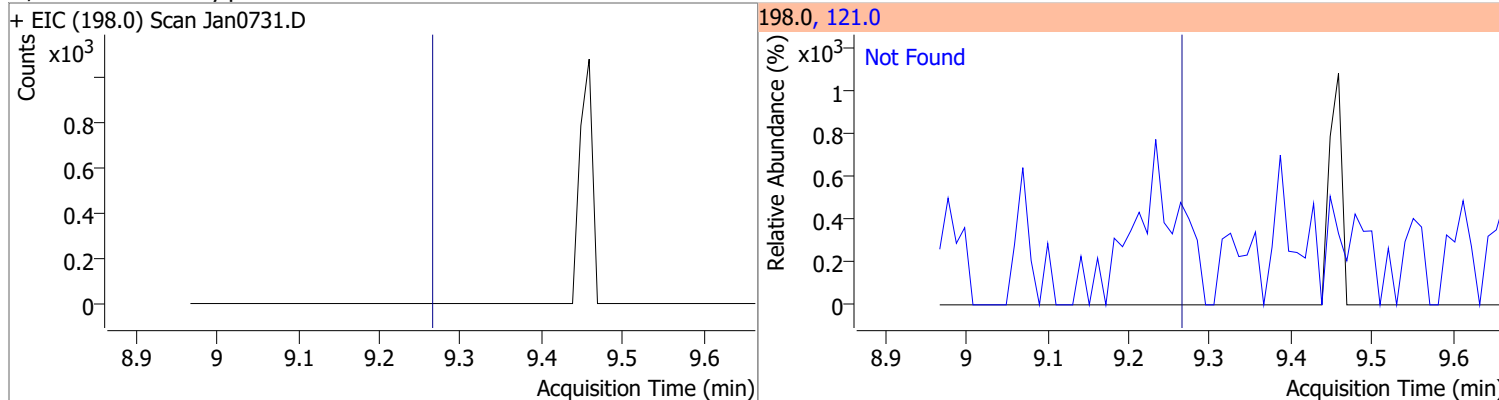


# Quantitation Results Report (QT Reviewed)

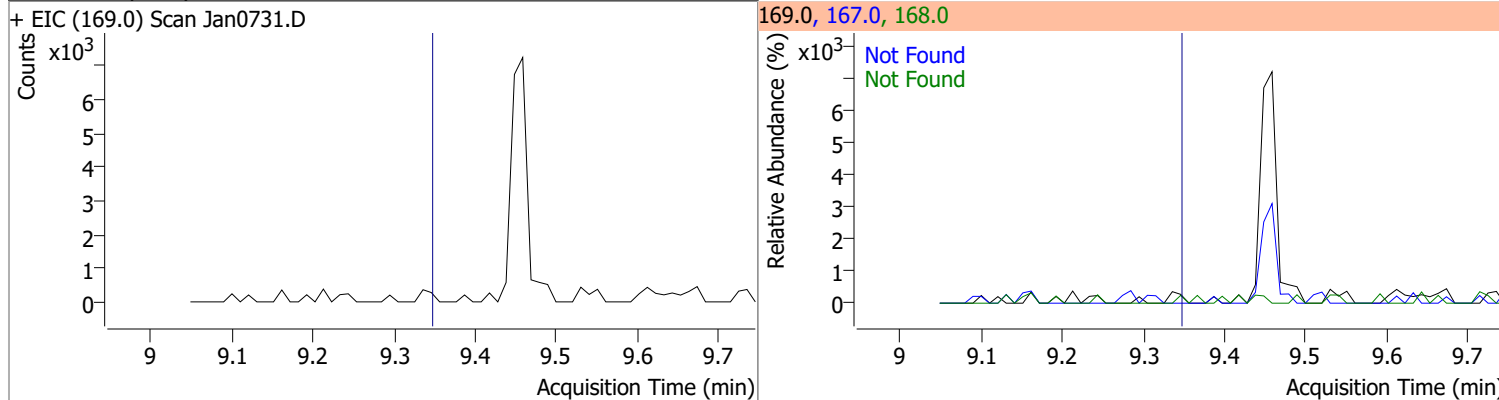
Compound	Conc.	Exp RT	QIon	Exp Ratio	QIon	Exp Ratio
4-Nitroaniline	N.D.	9.23	65.0	114.6	92.0	45.3



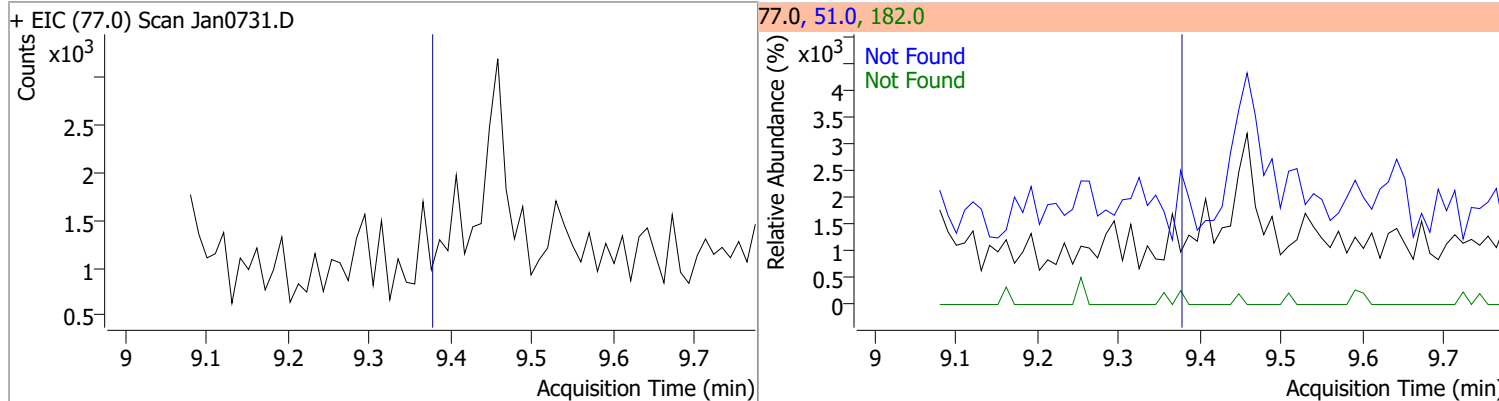
Compound	Conc.	Exp RT	QIon	Exp Ratio
4,6-Dinitro-2-methylphenol	N.D.	9.26	121.0	44.8



Compound	Conc.	Exp RT	QIon	Exp Ratio	QIon	Exp Ratio
N-nitrosodiphenylamine	N.D.	9.35	168.0	63.3	167.0	33.4



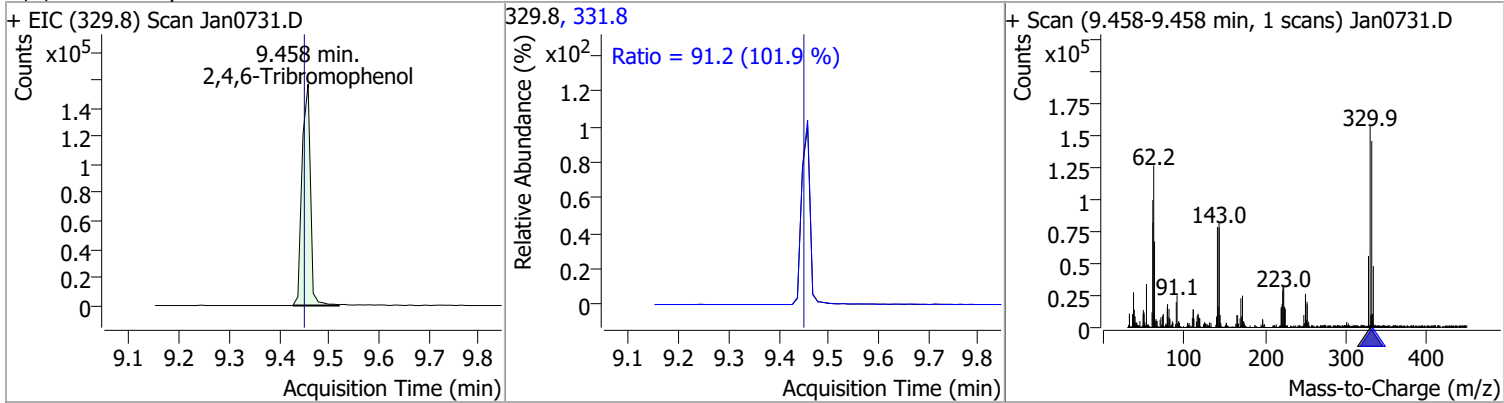
Compound	Conc.	Exp RT	QIon	Exp Ratio	QIon	Exp Ratio
Azobenzene	N.D.	9.38	51.0	49.9	182.0	26.9



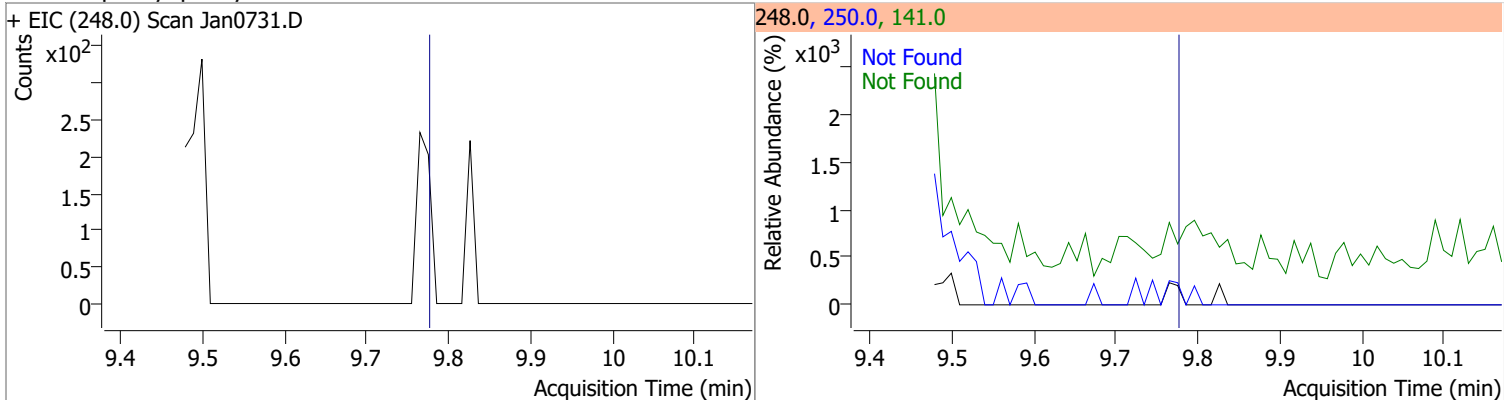


# Quantitation Results Report (QT Reviewed)

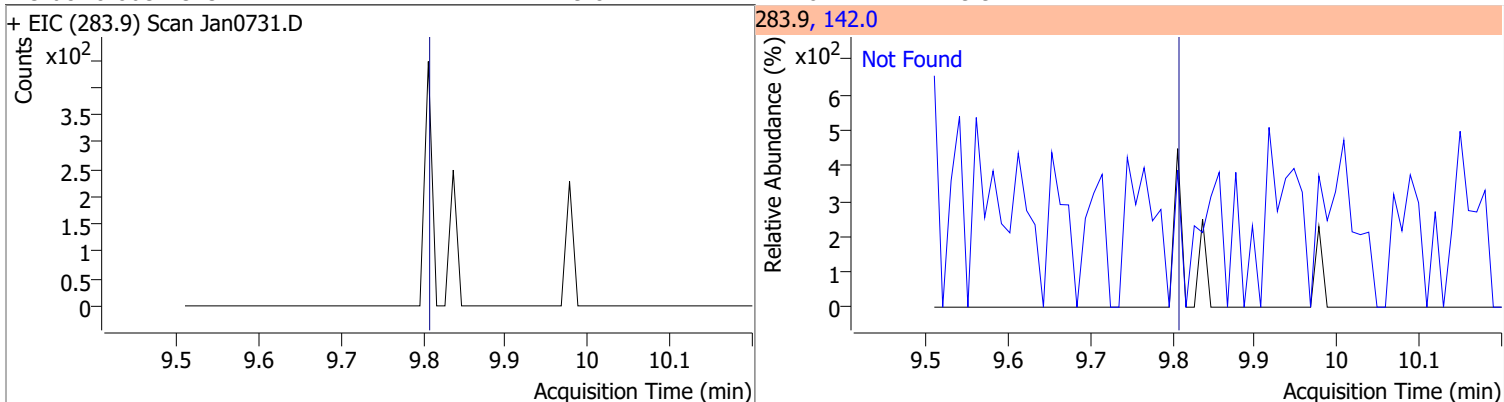
Compound	Conc.	RT	Dev(Min)	Resp.	QIon	QRatio	Lower	Upper
2,4,6-Tribromophenol	123.8726	9.46	0.01	184204	331.8	91.2	62.7	116.4



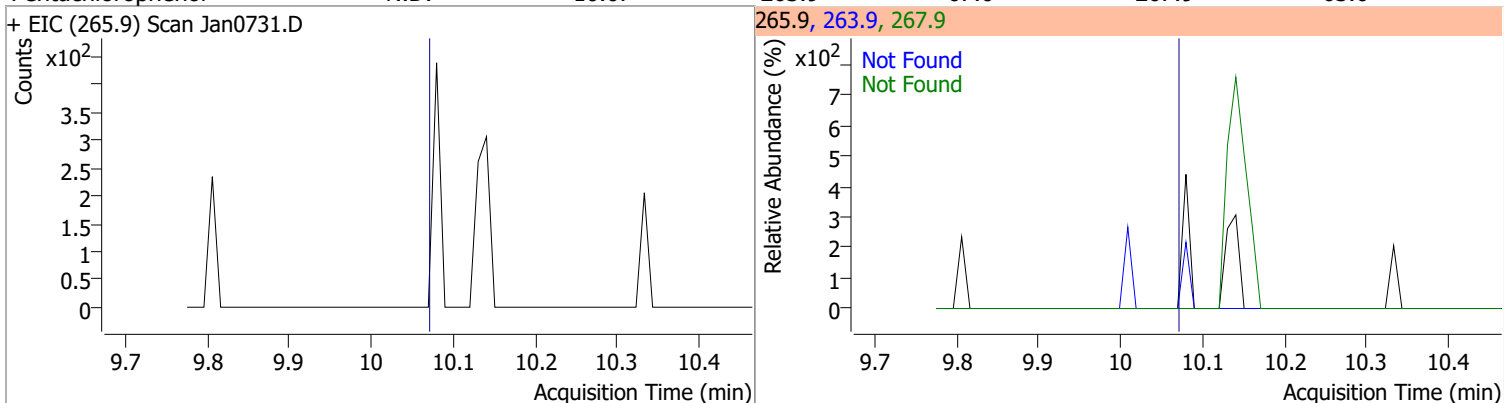
Compound	Conc.	Exp RT	QIon	Exp Ratio	QIon	Exp Ratio
4-Bromophenyl-phenylether	N.D.	9.78	250.0	98.3	141.0	96.1



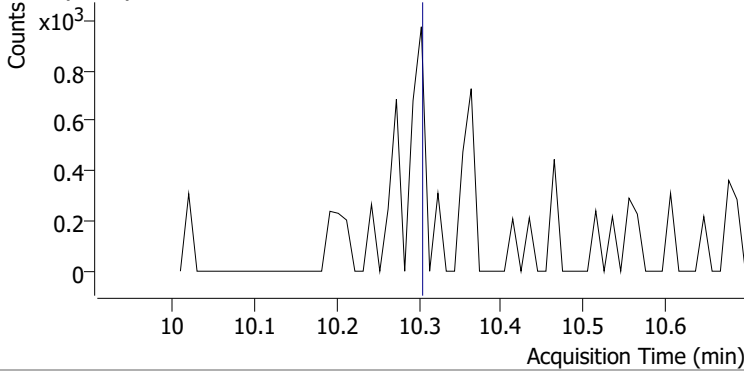
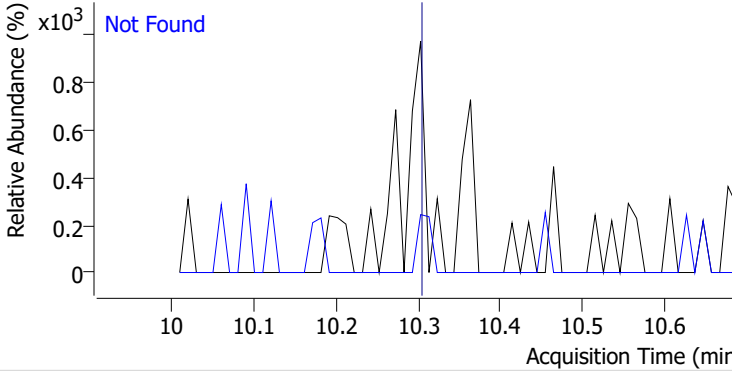
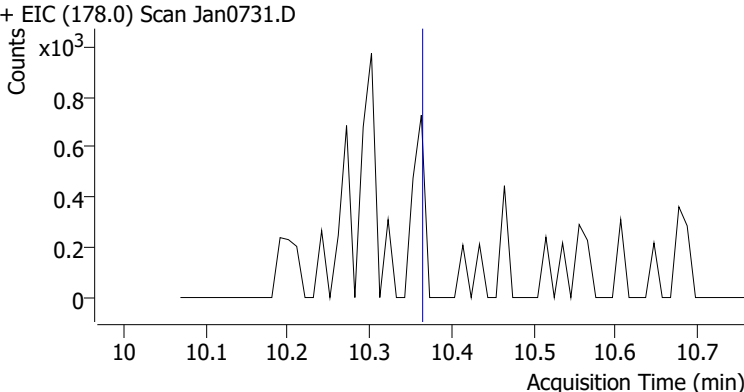
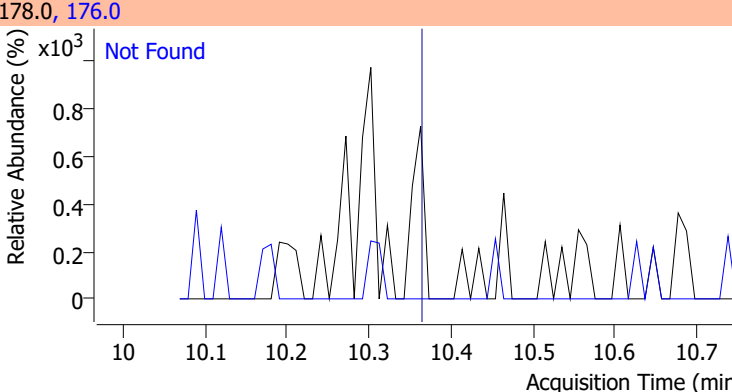
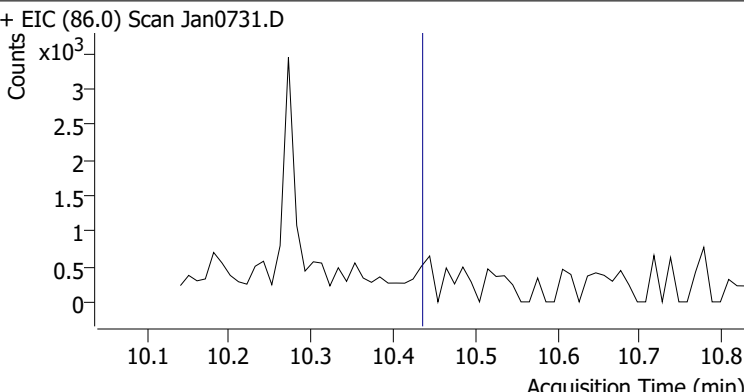
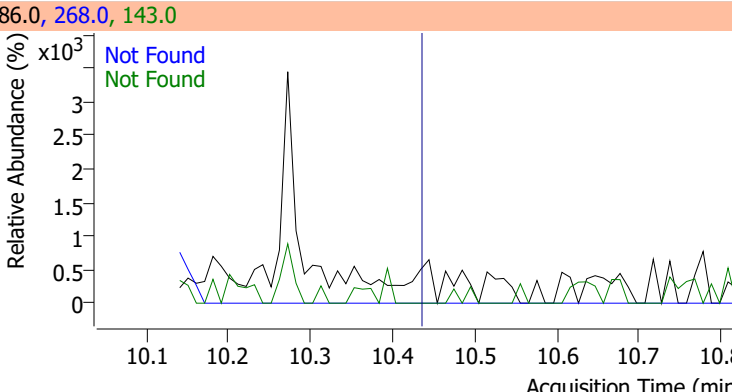
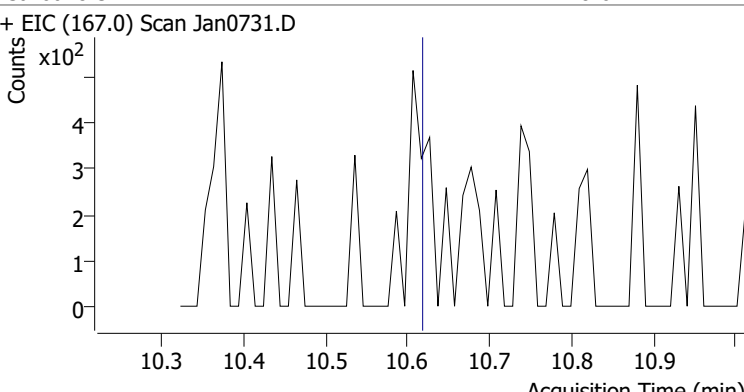
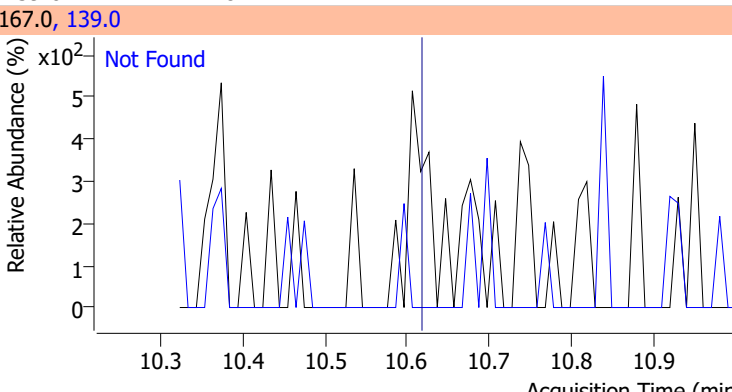
Compound	Conc.	Exp RT	QIon	Exp Ratio	QIon	Exp Ratio
Hexachlorobenzene	N.D.	9.81	142.0	49.9	142.0	49.9



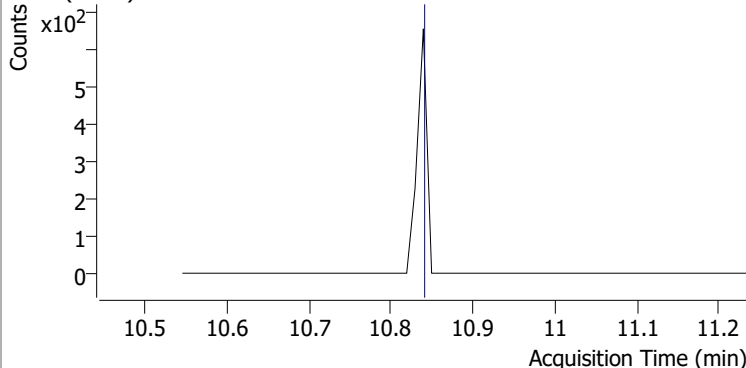
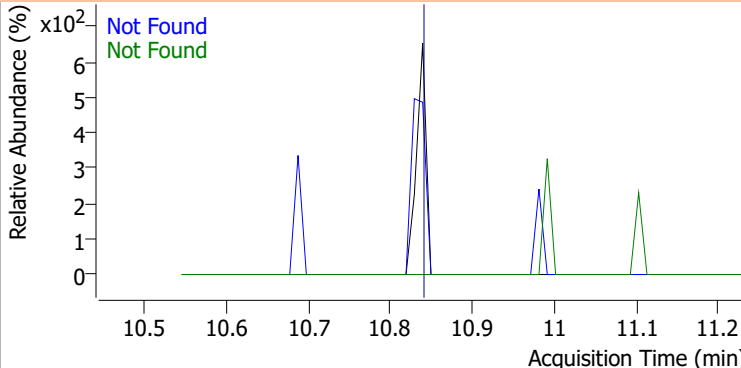
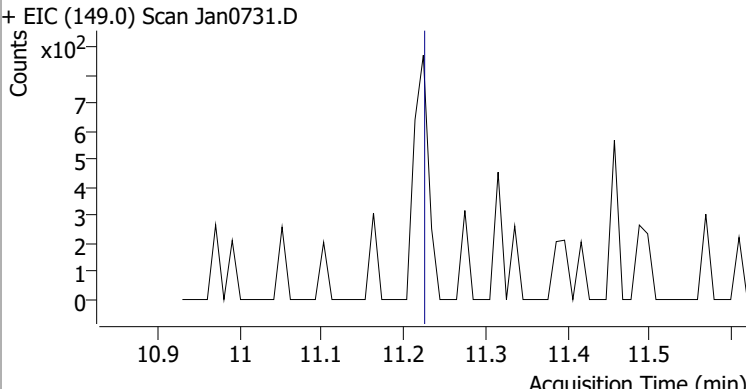
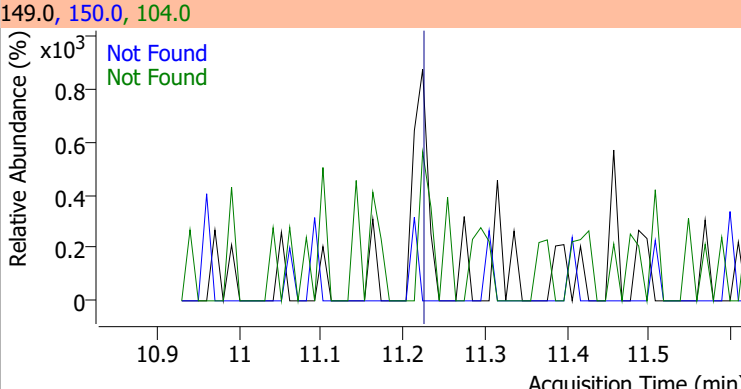
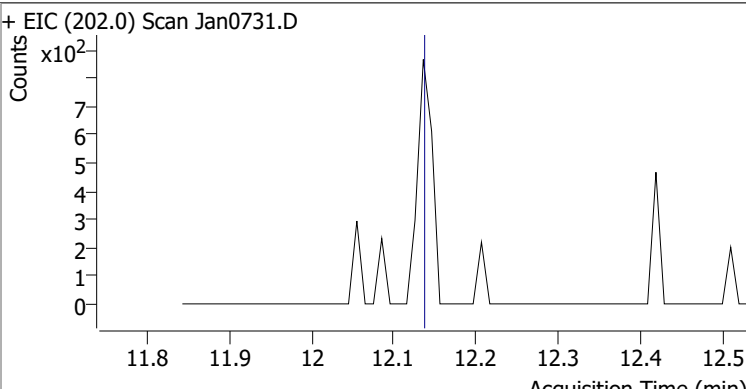
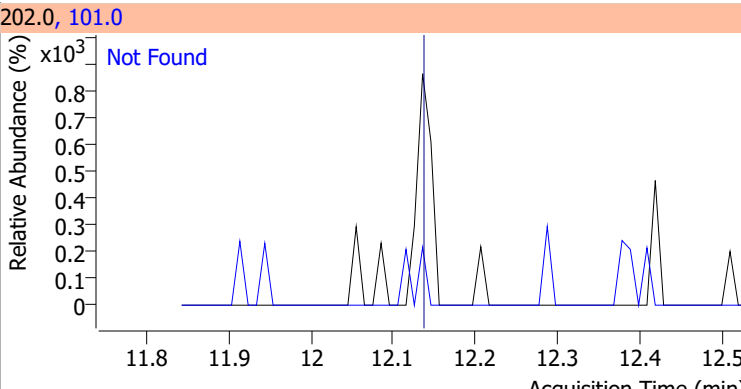
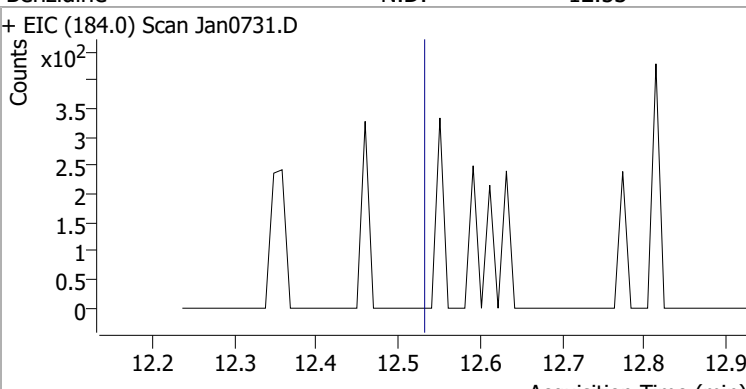
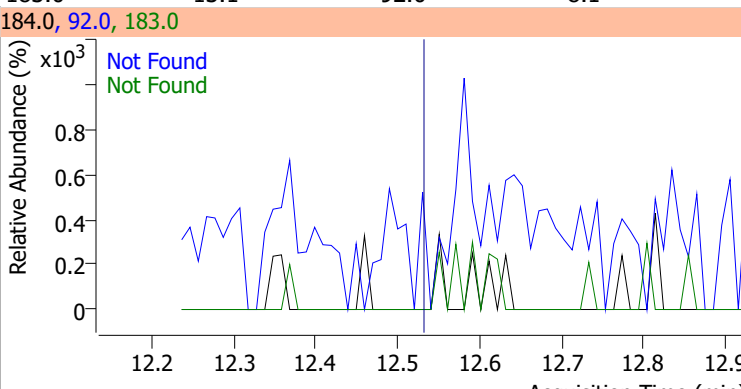
Compound	Conc.	Exp RT	QIon	Exp Ratio	QIon	Exp Ratio
Pentachlorophenol	N.D.	10.07	263.9	67.0	267.9	63.6



# Quantitation Results Report (QT Reviewed)

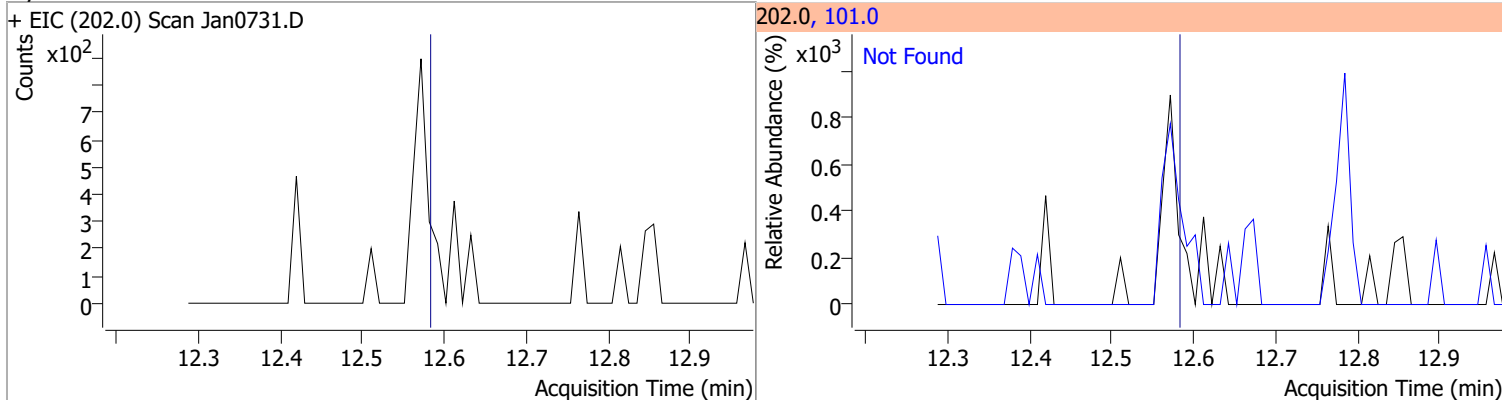
Compound	Conc.	Exp RT	QIon	Exp Ratio		
Phenanthrene	N.D.	10.30	176.0	19.3		
+ EIC (178.0) Scan Jan0731.D			178.0, 176.0			
						
Anthracene	N.D.	10.36	176.0	18.4		
+ EIC (178.0) Scan Jan0731.D			178.0, 176.0			
						
Triallate	N.D.	10.43	268.0	26.7	QIon	Exp Ratio
+ EIC (86.0) Scan Jan0731.D			86.0, 268.0, 143.0			
						
Carbazole	N.D.	10.62	139.0	12.8		
+ EIC (167.0) Scan Jan0731.D			167.0, 139.0			
						

# Quantitation Results Report (QT Reviewed)

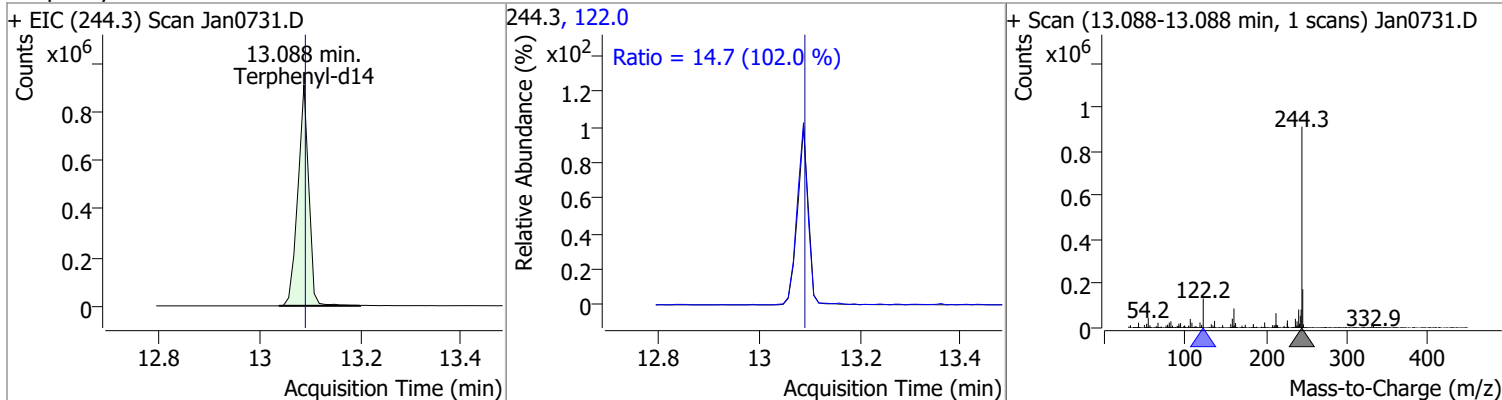
Compound	Conc.	Exp RT	QIon	Exp Ratio	QIon	Exp Ratio
o-Terphenyl	N.D.	10.84	229.0	64.1	215.0	36.5
+ EIC (230.0) Scan Jan0731.D			230.0, 229.0, 215.0			
						
Di-n-Butylphthalate	N.D.	11.22	150.0	9.1	104.0	6.1
+ EIC (149.0) Scan Jan0731.D			149.0, 150.0, 104.0			
						
Fluoranthene	N.D.	12.14	101.0	12.8		
+ EIC (202.0) Scan Jan0731.D			202.0, 101.0			
						
Benzidine	N.D.	12.53	183.0	13.1	92.0	8.1
+ EIC (184.0) Scan Jan0731.D			184.0, 92.0, 183.0			
						

# Quantitation Results Report (QT Reviewed)

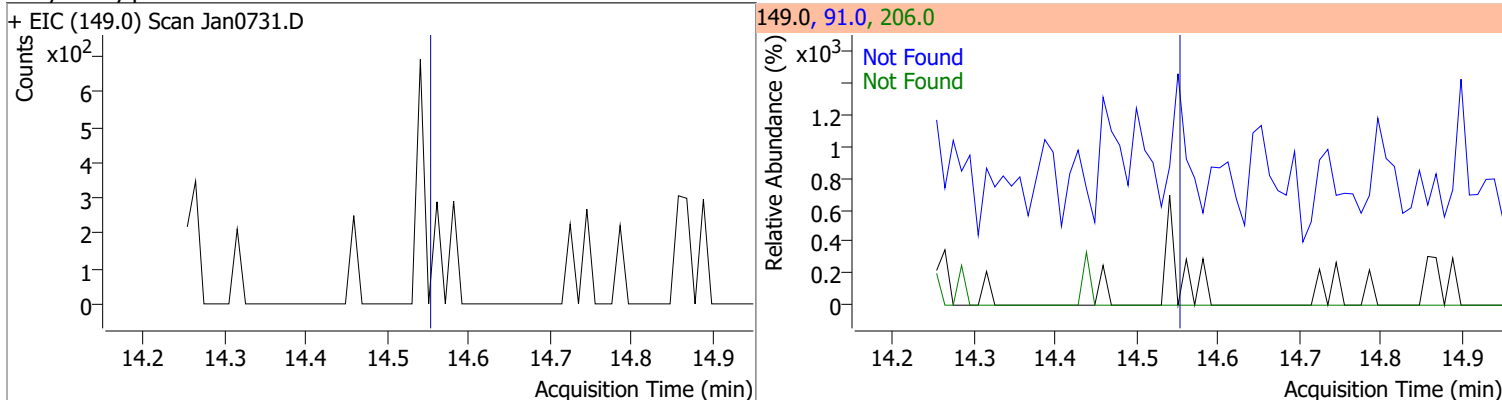
Compound	Conc.	Exp RT	QIon	Exp Ratio
Pyrene	N.D.	12.58	101.0	14.6



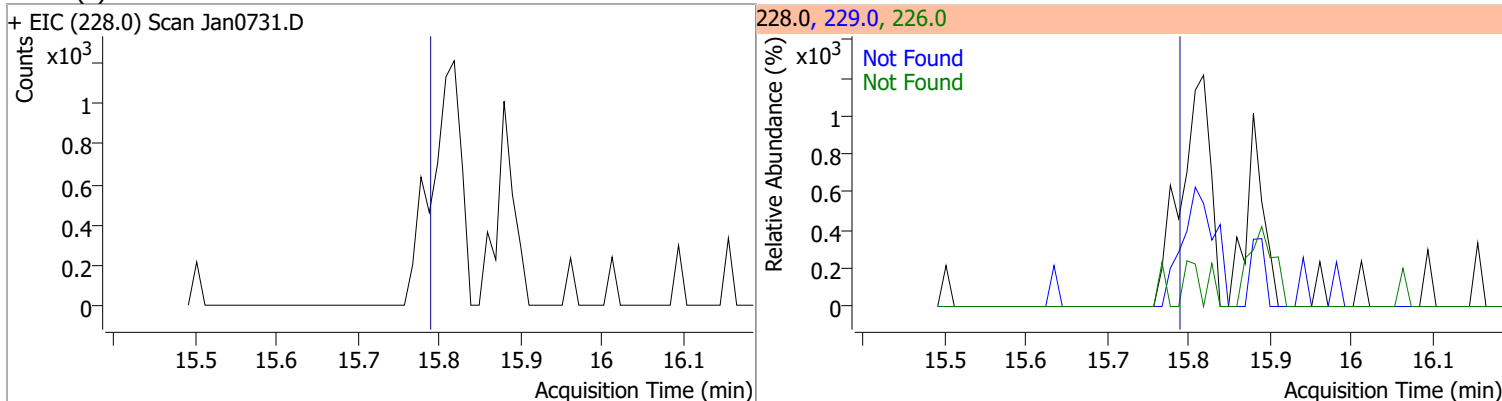
Compound	Conc.	RT	Dev(Min)	Resp.	QIon	QRatio	Lower	Upper
Terphenyl-d14	78.2379	13.09	0.00	1370366	122.0	14.7	10.1	18.7



Compound	Conc.	Exp RT	QIon	Exp Ratio	QIon	Exp Ratio
Butylbenzylphthalate	N.D.	14.56	91.0	81.7	206.0	17.9

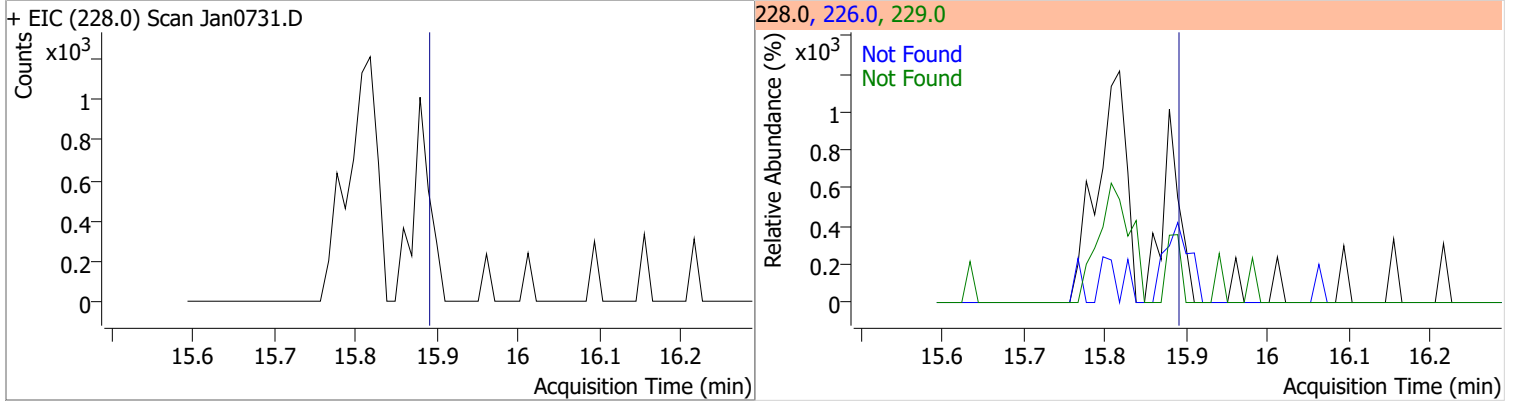


Compound	Conc.	Exp RT	QIon	Exp Ratio	QIon	Exp Ratio
Benzo(a)Anthracene	N.D.	15.80	226.0	27.1	229.0	21.0

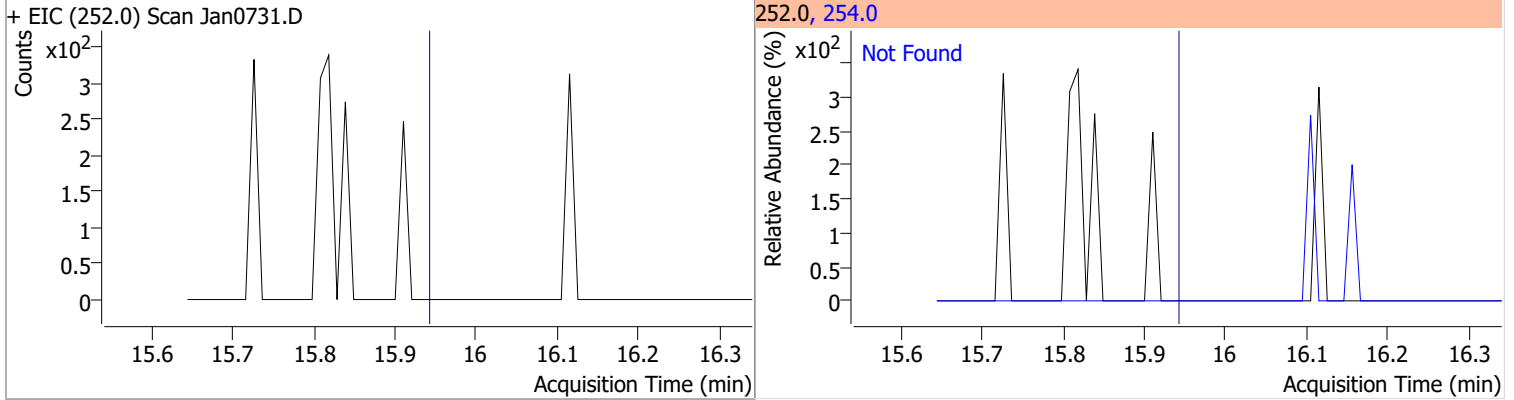


# Quantitation Results Report (QT Reviewed)

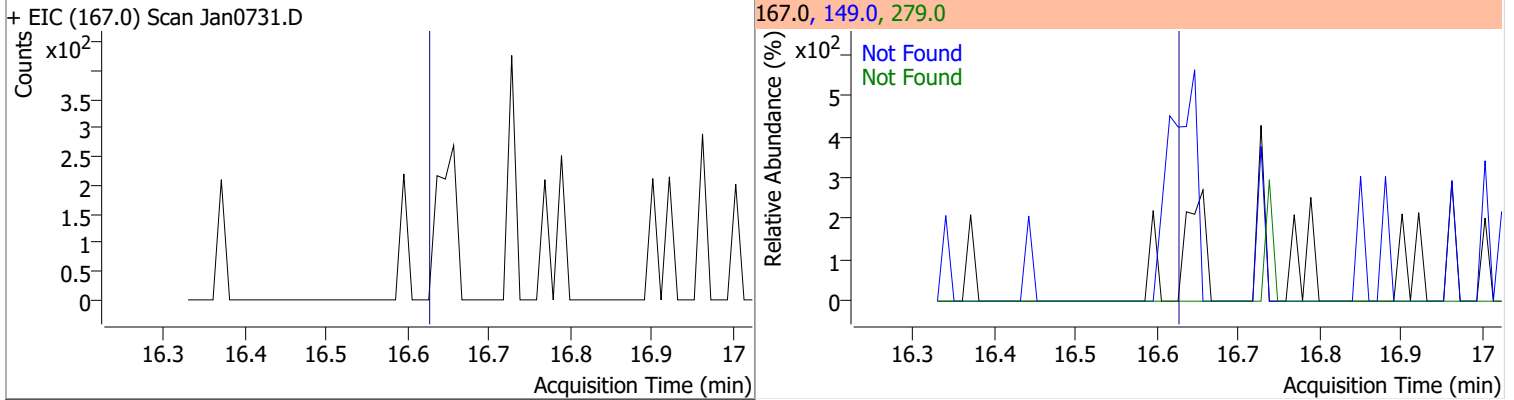
Compound	Conc.	Exp RT	QIon	Exp Ratio	QIon	Exp Ratio
Chrysene	N.D.	15.90	226.0	29.9	229.0	20.4



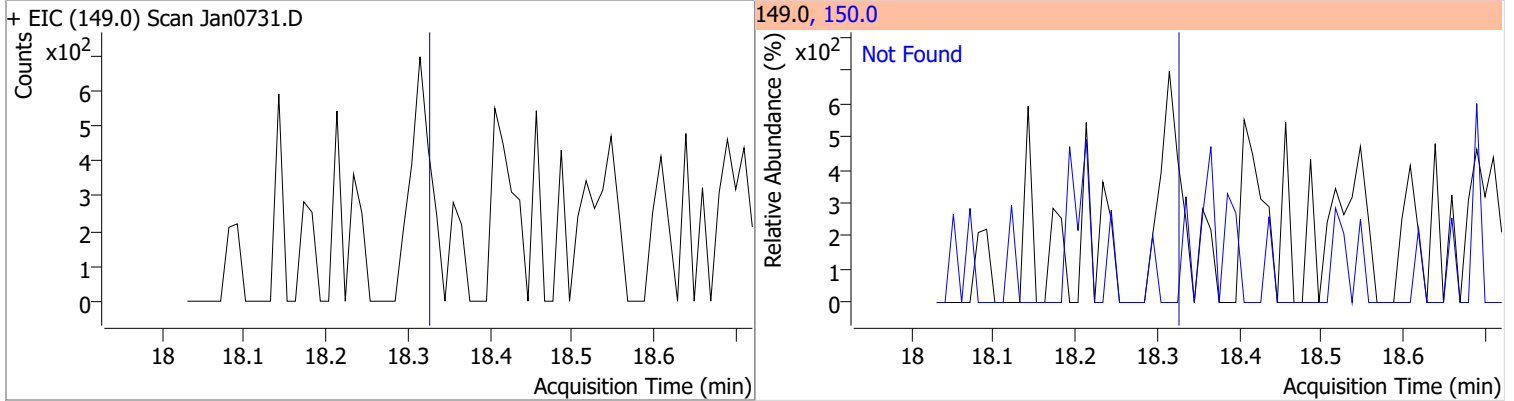
Compound	Conc.	Exp RT	QIon	Exp Ratio
3,3-Dichlorobenzidine	N.D.	15.95	254.0	64.7



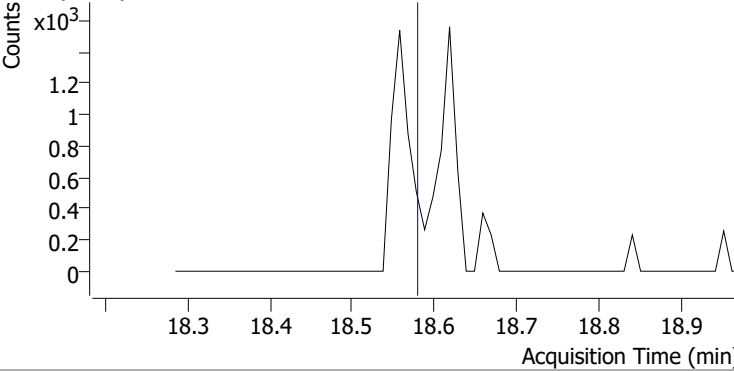
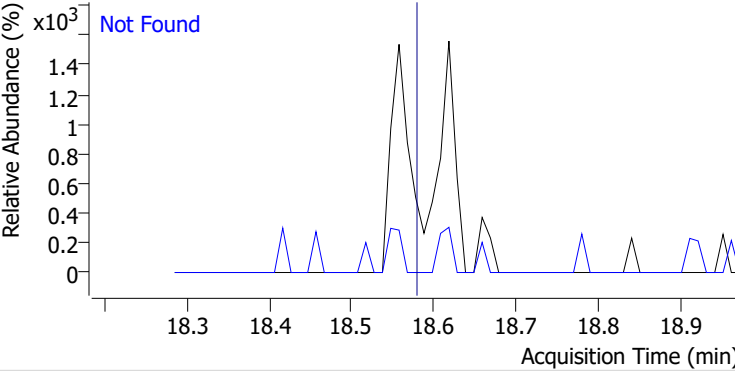
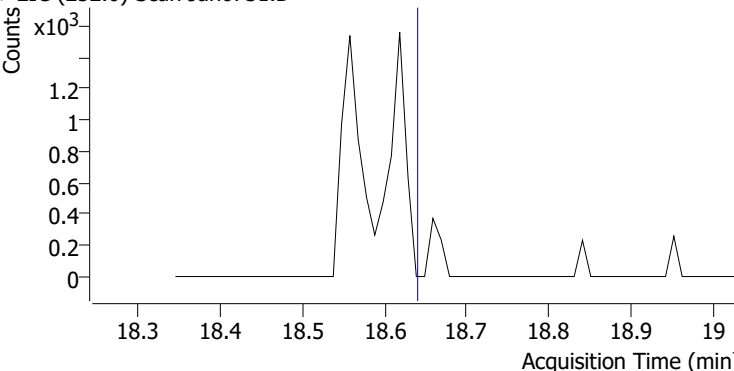
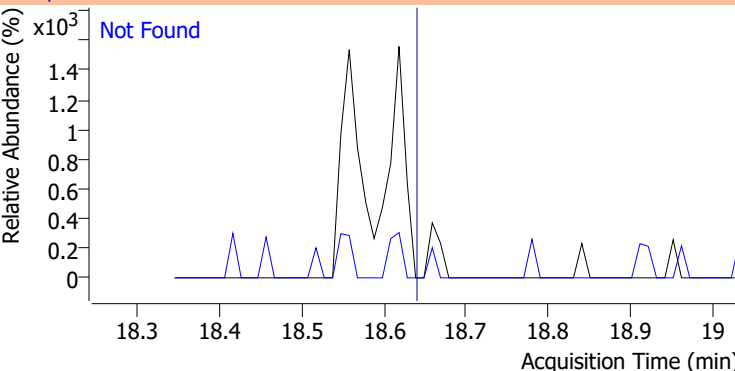
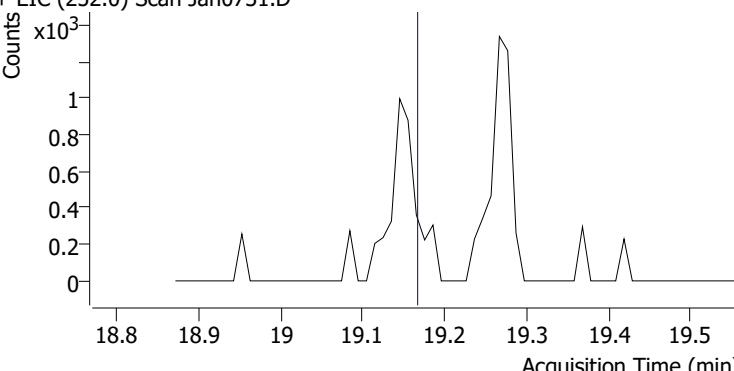
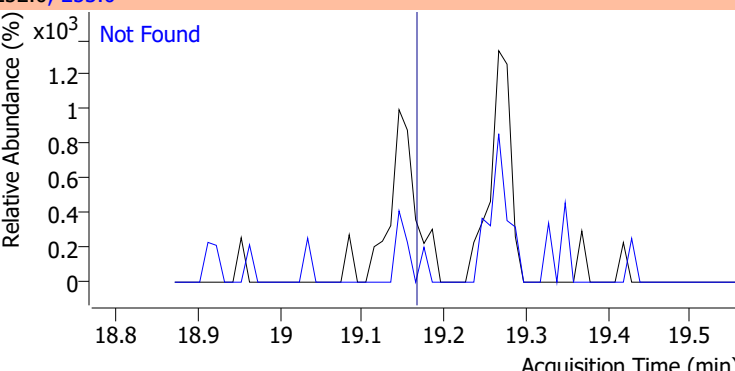
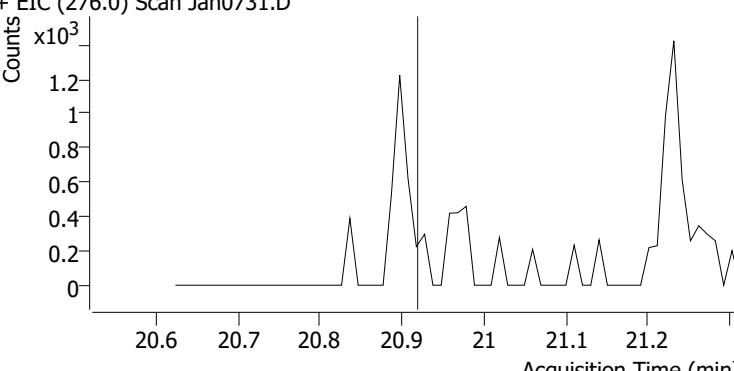
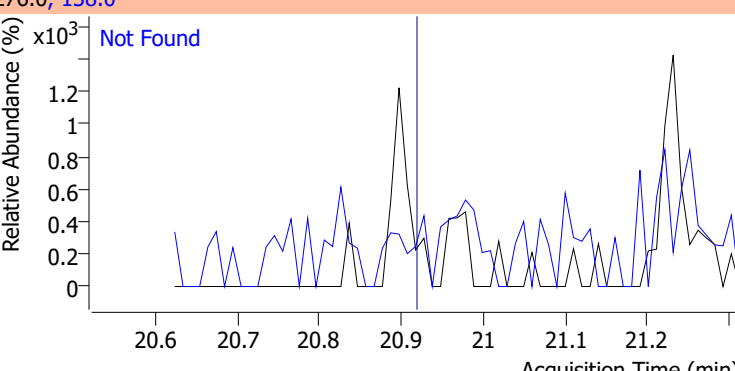
Compound	Conc.	Exp RT	QIon	Exp Ratio	QIon	Exp Ratio
bis(2-ethylhexyl)Phthalate	N.D.	16.64	149.0	397.1	279.0	15.6



Compound	Conc.	Exp RT	QIon	Exp Ratio
Di-n-octyl Phthalate	N.D.	18.32	150.0	9.5

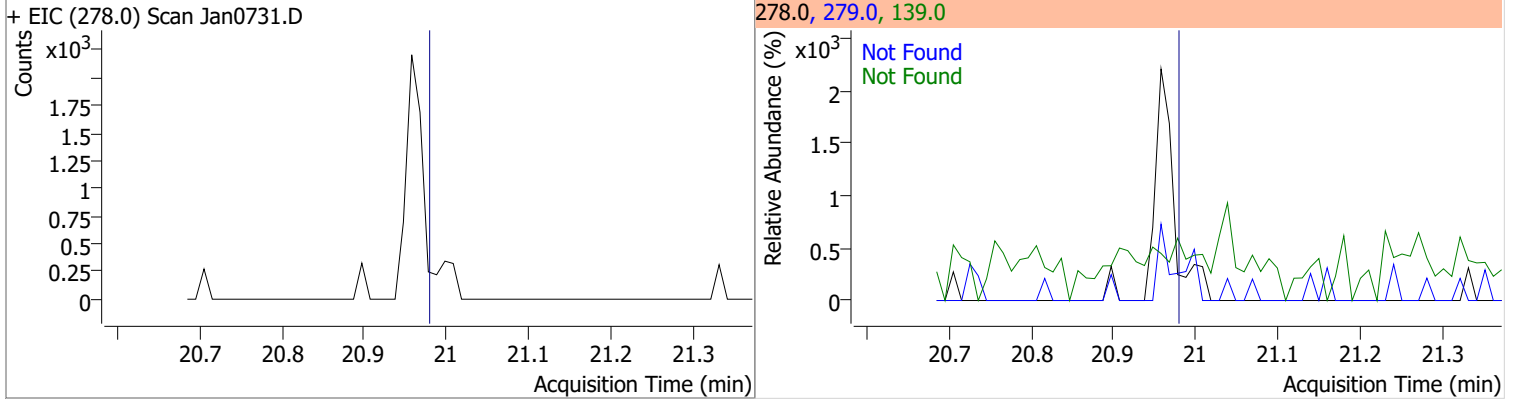


# Quantitation Results Report (QT Reviewed)

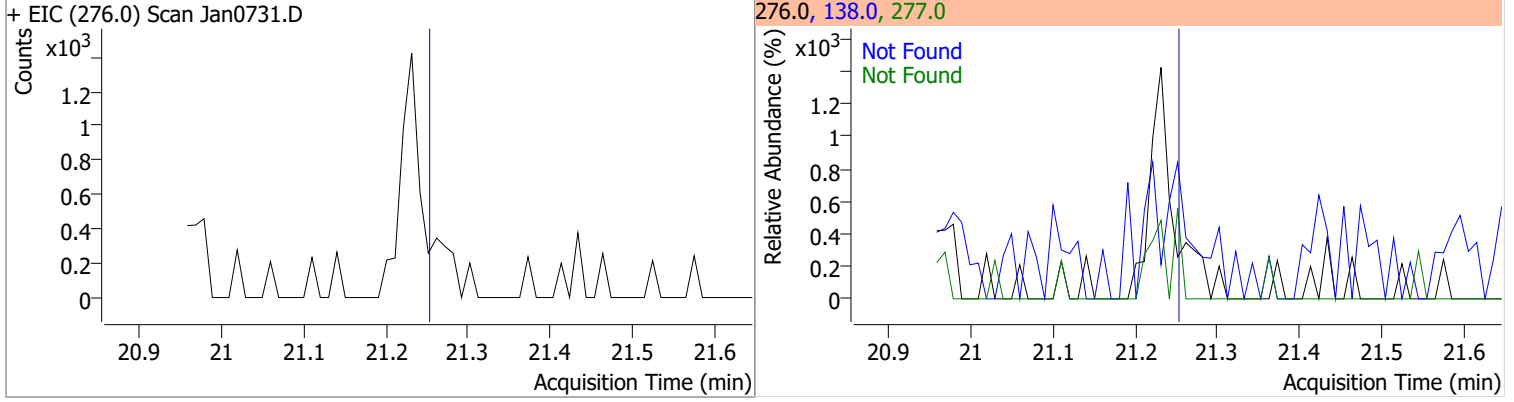
Compound	Conc.	Exp RT	QIon	Exp Ratio
Benzo(b)fluoranthene	N.D.	18.58	253.0	22.0
+ EIC (252.0) Scan Jan0731.D			252.0, 253.0	
				
Benzo(k)fluoranthene	N.D.	18.64	253.0	21.9
+ EIC (252.0) Scan Jan0731.D			252.0, 253.0	
				
Benzo(a)pyrene	N.D.	19.17	253.0	22.0
+ EIC (252.0) Scan Jan0731.D			252.0, 253.0	
				
Indeno(1,2,3-c,d)pyrene	N.D.	20.92	138.0	29.9
+ EIC (276.0) Scan Jan0731.D			276.0, 138.0	
				

# Quantitation Results Report (QT Reviewed)

Compound	Conc.	Exp RT	QIon	Exp Ratio	QIon	Exp Ratio
Dibenzo(a,h)anthracene	N.D.	20.98	279.0	25.2	139.0	23.8

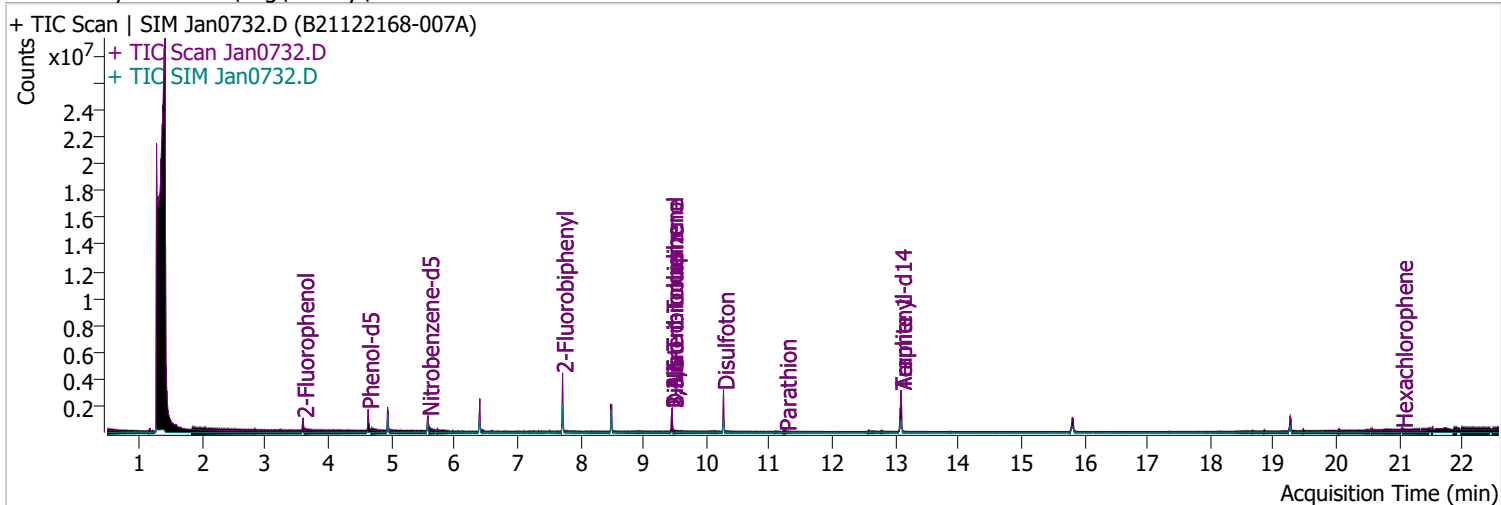


Compound	Conc.	Exp RT	QIon	Exp Ratio	QIon	Exp Ratio
Benzo(g,h,i)perylene	N.D.	21.25	138.0	32.0	277.0	23.8



# Quantitation Results Report (QT Reviewed)

Data File	Jan0732.D	Operator	LIMS import
Acq. Method	BNA+SIM.M	Acq. Date-Time	1/8/2022 5:02:23 AM
Sample Name	B21122168-007A	Instrument	Instrument #1
Vial	32	Multiplier	1.00
DA Method File	010722 DoD BNA cal 1.batch.bin	Comment	SVOC-8270-W-LARGO
Tune File	dftppdsm.u	Tune Date	1/7/2022 12:13:00 PM
Batch Name	010722 DoD BNA.batch.bin	Last Calib Update	1/11/2022 1:03:40 PM
Ref Library	D:\Org\Library\NIST129K.l		



Compound	RT	QIon	Resp.	Conc.	Units	Dev(Min)
----------	----	------	-------	-------	-------	----------

**Internal Standards**

**System Monitoring Compounds**

S 2-Fluorophenol	3.602	112.0	344469	41.9269	µg/L	0.021
Spiked Amount: 200.000	Range: 10.0 - 75.0%			Recovery = 20.96%		
S Phenol-d5	4.634	99.0	598369	54.2382	µg/L	0.010
Spiked Amount: 200.000	Range: 10.0 - 65.0%			Recovery = 27.12%		
S Nitrobenzene-d5	5.584	82.0	334658	56.1371	µg/L	0.000
Spiked Amount: 100.000	Range: 32.0 - 94.0%			Recovery = 56.14%		
S 2-Fluorobiphenyl	7.718	172.0	1213078	64.4160	µg/L	0.000
Spiked Amount: 100.000	Range: 28.0 - 107.0%			Recovery = 64.42%		
S 2,4,6-Tribromophenol	9.458	329.8	185671	121.6287	µg/L	0.010
Spiked Amount: 200.000	Range: 25.0 - 140.0%			Recovery = 60.81%		
S Terphenyl-d14	13.088	244.3	1612229	89.4665	µg/L	0.000
Spiked Amount: 100.000	Range: 32.0 - 122.0%			Recovery = 89.47%		

**Target Compounds**

Target Compounds	RT	QIon	Resp.	Conc.	Units	md	QValue
T N-Nitrosodimethylamine	0.000		0	N.D.			
T Pyridine	0.000		0	N.D.			
T Aniline	0.000		0	N.D.			
T Phenol	0.000		0	N.D.			
T bis(-2-Chloroethyl)Ether	0.000		0	N.D.			
T 2-Chlorophenol	0.000		0	N.D.			
T 1,3-Dichlorobenzene	0.000		0	N.D.			
T 1,4-Dichlorobenzene	0.000		0	N.D.			
T 1,2-Dichlorobenzene	0.000		0	N.D.			
T Benzyl Alcohol	0.000		0	N.D.			
T bis(2-chloroisopropyl)Ether	0.000		0	N.D.			
T 2-Methylphenol	0.000		0	N.D.			
T N-nitroso-Di-n-propylamine	5.584	70.0	0		µg/L	md	1
T 4Methylphenol/3Methylphenol	0.000		0	N.D.			
T Hexachloroethane	0.000		0	N.D.			



# Quantitation Results Report (QT Reviewed)

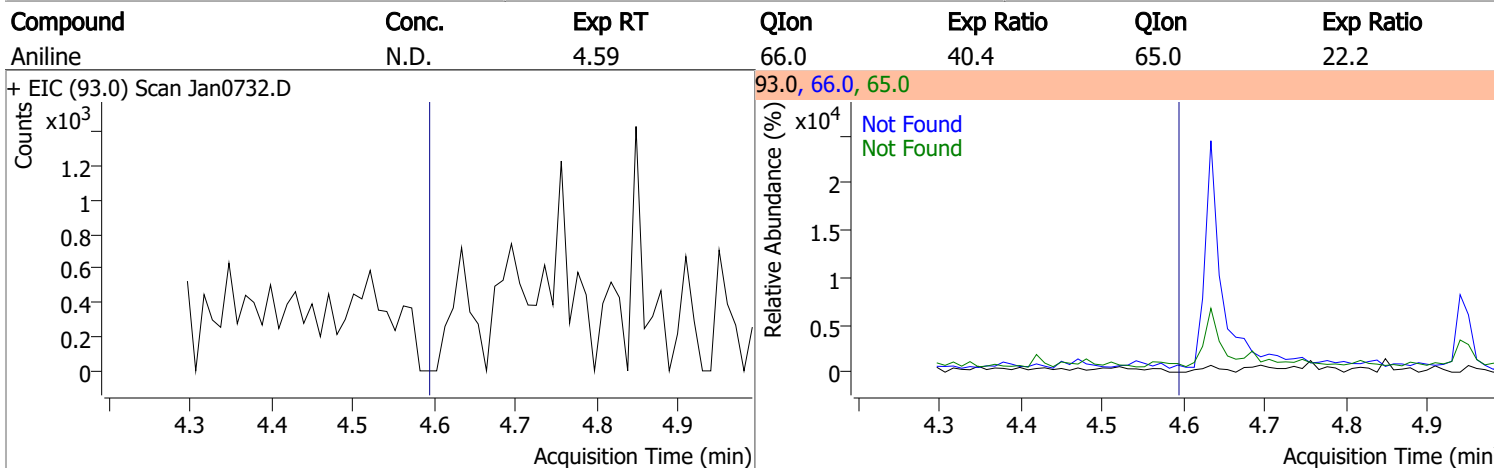
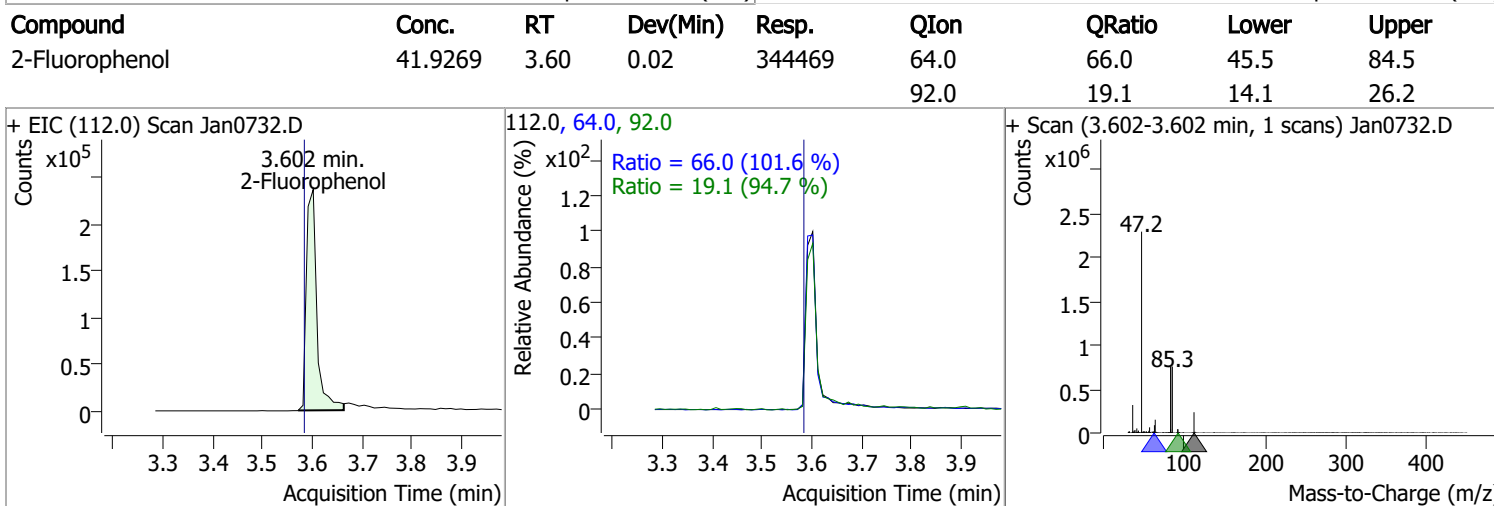
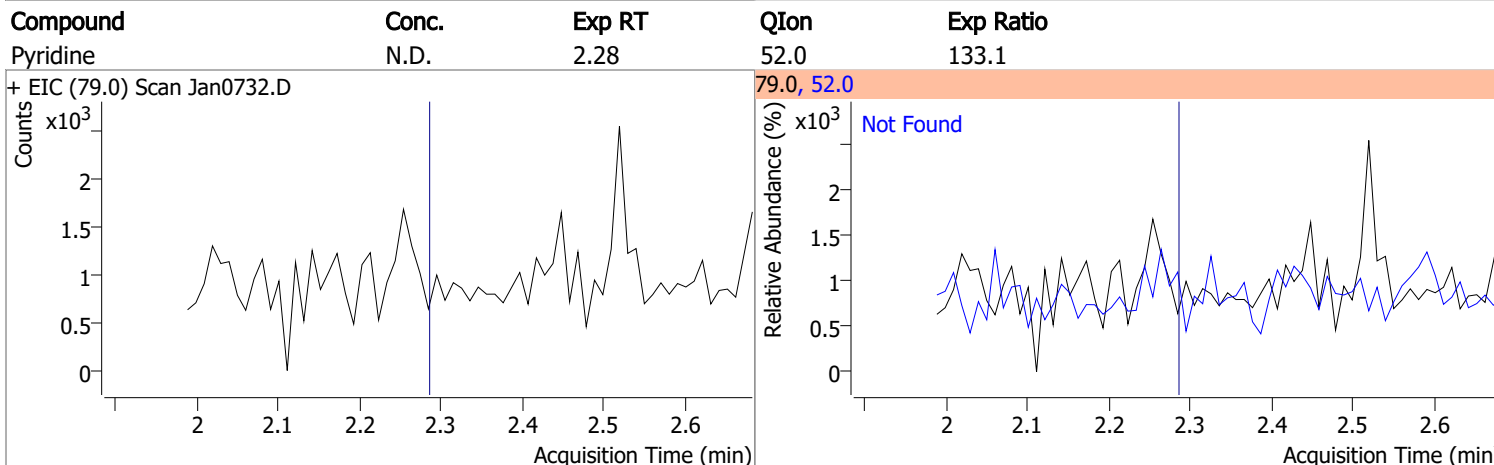
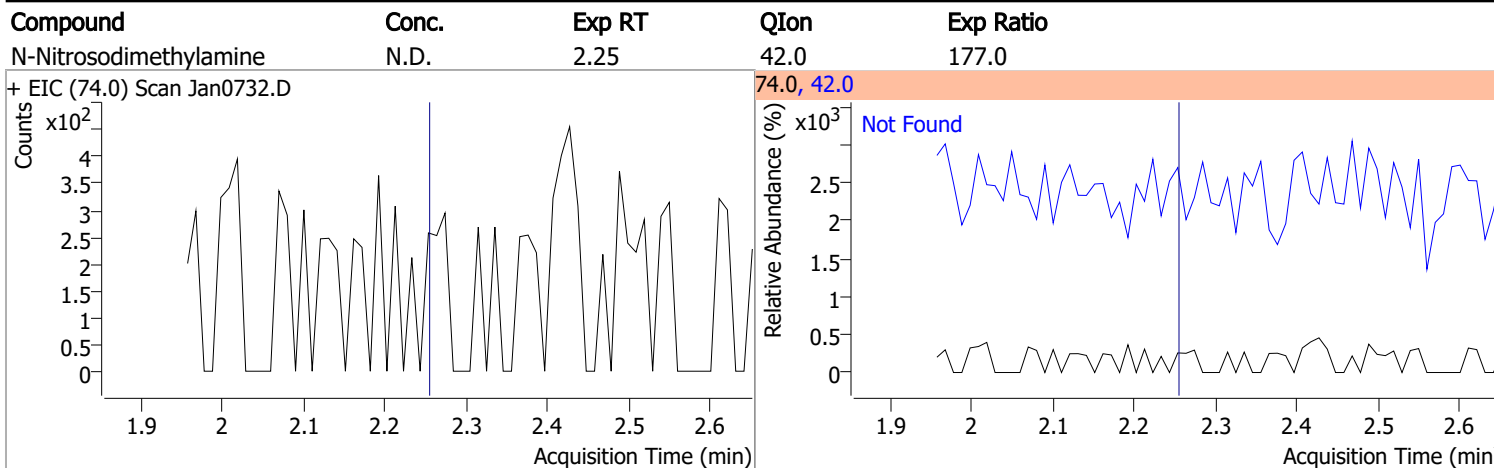
Compound	RT	QIon	Resp.	Conc.	Units	Dev(Min)
T Nitrobenzene	0.000		0	N.D.		
T Isophorone	0.000		0	N.D.		
T 2-Nitrophenol	0.000		0	N.D.		
T 2,4-Dimethylphenol	0.000		0	N.D.		
T bis(-2-Chloroethoxy)Methane	0.000		0	N.D.		
T Benzoic Acid	0.000		0	N.D.		
T 2,4-Dichlorophenol	0.000		0	N.D.		
T 1,2,4-Trichlorobenzene	0.000		0	N.D.		
T Naphthalene	0.000		0	N.D.		
T 4-Chlorophenol	0.000		0	N.D.		
T p-Chloroaniline	0.000		0	N.D.		
T Hexachlorobutadiene	0.000		0	N.D.		
T 4-Chloro-2-Methylphenol	0.000		0	N.D.		
T 4-Chloro-3-Methylphenol	0.000		0	N.D.		
T 2-Methylnaphthalene	0.000		0	N.D.		
T 1-Methylnaphthalene	0.000		0	N.D.		
T Hexachlorocyclopentadiene	0.000		0	N.D.		
T 2,4,6-Trichlorophenol	0.000		0	N.D.		
T 2,4,5-Trichlorophenol	0.000		0	N.D.		
T 2-Chloronaphthalene	0.000		0	N.D.		
T 2-Nitroaniline	0.000		0	N.D.		
T Dimethyl Phthalate	8.497	163.0	0		µg/L md	1
T 2,6-Dinitrotoluene	8.487	165.0	0		µg/L md	1
T Acenaphthylene	0.000		0	N.D.		
T 3-Nitroaniline	0.000		0	N.D.		
T Acenaphthene	0.000		0	N.D.		
T 2,4-Dinitrophenol	0.000		0	N.D.		
T Dibenzofuran	0.000		0	N.D.		
T 2,4-Dinitrotoluene	0.000		0	N.D.		
T 4-Nitrophenol	0.000		0	N.D.		
T Diethylphthalate	0.000		0	N.D.		
T Fluorene	0.000		0	N.D.		
T 4-Chlorophenyl-phenylether	0.000		0	N.D.		
T 4-Nitroaniline	0.000		0	N.D.		
T 4,6-Dinitro-2-methylphenol	0.000		0	N.D.		
T N-nitrosodiphenylamine	0.000		0	N.D.		
T Azobenzene	0.000		0	N.D.		
T 4-Bromophenyl-phenylether	0.000		0	N.D.		
T Hexachlorobenzene	0.000		0	N.D.		
T Pentachlorophenol	0.000		0	N.D.		
T Phenanthrene	0.000		0	N.D.		
T Anthracene	0.000		0	N.D.		
T Triallate	0.000		0	N.D.		
T Carbazole	0.000		0	N.D.		
T o-Terphenyl	0.000		0	N.D.		
T Di-n-Butylphthalate	0.000		0	N.D.		
T Fluoranthene	0.000		0	N.D.		
T Benzidine	0.000		0	N.D.		
T Pyrene	0.000		0	N.D.		
T Butylbenzylphthalate	0.000		0	N.D.		
T Benzo(a)Anthracene	0.000		0	N.D.		
T Chrysene	0.000		0	N.D.		
T 3,3-Dichlorobenzidine	0.000		0	N.D.		
T bis(2-ethylhexyl)Phthalate	0.000		0	N.D.		
T Di-n-octyl Phthalate	0.000		0	N.D.		

# Quantitation Results Report (QT Reviewed)

Compound	RT	QIon	Resp.	Conc.	Units	Dev(Min)
T Benzo(b)fluoranthene	0.000		0	N.D.		
T Benzo(k)fluoranthene	0.000		0	N.D.		
T Benzo(a)pyrene	0.000		0	N.D.		
T Indeno(1,2,3-c,d)pyrene	0.000		0	N.D.		
T Dibenzo(a,h)anthracene	0.000		0	N.D.		
T Benzo(g,h,i)perylene	0.000		0	N.D.		

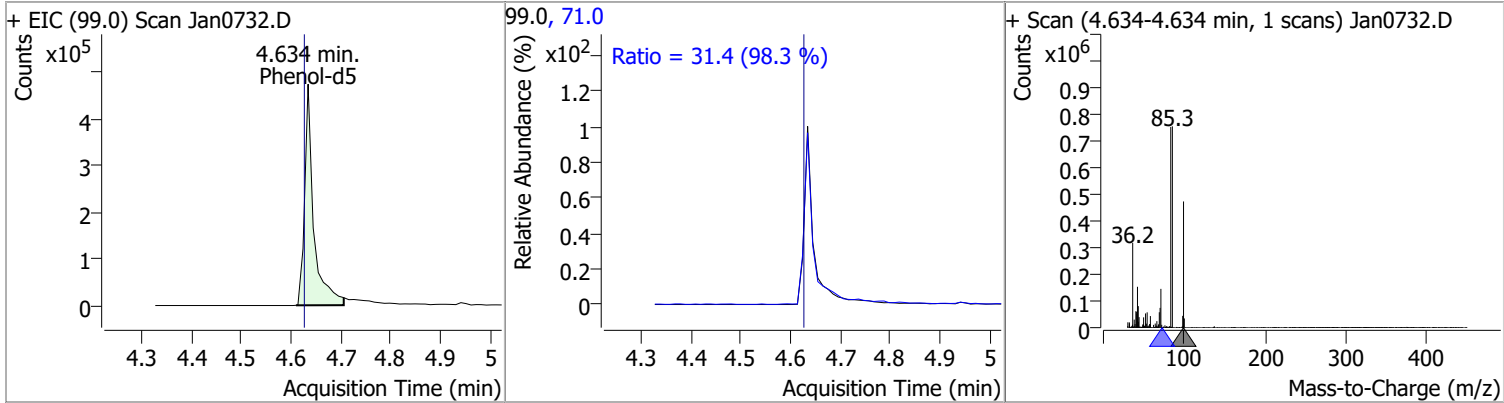
(#) = Qualifier Out of Range; (m) = Manual Integration; (+) = Area Summed; (\*) = Surrogate Percent Recovery Out of Range; (d): Zeroed Peak

# Quantitation Results Report (QT Reviewed)

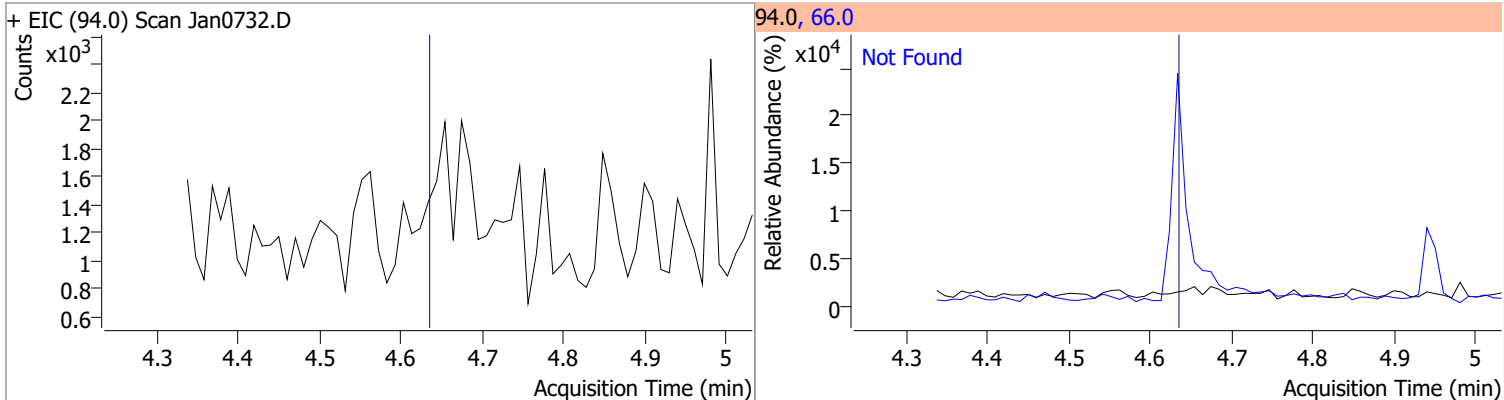


# Quantitation Results Report (QT Reviewed)

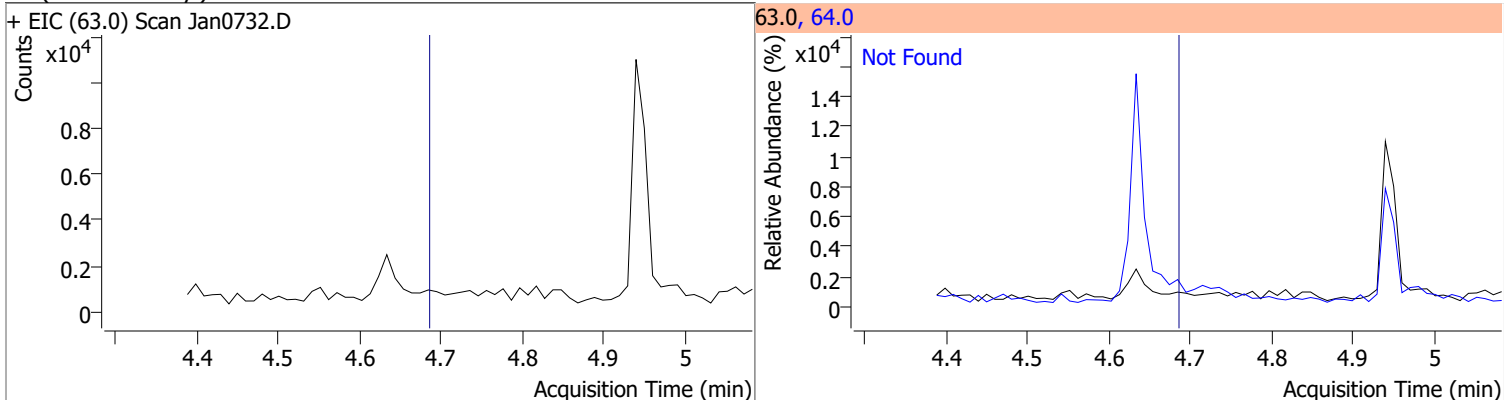
Compound	Conc.	RT	Dev(Min)	Resp.	QIon	QRatio	Lower	Upper
Phenol-d5	54.2382	4.63	0.01	598369	71.0	31.4	22.3	41.5



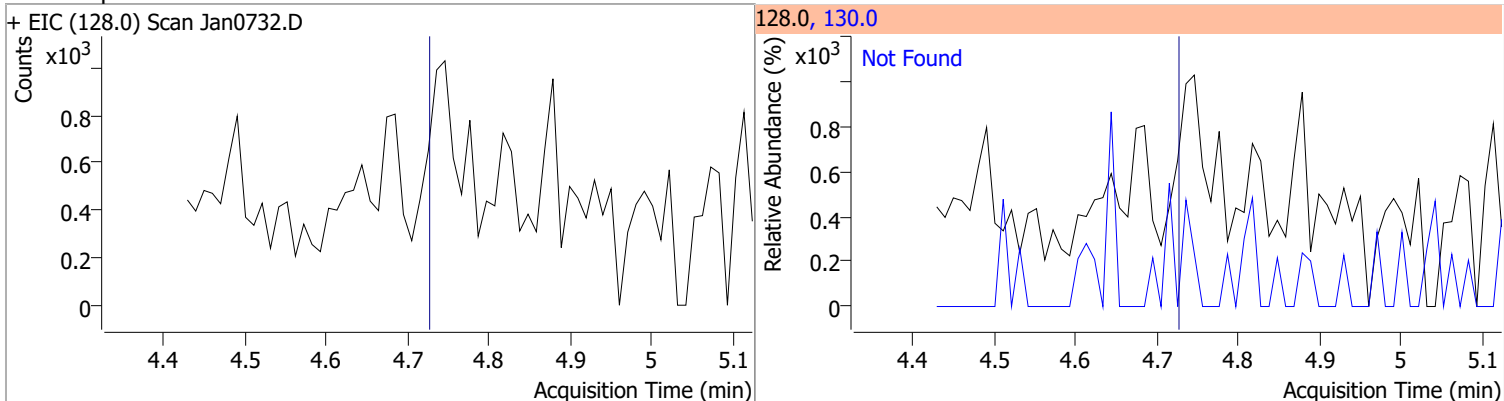
Compound	Conc.	Exp RT	QIon	Exp Ratio
Phenol	N.D.	4.63	66.0	44.7



Compound	Conc.	Exp RT	QIon	Exp Ratio
bis(-2-Chloroethyl)Ether	N.D.	4.68	64.0	3.3



Compound	Conc.	Exp RT	QIon	Exp Ratio
2-Chlorophenol	N.D.	4.73	130.0	32.0

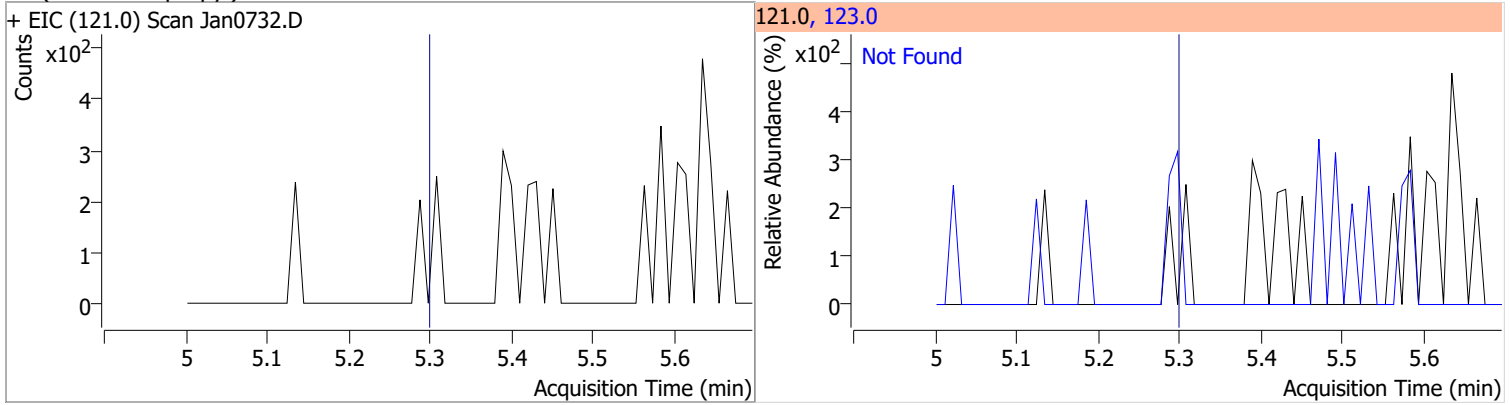


# Quantitation Results Report (QT Reviewed)

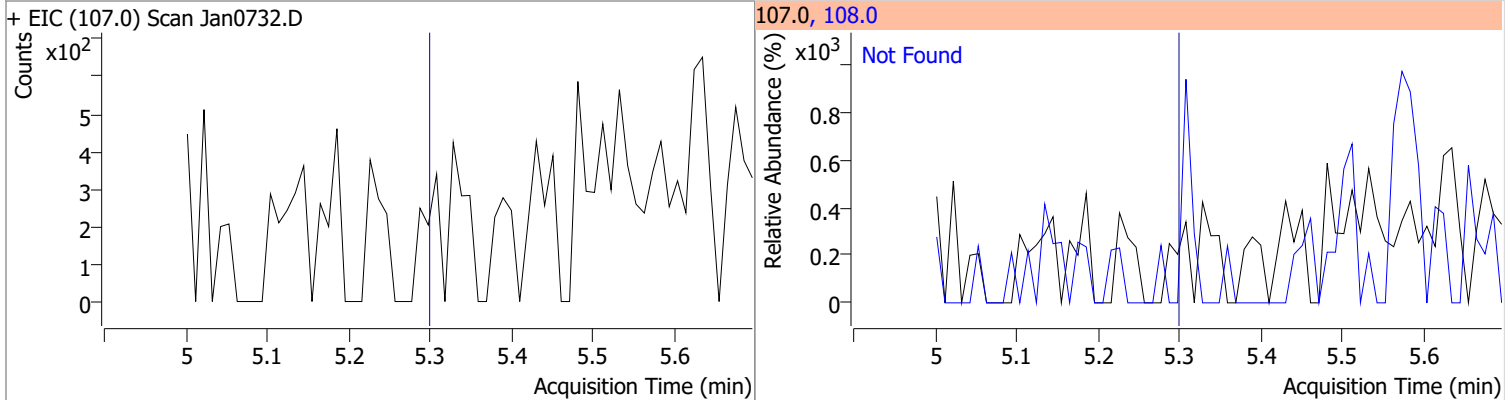
Compound	Conc.	Exp RT	QIon	Exp Ratio	QIon	Exp Ratio
1,3-Dichlorobenzene	N.D.	4.88	148.0	62.6	111.0	35.4
+ EIC (146.0) Scan Jan0732.D			146.0, 148.0, 111.0			
1,4-Dichlorobenzene	N.D.	4.96	148.0	64.4	111.0	35.2
+ EIC (146.0) Scan Jan0732.D			146.0, 148.0, 111.0			
1,2-Dichlorobenzene	N.D.	5.12	148.0	64.5	111.0	37.8
+ EIC (146.0) Scan Jan0732.D			146.0, 148.0, 111.0			
Benzyl Alcohol	N.D.	5.13	79.0	115.5	107.0	71.0
+ EIC (108.0) Scan Jan0732.D			108.0, 79.0, 107.0			

# Quantitation Results Report (QT Reviewed)

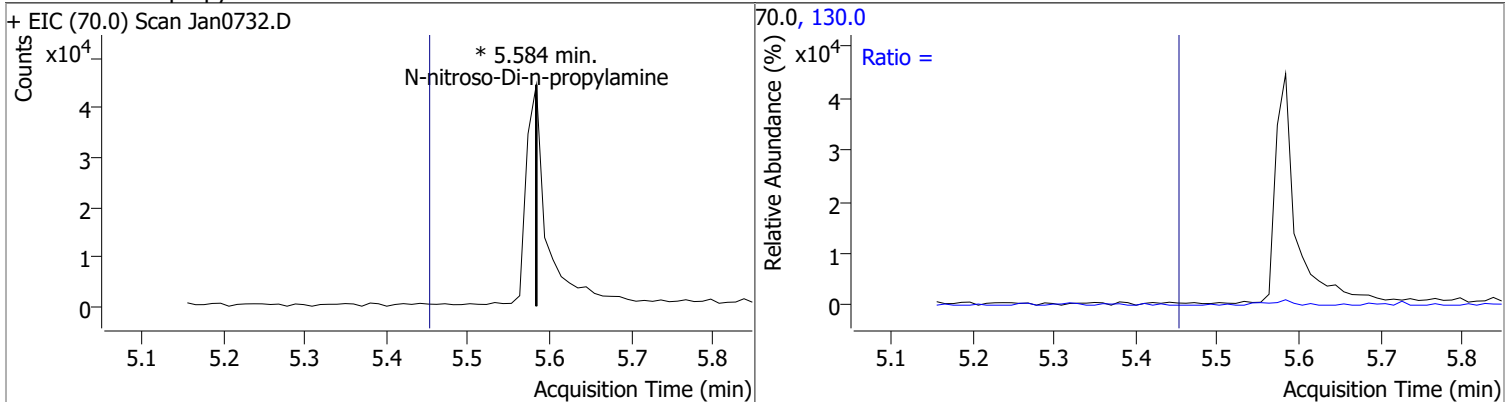
Compound	Conc.	Exp RT	QIon	Exp Ratio
bis(2-chloroisopropyl)Ether	N.D.	5.30	123.0	32.2



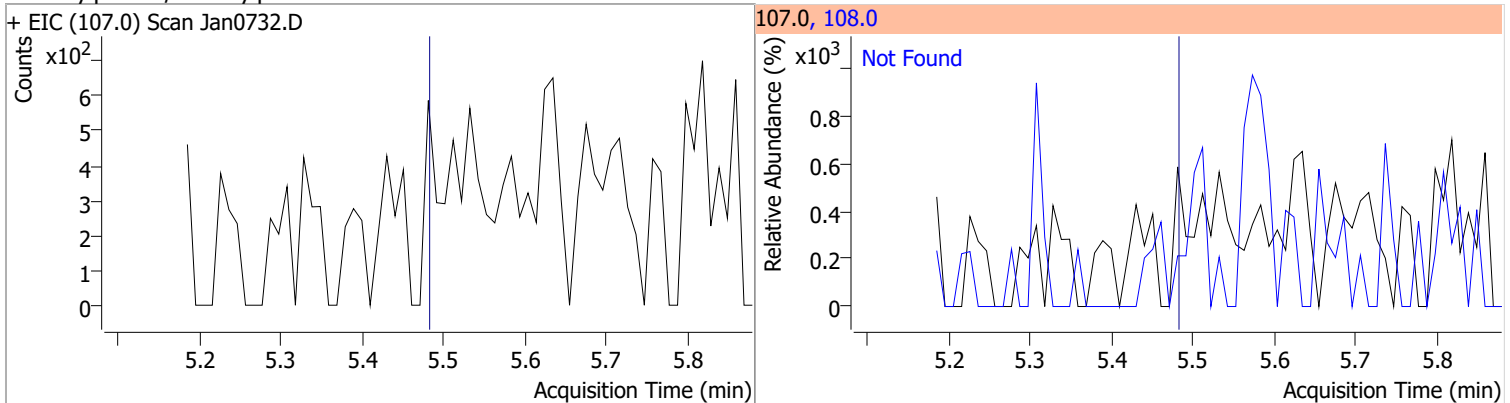
Compound	Conc.	Exp RT	QIon	Exp Ratio
2-Methylphenol	N.D.	5.30	108.0	116.9



Compound	Conc.	RT	Dev(Min)	Resp.	QIon	QRatio	Lower	Upper
N-nitroso-Di-n-propylamine		0		0	130.0		0.0	41.5

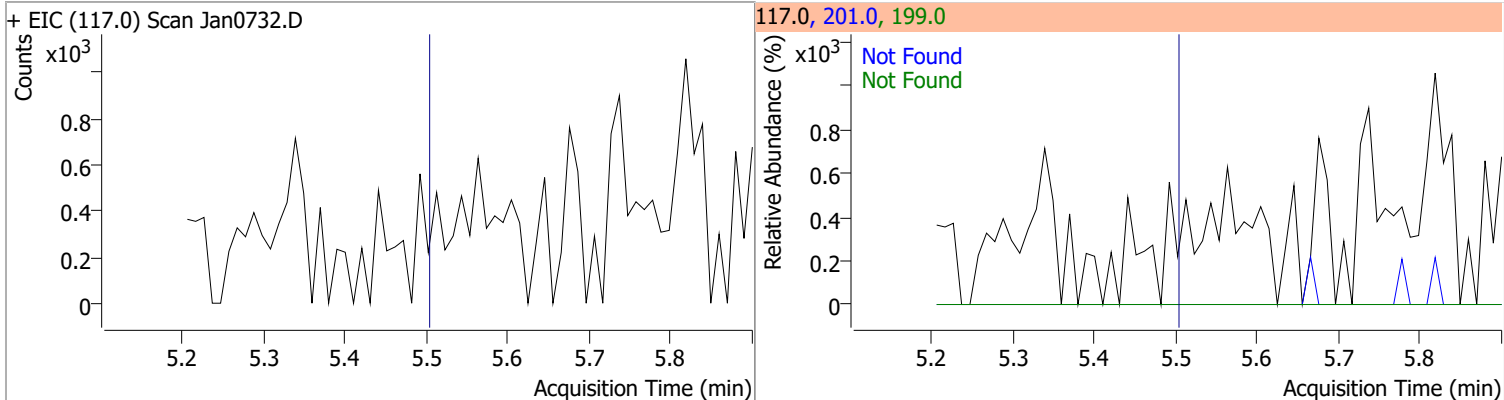


Compound	Conc.	Exp RT	QIon	Exp Ratio
4Methylphenol/3Methylphenol	N.D.	5.48	108.0	84.5

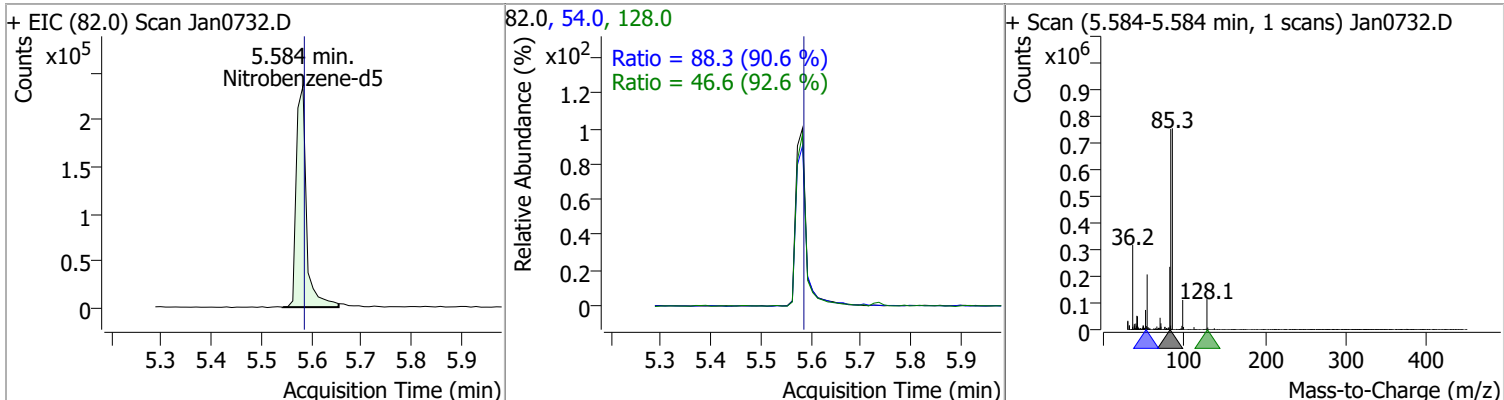


# Quantitation Results Report (QT Reviewed)

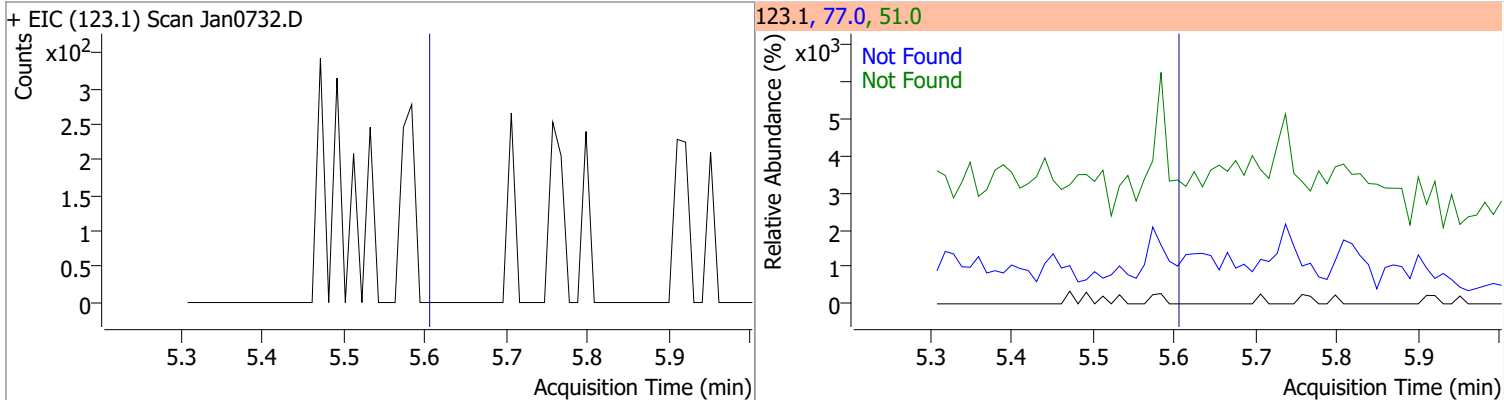
Compound	Conc.	Exp RT	QIon	Exp Ratio	QIon	Exp Ratio
Hexachloroethane	N.D.	5.50	201.0	93.2	199.0	57.2



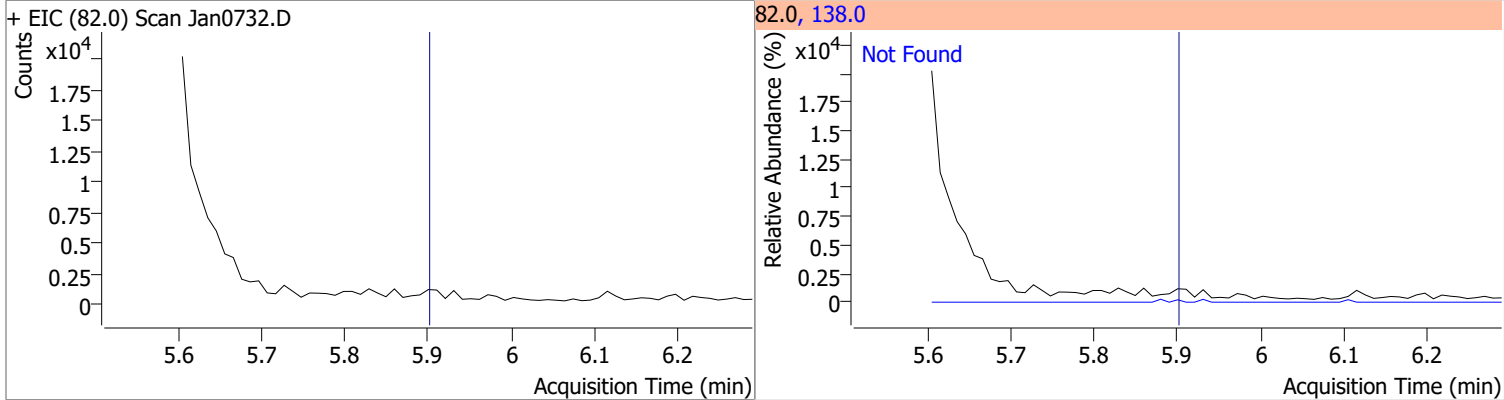
Compound	Conc.	RT	Dev(Min)	Resp.	QIon	QRatio	Lower	Upper
Nitrobenzene-d5	56.1371	5.58	0.00	334658	54.0	88.3	68.2	126.6
					128.0	46.6	35.2	65.4



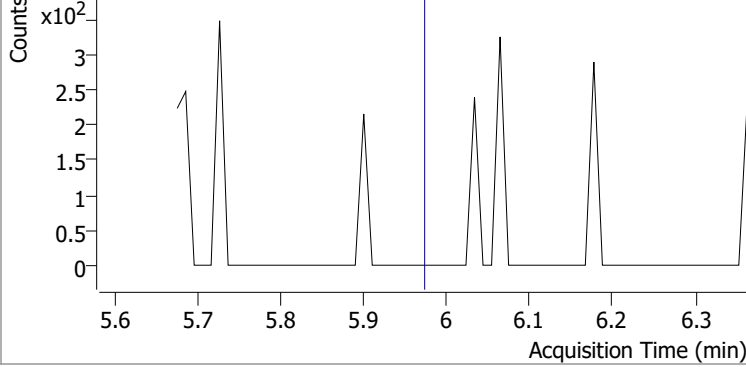
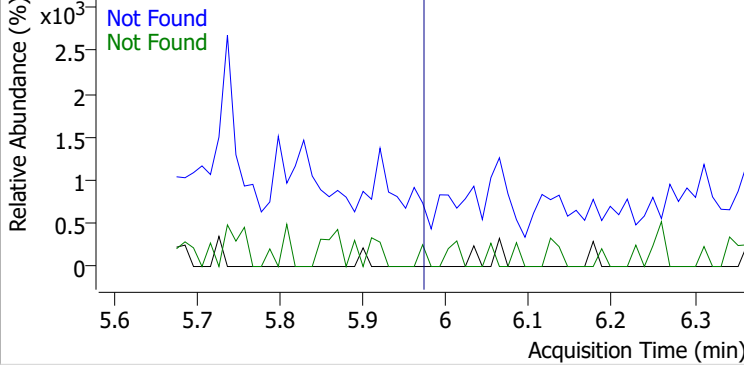
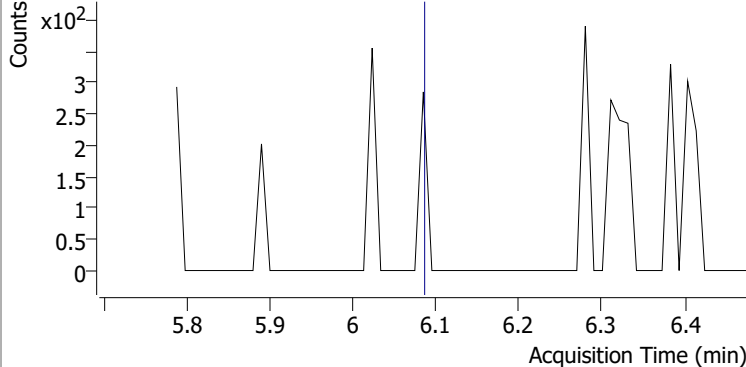
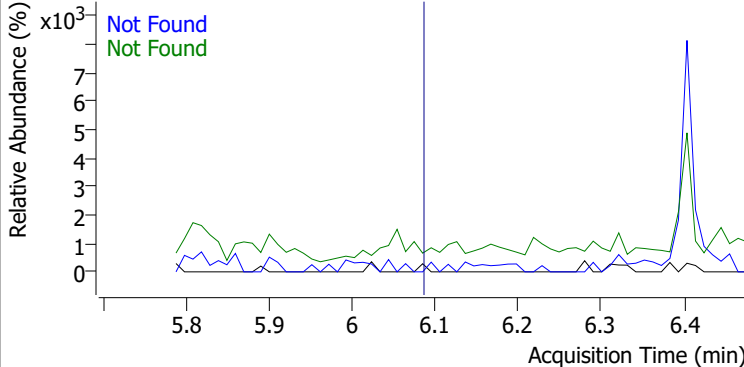
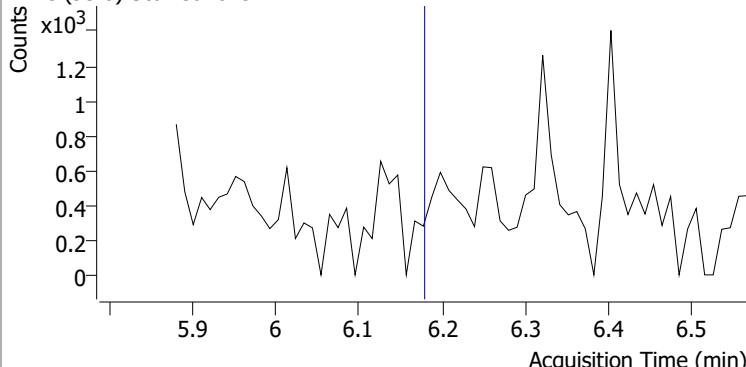
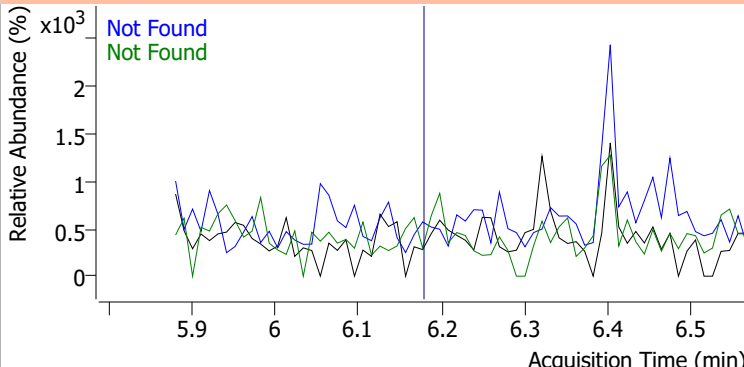
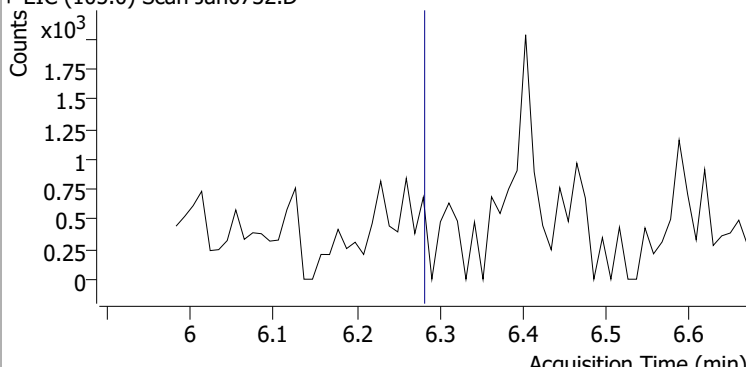
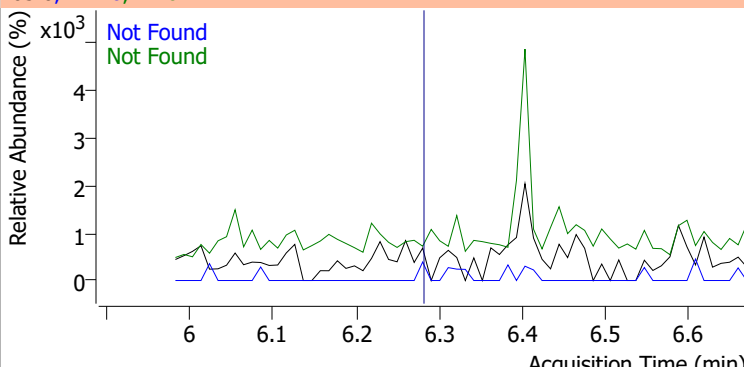
Compound	Conc.	Exp RT	QIon	Exp Ratio	QIon	Exp Ratio
Nitrobenzene	N.D.	5.60	77.0	186.4	51.0	186.0



Compound	Conc.	Exp RT	QIon	Exp Ratio
Isophorone	N.D.	5.90	138.0	20.3



# Quantitation Results Report (QT Reviewed)

Compound	Conc.	Exp RT	QIon	Exp Ratio	QIon	Exp Ratio
2-Nitrophenol	N.D.	5.97	65.0	51.2	109.0	34.5
+ EIC (139.0) Scan Jan0732.D			139.0, 65.0, 109.0			
						
2,4-Dimethylphenol	N.D.	6.08	107.0	106.6	77.0	30.1
+ EIC (122.0) Scan Jan0732.D			122.0, 107.0, 77.0			
						
bis(-2-Chloroethoxy)Methane	N.D.	6.18	63.0	91.4	95.0	31.4
+ EIC (93.0) Scan Jan0732.D			93.0, 63.0, 95.0			
						
Benzoic Acid	N.D.	6.28	122.0	88.1	77.0	74.0
+ EIC (105.0) Scan Jan0732.D			105.0, 122.0, 77.0			
						

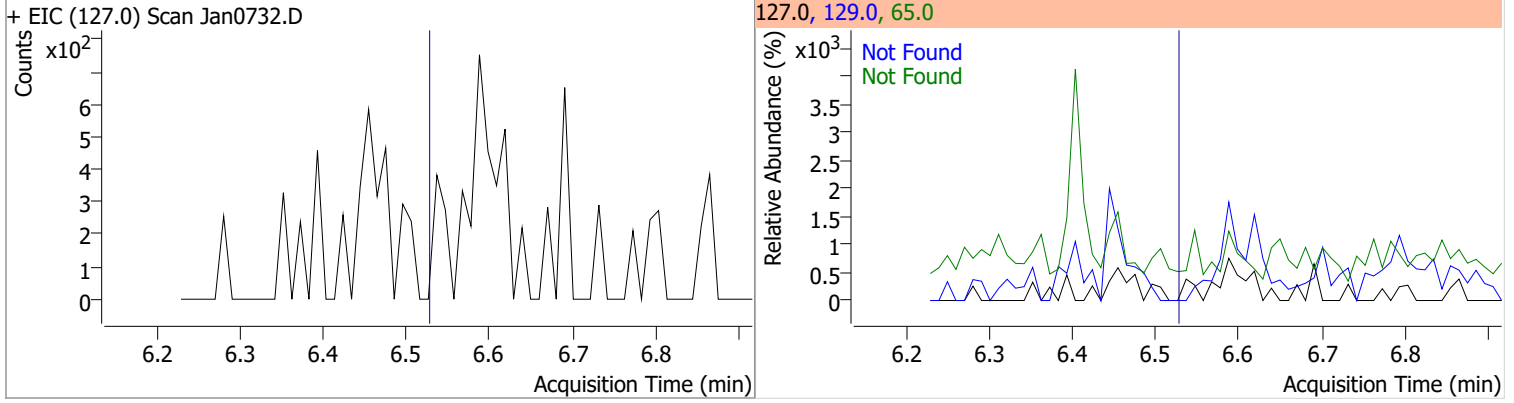


# Quantitation Results Report (QT Reviewed)

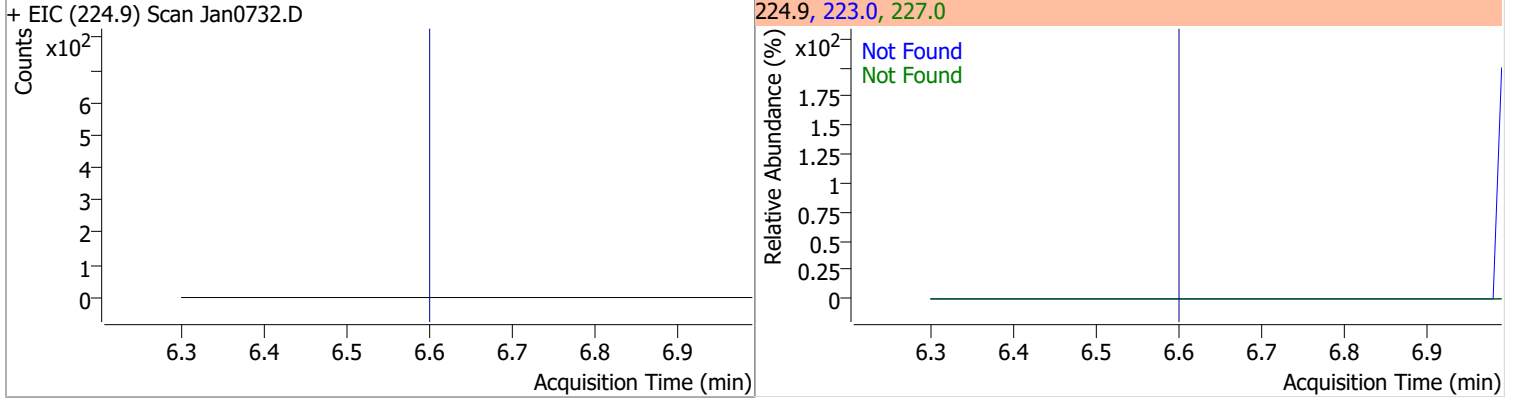
Compound	Conc.	Exp RT	QIon	Exp Ratio	QIon	Exp Ratio
2,4-Dichlorophenol	N.D.	6.28	164.0	65.0	98.0	31.2
+ EIC (162.0) Scan Jan0732.D			162.0, 164.0, 98.0			
1,2,4-Trichlorobenzene	N.D.	6.34	182.0	97.8	145.0	30.3
+ EIC (180.0) Scan Jan0732.D			180.0, 182.0, 145.0			
Naphthalene	N.D.	6.42	129.0	10.6	102.0	9.0
+ EIC (128.0) Scan Jan0732.D			128.0, 129.0, 102.0			
4-Chlorophenol	N.D.	6.49	128.0	318.3		
+ EIC (130.0) Scan Jan0732.D			130.0, 128.0			

# Quantitation Results Report (QT Reviewed)

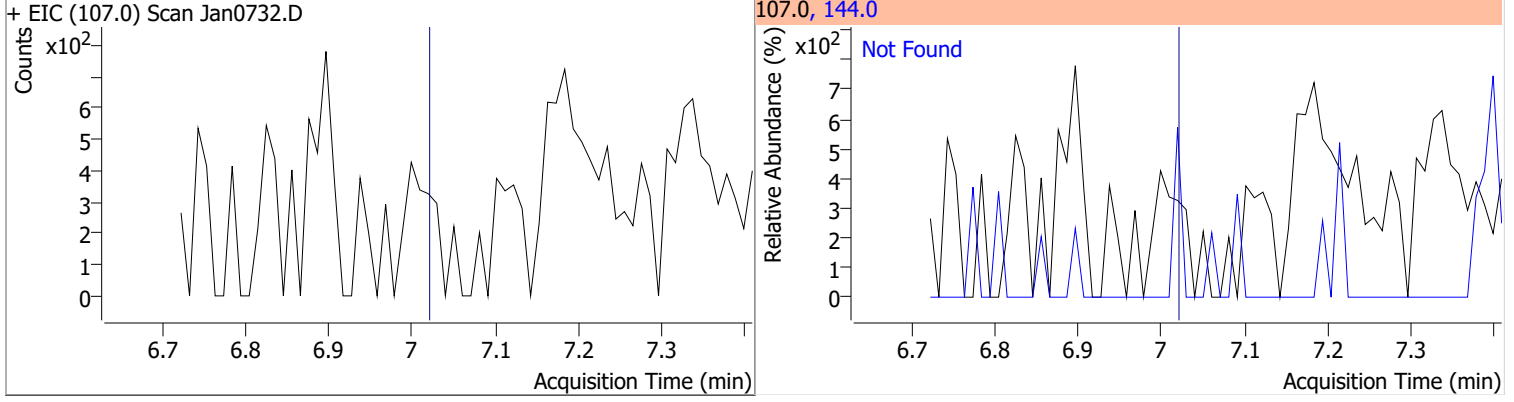
Compound	Conc.	Exp RT	QIon	Exp Ratio	QIon	Exp Ratio
p-Chloroaniline	N.D.	6.53	65.0	36.5	129.0	33.7



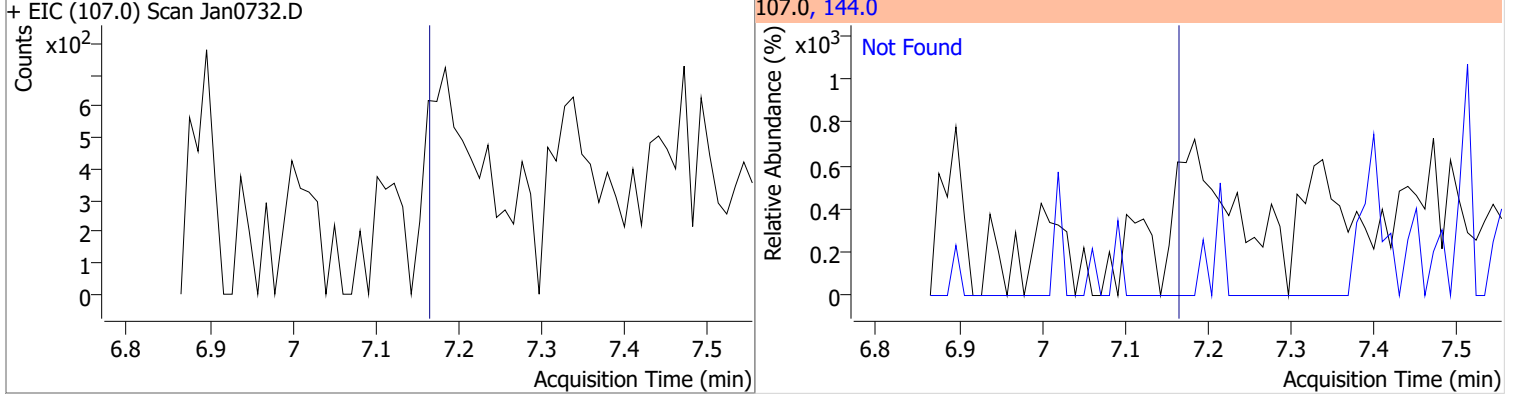
Compound	Conc.	Exp RT	QIon	Exp Ratio	QIon	Exp Ratio
Hexachlorobutadiene	N.D.	6.60	227.0	66.1	223.0	64.1



Compound	Conc.	Exp RT	QIon	Exp Ratio
4-Chloro-2-Methylphenol	N.D.	7.02	144.0	27.3

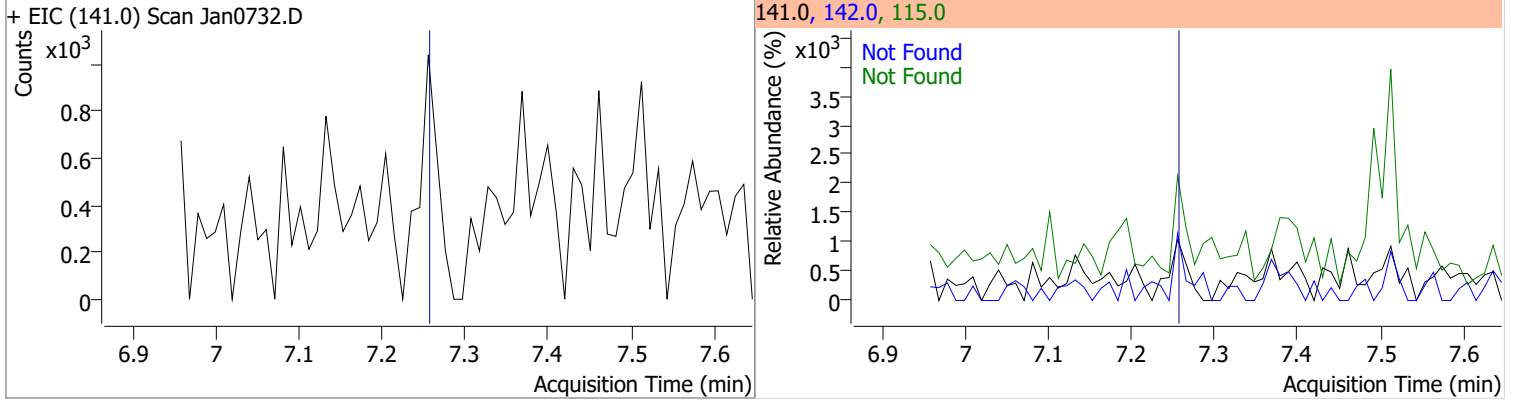


Compound	Conc.	Exp RT	QIon	Exp Ratio
4-Chloro-3-Methylphenol	N.D.	7.16	144.0	28.4

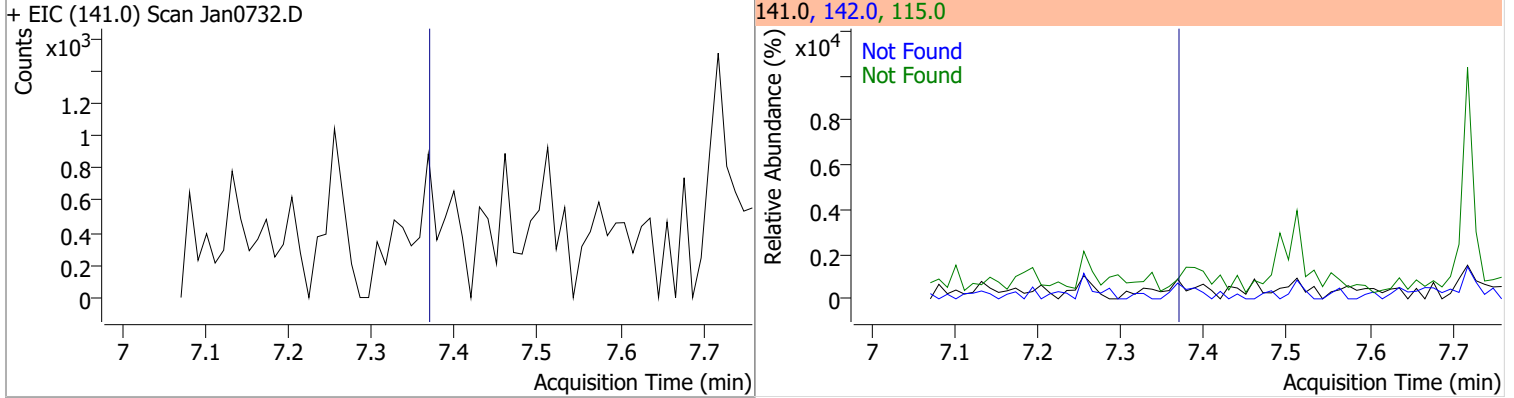


# Quantitation Results Report (QT Reviewed)

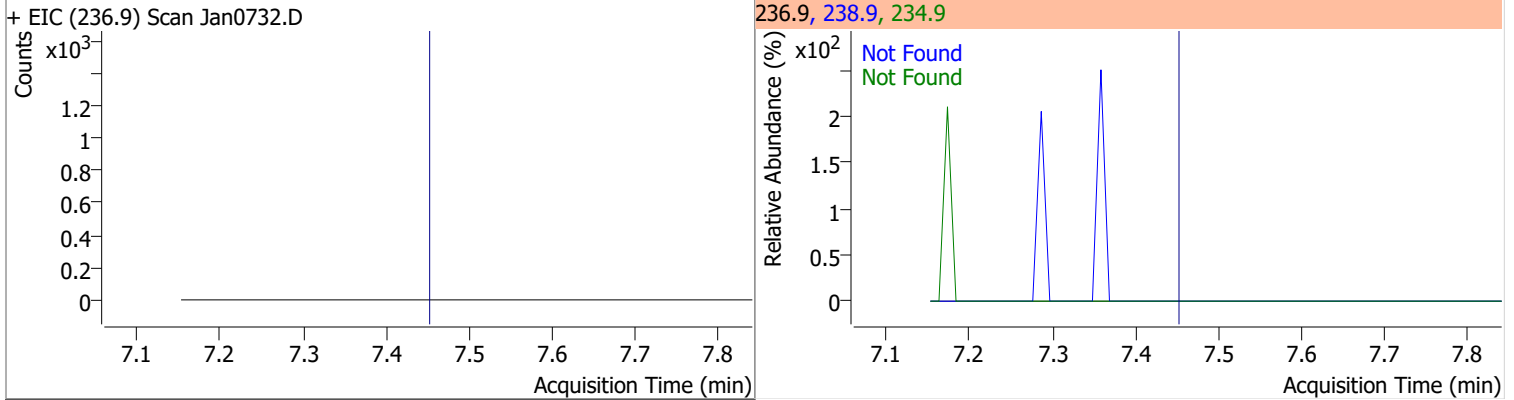
Compound	Conc.	Exp RT	QIon	Exp Ratio	QIon	Exp Ratio
2-Methylnaphthalene	N.D.	7.26	142.0	115.4	115.0	41.6



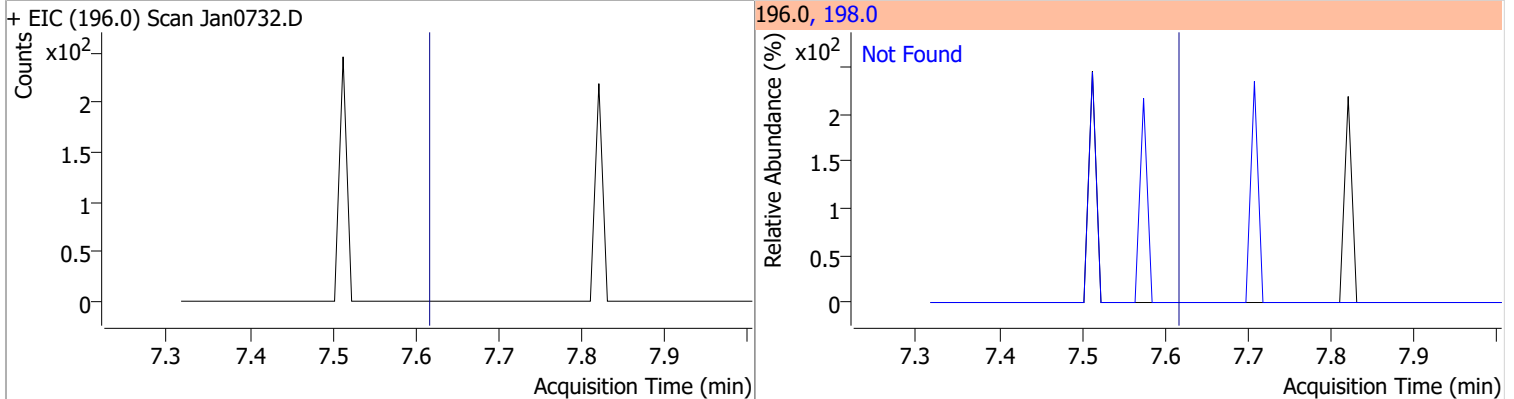
Compound	Conc.	Exp RT	QIon	Exp Ratio	QIon	Exp Ratio
1-Methylnaphthalene	N.D.	7.37	142.0	110.2	115.0	43.1



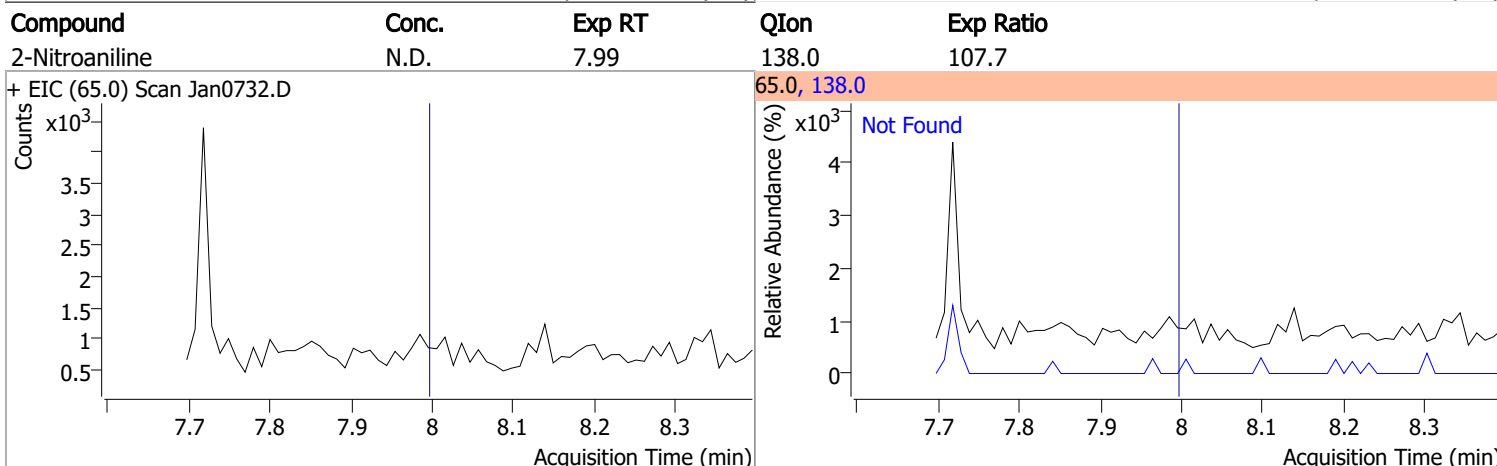
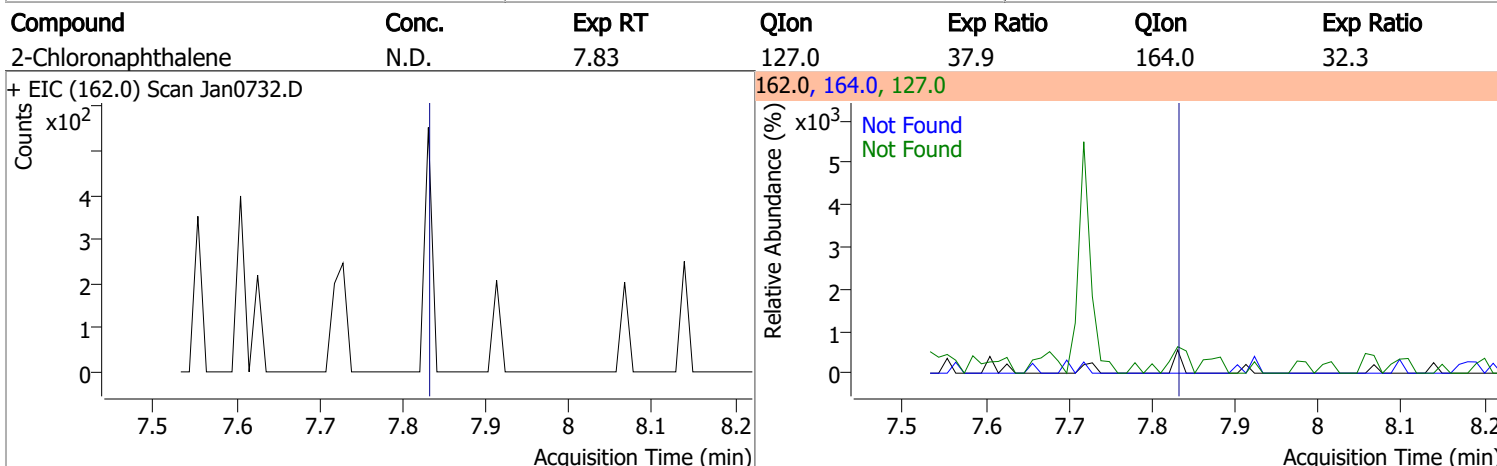
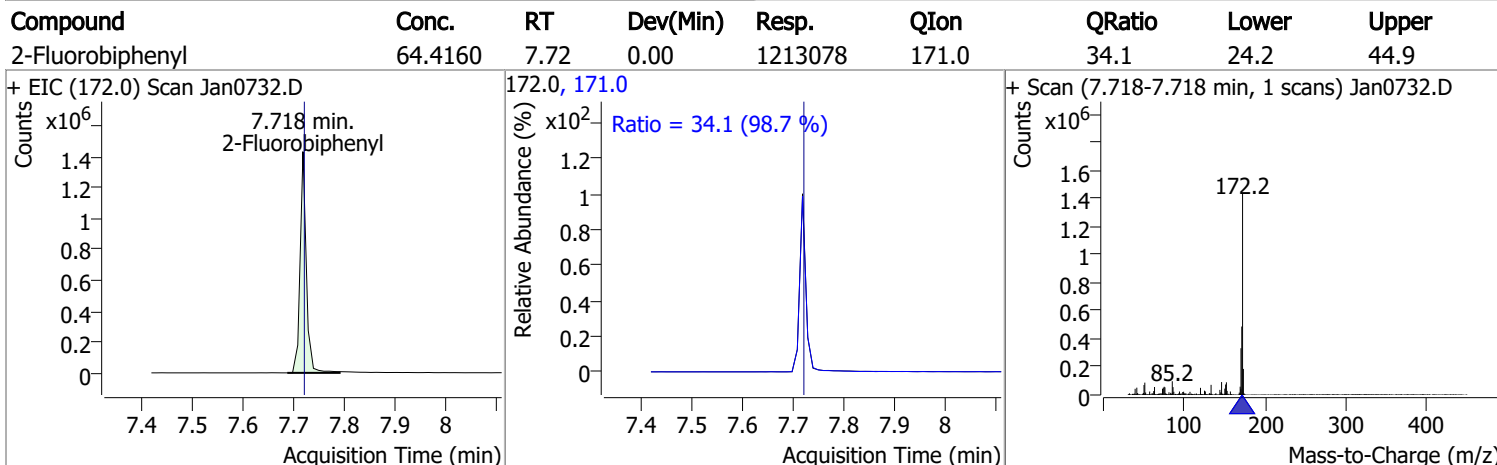
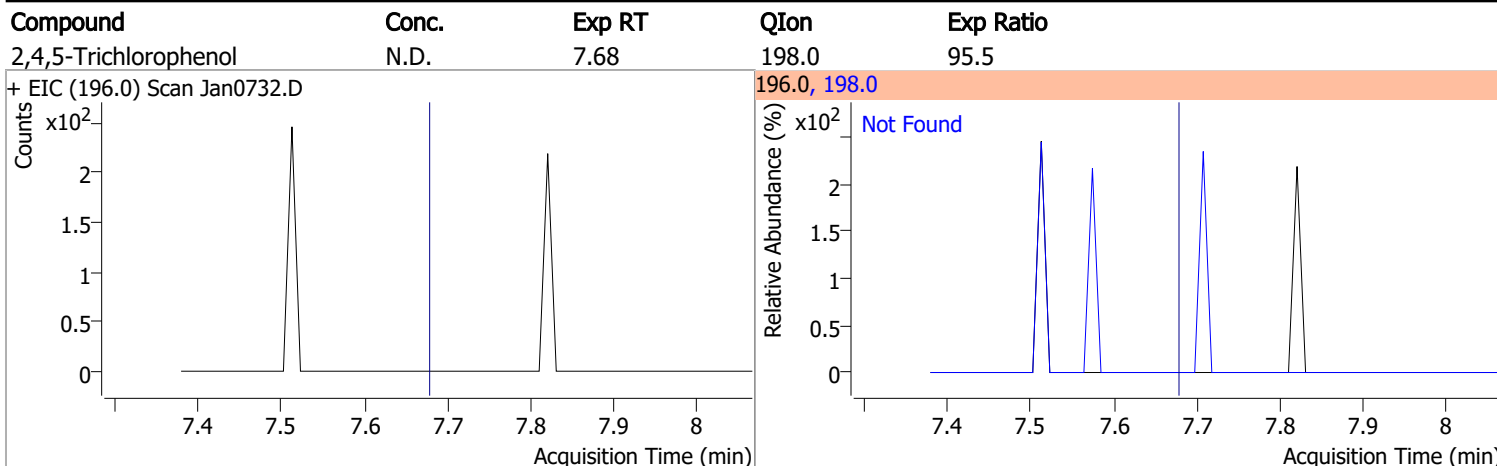
Compound	Conc.	Exp RT	QIon	Exp Ratio	QIon	Exp Ratio
Hexachlorocyclopentadiene	N.D.	7.45	238.9	65.0	234.9	62.3



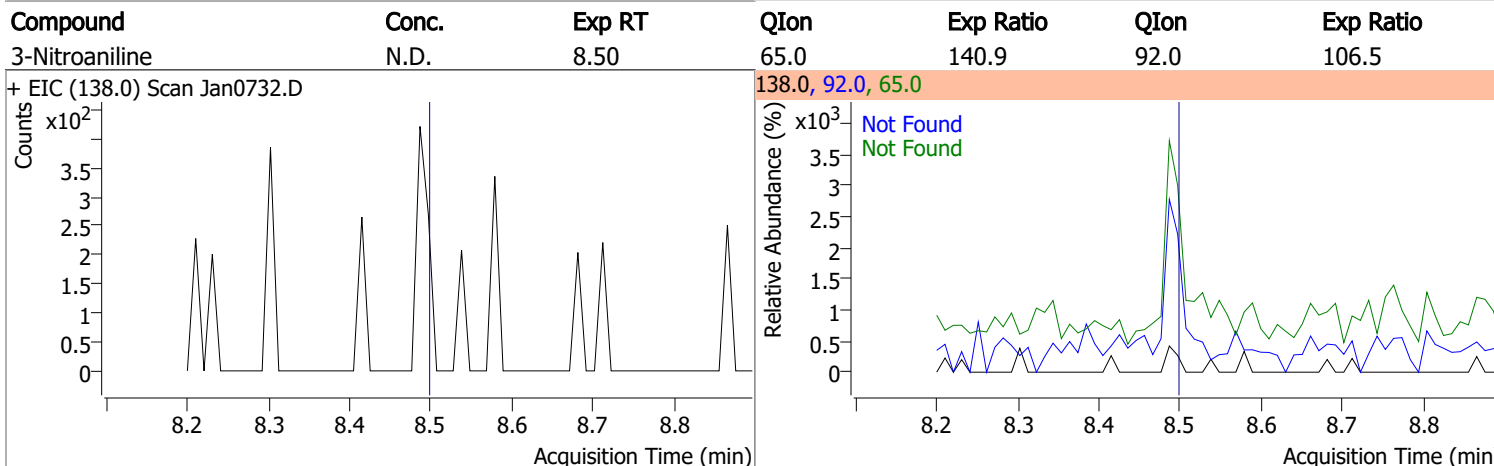
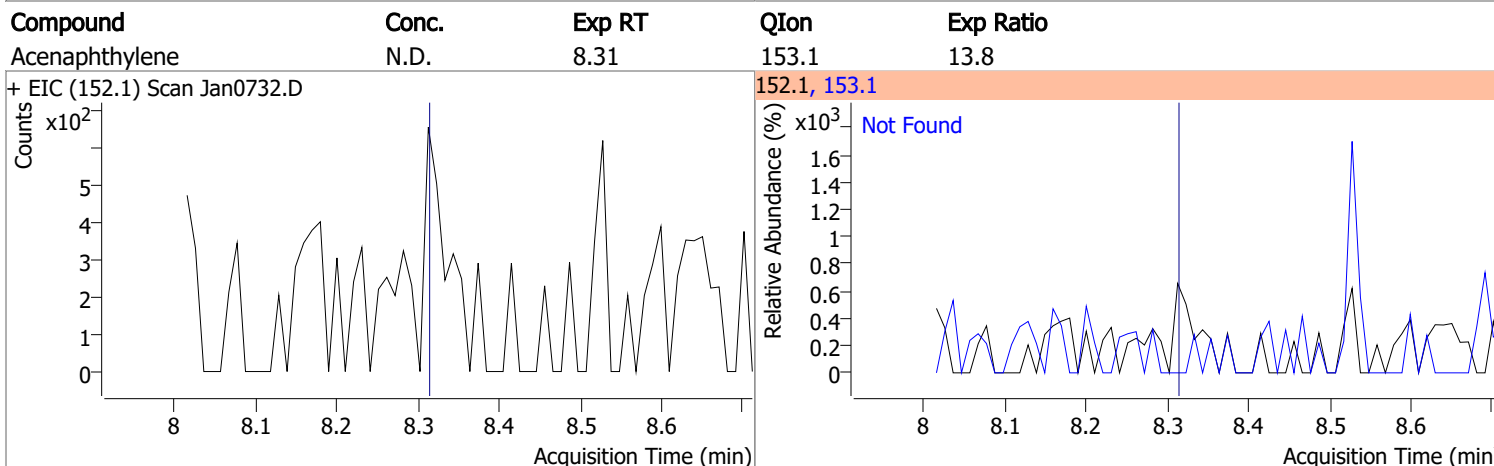
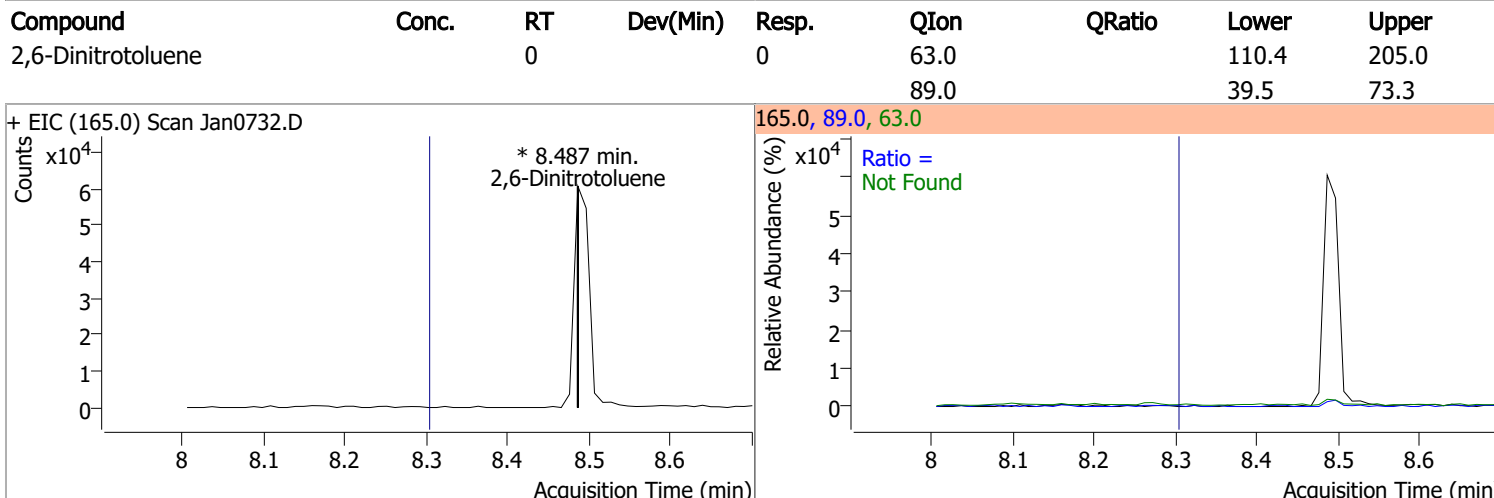
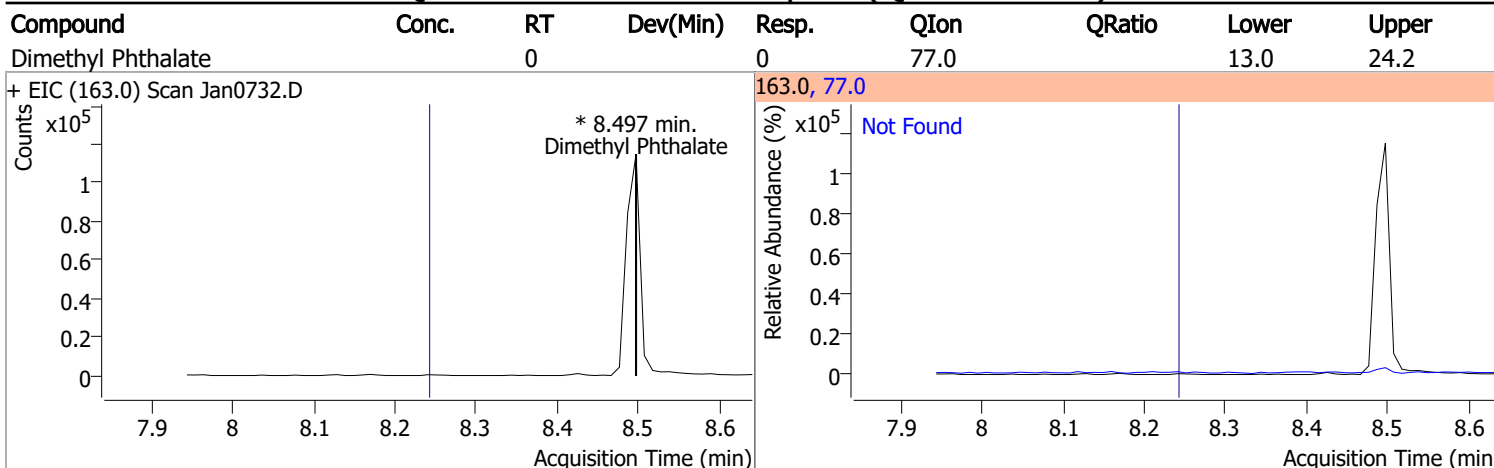
Compound	Conc.	Exp RT	QIon	Exp Ratio
2,4,6-Trichlorophenol	N.D.	7.61	198.0	95.1



# Quantitation Results Report (QT Reviewed)

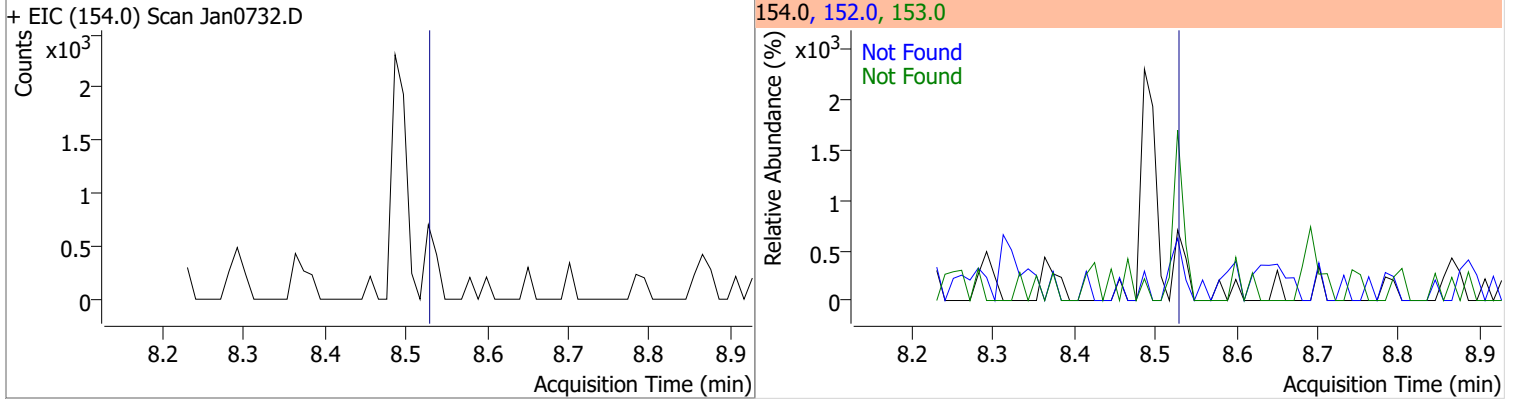


# Quantitation Results Report (QT Reviewed)

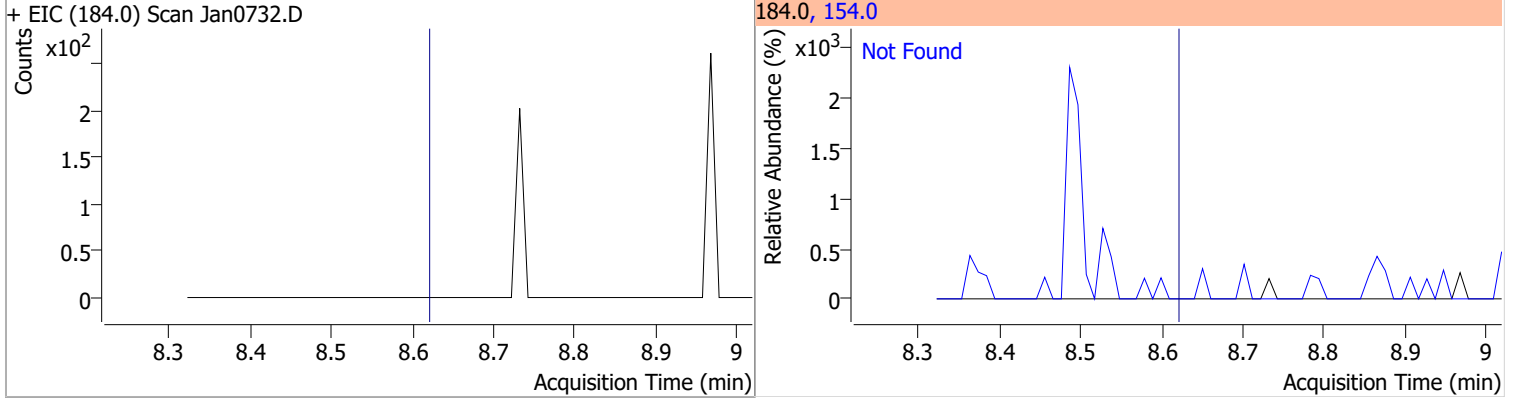


# Quantitation Results Report (QT Reviewed)

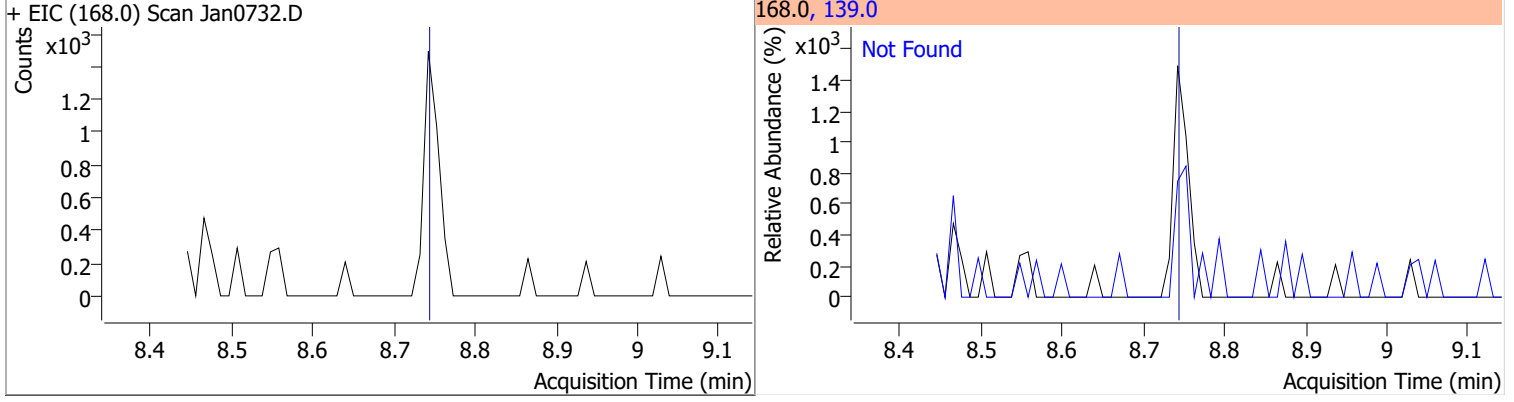
Compound	Conc.	Exp RT	QIon	Exp Ratio	QIon	Exp Ratio
Acenaphthene	N.D.	8.53	153.0	109.5	152.0	52.9



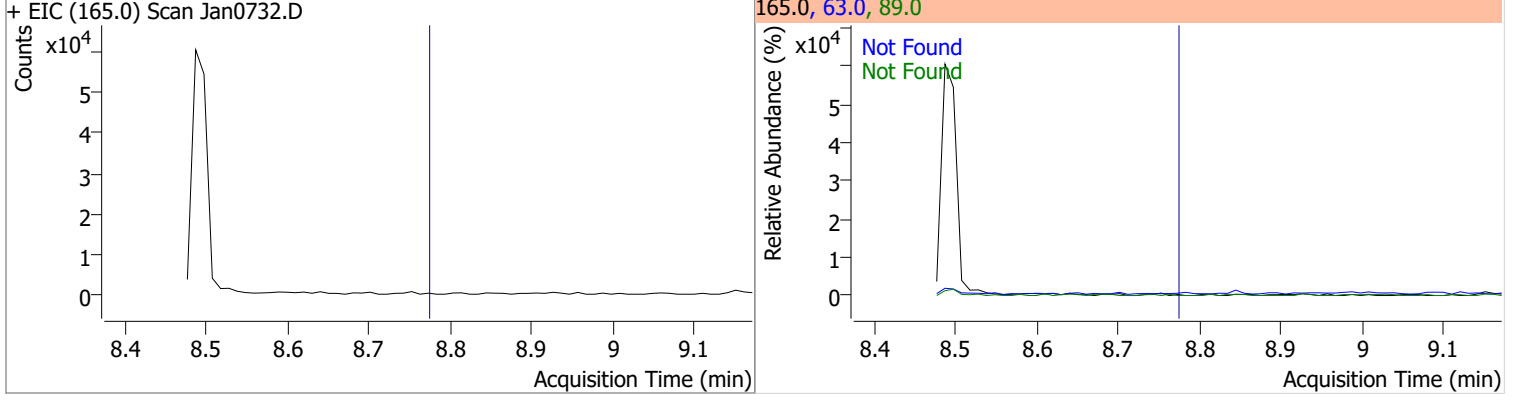
Compound	Conc.	Exp RT	QIon	Exp Ratio
2,4-Dinitrophenol	N.D.	8.62	154.0	60.0



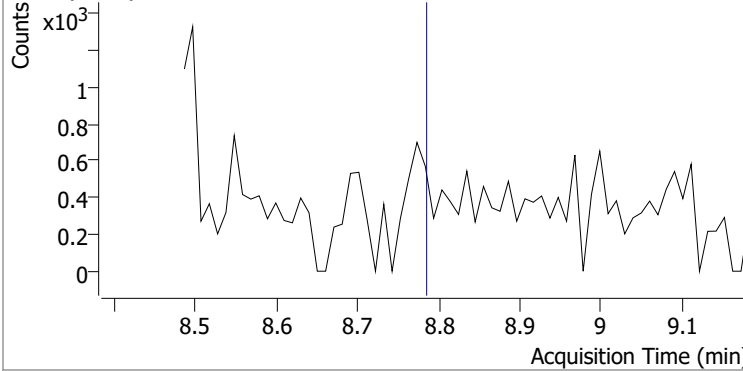
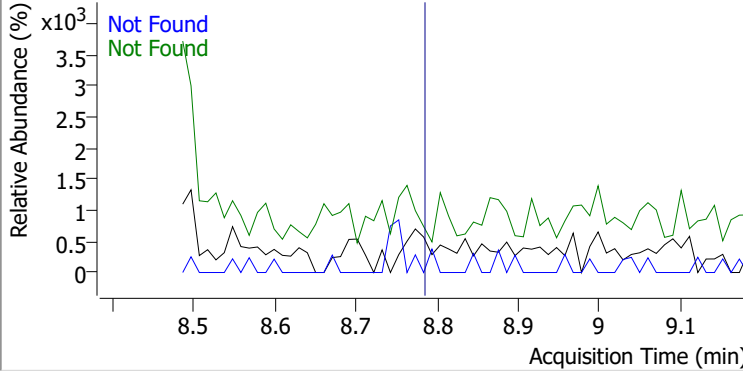
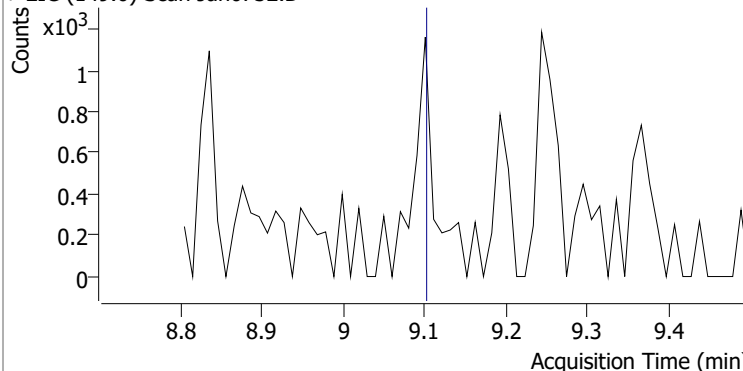
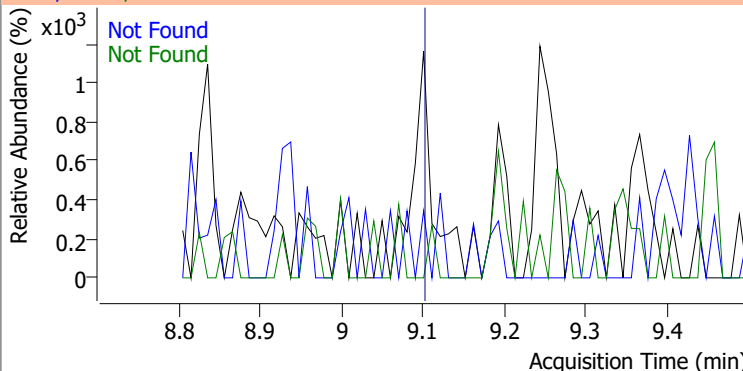
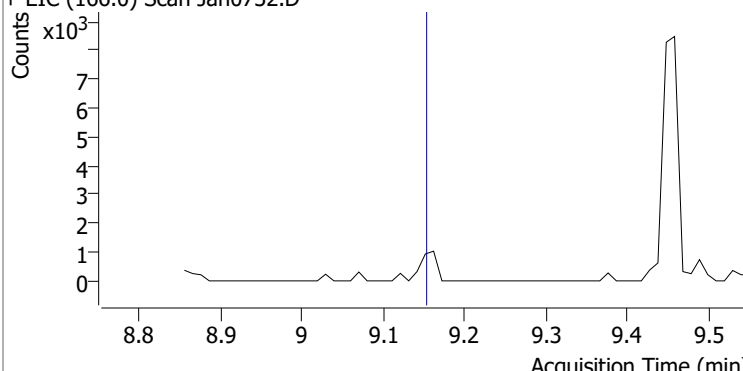
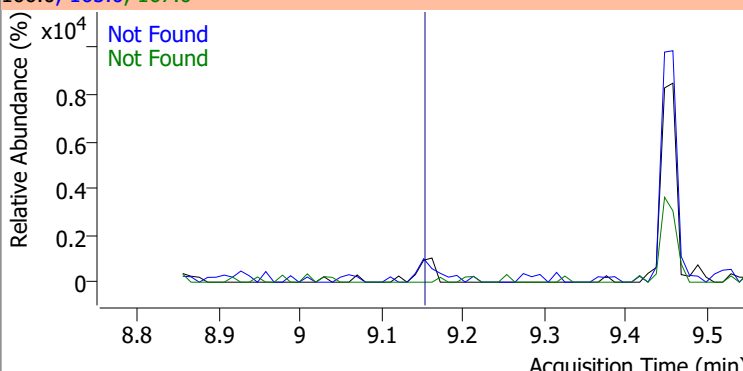
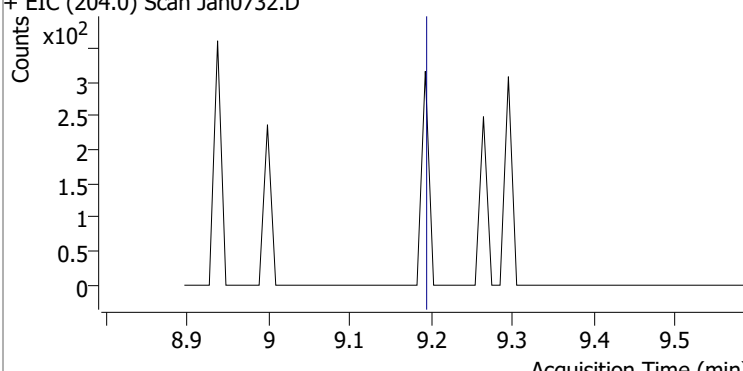
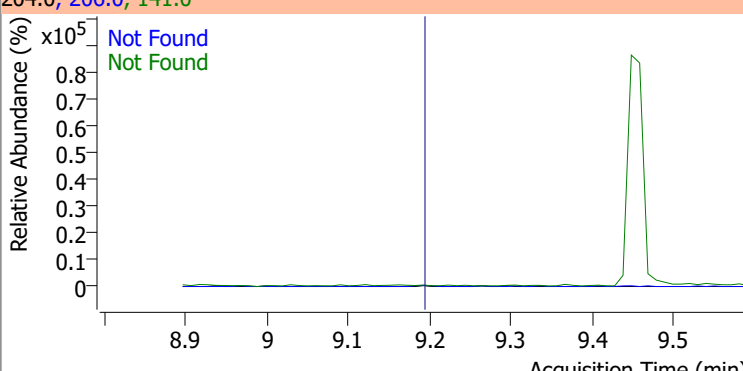
Compound	Conc.	Exp RT	QIon	Exp Ratio
Dibenzofuran	N.D.	8.74	139.0	38.6



Compound	Conc.	Exp RT	QIon	Exp Ratio	QIon	Exp Ratio
2,4-Dinitrotoluene	N.D.	8.77	63.0	76.1	89.0	74.7

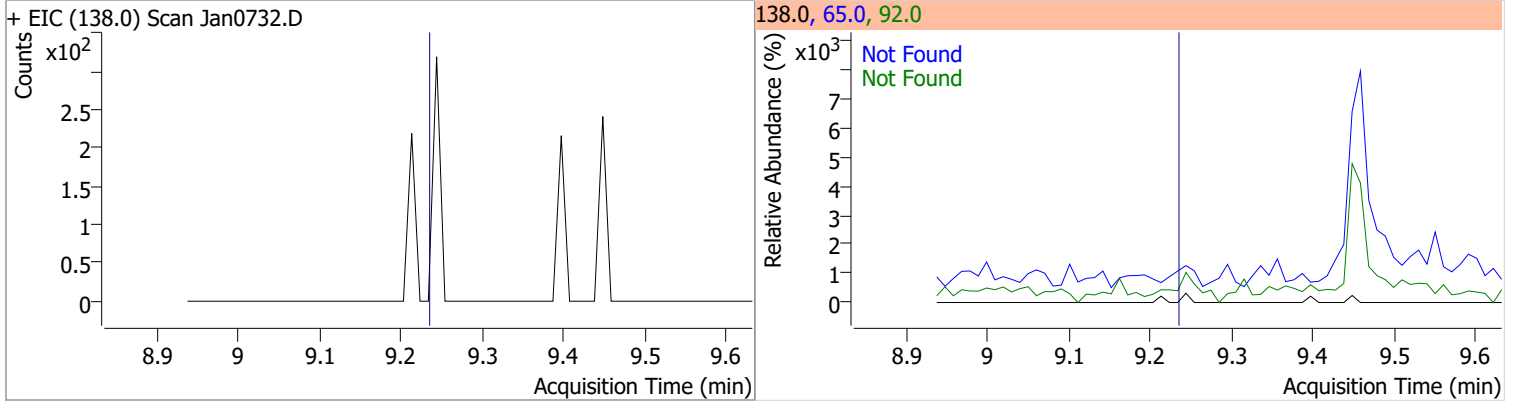


# Quantitation Results Report (QT Reviewed)

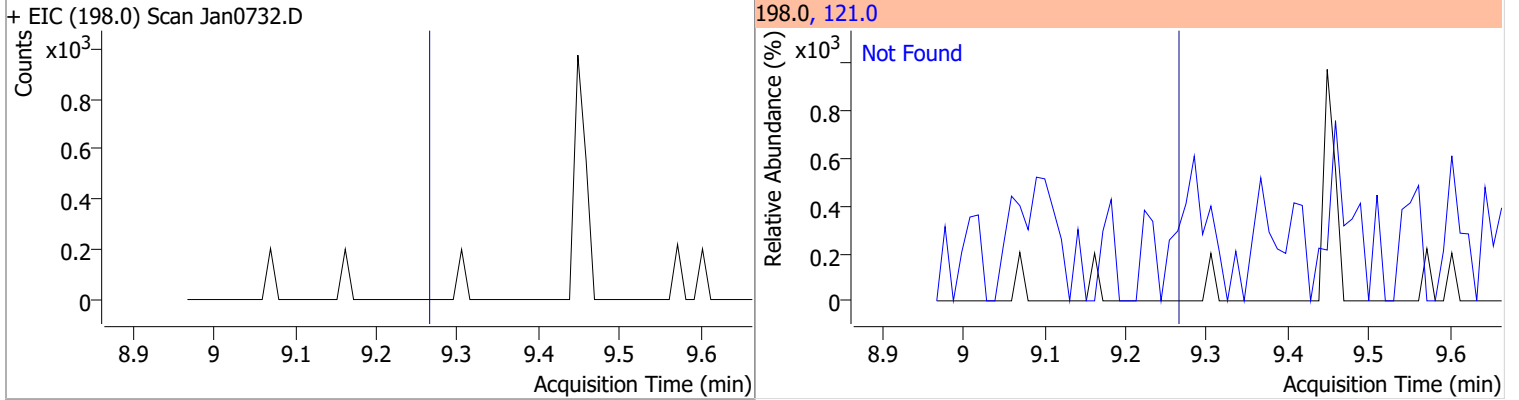
Compound	Conc.	Exp RT	QIon	Exp Ratio	QIon	Exp Ratio
4-Nitrophenol	N.D.	8.78	65.0	88.5	139.0	80.4
+ EIC (109.0) Scan Jan0732.D			109.0, 139.0, 65.0			
						
Diethylphthalate	N.D.	9.10	177.0	20.7	150.0	12.6
+ EIC (149.0) Scan Jan0732.D			149.0, 177.0, 150.0			
						
Fluorene	N.D.	9.15	165.0	93.4	167.0	12.9
+ EIC (166.0) Scan Jan0732.D			166.0, 165.0, 167.0			
						
4-Chlorophenyl-phenylether	N.D.	9.19	141.0	62.3	206.0	33.9
+ EIC (204.0) Scan Jan0732.D			204.0, 206.0, 141.0			
						

# Quantitation Results Report (QT Reviewed)

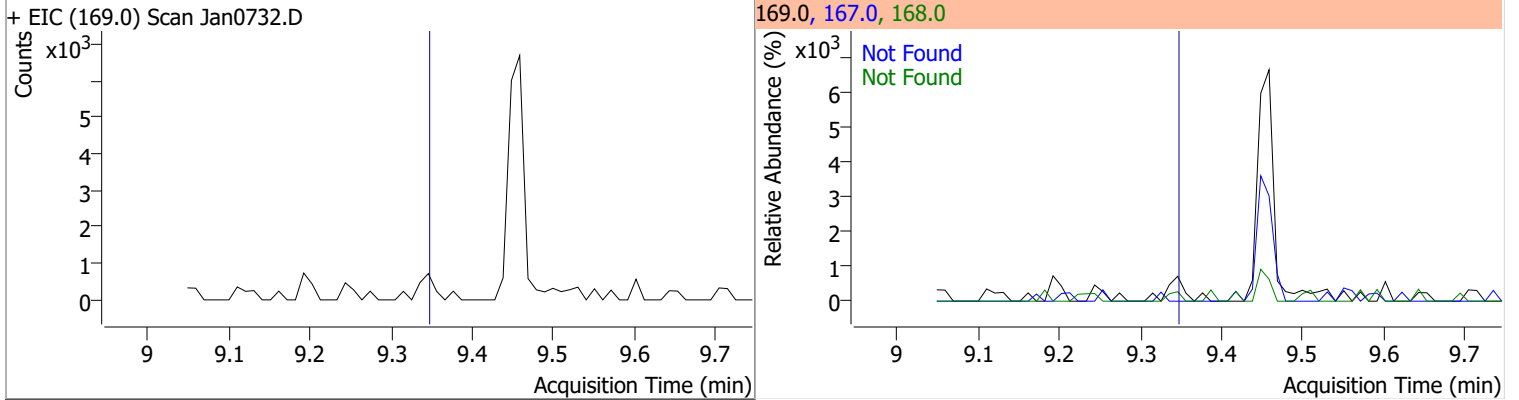
Compound	Conc.	Exp RT	QIon	Exp Ratio	QIon	Exp Ratio
4-Nitroaniline	N.D.	9.23	65.0	114.6	92.0	45.3



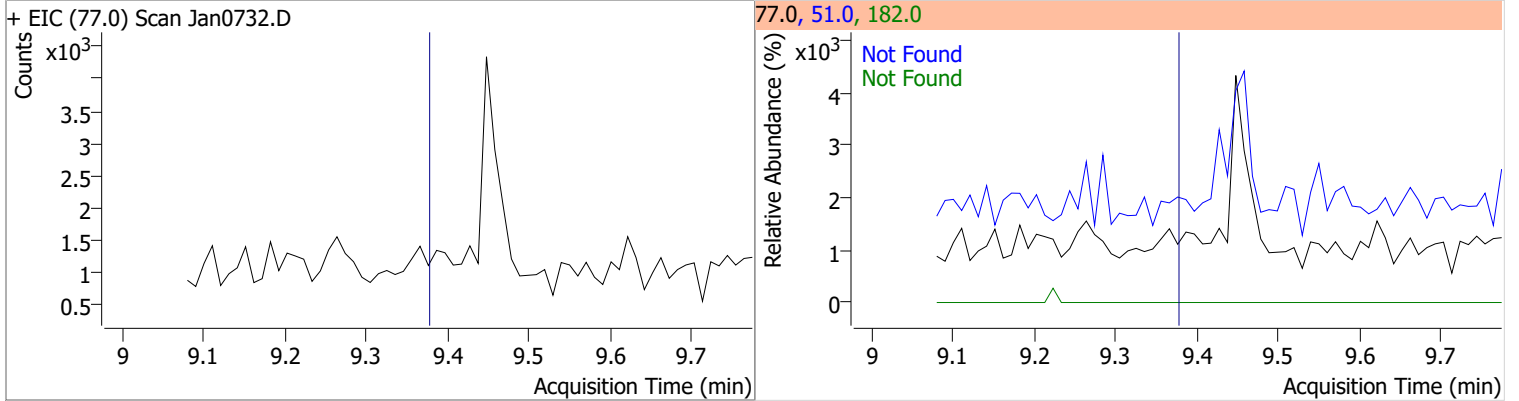
Compound	Conc.	Exp RT	QIon	Exp Ratio
4,6-Dinitro-2-methylphenol	N.D.	9.26	121.0	44.8



Compound	Conc.	Exp RT	QIon	Exp Ratio	QIon	Exp Ratio
N-nitrosodiphenylamine	N.D.	9.35	168.0	63.3	167.0	33.4



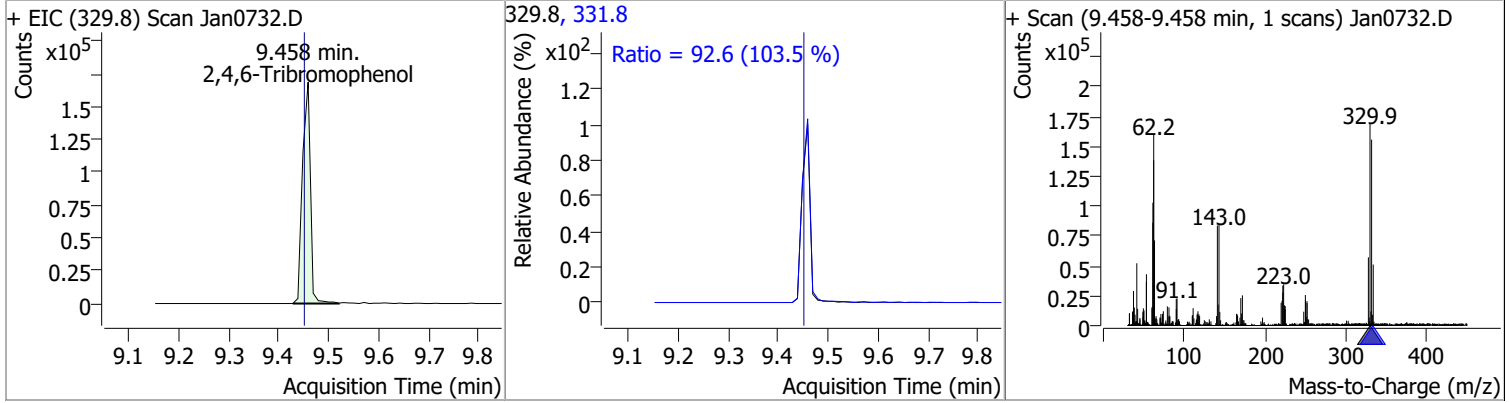
Compound	Conc.	Exp RT	QIon	Exp Ratio	QIon	Exp Ratio
Azobenzene	N.D.	9.38	51.0	49.9	182.0	26.9



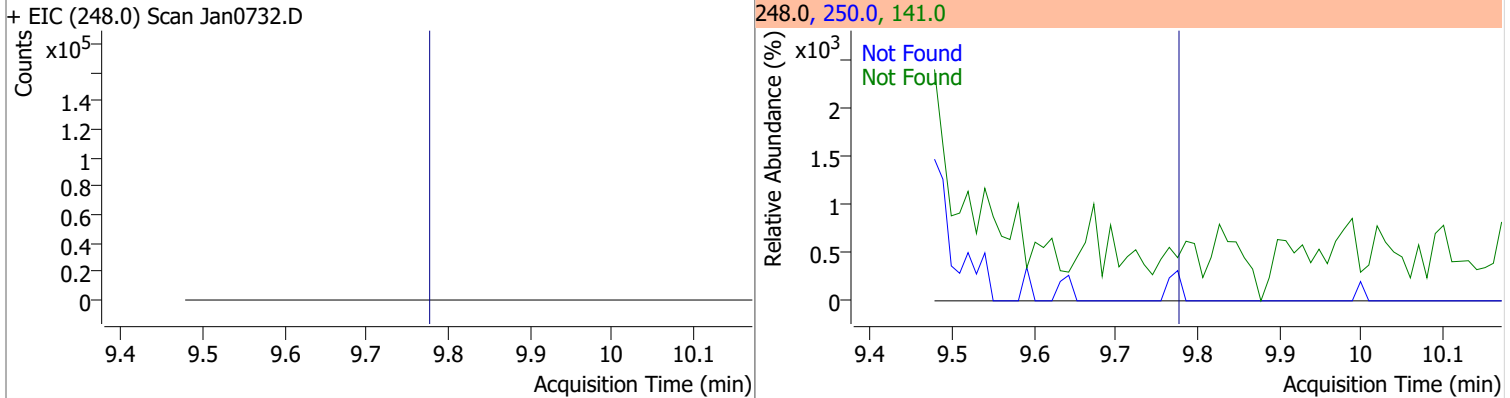


# Quantitation Results Report (QT Reviewed)

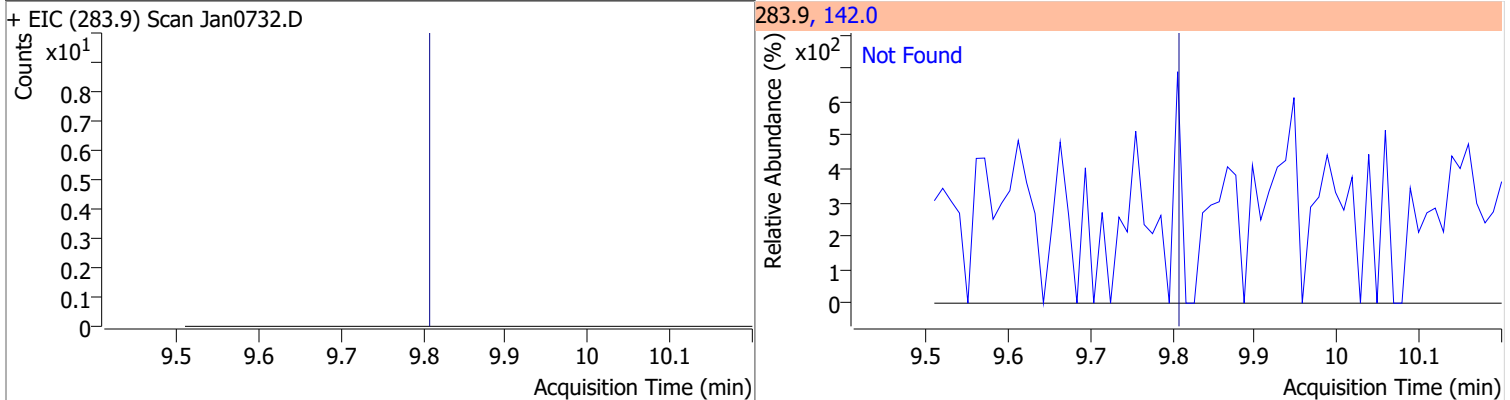
Compound	Conc.	RT	Dev(Min)	Resp.	QIon	QRatio	Lower	Upper
2,4,6-Tribromophenol	121.6287	9.46	0.01	185671	331.8	92.6	62.7	116.4



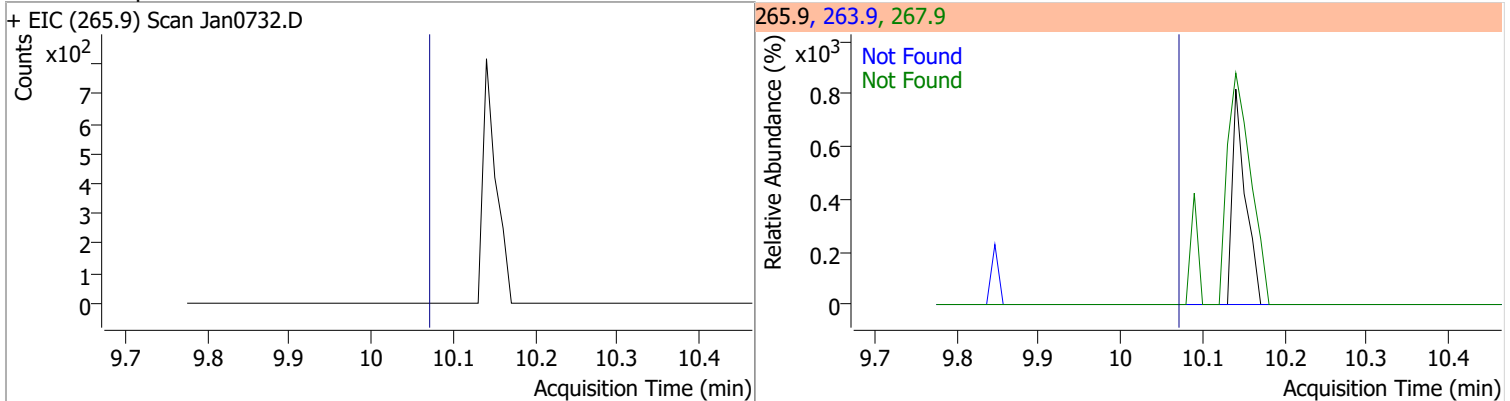
Compound	Conc.	Exp RT	QIon	Exp Ratio	QIon	Exp Ratio
4-Bromophenyl-phenylether	N.D.	9.78	250.0	98.3	141.0	96.1



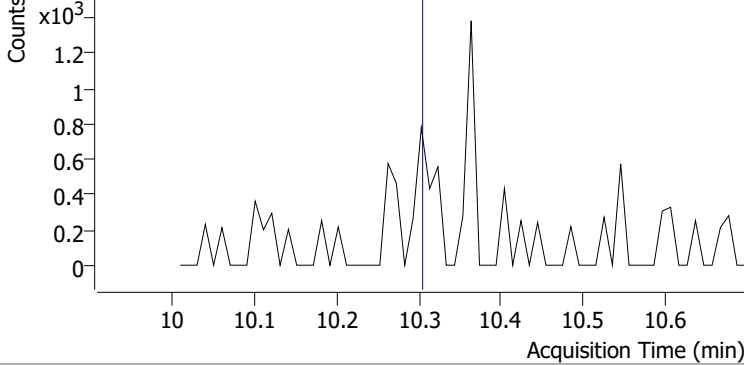
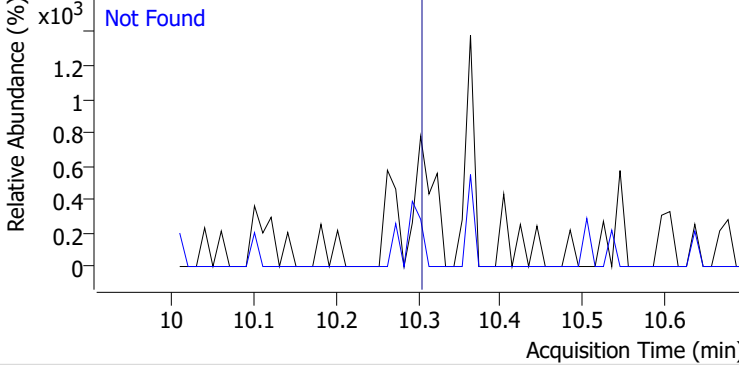
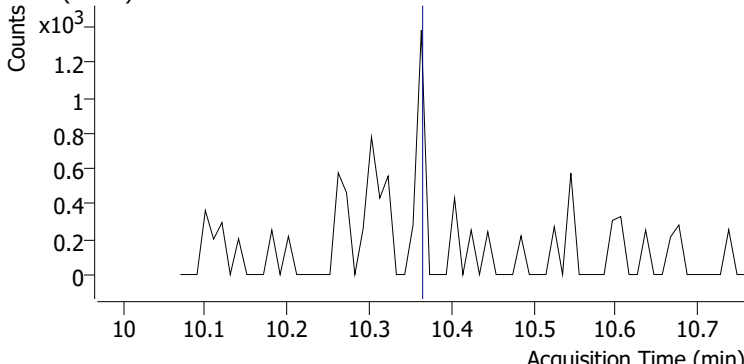
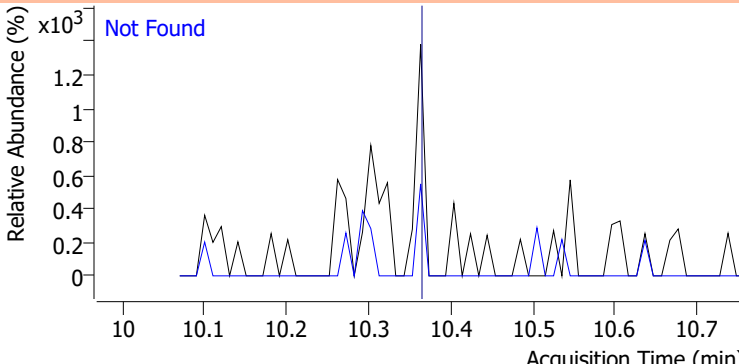
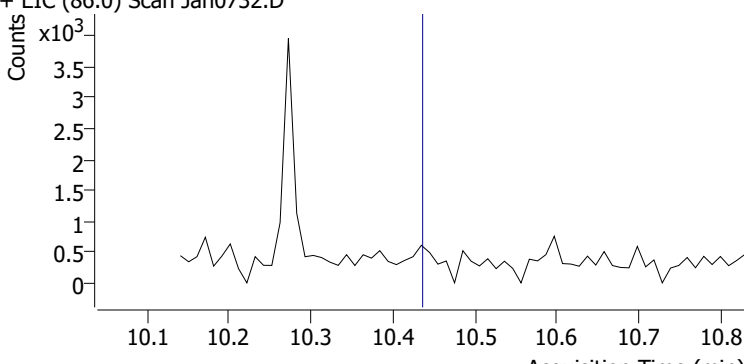
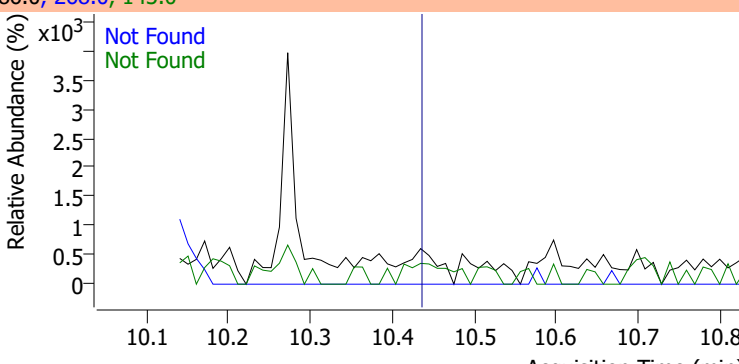
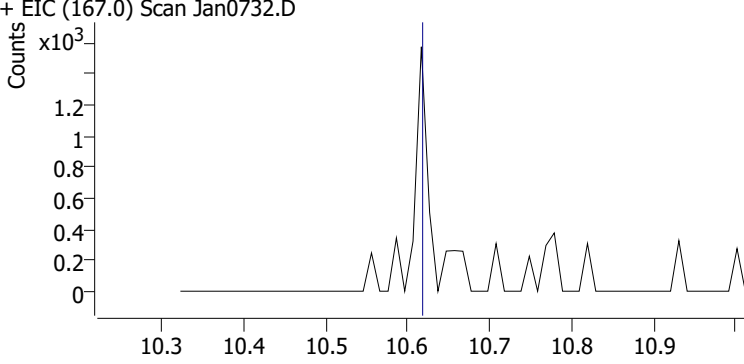
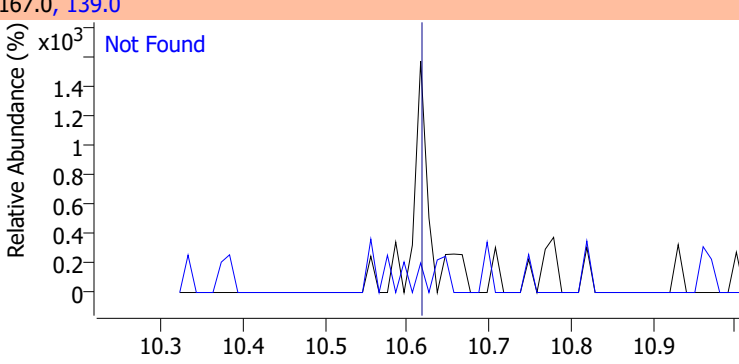
Compound	Conc.	Exp RT	QIon	Exp Ratio
Hexachlorobenzene	N.D.	9.81	142.0	49.9



Compound	Conc.	Exp RT	QIon	Exp Ratio	QIon	Exp Ratio
Pentachlorophenol	N.D.	10.07	263.9	67.0	267.9	63.6

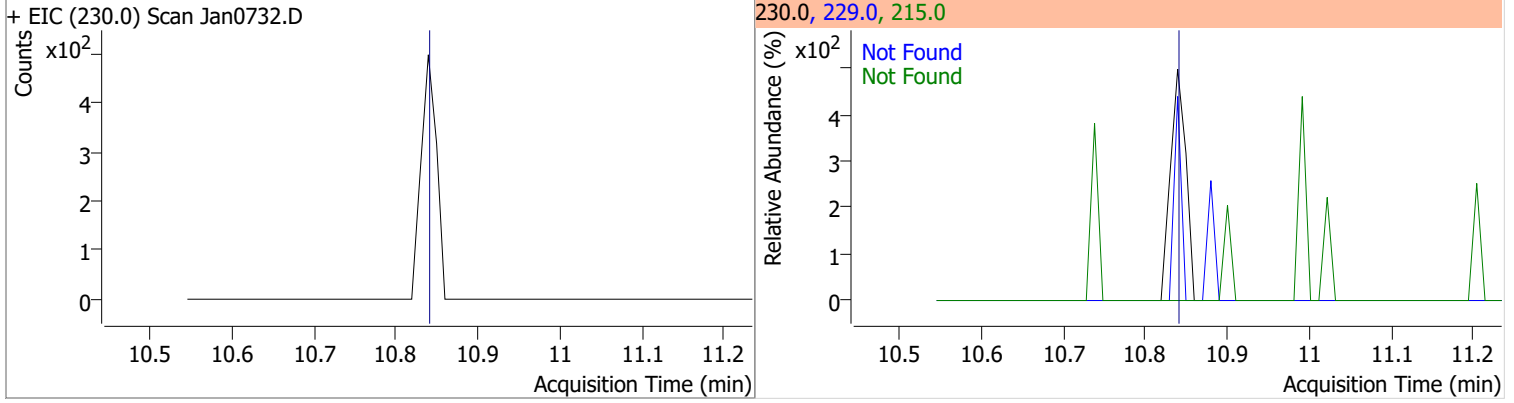


# Quantitation Results Report (QT Reviewed)

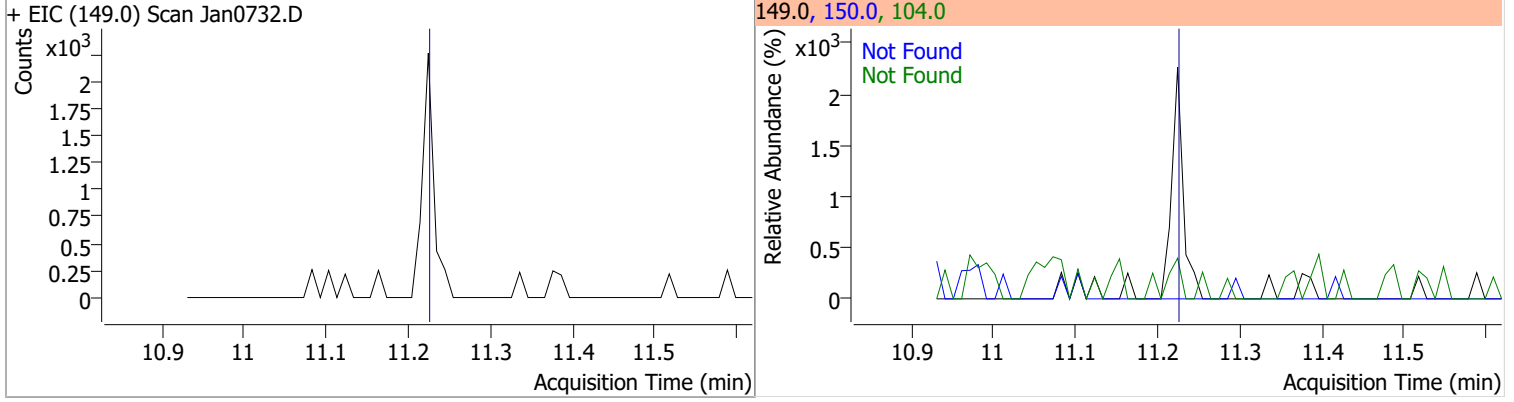
Compound	Conc.	Exp RT	QIon	Exp Ratio		
Phenanthrene	N.D.	10.30	176.0	19.3		
+ EIC (178.0) Scan Jan0732.D			178.0, 176.0			
						
Anthracene	N.D.	10.36	176.0	18.4		
+ EIC (178.0) Scan Jan0732.D			178.0, 176.0			
						
Triallate	N.D.	10.43	268.0	26.7	QIon	Exp Ratio
+ EIC (86.0) Scan Jan0732.D			86.0, 268.0, 143.0			
						
Carbazole	N.D.	10.62	139.0	12.8		
+ EIC (167.0) Scan Jan0732.D			167.0, 139.0			
						

# Quantitation Results Report (QT Reviewed)

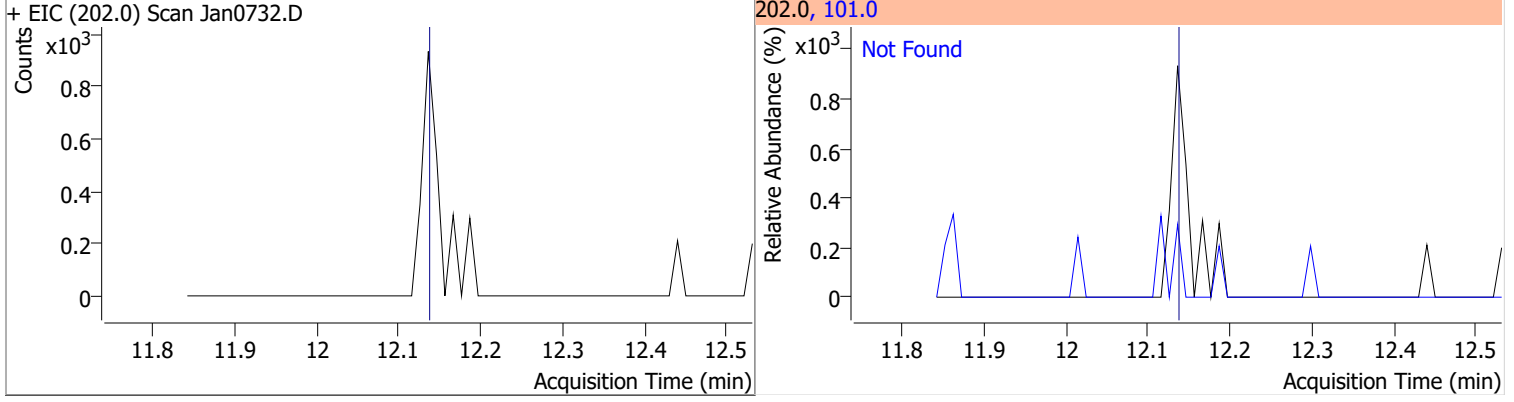
Compound	Conc.	Exp RT	QIon	Exp Ratio	QIon	Exp Ratio
o-Terphenyl	N.D.	10.84	229.0	64.1	215.0	36.5



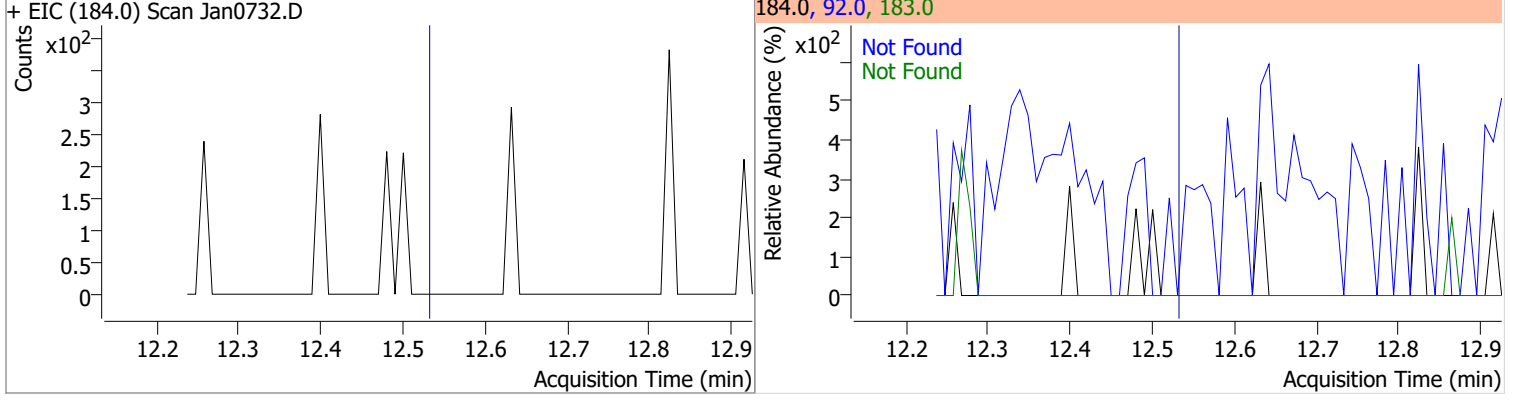
Compound	Conc.	Exp RT	QIon	Exp Ratio	QIon	Exp Ratio
Di-n-Butylphthalate	N.D.	11.22	150.0	9.1	104.0	6.1



Compound	Conc.	Exp RT	QIon	Exp Ratio
Fluoranthene	N.D.	12.14	101.0	12.8

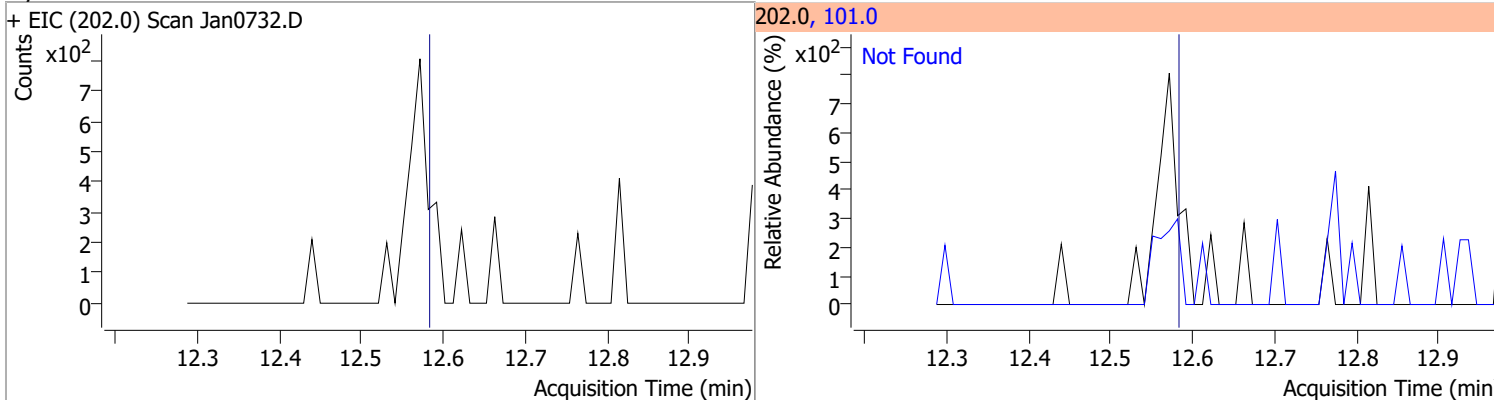


Compound	Conc.	Exp RT	QIon	Exp Ratio	QIon	Exp Ratio
Benzidine	N.D.	12.53	183.0	13.1	92.0	8.1

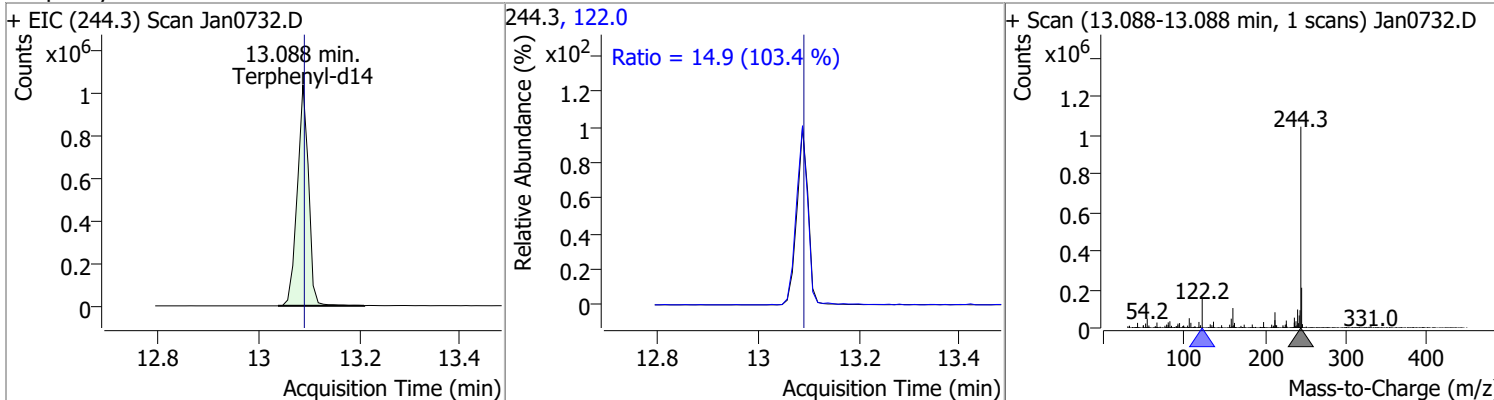


# Quantitation Results Report (QT Reviewed)

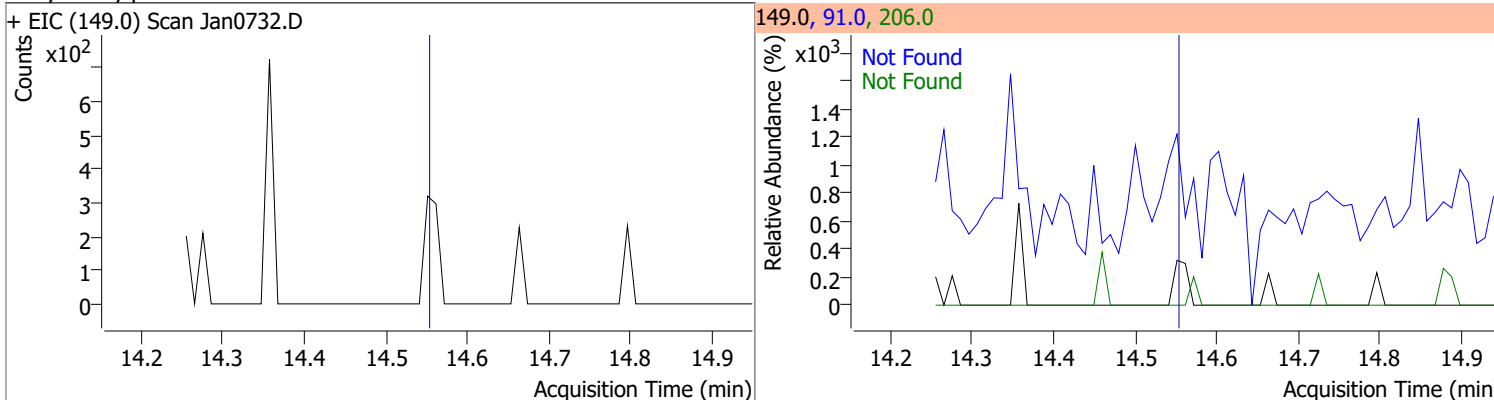
Compound	Conc.	Exp RT	QIon	Exp Ratio
Pyrene	N.D.	12.58	101.0	14.6



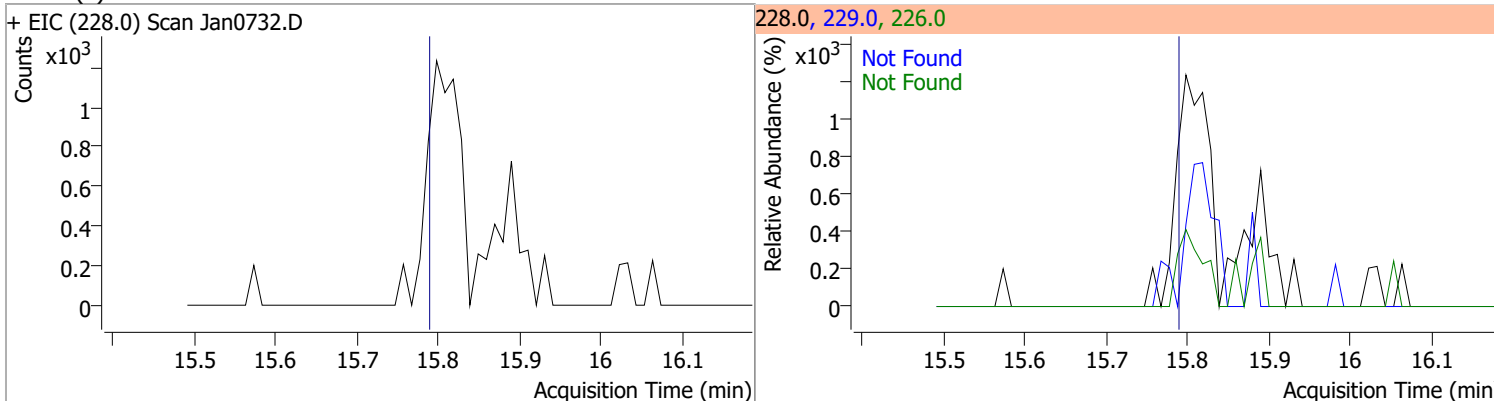
Compound	Conc.	RT	Dev(Min)	Resp.	QIon	QRatio	Lower	Upper
Terphenyl-d14	89.4665	13.09	0.00	1612229	122.0	14.9	10.1	18.7



Compound	Conc.	Exp RT	QIon	Exp Ratio	QIon	Exp Ratio
Butylbenzylphthalate	N.D.	14.56	91.0	81.7	206.0	17.9

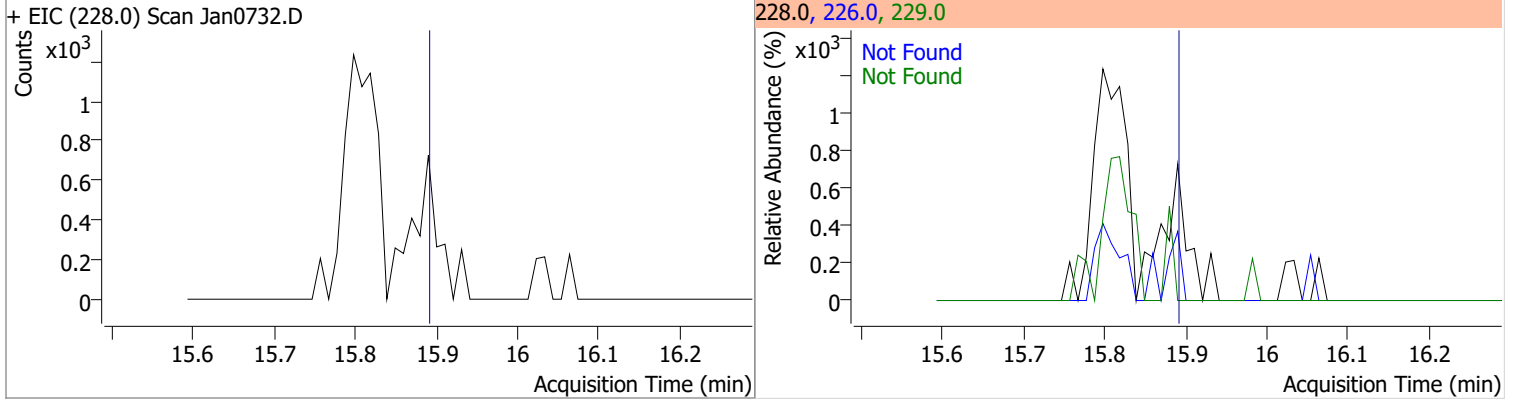


Compound	Conc.	Exp RT	QIon	Exp Ratio	QIon	Exp Ratio
Benzo(a)Anthracene	N.D.	15.80	226.0	27.1	229.0	21.0

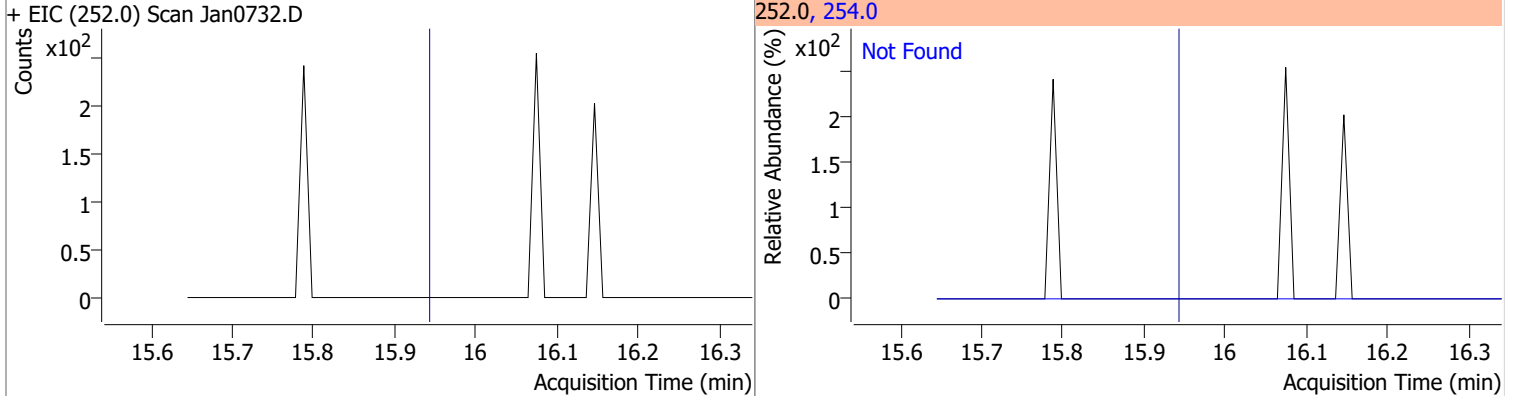


# Quantitation Results Report (QT Reviewed)

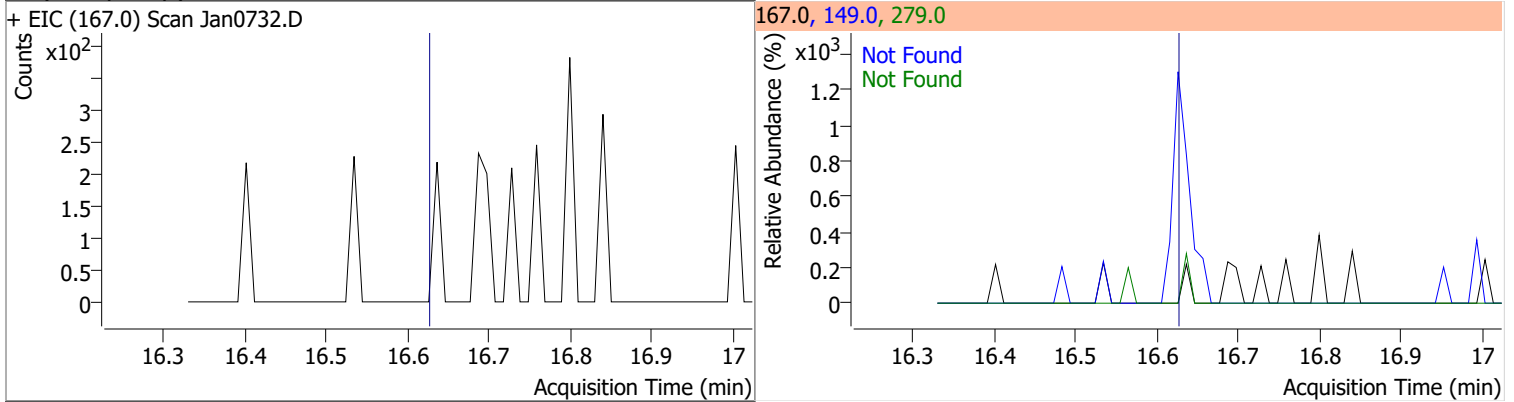
Compound	Conc.	Exp RT	QIon	Exp Ratio	QIon	Exp Ratio
Chrysene	N.D.	15.90	226.0	29.9	229.0	20.4



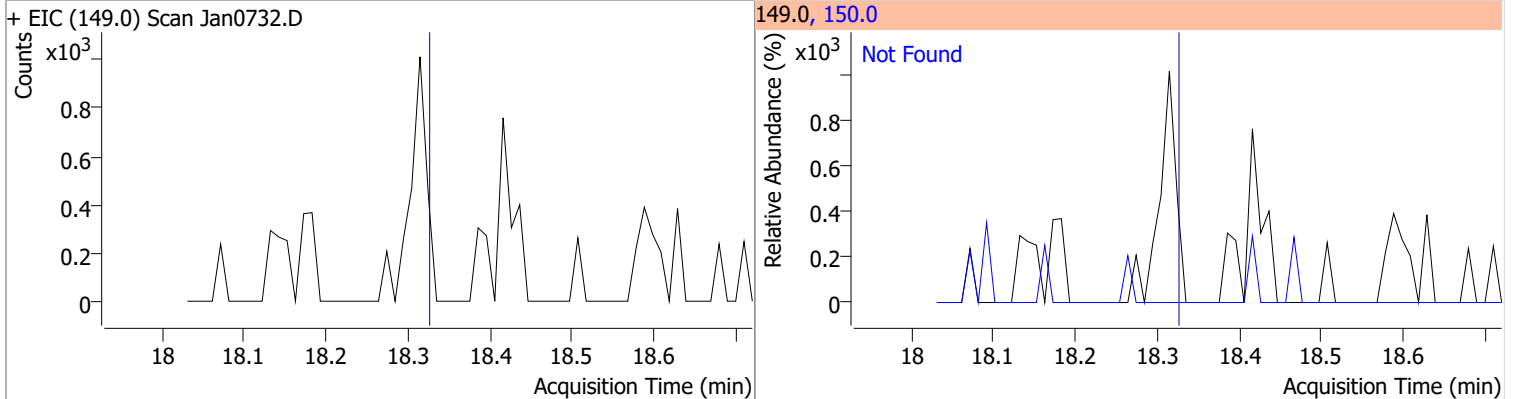
Compound	Conc.	Exp RT	QIon	Exp Ratio
3,3-Dichlorobenzidine	N.D.	15.95	254.0	64.7



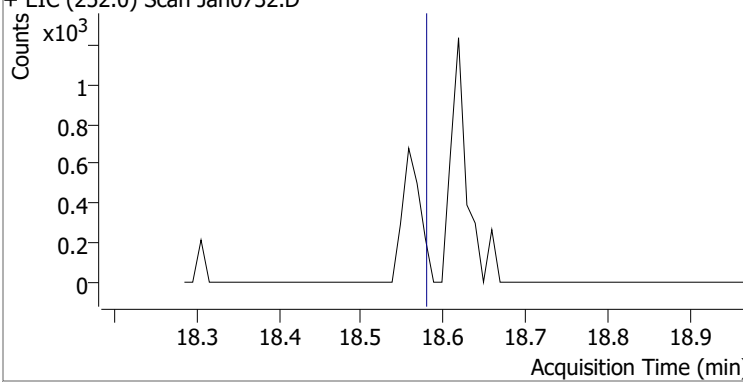
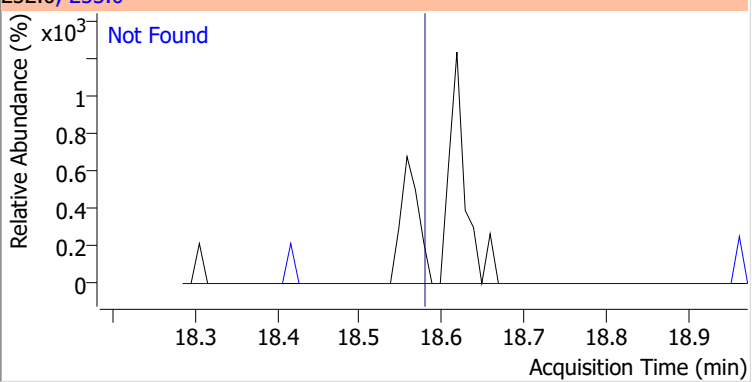
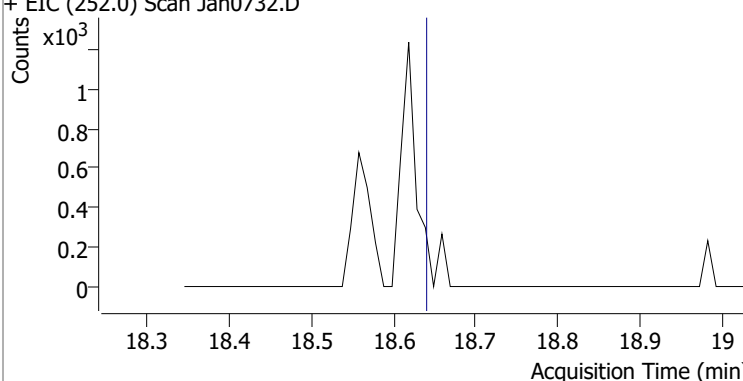
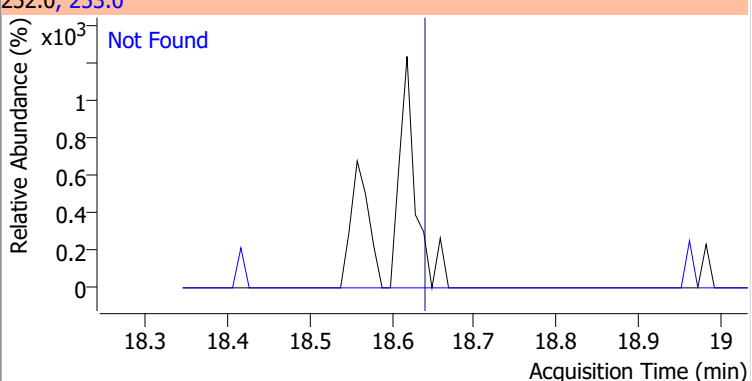
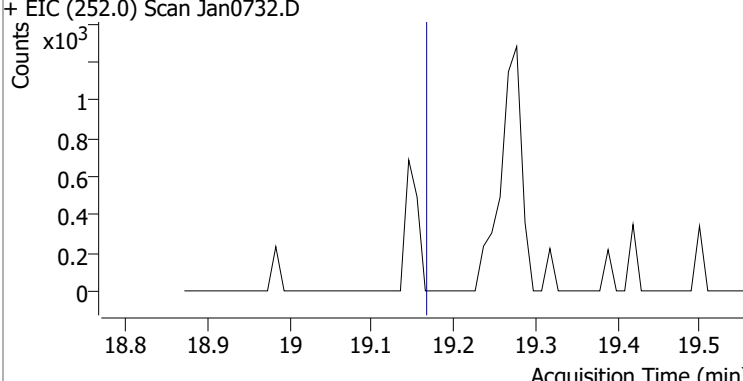
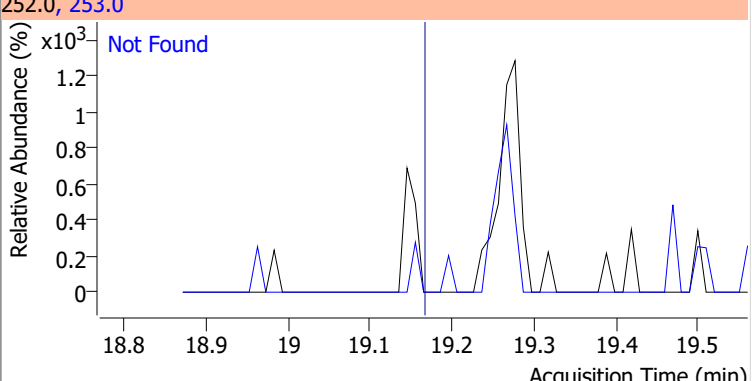
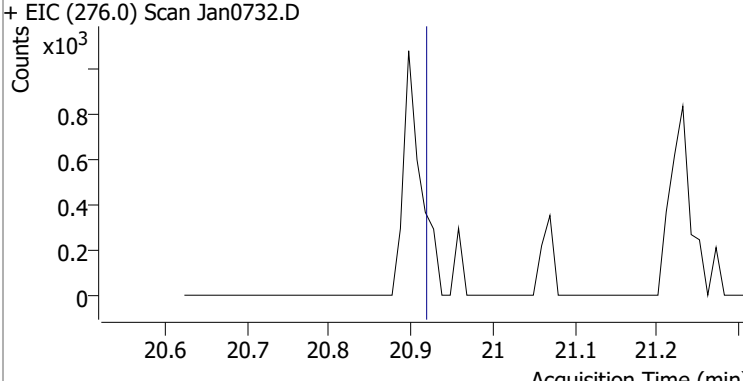
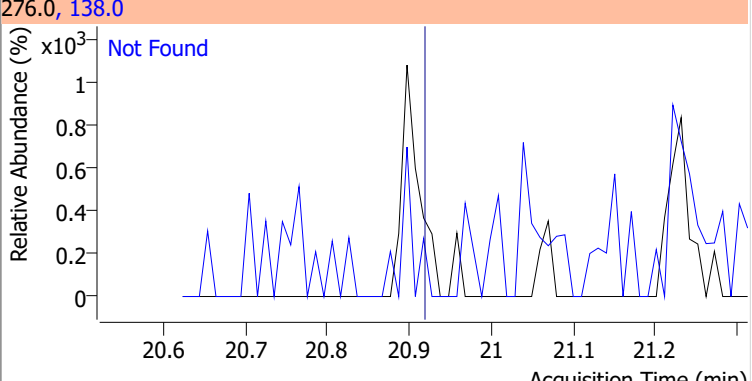
Compound	Conc.	Exp RT	QIon	Exp Ratio	QIon	Exp Ratio
bis(2-ethylhexyl)Phthalate	N.D.	16.64	149.0	397.1	279.0	15.6



Compound	Conc.	Exp RT	QIon	Exp Ratio
Di-n-octyl Phthalate	N.D.	18.32	150.0	9.5

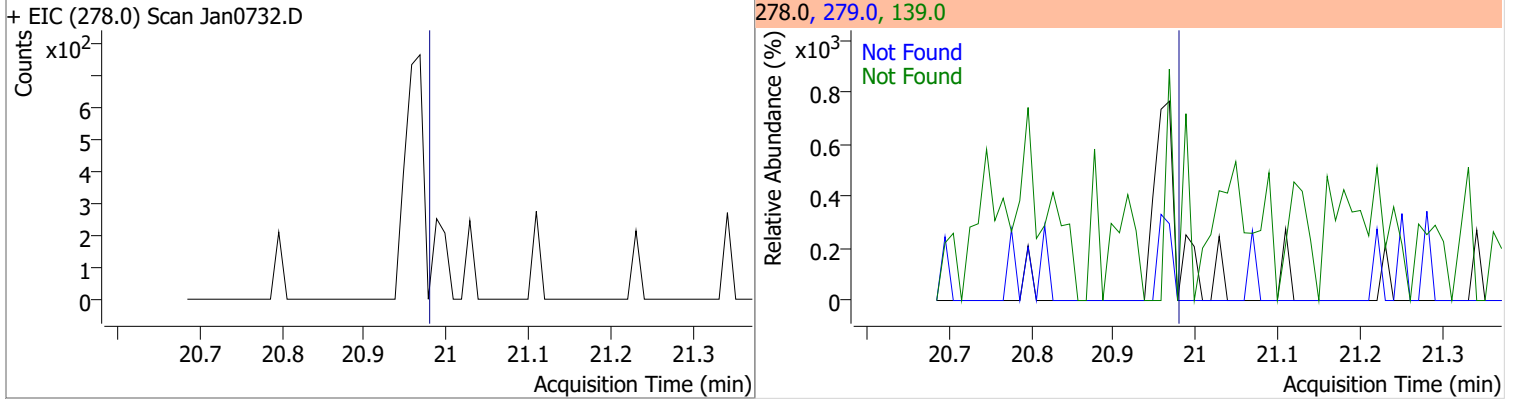


# Quantitation Results Report (QT Reviewed)

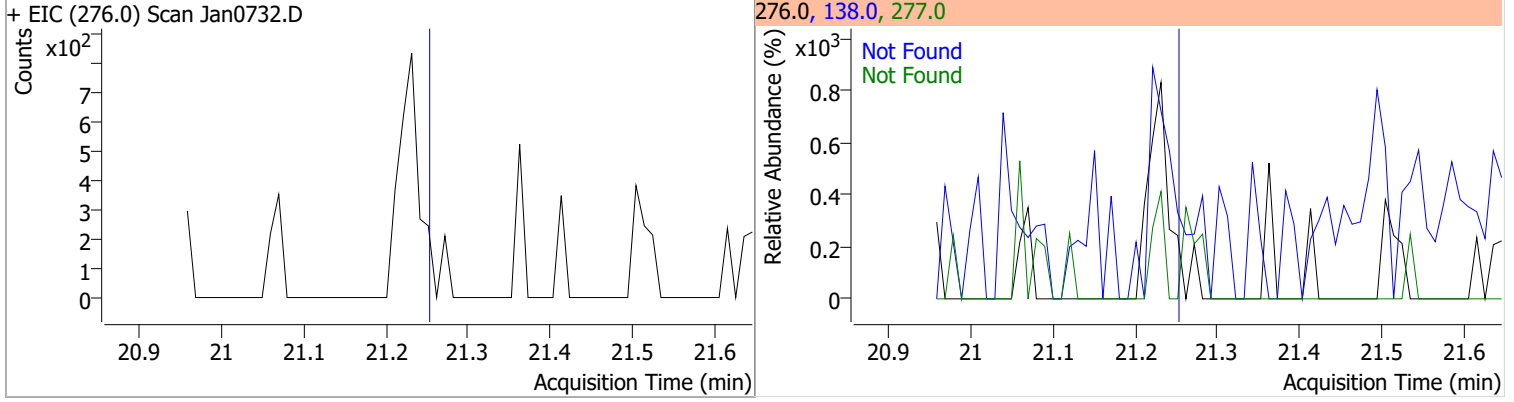
Compound	Conc.	Exp RT	QIon	Exp Ratio
Benzo(b)fluoranthene	N.D.	18.58	253.0	22.0
+ EIC (252.0) Scan Jan0732.D			252.0, 253.0	
				
Benzo(k)fluoranthene	N.D.	18.64	253.0	21.9
+ EIC (252.0) Scan Jan0732.D			252.0, 253.0	
				
Benzo(a)pyrene	N.D.	19.17	253.0	22.0
+ EIC (252.0) Scan Jan0732.D			252.0, 253.0	
				
Indeno(1,2,3-c,d)pyrene	N.D.	20.92	138.0	29.9
+ EIC (276.0) Scan Jan0732.D			276.0, 138.0	
				

# Quantitation Results Report (QT Reviewed)

Compound	Conc.	Exp RT	QIon	Exp Ratio	QIon	Exp Ratio
Dibenzo(a,h)anthracene	N.D.	20.98	279.0	25.2	139.0	23.8

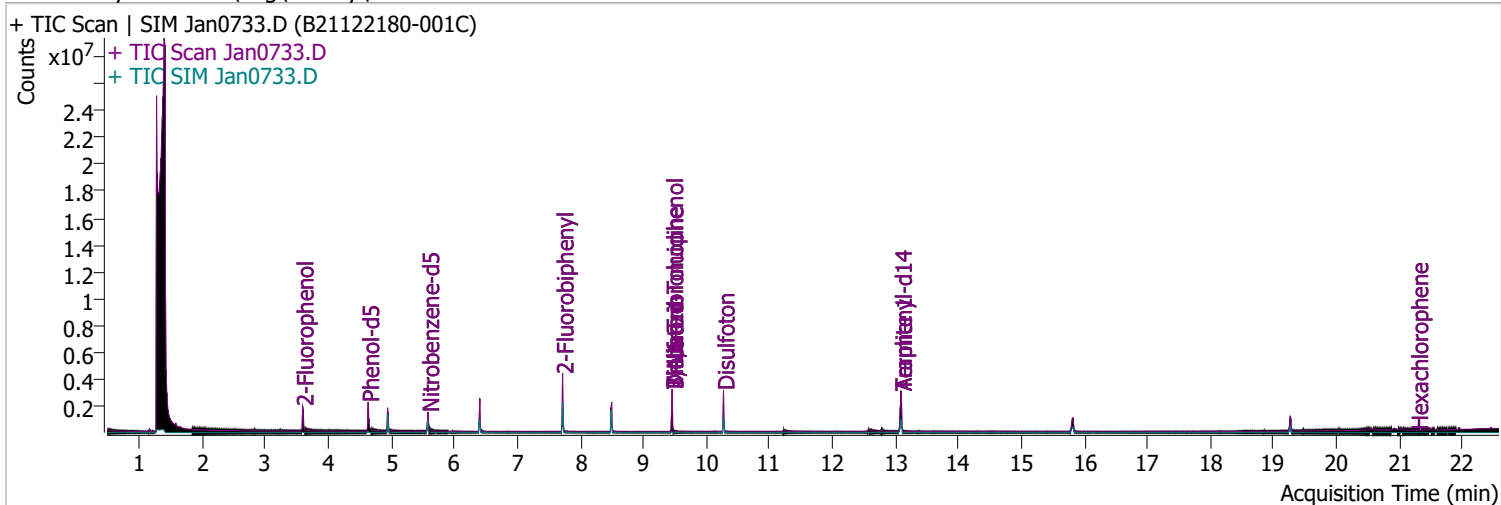


Compound	Conc.	Exp RT	QIon	Exp Ratio	QIon	Exp Ratio
Benzo(g,h,i)perylene	N.D.	21.25	138.0	32.0	277.0	23.8



# Quantitation Results Report (QT Reviewed)

Data File	Jan0733.D	Operator	LIMS import
Acq. Method	BNA+SIM.M	Acq. Date-Time	1/8/2022 5:34:37 AM
Sample Name	B21122180-001C	Instrument	Instrument #1
Vial	33	Multiplier	1.00
DA Method File	010722 DoD BNA cal 1.batch.bin	Comment	SVOC-8270-W-LARGO
Tune File	dftppdsm.u	Tune Date	1/7/2022 12:13:00 PM
Batch Name	010722 DoD BNA.batch.bin	Last Calib Update	1/11/2022 1:03:40 PM
Ref Library	D:\Org\Library\NIST129K.l		



Compound	RT	QIon	Resp.	Conc.	Units	Dev(Min)
----------	----	------	-------	-------	-------	----------

**Internal Standards**

**System Monitoring Compounds**

S 2-Fluorophenol	3.592	112.0	661806	85.1497	µg/L	0.010
Spiked Amount: 200.000	Range: 10.0 - 75.0%			Recovery = 42.57%		
S Phenol-d5	4.634	99.0	749304	72.1028	µg/L	0.010
Spiked Amount: 200.000	Range: 10.0 - 65.0%			Recovery = 36.05%		
S Nitrobenzene-d5	5.583	82.0	362437	64.2286	µg/L	0.000
Spiked Amount: 100.000	Range: 32.0 - 94.0%			Recovery = 64.23%		
S 2-Fluorobiphenyl	7.718	172.0	1310268	72.1570	µg/L	0.000
Spiked Amount: 100.000	Range: 28.0 - 107.0%			Recovery = 72.16%		
S 2,4,6-Tribromophenol	9.458	329.8	265628	171.1741	µg/L	0.010
Spiked Amount: 200.000	Range: 25.0 - 140.0%			Recovery = 85.59%		
S Terphenyl-d14	13.088	244.3	1631586	93.4403	µg/L	0.000
Spiked Amount: 100.000	Range: 32.0 - 122.0%			Recovery = 93.44%		

**Target Compounds**

Target Compounds	RT	QIon	Resp.	Conc.	Units	md	QValue
T N-Nitrosodimethylamine	0.000		0	N.D.			
T Pyridine	0.000		0	N.D.			
T Aniline	0.000		0	N.D.			
T Phenol	0.000		0	N.D.			
T bis(-2-Chloroethyl)Ether	0.000		0	N.D.			
T 2-Chlorophenol	0.000		0	N.D.			
T 1,3-Dichlorobenzene	0.000		0	N.D.			
T 1,4-Dichlorobenzene	0.000		0	N.D.			
T 1,2-Dichlorobenzene	0.000		0	N.D.			
T Benzyl Alcohol	0.000		0	N.D.			
T bis(2-chloroisopropyl)Ether	0.000		0	N.D.			
T 2-Methylphenol	0.000		0	N.D.			
T N-nitroso-Di-n-propylamine	5.583	70.0	0		µg/L	md	1
T 4Methylphenol/3Methylphenol	0.000		0	N.D.			
T Hexachloroethane	0.000		0	N.D.			



# Quantitation Results Report (QT Reviewed)

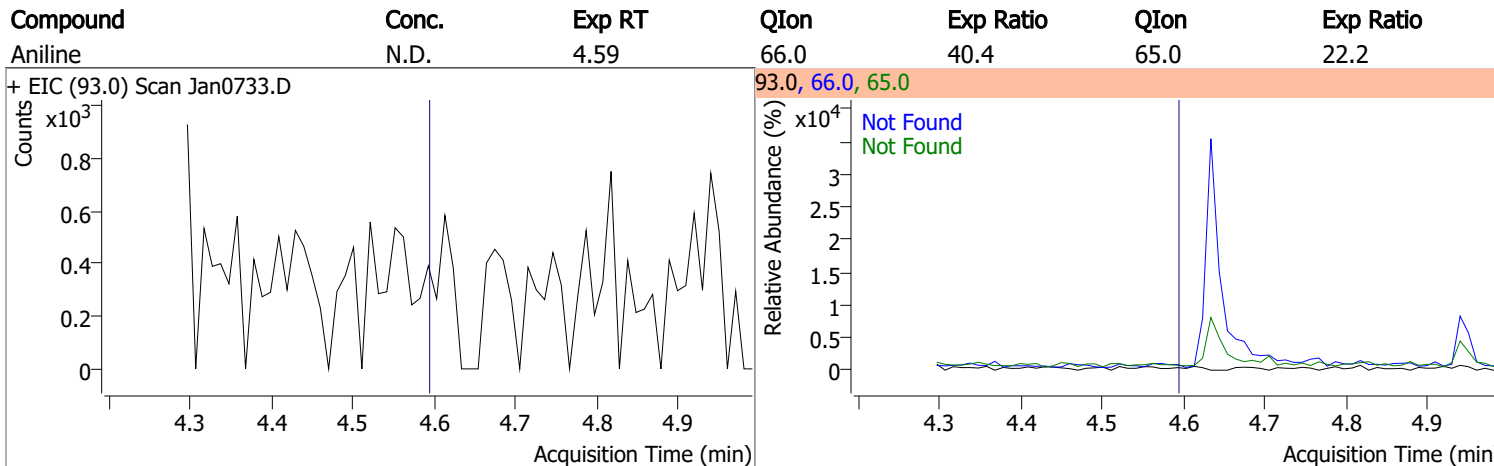
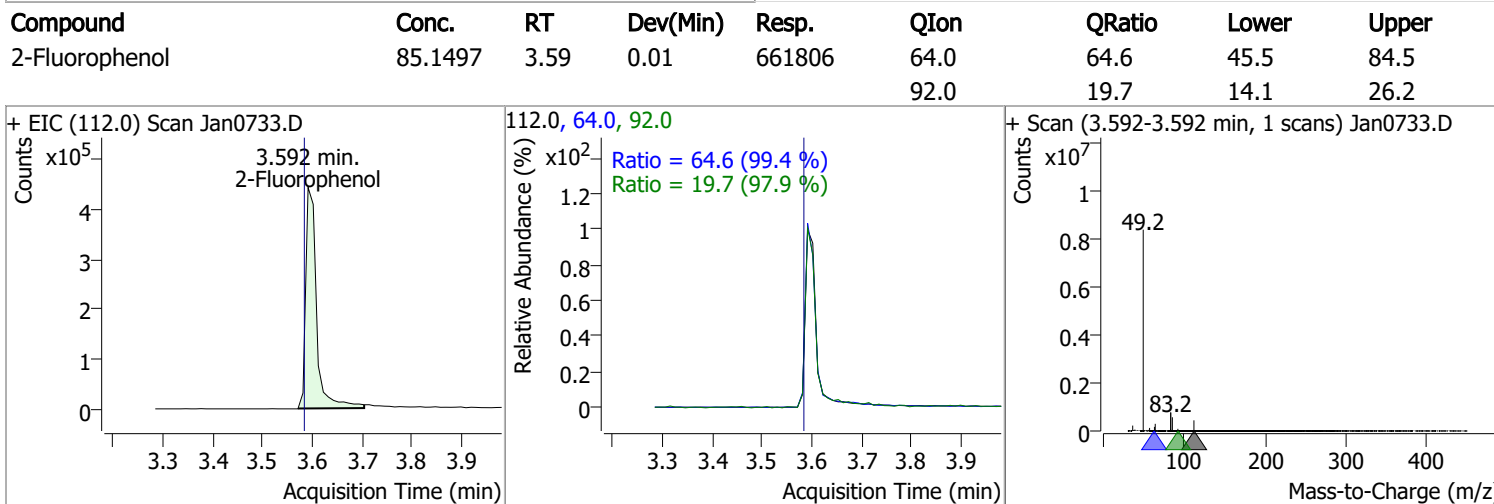
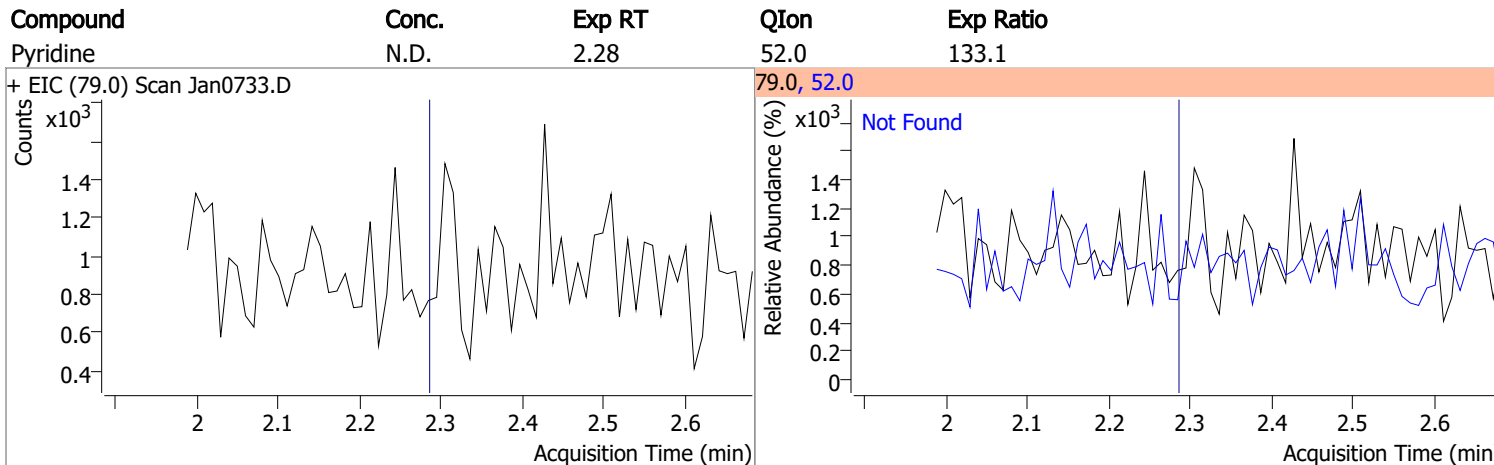
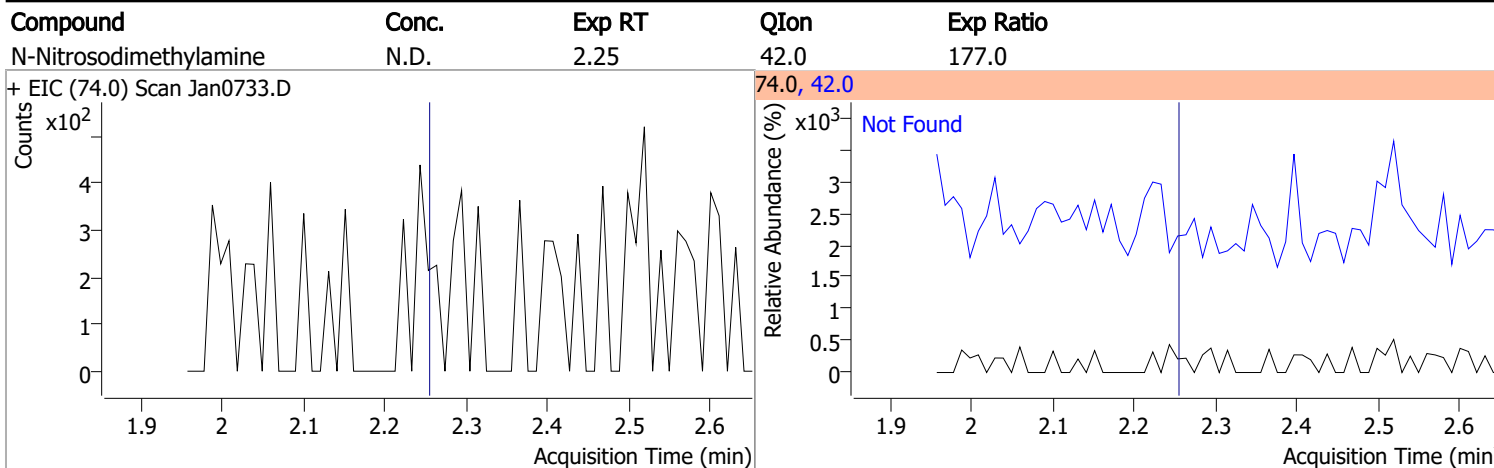
Compound	RT	QIon	Resp.	Conc.	Units	Dev(Min)
T Nitrobenzene	0.000		0	N.D.		
T Isophorone	0.000		0	N.D.		
T 2-Nitrophenol	0.000		0	N.D.		
T 2,4-Dimethylphenol	0.000		0	N.D.		
T bis(-2-Chloroethoxy)Methane	0.000		0	N.D.		
T Benzoic Acid	0.000		0	N.D.		
T 2,4-Dichlorophenol	0.000		0	N.D.		
T 1,2,4-Trichlorobenzene	0.000		0	N.D.		
T Naphthalene	0.000		0	N.D.		
T 4-Chlorophenol	0.000		0	N.D.		
T p-Chloroaniline	0.000		0	N.D.		
T Hexachlorobutadiene	0.000		0	N.D.		
T 4-Chloro-2-Methylphenol	0.000		0	N.D.		
T 4-Chloro-3-Methylphenol	0.000		0	N.D.		
T 2-Methylnaphthalene	0.000		0	N.D.		
T 1-Methylnaphthalene	0.000		0	N.D.		
T Hexachlorocyclopentadiene	0.000		0	N.D.		
T 2,4,6-Trichlorophenol	0.000		0	N.D.		
T 2,4,5-Trichlorophenol	0.000		0	N.D.		
T 2-Chloronaphthalene	0.000		0	N.D.		
T 2-Nitroaniline	0.000		0	N.D.		
T Dimethyl Phthalate	8.497	163.0	0		µg/L	md
T 2,6-Dinitrotoluene	8.497	165.0	0		µg/L	md
T Acenaphthylene	0.000		0	N.D.		
T 3-Nitroaniline	0.000		0	N.D.		
T Acenaphthene	0.000		0	N.D.		
T 2,4-Dinitrophenol	0.000		0	N.D.		
T Dibenzofuran	0.000		0	N.D.		
T 2,4-Dinitrotoluene	0.000		0	N.D.		
T 4-Nitrophenol	0.000		0	N.D.		
T Diethylphthalate	0.000		0	N.D.		
T Fluorene	0.000		0	N.D.		
T 4-Chlorophenyl-phenylether	0.000		0	N.D.		
T 4-Nitroaniline	0.000		0	N.D.		
T 4,6-Dinitro-2-methylphenol	0.000		0	N.D.		
T N-nitrosodiphenylamine	0.000		0	N.D.		
T Azobenzene	0.000		0	N.D.		
T 4-Bromophenyl-phenylether	0.000		0	N.D.		
T Hexachlorobenzene	0.000		0	N.D.		
T Pentachlorophenol	0.000		0	N.D.		
T Phenanthrene	0.000		0	N.D.		
T Anthracene	0.000		0	N.D.		
T Triallate	0.000		0	N.D.		
T Carbazole	0.000		0	N.D.		
T o-Terphenyl	0.000		0	N.D.		
T Di-n-Butylphthalate	0.000		0	N.D.		
T Fluoranthene	0.000		0	N.D.		
T Benzidine	0.000		0	N.D.		
T Pyrene	0.000		0	N.D.		
T Butylbenzylphthalate	0.000		0	N.D.		
T Benzo(a)Anthracene	0.000		0	N.D.		
T Chrysene	0.000		0	N.D.		
T 3,3-Dichlorobenzidine	0.000		0	N.D.		
T bis(2-ethylhexyl)Phthalate	0.000		0	N.D.		
T Di-n-octyl Phthalate	0.000		0	N.D.		

# Quantitation Results Report (QT Reviewed)

Compound	RT	QIon	Resp.	Conc.	Units	Dev(Min)
T Benzo(b)fluoranthene	0.000		0	N.D.		
T Benzo(k)fluoranthene	0.000		0	N.D.		
T Benzo(a)pyrene	0.000		0	N.D.		
T Indeno(1,2,3-c,d)pyrene	0.000		0	N.D.		
T Dibenzo(a,h)anthracene	0.000		0	N.D.		
T Benzo(g,h,i)perylene	0.000		0	N.D.		

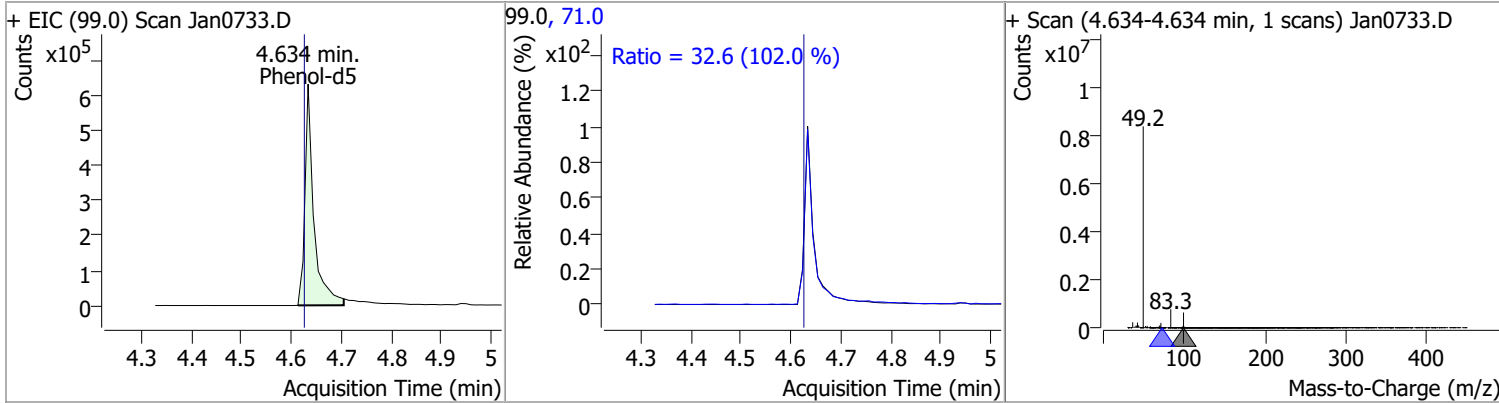
(#) = Qualifier Out of Range; (m) = Manual Integration; (+) = Area Summed; (\*) = Surrogate Percent Recovery Out of Range; (d): Zeroed Peak

# Quantitation Results Report (QT Reviewed)

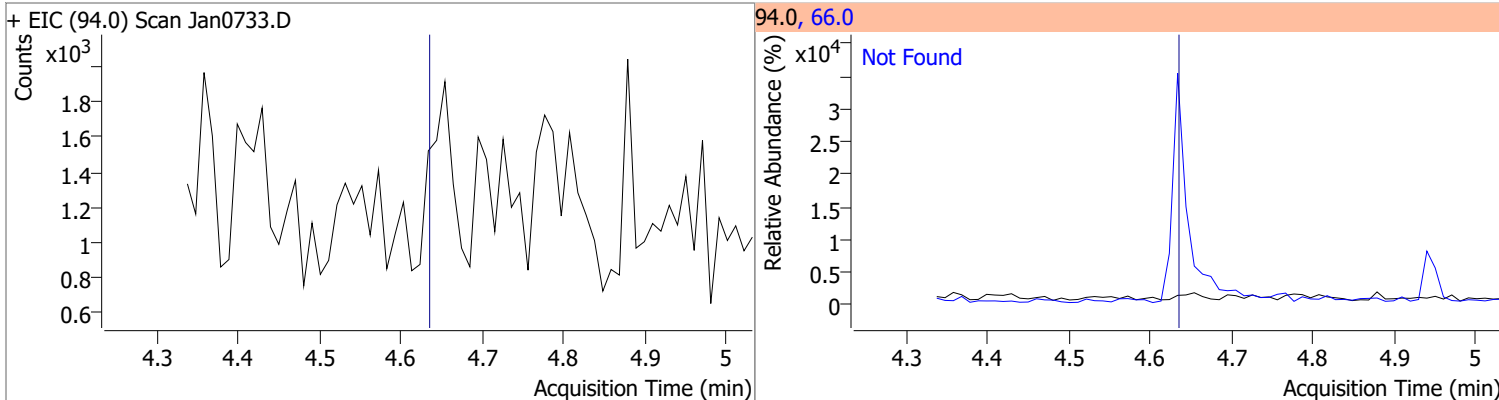


# Quantitation Results Report (QT Reviewed)

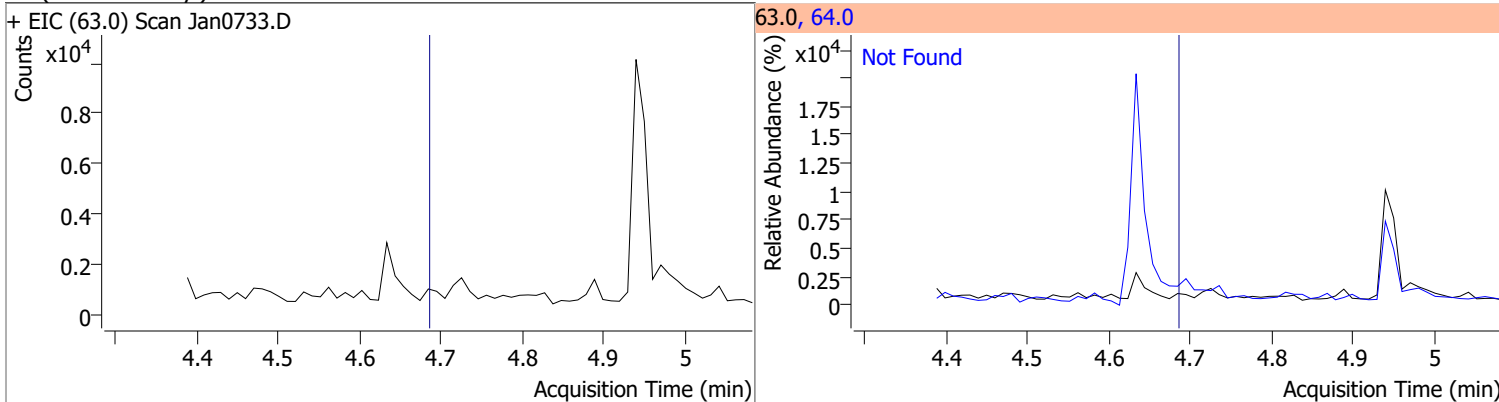
Compound	Conc.	RT	Dev(Min)	Resp.	QIon	QRatio	Lower	Upper
Phenol-d5	72.1028	4.63	0.01	749304	71.0	32.6	22.3	41.5



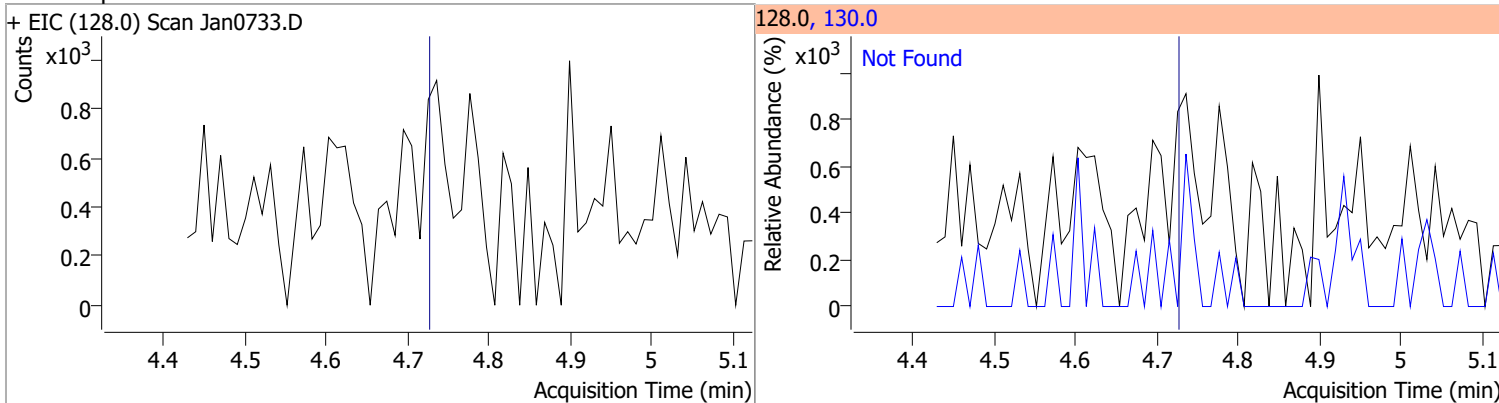
Compound	Conc.	Exp RT	QIon	Exp Ratio
Phenol	N.D.	4.63	66.0	44.7



Compound	Conc.	Exp RT	QIon	Exp Ratio
bis(-2-Chloroethyl)Ether	N.D.	4.68	64.0	3.3

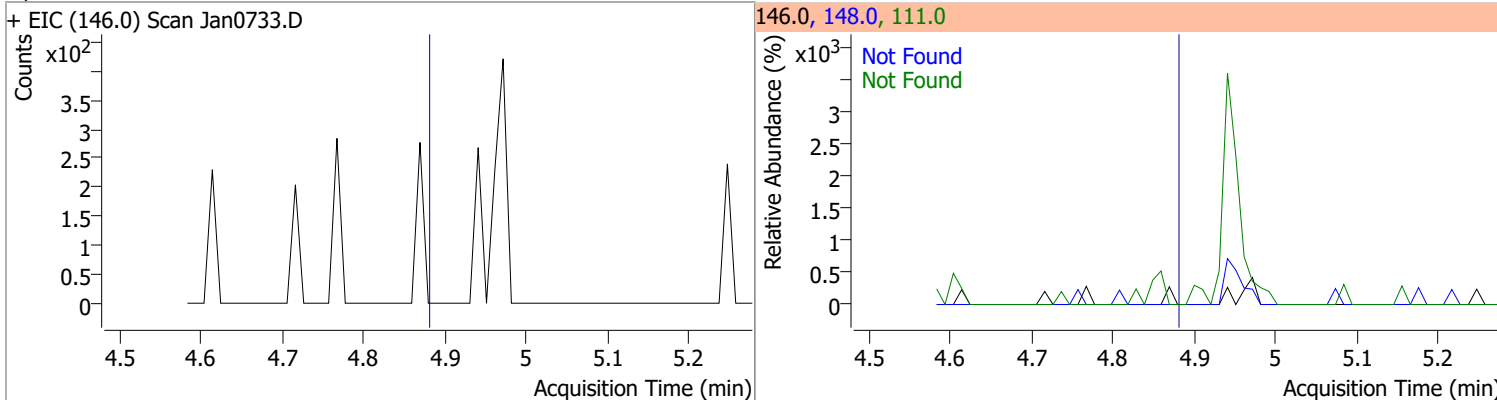


Compound	Conc.	Exp RT	QIon	Exp Ratio
2-Chlorophenol	N.D.	4.73	130.0	32.0

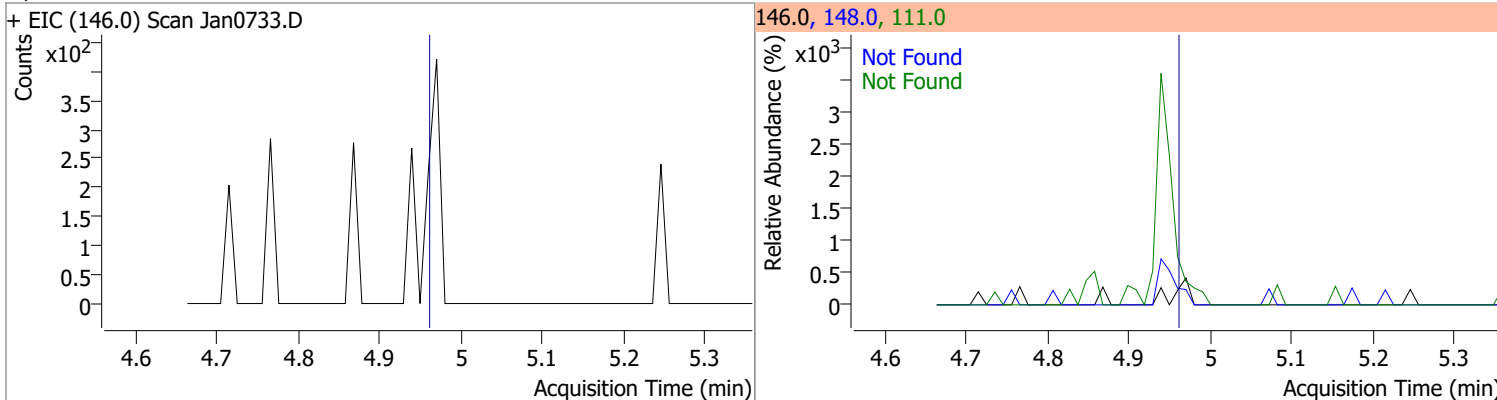


# Quantitation Results Report (QT Reviewed)

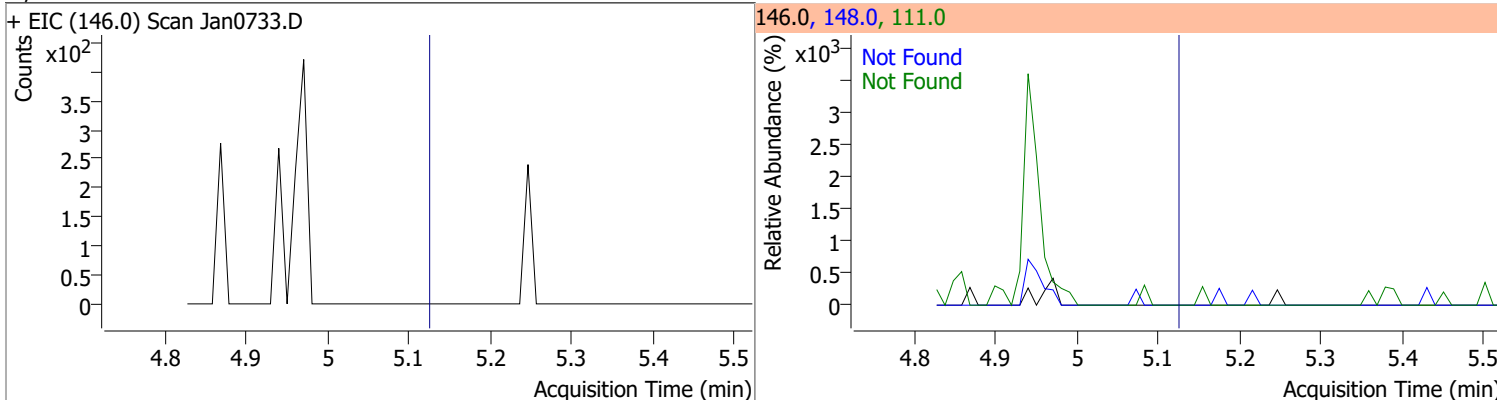
Compound	Conc.	Exp RT	QIon	Exp Ratio	QIon	Exp Ratio
1,3-Dichlorobenzene	N.D.	4.88	148.0	62.6	111.0	35.4



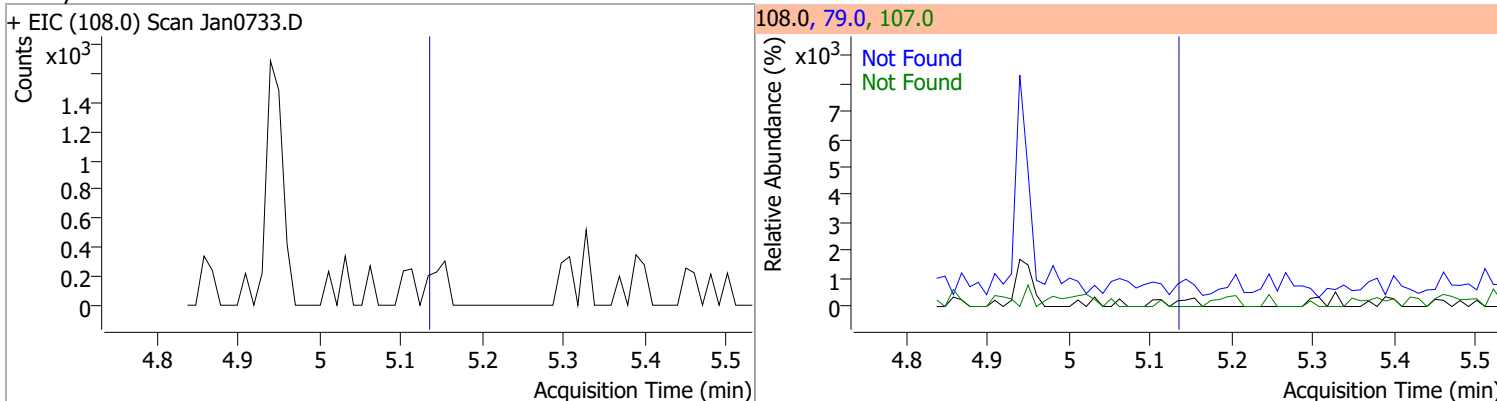
Compound	Conc.	Exp RT	QIon	Exp Ratio	QIon	Exp Ratio
1,4-Dichlorobenzene	N.D.	4.96	148.0	64.4	111.0	35.2



Compound	Conc.	Exp RT	QIon	Exp Ratio	QIon	Exp Ratio
1,2-Dichlorobenzene	N.D.	5.12	148.0	64.5	111.0	37.8

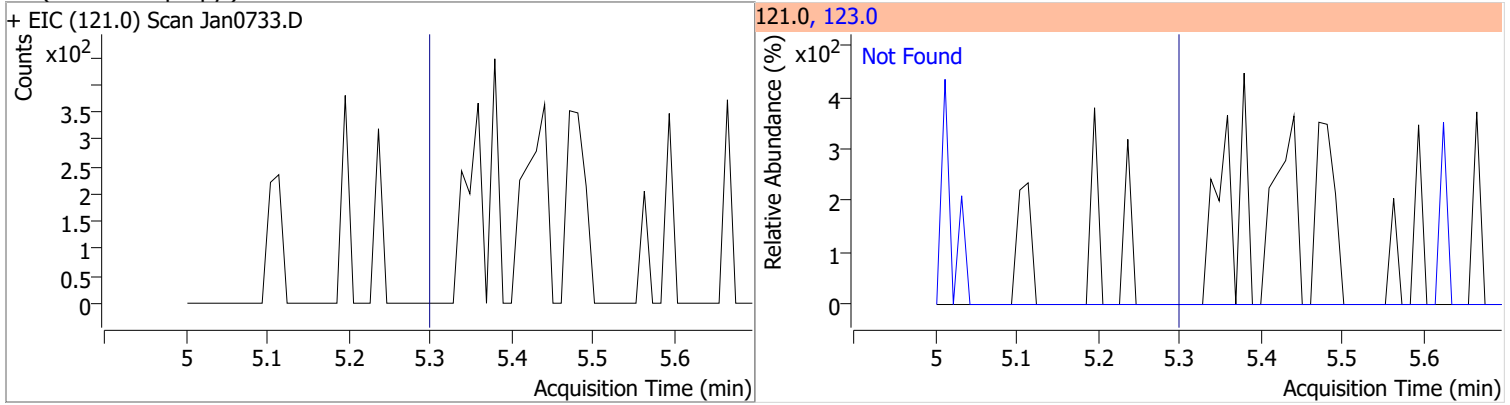


Compound	Conc.	Exp RT	QIon	Exp Ratio	QIon	Exp Ratio
Benzyl Alcohol	N.D.	5.13	79.0	115.5	107.0	71.0

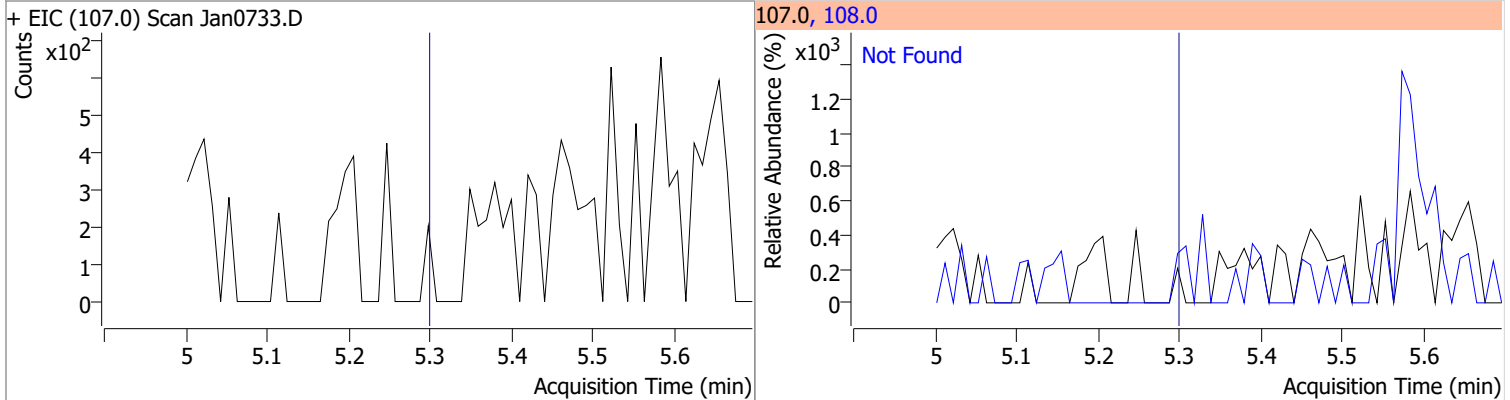


# Quantitation Results Report (QT Reviewed)

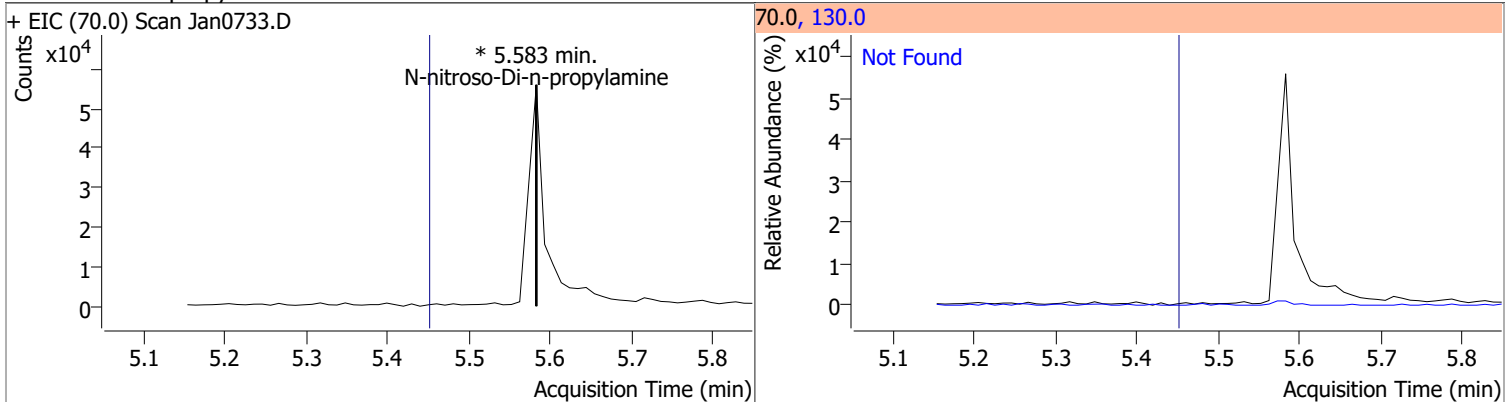
Compound	Conc.	Exp RT	QIon	Exp Ratio
bis(2-chloroisopropyl)Ether	N.D.	5.30	123.0	32.2



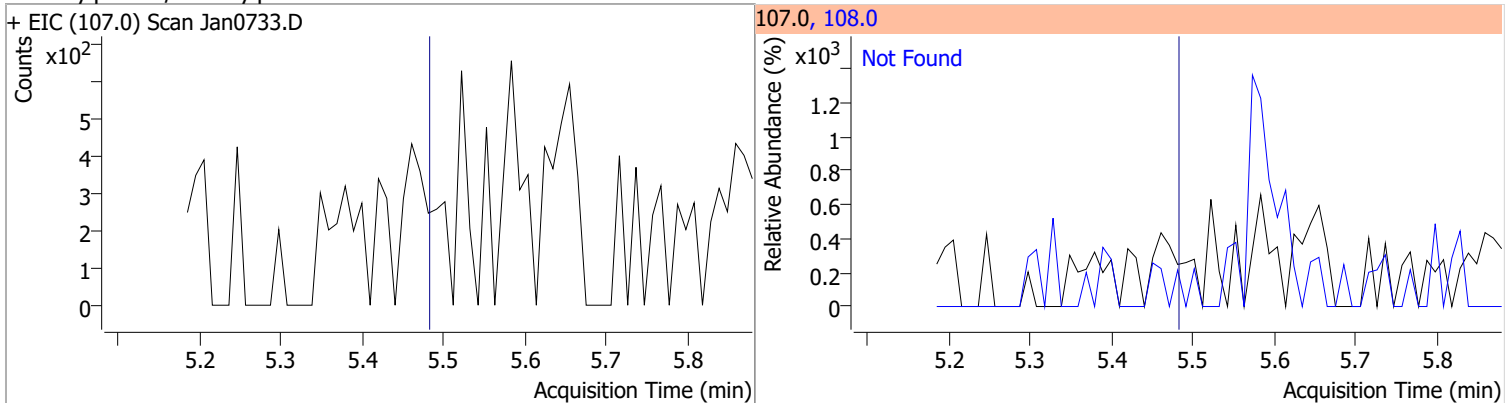
Compound	Conc.	Exp RT	QIon	Exp Ratio
2-Methylphenol	N.D.	5.30	108.0	116.9



Compound	Conc.	RT	Dev(Min)	Resp.	QIon	QRatio	Lower	Upper
N-nitroso-Di-n-propylamine		0		0	130.0		0.0	41.5

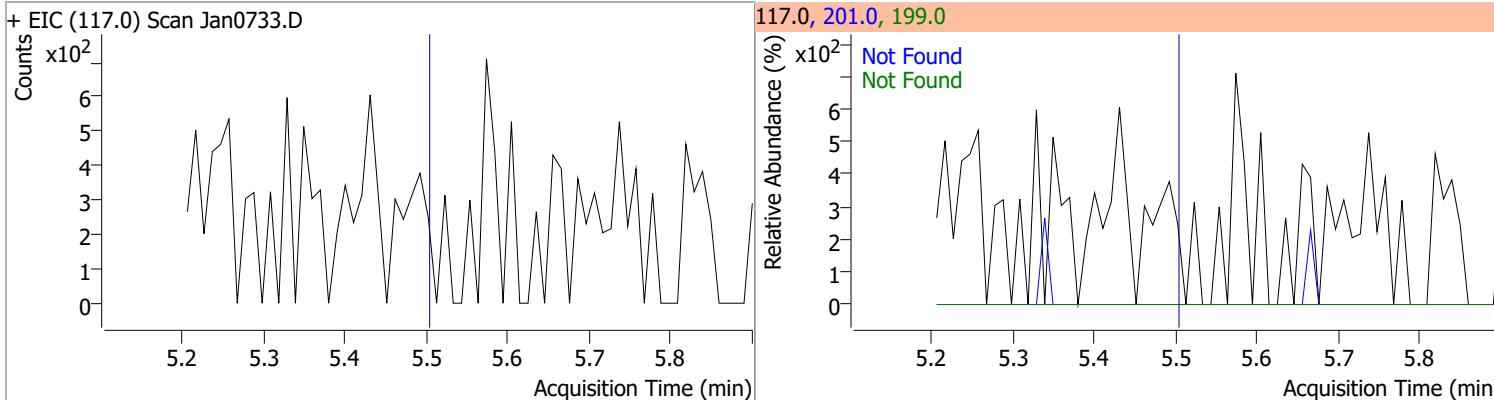


Compound	Conc.	Exp RT	QIon	Exp Ratio
4Methylphenol/3Methylphenol	N.D.	5.48	108.0	84.5

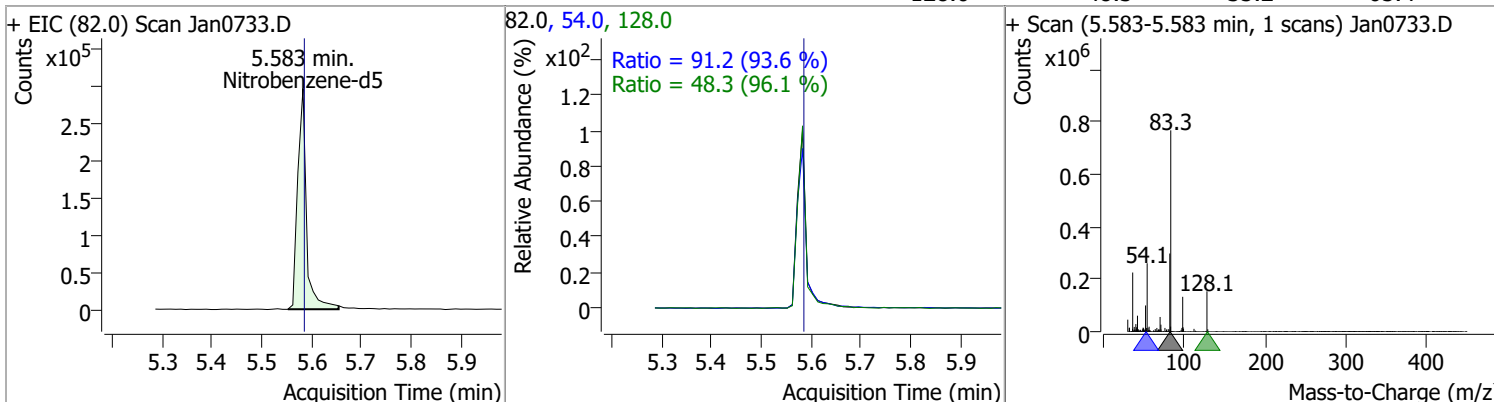


# Quantitation Results Report (QT Reviewed)

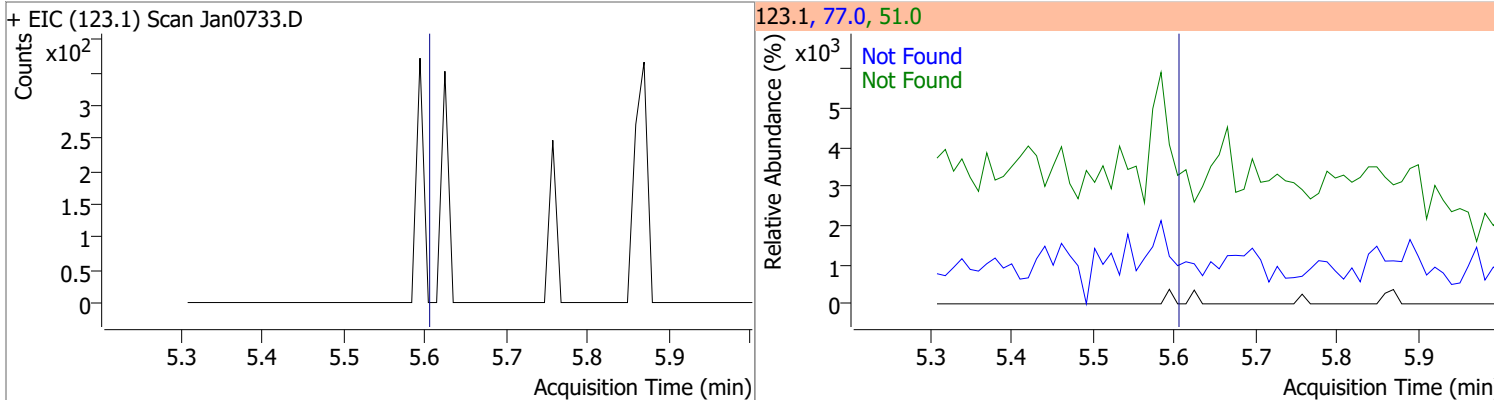
Compound	Conc.	Exp RT	QIon	Exp Ratio	QIon	Exp Ratio
Hexachloroethane	N.D.	5.50	201.0	93.2	199.0	57.2



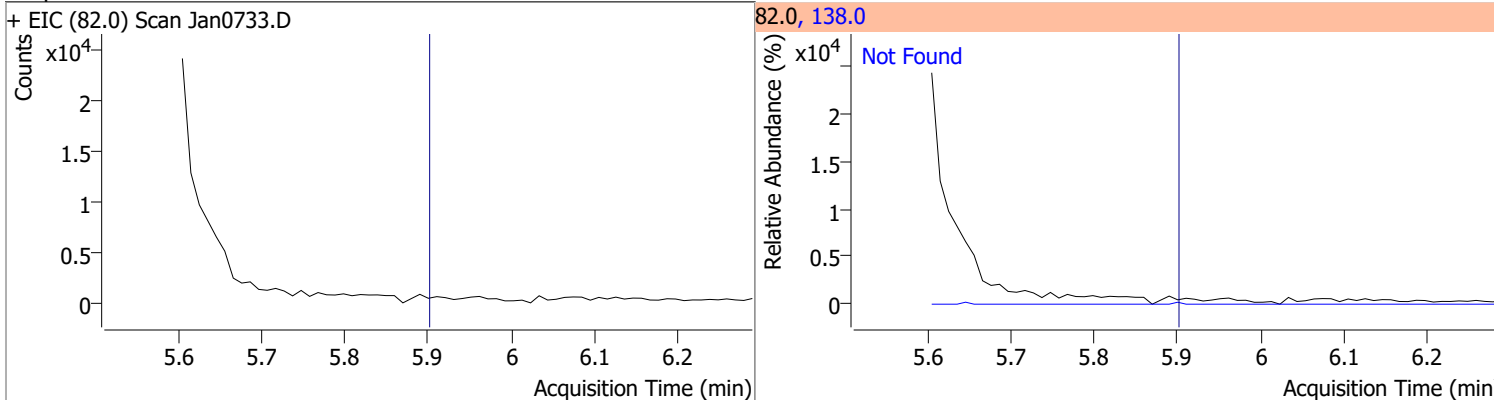
Compound	Conc.	RT	Dev(Min)	Resp.	QIon	QRatio	Lower	Upper
Nitrobenzene-d5	64.2286	5.58	0.00	362437	54.0	91.2	68.2	126.6
					128.0	48.3	35.2	65.4



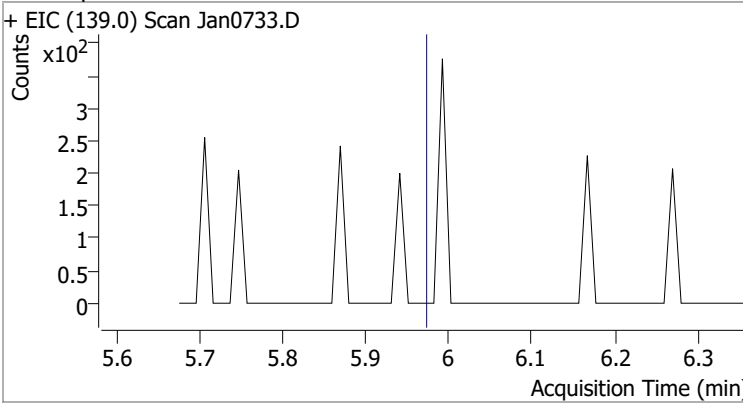
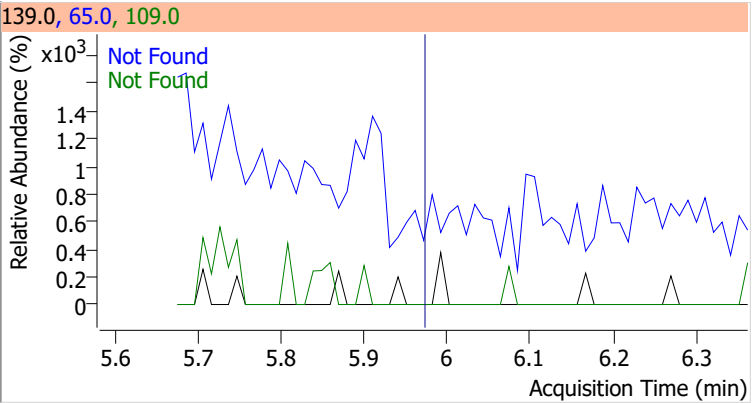
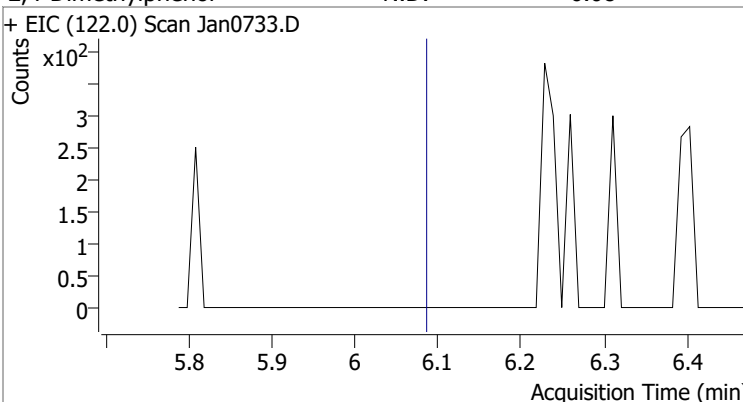
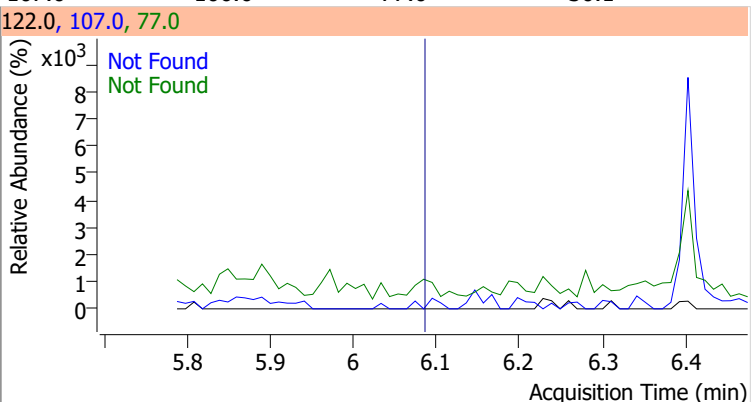
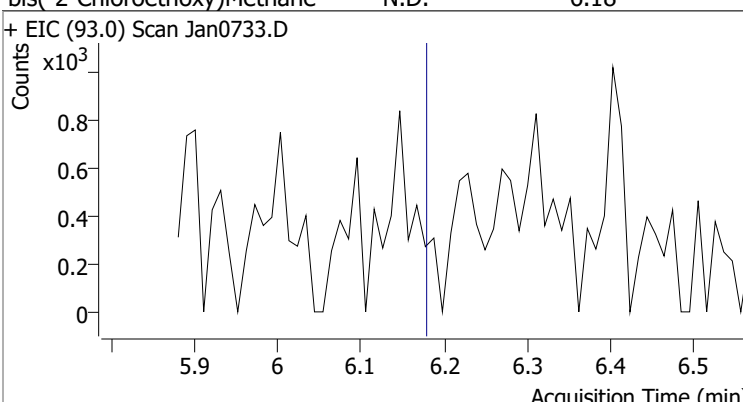
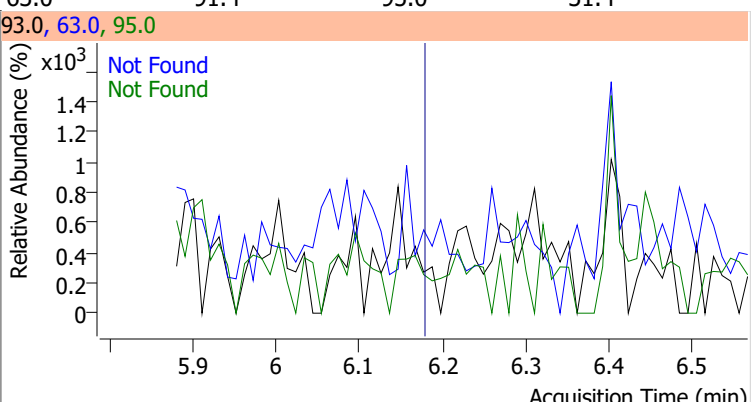
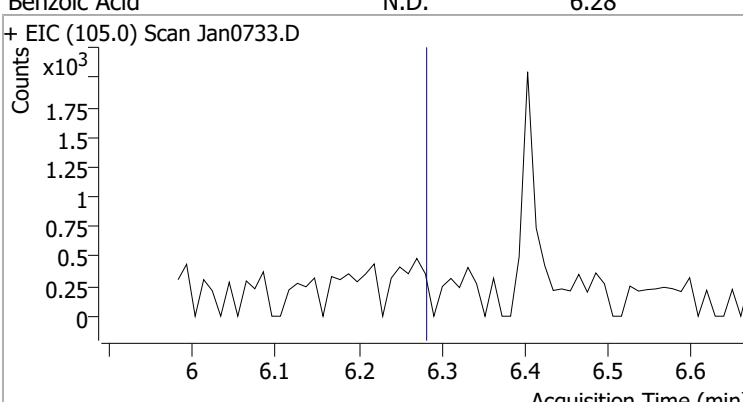
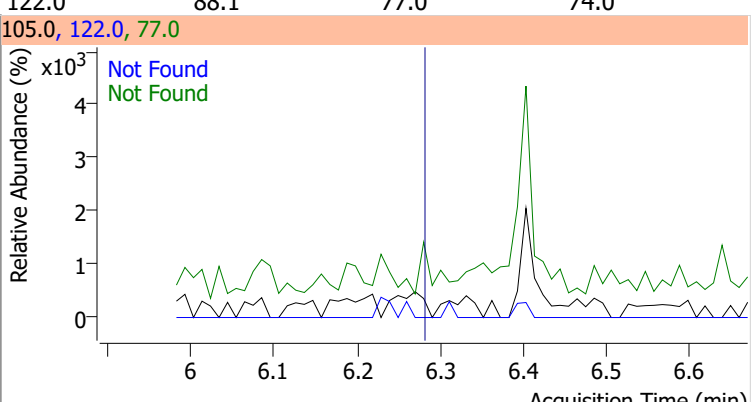
Compound	Conc.	Exp RT	QIon	Exp Ratio	QIon	Exp Ratio
Nitrobenzene	N.D.	5.60	77.0	186.4	51.0	186.0



Compound	Conc.	Exp RT	QIon	Exp Ratio
Isophorone	N.D.	5.90	138.0	20.3



# Quantitation Results Report (QT Reviewed)

Compound	Conc.	Exp RT	QIon	Exp Ratio	QIon	Exp Ratio
2-Nitrophenol	N.D.	5.97	65.0	51.2	109.0	34.5
+ EIC (139.0) Scan Jan0733.D			139.0, 65.0, 109.0			
						
2,4-Dimethylphenol	N.D.	6.08	107.0	106.6	77.0	30.1
+ EIC (122.0) Scan Jan0733.D			122.0, 107.0, 77.0			
						
bis(-2-Chloroethoxy)Methane	N.D.	6.18	63.0	91.4	95.0	31.4
+ EIC (93.0) Scan Jan0733.D			93.0, 63.0, 95.0			
						
Benzoic Acid	N.D.	6.28	122.0	88.1	77.0	74.0
+ EIC (105.0) Scan Jan0733.D			105.0, 122.0, 77.0			
						

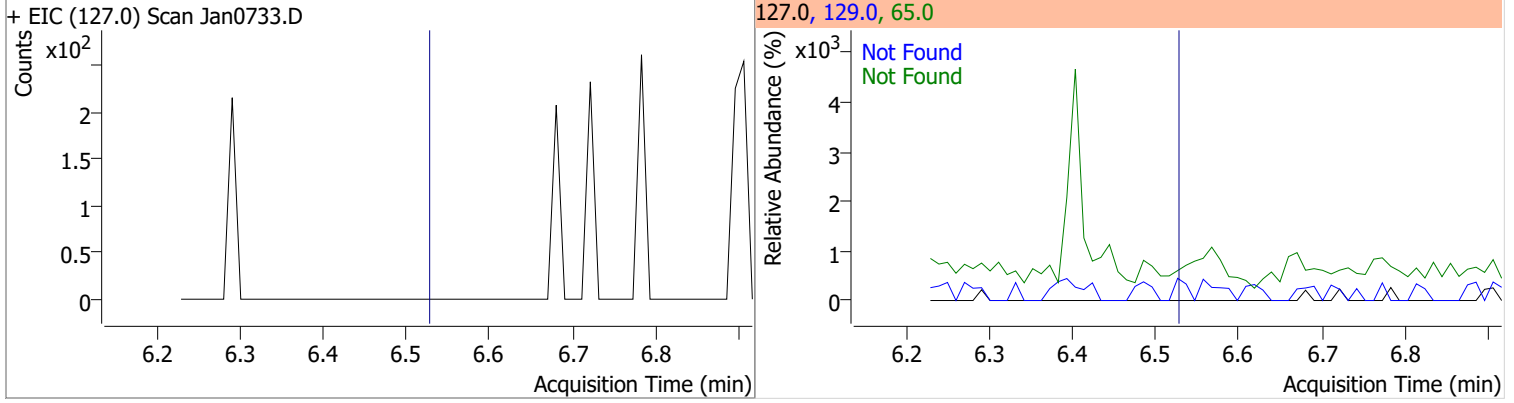


# Quantitation Results Report (QT Reviewed)

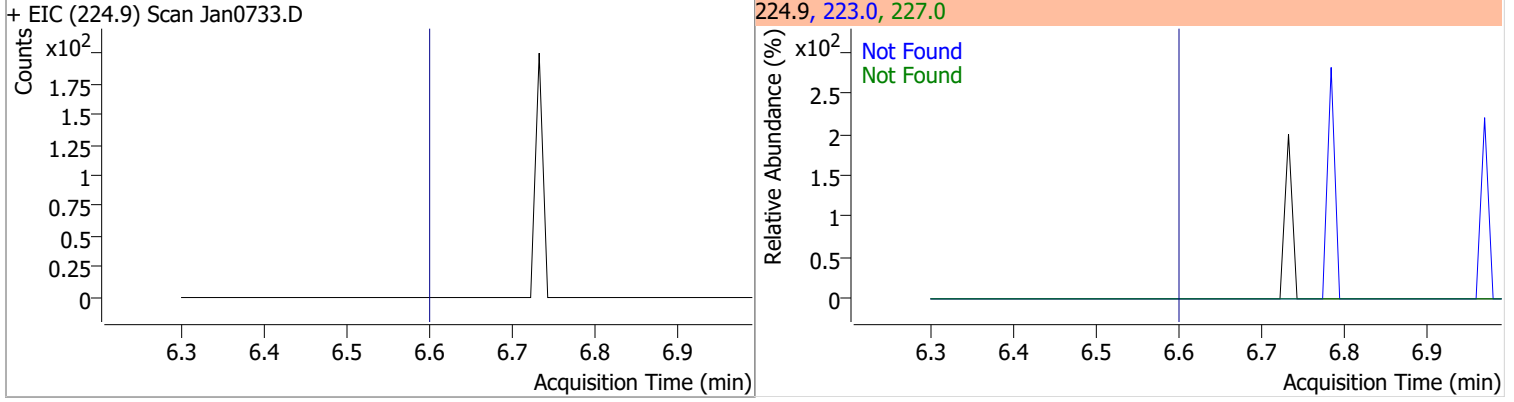
Compound	Conc.	Exp RT	QIon	Exp Ratio	QIon	Exp Ratio
2,4-Dichlorophenol	N.D.	6.28	164.0	65.0	98.0	31.2
+ EIC (162.0) Scan Jan0733.D			162.0, 164.0, 98.0			
1,2,4-Trichlorobenzene	N.D.	6.34	182.0	97.8	145.0	30.3
+ EIC (180.0) Scan Jan0733.D			180.0, 182.0, 145.0			
Naphthalene	N.D.	6.42	129.0	10.6	102.0	9.0
+ EIC (128.0) Scan Jan0733.D			128.0, 129.0, 102.0			
4-Chlorophenol	N.D.	6.49	128.0	318.3		
+ EIC (130.0) Scan Jan0733.D			130.0, 128.0			

# Quantitation Results Report (QT Reviewed)

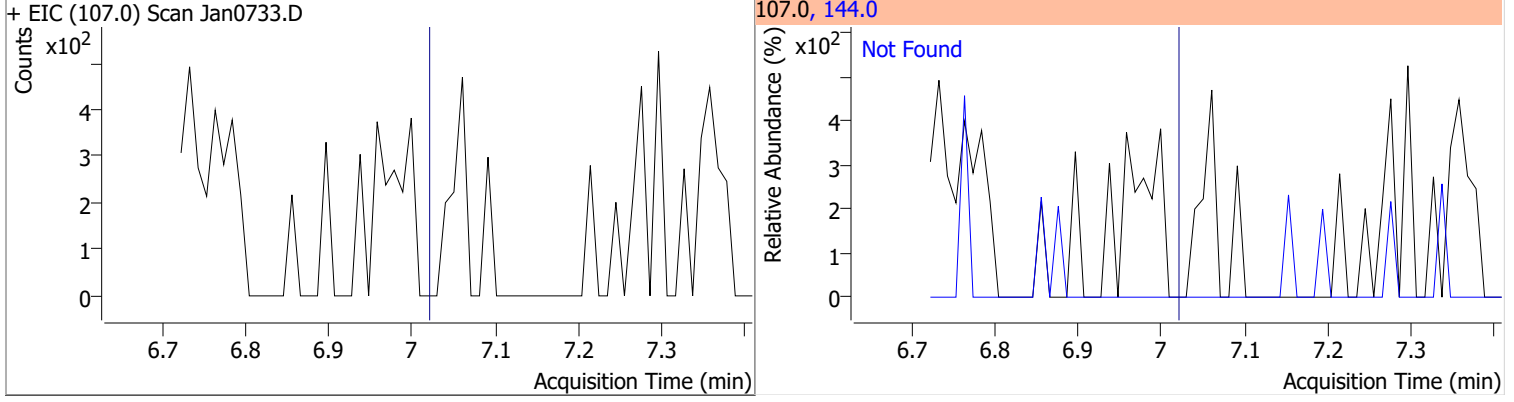
Compound	Conc.	Exp RT	QIon	Exp Ratio	QIon	Exp Ratio
p-Chloroaniline	N.D.	6.53	65.0	36.5	129.0	33.7



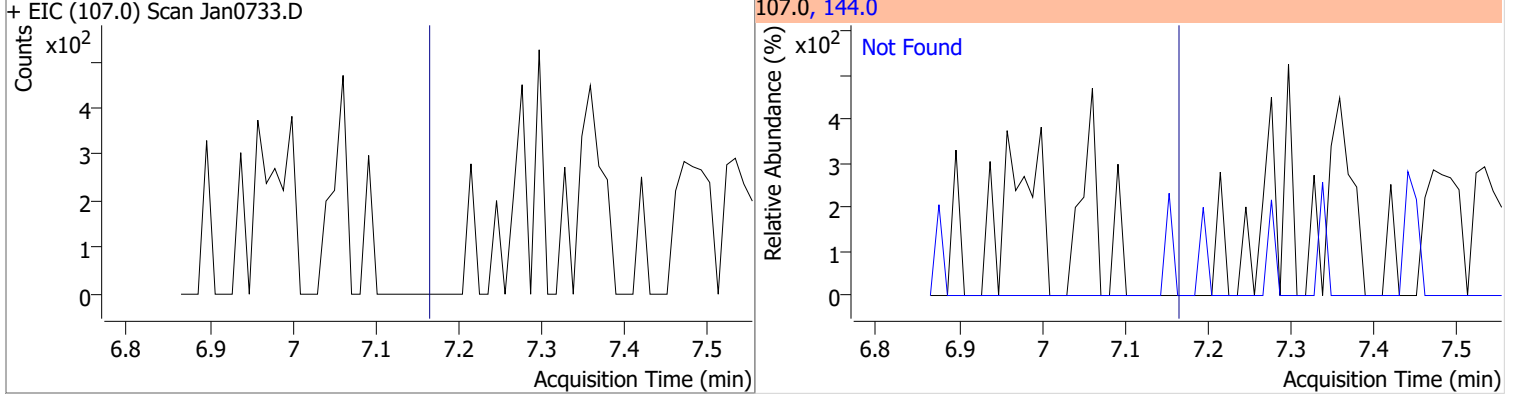
Compound	Conc.	Exp RT	QIon	Exp Ratio	QIon	Exp Ratio
Hexachlorobutadiene	N.D.	6.60	227.0	66.1	223.0	64.1



Compound	Conc.	Exp RT	QIon	Exp Ratio
4-Chloro-2-Methylphenol	N.D.	7.02	144.0	27.3

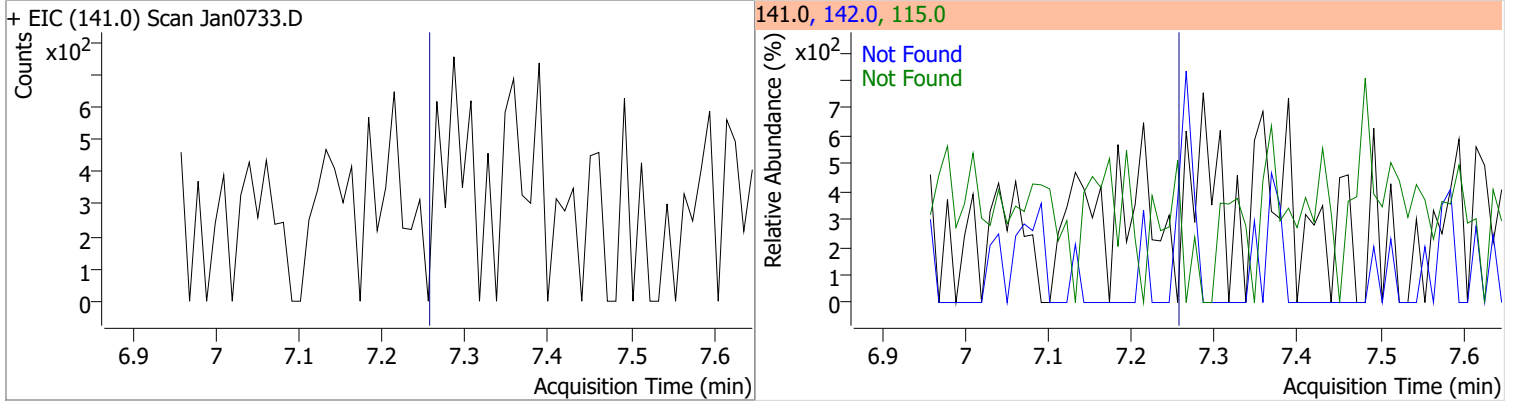


Compound	Conc.	Exp RT	QIon	Exp Ratio
4-Chloro-3-Methylphenol	N.D.	7.16	144.0	28.4

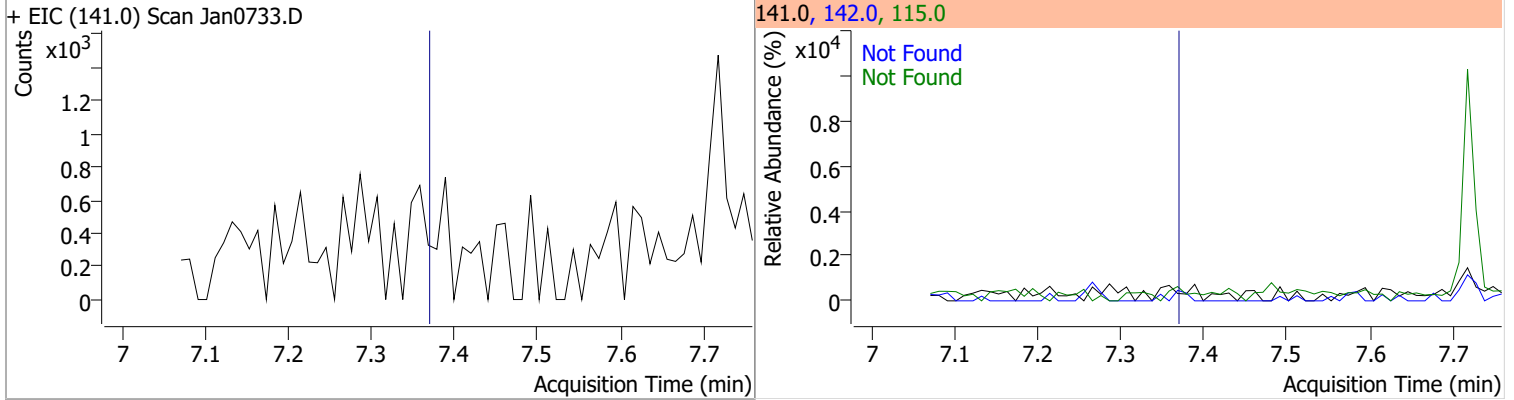


# Quantitation Results Report (QT Reviewed)

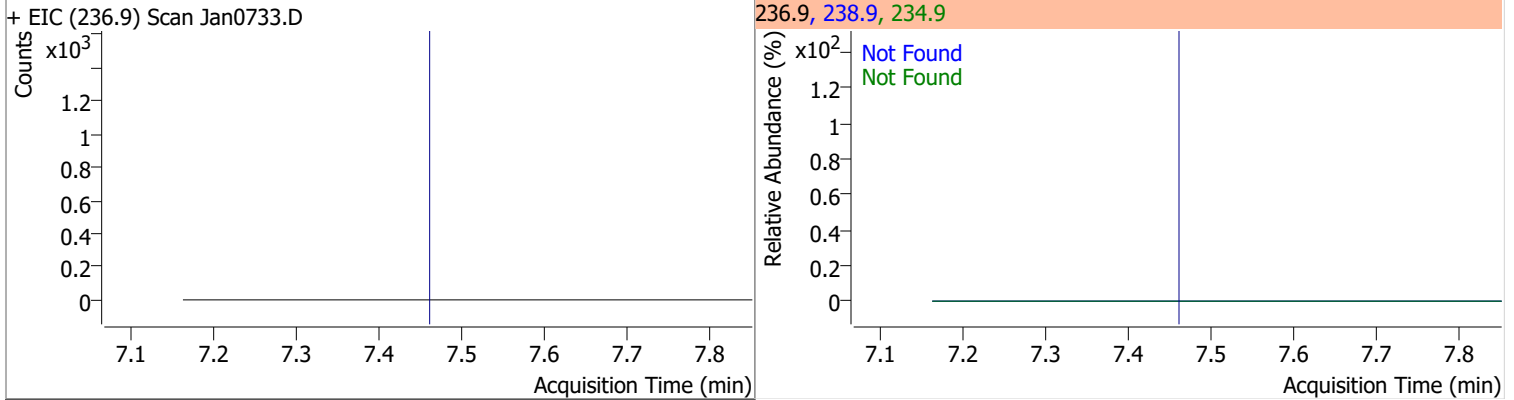
Compound	Conc.	Exp RT	QIon	Exp Ratio	QIon	Exp Ratio
2-Methylnaphthalene	N.D.	7.26	142.0	115.4	115.0	41.6



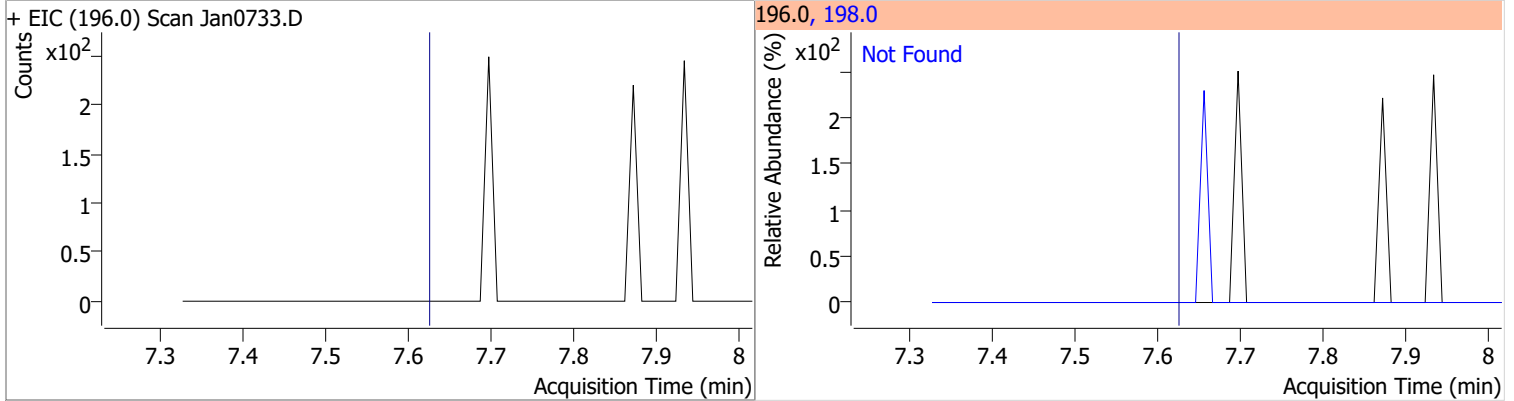
Compound	Conc.	Exp RT	QIon	Exp Ratio	QIon	Exp Ratio
1-Methylnaphthalene	N.D.	7.37	142.0	110.2	115.0	43.1



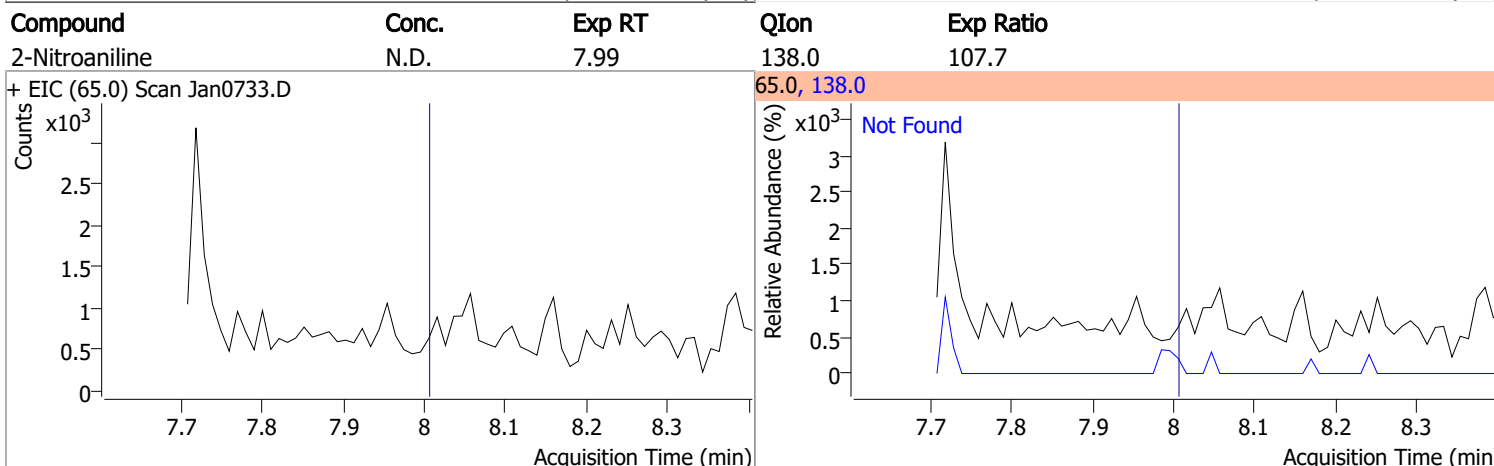
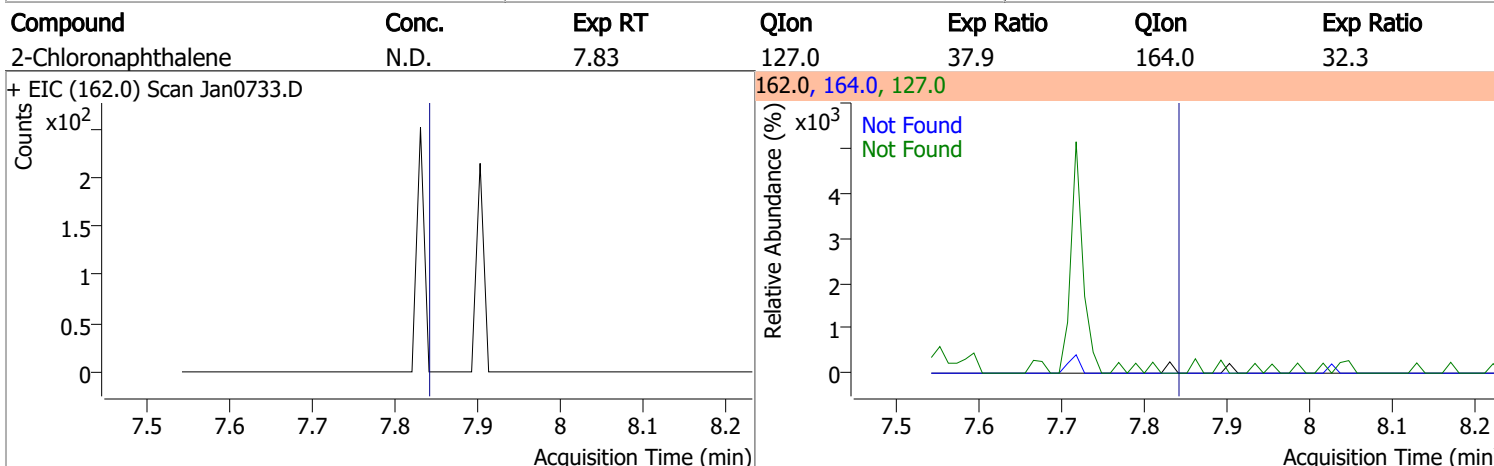
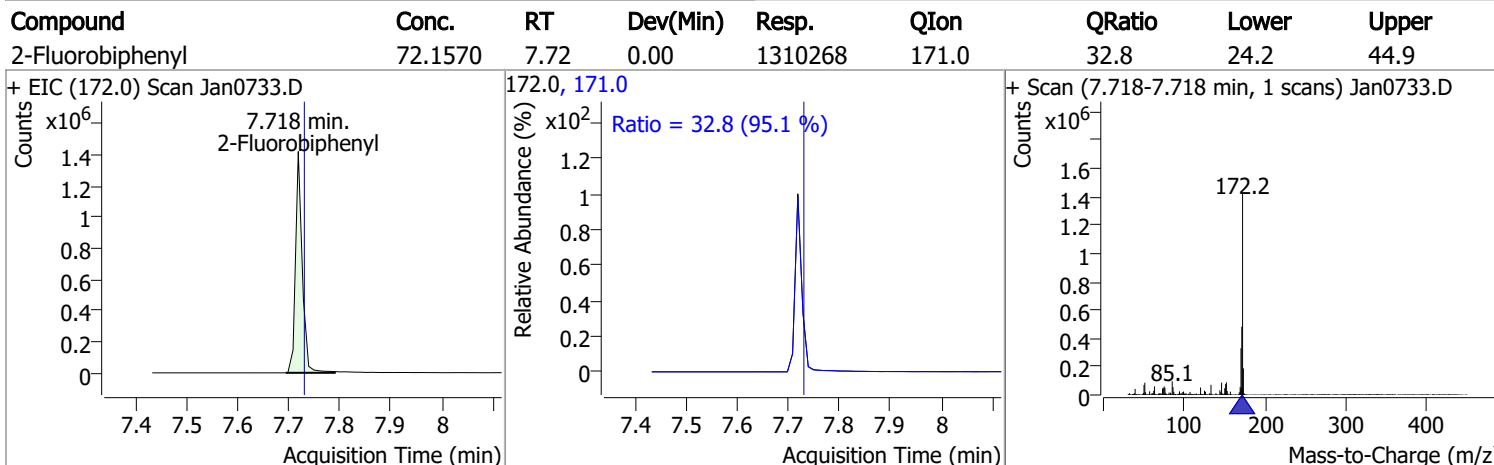
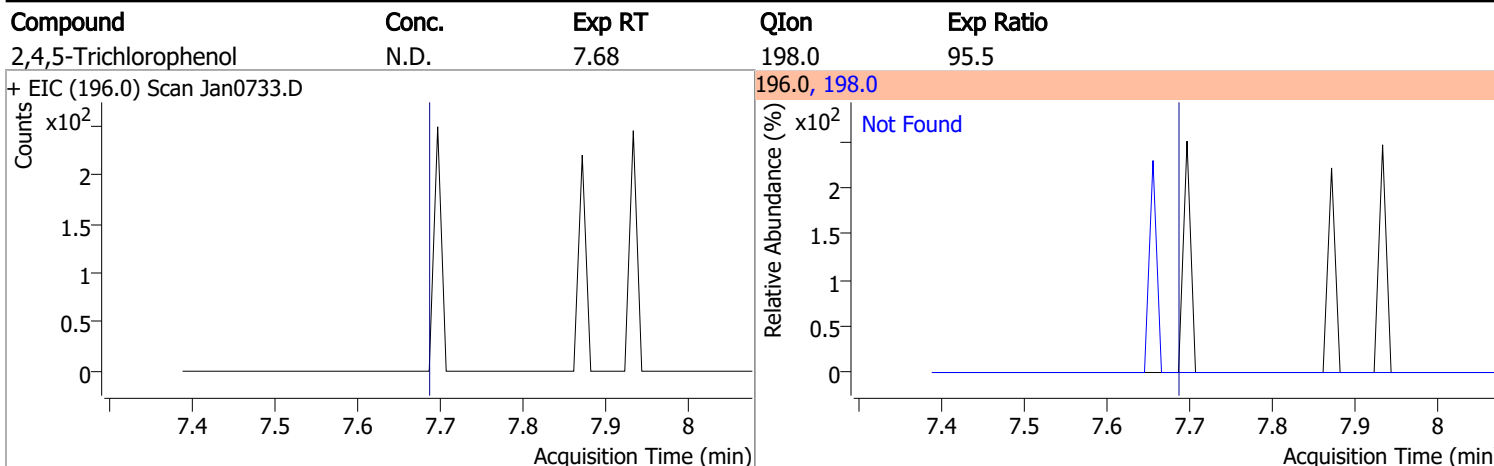
Compound	Conc.	Exp RT	QIon	Exp Ratio	QIon	Exp Ratio
Hexachlorocyclopentadiene	N.D.	7.45	238.9	65.0	234.9	62.3



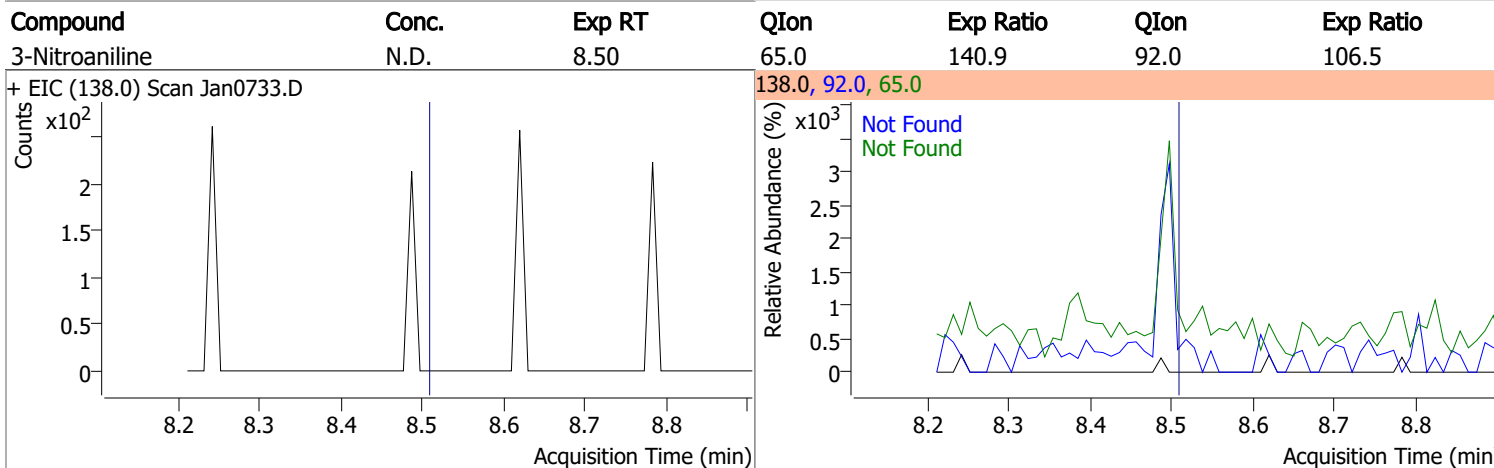
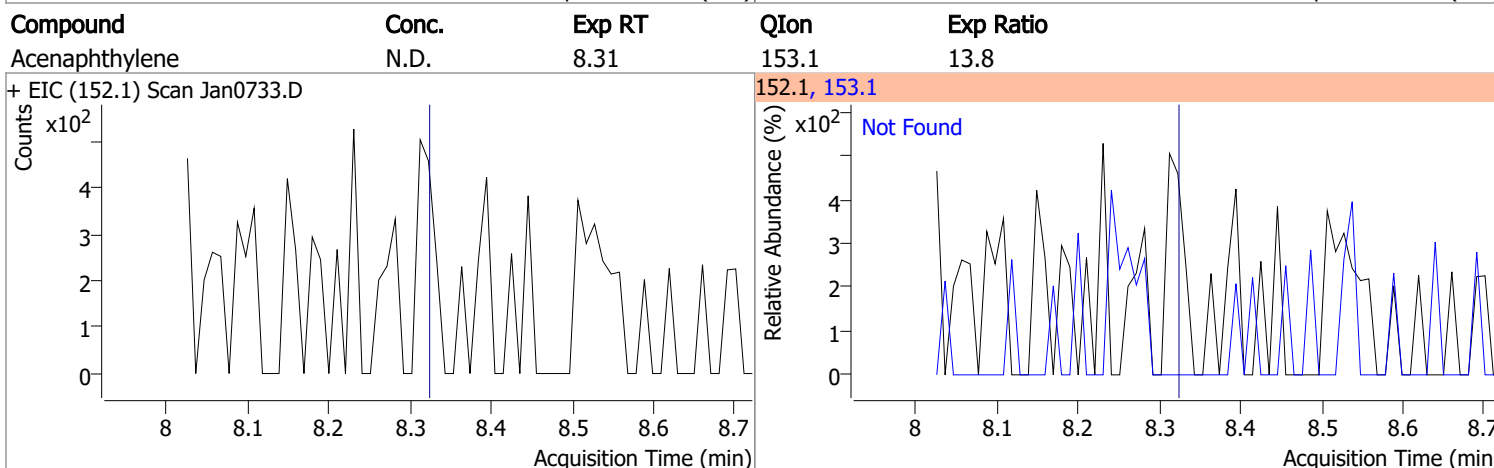
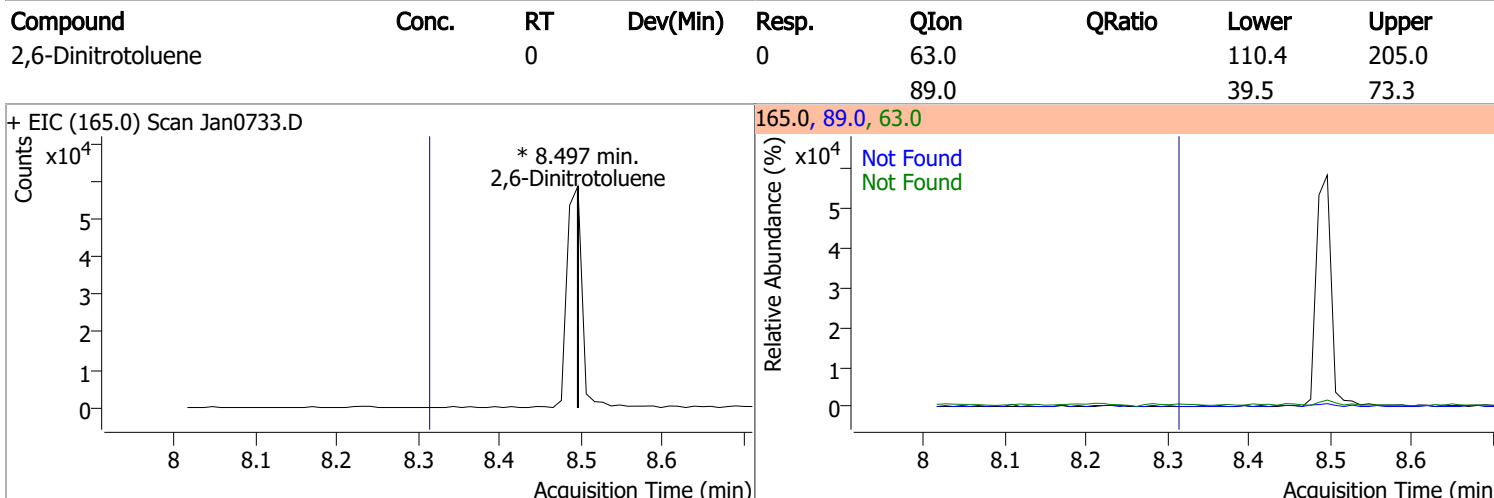
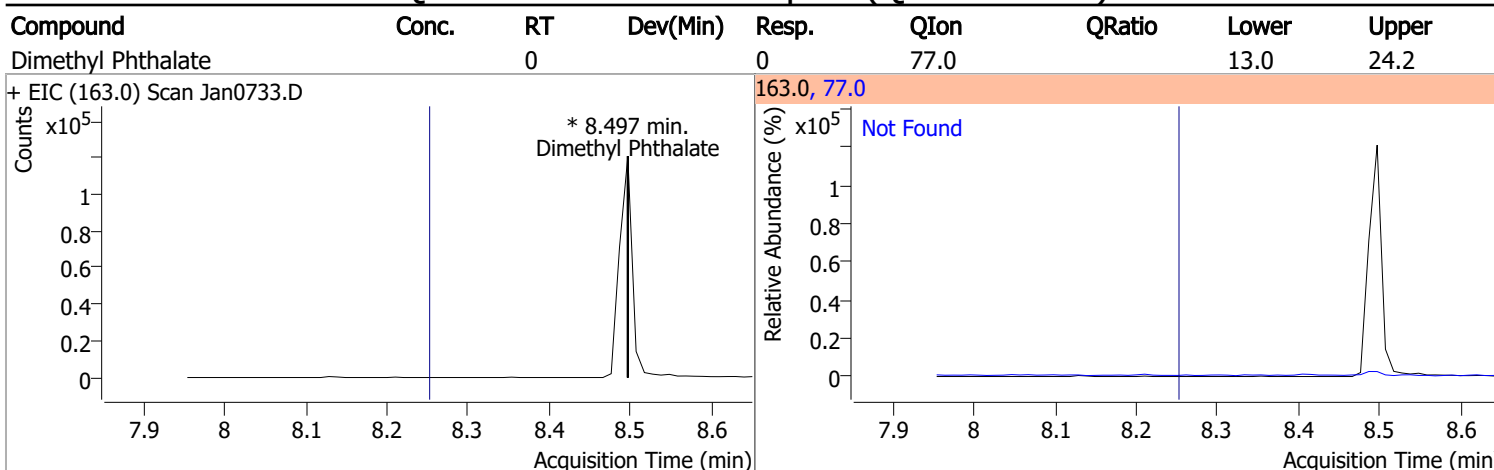
Compound	Conc.	Exp RT	QIon	Exp Ratio
2,4,6-Trichlorophenol	N.D.	7.61	198.0	95.1



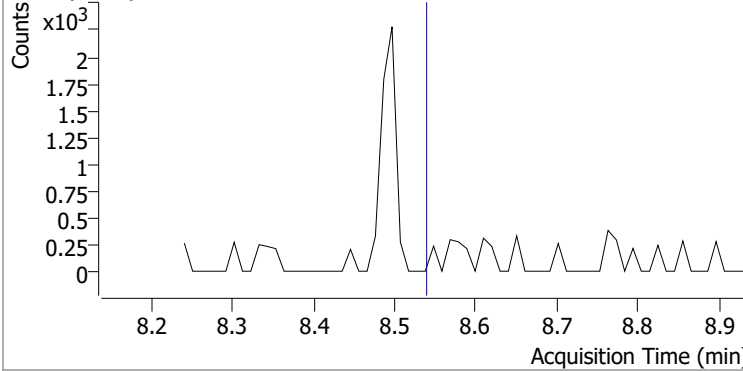
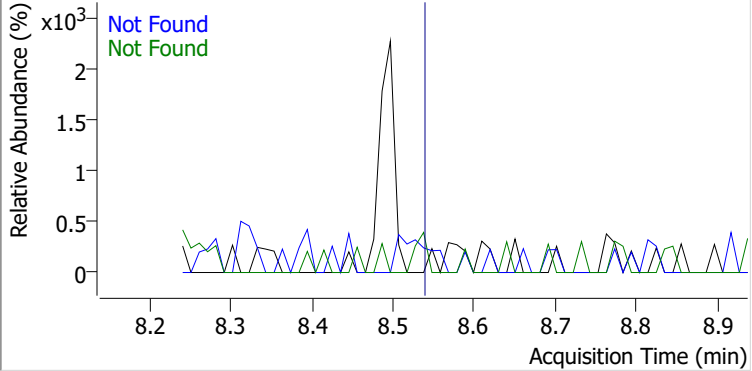
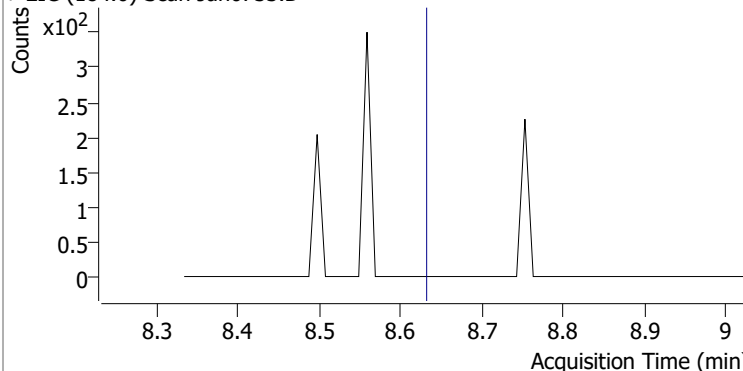
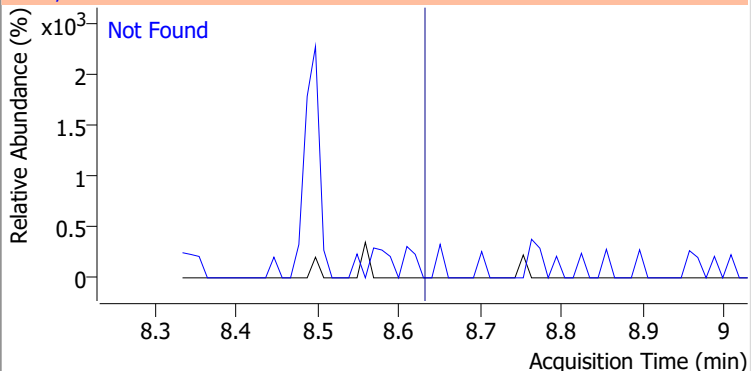
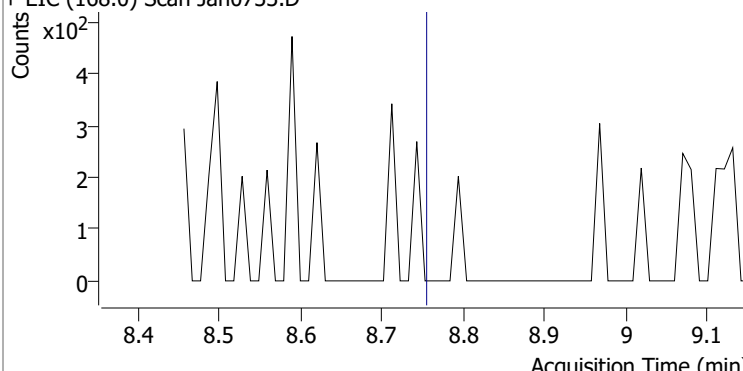
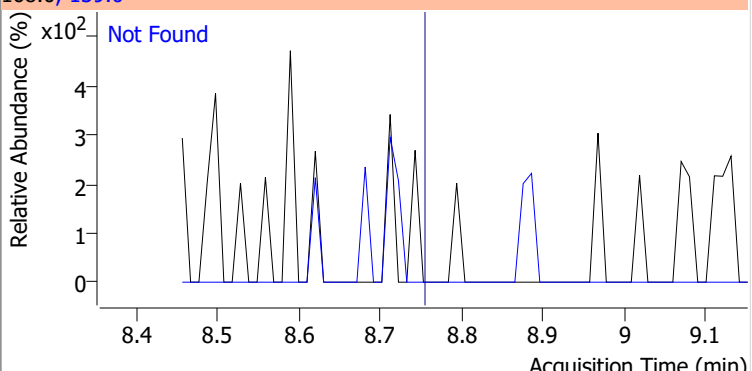
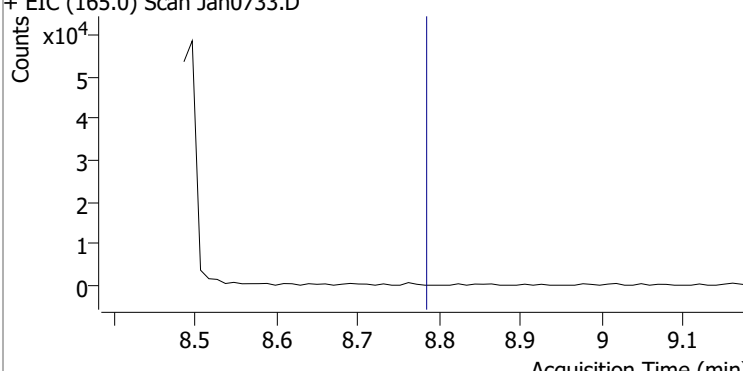
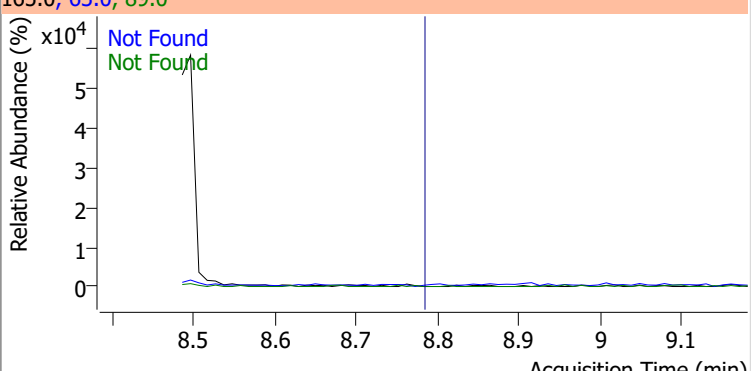
# Quantitation Results Report (QT Reviewed)



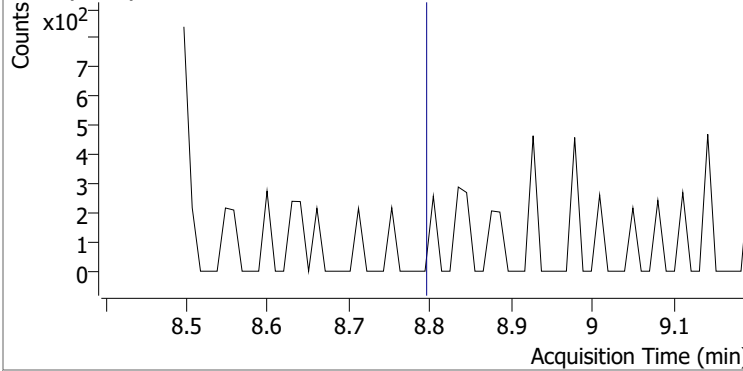
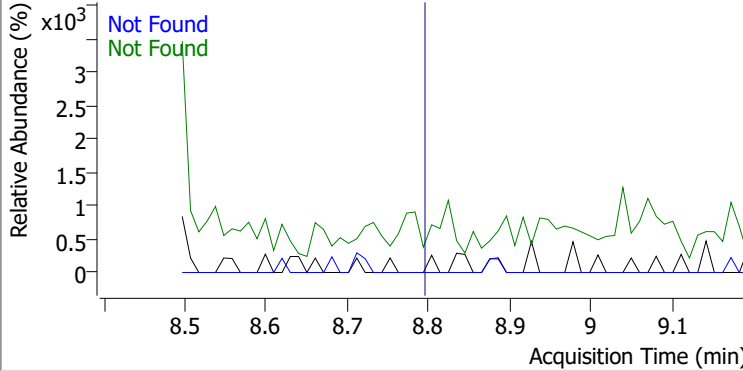
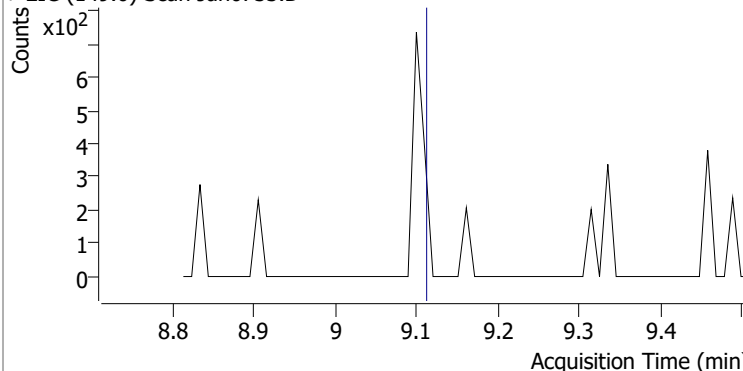
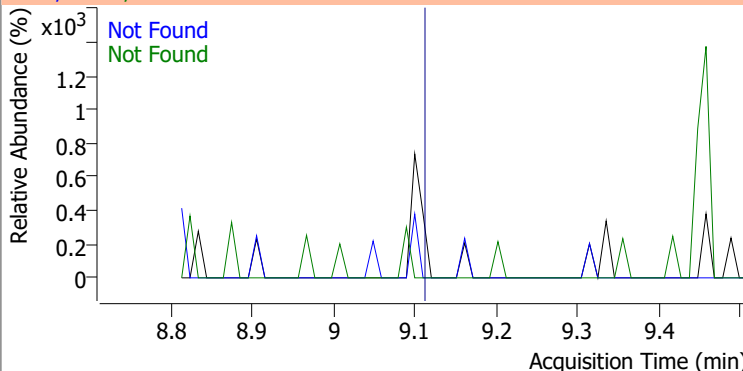
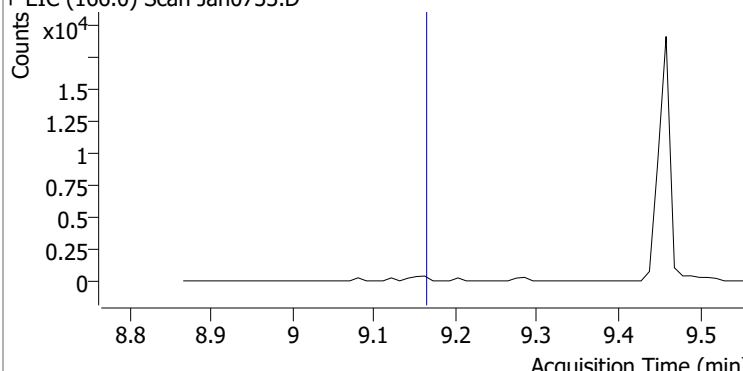
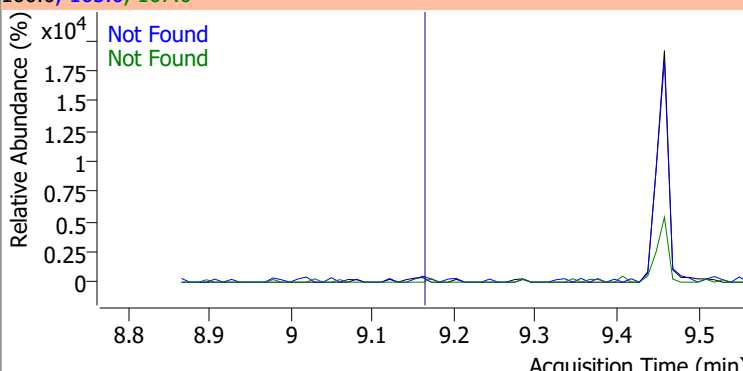
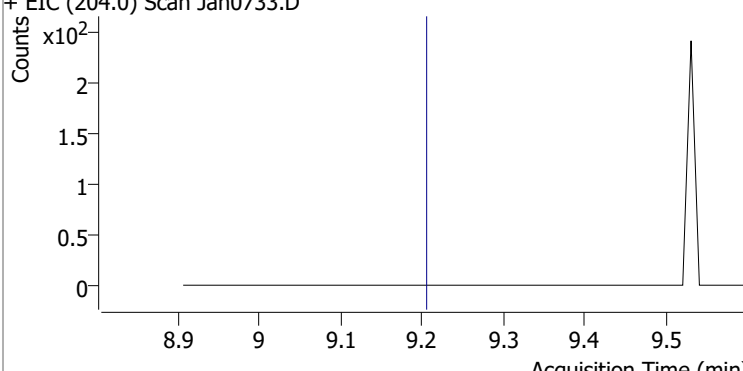
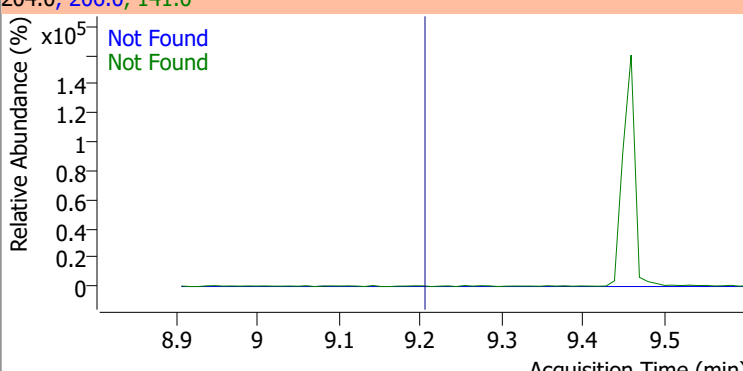
# Quantitation Results Report (QT Reviewed)



# Quantitation Results Report (QT Reviewed)

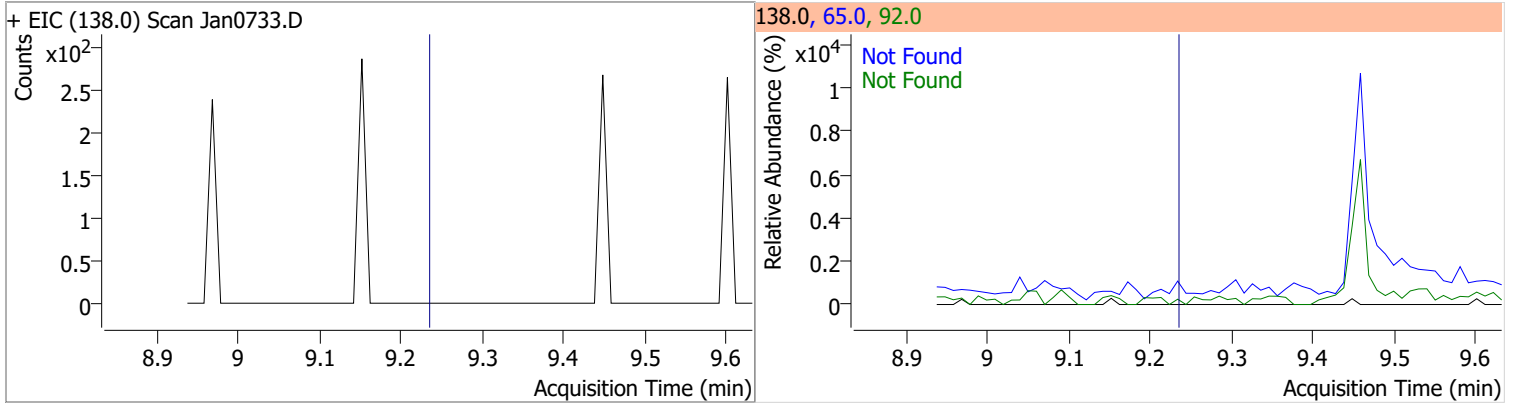
Compound	Conc.	Exp RT	QIon	Exp Ratio	QIon	Exp Ratio
Acenaphthene	N.D.	8.53	153.0	109.5	152.0	52.9
+ EIC (154.0) Scan Jan0733.D			154.0, 152.0, 153.0			
						
2,4-Dinitrophenol	N.D.	8.62	154.0	60.0		
+ EIC (184.0) Scan Jan0733.D			184.0, 154.0			
						
Dibenzofuran	N.D.	8.74	139.0	38.6		
+ EIC (168.0) Scan Jan0733.D			168.0, 139.0			
						
2,4-Dinitrotoluene	N.D.	8.77	63.0	76.1	89.0	74.7
+ EIC (165.0) Scan Jan0733.D			165.0, 63.0, 89.0			
						

# Quantitation Results Report (QT Reviewed)

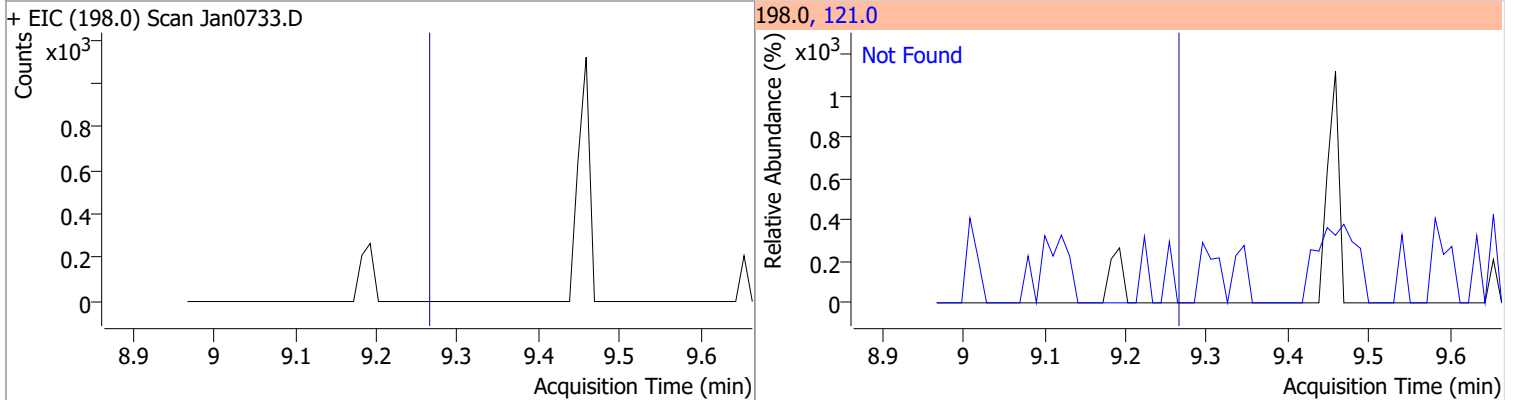
Compound	Conc.	Exp RT	QIon	Exp Ratio	QIon	Exp Ratio
4-Nitrophenol	N.D.	8.78	65.0	88.5	139.0	80.4
+ EIC (109.0) Scan Jan0733.D			109.0, 139.0, 65.0			
						
Diethylphthalate	N.D.	9.10	177.0	20.7	150.0	12.6
+ EIC (149.0) Scan Jan0733.D			149.0, 177.0, 150.0			
						
Fluorene	N.D.	9.15	165.0	93.4	167.0	12.9
+ EIC (166.0) Scan Jan0733.D			166.0, 165.0, 167.0			
						
4-Chlorophenyl-phenylether	N.D.	9.19	141.0	62.3	206.0	33.9
+ EIC (204.0) Scan Jan0733.D			204.0, 206.0, 141.0			
						

# Quantitation Results Report (QT Reviewed)

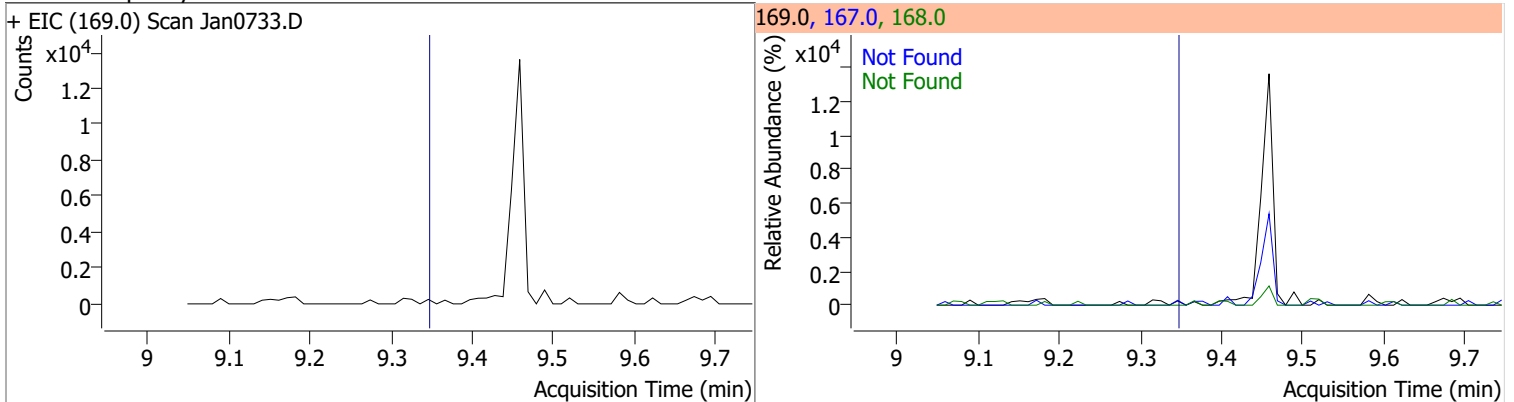
Compound	Conc.	Exp RT	QIon	Exp Ratio	QIon	Exp Ratio
4-Nitroaniline	N.D.	9.23	65.0	114.6	92.0	45.3



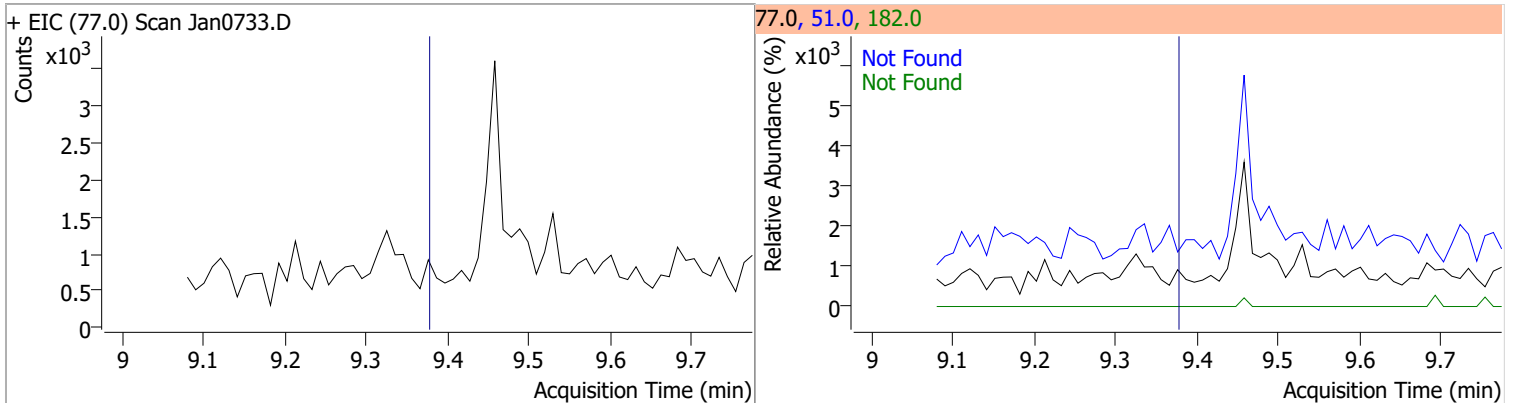
Compound	Conc.	Exp RT	QIon	Exp Ratio
4,6-Dinitro-2-methylphenol	N.D.	9.26	121.0	44.8



Compound	Conc.	Exp RT	QIon	Exp Ratio	QIon	Exp Ratio
N-nitrosodiphenylamine	N.D.	9.35	168.0	63.3	167.0	33.4



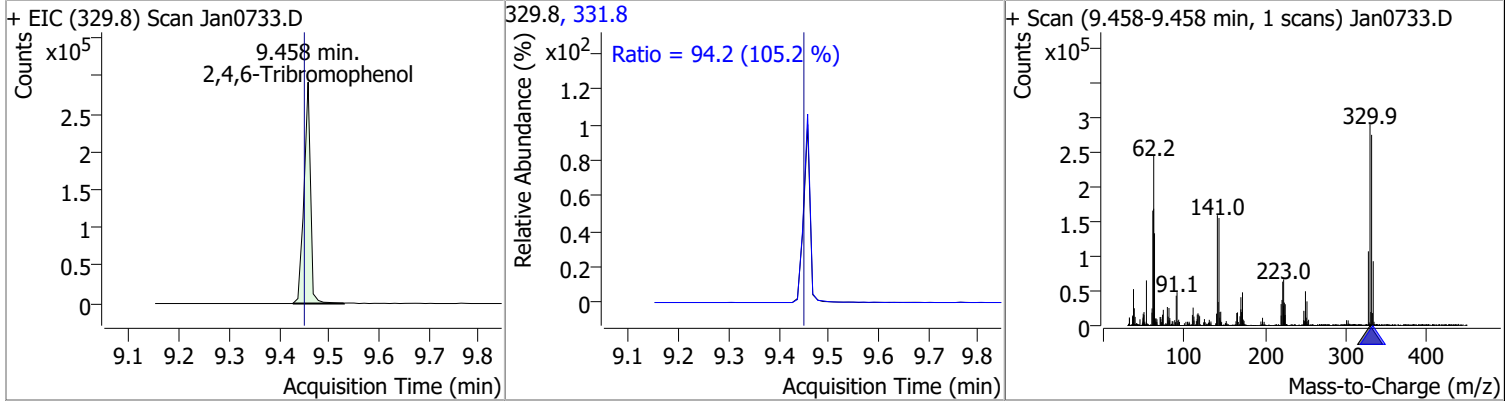
Compound	Conc.	Exp RT	QIon	Exp Ratio	QIon	Exp Ratio
Azobenzene	N.D.	9.38	51.0	49.9	182.0	26.9



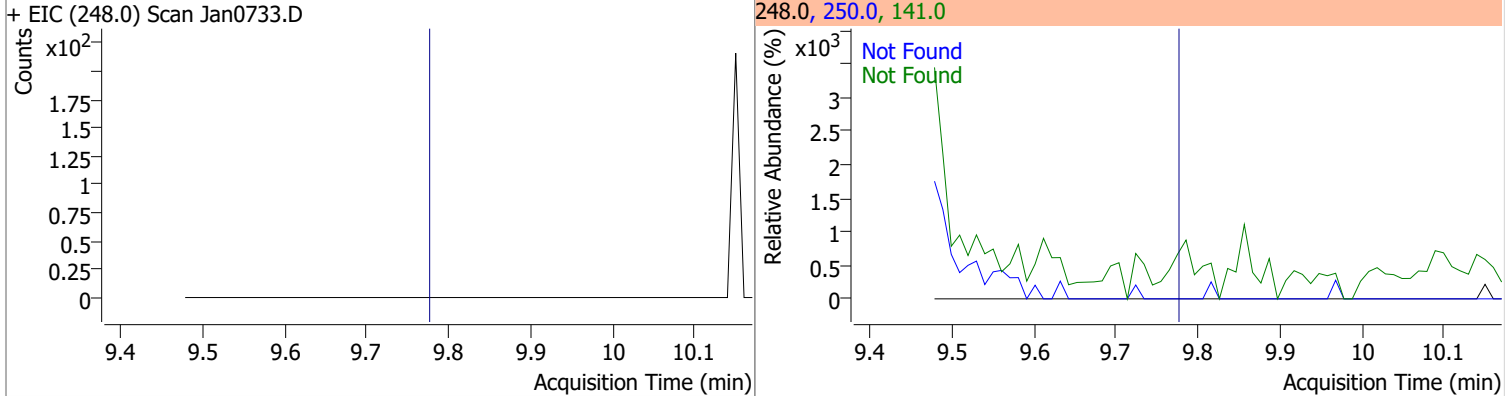


# Quantitation Results Report (QT Reviewed)

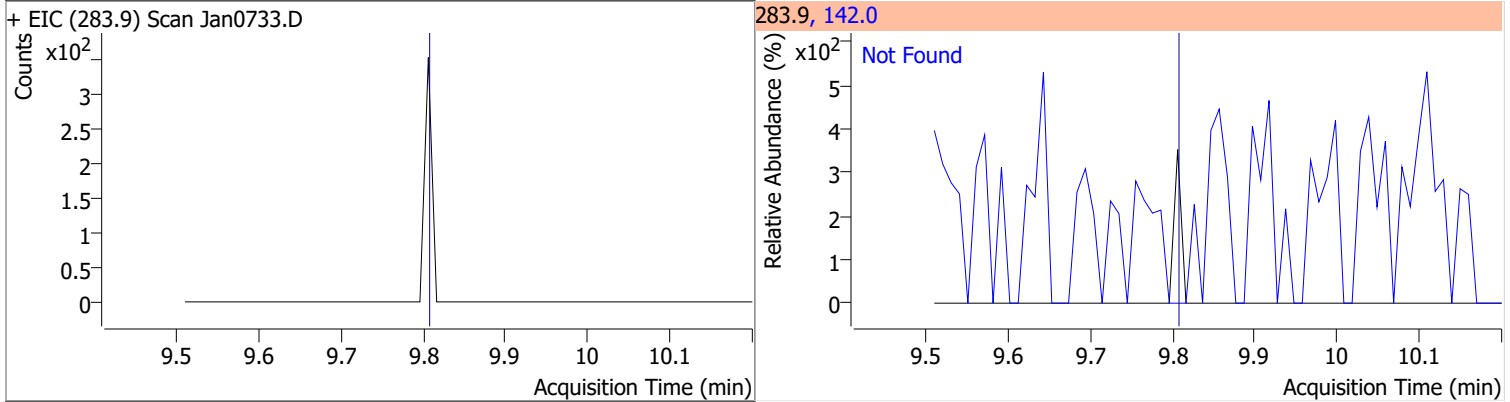
Compound	Conc.	RT	Dev(Min)	Resp.	QIon	QRatio	Lower	Upper
2,4,6-Tribromophenol	171.1741	9.46	0.01	265628	331.8	94.2	62.7	116.4



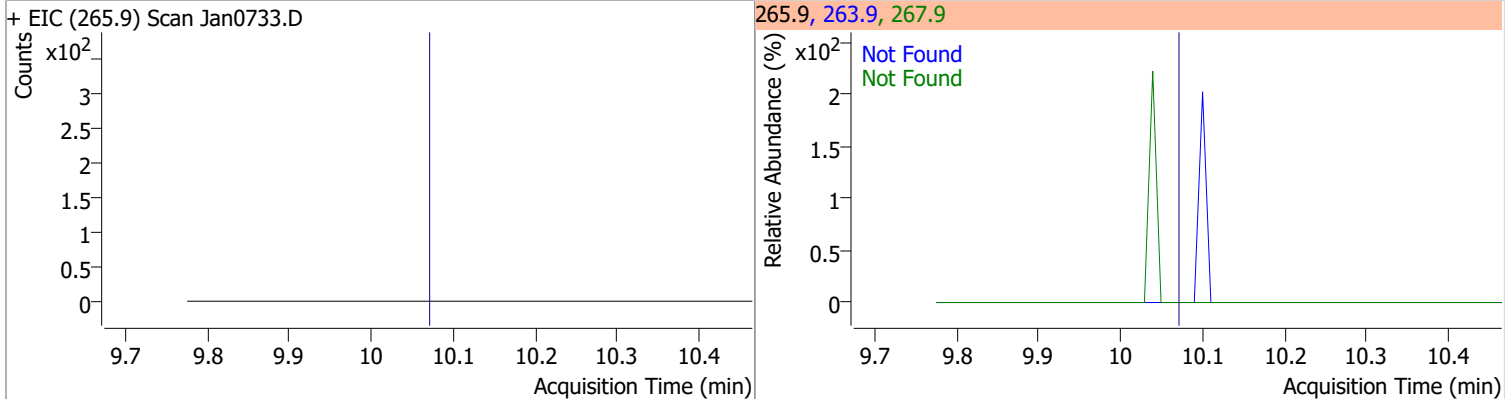
Compound	Conc.	Exp RT	QIon	Exp Ratio	QIon	Exp Ratio
4-Bromophenyl-phenylether	N.D.	9.78	250.0	98.3	141.0	96.1



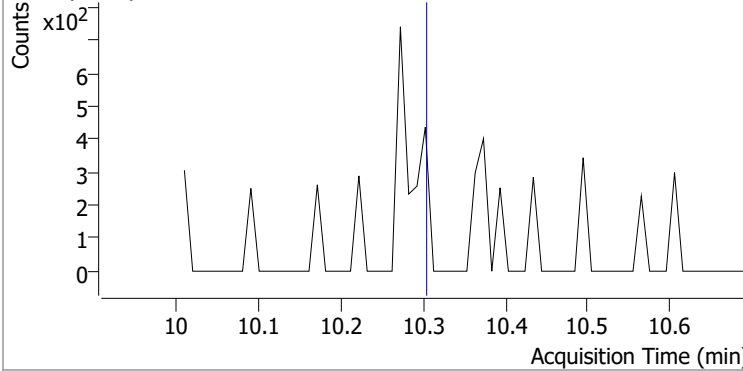
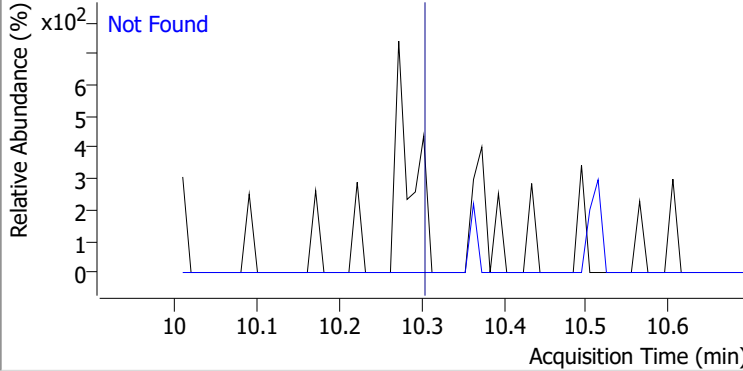
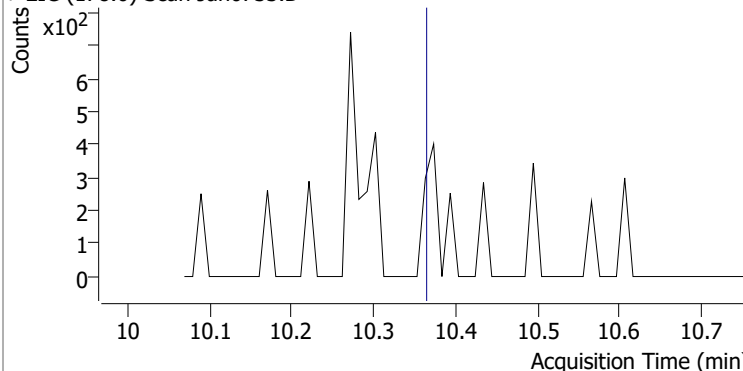
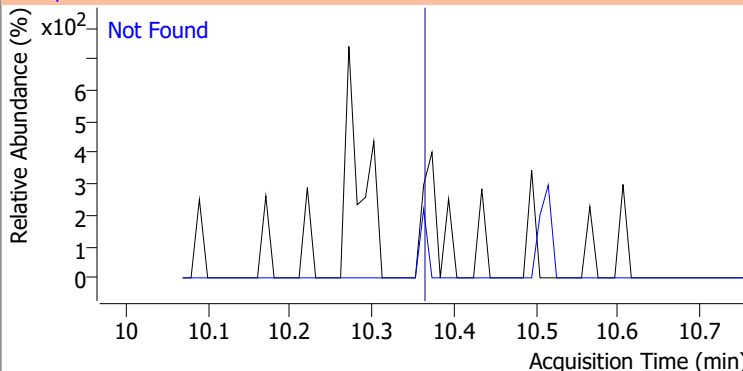
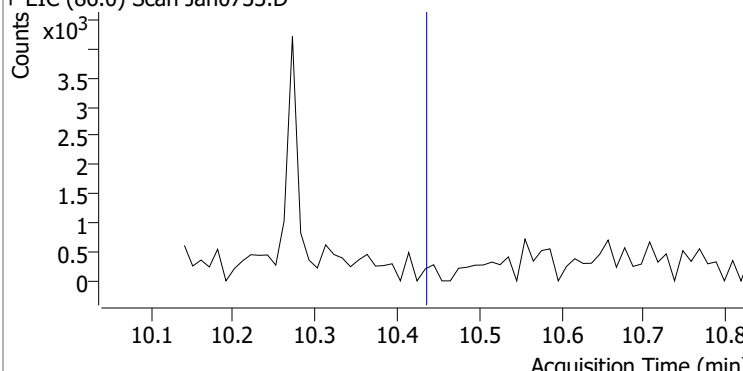
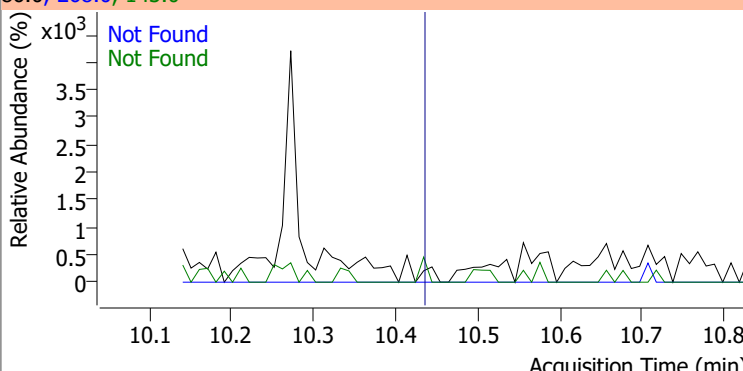
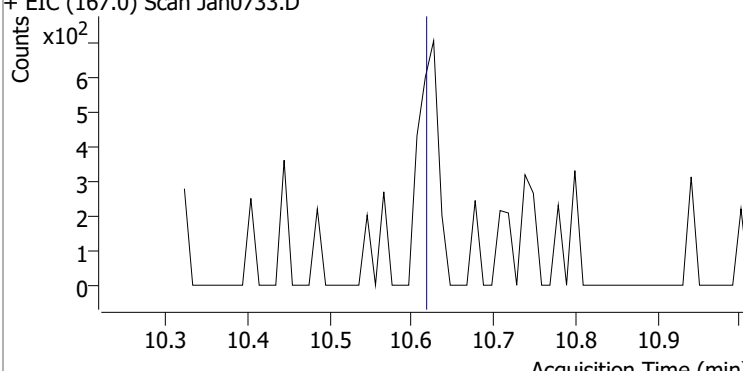
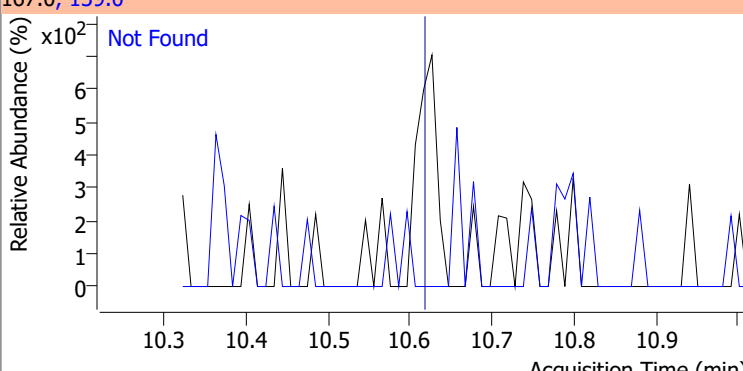
Compound	Conc.	Exp RT	QIon	Exp Ratio	QIon	Exp Ratio
Hexachlorobenzene	N.D.	9.81	142.0	49.9		



Compound	Conc.	Exp RT	QIon	Exp Ratio	QIon	Exp Ratio
Pentachlorophenol	N.D.	10.07	263.9	67.0	267.9	63.6

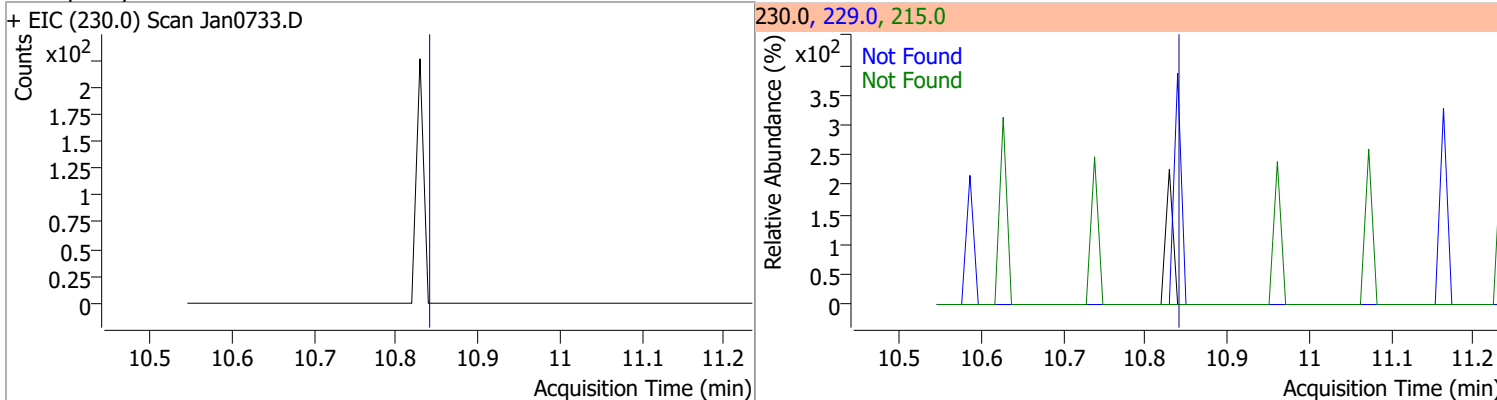


# Quantitation Results Report (QT Reviewed)

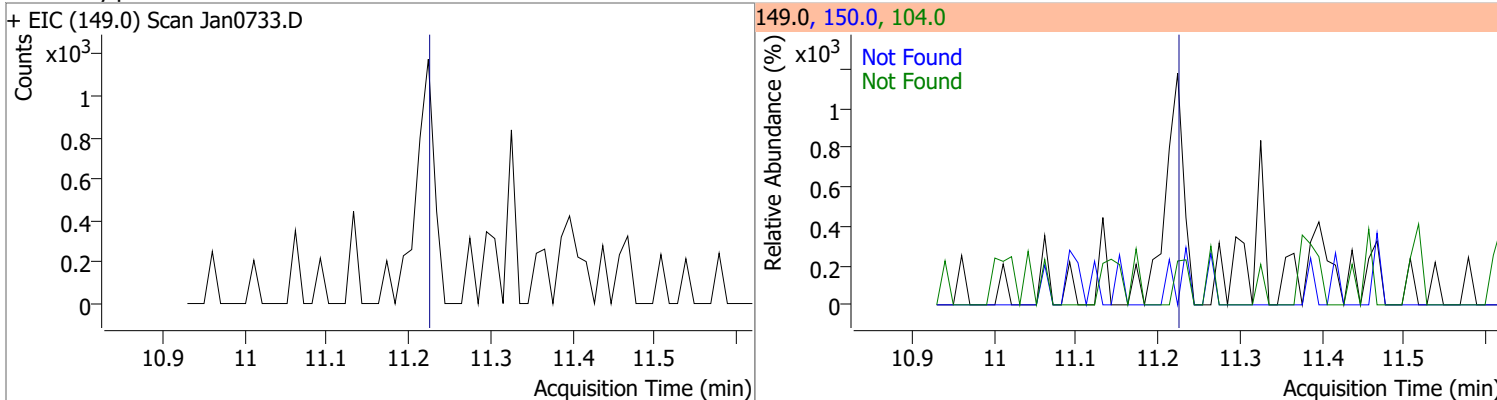
Compound	Conc.	Exp RT	QIon	Exp Ratio		
Phenanthrene	N.D.	10.30	176.0	19.3		
+ EIC (178.0) Scan Jan0733.D			178.0, 176.0			
						
Anthracene	N.D.	10.36	176.0	18.4		
+ EIC (178.0) Scan Jan0733.D			178.0, 176.0			
						
Triallate	N.D.	10.43	268.0	26.7	QIon	Exp Ratio
+ EIC (86.0) Scan Jan0733.D			86.0, 268.0, 143.0			
						
Carbazole	N.D.	10.62	139.0	12.8		
+ EIC (167.0) Scan Jan0733.D			167.0, 139.0			
						

# Quantitation Results Report (QT Reviewed)

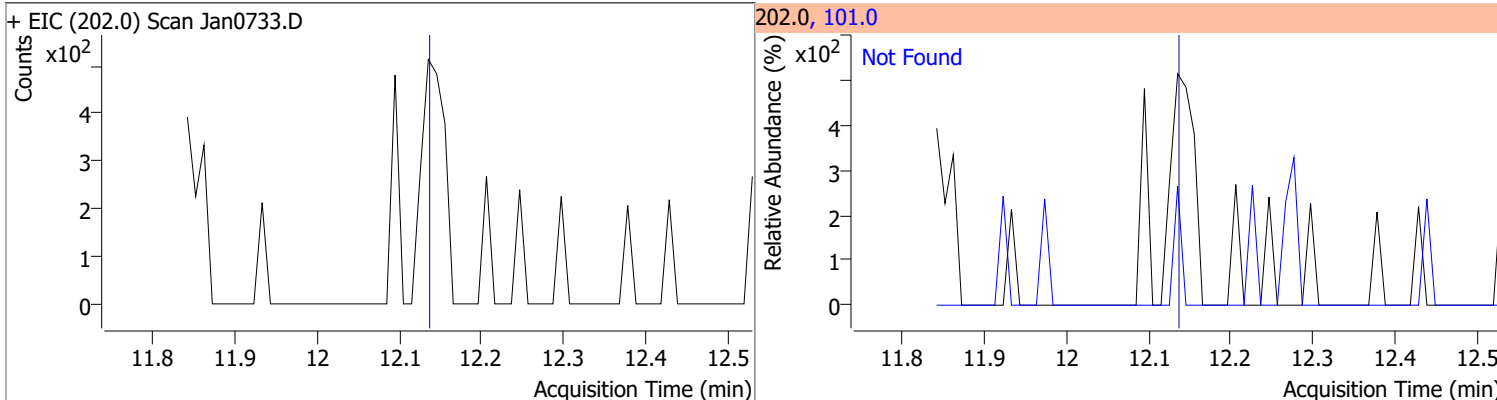
Compound	Conc.	Exp RT	QIon	Exp Ratio	QIon	Exp Ratio
o-Terphenyl	N.D.	10.84	229.0	64.1	215.0	36.5



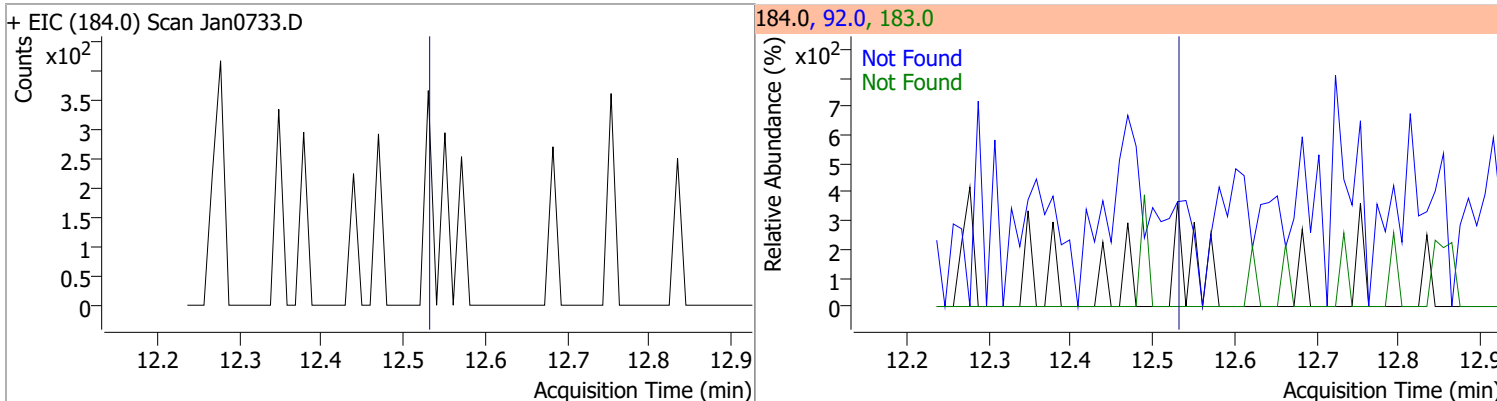
Compound	Conc.	Exp RT	QIon	Exp Ratio	QIon	Exp Ratio
Di-n-Butylphthalate	N.D.	11.22	150.0	9.1	104.0	6.1



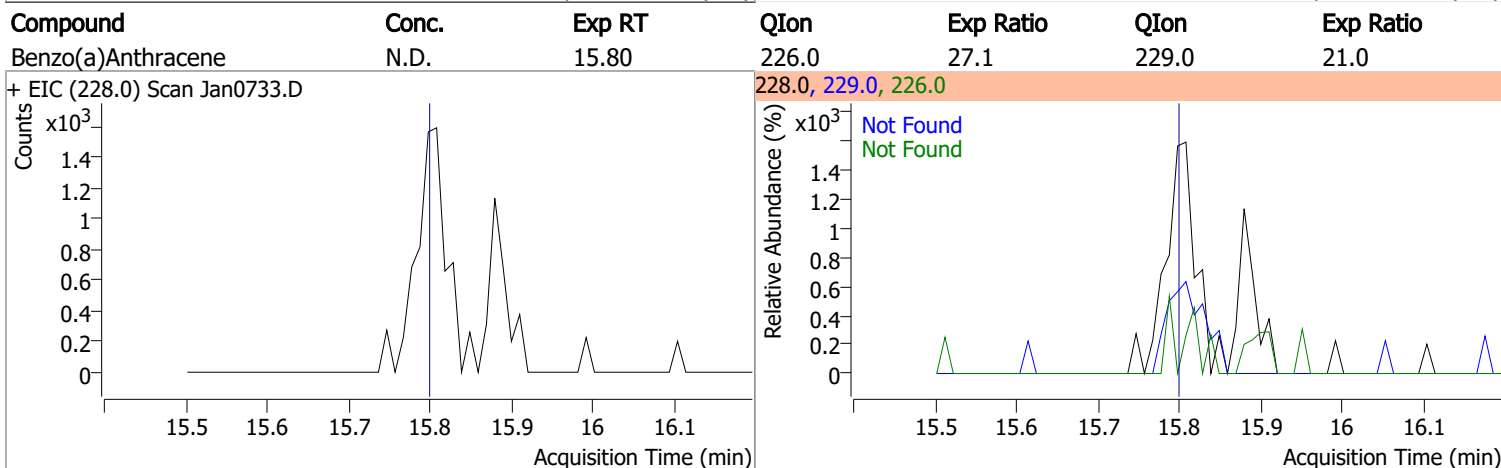
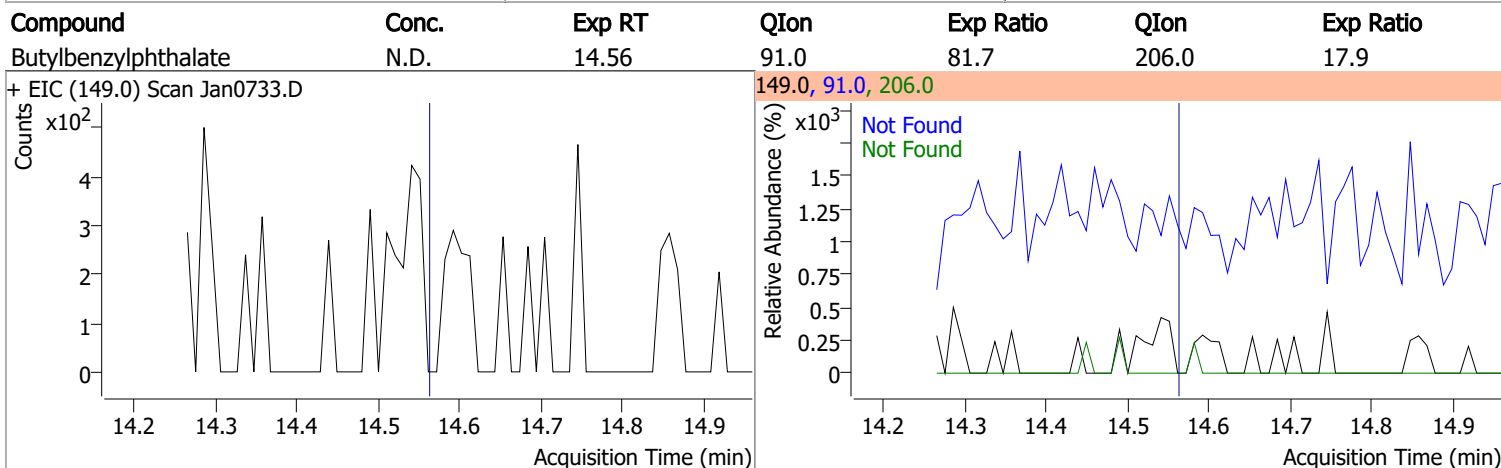
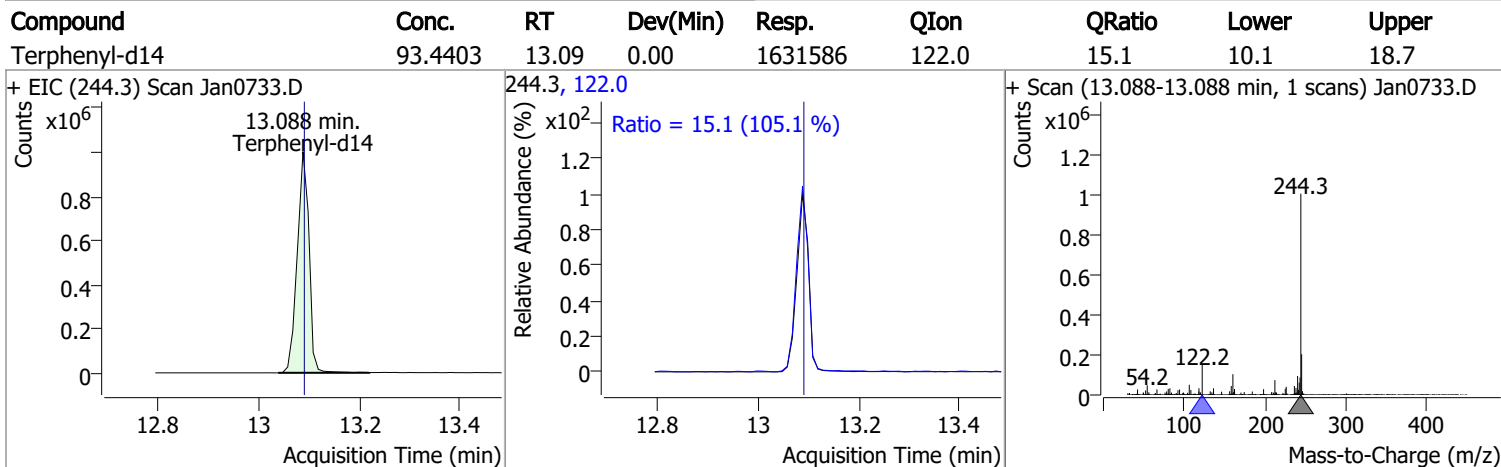
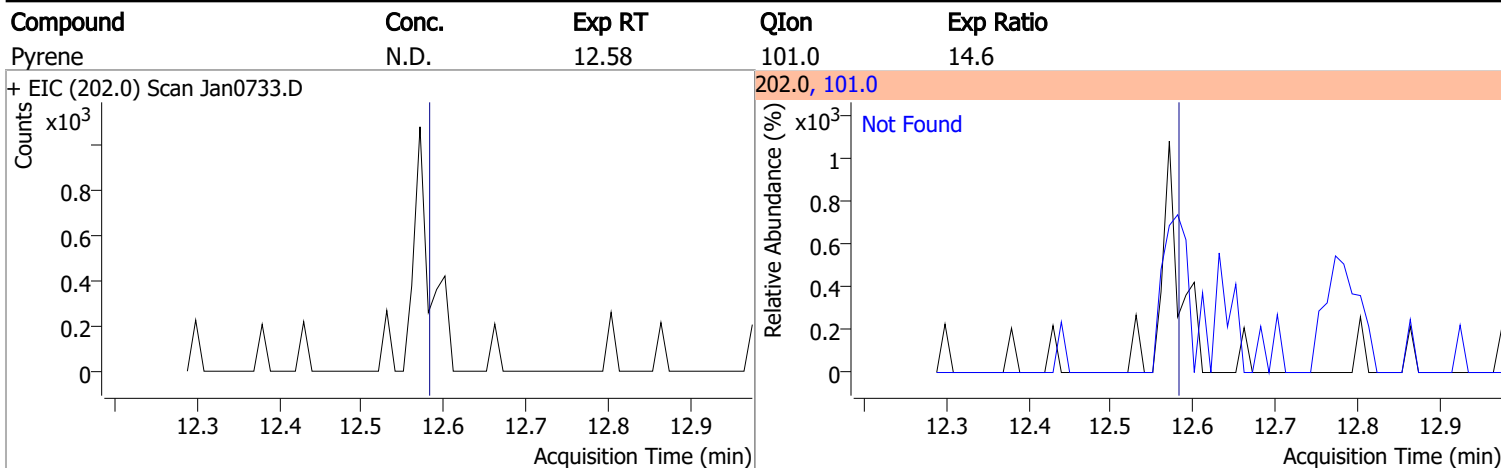
Compound	Conc.	Exp RT	QIon	Exp Ratio
Fluoranthene	N.D.	12.14	101.0	12.8



Compound	Conc.	Exp RT	QIon	Exp Ratio	QIon	Exp Ratio
Benzidine	N.D.	12.53	183.0	13.1	92.0	8.1

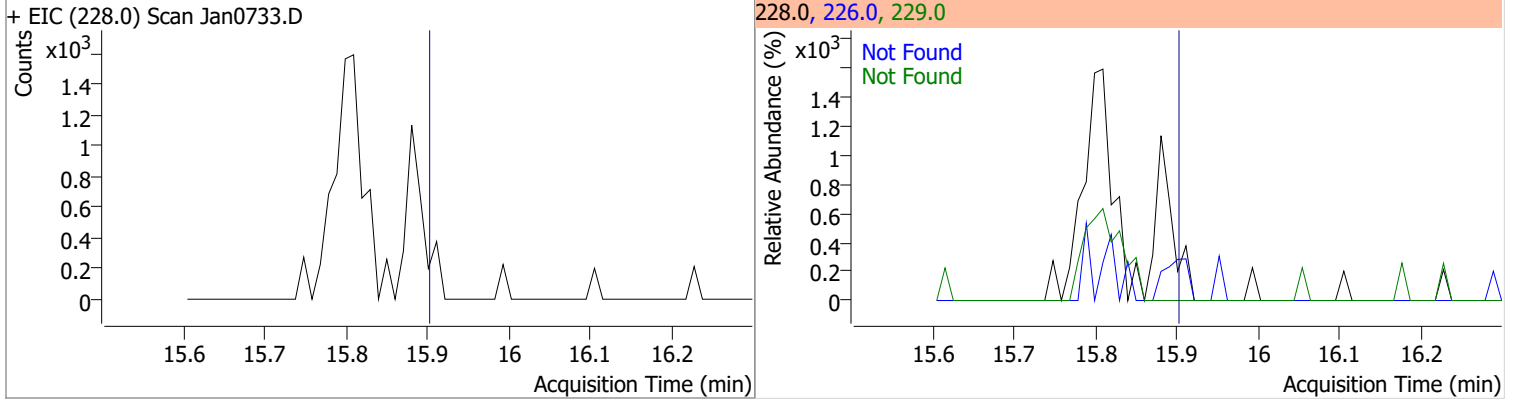


# Quantitation Results Report (QT Reviewed)

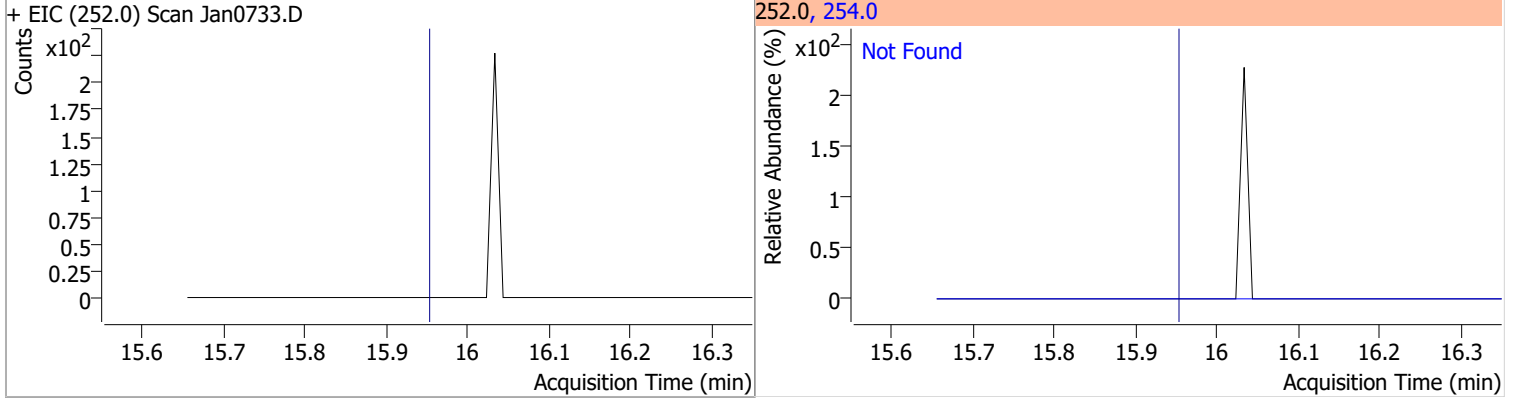


# Quantitation Results Report (QT Reviewed)

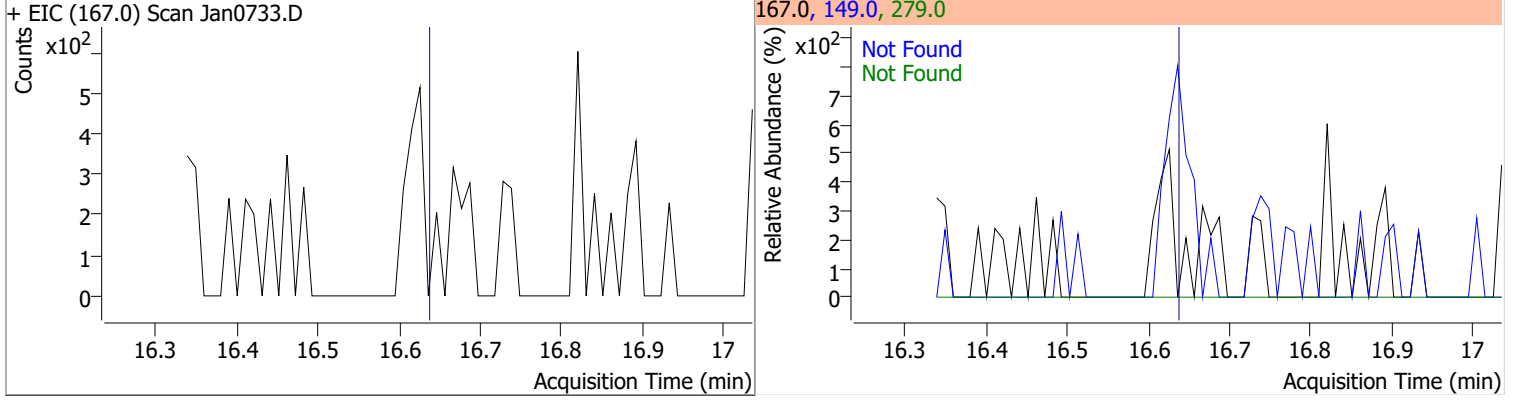
Compound	Conc.	Exp RT	QIon	Exp Ratio	QIon	Exp Ratio
Chrysene	N.D.	15.90	226.0	29.9	229.0	20.4



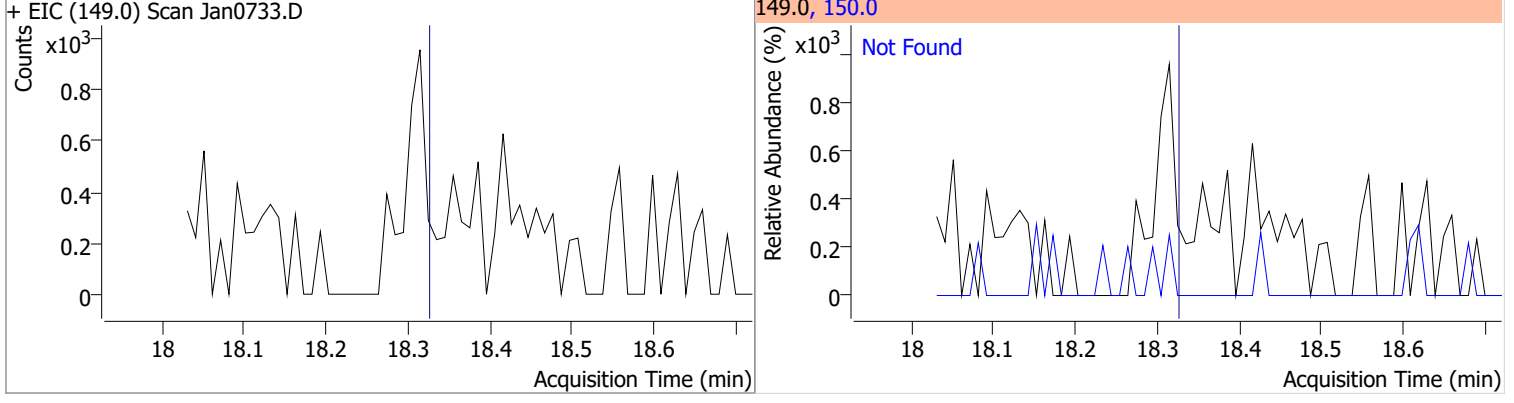
Compound	Conc.	Exp RT	QIon	Exp Ratio
3,3-Dichlorobenzidine	N.D.	15.95	254.0	64.7



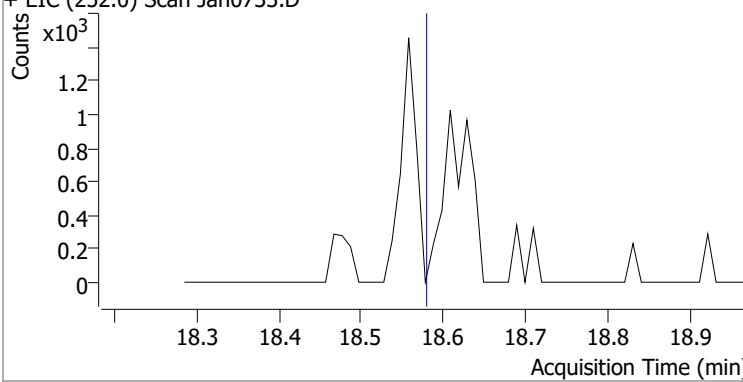
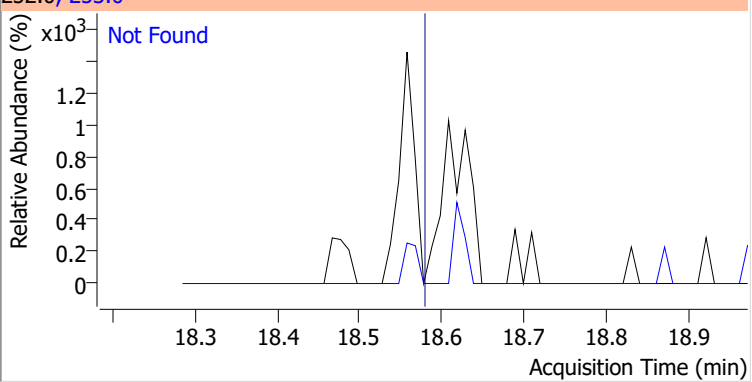
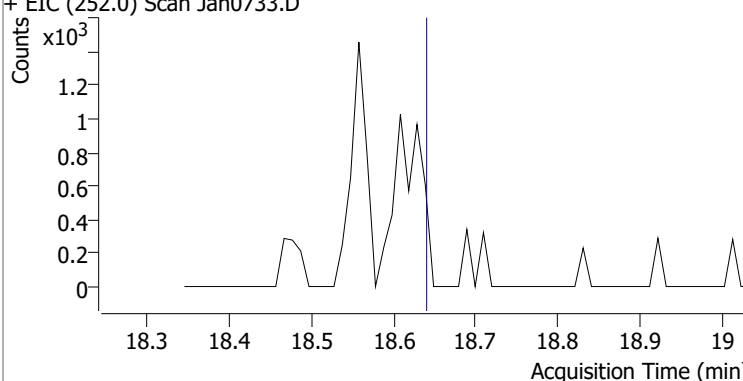
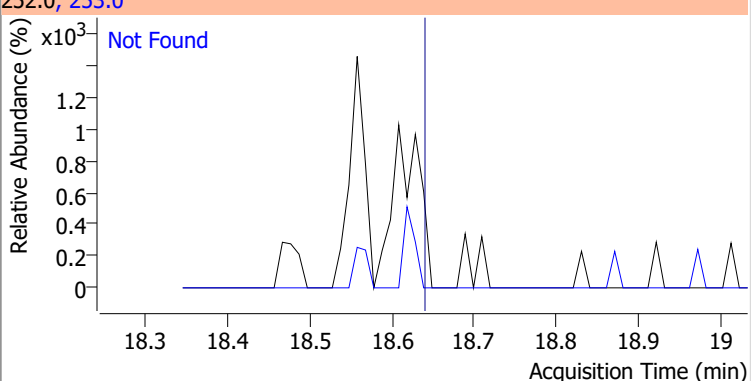
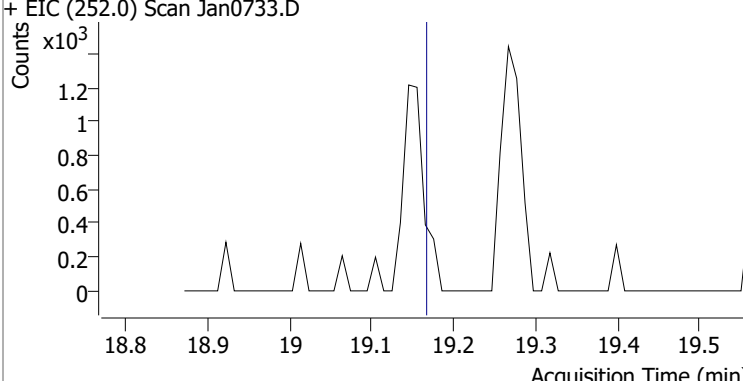
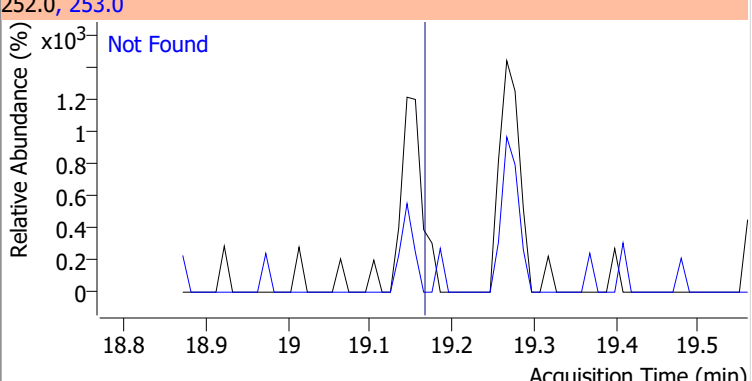
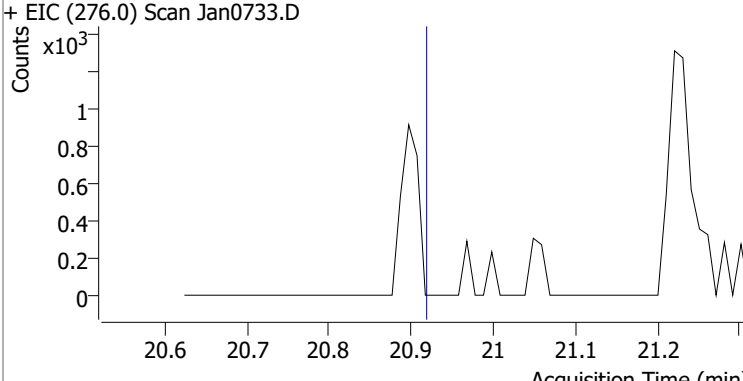
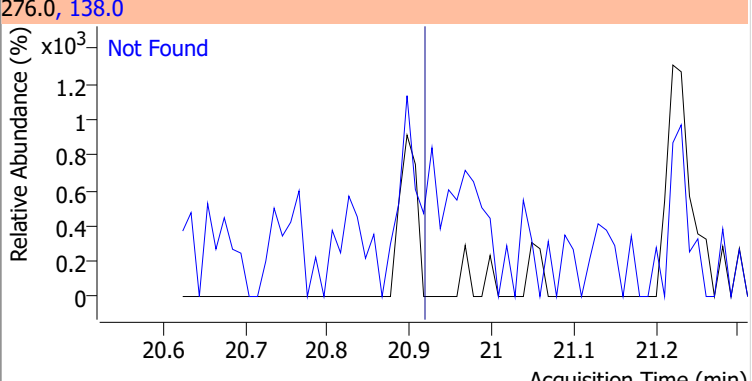
Compound	Conc.	Exp RT	QIon	Exp Ratio	QIon	Exp Ratio
bis(2-ethylhexyl)Phthalate	N.D.	16.64	149.0	397.1	279.0	15.6



Compound	Conc.	Exp RT	QIon	Exp Ratio
Di-n-octyl Phthalate	N.D.	18.32	150.0	9.5

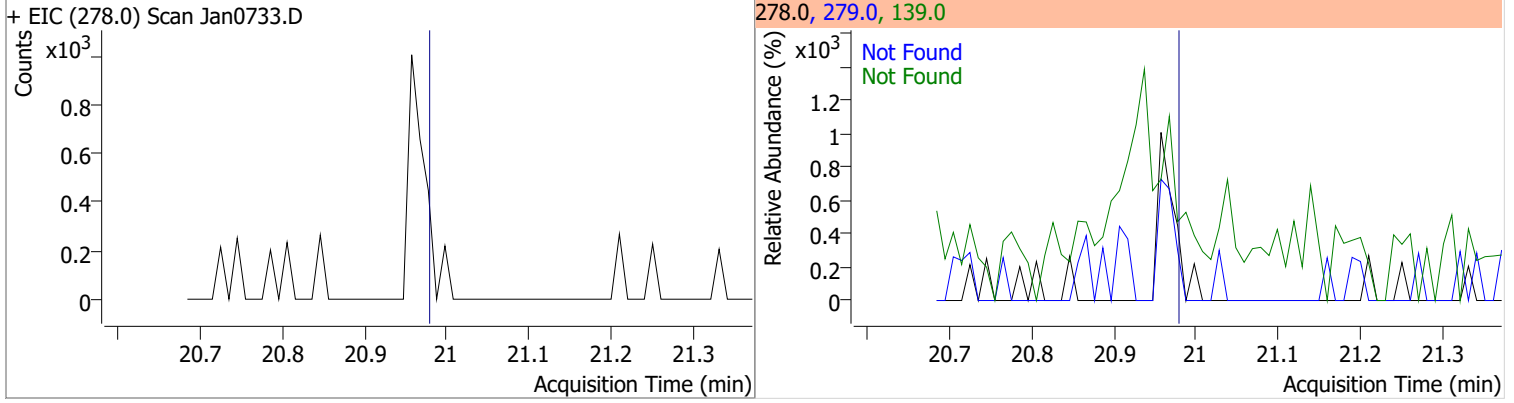


# Quantitation Results Report (QT Reviewed)

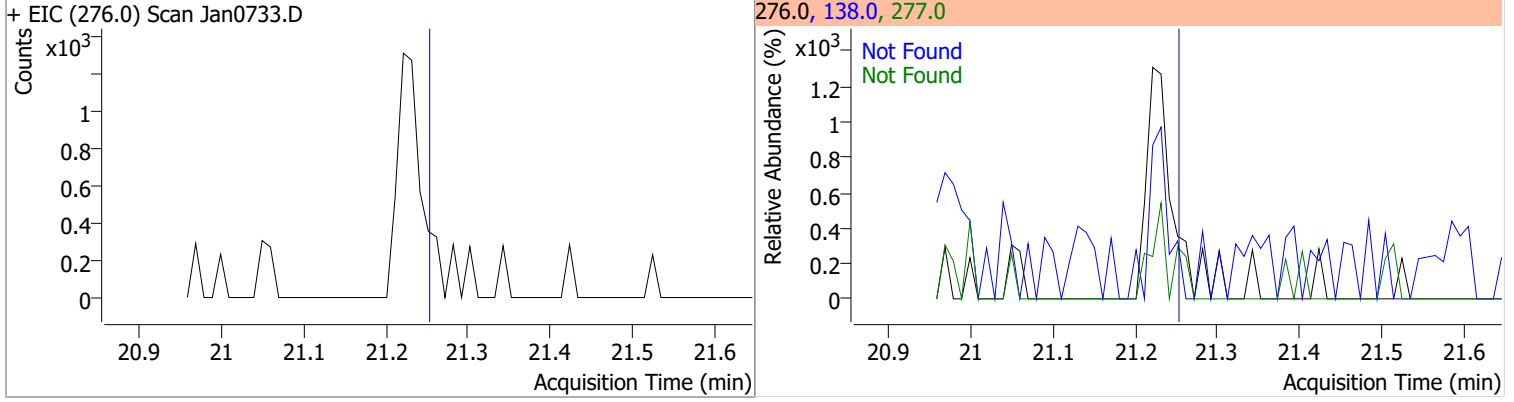
Compound	Conc.	Exp RT	QIon	Exp Ratio
Benzo(b)fluoranthene	N.D.	18.58	253.0	22.0
+ EIC (252.0) Scan Jan0733.D			252.0, 253.0	
				
Benzo(k)fluoranthene	N.D.	18.64	253.0	21.9
+ EIC (252.0) Scan Jan0733.D			252.0, 253.0	
				
Benzo(a)pyrene	N.D.	19.17	253.0	22.0
+ EIC (252.0) Scan Jan0733.D			252.0, 253.0	
				
Indeno(1,2,3-c,d)pyrene	N.D.	20.92	138.0	29.9
+ EIC (276.0) Scan Jan0733.D			276.0, 138.0	
				

# Quantitation Results Report (QT Reviewed)

Compound	Conc.	Exp RT	QIon	Exp Ratio	QIon	Exp Ratio
Dibenzo(a,h)anthracene	N.D.	20.98	279.0	25.2	139.0	23.8

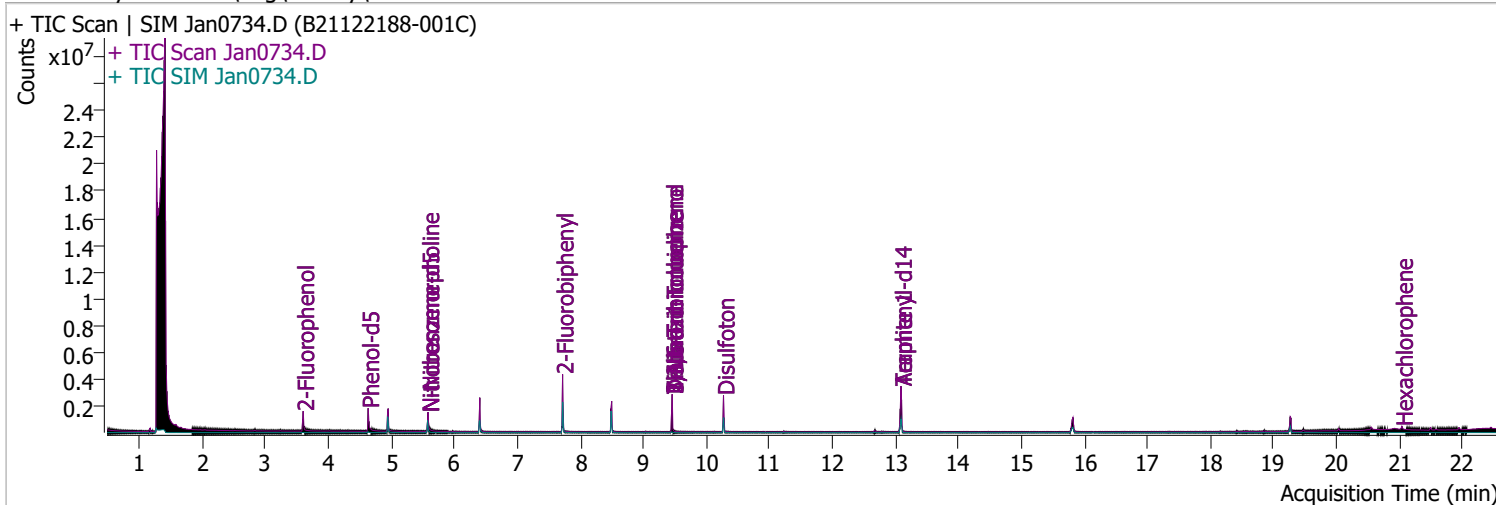


Compound	Conc.	Exp RT	QIon	Exp Ratio	QIon	Exp Ratio
Benzo(g,h,i)perylene	N.D.	21.25	138.0	32.0	277.0	23.8



# Quantitation Results Report (QT Reviewed)

Data File	Jan0734.D	Operator	LIMS import
Acq. Method	BNA+SIM.M	Acq. Date-Time	1/8/2022 6:06:58 AM
Sample Name	B21122188-001C	Instrument	Instrument #1
Vial	34	Multiplier	1.00
DA Method File	010722 DoD BNA cal 1.batch.bin	Comment	SVOC-8270-W-LARGO
Tune File	dftppdsm.u	Tune Date	1/7/2022 12:13:00 PM
Batch Name	010722 DoD BNA.batch.bin	Last Calib Update	1/11/2022 1:03:40 PM
Ref Library	D:\Org\Library\NIST129K.l		



Compound	RT	QIon	Resp.	Conc.	Units	Dev(Min)
----------	----	------	-------	-------	-------	----------

**Internal Standards**

**System Monitoring Compounds**

S 2-Fluorophenol	3.602	112.0	462005	59.9886	µg/L	0.020
Spiked Amount: 200.000	Range: 10.0 - 75.0%			Recovery = 29.99%		
S Phenol-d5	4.634	99.0	598770	57.9417	µg/L	0.010
Spiked Amount: 200.000	Range: 10.0 - 65.0%			Recovery = 28.97%		
S Nitrobenzene-d5	5.583	82.0	340579	60.9203	µg/L	0.000
Spiked Amount: 100.000	Range: 32.0 - 94.0%			Recovery = 60.92%		
S 2-Fluorobiphenyl	7.718	172.0	1249795	68.1348	µg/L	0.000
Spiked Amount: 100.000	Range: 28.0 - 107.0%			Recovery = 68.13%		
S 2,4,6-Tribromophenol	9.458	329.8	248003	164.7065	µg/L	0.010
Spiked Amount: 200.000	Range: 25.0 - 140.0%			Recovery = 82.35%		
S Terphenyl-d14	13.088	244.3	1748395	102.5631	µg/L	0.000
Spiked Amount: 100.000	Range: 32.0 - 122.0%			Recovery = 102.56%		

**Target Compounds**

Compound	RT	QIon	Resp.	Conc.	Units	Dev(Min)	QValue
T N-Nitrosodimethylamine	0.000		0	N.D.			
T Pyridine	0.000		0	N.D.			
T Aniline	0.000		0	N.D.			
T Phenol	0.000		0	N.D.			
T bis(-2-Chloroethyl)Ether	0.000		0	N.D.			
T 2-Chlorophenol	0.000		0	N.D.			
T 1,3-Dichlorobenzene	0.000		0	N.D.			
T 1,4-Dichlorobenzene	0.000		0	N.D.			
T 1,2-Dichlorobenzene	0.000		0	N.D.			
T Benzyl Alcohol	0.000		0	N.D.			
T bis(2-chloroisopropyl)Ether	0.000		0	N.D.			
T 2-Methylphenol	0.000		0	N.D.			
T N-nitroso-Di-n-propylamine	5.583	70.0	0		µg/L	md	1
T 4Methylphenol/3Methylphenol	0.000		0	N.D.			
T Hexachloroethane	0.000		0	N.D.			



# Quantitation Results Report (QT Reviewed)

Compound	RT	QIon	Resp.	Conc.	Units	Dev(Min)
T Nitrobenzene	0.000		0	N.D.		
T Isophorone	0.000		0	N.D.		
T 2-Nitrophenol	0.000		0	N.D.		
T 2,4-Dimethylphenol	0.000		0	N.D.		
T bis(-2-Chloroethoxy)Methane	0.000		0	N.D.		
T Benzoic Acid	0.000		0	N.D.		
T 2,4-Dichlorophenol	0.000		0	N.D.		
T 1,2,4-Trichlorobenzene	0.000		0	N.D.		
T Naphthalene	0.000		0	N.D.		
T 4-Chlorophenol	0.000		0	N.D.		
T p-Chloroaniline	0.000		0	N.D.		
T Hexachlorobutadiene	0.000		0	N.D.		
T 4-Chloro-2-Methylphenol	0.000		0	N.D.		
T 4-Chloro-3-Methylphenol	0.000		0	N.D.		
T 2-Methylnaphthalene	0.000		0	N.D.		
T 1-Methylnaphthalene	0.000		0	N.D.		
T Hexachlorocyclopentadiene	0.000		0	N.D.		
T 2,4,6-Trichlorophenol	0.000		0	N.D.		
T 2,4,5-Trichlorophenol	0.000		0	N.D.		
T 2-Chloronaphthalene	0.000		0	N.D.		
T 2-Nitroaniline	0.000		0	N.D.		
T Dimethyl Phthalate	8.497	163.0	0		µg/L md	1
T 2,6-Dinitrotoluene	8.497	165.0	0		µg/L md	1
T Acenaphthylene	0.000		0	N.D.		
T 3-Nitroaniline	0.000		0	N.D.		
T Acenaphthene	0.000		0	N.D.		
T 2,4-Dinitrophenol	0.000		0	N.D.		
T Dibenzofuran	0.000		0	N.D.		
T 2,4-Dinitrotoluene	0.000		0	N.D.		
T 4-Nitrophenol	0.000		0	N.D.		
T Diethylphthalate	0.000		0	N.D.		
T Fluorene	0.000		0	N.D.		
T 4-Chlorophenyl-phenylether	0.000		0	N.D.		
T 4-Nitroaniline	0.000		0	N.D.		
T 4,6-Dinitro-2-methylphenol	0.000		0	N.D.		
T N-nitrosodiphenylamine	0.000		0	N.D.		
T Azobenzene	0.000		0	N.D.		
T 4-Bromophenyl-phenylether	0.000		0	N.D.		
T Hexachlorobenzene	0.000		0	N.D.		
T Pentachlorophenol	0.000		0	N.D.		
T Phenanthrene	0.000		0	N.D.		
T Anthracene	0.000		0	N.D.		
T Triallate	0.000		0	N.D.		
T Carbazole	0.000		0	N.D.		
T o-Terphenyl	0.000		0	N.D.		
T Di-n-Butylphthalate	0.000		0	N.D.		
T Fluoranthene	0.000		0	N.D.		
T Benzidine	0.000		0	N.D.		
T Pyrene	0.000		0	N.D.		
T Butylbenzylphthalate	0.000		0	N.D.		
T Benzo(a)Anthracene	0.000		0	N.D.		
T Chrysene	0.000		0	N.D.		
T 3,3-Dichlorobenzidine	0.000		0	N.D.		
T bis(2-ethylhexyl)Phthalate	0.000		0	N.D.		
T Di-n-octyl Phthalate	0.000		0	N.D.		

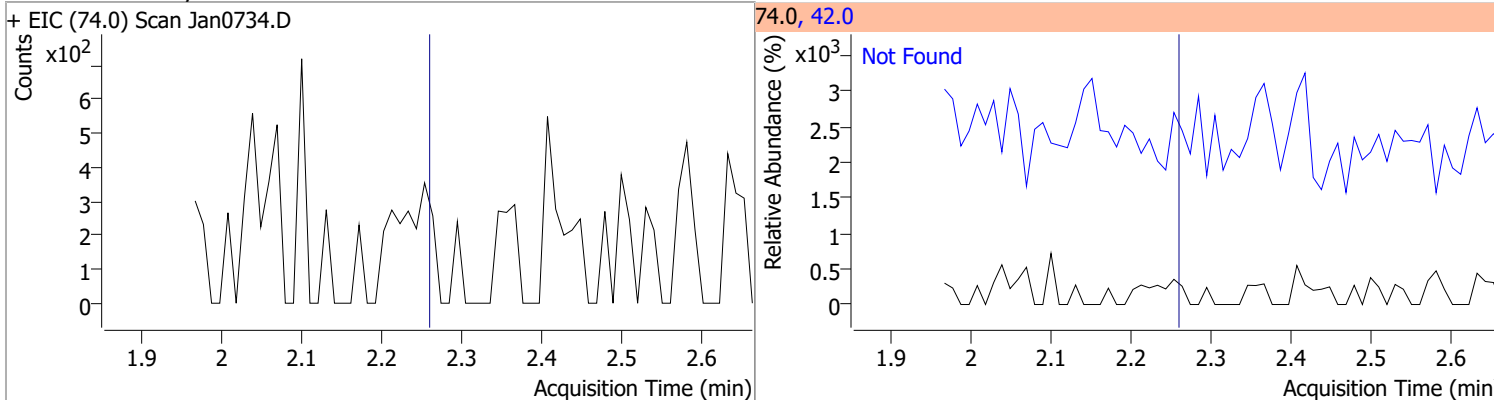
# Quantitation Results Report (QT Reviewed)

Compound	RT	QIon	Resp.	Conc.	Units	Dev(Min)
T Benzo(b)fluoranthene	0.000		0	N.D.		
T Benzo(k)fluoranthene	0.000		0	N.D.		
T Benzo(a)pyrene	0.000		0	N.D.		
T Indeno(1,2,3-c,d)pyrene	0.000		0	N.D.		
T Dibenzo(a,h)anthracene	0.000		0	N.D.		
T Benzo(g,h,i)perylene	0.000		0	N.D.		

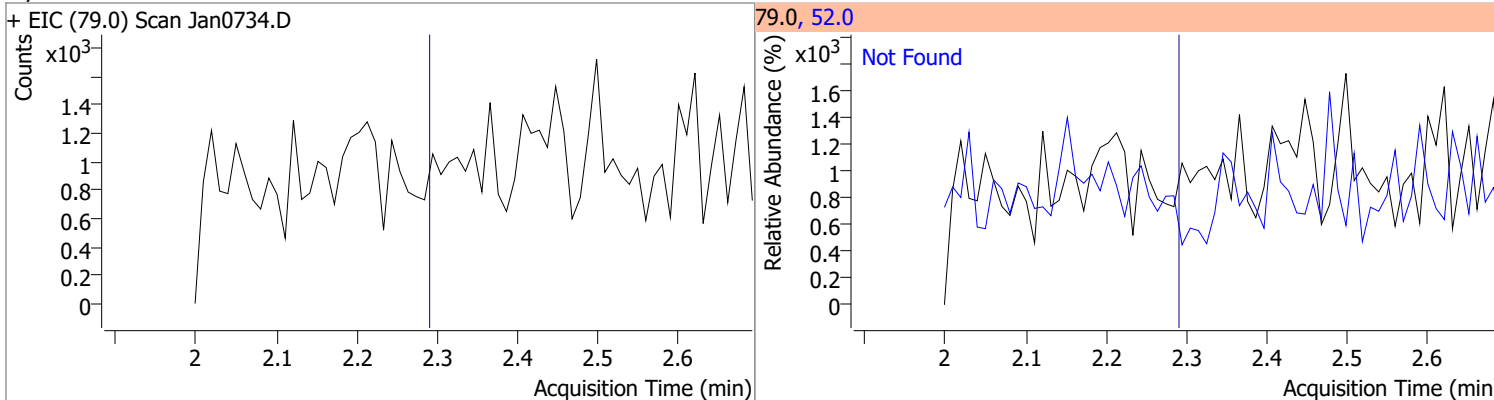
(#) = Qualifier Out of Range; (m) = Manual Integration; (+) = Area Summed; (\*) = Surrogate Percent Recovery Out of Range; (d): Zeroed Peak

# Quantitation Results Report (QT Reviewed)

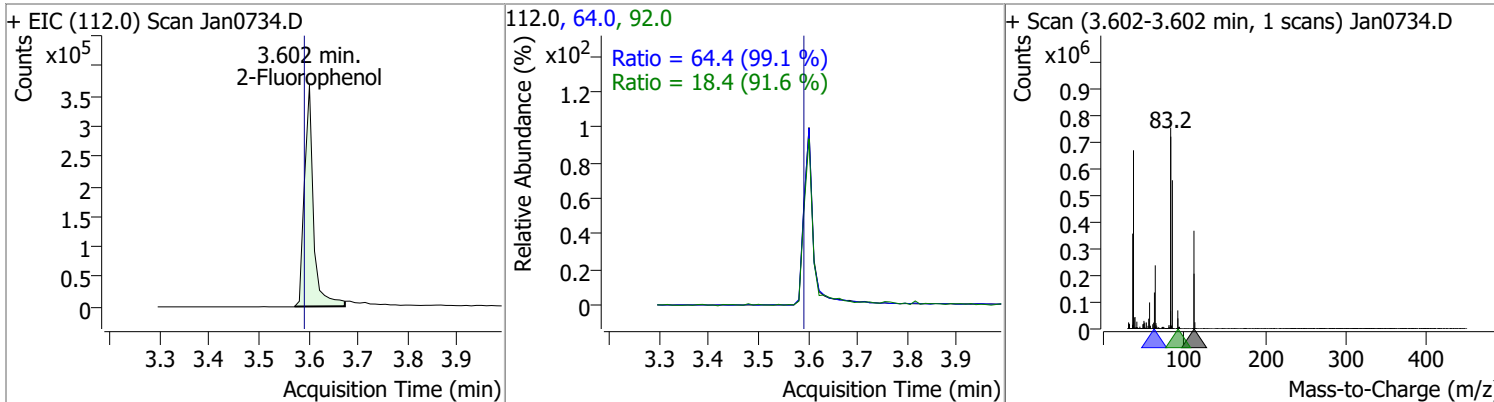
Compound	Conc.	Exp RT	QIon	Exp Ratio
N-Nitrosodimethylamine	N.D.	2.25	42.0	177.0



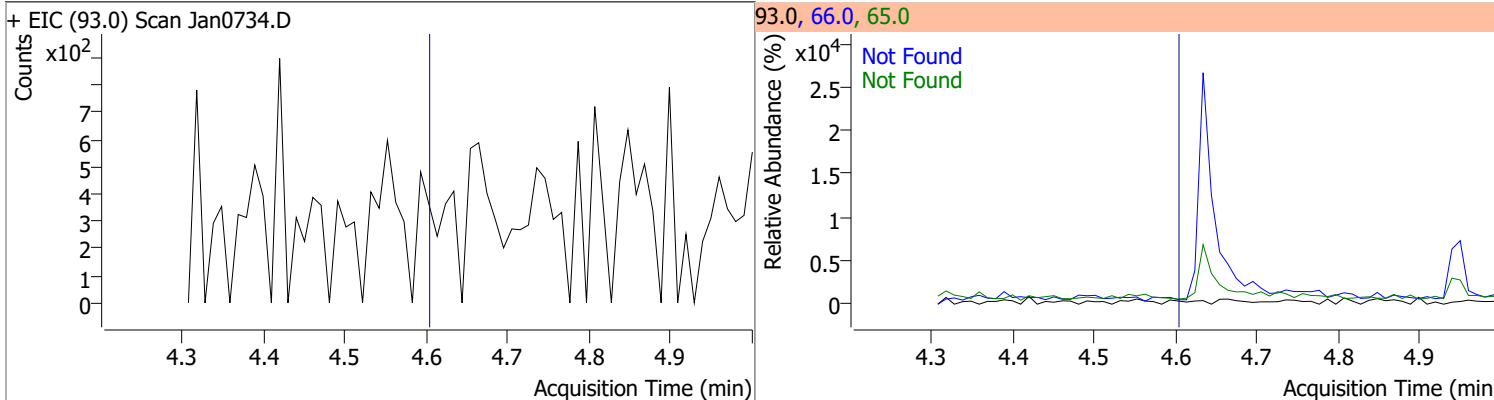
Compound	Conc.	Exp RT	QIon	Exp Ratio
Pyridine	N.D.	2.28	52.0	133.1



Compound	Conc.	RT	Dev(Min)	Resp.	QIon	QRatio	Lower	Upper
2-Fluorophenol	59.9886	3.60	0.02	462005	64.0	64.4	45.5	84.5
					92.0	18.4	14.1	26.2

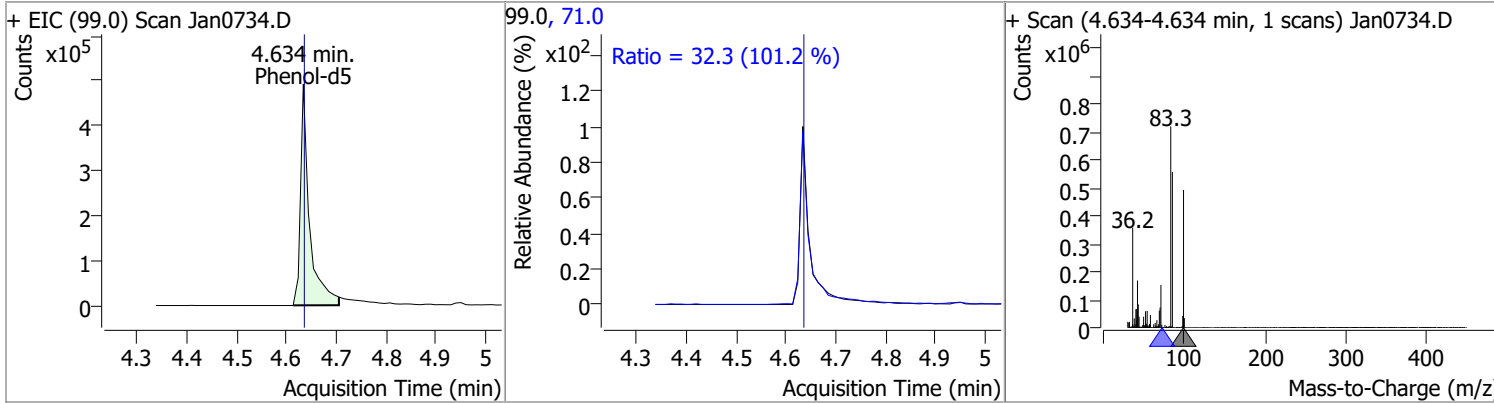


Compound	Conc.	Exp RT	QIon	Exp Ratio	QIon	Exp Ratio
Aniline	N.D.	4.59	66.0	40.4	65.0	22.2

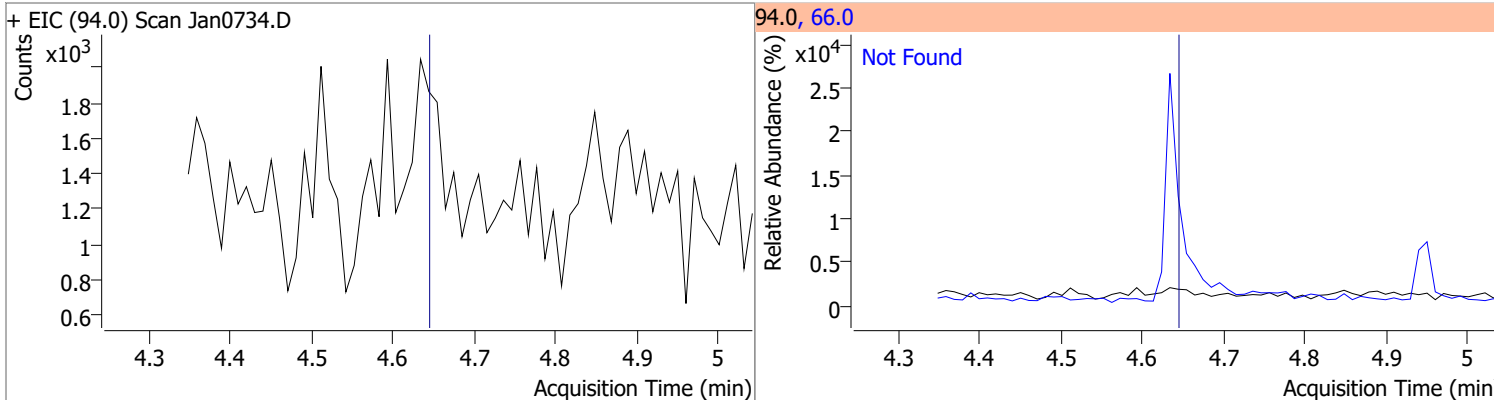


# Quantitation Results Report (QT Reviewed)

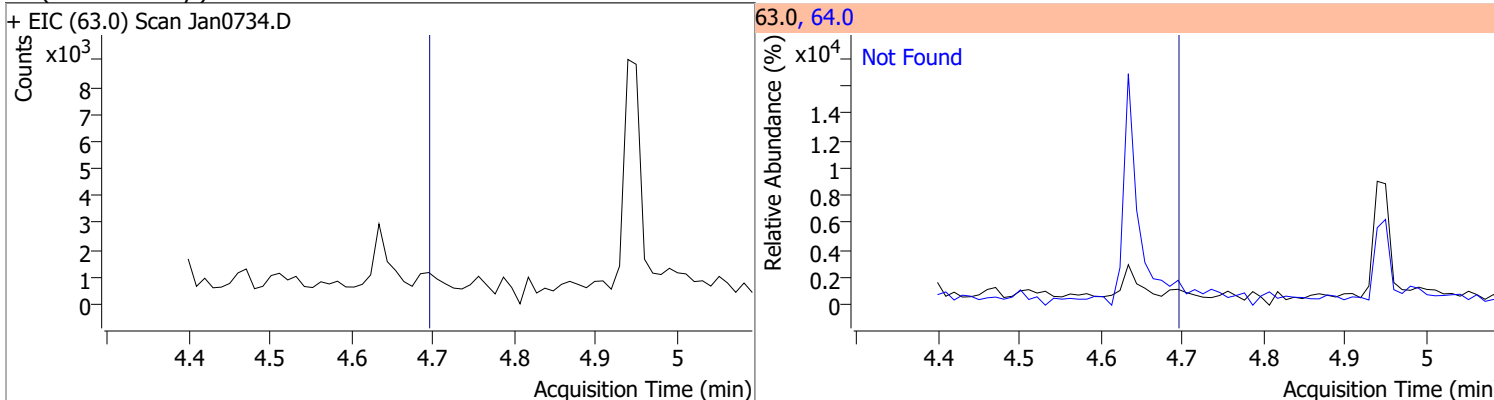
Compound	Conc.	RT	Dev(Min)	Resp.	QIon	QRatio	Lower	Upper
Phenol-d5	57.9417	4.63	0.01	598770	71.0	32.3	22.3	41.5



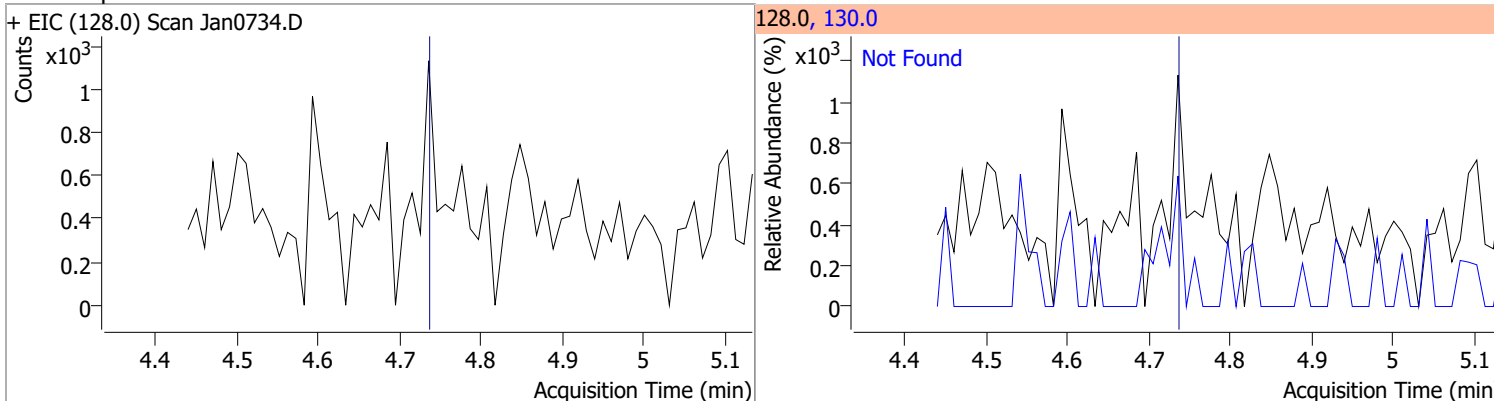
Compound	Conc.	Exp RT	QIon	Exp Ratio
Phenol	N.D.	4.63	66.0	44.7



Compound	Conc.	Exp RT	QIon	Exp Ratio
bis(-2-Chloroethyl)Ether	N.D.	4.68	64.0	3.3

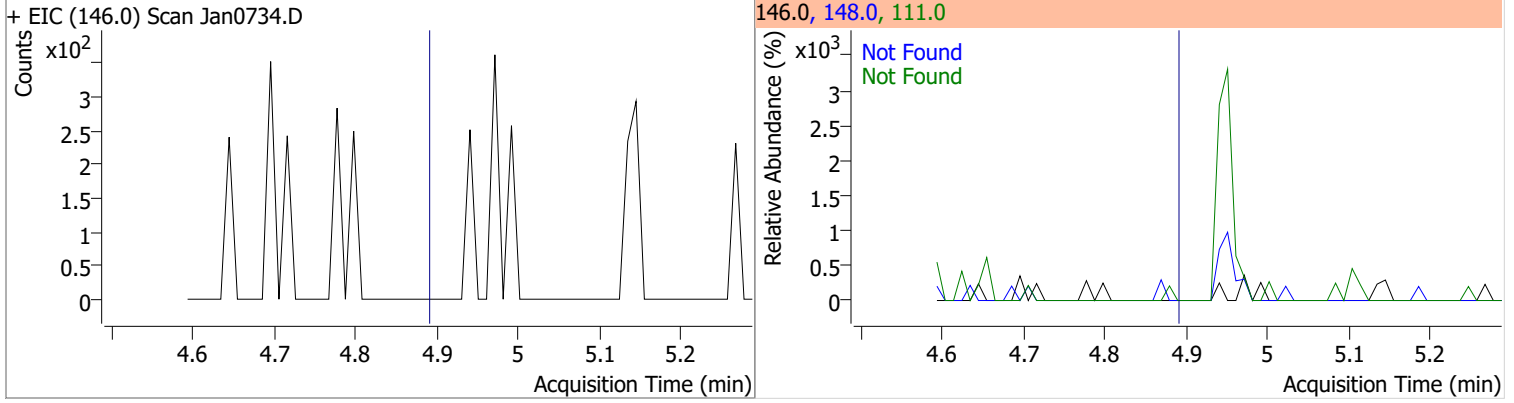


Compound	Conc.	Exp RT	QIon	Exp Ratio
2-Chlorophenol	N.D.	4.73	130.0	32.0

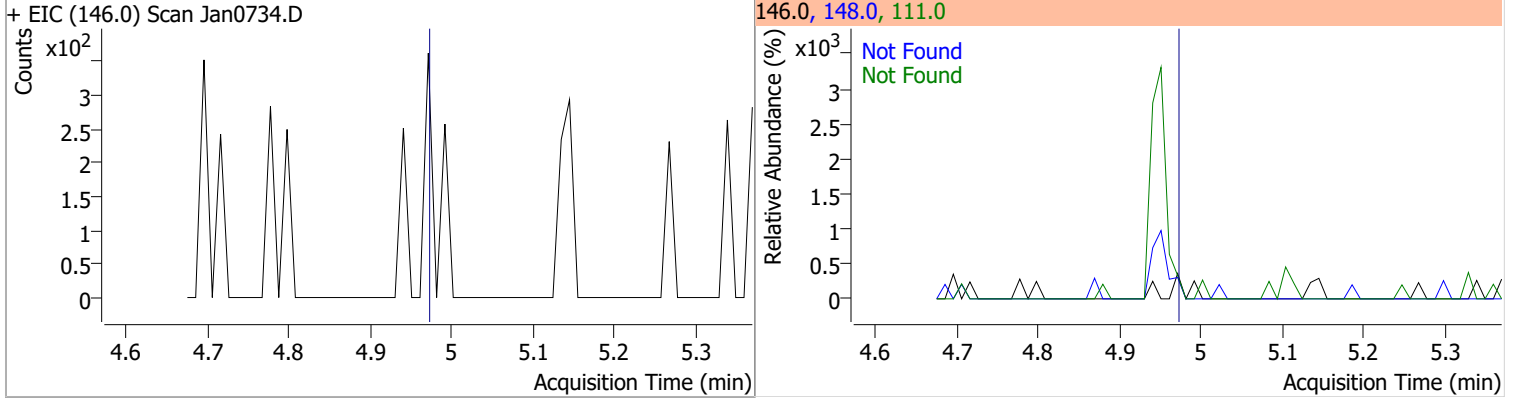


# Quantitation Results Report (QT Reviewed)

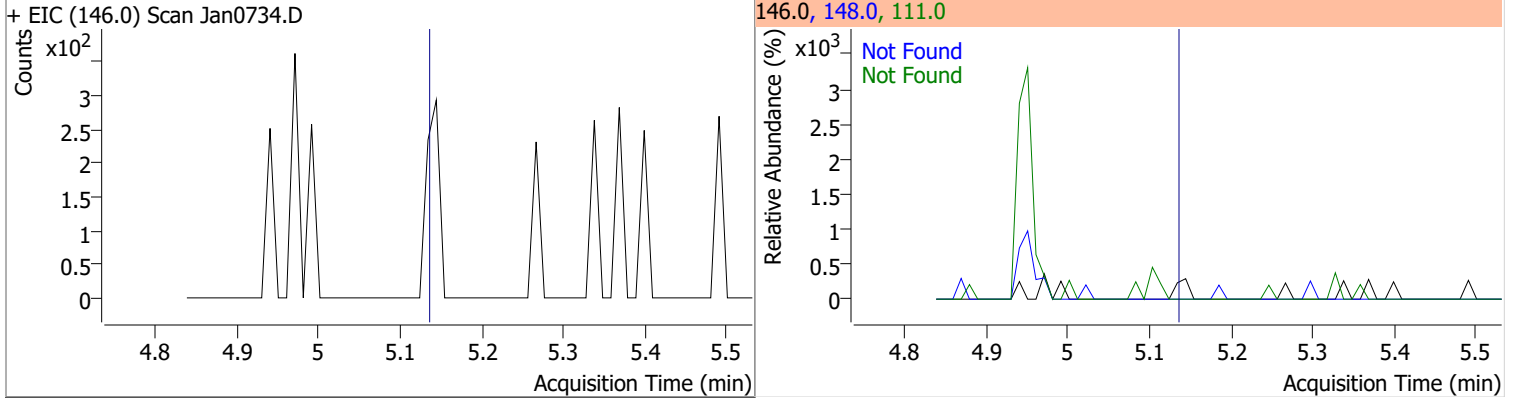
Compound	Conc.	Exp RT	QIon	Exp Ratio	QIon	Exp Ratio
1,3-Dichlorobenzene	N.D.	4.88	148.0	62.6	111.0	35.4



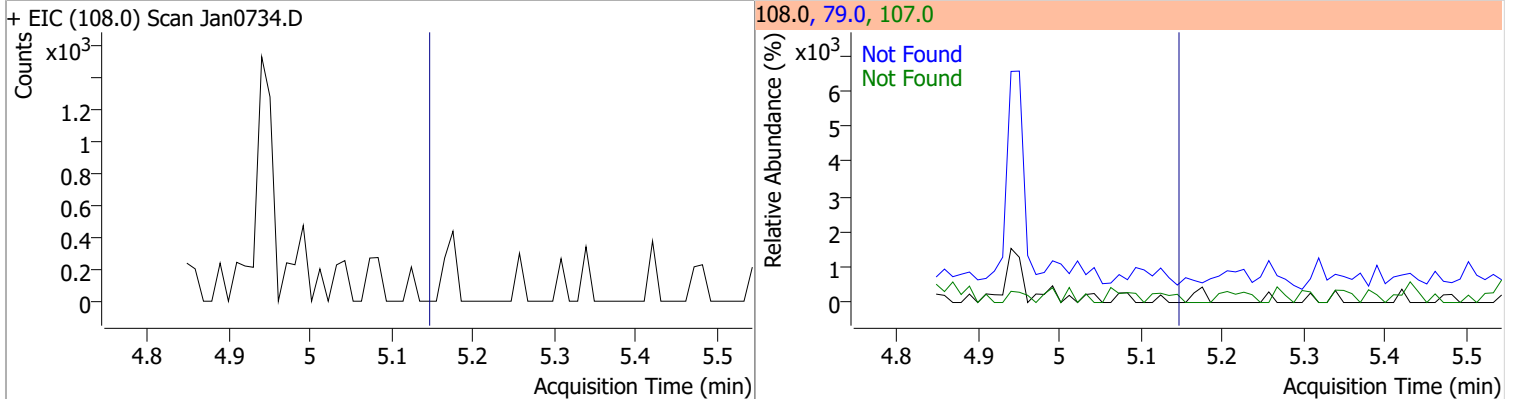
Compound	Conc.	Exp RT	QIon	Exp Ratio	QIon	Exp Ratio
1,4-Dichlorobenzene	N.D.	4.96	148.0	64.4	111.0	35.2



Compound	Conc.	Exp RT	QIon	Exp Ratio	QIon	Exp Ratio
1,2-Dichlorobenzene	N.D.	5.12	148.0	64.5	111.0	37.8

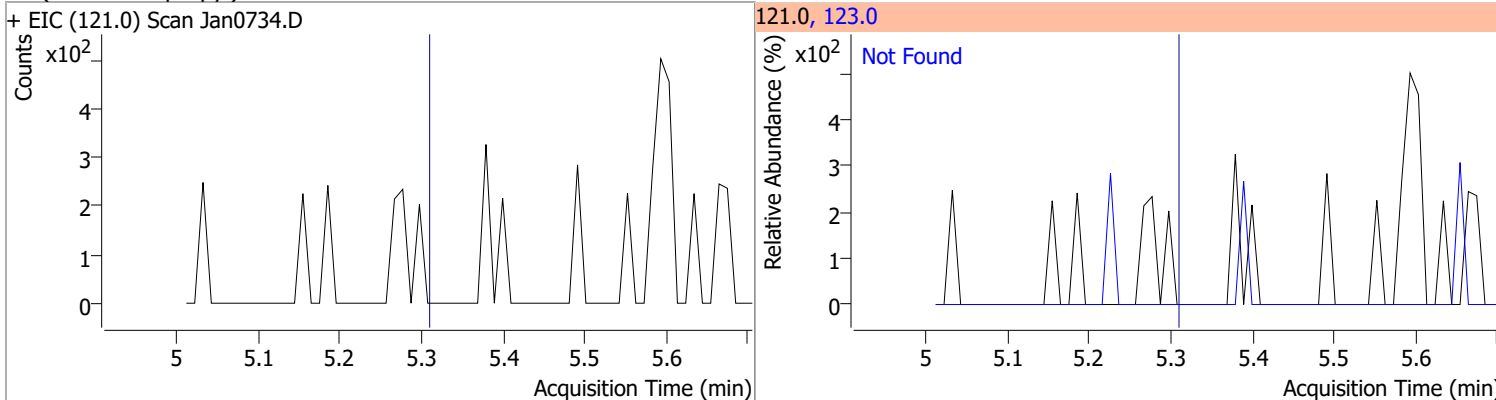


Compound	Conc.	Exp RT	QIon	Exp Ratio	QIon	Exp Ratio
Benzyl Alcohol	N.D.	5.13	79.0	115.5	107.0	71.0

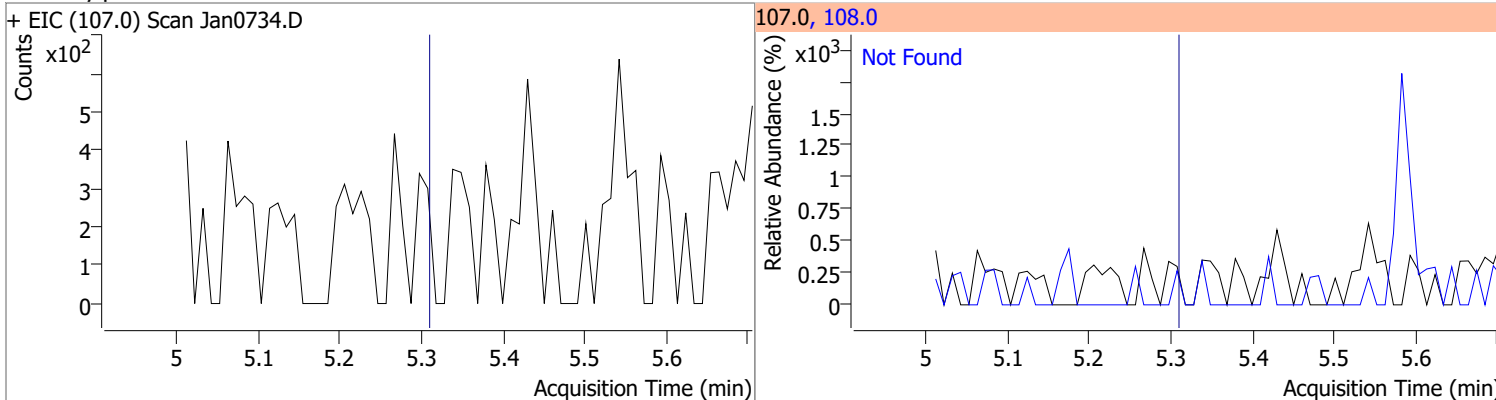


# Quantitation Results Report (QT Reviewed)

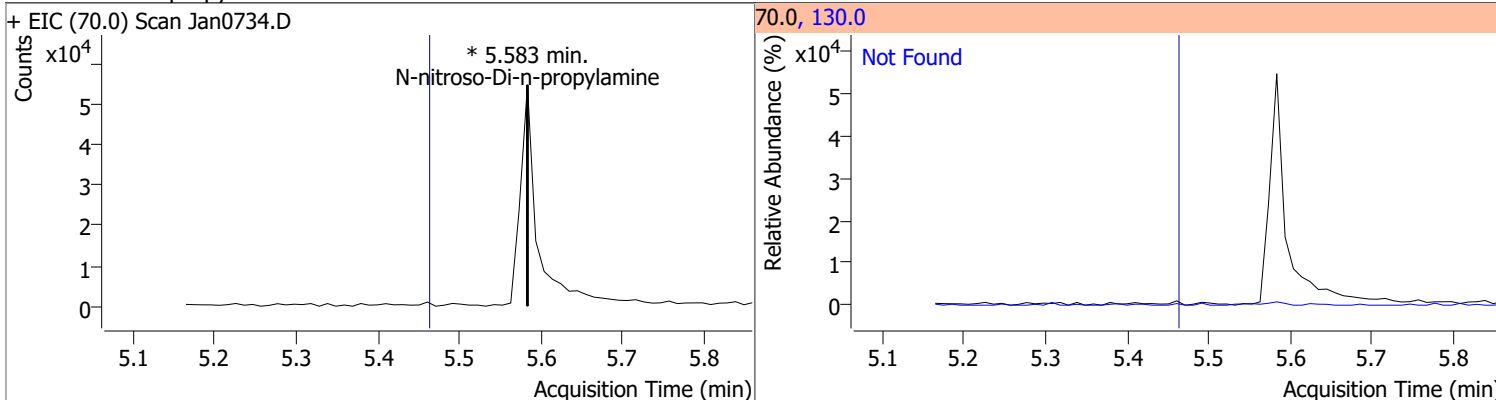
Compound	Conc.	Exp RT	QIon	Exp Ratio
bis(2-chloroisopropyl)Ether	N.D.	5.30	123.0	32.2



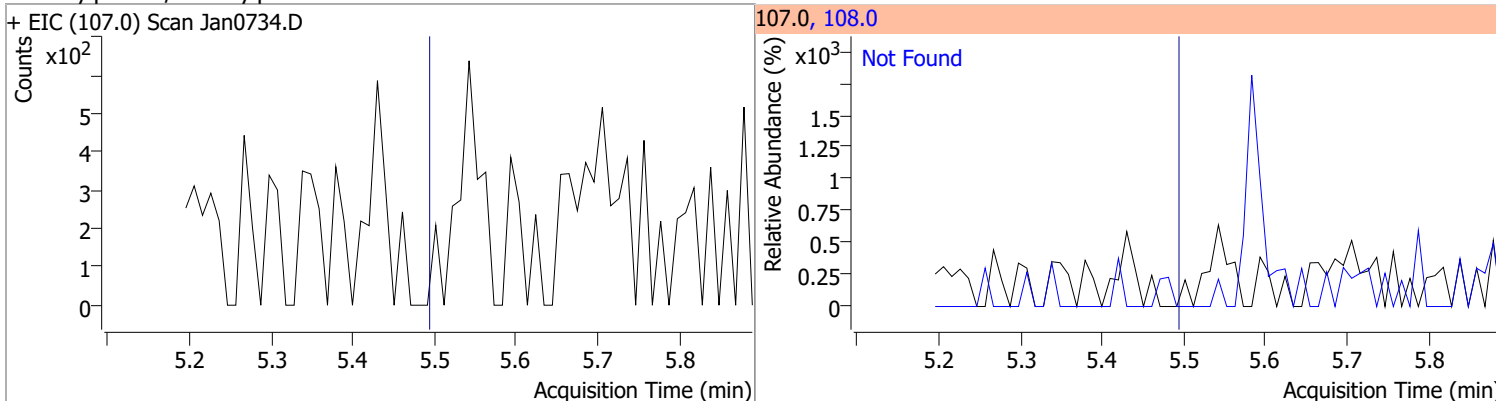
Compound	Conc.	Exp RT	QIon	Exp Ratio
2-Methylphenol	N.D.	5.30	108.0	116.9



Compound	Conc.	RT	Dev(Min)	Resp.	QIon	QRatio	Lower	Upper
N-nitroso-Di-n-propylamine		0		0	130.0		0.0	41.5

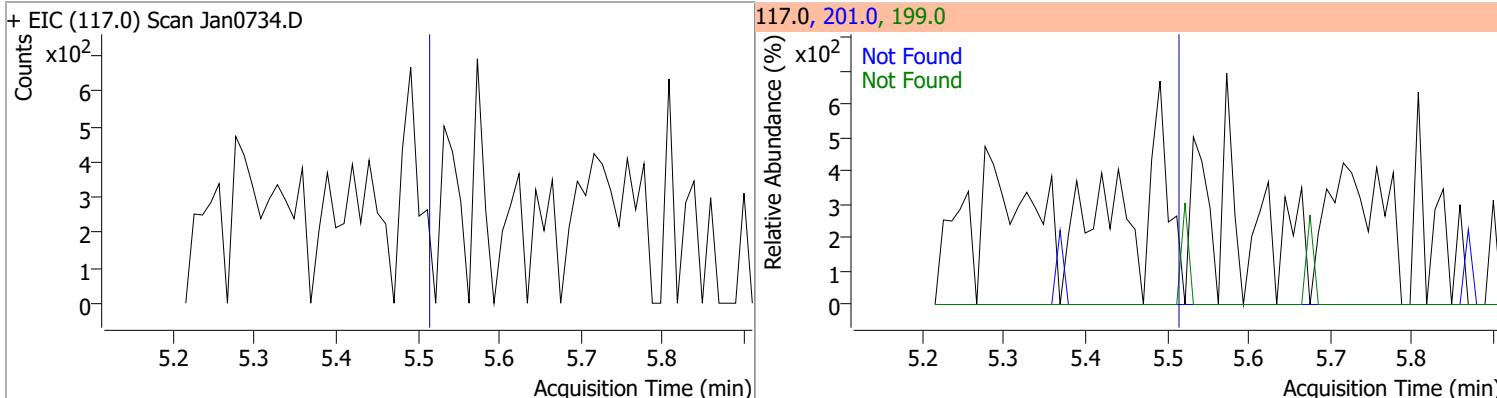


Compound	Conc.	Exp RT	QIon	Exp Ratio
4Methylphenol/3Methylphenol	N.D.	5.48	108.0	84.5

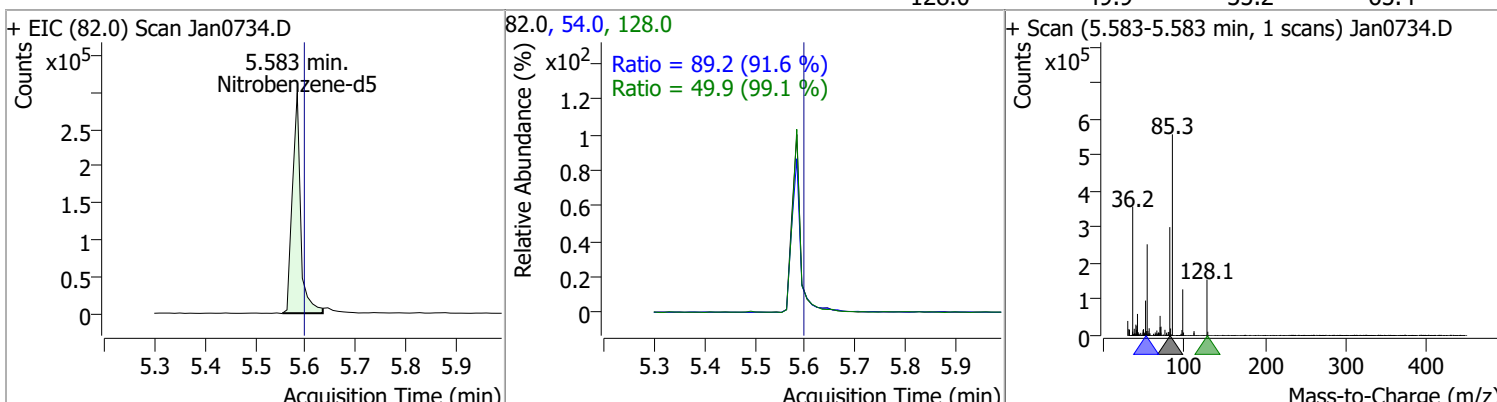


# Quantitation Results Report (QT Reviewed)

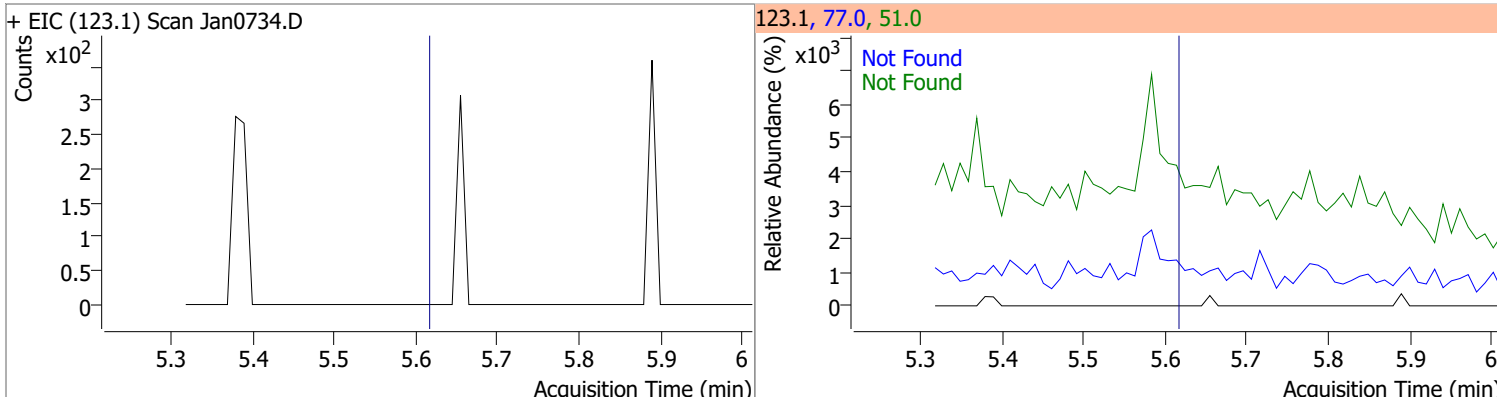
Compound	Conc.	Exp RT	QIon	Exp Ratio	QIon	Exp Ratio
Hexachloroethane	N.D.	5.50	201.0	93.2	199.0	57.2



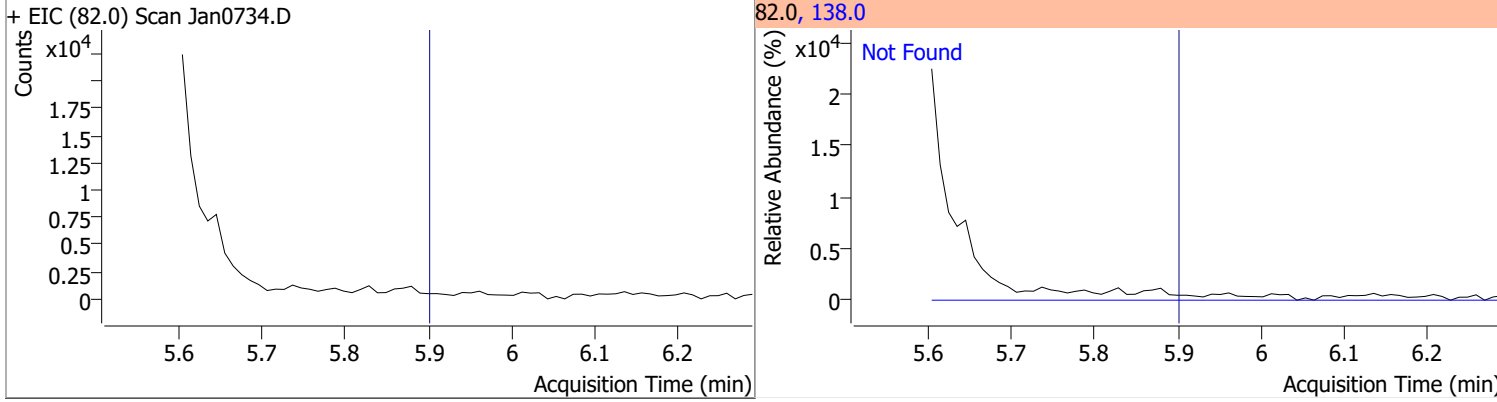
Compound	Conc.	RT	Dev(Min)	Resp.	QIon	QRatio	Lower	Upper
Nitrobenzene-d5	60.9203	5.58	0.00	340579	54.0	89.2	68.2	126.6
					128.0	49.9	35.2	65.4



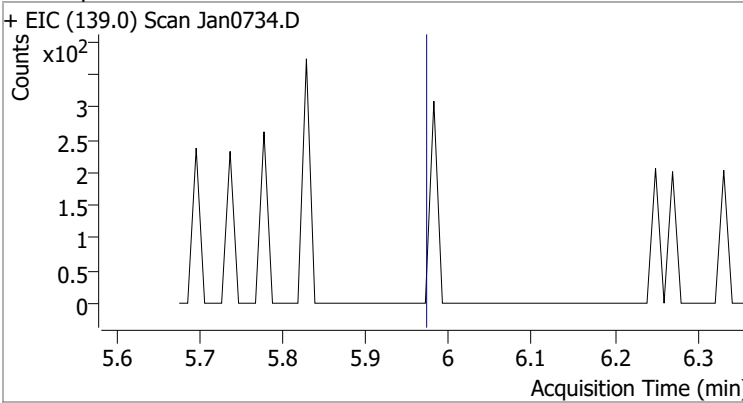
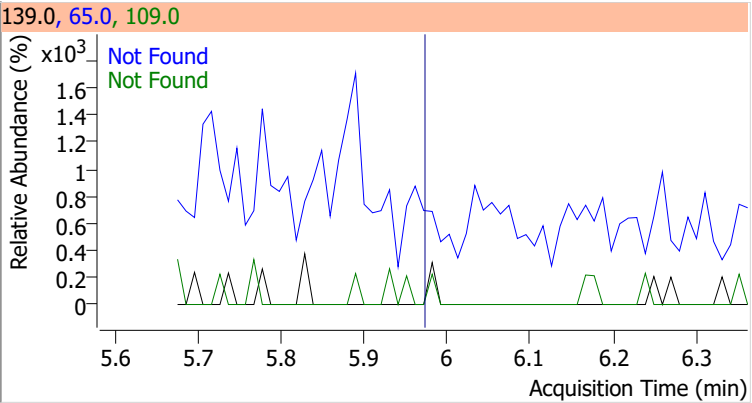
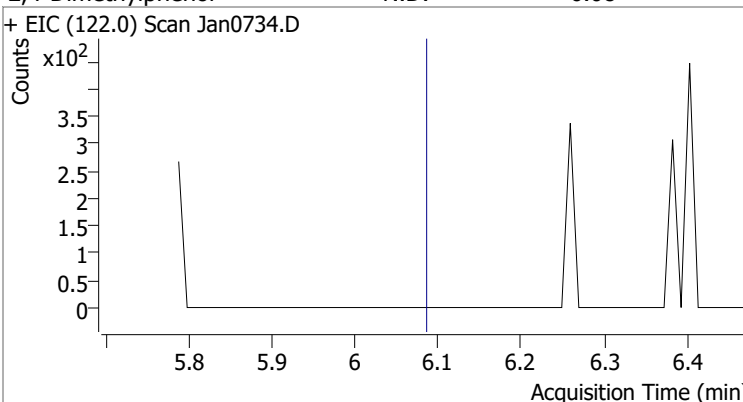
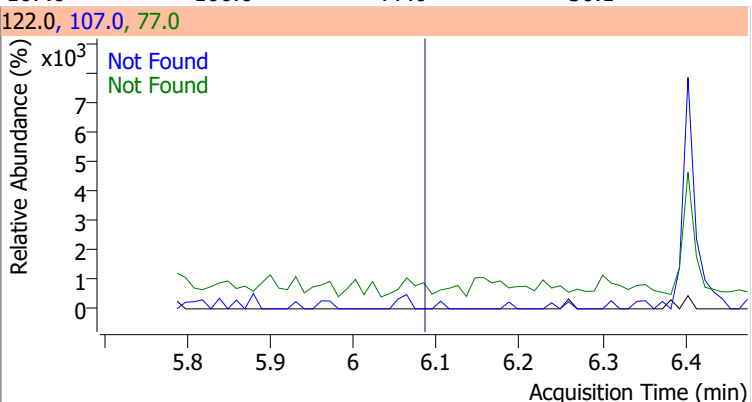
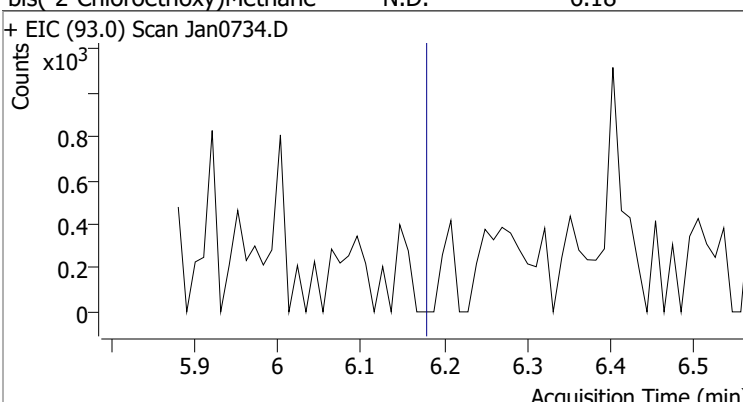
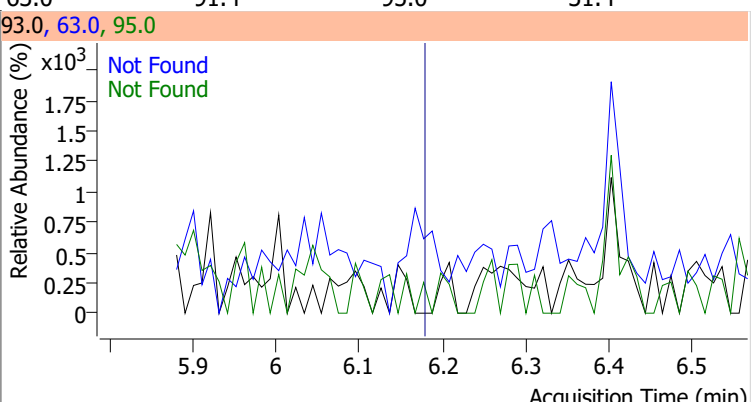
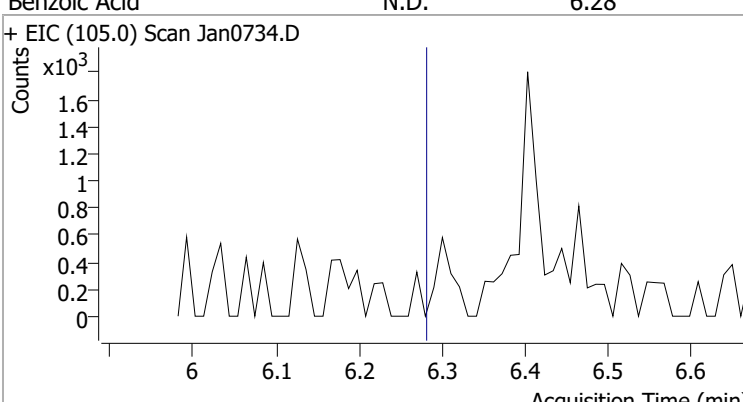
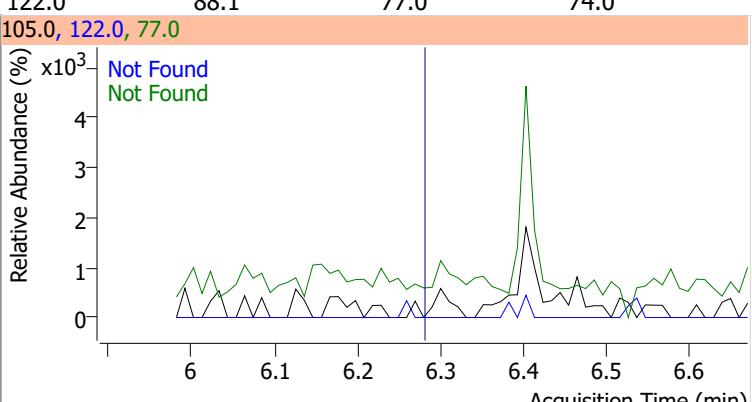
Compound	Conc.	Exp RT	QIon	Exp Ratio	QIon	Exp Ratio
Nitrobenzene	N.D.	5.60	77.0	186.4	51.0	186.0



Compound	Conc.	Exp RT	QIon	Exp Ratio
Isophorone	N.D.	5.90	138.0	20.3

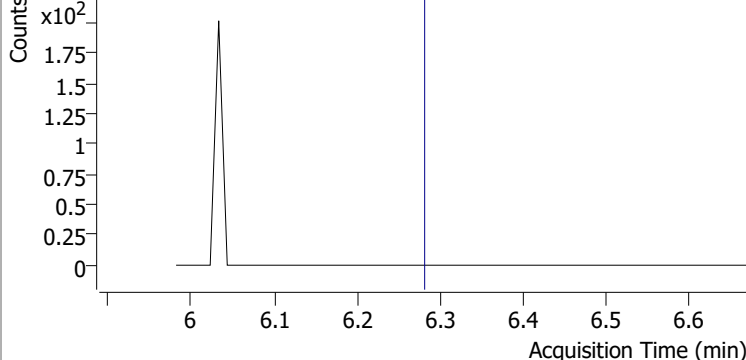
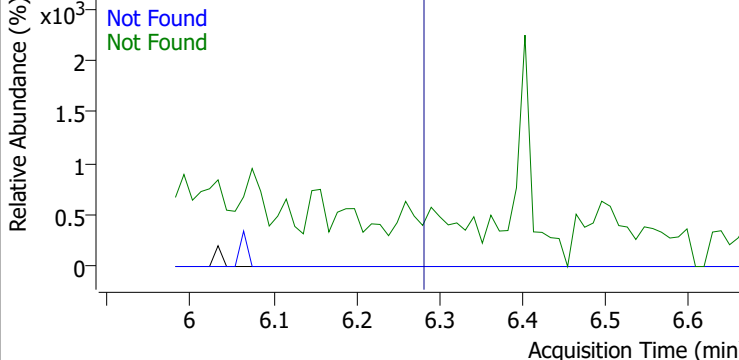
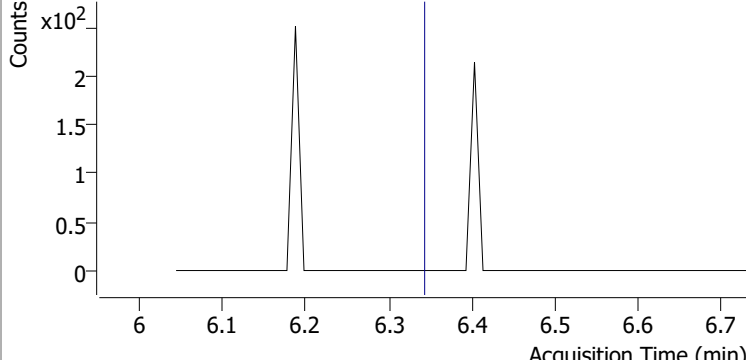
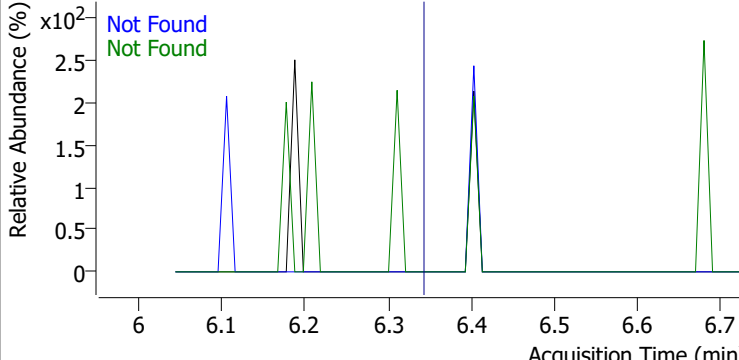
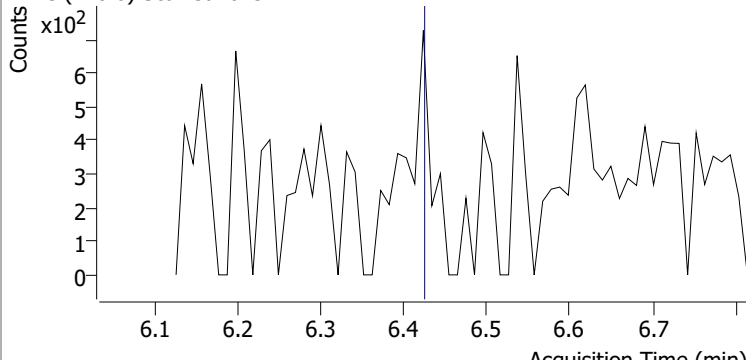
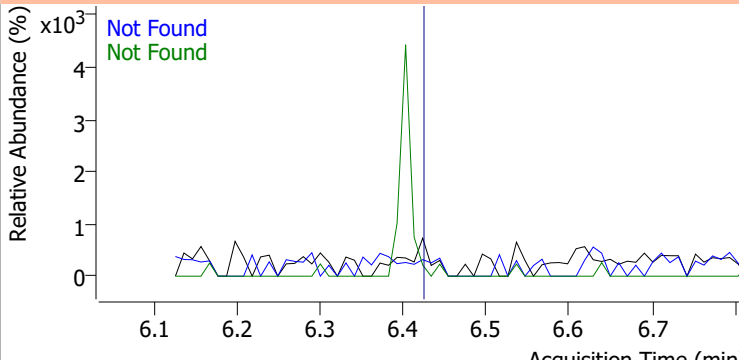
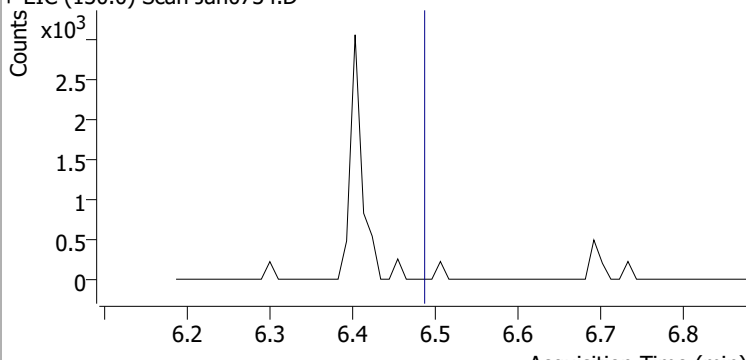
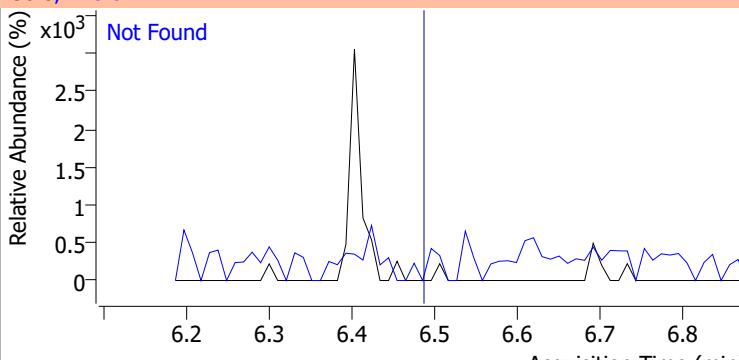


# Quantitation Results Report (QT Reviewed)

Compound	Conc.	Exp RT	QIon	Exp Ratio	QIon	Exp Ratio
2-Nitrophenol	N.D.	5.97	65.0	51.2	109.0	34.5
+ EIC (139.0) Scan Jan0734.D			139.0, 65.0, 109.0			
						
2,4-Dimethylphenol	N.D.	6.08	107.0	106.6	77.0	30.1
+ EIC (122.0) Scan Jan0734.D			122.0, 107.0, 77.0			
						
bis(-2-Chloroethoxy)Methane	N.D.	6.18	63.0	91.4	95.0	31.4
+ EIC (93.0) Scan Jan0734.D			93.0, 63.0, 95.0			
						
Benzoic Acid	N.D.	6.28	122.0	88.1	77.0	74.0
+ EIC (105.0) Scan Jan0734.D			105.0, 122.0, 77.0			
						

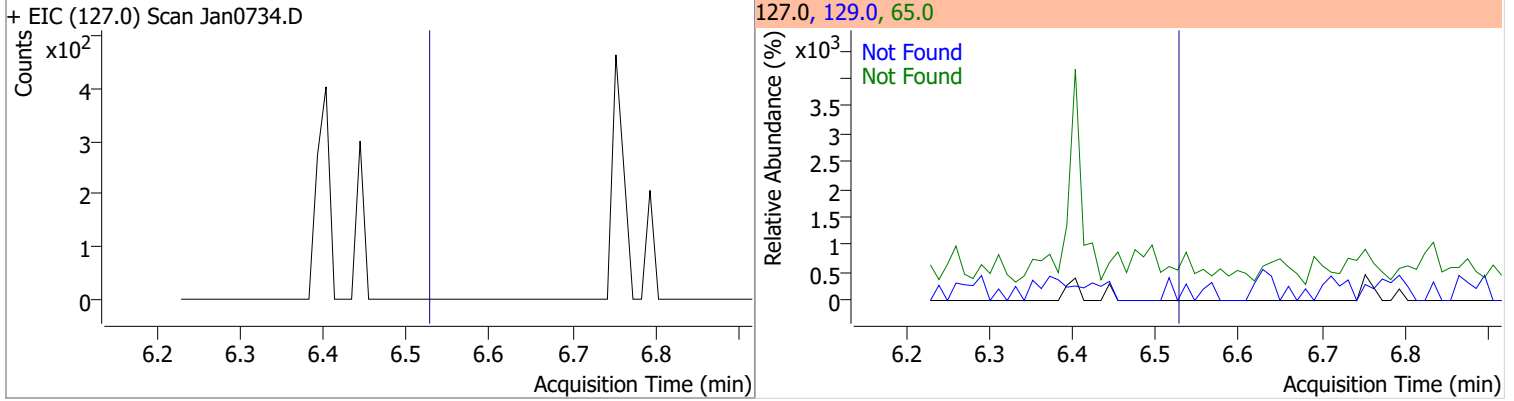


# Quantitation Results Report (QT Reviewed)

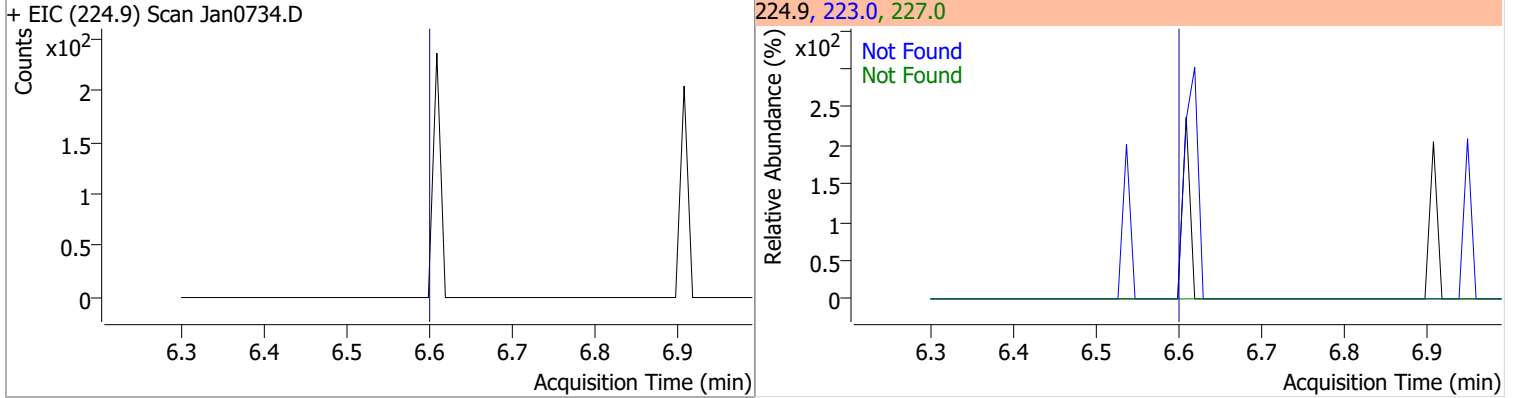
Compound	Conc.	Exp RT	QIon	Exp Ratio	QIon	Exp Ratio
2,4-Dichlorophenol	N.D.	6.28	164.0	65.0	98.0	31.2
+ EIC (162.0) Scan Jan0734.D			162.0, 164.0, 98.0			
						
1,2,4-Trichlorobenzene	N.D.	6.34	182.0	97.8	145.0	30.3
+ EIC (180.0) Scan Jan0734.D			180.0, 182.0, 145.0			
						
Naphthalene	N.D.	6.42	129.0	10.6	102.0	9.0
+ EIC (128.0) Scan Jan0734.D			128.0, 129.0, 102.0			
						
4-Chlorophenol	N.D.	6.49	128.0	318.3		
+ EIC (130.0) Scan Jan0734.D			130.0, 128.0			
						

# Quantitation Results Report (QT Reviewed)

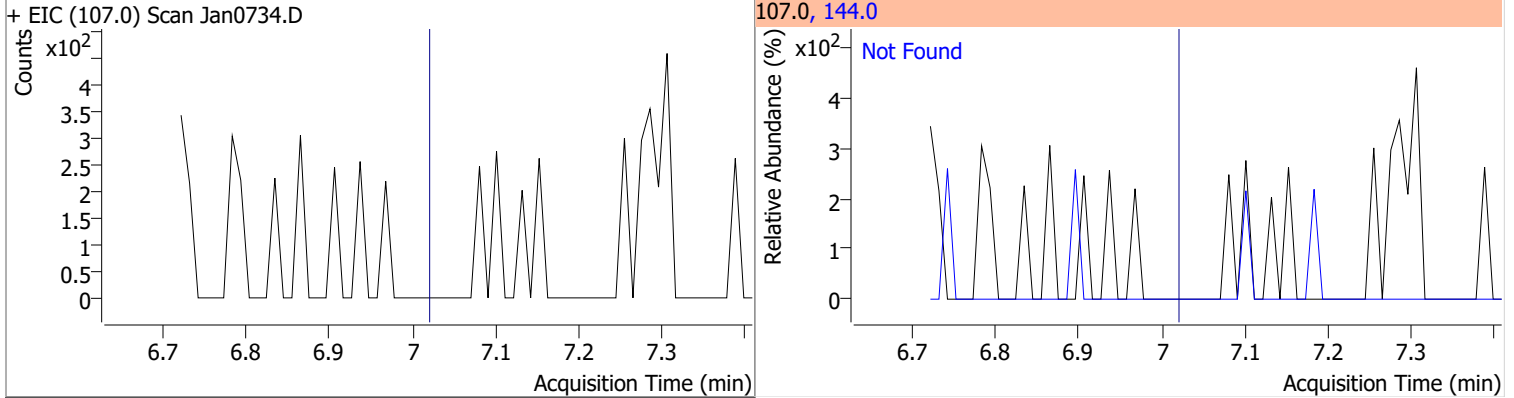
Compound	Conc.	Exp RT	QIon	Exp Ratio	QIon	Exp Ratio
p-Chloroaniline	N.D.	6.53	65.0	36.5	129.0	33.7



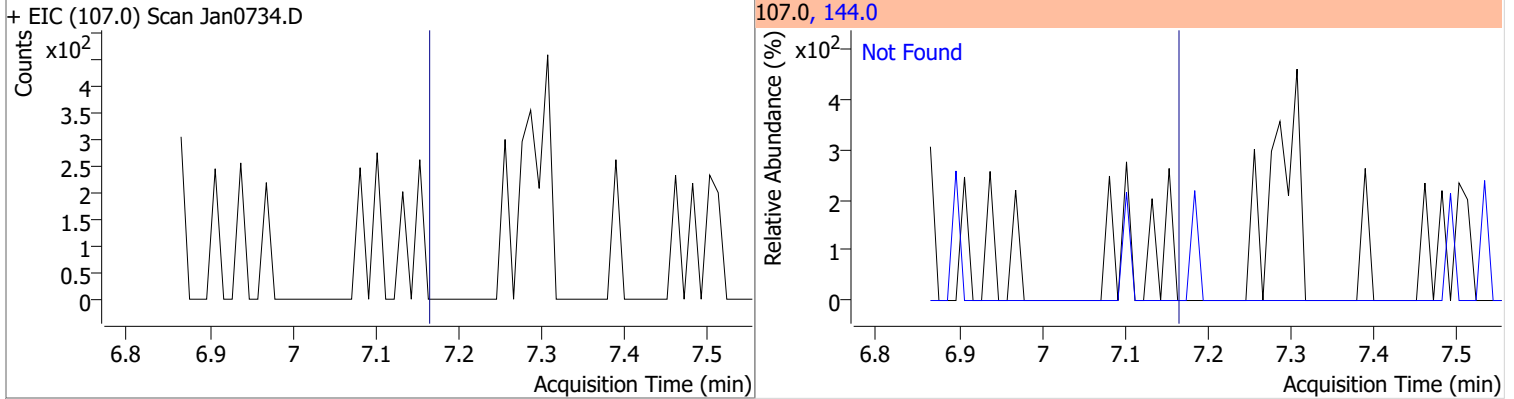
Compound	Conc.	Exp RT	QIon	Exp Ratio	QIon	Exp Ratio
Hexachlorobutadiene	N.D.	6.60	227.0	66.1	223.0	64.1



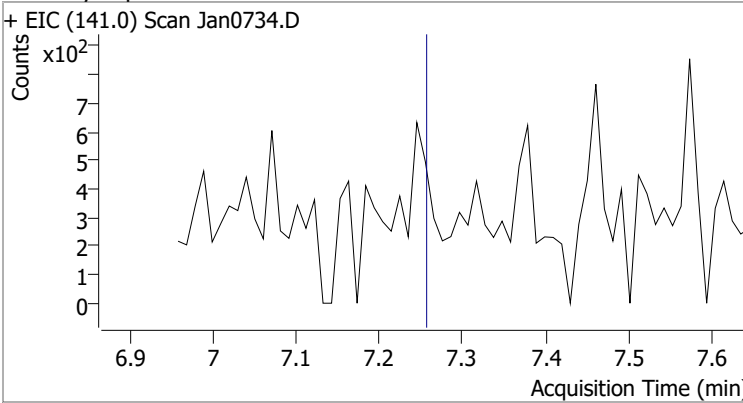
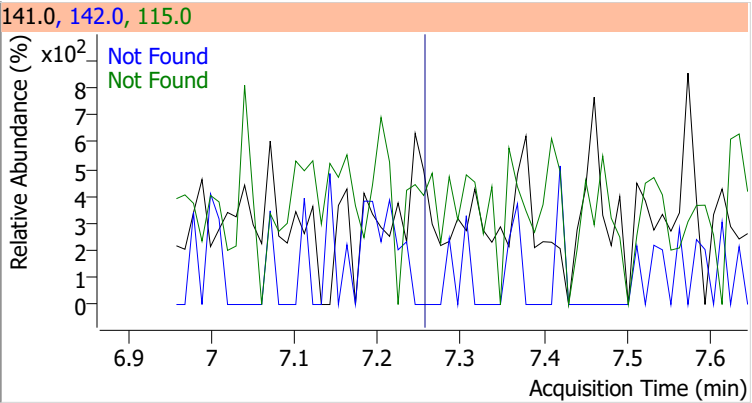
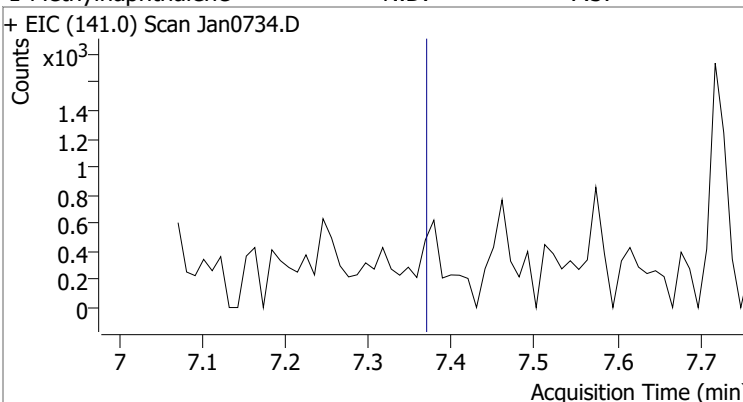
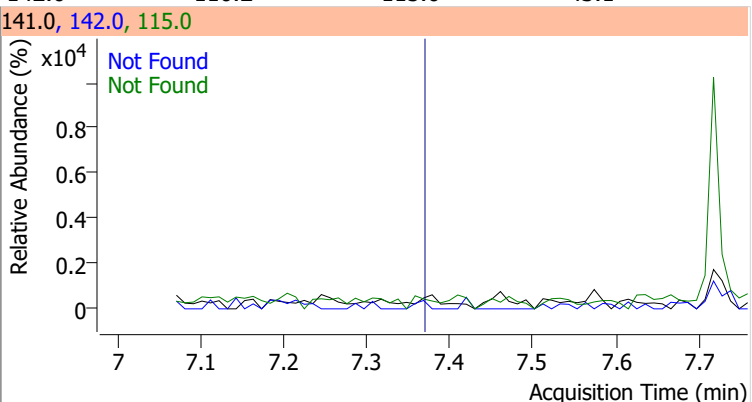
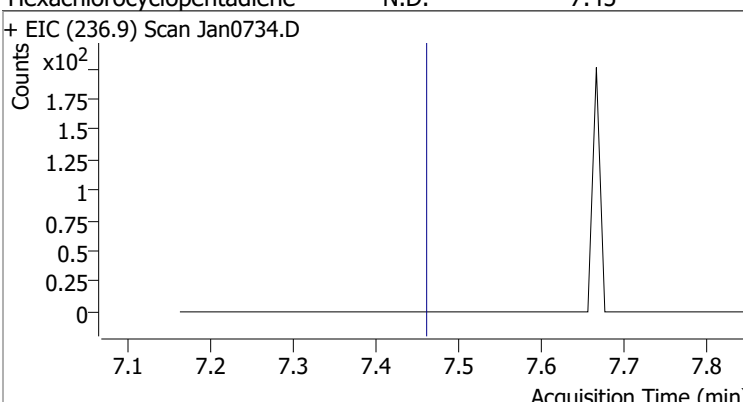
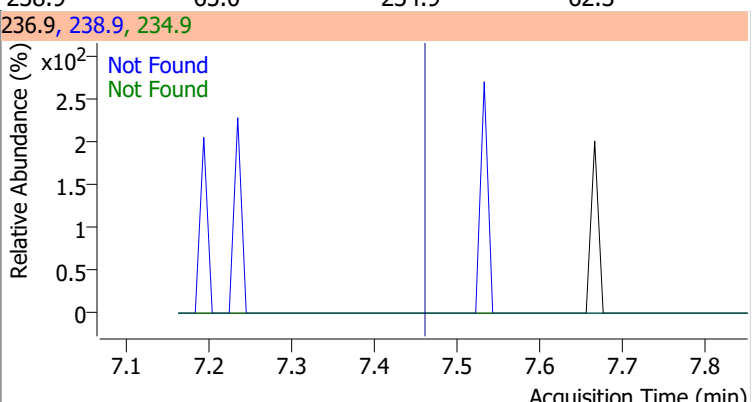
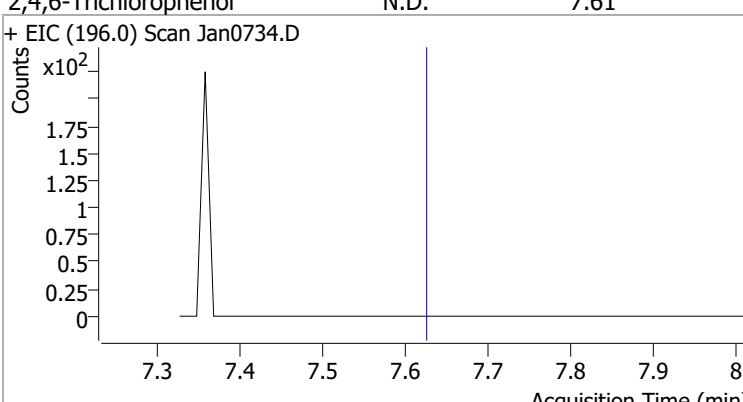
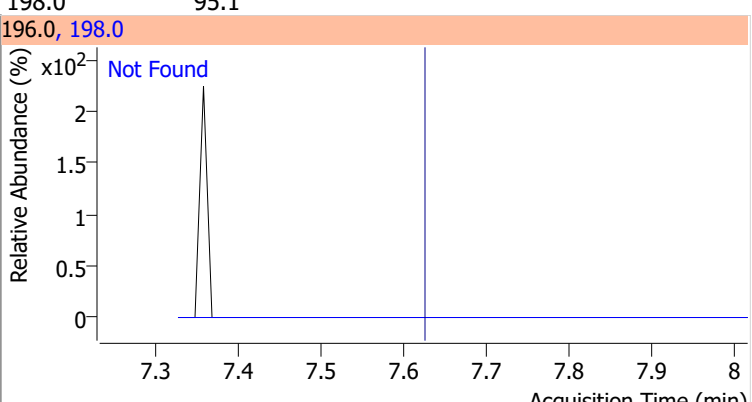
Compound	Conc.	Exp RT	QIon	Exp Ratio
4-Chloro-2-Methylphenol	N.D.	7.02	144.0	27.3



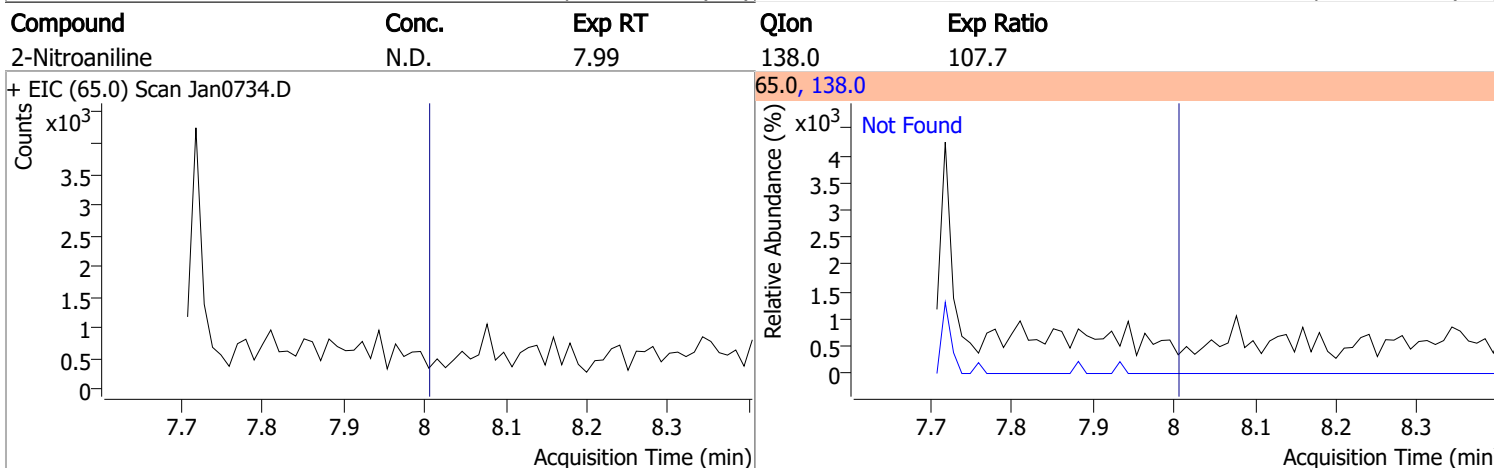
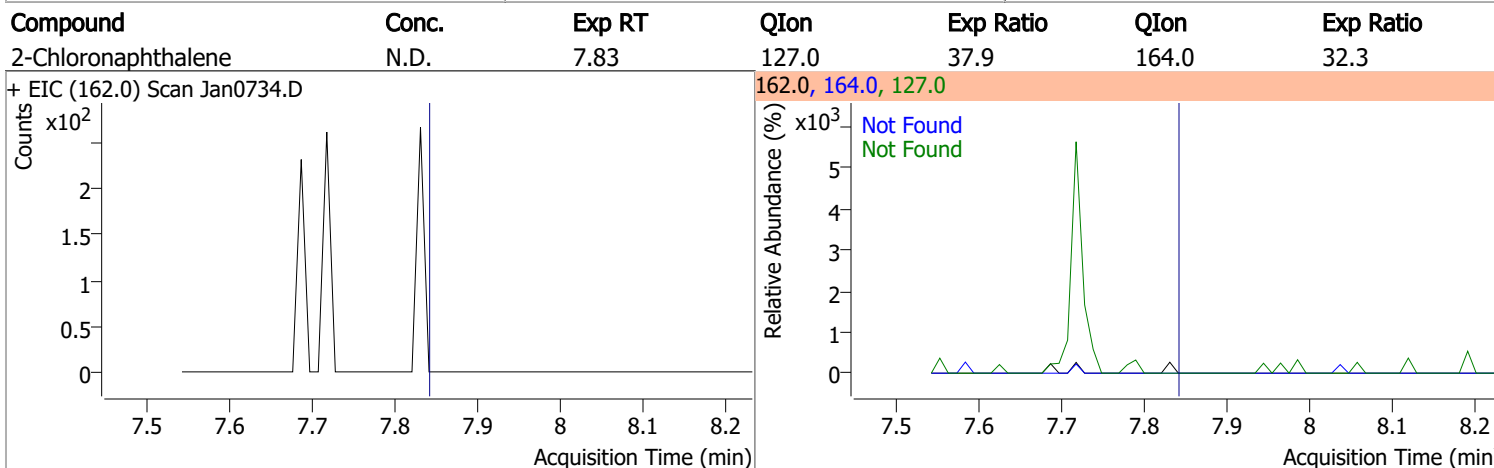
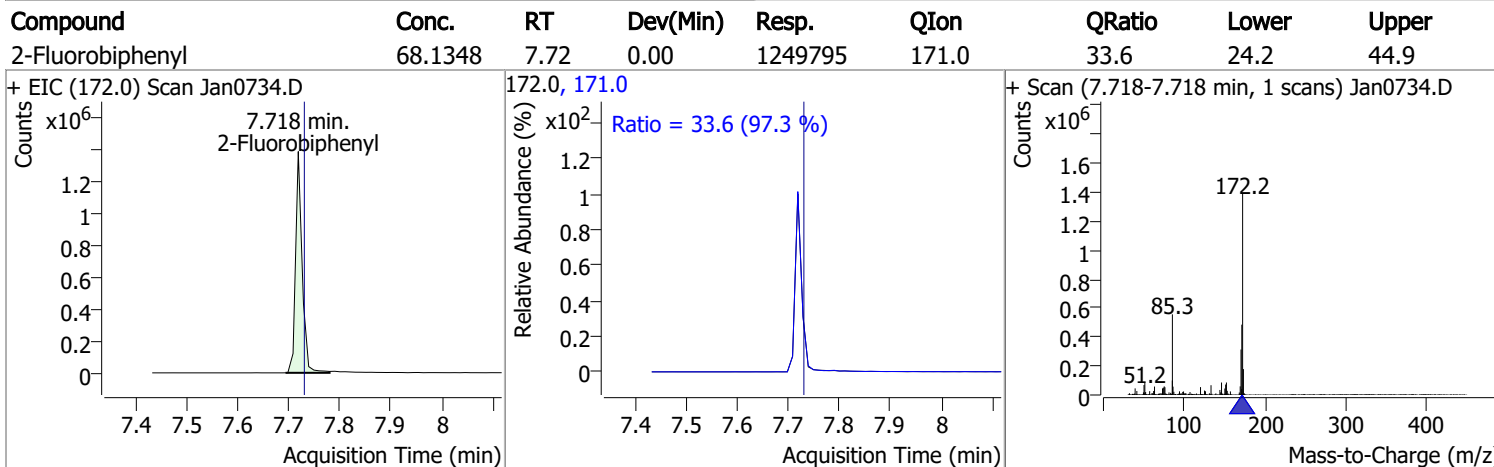
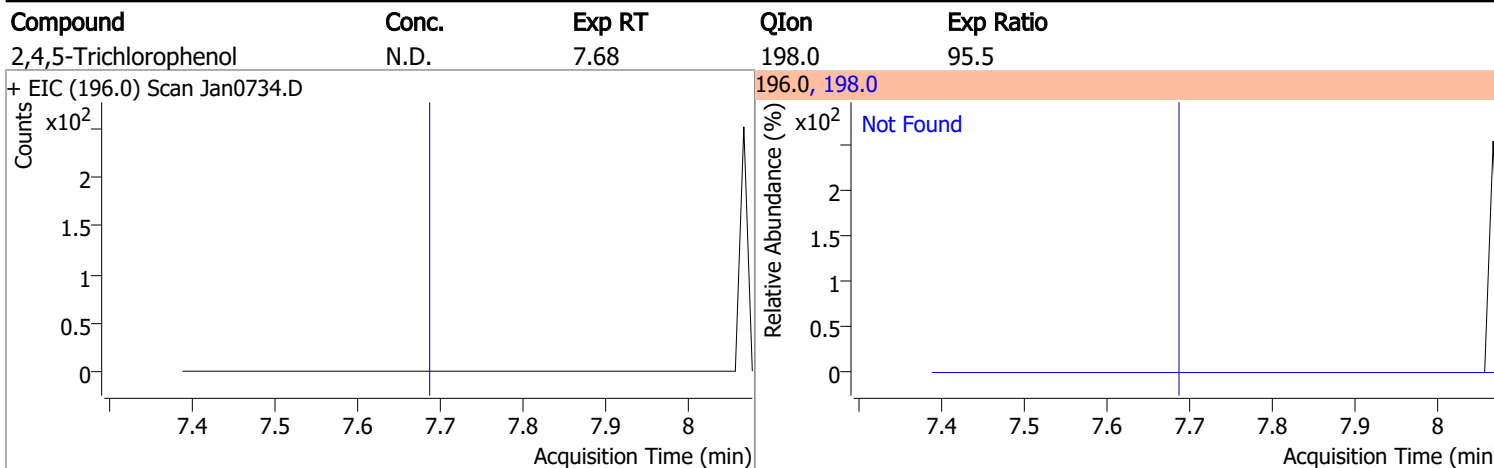
Compound	Conc.	Exp RT	QIon	Exp Ratio
4-Chloro-3-Methylphenol	N.D.	7.16	144.0	28.4



# Quantitation Results Report (QT Reviewed)

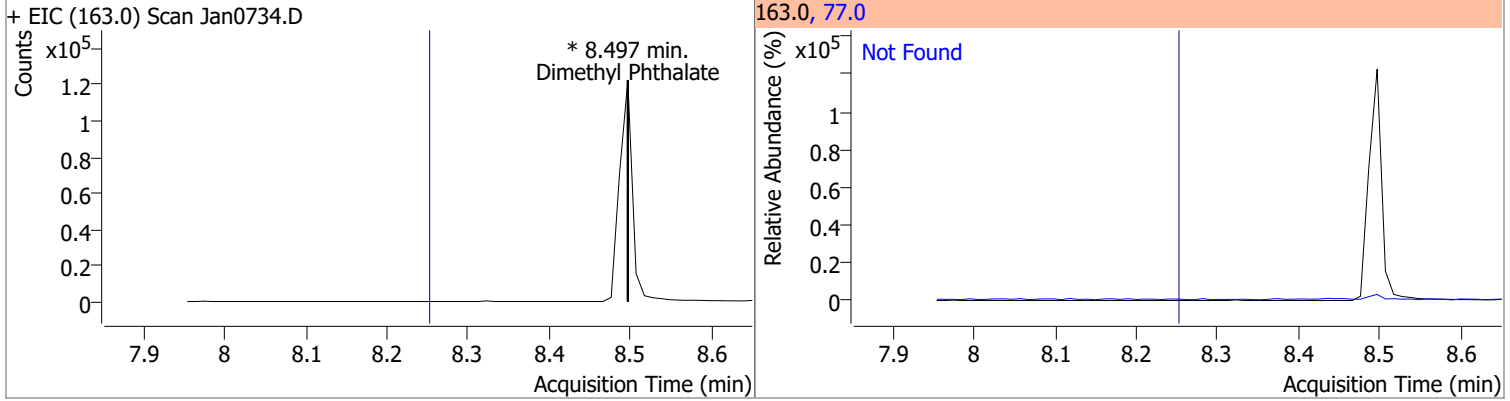
Compound	Conc.	Exp RT	QIon	Exp Ratio	QIon	Exp Ratio
2-Methylnaphthalene	N.D.	7.26	142.0	115.4	115.0	41.6
+ EIC (141.0) Scan Jan0734.D			141.0, 142.0, 115.0			
						
1-Methylnaphthalene	N.D.	7.37	142.0	110.2	115.0	43.1
+ EIC (141.0) Scan Jan0734.D			141.0, 142.0, 115.0			
						
Hexachlorocyclopentadiene	N.D.	7.45	238.9	65.0	234.9	62.3
+ EIC (236.9) Scan Jan0734.D			236.9, 238.9, 234.9			
						
2,4,6-Trichlorophenol	N.D.	7.61	198.0	95.1		
+ EIC (196.0) Scan Jan0734.D			196.0, 198.0			
						

# Quantitation Results Report (QT Reviewed)

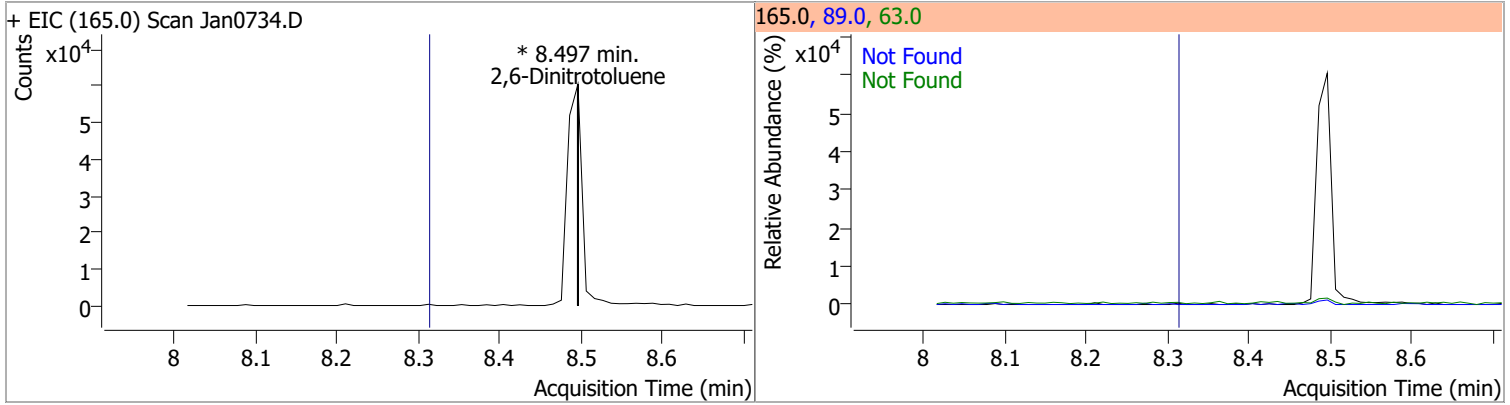


# Quantitation Results Report (QT Reviewed)

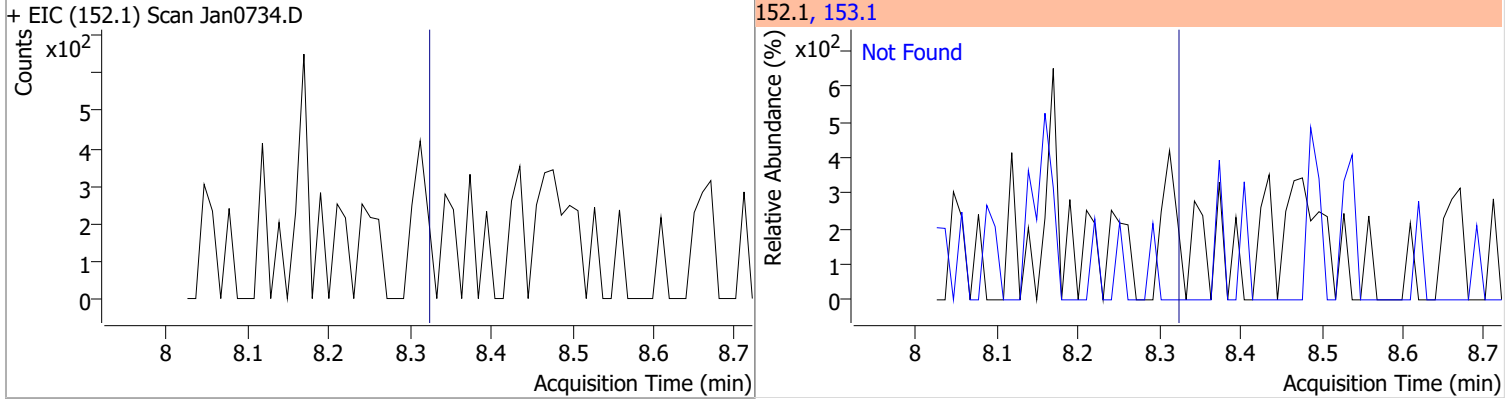
Compound	Conc.	RT	Dev(Min)	Resp.	QIon	QRatio	Lower	Upper
Dimethyl Phthalate	0	0		0	77.0		13.0	24.2



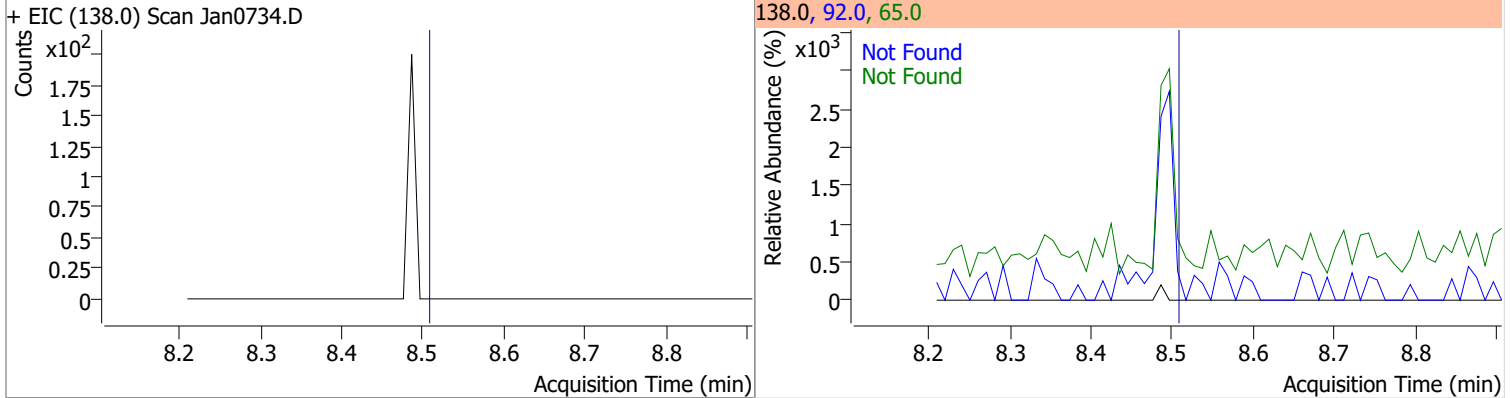
Compound	Conc.	RT	Dev(Min)	Resp.	QIon	QRatio	Lower	Upper
2,6-Dinitrotoluene	0	0		0	63.0		110.4	205.0
					89.0		39.5	73.3



Compound	Conc.	Exp RT	QIon	Exp Ratio
Acenaphthylene	N.D.	8.31	153.1	13.8



Compound	Conc.	Exp RT	QIon	Exp Ratio	QIon	Exp Ratio
3-Nitroaniline	N.D.	8.50	65.0	140.9	92.0	106.5

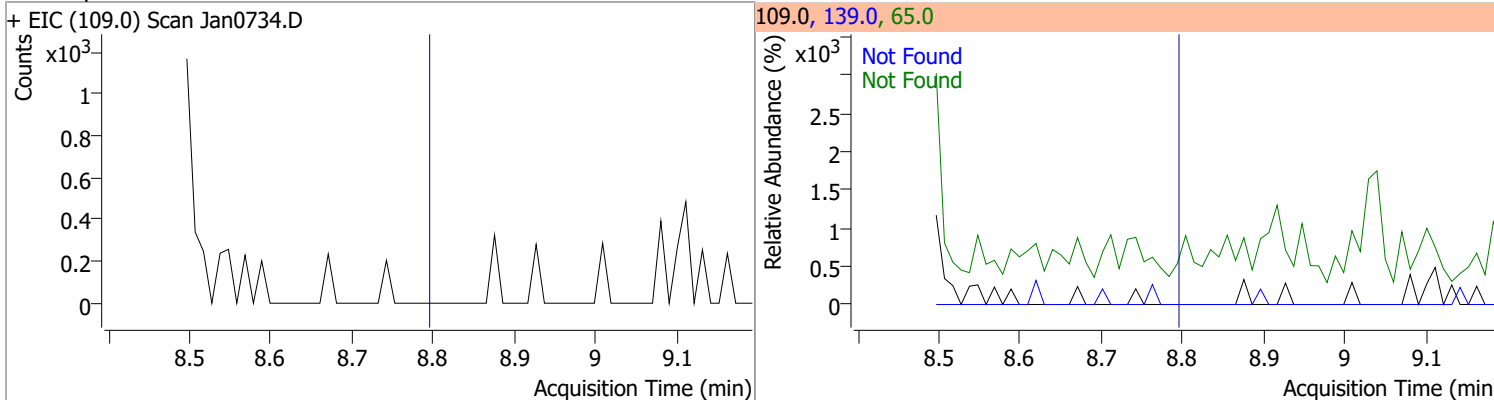


# Quantitation Results Report (QT Reviewed)

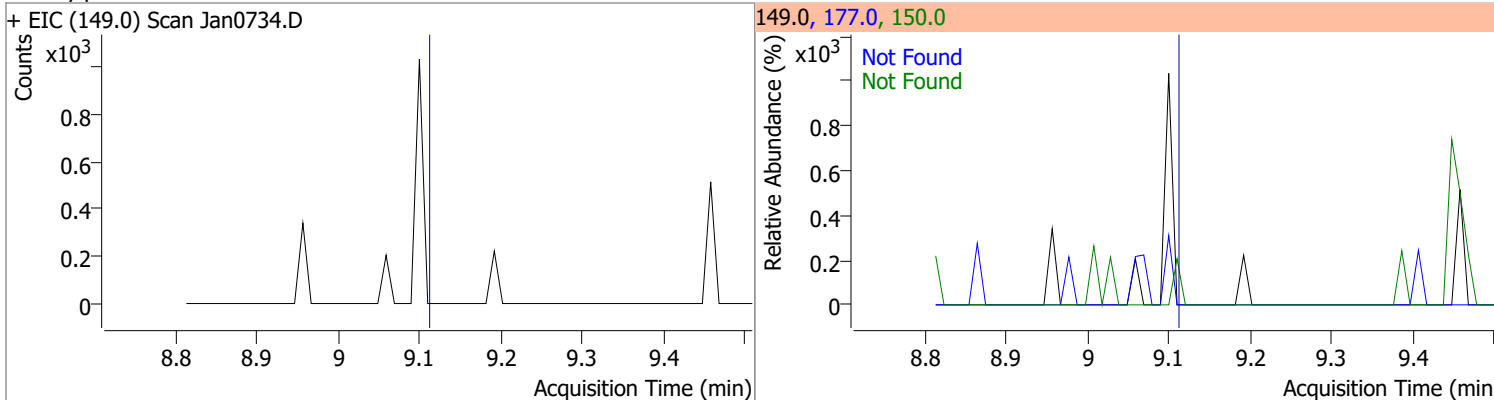
Compound	Conc.	Exp RT	QIon	Exp Ratio	QIon	Exp Ratio
Acenaphthene	N.D.	8.53	153.0	109.5	152.0	52.9
+ EIC (154.0) Scan Jan0734.D			154.0, 152.0, 153.0			
2,4-Dinitrophenol	N.D.	8.62	154.0	60.0		
+ EIC (184.0) Scan Jan0734.D			184.0, 154.0			
Dibenzofuran	N.D.	8.74	139.0	38.6		
+ EIC (168.0) Scan Jan0734.D			168.0, 139.0			
2,4-Dinitrotoluene	N.D.	8.77	63.0	76.1	89.0	74.7
+ EIC (165.0) Scan Jan0734.D			165.0, 63.0, 89.0			

# Quantitation Results Report (QT Reviewed)

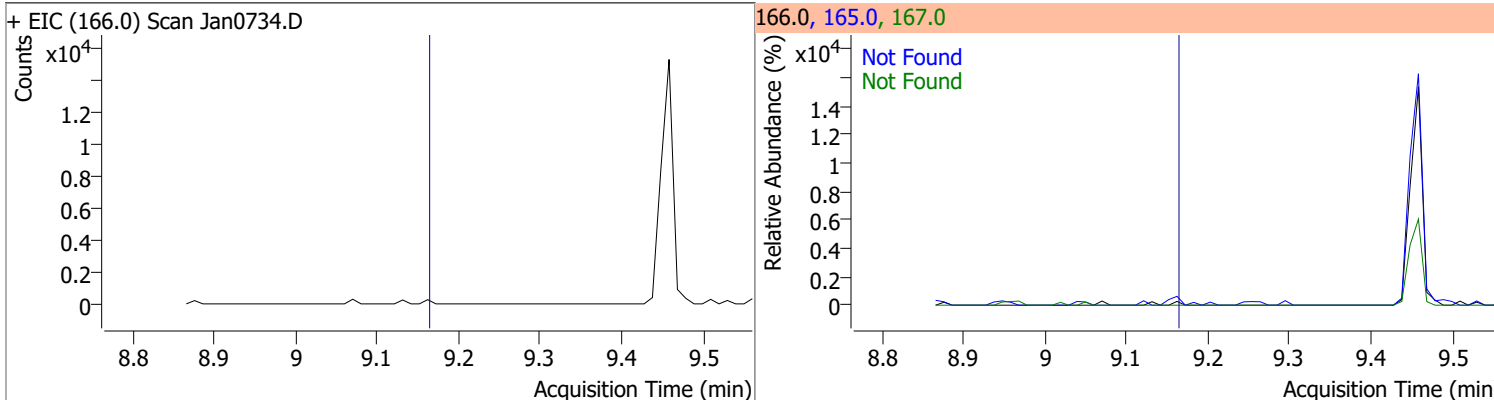
Compound	Conc.	Exp RT	QIon	Exp Ratio	QIon	Exp Ratio
4-Nitrophenol	N.D.	8.78	65.0	88.5	139.0	80.4



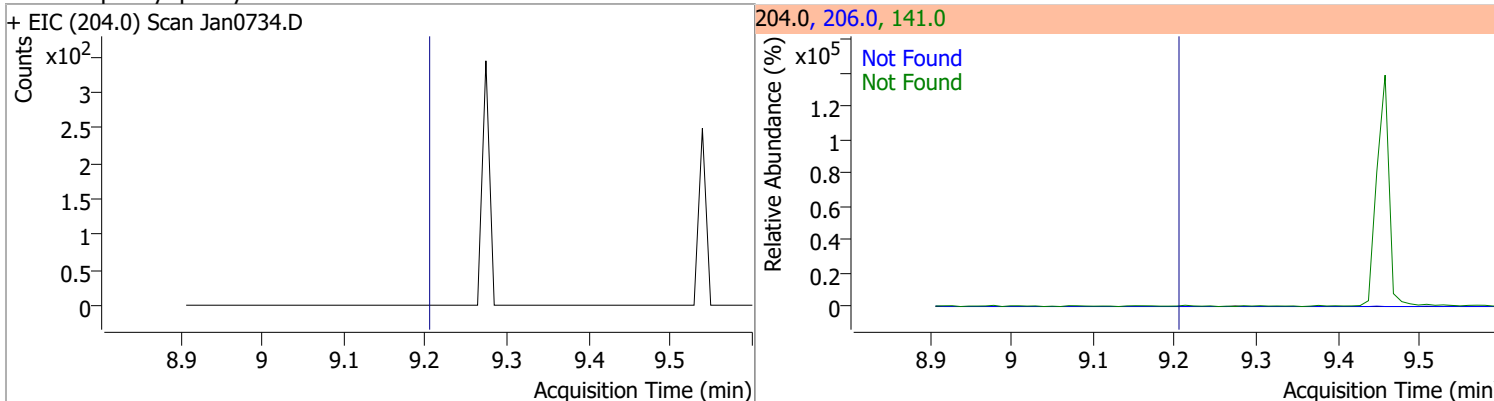
Compound	Conc.	Exp RT	QIon	Exp Ratio	QIon	Exp Ratio
Diethylphthalate	N.D.	9.10	177.0	20.7	150.0	12.6



Compound	Conc.	Exp RT	QIon	Exp Ratio	QIon	Exp Ratio
Fluorene	N.D.	9.15	165.0	93.4	167.0	12.9

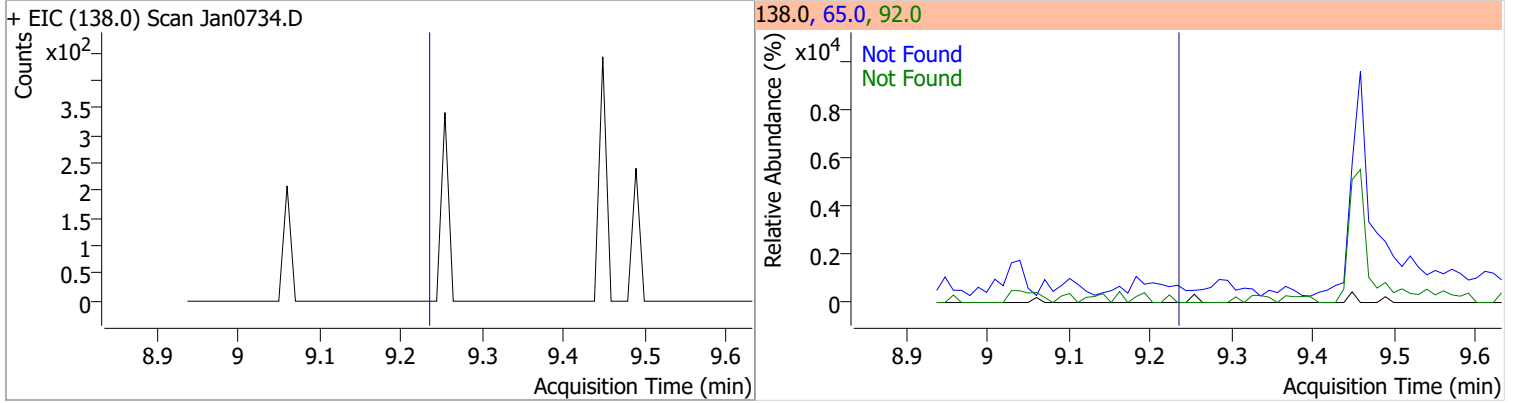


Compound	Conc.	Exp RT	QIon	Exp Ratio	QIon	Exp Ratio
4-Chlorophenyl-phenylether	N.D.	9.19	141.0	62.3	206.0	33.9

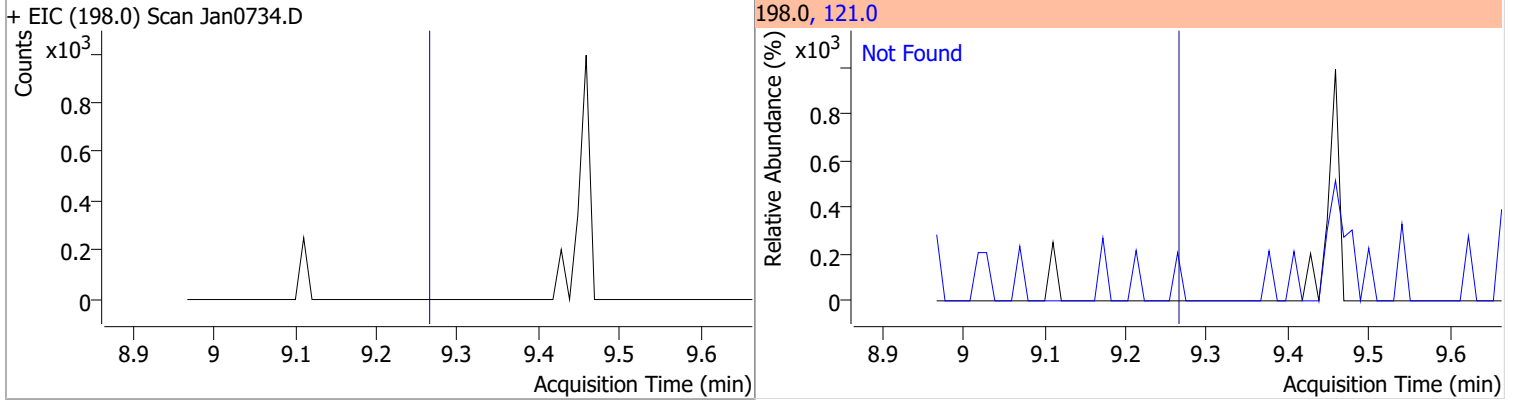


# Quantitation Results Report (QT Reviewed)

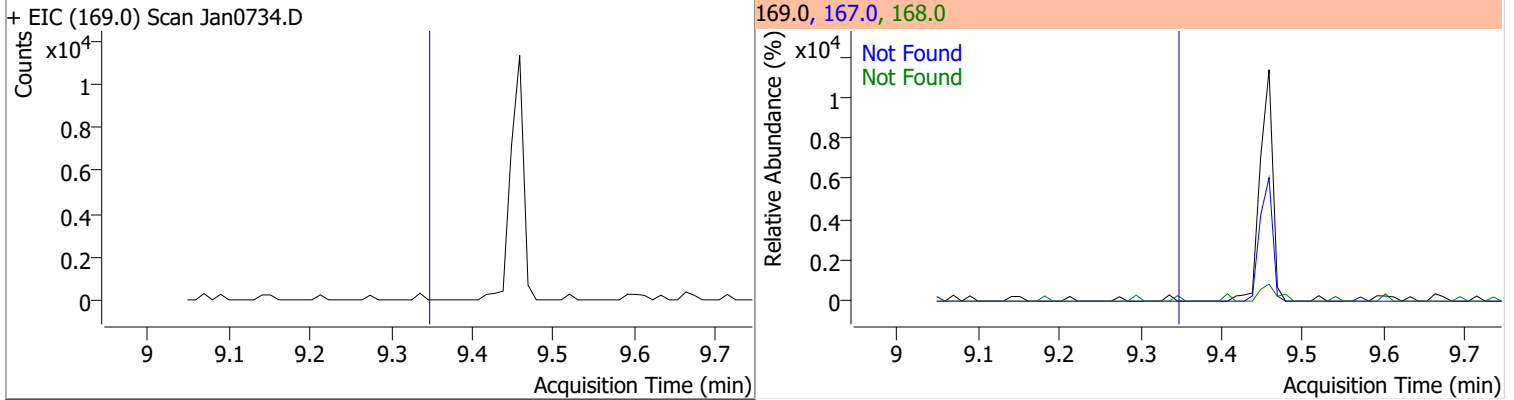
Compound	Conc.	Exp RT	QIon	Exp Ratio	QIon	Exp Ratio
4-Nitroaniline	N.D.	9.23	65.0	114.6	92.0	45.3



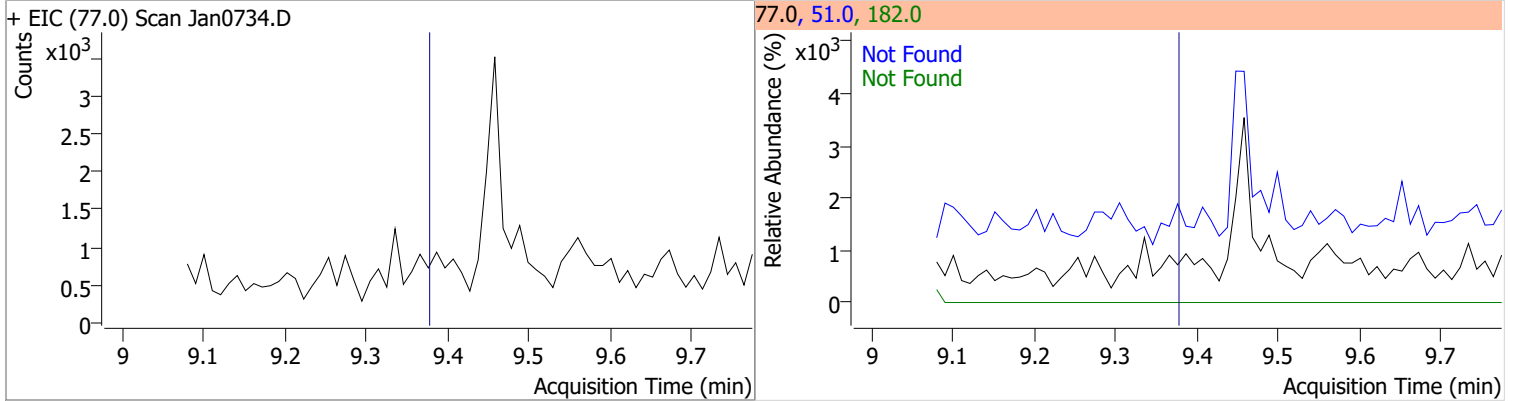
Compound	Conc.	Exp RT	QIon	Exp Ratio
4,6-Dinitro-2-methylphenol	N.D.	9.26	121.0	44.8



Compound	Conc.	Exp RT	QIon	Exp Ratio	QIon	Exp Ratio
N-nitrosodiphenylamine	N.D.	9.35	168.0	63.3	167.0	33.4



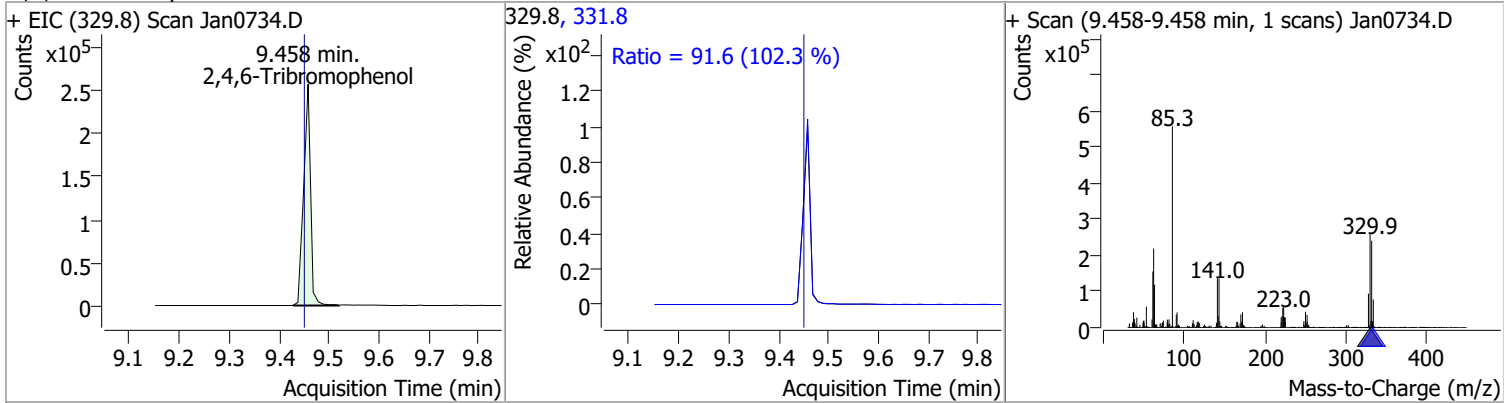
Compound	Conc.	Exp RT	QIon	Exp Ratio	QIon	Exp Ratio
Azobenzene	N.D.	9.38	51.0	49.9	182.0	26.9



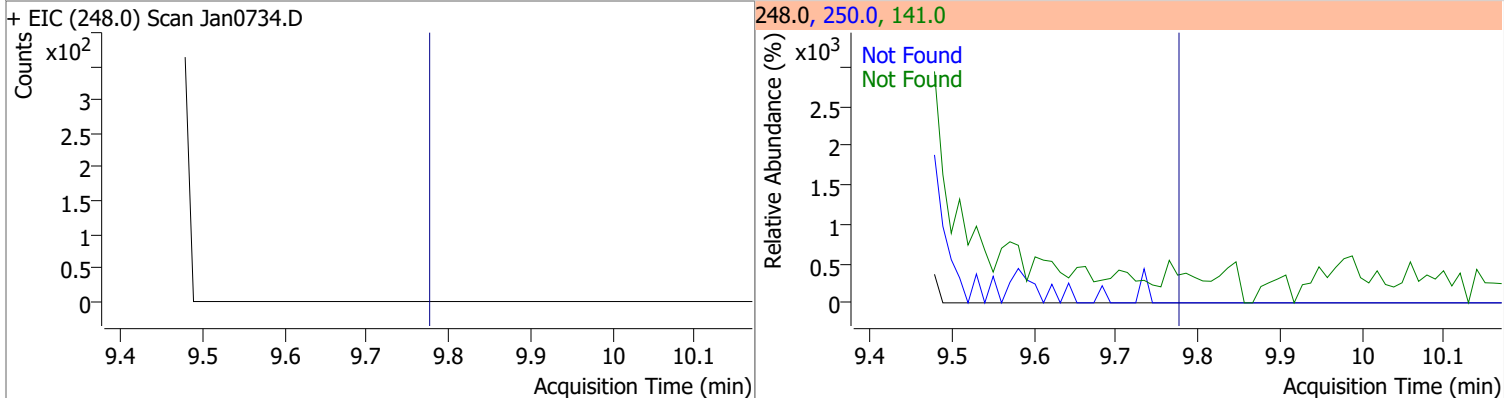


# Quantitation Results Report (QT Reviewed)

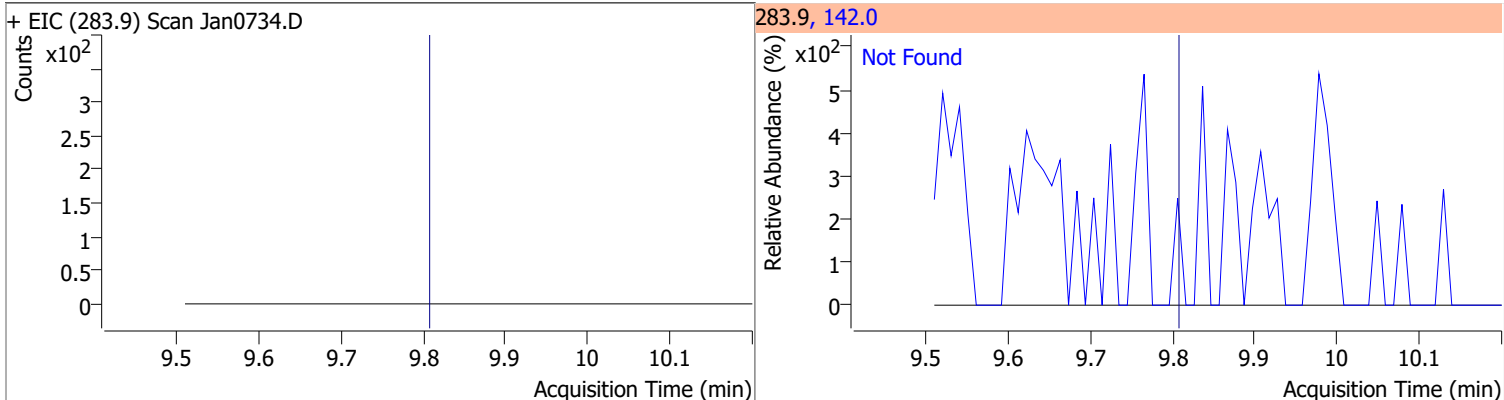
Compound	Conc.	RT	Dev(Min)	Resp.	QIon	QRatio	Lower	Upper
2,4,6-Tribromophenol	164.7065	9.46	0.01	248003	331.8	91.6	62.7	116.4



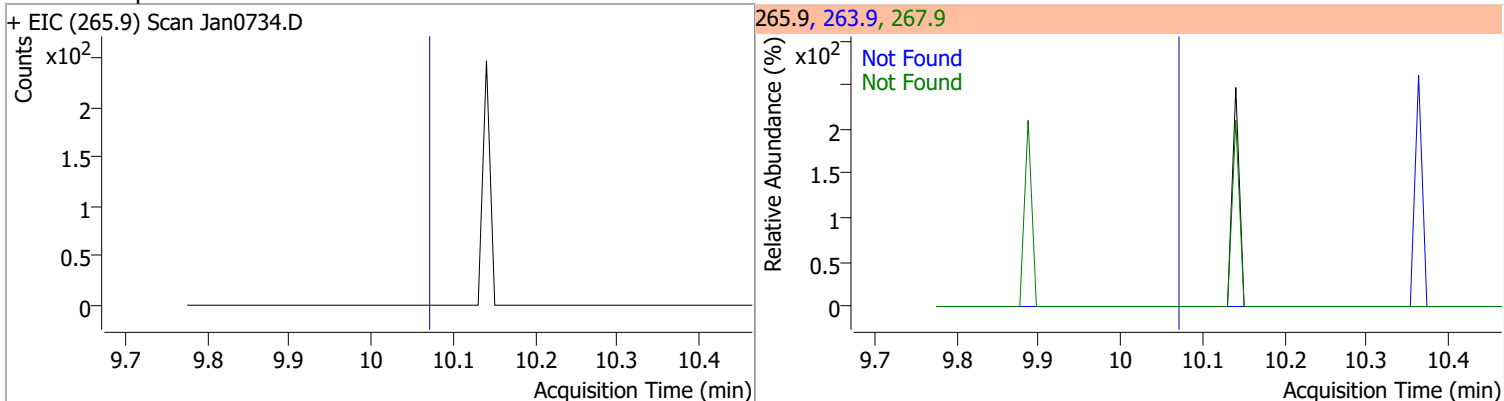
Compound	Conc.	Exp RT	QIon	Exp Ratio	QIon	Exp Ratio
4-Bromophenyl-phenylether	N.D.	9.78	250.0	98.3	141.0	96.1



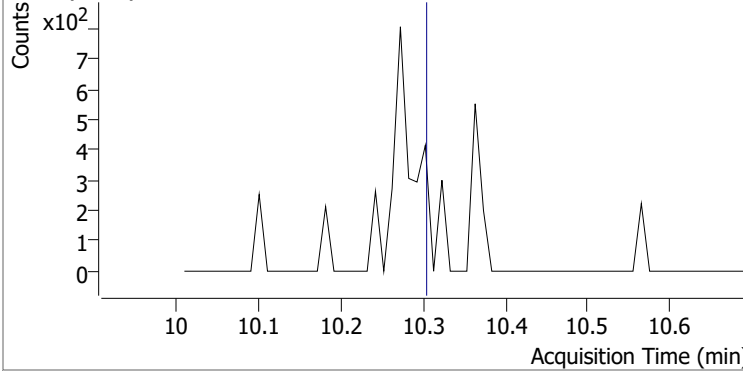
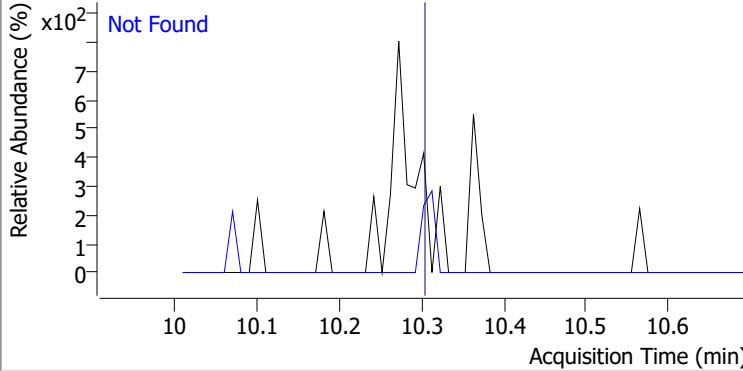
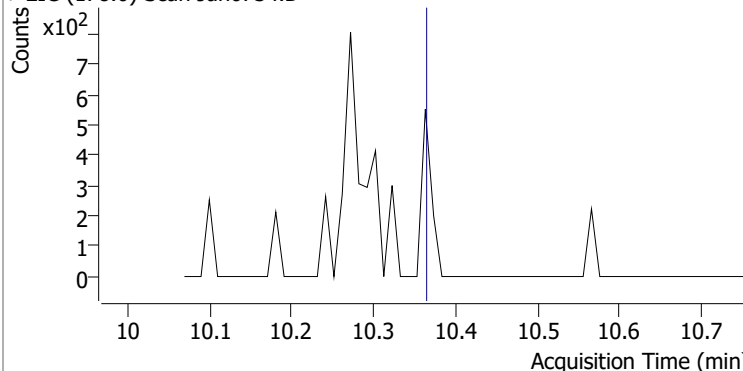
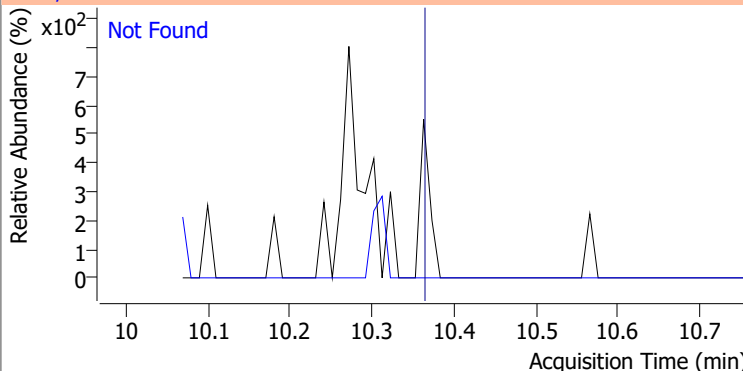
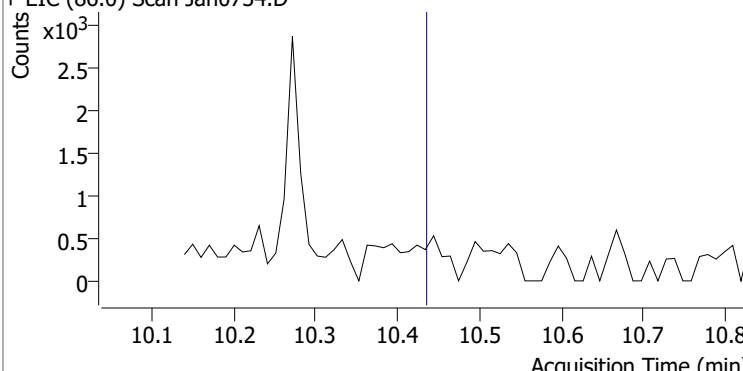
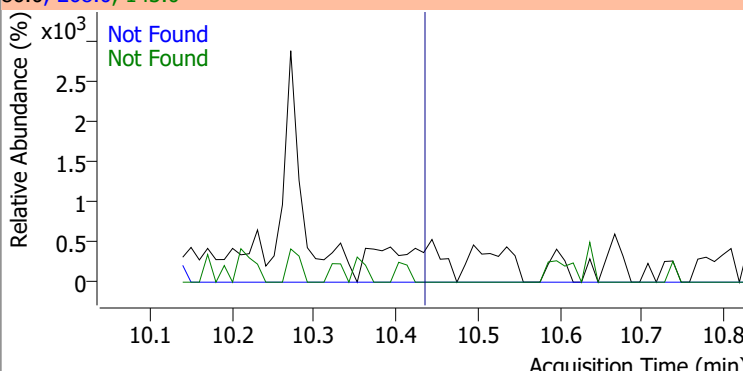
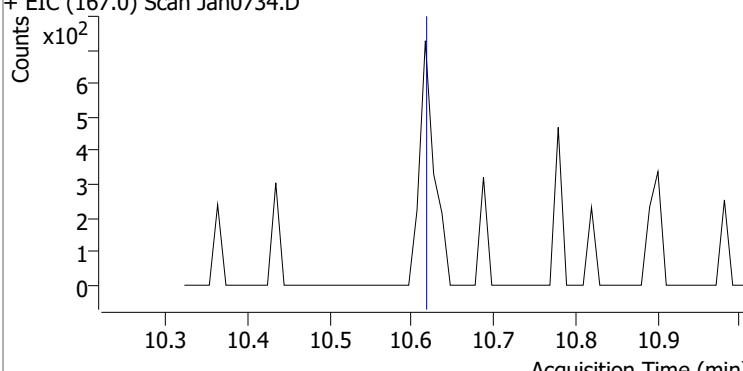
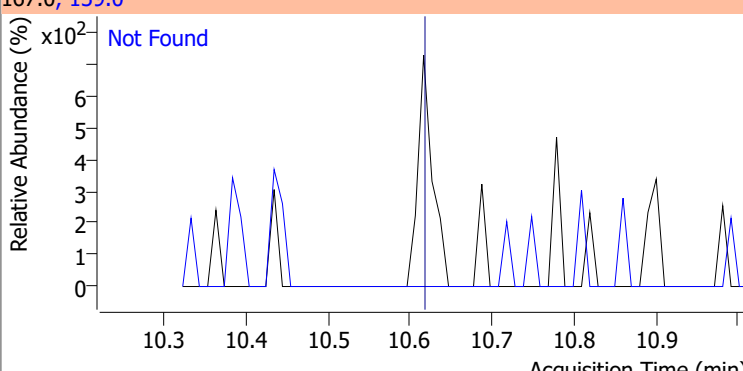
Compound	Conc.	Exp RT	QIon	Exp Ratio	QIon	Exp Ratio
Hexachlorobenzene	N.D.	9.81	142.0	49.9		



Compound	Conc.	Exp RT	QIon	Exp Ratio	QIon	Exp Ratio
Pentachlorophenol	N.D.	10.07	263.9	67.0	267.9	63.6

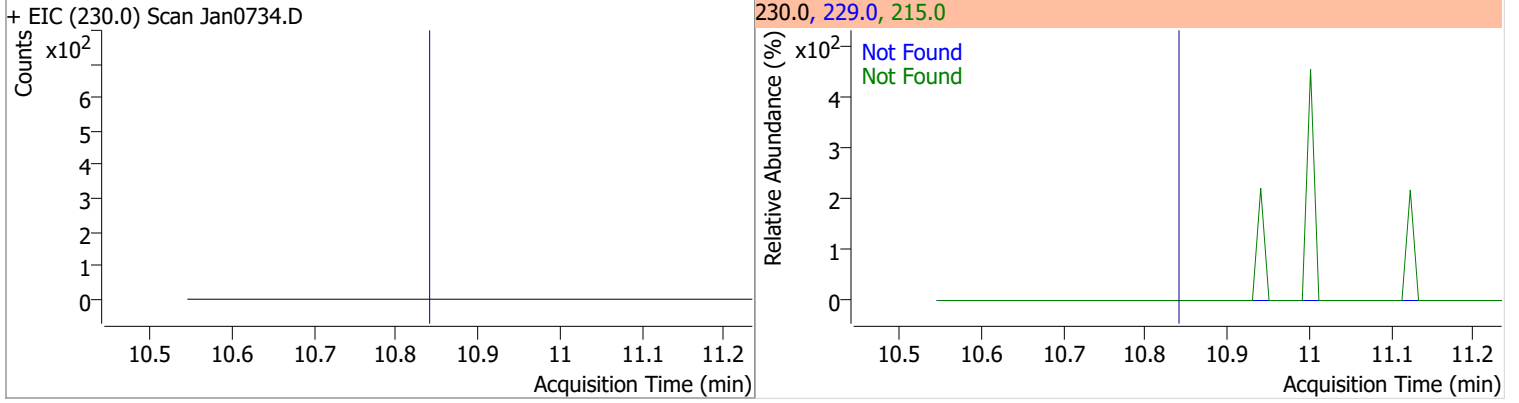


# Quantitation Results Report (QT Reviewed)

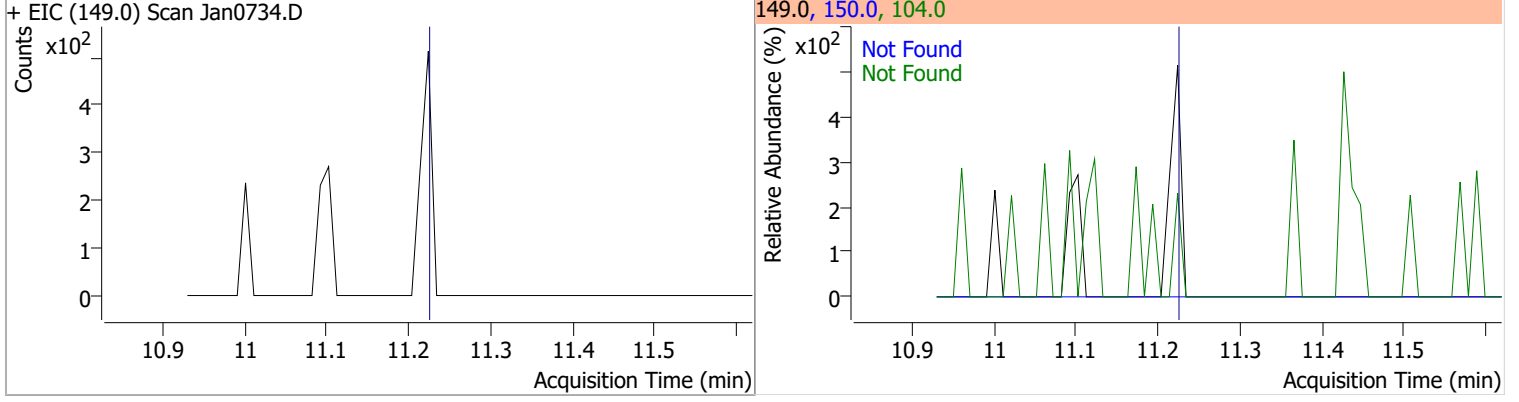
Compound	Conc.	Exp RT	QIon	Exp Ratio		
Phenanthrene	N.D.	10.30	176.0	19.3		
+ EIC (178.0) Scan Jan0734.D			178.0, 176.0			
						
Anthracene	N.D.	10.36	176.0	18.4		
+ EIC (178.0) Scan Jan0734.D			178.0, 176.0			
						
Triallate	N.D.	10.43	268.0	26.7	QIon	Exp Ratio
					143.0	24.9
+ EIC (86.0) Scan Jan0734.D			86.0, 268.0, 143.0			
						
Carbazole	N.D.	10.62	139.0	12.8		
+ EIC (167.0) Scan Jan0734.D			167.0, 139.0			
						

# Quantitation Results Report (QT Reviewed)

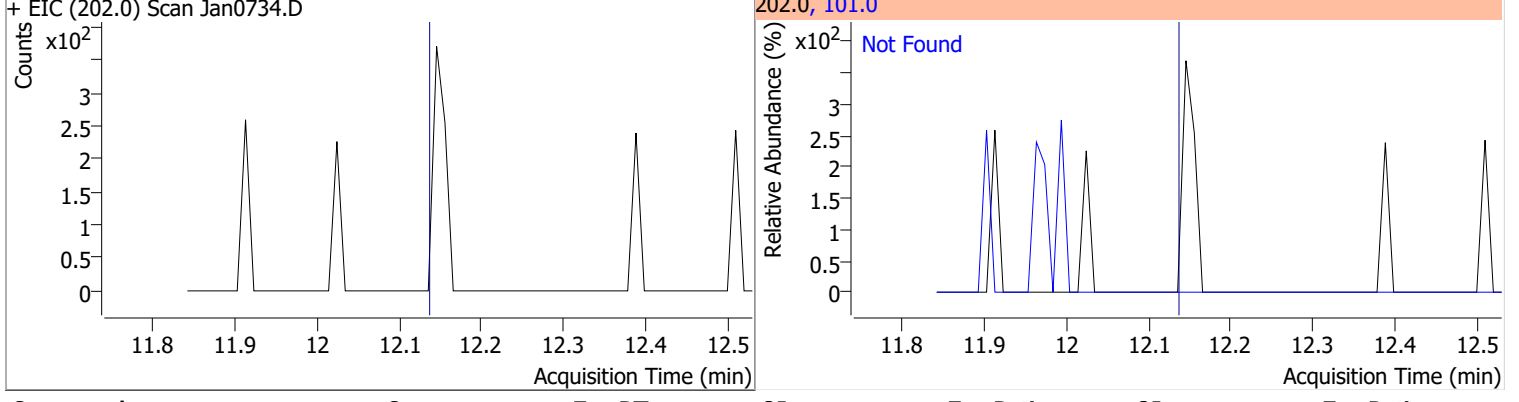
Compound	Conc.	Exp RT	QIon	Exp Ratio	QIon	Exp Ratio
o-Terphenyl	N.D.	10.84	229.0	64.1	215.0	36.5



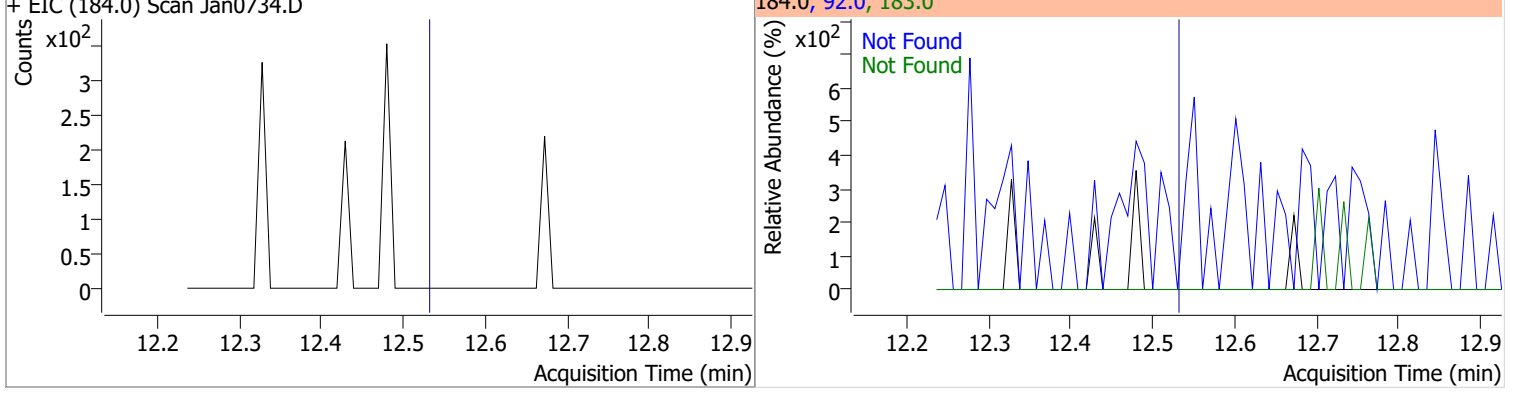
Compound	Conc.	Exp RT	QIon	Exp Ratio	QIon	Exp Ratio
Di-n-Butylphthalate	N.D.	11.22	150.0	9.1	104.0	6.1



Compound	Conc.	Exp RT	QIon	Exp Ratio
Fluoranthene	N.D.	12.14	101.0	12.8

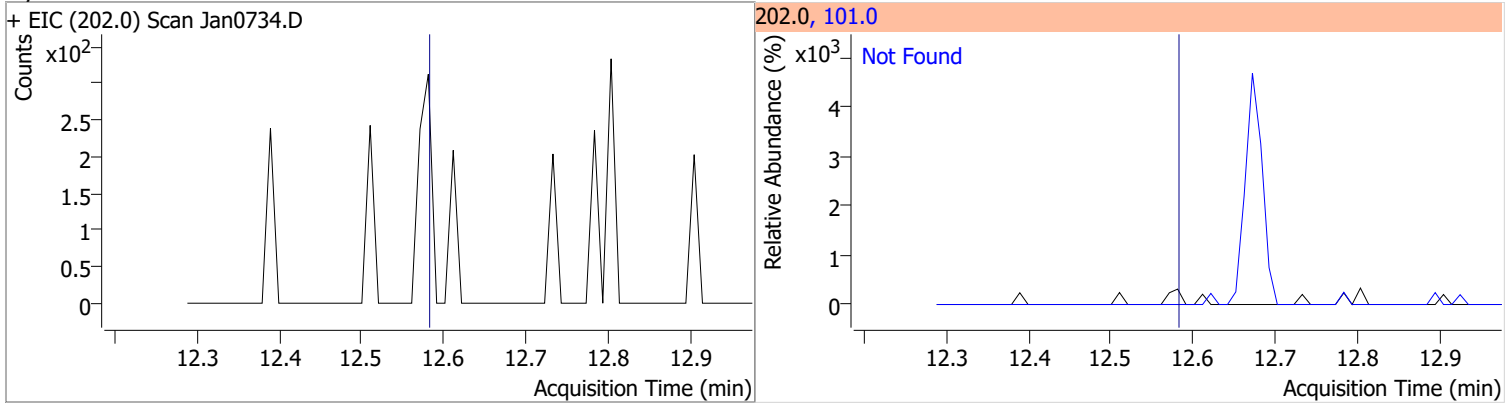


Compound	Conc.	Exp RT	QIon	Exp Ratio	QIon	Exp Ratio
Benzidine	N.D.	12.53	183.0	13.1	92.0	8.1

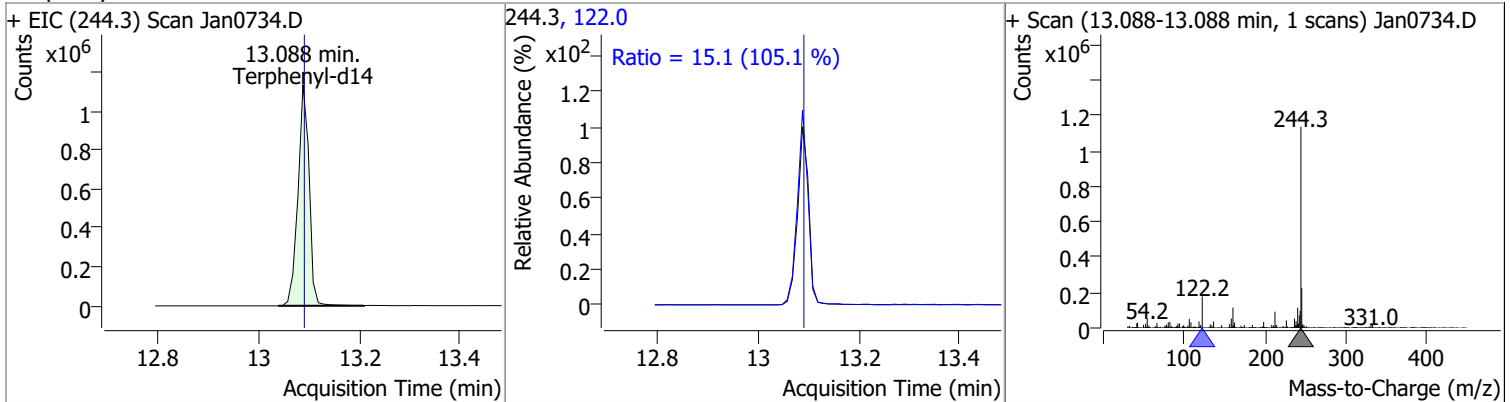


# Quantitation Results Report (QT Reviewed)

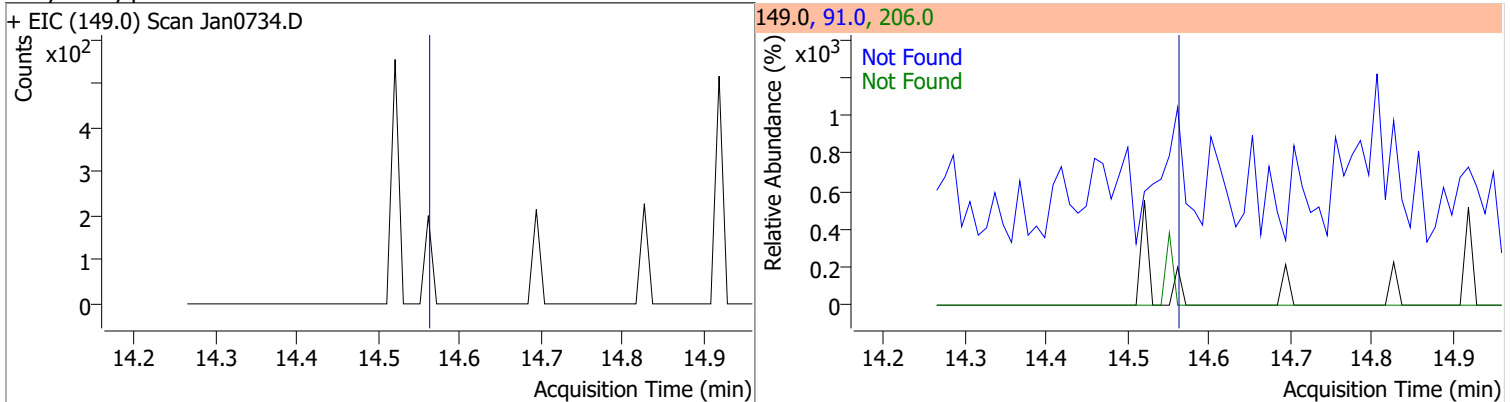
Compound	Conc.	Exp RT	QIon	Exp Ratio
Pyrene	N.D.	12.58	101.0	14.6



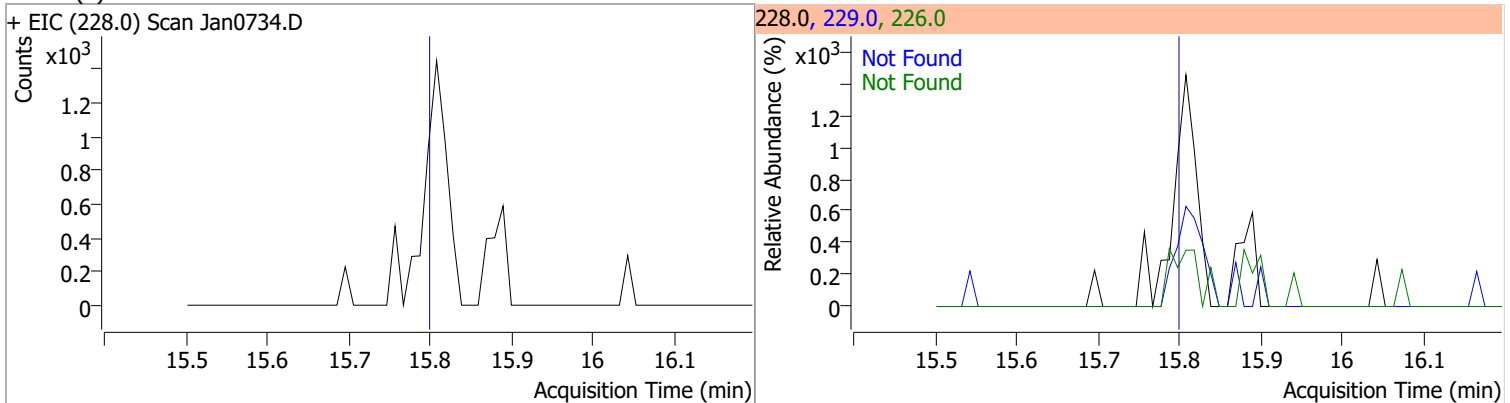
Compound	Conc.	RT	Dev(Min)	Resp.	QIon	QRatio	Lower	Upper
Terphenyl-d14	102.5631	13.09	0.00	1748395	122.0	15.1	10.1	18.7



Compound	Conc.	Exp RT	QIon	Exp Ratio	QIon	Exp Ratio
Butylbenzylphthalate	N.D.	14.56	91.0	81.7	206.0	17.9

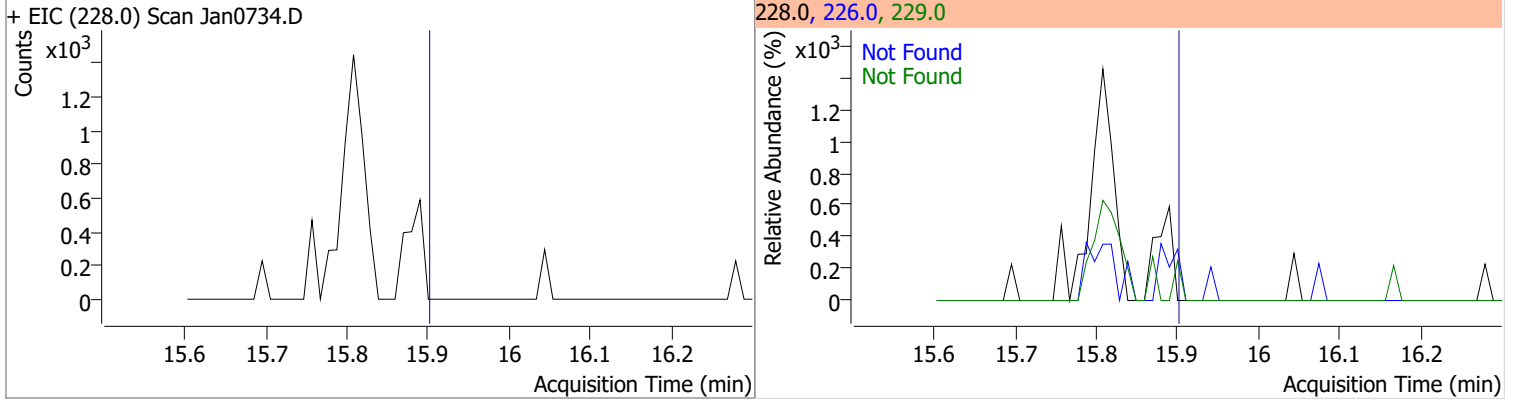


Compound	Conc.	Exp RT	QIon	Exp Ratio	QIon	Exp Ratio
Benzo(a)Anthracene	N.D.	15.80	226.0	27.1	229.0	21.0

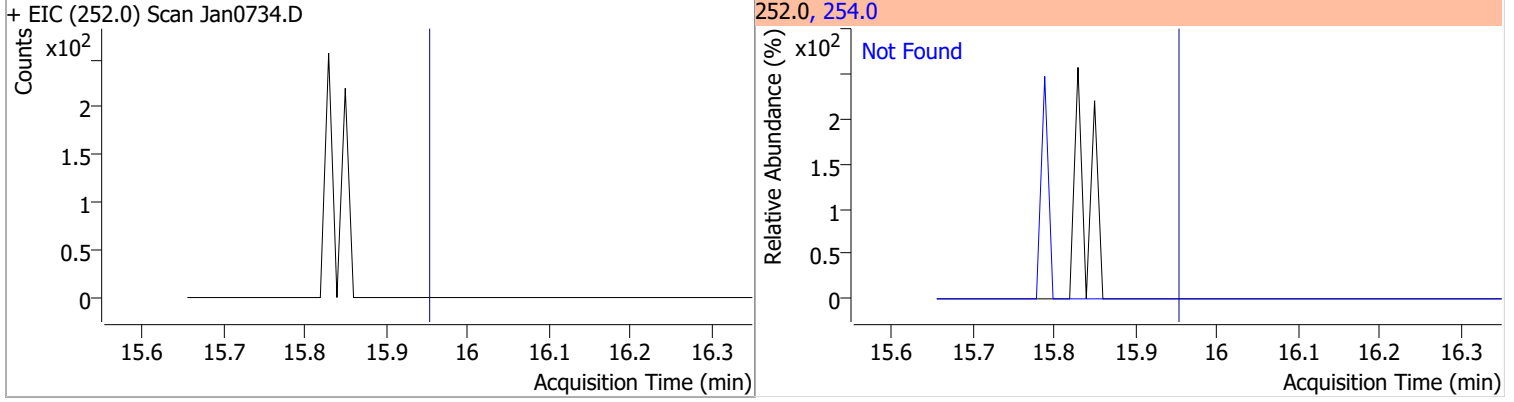


# Quantitation Results Report (QT Reviewed)

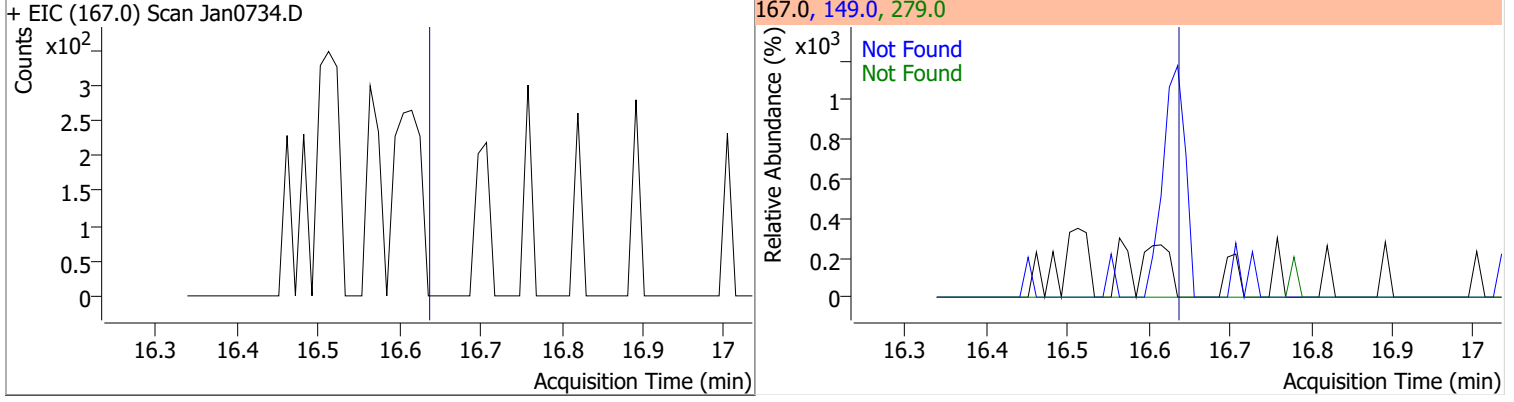
Compound	Conc.	Exp RT	QIon	Exp Ratio	QIon	Exp Ratio
Chrysene	N.D.	15.90	226.0	29.9	229.0	20.4



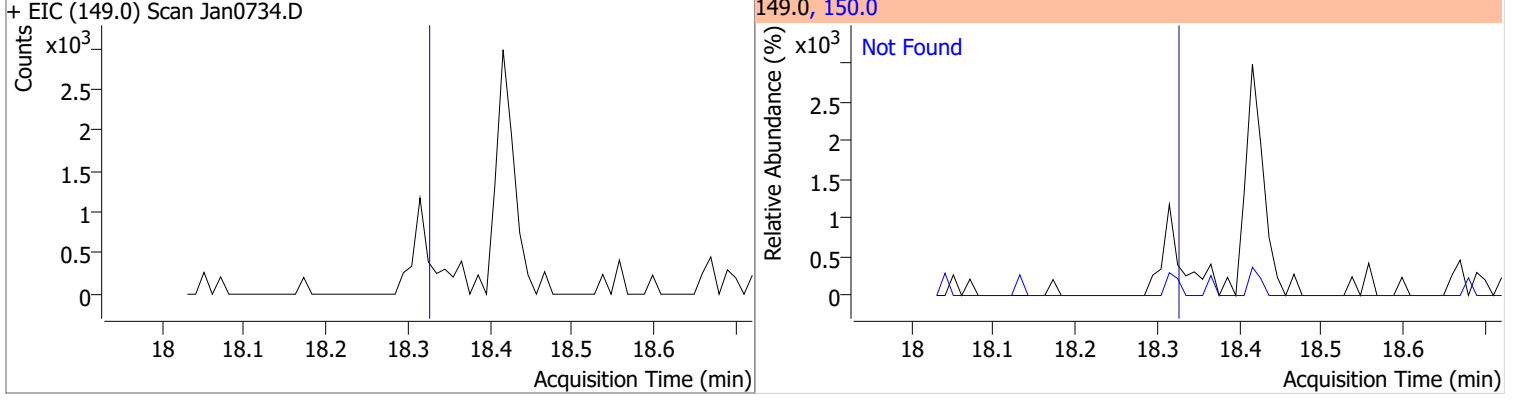
Compound	Conc.	Exp RT	QIon	Exp Ratio
3,3-Dichlorobenzidine	N.D.	15.95	254.0	64.7



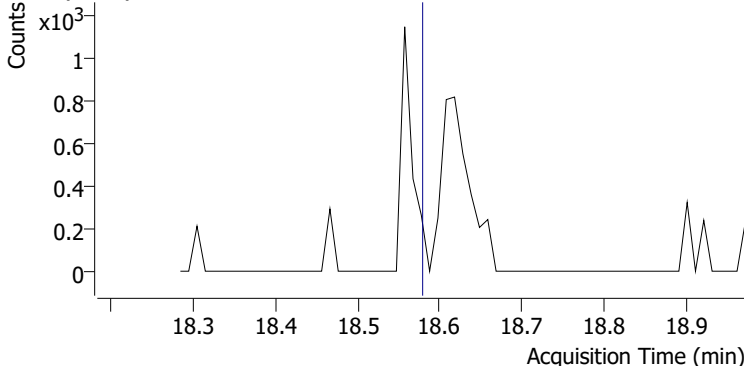
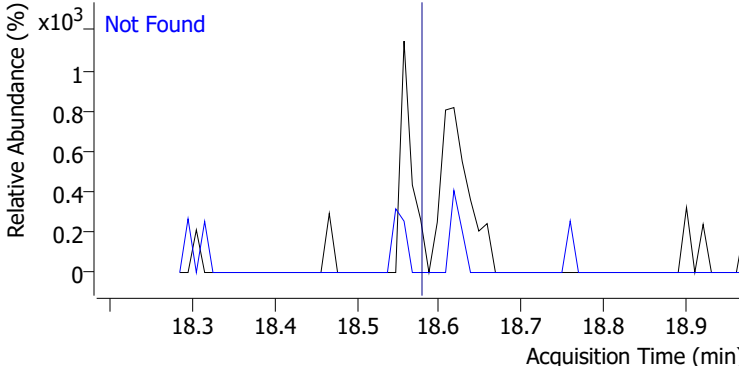
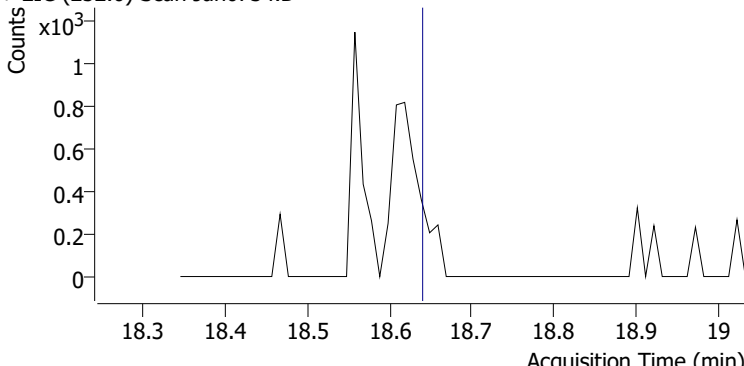
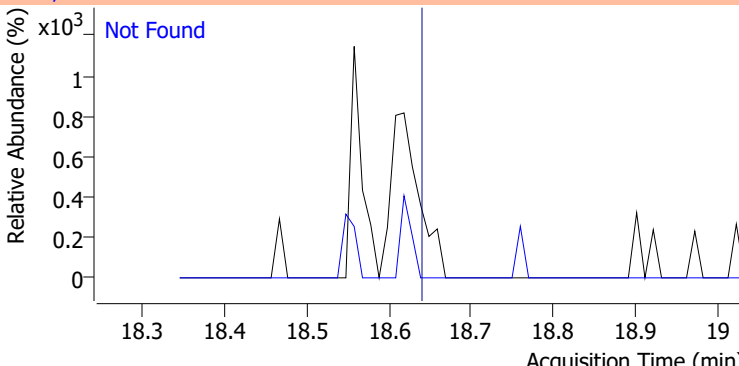
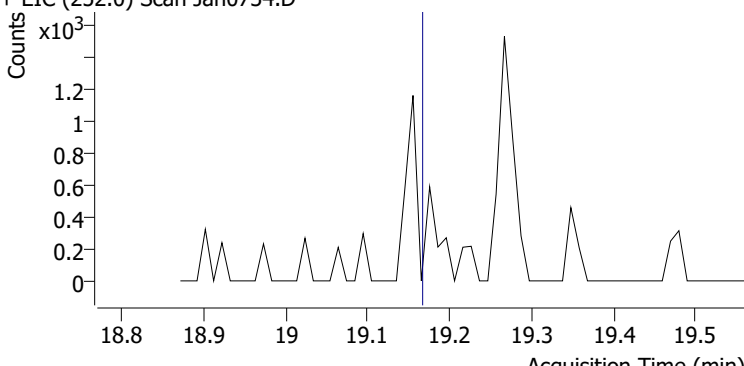
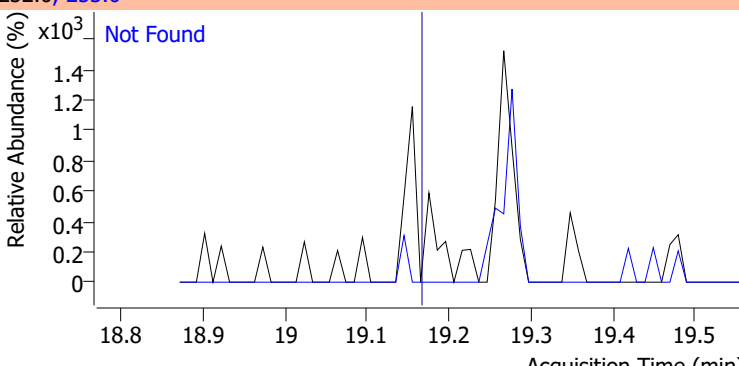
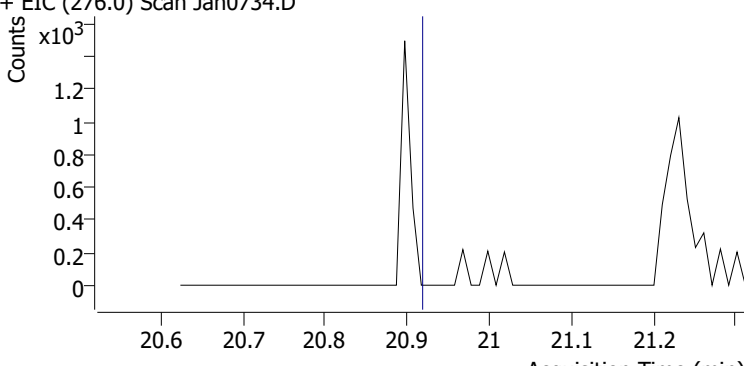
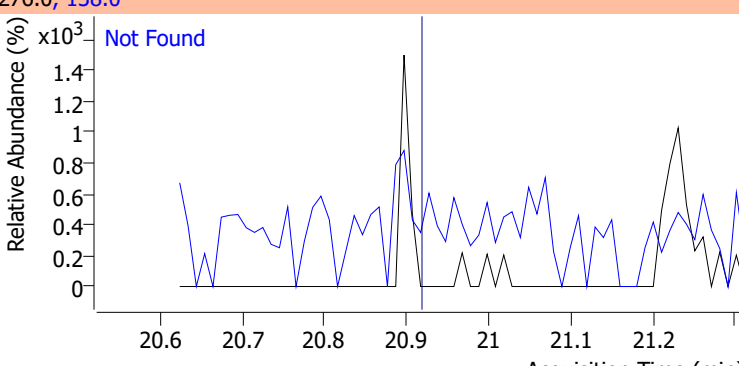
Compound	Conc.	Exp RT	QIon	Exp Ratio	QIon	Exp Ratio
bis(2-ethylhexyl)Phthalate	N.D.	16.64	149.0	397.1	279.0	15.6



Compound	Conc.	Exp RT	QIon	Exp Ratio
Di-n-octyl Phthalate	N.D.	18.32	150.0	9.5

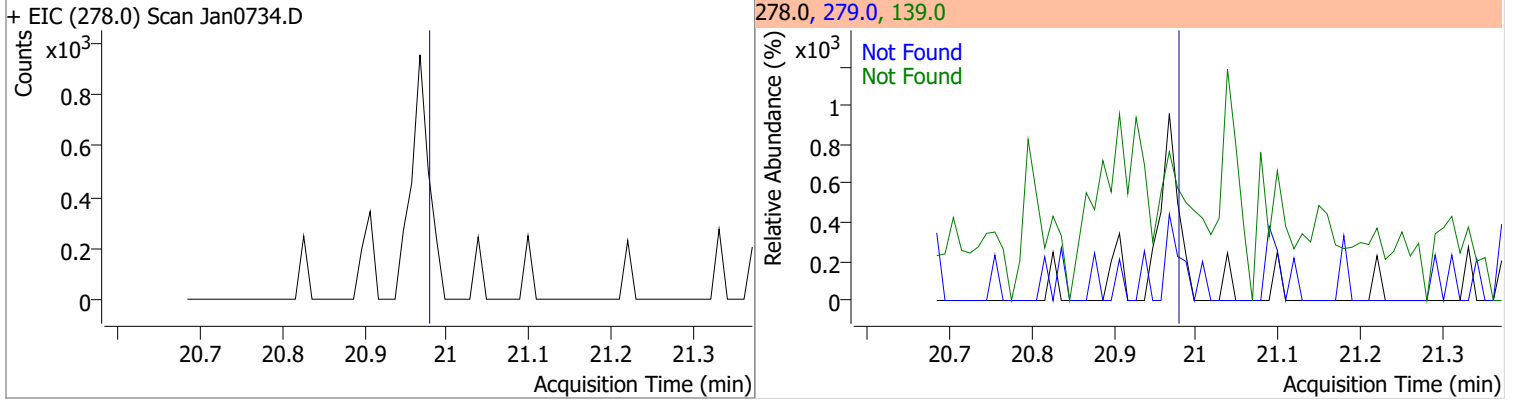


# Quantitation Results Report (QT Reviewed)

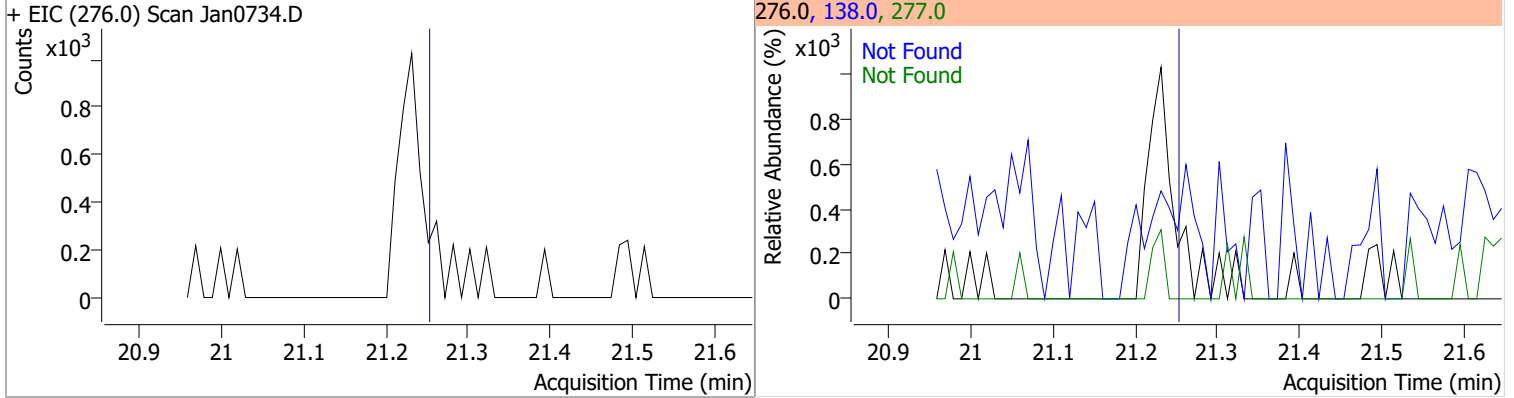
Compound	Conc.	Exp RT	QIon	Exp Ratio
Benzo(b)fluoranthene	N.D.	18.58	253.0	22.0
+ EIC (252.0) Scan Jan0734.D			252.0, 253.0	
				
Benzo(k)fluoranthene	N.D.	18.64	253.0	21.9
+ EIC (252.0) Scan Jan0734.D			252.0, 253.0	
				
Benzo(a)pyrene	N.D.	19.17	253.0	22.0
+ EIC (252.0) Scan Jan0734.D			252.0, 253.0	
				
Indeno(1,2,3-c,d)pyrene	N.D.	20.92	138.0	29.9
+ EIC (276.0) Scan Jan0734.D			276.0, 138.0	
				

# Quantitation Results Report (QT Reviewed)

Compound	Conc.	Exp RT	QIon	Exp Ratio	QIon	Exp Ratio
Dibenzo(a,h)anthracene	N.D.	20.98	279.0	25.2	139.0	23.8

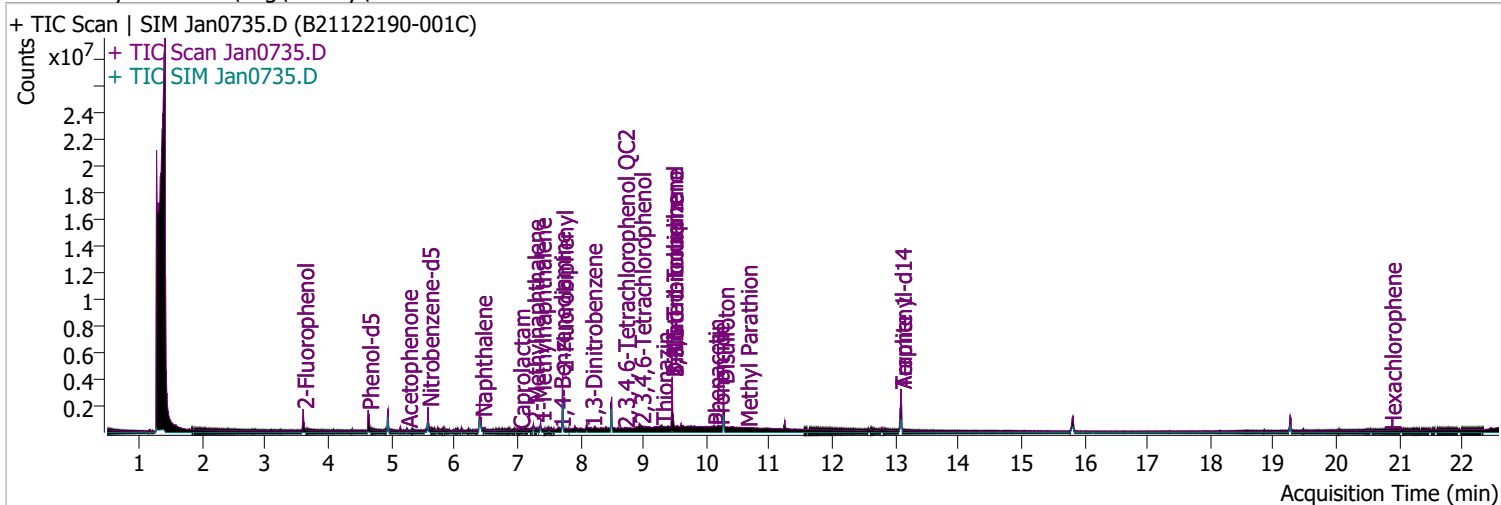


Compound	Conc.	Exp RT	QIon	Exp Ratio	QIon	Exp Ratio
Benzo(g,h,i)perylene	N.D.	21.25	138.0	32.0	277.0	23.8



# Quantitation Results Report (QT Reviewed)

Data File	Jan0735.D	Operator	LIMS import
Acq. Method	BNA+SIM.M	Acq. Date-Time	1/8/2022 6:39:11 AM
Sample Name	B21122190-001C	Instrument	Instrument #1
Vial	35	Multiplier	1.00
DA Method File	010722 DoD BNA cal 1.batch.bin	Comment	SVOC-8270-W-LARGO
Tune File	dftppdsm.u	Tune Date	1/7/2022 12:13:00 PM
Batch Name	010722 DoD BNA.batch.bin	Last Calib Update	1/11/2022 1:03:40 PM
Ref Library	D:\Org\Library\NIST129K.I		



Compound	RT	QIon	Resp.	Conc.	Units	Dev(Min)
----------	----	------	-------	-------	-------	----------

**Internal Standards**

**System Monitoring Compounds**

S 2-Fluorophenol	3.602	112.0	588604	77.0894	µg/L	0.021
Spiked Amount: 200.000	Range: 10.0 - 75.0%			Recovery = 38.54%		
S Phenol-d5	4.634	99.0	757897	74.2835	µg/L	0.010
Spiked Amount: 200.000	Range: 10.0 - 65.0%			Recovery = 37.14%		
S Nitrobenzene-d5	5.583	82.0	329429	59.4432	µg/L	0.000
Spiked Amount: 100.000	Range: 32.0 - 94.0%			Recovery = 59.44%		
S 2-Fluorobiphenyl	7.718	172.0	1116127	59.0908	µg/L	0.000
Spiked Amount: 100.000	Range: 28.0 - 107.0%			Recovery = 59.09%		
S 2,4,6-Tribromophenol	9.458	329.8	279891	168.3208	µg/L	0.010
Spiked Amount: 200.000	Range: 25.0 - 140.0%			Recovery = 84.16%		
S Terphenyl-d14	13.088	244.3	1619365	86.3141	µg/L	0.000
Spiked Amount: 100.000	Range: 32.0 - 122.0%			Recovery = 86.31%		

**Target Compounds**

Compound	RT	QIon	Resp.	Conc.	Units	Dev(Min)	QValue
T N-Nitrosodimethylamine	0.000		0	N.D.			
T Pyridine	0.000		0	N.D.			
T Aniline	0.000		0	N.D.			
T Phenol	0.000		0	N.D.			
T bis(-2-Chloroethyl)Ether	0.000		0	N.D.			
T 2-Chlorophenol	0.000		0	N.D.			
T 1,3-Dichlorobenzene	0.000		0	N.D.			
T 1,4-Dichlorobenzene	0.000		0	N.D.			
T 1,2-Dichlorobenzene	0.000		0	N.D.			
T Benzyl Alcohol	0.000		0	N.D.			
T bis(2-chloroisopropyl)Ether	0.000		0	N.D.			
T 2-Methylphenol	0.000		0	N.D.			
T N-nitroso-Di-n-propylamine	5.583	70.0	0		µg/L	md	1
T 4Methylphenol/3Methylphenol	0.000		0	N.D.			
T Hexachloroethane	5.553	117.0	0		µg/L	md	1



# Quantitation Results Report (QT Reviewed)

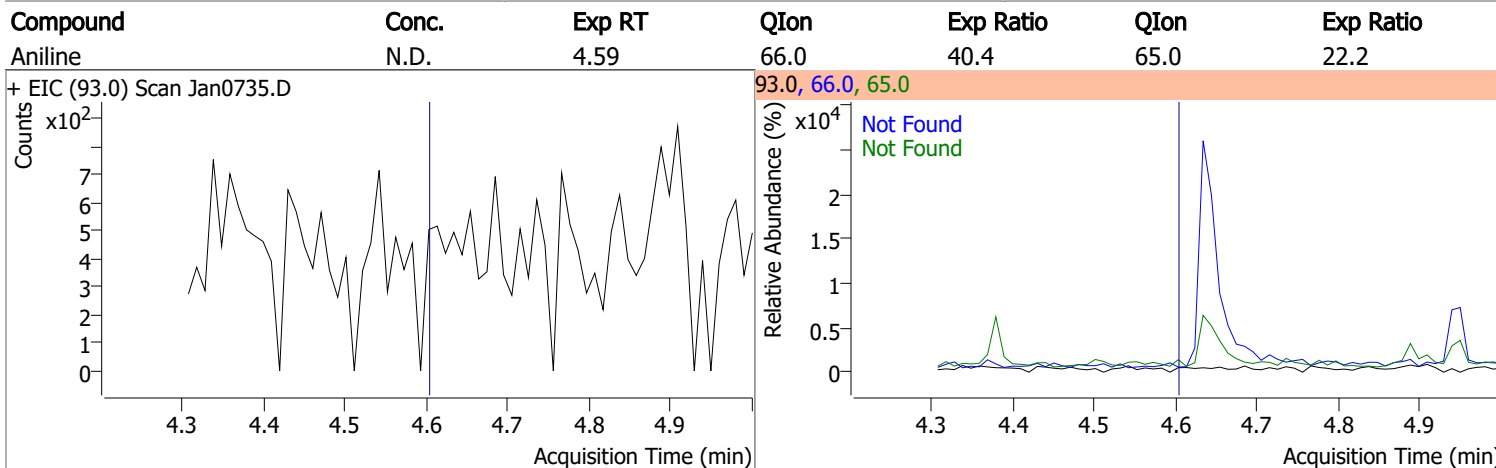
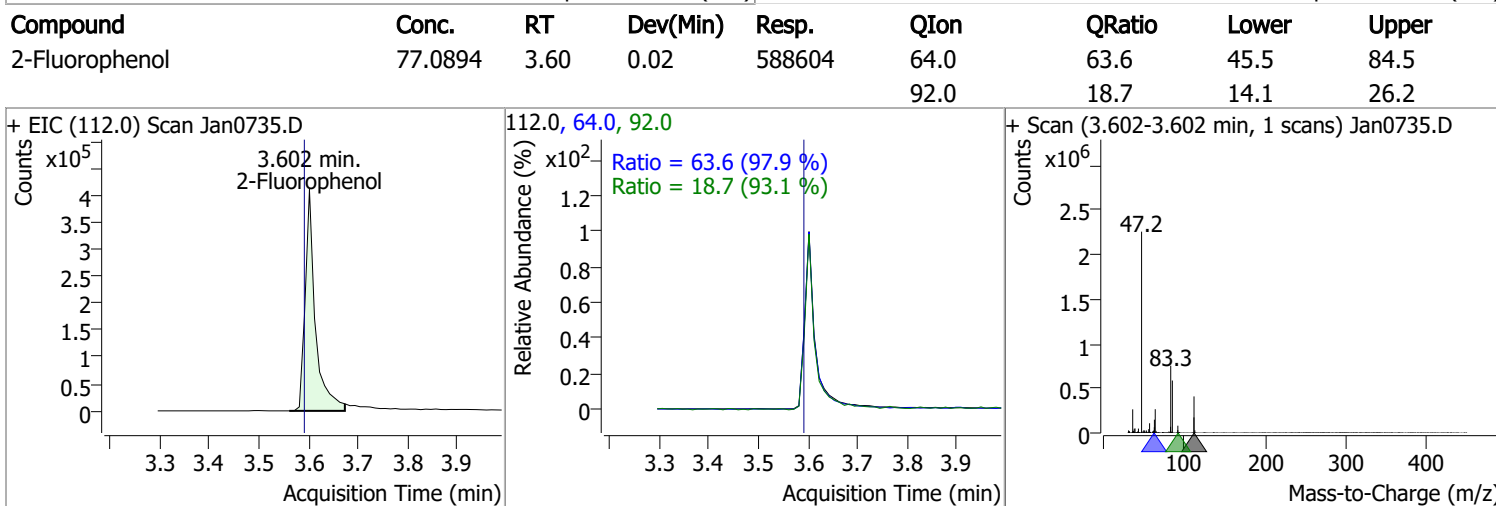
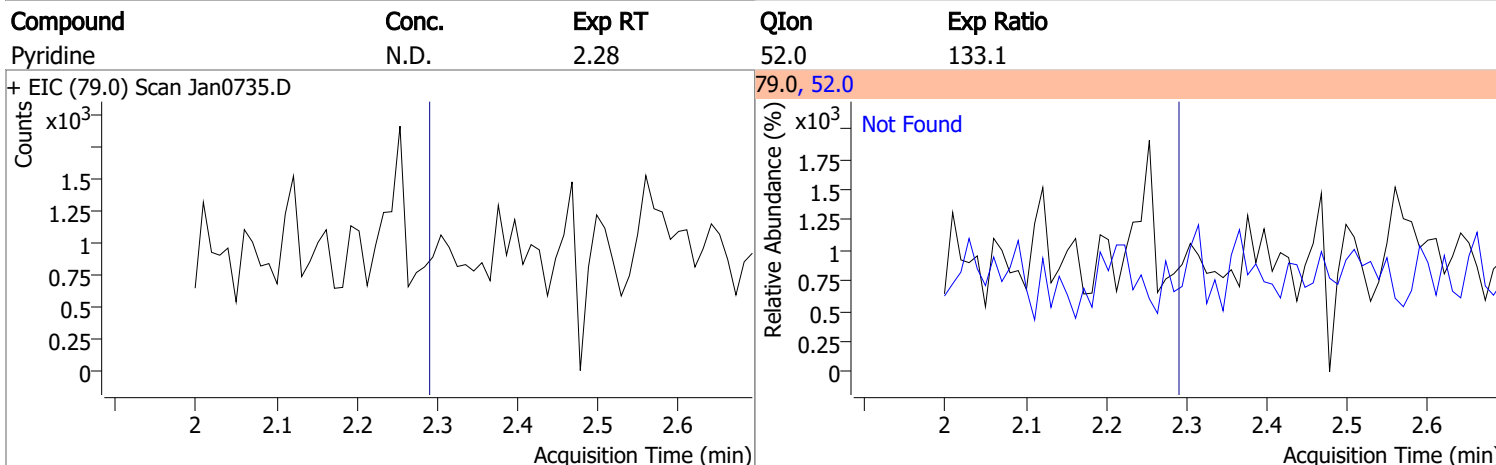
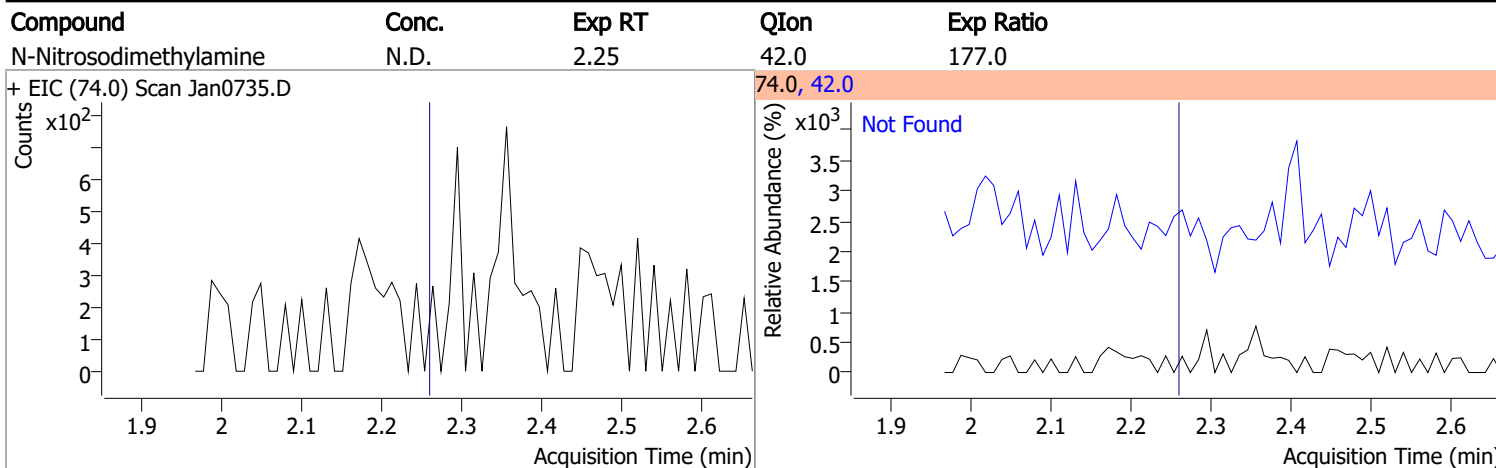
Compound	RT	QIon	Resp.	Conc.	Units	Dev(Min)
T Nitrobenzene	0.000		0	N.D.		
T Isophorone	0.000		0	N.D.		
T 2-Nitrophenol	0.000		0	N.D.		
T 2,4-Dimethylphenol	0.000		0	N.D.		
T bis(-2-Chloroethoxy)Methane	0.000		0	N.D.		
T Benzoic Acid	0.000		0	N.D.		
T 2,4-Dichlorophenol	0.000		0	N.D.		
T 1,2,4-Trichlorobenzene	0.000		0	N.D.		
T Naphthalene	6.424	128.0	329094	13.5309	µg/L	# 92
T 4-Chlorophenol	6.424	130.0	0		µg/L	md 1
T p-Chloroaniline	6.424	127.0	0		µg/L	md 1
T Hexachlorobutadiene	0.000		0	N.D.		
T 4-Chloro-2-Methylphenol	0.000		0	N.D.		
T 4-Chloro-3-Methylphenol	0.000		0	N.D.		
T 2-Methylnaphthalene	7.256	141.0	75122	4.5810	µg/L	95
T 1-Methylnaphthalene	7.369	141.0	121498	7.8905	µg/L	97
T Hexachlorocyclopentadiene	0.000		0	N.D.		
T 2,4,6-Trichlorophenol	0.000		0	N.D.		
T 2,4,5-Trichlorophenol	0.000		0	N.D.		
T 2-Chloronaphthalene	0.000		0	N.D.		
T 2-Nitroaniline	7.913	65.0	0		µg/L	md 1
T Dimethyl Phthalate	8.497	163.0	0		µg/L	md 1
T 2,6-Dinitrotoluene	8.497	165.0	0		µg/L	md 1
T Acenaphthylene	0.000		0	N.D.		
T 3-Nitroaniline	0.000		0	N.D.		
T Acenaphthene	0.000		0	N.D.		
T 2,4-Dinitrophenol	8.558	184.0	0		µg/L	md 1
T Dibenzofuran	0.000		0	N.D.		
T 2,4-Dinitrotoluene	0.000		0	N.D.		
T 4-Nitrophenol	9.080	109.0	0		µg/L	md 1
T Diethylphthalate	9.274	149.0	0		µg/L	md 1
T Fluorene	0.000		0	N.D.		
T 4-Chlorophenyl-phenylether	0.000		0	N.D.		
T 4-Nitroaniline	9.254	138.0	0		µg/L	md 1
T 4,6-Dinitro-2-methylphenol	0.000		0	N.D.		
T N-nitrosodiphenylamine	0.000		0	N.D.		
T Azobenzene	9.469	77.0	0		µg/L	md 1
T 4-Bromophenyl-phenylether	0.000		0	N.D.		
T Hexachlorobenzene	0.000		0	N.D.		
T Pentachlorophenol	0.000		0	N.D.		
T Phenanthrene	0.000		0	N.D.		
T Anthracene	0.000		0	N.D.		
T Triallate	0.000		0	N.D.		
T Carbazole	0.000		0	N.D.		
T o-Terphenyl	0.000		0	N.D.		
T Di-n-Butylphthalate	0.000		0	N.D.		
T Fluoranthene	0.000		0	N.D.		
T Benzidine	0.000		0	N.D.		
T Pyrene	0.000		0	N.D.		
T Butylbenzylphthalate	0.000		0	N.D.		
T Benzo(a)Anthracene	0.000		0	N.D.		
T Chrysene	0.000		0	N.D.		
T 3,3-Dichlorobenzidine	0.000		0	N.D.		
T bis(2-ethylhexyl)Phthalate	0.000		0	N.D.		
T Di-n-octyl Phthalate	0.000		0	N.D.		

# Quantitation Results Report (QT Reviewed)

Compound	RT	QIon	Resp.	Conc.	Units	Dev(Min)
T Benzo(b)fluoranthene	0.000		0	N.D.		
T Benzo(k)fluoranthene	0.000		0	N.D.		
T Benzo(a)pyrene	0.000		0	N.D.		
T Indeno(1,2,3-c,d)pyrene	0.000		0	N.D.		
T Dibenzo(a,h)anthracene	0.000		0	N.D.		
T Benzo(g,h,i)perylene	0.000		0	N.D.		

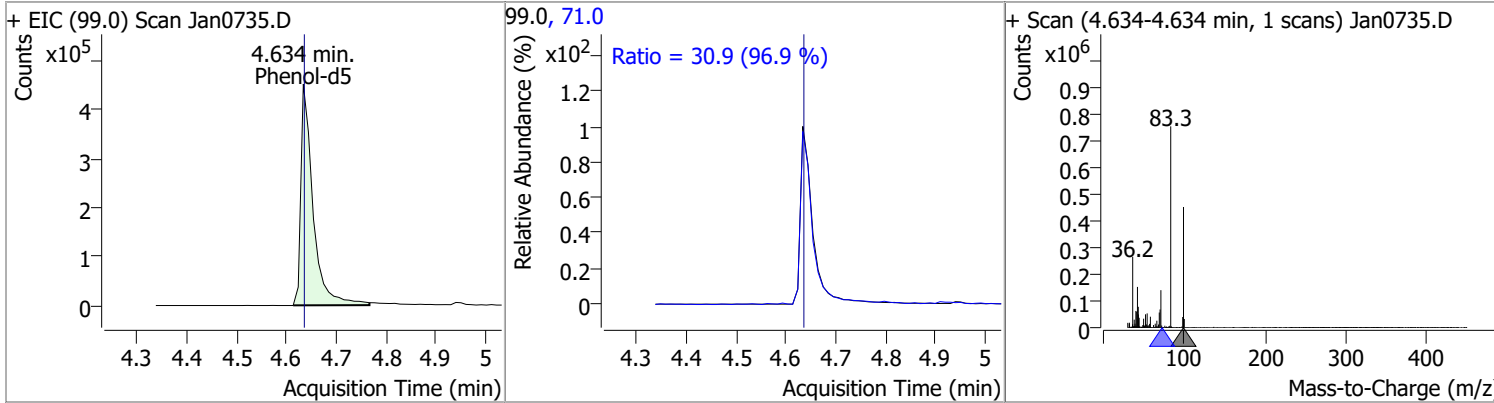
(#) = Qualifier Out of Range; (m) = Manual Integration; (+) = Area Summed; (\*) = Surrogate Percent Recovery Out of Range; (d): Zeroed Peak

# Quantitation Results Report (QT Reviewed)

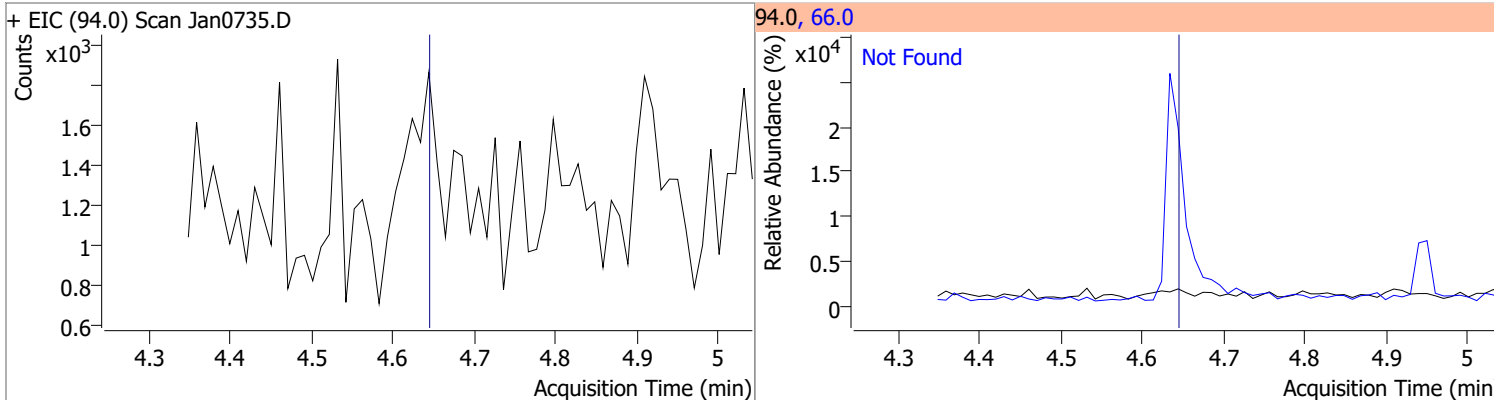


# Quantitation Results Report (QT Reviewed)

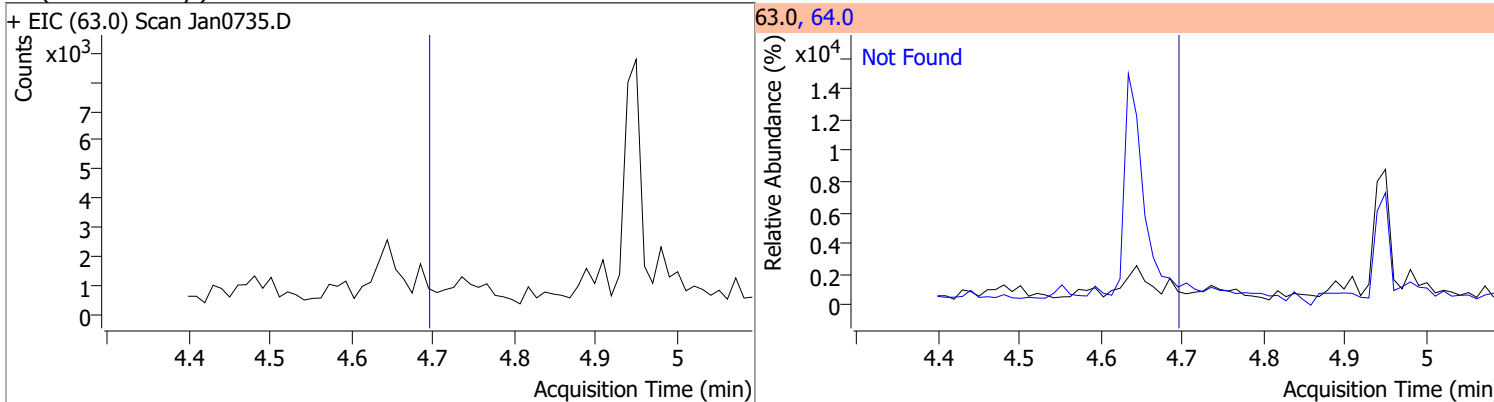
Compound	Conc.	RT	Dev(Min)	Resp.	QIon	QRatio	Lower	Upper
Phenol-d5	74.2835	4.63	0.01	757897	71.0	30.9	22.3	41.5



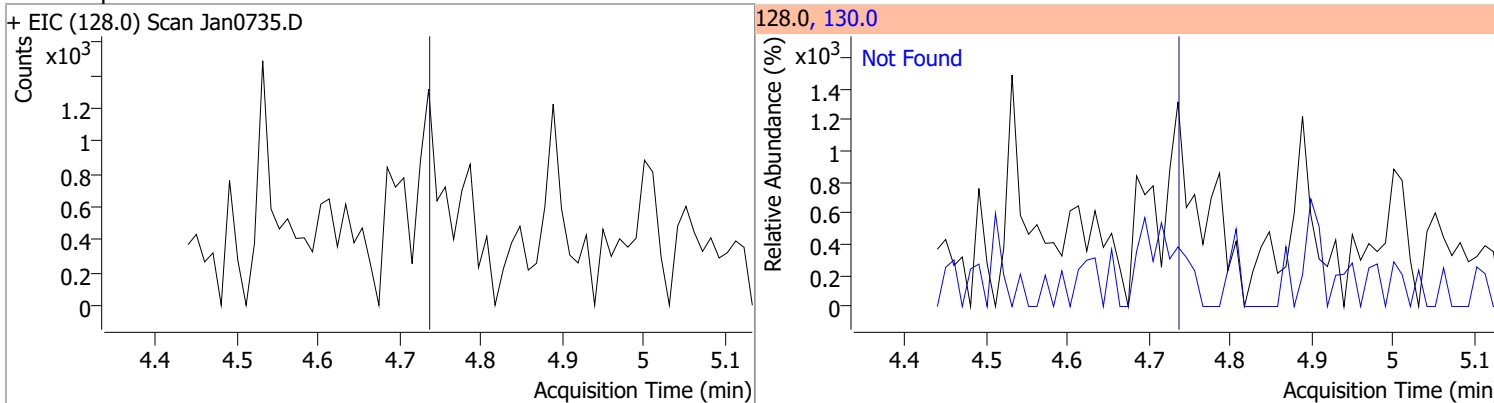
Compound	Conc.	Exp RT	QIon	Exp Ratio
Phenol	N.D.	4.63	66.0	44.7



Compound	Conc.	Exp RT	QIon	Exp Ratio
bis(-2-Chloroethyl)Ether	N.D.	4.68	64.0	3.3

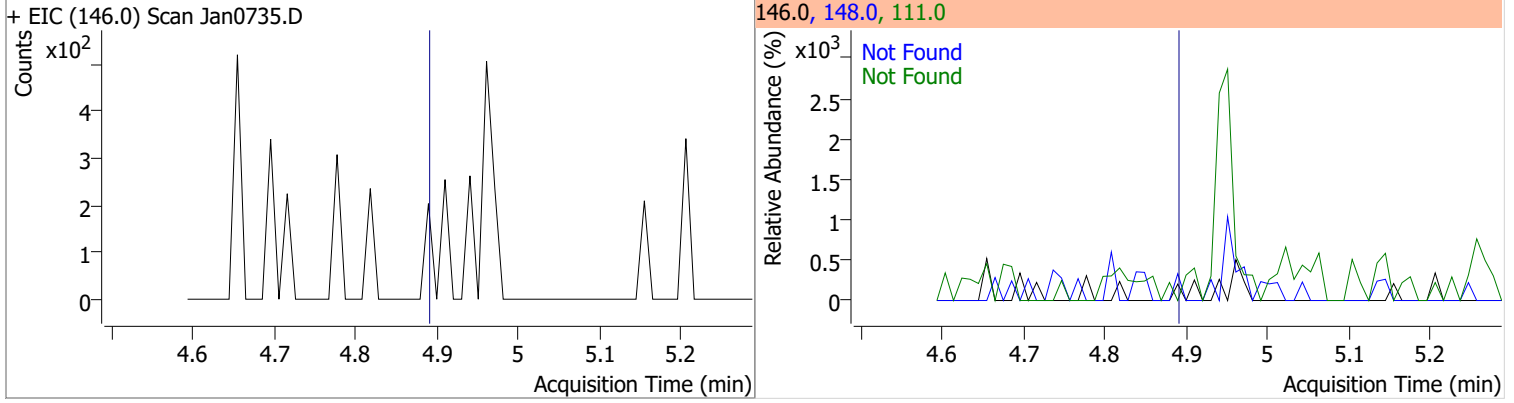


Compound	Conc.	Exp RT	QIon	Exp Ratio
2-Chlorophenol	N.D.	4.73	130.0	32.0

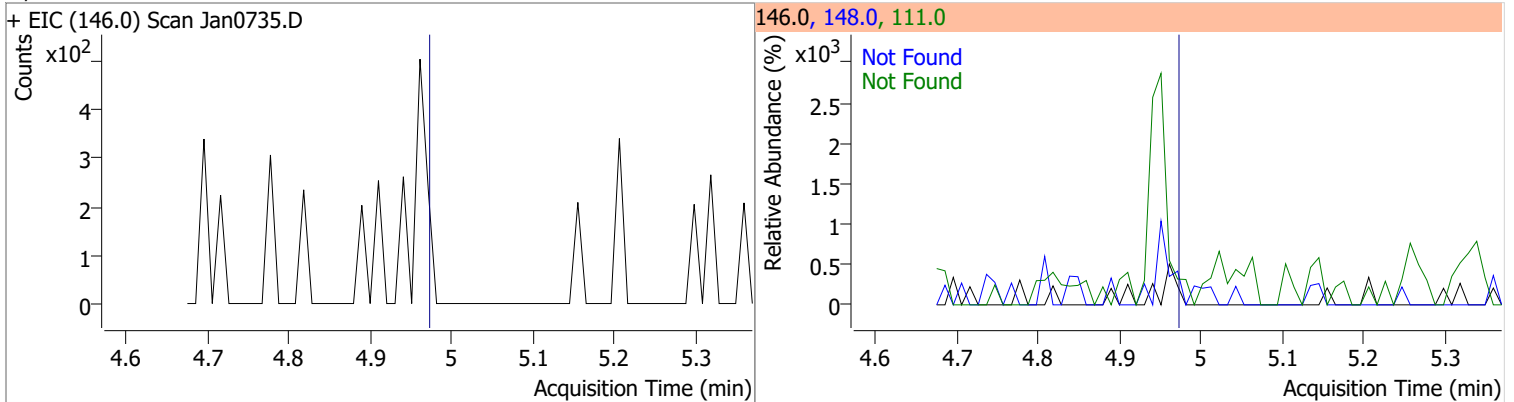


# Quantitation Results Report (QT Reviewed)

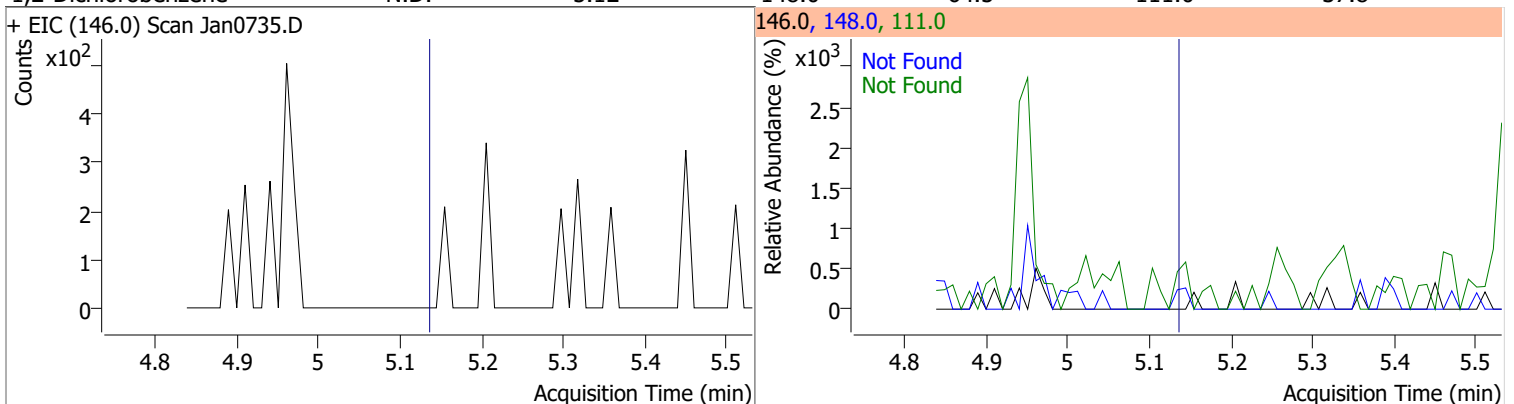
Compound	Conc.	Exp RT	QIon	Exp Ratio	QIon	Exp Ratio
1,3-Dichlorobenzene	N.D.	4.88	148.0	62.6	111.0	35.4



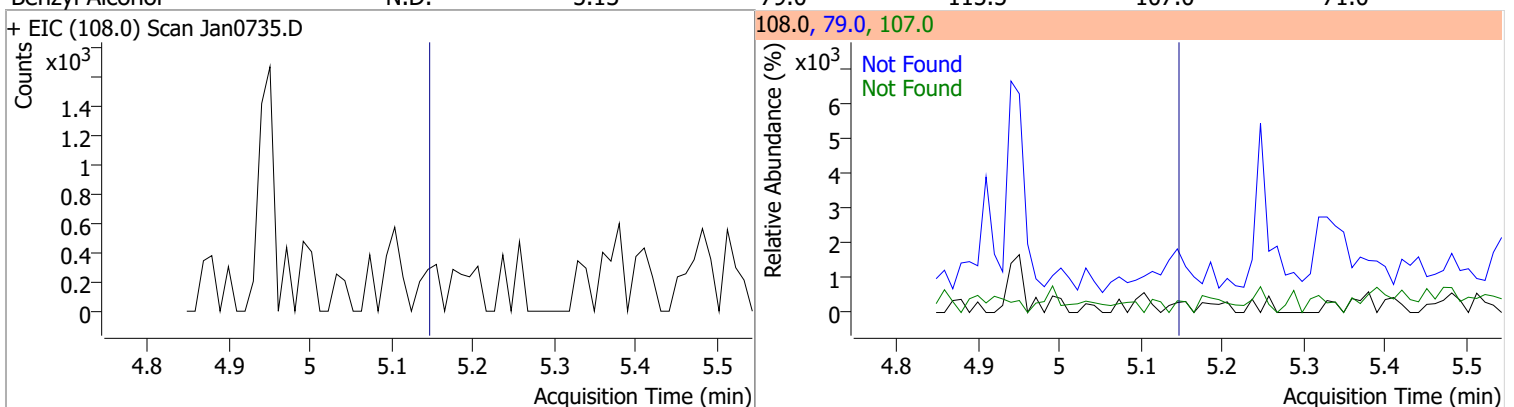
Compound	Conc.	Exp RT	QIon	Exp Ratio	QIon	Exp Ratio
1,4-Dichlorobenzene	N.D.	4.96	148.0	64.4	111.0	35.2



Compound	Conc.	Exp RT	QIon	Exp Ratio	QIon	Exp Ratio
1,2-Dichlorobenzene	N.D.	5.12	148.0	64.5	111.0	37.8



Compound	Conc.	Exp RT	QIon	Exp Ratio	QIon	Exp Ratio
Benzyl Alcohol	N.D.	5.13	79.0	115.5	107.0	71.0

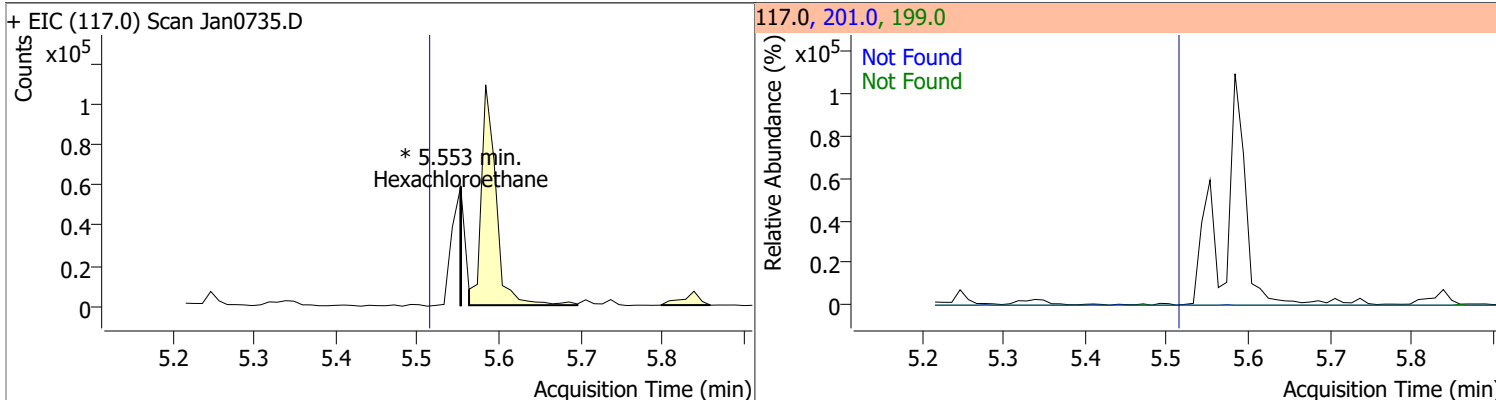


# Quantitation Results Report (QT Reviewed)

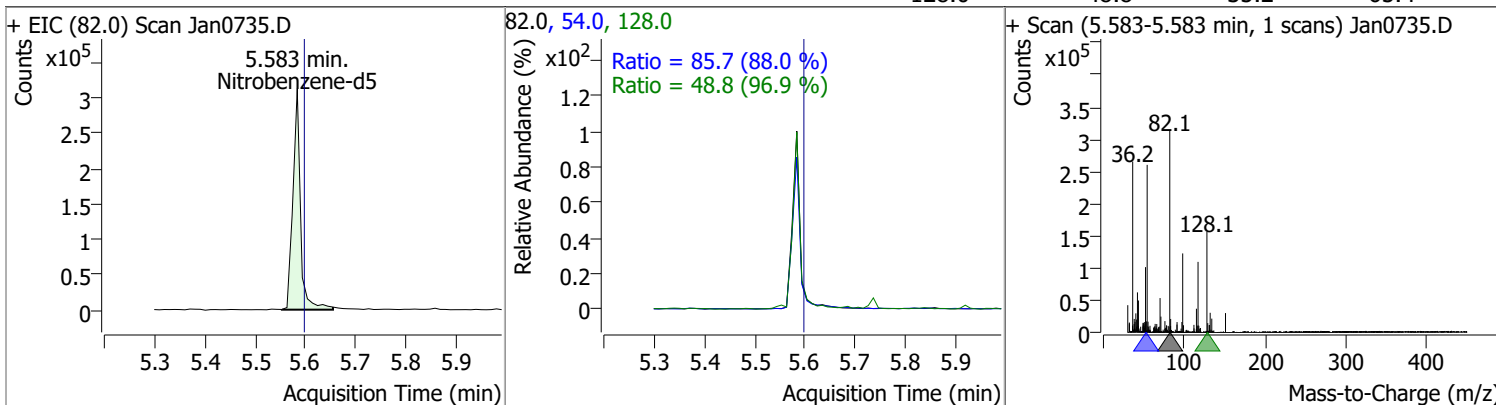
Compound	Conc.	Exp RT	QIon	Exp Ratio				
bis(2-chloroisopropyl)Ether	N.D.	5.30	123.0	32.2				
+ EIC (121.0) Scan Jan0735.D		121.0, 123.0						
2-Methylphenol	N.D.	5.30	108.0	116.9				
+ EIC (107.0) Scan Jan0735.D		107.0, 108.0						
Compound	Conc.	RT	Dev(Min)	Resp.	QIon	QRatio	Lower	Upper
N-nitroso-Di-n-propylamine		0		0	130.0		0.0	41.5
+ EIC (70.0) Scan Jan0735.D		70.0, 130.0			Ratio =			
4Methylphenol/3Methylphenol	N.D.	5.48			108.0			
+ EIC (107.0) Scan Jan0735.D		107.0, 108.0			Not Found			

# Quantitation Results Report (QT Reviewed)

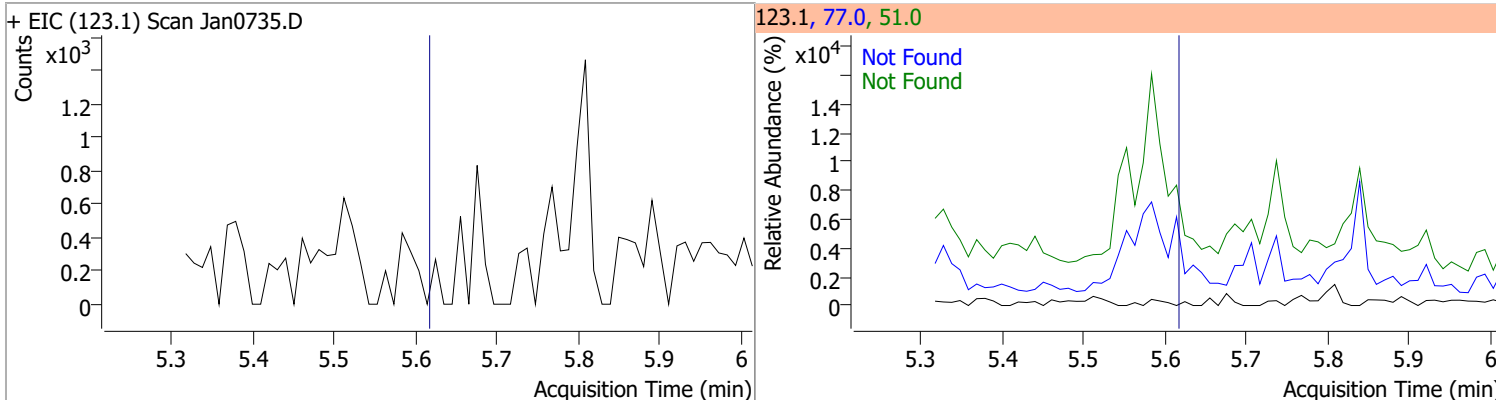
Compound	Conc.	RT	Dev(Min)	Resp.	QIon	QRatio	Lower	Upper
Hexachloroethane		0		0	201.0		65.2	121.2
					199.0		40.1	74.4



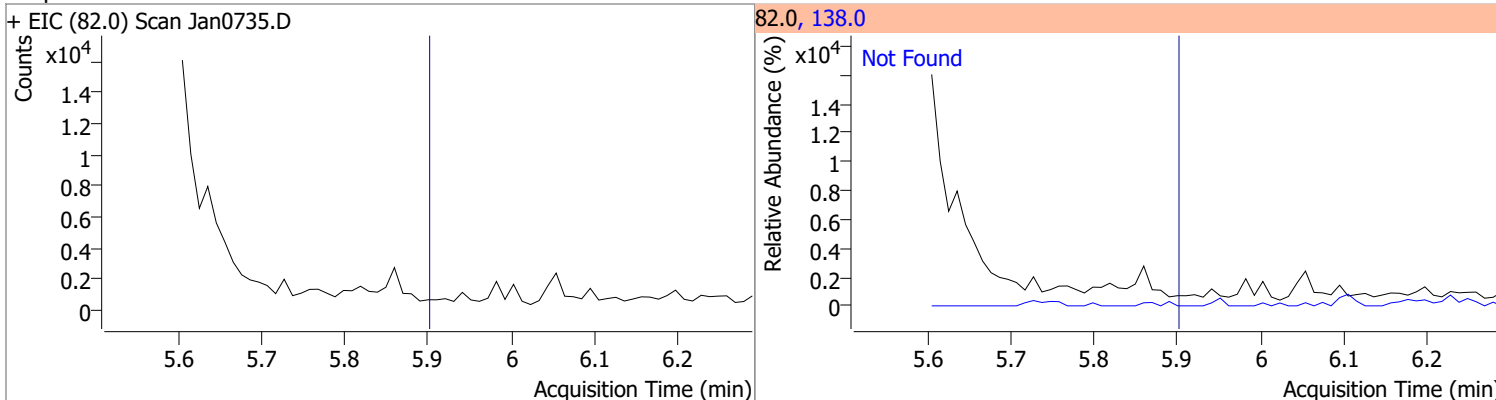
Compound	Conc.	RT	Dev(Min)	Resp.	QIon	QRatio	Lower	Upper
Nitrobenzene-d5	59.4432	5.58	0.00	329429	54.0	85.7	68.2	126.6
					128.0	48.8	35.2	65.4



Compound	Conc.	Exp RT	QIon	Exp Ratio	QIon	Exp Ratio
Nitrobenzene	N.D.	5.60	77.0	186.4	51.0	186.0



Compound	Conc.	Exp RT	QIon	Exp Ratio
Isophorone	N.D.	5.90	138.0	20.3



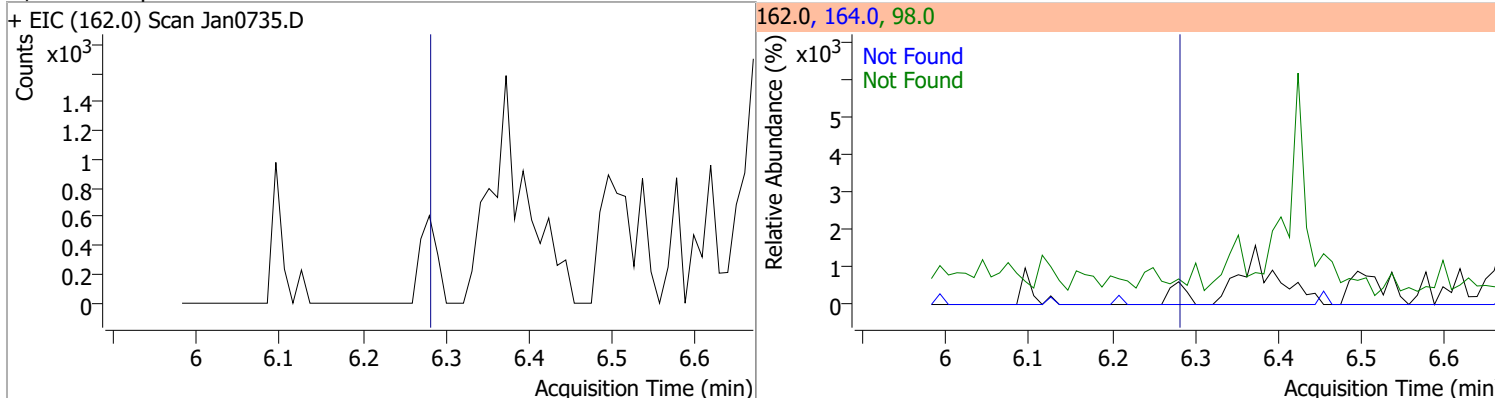
# Quantitation Results Report (QT Reviewed)

Compound	Conc.	Exp RT	QIon	Exp Ratio	QIon	Exp Ratio
2-Nitrophenol	N.D.	5.97	65.0	51.2	109.0	34.5
+ EIC (139.0) Scan Jan0735.D			139.0, 65.0, 109.0			
2,4-Dimethylphenol	N.D.	6.08	107.0	106.6	77.0	30.1
+ EIC (122.0) Scan Jan0735.D			122.0, 107.0, 77.0			
bis(-2-Chloroethoxy)Methane	N.D.	6.18	63.0	91.4	95.0	31.4
+ EIC (93.0) Scan Jan0735.D			93.0, 63.0, 95.0			
Benzoic Acid	N.D.	6.28	122.0	88.1	77.0	74.0
+ EIC (105.0) Scan Jan0735.D			105.0, 122.0, 77.0			

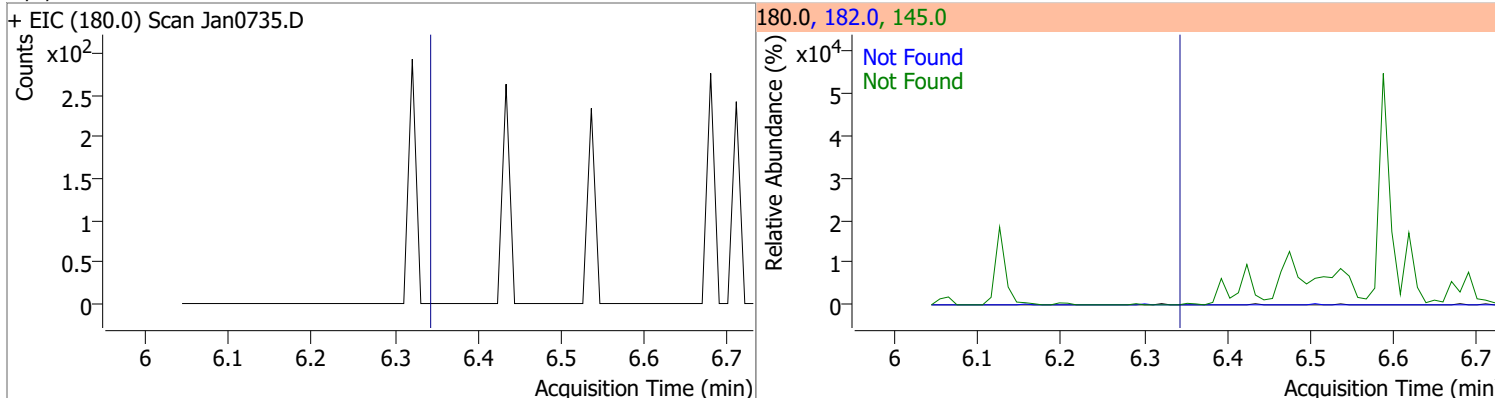


# Quantitation Results Report (QT Reviewed)

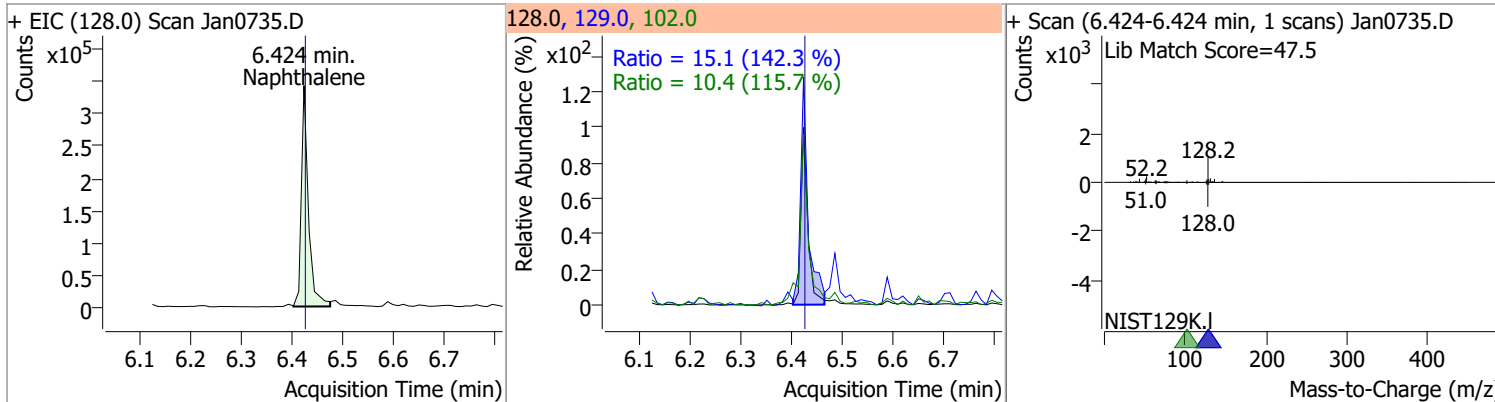
Compound	Conc.	Exp RT	QIon	Exp Ratio	QIon	Exp Ratio
2,4-Dichlorophenol	N.D.	6.28	164.0	65.0	98.0	31.2



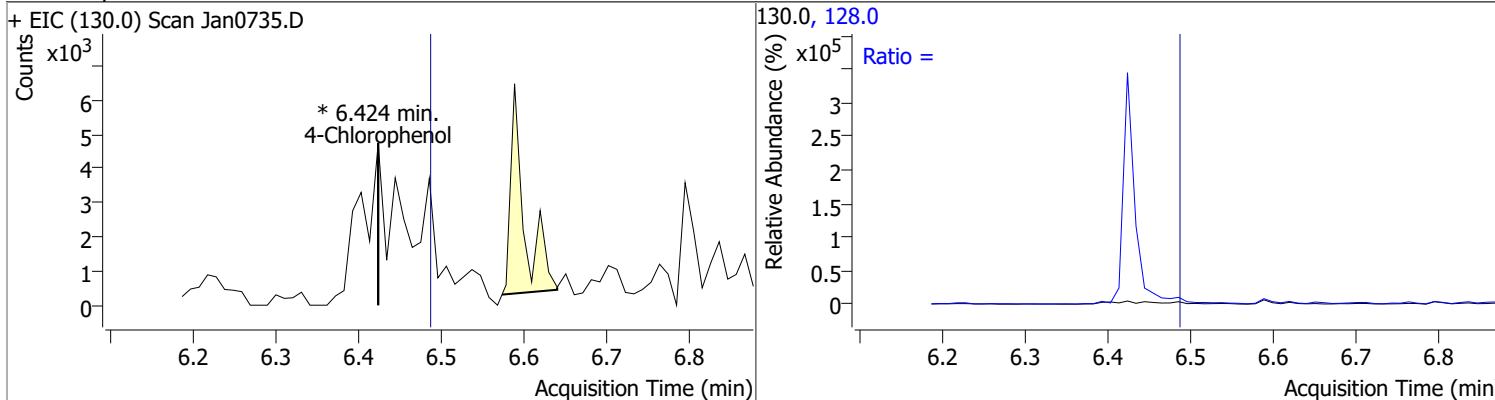
Compound	Conc.	Exp RT	QIon	Exp Ratio	QIon	Exp Ratio
1,2,4-Trichlorobenzene	N.D.	6.34	182.0	97.8	145.0	30.3



Compound	Conc.	RT	Dev(Min)	Resp.	QIon	QRatio	Lower	Upper
Naphthalene	13.5309	6.42	0.00	329094	129.0	15.1	7.4	13.8
					102.0	10.4	6.3	11.7

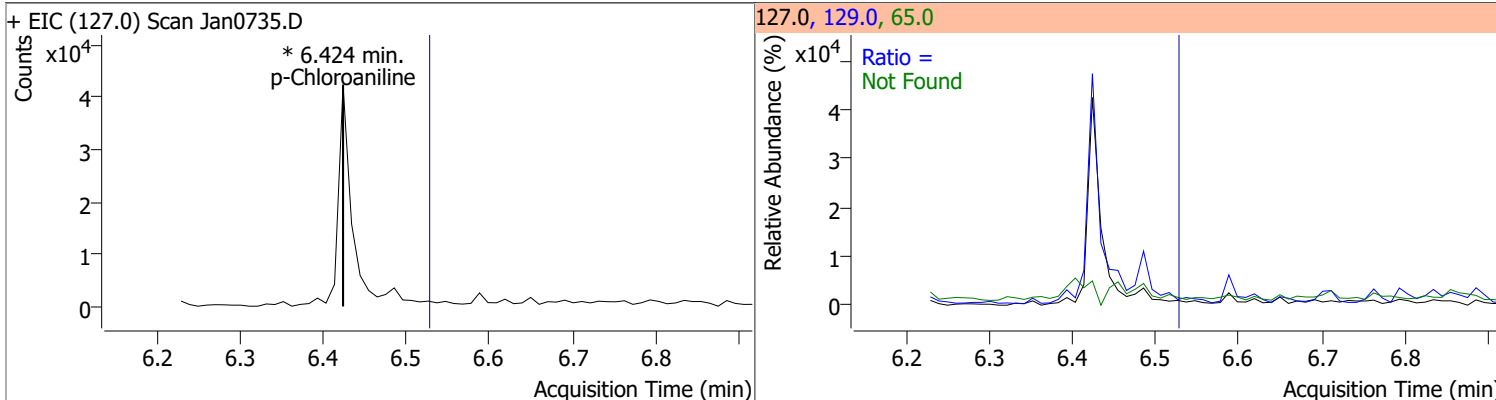


Compound	Conc.	RT	Dev(Min)	Resp.	QIon	QRatio	Lower	Upper
4-Chlorophenol		0		0	128.0		222.8	413.7

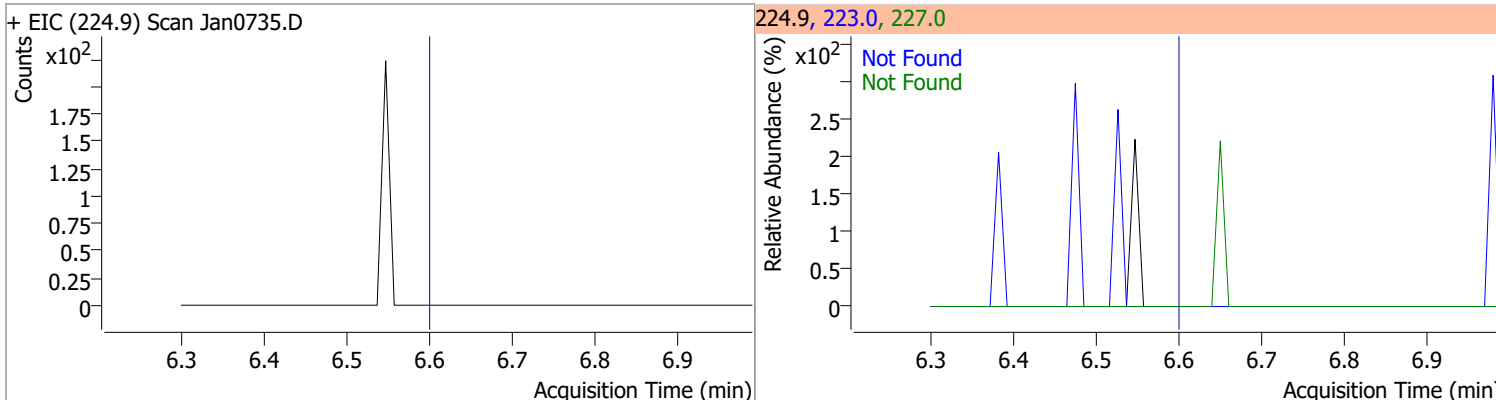


# Quantitation Results Report (QT Reviewed)

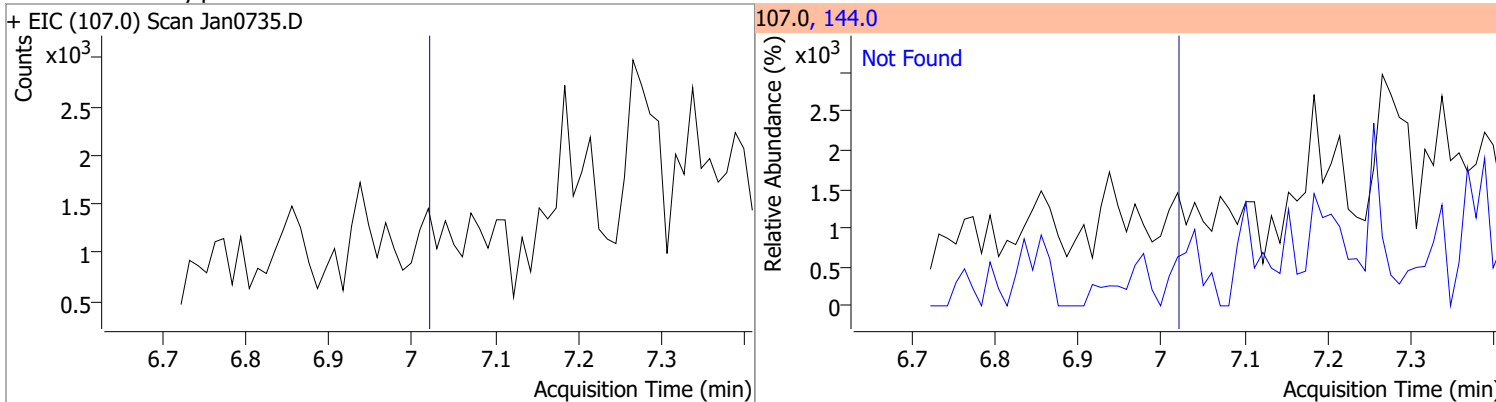
Compound	Conc.	RT	Dev(Min)	Resp.	QIon	QRatio	Lower	Upper
p-Chloroaniline	0	0		0	65.0		25.6	47.5
					129.0		23.6	43.8



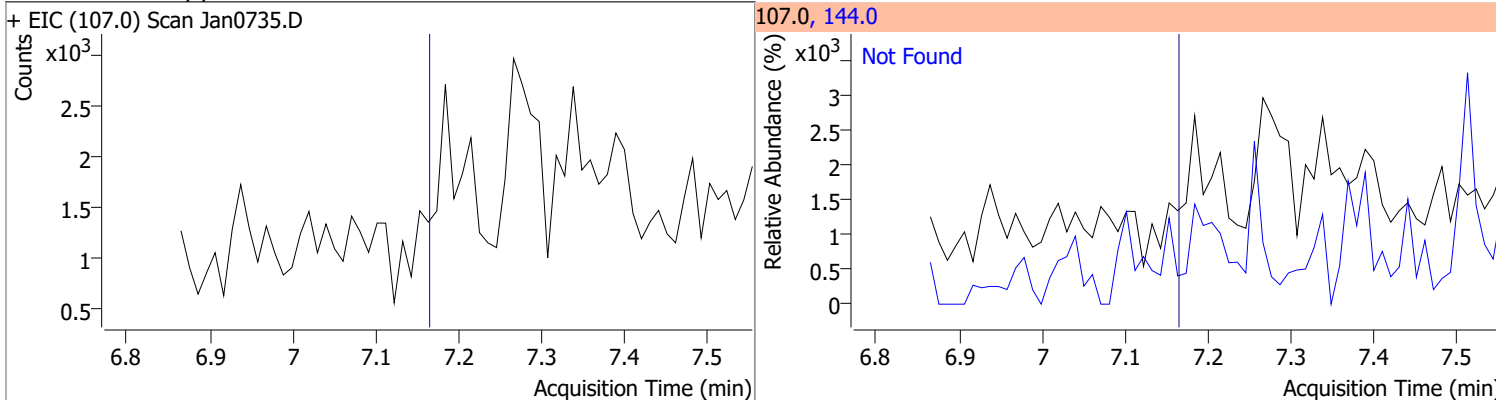
Compound	Conc.	Exp RT	QIon	Exp Ratio	QIon	Exp Ratio
Hexachlorobutadiene	N.D.	6.60	227.0	66.1	223.0	64.1



Compound	Conc.	Exp RT	QIon	Exp Ratio
4-Chloro-2-Methylphenol	N.D.	7.02	144.0	27.3

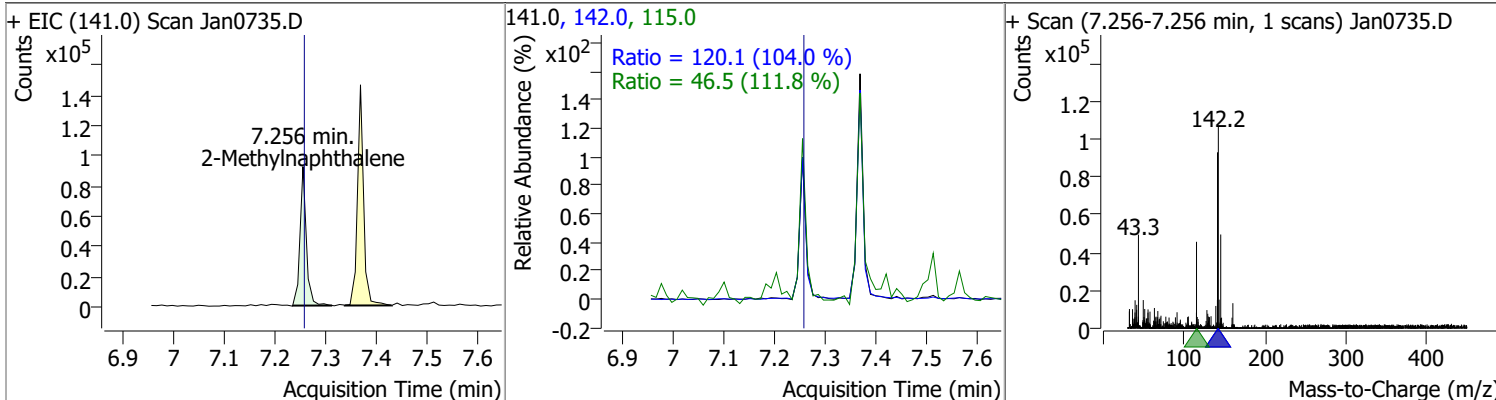


Compound	Conc.	Exp RT	QIon	Exp Ratio
4-Chloro-3-Methylphenol	N.D.	7.16	144.0	28.4

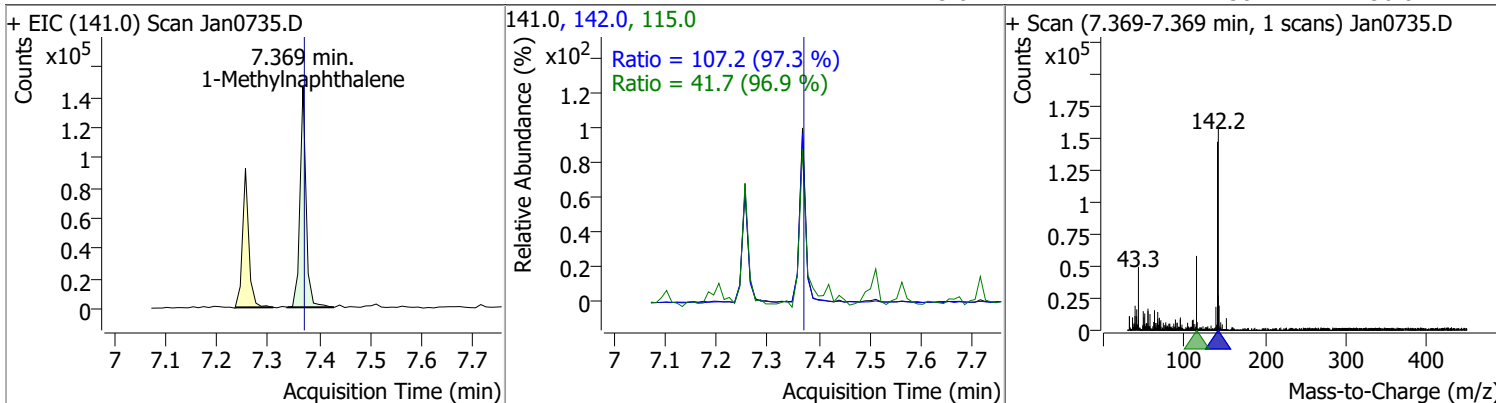


# Quantitation Results Report (QT Reviewed)

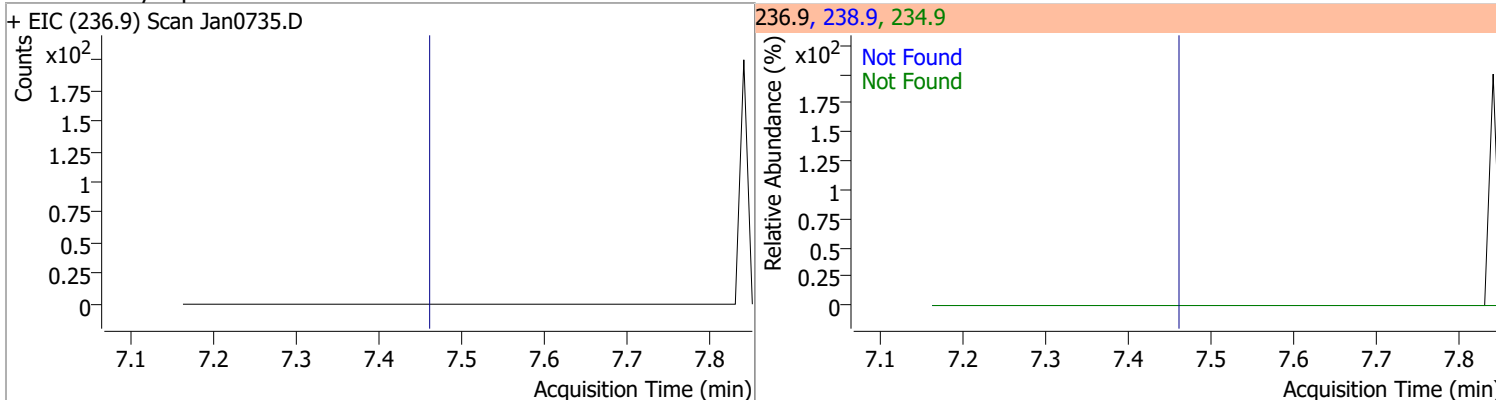
Compound	Conc.	RT	Dev(Min)	Resp.	QIon	QRatio	Lower	Upper
2-Methylnaphthalene	4.5810	7.26	0.00	75122	142.0	120.1	80.8	150.1
					115.0	46.5	29.1	54.1



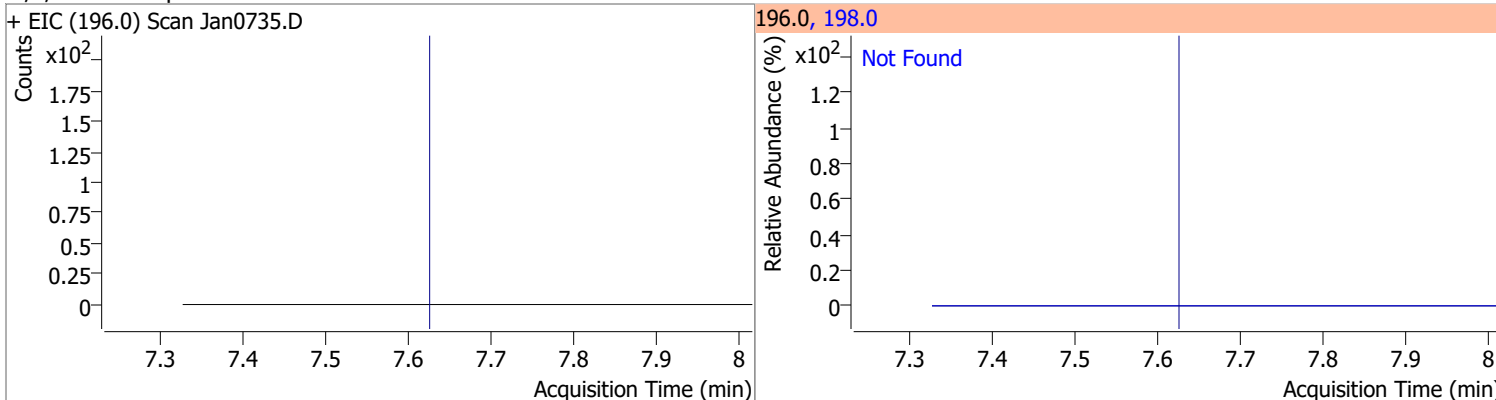
Compound	Conc.	RT	Dev(Min)	Resp.	QIon	QRatio	Lower	Upper
1-Methylnaphthalene	7.8905	7.37	0.00	121498	142.0	107.2	77.1	143.2
					115.0	41.7	30.2	56.0



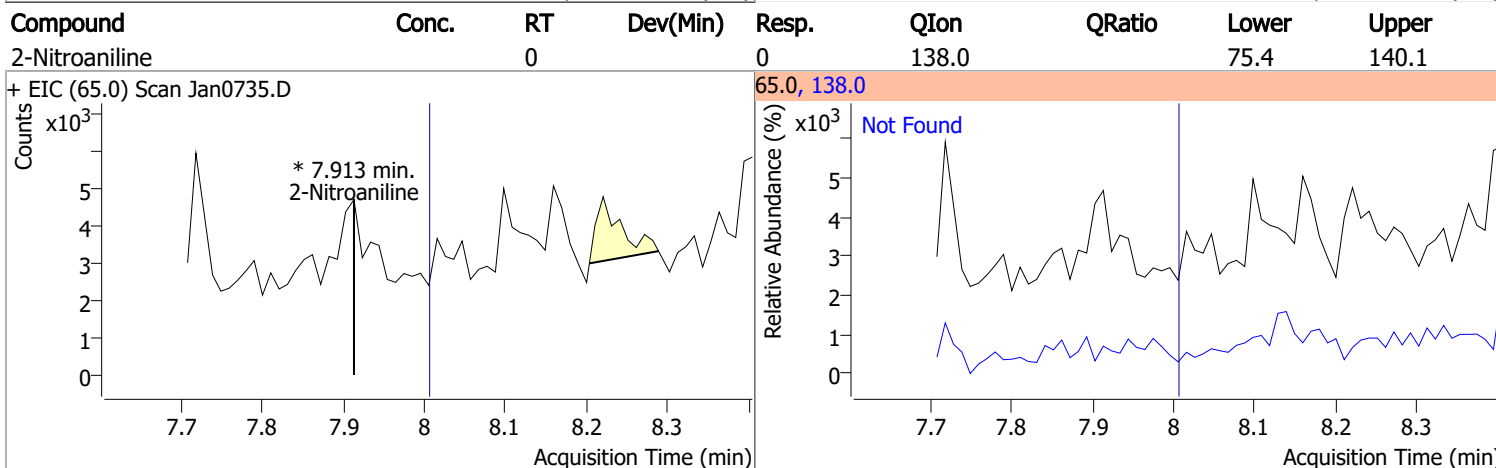
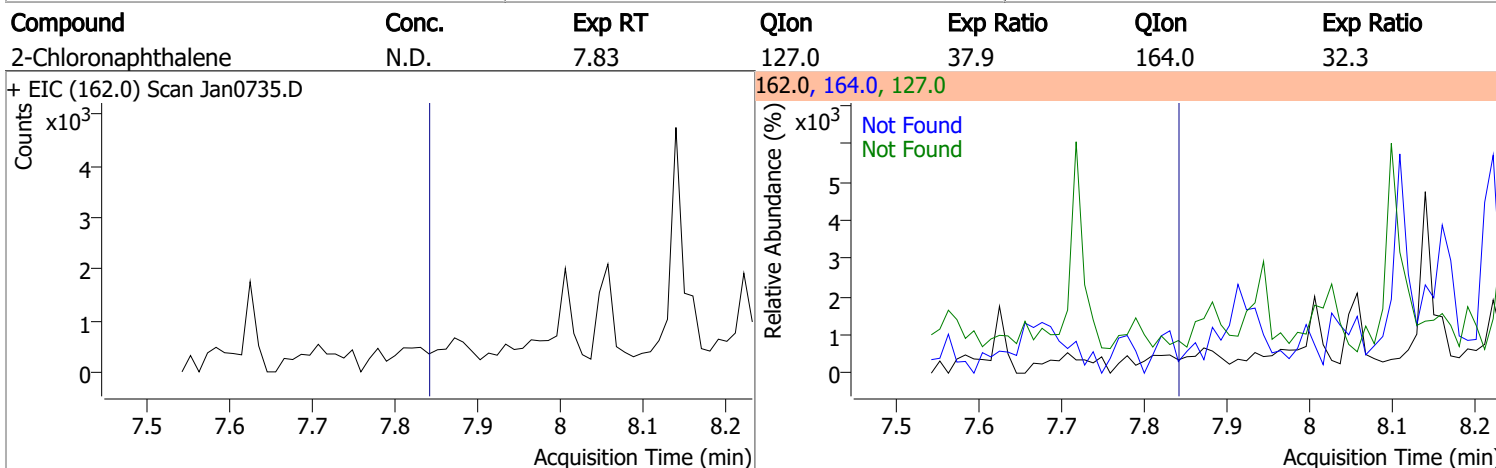
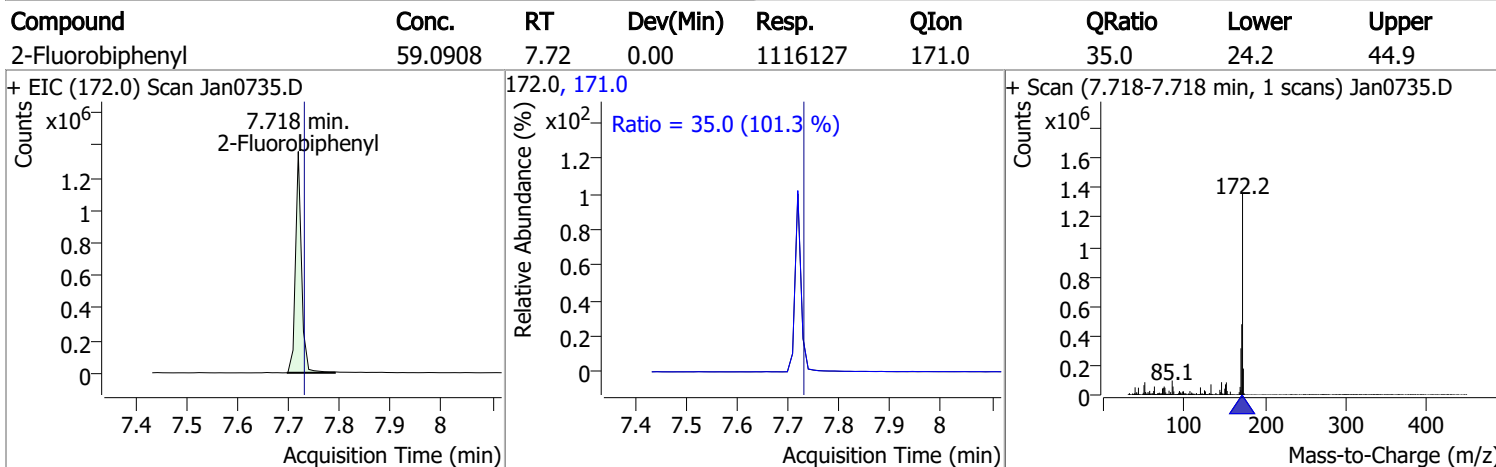
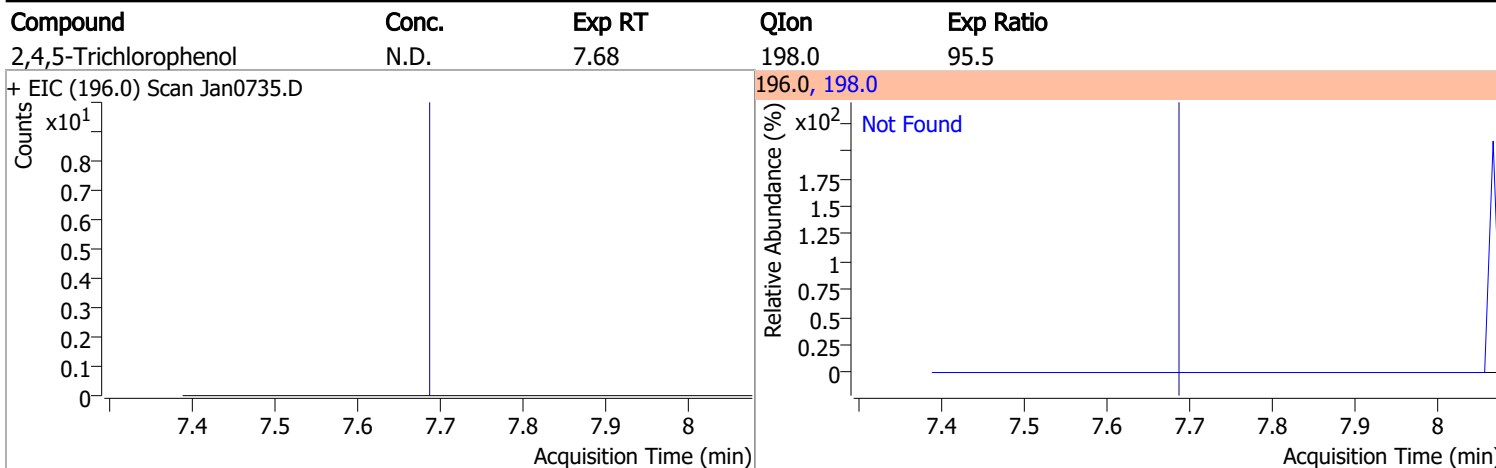
Compound	Conc.	Exp RT	QIon	Exp Ratio	QIon	Exp Ratio
Hexachlorocyclopentadiene	N.D.	7.45	238.9	65.0	234.9	62.3



Compound	Conc.	Exp RT	QIon	Exp Ratio
2,4,6-Trichlorophenol	N.D.	7.61	198.0	95.1

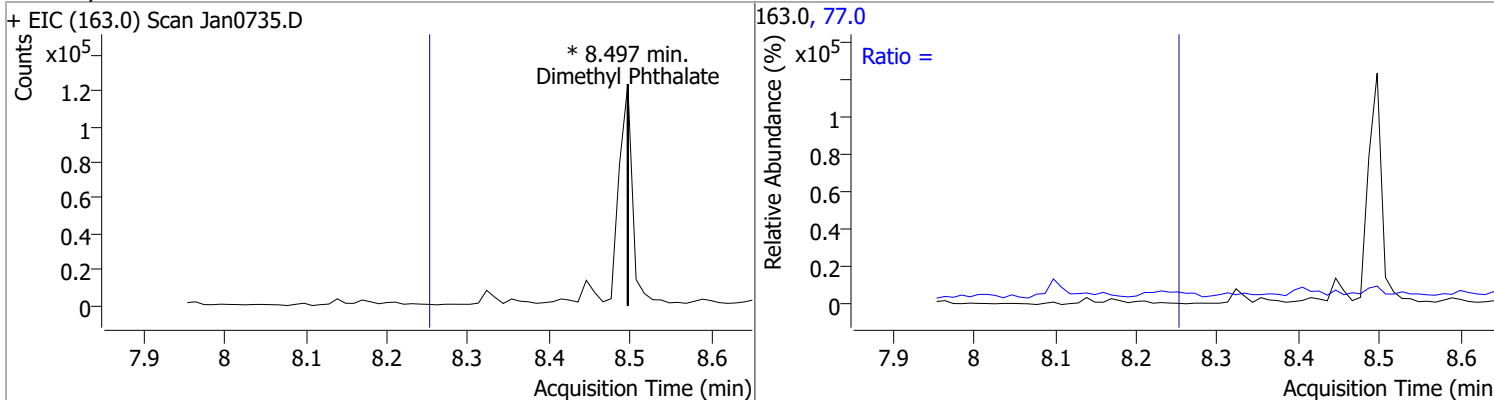


# Quantitation Results Report (QT Reviewed)

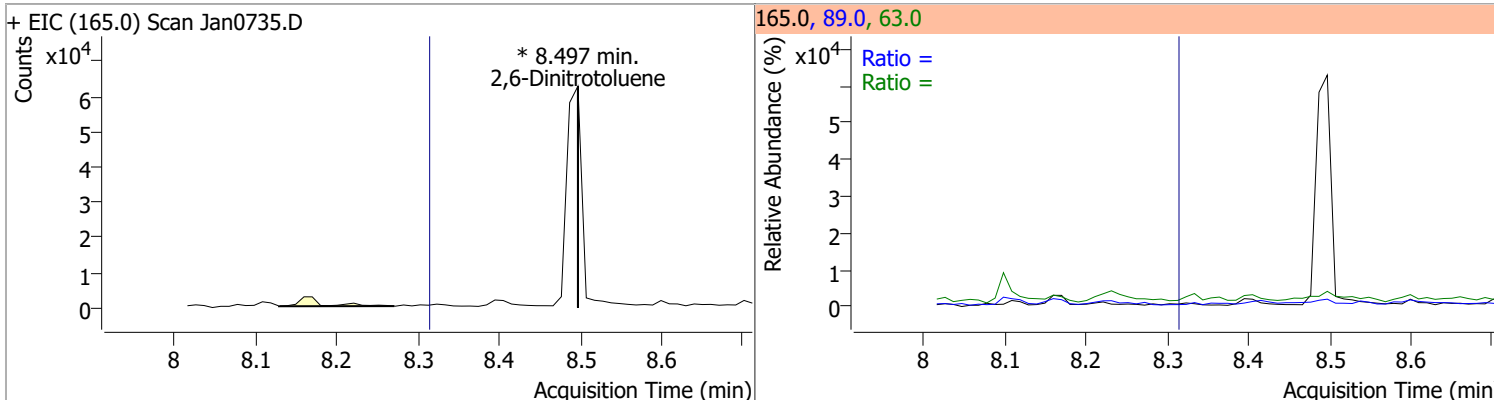


# Quantitation Results Report (QT Reviewed)

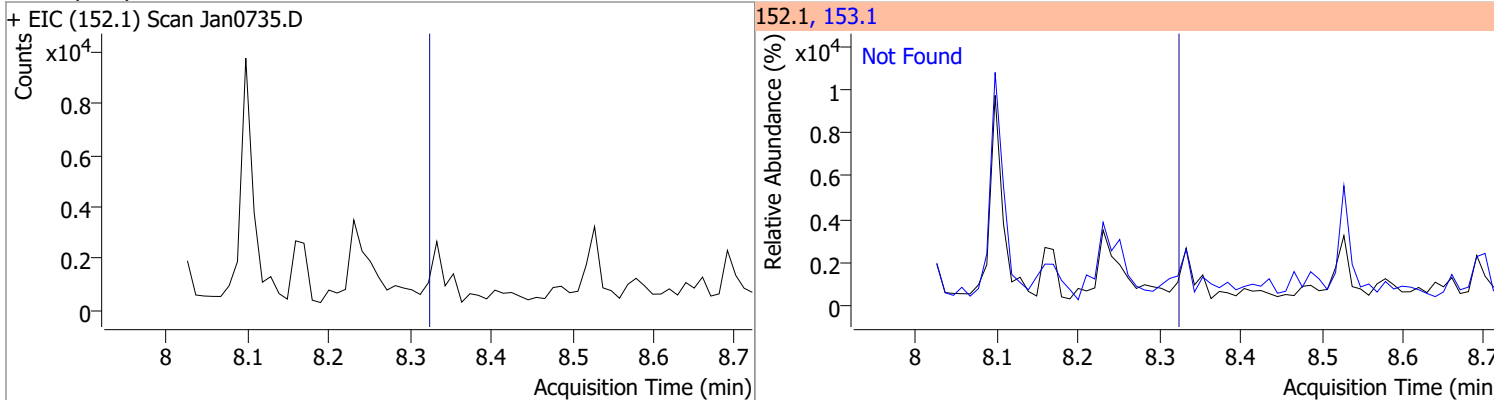
Compound	Conc.	RT	Dev(Min)	Resp.	QIon	QRatio	Lower	Upper
Dimethyl Phthalate	0	8.5		0	77.0		13.0	24.2



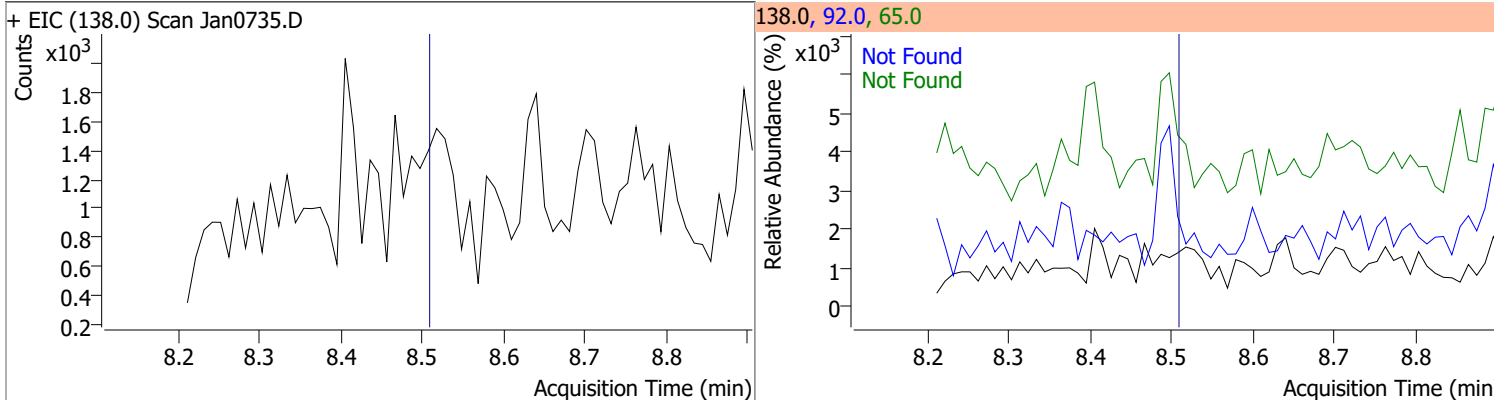
Compound	Conc.	RT	Dev(Min)	Resp.	QIon	QRatio	Lower	Upper
2,6-Dinitrotoluene	0	8.5		0	63.0		110.4	205.0
					89.0		39.5	73.3



Compound	Conc.	Exp RT	QIon	Exp Ratio
Acenaphthylene	N.D.	8.31	153.1	13.8

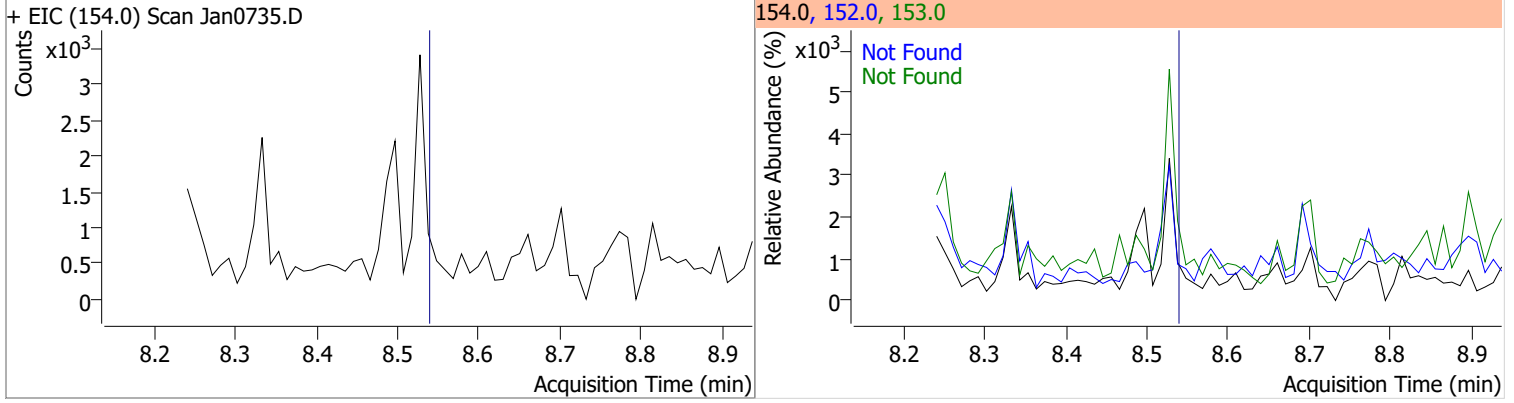


Compound	Conc.	Exp RT	QIon	Exp Ratio	QIon	Exp Ratio
3-Nitroaniline	N.D.	8.50	65.0	140.9	92.0	106.5

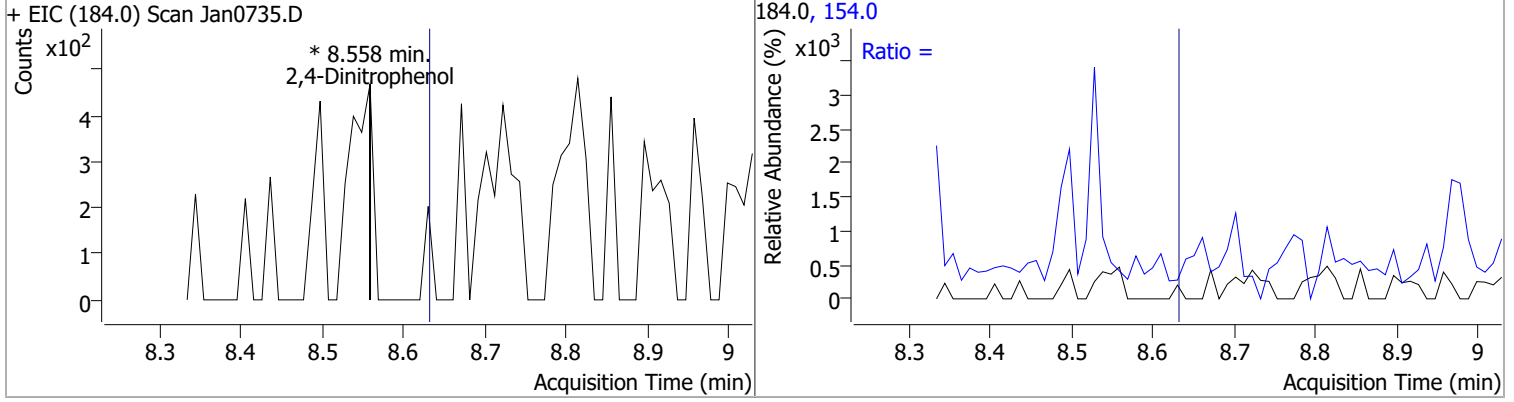


# Quantitation Results Report (QT Reviewed)

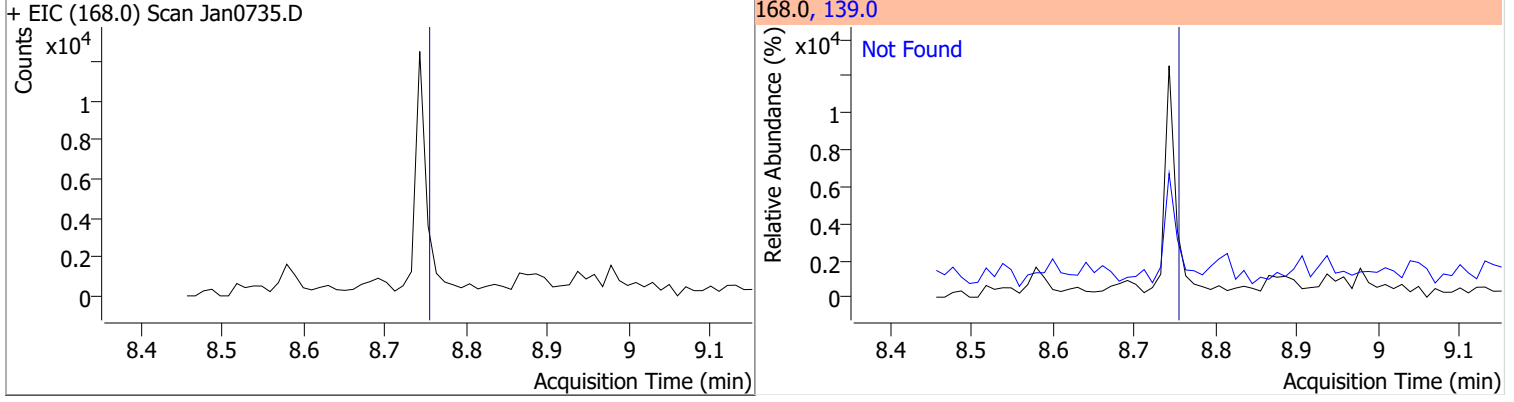
Compound	Conc.	Exp RT	QIon	Exp Ratio	QIon	Exp Ratio
Acenaphthene	N.D.	8.53	153.0	109.5	152.0	52.9



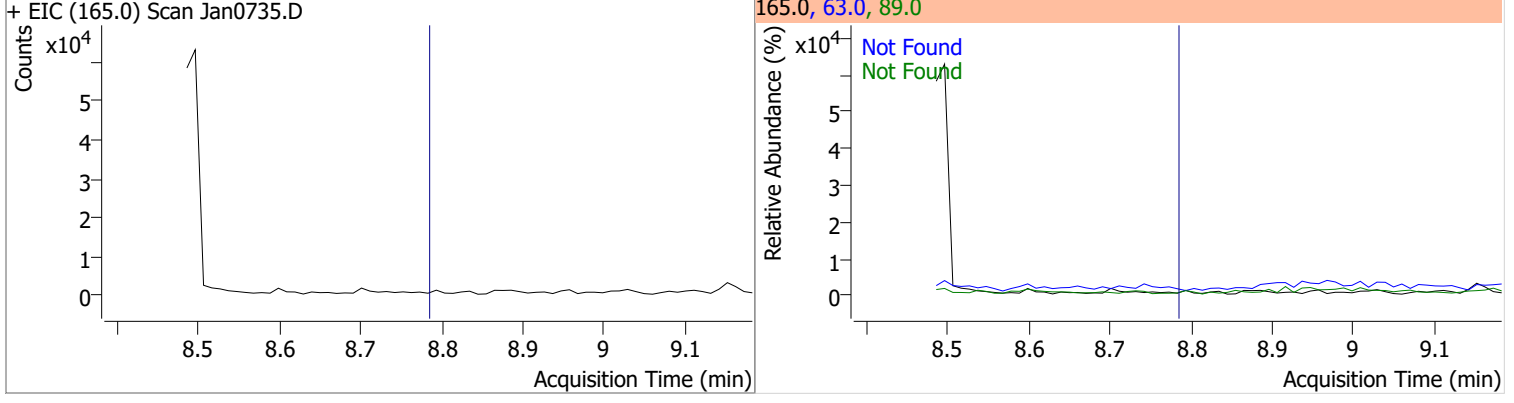
Compound	Conc.	RT	Dev(Min)	Resp.	QIon	QRatio	Lower	Upper
2,4-Dinitrophenol		0		0	154.0		42.0	78.1



Compound	Conc.	Exp RT	QIon	Exp Ratio
Dibenzofuran	N.D.	8.74	139.0	38.6

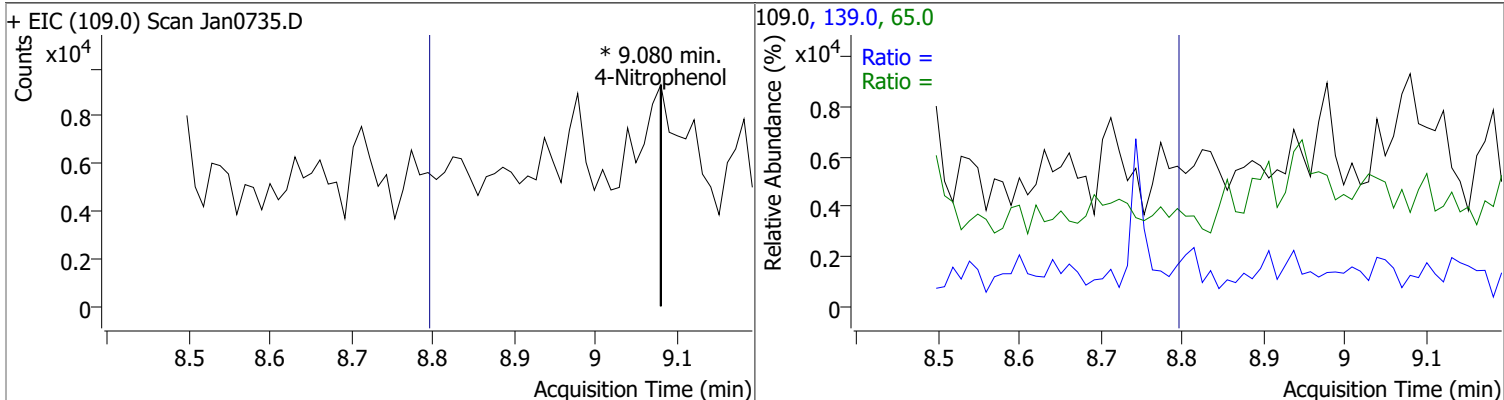


Compound	Conc.	Exp RT	QIon	Exp Ratio	QIon	Exp Ratio
2,4-Dinitrotoluene	N.D.	8.77	63.0	76.1	89.0	74.7

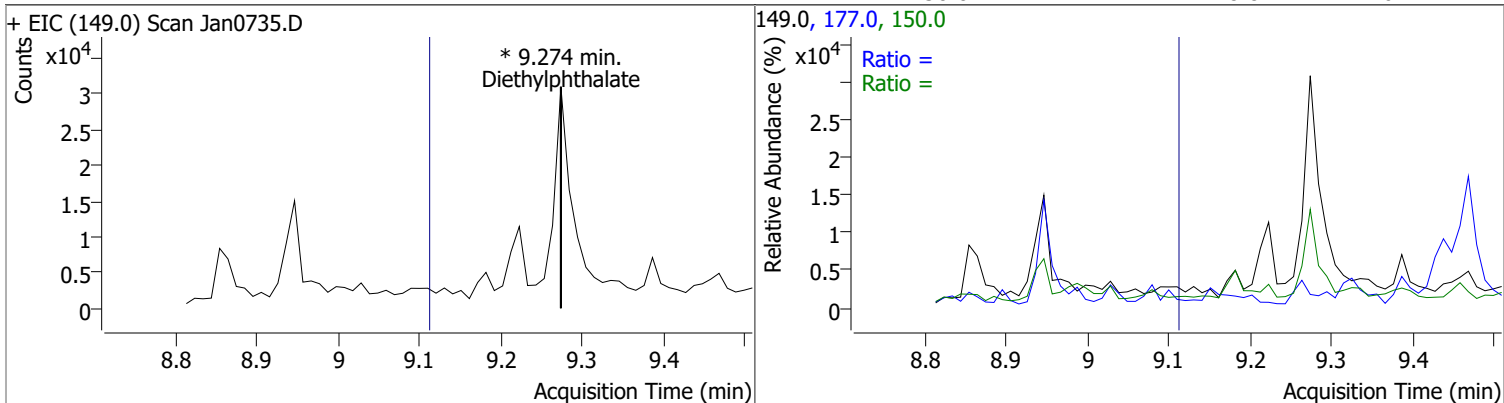


# Quantitation Results Report (QT Reviewed)

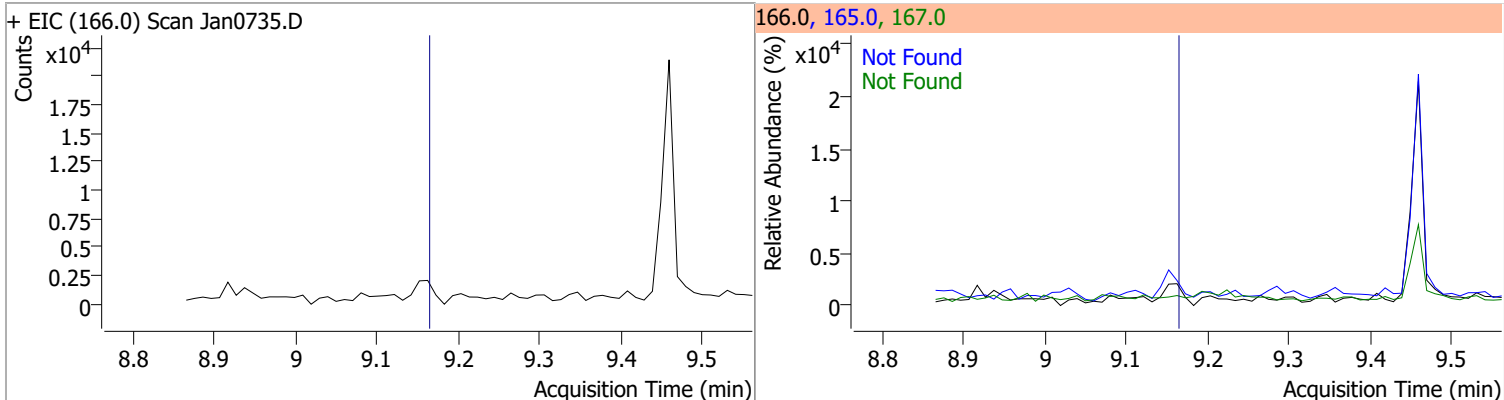
Compound	Conc.	RT	Dev(Min)	Resp.	QIon	QRatio	Lower	Upper
4-Nitrophenol	0	0	0	0	65.0		62.0	115.1
					139.0		56.3	104.5



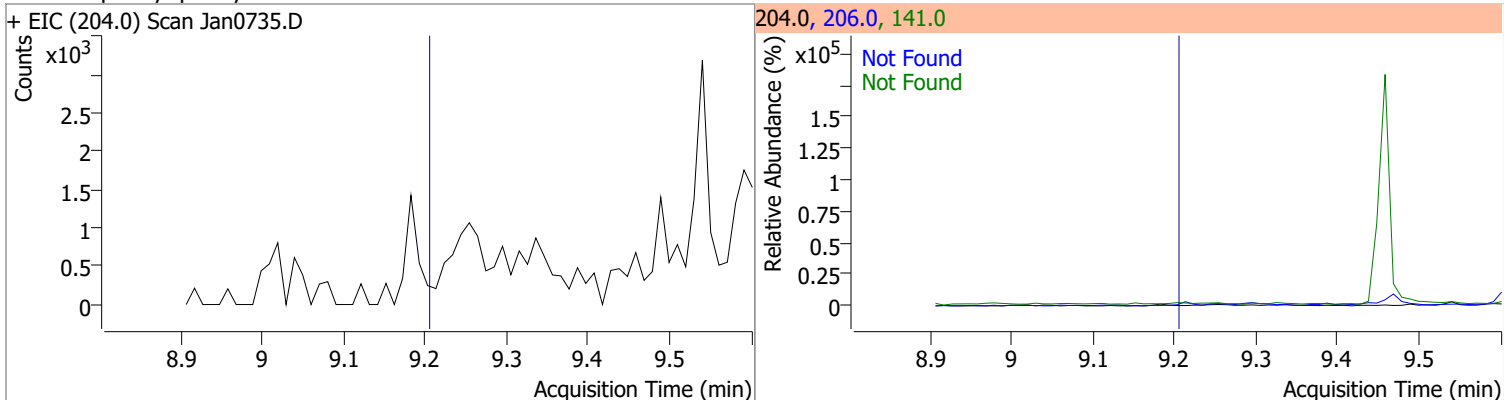
Compound	Conc.	RT	Dev(Min)	Resp.	QIon	QRatio	Lower	Upper
Diethylphthalate	0	0	0	0	177.0		14.5	27.0
					150.0		8.8	16.4



Compound	Conc.	Exp RT	QIon	Exp Ratio	QIon	Exp Ratio
Fluorene	N.D.	9.15	165.0	93.4	167.0	12.9

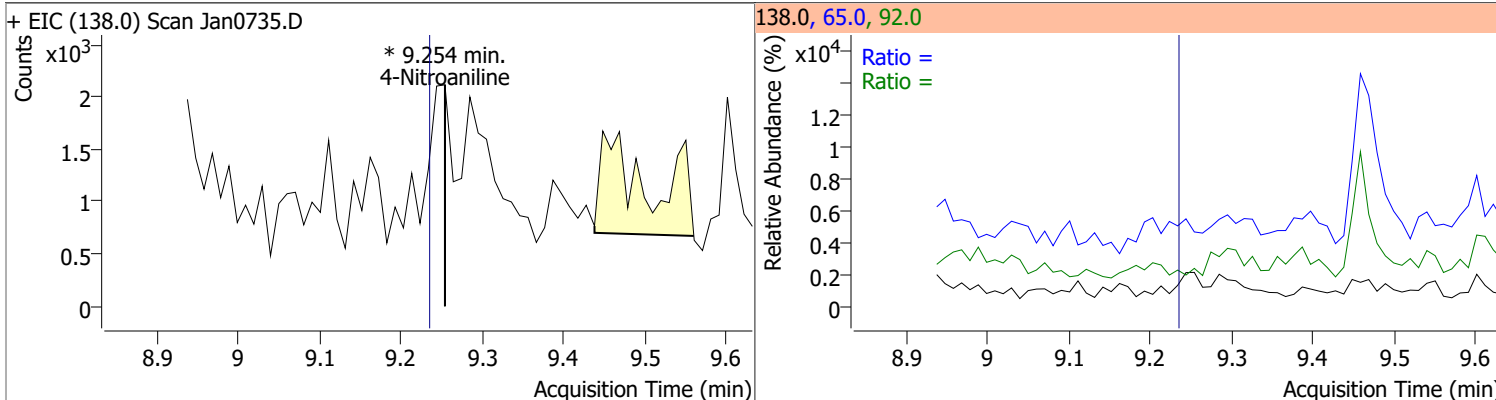


Compound	Conc.	Exp RT	QIon	Exp Ratio	QIon	Exp Ratio
4-Chlorophenyl-phenylether	N.D.	9.19	141.0	62.3	206.0	33.9

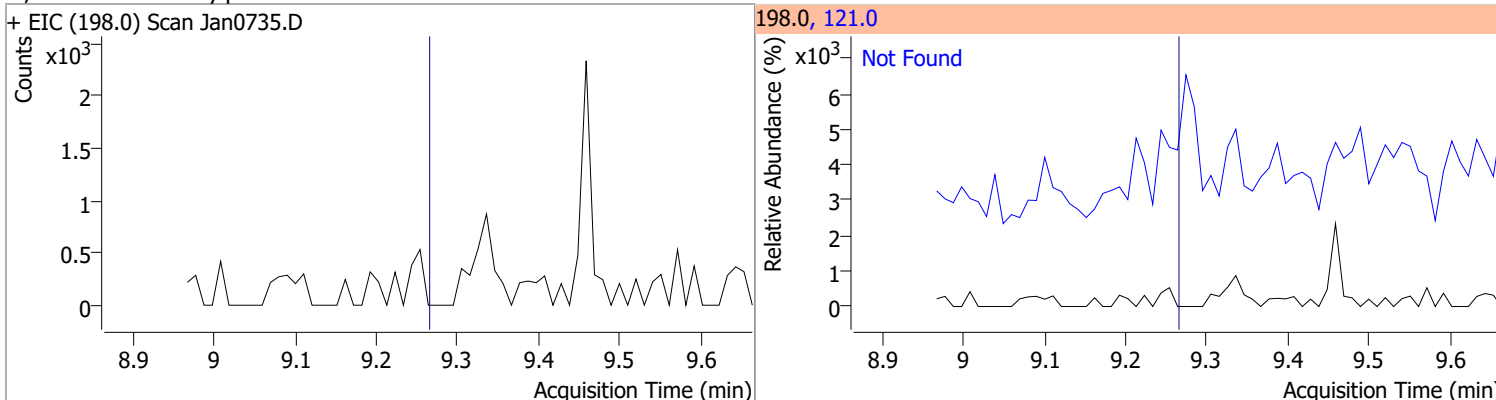


# Quantitation Results Report (QT Reviewed)

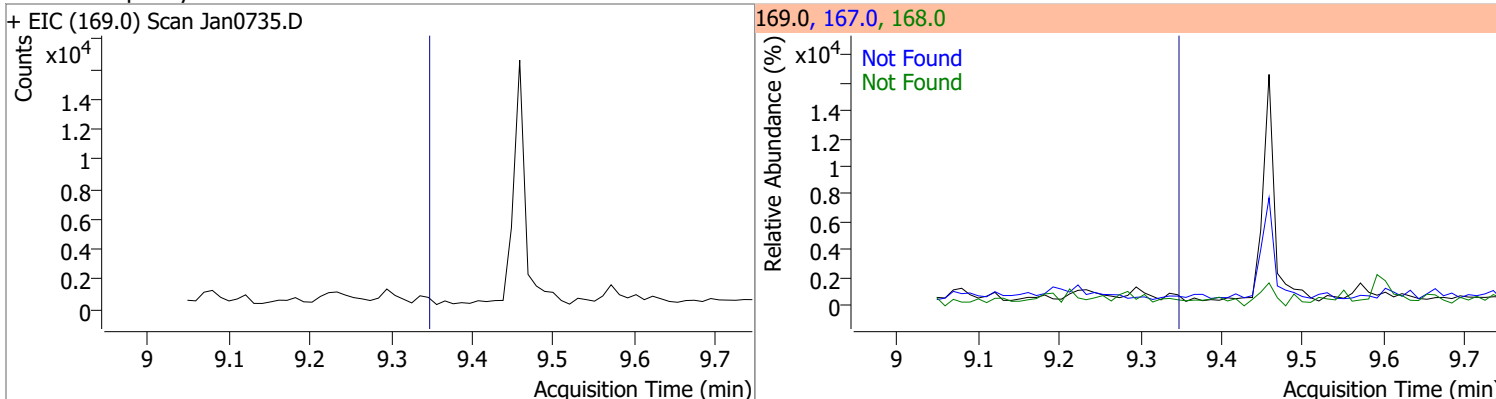
Compound	Conc.	RT	Dev(Min)	Resp.	QIon	QRatio	Lower	Upper
4-Nitroaniline		0		0	65.0		80.2	149.0
					92.0		31.7	58.9



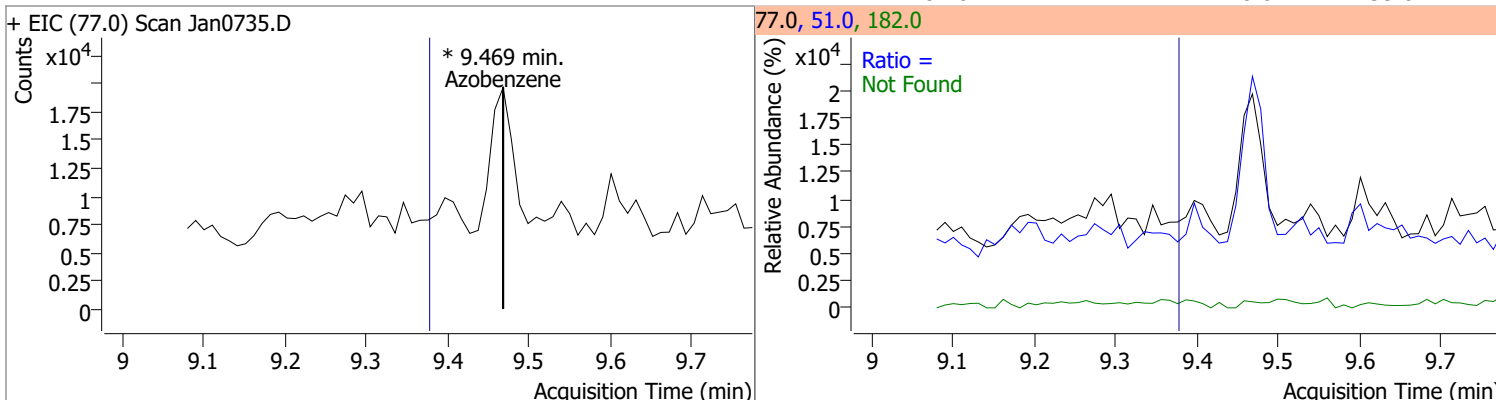
Compound	Conc.	Exp RT	QIon	Exp Ratio
4,6-Dinitro-2-methylphenol	N.D.	9.26	121.0	44.8



Compound	Conc.	Exp RT	QIon	Exp Ratio	QIon	Exp Ratio
N-nitrosodiphenylamine	N.D.	9.35	168.0	63.3	167.0	33.4



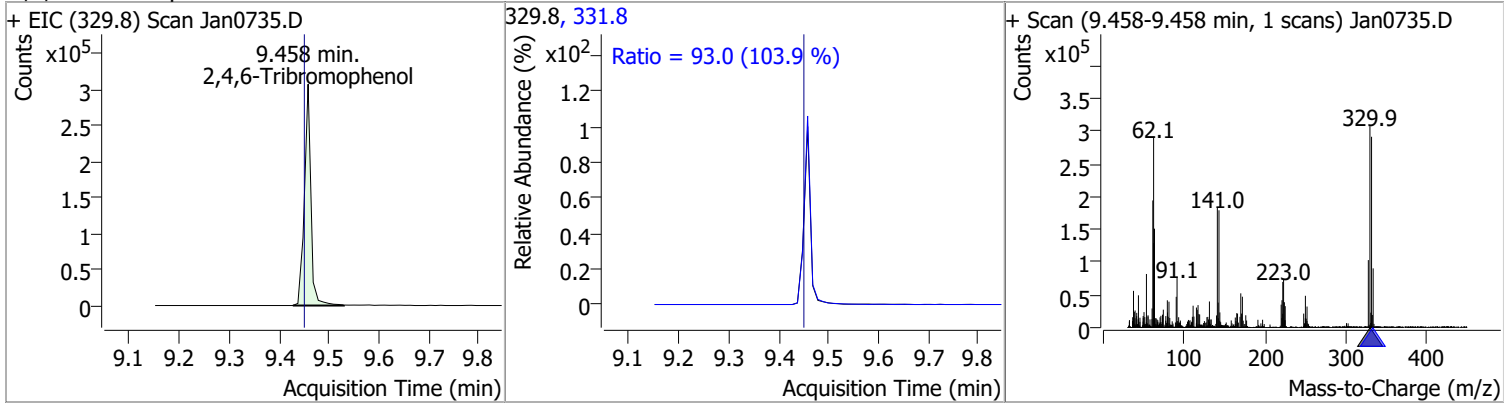
Compound	Conc.	RT	Dev(Min)	Resp.	QIon	QRatio	Lower	Upper
Azobenzene		0		0	51.0		34.9	64.9
					182.0		18.8	35.0



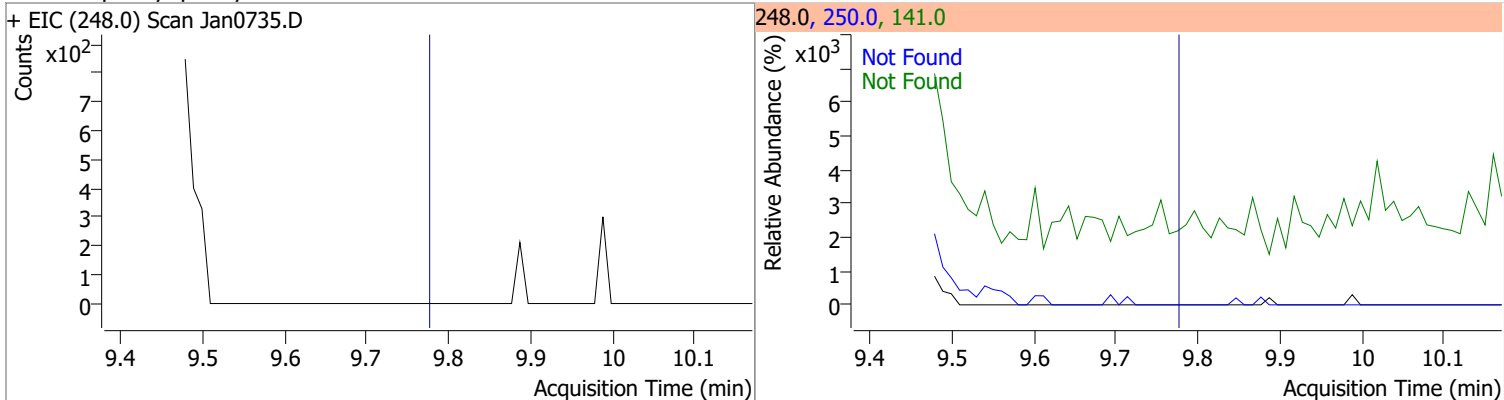


# Quantitation Results Report (QT Reviewed)

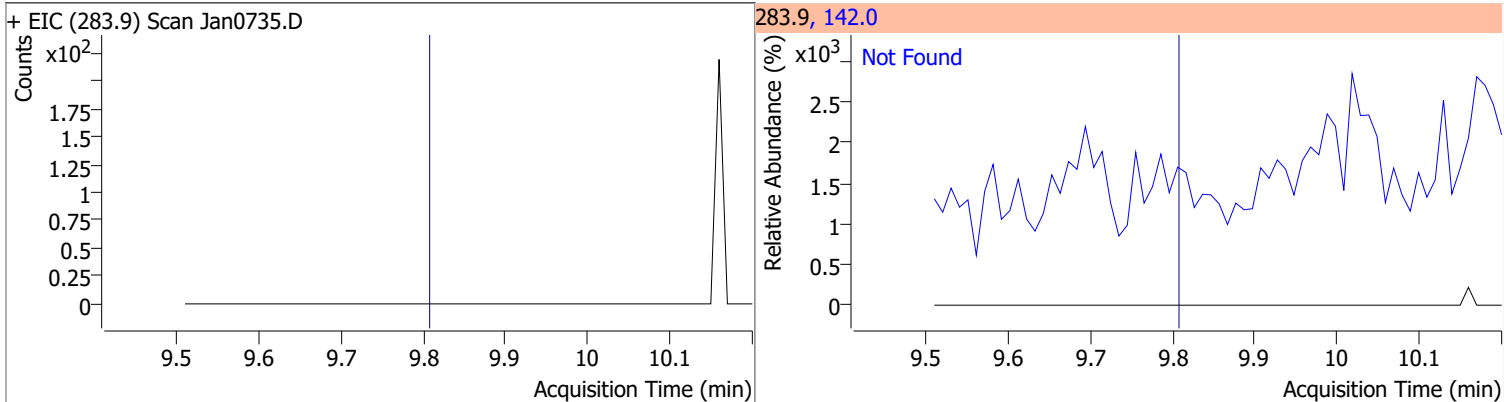
Compound	Conc.	RT	Dev(Min)	Resp.	QIon	QRatio	Lower	Upper
2,4,6-Tribromophenol	168.3208	9.46	0.01	279891	331.8	93.0	62.7	116.4



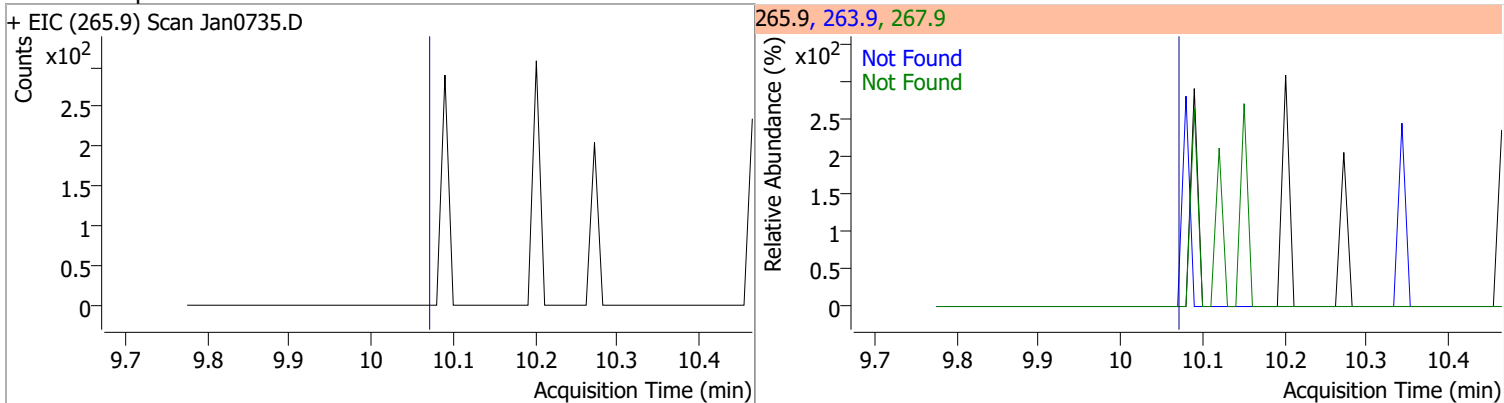
Compound	Conc.	Exp RT	QIon	Exp Ratio	QIon	Exp Ratio
4-Bromophenyl-phenylether	N.D.	9.78	250.0	98.3	141.0	96.1



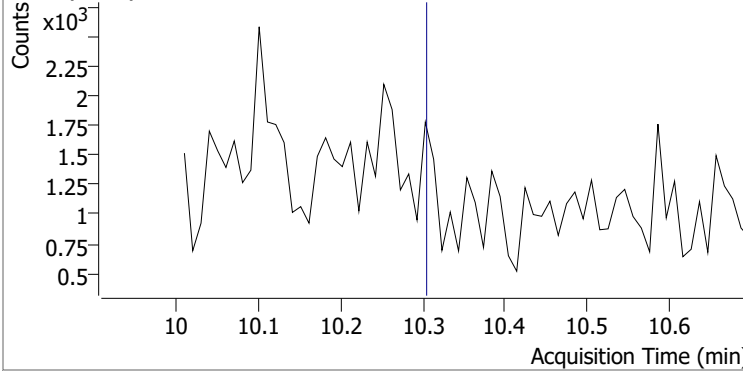
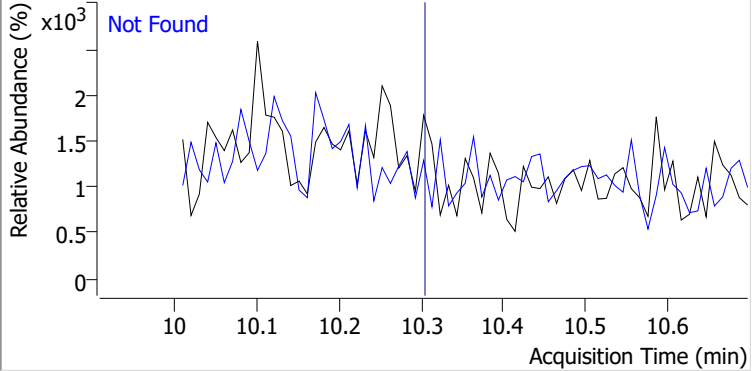
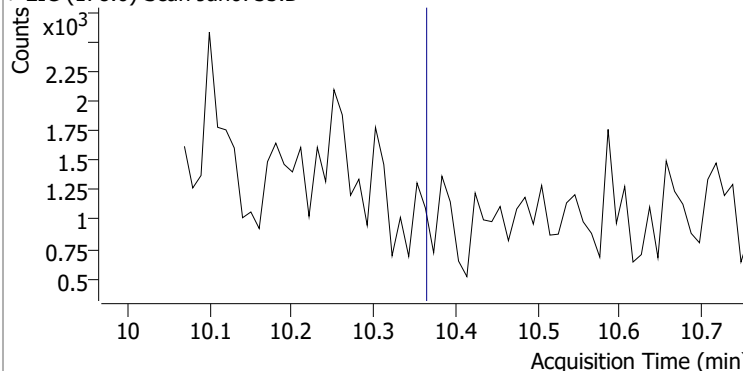
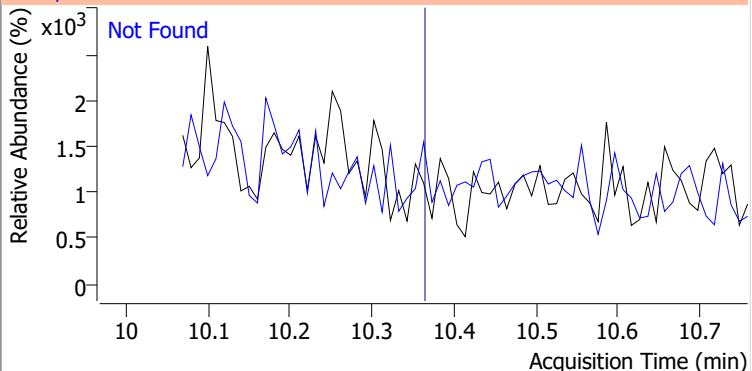
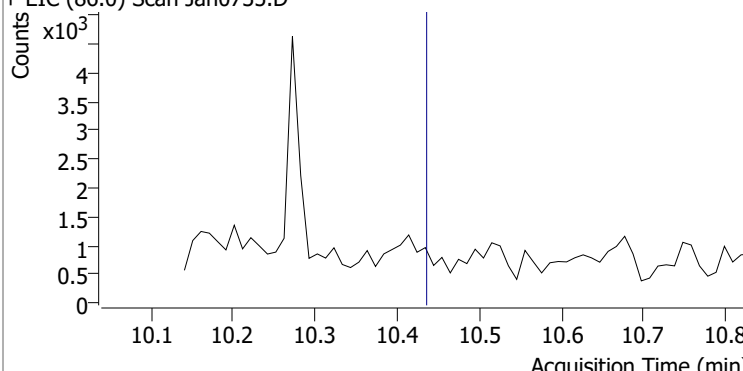
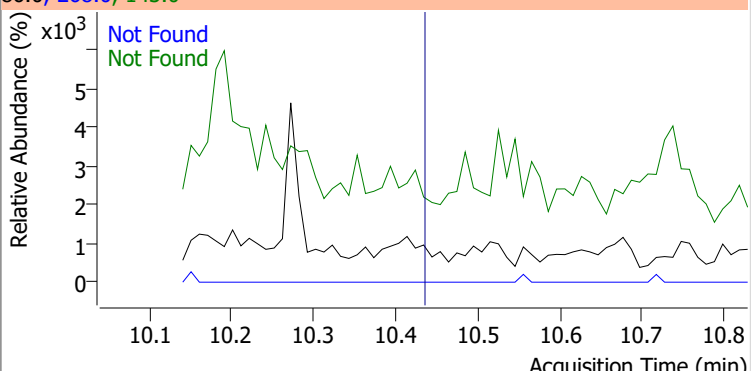
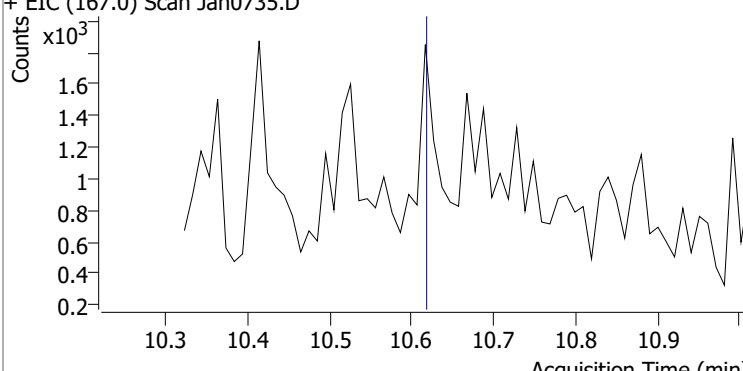
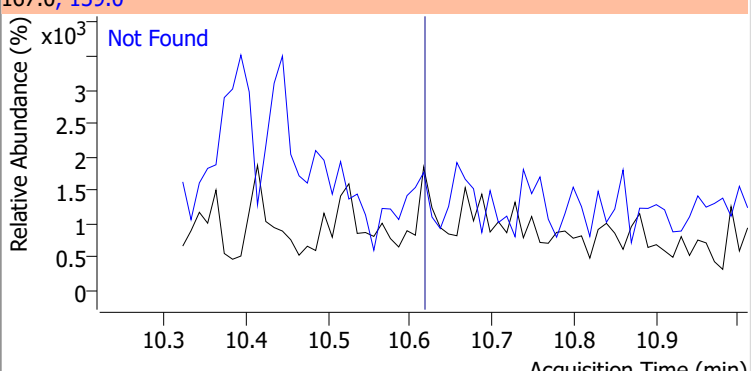
Compound	Conc.	Exp RT	QIon	Exp Ratio	QIon	Exp Ratio
Hexachlorobenzene	N.D.	9.81	142.0	49.9		



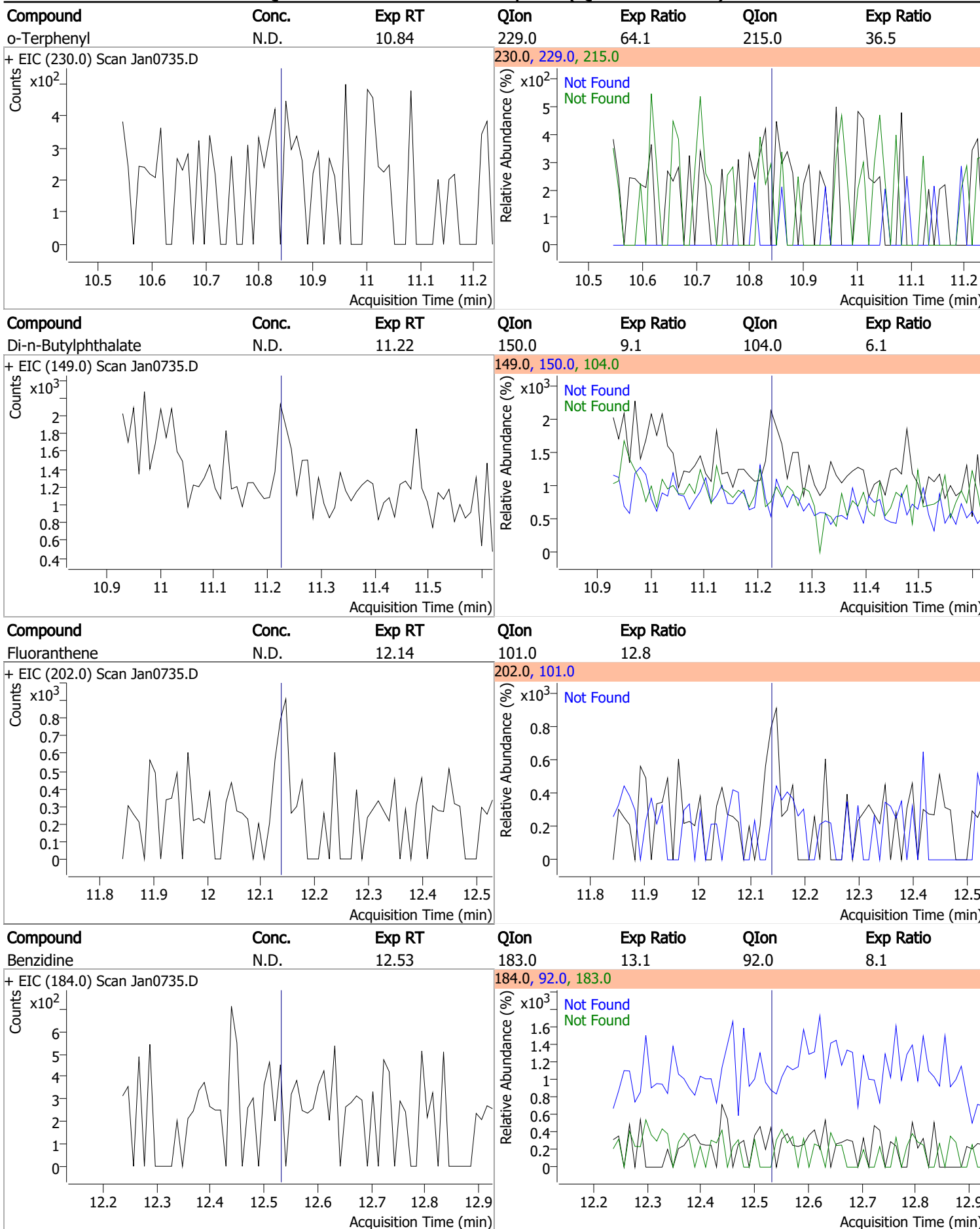
Compound	Conc.	Exp RT	QIon	Exp Ratio	QIon	Exp Ratio
Pentachlorophenol	N.D.	10.07	263.9	67.0	267.9	63.6



# Quantitation Results Report (QT Reviewed)

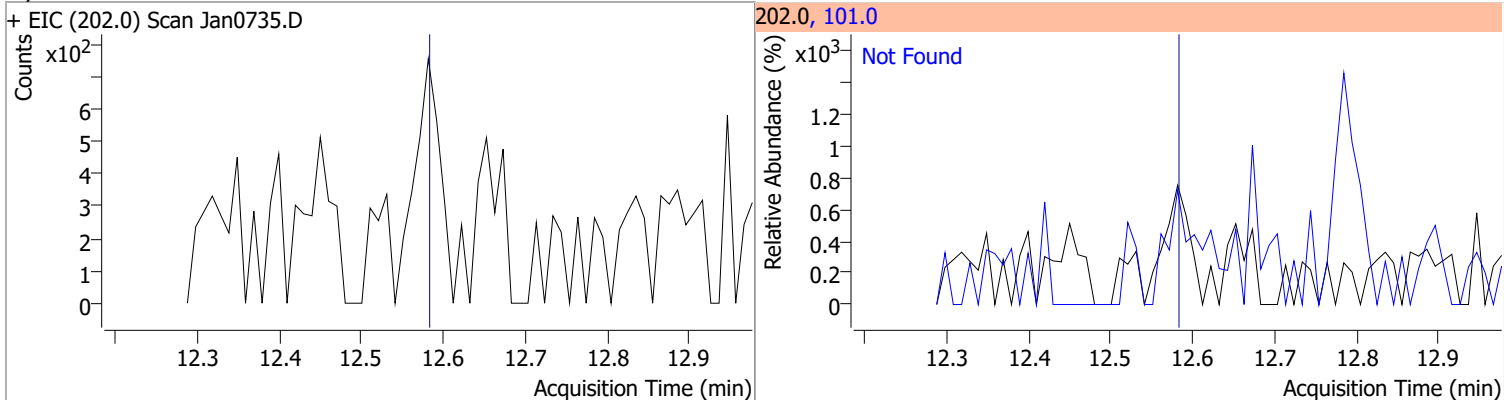
Compound	Conc.	Exp RT	QIon	Exp Ratio		
Phenanthrene	N.D.	10.30	176.0	19.3		
+ EIC (178.0) Scan Jan0735.D			178.0, 176.0			
						
Anthracene	N.D.	10.36	176.0	18.4		
+ EIC (178.0) Scan Jan0735.D			178.0, 176.0			
						
Triallate	N.D.	10.43	268.0	26.7	QIon	Exp Ratio
+ EIC (86.0) Scan Jan0735.D			86.0, 268.0, 143.0			
						
Carbazole	N.D.	10.62	139.0	12.8		
+ EIC (167.0) Scan Jan0735.D			167.0, 139.0			
						

# Quantitation Results Report (QT Reviewed)

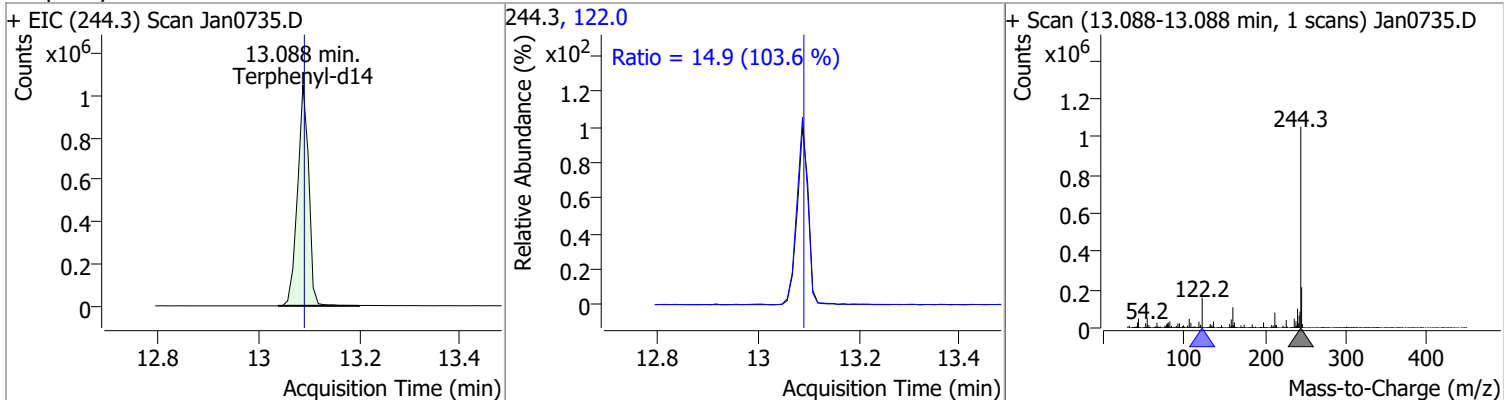


# Quantitation Results Report (QT Reviewed)

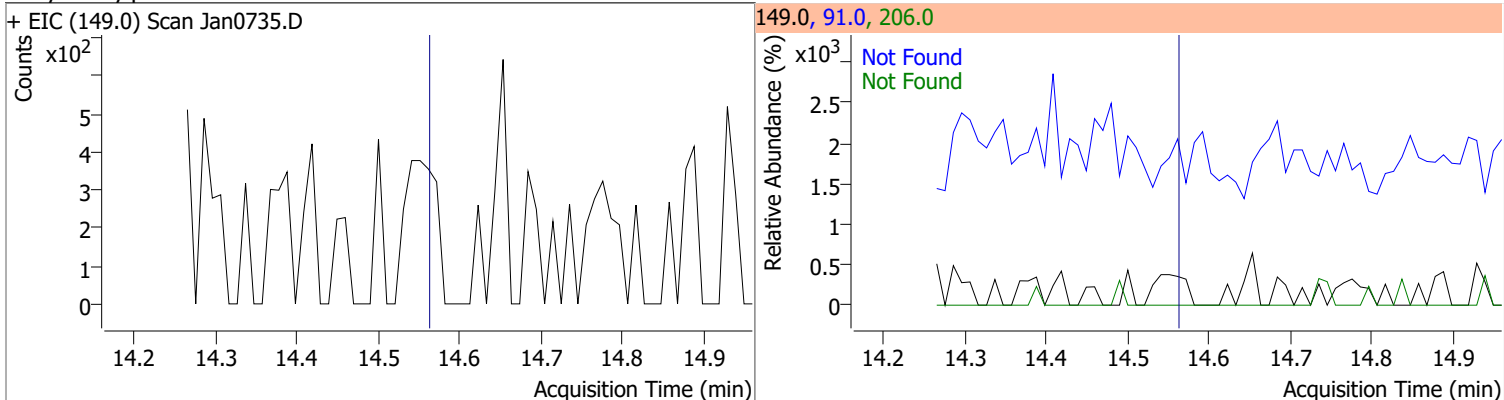
Compound	Conc.	Exp RT	QIon	Exp Ratio
Pyrene	N.D.	12.58	101.0	14.6



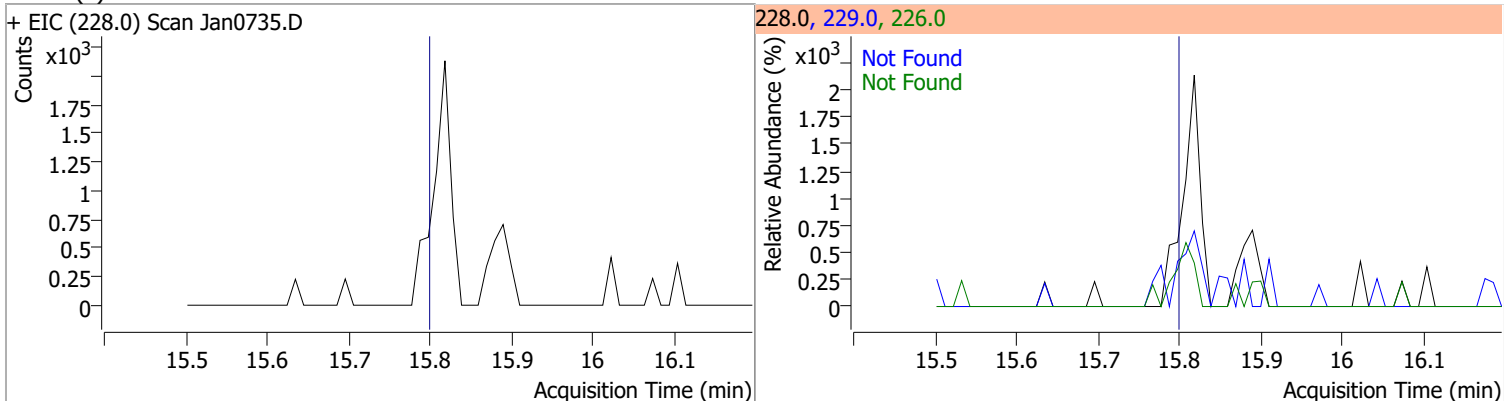
Compound	Conc.	RT	Dev(Min)	Resp.	QIon	QRatio	Lower	Upper
Terphenyl-d14	86.3141	13.09	0.00	1619365	122.0	14.9	10.1	18.7



Compound	Conc.	Exp RT	QIon	Exp Ratio	QIon	Exp Ratio
Butylbenzylphthalate	N.D.	14.56	91.0	81.7	206.0	17.9

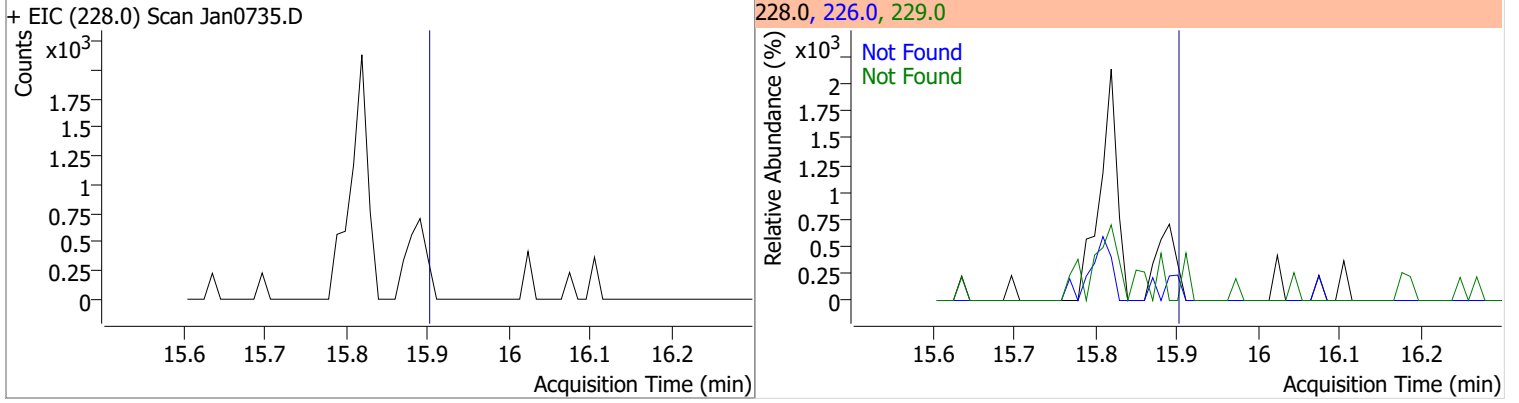


Compound	Conc.	Exp RT	QIon	Exp Ratio	QIon	Exp Ratio
Benzo(a)Anthracene	N.D.	15.80	226.0	27.1	229.0	21.0

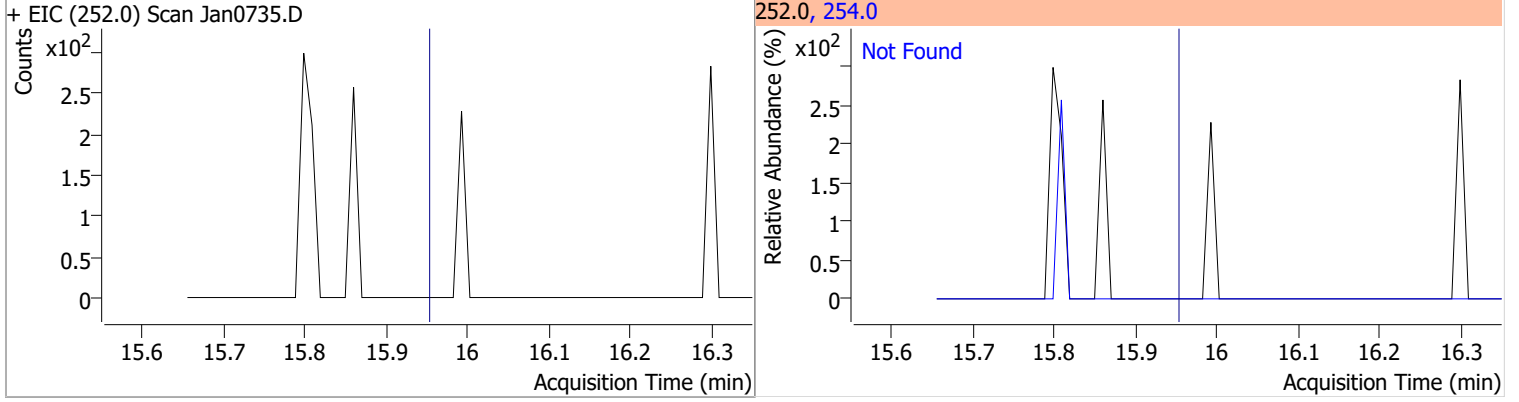


# Quantitation Results Report (QT Reviewed)

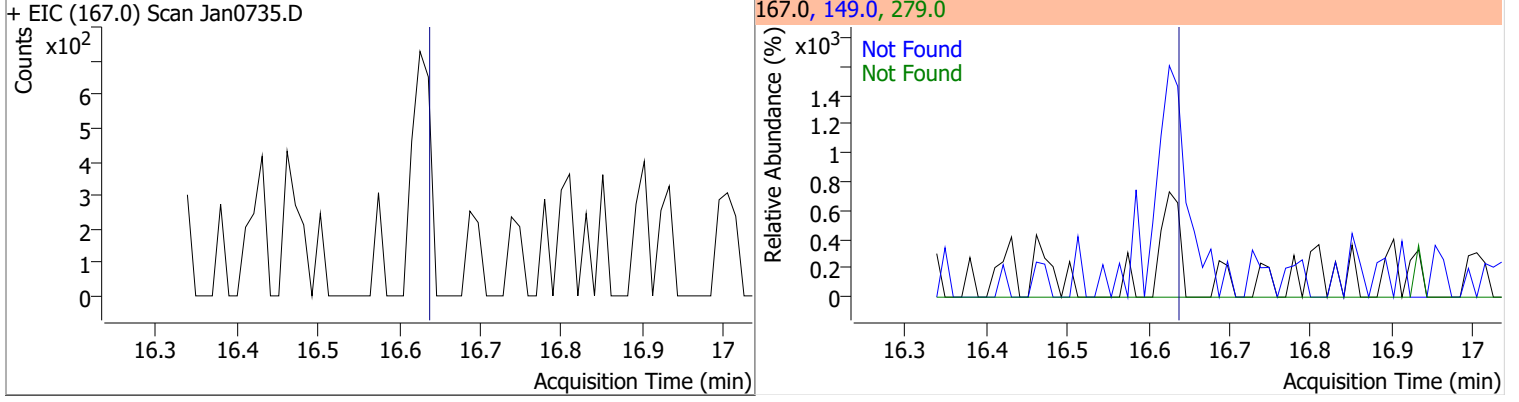
Compound	Conc.	Exp RT	QIon	Exp Ratio	QIon	Exp Ratio
Chrysene	N.D.	15.90	226.0	29.9	229.0	20.4



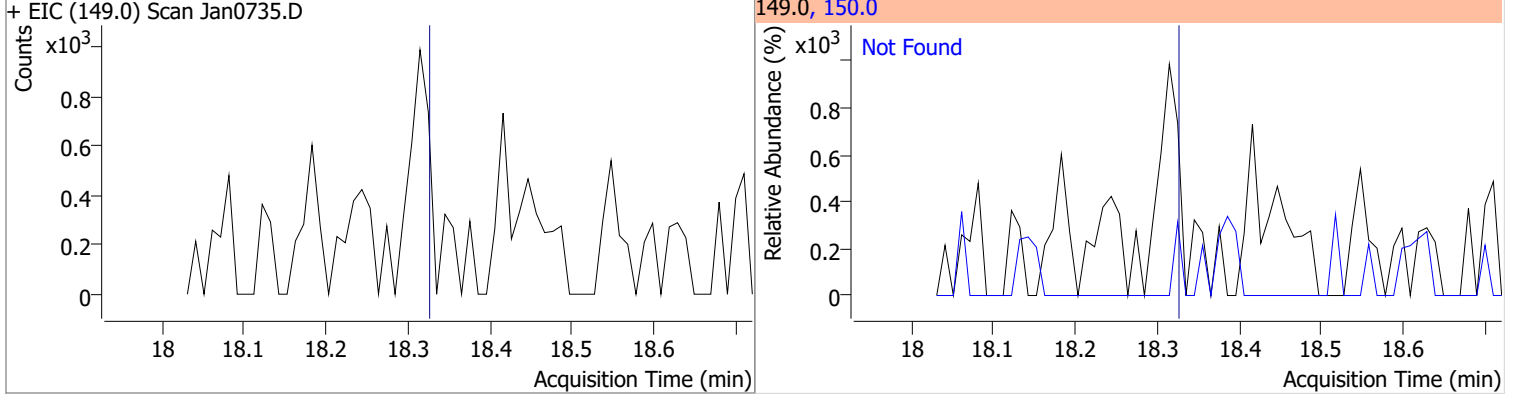
Compound	Conc.	Exp RT	QIon	Exp Ratio
3,3-Dichlorobenzidine	N.D.	15.95	254.0	64.7



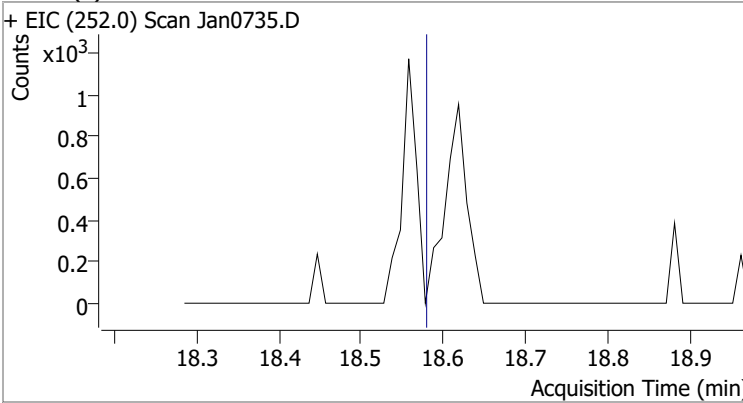
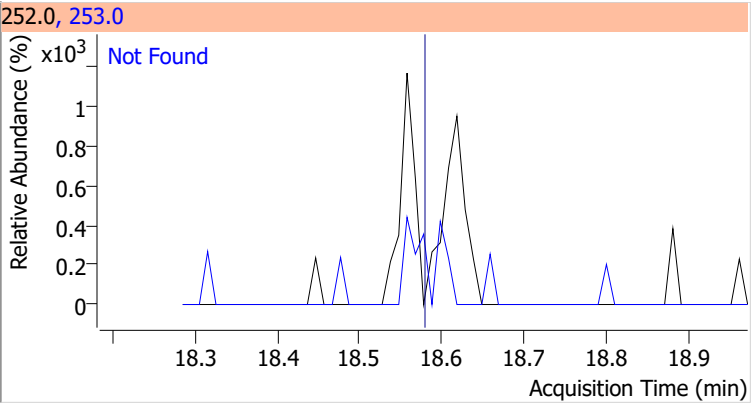
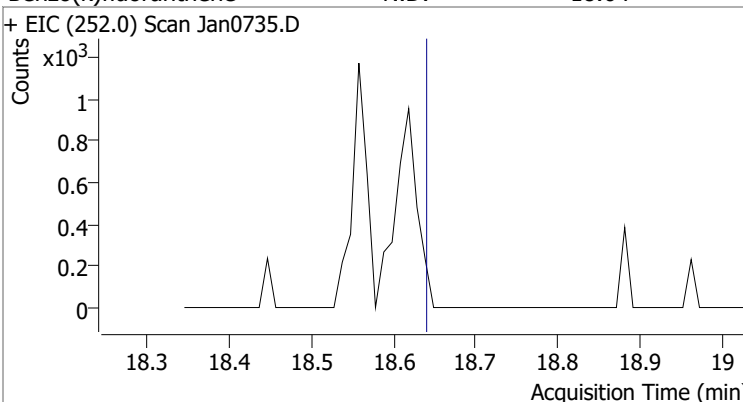
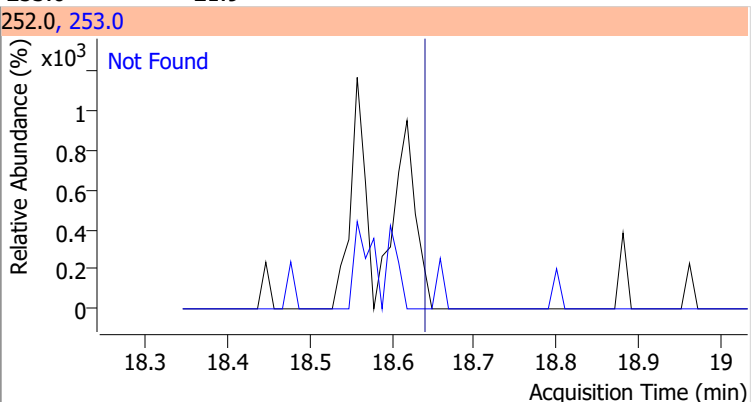
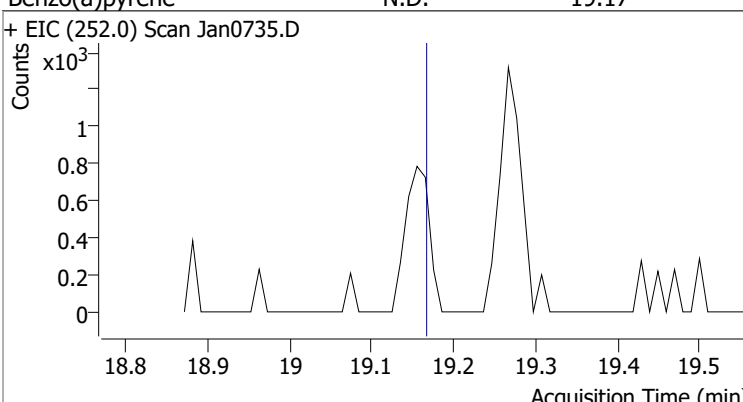
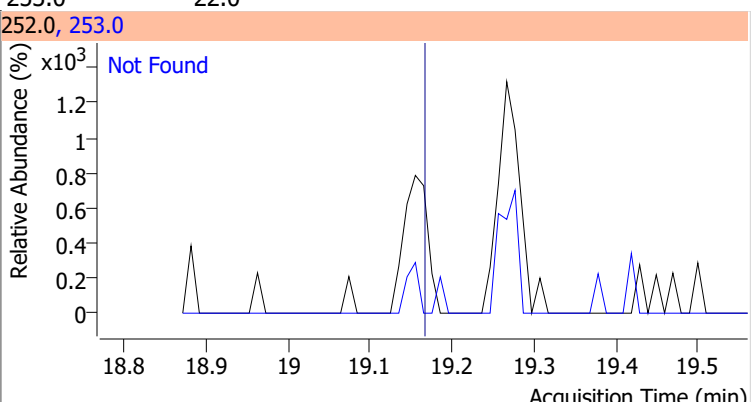
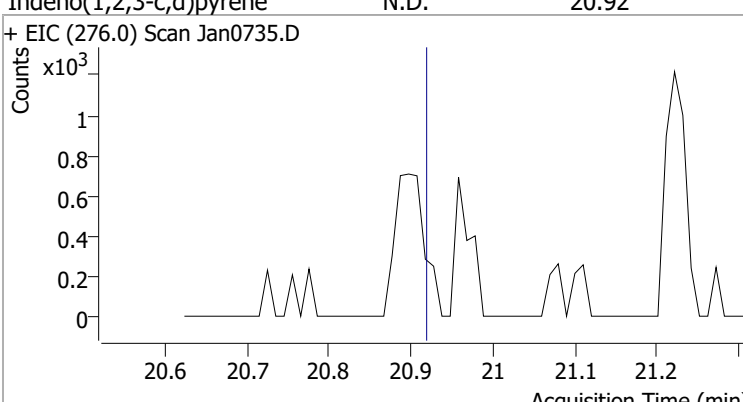
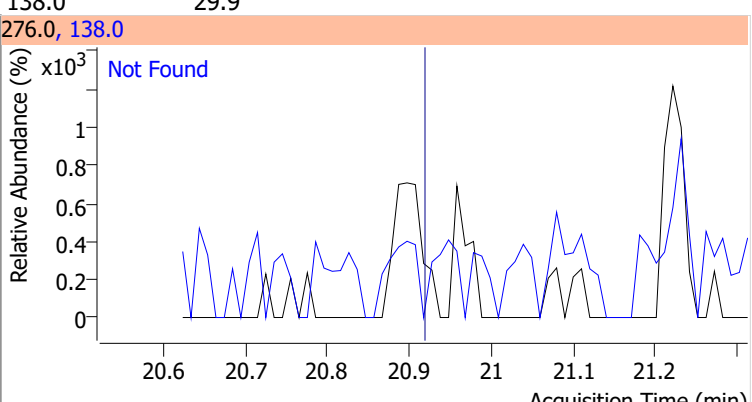
Compound	Conc.	Exp RT	QIon	Exp Ratio	QIon	Exp Ratio
bis(2-ethylhexyl)Phthalate	N.D.	16.64	149.0	397.1	279.0	15.6



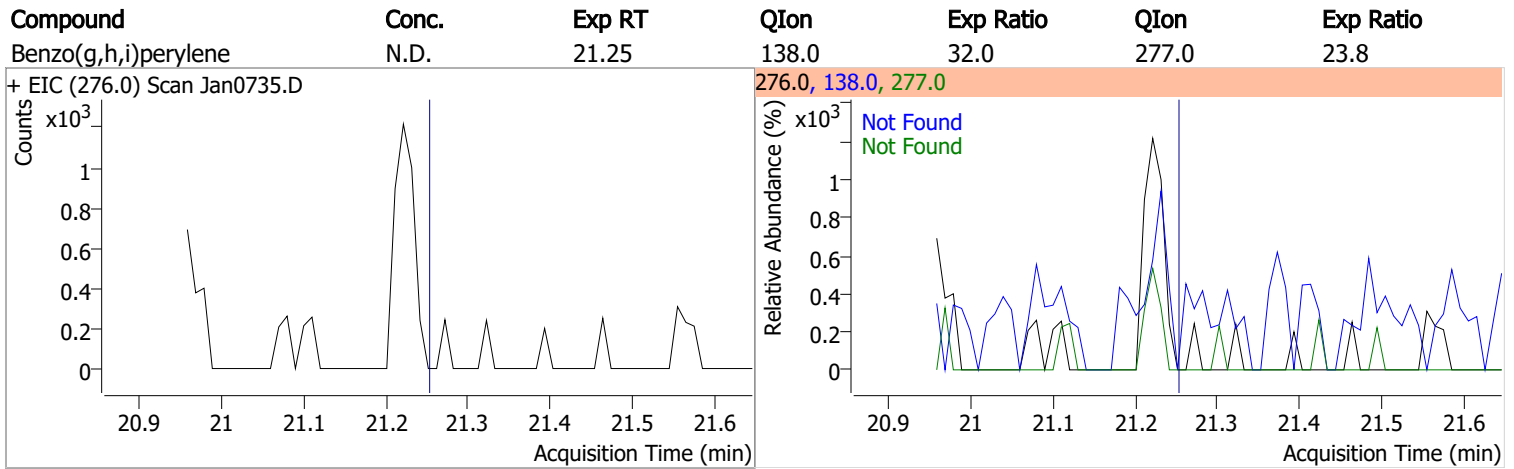
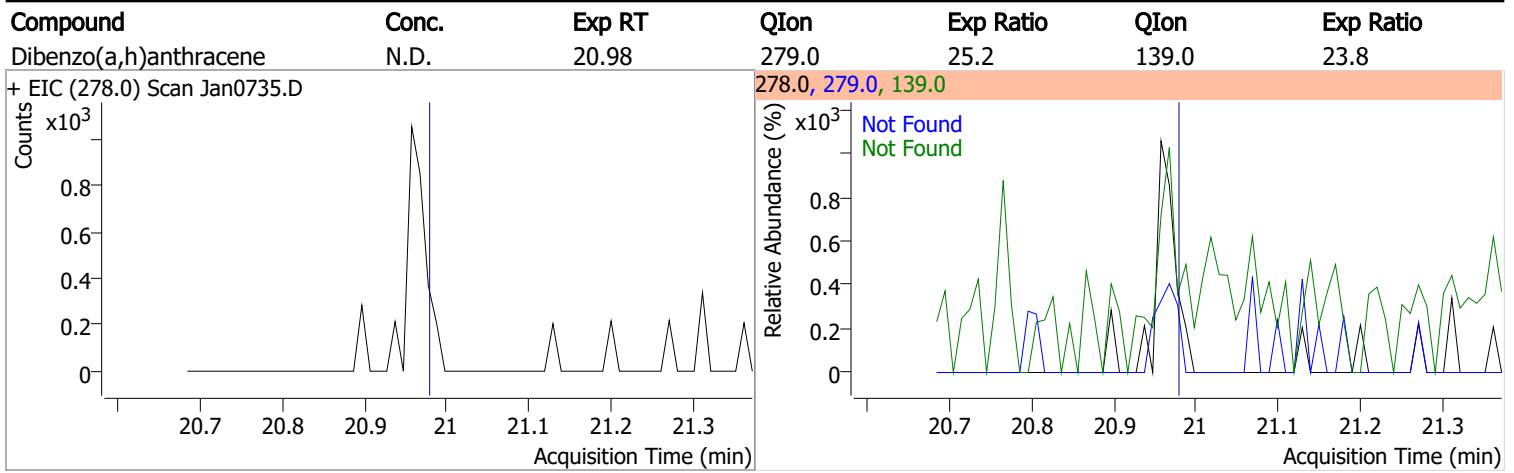
Compound	Conc.	Exp RT	QIon	Exp Ratio
Di-n-octyl Phthalate	N.D.	18.32	150.0	9.5



# Quantitation Results Report (QT Reviewed)

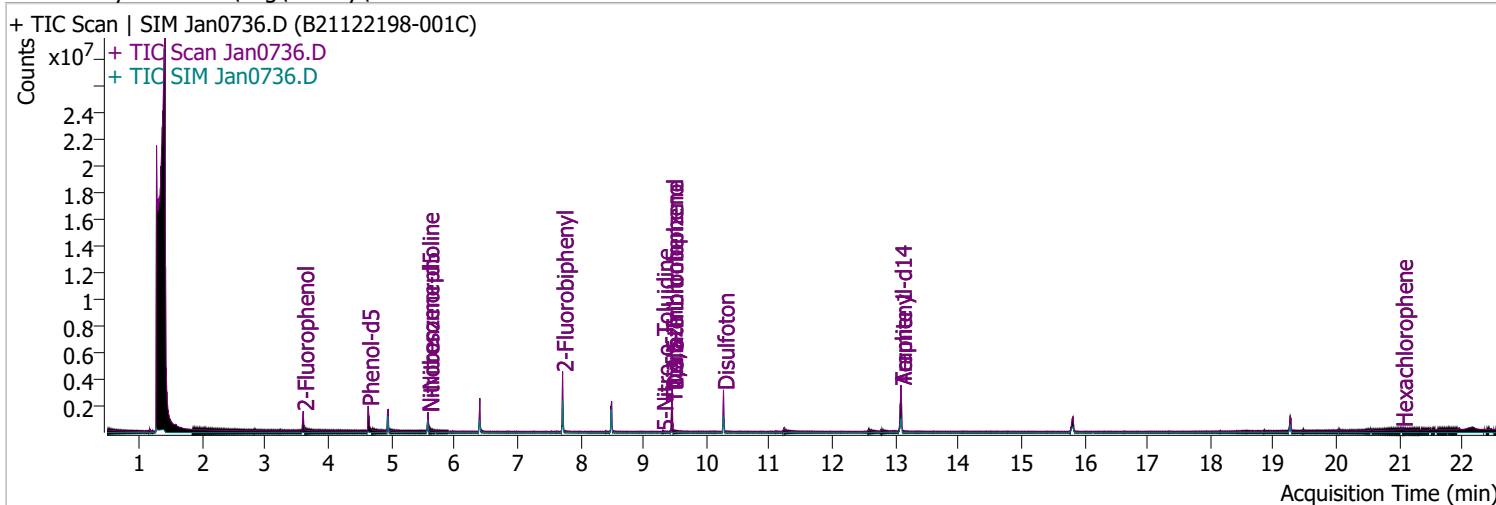
Compound	Conc.	Exp RT	QIon	Exp Ratio
Benzo(b)fluoranthene	N.D.	18.58	253.0	22.0
+ EIC (252.0) Scan Jan0735.D			252.0, 253.0	
				
Benzo(k)fluoranthene	N.D.	18.64	253.0	21.9
+ EIC (252.0) Scan Jan0735.D			252.0, 253.0	
				
Benzo(a)pyrene	N.D.	19.17	253.0	22.0
+ EIC (252.0) Scan Jan0735.D			252.0, 253.0	
				
Indeno(1,2,3-c,d)pyrene	N.D.	20.92	138.0	29.9
+ EIC (276.0) Scan Jan0735.D			276.0, 138.0	
				

# Quantitation Results Report (QT Reviewed)



# Quantitation Results Report (QT Reviewed)

Data File	Jan0736.D	Operator	LIMS import
Acq. Method	BNA+SIM.M	Acq. Date-Time	1/8/2022 7:11:32 AM
Sample Name	B21122198-001C	Instrument	Instrument #1
Vial	36	Multiplier	1.00
DA Method File	010722 DoD BNA cal 1.batch.bin	Comment	SVOC-8270-W-LARGO
Tune File	dftppdsm.u	Tune Date	1/7/2022 12:13:00 PM
Batch Name	010722 DoD BNA.batch.bin	Last Calib Update	1/11/2022 1:03:40 PM
Ref Library	D:\Org\Library\NIST129K.l		



Compound	RT	QIon	Resp.	Conc.	Units	Dev(Min)
----------	----	------	-------	-------	-------	----------

**Internal Standards**

**System Monitoring Compounds**

S 2-Fluorophenol	3.602	112.0	487264	60.1674	µg/L	0.021
Spiked Amount: 200.000	Range: 10.0 - 75.0%			Recovery = 30.08%		
S Phenol-d5	4.634	99.0	760891	70.2320	µg/L	0.010
Spiked Amount: 200.000	Range: 10.0 - 65.0%			Recovery = 35.12%		
S Nitrobenzene-d5	5.583	82.0	343940	58.5171	µg/L	0.000
Spiked Amount: 100.000	Range: 32.0 - 94.0%			Recovery = 58.52%		
S 2-Fluorobiphenyl	7.718	172.0	1277506	67.3118	µg/L	0.000
Spiked Amount: 100.000	Range: 28.0 - 107.0%			Recovery = 67.31%		
S 2,4,6-Tribromophenol	9.458	329.8	297321	181.9554	µg/L	0.010
Spiked Amount: 200.000	Range: 25.0 - 140.0%			Recovery = 90.98%		
S Terphenyl-d14	13.088	244.3	1815585	99.7522	µg/L	0.000
Spiked Amount: 100.000	Range: 32.0 - 122.0%			Recovery = 99.75%		

**Target Compounds**

Compound	RT	QIon	Resp.	Conc.	Units	Dev(Min)	QValue
T N-Nitrosodimethylamine	0.000		0	N.D.			
T Pyridine	0.000		0	N.D.			
T Aniline	0.000		0	N.D.			
T Phenol	0.000		0	N.D.			
T bis(-2-Chloroethyl)Ether	0.000		0	N.D.			
T 2-Chlorophenol	0.000		0	N.D.			
T 1,3-Dichlorobenzene	0.000		0	N.D.			
T 1,4-Dichlorobenzene	0.000		0	N.D.			
T 1,2-Dichlorobenzene	0.000		0	N.D.			
T Benzyl Alcohol	0.000		0	N.D.			
T bis(2-chloroisopropyl)Ether	0.000		0	N.D.			
T 2-Methylphenol	0.000		0	N.D.			
T N-nitroso-Di-n-propylamine	5.583	70.0	0		µg/L	md	1
T 4Methylphenol/3Methylphenol	0.000		0	N.D.			
T Hexachloroethane	0.000		0	N.D.			



# Quantitation Results Report (QT Reviewed)

Compound	RT	QIon	Resp.	Conc.	Units	Dev(Min)
T Nitrobenzene	0.000		0	N.D.		
T Isophorone	0.000		0	N.D.		
T 2-Nitrophenol	0.000		0	N.D.		
T 2,4-Dimethylphenol	0.000		0	N.D.		
T bis(-2-Chloroethoxy)Methane	0.000		0	N.D.		
T Benzoic Acid	0.000		0	N.D.		
T 2,4-Dichlorophenol	0.000		0	N.D.		
T 1,2,4-Trichlorobenzene	0.000		0	N.D.		
T Naphthalene	0.000		0	N.D.		
T 4-Chlorophenol	0.000		0	N.D.		
T p-Chloroaniline	0.000		0	N.D.		
T Hexachlorobutadiene	0.000		0	N.D.		
T 4-Chloro-2-Methylphenol	0.000		0	N.D.		
T 4-Chloro-3-Methylphenol	0.000		0	N.D.		
T 2-Methylnaphthalene	0.000		0	N.D.		
T 1-Methylnaphthalene	0.000		0	N.D.		
T Hexachlorocyclopentadiene	0.000		0	N.D.		
T 2,4,6-Trichlorophenol	0.000		0	N.D.		
T 2,4,5-Trichlorophenol	0.000		0	N.D.		
T 2-Chloronaphthalene	0.000		0	N.D.		
T 2-Nitroaniline	0.000		0	N.D.		
T Dimethyl Phthalate	8.497	163.0	0		µg/L md	1
T 2,6-Dinitrotoluene	8.497	165.0	0		µg/L md	1
T Acenaphthylene	0.000		0	N.D.		
T 3-Nitroaniline	0.000		0	N.D.		
T Acenaphthene	0.000		0	N.D.		
T 2,4-Dinitrophenol	0.000		0	N.D.		
T Dibenzofuran	0.000		0	N.D.		
T 2,4-Dinitrotoluene	0.000		0	N.D.		
T 4-Nitrophenol	0.000		0	N.D.		
T Diethylphthalate	0.000		0	N.D.		
T Fluorene	0.000		0	N.D.		
T 4-Chlorophenyl-phenylether	0.000		0	N.D.		
T 4-Nitroaniline	0.000		0	N.D.		
T 4,6-Dinitro-2-methylphenol	0.000		0	N.D.		
T N-nitrosodiphenylamine	0.000		0	N.D.		
T Azobenzene	0.000		0	N.D.		
T 4-Bromophenyl-phenylether	0.000		0	N.D.		
T Hexachlorobenzene	0.000		0	N.D.		
T Pentachlorophenol	0.000		0	N.D.		
T Phenanthrene	0.000		0	N.D.		
T Anthracene	0.000		0	N.D.		
T Triallate	0.000		0	N.D.		
T Carbazole	0.000		0	N.D.		
T o-Terphenyl	0.000		0	N.D.		
T Di-n-Butylphthalate	0.000		0	N.D.		
T Fluoranthene	0.000		0	N.D.		
T Benzidine	0.000		0	N.D.		
T Pyrene	0.000		0	N.D.		
T Butylbenzylphthalate	0.000		0	N.D.		
T Benzo(a)Anthracene	0.000		0	N.D.		
T Chrysene	0.000		0	N.D.		
T 3,3-Dichlorobenzidine	0.000		0	N.D.		
T bis(2-ethylhexyl)Phthalate	0.000		0	N.D.		
T Di-n-octyl Phthalate	0.000		0	N.D.		

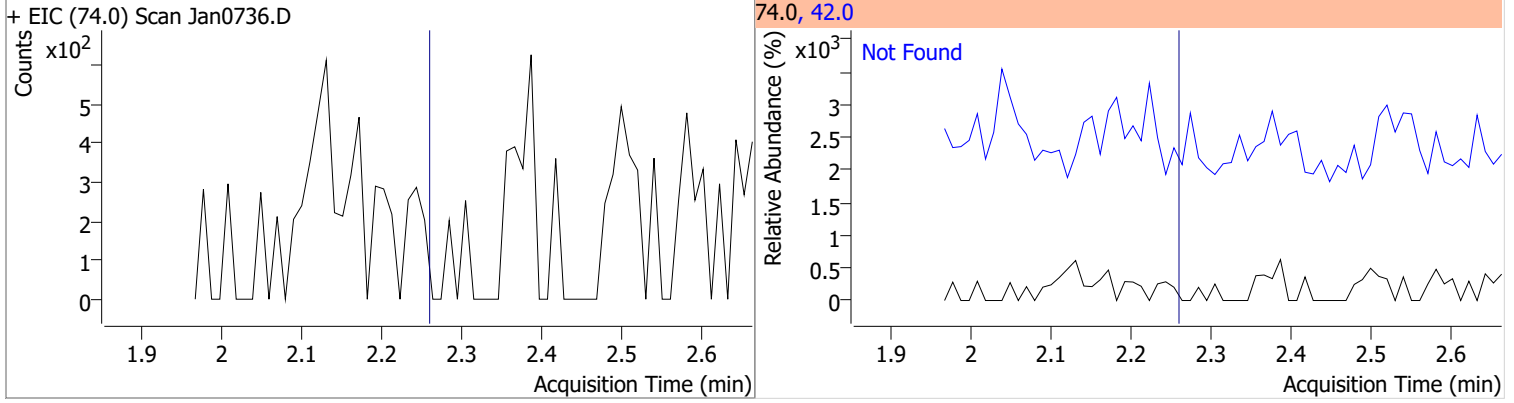
# Quantitation Results Report (QT Reviewed)

Compound	RT	QIon	Resp.	Conc.	Units	Dev(Min)
T Benzo(b)fluoranthene	0.000		0	N.D.		
T Benzo(k)fluoranthene	0.000		0	N.D.		
T Benzo(a)pyrene	0.000		0	N.D.		
T Indeno(1,2,3-c,d)pyrene	0.000		0	N.D.		
T Dibenzo(a,h)anthracene	0.000		0	N.D.		
T Benzo(g,h,i)perylene	0.000		0	N.D.		

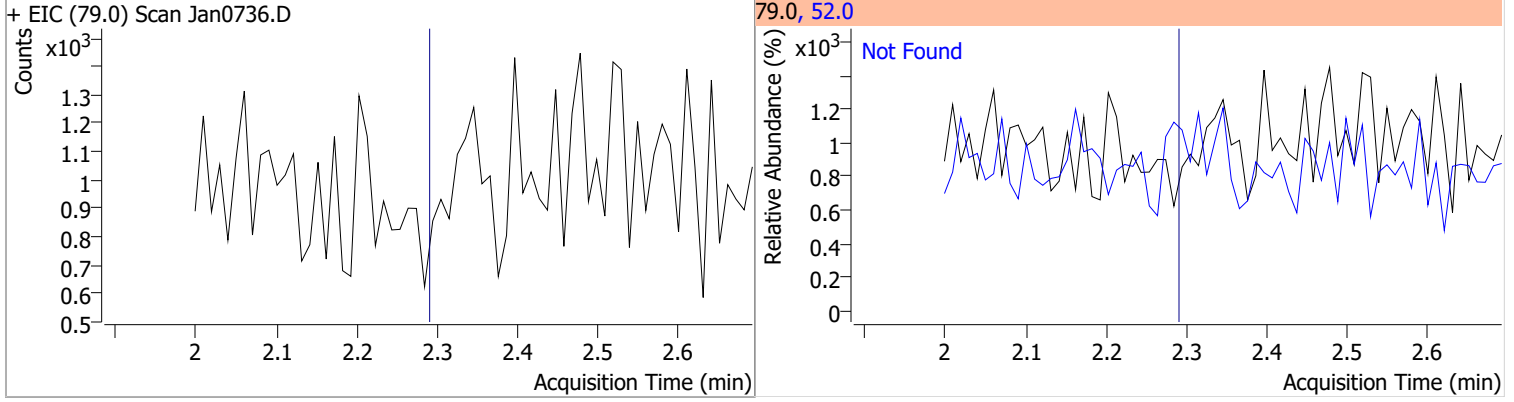
(#) = Qualifier Out of Range; (m) = Manual Integration; (+) = Area Summed; (\*) = Surrogate Percent Recovery Out of Range; (d): Zeroed Peak

# Quantitation Results Report (QT Reviewed)

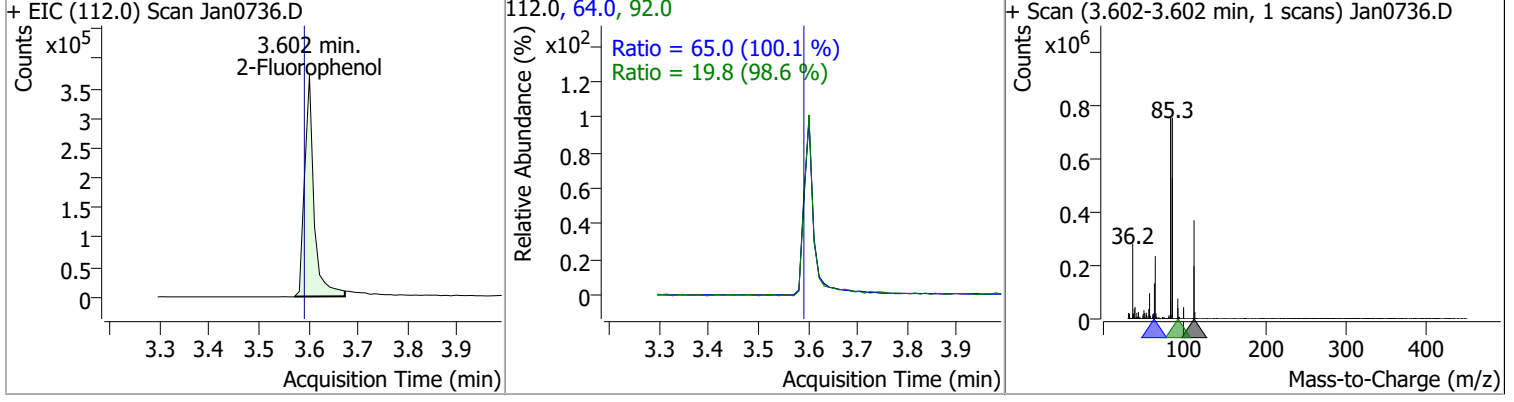
Compound	Conc.	Exp RT	QIon	Exp Ratio
N-Nitrosodimethylamine	N.D.	2.25	42.0	177.0



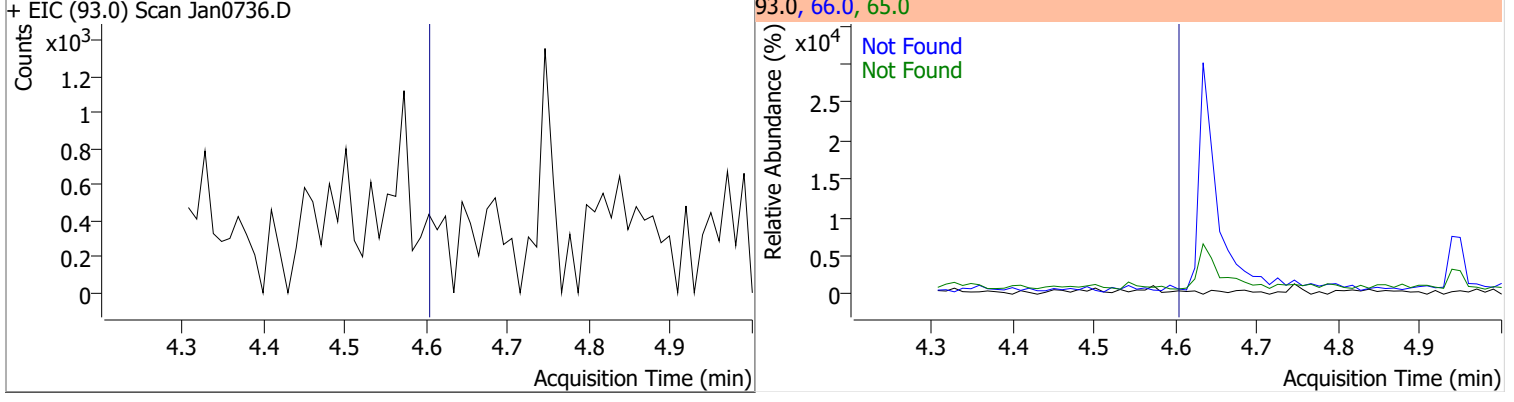
Compound	Conc.	Exp RT	QIon	Exp Ratio
Pyridine	N.D.	2.28	52.0	133.1



Compound	Conc.	RT	Dev(Min)	Resp.	QIon	QRatio	Lower	Upper
2-Fluorophenol	60.1674	3.60	0.02	487264	64.0	65.0	45.5	84.5
					92.0	19.8	14.1	26.2

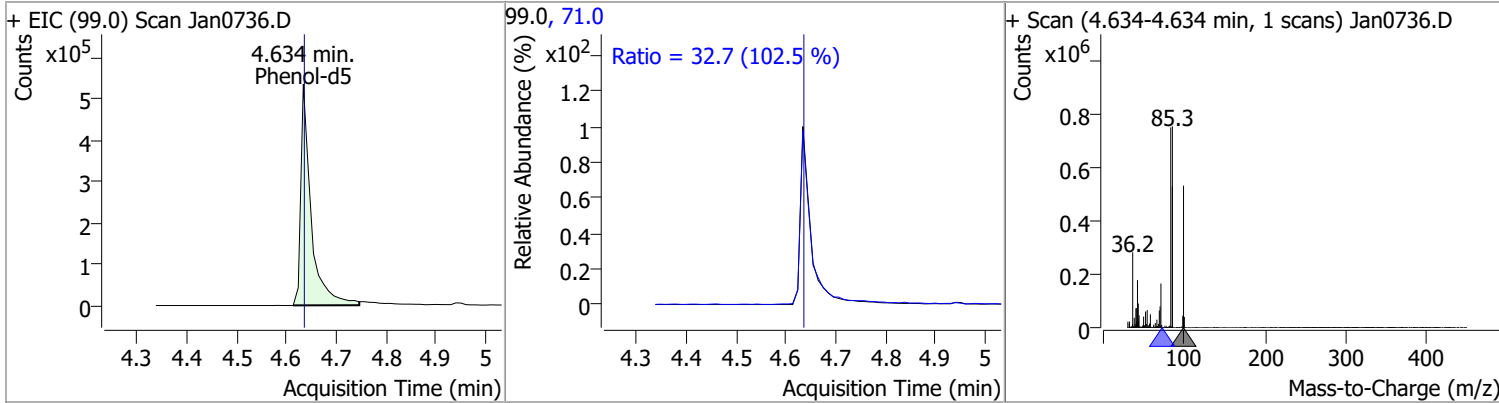


Compound	Conc.	Exp RT	QIon	Exp Ratio	QIon	Exp Ratio
Aniline	N.D.	4.59	66.0	40.4	65.0	22.2

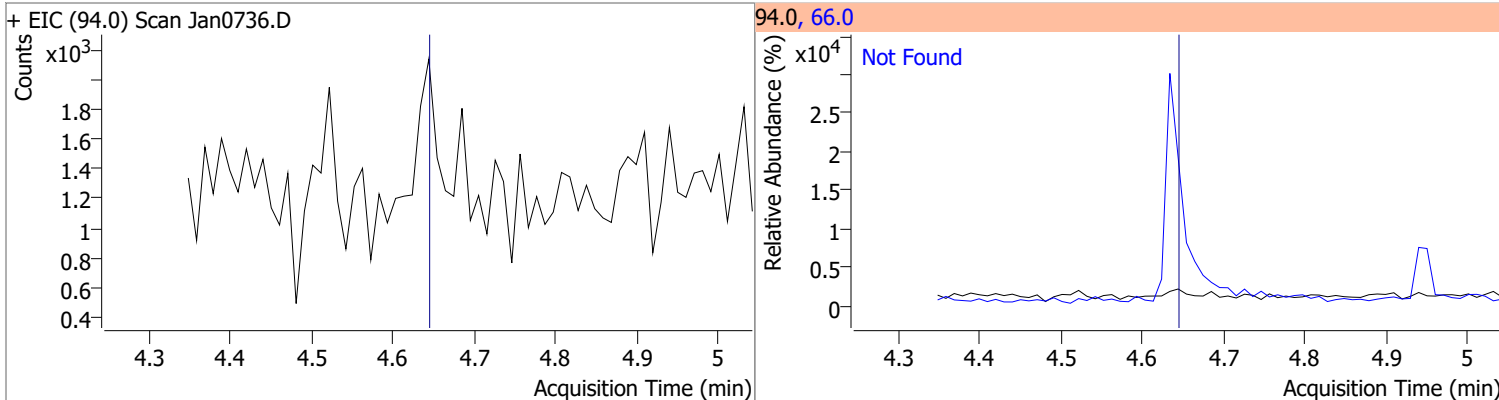


# Quantitation Results Report (QT Reviewed)

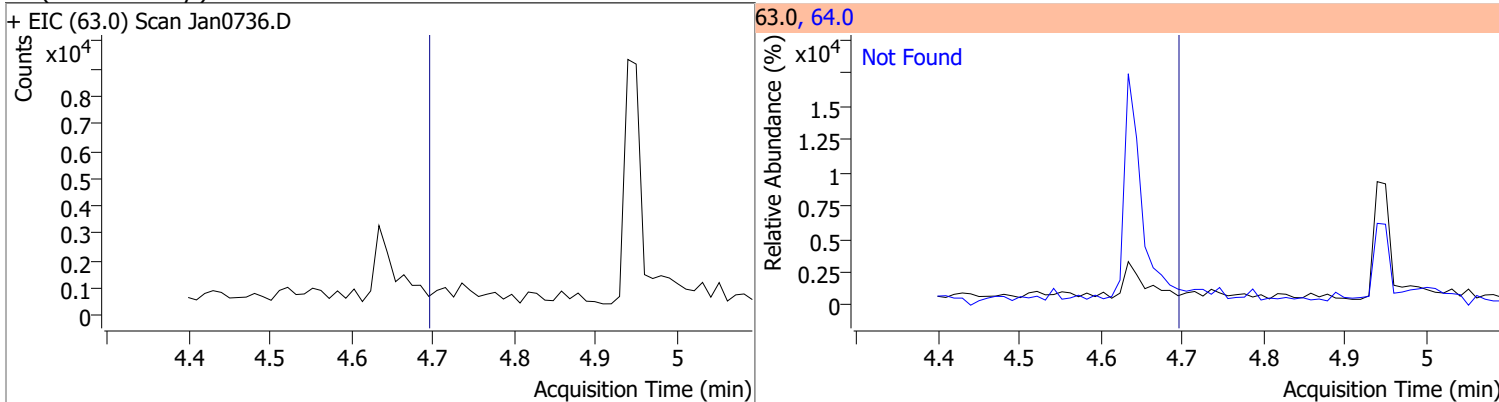
Compound	Conc.	RT	Dev(Min)	Resp.	QIon	QRatio	Lower	Upper
Phenol-d5	70.2320	4.63	0.01	760891	71.0	32.7	22.3	41.5



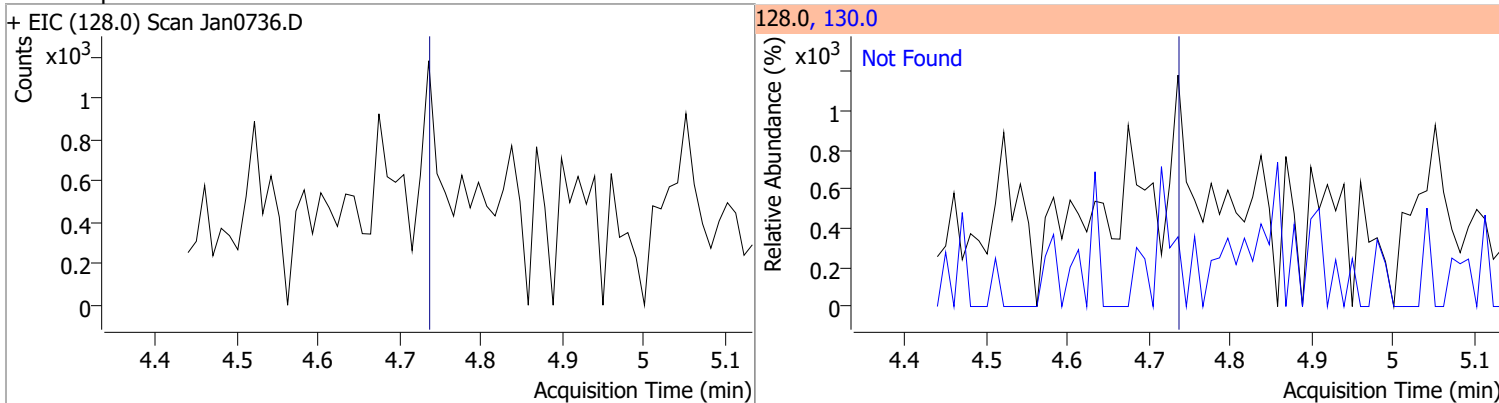
Compound	Conc.	Exp RT	QIon	Exp Ratio
Phenol	N.D.	4.63	66.0	44.7



Compound	Conc.	Exp RT	QIon	Exp Ratio
bis(-2-Chloroethyl)Ether	N.D.	4.68	64.0	3.3



Compound	Conc.	Exp RT	QIon	Exp Ratio
2-Chlorophenol	N.D.	4.73	130.0	32.0

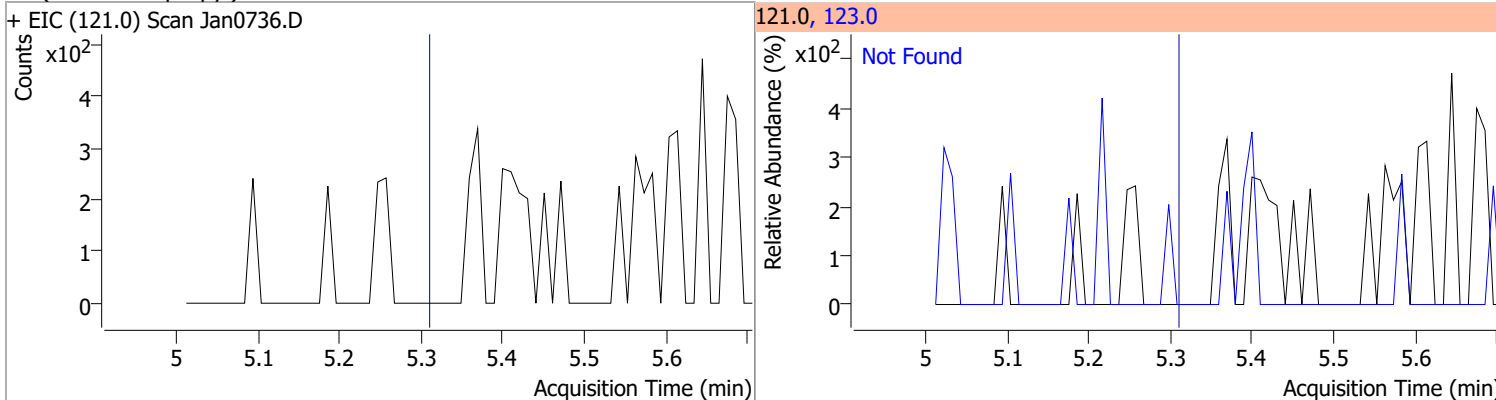


# Quantitation Results Report (QT Reviewed)

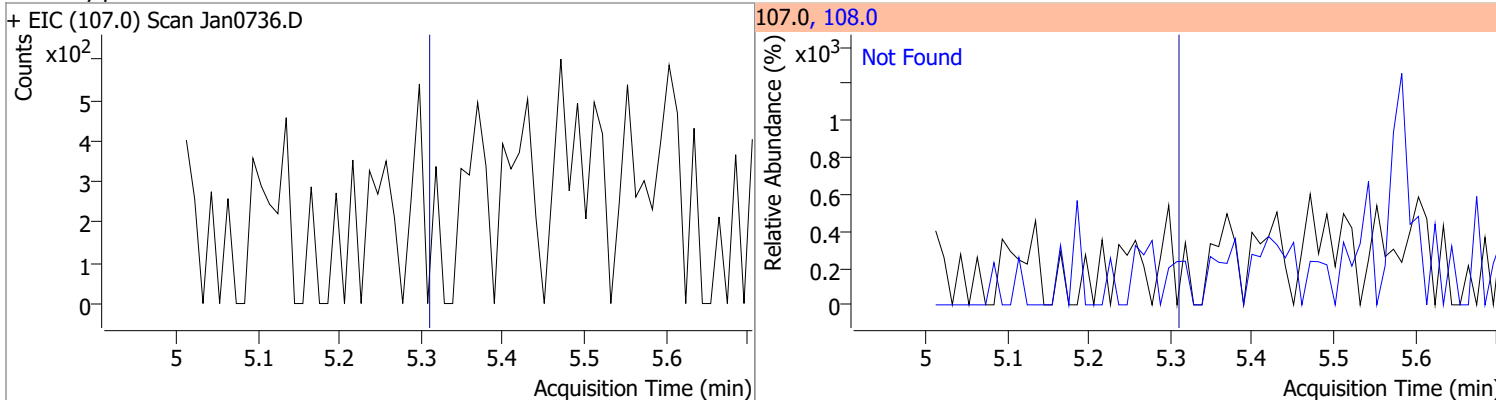
Compound	Conc.	Exp RT	QIon	Exp Ratio	QIon	Exp Ratio
1,3-Dichlorobenzene	N.D.	4.88	148.0	62.6	111.0	35.4
+ EIC (146.0) Scan Jan0736.D			146.0, 148.0, 111.0			
1,4-Dichlorobenzene	N.D.	4.96	148.0	64.4	111.0	35.2
+ EIC (146.0) Scan Jan0736.D			146.0, 148.0, 111.0			
1,2-Dichlorobenzene	N.D.	5.12	148.0	64.5	111.0	37.8
+ EIC (146.0) Scan Jan0736.D			146.0, 148.0, 111.0			
Benzyl Alcohol	N.D.	5.13	79.0	115.5	107.0	71.0
+ EIC (108.0) Scan Jan0736.D			108.0, 79.0, 107.0			

# Quantitation Results Report (QT Reviewed)

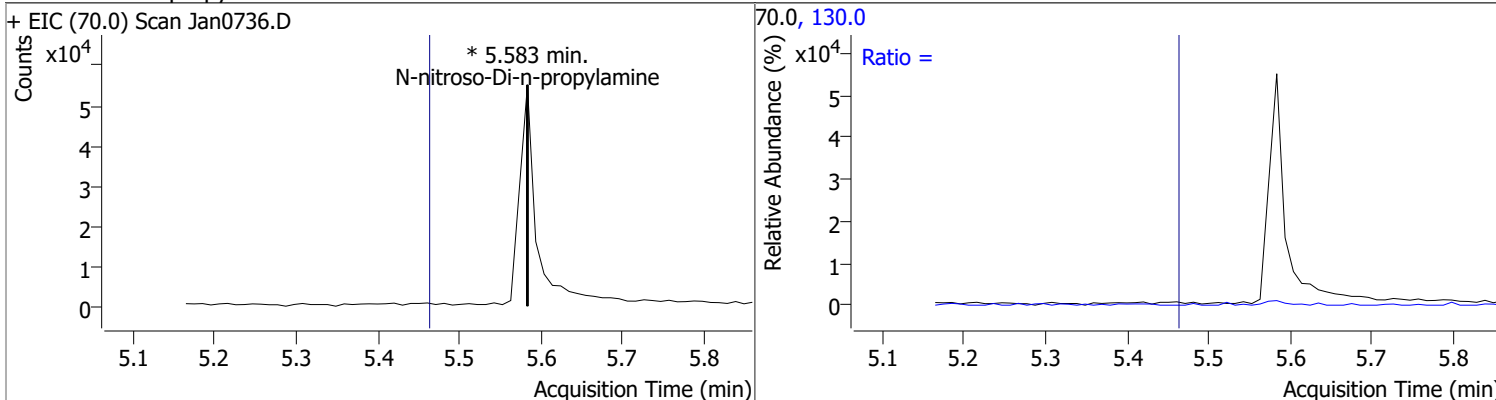
Compound	Conc.	Exp RT	QIon	Exp Ratio
bis(2-chloroisopropyl)Ether	N.D.	5.30	123.0	32.2



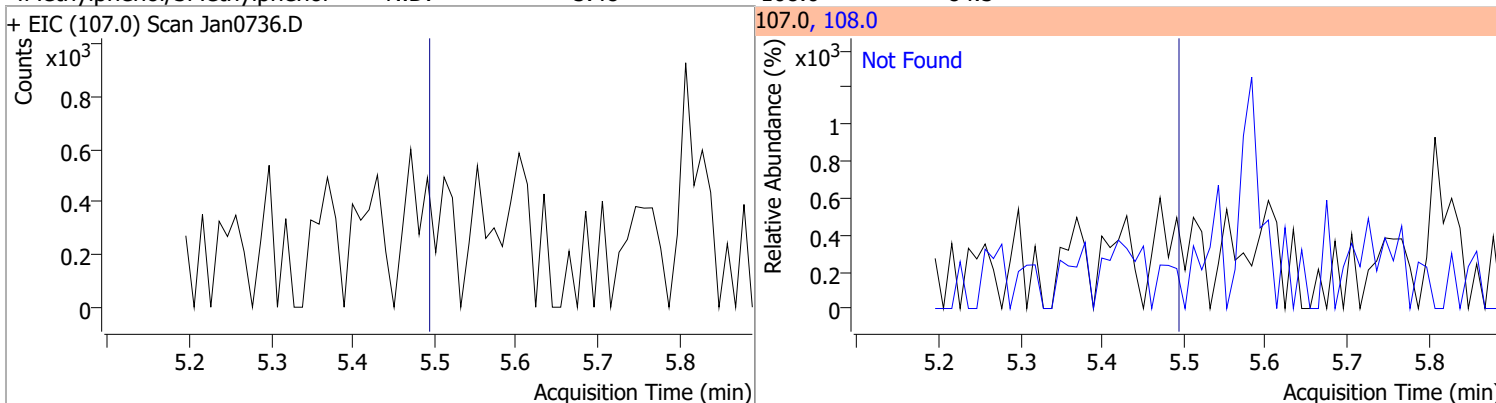
Compound	Conc.	Exp RT	QIon	Exp Ratio
2-Methylphenol	N.D.	5.30	108.0	116.9



Compound	Conc.	RT	Dev(Min)	Resp.	QIon	QRatio	Lower	Upper
N-nitroso-Di-n-propylamine		0		0	130.0		0.0	41.5

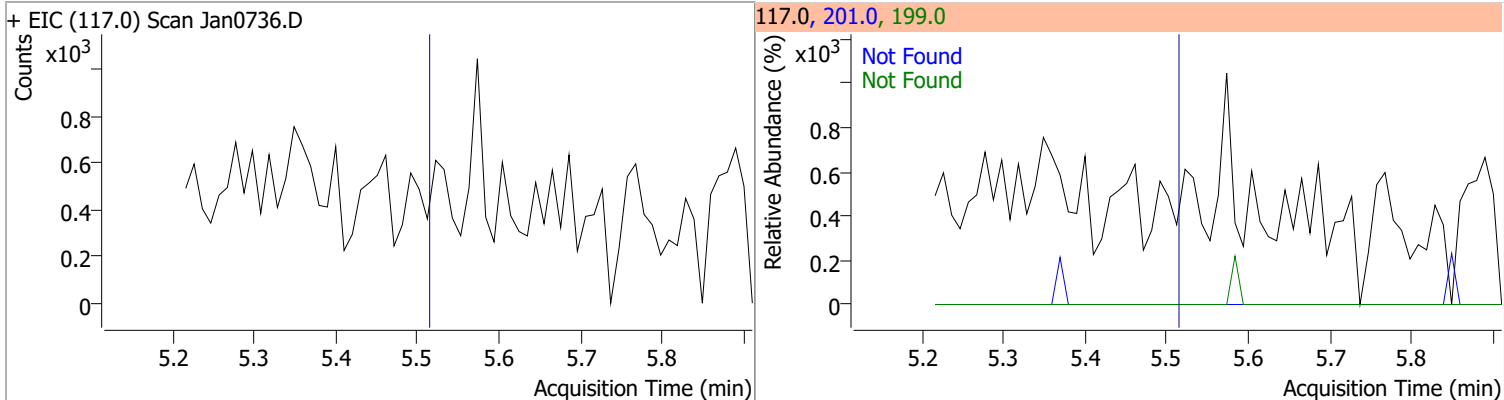


Compound	Conc.	Exp RT	QIon	Exp Ratio
4Methylphenol/3Methylphenol	N.D.	5.48	108.0	84.5

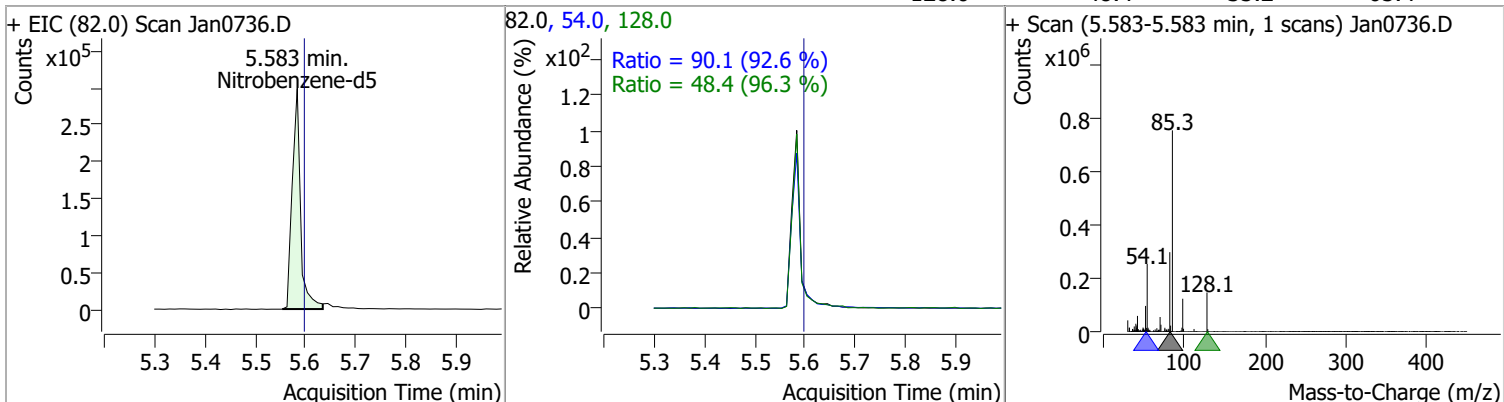


# Quantitation Results Report (QT Reviewed)

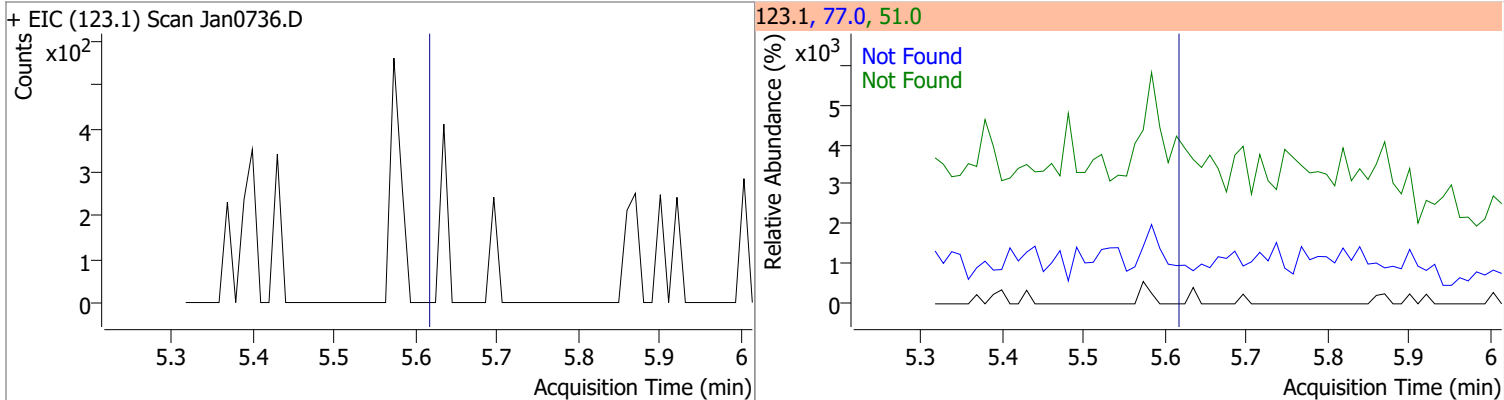
Compound	Conc.	Exp RT	QIon	Exp Ratio	QIon	Exp Ratio
Hexachloroethane	N.D.	5.50	201.0	93.2	199.0	57.2



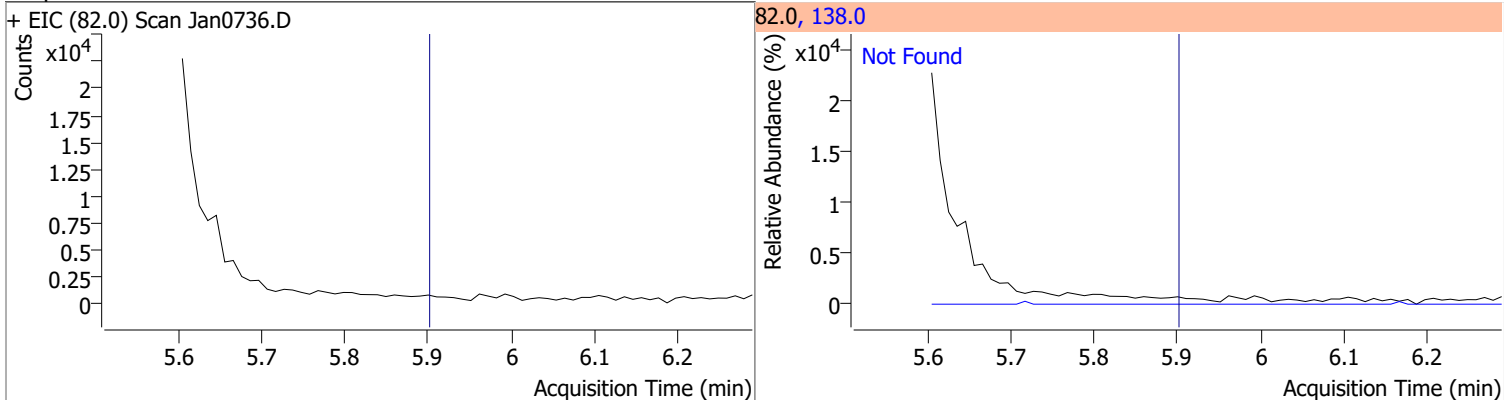
Compound	Conc.	RT	Dev(Min)	Resp.	QIon	QRatio	Lower	Upper
Nitrobenzene-d5	58.5171	5.58	0.00	343940	54.0	90.1	68.2	126.6
					128.0	48.4	35.2	65.4



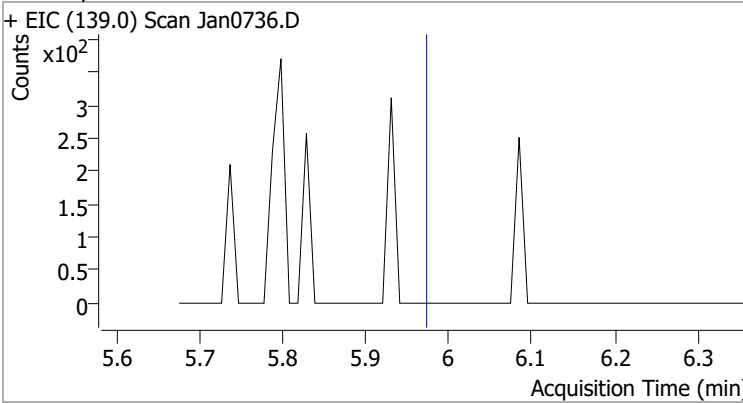
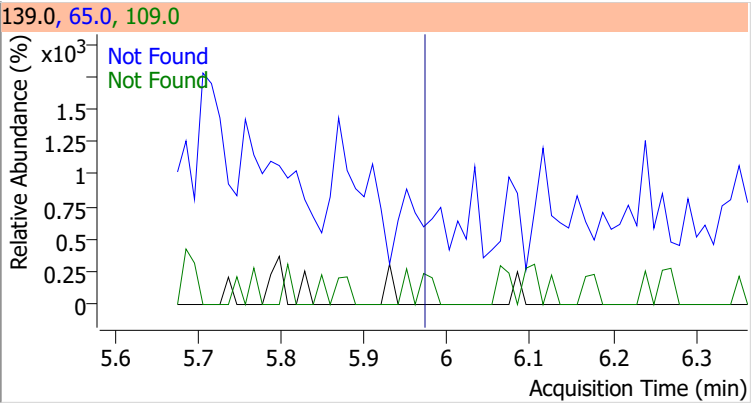
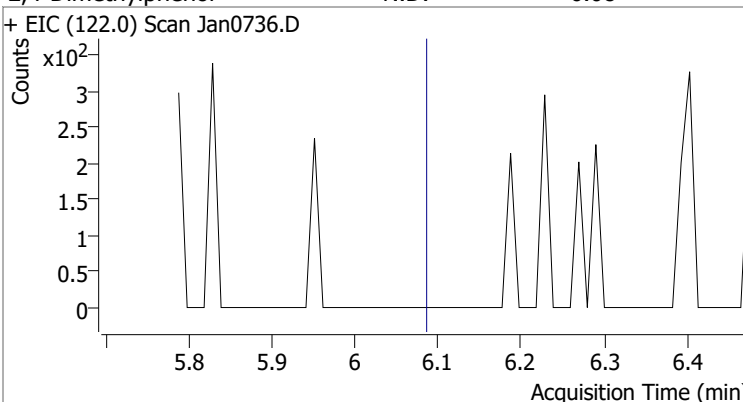
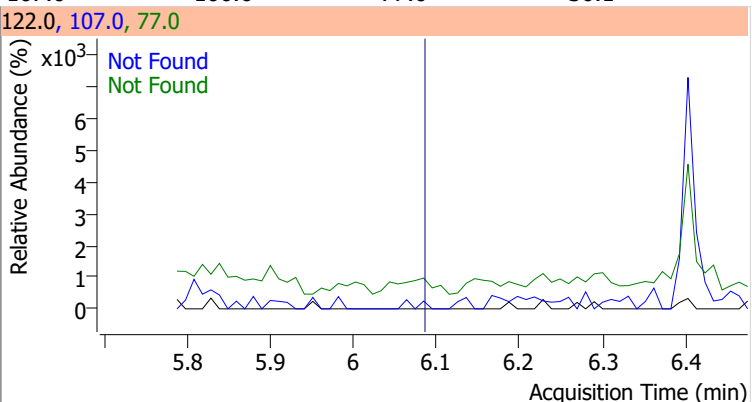
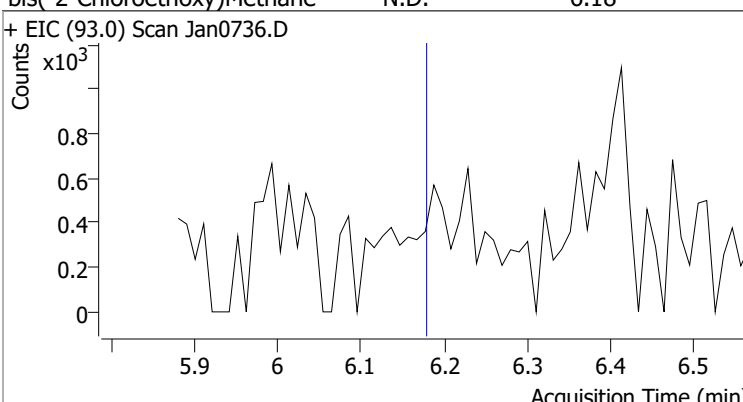
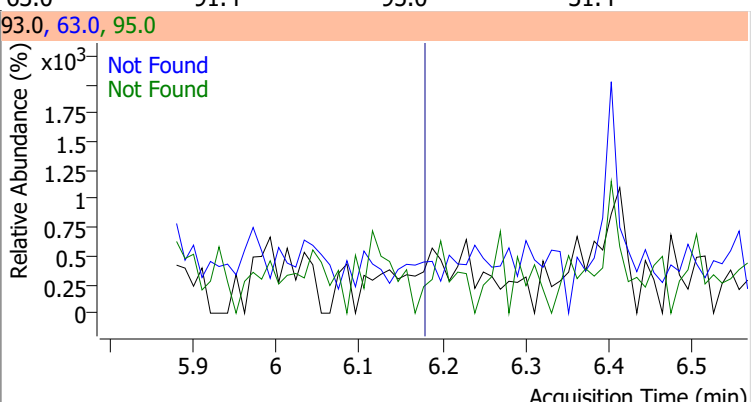
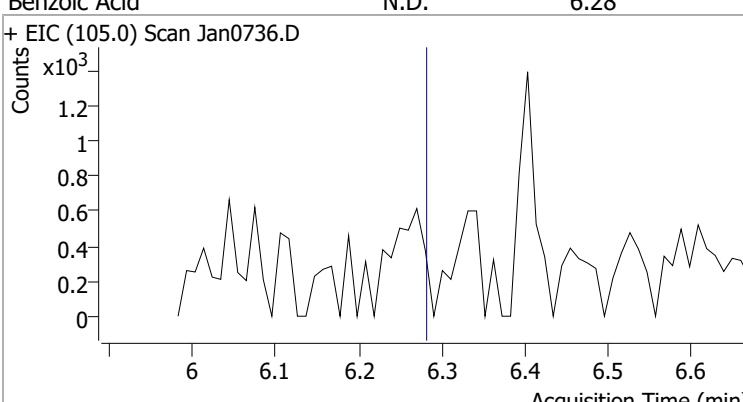
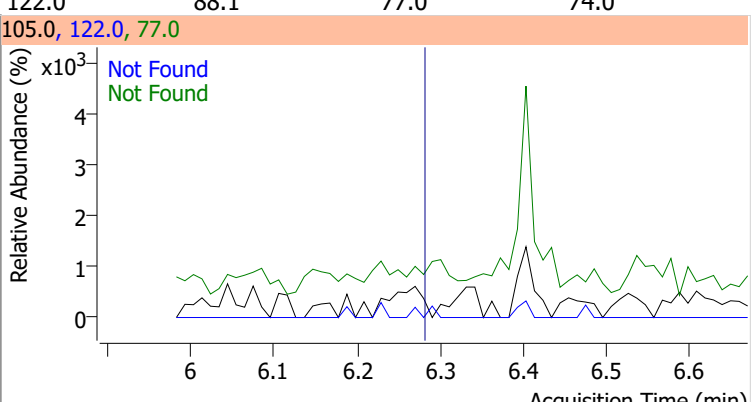
Compound	Conc.	Exp RT	QIon	Exp Ratio	QIon	Exp Ratio
Nitrobenzene	N.D.	5.60	77.0	186.4	51.0	186.0



Compound	Conc.	Exp RT	QIon	Exp Ratio
Isophorone	N.D.	5.90	138.0	20.3



# Quantitation Results Report (QT Reviewed)

Compound	Conc.	Exp RT	QIon	Exp Ratio	QIon	Exp Ratio
2-Nitrophenol	N.D.	5.97	65.0	51.2	109.0	34.5
+ EIC (139.0) Scan Jan0736.D			139.0, 65.0, 109.0			
						
2,4-Dimethylphenol	N.D.	6.08	107.0	106.6	77.0	30.1
+ EIC (122.0) Scan Jan0736.D			122.0, 107.0, 77.0			
						
bis(-2-Chloroethoxy)Methane	N.D.	6.18	63.0	91.4	95.0	31.4
+ EIC (93.0) Scan Jan0736.D			93.0, 63.0, 95.0			
						
Benzoic Acid	N.D.	6.28	122.0	88.1	77.0	74.0
+ EIC (105.0) Scan Jan0736.D			105.0, 122.0, 77.0			
						

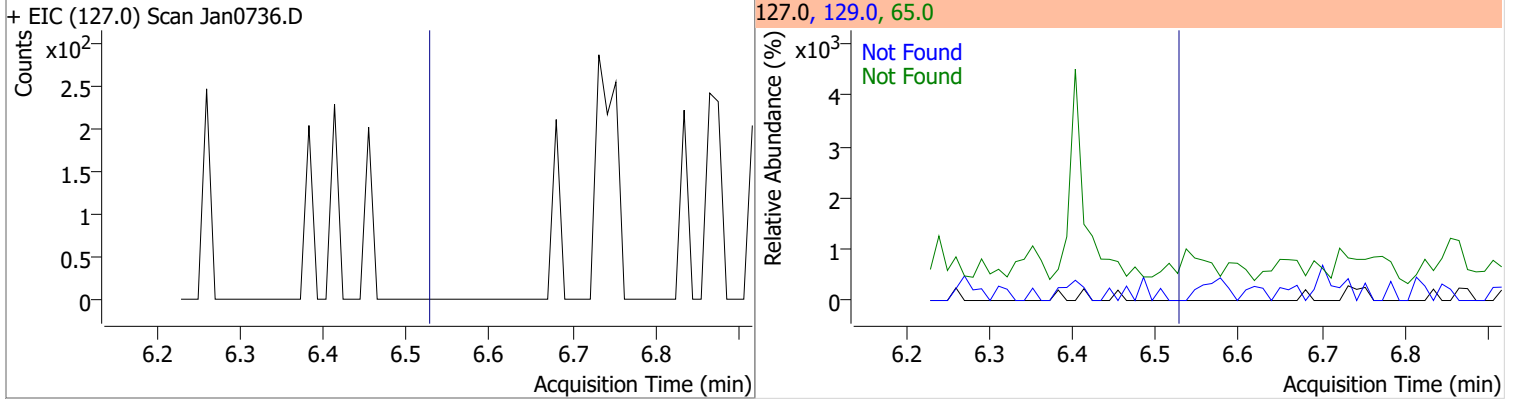


# Quantitation Results Report (QT Reviewed)

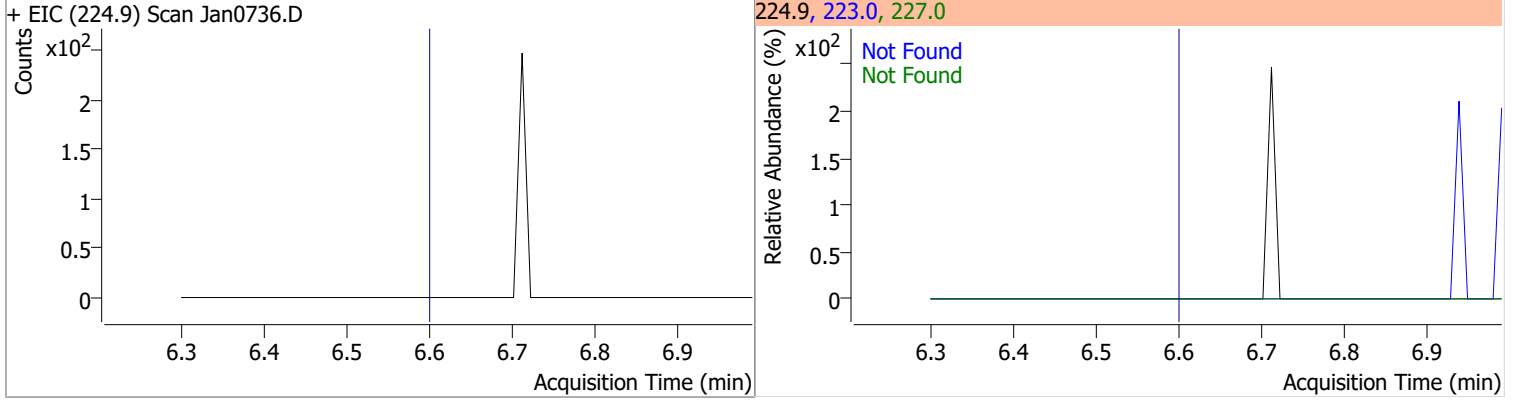
Compound	Conc.	Exp RT	QIon	Exp Ratio	QIon	Exp Ratio
2,4-Dichlorophenol	N.D.	6.28	164.0	65.0	98.0	31.2
+ EIC (162.0) Scan Jan0736.D			162.0, 164.0, 98.0			
1,2,4-Trichlorobenzene	N.D.	6.34	182.0	97.8	145.0	30.3
+ EIC (180.0) Scan Jan0736.D			180.0, 182.0, 145.0			
Naphthalene	N.D.	6.42	129.0	10.6	102.0	9.0
+ EIC (128.0) Scan Jan0736.D			128.0, 129.0, 102.0			
4-Chlorophenol	N.D.	6.49	128.0	318.3		
+ EIC (130.0) Scan Jan0736.D			130.0, 128.0			

# Quantitation Results Report (QT Reviewed)

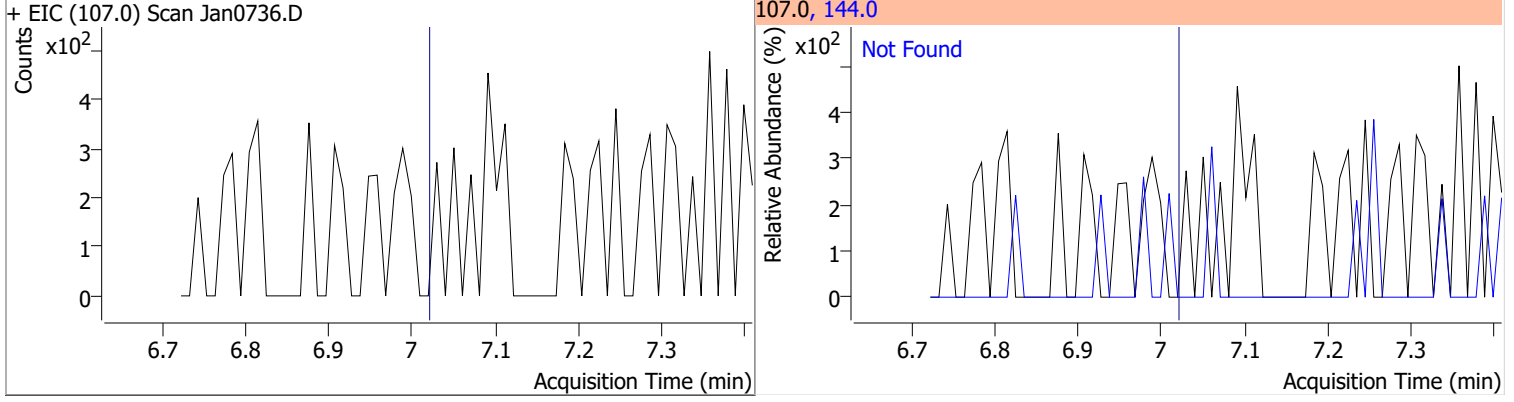
Compound	Conc.	Exp RT	QIon	Exp Ratio	QIon	Exp Ratio
p-Chloroaniline	N.D.	6.53	65.0	36.5	129.0	33.7



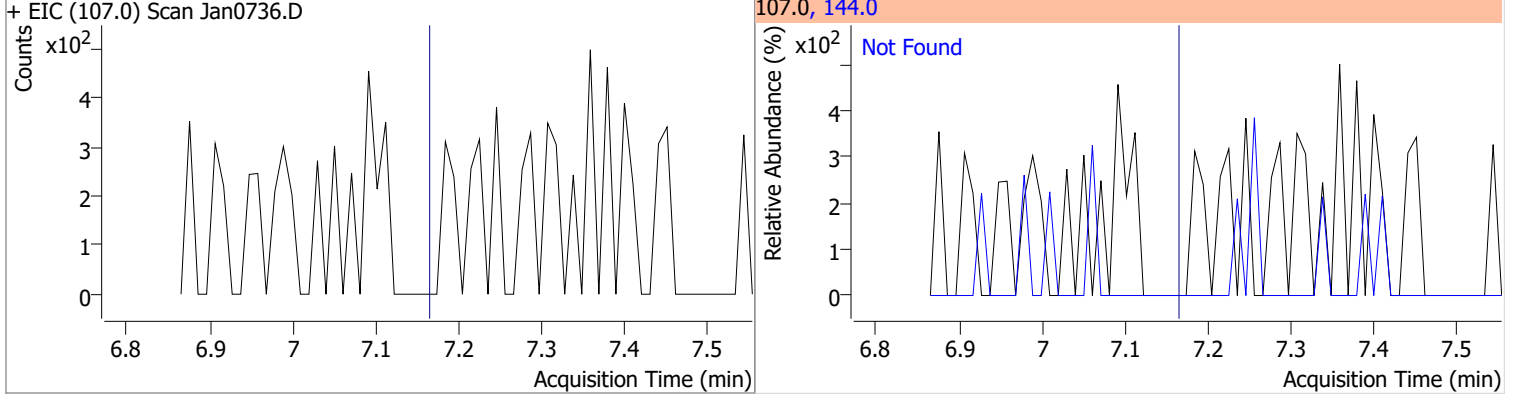
Compound	Conc.	Exp RT	QIon	Exp Ratio	QIon	Exp Ratio
Hexachlorobutadiene	N.D.	6.60	227.0	66.1	223.0	64.1



Compound	Conc.	Exp RT	QIon	Exp Ratio
4-Chloro-2-Methylphenol	N.D.	7.02	144.0	27.3



Compound	Conc.	Exp RT	QIon	Exp Ratio
4-Chloro-3-Methylphenol	N.D.	7.16	144.0	28.4

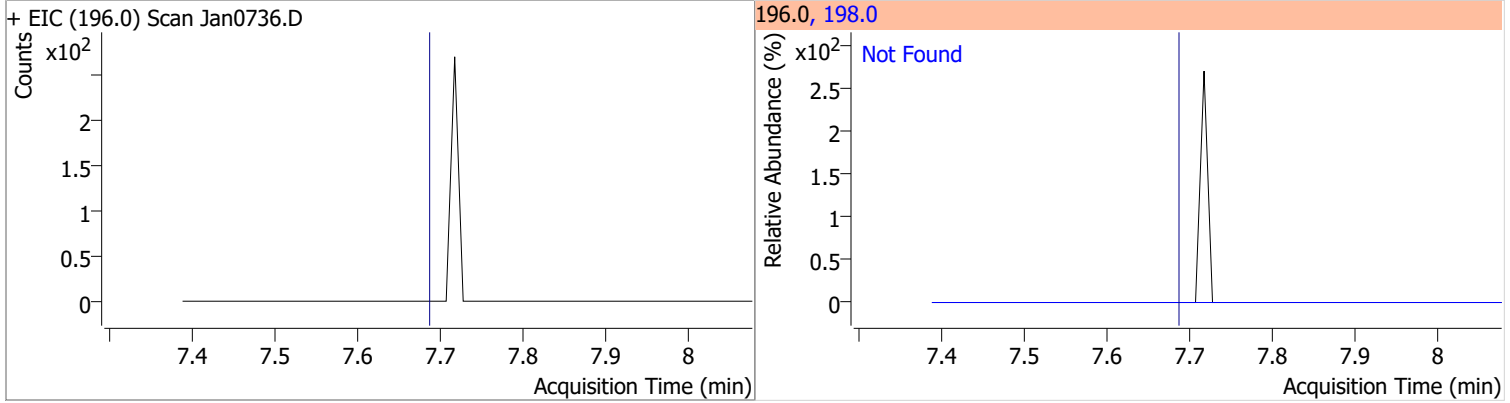


# Quantitation Results Report (QT Reviewed)

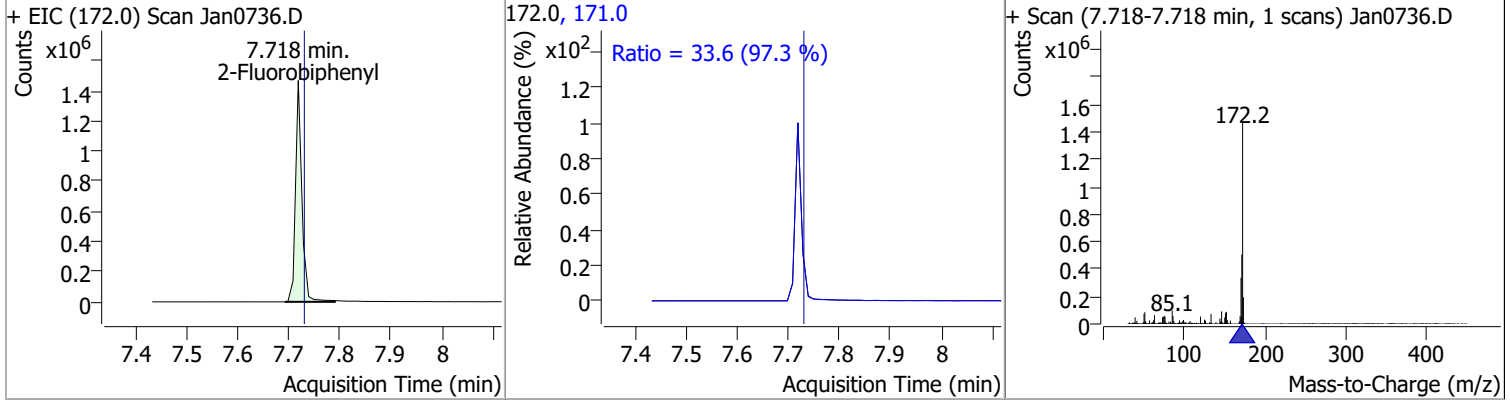
Compound	Conc.	Exp RT	QIon	Exp Ratio	QIon	Exp Ratio
2-Methylnaphthalene	N.D.	7.26	142.0	115.4	115.0	41.6
+ EIC (141.0) Scan Jan0736.D			141.0, 142.0, 115.0			
1-Methylnaphthalene	N.D.	7.37	142.0	110.2	115.0	43.1
+ EIC (141.0) Scan Jan0736.D			141.0, 142.0, 115.0			
Hexachlorocyclopentadiene	N.D.	7.45	238.9	65.0	234.9	62.3
+ EIC (236.9) Scan Jan0736.D			236.9, 238.9, 234.9			
2,4,6-Trichlorophenol	N.D.	7.61	198.0	95.1		
+ EIC (196.0) Scan Jan0736.D			196.0, 198.0			

# Quantitation Results Report (QT Reviewed)

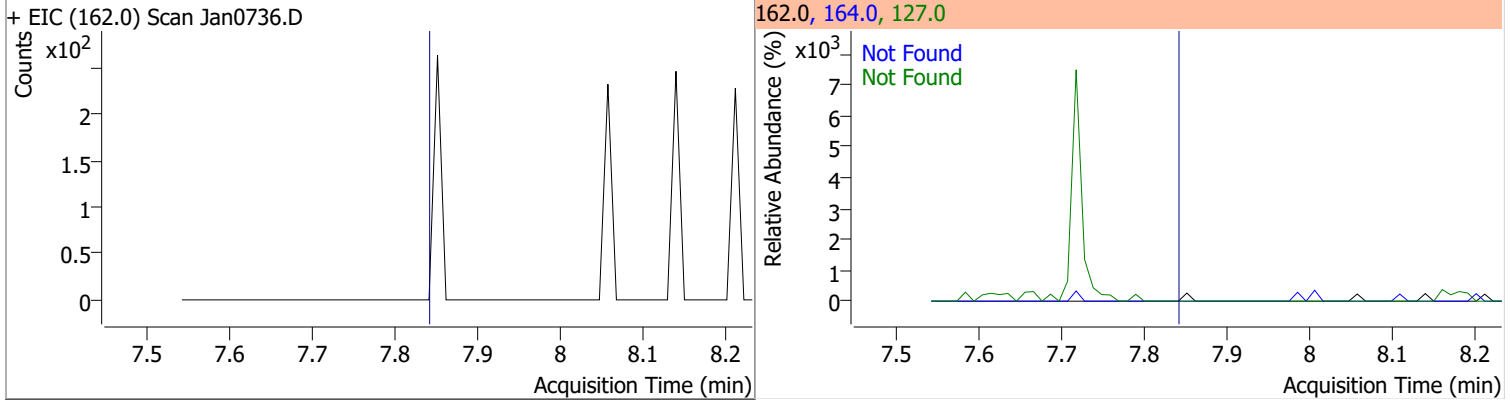
Compound	Conc.	Exp RT	QIon	Exp Ratio
2,4,5-Trichlorophenol	N.D.	7.68	198.0	95.5



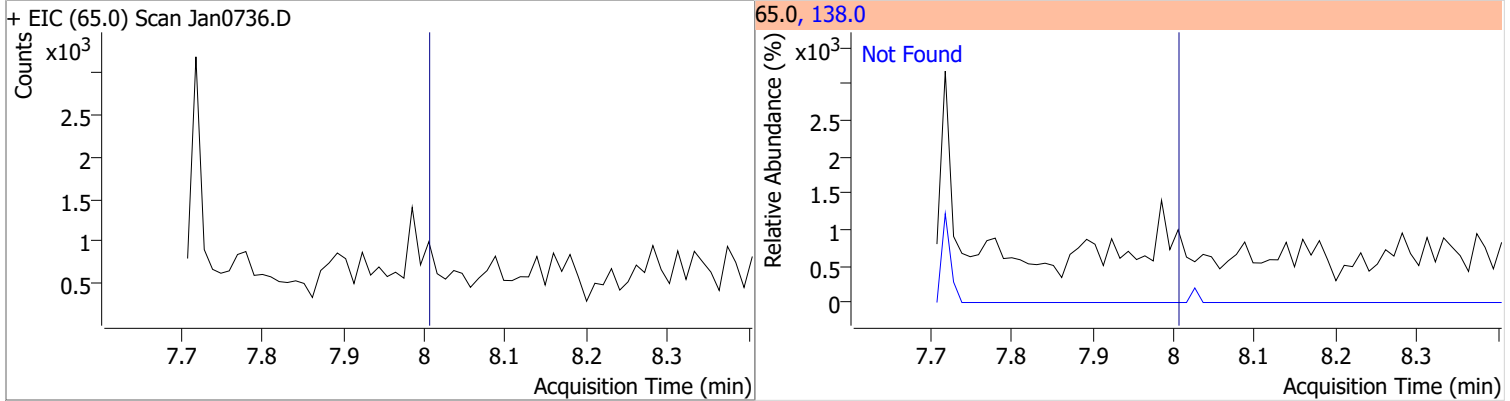
Compound	Conc.	RT	Dev(Min)	Resp.	QIon	QRatio	Lower	Upper
2-Fluorobiphenyl	67.3118	7.72	0.00	1277506	171.0	33.6	24.2	44.9



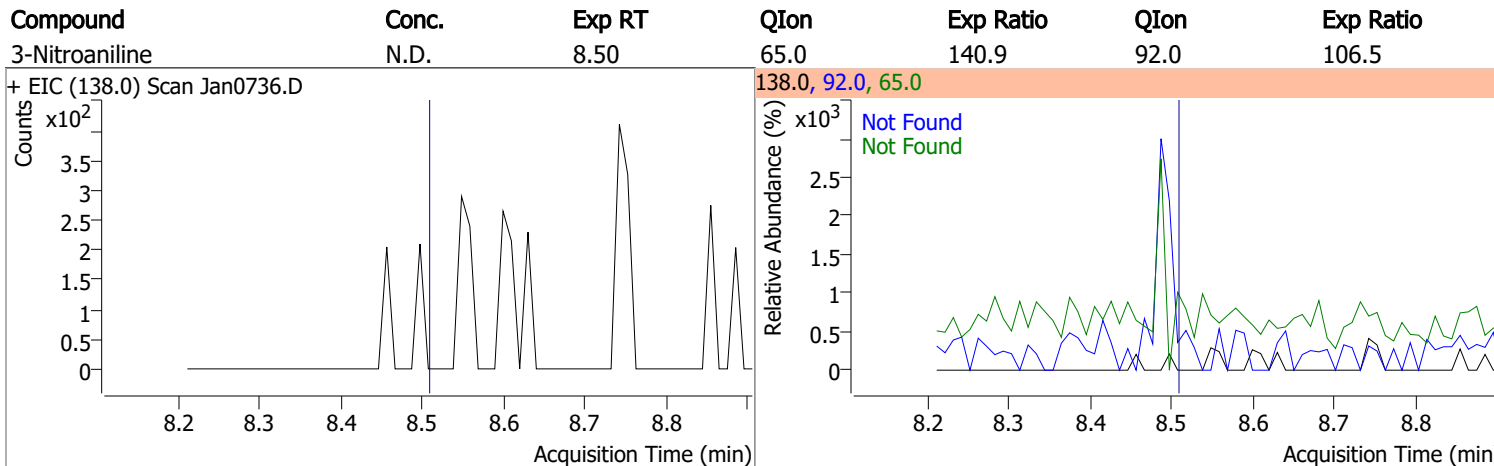
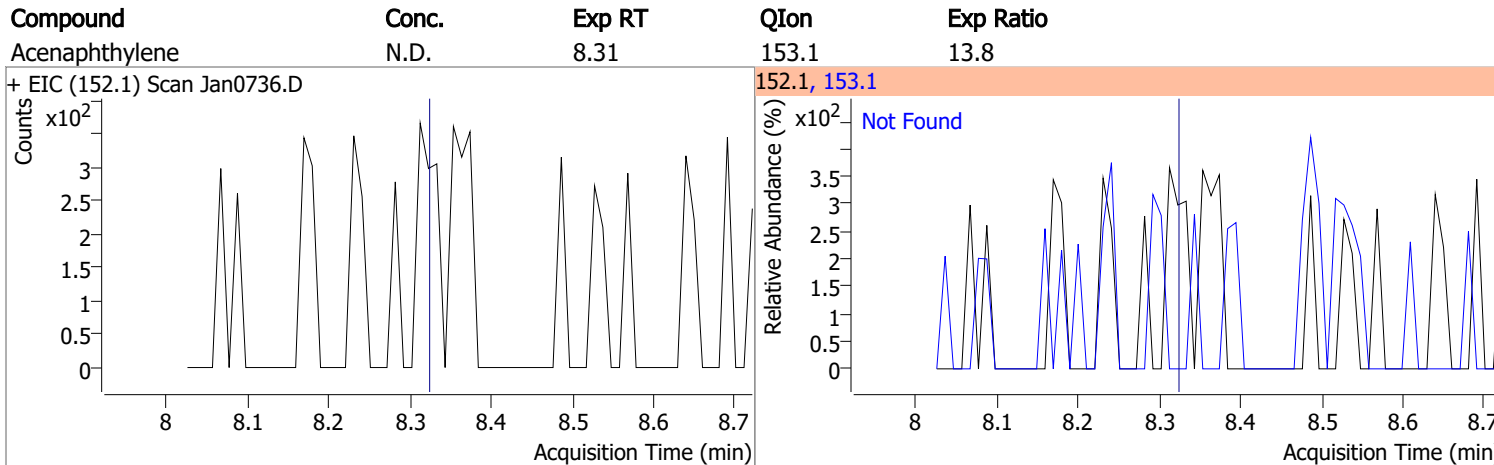
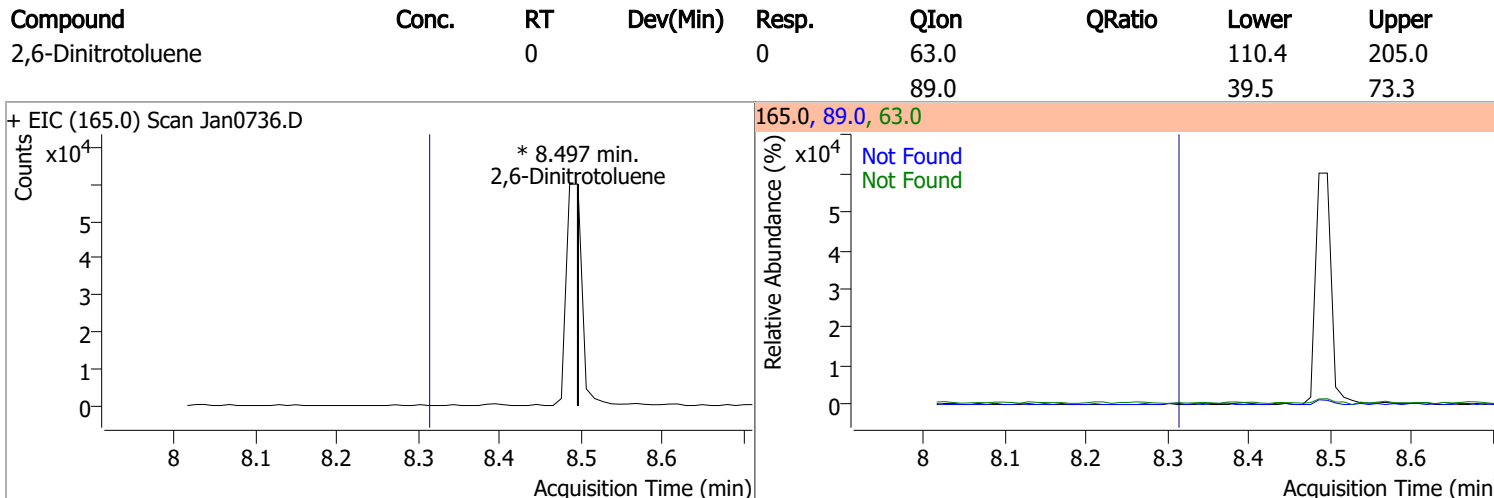
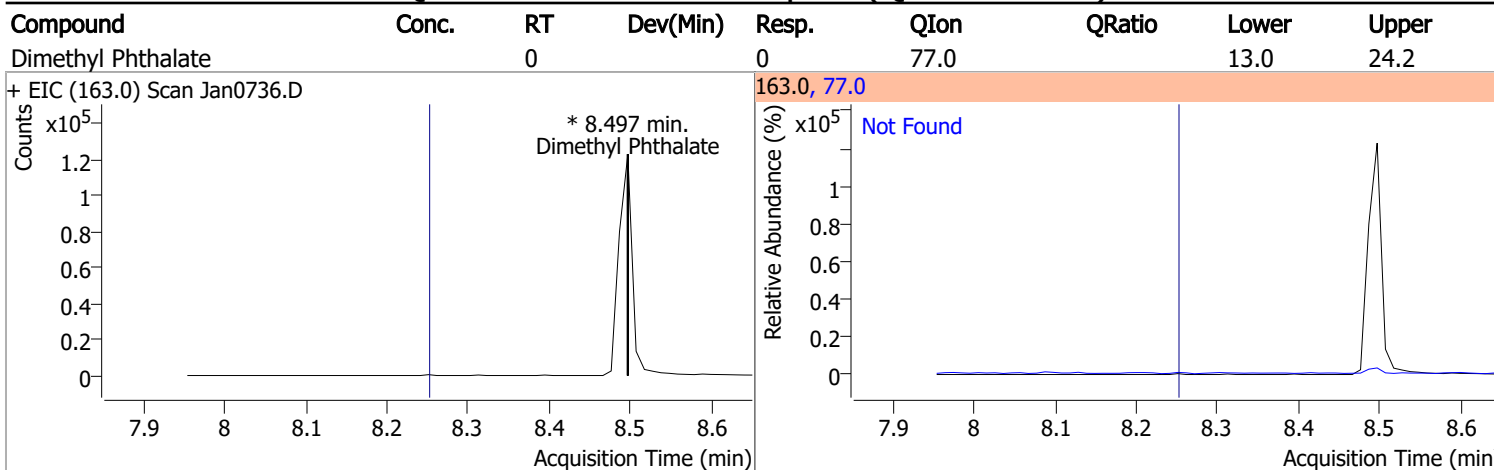
Compound	Conc.	Exp RT	QIon	Exp Ratio	QIon	Exp Ratio
2-Chloronaphthalene	N.D.	7.83	127.0	37.9	164.0	32.3



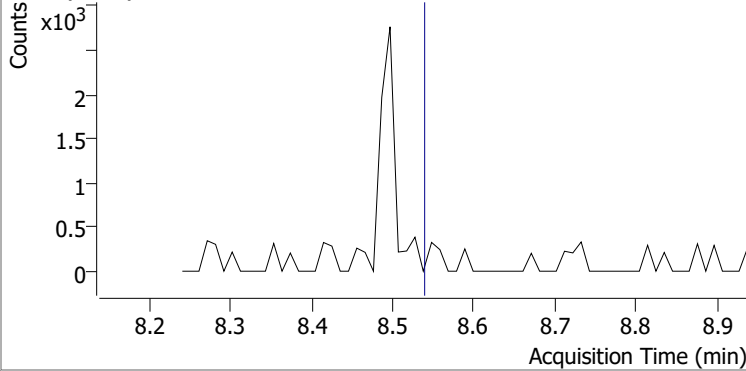
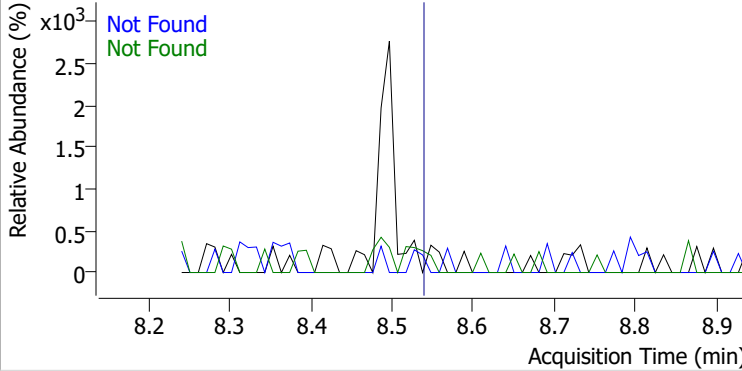
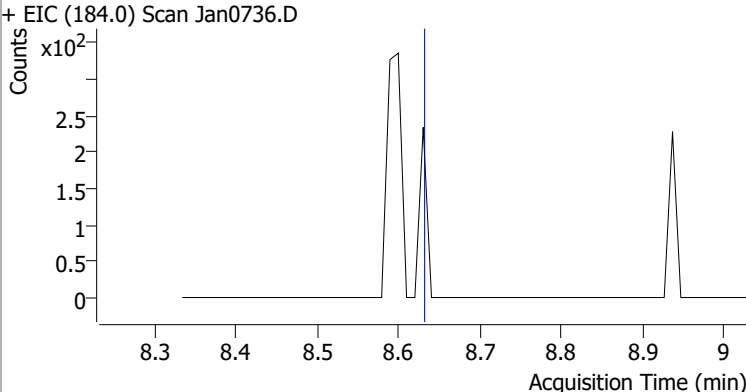
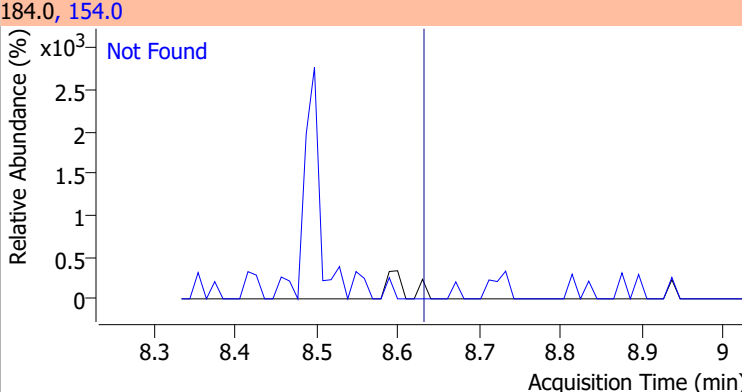
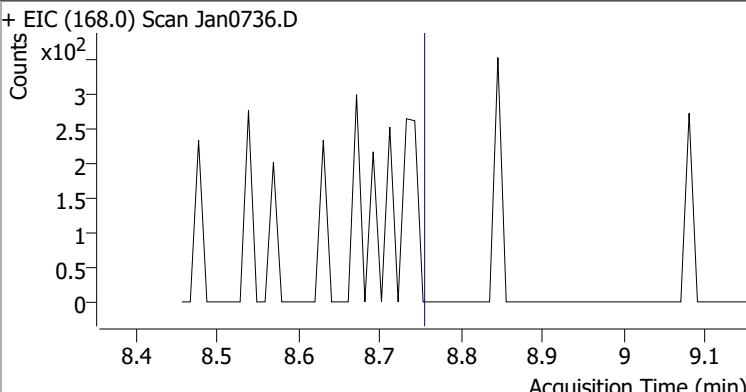
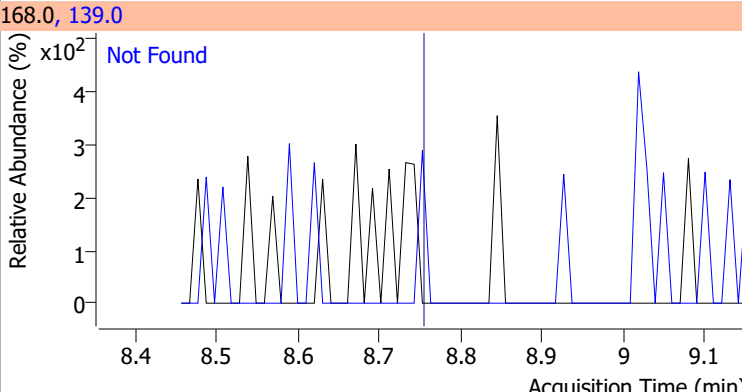
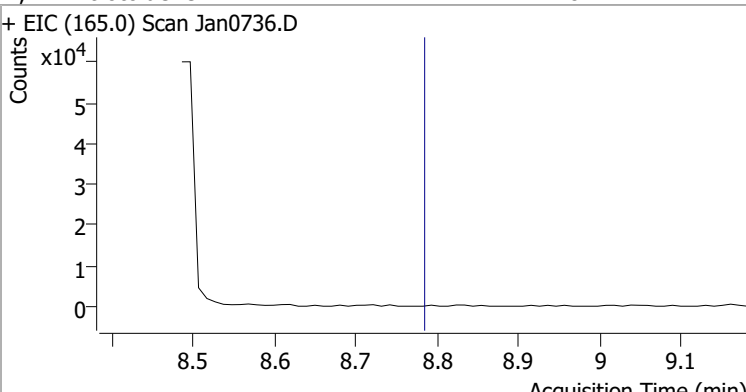
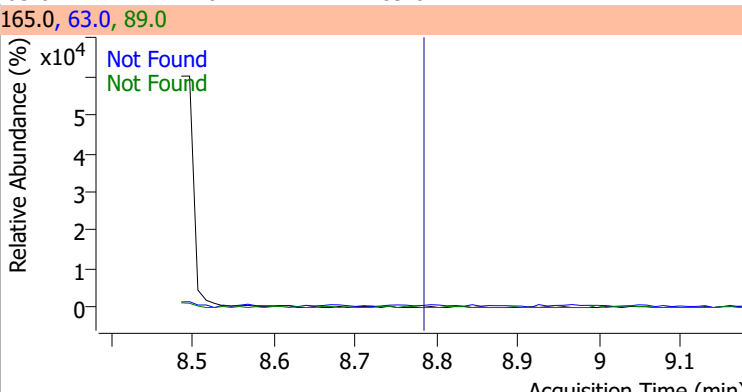
Compound	Conc.	Exp RT	QIon	Exp Ratio
2-Nitroaniline	N.D.	7.99	138.0	107.7



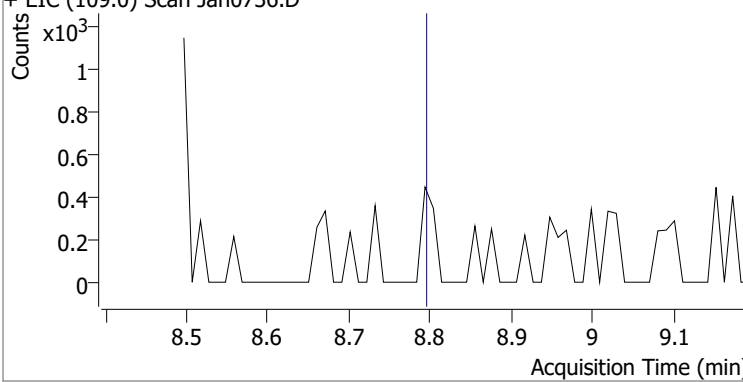
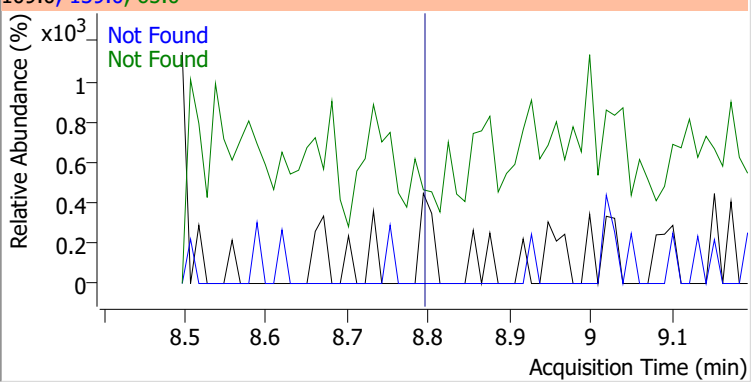
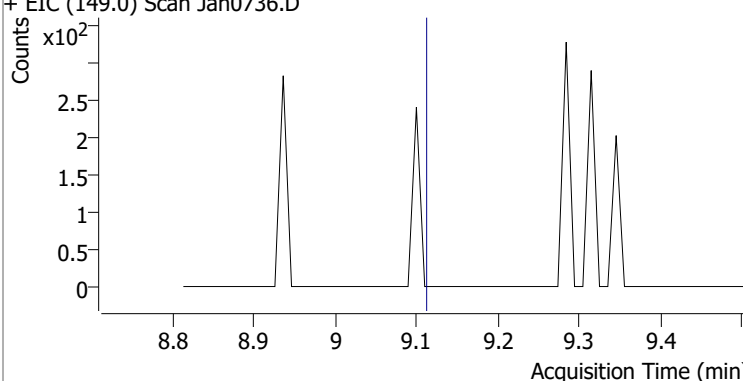
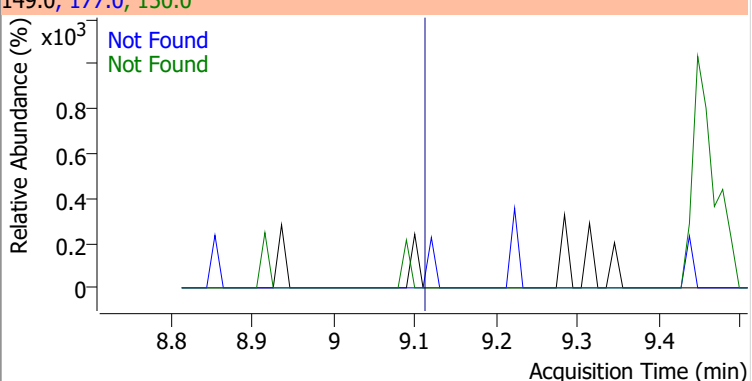
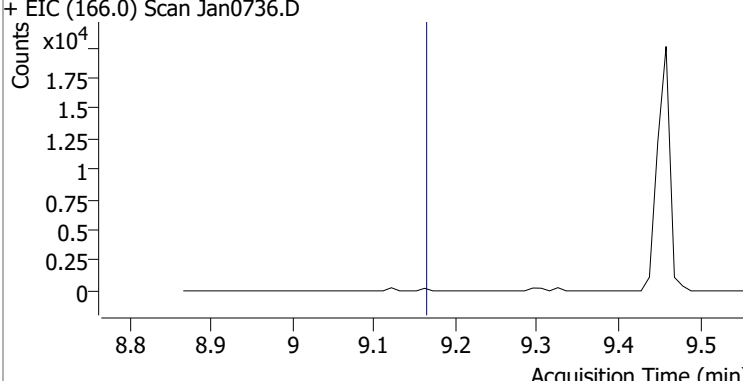
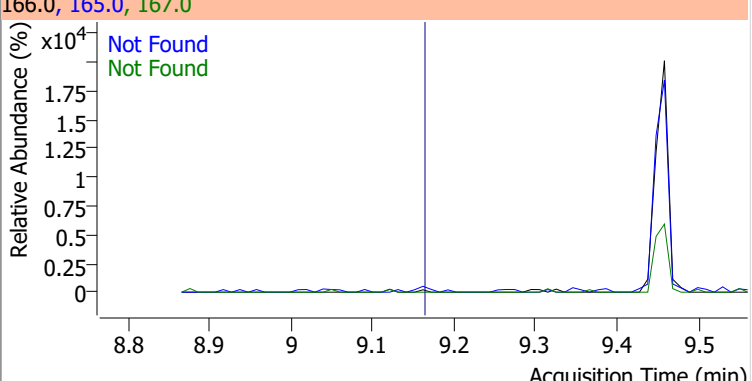
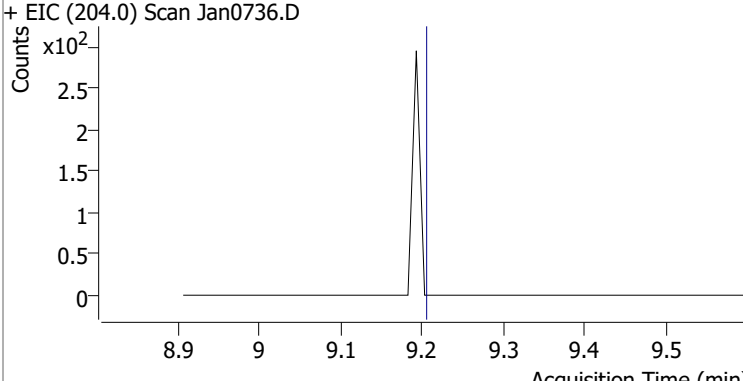
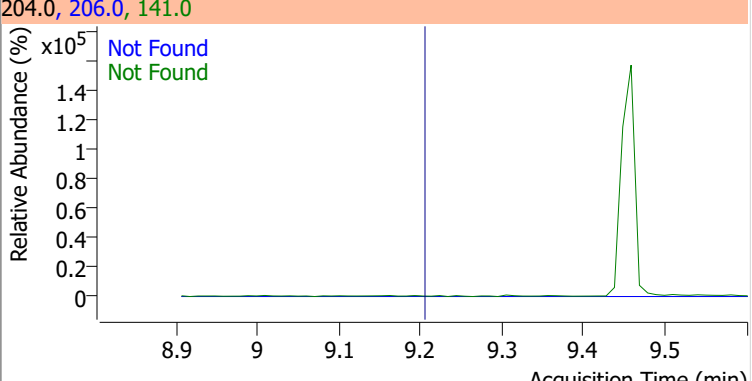
# Quantitation Results Report (QT Reviewed)



# Quantitation Results Report (QT Reviewed)

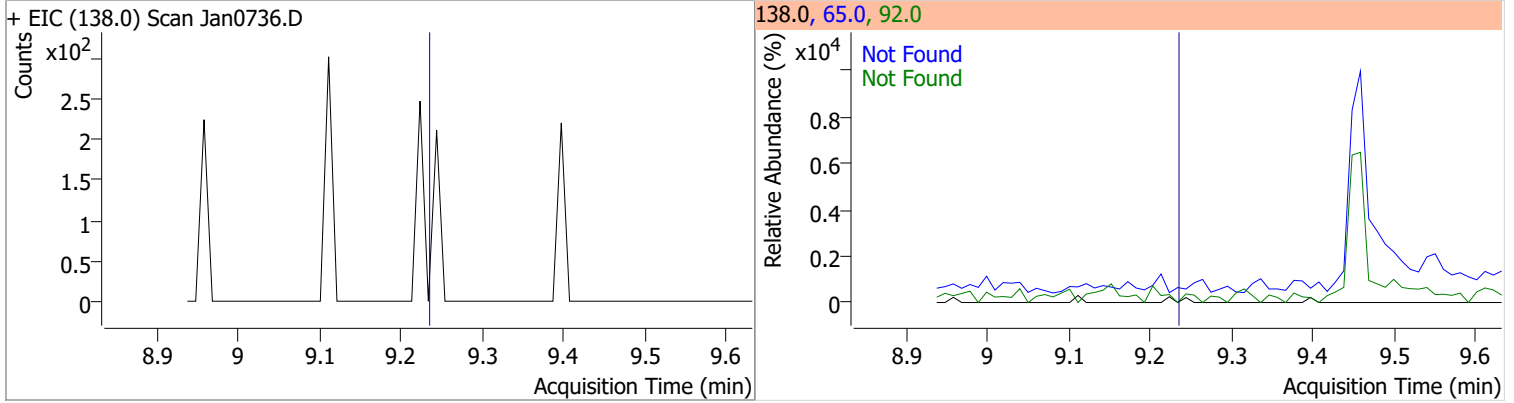
Compound	Conc.	Exp RT	QIon	Exp Ratio	QIon	Exp Ratio
Acenaphthene	N.D.	8.53	153.0	109.5	152.0	52.9
+ EIC (154.0) Scan Jan0736.D			154.0, 152.0, 153.0			
						
2,4-Dinitrophenol	N.D.	8.62	154.0	60.0		
+ EIC (184.0) Scan Jan0736.D			184.0, 154.0			
						
Dibenzofuran	N.D.	8.74	139.0	38.6		
+ EIC (168.0) Scan Jan0736.D			168.0, 139.0			
						
2,4-Dinitrotoluene	N.D.	8.77	63.0	76.1	89.0	74.7
+ EIC (165.0) Scan Jan0736.D			165.0, 63.0, 89.0			
						

# Quantitation Results Report (QT Reviewed)

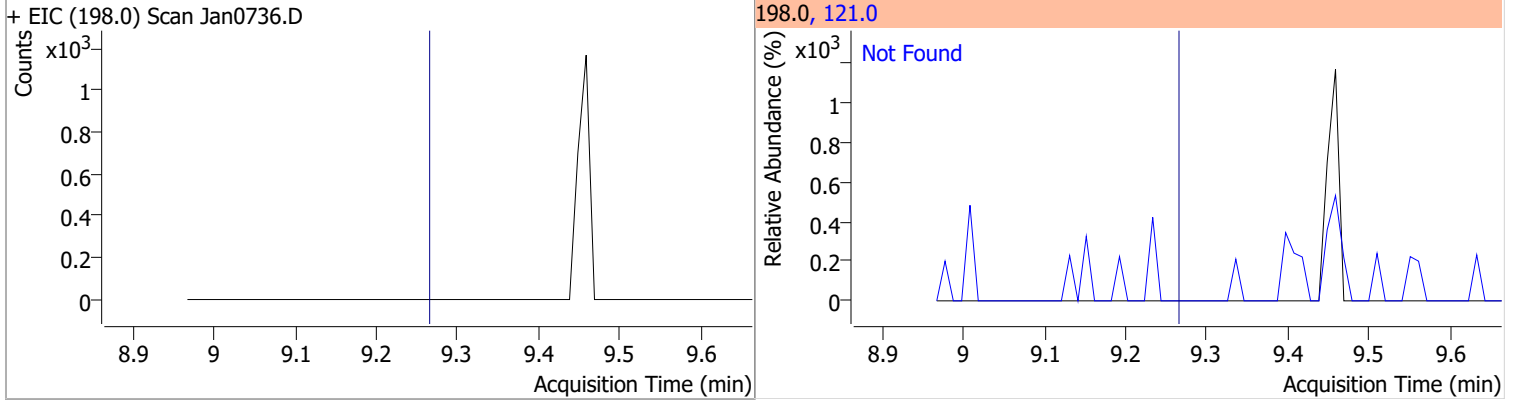
Compound	Conc.	Exp RT	QIon	Exp Ratio	QIon	Exp Ratio
4-Nitrophenol	N.D.	8.78	65.0	88.5	139.0	80.4
+ EIC (109.0) Scan Jan0736.D			109.0, 139.0, 65.0			
						
Diethylphthalate	N.D.	9.10	177.0	20.7	150.0	12.6
+ EIC (149.0) Scan Jan0736.D			149.0, 177.0, 150.0			
						
Fluorene	N.D.	9.15	165.0	93.4	167.0	12.9
+ EIC (166.0) Scan Jan0736.D			166.0, 165.0, 167.0			
						
4-Chlorophenyl-phenylether	N.D.	9.19	141.0	62.3	206.0	33.9
+ EIC (204.0) Scan Jan0736.D			204.0, 206.0, 141.0			
						

# Quantitation Results Report (QT Reviewed)

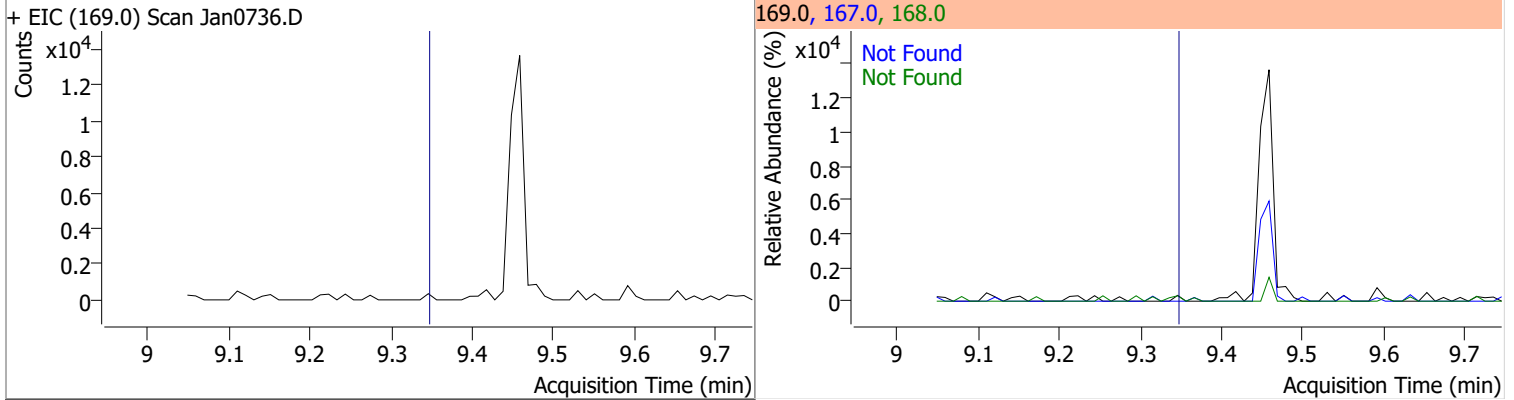
Compound	Conc.	Exp RT	QIon	Exp Ratio	QIon	Exp Ratio
4-Nitroaniline	N.D.	9.23	65.0	114.6	92.0	45.3



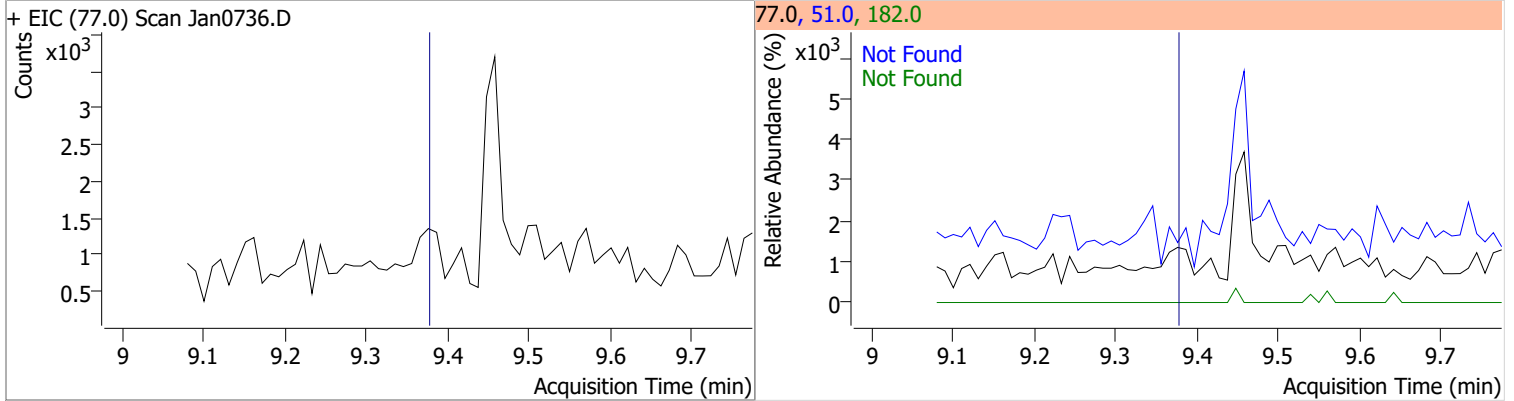
Compound	Conc.	Exp RT	QIon	Exp Ratio
4,6-Dinitro-2-methylphenol	N.D.	9.26	121.0	44.8



Compound	Conc.	Exp RT	QIon	Exp Ratio	QIon	Exp Ratio
N-nitrosodiphenylamine	N.D.	9.35	168.0	63.3	167.0	33.4



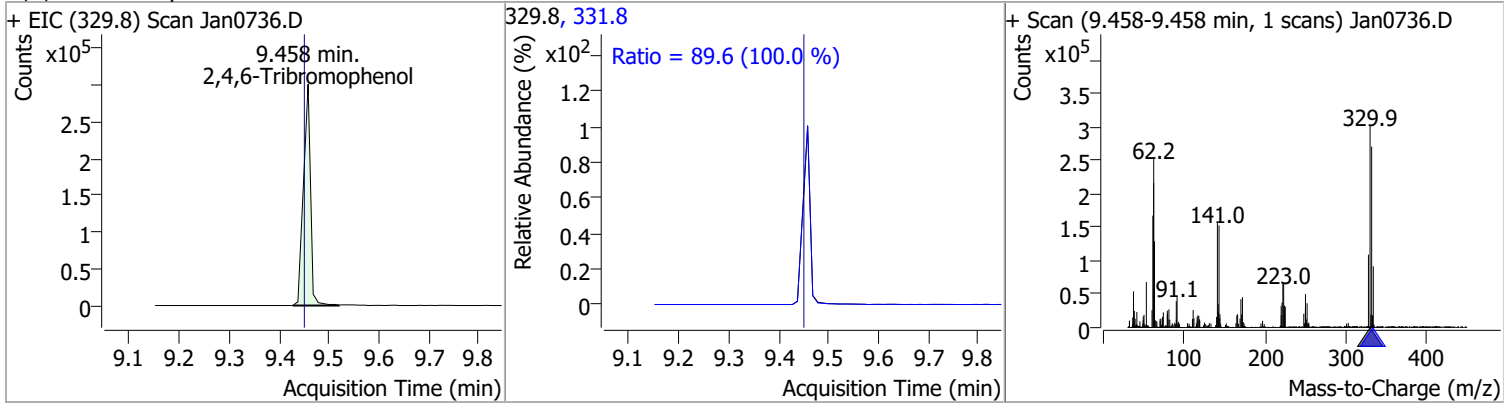
Compound	Conc.	Exp RT	QIon	Exp Ratio	QIon	Exp Ratio
Azobenzene	N.D.	9.38	51.0	49.9	182.0	26.9



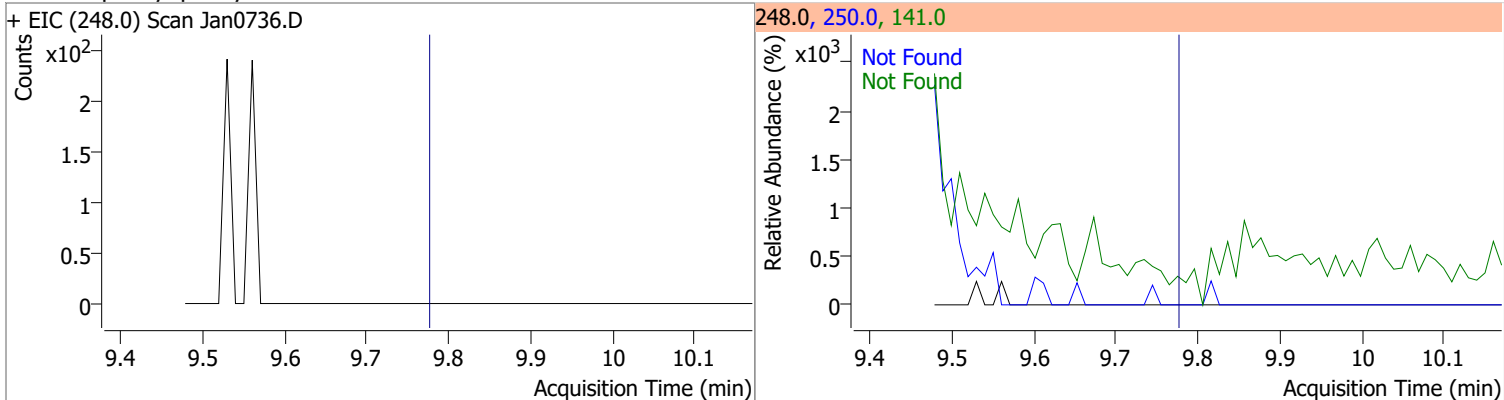


# Quantitation Results Report (QT Reviewed)

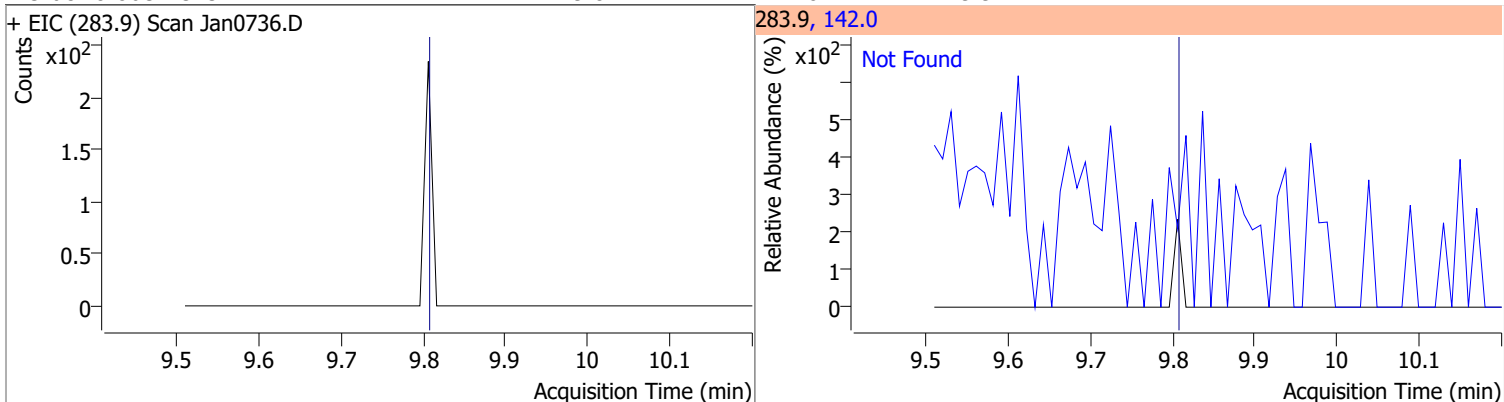
Compound	Conc.	RT	Dev(Min)	Resp.	QIon	QRatio	Lower	Upper
2,4,6-Tribromophenol	181.9554	9.46	0.01	297321	331.8	89.6	62.7	116.4



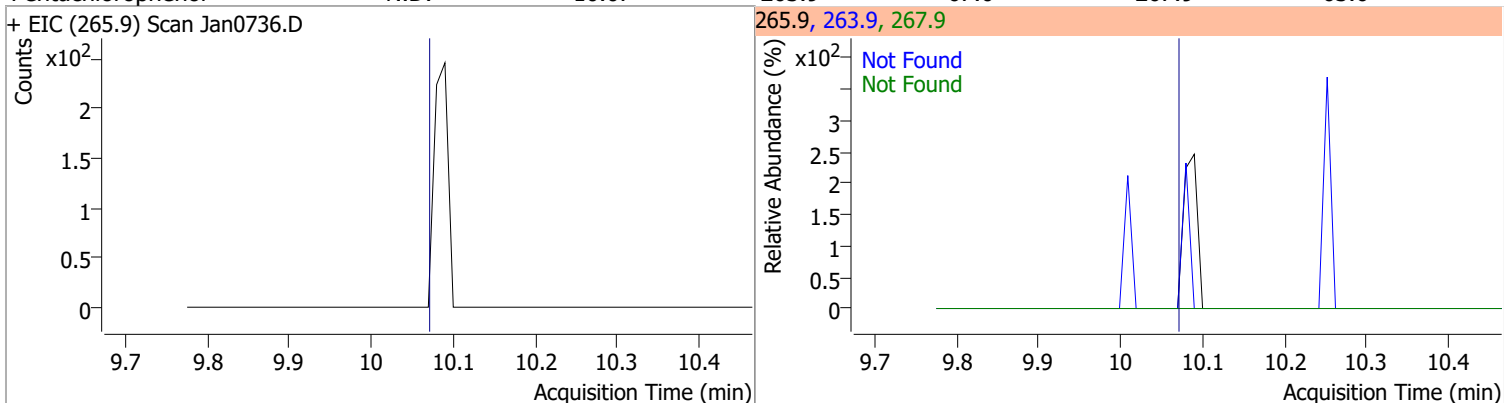
Compound	Conc.	Exp RT	QIon	Exp Ratio	QIon	Exp Ratio
4-Bromophenyl-phenylether	N.D.	9.78	250.0	98.3	141.0	96.1



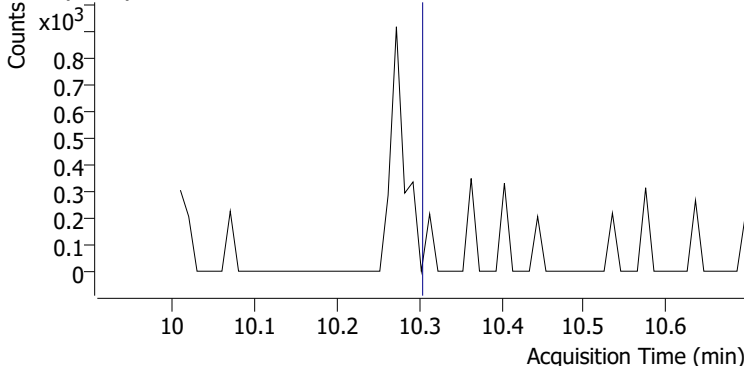
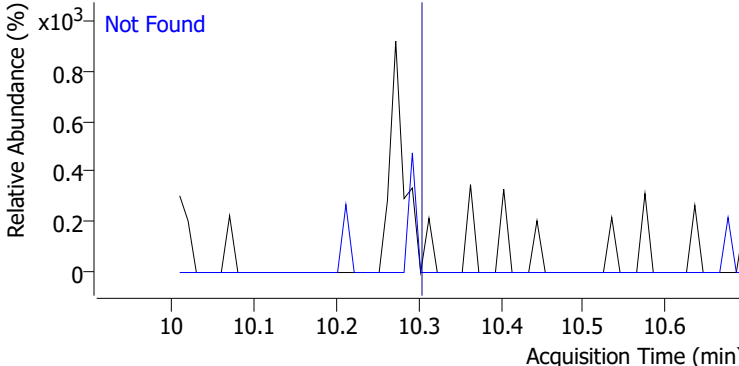
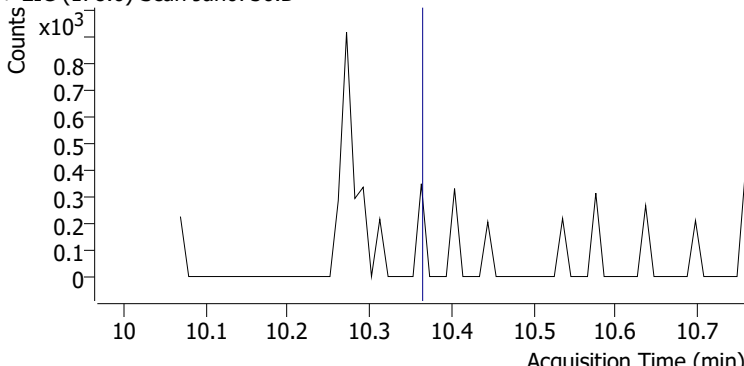
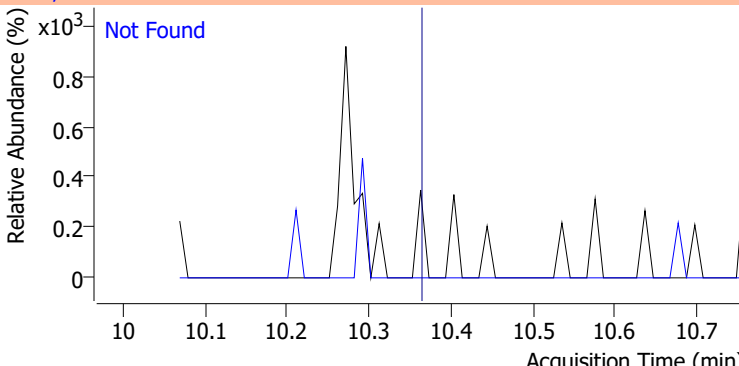
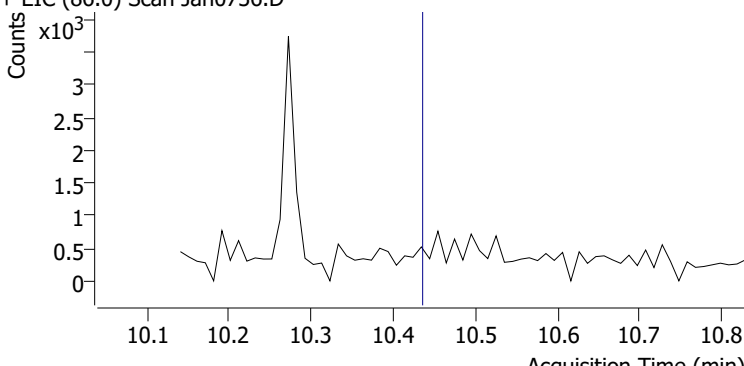
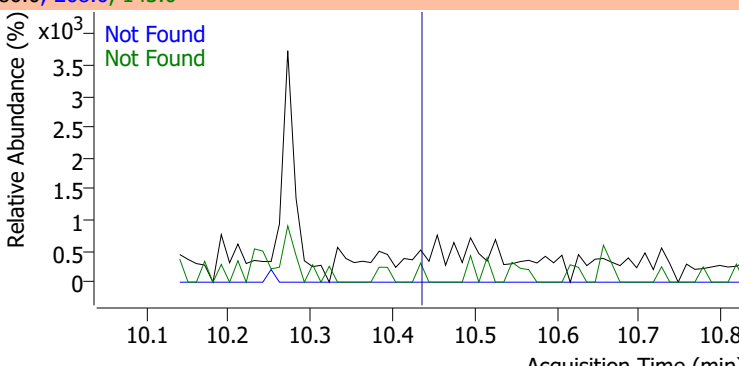
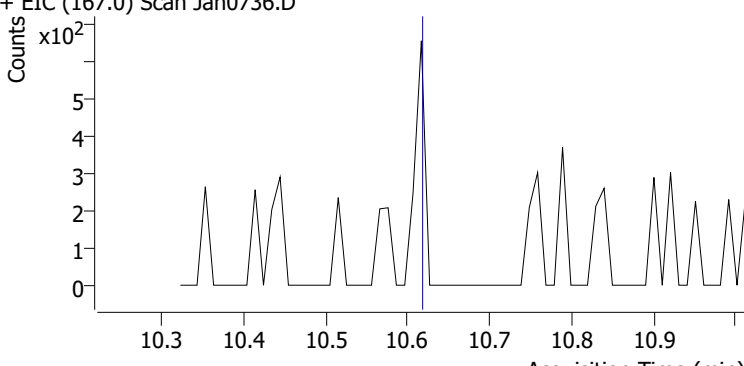
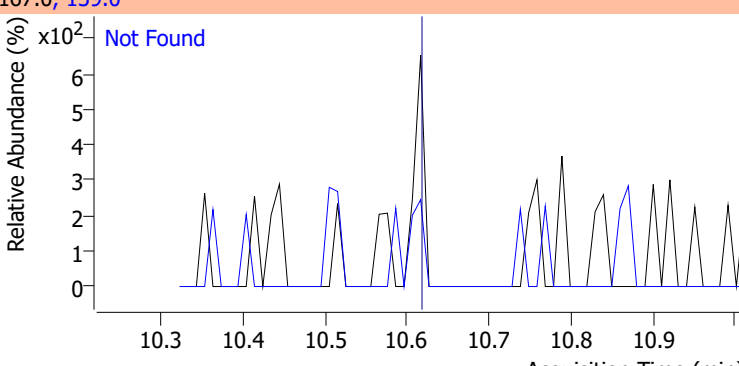
Compound	Conc.	Exp RT	QIon	Exp Ratio
Hexachlorobenzene	N.D.	9.81	142.0	49.9



Compound	Conc.	Exp RT	QIon	Exp Ratio	QIon	Exp Ratio
Pentachlorophenol	N.D.	10.07	263.9	67.0	267.9	63.6

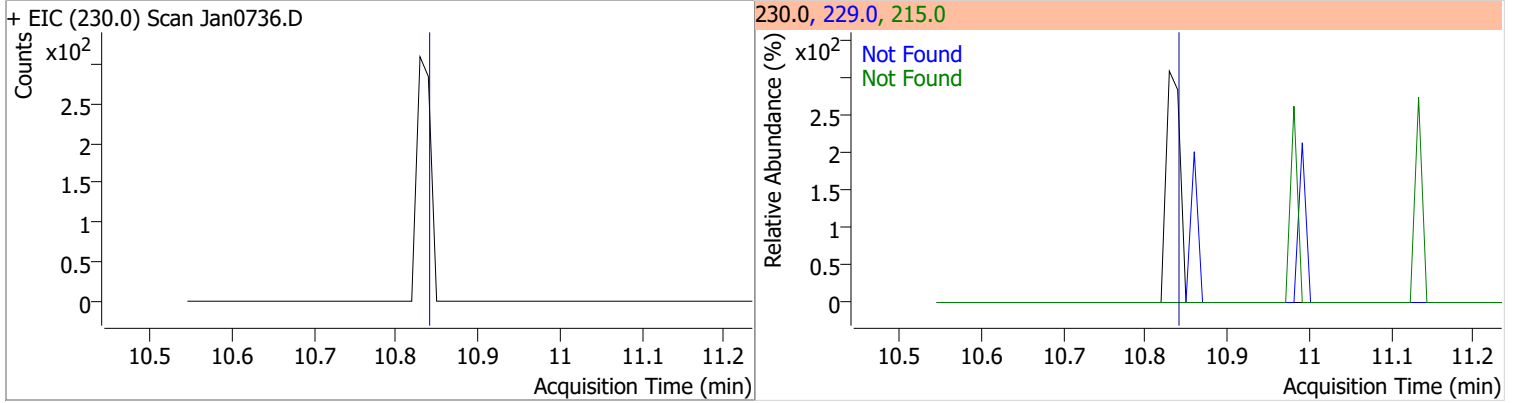


# Quantitation Results Report (QT Reviewed)

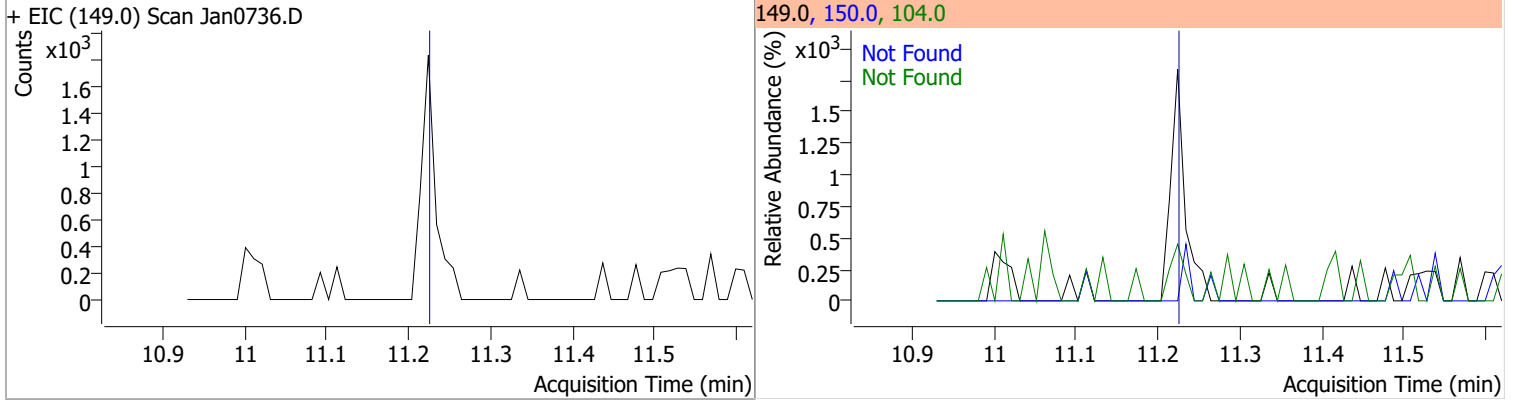
Compound	Conc.	Exp RT	QIon	Exp Ratio		
Phenanthrene	N.D.	10.30	176.0	19.3		
+ EIC (178.0) Scan Jan0736.D			178.0, 176.0			
						
Anthracene	N.D.	10.36	176.0	18.4		
+ EIC (178.0) Scan Jan0736.D			178.0, 176.0			
						
Triallate	N.D.	10.43	268.0	26.7	QIon	Exp Ratio
+ EIC (86.0) Scan Jan0736.D			86.0, 268.0, 143.0			
						
Carbazole	N.D.	10.62	139.0	12.8		
+ EIC (167.0) Scan Jan0736.D			167.0, 139.0			
						

# Quantitation Results Report (QT Reviewed)

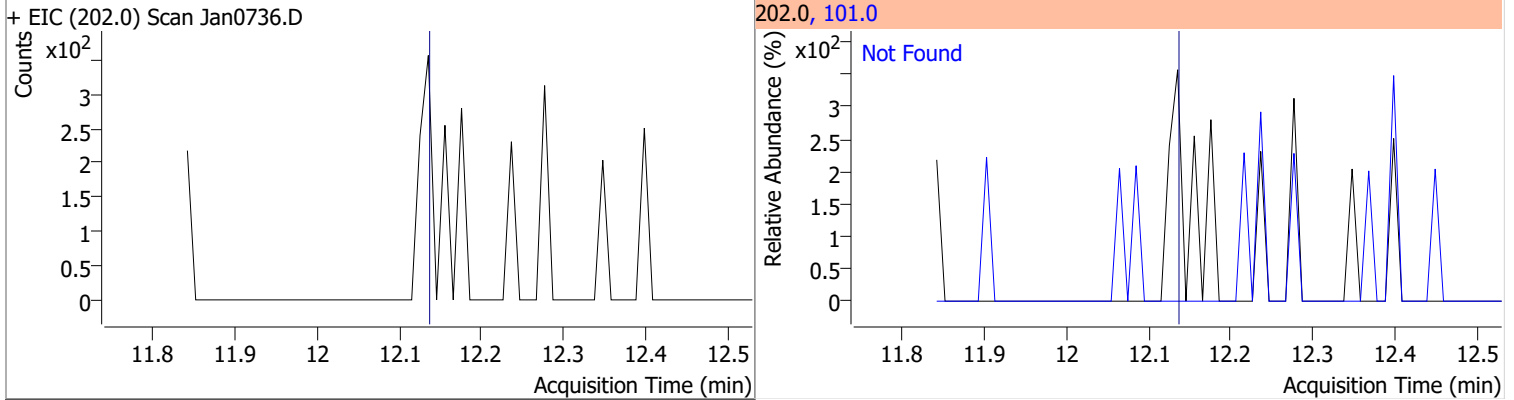
Compound	Conc.	Exp RT	QIon	Exp Ratio	QIon	Exp Ratio
o-Terphenyl	N.D.	10.84	229.0	64.1	215.0	36.5



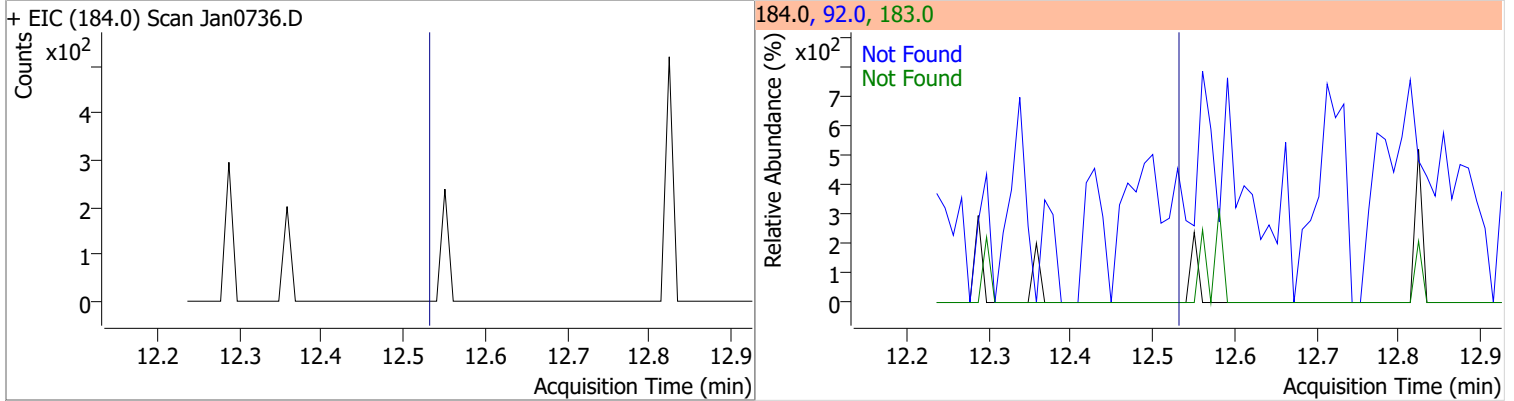
Compound	Conc.	Exp RT	QIon	Exp Ratio	QIon	Exp Ratio
Di-n-Butylphthalate	N.D.	11.22	150.0	9.1	104.0	6.1



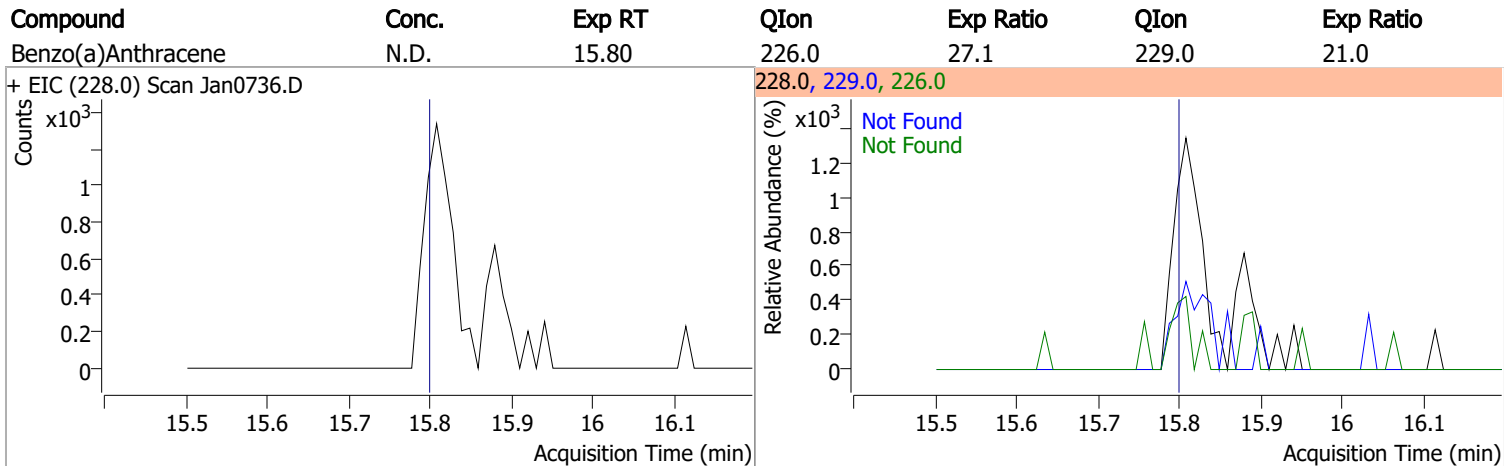
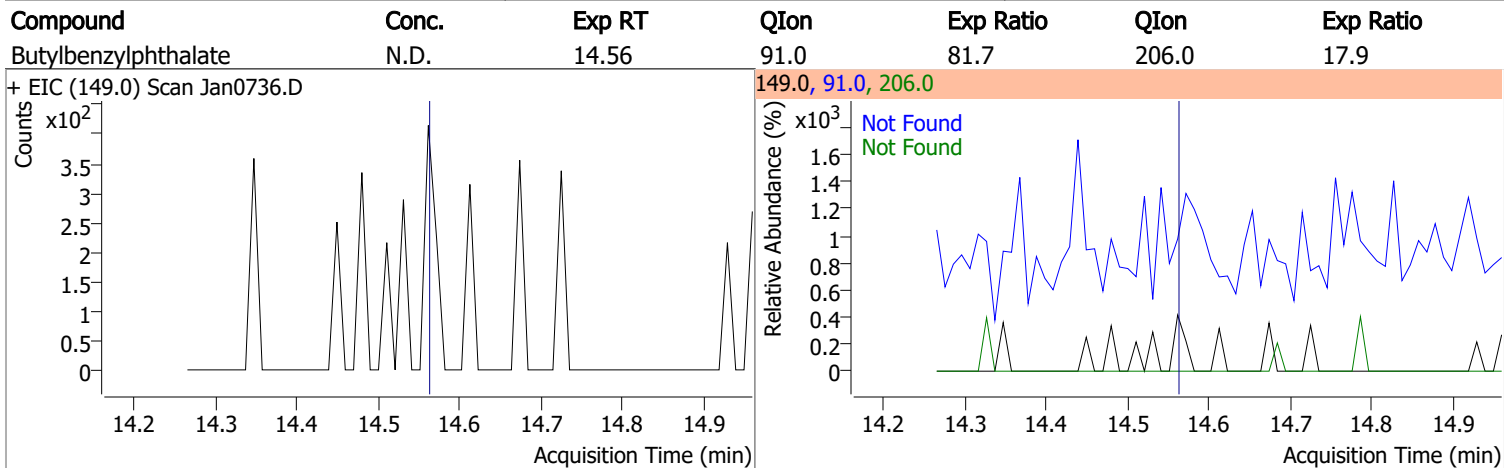
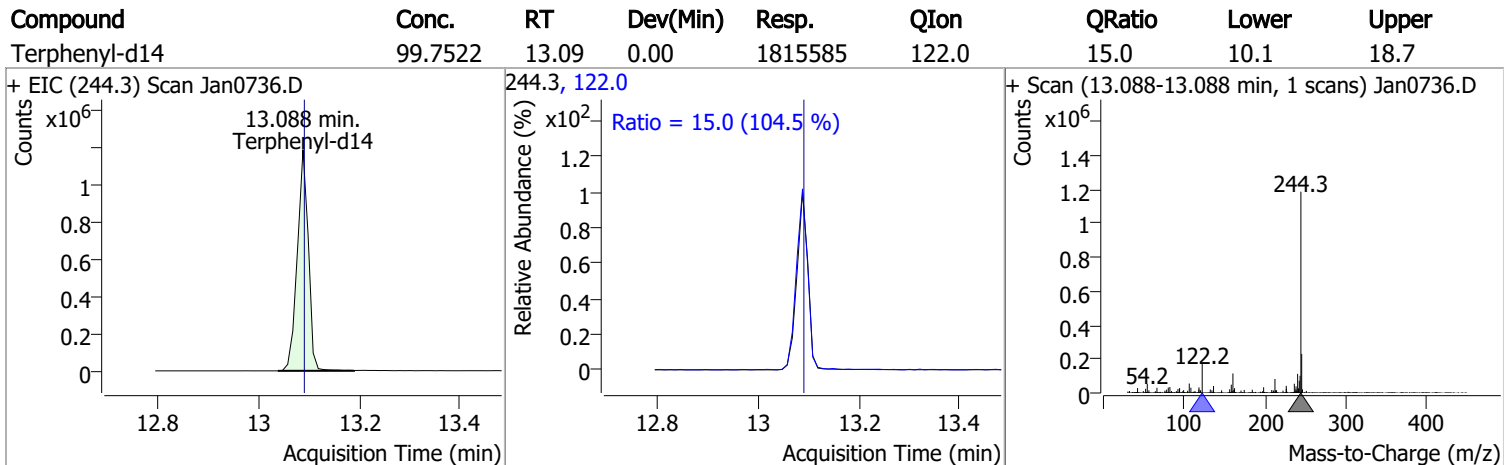
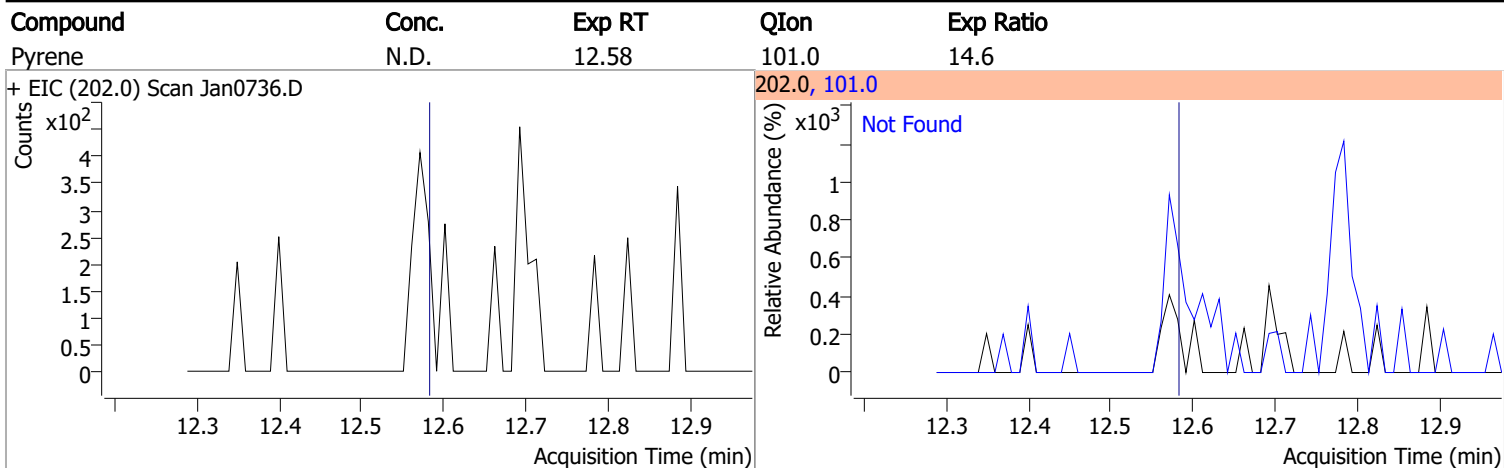
Compound	Conc.	Exp RT	QIon	Exp Ratio
Fluoranthene	N.D.	12.14	101.0	12.8



Compound	Conc.	Exp RT	QIon	Exp Ratio	QIon	Exp Ratio
Benzidine	N.D.	12.53	183.0	13.1	92.0	8.1

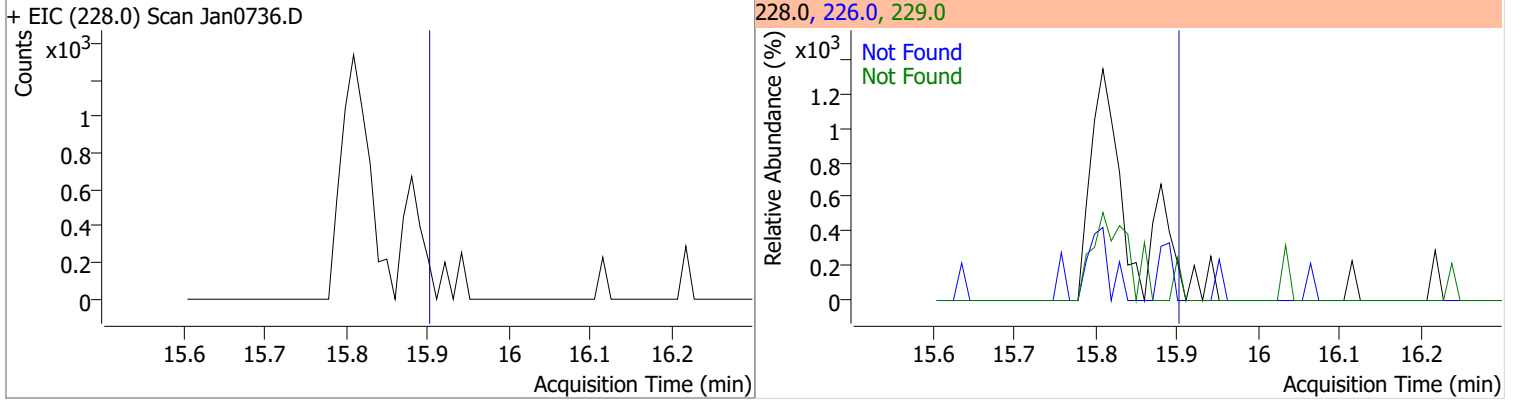


# Quantitation Results Report (QT Reviewed)

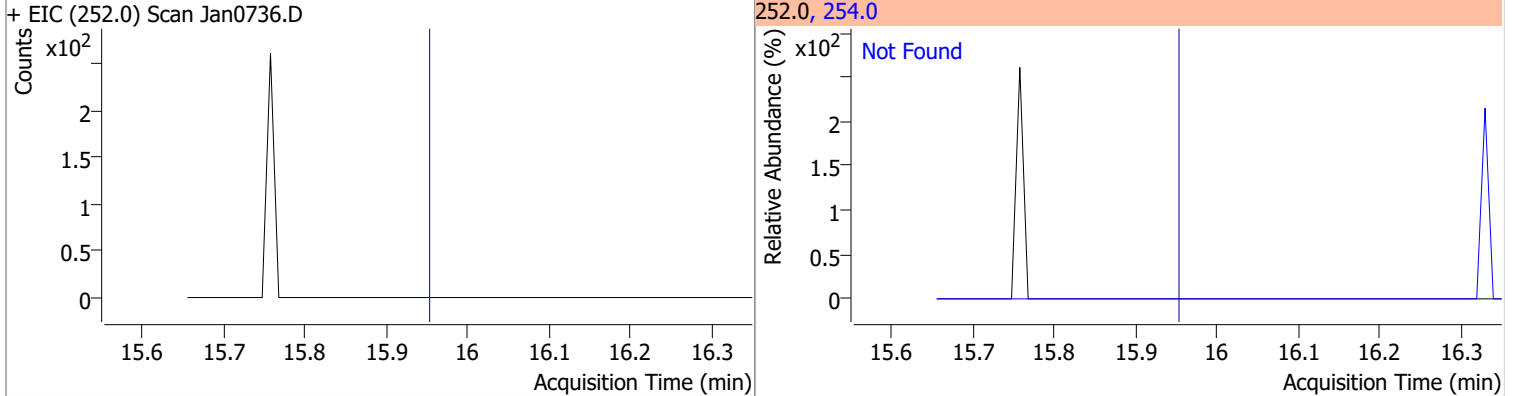


# Quantitation Results Report (QT Reviewed)

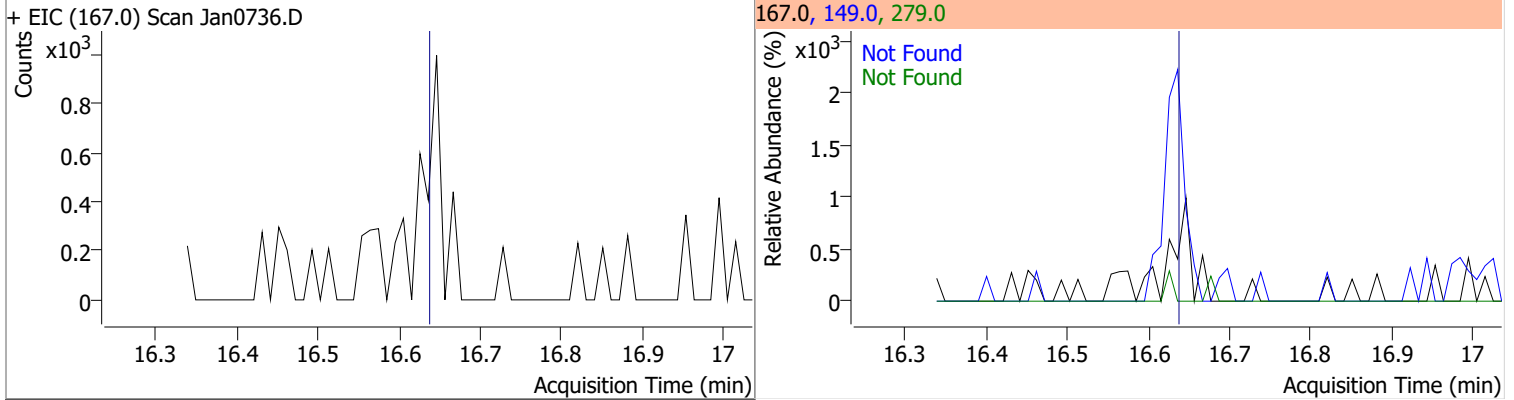
Compound	Conc.	Exp RT	QIon	Exp Ratio	QIon	Exp Ratio
Chrysene	N.D.	15.90	226.0	29.9	229.0	20.4



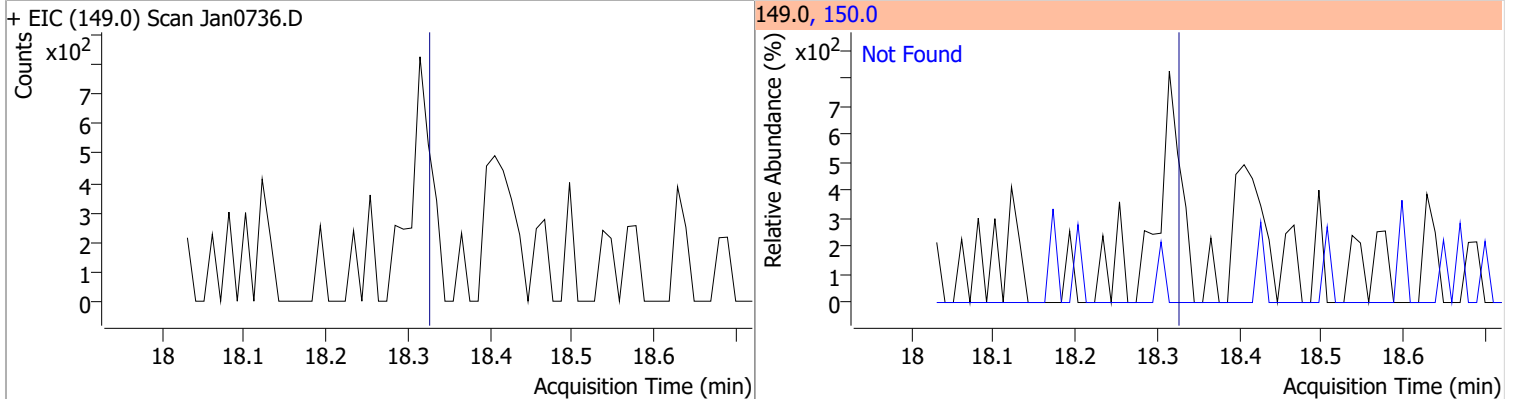
Compound	Conc.	Exp RT	QIon	Exp Ratio
3,3-Dichlorobenzidine	N.D.	15.95	254.0	64.7



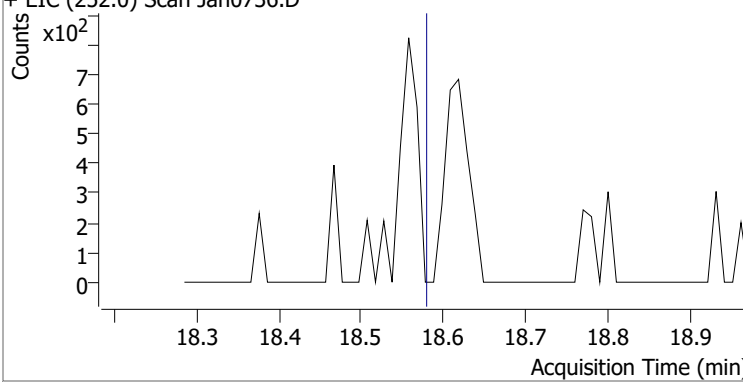
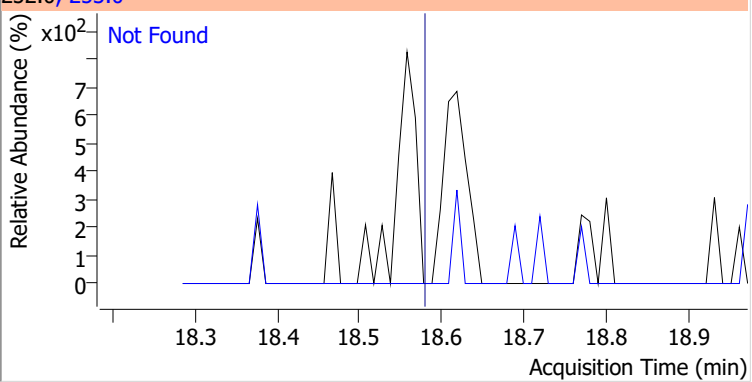
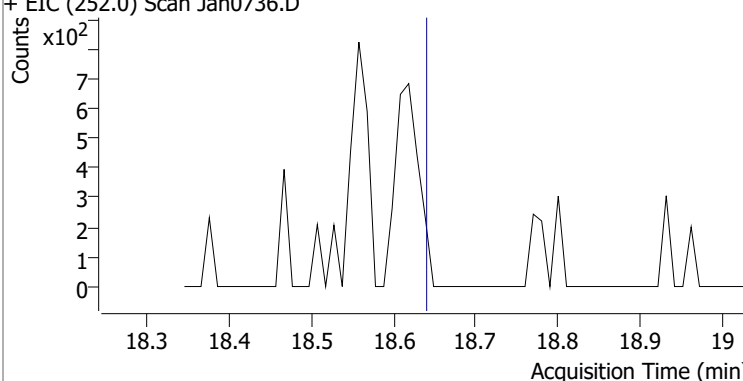
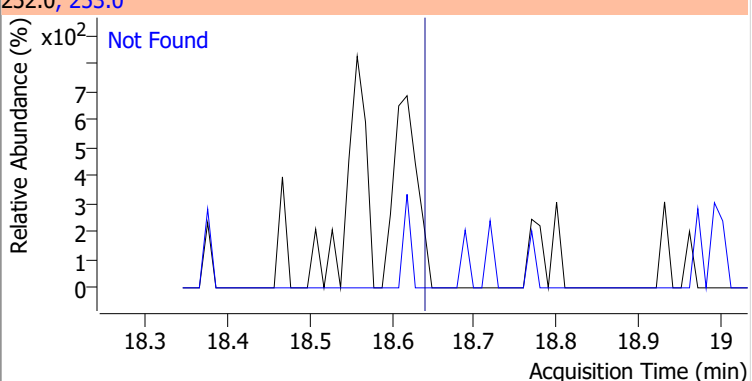
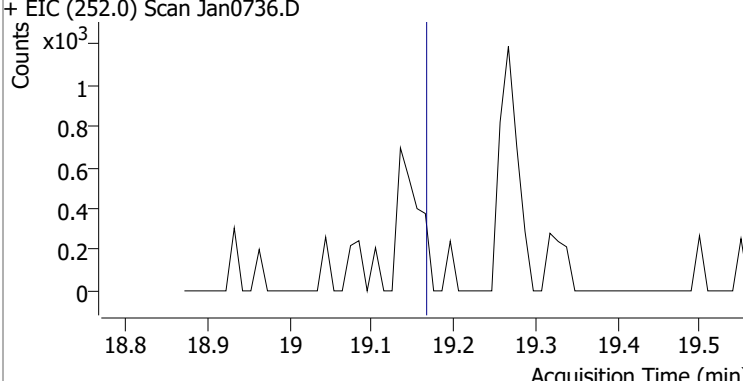
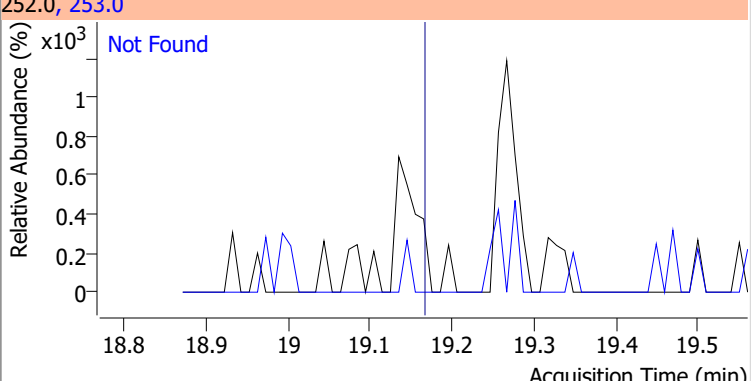
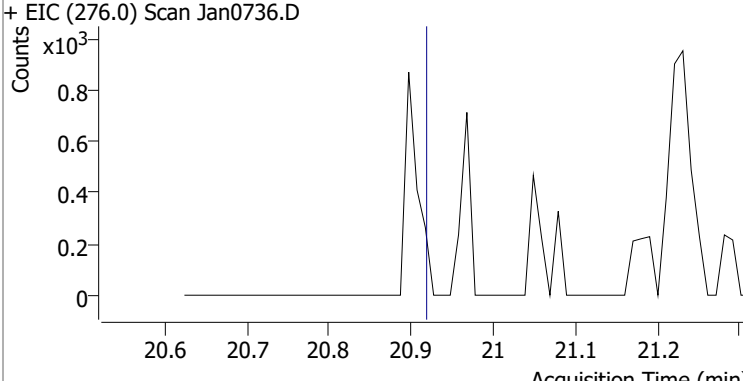
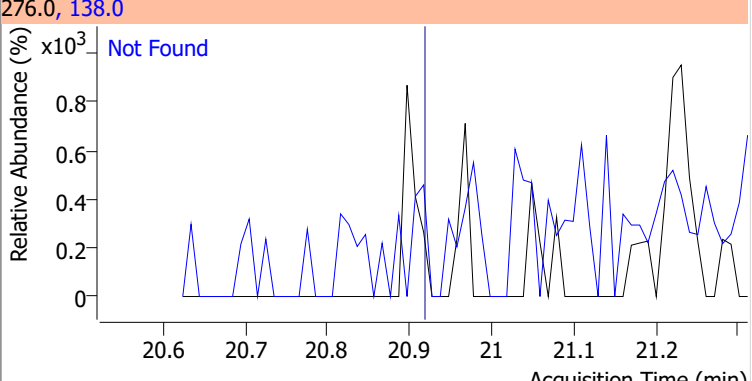
Compound	Conc.	Exp RT	QIon	Exp Ratio	QIon	Exp Ratio
bis(2-ethylhexyl)Phthalate	N.D.	16.64	149.0	397.1	279.0	15.6



Compound	Conc.	Exp RT	QIon	Exp Ratio
Di-n-octyl Phthalate	N.D.	18.32	150.0	9.5

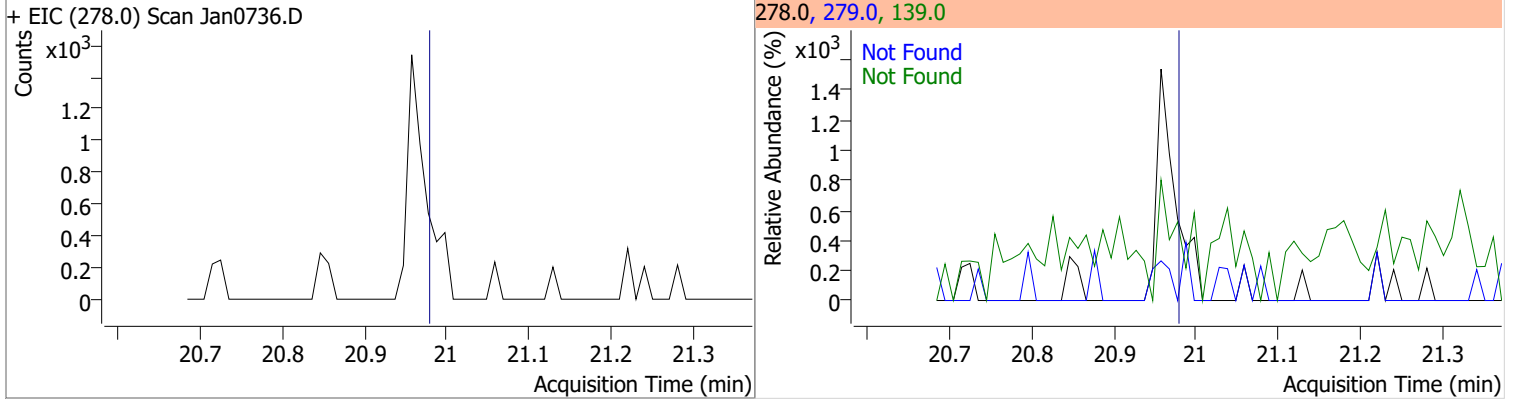


# Quantitation Results Report (QT Reviewed)

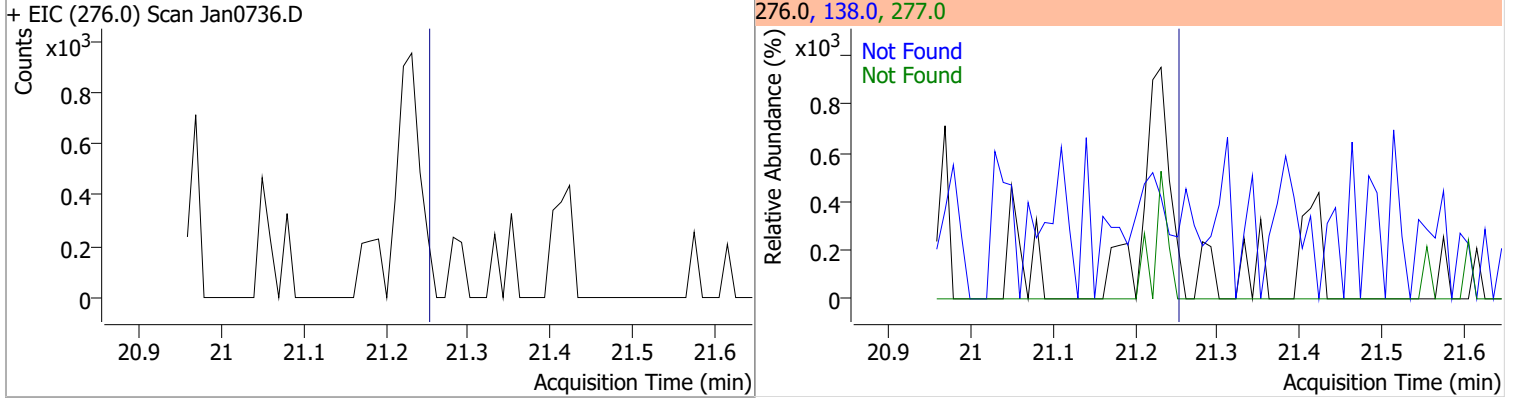
Compound	Conc.	Exp RT	QIon	Exp Ratio
Benzo(b)fluoranthene	N.D.	18.58	253.0	22.0
+ EIC (252.0) Scan Jan0736.D			252.0, 253.0	
				
Benzo(k)fluoranthene	N.D.	18.64	253.0	21.9
+ EIC (252.0) Scan Jan0736.D			252.0, 253.0	
				
Benzo(a)pyrene	N.D.	19.17	253.0	22.0
+ EIC (252.0) Scan Jan0736.D			252.0, 253.0	
				
Indeno(1,2,3-c,d)pyrene	N.D.	20.92	138.0	29.9
+ EIC (276.0) Scan Jan0736.D			276.0, 138.0	
				

# Quantitation Results Report (QT Reviewed)

Compound	Conc.	Exp RT	QIon	Exp Ratio	QIon	Exp Ratio
Dibenzo(a,h)anthracene	N.D.	20.98	279.0	25.2	139.0	23.8

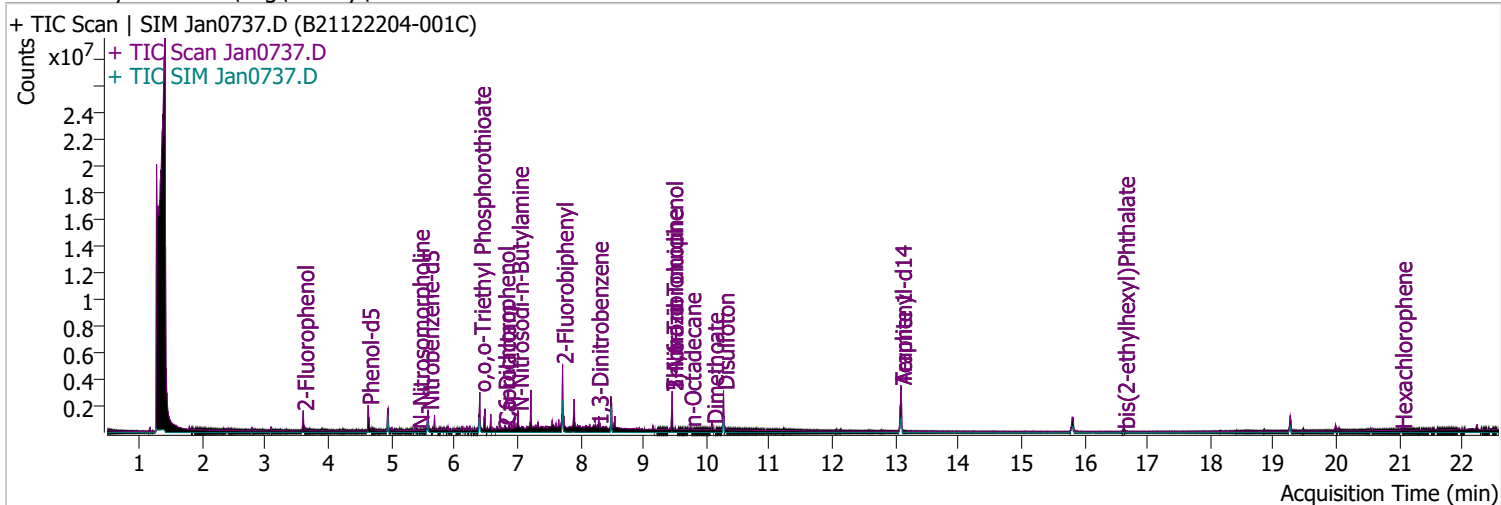


Compound	Conc.	Exp RT	QIon	Exp Ratio	QIon	Exp Ratio
Benzo(g,h,i)perylene	N.D.	21.25	138.0	32.0	277.0	23.8



# Quantitation Results Report (QT Reviewed)

Data File	Jan0737.D	Operator	LIMS import
Acq. Method	BNA+SIM.M	Acq. Date-Time	1/8/2022 7:43:44 AM
Sample Name	B21122204-001C	Instrument	Instrument #1
Vial	37	Multiplier	1.00
DA Method File	010722 DoD BNA cal 1.batch.bin	Comment	SVOC-8270-W-LARGO
Tune File	dftppdsm.u	Tune Date	1/7/2022 12:13:00 PM
Batch Name	010722 DoD BNA.batch.bin	Last Calib Update	1/11/2022 1:03:40 PM
Ref Library	D:\Org\Library\NIST129K.l		



Compound	RT	QIon	Resp.	Conc.	Units	Dev(Min)
----------	----	------	-------	-------	-------	----------

**Internal Standards**

**System Monitoring Compounds**

S 2-Fluorophenol	3.602	112.0	452954	54.7382	µg/L	0.021
Spiked Amount: 200.000	Range: 10.0 - 75.0%			Recovery = 27.37%		
S Phenol-d5	4.634	99.0	755627	68.2219	µg/L	0.010
Spiked Amount: 200.000	Range: 10.0 - 65.0%			Recovery = 34.11%		
S Nitrobenzene-d5	5.584	82.0	362648	60.3755	µg/L	0.000
Spiked Amount: 100.000	Range: 32.0 - 94.0%			Recovery = 60.38%		
S 2-Fluorobiphenyl	7.718	172.0	1245067	64.8499	µg/L	0.000
Spiked Amount: 100.000	Range: 28.0 - 107.0%			Recovery = 64.85%		
S 2,4,6-Tribromophenol	9.458	329.8	241649	154.1324	µg/L	0.010
Spiked Amount: 200.000	Range: 25.0 - 140.0%			Recovery = 77.07%		
S Terphenyl-d14	13.088	244.3	1783510	99.4700	µg/L	0.000
Spiked Amount: 100.000	Range: 32.0 - 122.0%			Recovery = 99.47%		

**Target Compounds**

Compound	RT	QIon	Resp.	Conc.	Units	Dev(Min)	QValue
T N-Nitrosodimethylamine	0.000		0	N.D.			
T Pyridine	0.000		0	N.D.			
T Aniline	0.000		0	N.D.			
T Phenol	0.000		0	N.D.			
T bis(-2-Chloroethyl)Ether	0.000		0	N.D.			
T 2-Chlorophenol	0.000		0	N.D.			
T 1,3-Dichlorobenzene	0.000		0	N.D.			
T 1,4-Dichlorobenzene	0.000		0	N.D.			
T 1,2-Dichlorobenzene	0.000		0	N.D.			
T Benzyl Alcohol	0.000		0	N.D.			
T bis(2-chloroisopropyl)Ether	0.000		0	N.D.			
T 2-Methylphenol	0.000		0	N.D.			
T N-nitroso-Di-n-propylamine	5.584	70.0	0		µg/L	md	1
T 4Methylphenol/3Methylphenol	0.000		0	N.D.			
T Hexachloroethane	5.584	117.0	0		µg/L	md	1



# Quantitation Results Report (QT Reviewed)

Compound	RT	QIon	Resp.	Conc.	Units	Dev(Min)
T Nitrobenzene	0.000		0	N.D.		
T Isophorone	0.000		0	N.D.		
T 2-Nitrophenol	0.000		0	N.D.		
T 2,4-Dimethylphenol	0.000		0	N.D.		
T bis(-2-Chloroethoxy)Methane	0.000		0	N.D.		
T Benzoic Acid	6.229	105.0	0		µg/L md	1
T 2,4-Dichlorophenol	0.000		0	N.D.		
T 1,2,4-Trichlorobenzene	0.000		0	N.D.		
T Naphthalene	0.000		0	N.D.		
T 4-Chlorophenol	6.835	130.0	0		µg/L md	1
T p-Chloroaniline	0.000		0	N.D.		
T Hexachlorobutadiene	0.000		0	N.D.		
T 4-Chloro-2-Methylphenol	0.000		0	N.D.		
T 4-Chloro-3-Methylphenol	0.000		0	N.D.		
T 2-Methylnaphthalene	0.000		0	N.D.		
T 1-Methylnaphthalene	0.000		0	N.D.		
T Hexachlorocyclopentadiene	0.000		0	N.D.		
T 2,4,6-Trichlorophenol	0.000		0	N.D.		
T 2,4,5-Trichlorophenol	0.000		0	N.D.		
T 2-Chloronaphthalene	0.000		0	N.D.		
T 2-Nitroaniline	8.364	65.0	0		µg/L md	1
T Dimethyl Phthalate	8.497	163.0	0		µg/L md	1
T 2,6-Dinitrotoluene	8.487	165.0	0		µg/L md	1
T Acenaphthylene	0.000		0	N.D.		
T 3-Nitroaniline	0.000		0	N.D.		
T Acenaphthene	0.000		0	N.D.		
T 2,4-Dinitrophenol	0.000		0	N.D.		
T Dibenzofuran	0.000		0	N.D.		
T 2,4-Dinitrotoluene	0.000		0	N.D.		
T 4-Nitrophenol	8.527	109.0	0		µg/L md	1
T Diethylphthalate	0.000		0	N.D.		
T Fluorene	0.000		0	N.D.		
T 4-Chlorophenyl-phenylether	0.000		0	N.D.		
T 4-Nitroaniline	0.000		0	N.D.		
T 4,6-Dinitro-2-methylphenol	9.458	198.0	0		µg/L md	1
T N-nitrosodiphenylamine	0.000		0	N.D.		
T Azobenzene	0.000		0	N.D.		
T 4-Bromophenyl-phenylether	0.000		0	N.D.		
T Hexachlorobenzene	0.000		0	N.D.		
T Pentachlorophenol	0.000		0	N.D.		
T Phenanthrene	0.000		0	N.D.		
T Anthracene	0.000		0	N.D.		
T Triallate	0.000		0	N.D.		
T Carbazole	0.000		0	N.D.		
T o-Terphenyl	0.000		0	N.D.		
T Di-n-Butylphthalate	0.000		0	N.D.		
T Fluoranthene	0.000		0	N.D.		
T Benzidine	0.000		0	N.D.		
T Pyrene	0.000		0	N.D.		
T Butylbenzylphthalate	0.000		0	N.D.		
T Benzo(a)Anthracene	0.000		0	N.D.		
T Chrysene	0.000		0	N.D.		
T 3,3-Dichlorobenzidine	0.000		0	N.D.		
T bis(2-ethylhexyl)Phthalate	16.626	167.0	6921	3.2163	µg/L	90
T Di-n-octyl Phthalate	0.000		0	N.D.		

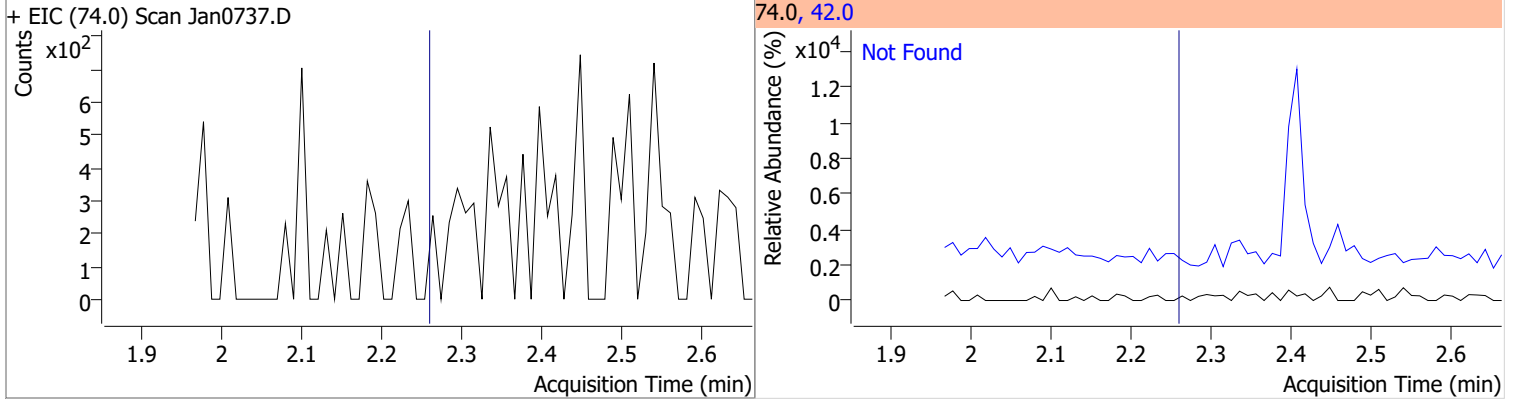
# Quantitation Results Report (QT Reviewed)

Compound	RT	QIon	Resp.	Conc.	Units	Dev(Min)
T Benzo(b)fluoranthene	0.000		0	N.D.		
T Benzo(k)fluoranthene	0.000		0	N.D.		
T Benzo(a)pyrene	0.000		0	N.D.		
T Indeno(1,2,3-c,d)pyrene	0.000		0	N.D.		
T Dibenzo(a,h)anthracene	0.000		0	N.D.		
T Benzo(g,h,i)perylene	0.000		0	N.D.		

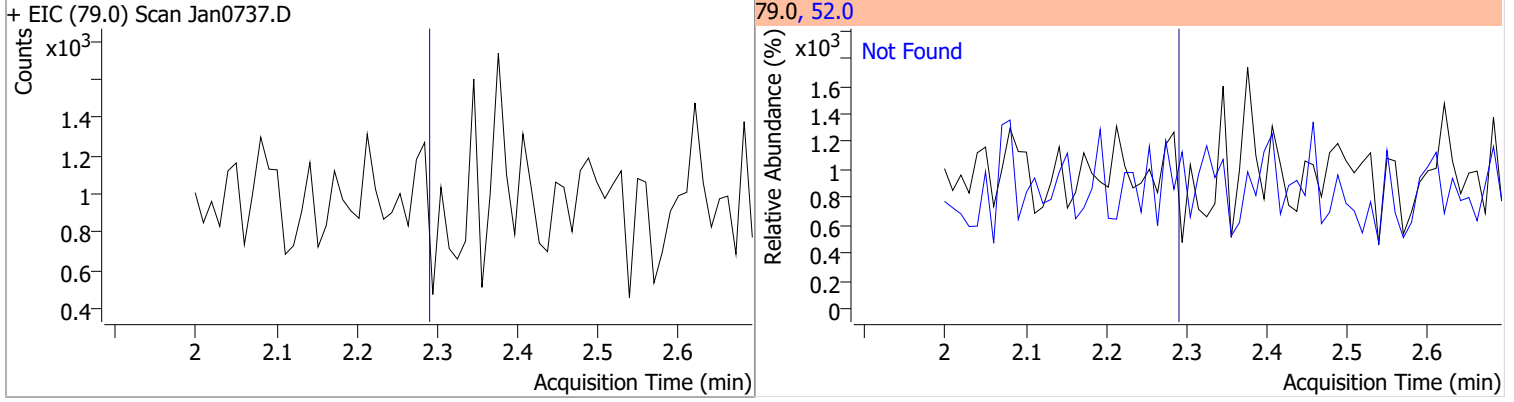
(#) = Qualifier Out of Range; (m) = Manual Integration; (+) = Area Summed; (\*) = Surrogate Percent Recovery Out of Range; (d): Zeroed Peak

# Quantitation Results Report (QT Reviewed)

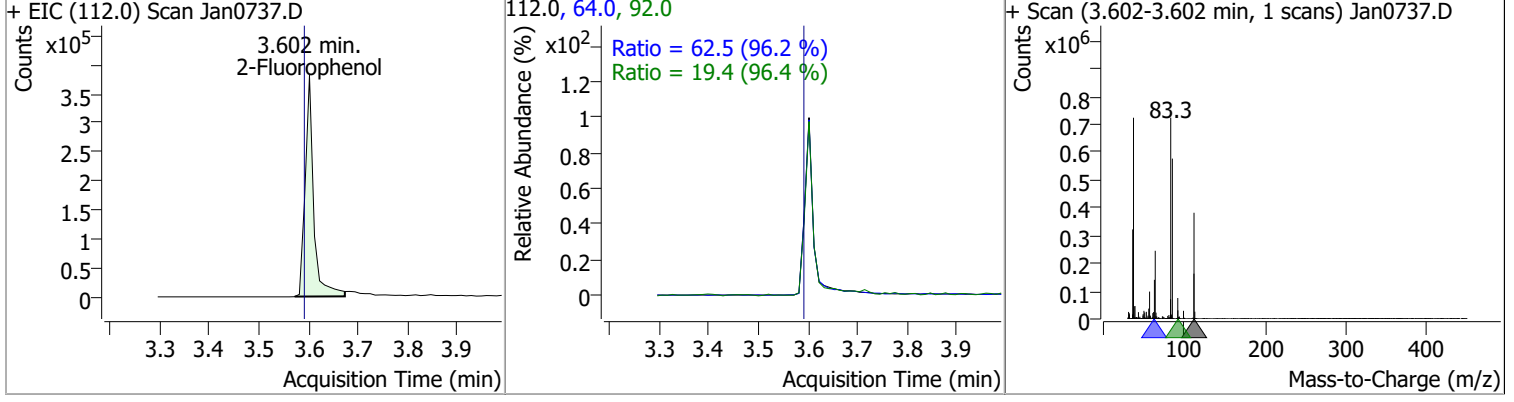
Compound	Conc.	Exp RT	QIon	Exp Ratio
N-Nitrosodimethylamine	N.D.	2.25	42.0	177.0



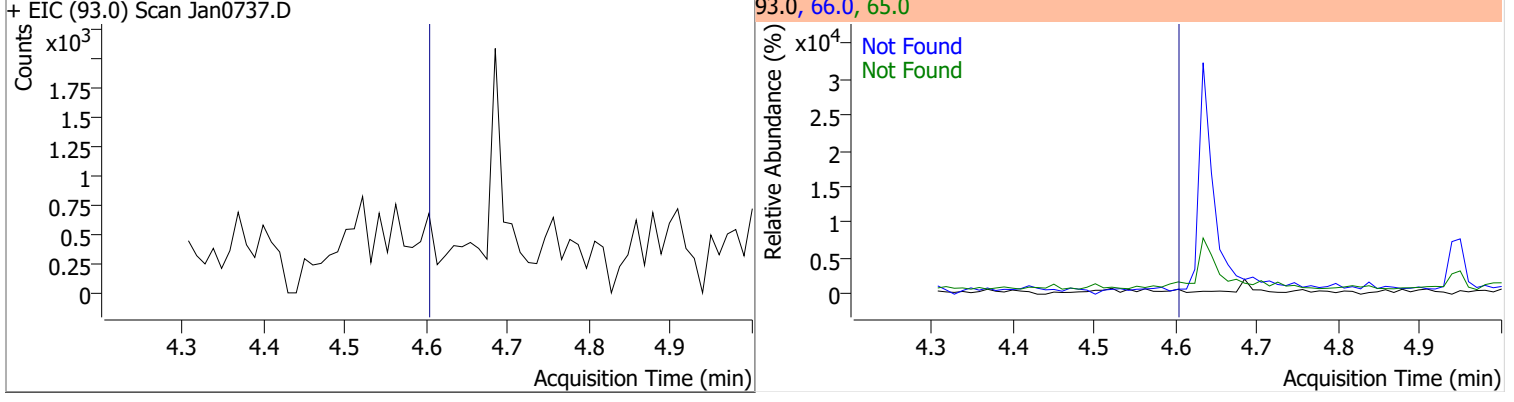
Compound	Conc.	Exp RT	QIon	Exp Ratio
Pyridine	N.D.	2.28	52.0	133.1



Compound	Conc.	RT	Dev(Min)	Resp.	QIon	QRatio	Lower	Upper
2-Fluorophenol	54.7382	3.60	0.02	452954	64.0	62.5	45.5	84.5
					92.0	19.4	14.1	26.2

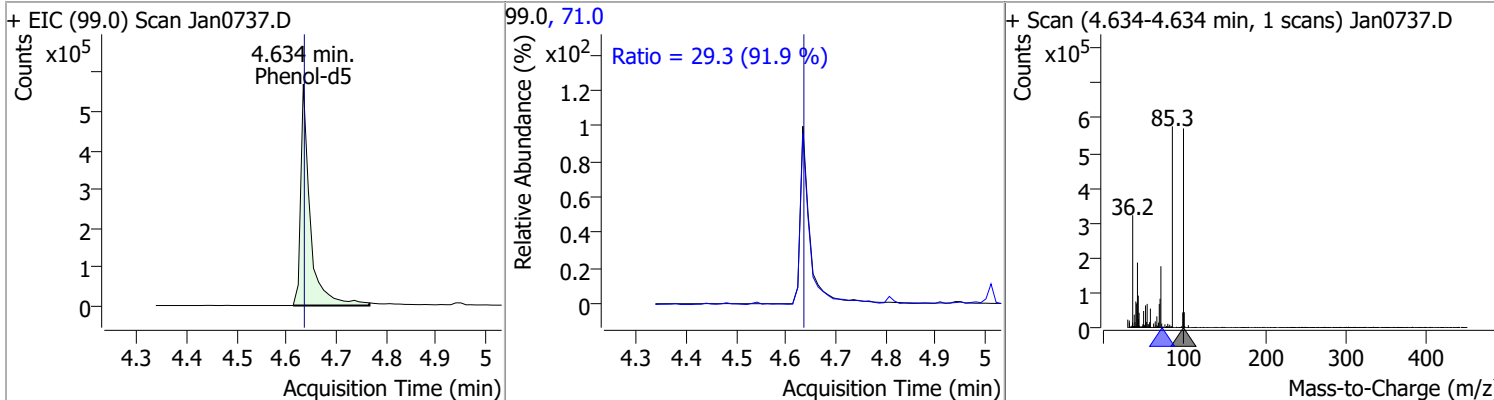


Compound	Conc.	Exp RT	QIon	Exp Ratio	QIon	Exp Ratio
Aniline	N.D.	4.59	66.0	40.4	65.0	22.2

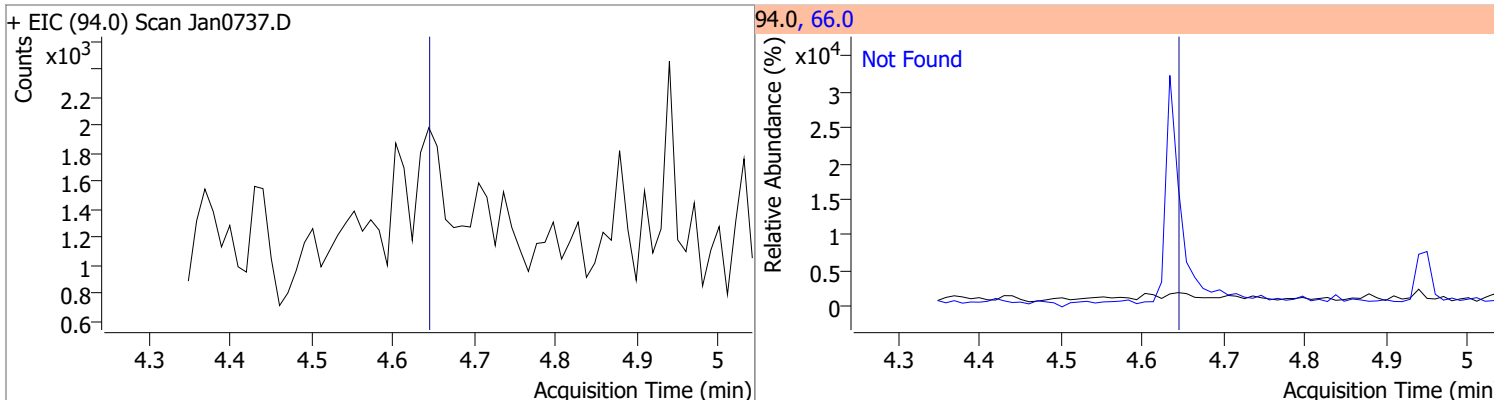


# Quantitation Results Report (QT Reviewed)

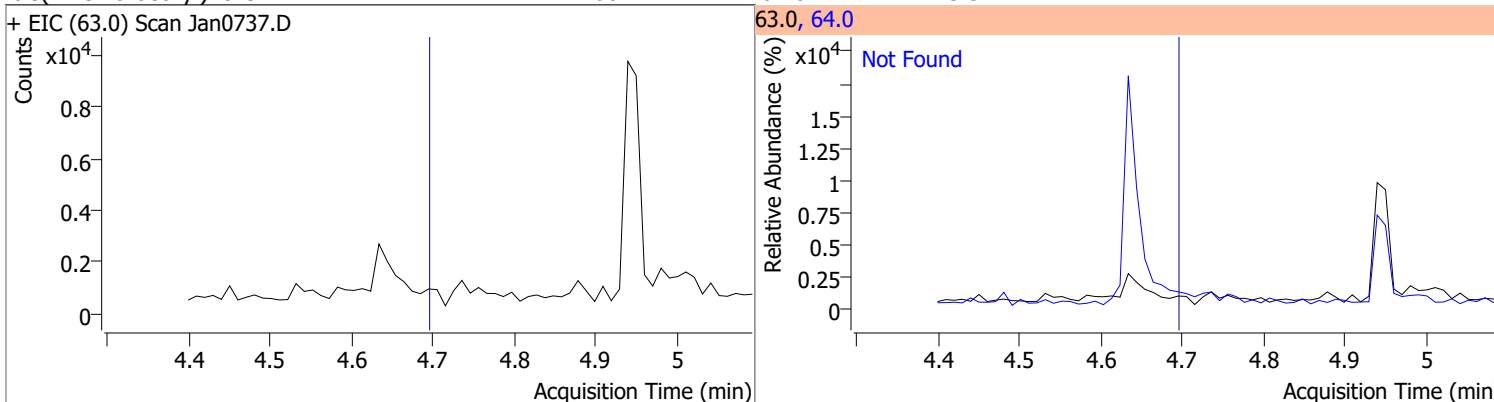
Compound	Conc.	RT	Dev(Min)	Resp.	QIon	QRatio	Lower	Upper
Phenol-d5	68.2219	4.63	0.01	755627	71.0	29.3	22.3	41.5



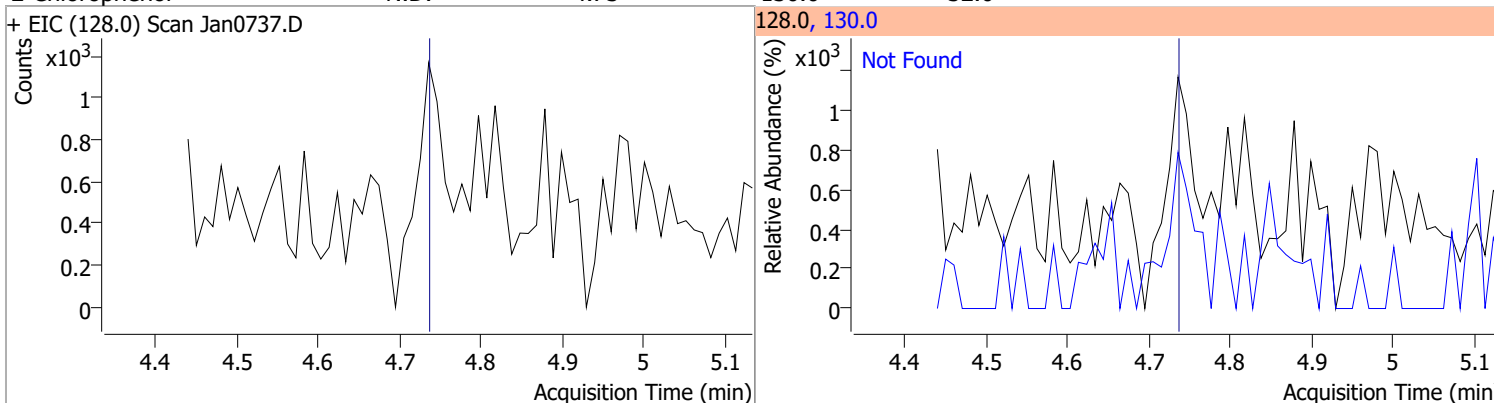
Compound	Conc.	Exp RT	QIon	Exp Ratio
Phenol	N.D.	4.63	66.0	44.7



Compound	Conc.	Exp RT	QIon	Exp Ratio
bis(-2-Chloroethyl)Ether	N.D.	4.68	64.0	3.3

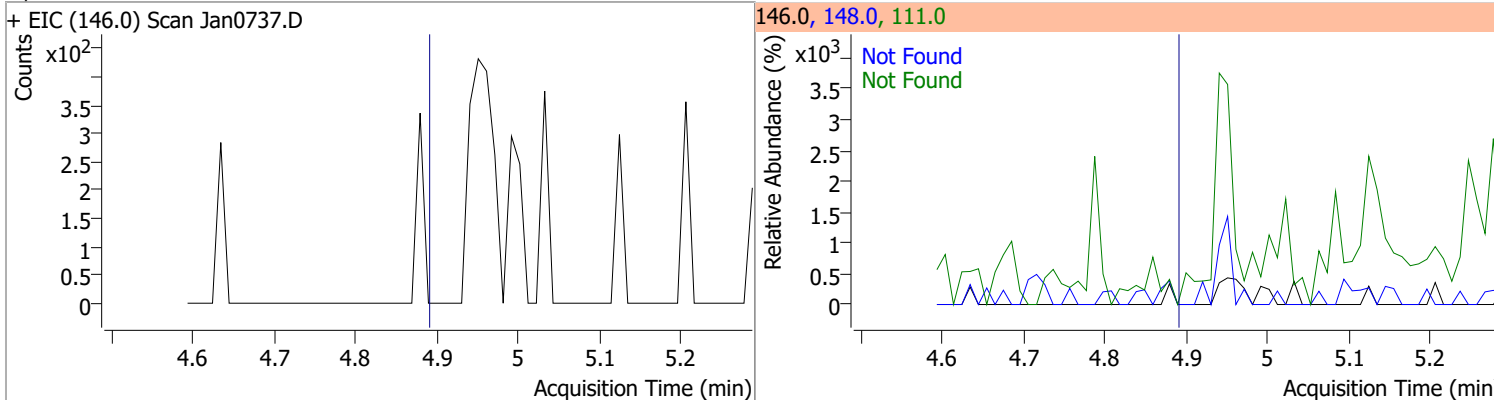


Compound	Conc.	Exp RT	QIon	Exp Ratio
2-Chlorophenol	N.D.	4.73	130.0	32.0

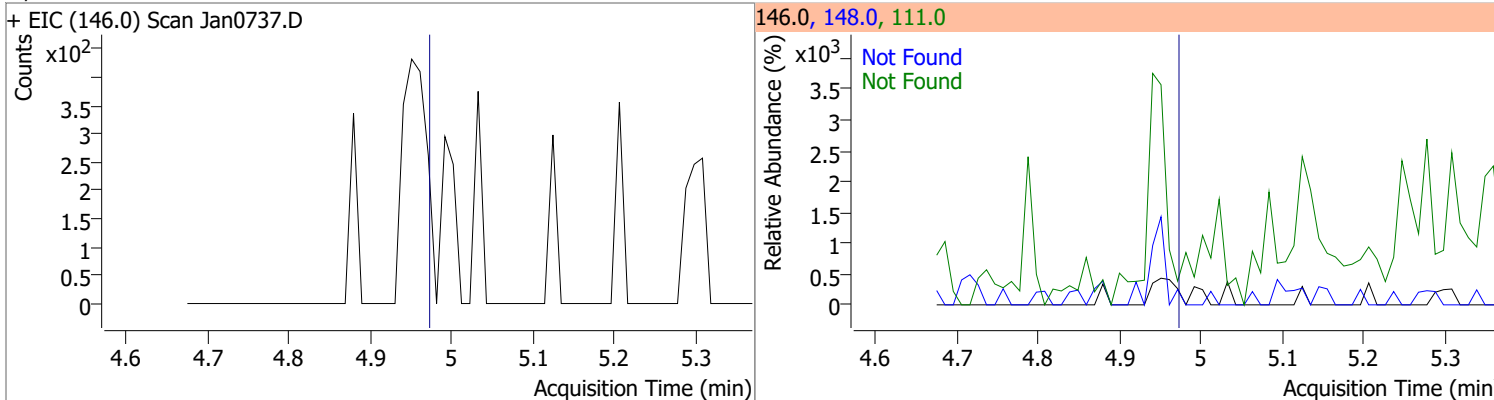


# Quantitation Results Report (QT Reviewed)

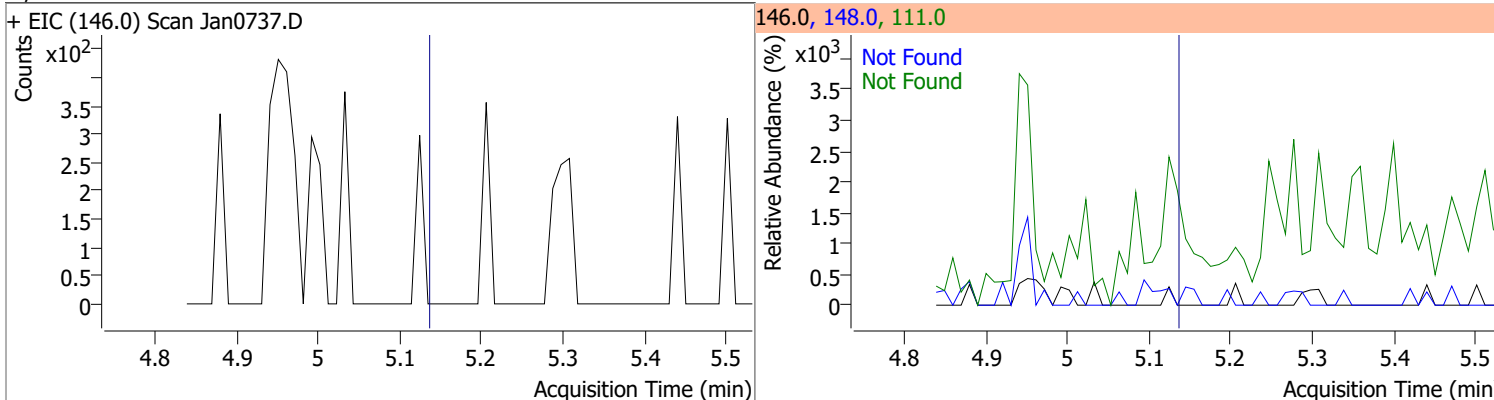
Compound	Conc.	Exp RT	QIon	Exp Ratio	QIon	Exp Ratio
1,3-Dichlorobenzene	N.D.	4.88	148.0	62.6	111.0	35.4



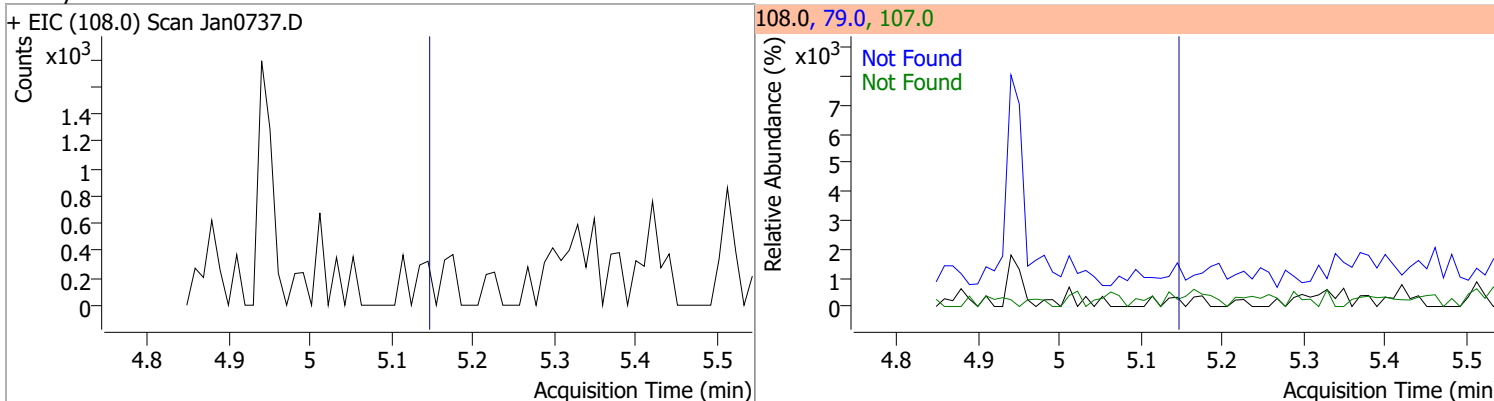
Compound	Conc.	Exp RT	QIon	Exp Ratio	QIon	Exp Ratio
1,4-Dichlorobenzene	N.D.	4.96	148.0	64.4	111.0	35.2



Compound	Conc.	Exp RT	QIon	Exp Ratio	QIon	Exp Ratio
1,2-Dichlorobenzene	N.D.	5.12	148.0	64.5	111.0	37.8

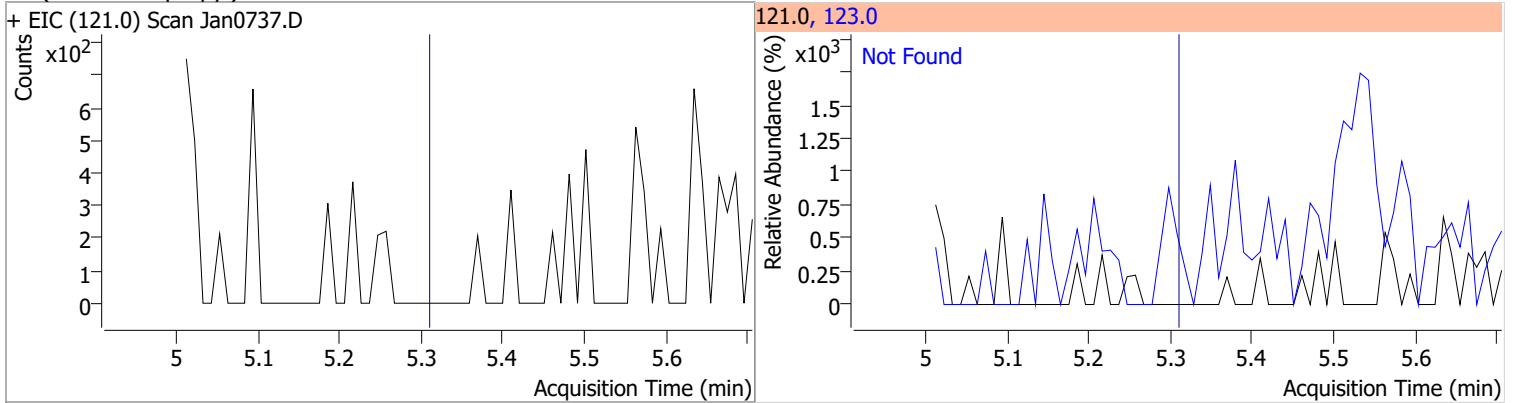


Compound	Conc.	Exp RT	QIon	Exp Ratio	QIon	Exp Ratio
Benzyl Alcohol	N.D.	5.13	79.0	115.5	107.0	71.0

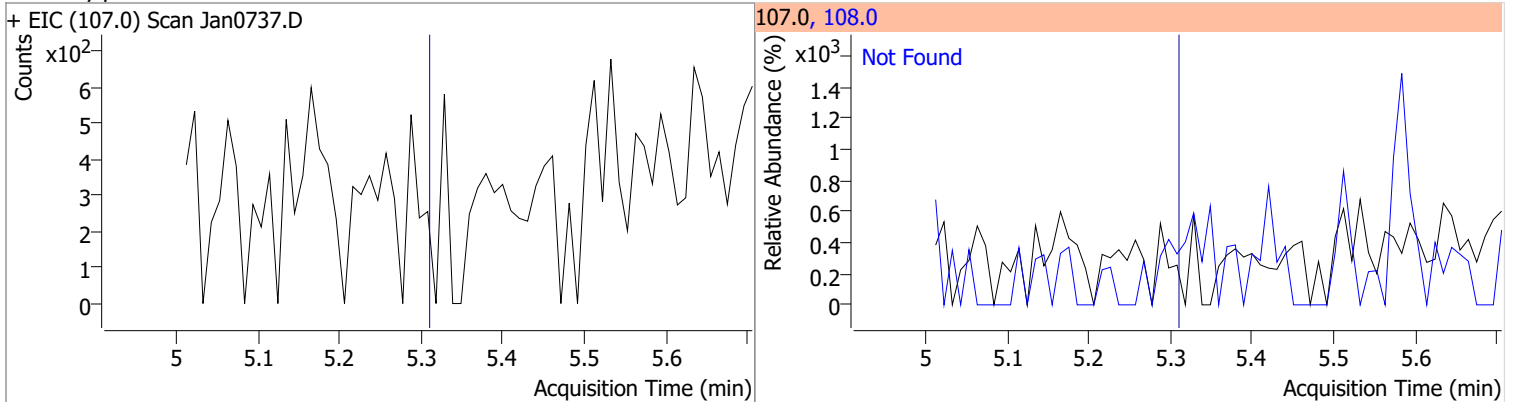


# Quantitation Results Report (QT Reviewed)

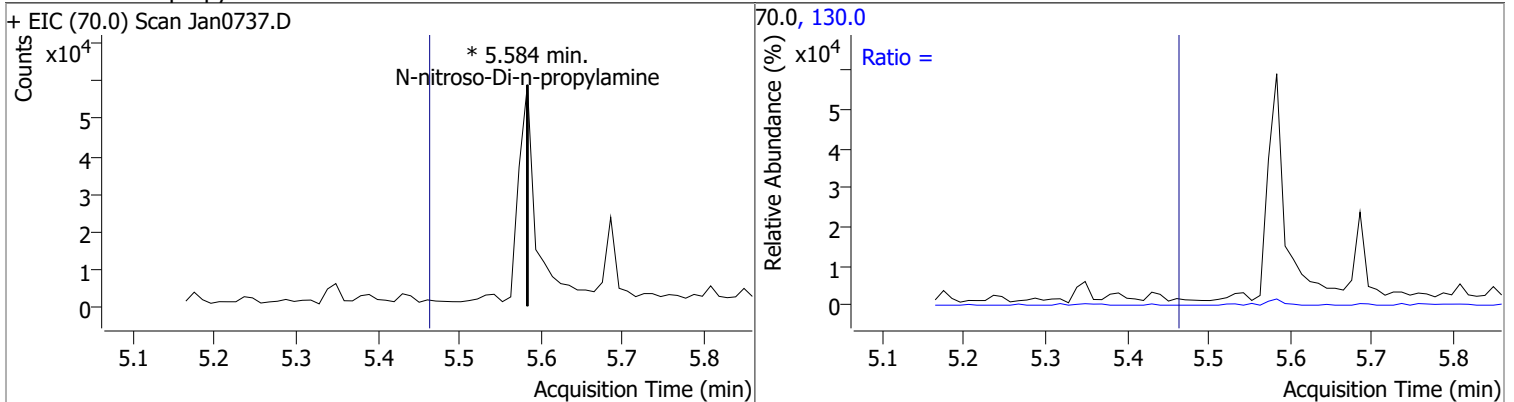
Compound	Conc.	Exp RT	QIon	Exp Ratio
bis(2-chloroisopropyl)Ether	N.D.	5.30	123.0	32.2



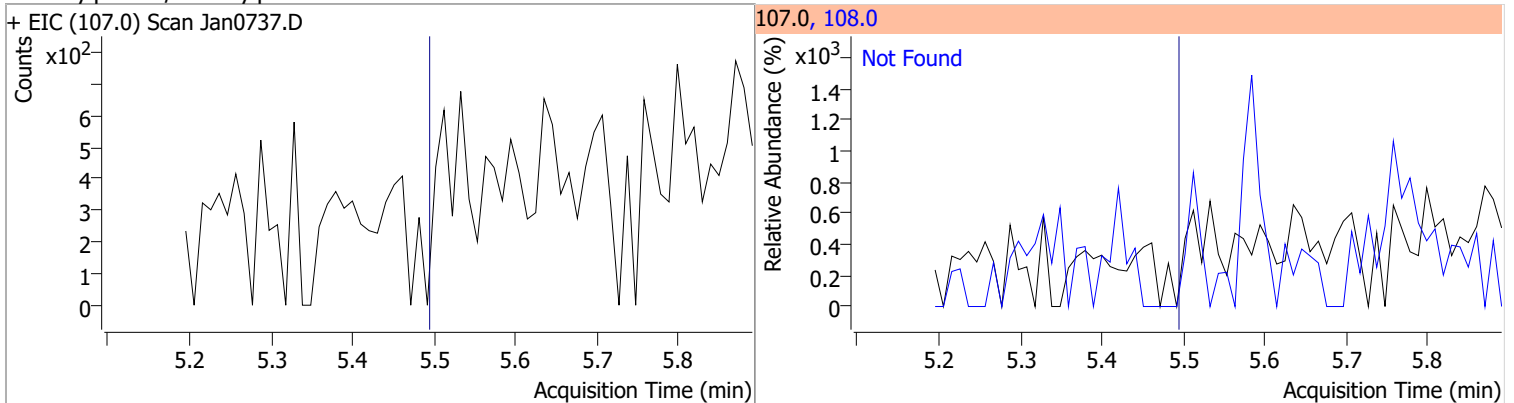
Compound	Conc.	Exp RT	QIon	Exp Ratio
2-Methylphenol	N.D.	5.30	108.0	116.9



Compound	Conc.	RT	Dev(Min)	Resp.	QIon	QRatio	Lower	Upper
N-nitroso-Di-n-propylamine		0		0	130.0		0.0	41.5

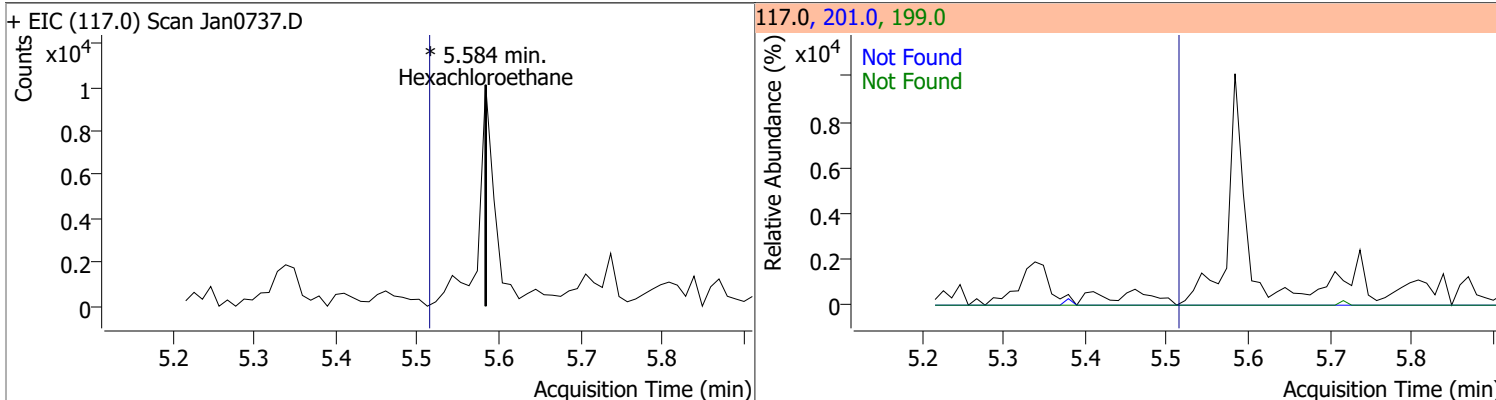


Compound	Conc.	Exp RT	QIon	Exp Ratio
4Methylphenol/3Methylphenol	N.D.	5.48	108.0	84.5

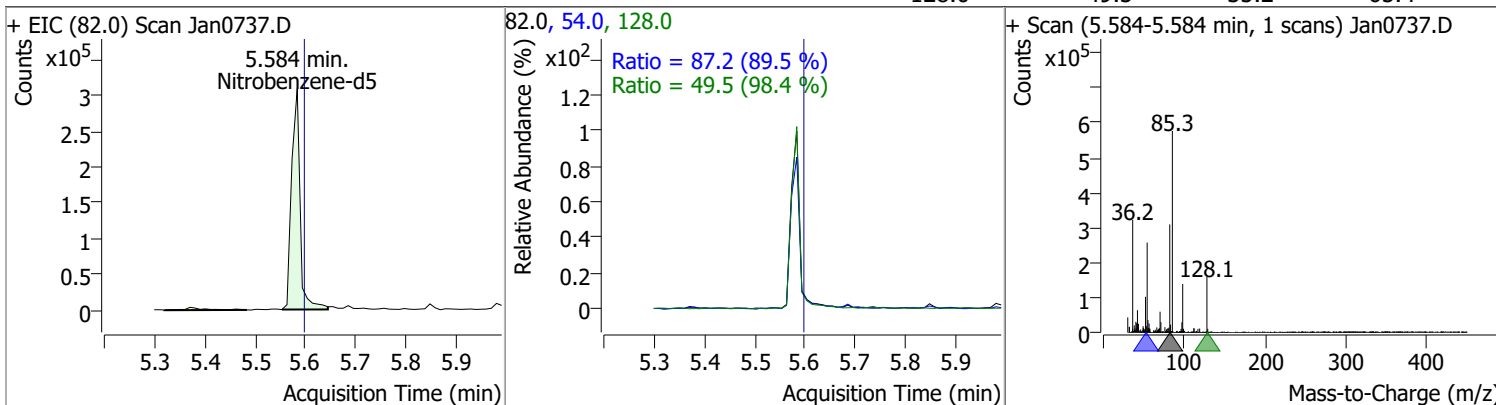


# Quantitation Results Report (QT Reviewed)

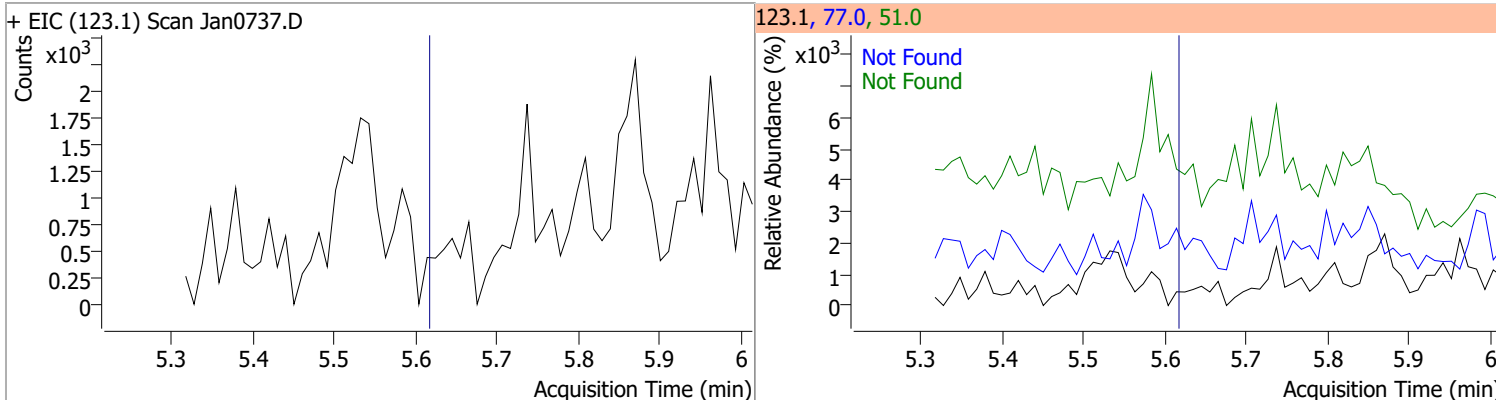
Compound	Conc.	RT	Dev(Min)	Resp.	QIon	QRatio	Lower	Upper
Hexachloroethane		0		0	201.0		65.2	121.2
					199.0		40.1	74.4



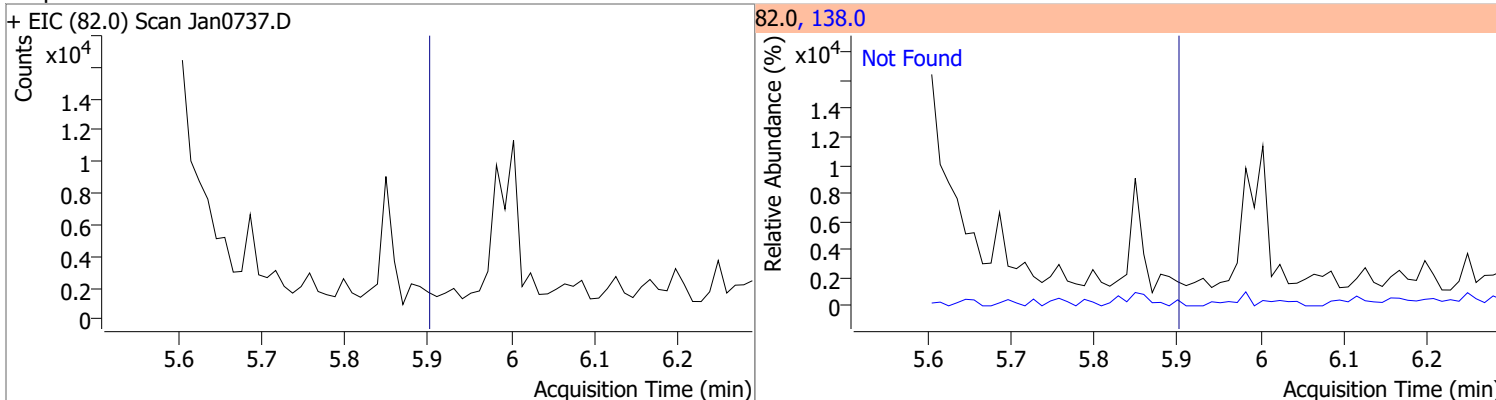
Compound	Conc.	RT	Dev(Min)	Resp.	QIon	QRatio	Lower	Upper
Nitrobenzene-d5	60.3755	5.58	0.00	362648	54.0	87.2	68.2	126.6
					128.0	49.5	35.2	65.4



Compound	Conc.	Exp RT	QIon	Exp Ratio	QIon	Exp Ratio
Nitrobenzene	N.D.	5.60	77.0	186.4	51.0	186.0

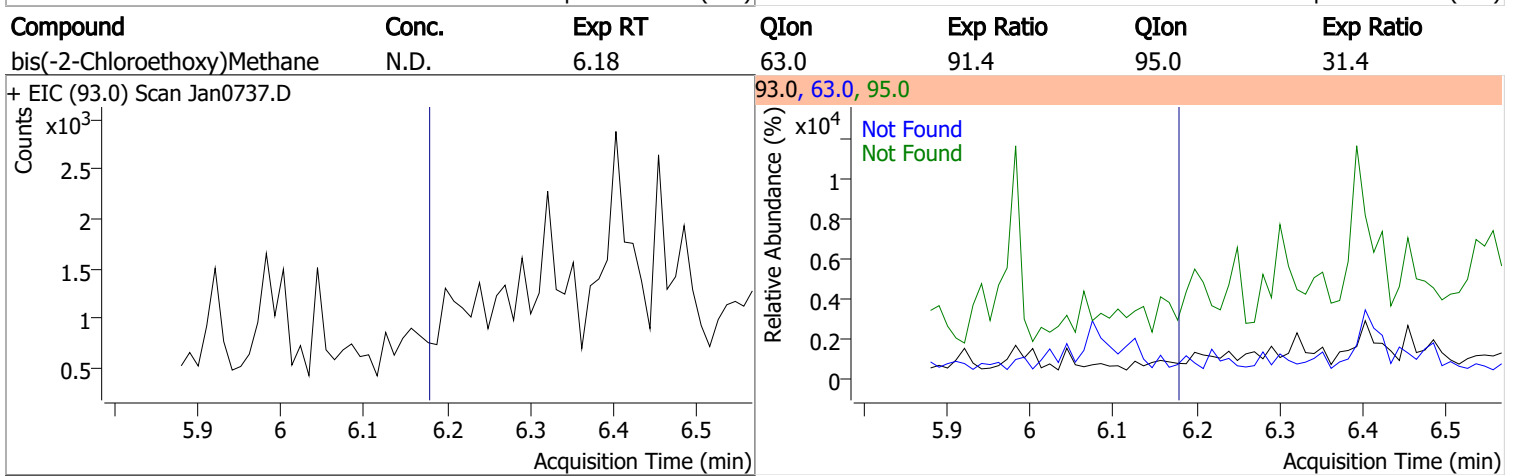
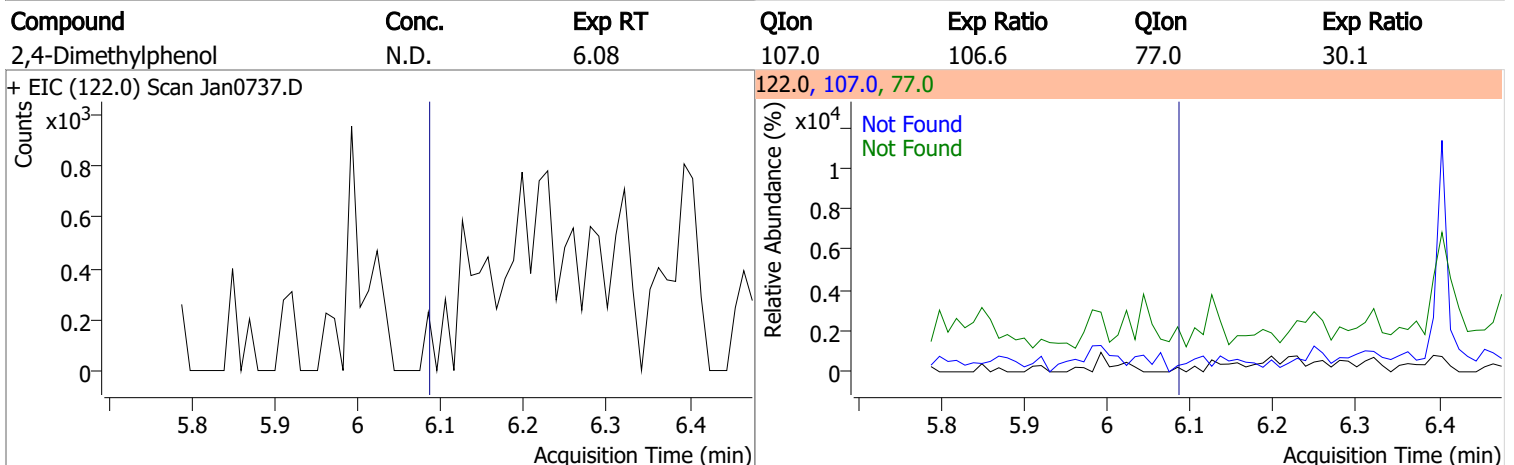
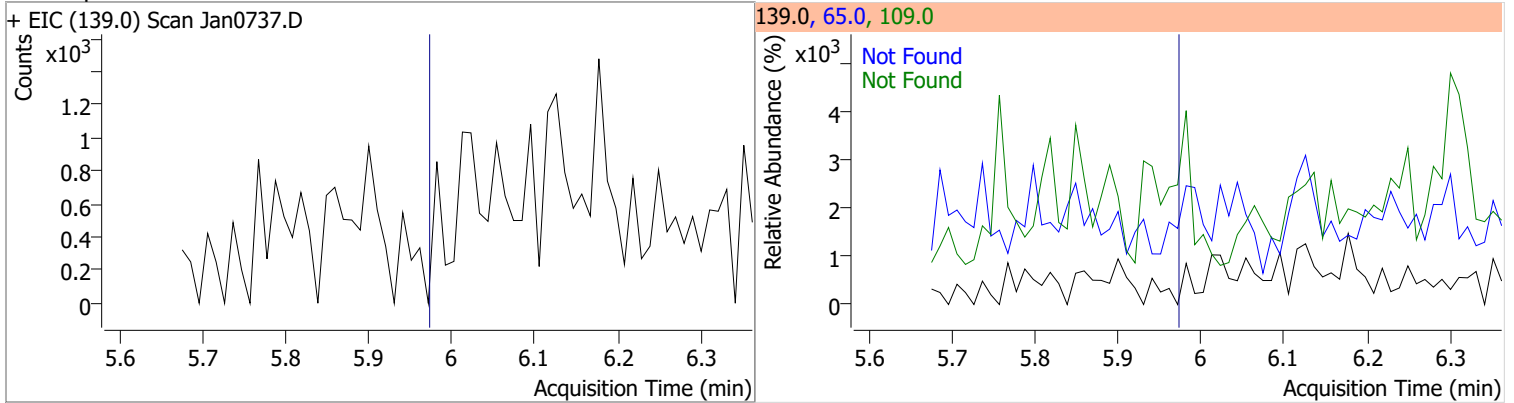


Compound	Conc.	Exp RT	QIon	Exp Ratio
Isophorone	N.D.	5.90	138.0	20.3

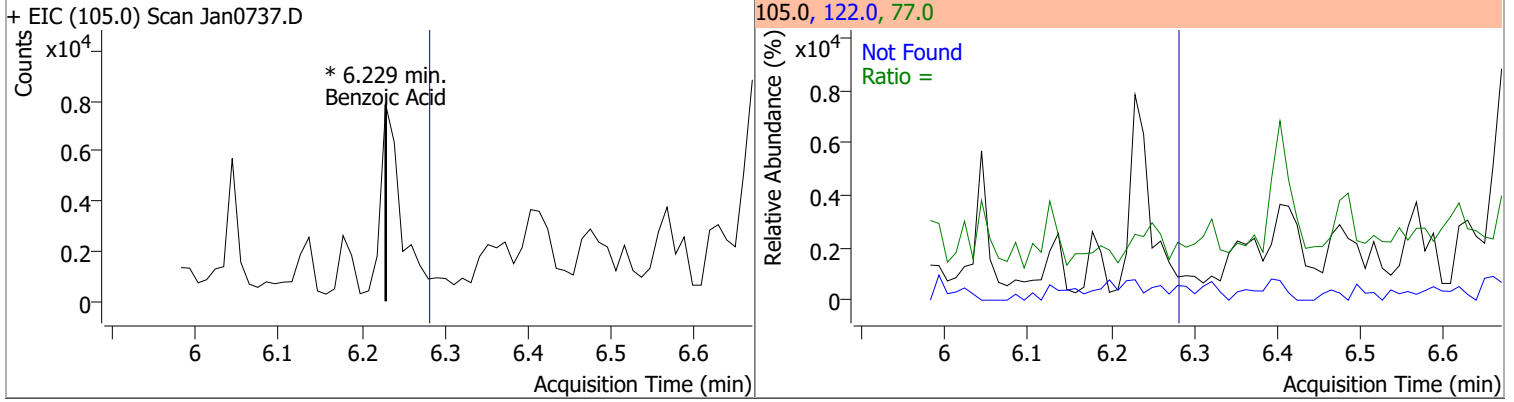


# Quantitation Results Report (QT Reviewed)

Compound	Conc.	Exp RT	QIon	Exp Ratio	QIon	Exp Ratio
----------	-------	--------	------	-----------	------	-----------



Compound	Conc.	RT	Dev(Min)	Resp.	QIon	QRatio	Lower	Upper
----------	-------	----	----------	-------	------	--------	-------	-------



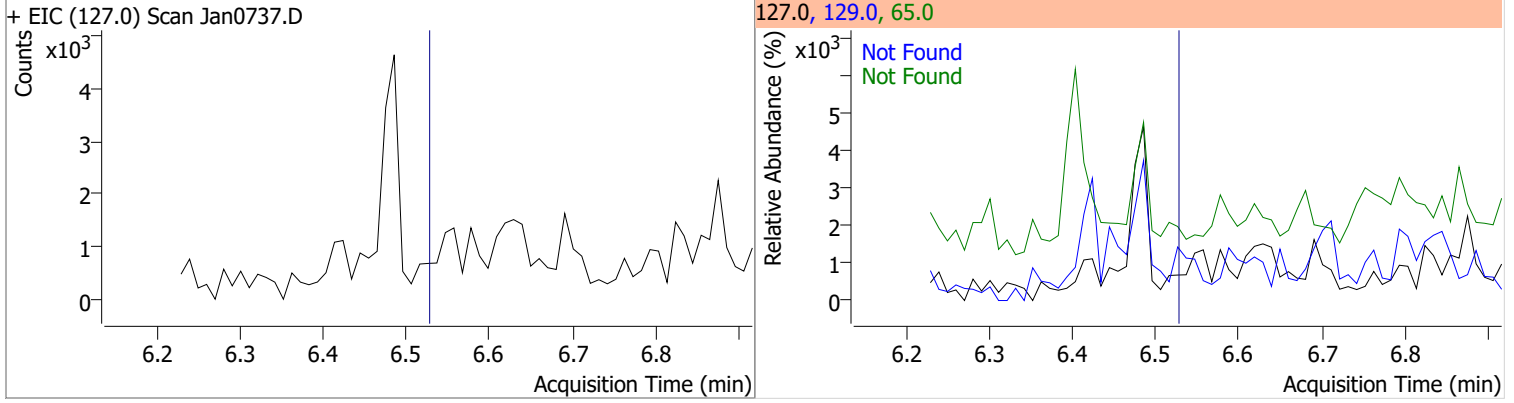


# Quantitation Results Report (QT Reviewed)

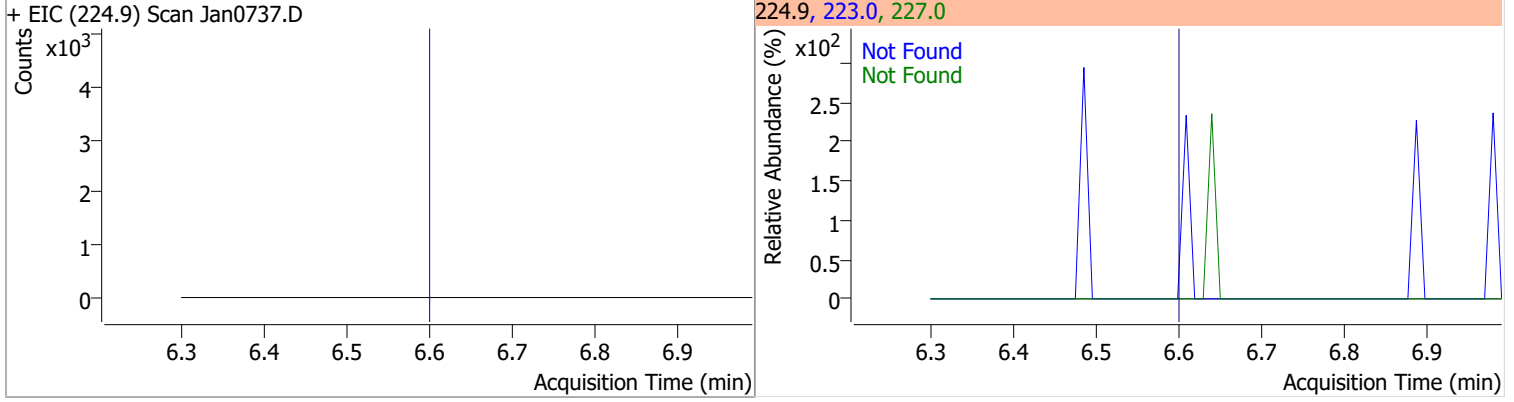
Compound	Conc.	Exp RT	QIon	Exp Ratio	QIon	Exp Ratio		
2,4-Dichlorophenol	N.D.	6.28	164.0	65.0	98.0	31.2		
+ EIC (162.0) Scan Jan0737.D			162.0, 164.0, 98.0					
1,2,4-Trichlorobenzene	N.D.	6.34	182.0	97.8	145.0	30.3		
+ EIC (180.0) Scan Jan0737.D			180.0, 182.0, 145.0					
Naphthalene	N.D.	6.42	129.0	10.6	102.0	9.0		
+ EIC (128.0) Scan Jan0737.D			128.0, 129.0, 102.0					
4-Chlorophenol		RT	Dev(Min)	Resp.	QIon	QRatio	Lower	Upper
		0		0	128.0		222.8	413.7
+ EIC (130.0) Scan Jan0737.D			130.0, 128.0					

# Quantitation Results Report (QT Reviewed)

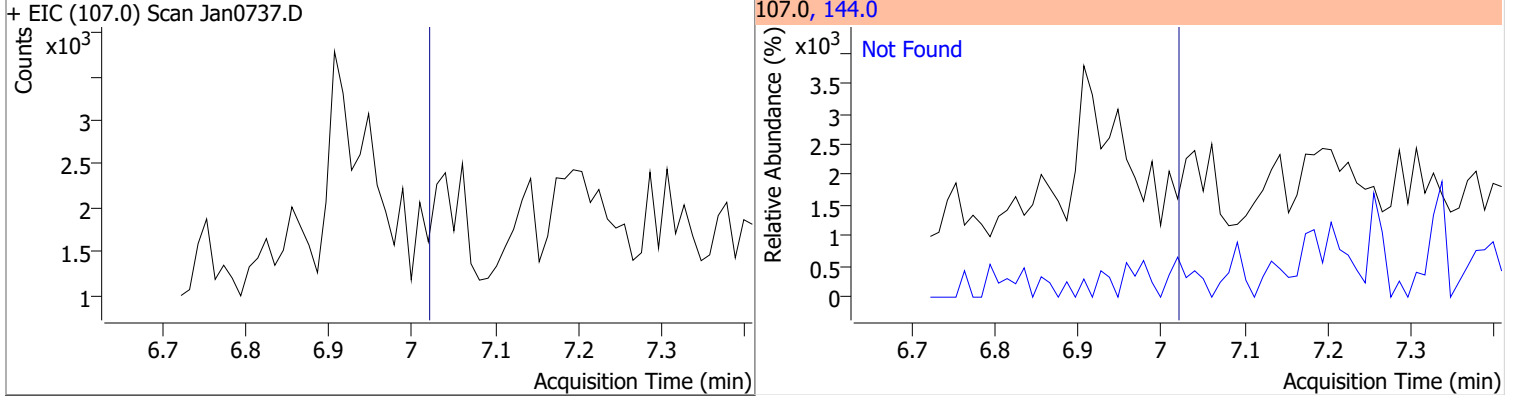
Compound	Conc.	Exp RT	QIon	Exp Ratio	QIon	Exp Ratio
p-Chloroaniline	N.D.	6.53	65.0	36.5	129.0	33.7



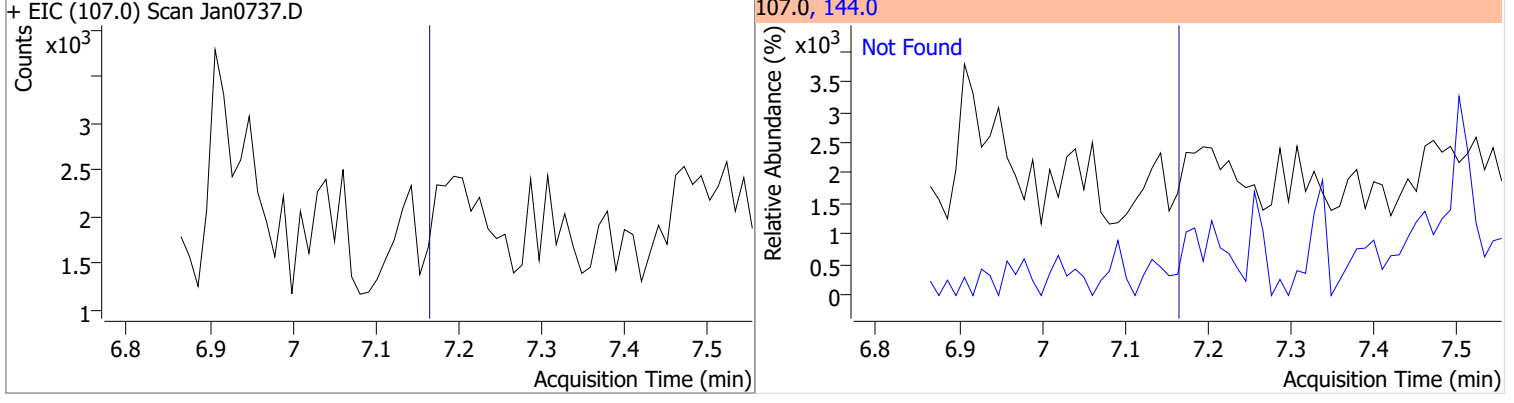
Compound	Conc.	Exp RT	QIon	Exp Ratio	QIon	Exp Ratio
Hexachlorobutadiene	N.D.	6.60	227.0	66.1	223.0	64.1



Compound	Conc.	Exp RT	QIon	Exp Ratio
4-Chloro-2-Methylphenol	N.D.	7.02	144.0	27.3

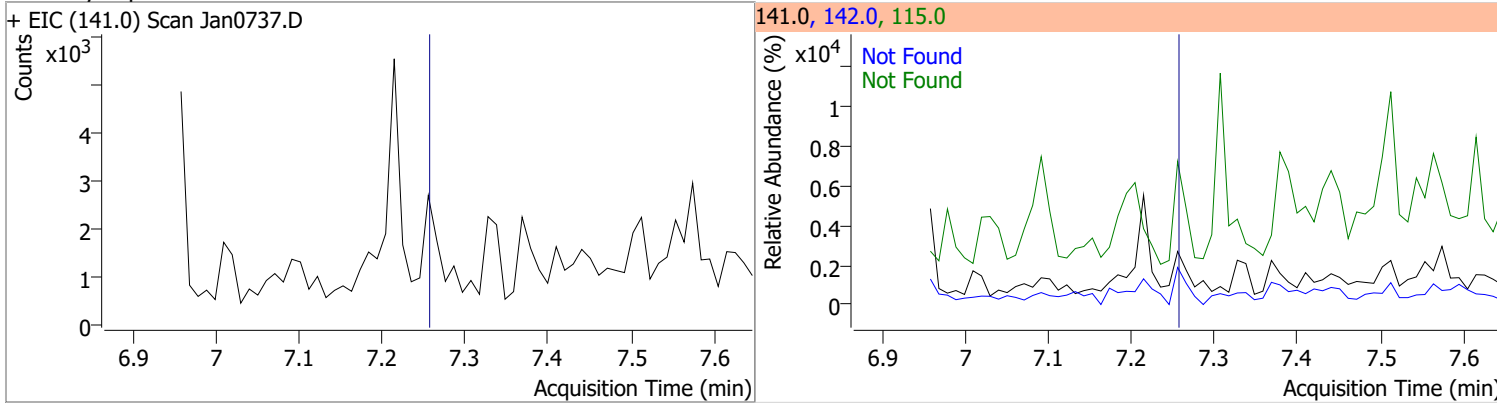


Compound	Conc.	Exp RT	QIon	Exp Ratio
4-Chloro-3-Methylphenol	N.D.	7.16	144.0	28.4

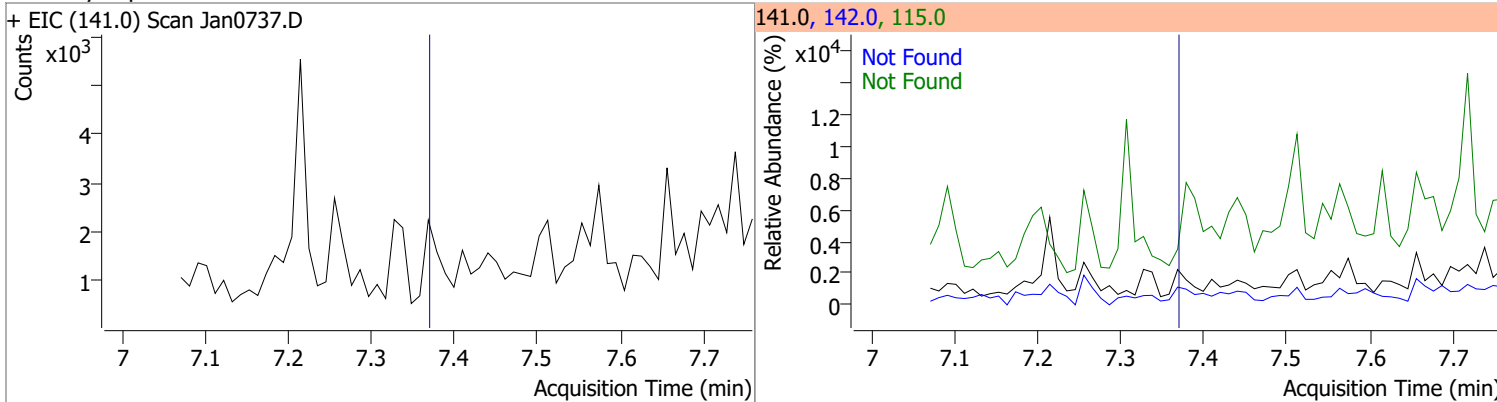


# Quantitation Results Report (QT Reviewed)

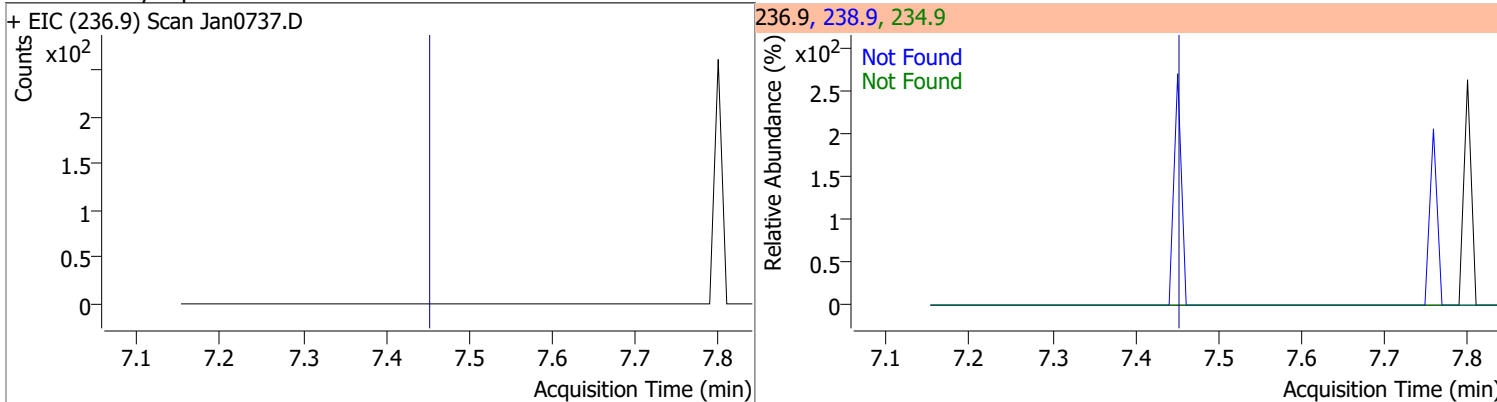
Compound	Conc.	Exp RT	QIon	Exp Ratio	QIon	Exp Ratio
2-Methylnaphthalene	N.D.	7.26	142.0	115.4	115.0	41.6



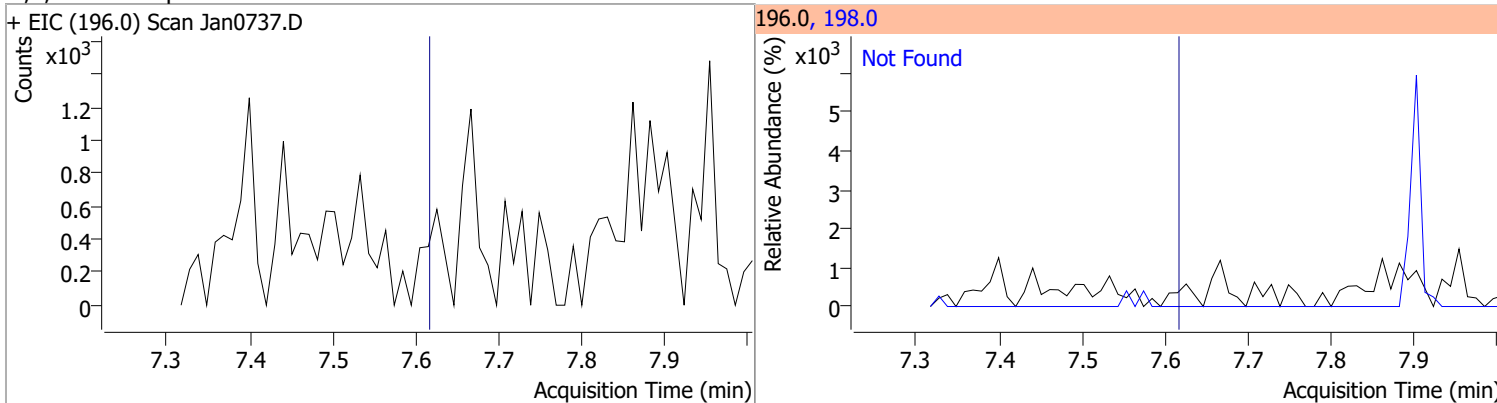
Compound	Conc.	Exp RT	QIon	Exp Ratio	QIon	Exp Ratio
1-Methylnaphthalene	N.D.	7.37	142.0	110.2	115.0	43.1



Compound	Conc.	Exp RT	QIon	Exp Ratio	QIon	Exp Ratio
Hexachlorocyclopentadiene	N.D.	7.45	238.9	65.0	234.9	62.3

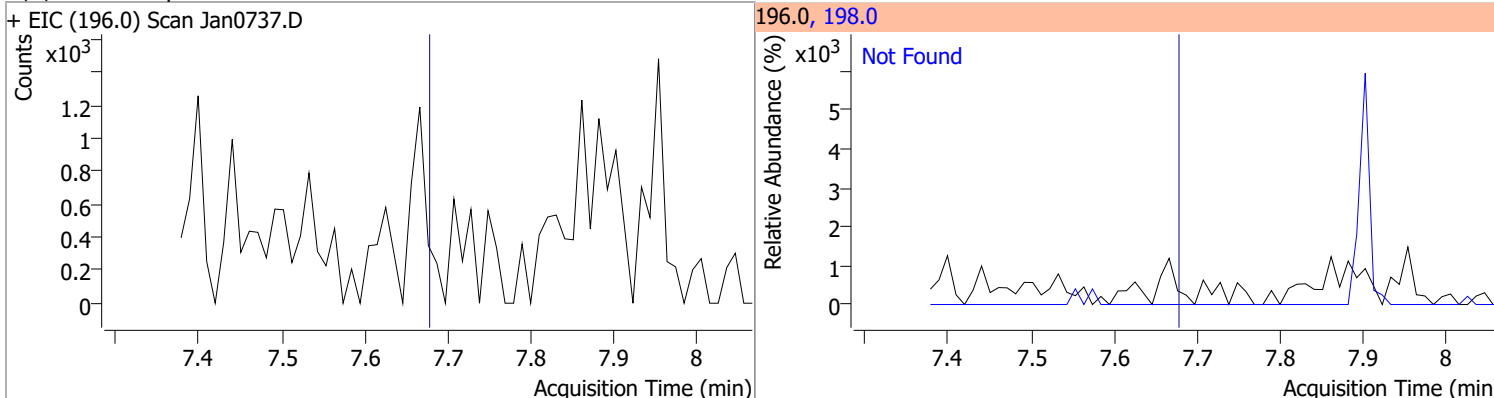


Compound	Conc.	Exp RT	QIon	Exp Ratio
2,4,6-Trichlorophenol	N.D.	7.61	198.0	95.1

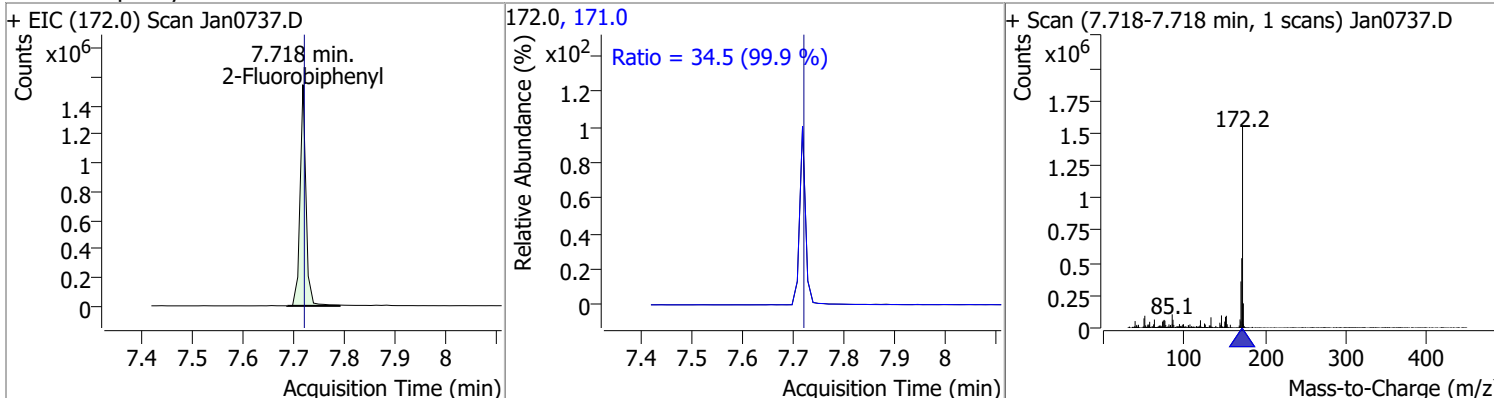


# Quantitation Results Report (QT Reviewed)

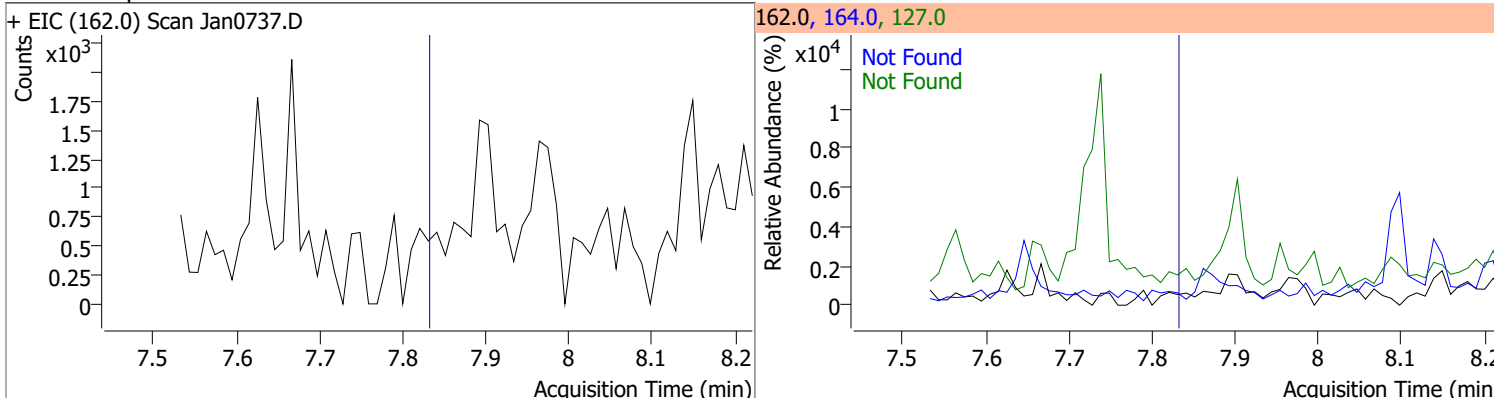
Compound	Conc.	Exp RT	QIon	Exp Ratio
2,4,5-Trichlorophenol	N.D.	7.68	198.0	95.5



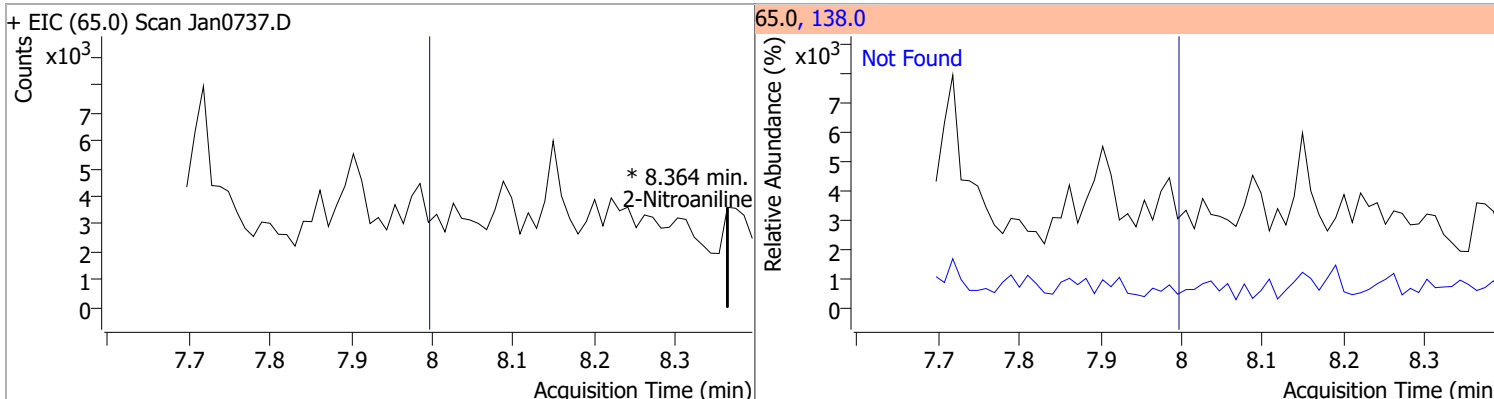
Compound	Conc.	RT	Dev(Min)	Resp.	QIon	QRatio	Lower	Upper
2-Fluorobiphenyl	64.8499	7.72	0.00	1245067	171.0	34.5	24.2	44.9



Compound	Conc.	Exp RT	QIon	Exp Ratio	QIon	Exp Ratio
2-Chloronaphthalene	N.D.	7.83	127.0	37.9	164.0	32.3

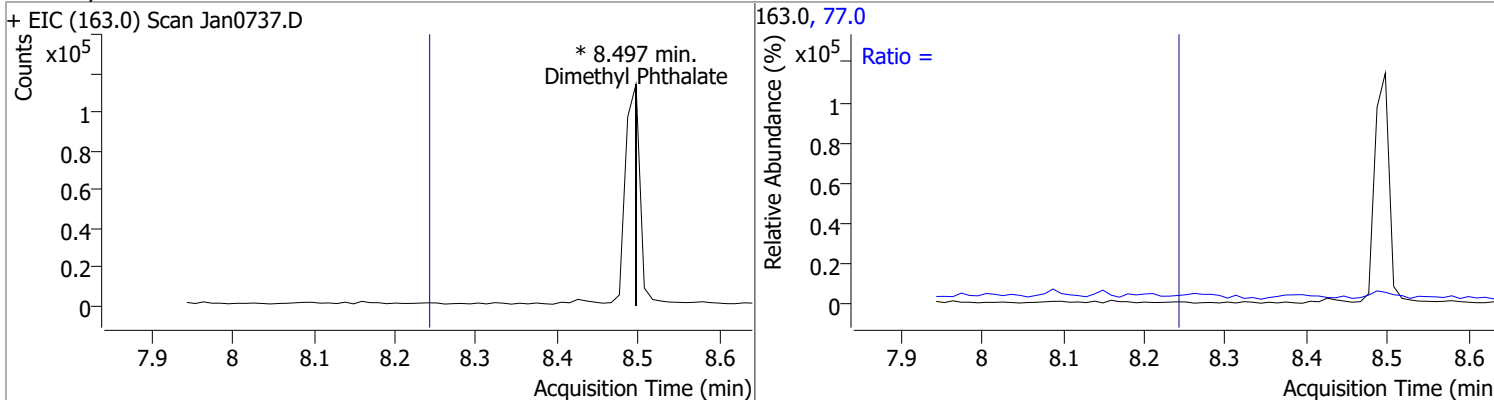


Compound	Conc.	RT	Dev(Min)	Resp.	QIon	QRatio	Lower	Upper
2-Nitroaniline		0		0	138.0		75.4	140.1

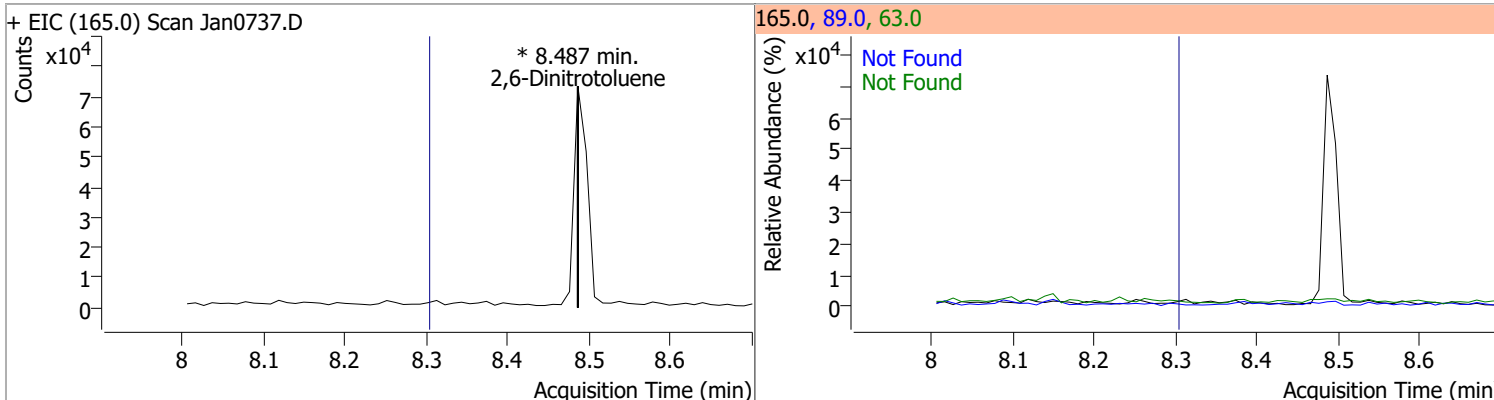


# Quantitation Results Report (QT Reviewed)

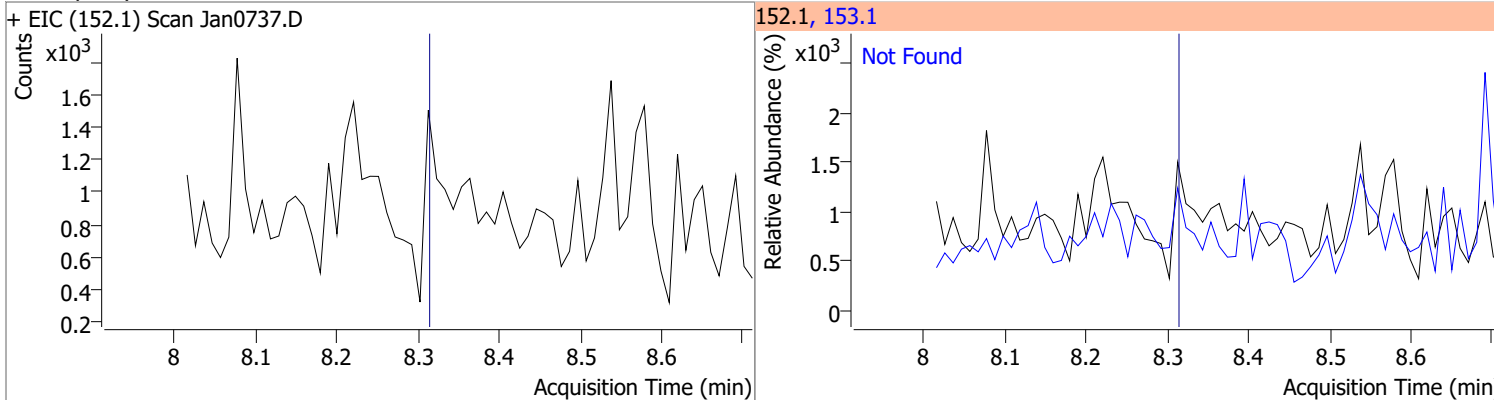
Compound	Conc.	RT	Dev(Min)	Resp.	QIon	QRatio	Lower	Upper
Dimethyl Phthalate	0	0		0	77.0		13.0	24.2



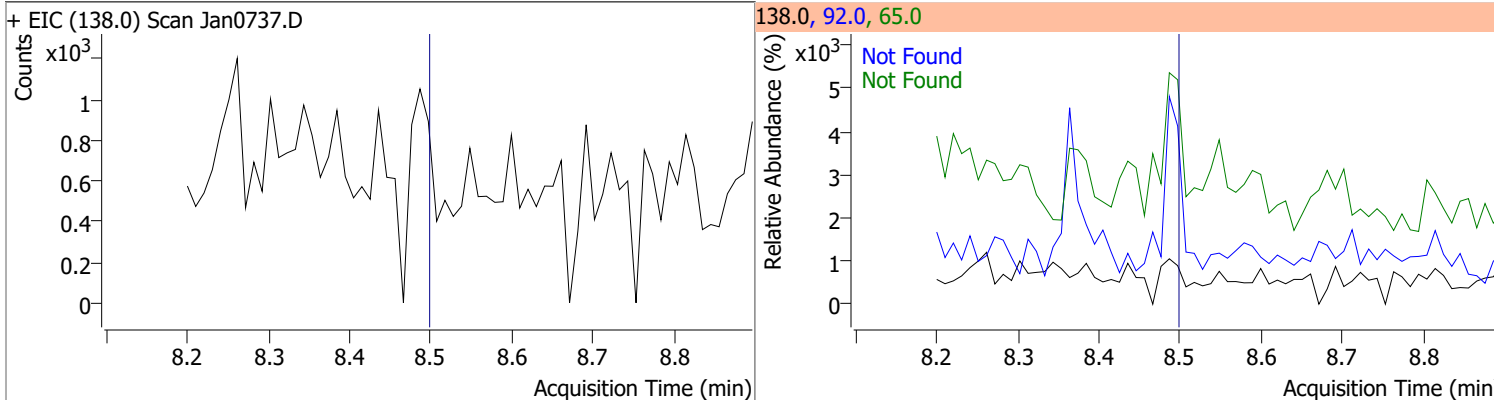
Compound	Conc.	RT	Dev(Min)	Resp.	QIon	QRatio	Lower	Upper
2,6-Dinitrotoluene	0	0		0	63.0 89.0		110.4 39.5	205.0 73.3



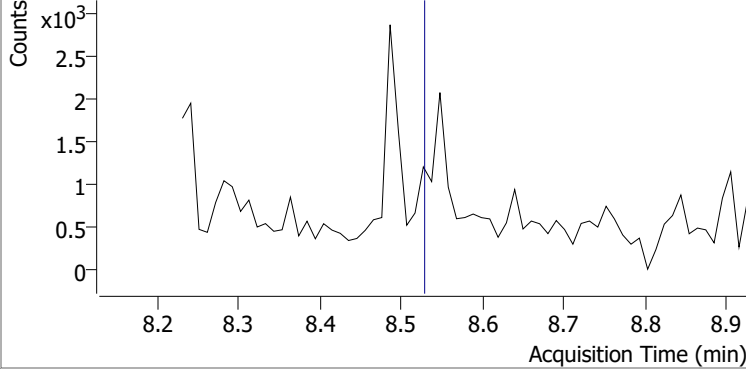
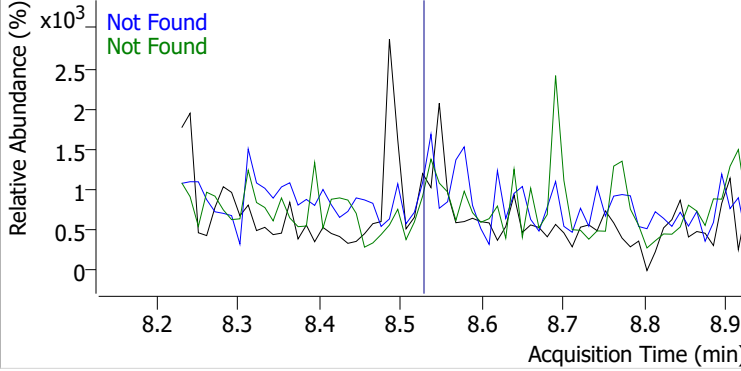
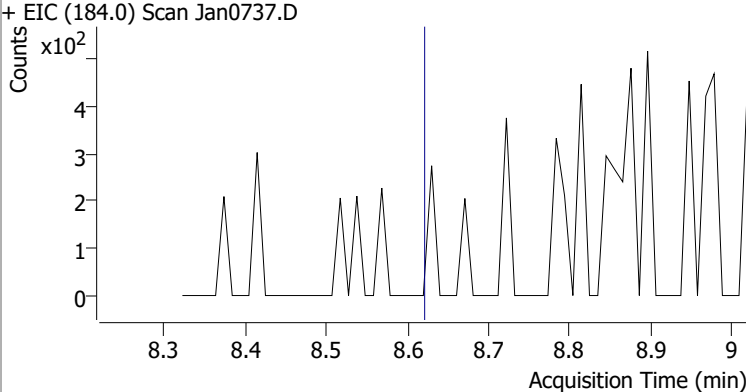
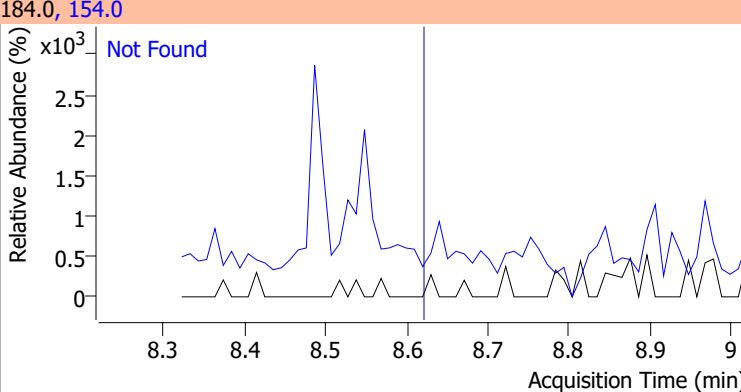
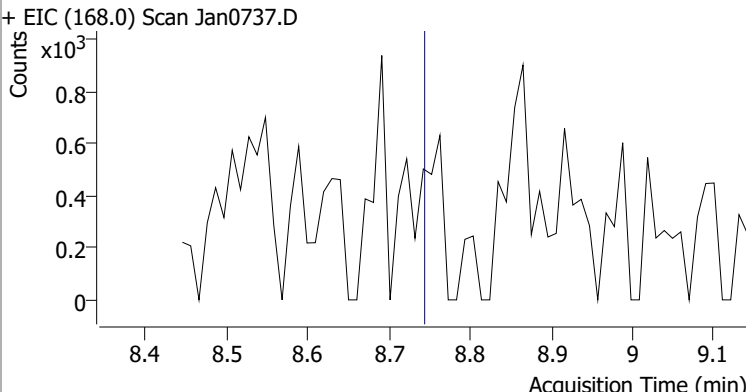
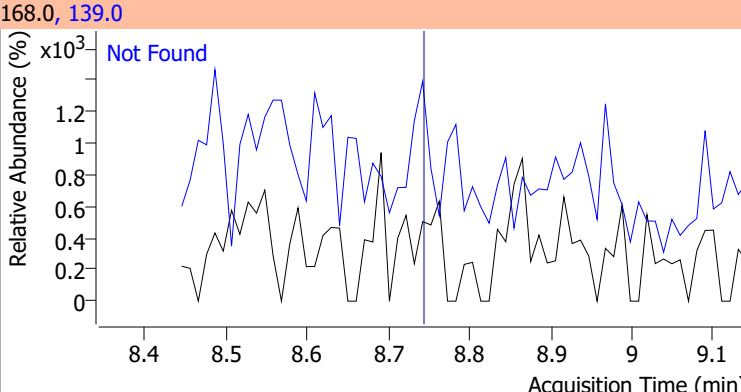
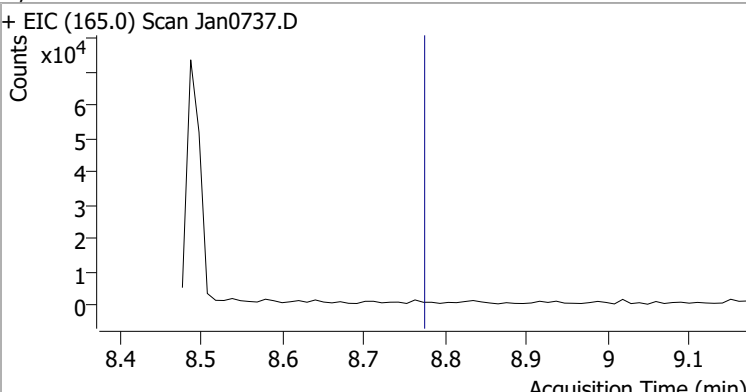
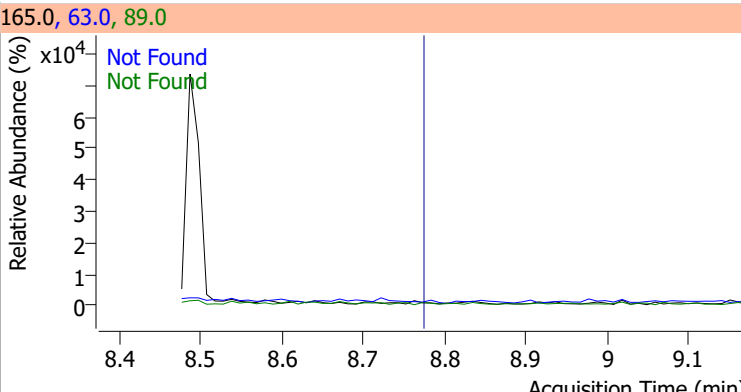
Compound	Conc.	Exp RT	QIon	Exp Ratio
Acenaphthylene	N.D.	8.31	153.1	13.8



Compound	Conc.	Exp RT	QIon	Exp Ratio	QIon	Exp Ratio
3-Nitroaniline	N.D.	8.50	65.0	140.9	92.0	106.5

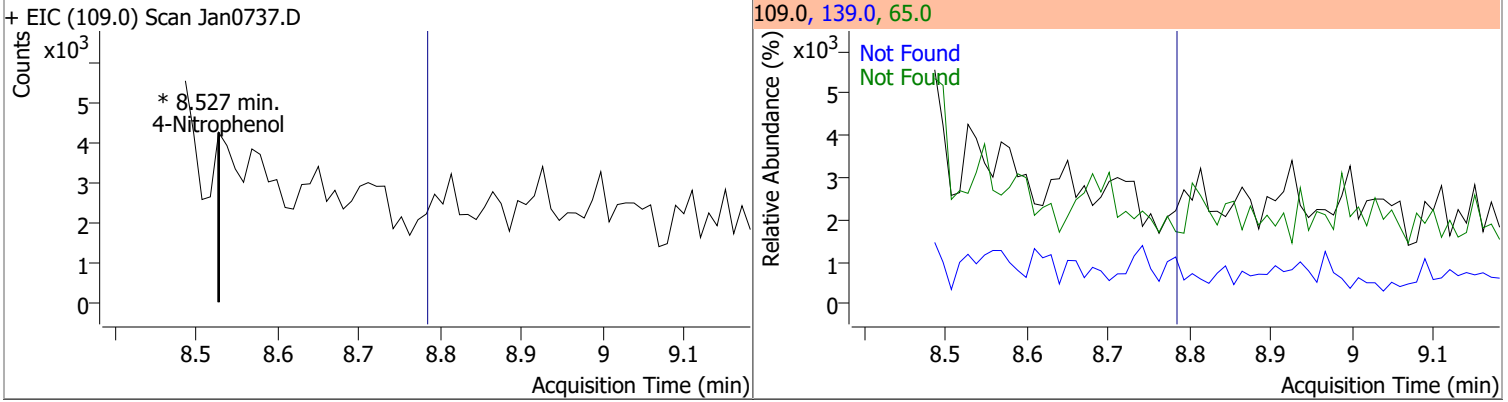


# Quantitation Results Report (QT Reviewed)

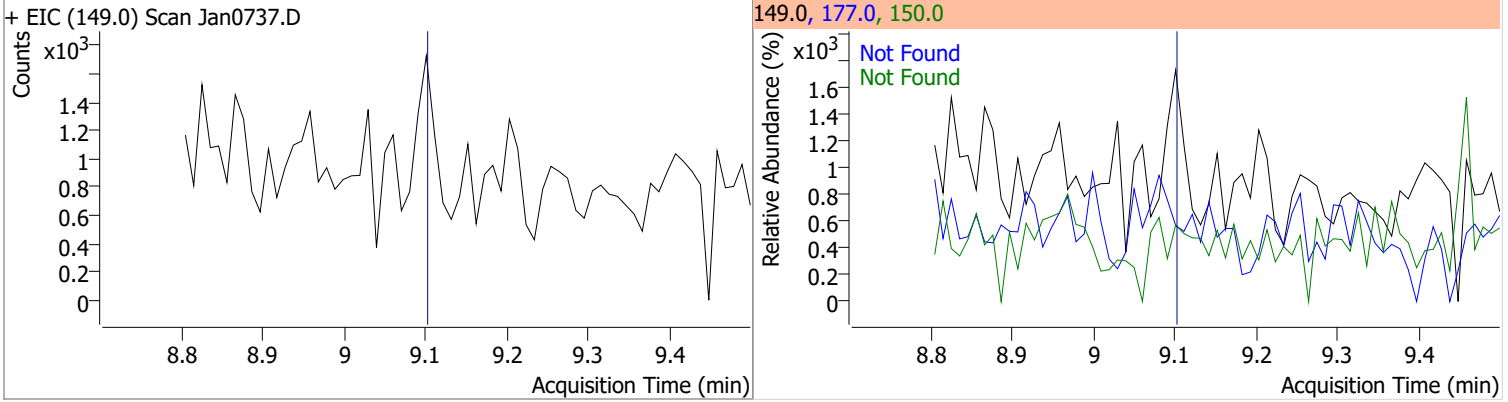
Compound	Conc.	Exp RT	QIon	Exp Ratio	QIon	Exp Ratio
Acenaphthene	N.D.	8.53	153.0	109.5	152.0	52.9
+ EIC (154.0) Scan Jan0737.D			154.0, 152.0, 153.0			
						
2,4-Dinitrophenol	N.D.	8.62	154.0	60.0		
+ EIC (184.0) Scan Jan0737.D			184.0, 154.0			
						
Dibenzofuran	N.D.	8.74	139.0	38.6		
+ EIC (168.0) Scan Jan0737.D			168.0, 139.0			
						
2,4-Dinitrotoluene	N.D.	8.77	63.0	76.1	89.0	74.7
+ EIC (165.0) Scan Jan0737.D			165.0, 63.0, 89.0			
						

# Quantitation Results Report (QT Reviewed)

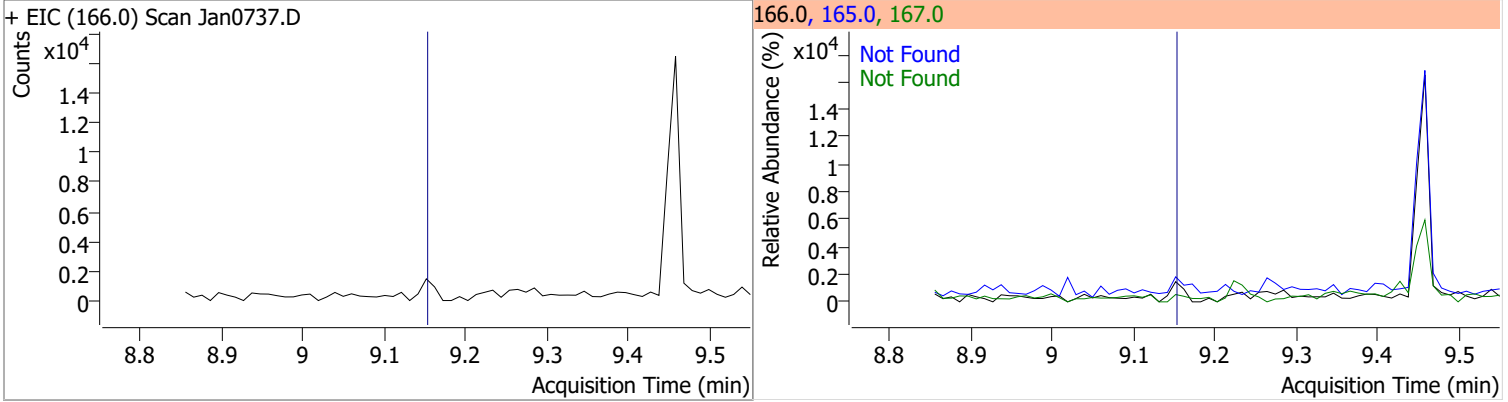
Compound	Conc.	RT	Dev(Min)	Resp.	QIon	QRatio	Lower	Upper
4-Nitrophenol	0	0		0	65.0		62.0	115.1
					139.0		56.3	104.5



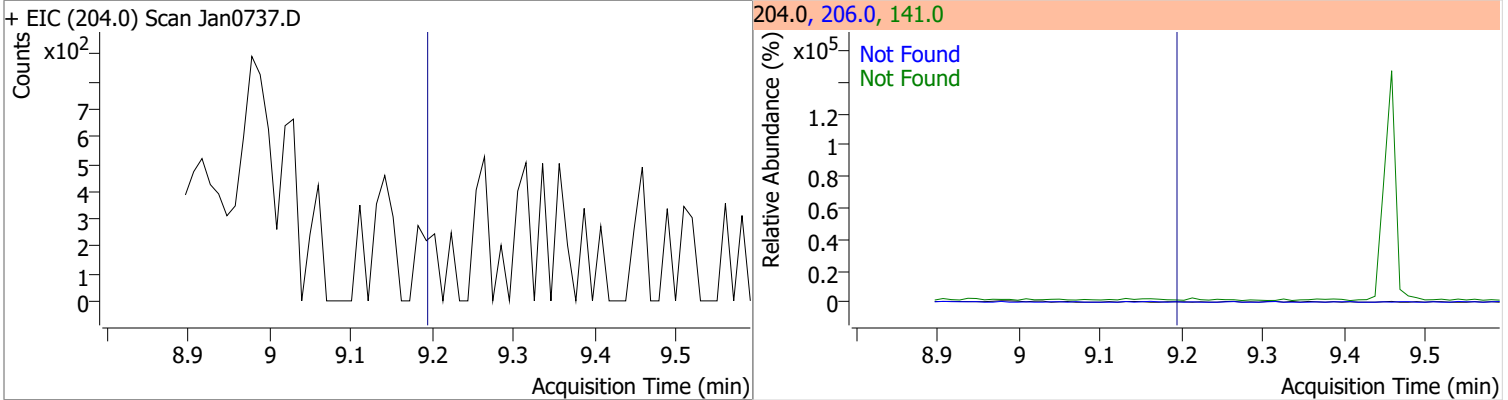
Compound	Conc.	Exp RT	QIon	Exp Ratio	QIon	Exp Ratio
Diethylphthalate	N.D.	9.10	177.0	20.7	150.0	12.6



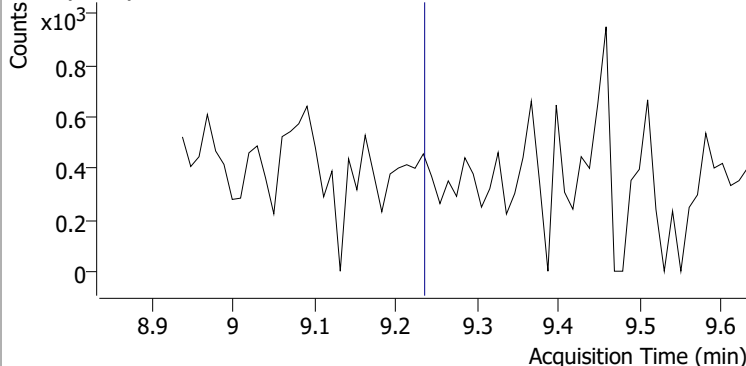
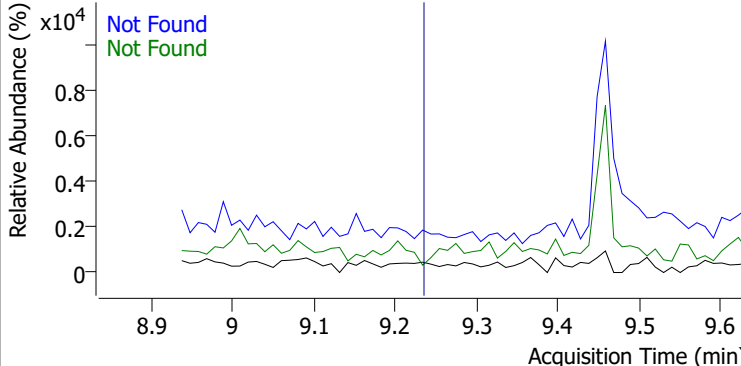
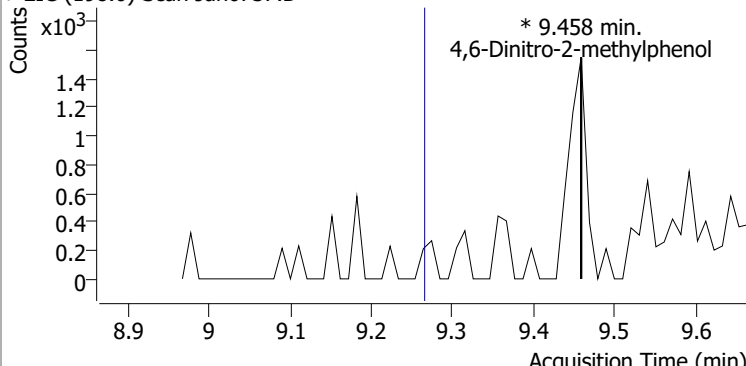
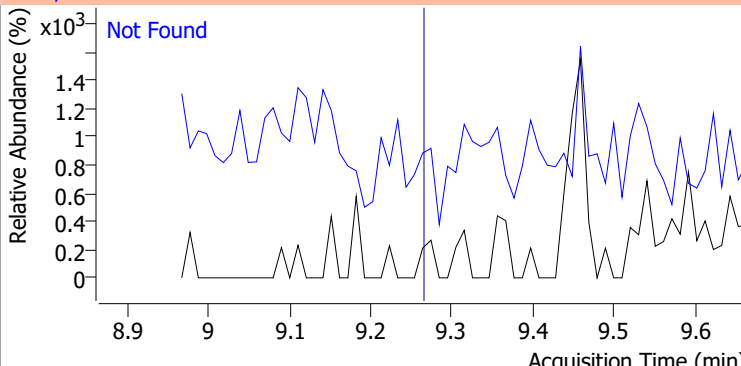
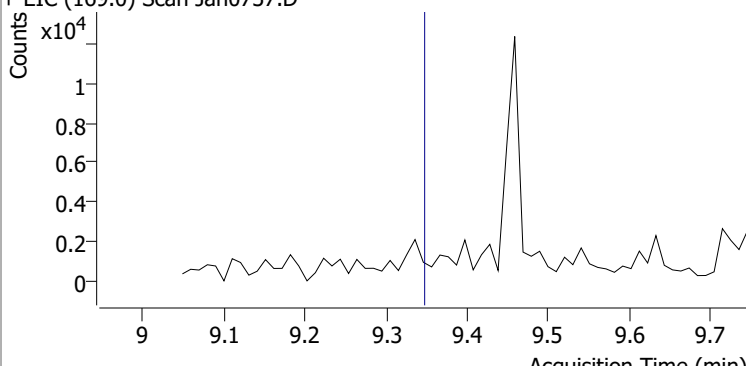
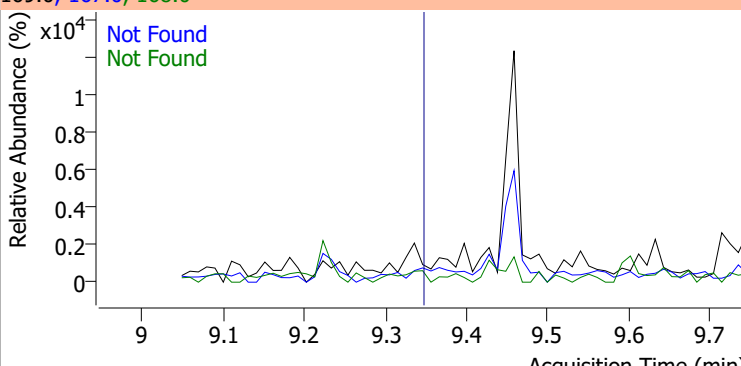
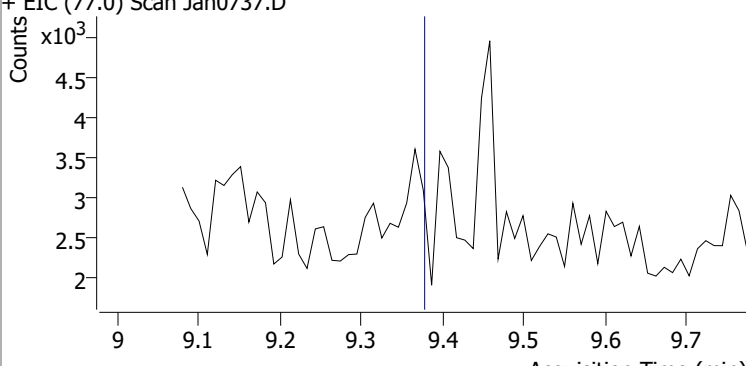
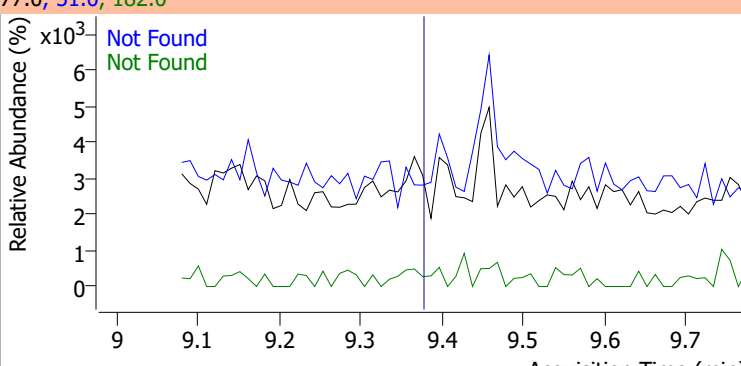
Compound	Conc.	Exp RT	QIon	Exp Ratio	QIon	Exp Ratio
Fluorene	N.D.	9.15	165.0	93.4	167.0	12.9



Compound	Conc.	Exp RT	QIon	Exp Ratio	QIon	Exp Ratio
4-Chlorophenyl-phenylether	N.D.	9.19	141.0	62.3	206.0	33.9



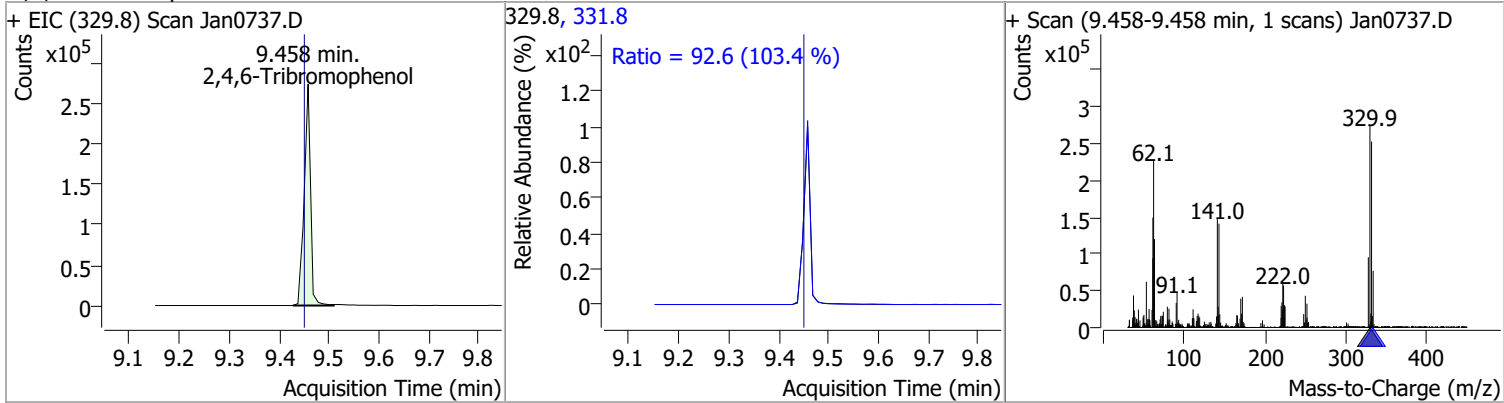
# Quantitation Results Report (QT Reviewed)

Compound	Conc.	Exp RT	QIon	Exp Ratio	QIon	Exp Ratio		
4-Nitroaniline	N.D.	9.23	65.0	114.6	92.0	45.3		
+ EIC (138.0) Scan Jan0737.D			138.0, 65.0, 92.0					
								
4,6-Dinitro-2-methylphenol	0	RT	Dev(Min)	Resp.	QIon	QRatio	Lower	Upper
4,6-Dinitro-2-methylphenol		0		0	121.0		31.4	58.3
+ EIC (198.0) Scan Jan0737.D			198.0, 121.0					
								
N-nitrosodiphenylamine	N.D.	Exp RT	QIon	Exp Ratio	QIon	Exp Ratio		
N-nitrosodiphenylamine	N.D.	9.35	168.0	63.3	167.0	33.4		
+ EIC (169.0) Scan Jan0737.D			169.0, 167.0, 168.0					
								
Azobenzene	N.D.	Exp RT	QIon	Exp Ratio	QIon	Exp Ratio		
Azobenzene	N.D.	9.38	51.0	49.9	182.0	26.9		
+ EIC (77.0) Scan Jan0737.D			77.0, 51.0, 182.0					
								

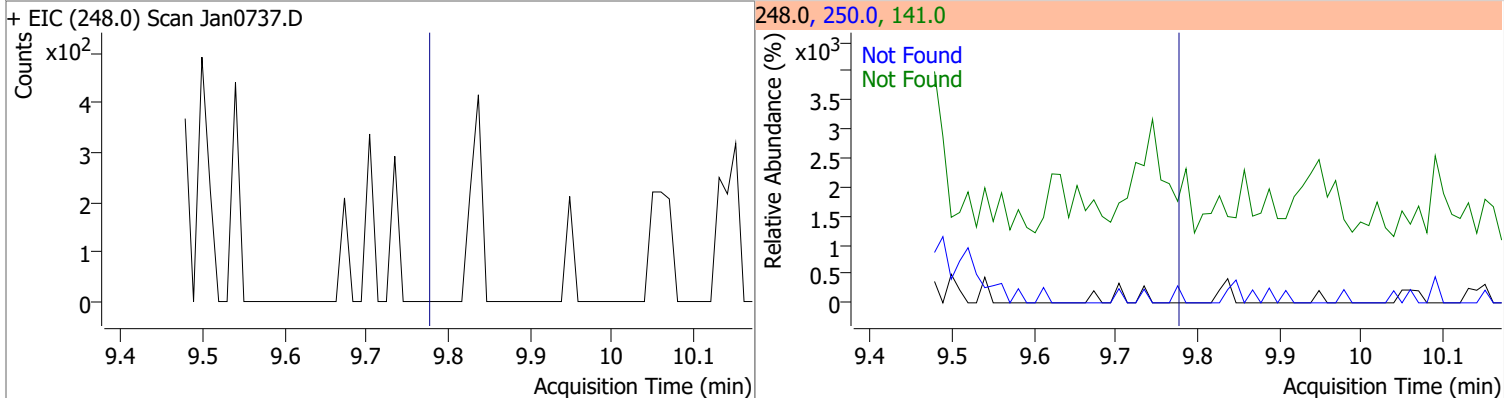


# Quantitation Results Report (QT Reviewed)

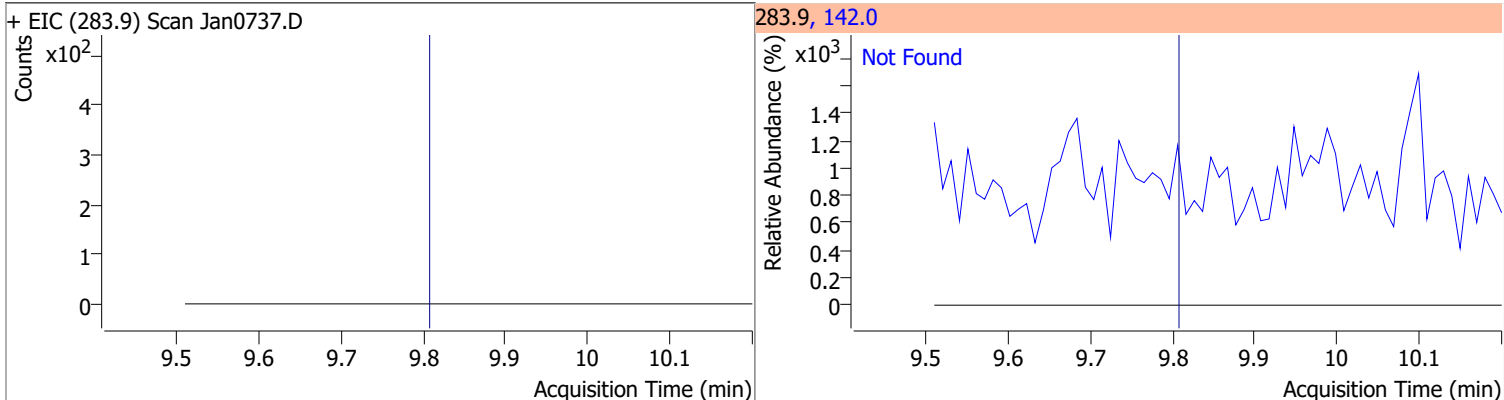
Compound	Conc.	RT	Dev(Min)	Resp.	QIon	QRatio	Lower	Upper
2,4,6-Tribromophenol	154.1324	9.46	0.01	241649	331.8	92.6	62.7	116.4



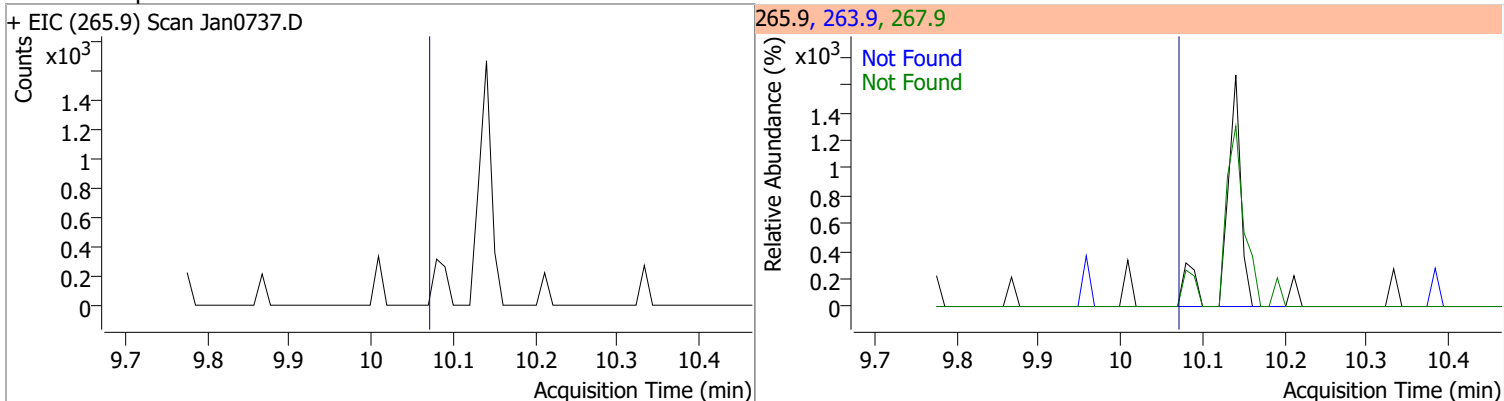
Compound	Conc.	Exp RT	QIon	Exp Ratio	QIon	Exp Ratio
4-Bromophenyl-phenylether	N.D.	9.78	250.0	98.3	141.0	96.1



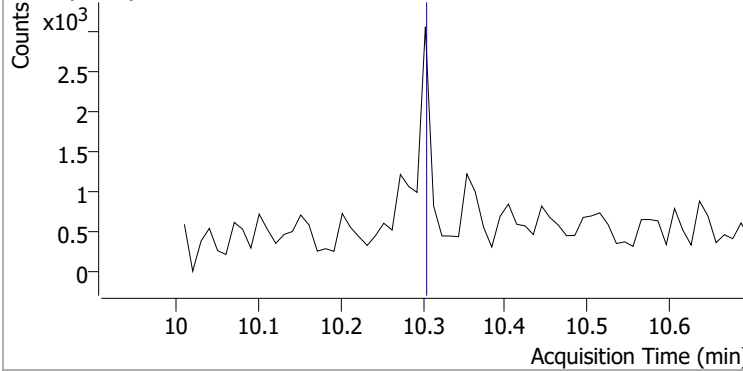
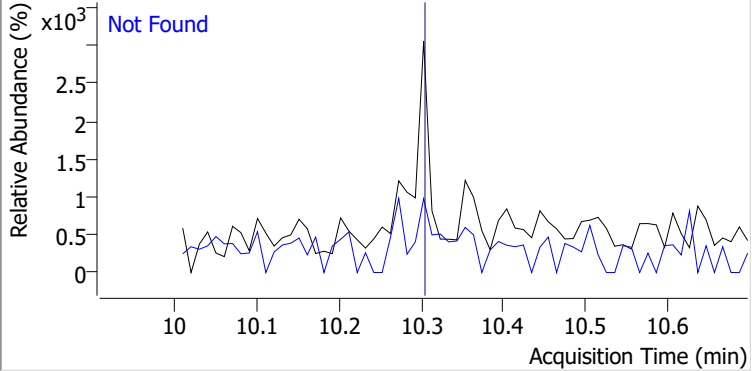
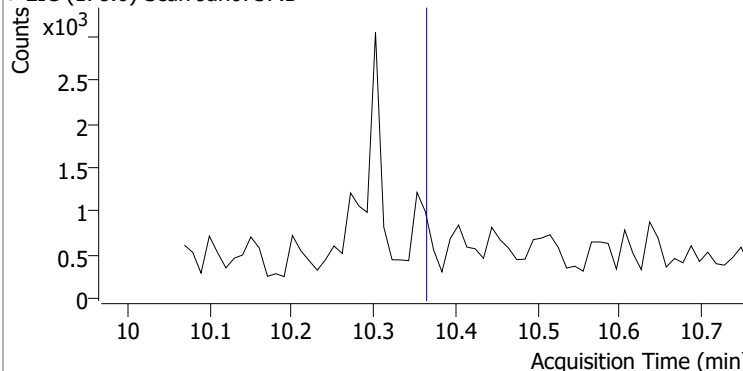
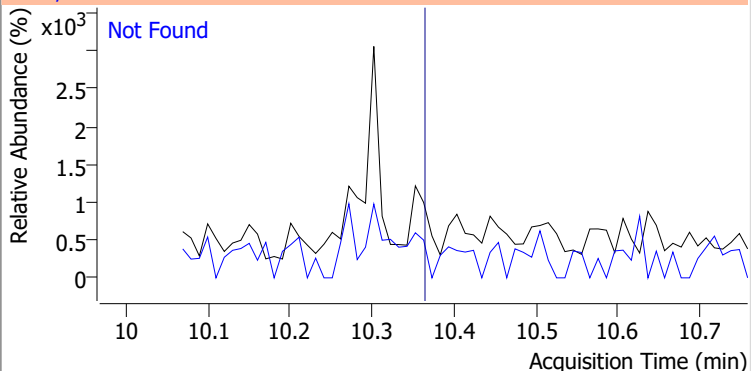
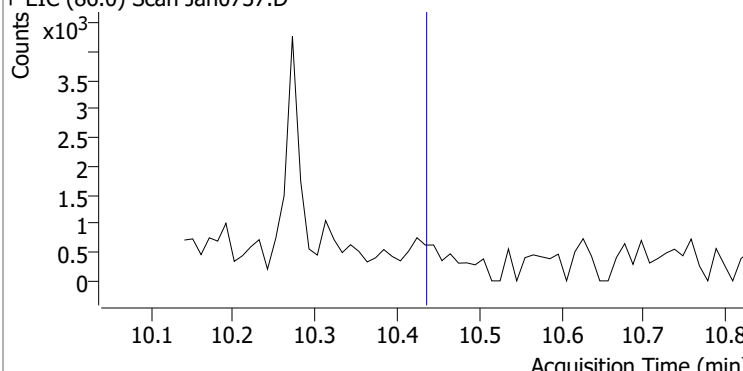
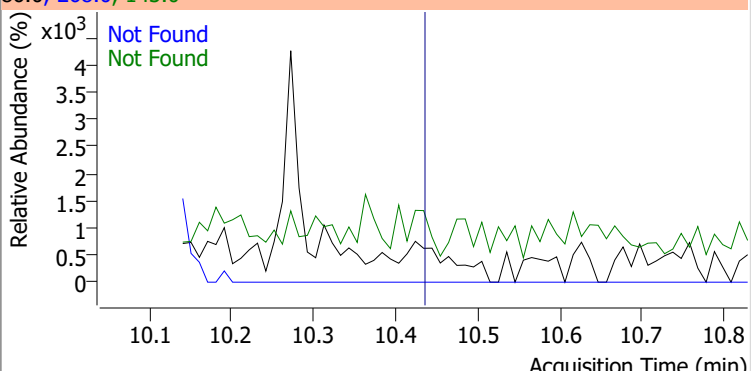
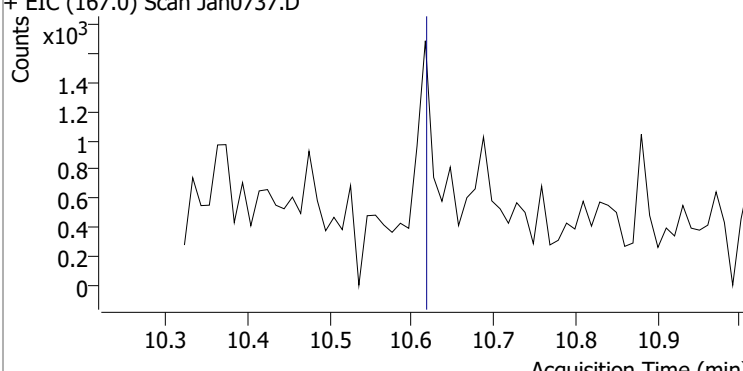
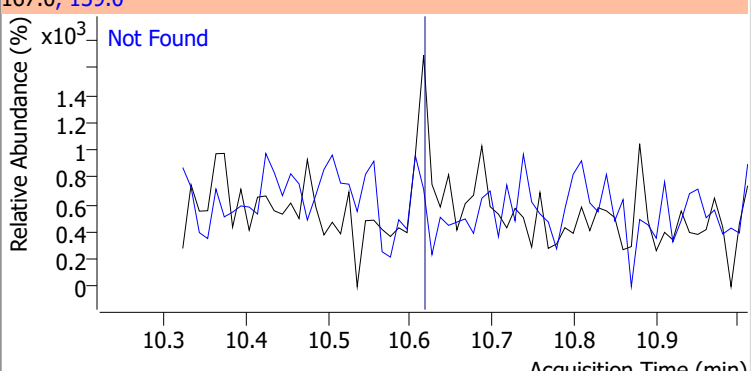
Compound	Conc.	Exp RT	QIon	Exp Ratio	QIon	Exp Ratio
Hexachlorobenzene	N.D.	9.81	142.0	49.9	141.0	96.1



Compound	Conc.	Exp RT	QIon	Exp Ratio	QIon	Exp Ratio
Pentachlorophenol	N.D.	10.07	263.9	67.0	267.9	63.6

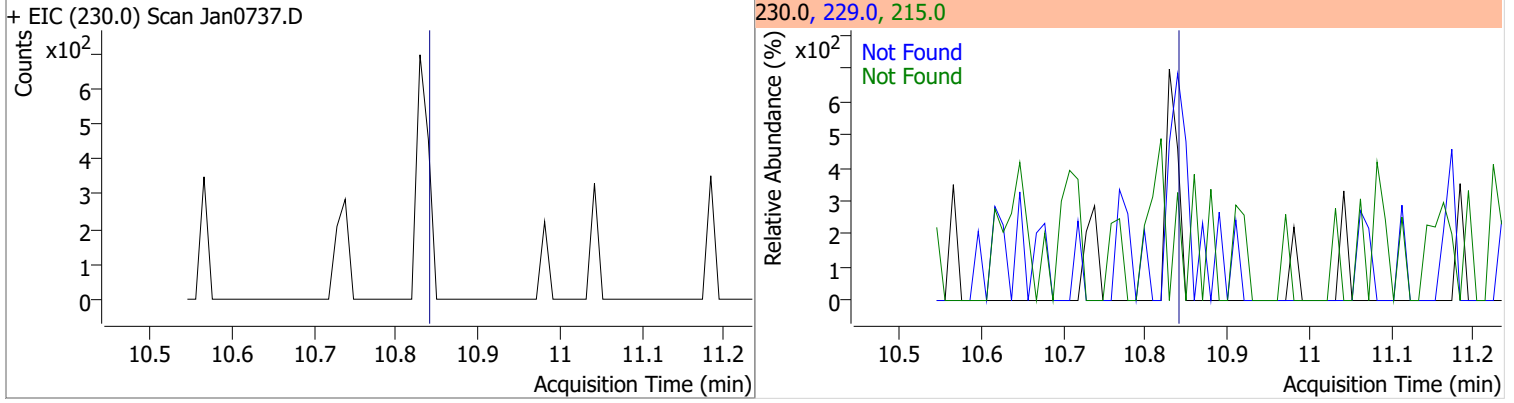


# Quantitation Results Report (QT Reviewed)

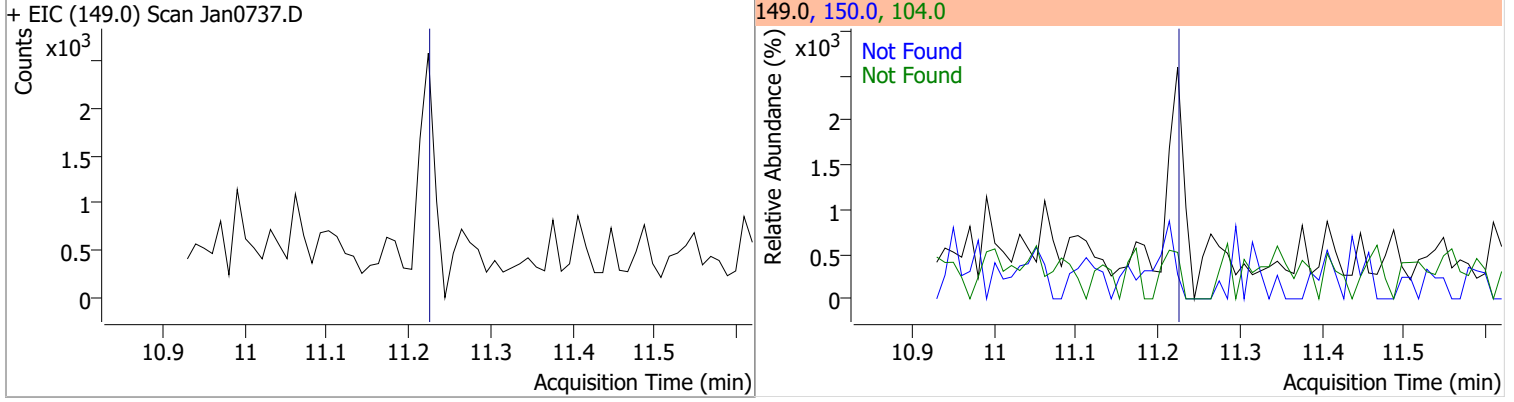
Compound	Conc.	Exp RT	QIon	Exp Ratio		
Phenanthrene	N.D.	10.30	176.0	19.3		
+ EIC (178.0) Scan Jan0737.D			178.0, 176.0			
						
Anthracene	N.D.	10.36	176.0	18.4		
+ EIC (178.0) Scan Jan0737.D			178.0, 176.0			
						
Triallate	N.D.	10.43	268.0	26.7	QIon	Exp Ratio
					143.0	24.9
+ EIC (86.0) Scan Jan0737.D			86.0, 268.0, 143.0			
						
Carbazole	N.D.	10.62	139.0	12.8		
+ EIC (167.0) Scan Jan0737.D			167.0, 139.0			
						

# Quantitation Results Report (QT Reviewed)

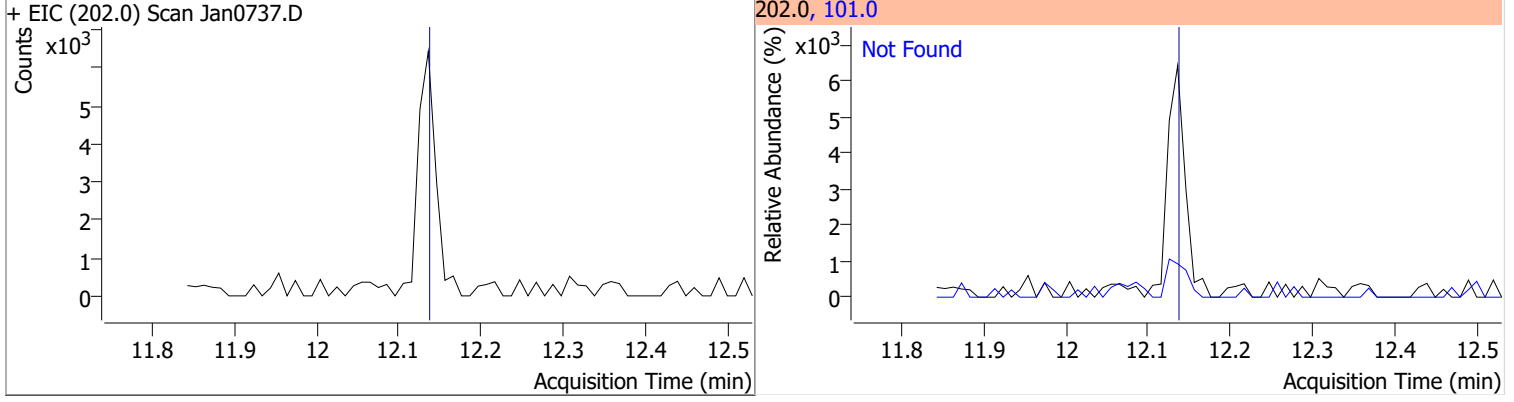
Compound	Conc.	Exp RT	QIon	Exp Ratio	QIon	Exp Ratio
o-Terphenyl	N.D.	10.84	229.0	64.1	215.0	36.5



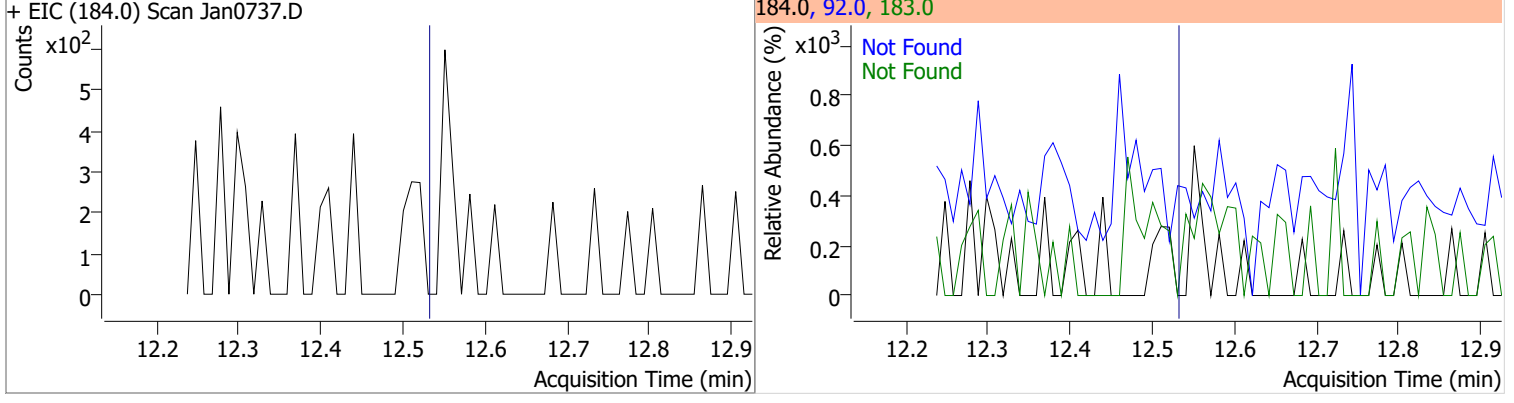
Compound	Conc.	Exp RT	QIon	Exp Ratio	QIon	Exp Ratio
Di-n-Butylphthalate	N.D.	11.22	150.0	9.1	104.0	6.1



Compound	Conc.	Exp RT	QIon	Exp Ratio
Fluoranthene	N.D.	12.14	101.0	12.8

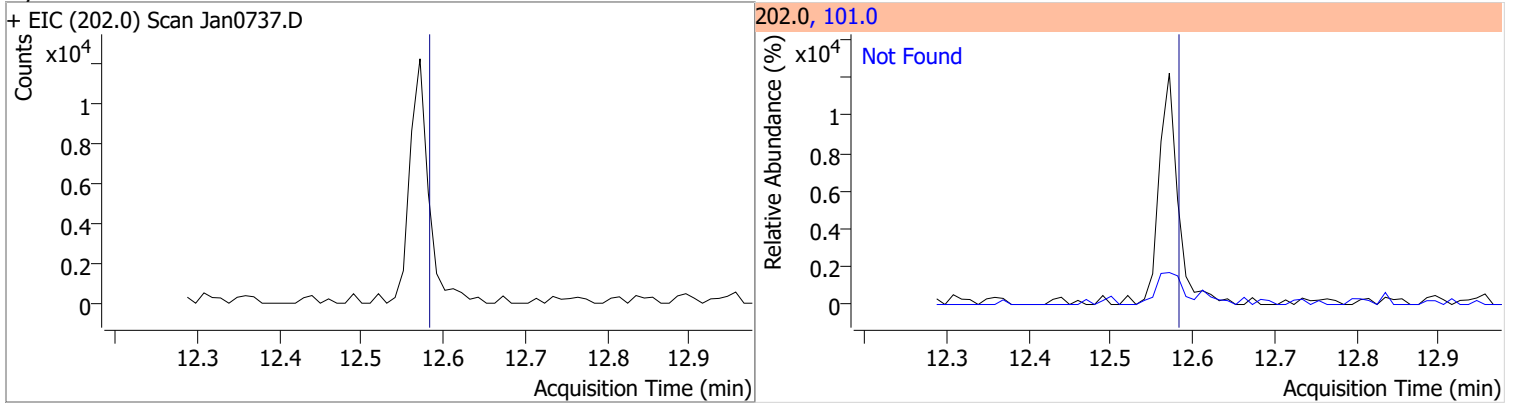


Compound	Conc.	Exp RT	QIon	Exp Ratio	QIon	Exp Ratio
Benzidine	N.D.	12.53	183.0	13.1	92.0	8.1

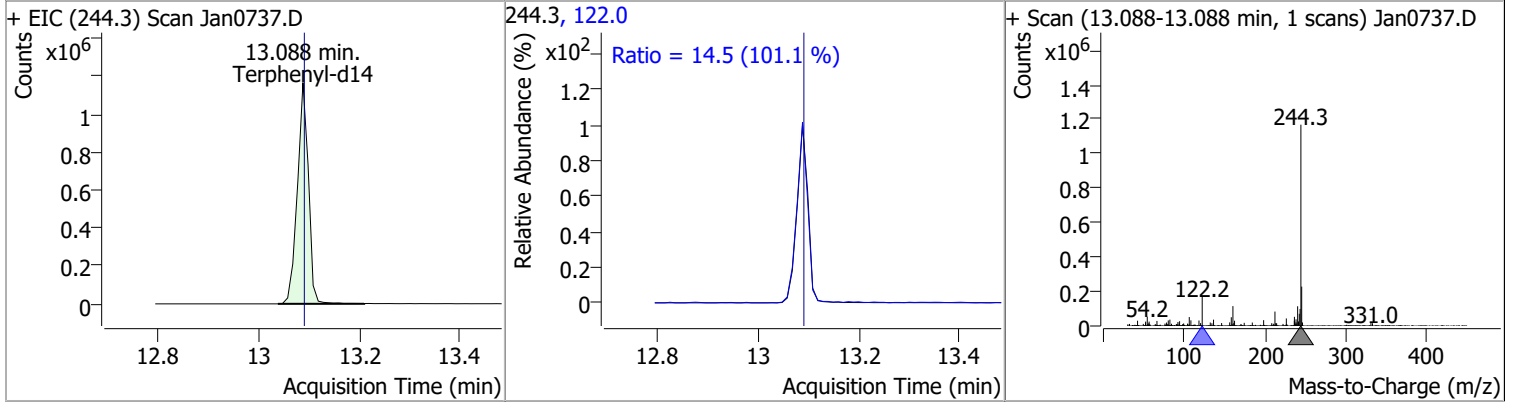


# Quantitation Results Report (QT Reviewed)

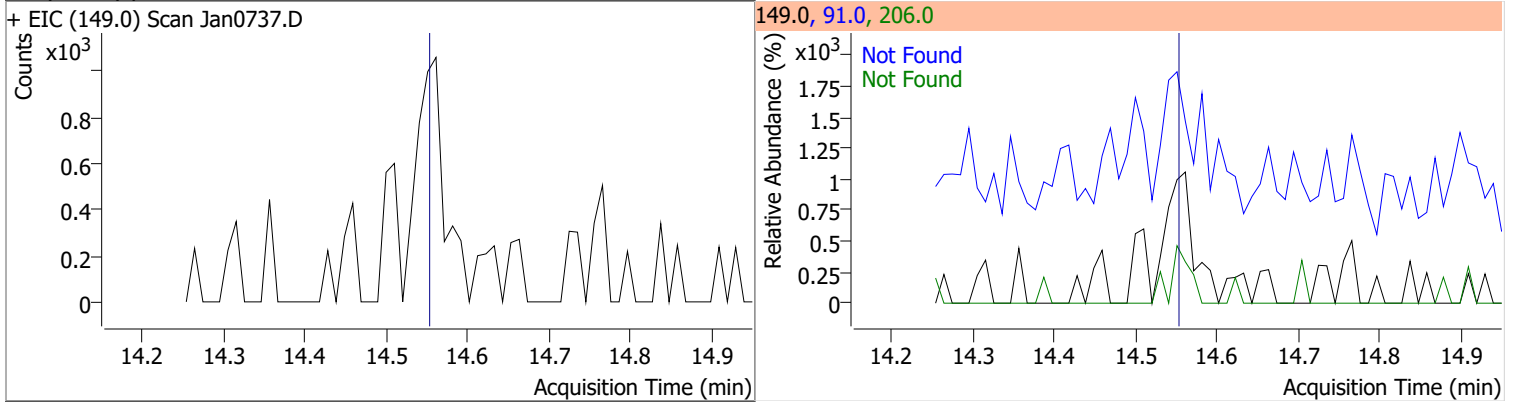
Compound	Conc.	Exp RT	QIon	Exp Ratio
Pyrene	N.D.	12.58	101.0	14.6



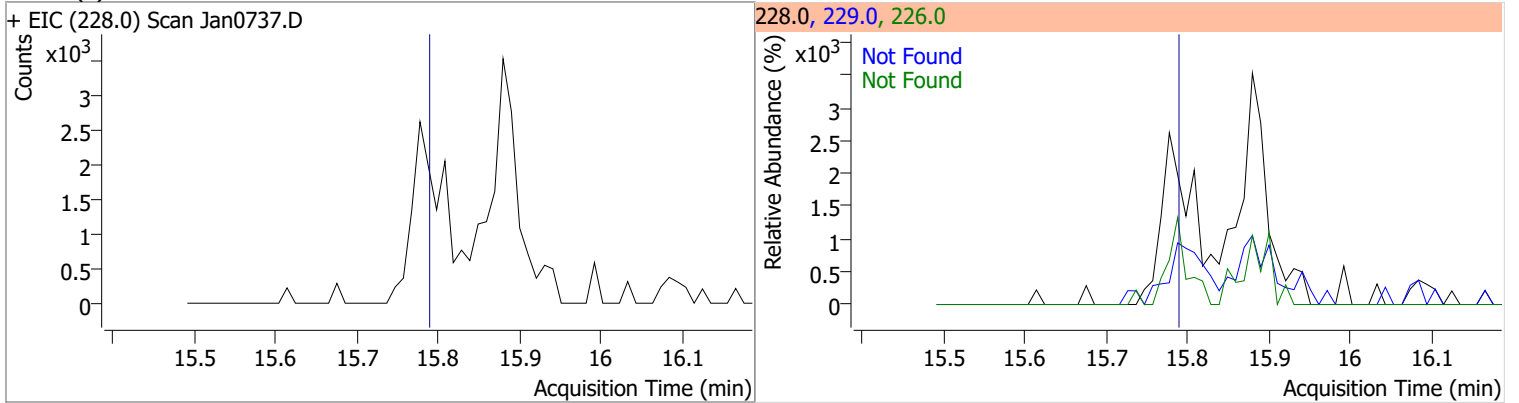
Compound	Conc.	RT	Dev(Min)	Resp.	QIon	QRatio	Lower	Upper
Terphenyl-d14	99.4700	13.09	0.00	1783510	122.0	14.5	10.1	18.7



Compound	Conc.	Exp RT	QIon	Exp Ratio	QIon	Exp Ratio
Butylbenzylphthalate	N.D.	14.56	91.0	81.7	206.0	17.9

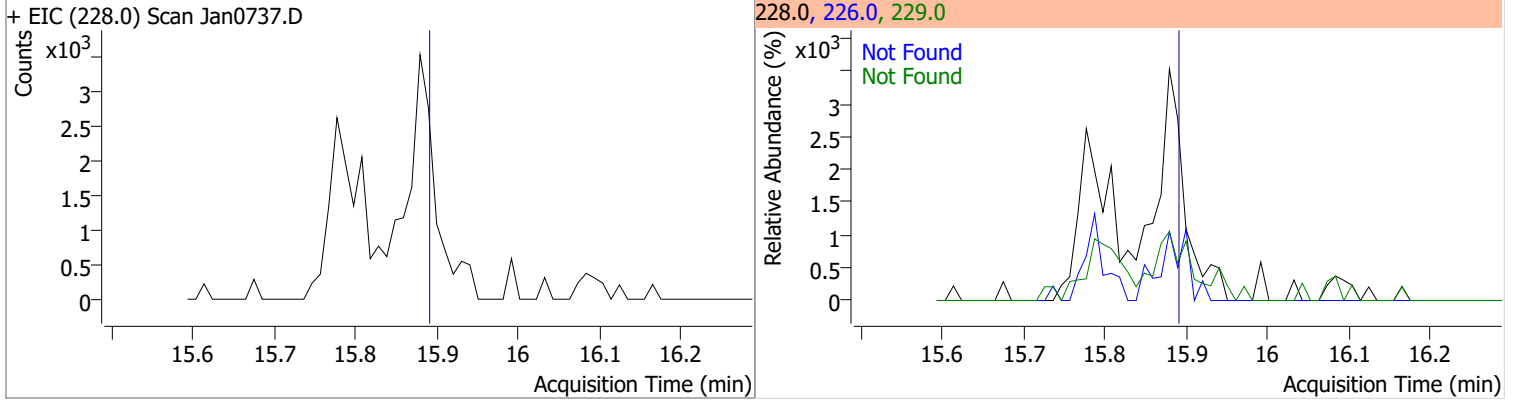


Compound	Conc.	Exp RT	QIon	Exp Ratio	QIon	Exp Ratio
Benzo(a)Anthracene	N.D.	15.80	226.0	27.1	229.0	21.0

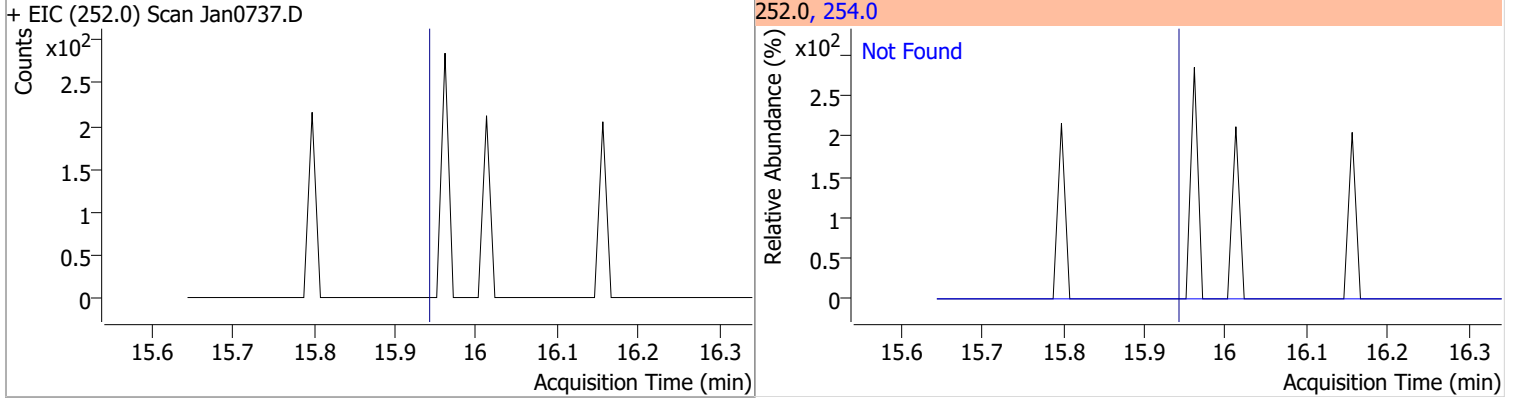


# Quantitation Results Report (QT Reviewed)

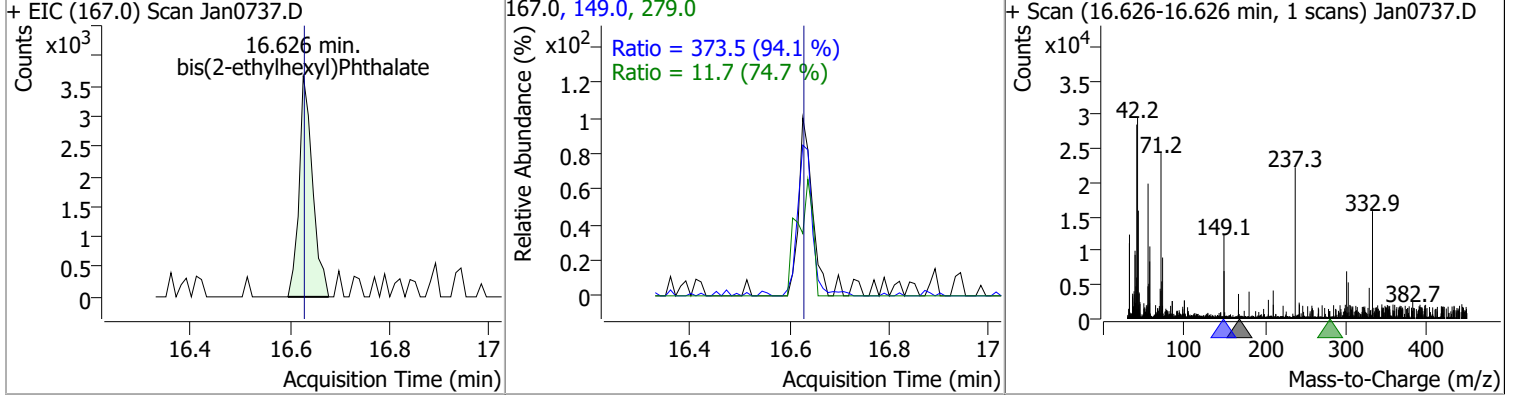
Compound	Conc.	Exp RT	QIon	Exp Ratio	QIon	Exp Ratio
Chrysene	N.D.	15.90	226.0	29.9	229.0	20.4



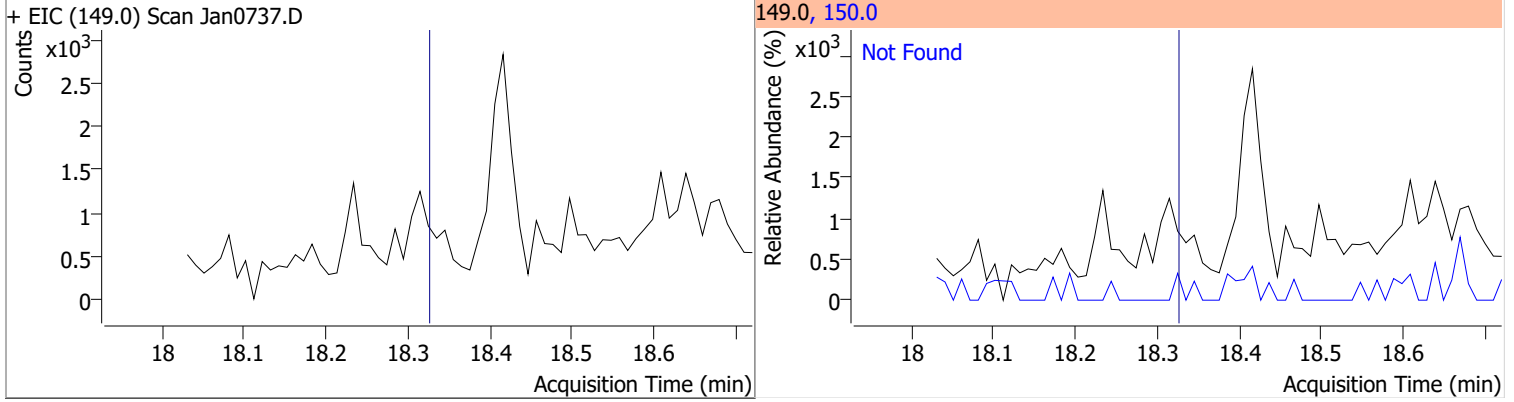
Compound	Conc.	Exp RT	QIon	Exp Ratio
3,3-Dichlorobenzidine	N.D.	15.95	254.0	64.7



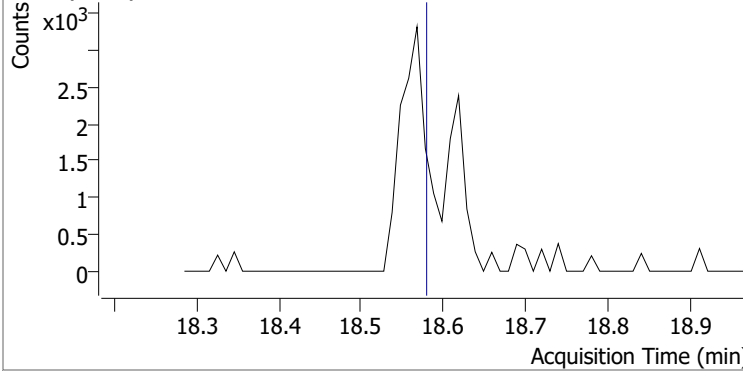
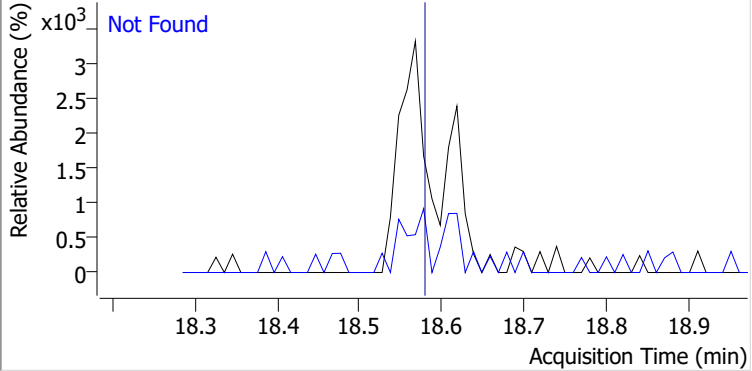
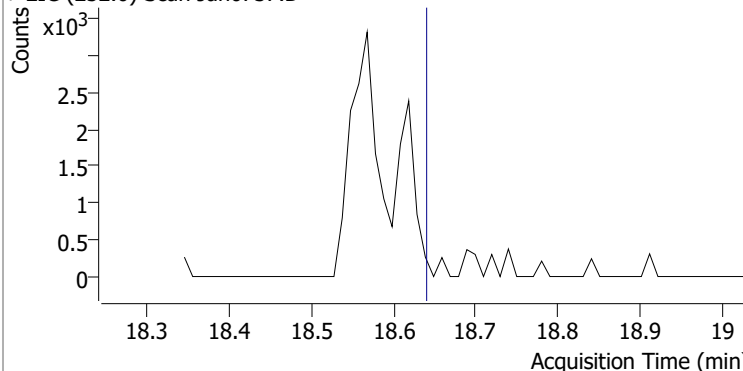
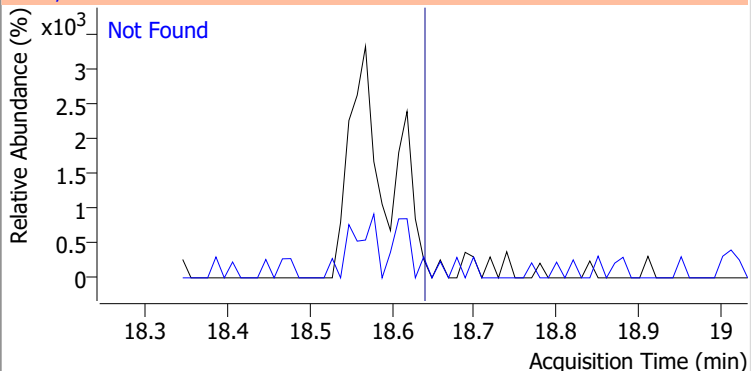
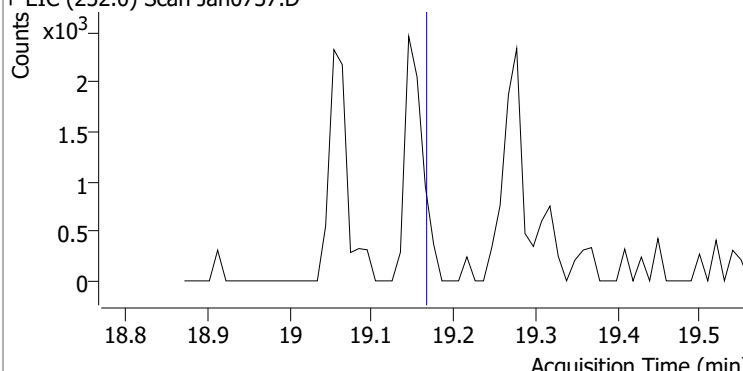
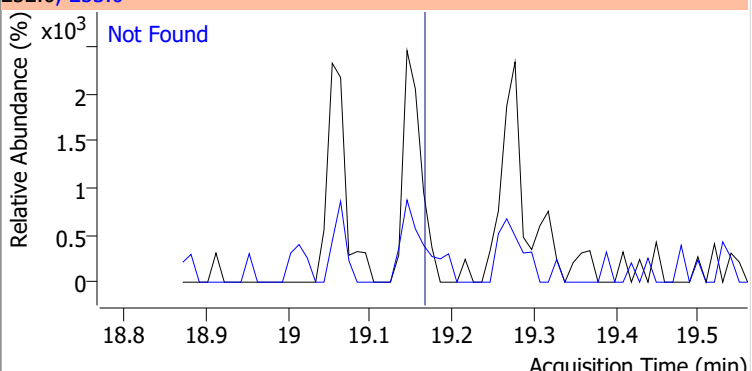
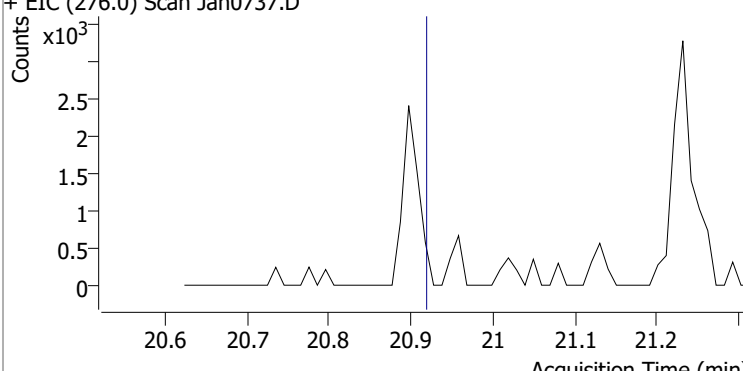
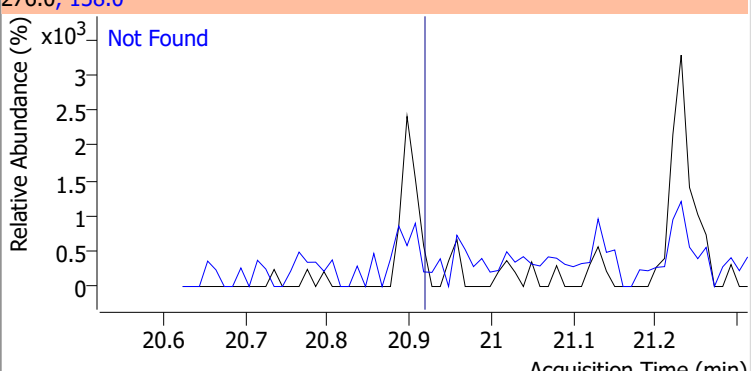
Compound	Conc.	RT	Dev(Min)	Resp.	QIon	QRatio	Lower	Upper
bis(2-ethylhexyl)Phthalate	3.2163	16.63	-0.01	6921	149.0	373.5	278.0	516.2
					279.0	11.7	10.9	20.3



Compound	Conc.	Exp RT	QIon	Exp Ratio
Di-n-octyl Phthalate	N.D.	18.32	150.0	9.5

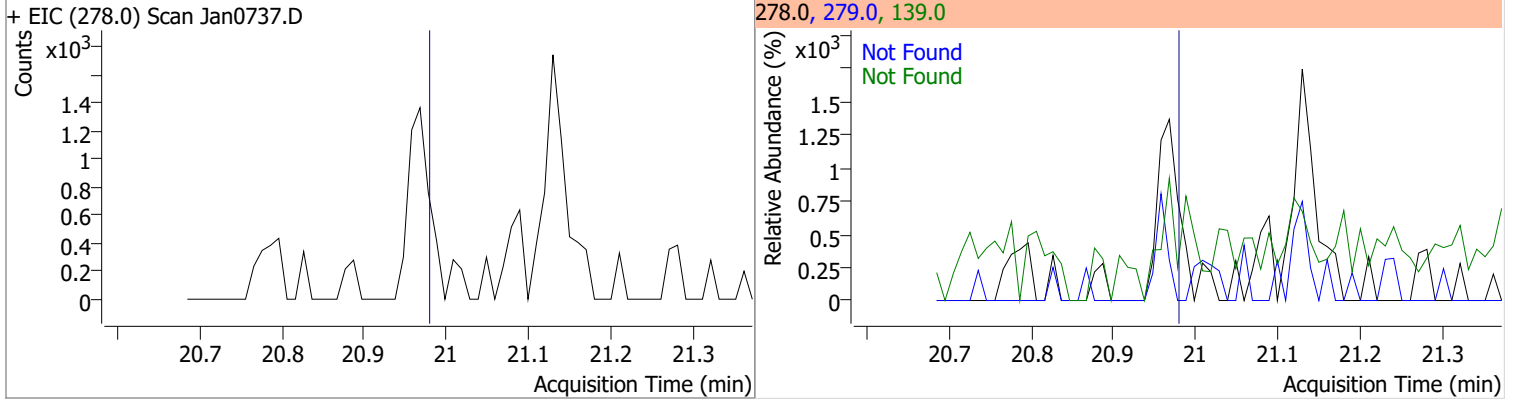


# Quantitation Results Report (QT Reviewed)

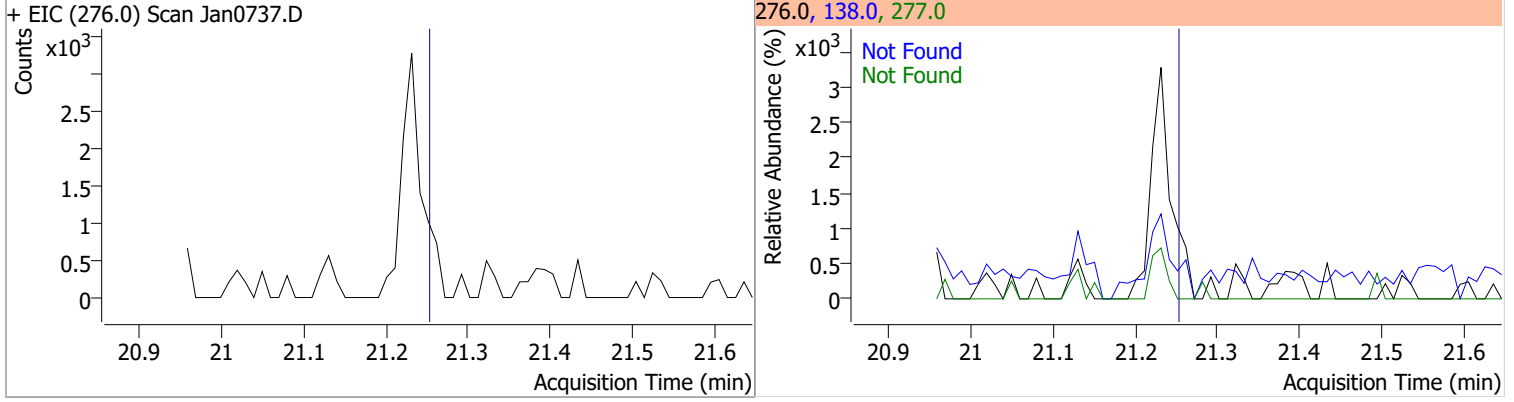
Compound	Conc.	Exp RT	QIon	Exp Ratio
Benzo(b)fluoranthene	N.D.	18.58	253.0	22.0
+ EIC (252.0) Scan Jan0737.D			252.0, 253.0	
				
Benzo(k)fluoranthene	N.D.	18.64	253.0	21.9
+ EIC (252.0) Scan Jan0737.D			252.0, 253.0	
				
Benzo(a)pyrene	N.D.	19.17	253.0	22.0
+ EIC (252.0) Scan Jan0737.D			252.0, 253.0	
				
Indeno(1,2,3-c,d)pyrene	N.D.	20.92	138.0	29.9
+ EIC (276.0) Scan Jan0737.D			276.0, 138.0	
				

# Quantitation Results Report (QT Reviewed)

Compound	Conc.	Exp RT	QIon	Exp Ratio	QIon	Exp Ratio
Dibenzo(a,h)anthracene	N.D.	20.98	279.0	25.2	139.0	23.8

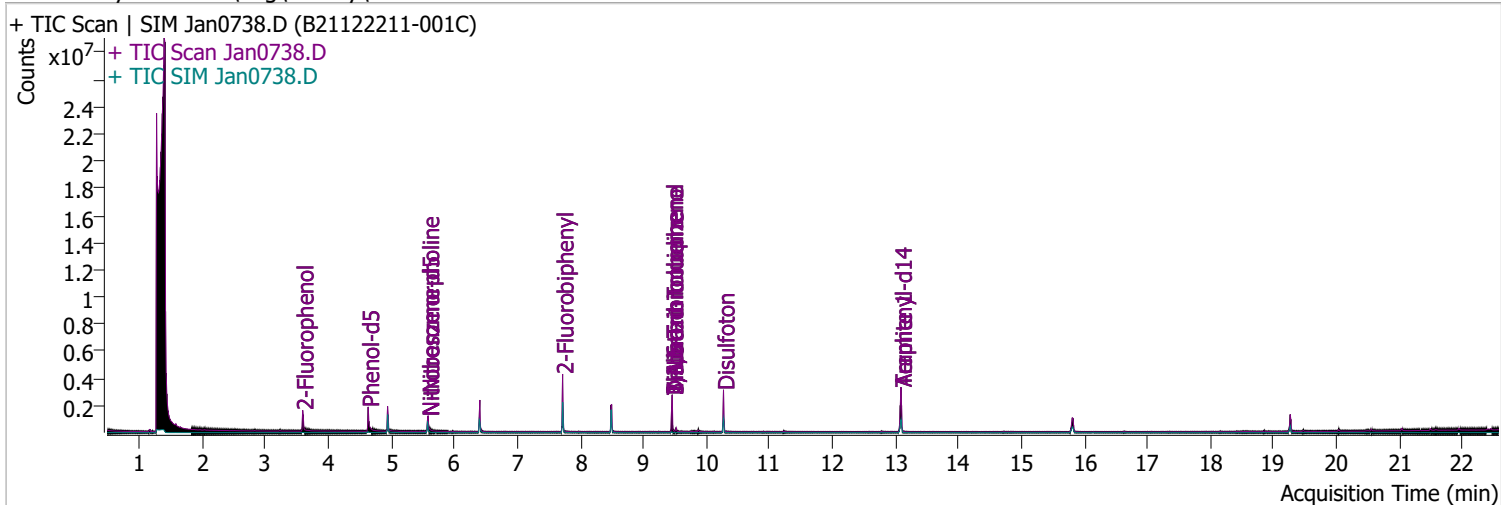


Compound	Conc.	Exp RT	QIon	Exp Ratio	QIon	Exp Ratio
Benzo(g,h,i)perylene	N.D.	21.25	138.0	32.0	277.0	23.8



# Quantitation Results Report (QT Reviewed)

Data File	Jan0738.D	Operator	LIMS import
Acq. Method	BNA+SIM.M	Acq. Date-Time	1/8/2022 8:16:04 AM
Sample Name	B21122211-001C	Instrument	Instrument #1
Vial	38	Multiplier	1.00
DA Method File	010722 DoD BNA cal 1.batch.bin	Comment	SVOC-8270-W-LARGO
Tune File	dftppdsm.u	Tune Date	1/7/2022 12:13:00 PM
Batch Name	010722 DoD BNA.batch.bin	Last Calib Update	1/11/2022 1:03:40 PM
Ref Library	D:\Org\Library\NIST129K.I		



Compound	RT	QIon	Resp.	Conc.	Units	Dev(Min)
----------	----	------	-------	-------	-------	----------

**Internal Standards**

**System Monitoring Compounds**

S 2-Fluorophenol	3.592	112.0	538817	68.2702	µg/L	0.010
Spiked Amount: 200.000	Range: 10.0 - 75.0%			Recovery = 34.14%		
S Phenol-d5	4.634	99.0	713153	67.4945	µg/L	0.010
Spiked Amount: 200.000	Range: 10.0 - 65.0%			Recovery = 33.75%		
S Nitrobenzene-d5	5.584	82.0	327193	57.1288	µg/L	0.000
Spiked Amount: 100.000	Range: 32.0 - 94.0%			Recovery = 57.13%		
S 2-Fluorobiphenyl	7.718	172.0	1243449	69.0794	µg/L	0.000
Spiked Amount: 100.000	Range: 28.0 - 107.0%			Recovery = 69.08%		
S 2,4,6-Tribromophenol	9.458	329.8	256590	161.2155	µg/L	0.010
Spiked Amount: 200.000	Range: 25.0 - 140.0%			Recovery = 80.61%		
S Terphenyl-d14	13.088	244.3	1707493	94.4450	µg/L	0.000
Spiked Amount: 100.000	Range: 32.0 - 122.0%			Recovery = 94.45%		

**Target Compounds**

Compound	RT	QIon	Resp.	Conc.	Units	Dev(Min)	QValue
T N-Nitrosodimethylamine	0.000		0	N.D.			
T Pyridine	0.000		0	N.D.			
T Aniline	0.000		0	N.D.			
T Phenol	0.000		0	N.D.			
T bis(-2-Chloroethyl)Ether	0.000		0	N.D.			
T 2-Chlorophenol	0.000		0	N.D.			
T 1,3-Dichlorobenzene	0.000		0	N.D.			
T 1,4-Dichlorobenzene	0.000		0	N.D.			
T 1,2-Dichlorobenzene	0.000		0	N.D.			
T Benzyl Alcohol	0.000		0	N.D.			
T bis(2-chloroisopropyl)Ether	0.000		0	N.D.			
T 2-Methylphenol	0.000		0	N.D.			
T N-nitroso-Di-n-propylamine	5.584	70.0	0		µg/L	md	1
T 4Methylphenol/3Methylphenol	0.000		0	N.D.			
T Hexachloroethane	0.000		0	N.D.			



# Quantitation Results Report (QT Reviewed)

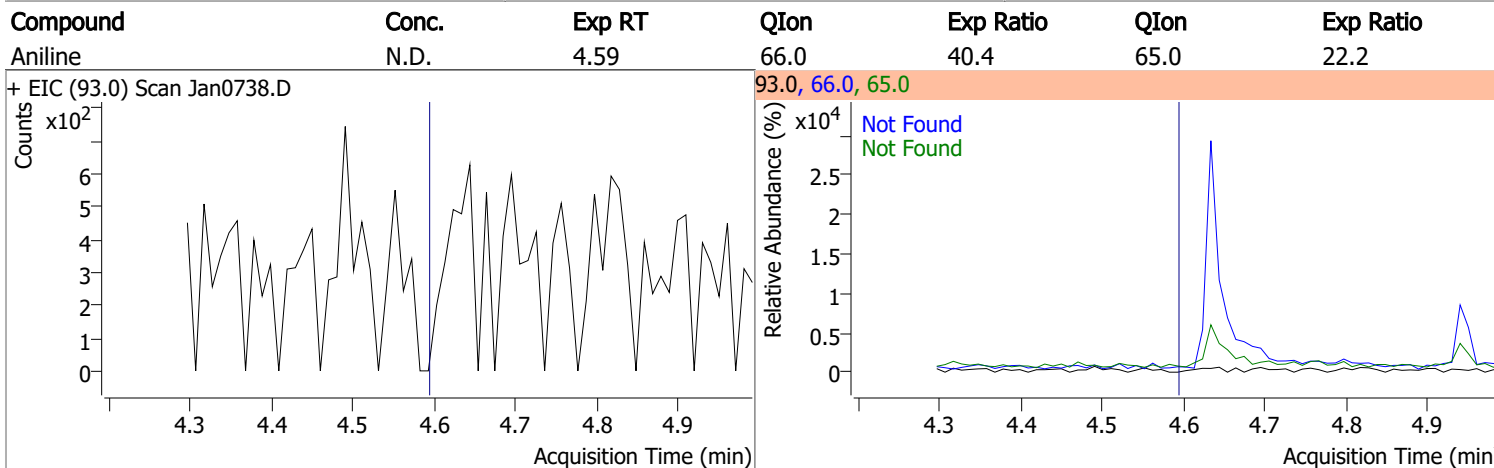
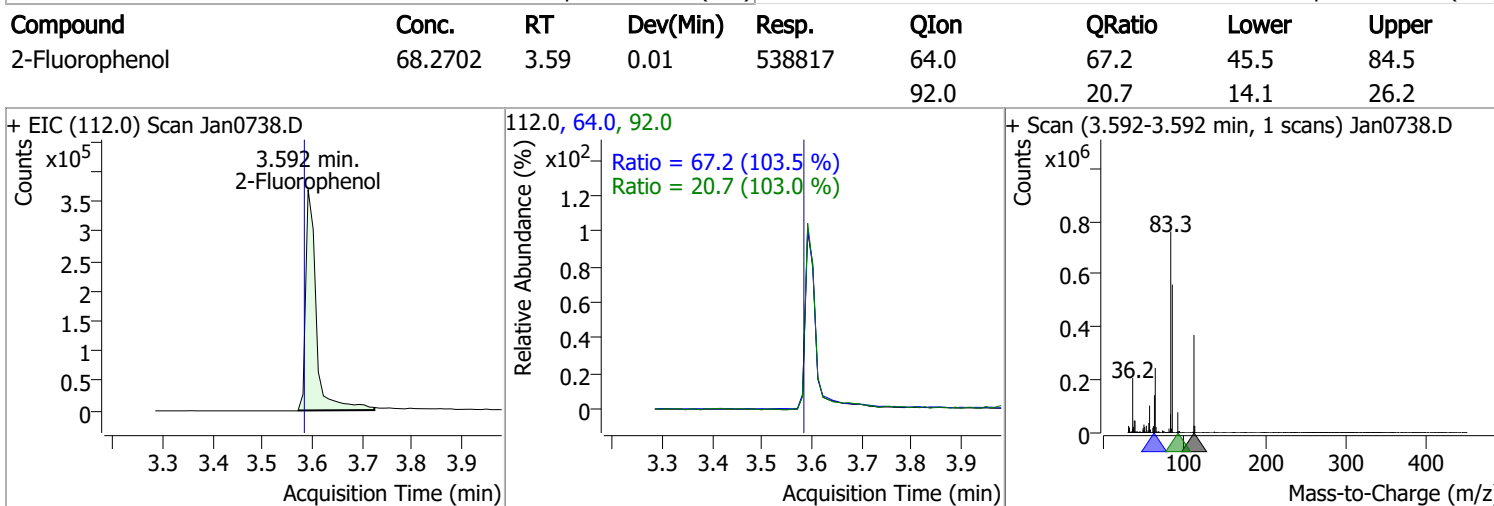
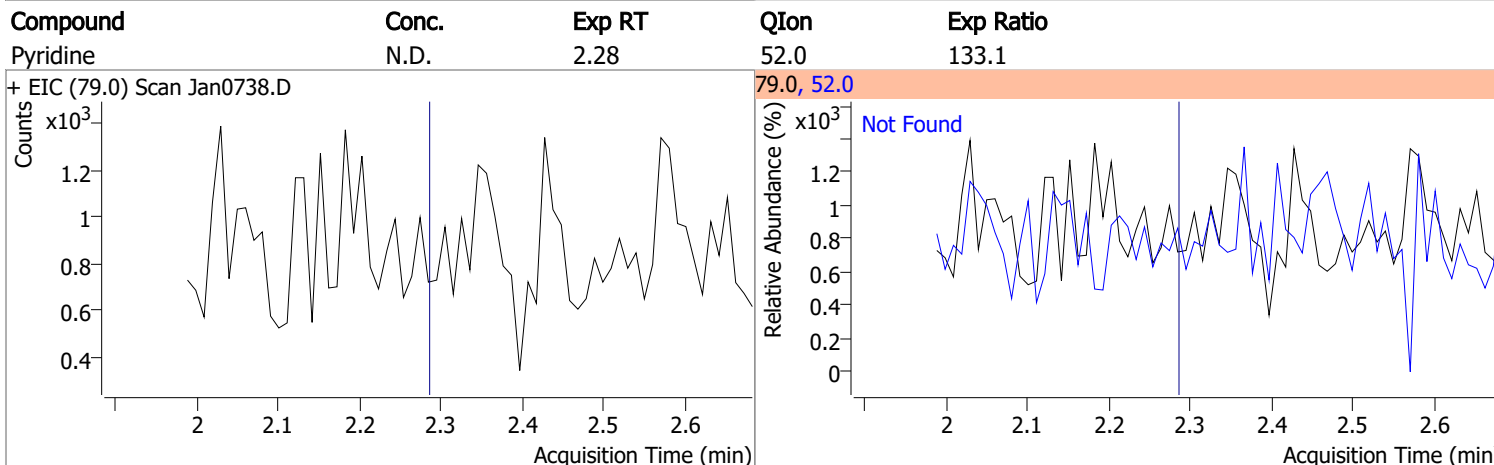
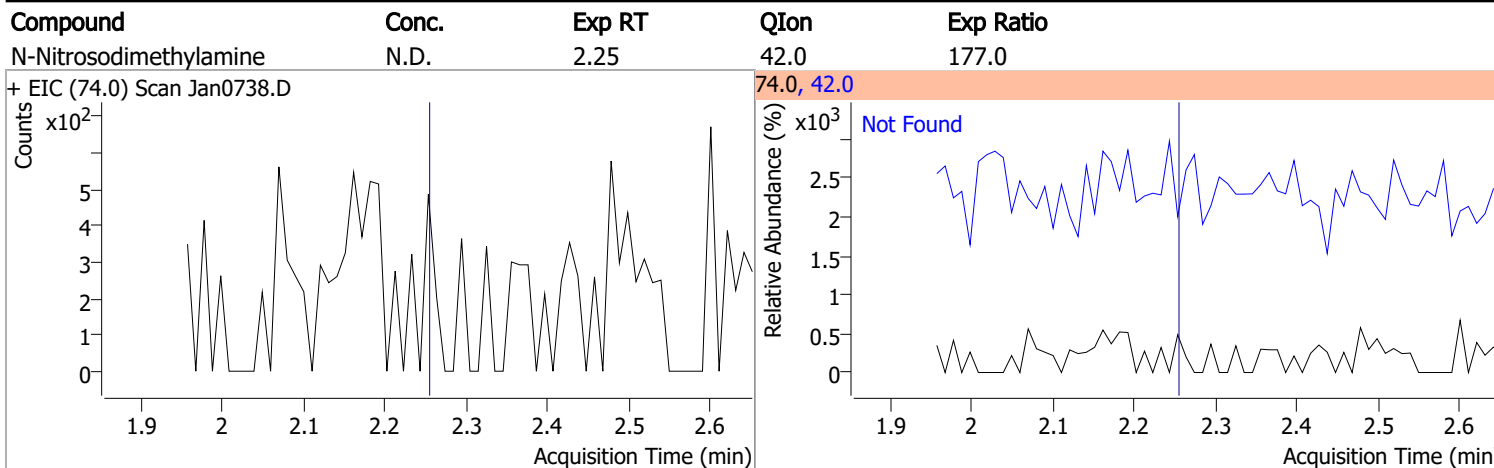
Compound	RT	QIon	Resp.	Conc.	Units	Dev(Min)
T Nitrobenzene	0.000		0	N.D.		
T Isophorone	0.000		0	N.D.		
T 2-Nitrophenol	0.000		0	N.D.		
T 2,4-Dimethylphenol	0.000		0	N.D.		
T bis(-2-Chloroethoxy)Methane	0.000		0	N.D.		
T Benzoic Acid	0.000		0	N.D.		
T 2,4-Dichlorophenol	0.000		0	N.D.		
T 1,2,4-Trichlorobenzene	0.000		0	N.D.		
T Naphthalene	0.000		0	N.D.		
T 4-Chlorophenol	0.000		0	N.D.		
T p-Chloroaniline	0.000		0	N.D.		
T Hexachlorobutadiene	0.000		0	N.D.		
T 4-Chloro-2-Methylphenol	0.000		0	N.D.		
T 4-Chloro-3-Methylphenol	0.000		0	N.D.		
T 2-Methylnaphthalene	0.000		0	N.D.		
T 1-Methylnaphthalene	0.000		0	N.D.		
T Hexachlorocyclopentadiene	0.000		0	N.D.		
T 2,4,6-Trichlorophenol	0.000		0	N.D.		
T 2,4,5-Trichlorophenol	0.000		0	N.D.		
T 2-Chloronaphthalene	0.000		0	N.D.		
T 2-Nitroaniline	0.000		0	N.D.		
T Dimethyl Phthalate	8.497	163.0	0		µg/L	md
T 2,6-Dinitrotoluene	8.487	165.0	0		µg/L	md
T Acenaphthylene	0.000		0	N.D.		
T 3-Nitroaniline	0.000		0	N.D.		
T Acenaphthene	0.000		0	N.D.		
T 2,4-Dinitrophenol	0.000		0	N.D.		
T Dibenzofuran	0.000		0	N.D.		
T 2,4-Dinitrotoluene	0.000		0	N.D.		
T 4-Nitrophenol	0.000		0	N.D.		
T Diethylphthalate	0.000		0	N.D.		
T Fluorene	0.000		0	N.D.		
T 4-Chlorophenyl-phenylether	0.000		0	N.D.		
T 4-Nitroaniline	0.000		0	N.D.		
T 4,6-Dinitro-2-methylphenol	0.000		0	N.D.		
T N-nitrosodiphenylamine	0.000		0	N.D.		
T Azobenzene	0.000		0	N.D.		
T 4-Bromophenyl-phenylether	0.000		0	N.D.		
T Hexachlorobenzene	0.000		0	N.D.		
T Pentachlorophenol	0.000		0	N.D.		
T Phenanthrene	0.000		0	N.D.		
T Anthracene	0.000		0	N.D.		
T Triallate	0.000		0	N.D.		
T Carbazole	0.000		0	N.D.		
T o-Terphenyl	0.000		0	N.D.		
T Di-n-Butylphthalate	0.000		0	N.D.		
T Fluoranthene	0.000		0	N.D.		
T Benzidine	0.000		0	N.D.		
T Pyrene	0.000		0	N.D.		
T Butylbenzylphthalate	0.000		0	N.D.		
T Benzo(a)Anthracene	0.000		0	N.D.		
T Chrysene	0.000		0	N.D.		
T 3,3-Dichlorobenzidine	0.000		0	N.D.		
T bis(2-ethylhexyl)Phthalate	0.000		0	N.D.		
T Di-n-octyl Phthalate	0.000		0	N.D.		

# Quantitation Results Report (QT Reviewed)

Compound	RT	QIon	Resp.	Conc.	Units	Dev(Min)
T Benzo(b)fluoranthene	0.000		0	N.D.		
T Benzo(k)fluoranthene	0.000		0	N.D.		
T Benzo(a)pyrene	0.000		0	N.D.		
T Indeno(1,2,3-c,d)pyrene	0.000		0	N.D.		
T Dibenzo(a,h)anthracene	0.000		0	N.D.		
T Benzo(g,h,i)perylene	0.000		0	N.D.		

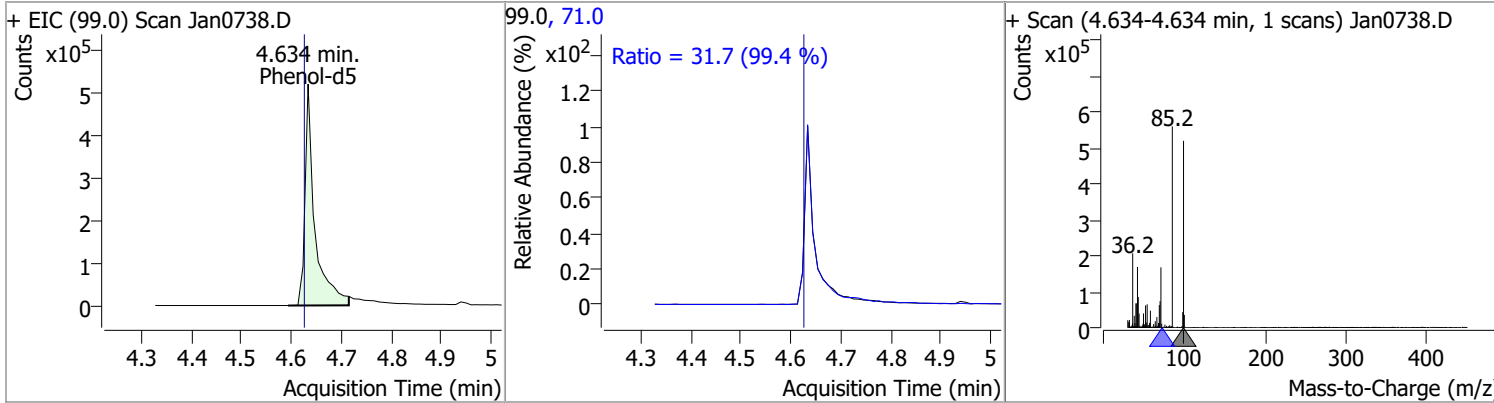
(#) = Qualifier Out of Range; (m) = Manual Integration; (+) = Area Summed; (\*) = Surrogate Percent Recovery Out of Range; (d): Zeroed Peak

# Quantitation Results Report (QT Reviewed)

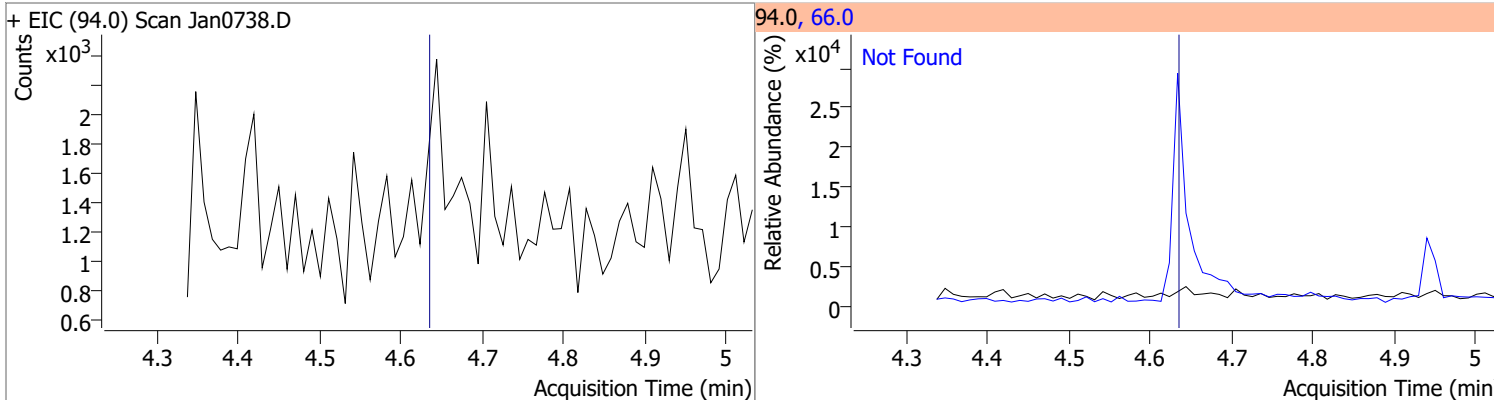


# Quantitation Results Report (QT Reviewed)

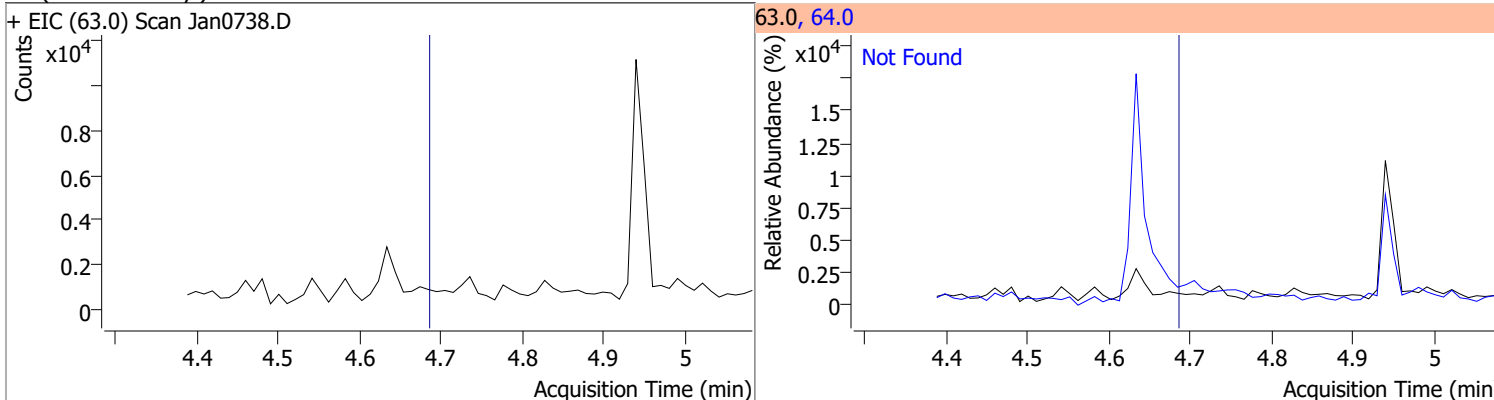
Compound	Conc.	RT	Dev(Min)	Resp.	QIon	QRatio	Lower	Upper
Phenol-d5	67.4945	4.63	0.01	713153	71.0	31.7	22.3	41.5



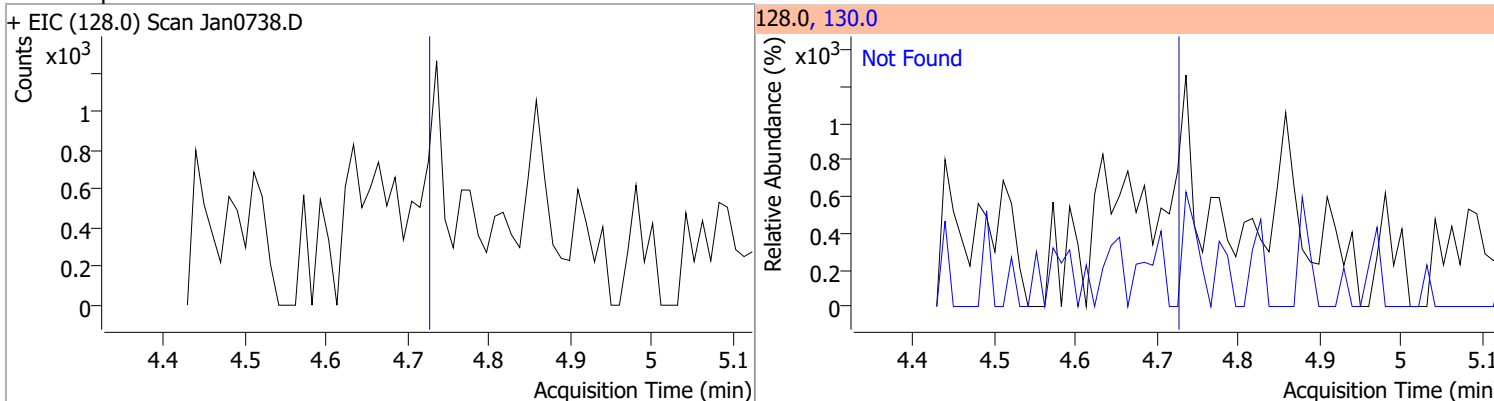
Compound	Conc.	Exp RT	QIon	Exp Ratio
Phenol	N.D.	4.63	66.0	44.7



Compound	Conc.	Exp RT	QIon	Exp Ratio
bis(-2-Chloroethyl)Ether	N.D.	4.68	64.0	3.3



Compound	Conc.	Exp RT	QIon	Exp Ratio
2-Chlorophenol	N.D.	4.73	130.0	32.0

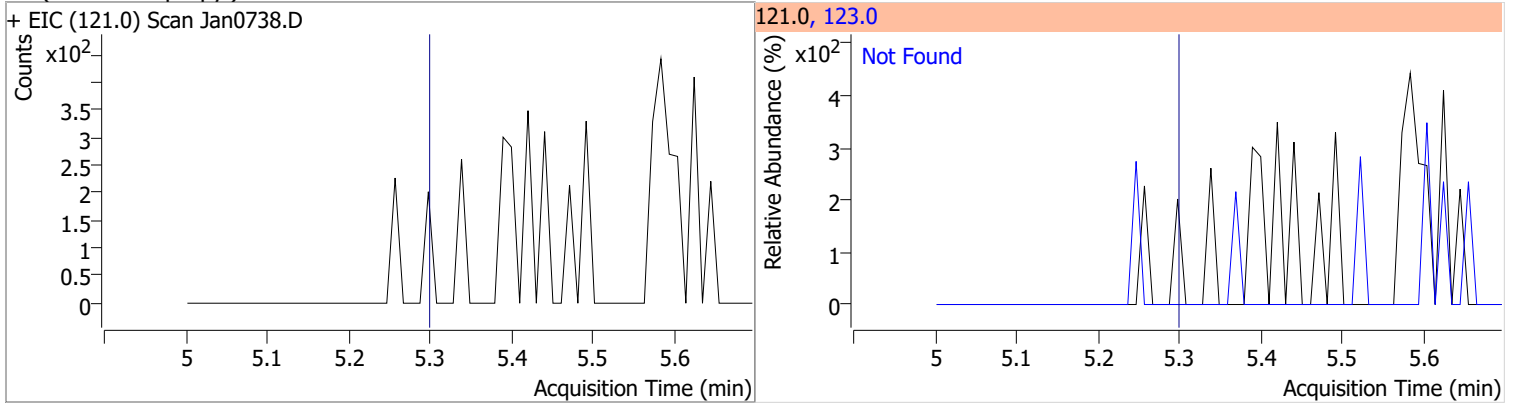


# Quantitation Results Report (QT Reviewed)

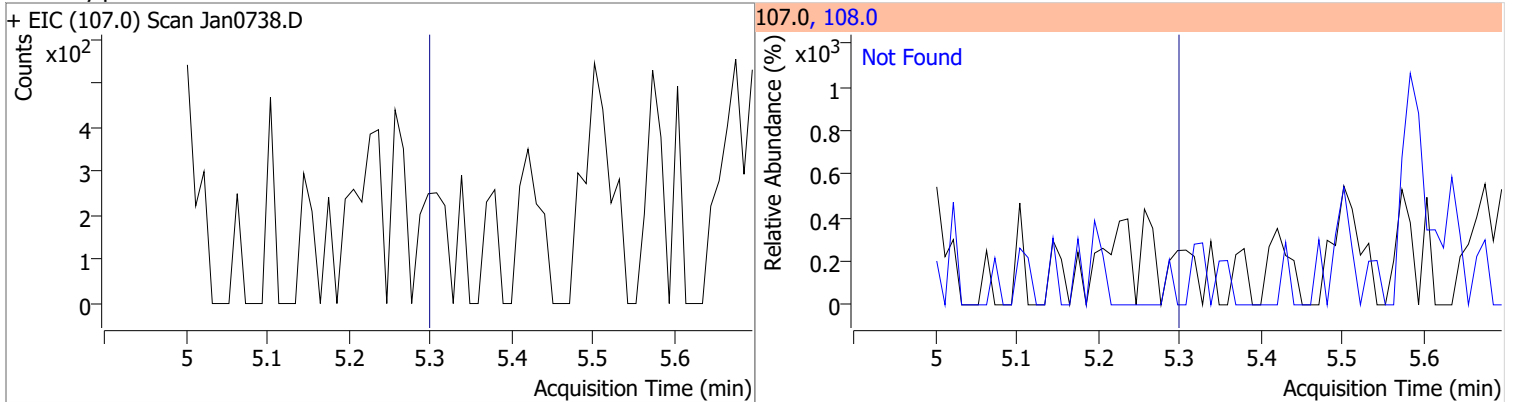
Compound	Conc.	Exp RT	QIon	Exp Ratio	QIon	Exp Ratio
1,3-Dichlorobenzene	N.D.	4.88	148.0	62.6	111.0	35.4
+ EIC (146.0) Scan Jan0738.D			146.0, 148.0, 111.0			
1,4-Dichlorobenzene	N.D.	4.96	148.0	64.4	111.0	35.2
+ EIC (146.0) Scan Jan0738.D			146.0, 148.0, 111.0			
1,2-Dichlorobenzene	N.D.	5.12	148.0	64.5	111.0	37.8
+ EIC (146.0) Scan Jan0738.D			146.0, 148.0, 111.0			
Benzyl Alcohol	N.D.	5.13	79.0	115.5	107.0	71.0
+ EIC (108.0) Scan Jan0738.D			108.0, 79.0, 107.0			

# Quantitation Results Report (QT Reviewed)

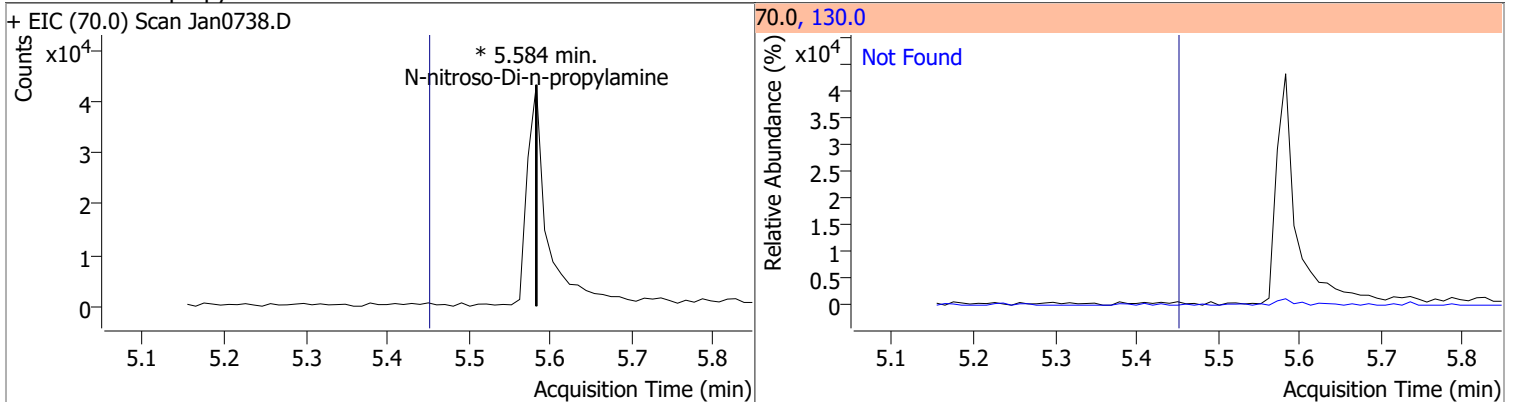
Compound	Conc.	Exp RT	QIon	Exp Ratio
bis(2-chloroisopropyl)Ether	N.D.	5.30	123.0	32.2



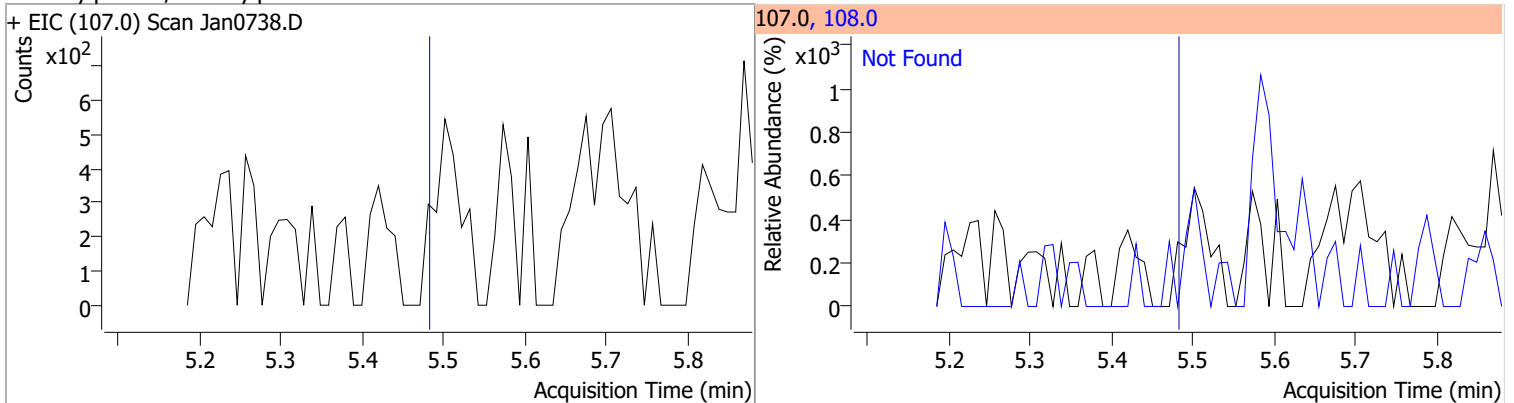
Compound	Conc.	Exp RT	QIon	Exp Ratio
2-Methylphenol	N.D.	5.30	108.0	116.9



Compound	Conc.	RT	Dev(Min)	Resp.	QIon	QRatio	Lower	Upper
N-nitroso-Di-n-propylamine		0		0	130.0		0.0	41.5

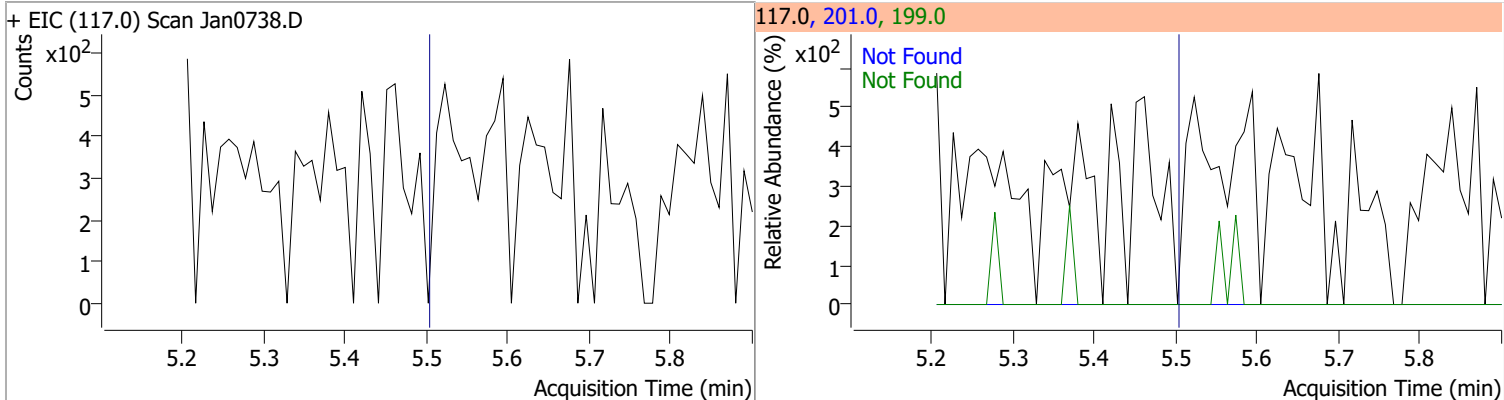


Compound	Conc.	Exp RT	QIon	Exp Ratio
4Methylphenol/3Methylphenol	N.D.	5.48	108.0	84.5

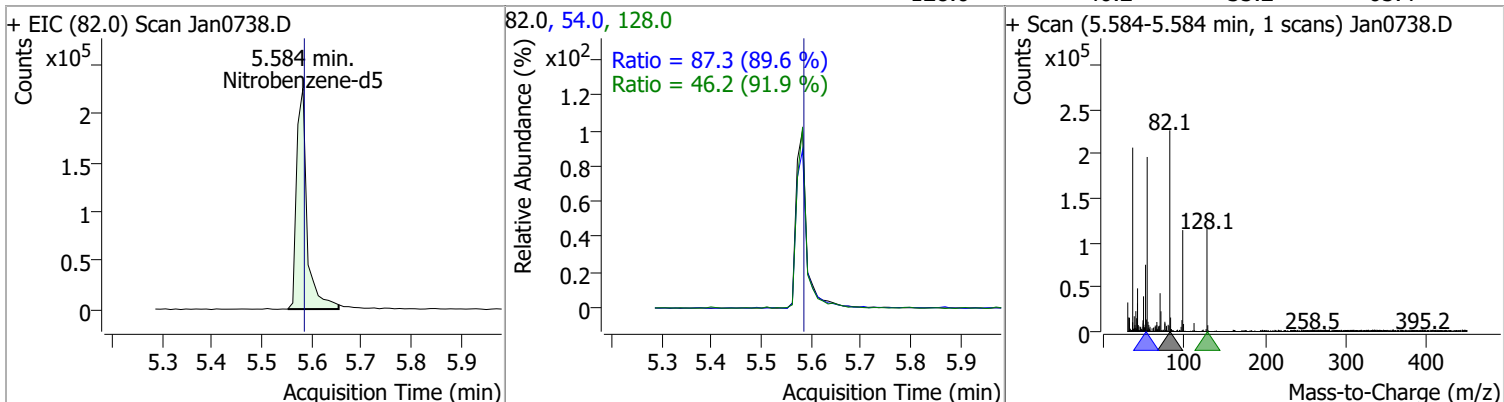


# Quantitation Results Report (QT Reviewed)

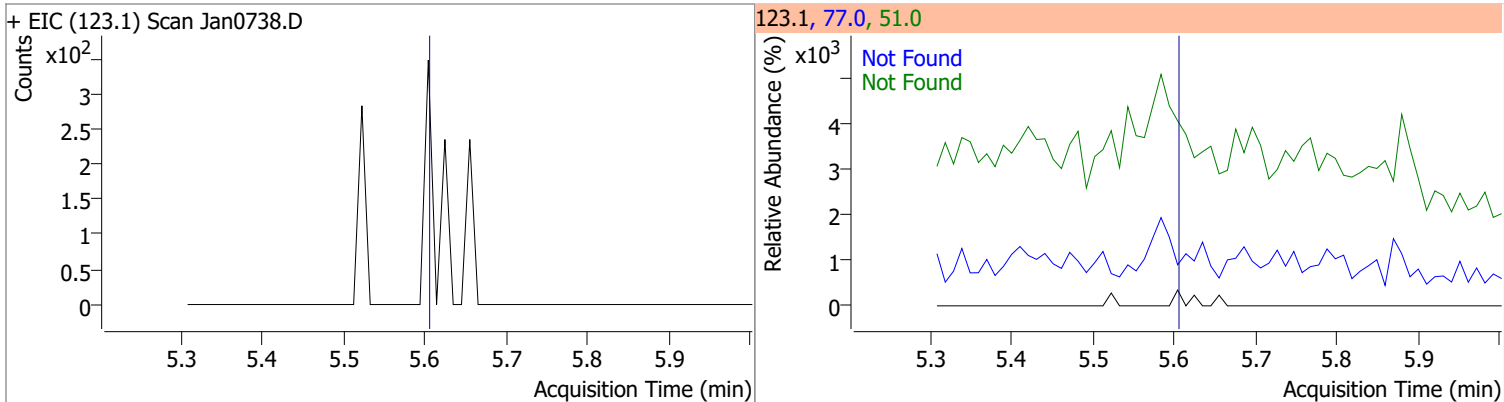
Compound	Conc.	Exp RT	QIon	Exp Ratio	QIon	Exp Ratio
Hexachloroethane	N.D.	5.50	201.0	93.2	199.0	57.2



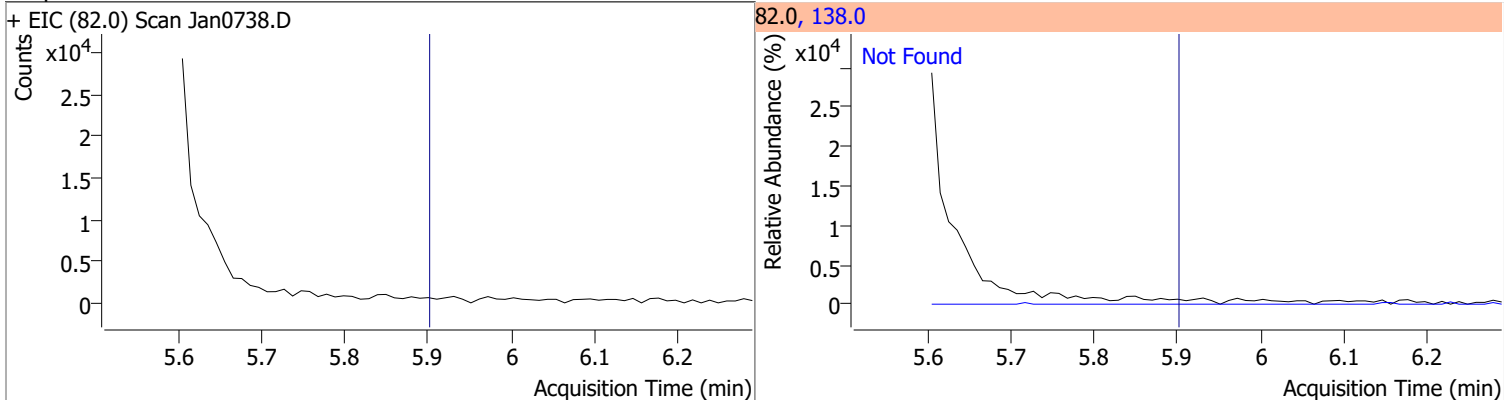
Compound	Conc.	RT	Dev(Min)	Resp.	QIon	QRatio	Lower	Upper
Nitrobenzene-d5	57.1288	5.58	0.00	327193	54.0	87.3	68.2	126.6
					128.0	46.2	35.2	65.4



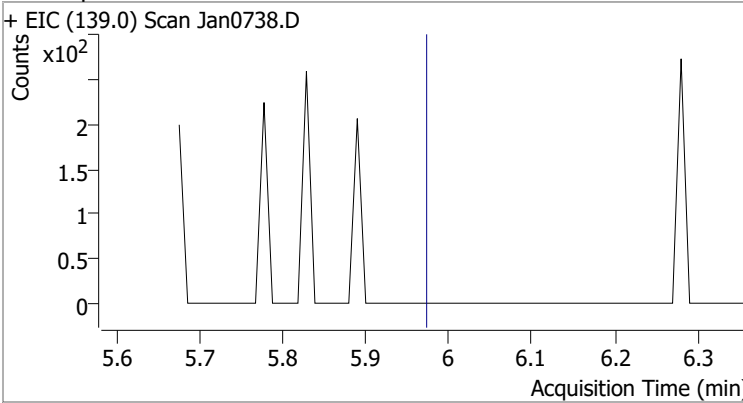
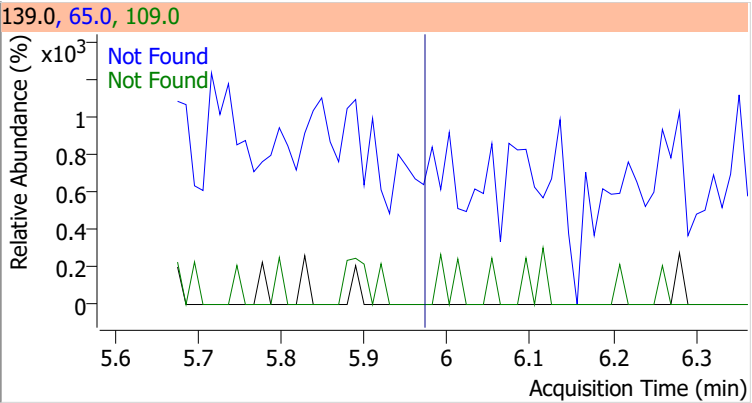
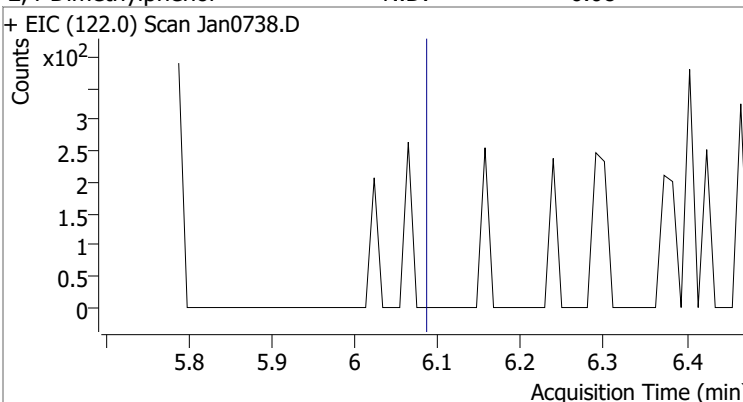
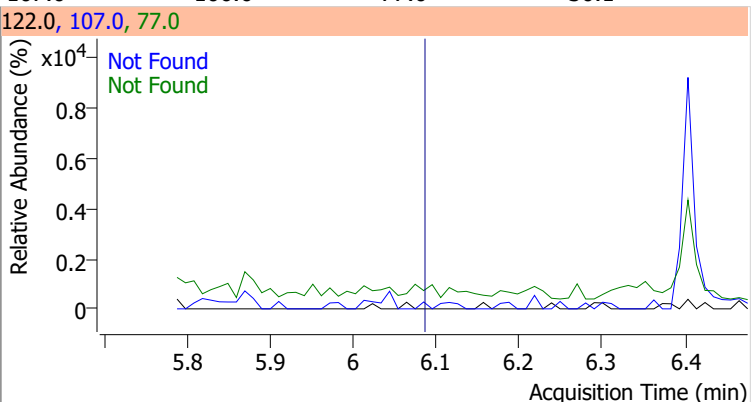
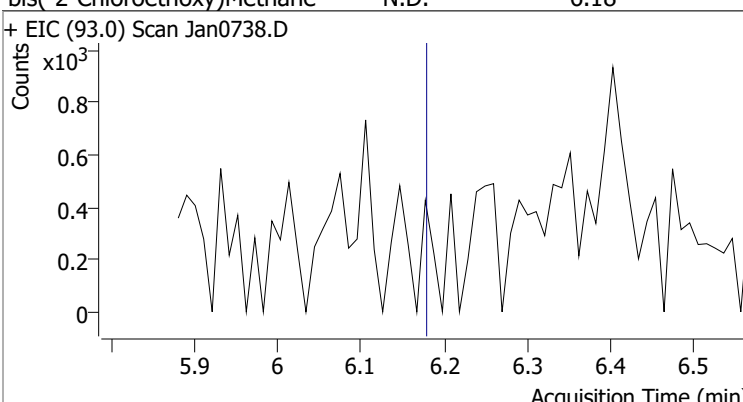
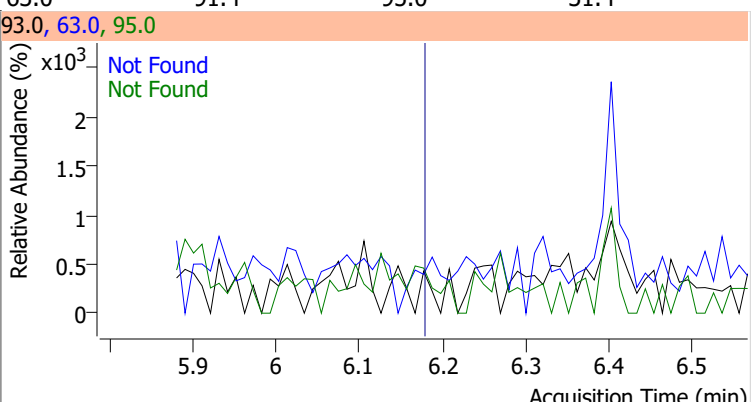
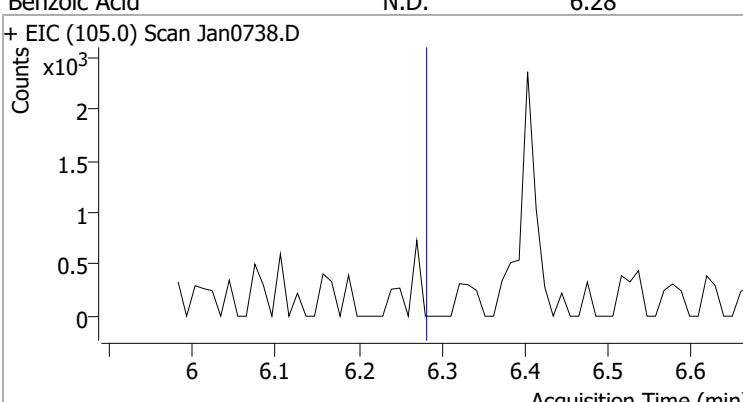
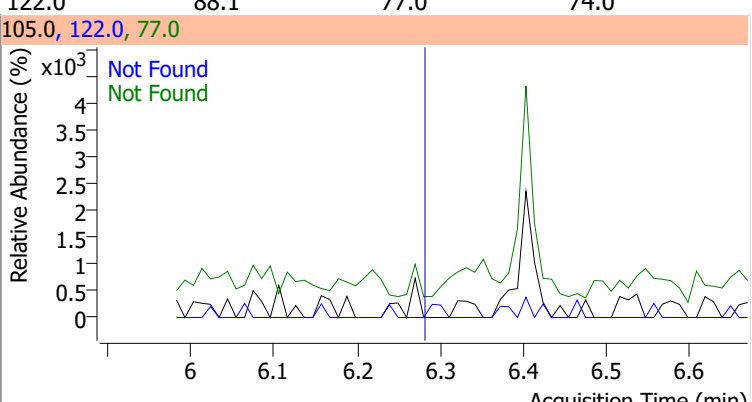
Compound	Conc.	Exp RT	QIon	Exp Ratio	QIon	Exp Ratio
Nitrobenzene	N.D.	5.60	77.0	186.4	51.0	186.0



Compound	Conc.	Exp RT	QIon	Exp Ratio
Isophorone	N.D.	5.90	138.0	20.3

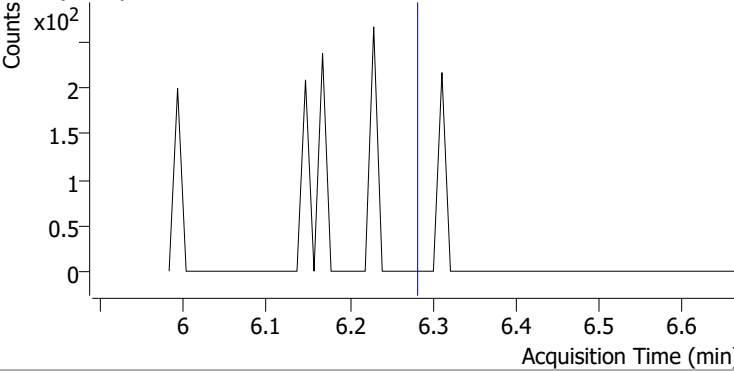
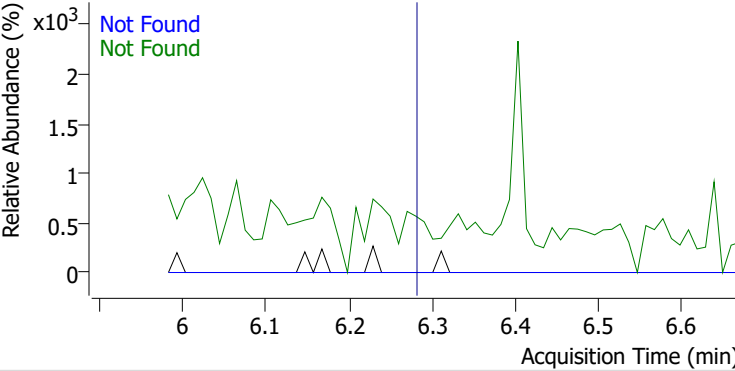
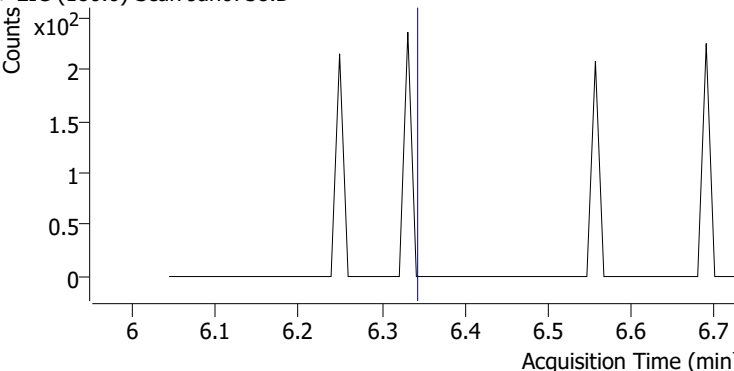
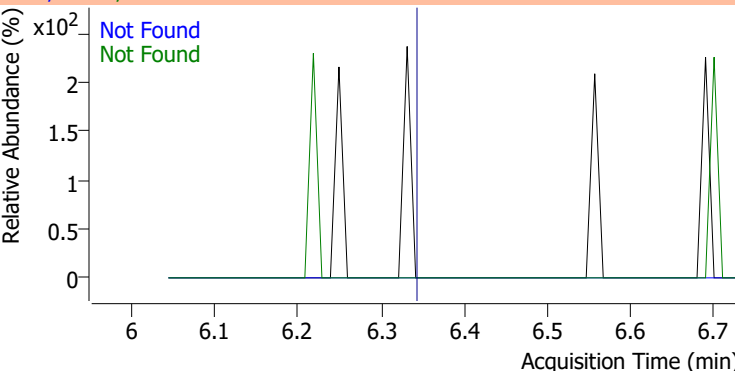
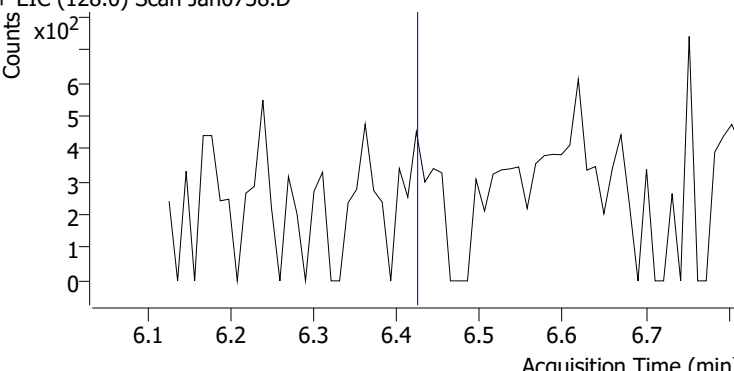
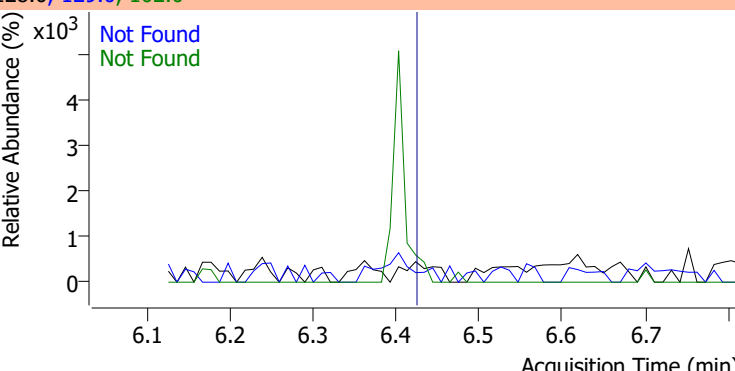
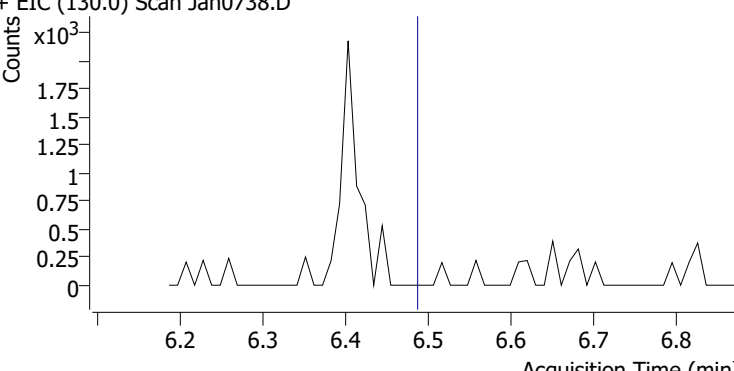
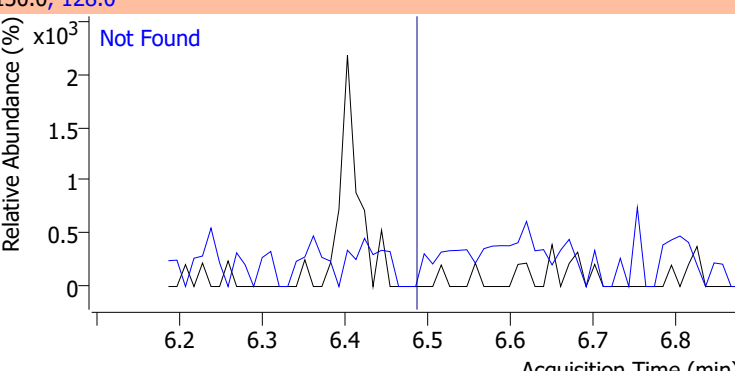


# Quantitation Results Report (QT Reviewed)

Compound	Conc.	Exp RT	QIon	Exp Ratio	QIon	Exp Ratio
2-Nitrophenol	N.D.	5.97	65.0	51.2	109.0	34.5
+ EIC (139.0) Scan Jan0738.D			139.0, 65.0, 109.0			
						
2,4-Dimethylphenol	N.D.	6.08	107.0	106.6	77.0	30.1
+ EIC (122.0) Scan Jan0738.D			122.0, 107.0, 77.0			
						
bis(-2-Chloroethoxy)Methane	N.D.	6.18	63.0	91.4	95.0	31.4
+ EIC (93.0) Scan Jan0738.D			93.0, 63.0, 95.0			
						
Benzoic Acid	N.D.	6.28	122.0	88.1	77.0	74.0
+ EIC (105.0) Scan Jan0738.D			105.0, 122.0, 77.0			
						

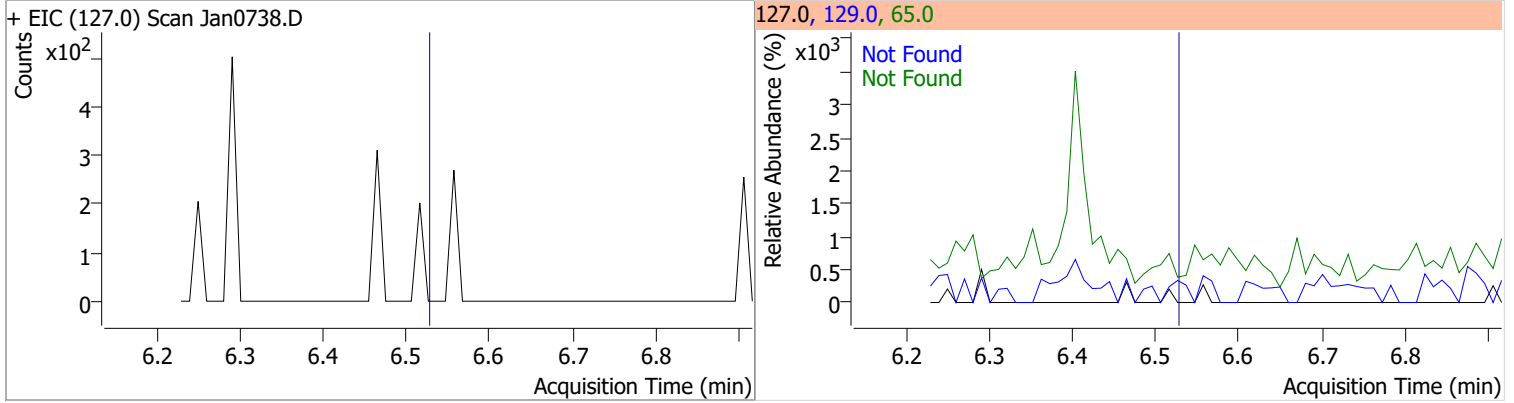


# Quantitation Results Report (QT Reviewed)

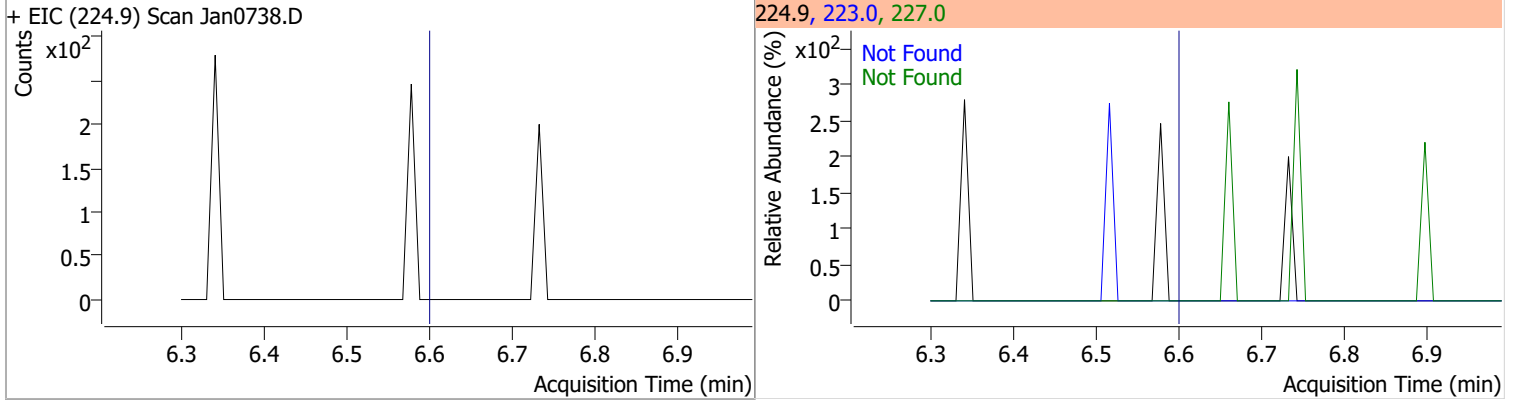
Compound	Conc.	Exp RT	QIon	Exp Ratio	QIon	Exp Ratio
2,4-Dichlorophenol	N.D.	6.28	164.0	65.0	98.0	31.2
+ EIC (162.0) Scan Jan0738.D			162.0, 164.0, 98.0			
						
1,2,4-Trichlorobenzene	N.D.	6.34	182.0	97.8	145.0	30.3
+ EIC (180.0) Scan Jan0738.D			180.0, 182.0, 145.0			
						
Naphthalene	N.D.	6.42	129.0	10.6	102.0	9.0
+ EIC (128.0) Scan Jan0738.D			128.0, 129.0, 102.0			
						
4-Chlorophenol	N.D.	6.49	128.0	318.3		
+ EIC (130.0) Scan Jan0738.D			130.0, 128.0			
						

# Quantitation Results Report (QT Reviewed)

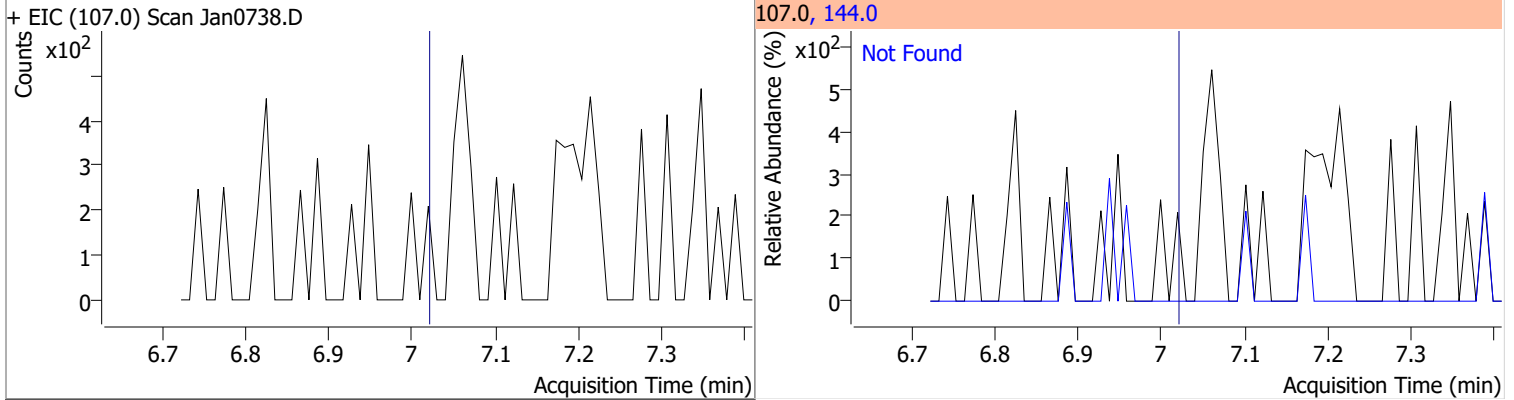
Compound	Conc.	Exp RT	QIon	Exp Ratio	QIon	Exp Ratio
p-Chloroaniline	N.D.	6.53	65.0	36.5	129.0	33.7



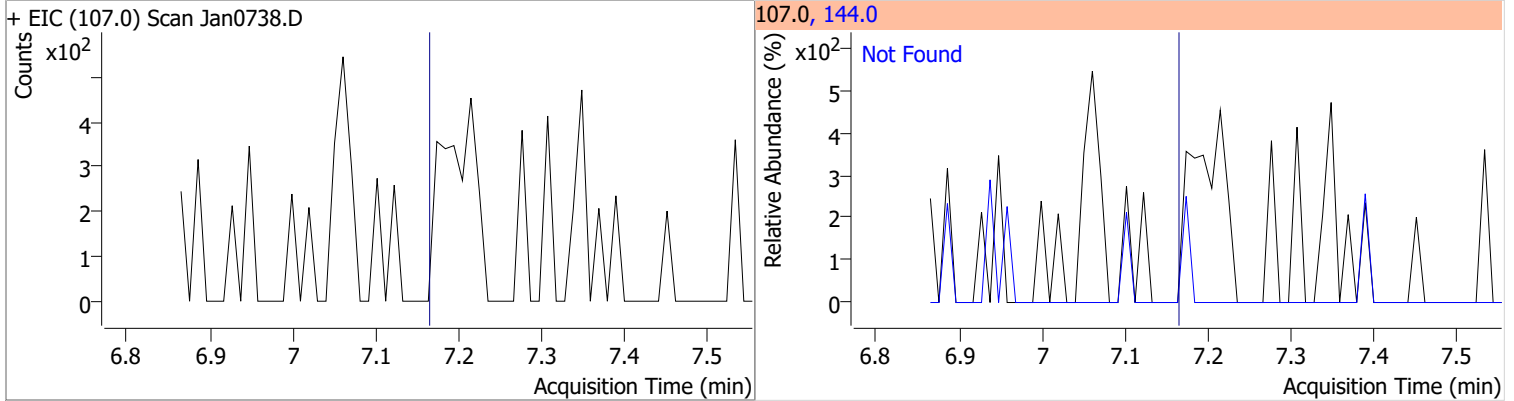
Compound	Conc.	Exp RT	QIon	Exp Ratio	QIon	Exp Ratio
Hexachlorobutadiene	N.D.	6.60	227.0	66.1	223.0	64.1



Compound	Conc.	Exp RT	QIon	Exp Ratio
4-Chloro-2-Methylphenol	N.D.	7.02	144.0	27.3



Compound	Conc.	Exp RT	QIon	Exp Ratio
4-Chloro-3-Methylphenol	N.D.	7.16	144.0	28.4

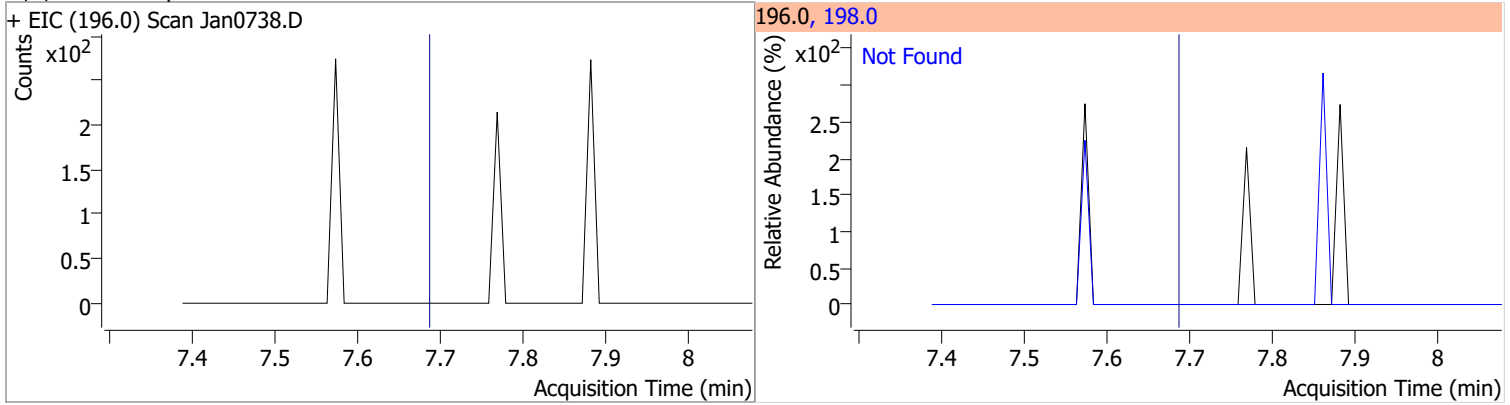


# Quantitation Results Report (QT Reviewed)

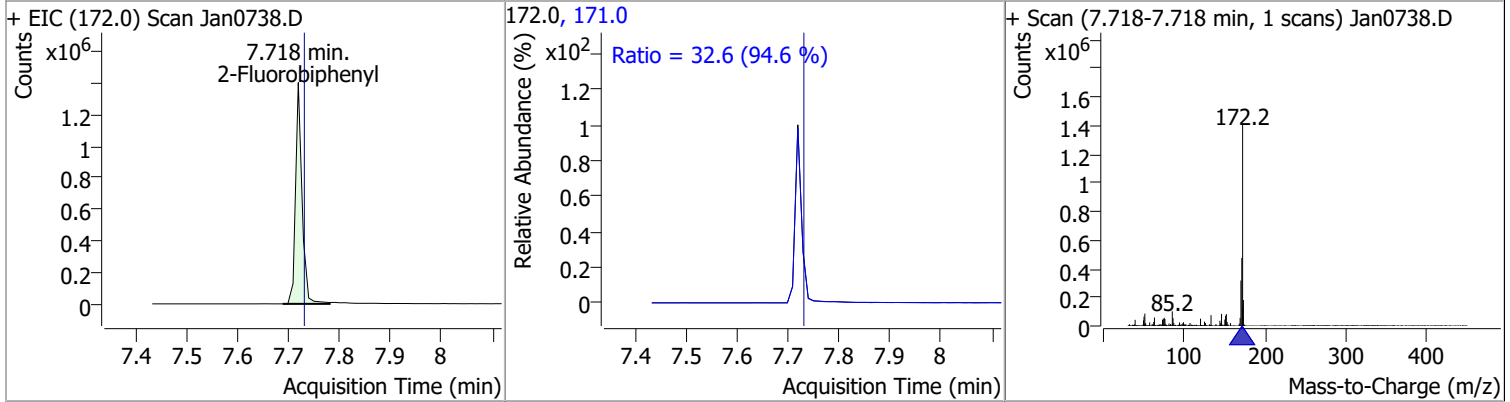
Compound	Conc.	Exp RT	QIon	Exp Ratio	QIon	Exp Ratio
2-Methylnaphthalene	N.D.	7.26	142.0	115.4	115.0	41.6
+ EIC (141.0) Scan Jan0738.D			141.0, 142.0, 115.0			
1-Methylnaphthalene	N.D.	7.37	142.0	110.2	115.0	43.1
+ EIC (141.0) Scan Jan0738.D			141.0, 142.0, 115.0			
Hexachlorocyclopentadiene	N.D.	7.45	238.9	65.0	234.9	62.3
+ EIC (236.9) Scan Jan0738.D			236.9, 238.9, 234.9			
2,4,6-Trichlorophenol	N.D.	7.61	198.0	95.1		
+ EIC (196.0) Scan Jan0738.D			196.0, 198.0			

# Quantitation Results Report (QT Reviewed)

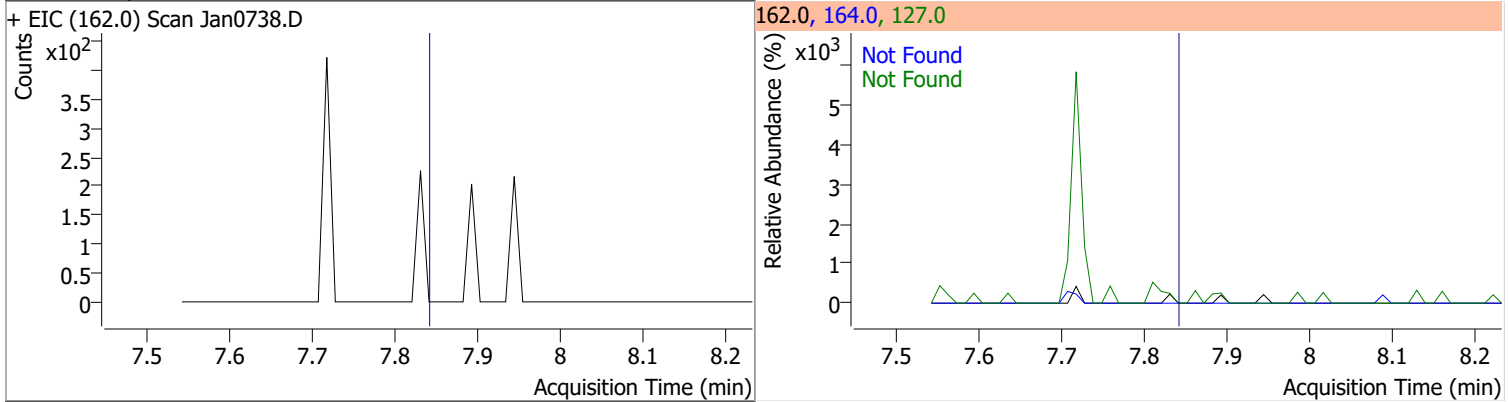
Compound	Conc.	Exp RT	QIon	Exp Ratio
2,4,5-Trichlorophenol	N.D.	7.68	198.0	95.5



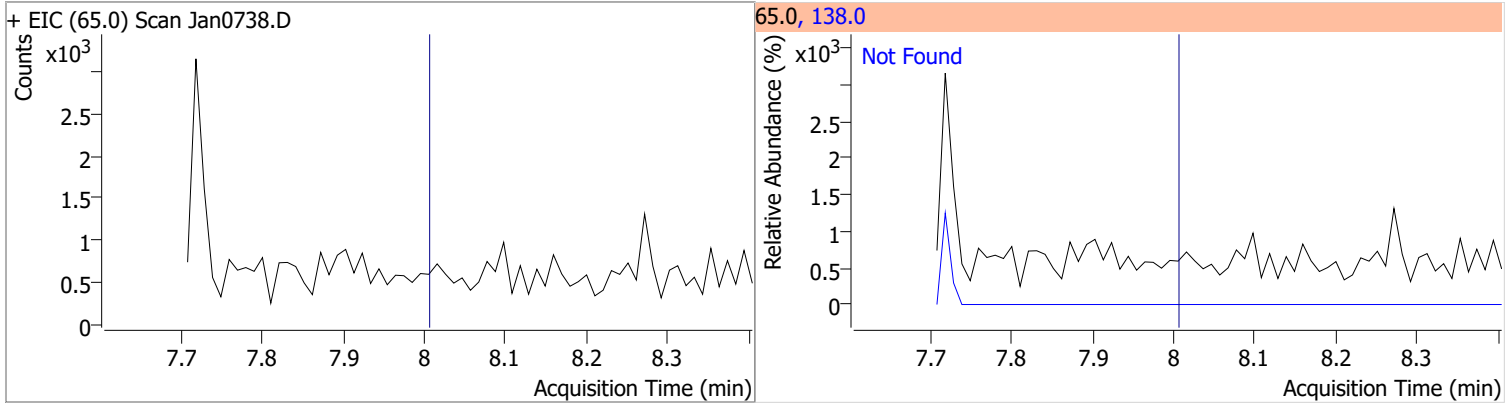
Compound	Conc.	RT	Dev(Min)	Resp.	QIon	QRatio	Lower	Upper
2-Fluorobiphenyl	69.0794	7.72	0.00	1243449	171.0	32.6	24.2	44.9



Compound	Conc.	Exp RT	QIon	Exp Ratio	QIon	Exp Ratio
2-Chloronaphthalene	N.D.	7.83	127.0	37.9	164.0	32.3

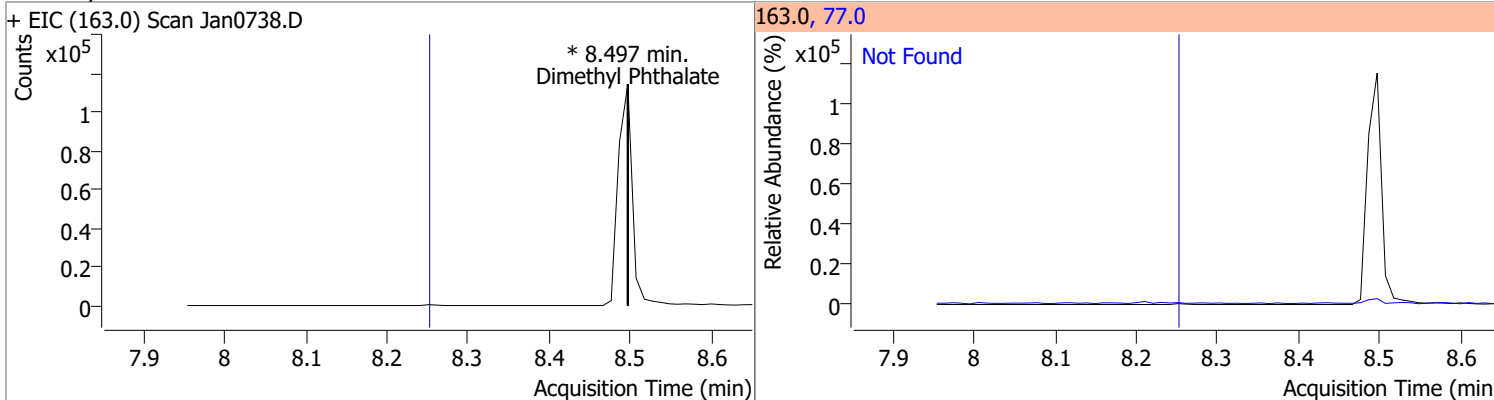


Compound	Conc.	Exp RT	QIon	Exp Ratio
2-Nitroaniline	N.D.	7.99	138.0	107.7

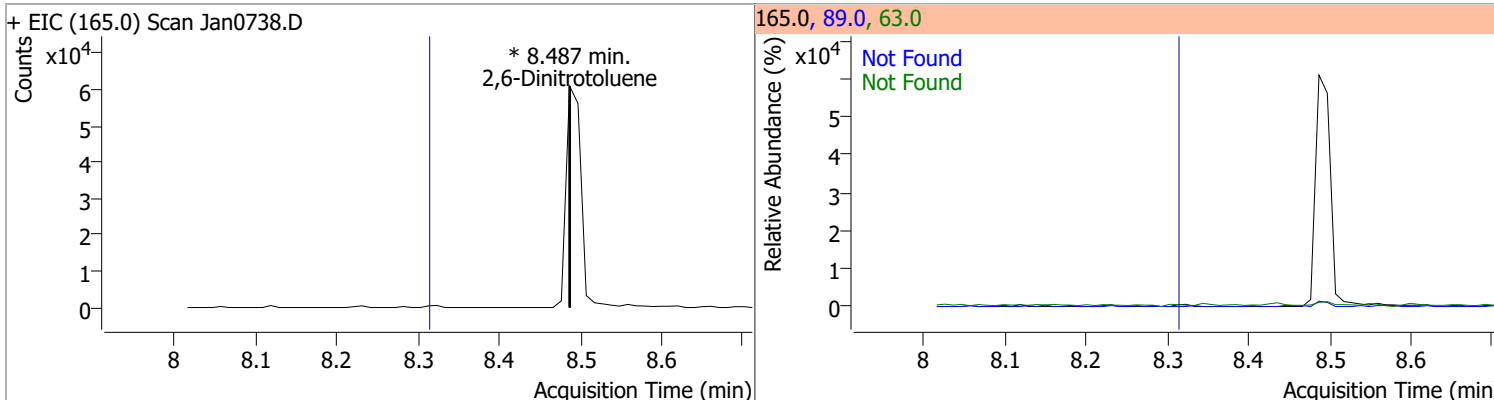


# Quantitation Results Report (QT Reviewed)

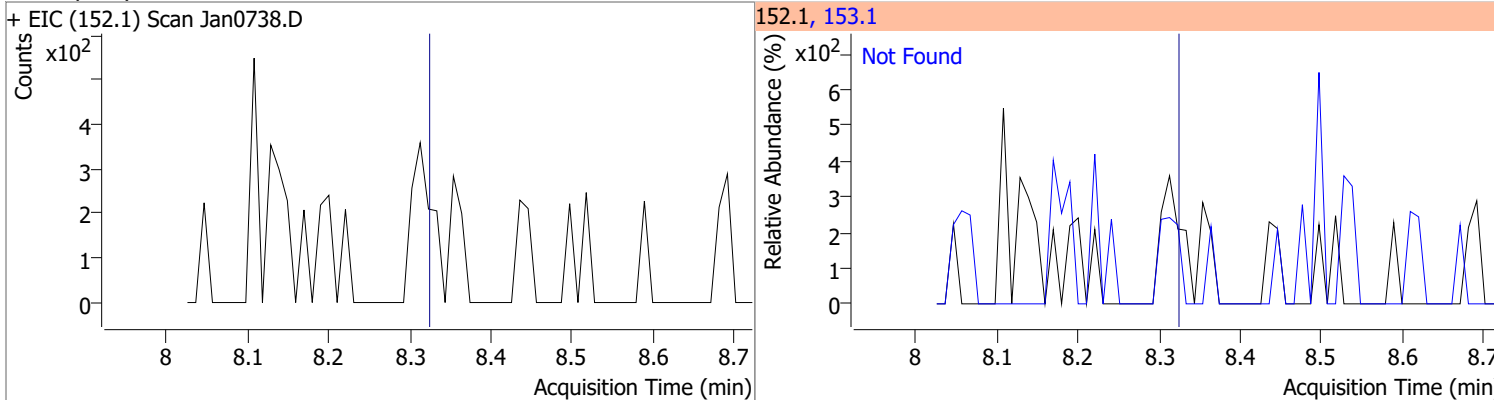
Compound	Conc.	RT	Dev(Min)	Resp.	QIon	QRatio	Lower	Upper
Dimethyl Phthalate	0	0		0	77.0		13.0	24.2



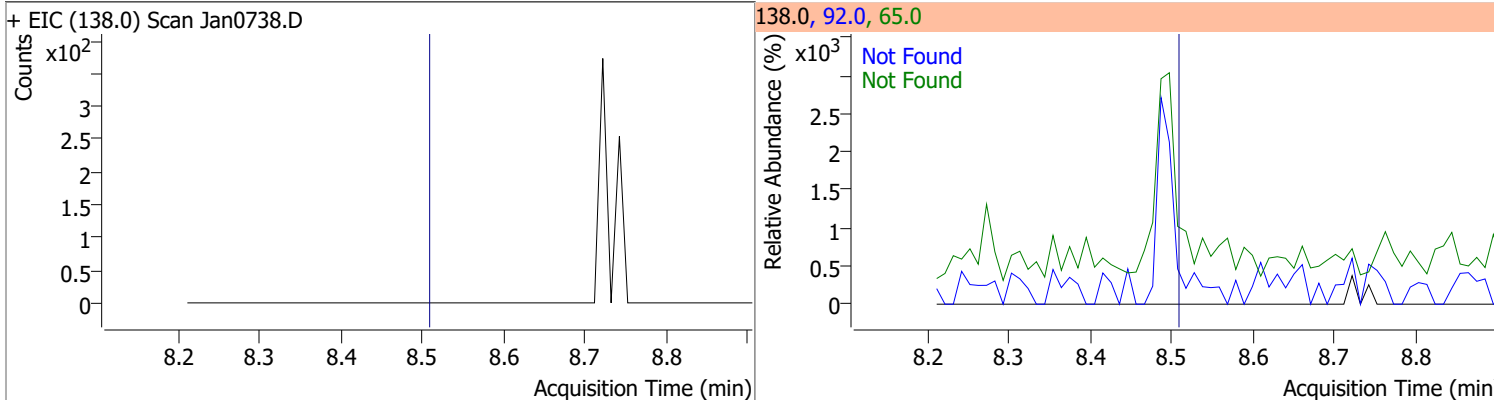
Compound	Conc.	RT	Dev(Min)	Resp.	QIon	QRatio	Lower	Upper
2,6-Dinitrotoluene	0	0		0	63.0		110.4	205.0
					89.0		39.5	73.3



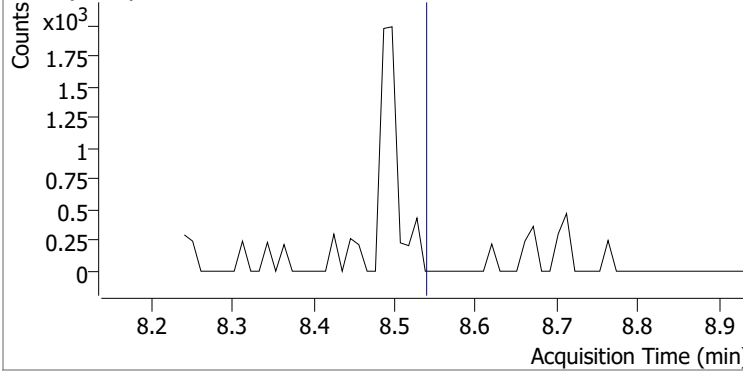
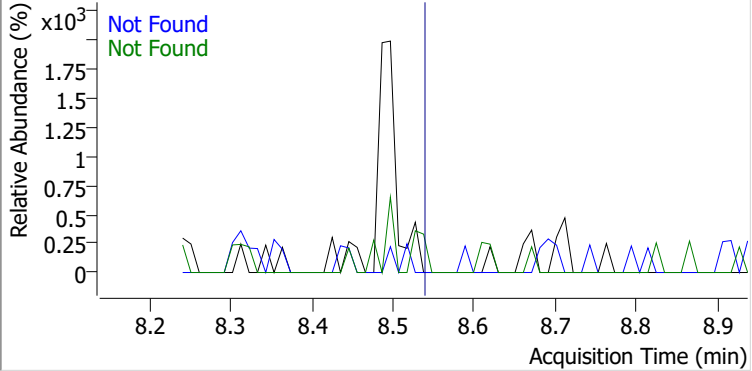
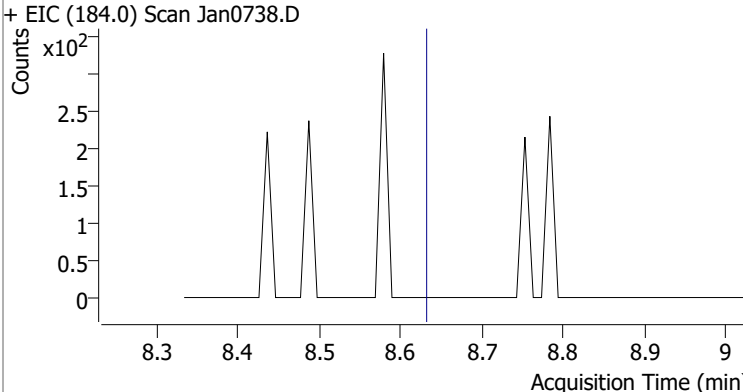
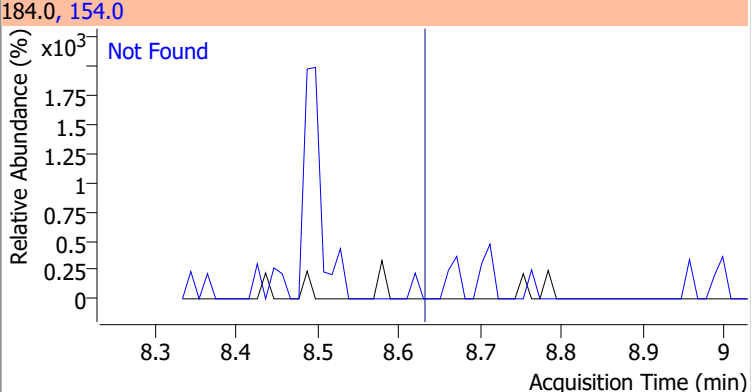
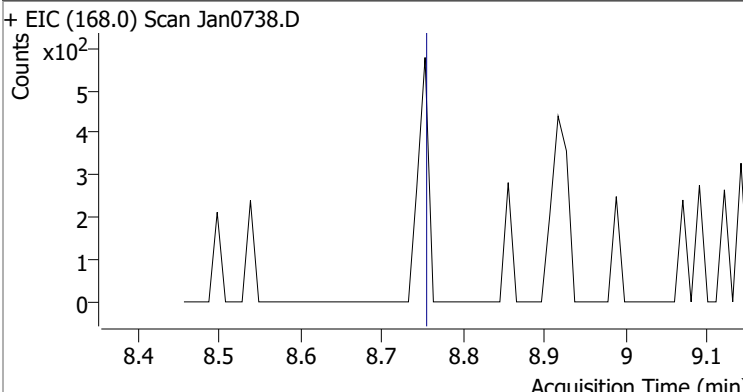
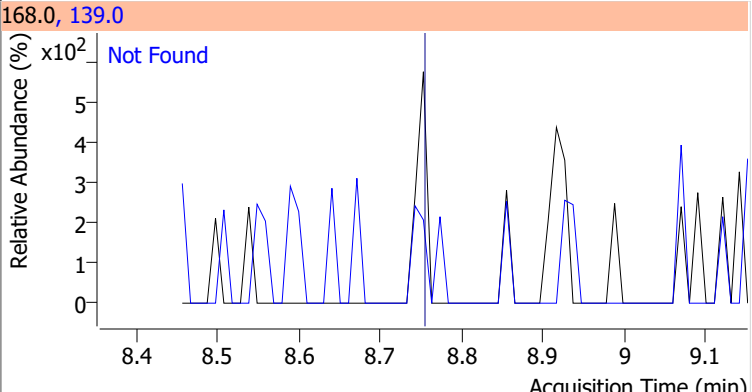
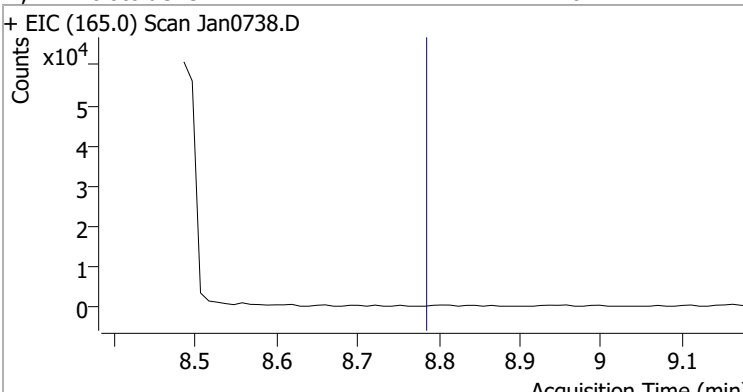
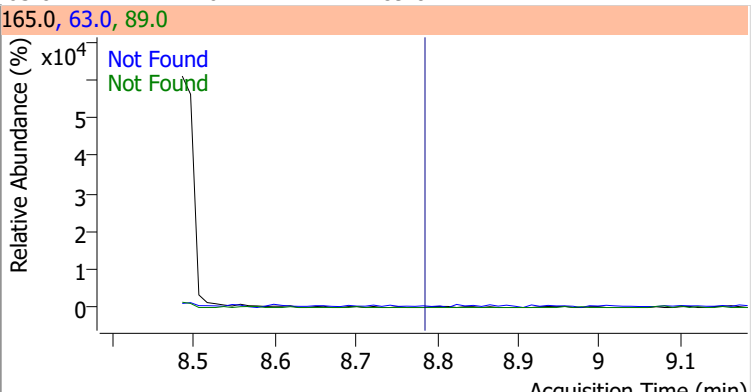
Compound	Conc.	Exp RT	QIon	Exp Ratio
Acenaphthylene	N.D.	8.31	153.1	13.8



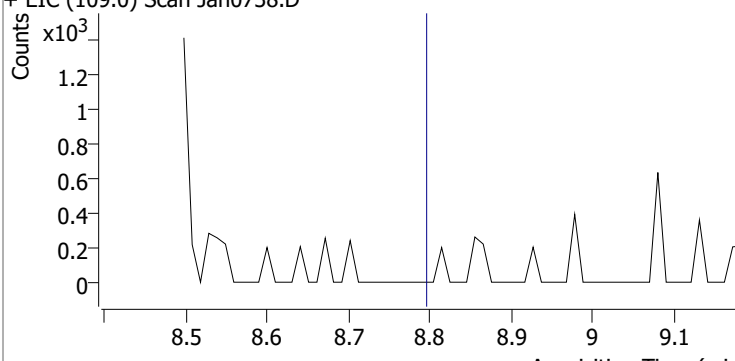
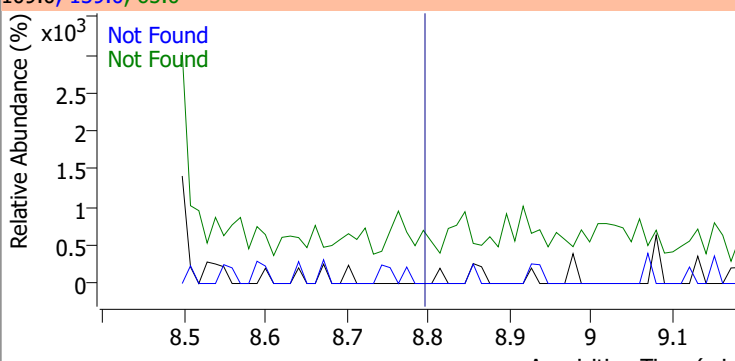
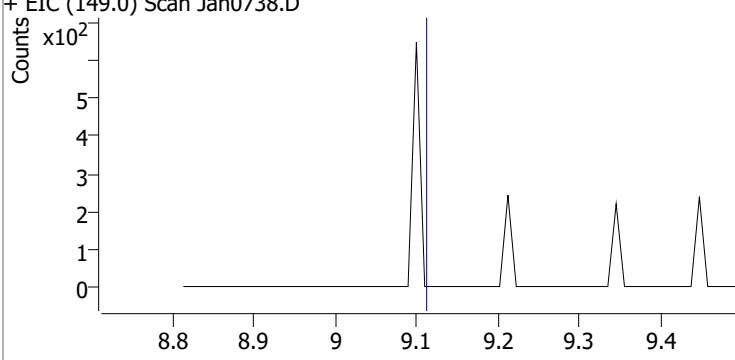
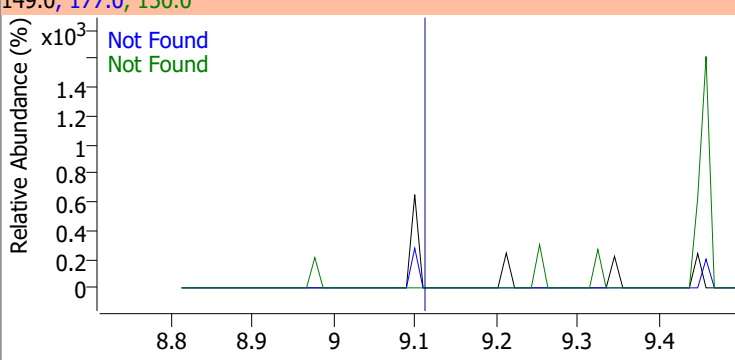
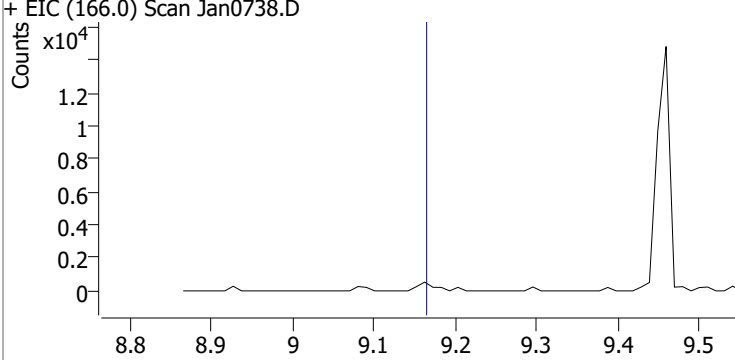
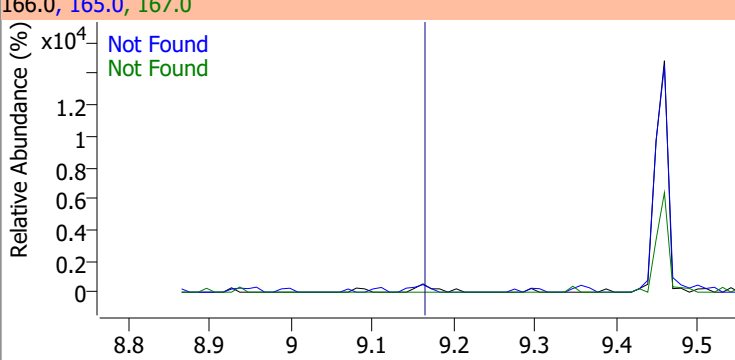
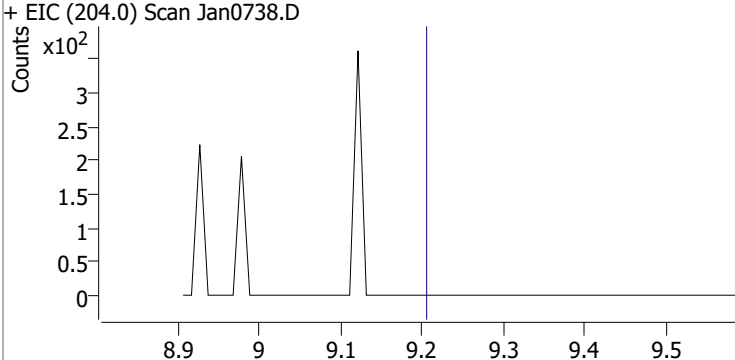
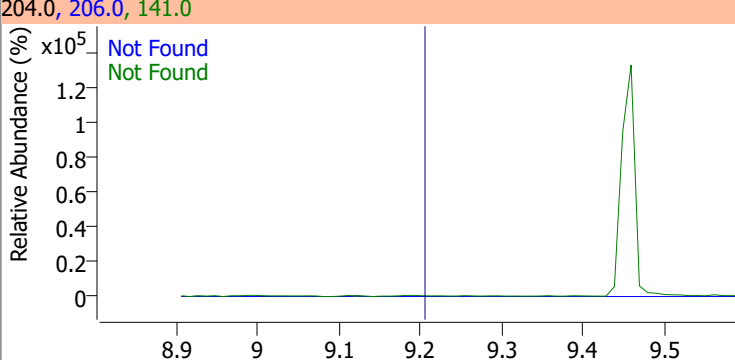
Compound	Conc.	Exp RT	QIon	Exp Ratio	QIon	Exp Ratio
3-Nitroaniline	N.D.	8.50	65.0	140.9	92.0	106.5



# Quantitation Results Report (QT Reviewed)

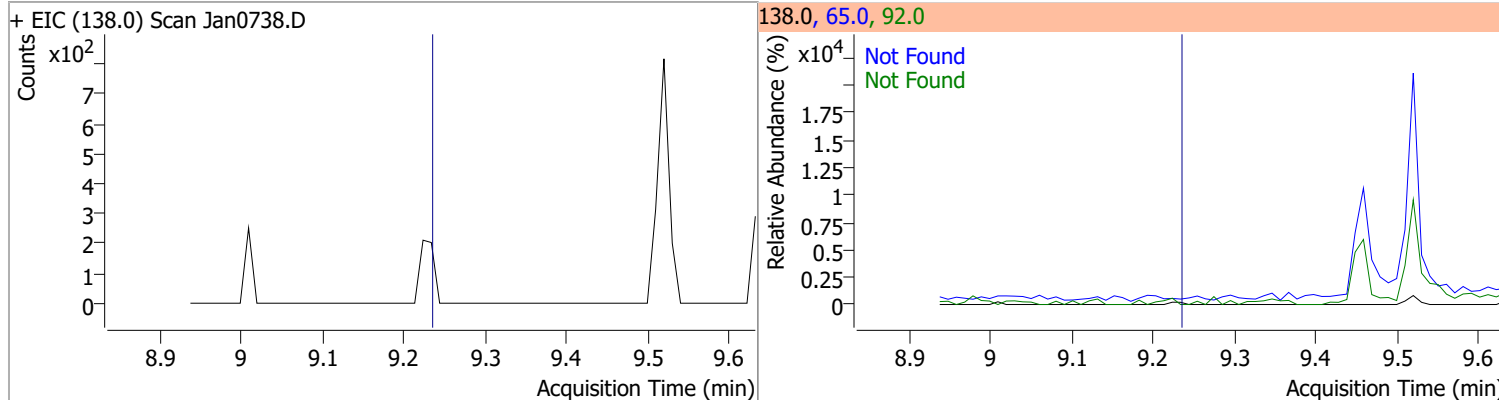
Compound	Conc.	Exp RT	QIon	Exp Ratio	QIon	Exp Ratio
Acenaphthene	N.D.	8.53	153.0	109.5	152.0	52.9
+ EIC (154.0) Scan Jan0738.D			154.0, 152.0, 153.0			
						
2,4-Dinitrophenol	N.D.	8.62	154.0	60.0		
+ EIC (184.0) Scan Jan0738.D			184.0, 154.0			
						
Dibenzofuran	N.D.	8.74	139.0	38.6		
+ EIC (168.0) Scan Jan0738.D			168.0, 139.0			
						
2,4-Dinitrotoluene	N.D.	8.77	63.0	76.1	89.0	74.7
+ EIC (165.0) Scan Jan0738.D			165.0, 63.0, 89.0			
						

# Quantitation Results Report (QT Reviewed)

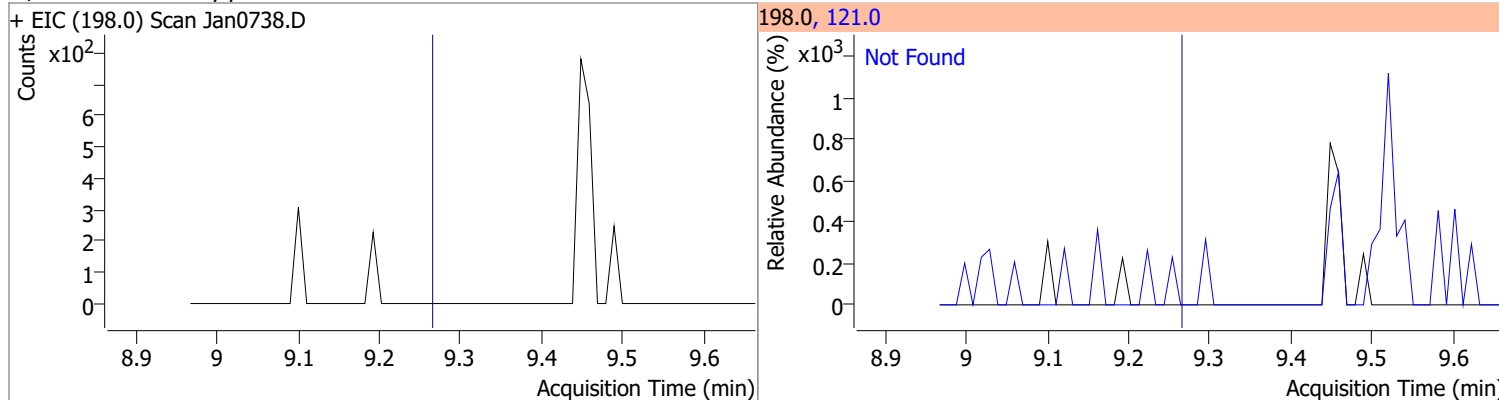
Compound	Conc.	Exp RT	QIon	Exp Ratio	QIon	Exp Ratio
4-Nitrophenol	N.D.	8.78	65.0	88.5	139.0	80.4
+ EIC (109.0) Scan Jan0738.D			109.0, 139.0, 65.0			
						
Diethylphthalate	N.D.	9.10	177.0	20.7	150.0	12.6
+ EIC (149.0) Scan Jan0738.D			149.0, 177.0, 150.0			
						
Fluorene	N.D.	9.15	165.0	93.4	167.0	12.9
+ EIC (166.0) Scan Jan0738.D			166.0, 165.0, 167.0			
						
4-Chlorophenyl-phenylether	N.D.	9.19	141.0	62.3	206.0	33.9
+ EIC (204.0) Scan Jan0738.D			204.0, 206.0, 141.0			
						

# Quantitation Results Report (QT Reviewed)

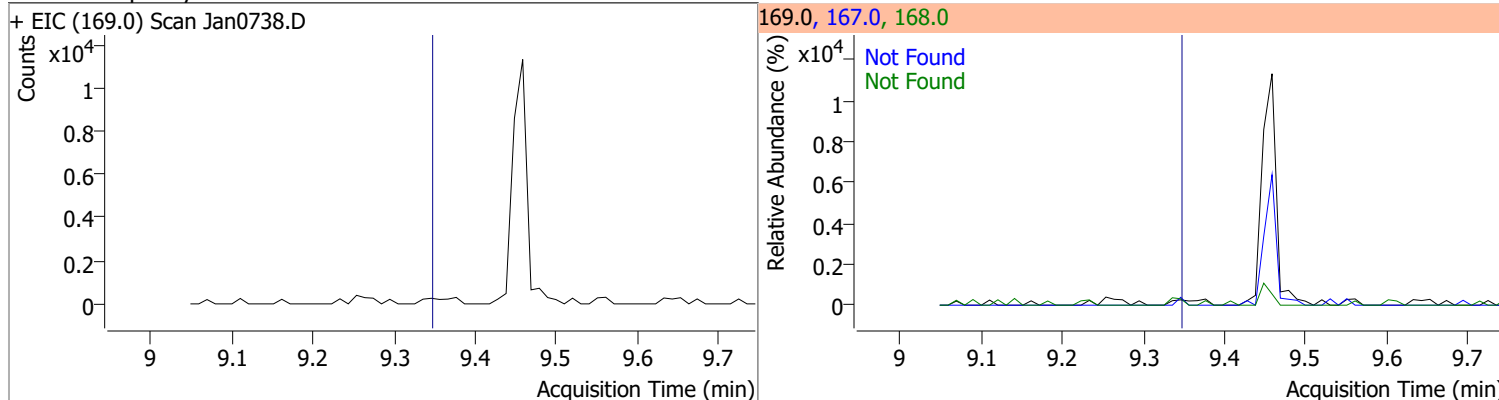
Compound	Conc.	Exp RT	QIon	Exp Ratio	QIon	Exp Ratio
4-Nitroaniline	N.D.	9.23	65.0	114.6	92.0	45.3



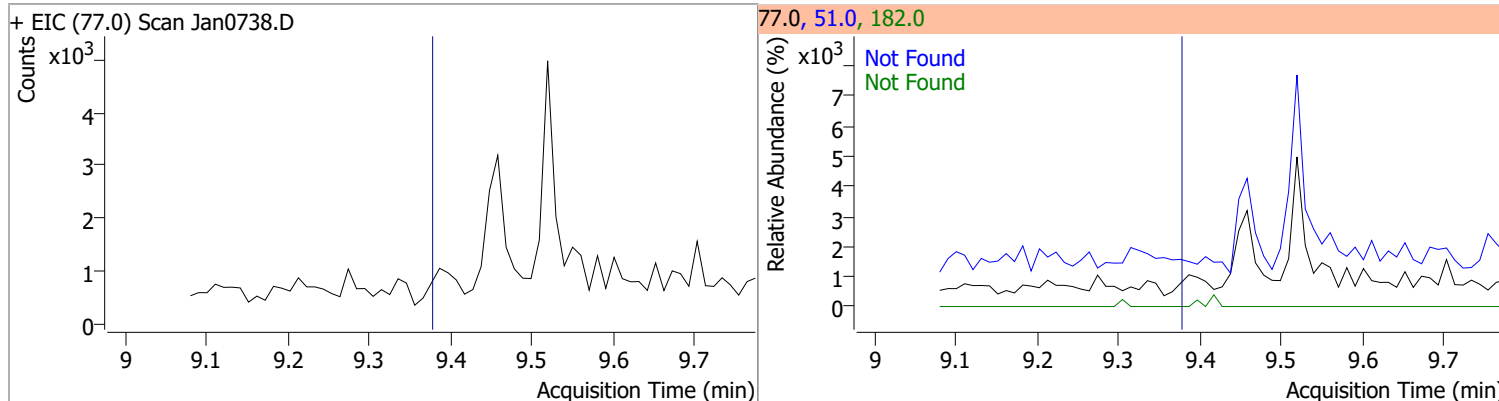
Compound	Conc.	Exp RT	QIon	Exp Ratio
4,6-Dinitro-2-methylphenol	N.D.	9.26	121.0	44.8



Compound	Conc.	Exp RT	QIon	Exp Ratio	QIon	Exp Ratio
N-nitrosodiphenylamine	N.D.	9.35	168.0	63.3	167.0	33.4



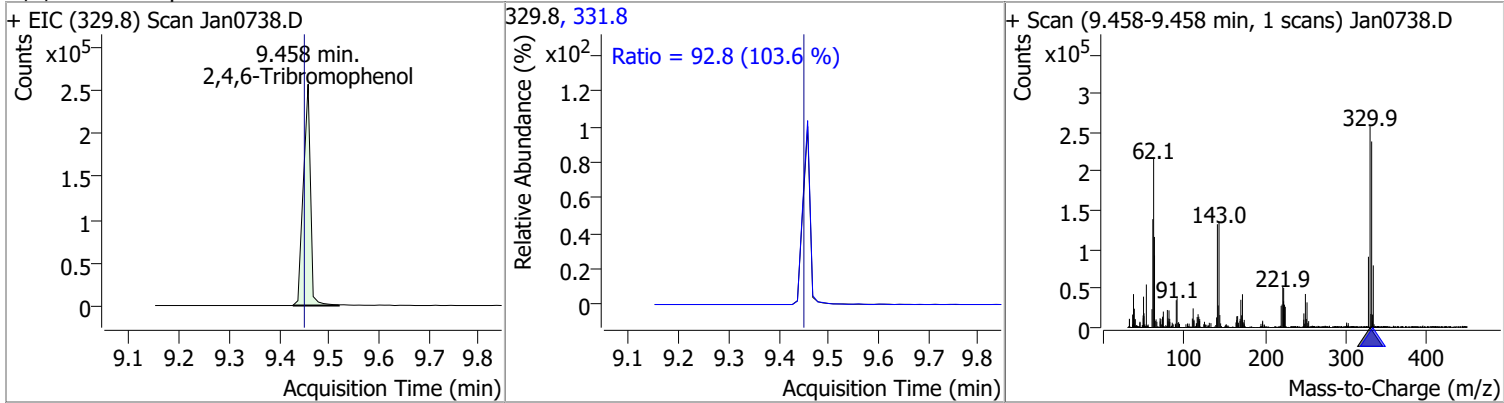
Compound	Conc.	Exp RT	QIon	Exp Ratio	QIon	Exp Ratio
Azobenzene	N.D.	9.38	51.0	49.9	182.0	26.9



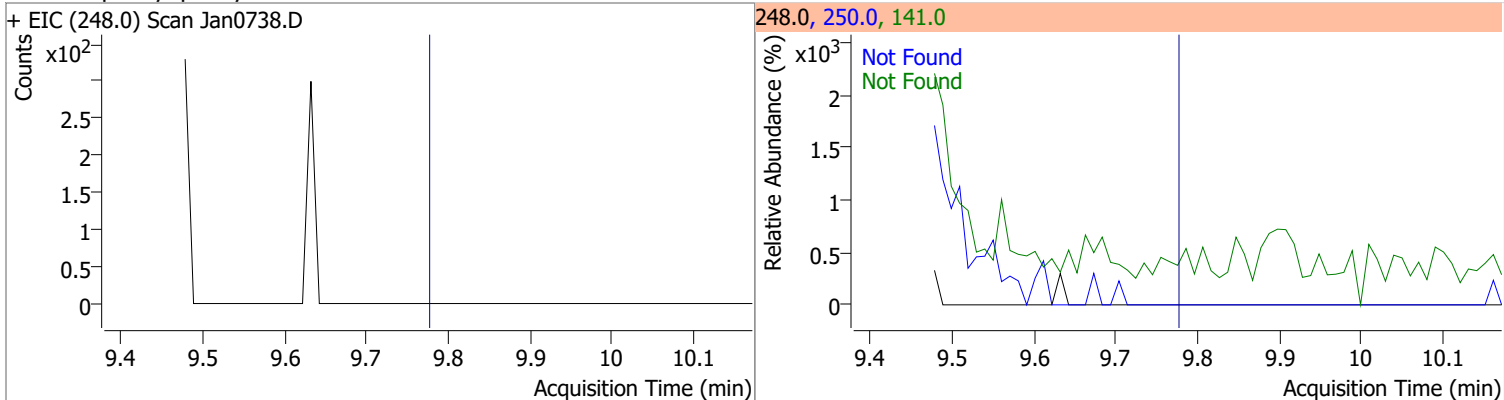


# Quantitation Results Report (QT Reviewed)

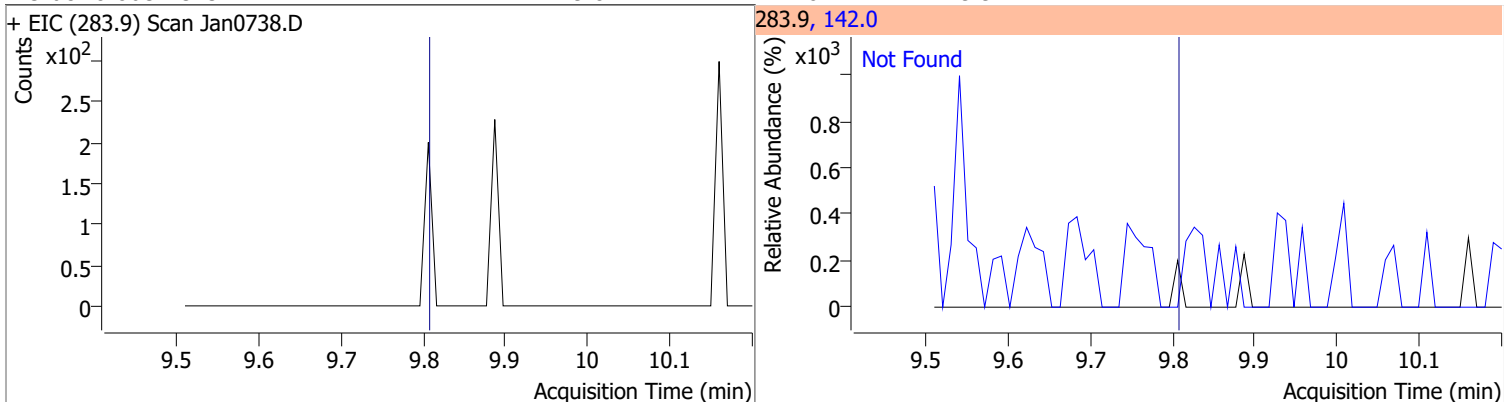
Compound	Conc.	RT	Dev(Min)	Resp.	QIon	QRatio	Lower	Upper
2,4,6-Tribromophenol	161.2155	9.46	0.01	256590	331.8	92.8	62.7	116.4



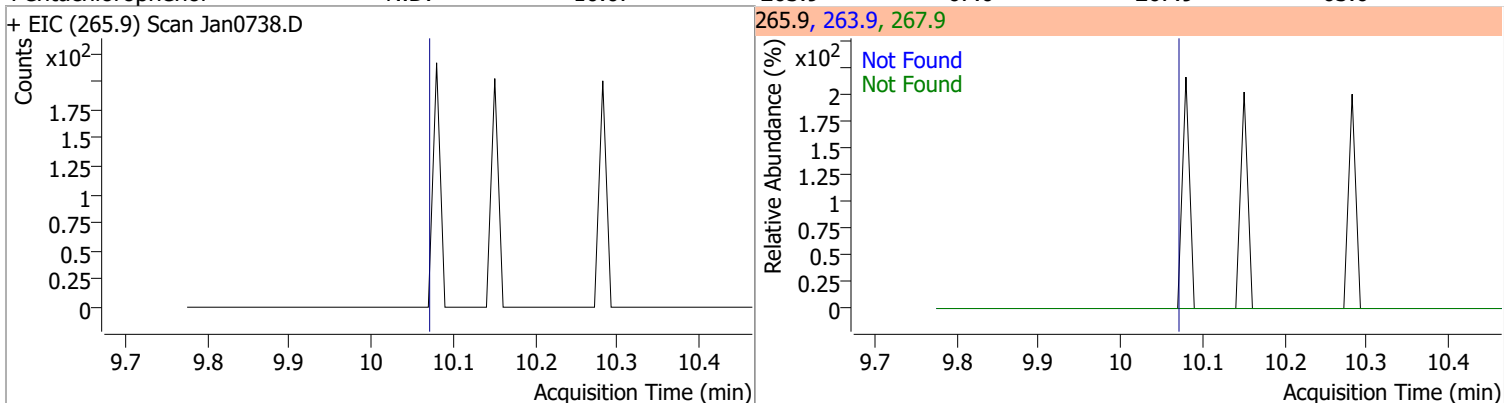
Compound	Conc.	Exp RT	QIon	Exp Ratio	QIon	Exp Ratio
4-Bromophenyl-phenylether	N.D.	9.78	250.0	98.3	141.0	96.1



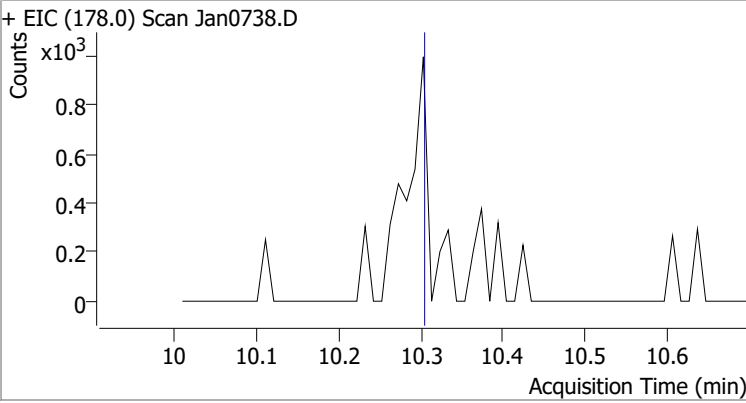
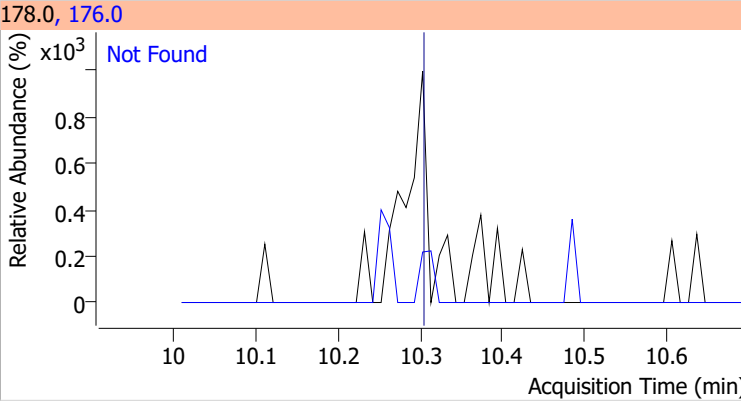
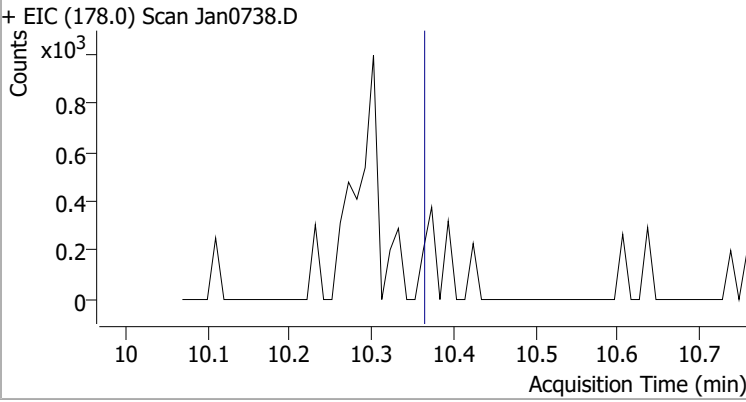
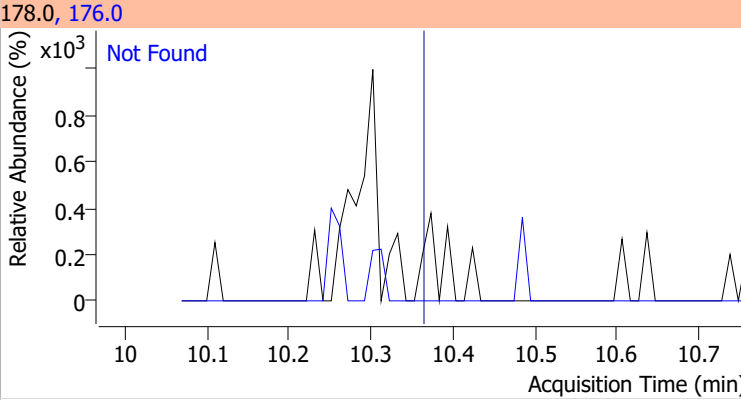
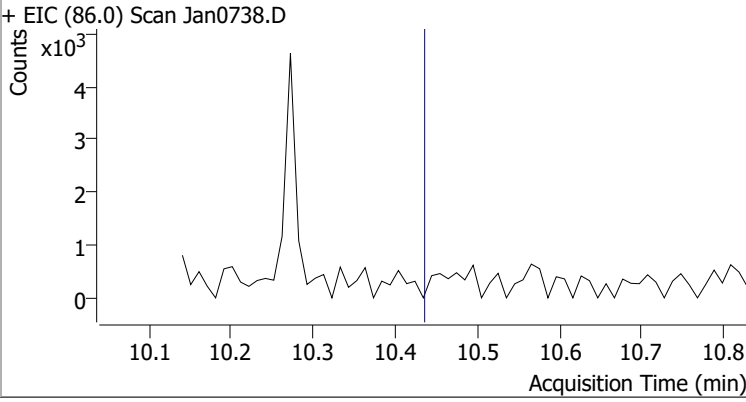
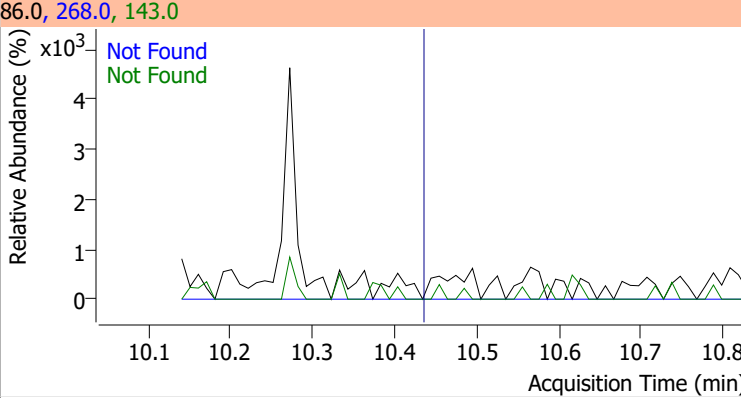
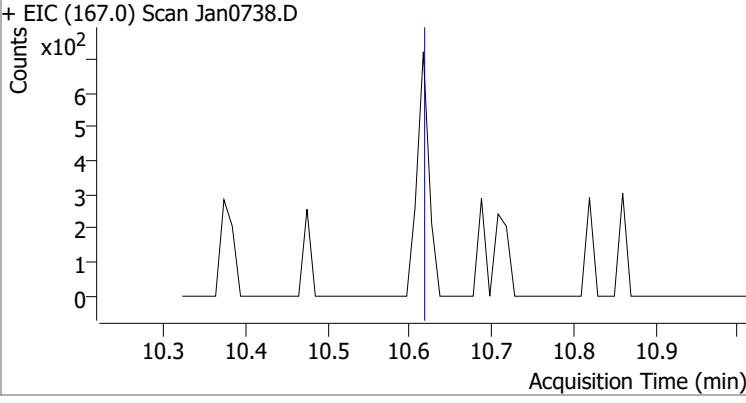
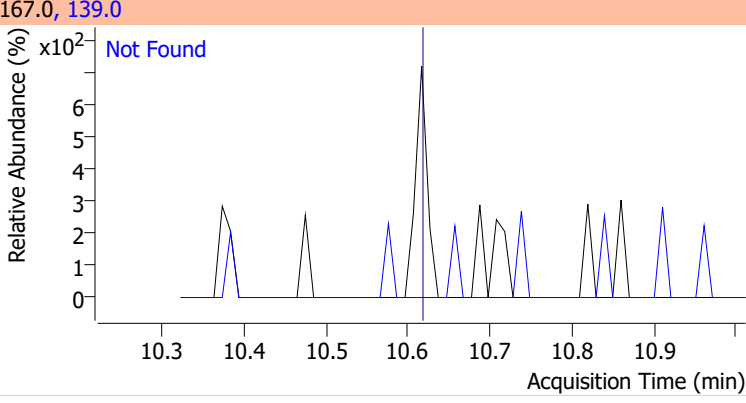
Compound	Conc.	Exp RT	QIon	Exp Ratio
Hexachlorobenzene	N.D.	9.81	142.0	49.9



Compound	Conc.	Exp RT	QIon	Exp Ratio	QIon	Exp Ratio
Pentachlorophenol	N.D.	10.07	263.9	67.0	267.9	63.6

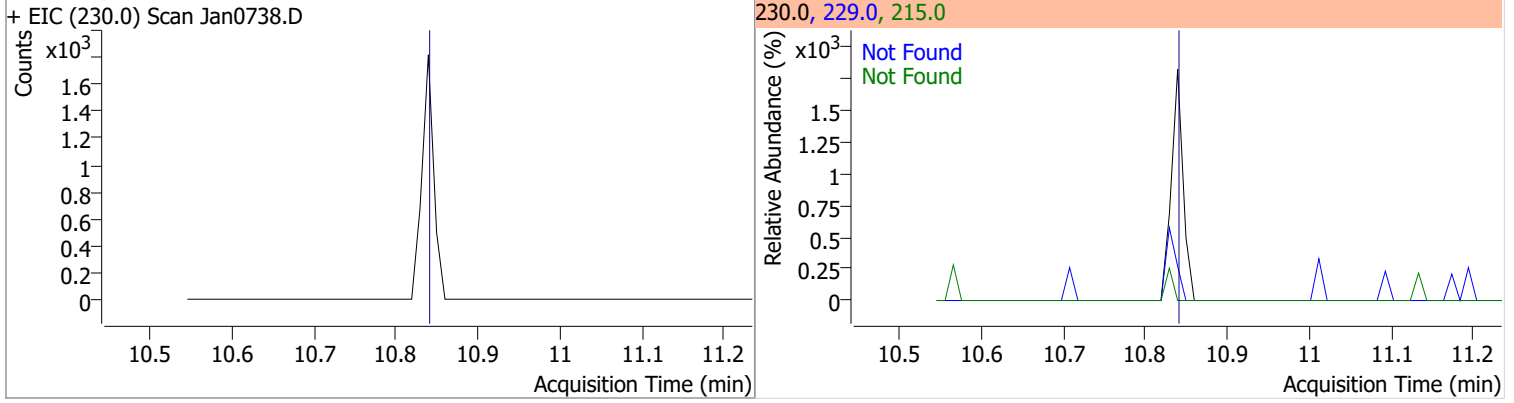


# Quantitation Results Report (QT Reviewed)

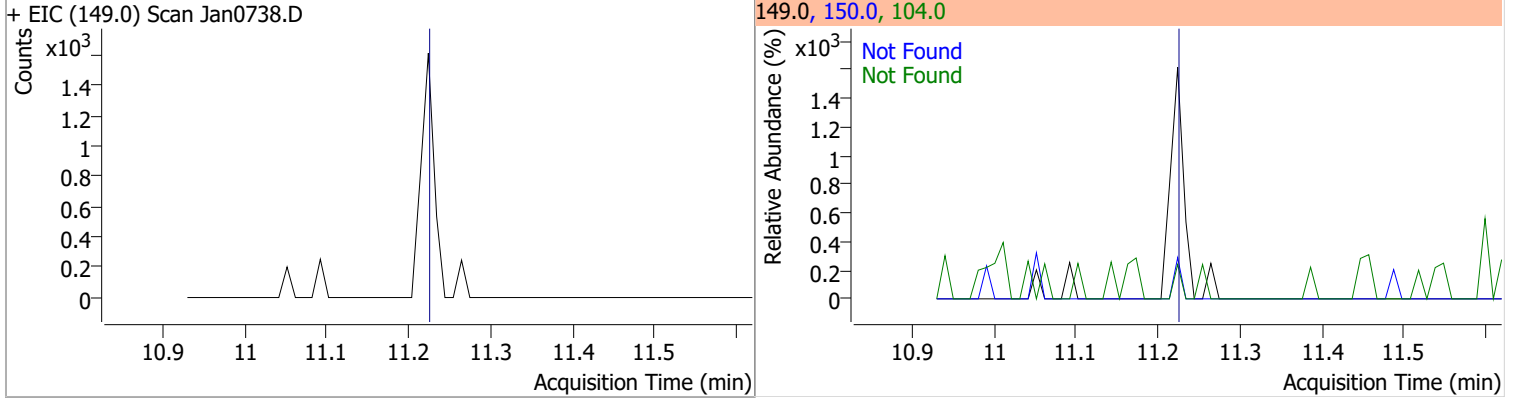
Compound	Conc.	Exp RT	QIon	Exp Ratio		
Phenanthrene	N.D.	10.30	176.0	19.3		
+ EIC (178.0) Scan Jan0738.D			178.0, 176.0			
						
Anthracene	N.D.	10.36	176.0	18.4		
+ EIC (178.0) Scan Jan0738.D			178.0, 176.0			
						
Triallate	N.D.	10.43	268.0	26.7	QIon	Exp Ratio
					143.0	24.9
+ EIC (86.0) Scan Jan0738.D			86.0, 268.0, 143.0			
						
Carbazole	N.D.	10.62	139.0	12.8		
+ EIC (167.0) Scan Jan0738.D			167.0, 139.0			
						

# Quantitation Results Report (QT Reviewed)

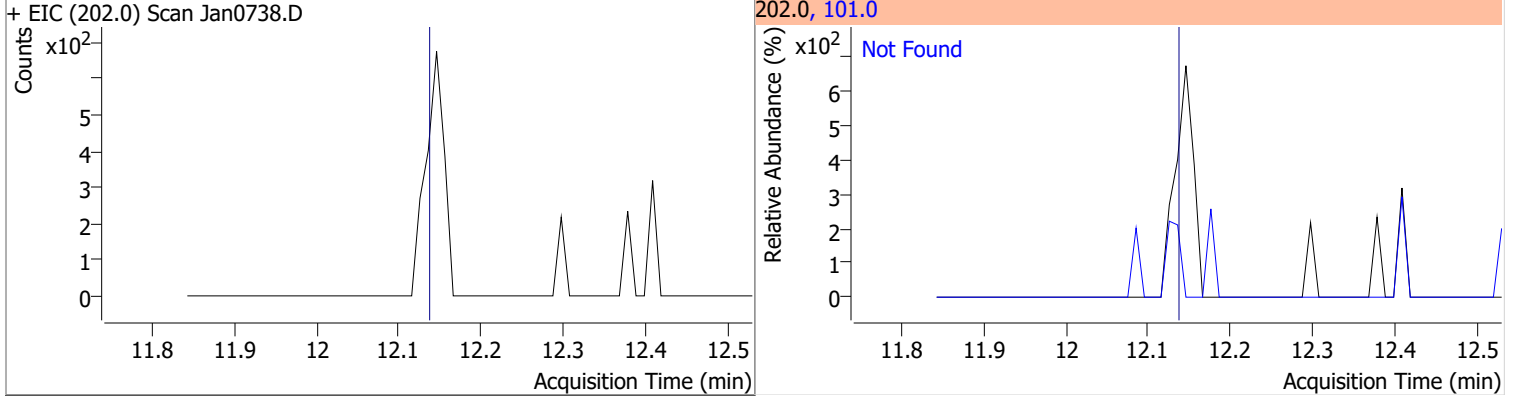
Compound	Conc.	Exp RT	QIon	Exp Ratio	QIon	Exp Ratio
o-Terphenyl	N.D.	10.84	229.0	64.1	215.0	36.5



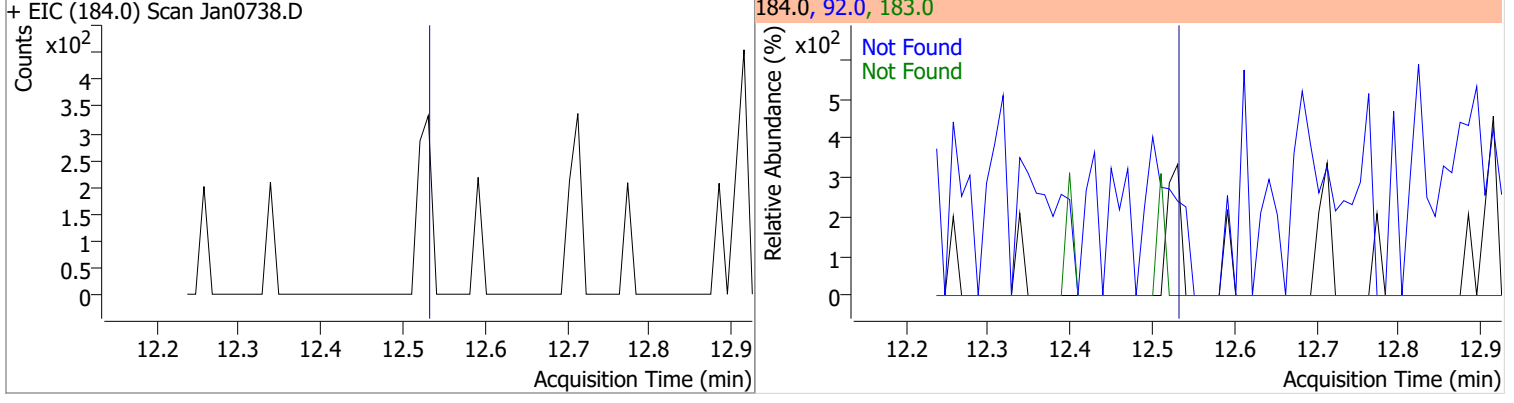
Compound	Conc.	Exp RT	QIon	Exp Ratio	QIon	Exp Ratio
Di-n-Butylphthalate	N.D.	11.22	150.0	9.1	104.0	6.1



Compound	Conc.	Exp RT	QIon	Exp Ratio
Fluoranthene	N.D.	12.14	101.0	12.8

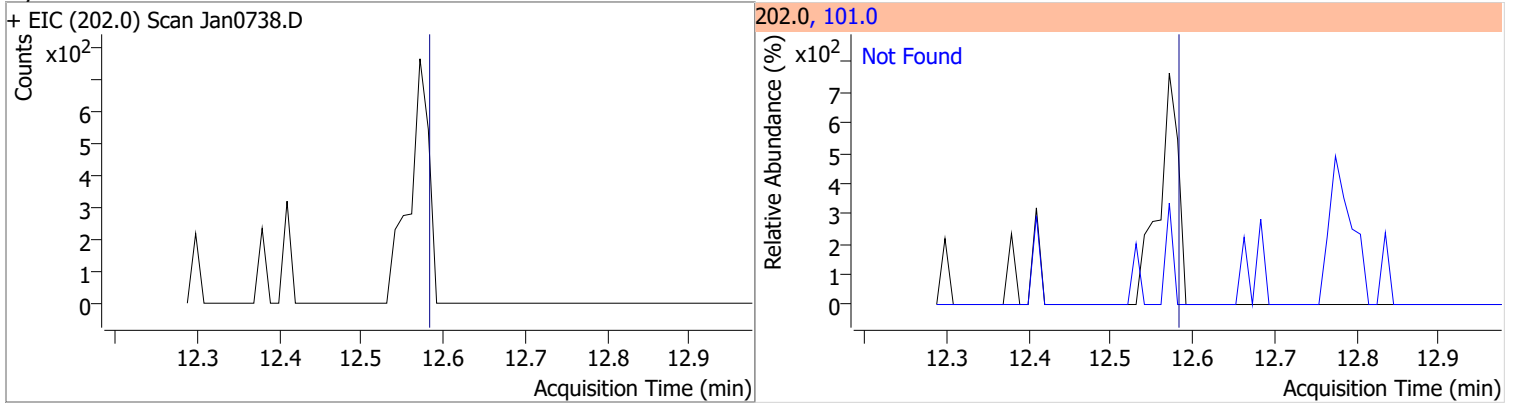


Compound	Conc.	Exp RT	QIon	Exp Ratio	QIon	Exp Ratio
Benzidine	N.D.	12.53	183.0	13.1	92.0	8.1

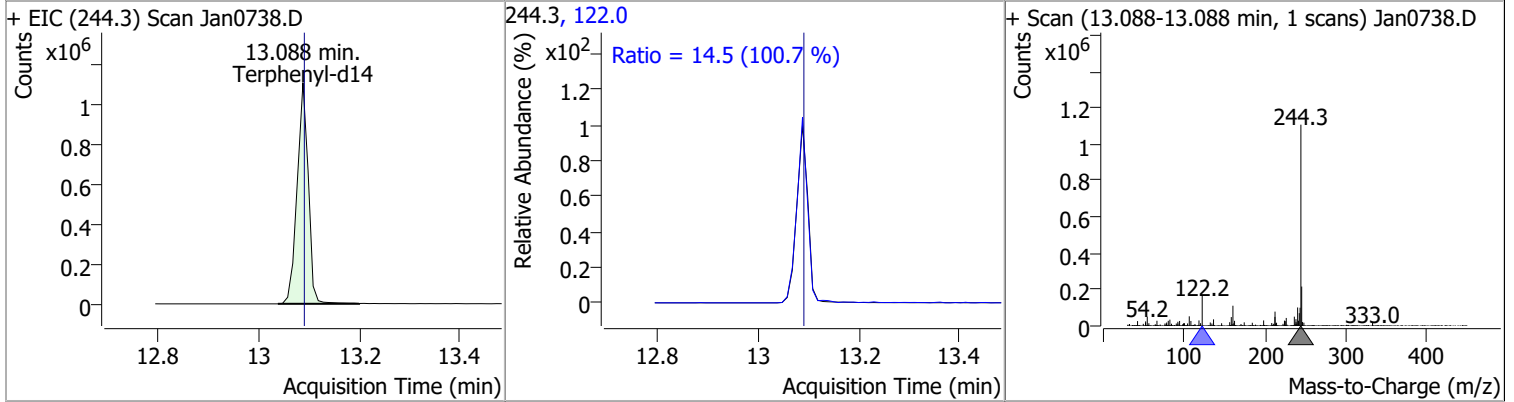


# Quantitation Results Report (QT Reviewed)

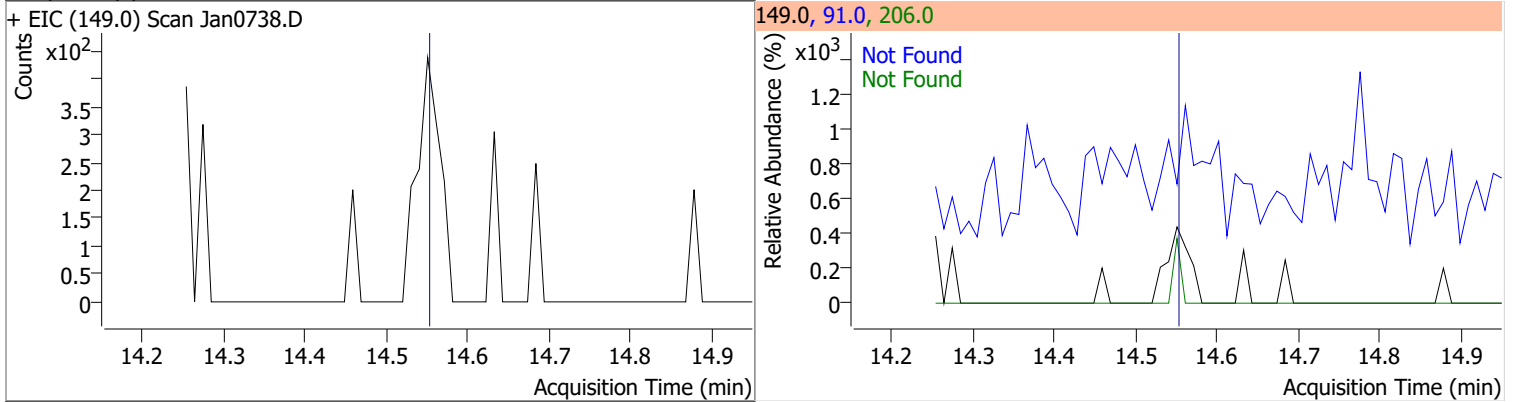
Compound	Conc.	Exp RT	QIon	Exp Ratio
Pyrene	N.D.	12.58	101.0	14.6



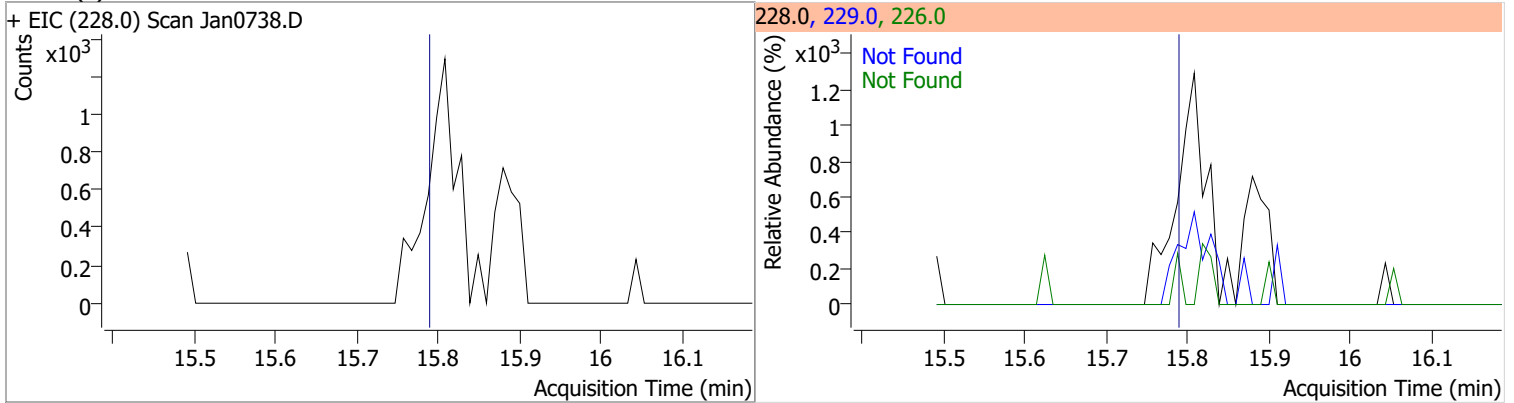
Compound	Conc.	RT	Dev(Min)	Resp.	QIon	QRatio	Lower	Upper
Terphenyl-d14	94.4450	13.09	0.00	1707493	122.0	14.5	10.1	18.7



Compound	Conc.	Exp RT	QIon	Exp Ratio	QIon	Exp Ratio
Butylbenzylphthalate	N.D.	14.56	91.0	81.7	206.0	17.9

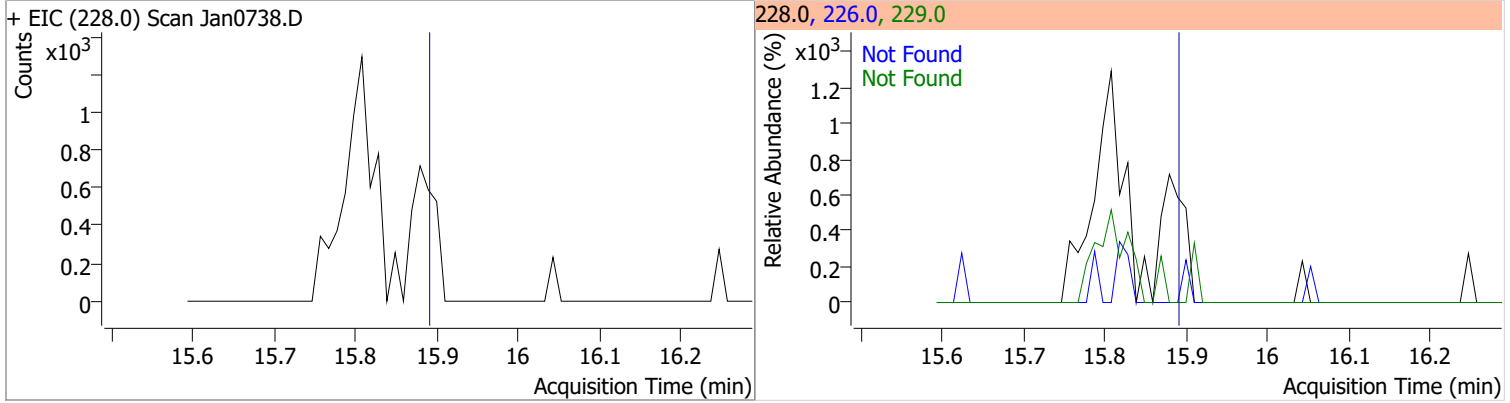


Compound	Conc.	Exp RT	QIon	Exp Ratio	QIon	Exp Ratio
Benzo(a)Anthracene	N.D.	15.80	226.0	27.1	229.0	21.0

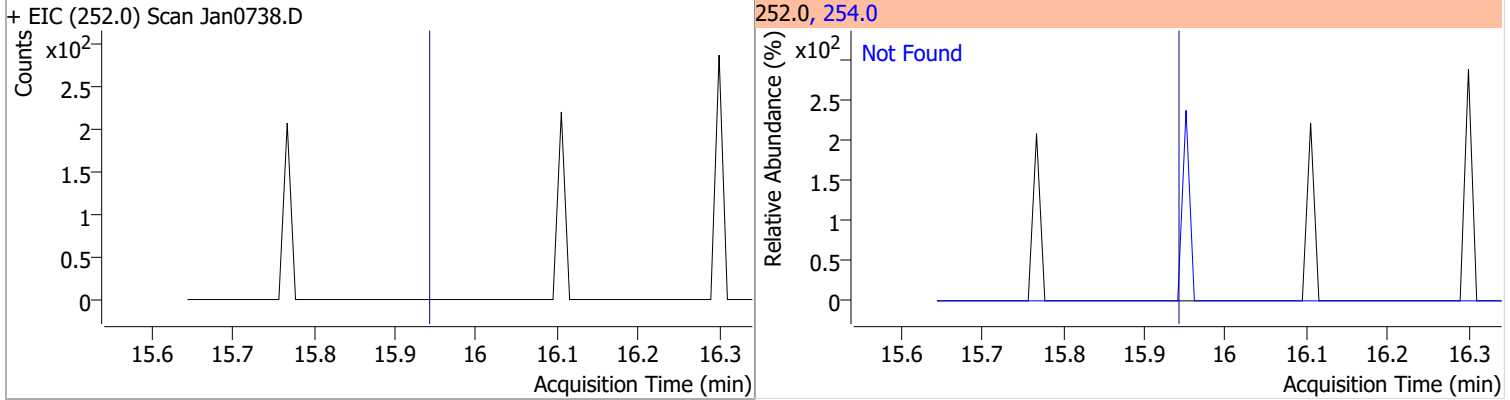


# Quantitation Results Report (QT Reviewed)

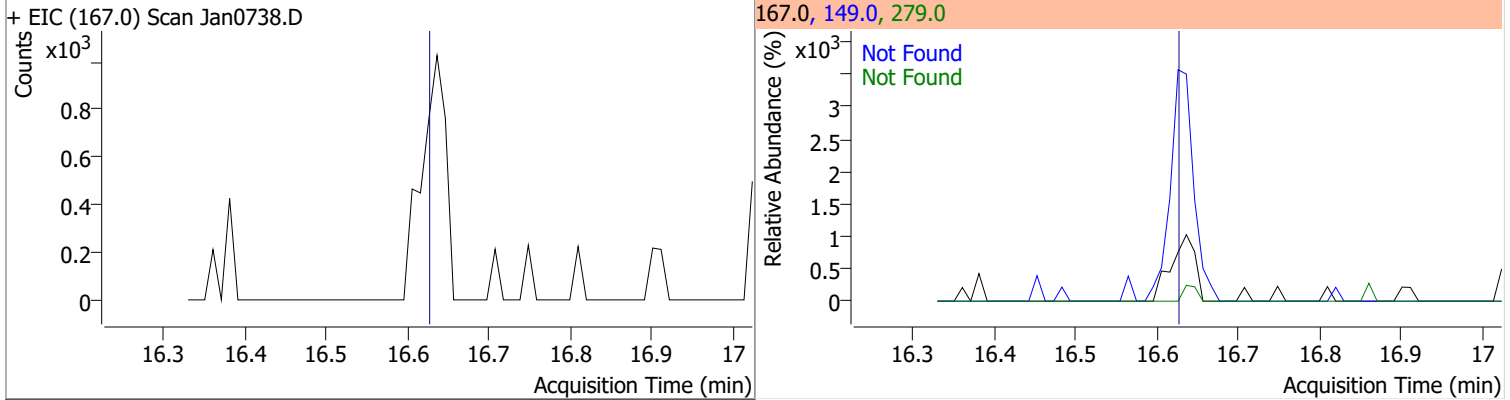
Compound	Conc.	Exp RT	QIon	Exp Ratio	QIon	Exp Ratio
Chrysene	N.D.	15.90	226.0	29.9	229.0	20.4



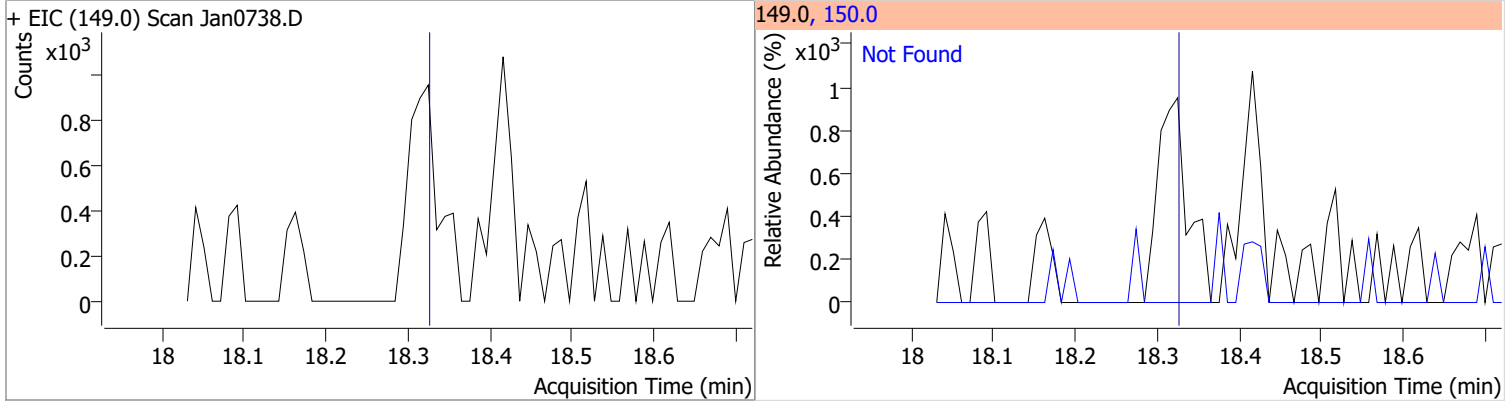
Compound	Conc.	Exp RT	QIon	Exp Ratio
3,3-Dichlorobenzidine	N.D.	15.95	254.0	64.7



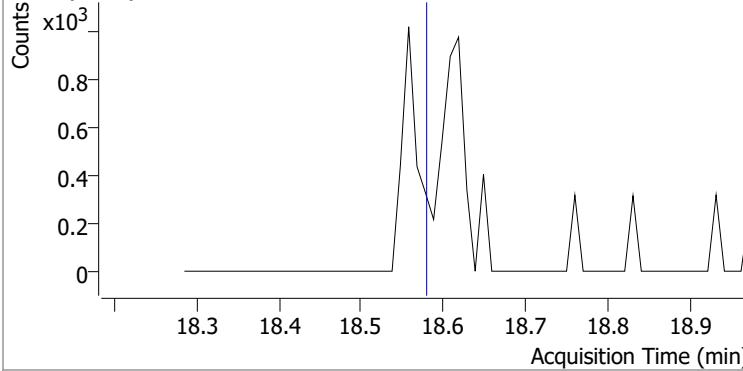
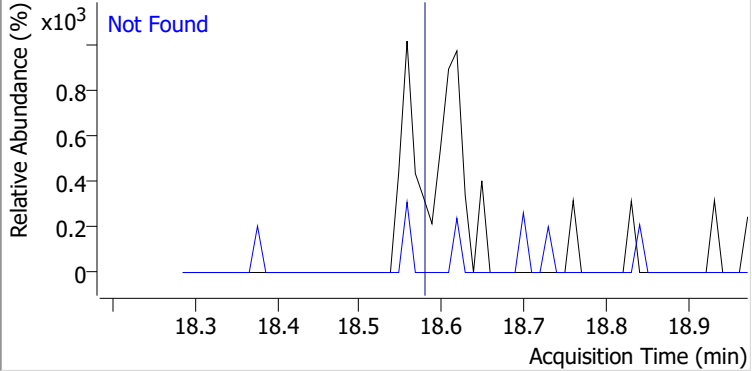
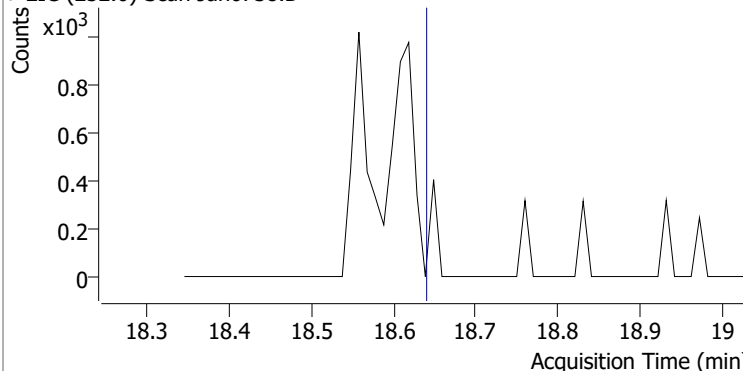
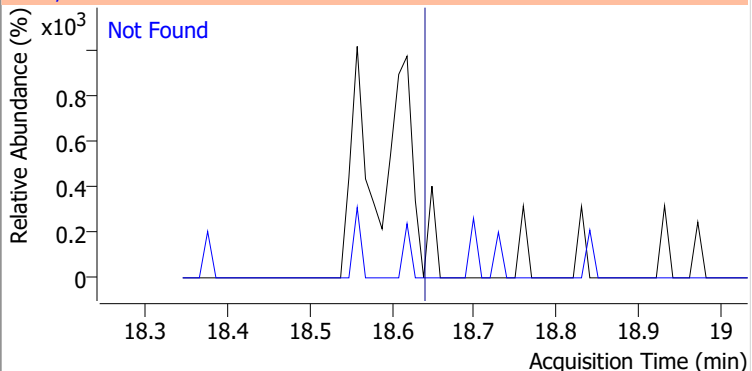
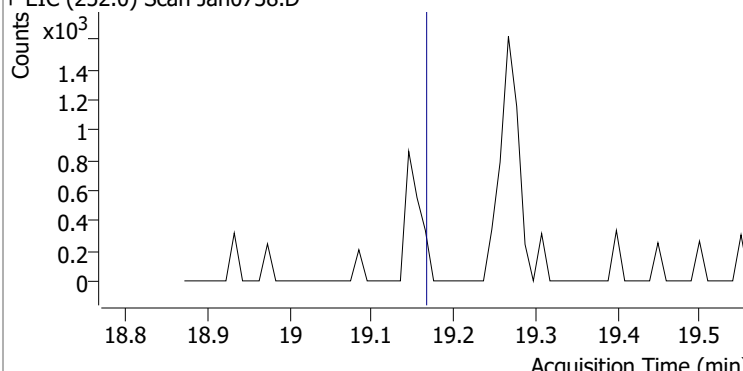
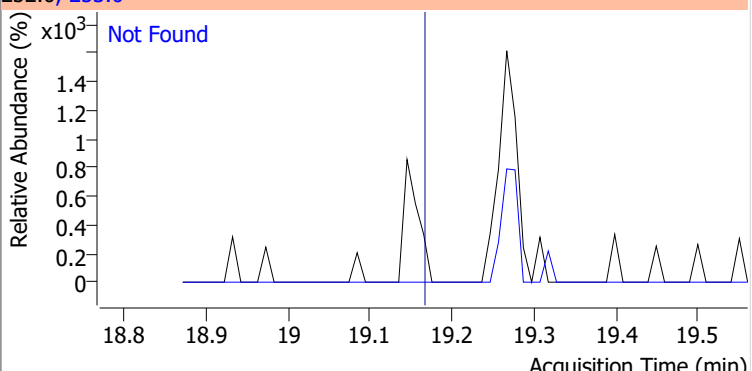
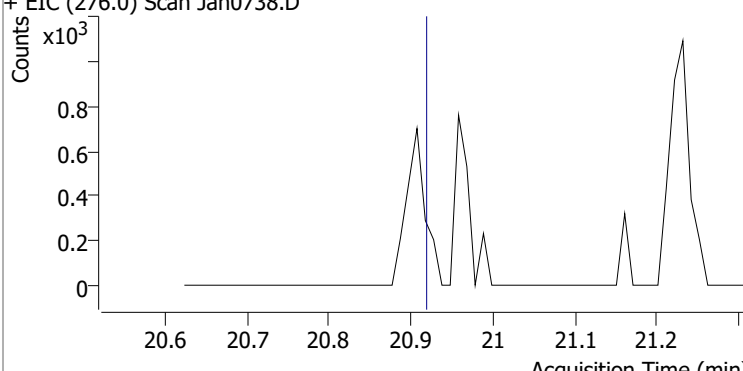
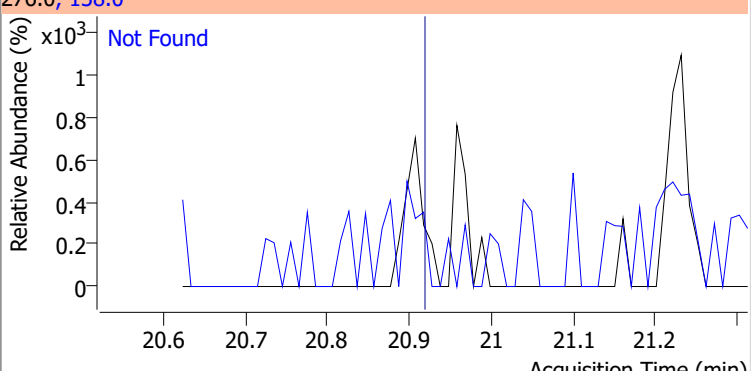
Compound	Conc.	Exp RT	QIon	Exp Ratio	QIon	Exp Ratio
bis(2-ethylhexyl)Phthalate	N.D.	16.64	149.0	397.1	279.0	15.6



Compound	Conc.	Exp RT	QIon	Exp Ratio
Di-n-octyl Phthalate	N.D.	18.32	150.0	9.5

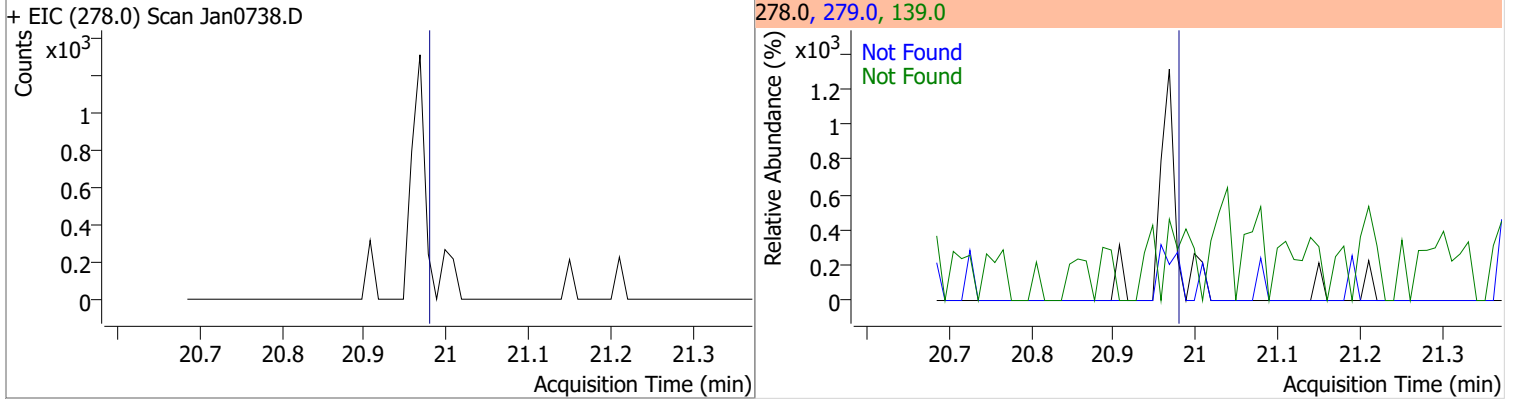


# Quantitation Results Report (QT Reviewed)

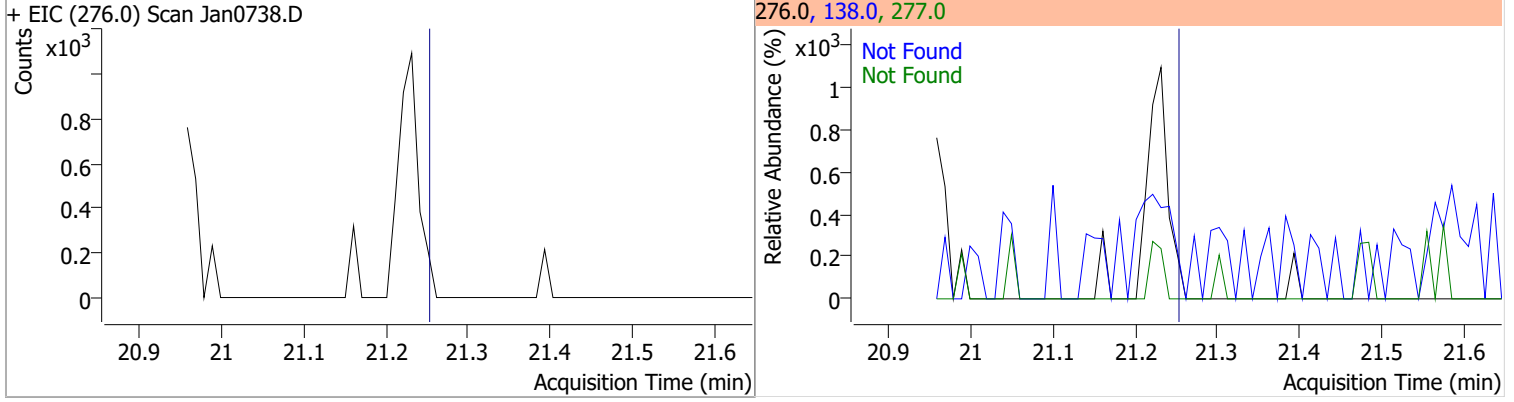
Compound	Conc.	Exp RT	QIon	Exp Ratio
Benzo(b)fluoranthene	N.D.	18.58	253.0	22.0
+ EIC (252.0) Scan Jan0738.D			252.0, 253.0	
				
Benzo(k)fluoranthene	N.D.	18.64	253.0	21.9
+ EIC (252.0) Scan Jan0738.D			252.0, 253.0	
				
Benzo(a)pyrene	N.D.	19.17	253.0	22.0
+ EIC (252.0) Scan Jan0738.D			252.0, 253.0	
				
Indeno(1,2,3-c,d)pyrene	N.D.	20.92	138.0	29.9
+ EIC (276.0) Scan Jan0738.D			276.0, 138.0	
				

# Quantitation Results Report (QT Reviewed)

Compound	Conc.	Exp RT	QIon	Exp Ratio	QIon	Exp Ratio
Dibenzo(a,h)anthracene	N.D.	20.98	279.0	25.2	139.0	23.8

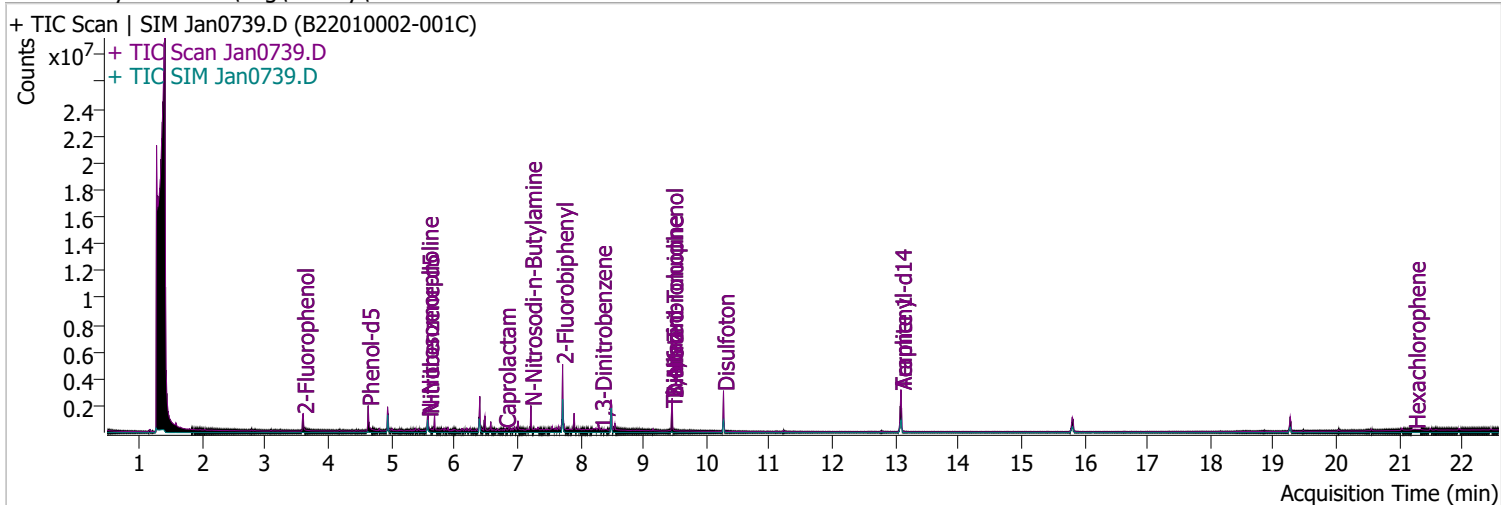


Compound	Conc.	Exp RT	QIon	Exp Ratio	QIon	Exp Ratio
Benzo(g,h,i)perylene	N.D.	21.25	138.0	32.0	277.0	23.8



# Quantitation Results Report (QT Reviewed)

Data File	Jan0739.D	Operator	LIMS import
Acq. Method	BNA+SIM.M	Acq. Date-Time	1/8/2022 8:48:16 AM
Sample Name	B22010002-001C	Instrument	Instrument #1
Vial	39	Multiplier	1.00
DA Method File	010722 DoD BNA cal 1.batch.bin	Comment	SVOC-8270-W-LARGO
Tune File	dftppdsm.u	Tune Date	1/7/2022 12:13:00 PM
Batch Name	010722 DoD BNA.batch.bin	Last Calib Update	1/11/2022 1:03:40 PM
Ref Library	D:\Org\Library\NIST129K.l		



Compound	RT	QIon	Resp.	Conc.	Units	Dev(Min)
----------	----	------	-------	-------	-------	----------

**Internal Standards**

**System Monitoring Compounds**

S 2-Fluorophenol	3.602	112.0	484286	64.3901	µg/L	0.021
Spiked Amount: 200.000	Range: 10.0 - 75.0%			Recovery = 32.20%		
S Phenol-d5	4.634	99.0	688092	68.3531	µg/L	0.010
Spiked Amount: 200.000	Range: 10.0 - 65.0%			Recovery = 34.18%		
S Nitrobenzene-d5	5.584	82.0	338912	62.0717	µg/L	0.000
Spiked Amount: 100.000	Range: 32.0 - 94.0%			Recovery = 62.07%		
S 2-Fluorobiphenyl	7.718	172.0	1315843	74.8462	µg/L	0.000
Spiked Amount: 100.000	Range: 28.0 - 107.0%			Recovery = 74.85%		
S 2,4,6-Tribromophenol	9.458	329.8	232573	155.2158	µg/L	0.010
Spiked Amount: 200.000	Range: 25.0 - 140.0%			Recovery = 77.61%		
S Terphenyl-d14	13.088	244.3	1618832	94.5665	µg/L	0.000
Spiked Amount: 100.000	Range: 32.0 - 122.0%			Recovery = 94.57%		

**Target Compounds**

Compound	RT	QIon	Resp.	Conc.	Units	Dev(Min)	QValue
T N-Nitrosodimethylamine	0.000		0	N.D.			
T Pyridine	0.000		0	N.D.			
T Aniline	0.000		0	N.D.			
T Phenol	0.000		0	N.D.			
T bis(-2-Chloroethyl)Ether	0.000		0	N.D.			
T 2-Chlorophenol	0.000		0	N.D.			
T 1,3-Dichlorobenzene	0.000		0	N.D.			
T 1,4-Dichlorobenzene	0.000		0	N.D.			
T 1,2-Dichlorobenzene	0.000		0	N.D.			
T Benzyl Alcohol	0.000		0	N.D.			
T bis(2-chloroisopropyl)Ether	0.000		0	N.D.			
T 2-Methylphenol	0.000		0	N.D.			
T N-nitroso-Di-n-propylamine	5.584	70.0	0		µg/L	md	1
T 4Methylphenol/3Methylphenol	0.000		0	N.D.			
T Hexachloroethane	0.000		0	N.D.			



# Quantitation Results Report (QT Reviewed)

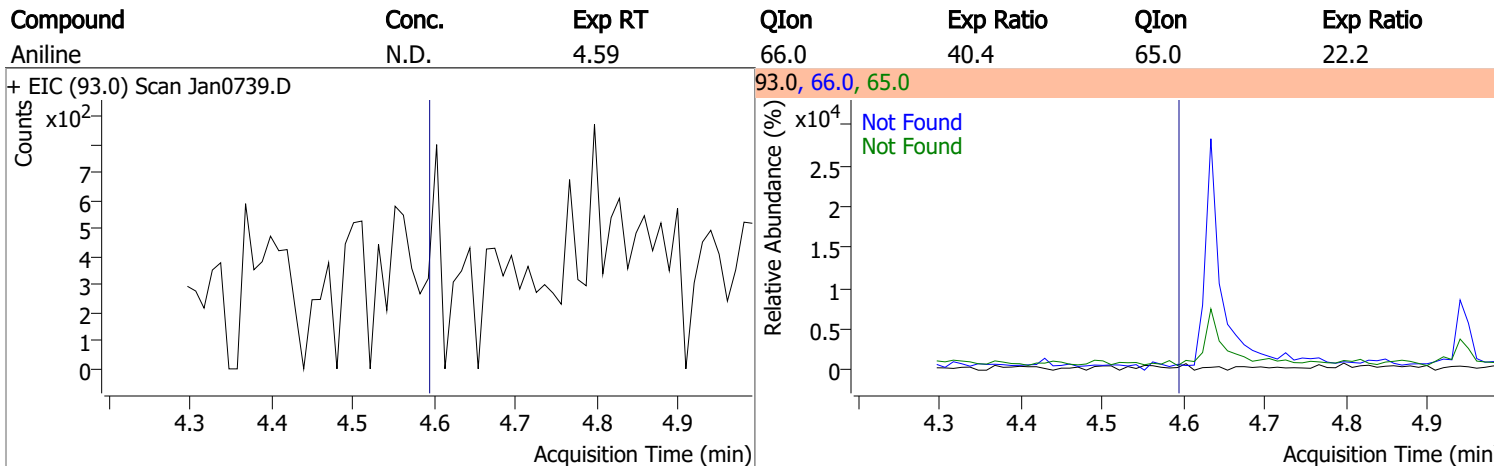
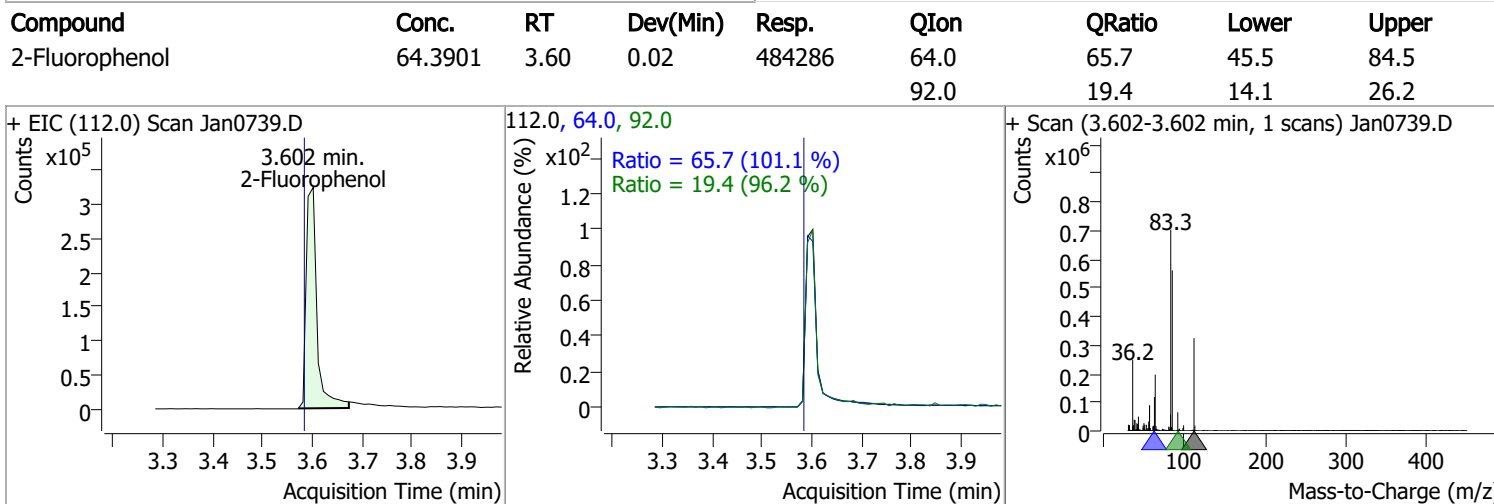
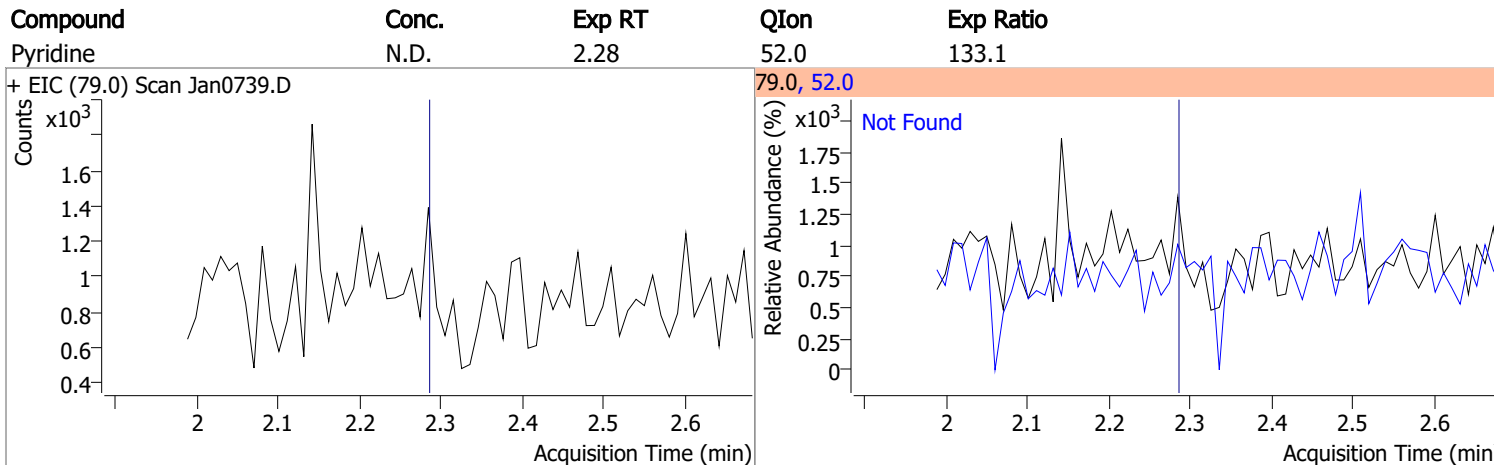
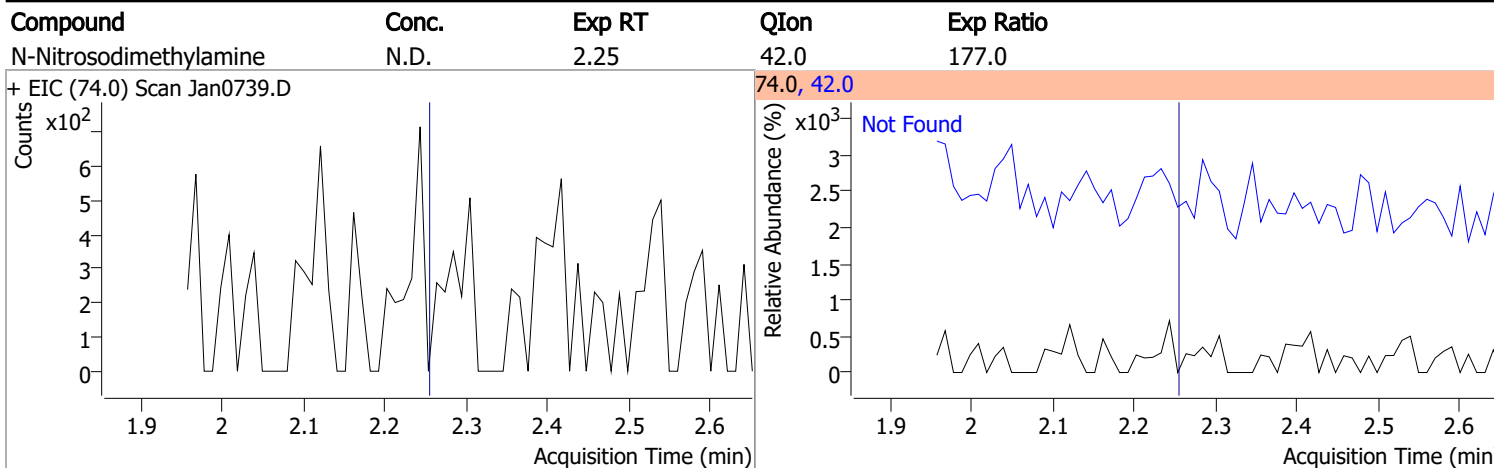
Compound	RT	QIon	Resp.	Conc.	Units	Dev(Min)
T Nitrobenzene	0.000		0	N.D.		
T Isophorone	0.000		0	N.D.		
T 2-Nitrophenol	0.000		0	N.D.		
T 2,4-Dimethylphenol	0.000		0	N.D.		
T bis(-2-Chloroethoxy)Methane	0.000		0	N.D.		
T Benzoic Acid	0.000		0	N.D.		
T 2,4-Dichlorophenol	0.000		0	N.D.		
T 1,2,4-Trichlorobenzene	0.000		0	N.D.		
T Naphthalene	0.000		0	N.D.		
T 4-Chlorophenol	0.000		0	N.D.		
T p-Chloroaniline	0.000		0	N.D.		
T Hexachlorobutadiene	0.000		0	N.D.		
T 4-Chloro-2-Methylphenol	0.000		0	N.D.		
T 4-Chloro-3-Methylphenol	0.000		0	N.D.		
T 2-Methylnaphthalene	0.000		0	N.D.		
T 1-Methylnaphthalene	0.000		0	N.D.		
T Hexachlorocyclopentadiene	0.000		0	N.D.		
T 2,4,6-Trichlorophenol	0.000		0	N.D.		
T 2,4,5-Trichlorophenol	0.000		0	N.D.		
T 2-Chloronaphthalene	0.000		0	N.D.		
T 2-Nitroaniline	0.000		0	N.D.		
T Dimethyl Phthalate	8.497	163.0	0		µg/L	md
T 2,6-Dinitrotoluene	8.487	165.0	0		µg/L	md
T Acenaphthylene	0.000		0	N.D.		
T 3-Nitroaniline	0.000		0	N.D.		
T Acenaphthene	0.000		0	N.D.		
T 2,4-Dinitrophenol	0.000		0	N.D.		
T Dibenzofuran	0.000		0	N.D.		
T 2,4-Dinitrotoluene	0.000		0	N.D.		
T 4-Nitrophenol	0.000		0	N.D.		
T Diethylphthalate	0.000		0	N.D.		
T Fluorene	0.000		0	N.D.		
T 4-Chlorophenyl-phenylether	0.000		0	N.D.		
T 4-Nitroaniline	0.000		0	N.D.		
T 4,6-Dinitro-2-methylphenol	0.000		0	N.D.		
T N-nitrosodiphenylamine	0.000		0	N.D.		
T Azobenzene	0.000		0	N.D.		
T 4-Bromophenyl-phenylether	0.000		0	N.D.		
T Hexachlorobenzene	0.000		0	N.D.		
T Pentachlorophenol	0.000		0	N.D.		
T Phenanthrene	0.000		0	N.D.		
T Anthracene	0.000		0	N.D.		
T Triallate	0.000		0	N.D.		
T Carbazole	0.000		0	N.D.		
T o-Terphenyl	0.000		0	N.D.		
T Di-n-Butylphthalate	0.000		0	N.D.		
T Fluoranthene	0.000		0	N.D.		
T Benzidine	0.000		0	N.D.		
T Pyrene	0.000		0	N.D.		
T Butylbenzylphthalate	0.000		0	N.D.		
T Benzo(a)Anthracene	0.000		0	N.D.		
T Chrysene	0.000		0	N.D.		
T 3,3-Dichlorobenzidine	0.000		0	N.D.		
T bis(2-ethylhexyl)Phthalate	0.000		0	N.D.		
T Di-n-octyl Phthalate	0.000		0	N.D.		

# Quantitation Results Report (QT Reviewed)

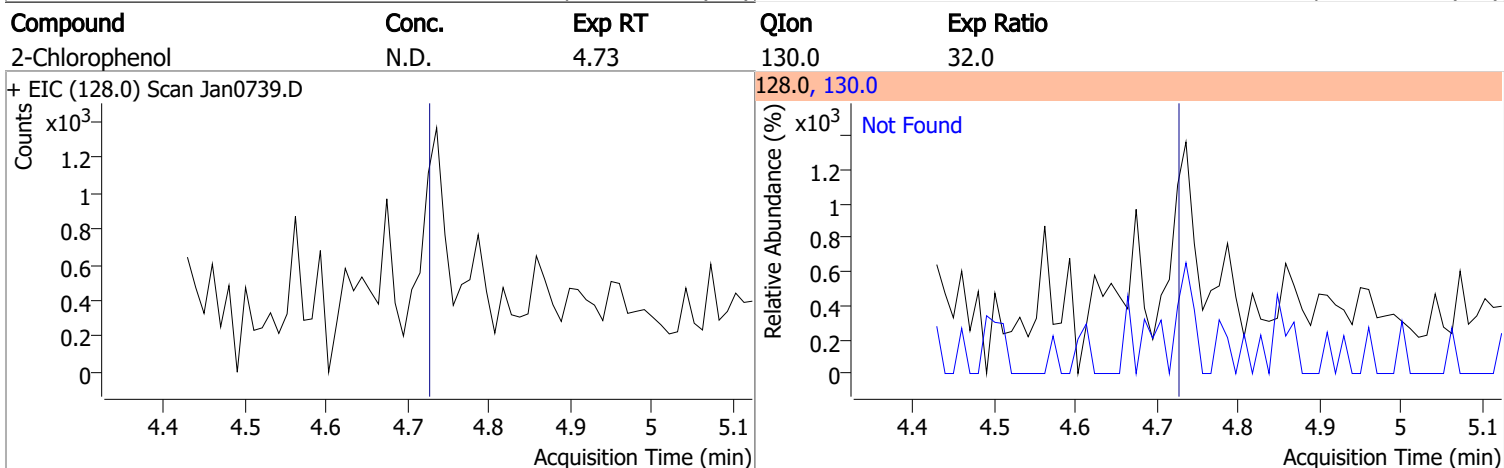
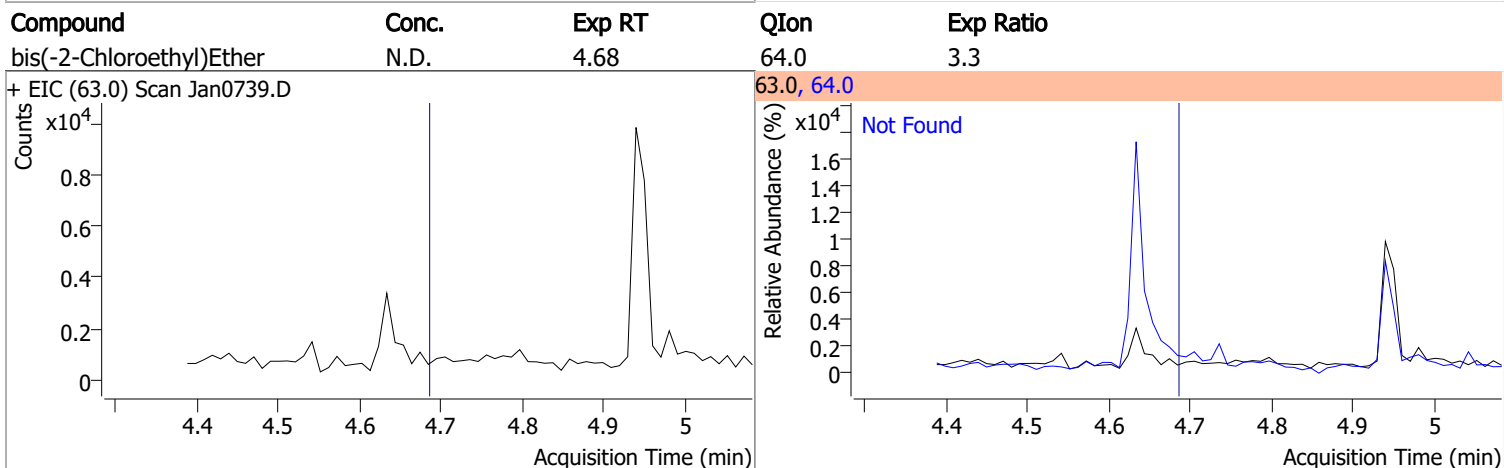
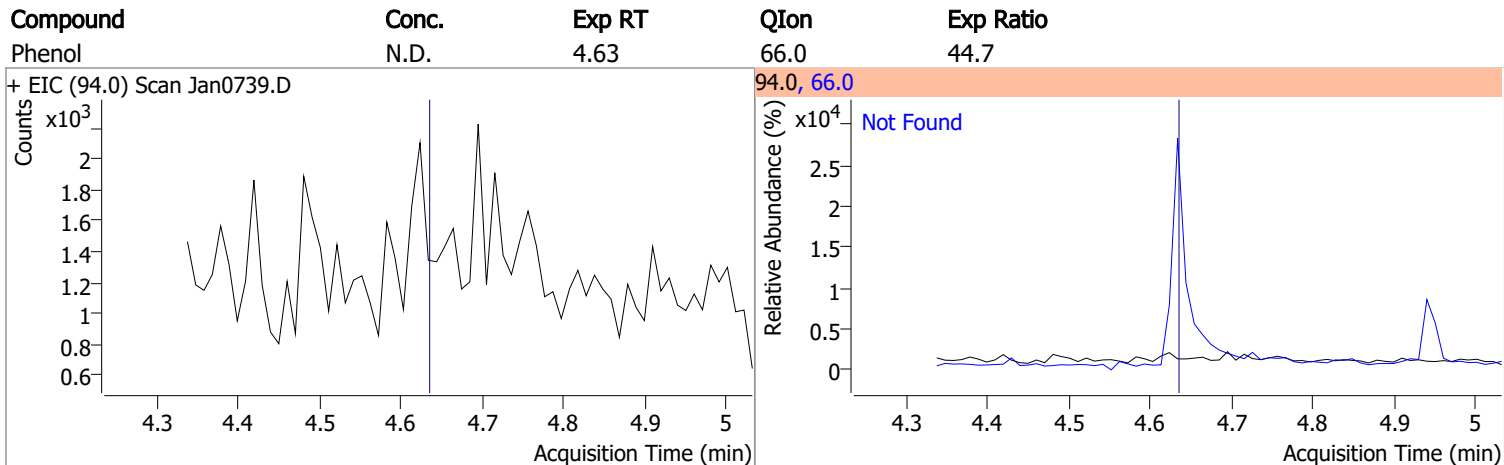
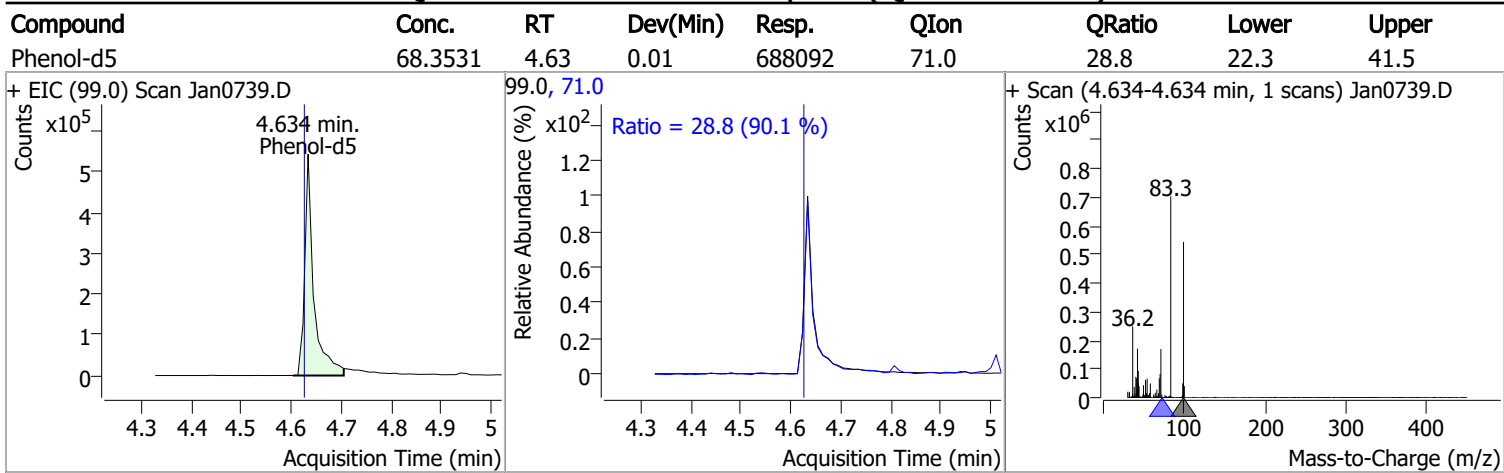
Compound	RT	QIon	Resp.	Conc.	Units	Dev(Min)
T Benzo(b)fluoranthene	0.000		0	N.D.		
T Benzo(k)fluoranthene	0.000		0	N.D.		
T Benzo(a)pyrene	0.000		0	N.D.		
T Indeno(1,2,3-c,d)pyrene	0.000		0	N.D.		
T Dibenzo(a,h)anthracene	0.000		0	N.D.		
T Benzo(g,h,i)perylene	0.000		0	N.D.		

(#) = Qualifier Out of Range; (m) = Manual Integration; (+) = Area Summed; (\*) = Surrogate Percent Recovery Out of Range; (d): Zeroed Peak

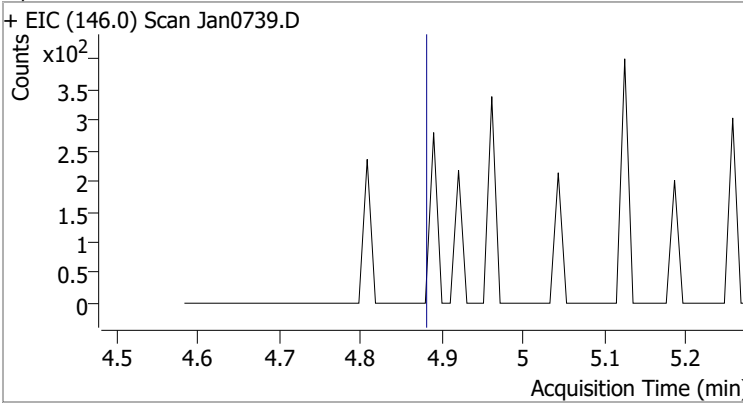
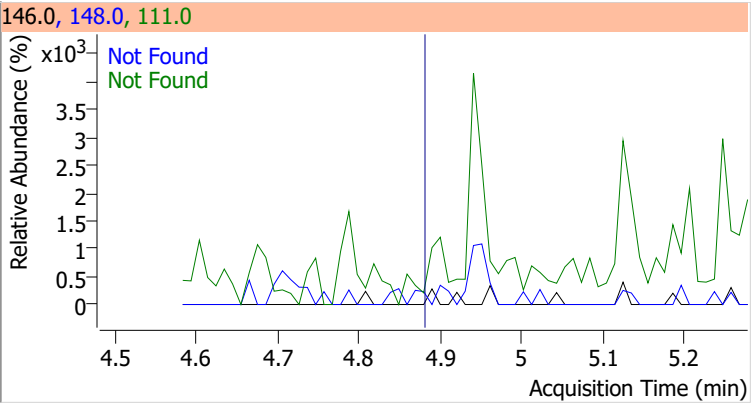
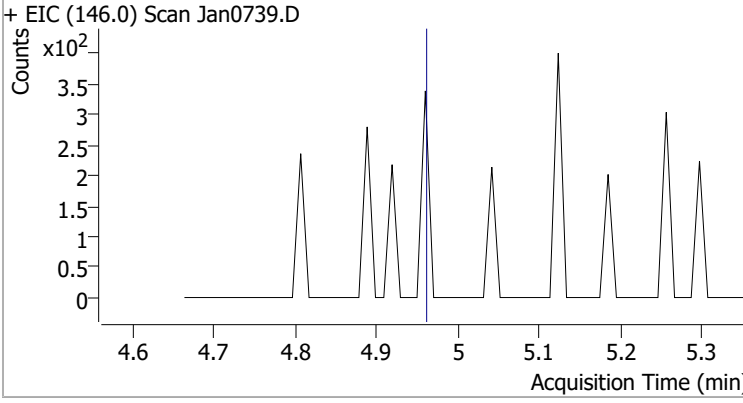
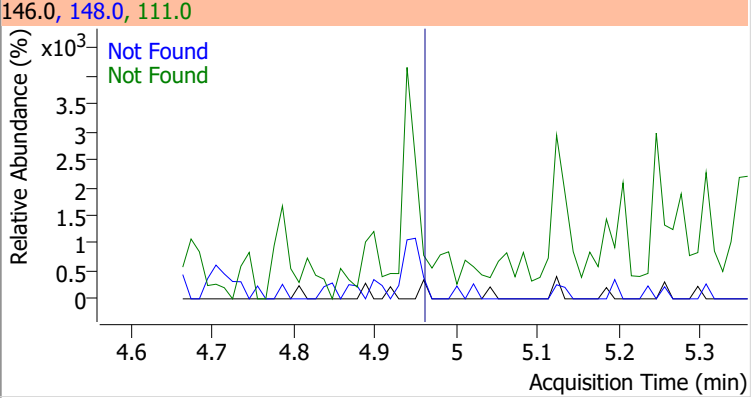
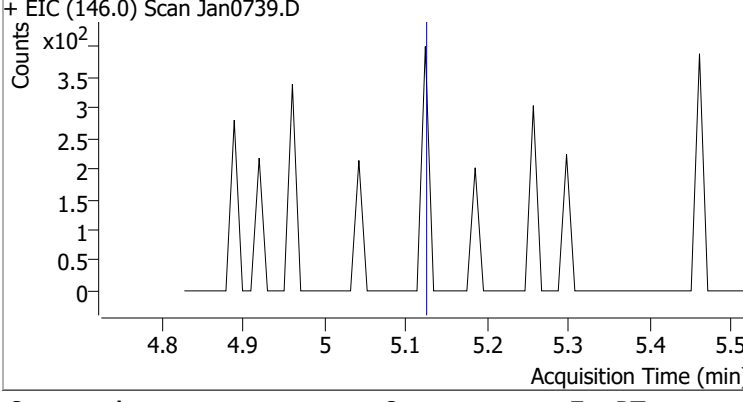
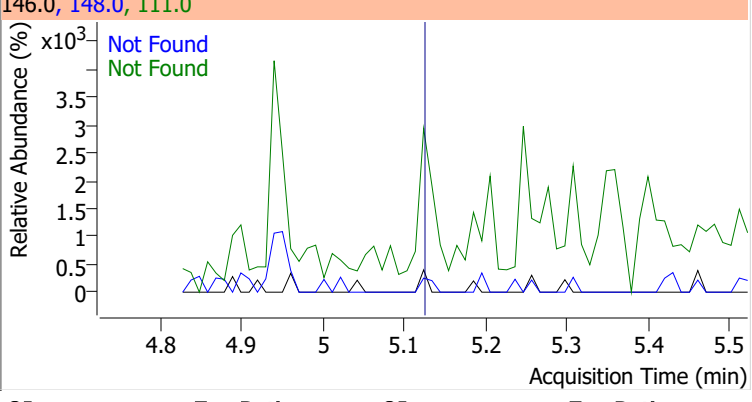
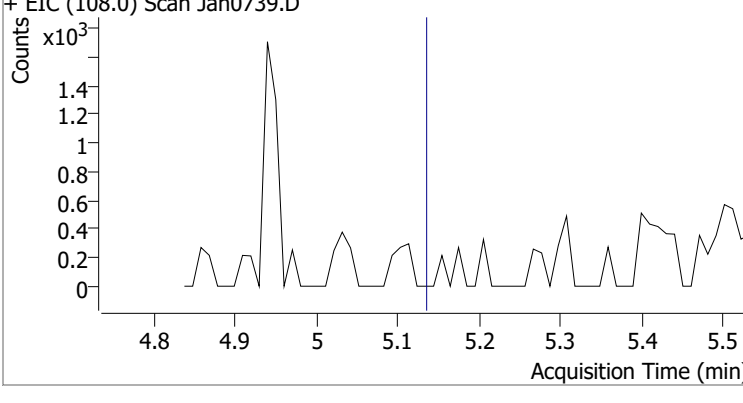
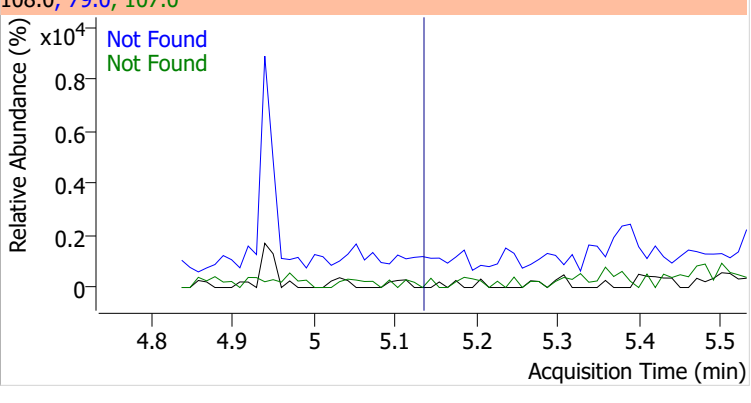
# Quantitation Results Report (QT Reviewed)



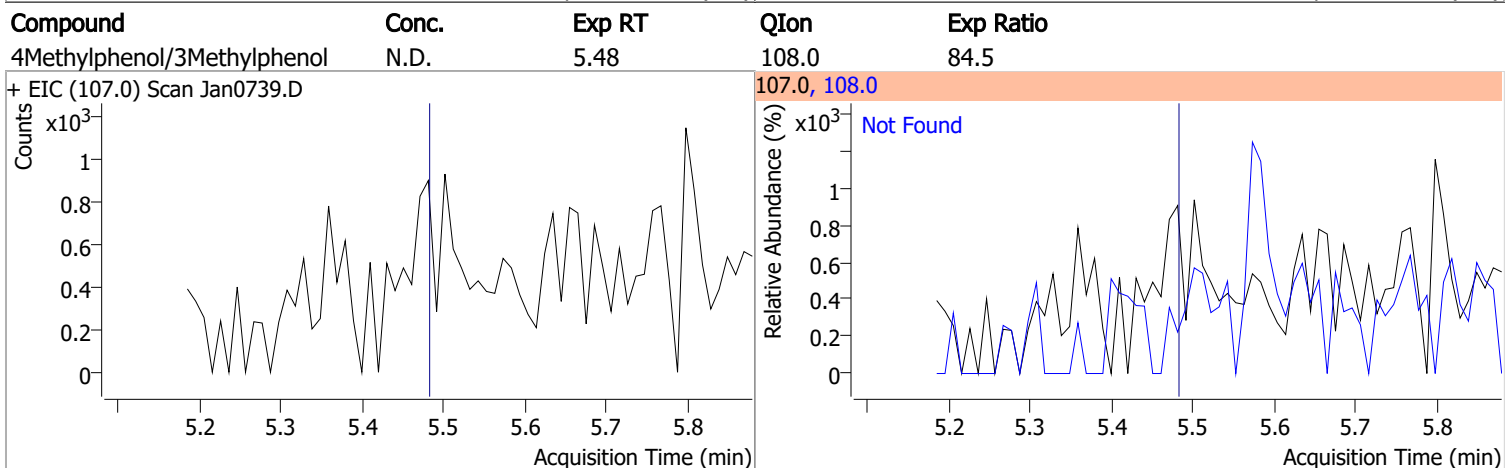
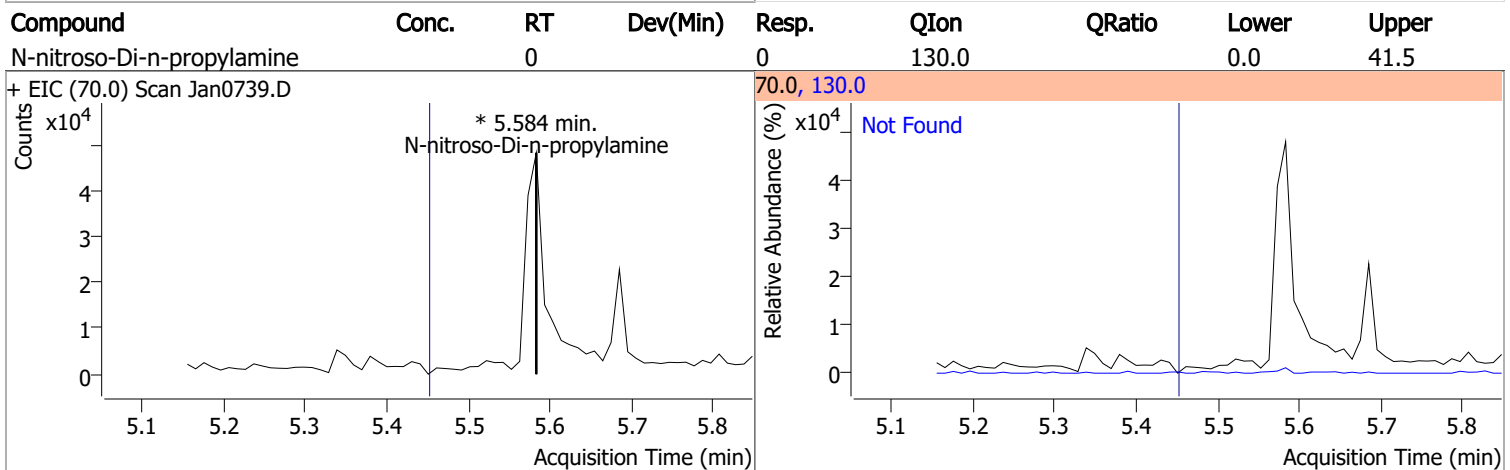
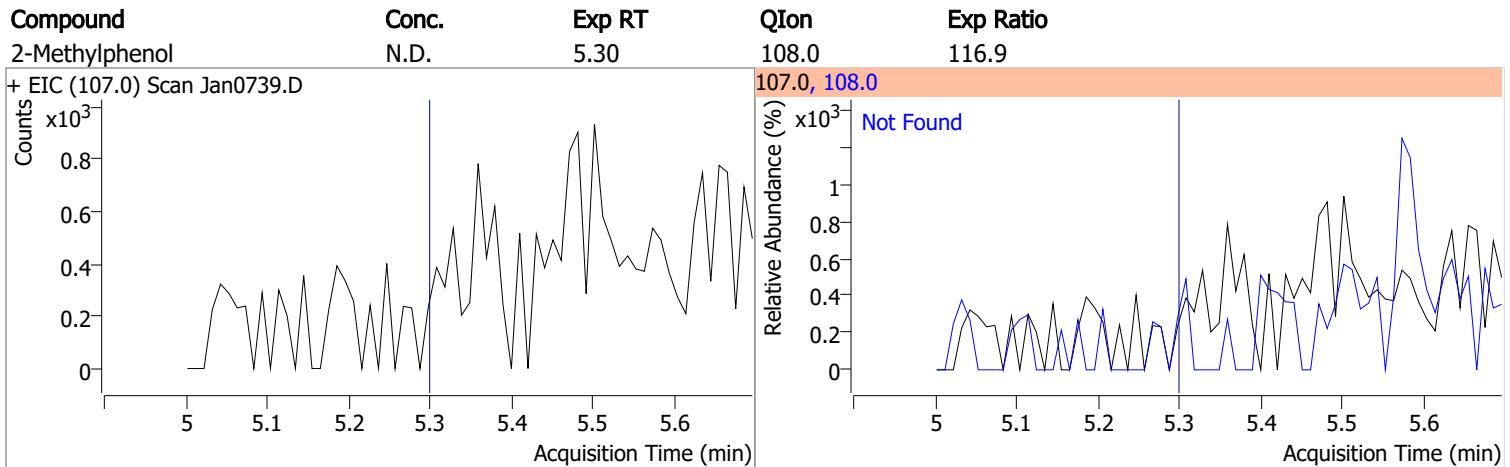
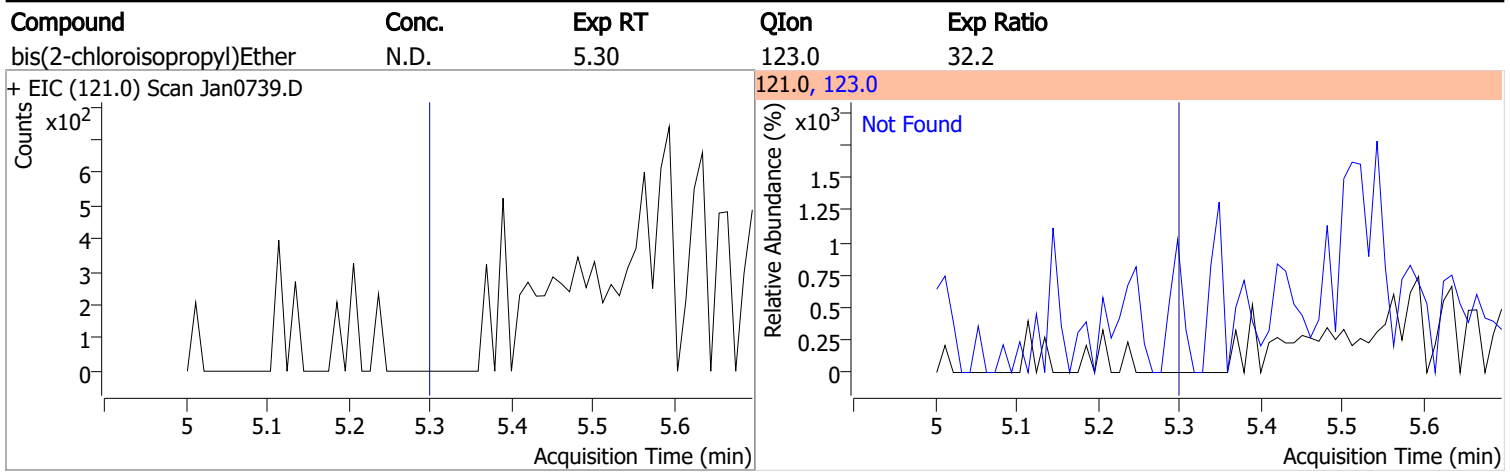
# Quantitation Results Report (QT Reviewed)



# Quantitation Results Report (QT Reviewed)

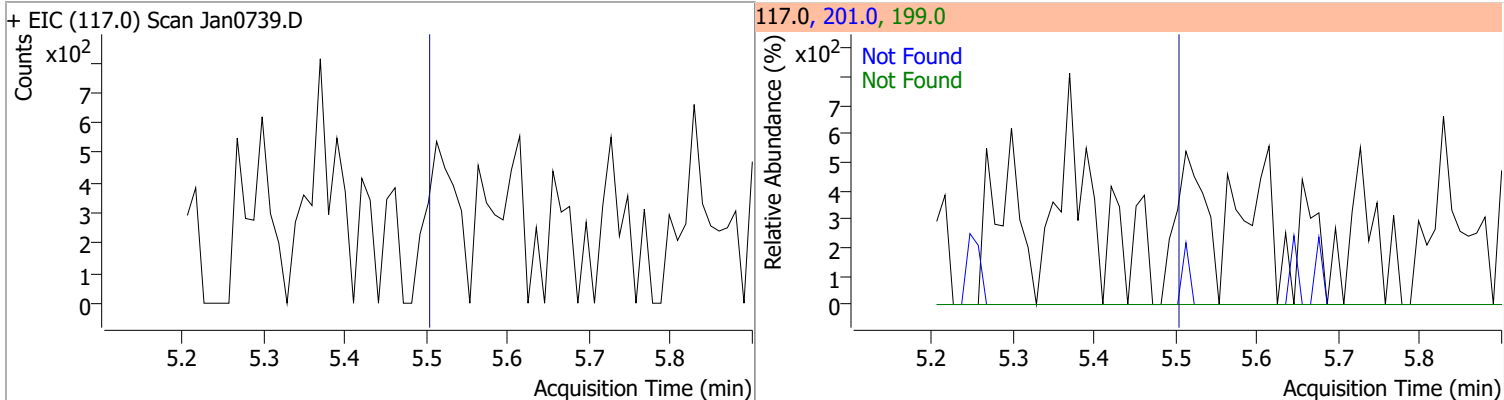
Compound	Conc.	Exp RT	QIon	Exp Ratio	QIon	Exp Ratio
1,3-Dichlorobenzene	N.D.	4.88	148.0	62.6	111.0	35.4
+ EIC (146.0) Scan Jan0739.D			146.0, 148.0, 111.0			
						
1,4-Dichlorobenzene	N.D.	4.96	148.0	64.4	111.0	35.2
+ EIC (146.0) Scan Jan0739.D			146.0, 148.0, 111.0			
						
1,2-Dichlorobenzene	N.D.	5.12	148.0	64.5	111.0	37.8
+ EIC (146.0) Scan Jan0739.D			146.0, 148.0, 111.0			
						
Benzyl Alcohol	N.D.	5.13	79.0	115.5	107.0	71.0
+ EIC (108.0) Scan Jan0739.D			108.0, 79.0, 107.0			
						

# Quantitation Results Report (QT Reviewed)

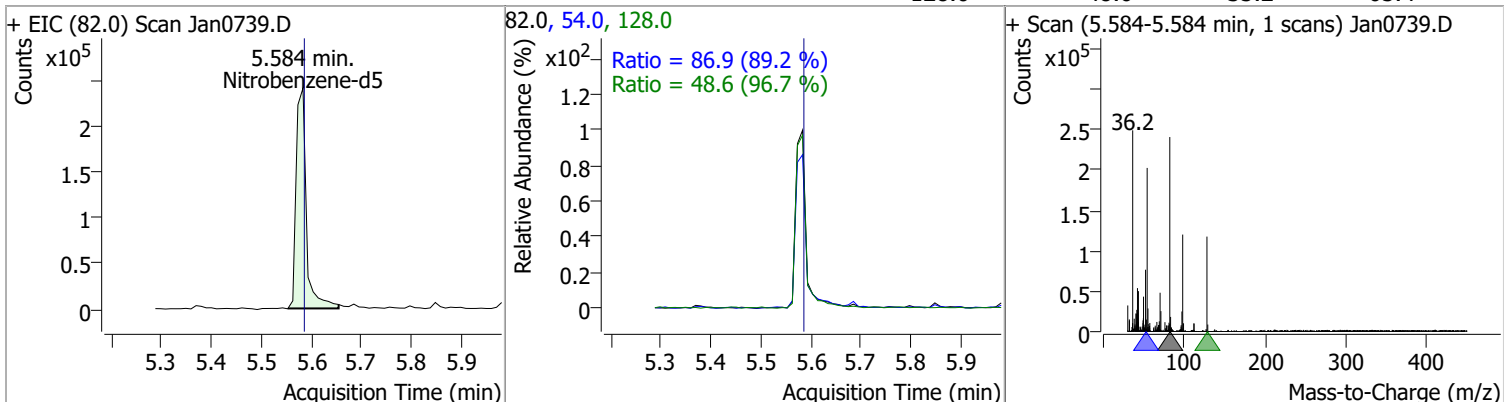


# Quantitation Results Report (QT Reviewed)

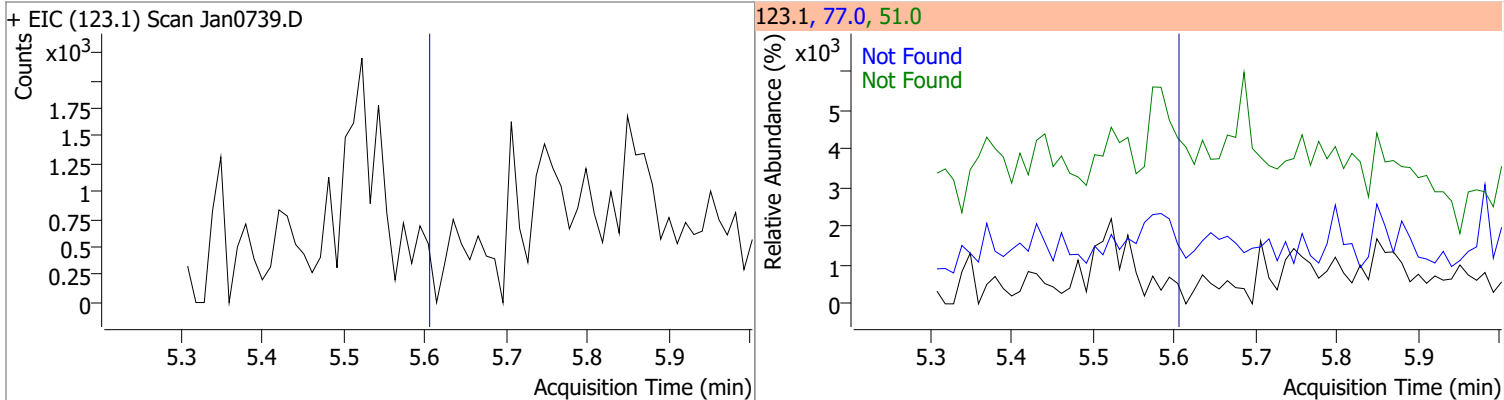
Compound	Conc.	Exp RT	QIon	Exp Ratio	QIon	Exp Ratio
Hexachloroethane	N.D.	5.50	201.0	93.2	199.0	57.2



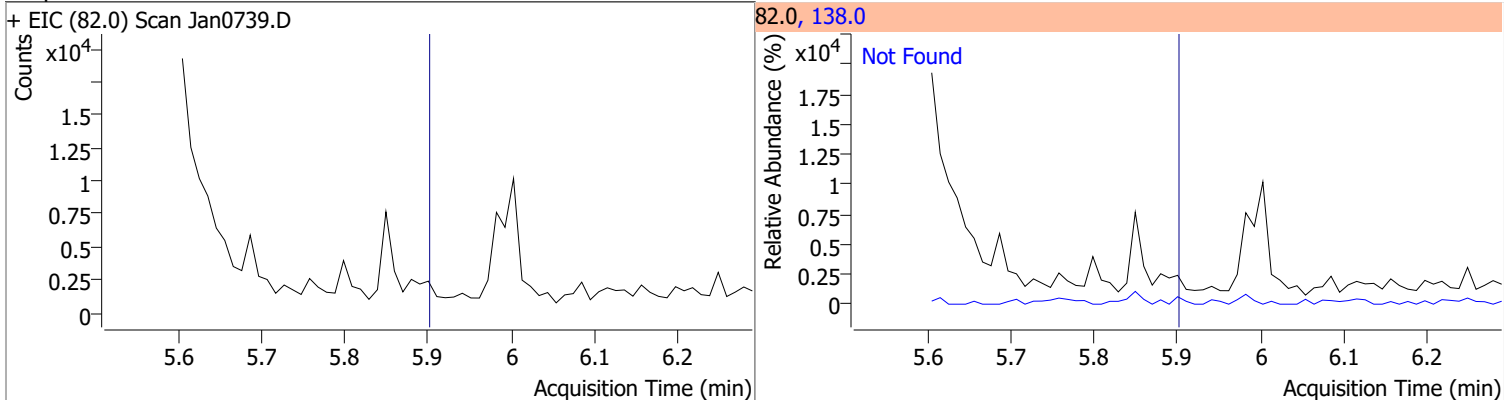
Compound	Conc.	RT	Dev(Min)	Resp.	QIon	QRatio	Lower	Upper
Nitrobenzene-d5	62.0717	5.58	0.00	338912	54.0	86.9	68.2	126.6
					128.0	48.6	35.2	65.4



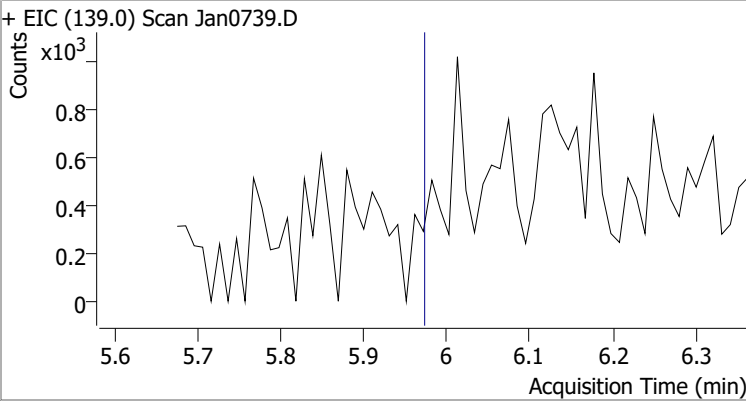
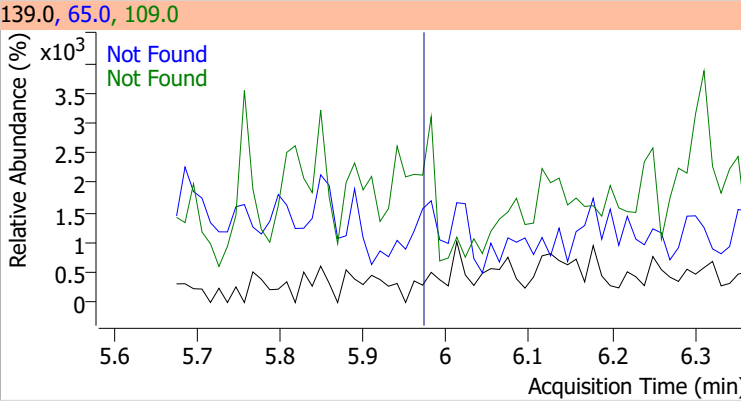
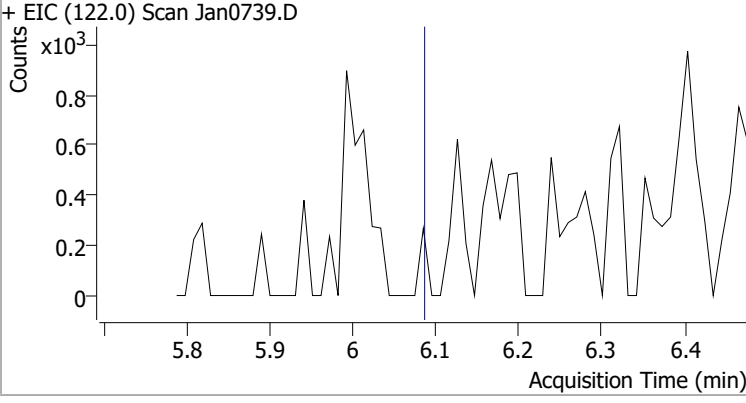
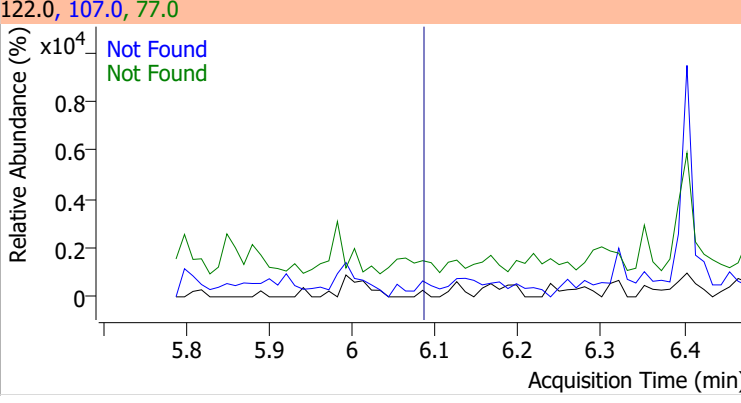
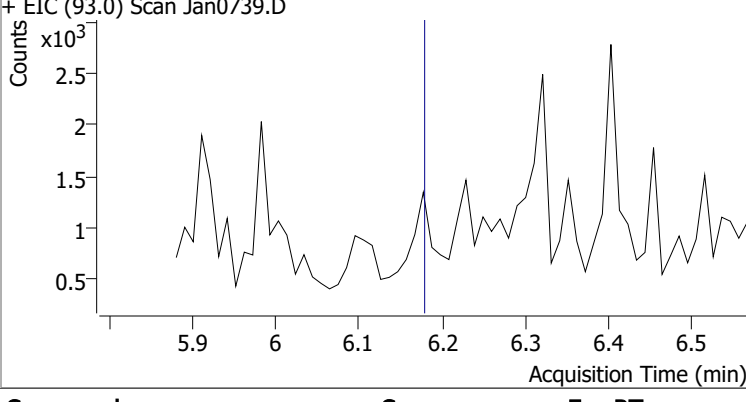
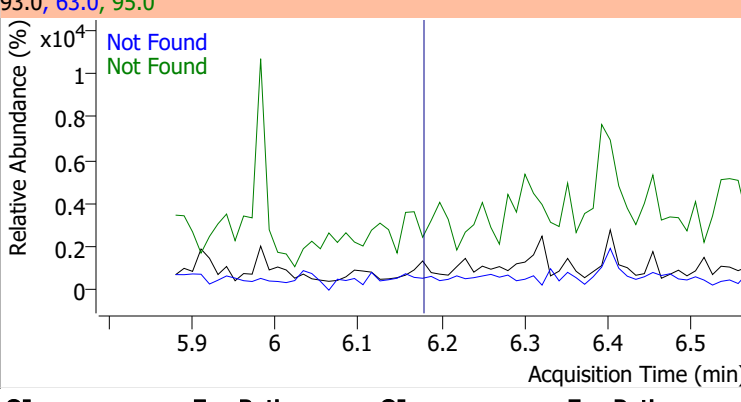
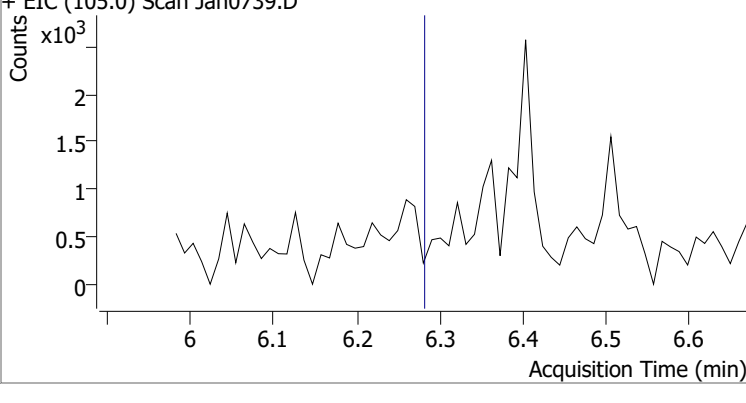
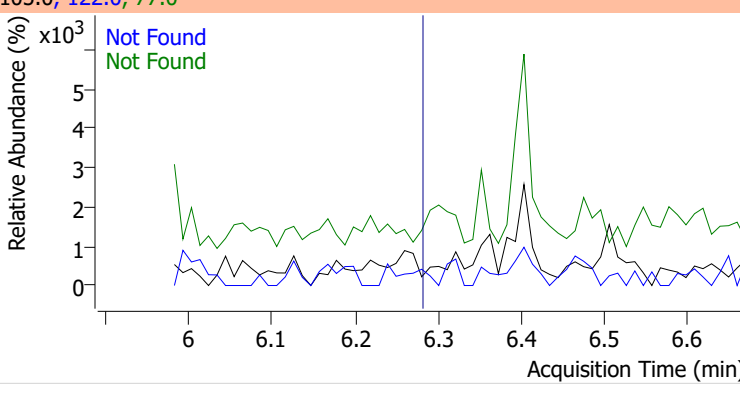
Compound	Conc.	Exp RT	QIon	Exp Ratio	QIon	Exp Ratio
Nitrobenzene	N.D.	5.60	77.0	186.4	51.0	186.0



Compound	Conc.	Exp RT	QIon	Exp Ratio
Isophorone	N.D.	5.90	138.0	20.3

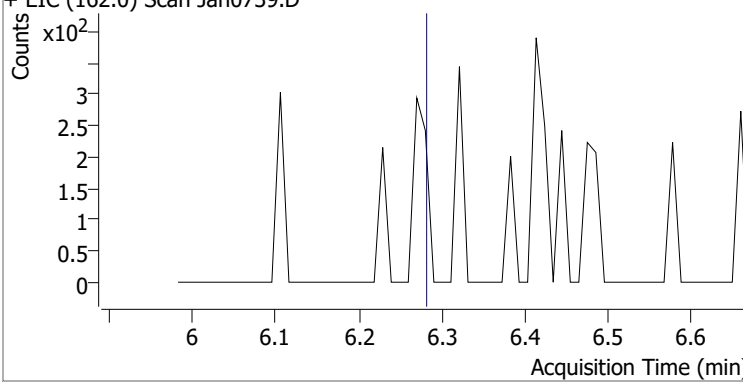
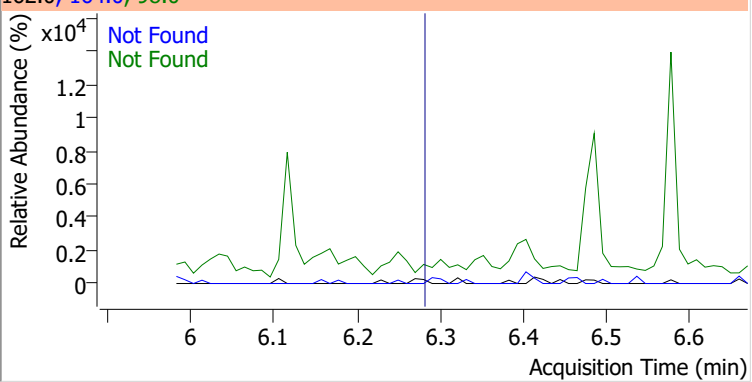
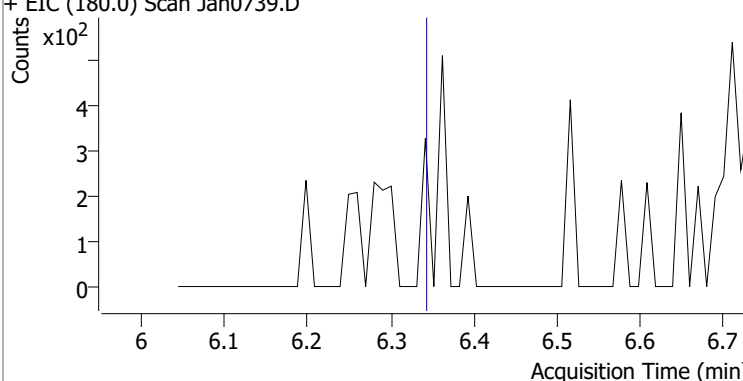
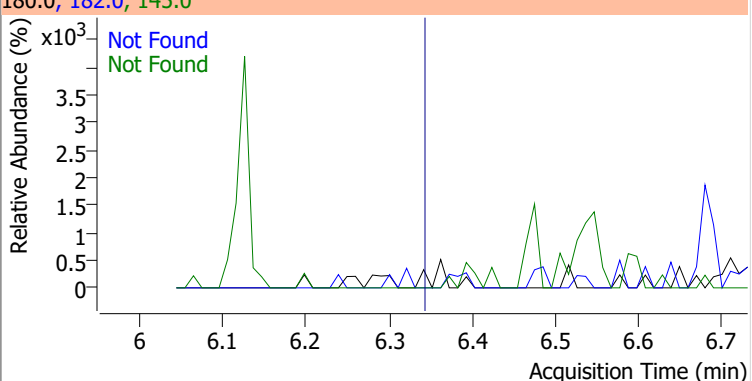
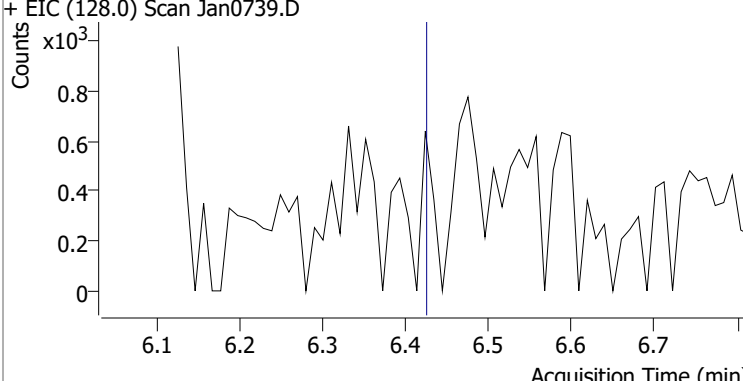
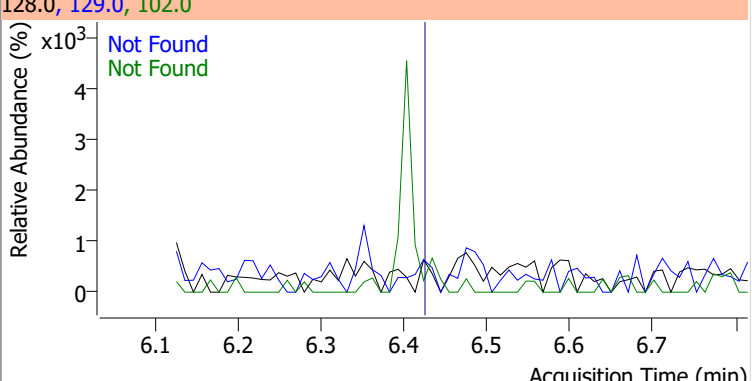
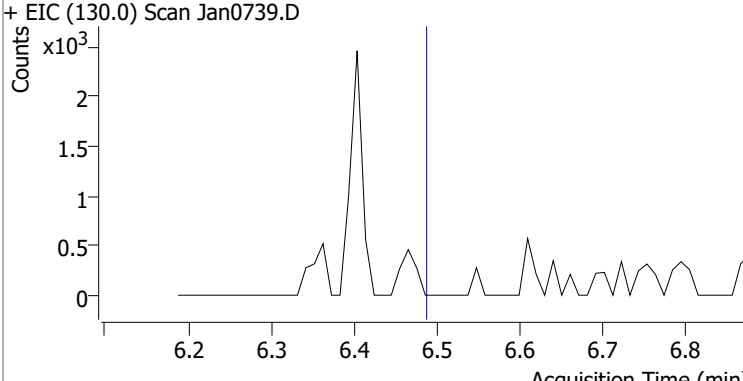
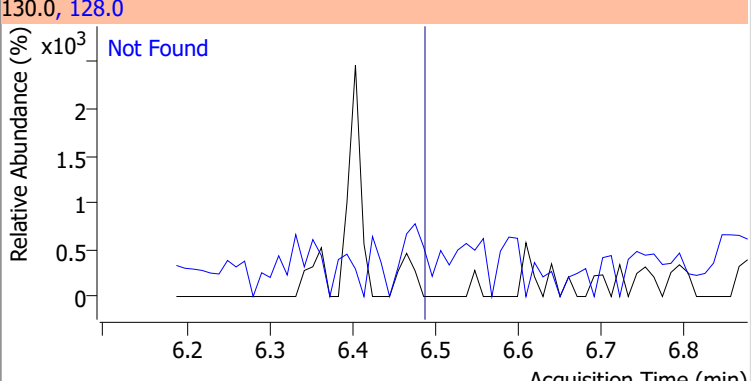


# Quantitation Results Report (QT Reviewed)

Compound	Conc.	Exp RT	QIon	Exp Ratio	QIon	Exp Ratio
2-Nitrophenol	N.D.	5.97	65.0	51.2	109.0	34.5
+ EIC (139.0) Scan Jan0739.D			139.0, 65.0, 109.0			
						
2,4-Dimethylphenol	N.D.	6.08	107.0	106.6	77.0	30.1
+ EIC (122.0) Scan Jan0739.D			122.0, 107.0, 77.0			
						
bis(-2-Chloroethoxy)Methane	N.D.	6.18	63.0	91.4	95.0	31.4
+ EIC (93.0) Scan Jan0739.D			93.0, 63.0, 95.0			
						
Benzoic Acid	N.D.	6.28	122.0	88.1	77.0	74.0
+ EIC (105.0) Scan Jan0739.D			105.0, 122.0, 77.0			
						

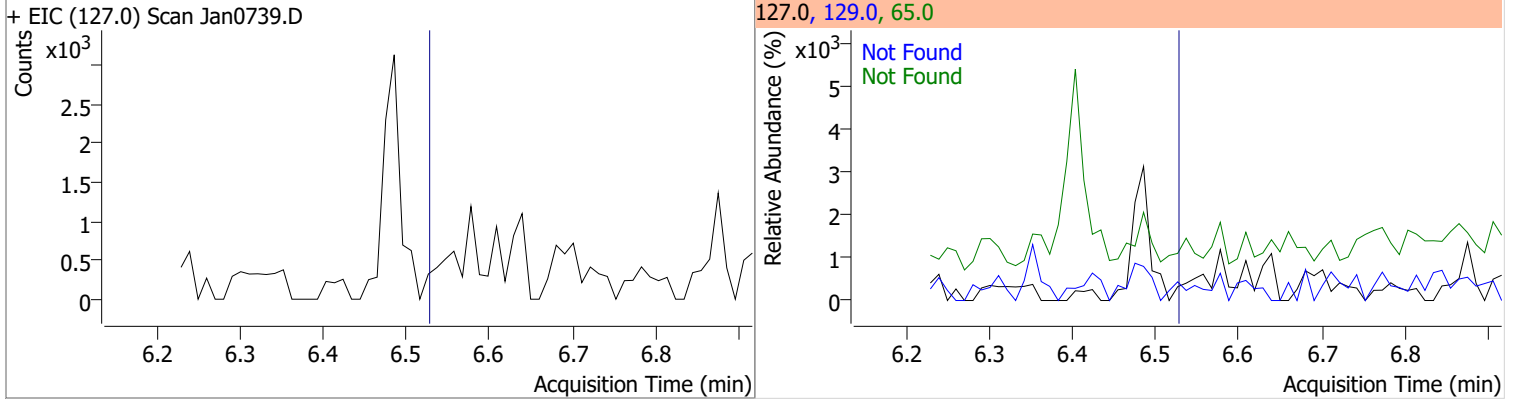


# Quantitation Results Report (QT Reviewed)

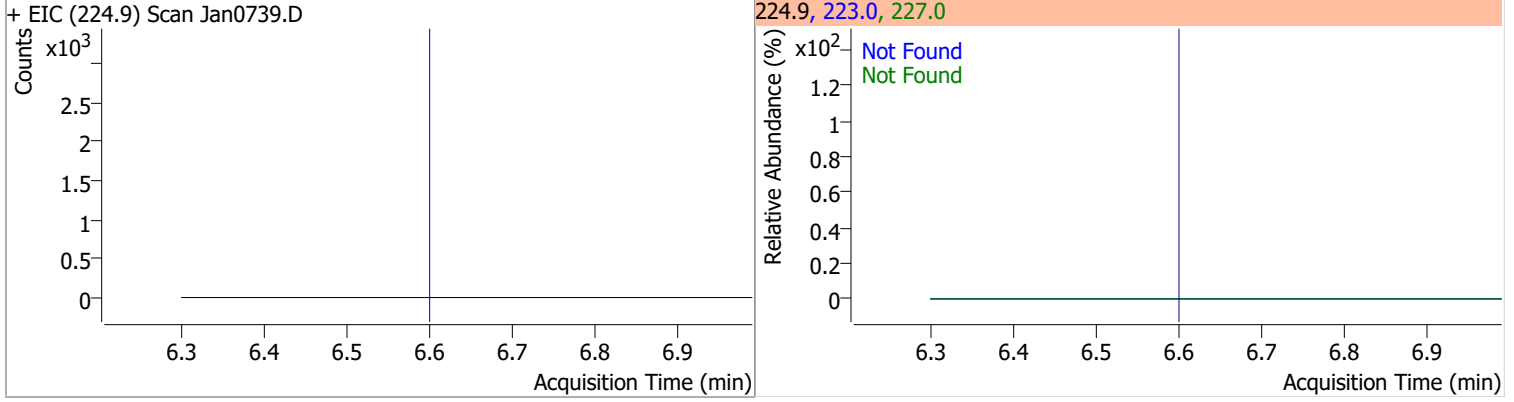
Compound	Conc.	Exp RT	QIon	Exp Ratio	QIon	Exp Ratio
2,4-Dichlorophenol	N.D.	6.28	164.0	65.0	98.0	31.2
+ EIC (162.0) Scan Jan0739.D			162.0, 164.0, 98.0			
						
1,2,4-Trichlorobenzene	N.D.	6.34	182.0	97.8	145.0	30.3
+ EIC (180.0) Scan Jan0739.D			180.0, 182.0, 145.0			
						
Naphthalene	N.D.	6.42	129.0	10.6	102.0	9.0
+ EIC (128.0) Scan Jan0739.D			128.0, 129.0, 102.0			
						
4-Chlorophenol	N.D.	6.49	128.0	318.3		
+ EIC (130.0) Scan Jan0739.D			130.0, 128.0			
						

# Quantitation Results Report (QT Reviewed)

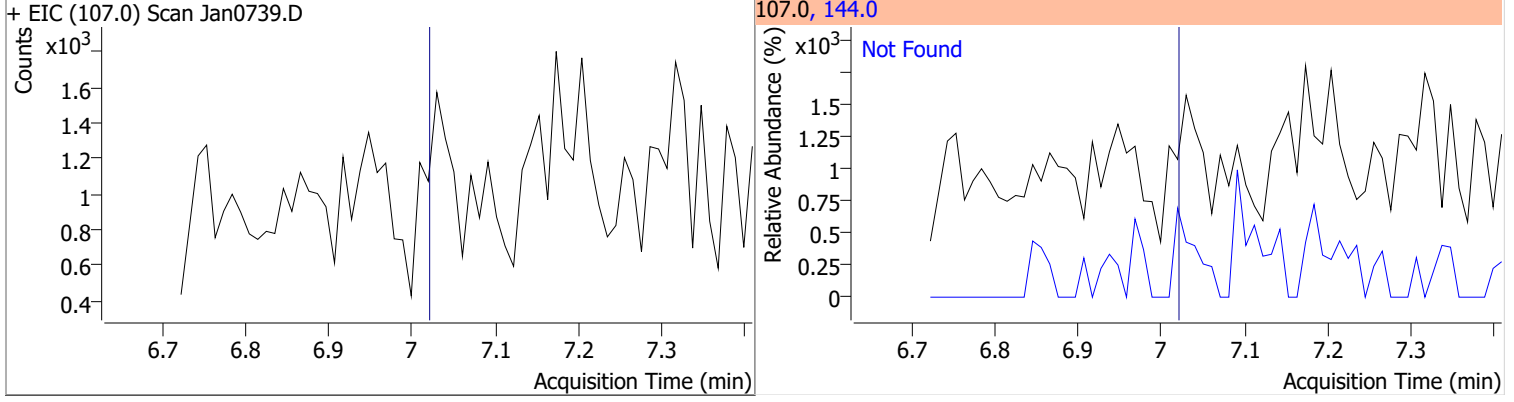
Compound	Conc.	Exp RT	QIon	Exp Ratio	QIon	Exp Ratio
p-Chloroaniline	N.D.	6.53	65.0	36.5	129.0	33.7



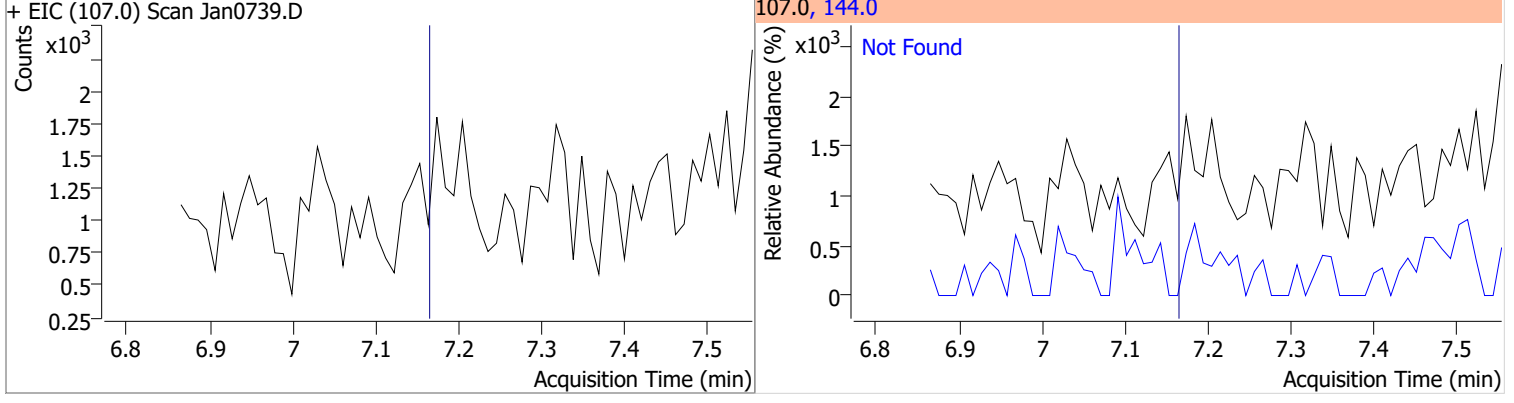
Compound	Conc.	Exp RT	QIon	Exp Ratio	QIon	Exp Ratio
Hexachlorobutadiene	N.D.	6.60	227.0	66.1	223.0	64.1



Compound	Conc.	Exp RT	QIon	Exp Ratio
4-Chloro-2-Methylphenol	N.D.	7.02	144.0	27.3

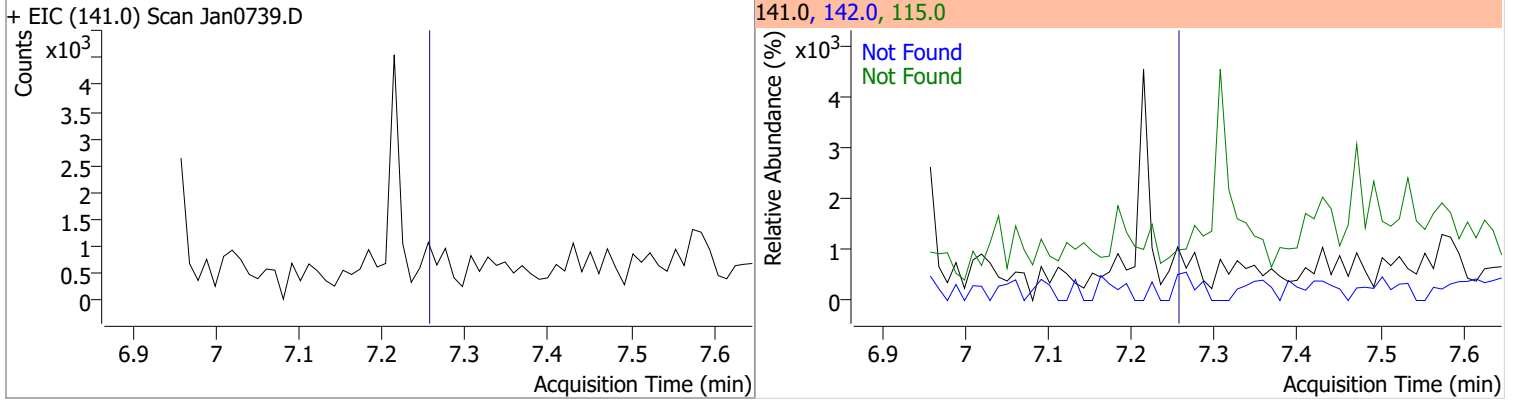


Compound	Conc.	Exp RT	QIon	Exp Ratio
4-Chloro-3-Methylphenol	N.D.	7.16	144.0	28.4

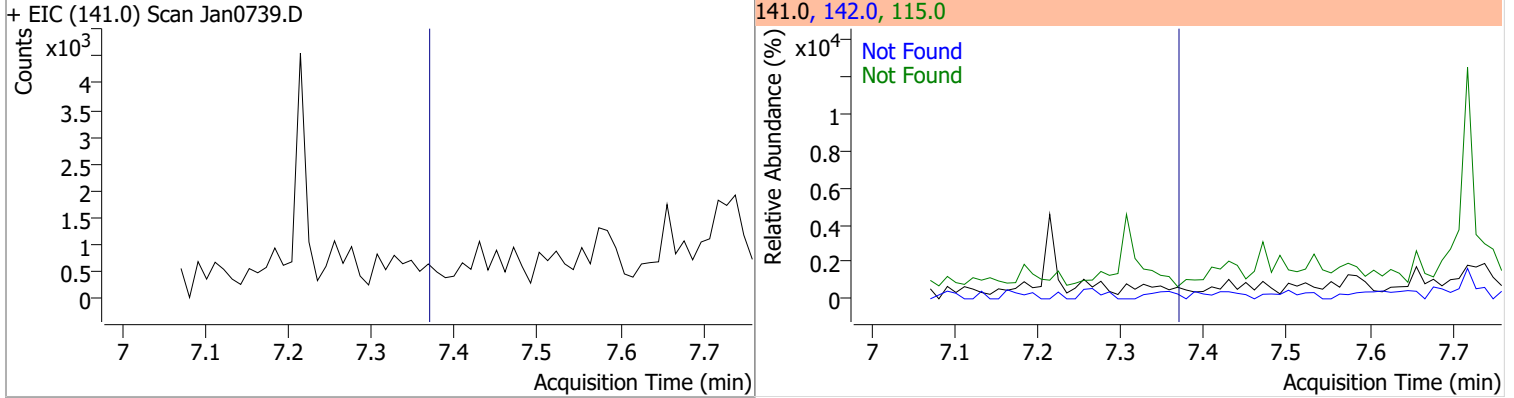


# Quantitation Results Report (QT Reviewed)

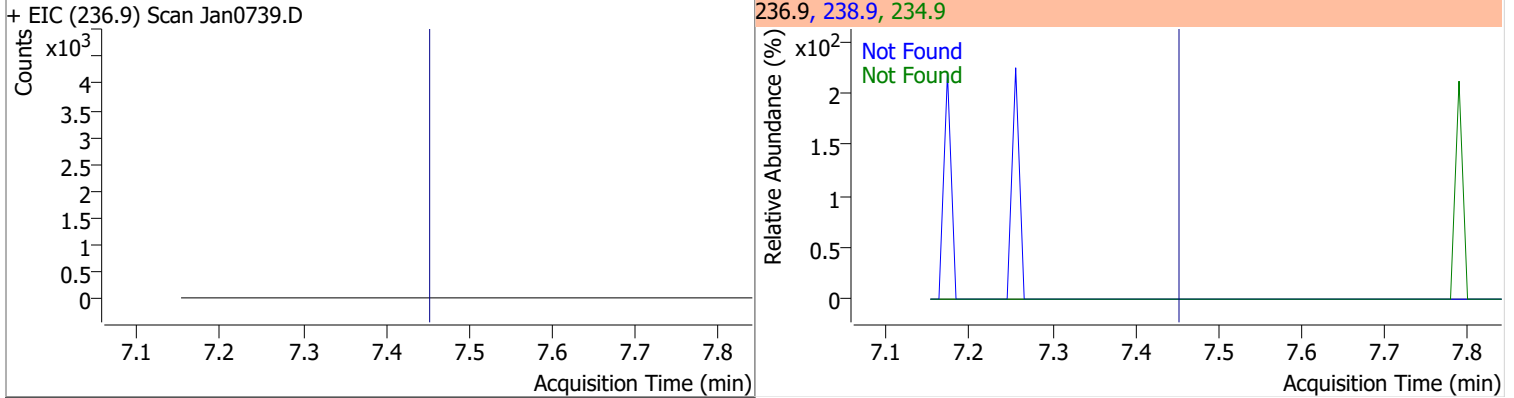
Compound	Conc.	Exp RT	QIon	Exp Ratio	QIon	Exp Ratio
2-Methylnaphthalene	N.D.	7.26	142.0	115.4	115.0	41.6



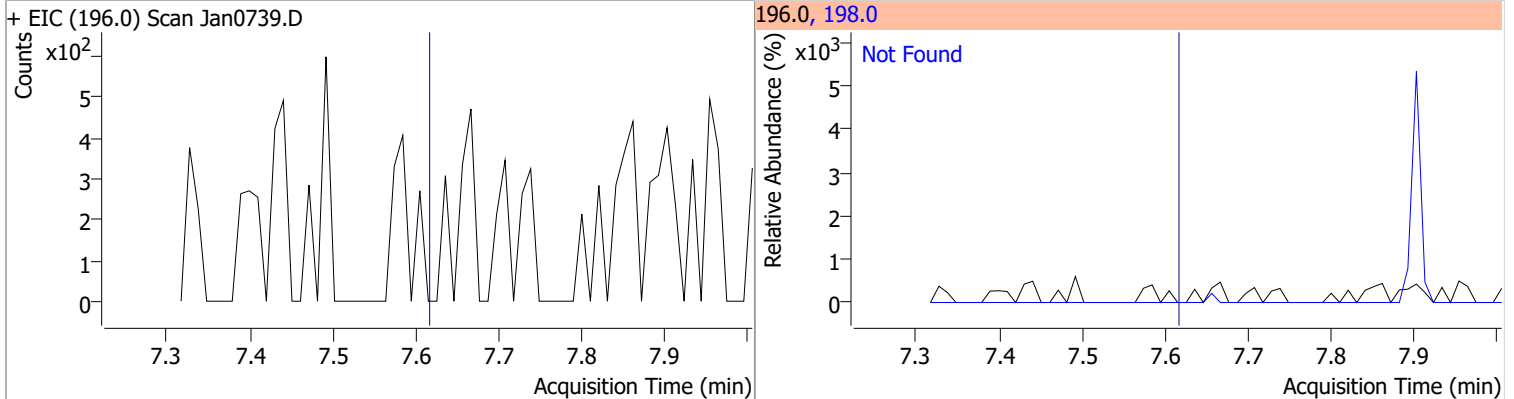
Compound	Conc.	Exp RT	QIon	Exp Ratio	QIon	Exp Ratio
1-Methylnaphthalene	N.D.	7.37	142.0	110.2	115.0	43.1



Compound	Conc.	Exp RT	QIon	Exp Ratio	QIon	Exp Ratio
Hexachlorocyclopentadiene	N.D.	7.45	238.9	65.0	234.9	62.3

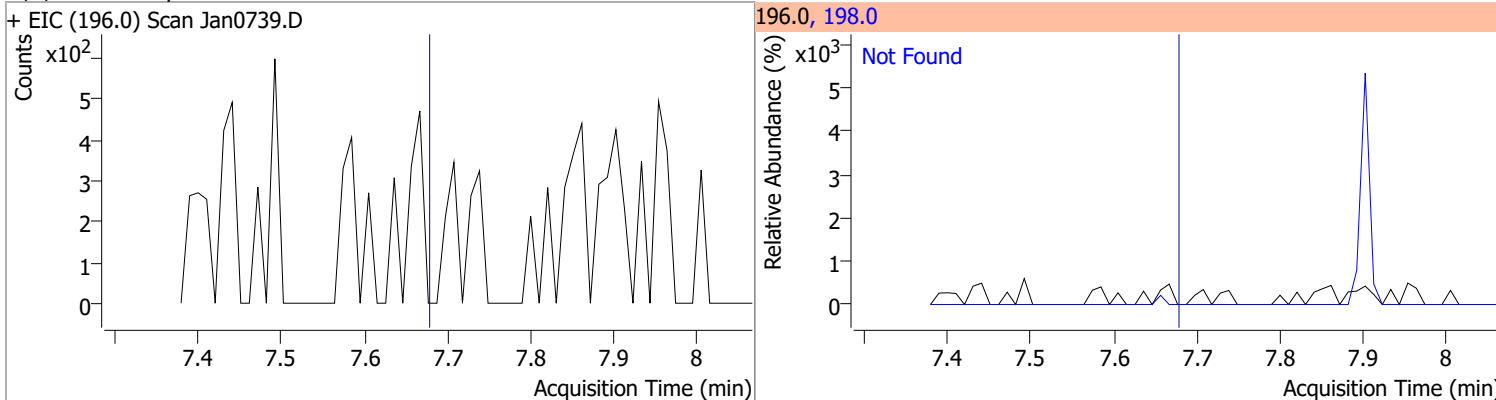


Compound	Conc.	Exp RT	QIon	Exp Ratio
2,4,6-Trichlorophenol	N.D.	7.61	198.0	95.1

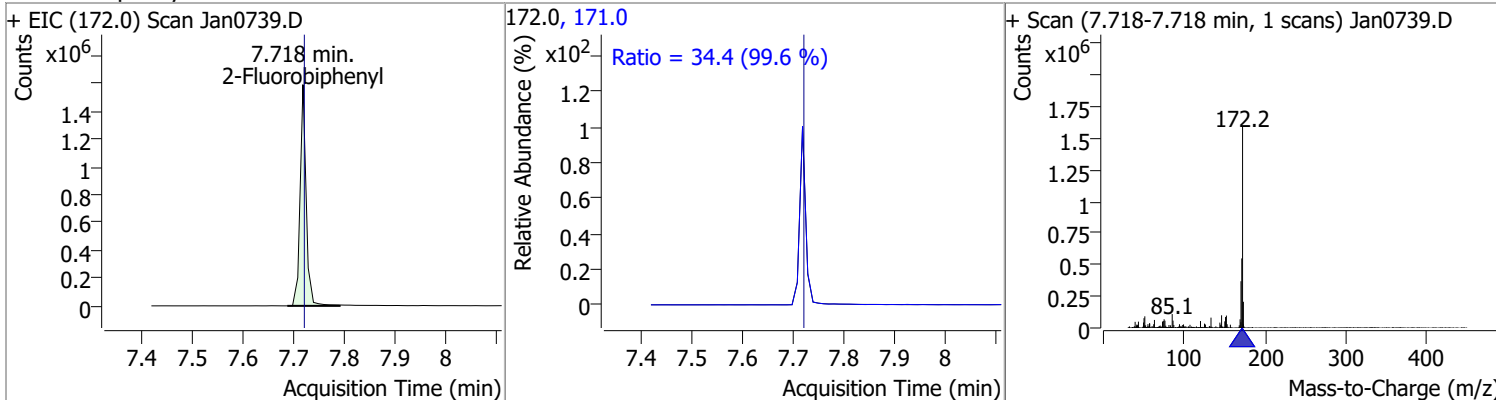


# Quantitation Results Report (QT Reviewed)

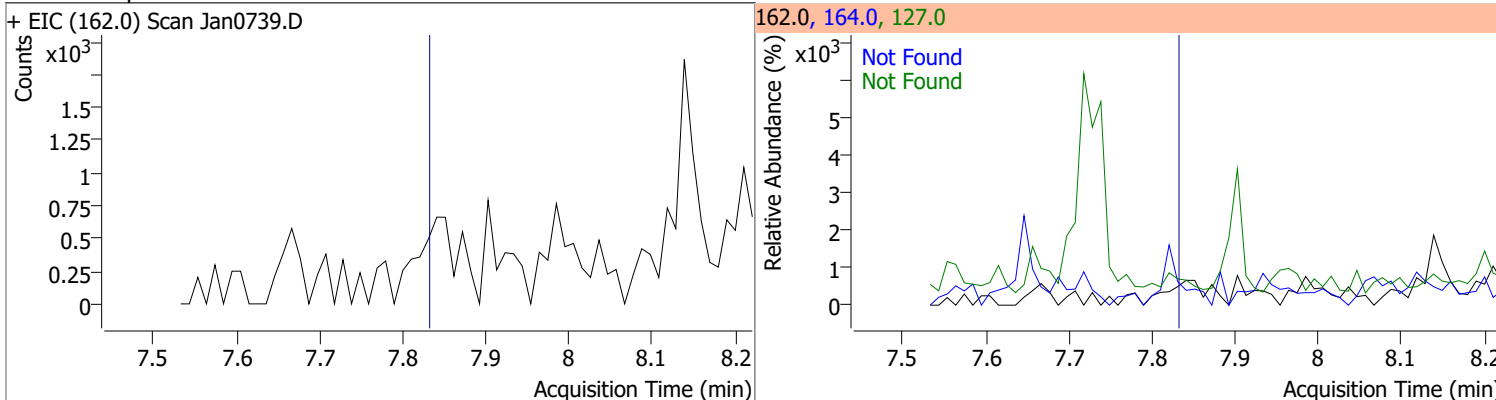
Compound	Conc.	Exp RT	QIon	Exp Ratio
2,4,5-Trichlorophenol	N.D.	7.68	198.0	95.5



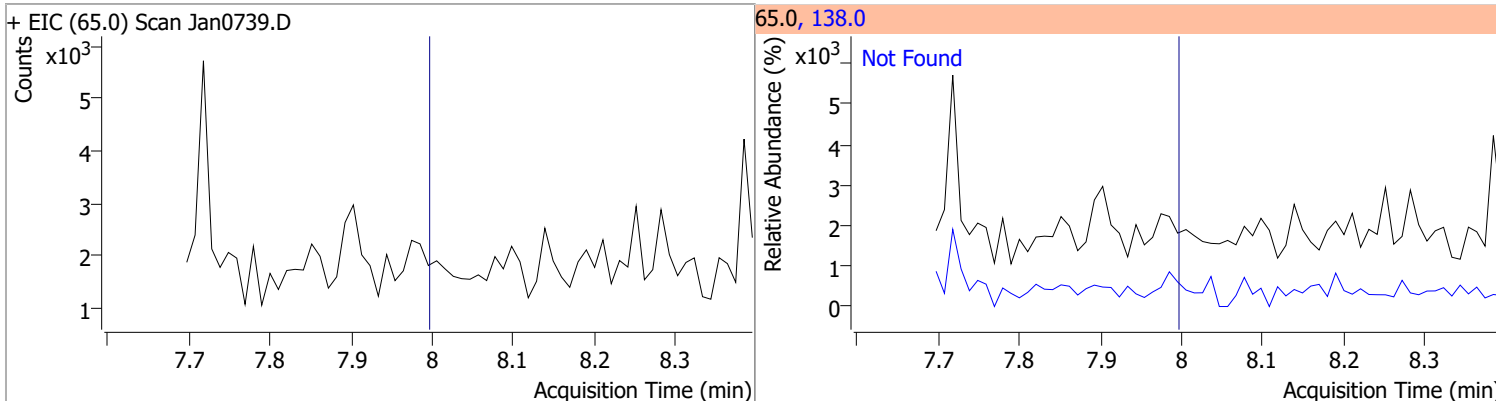
Compound	Conc.	RT	Dev(Min)	Resp.	QIon	QRatio	Lower	Upper
2-Fluorobiphenyl	74.8462	7.72	0.00	1315843	171.0	34.4	24.2	44.9



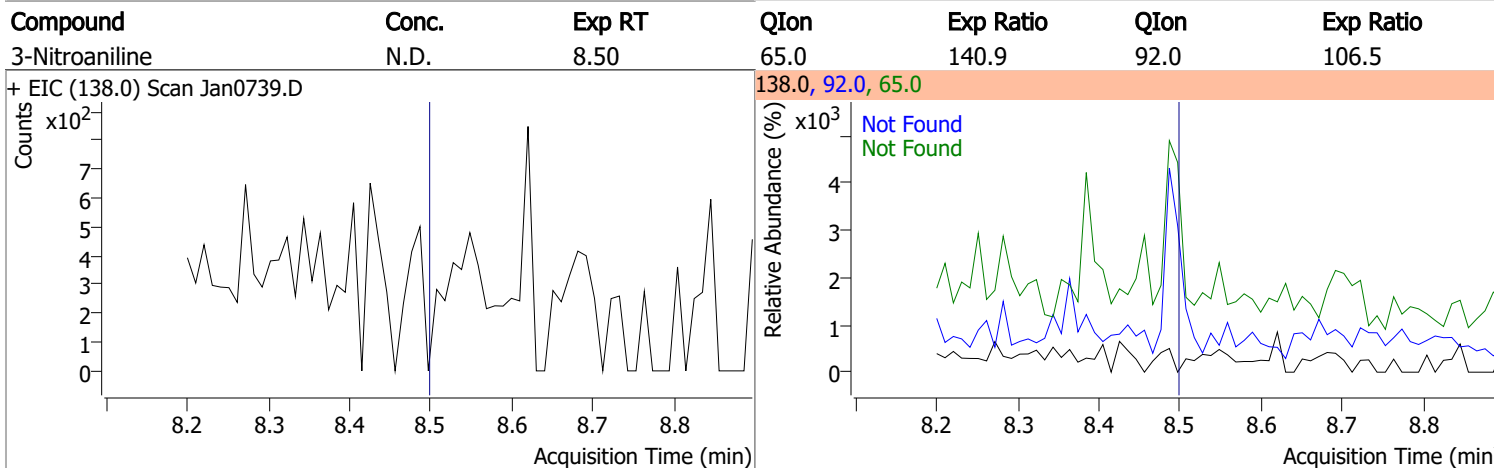
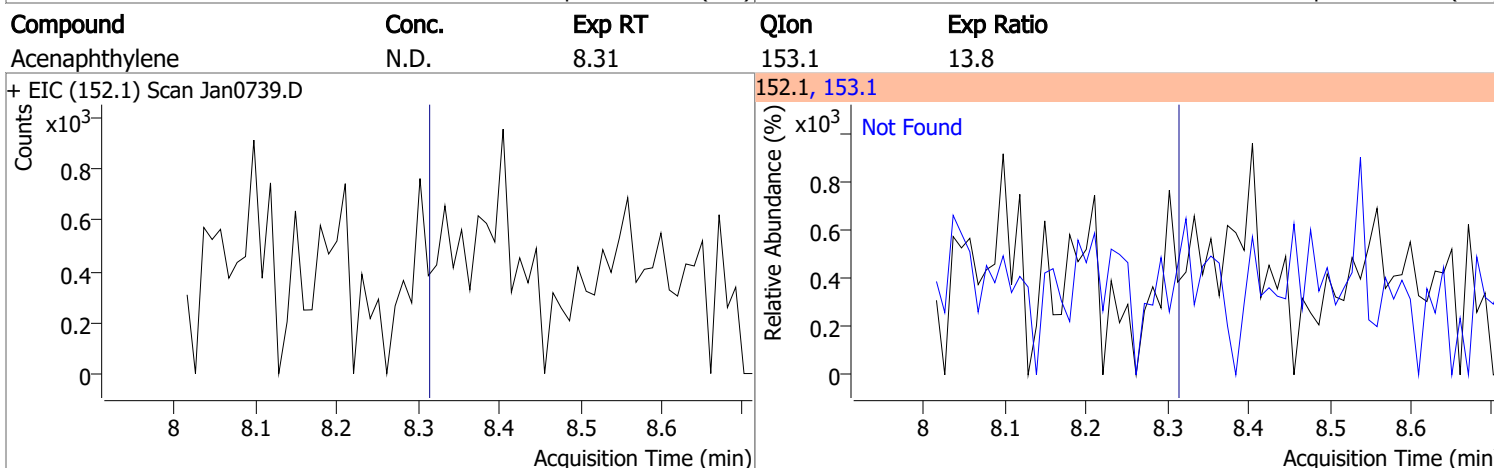
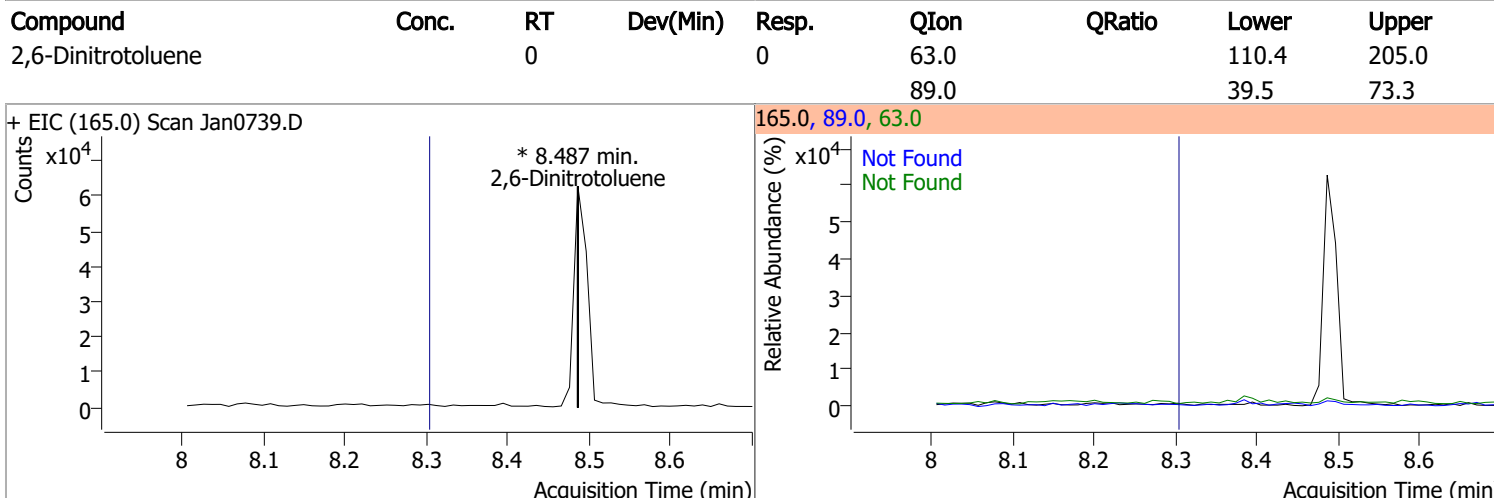
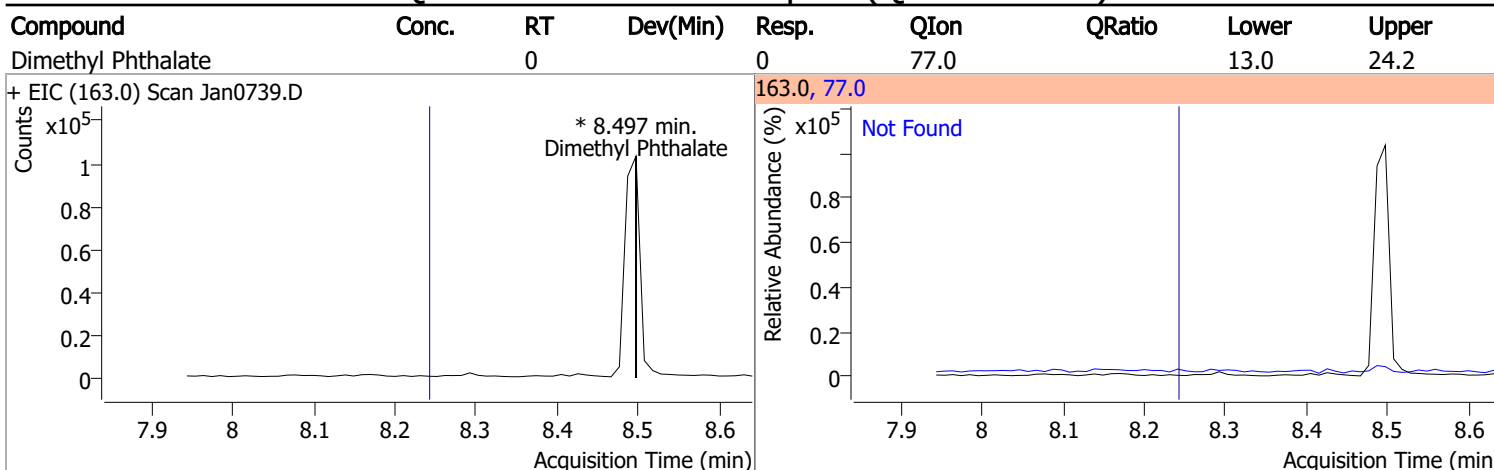
Compound	Conc.	Exp RT	QIon	Exp Ratio	QIon	Exp Ratio
2-Chloronaphthalene	N.D.	7.83	127.0	37.9	164.0	32.3



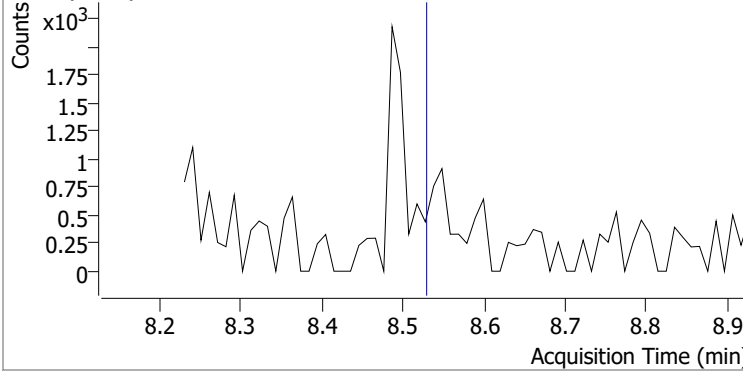
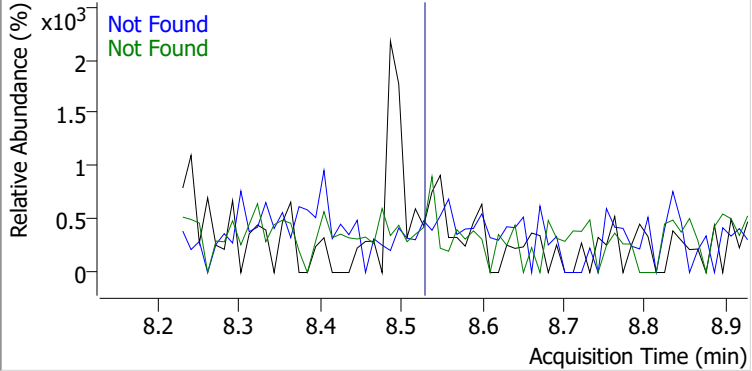
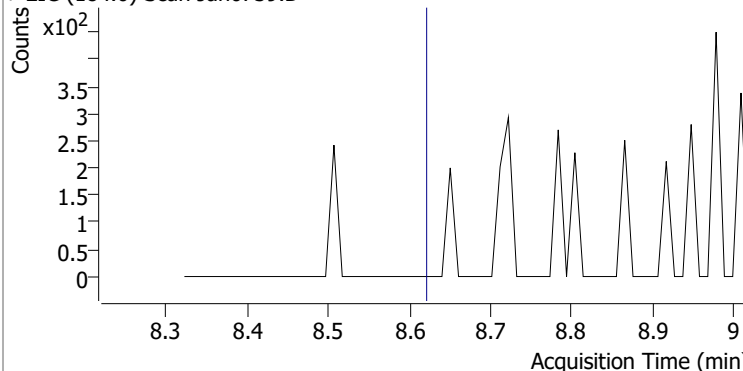
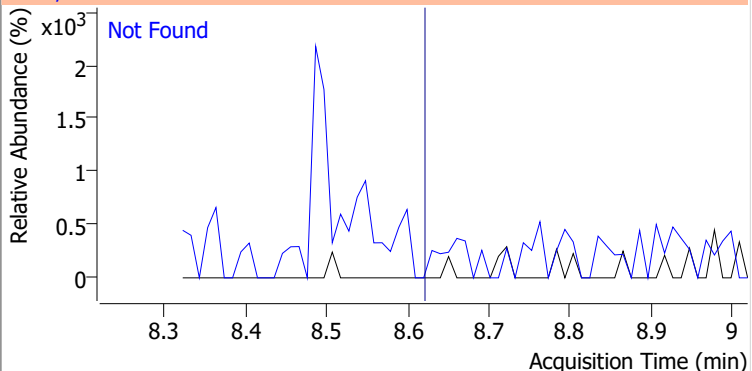
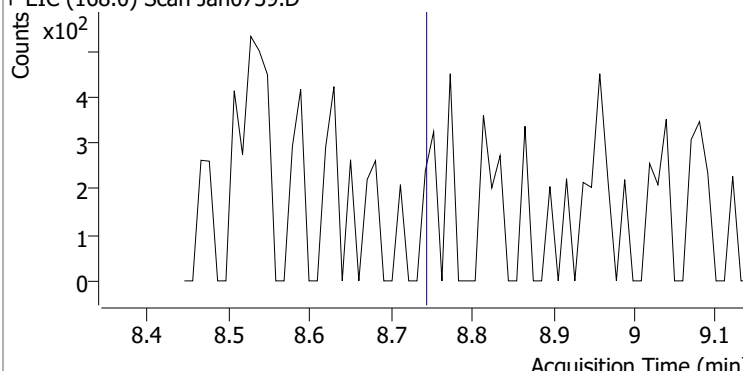
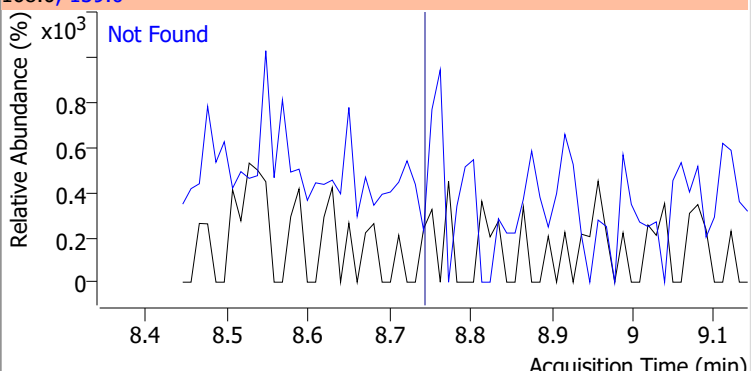
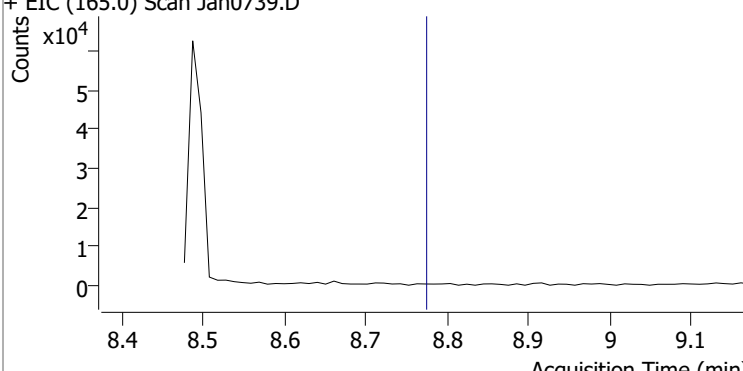
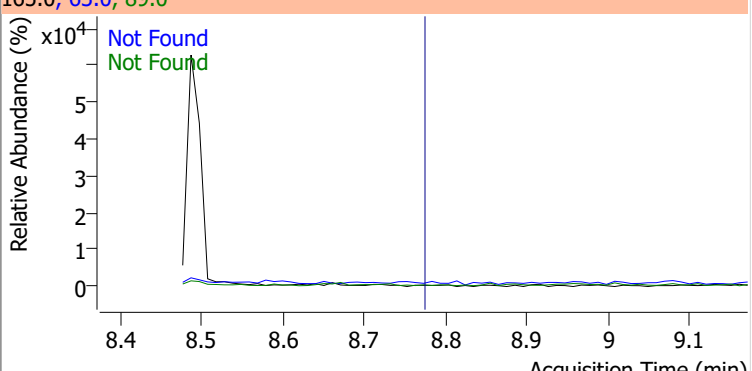
Compound	Conc.	Exp RT	QIon	Exp Ratio
2-Nitroaniline	N.D.	7.99	138.0	107.7



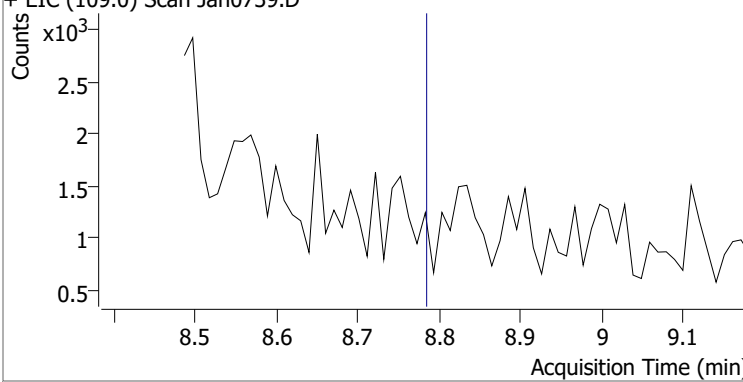
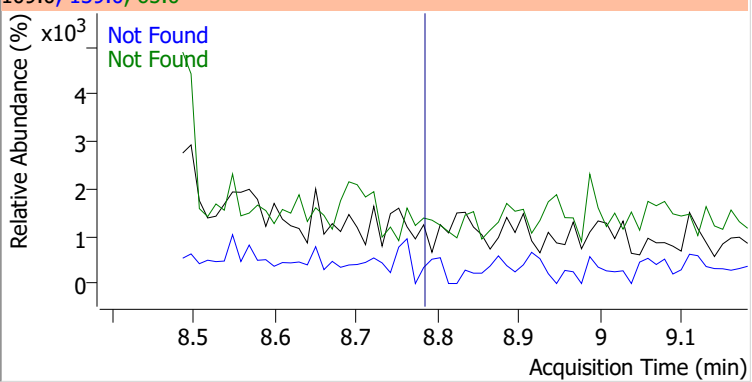
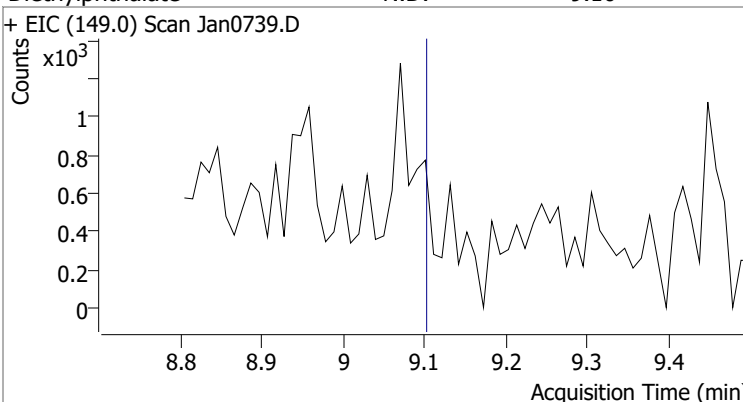
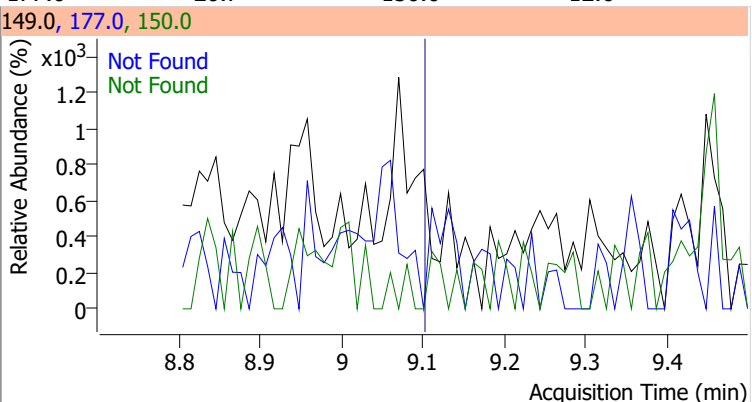
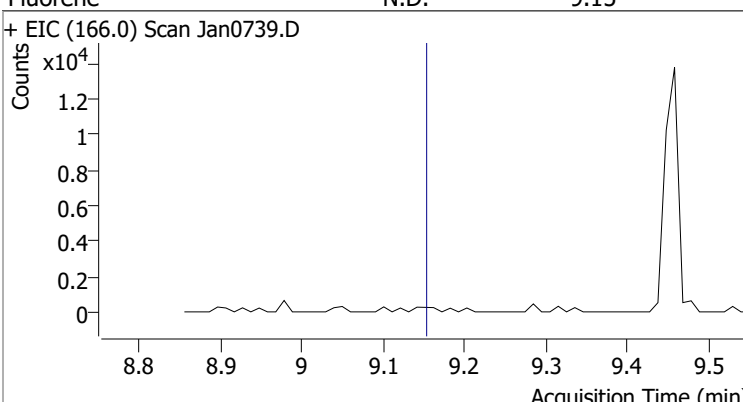
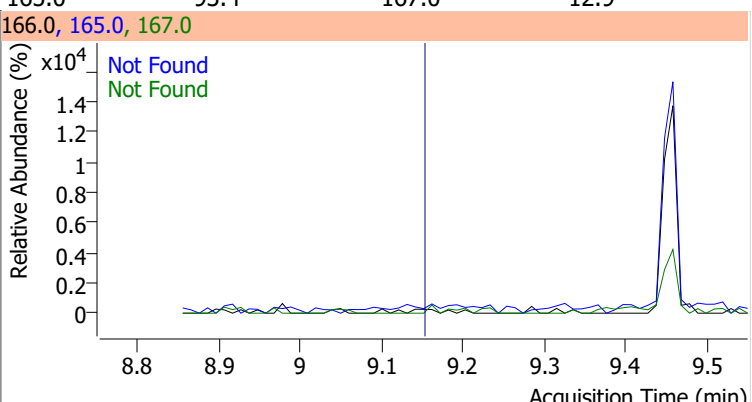
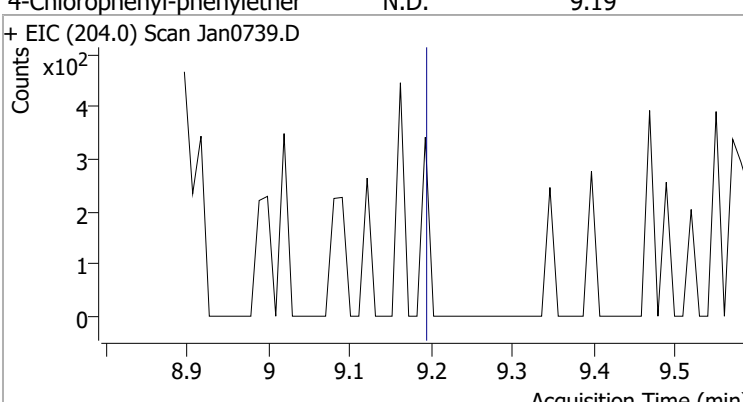
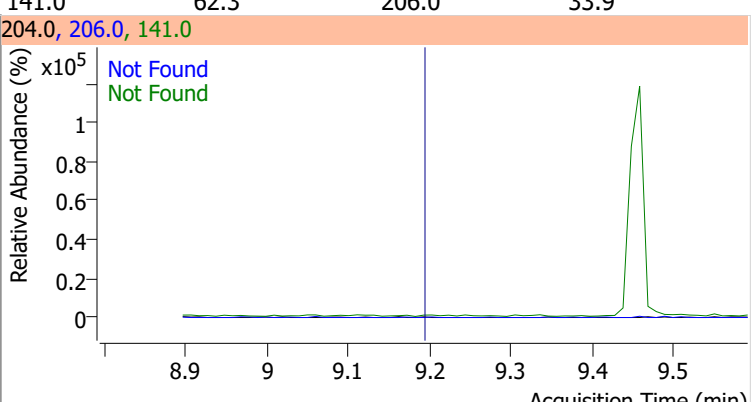
# Quantitation Results Report (QT Reviewed)



# Quantitation Results Report (QT Reviewed)

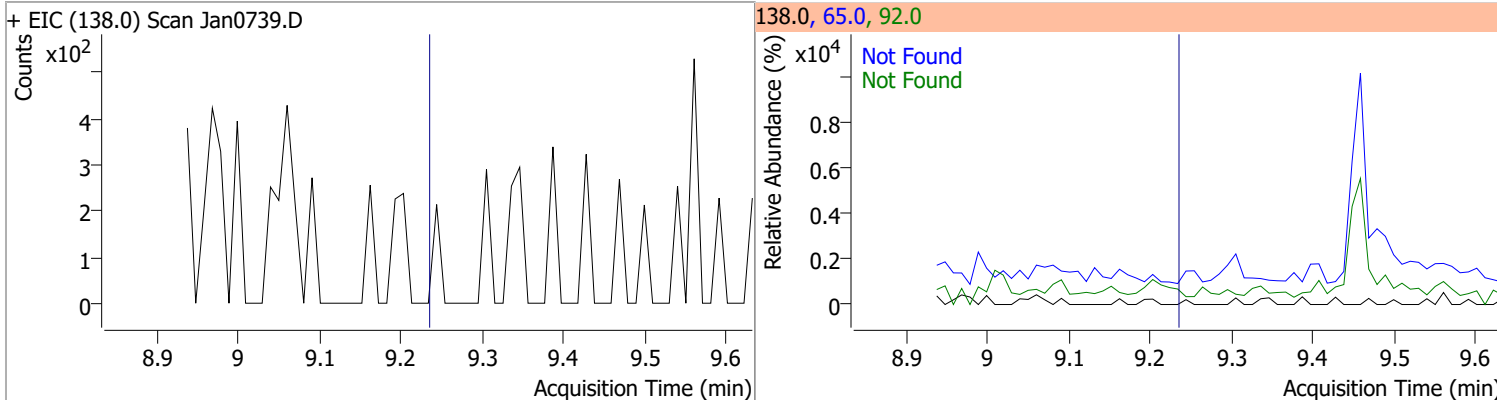
Compound	Conc.	Exp RT	QIon	Exp Ratio	QIon	Exp Ratio
Acenaphthene	N.D.	8.53	153.0	109.5	152.0	52.9
+ EIC (154.0) Scan Jan0739.D			154.0, 152.0, 153.0			
						
2,4-Dinitrophenol	N.D.	8.62	154.0	60.0		
+ EIC (184.0) Scan Jan0739.D			184.0, 154.0			
						
Dibenzofuran	N.D.	8.74	139.0	38.6		
+ EIC (168.0) Scan Jan0739.D			168.0, 139.0			
						
2,4-Dinitrotoluene	N.D.	8.77	63.0	76.1	89.0	74.7
+ EIC (165.0) Scan Jan0739.D			165.0, 63.0, 89.0			
						

# Quantitation Results Report (QT Reviewed)

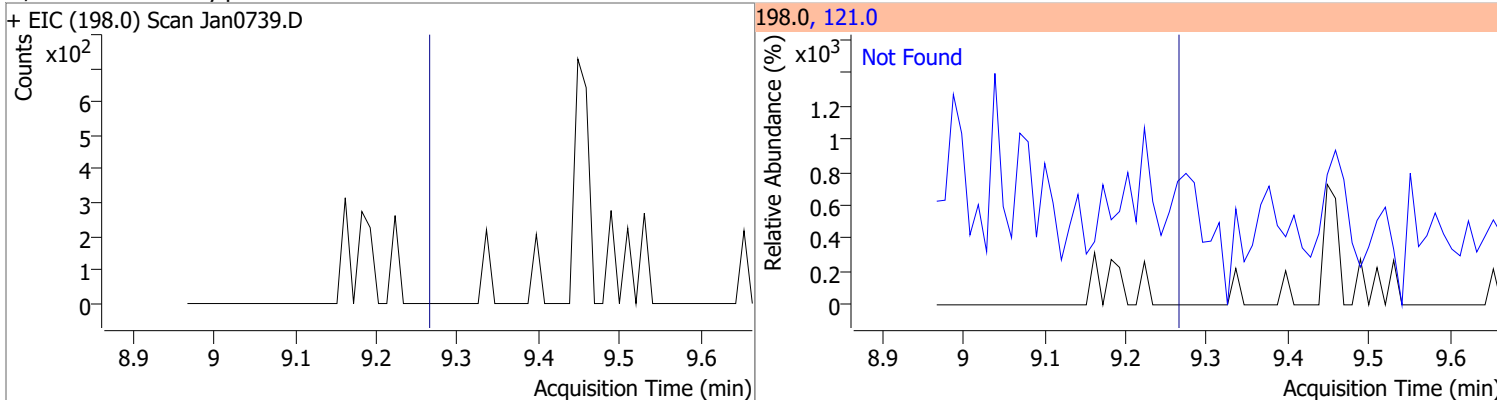
Compound	Conc.	Exp RT	QIon	Exp Ratio	QIon	Exp Ratio
4-Nitrophenol	N.D.	8.78	65.0	88.5	139.0	80.4
+ EIC (109.0) Scan Jan0739.D			109.0, 139.0, 65.0			
						
Diethylphthalate	N.D.	9.10	177.0	20.7	150.0	12.6
+ EIC (149.0) Scan Jan0739.D			149.0, 177.0, 150.0			
						
Fluorene	N.D.	9.15	165.0	93.4	167.0	12.9
+ EIC (166.0) Scan Jan0739.D			166.0, 165.0, 167.0			
						
4-Chlorophenyl-phenylether	N.D.	9.19	141.0	62.3	206.0	33.9
+ EIC (204.0) Scan Jan0739.D			204.0, 206.0, 141.0			
						

# Quantitation Results Report (QT Reviewed)

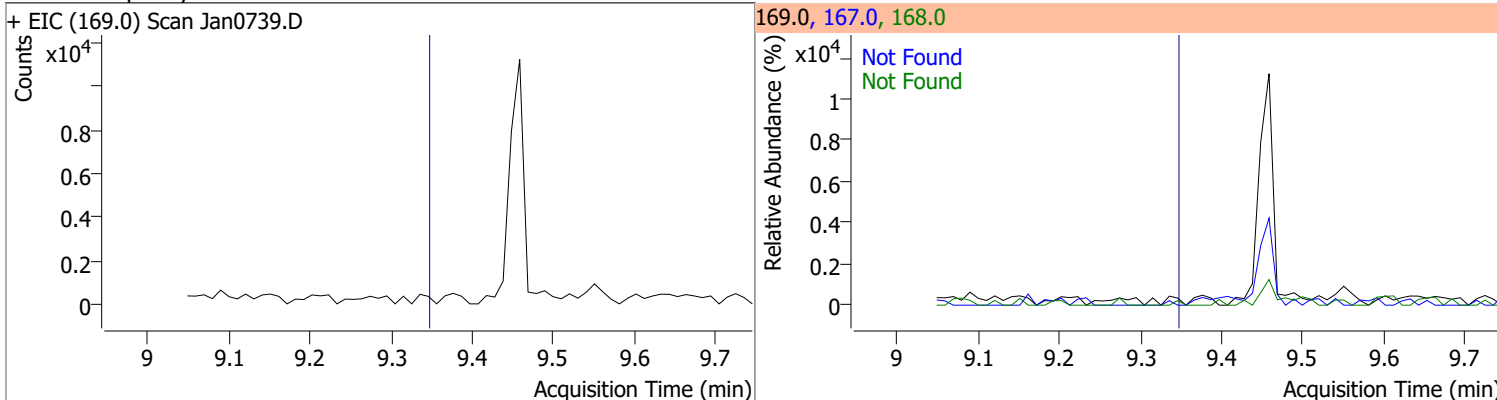
Compound	Conc.	Exp RT	QIon	Exp Ratio	QIon	Exp Ratio
4-Nitroaniline	N.D.	9.23	65.0	114.6	92.0	45.3



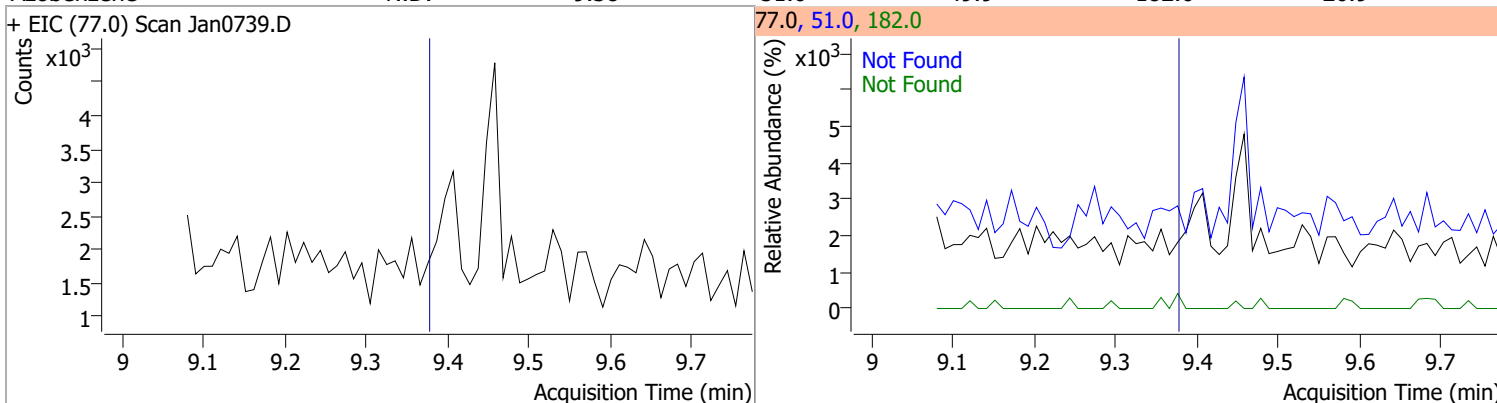
Compound	Conc.	Exp RT	QIon	Exp Ratio
4,6-Dinitro-2-methylphenol	N.D.	9.26	121.0	44.8



Compound	Conc.	Exp RT	QIon	Exp Ratio	QIon	Exp Ratio
N-nitrosodiphenylamine	N.D.	9.35	168.0	63.3	167.0	33.4



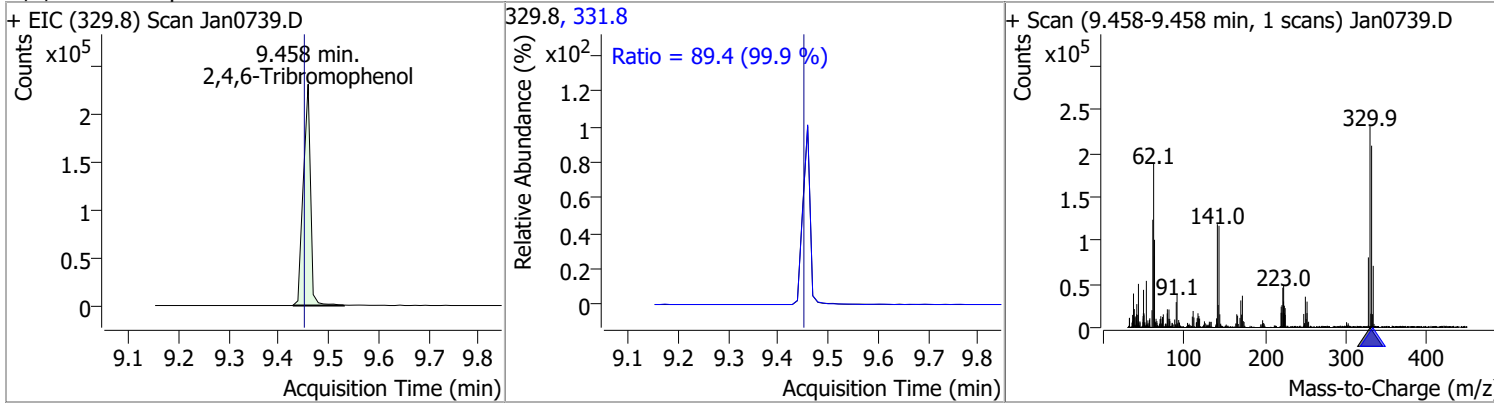
Compound	Conc.	Exp RT	QIon	Exp Ratio	QIon	Exp Ratio
Azobenzene	N.D.	9.38	51.0	49.9	182.0	26.9



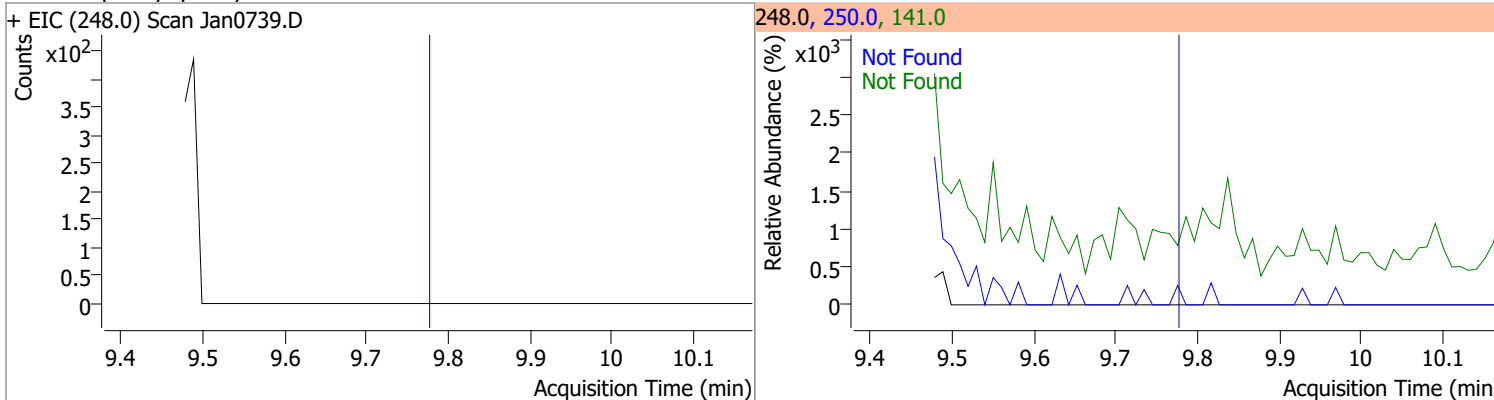


# Quantitation Results Report (QT Reviewed)

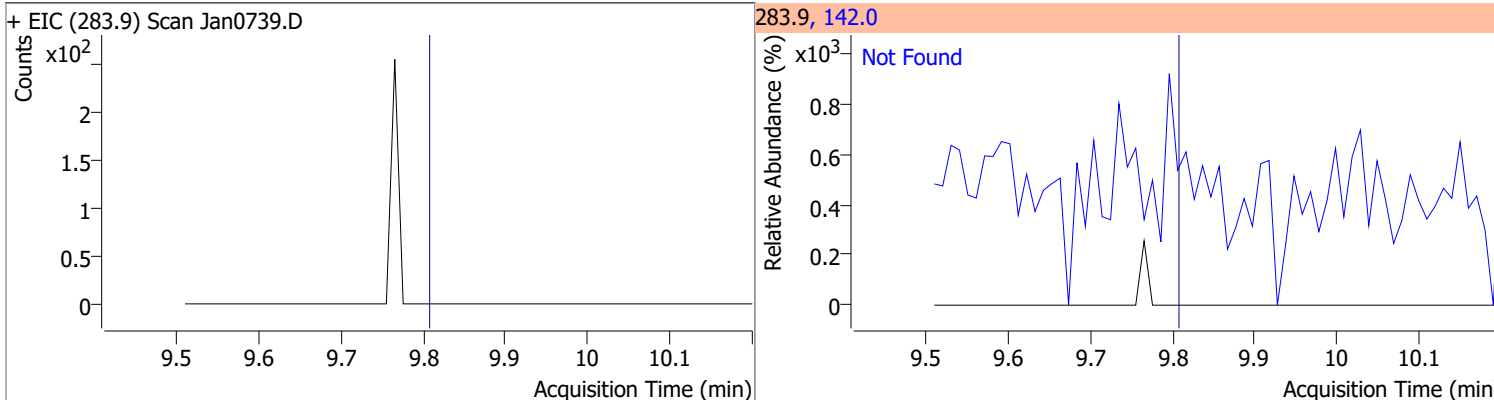
Compound	Conc.	RT	Dev(Min)	Resp.	QIon	QRatio	Lower	Upper
2,4,6-Tribromophenol	155.2158	9.46	0.01	232573	331.8	89.4	62.7	116.4



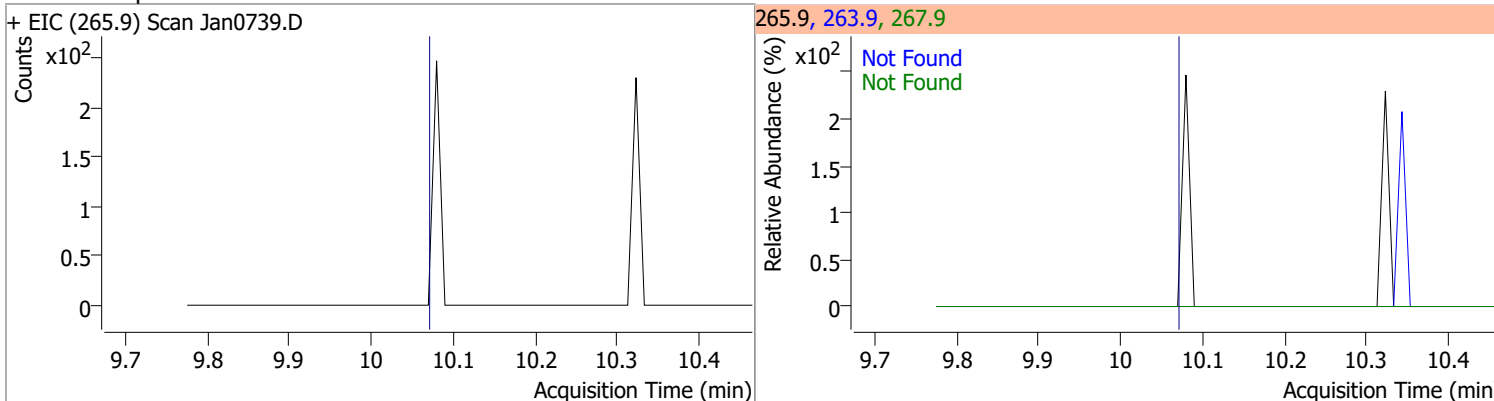
Compound	Conc.	Exp RT	QIon	Exp Ratio	QIon	Exp Ratio
4-Bromophenyl-phenylether	N.D.	9.78	250.0	98.3	141.0	96.1



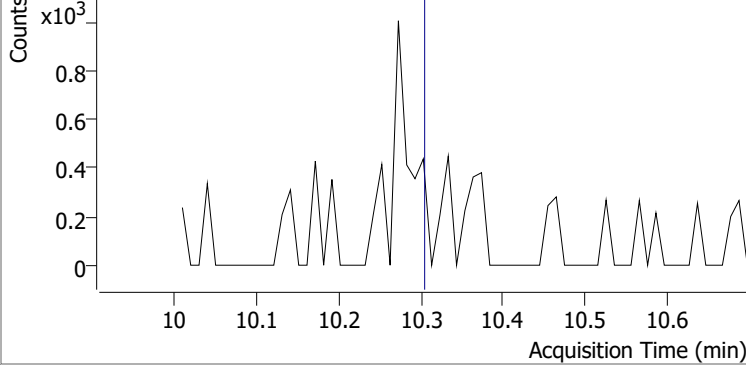
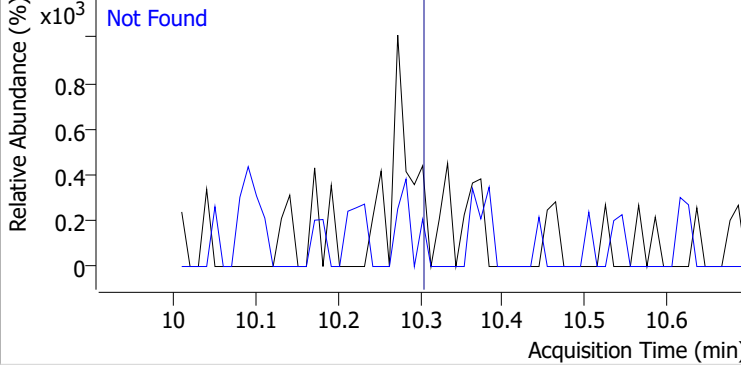
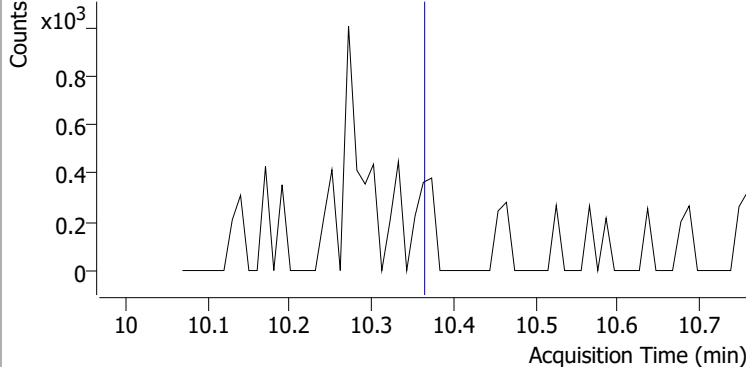
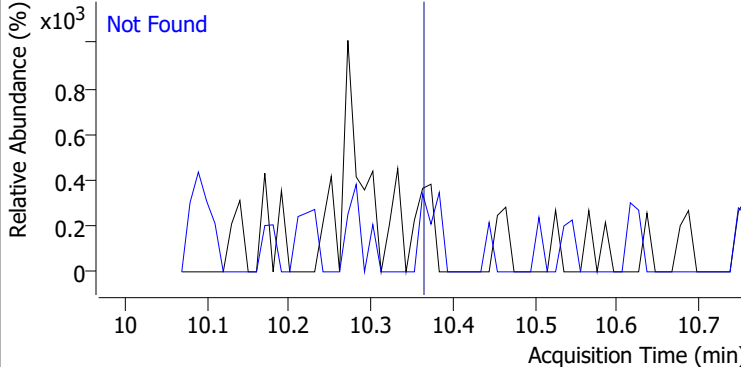
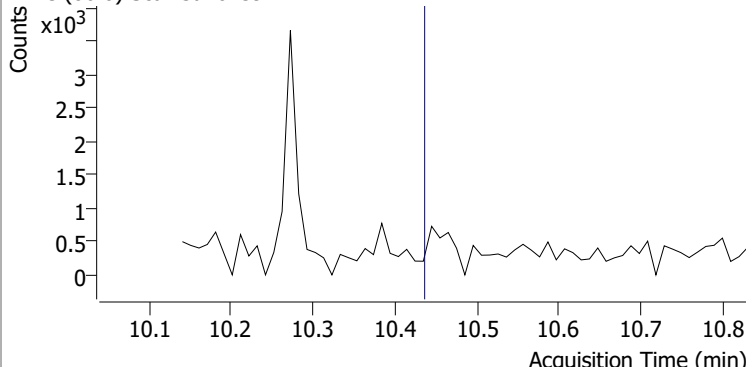
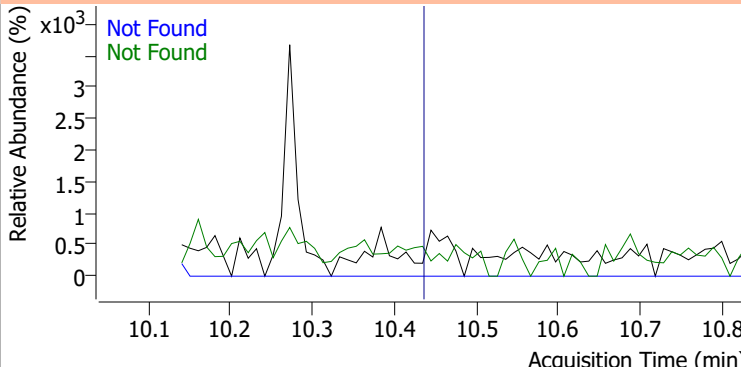
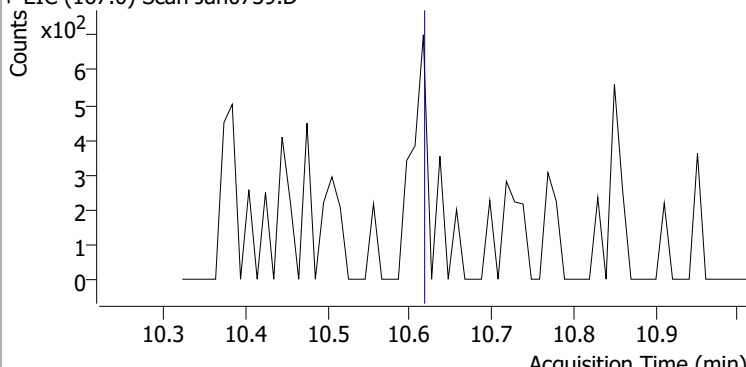
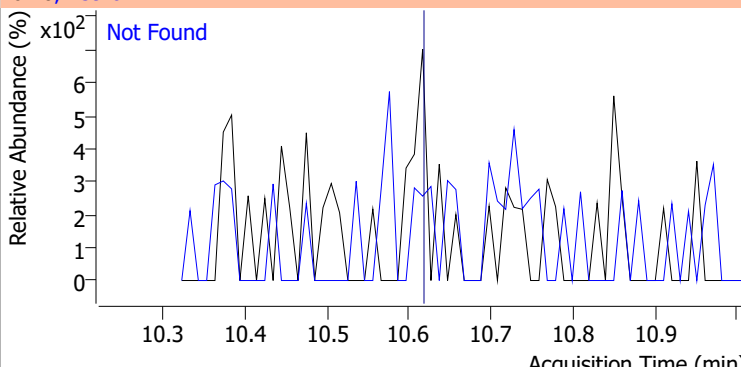
Compound	Conc.	Exp RT	QIon	Exp Ratio	QIon	Exp Ratio
Hexachlorobenzene	N.D.	9.81	142.0	49.9		



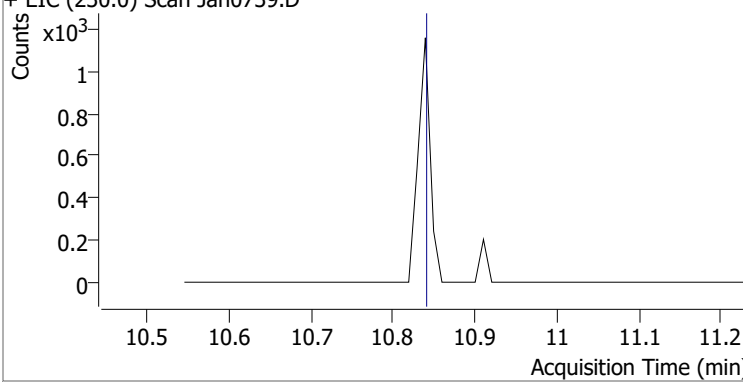
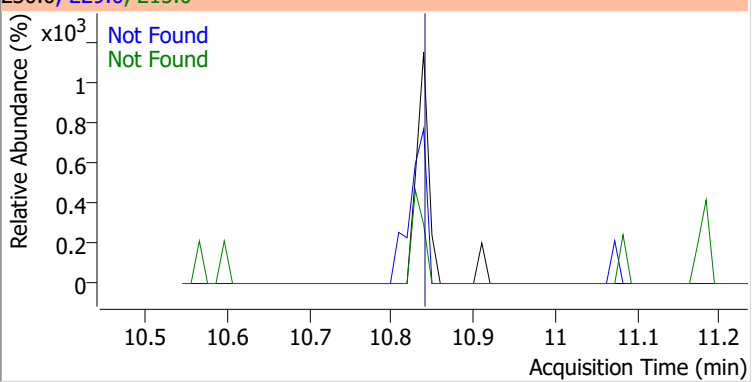
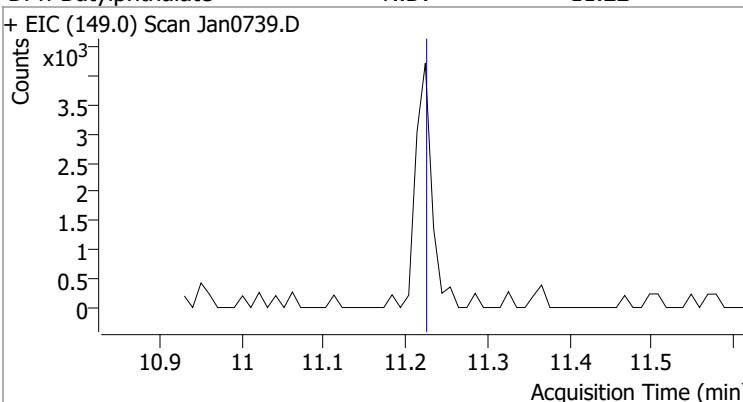
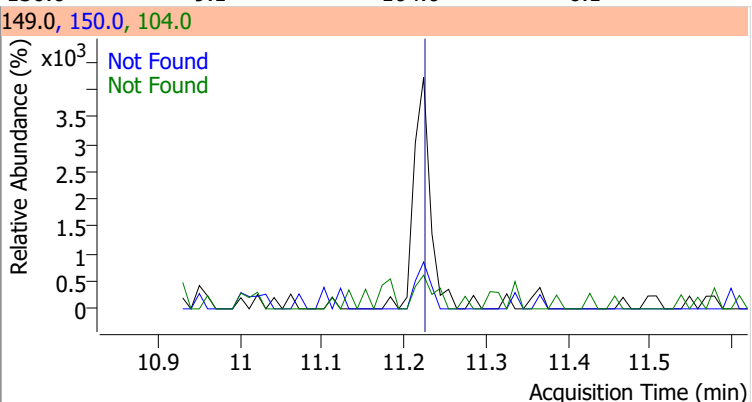
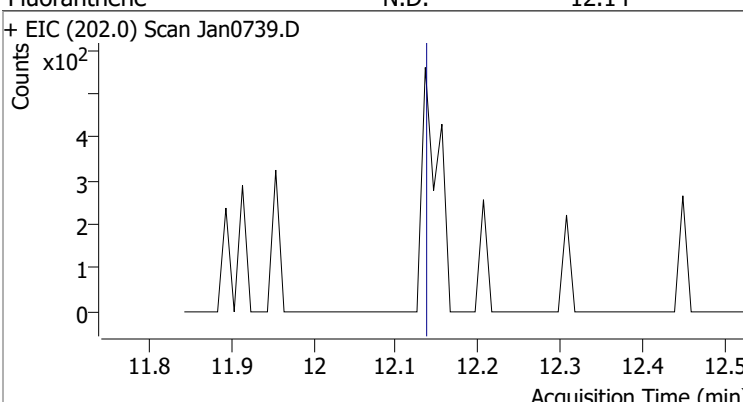
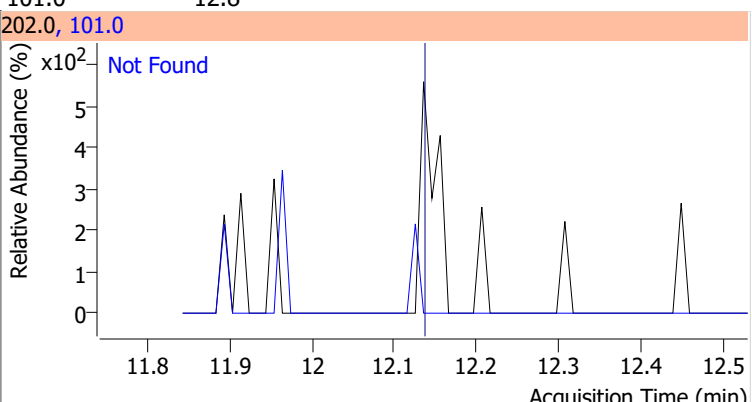
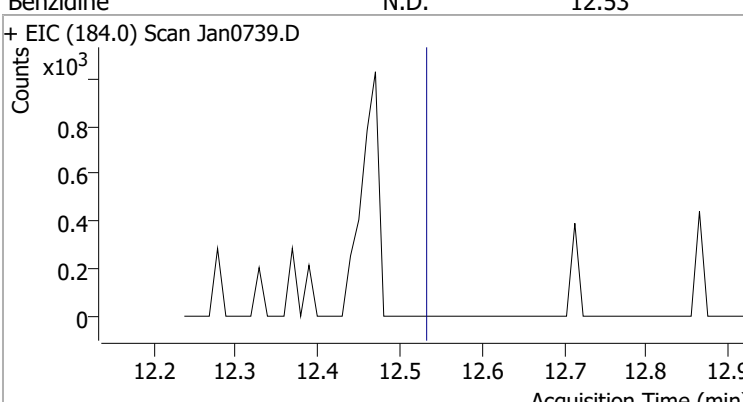
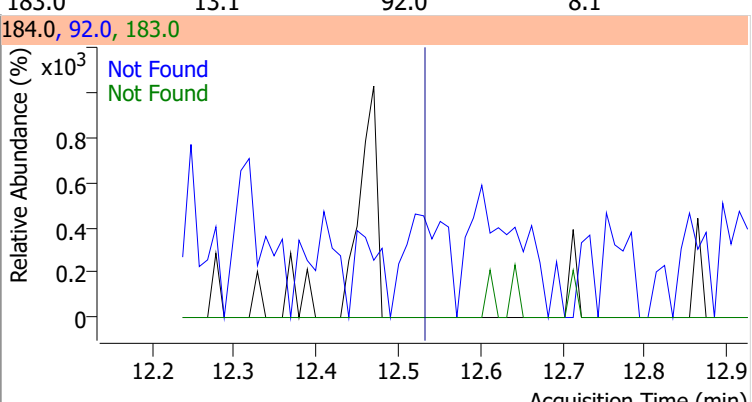
Compound	Conc.	Exp RT	QIon	Exp Ratio	QIon	Exp Ratio
Pentachlorophenol	N.D.	10.07	263.9	67.0	267.9	63.6



# Quantitation Results Report (QT Reviewed)

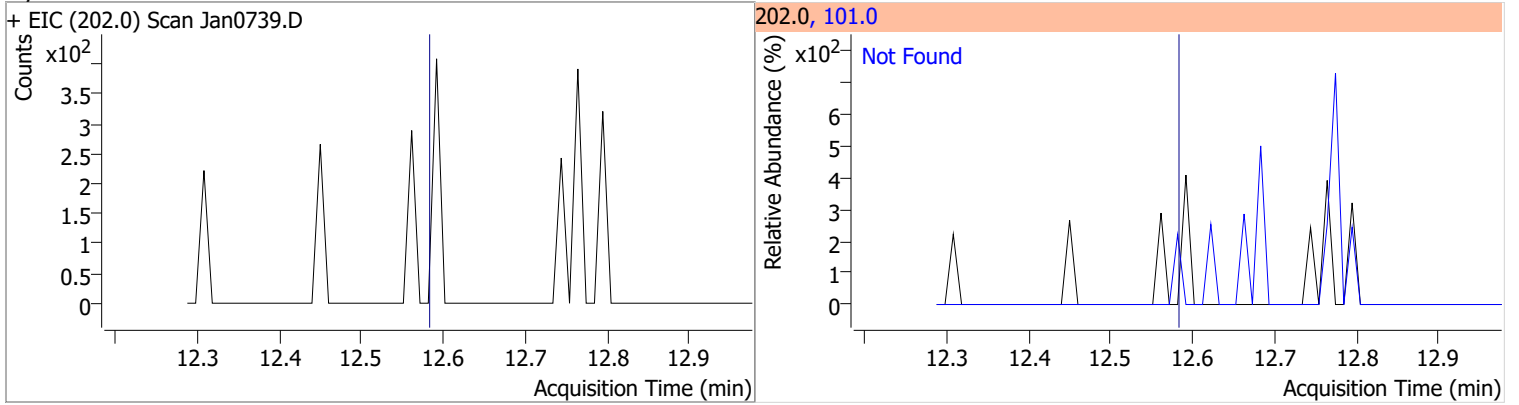
Compound	Conc.	Exp RT	QIon	Exp Ratio		
Phenanthrene	N.D.	10.30	176.0	19.3		
+ EIC (178.0) Scan Jan0739.D			178.0, 176.0			
						
Anthracene	N.D.	10.36	176.0	18.4		
+ EIC (178.0) Scan Jan0739.D			178.0, 176.0			
						
Triallate	N.D.	10.43	268.0	26.7	QIon	Exp Ratio
			143.0	24.9		
+ EIC (86.0) Scan Jan0739.D			86.0, 268.0, 143.0			
						
Carbazole	N.D.	10.62	139.0	12.8		
+ EIC (167.0) Scan Jan0739.D			167.0, 139.0			
						

# Quantitation Results Report (QT Reviewed)

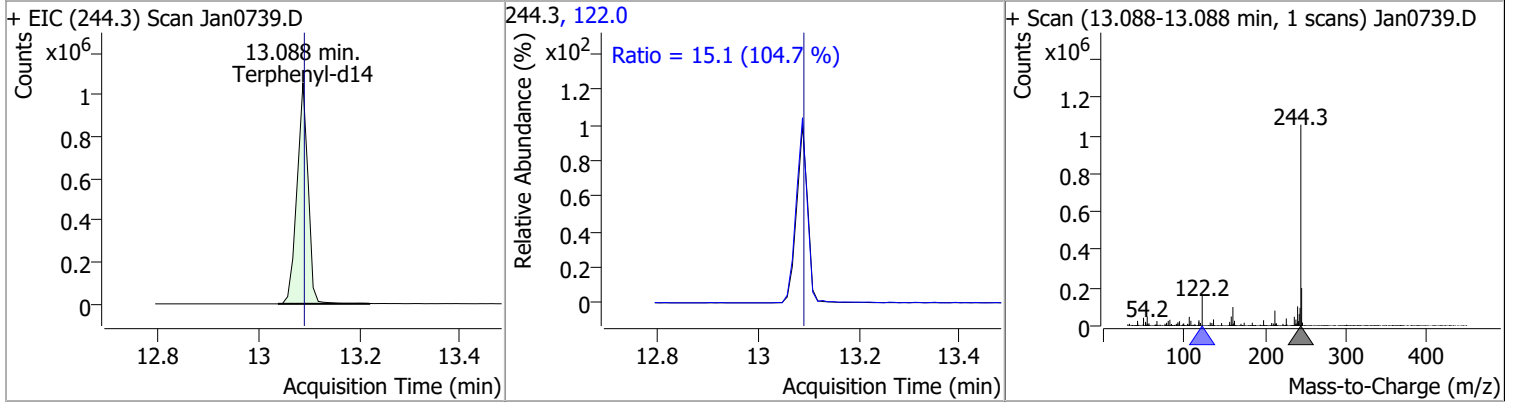
Compound	Conc.	Exp RT	QIon	Exp Ratio	QIon	Exp Ratio
o-Terphenyl	N.D.	10.84	229.0	64.1	215.0	36.5
+ EIC (230.0) Scan Jan0739.D			230.0, 229.0, 215.0			
						
Di-n-Butylphthalate	N.D.	11.22	150.0	9.1	104.0	6.1
+ EIC (149.0) Scan Jan0739.D			149.0, 150.0, 104.0			
						
Fluoranthene	N.D.	12.14	101.0	12.8		
+ EIC (202.0) Scan Jan0739.D			202.0, 101.0			
						
Benzidine	N.D.	12.53	183.0	13.1	92.0	8.1
+ EIC (184.0) Scan Jan0739.D			184.0, 92.0, 183.0			
						

# Quantitation Results Report (QT Reviewed)

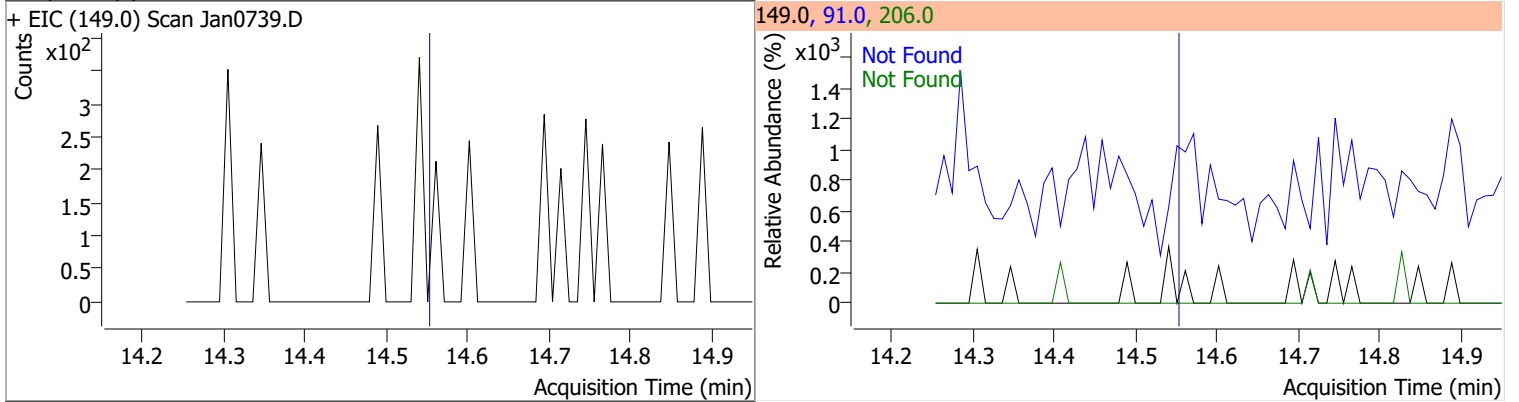
Compound	Conc.	Exp RT	QIon	Exp Ratio
Pyrene	N.D.	12.58	101.0	14.6



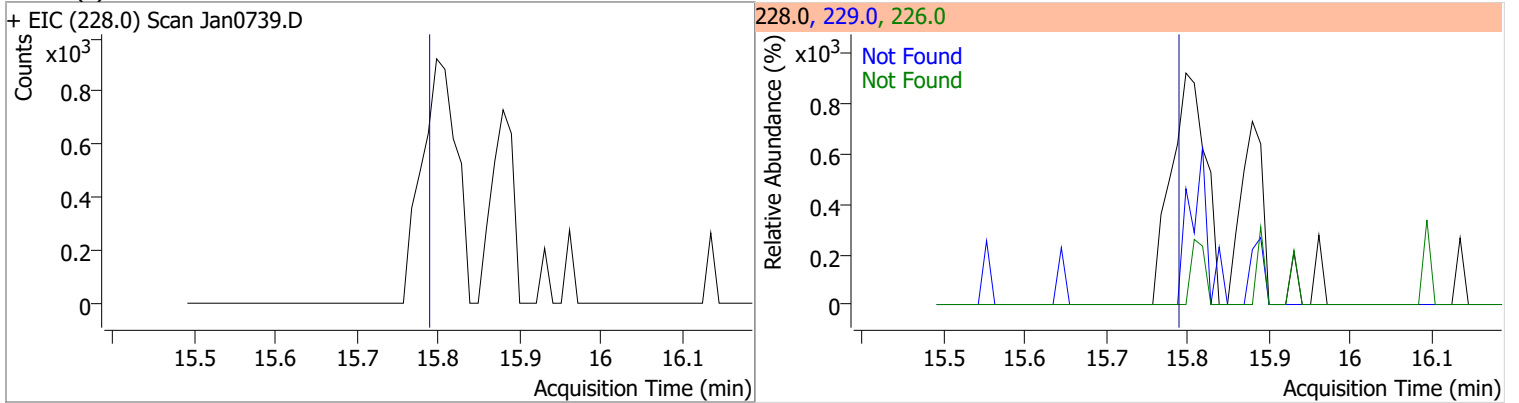
Compound	Conc.	RT	Dev(Min)	Resp.	QIon	QRatio	Lower	Upper
Terphenyl-d14	94.5665	13.09	0.00	1618832	122.0	15.1	10.1	18.7



Compound	Conc.	Exp RT	QIon	Exp Ratio	QIon	Exp Ratio
Butylbenzylphthalate	N.D.	14.56	91.0	81.7	206.0	17.9

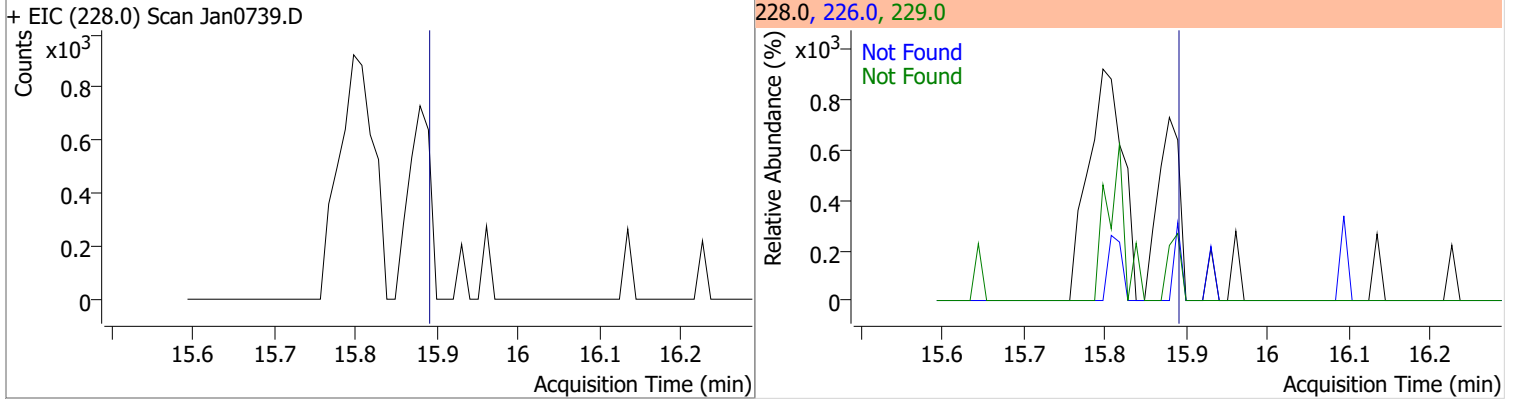


Compound	Conc.	Exp RT	QIon	Exp Ratio	QIon	Exp Ratio
Benzo(a)Anthracene	N.D.	15.80	226.0	27.1	229.0	21.0

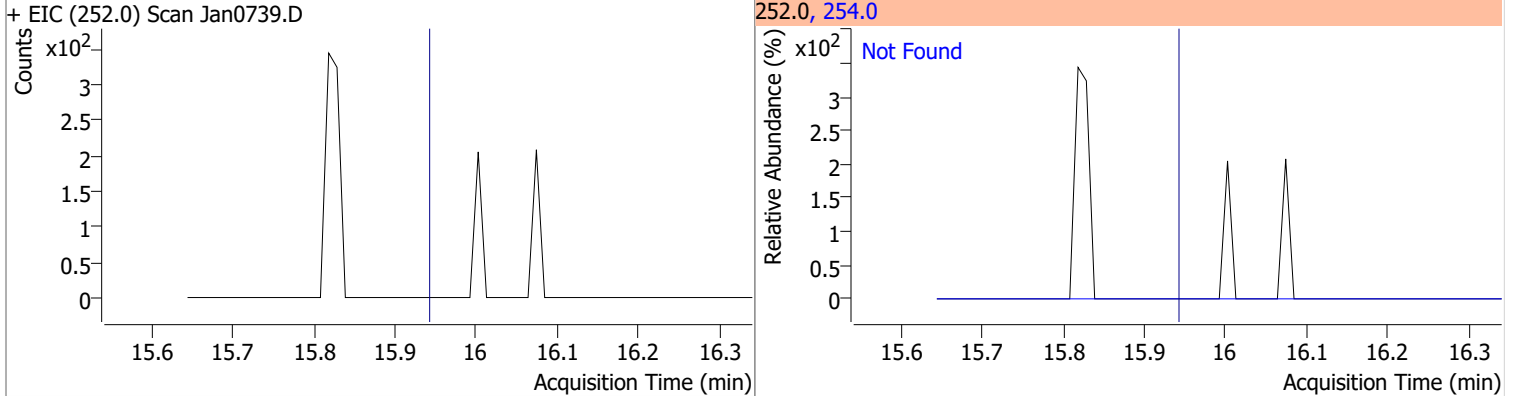


# Quantitation Results Report (QT Reviewed)

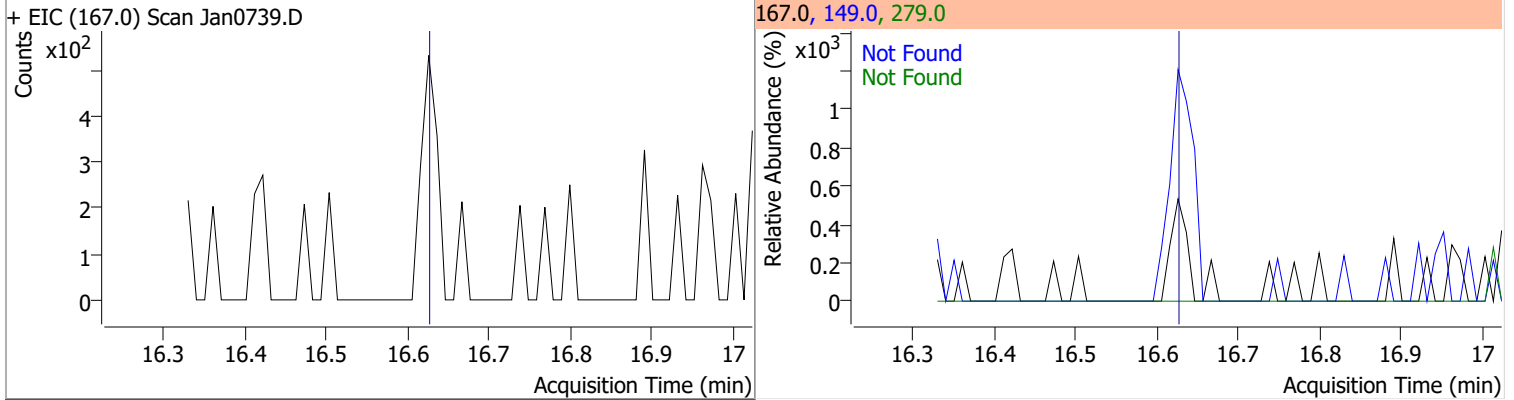
Compound	Conc.	Exp RT	QIon	Exp Ratio	QIon	Exp Ratio
Chrysene	N.D.	15.90	226.0	29.9	229.0	20.4



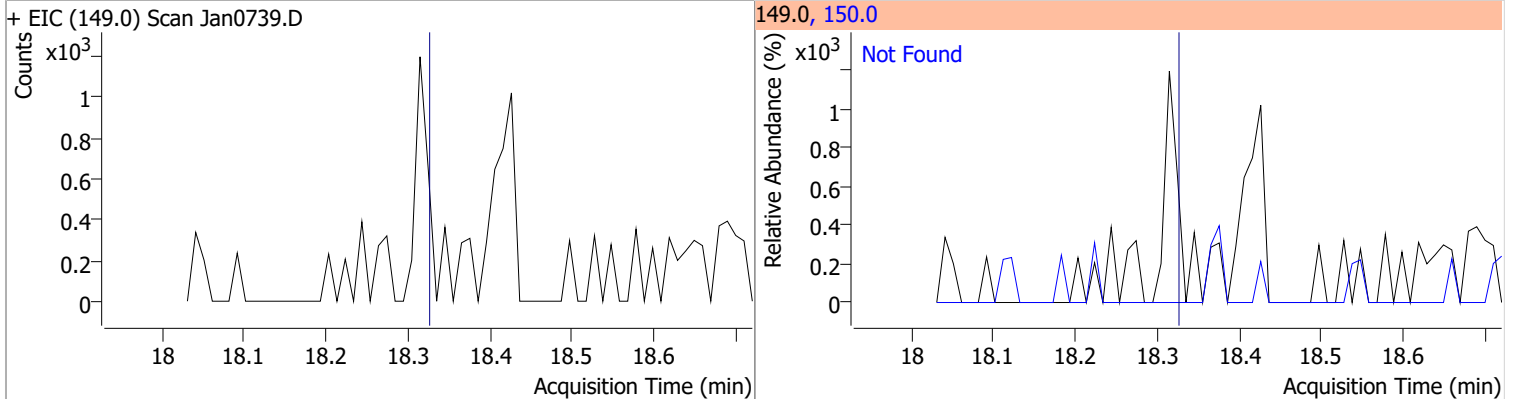
Compound	Conc.	Exp RT	QIon	Exp Ratio
3,3-Dichlorobenzidine	N.D.	15.95	254.0	64.7



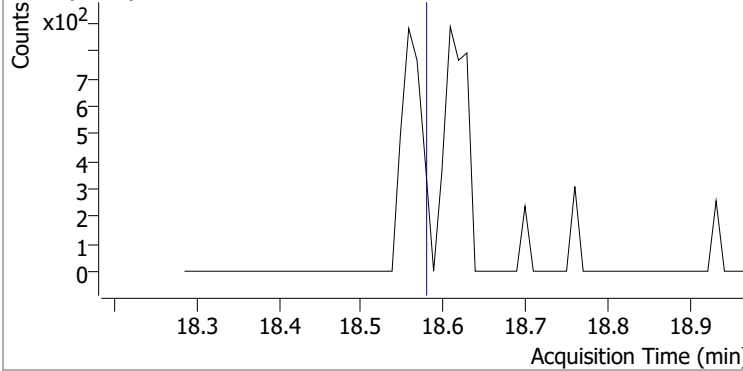
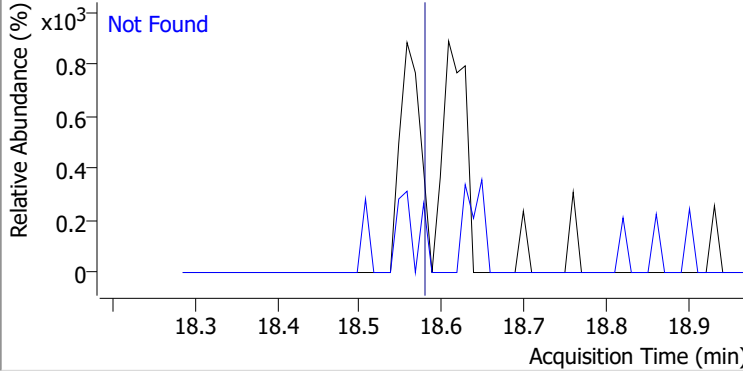
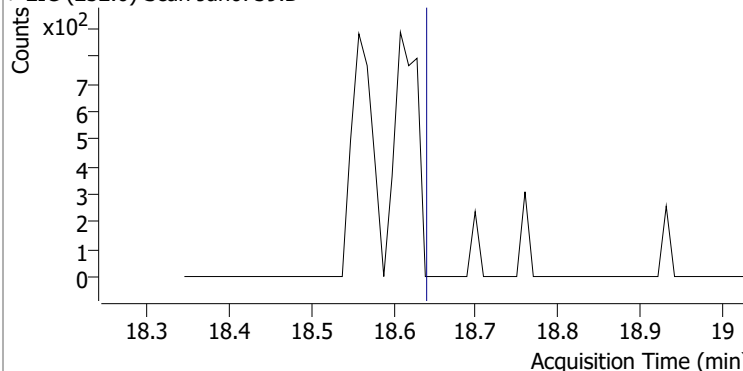
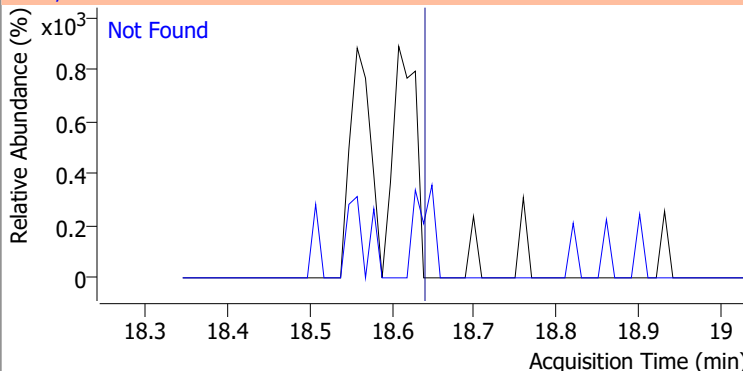
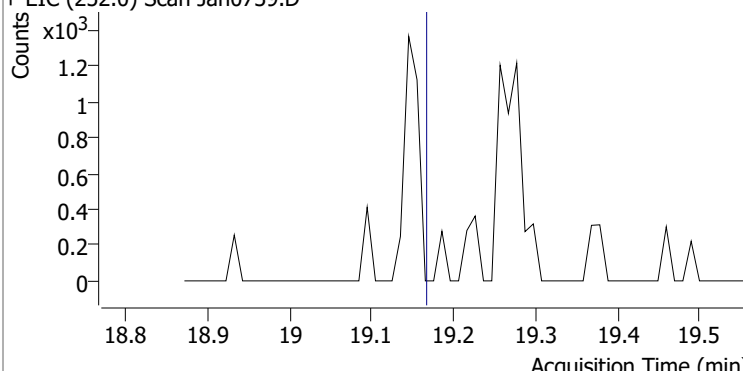
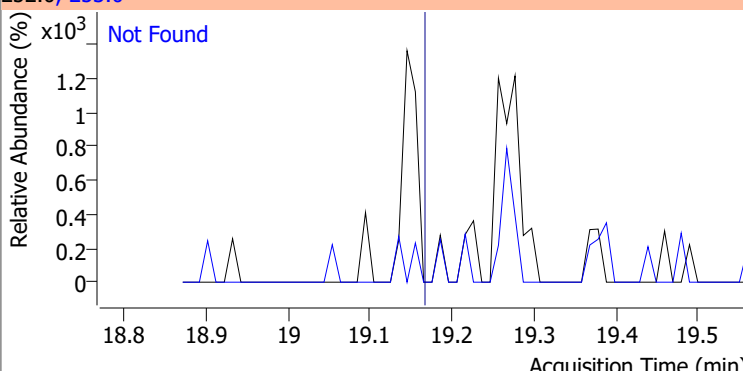
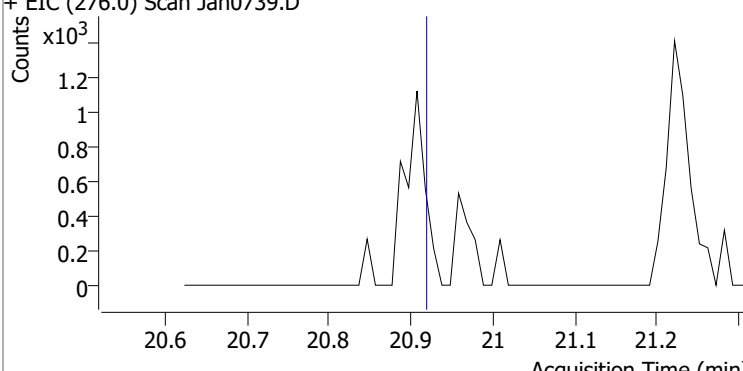
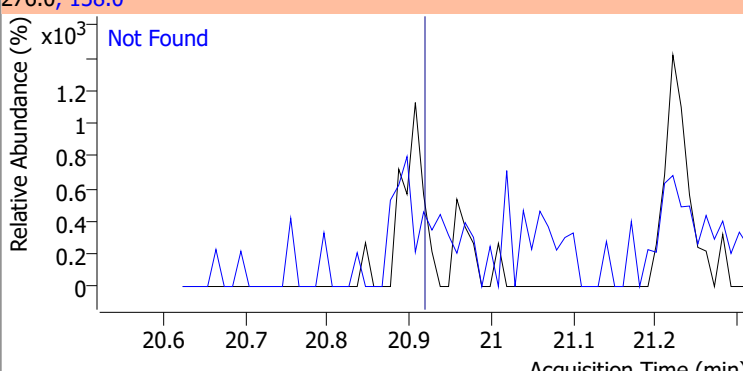
Compound	Conc.	Exp RT	QIon	Exp Ratio	QIon	Exp Ratio
bis(2-ethylhexyl)Phthalate	N.D.	16.64	149.0	397.1	279.0	15.6



Compound	Conc.	Exp RT	QIon	Exp Ratio
Di-n-octyl Phthalate	N.D.	18.32	150.0	9.5

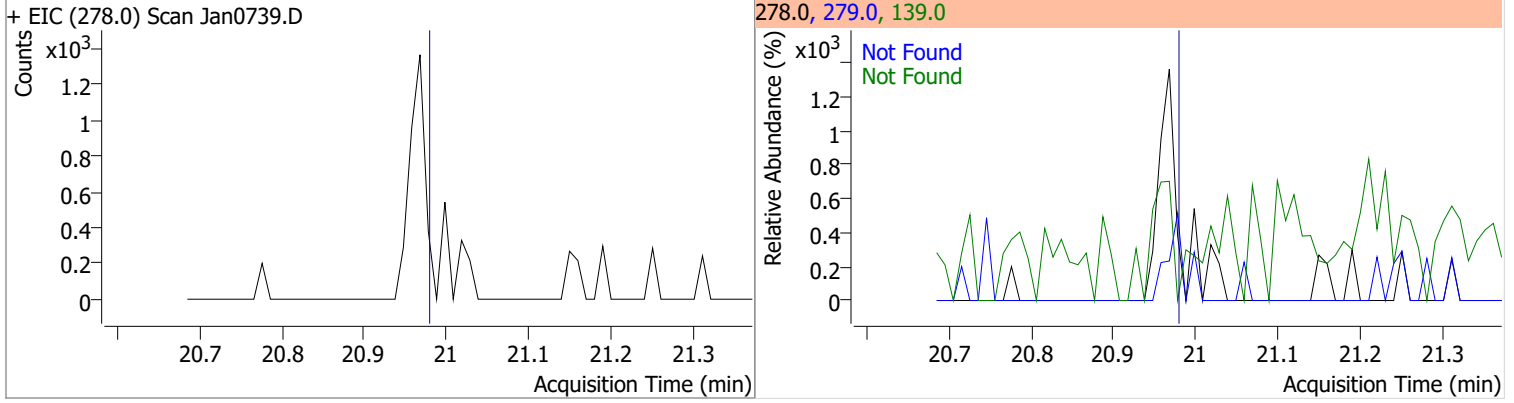


# Quantitation Results Report (QT Reviewed)

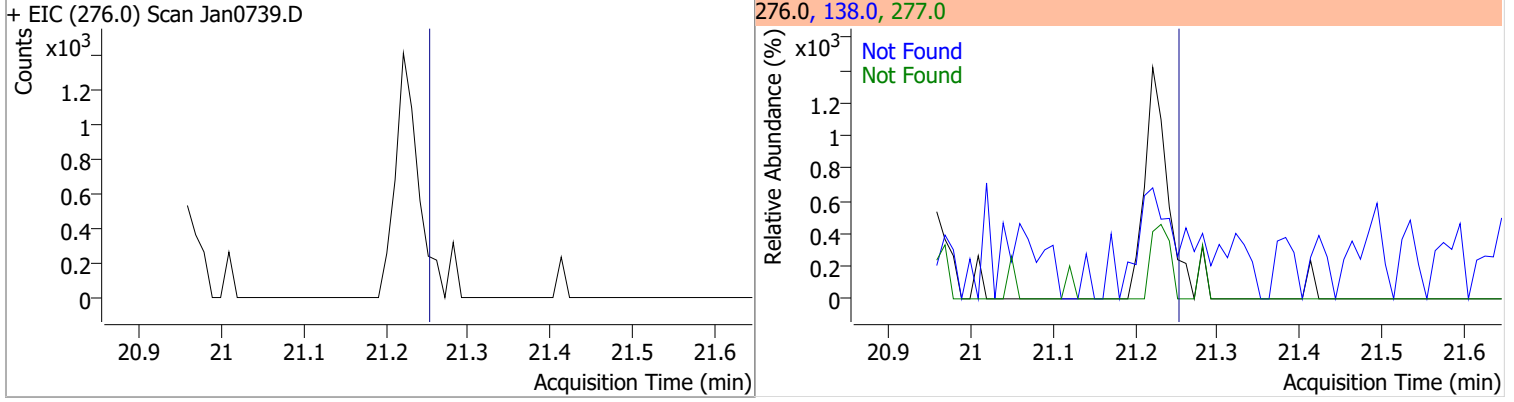
Compound	Conc.	Exp RT	QIon	Exp Ratio
Benzo(b)fluoranthene	N.D.	18.58	253.0	22.0
+ EIC (252.0) Scan Jan0739.D			252.0, 253.0	
				
Benzo(k)fluoranthene	N.D.	18.64	253.0	21.9
+ EIC (252.0) Scan Jan0739.D			252.0, 253.0	
				
Benzo(a)pyrene	N.D.	19.17	253.0	22.0
+ EIC (252.0) Scan Jan0739.D			252.0, 253.0	
				
Indeno(1,2,3-c,d)pyrene	N.D.	20.92	138.0	29.9
+ EIC (276.0) Scan Jan0739.D			276.0, 138.0	
				

# Quantitation Results Report (QT Reviewed)

Compound	Conc.	Exp RT	QIon	Exp Ratio	QIon	Exp Ratio
Dibenzo(a,h)anthracene	N.D.	20.98	279.0	25.2	139.0	23.8

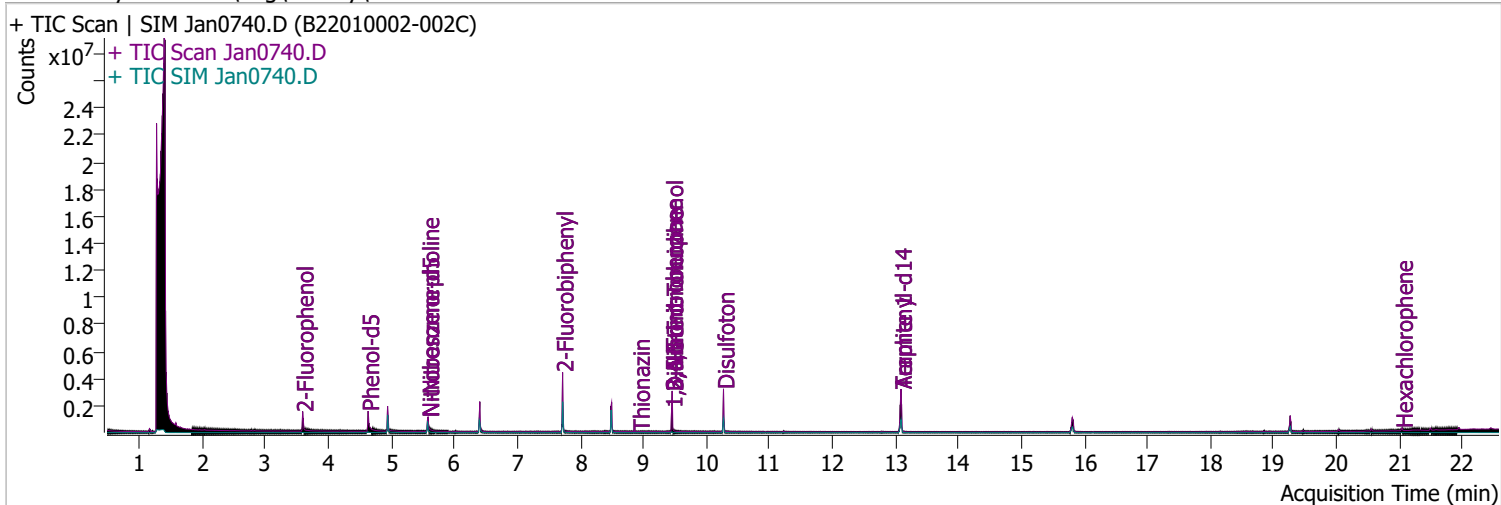


Compound	Conc.	Exp RT	QIon	Exp Ratio	QIon	Exp Ratio
Benzo(g,h,i)perylene	N.D.	21.25	138.0	32.0	277.0	23.8



# Quantitation Results Report (QT Reviewed)

Data File	Jan0740.D	Operator	LIMS import
Acq. Method	BNA+SIM.M	Acq. Date-Time	1/8/2022 9:20:31 AM
Sample Name	B22010002-002C	Instrument	Instrument #1
Vial	40	Multiplier	1.00
DA Method File	010722 DoD BNA cal 1.batch.bin	Comment	SVOC-8270-W-LARGO
Tune File	dftppdsm.u	Tune Date	1/7/2022 12:13:00 PM
Batch Name	010722 DoD BNA.batch.bin	Last Calib Update	1/11/2022 1:03:40 PM
Ref Library	D:\Org\Library\NIST129K.l		



Compound	RT	QIon	Resp.	Conc.	Units	Dev(Min)
----------	----	------	-------	-------	-------	----------

**Internal Standards**

**System Monitoring Compounds**

S 2-Fluorophenol	3.592	112.0	474338	58.6545	µg/L	0.010
Spiked Amount: 200.000	Range: 10.0 - 75.0%			Recovery = 29.33%		
S Phenol-d5	4.634	99.0	646199	59.5720	µg/L	0.010
Spiked Amount: 200.000	Range: 10.0 - 65.0%			Recovery = 29.79%		
S Nitrobenzene-d5	5.583	82.0	327669	55.8434	µg/L	0.000
Spiked Amount: 100.000	Range: 32.0 - 94.0%			Recovery = 55.84%		
S 2-Fluorobiphenyl	7.718	172.0	1255017	67.7190	µg/L	0.000
Spiked Amount: 100.000	Range: 28.0 - 107.0%			Recovery = 67.72%		
S 2,4,6-Tribromophenol	9.458	329.8	262700	166.6014	µg/L	0.010
Spiked Amount: 200.000	Range: 25.0 - 140.0%			Recovery = 83.30%		
S Terphenyl-d14	13.088	244.3	1706414	95.7597	µg/L	0.000
Spiked Amount: 100.000	Range: 32.0 - 122.0%			Recovery = 95.76%		

**Target Compounds**

Compound	RT	QIon	Resp.	Conc.	Units	Dev(Min)	QValue
T N-Nitrosodimethylamine	0.000		0	N.D.			
T Pyridine	0.000		0	N.D.			
T Aniline	0.000		0	N.D.			
T Phenol	0.000		0	N.D.			
T bis(-2-Chloroethyl)Ether	0.000		0	N.D.			
T 2-Chlorophenol	0.000		0	N.D.			
T 1,3-Dichlorobenzene	0.000		0	N.D.			
T 1,4-Dichlorobenzene	0.000		0	N.D.			
T 1,2-Dichlorobenzene	0.000		0	N.D.			
T Benzyl Alcohol	0.000		0	N.D.			
T bis(2-chloroisopropyl)Ether	0.000		0	N.D.			
T 2-Methylphenol	0.000		0	N.D.			
T N-nitroso-Di-n-propylamine	5.583	70.0	0		µg/L	md	1
T 4Methylphenol/3Methylphenol	0.000		0	N.D.			
T Hexachloroethane	0.000		0	N.D.			



# Quantitation Results Report (QT Reviewed)

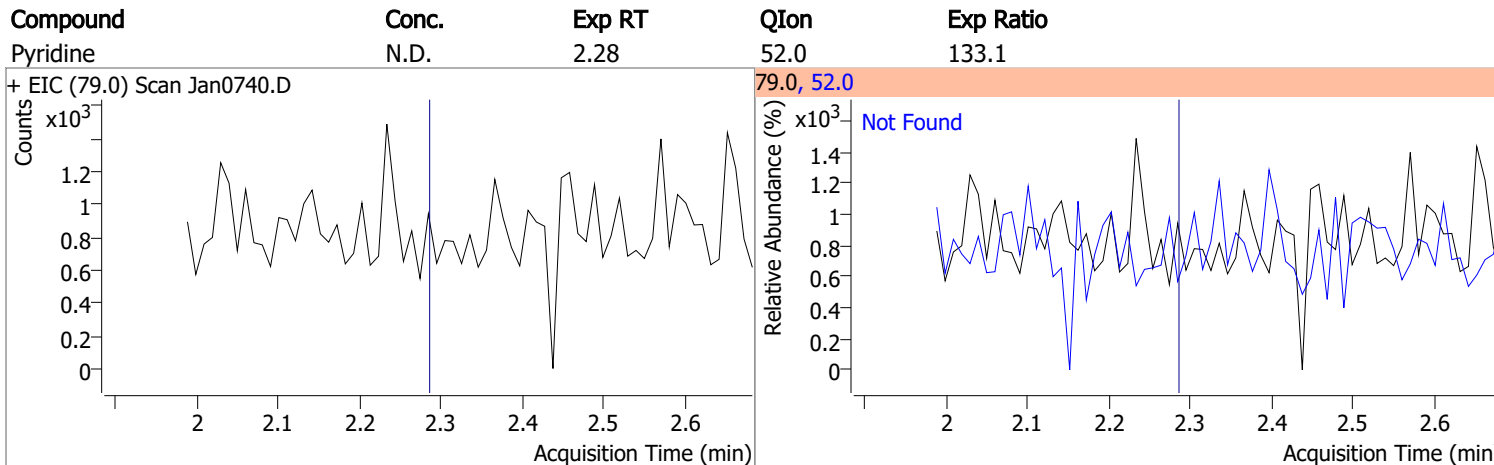
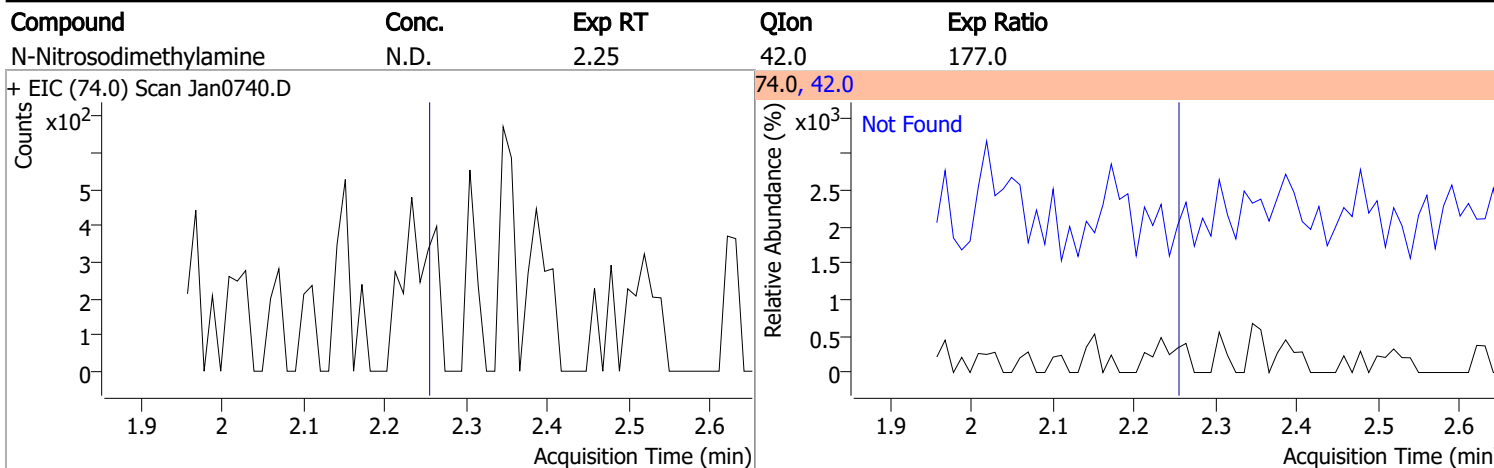
Compound	RT	QIon	Resp.	Conc.	Units	Dev(Min)
T Nitrobenzene	0.000		0	N.D.		
T Isophorone	0.000		0	N.D.		
T 2-Nitrophenol	0.000		0	N.D.		
T 2,4-Dimethylphenol	0.000		0	N.D.		
T bis(-2-Chloroethoxy)Methane	0.000		0	N.D.		
T Benzoic Acid	0.000		0	N.D.		
T 2,4-Dichlorophenol	0.000		0	N.D.		
T 1,2,4-Trichlorobenzene	0.000		0	N.D.		
T Naphthalene	0.000		0	N.D.		
T 4-Chlorophenol	0.000		0	N.D.		
T p-Chloroaniline	0.000		0	N.D.		
T Hexachlorobutadiene	0.000		0	N.D.		
T 4-Chloro-2-Methylphenol	0.000		0	N.D.		
T 4-Chloro-3-Methylphenol	0.000		0	N.D.		
T 2-Methylnaphthalene	0.000		0	N.D.		
T 1-Methylnaphthalene	0.000		0	N.D.		
T Hexachlorocyclopentadiene	0.000		0	N.D.		
T 2,4,6-Trichlorophenol	0.000		0	N.D.		
T 2,4,5-Trichlorophenol	0.000		0	N.D.		
T 2-Chloronaphthalene	0.000		0	N.D.		
T 2-Nitroaniline	0.000		0	N.D.		
T Dimethyl Phthalate	8.497	163.0	0		µg/L	md
T 2,6-Dinitrotoluene	8.486	165.0	0		µg/L	md
T Acenaphthylene	0.000		0	N.D.		
T 3-Nitroaniline	0.000		0	N.D.		
T Acenaphthene	0.000		0	N.D.		
T 2,4-Dinitrophenol	0.000		0	N.D.		
T Dibenzofuran	0.000		0	N.D.		
T 2,4-Dinitrotoluene	0.000		0	N.D.		
T 4-Nitrophenol	0.000		0	N.D.		
T Diethylphthalate	0.000		0	N.D.		
T Fluorene	0.000		0	N.D.		
T 4-Chlorophenyl-phenylether	0.000		0	N.D.		
T 4-Nitroaniline	0.000		0	N.D.		
T 4,6-Dinitro-2-methylphenol	0.000		0	N.D.		
T N-nitrosodiphenylamine	0.000		0	N.D.		
T Azobenzene	0.000		0	N.D.		
T 4-Bromophenyl-phenylether	0.000		0	N.D.		
T Hexachlorobenzene	0.000		0	N.D.		
T Pentachlorophenol	0.000		0	N.D.		
T Phenanthrene	0.000		0	N.D.		
T Anthracene	0.000		0	N.D.		
T Triallate	0.000		0	N.D.		
T Carbazole	0.000		0	N.D.		
T o-Terphenyl	0.000		0	N.D.		
T Di-n-Butylphthalate	0.000		0	N.D.		
T Fluoranthene	0.000		0	N.D.		
T Benzidine	0.000		0	N.D.		
T Pyrene	0.000		0	N.D.		
T Butylbenzylphthalate	0.000		0	N.D.		
T Benzo(a)Anthracene	0.000		0	N.D.		
T Chrysene	0.000		0	N.D.		
T 3,3-Dichlorobenzidine	0.000		0	N.D.		
T bis(2-ethylhexyl)Phthalate	0.000		0	N.D.		
T Di-n-octyl Phthalate	0.000		0	N.D.		

# Quantitation Results Report (QT Reviewed)

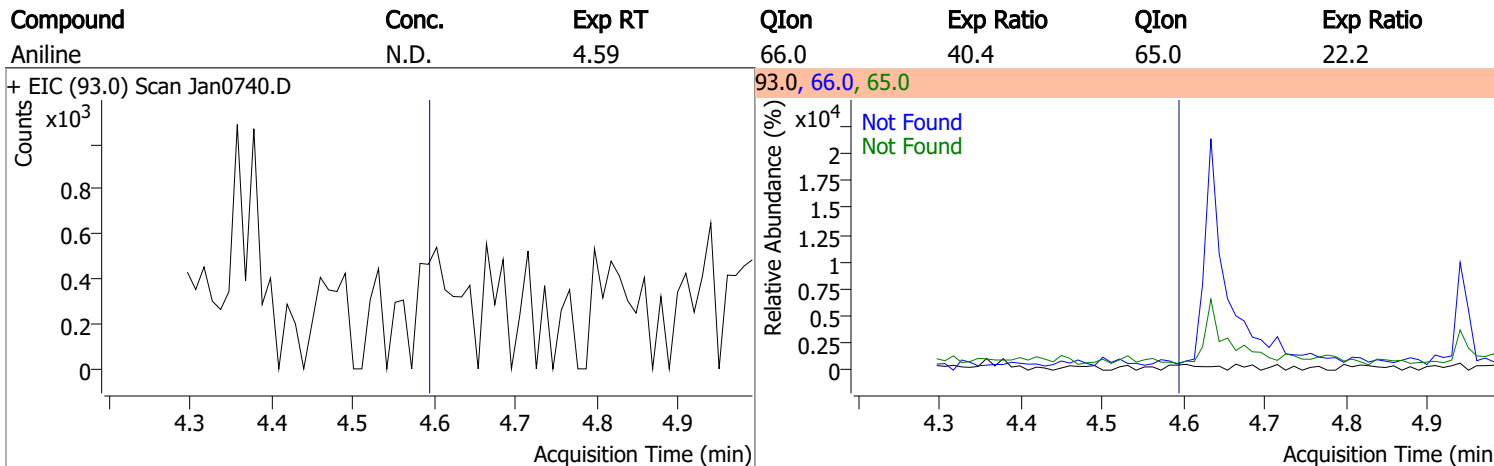
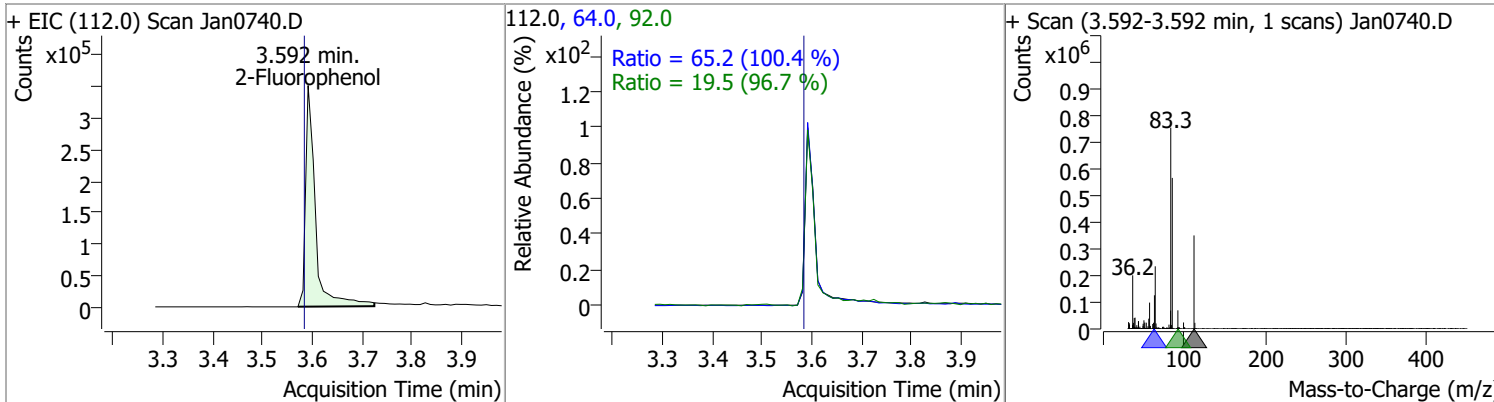
Compound	RT	QIon	Resp.	Conc.	Units	Dev(Min)
T Benzo(b)fluoranthene	0.000		0	N.D.		
T Benzo(k)fluoranthene	0.000		0	N.D.		
T Benzo(a)pyrene	0.000		0	N.D.		
T Indeno(1,2,3-c,d)pyrene	0.000		0	N.D.		
T Dibenzo(a,h)anthracene	0.000		0	N.D.		
T Benzo(g,h,i)perylene	0.000		0	N.D.		

(#) = Qualifier Out of Range; (m) = Manual Integration; (+) = Area Summed; (\*) = Surrogate Percent Recovery Out of Range; (d): Zeroed Peak

# Quantitation Results Report (QT Reviewed)

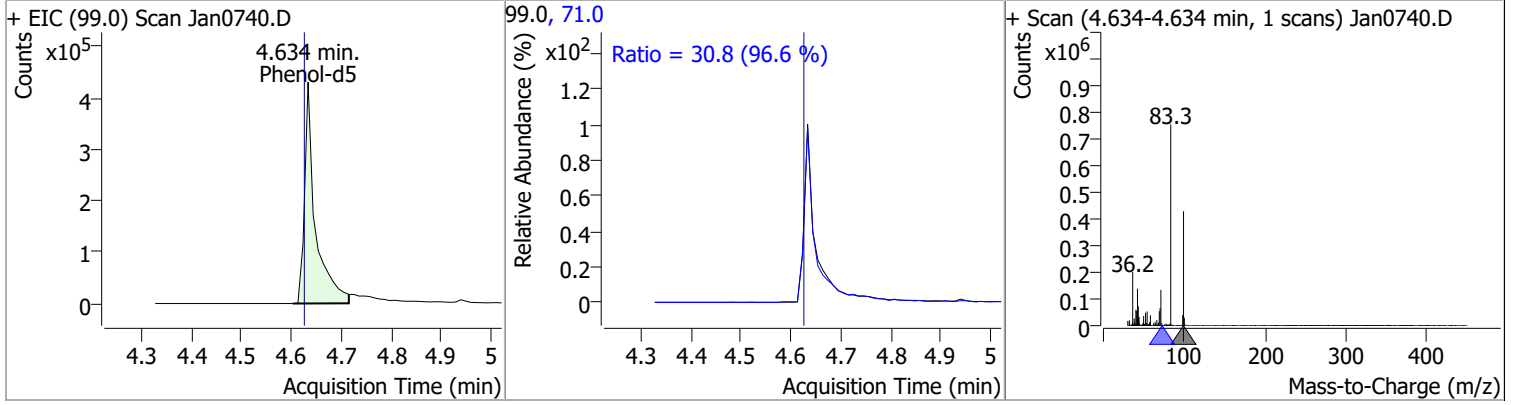


Compound	Conc.	RT	Dev(Min)	Resp.	QIon	QRatio	Lower	Upper
2-Fluorophenol	58.6545	3.59	0.01	474338	64.0	65.2	45.5	84.5
					92.0	19.5	14.1	26.2

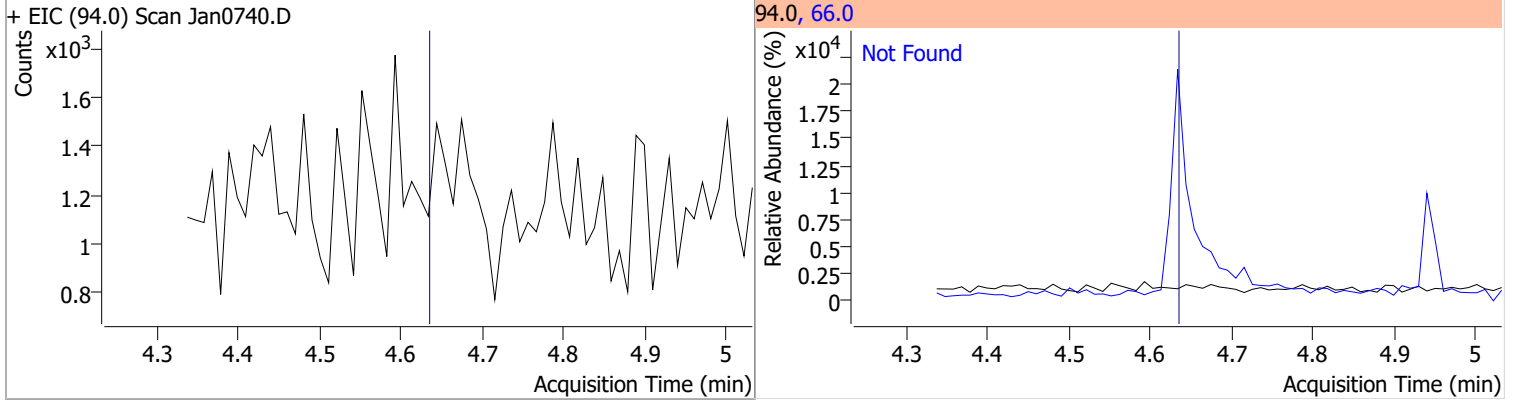


# Quantitation Results Report (QT Reviewed)

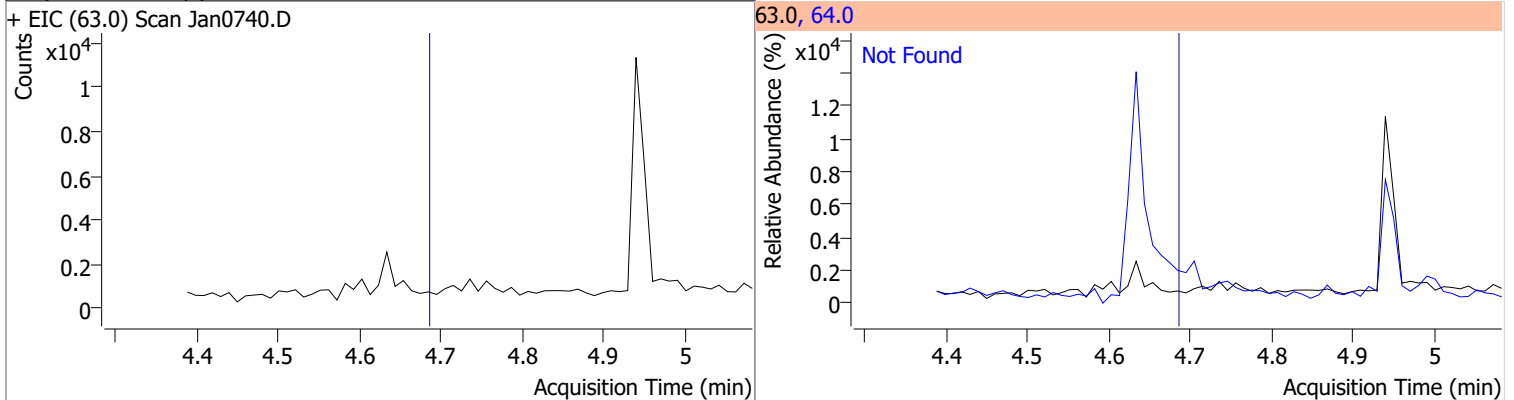
Compound	Conc.	RT	Dev(Min)	Resp.	QIon	QRatio	Lower	Upper
Phenol-d5	59.5720	4.63	0.01	646199	71.0	30.8	22.3	41.5



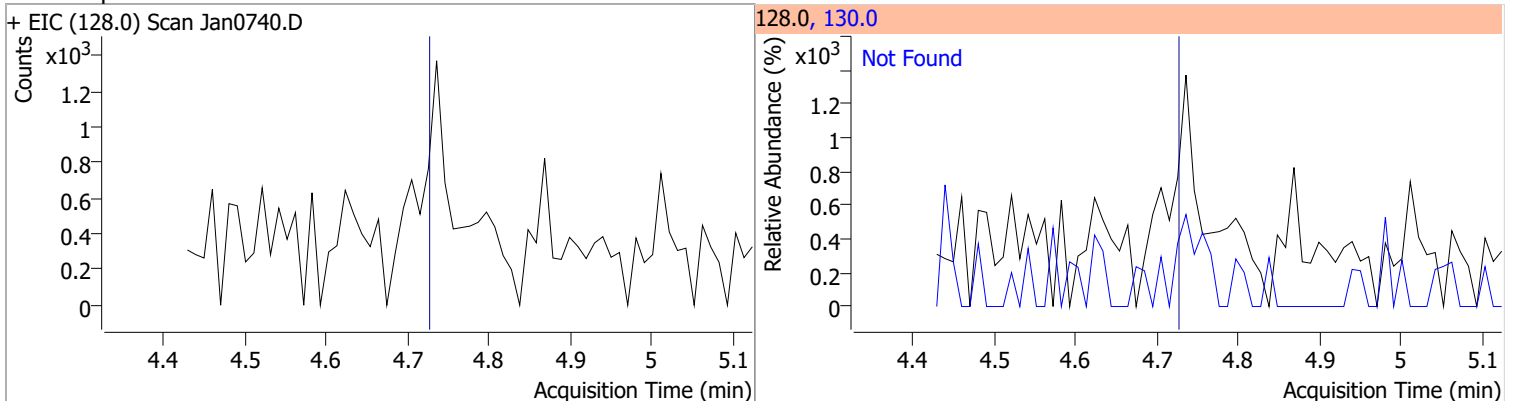
Compound	Conc.	Exp RT	QIon	Exp Ratio
Phenol	N.D.	4.63	66.0	44.7



Compound	Conc.	Exp RT	QIon	Exp Ratio
bis(-2-Chloroethyl)Ether	N.D.	4.68	64.0	3.3



Compound	Conc.	Exp RT	QIon	Exp Ratio
2-Chlorophenol	N.D.	4.73	130.0	32.0

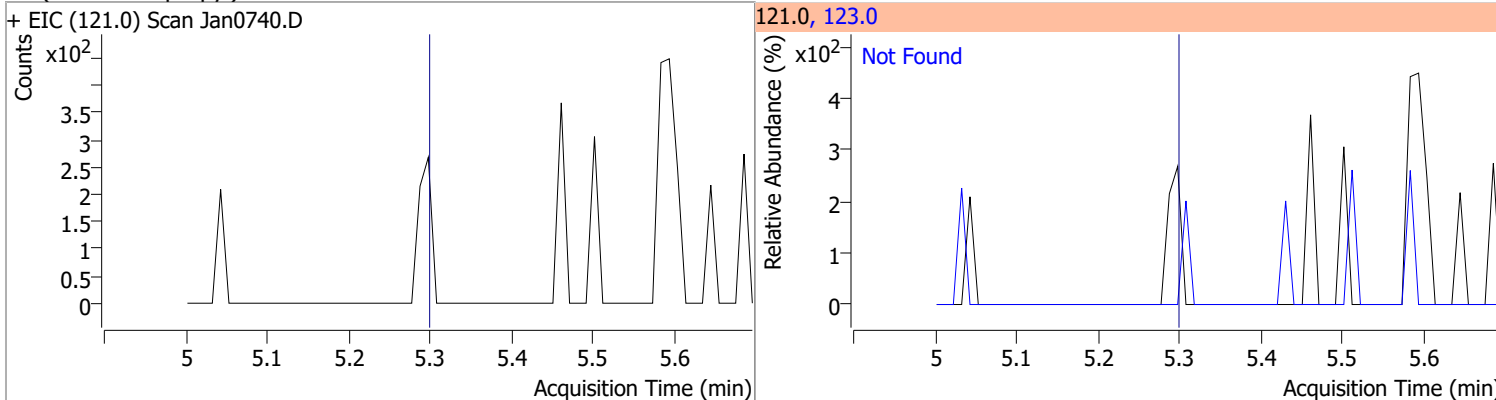


# Quantitation Results Report (QT Reviewed)

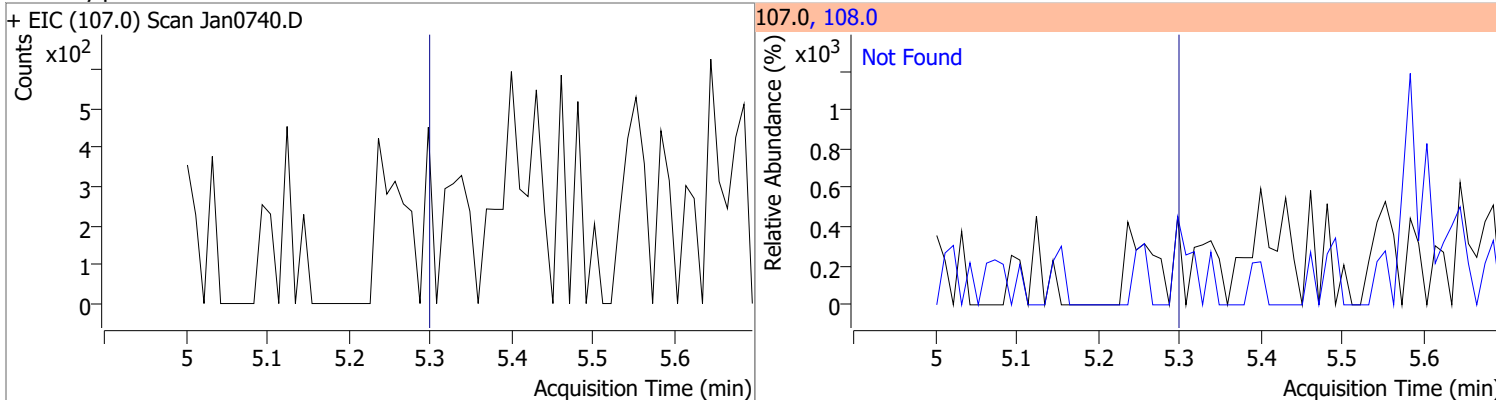
Compound	Conc.	Exp RT	QIon	Exp Ratio	QIon	Exp Ratio
1,3-Dichlorobenzene	N.D.	4.88	148.0	62.6	111.0	35.4
+ EIC (146.0) Scan Jan0740.D			146.0, 148.0, 111.0			
1,4-Dichlorobenzene	N.D.	4.96	148.0	64.4	111.0	35.2
+ EIC (146.0) Scan Jan0740.D			146.0, 148.0, 111.0			
1,2-Dichlorobenzene	N.D.	5.12	148.0	64.5	111.0	37.8
+ EIC (146.0) Scan Jan0740.D			146.0, 148.0, 111.0			
Benzyl Alcohol	N.D.	5.13	79.0	115.5	107.0	71.0
+ EIC (108.0) Scan Jan0740.D			108.0, 79.0, 107.0			

# Quantitation Results Report (QT Reviewed)

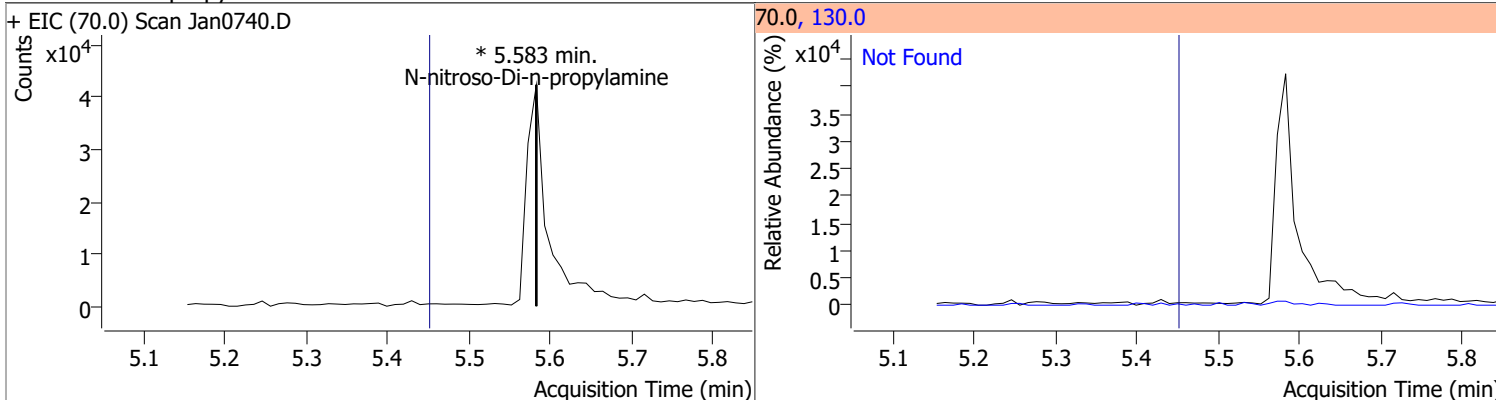
Compound	Conc.	Exp RT	QIon	Exp Ratio
bis(2-chloroisopropyl)Ether	N.D.	5.30	123.0	32.2



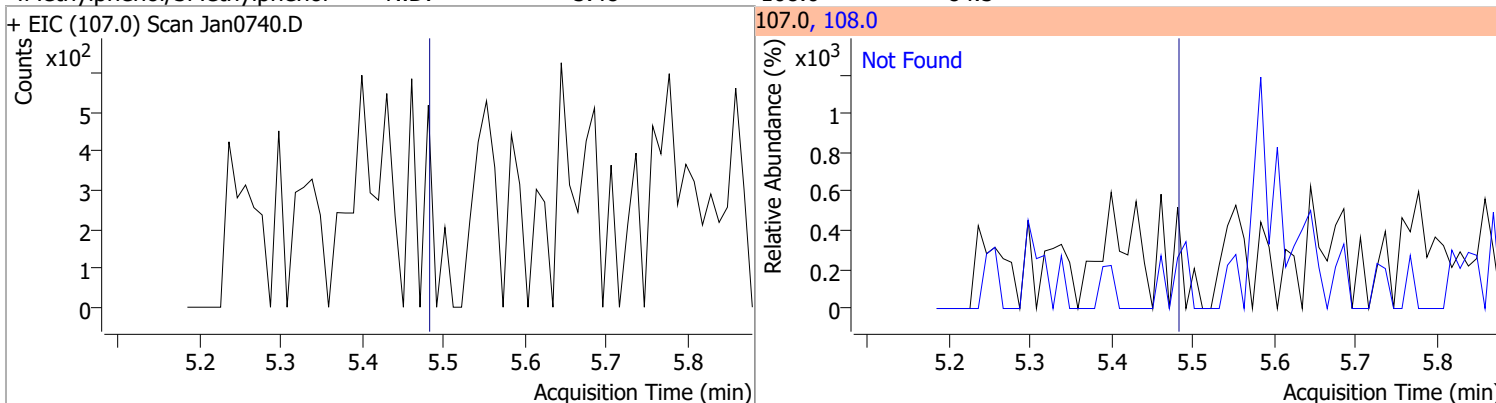
Compound	Conc.	Exp RT	QIon	Exp Ratio
2-Methylphenol	N.D.	5.30	108.0	116.9



Compound	Conc.	RT	Dev(Min)	Resp.	QIon	QRatio	Lower	Upper
N-nitroso-Di-n-propylamine		0		0	130.0		0.0	41.5

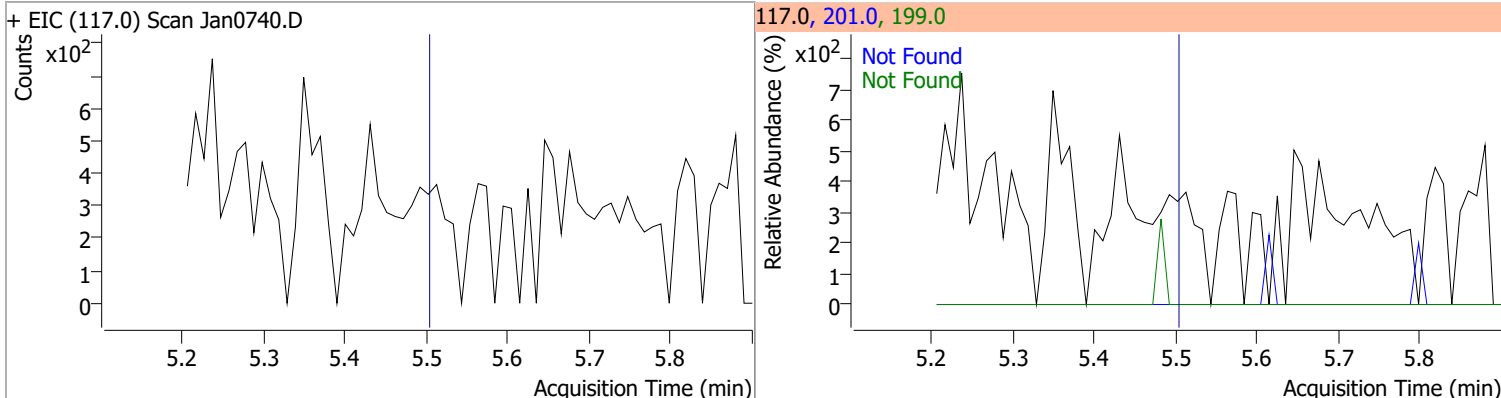


Compound	Conc.	Exp RT	QIon	Exp Ratio
4Methylphenol/3Methylphenol	N.D.	5.48	108.0	84.5

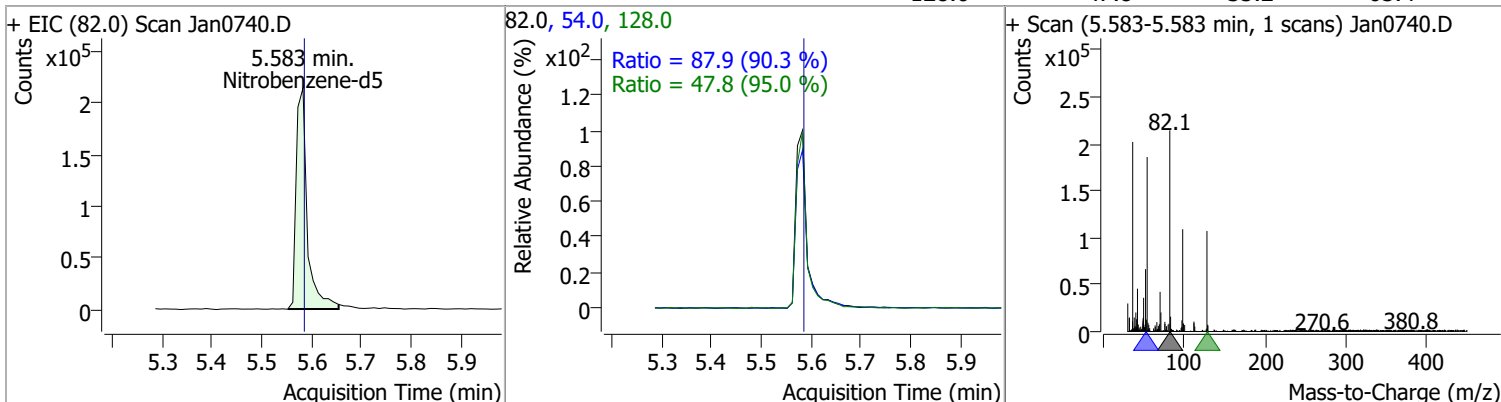


# Quantitation Results Report (QT Reviewed)

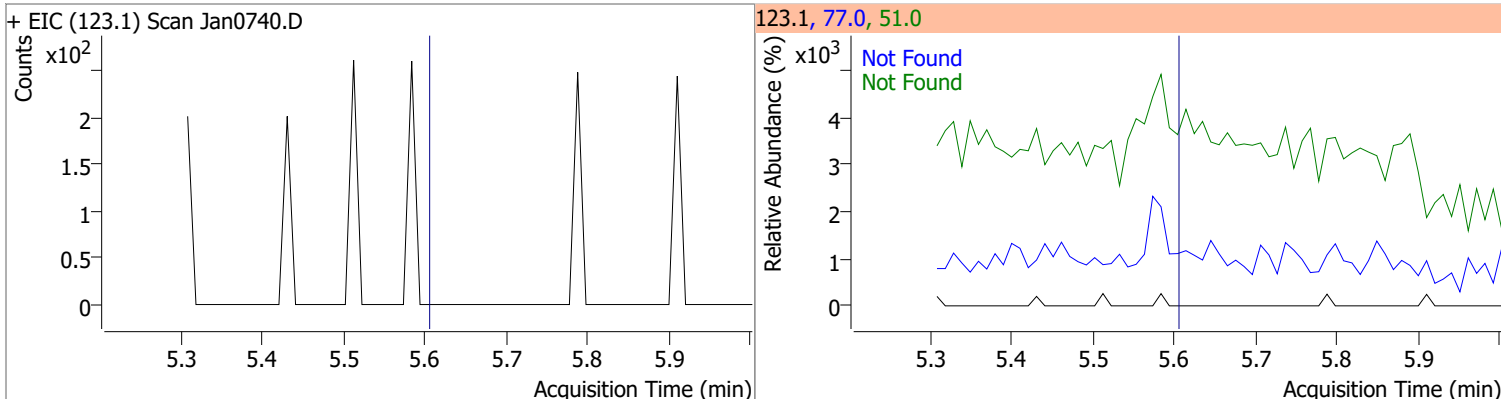
Compound	Conc.	Exp RT	QIon	Exp Ratio	QIon	Exp Ratio
Hexachloroethane	N.D.	5.50	201.0	93.2	199.0	57.2



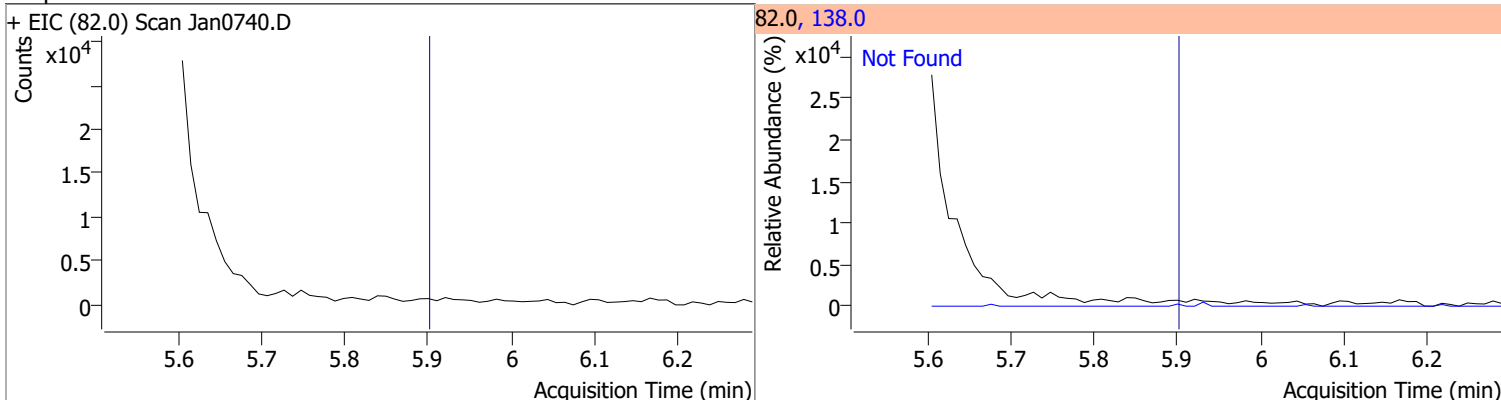
Compound	Conc.	RT	Dev(Min)	Resp.	QIon	QRatio	Lower	Upper
Nitrobenzene-d5	55.8434	5.58	0.00	327669	54.0	87.9	68.2	126.6
					128.0	47.8	35.2	65.4



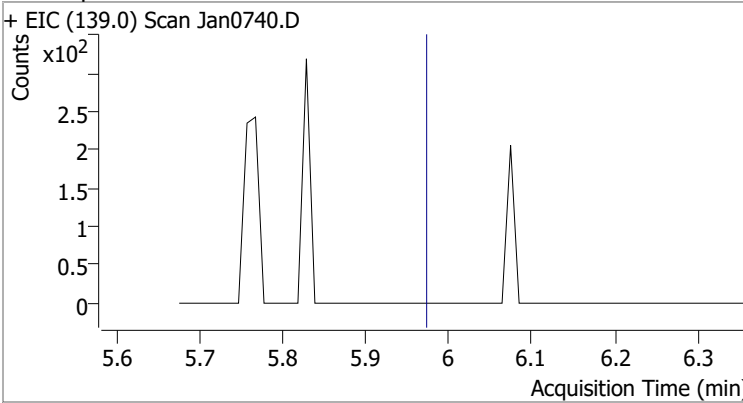
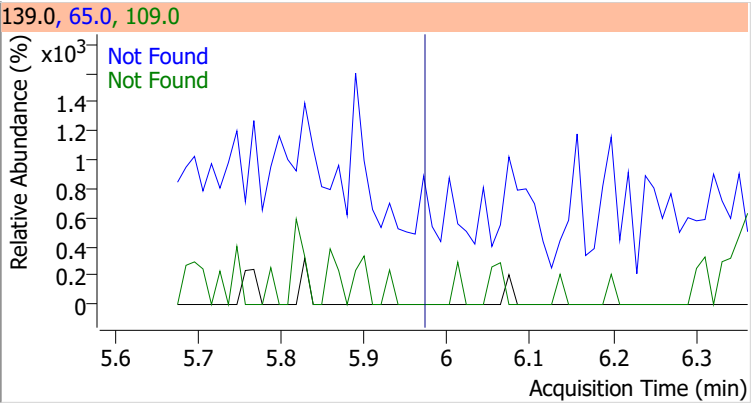
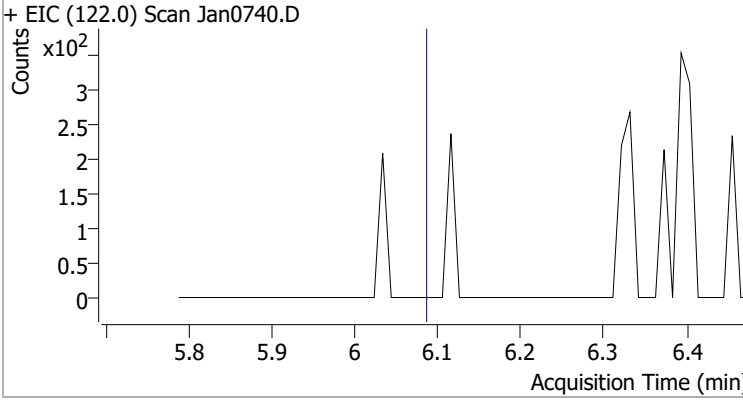
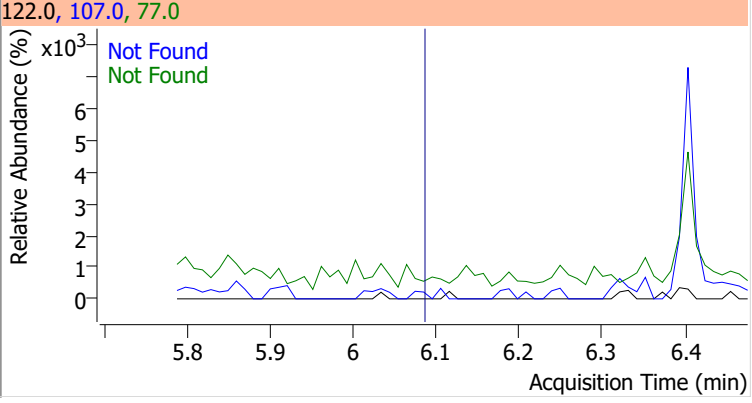
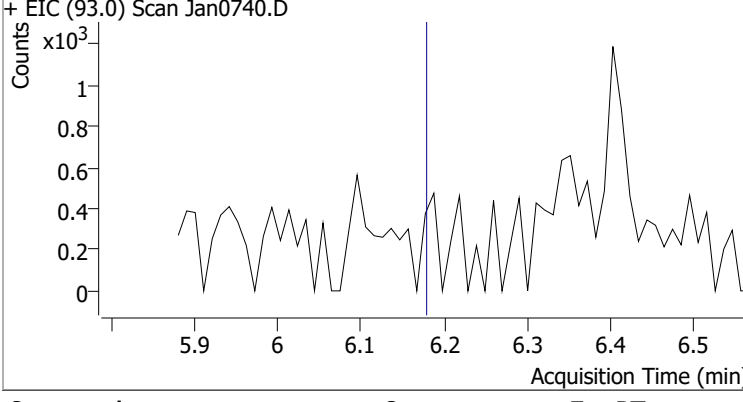
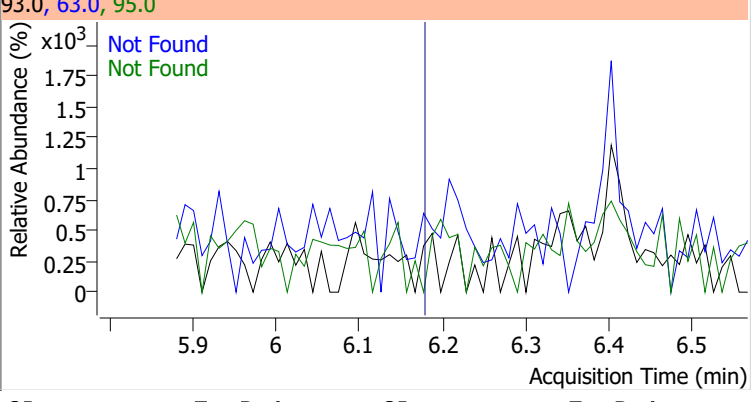
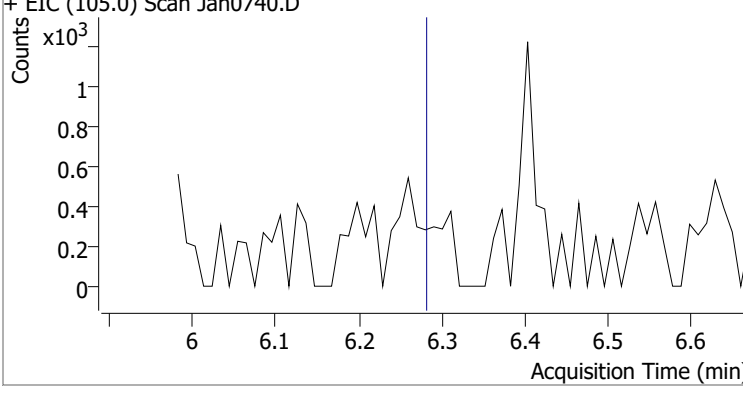
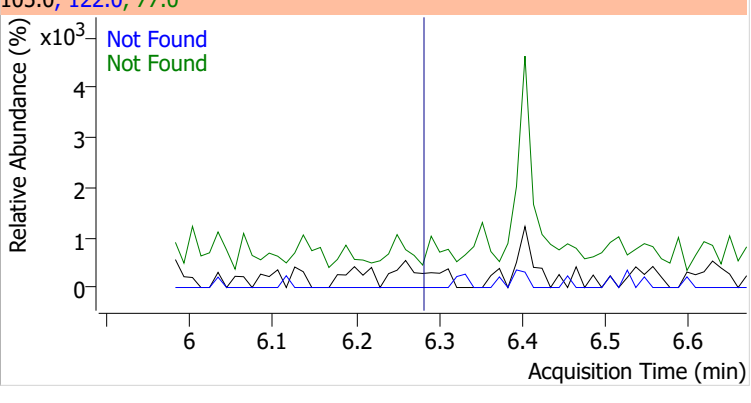
Compound	Conc.	Exp RT	QIon	Exp Ratio	QIon	Exp Ratio
Nitrobenzene	N.D.	5.60	77.0	186.4	51.0	186.0



Compound	Conc.	Exp RT	QIon	Exp Ratio
Isophorone	N.D.	5.90	138.0	20.3

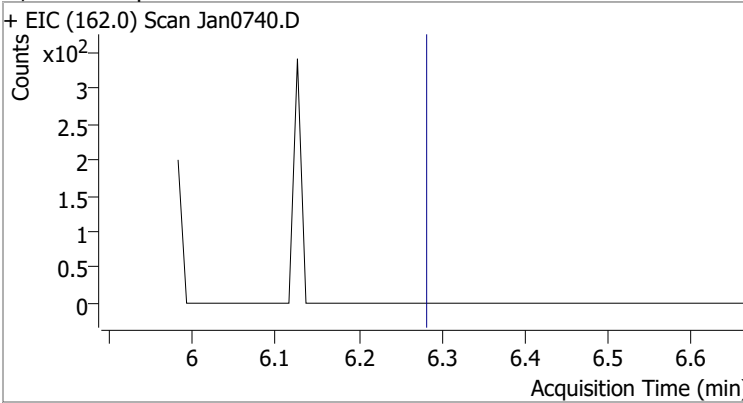
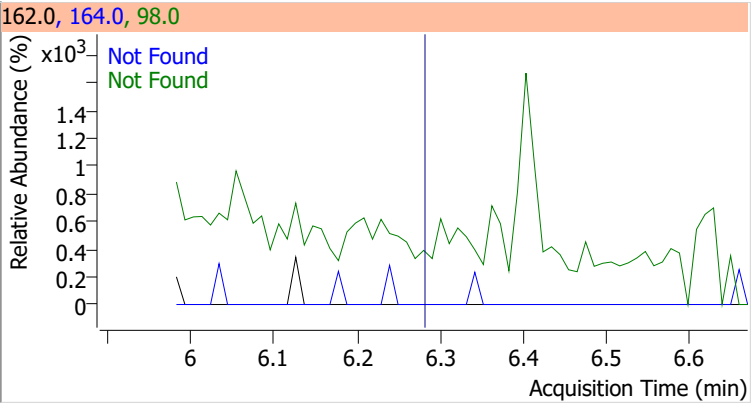
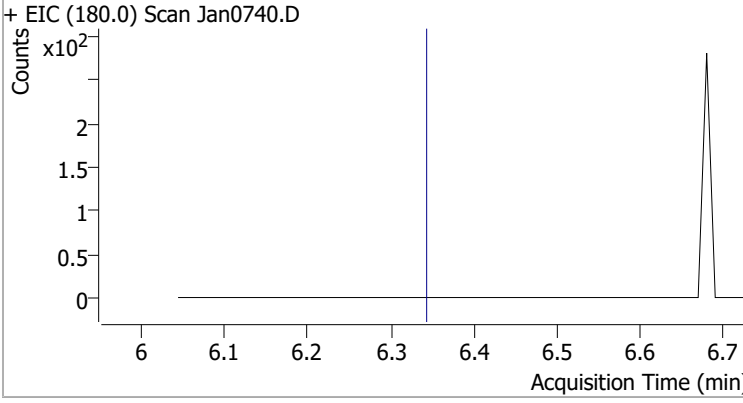
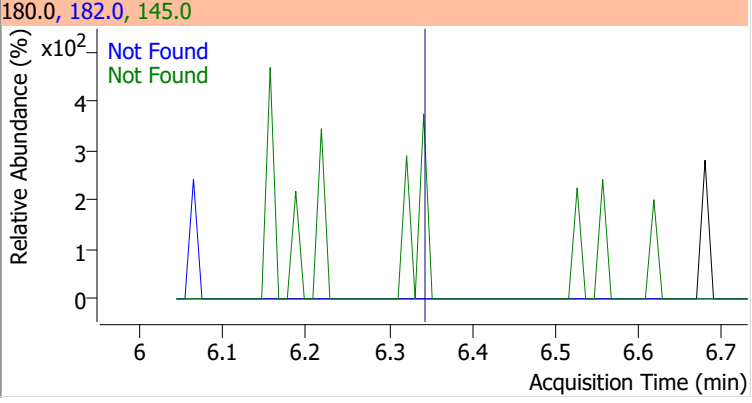
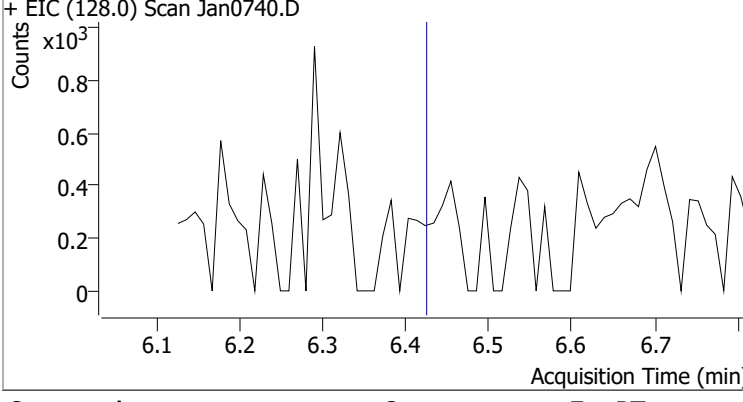
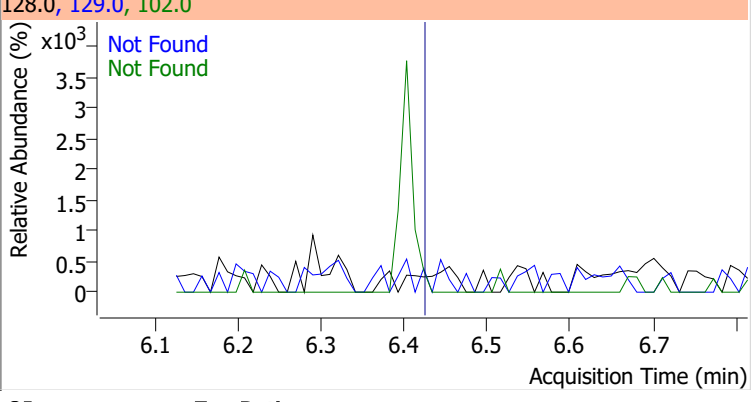
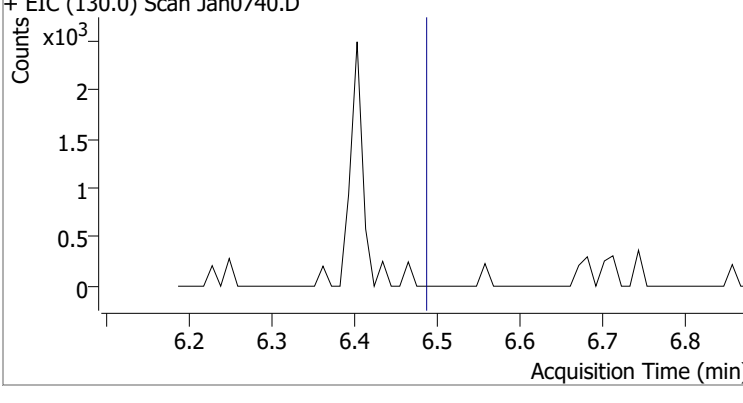
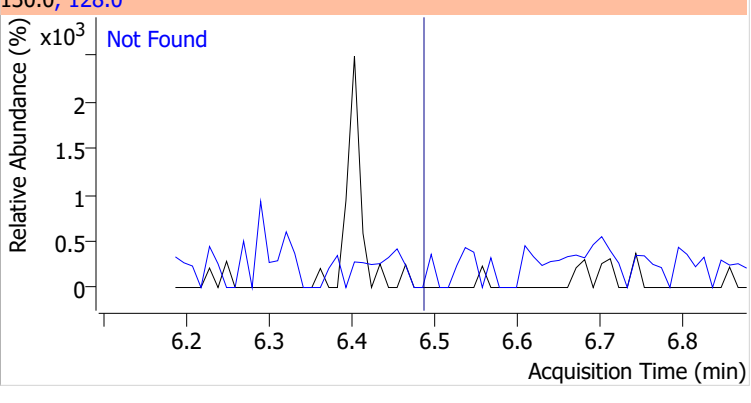


# Quantitation Results Report (QT Reviewed)

Compound	Conc.	Exp RT	QIon	Exp Ratio	QIon	Exp Ratio
2-Nitrophenol	N.D.	5.97	65.0	51.2	109.0	34.5
+ EIC (139.0) Scan Jan0740.D			139.0, 65.0, 109.0			
						
2,4-Dimethylphenol	N.D.	6.08	107.0	106.6	77.0	30.1
+ EIC (122.0) Scan Jan0740.D			122.0, 107.0, 77.0			
						
bis(-2-Chloroethoxy)Methane	N.D.	6.18	63.0	91.4	95.0	31.4
+ EIC (93.0) Scan Jan0740.D			93.0, 63.0, 95.0			
						
Benzoic Acid	N.D.	6.28	122.0	88.1	77.0	74.0
+ EIC (105.0) Scan Jan0740.D			105.0, 122.0, 77.0			
						

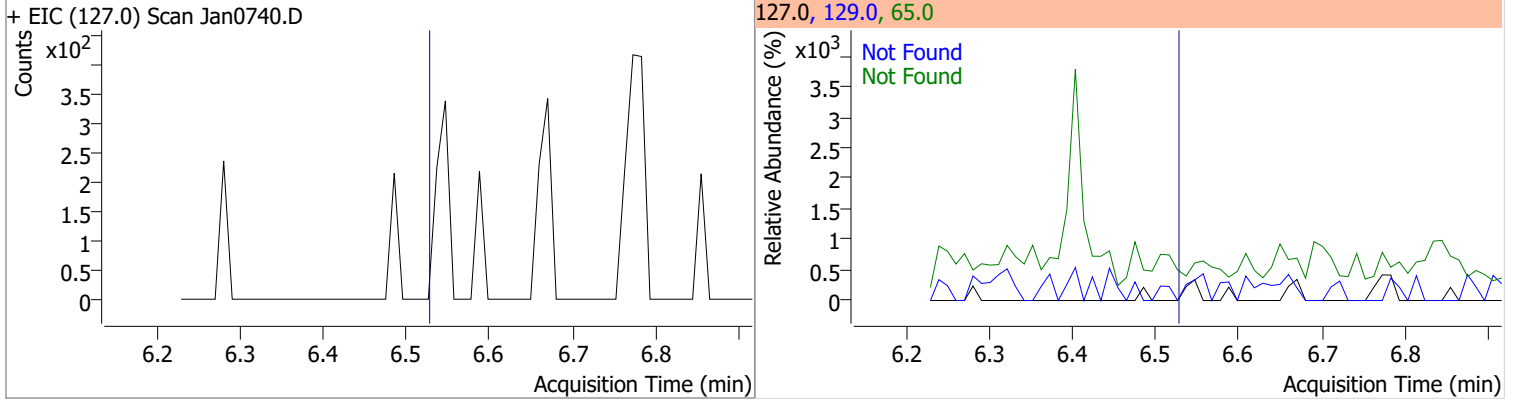


# Quantitation Results Report (QT Reviewed)

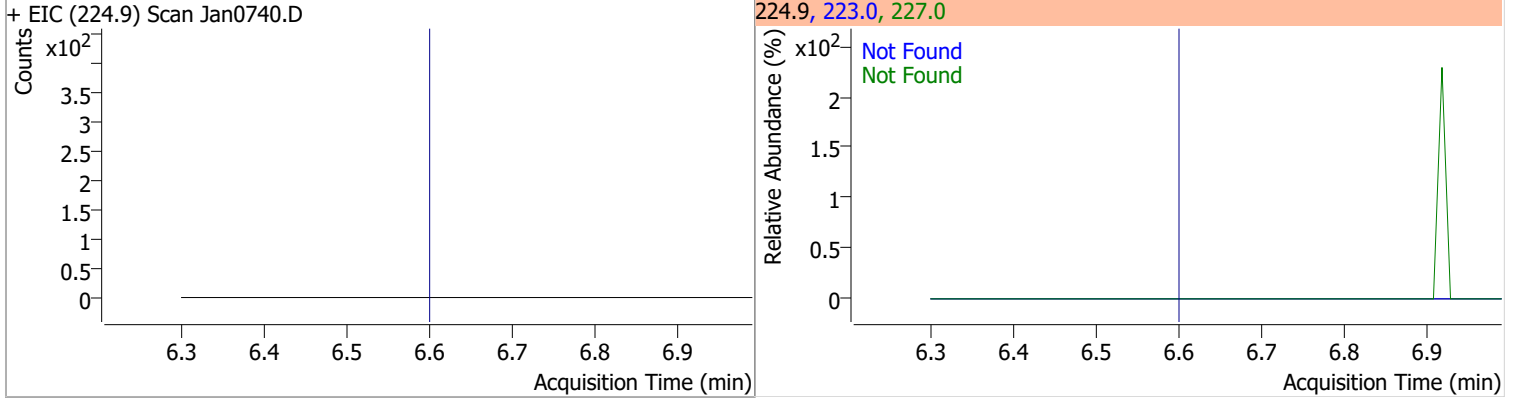
Compound	Conc.	Exp RT	QIon	Exp Ratio	QIon	Exp Ratio
2,4-Dichlorophenol	N.D.	6.28	164.0	65.0	98.0	31.2
+ EIC (162.0) Scan Jan0740.D			162.0, 164.0, 98.0			
						
1,2,4-Trichlorobenzene	N.D.	6.34	182.0	97.8	145.0	30.3
+ EIC (180.0) Scan Jan0740.D			180.0, 182.0, 145.0			
						
Naphthalene	N.D.	6.42	129.0	10.6	102.0	9.0
+ EIC (128.0) Scan Jan0740.D			128.0, 129.0, 102.0			
						
4-Chlorophenol	N.D.	6.49	128.0	318.3		
+ EIC (130.0) Scan Jan0740.D			130.0, 128.0			
						

# Quantitation Results Report (QT Reviewed)

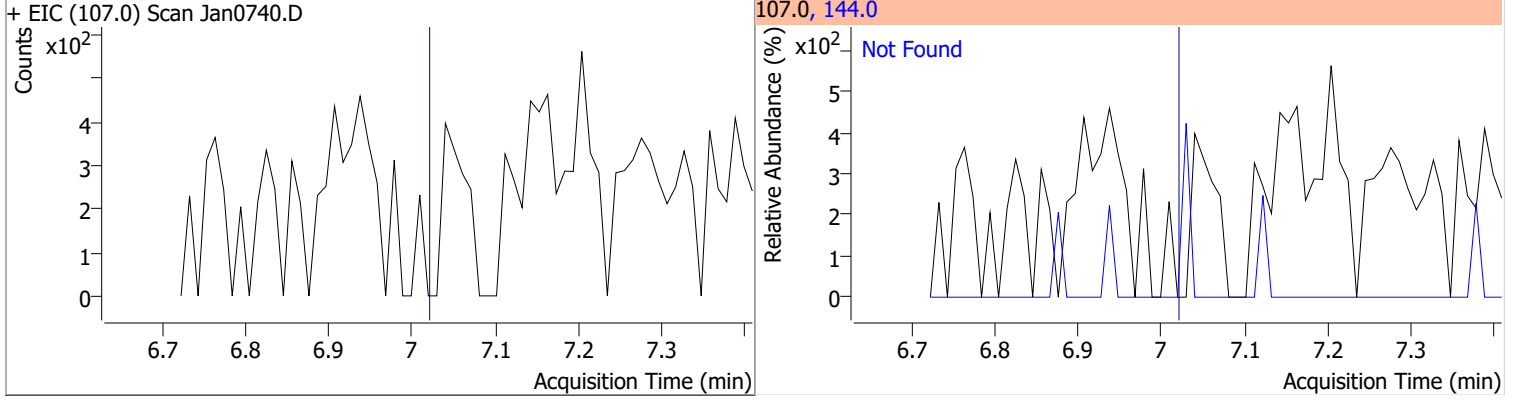
Compound	Conc.	Exp RT	QIon	Exp Ratio	QIon	Exp Ratio
p-Chloroaniline	N.D.	6.53	65.0	36.5	129.0	33.7



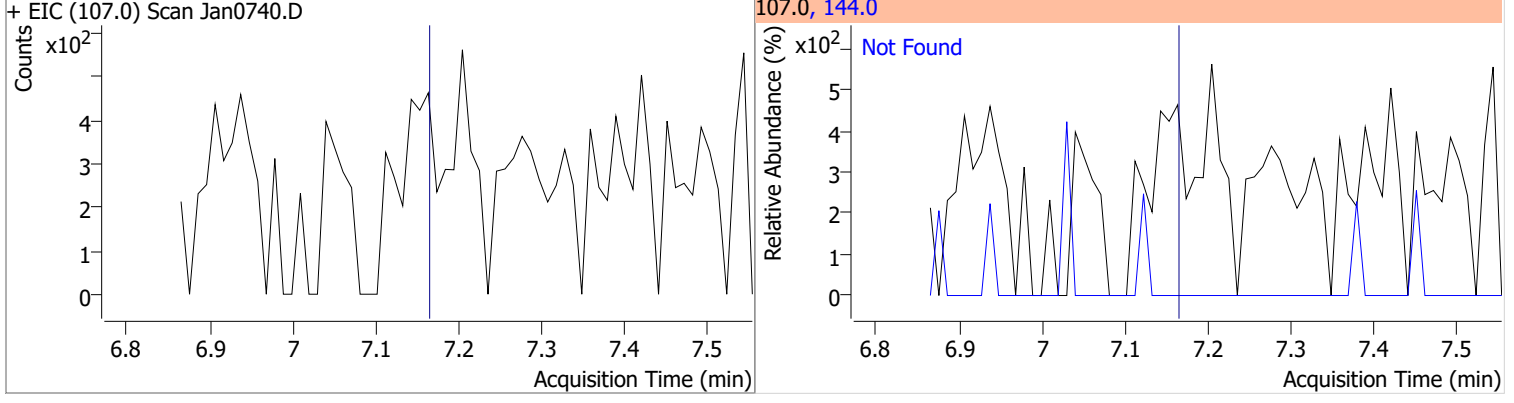
Compound	Conc.	Exp RT	QIon	Exp Ratio	QIon	Exp Ratio
Hexachlorobutadiene	N.D.	6.60	227.0	66.1	223.0	64.1



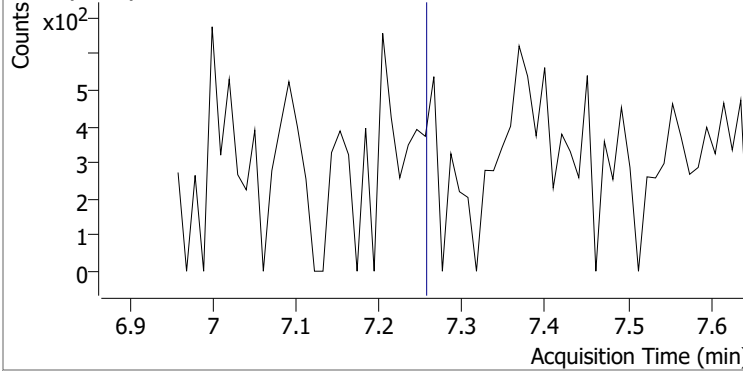
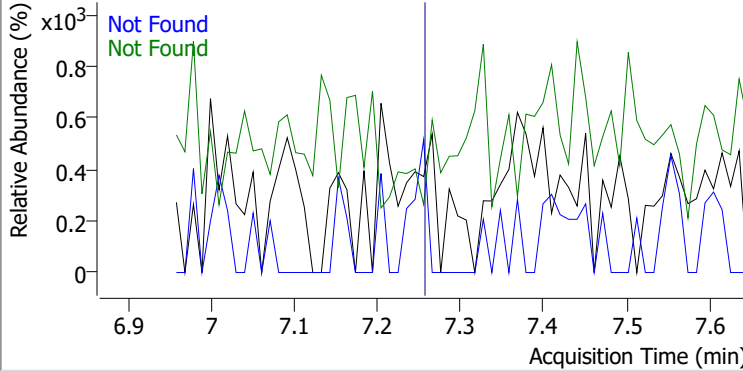
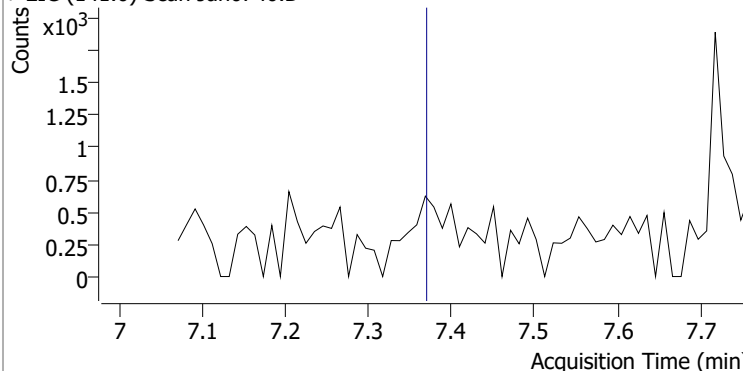
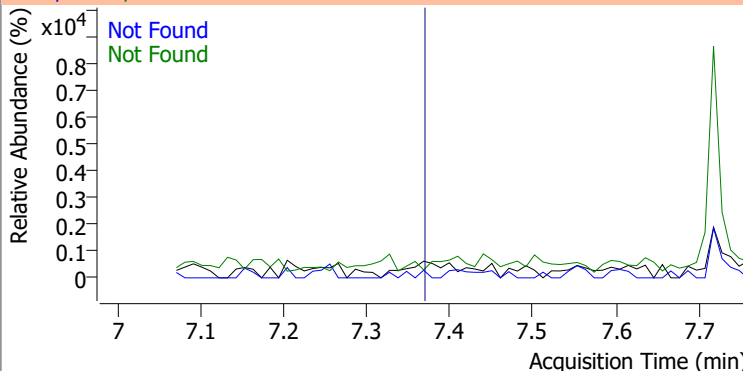
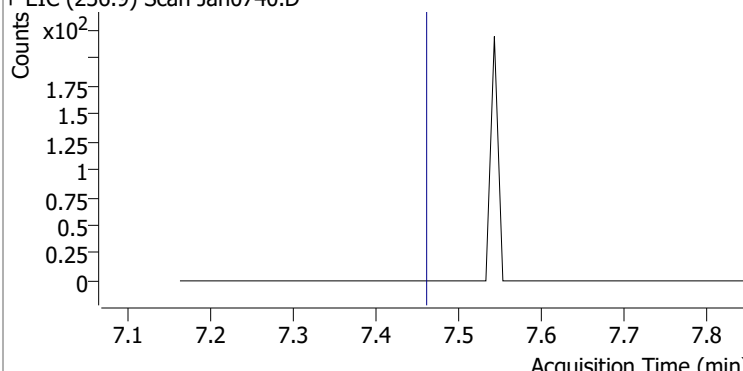
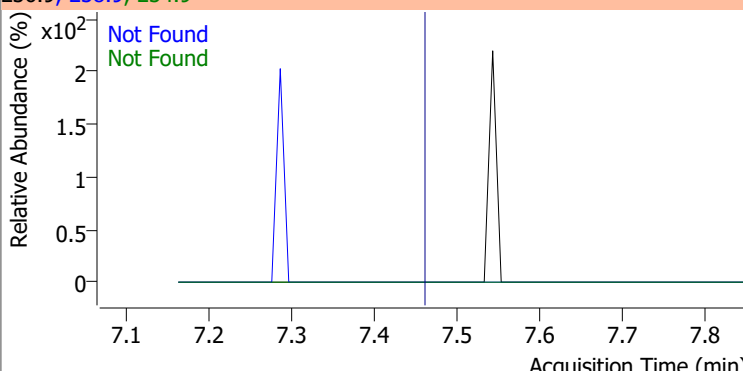
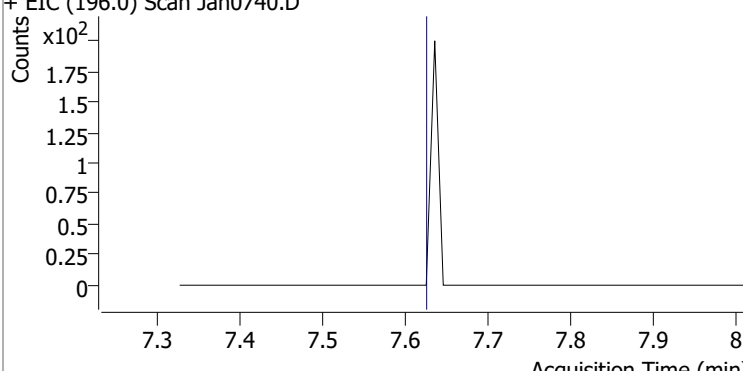
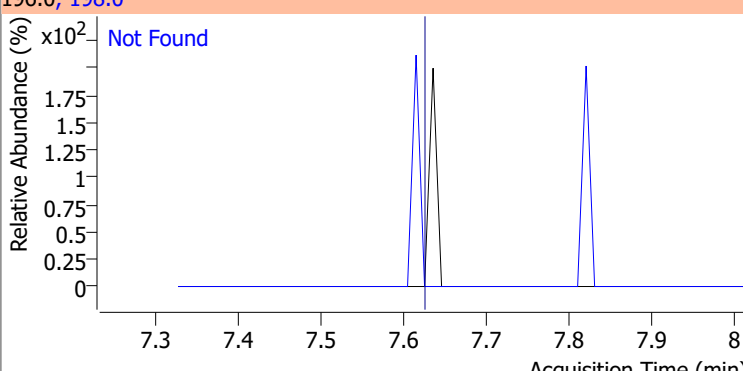
Compound	Conc.	Exp RT	QIon	Exp Ratio
4-Chloro-2-Methylphenol	N.D.	7.02	144.0	27.3



Compound	Conc.	Exp RT	QIon	Exp Ratio
4-Chloro-3-Methylphenol	N.D.	7.16	144.0	28.4

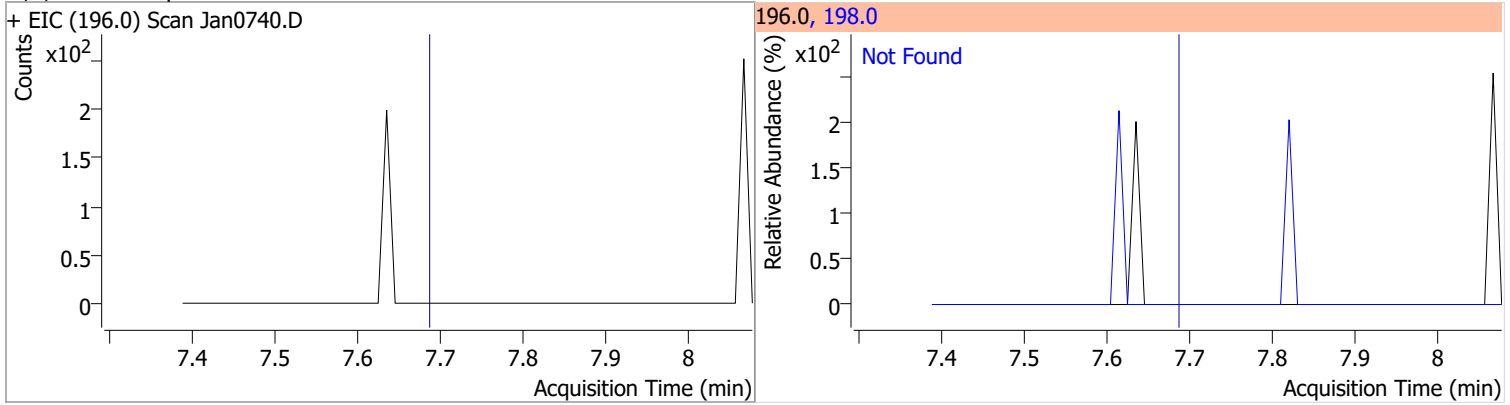


# Quantitation Results Report (QT Reviewed)

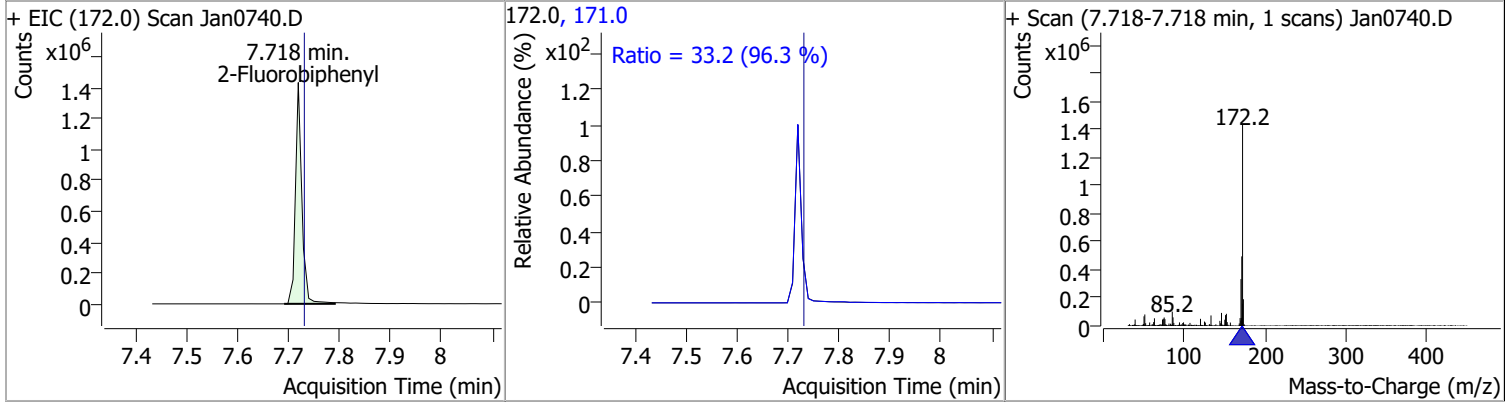
Compound	Conc.	Exp RT	QIon	Exp Ratio	QIon	Exp Ratio
2-Methylnaphthalene	N.D.	7.26	142.0	115.4	115.0	41.6
+ EIC (141.0) Scan Jan0740.D			141.0, 142.0, 115.0			
						
1-Methylnaphthalene	N.D.	7.37	142.0	110.2	115.0	43.1
+ EIC (141.0) Scan Jan0740.D			141.0, 142.0, 115.0			
						
Hexachlorocyclopentadiene	N.D.	7.45	238.9	65.0	234.9	62.3
+ EIC (236.9) Scan Jan0740.D			236.9, 238.9, 234.9			
						
2,4,6-Trichlorophenol	N.D.	7.61	198.0	95.1		
+ EIC (196.0) Scan Jan0740.D			196.0, 198.0			
						

# Quantitation Results Report (QT Reviewed)

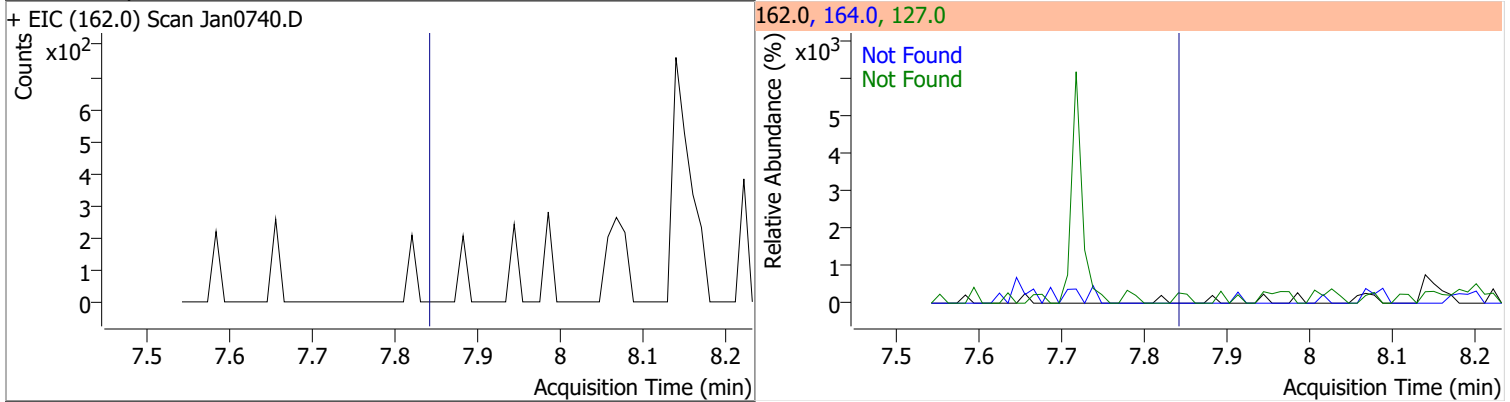
Compound	Conc.	Exp RT	QIon	Exp Ratio
2,4,5-Trichlorophenol	N.D.	7.68	198.0	95.5



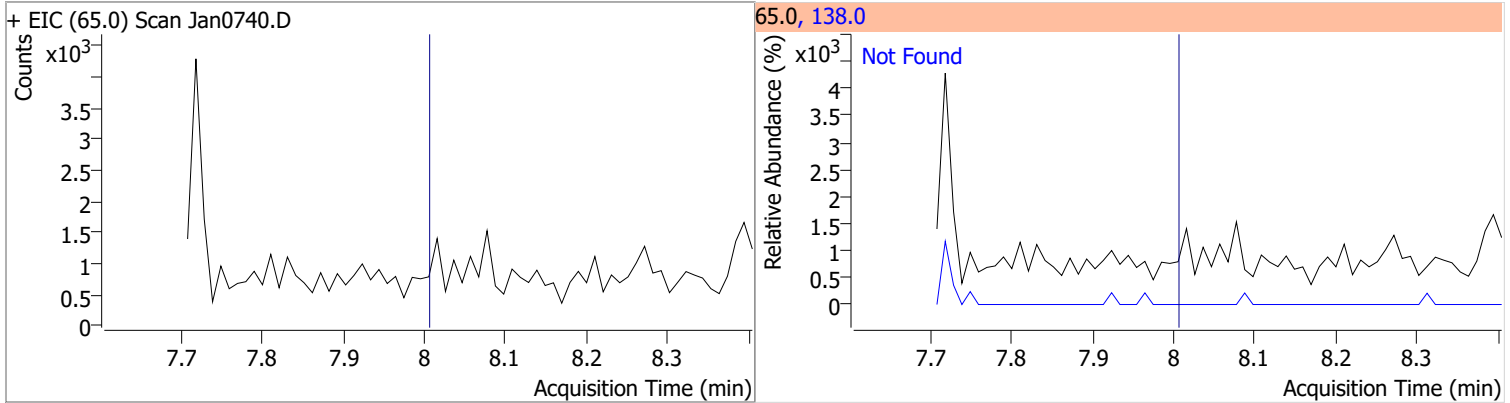
Compound	Conc.	RT	Dev(Min)	Resp.	QIon	QRatio	Lower	Upper
2-Fluorobiphenyl	67.7190	7.72	0.00	1255017	171.0	33.2	24.2	44.9



Compound	Conc.	Exp RT	QIon	Exp Ratio	QIon	Exp Ratio
2-Chloronaphthalene	N.D.	7.83	127.0	37.9	164.0	32.3

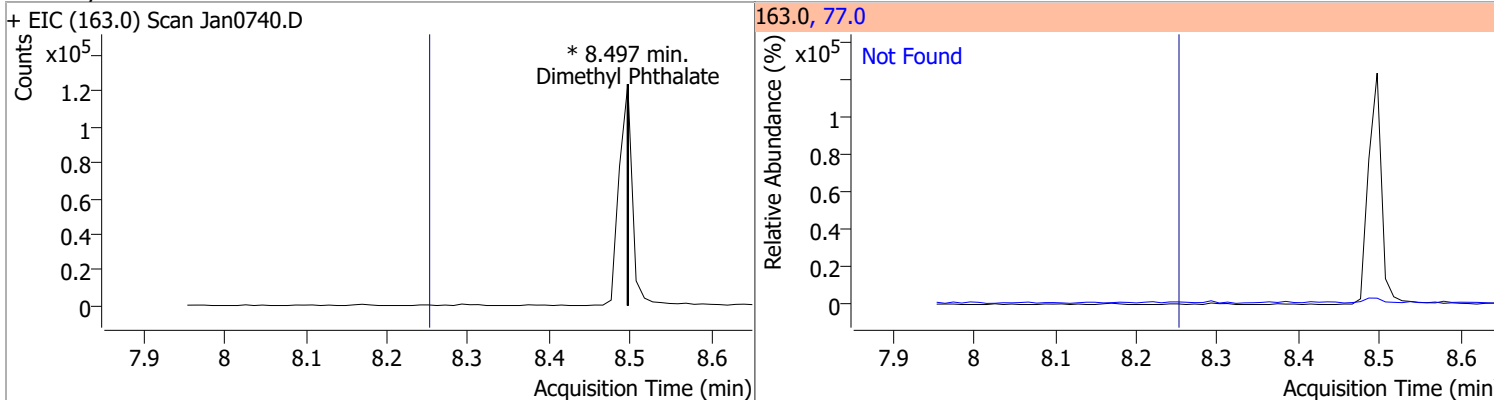


Compound	Conc.	Exp RT	QIon	Exp Ratio
2-Nitroaniline	N.D.	7.99	138.0	107.7

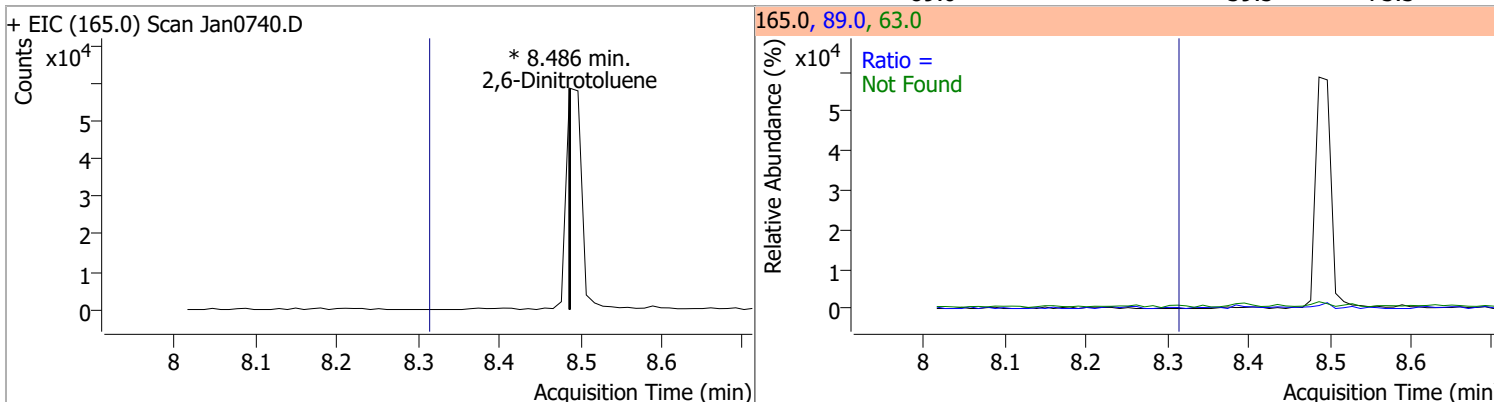


# Quantitation Results Report (QT Reviewed)

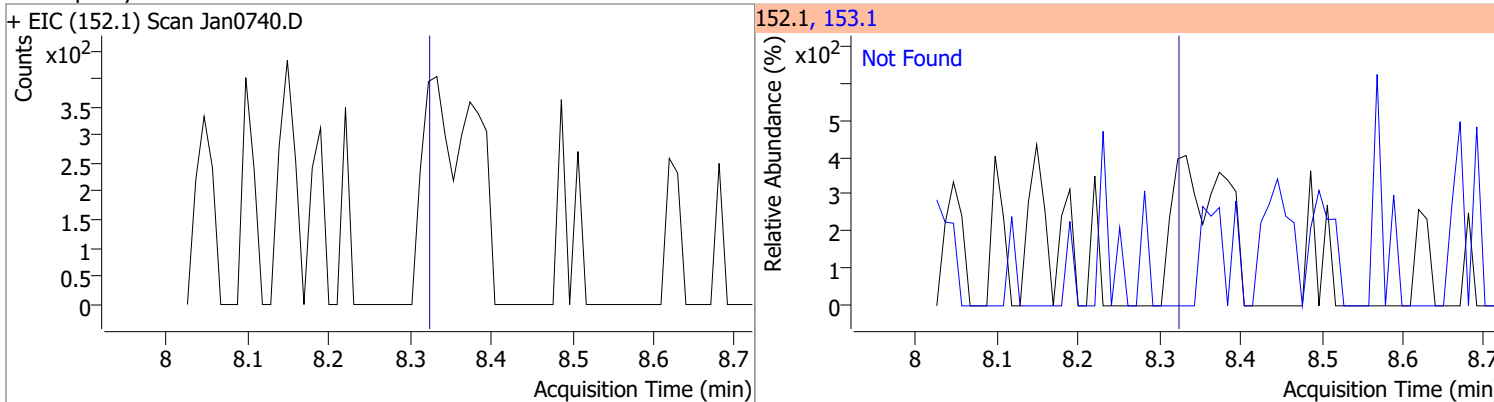
Compound	Conc.	RT	Dev(Min)	Resp.	QIon	QRatio	Lower	Upper
Dimethyl Phthalate	0	0		0	77.0		13.0	24.2



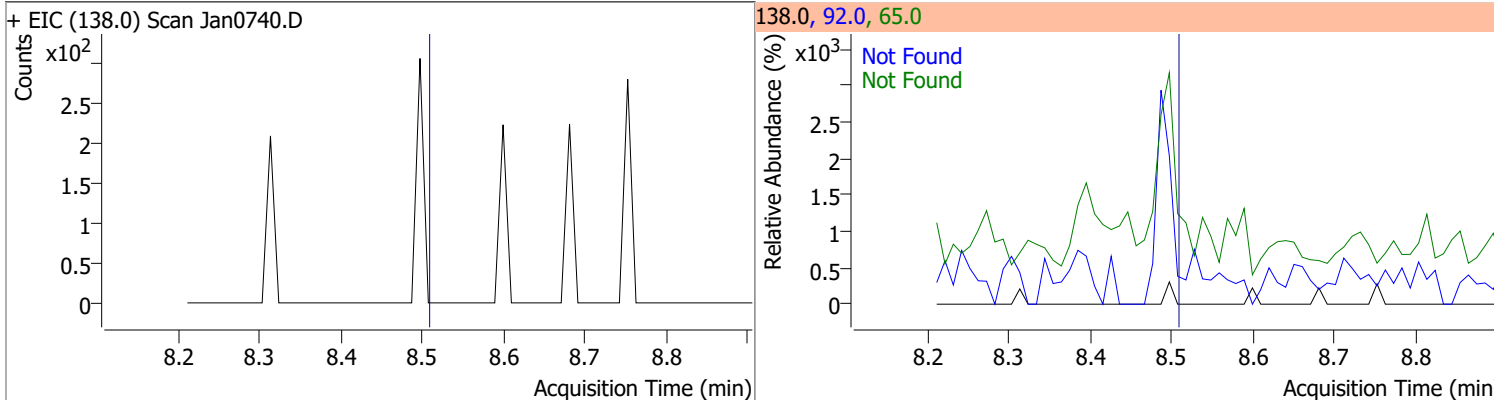
Compound	Conc.	RT	Dev(Min)	Resp.	QIon	QRatio	Lower	Upper
2,6-Dinitrotoluene	0	0		0	63.0		110.4	205.0
					89.0		39.5	73.3



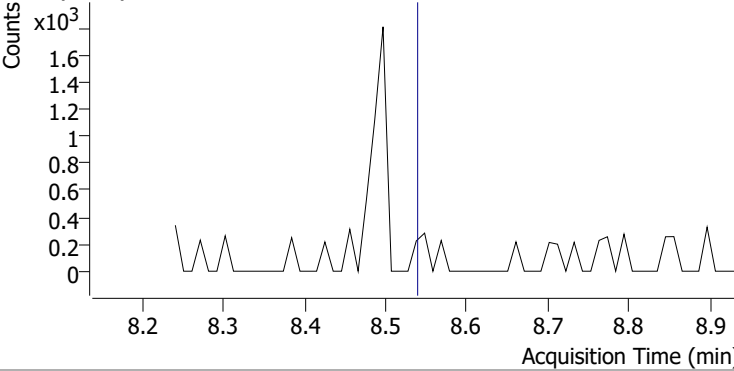
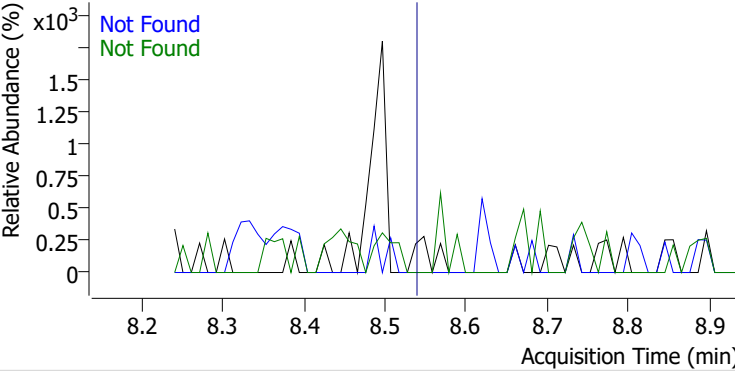
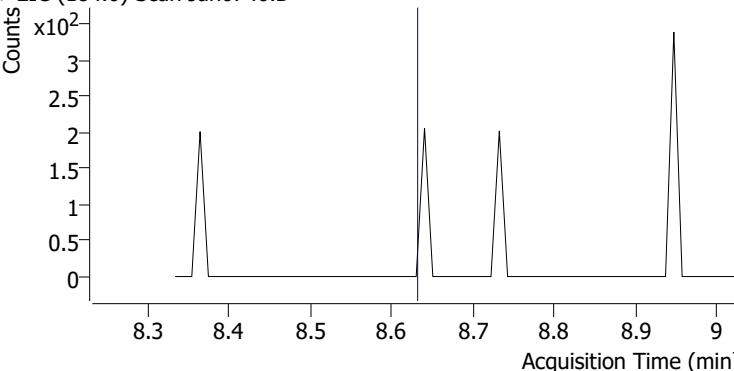
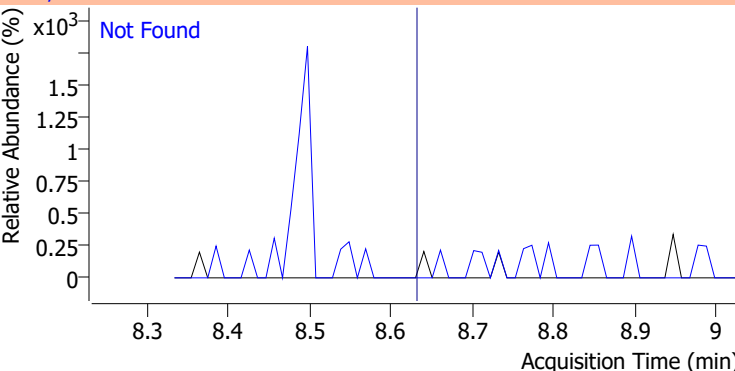
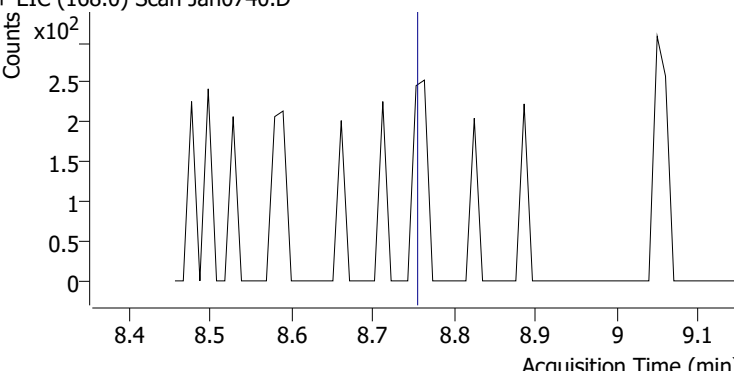
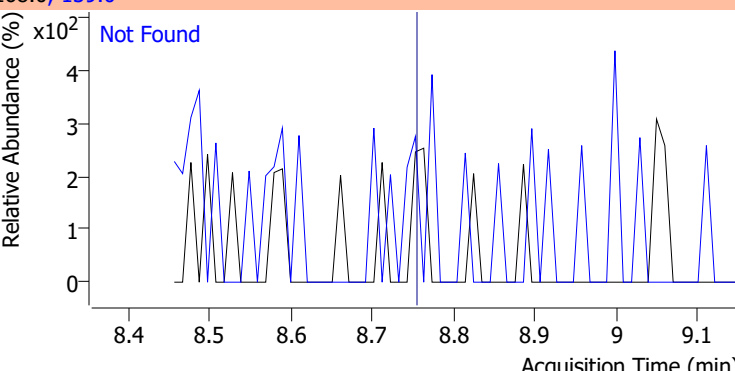
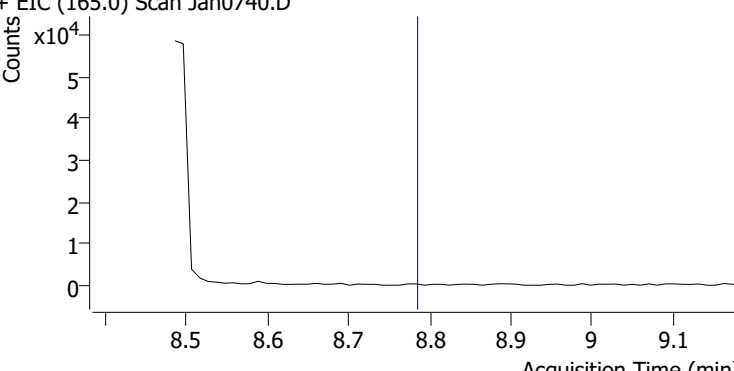
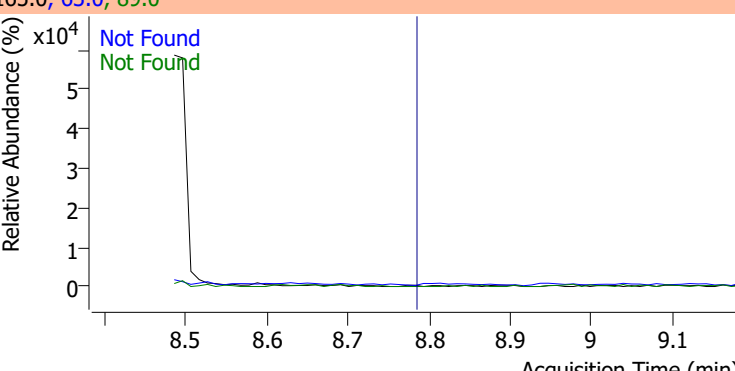
Compound	Conc.	Exp RT	QIon	Exp Ratio
Acenaphthylene	N.D.	8.31	153.1	13.8



Compound	Conc.	Exp RT	QIon	Exp Ratio	QIon	Exp Ratio
3-Nitroaniline	N.D.	8.50	65.0	140.9	92.0	106.5

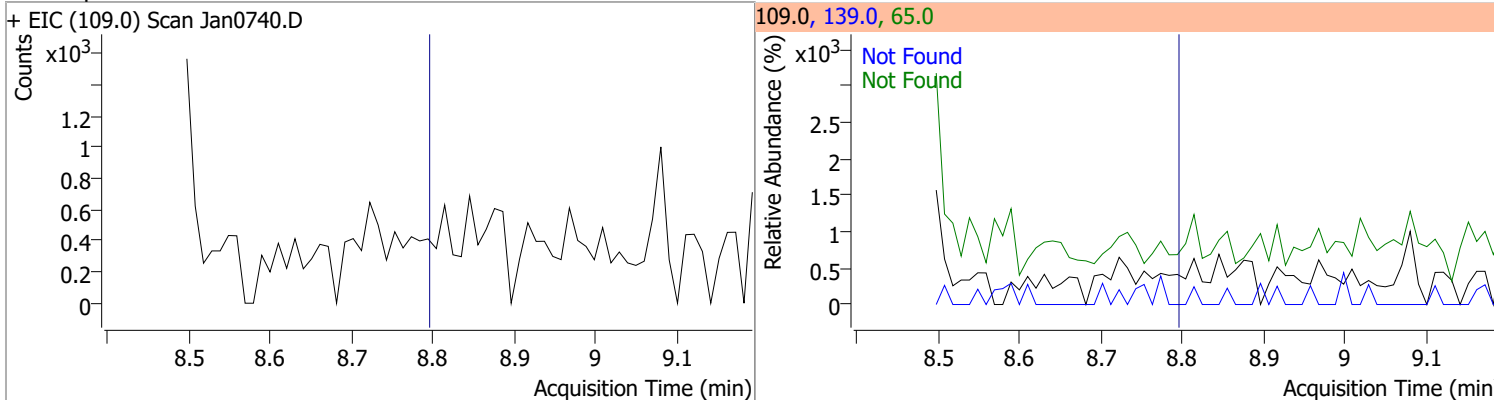


# Quantitation Results Report (QT Reviewed)

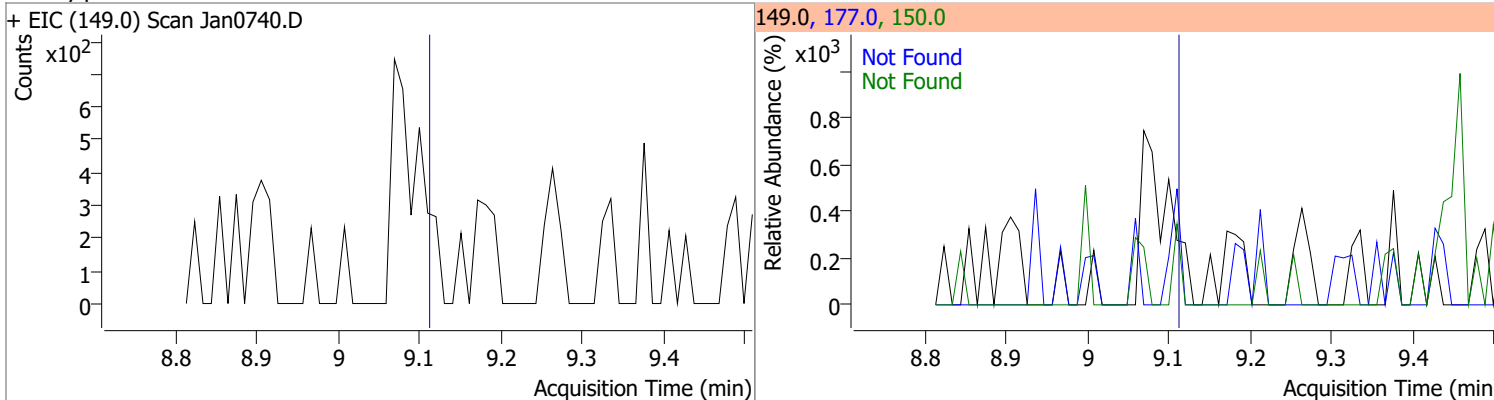
Compound	Conc.	Exp RT	QIon	Exp Ratio	QIon	Exp Ratio
Acenaphthene	N.D.	8.53	153.0	109.5	152.0	52.9
+ EIC (154.0) Scan Jan0740.D			154.0, 152.0, 153.0			
						
2,4-Dinitrophenol	N.D.	8.62	154.0	60.0		
+ EIC (184.0) Scan Jan0740.D			184.0, 154.0			
						
Dibenzofuran	N.D.	8.74	139.0	38.6		
+ EIC (168.0) Scan Jan0740.D			168.0, 139.0			
						
2,4-Dinitrotoluene	N.D.	8.77	63.0	76.1	89.0	74.7
+ EIC (165.0) Scan Jan0740.D			165.0, 63.0, 89.0			
						

# Quantitation Results Report (QT Reviewed)

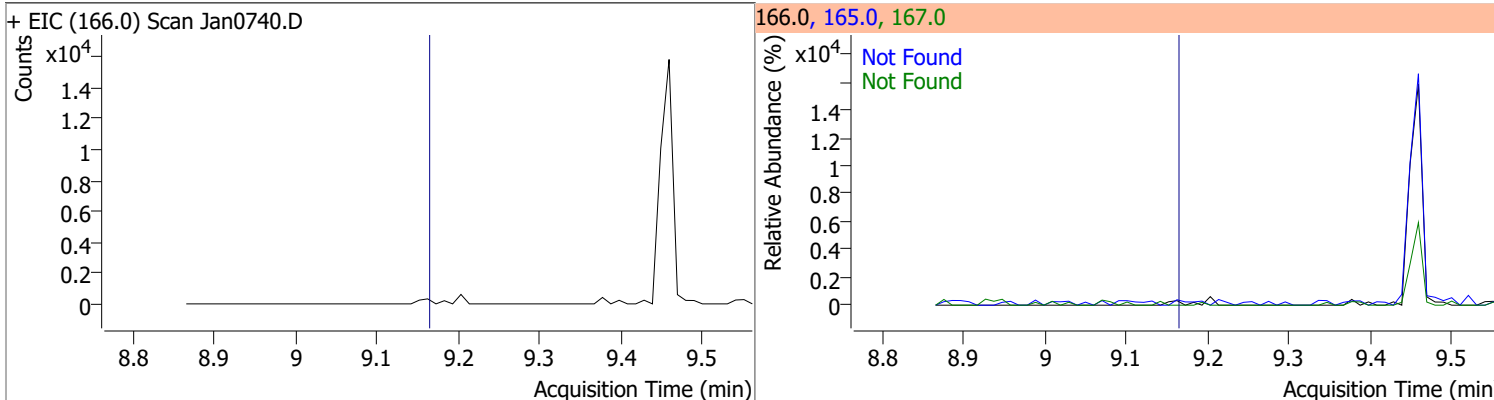
Compound	Conc.	Exp RT	QIon	Exp Ratio	QIon	Exp Ratio
4-Nitrophenol	N.D.	8.78	65.0	88.5	139.0	80.4



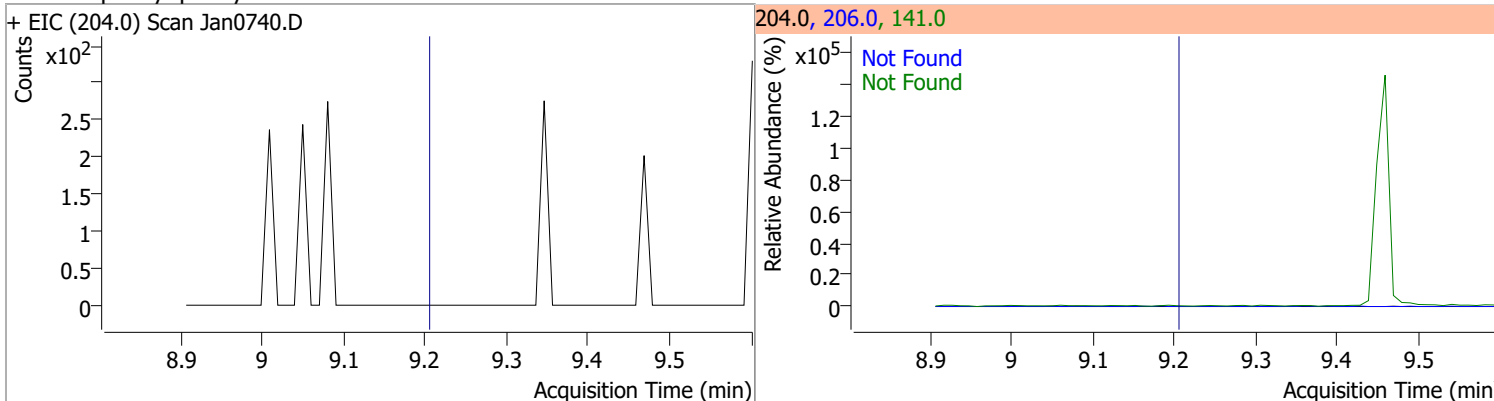
Compound	Conc.	Exp RT	QIon	Exp Ratio	QIon	Exp Ratio
Diethylphthalate	N.D.	9.10	177.0	20.7	150.0	12.6



Compound	Conc.	Exp RT	QIon	Exp Ratio	QIon	Exp Ratio
Fluorene	N.D.	9.15	165.0	93.4	167.0	12.9

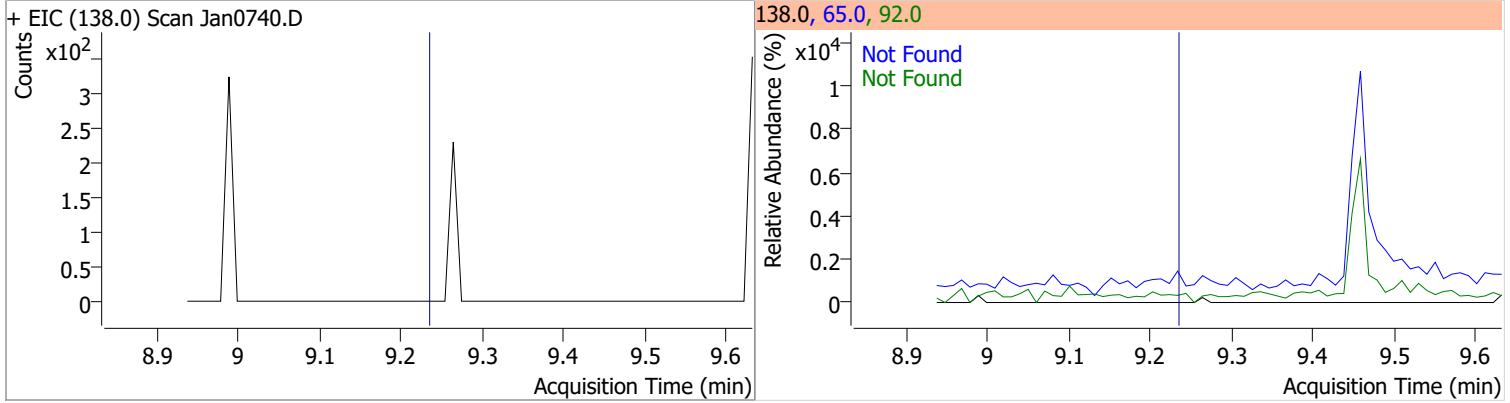


Compound	Conc.	Exp RT	QIon	Exp Ratio	QIon	Exp Ratio
4-Chlorophenyl-phenylether	N.D.	9.19	141.0	62.3	206.0	33.9

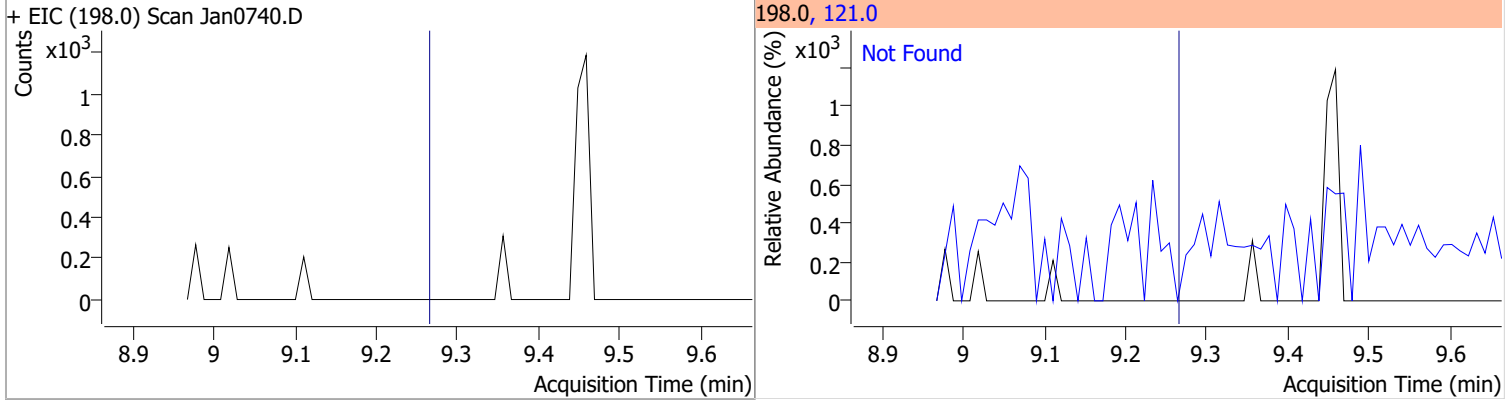


# Quantitation Results Report (QT Reviewed)

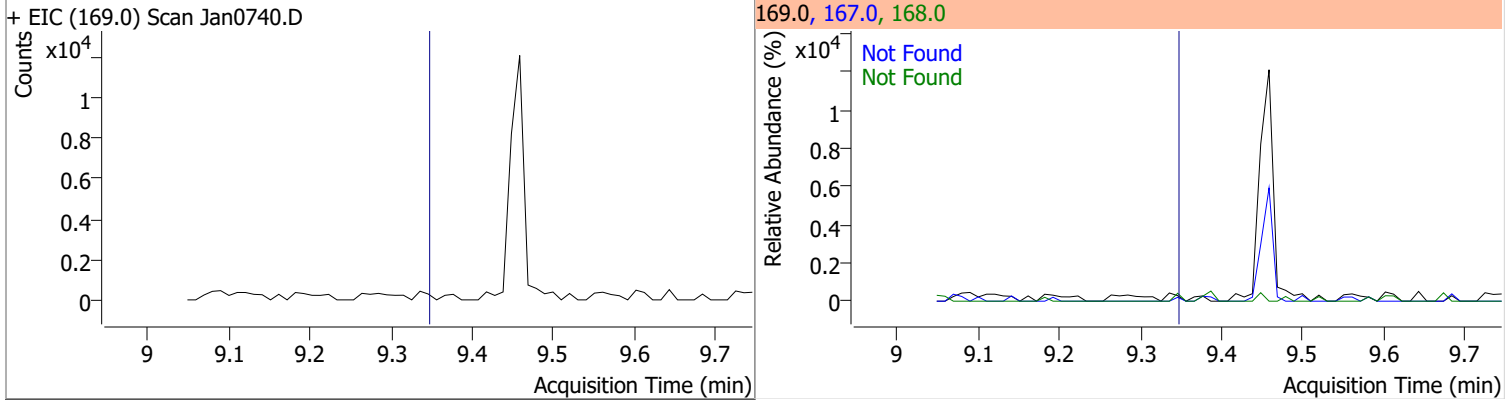
Compound	Conc.	Exp RT	QIon	Exp Ratio	QIon	Exp Ratio
4-Nitroaniline	N.D.	9.23	65.0	114.6	92.0	45.3



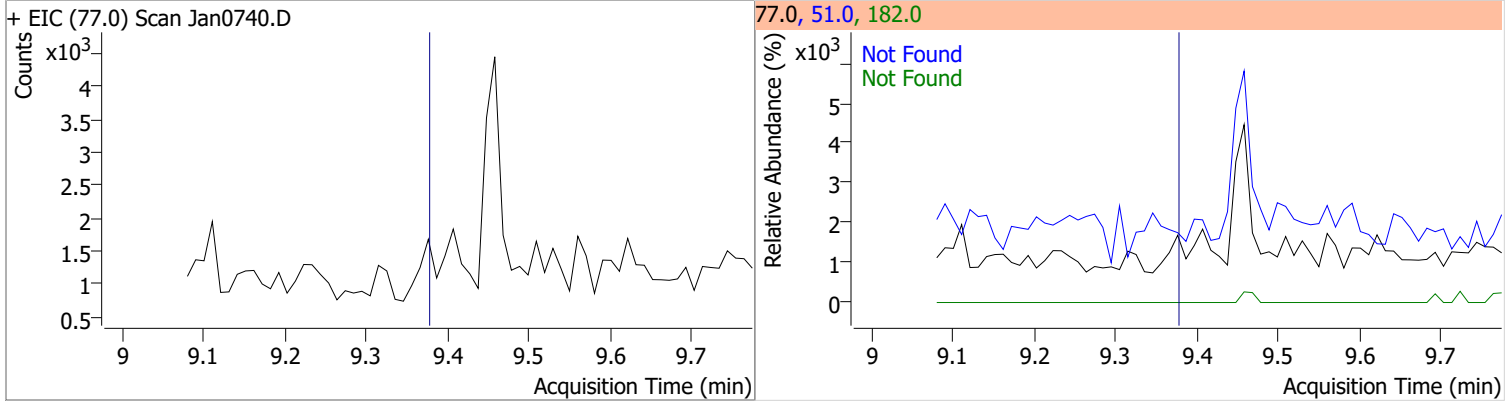
Compound	Conc.	Exp RT	QIon	Exp Ratio
4,6-Dinitro-2-methylphenol	N.D.	9.26	121.0	44.8



Compound	Conc.	Exp RT	QIon	Exp Ratio	QIon	Exp Ratio
N-nitrosodiphenylamine	N.D.	9.35	168.0	63.3	167.0	33.4



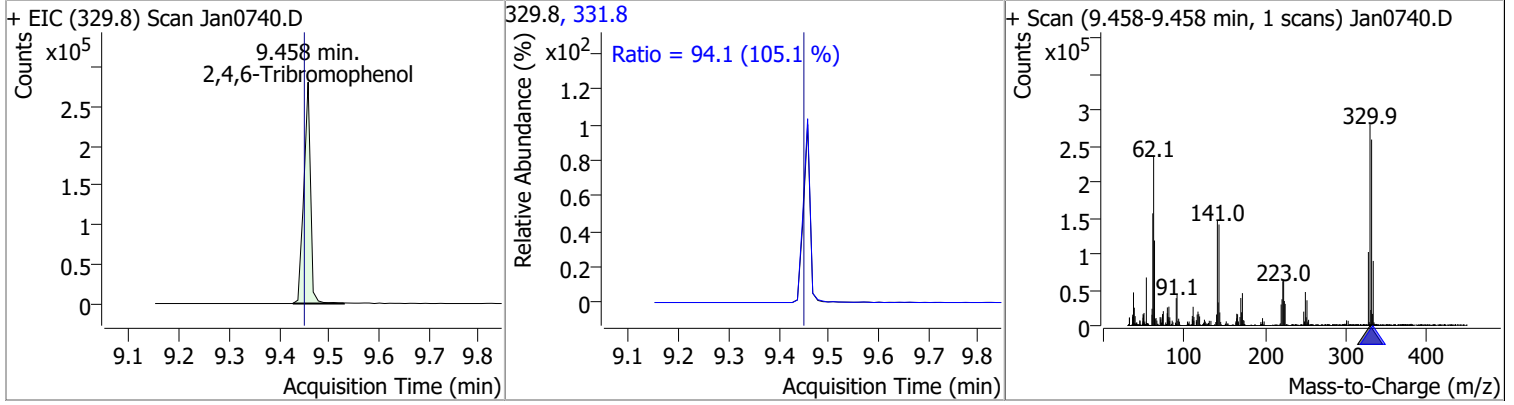
Compound	Conc.	Exp RT	QIon	Exp Ratio	QIon	Exp Ratio
Azobenzene	N.D.	9.38	51.0	49.9	182.0	26.9



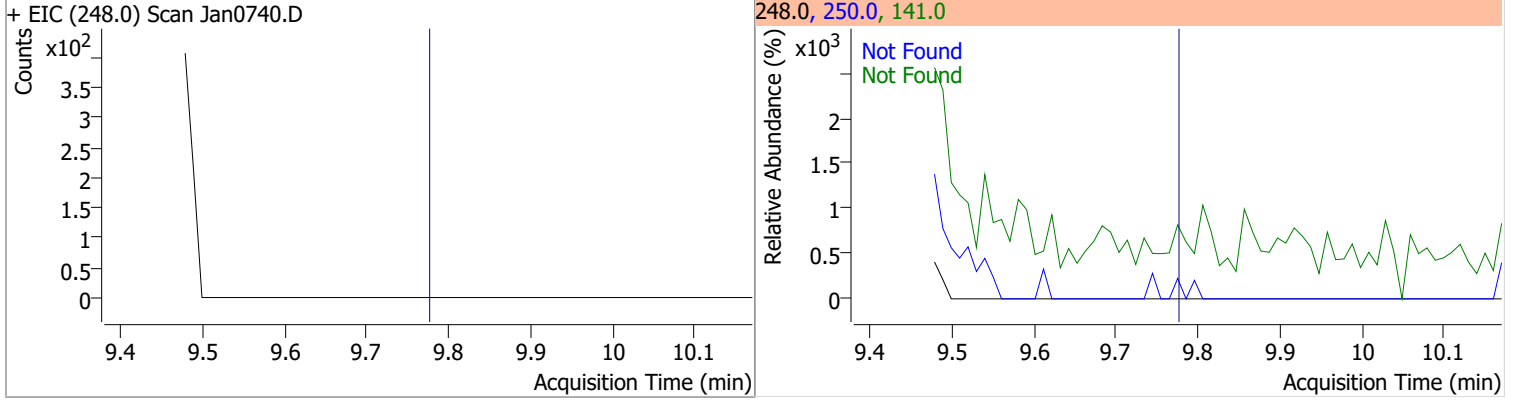


# Quantitation Results Report (QT Reviewed)

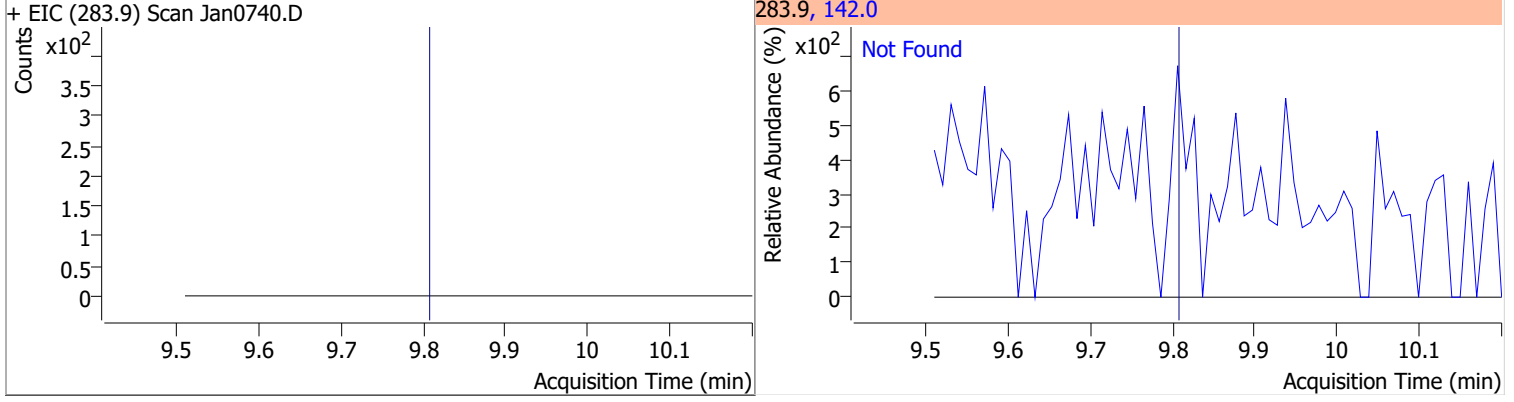
Compound	Conc.	RT	Dev(Min)	Resp.	QIon	QRatio	Lower	Upper
2,4,6-Tribromophenol	166.6014	9.46	0.01	262700	331.8	94.1	62.7	116.4



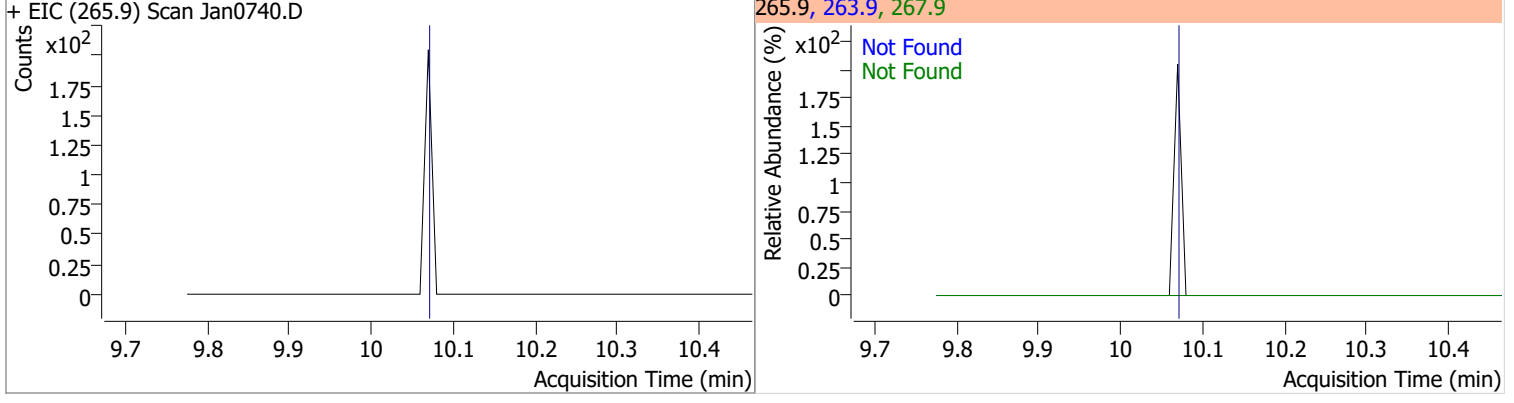
Compound	Conc.	Exp RT	QIon	Exp Ratio	QIon	Exp Ratio
4-Bromophenyl-phenylether	N.D.	9.78	250.0	98.3	141.0	96.1



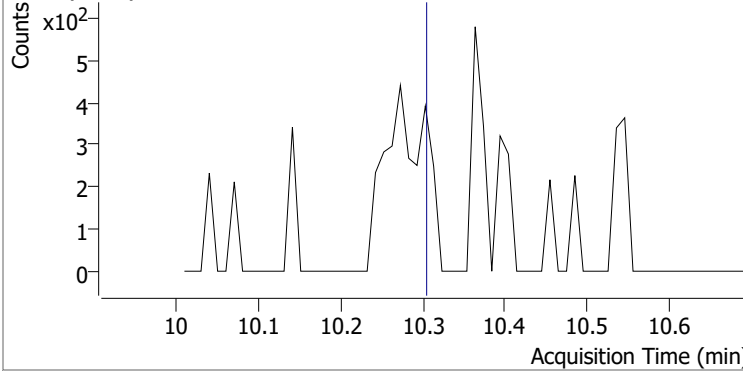
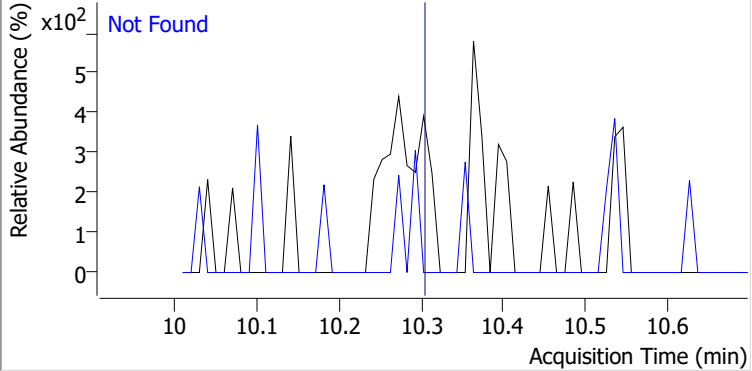
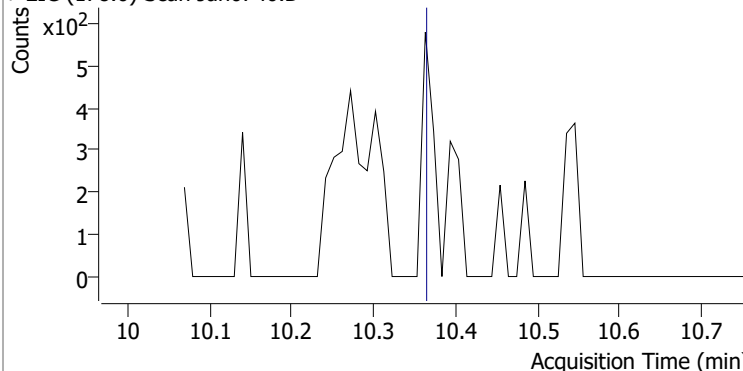
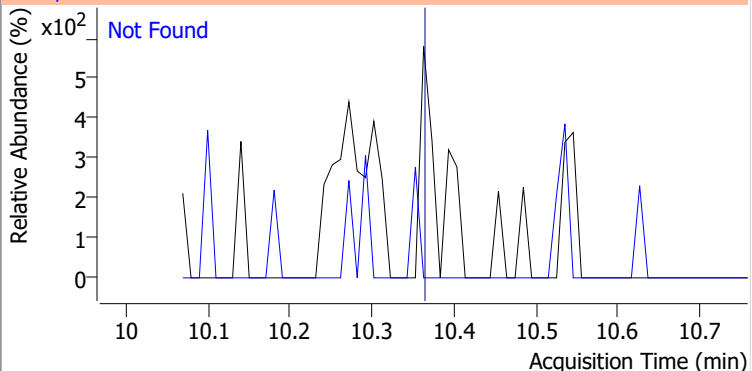
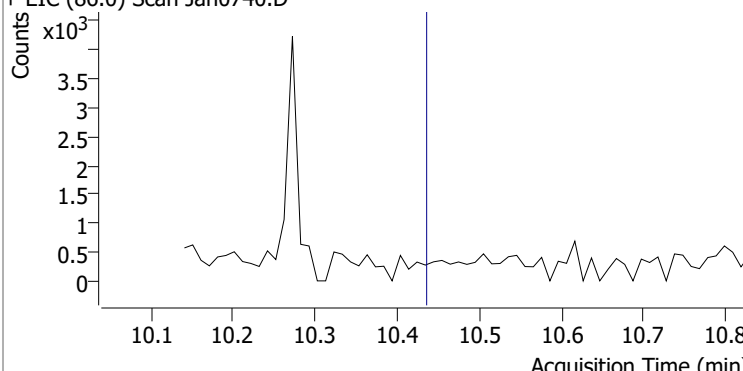
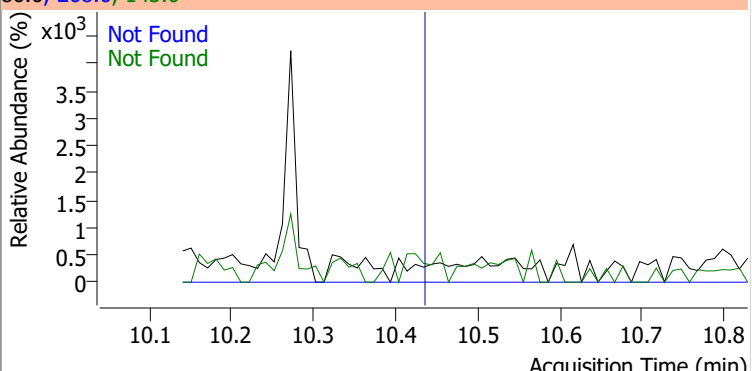
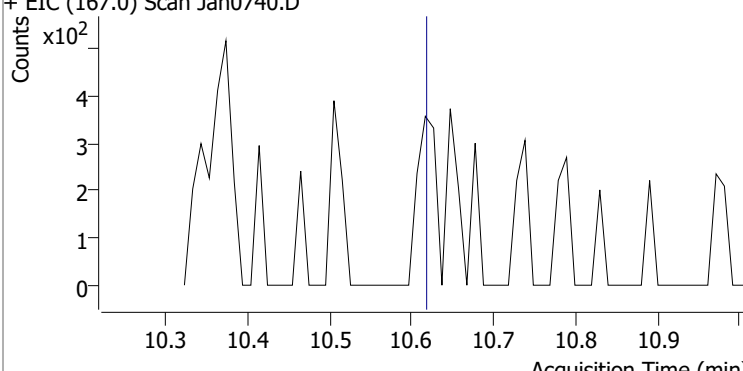
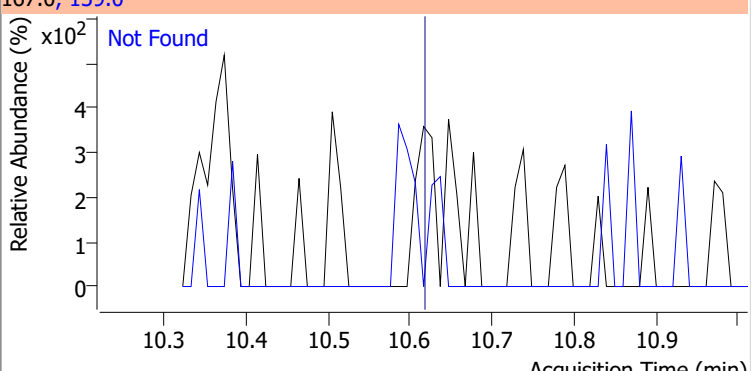
Compound	Conc.	Exp RT	QIon	Exp Ratio	QIon	Exp Ratio
Hexachlorobenzene	N.D.	9.81	142.0	49.9		



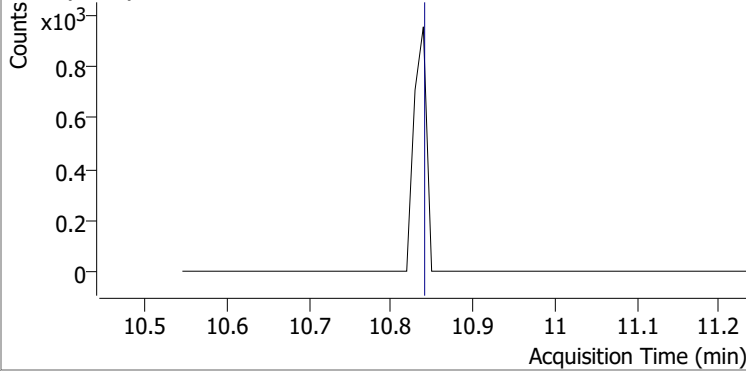
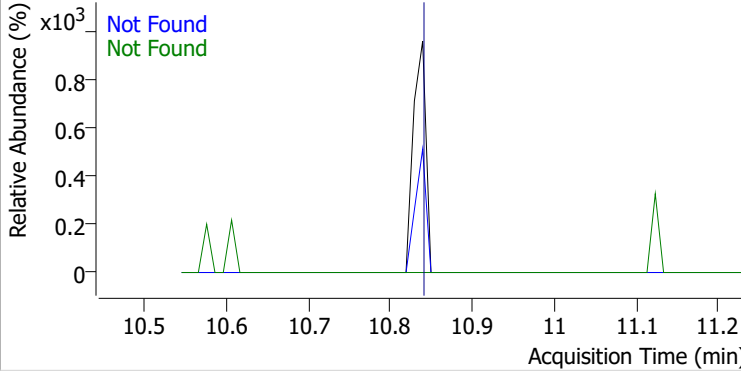
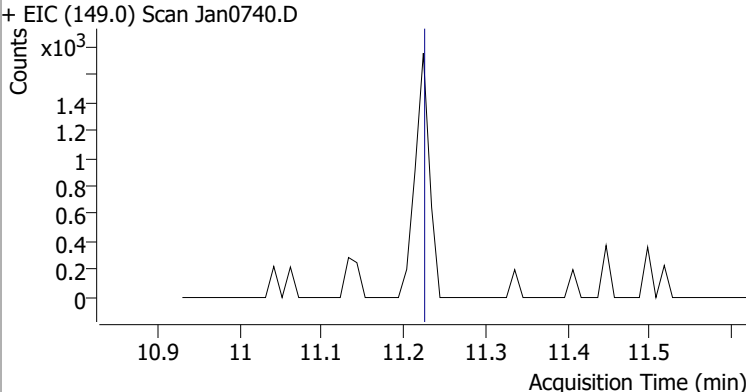
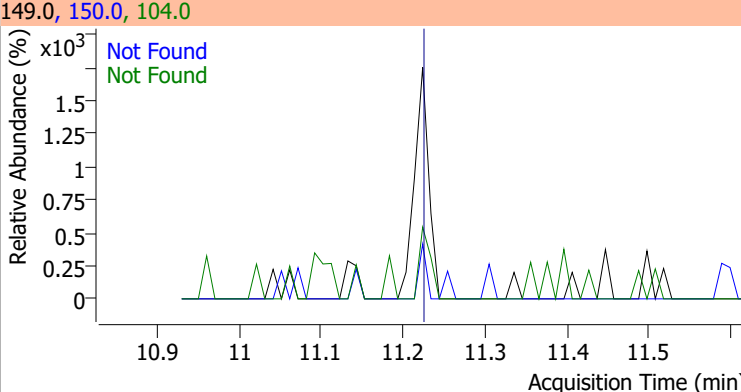
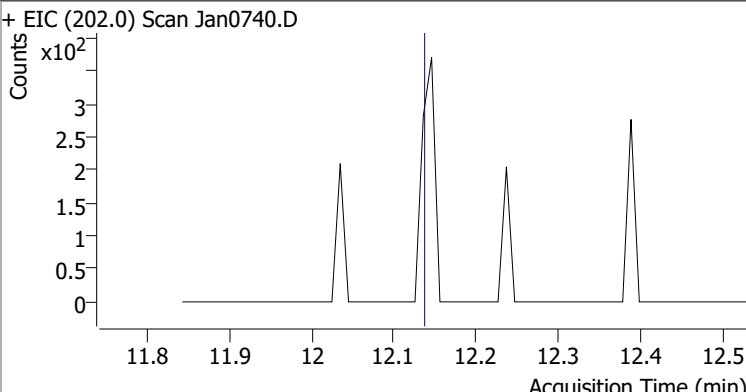
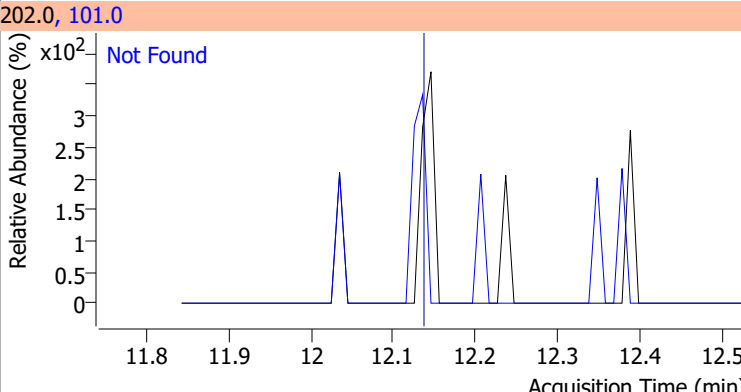
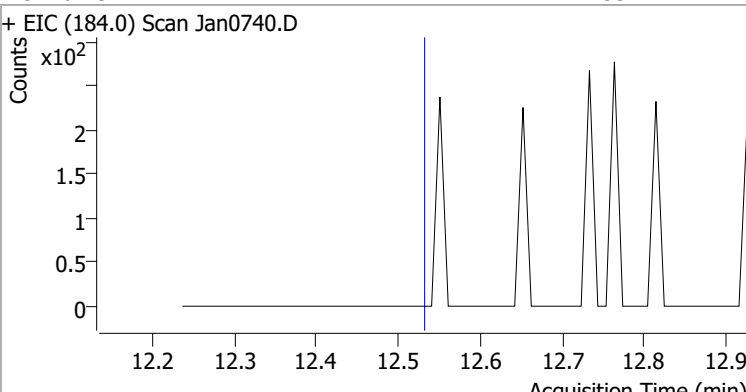
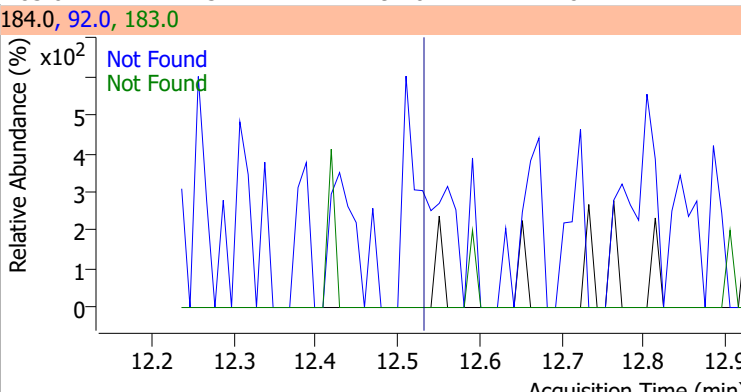
Compound	Conc.	Exp RT	QIon	Exp Ratio	QIon	Exp Ratio
Pentachlorophenol	N.D.	10.07	263.9	67.0	267.9	63.6



# Quantitation Results Report (QT Reviewed)

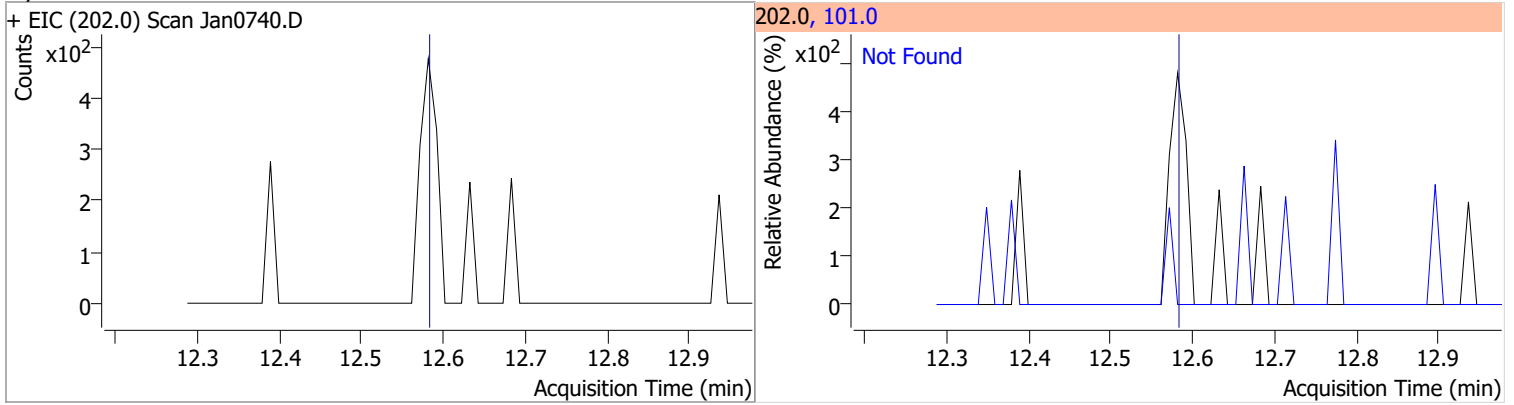
Compound	Conc.	Exp RT	QIon	Exp Ratio	
Phenanthrene	N.D.	10.30	176.0	19.3	
+ EIC (178.0) Scan Jan0740.D			178.0, 176.0		
					
Anthracene	N.D.	10.36	176.0	18.4	
+ EIC (178.0) Scan Jan0740.D			178.0, 176.0		
					
Triallate	N.D.	10.43	268.0	26.7	
+ EIC (86.0) Scan Jan0740.D			86.0, 268.0, 143.0		
					
Carbazole	N.D.	10.62	139.0	12.8	
+ EIC (167.0) Scan Jan0740.D			167.0, 139.0		
					

# Quantitation Results Report (QT Reviewed)

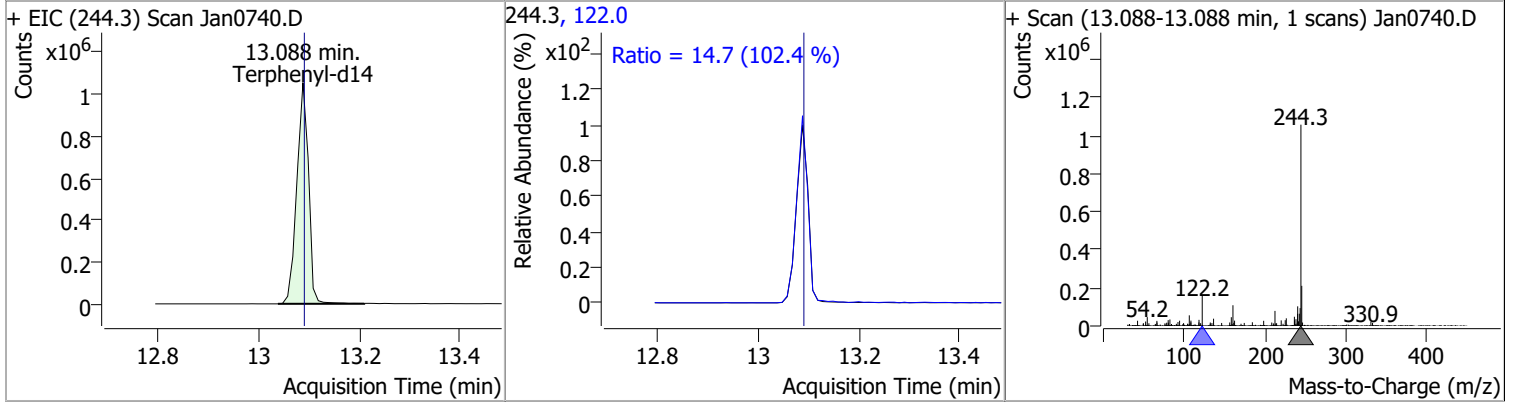
Compound	Conc.	Exp RT	QIon	Exp Ratio	QIon	Exp Ratio
o-Terphenyl	N.D.	10.84	229.0	64.1	215.0	36.5
+ EIC (230.0) Scan Jan0740.D			230.0, 229.0, 215.0			
						
Di-n-Butylphthalate	N.D.	11.22	150.0	9.1	104.0	6.1
+ EIC (149.0) Scan Jan0740.D			149.0, 150.0, 104.0			
						
Fluoranthene	N.D.	12.14	101.0	12.8		
+ EIC (202.0) Scan Jan0740.D			202.0, 101.0			
						
Benzidine	N.D.	12.53	183.0	13.1	92.0	8.1
+ EIC (184.0) Scan Jan0740.D			184.0, 92.0, 183.0			
						

# Quantitation Results Report (QT Reviewed)

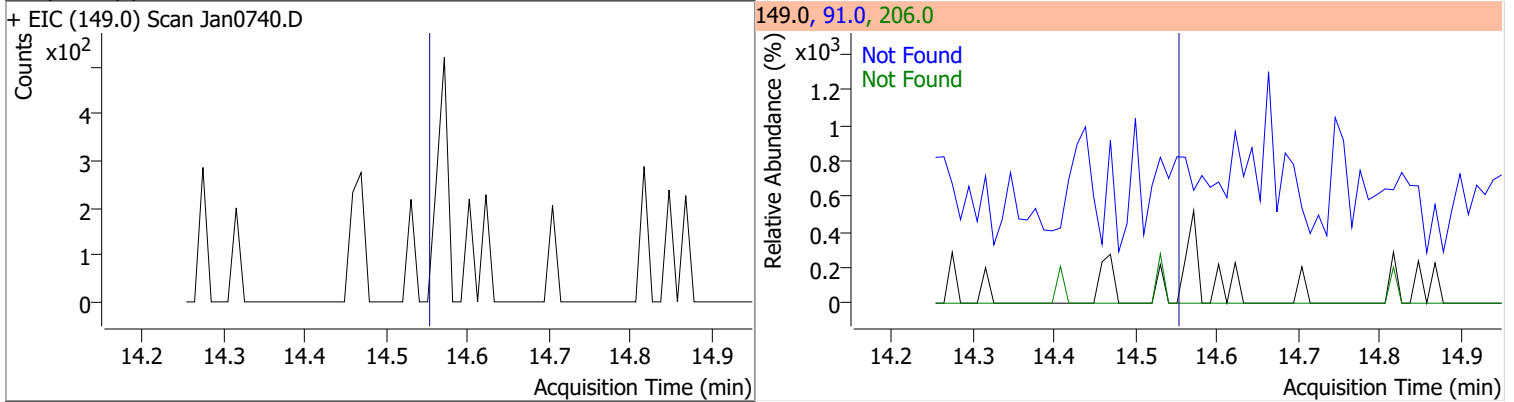
Compound	Conc.	Exp RT	QIon	Exp Ratio
Pyrene	N.D.	12.58	101.0	14.6



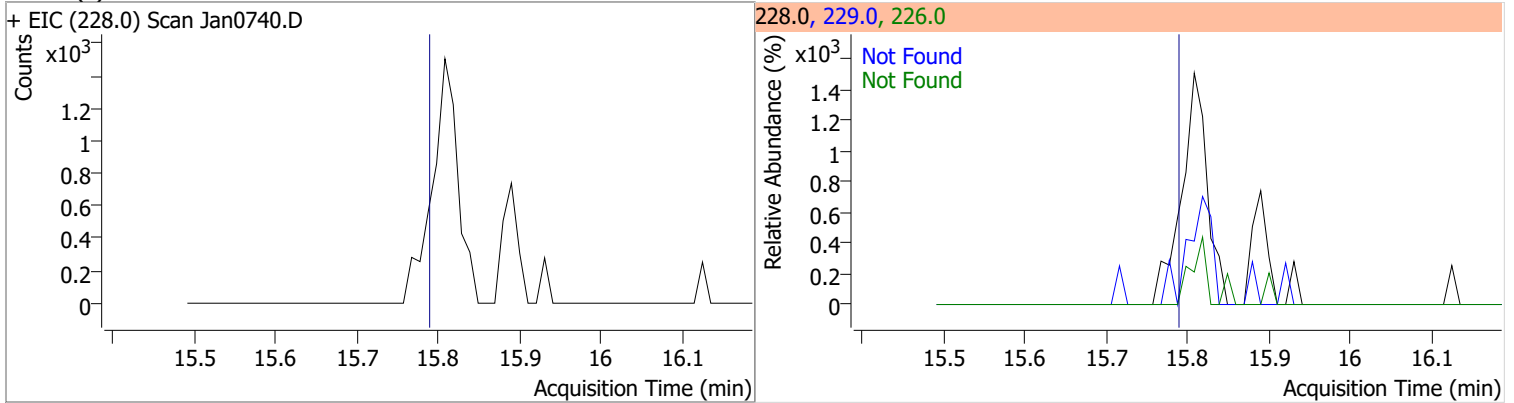
Compound	Conc.	RT	Dev(Min)	Resp.	QIon	QRatio	Lower	Upper
Terphenyl-d14	95.7597	13.09	0.00	1706414	122.0	14.7	10.1	18.7



Compound	Conc.	Exp RT	QIon	Exp Ratio	QIon	Exp Ratio
Butylbenzylphthalate	N.D.	14.56	91.0	81.7	206.0	17.9

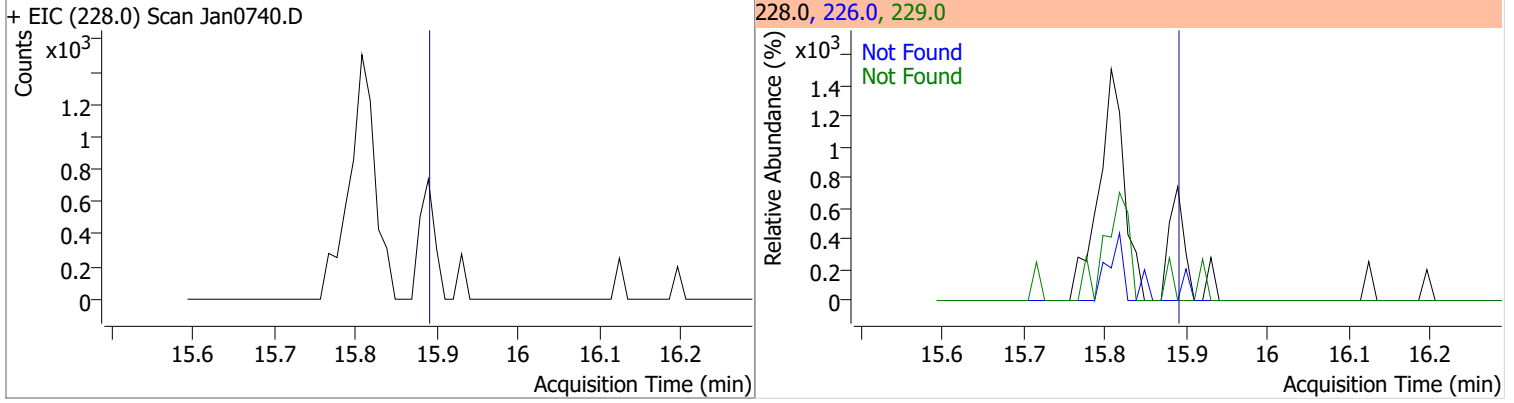


Compound	Conc.	Exp RT	QIon	Exp Ratio	QIon	Exp Ratio
Benzo(a)Anthracene	N.D.	15.80	226.0	27.1	229.0	21.0

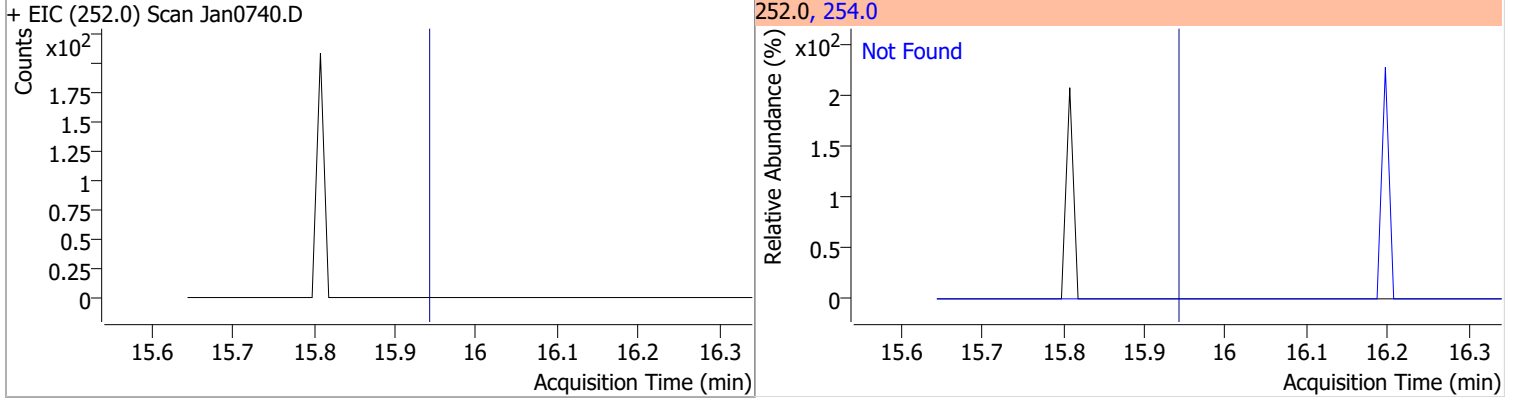


# Quantitation Results Report (QT Reviewed)

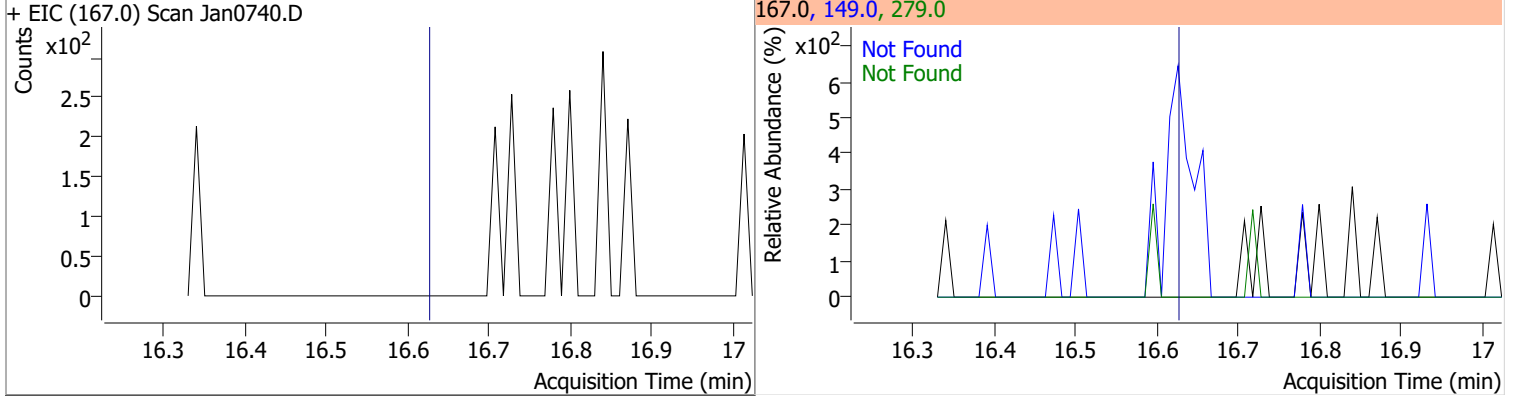
Compound	Conc.	Exp RT	QIon	Exp Ratio	QIon	Exp Ratio
Chrysene	N.D.	15.90	226.0	29.9	229.0	20.4



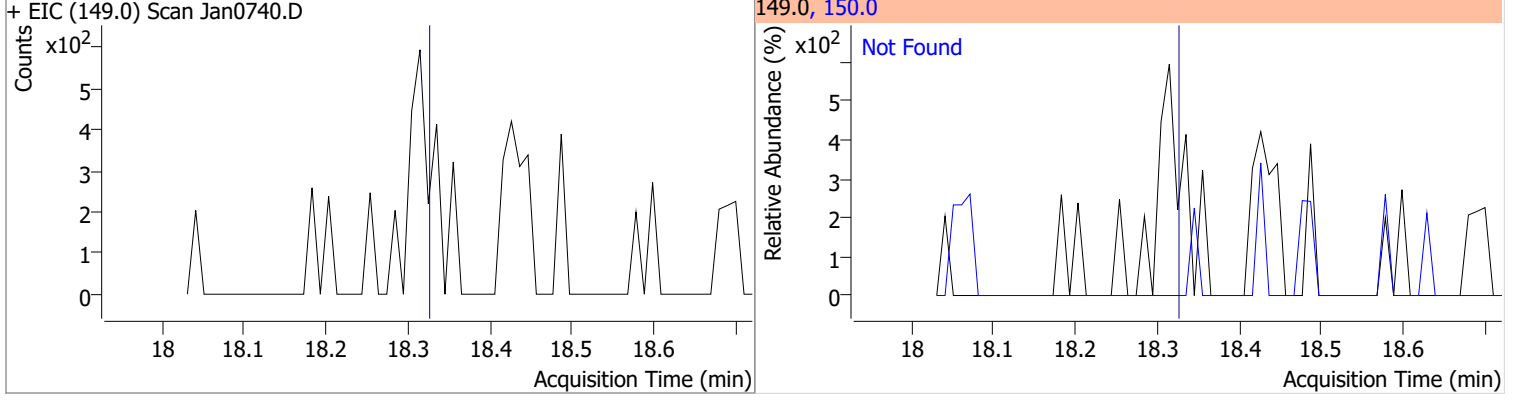
Compound	Conc.	Exp RT	QIon	Exp Ratio
3,3-Dichlorobenzidine	N.D.	15.95	254.0	64.7



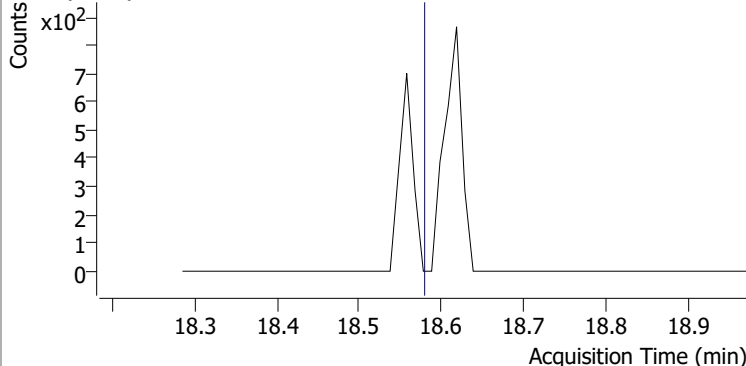
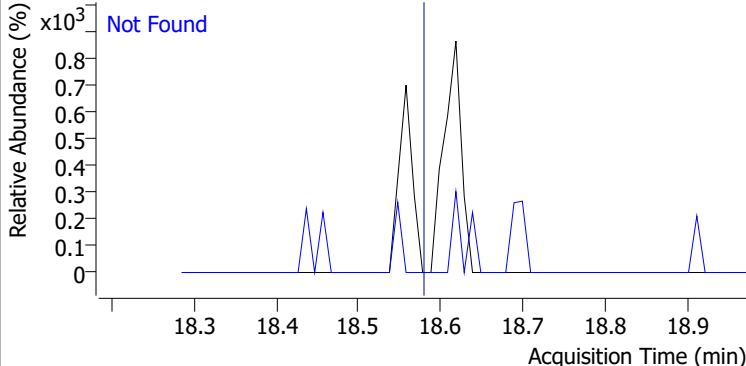
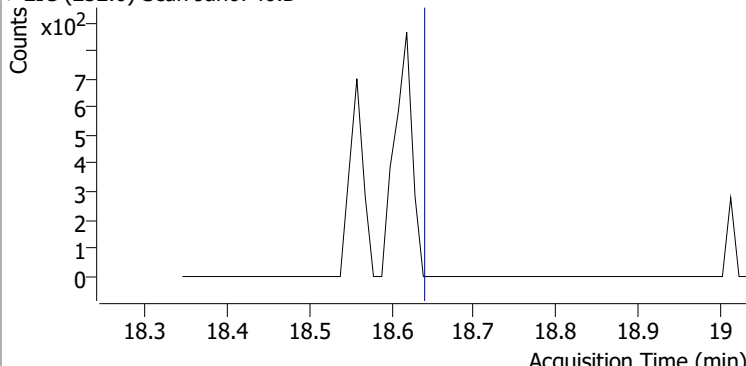
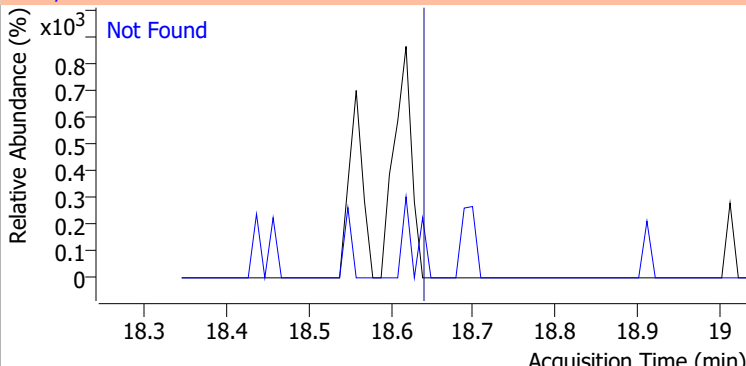
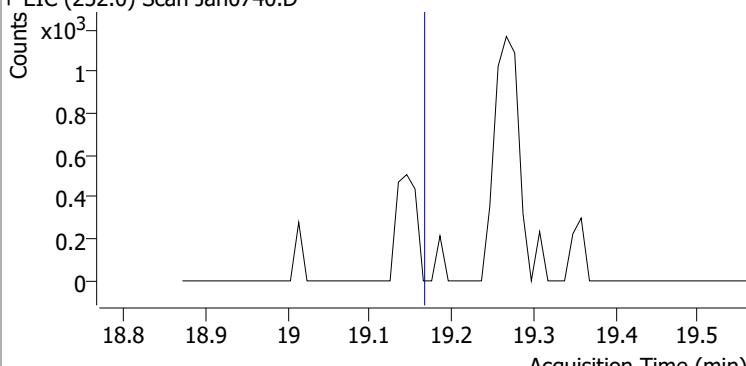
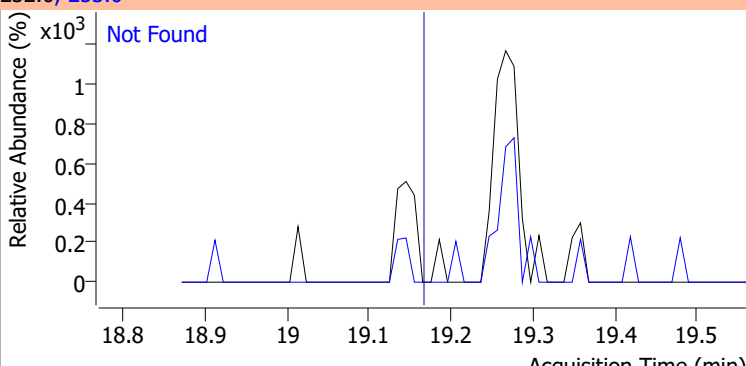
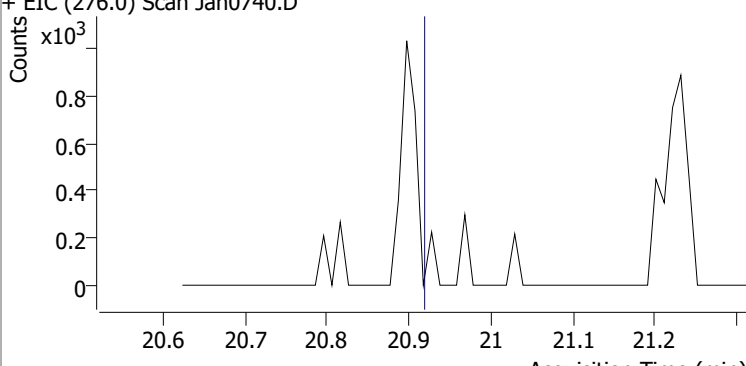
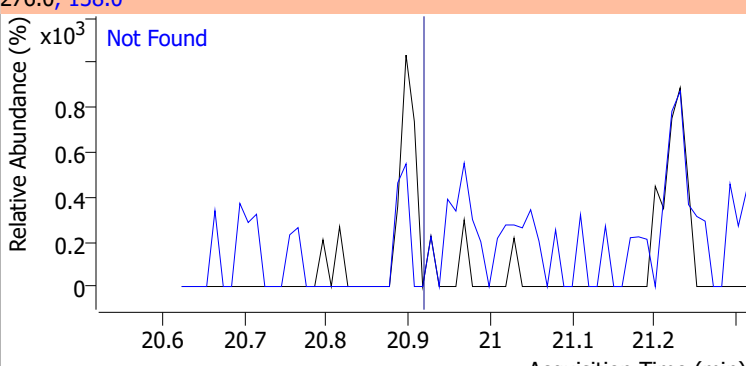
Compound	Conc.	Exp RT	QIon	Exp Ratio	QIon	Exp Ratio
bis(2-ethylhexyl)Phthalate	N.D.	16.64	149.0	397.1	279.0	15.6



Compound	Conc.	Exp RT	QIon	Exp Ratio
Di-n-octyl Phthalate	N.D.	18.32	150.0	9.5

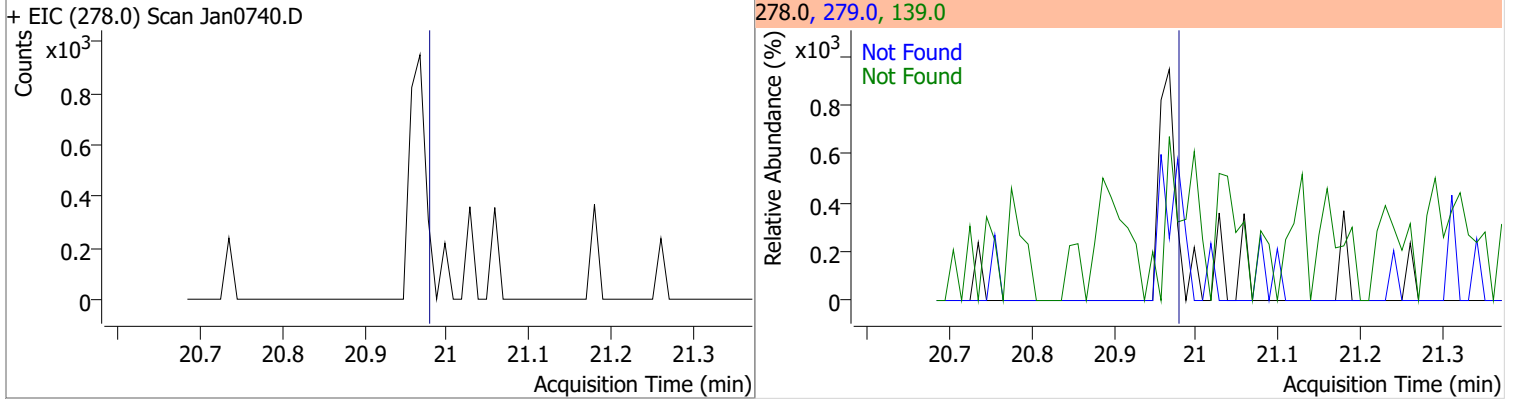


# Quantitation Results Report (QT Reviewed)

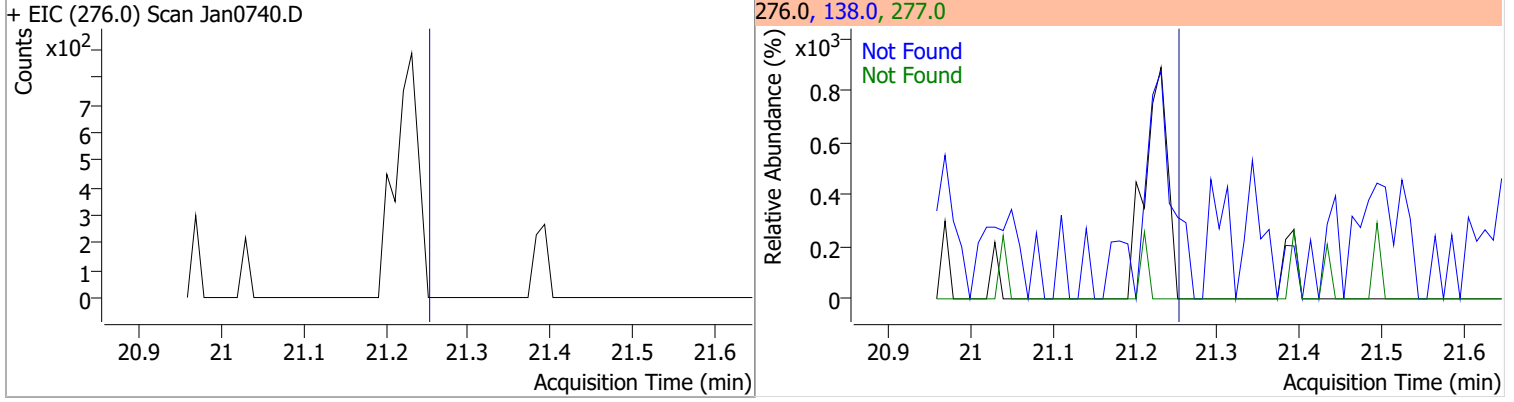
Compound	Conc.	Exp RT	QIon	Exp Ratio
Benzo(b)fluoranthene	N.D.	18.58	253.0	22.0
+ EIC (252.0) Scan Jan0740.D			252.0, 253.0	
				
Benzo(k)fluoranthene	N.D.	18.64	253.0	21.9
+ EIC (252.0) Scan Jan0740.D			252.0, 253.0	
				
Benzo(a)pyrene	N.D.	19.17	253.0	22.0
+ EIC (252.0) Scan Jan0740.D			252.0, 253.0	
				
Indeno(1,2,3-c,d)pyrene	N.D.	20.92	138.0	29.9
+ EIC (276.0) Scan Jan0740.D			276.0, 138.0	
				

# Quantitation Results Report (QT Reviewed)

Compound	Conc.	Exp RT	QIon	Exp Ratio	QIon	Exp Ratio
Dibenzo(a,h)anthracene	N.D.	20.98	279.0	25.2	139.0	23.8

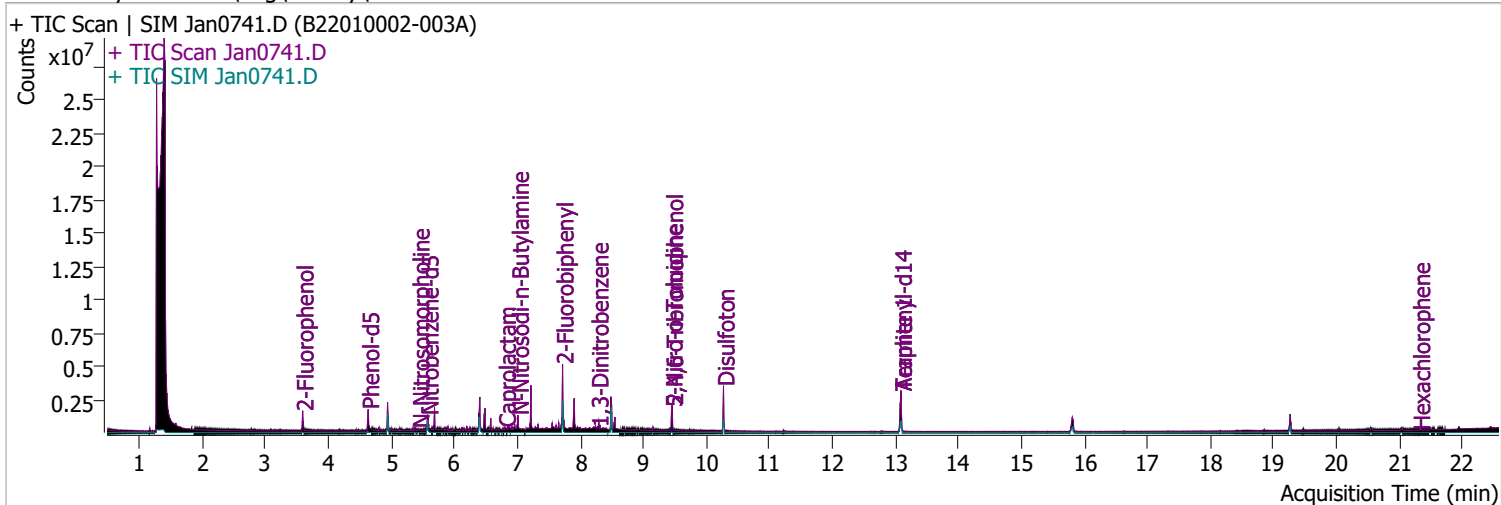


Compound	Conc.	Exp RT	QIon	Exp Ratio	QIon	Exp Ratio
Benzo(g,h,i)perylene	N.D.	21.25	138.0	32.0	277.0	23.8



# Quantitation Results Report (QT Reviewed)

Data File	Jan0741.D	Operator	LIMS import
Acq. Method	BNA+SIM.M	Acq. Date-Time	1/8/2022 9:52:43 AM
Sample Name	B22010002-003A	Instrument	Instrument #1
Vial	41	Multiplier	1.00
DA Method File	010722 DoD BNA cal 1.batch.bin	Comment	SVOC-8270-W-LARGO
Tune File	dftppdsm.u	Tune Date	1/7/2022 12:13:00 PM
Batch Name	010722 DoD BNA.batch.bin	Last Calib Update	1/11/2022 1:03:40 PM
Ref Library	D:\Org\Library\NIST129K.l		



Compound	RT	QIon	Resp.	Conc.	Units	Dev(Min)
----------	----	------	-------	-------	-------	----------

**Internal Standards**

**System Monitoring Compounds**

S 2-Fluorophenol	3.592	112.0	440352	53.5306	µg/L	0.010
Spiked Amount: 200.000	Range: 10.0 - 75.0%			Recovery = 26.77%		
S Phenol-d5	4.634	99.0	645585	58.4945	µg/L	0.010
Spiked Amount: 200.000	Range: 10.0 - 65.0%			Recovery = 29.25%		
S Nitrobenzene-d5	5.573	82.0	335878	56.2710	µg/L	-0.010
Spiked Amount: 100.000	Range: 32.0 - 94.0%			Recovery = 56.27%		
S 2-Fluorobiphenyl	7.718	172.0	1252463	66.5255	µg/L	0.000
Spiked Amount: 100.000	Range: 28.0 - 107.0%			Recovery = 66.53%		
S 2,4,6-Tribromophenol	9.458	329.8	212162	130.5248	µg/L	0.010
Spiked Amount: 200.000	Range: 25.0 - 140.0%			Recovery = 65.26%		
S Terphenyl-d14	13.088	244.3	1558193	81.9213	µg/L	0.000
Spiked Amount: 100.000	Range: 32.0 - 122.0%			Recovery = 81.92%		

**Target Compounds**

Compound	RT	QIon	Resp.	Conc.	Units	Dev(Min)	QValue
T N-Nitrosodimethylamine	0.000		0	N.D.			
T Pyridine	0.000		0	N.D.			
T Aniline	0.000		0	N.D.			
T Phenol	0.000		0	N.D.			
T bis(-2-Chloroethyl)Ether	0.000		0	N.D.			
T 2-Chlorophenol	0.000		0	N.D.			
T 1,3-Dichlorobenzene	0.000		0	N.D.			
T 1,4-Dichlorobenzene	0.000		0	N.D.			
T 1,2-Dichlorobenzene	0.000		0	N.D.			
T Benzyl Alcohol	0.000		0	N.D.			
T bis(2-chloroisopropyl)Ether	0.000		0	N.D.			
T 2-Methylphenol	0.000		0	N.D.			
T N-nitroso-Di-n-propylamine	5.573	70.0	0		µg/L	md	1
T 4Methylphenol/3Methylphenol	0.000		0	N.D.			
T Hexachloroethane	0.000		0	N.D.			



# Quantitation Results Report (QT Reviewed)

Compound	RT	QIon	Resp.	Conc.	Units	Dev(Min)
T Nitrobenzene	0.000		0	N.D.		
T Isophorone	0.000		0	N.D.		
T 2-Nitrophenol	0.000		0	N.D.		
T 2,4-Dimethylphenol	0.000		0	N.D.		
T bis(-2-Chloroethoxy)Methane	0.000		0	N.D.		
T Benzoic Acid	0.000		0	N.D.		
T 2,4-Dichlorophenol	0.000		0	N.D.		
T 1,2,4-Trichlorobenzene	0.000		0	N.D.		
T Naphthalene	0.000		0	N.D.		
T 4-Chlorophenol	0.000		0	N.D.		
T p-Chloroaniline	0.000		0	N.D.		
T Hexachlorobutadiene	0.000		0	N.D.		
T 4-Chloro-2-Methylphenol	0.000		0	N.D.		
T 4-Chloro-3-Methylphenol	0.000		0	N.D.		
T 2-Methylnaphthalene	0.000		0	N.D.		
T 1-Methylnaphthalene	0.000		0	N.D.		
T Hexachlorocyclopentadiene	0.000		0	N.D.		
T 2,4,6-Trichlorophenol	0.000		0	N.D.		
T 2,4,5-Trichlorophenol	0.000		0	N.D.		
T 2-Chloronaphthalene	0.000		0	N.D.		
T 2-Nitroaniline	0.000		0	N.D.		
T Dimethyl Phthalate	8.497	163.0	0		µg/L	md
T 2,6-Dinitrotoluene	8.487	165.0	0		µg/L	md
T Acenaphthylene	0.000		0	N.D.		
T 3-Nitroaniline	8.466	138.0	0		µg/L	md
T Acenaphthene	0.000		0	N.D.		
T 2,4-Dinitrophenol	0.000		0	N.D.		
T Dibenzofuran	0.000		0	N.D.		
T 2,4-Dinitrotoluene	0.000		0	N.D.		
T 4-Nitrophenol	0.000		0	N.D.		
T Diethylphthalate	0.000		0	N.D.		
T Fluorene	0.000		0	N.D.		
T 4-Chlorophenyl-phenylether	0.000		0	N.D.		
T 4-Nitroaniline	0.000		0	N.D.		
T 4,6-Dinitro-2-methylphenol	0.000		0	N.D.		
T N-nitrosodiphenylamine	0.000		0	N.D.		
T Azobenzene	0.000		0	N.D.		
T 4-Bromophenyl-phenylether	0.000		0	N.D.		
T Hexachlorobenzene	0.000		0	N.D.		
T Pentachlorophenol	0.000		0	N.D.		
T Phenanthrene	0.000		0	N.D.		
T Anthracene	0.000		0	N.D.		
T Triallate	0.000		0	N.D.		
T Carbazole	0.000		0	N.D.		
T o-Terphenyl	0.000		0	N.D.		
T Di-n-Butylphthalate	0.000		0	N.D.		
T Fluoranthene	0.000		0	N.D.		
T Benzidine	0.000		0	N.D.		
T Pyrene	0.000		0	N.D.		
T Butylbenzylphthalate	0.000		0	N.D.		
T Benzo(a)Anthracene	0.000		0	N.D.		
T Chrysene	0.000		0	N.D.		
T 3,3-Dichlorobenzidine	0.000		0	N.D.		
T bis(2-ethylhexyl)Phthalate	0.000		0	N.D.		
T Di-n-octyl Phthalate	0.000		0	N.D.		

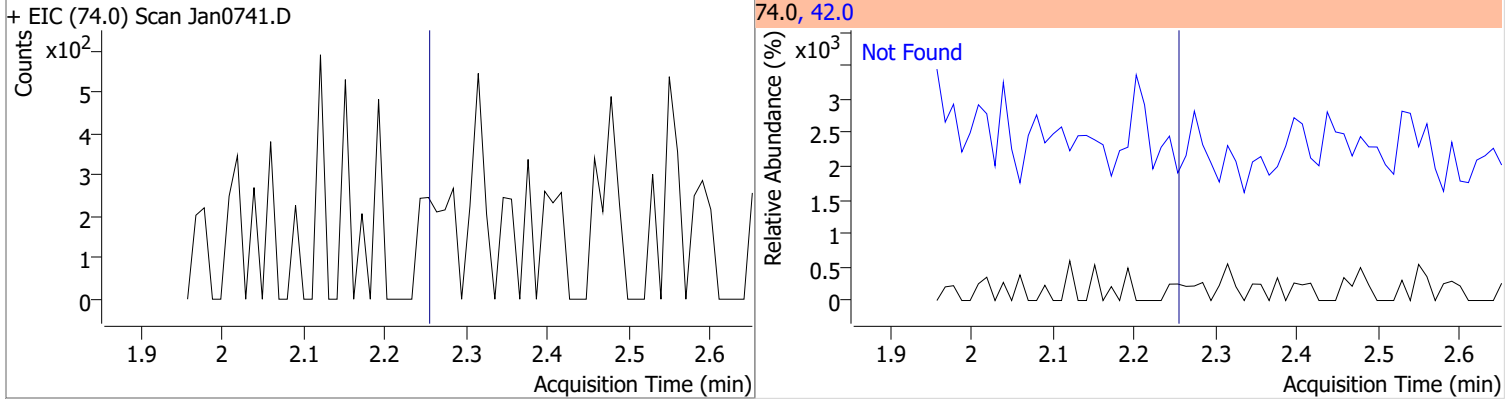
# Quantitation Results Report (QT Reviewed)

Compound	RT	QIon	Resp.	Conc.	Units	Dev(Min)
T Benzo(b)fluoranthene	0.000		0	N.D.		
T Benzo(k)fluoranthene	0.000		0	N.D.		
T Benzo(a)pyrene	0.000		0	N.D.		
T Indeno(1,2,3-c,d)pyrene	0.000		0	N.D.		
T Dibenzo(a,h)anthracene	0.000		0	N.D.		
T Benzo(g,h,i)perylene	0.000		0	N.D.		

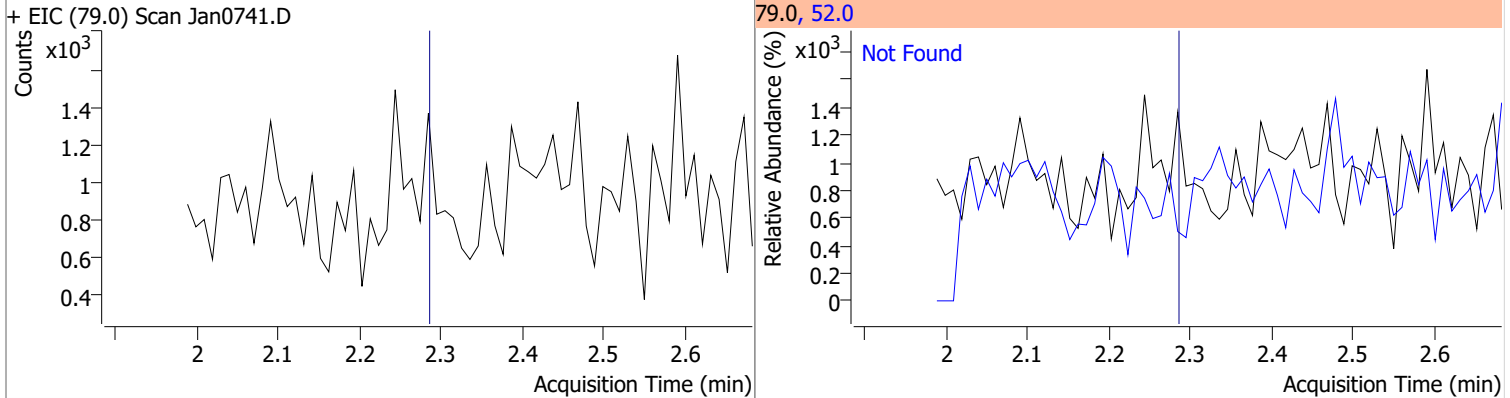
(#) = Qualifier Out of Range; (m) = Manual Integration; (+) = Area Summed; (\*) = Surrogate Percent Recovery Out of Range; (d): Zeroed Peak

# Quantitation Results Report (QT Reviewed)

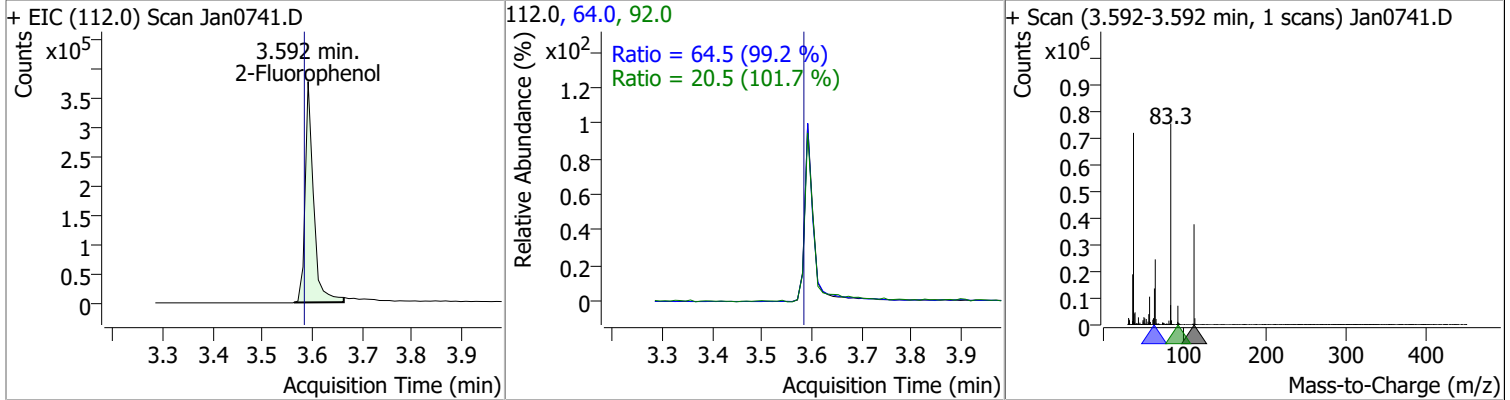
Compound	Conc.	Exp RT	QIon	Exp Ratio
N-Nitrosodimethylamine	N.D.	2.25	42.0	177.0



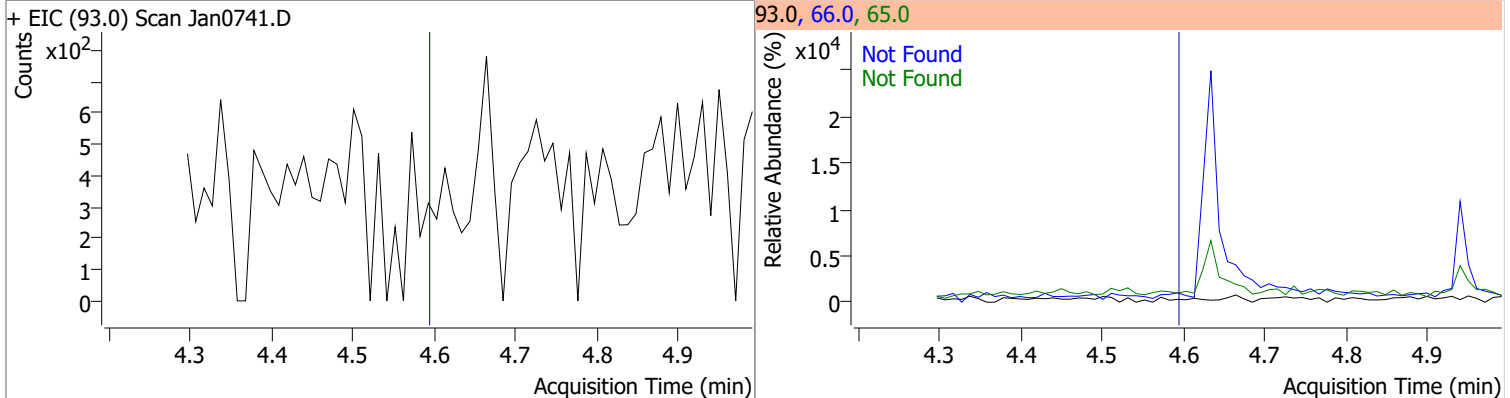
Compound	Conc.	Exp RT	QIon	Exp Ratio
Pyridine	N.D.	2.28	52.0	133.1



Compound	Conc.	RT	Dev(Min)	Resp.	QIon	QRatio	Lower	Upper
2-Fluorophenol	53.5306	3.59	0.01	440352	64.0	64.5	45.5	84.5
					92.0	20.5	14.1	26.2

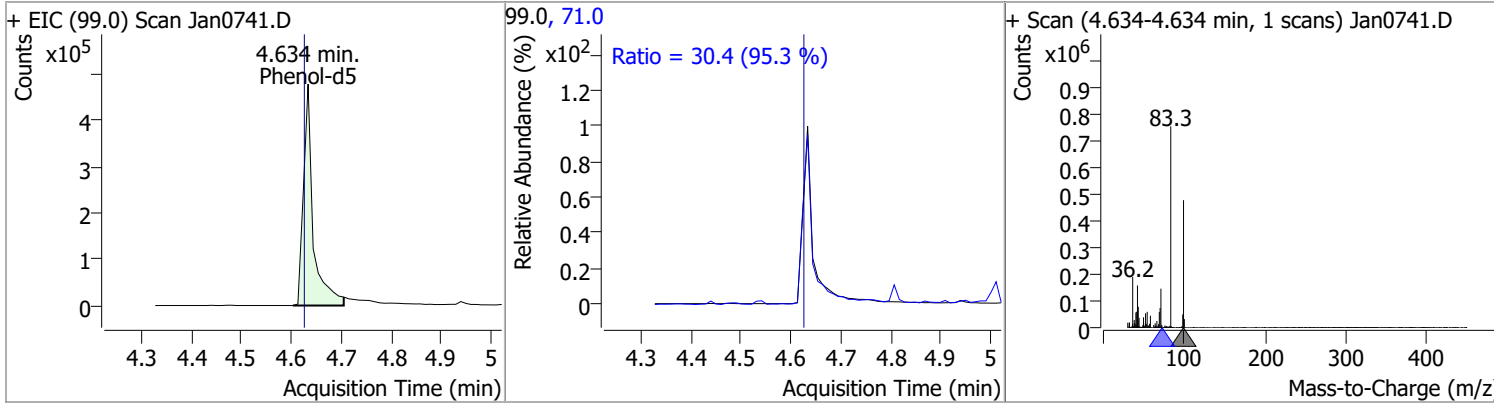


Compound	Conc.	Exp RT	QIon	Exp Ratio	QIon	Exp Ratio
Aniline	N.D.	4.59	66.0	40.4	65.0	22.2

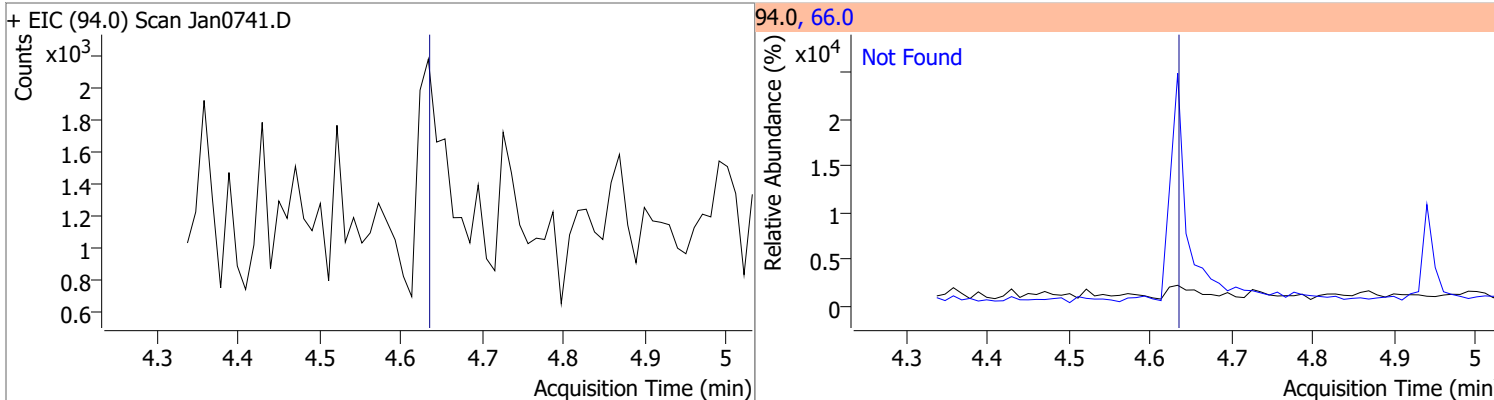


# Quantitation Results Report (QT Reviewed)

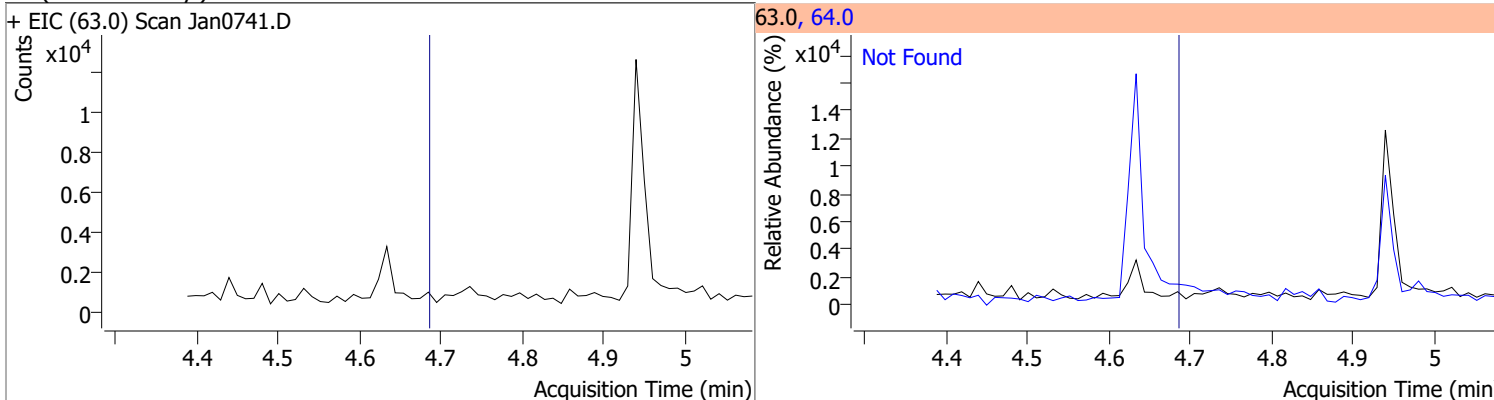
Compound	Conc.	RT	Dev(Min)	Resp.	QIon	QRatio	Lower	Upper
Phenol-d5	58.4945	4.63	0.01	645585	71.0	30.4	22.3	41.5



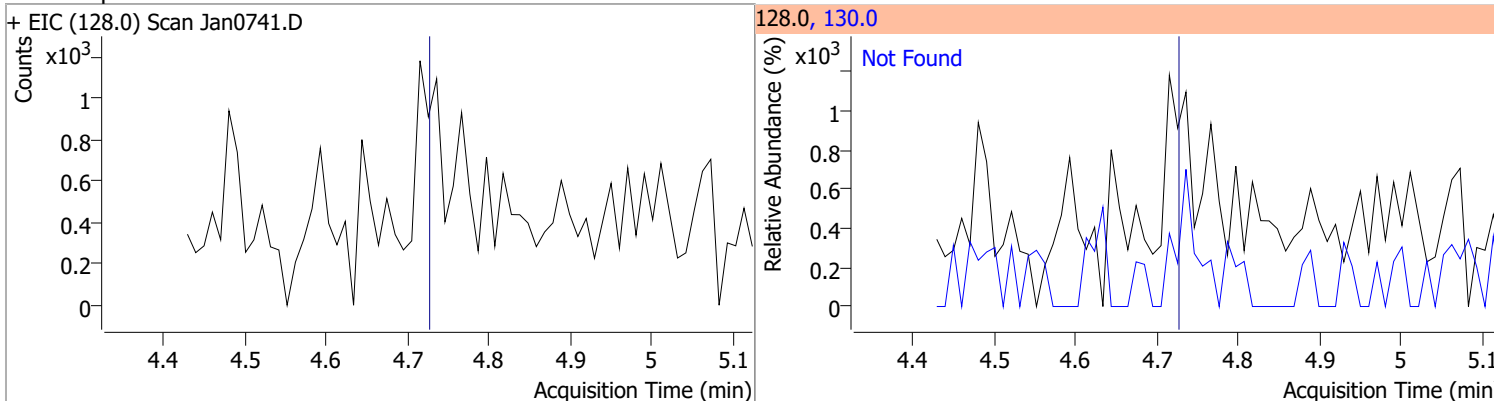
Compound	Conc.	Exp RT	QIon	Exp Ratio
Phenol	N.D.	4.63	66.0	44.7



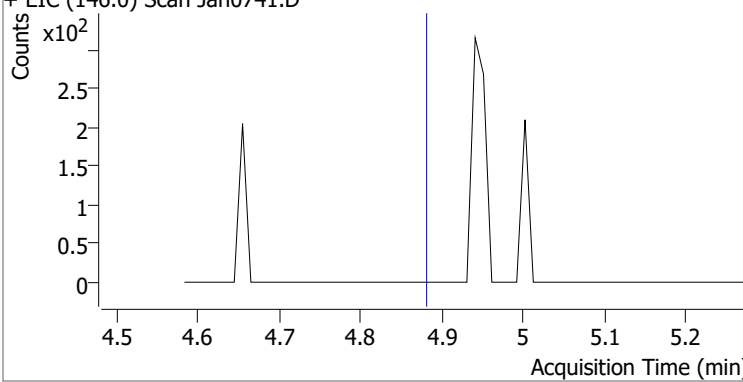
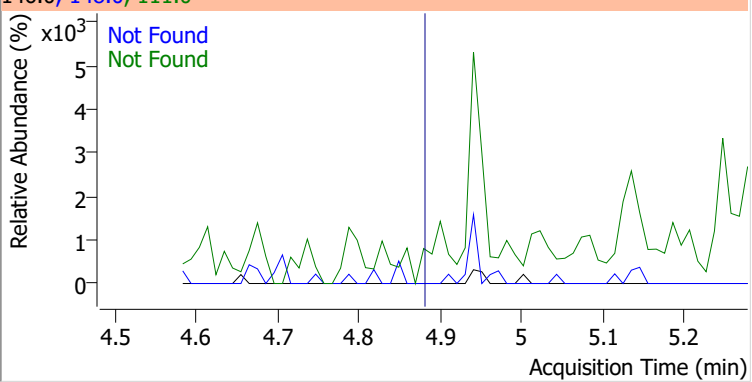
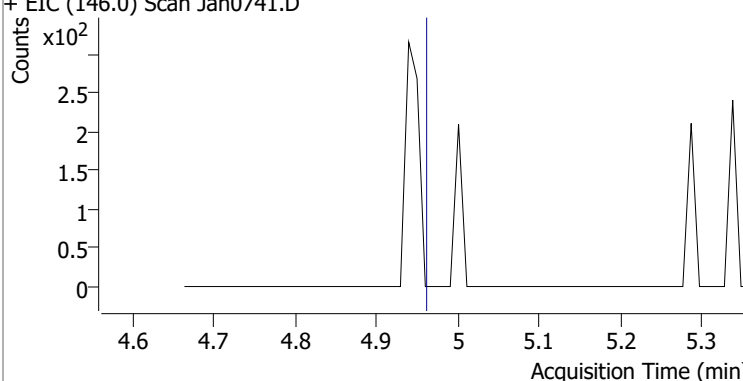
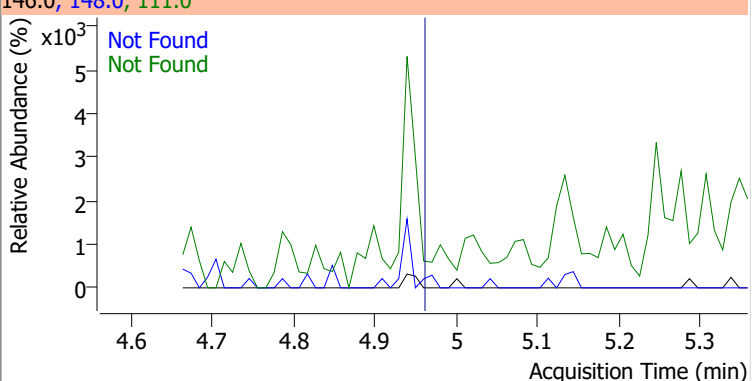
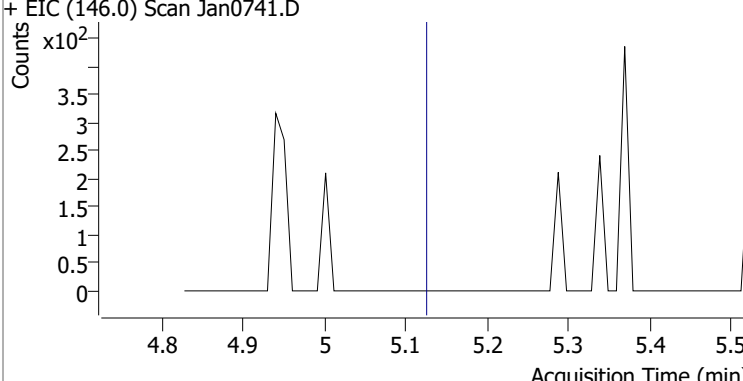
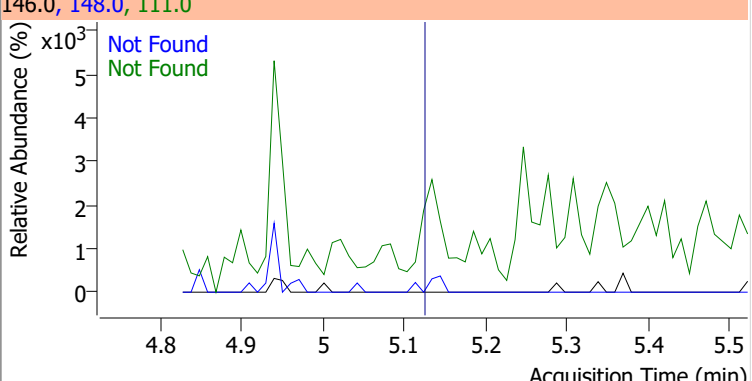
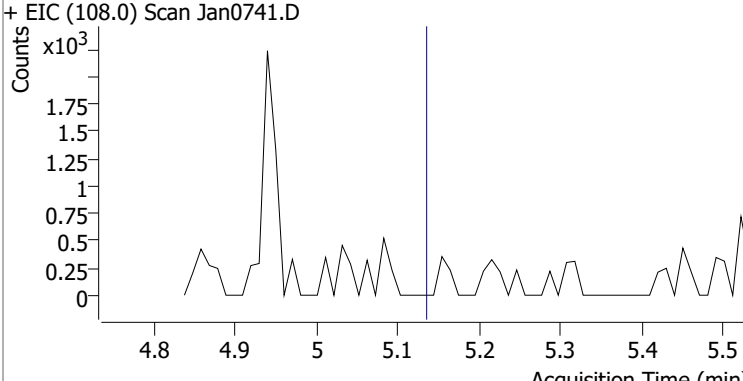
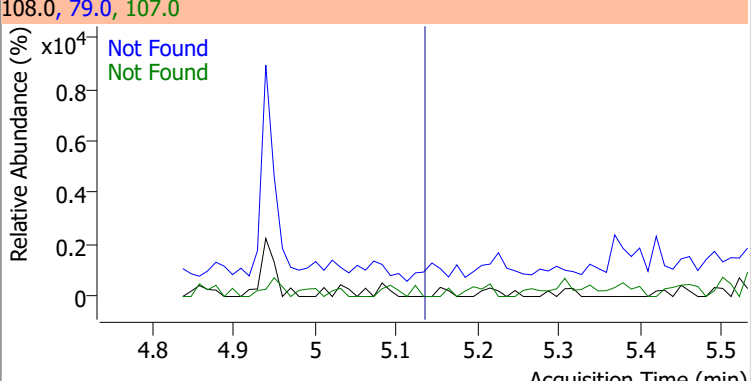
Compound	Conc.	Exp RT	QIon	Exp Ratio
bis(-2-Chloroethyl)Ether	N.D.	4.68	64.0	3.3



Compound	Conc.	Exp RT	QIon	Exp Ratio
2-Chlorophenol	N.D.	4.73	130.0	32.0

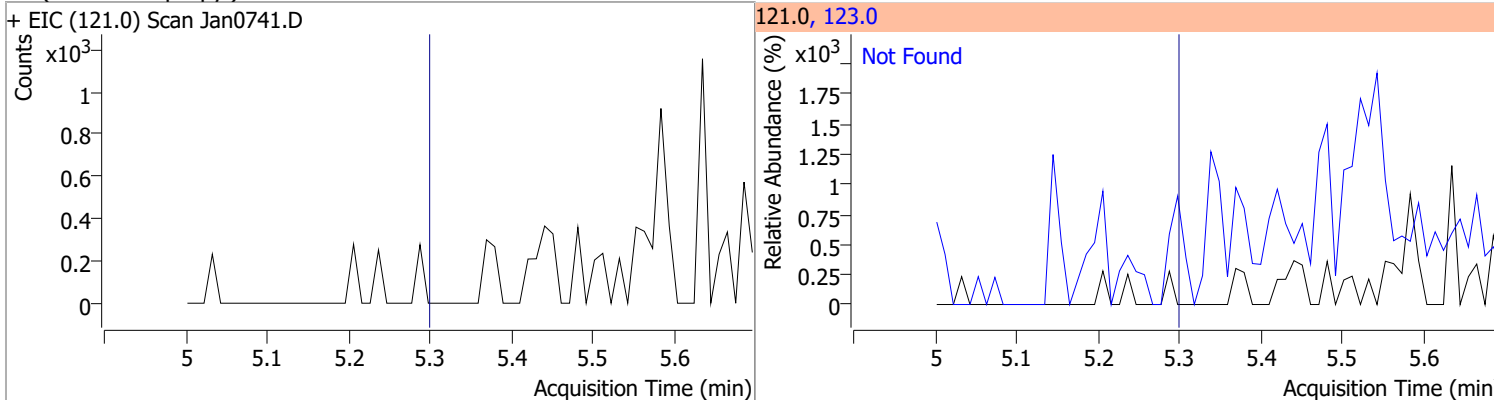


# Quantitation Results Report (QT Reviewed)

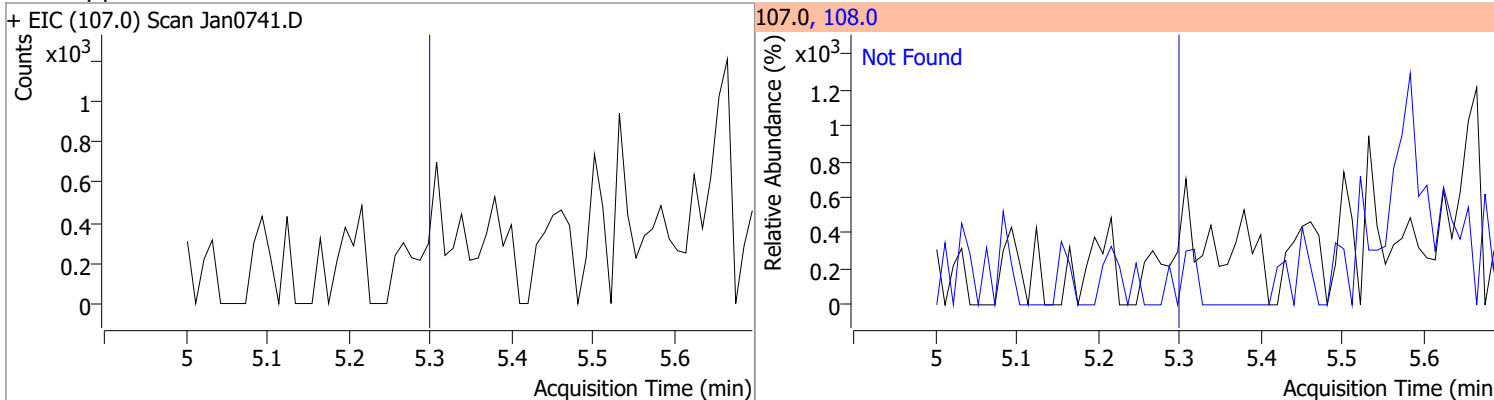
Compound	Conc.	Exp RT	QIon	Exp Ratio	QIon	Exp Ratio
1,3-Dichlorobenzene	N.D.	4.88	148.0	62.6	111.0	35.4
+ EIC (146.0) Scan Jan0741.D			146.0, 148.0, 111.0			
						
1,4-Dichlorobenzene	N.D.	4.96	148.0	64.4	111.0	35.2
+ EIC (146.0) Scan Jan0741.D			146.0, 148.0, 111.0			
						
1,2-Dichlorobenzene	N.D.	5.12	148.0	64.5	111.0	37.8
+ EIC (146.0) Scan Jan0741.D			146.0, 148.0, 111.0			
						
Benzyl Alcohol	N.D.	5.13	79.0	115.5	107.0	71.0
+ EIC (108.0) Scan Jan0741.D			108.0, 79.0, 107.0			
						

# Quantitation Results Report (QT Reviewed)

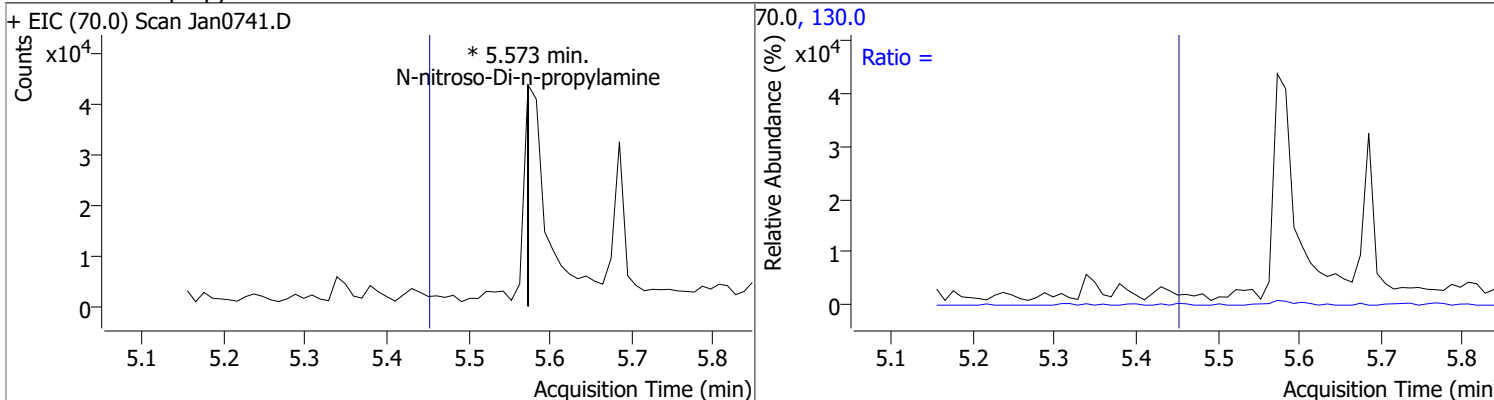
Compound	Conc.	Exp RT	QIon	Exp Ratio
bis(2-chloroisopropyl)Ether	N.D.	5.30	123.0	32.2



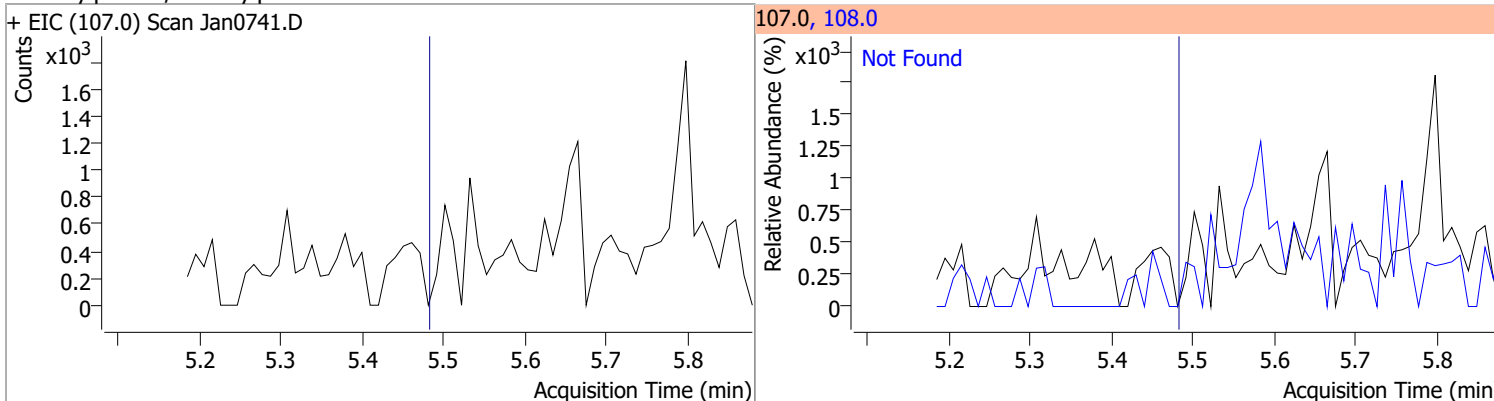
Compound	Conc.	Exp RT	QIon	Exp Ratio
2-Methylphenol	N.D.	5.30	108.0	116.9



Compound	Conc.	RT	Dev(Min)	Resp.	QIon	QRatio	Lower	Upper
N-nitroso-Di-n-propylamine		0		0	130.0		0.0	41.5

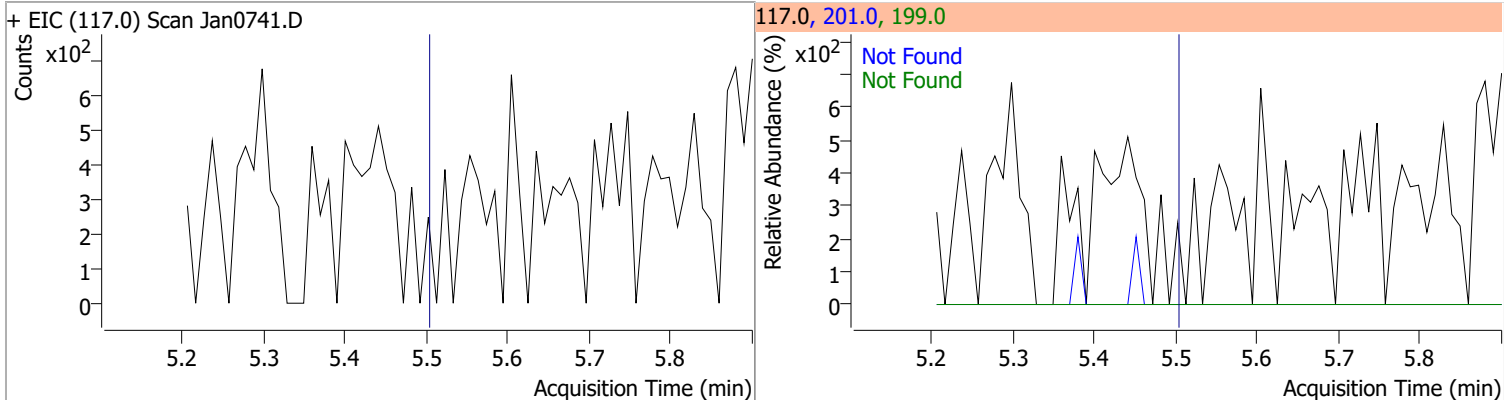


Compound	Conc.	Exp RT	QIon	Exp Ratio
4Methylphenol/3Methylphenol	N.D.	5.48	108.0	84.5

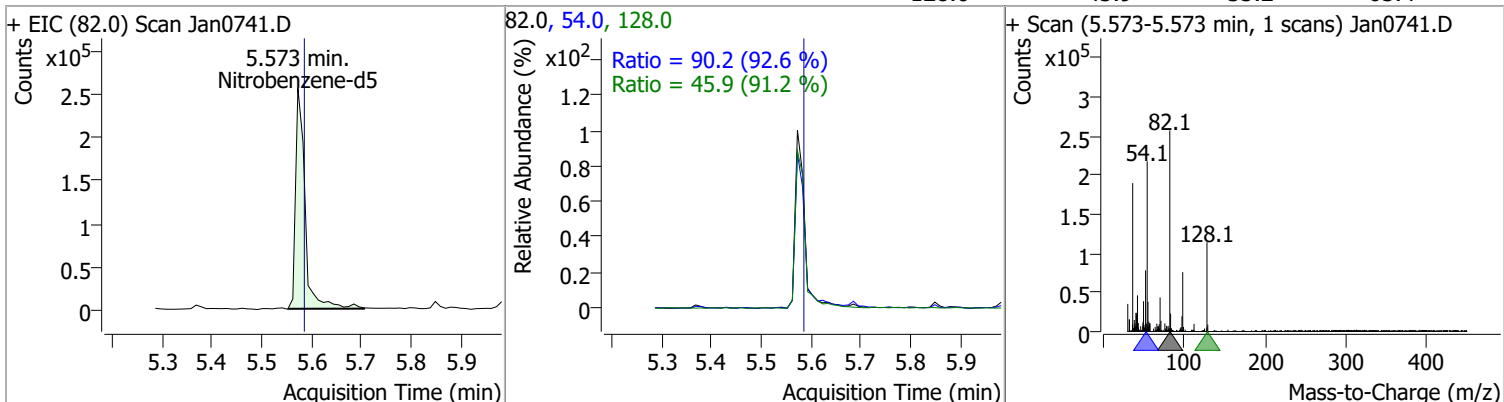


# Quantitation Results Report (QT Reviewed)

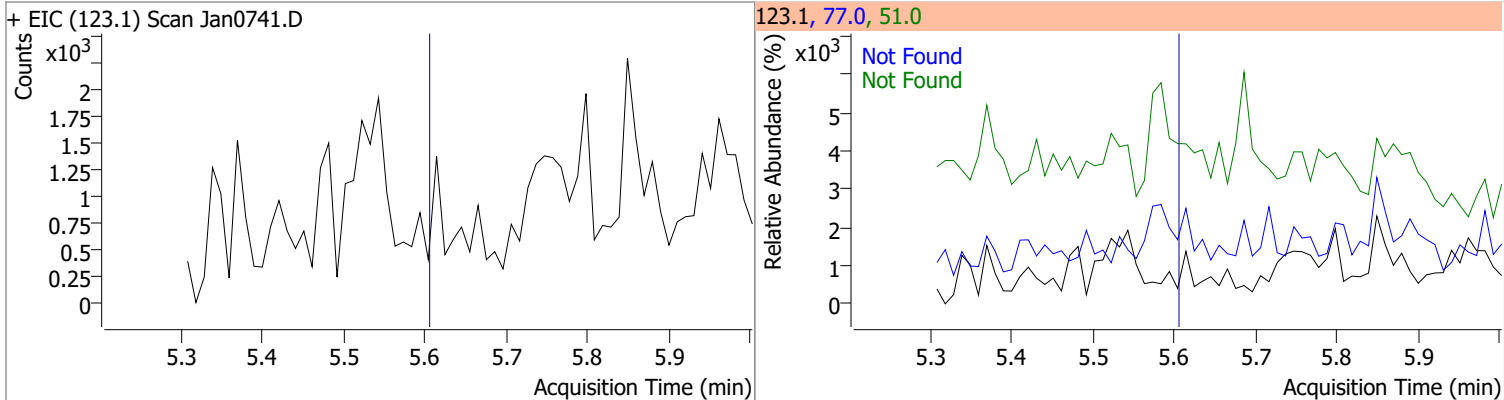
Compound	Conc.	Exp RT	QIon	Exp Ratio	QIon	Exp Ratio
Hexachloroethane	N.D.	5.50	201.0	93.2	199.0	57.2



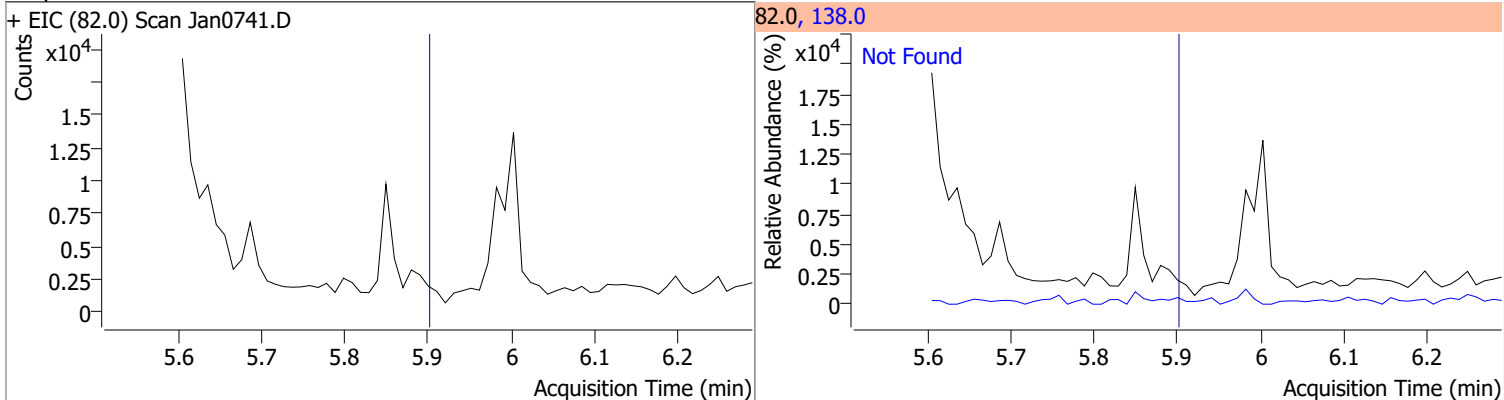
Compound	Conc.	RT	Dev(Min)	Resp.	QIon	QRatio	Lower	Upper
Nitrobenzene-d5	56.2710	5.57	-0.01	335878	54.0	90.2	68.2	126.6
					128.0	45.9	35.2	65.4



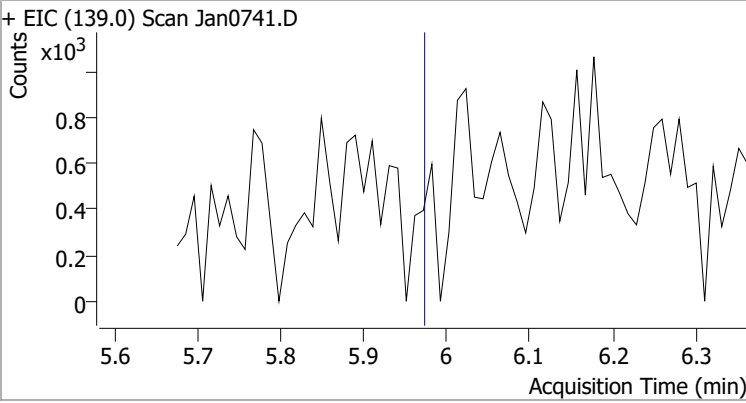
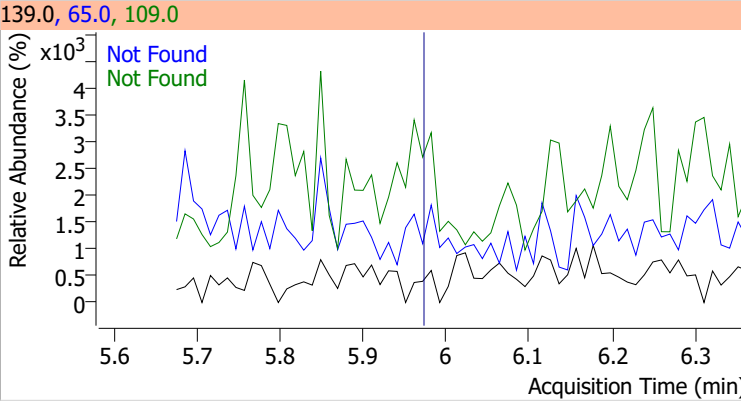
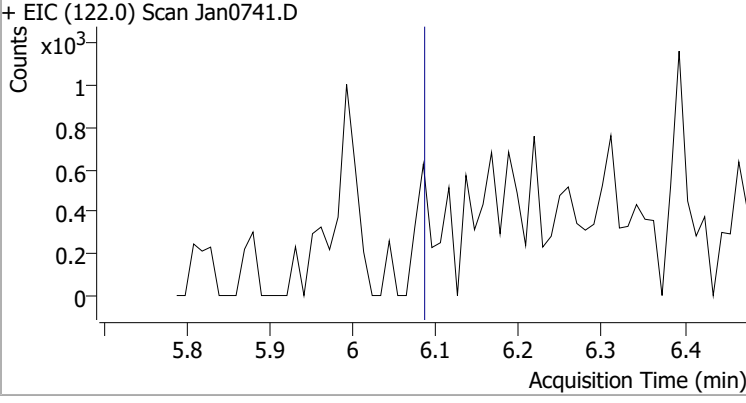
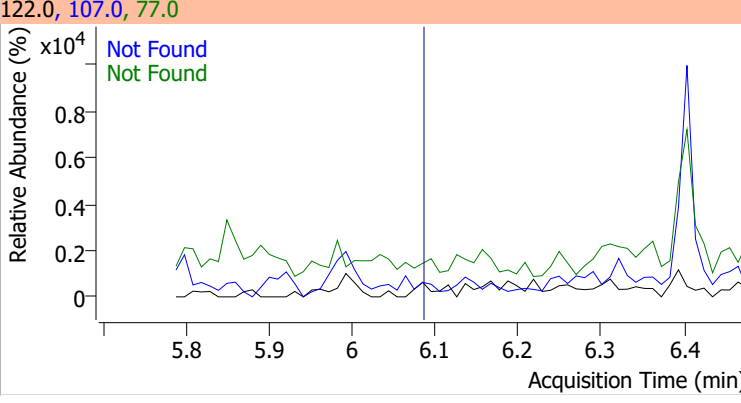
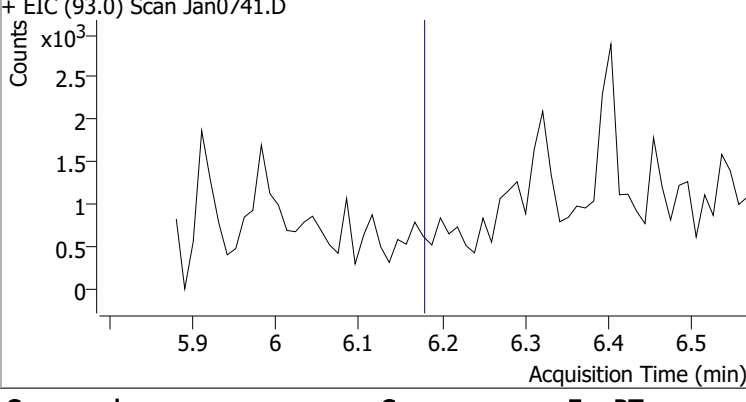
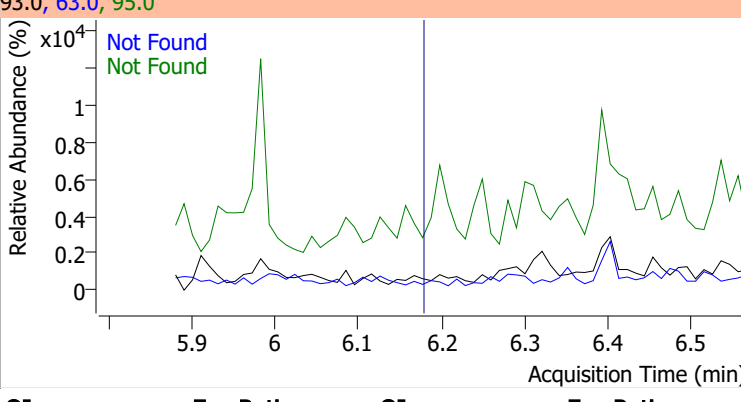
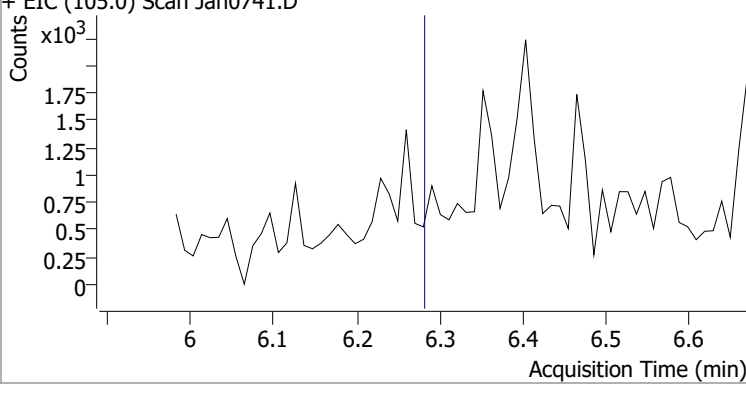
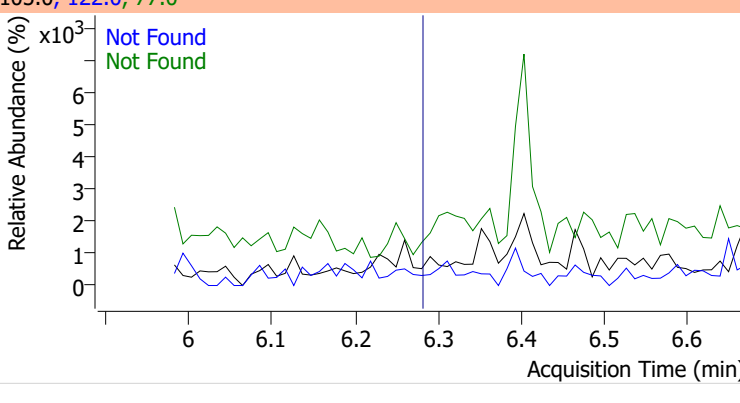
Compound	Conc.	Exp RT	QIon	Exp Ratio	QIon	Exp Ratio
Nitrobenzene	N.D.	5.60	77.0	186.4	51.0	186.0



Compound	Conc.	Exp RT	QIon	Exp Ratio
Isophorone	N.D.	5.90	138.0	20.3

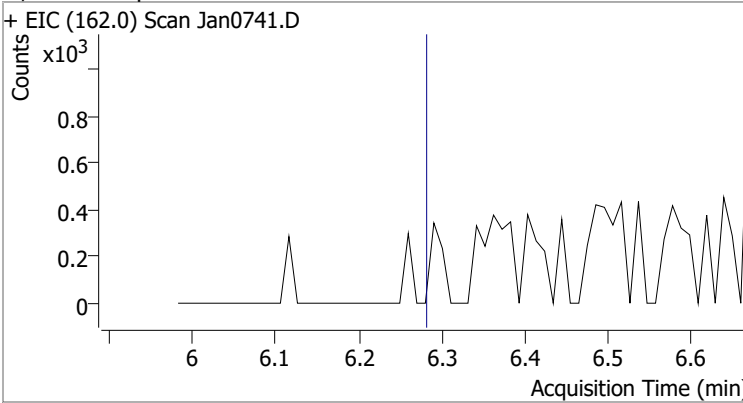
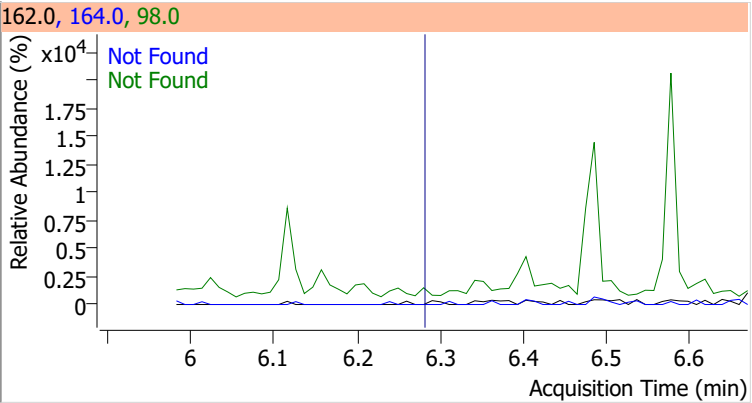
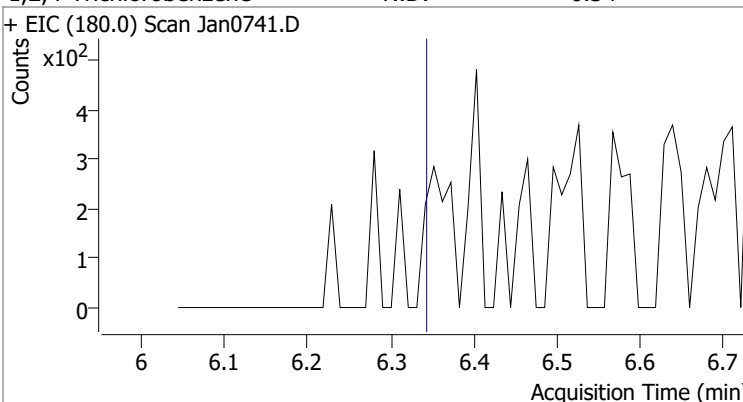
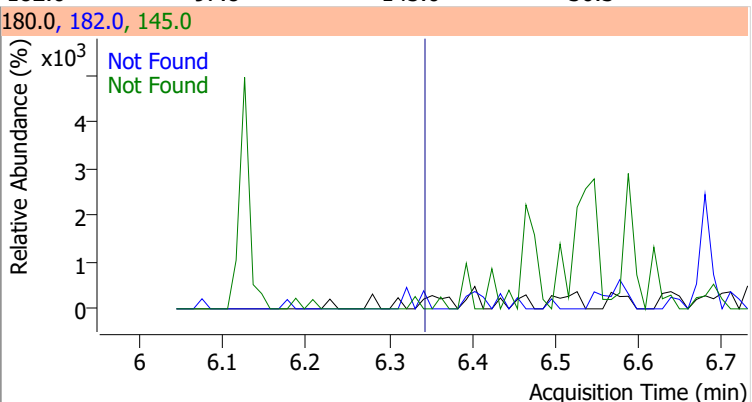
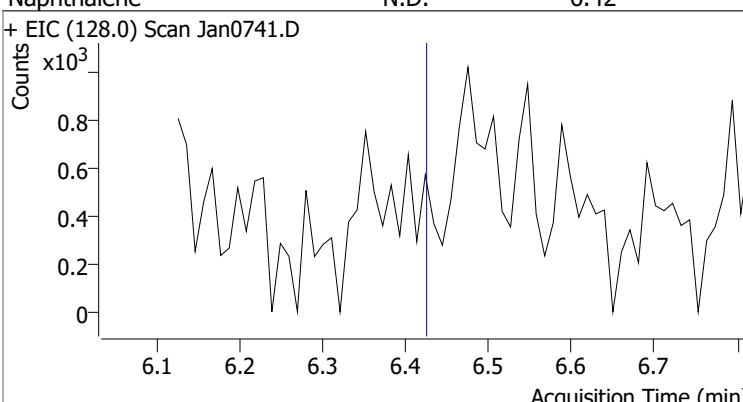
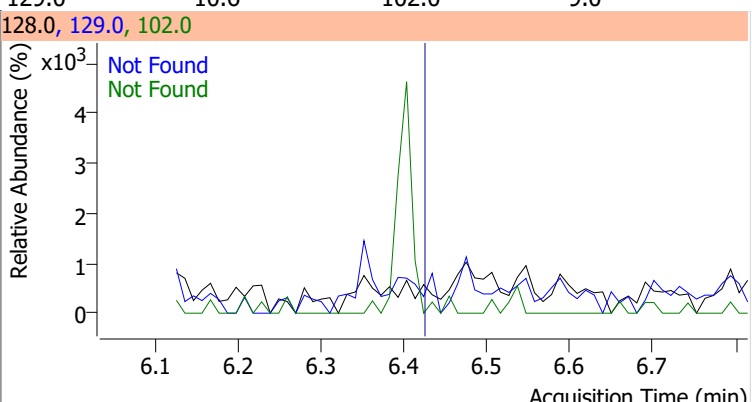
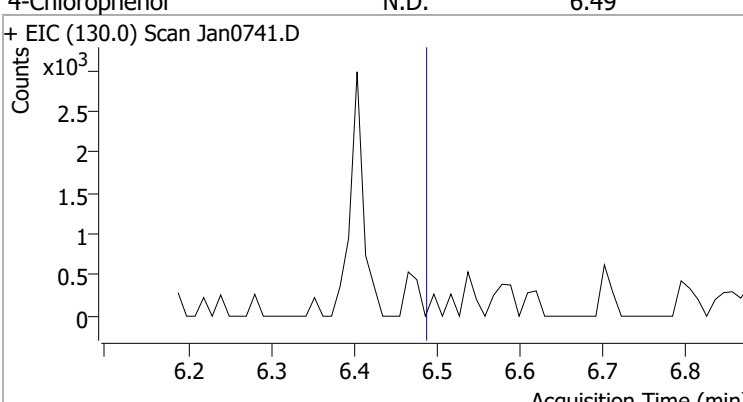
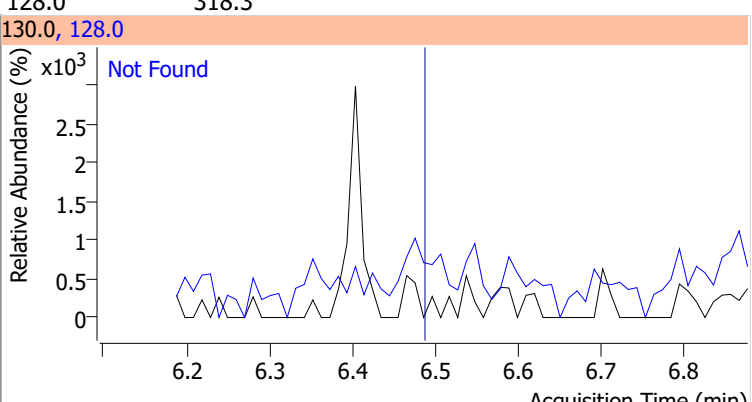


# Quantitation Results Report (QT Reviewed)

Compound	Conc.	Exp RT	QIon	Exp Ratio	QIon	Exp Ratio
2-Nitrophenol	N.D.	5.97	65.0	51.2	109.0	34.5
+ EIC (139.0) Scan Jan0741.D			139.0, 65.0, 109.0			
						
2,4-Dimethylphenol	N.D.	6.08	107.0	106.6	77.0	30.1
+ EIC (122.0) Scan Jan0741.D			122.0, 107.0, 77.0			
						
bis(-2-Chloroethoxy)Methane	N.D.	6.18	63.0	91.4	95.0	31.4
+ EIC (93.0) Scan Jan0741.D			93.0, 63.0, 95.0			
						
Benzoic Acid	N.D.	6.28	122.0	88.1	77.0	74.0
+ EIC (105.0) Scan Jan0741.D			105.0, 122.0, 77.0			
						

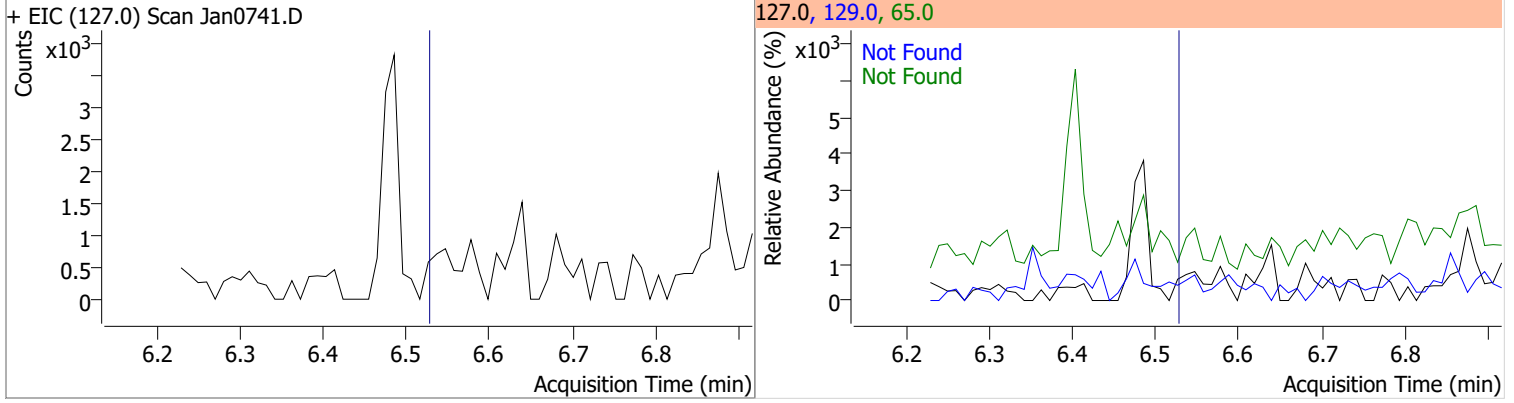


# Quantitation Results Report (QT Reviewed)

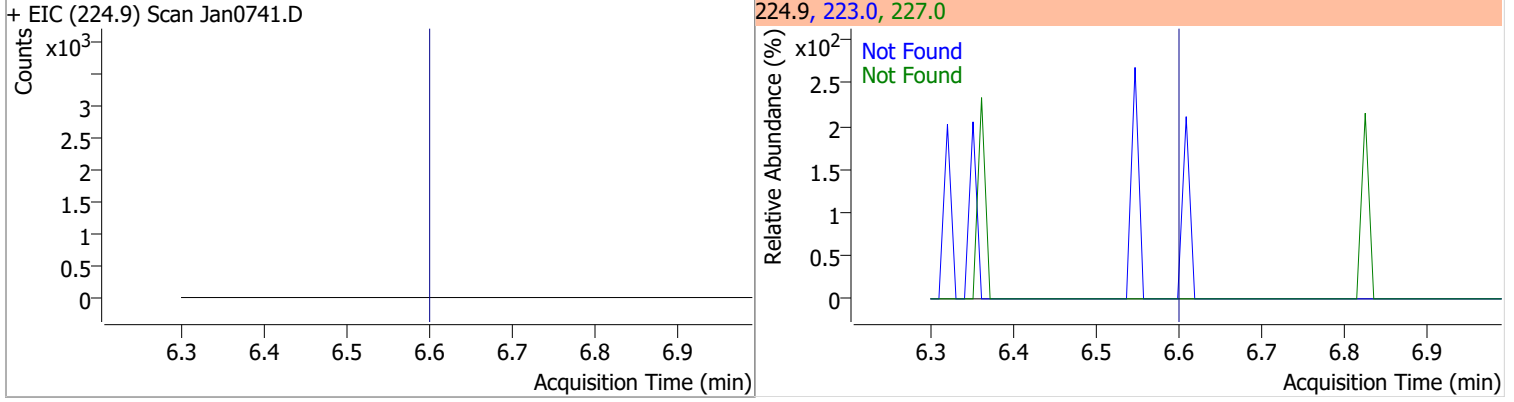
Compound	Conc.	Exp RT	QIon	Exp Ratio	QIon	Exp Ratio
2,4-Dichlorophenol	N.D.	6.28	164.0	65.0	98.0	31.2
+ EIC (162.0) Scan Jan0741.D			162.0, 164.0, 98.0			
						
1,2,4-Trichlorobenzene	N.D.	6.34	182.0	97.8	145.0	30.3
+ EIC (180.0) Scan Jan0741.D			180.0, 182.0, 145.0			
						
Naphthalene	N.D.	6.42	129.0	10.6	102.0	9.0
+ EIC (128.0) Scan Jan0741.D			128.0, 129.0, 102.0			
						
4-Chlorophenol	N.D.	6.49	128.0	318.3		
+ EIC (130.0) Scan Jan0741.D			130.0, 128.0			
						

# Quantitation Results Report (QT Reviewed)

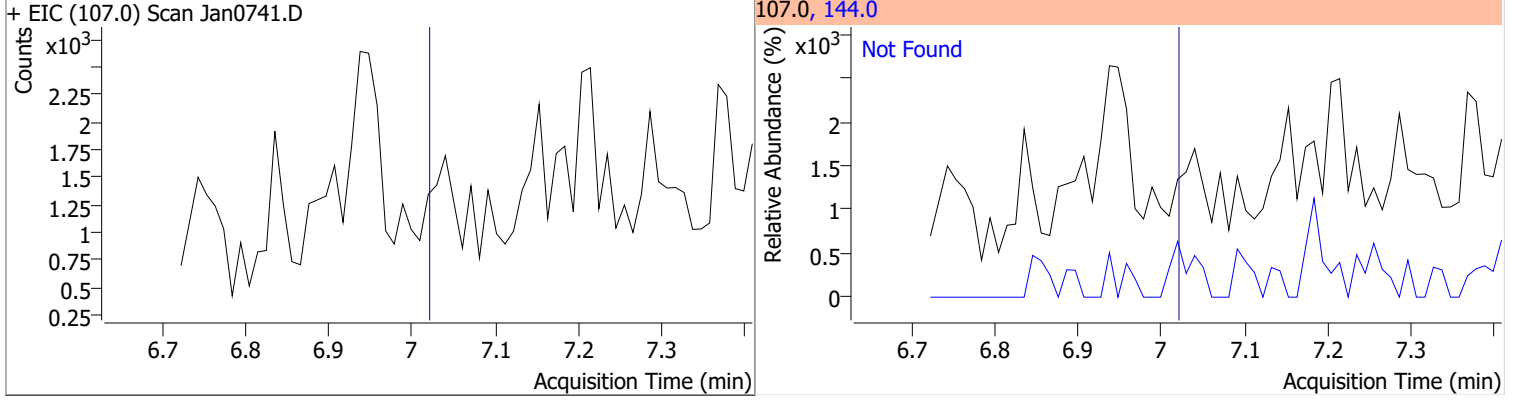
Compound	Conc.	Exp RT	QIon	Exp Ratio	QIon	Exp Ratio
p-Chloroaniline	N.D.	6.53	65.0	36.5	129.0	33.7



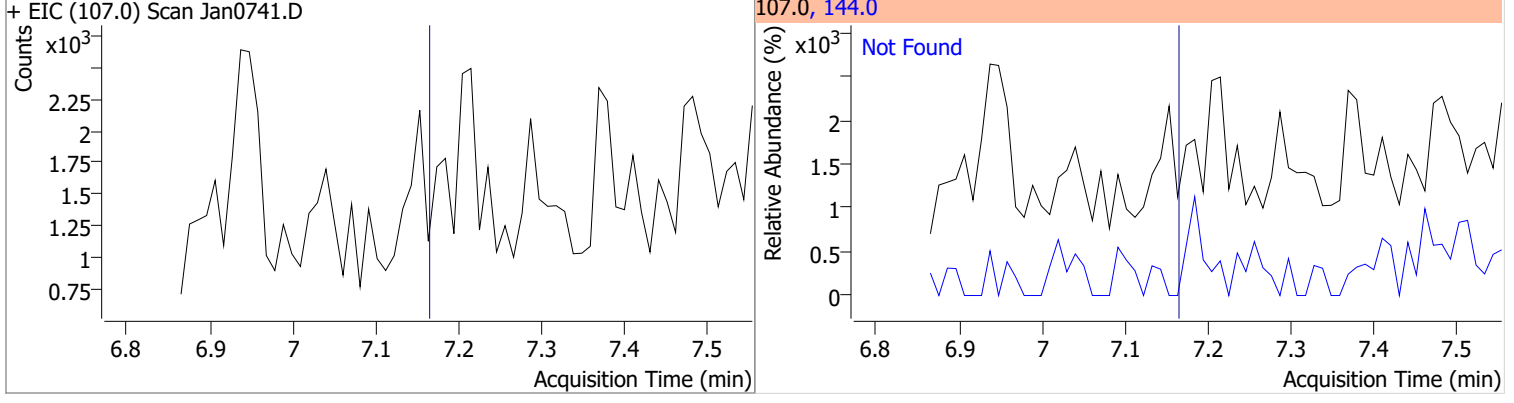
Compound	Conc.	Exp RT	QIon	Exp Ratio	QIon	Exp Ratio
Hexachlorobutadiene	N.D.	6.60	227.0	66.1	223.0	64.1



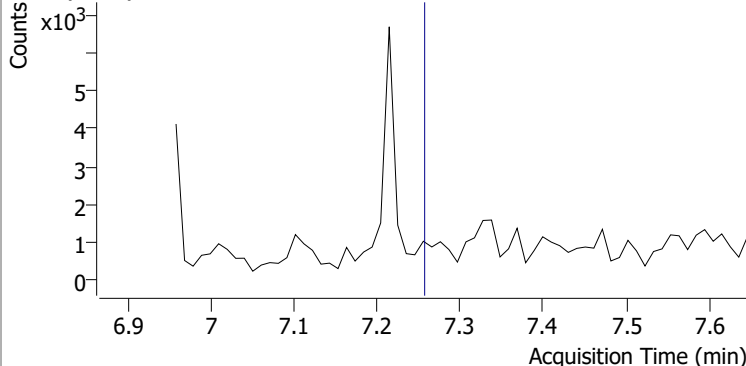
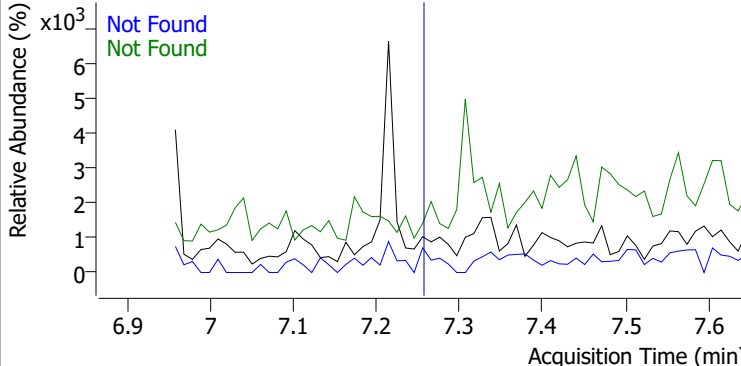
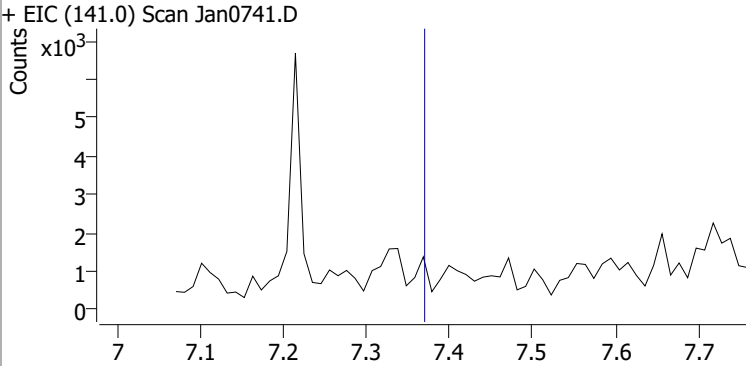
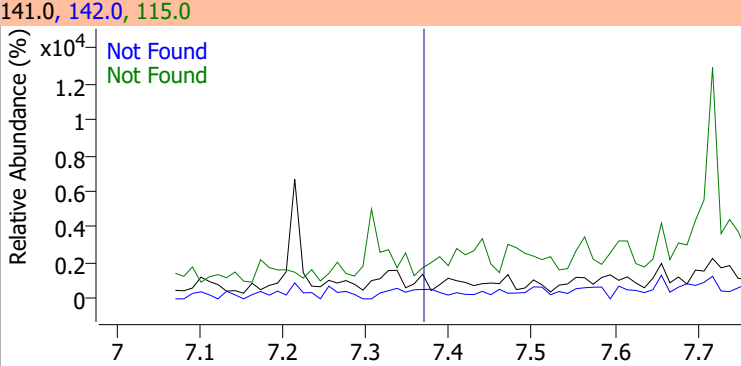
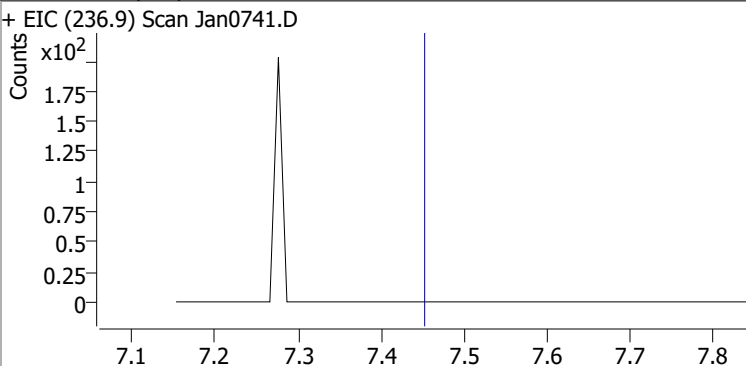
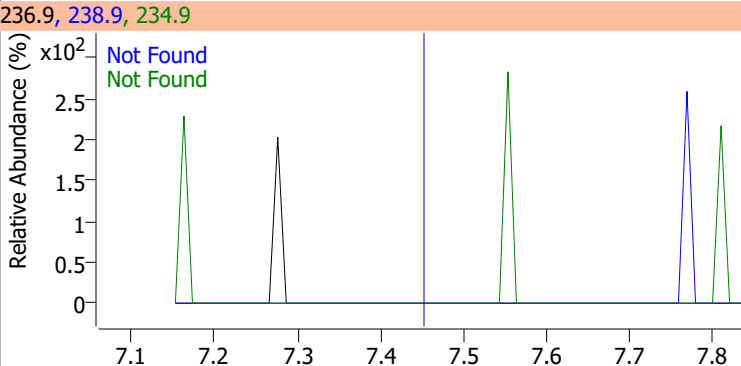
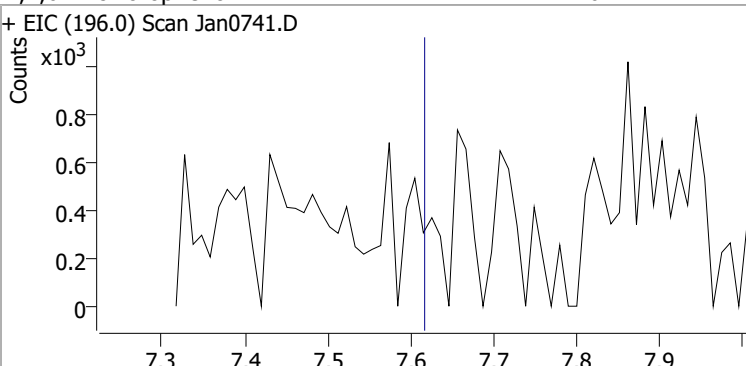
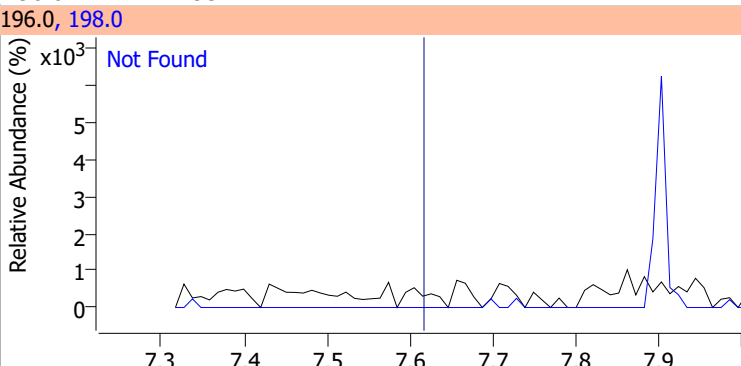
Compound	Conc.	Exp RT	QIon	Exp Ratio
4-Chloro-2-Methylphenol	N.D.	7.02	144.0	27.3



Compound	Conc.	Exp RT	QIon	Exp Ratio
4-Chloro-3-Methylphenol	N.D.	7.16	144.0	28.4

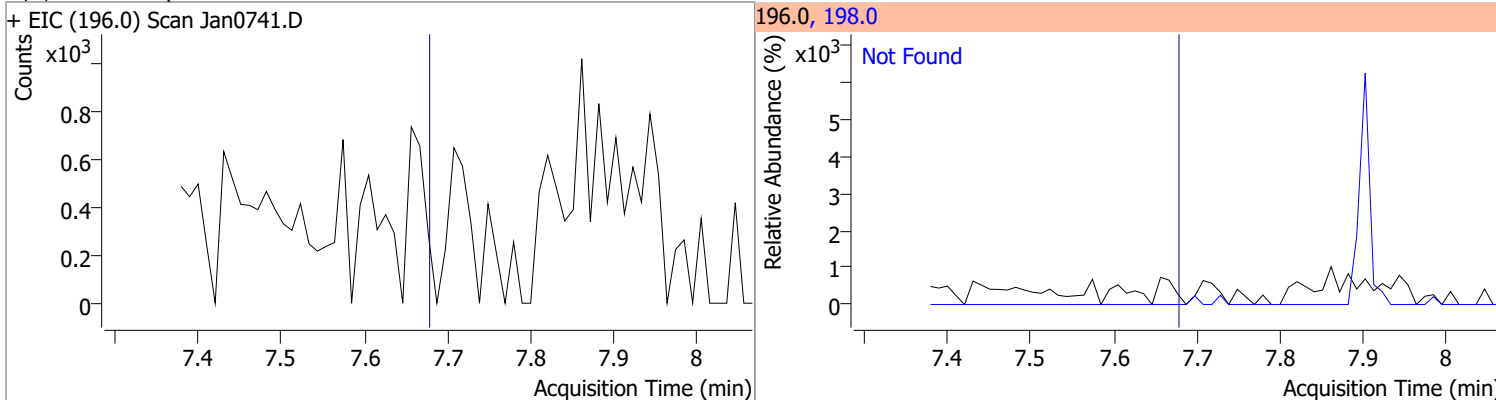


# Quantitation Results Report (QT Reviewed)

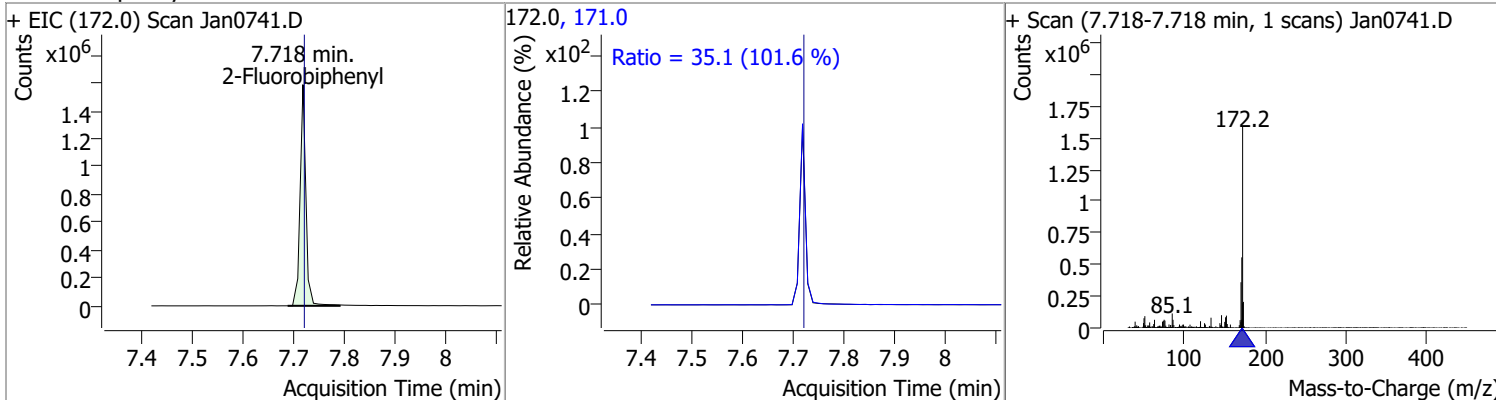
Compound	Conc.	Exp RT	QIon	Exp Ratio	QIon	Exp Ratio
2-Methylnaphthalene	N.D.	7.26	142.0	115.4	115.0	41.6
+ EIC (141.0) Scan Jan0741.D			141.0, 142.0, 115.0			
						
1-Methylnaphthalene	N.D.	7.37	142.0	110.2	115.0	43.1
+ EIC (141.0) Scan Jan0741.D			141.0, 142.0, 115.0			
						
Hexachlorocyclopentadiene	N.D.	7.45	238.9	65.0	234.9	62.3
+ EIC (236.9) Scan Jan0741.D			236.9, 238.9, 234.9			
						
2,4,6-Trichlorophenol	N.D.	7.61	198.0	95.1		
+ EIC (196.0) Scan Jan0741.D			196.0, 198.0			
						

# Quantitation Results Report (QT Reviewed)

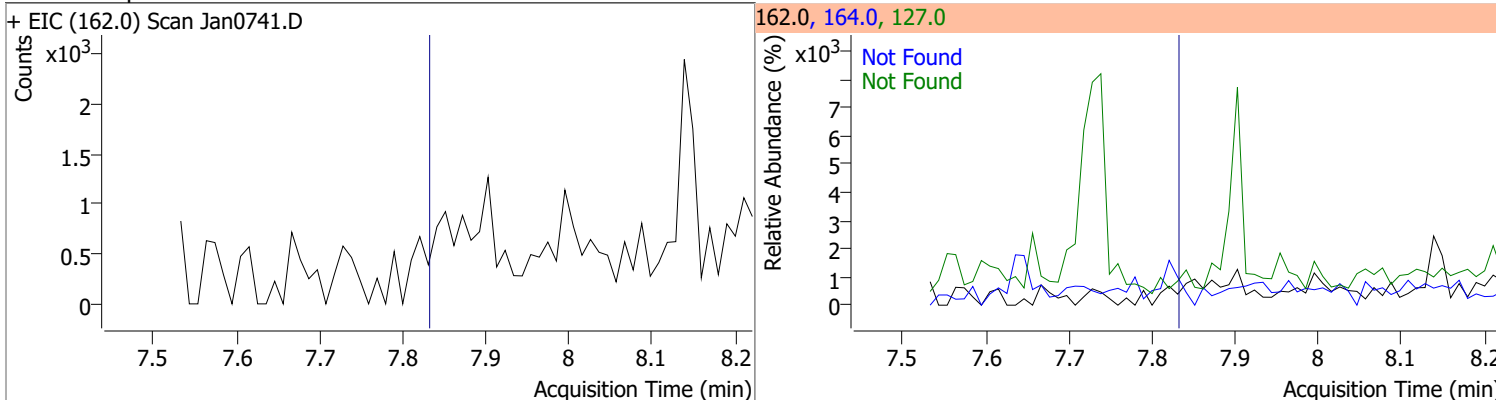
Compound	Conc.	Exp RT	QIon	Exp Ratio
2,4,5-Trichlorophenol	N.D.	7.68	198.0	95.5



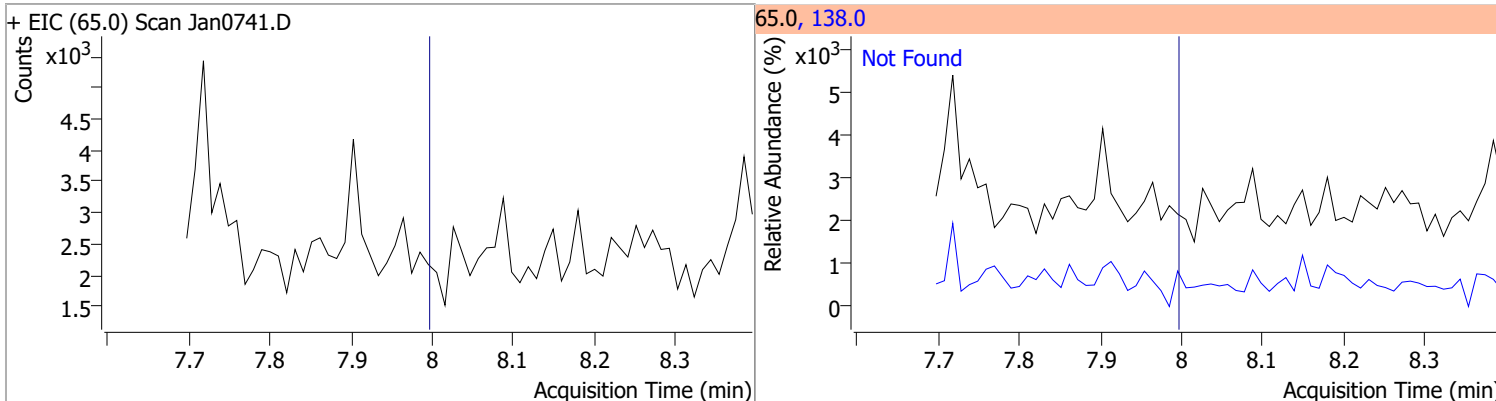
Compound	Conc.	RT	Dev(Min)	Resp.	QIon	QRatio	Lower	Upper
2-Fluorobiphenyl	66.5255	7.72	0.00	1252463	171.0	35.1	24.2	44.9



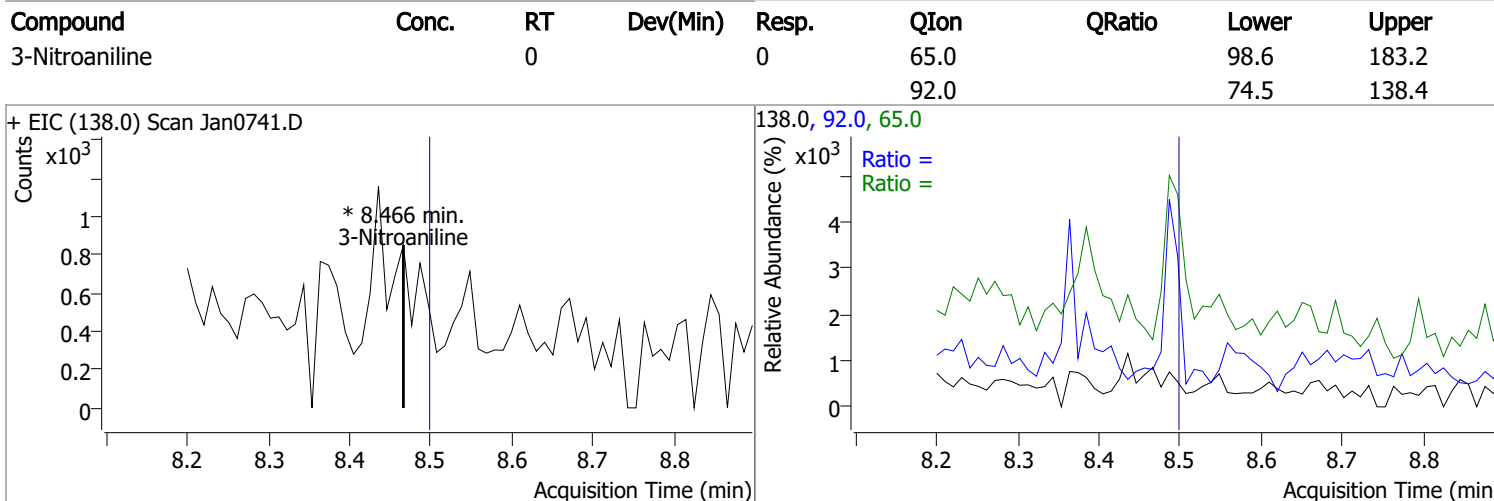
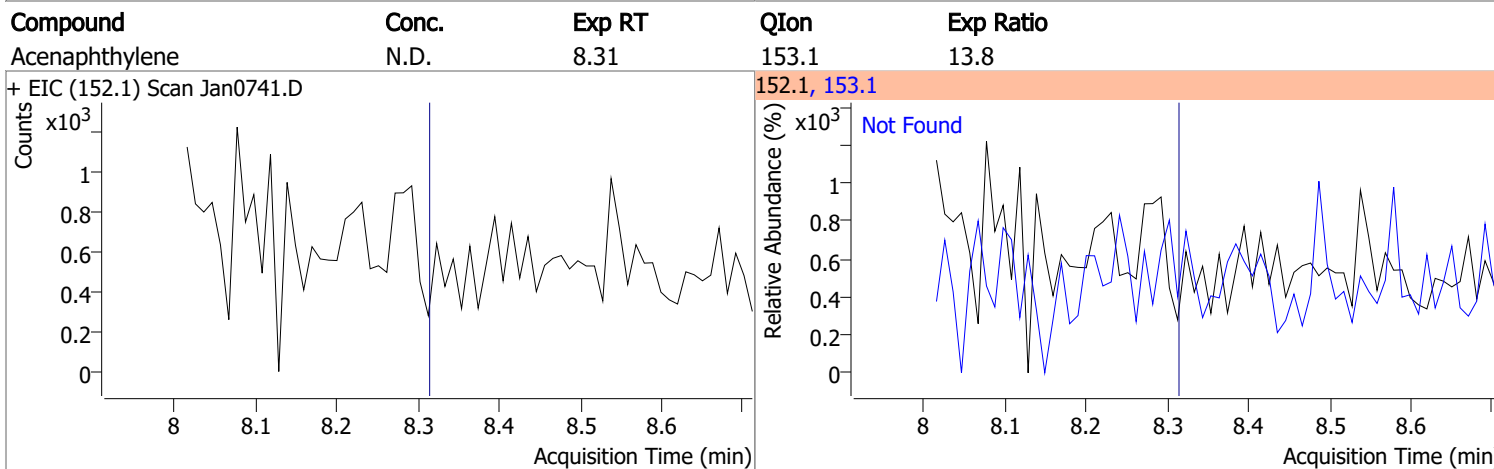
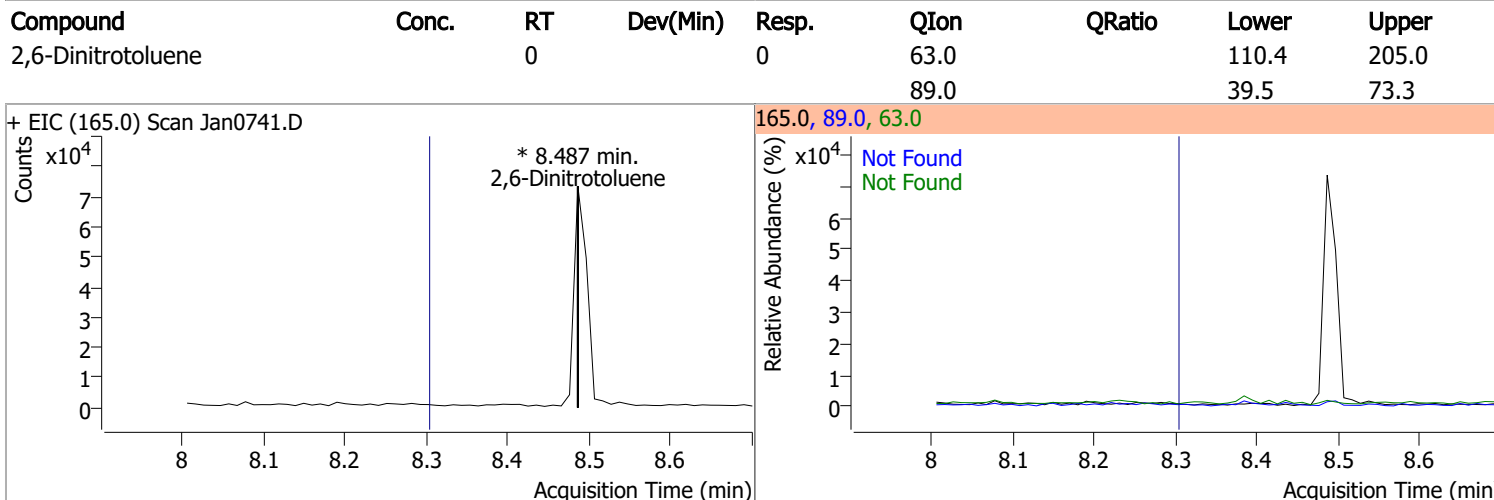
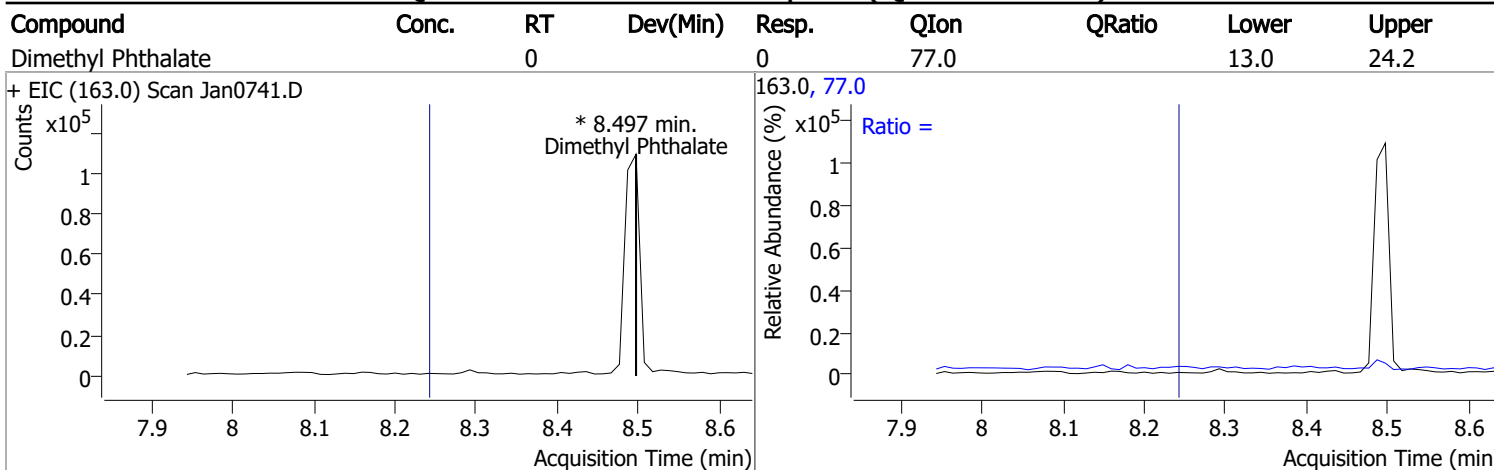
Compound	Conc.	Exp RT	QIon	Exp Ratio	QIon	Exp Ratio
2-Chloronaphthalene	N.D.	7.83	127.0	37.9	164.0	32.3



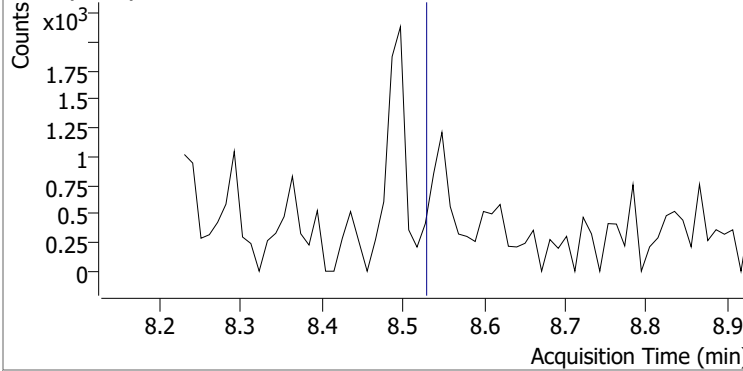
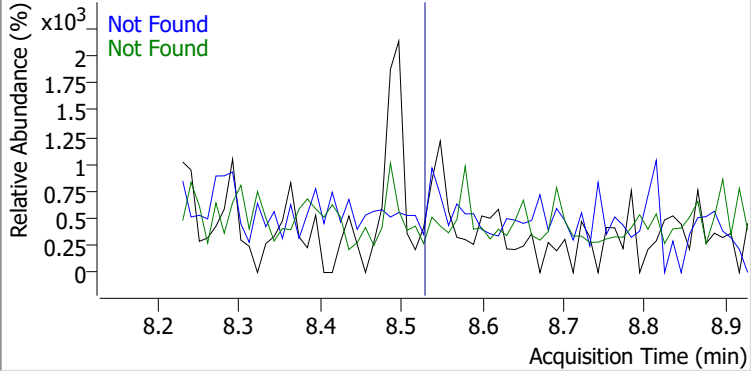
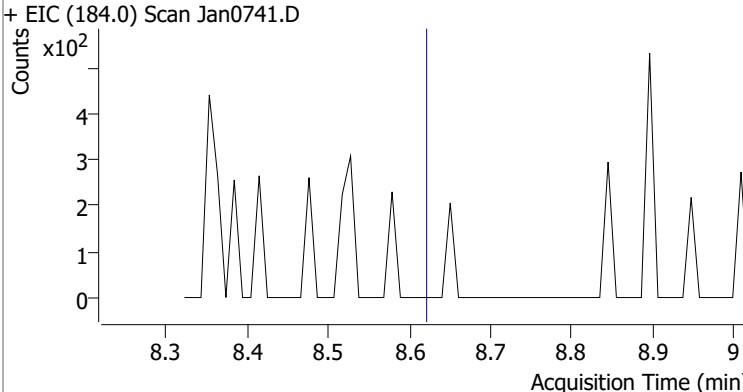
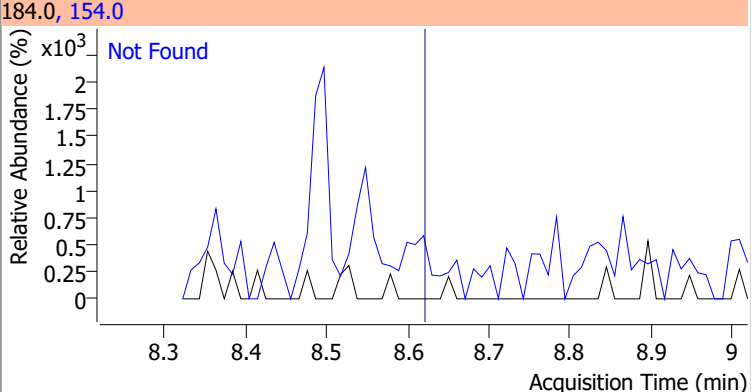
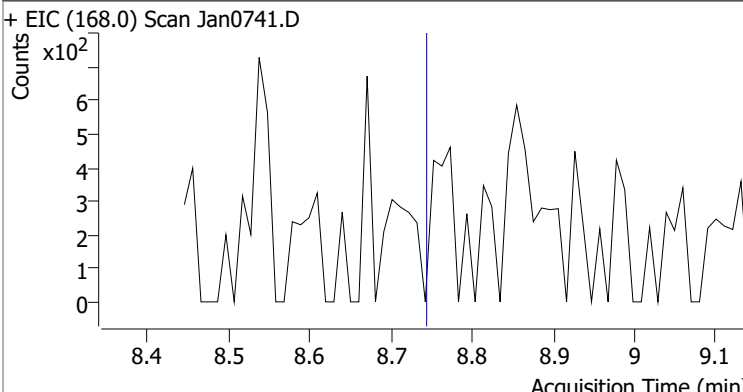
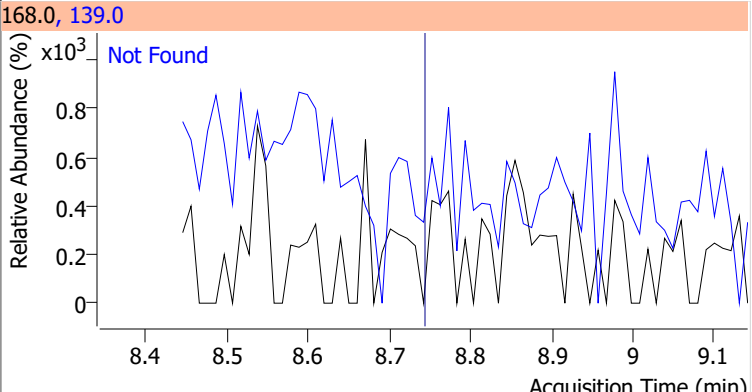
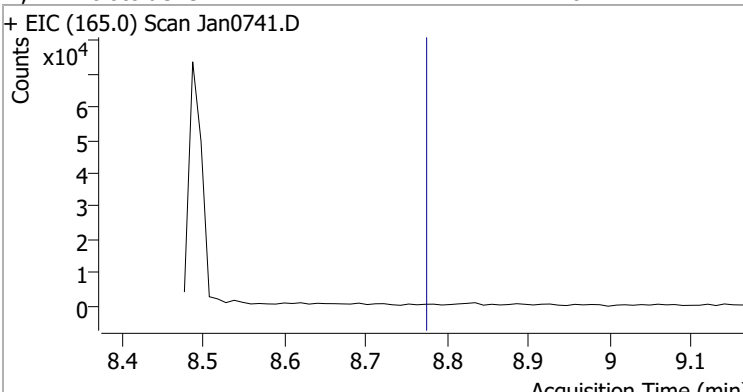
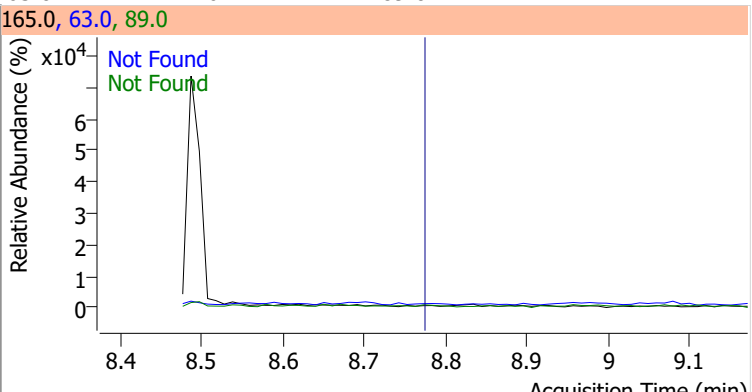
Compound	Conc.	Exp RT	QIon	Exp Ratio
2-Nitroaniline	N.D.	7.99	138.0	107.7



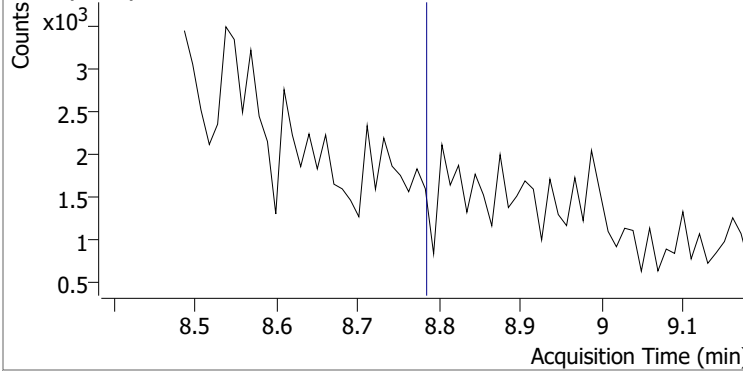
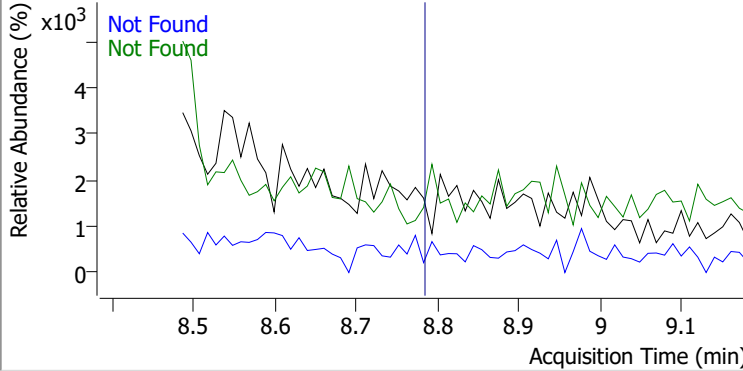
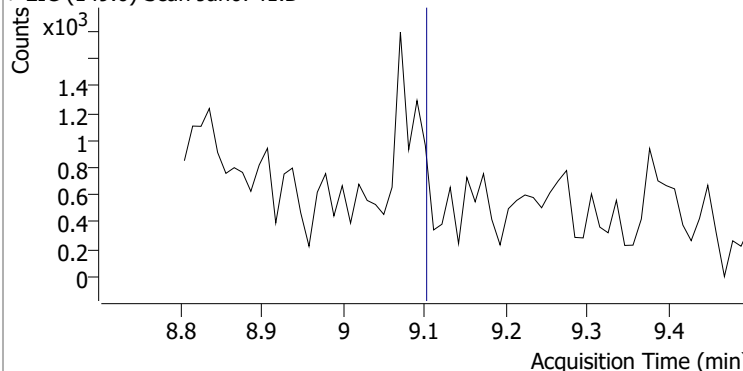
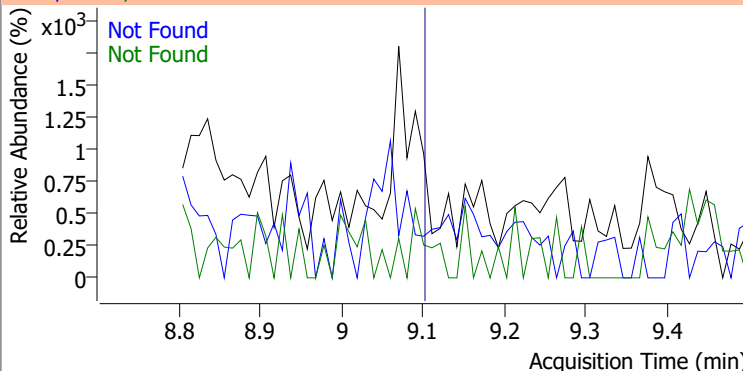
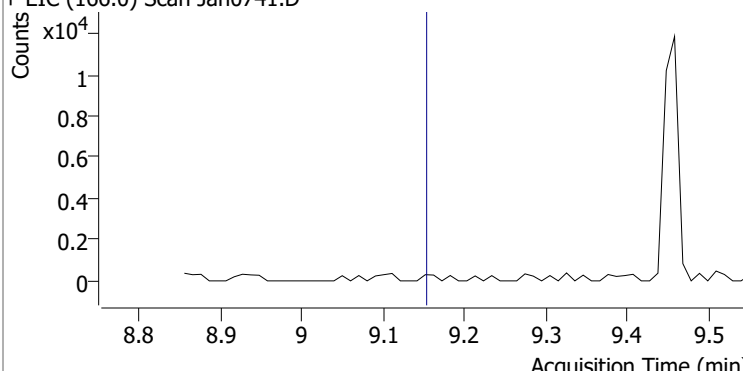
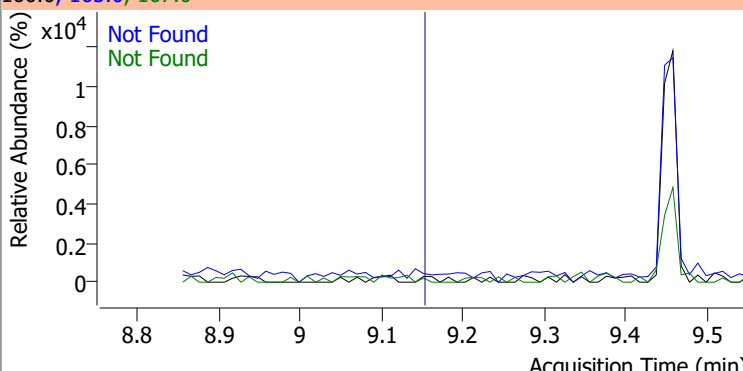
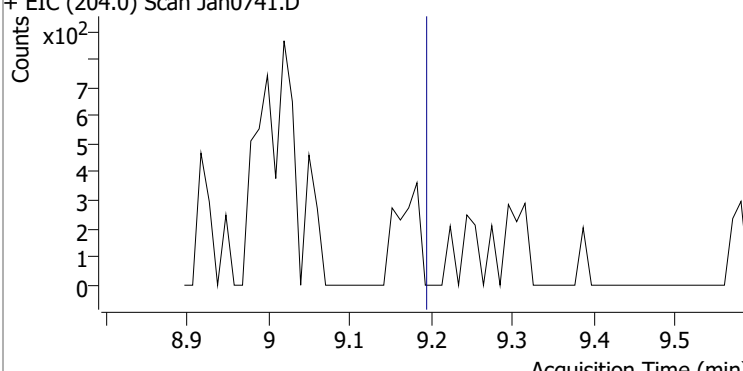
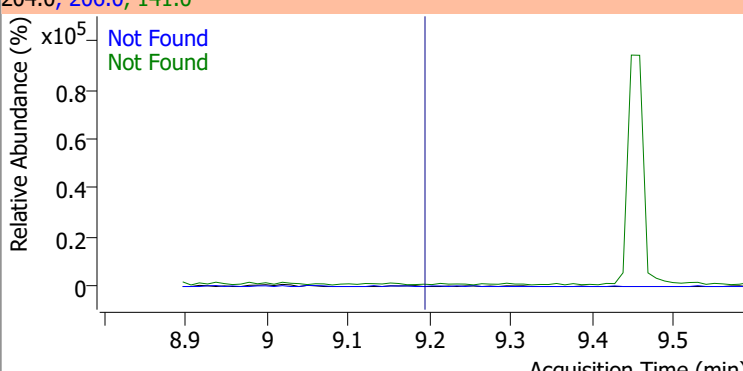
# Quantitation Results Report (QT Reviewed)



# Quantitation Results Report (QT Reviewed)

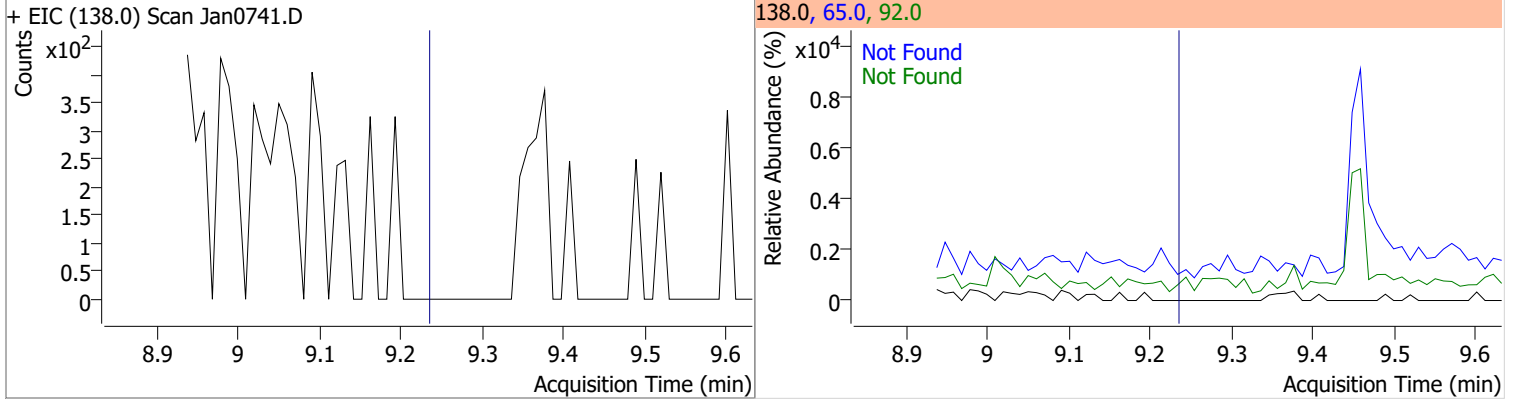
Compound	Conc.	Exp RT	QIon	Exp Ratio	QIon	Exp Ratio
Acenaphthene	N.D.	8.53	153.0	109.5	152.0	52.9
+ EIC (154.0) Scan Jan0741.D			154.0, 152.0, 153.0			
						
2,4-Dinitrophenol	N.D.	8.62	154.0	60.0		
+ EIC (184.0) Scan Jan0741.D			184.0, 154.0			
						
Dibenzofuran	N.D.	8.74	139.0	38.6		
+ EIC (168.0) Scan Jan0741.D			168.0, 139.0			
						
2,4-Dinitrotoluene	N.D.	8.77	63.0	76.1	89.0	74.7
+ EIC (165.0) Scan Jan0741.D			165.0, 63.0, 89.0			
						

# Quantitation Results Report (QT Reviewed)

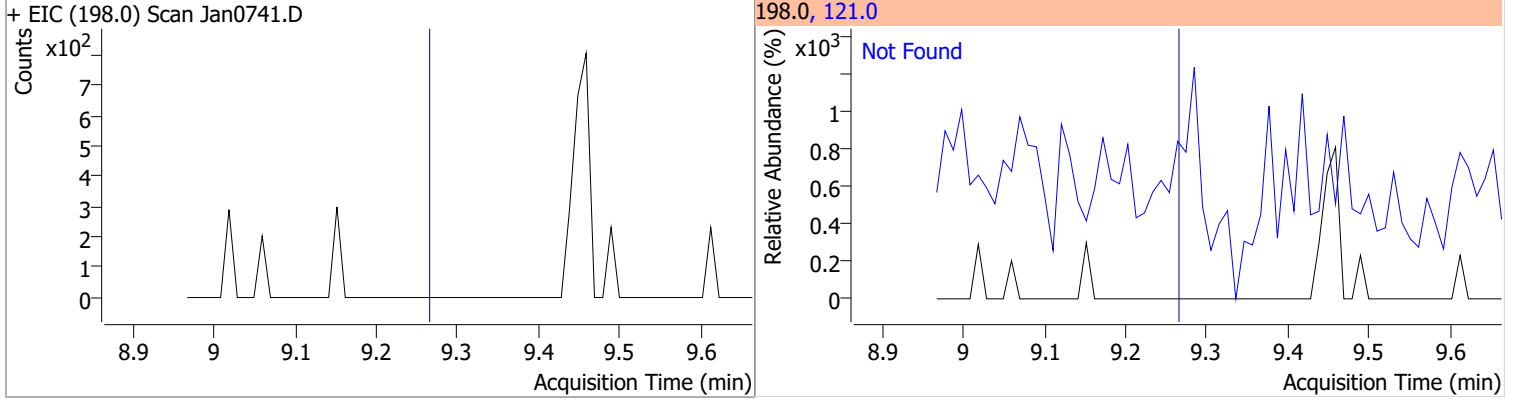
Compound	Conc.	Exp RT	QIon	Exp Ratio	QIon	Exp Ratio
4-Nitrophenol	N.D.	8.78	65.0	88.5	139.0	80.4
+ EIC (109.0) Scan Jan0741.D			109.0, 139.0, 65.0			
						
Diethylphthalate	N.D.	9.10	177.0	20.7	150.0	12.6
+ EIC (149.0) Scan Jan0741.D			149.0, 177.0, 150.0			
						
Fluorene	N.D.	9.15	165.0	93.4	167.0	12.9
+ EIC (166.0) Scan Jan0741.D			166.0, 165.0, 167.0			
						
4-Chlorophenyl-phenylether	N.D.	9.19	141.0	62.3	206.0	33.9
+ EIC (204.0) Scan Jan0741.D			204.0, 206.0, 141.0			
						

# Quantitation Results Report (QT Reviewed)

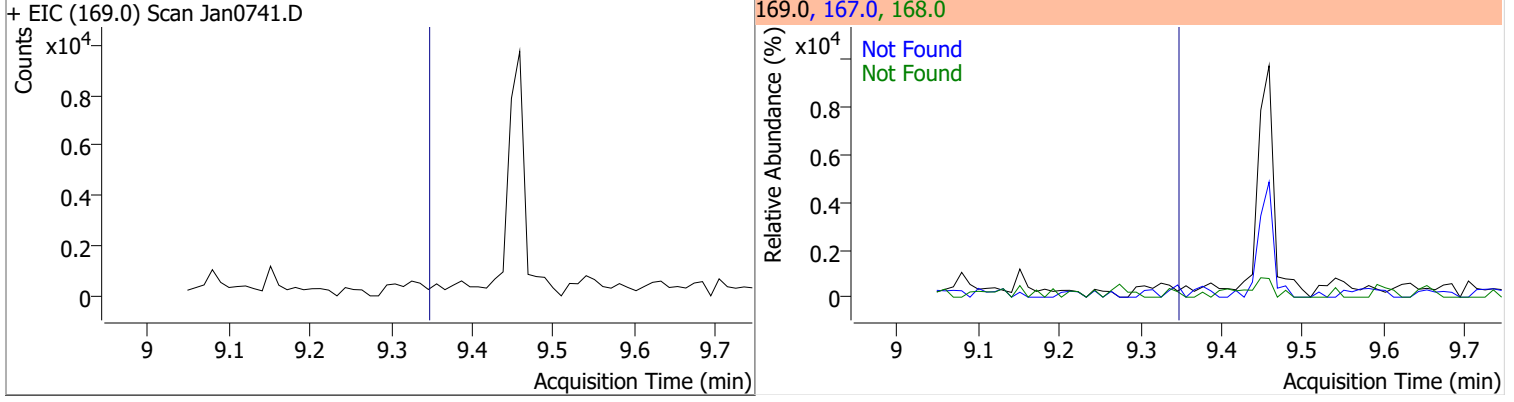
Compound	Conc.	Exp RT	QIon	Exp Ratio	QIon	Exp Ratio
4-Nitroaniline	N.D.	9.23	65.0	114.6	92.0	45.3



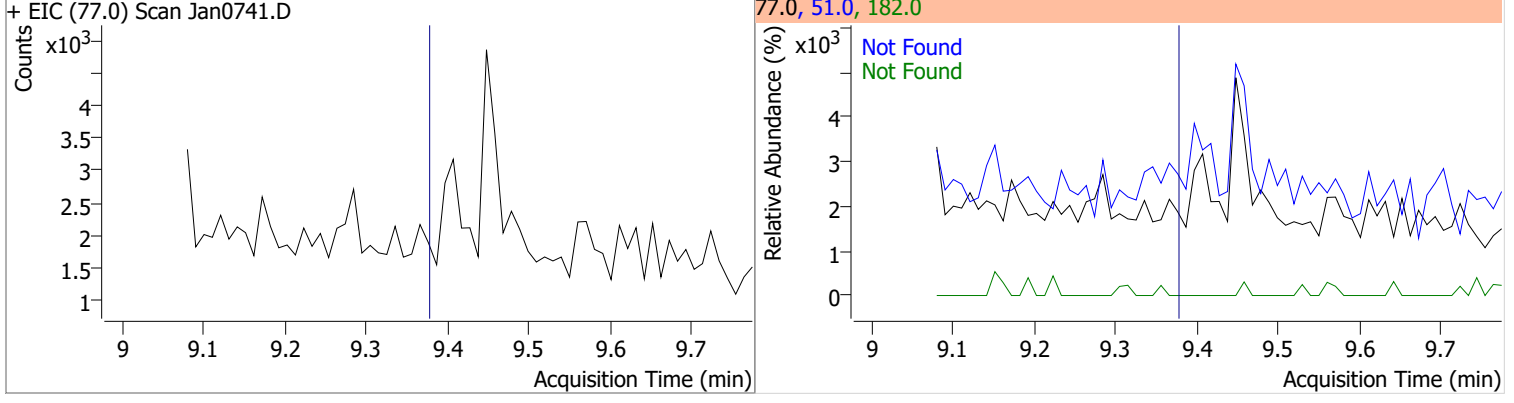
Compound	Conc.	Exp RT	QIon	Exp Ratio
4,6-Dinitro-2-methylphenol	N.D.	9.26	121.0	44.8



Compound	Conc.	Exp RT	QIon	Exp Ratio	QIon	Exp Ratio
N-nitrosodiphenylamine	N.D.	9.35	168.0	63.3	167.0	33.4



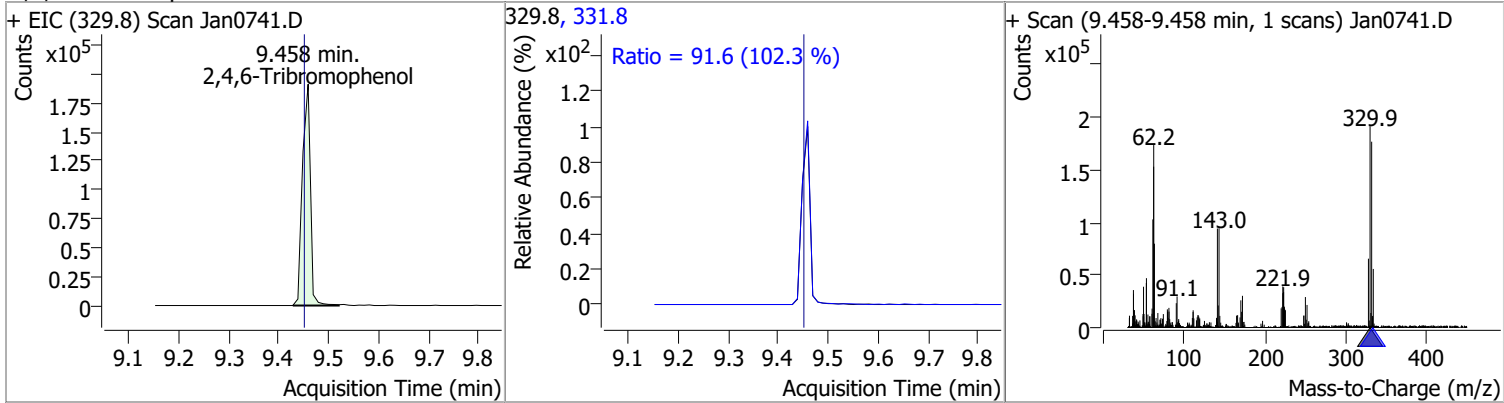
Compound	Conc.	Exp RT	QIon	Exp Ratio	QIon	Exp Ratio
Azobenzene	N.D.	9.38	51.0	49.9	182.0	26.9



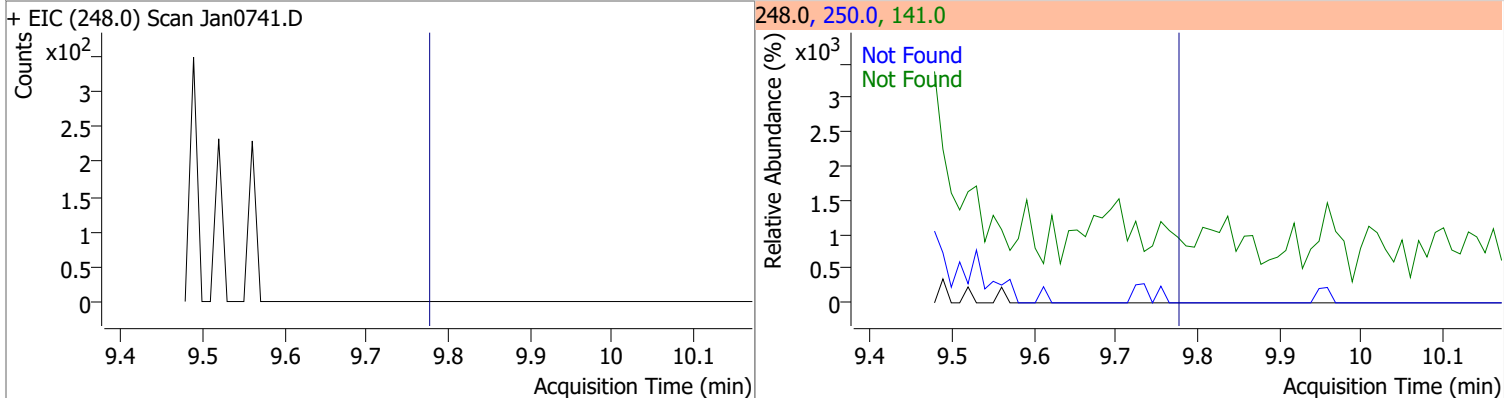


# Quantitation Results Report (QT Reviewed)

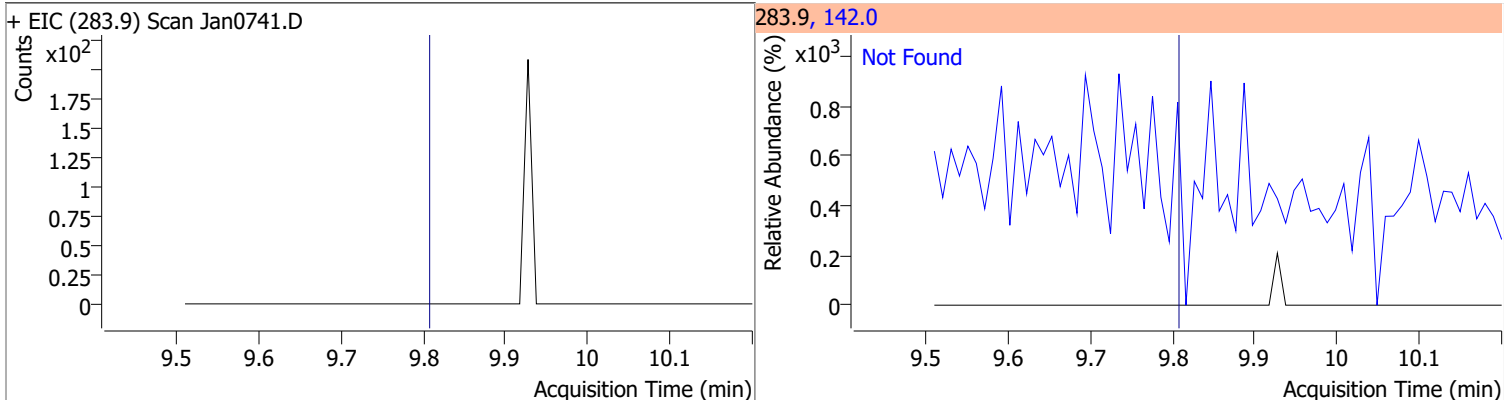
Compound	Conc.	RT	Dev(Min)	Resp.	QIon	QRatio	Lower	Upper
2,4,6-Tribromophenol	130.5248	9.46	0.01	212162	331.8	91.6	62.7	116.4



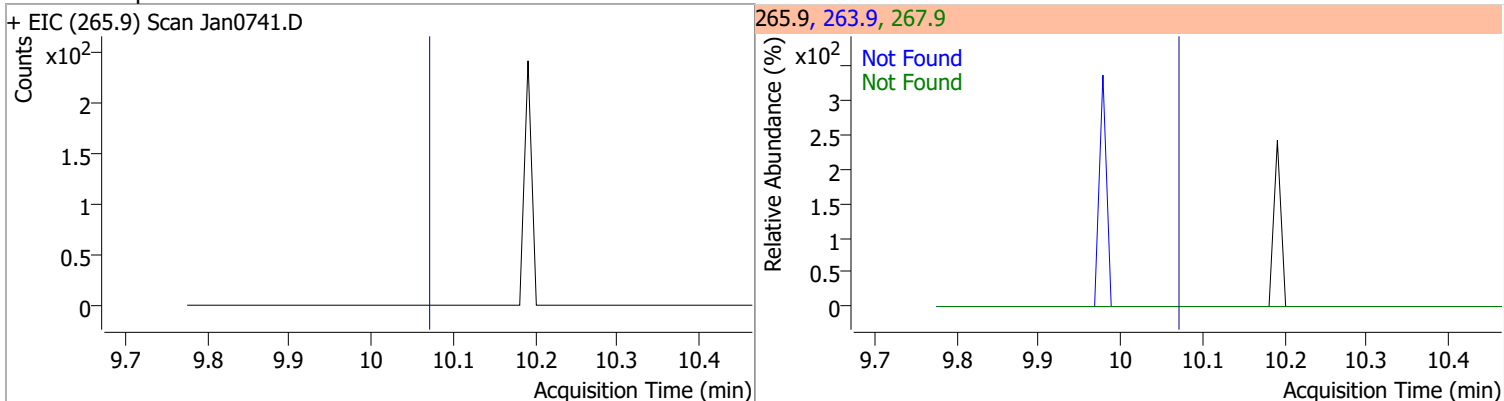
Compound	Conc.	Exp RT	QIon	Exp Ratio	QIon	Exp Ratio
4-Bromophenyl-phenylether	N.D.	9.78	250.0	98.3	141.0	96.1



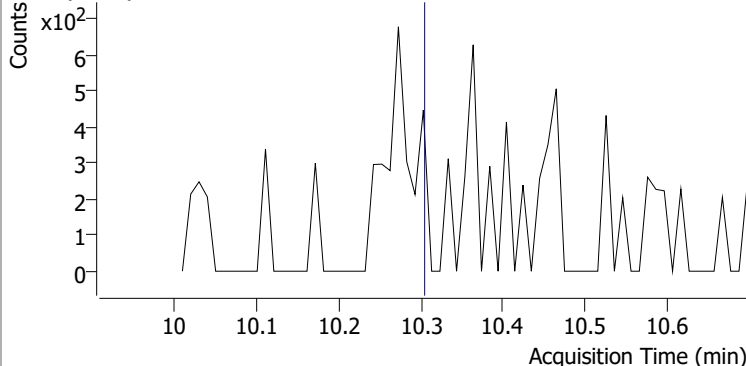
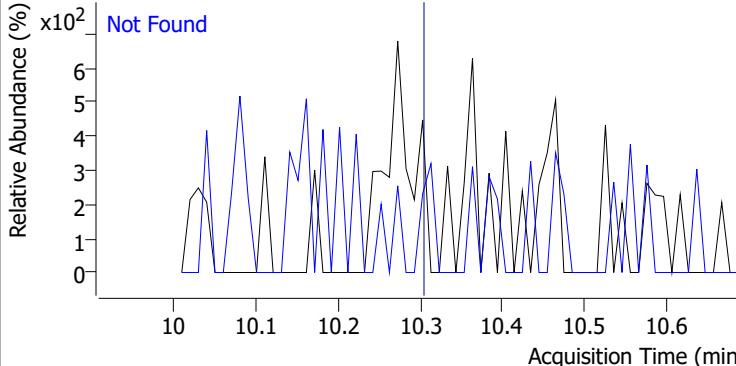
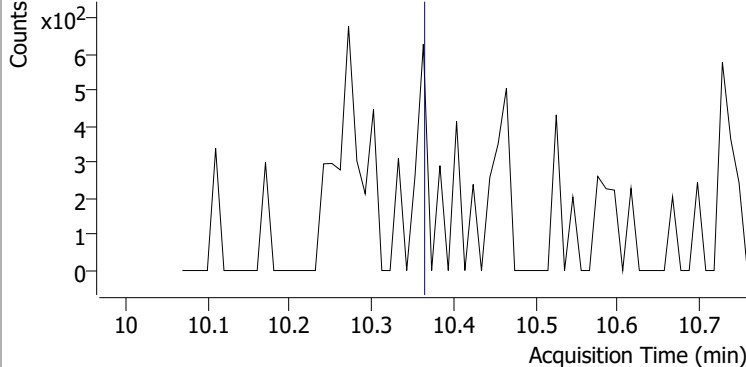
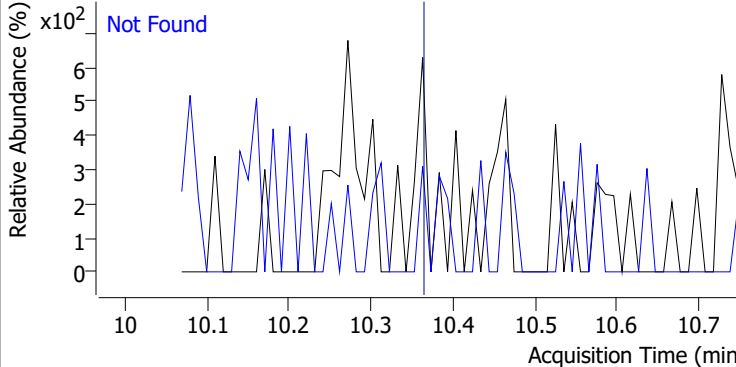
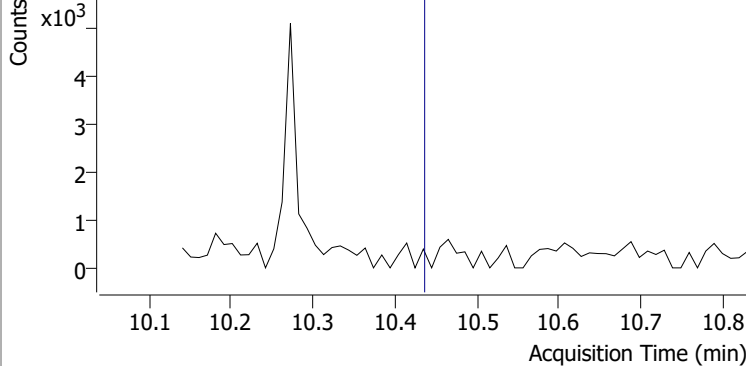
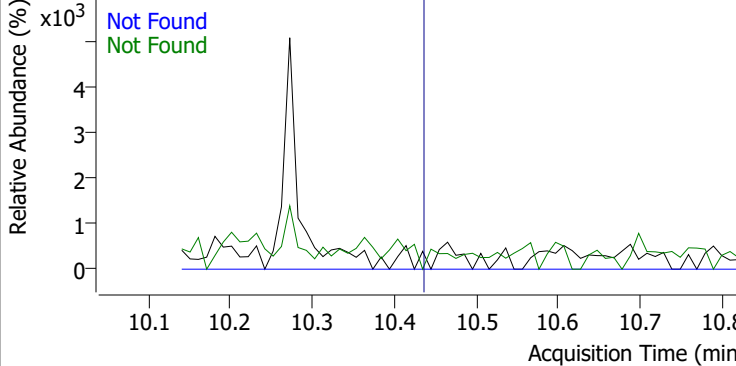
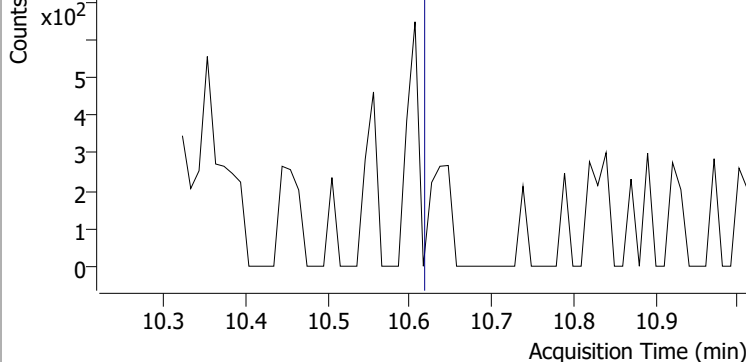
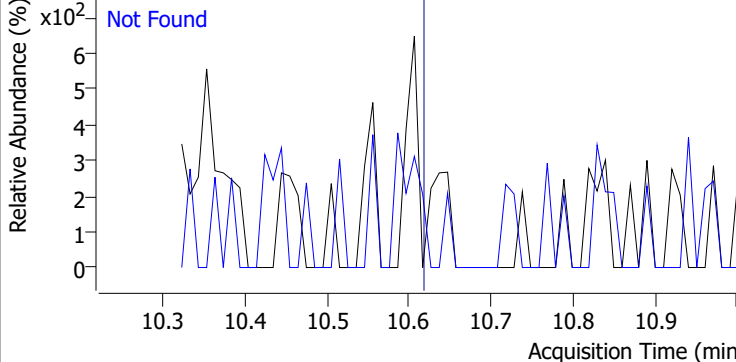
Compound	Conc.	Exp RT	QIon	Exp Ratio
Hexachlorobenzene	N.D.	9.81	142.0	49.9



Compound	Conc.	Exp RT	QIon	Exp Ratio	QIon	Exp Ratio
Pentachlorophenol	N.D.	10.07	263.9	67.0	267.9	63.6

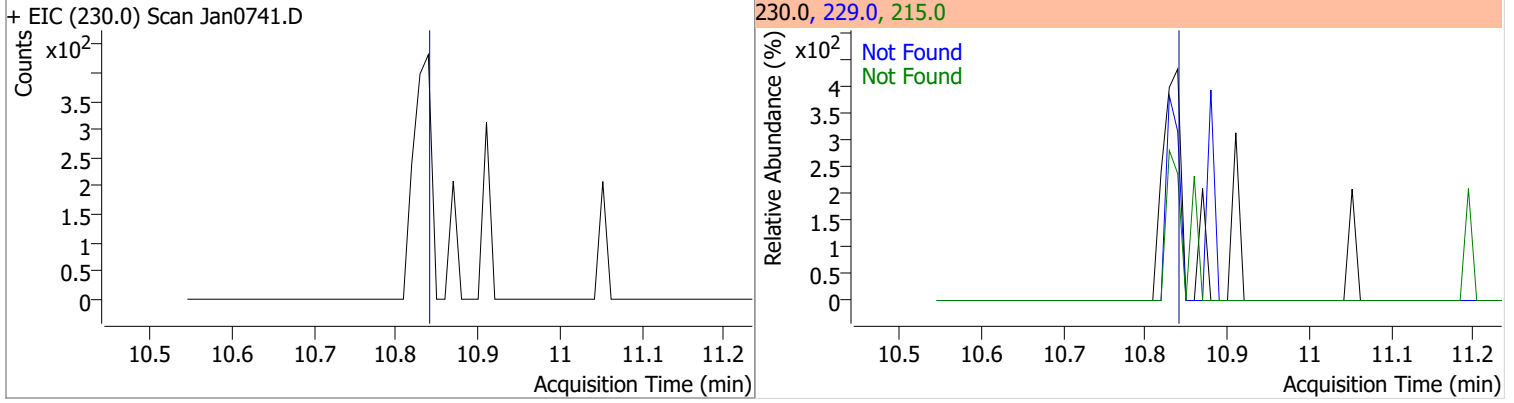


# Quantitation Results Report (QT Reviewed)

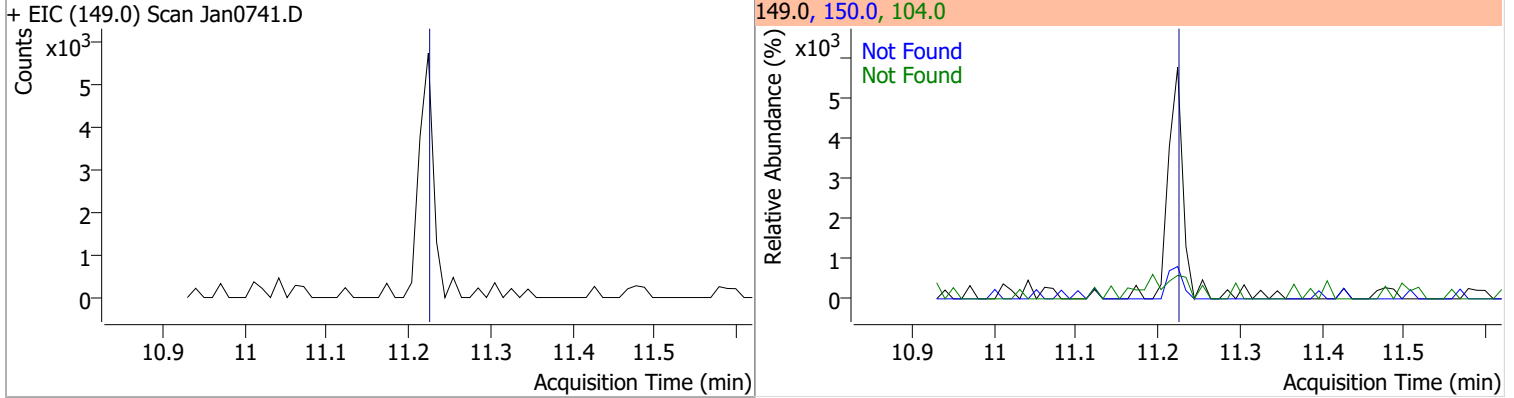
Compound	Conc.	Exp RT	QIon	Exp Ratio		
Phenanthrene	N.D.	10.30	176.0	19.3		
+ EIC (178.0) Scan Jan0741.D			178.0, 176.0			
						
Anthracene	N.D.	10.36	176.0	18.4		
+ EIC (178.0) Scan Jan0741.D			178.0, 176.0			
						
Triallate	N.D.	10.43	268.0	26.7	QIon	Exp Ratio
+ EIC (86.0) Scan Jan0741.D			86.0, 268.0, 143.0			
						
Carbazole	N.D.	10.62	139.0	12.8		
+ EIC (167.0) Scan Jan0741.D			167.0, 139.0			
						

# Quantitation Results Report (QT Reviewed)

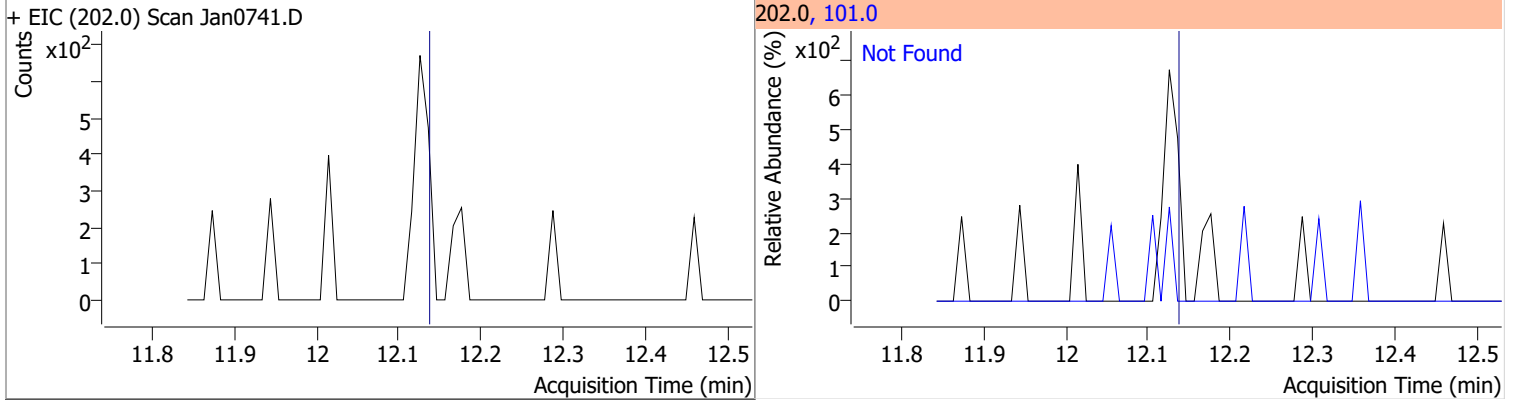
Compound	Conc.	Exp RT	QIon	Exp Ratio	QIon	Exp Ratio
o-Terphenyl	N.D.	10.84	229.0	64.1	215.0	36.5



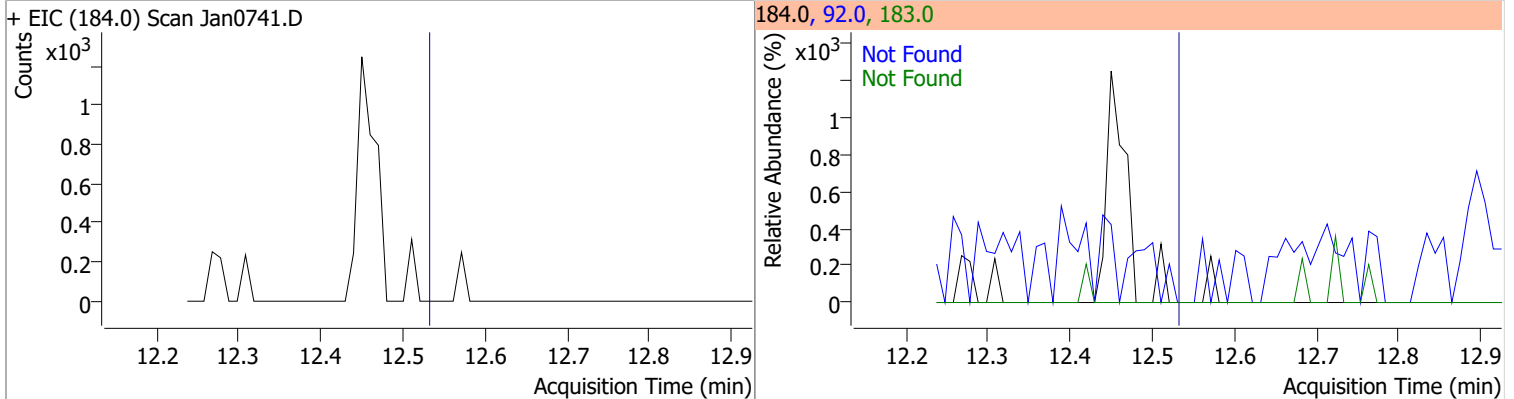
Compound	Conc.	Exp RT	QIon	Exp Ratio	QIon	Exp Ratio
Di-n-Butylphthalate	N.D.	11.22	150.0	9.1	104.0	6.1



Compound	Conc.	Exp RT	QIon	Exp Ratio
Fluoranthene	N.D.	12.14	101.0	12.8

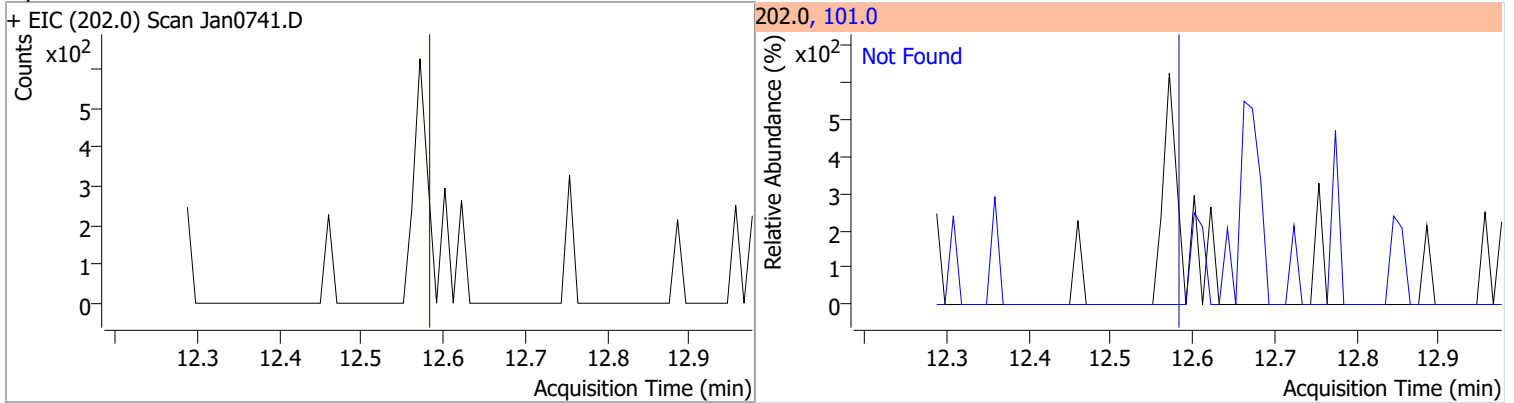


Compound	Conc.	Exp RT	QIon	Exp Ratio	QIon	Exp Ratio
Benzidine	N.D.	12.53	183.0	13.1	92.0	8.1

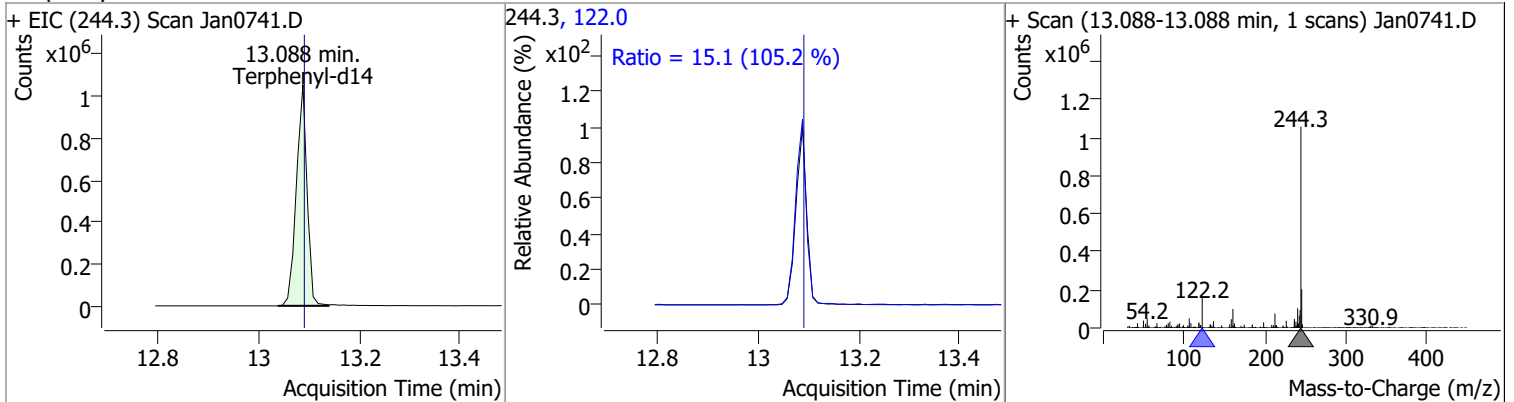


# Quantitation Results Report (QT Reviewed)

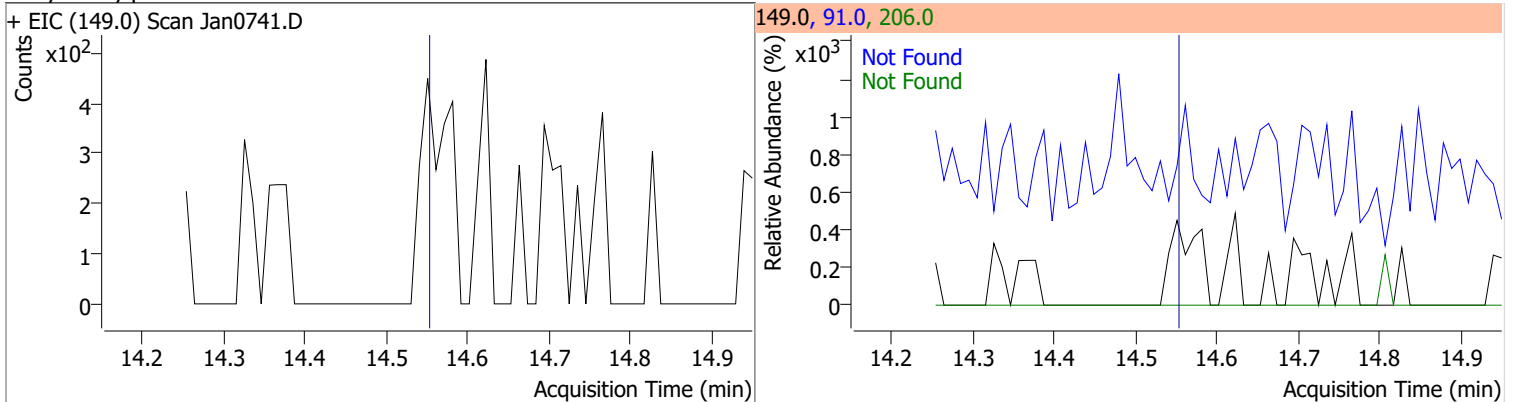
Compound	Conc.	Exp RT	QIon	Exp Ratio
Pyrene	N.D.	12.58	101.0	14.6



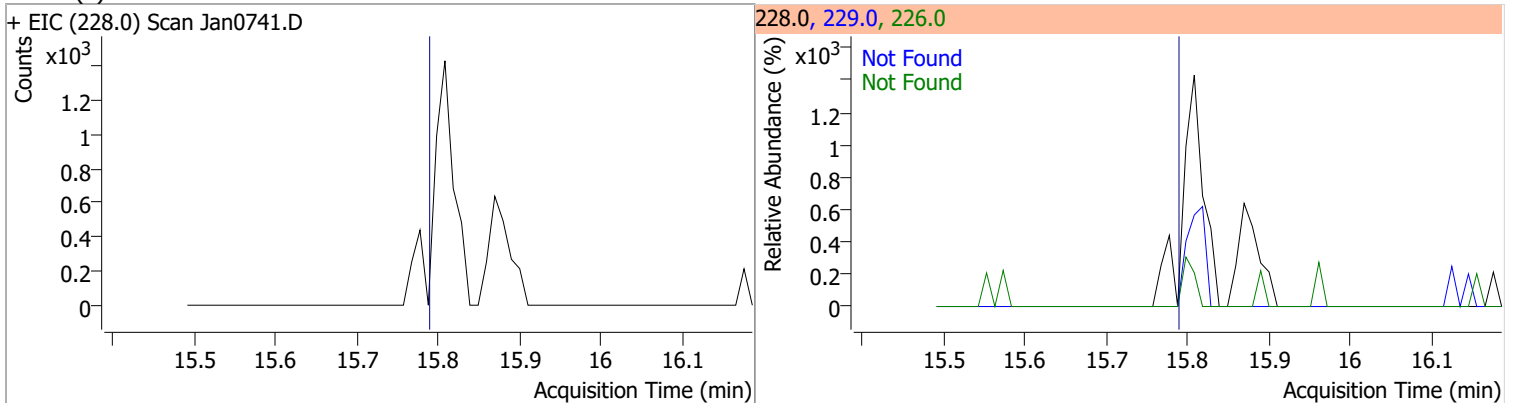
Compound	Conc.	RT	Dev(Min)	Resp.	QIon	QRatio	Lower	Upper
Terphenyl-d14	81.9213	13.09	0.00	1558193	122.0	15.1	10.1	18.7



Compound	Conc.	Exp RT	QIon	Exp Ratio	QIon	Exp Ratio
Butylbenzylphthalate	N.D.	14.56	91.0	81.7	206.0	17.9

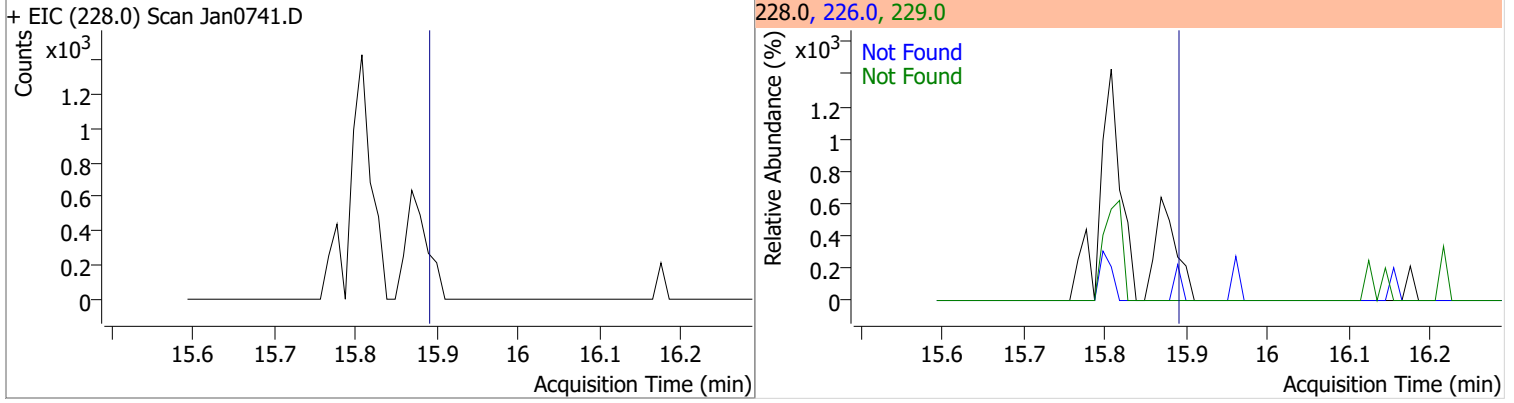


Compound	Conc.	Exp RT	QIon	Exp Ratio	QIon	Exp Ratio
Benzo(a)Anthracene	N.D.	15.80	226.0	27.1	229.0	21.0

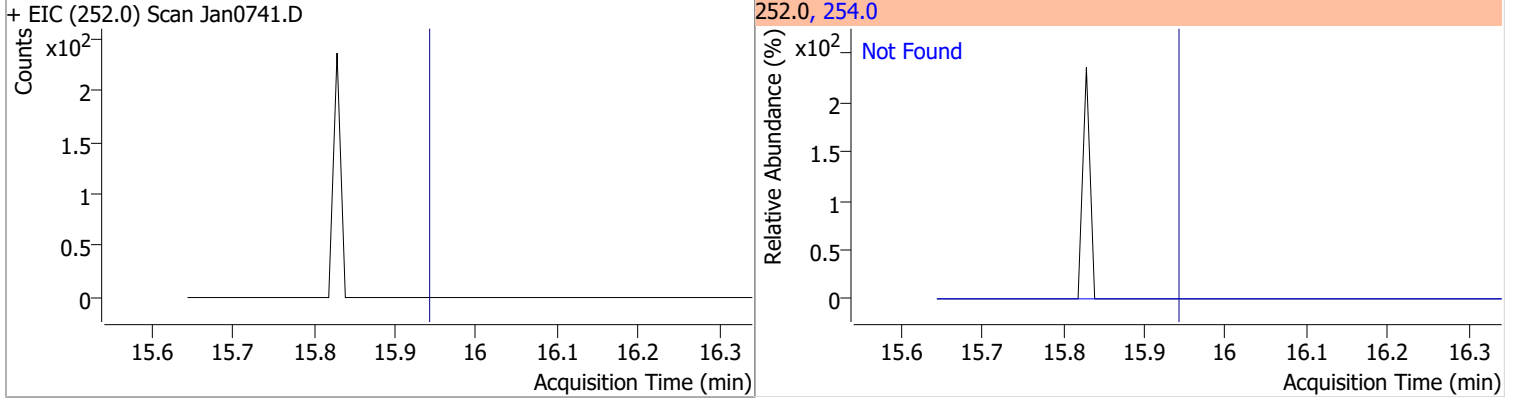


# Quantitation Results Report (QT Reviewed)

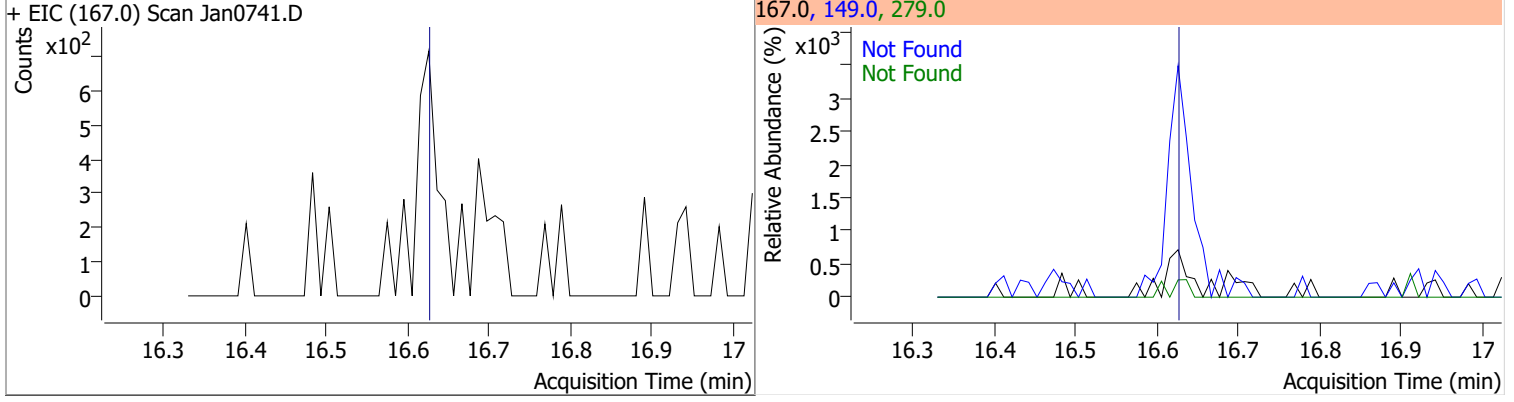
Compound	Conc.	Exp RT	QIon	Exp Ratio	QIon	Exp Ratio
Chrysene	N.D.	15.90	226.0	29.9	229.0	20.4



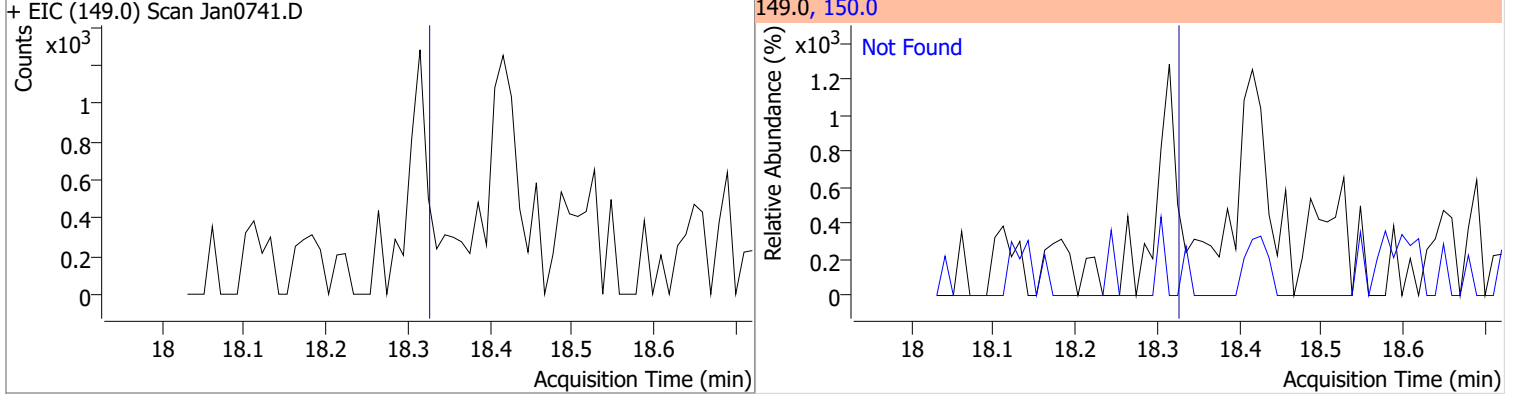
Compound	Conc.	Exp RT	QIon	Exp Ratio
3,3-Dichlorobenzidine	N.D.	15.95	254.0	64.7



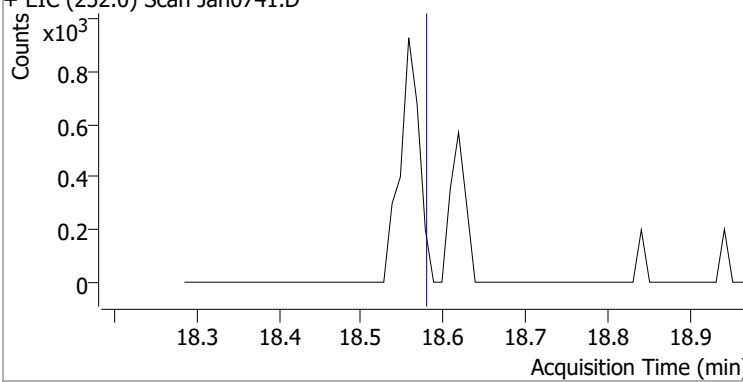
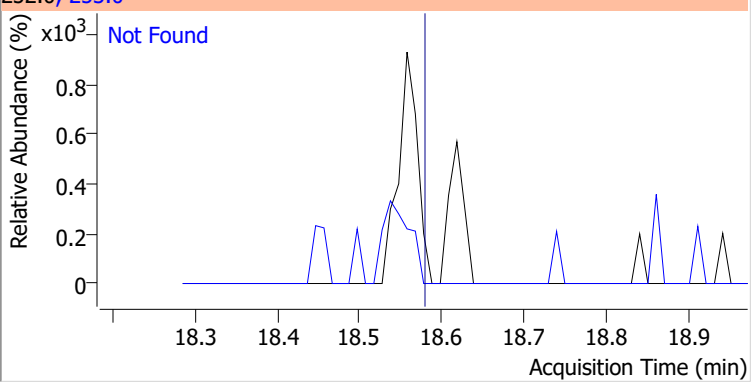
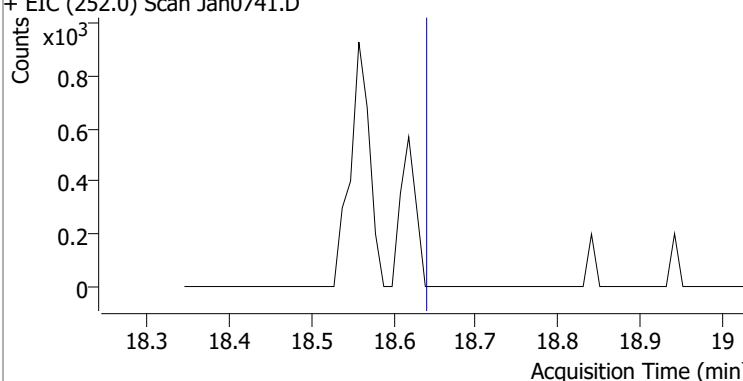
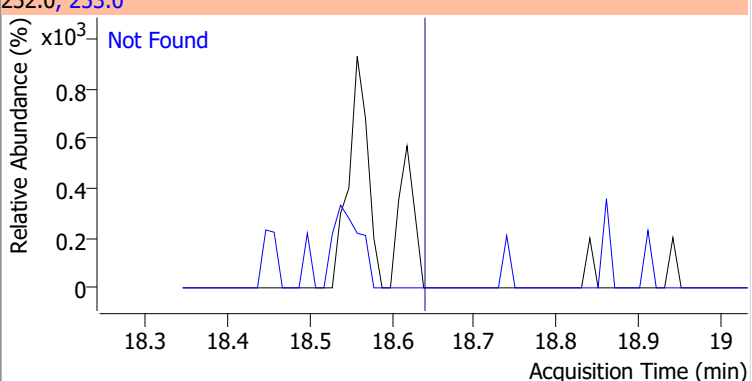
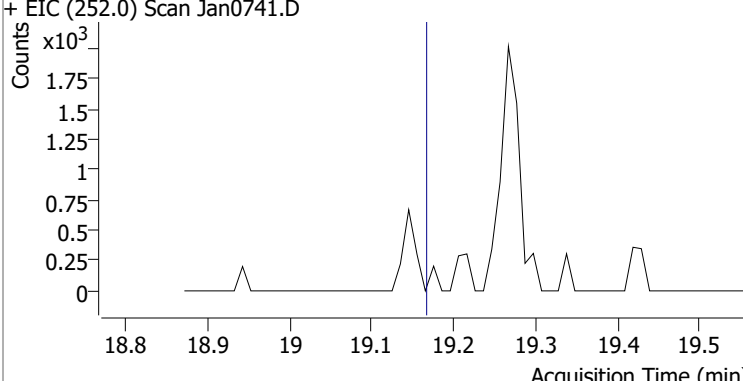
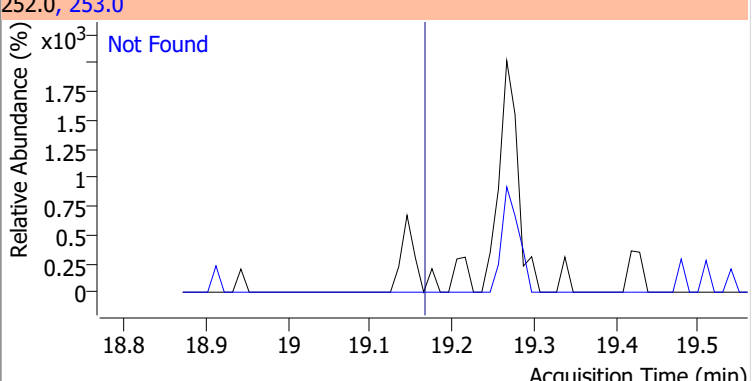
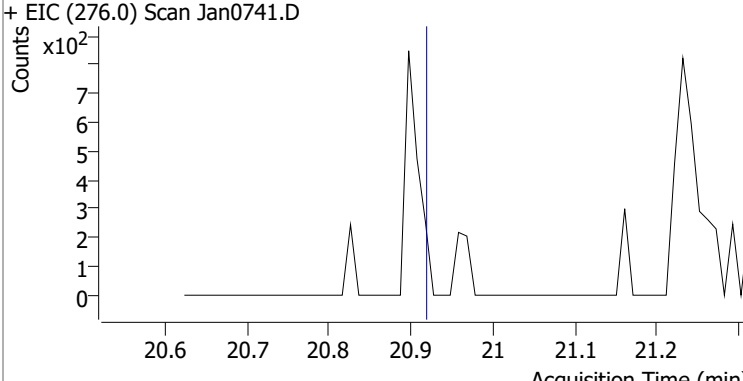
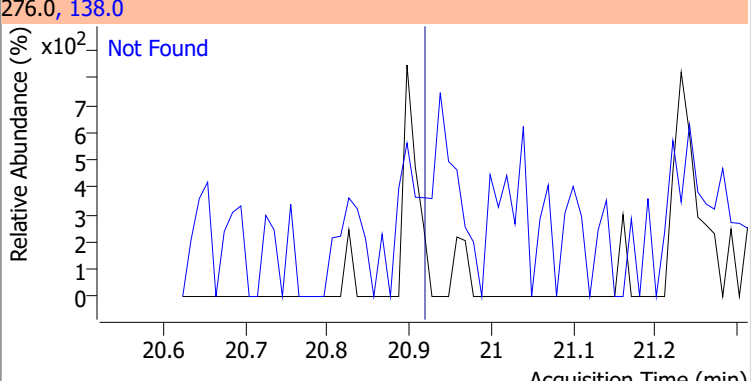
Compound	Conc.	Exp RT	QIon	Exp Ratio	QIon	Exp Ratio
bis(2-ethylhexyl)Phthalate	N.D.	16.64	149.0	397.1	279.0	15.6



Compound	Conc.	Exp RT	QIon	Exp Ratio
Di-n-octyl Phthalate	N.D.	18.32	150.0	9.5

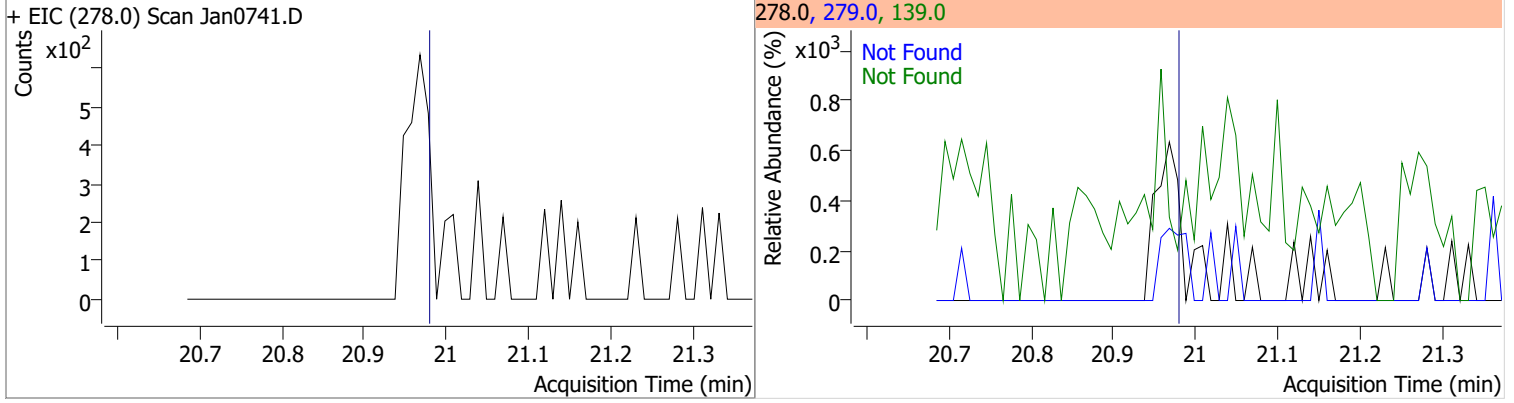


# Quantitation Results Report (QT Reviewed)

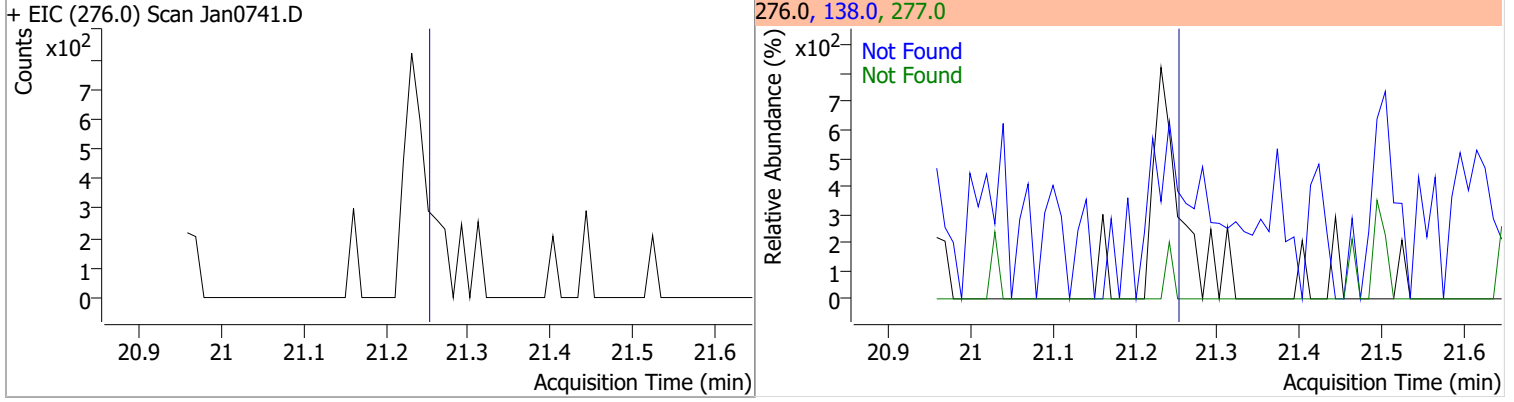
Compound	Conc.	Exp RT	QIon	Exp Ratio
Benzo(b)fluoranthene	N.D.	18.58	253.0	22.0
+ EIC (252.0) Scan Jan0741.D			252.0, 253.0	
				
Benzo(k)fluoranthene	N.D.	18.64	253.0	21.9
+ EIC (252.0) Scan Jan0741.D			252.0, 253.0	
				
Benzo(a)pyrene	N.D.	19.17	253.0	22.0
+ EIC (252.0) Scan Jan0741.D			252.0, 253.0	
				
Indeno(1,2,3-c,d)pyrene	N.D.	20.92	138.0	29.9
+ EIC (276.0) Scan Jan0741.D			276.0, 138.0	
				

# Quantitation Results Report (QT Reviewed)

Compound	Conc.	Exp RT	QIon	Exp Ratio	QIon	Exp Ratio
Dibenzo(a,h)anthracene	N.D.	20.98	279.0	25.2	139.0	23.8

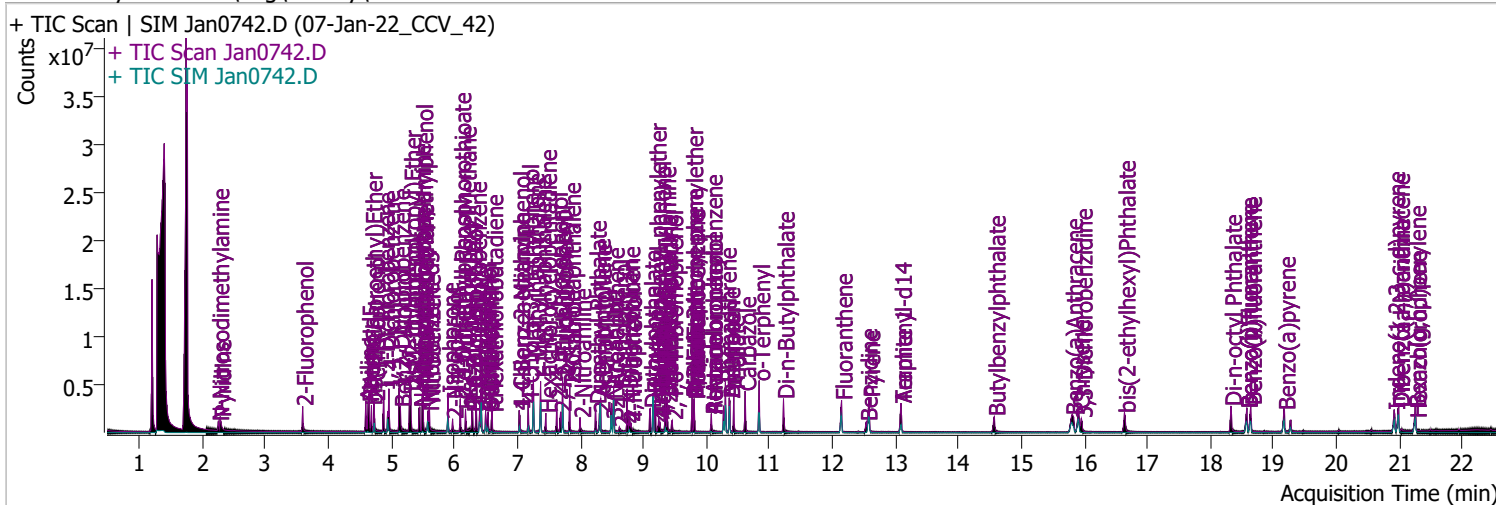


Compound	Conc.	Exp RT	QIon	Exp Ratio	QIon	Exp Ratio
Benzo(g,h,i)perylene	N.D.	21.25	138.0	32.0	277.0	23.8



# Quantitation Results Report (QT Reviewed)

Data File	Jan0742.D	Operator	LIMS import
Acq. Method	BNA+SIM.M	Acq. Date-Time	1/8/2022 10:24:58 AM
Sample Name	07-Jan-22_CCV_42	Instrument	Instrument #1
Vial	42	Multiplier	1.00
DA Method File	010722 DoD BNA cal 1.batch.bin	Comment	SVOC-8270-W-LARGO
Tune File	dftppdsm.u	Tune Date	1/7/2022 12:13:00 PM
Batch Name	010722 DoD BNA.batch.bin	Last Calib Update	1/11/2022 1:03:40 PM
Ref Library	D:\Org\Library\NIST129K.l		



Compound	RT	QIon	Resp.	Conc.	Units	Dev(Min)
----------	----	------	-------	-------	-------	----------

**Internal Standards**

**System Monitoring Compounds**

S 2-Fluorophenol	3.592	112.0	663170	82.0882	µg/L	0.010
Spiked Amount: 200.000	Range: 10.0 - 75.0%			Recovery = 41.04%		
S Phenol-d5	4.634	99.0	881511	81.8429	µg/L	0.010
Spiked Amount: 200.000	Range: 10.0 - 65.0%			Recovery = 40.92%		
S Nitrobenzene-d5	5.583	82.0	476390	81.2274	µg/L	0.000
Spiked Amount: 100.000	Range: 32.0 - 94.0%			Recovery = 81.23%		
S 2-Fluorobiphenyl	7.718	172.0	1491944	79.4093	µg/L	0.000
Spiked Amount: 100.000	Range: 28.0 - 107.0%			Recovery = 79.41%		
S 2,4,6-Tribromophenol	9.458	329.8	123903	79.2566	µg/L	0.010
Spiked Amount: 200.000	Range: 25.0 - 140.0%			Recovery = 39.63%		
S Terphenyl-d14	13.088	244.3	1503058	78.0372	µg/L	0.000
Spiked Amount: 100.000	Range: 32.0 - 122.0%			Recovery = 78.04%		

**Target Compounds**

Compound	RT	QIon	Resp.	Conc.	Units	QValue
T N-Nitrosodimethylamine	2.254	74.0	232710	66.2885	µg/L	97
T Pyridine	2.285	79.0	549143	70.2228	µg/L	93
T Aniline	4.593	93.0	1164525	81.2608	µg/L	m 95
T Phenol	4.644	94.0	942035	83.8534	µg/L	93
T bis(-2-Chloroethyl)Ether	4.685	63.0	681694	76.7982	µg/L	98
T 2-Chlorophenol	4.726	128.0	763284	80.0812	µg/L	100
T 1,3-Dichlorobenzene	4.879	146.0	1001697	79.1625	µg/L	m 98
T 1,4-Dichlorobenzene	4.960	146.0	987353	77.6392	µg/L	m 99
T 1,2-Dichlorobenzene	5.124	146.0	986728	78.6942	µg/L	98
T Benzyl Alcohol	5.144	108.0	451053	82.0208	µg/L	m 98
T bis(2-chloroisopropyl)Ether	5.297	121.0	264576	77.6918	µg/L	97
T 2-Methylphenol	5.308	107.0	664173	78.2823	µg/L	98
T N-nitroso-Di-n-propylamine	5.451	70.0	479726	81.5032	µg/L	99
T 4Methylphenol/3Methylphenol	5.491	107.0	940127	82.0012	µg/L	98
T Hexachloroethane	5.502	117.0	289127	79.6446	µg/L	98



# Quantitation Results Report (QT Reviewed)

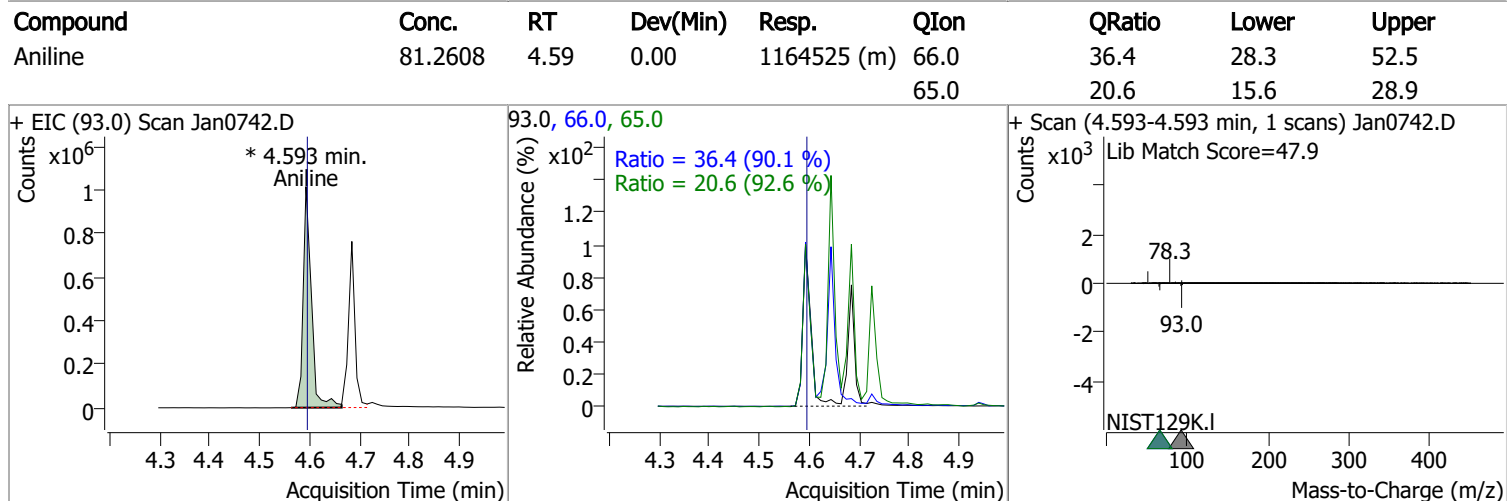
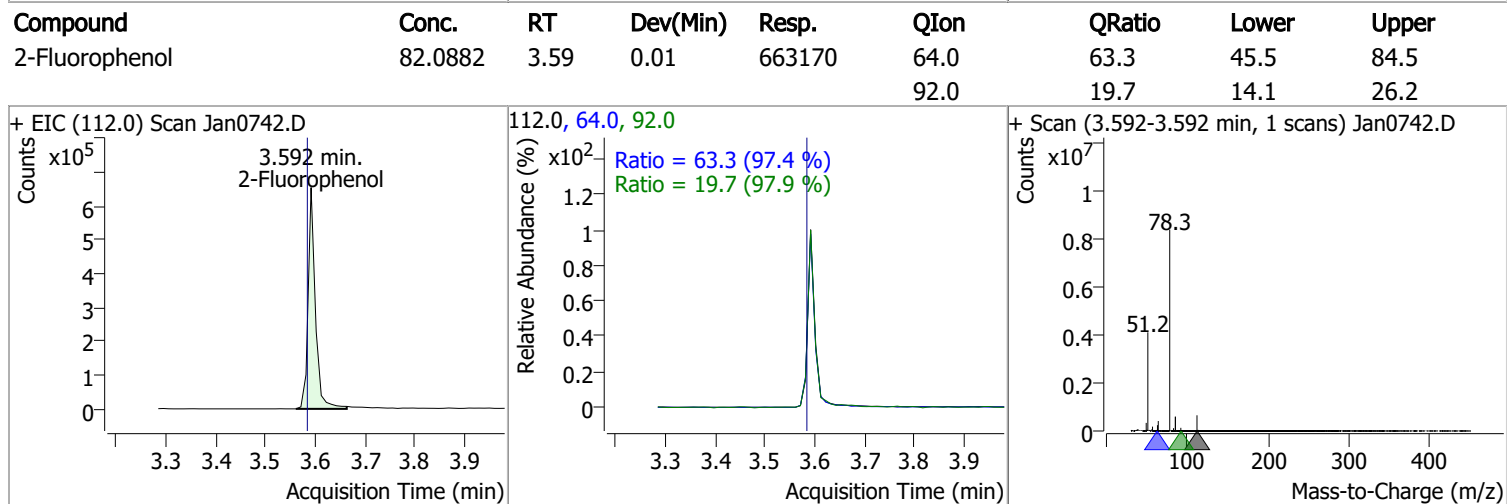
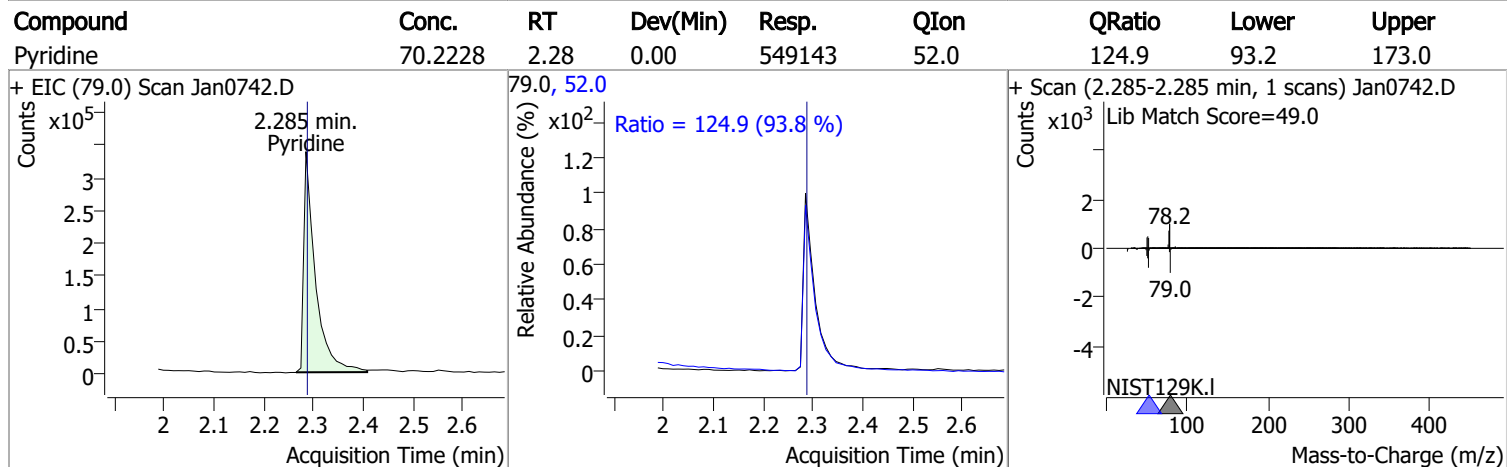
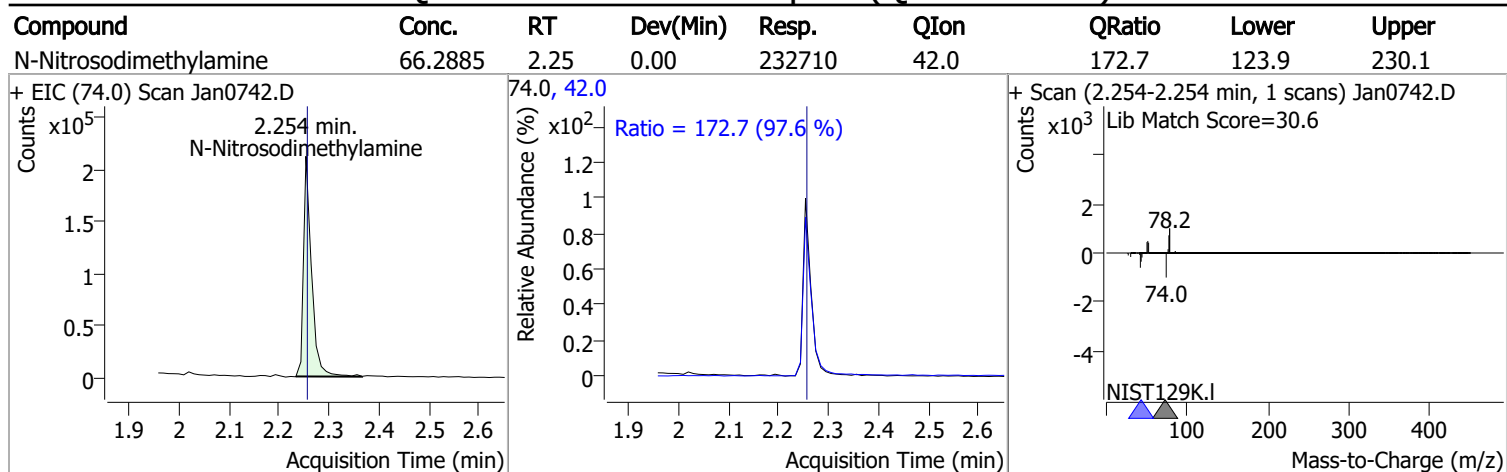
Compound	RT	QIon	Resp.	Conc.	Units	Dev(Min)
T Nitrobenzene	5.604	123.1	250757	80.7614	µg/L	96
T Isophorone	5.900	82.0	1185952	82.7080	µg/L	99
T 2-Nitrophenol	5.972	139.0	187688	75.1355	µg/L	97
T 2,4-Dimethylphenol	6.095	122.0	557120	77.5773	µg/L	98
T bis(-2-Chloroethoxy)Methane	6.177	93.0	658875	78.5745	µg/L	99
T Benzoic Acid	6.290	105.0	317945	81.1772	µg/L	96
T 2,4-Dichlorophenol	6.280	162.0	537527	82.1566	µg/L	96
T 1,2,4-Trichlorobenzene	6.341	180.0	627703	75.6176	µg/L	100
T Naphthalene	6.424	128.0	1893549	78.3964	µg/L	99
T 4-Chlorophenol	6.496	130.0	177117	79.2981	µg/L	m 94
T p-Chloroaniline	6.537	127.0	756438	80.4863	µg/L	96
T Hexachlorobutadiene	6.598	224.9	344957	76.0211	µg/L	99
T 4-Chloro-2-Methylphenol	7.030	107.0	488505	80.5134	µg/L	99
T 4-Chloro-3-Methylphenol	7.173	107.0	519413	81.0527	µg/L	99
T 2-Methylnaphthalene	7.255	141.0	1171505	78.7103	µg/L	m 99
T 1-Methylnaphthalene	7.368	141.0	1115095	77.2032	µg/L	m 99
T Hexachlorocyclopentadiene	7.451	236.9	206572	71.9496	µg/L	98
T 2,4,6-Trichlorophenol	7.625	196.0	375485	89.3550	µg/L	m 99
T 2,4,5-Trichlorophenol	7.687	196.0	403145	85.6526	µg/L	m 99
T 2-Chloronaphthalene	7.831	162.0	1241687	79.1125	µg/L	100
T 2-Nitroaniline	7.995	65.0	197634	73.0050	µg/L	98
T Dimethyl Phthalate	8.241	163.0	1153774	73.9692	µg/L	100
T 2,6-Dinitrotoluene	8.302	165.0	172550	81.7706	µg/L	93
T Acenaphthylene	8.323	152.1	1924806	76.8940	µg/L	99
T 3-Nitroaniline	8.507	138.0	182673	79.8206	µg/L	96
T Acenaphthene	8.527	154.0	1087113	75.1079	µg/L	98
T 2,4-Dinitrophenol	8.619	184.0	70579	65.5461	µg/L	93
T Dibenzofuran	8.742	168.0	1698224	74.1342	µg/L	100
T 2,4-Dinitrotoluene	8.773	165.0	199697	73.4148	µg/L	85
T 4-Nitrophenol	8.804	109.0	181534	77.2250	µg/L	92
T Diethylphthalate	9.110	149.0	1234603	78.8413	µg/L	99
T Fluorene	9.151	166.0	1455527	78.8493	µg/L	100
T 4-Chlorophenyl-phenylether	9.192	204.0	658661	77.9036	µg/L	100
T 4-Nitroaniline	9.243	138.0	185970	78.8813	µg/L	99
T 4,6-Dinitro-2-methylphenol	9.264	198.0	118021	72.5669	µg/L	96
T N-nitrosodiphenylamine	9.346	169.0	943363	76.1967	µg/L	99
T Azobenzene	9.376	77.0	1082133	73.5949	µg/L	95
T 4-Bromophenyl-phenylether	9.775	248.0	382933	76.7669	µg/L	98
T Hexachlorobenzene	9.806	283.9	370987	73.7453	µg/L	97
T Pentachlorophenol	10.080	265.9	192915	81.2581	µg/L	96
T Phenanthrene	10.302	178.0	1924277	76.2494	µg/L	99
T Anthracene	10.363	178.0	1927913	78.9981	µg/L	100
T Triallate	10.434	86.0	429439	80.4127	µg/L	99
T Carbazole	10.616	167.0	1813439	75.0953	µg/L	99
T o-Terphenyl	10.839	230.0	1055290	72.3387	µg/L	99
T Di-n-Butylphthalate	11.224	149.0	1795353	78.3220	µg/L	100
T Fluoranthene	12.146	202.0	1995891	75.0939	µg/L	99
T Benzidine	12.541	184.0	727525	70.1547	µg/L	97
T Pyrene	12.581	202.0	2247738	77.2423	µg/L	97
T Butylbenzylphthalate	14.572	149.0	614582	82.6361	µg/L	99
T Benzo(a)Anthracene	15.798	228.0	1616612	80.0924	µg/L	99
T Chrysene	15.910	228.0	1762444	79.6919	µg/L	99
T 3,3-Dichlorobenzidine	15.951	252.0	548853	79.7506	µg/L	100
T bis(2-ethylhexyl)Phthalate	16.636	167.0	207084	78.8043	µg/L	96
T Di-n-octyl Phthalate	18.325	149.0	1515864	81.7535	µg/L	100

# Quantitation Results Report (QT Reviewed)

Compound	RT	QIon	Resp.	Conc.	Units	Dev(Min)
T Benzo(b)fluoranthene	18.578	252.0	1576373	79.3433	µg/L	99
T Benzo(k)fluoranthene	18.639	252.0	1688314	81.9662	µg/L	99
T Benzo(a)pyrene	19.175	252.0	1535303	81.1419	µg/L	99
T Indeno(1,2,3-c,d)pyrene	20.917	276.0	1311276	82.1163	µg/L    m	100
T Dibenzo(a,h)anthracene	20.988	278.0	1393111	80.7602	µg/L	98
T Benzo(g,h,i)perylene	21.251	276.0	1479890	79.4802	µg/L	98

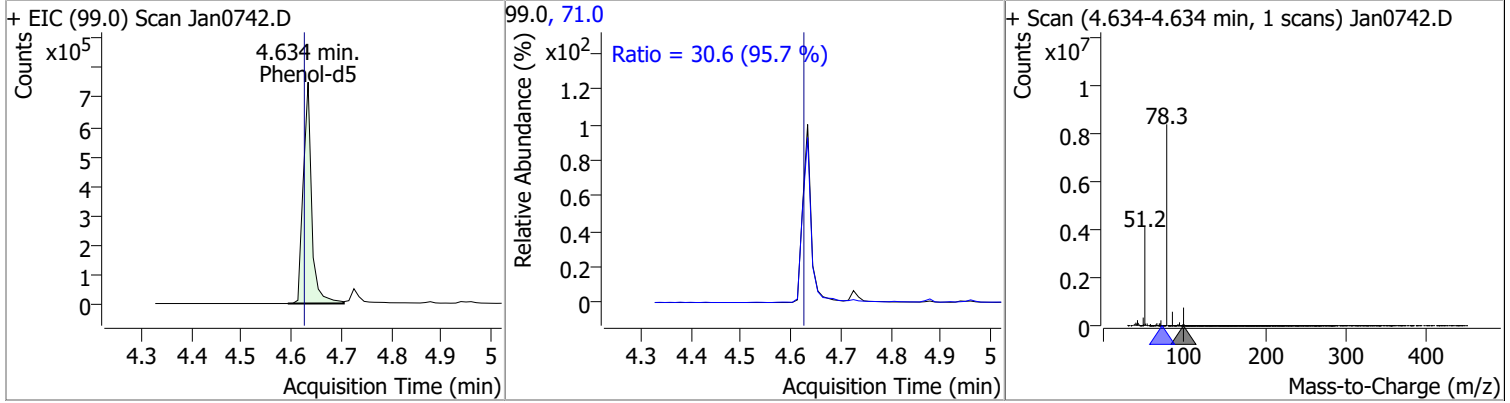
(#) = Qualifier Out of Range; (m) = Manual Integration; (+) = Area Summed; (\*) = Surrogate Percent Recovery Out of Range; (d): Zeroed Peak

# Quantitation Results Report (QT Reviewed)

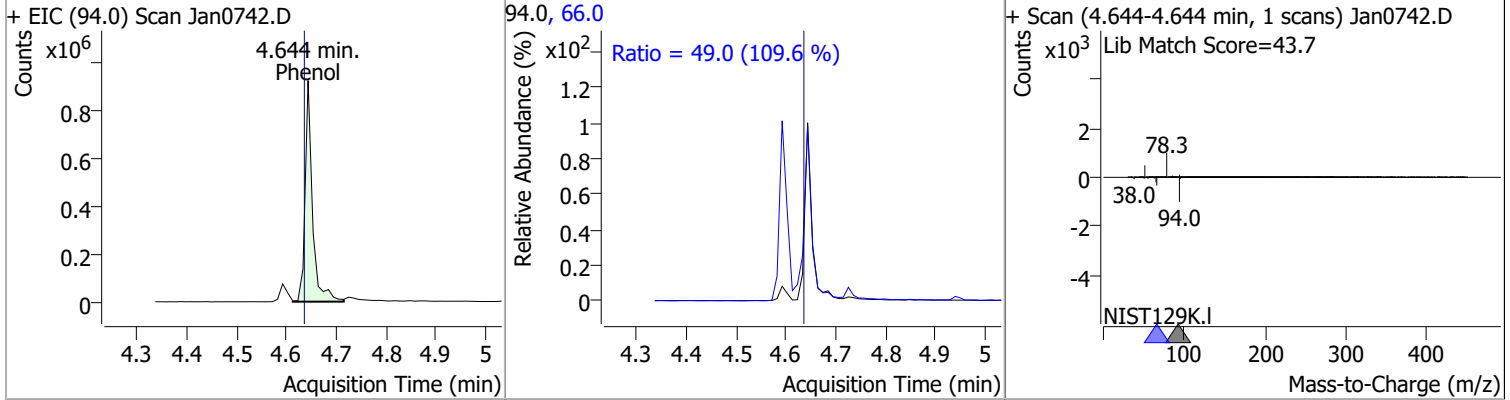


# Quantitation Results Report (QT Reviewed)

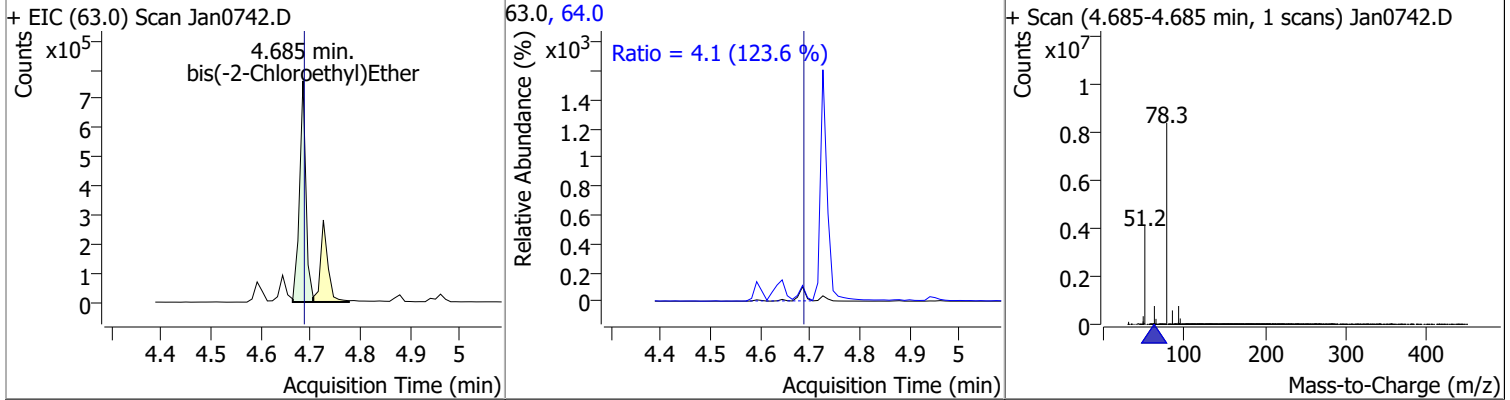
Compound	Conc.	RT	Dev(Min)	Resp.	QIon	QRatio	Lower	Upper
Phenol-d5	81.8429	4.63	0.01	881511	71.0	30.6	22.3	41.5



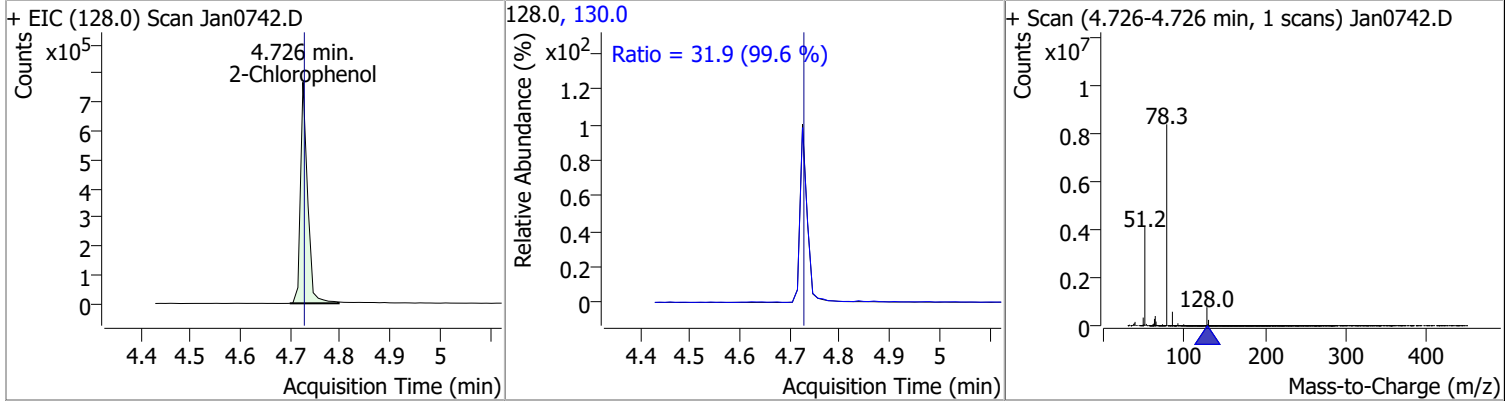
Compound	Conc.	RT	Dev(Min)	Resp.	QIon	QRatio	Lower	Upper
Phenol	83.8534	4.64	0.01	942035	66.0	49.0	31.3	58.2



Compound	Conc.	RT	Dev(Min)	Resp.	QIon	QRatio	Lower	Upper
bis(-2-Chloroethyl)Ether	76.7982	4.68	0.00	681694	64.0	4.1	2.3	4.3

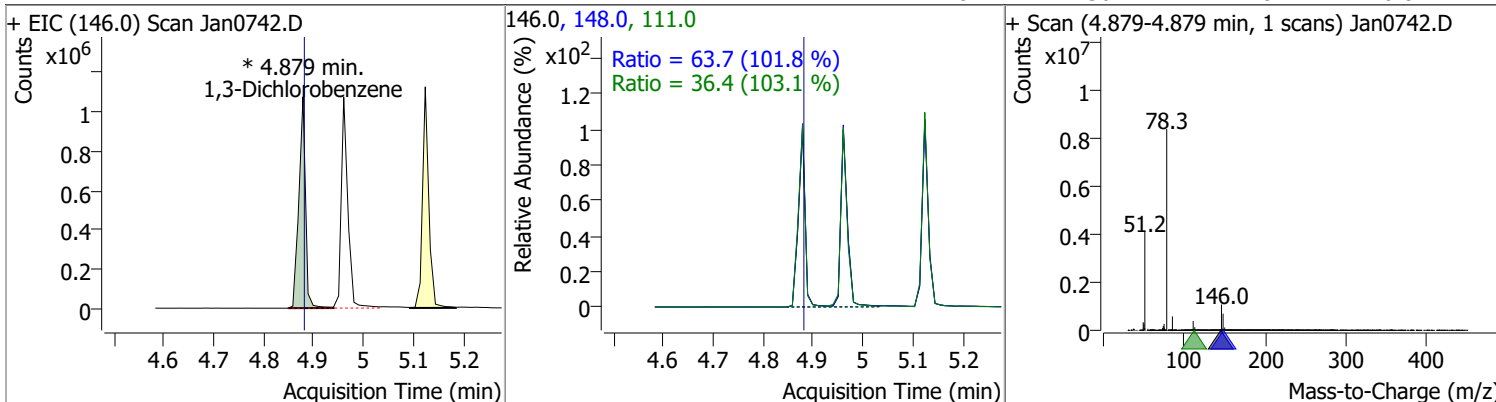


Compound	Conc.	RT	Dev(Min)	Resp.	QIon	QRatio	Lower	Upper
2-Chlorophenol	80.0812	4.73	0.00	763284	130.0	31.9	22.4	41.6

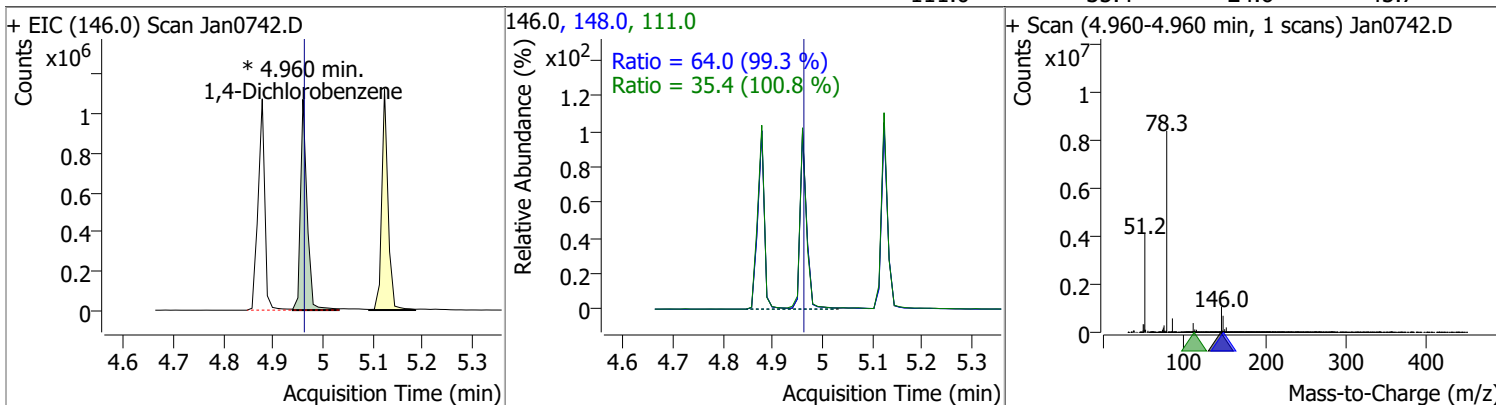


# Quantitation Results Report (QT Reviewed)

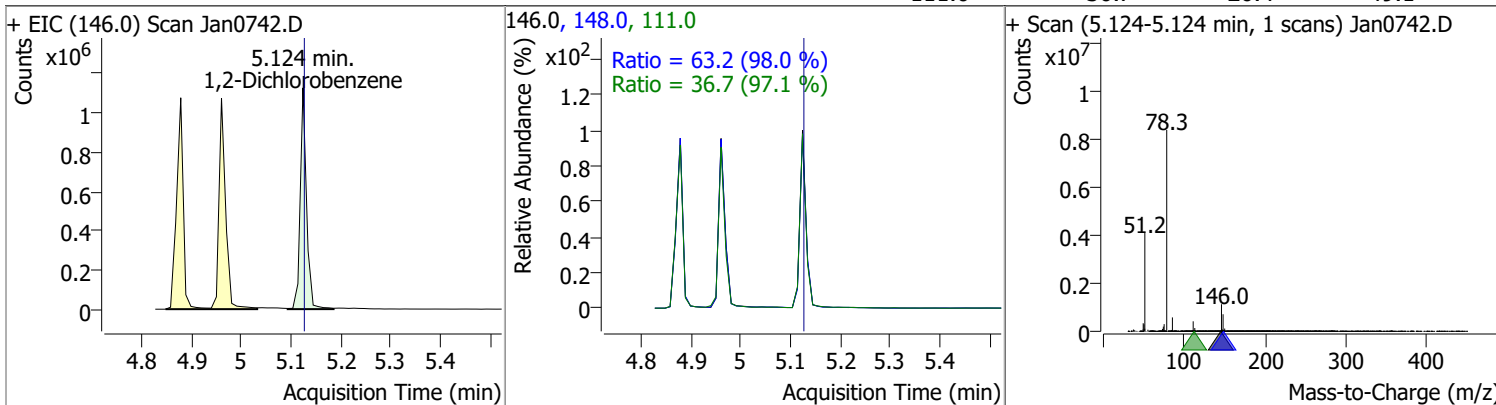
Compound	Conc.	RT	Dev(Min)	Resp.	QIon	QRatio	Lower	Upper
1,3-Dichlorobenzene	79.1625	4.88	0.00	1001697 (m)	148.0	63.7	43.8	81.3
					111.0	36.4	24.8	46.0



Compound	Conc.	RT	Dev(Min)	Resp.	QIon	QRatio	Lower	Upper
1,4-Dichlorobenzene	77.6392	4.96	0.00	987353 (m)	148.0	64.0	45.1	83.8
					111.0	35.4	24.6	45.7

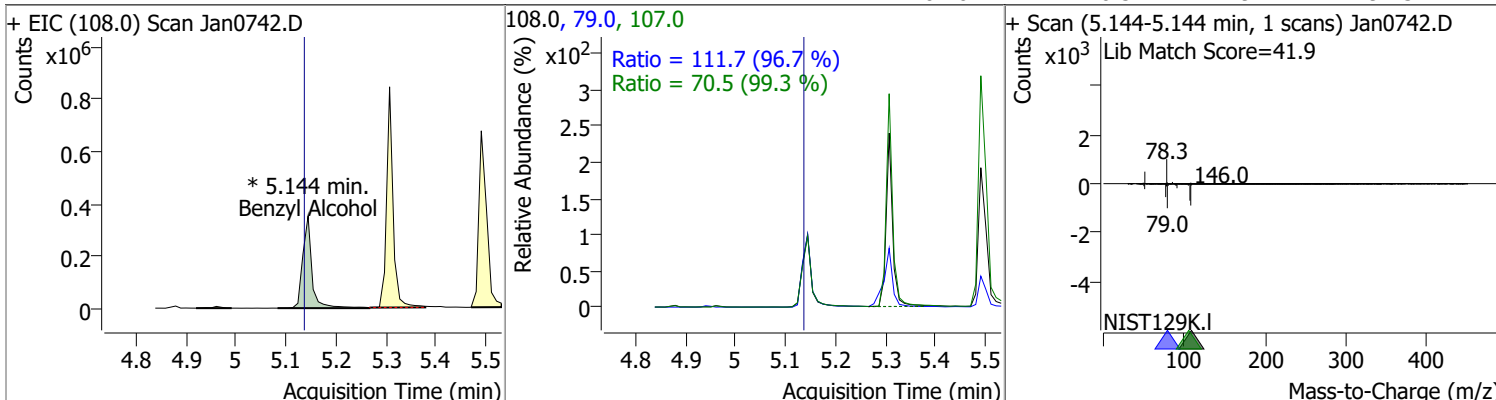


Compound	Conc.	RT	Dev(Min)	Resp.	QIon	QRatio	Lower	Upper
1,2-Dichlorobenzene	78.6942	5.12	0.00	986728	148.0	63.2	45.1	83.8
					111.0	36.7	26.4	49.1

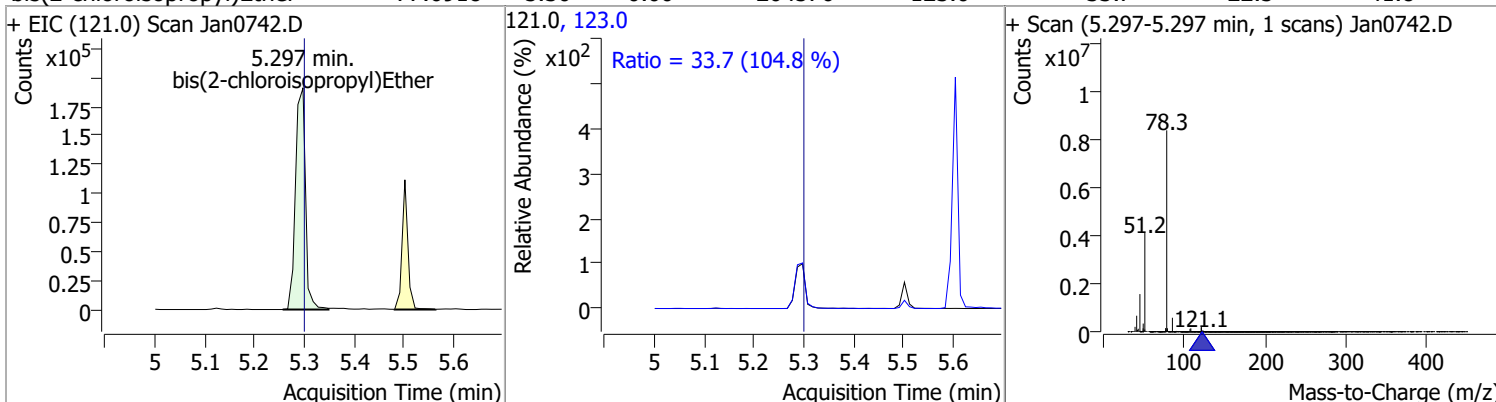


# Quantitation Results Report (QT Reviewed)

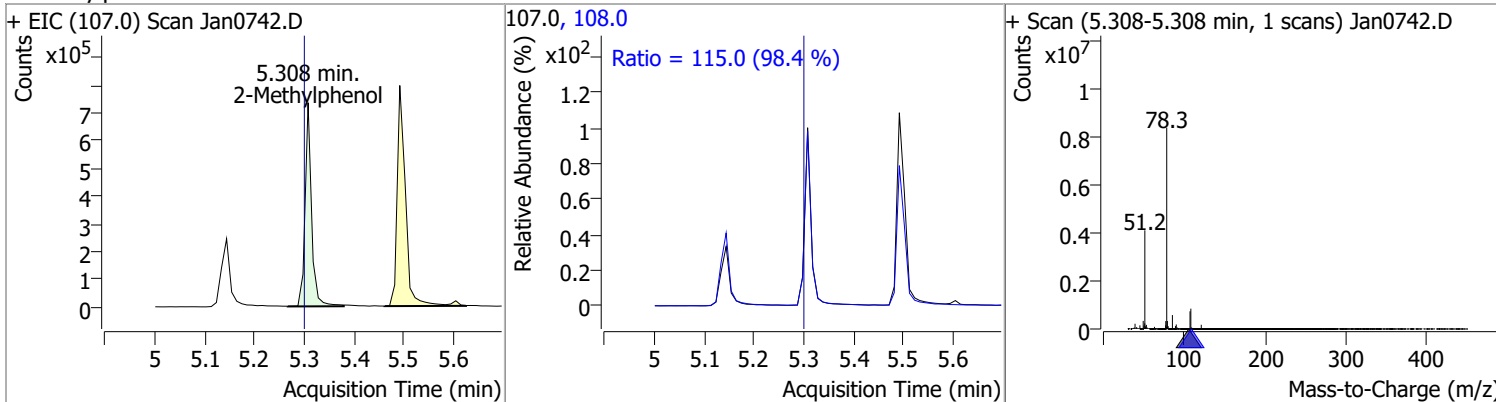
Compound	Conc.	RT	Dev(Min)	Resp.	QIon	QRatio	Lower	Upper
Benzyl Alcohol	82.0208	5.14	0.01	451053 (m)	79.0	111.7	80.8	150.1
					107.0	70.5	49.7	92.3



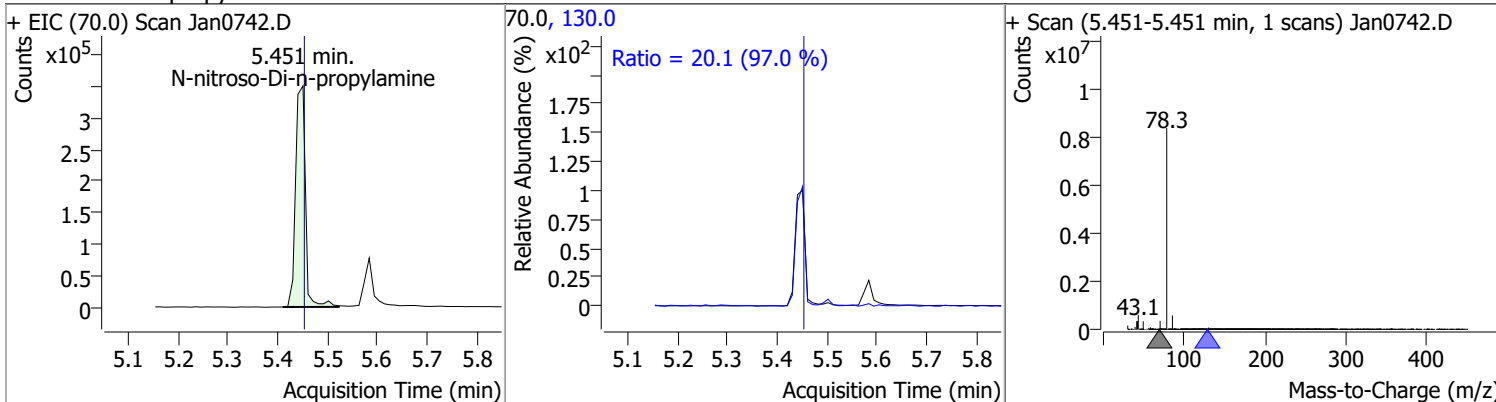
Compound	Conc.	RT	Dev(Min)	Resp.	QIon	QRatio	Lower	Upper
bis(2-chloroisopropyl)Ether	77.6918	5.30	0.00	264576	123.0	33.7	22.5	41.8



Compound	Conc.	RT	Dev(Min)	Resp.	QIon	QRatio	Lower	Upper
2-Methylphenol	78.2823	5.31	0.01	664173	108.0	115.0	81.8	152.0

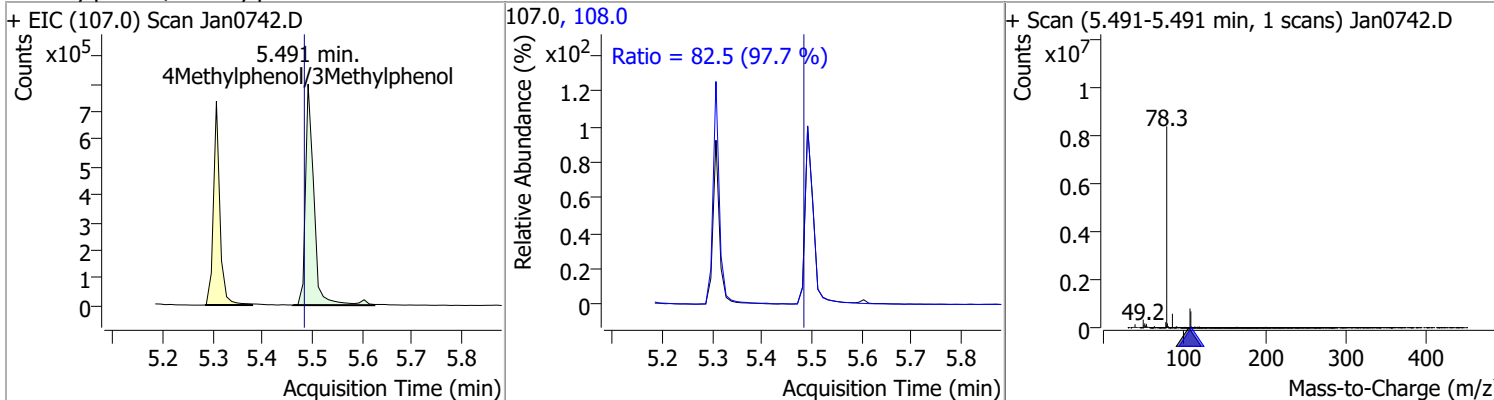


Compound	Conc.	RT	Dev(Min)	Resp.	QIon	QRatio	Lower	Upper
N-nitroso-Di-n-propylamine	81.5032	5.45	0.00	479726	130.0	20.1	0.0	41.5

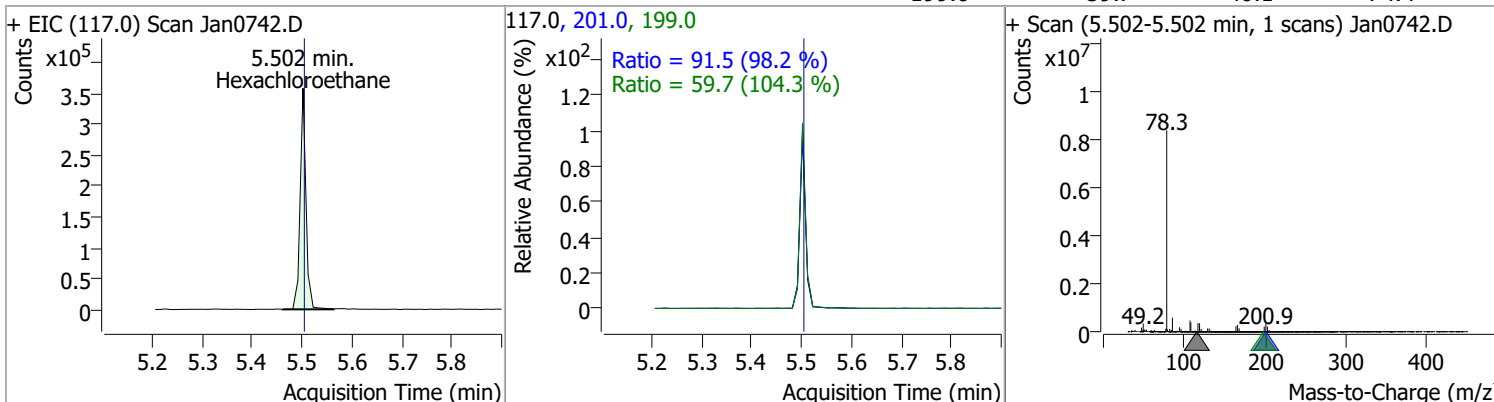


# Quantitation Results Report (QT Reviewed)

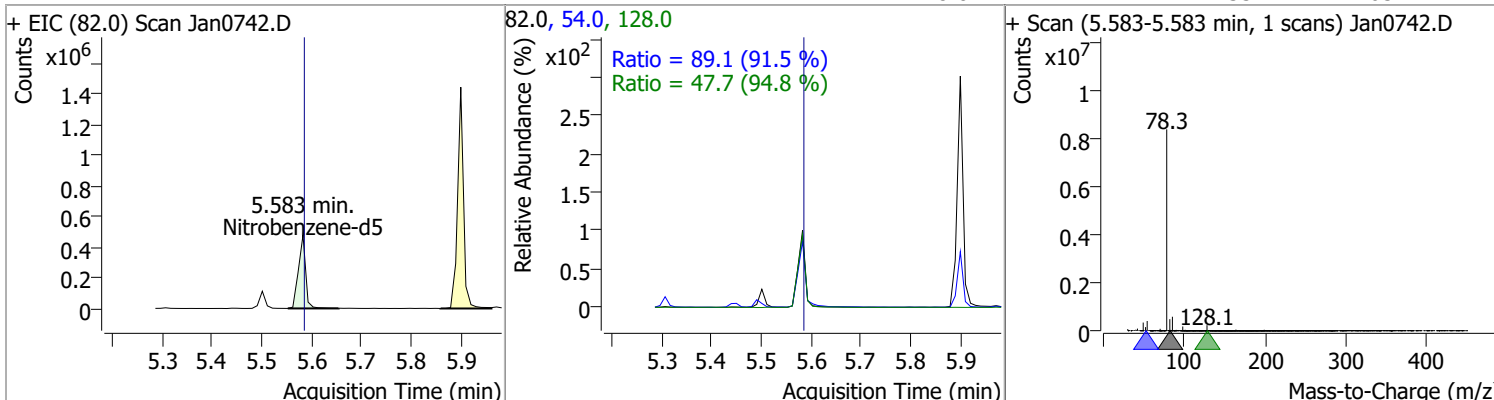
Compound	Conc.	RT	Dev(Min)	Resp.	QIon	QRatio	Lower	Upper
4Methylphenol/3Methylphenol	82.0012	5.49	0.01	940127	108.0	82.5	59.1	109.8



Compound	Conc.	RT	Dev(Min)	Resp.	QIon	QRatio	Lower	Upper
Hexachloroethane	79.6446	5.50	0.00	289127	201.0	91.5	65.2	121.2
					199.0	59.7	40.1	74.4

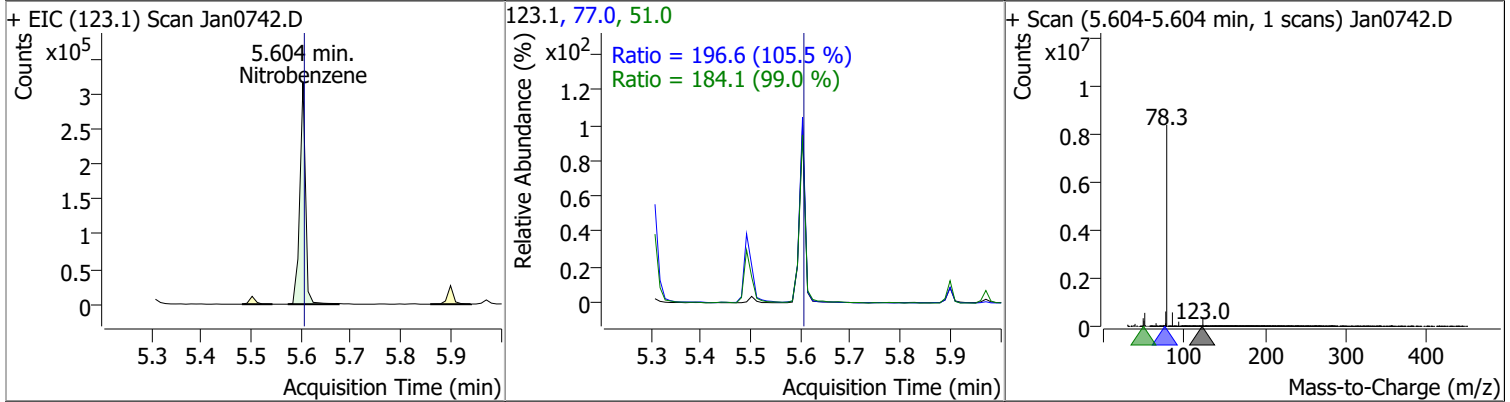


Compound	Conc.	RT	Dev(Min)	Resp.	QIon	QRatio	Lower	Upper
Nitrobenzene-d5	81.2274	5.58	0.00	476390	54.0	89.1	68.2	126.6
					128.0	47.7	35.2	65.4

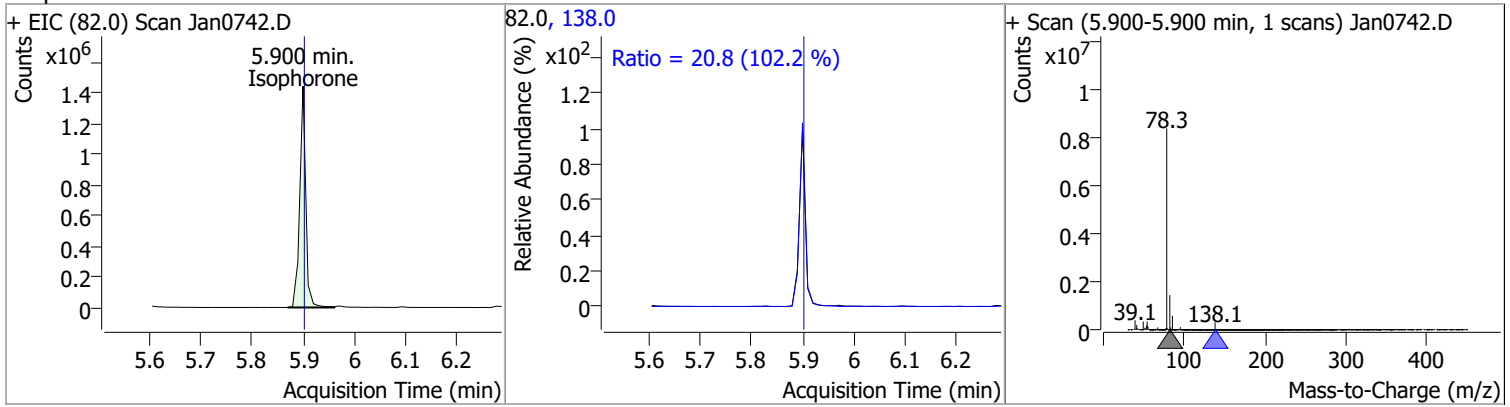


# Quantitation Results Report (QT Reviewed)

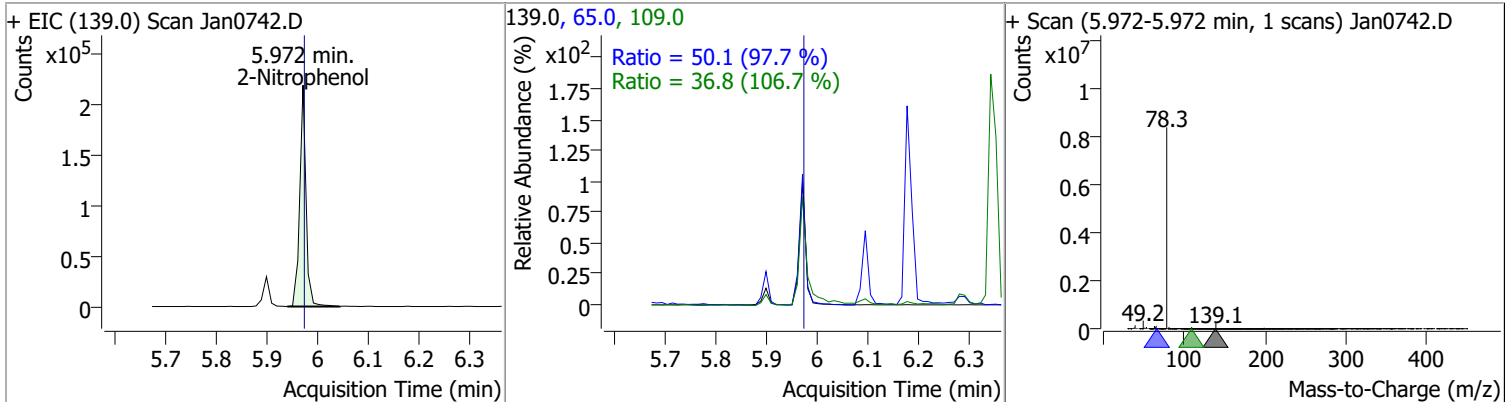
Compound	Conc.	RT	Dev(Min)	Resp.	QIon	QRatio	Lower	Upper
Nitrobenzene	80.7614	5.60	0.00	250757	77.0	196.6	130.5	242.3
					51.0	184.1	130.2	241.8



Compound	Conc.	RT	Dev(Min)	Resp.	QIon	QRatio	Lower	Upper
Isophrone	82.7080	5.90	0.00	1185952	138.0	20.8	14.2	26.4



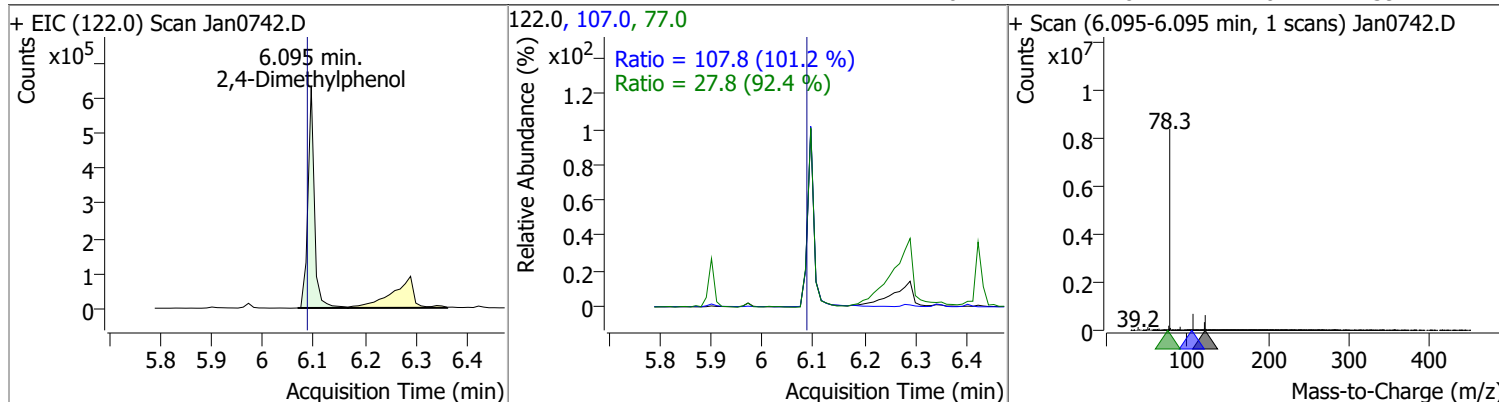
Compound	Conc.	RT	Dev(Min)	Resp.	QIon	QRatio	Lower	Upper
2-Nitrophenol	75.1355	5.97	0.00	187688	65.0	50.1	35.9	66.6
					109.0	36.8	24.1	44.8



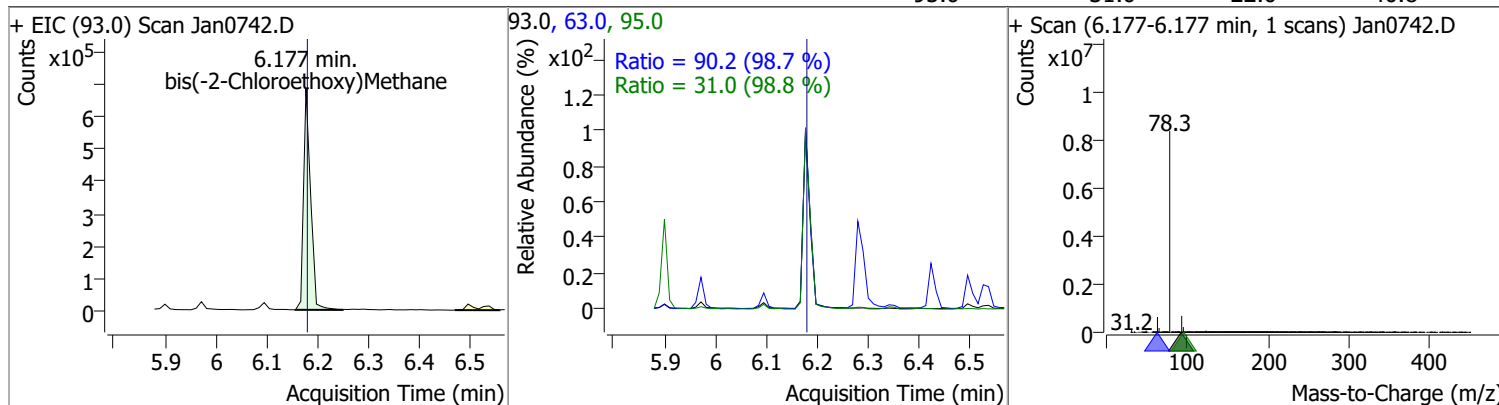


# Quantitation Results Report (QT Reviewed)

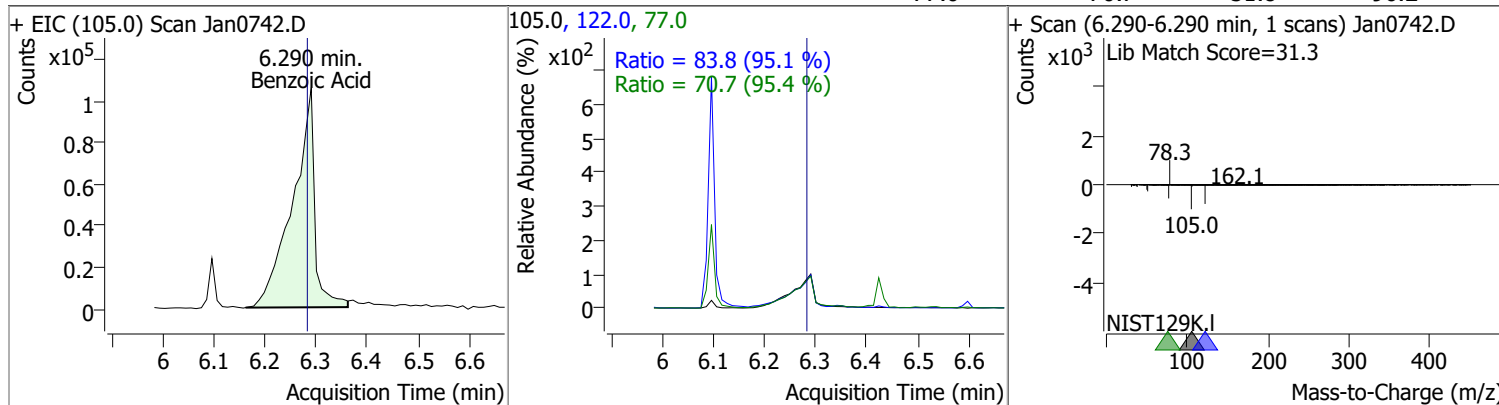
Compound	Conc.	RT	Dev(Min)	Resp.	QIon	QRatio	Lower	Upper
2,4-Dimethylphenol	77.5773	6.10	0.01	557120	107.0	107.8	74.6	138.5
					77.0	27.8	21.0	39.1



Compound	Conc.	RT	Dev(Min)	Resp.	QIon	QRatio	Lower	Upper
bis(-2-Chloroethoxy)Methane	78.5745	6.18	0.00	658875	63.0	90.2	64.0	118.8
					95.0	31.0	22.0	40.8

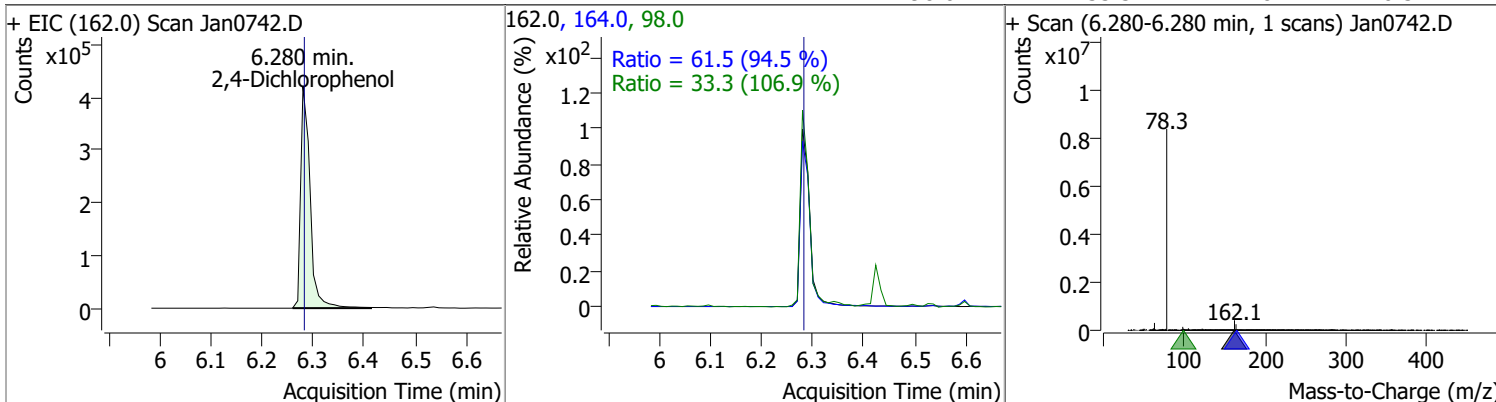


Compound	Conc.	RT	Dev(Min)	Resp.	QIon	QRatio	Lower	Upper
Benzoic Acid	81.1772	6.29	0.01	317945	122.0	83.8	61.7	114.6
					77.0	70.7	51.8	96.2

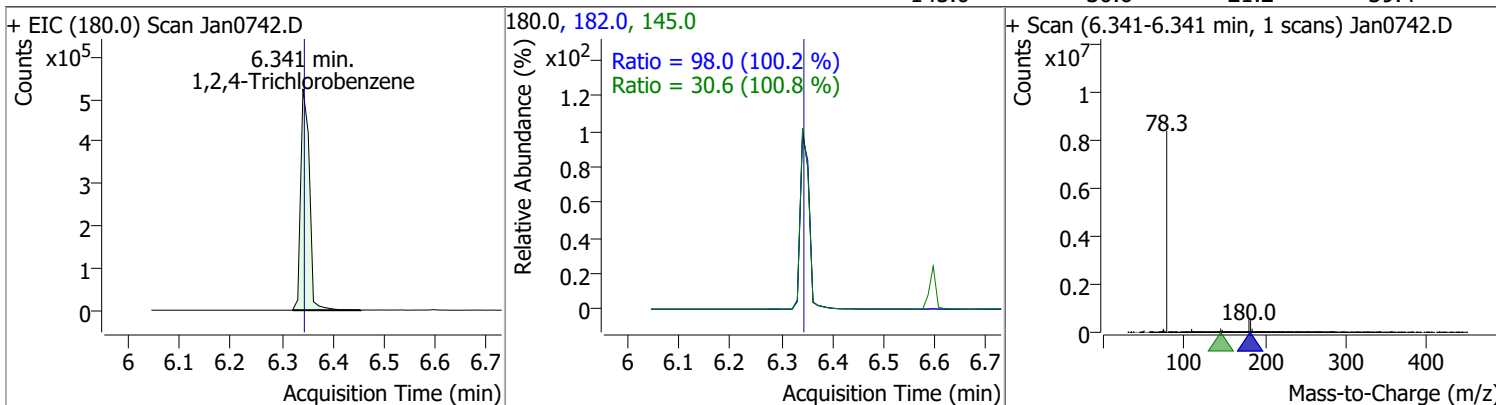


# Quantitation Results Report (QT Reviewed)

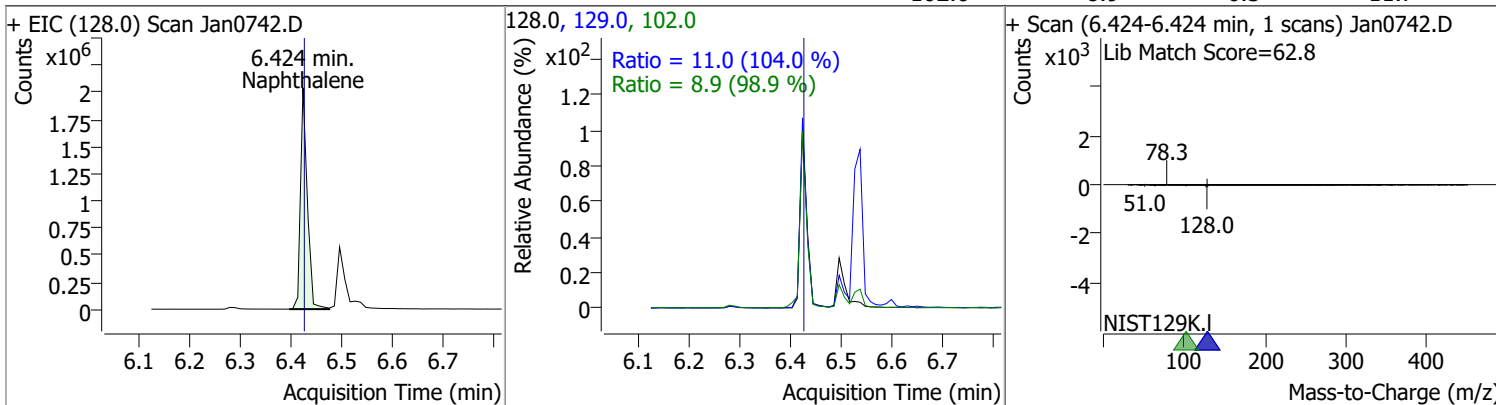
Compound	Conc.	RT	Dev(Min)	Resp.	QIon	QRatio	Lower	Upper
2,4-Dichlorophenol	82.1566	6.28	0.00	537527	164.0	61.5	45.5	84.6
					98.0	33.3	21.8	40.5



Compound	Conc.	RT	Dev(Min)	Resp.	QIon	QRatio	Lower	Upper
1,2,4-Trichlorobenzene	75.6176	6.34	0.00	627703	182.0	98.0	68.4	127.1
					145.0	30.6	21.2	39.4

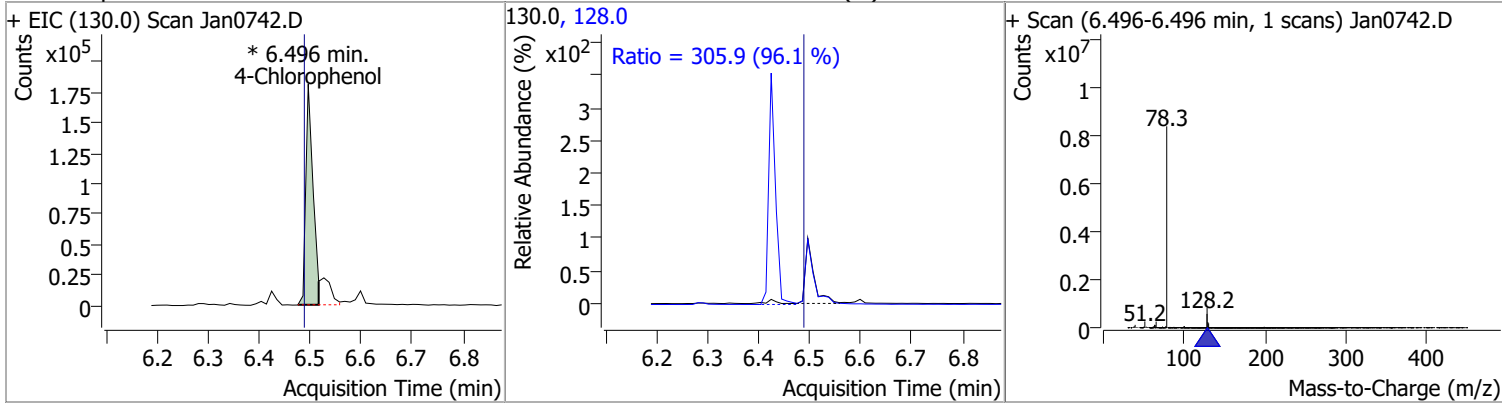


Compound	Conc.	RT	Dev(Min)	Resp.	QIon	QRatio	Lower	Upper
Naphthalene	78.3964	6.42	0.00	1893549	129.0	11.0	7.4	13.8
					102.0	8.9	6.3	11.7

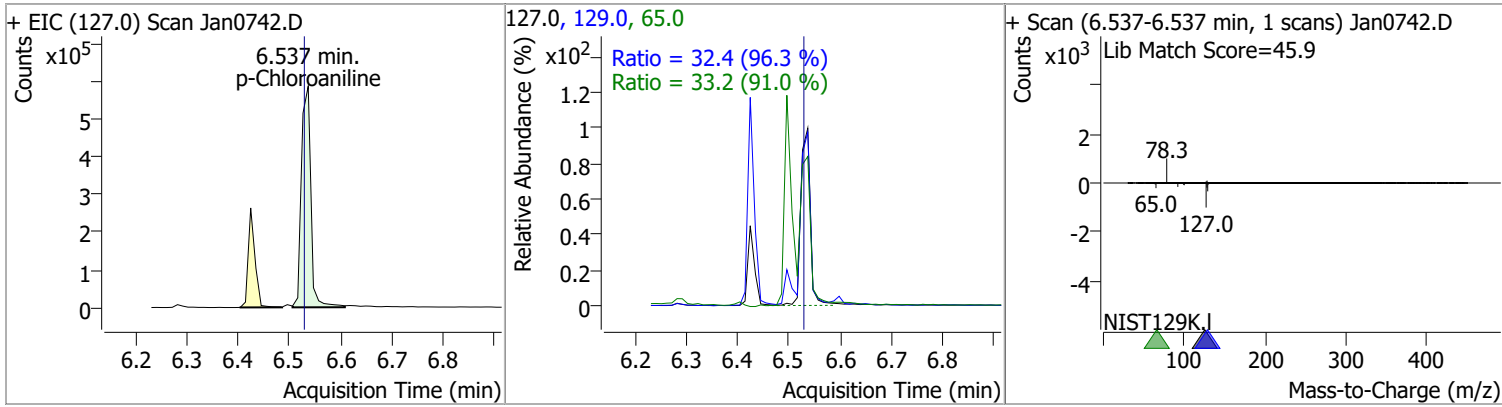


# Quantitation Results Report (QT Reviewed)

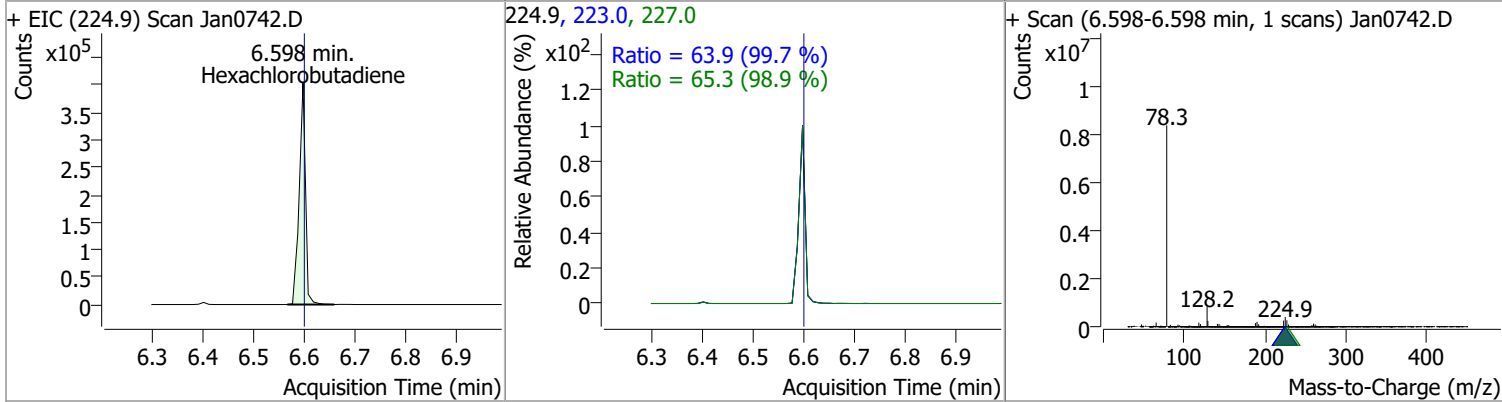
Compound	Conc.	RT	Dev(Min)	Resp.	QIon	QRatio	Lower	Upper
4-Chlorophenol	79.2981	6.50	0.01	177117 (m)	128.0	305.9	222.8	413.7



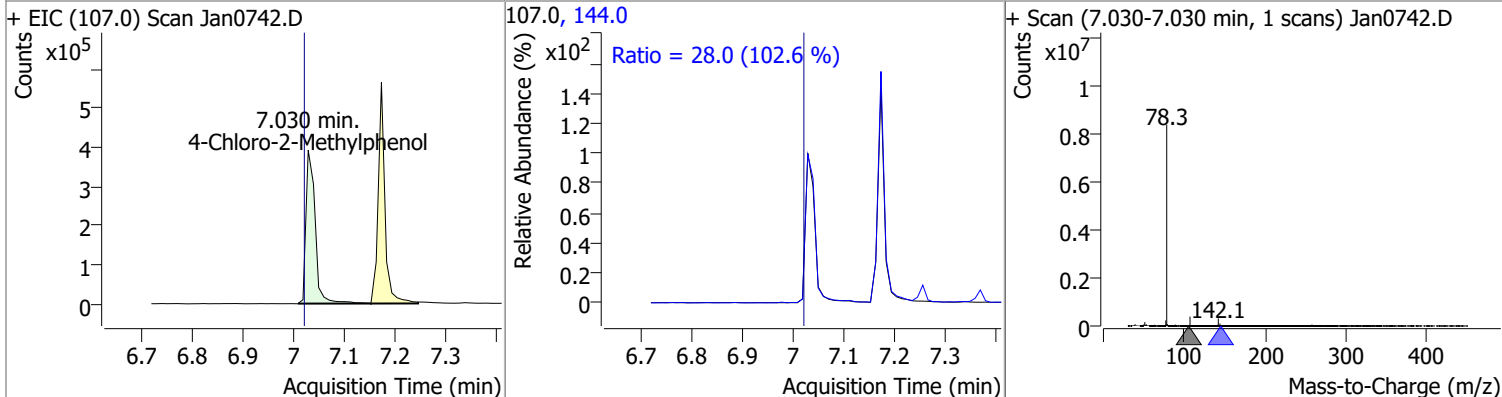
Compound	Conc.	RT	Dev(Min)	Resp.	QIon	QRatio	Lower	Upper
p-Chloroaniline	80.4863	6.54	0.01	756438	65.0	33.2	25.6	47.5
					129.0	32.4	23.6	43.8



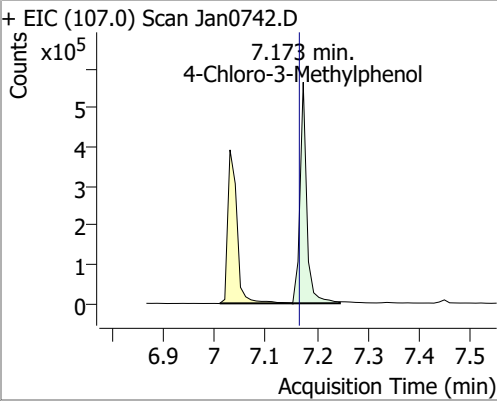
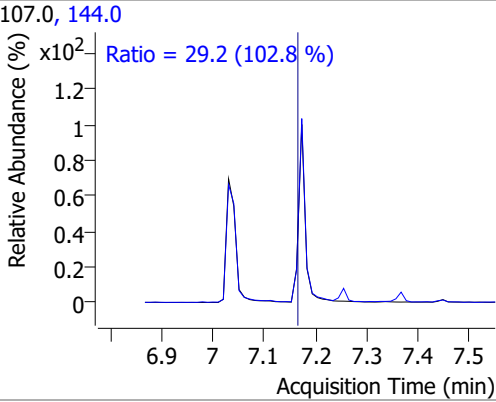
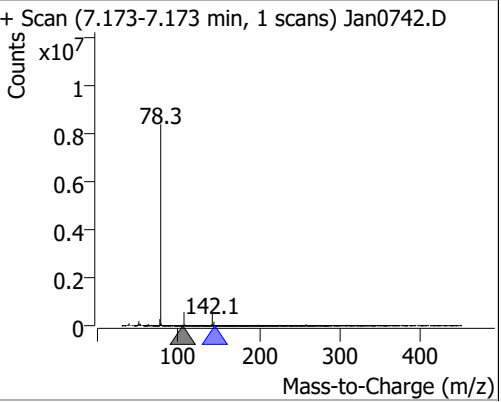
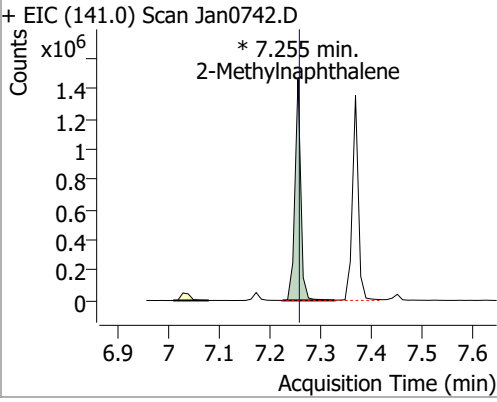
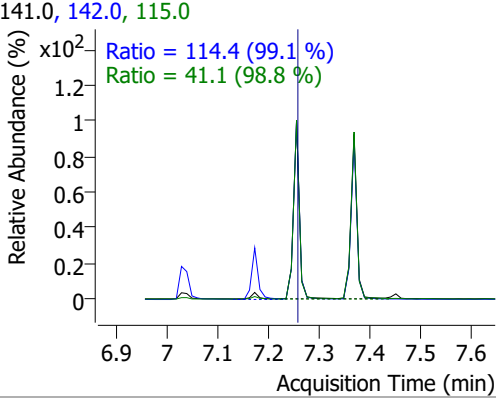
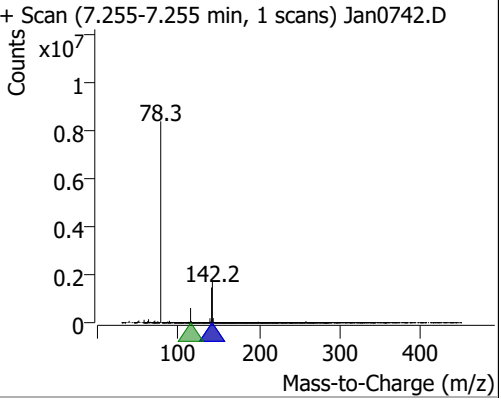
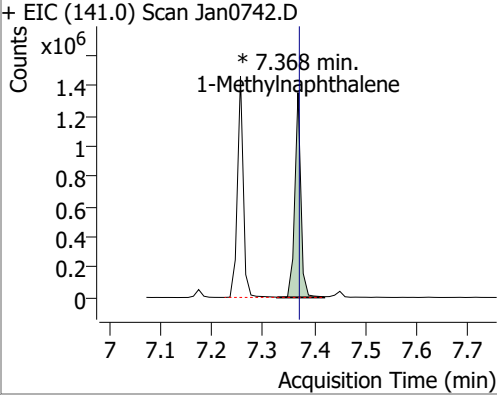
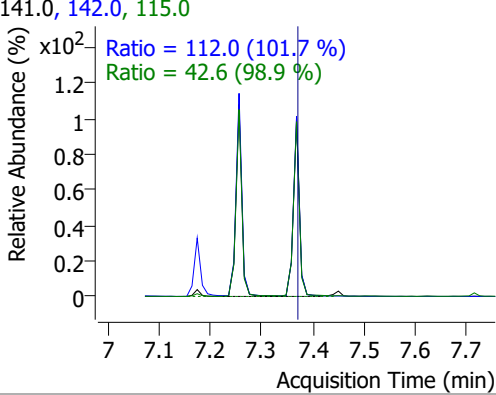
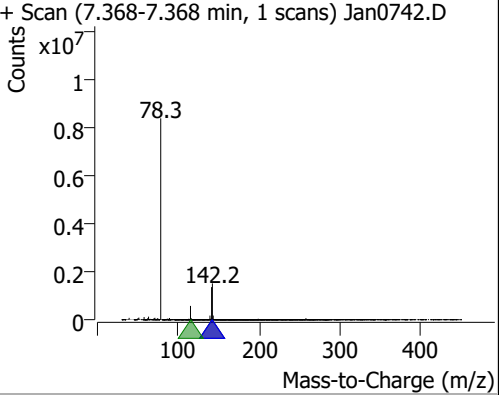
Compound	Conc.	RT	Dev(Min)	Resp.	QIon	QRatio	Lower	Upper
Hexachlorobutadiene	76.0211	6.60	0.00	344957	227.0	65.3	46.3	85.9
					223.0	63.9	44.9	83.3



Compound	Conc.	RT	Dev(Min)	Resp.	QIon	QRatio	Lower	Upper
4-Chloro-2-Methylphenol	80.5134	7.03	0.01	488505	144.0	28.0	19.1	35.5

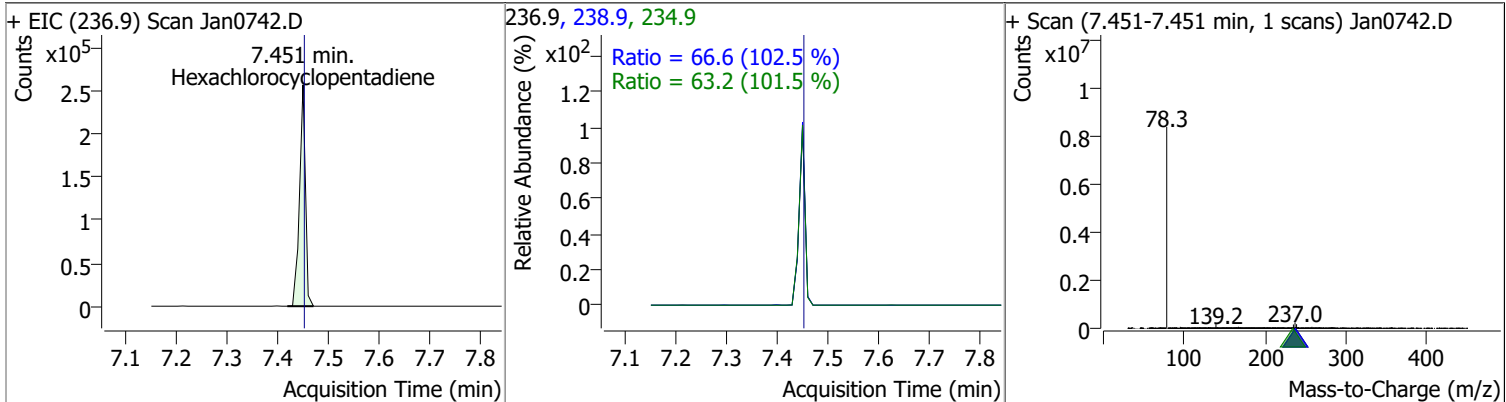


# Quantitation Results Report (QT Reviewed)

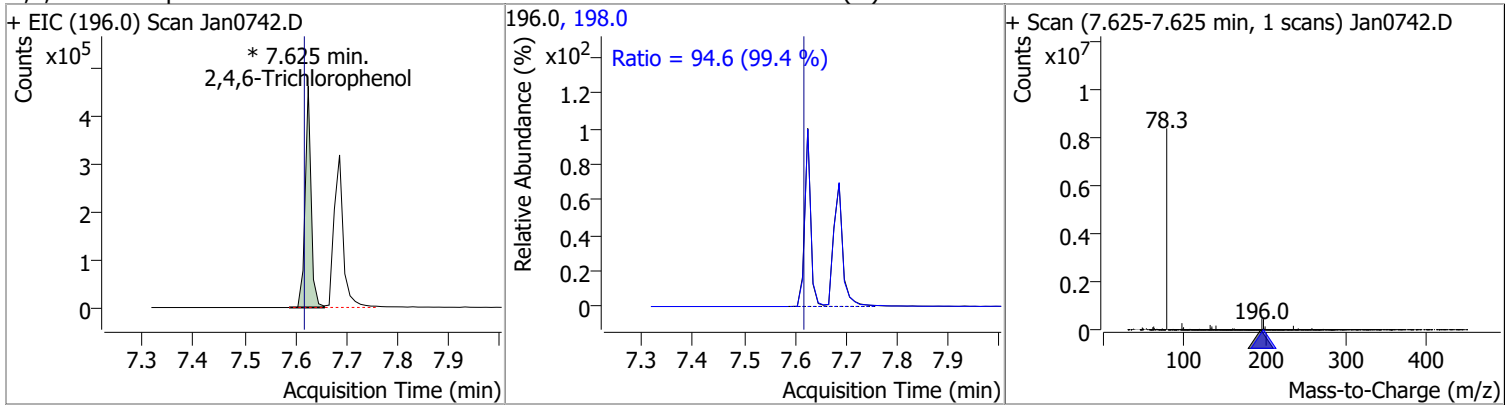
Compound	Conc.	RT	Dev(Min)	Resp.	QIon	QRatio	Lower	Upper
4-Chloro-3-Methylphenol	81.0527	7.17	0.01	519413	144.0	29.2	19.9	36.9
+ EIC (107.0) Scan Jan0742.D			107.0, 144.0			+ Scan (7.173-7.173 min, 1 scans) Jan0742.D		
								
2-Methylnaphthalene	78.7103	7.26	0.00	1171505 (m)	142.0	114.4	80.8	150.1
+ EIC (141.0) Scan Jan0742.D			141.0, 142.0, 115.0			+ Scan (7.255-7.255 min, 1 scans) Jan0742.D		
								
1-Methylnaphthalene	77.2032	7.37	0.00	1115095 (m)	142.0	112.0	77.1	143.2
+ EIC (141.0) Scan Jan0742.D			141.0, 142.0, 115.0			+ Scan (7.368-7.368 min, 1 scans) Jan0742.D		
								

# Quantitation Results Report (QT Reviewed)

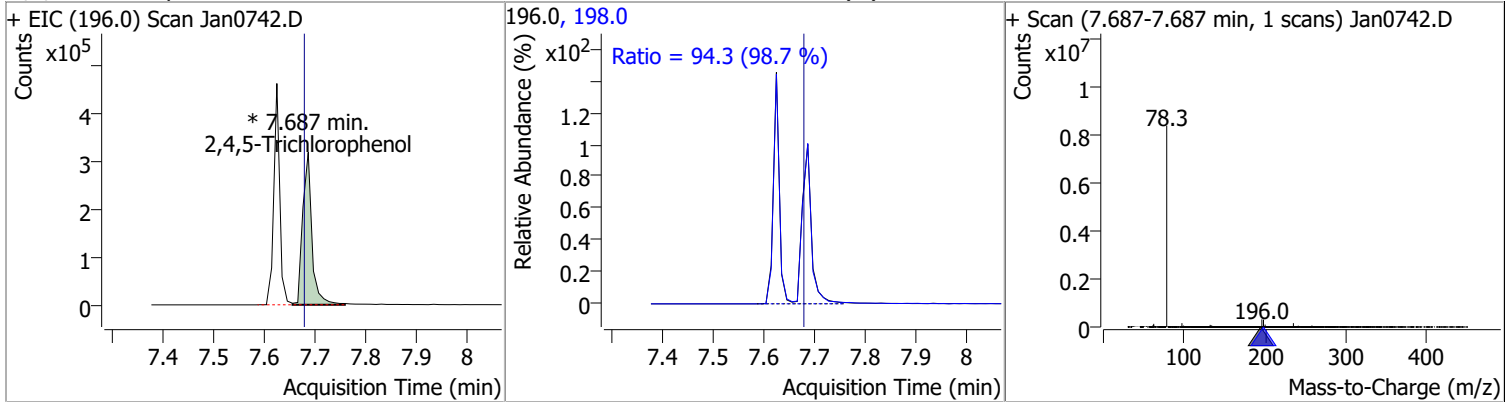
Compound	Conc.	RT	Dev(Min)	Resp.	QIon	QRatio	Lower	Upper
Hexachlorocyclopentadiene	71.9496	7.45	0.00	206572	238.9	66.6	45.5	84.6
					234.9	63.2	43.6	80.9



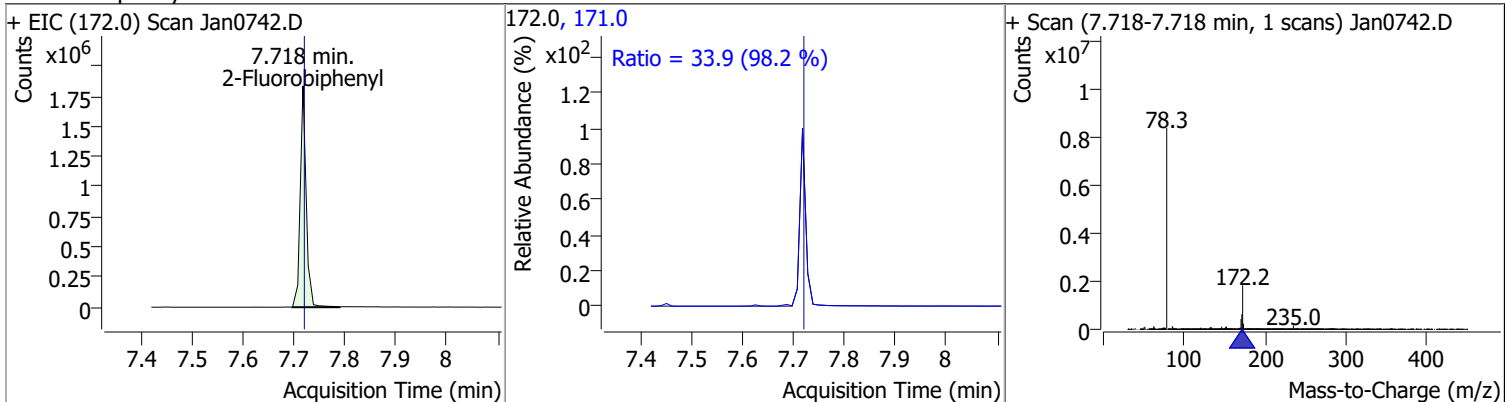
Compound	Conc.	RT	Dev(Min)	Resp.	QIon	QRatio	Lower	Upper
2,4,6-Trichlorophenol	89.3550	7.63	0.01	375485 (m)	198.0	94.6	66.6	123.6



Compound	Conc.	RT	Dev(Min)	Resp.	QIon	QRatio	Lower	Upper
2,4,5-Trichlorophenol	85.6526	7.69	0.01	403145 (m)	198.0	94.3	66.8	124.1

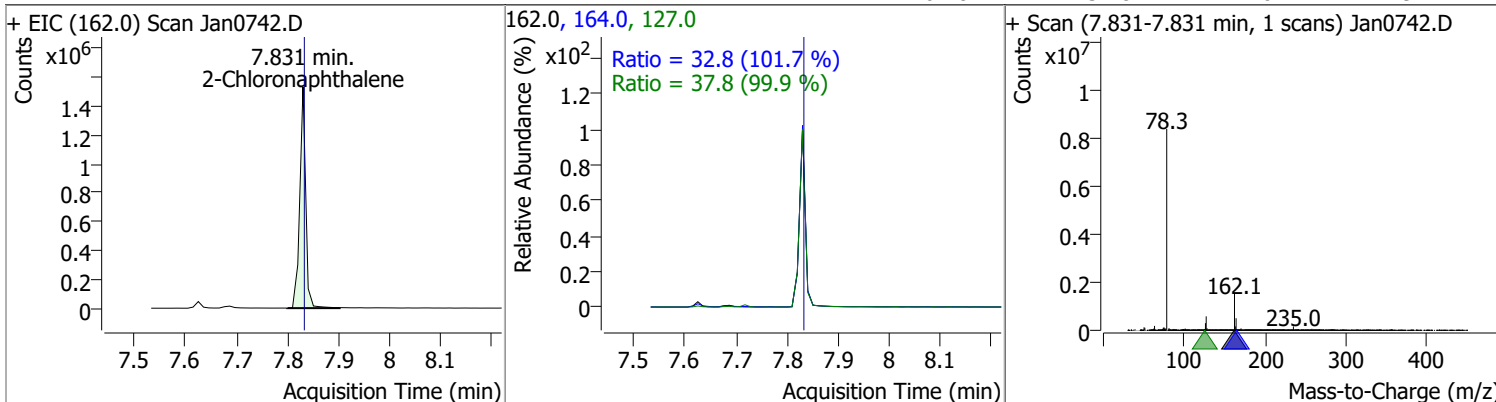


Compound	Conc.	RT	Dev(Min)	Resp.	QIon	QRatio	Lower	Upper
2-Fluorobiphenyl	79.4093	7.72	0.00	1491944	171.0	33.9	24.2	44.9

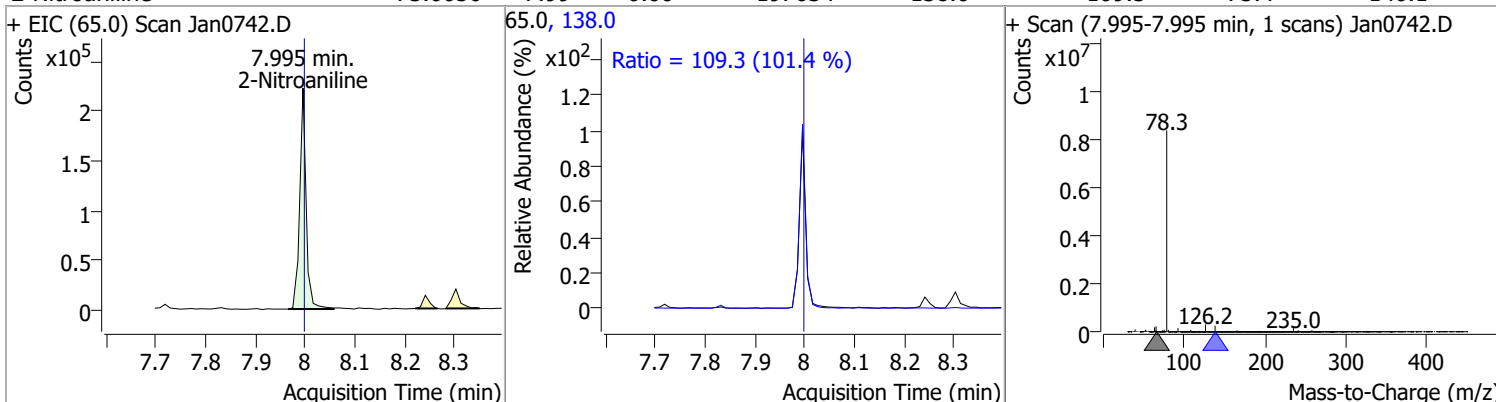


# Quantitation Results Report (QT Reviewed)

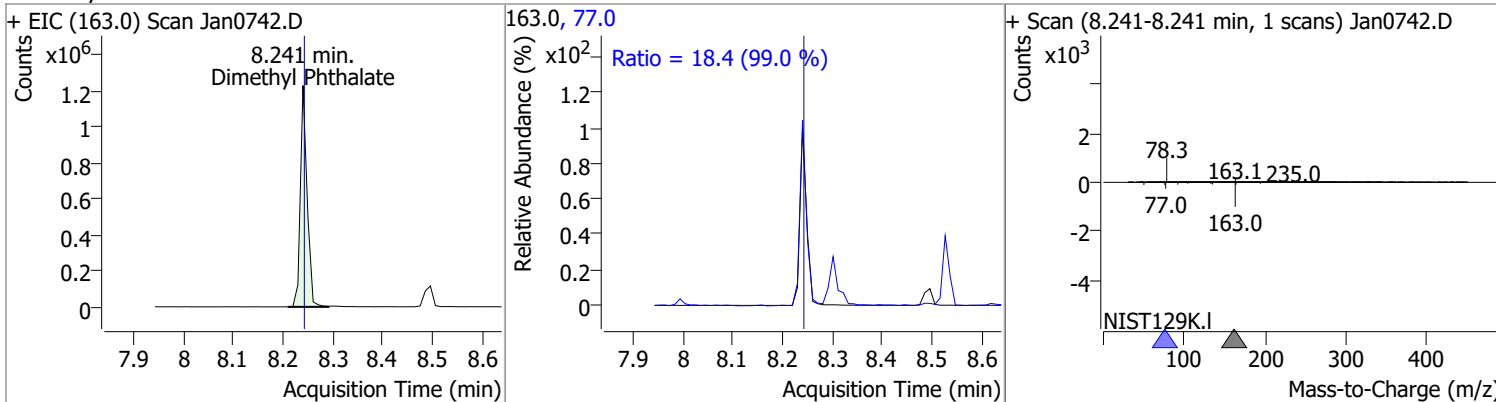
Compound	Conc.	RT	Dev(Min)	Resp.	QIon	QRatio	Lower	Upper
2-Chloronaphthalene	79.1125	7.83	0.00	1241687	127.0	37.8	26.5	49.3
					164.0	32.8	22.6	41.9



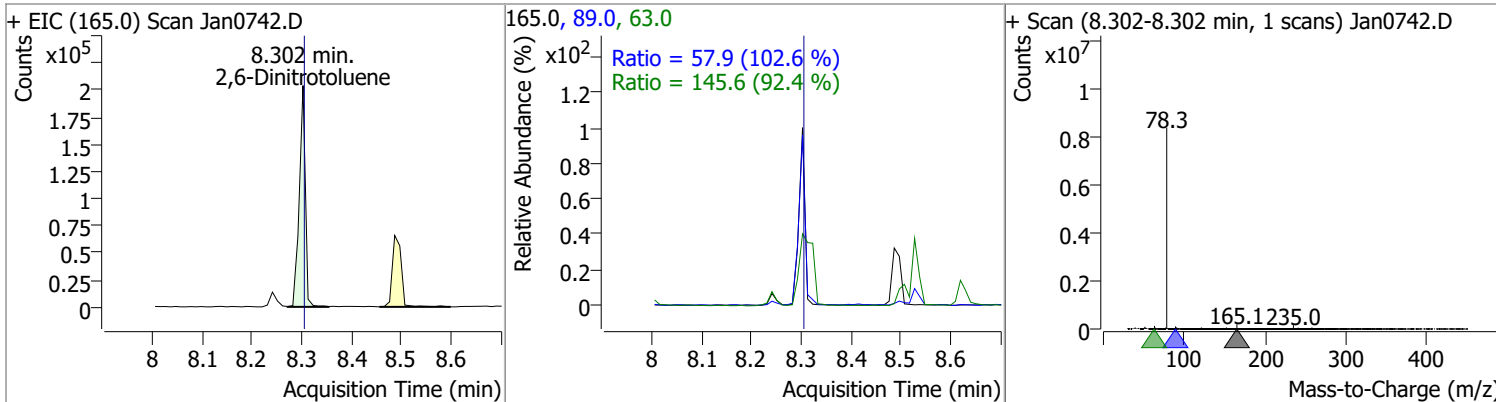
Compound	Conc.	RT	Dev(Min)	Resp.	QIon	QRatio	Lower	Upper
2-Nitroaniline	73.0050	7.99	0.00	197634	138.0	109.3	75.4	140.1



Compound	Conc.	RT	Dev(Min)	Resp.	QIon	QRatio	Lower	Upper
Dimethyl Phthalate	73.9692	8.24	0.00	1153774	77.0	18.4	13.0	24.2

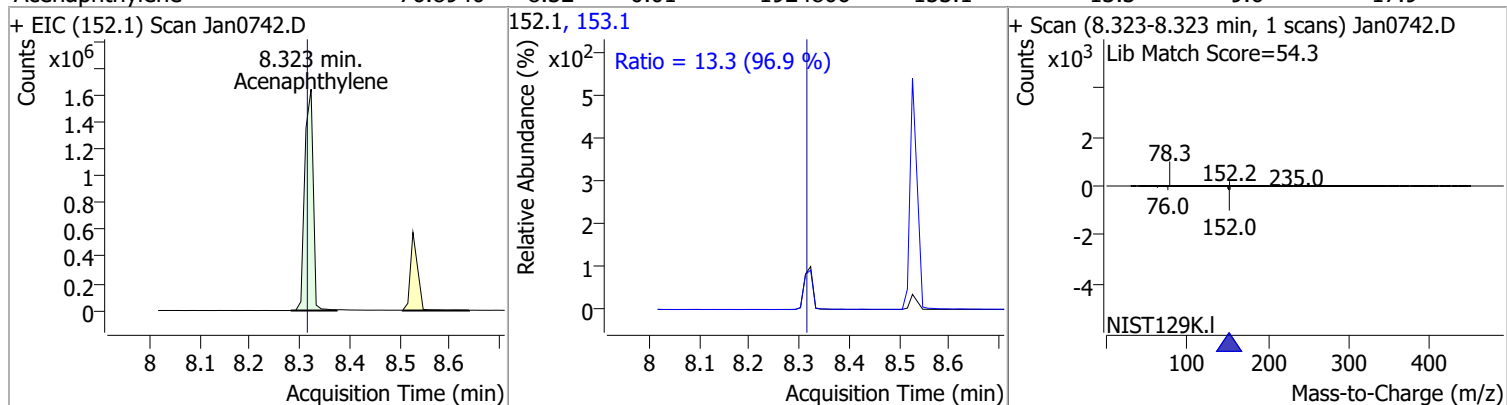


Compound	Conc.	RT	Dev(Min)	Resp.	QIon	QRatio	Lower	Upper
2,6-Dinitrotoluene	81.7706	8.30	0.00	172550	63.0	145.6	110.4	205.0
					89.0	57.9	39.5	73.3

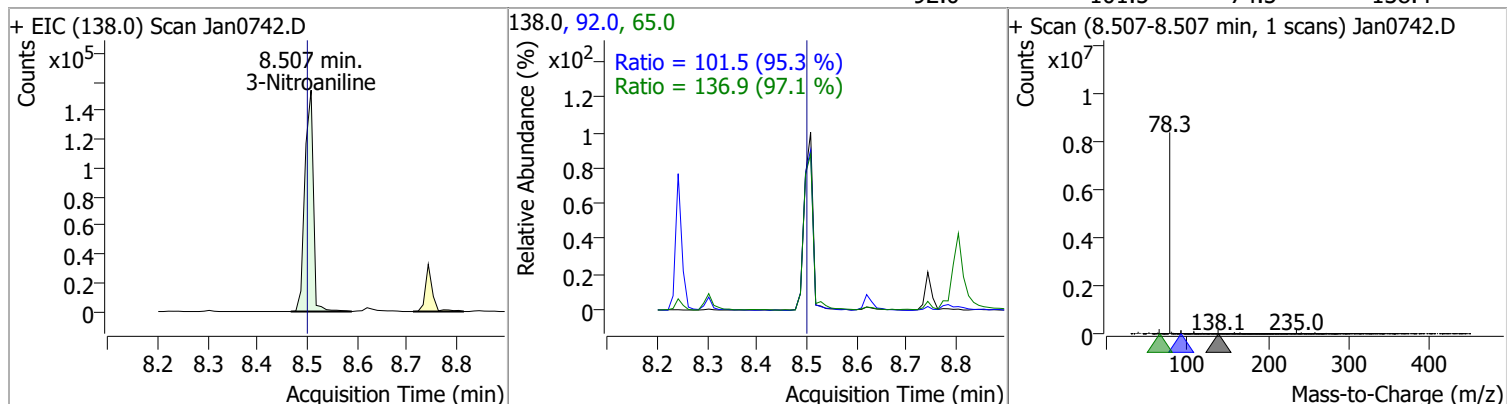


# Quantitation Results Report (QT Reviewed)

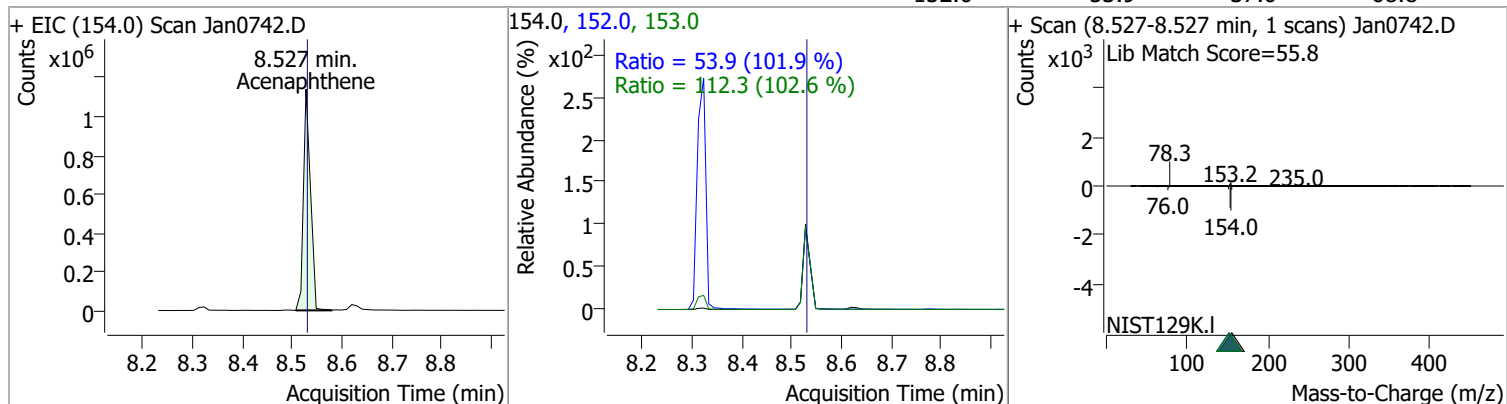
Compound	Conc.	RT	Dev(Min)	Resp.	QIon	QRatio	Lower	Upper
Acenaphthylene	76.8940	8.32	0.01	1924806	153.1	13.3	9.6	17.9



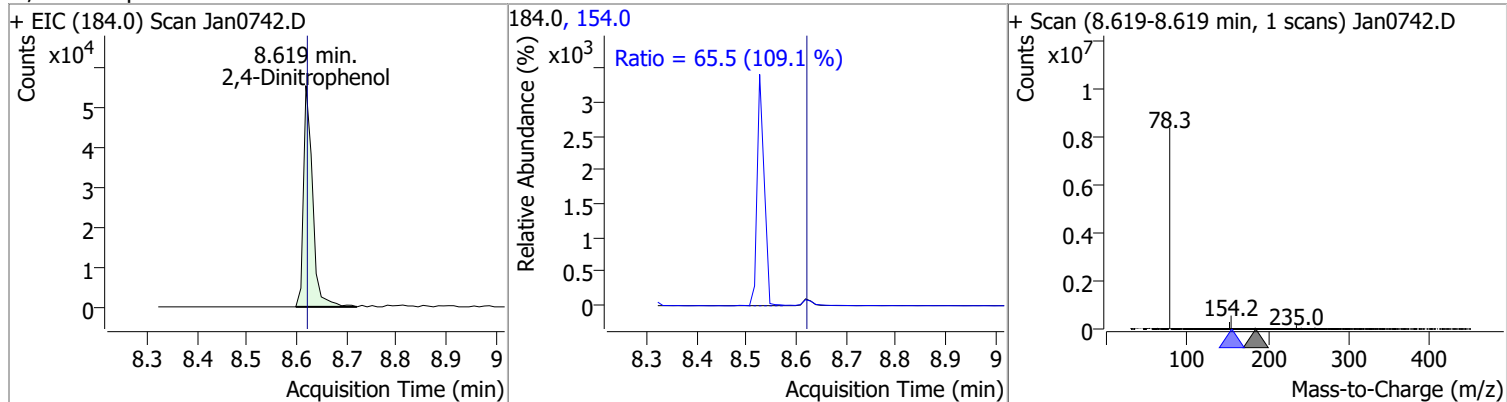
Compound	Conc.	RT	Dev(Min)	Resp.	QIon	QRatio	Lower	Upper
3-Nitroaniline	79.8206	8.51	0.01	182673	65.0	136.9	98.6	183.2
					92.0	101.5	74.5	138.4



Compound	Conc.	RT	Dev(Min)	Resp.	QIon	QRatio	Lower	Upper
Acenaphthene	75.1079	8.53	0.00	1087113	153.0	112.3	76.6	142.3
					152.0	53.9	37.0	68.8

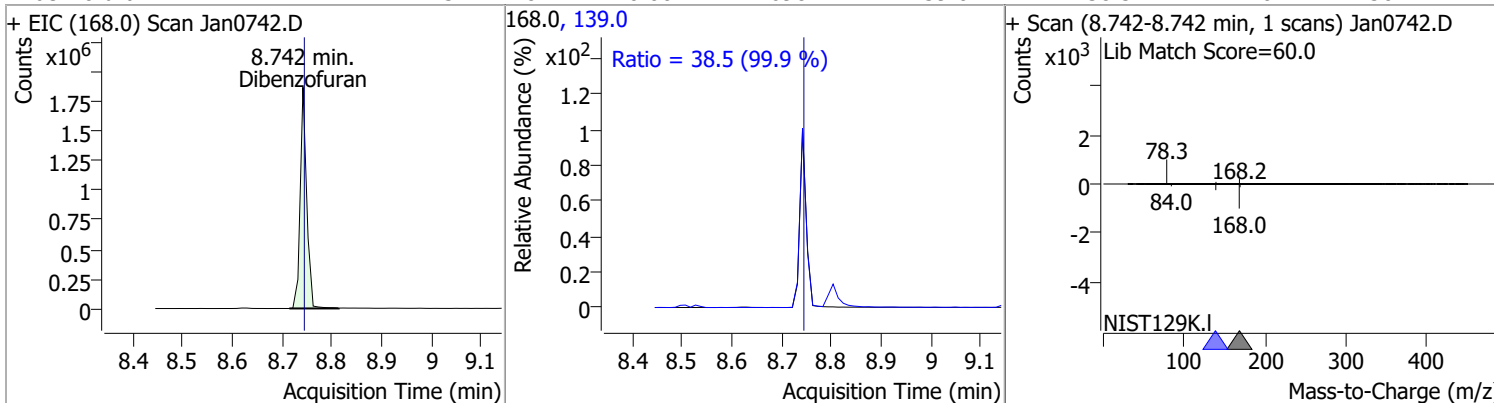


Compound	Conc.	RT	Dev(Min)	Resp.	QIon	QRatio	Lower	Upper
2,4-Dinitrophenol	65.5461	8.62	0.00	70579	154.0	65.5	42.0	78.1

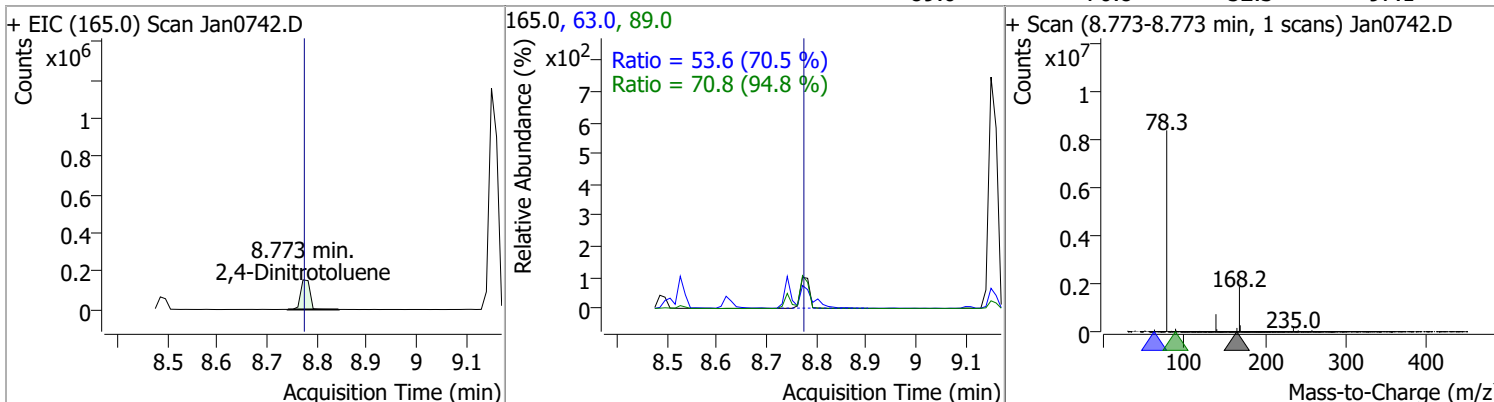


# Quantitation Results Report (QT Reviewed)

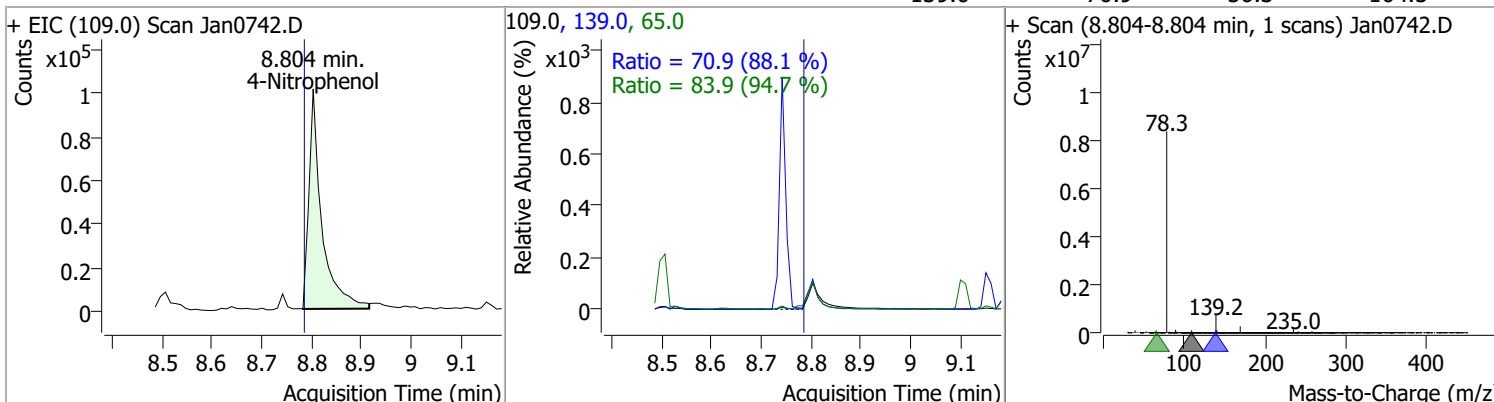
Compound	Conc.	RT	Dev(Min)	Resp.	QIon	QRatio	Lower	Upper
Dibenzofuran	74.1342	8.74	0.00	1698224	139.0	38.5	27.0	50.2



Compound	Conc.	RT	Dev(Min)	Resp.	QIon	QRatio	Lower	Upper
2,4-Dinitrotoluene	73.4148	8.77	0.00	199697	63.0	53.6	53.2	98.9
					89.0	70.8	52.3	97.1



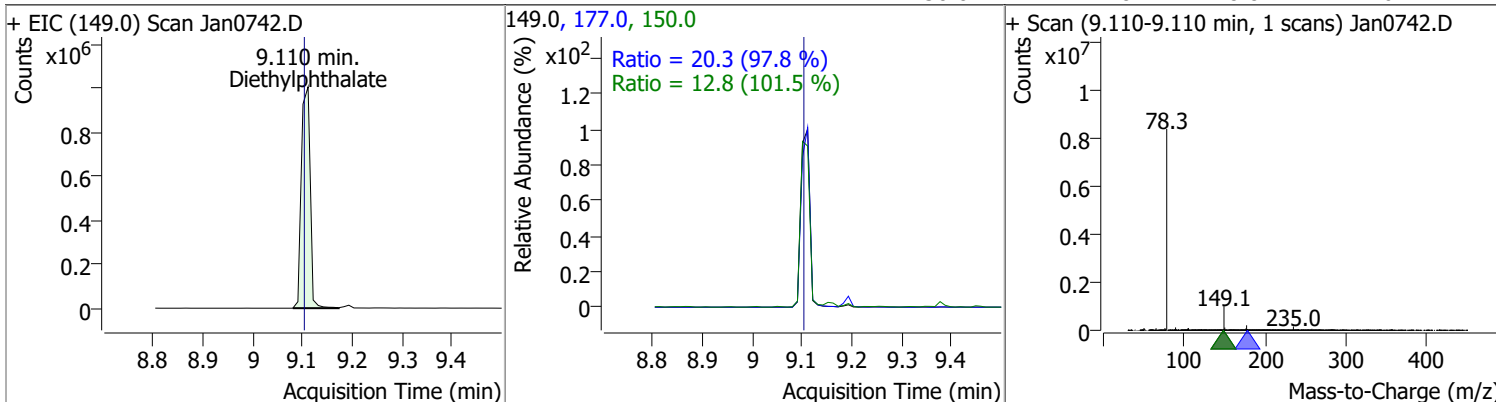
Compound	Conc.	RT	Dev(Min)	Resp.	QIon	QRatio	Lower	Upper
4-Nitrophenol	77.2250	8.80	0.02	181534	65.0	83.9	62.0	115.1
					139.0	70.9	56.3	104.5



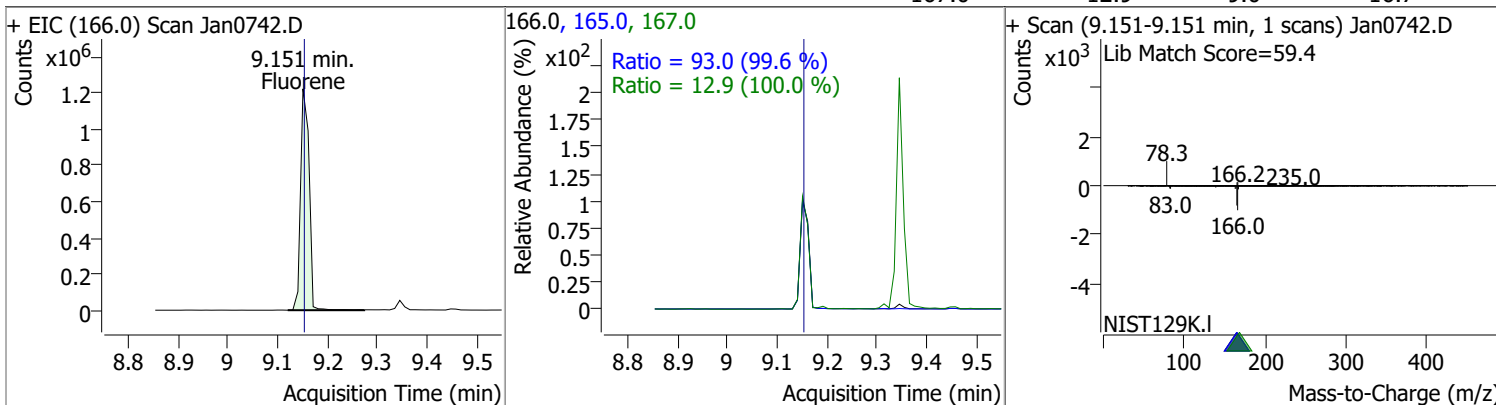


# Quantitation Results Report (QT Reviewed)

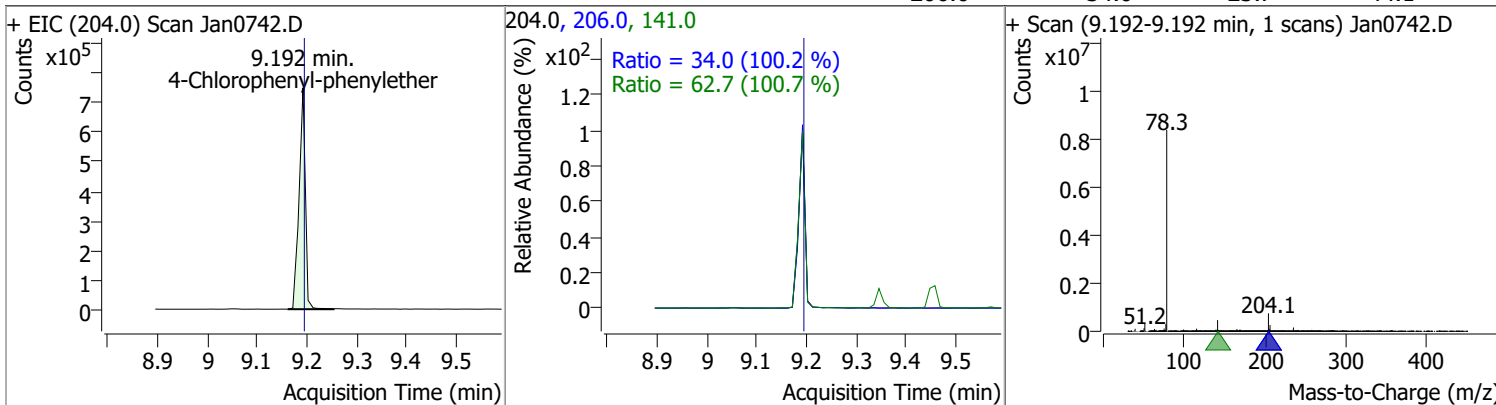
Compound	Conc.	RT	Dev(Min)	Resp.	QIon	QRatio	Lower	Upper
Diethylphthalate	78.8413	9.11	0.01	1234603	177.0	20.3	14.5	27.0
					150.0	12.8	8.8	16.4



Compound	Conc.	RT	Dev(Min)	Resp.	QIon	QRatio	Lower	Upper
Fluorene	78.8493	9.15	0.00	1455527	165.0	93.0	65.4	121.4
					167.0	12.9	9.0	16.7

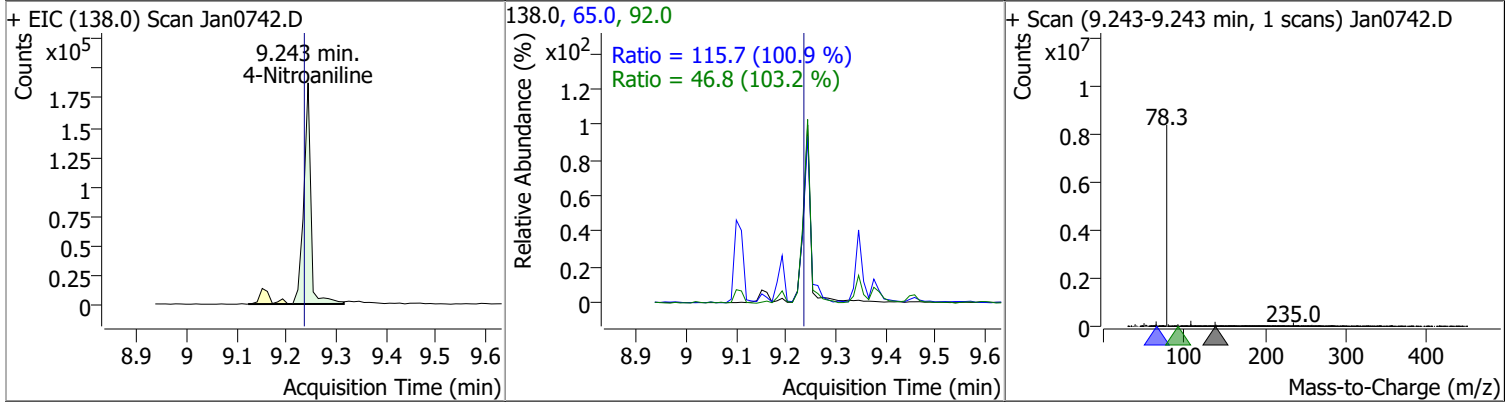


Compound	Conc.	RT	Dev(Min)	Resp.	QIon	QRatio	Lower	Upper
4-Chlorophenyl-phenylether	77.9036	9.19	0.00	658661	141.0	62.7	43.6	80.9
					206.0	34.0	23.7	44.1

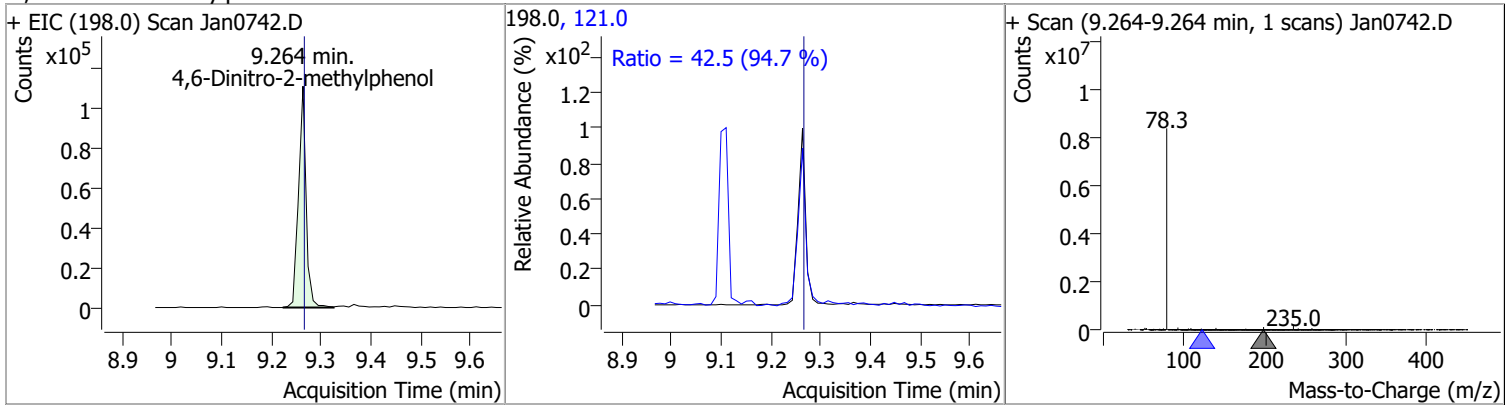


# Quantitation Results Report (QT Reviewed)

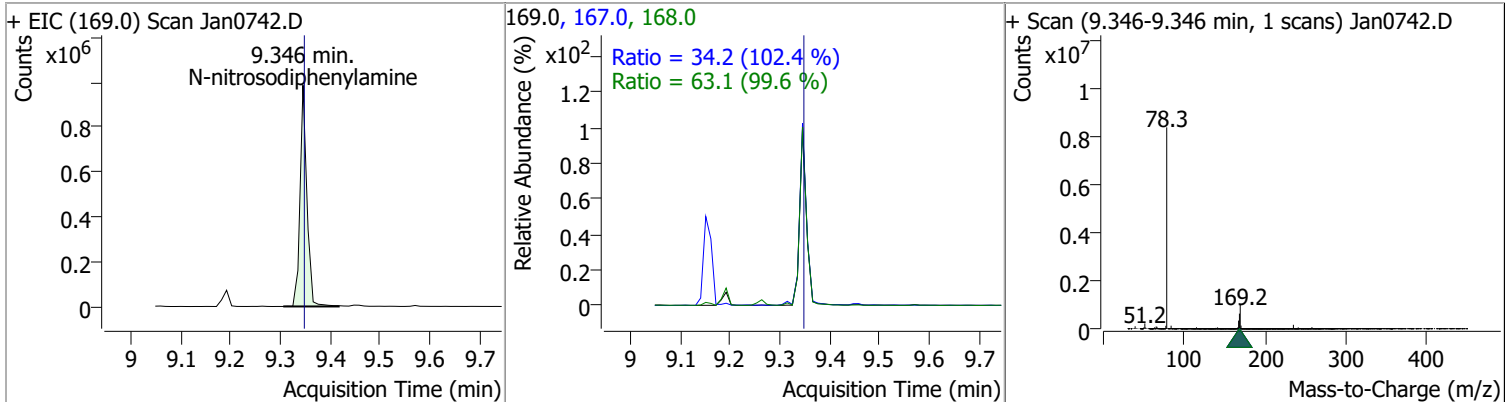
Compound	Conc.	RT	Dev(Min)	Resp.	QIon	QRatio	Lower	Upper
4-Nitroaniline	78.8813	9.24	0.01	185970	65.0	115.7	80.2	149.0
					92.0	46.8	31.7	58.9



Compound	Conc.	RT	Dev(Min)	Resp.	QIon	QRatio	Lower	Upper
4,6-Dinitro-2-methylphenol	72.5669	9.26	0.00	118021	121.0	42.5	31.4	58.3

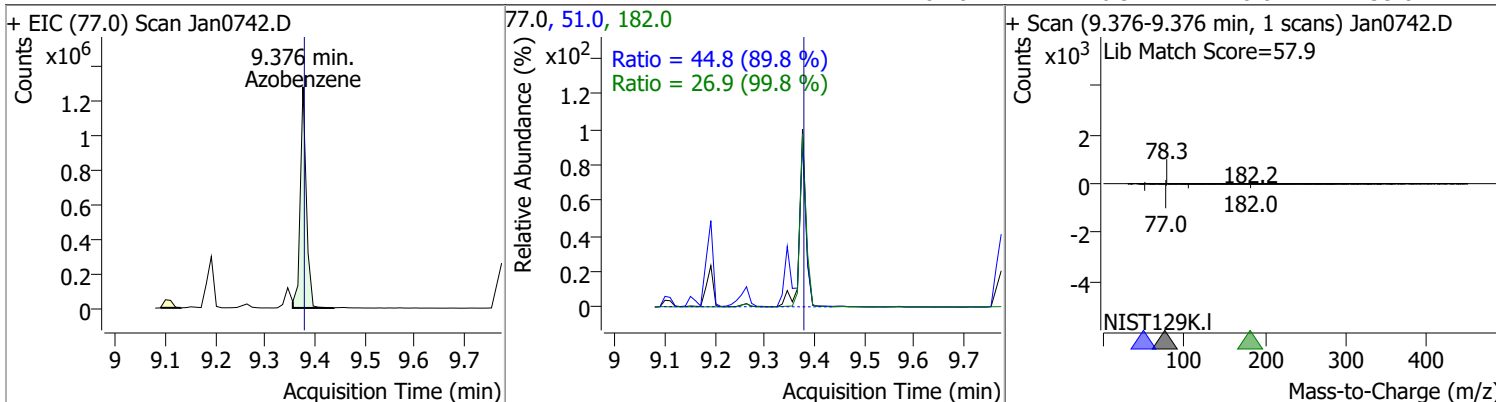


Compound	Conc.	RT	Dev(Min)	Resp.	QIon	QRatio	Lower	Upper
N-nitrosodiphenylamine	76.1967	9.35	0.00	943363	168.0	63.1	44.3	82.3
					167.0	34.2	23.4	43.4

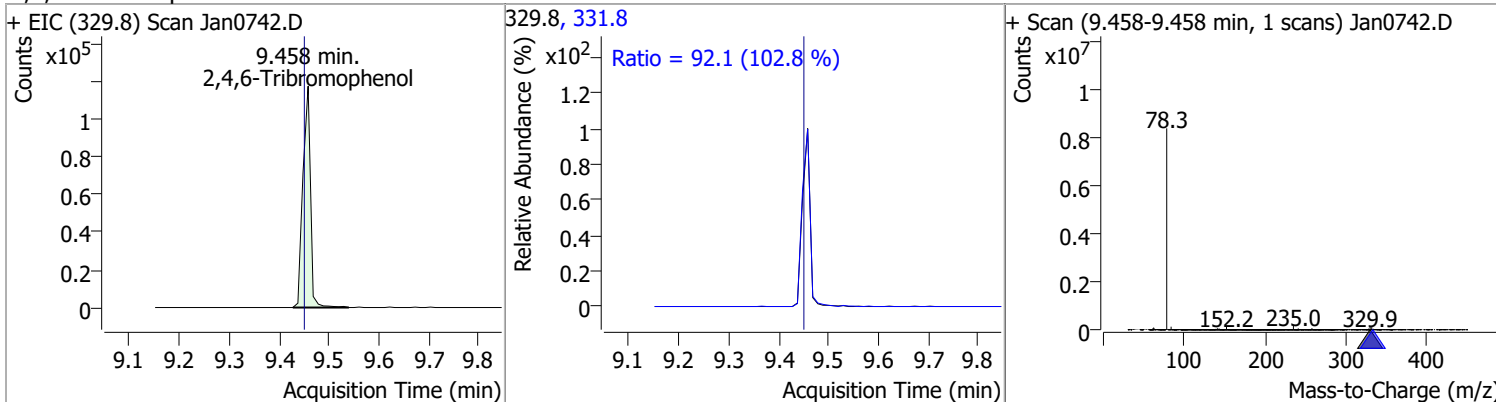


# Quantitation Results Report (QT Reviewed)

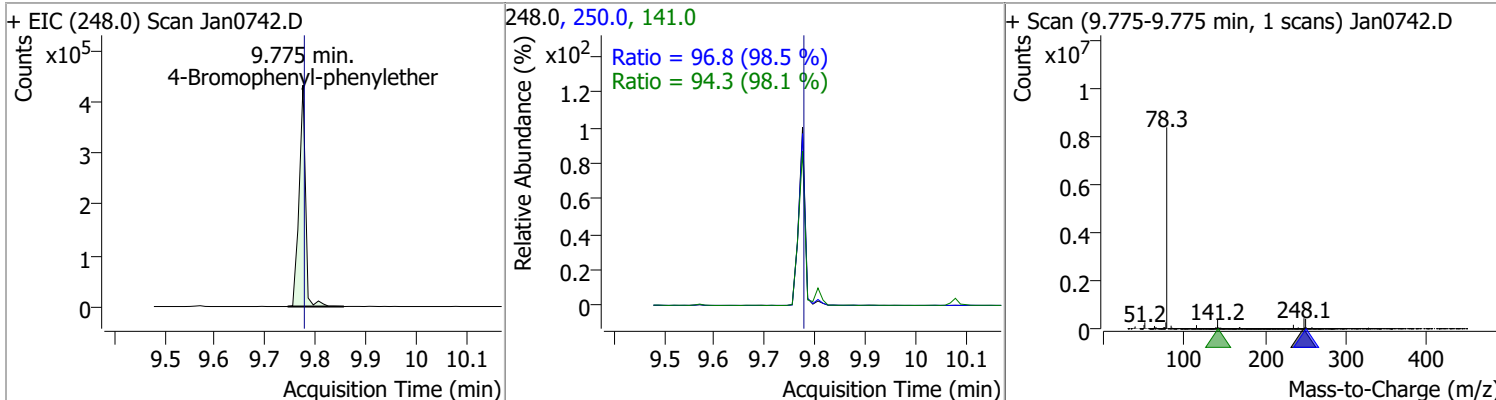
Compound	Conc.	RT	Dev(Min)	Resp.	QIon	QRatio	Lower	Upper
Azobenzene	73.5949	9.38	0.00	1082133	51.0	44.8	34.9	64.9
					182.0	26.9	18.8	35.0



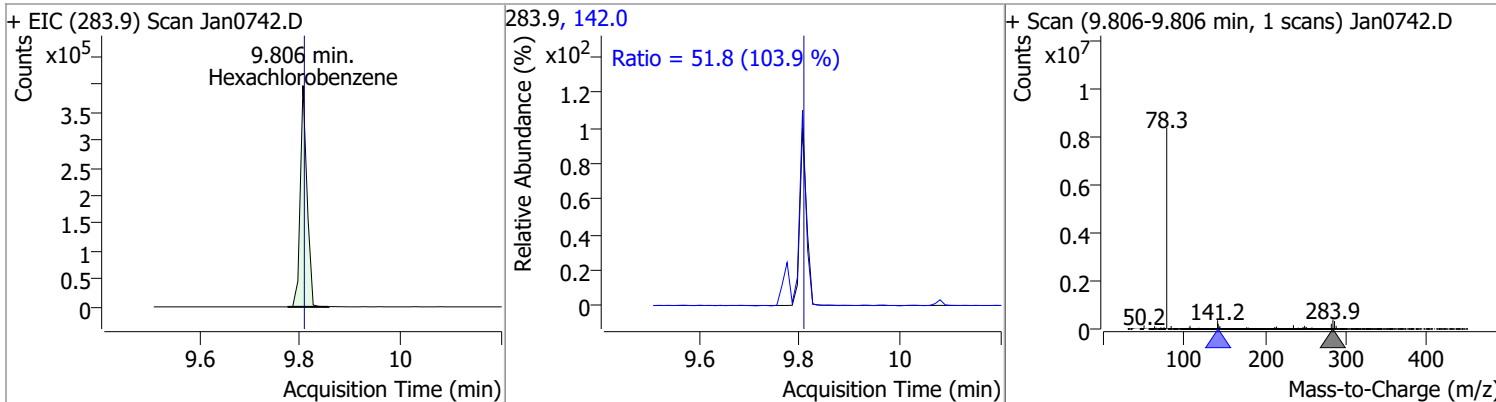
Compound	Conc.	RT	Dev(Min)	Resp.	QIon	QRatio	Lower	Upper
2,4,6-Tribromophenol	79.2566	9.46	0.01	123903	331.8	92.1	62.7	116.4



Compound	Conc.	RT	Dev(Min)	Resp.	QIon	QRatio	Lower	Upper
4-Bromophenyl-phenylether	76.7669	9.78	0.00	382933	250.0	96.8	68.8	127.8
					141.0	94.3	67.3	124.9

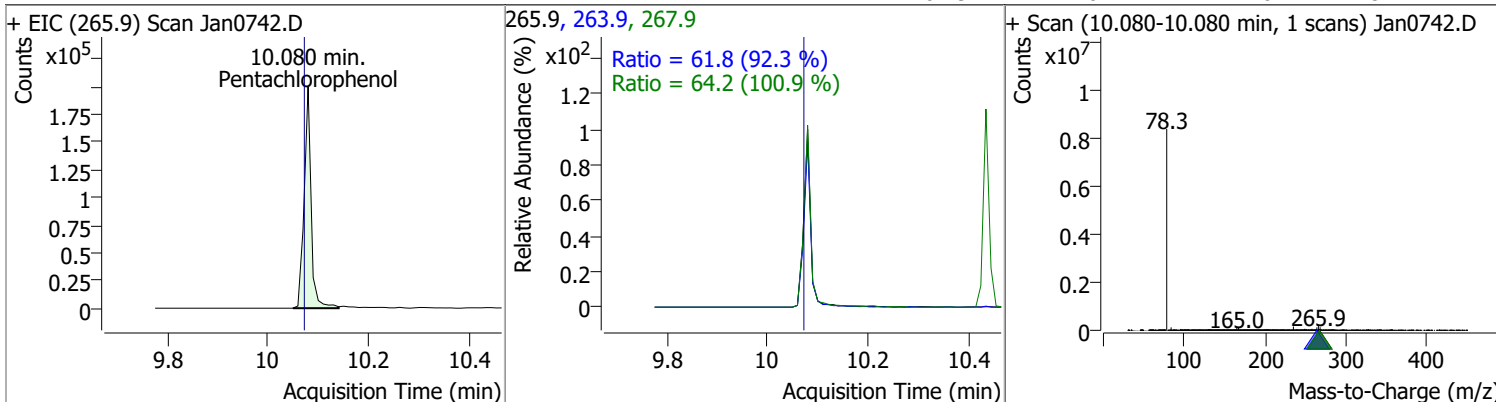


Compound	Conc.	RT	Dev(Min)	Resp.	QIon	QRatio	Lower	Upper
Hexachlorobenzene	73.7453	9.81	0.00	370987	142.0	51.8	34.9	64.8

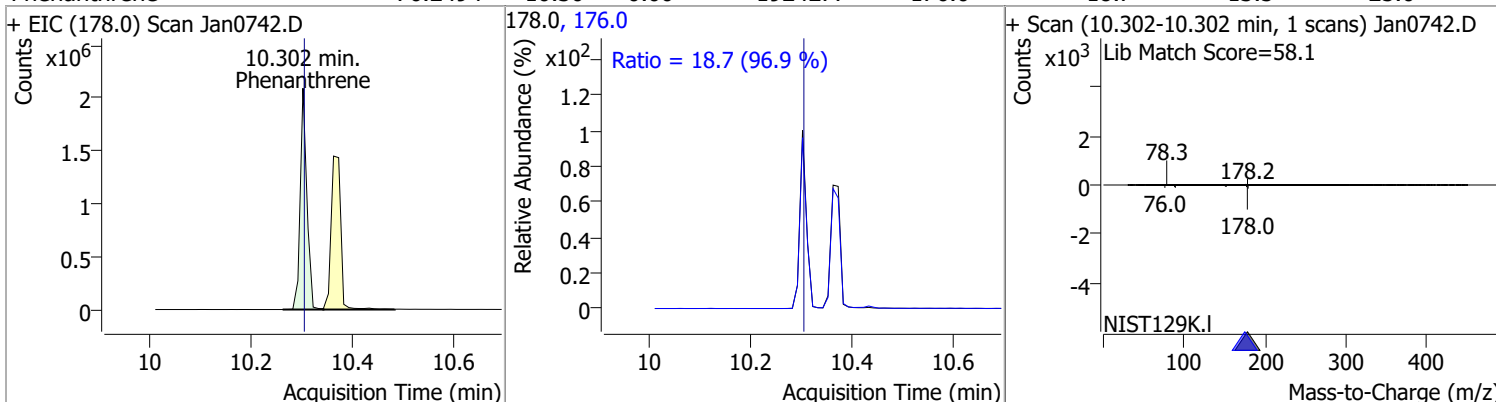


# Quantitation Results Report (QT Reviewed)

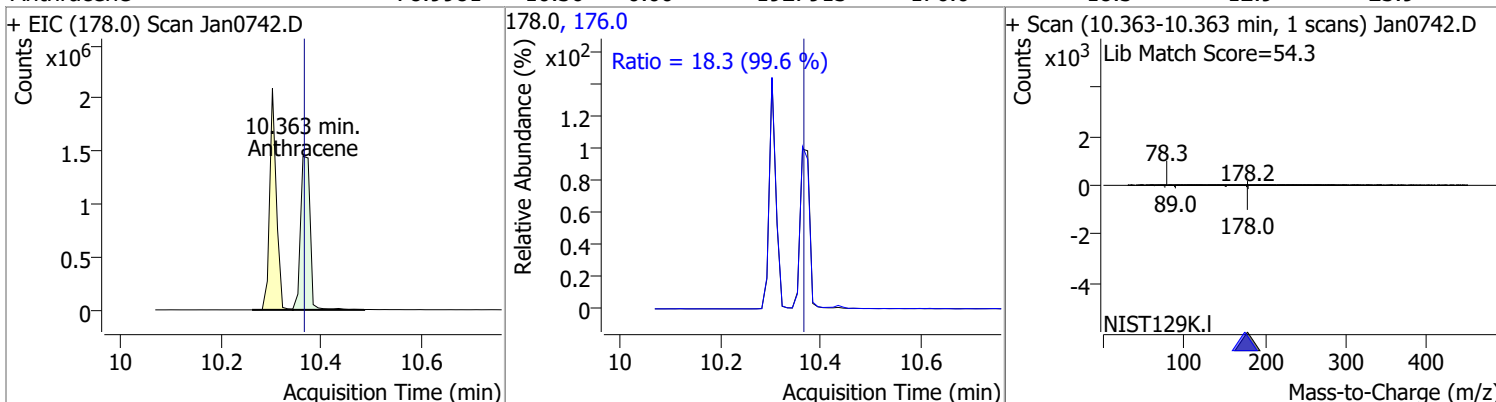
Compound	Conc.	RT	Dev(Min)	Resp.	QIon	QRatio	Lower	Upper
Pentachlorophenol	81.2581	10.08	0.01	192915	263.9	61.8	46.9	87.1
					267.9	64.2	44.6	82.7



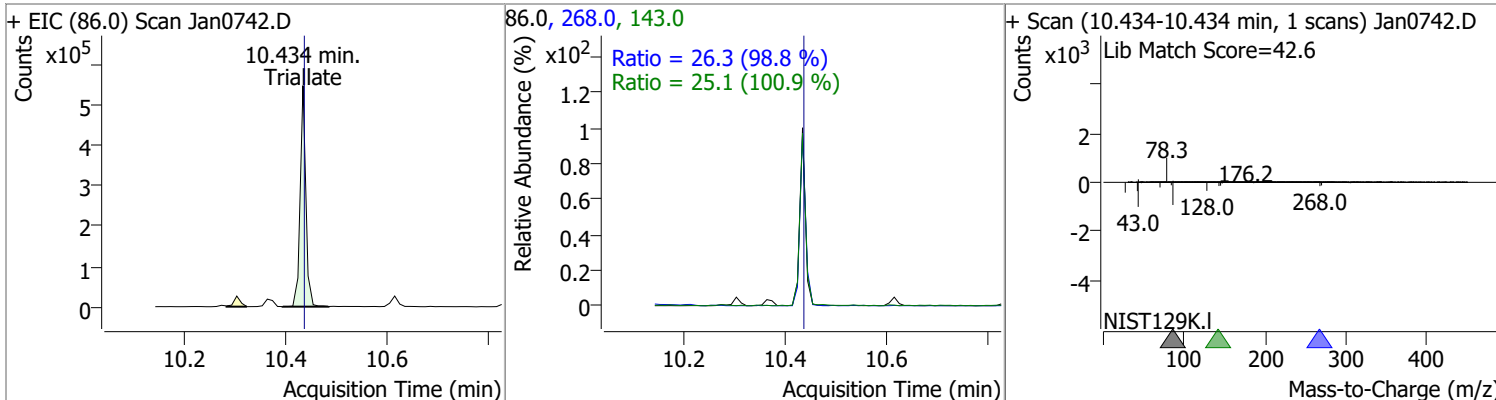
Compound	Conc.	RT	Dev(Min)	Resp.	QIon	QRatio	Lower	Upper
Phenanthrene	76.2494	10.30	0.00	1924277	176.0	18.7	13.5	25.0



Compound	Conc.	RT	Dev(Min)	Resp.	QIon	QRatio	Lower	Upper
Anthracene	78.9981	10.36	0.00	1927913	176.0	18.3	12.9	23.9

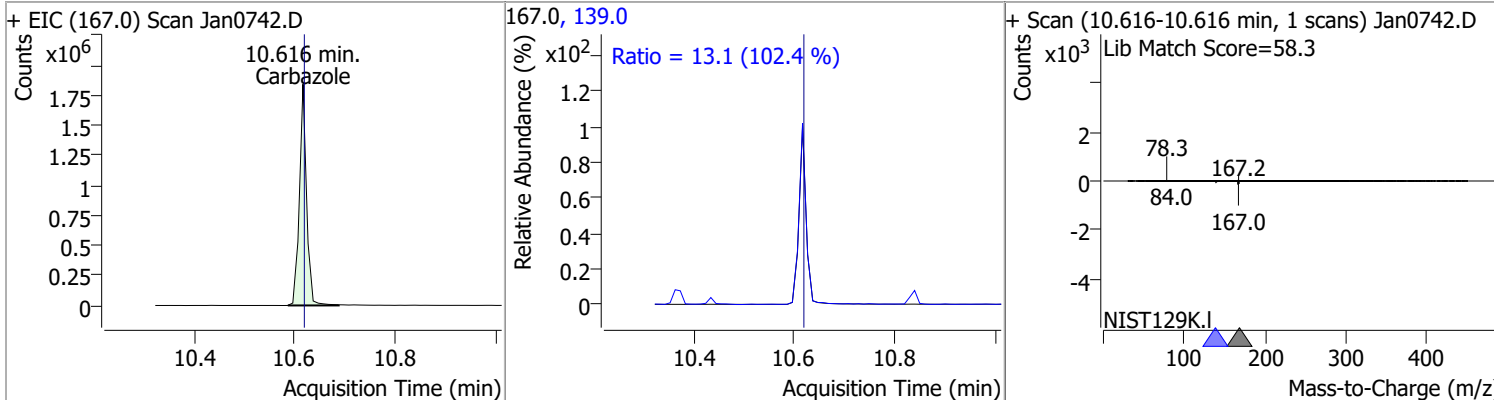


Compound	Conc.	RT	Dev(Min)	Resp.	QIon	QRatio	Lower	Upper
Triallate	80.4127	10.43	0.00	429439	268.0	26.3	18.7	34.7
					143.0	25.1	17.4	32.3

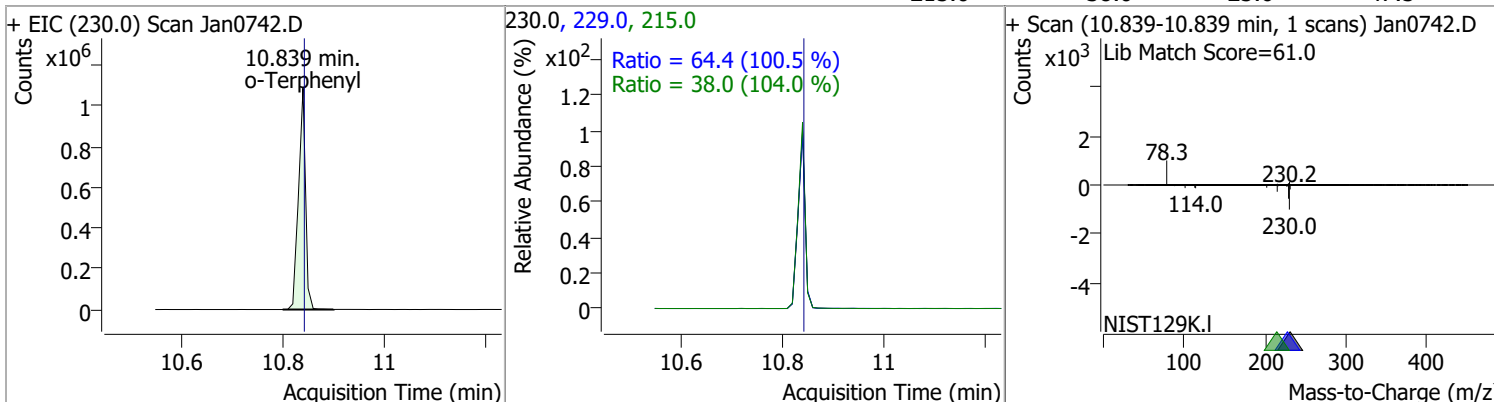


# Quantitation Results Report (QT Reviewed)

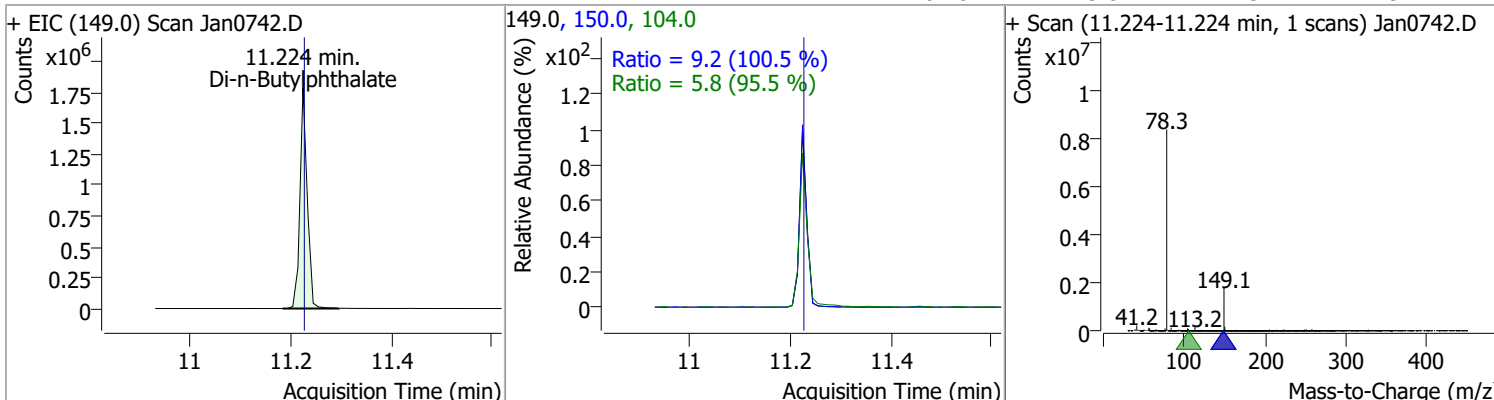
Compound	Conc.	RT	Dev(Min)	Resp.	QIon	QRatio	Lower	Upper
Carbazole	75.0953	10.62	0.00	1813439	139.0	13.1	8.9	16.6



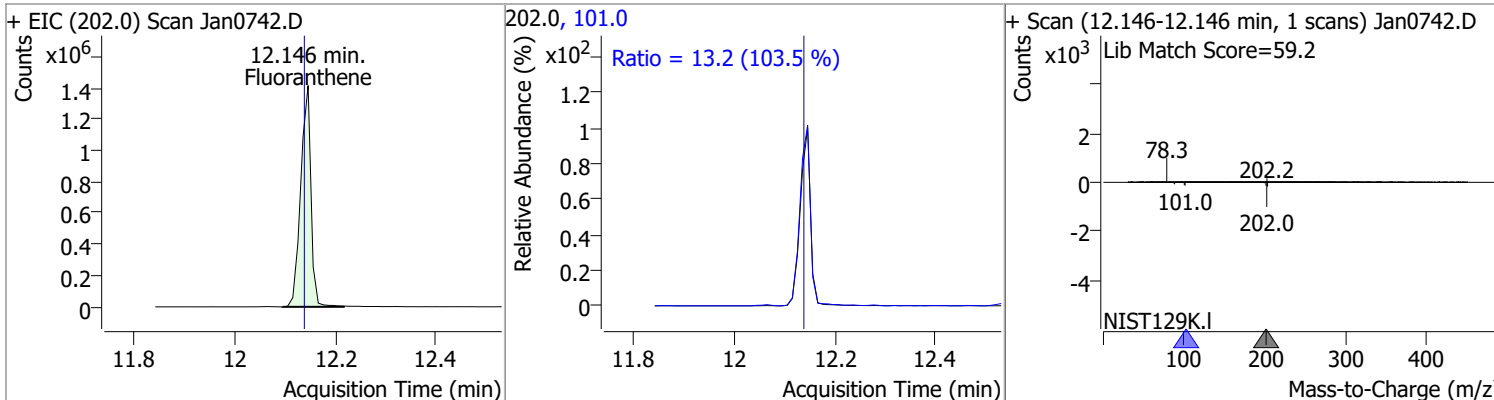
Compound	Conc.	RT	Dev(Min)	Resp.	QIon	QRatio	Lower	Upper
o-Terphenyl	72.3387	10.84	0.00	1055290	229.0	64.4	44.9	83.3
					215.0	38.0	25.6	47.5



Compound	Conc.	RT	Dev(Min)	Resp.	QIon	QRatio	Lower	Upper
Di-n-Butylphthalate	78.3220	11.22	0.00	1795353	150.0	9.2	6.4	11.9
					104.0	5.8	4.3	7.9

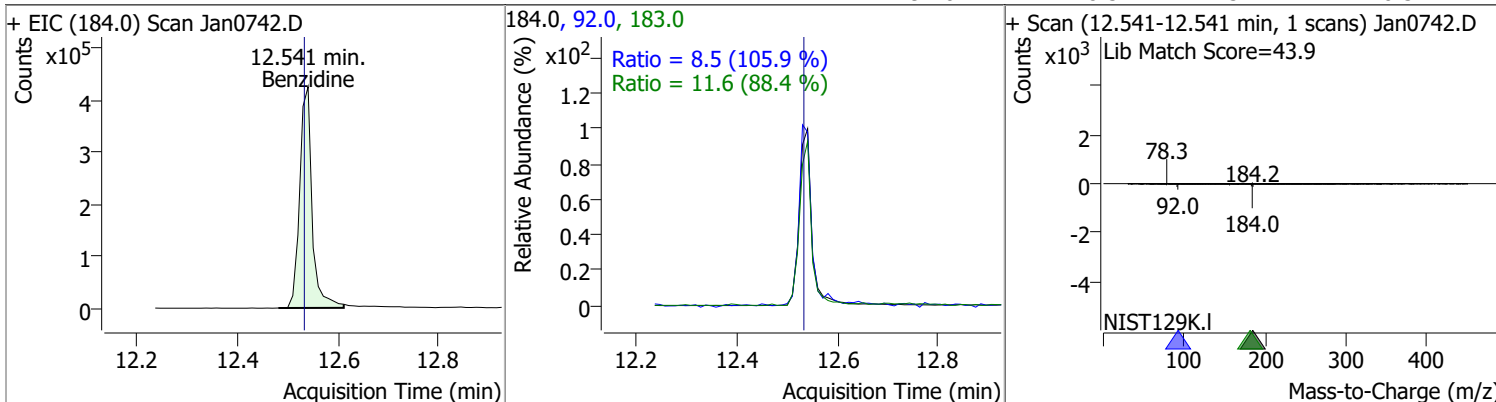


Compound	Conc.	RT	Dev(Min)	Resp.	QIon	QRatio	Lower	Upper
Fluoranthene	75.0939	12.15	0.01	1995891	101.0	13.2	8.9	16.6

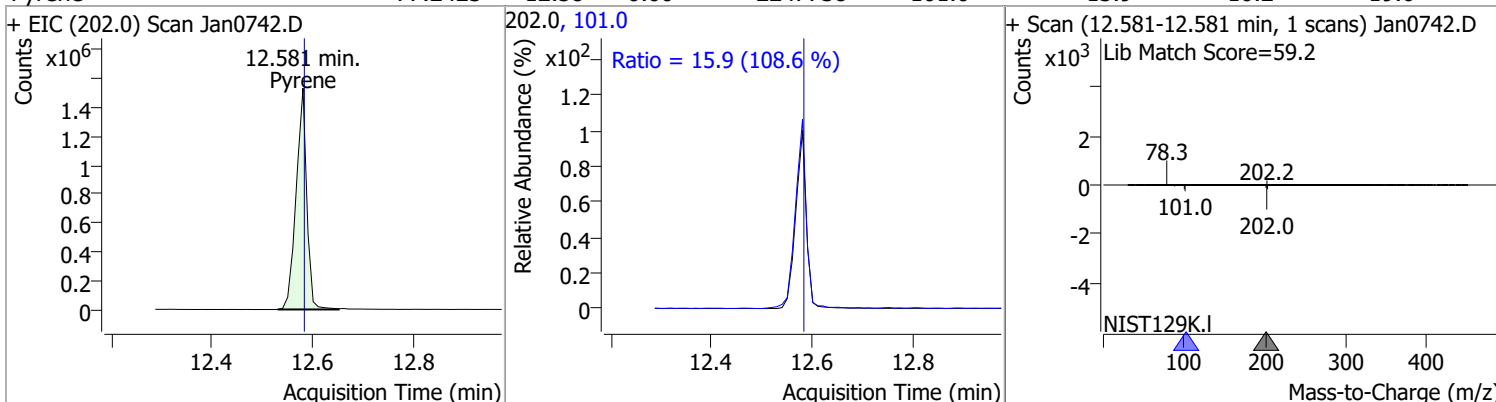


# Quantitation Results Report (QT Reviewed)

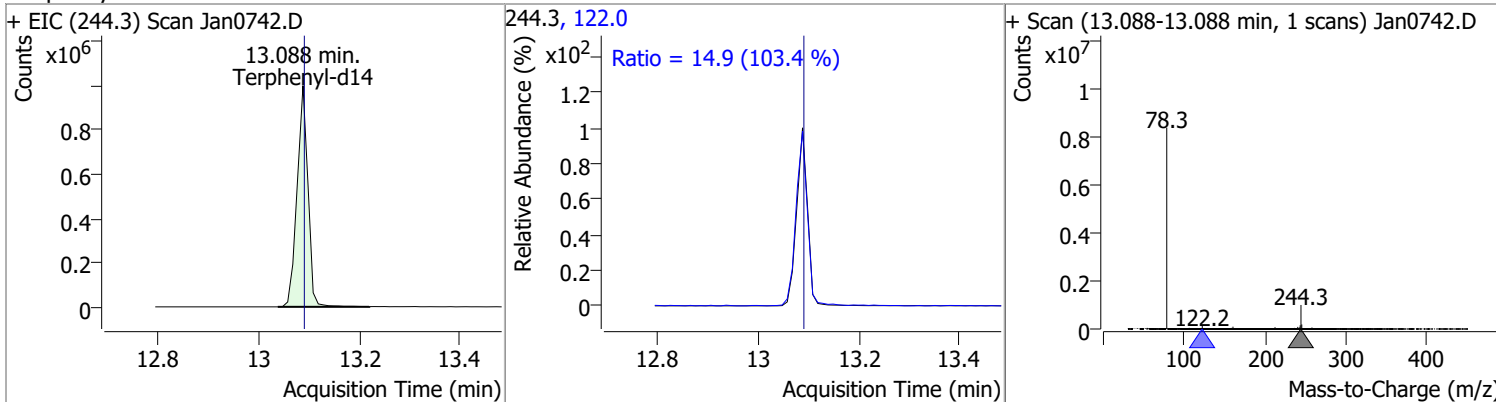
Compound	Conc.	RT	Dev(Min)	Resp.	QIon	QRatio	Lower	Upper
Benzidine	70.1547	12.54	0.01	727525	183.0	11.6	9.1	17.0
					92.0	8.5	5.7	10.5



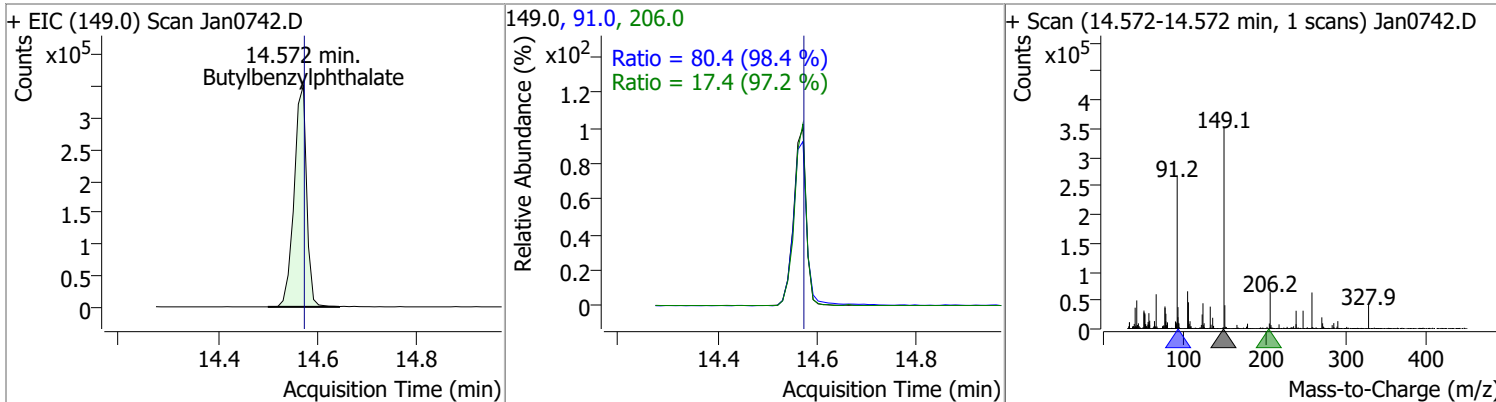
Compound	Conc.	RT	Dev(Min)	Resp.	QIon	QRatio	Lower	Upper
Pyrene	77.2423	12.58	0.00	2247738	101.0	15.9	10.2	19.0



Compound	Conc.	RT	Dev(Min)	Resp.	QIon	QRatio	Lower	Upper
Terphenyl-d14	78.0372	13.09	0.00	1503058	122.0	14.9	10.1	18.7

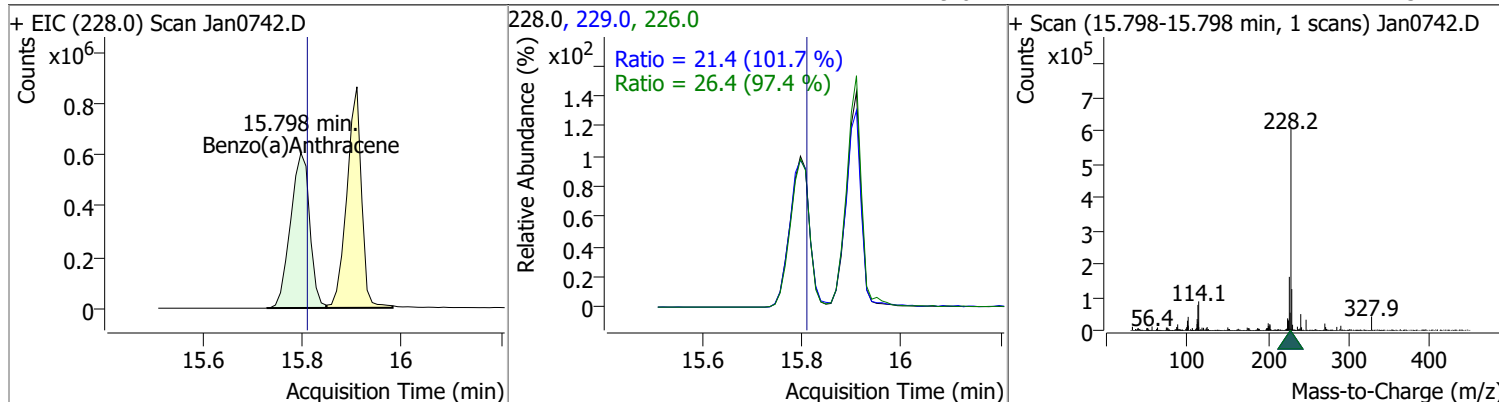


Compound	Conc.	RT	Dev(Min)	Resp.	QIon	QRatio	Lower	Upper
Butylbenzylphthalate	82.6361	14.57	0.01	614582	91.0	80.4	57.2	106.2
					206.0	17.4	12.6	23.3

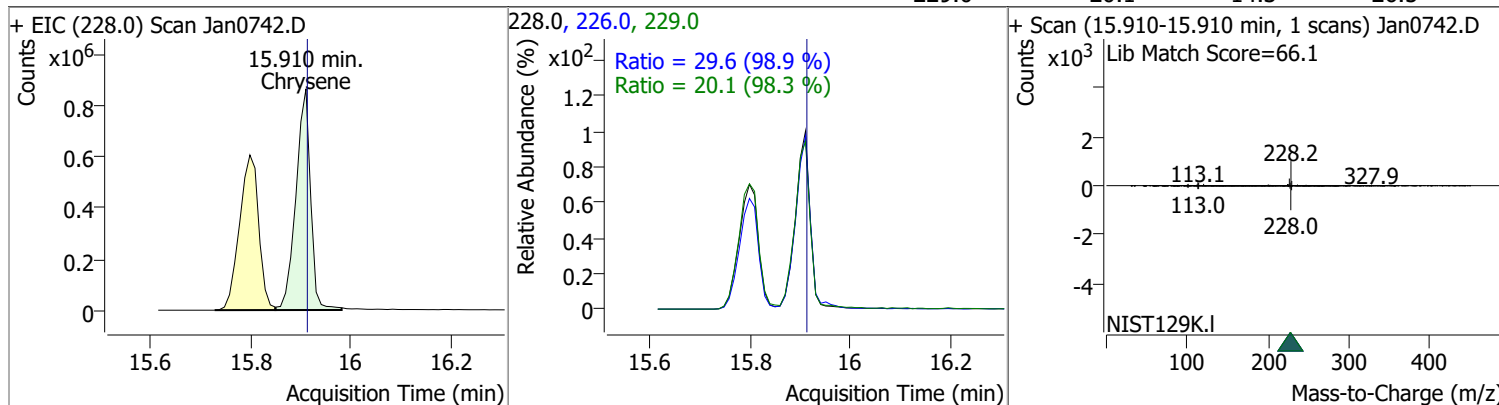


# Quantitation Results Report (QT Reviewed)

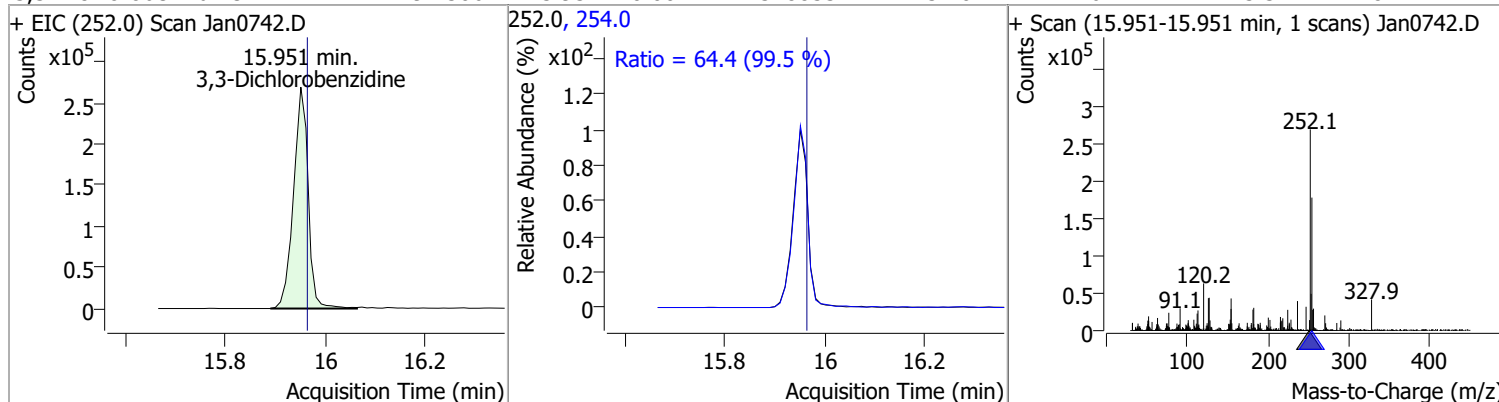
Compound	Conc.	RT	Dev(Min)	Resp.	QIon	QRatio	Lower	Upper
Benzo(a)Anthracene	80.0924	15.80	0.00	1616612	226.0	26.4	18.9	35.2
					229.0	21.4	14.7	27.3



Compound	Conc.	RT	Dev(Min)	Resp.	QIon	QRatio	Lower	Upper
Chrysene	79.6919	15.91	0.01	1762444	226.0	29.6	21.0	38.9
					229.0	20.1	14.3	26.5



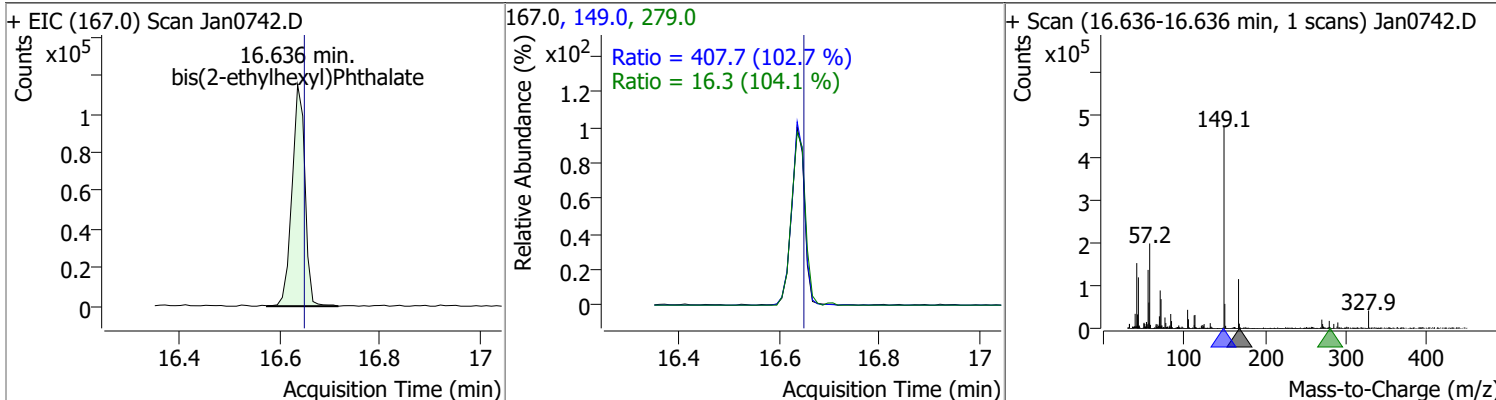
Compound	Conc.	RT	Dev(Min)	Resp.	QIon	QRatio	Lower	Upper
3,3-Dichlorobenzidine	79.7506	15.95	0.00	548853	254.0	64.4	45.3	84.1



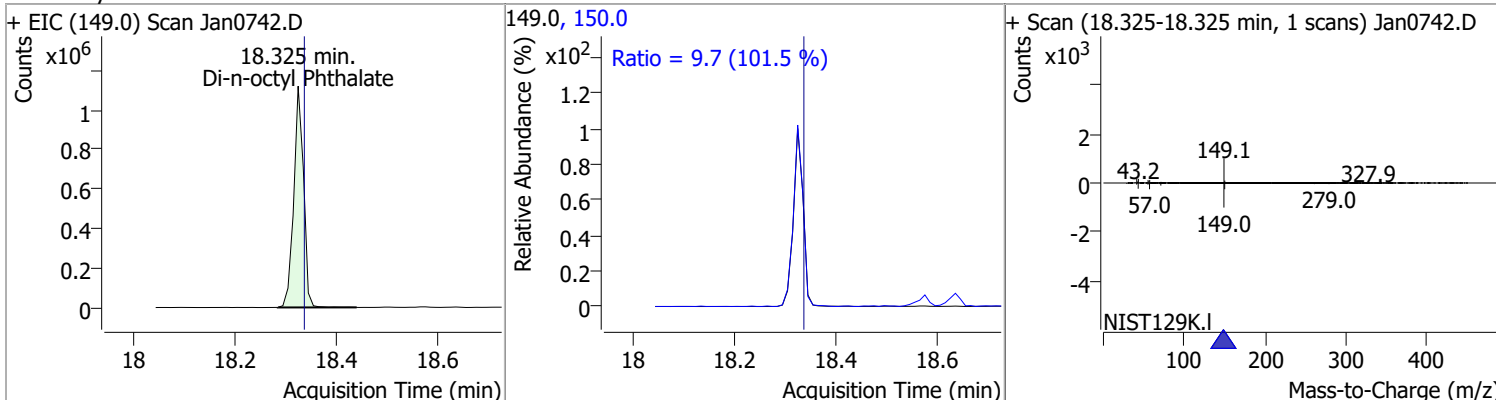


# Quantitation Results Report (QT Reviewed)

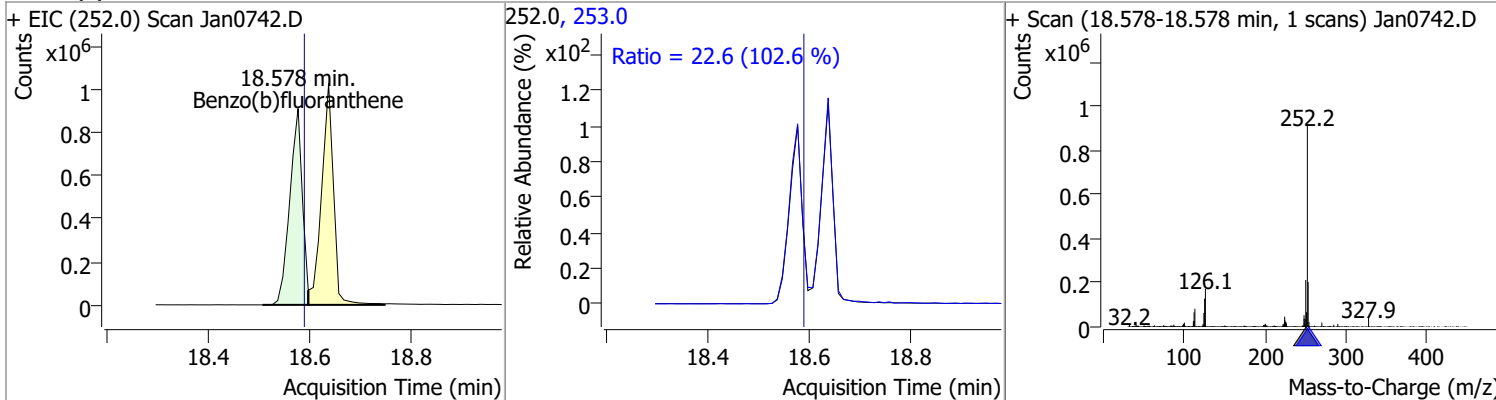
Compound	Conc.	RT	Dev(Min)	Resp.	QIon	QRatio	Lower	Upper
bis(2-ethylhexyl)Phthalate	78.8043	16.64	0.00	207084	149.0	407.7	278.0	516.2
					279.0	16.3	10.9	20.3



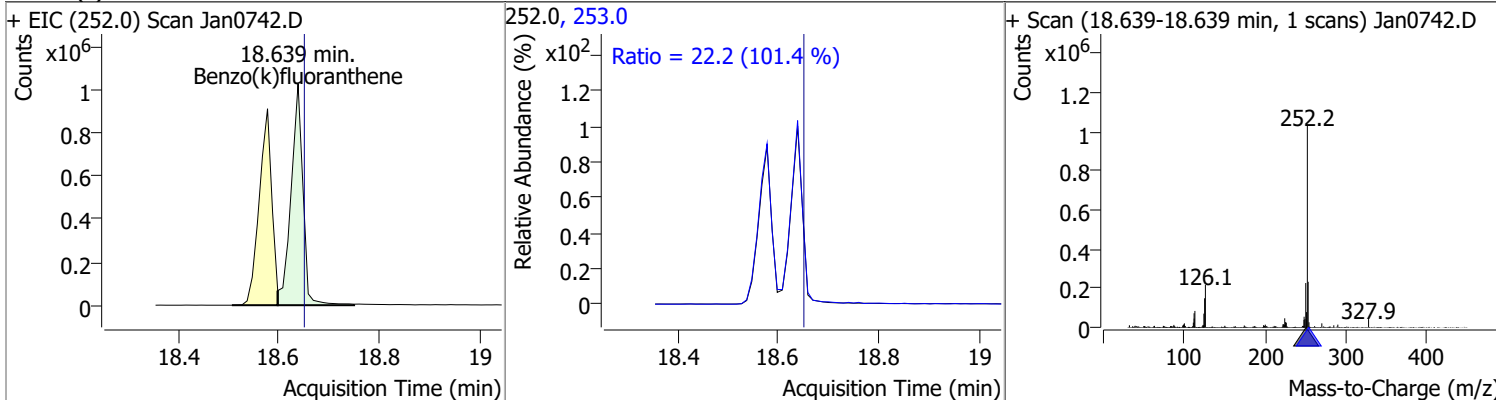
Compound	Conc.	RT	Dev(Min)	Resp.	QIon	QRatio	Lower	Upper
Di-n-octyl Phthalate	81.7535	18.32	0.00	1515864	150.0	9.7	6.7	12.4



Compound	Conc.	RT	Dev(Min)	Resp.	QIon	QRatio	Lower	Upper
Benzo(b)fluoranthene	79.3433	18.58	0.00	1576373	253.0	22.6	15.4	28.6



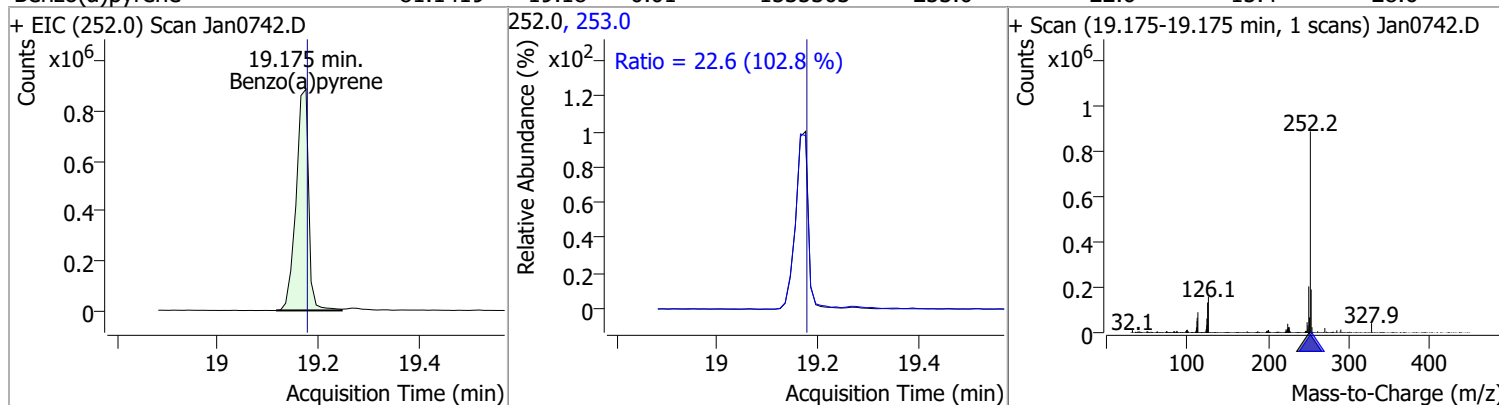
Compound	Conc.	RT	Dev(Min)	Resp.	QIon	QRatio	Lower	Upper
Benzo(k)fluoranthene	81.9662	18.64	0.00	1688314	253.0	22.2	15.3	28.5



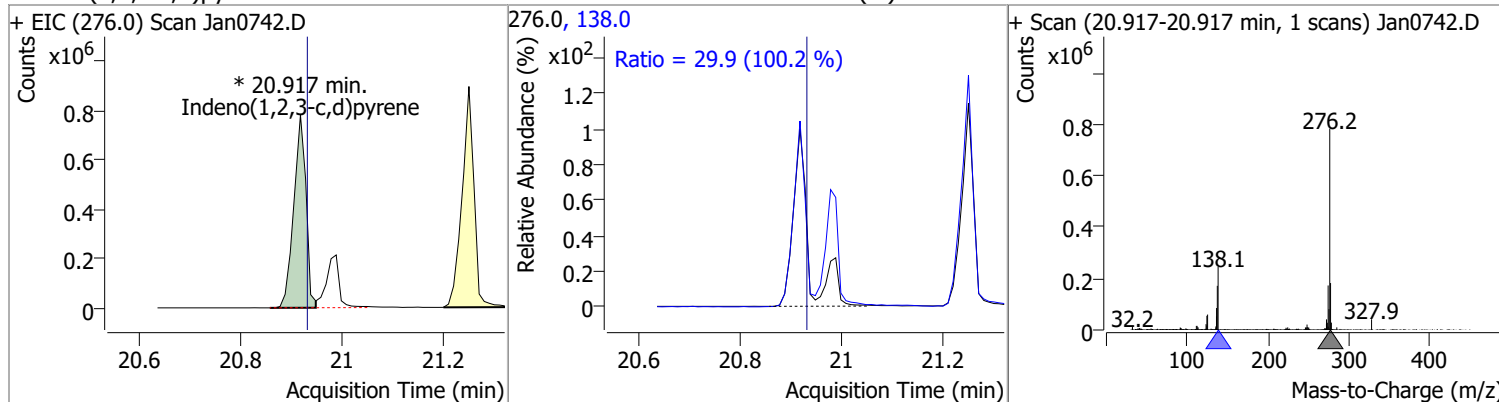


# Quantitation Results Report (QT Reviewed)

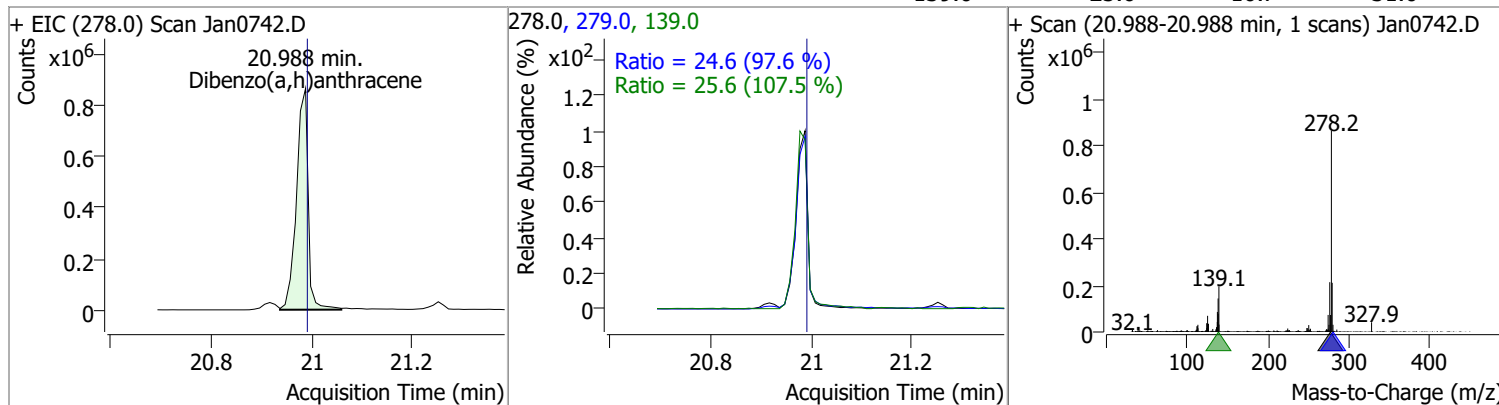
Compound	Conc.	RT	Dev(Min)	Resp.	QIon	QRatio	Lower	Upper
Benzo(a)pyrene	81.1419	19.18	0.01	1535303	253.0	22.6	15.4	28.6



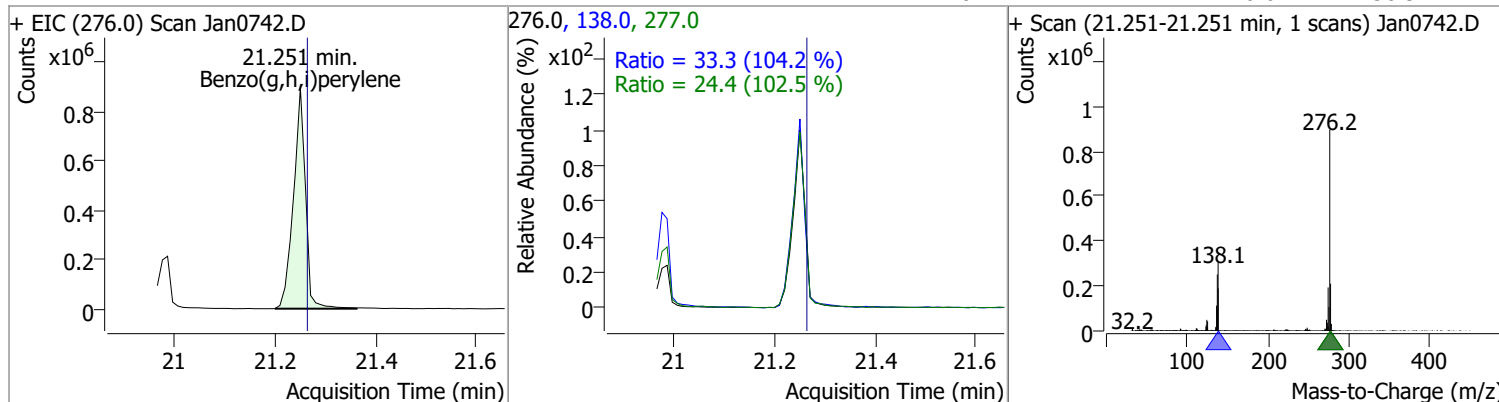
Compound	Conc.	RT	Dev(Min)	Resp.	QIon	QRatio	Lower	Upper
Indeno(1,2,3-c,d)pyrene	82.1163	20.92	0.00	1311276 (m)	138.0	29.9	20.9	38.8



Compound	Conc.	RT	Dev(Min)	Resp.	QIon	QRatio	Lower	Upper
Dibenzo(a,h)anthracene	80.7602	20.99	0.01	1393111	279.0	24.6	17.7	32.8
					139.0	25.6	16.7	31.0



Compound	Conc.	RT	Dev(Min)	Resp.	QIon	QRatio	Lower	Upper
Benzo(g,h,i)perylene	79.4802	21.25	0.00	1479890	138.0	33.3	22.4	41.6
					277.0	24.4	16.6	30.9



# Audit Trail report

**Batch name and path:** D:\Org\Data\SV5973N.I\sd010722\DoD BNA 2\QuantResults\010722 DoD BNA.batch.bin  
**Quant batch version:** 10.0  
**Quant reporting version:** 10.0

Name	User	Time	Action	Reason	Comment	Succeed	Exception
CmdNewBatchTable	BL2000\sean	1/11/2022 12:43:18 PM	Create new batch \\MASSHUNTER\Org\Data\SV5973N.I\sd010722\DoD BNA 2\010722 DoD BNA.batch.bin			✓	
CmdImportSamplesFromWorklist	BL2000\sean	1/11/2022 12:45:49 PM	Add samples from worklist: \\MASSHUNTER\Org\Data\SV5973N.I\sd010722\DoD BNA 2\Jan0742.D, \\MASSHUNTER\Org\Data\SV5973N.I\sd010722\DoD BNA 2\Jan0741.D, \\MASSHUNTER\Org\Data\SV5973N.I\sd010722\DoD BNA 2\Jan0740.D, \\MASSHUNTER\Org\Data\SV5973N.I\sd010722\DoD BNA 2\Jan0739.D, \\MASSHUNTER\Org\Data\SV5973N.I\sd010722\DoD BNA 2\Jan0738.D, \\MASSHUNTER\Org\Data\SV5973N.I\sd010722\DoD BNA 2\Jan0737.D, \\MASSHUNTER\Org\Data\SV5973N.I\sd010722\DoD BNA 2\Jan0736.D, \\MASSHUNTER\Org\Data\SV5973N.I\sd010722\DoD BNA 2\Jan0735.D, \\MASSHUNTER\Org\Data\SV5973N.I\sd010722\DoD BNA 2\Jan0734.D, \\MASSHUNTER\Org\Data\SV5973N.I\sd010722\DoD BNA 2\Jan0733.D, \\MASSHUNTER\Org\Data\SV5973N.I\sd010722\DoD BNA 2\Jan0732.D, \\MASSHUNTER\Org\Data\SV5973N.I\sd010722\DoD BNA 2\Jan0731.D, \\MASSHUNTER\Org\Data\SV5973N.I\sd010722\DoD BNA 2\Jan0730.D, \\MASSHUNTER\Org\Data\SV5973N.I\sd010722\DoD BNA 2\Jan0729.D, \\MASSHUNTER\Org\Data\SV5973N.I\sd010722\DoD BNA 2\Jan0728.D, \\MASSHUNTER\Org\Data\SV5973N.I\sd010722\DoD BNA 2\Jan0727.D, \\MASSHUNTER\Org\Data\SV5973N.I\sd010722\DoD BNA 2\Jan0726.D			✓	
CmdSetSampleAttribute	BL2000\sean	1/11/2022 12:54:42 PM	Set SampleType = MatrixBlank for sample Jan0726.D; previous value = Sample			✓	
CmdSetSampleAttribute	BL2000\sean	1/11/2022 12:54:44 PM	Set SampleType = TuneCheck for sample Jan0726.D; previous value = MatrixBlank			✓	
CmdSetSampleAttribute	BL2000\sean	1/11/2022 12:55:18 PM	Set SampleType = CC for sample Jan0727.D; previous value = Sample			✓	
CmdSetSampleAttribute	BL2000\sean	1/11/2022 12:55:24 PM	Set SampleType = CC for sample Jan0742.D; previous value = Sample			✓	

# Audit Trail report

Name	User	Time	Action	Reason	Comment	Succeed	Exception
CmdOpenAndApplyMethodFromBatch	BL2000\sean	1/11/2022 12:55:56 PM	Open and apply method from batch: \\MASSHUNTER\Org\Data\SV5973N.I\sd010722\DoD BNA cal 1\010722 DoD BNA cal 1.batch.bin			✓	
CmdSetSampleAttribute	BL2000\sean	1/11/2022 12:56:43 PM	Set LevelName = CCV for sample Jan0727.D; previous value =			✓	
CmdQuantitate	BL2000\sean	1/11/2022 12:57:51 PM	Quantitate all compounds in all samples			✓	
CmdSetSampleAttribute	BL2000\sean	1/11/2022 12:59:01 PM	Set LevelName = CCV for sample Jan0742.D; previous value =			✓	
CmdSaveBatchTable	BL2000\sean	1/11/2022 12:59:16 PM	Save batch \\MASSHUNTER\Org\Data\SV5973N.I\sd010722\DoD BNA 2\QuantResults\010722 DoD BNA.batch.bin			✓	
CmdManuallyIntegrateSplit	BL2000\sean	1/11/2022 12:59:27 PM	Split qualifier 66.0 of compound Phenol in sample Jan0727.D and keep left peak, new integration is from x, y = 4.623, 1042.14302617364 to 4.715, 1252.43883890181 and new response = 434611, previous integration is from x, y = 4.623, 1042 to 4.777, 1393 and previous response = 472335.			✓	
CmdManuallyIntegrateSplit	BL2000\sean	1/11/2022 12:59:32 PM	Split peak for compound bis(-2-Chloroethyl)Ether in sample Jan0727.D and keep left peak, new integration is from x, y = 4.664, 1132.73267754198 to 4.705, 1205.31626213087 and new response = 665221, previous integration is from x, y = 4.664, 1133 to 4.756, 1296 and previous response = 945174.			✓	
CmdSetTargetCompoundAttribute	BL2000\sean	1/11/2022 12:59:33 PM	Set UserAnnotation = CO for compound bis(-2-Chloroethyl)Ether in sample Jan0727.D; previous value =			✓	
CmdManuallyIntegrateApplyTargetRtToQualifier	BL2000\sean	1/11/2022 12:59:35 PM	Apply target integration range 4.664-4.705 to qualifier 64.0 for compound bis(-2-Chloroethyl)Ether in sample Jan0727.D, new integration is from x, y = 4.664, 3426 to 4.705, 2122 and new response = 20520; previous integration is from x, y = 4.705, 677 to 4.848, 760 and previous response = 380872.			✓	
CmdManuallyIntegrateDropBaseline	BL2000\sean	1/11/2022 12:59:36 PM	Drop baseline for qualifier 64.0 of compound bis(-2-Chloroethyl)Ether in sample Jan0727.D to y = 2122, new integration is from x, y = 4.664, 2122 to 4.705, 2122 and new response = 22118; previous integration is from x, y = 4.664, 3426 to 4.705, 2122 and previous response = 20520.			✓	

# Audit Trail report

Name	User	Time	Action	Reason	Comment	Succeed	Exception
CmdManuallyIntegrateSplit	BL2000\sean	1/11/2022 12:59:43 PM	Split peak for compound 1,3-Dichlorobenzene in sample Jan0727.D and keep left peak, new integration is from x, y = 4.848, 0 to 4.940, 0 and new response = 992483, previous integration is from x, y = 4.848, 0 to 5.093, 0 and previous response = 1966262.			✓	
CmdSetTargetCompoundAttribute	BL2000\sean	1/11/2022 12:59:44 PM	Set UserAnnotation = CO for compound 1,3-Dichlorobenzene in sample Jan0727.D; previous value =			✓	
CmdManuallyIntegrateSplit	BL2000\sean	1/11/2022 12:59:46 PM	Split qualifier 148.0 of compound 1,3-Dichlorobenzene in sample Jan0727.D and keep left peak, new integration is from x, y = 4.853, 470.244445728093 to 4.930, 732.49510613462 and new response = 625548, previous integration is from x, y = 4.853, 470 to 5.073, 1218 and previous response = 1236383.			✓	
CmdManuallyIntegrateSplit	BL2000\sean	1/11/2022 12:59:48 PM	Split qualifier 111.0 of compound 1,3-Dichlorobenzene in sample Jan0727.D and keep left peak, new integration is from x, y = 4.848, 0 to 4.930, 0 and new response = 356987, previous integration is from x, y = 4.848, 0 to 5.093, 0 and previous response = 694328.			✓	
CmdManuallyIntegrateSplit	BL2000\sean	1/11/2022 12:59:53 PM	Split peak for compound 1,4-Dichlorobenzene in sample Jan0727.D and keep right peak, new integration is from x, y = 4.940, 271.854520238268 to 5.093, 469.872046173595 and new response = 970370, previous integration is from x, y = 4.849, 154 to 5.093, 470 and previous response = 1961347.			✓	
CmdSetTargetCompoundAttribute	BL2000\sean	1/11/2022 12:59:54 PM	Set UserAnnotation = CO for compound 1,4-Dichlorobenzene in sample Jan0727.D; previous value =			✓	
CmdManuallyIntegrateSplit	BL2000\sean	1/11/2022 12:59:56 PM	Split qualifier 148.0 of compound 1,4-Dichlorobenzene in sample Jan0727.D and keep right peak, new integration is from x, y = 4.930, 255.542776432272 to 5.073, 427.017610215337 and new response = 616310, previous integration is from x, y = 4.850, 159 to 5.073, 427 and previous response = 1243532.			✓	

# Audit Trail report

Name	User	Time	Action	Reason	Comment	Succeed	Exception
CmdManuallyIntegrateSplit	BL2000\sean	1/11/2022 12:59:58 PM	Split qualifier 111.0 of compound 1,4-Dichlorobenzene in sample Jan0727.D and keep right peak, new integration is from x, y = 4.930, 0 to 5.093, 0 and new response = 337341, previous integration is from x, y = 4.848, 0 to 5.093, 0 and previous response = 694328.			✓	
CmdSelectPeak	BL2000\sean	1/11/2022 1:00:03 PM	Select peak for compound Benzyl Alcohol in sample Jan0727.D			✓	
CmdManuallyIntegrateSplit	BL2000\sean	1/11/2022 1:00:05 PM	Split peak for compound Benzyl Alcohol in sample Jan0727.D and keep left peak, new integration is from x, y = 5.104, 74.1013405546473 to 5.267, 1427.29618820032 and new response = 430695, previous integration is from x, y = 5.104, 74 to 5.379, 2364 and previous response = 1180964.			✓	
CmdSetTargetCompoundAttribute	BL2000\sean	1/11/2022 1:00:06 PM	Set UserAnnotation = CO for compound Benzyl Alcohol in sample Jan0727.D; previous value =			✓	
CmdManuallyIntegrateApplyTargetRtToQualifier	BL2000\sean	1/11/2022 1:00:08 PM	Apply target integration range 5.104-5.267 to qualifier 107.0 for compound Benzyl Alcohol in sample Jan0727.D, new integration is from x, y = 5.104, 225 to 5.267, 2962 and new response = 289682; previously no peak.			✓	
CmdManuallyIntegrateDropBaseline	BL2000\sean	1/11/2022 1:00:09 PM	Drop baseline for qualifier 107.0 of compound Benzyl Alcohol in sample Jan0727.D to y = 225, new integration is from x, y = 5.104, 225 to 5.267, 225 and new response = 303014; previous integration is from x, y = 5.104, 225 to 5.267, 2962 and previous response = 289682.			✓	
CmdManuallyIntegrateSplit	BL2000\sean	1/11/2022 1:00:15 PM	Split qualifier 108.0 of compound 2-Methylphenol in sample Jan0727.D and keep right peak, new integration is from x, y = 5.267, 876.150817198178 to 5.379, 1459.94769277033 and new response = 755172, previous integration is from x, y = 5.104, 29 to 5.379, 1460 and previous response = 1188567.			✓	
CmdManuallyIntegrateSplit	BL2000\sean	1/11/2022 1:00:31 PM	Split peak for compound Naphthalene in sample Jan0727.D and keep left peak, new integration is from x, y = 6.403, 978.879150306646 to 6.485, 1217.99494946576 and new response = 1811705, previous integration is from x, y = 6.403, 979 to 6.557, 1427 and previous response = 2440437.			✓	

# Audit Trail report

Name	User	Time	Action	Reason	Comment	Succeed	Exception
CmdManuallyIntegrateSplit	BL2000\sean	1/11/2022 1:00:37 PM	Split qualifier 128.0 of compound 4-Chlorophenol in sample Jan0727.D and keep right peak, new integration is from x, y = 6.485, 1093.33824811308 to 6.557, 1257.30895415457 and new response = 643323, previous integration is from x, y = 6.403, 906 to 6.557, 1257 and previous response = 2441513.			✓	
CmdManuallyIntegratePeak	BL2000\sean	1/11/2022 1:00:46 PM	Manually integrate compound 4-Chlorophenol in sample Jan0727.D, from x, y = 6.475, 321 to 6.526, 5485, result = 164398; previous integration is from x, y = 6.475, 321 to 6.578, 354 and previous response = 198928.			✓	
CmdManuallyIntegrateDropBaseline	BL2000\sean	1/11/2022 1:00:47 PM	Drop baseline for compound 4-Chlorophenol in sample Jan0727.D to y = 321, new integration is from x, y = 6.475, 321 to 6.526, 321 and new response = 172352; previous integration is from x, y = 6.475, 321 to 6.526, 5485 and previous response = 164398.			✓	
CmdSetTargetCompoundAttribute	BL2000\sean	1/11/2022 1:00:49 PM	Set UserAnnotation = CO for compound 4-Chlorophenol in sample Jan0727.D; previous value =			✓	
CmdManuallyIntegrateApplyTargetRtToQualifier	BL2000\sean	1/11/2022 1:00:51 PM	Apply target integration range 6.475-6.526 to qualifier 128.0 for compound 4-Chlorophenol in sample Jan0727.D, new integration is from x, y = 6.475, 10888 to 6.526, 65440 and new response = 453751; previous integration is from x, y = 6.485, 1093 to 6.557, 1257 and previous response = 643323.			✓	
CmdManuallyIntegrateDropBaseline	BL2000\sean	1/11/2022 1:00:52 PM	Drop baseline for qualifier 128.0 of compound 4-Chlorophenol in sample Jan0727.D to y = 10888, new integration is from x, y = 6.475, 10888 to 6.526, 10888 and new response = 537788; previous integration is from x, y = 6.475, 10888 to 6.526, 65440 and previous response = 453751.			✓	
CmdManuallyIntegrateQualifierPeak	BL2000\sean	1/11/2022 1:01:00 PM	Manually integrate qualifier 65.0 of compound p-Chloroaniline in sample Jan0727.D, from x, y = 6.516, 21010 to 6.721, 979, result = 161525; previous integration is from x, y = 6.465, 105 to 6.721, 979 and previous response = 515237.			✓	

# Audit Trail report

Name	User	Time	Action	Reason	Comment	Succeed	Exception
CmdManuallyIntegrateDropBaseline	BL2000\sean	1/11/2022 1:01:01 PM	Drop baseline for qualifier 65.0 of compound p-Chloroaniline in sample Jan0727.D to y = 979, new integration is from x, y = 6.516, 979 to 6.721, 979 and new response = 284958; previous integration is from x, y = 6.516, 21010 to 6.721, 979 and previous response = 161525.			✓	
CmdManuallyIntegrateSplit	BL2000\sean	1/11/2022 1:01:07 PM	Split peak for compound 4-Chloro-3-Methylphenol in sample Jan0727.D and keep right peak, new integration is from x, y = 7.132, 795.822698664953 to 7.286, 933.287079559096 and new response = 485486, previous integration is from x, y = 7.004, 681 to 7.286, 933 and previous response = 951593.			✓	
CmdSetTargetCompoundAttribute	BL2000\sean	1/11/2022 1:01:08 PM	Set UserAnnotation = CO for compound 4-Chloro-3-Methylphenol in sample Jan0727.D; previous value =			✓	
CmdManuallyIntegrateSplit	BL2000\sean	1/11/2022 1:01:11 PM	Split qualifier 144.0 of compound 4-Chloro-3-Methylphenol in sample Jan0727.D and keep right peak, new integration is from x, y = 7.143, 0 to 7.297, 0 and new response = 147551, previous integration is from x, y = 6.999, 0 to 7.297, 0 and previous response = 281797.			✓	
CmdManuallyIntegrateSplit	BL2000\sean	1/11/2022 1:01:12 PM	Split qualifier 144.0 of compound 4-Chloro-3-Methylphenol in sample Jan0727.D and keep left peak, new integration is from x, y = 7.143, 0 to 7.225, 0 and new response = 134089, previous integration is from x, y = 7.143, 0 to 7.297, 0 and previous response = 147551.			✓	
CmdManuallyIntegrateSplit	BL2000\sean	1/11/2022 1:01:19 PM	Split peak for compound 4-Chloro-2-Methylphenol in sample Jan0727.D and keep left peak, new integration is from x, y = 7.005, 746.329487016601 to 7.132, 881.504447324095 and new response = 465551, previous integration is from x, y = 7.005, 746 to 7.286, 1045 and previous response = 950124.			✓	
CmdSetTargetCompoundAttribute	BL2000\sean	1/11/2022 1:01:20 PM	Set UserAnnotation = CO for compound 4-Chloro-2-Methylphenol in sample Jan0727.D; previous value =			✓	
CmdManuallyIntegrateSplit	BL2000\sean	1/11/2022 1:01:22 PM	Split qualifier 144.0 of compound 4-Chloro-2-Methylphenol in sample Jan0727.D and keep left peak, new integration is from x, y = 6.999, 0 to 7.143, 0 and new response = 134246, previous integration is from x, y = 6.999, 0 to 7.297, 0 and previous response = 281797.			✓	



# Audit Trail report

Name	User	Time	Action	Reason	Comment	Succeed	Exception
CmdManuallyIntegrateSplit	BL2000\sean	1/11/2022 1:01:35 PM	Split qualifier 77.0 of compound Dimethyl Phthalate in sample Jan0727.D and keep left peak, new integration is from x, y = 8.220, 1496.69806218332 to 8.282, 1504.05136094946 and new response = 222576, previous integration is from x, y = 8.220, 1497 to 8.364, 1514 and previous response = 303454.			✓	
CmdManuallyIntegrateApplyTargetRtToQualifier	BL2000\sean	1/11/2022 1:01:39 PM	Apply target integration range 8.272-8.394 to qualifier 153.1 for compound Acenaphthylene in sample Jan0727.D, new integration is from x, y = 8.272, 437 to 8.394, 925 and new response = 267078; previously no peak.			✓	
CmdManuallyIntegrateDropBaseline	BL2000\sean	1/11/2022 1:01:40 PM	Drop baseline for qualifier 153.1 of compound Acenaphthylene in sample Jan0727.D to y = 437, new integration is from x, y = 8.272, 437 to 8.394, 437 and new response = 268875; previous integration is from x, y = 8.272, 437 to 8.394, 925 and previous response = 267078.			✓	
CmdManuallyIntegrateApplyTargetRtToQualifier	BL2000\sean	1/11/2022 1:01:56 PM	Apply target integration range 8.599-8.722 to qualifier 154.0 for compound 2,4-Dinitrophenol in sample Jan0727.D, new integration is from x, y = 8.599, 2467 to 8.722, 1544 and new response = 37911; previous integration is from x, y = 8.507, 541 to 8.599, 565 and previous response = 1061084.			✓	
CmdManuallyIntegrateDropBaseline	BL2000\sean	1/11/2022 1:01:57 PM	Drop baseline for qualifier 154.0 of compound 2,4-Dinitrophenol in sample Jan0727.D to y = 1544, new integration is from x, y = 8.599, 1544 to 8.722, 1544 and new response = 41311; previous integration is from x, y = 8.599, 2467 to 8.722, 1544 and previous response = 37911.			✓	
CmdManuallyIntegrateSplit	BL2000\sean	1/11/2022 1:02:03 PM	Split qualifier 139.0 of compound Dibenzofuran in sample Jan0727.D and keep left peak, new integration is from x, y = 8.713, 290.803786777249 to 8.783, 362.17301594309 and new response = 642767, previous integration is from x, y = 8.713, 291 to 8.865, 446 and previous response = 775152.			✓	



# Audit Trail report

Name	User	Time	Action	Reason	Comment	Succeed	Exception
CmdManuallyIntegrateSplit	BL2000\sean	1/11/2022 1:02:07 PM	Split qualifier 139.0 of compound 4-Nitrophenol in sample Jan0727.D and keep right peak, new integration is from x, y = 8.783, 558.403849476746 to 8.865, 689.056778907354 and new response = 131395, previous integration is from x, y = 8.717, 453 to 8.865, 689 and previous response = 773407.			✓	
CmdManuallyIntegrateQualifierPeak	BL2000\sean	1/11/2022 1:02:15 PM	Manually integrate qualifier 63.0 of compound 2,4-Dinitrotoluene in sample Jan0727.D, from x, y = 8.763, 903 to 8.793, 1420, result = 107992; previous integration is from x, y = 8.722, 1937 to 8.855, 1705 and previous response = 260293.			✓	
CmdManuallyIntegrateDropBaseline	BL2000\sean	1/11/2022 1:02:17 PM	Drop baseline for qualifier 63.0 of compound 2,4-Dinitrotoluene in sample Jan0727.D to y = 903, new integration is from x, y = 8.763, 903 to 8.793, 903 and new response = 108469; previous integration is from x, y = 8.763, 903 to 8.793, 1420 and previous response = 107992.			✓	
CmdManuallyIntegrateQualifierPeak	BL2000\sean	1/11/2022 1:02:29 PM	Manually integrate qualifier 65.0 of compound 4-Nitroaniline in sample Jan0727.D from x, y = 9.213, 2206 to 9.295, 3976; result = 201835			✓	
CmdManuallyIntegrateDropBaseline	BL2000\sean	1/11/2022 1:02:30 PM	Drop baseline for qualifier 65.0 of compound 4-Nitroaniline in sample Jan0727.D to y = 2206, new integration is from x, y = 9.213, 2206 to 9.295, 2206 and new response = 206181; previous integration is from x, y = 9.213, 2206 to 9.295, 3976 and previous response = 201835.			✓	
CmdManuallyIntegrateQualifierPeak	BL2000\sean	1/11/2022 1:02:42 PM	Manually integrate qualifier 51.0 of compound Azobenzene in sample Jan0727.D, from x, y = 9.366, 17228 to 9.428, 3879, result = 470168; previous integration is from x, y = 9.305, 4187 to 9.428, 3879 and previous response = 712206.			✓	
CmdManuallyIntegrateDropBaseline	BL2000\sean	1/11/2022 1:02:43 PM	Drop baseline for qualifier 51.0 of compound Azobenzene in sample Jan0727.D to y = 3879, new integration is from x, y = 9.366, 3879 to 9.428, 3879 and new response = 494751; previous integration is from x, y = 9.366, 17228 to 9.428, 3879 and previous response = 470168.			✓	
CmdSaveBatchTable	BL2000\sean	1/11/2022 1:03:20 PM	Save batch \\MASSHUNTER\Org\Data\SV5973N.I\sd010722\DoD BNA 2\QuantResults\010722 DoD BNA.batch.bin			✓	

# Audit Trail report

Name	User	Time	Action	Reason	Comment	Succeed	Exception
CmdCalibrate	BL2000\sean	1/11/2022 1:03:42 PM	Replace level CCV with CC sample Jan0727.D for compounds {Terphenyl-d14, 2,4,6-Tribromophenol, 2-Fluorobiphenyl, Nitrobenzene-d5, Phenol-d5, 2-Fluorophenol, Benzo(g,h,i)perylene, Dibenzo(a,h)anthracene, Indeno(1,2,3-c,d)pyrene, Benzo(a)pyrene, Benzo(k)fluoranthene, Benzo(b)fluoranthene, Di-n-octyl Phthalate, bis(2-ethylhexyl)Phthalate, 3,3-Dichlorobenzidine, Chrysene, Benzo(a)Anthracene, Butylbenzylphthalate, Pyrene, Benzidine, Fluoranthene, Di-n-Butylphthalate, Triallate, Anthracene, Phenanthrene, Pentachlorophenol, Hexachlorobenzene, 4-Bromophenylphenylether, Azobenzene, N-nitrosodiphenylamine, 4,6-Dinitro-2-methylphenol, 4-Nitroaniline, Diethylphthalate, 4-Chlorophenylphenylether, Fluorene, 2,4-Dinitrotoluene, 4-Nitrophenol, Dibenzofuran, 2,4-Dinitrophenol, 3-Nitroaniline, Acenaphthene, 2,6-Dinitrotoluene, Acenaphthylene, Dimethyl Phthalate, 2-Nitroaniline, 2-Chloronaphthalene, 2,4,5-Trichlorophenol, 2,4,6-Trichlorophenol, Hexachlorocyclopentadiene, 4-Chloro-2-Methylphenol, 1-Methylnaphthalene, 2-Methylnaphthalene, 4-Chloro-3-Methylphenol, Hexachlorobutadiene, p-Chloroaniline, 4-Chlorophenol, Naphthalene, 1,2,4-Trichlorobenzene, 2,4-Dichlorophenol, bis(-2-Chloroethoxy)Methane, 2,4-Dimethylphenol, 2-Nitrophenol, Isophorone, Nitrobenzene, N-nitroso-Di-n-propylamine, Hexachloroethane, 4Methylphenol/3Methylphenol, 2-Methylphenol, bis(2-chloroisopropyl)Ether, Benzyl Alcohol, 1,2-Dichlorobenzene, 1,4-Dichlorobenzene, 1,3-Dichlorobenzene, 2-Chlorophenol, bis(-2-Chloroethyl)Ether, Phenol, Aniline, Pyridine, Carbazole, Benzoic Acid, o-Terphenyl, N-Nitrosodimethylamine};			✓	
CmdQuantitate	BL2000\sean	1/11/2022 1:04:13 PM	Quantitate all compounds in all samples			✓	
CmdQuantitate	BL2000\sean	1/11/2022 1:25:00 PM	Quantitate all compounds in all samples			✓	

# Audit Trail report

Name	User	Time	Action	Reason	Comment	Succeed	Exception
CmdSaveBatchTable	BL2000\sean	1/11/2022 2:01:23 PM	Save batch \\MASSHUNTER\Org\Data\SV5973N.I\sd010722\DoD BNA 2\QuantResults\010722 DoD BNA.batch.bin			✓	
CmdZeroOutPeak	BL2000\sean	1/11/2022 2:01:55 PM	Zero out primary peak of compound 2,6-Dinitrotoluene in sample Jan0728.D			✓	
CmdZeroOutPeak	BL2000\sean	1/11/2022 2:01:57 PM	Zero out primary peak of compound Dimethyl Phthalate in sample Jan0728.D			✓	
CmdSetTargetCompoundAttribute	BL2000\sean	1/11/2022 2:01:59 PM	Set UserAnnotation = INT for compound Dimethyl Phthalate in sample Jan0728.D; previous value =			✓	
CmdSetTargetCompoundAttribute	BL2000\sean	1/11/2022 2:02:00 PM	Set UserAnnotation = INT for compound 2,6-Dinitrotoluene in sample Jan0728.D; previous value =			✓	
CmdZeroOutPeak	BL2000\sean	1/11/2022 2:02:10 PM	Zero out primary peak of compound 2,6-Dinitrotoluene in sample Jan0729.D			✓	
CmdSetTargetCompoundAttribute	BL2000\sean	1/11/2022 2:02:10 PM	Set UserAnnotation = INT for compound 2,6-Dinitrotoluene in sample Jan0729.D; previous value =			✓	
CmdZeroOutPeak	BL2000\sean	1/11/2022 2:02:12 PM	Zero out primary peak of compound N- nitroso-Di-n-propylamine in sample Jan0729.D			✓	
CmdZeroOutPeak	BL2000\sean	1/11/2022 2:02:15 PM	Zero out primary peak of compound Dimethyl Phthalate in sample Jan0729.D			✓	
CmdSetTargetCompoundAttribute	BL2000\sean	1/11/2022 2:02:17 PM	Set UserAnnotation = INT for compound Dimethyl Phthalate in sample Jan0729.D; previous value =			✓	
CmdZeroOutPeak	BL2000\sean	1/11/2022 2:02:27 PM	Zero out primary peak of compound 2,6-Dinitrotoluene in sample Jan0730.D			✓	
CmdSetTargetCompoundAttribute	BL2000\sean	1/11/2022 2:02:28 PM	Set UserAnnotation = INT for compound 2,6-Dinitrotoluene in sample Jan0730.D; previous value =			✓	
CmdZeroOutPeak	BL2000\sean	1/11/2022 2:02:30 PM	Zero out primary peak of compound N- nitroso-Di-n-propylamine in sample Jan0730.D			✓	
CmdSetTargetCompoundAttribute	BL2000\sean	1/11/2022 2:02:31 PM	Set UserAnnotation = INT for compound N-nitroso-Di-n-propylamine in sample Jan0730.D; previous value =			✓	
CmdZeroOutPeak	BL2000\sean	1/11/2022 2:02:36 PM	Zero out primary peak of compound Dimethyl Phthalate in sample Jan0730.D			✓	
CmdSetTargetCompoundAttribute	BL2000\sean	1/11/2022 2:02:37 PM	Set UserAnnotation = INT for compound Dimethyl Phthalate in sample Jan0730.D; previous value =			✓	

# Audit Trail report

Name	User	Time	Action	Reason	Comment	Succeed	Exception
CmdZeroOutPeak	BL2000\sean	1/11/2022 2:02:39 PM	Zero out primary peak of compound bis(2-ethylhexyl)Phthalate in sample Jan0730.D			✓	
CmdClearManualIntegration	BL2000\sean	1/11/2022 2:02:42 PM	Clear manual integration of target signal for compound bis(2-ethylhexyl)Phthalate in sample Jan0730.D			✓	
CmdZeroOutPeak	BL2000\sean	1/11/2022 2:02:46 PM	Zero out primary peak of compound bis(2-chloroisopropyl)Ether in sample Jan0730.D			✓	
CmdSetTargetCompoundAttribute	BL2000\sean	1/11/2022 2:02:47 PM	Set UserAnnotation = INT for compound bis(2-chloroisopropyl)Ether in sample Jan0730.D; previous value =			✓	
CmdZeroOutPeak	BL2000\sean	1/11/2022 2:03:28 PM	Zero out primary peak of compound 2,6-Dinitrotoluene in sample Jan0731.D			✓	
CmdSetTargetCompoundAttribute	BL2000\sean	1/11/2022 2:03:30 PM	Set UserAnnotation = INT for compound 2,6-Dinitrotoluene in sample Jan0731.D; previous value =			✓	
CmdZeroOutPeak	BL2000\sean	1/11/2022 2:03:33 PM	Zero out primary peak of compound N-nitroso-Di-n-propylamine in sample Jan0731.D			✓	
CmdSetTargetCompoundAttribute	BL2000\sean	1/11/2022 2:03:34 PM	Set UserAnnotation = INT for compound N-nitroso-Di-n-propylamine in sample Jan0731.D; previous value =			✓	
CmdZeroOutPeak	BL2000\sean	1/11/2022 2:03:36 PM	Zero out primary peak of compound Dimethyl Phthalate in sample Jan0731.D			✓	
CmdSetTargetCompoundAttribute	BL2000\sean	1/11/2022 2:03:37 PM	Set UserAnnotation = INT for compound Dimethyl Phthalate in sample Jan0731.D; previous value =			✓	
CmdZeroOutPeak	BL2000\sean	1/11/2022 2:03:40 PM	Zero out primary peak of compound 4-Nitrophenol in sample Jan0731.D			✓	
CmdSetTargetCompoundAttribute	BL2000\sean	1/11/2022 2:03:41 PM	Set UserAnnotation = INT for compound 4-Nitrophenol in sample Jan0731.D; previous value =			✓	
CmdZeroOutPeak	BL2000\sean	1/11/2022 2:03:48 PM	Zero out primary peak of compound Dimethyl Phthalate in sample Jan0732.D			✓	
CmdSetTargetCompoundAttribute	BL2000\sean	1/11/2022 2:03:50 PM	Set UserAnnotation = INT for compound Dimethyl Phthalate in sample Jan0732.D; previous value =			✓	
CmdZeroOutPeak	BL2000\sean	1/11/2022 2:03:53 PM	Zero out primary peak of compound N-nitroso-Di-n-propylamine in sample Jan0732.D			✓	
CmdSetTargetCompoundAttribute	BL2000\sean	1/11/2022 2:03:54 PM	Set UserAnnotation = INT for compound N-nitroso-Di-n-propylamine in sample Jan0732.D; previous value =			✓	
CmdZeroOutPeak	BL2000\sean	1/11/2022 2:03:56 PM	Zero out primary peak of compound 2,6-Dinitrotoluene in sample Jan0732.D			✓	

# Audit Trail report

Name	User	Time	Action	Reason	Comment	Succeed	Exception
CmdSetTargetCompoundAttribute	BL2000\sean	1/11/2022 2:03:58 PM	Set UserAnnotation = INT for compound 2,6-Dinitrotoluene in sample Jan0732.D; previous value =			✓	
CmdZeroOutPeak	BL2000\sean	1/11/2022 2:04:09 PM	Zero out primary peak of compound 2,6-Dinitrotoluene in sample Jan0733.D			✓	
CmdZeroOutPeak	BL2000\sean	1/11/2022 2:04:10 PM	Zero out primary peak of compound N-nitroso-Di-n-propylamine in sample Jan0733.D			✓	
CmdZeroOutPeak	BL2000\sean	1/11/2022 2:04:12 PM	Zero out primary peak of compound Dimethyl Phthalate in sample Jan0733.D			✓	
CmdSetTargetCompoundAttribute	BL2000\sean	1/11/2022 2:04:18 PM	Set UserAnnotation = INT for compound Dimethyl Phthalate in sample Jan0733.D; previous value =			✓	
CmdSetTargetCompoundAttribute	BL2000\sean	1/11/2022 2:04:20 PM	Set UserAnnotation = INT for compound N-nitroso-Di-n-propylamine in sample Jan0733.D; previous value =			✓	
CmdSetTargetCompoundAttribute	BL2000\sean	1/11/2022 2:04:22 PM	Set UserAnnotation = INT for compound 2,6-Dinitrotoluene in sample Jan0733.D; previous value =			✓	
CmdZeroOutPeak	BL2000\sean	1/11/2022 2:04:29 PM	Zero out primary peak of compound 2,6-Dinitrotoluene in sample Jan0734.D			✓	
CmdSetTargetCompoundAttribute	BL2000\sean	1/11/2022 2:04:31 PM	Set UserAnnotation = INT for compound 2,6-Dinitrotoluene in sample Jan0734.D; previous value =			✓	
CmdZeroOutPeak	BL2000\sean	1/11/2022 2:04:33 PM	Zero out primary peak of compound N-nitroso-Di-n-propylamine in sample Jan0734.D			✓	
CmdSetTargetCompoundAttribute	BL2000\sean	1/11/2022 2:04:33 PM	Set UserAnnotation = INT for compound N-nitroso-Di-n-propylamine in sample Jan0734.D; previous value =			✓	
CmdZeroOutPeak	BL2000\sean	1/11/2022 2:04:36 PM	Zero out primary peak of compound Dimethyl Phthalate in sample Jan0734.D			✓	
CmdSetTargetCompoundAttribute	BL2000\sean	1/11/2022 2:04:37 PM	Set UserAnnotation = INT for compound Dimethyl Phthalate in sample Jan0734.D; previous value =			✓	
CmdZeroOutPeak	BL2000\sean	1/11/2022 2:04:50 PM	Zero out primary peak of compound 2,6-Dinitrotoluene in sample Jan0735.D			✓	
CmdSetTargetCompoundAttribute	BL2000\sean	1/11/2022 2:04:50 PM	Set UserAnnotation = INT for compound 2,6-Dinitrotoluene in sample Jan0735.D; previous value =			✓	
CmdZeroOutPeak	BL2000\sean	1/11/2022 2:04:53 PM	Zero out primary peak of compound Hexachloroethane in sample Jan0735.D			✓	
CmdSetTargetCompoundAttribute	BL2000\sean	1/11/2022 2:04:53 PM	Set UserAnnotation = INT for compound Hexachloroethane in sample Jan0735.D; previous value =			✓	

# Audit Trail report

Name	User	Time	Action	Reason	Comment	Succeed	Exception
CmdZeroOutPeak	BL2000\sean	1/11/2022 2:04:58 PM	Zero out primary peak of compound N-nitroso-Di-n-propylamine in sample Jan0735.D			✓	
CmdSetTargetCompoundAttribute	BL2000\sean	1/11/2022 2:04:59 PM	Set UserAnnotation = INT for compound N-nitroso-Di-n-propylamine in sample Jan0735.D; previous value =			✓	
CmdZeroOutPeak	BL2000\sean	1/11/2022 2:05:02 PM	Zero out primary peak of compound Dimethyl Phthalate in sample Jan0735.D			✓	
CmdSetTargetCompoundAttribute	BL2000\sean	1/11/2022 2:05:03 PM	Set UserAnnotation = INT for compound Dimethyl Phthalate in sample Jan0735.D; previous value =			✓	
CmdManuallyIntegrateApplyTargetRtToQualifier	BL2000\sean	1/11/2022 2:05:09 PM	Apply target integration range 7.338-7.429 to qualifier 142.0 for compound 1-Methylnaphthalene in sample Jan0735.D, new integration is from x, y = 7.338, 925 to 7.429, 1287 and new response = 129201; previously no peak.			✓	
CmdManuallyIntegrateDropBaseline	BL2000\sean	1/11/2022 2:05:10 PM	Drop baseline for qualifier 142.0 of compound 1-Methylnaphthalene in sample Jan0735.D to y = 925, new integration is from x, y = 7.338, 925 to 7.429, 925 and new response = 130214; previous integration is from x, y = 7.338, 925 to 7.429, 1287 and previous response = 129201.			✓	
CmdManuallyIntegrateSplit	BL2000\sean	1/11/2022 2:05:12 PM	Split qualifier 115.0 of compound 1-Methylnaphthalene in sample Jan0735.D and keep left peak, new integration is from x, y = 7.350, 2783.09391000934 to 7.430, 2892.37781679062 and new response = 50712, previous integration is from x, y = 7.350, 2783 to 7.430, 2892 and previous response = 50712.			✓	
CmdZeroOutPeak	BL2000\sean	1/11/2022 2:05:17 PM	Zero out primary peak of compound 4-Chlorophenol in sample Jan0735.D			✓	
CmdSetTargetCompoundAttribute	BL2000\sean	1/11/2022 2:05:18 PM	Set UserAnnotation = INT for compound 4-Chlorophenol in sample Jan0735.D; previous value =			✓	
CmdZeroOutPeak	BL2000\sean	1/11/2022 2:05:20 PM	Zero out primary peak of compound 4-Nitrophenol in sample Jan0735.D			✓	
CmdSetTargetCompoundAttribute	BL2000\sean	1/11/2022 2:05:22 PM	Set UserAnnotation = INT for compound 4-Nitrophenol in sample Jan0735.D; previous value =			✓	
CmdZeroOutPeak	BL2000\sean	1/11/2022 2:05:24 PM	Zero out primary peak of compound p-Chloroaniline in sample Jan0735.D			✓	
CmdSetTargetCompoundAttribute	BL2000\sean	1/11/2022 2:05:25 PM	Set UserAnnotation = INT for compound p-Chloroaniline in sample Jan0735.D; previous value =			✓	
CmdZeroOutPeak	BL2000\sean	1/11/2022 2:05:30 PM	Zero out primary peak of compound 2,4-Dinitrophenol in sample Jan0735.D			✓	

# Audit Trail report

Name	User	Time	Action	Reason	Comment	Succeed	Exception
CmdSetTargetCompoundAttribute	BL2000\sean	1/11/2022 2:05:32 PM	Set UserAnnotation = INT for compound 2,4-Dinitrophenol in sample Jan0735.D; previous value =			✓	
CmdZeroOutPeak	BL2000\sean	1/11/2022 2:05:34 PM	Zero out primary peak of compound Diethylphthalate in sample Jan0735.D			✓	
CmdSetTargetCompoundAttribute	BL2000\sean	1/11/2022 2:05:36 PM	Set UserAnnotation = INT for compound Diethylphthalate in sample Jan0735.D; previous value =			✓	
CmdZeroOutPeak	BL2000\sean	1/11/2022 2:05:39 PM	Zero out primary peak of compound 4-Nitroaniline in sample Jan0735.D			✓	
CmdSetTargetCompoundAttribute	BL2000\sean	1/11/2022 2:05:41 PM	Set UserAnnotation = INT for compound 4-Nitroaniline in sample Jan0735.D; previous value =			✓	
CmdZeroOutPeak	BL2000\sean	1/11/2022 2:05:43 PM	Zero out primary peak of compound 2-Nitroaniline in sample Jan0735.D			✓	
CmdSetTargetCompoundAttribute	BL2000\sean	1/11/2022 2:05:44 PM	Set UserAnnotation = INT for compound 2-Nitroaniline in sample Jan0735.D; previous value =			✓	
CmdZeroOutPeak	BL2000\sean	1/11/2022 2:05:47 PM	Zero out primary peak of compound Azobenzene in sample Jan0735.D			✓	
CmdSetTargetCompoundAttribute	BL2000\sean	1/11/2022 2:05:47 PM	Set UserAnnotation = INT for compound Azobenzene in sample Jan0735.D; previous value =			✓	
CmdZeroOutPeak	BL2000\sean	1/11/2022 2:06:01 PM	Zero out primary peak of compound 2,6-Dinitrotoluene in sample Jan0736.D			✓	
CmdSetTargetCompoundAttribute	BL2000\sean	1/11/2022 2:06:02 PM	Set UserAnnotation = INT for compound 2,6-Dinitrotoluene in sample Jan0736.D; previous value =			✓	
CmdZeroOutPeak	BL2000\sean	1/11/2022 2:06:04 PM	Zero out primary peak of compound N-nitroso-Di-n-propylamine in sample Jan0736.D			✓	
CmdSetTargetCompoundAttribute	BL2000\sean	1/11/2022 2:06:05 PM	Set UserAnnotation = INT for compound N-nitroso-Di-n-propylamine in sample Jan0736.D; previous value =			✓	
CmdZeroOutPeak	BL2000\sean	1/11/2022 2:06:07 PM	Zero out primary peak of compound Dimethyl Phthalate in sample Jan0736.D			✓	
CmdSetTargetCompoundAttribute	BL2000\sean	1/11/2022 2:06:08 PM	Set UserAnnotation = INT for compound Dimethyl Phthalate in sample Jan0736.D; previous value =			✓	
CmdZeroOutPeak	BL2000\sean	1/11/2022 2:06:15 PM	Zero out primary peak of compound 2,6-Dinitrotoluene in sample Jan0737.D			✓	
CmdSetTargetCompoundAttribute	BL2000\sean	1/11/2022 2:06:16 PM	Set UserAnnotation = INT for compound 2,6-Dinitrotoluene in sample Jan0737.D; previous value =			✓	
CmdZeroOutPeak	BL2000\sean	1/11/2022 2:06:18 PM	Zero out primary peak of compound N-nitroso-Di-n-propylamine in sample Jan0737.D			✓	



# Audit Trail report

Name	User	Time	Action	Reason	Comment	Succeed	Exception
CmdSetTargetCompoundAttribute	BL2000\sean	1/11/2022 2:06:19 PM	Set UserAnnotation = INT for compound N-nitroso-Di-n-propylamine in sample Jan0737.D; previous value =			✓	
CmdZeroOutPeak	BL2000\sean	1/11/2022 2:06:21 PM	Zero out primary peak of compound Dimethyl Phthalate in sample Jan0737.D			✓	
CmdSetTargetCompoundAttribute	BL2000\sean	1/11/2022 2:06:22 PM	Set UserAnnotation = INT for compound Dimethyl Phthalate in sample Jan0737.D; previous value =			✓	
CmdZeroOutPeak	BL2000\sean	1/11/2022 2:06:24 PM	Zero out primary peak of compound 4-Nitrophenol in sample Jan0737.D			✓	
CmdSetTargetCompoundAttribute	BL2000\sean	1/11/2022 2:06:25 PM	Set UserAnnotation = INT for compound 4-Nitrophenol in sample Jan0737.D; previous value =			✓	
CmdZeroOutPeak	BL2000\sean	1/11/2022 2:06:27 PM	Zero out primary peak of compound 2-Nitroaniline in sample Jan0737.D			✓	
CmdSetTargetCompoundAttribute	BL2000\sean	1/11/2022 2:06:28 PM	Set UserAnnotation = INT for compound 2-Nitroaniline in sample Jan0737.D; previous value =			✓	
CmdZeroOutPeak	BL2000\sean	1/11/2022 2:06:31 PM	Zero out primary peak of compound bis(2-ethylhexyl)Phthalate in sample Jan0737.D			✓	
CmdClearManualIntegration	BL2000\sean	1/11/2022 2:06:32 PM	Clear manual integration of target signal for compound bis(2-ethylhexyl)Phthalate in sample Jan0737.D			✓	
CmdZeroOutPeak	BL2000\sean	1/11/2022 2:06:35 PM	Zero out primary peak of compound Benzoic Acid in sample Jan0737.D			✓	
CmdSetTargetCompoundAttribute	BL2000\sean	1/11/2022 2:06:36 PM	Set UserAnnotation = INT for compound Benzoic Acid in sample Jan0737.D; previous value =			✓	
CmdZeroOutPeak	BL2000\sean	1/11/2022 2:06:38 PM	Zero out primary peak of compound 4,6-Dinitro-2-methylphenol in sample Jan0737.D			✓	
CmdSetTargetCompoundAttribute	BL2000\sean	1/11/2022 2:06:40 PM	Set UserAnnotation = INT for compound 4,6-Dinitro-2-methylphenol in sample Jan0737.D; previous value =			✓	
CmdZeroOutPeak	BL2000\sean	1/11/2022 2:06:42 PM	Zero out primary peak of compound Hexachloroethane in sample Jan0737.D			✓	
CmdSetTargetCompoundAttribute	BL2000\sean	1/11/2022 2:06:43 PM	Set UserAnnotation = INT for compound Hexachloroethane in sample Jan0737.D; previous value =			✓	
CmdZeroOutPeak	BL2000\sean	1/11/2022 2:06:46 PM	Zero out primary peak of compound 4-Chlorophenol in sample Jan0737.D			✓	
CmdSetTargetCompoundAttribute	BL2000\sean	1/11/2022 2:06:47 PM	Set UserAnnotation = INT for compound 4-Chlorophenol in sample Jan0737.D; previous value =			✓	
CmdZeroOutPeak	BL2000\sean	1/11/2022 2:07:01 PM	Zero out primary peak of compound 2,6-Dinitrotoluene in sample Jan0738.D			✓	



# Audit Trail report

Name	User	Time	Action	Reason	Comment	Succeed	Exception
CmdSetTargetCompoundAttribute	BL2000\sean	1/11/2022 2:07:03 PM	Set UserAnnotation = INT for compound 2,6-Dinitrotoluene in sample Jan0738.D; previous value =			✓	
CmdZeroOutPeak	BL2000\sean	1/11/2022 2:07:04 PM	Zero out primary peak of compound N-nitroso-Di-n-propylamine in sample Jan0738.D			✓	
CmdSetTargetCompoundAttribute	BL2000\sean	1/11/2022 2:07:05 PM	Set UserAnnotation = INT for compound N-nitroso-Di-n-propylamine in sample Jan0738.D; previous value =			✓	
CmdZeroOutPeak	BL2000\sean	1/11/2022 2:07:07 PM	Zero out primary peak of compound Dimethyl Phthalate in sample Jan0738.D			✓	
CmdSetTargetCompoundAttribute	BL2000\sean	1/11/2022 2:07:08 PM	Set UserAnnotation = INT for compound Dimethyl Phthalate in sample Jan0738.D; previous value =			✓	
CmdZeroOutPeak	BL2000\sean	1/11/2022 2:07:17 PM	Zero out primary peak of compound 2,6-Dinitrotoluene in sample Jan0739.D			✓	
CmdSetTargetCompoundAttribute	BL2000\sean	1/11/2022 2:07:18 PM	Set UserAnnotation = INT for compound 2,6-Dinitrotoluene in sample Jan0739.D; previous value =			✓	
CmdZeroOutPeak	BL2000\sean	1/11/2022 2:07:20 PM	Zero out primary peak of compound N-nitroso-Di-n-propylamine in sample Jan0739.D			✓	
CmdSetTargetCompoundAttribute	BL2000\sean	1/11/2022 2:07:21 PM	Set UserAnnotation = INT for compound N-nitroso-Di-n-propylamine in sample Jan0739.D; previous value =			✓	
CmdZeroOutPeak	BL2000\sean	1/11/2022 2:07:23 PM	Zero out primary peak of compound Dimethyl Phthalate in sample Jan0739.D			✓	
CmdSetTargetCompoundAttribute	BL2000\sean	1/11/2022 2:07:25 PM	Set UserAnnotation = INT for compound Dimethyl Phthalate in sample Jan0739.D; previous value =			✓	
CmdZeroOutPeak	BL2000\sean	1/11/2022 2:07:30 PM	Zero out primary peak of compound Dimethyl Phthalate in sample Jan0740.D			✓	
CmdSetTargetCompoundAttribute	BL2000\sean	1/11/2022 2:07:31 PM	Set UserAnnotation = INT for compound Dimethyl Phthalate in sample Jan0740.D; previous value =			✓	
CmdZeroOutPeak	BL2000\sean	1/11/2022 2:07:33 PM	Zero out primary peak of compound N-nitroso-Di-n-propylamine in sample Jan0740.D			✓	
CmdSetTargetCompoundAttribute	BL2000\sean	1/11/2022 2:07:34 PM	Set UserAnnotation = INT for compound N-nitroso-Di-n-propylamine in sample Jan0740.D; previous value =			✓	
CmdZeroOutPeak	BL2000\sean	1/11/2022 2:07:36 PM	Zero out primary peak of compound 2,6-Dinitrotoluene in sample Jan0740.D			✓	
CmdSetTargetCompoundAttribute	BL2000\sean	1/11/2022 2:07:37 PM	Set UserAnnotation = INT for compound 2,6-Dinitrotoluene in sample Jan0740.D; previous value =			✓	

# Audit Trail report

Name	User	Time	Action	Reason	Comment	Succeed	Exception
CmdZeroOutPeak	BL2000\sean	1/11/2022 2:07:45 PM	Zero out primary peak of compound 2,6-Dinitrotoluene in sample Jan0741.D			✓	
CmdSetTargetCompoundAttribute	BL2000\sean	1/11/2022 2:07:46 PM	Set UserAnnotation = INT for compound 2,6-Dinitrotoluene in sample Jan0741.D; previous value =			✓	
CmdZeroOutPeak	BL2000\sean	1/11/2022 2:07:50 PM	Zero out primary peak of compound N-nitroso-Di-n-propylamine in sample Jan0741.D			✓	
CmdSetTargetCompoundAttribute	BL2000\sean	1/11/2022 2:07:51 PM	Set UserAnnotation = INT for compound N-nitroso-Di-n-propylamine in sample Jan0741.D; previous value =			✓	
CmdZeroOutPeak	BL2000\sean	1/11/2022 2:07:57 PM	Zero out primary peak of compound Dimethyl Phthalate in sample Jan0741.D			✓	
CmdSetTargetCompoundAttribute	BL2000\sean	1/11/2022 2:07:58 PM	Set UserAnnotation = INT for compound Dimethyl Phthalate in sample Jan0741.D; previous value =			✓	
CmdZeroOutPeak	BL2000\sean	1/11/2022 2:08:01 PM	Zero out primary peak of compound 3-Nitroaniline in sample Jan0741.D			✓	
CmdSetTargetCompoundAttribute	BL2000\sean	1/11/2022 2:08:02 PM	Set UserAnnotation = INT for compound 3-Nitroaniline in sample Jan0741.D; previous value =			✓	
CmdManuallyIntegrateSplit	BL2000\sean	1/11/2022 2:08:25 PM	Split peak for compound Aniline in sample Jan0742.D and keep left peak, new integration is from x, y = 4.563, 789.274738870765 to 4.664, 1311.46381704074 and new response = 1164525, previous integration is from x, y = 4.563, 789 to 4.715, 1574 and previous response = 1858712.			✓	
CmdSetTargetCompoundAttribute	BL2000\sean	1/11/2022 2:08:27 PM	Set UserAnnotation = CO for compound Aniline in sample Jan0742.D; previous value =			✓	
CmdManuallyIntegrateQualifierPeak	BL2000\sean	1/11/2022 2:08:37 PM	Manually integrate qualifier 64.0 of compound bis(-2-Chloroethyl)Ether in sample Jan0742.D, from x, y = 4.664, 3355 to 4.705, 230, result = 23823; previous integration is from x, y = 4.571, 636 to 4.705, 770 and previous response = 115595.			✓	
CmdManuallyIntegrateDropBaseline	BL2000\sean	1/11/2022 2:08:38 PM	Drop baseline for qualifier 64.0 of compound bis(-2-Chloroethyl)Ether in sample Jan0742.D to y = 230, new integration is from x, y = 4.664, 230 to 4.705, 230 and new response = 27653; previous integration is from x, y = 4.664, 3355 to 4.705, 230 and previous response = 23823.			✓	

# Audit Trail report

Name	User	Time	Action	Reason	Comment	Succeed	Exception
CmdManuallyIntegrateSplit	BL2000\sean	1/11/2022 2:08:43 PM	Split peak for compound 1,3-Dichlorobenzene in sample Jan0742.D and keep left peak, new integration is from x, y = 4.848, 235.848838852973 to 4.940, 601.526092131693 and new response = 1001697, previous integration is from x, y = 4.848, 236 to 5.032, 968 and previous response = 1984642.			✓	
CmdSetTargetCompoundAttribute	BL2000\sean	1/11/2022 2:08:44 PM	Set UserAnnotation = CO for compound 1,3-Dichlorobenzene in sample Jan0742.D; previous value =			✓	
CmdManuallyIntegrateSplit	BL2000\sean	1/11/2022 2:08:46 PM	Split qualifier 148.0 of compound 1,3-Dichlorobenzene in sample Jan0742.D and keep left peak, new integration is from x, y = 4.848, 235.85484487444 to 4.930, 530.978082041246 and new response = 637931, previous integration is from x, y = 4.848, 236 to 5.022, 865 and previous response = 1265219.			✓	
CmdManuallyIntegrateSplit	BL2000\sean	1/11/2022 2:08:47 PM	Split qualifier 111.0 of compound 1,3-Dichlorobenzene in sample Jan0742.D and keep left peak, new integration is from x, y = 4.849, 444.876681309057 to 4.930, 687.595920282838 and new response = 364991, previous integration is from x, y = 4.849, 445 to 5.022, 964 and previous response = 709385.			✓	
CmdManuallyIntegrateSplit	BL2000\sean	1/11/2022 2:08:51 PM	Split peak for compound 1,4-Dichlorobenzene in sample Jan0742.D and keep right peak, new integration is from x, y = 4.940, 423.66537949845 to 5.032, 616.929747554909 and new response = 987353, previous integration is from x, y = 4.848, 231 to 5.032, 617 and previous response = 1986595.			✓	
CmdSetTargetCompoundAttribute	BL2000\sean	1/11/2022 2:08:52 PM	Set UserAnnotation = CO for compound 1,4-Dichlorobenzene in sample Jan0742.D; previous value =			✓	
CmdManuallyIntegrateSplit	BL2000\sean	1/11/2022 2:08:54 PM	Split qualifier 148.0 of compound 1,4-Dichlorobenzene in sample Jan0742.D and keep right peak, new integration is from x, y = 4.930, 181.393557791325 to 5.022, 274.525421073478 and new response = 631502, previous integration is from x, y = 4.848, 99 to 5.022, 275 and previous response = 1268909.			✓	

# Audit Trail report

Name	User	Time	Action	Reason	Comment	Succeed	Exception
CmdManuallyIntegrateSplit	BL2000\sean	1/11/2022 2:08:56 PM	Split qualifier 111.0 of compound 1,4-Dichlorobenzene in sample Jan0742.D and keep right peak, new integration is from x, y = 4.930, 0 to 5.022, 0 and new response = 349937, previous integration is from x, y = 4.848, 0 to 5.022, 0 and previous response = 717696.			✓	
CmdManuallyIntegratePeak	BL2000\sean	1/11/2022 2:09:02 PM	Manually integrate compound Benzyl Alcohol in sample Jan0742.D, from x, y = 5.083, 648512 to 5.267, 619182, result = -6538444; previous integration is from x, y = 5.267, 2176 to 5.379, 3145 and previous response = 757861.			✓	
CmdManuallyIntegrateSnapBaseline	BL2000\sean	1/11/2022 2:09:03 PM	Snap baseline for compound Benzyl Alcohol in sample Jan0742.D, from x = 5.083 to x = 5.267, new integration is from x, y = 5.083, 224 to 5.267, 2458 and new response = 438731; previous integration is from x, y = 5.083, 648512 to 5.267, 619182 and previous response = -6538444.			✓	
CmdManuallyIntegrateDropBaseline	BL2000\sean	1/11/2022 2:09:04 PM	Drop baseline for compound Benzyl Alcohol in sample Jan0742.D to y = 224, new integration is from x, y = 5.083, 224 to 5.267, 224 and new response = 451053; previous integration is from x, y = 5.083, 224 to 5.267, 2458 and previous response = 438731.			✓	
CmdSetTargetCompoundAttribute	BL2000\sean	1/11/2022 2:09:04 PM	Set UserAnnotation = CO for compound Benzyl Alcohol in sample Jan0742.D; previous value =			✓	
CmdManuallyIntegrateApplyTargetRtToQualifier	BL2000\sean	1/11/2022 2:09:09 PM	Apply target integration range 5.083-5.267 to qualifier 107.0 for compound Benzyl Alcohol in sample Jan0742.D, new integration is from x, y = 5.083, 284 to 5.267, 2406 and new response = 306436; previously no peak.			✓	
CmdManuallyIntegrateDropBaseline	BL2000\sean	1/11/2022 2:09:10 PM	Drop baseline for qualifier 107.0 of compound Benzyl Alcohol in sample Jan0742.D to y = 284, new integration is from x, y = 5.083, 284 to 5.267, 284 and new response = 318140; previous integration is from x, y = 5.083, 284 to 5.267, 2406 and previous response = 306436.			✓	

# Audit Trail report

Name	User	Time	Action	Reason	Comment	Succeed	Exception
CmdManuallyIntegrateApplyTargetRtToQualifier	BL2000\sean	1/11/2022 2:09:27 PM	Apply target integration range 6.475-6.557 to qualifier 128.0 for compound 4-Chlorophenol in sample Jan0742.D, new integration is from x, y = 6.475, 9978 to 6.557, 11360 and new response = 635220; previous integration is from x, y = 6.397, 771 to 6.475, 943 and previous response = 1893481.			✓	
CmdManuallyIntegrateDropBaseline	BL2000\sean	1/11/2022 2:09:28 PM	Drop baseline for qualifier 128.0 of compound 4-Chlorophenol in sample Jan0742.D to y = 9978, new integration is from x, y = 6.475, 9978 to 6.557, 9978 and new response = 638615; previous integration is from x, y = 6.475, 9978 to 6.557, 11360 and previous response = 635220.			✓	
CmdManuallyIntegratePeak	BL2000\sean	1/11/2022 2:09:33 PM	Manually integrate compound 4-Chlorophenol in sample Jan0742.D, from x, y = 6.475, 603 to 6.516, 7185, result = 169056; previous integration is from x, y = 6.475, 603 to 6.557, 603 and previous response = 209641.			✓	
CmdManuallyIntegrateDropBaseline	BL2000\sean	1/11/2022 2:09:34 PM	Drop baseline for compound 4-Chlorophenol in sample Jan0742.D to y = 603, new integration is from x, y = 6.475, 603 to 6.516, 603 and new response = 177117; previous integration is from x, y = 6.475, 603 to 6.516, 7185 and previous response = 169056.			✓	
CmdSetTargetCompoundAttribute	BL2000\sean	1/11/2022 2:09:35 PM	Set UserAnnotation = CO for compound 4-Chlorophenol in sample Jan0742.D; previous value =			✓	
CmdManuallyIntegrateApplyTargetRtToQualifier	BL2000\sean	1/11/2022 2:09:38 PM	Apply target integration range 6.475-6.516 to qualifier 128.0 for compound 4-Chlorophenol in sample Jan0742.D, new integration is from x, y = 6.475, 9978 to 6.516, 68480 and new response = 470112; previous integration is from x, y = 6.475, 9978 to 6.557, 9978 and previous response = 638615.			✓	
CmdManuallyIntegrateDropBaseline	BL2000\sean	1/11/2022 2:09:39 PM	Drop baseline for qualifier 128.0 of compound 4-Chlorophenol in sample Jan0742.D to y = 9978, new integration is from x, y = 6.475, 9978 to 6.516, 9978 and new response = 541759; previous integration is from x, y = 6.475, 9978 to 6.516, 68480 and previous response = 470112.			✓	

# Audit Trail report

Name	User	Time	Action	Reason	Comment	Succeed	Exception
CmdManuallyIntegrateQualifierPeak	BL2000\sean	1/11/2022 2:09:45 PM	Manually integrate qualifier 65.0 of compound p-Chloroaniline in sample Jan0742.D, from x, y = 6.516, 18695 to 6.588, 1403, result = 213960; previous integration is from x, y = 6.458, 1108 to 6.588, 1403 and previous response = 496433.			✓	
CmdManuallyIntegrateDropBaseline	BL2000\sean	1/11/2022 2:09:46 PM	Drop baseline for qualifier 65.0 of compound p-Chloroaniline in sample Jan0742.D to y = 1403, new integration is from x, y = 6.516, 1403 to 6.588, 1403 and new response = 251252; previous integration is from x, y = 6.516, 18695 to 6.588, 1403 and previous response = 213960.			✓	
CmdManuallyIntegrateSplit	BL2000\sean	1/11/2022 2:09:55 PM	Split peak for compound 2-Methylnaphthalene in sample Jan0742.D and keep left peak, new integration is from x, y = 7.225, 1087.37634706712 to 7.327, 1282.29700157947 and new response = 1171505, previous integration is from x, y = 7.225, 1087 to 7.420, 1458 and previous response = 2285747.			✓	
CmdSetTargetCompoundAttribute	BL2000\sean	1/11/2022 2:09:56 PM	Set UserAnnotation = CO for compound 2-Methylnaphthalene in sample Jan0742.D; previous value =			✓	
CmdManuallyIntegrateApplyTargetRtToQualifier	BL2000\sean	1/11/2022 2:09:58 PM	Apply target integration range 7.225-7.327 to qualifier 142.0 for compound 2-Methylnaphthalene in sample Jan0742.D, new integration is from x, y = 7.225, 7941 to 7.327, 5586 and new response = 1340389; previous integration is from x, y = 7.132, 559 to 7.235, 853 and previous response = 449872.			✓	
CmdManuallyIntegrateApplyTargetRtToQualifier	BL2000\sean	1/11/2022 2:09:59 PM	Apply target integration range 7.225-7.327 to qualifier 115.0 for compound 2-Methylnaphthalene in sample Jan0742.D, new integration is from x, y = 7.225, 849 to 7.327, 2806 and new response = 482022; previously no peak.			✓	
CmdManuallyIntegrateSplit	BL2000\sean	1/11/2022 2:10:03 PM	Split peak for compound 1-Methylnaphthalene in sample Jan0742.D and keep right peak, new integration is from x, y = 7.327, 1180.61690602275 to 7.420, 1251.92703175873 and new response = 1115095, previous integration is from x, y = 7.225, 1101 to 7.420, 1252 and previous response = 2286870.			✓	

# Audit Trail report

Name	User	Time	Action	Reason	Comment	Succeed	Exception
CmdSetTargetCompoundAttribute	BL2000\sean	1/11/2022 2:10:03 PM	Set UserAnnotation = CO for compound 1-Methylnaphthalene in sample Jan0742.D; previous value =			✓	
CmdManuallyIntegrateSplit	BL2000\sean	1/11/2022 2:10:06 PM	Split qualifier 115.0 of compound 1-Methylnaphthalene in sample Jan0742.D and keep right peak, new integration is from x, y = 7.338, 402.729418509518 to 7.440, 437.955129515561 and new response = 475243, previous integration is from x, y = 7.146, 337 to 7.440, 438 and previous response = 976933.			✓	
CmdManuallyIntegrateSplit	BL2000\sean	1/11/2022 2:10:12 PM	Split peak for compound 2,4,6-Trichlorophenol in sample Jan0742.D and keep left peak, new integration is from x, y = 7.587, 96.4639171218041 to 7.656, 137.614817409527 and new response = 375485, previous integration is from x, y = 7.587, 96 to 7.759, 199 and previous response = 778650.			✓	
CmdSetTargetCompoundAttribute	BL2000\sean	1/11/2022 2:10:12 PM	Set UserAnnotation = CO for compound 2,4,6-Trichlorophenol in sample Jan0742.D; previous value =			✓	
CmdManuallyIntegrateSplit	BL2000\sean	1/11/2022 2:10:14 PM	Split qualifier 198.0 of compound 2,4,6-Trichlorophenol in sample Jan0742.D and keep left peak, new integration is from x, y = 7.596, 106.657710109397 to 7.656, 149.793730415893 and new response = 355027, previous integration is from x, y = 7.596, 107 to 7.759, 224 and previous response = 734775.			✓	
CmdManuallyIntegrateSplit	BL2000\sean	1/11/2022 2:10:17 PM	Split peak for compound 2,4,5-Trichlorophenol in sample Jan0742.D and keep right peak, new integration is from x, y = 7.656, 140.256525708851 to 7.759, 213.100044680847 and new response = 403145, previous integration is from x, y = 7.587, 92 to 7.759, 213 and previous response = 778602.			✓	
CmdSetTargetCompoundAttribute	BL2000\sean	1/11/2022 2:10:18 PM	Set UserAnnotation = CO for compound 2,4,5-Trichlorophenol in sample Jan0742.D; previous value =			✓	
CmdManuallyIntegrateSplit	BL2000\sean	1/11/2022 2:10:20 PM	Split qualifier 198.0 of compound 2,4,5-Trichlorophenol in sample Jan0742.D and keep right peak, new integration is from x, y = 7.656, 122.339948557541 to 7.759, 193.185874933508 and new response = 380071, previous integration is from x, y = 7.596, 81 to 7.759, 193 and previous response = 735036.			✓	



# Audit Trail report

Name	User	Time	Action	Reason	Comment	Succeed	Exception
CmdManuallyIntegrateApplyTargetRtToQualifier	BL2000\sean	1/11/2022 2:10:27 PM	Apply target integration range 8.282-8.374 to qualifier 153.1 for compound Acenaphthylene in sample Jan0742.D, new integration is from x, y = 8.282, 265 to 8.374, 1503 and new response = 253163; previously no peak.			✓	
CmdManuallyIntegrateDropBaseline	BL2000\sean	1/11/2022 2:10:27 PM	Drop baseline for qualifier 153.1 of compound Acenaphthylene in sample Jan0742.D to y = 265, new integration is from x, y = 8.282, 265 to 8.374, 265 and new response = 256583; previous integration is from x, y = 8.282, 265 to 8.374, 1503 and previous response = 253163.			✓	
CmdManuallyIntegrateApplyTargetRtToQualifier	BL2000\sean	1/11/2022 2:10:36 PM	Apply target integration range 8.599-8.722 to qualifier 154.0 for compound 2,4-Dinitrophenol in sample Jan0742.D, new integration is from x, y = 8.599, 2498 to 8.722, 1203 and new response = 41450; previous integration is from x, y = 8.507, 673 to 8.578, 691 and previous response = 1087312.			✓	
CmdManuallyIntegrateDropBaseline	BL2000\sean	1/11/2022 2:10:36 PM	Drop baseline for qualifier 154.0 of compound 2,4-Dinitrophenol in sample Jan0742.D to y = 1203, new integration is from x, y = 8.599, 1203 to 8.722, 1203 and new response = 46220; previous integration is from x, y = 8.599, 2498 to 8.722, 1203 and previous response = 41450.			✓	
CmdManuallyIntegrateApplyTargetRtToQualifier	BL2000\sean	1/11/2022 2:10:42 PM	Apply target integration range 8.783-8.916 to qualifier 139.0 for compound 4-Nitrophenol in sample Jan0742.D, new integration is from x, y = 8.783, 4141 to 8.916, 1918 and new response = 119779; previous integration is from x, y = 8.720, 461 to 8.783, 578 and previous response = 653424.			✓	
CmdManuallyIntegrateDropBaseline	BL2000\sean	1/11/2022 2:10:43 PM	Drop baseline for qualifier 139.0 of compound 4-Nitrophenol in sample Jan0742.D to y = 1918, new integration is from x, y = 8.783, 1918 to 8.916, 1918 and new response = 128648; previous integration is from x, y = 8.783, 4141 to 8.916, 1918 and previous response = 119779.			✓	
CmdManuallyIntegrateQualifierPeak	BL2000\sean	1/11/2022 2:10:49 PM	Manually integrate qualifier 63.0 of compound 2,4-Dinitrotoluene in sample Jan0742.D, from x, y = 8.763, 2439 to 8.793, 7968, result = 99126; previous integration is from x, y = 8.722, 2156 to 8.904, 1763 and previous response = 251186.			✓	



# Audit Trail report

Name	User	Time	Action	Reason	Comment	Succeed	Exception
CmdManuallyIntegrateDropBaseline	BL2000\sean	1/11/2022 2:10:51 PM	Drop baseline for qualifier 63.0 of compound 2,4-Dinitrotoluene in sample Jan0742.D to y = 2439, new integration is from x, y = 8.763, 2439 to 8.793, 2439 and new response = 104216; previous integration is from x, y = 8.763, 2439 to 8.793, 7968 and previous response = 99126.			✓	
CmdManuallyIntegrateQualifierPeak	BL2000\sean	1/11/2022 2:10:58 PM	Manually integrate qualifier 63.0 of compound 2,4-Dinitrotoluene in sample Jan0742.D, from x, y = 8.763, 834 to 8.793, 946, result = 107067; previous integration is from x, y = 8.763, 2439 to 8.793, 2439 and previous response = 104216.			✓	
CmdManuallyIntegrateQualifierPeak	BL2000\sean	1/11/2022 2:11:11 PM	Manually integrate qualifier 51.0 of compound Azobenzene in sample Jan0742.D, from x, y = 9.366, 46141 to 9.438, 3781, result = 393911; previous integration is from x, y = 9.090, 4575 to 9.438, 3781 and previous response = 1169888.			✓	
CmdManuallyIntegrateDropBaseline	BL2000\sean	1/11/2022 2:11:12 PM	Drop baseline for qualifier 51.0 of compound Azobenzene in sample Jan0742.D to y = 3781, new integration is from x, y = 9.366, 3781 to 9.438, 3781 and new response = 484922; previous integration is from x, y = 9.366, 46141 to 9.438, 3781 and previous response = 393911.			✓	
CmdManuallyIntegrateSplit	BL2000\sean	1/11/2022 2:11:38 PM	Split peak for compound Indeno(1,2,3-c,d)pyrene in sample Jan0742.D and keep left peak, new integration is from x, y = 20.856, 0.692511129193008 to 20.948, 545.072039264997 and new response = 1311276, previous integration is from x, y = 20.856, 1 to 21.049, 1150 and previous response = 1687975.			✓	
CmdSaveBatchTable	BL2000\sean	1/11/2022 2:11:53 PM	Save batch \\MASSHUNTER\Org\Data\SV5973N.I\sd010722\DoD BNA 2\QuantResults\010722 DoD BNA.batch.bin			✓	
CmdOpenBatchTable	BL2000\sean	2/15/2022 10:07:02 AM	Open batch D:\Org\Data\SV5973N.I\sd010722\DoD BNA 2\010722 DoD BNA.batch.bin			✓	
CmdStartMethodEditing	BL2000\sean	2/15/2022 10:10:40 AM	Start method editing			✓	
CmdImportMethodFromSample	BL2000\sean	2/15/2022 10:10:41 AM	Import method from sample Jan0727.D			✓	
CmdMethodClear	BL2000\sean	2/15/2022 10:11:28 AM	Clear method			✓	
CmdEndMethodEditing	BL2000\sean	2/15/2022 10:11:29 AM	End method editing			✓	
CmdQuantitate	BL2000\sean	2/15/2022 10:12:19 AM	Quantitate all compounds in all samples			✓	

# Audit Trail report

Name	User	Time	Action	Reason	Comment	Succeed	Exception
CmdSetSampleAttribute	BL2000\sean	2/15/2022 10:16:46 AM	Set SampleApproved = True for sample Jan0726.D; previous value = False			✓	
CmdSetSampleAttribute	BL2000\sean	2/15/2022 10:16:55 AM	Set SampleApproved = True for sample Jan0727.D; previous value = False			✓	
CmdSetSampleAttribute	BL2000\sean	2/15/2022 10:16:57 AM	Set SampleApproved = True for sample Jan0728.D; previous value = False			✓	
CmdSetSampleAttribute	BL2000\sean	2/15/2022 10:16:58 AM	Set SampleApproved = True for sample Jan0729.D; previous value = False			✓	
CmdSetSampleAttribute	BL2000\sean	2/15/2022 10:16:59 AM	Set SampleApproved = True for sample Jan0730.D; previous value = False			✓	
CmdSetSampleAttribute	BL2000\sean	2/15/2022 10:17:00 AM	Set SampleApproved = True for sample Jan0731.D; previous value = False			✓	
CmdSetSampleAttribute	BL2000\sean	2/15/2022 10:17:00 AM	Set SampleApproved = True for sample Jan0732.D; previous value = False			✓	
CmdSetSampleAttribute	BL2000\sean	2/15/2022 10:17:01 AM	Set SampleApproved = True for sample Jan0733.D; previous value = False			✓	
CmdSetSampleAttribute	BL2000\sean	2/15/2022 10:17:02 AM	Set SampleApproved = True for sample Jan0734.D; previous value = False			✓	
CmdSetSampleAttribute	BL2000\sean	2/15/2022 10:17:02 AM	Set SampleApproved = True for sample Jan0735.D; previous value = False			✓	
CmdSetSampleAttribute	BL2000\sean	2/15/2022 10:17:03 AM	Set SampleApproved = True for sample Jan0736.D; previous value = False			✓	
CmdSetSampleAttribute	BL2000\sean	2/15/2022 10:17:04 AM	Set SampleApproved = True for sample Jan0737.D; previous value = False			✓	
CmdSetSampleAttribute	BL2000\sean	2/15/2022 10:17:04 AM	Set SampleApproved = True for sample Jan0738.D; previous value = False			✓	
CmdSetSampleAttribute	BL2000\sean	2/15/2022 10:17:05 AM	Set SampleApproved = True for sample Jan0739.D; previous value = False			✓	
CmdSetSampleAttribute	BL2000\sean	2/15/2022 10:17:06 AM	Set SampleApproved = True for sample Jan0740.D; previous value = False			✓	
CmdSetSampleAttribute	BL2000\sean	2/15/2022 10:17:07 AM	Set SampleApproved = True for sample Jan0741.D; previous value = False			✓	
CmdSetSampleAttribute	BL2000\sean	2/15/2022 10:17:07 AM	Set SampleApproved = True for sample Jan0742.D; previous value = False			✓	

# Audit Trail report

Name	User	Time	Action	Reason	Comment	Succeed	Exception
CmdQuantitate	BL2000\sean	2/15/2022 10:17:39 AM	Quantitate all compounds in all samples			✓	
CmdSaveBatchTable	BL2000\sean	2/15/2022 10:18:38 AM	Save batch D:\Org\Data\SV5973N.I\sd010722\DoD BNA 2\QuantResults\010722 DoD BNA.batch.bin			✓	
GenerateReport	BL2000\sean	2/15/2022 10:20:14 AM	Generates report - Method: D:\Org\reports\LevelIV_Reports\Tests_for_LevelIV\CC_mid_rpt.m, Output Path: D:\Org\Data\SV5973N.I\sd010722\DoD BNA 2\QuantReports\010722 DoD BNA			✓	

# Continuing Calibration Report

**Batch Name** D:\Org\Data\SV5973N.I\sd010722\DoD BNA 2\QuantResults\010722 DoD BNA.batch.bin  
**Method File** \\MASSHUNTER\Org\Data\SV5973N.I\sd010722\DoD BNA cal 1\010722 DoD BNA cal 1.batch.bin  
**Daily CC** \\MASSHUNTER\Org\Data\SV5973N.I\sd010722\DoD BNA 2Jan0727.D

Level name	Injection Time	Calibration Files
1	1/7/2022 4:17:22 PM	\\MASSHUNTER\Org\Data\SV5973N.I\sd010722\DoD BNA cal 1\Jan0708.D
2	1/7/2022 3:45:02 PM	\\MASSHUNTER\Org\Data\SV5973N.I\sd010722\DoD BNA cal 1\Jan0707.D
3	1/7/2022 3:12:34 PM	\\MASSHUNTER\Org\Data\SV5973N.I\sd010722\DoD BNA cal 1\Jan0706.D
4	1/7/2022 2:40:13 PM	\\MASSHUNTER\Org\Data\SV5973N.I\sd010722\DoD BNA cal 1\Jan0705.D
5	1/7/2022 2:07:48 PM	\\MASSHUNTER\Org\Data\SV5973N.I\sd010722\DoD BNA cal 1\Jan0704.D
6	1/7/2022 1:35:33 PM	\\MASSHUNTER\Org\Data\SV5973N.I\sd010722\DoD BNA cal 1\Jan0703.D
7	1/7/2022 1:03:24 PM	\\MASSHUNTER\Org\Data\SV5973N.I\sd010722\DoD BNA cal 1\Jan0702.D
CCV	1/8/2022 2:20:48 AM	\\MASSHUNTER\Org\Data\SV5973N.I\sd010722\DoD BNA 2\Jan0727.D <=====

ISTD Compound:	Avg Resp	Mid Resp	CC Resp	Area%	A/M
1,4-Dichlorobenzene-d4	349980	349946	333805	95.39	M
Naphthalene-d8	1070403	1080735	1074419	99.42	M
Acenaphthene-d10	588466	590099	569751	96.55	M
Phenanthrene-d10	1074321	1057834	1038620	98.18	M
Chrysene-d12	773990	770655	740231	96.05	M
Perylene-d12	599090	601041	559938	93.16	M

Target Compound	AvgRF/R2	CC RF	Exp. Conc	Calc. Conc	%Dev	Area%	Curve Fit
1,4-Dichlorobenzene-d4	-----ISTD-----						
N-Nitrosodimethylamine	0.9977	0.3195	75.00	60.91	18.79	119.95	Quadratic
Pyridine	0.9981	0.7911	75.00	67.57	9.90	139.84	Quadratic
2-Fluorophenol	0.9109	1.0510	75.00	86.53	-15.37	167.96	Avg RF
Aniline	1.6159	1.7974	75.00	83.42	-11.23	155.93	Avg RF
Phenol-d5	0.9994	1.3735	75.00	84.90	-13.20	165.86	Quadratic
Phenol	0.9985	1.4210	75.00	84.17	-12.23	160.15	Quadratic
bis(-2-Chloroethyl)Ether	1.0009	1.0628	75.00	79.64	-6.19	147.24	Avg RF
2-Chlorophenol	0.9995	1.1890	75.00	83.14	-10.85	159.80	Quadratic
1,3-Dichlorobenzene	1.4268	1.5857	75.00	83.35	-11.14	167.43	Avg RF
1,4-Dichlorobenzene	1.4340	1.5504	75.00	81.09	-8.12	153.92	Avg RF
1,2-Dichlorobenzene	1.4138	1.4541	75.00	77.14	-2.85	145.78	Avg RF
Benzyl Alcohol	0.9980	0.6881	75.00	83.11	-10.82	161.31	Quadratic
bis(2-chloroisopropyl)Ether	0.3840	0.4002	75.00	78.17	-4.22	150.84	Avg RF
2-Methylphenol	0.9567	1.0382	75.00	81.39	-8.52	150.35	Avg RF
N-nitroso-Di-n-propylamine	0.9970	0.7227	75.00	81.68	-8.91	170.10	Quadratic
4Methylphenol/3Methylphenol	0.9983	1.5051	75.00	87.29	-16.38	158.44	Quadratic
Hexachloroethane	0.9995	0.4618	75.00	84.46	-12.61	160.83	Quadratic
Nitrobenzene-d5	0.9987	0.7456	75.00	84.57	-12.76	166.31	Quadratic
Nitrobenzene	0.9987	0.3691	75.00	78.88	-5.17	152.49	Quadratic
Naphthalene-d8	-----ISTD-----						
Isophorone	0.9997	0.5409	75.00	79.94	-6.59	157.87	Quadratic
2-Nitrophenol	0.9992	0.0897	75.00	76.25	-1.67	158.99	Quadratic
2,4-Dimethylphenol	0.9992	0.2516	75.00	74.77	0.30	150.25	Quadratic
bis(-2-Chloroethoxy)Methane	0.2959	0.3157	75.00	80.03	-6.71	162.70	Avg RF
Benzoic Acid	0.9979	0.1611	75.00	86.41	-15.22	194.17	Quadratic
2,4-Dichlorophenol	0.9994	0.2414	75.00	78.56	-4.74	166.12	Quadratic
1,2,4-Trichlorobenzene	0.2929	0.2925	75.00	74.90	0.13	158.38	Avg RF
Naphthalene	0.9997	0.8993	75.00	79.12	-5.50	157.82	Quadratic
4-Chlorophenol	0.9983	0.0856	75.00	81.28	-8.37	158.76	Quadratic
p-Chloroaniline	0.3316	0.3600	75.00	81.42	-8.56	158.23	Avg RF
Hexachlorobutadiene	0.9998	0.1632	75.00	76.38	-1.84	158.18	Quadratic
4-Chloro-2-Methylphenol	0.2141	0.2311	75.00	80.95	-7.94	166.46	Avg RF

# Continuing Calibration Report

Target Compound	AvgRF/R2	CC RF	Exp. Conc	Calc. Conc	%Dev	Area%	Curve Fit
4-Chloro-3-Methylphenol	0.2261	0.2410	75.00	79.93	-6.57	164.84	Avg RF
2-Methylnaphthalene	0.9997	0.5310	75.00	75.59	-0.78	145.74	Quadratic
1-Methylnaphthalene	0.9999	0.5186	75.00	76.28	-1.70	150.70	Quadratic
Acenaphthene-d10	-----ISTD-----						
Hexachlorocyclopentadiene	0.9984	0.1918	75.00	75.76	-1.02	161.94	Quadratic
2,4,6-Trichlorophenol	0.9996	0.2999	75.00	82.34	-9.78	171.06	Quadratic
2,4,5-Trichlorophenol	0.3091	0.3528	75.00	85.60	-14.13	168.63	Avg RF
2-Fluorobiphenyl	0.9996	1.3065	75.00	79.41	-5.88	149.74	Quadratic
2-Chloronaphthalene	1.0308	1.0577	75.00	76.96	-2.61	152.90	Avg RF
2-Nitroaniline	0.9955	0.1811	75.00	76.21	-1.62	171.48	Quadratic
Dimethyl Phthalate	0.9995	1.0294	75.00	75.32	-0.42	153.29	Quadratic
2,6-Dinitrotoluene	0.9948	0.1497	75.00	81.00	-8.00	178.33	Quadratic
Acenaphthylene	0.9997	1.8221	75.00	82.55	-10.06	167.40	Quadratic
3-Nitroaniline	0.9988	0.1634	75.00	81.34	-8.46	166.26	Quadratic
Acenaphthene	0.9506	0.9928	75.00	78.33	-4.44	154.82	Avg RF
2,4-Dinitrophenol	0.9982	0.0704	75.00	72.78	2.96	156.91	Quadratic
Dibenzofuran	1.5045	1.5697	75.00	78.25	-4.34	147.16	Avg RF
2,4-Dinitrotoluene	0.9993	0.1856	75.00	77.35	-3.13	153.71	Quadratic
4-Nitrophenol	0.9976	0.1691	75.00	81.59	-8.79	182.93	Quadratic
Diethylphthalate	0.9981	1.2214	75.00	86.82	-15.76	186.40	Quadratic
Fluorene	0.9992	1.3487	75.00	83.11	-10.81	162.34	Quadratic
4-Chlorophenyl-phenylether	0.9992	0.5630	75.00	76.16	-1.54	157.15	Quadratic
Phenanthrene-d10	-----ISTD-----						
4-Nitroaniline	0.9931	0.0864	75.00	78.17	-4.22	154.75	Quadratic
4,6-Dinitro-2-methylphenol	0.9978	0.0604	75.00	77.93	-3.90	165.98	Quadratic
N-nitrosodiphenylamine	0.4357	0.4736	75.00	81.52	-8.70	158.02	Avg RF
Azobenzene	0.9989	0.5482	75.00	79.29	-5.71	156.24	Quadratic
2,4,6-Tribromophenol	0.9994	0.0570	75.00	77.82	-3.76	159.14	Quadratic
4-Bromophenyl-phenylether	0.9994	0.1858	75.00	79.19	-5.59	164.37	Quadratic
Hexachlorobenzene	0.9983	0.1737	75.00	73.60	1.87	140.23	Quadratic
Pentachlorophenol	0.9996	0.0948	75.00	84.62	-12.82	176.40	Quadratic
Phenanthrene	0.9984	0.9412	75.00	79.37	-5.82	149.09	Quadratic
Anthracene	0.9994	0.9712	75.00	84.43	-12.57	167.28	Quadratic
Triallate	0.9986	0.2018	75.00	80.51	-7.34	174.23	Quadratic
Carbazole	0.8498	0.9038	75.00	79.76	-6.35	160.64	Avg RF
o-Terphenyl	0.5134	0.5134	75.00	75.01	-0.01	151.11	Avg RF
Di-n-Butylphthalate	0.9996	0.8819	75.00	81.41	-8.55	175.57	Quadratic
Fluoranthene	0.9353	0.9794	75.00	78.53	-4.71	152.18	Avg RF
Benidine	0.9995	0.3539	75.00	72.59	3.22	145.43	Quadratic
Pyrene	1.0241	1.0774	75.00	78.91	-5.21	155.27	Avg RF
Terphenyl-d14	0.6778	0.7101	75.00	78.58	-4.77	156.80	Avg RF
Chrysene-d12	-----ISTD-----						
Butylbenzylphthalate	0.9993	0.4227	75.00	83.66	-11.54	178.59	Quadratic
Benzo(a)Anthracene	1.0269	1.1027	75.00	80.54	-7.38	160.52	Avg RF
Chrysene	0.9995	1.1927	75.00	79.50	-5.99	154.59	Quadratic
3,3-Dichlorobenzidine	0.9989	0.3700	75.00	79.30	-5.73	164.50	Quadratic
bis(2-ethylhexyl)Phthalate	0.9992	0.1470	75.00	82.03	-9.37	174.37	Quadratic
Perylene-d12	-----ISTD-----						
Di-n-octyl Phthalate	0.9982	1.3685	75.00	83.57	-11.42	173.77	Quadratic
Benzo(b)fluoranthene	1.3125	1.4138	75.00	80.79	-7.72	153.87	Avg RF
Benzo(k)fluoranthene	1.3608	1.4751	75.00	81.30	-8.40	155.83	Avg RF
Benzo(a)pyrene	0.9993	1.3358	75.00	80.19	-6.92	156.99	Quadratic
Indeno(1,2,3-c,d)pyrene	0.9995	1.1451	75.00	81.44	-8.59	155.01	Quadratic
Dibenzo(a,h)anthracene	0.9995	1.2233	75.00	80.52	-7.36	155.88	Quadratic
Benzo(g,h,i)perylene	1.2301	1.3821	75.00	84.27	-12.36	163.95	Avg RF

A -- against Average; M -- against Mid Point; P -- against Previous CC in the Method;

# Continuing Calibration Report

**Batch Name** D:\Org\Data\SV5973N.I\sd010722\DoD BNA 2\QuantResults\010722 DoD BNA.batch.bin  
**Method File** \\MASSHUNTER\Org\Data\SV5973N.I\sd010722\DoD BNA cal 1\010722 DoD BNA cal 1.batch.bin  
**Daily CC** \\MASSHUNTER\Org\Data\SV5973N.I\sd010722\DoD BNA 2Jan0742.D

Level name	Injection Time	Calibration Files
1	1/7/2022 4:17:22 PM	\\MASSHUNTER\Org\Data\SV5973N.I\sd010722\DoD BNA cal 1\Jan0708.D
2	1/7/2022 3:45:02 PM	\\MASSHUNTER\Org\Data\SV5973N.I\sd010722\DoD BNA cal 1\Jan0707.D
3	1/7/2022 3:12:34 PM	\\MASSHUNTER\Org\Data\SV5973N.I\sd010722\DoD BNA cal 1\Jan0706.D
4	1/7/2022 2:40:13 PM	\\MASSHUNTER\Org\Data\SV5973N.I\sd010722\DoD BNA cal 1\Jan0705.D
5	1/7/2022 2:07:48 PM	\\MASSHUNTER\Org\Data\SV5973N.I\sd010722\DoD BNA cal 1\Jan0704.D
6	1/7/2022 1:35:33 PM	\\MASSHUNTER\Org\Data\SV5973N.I\sd010722\DoD BNA cal 1\Jan0703.D
7	1/7/2022 1:03:24 PM	\\MASSHUNTER\Org\Data\SV5973N.I\sd010722\DoD BNA cal 1\Jan0702.D
CCV	1/8/2022 2:20:48 AM	\\MASSHUNTER\Org\Data\SV5973N.I\sd010722\DoD BNA 2\Jan0727.D <=====

ISTD Compound:	Avg Resp	Mid Resp	CC Resp	Area%	A/M
1,4-Dichlorobenzene-d4	349980	349946	354743	101.37	M
Naphthalene-d8	1070403	1080735	1133559	104.89	M
Acenaphthene-d10	588466	590099	609045	103.21	M
Phenanthrene-d10	1074321	1057834	1136654	107.45	M
Chrysene-d12	773990	770655	786233	102.02	M
Perylene-d12	599090	601041	605473	100.74	M

Target Compound	AvgRF/R2	CC RF	Exp. Conc	Calc. Conc	%Dev	Area%	Curve Fit
-----ISTD-----							
1,4-Dichlorobenzene-d4							
N-Nitrosodimethylamine	0.9977	0.3499	75.00	66.29	11.62	139.59	Quadratic
Pyridine	0.9981	0.8256	75.00	70.22	6.37	155.09	Quadratic
2-Fluorophenol	0.9109	0.9970	75.00	82.09	-9.45	169.33	Avg RF
Aniline	1.6159	1.7508	75.00	81.26	-8.35	161.41	Avg RF
Phenol-d5	0.9994	1.3253	75.00	81.84	-9.12	170.08	Quadratic
Phenol	0.9985	1.4163	75.00	83.85	-11.80	169.63	Quadratic
bis(-2-Chloroethyl)Ether	1.0009	1.0249	75.00	76.80	-2.40	150.89	Avg RF
2-Chlorophenol	0.9995	1.1475	75.00	80.08	-6.77	163.90	Quadratic
1,3-Dichlorobenzene	1.4268	1.5060	75.00	79.16	-5.55	168.98	Avg RF
1,4-Dichlorobenzene	1.4340	1.4844	75.00	77.64	-3.52	156.61	Avg RF
1,2-Dichlorobenzene	1.4138	1.4835	75.00	78.69	-4.93	158.05	Avg RF
Benzyl Alcohol	0.9980	0.6781	75.00	82.02	-9.36	168.93	Quadratic
bis(2-chloroisopropyl)Ether	0.3840	0.3978	75.00	77.69	-3.59	159.32	Avg RF
2-Methylphenol	0.9567	0.9985	75.00	78.28	-4.38	153.68	Avg RF
N-nitroso-Di-n-propylamine	0.9970	0.7212	75.00	81.50	-8.67	180.40	Quadratic
4Methylphenol/3Methylphenol	0.9983	1.4134	75.00	82.00	-9.33	158.12	Quadratic
Hexachloroethane	0.9995	0.4347	75.00	79.64	-6.19	160.89	Quadratic
Nitrobenzene-d5	0.9987	0.7162	75.00	81.23	-8.30	169.79	Quadratic
Nitrobenzene	0.9987	0.3770	75.00	80.76	-7.68	165.52	Quadratic
-----ISTD-----							
Naphthalene-d8							
Isophorone	0.9997	0.5580	75.00	82.71	-10.28	171.83	Quadratic
2-Nitrophenol	0.9992	0.0883	75.00	75.14	-0.18	165.15	Quadratic
2,4-Dimethylphenol	0.9992	0.2621	75.00	77.58	-3.44	165.17	Quadratic
bis(-2-Chloroethoxy)Methane	0.2959	0.3100	75.00	78.57	-4.77	168.54	Avg RF
Benzoic Acid	0.9979	0.1496	75.00	81.18	-8.24	190.18	Quadratic
2,4-Dichlorophenol	0.9994	0.2529	75.00	82.16	-9.54	183.62	Quadratic
1,2,4-Trichlorobenzene	0.2929	0.2953	75.00	75.62	-0.82	168.70	Avg RF
Naphthalene	0.9997	0.8909	75.00	78.40	-4.53	164.95	Quadratic
4-Chlorophenol	0.9983	0.0833	75.00	79.30	-5.73	163.15	Quadratic
p-Chloroaniline	0.3316	0.3559	75.00	80.49	-7.32	165.02	Avg RF
Hexachlorobutadiene	0.9998	0.1623	75.00	76.02	-1.36	166.02	Quadratic
4-Chloro-2-Methylphenol	0.2141	0.2298	75.00	80.51	-7.35	174.66	Avg RF



# Continuing Calibration Report

Target Compound	AvgRF/R2	CC RF	Exp. Conc	Calc. Conc	%Dev	Area%	Curve Fit
4-Chloro-3-Methylphenol	0.2261	0.2444	75.00	81.05	-8.07	176.36	Avg RF
2-Methylnaphthalene	0.9997	0.5512	75.00	78.71	-4.95	159.61	Quadratic
1-Methylnaphthalene	0.9999	0.5246	75.00	77.20	-2.94	160.84	Quadratic
Acenaphthene-d10	-----ISTD-----						
Hexachlorocyclopentadiene	0.9984	0.1809	75.00	71.95	4.07	163.24	Quadratic
2,4,6-Trichlorophenol	0.9996	0.3288	75.00	89.36	-19.14	200.46	Quadratic
2,4,5-Trichlorophenol	0.3091	0.3530	75.00	85.65	-14.20	180.38	Avg RF
2-Fluorobiphenyl	0.9996	1.3065	75.00	79.41	-5.88	160.06	Quadratic
2-Chloronaphthalene	1.0308	1.0873	75.00	79.11	-5.48	168.02	Avg RF
2-Nitroaniline	0.9955	0.1731	75.00	73.00	2.66	175.17	Quadratic
Dimethyl Phthalate	0.9995	1.0103	75.00	73.97	1.37	160.82	Quadratic
2,6-Dinitrotoluene	0.9948	0.1511	75.00	81.77	-9.03	192.44	Quadratic
Acenaphthylene	0.9997	1.6855	75.00	76.89	-2.53	165.53	Quadratic
3-Nitroaniline	0.9988	0.1600	75.00	79.82	-6.43	173.95	Quadratic
Acenaphthene	0.9506	0.9520	75.00	75.11	-0.14	158.69	Avg RF
2,4-Dinitrophenol	0.9982	0.0618	75.00	65.55	12.61	147.29	Quadratic
Dibenzofuran	1.5045	1.4871	75.00	74.13	1.15	149.03	Avg RF
2,4-Dinitrotoluene	0.9993	0.1749	75.00	73.41	2.11	154.79	Quadratic
4-Nitrophenol	0.9976	0.1590	75.00	77.23	-2.97	183.80	Quadratic
Diethylphthalate	0.9981	1.0811	75.00	78.84	-5.12	176.37	Quadratic
Fluorene	0.9992	1.2746	75.00	78.85	-5.13	163.99	Quadratic
4-Chlorophenyl-phenylether	0.9992	0.5768	75.00	77.90	-3.87	172.10	Quadratic
Phenanthrene-d10	-----ISTD-----						
4-Nitroaniline	0.9931	0.0873	75.00	78.88	-5.18	171.12	Quadratic
4,6-Dinitro-2-methylphenol	0.9978	0.0554	75.00	72.57	3.24	166.56	Quadratic
N-nitrosodiphenylamine	0.4357	0.4426	75.00	76.20	-1.60	161.63	Avg RF
Azobenzene	0.9989	0.5078	75.00	73.59	1.87	158.39	Quadratic
2,4,6-Tribromophenol	0.9994	0.0581	75.00	79.26	-5.68	177.63	Quadratic
4-Bromophenyl-phenylether	0.9994	0.1797	75.00	76.77	-2.36	173.94	Quadratic
Hexachlorobenzene	0.9983	0.1741	75.00	73.75	1.67	153.81	Quadratic
Pentachlorophenol	0.9996	0.0905	75.00	81.26	-8.34	184.37	Quadratic
Phenanthrene	0.9984	0.9029	75.00	76.25	-1.67	156.52	Quadratic
Anthracene	0.9994	0.9046	75.00	79.00	-5.33	170.52	Quadratic
Triallate	0.9986	0.2015	75.00	80.41	-7.22	190.42	Quadratic
Carbazole	0.8498	0.8509	75.00	75.10	-0.13	165.52	Avg RF
o-Terphenyl	0.5134	0.4952	75.00	72.34	3.55	159.49	Avg RF
Di-n-Butylphthalate	0.9996	0.8424	75.00	78.32	-4.43	183.53	Quadratic
Fluoranthene	0.9353	0.9365	75.00	75.09	-0.13	159.25	Avg RF
Benzidine	0.9995	0.3414	75.00	70.15	6.46	153.51	Quadratic
Pyrene	1.0241	1.0547	75.00	77.24	-2.99	166.34	Avg RF
Terphenyl-d14	0.6778	0.7053	75.00	78.04	-4.05	170.42	Avg RF
Chrysene-d12	-----ISTD-----						
Butylbenzylphthalate	0.9993	0.4169	75.00	82.64	-10.18	187.09	Quadratic
Benzo(a)Anthracene	1.0269	1.0966	75.00	80.09	-6.79	169.56	Avg RF
Chrysene	0.9995	1.1955	75.00	79.69	-6.26	164.58	Quadratic
3,3-Dichlorobenzidine	0.9989	0.3723	75.00	79.75	-6.33	175.80	Quadratic
bis(2-ethylhexyl)Phthalate	0.9992	0.1405	75.00	78.80	-5.07	177.01	Quadratic
Perylene-d12	-----ISTD-----						
Di-n-octyl Phthalate	0.9982	1.3353	75.00	81.75	-9.00	183.34	Quadratic
Benzo(b)fluoranthene	1.3125	1.3886	75.00	79.34	-5.79	163.41	Avg RF
Benzo(k)fluoranthene	1.3608	1.4872	75.00	81.97	-9.29	169.88	Avg RF
Benzo(a)pyrene	0.9993	1.3524	75.00	81.14	-8.19	171.87	Quadratic
Indeno(1,2,3-c,d)pyrene	0.9995	1.1550	75.00	82.12	-9.49	169.07	Quadratic
Dibenzo(a,h)anthracene	0.9995	1.2271	75.00	80.76	-7.68	169.08	Quadratic
Benzo(g,h,i)perylene	1.2301	1.3036	75.00	79.48	-5.97	167.21	Avg RF



---

A -- against Average; M -- against Mid Point; P -- against Previous CC in the Method;



## Prep Batch 162577 Standards Traceability Report

**Spike ID:** sv83514

**Spike Name:** Additional

**Prep Date:** 9/22/2021

**Exp Date:** 10/1/2022

**Department:** GCMSPR

**Vendor:** AccuStandard

**Lot Number:** 22002155-02

**Balance ID:**

**Comments:** 12x1mL ampules

**Type:** Primary

**Prep By:** Ryan F. Bengel

**Status:** Open

**Final Volume:** 1 mL

Chemical/Solvent Used	Bottle No	Amt	Units	Expires
Custom Semi-Volatile Standard	<a href="#">14279</a>	1	mL	10/1/2022

Stock Source	Base Units	Amount Added
--------------	------------	--------------



## Prep Batch 162577 Standards Traceability Report

**Spike ID:** sv83604

**Spike Name:** BN Surr

**Prep Date:** 10/25/2021

**Exp Date:** 7/31/2027

**Department:** GCMSPR

**Vendor:** Restek

**Lot Number:** A0175748

**Balance ID:**

**Comments:** 6 ampules

**Type:** Primary

**Prep By:** Ryan F. Bengel

**Status:** New

**Final Volume:** 5 mL

Chemical/Solvent Used	Bottle No	Amt	Units	Expires
B/N Surrogate Mix (4/89 SOW)	<a href="#">14431</a>	5	mL	7/31/2027
Stock Source	Base Units	Amount Added		



## Prep Batch 162577 Standards Traceability Report

**Spike ID:** sv83608

**Spike Name:** 625 LCS

**Prep Date:** 11/29/2021

**Exp Date:** 9/15/2026

**Department:** GCMSPR

**Vendor:**

**Lot Number:**

**Balance ID:**

**Comments:** 20x1 mL ampule

**Type:** Secondary

**Prep By:** Ryan F. Benge

**Status:** New

**Final Volume:** mL

Chemical/Solvent Used	Bottle No	Amt	Units	Expires
CLP Semi-volatile calibration standard	<a href="#">14546</a>		mL	9/15/2026
Stock Source	Base Units	Amount Added		



## Prep Batch 162577 Standards Traceability Report

**Spike ID:** sv83609

**Spike Name:** AE Surrogate

**Prep Date:** 11/29/2021

**Exp Date:** 3/6/2023

**Department:** GCMSPR

**Vendor:**

**Lot Number:**

**Balance ID:**

**Comments:** 5x1 mL ampule

**Type:** Secondary

**Prep By:** Ryan F. Benge

**Status:** New

**Final Volume:** mL

Chemical/Solvent Used	Bottle No	Amt	Units	Expires
Acid Surrogate	<a href="#">14527</a>		mL	3/6/2023
Stock Source	Base Units	Amount Added		



## Prep Batch 162577 Standards Traceability Report

**Spike ID:** sv92706

**Spike Name:** BNA Surr

**Prep Date:** 12/22/2021

**Exp Date:** 3/31/2022

**Department:** GCMSPR

**Vendor:**

**Lot Number:**

**Balance ID:**

**Comments:** 2000/1000ug/mL

**Type:** Tertiary

**Prep By:** Zachary B. Zaccardi

**Status:** New

**Final Volume:** 25 mL

Chemical/Solvent Used	Bottle No	Amt	Units	Expires
Acetone DZ963	<a href="#">13755</a>	17.5	mL	3/31/2022

Stock Source	Base Units	Amount Added
sv83609	ug/mL	2.5 mL
sv83604	ug/mL	5 mL



## Prep Batch 162577 Standards Traceability Report

**Spike ID:** sv92710

**Spike Name:** LCS/Add Extractions

**Prep Date:** 12/14/2021

**Exp Date:** 1/14/2022

**Department:** GCMSPR

**Vendor:**

**Lot Number:**

**Balance ID:**

**Comments:** 100ug/mL. Spike 1mL into water.

**Type:** Secondary

**Prep By:** Zachary B. Zaccardi

**Status:**

**Final Volume:** 25 mL

Chemical/Solvent Used	Bottle No	Amt	Units	Expires
Acetone DZ963	<a href="#">13755</a>	21.25	mL	1/14/2022

Stock Source	Base Units	Amount Added
sv83514	ug/mL	1.25 mL
sv83608	ug/mL	2.5 mL



## Prep Batch 162577 Standards Traceability Report

**Spike ID:** sv92712

**Spike Name:** LL BNA Surr

**Prep Date:** 12/29/2021

**Exp Date:** 1/30/2022

**Department:** GCMSPR

**Vendor:**

**Lot Number:**

**Balance ID:**

**Comments:** 100/50 ug/mL

**Type:** Tertiary

**Prep By:** Zachary B. Zaccardi

**Status:**

**Final Volume:** 4 mL

Chemical/Solvent Used	Bottle No	Amt	Units	Expires
Acetone DZ963	<a href="#">13755</a>	3.8	mL	1/30/2022

Stock Source	Base Units	Amount Added
sv92706	ug/mL	0.2 mL



ID #: 13755

Opened: \_\_\_\_\_

Acetone DZ963

Expires: 9/24/2022

Rec'd: 4/13/2021

Energy Laboratories Inc 1120 So. 27th Street  
Billings MT 59107

# Honeywell

CERTIFICATE OF ANALYSIS

**Honeywell Burdick & Jackson®**


1953 South Harvey Street  
Muskegon, MI 49442  
Phone: (800) 368-0050  
Fax: (231) 728-8226  
[lab.honeywell.com](http://lab.honeywell.com)

Brand: Research Chemicals - B&J  
Product: 010  
Lot No.: DZ963  
Production Date: 24-Sep-2020  
Best Before: 24-Sep-2022

Acetone, B&J Brand™, >99.9%  
for HPLC, GC, pesticide residue analysis and spectrophotometry

Parameter	Specification		Result	Units
	Min.	Max.		
Water by Karl Fischer Titration		0.50	0.45	%
UV Cutoff		330	328	nm
Refractive Index (20°C)	1.3583	1.3589	1.3585	
Residue		1	<0.5	mg/L
GC Analysis (excluding water)	99.9		99.98	%
Electron Capture GC		10	<10	ng/L
UV Absorbance @ 340 nm		0.060	0.0482	AU
UV Absorbance @ 350 nm		0.010	0.0047	AU
UV Absorbance @ 375 nm		0.005	<0.0001	AU
UV Absorbance @ 400 nm		0.005	<0.0001	AU

Honeywell  
Quality Control Approval



Muskegon 9/24/2020 LIMS Sample No.: AL03008

# CERTIFICATE OF ANALYSIS

**Catalog No:** S-14500-R2  
**Description:** Custom Semi-Volatile Standard  
**Lot:** 220021255-02  
**Solvent:** Dichloromethane  
**Hazards:** Refer to SDS for complete safety information

**Date Certified:** Aug 31, 2021  
**Expiration:** Oct 1, 2022  
**Sample Size:** 1 mL  
**Components:** 10  
**Storage Condition:** Freeze (<-10 °C)/Sonicate



Signal Word: Warning

Certified Reference Material



AR-1463

Component	CAS #	Purity % (GC/MS)	Prepared Concentration <sup>2</sup> (µg/mL)	Certified Analyte Concentration <sup>1</sup> (µg/mL)
Pyridine				
4-Chlorophenol	110-86-1	98.7	2026	2000
1-Methylnaphthalene	106-48-9	100.0	2019	2019
N-Nitrosodiphenylamine	90-12-0	98.5	2003	1973
4-Chloro-2-methylphenol	86-30-6	100.0	2022	2022
Benzoic acid	1570-64-5	97.0	2069*	2007
Aniline	65-85-0	99.5	2010	2000
Benzyl alcohol	62-53-3	98.0	2002	1962
Triallate	100-51-6	99.9	2011	2009
o-Terphenyl	2303-17-5	99.9	2013	2011
	84-15-1	99.9	2019	2017

**ID #: 14279**  
Opened: \_\_\_\_\_  
Custom Semi-Volatile Standard  
**Expires: 10/1/2022**  
Rec'd: 9/16/2021  
Enerav Laboratories Inc 1120 So. 27th Street  
Billings MT 59107

This Certified Reference Material was verified in accordance with ISO/IEC 17025

\* Weight compensated to 100% purity.

A product with a suffix (-1A, -2B, etc. or -01, -02, etc.) on its lot number has had its expiration date extended and is identical to the same lot number without the suffix.

<sup>2</sup> All weights are traceable through NIST, Test No. 684/289871-17

<sup>1</sup> Certified Analyte Concentration = Purity x Prepared Concentration.


The Uncertainty associated with the certified concentration reported on this certificate is ±2.4%. This value is the combined expanded uncertainty and represents an estimated standard deviation equal to the positive square root of the total variation of the uncertainty of components. A normal distribution is assumed and a coverage factor of K=2 is chosen using approximately a 95% confidence level.

Labels and certificates follow U.S. Conventions in reporting numerical values: A comma (,) is used to separate units of one-thousand or greater. A period (.) is used as a decimal place marker.

The information on this certificate may not be reproduced without the express permission of the manufacturer. See reverse side for additional information

Hazard Information: Please refer to the SDS for information regarding the hazards associated with using this material.

This product was prepared according to in-house procedures and is guaranteed to be homogeneous.

Certified By:   
Larry Decker, Organic QC Manager

For use in routine laboratory analysis.





# CERTIFIED REFERENCE MATERIAL

110 Benner Circle  
Bellefonte, PA 16823-8812  
Tel: (800)356-1688  
Fax: (814)353-1309

www.restek.com

## Certificate of Analysis



### FOR LABORATORY USE ONLY-READ SDS PRIOR TO USE.

*This Reference Material is intended for Laboratory Use Only as a standard for the qualitative and/or quantitative determination of the analyte(s) listed.*

**Catalog No. :** 31086 **Lot No.:** A0175748

**Description :** B/N Surrogate Mix (4/89 SOW)  
Base Neutral Surrogate 5000µg/mL, Methylene Chloride, 5mL/ampul

**Container Size :** 5 mL **Pkg Amt:** > 5 mL

**Expiration Date :** July 31, 2027 **Storage:** 10°C or colder

**Handling:** Sonicate prior to use. **Ship:** Ambient

**ID #: 14431**

Opened: \_\_\_\_\_  
B/N Surrogate Mix (4/89 SOW)  
**Expires: 7/31/2027**  
Rec'd: 10/25/2021  
Energy Laboratories Inc. 1120 So. 27th Street  
Billings MT 59107

### CERTIFIED VALUES

Elution Order	Compound	Grav. Conc. (weight/volume)	Expanded Uncertainty (95% C.L.; K=2)	
1	Nitrobenzene-d5 CAS # 4165-60-0 Purity 99% (Lot PR-29940A)	5,027.3 µg/mL	+/- 29.2293 µg/mL	Gravimetric
			+/- 226.4341 µg/mL	Unstressed
			+/- 251.2566 µg/mL	Stressed
2	2-Fluorobiphenyl CAS # 321-60-8 Purity 99% (Lot 00019169)	5,001.1 µg/mL	+/- 29.0767 µg/mL	Gravimetric
			+/- 225.2518 µg/mL	Unstressed
			+/- 249.9447 µg/mL	Stressed
3	p-Terphenyl-d14 CAS # 1718-51-0 Purity 99% (Lot PR-30504)	5,001.4 µg/mL	+/- 29.0787 µg/mL	Gravimetric
			+/- 225.2668 µg/mL	Unstressed
			+/- 249.9613 µg/mL	Stressed

**Solvent:** Methylene chloride  
CAS # 75-09-2  
Purity 99%

#### Tech Tips:

Due to the limited solubility of p-terphenyl-d14 in methanol, we do not recommend that this mixture be diluted in methanol.

**Column:**

30m x 0.25mm x 0.25µm  
Rtx-5 (cat.#10223)

**Carrier Gas:**

hydrogen-constant pressure 10 psi.

**Temp. Program:**

40°C (hold 2 min.) to 330°C  
@ 10°C/min. (hold 10 min.)

**Inj. Temp:**

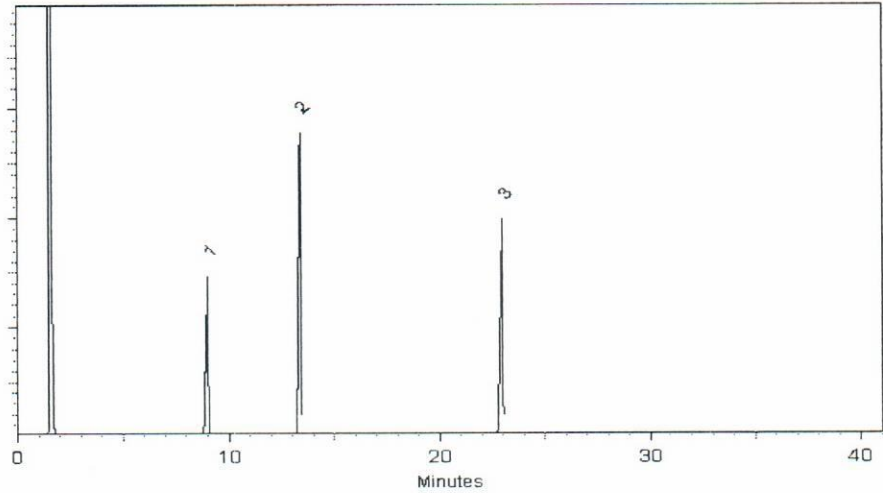
250°C

**Det. Temp:**

330°C

**Det. Type:**

FID



This chromatogram represents a general set of testing conditions chosen for product acceptance. For optimal results in your lab, conditions should be adjusted for your specific instrument, method, and application.

*Sam Moodler*  
Sam Moodler - Operations Tech I

Date Mixed: 25-Aug-2021

Balance: B345965662

*Marline Cowan*  
Marline Cowan - Operations Tech I

Date Passed: 27-Aug-2021

Manufactured under Restek's ISO 9001:2015  
Registered Quality System  
Certificate #FM 80397



## General Certified Reference Material Notes

### Expiration Notes:

- Expiration date valid for unopened ampul stored in compliance with the recommended conditions.
- Uncertainty, concentration, and expiration of the CRM are based on the unopened product being stored according to the recommended condition found in the storage field.

### Purity Notes:

- Purity and/or chemical identity are determined by one or more of the following techniques: GC/FID, HPLC, GC/ $\mu$ ECD, GC/MS, LC/MS, RI, and/or melting point.
- Compounds with a listed purity of less than 99% have been weight corrected to compensate for impurities and/or salts. A correction factor is used to calculate the amount of compound necessary to achieve the desired concentration of the parent compound in solution.
- Purity of isomeric compounds is reported as the sum of the isomers.
- Purity values are rounded to the nearest whole number.

### Certified Uncertainty Value Notes:

- The uncertainties are determined in accordance with ISO 17034 and Guide 35. The certified combined stressed uncertainty value ( includes gravimetric uncertainty, homogeneity between-ampul uncertainty, storage stability uncertainty and shipping stability uncertainty and were combined using the following formula:

$$U_{combined\ stressed} = k \sqrt{U_{gravimetric}^2 + U_{homogeneity}^2 + U_{storage\ stability}^2 + U_{shipping\ stability}^2}$$

$k$  is a coverage factor of 2, which gives a level of confidence of approximately 95%.

- It is important to note that the shipping stability uncertainty was obtained under temperature extremes for specific time intervals; therefore, the certified combined stressed uncertainty value should only be applied to the product if it was stored at non-standard temperature conditions up to and including 7 days. Contact Restek Technical Service at [www.restek.com/Contact-Us](http://www.restek.com/Contact-Us) for use recommendations if your shipment was in-transit for more than 7 days at non-standard temperature conditions.
- Apply the certified combined unstressed uncertainty value if the product was received under standard shipping conditions. Apply the certified combined stressed uncertainty value if the product was received under non-standard conditions as specified below.

Label Conditions	Standard Conditions	Non-Standard Conditions
25°C Nominal (Room Temperature)	< 60°C	≥ 60°C up to 7 days
10°C or colder (Refrigerate)	< 40°C	≥ 40°C up to 7 days
0°C or colder (Freezer) -20°C or colder (Deep Freezer)	< 25°C	≥ 25°C up to 7 days

- Separate (not combined) uncertainty values for gravimetric uncertainty are also displayed on the certificate, if needed, separate homogeneity between-ampul uncertainty, storage stability uncertainty and shipping stability uncertainty values are available by contacting Restek Technical Service at [www.restek.com/Contact-Us](http://www.restek.com/Contact-Us).
- The packaged amount is the minimum sample size for which uncertainty is valid. The ampules are over-filled to ensure that the minimum packaged amount can be sufficiently transferred.

### Manufacturing Notes:

- Concentration is based upon gravimetric preparation using either a balance whose calibration has been verified daily using NIST traceable weights, and/or dilutions with Class A glassware.

### Handling Notes:

- Stability of the unopened product, when stored in compliance with the recommended conditions, is guaranteed through the expiration displayed on the product label and certificate. Contact Restek for additional opened product stability information, with the knowledge/understanding that open product stability is subject to the specific handling and environmental conditions to which the product is exposed. For your convenience Restek supplies deactivated vials with most standards packed in 2mL ampules. Larger volume deactivated vials are available through Restek as a custom ordered item. Additionally, Restek sells DMDCS for the purpose of glassware deactivation as catalog number 31861, which includes complete instructions.



# CERTIFICATE OF ANALYSIS

**Catalog No:** CLP-AS-10X  
**Description:** Acid Surrogate  
**Lot:** 220031065  
**Solvent:** Methanol  
**Hazards:** Refer to SDS for complete safety information

**Date Certified:** Mar 6, 2020  
**Expiration:** Mar 6, 2023  
**Sample Size:** 1 mL  
**Components:** 3  
**Storage Condition:** Ambient (>5 °C)



Signal Word: Danger

## Certified Reference Material



Component	CAS #	Purity % (GC/MS)	Prepared Concentration <sup>2</sup> (mg/mL)	Certified Analyte Concentration <sup>1</sup> (mg/mL)
2-Fluorophenol	367-12-4	99.8	20.20	20.16
Phenol-d5	4165-62-2	99.9	20.05	20.03
2,4,6-Tribromophenol	118-79-6	99.9	20.19	20.17

**ID #: 14527**  
Opened: \_\_\_\_\_  
Acid Surrogate  
**Expires: 3/6/2023**  
Rec'd: 11/17/2021  
Energy Laboratories Inc 1120 So. 27th Street  
Billings MT 59107

A product with a suffix (-1A, -2B, etc. or -01, -02, etc.) on its lot number has had its expiration date extended and is identical to the same lot number without the suffix.  
<sup>2</sup> All weights are traceable through NIST, Test No. 684/289871-17

<sup>1</sup> Certified Analyte Concentration = Purity x Prepared Concentration.

The Uncertainty associated with the certified concentration reported on this certificate is  $\pm 2.4\%$ . This value is the combined expanded uncertainty and represents an estimated standard deviation equal to the positive square root of the total variation of the uncertainty of components. A normal distribution is assumed and a coverage factor of K=2 is chosen using approximately a 95% confidence level.

Labels and certificates follow U.S. Conventions in reporting numerical values: A comma (,) is used to separate units of one-thousand or greater. A period (.) is used as a decimal place marker.

The information on this certificate may not be reproduced without the express permission of the manufacturer. See reverse side for additional information

Hazard Information: Please refer to the SDS for information regarding the hazards associated with using this material.

This product was prepared according to in-house procedures and is guaranteed to be homogeneous.

Certified By: 

Larry Decker, Organic QC Manager



**CERTIFIED WEIGHT REPORT**

**Part Number:** 92180  
**Lot Number:** 091521  
**Description:** CLP Semi-Volatile Calibration Standard

**Solvent:** Methylene chloride  
**Lot#** 104929

**Expiration Date:** 091526  
**Recommended Storage:** Freezer (0 °C)  
**Nominal Concentration (µg/mL):** 1000  
**NIST Test ID#:** 6UTB

**Weight(s) shown below were combined and diluted to (mL):** 100.0 0.003  
**Balance Uncertainty:** 5E-05  
**Flask Uncertainty:**

Formulated By: <i>Prashant Chauhan</i>	091521
DATE	
Reviewed By: <i>Pedro L. Rentas</i>	091521
DATE	

Compound	(RM#)	Lot Number	Dil. Factor	Initial Vol. (mL)	Initial Conc (µg/mL)	Nominal Conc (µg/mL)	Purity (%)	Uncertainty Purity (%)	Uncertainty Pipette (mL)	Target Weight (g)	Actual Weight (g)	Actual Conc (µg/mL)	Expanded Uncertainty (+/-) (µg/mL)	SDS Information (Solvent Safety Info. On Attached pg.)		
														CAS#	OSHA PEL (TWA)	LOSO
1. 2,2'-Oxybis(1-chloropropane)	10078	012016AR	NA	NA	NA	1000	98.9	0.2	NA	0.10112	0.10129	1001.7	4.2	108-60-1	N/A	ori-rat 240mg/kg
2. Hexachlorobenzene	0195	051697	NA	NA	NA	1000	99	0.2	NA	0.10102	0.10128	1002.6	4.2	118-74-1	N/A	ori-rat 10g/kg
3. bis(2-Chloroethoxy) methane	10111	011214	0.05	5.00	20018.4	1000	NA	NA	0.017	NA	NA	1000.8	8.0	111-91-1	N/A	ori-rat 10g/kg
4. bis(2-Chloroethyl) ether	10111	011214	0.05	5.00	20014.3	1000	NA	NA	0.017	NA	NA	1000.5	8.0	111-44-4	15 ppm (90mg/m3/8H)(skin)	ori-rat 75mg/kg
5. bis(2-Ethylhexyl) phthalate	10111	011214	0.05	5.00	20008.8	1000	NA	NA	0.017	NA	NA	1000.3	8.0	117-81-7	5mg/m3/8H	ori-rat 30600mg/kg
6. 4-Bromophenyl phenyl ether	10111	011214	0.05	5.00	20011.3	1000	NA	NA	0.017	NA	NA	1000.5	8.0	101-55-3	N/A	ori-rat 75mg/kg
7. Benzyl butyl phthalate	10111	011214	0.05	5.00	20009.5	1000	NA	NA	0.017	NA	NA	1000.4	8.0	85-68-7	N/A	ori-rat 2330mg/kg
8. 4-Chlorophenyl phenyl ether	10111	011214	0.05	5.00	20013.6	1000	NA	NA	0.017	NA	NA	1000.5	8.0	7005-72-3	N/A	ori-rat 2330mg/kg
9. Diethyl phthalate	10111	011214	0.05	5.00	20015.7	1000	NA	NA	0.017	NA	NA	1000.7	8.0	84-66-2	5mg/m3/8H	ori-rat 6000mg/kg
10. Dimethyl phthalate	10111	011214	0.05	5.00	20011.6	1000	NA	NA	0.017	NA	NA	1000.5	8.0	131-11-3	5mg/m3/8H	ori-rat 6000mg/kg
11. Di-n-butyl phthalate	10111	011214	0.05	5.00	20012.2	1000	NA	NA	0.017	NA	NA	1000.5	8.0	84-74-2	5mg/m3/8H	ori-rat 8000mg/kg
12. Di-n-octyl phthalate	10111	011214	0.05	5.00	20010.0	1000	NA	NA	0.017	NA	NA	1000.5	8.0	117-84-0	N/A	ori-rat 47000mg/kg
13. N-Nitrosodimethylamine	10111	011214	0.05	5.00	20010.5	1000	NA	NA	0.017	NA	NA	1000.4	8.0	62-75-9	N/A	ori-rat 47000mg/kg
14. N-Nitroso-Di-n-propylamine	10111	011214	0.05	5.00	20003.9	1000	NA	NA	0.017	NA	NA	1000.4	8.0	62-75-9	N/A	ori-rat 47000mg/kg
15. 1,2-Diphenylhydrazine (as Azobenzene)	10112	042820	0.05	5.00	20003.9	1000	NA	NA	0.017	NA	NA	1000.4	8.0	121-64-7	N/A	ori-rat 58mg/kg
16. 2-Chloronaphthalene	10112	042820	0.05	5.00	20002.3	1000	NA	NA	0.017	NA	NA	1000.1	8.1	103-33-3	N/A	ori-rat 480mg/kg
17. 1,2-Dichlorobenzene	10112	042820	0.05	5.00	20005.4	1000	NA	NA	0.017	NA	NA	1000.0	8.0	91-58-7	N/A	ori-rat 1000mg/kg
18. 1,3-Dichlorobenzene	10112	042820	0.05	5.00	20003.7	1000	NA	NA	0.017	NA	NA	1000.2	8.0	95-50-1	50 ppm (300mg/m3) (CL)	ori-rat 2078mg/kg
19. 1,4-Dichlorobenzene	10112	042820	0.05	5.00	20005.4	1000	NA	NA	0.017	NA	NA	1000.1	8.0	541-73-1	N/A	ori-rat 500mg/kg
20. 2,4-Dinitrotoluene	10112	042820	0.05	5.00	20003.3	1000	NA	NA	0.017	NA	NA	1000.2	8.0	106-46-7	75 ppm (450mg/m3/8H)	ori-rat 500mg/kg
21. 2,6-Dinitrotoluene	10112	042820	0.05	5.00	20002.4	1000	NA	NA	0.017	NA	NA	1000.1	8.1	121-14-2	1.5mg/m3/8H (skin)	ori-rat 268mg/kg
22. Hexachloro-1,3-butadiene	10112	042820	0.05	5.00	20009.4	1000	NA	NA	0.017	NA	NA	1000.0	8.0	606-20-2	1.5mg/m3/8H (skin)	ori-rat 177mg/kg
23. Hexachlorocyclopentadiene	10112	042820	0.05	5.00	20001.8	1000	NA	NA	0.017	NA	NA	1000.4	12.4	87-68-3	0.02 ppm (0.24mg/m3/8H)	ori-rat 82mg/kg
24. Hexachloroethane	10112	042820	0.05	5.00	20002.4	1000	NA	NA	0.017	NA	NA	1000.0	8.0	77-47-4	0.01 ppm (0.1mg/m3/8H)	ori-rat 1300mg/kg
25. Isophorone	10112	042820	0.05	5.00	20003.8	1000	NA	NA	0.017	NA	NA	1000.0	8.0	67-72-1	1 ppm (10mg/m3/8H)(skin)	ori-rat 4970mg/kg
26. Nitrobenzene	10112	042820	0.05	5.00	20004.9	1000	NA	NA	0.017	NA	NA	1000.1	8.1	78-59-1	25 ppm	ori-rat 2330mg/kg
27. 1,2,4-Trichlorobenzene	10112	042820	0.05	5.00	20002.0	1000	NA	NA	0.017	NA	NA	1000.1	8.0	98-95-3	1 ppm (5mg/m3/8H)(skin)	ori-rat 780mg/kg
28. o-Cresol (2-Methylphenol)	10114	081919	0.05	5.00	20010.2	1000	NA	NA	0.017	NA	NA	1000.0	8.0	120-82-1	5 ppm (CL) (40mg/3)	ori-rat 756mg/kg
29. p-Cresol (4-Methylphenol)	10114	081919	0.05	5.00	20061.2	1000	NA	NA	0.017	NA	NA	1000.4	8.0	95-48-7	5 ppm (22mg/m3/8H)(skin)	ori-rat 121mg/kg
30. 2,4,5-Trichlorophenol	10114	081919	0.05	5.00	20023.2	1000	NA	NA	0.017	NA	NA	1003.0	8.0	106-44-5	5 ppm (22mg/m3/8H)(skin)	ori-rat 207mg/kg
31. 4-Chloroaniline	10115	060512	0.05	5.00	20009.6	1000	NA	NA	0.017	NA	NA	1001.1	8.0	95-95-4	N/A	ori-rat 820mg/kg
32. Dibenzofuran	10115	060512	0.05	5.00	20020.2	1000	NA	NA	0.017	NA	NA	1000.9	8.0	132-64-9	N/A	ori-rat 310mg/kg
33. 2-Methylnaphthalene	10115	060512	0.05	5.00	20012.9	1000	NA	NA	0.017	NA	NA	1000.5	8.1	91-57-6	N/A	ori-rat 1630mg/kg
34. 2-Nitroaniline	10115	060512	0.05	5.00	20011.8	1000	NA	NA	0.017	NA	NA	1000.5	8.0	88-74-4	N/A	ori-rat 1600mg/kg
35. 3-Nitroaniline	10115	060512	0.05	5.00	20018.6	1000	NA	NA	0.017	NA	NA	1000.8	8.0	99-09-2	N/A	ori-rat 535mg/kg
36. 4-Nitroaniline	10115	060512	0.05	5.00	20014.9	1000	NA	NA	0.017	NA	NA	1000.8	8.0	100-01-6	1 ppm (6mg/m3/8H)(skin)	ori-rat 750mg/kg
37. 4-Chloro-3-methylphenol	10118	072120	0.05	5.00	20003.9	1000	NA	NA	0.017	NA	NA	1000.0	8.0	95-57-8	N/A	ori-rat 1830mg/kg
38. 2-Chlorophenol	10118	072120	0.05	5.00	20002.9	1000	NA	NA	0.017	NA	NA	1000.1	8.0	59-50-7	N/A	ori-rat 670mg/kg
39. 2,4-Dichlorophenol	10118	072120	0.05	5.00	20003.1	1000	NA	NA	0.017	NA	NA	1000.0	8.0	120-83-2	N/A	ori-rat 580mg/kg
40. 2,4-Dimethylphenol	10118	072120	0.05	5.00	20001.8	1000	NA	NA	0.017	NA	NA	1000.1	8.1	105-67-9	N/A	ori-rat 3200mg/kg
41. 2,4-Dinitrophenol	10118	072120	0.05	5.00	20002.5	1000	NA	NA	0.017	NA	NA	1000.0	8.0	51-28-5	N/A	ori-rat 30mg/kg
42. 4,6-Dinitro-2-methylphenol	10118	072120	0.05	5.00	20003.7	1000	NA	NA	0.017	NA	NA	1000.0	8.0	88-75-5	N/A	ori-rat 334mg/kg
43. 2-Nitrophenol	10118	072120	0.05	5.00	20002.0	1000	NA	NA	0.017	NA	NA	1000.0	8.0	100-02-7	N/A	ori-rat 250mg/kg
44. 4-Nitrophenol	10118	072120	0.05	5.00	20002.8	1000	NA	NA	0.017	NA	NA	1000.0	8.0	87-86-5	0.5mg/m3/8H (skin)	ori-rat 27mg/kg
45. Pentachlorophenol	10118	072120	0.05	5.00	20004.2	1000	NA	NA	0.017	NA	NA	1000.1	8.0	108-95-2	5 ppm (19mg/m3/8H)(skin)	ori-rat 317mg/kg
46. Phenol	10118	072120	0.05	5.00	20001.2	1000	NA	NA	0.017	NA	NA	1000.1	8.0	88-06-2	N/A	ori-rat 820mg/kg
47. 2,4,6-Trichlorophenol	10118	072120	0.05	5.00	20001.2	1000	NA	NA	0.018	NA	NA	1000.5	4.1	83-32-9	N/A	ori-rat 600mg/kg
48. Acenaphthene	1007	042420	0.50	50.00	2001.2	1000	NA	NA	0.018	NA	NA	1000.0	4.2	208-96-8	N/A	ori-rat 490mg/kg
49. Acenaphthylene	1007	042420	0.50	50.00	2000.3	1000	NA	NA	0.018	NA	NA	1000.1	4.1	120-12-7	0.2mg/m3 (8H)	ori-rat 430mg/kg
50. Anthracene	1007	042420	0.50	50.00	2000.3	1000	NA	NA	0.018	NA	NA	1000.6	4.2	56-55-3	N/A	ori-rat 317mg/kg
51. Benzo(a)anthracene	1007	042420	0.50	50.00	2000.9	1000	NA	NA	0.018	NA	NA	1000.4	4.1	50-32-8	0.2mg/m3 (8H)	ori-rat 50mg/kg
52. Benzo(a)pyrene	1007	042420	0.50	50.00	2001.2	1000	NA	NA	0.018	NA	NA	1000.5	4.1	205-99-2	N/A	ori-rat 50mg/kg
53. Benzo(b)fluoranthene	1007	042420	0.50	50.00	2000.9	1000	NA	NA	0.018	NA	NA	1000.4	4.1	207-09-9	N/A	ori-rat 50mg/kg
54. Benzo(k)fluoranthene	1007	042420	0.50	50.00	2000.3	1000	NA	NA	0.018	NA	NA	1000.5	4.1	191-24-2	N/A	ori-rat 50mg/kg
55. Benzo(g,h)perylene	1007	042420	0.50	50.00	2000.8	1000	NA	NA	0.018	NA	NA	1000.4	4.2	86-74-8	N/A	ori-rat 200mg/kg
56. Carbazole	1007	042420	0.50	50.00	2000.3	1000	NA	NA	0.018	NA	NA	1000.3	4.2	218-01-9	0.2mg/m3	ori-rat 50mg/kg
57. Chrysene	1007	042420	0.50	50.00	2000.8	1000	NA	NA	0.018	NA	NA	1000.3	4.2	53-70-3	0.2mg/m3	ori-rat 50mg/kg
58. Dibenzo(a,h)anthracene	1007	042420	0.50	50.00	2000.9	1000	NA	NA	0.018	NA	NA	1000.4	4.2	206-44-0	N/A	ori-rat 200mg/kg
59. Fluoranthene	1007	042420	0.50	50.00	2000.9	1000	NA	NA	0.018	NA	NA	1000.4	4.1	86-73-7	N/A	ori-rat 200mg/kg
60. Fluorene	1007	042420	0.50	50.00	2000.1	1000	NA	NA	0.018	NA	NA	1000.4	4.1	193-39-5	N/A	ori-rat 50mg/kg





Method GC8MSD-2.M: Column:SBB-5 (30m X 0.25mm ID X 0.25µm film thickness) Temp 1 = 50°C (1min.), Temp 2 = 300°C (14 min.), Rate = 10°C/min., Injector B = 250°C, Detector B = 290°C, Split Ratio = 100:1, Scan Rate = 2. Analysis performed by Melissa Stonier.



Peak No	Name	MSD RT (min.)
1	N-nitrosodimethylamine	2.67
2	Phenol	6.05
3	bis(2-Chloroethyl)ether	6.20
4	2-Chlorophenol	6.26
5	1,3-Dichlorobenzene	6.55
6	1,4-Dichlorobenzene	6.63
7	1,2-Dichlorobenzene	7.04
8	o-Cresol (2-methylphenol)	7.29
9	bis(2-Chloroisopropyl)ether	7.34
10	p-Cresol (4-methylphenol)/N-nitrosodi-n-propylamine	7.63
11	Hexachloroethane	7.70
12	Nitrobenzene	7.92
13	Isophorone	8.49
14	2-Nitrophenol	8.66
15	2,4-Dimethylphenol	8.84
16	bis(2-Chloroethoxy)methane	9.07
17	2,4-Dichlorophenol	9.22
18	1,2,4-Trichlorobenzene	9.41
19	Naphthalene	9.54
20	4-Chloroaniline	9.76
21	Hexachloro-1,3-Butadiene	10.03
22	4-Chloro-3-methylphenol	11.02
23	2-Methylnaphthalene	11.24
24	Hexachlorocyclopentadiene	11.84
25	2,4,6-Trichlorophenol	12.13
26	2,4,5-Trichlorophenol	12.45
27	2-Chloronaphthalene	12.84
28	2-Nitroaniline	13.45
29	Dimethyl phthalate	13.50
30	Acenaphthylene	13.59
31	2,6-Dinitrotoluene	13.91
32	3-Nitroaniline	13.99
33	Acenaphthene	14.16
34	2,4-Dinitrophenol	14.40
35	Dibenzofuran/4-Nitrophenol	14.57
36	2,4-Dinitrotoluene	15.27
37	Diethyl phthalate/fluorene	15.33
38	4-Chlorophenyl phenyl ether	15.52
39	4-Nitroaniline	15.60
40	4,6-Dinitro-2-methylphenol	15.73
41	Azobenzene	16.56
42	4-Bromophenyl phenyl ether	16.89
43	Hexachlorobenzene	17.70
44	Pentachlorophenol	17.82
45	Phenanthrene	17.82
46	Anthracene	18.27
47	Carbazole	18.27
48	Di-n-butyl phthalate	19.45
49	Fluoranthene	20.75
50	Pyrene	21.31
51	Benzyl butyl phthalate	23.23
52	Benzo(a)anthracene	24.40
53	Chrysene	24.51
54	bis(2-Ethylhexyl)phthalate	24.82
55	Di-n-octyl phthalate	26.30
56	Benzo(b)fluoranthene	27.07
57	Benzo(k)fluoranthene	27.15
58	Benzo(a)pyrene	27.92
59	Indeno(1,2,3-cd)pyrene/Dibenz(a,h)anthracene	31.68
60	Benzo(g,h,i)perylene	32.61





# Analytical RunID SV5973N.I\_220107A Standards Traceability Report

**Spike ID:** sv100507

**Spike Name:** BNA mix

**Prep Date:** 6/9/2021

**Exp Date:** 3/31/2022

**Department:** GCMSSEMI

**Vendor:**

**Lot Number:**

**Balance ID:**

**Comments:** 200 ug/mL

**Type:** Secondary

**Prep By:** Sean McGrew

**Status:** New

**Final Volume:** 1.5 mL

Chemical/Solvent Used	Bottle No	Amt	Units	Expires
Dichloromethane EA342	<a href="#">13510</a>	0.51	mL	3/31/2022

Stock Source	Base Units	Amount Added
sv82908	ug/mL	0.03 mL
sv83301	ug/mL	0.15 mL
sv83406	ug/mL	0.15 mL
sv83419	ug/mL	0.15 mL
sv82913	ug/mL	0.15 mL
sv83410	ug/mL	0.15 mL
sv83407	ug/mL	0.06 mL
sv83201	ug/mL	0.15 mL



# Analytical RunID SV5973N.I\_220107A Standards Traceability Report

**Spike ID:** sv100516

**Spike Name:** BNA Internals 2000 ug/mL

**Prep Date:** 7/25/2021

**Exp Date:** 6/30/2023

**Department:** GCMSSEMI

**Vendor:** Chemservice

**Lot Number:** 8443500

**Balance ID:**

**Comments:**

**Type:** Secondary

**Prep By:** John P. Heine

**Status:** New

**Final Volume:** 2.12 mL

Chemical/Solvent Used	Bottle No	Amt	Units	Expires
Dichloromethane EA342	<a href="#">13510</a>	1.06	mL	6/30/2023
Stock Source	Base Units	Amount Added		
sv83506	ug/mL	1.06 mL		



# Analytical RunID SV5973N.I\_220107A Standards Traceability Report

**Spike ID:** sv100714

**Spike Name:** BNA 2nd source

**Prep Date:** 12/20/2021

**Exp Date:** 10/1/2022

**Department:** GCMSSEMI

**Vendor:**

**Lot Number:**

**Balance ID:**

**Comments:** 200 ug/mL

**Type:** Secondary

**Prep By:** Sean McGrew

**Status:** New

**Final Volume:** 1 mL

Chemical/Solvent Used	Bottle No	Amt	Units	Expires
Dichloromethane EA342	<a href="#">13510</a>	0.54	mL	10/1/2022

Stock Source	Base Units	Amount Added
sv83514	ug/mL	0.1 mL
sv82702	ug/mL	0.02 mL
sv83218	ug/mL	0.1 mL
sv83408	ug/mL	0.2 mL
sv83411	ug/mL	0.04 mL



# Analytical RunID SV5973N.I\_220107A Standards Traceability Report

**Standard ID:** sv82702

**Standard Name:** AE Surr

**Prep Date:** 8/28/2018

**Exp Date:** 4/30/2023

**Department:** GCMSPR

**Vendor:** Restek

**Lot Number:** A0137474

**Balance ID:**

**Comments:**

**Type:** Primary

**Prep By:** Craig A. Bardelli

**Status:** New

**Final Volume:** mL

Chemical/Solvent Used	Bottle No	Amt	Units	Expires
Acid Surrogate Standard Mix (4/89)	<a href="#">10707</a>	1	mL	4/30/2023
Stock Source	Base Units	Amount Added		



# Analytical RunID SV5973N.I\_220107A Standards Traceability Report

**Spike ID:** sv82908

**Spike Name:** AE surr

**Prep Date:** 4/10/2019

**Exp Date:** 3/31/2022

**Department:** GCMSSEMI

**Vendor:** Sigma-Aldrich

**Lot Number:** LRAC2239

**Balance ID:**

**Comments:**

**Type:** Primary

**Prep By:** Sean McGrew

**Status:** New

**Final Volume:** mL

Chemical/Solvent Used	Bottle No	Amt	Units	Expires
EPA 8270 Acids Surrogate Spike Mix HC	<a href="#">11383</a>		mL	3/31/2022
Stock Source	Base Units	Amount Added		



# Analytical RunID SV5973N.I\_220107A Standards Traceability Report

**Spike ID:** sv82913

**Spike Name:** BNA Custom for cal

**Prep Date:** 5/2/2019

**Exp Date:** 5/28/2023

**Department:** GCMSSEMI

**Vendor:** AccuStandard

**Lot Number:** 219041483

**Balance ID:**

**Comments:**

**Type:** Primary

**Prep By:** Sean McGrew

**Status:** New

**Final Volume:** 1 mL

Chemical/Solvent Used	Bottle No	Amt	Units	Expires
Custom BNA Mix	<a href="#">11451</a>		mL	5/28/2023
Stock Source	Base Units	Amount Added		



# Analytical RunID SV5973N.I\_220107A Standards Traceability Report

**Spike ID:** sv83201

**Spike Name:** Phenols mix

**Prep Date:** 3/17/2020

**Exp Date:** 1/31/2028

**Department:** GCMSSEMI

**Vendor:** Restek

**Lot Number:** A0157111

**Balance ID:**

**Comments:**

**Type:** Primary

**Prep By:** Sean McGrew

**Status:** New

**Final Volume:** 1 mL

Chemical/Solvent Used	Bottle No	Amt	Units	Expires
604 Phenols Calibration Mix	<a href="#">12512</a>		mL	1/31/2028

Stock Source	Base Units	Amount Added
--------------	------------	--------------



# Analytical RunID SV5973N.I\_220107A Standards Traceability Report

**Spike ID:** SV83202

**Spike Name:** BNA 2nd source short

**Prep Date:** 3/24/2020

**Exp Date:** 3/16/2023

**Department:** GCMSSEMI

**Vendor:** Absolute Standards

**Lot Number:** 031620

**Balance ID:**

**Comments:**

**Type:** Primary

**Prep By:** Sean McGrew

**Status:** New

**Final Volume:** 1 mL

Chemical/Solvent Used	Bottle No	Amt	Units	Expires
BNA 2nd Source Standard Rev 1	<a href="#">12532</a>		mL	3/16/2023
Stock Source	Base Units	Amount Added		





# Analytical RunID SV5973N.I\_220107A Standards Traceability Report

**Spike ID:** sv83218

**Spike Name:** Benzidines

**Prep Date:** 7/7/2020

**Exp Date:** 5/1/2024

**Department:** GCMSSEMI

**Vendor:** AccuStandard

**Lot Number:** 220041353

**Balance ID:**

**Comments:** 2000 ug/mL 12839

**Type:** Primary

**Prep By:** John P. Heine

**Status:** New

**Final Volume:** 1 mL

Chemical/Solvent Used	Bottle No	Amt	Units	Expires
Benzidine & 3,3'-Dichlorobenzidine	<a href="#">12839</a>	1	mL	5/1/2024

Stock Source	Base Units	Amount Added
--------------	------------	--------------



# Analytical RunID SV5973N.I\_220107A Standards Traceability Report

**Spike ID:** sv83301

**Spike Name:** PAH Mix

**Prep Date:** 7/13/2020

**Exp Date:** 9/30/2022

**Department:** GCMSSEMI

**Vendor:** Sigma-Aldrich

**Lot Number:** LRAC3877

**Balance ID:**

**Comments:** 4 x 1mL

**Type:** Primary

**Prep By:** John P. Heine

**Status:** New

**Final Volume:** 6 mL

Chemical/Solvent Used	Bottle No	Amt	Units	Expires
TCL PAH Mix	<a href="#">12846</a>	6	mL	9/30/2022
Stock Source	Base Units	Amount Added		



# Analytical RunID SV5973N.I\_220107A Standards Traceability Report

**Spike ID:** sv83406

**Spike Name:** BN mix 2000ug/mL

**Prep Date:** 1/20/2021

**Exp Date:** 1/31/2023

**Department:** GCMSSEMI

**Vendor:** Sigma-Aldrich

**Lot Number:** LRAC4915

**Balance ID:**

**Comments:**

**Type:** Primary

**Prep By:** Sean McGrew

**Status:** New

**Final Volume:** 1 mL

Chemical/Solvent Used	Bottle No	Amt	Units	Expires
TCL Base-Neutrals Mix	<a href="#">13494</a>	1	mL	1/31/2023
Stock Source	Base Units	Amount Added		



# Analytical RunID SV5973N.I\_220107A Standards Traceability Report

**Standard ID:** sv83407

**Standard Name:** BN Surr 5000 ug/mL

**Prep Date:** 12/14/2020

**Exp Date:** 10/31/2026

**Department:** GCMSSEMI

**Vendor:** Restek

**Lot Number:** A0166081

**Balance ID:**

**Comments:**

**Type:** Primary

**Prep By:** John P. Heine

**Status:** New

**Final Volume:** 5 mL

Chemical/Solvent Used	Bottle No	Amt	Units	Expires
B/N Surrogate Mix (4/89 SOW)	<a href="#">13328</a>	1	mL	10/31/2026
Stock Source	Base Units	Amount Added		



# Analytical RunID SV5973N.I\_220107A Standards Traceability Report

**Spike ID:** sv83408

**Spike Name:** 625 LCS Spk

**Prep Date:** 2/9/2021

**Exp Date:** 2/2/2026

**Department:** GCMSPR

**Vendor:** Absolute Standards

**Lot Number:** 050120

**Balance ID:**

**Comments:** 12x1mL ampules

**Type:** Primary

**Prep By:** Ryan F. Bengel

**Status:** Open

**Final Volume:** 1 mL

Chemical/Solvent Used	Bottle No	Amt	Units	Expires
CLP Semi-Volatiel Calibration Standard	<a href="#">13539</a>	1	mL	2/2/2026

Stock Source	Base Units	Amount Added
--------------	------------	--------------



# Analytical RunID SV5973N.I\_220107A Standards Traceability Report

**Spike ID:** sv83410

**Spike Name:** H.S. Mix

**Prep Date:** 4/7/2021

**Exp Date:** 2/28/2024

**Department:** GCMSSEMI

**Vendor:** Sigma-Aldrich

**Lot Number:** LRAC9004

**Balance ID:**

**Comments:** 2000 ug/mL

**Type:** Primary

**Prep By:** Sean McGrew

**Status:** New

**Final Volume:** mL

Chemical/Solvent Used	Bottle No	Amt	Units	Expires
EPA TCL Hazardous Substances Mix (12 cmpds)	<a href="#">13691</a>		mL	2/28/2024

Stock Source	Base Units	Amount Added
--------------	------------	--------------



# Analytical RunID SV5973N.I\_220107A Standards Traceability Report

**Spike ID:** sv83411

**Spike Name:** BN surr

**Prep Date:** 4/7/2021

**Exp Date:** 11/20/2026

**Department:** GCMSSEMI

**Vendor:** Restek

**Lot Number:** A6167670

**Balance ID:**

**Comments:** 5000 ug/mL

**Type:** Primary

**Prep By:** Sean McGrew

**Status:** New

**Final Volume:** mL

Chemical/Solvent Used	Bottle No	Amt	Units	Expires
B/N Surrogate Mix (4/89 SOW)	<a href="#">13666</a>		mL	11/20/2026
Stock Source	Base Units	Amount Added		



# Analytical RunID SV5973N.I\_220107A Standards Traceability Report

**Spike ID:** sv83419

**Spike Name:** Benzidines CAL 2000ug/mL

**Prep Date:** 5/18/2021

**Exp Date:** 4/30/2023

**Department:** GCMSSEMI

**Vendor:** Agilent

**Lot Number:** 0006592783

**Balance ID:**

**Comments:** 2000 ug/mL

**Type:** Primary

**Prep By:** John P. Heine

**Status:** New

**Final Volume:** 1 mL

Chemical/Solvent Used	Bottle No	Amt	Units	Expires
Benzidines Standard	<a href="#">13854</a>	1	mL	4/30/2023
Stock Source	Base Units	Amount Added		





# Analytical RunID SV5973N.I\_220107A Standards Traceability Report

**Standard ID:** sv83506

**Standard Name:** BNA Internals 4000 ug/mL

**Prep Date:** 6/18/2021

**Exp Date:** 6/30/2023

**Department:** GCMSSEMI

**Vendor:** Chemservice

**Lot Number:** 8443500

**Balance ID:**

**Comments:**

**Type:** Secondary

**Prep By:** John P. Heine

**Status:** New

**Final Volume:** 8 mL

Chemical/Solvent Used	Bottle No	Amt	Units	Expires
Mixture #8-Internal Standards	<a href="#">13968</a>	8	mL	6/30/2023
Stock Source	Base Units	Amount Added		



# Analytical RunID SV5973N.I\_220107A Standards Traceability Report

**Spike ID:** sv83514

**Spike Name:** Additional

**Prep Date:** 9/22/2021

**Exp Date:** 10/1/2022

**Department:** GCMSPR

**Vendor:** AccuStandard

**Lot Number:** 22002155-02

**Balance ID:**

**Comments:** 12x1mL ampules

**Type:** Primary

**Prep By:** Ryan F. Bengel

**Status:** Open

**Final Volume:** 1 mL

Chemical/Solvent Used	Bottle No	Amt	Units	Expires
Custom Semi-Volatile Standard	<a href="#">14279</a>	1	mL	10/1/2022

Stock Source	Base Units	Amount Added
--------------	------------	--------------



# Analytical RunID SV5973N.I\_220107A Standards Traceability Report

**Spike ID:** sv90820

**Spike Name:** BNA 2nd source short (new)

**Prep Date:** 3/24/2020

**Exp Date:** 3/16/2023

**Department:** GCMSSEMI

**Vendor:**

**Lot Number:**

**Balance ID:**

**Comments:** 200 ug/mL

**Type:** Secondary

**Prep By:** Sean McGrew

**Status:** New

**Final Volume:** 1.5 mL

Chemical/Solvent Used	Bottle No	Amt	Units	Expires
Dichloromethane DX975	<a href="#">12485</a>	1.35	mL	3/16/2023

Stock Source	Base Units	Amount Added
sv83202	ug/mL	0.15 mL

# RESTEK CERTIFIED REFERENCE MATERIAL

110 Benner Circle  
 Bellefonte, PA 16823-8812  
 Tel: (800)356-1688  
 Fax: (814)353-1309

www.restek.com

## Certificate of Analysis



FOR LABORATORY USE ONLY-READ SDS PRIOR TO USE.

*This Reference Material is intended for Laboratory Use Only as a standard for the qualitative and/or quantitative determination of the analyte(s) listed.*

Catalog No. : 31063 Lot No.: A0137474  
 Description : Acid Surrogate Standard Mix (4/89)  
 Acid Surrogate Standard Mix (4/89) 10,000 µg/mL, Methanol, 1mL/ampul  
 Container Size : 2 mL Pkg Amt: > 1 mL  
 Expiration Date : April 30, 2023 Storage: 10°C or colder

### CERTIFIED VALUES

Elution Order	Compound	Grav. Conc. (weight/volume)	Expanded Uncertainty (35 % C.L.; K=2)			
1	2-Fluorophenol	10,046.4 µg/mL (Lot STBD7945V)	+/-	58.8239	µg/mL	Gravimetric
	CAS # 367-12-4		+/-	293.2702	µg/mL	Unstressed
	Purity 99%		+/-	355.8400	µg/mL	Stressed
2	Phenol-d6	10,023.6 µg/mL (Lot PR-27801)	+/-	58.6904	µg/mL	Gravimetric
	CAS # 13127-88-3		+/-	292.6047	µg/mL	Unstressed
	Purity 99%		+/-	355.0324	µg/mL	Stressed
3	2,4,6-Tribromophenol	10,057.2 µg/mL (Lot 29699MJV)	+/-	58.8871	µg/mL	Gravimetric
	CAS # 118-79-6		+/-	293.5855	µg/mL	Unstressed
	Purity 99%		+/-	356.2225	µg/mL	Stressed
Solvent:	Methanol					
	CAS # 67-56-1					
	Purity 99%					

ID #: 10707  
 Opened:  
 Acid Surrogate Standard Mix (4/89)  
 Expires: 4/30/2023  
 Rec'd: 8/24/2018  
 Energy Laboratories Inc 1120 So 27th Street  
 Billings MT 59107

# Certificate of Analysis

EPA 8270 ACIDS SURROGATE SPIKE MIX  
HC, 1X1ML, 10MG/ML, METHANOL

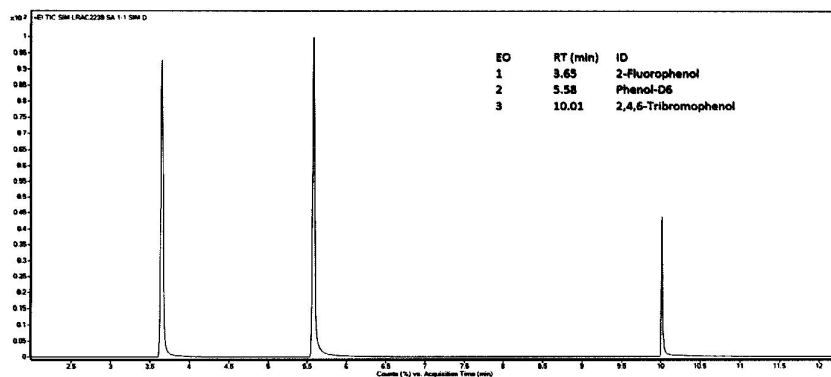
*Certified  
Reference  
Material*

## Description

Product ID 47260-U  
Lot LRAC2239  
Expiration Date March 2022  
Manufacturing Date March 2019  
Storage Conditions Room Temperature  
Solvent/Matrix METHANOL

## Certified Values

Analyte	Units	Certified Value <sup>1,4</sup>	Raw Material Purity, %	Analytical Value	Elution order	Raw Material Lot	CAS
2-FLUOROPHENOL	µg/mL	9930 ± 288	99.9	10037	1	LB92543	367-12-4
PHENOL-D6	µg/mL	9930 ± 290	99.4	9900	2	LB91168	13127-88-3
2,4,6-TRIBROMOPHENOL	µg/mL	9930 ± 318	99.7	9900	3	LB81262	118-79-6



## Additional Information:

### Analytical Method Parameters:

Column: SLB-5MS, 30 m x 0.25 mm x 0.25 µm df, Flow: 1.0 ml/min  
Inlet: 200 °C, Injection Mode: Split, 60:1  
80 °C (5 min) to 250 °C (3 min) at 40 °C/min  
Detector: MSD, SIM, Transfer line: 250 °C  
Injection Volume: 0.5 µL

ID #: 11383

Opened:

EPA 8270 Acids Surrogate Spike Mix HC

Expires: 3/31/2022

Rec'd: 4/10/2019

Energry Laboratories Inc 1120 So. 27th Street  
Billings MT 59107



**SIGMA-ALDRICH**  
2601 Soldier Springs Rd. Laramie, Wyoming 82070 USA  
307.745.5432  
rntechgroup@sigma.com www.sigma-aldrich.com

125 Market Street  
New Haven, CT 06513  
USA



AccuStandard®

# CERTIFICATE OF ANALYSIS


Tel (203)786-5290  
Fax (203)786-5287  
www.AccuStandard.com

Catalog No: S-6237A-R1  
Description: Custom BNA Mix  
Lot: 219041483  
Solvent: Dichloromethane  
Hazards: Refer to SDS for complete safety information

Date Certified: Apr 24, 2019  
Expiration: May 24, 2021  
Sample Size: 1 mL  
Components: 6  
Storage Condition: Ambient (>5 °C)



Signal Word: Warning



Component	CAS #	Purity % (GC/MS)	Prepared Concentration <sup>2</sup> (µg/mL)	Certified Analyte Concentration <sup>1</sup> (µg/mL)
4-Chloro-2-methylphenol	1570-64-5	97.0	2068*	2006
4-Chlorophenol	106-48-9	98.6	2000	1972
1-Methylnaphthalene	90-12-0	98.4	2000	1968
Pyridine	110-86-1	98.7	2008	1982
o-Terphenyl	84-15-1	99.9	2000	1998
Triallate	2303-17-5	99.6	2004	2002

ID #: 11451

Opened:

Custom BNA Mix

Expires: 5/24/2021

Rec'd: 5/2/2019

Enerov Laboratories, Inc. 1120 So. 27th Street  
Billings MT 59107

\* Weight compensated to 100% purity.

A product with a suffix (-1A, -2B, etc. or -01, -02, etc.) on its lot number has had its expiration date extended and is identical to the same lot number without the suffix.

<sup>2</sup> All weights are traceable through NIST, Test No. 684/289871-17

<sup>1</sup> Certified Analyte Concentration = Purity x Prepared Concentration.

The Uncertainty associated with the certified concentration reported on this certificate is ±2.4%. This value is the combined expanded uncertainty and represents an estimated standard deviation equal to the positive square root of the total variation of the uncertainty of components. A normal distribution is assumed and a coverage factor of K=2 is chosen using approximately a 95% confidence level.

Labels and certificates follow U.S. Conventions in reporting numerical values: A comma (,) is used to separate units of one-thousand or greater. A period (.) is used as a decimal place marker.

The information on this certificate may not be reproduced without the express permission of the manufacturer. See reverse side for additional information

Certified By:   
Larry Decker, Organic QC Manager

Page 1 of 1

For use in routine laboratory analysis.

AccuStandard is accredited to ISO 17034, ISO/IEC 17025 and certified to ISO 9001:2015

QR-ORG/NO-001  
Rev. 5/18

2

# Honeywell

CERTIFICATE OF ANALYSIS

**Honeywell Burdick & Jackson®**  
1953 South Harvey Street  
Muskegon, MI 49442  
Phone: (800) 368-0050  
Fax: (231) 728-8226  
www.lab-honeywell.com

**Brand:** Research Chemicals - B&J  
**Product:** CS299AA-200  
**Lot No.:** DX975  
**Production Date:** 16-Dec-2019  
**Best Before:** 15-Dec-2021

Dichloromethane, Custom, Contains Amylene Preservative, >99.9%  
for pesticide residue analysis

Parameter	Specification		Result	Units
	Min.	Max.		
Water by Karl Fischer Titration		0.010	0.0014	%
UV Cutoff		233	230	nm
Refractive Index (20°C)	1.4236	1.4246	1.4243	
Residue		1	<0.5	mg/L
GC Analysis	99.9		>99.99	%
Acidity (as HCl)		1	<1	mg/L
Chloride		10	<10	mg/L
Electron Capture GC		10	<10	ng/L
Flame Ionization GC		5	<5	ppb
UV Absorbance @ 240 nm		0.100	0.0898	AU
UV Absorbance @ 250 nm		0.010	0.0097	AU
UV Absorbance @ 300 nm		0.005	0.0004	AU
UV Absorbance @ 400 nm		0.005	0.0020	AU

**ID #: 12485**  
Opened:  
Dichloromethane DX975  
**Expires: 12/15/2021**  
Rec'd: 3/10/2020  
Enviro-Laboratories Inc 1120 So. 27th Street  
Billings MT 59107

**Honeywell**  
Quality Control Approval

Muskegon 12/16/2019 LIMS Sample No.: AK03676

# RESTEK® CERTIFIED REFERENCE MATERIAL

110 Benner Circle  
 Bellefonte, PA 16823-8812  
 Tel: (800)356-1688  
 Fax: (814)353-1309

www.restek.com

## Certificate of Analysis



### FOR LABORATORY USE ONLY-READ SDS PRIOR TO USE.

*This Reference Material is intended for Laboratory Use Only as a standard for the qualitative and/or quantitative determination of the analyte(s) listed.*

Catalog No.: 31029 Lot No.: A0157111  
 Description: 604 Phenols Calibration Mix  
 604 Calibration Std Phenols 2000µg/mL, Methanol, 1mL/ampul  
 Container Size: 2 mL Pkg Amt: > 1 mL  
 Expiration Date: January 31, 2028 Storage: 10°C or colder

ID #: 12512  
 Opened: \_\_\_\_\_  
 604 Phenols Calibration Mix  
 Expires: 1/31/2028  
 Rec'd: 3/17/2020  
 Energy Laboratories Inc 1120 So. 27th Street  
 Billings MT 59107

### CERTIFIED VALUES

Elution Order	Compound	Grav. Conc. (weight/volume)	Expanded Uncertainty (95% C.L., K=2)		
1	Phenol CAS # 108-95-2 Purity 99% (Lot SHBF9719V)	2,004.0 µg/mL	+/-	11.9032 µg/mL	Gravimetric
			+/-	58.5341 µg/mL	Unstressed
			+/-	71.0092 µg/mL	Stressed
2	2-Chlorophenol CAS # 95-57-8 Purity 99% (Lot STBH7290)	2,000.0 µg/mL	+/-	11.8794 µg/mL	Gravimetric
			+/-	58.4173 µg/mL	Unstressed
			+/-	70.8674 µg/mL	Stressed
3	2-Nitrophenol CAS # 88-75-5 Purity 99% (Lot BCBH7602V)	2,000.0 µg/mL	+/-	11.8794 µg/mL	Gravimetric
			+/-	58.4173 µg/mL	Unstressed
			+/-	70.8674 µg/mL	Stressed
4	2,4-Dimethylphenol CAS # 105-67-9 Purity 99% (Lot 10165155)	2,000.0 µg/mL	+/-	11.8794 µg/mL	Gravimetric
			+/-	58.4173 µg/mL	Unstressed
			+/-	70.8674 µg/mL	Stressed
5	2,4-Dichlorophenol CAS # 120-83-2 Purity 99% (Lot BCBJ8113V)	2,004.0 µg/mL	+/-	11.9032 µg/mL	Gravimetric
			+/-	58.5341 µg/mL	Unstressed
			+/-	71.0092 µg/mL	Stressed
6	4-Chloro-3-methylphenol CAS # 59-50-7 Purity 99% (Lot STBC7309V)	2,004.0 µg/mL	+/-	11.9032 µg/mL	Gravimetric
			+/-	58.5341 µg/mL	Unstressed
			+/-	71.0092 µg/mL	Stressed
7	2,4,6-Trichlorophenol CAS # 88-06-2 Purity 99% (Lot STBH7520)	2,002.0 µg/mL	+/-	11.8913 µg/mL	Gravimetric
			+/-	58.4757 µg/mL	Unstressed
			+/-	70.9383 µg/mL	Stressed





**CERTIFIED WEIGHT REPORT**

**Part Number:** 64480  
**Lot Number:** 031620  
**Description:** BNA 2nd Source Standard Rev 1

**Solvent:** Methylene chloride  
**Lot#** 104929

Formulated By:	Gabriel Holland	031620
Reviewed By:	Pedro L. Rerras	031620
DATE		

**Expiration Date:** 031623  
**Recommended Storage:** Refrigerate (4 °C)  
**Nominal Concentration (µg/mL):** 2000  
**NIST Test ID#:** 6UTB

**5 components**  
**SE-05 Balance Uncertainty**  
**0.003 Flask Uncertainty**

**Weight(s) shown below were combined and diluted to (mL):** 20.0

**Expanded Uncertainty (Solvent Safety Info. On Attached pg.)**

Compound	RM#	Lot Number	Nominal Conc (µg/mL)	Purity (%)	Uncertainty Purity	Target Weight(g)	Actual Weight(g)	Actual Conc (µg/mL)	Expanded Uncertainty (±) (µg/mL)	CAS#	OSHA PEL (TWA)	LDSO
1. Aniline	11	039291TV	2000	99	0.2	0.04043	0.04075	2015.9	9.6	62-53-3	5 ppm (8H)	on-ret 250mg/kg
2. Benzidine	27	SLBH53ZTV	2000	98	0.2	0.04084	0.04088	2001.9	9.5	92-87-5	N/A	on-ret 309mg/kg
3. 4-Chloroaniline	67	052897	2000	98	0.2	0.04084	0.04094	2004.9	9.6	106-47-8	N/A	on-ret 310mg/kg
4. 3,3'-Dichlorobenzidine	130	040919	2000	98	0.2	0.04084	0.04087	2001.5	9.5	91-94-1	Cancer Suspect Agent	on-ret 3.82µg/kg
5. Pyridine	260	SHBG3194V	2000	99.8	0.2	0.04010	0.04030	2009.8	9.5	110-86-1	5 ppm (15mg/m3/8H)	on-ret 891mg/kg

- The certified value is the concentration calculated from gravimetric and volumetric measurements unless otherwise stated.
- Standards are prepared gravimetrically using balances that are calibrated with weights traceable to NIST (see above).
- Standards are certified (+/-) 0.5% of the stated value, unless otherwise stated.
- All Standards, after opening ampule, should be stored with caps tight and under appropriate laboratory conditions.
- Uncertainty Reference: Taylor, B. N. and Kuyat, C. E., "Guidelines for Evaluating and Expressing the Uncertainty of NIST Measurement Results," NIST Technical Note 1297, U.S. Government Printing Office, Washington, DC, (1996).

**ID #: 12532**  
Opened: \_\_\_\_\_  
BNA 2nd Source Standard Rev 1  
**Expires: 3/16/2023**  
Rec'd: 3/23/2020  
Energy Laboratories Inc 1120 So 27th Street  
Billings MT 59107

# CERTIFICATE OF ANALYSIS

**Catalog No:** Z-014F  
**Description:** Benzidine & 3,3'-Dichlorobenzidine  
**Lot:** 220041353  
**Solvent:** Methanol  
**Hazards:** Refer to SDS for complete safety information

**Date Certified:** May 1, 2020  
**Expiration:** May 1, 2024  
**Sample Size:** 1 mL  
**Components:** 2  
**Storage Condition:** Ambient (>5 °C)



Signal Word: Danger

## Certified Reference Material



Component	CAS #	Purity % (GC/MS)	Prepared Concentration <sup>2</sup> (µg/mL)	Certified Analyte Concentration <sup>1</sup> (µg/mL)
Benzidine **	92-87-5	99.9	2004	2002
3,3'-Dichlorobenzidine **	91-94-1	100.0	2001	2001

**ID #: 12839**

Opened: \_\_\_\_\_  
Benzidine & 3,3'-Dichlorobenzidine  
**Expires: 5/1/2024**  
Rec'd: 7/7/2020  
Energy Laboratories Inc 1120 So. 27th Street  
Billings MT 59107

\*\*Benzidine and 3,3'-Dichlorobenzidine are subject to oxidative degradation

\*\*Benzidine and 3,3'-Dichlorobenzidine are subject to oxidative degradation

A product with a suffix (-1A, -2B, etc. or -01, -02, etc.) on its lot number has had its expiration date extended and is identical to the same lot number without the suffix.

<sup>2</sup> All weights are traceable through NIST, Test No. 684/289871-17

<sup>1</sup> Certified Analyte Concentration = Purity x Prepared Concentration.

The Uncertainty associated with the certified concentration reported on this certificate is  $\pm 2.4\%$ . This value is the combined expanded uncertainty and represents an estimated standard deviation equal to the positive square root of the total variation of the uncertainty of components. A normal distribution is assumed and a coverage factor of K=2 is chosen using approximately a 95% confidence level.

Labels and certificates follow U.S. Conventions in reporting numerical values: A comma (,) is used to separate units of one-thousand or greater. A period (.) is used as a decimal place marker.

The information on this certificate may not be reproduced without the express permission of the manufacturer. See reverse side for additional information

Certified By: \_\_\_\_\_

Larry Decker, Organic QC Manager



# CERTIFICATE OF ANALYSIS

**Catalog No:** Z-014F  
**Description:** Benzidine & 3,3'-Dichlorobenzidine  
**Lot:** 220041353  
**Solvent:** Methanol

**Date Certified:** May 1, 2020  
**Expiration:** May 1, 2024  
**Sample Size:** 1 mL  
**Components:** 2

## I-TEST

AccuStandard, Inc.  
 Statistical Report for CLP (SOW 1997)  
 1-May-2020

QR-OCO-003 rev. 3/16

Z-014F 220041353		Z-014F 220031213										NOTES:									
Peak	Run #1	Run #2	Run #3	Run #4	Mean	Std Dev	% RSD	Run #1	Run #2	Run #3	Run #4	Mean	Std Dev	% RSD	L029 test	CI	Q	# of Runs	10 % error check of conc. means		
1 Benzidine (92-87-5)	90	83	79	78	83	5.45	6.60%	84	84	80	76	81	3.83	4.73%	0.45	23.7	Benzidine (92-87-5)	21.3	4	2000	2 %
2 3,3'-Dichlorobenzidine (91-94-1)	104	96	93	91	96	5.72	5.95%	98	99	94	89	95	4.27	4.51%	0.35	20.9	3,3'-Dichlorobenzidine (91-94-1)	15.8	4	2000	1 %

AccuStandard


# CERTIFICATE OF ANALYSIS

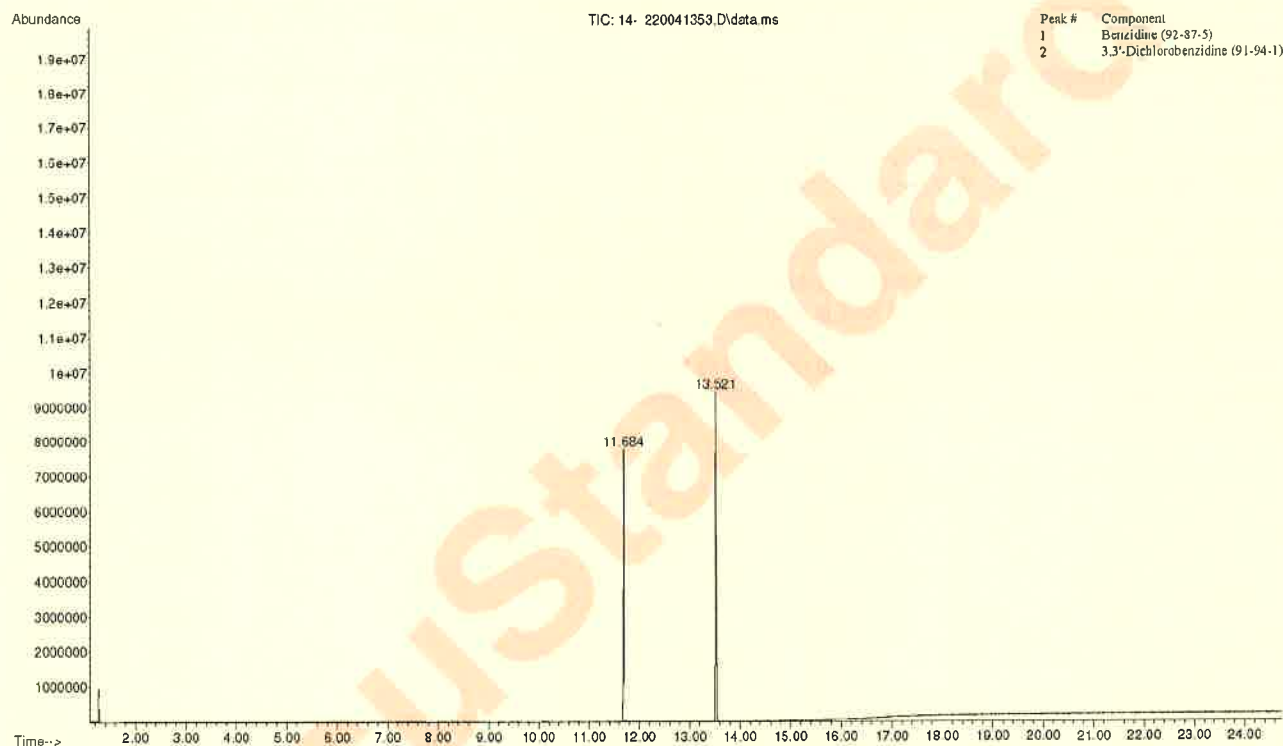
**Catalog No:** Z-014F  
**Description:** Benzidine & 3,3'-Dichlorobenzidine  
**Lot:** 220041353  
**Solvent:** Methanol

**Date Certified:** May 1, 2020  
**Expiration:** May 1, 2024  
**Sample Size:** 1 mL  
**Components:** 2

## Chromatogram

File :D:\MassHunter\GCMS\1\DATA\043020\14- 220041353.D  
Operator : Organic QC Lab  
Acquired : 30 Apr 2020 17:16 using AcqMethod CHICK\_2019\_S100.M  
Instrument : GCMS 6  
Sample Name: Z-014F (220041353)  
Misc Info : Z-014F @2000ug/mL in Methanol  
Vial Number: 138

 **AccuStandard®**  
Leader in Analytical Reference Standards  
Column: DB-5MS, 30m, 0.25 ID, 0.25 um  
Oven Program: 80c 17c/min to 340c, 8min  
GC Parameters: Cons. Split, 12psi constant flow  
Split 100:1, 1uL inj.; GC/MS; INJ 270c



# CERTIFICATE OF ANALYSIS

**Catalog No:** Z-014F  
**Description:** Benzidine & 3,3'-Dichlorobenzidine  
**Lot:** 220041353  
**Solvent:** Methanol

**Date Certified:** May 1, 2020  
**Expiration:** May 1, 2024  
**Sample Size:** 1 mL  
**Components:** 2

## RAW DATA

Data Path : D:\MassHunter\GCMS\1\DATA\043020\  
Data File : 14- 220041353.D  
Acq On : 30 Apr 20 05:16 pm  
Operator : Organic QC Lab  
Sample : Z-014F (220041353)  
Misc : Z-014F @2000ug/mL in Methanol  
ALS Vial : 138 Sample Multiplier: 1

Integration Parameters: events.e  
Integrator: ChemStation

Method : D:\MassHunter\GCMS\1\methods\CHICK\_2019.M  
Title :

Signal : TIC: 14- 220041353.D\data.ms

peak #	R.T. min	first scan	max scan	last scan	PK TY	peak height	corr. area	corr. % max.	% of total
1	11.684	2371	2386	2399	PV	7555441	90932217	86.94%	46.506%
2	13.521	2790	2799	2825	BB	9071921	104594086	100.00%	53.494%



# Certificate of Analysis

Certified  
Reference  
Material

TCL PAH

MIX,1X1ML,2000UG/ML,BENZENE:DICHLOROMETHANE

## Description

Product ID CRM48905  
Lot LRAC3877  
Expiration Date September 2022  
Manufacturing Date September 2019  
Storage Conditions Refrigerate  
Solvent/Matrix methylene chloride: benzene (1:1)

## Certified Values

Analyte	Certified Value <sup>1,4</sup>	Units	Raw Material Purity,%	Analytical Value <sup>6</sup>	Elution order	Raw Material Lot	CAS
NAPHTHALENE	2000 ± 32	µg/mL	100.0	2022	01	01112017-5	91-20-
ACENAPHTHYLENE	2000 ± 66	µg/mL	99.8	2005	02	LC21494	208-96-
ACENAPHTHENE	2000 ± 63	µg/mL	99.9	2031	03	MKCC8329	83-32-'
FLUORENE	2000 ± 90	µg/mL	99.4	2009	04	LC19126	86-73-'
PHENANTHRENE	2000 ± 56	µg/mL	99.6	2043	05	MKCD3760	85-01-i
ANTHRACENE	2000 ± 39	µg/mL	99.9	2005	06	LC14310	120-12-
FLUORANTHENE	2000 ± 69	µg/mL	98.5	2031	07	LB99099	206-44-
PYRENE	2000 ± 68	µg/mL	91.6	2078	08	LB70761	129-00-
BENZO (A) ANTHRACENE	2000 ± 63	µg/mL	99.9	2002	09	LC19271	56-55-;
CHRYSENE	2000 ± 59	µg/mL	99.0	2026	10	21L74	218-01-
BENZO (B) FLUORANTHENE	2000 ± 62	µg/mL	99.5	1998	11	LB95773	205-99-
BENZO (K) FLUORANTHENE	2000 ± 62	µg/mL	99.9	2043	12	0000029501	207-08-
BENZO(A)PYRENE	2002 ± 64	µg/mL	99.6	2037	13	LB73826	50-32-i
DIBENZ (A,H) ANTHRACENE	2000 ± 64	µg/mL	99.0	2050	14	0012014	53-70-
BENZO (G,I,I) PERYLENE	2000 ± 67	µg/mL	98.5	2059	15	LC19498	191-24-
INDENO (1,2,3-CD) PYRENE	2000 ± 64	µg/mL	99.5	1995	16	ER082107-02	193-39-

ID #: 12846

Opened: \_\_\_\_\_

TCL PAH

Expires: 9/30/2022

Rec'd: 7/13/2020

Eneray Laboratories Inc 1120 So. 27th Street  
Billings MT 59107

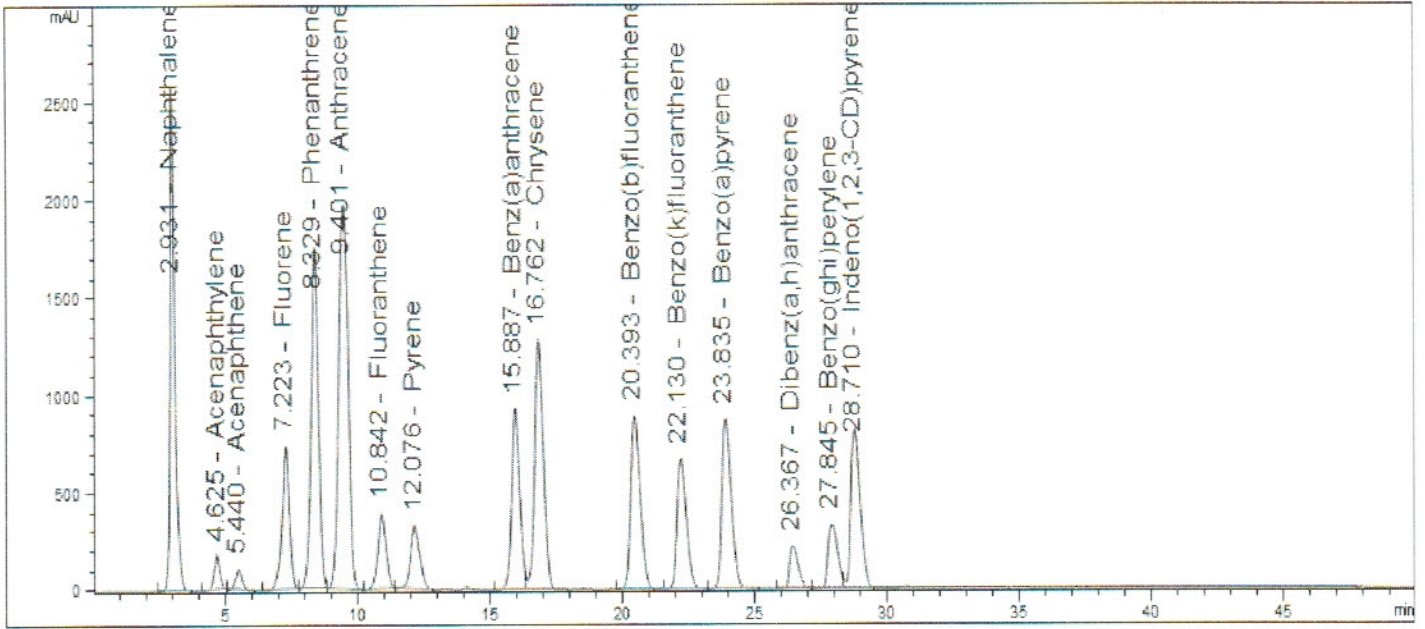


**SIGMA-ALDRICH**  
2931 Soldier Springs Rd. Laramie, Wyoming 82070 USA  
307-742-5452  
rtctechgroup@sial.com www.sigma-aldrich.com

## Description

Lot LRAC3877  
 Expiration Date September 2022  
 Manufacturing Date September 2019  
 Storage Conditions Refrigerate  
 Solvent/Matrix methylene chloride: benzene (1:1)

## Informational Values



### Additional Information:

Analytical Method Parameters:  
 Column: Supelco LC-PAH, 250 mm x 4.6mm, 5µm particle size  
 Mobile Phase A: Water  
 Mobile Phase B: Acetonitrile  
 Detector: UV/DAD/VWD, Wavelength: 254 nm  
 Flow Rate: 1.7 mL/min  
 Column Temperature: 30 °C  
 Injection Volume: 2 µL

#### Gradient

TIME (min)	A%	B%
0	40	60
5	40	60
30	0	100
45	0	100
50	40	60

# Certificate of Analysis

Certified  
Reference  
Material

TCL PAH

MIX,1X1ML,2000UG/ML,BENZENE:DICHLOROMETHANE

## Description

Product ID CRM48905  
Lot LRAC3877  
Expiration Date September 2022  
Manufacturing Date September 2019  
Storage Conditions Refrigerate  
Solvent/Matrix methylene chloride: benzene (1:1)

**1 Metrological traceability:** Traceable to the SI and higher order standards from NIST through an unbroken chain of comparisons. The balance used to weigh raw materials is accurate to +/-0.0001 g and calibrated regularly using mass standards traceable to NIST. All dilutions were performed gravimetrically. Additionally, individual analytes are traceable to NIST SRMs where available and specified above.  
**4 Ucrm - Uncertainty** values in this document are expressed as Expanded Uncertainty (Ucrm) corresponding to the 95% confidence interval. Ucrm is derived from the combined standard uncertainty multiplied by the coverage factor k, which is obtained from a t-distribution and degrees of freedom. The components of combined standard uncertainty include the uncertainties due to characterization, homogeneity, long term stability, and short term stability (transport). The components due to stability are generally considered to be negligible unless otherwise indicated by stability studies. The mathematical representation of the Ucrm calculation is as follows:

$$u_{CRM} = \sqrt{u_{char}^2 + u_{homogeneity}^2 + u_{stability}^2}$$

**k:** Coverage factor derived from a t-distribution table, based on the degrees of freedom of the data set. Assume 2.0 for a **Confidence interval = 95%**

**6 Analytical Value-** For QC verification of the certified value only- not to be used in calculations. Represents the analytical data obtained by comparison to a standard as analyzed by the method described in the CoA or another acceptable method. The result may differ from the certified value and UCRM based on method uncertainty as well as the uncertainty associated with the standard used for comparison.

**Traceability:** The standard was manufactured under an ISO/IEC 17025:2017 certified quality system. The balance used to weigh raw materials is accurate to +/- 0.0001g and calibrated regularly using mass standards traceable to NIST. All dilutions were performed gravimetrically. Additionally, individual analytes are traceable to NIST SRMs where available and specified above.

**Homogeneity:** Homogeneity was assessed in accordance with ISO 17034:2016. Completed units were sampled using a random stratified sampling protocol. The results of chemical analysis were then compared using a one-way analysis of variance approach as described by TNI EL-V3-2009 Appendix A.2. See Instructions for minimum sub-sample size.


Expiration is at end of month given on certificate and label.

THIS PRODUCT WAS DESIGNED, PRODUCED AND VERIFIED FOR ACCURACY AND STABILITY IN ACCORDANCE WITH **ISO/IEC 17025:2017 (ANAB Cert AT-1467)** and **ISO 17034:2016 (ANAB Cert AR-1470)**.

MSDS reports for components comprising greater than 1.0% of the solution or 0.1% for components known to be carcinogens are available upon request.



Andy Ommen - QC Manager



Mark Pooler - QA Supervisor

Certification Date October 17, 2019  
Version 0-10172019



**SIGMA-ALDRICH**

2931 Soldier Springs Rd. Laramie, Wyoming 82070 USA  
307-742-5452  
rtctechgroup@sial.com www.sigma-aldrich.com





# CERTIFIED REFERENCE MATERIAL

110 Benner Circle  
Bellefonte, PA 16823-8812  
Tel: (800)356-1688  
Fax: (814)353-1309

www.restek.com

## Certificate of Analysis



### FOR LABORATORY USE ONLY-READ SDS PRIOR TO USE.

*This Reference Material is intended for Laboratory Use Only as a standard for the qualitative and/or quantitative determination of the analyte(s) listed.*

**Catalog No. :** 31086 **Lot No.:** A0166081

**Description :** B/N Surrogate Mix (4/89 SOW)  
Base Neutral Surrogate 5000µg/mL, Methylene Chloride, 5mL/ampul

**Container Size :** 5 mL **Pkg Amt:** > 5 mL

**Expiration Date :** October 31, 2026 **Storage:** 10°C or colder

**Handling:** Sonicate prior to use. **Ship:** Ambient

**ID #:** 13328  
**Opened:** \_\_\_\_\_  
**B/N Surrogate Mix (4/89 SOW)**  
**Expires:** 10/31/2026  
**Rec'd:** 12/14/2020  
Enerav Laboratories Inc 1120 So. 27th Street  
Billings MT 59107

### CERTIFIED VALUES

Elution Order	Compound	Grav. Conc. (weight/volume)	Expanded Uncertainty (95% C.L.; K=2)		
1	Nitrobenzene-d5 CAS # 4165-60-0 (Lot PR-29940B) Purity 99%	5,017.7 µg/mL	+/- 29.1731	µg/mL	Gravimetric
			+/- 225.9987	µg/mL	Unstressed
			+/- 250.7735	µg/mL	Stressed
2	2-Fluorobiphenyl CAS # 321-60-8 (Lot 00019169) Purity 99%	5,049.7 µg/mL	+/- 29.3592	µg/mL	Gravimetric
			+/- 227.4400	µg/mL	Unstressed
			+/- 252.3728	µg/mL	Stressed
3	p-Terphenyl-d14 CAS # 1718-51-0 (Lot PR-27278) Purity 99%	5,029.9 µg/mL	+/- 29.2444	µg/mL	Gravimetric
			+/- 226.5505	µg/mL	Unstressed
			+/- 251.3857	µg/mL	Stressed

**Solvent:** Methylene chloride  
CAS # 75-09-2  
Purity 99%

#### Tech Tips:

Due to the limited solubility of p-terphenyl-d14 in methanol, we do not recommend that this mixture be diluted in methanol.

**Column:**

30m x 0.25mm x 0.25µm  
Rtx-5 (cat.#10223)

**Carrier Gas:**

hydrogen-constant pressure 10 psi.

**Temp. Program:**

40°C (hold 2 min.) to 330°C  
@ 10°C/min. (hold 10 min.)

**Inj. Temp:**

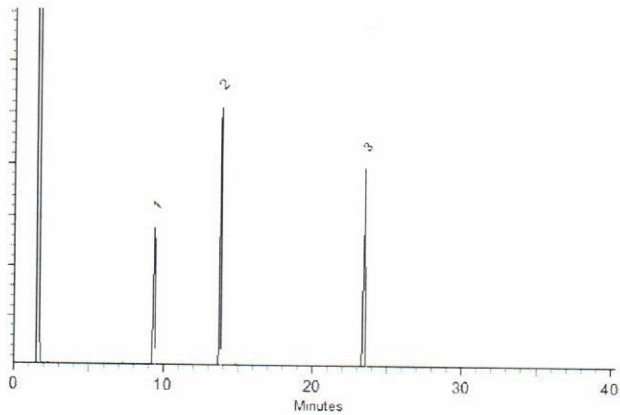
250°C

**Det. Temp:**

330°C

**Det. Type:**

FID



This chromatogram represents a general set of testing conditions chosen for product acceptance. For optimal results in your lab, conditions should be adjusted for your specific instrument, method, and application.

Dalton Stover - Operations Technician I

Date Mixed: 04-Nov-2020

Balance: 1128353505

Justine Albertson - Operations Tech-ARM QC

Date Passed: 06-Nov-2020

Manufactured under Restek's ISO 9001:2015  
Registered Quality System  
Certificate #FM 80397



## General Certified Reference Material Notes

### Expiration Notes:

- Expiration date valid for unopened ampul stored in compliance with the recommended conditions.
- Uncertainty, concentration, and expiration of the CRM are based on the unopened product being stored according to the recommended condition found in the storage field.

### Purity Notes:

- Purity and/or chemical identity are determined by one or more of the following techniques: GC/FID, HPLC, GC/μECD, GC/MS, LC/MS, RI, and/or melting point.
- Compounds with a listed purity of less than 99% have been weight corrected to compensate for impurities and/or salts. A correction factor is used to calculate the amount of compound necessary to achieve the desired concentration of the parent compound in solution.
- Purity of isomeric compounds is reported as the sum of the isomers.
- Purity values are rounded to the nearest whole number.

### Certified Uncertainty Value Notes:

- The uncertainties are determined in accordance with ISO 17034 and Guide 35. The certified combined stressed uncertainty value ( includes gravimetric uncertainty, homogeneity between-ampul uncertainty, storage stability uncertainty and shipping stability uncertainty and were combined using the following formula:

$$U_{combined\ stressed} = k \sqrt{U_{gravimetric}^2 + U_{homogeneity}^2 + U_{storage\ stability}^2 + U_{shipping\ stability}^2}$$

*k* is a coverage factor of 2, which gives a level of confidence of approximately 95%.

- It is important to note that the shipping stability uncertainty was obtained under temperature extremes for specific time intervals; therefore, the certified combined stressed uncertainty value should only be applied to the product if it was stored at non-standard temperature conditions up to and including 7 days. Contact Restek Technical Service at [www.restek.com/Contact-Us](http://www.restek.com/Contact-Us) for use recommendations if your shipment was in-transit for more than 7 days at non-standard temperature conditions.
- Apply the certified combined unstressed uncertainty value if the product was received under standard shipping conditions. Apply the certified combined stressed uncertainty value if the product was received under non-standard conditions as specified below.

Label Conditions	Standard Conditions	Non-Standard Conditions
25°C Nominal (Room Temperature)	< 60°C	≥ 60°C up to 7 days
10°C or colder (Refrigerate)	< 40°C	≥ 40°C up to 7 days
0°C or colder (Freezer) -20°C or colder (Deep Freezer)	< 25°C	≥ 25°C up to 7 days

- Separate (not combined) uncertainty values for gravimetric uncertainty are also displayed on the certificate, if needed, separate homogeneity between-ampul uncertainty, storage stability uncertainty and shipping stability uncertainty values are available by contacting Restek Technical Service at [www.restek.com/Contact-Us](http://www.restek.com/Contact-Us).
- The packaged amount is the minimum sample size for which uncertainty is valid. The ampules are over-filled to ensure that the minimum packaged amount can be sufficiently transferred.

### Manufacturing Notes:

- Concentration is based upon gravimetric preparation using either a balance whose calibration has been verified daily using NIST traceable weights, and/or dilutions with Class A glassware.

### Handling Notes:

- Stability of the unopened product, when stored in compliance with the recommended conditions, is guaranteed through the expiration displayed on the product label and certificate. Contact Restek for additional opened product stability information, with the knowledge/understanding that open product stability is subject to the specific handling and environmental conditions to which the product is exposed. For your convenience Restek supplies deactivated vials with most standards packed in 2mL ampules. Larger volume deactivated vials are available through Restek as a custom ordered item. Additionally, Restek sells DMDCS for the purpose of glassware deactivation as catalog number 31861, which includes complete instructions.



# CERTIFICATE OF ANALYSIS

**Catalog No:** S-14500-R2  
**Description:** Custom Semi-Volatile Standard  
**Lot:** 220021255-01  
**Solvent:** Dichloromethane  
**Hazards:** Refer to SDS for complete safety information

**Date Certified:** Dec 15, 2020  
**Expiration:** Jan 15, 2022  
**Sample Size:** 1 mL  
**Components:** 10  
**Storage Condition:** Freeze (<-10 °C)/Sonicate



## Certified Reference Material



Component	CAS #	Purity % (GC/MS)	Prepared Concentration <sup>2</sup> (µg/mL)	Certified Analyte Concentration <sup>1</sup> (µg/mL)
Pyridine	110-86-1	98.7	2026	2000
4-Chlorophenol	106-48-9	100.0	2019	2019
1-Methylnaphthalene	90-12-0	98.5	2003	1973
N-Nitrosodiphenylamine	86-30-6	100.0	2022	2022
4-Chloro-2-methylphenol	1570-64-5	97.0	2069*	2007
Benzoic acid	65-85-0	99.5	2010	2000
Aniline	62-53-3	98.0	2002	1962
Benzyl alcohol	100-51-6	99.9	2011	2009
Triallate	2303-17-5	99.9	2013	2011
o-Terphenyl	84-15-1	99.9	2019	2017

ID #: 13342

Opened: \_\_\_\_\_

Custom Semi-Volatile Standard

Expires: 1/15/2022

Rec'd: 12/17/2020

Energry Laboratories Inc 1120 So. 27th Street  
Billings MT 59107

\* Weight compensated to 100% purity.

A product with a suffix (-1A, -2B, etc. or -01, -02, etc.) on its lot number has had its expiration date extended and is identical to the same lot number without the suffix.

<sup>2</sup> All weights are traceable through NIST, Test No. 684/289871-17

<sup>1</sup> Certified Analyte Concentration = Purity x Prepared Concentration.

The Uncertainty associated with the certified concentration reported on this certificate is  $\pm 2.4\%$ . This value is the combined expanded uncertainty and represents an estimated standard deviation equal to the positive square root of the total variation of the uncertainty of components. A normal distribution is assumed and a coverage factor of K=2 is chosen using approximately a 95% confidence level.

Labels and certificates follow U.S. Conventions in reporting numerical values: A comma (,) is used to separate units of one-thousand or greater. A period (.) is used as a decimal place marker.

The information on this certificate may not be reproduced without the express permission of the manufacturer. See reverse side for additional information

Hazard Information: Please refer to the SDS for information regarding the hazards associated with using this material.

This product was prepared according to in-house procedures and is guaranteed to be homogeneous.

Certified By: 

Larry Decker, Organic QC Manager

For use in routine laboratory analysis.

# Certificate of Analysis

TCL BASE-NEUTRALS  
MIX, 1X1ML, 2000UG/ML, DICHLOROMETHANE

Certified  
Reference  
Material

## Description

Product ID 47991-U  
Lot LRAC4915  
Expiration Date January 2023  
Manufacturing Date January 2020  
Storage Conditions Refrigerate  
Solvent/Matrix DICHLOROMETHANE

ID #: 13494

Opened: \_\_\_\_\_

TCL Base-Neutrals Mix

Expires: 1/31/2023

Rec'd: 1/20/2021

Energy Laboratories Inc 1120 So. 27th Street

Billings MT 59107

## Certified Values

Analyte	Certified Value <sup>1,4</sup>	Units	Raw Material Purity, %	Elution order	Raw Material Lot	CAS
N-NITROSODIMETHYLAMINE	1999 ± 39	µg/mL	98.1	1	11-RFS-142-1	62-75-9
BIS (2-CHLOROETHYL) ETHER	2003 ± 42	µg/mL	99.4	2	06413MS	111-44-4
1,3-DICHLOROBENZENE	2001 ± 47	µg/mL	99.6	3	11221HC	541-73-1
1,4-DICHLOROBENZENE	2000 ± 66	µg/mL	99.9	4	MKBG7690V	106-46-7
1,2-DICHLOROBENZENE	2005 ± 65	µg/mL	99.4	5	LB58923	95-50-1
BIS (2-CHLOROISOPROPYL) ETHER	2000 ± 45	µg/mL	96.7	6	LC19632	108-60-1
N-NITROSODI-N-PROPYLAMINE	2001 ± 36	µg/mL	100.0	7	2D5VJ-PB	621-64-7
HEXACHLOROETHANE	2000 ± 125	µg/mL	99.9	8	12719A0	67-72-1
NITROBENZENE	2000 ± 53	µg/mL	99.9	9	LB47070	98-95-3
ISOPHORONE	1999 ± 34	µg/mL	99.5	10	LC14006	78-59-1
BIS (2-CHLOROETHOXY) METHANE	2000 ± 33	µg/mL	98.7	11	LB46081	111-91-1
1,2,4-TRICHLOROBENZENE	2003 ± 91	µg/mL	99.9	12	447	120-82-1
HEXACHLOROBUTADIENE	1999 ± 97	µg/mL	97.2	13	MKCG6212	87-68-3
HEXACHLOROCYCLOPENTADIENE	2001 ± 111	µg/mL	96.0	14	LB95525	77-47-4
2-CHLORONAPHTHALENE	2000 ± 120	µg/mL	99.9	15	LC11403	91-58-7
DIMETHYL PHTHALATE	2006 ± 44	µg/mL	99.9	16	LB30494	131-11-3
2,6-DINITROTOLUENE	2000 ± 91	µg/mL	99.2	17	11231AN	606-20-2
2,4-DINITROTOLUENE	2000 ± 71	µg/mL	98.9	18	12316HF	121-14-2
DIETHYL PHTHALATE	1998 ± 51	µg/mL	99.9	19	207	84-66-2
4-CHLOROPHENYLPHENYL ETHER	2006 ± 52	µg/mL	99.3	20	JS00081	7005-72-3
N-NITROSODIPHENYLAMINE	2000 ± 72	µg/mL	95.5	21	LC07185	86-30-6
AZOBENZENE	2000 ± 48	µg/mL	98.2	22	BCBS6535V	103-33-3
4-BROMOPHENYLPHENYL ETHER	2006 ± 48	µg/mL	99.0	23	05916LS	101-55-3



**SIGMA-ALDRICH**

2931 Soldier Springs Rd. Laramie, Wyoming 82070 USA

800-325-5832

TechService@milliporesigma.com www.sigma-aldrich.com



# Description

Lot **LRAC4915**

Expiration Date January 2023


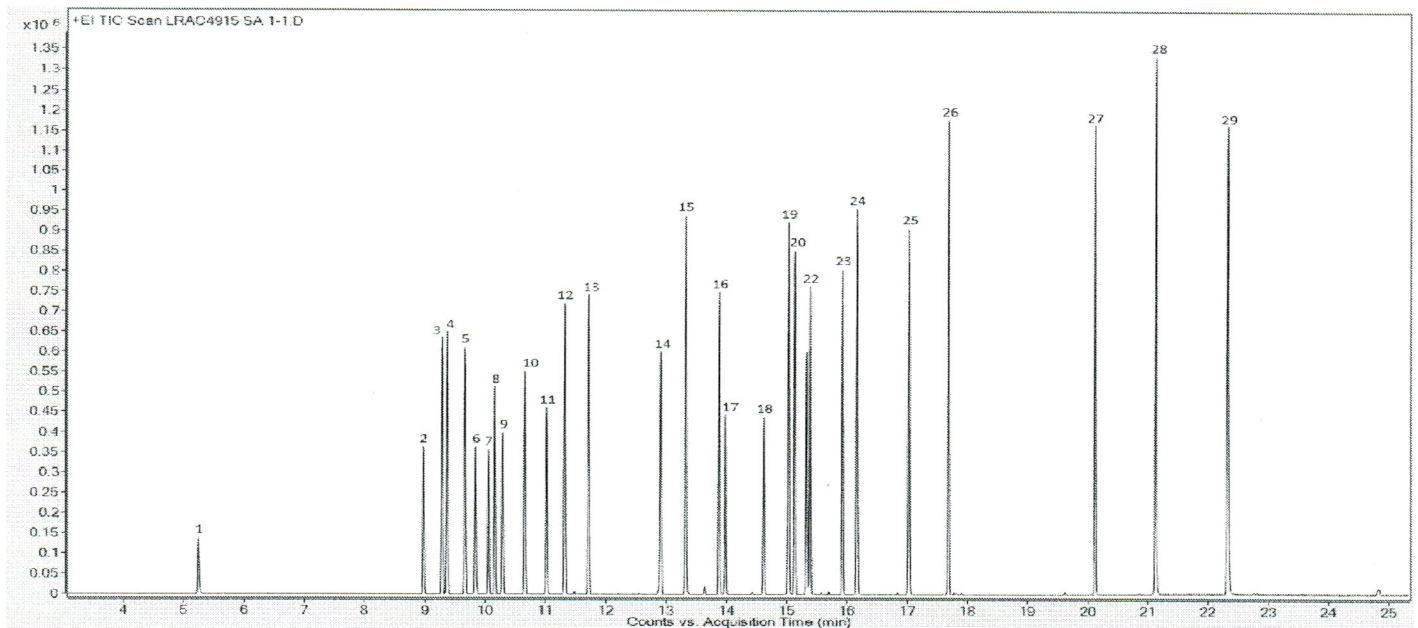
Manufacturing Date January 2020

Storage Conditions Refrigerate

Solvent/Matrix DICHLOROMETHANE

HEXACHLOROBENZENE	2000 ± 116	µg/mL	98.0	24	1-AWT-44-1	118-74-1
CARBAZOLE	2000 ± 117	µg/mL	98.1	25	LC13236	86-74-8
DI-N-BUTYL PHTHALATE	1999 ± 81	µg/mL	99.9	26	10202KN	84-74-2
BENZYL BUTYL PHTHALATE	2001 ± 40	µg/mL	99.0	27	1628	85-68-7
BIS (2-ETHYLHEXYL) PHTHALATE	1999 ± 51	µg/mL	99.7	28	LB39572	117-81-7
DI-N-OCTYL PHTHALATE	2004 ± 51	µg/mL	98.3	29	BCBR9722V	117-84-0

## Informational Values



# Certificate of Analysis

TCL BASE-NEUTRALS

MIX,1X1ML,2000UG/ML,DICHLOROMETHANE

Certified  
Reference  
Material

## Description

Product ID 47991-U

Lot LRAC4915

Expiration Date January 2023

Manufacturing Date January 2020

Storage Conditions Refrigerate

Solvent/Matrix DICHLOROMETHANE

## ELUTION DETAILS

EO	RT(MIN)	ANALYTE
1	5.25	N-nitrosodimethylamine
2	8.98	Bis-(2-chloroethyl) ether
3	9.29	1,3-dichlorobenzene
4	9.37	1,4-dichlorobenzene
5	9.67	1,2-dichlorobenzene
6	9.84	Bis-(2-chloroisopropyl) ether
7	10.06	N-nitrosodipropylamine
8	10.16	Hexachloroethane
9	10.29	Nitrobenzene
10	10.66	Isophorone
11	11.02	Bis-(2-chloroethoxy) methane
12	11.32	1,2,4-trichlorobenzene
13	11.72	Hexachlorobutadiene
14	12.91	Hexachlorocyclopentadiene
15	13.33	2-chloronaphthalene
16	13.88	Dimethyl phthalate
17	13.99	2,6-dinitrotoluene
18	14.62	2,4-dinitrotoluene
19	15.03	Diethyl Phthalate
20	15.13	4-chlorodiphenylether
21	15.33	N-nitrosodipheylamine
22	15.39	Azobenzene
23	15.93	4-bromodiphenylether
24	16.17	Hexachlorobenzene
25	17.04	Carbazole
26	17.69	Dibutyl phthalate
27	20.12	Benzyl butyl phthalate
28	21.13	Bis-(2-ethylhexyl) phthalate
29	22.33	Di-n-octyl phthalate

## Additional Information:

Analytical Method Parameters:

Column: SPB-5, 30 m x 0.25 mm I.D., 0.25 µm film thickness (Column #230)

Carrier Gas: He, Flow: 0.8 mL/min

Inlet Temperature: 240 °C, Injection Volume: 0.5 µL

Injection Mode: Split with Split Ratio 70:1

Temperature Program: 40 °C (Hold 3 min) @ 15 °C/min to 300 °C (Hold 5 min)

Detector: MSD, Mode: FS, Mass Range: 40-400 m/z, Scan Rate: 4 scans/sec Solvent delay: 3.0 min

Detector Temperature: Transfer line: 300 °C, Ion Source: 230 °C, and Quadrupole: 150 °C



**SIGMA-ALDRICH®**

2931 Soldier Springs Rd. Laramie, Wyoming 82070 USA

800-325-5832

TechService@milliporesigma.com www.sigma-aldrich.com



# Description

Lot **LRAC4915**  
Expiration Date January 2023  
Manufacturing Date January 2020  
Storage Conditions Refrigerate  
Solvent/Matrix DICHLOROMETHANE

**1 Metrological traceability:** Traceable to the SI and higher order standards from NIST through an unbroken chain of comparisons. The balance used to weigh raw materials is accurate to +/-0.0001 g and calibrated regularly using mass standards traceable to NIST. All dilutions were performed gravimetrically. Additionally, individual analytes are traceable to NIST SRMs where available and specified above.  
**4 Ucrm - Uncertainty values** in this document are expressed as Expanded Uncertainty (Ucrm) corresponding to the 95% confidence interval. Ucrm is derived from the combined standard uncertainty multiplied by the coverage factor k, which is obtained from a t-distribution and degrees of freedom. The components of combined standard uncertainty include the uncertainties due to characterization, homogeneity, long term stability, and short term stability (transport). The components due to stability are generally considered to be negligible unless otherwise indicated by stability studies. The mathematical representation of the Ucrm calculation is as follows:

$$U_{CRM} = \sqrt{U_{char}^2 + U_{homogeneity}^2 + U_{stability}^2}$$

**k:** Coverage factor derived from a t-distribution table, based on the degrees of freedom of the data set. Assume 2.0 for a **Confidence Interval = 95%**

**6 Analytical Value-** For QC verification of the certified value only- not to be used in calculations. Represents the analytical data obtained by comparison to a standard as analyzed by the method described in the CoA or another acceptable method. The result may differ from the certified value and UCRM based on method uncertainty as well as the uncertainty associated with the standard used for comparison.


**Traceability:** The standard was manufactured under an ISO/IEC 17025:2017 certified quality system. The balance used to weigh raw materials is accurate to +/- 0.0001g and calibrated regularly using mass standards traceable to NIST. All dilutions were performed gravimetrically. Additionally, individual analytes are traceable to NIST SRMs where available and specified above.

**Homogeneity:** Homogeneity was assessed in accordance with ISO 17034:2016. Completed units were sampled using a random stratified sampling protocol. The results of chemical analysis were then compared using a one-way analysis of variance approach as described by TNI EL-V3-2009 Appendix A.2. See Instructions for minimum sub-sample size.

Expiration is at end of month given on certificate and label.

MSDS reports for components comprising greater than 1.0% of the solution or 0.1% for components known to be carcinogens are available upon request.

THIS PRODUCT WAS DESIGNED, PRODUCED AND VERIFIED FOR ACCURACY AND STABILITY IN ACCORDANCE WITH **ISO/IEC 17025:2017 (ANAB Cert AT-1467)** and **ISO 17034:2016 (ANAB Cert AR-1470)**.



Andy Ommen - QC Manager



Mark Pooler - QA Supervisor

Certification Date February 28, 2020  
Version 0-2282020





ID #: 13510

Opened: \_\_\_\_\_

Dichloromethane EA342

Expires: 11/17/2022

Rec'd: 1/26/2021

Energy Laboratories Inc 1120 So 27th Street

Billings MT 59107

# Honeywell

CERTIFICATE OF ANALYSIS

**Honeywell Burdick & Jackson®**

1953 South Harvey Street

Muskegon, MI 49442

Phone: (800) 368-0050

Fax: (231) 728-8226

[lab.honeywell.com](http://lab.honeywell.com)

Brand: Research Chemicals - B&J  
Product: CS299AA-200  
Lot No.: EA342  
Production Date: 17-Nov-2020  
Best Before: 17-Nov-2022

Dichloromethane, Custom, Contains Amylene Preservative, >99.9%  
for pesticide residue analysis

Parameter	Specification		Result	Units
	Min.	Max.		
Water by Karl Fischer Titration		0.010	0.0016	%
UV Cutoff		233	230	nm
Refractive Index (20°C)	1.4236	1.4246	1.4241	
Residue		1	<0.5	mg/L
GC Analysis	99.9		>99.99	%
Acidity (as HCl)		1	<1	mg/L
Chloride		10	<10	mg/L
Electron Capture GC		10	<10	ng/L
Flame Ionization GC		5	<5	ppb
UV Absorbance @ 240 nm		0.100	0.0920	AU
UV Absorbance @ 250 nm		0.010	0.0099	AU
UV Absorbance @ 300 nm		0.005	0.0008	AU
UV Absorbance @ 400 nm		0.005	0.0028	AU

Honeywell  
Quality Control Approval

Muskegon 11/17/2020 LIMS Sample No.: AL03611





**CERTIFIED WEIGHT REPORT**

Part Number: **92180**  
 Lot Number: **020221**  
 Description: **CLP Semi-Volatile Calibration Standard**  
 64 components  
 Expiration Date: **020228**  
 Recommended Storage: **Freezer (0 °C)**  
 Nominal Concentration ( $\mu\text{g/mL}$ ): **1000**  
 NIST Test ID#: **23060**

Solvent: **Methylene chloride**  
 Lot#: **104929**

*Eli Aliaga*  
 Formulated By: **Eli Aliaga** 020221  
 DATE  
*Pedro L. Rentas*  
 Reviewed By: **Pedro L. Rentas** 020221  
 DATE

Weight(s) shown below were combined and diluted to (mL): **100.0 0.003** Balance Uncertainty  
 5E-05 Flask Uncertainty

Compound	(RM#) Part Number	Lot Number	Dil. Factor	Initial Vol. (mL)	Initial Conc. (ug/mL)	Nominal Conc. (ug/mL)	Purity (%)	Uncertainty Purity (%)	Uncertainty Pipette (mL)	Target Weight(g)	Actual Weight(g)	Actual Conc (ug/mL)	Expanded Uncertainty		SDS Information (Solvent Safety Info. On Attached pg.)	
													(+/-) (ug/mL)	CAS#	OSHA PEL (TWA)	LD50
1. 2,2'-Oxybis(1-chloropropane)	(0078)	012016AR	NA	NA	NA	1000	98.9	0.2	NA	0.10112	0.10135	1002.3	4.2	108-60-1	NA	or-rat 240mg/kg
2. Hexachlorobenzene	(0195)	051897	NA	NA	NA	1000	99	0.2	NA	0.10102	0.10121	1001.9	4.2	118-74-1	NA	or-rat 10g/kg
3. bis(2-Chloroethoxy) methane	10111	011214	0.05	5.00	20018.4	1000	NA	NA	0.017	NA	NA	1000.8	8.0	111-91-1	NA	N/A
4. bis(2-Chloroethyl) ether	10111	011214	0.05	5.00	20012.4	1000	NA	NA	0.017	NA	NA	1000.5	8.0	111-44-4	15 ppm (90mg/m3/8H)(skin)	or-rat 75mg/kg
5. bis(2-Ethylhexyl) phthalate	10111	011214	0.05	5.00	20014.3	1000	NA	NA	0.017	NA	NA	1000.6	8.0	117-81-7	5mg/m3/8H	or-rat 3060mg/kg
6. 4-Bromophenyl phenyl ether	10111	011214	0.05	5.00	20008.8	1000	NA	NA	0.017	NA	NA	1000.3	8.0	101-55-3	NA	N/A
7. Benzyl butyl phthalate	10111	011214	0.05	5.00	20011.3	1000	NA	NA	0.017	NA	NA	1000.5	8.0	85-68-7	NA	or-rat 2330mg/kg
8. 4-Chlorophenyl phenyl ether	10111	011214	0.05	5.00	20009.5	1000	NA	NA	0.017	NA	NA	1000.4	8.0	7005-72-3	NA	N/A
9. Diethyl phthalate	10111	011214	0.05	5.00	20013.6	1000	NA	NA	0.017	NA	NA	1000.6	8.0	84-66-2	5mg/m3/8H	or-rat 8600mg/kg
10. Dimethyl phthalate	10111	011214	0.05	5.00	20015.7	1000	NA	NA	0.017	NA	NA	1000.7	8.0	131-11-3	5mg/m3/8H	or-rat 6800mg/kg
11. Di-n-butyl phthalate	10111	011214	0.05	5.00	20011.6	1000	NA	NA	0.017	NA	NA	1000.5	8.0	84-74-2	5mg/m3/8H	or-rat 8000mg/kg
12. Di-n-octyl phthalate	10111	011214	0.05	5.00	20012.2	1000	NA	NA	0.017	NA	NA	1000.5	8.0	117-84-0	NA	or-rat 4700mg/kg
13. N-Nitrosodimethylamine	10111	011214	0.05	5.00	20010.0	1000	NA	NA	0.017	NA	NA	1000.4	8.0	62-75-9	NA	or-rat 58mg/kg
14. N-Nitrosodi-n-propylamine	10111	011214	0.05	5.00	20010.5	1000	NA	NA	0.017	NA	NA	1000.4	8.0	621-64-7	NA	or-rat 460mg/kg
15. 1,2-Diphenylhydrazine (as Azobenzene)	10112	042820	0.05	5.00	20003.9	1000	NA	NA	0.017	NA	NA	1000.1	8.1	103-33-3	NA	or-rat 1000mg/kg
16. 2-Chloronaphthalene	10112	042820	0.05	5.00	20002.3	1000	NA	NA	0.017	NA	NA	1000.0	8.0	91-58-7	NA	or-rat 2078mg/kg
17. 1,2-Dichlorobenzene	10112	042820	0.05	5.00	20005.4	1000	NA	NA	0.017	NA	NA	1000.2	8.0	95-50-1	50 ppm (300mg/m3) (CL)	or-rat 500mg/kg
18. 1,3-Dichlorobenzene	10112	042820	0.05	5.00	20007.7	1000	NA	NA	0.017	NA	NA	1000.1	8.0	541-73-1	NA	ipr-mus 1062mg/kg
19. 1,4-Dichlorobenzene	10112	042820	0.05	5.00	20005.4	1000	NA	NA	0.017	NA	NA	1000.2	8.0	108-46-7	75 ppm (450mg/m3/8H)	or-rat 500mg/kg
20. 2,4-Dinitrotoluene	10112	042820	0.05	5.00	20003.3	1000	NA	NA	0.017	NA	NA	1000.1	8.1	121-14-2	1.5mg/m3/8H (skin)	or-rat 268mg/kg
21. 2,6-Dinitrotoluene	10112	042820	0.05	5.00	20002.4	1000	NA	NA	0.017	NA	NA	1000.0	8.0	606-20-2	1.5mg/m3/8H (skin)	or-rat 177mg/kg
22. Hexachloro-1,3-butadiene	10112	042820	0.05	5.00	20009.4	1000	NA	NA	0.017	NA	NA	1000.4	12.4	87-66-3	0.02 ppm (0.24mg/m3/8H)	or-rat 82mg/kg
23. Hexachlorocyclopentadiene	10112	042820	0.05	5.00	20001.8	1000	NA	NA	0.017	NA	NA	1000.0	8.0	77-47-4	0.01 ppm (0.1mg/m3/8H)	or-rat 1300mg/kg
24. Hexachloroethane	10112	042820	0.05	5.00	20002.4	1000	NA	NA	0.017	NA	NA	1000.0	8.0	67-72-1	1 ppm (10mg/m3/8H)(skin)	or-gdg 4070mg/kg
25. Isophorone	10112	042820	0.05	5.00	20003.8	1000	NA	NA	0.017	NA	NA	1000.1	8.1	78-59-1	25 ppm	or-rat 2330mg/kg
26. Nitrobenzene	10112	042820	0.05	5.00	20004.9	1000	NA	NA	0.017	NA	NA	1000.1	8.0	98-95-3	1 ppm (8mg/m3/8H)(skin)	or-rat 780mg/kg
27. 1,2,4-Trichlorobenzene	10112	042820	0.05	5.00	20002.0	1000	NA	NA	0.017	NA	NA	1000.0	8.0	120-82-1	5 ppm (CL) (40mg/m3)	or-rat 758mg/kg
28. o-Cresol (2-Methylphenol)	10114	081919	0.05	5.00	20010.2	1000	NA	NA	0.017	NA	NA	1000.4	8.0	95-48-7	5 ppm (22mg/m3/8H)(skin)	or-rat 121mg/kg
29. p-Cresol (4-Methylphenol)	10114	081919	0.05	5.00	20061.2	1000	NA	NA	0.017	NA	NA	1003.0	8.0	106-44-5	5 ppm (22mg/m3/8H)(skin)	or-rat 207mg/kg
30. 2,4,5-Trichlorophenol	10114	081919	0.05	5.00	20023.2	1000	NA	NA	0.017	NA	NA	1001.1	8.0	95-95-4	NA	or-rat 820mg/kg
31. 4-Chloroaniline	10115	080512	0.05	5.00	20009.6	1000	NA	NA	0.017	NA	NA	1000.4	8.0	106-47-8	NA	or-rat 310mg/kg
32. Dibenzofuran	10115	080512	0.05	5.00	20020.2	1000	NA	NA	0.017	NA	NA	1000.9	8.0	132-64-9	NA	N/A
33. 2-Methylnaphthalene	10115	080512	0.05	5.00	20012.9	1000	NA	NA	0.017	NA	NA	1000.5	8.1	91-57-6	NA	or-rat 1630mg/kg
34. 2-Nitroaniline	10115	080512	0.05	5.00	20011.8	1000	NA	NA	0.017	NA	NA	1000.5	8.0	88-74-4	NA	or-rat 1600mg/kg
35. 3-Nitroaniline	10115	080512	0.05	5.00	20018.6	1000	NA	NA	0.017	NA	NA	1000.8	8.0	99-09-2	NA	or-rat 535mg/kg
36. 4-Nitroaniline	10115	080512	0.05	5.00	20014.9	1000	NA	NA	0.017	NA	NA	1000.6	8.0	100-01-6	1 ppm (8mg/m3/8H)(skin)	or-rat 750mg/kg
37. 4-Chloro-3-methylphenol	10118	072120	0.05	5.00	20003.9	1000	NA	NA	0.017	NA	NA	1000.1	8.0	59-50-7	NA	or-rat 1630mg/kg
38. 2-Chlorophenol	10118	072120	0.05	5.00	20002.9	1000	NA	NA	0.017	NA	NA	1000.0	8.0	95-57-8	NA	or-rat 670mg/kg
39. 2,4-Dichlorophenol	10118	072120	0.05	5.00	20003.1	1000	NA	NA	0.017	NA	NA	1000.1	8.0	120-83-2	NA	or-rat 560mg/kg
40. 2,4-Dimethylphenol	10118	072120	0.05	5.00	20003.3	1000	NA	NA	0.017	NA	NA	1000.1	8.1	105-67-9	NA	or-rat 3200mg/kg
41. 2,4-Dinitrophenol	10118	072120	0.05	5.00	20001.8	1000	NA	NA	0.017	NA	NA	1000.0	8.0	51-28-5	NA	or-rat 30mg/kg
42. 4,6-Dinitro-2-methylphenol	10118	072120	0.05	5.00	20002.5	1000	NA	NA	0.017	NA	NA	1000.0	8.0	534-52-1	NA	N/A
43. 2-Nitrophenol	10118	072120	0.05	5.00	20003.7	1000	NA	NA	0.017	NA	NA	1000.1	8.0	88-75-5	NA	or-rat 334mg/kg
44. 4-Nitrophenol	10118	072120	0.05	5.00	20002.0	1000	NA	NA	0.017	NA	NA	1000.0	8.0	100-02-7	NA	or-rat 250mg/kg
45. Pentachlorophenol	10118	072120	0.05	5.00	20002.8	1000	NA	NA	0.017	NA	NA	1000.0	8.0	87-86-5	0.5mg/m3/8H (skin)	or-rat 27mg/kg
46. Phenol	10118	072120	0.05	5.00	20003.9	1000	NA	NA	0.017	NA	NA	1000.1	8.0	108-95-2	5 ppm (18mg/m3/8H)(skin)	or-rat 317mg/kg
47. 2,4,6-Trichlorophenol	10118	072120	0.05	5.00	20004.2	1000	NA	NA	0.017	NA	NA	1000.1	8.0	88-06-2	NA	or-rat 820mg/kg
48. Acenaphthene	10007	042420	0.50	50.00	2001.2	1000	NA	NA	0.018	NA	NA	1000.5	4.1	83-32-9	NA	ipr-rat 600mg/kg
49. Acenaphthylene	10007	042420	0.50	50.00	2000.2	1000	NA	NA	0.018	NA	NA	1000.0	4.2	208-96-8	NA	N/A
50. Anthracene	10007	042420	0.50	50.00	2000.3	1000	NA	NA	0.018	NA	NA	1000.1	4.1	120-12-7	0.2mg/m3 (8H)	ipr-mus 430mg/kg
51. Benzo(a)anthracene	10007	042420	0.50	50.00	2001.3	1000	NA	NA	0.018	NA	NA	1000.6	4.2	56-55-3	NA	N/A
52. Benzo(a)pyrene	10007	042420	0.50	50.00	2000.0	1000	NA	NA	0.018	NA	NA	999.9	4.1	50-32-8	0.2mg/m3 (8H)	scu-rat 50mg/kg
53. Benzo(b)fluoranthene	10007	042420	0.50	50.00	2000.9	1000	NA	NA	0.018	NA	NA	1000.4	4.1	205-99-2	NA	N/A
54. Benzo(k)fluoranthene	10007	042420	0.50	50.00	2001.2	1000	NA	NA	0.018	NA	NA	1000.5	4.1	207-08-9	NA	N/A
55. Benzo(g,h,i)perylene	10007	042420	0.50	50.00	2000.0	1000	NA	NA	0.018	NA	NA	999.9	4.1	191-24-2	NA	N/A
56. Carbazole	10007	042420	0.50	50.00	2000.3	1000	NA	NA	0.018	NA	NA	1000.0	4.2	86-74-8	NA	ipr-mus 200mg/kg
57. Chrysene	10007	042420	0.50	50.00	2000.8	1000	NA	NA	0.018	NA	NA	1000.3	4.2	218-01-9	0.2mg/m3	N/A
58. Dibenzo(a,h)anthracene	10007	042420	0.50	50.00	2000.8	1000	NA	NA	0.018	NA	NA	1000.3	4.2	53-70-3	0.2mg/m3	N/A
59. Fluoranthene	10007	042420	0.50	50.00	2000.3	1000	NA	NA	0.018	NA	NA	1000.1	4.2	206-44-0	NA	or-rat 2000mg/kg
60. Fluorene	10007	042420	0.50	50.00	2000.9	1000	NA	NA	0.018	NA	NA	1000.3	4.2	86-73-7	NA	ipr-mus 2 g/kg
61. Indeno(1,2,3-cd)pyrene	10007	042420	0.50	50.00	2000.1	1000	NA	NA	0.018	NA	NA	1000.0	4.1	193-39-5	NA	N/A
62. Naphthalene	10007	042420	0.50	50.00	2000.9	1000	NA	NA	0.018	NA	NA	1000.4	4.1	91-20-3	10 ppm (50mg/m3/8H)	or-rat 490mg/kg
63. Phenanthrene	10007	042420	0.50	50.00	2000.9	1000	NA	NA	0.018	NA	NA	1000.4	4.1	85-01-8	0.2mg/m3/8H	or-mus 700mg/kg
64. Pyrene	10007	042420	0.50	50.00	2001.0	1000	NA	NA	0.018	NA	NA	1000.4	4.2	129-00-0	0.2mg/m3/8H	or-rat 2700mg/kg

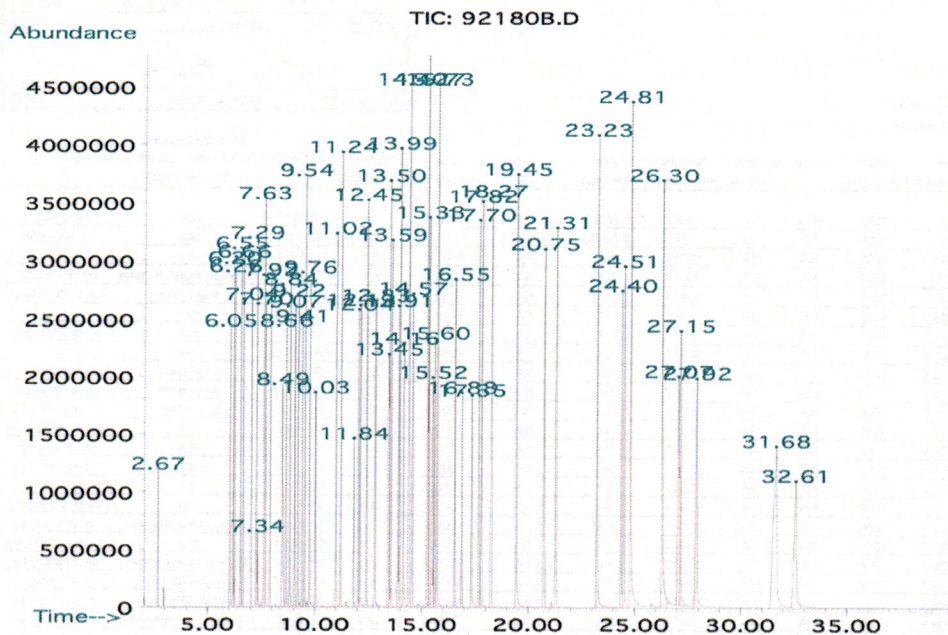
\* The certified value is the concentration calculated from gravimetric and volumetric measurements unless otherwise stated.  
 \* Standards are prepared gravimetrically using balances that are calibrated with weights traceable to NIST (see above).  
 \* Standards are certified (±) 0.5% of the stated value, unless otherwise stated.  
 \* All Standards, after opening ampule, should be stored with caps tight and under appropriate laboratory conditions.  
 \* Uncertainty Reference: Taylor, B.N. and Kuyat, C.E., "Guidelines for Evaluating and Expressing the Uncertainty of NIST Measurement Result," NIST Technical Note 1297, U.S. Government Printing Office, Washington, DC, (1994).

**ID #: 13539**  
 Opened:  
 CLP Semi-Volatile Calibration Standard  
**Expires: 2/2/2026**  
 Rec'd: 2/5/2021  
 Energy Laboratories Inc 1120 So. 27th Street  
 Billings MT 59107





Method GC8MSD-2.M: Column:SBB-5 (30m X 0.25mm ID X 0.25µm film thickness) Temp 1 = 50°C (1min.), Temp 2 = 300°C (14 min.), Rate = 10°C/min., Injector B= 250°C, Detector B = 290°C, Split Ratio = 100:1, Scan Rate = 2. Analysis performed by Melissa Stonier.



Peak No	Name	MSD RT (min.)
1	N-nitrosodimethylamine	2.67
2	Phenol	6.05
3	bis(2-Chloroethyl)ether	6.20
4	2-Chlorophenol	6.26
5	1,3-Dichlorobenzene	6.55
6	1,4-Dichlorobenzene	6.63
7	1,2-Dichlorobenzene	7.04
8	o-Cresol (2-methylphenol)	7.29
9	bis(2-Chloroisopropyl)ether	7.34
10	p-Cresol (4-methylphenol)/N-nitrosodi-n-propylamine	7.63
11	Hexachloroethane	7.70
12	Nitrobenzene	7.92
13	Isophorone	8.49
14	2-Nitrophenol	8.66
15	2,4-Dimethylphenol	8.84
16	bis(2-Chloroethoxy)methane	9.07
17	2,4-Dichlorophenol	9.22
18	1,2,4-Trichlorobenzene	9.41
19	Naphthalene	9.54
20	4-Chloroaniline	9.76
21	Hexachloro-1,3-butadiene	10.03
22	4-Chloro-3-methylphenol	11.02
23	2-Methylnaphthalene	11.24
24	Hexachlorocyclopentadiene	11.84
25	2,4,6-Trichlorophenol	12.04
26	2,4,5-Trichlorophenol	12.13
27	2-Chloronaphthalene	12.45
28	2-Nitroaniline	12.84
29	Dimethyl phthalate	13.45
30	Acenaphthylene	13.50
31	2,6-Dinitrotoluene	13.59
32	3-Nitroaniline	13.91
33	Acenaphthene	13.99
34	2,4-Dinitrophenol	14.16
35	Dibenzofuran/4-Nitrophenol	14.40
36	2,4-Dinitrotoluene	14.57
37	Diethyl phthalate/Fluorene	15.27
38	4-Chlorophenyl phenyl ether	15.33
39	4-Nitroaniline	15.52
40	4,6-Dinitro-2-methylphenol	15.60
41	Azobenzene	15.73
42	4-Bromophenyl phenyl ether	16.56
43	Hexachlorobenzene	16.89
44	Pentachlorophenol	13.35
45	Phenanthrene	17.70
46	Anthracene	17.82
47	Carbazole	18.27
48	Di-n-butyl phthalate	19.45
49	Fluoranthene	20.75
50	Pyrene	21.31
51	Benzyl butyl phthalate	23.23
52	Benzo(a)anthracene	24.40
53	Chrysene	24.51
54	bis(2-Ethylhexyl)phthalate	24.82
55	Di-n-octyl phthalate	26.30
56	Benzo(b)fluoranthene	27.07
57	Benzo(k)fluoranthene	27.15
58	Benzo(a)pyrene	27.92
59	Indeno(1,2,3-cd)pyrene/Dibenzo(a,h)anthracene	31.68
60	Benzo(g,h,i)perylene	32.61



# CERTIFIED REFERENCE MATERIAL

110 Benner Circle  
Bellefonte, PA 16823-8812  
Tel: (800)356-1688  
Fax: (814)353-1309

www.restek.com

## Certificate of Analysis



### FOR LABORATORY USE ONLY-READ SDS PRIOR TO USE.

*This Reference Material is intended for Laboratory Use Only as a standard for the qualitative and/or quantitative determination of the analyte(s) listed.*

**Catalog No. :** 31062 **Lot No.:** A0167670

**Description :** B/N Surrogate Mix (4/89 SOW)  
Base Neutral Surrogate 4/89(SOW) 5000µg/mL, Methylene Chloride, 1mL/ampul

**Container Size :** 2 mL **Pkg Amt:** > 1 mL

**Expiration Date :** November 30, 2026 **Storage:** 10°C or colder

**Handling:** Sonicate prior to use. **Ship:** Ambient

### CERTIFIED VALUES

Elution Order	Compound	Grav. Conc. (weight/volume)	Expanded Uncertainty (95% C.L.; K=2)			
1	Nitrobenzene-d5 CAS # 4165-60-0 Purity 99% (Lot PR-29940B)	5,014.0 µg/mL	+/-	29.3583	µg/mL	Gravimetric
			+/-	225.8621	µg/mL	Unstressed
			+/-	250.6163	µg/mL	Stressed
2	2-Fluorobiphenyl CAS # 321-60-8 Purity 99% (Lot 00019169)	5,019.6 µg/mL	+/-	29.3911	µg/mL	Gravimetric
			+/-	226.1143	µg/mL	Unstressed
			+/-	250.8962	µg/mL	Stressed
3	p-Terphenyl-d14 CAS # 1718-51-0 Purity 99% (Lot PR-27278)	5,020.6 µg/mL	+/-	29.3967	µg/mL	Gravimetric
			+/-	226.1576	µg/mL	Unstressed
			+/-	250.9442	µg/mL	Stressed

**Solvent:** Methylene chloride  
CAS # 75-09-2  
Purity 99%

**ID #: 13666**

Opened: \_\_\_\_\_  
B/N Surrogate Mix (4/89 SOW)  
**Expires: 11/30/2026**  
Rec'd: 3/19/2021  
Eneray Laboratories Inc 1120 So. 27th Street  
Billings MT 59107

#### Tech Tips:

Due to the limited solubility of p-terphenyl-d14 in methanol, we do not recommend that this mixture be diluted in methanol.



**Column:**

30m x 0.25mm x 0.25µm  
Rtx-5 (cat.#10223)

**Carrier Gas:**

hydrogen-constant pressure 10 psi.

**Temp. Program:**

75°C (hold 1 min.) to 330°C  
@ 20°C/min. (hold 10 min.)

**Inj. Temp:**

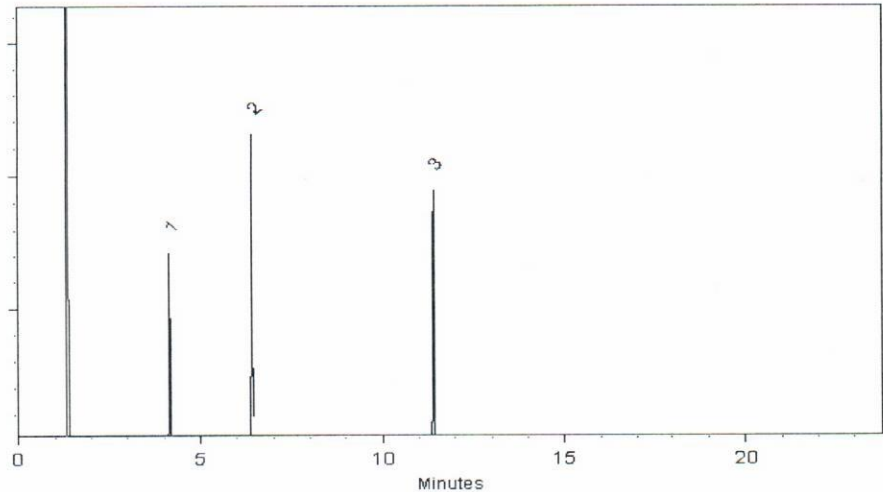
250°C

**Det. Temp:**

330°C

**Det. Type:**

FID



This chromatogram represents a general set of testing conditions chosen for product acceptance. For optimal results in your lab, conditions should be adjusted for your specific instrument, method, and application.

  
Katelyn McGinni - Operations Tech I

Date Mixed: 30-Dec-2020 Balance: 1128353505

  
Alexis Shelow - Operations Tech I

Date Passed: 06-Jan-2021

Manufactured under Restek's ISO 9001:2015  
Registered Quality System  
Certificate #FM 80397

## General Certified Reference Material Notes

### Expiration Notes:

- Expiration date valid for unopened ampul stored in compliance with the recommended conditions.
- Uncertainty, concentration, and expiration of the CRM are based on the unopened product being stored according to the recommended condition found in the storage field.

### Purity Notes:

- Purity and/or chemical identity are determined by one or more of the following techniques: GC/FID, HPLC, GC/μECD, GC/MS, LC/MS, RI, and/or melting point.
- Compounds with a listed purity of less than 99% have been weight corrected to compensate for impurities and/or salts. A correction factor is used to calculate the amount of compound necessary to achieve the desired concentration of the parent compound in solution.
- Purity of isomeric compounds is reported as the sum of the isomers.
- Purity values are rounded to the nearest whole number.

### Certified Uncertainty Value Notes:

- The uncertainties are determined in accordance with ISO 17034 and Guide 35. The certified combined stressed uncertainty value ( includes gravimetric uncertainty, homogeneity between-ampul uncertainty, storage stability uncertainty and shipping stability uncertainty and were combined using the following formula:

$$U_{combined\ stressed} = k \sqrt{U_{gravimetric}^2 + U_{homogeneity}^2 + U_{storage\ stability}^2 + U_{shipping\ stability}^2}$$

*k* is a coverage factor of 2, which gives a level of confidence of approximately 95%.

- It is important to note that the shipping stability uncertainty was obtained under temperature extremes for specific time intervals; therefore, the certified combined stressed uncertainty value should only be applied to the product if it was stored at non-standard temperature conditions up to and including 7 days. Contact Restek Technical Service at [www.restek.com/Contact-Us](http://www.restek.com/Contact-Us) for use recommendations if your shipment was in-transit for more than 7 days at non-standard temperature conditions.
- Apply the certified combined unstressed uncertainty value if the product was received under standard shipping conditions. Apply the certified combined stressed uncertainty value if the product was received under non-standard conditions as specified below.

Label Conditions	Standard Conditions	Non-Standard Conditions
25°C Nominal (Room Temperature)	< 60°C	≥ 60°C up to 7 days
10°C or colder (Refrigerate)	< 40°C	≥ 40°C up to 7 days
0°C or colder (Freezer) -20°C or colder (Deep Freezer)	< 25°C	≥ 25°C up to 7 days

- Separate (not combined) uncertainty values for gravimetric uncertainty are also displayed on the certificate, if needed, separate homogeneity between-ampul uncertainty, storage stability uncertainty and shipping stability uncertainty values are available by contacting Restek Technical Service at [www.restek.com/Contact-Us](http://www.restek.com/Contact-Us).
- The packaged amount is the minimum sample size for which uncertainty is valid. The ampules are over-filled to ensure that the minimum packaged amount can be sufficiently transferred.

### Manufacturing Notes:

- Concentration is based upon gravimetric preparation using either a balance whose calibration has been verified daily using NIST traceable weights, and/or dilutions with Class A glassware.

### Handling Notes:

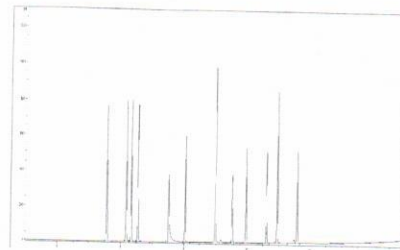
- Stability of the unopened product, when stored in compliance with the recommended conditions, is guaranteed through the expiration displayed on the product label and certificate. Contact Restek for additional opened product stability information, with the knowledge/understanding that open product stability is subject to the specific handling and environmental conditions to which the product is exposed. For your convenience Restek supplies deactivated vials with most standards packed in 2mL ampules. Larger volume deactivated vials are available through Restek as a custom ordered item. Additionally, Restek sells DMDCS for the purpose of glassware deactivation as catalog number 31861, which includes complete instructions.



# Certificate of Analysis - Certified Reference Material

## EPA TCL Hazardous Substances Mix (12 cmpds)

**Product no.:** 47990-U  
**Lot no.:** LRAC9004  
**Expiry Date:** February 2024  
**Manufacturing Date:** February 2021  
**Storage:** Refrigerate  
**Solvent/Matrix:** Dichloromethane  
**Certificate version:** LRAC9004.01 (Note: Certificates may be updated due to the availability of new data. Check our website at: [www.sigma-aldrich.com](http://www.sigma-aldrich.com) for the most current version.)



### Certified Values:

Analyte	Certified Value	Units	Raw Material Purity, %	Raw Material Elution order	Raw Material Lot
ANILINE CAS# 62-53-3	2022 ± 25	µg/mL	99.9	01	LA41596
BENZYL ALCOHOL CAS# 100-51-6	2022 ± 15	µg/mL	99.7	02	LB99705
2-METHYLPHENOL CAS# 95-48-7	2022 ± 14	µg/mL	99.9	03	LB91878
4-METHYLPHENOL CAS# 106-44-5	2022 ± 17	µg/mL	99.9	04	LB32518
BENZOIC ACID CAS# 65-85-0	2021 ± 27	µg/mL	98.8	05	442-137B
4-CHLOROANILINE CAS# 106-47-8	2022 ± 32	µg/mL	100.0	06	MKBZ6909V
2,4,5-TRICHLOROPHENOL CAS# 95-95-4	2022 ± 18	µg/mL	99.9	07	JS00008
2-METHYLNAPHTHALENE CAS# 91-57-6	2021 ± 11	µg/mL	98.2	08	LB97828
2-NITROANILINE CAS# 88-74-4	2022 ± 12	µg/mL	99.9	09	07411KN
3-NITROANILINE CAS# 99-09-2	2022 ± 15	µg/mL	99.9	10	LC09264
DIBENZOFURAN CAS# 132-64-9	2021 ± 10	µg/mL	98.8	11	LB78814
4-NITROANILINE CAS# 100-01-6	2022 ± 23	µg/mL	99.9	12	15609AA

ID #: 13691

Opened:

EPA TCL Hazardous Substances Mix (12 cmp)

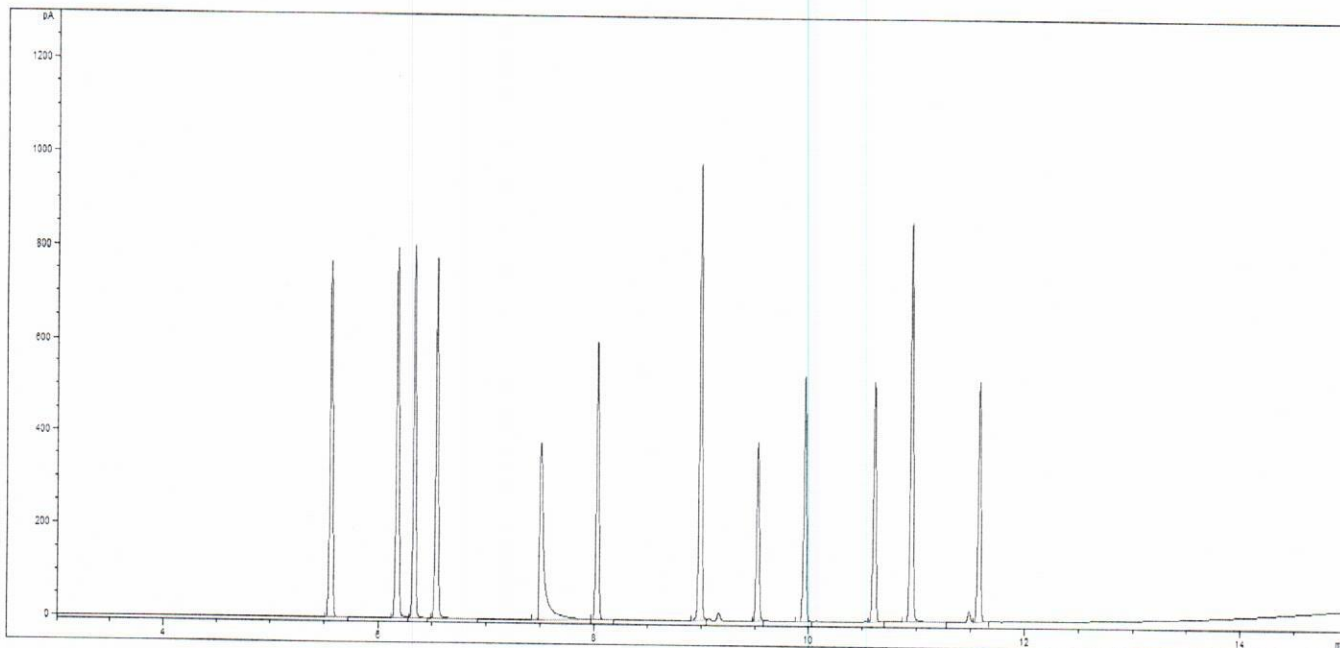
Expires: 2/28/2024

Rec'd: 3/26/2021

Energv Laboratories Inc 1120 So. 27th Street  
Billings MT 59107



**Informational Values:**



**Additional Information:**

Analytical Method Parameters:  
Column: SPB-5, 30 m x 0.53 mm I.D., 1.5 µm film thickness (Column #214)  
Carrier Gas: H2, Flow: 4.5 mL/min  
Inlet Temperature: 240 °C, Injection Volume: 1 µL  
Injection Mode: Split, Split Ratio: 25:1  
Temperature Program: 80 °C (Hold 2 min) @ 15 °C/min to 280 °C (Hold 2 min)  
Detector: FID  
Detector Temperature: 310 °C

**Metrological traceability:**

Traceable to the SI and higher order standards from NIST through an unbroken chain of comparisons. The balance used to weigh raw materials is accurate to +/-0.0001 g and calibrated regularly using mass standards traceable to NIST. All dilutions were performed gravimetrically. Additionally, individual analytes are traceable to NIST SRMs where available and specified above.

**Measurement method:**

Where applicable, the assigned value is based on a purity determination by mass balance and gravimetrically prepared value.

**Intended use:**

Intended for R&D and Analytical Use only. Not for drug, household or other uses.

**Minimum sample size:**

1 µL

**Packaging:**

1 ML IN AMBER AMPULE

**Instructions for handling and correct use:**

Use on the as is basis. The internal pressure of the container may be slightly different from the atmospheric pressure at the user`s location. Open slowly and carefully to avoid dispersion of the material.

**Health and safety information:**

All chemical reference materials should be considered potentially hazardous and should be used only by qualified laboratory personnel. Please refer to the Safety Data Sheet for detailed information about the nature of any hazard and appropriate precautions to be taken.

**Accreditation:**

Sigma-Aldrich RTC is accredited by the US accreditation authority ANAB as a registered reference material producer AR-1470 in accordance with ISO 17034.

**Certificate issue date:**

26-Feb-2021



Andy Ommen - QC Manager

Mark Pooler - QA Supervisor



**Details on metrological traceability:**

This standard has been gravimetrically prepared using balances that have been fully qualified and calibrated to ISO 17025 requirements. All calibrations utilize NIST traceable weights which are calibrated externally by a qualified ISO 17025 accredited calibration laboratory to NIST standards. Qualification of each balance includes the assignment of a minimum weighing by a qualified and ISO 17025 accredited calibration vendor taking into consideration the balance and installed environmental conditions to ensure compliance with USP tolerances of NMT 0.10% relative error. Fill volume to predetermined specifications is gravimetrically verified throughout the dispensing process using qualified and calibrated balances. Further traceability to a corresponding Primary Standard may be achieved through a direct comparison assay. Where a Primary Standard is available, the assay value will be included in the specified section of the COA.

**Details on metrological traceability:**

Ucrm - Uncertainty values in this document are expressed as Expanded Uncertainty (Ucrm) corresponding to the 95% confidence interval. Ucrm is derived from the combined standard uncertainty multiplied by the coverage factor  $k$ , which is obtained from a  $t$ -distribution and degrees of freedom. The components of combined standard uncertainty include the uncertainties due to characterization, homogeneity, long term stability, and short term stability (transport). The components due to stability are generally considered to be negligible unless otherwise indicated by stability studies. The mathematical

$$u_{CRM} = \sqrt{u_{char}^2 + u_{homogeneity}^2 + u_{stability}^2}$$

**Homogeneity assessment:**

Homogeneity was assessed in accordance with ISO Guide 35. Completed units were sampled using a random stratified sampling protocol. The results of chemical analysis were then compared by Single Factor Analysis of Variance (ANOVA). The uncertainty due to homogeneity was derived from the ANOVA. Heterogeneity was not detected under the conditions of the ANOVA.

**Stability assessment:**

Significance of the stability assessment will be demonstrated if the analytical result of the study and the range of values represented by the Expanded Uncertainty do not overlap the result of the original assay and the range of its values represented by the Expanded Uncertainty. The method employed will usually be the same method used to characterize the assay value in the initial

**Certificate of analysis revision history:**

Certificate version	Date	Reason for version
LRAC9004.01	26-Feb-2021	Original Release Date

**Disclaimer:** The purchaser is required to determine the suitability of this product for any particular application. Sigma-Aldrich RTC makes no warranty of any kind, express or implied, other than its products meet all quality control standards set by Sigma-Aldrich RTC. We do not guarantee that the product can be used for any particular application.

The vibrant M, Supelco, TraceCERT and Sigma-Aldrich are trademarks of Merck KGaA, Darmstadt, Germany or its affiliates. All other trademarks are the property of their respective owners. Detailed information on trademarks is available via publicly accessible resources. © 2018 Merck KGaA, Darmstadt, Germany and/or its affiliates. All Rights Reserved.

The life science business of Merck KGaA, Darmstadt, Germany operates as MilliporeSigma in the US and Canada.



# Certificate of Analysis

**Product Name:** Benzidines Standard  
**Product Number:** US-290-1  
**Lot Number:** 0006592783

**Lot Issue Date:** 03-Mar-2021  
**Expiration Date:** 30-Apr-2023

**Description:**

This analytical reference material (RM) was manufactured and verified in accordance with an ISO 9001 registered quality system and analyte concentrations were verified by an ISO 17025 accredited laboratory. The concentration and uncertainty value at the 95% confidence level for each analyte, determined gravimetrically, is listed below.

Analyte	CAS#	Analyte Lot	Concentration ± Uncertainty
benzidine	000092-87-5	RM10200	2004 ± 10 µg/mL
3,3'-dichlorobenzidine	000091-94-1	RM12559	2001 ± 10 µg/mL

**Matrix:** methylene chloride (dichloromethane)

**Storage Conditions:** Store at Room Temperature (15° to 30°C).

**Traceability:**

The balances used for these measurements are calibrated with weights traceable to NIST in compliance with ANSI/NCCL Z540.3, ISO 9001, ISO 17025, and ISO 17034. Calibrated Class A glassware is used for volumetric measurements. Thermometers are calibrated against a NIST traceable thermometer in accordance with NIST Special Publication 1088.

**Homogeneity:**

This RM was unitized according to an in-house procedure and is guaranteed to be homogeneous. There is no minimum sub-sample size required.

**Intended Use:**

This RM is intended for the preparation of working reference samples for use in routine laboratory analyses, calibration of instruments, validation of analytical methods, assessments of measurement methods, and continuing calibration verification.

**Instructions for Use:**

Sample aliquots for analysis should be withdrawn at 20°C to 25°C immediately after opening the container and should be processed without delay for the certified values to be valid within the stated uncertainties.

**Hazards:**

Refer to the Safety Data Sheet on [www.agilent.com](http://www.agilent.com) for information regarding this RM.

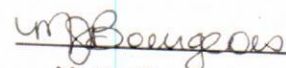
**Expiration of Certification:**

The certification of this RM is valid until the expiration date specified above, provided the RM is handled and stored in accordance with the instructions given in this certificate. This certification is nullified if the RM is damaged, contaminated, or otherwise modified.

**Maintenance of Certification:**

If substantive changes are noted that affect the certification before the expiration of this certificate, Agilent will notify the purchaser.

**Sample lot approver:**

  
 Monica Bourgeois  
 QMS Representative



ISO 17034 Cert  
 No. AR-1936

RM was produced in accordance with the LRQA registered ISO 9001:2015 Quality Management System. Cert # 10303760

Page: 1 of 1

[www.agilent.com/quality/](http://www.agilent.com/quality/)  
 CSD-QA-015.1



ISO 17025 Cert  
 No. AT-1937



John

660 Tower Lane • P.O. Box 599 • West Chester, PA 19381-0599  
1-800-452-9994 • 1-610-692-3026 • Fax 1-610-692-8729  
info@chemservice.com • www.chemservice.com

## CERTIFICATE OF ANALYSIS

### Mixture #8-Internal Standards

CONCENTRATION 4000ug/ml in Methylene chloride  
CATALOG NUMBER M-PPHC8X12-1ML  
LOT NUMBER 11925100  
DATE CERTIFIED 06/09/21  
EXPIRATION DATE 06/30/23  
STORAGE Store at room temperature (20 - 25 °C).  
HANDLING See Safety Data Sheet  
INTENDED USE For laboratory use only.  
ISO 17034:2016 CERTIFIED [X]

ID	Analyte	CAS	Weight Analyte (mg)	Lot	Purity	Certified Concentration (ug/mL)
N-11000	Acenaphthene-d10	15067-26-2	804.000	00026778	99.5	3999.9
N-11467	Chrysene-d12	1719-03-5	809.700	00025144	99.5	4028.3
N-10217	1,4-Dichlorobenzene-d4	3855-82-1	804.000	00027328	99.5	3999.9
N-12645	Naphthalene-d8	1146-65-2	807.500	00029881	99.3	4009.2
N-12851	Perylene-d12	1520-96-3	805.100	00024295	99.5	4005.4
N-12856	Phenanthrene-d10	1517-22-2	808.700	00027331	99.0	4003.1

Analytical Test	Value
CONCENTRATION (GC/FID)	VERIFIED

ID #: 13968  
Opened: \_\_\_\_\_  
Mixture #8-Internal Standards  
Expires: 6/30/2023  
Rec'd: 6/18/2021  
Energy Laboratories Inc 1120 So. 27th Street  
Billings MT 59107

COA Form  
Revision 3 (3/2015)



Print Date: 06/14/21

# CHEM SERVICE INC.

660 Tower Lane • P.O. Box 599 • West Chester, PA 19381-0599  
1-800-452-9994 • 1-610-692-3026 • Fax 1-610-692-8729  
[info@chemservice.com](mailto:info@chemservice.com) • [www.chemservice.com](http://www.chemservice.com)

## Instructions for Use:

Shake mixture prior to use. If particles are present, sonicate for homogeneity. If sample is diluted to lower concentrations, Class A volumetric glassware must be used.

Minimum Sample Size- 0.2 uL for Direct Injection.

Chem Service Inc. guarantees the expanded uncertainty of the above analytes to be +/- 2.0% of the certified concentrations based on gravimetric preparation. The test results published in this report were obtained using equipment capable of producing results that are traceable to NIST and through NIST to the International System of Units (SI). The reported expanded uncertainty of measurement is stated as the combined standard uncertainty of measurement multiplied by the coverage factor  $k$  ( $k=2$ ) such that the coverage probability corresponds to approximately 95%. For certified reference materials, homogeneity and thermal stability testing are available upon request.

Certified By:

*Mary Beth O'Donnell*

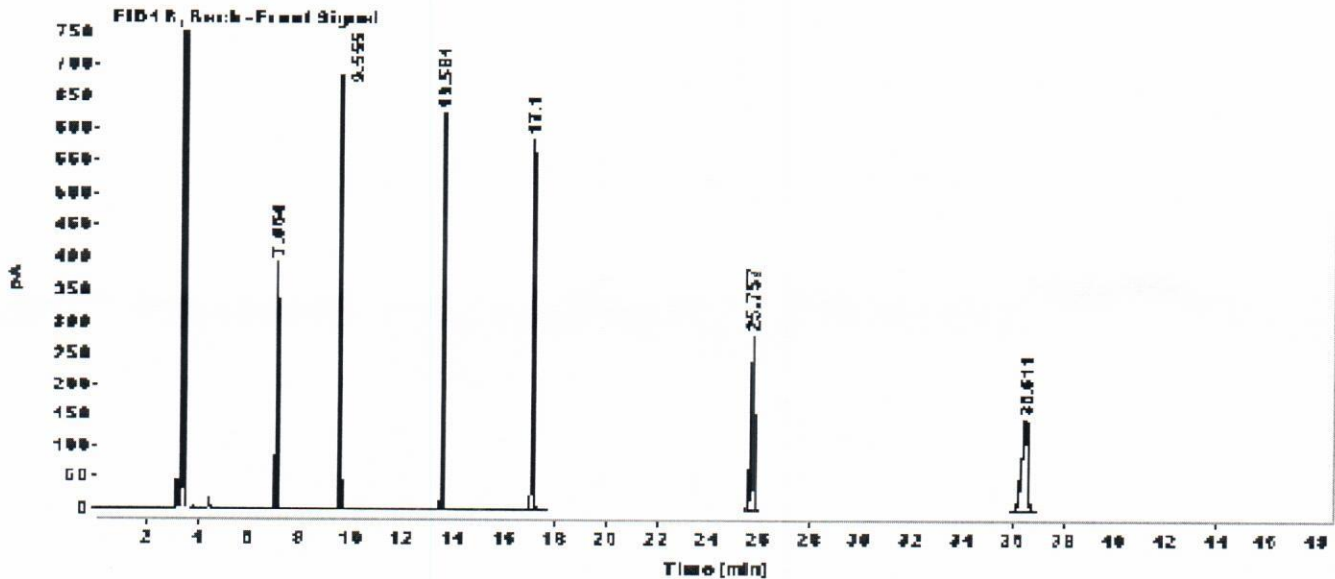
Mary Beth O'Donnell  
CSM/TC



## CERTIFICATE OF ANALYSIS

Gas Chromatography / Flame Ionization Detector (GC/FID)

Data file: C:\CHEM32\1\DATA\2021 DATA\0621\1\M-PPHC8X12.D  
 Sample name: M-PPHC8X12  
 Acq. method: SCREEN-BACK.M  
 Instrument: GC3  
 Injection date: 6/9/2021 11:58:12 AM  
 Column name: RTX-5MS (30m x 0.25mm x 0.5µm)  
 Location: 201  
 Injection Vol: 1.000  
 # Of Injections: 1



Signal: FID1 B, Back - Front Signal

RT [min]	Type	Width [min]	Area	Height	Area%
7.064	BB	0.0442	1119.2875	393.3396	8.4245
9.555	BV R	0.0512	2239.5649	684.7053	16.8565
13.581	BB	0.0598	2394.9761	624.3607	18.0262
17.100	BB	0.0685	2531.9221	584.9907	19.0569
25.757	BB	0.1314	2450.2429	284.7773	18.4422
36.511	BB	0.2375	2550.0964	149.1623	19.1937
Sum			13286.0900		





# CERTIFICATE OF ANALYSIS

**Catalog No:** S-14500-R2  
**Description:** Custom Semi-Volatile Standard  
**Lot:** 220021255-02  
**Solvent:** Dichloromethane  
**Hazards:** Refer to SDS for complete safety information

**Date Certified:** Aug 31, 2021  
**Expiration:** Oct 1, 2022  
**Sample Size:** 1 mL  
**Components:** 10  
**Storage Condition:** Freeze (<-10 °C)/Sonicate



Signal Word: Warning

Certified Reference Material



AR-1463

Component	CAS #	Purity % (GC/MS)	Prepared Concentration <sup>2</sup> (µg/mL)	Certified Analyte Concentration <sup>1</sup> (µg/mL)
Pyridine				
4-Chlorophenol	110-86-1	98.7	2026	2000
1-Methylnaphthalene	106-48-9	100.0	2019	2019
N-Nitrosodiphenylamine	90-12-0	98.5	2003	1973
4-Chloro-2-methylphenol	86-30-6	100.0	2022	2022
Benzoic acid	1570-64-5	97.0	2069*	2007
Aniline	65-85-0	99.5	2010	2000
Benzyl alcohol	62-53-3	98.0	2002	1962
Triallate	100-51-6	99.9	2011	2009
o-Terphenyl	2303-17-5	99.9	2013	2011
	84-15-1	99.9	2019	2017

**ID #: 14279**  
Opened: \_\_\_\_\_  
Custom Semi-Volatile Standard  
**Expires: 10/1/2022**  
Rec'd: 9/16/2021  
Enerav Laboratories Inc 1120 So. 27th Street  
Billings MT 59107

This Certified Reference Material was verified in accordance with ISO/IEC 17025

\* Weight compensated to 100% purity.

A product with a suffix (-1A, -2B, etc. or -01, -02, etc.) on its lot number has had its expiration date extended and is identical to the same lot number without the suffix.

<sup>2</sup> All weights are traceable through NIST, Test No. 684/289871-17

<sup>1</sup> Certified Analyte Concentration = Purity x Prepared Concentration.


The Uncertainty associated with the certified concentration reported on this certificate is ±2.4%. This value is the combined expanded uncertainty and represents an estimated standard deviation equal to the positive square root of the total variation of the uncertainty of components. A normal distribution is assumed and a coverage factor of K=2 is chosen using approximately a 95% confidence level.

Labels and certificates follow U.S. Conventions in reporting numerical values: A comma (,) is used to separate units of one-thousand or greater. A period (.) is used as a decimal place marker.

The information on this certificate may not be reproduced without the express permission of the manufacturer. See reverse side for additional information

Hazard Information: Please refer to the SDS for information regarding the hazards associated with using this material.

This product was prepared according to in-house procedures and is guaranteed to be homogeneous.

Certified By:   
Larry Decker, Organic QC Manager



## Prep Batch 162636 Standards Traceability Report

**Spike ID:** sv83514

**Spike Name:** Additional

**Prep Date:** 9/22/2021

**Exp Date:** 10/1/2022

**Department:** GCMSPR

**Vendor:** AccuStandard

**Lot Number:** 22002155-02

**Balance ID:**

**Comments:** 12x1mL ampules

**Type:** Primary

**Prep By:** Ryan F. Bengel

**Status:** Open

**Final Volume:** 1 mL

Chemical/Solvent Used	Bottle No	Amt	Units	Expires
Custom Semi-Volatile Standard	<a href="#">14279</a>	1	mL	10/1/2022

Stock Source	Base Units	Amount Added
--------------	------------	--------------



## Prep Batch 162636 Standards Traceability Report

**Spike ID:** sv83604  
**Spike Name:** BN Surr  
**Prep Date:** 10/25/2021  
**Exp Date:** 7/31/2027  
**Department:** GCMSPR  
**Vendor:** Restek  
**Lot Number:** A0175748  
**Balance ID:**  
**Comments:** 6 ampules

**Type:** Primary  
**Prep By:** Ryan F. Bengel  
**Status:** New

**Final Volume:** 5 mL

Chemical/Solvent Used	Bottle No	Amt	Units	Expires
B/N Surrogate Mix (4/89 SOW)	<a href="#">14431</a>	5	mL	7/31/2027
Stock Source	Base Units	Amount Added		





## Prep Batch 162636 Standards Traceability Report

**Spike ID:** sv83607

**Spike Name:** APP2A 2nd Source

**Prep Date:** 11/9/2021

**Exp Date:** 12/5/2022

**Department:** GCMSPR

**Vendor:**

**Lot Number:**

**Balance ID:**

**Comments:** 5x1 mL ampule

**Type:** Secondary

**Prep By:** Ryan F. Benge

**Status:** New

**Final Volume:** mL

Chemical/Solvent Used	Bottle No	Amt	Units	Expires
Custom SemiVolatile Standard	<a href="#">14503</a>		mL	12/5/2022
Stock Source	Base Units	Amount Added		



## Prep Batch 162636 Standards Traceability Report

**Spike ID:** sv83608

**Spike Name:** 625 LCS

**Prep Date:** 11/29/2021

**Exp Date:** 9/15/2026

**Department:** GCMSPR

**Vendor:**

**Lot Number:**

**Balance ID:**

**Comments:** 20x1 mL ampule

**Type:** Secondary

**Prep By:** Ryan F. Bengé

**Status:** New

**Final Volume:** mL

Chemical/Solvent Used	Bottle No	Amt	Units	Expires
CLP Semi-volatile calibration standard	<a href="#">14546</a>		mL	9/15/2026

Stock Source	Base Units	Amount Added
--------------	------------	--------------



## Prep Batch 162636 Standards Traceability Report

**Spike ID:** sv83609

**Spike Name:** AE Surrogate

**Prep Date:** 11/29/2021

**Exp Date:** 3/6/2023

**Department:** GCMSPR

**Vendor:**

**Lot Number:**

**Balance ID:**

**Comments:** 5x1 mL ampule

**Type:** Secondary

**Prep By:** Ryan F. Benge

**Status:** New

**Final Volume:** mL

Chemical/Solvent Used	Bottle No	Amt	Units	Expires
Acid Surrogate	<a href="#">14527</a>		mL	3/6/2023
Stock Source	Base Units	Amount Added		



## Prep Batch 162636 Standards Traceability Report

**Spike ID:** sv92616

**Spike Name:** APPIIA/Acetone

**Prep Date:** 11/30/2021

**Exp Date:** 9/24/2022

**Department:**

**Vendor:**

**Lot Number:**

**Balance ID:**

**Comments:**

**Type:** Secondary

**Prep By:** Ryan F. Benge

**Status:** New

**Final Volume:** 4 mL

Chemical/Solvent Used	Bottle No	Amt	Units	Expires
Acetone DZ963	<a href="#">13755</a>	3.8	mL	9/24/2022
Stock Source	Base Units	Amount Added		
sv83607	ug/mL	0.2 mL		



## Prep Batch 162636 Standards Traceability Report

**Spike ID:** sv92706

**Spike Name:** BNA Surr

**Prep Date:** 12/22/2021

**Exp Date:** 3/31/2022

**Department:** GCMSPR

**Vendor:**

**Lot Number:**

**Balance ID:**

**Comments:** 2000/1000ug/mL

**Type:** Tertiary

**Prep By:** Zachary B. Zaccardi

**Status:** New

**Final Volume:** 25 mL

Chemical/Solvent Used	Bottle No	Amt	Units	Expires
Acetone DZ963	<a href="#">13755</a>	17.5	mL	3/31/2022

Stock Source	Base Units	Amount Added
sv83609	ug/mL	2.5 mL
sv83604	ug/mL	5 mL



## Prep Batch 162636 Standards Traceability Report

**Spike ID:** sv92710

**Spike Name:** LCS/Add Extractions

**Prep Date:** 12/14/2021

**Exp Date:** 1/14/2022

**Department:** GCMSPR

**Vendor:**

**Lot Number:**

**Balance ID:**

**Comments:** 100ug/mL. Spike 1mL into water.

**Type:** Secondary

**Prep By:** Zachary B. Zaccardi

**Status:**

**Final Volume:** 25 mL

Chemical/Solvent Used	Bottle No	Amt	Units	Expires
Acetone DZ963	<a href="#">13755</a>	21.25	mL	1/14/2022

Stock Source	Base Units	Amount Added
sv83514	ug/mL	1.25 mL
sv83608	ug/mL	2.5 mL



## Prep Batch 162636 Standards Traceability Report

**Spike ID:** sv92712

**Spike Name:** LL BNA Surr

**Prep Date:** 12/29/2021

**Exp Date:** 1/30/2022

**Department:** GCMSPR

**Vendor:**

**Lot Number:**

**Balance ID:**

**Comments:** 100/50 ug/mL

**Type:** Tertiary

**Prep By:** Zachary B. Zaccardi

**Status:**

**Final Volume:** 4 mL

Chemical/Solvent Used	Bottle No	Amt	Units	Expires
Acetone DZ963	<a href="#">13755</a>	3.8	mL	1/30/2022

Stock Source	Base Units	Amount Added
sv92706	ug/mL	0.2 mL

ID #: 13755

Opened: \_\_\_\_\_

Acetone DZ963

Expires: 9/24/2022

Rec'd: 4/13/2021

Energy Laboratories Inc 1120 So. 27th Street  
Billings MT 59107

# Honeywell

CERTIFICATE OF ANALYSIS

**Honeywell Burdick & Jackson®**


1953 South Harvey Street  
Muskegon, MI 49442  
Phone: (800) 368-0050  
Fax: (231) 728-8226  
[lab.honeywell.com](http://lab.honeywell.com)

Brand: Research Chemicals - B&J  
Product: 010  
Lot No.: DZ963  
Production Date: 24-Sep-2020  
Best Before: 24-Sep-2022

Acetone, B&J Brand™, >99.9%  
for HPLC, GC, pesticide residue analysis and spectrophotometry

Parameter	Specification		Result	Units
	Min.	Max.		
Water by Karl Fischer Titration		0.50	0.45	%
UV Cutoff		330	328	nm
Refractive Index (20°C)	1.3583	1.3589	1.3585	
Residue		1	<0.5	mg/L
GC Analysis (excluding water)	99.9		99.98	%
Electron Capture GC		10	<10	ng/L
UV Absorbance @ 340 nm		0.060	0.0482	AU
UV Absorbance @ 350 nm		0.010	0.0047	AU
UV Absorbance @ 375 nm		0.005	<0.0001	AU
UV Absorbance @ 400 nm		0.005	<0.0001	AU

Honeywell  
Quality Control Approval



Muskegon 9/24/2020 LIMS Sample No.: AL03008



# CERTIFICATE OF ANALYSIS

**Catalog No:** S-14500-R2  
**Description:** Custom Semi-Volatile Standard  
**Lot:** 220021255-02  
**Solvent:** Dichloromethane  
**Hazards:** Refer to SDS for complete safety information

**Date Certified:** Aug 31, 2021  
**Expiration:** Oct 1, 2022  
**Sample Size:** 1 mL  
**Components:** 10  
**Storage Condition:** Freeze (<-10 °C)/Sonicate



Signal Word: Warning

Certified Reference Material



AR-1463

Component	CAS #	Purity % (GC/MS)	Prepared Concentration <sup>2</sup> (µg/mL)	Certified Analyte Concentration <sup>1</sup> (µg/mL)
Pyridine				
4-Chlorophenol	110-86-1	98.7	2026	2000
1-Methylnaphthalene	106-48-9	100.0	2019	2019
N-Nitrosodiphenylamine	90-12-0	98.5	2003	1973
4-Chloro-2-methylphenol	86-30-6	100.0	2022	2022
Benzoic acid	1570-64-5	97.0	2069*	2007
Aniline	65-85-0	99.5	2010	2000
Benzyl alcohol	62-53-3	98.0	2002	1962
Triallate	100-51-6	99.9	2011	2009
o-Terphenyl	2303-17-5	99.9	2013	2011
	84-15-1	99.9	2019	2017

**ID #: 14279**  
Opened: \_\_\_\_\_  
Custom Semi-Volatile Standard  
**Expires: 10/1/2022**  
Rec'd: 9/16/2021  
Enerav Laboratories Inc 1120 So. 27th Street  
Billings MT 59107

This Certified Reference Material was verified in accordance with ISO/IEC 17025

\* Weight compensated to 100% purity.

A product with a suffix (-1A, -2B, etc. or -01, -02, etc.) on its lot number has had its expiration date extended and is identical to the same lot number without the suffix.

<sup>2</sup> All weights are traceable through NIST, Test No. 684/289871-17

<sup>1</sup> Certified Analyte Concentration = Purity x Prepared Concentration.


The Uncertainty associated with the certified concentration reported on this certificate is ±2.4%. This value is the combined expanded uncertainty and represents an estimated standard deviation equal to the positive square root of the total variation of the uncertainty of components. A normal distribution is assumed and a coverage factor of K=2 is chosen using approximately a 95% confidence level.

Labels and certificates follow U.S. Conventions in reporting numerical values: A comma (,) is used to separate units of one-thousand or greater. A period (.) is used as a decimal place marker.

The information on this certificate may not be reproduced without the express permission of the manufacturer. See reverse side for additional information

Hazard Information: Please refer to the SDS for information regarding the hazards associated with using this material.

This product was prepared according to in-house procedures and is guaranteed to be homogeneous.

Certified By:   
Larry Decker, Organic QC Manager



# CERTIFIED REFERENCE MATERIAL

110 Benner Circle  
Bellefonte, PA 16823-8812  
Tel: (800)356-1688  
Fax: (814)353-1309

www.restek.com

## Certificate of Analysis



### FOR LABORATORY USE ONLY-READ SDS PRIOR TO USE.

*This Reference Material is intended for Laboratory Use Only as a standard for the qualitative and/or quantitative determination of the analyte(s) listed.*

Catalog No. : 31086

Lot No.: A0175748

Description : B/N Surrogate Mix (4/89 SOW)

Base Neutral Surrogate 5000µg/mL, Methylene Chloride, 5mL/ampul

Container Size : 5 mL

Pkg Amt: > 5 mL

Expiration Date : July 31, 2027

Storage: 10°C or colder

Handling: Sonicate prior to use.

Ship: Ambient

ID #: **14431**

Opened: \_\_\_\_\_

B/N Surrogate Mix (4/89 SOW)

Expires: **7/31/2027**

Rec'd: 10/25/2021

Energy Laboratories Inc. 1120 So. 27th Street  
Billings MT 59107

### CERTIFIED VALUES

Elution Order	Compound	Grav. Conc. (weight/volume)	Expanded Uncertainty (95% C.L.; K=2)	
1	Nitrobenzene-d5 CAS # 4165-60-0 Purity 99% (Lot PR-29940A)	5,027.3 µg/mL	+/- 29.2293 µg/mL	Gravimetric
			+/- 226.4341 µg/mL	Unstressed
			+/- 251.2566 µg/mL	Stressed
2	2-Fluorobiphenyl CAS # 321-60-8 Purity 99% (Lot 00019169)	5,001.1 µg/mL	+/- 29.0767 µg/mL	Gravimetric
			+/- 225.2518 µg/mL	Unstressed
			+/- 249.9447 µg/mL	Stressed
3	p-Terphenyl-d14 CAS # 1718-51-0 Purity 99% (Lot PR-30504)	5,001.4 µg/mL	+/- 29.0787 µg/mL	Gravimetric
			+/- 225.2668 µg/mL	Unstressed
			+/- 249.9613 µg/mL	Stressed

Solvent: Methylene chloride  
CAS # 75-09-2  
Purity 99%

#### Tech Tips:

Due to the limited solubility of p-terphenyl-d14 in methanol, we do not recommend that this mixture be diluted in methanol.



**Column:**

30m x 0.25mm x 0.25µm  
Rtx-5 (cat.#10223)

**Carrier Gas:**

hydrogen-constant pressure 10 psi.

**Temp. Program:**

40°C (hold 2 min.) to 330°C  
@ 10°C/min. (hold 10 min.)

**Inj. Temp:**

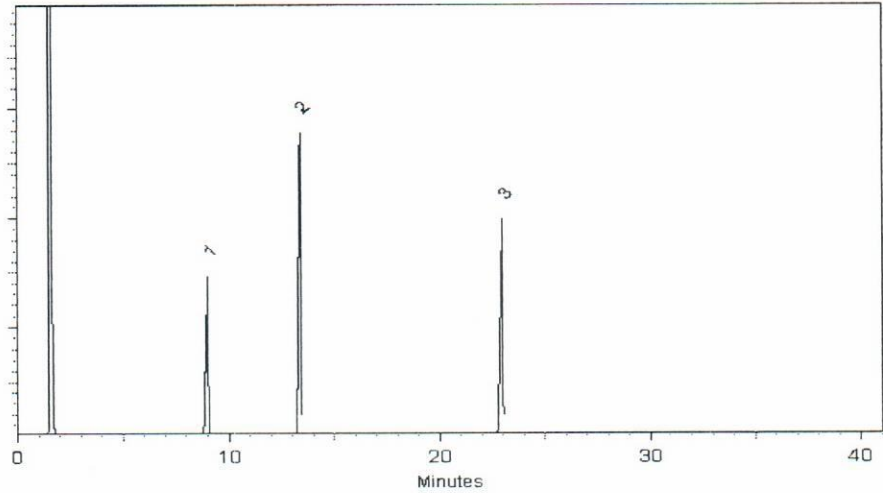
250°C

**Det. Temp:**

330°C

**Det. Type:**

FID



This chromatogram represents a general set of testing conditions chosen for product acceptance. For optimal results in your lab, conditions should be adjusted for your specific instrument, method, and application.

*Sam Moodler*  
Sam Moodler - Operations Tech I

Date Mixed: 25-Aug-2021

Balance: B345965662

*Marline Cowan*  
Marline Cowan - Operations Tech I

Date Passed: 27-Aug-2021

Manufactured under Restek's ISO 9001:2015  
Registered Quality System  
Certificate #FM 80397

## General Certified Reference Material Notes

### Expiration Notes:

- Expiration date valid for unopened ampul stored in compliance with the recommended conditions.
- Uncertainty, concentration, and expiration of the CRM are based on the unopened product being stored according to the recommended condition found in the storage field.

### Purity Notes:

- Purity and/or chemical identity are determined by one or more of the following techniques: GC/FID, HPLC, GC/ $\mu$ ECD, GC/MS, LC/MS, RI, and/or melting point.
- Compounds with a listed purity of less than 99% have been weight corrected to compensate for impurities and/or salts. A correction factor is used to calculate the amount of compound necessary to achieve the desired concentration of the parent compound in solution.
- Purity of isomeric compounds is reported as the sum of the isomers.
- Purity values are rounded to the nearest whole number.

### Certified Uncertainty Value Notes:

- The uncertainties are determined in accordance with ISO 17034 and Guide 35. The certified combined stressed uncertainty value ( includes gravimetric uncertainty, homogeneity between-ampul uncertainty, storage stability uncertainty and shipping stability uncertainty and were combined using the following formula:

$$U_{combined\ stressed} = k \sqrt{U_{gravimetric}^2 + U_{homogeneity}^2 + U_{storage\ stability}^2 + U_{shipping\ stability}^2}$$

$k$  is a coverage factor of 2, which gives a level of confidence of approximately 95%.

- It is important to note that the shipping stability uncertainty was obtained under temperature extremes for specific time intervals; therefore, the certified combined stressed uncertainty value should only be applied to the product if it was stored at non-standard temperature conditions up to and including 7 days. Contact Restek Technical Service at [www.restek.com/Contact-Us](http://www.restek.com/Contact-Us) for use recommendations if your shipment was in-transit for more than 7 days at non-standard temperature conditions.
- Apply the certified combined unstressed uncertainty value if the product was received under standard shipping conditions. Apply the certified combined stressed uncertainty value if the product was received under non-standard conditions as specified below.

Label Conditions	Standard Conditions	Non-Standard Conditions
25°C Nominal (Room Temperature)	< 60°C	≥ 60°C up to 7 days
10°C or colder (Refrigerate)	< 40°C	≥ 40°C up to 7 days
0°C or colder (Freezer) -20°C or colder (Deep Freezer)	< 25°C	≥ 25°C up to 7 days

- Separate (not combined) uncertainty values for gravimetric uncertainty are also displayed on the certificate, if needed, separate homogeneity between-ampul uncertainty, storage stability uncertainty and shipping stability uncertainty values are available by contacting Restek Technical Service at [www.restek.com/Contact-Us](http://www.restek.com/Contact-Us).
- The packaged amount is the minimum sample size for which uncertainty is valid. The ampules are over-filled to ensure that the minimum packaged amount can be sufficiently transferred.

### Manufacturing Notes:

- Concentration is based upon gravimetric preparation using either a balance whose calibration has been verified daily using NIST traceable weights, and/or dilutions with Class A glassware.

### Handling Notes:

- Stability of the unopened product, when stored in compliance with the recommended conditions, is guaranteed through the expiration displayed on the product label and certificate. Contact Restek for additional opened product stability information, with the knowledge/understanding that open product stability is subject to the specific handling and environmental conditions to which the product is exposed. For your convenience Restek supplies deactivated vials with most standards packed in 2mL ampules. Larger volume deactivated vials are available through Restek as a custom ordered item. Additionally, Restek sells DMDCS for the purpose of glassware deactivation as catalog number 31861, which includes complete instructions.



# CERTIFICATE OF ANALYSIS

**Catalog No:** CLP-AS-10X  
**Description:** Acid Surrogate  
**Lot:** 220031065  
**Solvent:** Methanol  
**Hazards:** Refer to SDS for complete safety information

**Date Certified:** Mar 6, 2020  
**Expiration:** Mar 6, 2023  
**Sample Size:** 1 mL  
**Components:** 3  
**Storage Condition:** Ambient (>5 °C)



Signal Word: Danger

## Certified Reference Material



Component	CAS #	Purity % (GC/MS)	Prepared Concentration <sup>2</sup> (mg/mL)	Certified Analyte Concentration <sup>1</sup> (mg/mL)
2-Fluorophenol	367-12-4	99.8	20.20	20.16
Phenol-d5	4165-62-2	99.9	20.05	20.03
2,4,6-Tribromophenol	118-79-6	99.9	20.19	20.17

**ID #: 14527**  
Opened: \_\_\_\_\_  
Acid Surrogate  
**Expires: 3/6/2023**  
Rec'd: 11/17/2021  
Energy Laboratories Inc 1120 So. 27th Street  
Billings MT 59107

A product with a suffix (-1A, -2B, etc. or -01, -02, etc.) on its lot number has had its expiration date extended and is identical to the same lot number without the suffix.

<sup>2</sup> All weights are traceable through NIST, Test No. 684/289871-17

<sup>1</sup> Certified Analyte Concentration = Purity x Prepared Concentration.

The Uncertainty associated with the certified concentration reported on this certificate is  $\pm 2.4\%$ . This value is the combined expanded uncertainty and represents an estimated standard deviation equal to the positive square root of the total variation of the uncertainty of components. A normal distribution is assumed and a coverage factor of K=2 is chosen using approximately a 95% confidence level.

Labels and certificates follow U.S. Conventions in reporting numerical values: A comma (,) is used to separate units of one-thousand or greater. A period (.) is used as a decimal place marker.

The information on this certificate may not be reproduced without the express permission of the manufacturer. See reverse side for additional information

Hazard Information: Please refer to the SDS for information regarding the hazards associated with using this material.

This product was prepared according to in-house procedures and is guaranteed to be homogeneous.

Certified By: 

Larry Decker, Organic QC Manager





CERTIFIED WEIGHT REPORT

Part Number: **92180**  
Lot Number: **091521**  
Description: **CLP Semi-Volatile Calibration Standard**  
64 components  
Expiration Date: **091526**  
Recommended Storage: **Freezer (0 °C)**  
Nominal Concentration (µg/mL): **1000**  
NIST Test ID#: **6UTB**

Solvent: **Methylene chloride**  
Lot#: **104929**

Formulated By: <i>Prashant Chauhan</i>	091521
DATE	
Reviewed By: <i>Pedro L. Rentas</i>	091521
DATE	

Weight(s) shown below were combined and diluted to (mL): **100.0** 5E-05 Balance Uncertainty  
**0.003** Flask Uncertainty

Compound	(RM#) Part Number	Lot Number	Dil. Factor	Initial Vol. (mL)	Initial Conc. (µg/mL)	Nominal Conc. (µg/mL)	Purity (%)	Uncertainty Purity (%)	Uncertainty Pipette (mL)	Target Weight(g)	Actual Weight(g)	Expanded Uncertainty		SDS Information (Solvent Safety Info. On Attached pg.)		
												Conc (µg/mL) (+/-)	(µg/mL)	CAS#	OSHA PEL (TWA)	LOSO
1. 2,2'-Oxybis(1-chloropropane)	(0078)	012016AR	NA	NA	NA	1000	98.9	0.2	NA	0.10112	0.10129	1001.7	4.2	108-60-1	N/A	ori-rat 240mg/kg
2. Hexachlorobenzene	(0195)	051697	NA	NA	NA	1000	99	0.2	NA	0.10102	0.10128	1002.6	4.2	118-74-1	N/A	ori-rat 10µg/kg
3. bis(2-Chloroethoxy) methane	10111	011214	0.05	5.00	20018.4	1000	NA	NA	0.017	NA	NA	1000.8	8.0	111-91-1	N/A	N/A
4. bis(2-Chloroethyl) ether	10111	011214	0.05	5.00	20014.3	1000	NA	NA	0.017	NA	NA	1000.5	8.0	111-44-4	15 ppm (90mg/m <sup>3</sup> )(H)(skin)	ori-rat 75mg/kg
5. bis(2-Ethylhexyl) phthalate	10111	011214	0.05	5.00	20008.8	1000	NA	NA	0.017	NA	NA	1000.3	8.0	117-81-7	5mg/m <sup>3</sup> BH	ori-rat 30600mg/kg
6. 4-Bromophenyl phenyl ether	10111	011214	0.05	5.00	20011.3	1000	NA	NA	0.017	NA	NA	1000.5	8.0	101-55-3	N/A	N/A
7. Benzyl butyl phthalate	10111	011214	0.05	5.00	20009.5	1000	NA	NA	0.017	NA	NA	1000.4	8.0	7005-72-3	N/A	ori-rat 2330mg/kg
8. 4-Chlorophenyl phenyl ether	10111	011214	0.05	5.00	20015.7	1000	NA	NA	0.017	NA	NA	1000.7	8.0	84-66-2	5mg/m <sup>3</sup> BH	ori-rat 8600mg/kg
9. Diethyl phthalate	10111	011214	0.05	5.00	20011.6	1000	NA	NA	0.017	NA	NA	1000.5	8.0	131-11-3	5mg/m <sup>3</sup> BH	ori-rat 6800mg/kg
10. Dimethyl phthalate	10111	011214	0.05	5.00	20012.2	1000	NA	NA	0.017	NA	NA	1000.5	8.0	84-74-2	5mg/m <sup>3</sup> BH	ori-rat 8000mg/kg
11. Di-n-butyl phthalate	10111	011214	0.05	5.00	20010.0	1000	NA	NA	0.017	NA	NA	1000.4	8.0	117-84-0	N/A	ori-rat 47000mg/kg
12. Di-n-octyl phthalate	10111	011214	0.05	5.00	20010.5	1000	NA	NA	0.017	NA	NA	1000.4	8.0	62-75-9	N/A	ori-rat 47000mg/kg
13. N-Nitrosodimethylamine	10111	011214	0.05	5.00	20003.9	1000	NA	NA	0.017	NA	NA	1000.4	8.0	121-84-0	N/A	ori-rat 58mg/kg
14. N-Nitroso-n-propylamine	10111	011214	0.05	5.00	20003.9	1000	NA	NA	0.017	NA	NA	1000.4	8.0	84-74-2	N/A	ori-rat 4800mg/kg
15. 1,2-Diphenylhydrazine (as Azobenzene)	10112	042820	0.05	5.00	20002.3	1000	NA	NA	0.017	NA	NA	1000.1	8.1	103-33-3	N/A	ori-rat 1000mg/kg
16. 2-Chloronaphthalene	10112	042820	0.05	5.00	20005.4	1000	NA	NA	0.017	NA	NA	1000.0	8.0	91-58-7	N/A	ori-rat 2078mg/kg
17. 1,2-Dichlorobenzene	10112	042820	0.05	5.00	20003.7	1000	NA	NA	0.017	NA	NA	1000.2	8.0	95-50-1	50 ppm (300mg/m <sup>3</sup> )(CL)	ori-rat 500mg/kg
18. 1,3-Dichlorobenzene	10112	042820	0.05	5.00	20005.4	1000	NA	NA	0.017	NA	NA	1000.1	8.0	541-73-1	N/A	ipr-mus 1062mg/kg
19. 1,4-Dichlorobenzene	10112	042820	0.05	5.00	20003.3	1000	NA	NA	0.017	NA	NA	1000.2	8.0	106-46-7	75 ppm (450mg/m <sup>3</sup> BH)	ori-rat 500mg/kg
20. 2,4-Dinitrotoluene	10112	042820	0.05	5.00	20002.4	1000	NA	NA	0.017	NA	NA	1000.1	8.1	121-14-2	1.5mg/m <sup>3</sup> BH (skin)	ori-rat 268mg/kg
21. 2,6-Dinitrotoluene	10112	042820	0.05	5.00	20009.4	1000	NA	NA	0.017	NA	NA	1000.0	8.0	806-20-2	1.5mg/m <sup>3</sup> BH (skin)	ori-rat 177mg/kg
22. Hexachloro-1,3-butadiene	10112	042820	0.05	5.00	20001.8	1000	NA	NA	0.017	NA	NA	1000.4	12.4	87-68-3	0.02 ppm (0.24mg/m <sup>3</sup> BH)	ori-rat 82mg/kg
23. Hexachlorocyclopentadiene	10112	042820	0.05	5.00	20002.4	1000	NA	NA	0.017	NA	NA	1000.0	8.0	77-47-4	0.01 ppm (0.1mg/m <sup>3</sup> BH)	ori-rat 1300mg/kg
24. Hexachloroethane	10112	042820	0.05	5.00	20003.8	1000	NA	NA	0.017	NA	NA	1000.0	8.0	67-72-1	1 ppm (10mg/m <sup>3</sup> BH)(skin)	ori-gpg 4970mg/kg
25. Isophorone	10112	042820	0.05	5.00	20004.9	1000	NA	NA	0.017	NA	NA	1000.1	8.1	78-59-1	25 ppm	ori-rat 2330mg/kg
26. Nitrobenzene	10112	042820	0.05	5.00	20002.0	1000	NA	NA	0.017	NA	NA	1000.1	8.0	98-95-3	1 ppm (5mg/m <sup>3</sup> BH)(skin)	ori-rat 780mg/kg
27. 1,2,4-Trichlorobenzene	10112	042820	0.05	5.00	20010.2	1000	NA	NA	0.017	NA	NA	1000.0	8.0	120-82-1	5 ppm (CL) (40mg/m <sup>3</sup> )	ori-rat 756mg/kg
28. o-Cresol (2-Methylphenol)	10114	081919	0.05	5.00	20061.2	1000	NA	NA	0.017	NA	NA	1000.4	8.0	95-48-7	5 ppm (22mg/m <sup>3</sup> BH)(skin)	ori-rat 121mg/kg
29. p-Cresol (4-Methylphenol)	10114	081919	0.05	5.00	20029.2	1000	NA	NA	0.017	NA	NA	1003.0	8.0	106-44-5	5 ppm (22mg/m <sup>3</sup> BH)(skin)	ori-rat 207mg/kg
30. 2,4,5-Trichlorophenol	10115	060512	0.05	5.00	20003.6	1000	NA	NA	0.017	NA	NA	1001.1	8.0	95-95-4	N/A	ori-rat 820mg/kg
31. 4-Chloroaniline	10115	060512	0.05	5.00	20020.2	1000	NA	NA	0.017	NA	NA	1000.9	8.0	132-64-9	N/A	ori-rat 310mg/kg
32. Dibenzofuran	10115	060512	0.05	5.00	20011.8	1000	NA	NA	0.017	NA	NA	1000.5	8.1	91-57-6	N/A	ori-rat 1630mg/kg
33. 2-Methylnaphthalene	10115	060512	0.05	5.00	20018.6	1000	NA	NA	0.017	NA	NA	1000.8	8.0	88-74-4	N/A	ori-rat 1600mg/kg
34. 2-Nitroaniline	10115	060512	0.05	5.00	20014.9	1000	NA	NA	0.017	NA	NA	1000.8	8.0	99-09-2	N/A	ori-rat 535mg/kg
35. 3-Nitroaniline	10115	060512	0.05	5.00	20003.1	1000	NA	NA	0.017	NA	NA	1000.0	8.0	100-01-6	1 ppm (6mg/m <sup>3</sup> BH)(skin)	ori-rat 750mg/kg
36. 4-Nitroaniline	10118	072120	0.05	5.00	20002.9	1000	NA	NA	0.017	NA	NA	1000.1	8.0	59-50-7	N/A	ori-rat 1830mg/kg
37. 4-Chloro-3-methylphenol	10118	072120	0.05	5.00	20003.1	1000	NA	NA	0.017	NA	NA	1000.1	8.1	95-57-8	N/A	ori-rat 670mg/kg
38. 2-Chlorophenol	10118	072120	0.05	5.00	20003.3	1000	NA	NA	0.017	NA	NA	1000.1	8.0	120-83-2	N/A	ori-rat 580mg/kg
39. 2,4-Dichlorophenol	10118	072120	0.05	5.00	20001.8	1000	NA	NA	0.017	NA	NA	1000.1	8.1	105-67-9	N/A	ori-rat 3200mg/kg
40. 2,4-Dimethylphenol	10118	072120	0.05	5.00	20002.5	1000	NA	NA	0.017	NA	NA	1000.0	8.0	51-28-5	N/A	ori-rat 30mg/kg
41. 2,4-Dinitrophenol	10118	072120	0.05	5.00	20002.0	1000	NA	NA	0.017	NA	NA	1000.1	8.0	88-75-5	N/A	ori-rat 334mg/kg
42. 4,6-Dinitro-2-methylphenol	10118	072120	0.05	5.00	20002.8	1000	NA	NA	0.017	NA	NA	1000.0	8.0	100-02-7	N/A	ori-rat 250mg/kg
43. 2-Nitrophenol	10118	072120	0.05	5.00	20003.9	1000	NA	NA	0.017	NA	NA	1000.0	8.0	87-86-5	0.5mg/m <sup>3</sup> BH (skin)	ori-rat 27mg/kg
44. 4-Nitrophenol	10118	072120	0.05	5.00	20004.2	1000	NA	NA	0.017	NA	NA	1000.1	8.0	108-95-2	5 ppm (19mg/m <sup>3</sup> BH)(skin)	ori-rat 317mg/kg
45. Pentachlorophenol	10118	072120	0.05	5.00	2001.2	1000	NA	NA	0.018	NA	NA	1000.5	4.1	83-32-9	N/A	ori-rat 820mg/kg
46. Phenol	10118	072120	0.05	5.00	2000.2	1000	NA	NA	0.018	NA	NA	1000.0	4.2	208-96-8	N/A	ori-rat 600mg/kg
47. 2,4,6-Trichlorophenol	10118	072120	0.05	5.00	2001.3	1000	NA	NA	0.018	NA	NA	1000.1	4.1	120-12-7	0.2mg/m <sup>3</sup> (BH)	ipr-mus 430mg/kg
48. Acenaphthene	1007	042420	0.50	50.00	2000.0	1000	NA	NA	0.018	NA	NA	1000.6	4.2	56-55-3	N/A	ori-rat 317mg/kg
49. Acenaphthylene	1007	042420	0.50	50.00	2000.9	1000	NA	NA	0.018	NA	NA	999.9	4.1	50-32-8	0.2mg/m <sup>3</sup> (BH)	ori-rat 50mg/kg
50. Anthracene	1007	042420	0.50	50.00	2001.2	1000	NA	NA	0.018	NA	NA	1000.4	4.1	205-99-2	N/A	N/A
51. Benzo(a)anthracene	1007	042420	0.50	50.00	2000.3	1000	NA	NA	0.018	NA	NA	999.9	4.1	191-24-2	N/A	N/A
52. Benzo(a)pyrene	1007	042420	0.50	50.00	2000.8	1000	NA	NA	0.018	NA	NA	1000.0	4.2	86-74-8	N/A	ipr-mus 200mg/kg
53. Benzo(b)fluoranthene	1007	042420	0.50	50.00	2000.3	1000	NA	NA	0.018	NA	NA	1000.3	4.2	218-01-9	0.2mg/m <sup>3</sup>	N/A
54. Benzo(k)fluoranthene	1007	042420	0.50	50.00	2000.9	1000	NA	NA	0.018	NA	NA	1000.3	4.2	53-70-3	0.2mg/m <sup>3</sup>	N/A
55. Benzo(g,h)perylene	1007	042420	0.50	50.00	2000.9	1000	NA	NA	0.018	NA	NA	1000.1	4.2	206-44-0	N/A	ori-rat 2000mg/kg
56. Carbazole	1007	042420	0.50	50.00	2000.1	1000	NA	NA	0.018	NA	NA	1000.3	4.2	86-73-7	N/A	ori-rat 2000mg/kg
57. Chrysene	1007	042420	0.50	50.00	2000.9	1000	NA	NA	0.018	NA	NA	1000.4	4.1	193-39-5	N/A	ori-rat 490mg/kg
58. Dibenzo(a,h)anthracene	1007	042420	0.50	50.00	2000.9	1000	NA	NA	0.018	NA	NA	1000.4	4.1	91-20-3	10 ppm (50mg/m <sup>3</sup> BH)	ori-rat 2700mg/kg
59. Fluoranthene	1007	042420	0.50	50.00	2000.9	1000	NA	NA	0.018	NA	NA	1000.4	4.1	85-01-8	0.2mg/m <sup>3</sup> BH	ori-mus 700mg/kg





Method GC8MSD-2.M: Column:SBB-5 (30m X 0.25mm ID X 0.25µm film thickness) Temp 1 = 50°C (1min.), Temp 2 = 300°C (14 min.), Rate = 10°C/min., Injector B = 250°C, Detector B = 290°C, Split Ratio = 100:1, Scan Rate = 2. Analysis performed by Melissa Stonier.



Peak No	Name	MSD RT (min.)
1	N-nitrosodimethylamine	2.67
2	Phenol	6.05
3	bis(2-Chloroethyl)ether	6.20
4	2-Chlorophenol	6.26
5	1,3-Dichlorobenzene	6.55
6	1,4-Dichlorobenzene	6.63
7	1,2-Dichlorobenzene	7.04
8	o-Cresol (2-methylphenol)	7.29
9	bis(2-Chloroisopropyl)ether	7.34
10	p-Cresol (4-methylphenol)/N-nitrosodi-n-propylamine	7.63
11	Hexachloroethane	7.70
12	Nitrobenzene	7.92
13	Isophorone	8.49
14	2-Nitrophenol	8.66
15	2,4-Dimethylphenol	8.84
16	bis(2-Chloroethoxy)methane	9.07
17	2,4-Dichlorophenol	9.22
18	1,2,4-Trichlorobenzene	9.41
19	Naphthalene	9.54
20	4-Chloroaniline	9.76
21	Hexachloro-1,3-Butadiene	10.03
22	4-Chloro-3-methylphenol	11.02
23	2-Methylnaphthalene	11.24
24	Hexachlorocyclopentadiene	11.84
25	2,4,6-Trichlorophenol	12.13
26	2,4,5-Trichlorophenol	12.45
27	2-Chloronaphthalene	12.84
28	2-Nitroaniline	13.45
29	Dimethyl phthalate	13.50
30	Acenaphthylene	13.59
31	2,6-Dinitrotoluene	13.91
32	3-Nitroaniline	13.99
33	Acenaphthene	14.16
34	2,4-Dinitrophenol	14.40
35	Dibenzofuran/4-Nitrophenol	14.57
36	2,4-Dinitrotoluene	15.27
37	Diethyl phthalate/fluorene	15.33
38	4-Chlorophenyl phenyl ether	15.52
39	4-Nitroaniline	15.60
40	4,6-Dinitro-2-methylphenol	15.73
41	Azobenzene	16.56
42	4-Bromophenyl phenyl ether	16.89
43	Hexachlorobenzene	17.70
44	Pentachlorophenol	17.82
45	Phenanthrene	18.27
46	Anthracene	19.45
47	Carbazole	20.75
48	Di-n-butyl phthalate	21.31
49	Fluoranthene	23.23
50	Pyrene	24.40
51	Benzyl butyl phthalate	24.51
52	Benzo(a)anthracene	24.82
53	Chrysene	26.30
54	bis(2-Ethylhexyl)phthalate	27.07
55	Di-n-octyl phthalate	27.15
56	Benzo(b)fluoranthene	27.92
57	Benzo(k)fluoranthene	31.68
58	Benzo(a)pyrene	32.61
59	Indeno(1,2,3-cd)pyrene/Dibenz(a,h)anthracene	
60	Benzo(g,h,i)perylene	



## Analytical RunID SV5973N.I\_220107B Standards Traceability Report

**Spike ID:** sv100507  
**Spike Name:** BNA mix  
**Prep Date:** 6/9/2021  
**Exp Date:** 3/31/2022  
**Department:** GCMSSEMI  
**Vendor:**  
**Lot Number:**  
**Balance ID:**  
**Comments:** 200 ug/mL

**Type:** Secondary  
**Prep By:** Sean McGrew  
**Status:** New  
  
**Final Volume:** 1.5 mL

Chemical/Solvent Used	Bottle No	Amt	Units	Expires
Dichloromethane EA342	<a href="#">13510</a>	0.51	mL	3/31/2022

Stock Source	Base Units	Amount Added
sv82908	ug/mL	0.03 mL
sv83301	ug/mL	0.15 mL
sv83406	ug/mL	0.15 mL
sv83419	ug/mL	0.15 mL
sv82913	ug/mL	0.15 mL
sv83410	ug/mL	0.15 mL
sv83407	ug/mL	0.06 mL
sv83201	ug/mL	0.15 mL





# Analytical RunID SV5973N.I\_220107B Standards Traceability Report

**Spike ID:** sv100516

**Spike Name:** BNA Internals 2000 ug/mL

**Prep Date:** 7/25/2021

**Exp Date:** 6/30/2023

**Department:** GCMSSEMI

**Vendor:** Chemservice

**Lot Number:** 8443500

**Balance ID:**

**Comments:**

**Type:** Secondary

**Prep By:** John P. Heine

**Status:** New

**Final Volume:** 2.12 mL

Chemical/Solvent Used	Bottle No	Amt	Units	Expires
Dichloromethane EA342	<a href="#">13510</a>	1.06	mL	6/30/2023

Stock Source	Base Units	Amount Added
sv83506	ug/mL	1.06 mL



# Analytical RunID SV5973N.I\_220107B Standards Traceability Report

**Spike ID:** sv100714

**Spike Name:** BNA 2nd source

**Prep Date:** 12/20/2021

**Exp Date:** 10/1/2022

**Department:** GCMSSEMI

**Vendor:**

**Lot Number:**

**Balance ID:**

**Comments:** 200 ug/mL

**Type:** Secondary

**Prep By:** Sean McGrew

**Status:** New

**Final Volume:** 1 mL

Chemical/Solvent Used	Bottle No	Amt	Units	Expires
Dichloromethane EA342	<a href="#">13510</a>	0.54	mL	10/1/2022

Stock Source	Base Units	Amount Added
sv83514	ug/mL	0.1 mL
sv82702	ug/mL	0.02 mL
sv83218	ug/mL	0.1 mL
sv83408	ug/mL	0.2 mL
sv83411	ug/mL	0.04 mL



# Analytical RunID SV5973N.I\_220107B Standards Traceability Report

**Standard ID:** sv82702

**Standard Name:** AE Surr

**Prep Date:** 8/28/2018

**Exp Date:** 4/30/2023

**Department:** GCMSPR

**Vendor:** Restek

**Lot Number:** A0137474

**Balance ID:**

**Comments:**

**Type:** Primary

**Prep By:** Craig A. Bardelli

**Status:** New

**Final Volume:** mL

Chemical/Solvent Used	Bottle No	Amt	Units	Expires
Acid Surrogate Standard Mix (4/89)	<a href="#">10707</a>	1	mL	4/30/2023
Stock Source	Base Units	Amount Added		



# Analytical RunID SV5973N.I\_220107B Standards Traceability Report

**Spike ID:** sv82908

**Spike Name:** AE surr

**Prep Date:** 4/10/2019

**Exp Date:** 3/31/2022

**Department:** GCMSSEMI

**Vendor:** Sigma-Aldrich

**Lot Number:** LRAC2239

**Balance ID:**

**Comments:**

**Type:** Primary

**Prep By:** Sean McGrew

**Status:** New

**Final Volume:** mL

Chemical/Solvent Used	Bottle No	Amt	Units	Expires
EPA 8270 Acids Surrogate Spike Mix HC	<a href="#">11383</a>		mL	3/31/2022
Stock Source	Base Units	Amount Added		



# Analytical RunID SV5973N.I\_220107B Standards Traceability Report

**Spike ID:** sv82913

**Spike Name:** BNA Custom for cal

**Prep Date:** 5/2/2019

**Exp Date:** 5/28/2023

**Department:** GCMSSEMI

**Vendor:** AccuStandard

**Lot Number:** 219041483

**Balance ID:**

**Comments:**

**Type:** Primary

**Prep By:** Sean McGrew

**Status:** New

**Final Volume:** 1 mL

Chemical/Solvent Used	Bottle No	Amt	Units	Expires
Custom BNA Mix	<a href="#">11451</a>		mL	5/28/2023
Stock Source	Base Units	Amount Added		



# Analytical RunID SV5973N.I\_220107B Standards Traceability Report

**Spike ID:** sv83201

**Spike Name:** Phenols mix

**Prep Date:** 3/17/2020

**Exp Date:** 1/31/2028

**Department:** GCMSSEMI

**Vendor:** Restek

**Lot Number:** A0157111

**Balance ID:**

**Comments:**

**Type:** Primary

**Prep By:** Sean McGrew

**Status:** New

**Final Volume:** 1 mL

Chemical/Solvent Used	Bottle No	Amt	Units	Expires
604 Phenols Calibration Mix	<a href="#">12512</a>		mL	1/31/2028

Stock Source	Base Units	Amount Added
--------------	------------	--------------



# Analytical RunID SV5973N.I\_220107B Standards Traceability Report

**Spike ID:** SV83202

**Spike Name:** BNA 2nd source short

**Prep Date:** 3/24/2020

**Exp Date:** 3/16/2023

**Department:** GCMSSEMI

**Vendor:** Absolute Standards

**Lot Number:** 031620

**Balance ID:**

**Comments:**

**Type:** Primary

**Prep By:** Sean McGrew

**Status:** New

**Final Volume:** 1 mL

Chemical/Solvent Used	Bottle No	Amt	Units	Expires
BNA 2nd Source Standard Rev 1	<a href="#">12532</a>		mL	3/16/2023
Stock Source	Base Units	Amount Added		



# Analytical RunID SV5973N.I\_220107B Standards Traceability Report

**Spike ID:** sv83218

**Spike Name:** Benzidines

**Prep Date:** 7/7/2020

**Exp Date:** 5/1/2024

**Department:** GCMSSEMI

**Vendor:** AccuStandard

**Lot Number:** 220041353

**Balance ID:**

**Comments:** 2000 ug/mL 12839

**Type:** Primary

**Prep By:** John P. Heine

**Status:** New

**Final Volume:** 1 mL

Chemical/Solvent Used	Bottle No	Amt	Units	Expires
Benzidine & 3,3'-Dichlorobenzidine	<a href="#">12839</a>	1	mL	5/1/2024

Stock Source	Base Units	Amount Added
--------------	------------	--------------





# Analytical RunID SV5973N.I\_220107B Standards Traceability Report

**Spike ID:** sv83301

**Spike Name:** PAH Mix

**Prep Date:** 7/13/2020

**Exp Date:** 9/30/2022

**Department:** GCMSSEMI

**Vendor:** Sigma-Aldrich

**Lot Number:** LRAC3877

**Balance ID:**

**Comments:** 4 x 1mL

**Type:** Primary

**Prep By:** John P. Heine

**Status:** New

**Final Volume:** 6 mL

Chemical/Solvent Used	Bottle No	Amt	Units	Expires
TCL PAH Mix	<a href="#">12846</a>	6	mL	9/30/2022
Stock Source	Base Units	Amount Added		



# Analytical RunID SV5973N.I\_220107B Standards Traceability Report

**Spike ID:** sv83406

**Spike Name:** BN mix 2000ug/mL

**Prep Date:** 1/20/2021

**Exp Date:** 1/31/2023

**Department:** GCMSSEMI

**Vendor:** Sigma-Aldrich

**Lot Number:** LRAC4915

**Balance ID:**

**Comments:**

**Type:** Primary

**Prep By:** Sean McGrew

**Status:** New

**Final Volume:** 1 mL

Chemical/Solvent Used	Bottle No	Amt	Units	Expires
TCL Base-Neutrals Mix	<a href="#">13494</a>	1	mL	1/31/2023

Stock Source	Base Units	Amount Added
--------------	------------	--------------



# Analytical RunID SV5973N.I\_220107B Standards Traceability Report

**Standard ID:** sv83407

**Standard Name:** BN Surr 5000 ug/mL

**Prep Date:** 12/14/2020

**Exp Date:** 10/31/2026

**Department:** GCMSSEMI

**Vendor:** Restek

**Lot Number:** A0166081

**Balance ID:**

**Comments:**

**Type:** Primary

**Prep By:** John P. Heine

**Status:** New

**Final Volume:** 5 mL

Chemical/Solvent Used	Bottle No	Amt	Units	Expires
B/N Surrogate Mix (4/89 SOW)	<a href="#">13328</a>	1	mL	10/31/2026
Stock Source	Base Units	Amount Added		



# Analytical RunID SV5973N.I\_220107B Standards Traceability Report

**Spike ID:** sv83408

**Spike Name:** 625 LCS Spk

**Prep Date:** 2/9/2021

**Exp Date:** 2/2/2026

**Department:** GCMSPR

**Vendor:** Absolute Standards

**Lot Number:** 050120

**Balance ID:**

**Comments:** 12x1mL ampules

**Type:** Primary

**Prep By:** Ryan F. Benge

**Status:** Open

**Final Volume:** 1 mL

Chemical/Solvent Used	Bottle No	Amt	Units	Expires
CLP Semi-Volatiel Calibration Standard	<a href="#">13539</a>	1	mL	2/2/2026

Stock Source	Base Units	Amount Added
--------------	------------	--------------



# Analytical RunID SV5973N.I\_220107B Standards Traceability Report

**Spike ID:** sv83410

**Spike Name:** H.S. Mix

**Prep Date:** 4/7/2021

**Exp Date:** 2/28/2024

**Department:** GCMSSEMI

**Vendor:** Sigma-Aldrich

**Lot Number:** LRAC9004

**Balance ID:**

**Comments:** 2000 ug/mL

**Type:** Primary

**Prep By:** Sean McGrew

**Status:** New

**Final Volume:** mL

Chemical/Solvent Used	Bottle No	Amt	Units	Expires
EPA TCL Hazardous Substances Mix (12 cmpds)	<a href="#">13691</a>		mL	2/28/2024
Stock Source	Base Units	Amount Added		



# Analytical RunID SV5973N.I\_220107B Standards Traceability Report

**Spike ID:** sv83411

**Spike Name:** BN surr

**Prep Date:** 4/7/2021

**Exp Date:** 11/20/2026

**Department:** GCMSSEMI

**Vendor:** Restek

**Lot Number:** A6167670

**Balance ID:**

**Comments:** 5000 ug/mL

**Type:** Primary

**Prep By:** Sean McGrew

**Status:** New

**Final Volume:** mL

Chemical/Solvent Used	Bottle No	Amt	Units	Expires
B/N Surrogate Mix (4/89 SOW)	<a href="#">13666</a>		mL	11/20/2026
Stock Source	Base Units	Amount Added		



# Analytical RunID SV5973N.I\_220107B Standards Traceability Report

**Spike ID:** sv83419

**Spike Name:** Benzidines CAL 2000ug/mL

**Prep Date:** 5/18/2021

**Exp Date:** 4/30/2023

**Department:** GCMSSEMI

**Vendor:** Agilent

**Lot Number:** 0006592783

**Balance ID:**

**Comments:** 2000 ug/mL

**Type:** Primary

**Prep By:** John P. Heine

**Status:** New

**Final Volume:** 1 mL

Chemical/Solvent Used	Bottle No	Amt	Units	Expires
Benzidines Standard	<a href="#">13854</a>	1	mL	4/30/2023
Stock Source	Base Units	Amount Added		



# Analytical RunID SV5973N.I\_220107B Standards Traceability Report

**Standard ID:** sv83506

**Standard Name:** BNA Internals 4000 ug/mL

**Prep Date:** 6/18/2021

**Exp Date:** 6/30/2023

**Department:** GCMSSEMI

**Vendor:** Chemservice

**Lot Number:** 8443500

**Balance ID:**

**Comments:**

**Type:** Secondary

**Prep By:** John P. Heine

**Status:** New

**Final Volume:** 8 mL

Chemical/Solvent Used	Bottle No	Amt	Units	Expires
Mixture #8-Internal Standards	<a href="#">13968</a>	8	mL	6/30/2023
Stock Source	Base Units	Amount Added		





# Analytical RunID SV5973N.I\_220107B Standards Traceability Report

**Spike ID:** sv83514

**Spike Name:** Additional

**Prep Date:** 9/22/2021

**Exp Date:** 10/1/2022

**Department:** GCMSPR

**Vendor:** AccuStandard

**Lot Number:** 22002155-02

**Balance ID:**

**Comments:** 12x1mL ampules

**Type:** Primary

**Prep By:** Ryan F. Bengel

**Status:** Open

**Final Volume:** 1 mL

Chemical/Solvent Used	Bottle No	Amt	Units	Expires
Custom Semi-Volatile Standard	<a href="#">14279</a>	1	mL	10/1/2022

Stock Source	Base Units	Amount Added
--------------	------------	--------------



# Analytical RunID SV5973N.I\_220107B Standards Traceability Report

**Spike ID:** sv90820

**Spike Name:** BNA 2nd source short (new)

**Prep Date:** 3/24/2020

**Exp Date:** 3/16/2023

**Department:** GCMSSEMI

**Vendor:**

**Lot Number:**

**Balance ID:**

**Comments:** 200 ug/mL

**Type:** Secondary

**Prep By:** Sean McGrew

**Status:** New

**Final Volume:** 1.5 mL

Chemical/Solvent Used	Bottle No	Amt	Units	Expires
Dichloromethane DX975	<a href="#">12485</a>	1.35	mL	3/16/2023

Stock Source	Base Units	Amount Added
sv83202	ug/mL	0.15 mL

# RESTEK CERTIFIED REFERENCE MATERIAL

110 Benner Circle  
 Bellefonte, PA 16823-8812  
 Tel: (800)356-1688  
 Fax: (814)353-1309

www.restek.com

## Certificate of Analysis



FOR LABORATORY USE ONLY-READ SDS PRIOR TO USE.

*This Reference Material is intended for Laboratory Use Only as a standard for the qualitative and/or quantitative determination of the analyte(s) listed.*

Catalog No. : 31063 Lot No.: A0137474  
 Description : Acid Surrogate Standard Mix (4/89)  
 Acid Surrogate Standard Mix (4/89) 10,000 µg/mL, Methanol, 1mL/ampul  
 Container Size : 2 mL Pkg Amt: > 1 mL  
 Expiration Date : April 30, 2023 Storage: 10°C or colder

### CERTIFIED VALUES

Elution Order	Compound	Grav. Conc. (weight/volume)	Expanded Uncertainty (35 % C.L.; K=2)			
1	2-Fluorophenol	10,046.4 µg/mL	+/-	58.8239	µg/mL	Gravimetric
	CAS # 367-12-4		+/-	293.2702	µg/mL	Unstressed
	Purity 99%		+/-	355.8400	µg/mL	Stressed
2	Phenol-d6	10,023.6 µg/mL	+/-	58.6904	µg/mL	Gravimetric
	CAS # 13127-88-3		+/-	292.6047	µg/mL	Unstressed
	Purity 99%		+/-	355.0324	µg/mL	Stressed
3	2,4,6-Tribromophenol	10,057.2 µg/mL	+/-	58.8871	µg/mL	Gravimetric
	CAS # 118-79-6		+/-	293.5855	µg/mL	Unstressed
	Purity 99%		+/-	356.2225	µg/mL	Stressed

Solvent: Methanol  
 CAS # 67-56-1  
 Purity 99%

ID #: 10707  
 Opened:  
 Acid Surrogate Standard Mix (4/89)  
 Expires: 4/30/2023  
 Rec'd: 8/24/2018  
 Energy Laboratories Inc 1120 So 27th Street  
 Billings MT 59107

# Certificate of Analysis

EPA 8270 ACIDS SURROGATE SPIKE MIX  
HC, 1X1ML, 10MG/ML, METHANOL

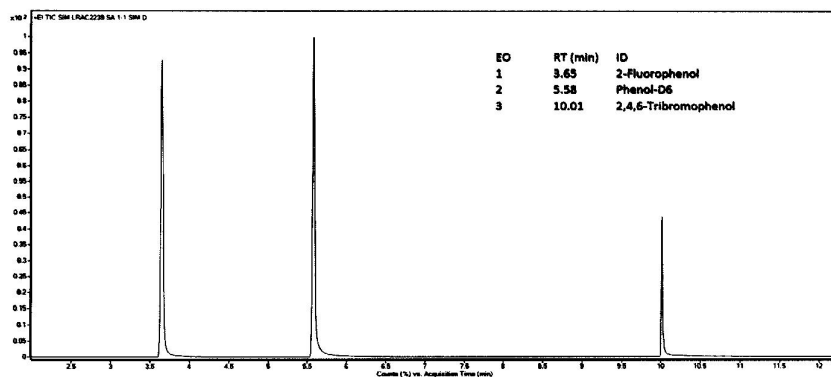
*Certified  
Reference  
Material*

## Description

Product ID 47260-U  
Lot LRAC2239  
Expiration Date March 2022  
Manufacturing Date March 2019  
Storage Conditions Room Temperature  
Solvent/Matrix METHANOL

## Certified Values

Analyte	Units	Certified Value <sup>1,4</sup>	Raw Material Purity, %	Analytical Value	Elution order	Raw Material Lot	CAS
2-FLUOROPHENOL	µg/mL	9930 ± 288	99.9	10037	1	LB92543	367-12-4
PHENOL-D6	µg/mL	9930 ± 290	99.4	9900	2	LB91168	13127-88-3
2,4,6-TRIBROMOPHENOL	µg/mL	9930 ± 318	99.7	9900	3	LB81262	118-79-6



## Additional Information:

### Analytical Method Parameters:

Column: SLB-5MS, 30 m x 0.25 mm x 0.25 µm df, Flow: 1.0 ml/min  
Inlet: 200 °C, Injection Mode: Split, 60:1  
80 °C (5 min) to 250 °C (3 min) at 40 °C/min  
Detector: MSD, SIM, Transfer line: 250 °C  
Injection Volume: 0.5 µL

ID #: 11383

Opened:

EPA 8270 Acids Surrogate Spike Mix HC

Expires: 3/31/2022

Rec'd: 4/10/2019

Energay Laboratories Inc 1120 So. 27th Street  
Billings MT 59107



**SIGMA-ALDRICH**  
2601 Soldier Springs Rd. Laramie, Wyoming 82070 USA  
307.745.5432  
rntechgroup@sigmaaldrich.com www.sigma-aldrich.com

125 Market Street  
New Haven, CT 06513  
USA



AccuStandard®

# CERTIFICATE OF ANALYSIS


Tel (203)786-5290  
Fax (203)786-5287  
www.AccuStandard.com

Catalog No: S-6237A-R1  
Description: Custom BNA Mix  
Lot: 219041483  
Solvent: Dichloromethane  
Hazards: Refer to SDS for complete safety information

Date Certified: Apr 24, 2019  
Expiration: May 24, 2021  
Sample Size: 1 mL  
Components: 6  
Storage Condition: Ambient (>5 °C)



Signal Word: Warning



Component	CAS #	Purity % (GC/MS)	Prepared	Certified Analyte
			Concentration <sup>2</sup> (µg/mL)	Concentration <sup>1</sup> (µg/mL)
4-Chloro-2-methylphenol	1570-64-5	97.0	2068*	2006
4-Chlorophenol	106-48-9	98.6	2000	1972
1-Methylnaphthalene	90-12-0	98.4	2000	1968
Pyridine	110-86-1	98.7	2008	1982
o-Terphenyl	84-15-1	99.9	2000	1998
Triallate	2303-17-5	99.6	2004	2002

ID #: 11451

Opened:

Custom BNA Mix

Expires: 5/24/2021

Rec'd: 5/2/2019

Enerov Laboratories, Inc 1120 So. 27th Street  
Billings MT 59107

\* Weight compensated to 100% purity.

A product with a suffix (-1A, -2B, etc. or -01, -02, etc.) on its lot number has had its expiration date extended and is identical to the same lot number without the suffix.


<sup>2</sup> All weights are traceable through NIST, Test No. 684/289871-17

<sup>1</sup> Certified Analyte Concentration = Purity x Prepared Concentration.

The Uncertainty associated with the certified concentration reported on this certificate is ±2.4%. This value is the combined expanded uncertainty and represents an estimated standard deviation equal to the positive square root of the total variation of the uncertainty of components. A normal distribution is assumed and a coverage factor of K=2 is chosen using approximately a 95% confidence level.

Labels and certificates follow U.S. Conventions in reporting numerical values: A comma (,) is used to separate units of one-thousand or greater. A period (.) is used as a decimal place marker.

The information on this certificate may not be reproduced without the express permission of the manufacturer. See reverse side for additional information

Certified By:   
Larry Decker, Organic QC Manager

Page 1 of 1

For use in routine laboratory analysis.

AccuStandard is accredited to ISO 17034, ISO/IEC 17025 and certified to ISO 9001:2015

QR-ORG/NO-001  
Rev. 5/18

2

# Honeywell

CERTIFICATE OF ANALYSIS

**Honeywell Burdick & Jackson®**  
1953 South Harvey Street  
Muskegon, MI 49442  
Phone: (800) 368-0050  
Fax: (231) 728-8226  
www.lab-honeywell.com

**Brand:** Research Chemicals - B&J  
**Product:** CS299AA-200  
**Lot No.:** DX975  
**Production Date:** 16-Dec-2019  
**Best Before:** 15-Dec-2021

Dichloromethane, Custom, Contains Amylene Preservative, >99.9%  
for pesticide residue analysis

Parameter	Specification		Result	Units
	Min.	Max.		
Water by Karl Fischer Titration		0.010	0.0014	%
UV Cutoff		233	230	nm
Refractive Index (20°C)	1.4236	1.4246	1.4243	
Residue		1	<0.5	mg/L
GC Analysis	99.9		>99.99	%
Acidity (as HCl)		1	<1	mg/L
Chloride		10	<10	mg/L
Electron Capture GC		10	<10	ng/L
Flame Ionization GC		5	<5	ppb
UV Absorbance @ 240 nm		0.100	0.0898	AU
UV Absorbance @ 250 nm		0.010	0.0097	AU
UV Absorbance @ 300 nm		0.005	0.0004	AU
UV Absorbance @ 400 nm		0.005	0.0020	AU

**ID #: 12485**  
Opened:  
Dichloromethane DX975  
**Expires: 12/15/2021**  
Rec'd: 3/10/2020  
Enviro-Laboratories Inc 1120 So. 27th Street  
Billings MT 59107

**Honeywell**  
Quality Control Approval

Muskegon 12/16/2019 LIMS Sample No.: AK03676

# RESTEK® CERTIFIED REFERENCE MATERIAL

110 Benner Circle  
 Bellefonte, PA 16823-8812  
 Tel: (800)356-1688  
 Fax: (814)353-1309

www.restek.com

## Certificate of Analysis



### FOR LABORATORY USE ONLY-READ SDS PRIOR TO USE.

*This Reference Material is intended for Laboratory Use Only as a standard for the qualitative and/or quantitative determination of the analyte(s) listed.*

Catalog No.: 31029 Lot No.: A0157111  
 Description: 604 Phenols Calibration Mix  
 604 Calibration Std Phenols 2000µg/mL, Methanol, 1mL/ampul  
 Container Size: 2 mL Pkg Amt: > 1 mL  
 Expiration Date: January 31, 2028 Storage: 10°C or colder

ID #: 12512  
 Opened: \_\_\_\_\_  
 604 Phenols Calibration Mix  
 Expires: 1/31/2028  
 Rec'd: 3/17/2020  
 Energy Laboratories Inc 1120 So. 27th Street  
 Billings MT 59107

### CERTIFIED VALUES

Elution Order	Compound	Grav. Conc. (weight/volume)	Expanded Uncertainty (95% C.L., K=2)		
1	Phenol CAS # 108-95-2 Purity 99% (Lot SHBF9719V)	2,004.0 µg/mL	+/-	11.9032 µg/mL	Gravimetric
			+/-	58.5341 µg/mL	Unstressed
			+/-	71.0092 µg/mL	Stressed
2	2-Chlorophenol CAS # 95-57-8 Purity 99% (Lot STBH7290)	2,000.0 µg/mL	+/-	11.8794 µg/mL	Gravimetric
			+/-	58.4173 µg/mL	Unstressed
			+/-	70.8674 µg/mL	Stressed
3	2-Nitrophenol CAS # 88-75-5 Purity 99% (Lot BCBH7602V)	2,000.0 µg/mL	+/-	11.8794 µg/mL	Gravimetric
			+/-	58.4173 µg/mL	Unstressed
			+/-	70.8674 µg/mL	Stressed
4	2,4-Dimethylphenol CAS # 105-67-9 Purity 99% (Lot 10165155)	2,000.0 µg/mL	+/-	11.8794 µg/mL	Gravimetric
			+/-	58.4173 µg/mL	Unstressed
			+/-	70.8674 µg/mL	Stressed
5	2,4-Dichlorophenol CAS # 120-83-2 Purity 99% (Lot BCBJ8113V)	2,004.0 µg/mL	+/-	11.9032 µg/mL	Gravimetric
			+/-	58.5341 µg/mL	Unstressed
			+/-	71.0092 µg/mL	Stressed
6	4-Chloro-3-methylphenol CAS # 59-50-7 Purity 99% (Lot STBC7309V)	2,004.0 µg/mL	+/-	11.9032 µg/mL	Gravimetric
			+/-	58.5341 µg/mL	Unstressed
			+/-	71.0092 µg/mL	Stressed
7	2,4,6-Trichlorophenol CAS # 88-06-2 Purity 99% (Lot STBH7520)	2,002.0 µg/mL	+/-	11.8913 µg/mL	Gravimetric
			+/-	58.4757 µg/mL	Unstressed
			+/-	70.9383 µg/mL	Stressed



**CERTIFIED WEIGHT REPORT**

**Part Number:** 64480  
**Lot Number:** 031620  
**Description:** BNA 2nd Source Standard Rev 1  
5 components  
**Expiration Date:** 031623  
**Recommended Storage:** Refrigerate (4 °C)  
**Nominal Concentration (µg/mL):** 2000  
**NIST Test ID#:** 6UTB

**Solvent:** Methylene chloride  
**Lot#** 104929

<i>Gabriel Helland</i>		031620
Formulated By:	Gabriel Helland	DATE
<i>Pedro L. Rentas</i>		031620
Reviewed By:	Pedro L. Rentas	DATE

Weight(s) shown below were combined and diluted to (mL): 20.0 0.003  
5E-05 Balance Uncertainty  
0.003 Flask Uncertainty

Compound	RM#	Lot Number	Nominal Conc (µg/mL)	Purity (%)	Uncertainty Purity	Target Weight(g)	Actual Weight(g)	Actual Conc (µg/mL)	Expanded Uncertainty (+/-) (µg/mL)	SDS Information (Solvent Safety Info. On Attached pg.)		
										CAS#	OSHA PEL (TWA)	LD50
1. Aniline	11	03929TV	2000	99	0.2	0.04043	0.04075	2015.9	9.6	62-53-3	5 ppm (8H)	ori-rat 250mg/kg
2. Benzidine	27	SLBH5327V	2000	98	0.2	0.04084	0.04088	2001.9	9.5	92-87-5	N/A	ori-rat 309mg/kg
3. 4-Chloroaniline	67	052597	2000	98	0.2	0.04084	0.04094	2004.9	9.6	106-47-8	N/A	ori-rat 310mg/kg
4. 3,3'-Dichlorobenzidine	130	040919	2000	98	0.2	0.04084	0.04087	2001.5	9.5	91-94-1	Cancer Suspect Agent	ori-rat 3.82g/kg
5. Pyridine	260	SHBG3194V	2000	99.8	0.2	0.04010	0.04030	2009.8	9.5	110-86-1	5 ppm (15mg/m3/8H)	ori-rat 891mg/kg

ID #: 12532

Opened: \_\_\_\_\_

BNA 2nd Source Standard Rev 1

**Expires: 3/16/2023**

Rec'd: 3/23/2020

Energy Laboratories Inc 1120 So 27th Street  
Billings MT 59107

- The certified value is the concentration calculated from gravimetric and volumetric measurements unless otherwise stated.
- Standards are prepared gravimetrically using balances that are calibrated with weights traceable to NIST (see above).
- Standards are certified (+/-) 0.5% of the stated value, unless otherwise stated.
- All Standards, after opening ampule, should be stored with caps tight and under appropriate laboratory conditions.
- Uncertainty Reference: Taylor, B.N. and Kuyat, C.E., "Guidelines for Evaluating and Expressing the Uncertainty of NIST Measurement Result," NIST Technical Note 1297, U.S. Government Printing Office, Washington, DC, (1994).



# CERTIFICATE OF ANALYSIS

**Catalog No:** Z-014F  
**Description:** Benzidine & 3,3'-Dichlorobenzidine  
**Lot:** 220041353  
**Solvent:** Methanol  
**Hazards:** Refer to SDS for complete safety information

**Date Certified:** May 1, 2020  
**Expiration:** May 1, 2024  
**Sample Size:** 1 mL  
**Components:** 2  
**Storage Condition:** Ambient (>5 °C)



Signal Word: Danger

## Certified Reference Material



Component	CAS #	Purity % (GC/MS)	Prepared Concentration <sup>2</sup> (µg/mL)	Certified Analyte Concentration <sup>1</sup> (µg/mL)
Benzidine **	92-87-5	99.9	2004	2002
3,3'-Dichlorobenzidine **	91-94-1	100.0	2001	2001

**ID #: 12839**

Opened: \_\_\_\_\_  
Benzidine & 3,3'-Dichlorobenzidine  
**Expires: 5/1/2024**  
Rec'd: 7/7/2020  
Energy Laboratories Inc 1120 So. 27th Street  
Billings MT 59107

\*\*Benzidine and 3,3'-Dichlorobenzidine are subject to oxidative degradation

\*\*Benzidine and 3,3'-Dichlorobenzidine are subject to oxidative degradation

A product with a suffix (-1A, -2B, etc. or -01, -02, etc.) on its lot number has had its expiration date extended and is identical to the same lot number without the suffix.

<sup>2</sup> All weights are traceable through NIST, Test No. 684/289871-17


<sup>1</sup> Certified Analyte Concentration = Purity x Prepared Concentration.

The Uncertainty associated with the certified concentration reported on this certificate is  $\pm 2.4\%$ . This value is the combined expanded uncertainty and represents an estimated standard deviation equal to the positive square root of the total variation of the uncertainty of components. A normal distribution is assumed and a coverage factor of K=2 is chosen using approximately a 95% confidence level.

Labels and certificates follow U.S. Conventions in reporting numerical values: A comma (,) is used to separate units of one-thousand or greater. A period (.) is used as a decimal place marker.

The information on this certificate may not be reproduced without the express permission of the manufacturer. See reverse side for additional information

Certified By: \_\_\_\_\_

  
Larry Decker, Organic QC Manager

# CERTIFICATE OF ANALYSIS

**Catalog No:** Z-014F  
**Description:** Benzidine & 3,3'-Dichlorobenzidine  
**Lot:** 220041353  
**Solvent:** Methanol

**Date Certified:** May 1, 2020  
**Expiration:** May 1, 2024  
**Sample Size:** 1 mL  
**Components:** 2

## I-TEST

AccuStandard, Inc.  
 Statistical Report for CLP (SOW 1997)  
 1-May-2020

QR-OCO-003 rev. 3/16

Z-014F 220041353		Z-014F 220031213										NOTES:									
Peak	Run #1	Run #2	Run #3	Run #4	Mean	Std Dev	% RSD	Run #1	Run #2	Run #3	Run #4	Mean	Std Dev	% RSD	L029 test	CI	Q	# of Runs	10 % error check of Conc. means		
1 Benzidine (92-87-5)	90	83	79	78	83	5.45	6.60%	84	84	80	76	81	3.83	4.73%	0.45	23.7	Benzidine (92-87-5)	21.3	4	2000	2 %
2 3,3'-Dichlorobenzidine (91-94-1)	104	96	93	91	96	5.72	5.95%	98	99	94	89	95	4.27	4.51%	0.35	20.9	3,3'-Dichlorobenzidine (91-94-1)	15.8	4	2000	1 %

AccuStandard


# CERTIFICATE OF ANALYSIS

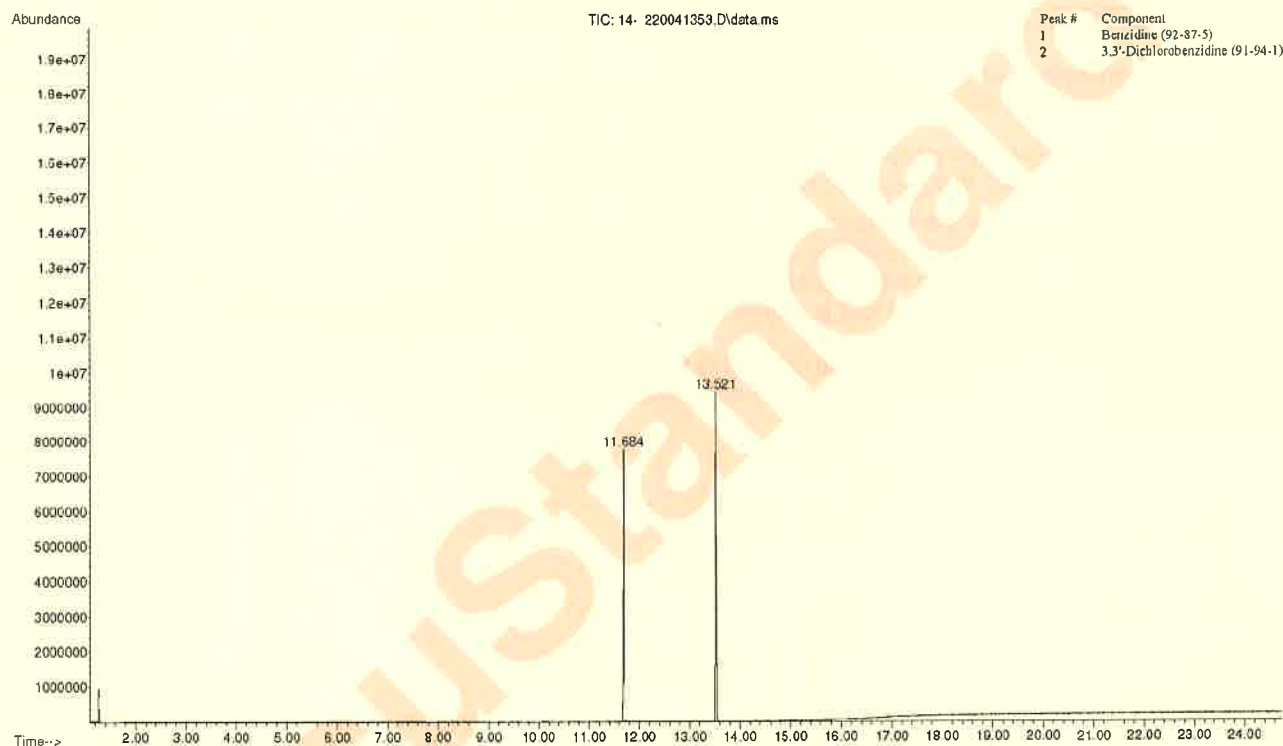
**Catalog No:** Z-014F  
**Description:** Benzidine & 3,3'-Dichlorobenzidine  
**Lot:** 220041353  
**Solvent:** Methanol

**Date Certified:** May 1, 2020  
**Expiration:** May 1, 2024  
**Sample Size:** 1 mL  
**Components:** 2

## Chromatogram

File :D:\MassHunter\GCMS\1\DATA\043020\14- 220041353.D  
Operator : Organic QC Lab  
Acquired : 30 Apr 2020 17:16 using AcqMethod CHICK\_2019\_S100.M  
Instrument : GCMS 6  
Sample Name: Z-014F (220041353)  
Misc Info : Z-014F @2000ug/mL in Methanol  
Vial Number: 138

 **AccuStandard®**  
Leader in Analytical Reference Standards  
Column: DB-5MS, 30m, 0.25 ID, 0.25 um  
Oven Program: 80c 17c/min to 340c, 8min  
GC Parameters: Cons. Split, 12psi constant flow  
Split 100:1, 1uL inj.; GC/MS; INJ 270c



# CERTIFICATE OF ANALYSIS

**Catalog No:** Z-014F  
**Description:** Benzidine & 3,3'-Dichlorobenzidine  
**Lot:** 220041353  
**Solvent:** Methanol

**Date Certified:** May 1, 2020  
**Expiration:** May 1, 2024  
**Sample Size:** 1 mL  
**Components:** 2

## RAW DATA

Data Path : D:\MassHunter\GCMS\1\DATA\043020\  
Data File : 14- 220041353.D  
Acq On : 30 Apr 20 05:16 pm  
Operator : Organic QC Lab  
Sample : Z-014F (220041353)  
Misc : Z-014F @2000ug/mL in Methanol  
ALS Vial : 138 Sample Multiplier: 1

Integration Parameters: events.e  
Integrator: ChemStation

Method : D:\MassHunter\GCMS\1\methods\CHICK\_2019.M  
Title :

Signal : TIC: 14- 220041353.D\data.ms

peak #	R.T. min	first scan	max scan	last scan	PK TY	peak height	corr. area	corr. % max.	% of total
1	11.684	2371	2386	2399	PV	7555441	90932217	86.94%	46.506%
2	13.521	2790	2799	2825	BB	9071921	104594086	100.00%	53.494%



# Certificate of Analysis

Certified  
Reference  
Material

TCL PAH

MIX,1X1ML,2000UG/ML,BENZENE:DICHLOROMETHANE

## Description

Product ID CRM48905  
Lot LRAC3877  
Expiration Date September 2022  
Manufacturing Date September 2019  
Storage Conditions Refrigerate  
Solvent/Matrix methylene chloride: benzene (1:1)

## Certified Values

Analyte	Certified Value <sup>1,4</sup>	Units	Raw Material Purity,%	Analytical Value <sup>6</sup>	Elution order	Raw Material Lot	CAS
NAPHTHALENE	2000 ± 32	µg/mL	100.0	2022	01	01112017-5	91-20-
ACENAPHTHYLENE	2000 ± 66	µg/mL	99.8	2005	02	LC21494	208-96-
ACENAPHTHENE	2000 ± 63	µg/mL	99.9	2031	03	MKCC8329	83-32-'
FLUORENE	2000 ± 90	µg/mL	99.4	2009	04	LC19126	86-73-'
PHENANTHRENE	2000 ± 56	µg/mL	99.6	2043	05	MKCD3760	85-01-i
ANTHRACENE	2000 ± 39	µg/mL	99.9	2005	06	LC14310	120-12-
FLUORANTHENE	2000 ± 69	µg/mL	98.5	2031	07	LB99099	206-44-
PYRENE	2000 ± 68	µg/mL	91.6	2078	08	LB70761	129-00-
BENZO (A) ANTHRACENE	2000 ± 63	µg/mL	99.9	2002	09	LC19271	56-55-;
CHRYSENE	2000 ± 59	µg/mL	99.0	2026	10	21L74	218-01-
BENZO (B) FLUORANTHENE	2000 ± 62	µg/mL	99.5	1998	11	LB95773	205-99-
BENZO (K) FLUORANTHENE	2000 ± 62	µg/mL	99.9	2043	12	0000029501	207-08-
BENZO(A)PYRENE	2002 ± 64	µg/mL	99.6	2037	13	LB73826	50-32-i
DIBENZ (A,H) ANTHRACENE	2000 ± 64	µg/mL	99.0	2050	14	0012014	53-70-
BENZO (G,I,I) PERYLENE	2000 ± 67	µg/mL	98.5	2059	15	LC19498	191-24-
INDENO (1,2,3-CD) PYRENE	2000 ± 64	µg/mL	99.5	1995	16	ER082107-02	193-39-

ID #: 12846

Opened: \_\_\_\_\_

TCL PAH

Expires: 9/30/2022

Rec'd: 7/13/2020

Eneray Laboratories Inc 1120 So. 27th Street  
Billings MT 59107

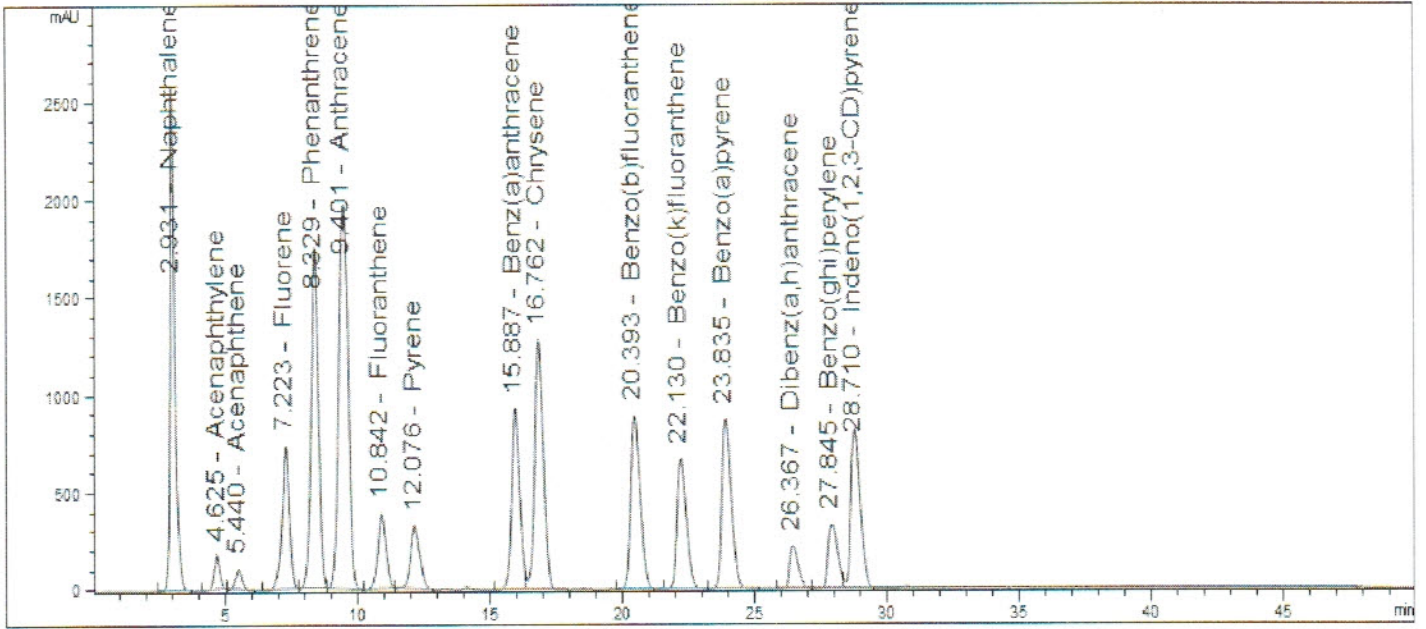


**SIGMA-ALDRICH**  
2931 Soldier Springs Rd. Laramie, Wyoming 82070 USA  
307-742-5452  
rtctechgroup@sial.com www.sigma-aldrich.com

# Description

Lot LRAC3877  
 Expiration Date September 2022  
 Manufacturing Date September 2019  
 Storage Conditions Refrigerate  
 Solvent/Matrix methylene chloride: benzene (1:1)

# Informational Values



## Additional Information:

Analytical Method Parameters:  
 Column: Supelco LC-PAH, 250 mm x 4.6mm, 5µm particle size  
 Mobile Phase A: Water  
 Mobile Phase B: Acetonitrile  
 Detector: UV/DAD/VWD, Wavelength: 254 nm  
 Flow Rate: 1.7 mL/min  
 Column Temperature: 30 °C  
 Injection Volume: 2 µL

### Gradient

TIME (min)	A%	B%
0	40	60
5	40	60
30	0	100
45	0	100
50	40	60

# Certificate of Analysis

Certified  
Reference  
Material

TCL PAH

MIX,1X1ML,2000UG/ML,BENZENE:DICHLOROMETHANE

## Description

Product ID CRM48905  
Lot LRAC3877  
Expiration Date September 2022  
Manufacturing Date September 2019  
Storage Conditions Refrigerate  
Solvent/Matrix methylene chloride: benzene (1:1)

**1 Metrological traceability:** Traceable to the SI and higher order standards from NIST through an unbroken chain of comparisons. The balance used to weigh raw materials is accurate to +/-0.0001 g and calibrated regularly using mass standards traceable to NIST. All dilutions were performed gravimetrically. Additionally, individual analytes are traceable to NIST SRMs where available and specified above.  
**4 Ucrm - Uncertainty** values in this document are expressed as Expanded Uncertainty (Ucrm) corresponding to the 95% confidence interval. Ucrm is derived from the combined standard uncertainty multiplied by the coverage factor k, which is obtained from a t-distribution and degrees of freedom. The components of combined standard uncertainty include the uncertainties due to characterization, homogeneity, long term stability, and short term stability (transport). The components due to stability are generally considered to be negligible unless otherwise indicated by stability studies. The mathematical representation of the Ucrm calculation is as follows:

$$u_{CRM} = \sqrt{u_{char}^2 + u_{homogeneity}^2 + u_{stability}^2}$$

**k:** Coverage factor derived from a t-distribution table, based on the degrees of freedom of the data set. Assume 2.0 for a **Confidence interval = 95%**

**6 Analytical Value-** For QC verification of the certified value only- not to be used in calculations. Represents the analytical data obtained by comparison to a standard as analyzed by the method described in the CoA or another acceptable method. The result may differ from the certified value and UCRM based on method uncertainty as well as the uncertainty associated with the standard used for comparison.

**Traceability:** The standard was manufactured under an ISO/IEC 17025:2017 certified quality system. The balance used to weigh raw materials is accurate to +/- 0.0001g and calibrated regularly using mass standards traceable to NIST. All dilutions were performed gravimetrically. Additionally, individual analytes are traceable to NIST SRMs where available and specified above.

**Homogeneity:** Homogeneity was assessed in accordance with ISO 17034:2016. Completed units were sampled using a random stratified sampling protocol. The results of chemical analysis were then compared using a one-way analysis of variance approach as described by TNI EL-V3-2009 Appendix A.2. See Instructions for minimum sub-sample size.


Expiration is at end of month given on certificate and label.

THIS PRODUCT WAS DESIGNED, PRODUCED AND VERIFIED FOR ACCURACY AND STABILITY IN ACCORDANCE WITH **ISO/IEC 17025:2017 (ANAB Cert AT-1467)** and **ISO 17034:2016 (ANAB Cert AR-1470)**.

MSDS reports for components comprising greater than 1.0% of the solution or 0.1% for components known to be carcinogens are available upon request.



Andy Ommen - QC Manager



Mark Pooler - QA Supervisor

Certification Date October 17, 2019  
Version 0-10172019



**SIGMA-ALDRICH**

2931 Soldier Springs Rd. Laramie, Wyoming 82070 USA  
307-742-5452  
rtctechgroup@sial.com www.sigma-aldrich.com





# CERTIFIED REFERENCE MATERIAL

110 Benner Circle  
Bellefonte, PA 16823-8812  
Tel: (800)356-1688  
Fax: (814)353-1309

www.restek.com

## Certificate of Analysis



### FOR LABORATORY USE ONLY-READ SDS PRIOR TO USE.

*This Reference Material is intended for Laboratory Use Only as a standard for the qualitative and/or quantitative determination of the analyte(s) listed.*

**Catalog No. :** 31086 **Lot No.:** A0166081

**Description :** B/N Surrogate Mix (4/89 SOW)  
Base Neutral Surrogate 5000µg/mL, Methylene Chloride, 5mL/ampul

**Container Size :** 5 mL **Pkg Amt:** > 5 mL

**Expiration Date :** October 31, 2026 **Storage:** 10°C or colder

**Handling:** Sonicate prior to use. **Ship:** Ambient

**ID #:** 13328  
**Opened:** \_\_\_\_\_  
**B/N Surrogate Mix (4/89 SOW)**  
**Expires:** 10/31/2026  
**Rec'd:** 12/14/2020  
Enerav Laboratories Inc 1120 So. 27th Street  
Billings MT 59107

### CERTIFIED VALUES

Elution Order	Compound	Grav. Conc. (weight/volume)	Expanded Uncertainty (95% C.L.; K=2)		
1	Nitrobenzene-d5 CAS # 4165-60-0 (Lot PR-29940B) Purity 99%	5,017.7 µg/mL	+/- 29.1731	µg/mL	Gravimetric
			+/- 225.9987	µg/mL	Unstressed
			+/- 250.7735	µg/mL	Stressed
2	2-Fluorobiphenyl CAS # 321-60-8 (Lot 00019169) Purity 99%	5,049.7 µg/mL	+/- 29.3592	µg/mL	Gravimetric
			+/- 227.4400	µg/mL	Unstressed
			+/- 252.3728	µg/mL	Stressed
3	p-Terphenyl-d14 CAS # 1718-51-0 (Lot PR-27278) Purity 99%	5,029.9 µg/mL	+/- 29.2444	µg/mL	Gravimetric
			+/- 226.5505	µg/mL	Unstressed
			+/- 251.3857	µg/mL	Stressed

**Solvent:** Methylene chloride  
CAS # 75-09-2  
Purity 99%

#### Tech Tips:

Due to the limited solubility of p-terphenyl-d14 in methanol, we do not recommend that this mixture be diluted in methanol.



**Column:**

30m x 0.25mm x 0.25µm  
Rtx-5 (cat.#10223)

**Carrier Gas:**

hydrogen-constant pressure 10 psi.

**Temp. Program:**

40°C (hold 2 min.) to 330°C  
@ 10°C/min. (hold 10 min.)

**Inj. Temp:**

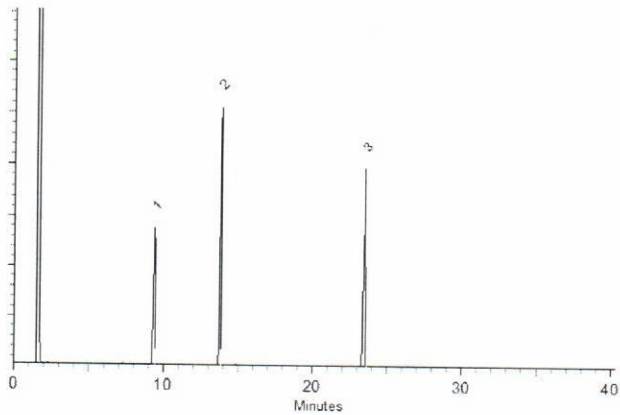
250°C

**Det. Temp:**

330°C

**Det. Type:**

FID



This chromatogram represents a general set of testing conditions chosen for product acceptance. For optimal results in your lab, conditions should be adjusted for your specific instrument, method, and application.

Dalton Stover - Operations Technician I

Date Mixed: 04-Nov-2020

Balance: 1128353505

Justine Albertson - Operations Tech-ARM QC

Date Passed: 06-Nov-2020

Manufactured under Restek's ISO 9001:2015  
Registered Quality System  
Certificate #FM 80397

## General Certified Reference Material Notes

### Expiration Notes:

- Expiration date valid for unopened ampul stored in compliance with the recommended conditions.
- Uncertainty, concentration, and expiration of the CRM are based on the unopened product being stored according to the recommended condition found in the storage field.

### Purity Notes:

- Purity and/or chemical identity are determined by one or more of the following techniques: GC/FID, HPLC, GC/ $\mu$ ECD, GC/MS, LC/MS, RI, and/or melting point.
- Compounds with a listed purity of less than 99% have been weight corrected to compensate for impurities and/or salts. A correction factor is used to calculate the amount of compound necessary to achieve the desired concentration of the parent compound in solution.
- Purity of isomeric compounds is reported as the sum of the isomers.
- Purity values are rounded to the nearest whole number.

### Certified Uncertainty Value Notes:

- The uncertainties are determined in accordance with ISO 17034 and Guide 35. The certified combined stressed uncertainty value ( includes gravimetric uncertainty, homogeneity between-ampul uncertainty, storage stability uncertainty and shipping stability uncertainty and were combined using the following formula:

$$U_{combined\ stressed} = k \sqrt{U_{gravimetric}^2 + U_{homogeneity}^2 + U_{storage\ stability}^2 + U_{shipping\ stability}^2}$$

$k$  is a coverage factor of 2, which gives a level of confidence of approximately 95%.

- It is important to note that the shipping stability uncertainty was obtained under temperature extremes for specific time intervals; therefore, the certified combined stressed uncertainty value should only be applied to the product if it was stored at non-standard temperature conditions up to and including 7 days. Contact Restek Technical Service at [www.restek.com/Contact-Us](http://www.restek.com/Contact-Us) for use recommendations if your shipment was in-transit for more than 7 days at non-standard temperature conditions.
- Apply the certified combined unstressed uncertainty value if the product was received under standard shipping conditions. Apply the certified combined stressed uncertainty value if the product was received under non-standard conditions as specified below.

Label Conditions	Standard Conditions	Non-Standard Conditions
25°C Nominal (Room Temperature)	< 60°C	≥ 60°C up to 7 days
10°C or colder (Refrigerate)	< 40°C	≥ 40°C up to 7 days
0°C or colder (Freezer) -20°C or colder (Deep Freezer)	< 25°C	≥ 25°C up to 7 days

- Separate (not combined) uncertainty values for gravimetric uncertainty are also displayed on the certificate, if needed, separate homogeneity between-ampul uncertainty, storage stability uncertainty and shipping stability uncertainty values are available by contacting Restek Technical Service at [www.restek.com/Contact-Us](http://www.restek.com/Contact-Us).
- The packaged amount is the minimum sample size for which uncertainty is valid. The ampules are over-filled to ensure that the minimum packaged amount can be sufficiently transferred.

### Manufacturing Notes:

- Concentration is based upon gravimetric preparation using either a balance whose calibration has been verified daily using NIST traceable weights, and/or dilutions with Class A glassware.

### Handling Notes:

- Stability of the unopened product, when stored in compliance with the recommended conditions, is guaranteed through the expiration displayed on the product label and certificate. Contact Restek for additional opened product stability information, with the knowledge/understanding that open product stability is subject to the specific handling and environmental conditions to which the product is exposed. For your convenience Restek supplies deactivated vials with most standards packed in 2mL ampules. Larger volume deactivated vials are available through Restek as a custom ordered item. Additionally, Restek sells DMDCS for the purpose of glassware deactivation as catalog number 31861, which includes complete instructions.



# CERTIFICATE OF ANALYSIS

**Catalog No:** S-14500-R2  
**Description:** Custom Semi-Volatile Standard  
**Lot:** 220021255-01  
**Solvent:** Dichloromethane  
**Hazards:** Refer to SDS for complete safety information

**Date Certified:** Dec 15, 2020  
**Expiration:** Jan 15, 2022  
**Sample Size:** 1 mL  
**Components:** 10  
**Storage Condition:** Freeze (<-10 °C)/Sonicate



## Certified Reference Material



Component	CAS #	Purity % (GC/MS)	Prepared Concentration <sup>2</sup> (µg/mL)	Certified Analyte Concentration <sup>1</sup> (µg/mL)
Pyridine	110-86-1	98.7	2026	2000
4-Chlorophenol	106-48-9	100.0	2019	2019
1-Methylnaphthalene	90-12-0	98.5	2003	1973
N-Nitrosodiphenylamine	86-30-6	100.0	2022	2022
4-Chloro-2-methylphenol	1570-64-5	97.0	2069*	2007
Benzoic acid	65-85-0	99.5	2010	2000
Aniline	62-53-3	98.0	2002	1962
Benzyl alcohol	100-51-6	99.9	2011	2009
Triallate	2303-17-5	99.9	2013	2011
o-Terphenyl	84-15-1	99.9	2019	2017

ID #: 13342

Opened:

Custom Semi-Volatile Standard

Expires: 1/15/2022

Rec'd: 12/17/2020

Energyl Laboratories Inc 1120 So. 27th Street  
Billings MT 59107

\* Weight compensated to 100% purity.

A product with a suffix (-1A, -2B, etc. or -01, -02, etc.) on its lot number has had its expiration date extended and is identical to the same lot number without the suffix.

<sup>2</sup> All weights are traceable through NIST, Test No. 684/289871-17

<sup>1</sup> Certified Analyte Concentration = Purity x Prepared Concentration.

The Uncertainty associated with the certified concentration reported on this certificate is  $\pm 2.4\%$ . This value is the combined expanded uncertainty and represents an estimated standard deviation equal to the positive square root of the total variation of the uncertainty of components. A normal distribution is assumed and a coverage factor of K=2 is chosen using approximately a 95% confidence level.

Labels and certificates follow U.S. Conventions in reporting numerical values: A comma (,) is used to separate units of one-thousand or greater. A period (.) is used as a decimal place marker.

The information on this certificate may not be reproduced without the express permission of the manufacturer. See reverse side for additional information

Hazard Information: Please refer to the SDS for information regarding the hazards associated with using this material.

This product was prepared according to in-house procedures and is guaranteed to be homogeneous.

Certified By:



Larry Decker, Organic QC Manager

For use in routine laboratory analysis.

# Certificate of Analysis

TCL BASE-NEUTRALS  
MIX, 1X1ML, 2000UG/ML, DICHLOROMETHANE

Certified  
Reference  
Material

## Description

Product ID 47991-U  
Lot LRAC4915  
Expiration Date January 2023  
Manufacturing Date January 2020  
Storage Conditions Refrigerate  
Solvent/Matrix DICHLOROMETHANE

ID #: 13494

Opened: \_\_\_\_\_

TCL Base-Neutrals Mix

Expires: 1/31/2023

Rec'd: 1/20/2021

Energy Laboratories Inc 1120 So. 27th Street  
Billings MT 59107

## Certified Values

Analyte	Certified Value <sup>1,4</sup>	Units	Raw Material Purity, %	Elution order	Raw Material Lot	CAS
N-NITROSODIMETHYLAMINE	1999 ± 39	µg/mL	98.1	1	11-RFS-142-1	62-75-9
BIS (2-CHLOROETHYL) ETHER	2003 ± 42	µg/mL	99.4	2	06413MS	111-44-4
1,3-DICHLOROBENZENE	2001 ± 47	µg/mL	99.6	3	11221HC	541-73-1
1,4-DICHLOROBENZENE	2000 ± 66	µg/mL	99.9	4	MKBG7690V	106-46-7
1,2-DICHLOROBENZENE	2005 ± 65	µg/mL	99.4	5	LB58923	95-50-1
BIS (2-CHLOROISOPROPYL) ETHER	2000 ± 45	µg/mL	96.7	6	LC19632	108-60-1
N-NITROSODI-N-PROPYLAMINE	2001 ± 36	µg/mL	100.0	7	2D5VJ-PB	621-64-7
HEXACHLOROETHANE	2000 ± 125	µg/mL	99.9	8	12719A0	67-72-1
NITROBENZENE	2000 ± 53	µg/mL	99.9	9	LB47070	98-95-3
ISOPHORONE	1999 ± 34	µg/mL	99.5	10	LC14006	78-59-1
BIS (2-CHLOROETHOXY) METHANE	2000 ± 33	µg/mL	98.7	11	LB46081	111-91-1
1,2,4-TRICHLOROBENZENE	2003 ± 91	µg/mL	99.9	12	447	120-82-1
HEXACHLOROBUTADIENE	1999 ± 97	µg/mL	97.2	13	MKCG6212	87-68-3
HEXACHLOROCYCLOPENTADIENE	2001 ± 111	µg/mL	96.0	14	LB95525	77-47-4
2-CHLORONAPHTHALENE	2000 ± 120	µg/mL	99.9	15	LC11403	91-58-7
DIMETHYL PHTHALATE	2006 ± 44	µg/mL	99.9	16	LB30494	131-11-3
2,6-DINITROTOLUENE	2000 ± 91	µg/mL	99.2	17	11231AN	606-20-2
2,4-DINITROTOLUENE	2000 ± 71	µg/mL	98.9	18	12316HF	121-14-2
DIETHYL PHTHALATE	1998 ± 51	µg/mL	99.9	19	207	84-66-2
4-CHLOROPHENYLPHENYL ETHER	2006 ± 52	µg/mL	99.3	20	JS00081	7005-72-3
N-NITROSODIPHENYLAMINE	2000 ± 72	µg/mL	95.5	21	LC07185	86-30-6
AZOBENZENE	2000 ± 48	µg/mL	98.2	22	BCBS6535V	103-33-3
4-BROMOPHENYLPHENYL ETHER	2006 ± 48	µg/mL	99.0	23	05916LS	101-55-3



**SIGMA-ALDRICH**

2931 Soldier Springs Rd. Laramie, Wyoming 82070 USA  
800-325-5832  
TechService@milliporesigma.com www.sigma-aldrich.com



# Description

Lot **LRAC4915**

Expiration Date January 2023


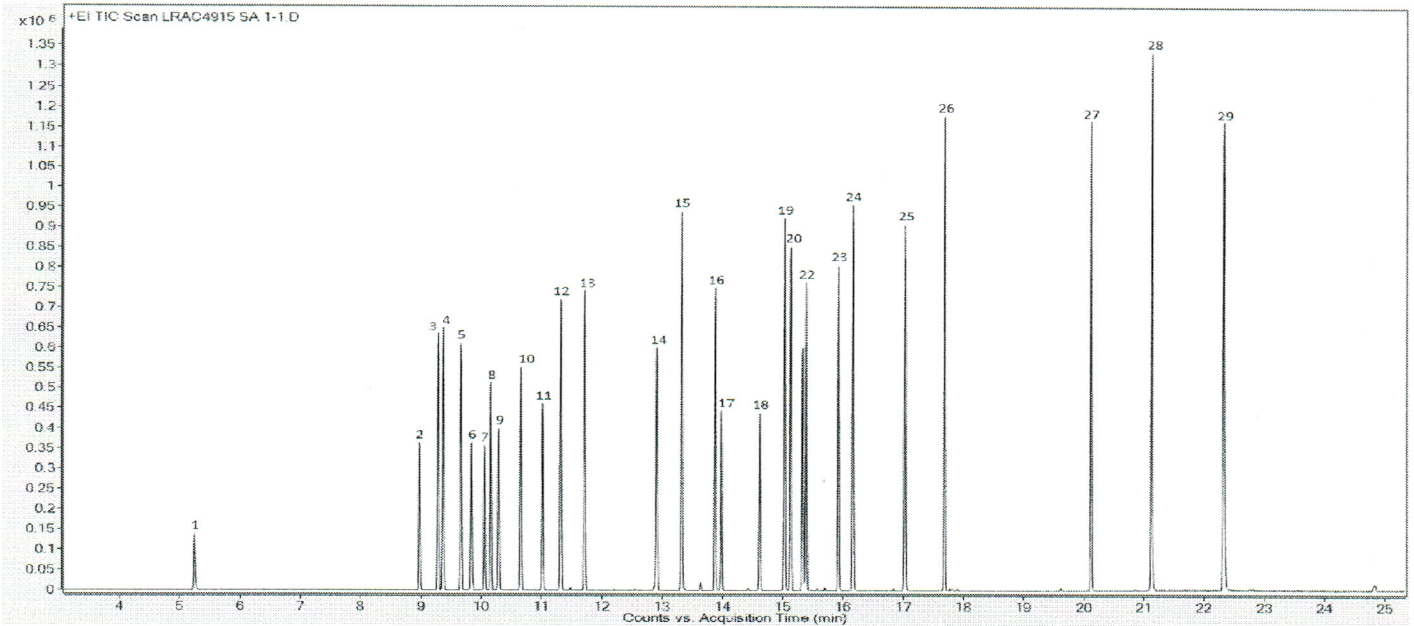
Manufacturing Date January 2020

Storage Conditions Refrigerate

Solvent/Matrix DICHLOROMETHANE

HEXACHLOROBENZENE	2000 ± 116	µg/mL	98.0	24	1-AWT-44-1	118-74-1
CARBAZOLE	2000 ± 117	µg/mL	98.1	25	LC13236	86-74-8
DI-N-BUTYL PHTHALATE	1999 ± 81	µg/mL	99.9	26	10202KN	84-74-2
BENZYL BUTYL PHTHALATE	2001 ± 40	µg/mL	99.0	27	1628	85-68-7
BIS (2-ETHYLHEXYL) PHTHALATE	1999 ± 51	µg/mL	99.7	28	LB39572	117-81-7
DI-N-OCTYL PHTHALATE	2004 ± 51	µg/mL	98.3	29	BCBR9722V	117-84-0

# Informational Values



# Certificate of Analysis

TCL BASE-NEUTRALS

MIX, 1X1ML, 2000UG/ML, DICHLOROMETHANE

Certified  
Reference  
Material

## Description

Product ID 47991-U

Lot LRAC4915

Expiration Date January 2023

Manufacturing Date January 2020

Storage Conditions Refrigerate

Solvent/Matrix DICHLOROMETHANE

## ELUTION DETAILS

EO	RT(MIN)	ANALYTE
1	5.25	N-nitrosodimethylamine
2	8.98	Bis-(2-chloroethyl) ether
3	9.29	1,3-dichlorobenzene
4	9.37	1,4-dichlorobenzene
5	9.67	1,2-dichlorobenzene
6	9.84	Bis-(2-chloroisopropyl) ether
7	10.06	N-nitrosodipropylamine
8	10.16	Hexachloroethane
9	10.29	Nitrobenzene
10	10.66	Isophorone
11	11.02	Bis-(2-chloroethoxy) methane
12	11.32	1,2,4-trichlorobenzene
13	11.72	Hexachlorobutadiene
14	12.91	Hexachlorocyclopentadiene
15	13.33	2-chloronaphthalene
16	13.88	Dimethyl phthalate
17	13.99	2,6-dinitrotoluene
18	14.62	2,4-dinitrotoluene
19	15.03	Diethyl Phthalate
20	15.13	4-chlorodiphenylether
21	15.33	N-nitrosodipheylamine
22	15.39	Azobenzene
23	15.93	4-bromodiphenylether
24	16.17	Hexachlorobenzene
25	17.04	Carbazole
26	17.69	Dibutyl phthalate
27	20.12	Benzyl butyl phthalate
28	21.13	Bis-(2-ethylhexyl) phthalate
29	22.33	Di-n-octyl phthalate

## Additional Information:

Analytical Method Parameters:

Column: SPB-5, 30 m x 0.25 mm I.D., 0.25 µm film thickness (Column #230)

Carrier Gas: He, Flow: 0.8 mL/min

Inlet Temperature: 240 °C, Injection Volume: 0.5 µL

Injection Mode: Split with Split Ratio 70:1

Temperature Program: 40 °C (Hold 3 min) @ 15 °C/min to 300 °C (Hold 5 min)

Detector: MSD, Mode: FS, Mass Range: 40-400 m/z, Scan Rate: 4 scans/sec Solvent delay: 3.0 min

Detector Temperature: Transfer line: 300 °C, Ion Source: 230 °C, and Quadrupole: 150 °C



**SIGMA-ALDRICH®**

2931 Soldier Springs Rd. Laramie, Wyoming 82070 USA

800-325-5832

TechService@milliporesigma.com www.sigma-aldrich.com



# Description

Lot **LRAC4915**  
Expiration Date January 2023  
Manufacturing Date January 2020  
Storage Conditions Refrigerate  
Solvent/Matrix DICHLOROMETHANE

**1 Metrological traceability:** Traceable to the SI and higher order standards from NIST through an unbroken chain of comparisons. The balance used to weigh raw materials is accurate to +/-0.0001 g and calibrated regularly using mass standards traceable to NIST. All dilutions were performed gravimetrically. Additionally, individual analytes are traceable to NIST SRMs where available and specified above.  
**4 Ucrm -** Uncertainty values in this document are expressed as Expanded Uncertainty (Ucrm) corresponding to the 95% confidence interval. Ucrm is derived from the combined standard uncertainty multiplied by the coverage factor k, which is obtained from a t-distribution and degrees of freedom. The components of combined standard uncertainty include the uncertainties due to characterization, homogeneity, long term stability, and short term stability (transport). The components due to stability are generally considered to be negligible unless otherwise indicated by stability studies. The mathematical representation of the Ucrm calculation is as follows:

$$U_{CRM} = \sqrt{U_{char}^2 + U_{homogeneity}^2 + U_{stability}^2}$$

**k:** Coverage factor derived from a t-distribution table, based on the degrees of freedom of the data set. Assume 2.0 for a **Confidence Interval = 95%**

**6 Analytical Value-** For QC verification of the certified value only- not to be used in calculations. Represents the analytical data obtained by comparison to a standard as analyzed by the method described in the CoA or another acceptable method. The result may differ from the certified value and UCRM based on method uncertainty as well as the uncertainty associated with the standard used for comparison.


**Traceability:** The standard was manufactured under an ISO/IEC 17025:2017 certified quality system. The balance used to weigh raw materials is accurate to +/- 0.0001g and calibrated regularly using mass standards traceable to NIST. All dilutions were performed gravimetrically. Additionally, individual analytes are traceable to NIST SRMs where available and specified above.

**Homogeneity:** Homogeneity was assessed in accordance with ISO 17034:2016. Completed units were sampled using a random stratified sampling protocol. The results of chemical analysis were then compared using a one-way analysis of variance approach as described by TNI EL-V3-2009 Appendix A.2. See Instructions for minimum sub-sample size.

Expiration is at end of month given on certificate and label.

MSDS reports for components comprising greater than 1.0% of the solution or 0.1% for components known to be carcinogens are available upon request.

THIS PRODUCT WAS DESIGNED, PRODUCED AND VERIFIED FOR ACCURACY AND STABILITY IN ACCORDANCE WITH **ISO/IEC 17025:2017 (ANAB Cert AT-1467)** and **ISO 17034:2016 (ANAB Cert AR-1470)**.



Andy Ommen - QC Manager



Mark Pooler - QA Supervisor

Certification Date February 28, 2020  
Version 0-2282020



ID #: 13510

Opened: \_\_\_\_\_

Dichloromethane EA342

Expires: 11/17/2022

Rec'd: 1/26/2021

Energy Laboratories Inc 1120 So 27th Street  
Billings MT 59107

# Honeywell

CERTIFICATE OF ANALYSIS

**Honeywell Burdick & Jackson®**

1953 South Harvey Street  
Muskegon, MI 49442  
Phone: (800) 368-0050  
Fax: (231) 728-8226  
[lab.honeywell.com](http://lab.honeywell.com)

Brand: Research Chemicals - B&J  
Product: CS299AA-200  
Lot No.: EA342  
Production Date: 17-Nov-2020  
Best Before: 17-Nov-2022

Dichloromethane, Custom, Contains Amylene Preservative, >99.9%  
for pesticide residue analysis

Parameter	Specification		Result	Units
	Min.	Max.		
Water by Karl Fischer Titration		0.010	0.0016	%
UV Cutoff		233	230	nm
Refractive Index (20°C)	1.4236	1.4246	1.4241	
Residue		1	<0.5	mg/L
GC Analysis	99.9		>99.99	%
Acidity (as HCl)		1	<1	mg/L
Chloride		10	<10	mg/L
Electron Capture GC		10	<10	ng/L
Flame Ionization GC		5	<5	ppb
UV Absorbance @ 240 nm		0.100	0.0920	AU
UV Absorbance @ 250 nm		0.010	0.0099	AU
UV Absorbance @ 300 nm		0.005	0.0008	AU
UV Absorbance @ 400 nm		0.005	0.0028	AU

**Honeywell  
Quality Control Approval**

Muskegon 11/17/2020 LIMS Sample No.: AL03611





**CERTIFIED WEIGHT REPORT**

**Part Number: 92180**  
**Lot Number: 020221**  
**Description: CLP Semi-Volatile Calibration Standard**  
64 components  
**Expiration Date: 020228**  
**Recommended Storage: Freezer (0 °C)**  
**Nominal Concentration (µg/mL): 1000**  
**NIST Test ID#: 23060**  
**Weight(s) shown below were combined and diluted to (mL): 100.0 0.003**

**Solvent:** Methylene chloride  
**Lot#** 104929

*Eli Aliaga* 020221  
**Formulated By:** Eli Aliaga **DATE**  
*Pedro L. Rentas* 020221  
**Reviewed By:** Pedro L. Rentas **DATE**

Compound	RM# Part Number	Lot Number	Dil. Factor	Initial Vol. (mL)	Initial Conc. (µg/mL)	Nominal Conc. (µg/mL)	Purity (%)	Uncertainty Purity (%)	Uncertainty Pipette (mL)	Target Weight (g)	Actual Weight (g)	Actual Conc. (µg/mL)	Expanded Uncertainty (+/-) (µg/mL)	SDS Information (Solvent Safety Info. On Attached pg.)		
														CAS#	OSHA PEL (TWA)	LD50
1. 2,2'-Oxybis(1-chloropropane)	(0078)	012016AR	NA	NA	NA	1000	99.9	0.2	NA	0.10112	0.10135	1002.3	4.2	108-60-1	N/A	ori-rat 240mg/kg
2. Hexachlorobenzene	(0195)	051897	NA	NA	NA	1000	99	0.2	NA	0.10102	0.10121	1001.9	4.2	118-74-1	N/A	ori-rat 10g/kg
3. bis(2-Chloroethoxy) methane	10111	011214	0.05	5.00	20018.4	1000	NA	NA	0.017	NA	NA	1000.8	8.0	111-91-1	N/A	N/A
4. bis(2-Chloroethyl) ether	10111	011214	0.05	5.00	20012.4	1000	NA	NA	0.017	NA	NA	1000.5	8.0	111-44-4	15 ppm (90mg/m3/8H)(skin)	ori-rat 75mg/kg
5. bis(2-Ethylhexyl) phthalate	10111	011214	0.05	5.00	20014.3	1000	NA	NA	0.017	NA	NA	1000.6	8.0	117-81-7	5mg/m3/8H	ori-rat 30600mg/kg
6. 4-Bromophenyl phenyl ether	10111	011214	0.05	5.00	20008.8	1000	NA	NA	0.017	NA	NA	1000.3	8.0	101-55-3	N/A	N/A
7. Benzyl butyl phthalate	10111	011214	0.05	5.00	20011.3	1000	NA	NA	0.017	NA	NA	1000.5	8.0	85-68-7	N/A	ori-rat 2330mg/kg
8. 4-Chlorophenyl phenyl ether	10111	011214	0.05	5.00	20009.5	1000	NA	NA	0.017	NA	NA	1000.4	8.0	7005-72-3	N/A	N/A
9. Diethyl phthalate	10111	011214	0.05	5.00	20013.6	1000	NA	NA	0.017	NA	NA	1000.6	8.0	84-66-2	5mg/m3/8H	ori-rat 8600mg/kg
10. Dimethyl phthalate	10111	011214	0.05	5.00	20015.7	1000	NA	NA	0.017	NA	NA	1000.7	8.0	131-11-3	5mg/m3/8H	ori-rat 6800mg/kg
11. Di-n-butyl phthalate	10111	011214	0.05	5.00	20011.6	1000	NA	NA	0.017	NA	NA	1000.5	8.0	84-74-2	5mg/m3/8H	ori-rat 8000mg/kg
12. Di-n-octyl phthalate	10111	011214	0.05	5.00	20012.2	1000	NA	NA	0.017	NA	NA	1000.5	8.0	117-84-0	N/A	ori-rat 47000mg/kg
13. N-Nitrosodimethylamine	10111	011214	0.05	5.00	20010.0	1000	NA	NA	0.017	NA	NA	1000.4	8.0	62-75-9	N/A	ori-rat 58mg/kg
14. N-Nitrosodi-n-propylamine	10111	011214	0.05	5.00	20010.5	1000	NA	NA	0.017	NA	NA	1000.4	8.0	621-64-7	N/A	ori-rat 460mg/kg
15. 1,2-Diphenylhydrazine (as Azobenzene)	10112	042820	0.05	5.00	20003.9	1000	NA	NA	0.017	NA	NA	1000.1	8.1	103-33-3	N/A	ori-rat 1000mg/kg
16. 2-Chloronaphthalene	10112	042820	0.05	5.00	20002.3	1000	NA	NA	0.017	NA	NA	1000.0	8.0	91-58-7	N/A	ori-rat 2078mg/kg
17. 1,2-Dichlorobenzene	10112	042820	0.05	5.00	20005.4	1000	NA	NA	0.017	NA	NA	1000.2	8.0	95-50-1	50 ppm (300mg/m3) (CL)	ori-rat 500mg/kg
18. 1,3-Dichlorobenzene	10112	042820	0.05	5.00	20007.7	1000	NA	NA	0.017	NA	NA	1000.1	8.0	541-73-1	N/A	ipr-mus 1062mg/kg
19. 1,4-Dichlorobenzene	10112	042820	0.05	5.00	20005.4	1000	NA	NA	0.017	NA	NA	1000.2	8.0	108-46-7	75 ppm (450mg/m3/8H)	ori-rat 500mg/kg
20. 2,4-Dinitrotoluene	10112	042820	0.05	5.00	20003.3	1000	NA	NA	0.017	NA	NA	1000.1	8.1	121-14-2	1.5mg/m3/8H (skin)	ori-rat 268mg/kg
21. 2,6-Dinitrotoluene	10112	042820	0.05	5.00	20002.4	1000	NA	NA	0.017	NA	NA	1000.0	8.0	606-20-2	1.5mg/m3/8H (skin)	ori-rat 177mg/kg
22. Hexachloro-1,3-butadiene	10112	042820	0.05	5.00	20009.4	1000	NA	NA	0.017	NA	NA	1000.4	12.4	87-68-3	0.02 ppm (0.24mg/m3/8H)	ori-rat 82mg/kg
23. Hexachlorocyclopentadiene	10112	042820	0.05	5.00	20001.8	1000	NA	NA	0.017	NA	NA	1000.0	8.0	77-47-4	0.01 ppm (0.1mg/m3/8H)	ori-rat 1300mg/kg
24. Hexachloroethane	10112	042820	0.05	5.00	20002.4	1000	NA	NA	0.017	NA	NA	1000.0	8.0	67-72-1	1 ppm (10mg/m3/8H)(skin)	ori-gp 4070mg/kg
25. Isophorone	10112	042820	0.05	5.00	20003.8	1000	NA	NA	0.017	NA	NA	1000.1	8.1	78-59-1	25 ppm	ori-rat 2330mg/kg
26. Nitrobenzene	10112	042820	0.05	5.00	20004.9	1000	NA	NA	0.017	NA	NA	1000.1	8.0	98-95-3	1 ppm (8mg/m3/8H)(skin)	ori-rat 780mg/kg
27. 1,2,4-Trichlorobenzene	10112	042820	0.05	5.00	20002.0	1000	NA	NA	0.017	NA	NA	1000.0	8.0	120-82-1	5 ppm (CL) (40mg/m3)	ori-rat 756mg/kg
28. o-Cresol (2-Methylphenol)	10114	081919	0.05	5.00	20010.2	1000	NA	NA	0.017	NA	NA	1000.4	8.0	95-48-7	5 ppm (22mg/m3/8H)(skin)	ori-rat 121mg/kg
29. p-Cresol (4-Methylphenol)	10114	081919	0.05	5.00	20061.2	1000	NA	NA	0.017	NA	NA	1003.0	8.0	106-44-5	5 ppm (22mg/m3/8H)(skin)	ori-rat 207mg/kg
30. 2,4,5-Trichlorophenol	10114	081919	0.05	5.00	20023.2	1000	NA	NA	0.017	NA	NA	1001.1	8.0	95-95-4	N/A	ori-rat 820mg/kg
31. 4-Chloroaniline	10115	060512	0.05	5.00	20009.6	1000	NA	NA	0.017	NA	NA	1000.4	8.0	106-47-8	N/A	ori-rat 310mg/kg
32. Dibenzofuran	10115	060512	0.05	5.00	20020.2	1000	NA	NA	0.017	NA	NA	1000.9	8.0	132-64-9	N/A	N/A
33. 2-Methylnaphthalene	10115	060512	0.05	5.00	20012.9	1000	NA	NA	0.017	NA	NA	1000.5	8.1	91-57-6	N/A	ori-rat 1630mg/kg
34. 2-Nitroaniline	10115	060512	0.05	5.00	20011.8	1000	NA	NA	0.017	NA	NA	1000.5	8.0	88-74-4	N/A	ori-rat 1600mg/kg
35. 3-Nitroaniline	10115	060512	0.05	5.00	20018.6	1000	NA	NA	0.017	NA	NA	1000.8	8.0	99-09-2	N/A	ori-rat 535mg/kg
36. 4-Nitroaniline	10115	060512	0.05	5.00	20014.9	1000	NA	NA	0.017	NA	NA	1000.6	8.0	100-01-8	1 ppm (8mg/m3/8H)(skin)	ori-rat 750mg/kg
37. 4-Chloro-3-methylphenol	10118	072120	0.05	5.00	20003.9	1000	NA	NA	0.017	NA	NA	1000.1	8.0	59-50-7	N/A	ori-rat 1630mg/kg
38. 2-Chlorophenol	10118	072120	0.05	5.00	20002.9	1000	NA	NA	0.017	NA	NA	1000.0	8.0	95-57-8	N/A	ori-rat 670mg/kg
39. 2,4-Dichlorophenol	10118	072120	0.05	5.00	20003.1	1000	NA	NA	0.017	NA	NA	1000.1	8.0	120-83-2	N/A	ori-rat 590mg/kg
40. 2,4-Dimethylphenol	10118	072120	0.05	5.00	20003.3	1000	NA	NA	0.017	NA	NA	1000.1	8.1	105-67-9	N/A	ori-rat 3200mg/kg
41. 2,4-Dinitrophenol	10118	072120	0.05	5.00	20001.8	1000	NA	NA	0.017	NA	NA	1000.0	8.0	51-28-5	N/A	ori-rat 30mg/kg
42. 4,6-Dinitro-2-methylphenol	10118	072120	0.05	5.00	20002.5	1000	NA	NA	0.017	NA	NA	1000.0	8.0	534-52-1	N/A	N/A
43. 2-Nitrophenol	10118	072120	0.05	5.00	20003.7	1000	NA	NA	0.017	NA	NA	1000.1	8.0	88-75-5	N/A	ori-rat 334mg/kg
44. 4-Nitrophenol	10118	072120	0.05	5.00	20002.0	1000	NA	NA	0.017	NA	NA	1000.0	8.0	100-02-7	N/A	ori-rat 250mg/kg
45. Pentachlorophenol	10118	072120	0.05	5.00	20002.8	1000	NA	NA	0.017	NA	NA	1000.0	8.0	87-86-5	0.5mg/m3/8H (skin)	ori-rat 27mg/kg
46. Phenol	10118	072120	0.05	5.00	20003.9	1000	NA	NA	0.017	NA	NA	1000.1	8.0	108-95-2	5 ppm (19mg/m3/8H)(skin)	ori-rat 317mg/kg
47. 2,4,6-Trichlorophenol	10118	072120	0.05	5.00	20004.2	1000	NA	NA	0.017	NA	NA	1000.1	8.0	88-06-2	N/A	ori-rat 820mg/kg
48. Acenaphthene	10007	042420	0.50	50.00	2001.2	1000	NA	NA	0.018	NA	NA	1000.5	4.1	83-32-9	N/A	ipr-rat 600mg/kg
49. Acenaphthylene	10007	042420	0.50	50.00	2000.2	1000	NA	NA	0.018	NA	NA	1000.0	4.2	208-96-8	N/A	N/A
50. Anthracene	10007	042420	0.50	50.00	2000.3	1000	NA	NA	0.018	NA	NA	1000.1	4.1	120-12-7	0.2mg/m3 (8H)	ipr-mus 430mg/kg
51. Benzo(a)anthracene	10007	042420	0.50	50.00	2001.3	1000	NA	NA	0.018	NA	NA	1000.6	4.2	56-55-3	N/A	N/A
52. Benzo(a)pyrene	10007	042420	0.50	50.00	2000.0	1000	NA	NA	0.018	NA	NA	999.9	4.1	50-32-8	0.2mg/m3 (8H)	scu-rat 50mg/kg
53. Benzo(b)fluoranthene	10007	042420	0.50	50.00	2000.9	1000	NA	NA	0.018	NA	NA	1000.4	4.1	205-99-2	N/A	N/A
54. Benzo(k)fluoranthene	10007	042420	0.50	50.00	2001.2	1000	NA	NA	0.018	NA	NA	1000.5	4.1	207-08-9	N/A	N/A
55. Benzo(g,h,i)perylene	10007	042420	0.50	50.00	2000.0	1000	NA	NA	0.018	NA	NA	999.9	4.1	191-24-2	N/A	N/A
56. Carbazole	10007	042420	0.50	50.00	2000.3	1000	NA	NA	0.018	NA	NA	1000.0	4.2	86-74-8	N/A	ipr-mus 200mg/kg
57. Chrysene	10007	042420	0.50	50.00	2000.8	1000	NA	NA	0.018	NA	NA	1000.3	4.2	218-01-9	0.2mg/m3	N/A
58. Dibenzo(a,h)anthracene	10007	042420	0.50	50.00	2000.8	1000	NA	NA	0.018	NA	NA	1000.3	4.2	53-70-3	0.2mg/m3	N/A
59. Fluoranthene	10007	042420	0.50	50.00	2000.3	1000	NA	NA	0.018	NA	NA	1000.1	4.2	208-44-0	N/A	ori-rat 2000mg/kg
60. Fluorene	10007	042420	0.50	50.00	2000.9	1000	NA	NA	0.018	NA	NA	1000.3	4.2	86-73-7	N/A	ipr-mus 2 g/kg
61. Indeno(1,2,3-cd)pyrene	10007	042420	0.50	50.00	2000.1	1000	NA	NA	0.018	NA	NA	1000.0	4.1	193-39-5	N/A	N/A
62. Naphthalene	10007	042420	0.50	50.00	2000.9	1000	NA	NA	0.018	NA	NA	1000.4	4.1	91-20-3	10 ppm (50mg/m3/8H)	ori-rat 490mg/kg
63. Phenanthrene	10007	042420	0.50	50.00	2000.9	1000	NA	NA	0.018	NA	NA	1000.4	4.1	85-01-8	0.2mg/m3/8H	ori-mus 700mg/kg
64. Pyrene	10007	042420	0.50	50.00	2001.0	1000	NA	NA	0.018	NA	NA	1000.4	4.2	129-00-0	0.2mg/m3/8H	ori-rat 2700mg/kg

\* The certified value is the concentration calculated from gravimetric and volumetric measurements unless otherwise stated.  
 \* Standards are prepared gravimetrically using balances that are calibrated with weights traceable to NIST (see above).  
 \* Standards are certified (±) 0.5% of the stated value, unless otherwise stated.  
 \* All Standards, after opening ampule, should be stored with caps tight and under appropriate laboratory conditions.  
 \* Uncertainty Reference: Taylor, B.N. and Kuyat, C.E., "Guidelines for Evaluating and Expressing the Uncertainty of NIST Measurement Result," NIST Technical Note 1297, U.S. Government Printing Office, Washington, DC, (1994).

**ID #: 13539**

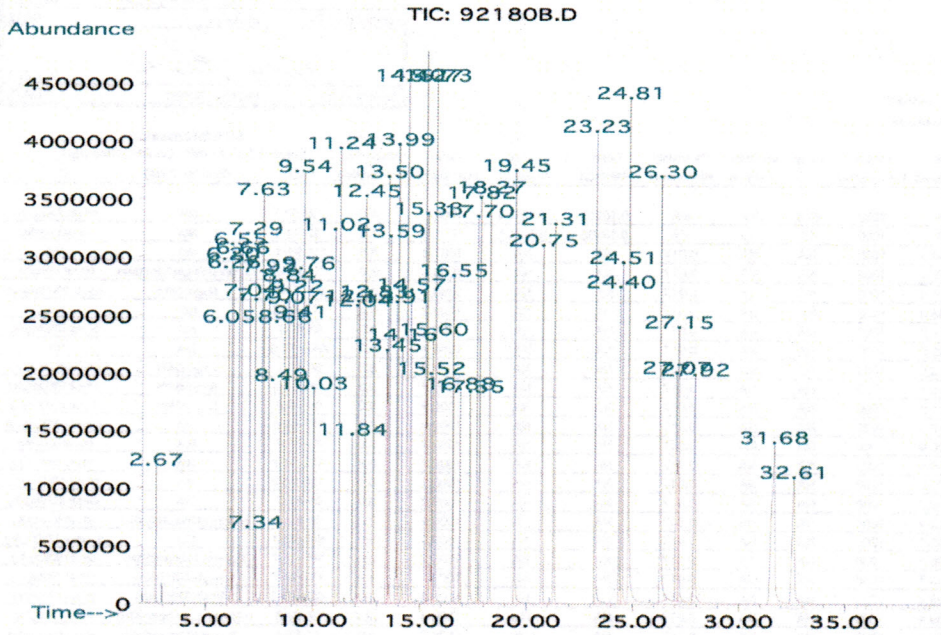
Opened:  
**CLP Semi-Volatile Calibration Standard**  
**Expires: 2/2/2026**

Rec'd: 2/5/2021  
 Energy Laboratories Inc 1120 So. 27th Street  
 Billings MT 59107





Method GC8MSD-2.M: Column:SBB-5 (30m X 0.25mm ID X 0.25µm film thickness) Temp 1 = 50°C (1min.), Temp 2 = 300°C (14 min.), Rate = 10°C/min., Injector B= 250°C, Detector B = 290°C, Split Ratio = 100:1, Scan Rate = 2. Analysis performed by Melissa Stonier.



Peak No	Name	MSD RT (min.)
1	N-nitrosodimethylamine	2.67
2	Phenol	6.05
3	bis(2-Chloroethyl)ether	6.20
4	2-Chlorophenol	6.26
5	1,3-Dichlorobenzene	6.55
6	1,4-Dichlorobenzene	6.63
7	1,2-Dichlorobenzene	7.04
8	o-Cresol (2-methylphenol)	7.29
9	bis(2-Chloroisopropyl)ether	7.34
10	p-Cresol (4-methylphenol)/N-nitrosodi-n-propylamine	7.63
11	Hexachloroethane	7.70
12	Nitrobenzene	7.92
13	Isophorone	8.49
14	2-Nitrophenol	8.66
15	2,4-Dimethylphenol	8.84
16	bis(2-Chloroethoxy)methane	9.07
17	2,4-Dichlorophenol	9.22
18	1,2,4-Trichlorobenzene	9.41
19	Naphthalene	9.54
20	4-Chloroaniline	9.76
21	Hexachloro-1,3-butadiene	10.03
22	4-Chloro-3-methylphenol	11.02
23	2-Methylnaphthalene	11.24
24	Hexachlorocyclopentadiene	11.84
25	2,4,6-Trichlorophenol	12.04
26	2,4,5-Trichlorophenol	12.13
27	2-Chloronaphthalene	12.45
28	2-Nitroaniline	12.84
29	Dimethyl phthalate	13.45
30	Acenaphthylene	13.50
31	2,6-Dinitrotoluene	13.59
32	3-Nitroaniline	13.91
33	Acenaphthene	13.99
34	2,4-Dinitrophenol	14.16
35	Dibenzofuran/4-Nitrophenol	14.40
36	2,4-Dinitrotoluene	14.57
37	Diethyl phthalate/Fluorene	15.27
38	4-Chlorophenyl phenyl ether	15.33
39	4-Nitroaniline	15.52
40	4,6-Dinitro-2-methylphenol	15.60
41	Azobenzene	15.73
42	4-Bromophenyl phenyl ether	16.56
43	Hexachlorobenzene	16.89
44	Pentachlorophenol	13.35
45	Phenanthrene	17.70
46	Anthracene	17.82
47	Carbazole	18.27
48	Di-n-butyl phthalate	19.45
49	Fluoranthene	20.75
50	Pyrene	21.31
51	Benzyl butyl phthalate	23.23
52	Benzo(a)anthracene	24.40
53	Chrysene	24.51
54	bis(2-Ethylhexyl)phthalate	24.82
55	Di-n-octyl phthalate	26.30
56	Benzo(b)fluoranthene	27.07
57	Benzo(k)fluoranthene	27.15
58	Benzo(a)pyrene	27.92
59	Indeno(1,2,3-cd)pyrene/Dibenzo(a,h)anthracene	31.68
60	Benzo(g,h)perylene	32.61



# CERTIFIED REFERENCE MATERIAL

110 Benner Circle  
Bellefonte, PA 16823-8812  
Tel: (800)356-1688  
Fax: (814)353-1309

www.restek.com

## Certificate of Analysis



### FOR LABORATORY USE ONLY-READ SDS PRIOR TO USE.

*This Reference Material is intended for Laboratory Use Only as a standard for the qualitative and/or quantitative determination of the analyte(s) listed.*

**Catalog No. :** 31062 **Lot No.:** A0167670

**Description :** B/N Surrogate Mix (4/89 SOW)  
Base Neutral Surrogate 4/89(SOW) 5000µg/mL, Methylene Chloride, 1mL/ampul

**Container Size :** 2 mL **Pkg Amt:** > 1 mL

**Expiration Date :** November 30, 2026 **Storage:** 10°C or colder

**Handling:** Sonicate prior to use. **Ship:** Ambient

### CERTIFIED VALUES

Elution Order	Compound	Grav. Conc. (weight/volume)	Expanded Uncertainty (95% C.L.; K=2)		
1	Nitrobenzene-d5 CAS # 4165-60-0 Purity 99% (Lot PR-29940B)	5,014.0 µg/mL	+/- 29.3583	µg/mL	Gravimetric
			+/- 225.8621	µg/mL	Unstressed
			+/- 250.6163	µg/mL	Stressed
2	2-Fluorobiphenyl CAS # 321-60-8 Purity 99% (Lot 00019169)	5,019.6 µg/mL	+/- 29.3911	µg/mL	Gravimetric
			+/- 226.1143	µg/mL	Unstressed
			+/- 250.8962	µg/mL	Stressed
3	p-Terphenyl-d14 CAS # 1718-51-0 Purity 99% (Lot PR-27278)	5,020.6 µg/mL	+/- 29.3967	µg/mL	Gravimetric
			+/- 226.1576	µg/mL	Unstressed
			+/- 250.9442	µg/mL	Stressed

**Solvent:** Methylene chloride  
CAS # 75-09-2  
Purity 99%

**ID #: 13666**

Opened: \_\_\_\_\_

B/N Surrogate Mix (4/89 SOW)

**Expires: 11/30/2026**

Rec'd: 3/19/2021

Energv Laboratories Inc 1120 So. 27th Street  
Billings MT 59107

#### Tech Tips:

Due to the limited solubility of p-terphenyl-d14 in methanol, we do not recommend that this mixture be diluted in methanol.



**Column:**

30m x 0.25mm x 0.25µm  
Rtx-5 (cat.#10223)

**Carrier Gas:**

hydrogen-constant pressure 10 psi.

**Temp. Program:**

75°C (hold 1 min.) to 330°C  
@ 20°C/min. (hold 10 min.)

**Inj. Temp:**

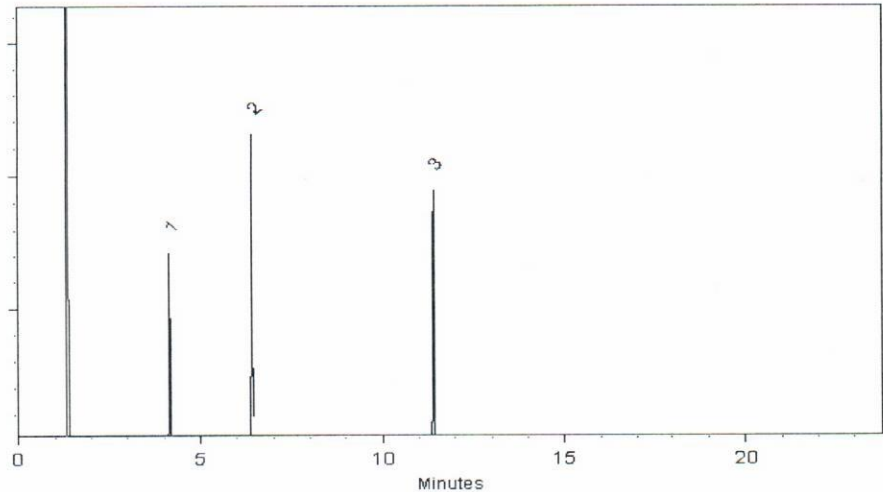
250°C

**Det. Temp:**

330°C

**Det. Type:**

FID



This chromatogram represents a general set of testing conditions chosen for product acceptance. For optimal results in your lab, conditions should be adjusted for your specific instrument, method, and application.

  
Katelyn McGinni - Operations Tech I

Date Mixed: 30-Dec-2020      Balance: 1128353505

  
Alexis Shelow - Operations Tech I

Date Passed: 06-Jan-2021

Manufactured under Restek's ISO 9001:2015  
Registered Quality System  
Certificate #FM 80397

## General Certified Reference Material Notes

### Expiration Notes:

- Expiration date valid for unopened ampul stored in compliance with the recommended conditions.
- Uncertainty, concentration, and expiration of the CRM are based on the unopened product being stored according to the recommended condition found in the storage field.

### Purity Notes:

- Purity and/or chemical identity are determined by one or more of the following techniques: GC/FID, HPLC, GC/ $\mu$ ECD, GC/MS, LC/MS, RI, and/or melting point.
- Compounds with a listed purity of less than 99% have been weight corrected to compensate for impurities and/or salts. A correction factor is used to calculate the amount of compound necessary to achieve the desired concentration of the parent compound in solution.
- Purity of isomeric compounds is reported as the sum of the isomers.
- Purity values are rounded to the nearest whole number.

### Certified Uncertainty Value Notes:

- The uncertainties are determined in accordance with ISO 17034 and Guide 35. The certified combined stressed uncertainty value ( includes gravimetric uncertainty, homogeneity between-ampul uncertainty, storage stability uncertainty and shipping stability uncertainty and were combined using the following formula:

$$U_{combined\ stressed} = k \sqrt{U_{gravimetric}^2 + U_{homogeneity}^2 + U_{storage\ stability}^2 + U_{shipping\ stability}^2}$$

$k$  is a coverage factor of 2, which gives a level of confidence of approximately 95%.

- It is important to note that the shipping stability uncertainty was obtained under temperature extremes for specific time intervals; therefore, the certified combined stressed uncertainty value should only be applied to the product if it was stored at non-standard temperature conditions up to and including 7 days. Contact Restek Technical Service at [www.restek.com/Contact-Us](http://www.restek.com/Contact-Us) for use recommendations if your shipment was in-transit for more than 7 days at non-standard temperature conditions.
- Apply the certified combined unstressed uncertainty value if the product was received under standard shipping conditions. Apply the certified combined stressed uncertainty value if the product was received under non-standard conditions as specified below.

Label Conditions	Standard Conditions	Non-Standard Conditions
25°C Nominal (Room Temperature)	< 60°C	≥ 60°C up to 7 days
10°C or colder (Refrigerate)	< 40°C	≥ 40°C up to 7 days
0°C or colder (Freezer) -20°C or colder (Deep Freezer)	< 25°C	≥ 25°C up to 7 days

- Separate (not combined) uncertainty values for gravimetric uncertainty are also displayed on the certificate, if needed, separate homogeneity between-ampul uncertainty, storage stability uncertainty and shipping stability uncertainty values are available by contacting Restek Technical Service at [www.restek.com/Contact-Us](http://www.restek.com/Contact-Us).
- The packaged amount is the minimum sample size for which uncertainty is valid. The ampules are over-filled to ensure that the minimum packaged amount can be sufficiently transferred.

### Manufacturing Notes:

- Concentration is based upon gravimetric preparation using either a balance whose calibration has been verified daily using NIST traceable weights, and/or dilutions with Class A glassware.

### Handling Notes:

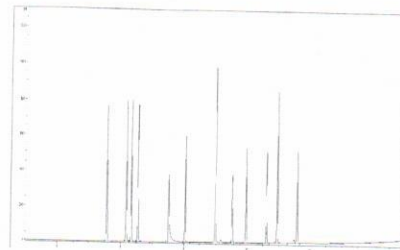
- Stability of the unopened product, when stored in compliance with the recommended conditions, is guaranteed through the expiration displayed on the product label and certificate. Contact Restek for additional opened product stability information, with the knowledge/understanding that open product stability is subject to the specific handling and environmental conditions to which the product is exposed. For your convenience Restek supplies deactivated vials with most standards packed in 2mL ampules. Larger volume deactivated vials are available through Restek as a custom ordered item. Additionally, Restek sells DMDCS for the purpose of glassware deactivation as catalog number 31861, which includes complete instructions.



# Certificate of Analysis - Certified Reference Material

## EPA TCL Hazardous Substances Mix (12 cmpds)

**Product no.:** 47990-U  
**Lot no.:** LRAC9004  
**Expiry Date:** February 2024  
**Manufacturing Date:** February 2021  
**Storage:** Refrigerate  
**Solvent/Matrix:** Dichloromethane  
**Certificate version:** LRAC9004.01 (Note: Certificates may be updated due to the availability of new data. Check our website at: [www.sigma-aldrich.com](http://www.sigma-aldrich.com) for the most current version.)



### Certified Values:

Analyte	Certified Value	Units	Raw Material Purity, %	Raw Material Elution order	Raw Material Lot
ANILINE CAS# 62-53-3	2022 ± 25	µg/mL	99.9	01	LA41596
BENZYL ALCOHOL CAS# 100-51-6	2022 ± 15	µg/mL	99.7	02	LB99705
2-METHYLPHENOL CAS# 95-48-7	2022 ± 14	µg/mL	99.9	03	LB91878
4-METHYLPHENOL CAS# 106-44-5	2022 ± 17	µg/mL	99.9	04	LB32518
BENZOIC ACID CAS# 65-85-0	2021 ± 27	µg/mL	98.8	05	442-137B
4-CHLOROANILINE CAS# 106-47-8	2022 ± 32	µg/mL	100.0	06	MKBZ6909V
2,4,5-TRICHLOROPHENOL CAS# 95-95-4	2022 ± 18	µg/mL	99.9	07	JS00008
2-METHYLNAPHTHALENE CAS# 91-57-6	2021 ± 11	µg/mL	98.2	08	LB97828
2-NITROANILINE CAS# 88-74-4	2022 ± 12	µg/mL	99.9	09	07411KN
3-NITROANILINE CAS# 99-09-2	2022 ± 15	µg/mL	99.9	10	LC09264
DIBENZOFURAN CAS# 132-64-9	2021 ± 10	µg/mL	98.8	11	LB78814
4-NITROANILINE CAS# 100-01-6	2022 ± 23	µg/mL	99.9	12	15609AA

ID #: 13691

Opened:

EPA TCL Hazardous Substances Mix (12 cmp)

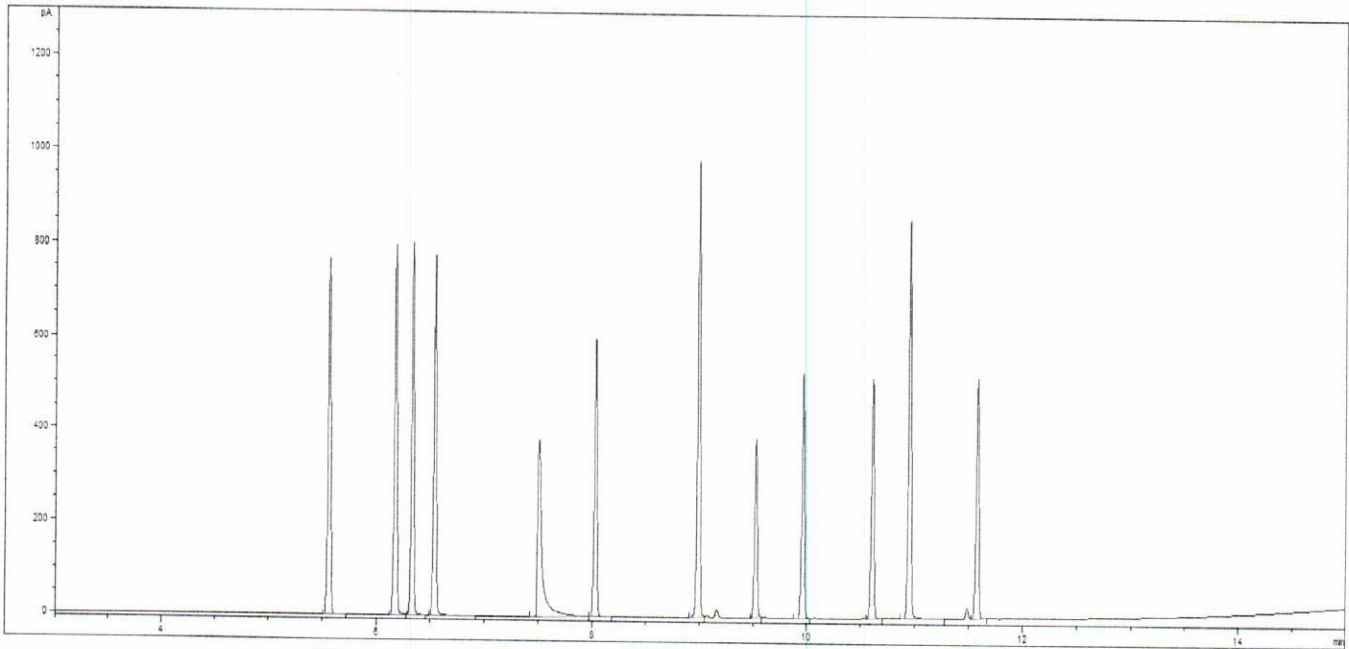
Expires: 2/28/2024

Rec'd: 3/26/2021

Energv Laboratories Inc 1120 So. 27th Street  
Billings MT 59107



**Informational Values:**



**Additional Information:**

Analytical Method Parameters:  
Column: SPB-5, 30 m x 0.53 mm I.D., 1.5 µm film thickness (Column #214)  
Carrier Gas: H2, Flow: 4.5 mL/min  
Inlet Temperature: 240 °C, Injection Volume: 1 µL  
Injection Mode: Split, Split Ratio: 25:1  
Temperature Program: 80 °C (Hold 2 min) @ 15 °C/min to 280 °C (Hold 2 min)  
Detector: FID  
Detector Temperature: 310 °C

**Metrological traceability:**

Traceable to the SI and higher order standards from NIST through an unbroken chain of comparisons. The balance used to weigh raw materials is accurate to +/-0.0001 g and calibrated regularly using mass standards traceable to NIST. All dilutions were performed gravimetrically. Additionally, individual analytes are traceable to NIST SRMs where available and specified above.

**Measurement method:**

Where applicable, the assigned value is based on a purity determination by mass balance and gravimetrically prepared value.

**Intended use:**

Intended for R&D and Analytical Use only. Not for drug, household or other uses.

**Minimum sample size:**

1 µL

**Packaging:**

1 ML IN AMBER AMPULE

**Instructions for handling and correct use:**

Use on the as is basis. The internal pressure of the container may be slightly different from the atmospheric pressure at the user`s location. Open slowly and carefully to avoid dispersion of the material.

**Health and safety information:**

All chemical reference materials should be considered potentially hazardous and should be used only by qualified laboratory personnel. Please refer to the Safety Data Sheet for detailed information about the nature of any hazard and appropriate precautions to be taken.

**Accreditation:**

Sigma-Aldrich RTC is accredited by the US accreditation authority ANAB as a registered reference material producer AR-1470 in accordance with ISO 17034.

**Certificate issue date:**

26-Feb-2021



Andy Ommen - QC Manager

Mark Pooler - QA Supervisor



**Details on metrological traceability:**

This standard has been gravimetrically prepared using balances that have been fully qualified and calibrated to ISO 17025 requirements. All calibrations utilize NIST traceable weights which are calibrated externally by a qualified ISO 17025 accredited calibration laboratory to NIST standards. Qualification of each balance includes the assignment of a minimum weighing by a qualified and ISO 17025 accredited calibration vendor taking into consideration the balance and installed environmental conditions to ensure compliance with USP tolerances of NMT 0.10% relative error. Fill volume to predetermined specifications is gravimetrically verified throughout the dispensing process using qualified and calibrated balances. Further traceability to a corresponding Primary Standard may be achieved through a direct comparison assay. Where a Primary Standard is available, the assay value will be included in the specified section of the COA.

**Details on metrological traceability:**

Ucrm - Uncertainty values in this document are expressed as Expanded Uncertainty (Ucrm) corresponding to the 95% confidence interval. Ucrm is derived from the combined standard uncertainty multiplied by the coverage factor k, which is obtained from a t-distribution and degrees of freedom. The components of combined standard uncertainty include the uncertainties due to characterization, homogeneity, long term stability, and short term stability (transport). The components due to stability are generally considered to be negligible unless otherwise indicated by stability studies. The mathematical

$$u_{CRM} = \sqrt{u_{char}^2 + u_{homogeneity}^2 + u_{stability}^2}$$

**Homogeneity assessment:**

Homogeneity was assessed in accordance with ISO Guide 35. Completed units were sampled using a random stratified sampling protocol. The results of chemical analysis were then compared by Single Factor Analysis of Variance (ANOVA). The uncertainty due to homogeneity was derived from the ANOVA. Heterogeneity was not detected under the conditions of the ANOVA.

**Stability assessment:**

Significance of the stability assessment will be demonstrated if the analytical result of the study and the range of values represented by the Expanded Uncertainty do not overlap the result of the original assay and the range of its values represented by the Expanded Uncertainty. The method employed will usually be the same method used to characterize the assay value in the initial

**Certificate of analysis revision history:**

Certificate version	Date	Reason for version
LRAC9004.01	26-Feb-2021	Original Release Date

**Disclaimer:** The purchaser is required to determine the suitability of this product for any particular application. Sigma-Aldrich RTC makes no warranty of any kind, express or implied, other than its products meet all quality control standards set by Sigma-Aldrich RTC. We do not guarantee that the product can be used for any particular application.

The vibrant M, Supelco, TraceCERT and Sigma-Aldrich are trademarks of Merck KGaA, Darmstadt, Germany or its affiliates. All other trademarks are the property of their respective owners. Detailed information on trademarks is available via publicly accessible resources. © 2018 Merck KGaA, Darmstadt, Germany and/or its affiliates. All Rights Reserved.

The life science business of Merck KGaA, Darmstadt, Germany operates as MilliporeSigma in the US and Canada.





# Certificate of Analysis

**Product Name:** Benzidines Standard**Product Number:** US-290-1**Lot Number:** 0006592783**Lot Issue Date:** 03-Mar-2021**Expiration Date:** 30-Apr-2023**Description:**

This analytical reference material (RM) was manufactured and verified in accordance with an ISO 9001 registered quality system and analyte concentrations were verified by an ISO 17025 accredited laboratory. The concentration and uncertainty value at the 95% confidence level for each analyte, determined gravimetrically, is listed below.

Analyte	CAS#	Analyte Lot	Concentration ± Uncertainty
benzidine	000092-87-5	RM10200	2004 ± 10 µg/mL
3,3'-dichlorobenzidine	000091-94-1	RM12559	2001 ± 10 µg/mL

**Matrix:** methylene chloride (dichloromethane)**Storage Conditions:** Store at Room Temperature (15° to 30°C).**Traceability:**

The balances used for these measurements are calibrated with weights traceable to NIST in compliance with ANSI/NCCL Z540.3, ISO 9001, ISO 17025, and ISO 17034. Calibrated Class A glassware is used for volumetric measurements. Thermometers are calibrated against a NIST traceable thermometer in accordance with NIST Special Publication 1088.

**Homogeneity:**

This RM was unitized according to an in-house procedure and is guaranteed to be homogeneous. There is no minimum sub-sample size required.

**Intended Use:**

This RM is intended for the preparation of working reference samples for use in routine laboratory analyses, calibration of instruments, validation of analytical methods, assessments of measurement methods, and continuing calibration verification.

**Instructions for Use:**

Sample aliquots for analysis should be withdrawn at 20°C to 25°C immediately after opening the container and should be processed without delay for the certified values to be valid within the stated uncertainties.

**Hazards:**

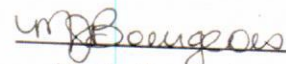
Refer to the Safety Data Sheet on [www.agilent.com](http://www.agilent.com) for information regarding this RM.

**Expiration of Certification:**

The certification of this RM is valid until the expiration date specified above, provided the RM is handled and stored in accordance with the instructions given in this certificate. This certification is nullified if the RM is damaged, contaminated, or otherwise modified.

**Maintenance of Certification:**

If substantive changes are noted that affect the certification before the expiration of this certificate, Agilent will notify the purchaser.

**Sample lot approver:**

Monica Bourgeois

QMS Representative

ISO 17034 Cert  
No. AR-1936

RM was produced in accordance with the LRQA registered ISO 9001:2015 Quality Management System. Cert # 10303760

Page: 1 of 1

[www.agilent.com/quality/](http://www.agilent.com/quality/)  
CSD-QA-015.1ISO 17025 Cert  
No. AT-1937

John

660 Tower Lane • P.O. Box 599 • West Chester, PA 19381-0599  
1-800-452-9994 • 1-610-692-3026 • Fax 1-610-692-8729  
info@chemservice.com • www.chemservice.com

## CERTIFICATE OF ANALYSIS

### Mixture #8-Internal Standards

CONCENTRATION 4000ug/ml in Methylene chloride  
CATALOG NUMBER M-PPHC8X12-1ML  
LOT NUMBER 11925100  
DATE CERTIFIED 06/09/21  
EXPIRATION DATE 06/30/23  
STORAGE Store at room temperature (20 - 25 °C).  
HANDLING See Safety Data Sheet  
INTENDED USE For laboratory use only.  
ISO 17034:2016 CERTIFIED [X]

ID	Analyte	CAS	Weight Analyte (mg)	Lot	Purity	Certified Concentration (ug/mL)
N-11000	Acenaphthene-d10	15067-26-2	804.000	00026778	99.5	3999.9
N-11467	Chrysene-d12	1719-03-5	809.700	00025144	99.5	4028.3
N-10217	1,4-Dichlorobenzene-d4	3855-82-1	804.000	00027328	99.5	3999.9
N-12645	Naphthalene-d8	1146-65-2	807.500	00029881	99.3	4009.2
N-12851	Perylene-d12	1520-96-3	805.100	00024295	99.5	4005.4
N-12856	Phenanthrene-d10	1517-22-2	808.700	00027331	99.0	4003.1

Analytical Test	Value
CONCENTRATION (GC/FID)	VERIFIED

ID #: 13968  
Opened: \_\_\_\_\_  
Mixture #8-Internal Standards  
Expires: 6/30/2023  
Rec'd: 6/18/2021  
Enerqa Laboratories Inc 1120 So. 27th Street  
Billings MT 59107

COA Form  
Revision 3 (3/2015)



Print Date: 06/14/21

# CHEM SERVICE INC.

660 Tower Lane • P.O. Box 599 • West Chester, PA 19381-0599  
1-800-452-9994 • 1-610-692-3026 • Fax 1-610-692-8729  
[info@chemservice.com](mailto:info@chemservice.com) • [www.chemservice.com](http://www.chemservice.com)

## Instructions for Use:

Shake mixture prior to use. If particles are present, sonicate for homogeneity. If sample is diluted to lower concentrations, Class A volumetric glassware must be used.


Minimum Sample Size- 0.2 uL for Direct Injection.

Chem Service Inc. guarantees the expanded uncertainty of the above analytes to be +/- 2.0% of the certified concentrations based on gravimetric preparation. The test results published in this report were obtained using equipment capable of producing results that are traceable to NIST and through NIST to the International System of Units (SI). The reported expanded uncertainty of measurement is stated as the combined standard uncertainty of measurement multiplied by the coverage factor  $k$  ( $k=2$ ) such that the coverage probability corresponds to approximately 95%. For certified reference materials, homogeneity and thermal stability testing are available upon request.

Certified By:

*Mary Beth O'Donnell*

Mary Beth O'Donnell  
CSM/TC

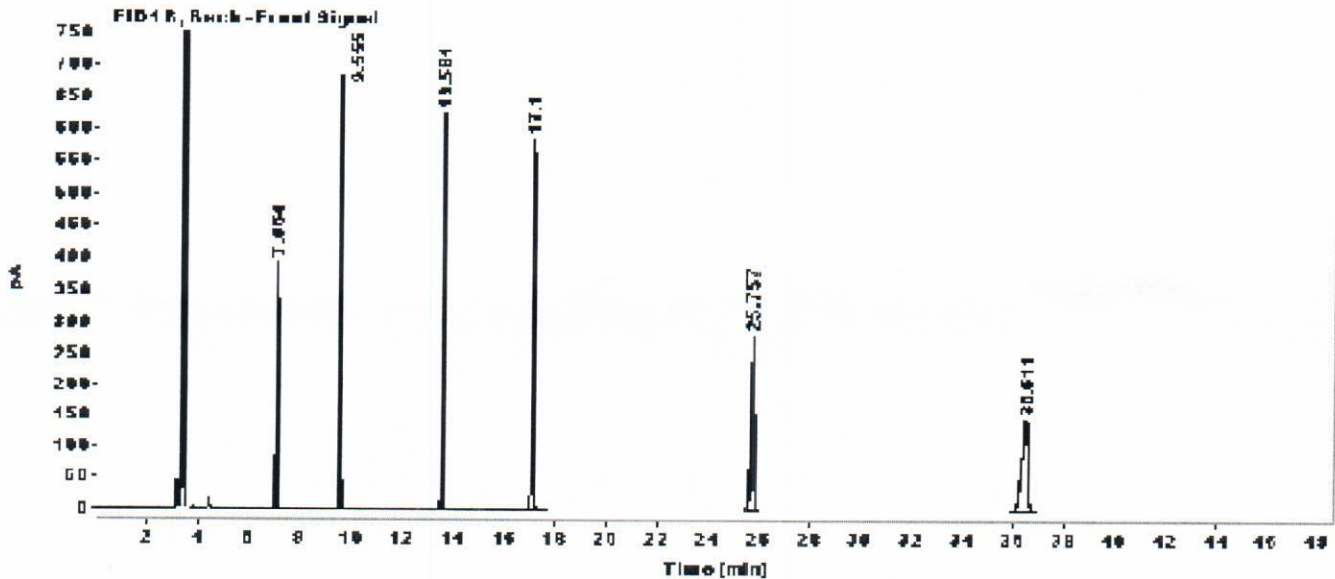




## CERTIFICATE OF ANALYSIS

Gas Chromatography / Flame Ionization Detector (GC/FID)

Data file: C:\CHEM32\1\DATA\2021 DATA\0621\1\M-PPHC8X12.D  
 Sample name: M-PPHC8X12  
 Acq. method: SCREEN-BACK.M  
 Instrument: GC3  
 Injection date: 6/9/2021 11:58:12 AM  
 Column name: RTX-5MS (30m x 0.25mm x 0.5µm)  
 Location: 201  
 Injection Vol: 1.000  
 # Of Injections: 1



Signal: FID1 B, Back - Front Signal

RT [min]	Type	Width [min]	Area	Height	Area%
7.064	BB	0.0442	1119.2875	393.3396	8.4245
9.555	BV R	0.0512	2239.5649	684.7053	16.8565
13.581	BB	0.0598	2394.9761	624.3607	18.0262
17.100	BB	0.0685	2531.9221	584.9907	19.0569
25.757	BB	0.1314	2450.2429	284.7773	18.4422
36.511	BB	0.2375	2550.0964	149.1623	19.1937
Sum			13286.0900		



# CERTIFICATE OF ANALYSIS

**Catalog No:** S-14500-R2  
**Description:** Custom Semi-Volatile Standard  
**Lot:** 220021255-02  
**Solvent:** Dichloromethane  
**Hazards:** Refer to SDS for complete safety information

**Date Certified:** Aug 31, 2021  
**Expiration:** Oct 1, 2022  
**Sample Size:** 1 mL  
**Components:** 10  
**Storage Condition:** Freeze (<-10 °C)/Sonicate



Certified Reference Material



Component	CAS #	Purity % (GC/MS)	Prepared Concentration <sup>2</sup> (µg/mL)	Certified Analyte Concentration <sup>1</sup> (µg/mL)
Pyridine				
4-Chlorophenol	110-86-1	98.7	2026	2000
1-Methylnaphthalene	106-48-9	100.0	2019	2019
N-Nitrosodiphenylamine	90-12-0	98.5	2003	1973
4-Chloro-2-methylphenol	86-30-6	100.0	2022	2022
Benzoic acid	1570-64-5	97.0	2069*	2007
Aniline	65-85-0	99.5	2010	2000
Benzyl alcohol	62-53-3	98.0	2002	1962
Triallate	100-51-6	99.9	2011	2009
o-Terphenyl	2303-17-5	99.9	2013	2011
	84-15-1	99.9	2019	2017

ID #: 14279  
Opened:  
Custom Semi-Volatile Standard  
Expires: 10/1/2022  
Rec'd: 9/16/2021  
Enerav Laboratories Inc 1120 So. 27th Street  
Billings MT 59107

This Certified Reference Material was verified in accordance with ISO/IEC 17025

\* Weight compensated to 100% purity.

A product with a suffix (-1A, -2B, etc. or -01, -02, etc.) on its lot number has had its expiration date extended and is identical to the same lot number without the suffix.

<sup>2</sup> All weights are traceable through NIST, Test No. 684/289871-17

<sup>1</sup> Certified Analyte Concentration = Purity x Prepared Concentration.


The Uncertainty associated with the certified concentration reported on this certificate is ±2.4%. This value is the combined expanded uncertainty and represents an estimated standard deviation equal to the positive square root of the total variation of the uncertainty of components. A normal distribution is assumed and a coverage factor of K=2 is chosen using approximately a 95% confidence level.

Labels and certificates follow U.S. Conventions in reporting numerical values: A comma (,) is used to separate units of one-thousand or greater. A period (.) is used as a decimal place marker.

The information on this certificate may not be reproduced without the express permission of the manufacturer. See reverse side for additional information

Hazard Information: Please refer to the SDS for information regarding the hazards associated with using this material.

This product was prepared according to in-house procedures and is guaranteed to be homogeneous.

Certified By:   
Larry Decker, Organic QC Manager

For use in routine laboratory analysis.