

Energy Laboratories Inc

ANALYTICAL RUN Summary

14-Jan-22

Run ID PE 1_211208B

Run Start Date: 12/8/2021
 Analyst: Josie Pickard
 Ical: 0
 Column ID: Rtx-502.2
 Comments:

Instrument ID	Description
VOC1-14	2-Place Balance

Std ID	Std Name	Std Amount	Std Units	Samp Amount	Samp Units	SampType	Expiration Date
GAS210122	Unleaded Gasoline Comp. Std.(2.0uL)						6/7/2023
GASL211208	Low Gasoline Std.						6/7/2023
GQC201214	Gasoline Composite Mix (1.68uL)	1.68	ul			ICV	4/2/2030
GROS200921	Gro Stock Standard Mt.Gro	0.84	ul			Marker	3/28/2029
SHP0292	VOA 1:1 HCl:H2O Solution		3 drops			ALL	12/15/2025
TFT211208	TFT (1.05uL)						9/10/2029
TFTL211208	TFTL						9/10/2029
TFTM211208	TFTM						9/10/2029

Seq No	Lab ID	Test Code	Sample Typ	File ID	Analysis Date	DF	Batch ID	Prep Date	SPKref	RPDref	pmoist					
14910960	CCV_1208PE12	HC-8015-GRO-	CCV		12/8/2021 10:39:	1	R371441			0	0					
Analyte	T	Units	RAW	Final	Text	Spike	SPKref	RPDref	MDL	PQL	UQL	%REC	LOW	HIGH	%RPD	Q
Gasoline Range Organics (GRO)	A	ug/L	245.5184	245.5184		168	0	0	2.32	20	0	146%	80	120	0%	S
Total Purgeable Hydrocarbons	A	ug/L	256.3839	256.3839		200	0	0	3.56	20	0	128%	80	120	0%	S
Trifluorotoluene	S	ug/L	21.39915	21.39915		25	0	0	0.0743	1	0	86%	80	120	0%	
GRO as Gasoline	X	ug/L	245.5184	245.5184		0	0	0	2.32	20	0	0%	0	0	0%	

Seq No	Lab ID	Test Code	Sample Typ	File ID	Analysis Date	DF	Batch ID	Prep Date	SPKref	RPDref	pmoist					
14910961	CCV_1208PE12	HC-8015-GRO-	CCV		12/9/2021 12:59:	1	R371441			0	0					
Analyte	T	Units	RAW	Final	Text	Spike	SPKref	RPDref	MDL	PQL	UQL	%REC	LOW	HIGH	%RPD	Q
Gasoline Range Organics (GRO)	A	ug/L	16.13485	16.13485		16.8	0	0	2.32	20	0	96%	80	120	0%	
Total Purgeable Hydrocarbons	A	ug/L	18.94534	18.94534		20	0	0	3.56	20	0	95%	80	120	0%	
Trifluorotoluene	S	ug/L	1.062791	1.062791		1	0	0	0.0743	1	0	106%	80	120	0%	
GRO as Gasoline	X	ug/L	16.13485	16.13485		0	0	0	2.32	20	0	0%	0	0	0%	

Seq No	Lab ID	Test Code	Sample Typ	File ID	Analysis Date	DF	Batch ID	Prep Date	SPKref	RPDref	pmoist					
14910962	CCV_1208PE12	HC-8015-GRO-	CCV		12/9/2021 1:34:2	1	R371441		0	0						
Analyte	T	Units	RAW	Final	Text	Spike	SPKref	RPDref	MDL	PQL	UQL	%REC	LOW	HIGH	%RPD	Q
Gasoline Range Organics (GRO)	A	ug/L	84.50686	84.50686		84	0	0	2.32	20	0	101%	80	120	0%	
Total Purgeable Hydrocarbons	A	ug/L	100.3098	100.3098		100	0	0	3.56	20	0	100%	80	120	0%	
Trifluorotoluene	S	ug/L	5.58406	5.58406		5	0	0	0.0743	1	0	112%	80	120	0%	
GRO as Gasoline	X	ug/L	84.50686	84.50686		0	0	0	2.32	20	0	0%	0	0	0%	
Seq No	Lab ID	Test Code	Sample Typ	File ID	Analysis Date	DF	Batch ID	Prep Date	SPKref	RPDref	pmoist					
14910963	CCV_1208PE12	HC-8015-GRO-	CCV		12/9/2021 2:09:2	1	R371441		0	0						
Analyte	T	Units	RAW	Final	Text	Spike	SPKref	RPDref	MDL	PQL	UQL	%REC	LOW	HIGH	%RPD	Q
Gasoline Range Organics (GRO)	A	ug/L	169.3677	169.3677		168	0	0	2.32	20	0	101%	80	120	0%	
Total Purgeable Hydrocarbons	A	ug/L	201.89	201.89		200	0	0	3.56	20	0	101%	80	120	0%	
Trifluorotoluene	S	ug/L	23.42411	23.42411		25	0	0	0.0743	1	0	94%	80	120	0%	
GRO as Gasoline	X	ug/L	169.3677	169.3677		0	0	0	2.32	20	0	0%	0	0	0%	
Seq No	Lab ID	Test Code	Sample Typ	File ID	Analysis Date	DF	Batch ID	Prep Date	SPKref	RPDref	pmoist					
14910964	CCV_1208PE12	HC-8015-GRO-	CCV		12/9/2021 2:44:2	1	R371441		0	0						
Analyte	T	Units	RAW	Final	Text	Spike	SPKref	RPDref	MDL	PQL	UQL	%REC	LOW	HIGH	%RPD	Q
Gasoline Range Organics (GRO)	A	ug/L	849.1638	849.1638		840	0	0	2.32	20	0	101%	80	120	0%	
Total Purgeable Hydrocarbons	A	ug/L	1017.955	1017.955		1000	0	0	3.56	20	0	102%	80	120	0%	
Trifluorotoluene	S	ug/L	93.30469	93.30469		100	0	0	0.0743	1	0	93%	80	120	0%	
GRO as Gasoline	X	ug/L	849.1638	849.1638		0	0	0	2.32	20	0	0%	0	0	0%	
Seq No	Lab ID	Test Code	Sample Typ	File ID	Analysis Date	DF	Batch ID	Prep Date	SPKref	RPDref	pmoist					
14910965	CCV_1208PE13	HC-8015-GRO-	CCV		12/9/2021 3:19:3	1	R371441		0	0						
Analyte	T	Units	RAW	Final	Text	Spike	SPKref	RPDref	MDL	PQL	UQL	%REC	LOW	HIGH	%RPD	Q
Gasoline Range Organics (GRO)	A	ug/L	1704.373	1704.373		1680	0	0	2.32	20	0	101%	80	120	0%	
Total Purgeable Hydrocarbons	A	ug/L	2044.461	2044.461		2000	0	0	3.56	20	0	102%	80	120	0%	
Trifluorotoluene	S	ug/L	190.0902	190.0902		200	0	0	0.0743	1	0	95%	80	120	0%	
GRO as Gasoline	X	ug/L	1704.373	1704.373		0	0	0	2.32	20	0	0%	0	0	0%	

Seq No	Lab ID	Test Code	Sample Typ	File ID	Analysis Date	DF	Batch ID	Prep Date	SPKref	RPDref	pmoist					
14910966	LCS_1208PE13	HC-8015-GRO-	LCS		12/9/2021 4:29:4	1	R371441		0	0						
Analyte	T	Units	RAW	Final	Text	Spike	SPKref	RPDref	MDL	PQL	UQL	%REC	LOW	HIGH	%RPD	Q
Gasoline Range Organics (GRO)	A	ug/L	170.5147	170.5147		170	0	0	2.32	20	0	100%	80	120	0%	
Total Purgeable Hydrocarbons	A	ug/L	208.3308	208.3308		200	0	0	3.56	20	0	104%	80	120	0%	
Trifluorotoluene	S	ug/L	22.09964	22.09964		25	0	0	0.0743	1	0	88%	80	120	0%	
GRO as Gasoline	X	ug/L	170.5147	170.5147		170	0	0	2.32	20	0	100%	80	120	0%	

Seq No	Lab ID	Test Code	Sample Typ	File ID	Analysis Date	DF	Batch ID	Prep Date	SPKref	RPDref	pmoist					
14910967	CCV_1208PE13	HC-8015-GRO-	CCV		12/9/2021 5:04:4	1	R371441		0	0						
Analyte	T	Units	RAW	Final	Text	Spike	SPKref	RPDref	MDL	PQL	UQL	%REC	LOW	HIGH	%RPD	Q
Gasoline Range Organics (GRO)	A	ug/L	169.2249	169.2249		168	0	0	2.32	20	0	101%	80	120	0%	
Total Purgeable Hydrocarbons	A	ug/L	202.0202	202.0202		200	0	0	3.56	20	0	101%	80	120	0%	
Trifluorotoluene	S	ug/L	23.20175	23.20175		25	0	0	0.0743	1	0	93%	80	120	0%	
GRO as Gasoline	X	ug/L	169.2249	169.2249		0	0	0	2.32	20	0	0%	0	0	0%	

Write Sequence

Insert Entries(Have the first cell for entries selected)

Data File	Sample Name	Method	Weight	Dil Factor	Amt Inj.	IS	Cal ID
G:\Org\PE1\DAT\PE1120821_b\1208PE1.22r	CCV_1208PE122r, GQC ;1208PE1 , 8015 Marker	G:\Org\PE1\Methods\21120	1	1	1	1	0
G:\Org\PE1\DAT\PE1120821_b\1208PE1.23r	BLANK	G:\Org\PE1\Methods\21120	1	1	1	1	0
G:\Org\PE1\DAT\PE1120821_b\1208PE1.24r	BLANK	G:\Org\PE1\Methods\21120	1	1	1	1	0
G:\Org\PE1\DAT\PE1120821_b\1208PE1.25r	BLANK	G:\Org\PE1\Methods\21120	1	1	1	1	0
G:\Org\PE1\DAT\PE1120821_b\1208PE1.26r	CCV_1208PE126r, GQC ;1208PE1 , G1	G:\Org\PE1\Methods\21120	1	1	1	1	0
G:\Org\PE1\DAT\PE1120821_b\1208PE1.27r	CCV_1208PE127r, GQC ;1208PE1 , G2	G:\Org\PE1\Methods\21120	1	1	1	1	0
G:\Org\PE1\DAT\PE1120821_b\1208PE1.28r	CCV_1208PE128r, GQC ;1208PE1 , G3	G:\Org\PE1\Methods\21120	1	1	1	1	0
G:\Org\PE1\DAT\PE1120821_b\1208PE1.29r	CCV_1208PE129r, GQC ;1208PE1 , G4	G:\Org\PE1\Methods\21120	1	1	1	1	0
G:\Org\PE1\DAT\PE1120821_b\1208PE1.30r	CCV_1208PE130r, GQC ;1208PE1 , G5	G:\Org\PE1\Methods\21120	1	1	1	1	0
G:\Org\PE1\DAT\PE1120821_b\1208PE1.31r	BLANK	G:\Org\PE1\Methods\21120	1	1	1	1	0
G:\Org\PE1\DAT\PE1120821_b\1208PE1.32r	LCS_1208PE132r, GQC ;1208PE1 , ICV	G:\Org\PE1\Methods\21120	5	1	1	1	0
G:\Org\PE1\DAT\PE1120821_b\1208PE1.33r	CCV_1208PE133r, GQC ;1208PE1 , CCV	G:\Org\PE1\Methods\21120	1	1	1	1	0
G:\Org\PE1\DAT\PE1120821_b\1208PE1.34r	BLANK	G:\Org\PE1\Methods\21120	1	1	1	1	0

File Name: G:\Org\PE1\Cals\211208GRO8015CB.CAL
 Version: 4

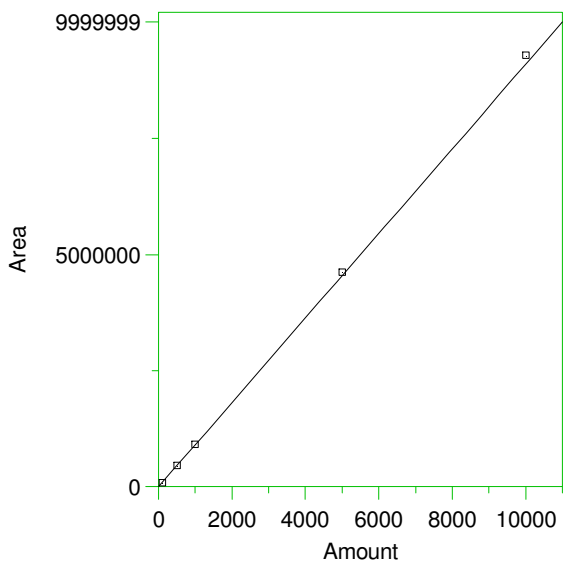
Creator: jmp
 Description: 8015 GRO Composite Gasoline Std 12/8/21
 Reason for change:

External standard calibration
 Standard injection volume: 1
 Standard sample weight: 1
 Area reject threshold: 50
 Reference peak area reject threshold: 15000
 Amount units: nanograms
 No default component

Method of calculating data point averages: Current update equal to cal data
 Print calibration update report

All levels are normal data points.

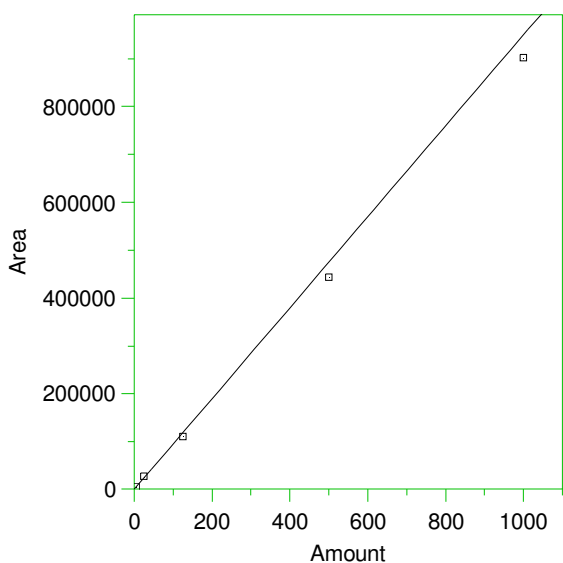
1 TPH



Expected retention time: 4.55 minutes
 Search window: 0.1 minutes
 No retention time reference component
 Group number: 1
 High alarm limit: 1000000
 Low alarm limit: 1000
 Component constant: 1
 Single peak quantification by area
 Y = 909.3915 X + 0
 Average CF fit with equal weighting, forced to origin
 Coefficient of determination: 0.9992262
 Average error: 2.109%
 Average CF: 909.3915
 RSD: 3.040%

Level	Amount	Response	Cal Factor	Error, %	Source	Date and time
1	100	86143.63	861.4363	-5.273	Manual	12/9/2021 7:44:50 AM
2	500	456104.3	912.2086	0.310	Manual	12/9/2021 7:45:04 AM
3	1000	917985.1	917.9851	0.945	Manual	12/9/2021 7:45:17 AM
4	5000	4628599	925.7198	1.796	Manual	12/9/2021 7:45:32 AM
5	10000	9296078	929.6078	2.223	Manual	12/9/2021 7:45:57 AM

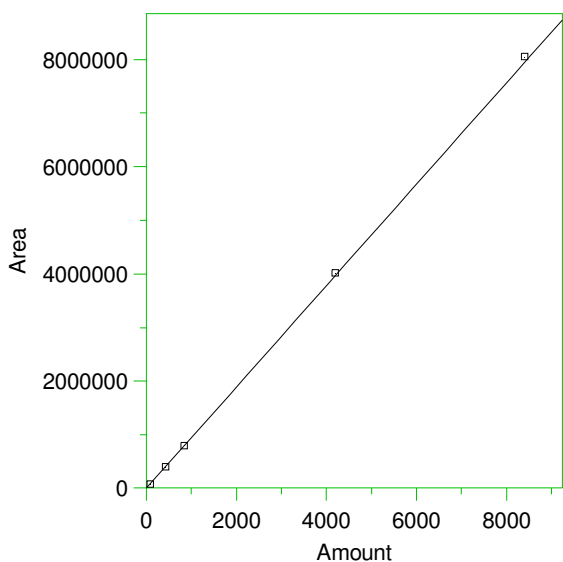
2 **Trifluorotoluene



Expected retention time: 8.7 minutes
 Search window: 0.1 minutes
 No retention time reference component
 Group number: 1
 High alarm limit: 1000000
 Low alarm limit: 1000
 Component constant: 1
 Single peak quantification by area
 $Y = 949.8164 X + 0$
 Average CF fit with equal weighting, forced to origin
 Coefficient of determination: 0.9943398
 Average error: 7.181%
 Average CF: 949.8164
 RSD: 8.439%

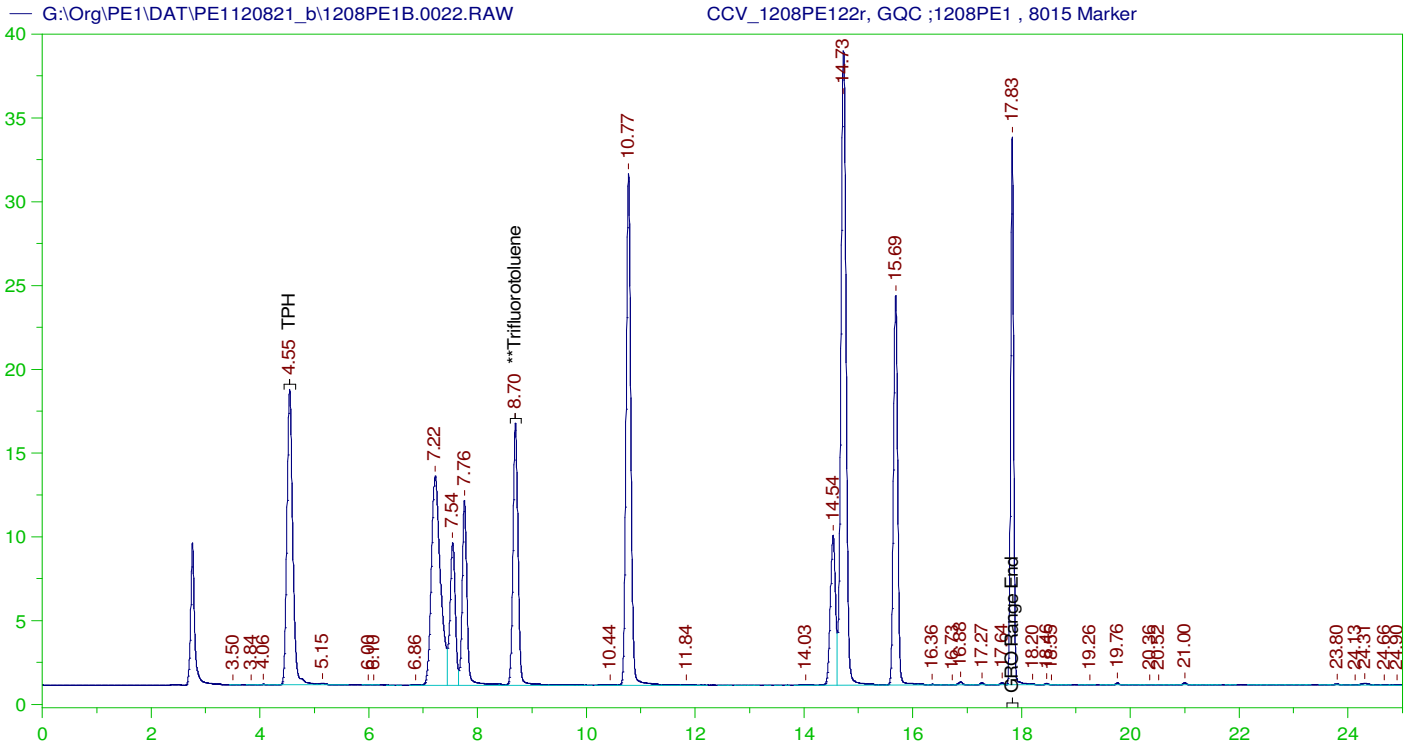
Level	Amount	Response	Cal Factor	Error, %	Source	Date and time
1	5	5047	1009.4	6.273	Manual	12/9/2021 7:37:16 AM
2	25	26519	1060.76	11.681	Manual	12/9/2021 7:40:13 AM
3	125	111243	889.944	-6.304	Manual	12/9/2021 7:41:25 AM
4	500	443112	886.224	-6.695	Manual	12/9/2021 7:42:24 AM
5	1000	902754	902.754	-4.955	Manual	12/9/2021 7:43:15 AM

3 GRO Range End



Expected retention time: 17.83 minutes
 Search window: 0.1 minutes
 No retention time reference component
 Group number: 1
 High alarm limit: 1000000
 Low alarm limit: 1000
 Component constant: 1
 Single peak quantification by area
 $Y = 945.9678 X + 0$
 Average CF fit with equal weighting, forced to origin
 Coefficient of determination: 0.9996708
 Average error: 1.584%
 Average CF: 945.9678
 RSD: 2.236%

Level	Amount	Response	Cal Factor	Error, %	Source	Date and time
1	84	76315.23	908.5146	-3.959	Manual	12/9/2021 7:44:54 AM
2	420	399703.8	951.6757	0.603	Manual	12/9/2021 7:45:09 AM
3	840	801082.1	953.6692	0.814	Manual	12/9/2021 7:45:23 AM
4	4200	4016408	956.2876	1.091	Manual	12/9/2021 7:45:44 AM
5	8400	8061411	959.6918	1.451	Manual	12/9/2021 7:46:02 AM



GASOLINE RANGE ORGANICS CHROMATOGRAM REPORT

Sample Name: CCV_1208PE122r, GQC ;1208PE1 , 8015 Marker
 Raw File: G:\Org\PE1\DAT\PE1120821_b\1208PE1B.0022.RAW
 Date & Time Acquired: 12/8/2021 10:39:19 PM
 Method File: G:\Org\PE1\Methods\211208GROB.MET
 Calibration File: G:\Org\PE1\Cals\211208GRO8015CB.CAL
 Sample Weight: 1 Dilution: 1 S.A.: 1

Mean RF for GRO: 945.9678
 Mean RF for TPH: 909.3915
 Rt range for Gasoline Range Organics: 4.45 to 17.93

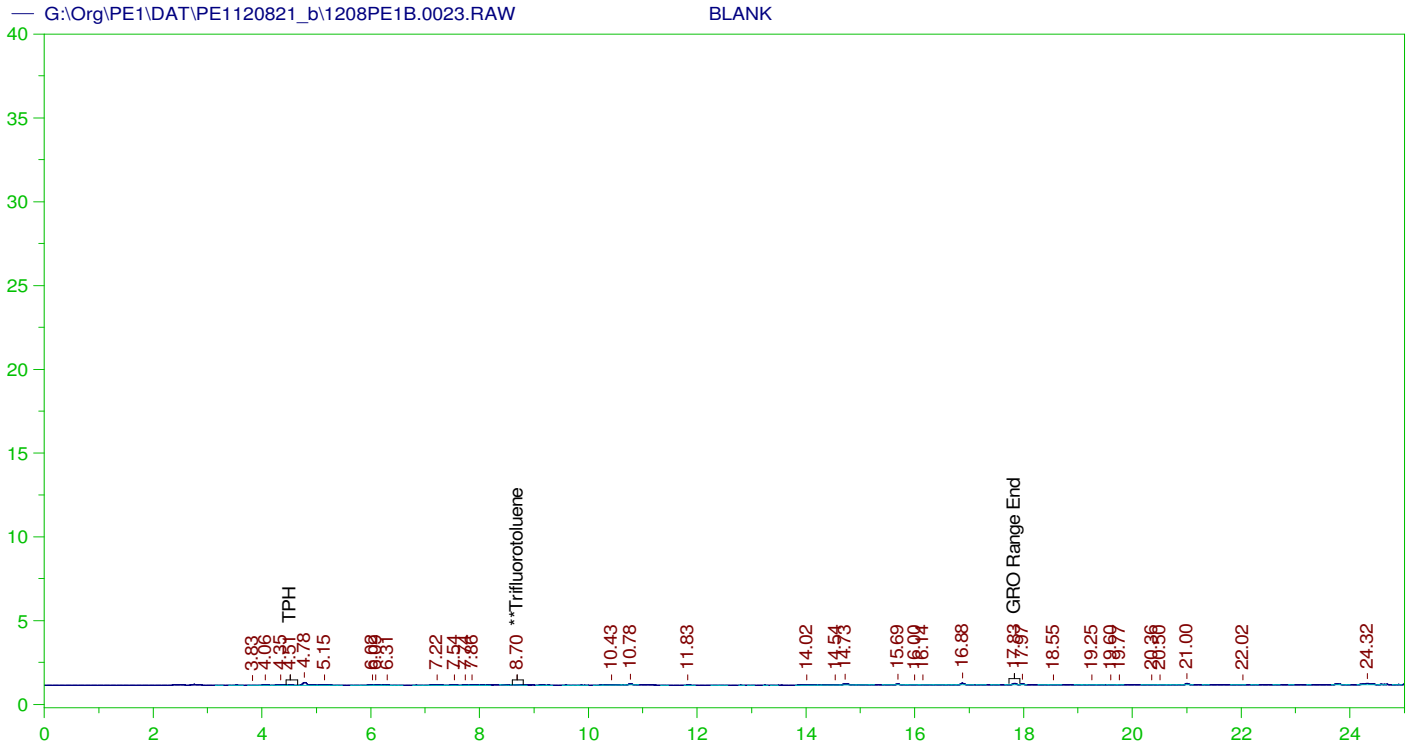
SURROGATE COMPOUND	RT	ACTUAL	MEASURED	%REC
**Trifluorotoluene	8.697	125.	106.996	85.6

GRO Area:1161262 GRO Amount: 1227.592
 TPH Area:1165767 TPH Amount: 1281.92

CONTINUING CALIBRATION REPORT: G:\Org\PE1\DAT\PE1120821_b\1208PE1B.0022.RAW

COMPOUND	ACTUAL (NG)	MEASURED (NG)	%RECOVERY	LIMITS
GRO	840.	1227.59	146.14	85-115
TPH	1000.	1281.92	128.19	85-115

SURROGATE COMPOUND	RT	ACTUAL	MEASURED	%REC	LIMITS
**Trifluorotoluene	8.697	125.	106.996	85.6	85-115



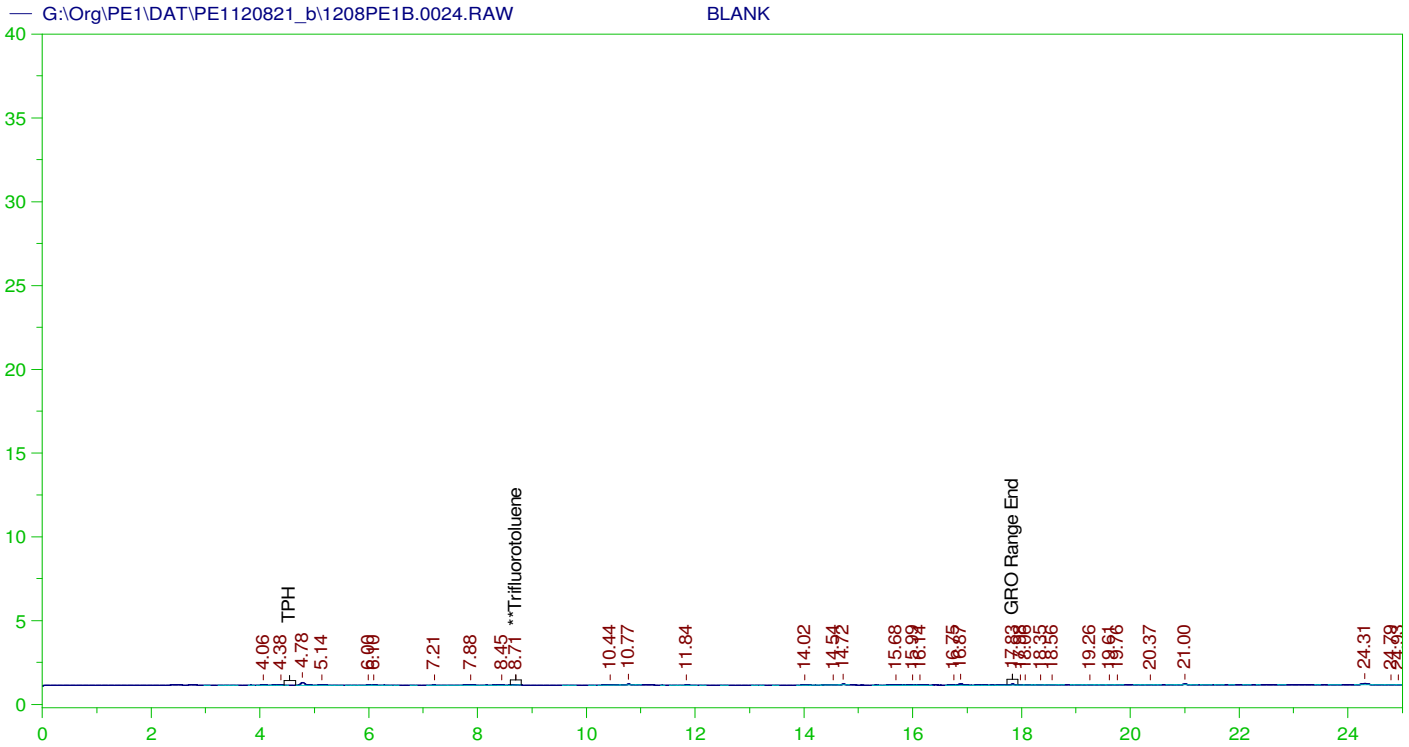
GASOLINE RANGE ORGANICS CHROMATOGRAM REPORT

Sample Name: BLANK
 Raw File: G:\Org\PE1\DAT\PE1120821_b\1208PE1B.0023.RAW
 Date & Time Acquired: 12/8/2021 11:14:25 PM
 Method File: G:\Org\PE1\Methods\211208GROB.MET
 Calibration File: G:\Org\PE1\Cals\211208GRO8015CB.CAL
 Sample Weight: 1 Dilution: 1 S.A.: 1

Mean RF for GRO: 945.9678
 Mean RF for TPH: 909.3915
 Rt range for Gasoline Range Organics: 4.45 to 17.93

SURROGATE COMPOUND	RT	ACTUAL	MEASURED	%REC
**Trifluorotoluene	8.696	125.	.173	.14

GRO Area:6425.571 GRO Amount: 6.79259
 TPH Area:8542.397 TPH Amount: 9.393532



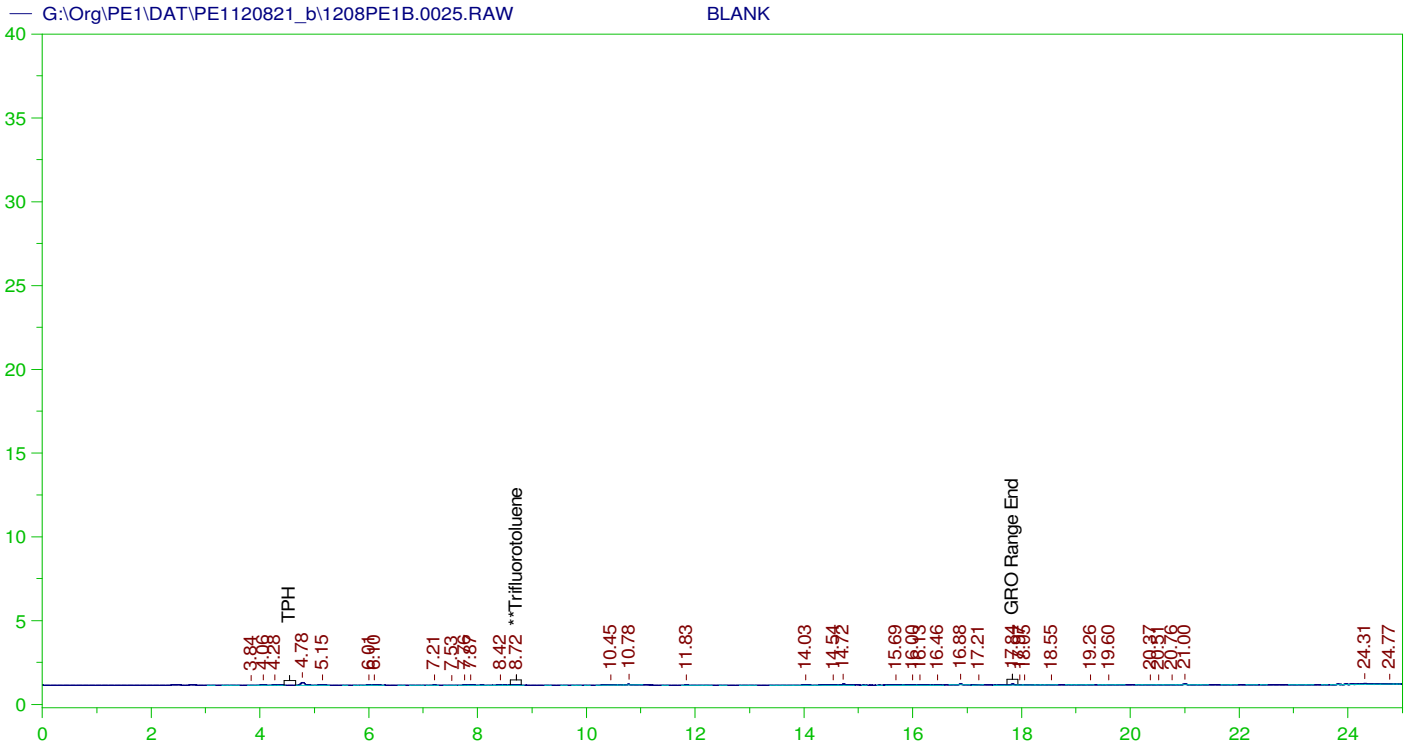
GASOLINE RANGE ORGANICS CHROMATOGRAM REPORT

Sample Name: BLANK
 Raw File: G:\Org\PE1\DAT\PE1120821_b\1208PE1B.0024.RAW
 Date & Time Acquired: 12/8/2021 11:49:21 PM
 Method File: G:\Org\PE1\Methods\211208GROB.MET
 Calibration File: G:\Org\PE1\Cals\211208GRO8015CB.CAL
 Sample Weight: 1 Dilution: 1 S.A.: 1

Mean RF for GRO: 945.9678
 Mean RF for TPH: 909.3915
 Rt range for Gasoline Range Organics: 4.45 to 17.93

SURROGATE COMPOUND	RT	ACTUAL	MEASURED	%REC
**Trifluorotoluene	8.709	125.	.078	.06

GRO Area:5165.113 GRO Amount: 5.460136
 TPH Area:7678.714 TPH Amount: 8.443793



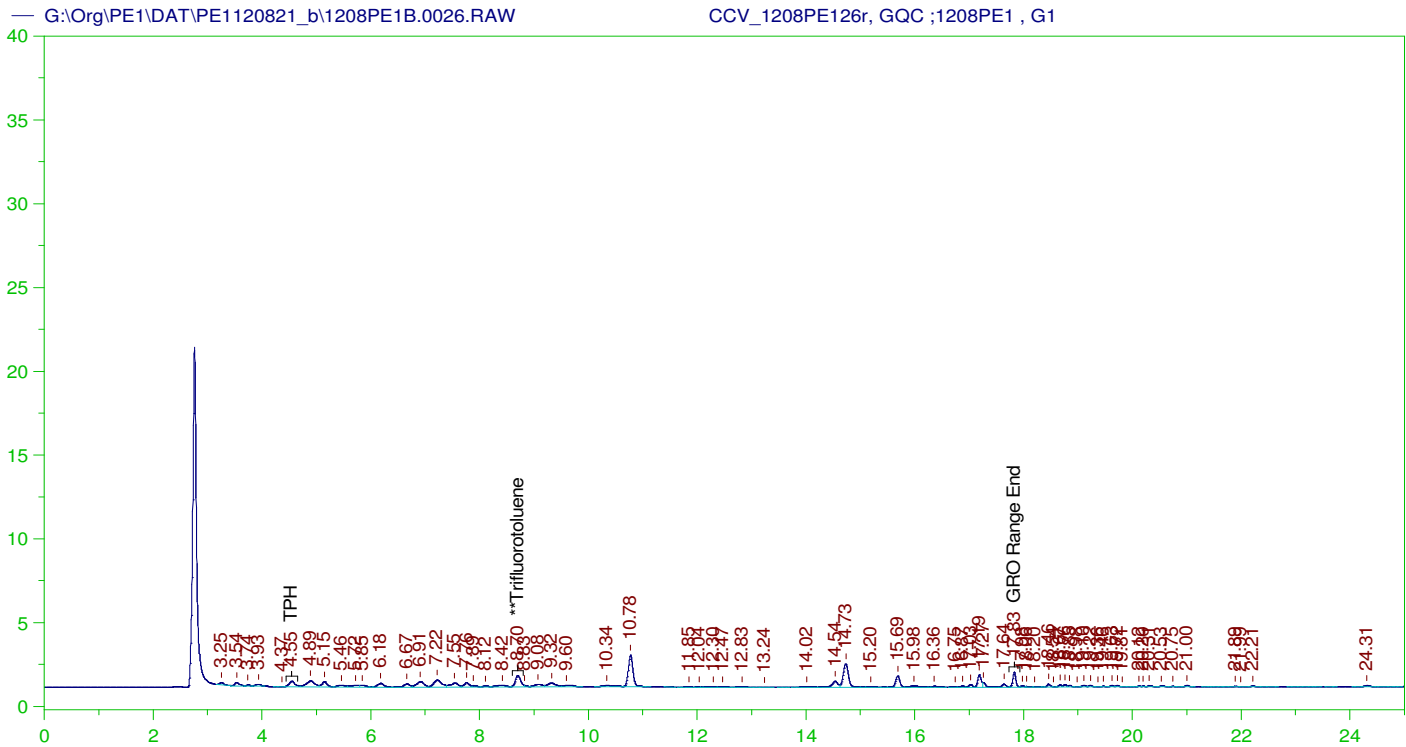
GASOLINE RANGE ORGANICS CHROMATOGRAM REPORT

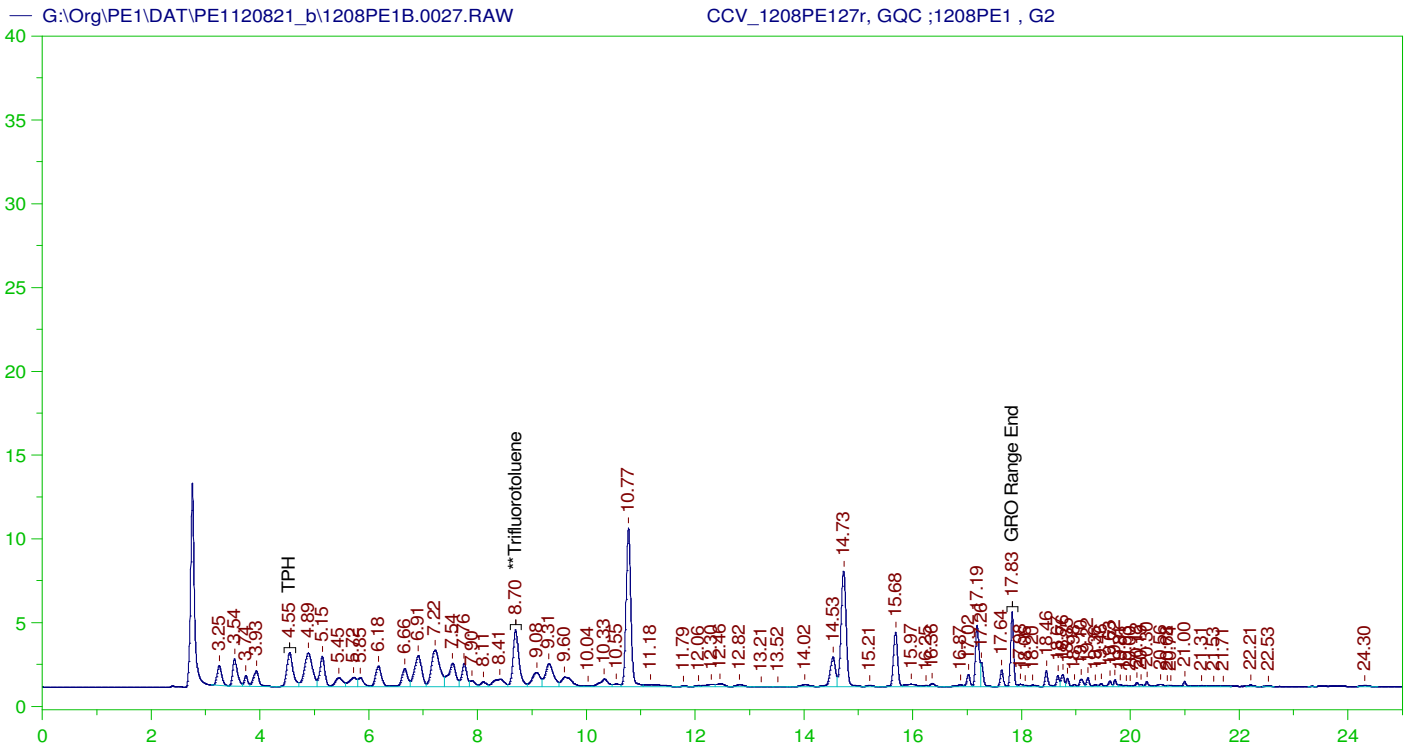
Sample Name: BLANK
 Raw File: G:\Org\PE1\DAT\PE1120821_b\1208PE1B.0025.RAW
 Date & Time Acquired: 12/9/2021 12:24:28 AM
 Method File: G:\Org\PE1\Methods\211208GROB.MET
 Calibration File: G:\Org\PE1\Cals\211208GRO8015CB.CAL
 Sample Weight: 1 Dilution: 1 S.A.: 1

Mean RF for GRO: 945.9678
 Mean RF for TPH: 909.3915
 Rt range for Gasoline Range Organics: 4.45 to 17.93

SURROGATE COMPOUND	RT	ACTUAL	MEASURED	%REC
**Trifluorotoluene	8.721	125.	.148	.12

GRO Area:5271.259 GRO Amount: 5.572345
 TPH Area:7787.289 TPH Amount: 8.563187





GASOLINE RANGE ORGANICS CHROMATOGRAM REPORT

Sample Name: CCV_1208PE127r, GQC ;1208PE1 , G2
 Raw File: G:\Org\PE1\DAT\PE1120821_b\1208PE1B.0027.RAW
 Date & Time Acquired: 12/9/2021 1:34:28 AM
 Method File: G:\Org\PE1\Methods\211208GROG2B%.MET
 Calibration File: G:\Org\PE1\Cals\211208GRO8015CB.CAL
 Sample Weight: 1 Dilution: 1 S.A.: 1

Mean RF for GRO: 945.9678
 Mean RF for TPH: 909.3915
 Rt range for Gasoline Range Organics: 4.45 to 17.93

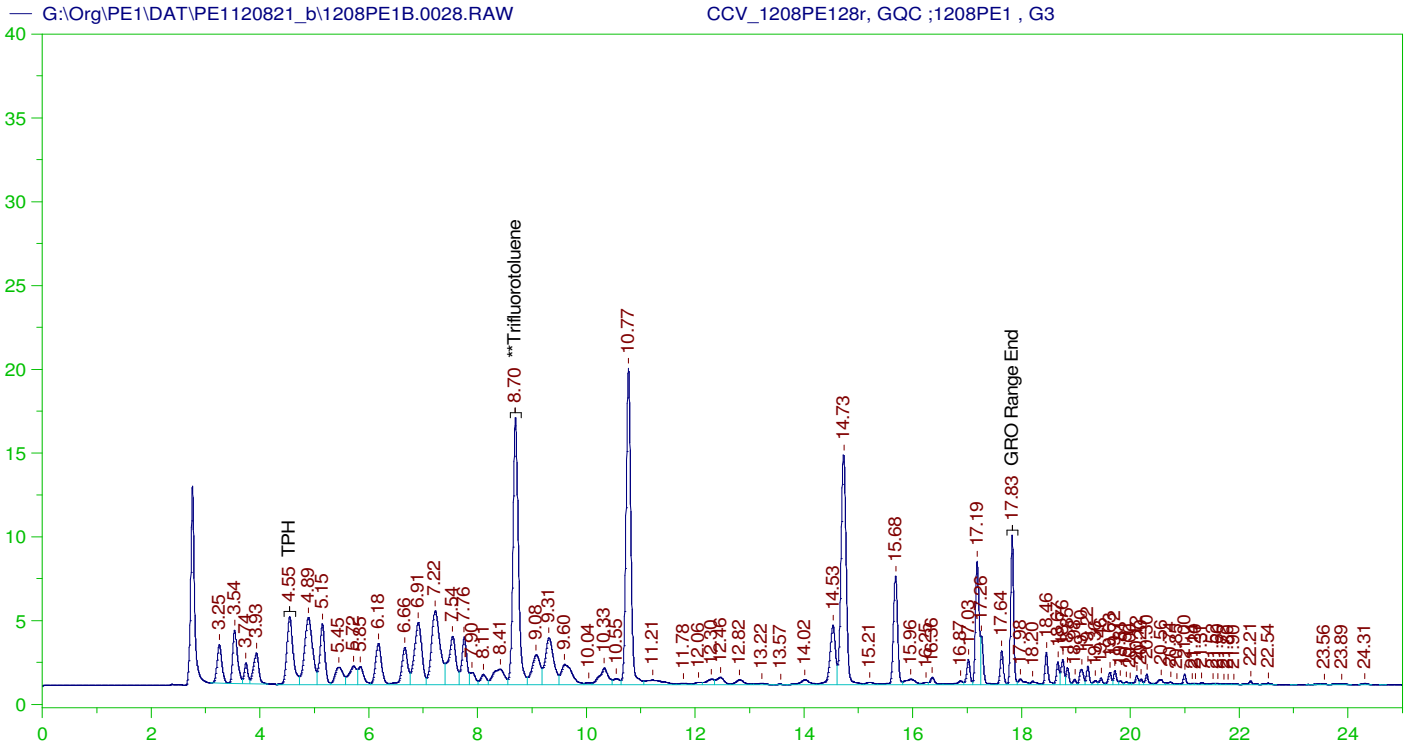
SURROGATE COMPOUND	RT	ACTUAL	MEASURED	%REC	
**Trifluorotoluene	8.701	125.	27.92	22.34	-

GRO Area:399703.8 GRO Amount: 422.5343
 TPH Area:456104.3 TPH Amount: 501.549

CONTINUING CALIBRATION REPORT: G:\Org\PE1\DAT\PE1120821_b\1208PE1B.0027.RAW

COMPOUND	ACTUAL (NG)	MEASURED (NG)	%RECOVERY	LIMITS
GRO	840.	422.53	50.3	85-115
TPH	1000.	501.55	50.15	85-115

SURROGATE COMPOUND	RT	ACTUAL	MEASURED	%REC	LIMITS
**Trifluorotoluene	8.701	125.	27.92	22.34	85-115



GASOLINE RANGE ORGANICS CHROMATOGRAM REPORT

Sample Name: CCV_1208PE128r, GQC ;1208PE1 , G3
 Raw File: G:\Org\PE1\DAT\PE1120821_b\1208PE1B.0028.RAW
 Date & Time Acquired: 12/9/2021 2:09:28 AM
 Method File: G:\Org\PE1\Methods\211208GROG3B%.MET
 Calibration File: G:\Org\PE1\Cals\211208GRO8015CB.CAL
 Sample Weight: 1 Dilution: 1 S.A.: 1

Mean RF for GRO: 945.9678
 Mean RF for TPH: 909.3915
 Rt range for Gasoline Range Organics: 4.45 to 17.93

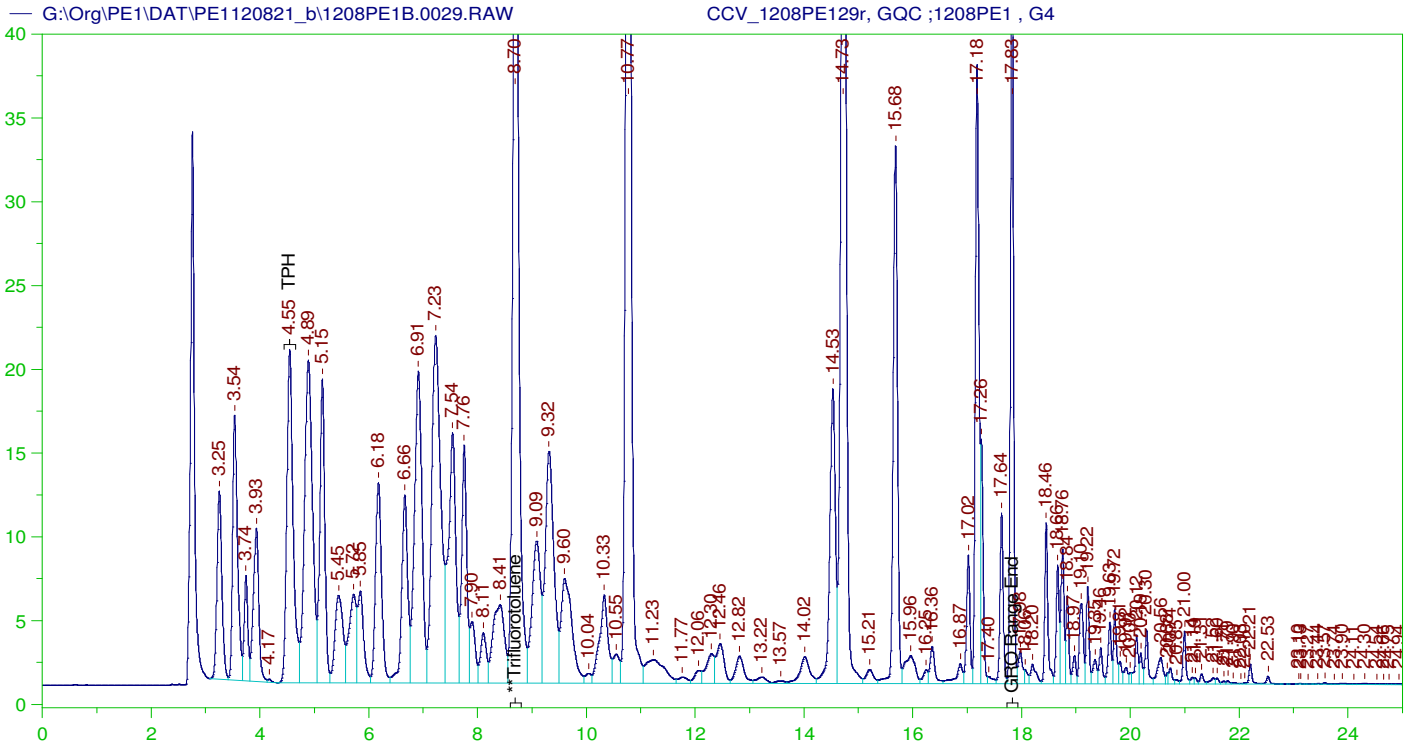
SURROGATE COMPOUND	RT	ACTUAL	MEASURED	%REC
**Trifluorotoluene	8.698	125.	117.121	93.7

GRO Area:801082.1 GRO Amount: 846.8386
 TPH Area:917985.1 TPH Amount: 1009.45

CONTINUING CALIBRATION REPORT: G:\Org\PE1\DAT\PE1120821_b\1208PE1B.0028.RAW

COMPOUND	ACTUAL (NG)	MEASURED (NG)	%RECOVERY	LIMITS
GRO	840.	846.84	100.81	85-115
TPH	1000.	1009.45	100.95	85-115

SURROGATE COMPOUND	RT	ACTUAL	MEASURED	%REC	LIMITS
**Trifluorotoluene	8.698	125.	117.121	93.7	85-115



GASOLINE RANGE ORGANICS CHROMATOGRAM REPORT

Sample Name: CCV_1208PE129r, GQC ;1208PE1 , G4
 Raw File: G:\Org\PE1\DAT\PE1120821_b\1208PE1B.0029.RAW
 Date & Time Acquired: 12/9/2021 2:44:28 AM
 Method File: G:\Org\PE1\Methods\211208GROG4B%.MET
 Calibration File: G:\Org\PE1\Cals\211208GRO8015CB.CAL
 Sample Weight: 1 Dilution: 1 S.A.: 1

Mean RF for GRO: 945.9678
 Mean RF for TPH: 909.3915
 Rt range for Gasoline Range Organics: 4.45 to 17.93

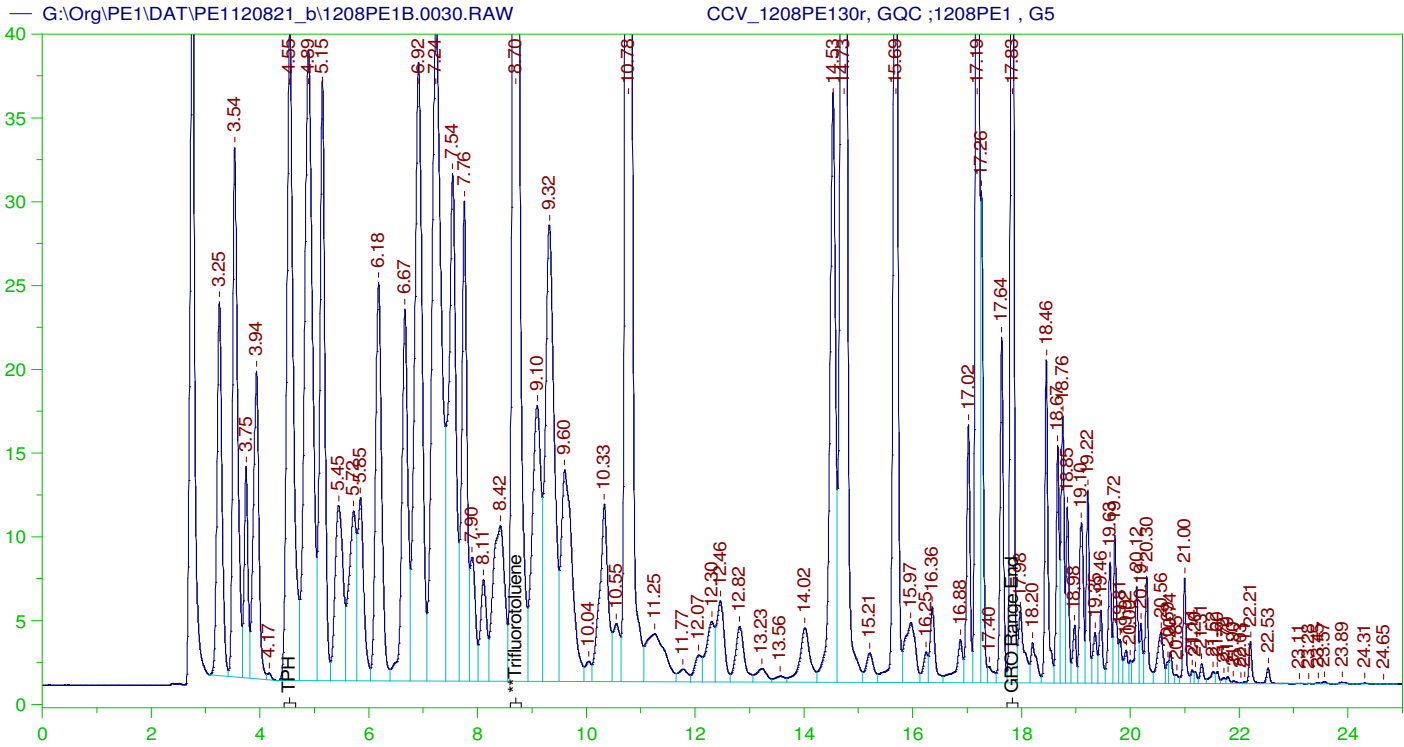
SURROGATE COMPOUND	RT	ACTUAL	MEASURED	%REC	
**Trifluorotoluene	8.698	125.	466.523	373.22	-

GRO Area:4016408 GRO Amount: 4245.819
 TPH Area:4628599 TPH Amount: 5089.775

CONTINUING CALIBRATION REPORT: G:\Org\PE1\DAT\PE1120821_b\1208PE1B.0029.RAW

COMPOUND	ACTUAL (NG)	MEASURED (NG)	%RECOVERY	LIMITS
GRO	840.	4245.82	505.45	85-115
TPH	1000.	5089.78	508.98	85-115

SURROGATE COMPOUND	RT	ACTUAL	MEASURED	%REC	LIMITS
**Trifluorotoluene	8.698	125.	466.523	373.22	85-115



GASOLINE RANGE ORGANICS CHROMATOGRAM REPORT

Sample Name: CCV_1208PE130r, GQC ;1208PE1 , G5
 Raw File: G:\Org\PE1\DAT\PE1120821_b\1208PE1B.0030.RAW
 Date & Time Acquired: 12/9/2021 3:19:32 AM
 Method File: G:\Org\PE1\Methods\211208GROG5B%.MET
 Calibration File: G:\Org\PE1\Cals\211208GRO8015CB.CAL
 Sample Weight: 1 Dilution: 1 S.A.: 1

Mean RF for GRO: 945.9678
 Mean RF for TPH: 909.3915
 Rt range for Gasoline Range Organics: 4.45 to 17.93

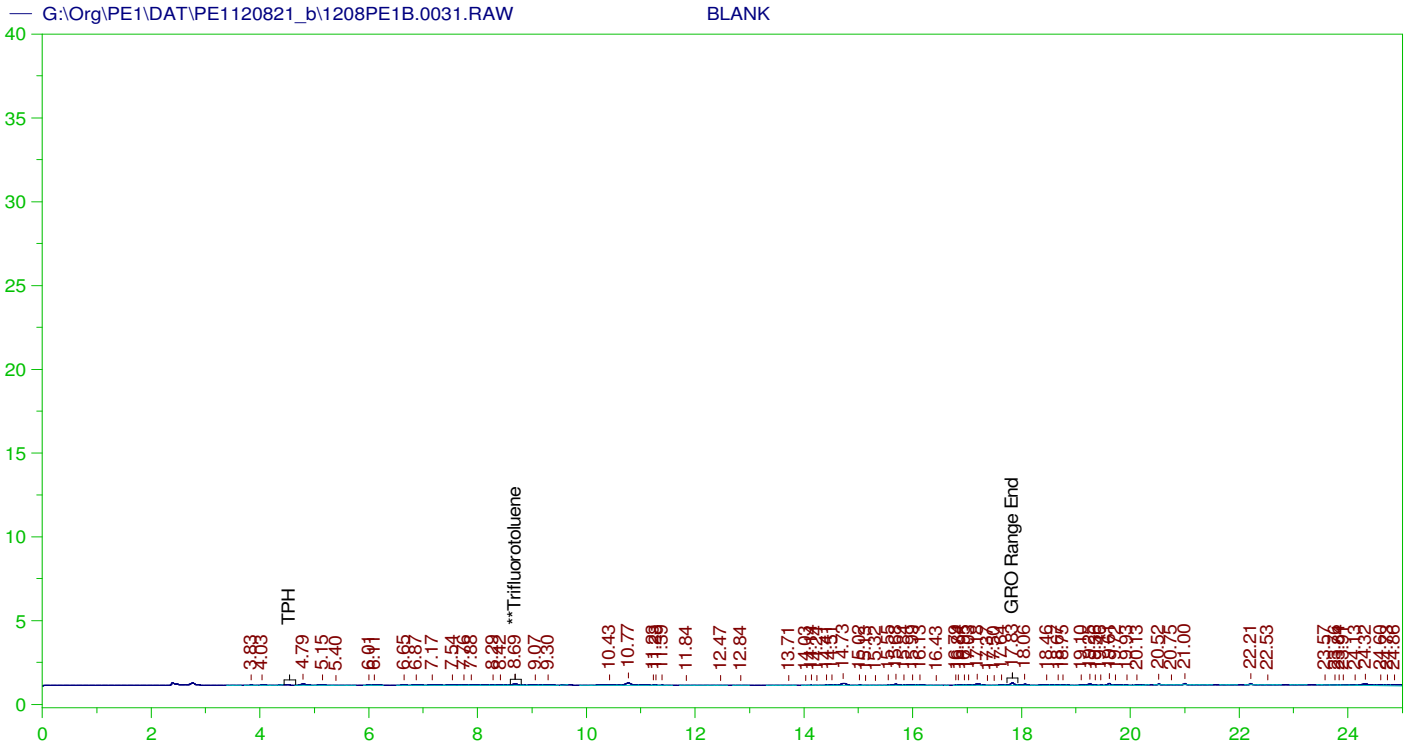
SURROGATE COMPOUND	RT	ACTUAL	MEASURED	%REC
**Trifluorotoluene	8.7	125.	950.451	760.36

GRO Area:8061411 GRO Amount: 8521.866
 TPH Area:9296078 TPH Amount: 10222.31

CONTINUING CALIBRATION REPORT: G:\Org\PE1\DAT\PE1120821_b\1208PE1B.0030.RAW

COMPOUND	ACTUAL (NG)	MEASURED (NG)	%RECOVERY	LIMITS
GRO	840.	8521.87	1014.51	85-115
TPH	1000.	10222.31	1022.23	85-115

SURROGATE COMPOUND	RT	ACTUAL	MEASURED	%REC	LIMITS
**Trifluorotoluene	8.7	125.	950.451	760.36	85-115



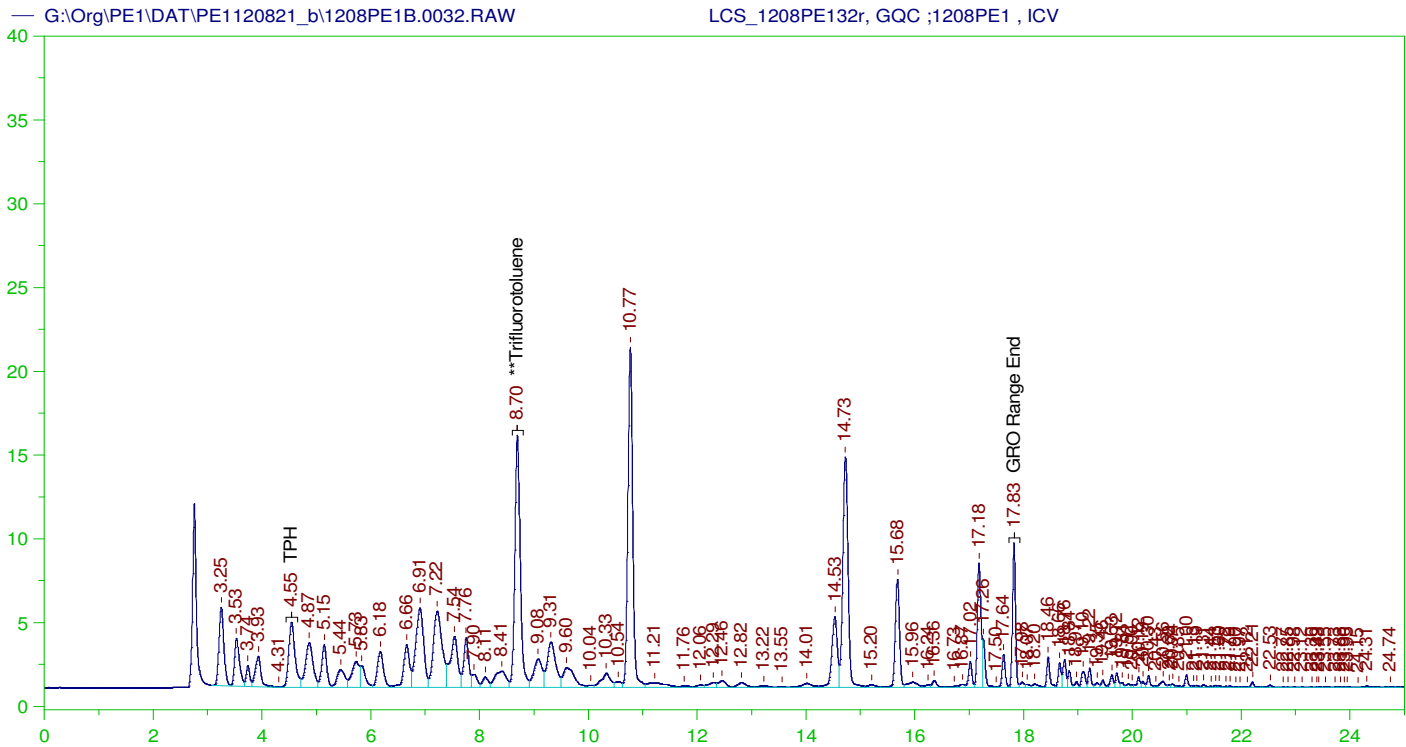
GASOLINE RANGE ORGANICS CHROMATOGRAM REPORT

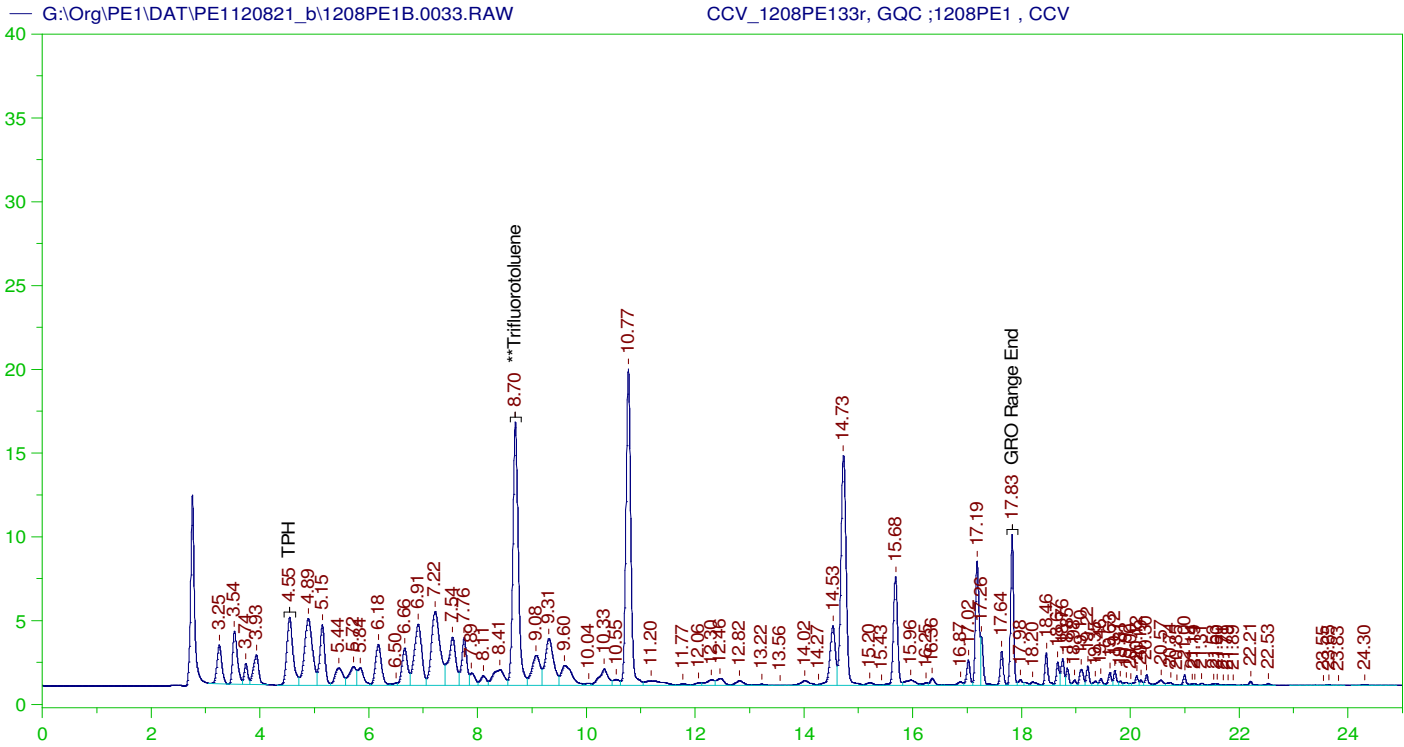
Sample Name: BLANK
 Raw File: G:\Org\PE1\DAT\PE1120821_b\1208PE1B.0031.RAW
 Date & Time Acquired: 12/9/2021 3:54:35 AM
 Method File: G:\Org\PE1\Methods\211208GROB.MET
 Calibration File: G:\Org\PE1\Cals\211208GRO8015CB.CAL
 Sample Weight: 1 Dilution: 1 S.A.: 1

Mean RF for GRO: 945.9678
 Mean RF for TPH: 909.3915
 Rt range for Gasoline Range Organics: 4.45 to 17.93

SURROGATE COMPOUND	RT	ACTUAL	MEASURED	%REC
**Trifluorotoluene	8.691	125.	.572	.46

GRO Area:11585.88 GRO Amount: 12.24764
 TPH Area:18600.47 TPH Amount: 20.45375





GASOLINE RANGE ORGANICS CHROMATOGRAM REPORT

Sample Name: CCV_1208PE133r, GQC ;1208PE1 , CCV
 Raw File: G:\Org\PE1\DAT\PE1120821_b\1208PE1B.0033.RAW
 Date & Time Acquired: 12/9/2021 5:04:40 AM
 Method File: G:\Org\PE1\Methods\211208GROCCVB%.MET
 Calibration File: G:\Org\PE1\Cals\211208GRO8015CB.CAL
 Sample Weight: 1 Dilution: 1 S.A.: 1

Mean RF for GRO: 945.9678
 Mean RF for TPH: 909.3915
 Rt range for Gasoline Range Organics: 4.45 to 17.93

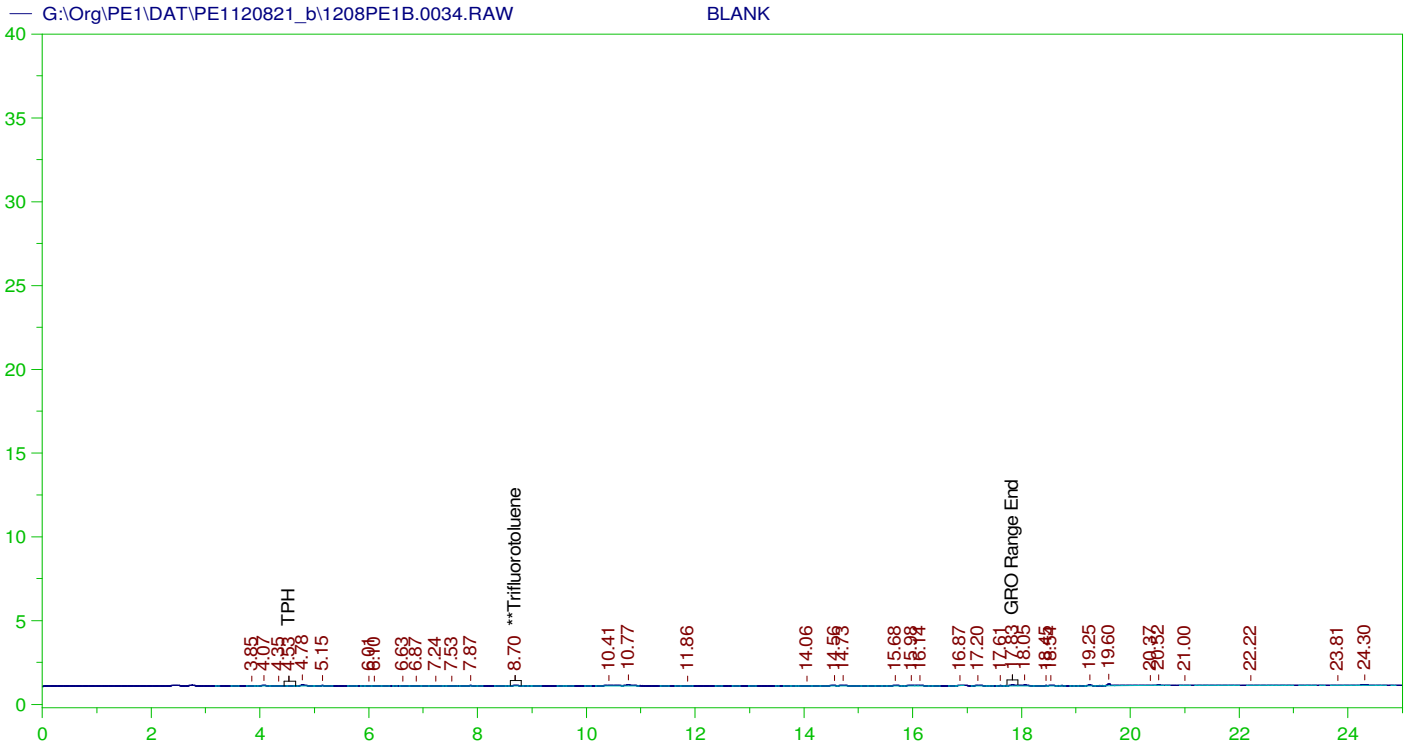
SURROGATE COMPOUND	RT	ACTUAL	MEASURED	%REC
**Trifluorotoluene	8.697	125.	116.009	92.81

GRO Area:800406.4 GRO Amount: 846.1245
 TPH Area:918577.3 TPH Amount: 1010.101

CONTINUING CALIBRATION REPORT: G:\Org\PE1\DAT\PE1120821_b\1208PE1B.0033.RAW

COMPOUND	ACTUAL (NG)	MEASURED (NG)	%RECOVERY	LIMITS
GRO	840.	846.12	100.73	85-115
TPH	1000.	1010.1	101.01	85-115

SURROGATE COMPOUND	RT	ACTUAL	MEASURED	%REC	LIMITS
**Trifluorotoluene	8.697	125.	116.009	92.81	85-115



GASOLINE RANGE ORGANICS CHROMATOGRAM REPORT

Sample Name: BLANK
 Raw File: G:\Org\PE1\DAT\PE1120821_b\1208PE1B.0034.RAW
 Date & Time Acquired: 12/9/2021 5:39:46 AM
 Method File: G:\Org\PE1\Methods\211208GROB.MET
 Calibration File: G:\Org\PE1\Cals\211208GRO8015CB.CAL
 Sample Weight: 1 Dilution: 1 S.A.: 1

Mean RF for GRO: 945.9678
 Mean RF for TPH: 909.3915
 Rt range for Gasoline Range Organics: 4.45 to 17.93

SURROGATE COMPOUND	RT	ACTUAL	MEASURED	%REC
**Trifluorotoluene	8.696	125.	.2	.16

GRO Area:5202.292 GRO Amount: 5.499439
 TPH Area:8381.664 TPH Amount: 9.216784

Write Sequence	Insert Entries(Have the first cell for entries selector)	Method	Weight	Dil Factor	Amt Inj.	IS	Cal ID	Manual Integrations
Data File	Sample Name							
G:\Org\PE1\DAT\PE1120821_b\1208PE1.22r	CCV_1208PE122r, GQC ;1208PE1 , 8015 Marker	G:\Org\PE1\Methods\211204	1	1	1	1	0	None
G:\Org\PE1\DAT\PE1120821_b\1208PE1.23r	BLANK	G:\Org\PE1\Methods\211204	1	1	1	1	0	None
G:\Org\PE1\DAT\PE1120821_b\1208PE1.24r	BLANK	G:\Org\PE1\Methods\211204	1	1	1	1	0	None
G:\Org\PE1\DAT\PE1120821_b\1208PE1.25r	BLANK	G:\Org\PE1\Methods\211204	1	1	1	1	0	None
G:\Org\PE1\DAT\PE1120821_b\1208PE1.26r	CCV_1208PE126r, GQC ;1208PE1 , G1	G:\Org\PE1\Methods\211204	1	1	1	1	0	To maintain continuous baseline and split closely eluting hydrocarbons
G:\Org\PE1\DAT\PE1120821_b\1208PE1.27r	CCV_1208PE127r, GQC ;1208PE1 , G2	G:\Org\PE1\Methods\211204	1	1	1	1	0	To maintain continuous baseline and split closely eluting hydrocarbons
G:\Org\PE1\DAT\PE1120821_b\1208PE1.28r	CCV_1208PE128r, GQC ;1208PE1 , G3	G:\Org\PE1\Methods\211204	1	1	1	1	0	To maintain continuous baseline and split closely eluting hydrocarbons
G:\Org\PE1\DAT\PE1120821_b\1208PE1.29r	CCV_1208PE129r, GQC ;1208PE1 , G4	G:\Org\PE1\Methods\211204	1	1	1	1	0	To maintain continuous baseline and split closely eluting hydrocarbons
G:\Org\PE1\DAT\PE1120821_b\1208PE1.30r	CCV_1208PE130r, GQC ;1208PE1 , G5	G:\Org\PE1\Methods\211204	1	1	1	1	0	None
G:\Org\PE1\DAT\PE1120821_b\1208PE1.31r	BLANK	G:\Org\PE1\Methods\211204	1	1	1	1	0	None
G:\Org\PE1\DAT\PE1120821_b\1208PE1.32r	LCS_1208PE132r, GQC ;1208PE1 , ICV	G:\Org\PE1\Methods\211204	5	1	1	1	0	To maintain continuous baseline and split closely eluting hydrocarbons
G:\Org\PE1\DAT\PE1120821_b\1208PE1.33r	CCV_1208PE133r, GQC ;1208PE1 , CCV	G:\Org\PE1\Methods\211204	1	1	1	1	0	To maintain continuous baseline and split closely eluting hydrocarbons
G:\Org\PE1\DAT\PE1120821_b\1208PE1.34r	BLANK	G:\Org\PE1\Methods\211204	1	1	1	1	0	None

Josie M Pickard
Chemist

Digitally signed by
Josie Pickard
Date: 2022.01.14 14:30:01 -07:00

Energy Laboratories Inc

ANALYTICAL RUN Summary

04-Feb-22

Run ID PE 1_220104A

Run Start Date: 1/4/2022
Analyst: Josie Pickard
Ical: 0
Column ID: Rtx-502.2
Comments: Manually added numbers that are above the MDL and below the LOD per QA and client request

Std ID	Std Name	Std Amount	Std Units	Samp Amount	Samp Units	SampType	Expiration Date
GAS220104	Unleaded Gasoline Comp. Std.(2.0uL)	2	ul			CCV	6/7/2023
GQC201214	Gasoline Composite Mix (1.68uL)	1.68	ul			LCS, MS/M	4/2/2030
GROS200921	Gro Stock Standard Mt.Gro	0.84	ul			Marker	3/28/2029
SHP0292	VOA 1:1 HCl:H2O Solution	3	drops			CCV, LCS,	12/15/2025
TFT211227	TFT (1.05uL)	1.05	ul			SURR	9/10/2029

Seq No	Lab ID	Test Code	Sample Typ	File ID	Analysis Date	DF	Batch ID	Prep Date	SPKref	RPDref	pmoist					
14962966	CCV_0104PE10	HC-8015-GRO-	CCV		1/4/2022 11:31:3	1	R372703		0	0						
Analyte	T	Units	RAW	Final	Text	Spike	SPKref	RPDref	MDL	PQL	UQL	%REC	LOW	HIGH	%RPD	Q
C6 to C10	A	ug/L	181.5683	181.5683		168	0	0	2.32	20	0	108%	80	120	0%	
Gasoline Range Organics (GRO)	A	ug/L	181.5683	181.5683		168	0	0	2.32	20	0	108%	80	120	0%	
Total Purgeable Hydrocarbons	A	ug/L	218.5606	218.5606		200	0	0	3.56	20	0	109%	80	120	0%	
Trifluorotoluene	S	ug/L	22.68189	22.68189		25	0	0	0.0743	1	0	91%	80	120	0%	
GRO as Gasoline	X	ug/L	181.5683	181.5683		0	0	0	2.32	20	0	0%	0	0	0%	

Seq No	Lab ID	Test Code	Sample Typ	File ID	Analysis Date	DF	Batch ID	Prep Date	SPKref	RPDref	pmoist					
14962967	CCV_0104PE10	HC-8015-GRO-	SAMP		1/4/2022 12:05:5	1	R372703		0	0						
Analyte	T	Units	RAW	Final	Text	Spike	SPKref	RPDref	MDL	PQL	UQL	%REC	LOW	HIGH	%RPD	Q
C6 to C10	A	ug/L	238.7942	238.7942		0	0	0	2.32	20	0	0%	0	0	0%	
Gasoline Range Organics (GRO)	A	ug/L	238.7942	238.7942		0	0	0	2.32	20	0	0%	0	0	0%	
Total Purgeable Hydrocarbons	A	ug/L	249.3281	249.3281		0	0	0	3.56	20	0	0%	0	0	0%	
Trifluorotoluene	S	ug/L	19.12592	19.12592		25	0	0	0.0743	1	0	77%	70	130	0%	
GRO as Gasoline	X	ug/L	238.7942	238.7942		0	0	0	2.32	20	0	0%	0	0	0%	

Seq No	Lab ID	Test Code	Sample Typ	File ID	Analysis Date	DF	Batch ID	Prep Date	SPKref	RPDref	pmoist					
14962967	CCV_0104PE10	HC-8015-GRO-	SAMP		1/4/2022 12:05:5	1	R372703		0	0						
Analyte	T	Units	RAW	Final	Text	Spike	SPKref	RPDref	MDL	PQL	UQL	%REC	LOW	HIGH	%RPD	Q

Seq No	Lab ID	Test Code	Sample Typ	File ID	Analysis Date	DF	Batch ID	Prep Date	SPKref	RPDref	pmoist					
14962968	LCS_0104PE10	HC-8015-GRO-	LCS		1/4/2022 12:40:1	1	R372703		0	0						
Analyte	T	Units	RAW	Final	Text	Spike	SPKref	RPDref	MDL	PQL	UQL	%REC	LOW	HIGH	%RPD	Q
C6 to C10	A	ug/L	164.7734	164.7734		170	0	0	2.32	20	0	97%	78	122	0%	
Gasoline Range Organics (GRO)	A	ug/L	164.7734	164.7734		170	0	0	2.32	20	0	97%	70	130	0%	
Total Purgeable Hydrocarbons	A	ug/L	196.8203	196.8203		200	0	0	3.56	20	0	98%	70	130	0%	
Trifluorotoluene	S	ug/L	22.01059	22.01059		25	0	0	0.0743	1	0	88%	70	130	0%	
GRO as Gasoline	X	ug/L	164.7734	164.7734		170	0	0	2.32	20	0	97%	70	130	0%	

Seq No	Lab ID	Test Code	Sample Typ	File ID	Analysis Date	DF	Batch ID	Prep Date	SPKref	RPDref	pmoist					
14962969	MBLK_0104PE	HC-8015-GRO-	MBLK		1/4/2022 1:14:28	1	R372703		0	0						
Analyte	T	Units	RAW	Final	Text	Spike	SPKref	RPDref	MDL	PQL	UQL	%REC	LOW	HIGH	%RPD	Q
C6 to C10	A	ug/L	0	0		0	0	0	2.32	10	0	0%	0	0	0%	
Gasoline Range Organics (GRO)	A	ug/L	0	0		0	0	0	2.32	10	0	0%	0	0	0%	
Total Purgeable Hydrocarbons	A	ug/L	0	0		0	0	0	3.56	10	0	0%	0	0	0%	
Trifluorotoluene	S	ug/L	19.58048	19.58048		25	0	0	0.0743	1	0	78%	70	130	0%	
GRO as Gasoline	X	ug/L	0	0		0	0	0	2.32	10	0	0%	0	0	0%	

Seq No	Lab ID	Test Code	Sample Typ	File ID	Analysis Date	DF	Batch ID	Prep Date	SPKref	RPDref	pmoist					
14962970	B22010002-001	HC-8015-GRO-	SAMP		1/4/2022 1:48:50	1	R372703		0	0						
Analyte	T	Units	RAW	Final	Text	Spike	SPKref	RPDref	MDL	PQL	UQL	%REC	LOW	HIGH	%RPD	Q
C6 to C10	A	ug/L	3.739402	3.739402		0	0	0	2.32	20	0	0%	0	0	0%	J
Gasoline Range Organics (GRO)	A	ug/L	0	0		0	0	0	2.32	20	0	0%	0	0	0%	U
Total Purgeable Hydrocarbons	A	ug/L	50.39323	50.39323		0	0	0	3.56	20	0	0%	0	0	0%	
Trifluorotoluene	S	ug/L	18.5653	18.5653		25	0	0	0.0743	1	0	74%	70	130	0%	
GRO as Gasoline	X	ug/L	0	0		0	0	0	2.32	20	0	0%	0	0	0%	U

Seq No	Lab ID	Test Code	Sample Typ	File ID	Analysis Date	DF	Batch ID	Prep Date	SPKref	RPDref	pmoist					
14962971	B22010002-002	HC-8015-GRO-	SAMP		1/4/2022 2:57:42	1	R372703		0	0						
Analyte	T	Units	RAW	Final	Text	Spike	SPKref	RPDref	MDL	PQL	UQL	%REC	LOW	HIGH	%RPD	Q
C6 to C10	A	ug/L	0	0		0	0	0	2.32	20	0	0%	0	0	0%	U
Gasoline Range Organics (GRO)	A	ug/L	0	0		0	0	0	2.32	20	0	0%	0	0	0%	U
Total Purgeable Hydrocarbons	A	ug/L	8.597264	8.597264		0	0	0	3.56	20	0	0%	0	0	0%	J
Trifluorotoluene	S	ug/L	18.9557	18.9557		25	0	0	0.0743	1	0	76%	70	130	0%	
GRO as Gasoline	X	ug/L	0	0		0	0	0	2.32	20	0	0%	0	0	0%	U
Seq No	Lab ID	Test Code	Sample Typ	File ID	Analysis Date	DF	Batch ID	Prep Date	SPKref	RPDref	pmoist					
14962972	B22010002-003	HC-8015-GRO-	SAMP		1/4/2022 4:06:11	1	R372703		0	0						
Analyte	T	Units	RAW	Final	Text	Spike	SPKref	RPDref	MDL	PQL	UQL	%REC	LOW	HIGH	%RPD	Q
C6 to C10	A	ug/L	18.1523	18.1523		0	0	0	2.32	20	0	0%	0	0	0%	J
Gasoline Range Organics (GRO)	A	ug/L	18.1523	18.1523		0	0	0	2.32	20	0	0%	0	0	0%	J
Total Purgeable Hydrocarbons	A	ug/L	271.3604	271.3604		0	0	0	3.56	20	0	0%	0	0	0%	
Trifluorotoluene	S	ug/L	19.20528	19.20528		25	0	0	0.0743	1	0	77%	70	130	0%	
GRO as Gasoline	X	ug/L	18.1523	18.1523		0	0	0	2.32	20	0	0%	0	0	0%	J
Seq No	Lab ID	Test Code	Sample Typ	File ID	Analysis Date	DF	Batch ID	Prep Date	SPKref	RPDref	pmoist					
14962973	B22010002-005	HC-8015-GRO-	SAMP		1/4/2022 5:14:41	1	R372703		0	0						
Analyte	T	Units	RAW	Final	Text	Spike	SPKref	RPDref	MDL	PQL	UQL	%REC	LOW	HIGH	%RPD	Q
C6 to C10	A	ug/L	0	0		0	0	0	2.32	20	0	0%	0	0	0%	U
Gasoline Range Organics (GRO)	A	ug/L	0	0		0	0	0	2.32	20	0	0%	0	0	0%	U
Total Purgeable Hydrocarbons	A	ug/L	0	0		0	0	0	3.56	20	0	0%	0	0	0%	U
Trifluorotoluene	S	ug/L	18.5208	18.5208		25	0	0	0.0743	1	0	74%	70	130	0%	
GRO as Gasoline	X	ug/L	0	0		0	0	0	2.32	20	0	0%	0	0	0%	U
Seq No	Lab ID	Test Code	Sample Typ	File ID	Analysis Date	DF	Batch ID	Prep Date	SPKref	RPDref	pmoist					
14962974	B22010002-006	HC-8015-GRO-	SAMP		1/4/2022 5:48:58	1	R372703		0	0						
Analyte	T	Units	RAW	Final	Text	Spike	SPKref	RPDref	MDL	PQL	UQL	%REC	LOW	HIGH	%RPD	Q
C6 to C10	A	ug/L	0	0		0	0	0	2.32	20	0	0%	0	0	0%	U
Gasoline Range Organics (GRO)	A	ug/L	0	0		0	0	0	2.32	20	0	0%	0	0	0%	U
Total Purgeable Hydrocarbons	A	ug/L	0	0		0	0	0	3.56	20	0	0%	0	0	0%	U
Trifluorotoluene	S	ug/L	19.28139	19.28139		25	0	0	0.0743	1	0	77%	70	130	0%	

Seq No	Lab ID	Test Code	Sample Typ	File ID	Analysis Date	DF	Batch ID	Prep Date	SPKref	RPDref	pmoist					
14962974	B22010002-006	HC-8015-GRO-	SAMP		1/4/2022 5:48:58	1	R372703		0	0						
Analyte	T	Units	RAW	Final	Text	Spike	SPKref	RPDref	MDL	PQL	UQL	%REC	LOW	HIGH	%RPD	Q
GRO as Gasoline	X	ug/L	0	0		0	0	0	2.32	20	0	0%	0	0	0%	U
Seq No	Lab ID	Test Code	Sample Typ	File ID	Analysis Date	DF	Batch ID	Prep Date	SPKref	RPDref	pmoist					
14962975	B21122180-003	HC-8015-GRO-	SAMP		1/4/2022 6:23:16	1	R372703		0	0						
Analyte	T	Units	RAW	Final	Text	Spike	SPKref	RPDref	MDL	PQL	UQL	%REC	LOW	HIGH	%RPD	Q
C6 to C10	A	ug/L	0	0		0	0	0	2.32	20	0	0%	0	0	0%	U
Gasoline Range Organics (GRO)	A	ug/L	0	0		0	0	0	2.32	20	0	0%	0	0	0%	U
Total Purgeable Hydrocarbons	A	ug/L	0	0		0	0	0	3.56	20	0	0%	0	0	0%	U
Trifluorotoluene	S	ug/L	19.0976	19.0976		25	0	0	0.0743	1	0	76%	70	130	0%	U
GRO as Gasoline	X	ug/L	0	0		0	0	0	2.32	20	0	0%	0	0	0%	U
Seq No	Lab ID	Test Code	Sample Typ	File ID	Analysis Date	DF	Batch ID	Prep Date	SPKref	RPDref	pmoist					
14962976	B21122190-003	HC-8015-GRO-	SAMP		1/4/2022 6:57:37	1	R372703		0	0						
Analyte	T	Units	RAW	Final	Text	Spike	SPKref	RPDref	MDL	PQL	UQL	%REC	LOW	HIGH	%RPD	Q
C6 to C10	A	ug/L	0	0		0	0	0	2.32	20	0	0%	0	0	0%	U
Gasoline Range Organics (GRO)	A	ug/L	0	0		0	0	0	2.32	20	0	0%	0	0	0%	U
Total Purgeable Hydrocarbons	A	ug/L	0	0		0	0	0	3.56	20	0	0%	0	0	0%	U
Trifluorotoluene	S	ug/L	19.39635	19.39635		25	0	0	0.0743	1	0	78%	70	130	0%	U
GRO as Gasoline	X	ug/L	0	0		0	0	0	2.32	20	0	0%	0	0	0%	U
Seq No	Lab ID	Test Code	Sample Typ	File ID	Analysis Date	DF	Batch ID	Prep Date	SPKref	RPDref	pmoist					
14962977	B21122190-001	HC-8015-GRO-	SAMP		1/4/2022 7:31:57	1	R372703		0	0						
Analyte	T	Units	RAW	Final	Text	Spike	SPKref	RPDref	MDL	PQL	UQL	%REC	LOW	HIGH	%RPD	Q
C6 to C10	A	ug/L	21.8701	21.8701		0	0	0	2.32	20	0	0%	0	0	0%	U
Gasoline Range Organics (GRO)	A	ug/L	21.8701	21.8701		0	0	0	2.32	20	0	0%	0	0	0%	U
Total Purgeable Hydrocarbons	A	ug/L	356.1668	356.1668		0	0	0	3.56	20	0	0%	0	0	0%	U
Trifluorotoluene	S	ug/L	19.13464	19.13464		25	0	0	0.0743	1	0	77%	70	130	0%	U
GRO as Gasoline	X	ug/L	21.8701	21.8701		0	0	0	2.32	20	0	0%	0	0	0%	U

Seq No	Lab ID	Test Code	Sample Typ	File ID	Analysis Date	DF	Batch ID	Prep Date	SPKref	RPDref	pmoist					
14962978	B22010002-001	HC-8015-GRO-	MS		1/4/2022 8:40:45	1	R372703		1E+07	0						
Analyte	T	Units	RAW	Final	Text	Spike	SPKref	RPDref	MDL	PQL	UQL	%REC	LOW	HIGH	%RPD	Q
C6 to C10	A	ug/L	167.1526	167.1526		170	3.739402	0	2.32	20	0	96%	78	122	0%	
Gasoline Range Organics (GRO)	A	ug/L	167.1526	167.1526		170	0	0	2.32	20	0	98%	70	130	0%	
Total Purgeable Hydrocarbons	A	ug/L	277.3698	277.3698		200	50.39323	0	3.56	20	0	113%	70	130	0%	
Trifluorotoluene	S	ug/L	21.4415	21.4415		25	0	0	2.32	1	0	86%	70	130	0%	
GRO as Gasoline	X	ug/L	167.1526	167.1526		0	0	0	0.0743	20	0	0%	0	0	0%	
Seq No	Lab ID	Test Code	Sample Typ	File ID	Analysis Date	DF	Batch ID	Prep Date	SPKref	RPDref	pmoist					
14962979	B22010002-001	HC-8015-GRO-	MSD		1/4/2022 9:14:58	1	R372703		1E+07	1E+07						
Analyte	T	Units	RAW	Final	Text	Spike	SPKref	RPDref	MDL	PQL	UQL	%REC	LOW	HIGH	%RPD	Q
C6 to C10	A	ug/L	172.56	172.56		170	3.739402	167.1526	2.32	20	0	99%	78	122	3%	
Gasoline Range Organics (GRO)	A	ug/L	172.56	172.56		170	0	167.1526	2.32	20	0	102%	70	130	3%	
Total Purgeable Hydrocarbons	A	ug/L	349.209	349.209		200	50.39323	277.3698	3.56	20	0	149%	70	130	23%	SR
Trifluorotoluene	S	ug/L	21.86821	21.86821		25	0	0	2.32	1	0	87%	70	130	0%	
GRO as Gasoline	X	ug/L	172.56	172.56		0	0	167.1526	0.0743	20	0	0%	0	0	3%	
Seq No	Lab ID	Test Code	Sample Typ	File ID	Analysis Date	DF	Batch ID	Prep Date	SPKref	RPDref	pmoist					
14962980	CCV_0104PE12	HC-8015-GRO-	SAMP		1/4/2022 10:23:1	1	R372703			0	0					
Analyte	T	Units	RAW	Final	Text	Spike	SPKref	RPDref	MDL	PQL	UQL	%REC	LOW	HIGH	%RPD	Q
C6 to C10	A	ug/L	237.2777	237.2777		0	0	0	2.32	20	0	0%	0	0	0%	
Gasoline Range Organics (GRO)	A	ug/L	237.2777	237.2777		0	0	0	2.32	20	0	0%	0	0	0%	
Total Purgeable Hydrocarbons	A	ug/L	247.3916	247.3916		0	0	0	3.56	20	0	0%	0	0	0%	
Trifluorotoluene	S	ug/L	19.1081	19.1081		25	0	0	0.0743	1	0	76%	70	130	0%	
GRO as Gasoline	X	ug/L	237.2777	237.2777		0	0	0	2.32	20	0	0%	0	0	0%	
Seq No	Lab ID	Test Code	Sample Typ	File ID	Analysis Date	DF	Batch ID	Prep Date	SPKref	RPDref	pmoist					
14962981	CCV_0104PE12	HC-8015-GRO-	CCV		1/4/2022 10:57:2	1	R372703			0	0					
Analyte	T	Units	RAW	Final	Text	Spike	SPKref	RPDref	MDL	PQL	UQL	%REC	LOW	HIGH	%RPD	Q
C6 to C10	A	ug/L	173.0518	173.0518		168	0	0	2.32	20	0	103%	80	120	0%	
Gasoline Range Organics (GRO)	A	ug/L	173.0518	173.0518		168	0	0	2.32	20	0	103%	80	120	0%	
Total Purgeable Hydrocarbons	A	ug/L	207.9228	207.9228		200	0	0	3.56	20	0	104%	80	120	0%	
Trifluorotoluene	S	ug/L	21.99313	21.99313		25	0	0	0.0743	1	0	88%	80	120	0%	

Seq No	Lab ID	Test Code	Sample Typ	File ID	Analysis Date	DF	Batch ID	Prep Date	SPKref	RPDref	pmoist					
14962981	CCV_0104PE12	HC-8015-GRO-	CCV		1/4/2022 10:57:2	1	R372703		0	0						
Analyte	T	Units	RAW	Final	Text	Spike	SPKref	RPDref	MDL	PQL	UQL	%REC	LOW	HIGH	%RPD	Q
GRO as Gasoline	X	ug/L	173.0518	173.0518		0	0	0	2.32	20	0	0%	0	0	0%	

Seq No	Lab ID	Test Code	Sample Typ	File ID	Analysis Date	DF	Batch ID	Prep Date	SPKref	RPDref	pmoist					
14964227	LCS_0104PE12	HC-8015-GRO-	LCS		1/4/2022 11:31:4	1	R372703		0	0						
Analyte	T	Units	RAW	Final	Text	Spike	SPKref	RPDref	MDL	PQL	UQL	%REC	LOW	HIGH	%RPD	Q
C6 to C10	A	ug/L	160.2391	160.2391		170	0	0	2.32	20	0	94%	78	122	0%	
Gasoline Range Organics (GRO)	A	ug/L	160.2391	160.2391		170	0	0	2.32	20	0	94%	70	130	0%	
Total Purgeable Hydrocarbons	A	ug/L	191.3846	191.3846		200	0	0	3.56	20	0	96%	70	130	0%	
Trifluorotoluene	S	ug/L	21.38584	21.38584		25	0	0	0.0743	1	0	86%	70	130	0%	
GRO as Gasoline	X	ug/L	160.2391	160.2391		170	0	0	2.32	20	0	94%	70	130	0%	

Seq No	Lab ID	Test Code	Sample Typ	File ID	Analysis Date	DF	Batch ID	Prep Date	SPKref	RPDref	pmoist					
14964228	MBLK_0104PE	HC-8015-GRO-	MBLK		1/5/2022 12:05:5	1	R372703		0	0						
Analyte	T	Units	RAW	Final	Text	Spike	SPKref	RPDref	MDL	PQL	UQL	%REC	LOW	HIGH	%RPD	Q
C6 to C10	A	ug/L	0	0		0	0	0	2.32	10	0	0%	0	0	0%	
Gasoline Range Organics (GRO)	A	ug/L	0	0		0	0	0	2.32	10	0	0%	0	0	0%	
Total Purgeable Hydrocarbons	A	ug/L	0	0		0	0	0	3.56	10	0	0%	0	0	0%	
Trifluorotoluene	S	ug/L	18.77989	18.77989		25	0	0	0.0743	1	0	75%	70	130	0%	
GRO as Gasoline	X	ug/L	0	0		0	0	0	2.32	10	0	0%	0	0	0%	

Seq No	Lab ID	Test Code	Sample Typ	File ID	Analysis Date	DF	Batch ID	Prep Date	SPKref	RPDref	pmoist					
14964229	B21122180-001	HC-8015-GRO-	SAMP		1/5/2022 12:40:1	1	R372703		0	0						
Analyte	T	Units	RAW	Final	Text	Spike	SPKref	RPDref	MDL	PQL	UQL	%REC	LOW	HIGH	%RPD	Q
C6 to C10	A	ug/L	3.646182	3.646182		0	0	0	2.32	20	0	0%	0	0	0%	J
Gasoline Range Organics (GRO)	A	ug/L	0	0		0	0	0	2.32	20	0	0%	0	0	0%	U
Total Purgeable Hydrocarbons	A	ug/L	5.778983	5.778983		0	0	0	3.56	20	0	0%	0	0	0%	J
Trifluorotoluene	S	ug/L	18.86998	18.86998		25	0	0	0.0743	1	0	75%	70	130	0%	
GRO as Gasoline	X	ug/L	0	0		0	0	0	2.32	20	0	0%	0	0	0%	U

Seq No	Lab ID	Test Code	Sample Typ	File ID	Analysis Date	DF	Batch ID	Prep Date	SPKref	RPDref	pmoist					
14964230	B21122188-001	HC-8015-GRO-	SAMP		1/5/2022 1:48:38	1	R372703		0	0						
Analyte	T	Units	RAW	Final	Text	Spike	SPKref	RPDref	MDL	PQL	UQL	%REC	LOW	HIGH	%RPD	Q
C6 to C10	A	ug/L	0	0		0	0	0	2.32	20	0	0%	0	0	0%	U
Gasoline Range Organics (GRO)	A	ug/L	0	0		0	0	0	2.32	20	0	0%	0	0	0%	U
Total Purgeable Hydrocarbons	A	ug/L	0	0		0	0	0	3.56	20	0	0%	0	0	0%	U
Trifluorotoluene	S	ug/L	18.69915	18.69915		25	0	0	0.0743	1	0	75%	70	130	0%	
GRO as Gasoline	X	ug/L	0	0		0	0	0	2.32	20	0	0%	0	0	0%	U
Seq No	Lab ID	Test Code	Sample Typ	File ID	Analysis Date	DF	Batch ID	Prep Date	SPKref	RPDref	pmoist					
14964231	B21122198-001	HC-8015-GRO-	SAMP		1/5/2022 2:57:06	1	R372703		0	0						
Analyte	T	Units	RAW	Final	Text	Spike	SPKref	RPDref	MDL	PQL	UQL	%REC	LOW	HIGH	%RPD	Q
C6 to C10	A	ug/L	3.28859	3.28859		0	0	0	2.32	20	0	0%	0	0	0%	J
Gasoline Range Organics (GRO)	A	ug/L	0	0		0	0	0	2.32	20	0	0%	0	0	0%	U
Total Purgeable Hydrocarbons	A	ug/L	7.120623	7.120623		0	0	0	3.56	20	0	0%	0	0	0%	J
Trifluorotoluene	S	ug/L	19.45601	19.45601		25	0	0	0.0743	1	0	78%	70	130	0%	
GRO as Gasoline	X	ug/L	0	0		0	0	0	2.32	20	0	0%	0	0	0%	U
Seq No	Lab ID	Test Code	Sample Typ	File ID	Analysis Date	DF	Batch ID	Prep Date	SPKref	RPDref	pmoist					
14964232	B21122204-001	HC-8015-GRO-	SAMP		1/5/2022 4:05:28	1	R372703		0	0						
Analyte	T	Units	RAW	Final	Text	Spike	SPKref	RPDref	MDL	PQL	UQL	%REC	LOW	HIGH	%RPD	Q
C6 to C10	A	ug/L	78.28577	78.28577		0	0	0	2.32	20	0	0%	0	0	0%	
Gasoline Range Organics (GRO)	A	ug/L	78.28577	78.28577		0	0	0	2.32	20	0	0%	0	0	0%	
Total Purgeable Hydrocarbons	A	ug/L	967.3574	967.3574		0	0	0	3.56	20	0	0%	0	0	0%	
Trifluorotoluene	S	ug/L	18.51338	18.51338		25	0	0	0.0743	1	0	74%	70	130	0%	
GRO as Gasoline	X	ug/L	78.28577	78.28577		0	0	0	2.32	20	0	0%	0	0	0%	
Seq No	Lab ID	Test Code	Sample Typ	File ID	Analysis Date	DF	Batch ID	Prep Date	SPKref	RPDref	pmoist					
14964233	B21122211-001	HC-8015-GRO-	SAMP		1/5/2022 5:13:46	1	R372703		0	0						
Analyte	T	Units	RAW	Final	Text	Spike	SPKref	RPDref	MDL	PQL	UQL	%REC	LOW	HIGH	%RPD	Q
C6 to C10	A	ug/L	0	0		0	0	0	2.32	20	0	0%	0	0	0%	U
Gasoline Range Organics (GRO)	A	ug/L	0	0		0	0	0	2.32	20	0	0%	0	0	0%	U
Total Purgeable Hydrocarbons	A	ug/L	0	0		0	0	0	3.56	20	0	0%	0	0	0%	U
Trifluorotoluene	S	ug/L	19.08285	19.08285		25	0	0	0.0743	1	0	76%	70	130	0%	

Seq No	Lab ID	Test Code	Sample Typ	File ID	Analysis Date	DF	Batch ID	Prep Date	SPKref	RPDref	pmoist					
14964233	B21122211-001	HC-8015-GRO-	SAMP		1/5/2022 5:13:46	1	R372703		0	0						
Analyte	T	Units	RAW	Final	Text	Spike	SPKref	RPDref	MDL	PQL	UQL	%REC	LOW	HIGH	%RPD	Q
GRO as Gasoline	X	ug/L	0	0		0	0	0	2.32	20	0	0%	0	0	0%	U
Seq No	Lab ID	Test Code	Sample Typ	File ID	Analysis Date	DF	Batch ID	Prep Date	SPKref	RPDref	pmoist					
14964234	B21122168-006	HC-8015-GRO-	SAMP		1/5/2022 6:22:05	1	R372703		0	0						
Analyte	T	Units	RAW	Final	Text	Spike	SPKref	RPDref	MDL	PQL	UQL	%REC	LOW	HIGH	%RPD	Q
C6 to C10	A	ug/L	3.2771	3.2771		0	0	0	2.32	20	0	0%	0	0	0%	J
Gasoline Range Organics (GRO)	A	ug/L	0	0		0	0	0	2.32	20	0	0%	0	0	0%	U
Total Purgeable Hydrocarbons	A	ug/L	46.33645	46.33645		0	0	0	3.56	20	0	0%	0	0	0%	
Trifluorotoluene	S	ug/L	19.01515	19.01515		25	0	0	0.0743	1	0	76%	70	130	0%	
GRO as Gasoline	X	ug/L	0	0		0	0	0	2.32	20	0	0%	0	0	0%	U
Seq No	Lab ID	Test Code	Sample Typ	File ID	Analysis Date	DF	Batch ID	Prep Date	SPKref	RPDref	pmoist					
14964235	B21122168-007	HC-8015-GRO-	SAMP		1/5/2022 7:30:33	1	R372703		0	0						
Analyte	T	Units	RAW	Final	Text	Spike	SPKref	RPDref	MDL	PQL	UQL	%REC	LOW	HIGH	%RPD	Q
C6 to C10	A	ug/L	2.766861	2.766861		0	0	0	2.32	20	0	0%	0	0	0%	J
Gasoline Range Organics (GRO)	A	ug/L	0	0		0	0	0	2.32	20	0	0%	0	0	0%	U
Total Purgeable Hydrocarbons	A	ug/L	41.94141	41.94141		0	0	0	3.56	20	0	0%	0	0	0%	
Trifluorotoluene	S	ug/L	18.65354	18.65354		25	0	0	0.0743	1	0	75%	70	130	0%	
GRO as Gasoline	X	ug/L	0	0		0	0	0	2.32	20	0	0%	0	0	0%	U
Seq No	Lab ID	Test Code	Sample Typ	File ID	Analysis Date	DF	Batch ID	Prep Date	SPKref	RPDref	pmoist					
14964236	CCV_0104PE14	HC-8015-GRO-	SAMP		1/5/2022 9:49:22	1	R372703		0	0						
Analyte	T	Units	RAW	Final	Text	Spike	SPKref	RPDref	MDL	PQL	UQL	%REC	LOW	HIGH	%RPD	Q
C6 to C10	A	ug/L	228.8365	228.8365		0	0	0	2.32	20	0	0%	0	0	0%	
Gasoline Range Organics (GRO)	A	ug/L	228.8365	228.8365		0	0	0	2.32	20	0	0%	0	0	0%	
Total Purgeable Hydrocarbons	A	ug/L	238.5623	238.5623		0	0	0	3.56	20	0	0%	0	0	0%	
Trifluorotoluene	S	ug/L	18.8164	18.8164		25	0	0	0.0743	1	0	75%	70	130	0%	
GRO as Gasoline	X	ug/L	228.8365	228.8365		0	0	0	2.32	20	0	0%	0	0	0%	

Seq No	Lab ID	Test Code	Sample Typ	File ID	Analysis Date	DF	Batch ID	Prep Date	SPKref	RPDref	pmoist					
14964237	CCV_0104PE14	HC-8015-GRO-	CCV		1/5/2022 10:23:2	1	R372703		0	0						
Analyte	T	Units	RAW	Final	Text	Spike	SPKref	RPDref	MDL	PQL	UQL	%REC	LOW	HIGH	%RPD	Q
C6 to C10	A	ug/L	171.1746	171.1746		168	0	0	2.32	20	0	102%	80	120	0%	
Gasoline Range Organics (GRO)	A	ug/L	171.1746	171.1746		168	0	0	2.32	20	0	102%	80	120	0%	
Total Purgeable Hydrocarbons	A	ug/L	205.8211	205.8211		200	0	0	3.56	20	0	103%	80	120	0%	
Trifluorotoluene	S	ug/L	22.36795	22.36795		25	0	0	0.0743	1	0	89%	80	120	0%	
GRO as Gasoline	X	ug/L	171.1746	171.1746		0	0	0	2.32	20	0	0%	0	0	0%	

Seq No	Lab ID	Test Code	Sample Typ	File ID	Analysis Date	DF	Batch ID	Prep Date	SPKref	RPDref	pmoist					
14965143	LCS_0104PE14	HC-8015-GRO-	LCS		1/5/2022 10:57:3	1	R372703		0	0						
Analyte	T	Units	RAW	Final	Text	Spike	SPKref	RPDref	MDL	PQL	UQL	%REC	LOW	HIGH	%RPD	Q
C6 to C10	A	ug/L	170.6185	170.6185		170	0	0	2.32	20	0	100%	78	122	0%	
Gasoline Range Organics (GRO)	A	ug/L	170.6185	170.6185		170	0	0	2.32	20	0	100%	70	130	0%	
Total Purgeable Hydrocarbons	A	ug/L	203.2936	203.2936		200	0	0	3.56	20	0	102%	70	130	0%	
Trifluorotoluene	S	ug/L	22.02777	22.02777		25	0	0	0.0743	1	0	88%	70	130	0%	
GRO as Gasoline	X	ug/L	170.6185	170.6185		170	0	0	2.32	20	0	100%	70	130	0%	

Seq No	Lab ID	Test Code	Sample Typ	File ID	Analysis Date	DF	Batch ID	Prep Date	SPKref	RPDref	pmoist					
14965144	MBLK_0104PE	HC-8015-GRO-	MBLK		1/5/2022 11:31:4	1	R372703		0	0						
Analyte	T	Units	RAW	Final	Text	Spike	SPKref	RPDref	MDL	PQL	UQL	%REC	LOW	HIGH	%RPD	Q
C6 to C10	A	ug/L	0	0		0	0	0	2.32	10	0	0%	0	0	0%	
Gasoline Range Organics (GRO)	A	ug/L	0	0		0	0	0	2.32	10	0	0%	0	0	0%	
Total Purgeable Hydrocarbons	A	ug/L	0	0		0	0	0	3.56	10	0	0%	0	0	0%	
Trifluorotoluene	S	ug/L	19.18853	19.18853		25	0	0	0.0743	1	0	77%	70	130	0%	
GRO as Gasoline	X	ug/L	0	0		0	0	0	2.32	10	0	0%	0	0	0%	

Seq No	Lab ID	Test Code	Sample Typ	File ID	Analysis Date	DF	Batch ID	Prep Date	SPKref	RPDref	pmoist					
14965145	B21122198-003	HC-8015-GRO-	SAMP		1/5/2022 12:06:0	1	R372703		0	0						
Analyte	T	Units	RAW	Final	Text	Spike	SPKref	RPDref	MDL	PQL	UQL	%REC	LOW	HIGH	%RPD	Q
C6 to C10	A	ug/L	0	0		0	0	0	2.32	20	0	0%	0	0	0%	U
Gasoline Range Organics (GRO)	A	ug/L	0	0		0	0	0	2.32	20	0	0%	0	0	0%	U
Total Purgeable Hydrocarbons	A	ug/L	0	0		0	0	0	3.56	20	0	0%	0	0	0%	U
Trifluorotoluene	S	ug/L	18.11637	18.11637		25	0	0	0.0743	1	0	72%	70	130	0%	

Seq No	Lab ID	Test Code	Sample Typ	File ID	Analysis Date	DF	Batch ID	Prep Date	SPKref	RPDref	pmoist					
14965145	B21122198-003	HC-8015-GRO-	SAMP		1/5/2022 12:06:0	1	R372703		0	0						
Analyte	T	Units	RAW	Final	Text	Spike	SPKref	RPDref	MDL	PQL	UQL	%REC	LOW	HIGH	%RPD	Q
GRO as Gasoline	X	ug/L	0	0		0	0	0	2.32	20	0	0%	0	0	0%	U
Seq No	Lab ID	Test Code	Sample Typ	File ID	Analysis Date	DF	Batch ID	Prep Date	SPKref	RPDref	pmoist					
14965146	B21122168-001	HC-8015-GRO-	SAMP		1/5/2022 12:40:1	1	R372703		0	0						
Analyte	T	Units	RAW	Final	Text	Spike	SPKref	RPDref	MDL	PQL	UQL	%REC	LOW	HIGH	%RPD	Q
C6 to C10	A	ug/L	0	0		0	0	0	2.32	20	0	0%	0	0	0%	U
Gasoline Range Organics (GRO)	A	ug/L	0	0		0	0	0	2.32	20	0	0%	0	0	0%	U
Total Purgeable Hydrocarbons	A	ug/L	0	0		0	0	0	3.56	20	0	0%	0	0	0%	U
Trifluorotoluene	S	ug/L	18.95348	18.95348		25	0	0	0.0743	1	0	76%	70	130	0%	
GRO as Gasoline	X	ug/L	0	0		0	0	0	2.32	20	0	0%	0	0	0%	U
Seq No	Lab ID	Test Code	Sample Typ	File ID	Analysis Date	DF	Batch ID	Prep Date	SPKref	RPDref	pmoist					
14965147	B22010096-001	HC-8015-GRO-	SAMP		1/5/2022 1:14:33	1	R372703		0	0						
Analyte	T	Units	RAW	Final	Text	Spike	SPKref	RPDref	MDL	PQL	UQL	%REC	LOW	HIGH	%RPD	Q
C6 to C10	A	ug/L	0	0		0	0	0	2.32	20	0	0%	0	0	0%	U
Gasoline Range Organics (GRO)	A	ug/L	0	0		0	0	0	2.32	20	0	0%	0	0	0%	U
Total Purgeable Hydrocarbons	A	ug/L	0	0		0	0	0	3.56	20	0	0%	0	0	0%	U
Trifluorotoluene	S	ug/L	19.33312	19.33312		25	0	0	0.0743	1	0	77%	70	130	0%	
GRO as Gasoline	X	ug/L	0	0		0	0	0	2.32	20	0	0%	0	0	0%	U
Seq No	Lab ID	Test Code	Sample Typ	File ID	Analysis Date	DF	Batch ID	Prep Date	SPKref	RPDref	pmoist					
14965148	B21122168-001	HC-8015-GRO-	MS		1/5/2022 2:23:01	1	R372703		1E+07	0						
Analyte	T	Units	RAW	Final	Text	Spike	SPKref	RPDref	MDL	PQL	UQL	%REC	LOW	HIGH	%RPD	Q
C6 to C10	A	ug/L	154.9732	154.9732		170	0	0	2.32	20	0	91%	78	122	0%	
Gasoline Range Organics (GRO)	A	ug/L	154.9732	154.9732		170	0	0	2.32	20	0	91%	70	130	0%	
Total Purgeable Hydrocarbons	A	ug/L	187.3549	187.3549		200	0	0	3.56	20	0	94%	70	130	0%	
Trifluorotoluene	S	ug/L	21.1932	21.1932		25	0	0	0.0743	1	0	85%	70	130	0%	
GRO as Gasoline	X	ug/L	154.9732	154.9732		0	0	0	2.32	20	0	0%	70	130	0%	

Seq No	Lab ID	Test Code	Sample Typ	File ID	Analysis Date	DF	Batch ID	Prep Date	SPKref	RPDref	pmoist					
14965149	B21122168-001	HC-8015-GRO-	MSD		1/5/2022 2:57:07	1	R372703		1E+07	1E+07						
Analyte	T	Units	RAW	Final	Text	Spike	SPKref	RPDref	MDL	PQL	UQL	%REC	LOW	HIGH	%RPD	Q
C6 to C10	A	ug/L	159.2851	159.2851		170	0	154.9732	2.32	20	0	94%	78	122	3%	
Gasoline Range Organics (GRO)	A	ug/L	159.2851	159.2851		170	0	154.9732	2.32	20	0	94%	70	130	3%	
Total Purgeable Hydrocarbons	A	ug/L	192.192	192.192		200	0	187.3549	3.56	20	0	96%	70	130	3%	
Trifluorotoluene	S	ug/L	21.46489	21.46489		25	0	0	0.0743	1	0	86%	70	130	0%	
GRO as Gasoline	X	ug/L	159.2851	159.2851		0	0	154.9732	2.32	20	0	0%	70	130	3%	
Seq No	Lab ID	Test Code	Sample Typ	File ID	Analysis Date	DF	Batch ID	Prep Date	SPKref	RPDref	pmoist					
14965150	B21122168-003	HC-8015-GRO-	SAMP		1/5/2022 4:05:26	1	R372703			0	0					
Analyte	T	Units	RAW	Final	Text	Spike	SPKref	RPDref	MDL	PQL	UQL	%REC	LOW	HIGH	%RPD	Q
C6 to C10	A	ug/L	0	0		0	0	0	2.32	20	0	0%	0	0	0%	U
Gasoline Range Organics (GRO)	A	ug/L	0	0		0	0	0	2.32	20	0	0%	0	0	0%	U
Total Purgeable Hydrocarbons	A	ug/L	0	0		0	0	0	3.56	20	0	0%	0	0	0%	U
Trifluorotoluene	S	ug/L	18.74138	18.74138		25	0	0	0.0743	1	0	75%	70	130	0%	
GRO as Gasoline	X	ug/L	0	0		0	0	0	2.32	20	0	0%	0	0	0%	U
Seq No	Lab ID	Test Code	Sample Typ	File ID	Analysis Date	DF	Batch ID	Prep Date	SPKref	RPDref	pmoist					
14965151	B21122168-009	HC-8015-GRO-	SAMP		1/5/2022 4:39:39	1	R372703			0	0					
Analyte	T	Units	RAW	Final	Text	Spike	SPKref	RPDref	MDL	PQL	UQL	%REC	LOW	HIGH	%RPD	Q
C6 to C10	A	ug/L	0	0		0	0	0	2.32	20	0	0%	0	0	0%	U
Gasoline Range Organics (GRO)	A	ug/L	0	0		0	0	0	2.32	20	0	0%	0	0	0%	U
Total Purgeable Hydrocarbons	A	ug/L	0	0		0	0	0	3.56	20	0	0%	0	0	0%	U
Trifluorotoluene	S	ug/L	18.13971	18.13971		25	0	0	0.0743	1	0	73%	70	130	0%	
GRO as Gasoline	X	ug/L	0	0		0	0	0	2.32	20	0	0%	0	0	0%	U
Seq No	Lab ID	Test Code	Sample Typ	File ID	Analysis Date	DF	Batch ID	Prep Date	SPKref	RPDref	pmoist					
14965152	B21122188-003	HC-8015-GRO-	SAMP		1/5/2022 5:13:53	1	R372703			0	0					
Analyte	T	Units	RAW	Final	Text	Spike	SPKref	RPDref	MDL	PQL	UQL	%REC	LOW	HIGH	%RPD	Q
C6 to C10	A	ug/L	0	0		0	0	0	2.32	20	0	0%	0	0	0%	U
Gasoline Range Organics (GRO)	A	ug/L	0	0		0	0	0	2.32	20	0	0%	0	0	0%	U
Total Purgeable Hydrocarbons	A	ug/L	0	0		0	0	0	3.56	20	0	0%	0	0	0%	U
Trifluorotoluene	S	ug/L	18.34397	18.34397		25	0	0	0.0743	1	0	73%	70	130	0%	

Seq No	Lab ID	Test Code	Sample Typ	File ID	Analysis Date	DF	Batch ID	Prep Date	SPKref	RPDref	pmoist					
14965152	B21122188-003	HC-8015-GRO-	SAMP		1/5/2022 5:13:53	1	R372703		0	0						
Analyte	T	Units	RAW	Final	Text	Spike	SPKref	RPDref	MDL	PQL	UQL	%REC	LOW	HIGH	%RPD	Q
GRO as Gasoline	X	ug/L	0	0		0	0	0	2.32	20	0	0%	0	0	0%	U
Seq No	Lab ID	Test Code	Sample Typ	File ID	Analysis Date	DF	Batch ID	Prep Date	SPKref	RPDref	pmoist					
14965153	B21122204-003	HC-8015-GRO-	SAMP		1/5/2022 5:48:07	1	R372703		0	0						
Analyte	T	Units	RAW	Final	Text	Spike	SPKref	RPDref	MDL	PQL	UQL	%REC	LOW	HIGH	%RPD	Q
C6 to C10	A	ug/L	0	0		0	0	0	2.32	20	0	0%	0	0	0%	U
Gasoline Range Organics (GRO)	A	ug/L	0	0		0	0	0	2.32	20	0	0%	0	0	0%	U
Total Purgeable Hydrocarbons	A	ug/L	0	0		0	0	0	3.56	20	0	0%	0	0	0%	U
Trifluorotoluene	S	ug/L	18.84659	18.84659		25	0	0	0.0743	1	0	75%	70	130	0%	
GRO as Gasoline	X	ug/L	0	0		0	0	0	2.32	20	0	0%	0	0	0%	U
Seq No	Lab ID	Test Code	Sample Typ	File ID	Analysis Date	DF	Batch ID	Prep Date	SPKref	RPDref	pmoist					
14965154	B21122211-003	HC-8015-GRO-	SAMP		1/5/2022 6:22:22	1	R372703		0	0						
Analyte	T	Units	RAW	Final	Text	Spike	SPKref	RPDref	MDL	PQL	UQL	%REC	LOW	HIGH	%RPD	Q
C6 to C10	A	ug/L	0	0		0	0	0	2.32	20	0	0%	0	0	0%	U
Gasoline Range Organics (GRO)	A	ug/L	0	0		0	0	0	2.32	20	0	0%	0	0	0%	U
Total Purgeable Hydrocarbons	A	ug/L	0	0		0	0	0	3.56	20	0	0%	0	0	0%	U
Trifluorotoluene	S	ug/L	18.48181	18.48181		25	0	0	0.0743	1	0	74%	70	130	0%	
GRO as Gasoline	X	ug/L	0	0		0	0	0	2.32	20	0	0%	0	0	0%	U
Seq No	Lab ID	Test Code	Sample Typ	File ID	Analysis Date	DF	Batch ID	Prep Date	SPKref	RPDref	pmoist					
14965155	B21122211-004	HC-8015-GRO-	SAMP		1/5/2022 6:56:41	1	R372703		0	0						
Analyte	T	Units	RAW	Final	Text	Spike	SPKref	RPDref	MDL	PQL	UQL	%REC	LOW	HIGH	%RPD	Q
C6 to C10	A	ug/L	0	0		0	0	0	2.32	20	0	0%	0	0	0%	U
Gasoline Range Organics (GRO)	A	ug/L	0	0		0	0	0	2.32	20	0	0%	0	0	0%	U
Total Purgeable Hydrocarbons	A	ug/L	0	0		0	0	0	3.56	20	0	0%	0	0	0%	U
Trifluorotoluene	S	ug/L	18.81752	18.81752		25	0	0	0.0743	1	0	75%	70	130	0%	
GRO as Gasoline	X	ug/L	0	0		0	0	0	2.32	20	0	0%	0	0	0%	U

Seq No	Lab ID	Test Code	Sample Typ	File ID	Analysis Date	DF	Batch ID	Prep Date	SPKref	RPDref	pmoist					
14965156	B22010096-003	HC-8015-GRO-	SAMP		1/5/2022 7:31:00	1	R372703		0	0						
Analyte	T	Units	RAW	Final	Text	Spike	SPKref	RPDref	MDL	PQL	UQL	%REC	LOW	HIGH	%RPD	Q
C6 to C10	A	ug/L	0	0		0	0	0	2.32	20	0	0%	0	0	0%	U
Gasoline Range Organics (GRO)	A	ug/L	0	0		0	0	0	2.32	20	0	0%	0	0	0%	U
Total Purgeable Hydrocarbons	A	ug/L	0	0		0	0	0	3.56	20	0	0%	0	0	0%	U
Trifluorotoluene	S	ug/L	18.56338	18.56338		25	0	0	0.0743	1	0	74%	70	130	0%	
GRO as Gasoline	X	ug/L	0	0		0	0	0	2.32	20	0	0%	0	0	0%	U
Seq No	Lab ID	Test Code	Sample Typ	File ID	Analysis Date	DF	Batch ID	Prep Date	SPKref	RPDref	pmoist					
14965157	B22010096-001	HC-8015-GRO-	MS		1/5/2022 8:05:08	1	R372703		1E+07	0						
Analyte	T	Units	RAW	Final	Text	Spike	SPKref	RPDref	MDL	PQL	UQL	%REC	LOW	HIGH	%RPD	Q
C6 to C10	A	ug/L	163.2134	163.2134		170	0	0	2.32	20	0	96%	78	122	0%	
Gasoline Range Organics (GRO)	A	ug/L	163.2134	163.2134		170	0	0	2.32	20	0	96%	70	130	0%	
Total Purgeable Hydrocarbons	A	ug/L	195.4881	195.4881		200	0	0	3.56	20	0	98%	70	130	0%	
Trifluorotoluene	S	ug/L	21.2347	21.2347		25	0	0	0.0743	1	0	85%	70	130	0%	
GRO as Gasoline	X	ug/L	163.2134	163.2134		0	0	0	2.32	20	0	0%	70	130	0%	
Seq No	Lab ID	Test Code	Sample Typ	File ID	Analysis Date	DF	Batch ID	Prep Date	SPKref	RPDref	pmoist					
14965158	B22010096-001	HC-8015-GRO-	MSD		1/5/2022 8:39:18	1	R372703		1E+07	1E+07						
Analyte	T	Units	RAW	Final	Text	Spike	SPKref	RPDref	MDL	PQL	UQL	%REC	LOW	HIGH	%RPD	Q
C6 to C10	A	ug/L	164.6983	164.6983		170	0	163.2134	2.32	20	0	97%	78	122	1%	
Gasoline Range Organics (GRO)	A	ug/L	164.6983	164.6983		170	0	163.2134	2.32	20	0	97%	70	130	1%	
Total Purgeable Hydrocarbons	A	ug/L	197.7125	197.7125		200	0	195.4881	3.56	20	0	99%	70	130	1%	
Trifluorotoluene	S	ug/L	21.53263	21.53263		25	0	0	0.0743	1	0	86%	70	130	0%	
GRO as Gasoline	X	ug/L	164.6983	164.6983		0	0	163.2134	2.32	20	0	0%	70	130	1%	
Seq No	Lab ID	Test Code	Sample Typ	File ID	Analysis Date	DF	Batch ID	Prep Date	SPKref	RPDref	pmoist					
14965159	CCV_0104PE16	HC-8015-GRO-	SAMP		1/5/2022 9:13:24	1	R372703		0	0						
Analyte	T	Units	RAW	Final	Text	Spike	SPKref	RPDref	MDL	PQL	UQL	%REC	LOW	HIGH	%RPD	Q
C6 to C10	A	ug/L	238.5347	238.5347		0	0	0	2.32	20	0	0%	0	0	0%	
Gasoline Range Organics (GRO)	A	ug/L	238.5347	238.5347		0	0	0	2.32	20	0	0%	0	0	0%	
Total Purgeable Hydrocarbons	A	ug/L	248.7985	248.7985		0	0	0	3.56	20	0	0%	0	0	0%	
Trifluorotoluene	S	ug/L	18.97009	18.97009		25	0	0	0.0743	1	0	76%	70	130	0%	

Seq No	Lab ID	Test Code	Sample Typ	File ID	Analysis Date	DF	Batch ID	Prep Date	SPKref	RPDref	pmoist					
14965159	CCV_0104PE16	HC-8015-GRO-	SAMP		1/5/2022 9:13:24	1	R372703		0	0						
Analyte	T	Units	RAW	Final	Text	Spike	SPKref	RPDref	MDL	PQL	UQL	%REC	LOW	HIGH	%RPD	Q
GRO as Gasoline	X	ug/L	238.5347	238.5347		0	0	0	2.32	20	0	0%	0	0	0%	
Seq No	Lab ID	Test Code	Sample Typ	File ID	Analysis Date	DF	Batch ID	Prep Date	SPKref	RPDref	pmoist					
14965160	CCV_0104PE16	HC-8015-GRO-	CCV		1/5/2022 9:47:32	1	R372703		0	0						
Analyte	T	Units	RAW	Final	Text	Spike	SPKref	RPDref	MDL	PQL	UQL	%REC	LOW	HIGH	%RPD	Q
C6 to C10	A	ug/L	176.587	176.587		168	0	0	2.32	20	0	105%	80	120	0%	
Gasoline Range Organics (GRO)	A	ug/L	176.587	176.587		168	0	0	2.32	20	0	105%	80	120	0%	
Total Purgeable Hydrocarbons	A	ug/L	212.1562	212.1562		200	0	0	3.56	20	0	106%	80	120	0%	
Trifluorotoluene	S	ug/L	21.36296	21.36296		25	0	0	0.0743	1	0	85%	80	120	0%	
GRO as Gasoline	X	ug/L	176.587	176.587		0	0	0	2.32	20	0	0%	0	0	0%	
Seq No	Lab ID	Test Code	Sample Typ	File ID	Analysis Date	DF	Batch ID	Prep Date	SPKref	RPDref	pmoist					
14965161	LCS_0104PE16	HC-8015-GRO-	LCS		1/5/2022 10:21:4	1	R372703		0	0						
Analyte	T	Units	RAW	Final	Text	Spike	SPKref	RPDref	MDL	PQL	UQL	%REC	LOW	HIGH	%RPD	Q
C6 to C10	A	ug/L	168.3109	168.3109		170	0	0	2.32	20	0	99%	78	122	0%	
Gasoline Range Organics (GRO)	A	ug/L	168.3109	168.3109		170	0	0	2.32	20	0	99%	70	130	0%	
Total Purgeable Hydrocarbons	A	ug/L	200.6898	200.6898		200	0	0	3.56	20	0	100%	70	130	0%	
Trifluorotoluene	S	ug/L	21.33891	21.33891		25	0	0	0.0743	1	0	85%	70	130	0%	
GRO as Gasoline	X	ug/L	168.3109	168.3109		170	0	0	2.32	20	0	99%	70	130	0%	
Seq No	Lab ID	Test Code	Sample Typ	File ID	Analysis Date	DF	Batch ID	Prep Date	SPKref	RPDref	pmoist					
14965162	MBLK_0104PE	HC-8015-GRO-	MBLK		1/5/2022 10:55:5	1	R372703		0	0						
Analyte	T	Units	RAW	Final	Text	Spike	SPKref	RPDref	MDL	PQL	UQL	%REC	LOW	HIGH	%RPD	Q
C6 to C10	A	ug/L	0	0		0	0	0	2.32	10	0	0%	0	0	0%	
Gasoline Range Organics (GRO)	A	ug/L	0	0		0	0	0	2.32	10	0	0%	0	0	0%	
Total Purgeable Hydrocarbons	A	ug/L	0	0		0	0	0	3.56	10	0	0%	0	0	0%	
Trifluorotoluene	S	ug/L	18.45454	18.45454		25	0	0	0.0743	1	0	74%	70	130	0%	
GRO as Gasoline	X	ug/L	0	0		0	0	0	2.32	10	0	0%	0	0	0%	

Seq No	Lab ID	Test Code	Sample Typ	File ID	Analysis Date	DF	Batch ID	Prep Date	SPKref	RPDref	pmoist					
14965163	B22010120-001	HC-8015-GRO-	SAMP		1/5/2022 11:30:0	1	R372703		0	0						
Analyte	T	Units	RAW	Final	Text	Spike	SPKref	RPDref	MDL	PQL	UQL	%REC	LOW	HIGH	%RPD	Q
C6 to C10	A	ug/L	0	0		0	0	0	2.32	20	0	0%	0	0	0%	U
Gasoline Range Organics (GRO)	A	ug/L	0	0		0	0	0	2.32	20	0	0%	0	0	0%	U
Total Purgeable Hydrocarbons	A	ug/L	3.821558	3.821558		0	0	0	3.56	20	0	0%	0	0	0%	J
Trifluorotoluene	S	ug/L	18.16461	18.16461		25	0	0	0.0743	1	0	73%	70	130	0%	
GRO as Gasoline	X	ug/L	0	0		0	0	0	2.32	20	0	0%	0	0	0%	U
Seq No	Lab ID	Test Code	Sample Typ	File ID	Analysis Date	DF	Batch ID	Prep Date	SPKref	RPDref	pmoist					
14965164	B22010134-001	HC-8015-GRO-	SAMP		1/6/2022 12:38:3	1	R372703		0	0						
Analyte	T	Units	RAW	Final	Text	Spike	SPKref	RPDref	MDL	PQL	UQL	%REC	LOW	HIGH	%RPD	Q
C6 to C10	A	ug/L	0	0		0	0	0	2.32	20	0	0%	0	0	0%	U
Gasoline Range Organics (GRO)	A	ug/L	0	0		0	0	0	2.32	20	0	0%	0	0	0%	U
Total Purgeable Hydrocarbons	A	ug/L	0	0		0	0	0	3.56	20	0	0%	0	0	0%	U
Trifluorotoluene	S	ug/L	18.55087	18.55087		25	0	0	0.0743	1	0	74%	70	130	0%	
GRO as Gasoline	X	ug/L	0	0		0	0	0	2.32	20	0	0%	0	0	0%	U
Seq No	Lab ID	Test Code	Sample Typ	File ID	Analysis Date	DF	Batch ID	Prep Date	SPKref	RPDref	pmoist					
14965165	B22010141-001	HC-8015-GRO-	SAMP		1/6/2022 1:47:06	1	R372703		0	0						
Analyte	T	Units	RAW	Final	Text	Spike	SPKref	RPDref	MDL	PQL	UQL	%REC	LOW	HIGH	%RPD	Q
C6 to C10	A	ug/L	0	0		0	0	0	2.32	20	0	0%	0	0	0%	U
Gasoline Range Organics (GRO)	A	ug/L	0	0		0	0	0	2.32	20	0	0%	0	0	0%	U
Total Purgeable Hydrocarbons	A	ug/L	0	0		0	0	0	3.56	20	0	0%	0	0	0%	U
Trifluorotoluene	S	ug/L	18.3109	18.3109		25	0	0	0.0743	1	0	73%	70	130	0%	
GRO as Gasoline	X	ug/L	0	0		0	0	0	2.32	20	0	0%	0	0	0%	U
Seq No	Lab ID	Test Code	Sample Typ	File ID	Analysis Date	DF	Batch ID	Prep Date	SPKref	RPDref	pmoist					
14965166	B22010142-001	HC-8015-GRO-	SAMP		1/6/2022 2:55:25	1	R372703		0	0						
Analyte	T	Units	RAW	Final	Text	Spike	SPKref	RPDref	MDL	PQL	UQL	%REC	LOW	HIGH	%RPD	Q
C6 to C10	A	ug/L	0	0		0	0	0	2.32	20	0	0%	0	0	0%	U
Gasoline Range Organics (GRO)	A	ug/L	0	0		0	0	0	2.32	20	0	0%	0	0	0%	U
Total Purgeable Hydrocarbons	A	ug/L	0	0		0	0	0	3.56	20	0	0%	0	0	0%	U
Trifluorotoluene	S	ug/L	18.52092	18.52092		25	0	0	0.0743	1	0	74%	70	130	0%	

Seq No	Lab ID	Test Code	Sample Typ	File ID	Analysis Date	DF	Batch ID	Prep Date	SPKref	RPDref	pmoist					
14965166	B22010142-001	HC-8015-GRO-	SAMP		1/6/2022 2:55:25	1	R372703		0	0						
Analyte	T	Units	RAW	Final	Text	Spike	SPKref	RPDref	MDL	PQL	UQL	%REC	LOW	HIGH	%RPD	Q
GRO as Gasoline	X	ug/L	0	0		0	0	0	2.32	20	0	0%	0	0	0%	U
Seq No	Lab ID	Test Code	Sample Typ	File ID	Analysis Date	DF	Batch ID	Prep Date	SPKref	RPDref	pmoist					
14965167	B22010143-001	HC-8015-GRO-	SAMP		1/6/2022 4:03:45	1	R372703		0	0						
Analyte	T	Units	RAW	Final	Text	Spike	SPKref	RPDref	MDL	PQL	UQL	%REC	LOW	HIGH	%RPD	Q
C6 to C10	A	ug/L	0	0		0	0	0	2.32	20	0	0%	0	0	0%	U
Gasoline Range Organics (GRO)	A	ug/L	0	0		0	0	0	2.32	20	0	0%	0	0	0%	U
Total Purgeable Hydrocarbons	A	ug/L	3.729535	3.729535		0	0	0	3.56	20	0	0%	0	0	0%	J
Trifluorotoluene	S	ug/L	18.27939	18.27939		25	0	0	0.0743	1	0	73%	70	130	0%	
GRO as Gasoline	X	ug/L	0	0		0	0	0	2.32	20	0	0%	0	0	0%	U
Seq No	Lab ID	Test Code	Sample Typ	File ID	Analysis Date	DF	Batch ID	Prep Date	SPKref	RPDref	pmoist					
14965168	B22010145-001	HC-8015-GRO-	SAMP		1/6/2022 5:12:08	1	R372703		0	0						
Analyte	T	Units	RAW	Final	Text	Spike	SPKref	RPDref	MDL	PQL	UQL	%REC	LOW	HIGH	%RPD	Q
C6 to C10	A	ug/L	0	0		0	0	0	2.32	20	0	0%	0	0	0%	U
Gasoline Range Organics (GRO)	A	ug/L	0	0		0	0	0	2.32	20	0	0%	0	0	0%	U
Total Purgeable Hydrocarbons	A	ug/L	0	0		0	0	0	3.56	20	0	0%	0	0	0%	U
Trifluorotoluene	S	ug/L	18.35941	18.35941		25	0	0	0.0743	1	0	73%	70	130	0%	
GRO as Gasoline	X	ug/L	0	0		0	0	0	2.32	20	0	0%	0	0	0%	U
Seq No	Lab ID	Test Code	Sample Typ	File ID	Analysis Date	DF	Batch ID	Prep Date	SPKref	RPDref	pmoist					
14965169	B22010148-001	HC-8015-GRO-	SAMP		1/6/2022 6:20:36	1	R372703		0	0						
Analyte	T	Units	RAW	Final	Text	Spike	SPKref	RPDref	MDL	PQL	UQL	%REC	LOW	HIGH	%RPD	Q
C6 to C10	A	ug/L	0	0		0	0	0	2.32	20	0	0%	0	0	0%	U
Gasoline Range Organics (GRO)	A	ug/L	0	0		0	0	0	2.32	20	0	0%	0	0	0%	U
Total Purgeable Hydrocarbons	A	ug/L	0	0		0	0	0	3.56	20	0	0%	0	0	0%	U
Trifluorotoluene	S	ug/L	18.3258	18.3258		25	0	0	0.0743	1	0	73%	70	130	0%	
GRO as Gasoline	X	ug/L	0	0		0	0	0	2.32	20	0	0%	0	0	0%	U

Seq No	Lab ID	Test Code	Sample Typ	File ID	Analysis Date	DF	Batch ID	Prep Date	SPKref	RPDref	pmoist					
14965170	CCV_0104PE18	HC-8015-GRO-	SAMP		1/6/2022 8:03:13	1	R372703		0	0						
Analyte	T	Units	RAW	Final	Text	Spike	SPKref	RPDref	MDL	PQL	UQL	%REC	LOW	HIGH	%RPD	Q
C6 to C10	A	ug/L	219.1768	219.1768		0	0	0	2.32	20	0	0%	0	0	0%	
Gasoline Range Organics (GRO)	A	ug/L	219.1768	219.1768		0	0	0	2.32	20	0	0%	0	0	0%	
Total Purgeable Hydrocarbons	A	ug/L	228.6537	228.6537		0	0	0	3.56	20	0	0%	0	0	0%	
Trifluorotoluene	S	ug/L	17.96784	17.96784		25	0	0	0.0743	1	0	72%	70	130	0%	
GRO as Gasoline	X	ug/L	219.1768	219.1768		0	0	0	2.32	20	0	0%	0	0	0%	
Seq No	Lab ID	Test Code	Sample Typ	File ID	Analysis Date	DF	Batch ID	Prep Date	SPKref	RPDref	pmoist					
14965171	CCV_0104PE18	HC-8015-GRO-	CCV		1/6/2022 8:37:22	1	R372703		0	0						
Analyte	T	Units	RAW	Final	Text	Spike	SPKref	RPDref	MDL	PQL	UQL	%REC	LOW	HIGH	%RPD	Q
C6 to C10	A	ug/L	168.2652	168.2652		168	0	0	2.32	20	0	100%	80	120	0%	
Gasoline Range Organics (GRO)	A	ug/L	168.2652	168.2652		168	0	0	2.32	20	0	100%	80	120	0%	
Total Purgeable Hydrocarbons	A	ug/L	202.6517	202.6517		200	0	0	3.56	20	0	101%	80	120	0%	
Trifluorotoluene	S	ug/L	20.90722	20.90722		25	0	0	0.0743	1	0	84%	80	120	0%	
GRO as Gasoline	X	ug/L	168.2652	168.2652		0	0	0	2.32	20	0	0%	0	0	0%	
Seq No	Lab ID	Test Code	Sample Typ	File ID	Analysis Date	DF	Batch ID	Prep Date	SPKref	RPDref	pmoist					
14967271	LCS_0104PE18	HC-8015-GRO-	LCS		1/6/2022 9:11:29	1	R372703		0	0						
Analyte	T	Units	RAW	Final	Text	Spike	SPKref	RPDref	MDL	PQL	UQL	%REC	LOW	HIGH	%RPD	Q
C6 to C10	A	ug/L	159.2309	159.2309		170	0	0	2.32	20	0	94%	78	122	0%	
Gasoline Range Organics (GRO)	A	ug/L	159.2309	159.2309		170	0	0	2.32	20	0	94%	70	130	0%	
Total Purgeable Hydrocarbons	A	ug/L	190.4224	190.4224		200	0	0	3.56	20	0	95%	70	130	0%	
Trifluorotoluene	S	ug/L	21.22428	21.22428		25	0	0	0.0743	1	0	85%	70	130	0%	
GRO as Gasoline	X	ug/L	159.2309	159.2309		170	0	0	2.32	20	0	94%	70	130	0%	
Seq No	Lab ID	Test Code	Sample Typ	File ID	Analysis Date	DF	Batch ID	Prep Date	SPKref	RPDref	pmoist					
14967272	MBLK_0104PE	HC-8015-GRO-	MBLK		1/6/2022 9:45:38	1	R372703		0	0						
Analyte	T	Units	RAW	Final	Text	Spike	SPKref	RPDref	MDL	PQL	UQL	%REC	LOW	HIGH	%RPD	Q
C6 to C10	A	ug/L	0	0		0	0	0	2.32	10	0	0%	0	0	0%	
Gasoline Range Organics (GRO)	A	ug/L	0	0		0	0	0	2.32	10	0	0%	0	0	0%	
Total Purgeable Hydrocarbons	A	ug/L	0	0		0	0	0	3.56	10	0	0%	0	0	0%	
Trifluorotoluene	S	ug/L	18.35535	18.35535		25	0	0	0.0743	1	0	73%	70	130	0%	

Seq No	Lab ID	Test Code	Sample Typ	File ID	Analysis Date	DF	Batch ID	Prep Date	SPKref	RPDref	pmoist					
14967272	MBLK_0104PE	HC-8015-GRO-	MBLK		1/6/2022 9:45:38	1	R372703		0	0						
Analyte	T	Units	RAW	Final	Text	Spike	SPKref	RPDref	MDL	PQL	UQL	%REC	LOW	HIGH	%RPD	Q
GRO as Gasoline	X	ug/L	0	0		0	0	0	2.32	10	0	0%	0	0	0%	
Seq No	Lab ID	Test Code	Sample Typ	File ID	Analysis Date	DF	Batch ID	Prep Date	SPKref	RPDref	pmoist					
14967273	B22010120-003	HC-8015-GRO-	SAMP		1/6/2022 10:19:5	1	R372703		0	0						
Analyte	T	Units	RAW	Final	Text	Spike	SPKref	RPDref	MDL	PQL	UQL	%REC	LOW	HIGH	%RPD	Q
C6 to C10	A	ug/L	0	0		0	0	0	2.32	20	0	0%	0	0	0%	U
Gasoline Range Organics (GRO)	A	ug/L	0	0		0	0	0	2.32	20	0	0%	0	0	0%	U
Total Purgeable Hydrocarbons	A	ug/L	0	0		0	0	0	3.56	20	0	0%	0	0	0%	U
Trifluorotoluene	S	ug/L	18.50942	18.50942		25	0	0	0.0743	1	0	74%	70	130	0%	
GRO as Gasoline	X	ug/L	0	0		0	0	0	2.32	20	0	0%	0	0	0%	U
Seq No	Lab ID	Test Code	Sample Typ	File ID	Analysis Date	DF	Batch ID	Prep Date	SPKref	RPDref	pmoist					
14967274	B22010141-003	HC-8015-GRO-	SAMP		1/6/2022 10:54:0	1	R372703		0	0						
Analyte	T	Units	RAW	Final	Text	Spike	SPKref	RPDref	MDL	PQL	UQL	%REC	LOW	HIGH	%RPD	Q
C6 to C10	A	ug/L	0	0		0	0	0	2.32	20	0	0%	0	0	0%	U
Gasoline Range Organics (GRO)	A	ug/L	0	0		0	0	0	2.32	20	0	0%	0	0	0%	U
Total Purgeable Hydrocarbons	A	ug/L	0	0		0	0	0	3.56	20	0	0%	0	0	0%	U
Trifluorotoluene	S	ug/L	17.47344	17.47344		25	0	0	0.0743	1	0	70%	70	130	0%	
GRO as Gasoline	X	ug/L	0	0		0	0	0	2.32	20	0	0%	0	0	0%	U
Seq No	Lab ID	Test Code	Sample Typ	File ID	Analysis Date	DF	Batch ID	Prep Date	SPKref	RPDref	pmoist					
14967275	B22010142-003	HC-8015-GRO-	SAMP		1/6/2022 11:28:1	1	R372703		0	0						
Analyte	T	Units	RAW	Final	Text	Spike	SPKref	RPDref	MDL	PQL	UQL	%REC	LOW	HIGH	%RPD	Q
C6 to C10	A	ug/L	0	0		0	0	0	2.32	20	0	0%	0	0	0%	U
Gasoline Range Organics (GRO)	A	ug/L	0	0		0	0	0	2.32	20	0	0%	0	0	0%	U
Total Purgeable Hydrocarbons	A	ug/L	0	0		0	0	0	3.56	20	0	0%	0	0	0%	U
Trifluorotoluene	S	ug/L	18.51068	18.51068		25	0	0	0.0743	1	0	74%	70	130	0%	
GRO as Gasoline	X	ug/L	0	0		0	0	0	2.32	20	0	0%	0	0	0%	U

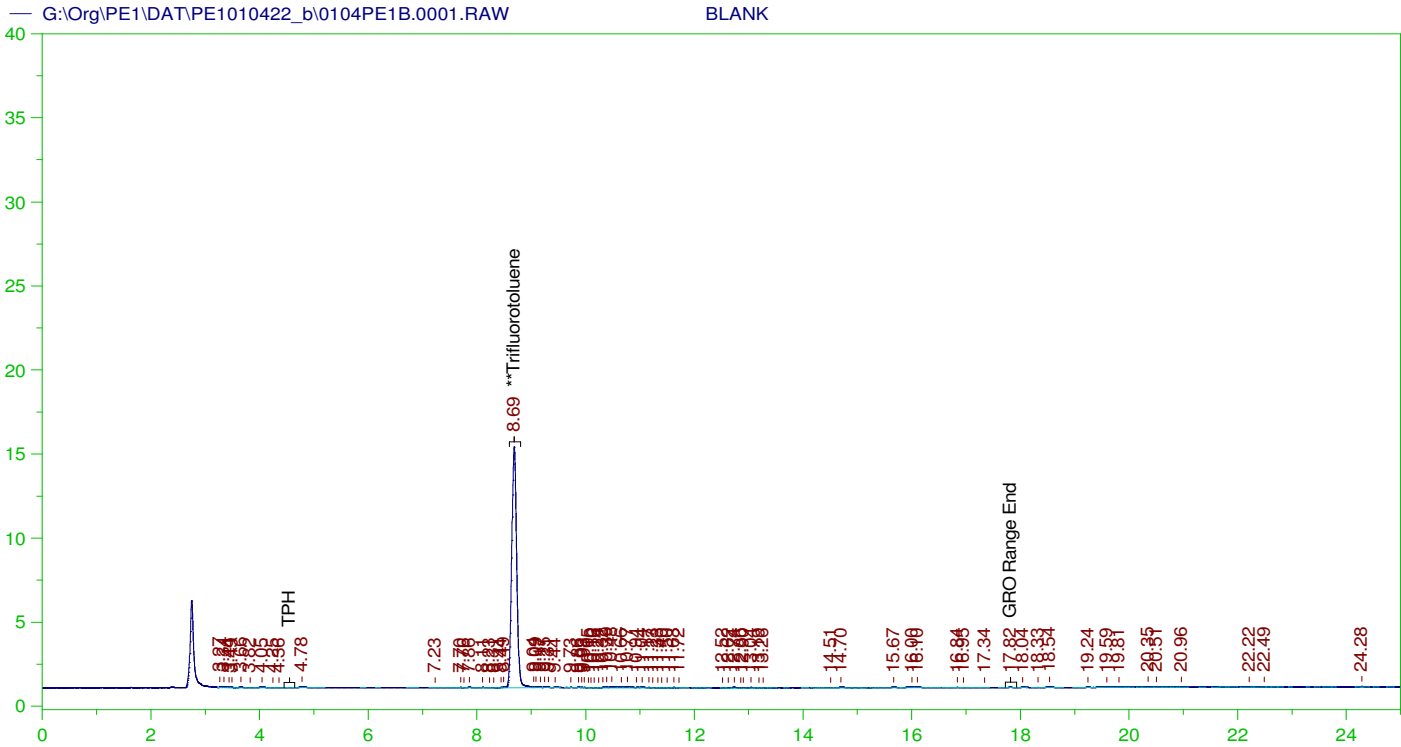
Seq No	Lab ID	Test Code	Sample Typ	File ID	Analysis Date	DF	Batch ID	Prep Date	SPKref	RPDref	pmoist					
14967276	B22010143-003	HC-8015-GRO-	SAMP		1/6/2022 12:02:3	1	R372703		0	0						
Analyte	T	Units	RAW	Final	Text	Spike	SPKref	RPDref	MDL	PQL	UQL	%REC	LOW	HIGH	%RPD	Q
C6 to C10	A	ug/L	0	0		0	0	0	2.32	20	0	0%	0	0	0%	U
Gasoline Range Organics (GRO)	A	ug/L	0	0		0	0	0	2.32	20	0	0%	0	0	0%	U
Total Purgeable Hydrocarbons	A	ug/L	0	0		0	0	0	3.56	20	0	0%	0	0	0%	U
Trifluorotoluene	S	ug/L	13.13149	13.13149		25	0	0	0.0743	1	0	53%	70	130	0%	S
GRO as Gasoline	X	ug/L	0	0		0	0	0	2.32	20	0	0%	0	0	0%	U
Seq No	Lab ID	Test Code	Sample Typ	File ID	Analysis Date	DF	Batch ID	Prep Date	SPKref	RPDref	pmoist					
14967277	B22010145-003	HC-8015-GRO-	SAMP		1/6/2022 12:36:5	1	R372703		0	0						
Analyte	T	Units	RAW	Final	Text	Spike	SPKref	RPDref	MDL	PQL	UQL	%REC	LOW	HIGH	%RPD	Q
C6 to C10	A	ug/L	0	0		0	0	0	2.32	20	0	0%	0	0	0%	U
Gasoline Range Organics (GRO)	A	ug/L	0	0		0	0	0	2.32	20	0	0%	0	0	0%	U
Total Purgeable Hydrocarbons	A	ug/L	0	0		0	0	0	3.56	20	0	0%	0	0	0%	U
Trifluorotoluene	S	ug/L	16.2636	16.2636		25	0	0	0.0743	1	0	65%	70	130	0%	S
GRO as Gasoline	X	ug/L	0	0		0	0	0	2.32	20	0	0%	0	0	0%	U
Seq No	Lab ID	Test Code	Sample Typ	File ID	Analysis Date	DF	Batch ID	Prep Date	SPKref	RPDref	pmoist					
14967278	B22010148-003	HC-8015-GRO-	SAMP		1/6/2022 1:11:09	1	R372703		0	0						
Analyte	T	Units	RAW	Final	Text	Spike	SPKref	RPDref	MDL	PQL	UQL	%REC	LOW	HIGH	%RPD	Q
C6 to C10	A	ug/L	0	0		0	0	0	2.32	20	0	0%	0	0	0%	U
Gasoline Range Organics (GRO)	A	ug/L	0	0		0	0	0	2.32	20	0	0%	0	0	0%	U
Total Purgeable Hydrocarbons	A	ug/L	0	0		0	0	0	3.56	20	0	0%	0	0	0%	U
Trifluorotoluene	S	ug/L	18.15751	18.15751		25	0	0	0.0743	1	0	73%	70	130	0%	S
GRO as Gasoline	X	ug/L	0	0		0	0	0	2.32	20	0	0%	0	0	0%	U
Seq No	Lab ID	Test Code	Sample Typ	File ID	Analysis Date	DF	Batch ID	Prep Date	SPKref	RPDref	pmoist					
14967279	B22010134-003	HC-8015-GRO-	SAMP		1/6/2022 1:45:20	1	R372703		0	0						
Analyte	T	Units	RAW	Final	Text	Spike	SPKref	RPDref	MDL	PQL	UQL	%REC	LOW	HIGH	%RPD	Q
C6 to C10	A	ug/L	0	0		0	0	0	2.32	20	0	0%	0	0	0%	U
Gasoline Range Organics (GRO)	A	ug/L	0	0		0	0	0	2.32	20	0	0%	0	0	0%	U
Total Purgeable Hydrocarbons	A	ug/L	0	0		0	0	0	3.56	20	0	0%	0	0	0%	U
Trifluorotoluene	S	ug/L	18.48982	18.48982		25	0	0	0.0743	1	0	74%	70	130	0%	S

Seq No	Lab ID	Test Code	Sample Typ	File ID	Analysis Date	DF	Batch ID	Prep Date	SPKref	RPDref	pmoist					
14967279	B22010134-003	HC-8015-GRO-	SAMP		1/6/2022 1:45:20	1	R372703		0	0						
Analyte	T	Units	RAW	Final	Text	Spike	SPKref	RPDref	MDL	PQL	UQL	%REC	LOW	HIGH	%RPD	Q
GRO as Gasoline	X	ug/L	0	0		0	0	0	2.32	20	0	0%	0	0	0%	U

Seq No	Lab ID	Test Code	Sample Typ	File ID	Analysis Date	DF	Batch ID	Prep Date	SPKref	RPDref	pmoist					
14967280	CCV_0104PE19	HC-8015-GRO-	SAMP		1/6/2022 2:19:28	1	R372703		0	0						
Analyte	T	Units	RAW	Final	Text	Spike	SPKref	RPDref	MDL	PQL	UQL	%REC	LOW	HIGH	%RPD	Q
C6 to C10	A	ug/L	242.5919	242.5919		0	0	0	2.32	20	0	0%	0	0	0%	
Gasoline Range Organics (GRO)	A	ug/L	242.5919	242.5919		0	0	0	2.32	20	0	0%	0	0	0%	
Total Purgeable Hydrocarbons	A	ug/L	253.4261	253.4261		0	0	0	3.56	20	0	0%	0	0	0%	
Trifluorotoluene	S	ug/L	18.46318	18.46318		25	0	0	0.0743	1	0	74%	70	130	0%	
GRO as Gasoline	X	ug/L	242.5919	242.5919		0	0	0	2.32	20	0	0%	0	0	0%	

Seq No	Lab ID	Test Code	Sample Typ	File ID	Analysis Date	DF	Batch ID	Prep Date	SPKref	RPDref	pmoist					
14967281	CCV_0104PE19	HC-8015-GRO-	CCV		1/6/2022 2:53:39	1	R372703		0	0						
Analyte	T	Units	RAW	Final	Text	Spike	SPKref	RPDref	MDL	PQL	UQL	%REC	LOW	HIGH	%RPD	Q
C6 to C10	A	ug/L	182.7698	182.7698		168	0	0	2.32	20	0	109%	80	120	0%	
Gasoline Range Organics (GRO)	A	ug/L	182.7698	182.7698		168	0	0	2.32	20	0	109%	80	120	0%	
Total Purgeable Hydrocarbons	A	ug/L	219.3516	219.3516		200	0	0	3.56	20	0	110%	80	120	0%	
Trifluorotoluene	S	ug/L	21.68844	21.68844		25	0	0	0.0743	1	0	87%	80	120	0%	
GRO as Gasoline	X	ug/L	182.7698	182.7698		0	0	0	2.32	20	0	0%	0	0	0%	

Data File	Write Sequence	Sample Name	Insert Entries(Have the first cell for entries selector)	Method	Weight	Dil Factor	Amt Inj.	IS	Cal ID
G:\Org\PE1\DAT\PE1010422	b\0104PE1.01r	BLANK		G:\Org\PE1\Methods\21120	1	1	1	1	0
G:\Org\PE1\DAT\PE1010422	b\0104PE1.02r	BLANK		G:\Org\PE1\Methods\21120	1	1	1	1	0
G:\Org\PE1\DAT\PE1010422	b\0104PE1.03r	CCV_0104PE103r, GQC ;0104PE1 ,		G:\Org\PE1\Methods\21120	1	1	1	1	0
G:\Org\PE1\DAT\PE1010422	b\0104PE1.04r	CCV_0104PE104r, GQC ;0104PE1 ,		G:\Org\PE1\Methods\21120	1	1	1	1	0
G:\Org\PE1\DAT\PE1010422	b\0104PE1.05r	LCS_0104PE105r, GQC ;0104PE1 ,		G:\Org\PE1\Methods\21120	5	1	1	1	0
G:\Org\PE1\DAT\PE1010422	b\0104PE1.06r	MBLK_0104PE106r, QC ;0104PE1 ,		G:\Org\PE1\Methods\21120	5	1	1	1	0
G:\Org\PE1\DAT\PE1010422	b\0104PE1.07r	B22010002-001G ;0104PE1 , \$HC-8015-GRO-W,		G:\Org\PE1\Methods\21120	5	1	1	1	0
G:\Org\PE1\DAT\PE1010422	b\0104PE1.08r	BLANK		G:\Org\PE1\Methods\21120	1	1	1	1	0
G:\Org\PE1\DAT\PE1010422	b\0104PE1.09r	B22010002-002G ;0104PE1 , \$HC-8015-GRO-W,		G:\Org\PE1\Methods\21120	5	1	1	1	0
G:\Org\PE1\DAT\PE1010422	b\0104PE1.10r	BLANK		G:\Org\PE1\Methods\21120	1	1	1	1	0
G:\Org\PE1\DAT\PE1010422	b\0104PE1.11r	B22010002-003D ;0104PE1 , \$HC-8015-GRO-W,		G:\Org\PE1\Methods\21120	5	1	1	1	0
G:\Org\PE1\DAT\PE1010422	b\0104PE1.12r	BLANK		G:\Org\PE1\Methods\21120	1	1	1	1	0
G:\Org\PE1\DAT\PE1010422	b\0104PE1.13r	B22010002-005A ;0104PE1 , \$HC-8015-GRO-W,		G:\Org\PE1\Methods\21120	5	1	1	1	0
G:\Org\PE1\DAT\PE1010422	b\0104PE1.14r	B22010002-006A ;0104PE1 , \$HC-8015-GRO-W,		G:\Org\PE1\Methods\21120	5	1	1	1	0
G:\Org\PE1\DAT\PE1010422	b\0104PE1.15r	B21122180-003A ;0104PE1 , \$HC-8015-GRO-W,		G:\Org\PE1\Methods\21120	5	1	1	1	0
G:\Org\PE1\DAT\PE1010422	b\0104PE1.16r	B21122190-003A ;0104PE1 , \$HC-8015-GRO-W,		G:\Org\PE1\Methods\21120	5	1	1	1	0
G:\Org\PE1\DAT\PE1010422	b\0104PE1.17r	B21122190-001G ;0104PE1 , \$HC-8015-GRO-W,		G:\Org\PE1\Methods\21120	5	1	1	1	0
G:\Org\PE1\DAT\PE1010422	b\0104PE1.18r	BLANK		G:\Org\PE1\Methods\21120	1	1	1	1	0
G:\Org\PE1\DAT\PE1010422	b\0104PE1.19r	B22010002-001GMS, GQC ;0104PE1 , \$HC-8015-GRO-W,		G:\Org\PE1\Methods\21120	5	1	1	1	0
G:\Org\PE1\DAT\PE1010422	b\0104PE1.20r	B22010002-001GMSD, GQC ;0104PE1 , \$HC-8015-GRO-W,		G:\Org\PE1\Methods\21120	5	1	1	1	0
G:\Org\PE1\DAT\PE1010422	b\0104PE1.21r	BLANK		G:\Org\PE1\Methods\21120	1	1	1	1	0
G:\Org\PE1\DAT\PE1010422	b\0104PE1.22r	CCV_0104PE122r, GQC ;0104PE1 ,		G:\Org\PE1\Methods\21120	1	1	1	1	0
G:\Org\PE1\DAT\PE1010422	b\0104PE1.23r	CCV_0104PE123r, GQC ;0104PE1 ,		G:\Org\PE1\Methods\21120	1	1	1	1	0
G:\Org\PE1\DAT\PE1010422	b\0104PE1.24r	LCS_0104PE124r, GQC ;0104PE1 ,		G:\Org\PE1\Methods\21120	5	1	1	1	0
G:\Org\PE1\DAT\PE1010422	b\0104PE1.25r	MBLK_0104PE125r, QC ;0104PE1 ,		G:\Org\PE1\Methods\21120	5	1	1	1	0
G:\Org\PE1\DAT\PE1010422	b\0104PE1.26r	B21122180-001G ;0104PE1 , \$HC-8015-GRO-W,		G:\Org\PE1\Methods\21120	5	1	1	1	0
G:\Org\PE1\DAT\PE1010422	b\0104PE1.27r	BLANK		G:\Org\PE1\Methods\21120	1	1	1	1	0
G:\Org\PE1\DAT\PE1010422	b\0104PE1.28r	B21122188-001G ;0104PE1 , \$HC-8015-GRO-W,		G:\Org\PE1\Methods\21120	5	1	1	1	0
G:\Org\PE1\DAT\PE1010422	b\0104PE1.29r	BLANK		G:\Org\PE1\Methods\21120	1	1	1	1	0
G:\Org\PE1\DAT\PE1010422	b\0104PE1.30r	B21122198-001G ;0104PE1 , \$HC-8015-GRO-W,		G:\Org\PE1\Methods\21120	5	1	1	1	0
G:\Org\PE1\DAT\PE1010422	b\0104PE1.31r	BLANK		G:\Org\PE1\Methods\21120	1	1	1	1	0
G:\Org\PE1\DAT\PE1010422	b\0104PE1.32r	B21122204-001G ;0104PE1 , \$HC-8015-GRO-W,		G:\Org\PE1\Methods\21120	5	1	1	1	0
G:\Org\PE1\DAT\PE1010422	b\0104PE1.33r	BLANK		G:\Org\PE1\Methods\21120	1	1	1	1	0
G:\Org\PE1\DAT\PE1010422	b\0104PE1.34r	B21122211-001G ;0104PE1 , \$HC-8015-GRO-W,		G:\Org\PE1\Methods\21120	5	1	1	1	0
G:\Org\PE1\DAT\PE1010422	b\0104PE1.35r	BLANK		G:\Org\PE1\Methods\21120	1	1	1	1	0
G:\Org\PE1\DAT\PE1010422	b\0104PE1.36r	B21122168-006G ;0104PE1 , \$HC-8015-GRO-W,		G:\Org\PE1\Methods\21120	5	1	1	1	0
G:\Org\PE1\DAT\PE1010422	b\0104PE1.37r	BLANK		G:\Org\PE1\Methods\21120	1	1	1	1	0
G:\Org\PE1\DAT\PE1010422	b\0104PE1.38r	B21122168-007D ;0104PE1 , \$HC-8015-GRO-W,		G:\Org\PE1\Methods\21120	5	1	1	1	0
G:\Org\PE1\DAT\PE1010422	b\0104PE1.39r	BLANK		G:\Org\PE1\Methods\21120	1	1	1	1	0
G:\Org\PE1\DAT\PE1010422	b\0104PE1.40r	BLANK		G:\Org\PE1\Methods\21120	1	1	1	1	0
G:\Org\PE1\DAT\PE1010422	b\0104PE1.41r	CCV_0104PE141r, GQC ;0104PE1 ,		G:\Org\PE1\Methods\21120	1	1	1	1	0
G:\Org\PE1\DAT\PE1010422	b\0104PE1.42r	CCV_0104PE142r, GQC ;0104PE1 ,		G:\Org\PE1\Methods\21120	1	1	1	1	0
G:\Org\PE1\DAT\PE1010422	b\0104PE1.43r	LCS_0104PE143r, GQC ;0104PE1 ,		G:\Org\PE1\Methods\21120	5	1	1	1	0
G:\Org\PE1\DAT\PE1010422	b\0104PE1.44r	MBLK_0104PE144r, QC ;0104PE1 ,		G:\Org\PE1\Methods\21120	5	1	1	1	0
G:\Org\PE1\DAT\PE1010422	b\0104PE1.45r	B21122198-003A ;0104PE1 , \$HC-8015-GRO-W,		G:\Org\PE1\Methods\21120	5	1	1	1	0
G:\Org\PE1\DAT\PE1010422	b\0104PE1.46r	B21122168-001G ;0104PE1 , \$HC-8015-GRO-W,		G:\Org\PE1\Methods\21120	5	1	1	1	0
G:\Org\PE1\DAT\PE1010422	b\0104PE1.47r	B22010096-001G ;0104PE1 , \$HC-8015-GRO-W,		G:\Org\PE1\Methods\21120	5	1	1	1	0
G:\Org\PE1\DAT\PE1010422	b\0104PE1.48r	BLANK		G:\Org\PE1\Methods\21120	1	1	1	1	0



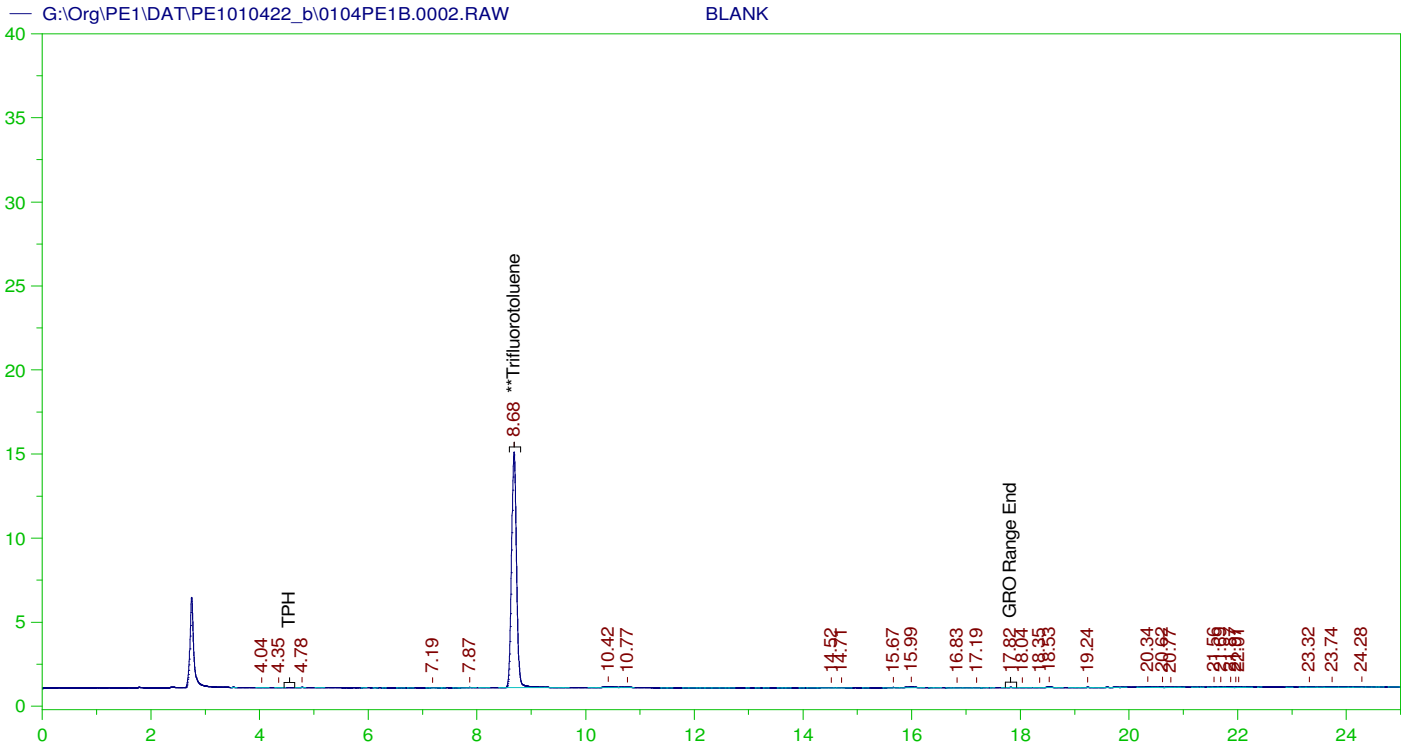
GASOLINE RANGE ORGANICS CHROMATOGRAM REPORT

Sample Name: BLANK
 Raw File: G:\Org\PE1\DAT\PE1010422_b\0104PE1B.0001.RAW
 Date & Time Acquired: 1/4/2022 10:23:02 AM
 Method File: G:\Org\PE1\Methods\211208GROB.MET
 Calibration File: G:\Org\PE1\Cals\211208GRO8015CB.CAL
 Sample Weight: 1 Dilution: 1 S.A.: 1

Mean RF for GRO: 945.9678
 Mean RF for TPH: 909.3915
 Rt range for Gasoline Range Organics: 4.45 to 17.93

SURROGATE COMPOUND	RT	ACTUAL	MEASURED	%REC
**Trifluorotoluene	8.685	125.	97.192	77.75

GRO Area:8356.146 GRO Amount: 8.833436
 TPH Area:11482.69 TPH Amount: 12.62679



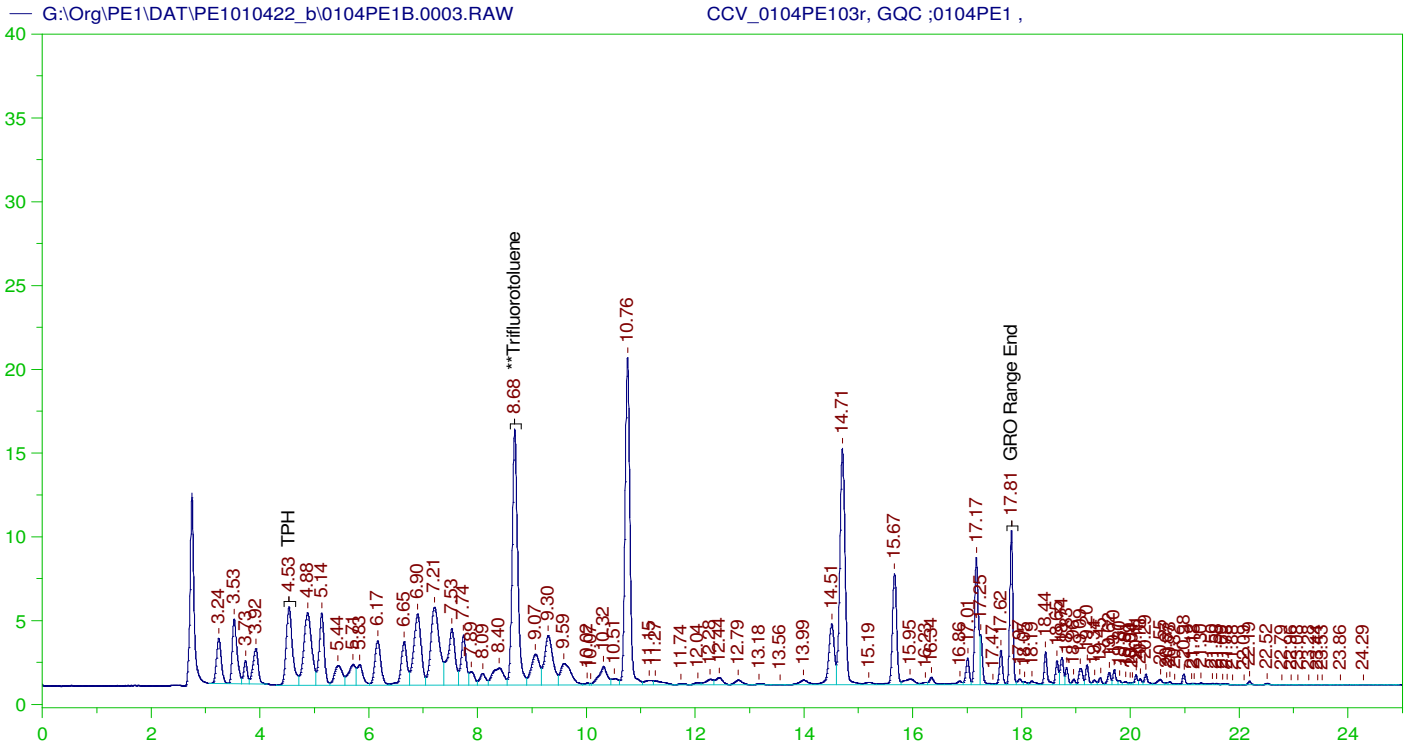
GASOLINE RANGE ORGANICS CHROMATOGRAM REPORT

Sample Name: BLANK
 Raw File: G:\Org\PE1\DAT\PE1010422_b\0104PE1B.0002.RAW
 Date & Time Acquired: 1/4/2022 10:57:17 AM
 Method File: G:\Org\PE1\Methods\211208GROB.MET
 Calibration File: G:\Org\PE1\Cals\211208GRO8015CB.CAL
 Sample Weight: 1 Dilution: 1 S.A.: 1

Mean RF for GRO: 945.9678
 Mean RF for TPH: 909.3915
 Rt range for Gasoline Range Organics: 4.45 to 17.93

SURROGATE COMPOUND	RT	ACTUAL	MEASURED	%REC	
**Trifluorotoluene	8.682	125.	95.284	76.23	-

GRO Area: 2966.046 GRO Amount: 3.135462
 TPH Area: 5422.738 TPH Amount: 5.96304



GASOLINE RANGE ORGANICS CHROMATOGRAM REPORT

Sample Name: CCV_0104PE103r, GQC ;0104PE1 ,
Raw File: G:\Org\PE1\DAT\PE1010422_b\0104PE1B.0003.RAW
Date & Time Acquired: 1/4/2022 11:31:32 AM
Method File: G:\Org\PE1\Methods\211208GCCV0104_03B%.MET
Calibration File: G:\Org\PE1\Cals\211208GRO8015CB.CAL
Sample Weight: 1 Dilution: 1 S.A.: 1

Mean RF for GRO: 945.9678
Mean RF for TPH: 909.3915
Rt range for Gasoline Range Organics: 4.45 to 17.93

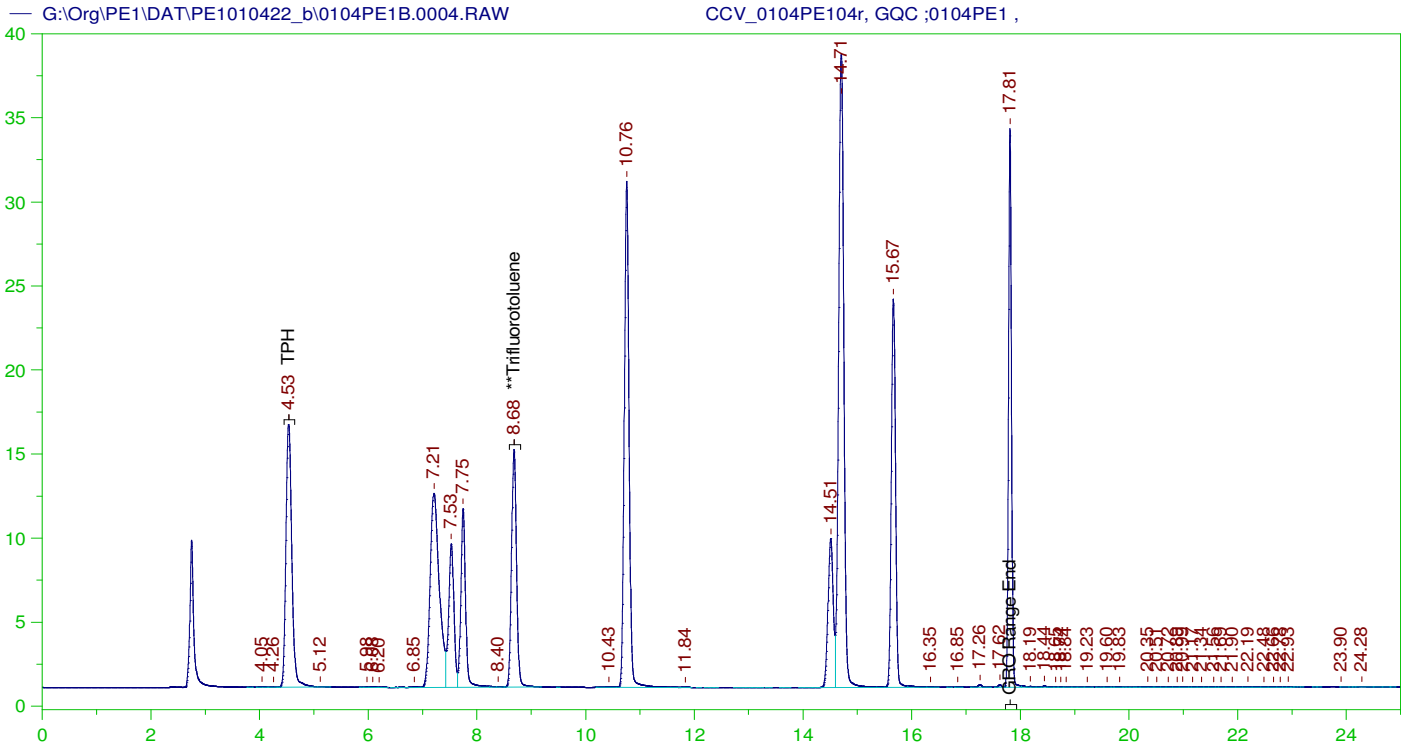
SURROGATE COMPOUND	RT	ACTUAL	MEASURED	%REC
**Trifluorotoluene	8.684	125.	113.409	90.73

GRO Area:858788.7 GRO Amount: 907.8414
TPH Area:993785.6 TPH Amount: 1092.803

CONTINUING CALIBRATION REPORT: G:\Org\PE1\DAT\PE1010422_b\0104PE1B.0003.RAW

COMPOUND	ACTUAL (NG)	MEASURED (NG)	%RECOVERY	LIMITS
GRO	840.	907.84	108.08	85-115
TPH	1000.	1092.8	109.28	85-115

SURROGATE COMPOUND	RT	ACTUAL	MEASURED	%REC	LIMITS
**Trifluorotoluene	8.684	125.	113.409	90.73	85-115



GASOLINE RANGE ORGANICS CHROMATOGRAM REPORT

Sample Name: CCV_0104PE104r, GQC ;0104PE1 ,
Raw File: G:\Org\PE1\DAT\PE1010422_b\0104PE1B.0004.RAW
Date & Time Acquired: 1/4/2022 12:05:50 PM
Method File: G:\Org\PE1\Methods\211208GROB.MET
Calibration File: G:\Org\PE1\Cals\211208GRO8015CB.CAL
Sample Weight: 1 Dilution: 1 S.A.: 1

Mean RF for GRO: 945.9678
Mean RF for TPH: 909.3915
Rt range for Gasoline Range Organics: 4.45 to 17.93

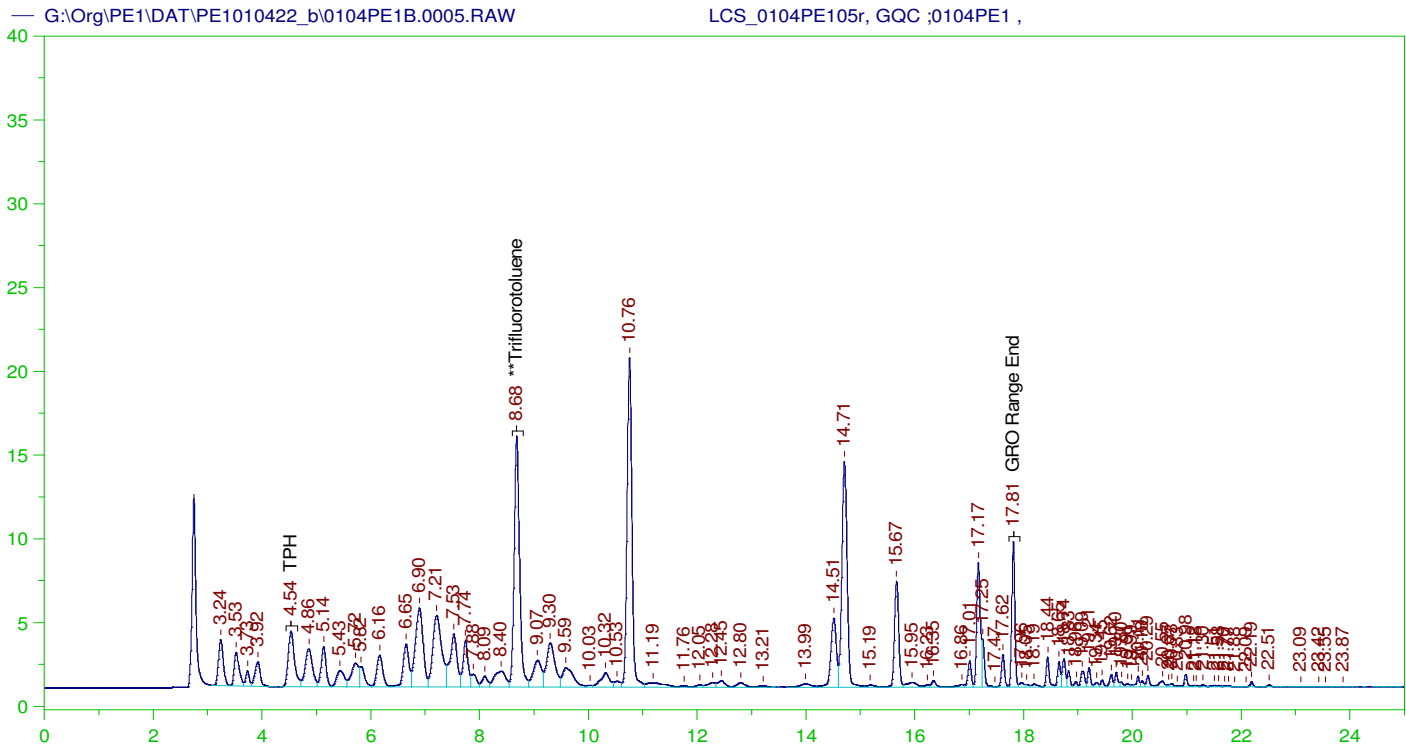
SURROGATE COMPOUND	RT	ACTUAL	MEASURED	%REC
**Trifluorotoluene	8.682	125.	95.63	76.5

GRO Area:1129458 GRO Amount: 1193.971
TPH Area:1133684 TPH Amount: 1246.641

CONTINUING CALIBRATION REPORT: G:\Org\PE1\DAT\PE1010422_b\0104PE1B.0004.RAW

COMPOUND	ACTUAL (NG)	MEASURED (NG)	%RECOVERY	LIMITS
GRO	840.	1193.97	142.14	85-115
TPH	1000.	1246.64	124.66	85-115

SURROGATE COMPOUND	RT	ACTUAL	MEASURED	%REC	LIMITS
**Trifluorotoluene	8.682	125.	95.63	76.5	85-115



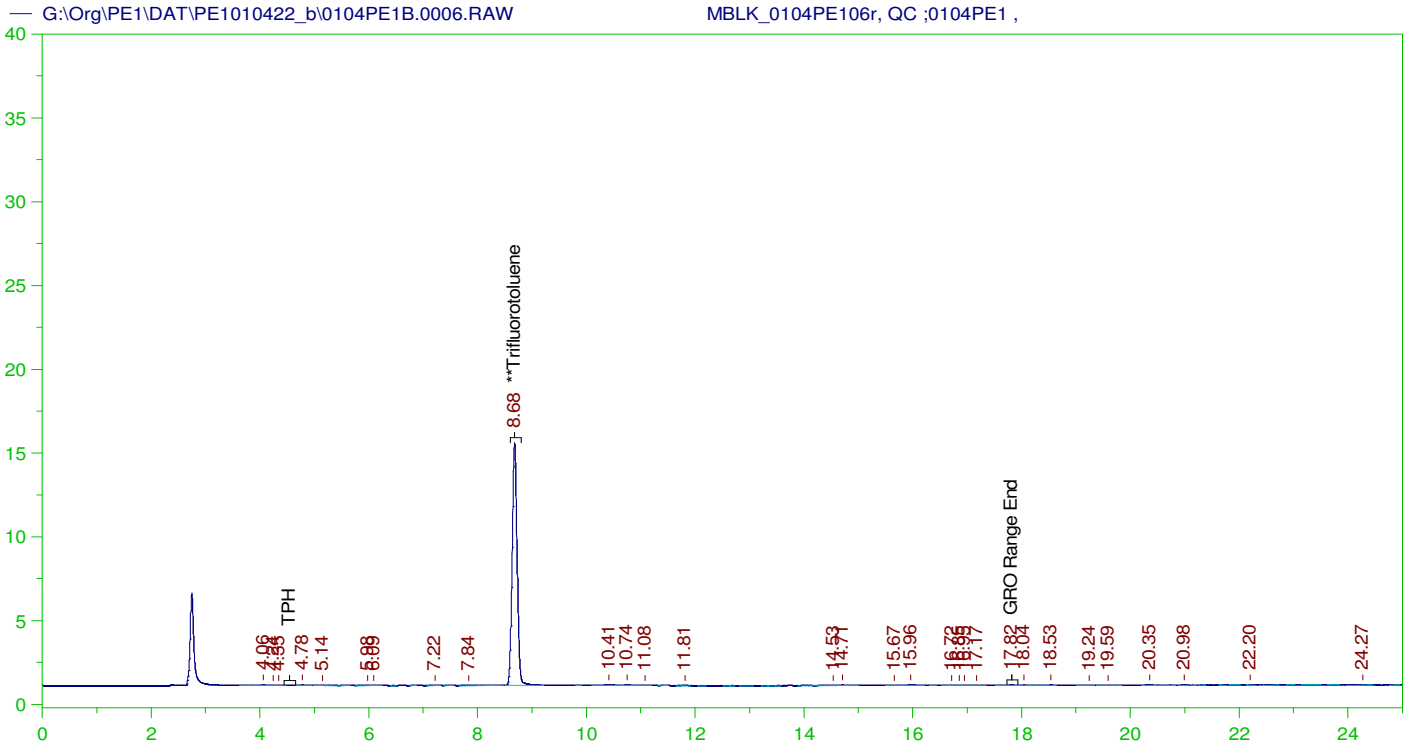
GASOLINE RANGE ORGANICS CHROMATOGRAM REPORT

Sample Name: LCS_0104PE105r, GQC ;0104PE1 ,
 Raw File: G:\Org\PE1\DAT\PE1010422_b\0104PE1B.0005.RAW
 Date & Time Acquired: 1/4/2022 12:40:10 PM
 Method File: G:\Org\PE1\Methods\211208GLCS0104_05B%.MET
 Calibration File: G:\Org\PE1\Cals\211208GRO8015CB.CAL
 Sample Weight: 5 Dilution: 1 S.A.: 1

Mean RF for GRO: 945.9678
 Mean RF for TPH: 909.3915
 Rt range for Gasoline Range Organics: 4.45 to 17.93

SURROGATE COMPOUND	RT	ACTUAL	MEASURED	%REC
**Trifluorotoluene	8.684	25.	22.011	88.04

GRO Area: 779351.8 GRO Amount: 164.7734
 TPH Area: 894933.5 TPH Amount: 196.8203



GASOLINE RANGE ORGANICS CHROMATOGRAM REPORT

Sample Name: MBLK_0104PE106r, QC ;0104PE1 ,
Raw File: G:\Org\PE1\DAT\PE1010422_b\0104PE1B.0006.RAW
Date & Time Acquired: 1/4/2022 1:14:28 PM
Method File: G:\Org\PE1\Methods\211208GROB%.MET
Calibration File: G:\Org\PE1\Cals\211208GRO8015CB.CAL
Sample Weight: 5 Dilution: 1 S.A.: 1

Mean RF for GRO: 945.9678
Mean RF for TPH: 909.3915
Rt range for Gasoline Range Organics: 4.45 to 17.93

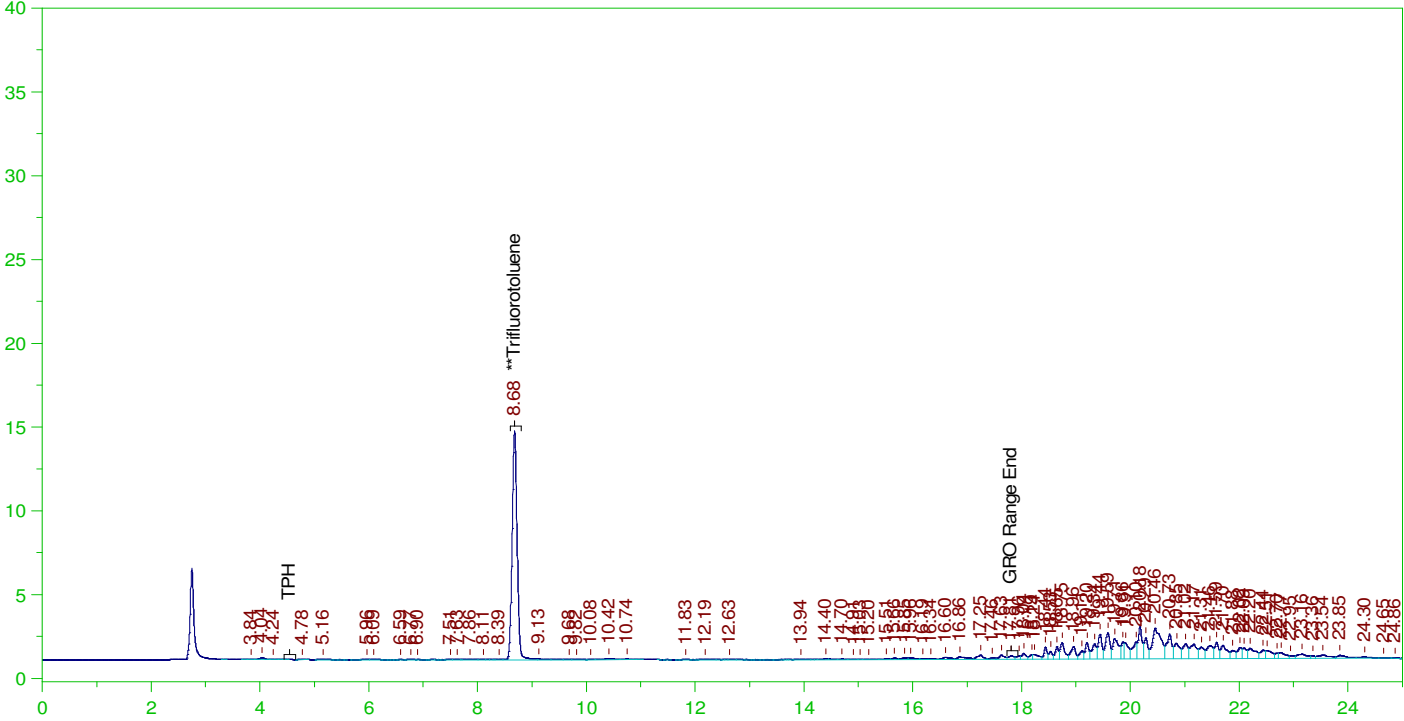
SURROGATE COMPOUND	RT	ACTUAL	MEASURED	%REC
**Trifluorotoluene	8.682	25.	19.58	78.32

GRO Area:4751.113 GRO Amount: 1.004498
TPH Area:6561.293 TPH Amount: 1.443007

ERH2287 (RHMW2254-01 Bailer)

G:\Org\PE1\DAT\PE1010422_b\0104PE1B.0007.RAW

B22010002-001G ;0104PE1 , \$HC-8015-GRO-W,



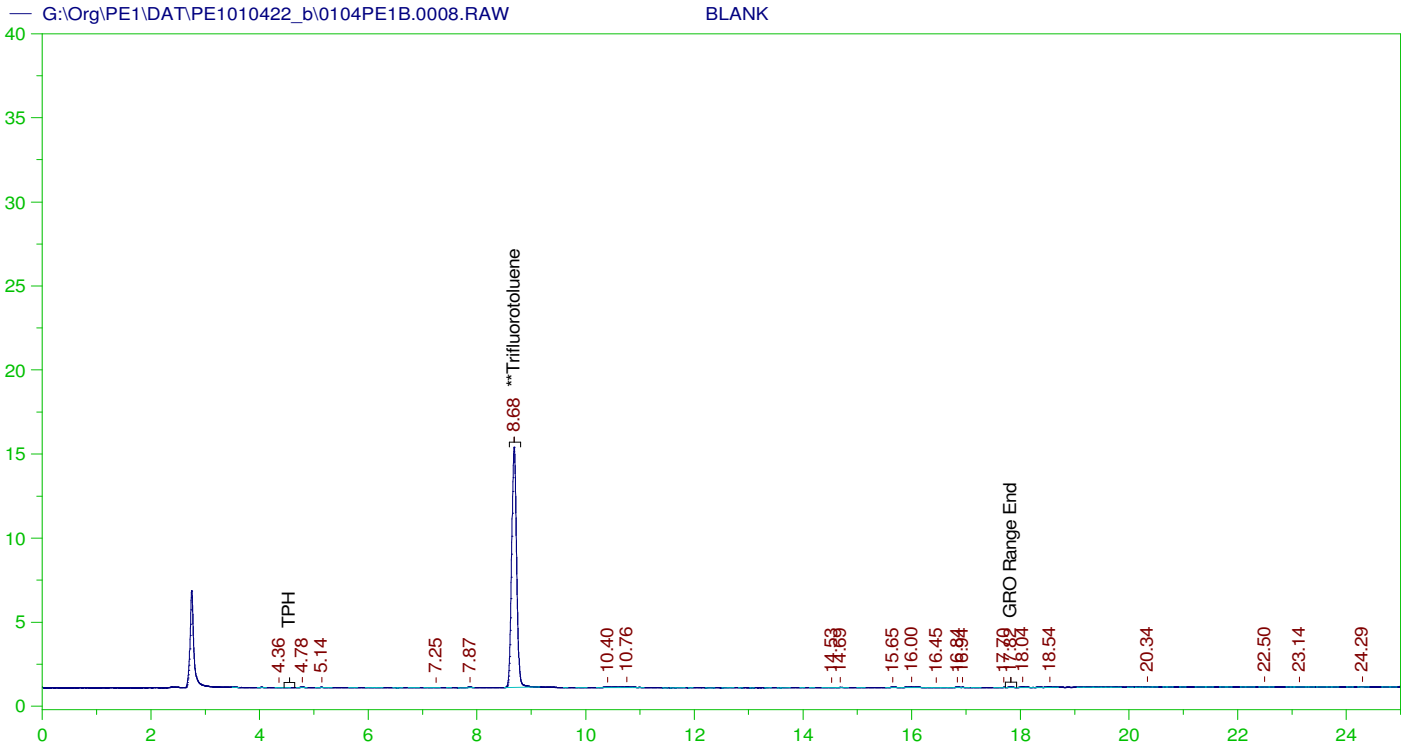
GASOLINE RANGE ORGANICS CHROMATOGRAM REPORT

Sample Name: B22010002-001G ;0104PE1 , \$HC-8015-GRO-W,
Raw File: G:\Org\PE1\DAT\PE1010422_b\0104PE1B.0007.RAW
Date & Time Acquired: 1/4/2022 1:48:50 PM
Method File: G:\Org\PE1\Methods\211208G002-1B%.MET
Calibration File: G:\Org\PE1\Cals\211208GRO8015CB.CAL
Sample Weight: 5 Dilution: 1 S.A.: 1

Mean RF for GRO: 945.9678
Mean RF for TPH: 909.3915
Rt range for Gasoline Range Organics: 4.45 to 17.93

SURROGATE COMPOUND	RT	ACTUAL	MEASURED	%REC
**Trifluorotoluene	8.681	25.	18.565	74.26

GRO Area:17686.77 GRO Amount: 3.739402
TPH Area:229135.9 TPH Amount: 50.39323



GASOLINE RANGE ORGANICS CHROMATOGRAM REPORT

Sample Name: BLANK
 Raw File: G:\Org\PE1\DAT\PE1010422_b\0104PE1B.0008.RAW
 Date & Time Acquired: 1/4/2022 2:23:17 PM
 Method File: G:\Org\PE1\Methods\211208GROB.MET
 Calibration File: G:\Org\PE1\Cals\211208GRO8015CB.CAL
 Sample Weight: 1 Dilution: 1 S.A.: 1

Mean RF for GRO: 945.9678
 Mean RF for TPH: 909.3915
 Rt range for Gasoline Range Organics: 4.45 to 17.93

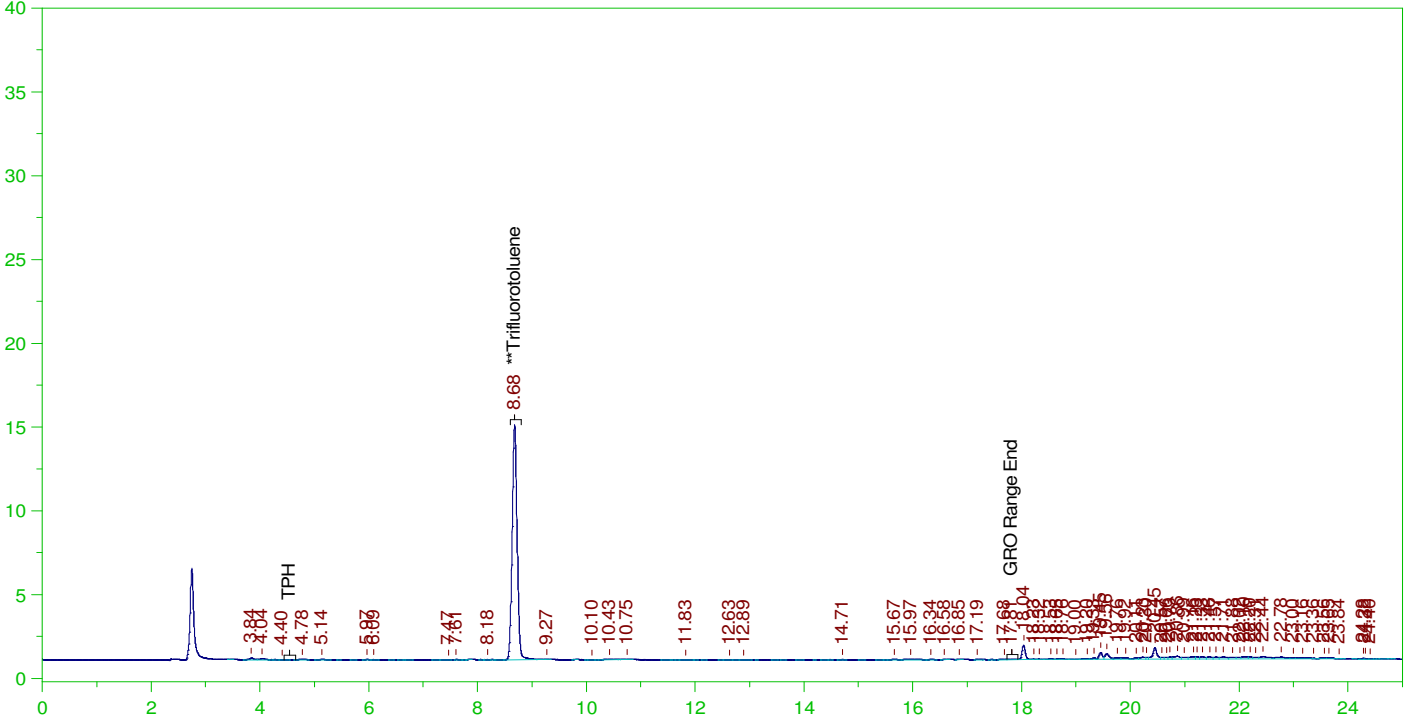
SURROGATE COMPOUND	RT	ACTUAL	MEASURED	%REC
**Trifluorotoluene	8.684	125.	96.326	77.06

GRO Area: 2854.096 GRO Amount: 3.017117
 TPH Area: 4399.639 TPH Amount: 4.838004

ERH2289 (RHMW2254-01 LF)

G:\Org\PE1\DAT\PE1010422_b\0104PE1B.0009.RAW

B22010002-002G ;0104PE1 , \$HC-8015-GRO-W,



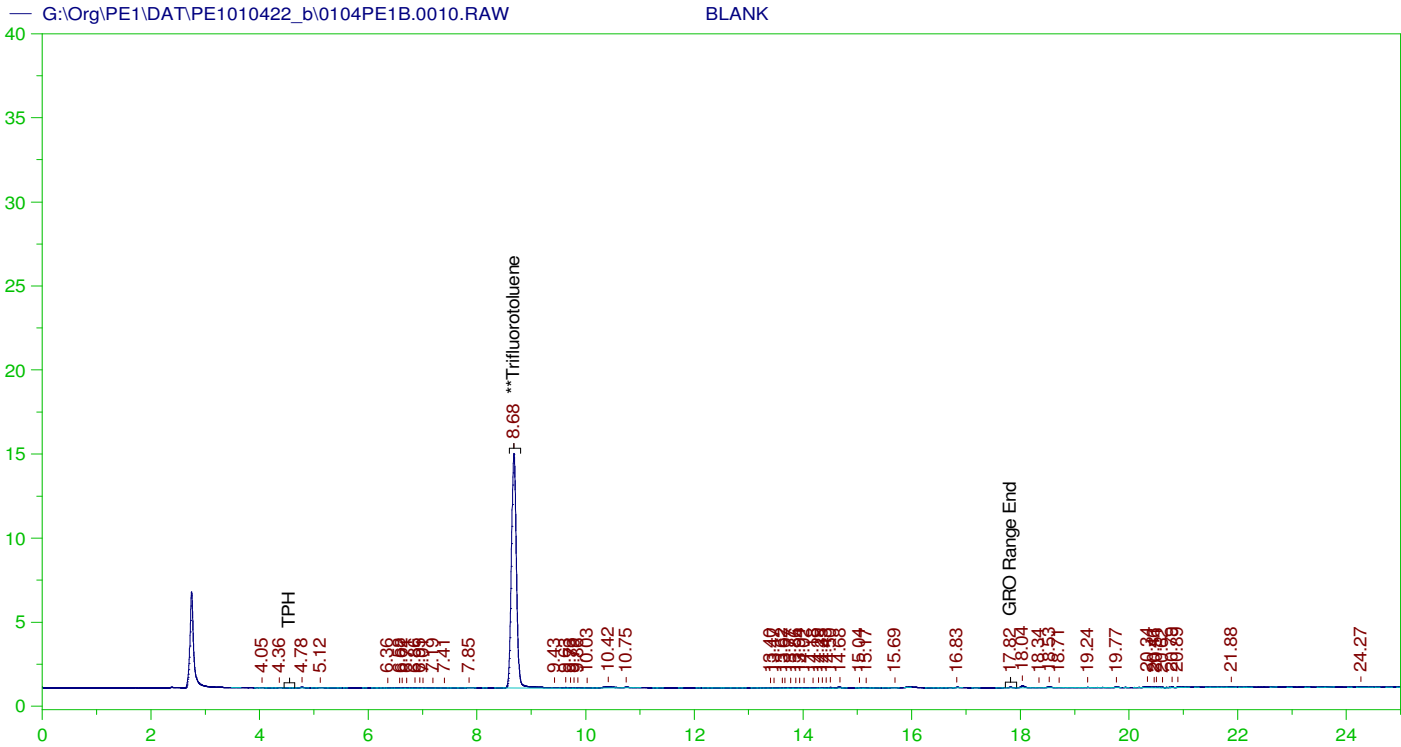
GASOLINE RANGE ORGANICS CHROMATOGRAM REPORT

Sample Name: B22010002-002G ;0104PE1 , \$HC-8015-GRO-W,
Raw File: G:\Org\PE1\DAT\PE1010422_b\0104PE1B.0009.RAW
Date & Time Acquired: 1/4/2022 2:57:42 PM
Method File: G:\Org\PE1\Methods\211208G002-2B%.MET
Calibration File: G:\Org\PE1\Cals\211208GRO8015CB.CAL
Sample Weight: 5 Dilution: 1 S.A.: 1

Mean RF for GRO: 945.9678
Mean RF for TPH: 909.3915
Rt range for Gasoline Range Organics: 4.45 to 17.93

SURROGATE COMPOUND	RT	ACTUAL	MEASURED	%REC
**Trifluorotoluene	8.682	25.	18.956	75.82

GRO Area:4004.577 GRO Amount: 0.8466624
TPH Area:39091.39 TPH Amount: 8.597264



GASOLINE RANGE ORGANICS CHROMATOGRAM REPORT

Sample Name: BLANK
 Raw File: G:\Org\PE1\DAT\PE1010422_b\0104PE1B.0010.RAW
 Date & Time Acquired: 1/4/2022 3:31:57 PM
 Method File: G:\Org\PE1\Methods\211208GROB.MET
 Calibration File: G:\Org\PE1\Cals\211208GRO8015CB.CAL
 Sample Weight: 1 Dilution: 1 S.A.: 1

Mean RF for GRO: 945.9678
 Mean RF for TPH: 909.3915
 Rt range for Gasoline Range Organics: 4.45 to 17.93

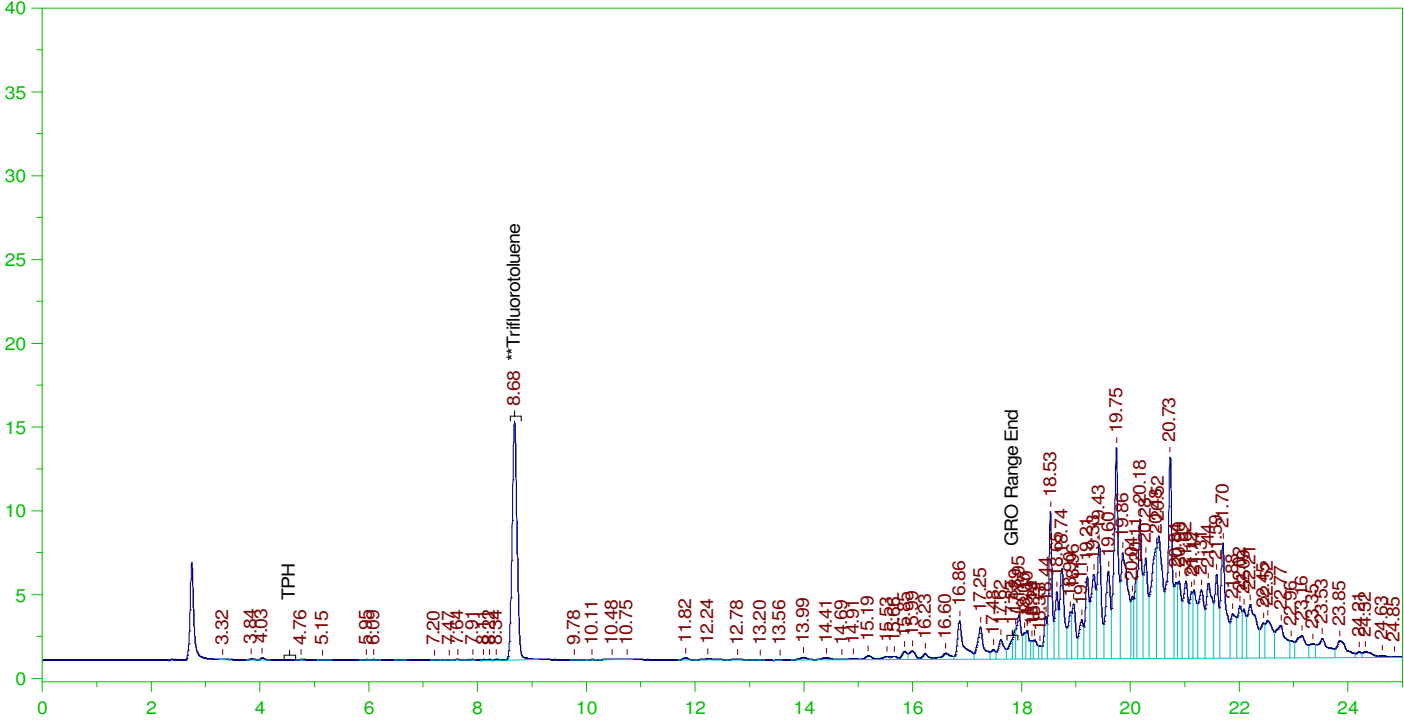
SURROGATE COMPOUND	RT	ACTUAL	MEASURED	%REC
**Trifluorotoluene	8.68	125.	95.112	76.09

GRO Area:6212.195 GRO Amount: 6.567026
 TPH Area:9122.851 TPH Amount: 10.03182

ERH2288 (RHMW2254-01 Bailer) FD

G:\Org\PE1\DAT\PE1010422_b\0104PE1B.0011.RAW

B22010002-003D ;0104PE1 , \$HC-8015-GRO-W,



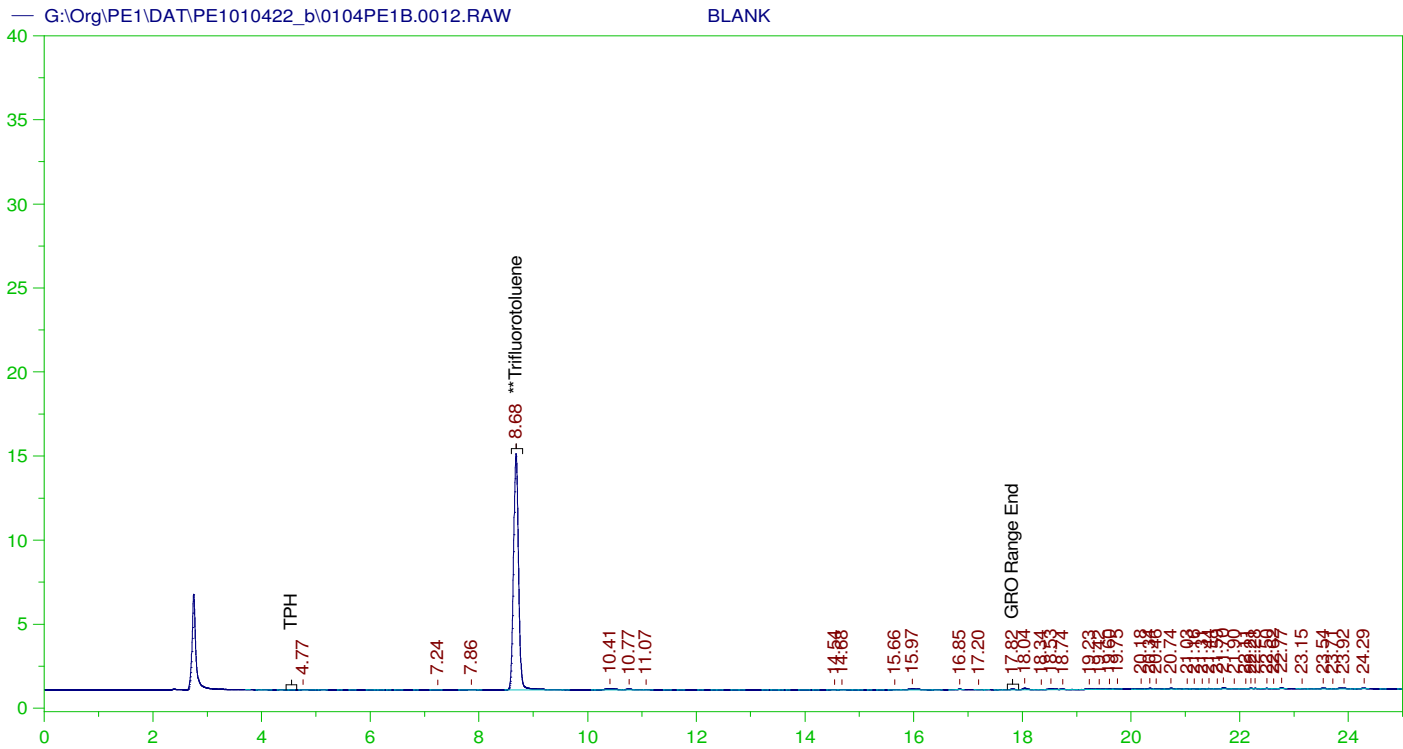
GASOLINE RANGE ORGANICS CHROMATOGRAM REPORT

Sample Name: B22010002-003D ;0104PE1 , \$HC-8015-GRO-W,
Raw File: G:\Org\PE1\DAT\PE1010422_b\0104PE1B.0011.RAW
Date & Time Acquired: 1/4/2022 4:06:11 PM
Method File: G:\Org\PE1\Methods\211208G002-3B%.MET
Calibration File: G:\Org\PE1\Cals\211208GRO8015CB.CAL
Sample Weight: 5 Dilution: 1 S.A.: 1

Mean RF for GRO: 945.9678
Mean RF for TPH: 909.3915
Rt range for Gasoline Range Organics: 4.45 to 17.93

SURROGATE COMPOUND	RT	ACTUAL	MEASURED	%REC
**Trifluorotoluene	8.681	25.	19.205	76.82

GRO Area:85857.45 GRO Amount: 18.1523
TPH Area:1233864 TPH Amount: 271.3604



GASOLINE RANGE ORGANICS CHROMATOGRAM REPORT

Sample Name: BLANK
 Raw File: G:\Org\PE1\DAT\PE1010422_b\0104PE1B.0012.RAW
 Date & Time Acquired: 1/4/2022 4:40:25 PM
 Method File: G:\Org\PE1\Methods\211208GROB.MET
 Calibration File: G:\Org\PE1\Cals\211208GRO8015CB.CAL
 Sample Weight: 1 Dilution: 1 S.A.: 1

Mean RF for GRO: 945.9678
 Mean RF for TPH: 909.3915
 Rt range for Gasoline Range Organics: 4.45 to 17.93

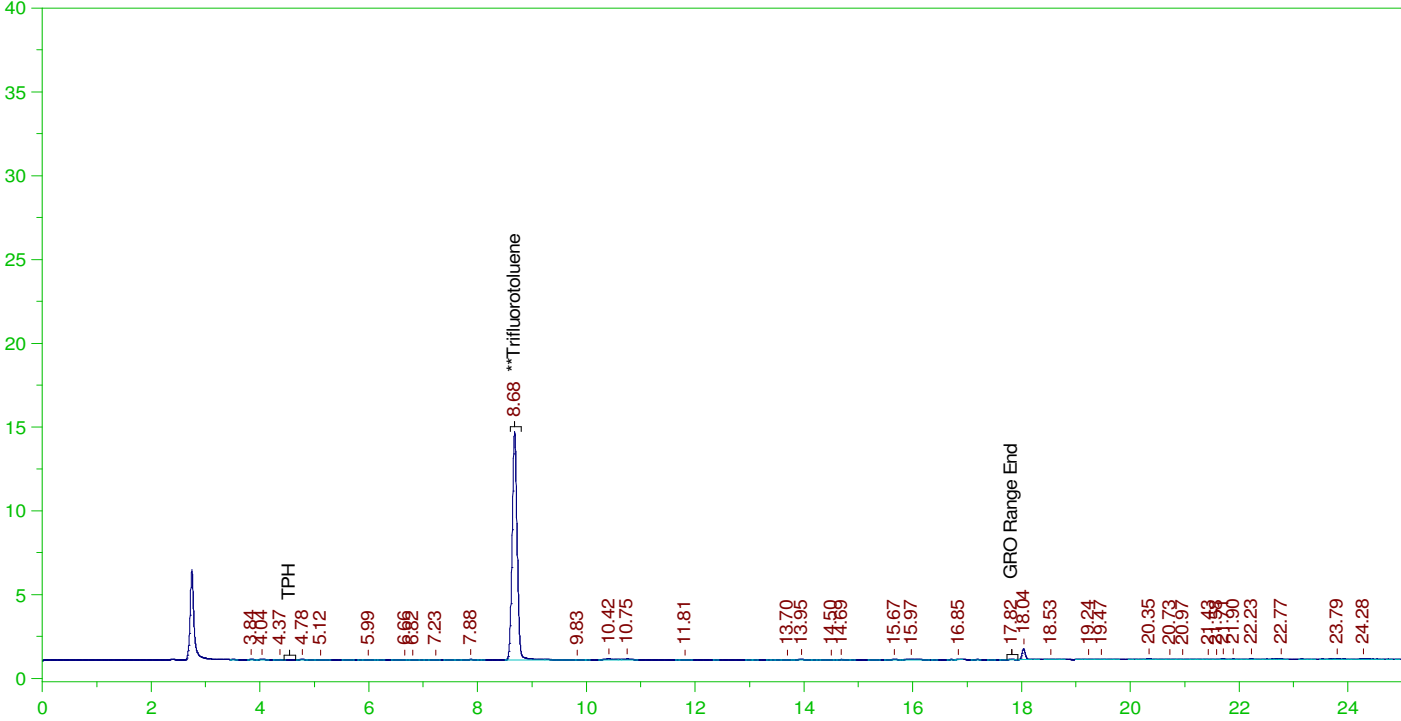
SURROGATE COMPOUND	RT	ACTUAL	MEASURED	%REC
**Trifluorotoluene	8.682	125.	95.401	76.32

GRO Area:3420.163 GRO Amount: 3.615517
 TPH Area:8456.007 TPH Amount: 9.298533

ERH2286 Trip Blank-14525

G:\Org\PE1\DAT\PE1010422_b\0104PE1B.0013.RAW

B22010002-005A ;0104PE1 , \$HC-8015-GRO-W,



GASOLINE RANGE ORGANICS CHROMATOGRAM REPORT

Sample Name: B22010002-005A ;0104PE1 , \$HC-8015-GRO-W,
Raw File: G:\Org\PE1\DAT\PE1010422_b\0104PE1B.0013.RAW
Date & Time Acquired: 1/4/2022 5:14:41 PM
Method File: G:\Org\PE1\Methods\211208GROB%.MET
Calibration File: G:\Org\PE1\Cals\211208GRO8015CB.CAL
Sample Weight: 5 Dilution: 1 S.A.: 1

Mean RF for GRO: 945.9678
Mean RF for TPH: 909.3915
Rt range for Gasoline Range Organics: 4.45 to 17.93

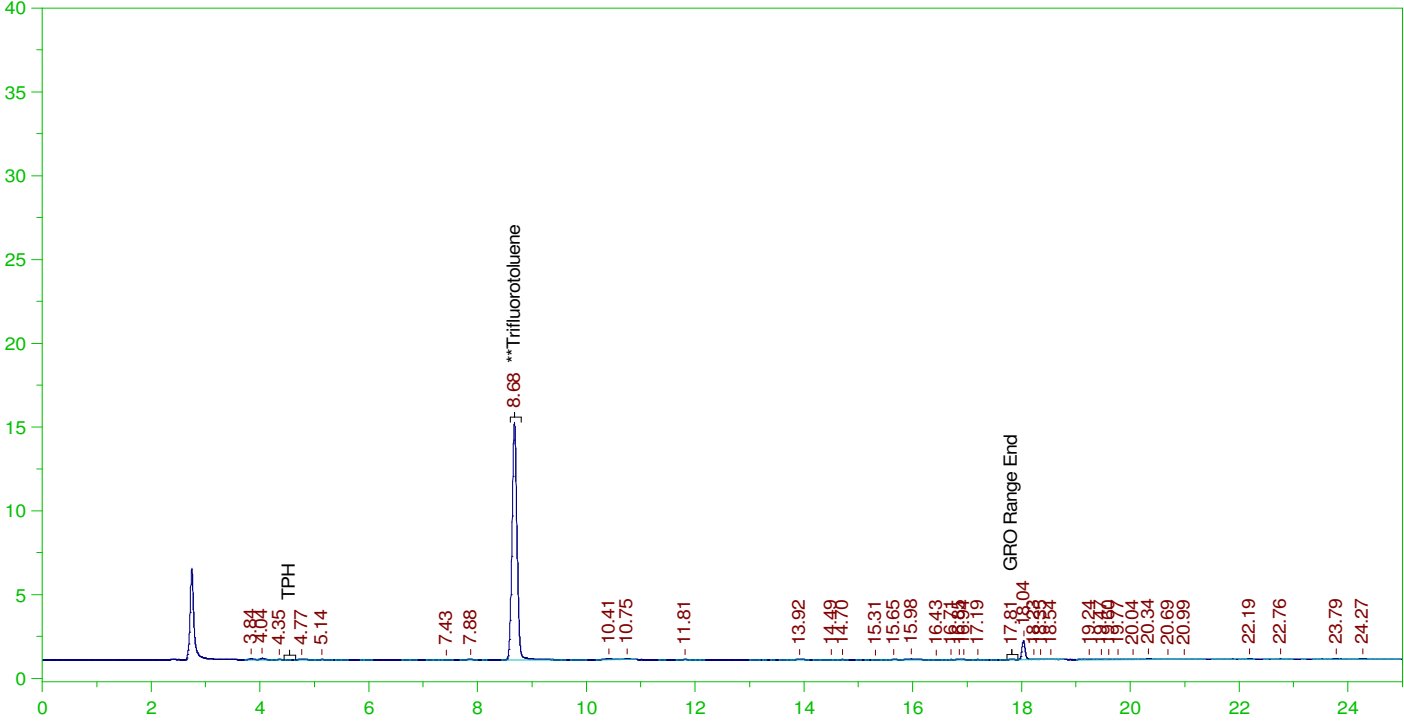
SURROGATE COMPOUND	RT	ACTUAL	MEASURED	%REC
**Trifluorotoluene	8.682	25.	18.521	74.08

GRO Area:4043.996 GRO Amount: 0.8549967
TPH Area:9309.205 TPH Amount: 2.047348

ERH2286 Trip Blank-14575

G:\Org\PE1\DAT\PE1010422_b\0104PE1B.0014.RAW

B22010002-006A ;0104PE1 , \$HC-8015-GRO-W,



GASOLINE RANGE ORGANICS CHROMATOGRAM REPORT

Sample Name: B22010002-006A ;0104PE1 , \$HC-8015-GRO-W,
Raw File: G:\Org\PE1\DAT\PE1010422_b\0104PE1B.0014.RAW
Date & Time Acquired: 1/4/2022 5:48:58 PM
Method File: G:\Org\PE1\Methods\211208GROB%.MET
Calibration File: G:\Org\PE1\Cals\211208GRO8015CB.CAL
Sample Weight: 5 Dilution: 1 S.A.: 1

Mean RF for GRO: 945.9678
Mean RF for TPH: 909.3915
Rt range for Gasoline Range Organics: 4.45 to 17.93

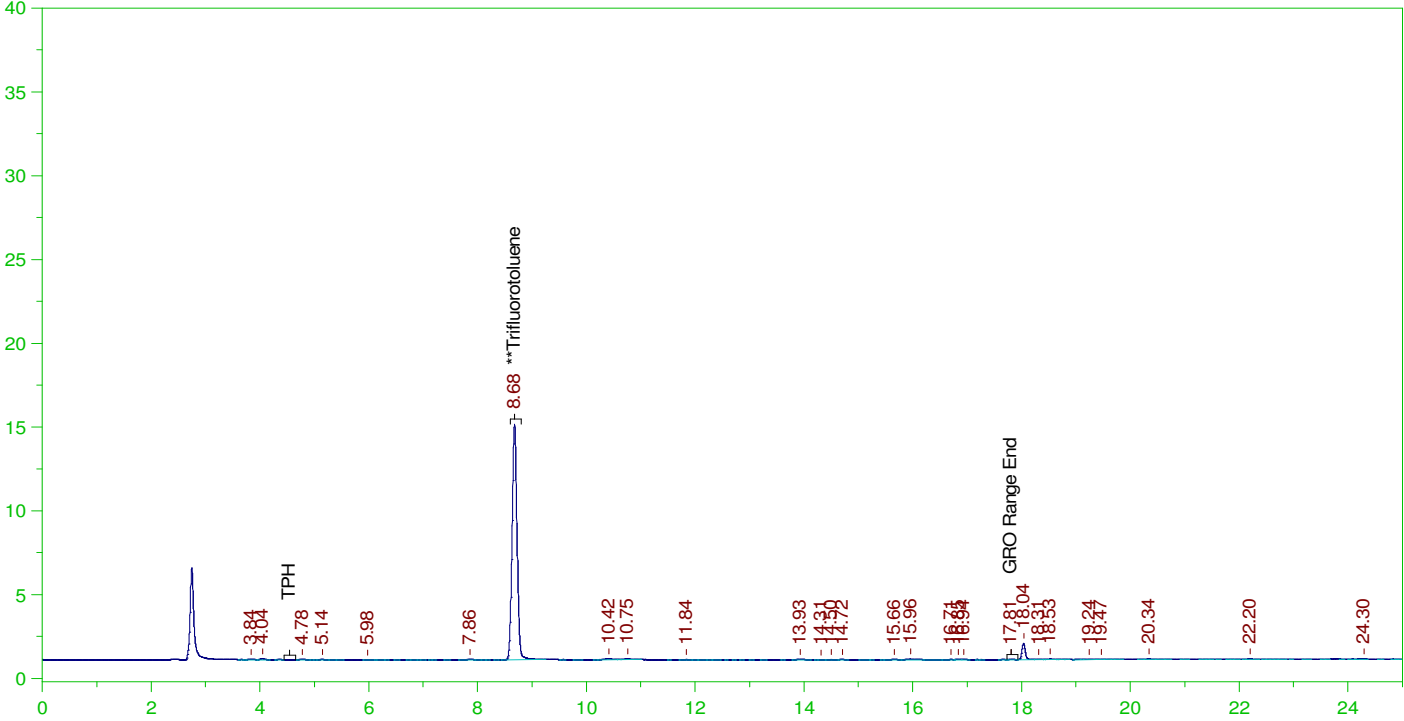
SURROGATE COMPOUND	RT	ACTUAL	MEASURED	%REC
**Trifluorotoluene	8.679	25.	19.281	77.13

GRO Area:4762.104 GRO Amount: 1.006822
TPH Area:12696.52 TPH Amount: 2.79231

ERH2282 Trip Blank-14575

G:\Org\PE1\DAT\PE1010422_b\0104PE1B.0015.RAW

B21122180-003A ;0104PE1 , \$HC-8015-GRO-W,



GASOLINE RANGE ORGANICS CHROMATOGRAM REPORT

Sample Name: B21122180-003A ;0104PE1 , \$HC-8015-GRO-W,
Raw File: G:\Org\PE1\DAT\PE1010422_b\0104PE1B.0015.RAW
Date & Time Acquired: 1/4/2022 6:23:16 PM
Method File: G:\Org\PE1\Methods\211208GROB%.MET
Calibration File: G:\Org\PE1\Cals\211208GRO8015CB.CAL
Sample Weight: 5 Dilution: 1 S.A.: 1

Mean RF for GRO: 945.9678
Mean RF for TPH: 909.3915
Rt range for Gasoline Range Organics: 4.45 to 17.93

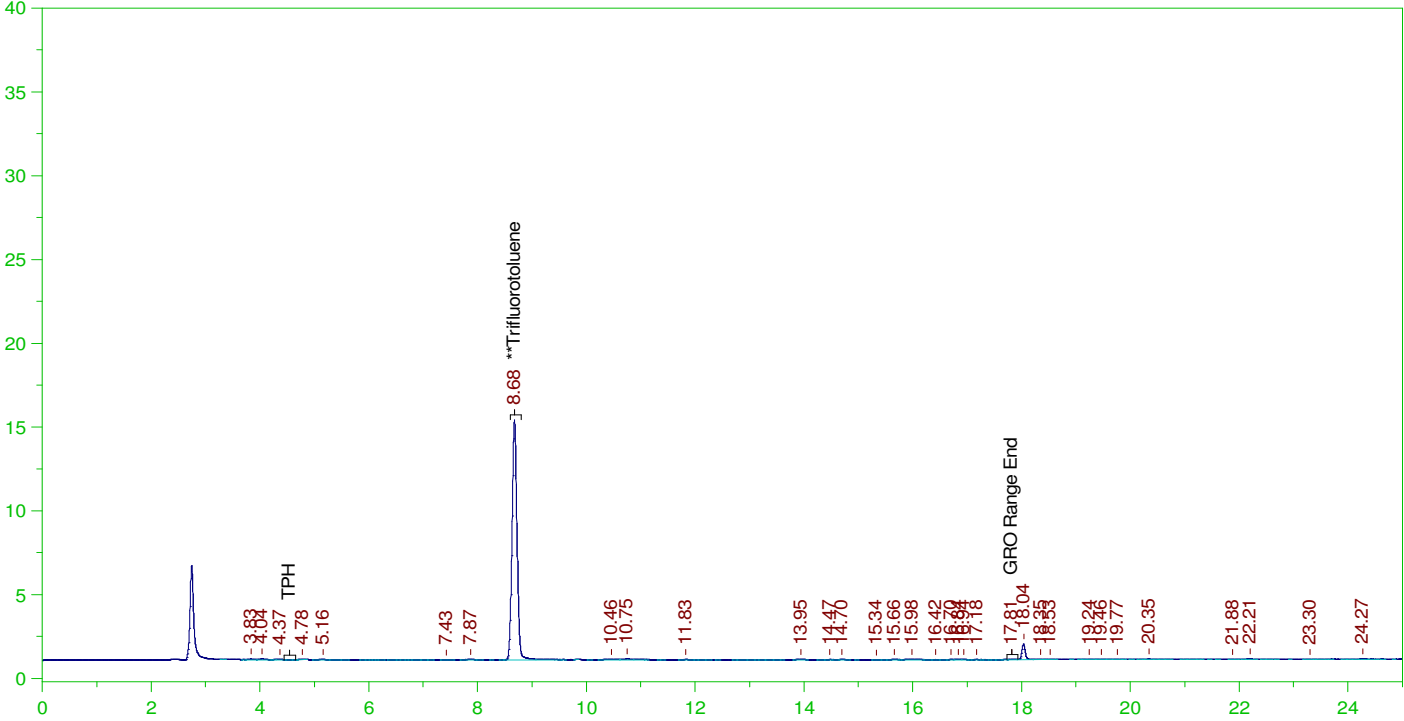
SURROGATE COMPOUND	RT	ACTUAL	MEASURED	%REC
**Trifluorotoluene	8.68	25.	19.098	76.39

GRO Area:4562.291 GRO Amount: 0.9645764
TPH Area:11046.79 TPH Amount: 2.429491

ERH2280 Trip Blank-14575

G:\Org\PE1\DAT\PE1010422_b\0104PE1B.0016.RAW

B21122190-003A ;0104PE1 , \$HC-8015-GRO-W,



GASOLINE RANGE ORGANICS CHROMATOGRAM REPORT

Sample Name: B21122190-003A ;0104PE1 , \$HC-8015-GRO-W,
Raw File: G:\Org\PE1\DAT\PE1010422_b\0104PE1B.0016.RAW
Date & Time Acquired: 1/4/2022 6:57:37 PM
Method File: G:\Org\PE1\Methods\211208GROB%.MET
Calibration File: G:\Org\PE1\Cals\211208GRO8015CB.CAL
Sample Weight: 5 Dilution: 1 S.A.: 1

Mean RF for GRO: 945.9678
Mean RF for TPH: 909.3915
Rt range for Gasoline Range Organics: 4.45 to 17.93

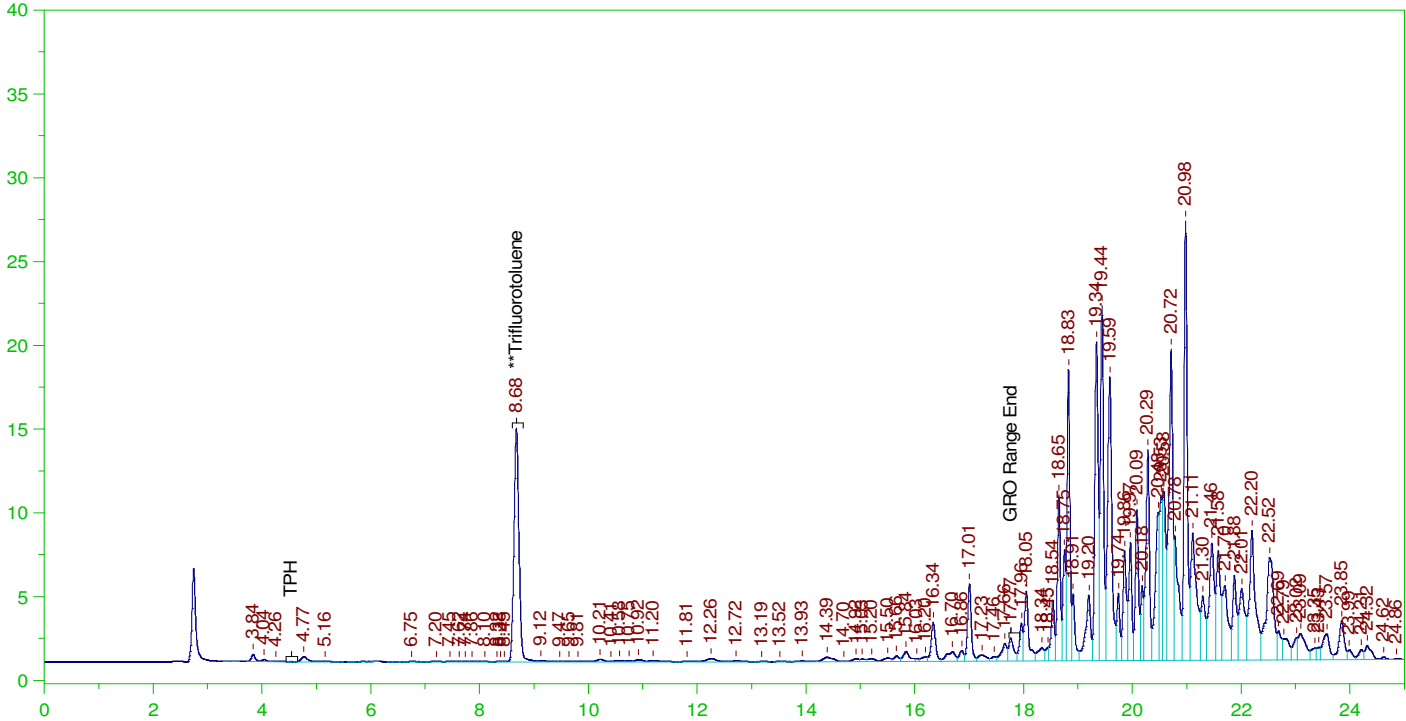
SURROGATE COMPOUND	RT	ACTUAL	MEASURED	%REC
**Trifluorotoluene	8.68	25.	19.396	77.59

GRO Area:4374.133 GRO Amount: 0.9247953
TPH Area:10556.96 TPH Amount: 2.321764

ERH2281 (RHMW02)

G:\Org\PE1\DAT\PE1010422_b\0104PE1B.0017.RAW

B21122190-001G ;0104PE1 , \$HC-8015-GRO-W,



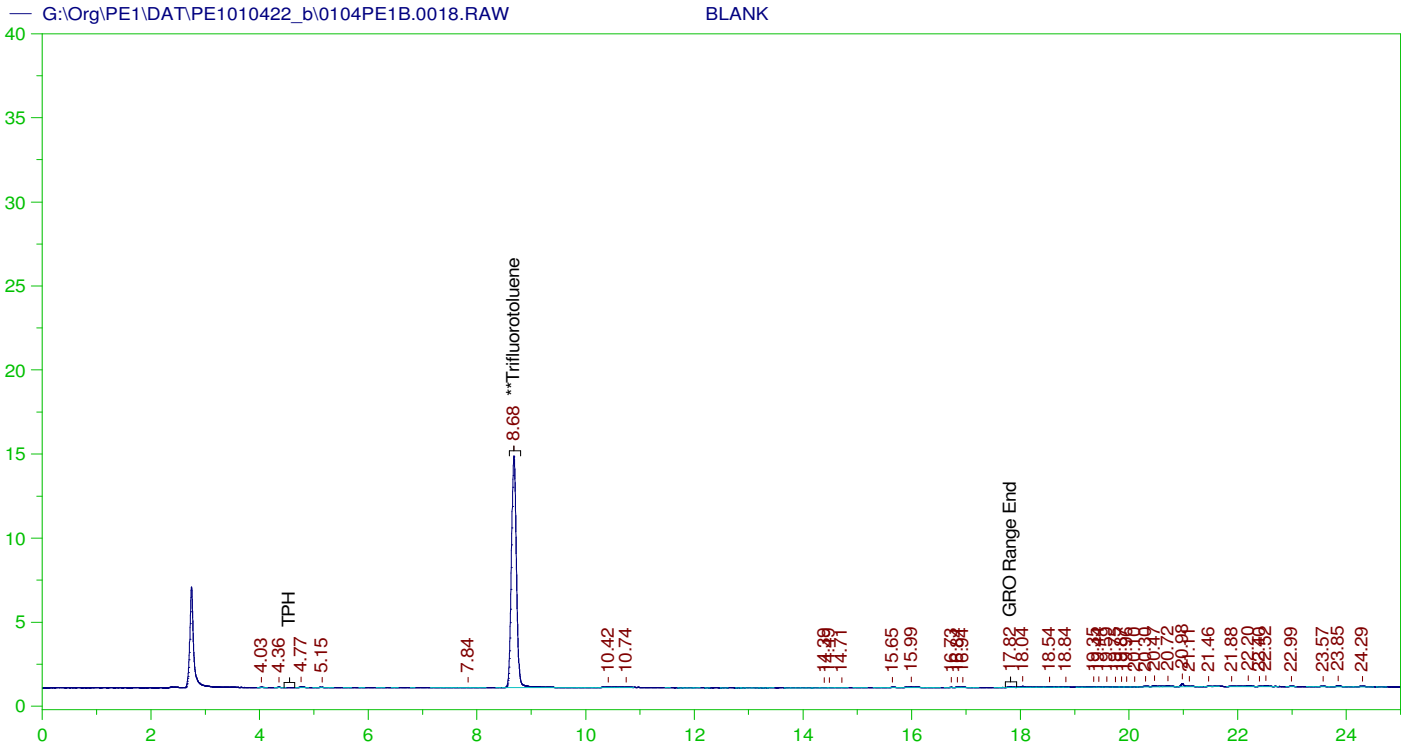
GASOLINE RANGE ORGANICS CHROMATOGRAM REPORT

Sample Name: B21122190-001G ;0104PE1 , \$HC-8015-GRO-W,
Raw File: G:\Org\PE1\DAT\PE1010422_b\0104PE1B.0017.RAW
Date & Time Acquired: 1/4/2022 7:31:57 PM
Method File: G:\Org\PE1\Methods\211208G2190-1B%.MET
Calibration File: G:\Org\PE1\Cals\211208GRO8015CB.CAL
Sample Weight: 5 Dilution: 1 S.A.: 1

Mean RF for GRO: 945.9678
Mean RF for TPH: 909.3915
Rt range for Gasoline Range Organics: 4.45 to 17.93

SURROGATE COMPOUND	RT	ACTUAL	MEASURED	%REC
**Trifluorotoluene	8.678	25.	19.135	76.54

GRO Area:103442.1 GRO Amount: 21.8701
TPH Area:1619475 TPH Amount: 356.1668



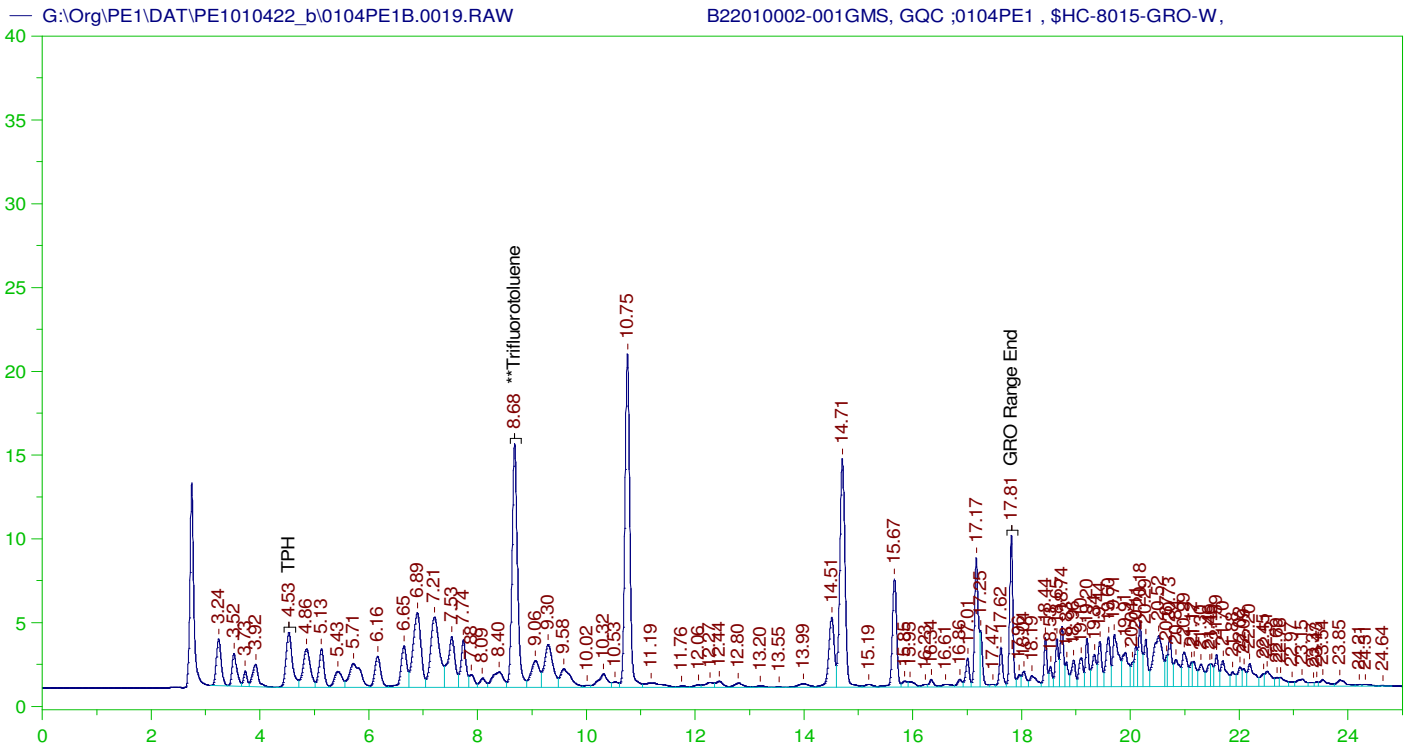
GASOLINE RANGE ORGANICS CHROMATOGRAM REPORT

Sample Name: BLANK
 Raw File: G:\Org\PE1\DAT\PE1010422_b\0104PE1B.0018.RAW
 Date & Time Acquired: 1/4/2022 8:06:18 PM
 Method File: G:\Org\PE1\Methods\211208GROB.MET
 Calibration File: G:\Org\PE1\Cals\211208GRO8015CB.CAL
 Sample Weight: 1 Dilution: 1 S.A.: 1

Mean RF for GRO: 945.9678
 Mean RF for TPH: 909.3915
 Rt range for Gasoline Range Organics: 4.45 to 17.93

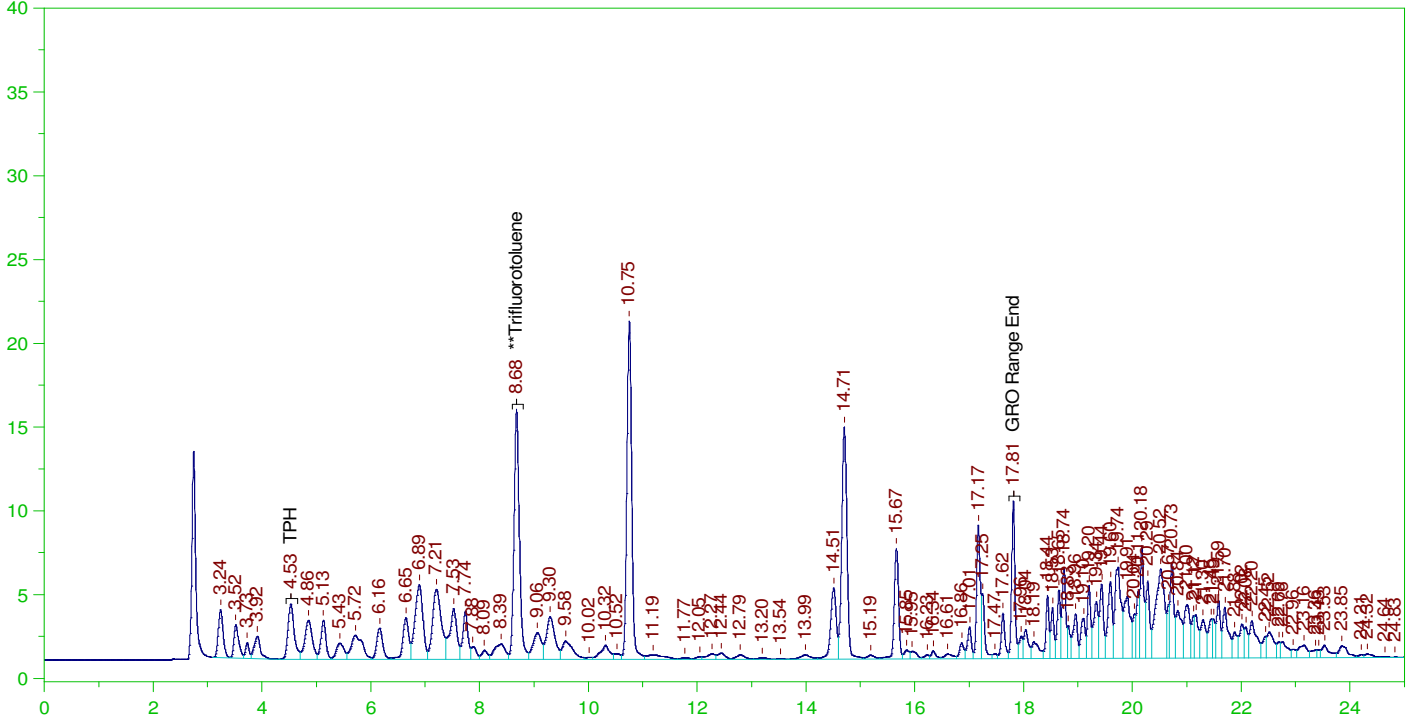
SURROGATE COMPOUND	RT	ACTUAL	MEASURED	%REC
**Trifluorotoluene	8.68	125.	94.094	75.27

GRO Area:3017.894 GRO Amount: 3.190272
 TPH Area:8758.87 TPH Amount: 9.631573



G:\Org\PE1\DAT\PE1010422_b\0104PE1B.0020.RAW

B22010002-001GMSD, GQC ;0104PE1 , \$HC-8015-GRO-W,



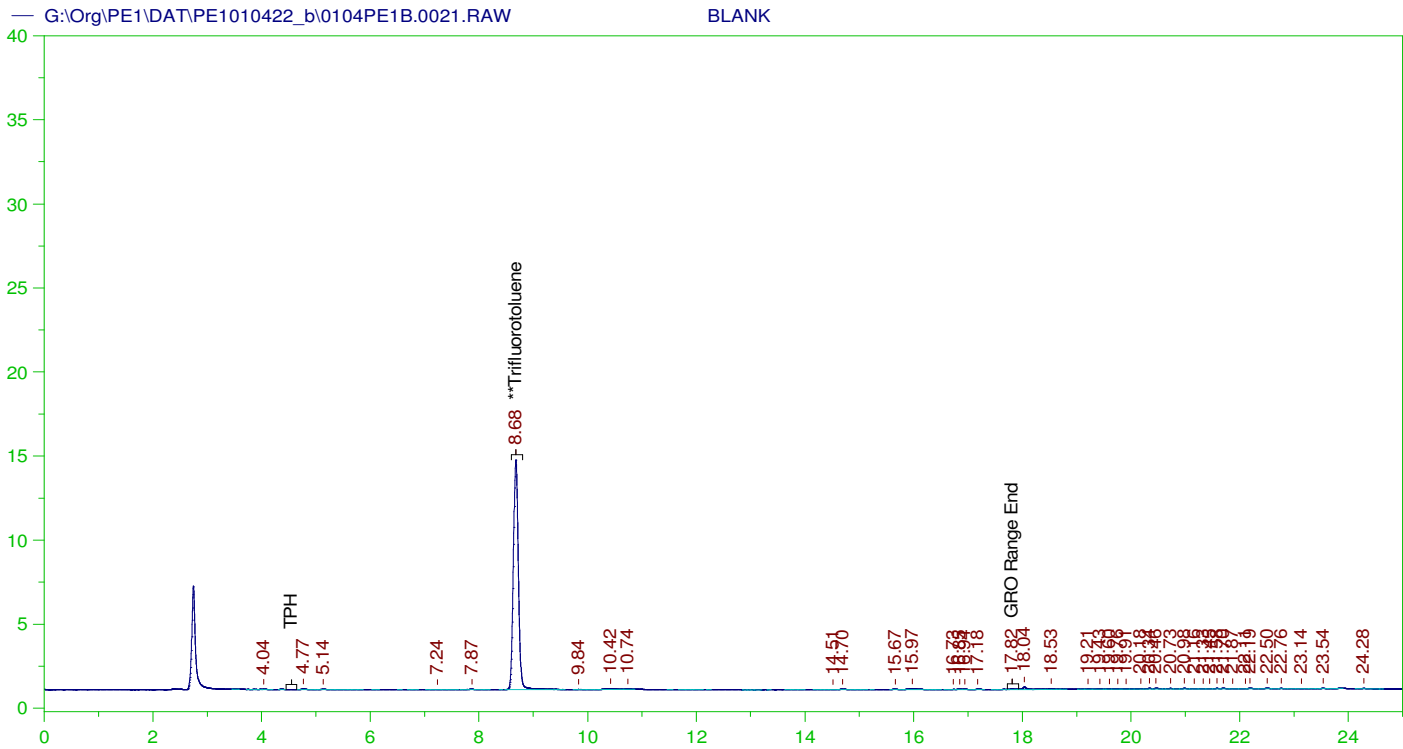
GASOLINE RANGE ORGANICS CHROMATOGRAM REPORT

Sample Name: B22010002-001GMSD, GQC ;0104PE1 , \$HC-8015-GRO-W,
Raw File: G:\Org\PE1\DAT\PE1010422_b\0104PE1B.0020.RAW
Date & Time Acquired: 1/4/2022 9:14:58 PM
Method File: G:\Org\PE1\Methods\211208GROB%.MET
Calibration File: G:\Org\PE1\Cals\211208GRO8015CB.CAL
Sample Weight: 5 Dilution: 1 S.A.: 1

Mean RF for GRO: 945.9678
Mean RF for TPH: 909.3915
Rt range for Gasoline Range Organics: 4.45 to 17.93

SURROGATE COMPOUND	RT	ACTUAL	MEASURED	%REC
**Trifluorotoluene	8.681	25.	21.868	87.47

GRO Area:816181.2 GRO Amount: 172.56
TPH Area:1587838 TPH Amount: 349.209



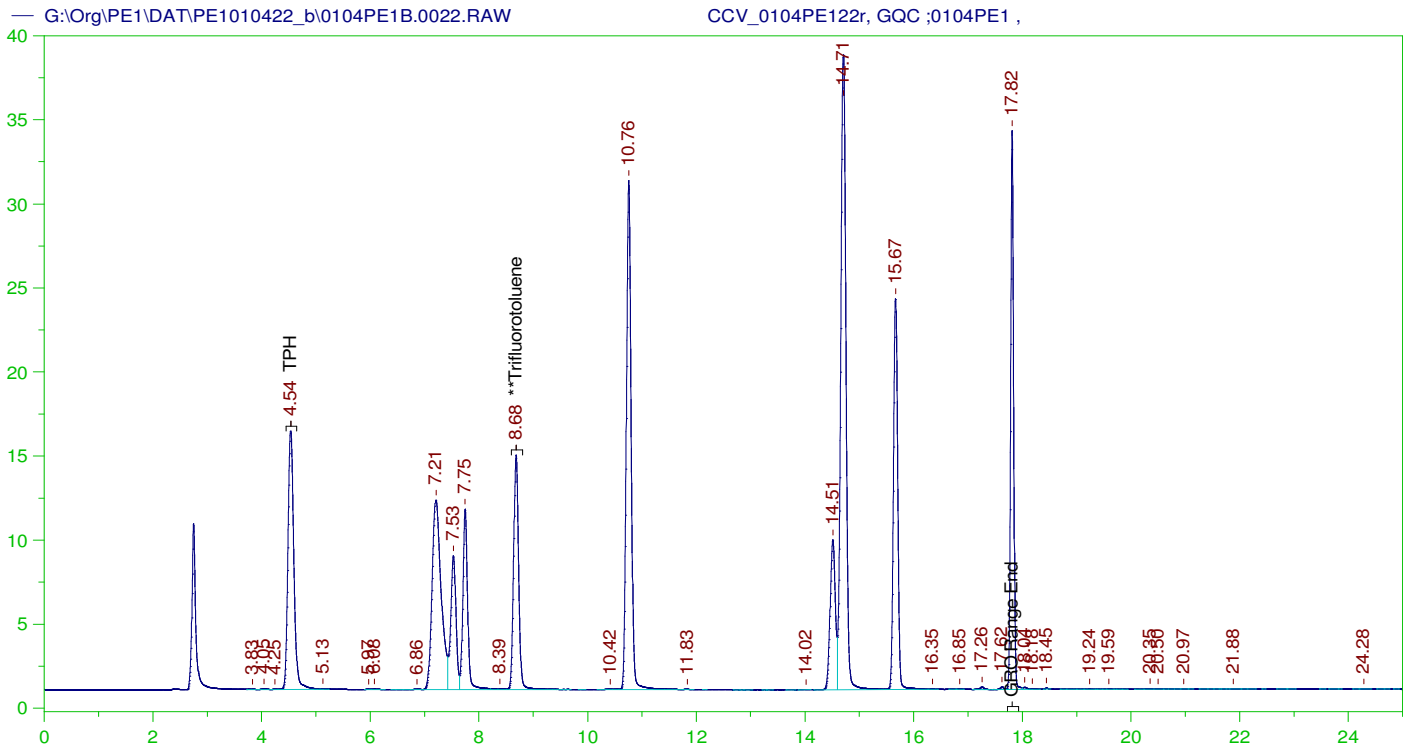
GASOLINE RANGE ORGANICS CHROMATOGRAM REPORT

Sample Name: BLANK
 Raw File: G:\Org\PE1\DAT\PE1010422_b\0104PE1B.0021.RAW
 Date & Time Acquired: 1/4/2022 9:49:09 PM
 Method File: G:\Org\PE1\Methods\211208GROB.MET
 Calibration File: G:\Org\PE1\Cals\211208GRO8015CB.CAL
 Sample Weight: 1 Dilution: 1 S.A.: 1

Mean RF for GRO: 945.9678
 Mean RF for TPH: 909.3915
 Rt range for Gasoline Range Organics: 4.45 to 17.93

SURROGATE COMPOUND	RT	ACTUAL	MEASURED	%REC	
**Trifluorotoluene	8.679	125.	92.763	74.21	-

GRO Area:3820.141 GRO Amount: 4.038342
 TPH Area:10199.59 TPH Amount: 11.21584



GASOLINE RANGE ORGANICS CHROMATOGRAM REPORT

Sample Name: CCV_0104PE122r, GQC ;0104PE1 ,
Raw File: G:\Org\PE1\DAT\PE1010422_b\0104PE1B.0022.RAW
Date & Time Acquired: 1/4/2022 10:23:19 PM
Method File: G:\Org\PE1\Methods\211208GROB.MET
Calibration File: G:\Org\PE1\Cals\211208GRO8015CB.CAL
Sample Weight: 1 Dilution: 1 S.A.: 1

Mean RF for GRO: 945.9678
Mean RF for TPH: 909.3915
Rt range for Gasoline Range Organics: 4.45 to 17.93

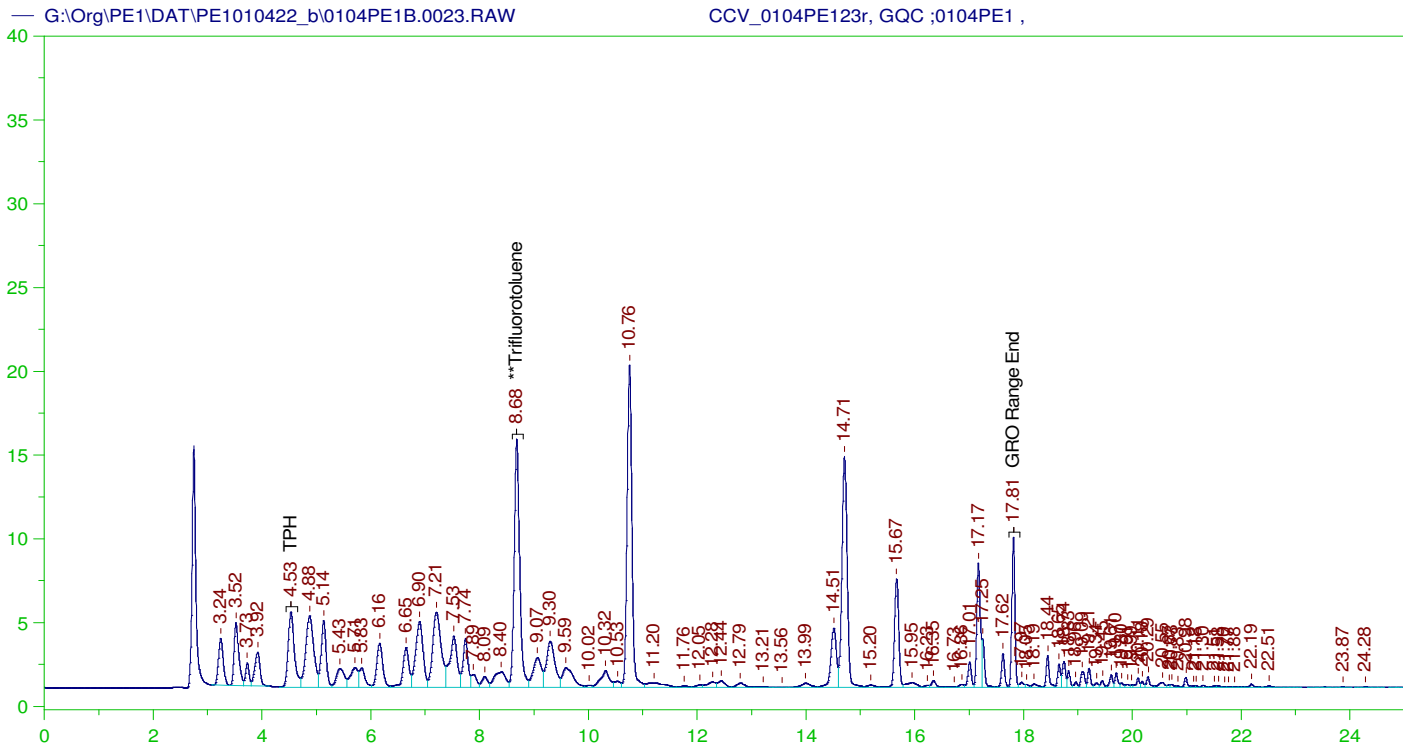
SURROGATE COMPOUND	RT	ACTUAL	MEASURED	%REC	
**Trifluorotoluene	8.683	125.	95.54	76.43	-

GRO Area:1122285 GRO Amount: 1186.389
TPH Area:1124879 TPH Amount: 1236.958

CONTINUING CALIBRATION REPORT: G:\Org\PE1\DAT\PE1010422_b\0104PE1B.0022.RAW

COMPOUND	ACTUAL (NG)	MEASURED (NG)	%RECOVERY	LIMITS
GRO	840.	1186.39	141.24	85-115
TPH	1000.	1236.96	123.7	85-115

SURROGATE COMPOUND	RT	ACTUAL	MEASURED	%REC	LIMITS
**Trifluorotoluene	8.683	125.	95.54	76.43	85-115



GASOLINE RANGE ORGANICS CHROMATOGRAM REPORT

Sample Name: CCV_0104PE123r, GQC ;0104PE1 ,
 Raw File: G:\Org\PE1\DAT\PE1010422_b\0104PE1B.0023.RAW
 Date & Time Acquired: 1/4/2022 10:57:29 PM
 Method File: G:\Org\PE1\Methods\211208GCCV0104_23B%.MET
 Calibration File: G:\Org\PE1\Cals\211208GRO8015CB.CAL
 Sample Weight: 1 Dilution: 1 S.A.: 1

Mean RF for GRO: 945.9678
 Mean RF for TPH: 909.3915
 Rt range for Gasoline Range Organics: 4.45 to 17.93

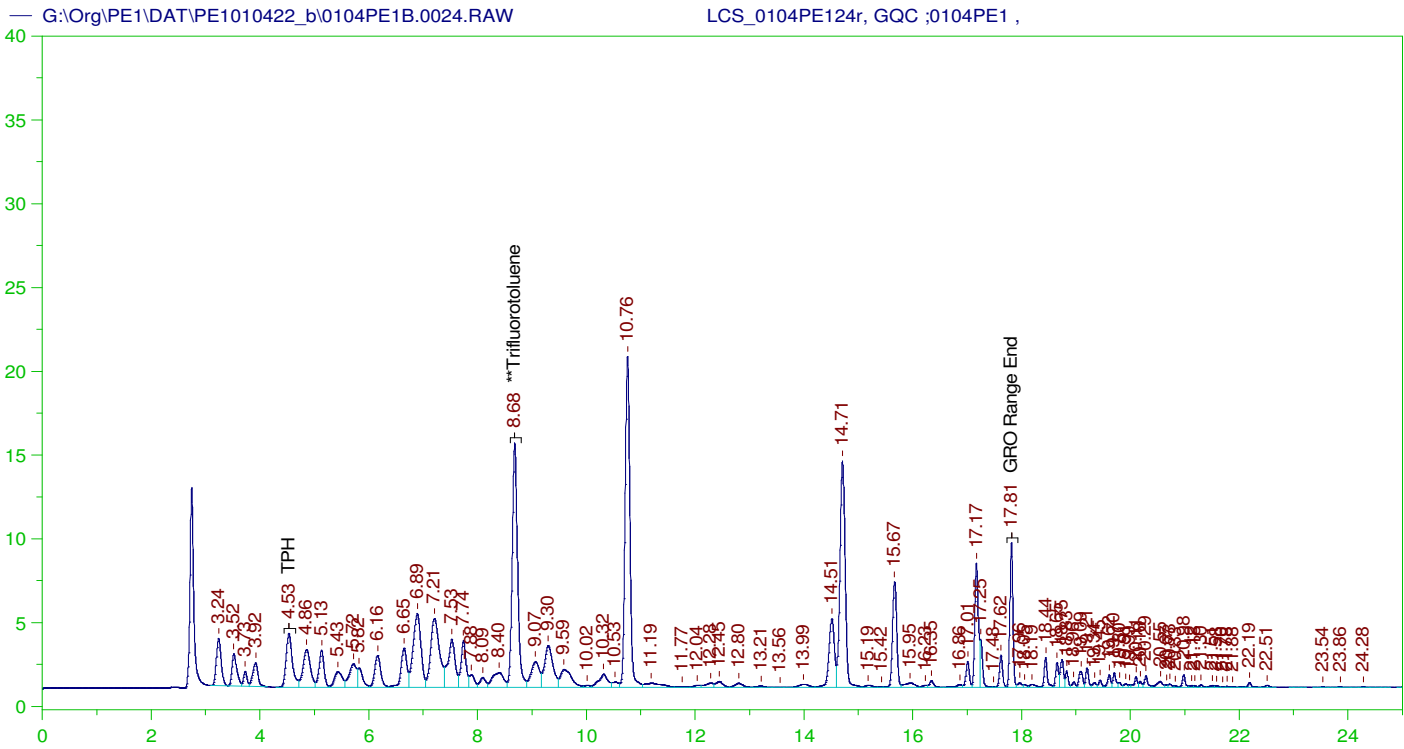
SURROGATE COMPOUND	RT	ACTUAL	MEASURED	%REC
**Trifluorotoluene	8.684	125.	109.966	87.97

GRO Area:818507.1 GRO Amount: 865.2589
 TPH Area:945416.1 TPH Amount: 1039.614

CONTINUING CALIBRATION REPORT: G:\Org\PE1\DAT\PE1010422_b\0104PE1B.0023.RAW

COMPOUND	ACTUAL (NG)	MEASURED (NG)	%RECOVERY	LIMITS
GRO	840.	865.26	103.01	85-115
TPH	1000.	1039.61	103.96	85-115

SURROGATE COMPOUND	RT	ACTUAL	MEASURED	%REC	LIMITS
**Trifluorotoluene	8.684	125.	109.966	87.97	85-115



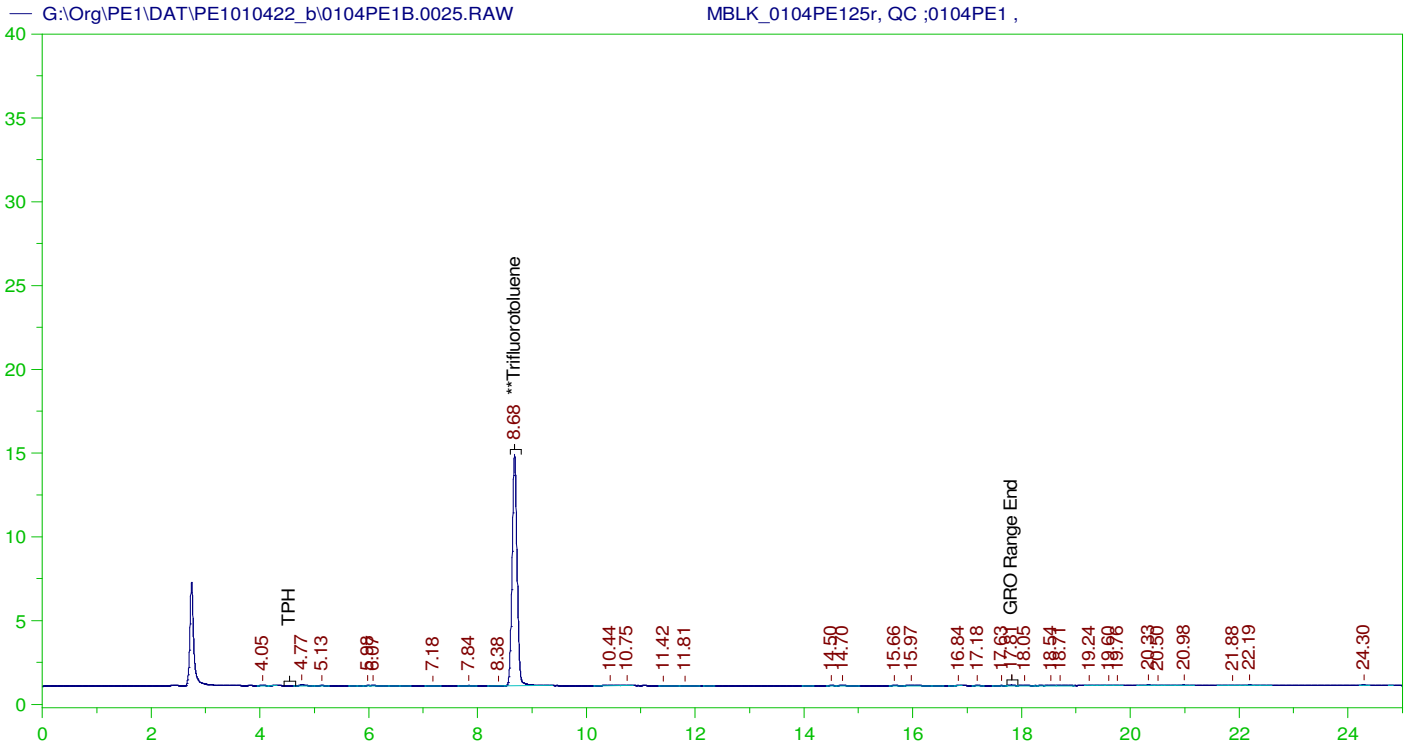
GASOLINE RANGE ORGANICS CHROMATOGRAM REPORT

Sample Name: LCS_0104PE124r, GQC ;0104PE1 ,
 Raw File: G:\Org\PE1\DAT\PE1010422_b\0104PE1B.0024.RAW
 Date & Time Acquired: 1/4/2022 11:31:41 PM
 Method File: G:\Org\PE1\Methods\211208GLCS0104_24B%.MET
 Calibration File: G:\Org\PE1\Cals\211208GRO8015CB.CAL
 Sample Weight: 5 Dilution: 1 S.A.: 1

Mean RF for GRO: 945.9678
 Mean RF for TPH: 909.3915
 Rt range for Gasoline Range Organics: 4.45 to 17.93

SURROGATE COMPOUND	RT	ACTUAL	MEASURED	%REC
**Trifluorotoluene	8.684	25.	21.386	85.54

GRO Area: 757905.2 GRO Amount: 160.2391
 TPH Area: 870217.6 TPH Amount: 191.3846



GASOLINE RANGE ORGANICS CHROMATOGRAM REPORT

Sample Name: MBLK_0104PE125r, QC ;0104PE1 ,
 Raw File: G:\Org\PE1\DAT\PE1010422_b\0104PE1B.0025.RAW
 Date & Time Acquired: 1/5/2022 12:05:56 AM
 Method File: G:\Org\PE1\Methods\211208GMB0104_25B%.MET
 Calibration File: G:\Org\PE1\Cals\211208GRO8015CB.CAL
 Sample Weight: 5 Dilution: 1 S.A.: 1

Mean RF for GRO: 945.9678
 Mean RF for TPH: 909.3915
 Rt range for Gasoline Range Organics: 4.45 to 17.93

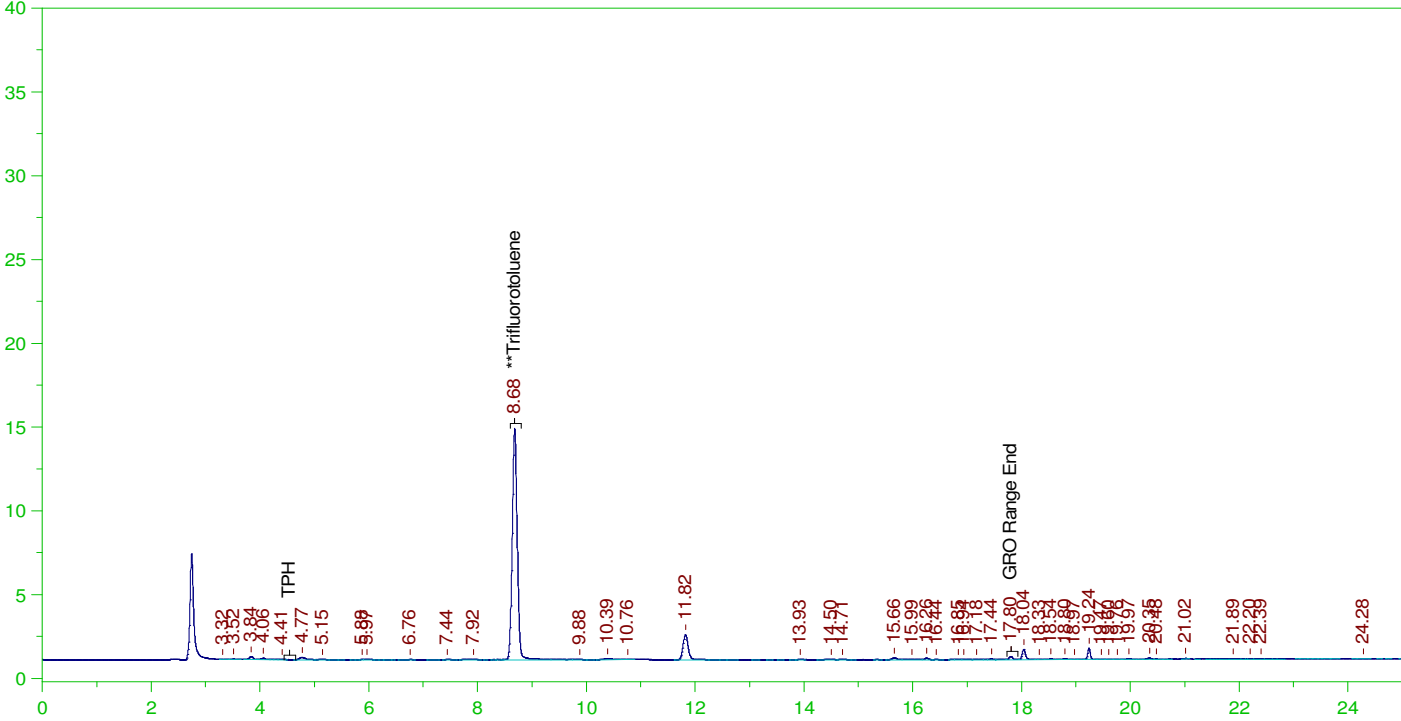
SURROGATE COMPOUND	RT	ACTUAL	MEASURED	%REC
**Trifluorotoluene	8.681	25.	18.78	75.12

GRO Area:3628.698 GRO Amount: 0.7671928
 TPH Area:5364.943 TPH Amount: 1.179897

ERH2283 (RHMW03)

G:\Org\PE1\DAT\PE1010422_b\0104PE1B.0026.RAW

B21122180-001G ;0104PE1 , \$HC-8015-GRO-W,



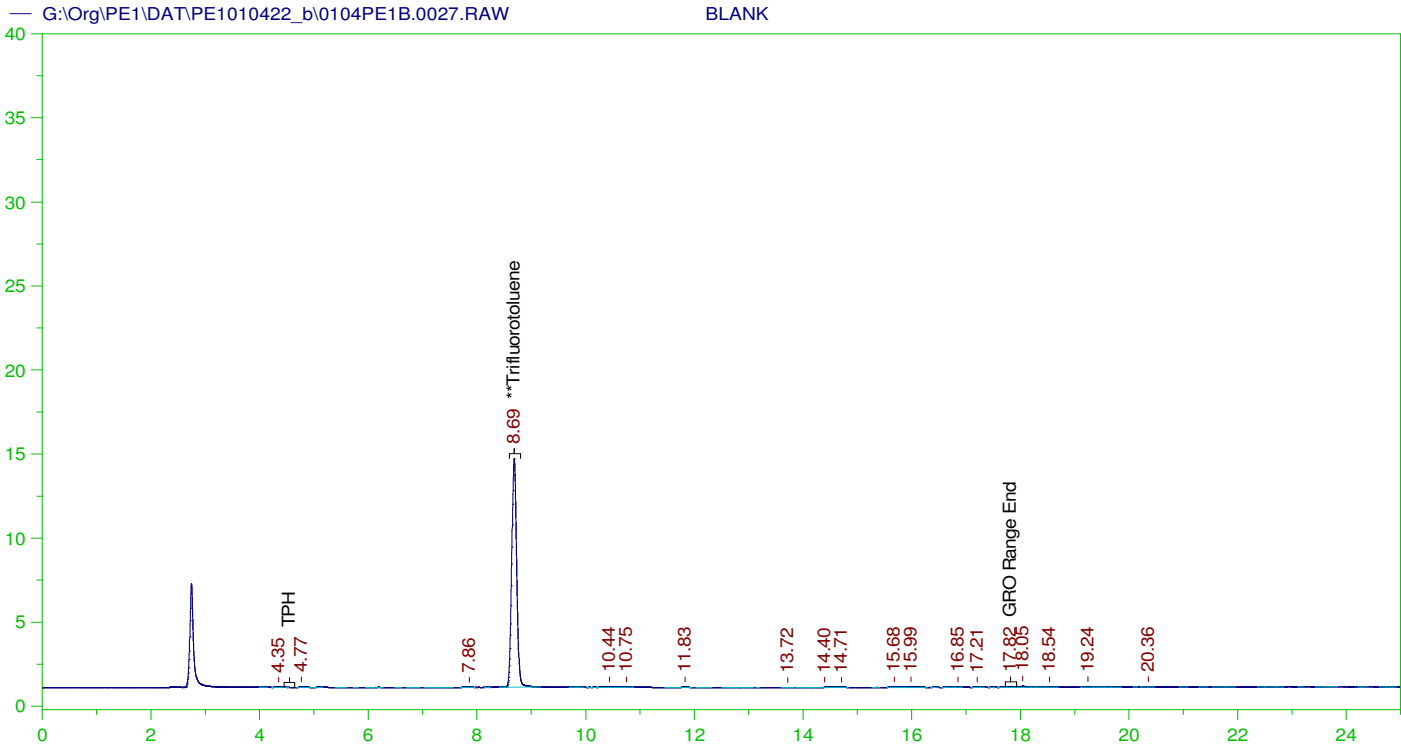
GASOLINE RANGE ORGANICS CHROMATOGRAM REPORT

Sample Name: B21122180-001G ;0104PE1 , \$HC-8015-GRO-W,
Raw File: G:\Org\PE1\DAT\PE1010422_b\0104PE1B.0026.RAW
Date & Time Acquired: 1/5/2022 12:40:10 AM
Method File: G:\Org\PE1\Methods\211208GROB%.MET
Calibration File: G:\Org\PE1\Cals\211208GRO8015CB.CAL
Sample Weight: 5 Dilution: 1 S.A.: 1

Mean RF for GRO: 945.9678
Mean RF for TPH: 909.3915
Rt range for Gasoline Range Organics: 4.45 to 17.93

SURROGATE COMPOUND	RT	ACTUAL	MEASURED	%REC
**Trifluorotoluene	8.683	25.	18.87	75.48

GRO Area:17245.85 GRO Amount: 3.646182
TPH Area:26276.79 TPH Amount: 5.778983



GASOLINE RANGE ORGANICS CHROMATOGRAM REPORT

Sample Name: BLANK
 Raw File: G:\Org\PE1\DAT\PE1010422_b\0104PE1B.0027.RAW
 Date & Time Acquired: 1/5/2022 1:14:23 AM
 Method File: G:\Org\PE1\Methods\211208GROB.MET
 Calibration File: G:\Org\PE1\Cals\211208GRO8015CB.CAL
 Sample Weight: 1 Dilution: 1 S.A.: 1

Mean RF for GRO: 945.9678
 Mean RF for TPH: 909.3915
 Rt range for Gasoline Range Organics: 4.45 to 17.93

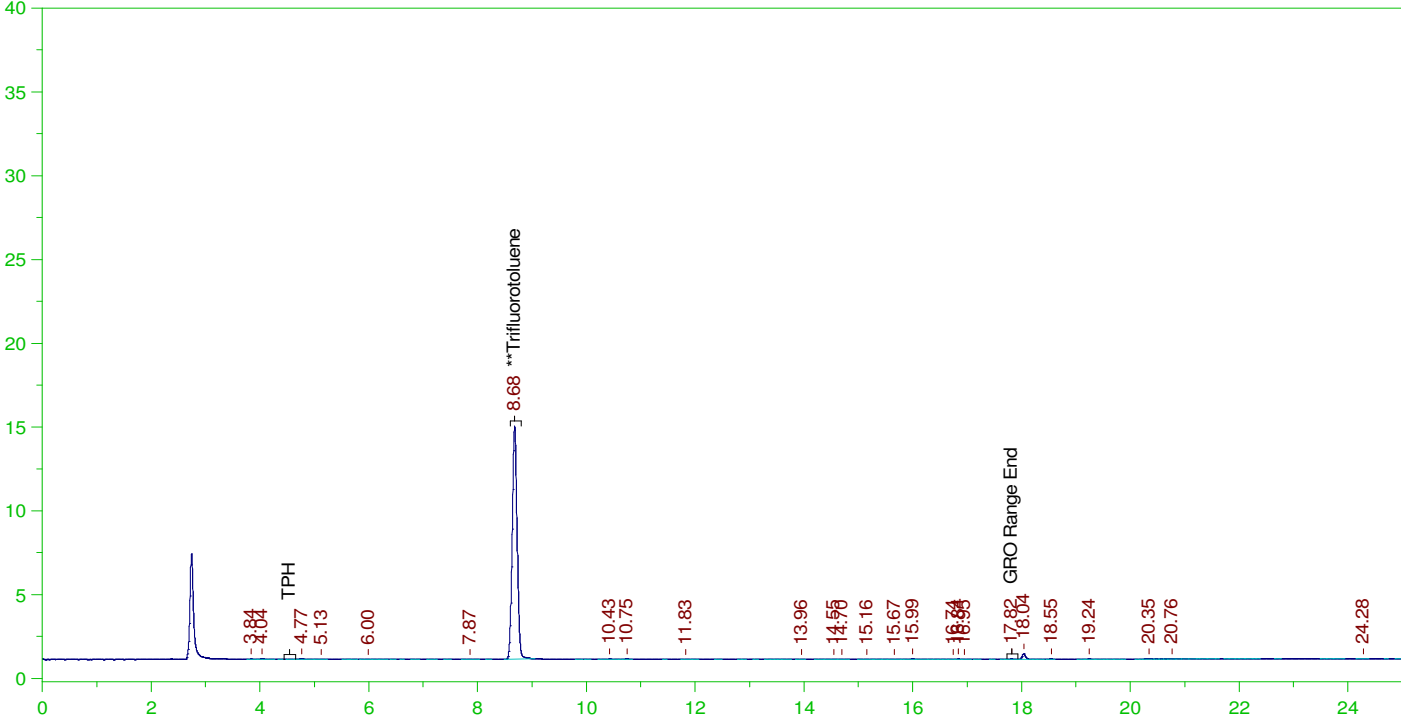
SURROGATE COMPOUND	RT	ACTUAL	MEASURED	%REC	
**Trifluorotoluene	8.685	125.	91.807	73.45	-

GRO Area: 2697.995 GRO Amount: 2.852101
 TPH Area: 4195.43 TPH Amount: 4.613448

ERH2276 (RHMW14 Zone3)

G:\Org\PE1\DAT\PE1010422_b\0104PE1B.0028.RAW

B21122188-001G ;0104PE1 , \$HC-8015-GRO-W,



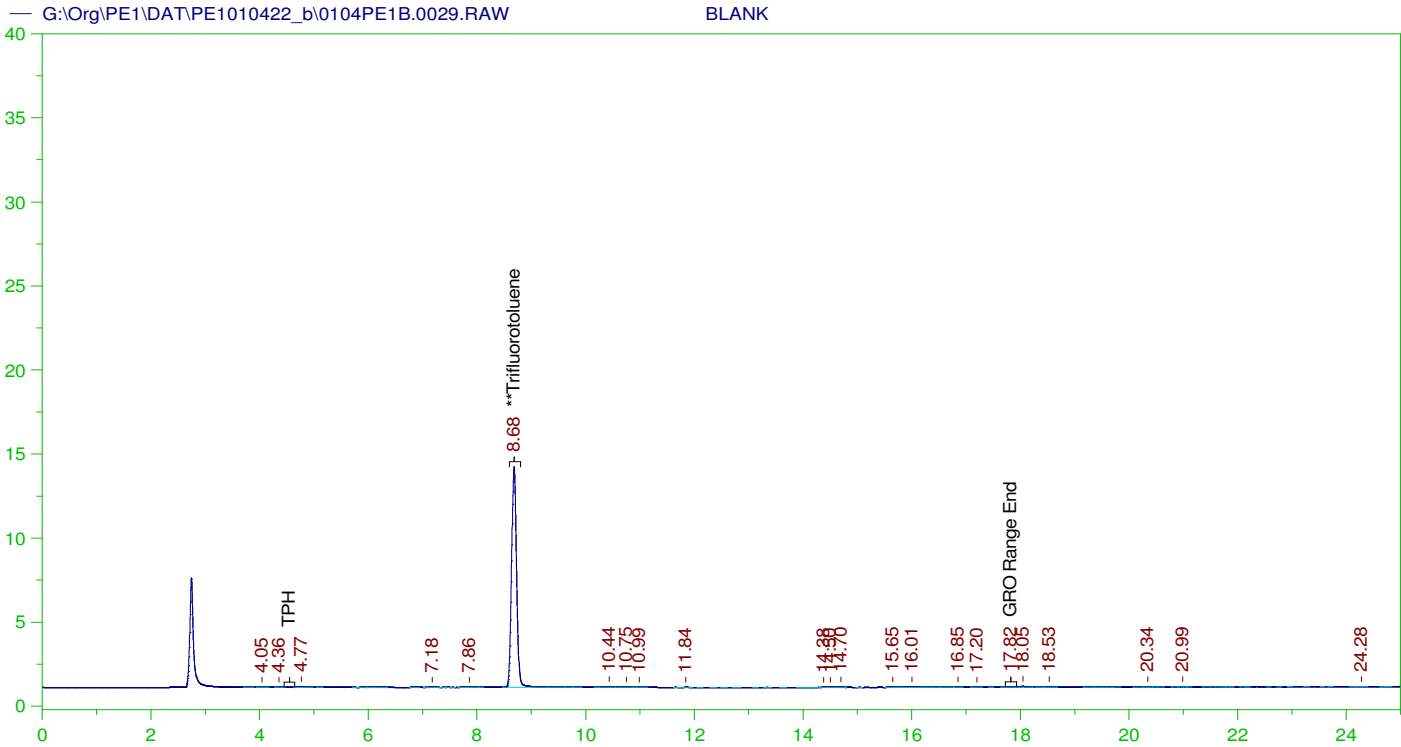
GASOLINE RANGE ORGANICS CHROMATOGRAM REPORT

Sample Name: B21122188-001G ;0104PE1 , \$HC-8015-GRO-W,
Raw File: G:\Org\PE1\DAT\PE1010422_b\0104PE1B.0028.RAW
Date & Time Acquired: 1/5/2022 1:48:38 AM
Method File: G:\Org\PE1\Methods\211208GROB%.MET
Calibration File: G:\Org\PE1\Cals\211208GRO8015CB.CAL
Sample Weight: 5 Dilution: 1 S.A.: 1

Mean RF for GRO: 945.9678
Mean RF for TPH: 909.3915
Rt range for Gasoline Range Organics: 4.45 to 17.93

SURROGATE COMPOUND	RT	ACTUAL	MEASURED	%REC
**Trifluorotoluene	8.682	25.	18.699	74.8

GRO Area:3045.734 GRO Amount: 0.6439403
TPH Area:6105.54 TPH Amount: 1.342775



GASOLINE RANGE ORGANICS CHROMATOGRAM REPORT

Sample Name: BLANK
 Raw File: G:\Org\PE1\DAT\PE1010422_b\0104PE1B.0029.RAW
 Date & Time Acquired: 1/5/2022 2:22:54 AM
 Method File: G:\Org\PE1\Methods\211208GROB.MET
 Calibration File: G:\Org\PE1\Cals\211208GRO8015CB.CAL
 Sample Weight: 1 Dilution: 1 S.A.: 1

Mean RF for GRO: 945.9678
 Mean RF for TPH: 909.3915
 Rt range for Gasoline Range Organics: 4.45 to 17.93

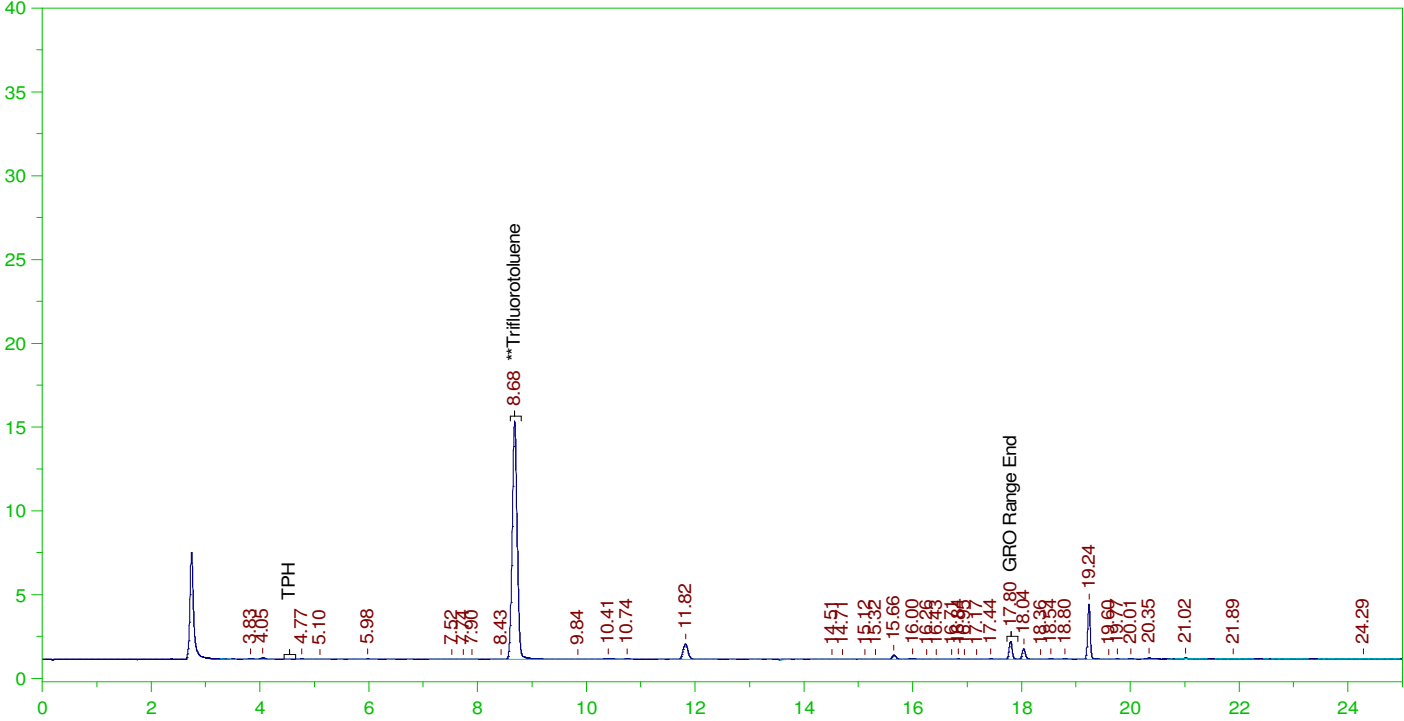
SURROGATE COMPOUND	RT	ACTUAL	MEASURED	%REC
**Trifluorotoluene	8.683	125.	89.229	71.38

GRO Area:3044.97 GRO Amount: 3.218894
 TPH Area:4461.153 TPH Amount: 4.905646

ERH2319 (RHMW06)

G:\Org\PE1\DAT\PE1010422_b\0104PE1B.0030.RAW

B21122198-001G ;0104PE1 , \$HC-8015-GRO-W,



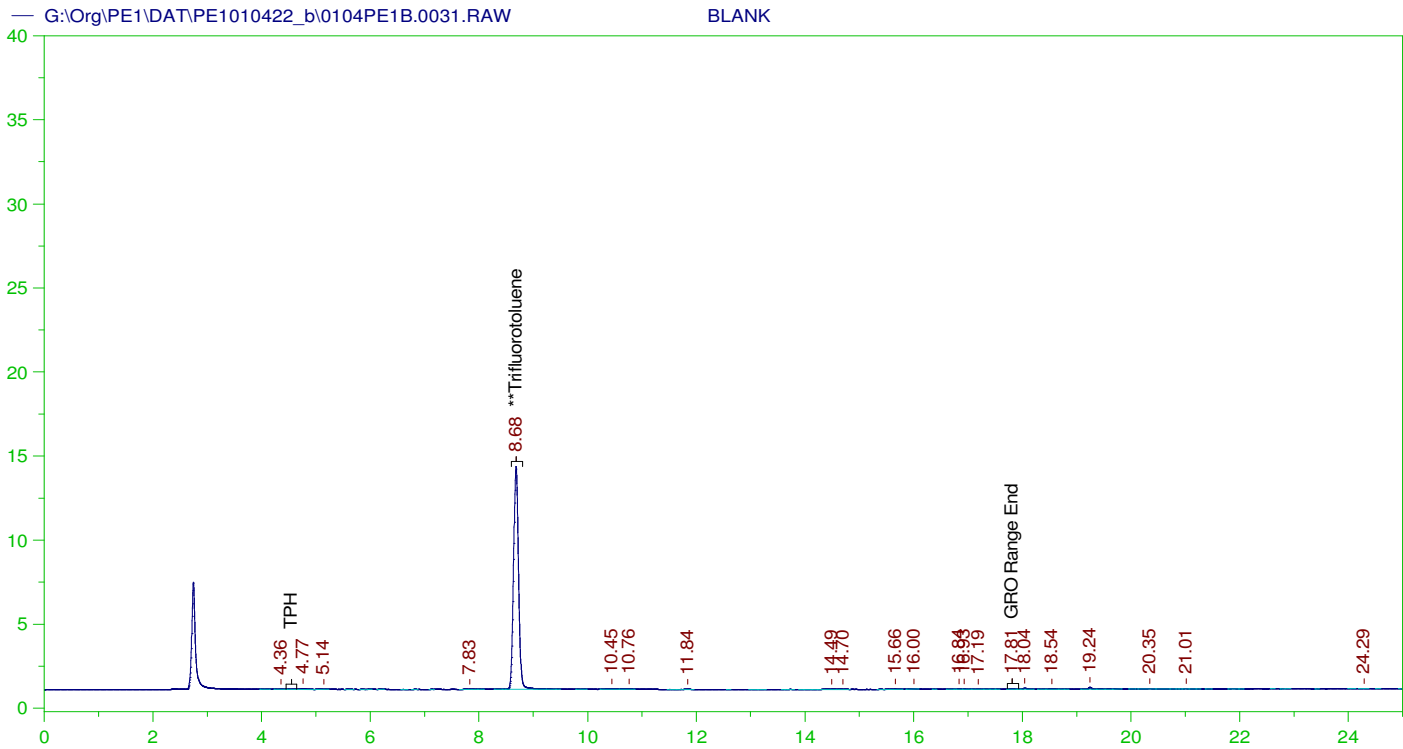
GASOLINE RANGE ORGANICS CHROMATOGRAM REPORT

Sample Name: B21122198-001G ;0104PE1 , \$HC-8015-GRO-W,
Raw File: G:\Org\PE1\DAT\PE1010422_b\0104PE1B.0030.RAW
Date & Time Acquired: 1/5/2022 2:57:06 AM
Method File: G:\Org\PE1\Methods\211208GROB%.MET
Calibration File: G:\Org\PE1\Cals\211208GRO8015CB.CAL
Sample Weight: 5 Dilution: 1 S.A.: 1

Mean RF for GRO: 945.9678
Mean RF for TPH: 909.3915
Rt range for Gasoline Range Organics: 4.45 to 17.93

SURROGATE COMPOUND	RT	ACTUAL	MEASURED	%REC
**Trifluorotoluene	8.683	25.	19.456	77.82

GRO Area:15554.5 GRO Amount: 3.28859
TPH Area:32377.17 TPH Amount: 7.120623



GASOLINE RANGE ORGANICS CHROMATOGRAM REPORT

Sample Name: BLANK
 Raw File: G:\Org\PE1\DAT\PE1010422_b\0104PE1B.0031.RAW
 Date & Time Acquired: 1/5/2022 3:31:18 AM
 Method File: G:\Org\PE1\Methods\211208GROB.MET
 Calibration File: G:\Org\PE1\Cals\211208GRO8015CB.CAL
 Sample Weight: 1 Dilution: 1 S.A.: 1

Mean RF for GRO: 945.9678
 Mean RF for TPH: 909.3915
 Rt range for Gasoline Range Organics: 4.45 to 17.93

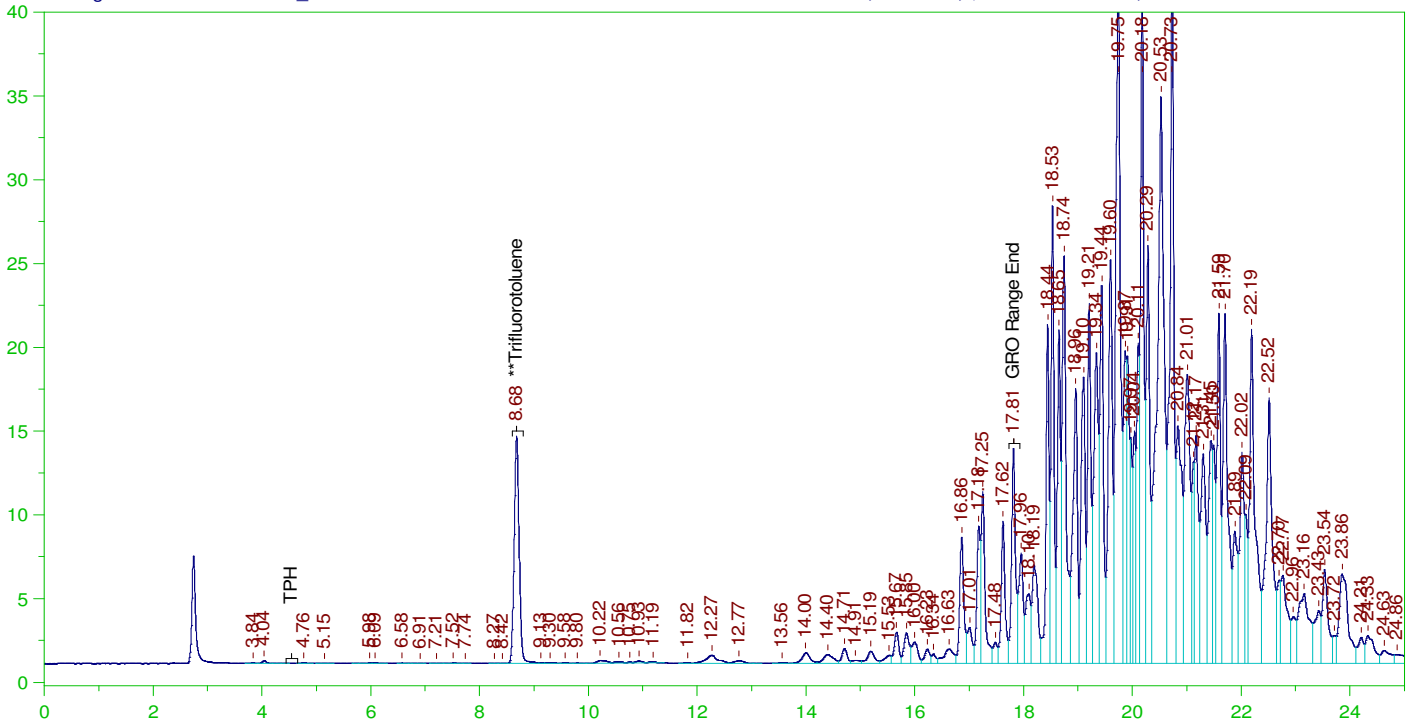
SURROGATE COMPOUND	RT	ACTUAL	MEASURED	%REC
**Trifluorotoluene	8.682	125.	89.999	72.

GRO Area: 2590.365 GRO Amount: 2.738323
 TPH Area: 4454.055 TPH Amount: 4.897841

ERH2291 (Sump Adit3)

G:\Org\PE1\DAT\PE1010422_b\0104PE1B.0032.RAW

B21122204-001G ;0104PE1 , \$HC-8015-GRO-W,



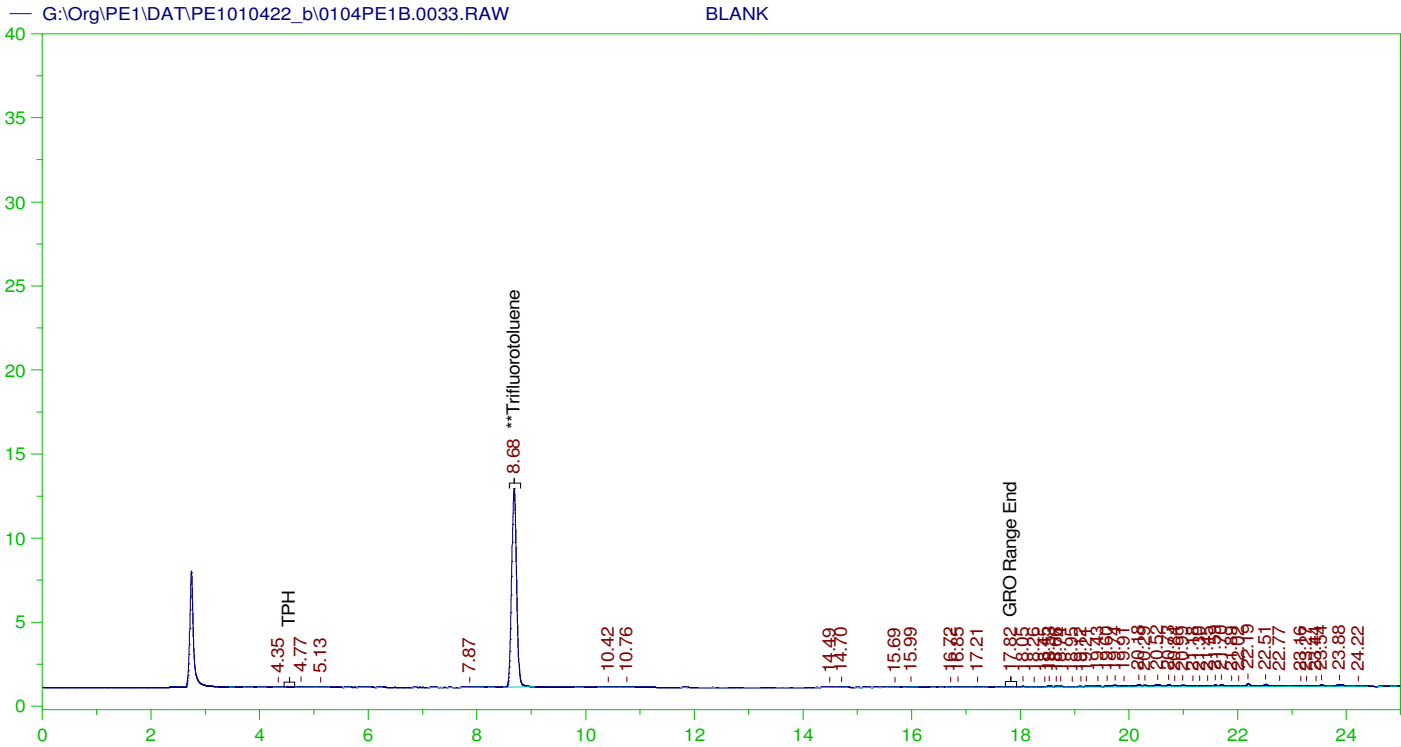
GASOLINE RANGE ORGANICS CHROMATOGRAM REPORT

Sample Name: B21122204-001G ;0104PE1 , \$HC-8015-GRO-W,
Raw File: G:\Org\PE1\DAT\PE1010422_b\0104PE1B.0032.RAW
Date & Time Acquired: 1/5/2022 4:05:28 AM
Method File: G:\Org\PE1\Methods\211208G2204-1B%.MET
Calibration File: G:\Org\PE1\Cals\211208GRO8015CB.CAL
Sample Weight: 5 Dilution: 1 S.A.: 1

Mean RF for GRO: 945.9678
Mean RF for TPH: 909.3915
Rt range for Gasoline Range Organics: 4.45 to 17.93

SURROGATE COMPOUND	RT	ACTUAL	MEASURED	%REC
**Trifluorotoluene	8.682	25.	18.513	74.05

GRO Area:370279.1 GRO Amount: 78.28577
TPH Area:4398533 TPH Amount: 967.3574



GASOLINE RANGE ORGANICS CHROMATOGRAM REPORT

Sample Name: BLANK
 Raw File: G:\Org\PE1\DAT\PE1010422_b\0104PE1B.0033.RAW
 Date & Time Acquired: 1/5/2022 4:39:37 AM
 Method File: G:\Org\PE1\Methods\211208GROB.MET
 Calibration File: G:\Org\PE1\Cals\211208GRO8015CB.CAL
 Sample Weight: 1 Dilution: 1 S.A.: 1

Mean RF for GRO: 945.9678
 Mean RF for TPH: 909.3915
 Rt range for Gasoline Range Organics: 4.45 to 17.93

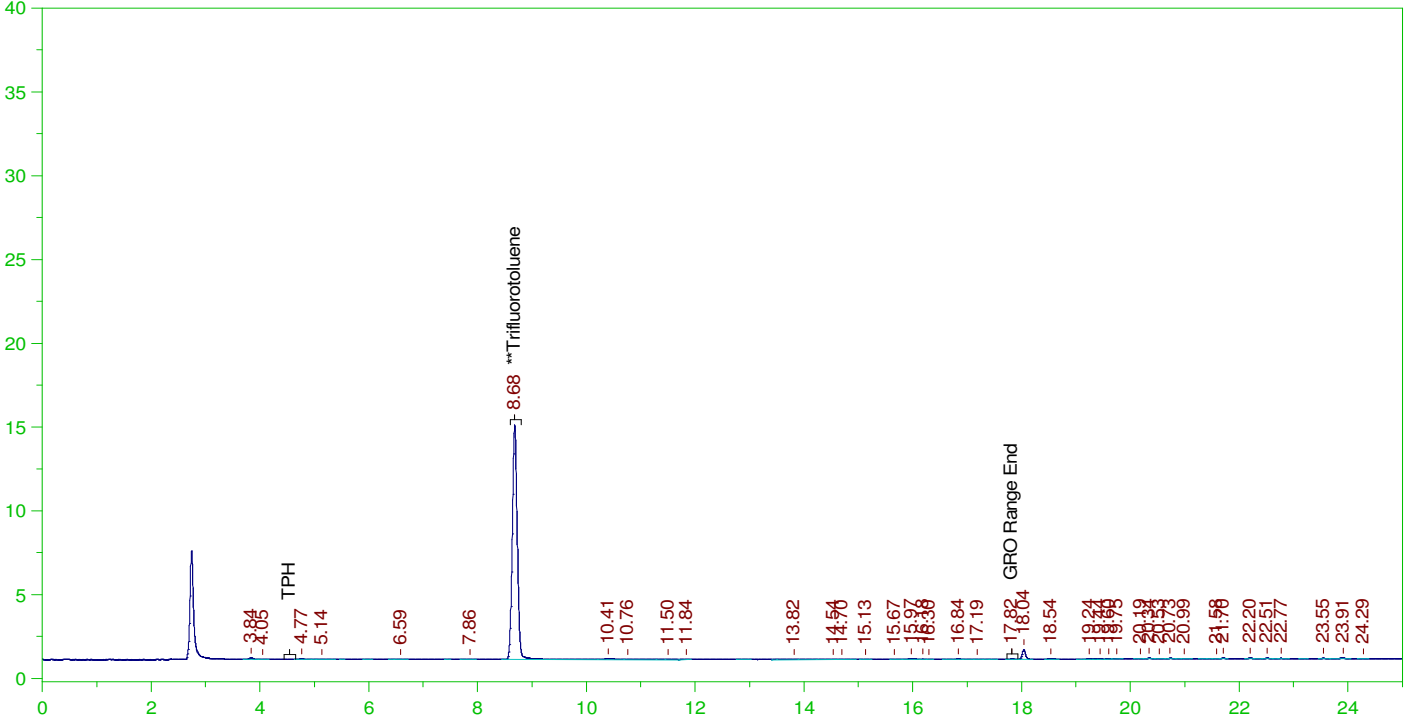
SURROGATE COMPOUND	RT	ACTUAL	MEASURED	%REC	
**Trifluorotoluene	8.684	125.	79.559	63.65	-

GRO Area:2495.117 GRO Amount: 2.637634
 TPH Area:20135.37 TPH Amount: 22.14158

ERH2293 (OWDFMW01)

G:\Org\PE1\DAT\PE1010422_b\0104PE1B.0034.RAW

B21122211-001G ;0104PE1 , \$HC-8015-GRO-W,



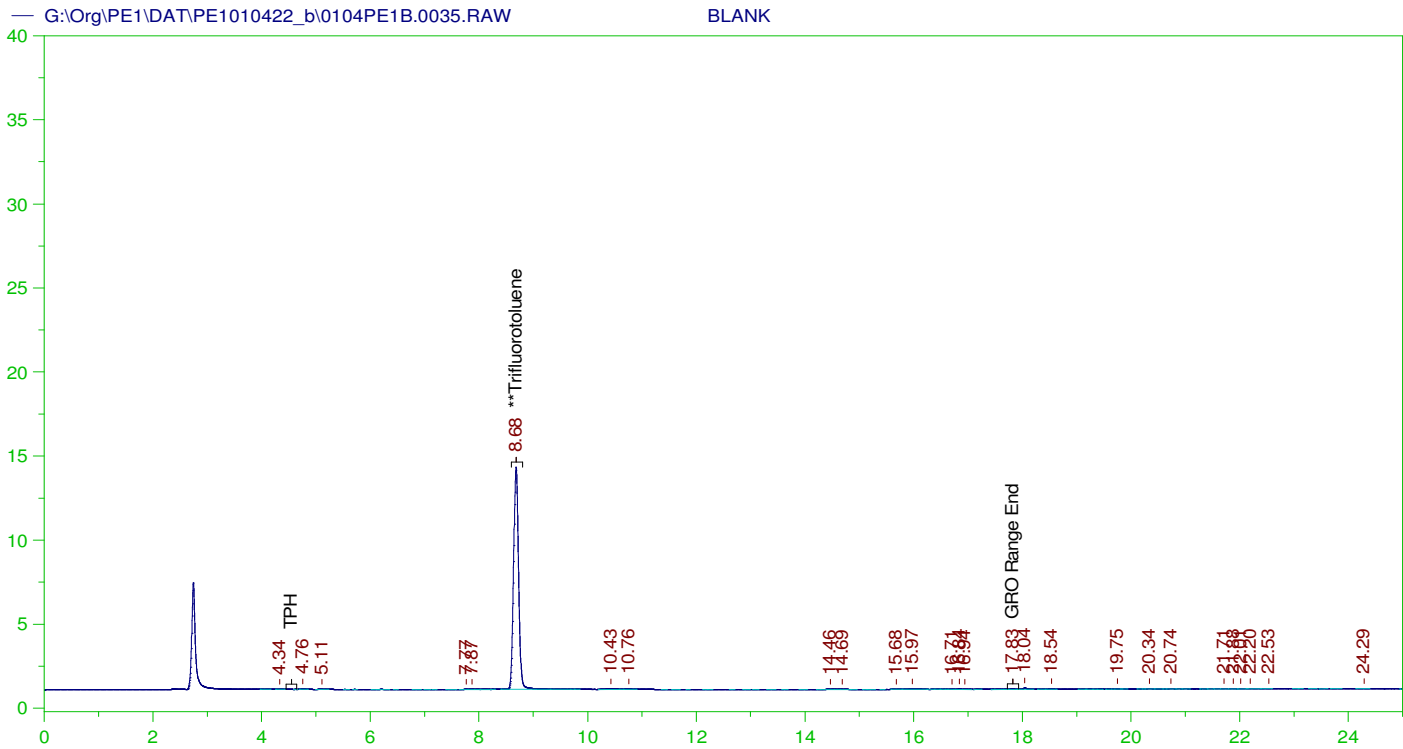
GASOLINE RANGE ORGANICS CHROMATOGRAM REPORT

Sample Name: B21122211-001G ;0104PE1 , \$HC-8015-GRO-W,
Raw File: G:\Org\PE1\DAT\PE1010422_b\0104PE1B.0034.RAW
Date & Time Acquired: 1/5/2022 5:13:46 AM
Method File: G:\Org\PE1\Methods\211208G2211-1B%.MET
Calibration File: G:\Org\PE1\Cals\211208GRO8015CB.CAL
Sample Weight: 5 Dilution: 1 S.A.: 1

Mean RF for GRO: 945.9678
Mean RF for TPH: 909.3915
Rt range for Gasoline Range Organics: 4.45 to 17.93

SURROGATE COMPOUND	RT	ACTUAL	MEASURED	%REC
**Trifluorotoluene	8.684	25.	19.083	76.33

GRO Area:4328.029 GRO Amount: 0.9150478
TPH Area:9782.157 TPH Amount: 2.151363



GASOLINE RANGE ORGANICS CHROMATOGRAM REPORT

Sample Name: BLANK
 Raw File: G:\Org\PE1\DAT\PE1010422_b\0104PE1B.0035.RAW
 Date & Time Acquired: 1/5/2022 5:47:55 AM
 Method File: G:\Org\PE1\Methods\211208GROB.MET
 Calibration File: G:\Org\PE1\Cals\211208GRO8015CB.CAL
 Sample Weight: 1 Dilution: 1 S.A.: 1

Mean RF for GRO: 945.9678
 Mean RF for TPH: 909.3915
 Rt range for Gasoline Range Organics: 4.45 to 17.93

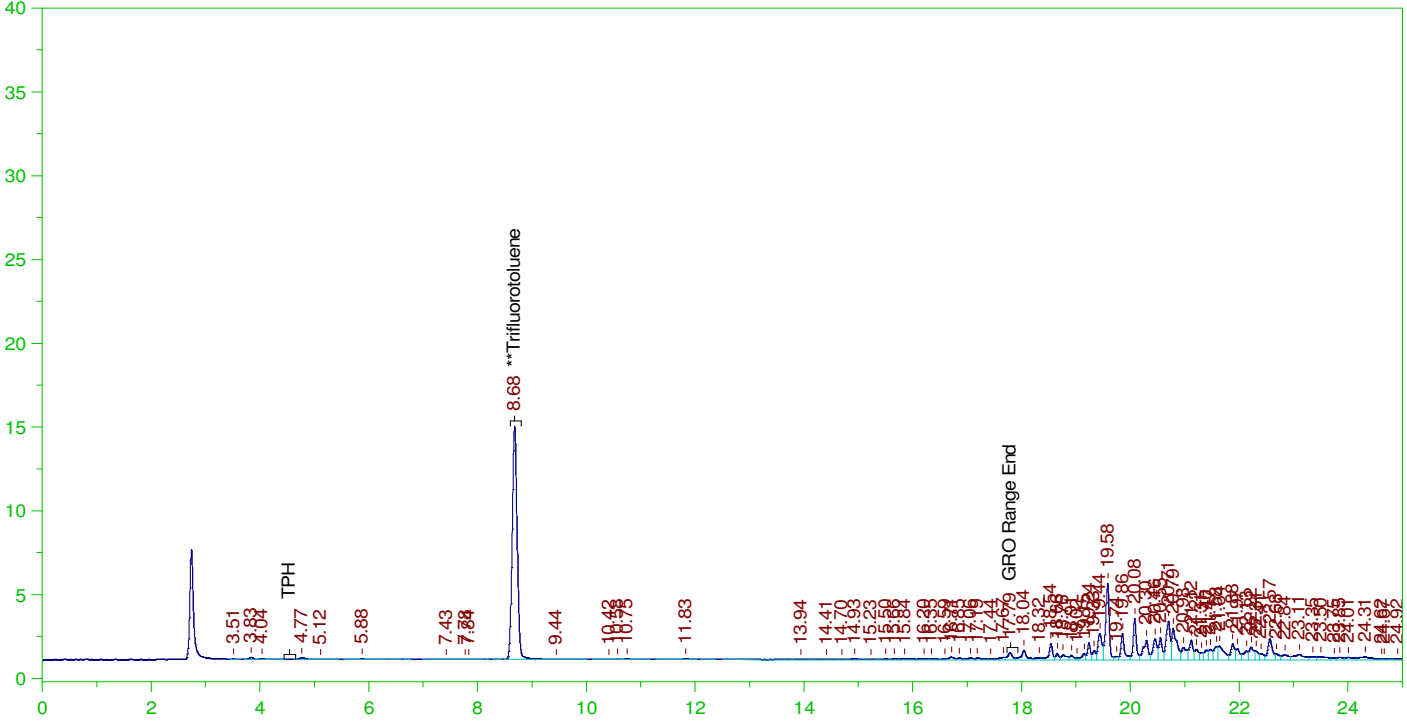
SURROGATE COMPOUND	RT	ACTUAL	MEASURED	%REC
**Trifluorotoluene	8.683	125.	90.119	72.1

GRO Area: 2579.07 GRO Amount: 2.726383
 TPH Area: 4467.003 TPH Amount: 4.91208

ERH2278 (RHMW01R)

G:\Org\PE1\DAT\PE1010422_b\0104PE1B.0036.RAW

B21122168-006G ;0104PE1 , \$HC-8015-GRO-W,



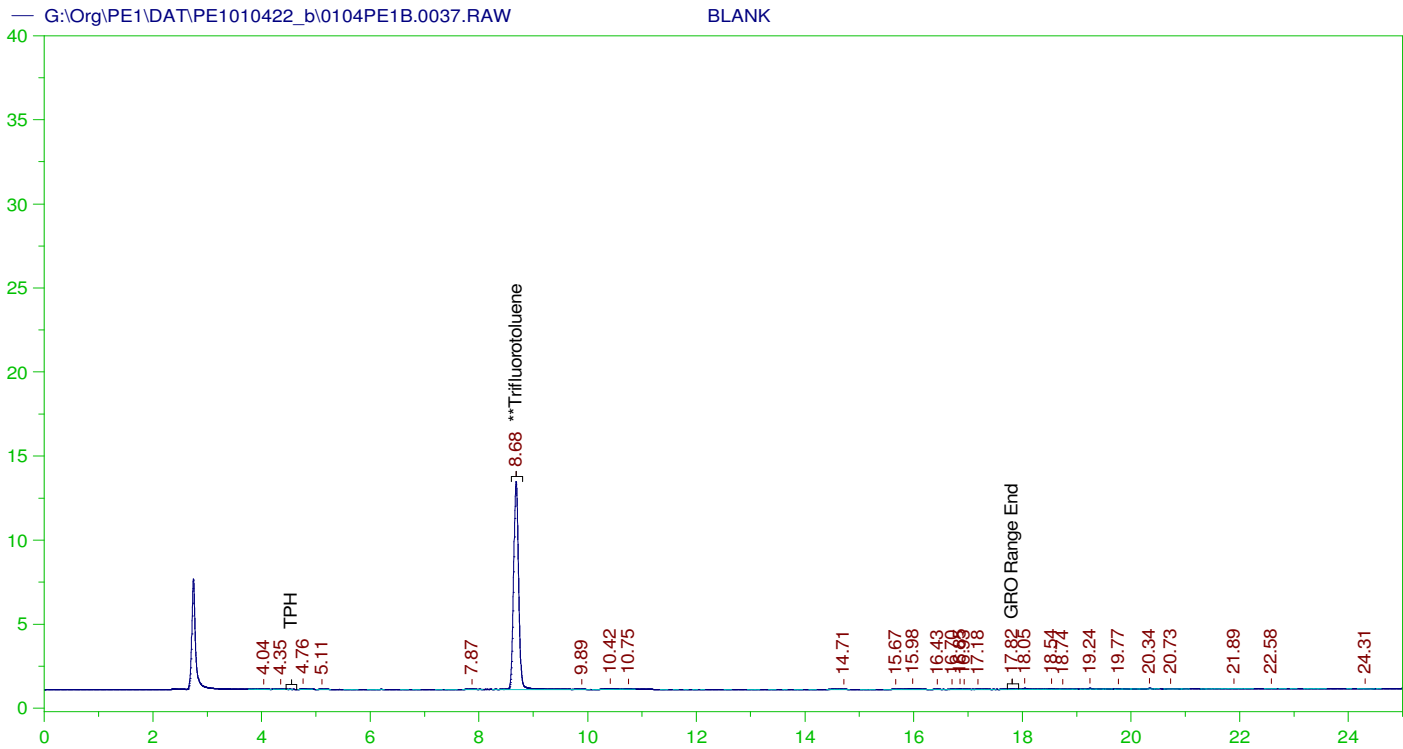
GASOLINE RANGE ORGANICS CHROMATOGRAM REPORT

Sample Name: B21122168-006G ;0104PE1 , \$HC-8015-GRO-W,
Raw File: G:\Org\PE1\DAT\PE1010422_b\0104PE1B.0036.RAW
Date & Time Acquired: 1/5/2022 6:22:05 AM
Method File: G:\Org\PE1\Methods\211208G2168-6B%.MET
Calibration File: G:\Org\PE1\Cals\211208GRO8015CB.CAL
Sample Weight: 5 Dilution: 1 S.A.: 1

Mean RF for GRO: 945.9678
Mean RF for TPH: 909.3915
Rt range for Gasoline Range Organics: 4.45 to 17.93

SURROGATE COMPOUND	RT	ACTUAL	MEASURED	%REC
**Trifluorotoluene	8.682	25.	19.015	76.06

GRO Area:15500.16 GRO Amount: 3.2771
TPH Area:210689.9 TPH Amount: 46.33645



GASOLINE RANGE ORGANICS CHROMATOGRAM REPORT

Sample Name: BLANK
 Raw File: G:\Org\PE1\DAT\PE1010422_b\0104PE1B.0037.RAW
 Date & Time Acquired: 1/5/2022 6:56:18 AM
 Method File: G:\Org\PE1\Methods\211208GROB.MET
 Calibration File: G:\Org\PE1\Cals\211208GRO8015CB.CAL
 Sample Weight: 1 Dilution: 1 S.A.: 1

Mean RF for GRO: 945.9678
 Mean RF for TPH: 909.3915
 Rt range for Gasoline Range Organics: 4.45 to 17.93

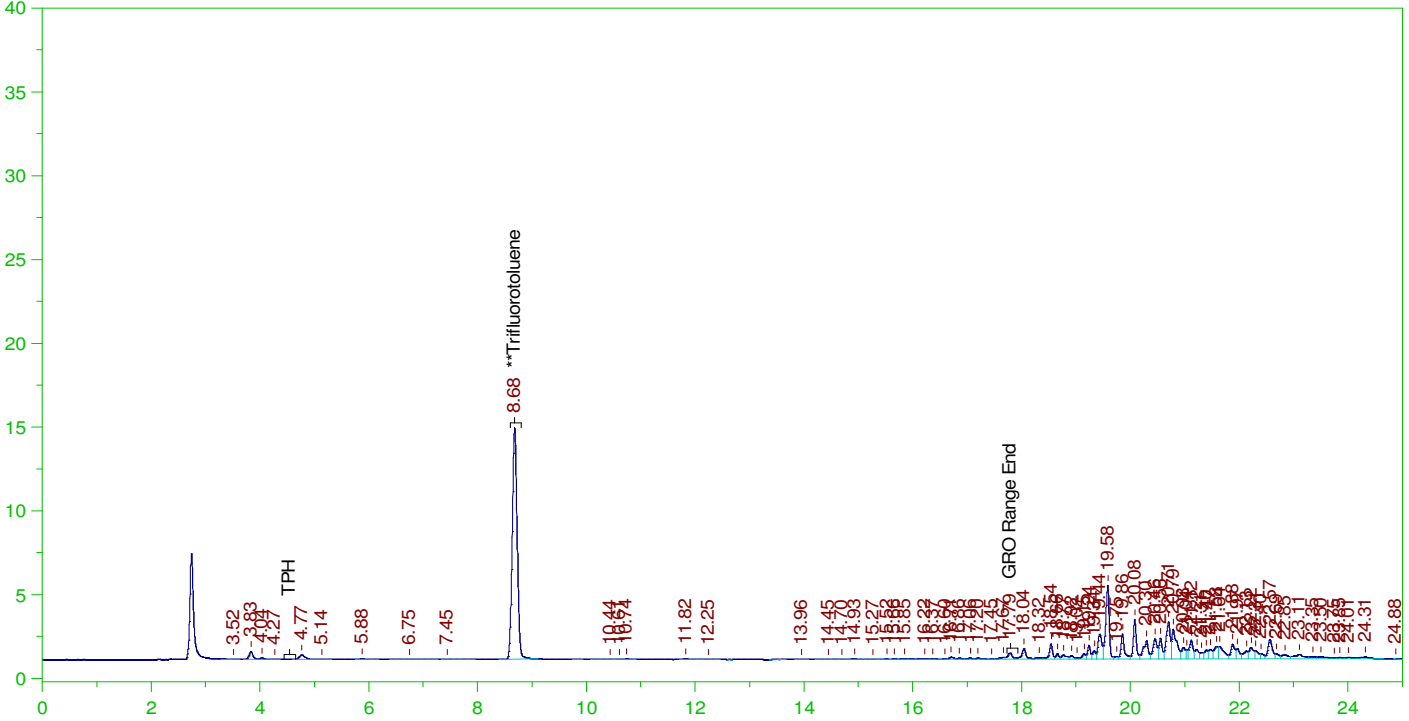
SURROGATE COMPOUND	RT	ACTUAL	MEASURED	%REC
**Trifluorotoluene	8.684	125.	84.074	67.26

GRO Area:3296.952 GRO Amount: 3.485269
 TPH Area:5446.034 TPH Amount: 5.988657

ERH2279 (RHMW01R)

G:\Org\PE1\DAT\PE1010422_b\0104PE1B.0038.RAW

B21122168-007D ;0104PE1 , \$HC-8015-GRO-W,



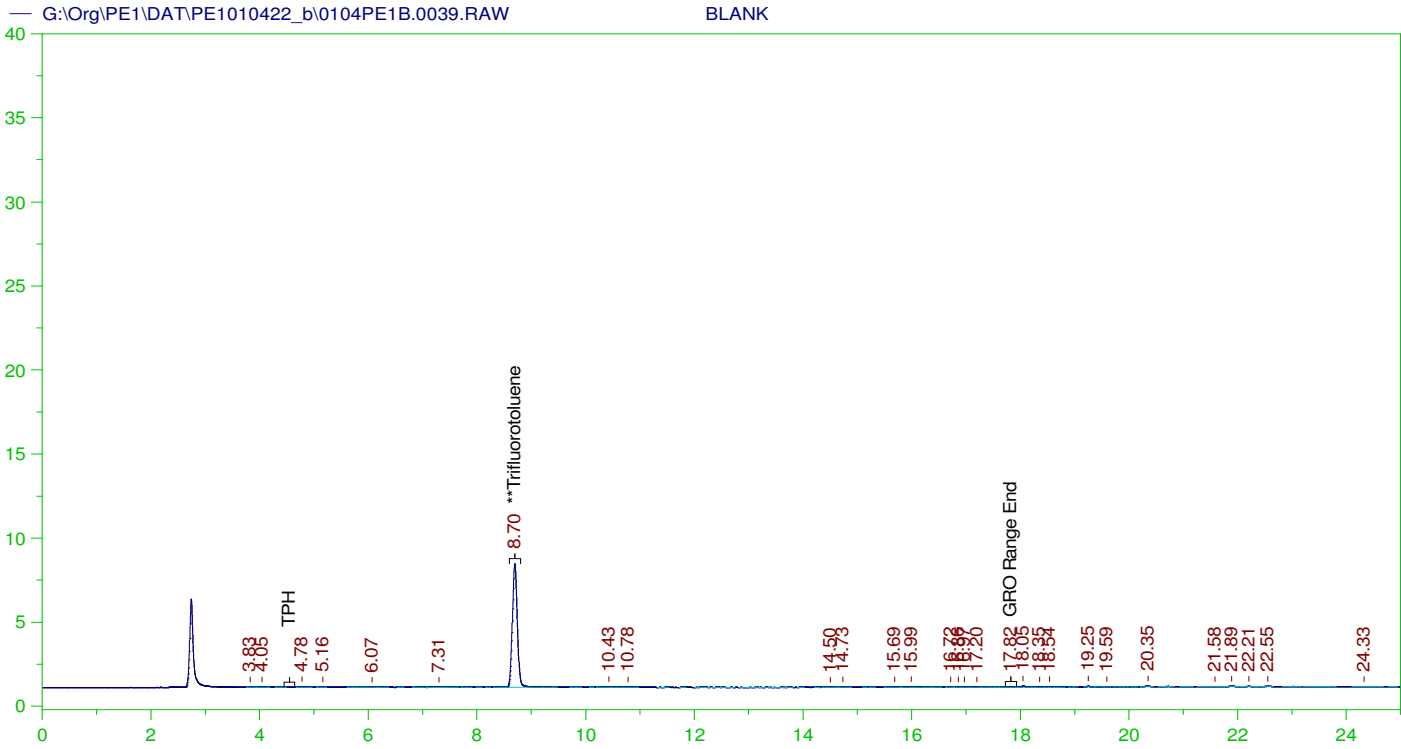
GASOLINE RANGE ORGANICS CHROMATOGRAM REPORT

Sample Name: B21122168-007D ;0104PE1 , \$HC-8015-GRO-W,
Raw File: G:\Org\PE1\DAT\PE1010422_b\0104PE1B.0038.RAW
Date & Time Acquired: 1/5/2022 7:30:33 AM
Method File: G:\Org\PE1\Methods\211208G2168-7B%.MET
Calibration File: G:\Org\PE1\Cals\211208GRO8015CB.CAL
Sample Weight: 5 Dilution: 1 S.A.: 1

Mean RF for GRO: 945.9678
Mean RF for TPH: 909.3915
Rt range for Gasoline Range Organics: 4.45 to 17.93

SURROGATE COMPOUND	RT	ACTUAL	MEASURED	%REC
**Trifluorotoluene	8.683	25.	18.654	74.61

GRO Area:13086.81 GRO Amount: 2.766861
TPH Area:190705.8 TPH Amount: 41.94141



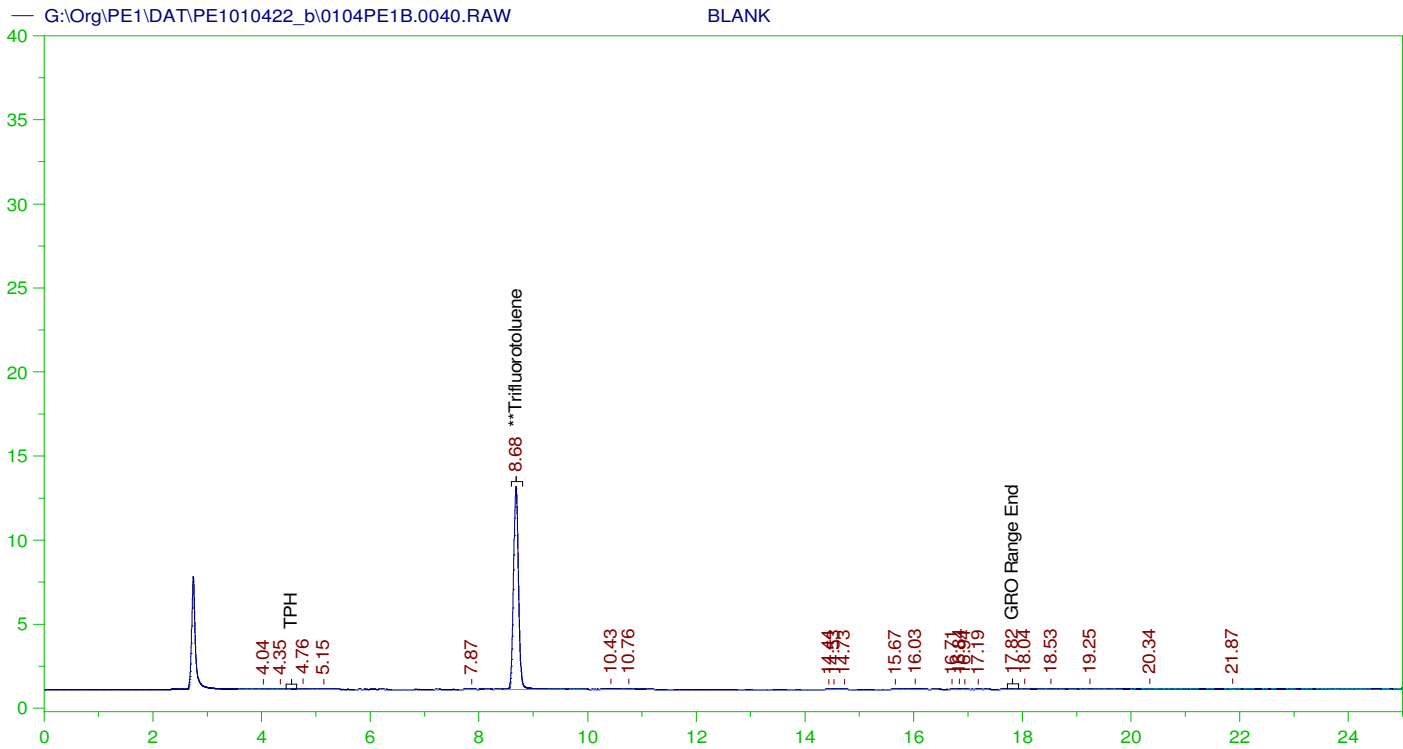
GASOLINE RANGE ORGANICS CHROMATOGRAM REPORT

Sample Name: BLANK
 Raw File: G:\Org\PE1\DAT\PE1010422_b\0104PE1B.0039.RAW
 Date & Time Acquired: 1/5/2022 8:41:12 AM
 Method File: G:\Org\PE1\Methods\211208GROB.MET
 Calibration File: G:\Org\PE1\Cals\211208GRO8015CB.CAL
 Sample Weight: 1 Dilution: 1 S.A.: 1

Mean RF for GRO: 945.9678
 Mean RF for TPH: 909.3915
 Rt range for Gasoline Range Organics: 4.45 to 17.93

SURROGATE COMPOUND	RT	ACTUAL	MEASURED	%REC
**Trifluorotoluene	8.697	125.	49.832	39.87

GRO Area:3343.007 GRO Amount: 3.533954
 TPH Area:5680.211 TPH Amount: 6.246167



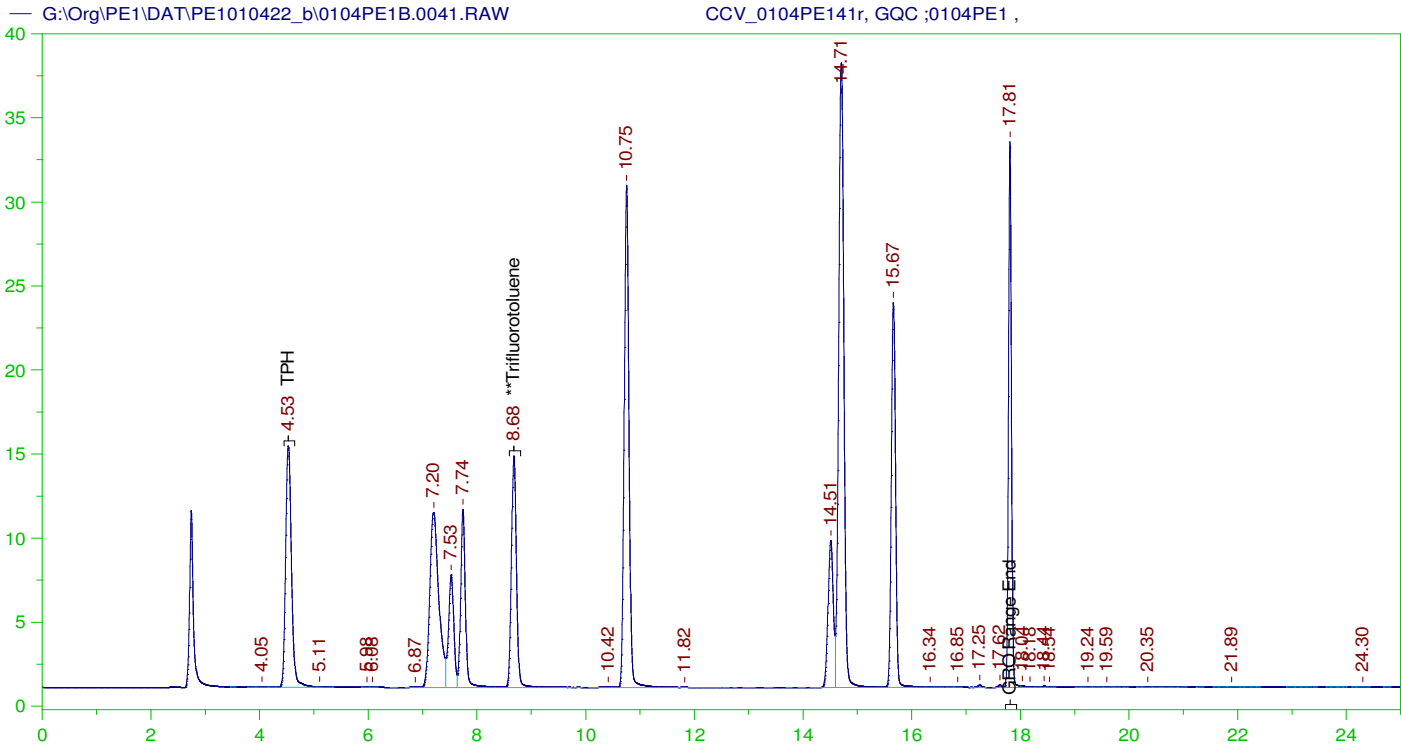
GASOLINE RANGE ORGANICS CHROMATOGRAM REPORT

Sample Name: BLANK
 Raw File: G:\Org\PE1\DAT\PE1010422_b\0104PE1B.0040.RAW
 Date & Time Acquired: 1/5/2022 9:15:17 AM
 Method File: G:\Org\PE1\Methods\211208GROB.MET
 Calibration File: G:\Org\PE1\Cals\211208GRO8015CB.CAL
 Sample Weight: 1 Dilution: 1 S.A.: 1

Mean RF for GRO: 945.9678
 Mean RF for TPH: 909.3915
 Rt range for Gasoline Range Organics: 4.45 to 17.93

SURROGATE COMPOUND	RT	ACTUAL	MEASURED	%REC
**Trifluorotoluene	8.682	125.	82.088	65.67

GRO Area: 2865.394 GRO Amount: 3.02906
 TPH Area: 4213.128 TPH Amount: 4.632909



GASOLINE RANGE ORGANICS CHROMATOGRAM REPORT

Sample Name: CCV_0104PE141r, GQC ;0104PE1 ,
Raw File: G:\Org\PE1\DAT\PE1010422_b\0104PE1B.0041.RAW
Date & Time Acquired: 1/5/2022 9:49:22 AM
Method File: G:\Org\PE1\Methods\211208GROB.MET
Calibration File: G:\Org\PE1\Cals\211208GRO8015CB.CAL
Sample Weight: 1 Dilution: 1 S.A.: 1

Mean RF for GRO: 945.9678
Mean RF for TPH: 909.3915
Rt range for Gasoline Range Organics: 4.45 to 17.93

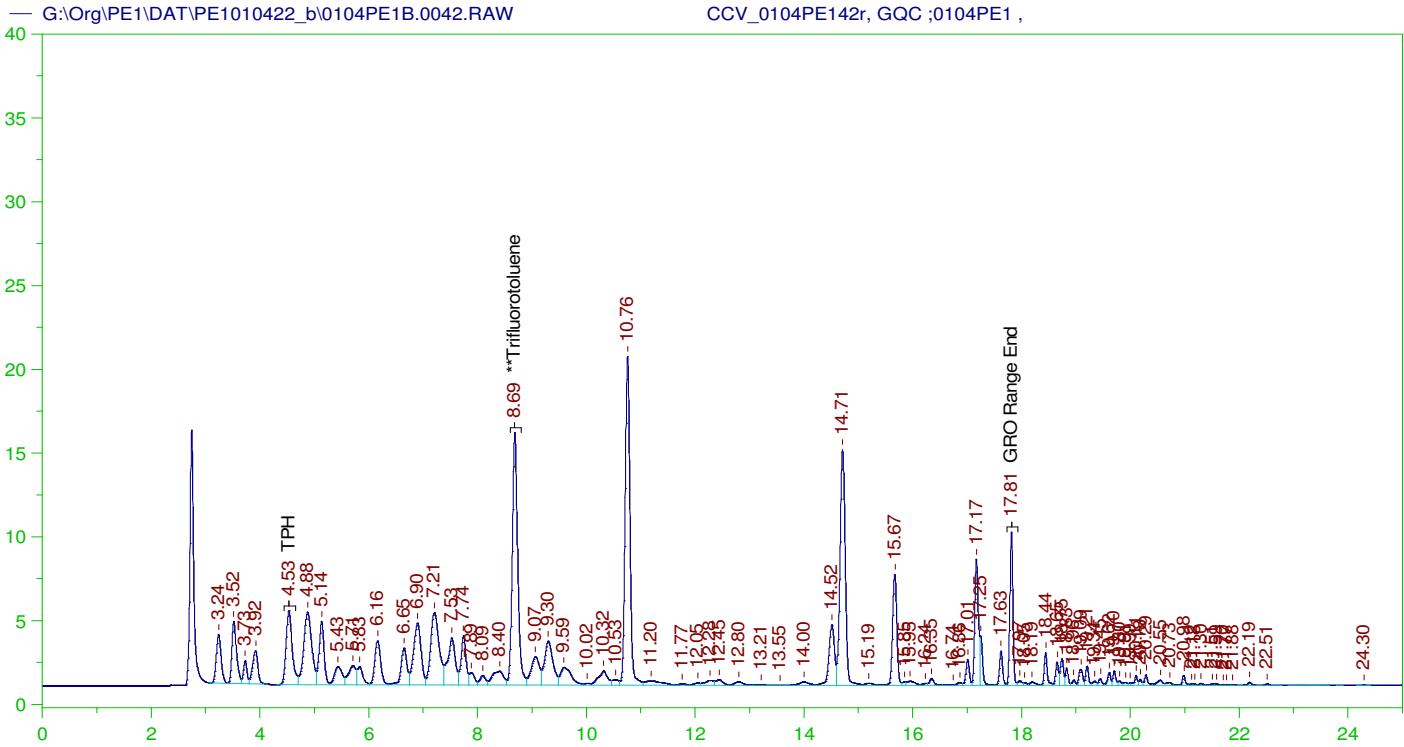
SURROGATE COMPOUND	RT	ACTUAL	MEASURED	%REC
**Trifluorotoluene	8.68	125.	94.082	75.27

GRO Area:1082360 GRO Amount: 1144.183
TPH Area:1084733 TPH Amount: 1192.812

CONTINUING CALIBRATION REPORT: G:\Org\PE1\DAT\PE1010422_b\0104PE1B.0041.RAW

COMPOUND	ACTUAL (NG)	MEASURED (NG)	%RECOVERY	LIMITS
GRO	840.	1144.18	136.21	85-115
TPH	1000.	1192.81	119.28	85-115

SURROGATE COMPOUND	RT	ACTUAL	MEASURED	%REC	LIMITS
**Trifluorotoluene	8.68	125.	94.082	75.27	85-115



GASOLINE RANGE ORGANICS CHROMATOGRAM REPORT

Sample Name: CCV_0104PE142r, GQC ;0104PE1 ,
Raw File: G:\Org\PE1\DAT\PE1010422_b\0104PE1B.0042.RAW
Date & Time Acquired: 1/5/2022 10:23:28 AM
Method File: G:\Org\PE1\Methods\211208GROB%.MET
Calibration File: G:\Org\PE1\Cals\211208GRO8015CB.CAL
Sample Weight: 1 Dilution: 1 S.A.: 1

Mean RF for GRO: 945.9678
Mean RF for TPH: 909.3915
Rt range for Gasoline Range Organics: 4.45 to 17.93

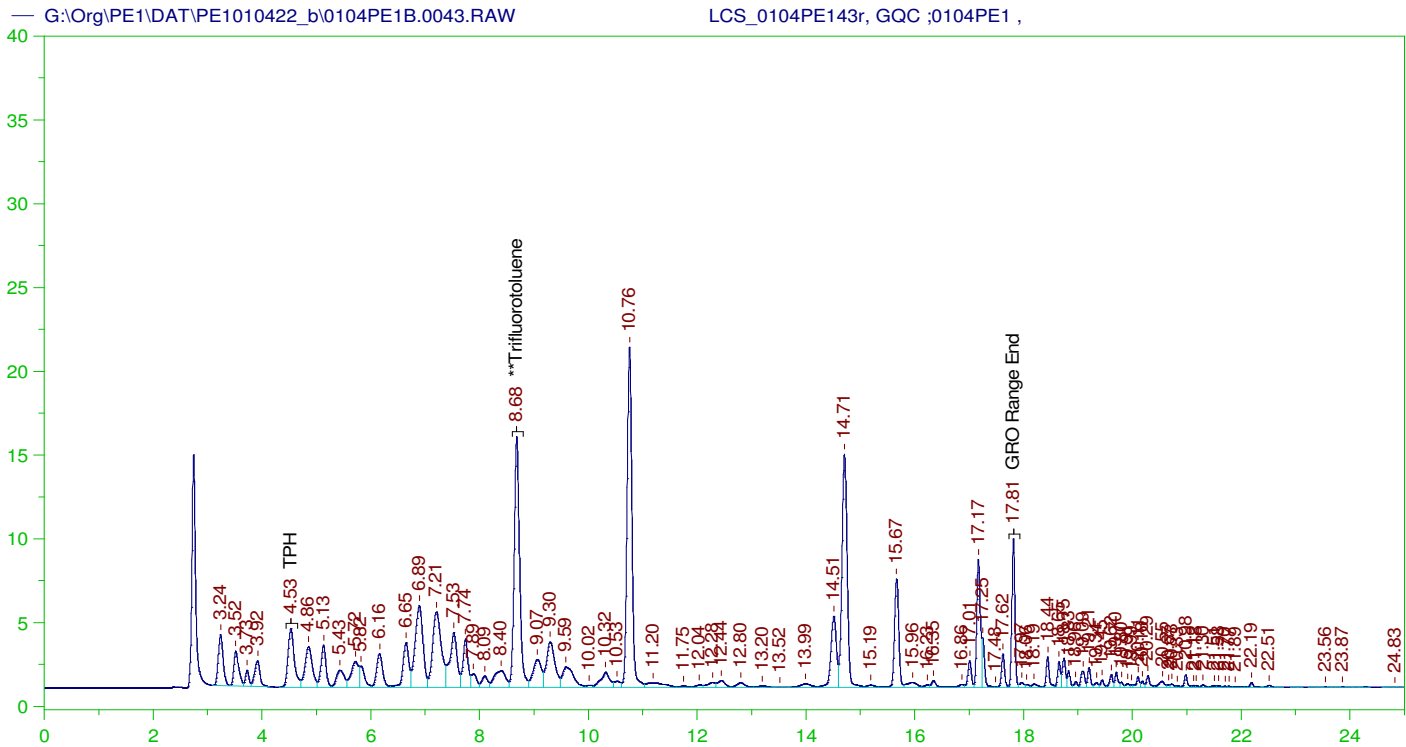
SURROGATE COMPOUND	RT	ACTUAL	MEASURED	%REC
**Trifluorotoluene	8.686	125.	111.84	89.47

GRO Area:809628.1 GRO Amount: 855.8728
TPH Area:935859.7 TPH Amount: 1029.105

CONTINUING CALIBRATION REPORT: G:\Org\PE1\DAT\PE1010422_b\0104PE1B.0042.RAW

COMPOUND	ACTUAL (NG)	MEASURED (NG)	%RECOVERY	LIMITS
GRO	840.	855.87	101.89	85-115
TPH	1000.	1029.11	102.91	85-115

SURROGATE COMPOUND	RT	ACTUAL	MEASURED	%REC	LIMITS
**Trifluorotoluene	8.686	125.	111.84	89.47	85-115



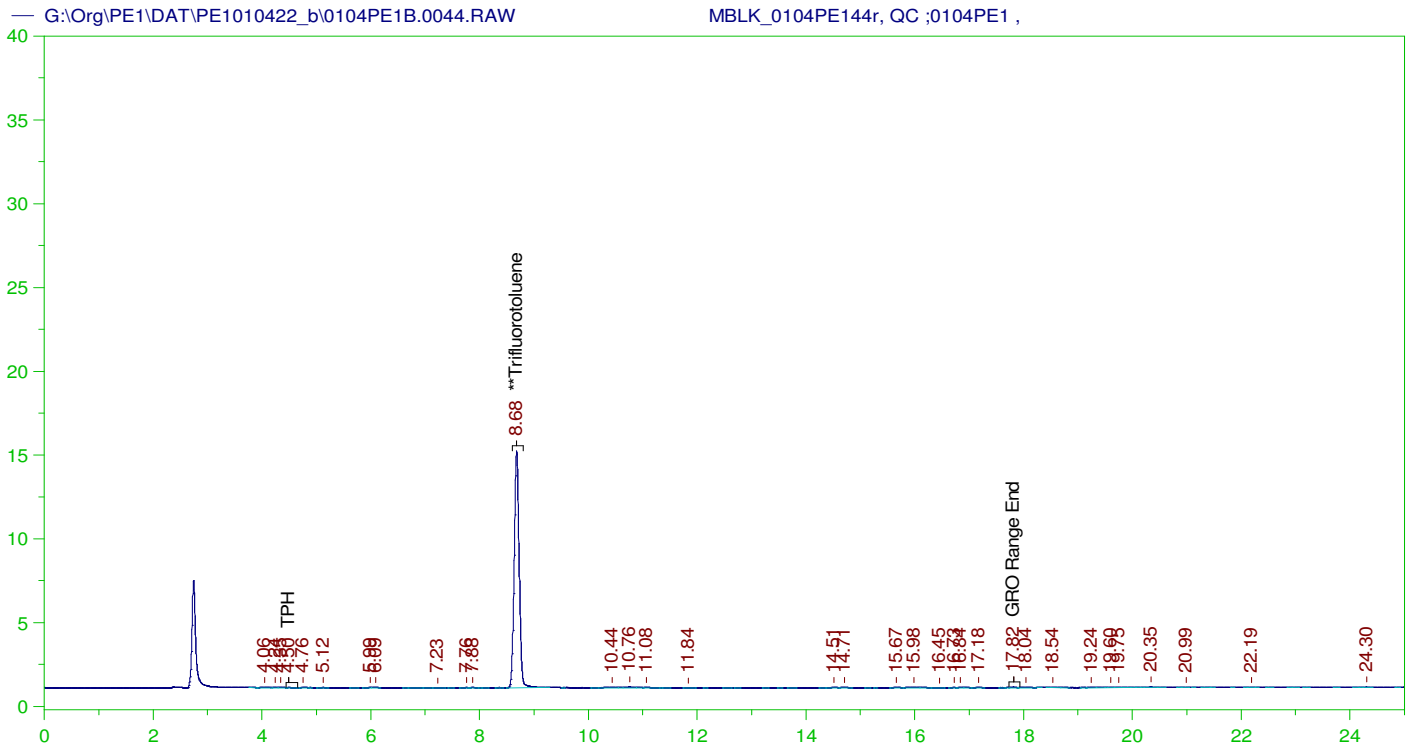
GASOLINE RANGE ORGANICS CHROMATOGRAM REPORT

Sample Name: LCS_0104PE143r, GQC ;0104PE1 ,
 Raw File: G:\Org\PE1\DAT\PE1010422_b\0104PE1B.0043.RAW
 Date & Time Acquired: 1/5/2022 10:57:37 AM
 Method File: G:\Org\PE1\Methods\211208GLCS0104_43B%.MET
 Calibration File: G:\Org\PE1\Cals\211208GRO8015CB.CAL
 Sample Weight: 5 Dilution: 1 S.A.: 1

Mean RF for GRO: 945.9678
 Mean RF for TPH: 909.3915
 Rt range for Gasoline Range Organics: 4.45 to 17.93

SURROGATE COMPOUND	RT	ACTUAL	MEASURED	%REC
**Trifluorotoluene	8.684	25.	22.028	88.11

GRO Area:806998.1 GRO Amount: 170.6185
 TPH Area:924367.3 TPH Amount: 203.2936



GASOLINE RANGE ORGANICS CHROMATOGRAM REPORT

Sample Name: MBLK_0104PE144r, QC ;0104PE1 ,
Raw File: G:\Org\PE1\DAT\PE1010422_b\0104PE1B.0044.RAW
Date & Time Acquired: 1/5/2022 11:31:49 AM
Method File: G:\Org\PE1\Methods\211208GROB%.MET
Calibration File: G:\Org\PE1\Cals\211208GRO8015CB.CAL
Sample Weight: 5 Dilution: 1 S.A.: 1

Mean RF for GRO: 945.9678
Mean RF for TPH: 909.3915
Rt range for Gasoline Range Organics: 4.45 to 17.93

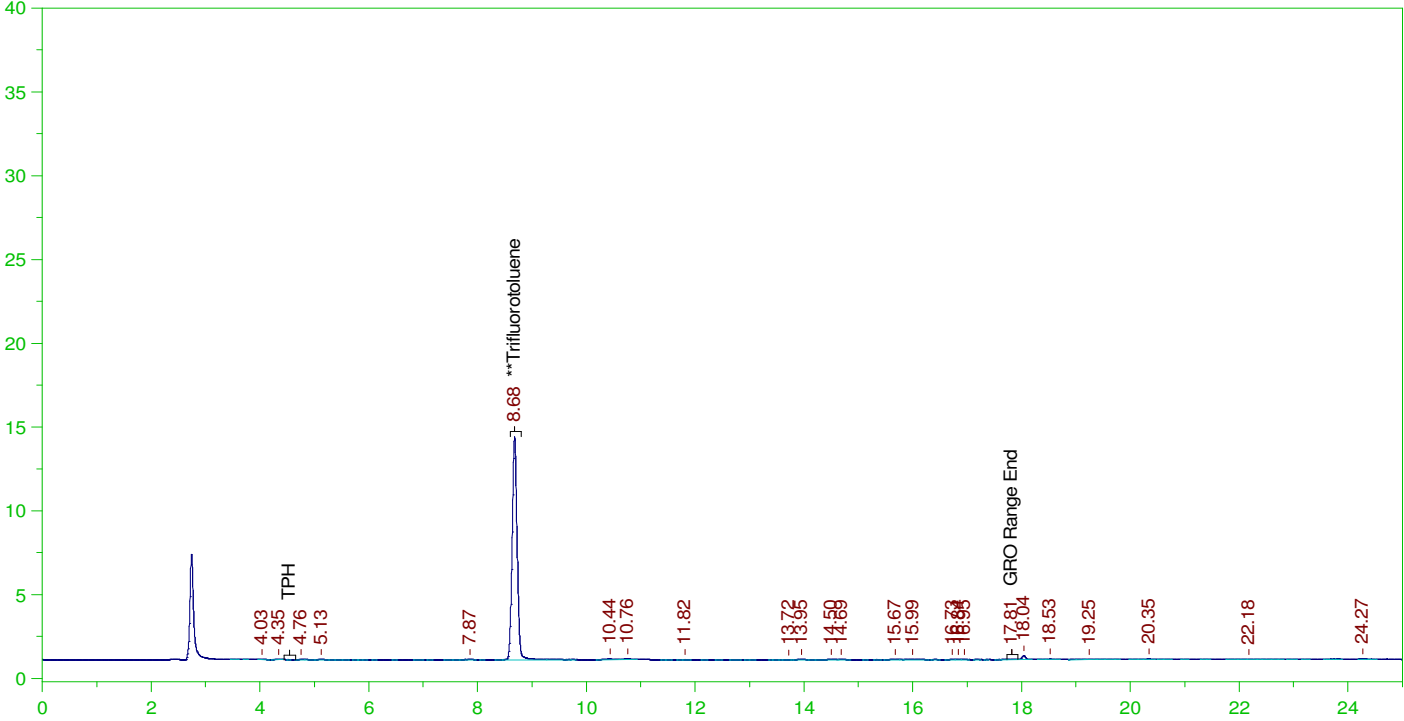
SURROGATE COMPOUND	RT	ACTUAL	MEASURED	%REC
**Trifluorotoluene	8.682	25.	19.189	76.75

GRO Area:3810.006 GRO Amount: 0.8055255
TPH Area:5522.173 TPH Amount: 1.214477

ERH2318 Trip Blank-14525

G:\Org\PE1\DAT\PE1010422_b\0104PE1B.0045.RAW

B21122198-003A ;0104PE1 , \$HC-8015-GRO-W,



GASOLINE RANGE ORGANICS CHROMATOGRAM REPORT

Sample Name: B21122198-003A ;0104PE1 , \$HC-8015-GRO-W,
Raw File: G:\Org\PE1\DAT\PE1010422_b\0104PE1B.0045.RAW
Date & Time Acquired: 1/5/2022 12:06:02 PM
Method File: G:\Org\PE1\Methods\211208GROB%.MET
Calibration File: G:\Org\PE1\Cals\211208GRO8015CB.CAL
Sample Weight: 5 Dilution: 1 S.A.: 1

Mean RF for GRO: 945.9678
Mean RF for TPH: 909.3915
Rt range for Gasoline Range Organics: 4.45 to 17.93

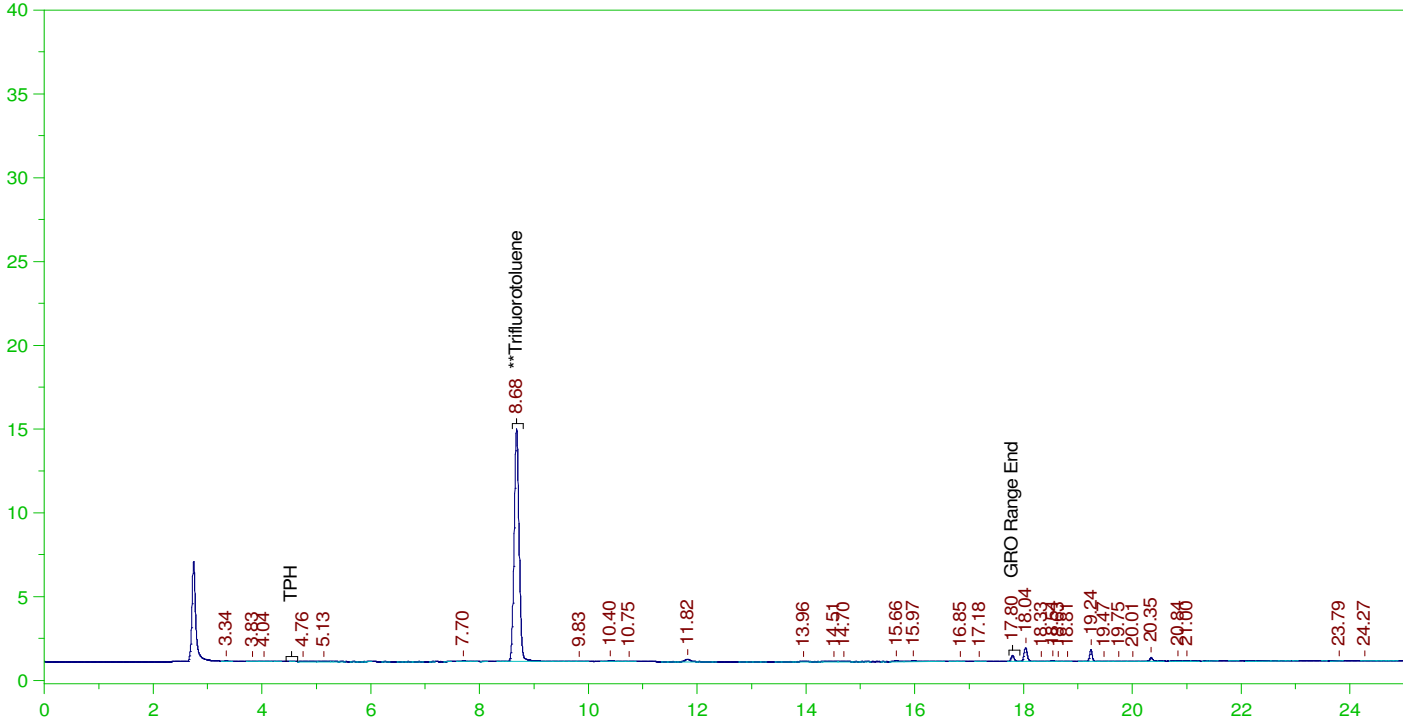
SURROGATE COMPOUND	RT	ACTUAL	MEASURED	%REC
**Trifluorotoluene	8.681	25.	18.116	72.47

GRO Area:3881.907 GRO Amount: 0.8207272
TPH Area:6417.46 TPH Amount: 1.411375

ERH2285 (RHMW05) MS/MSD

G:\Org\PE1\DAT\PE1010422_b\0104PE1B.0046.RAW

B21122168-001G ;0104PE1 , \$HC-8015-GRO-W,



GASOLINE RANGE ORGANICS CHROMATOGRAM REPORT

Sample Name: B21122168-001G ;0104PE1 , \$HC-8015-GRO-W,
Raw File: G:\Org\PE1\DAT\PE1010422_b\0104PE1B.0046.RAW
Date & Time Acquired: 1/5/2022 12:40:16 PM
Method File: G:\Org\PE1\Methods\211208GROB%.MET
Calibration File: G:\Org\PE1\Cals\211208GRO8015CB.CAL
Sample Weight: 5 Dilution: 1 S.A.: 1

Mean RF for GRO: 945.9678
Mean RF for TPH: 909.3915
Rt range for Gasoline Range Organics: 4.45 to 17.93

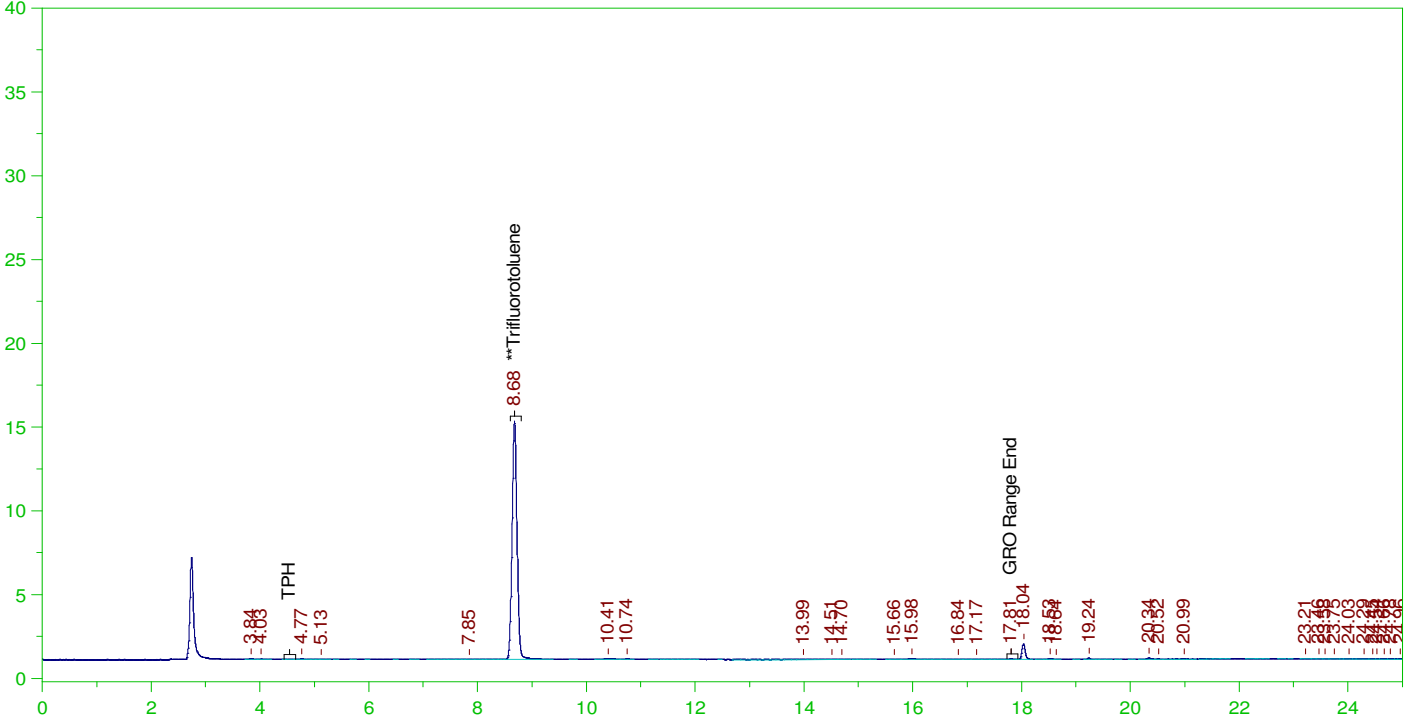
SURROGATE COMPOUND	RT	ACTUAL	MEASURED	%REC
**Trifluorotoluene	8.681	25.	18.953	75.81

GRO Area:6056.03 GRO Amount: 1.280388
TPH Area:14673.09 TPH Amount: 3.227013

ERH2297 (RHMW15 zone5)

G:\Org\PE1\DAT\PE1010422_b\0104PE1B.0047.RAW

B22010096-001G ;0104PE1 , \$HC-8015-GRO-W,



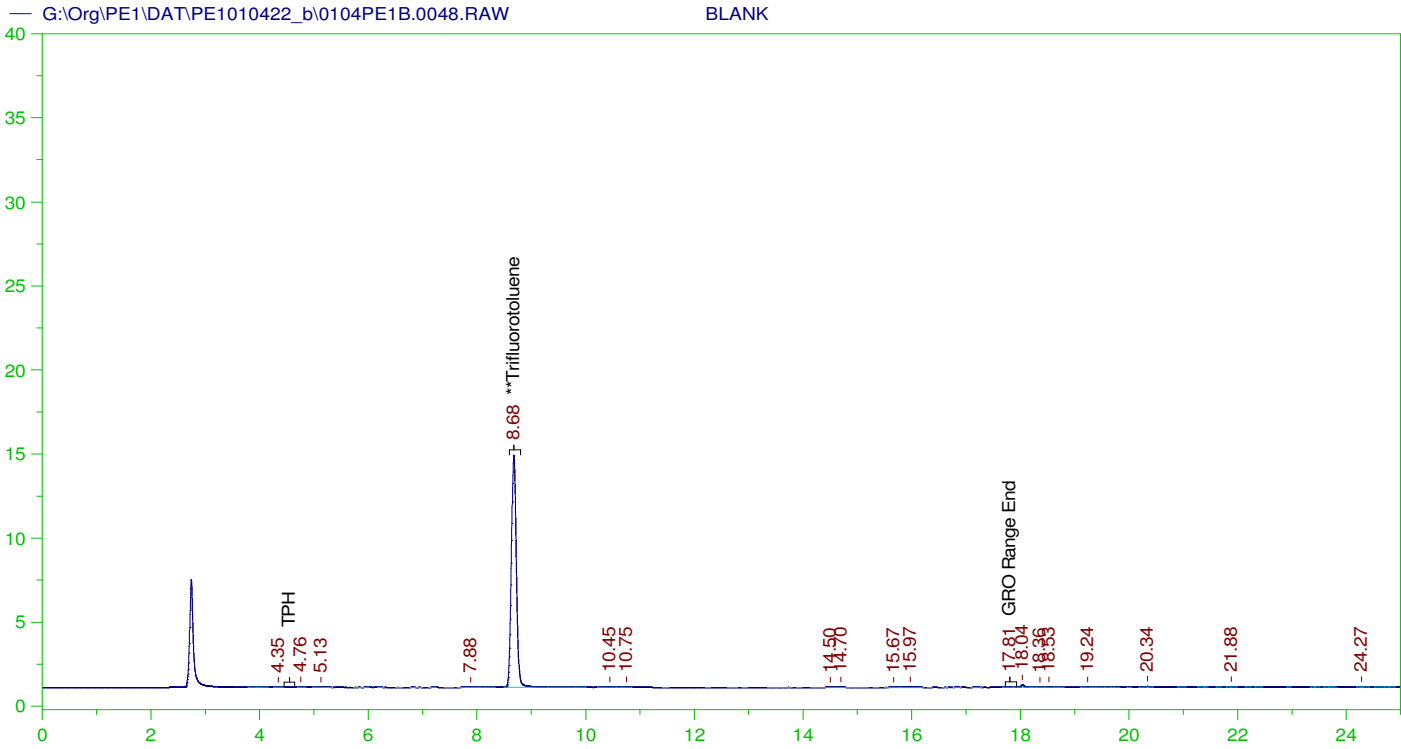
GASOLINE RANGE ORGANICS CHROMATOGRAM REPORT

Sample Name: B22010096-001G ;0104PE1 , \$HC-8015-GRO-W,
Raw File: G:\Org\PE1\DAT\PE1010422_b\0104PE1B.0047.RAW
Date & Time Acquired: 1/5/2022 1:14:33 PM
Method File: G:\Org\PE1\Methods\211208GROB%.MET
Calibration File: G:\Org\PE1\Cals\211208GRO8015CB.CAL
Sample Weight: 5 Dilution: 1 S.A.: 1

Mean RF for GRO: 945.9678
Mean RF for TPH: 909.3915
Rt range for Gasoline Range Organics: 4.45 to 17.93

SURROGATE COMPOUND	RT	ACTUAL	MEASURED	%REC
**Trifluorotoluene	8.68	25.	19.333	77.33

GRO Area:3879.317 GRO Amount: 0.8201795
TPH Area:11780.86 TPH Amount: 2.590933



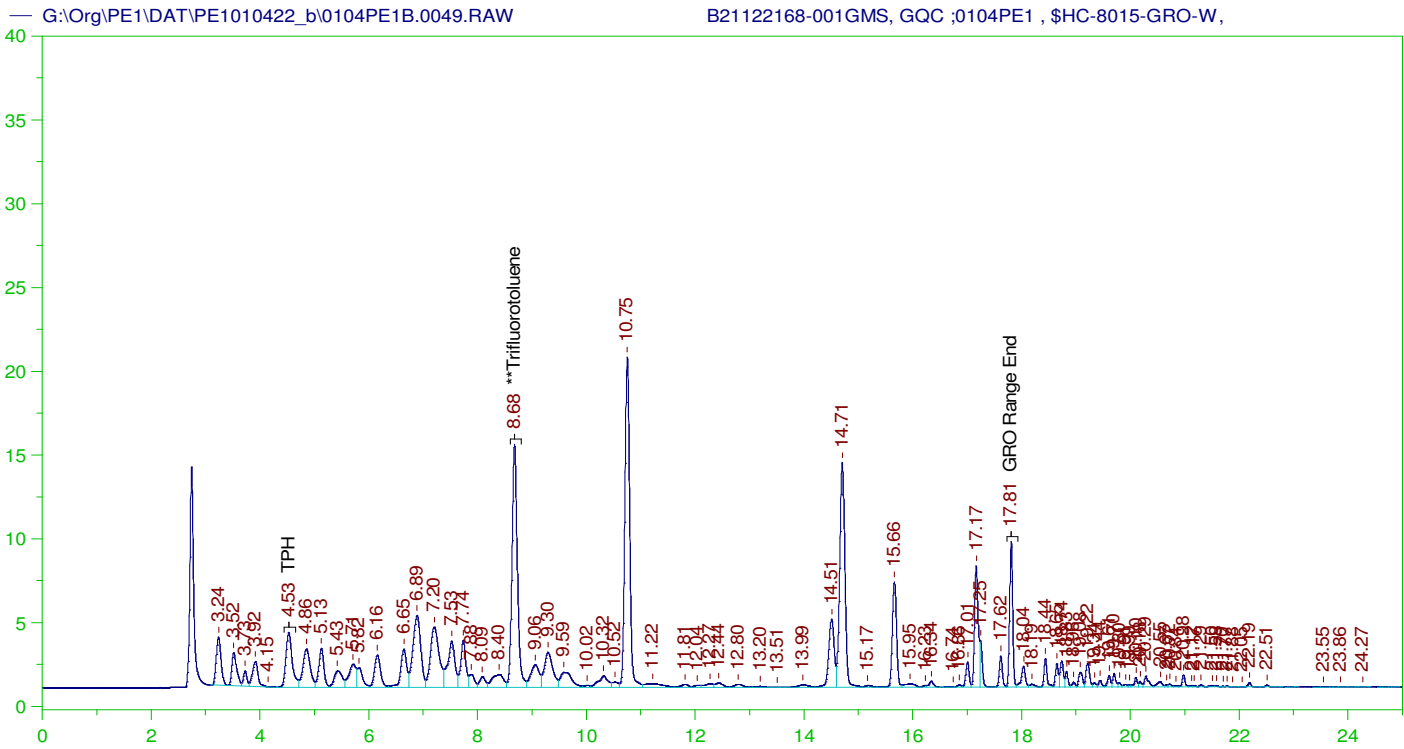
GASOLINE RANGE ORGANICS CHROMATOGRAM REPORT

Sample Name: BLANK
 Raw File: G:\Org\PE1\DAT\PE1010422_b\0104PE1B.0048.RAW
 Date & Time Acquired: 1/5/2022 1:48:52 PM
 Method File: G:\Org\PE1\Methods\211208GROB.MET
 Calibration File: G:\Org\PE1\Cals\211208GRO8015CB.CAL
 Sample Weight: 1 Dilution: 1 S.A.: 1

Mean RF for GRO: 945.9678
 Mean RF for TPH: 909.3915
 Rt range for Gasoline Range Organics: 4.45 to 17.93

SURROGATE COMPOUND	RT	ACTUAL	MEASURED	%REC
**Trifluorotoluene	8.679	125.	94.103	75.28

GRO Area: 2342.065 GRO Amount: 2.47584
 TPH Area: 4102.045 TPH Amount: 4.510758



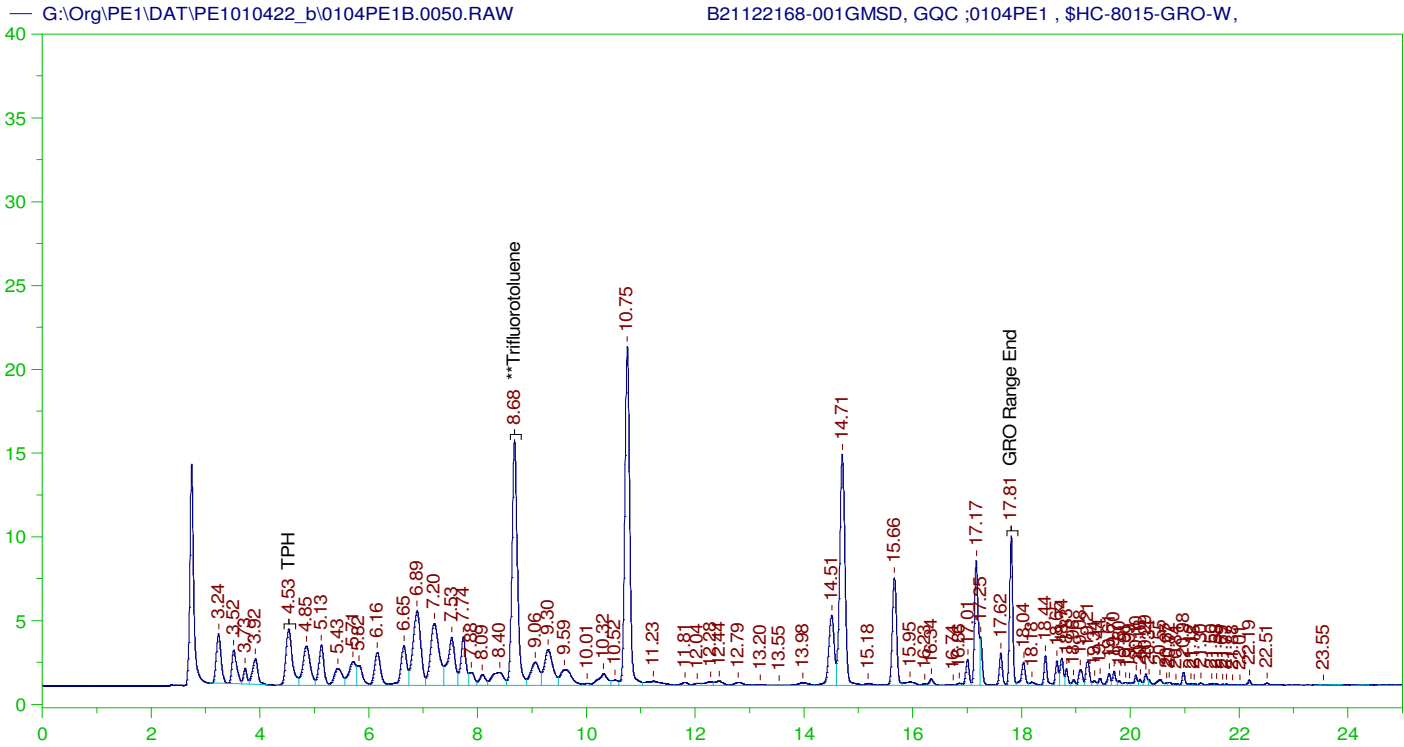
GASOLINE RANGE ORGANICS CHROMATOGRAM REPORT

Sample Name: B21122168-001GMS, GQC ;0104PE1 , \$HC-8015-GRO-W,
 Raw File: G:\Org\PE1\DAT\PE1010422_b\0104PE1B.0049.RAW
 Date & Time Acquired: 1/5/2022 2:23:01 PM
 Method File: G:\Org\PE1\Methods\211208G2168-1MSB%.MET
 Calibration File: G:\Org\PE1\Cals\211208GRO8015CB.CAL
 Sample Weight: 5 Dilution: 1 S.A.: 1

Mean RF for GRO: 945.9678
 Mean RF for TPH: 909.3915
 Rt range for Gasoline Range Organics: 4.45 to 17.93

SURROGATE COMPOUND	RT	ACTUAL	MEASURED	%REC	
**Trifluorotoluene	8.68	25.	21.193	84.77	-

GRO Area:732998.1 GRO Amount: 154.9732
 TPH Area:851894.6 TPH Amount: 187.3549



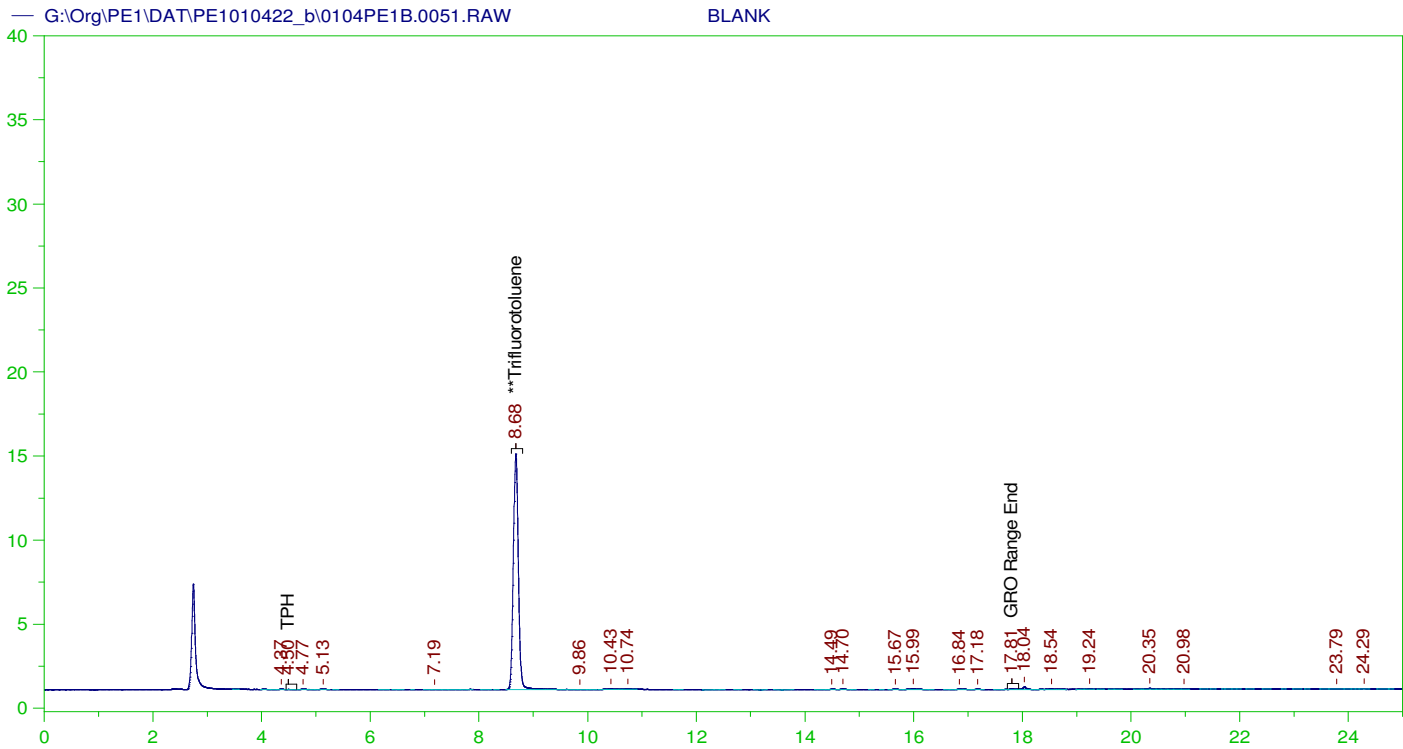
GASOLINE RANGE ORGANICS CHROMATOGRAM REPORT

Sample Name: B21122168-001GMSD, GQC ;0104PE1 , \$HC-8015-GRO-W,
 Raw File: G:\Org\PE1\DAT\PE1010422_b\0104PE1B.0050.RAW
 Date & Time Acquired: 1/5/2022 2:57:07 PM
 Method File: G:\Org\PE1\Methods\211208G2168-1MSDB%.MET
 Calibration File: G:\Org\PE1\Cals\211208GRO8015CB.CAL
 Sample Weight: 5 Dilution: 1 S.A.: 1

Mean RF for GRO: 945.9678
 Mean RF for TPH: 909.3915
 Rt range for Gasoline Range Organics: 4.45 to 17.93

SURROGATE COMPOUND	RT	ACTUAL	MEASURED	%REC
**Trifluorotoluene	8.68	25.	21.465	85.86

GRO Area: 753392.9 GRO Amount: 159.2851
 TPH Area: 873888.7 TPH Amount: 192.192



GASOLINE RANGE ORGANICS CHROMATOGRAM REPORT

Sample Name: BLANK
 Raw File: G:\Org\PE1\DAT\PE1010422_b\0104PE1B.0051.RAW
 Date & Time Acquired: 1/5/2022 3:31:15 PM
 Method File: G:\Org\PE1\Methods\211208GROB.MET
 Calibration File: G:\Org\PE1\Cals\211208GRO8015CB.CAL
 Sample Weight: 1 Dilution: 1 S.A.: 1

Mean RF for GRO: 945.9678
 Mean RF for TPH: 909.3915
 Rt range for Gasoline Range Organics: 4.45 to 17.93

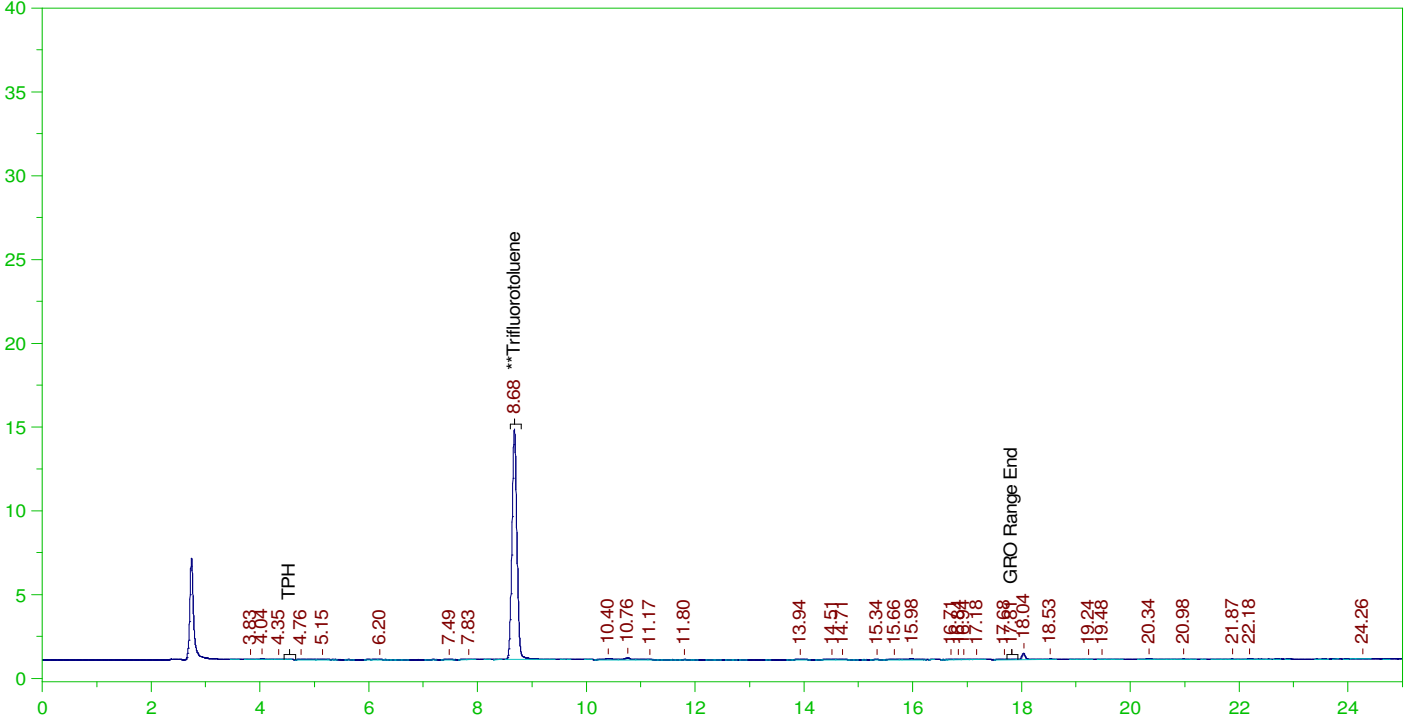
SURROGATE COMPOUND	RT	ACTUAL	MEASURED	%REC
**Trifluorotoluene	8.679	125.	95.549	76.44

GRO Area:3207.937 GRO Amount: 3.39117
 TPH Area:5590.985 TPH Amount: 6.148051

ERH2284 Trip Blank-14575

G:\Org\PE1\DAT\PE1010422_b\0104PE1B.0052.RAW

B21122168-003A ;0104PE1 , \$HC-8015-GRO-W,



GASOLINE RANGE ORGANICS CHROMATOGRAM REPORT

Sample Name: B21122168-003A ;0104PE1 , \$HC-8015-GRO-W,
Raw File: G:\Org\PE1\DAT\PE1010422_b\0104PE1B.0052.RAW
Date & Time Acquired: 1/5/2022 4:05:26 PM
Method File: G:\Org\PE1\Methods\211208GROB%.MET
Calibration File: G:\Org\PE1\Cals\211208GRO8015CB.CAL
Sample Weight: 5 Dilution: 1 S.A.: 1

Mean RF for GRO: 945.9678
Mean RF for TPH: 909.3915
Rt range for Gasoline Range Organics: 4.45 to 17.93

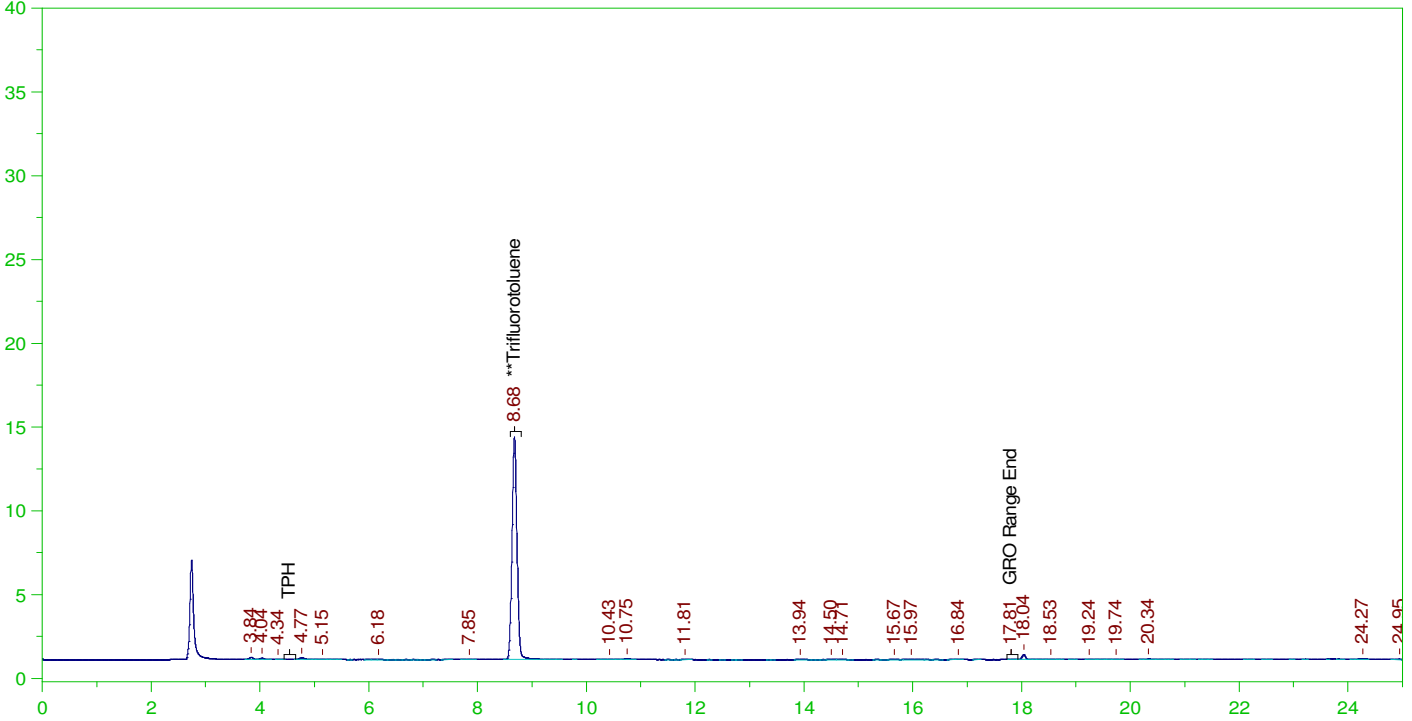
SURROGATE COMPOUND	RT	ACTUAL	MEASURED	%REC
**Trifluorotoluene	8.678	25.	18.741	74.97

GRO Area:4922.292 GRO Amount: 1.040689
TPH Area:8491.611 TPH Amount: 1.867537

ERH2277 Trip Blank-14525

G:\Org\PE1\DAT\PE1010422_b\0104PE1B.0053.RAW

B21122168-009A ;0104PE1 , \$HC-8015-GRO-W,



GASOLINE RANGE ORGANICS CHROMATOGRAM REPORT

Sample Name: B21122168-009A ;0104PE1 , \$HC-8015-GRO-W,
Raw File: G:\Org\PE1\DAT\PE1010422_b\0104PE1B.0053.RAW
Date & Time Acquired: 1/5/2022 4:39:39 PM
Method File: G:\Org\PE1\Methods\211208GROB%.MET
Calibration File: G:\Org\PE1\Cals\211208GRO8015CB.CAL
Sample Weight: 5 Dilution: 1 S.A.: 1

Mean RF for GRO: 945.9678
Mean RF for TPH: 909.3915
Rt range for Gasoline Range Organics: 4.45 to 17.93

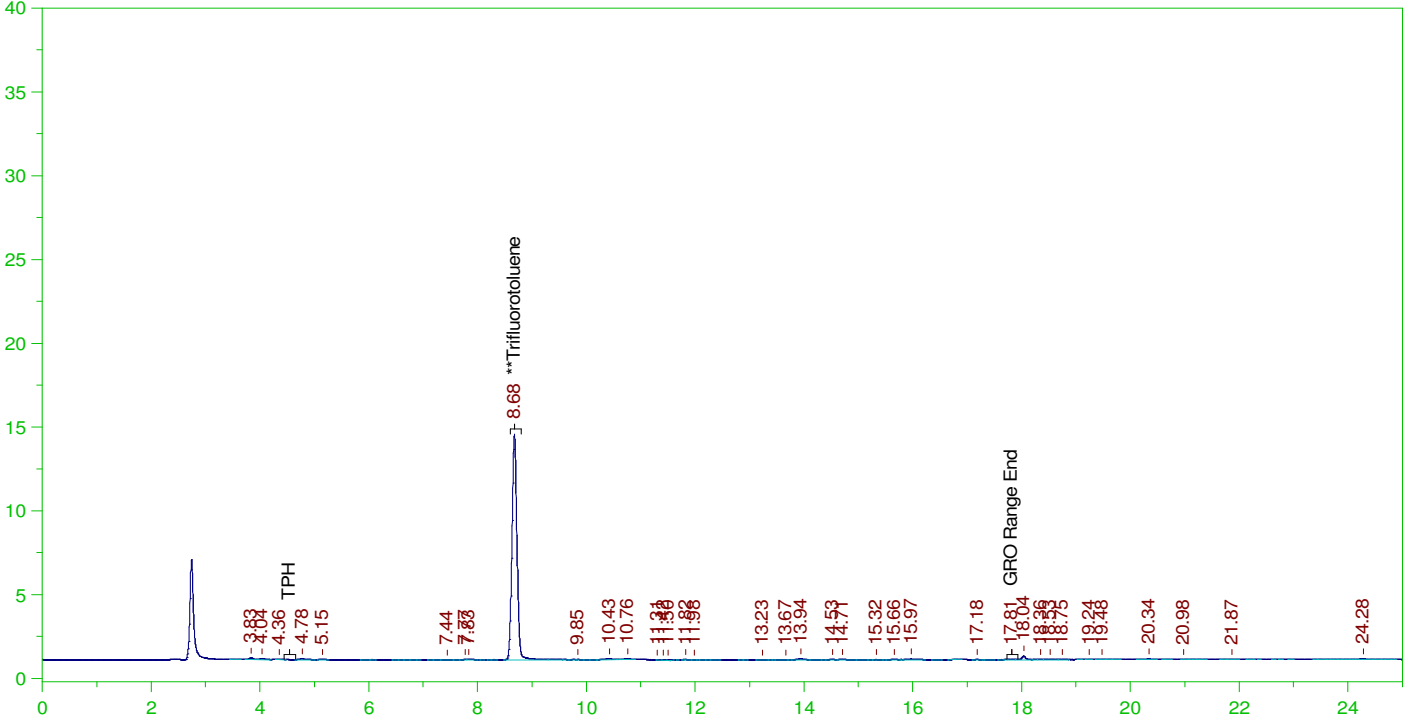
SURROGATE COMPOUND	RT	ACTUAL	MEASURED	%REC
**Trifluorotoluene	8.679	25.	18.14	72.56

GRO Area:4043.341 GRO Amount: 0.8548581
TPH Area:7938.702 TPH Amount: 1.745937

ERH2275 Trip Blank-14525

G:\Org\PE1\DAT\PE1010422_b\0104PE1B.0054.RAW

B21122188-003A ;0104PE1 , \$HC-8015-GRO-W,



GASOLINE RANGE ORGANICS CHROMATOGRAM REPORT

Sample Name: B21122188-003A ;0104PE1 , \$HC-8015-GRO-W,
Raw File: G:\Org\PE1\DAT\PE1010422_b\0104PE1B.0054.RAW
Date & Time Acquired: 1/5/2022 5:13:53 PM
Method File: G:\Org\PE1\Methods\211208GROB%.MET
Calibration File: G:\Org\PE1\Cals\211208GRO8015CB.CAL
Sample Weight: 5 Dilution: 1 S.A.: 1

Mean RF for GRO: 945.9678
Mean RF for TPH: 909.3915
Rt range for Gasoline Range Organics: 4.45 to 17.93

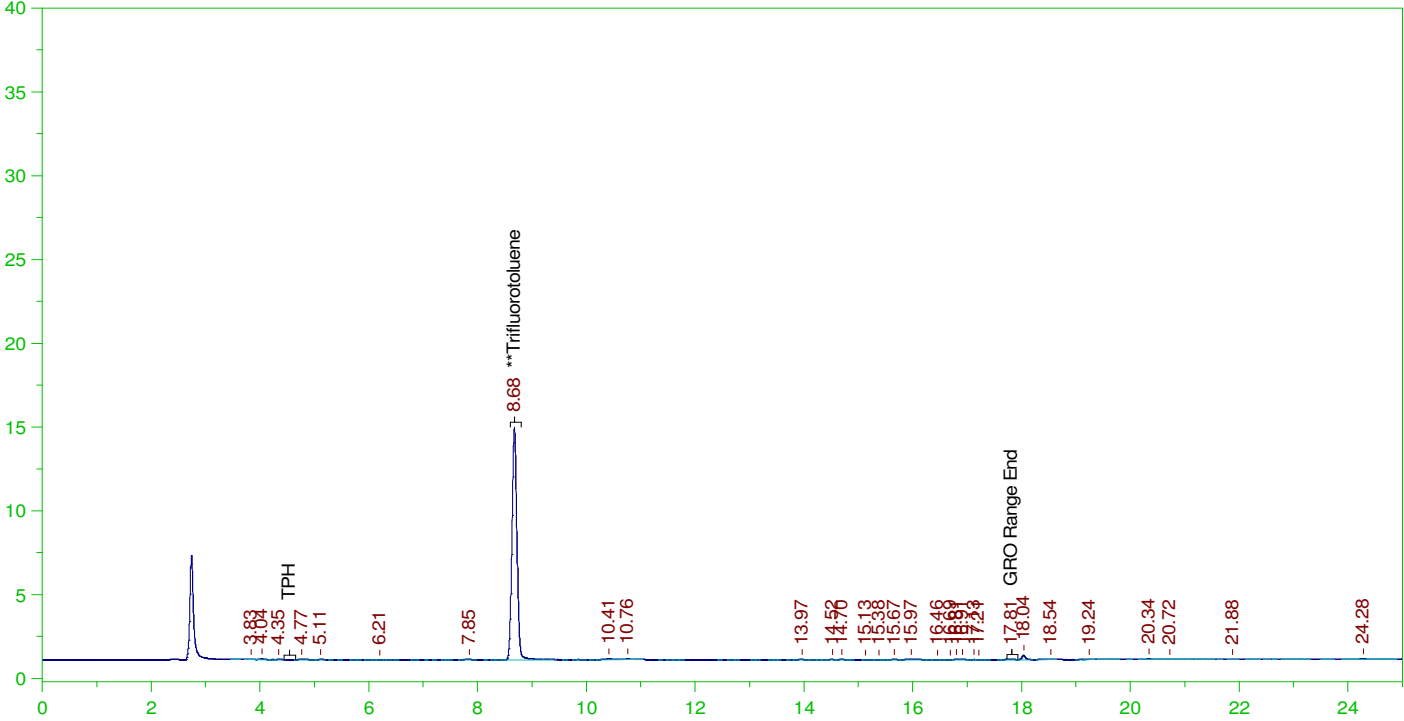
SURROGATE COMPOUND	RT	ACTUAL	MEASURED	%REC
**Trifluorotoluene	8.678	25.	18.344	73.38

GRO Area:5199.166 GRO Amount: 1.099227
TPH Area:8812.882 TPH Amount: 1.938193

ERH2290 Trip Blank-14575

G:\Org\PE1\DAT\PE1010422_b\0104PE1B.0055.RAW

B21122204-003A ;0104PE1 , \$HC-8015-GRO-W,



GASOLINE RANGE ORGANICS CHROMATOGRAM REPORT

Sample Name: B21122204-003A ;0104PE1 , \$HC-8015-GRO-W,
Raw File: G:\Org\PE1\DAT\PE1010422_b\0104PE1B.0055.RAW
Date & Time Acquired: 1/5/2022 5:48:07 PM
Method File: G:\Org\PE1\Methods\211208GROB%.MET
Calibration File: G:\Org\PE1\Cals\211208GRO8015CB.CAL
Sample Weight: 5 Dilution: 1 S.A.: 1

Mean RF for GRO: 945.9678
Mean RF for TPH: 909.3915
Rt range for Gasoline Range Organics: 4.45 to 17.93

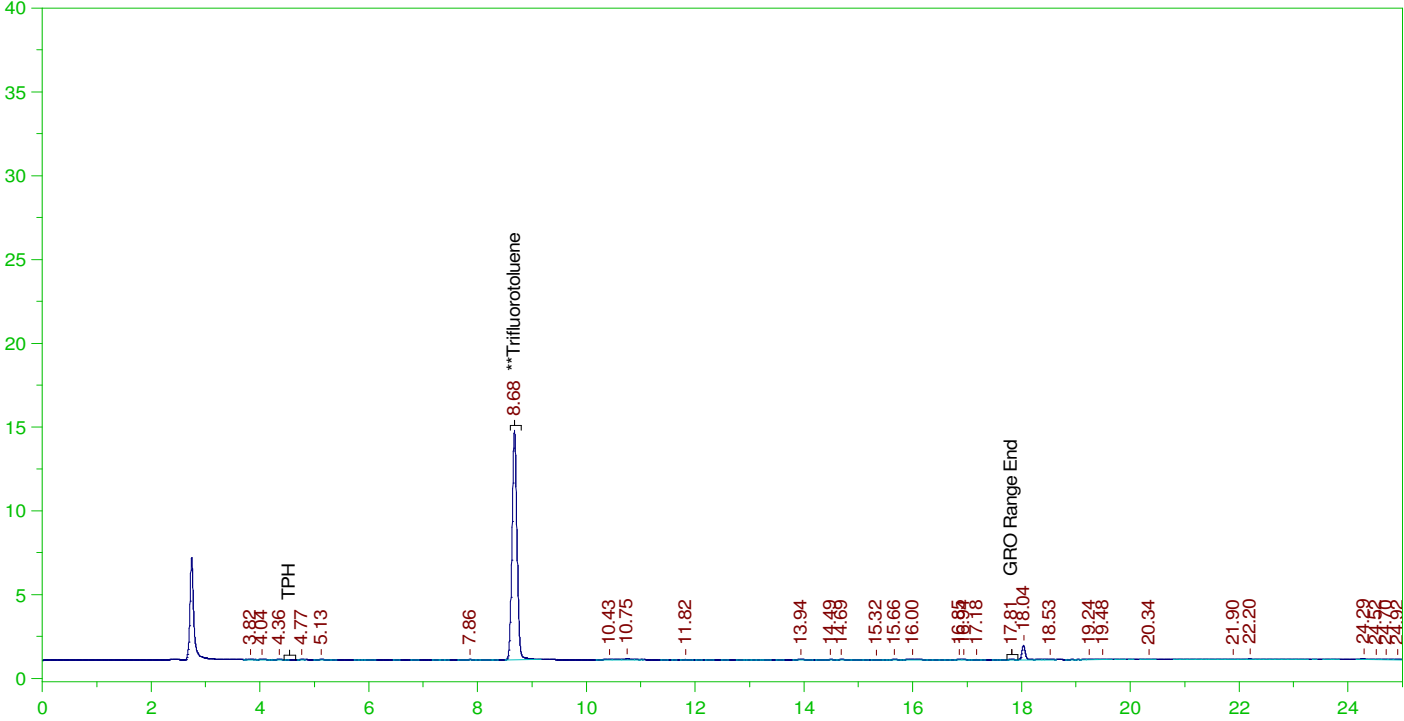
SURROGATE COMPOUND	RT	ACTUAL	MEASURED	%REC
**Trifluorotoluene	8.678	25.	18.847	75.39

GRO Area:5222.301 GRO Amount: 1.104118
TPH Area:8283.257 TPH Amount: 1.821714

ERH2292 Trip Blank-14525

G:\Org\PE1\DAT\PE1010422_b\0104PE1B.0056.RAW

B21122211-003A ;0104PE1 , \$HC-8015-GRO-W,



GASOLINE RANGE ORGANICS CHROMATOGRAM REPORT

Sample Name: B21122211-003A ;0104PE1 , \$HC-8015-GRO-W,
Raw File: G:\Org\PE1\DAT\PE1010422_b\0104PE1B.0056.RAW
Date & Time Acquired: 1/5/2022 6:22:22 PM
Method File: G:\Org\PE1\Methods\211208GROB%.MET
Calibration File: G:\Org\PE1\Cals\211208GRO8015CB.CAL
Sample Weight: 5 Dilution: 1 S.A.: 1

Mean RF for GRO: 945.9678
Mean RF for TPH: 909.3915
Rt range for Gasoline Range Organics: 4.45 to 17.93

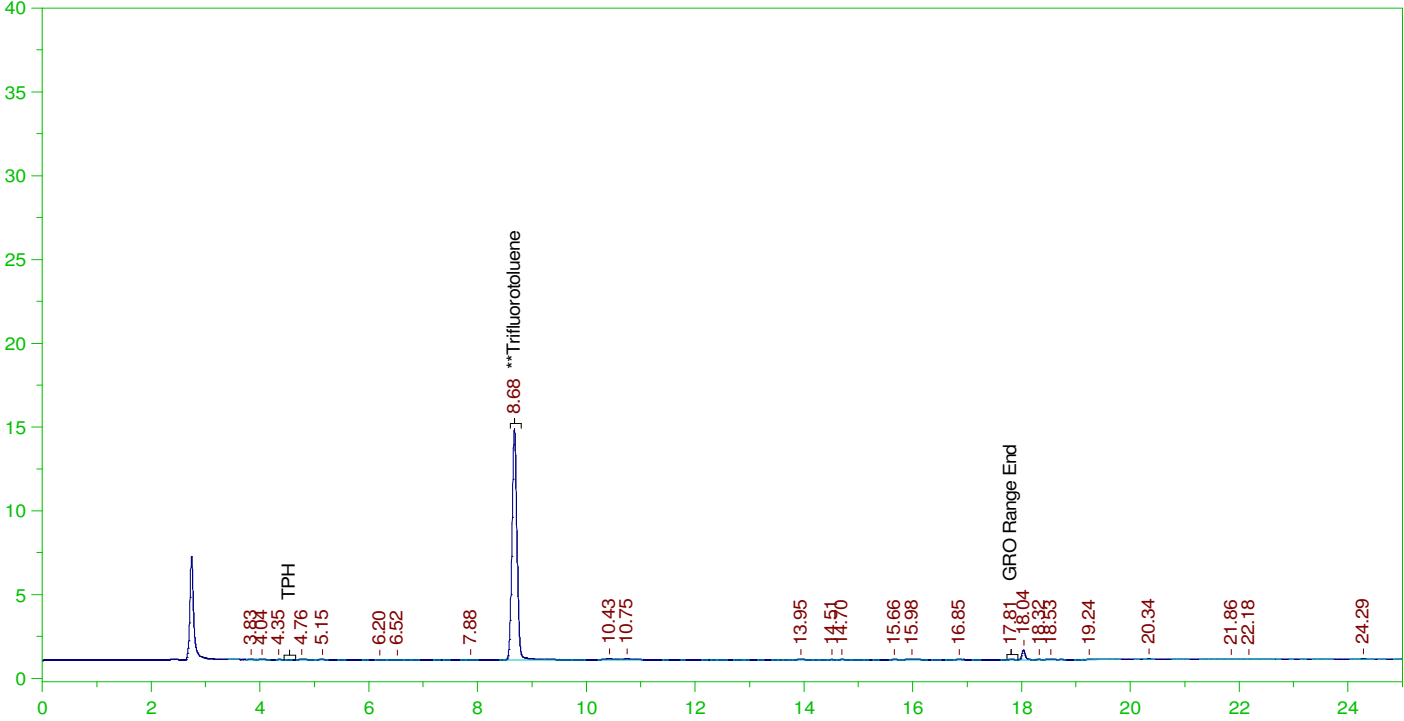
SURROGATE COMPOUND	RT	ACTUAL	MEASURED	%REC
**Trifluorotoluene	8.679	25.	18.482	73.93

GRO Area:3331.765 GRO Amount: 0.704414
TPH Area:9315.175 TPH Amount: 2.048661

ERH2292 Trip Blank-14575

G:\Org\PE1\DAT\PE1010422_b\0104PE1B.0057.RAW

B21122211-004A ;0104PE1 , \$HC-8015-GRO-W,



GASOLINE RANGE ORGANICS CHROMATOGRAM REPORT

Sample Name: B21122211-004A ;0104PE1 , \$HC-8015-GRO-W,
Raw File: G:\Org\PE1\DAT\PE1010422_b\0104PE1B.0057.RAW
Date & Time Acquired: 1/5/2022 6:56:41 PM
Method File: G:\Org\PE1\Methods\211208GROB%.MET
Calibration File: G:\Org\PE1\Cals\211208GRO8015CB.CAL
Sample Weight: 5 Dilution: 1 S.A.: 1

Mean RF for GRO: 945.9678
Mean RF for TPH: 909.3915
Rt range for Gasoline Range Organics: 4.45 to 17.93

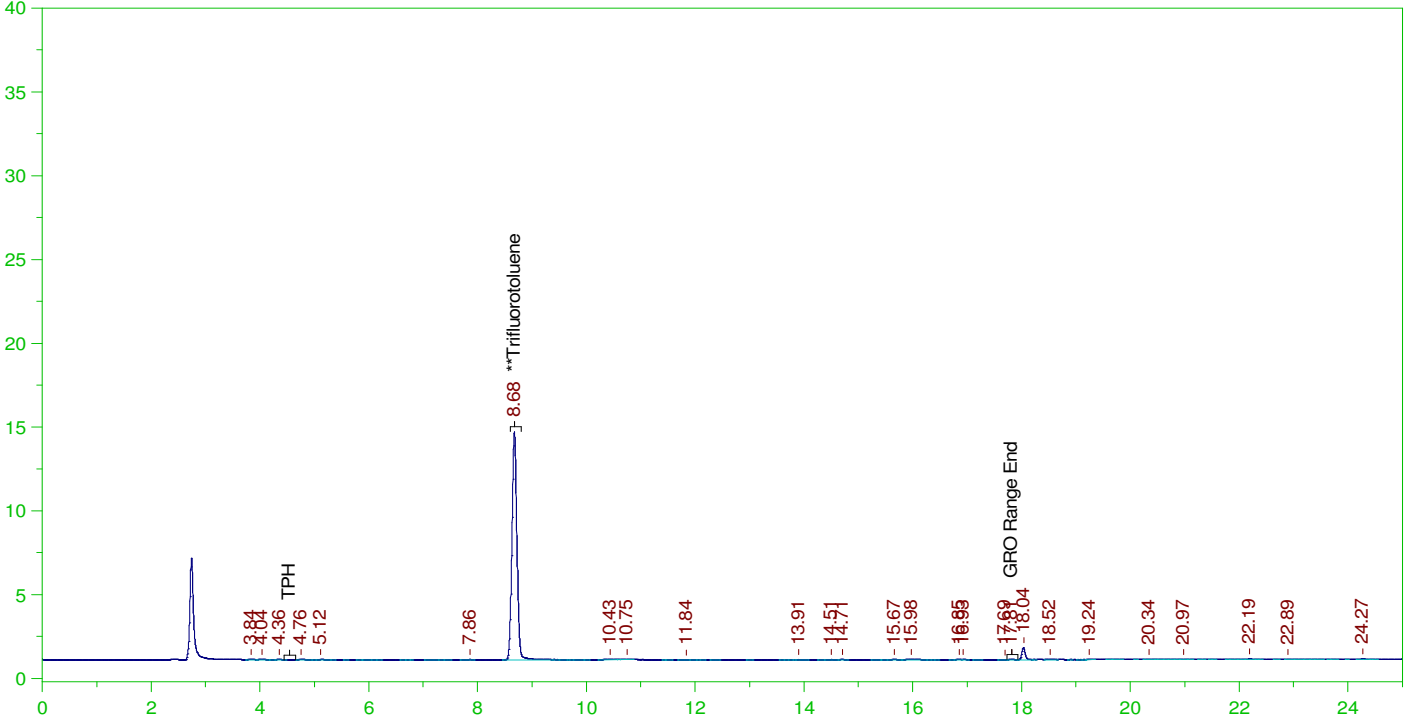
SURROGATE COMPOUND	RT	ACTUAL	MEASURED	%REC
**Trifluorotoluene	8.679	25.	18.818	75.27

GRO Area:3882.218 GRO Amount: 0.8207928
TPH Area:8125.271 TPH Amount: 1.786969

ERH2296 (Trip Blank) 14525

G:\Org\PE1\DAT\PE1010422_b\0104PE1B.0058.RAW

B22010096-003A ;0104PE1 , \$HC-8015-GRO-W,



GASOLINE RANGE ORGANICS CHROMATOGRAM REPORT

Sample Name: B22010096-003A ;0104PE1 , \$HC-8015-GRO-W,
Raw File: G:\Org\PE1\DAT\PE1010422_b\0104PE1B.0058.RAW
Date & Time Acquired: 1/5/2022 7:31:00 PM
Method File: G:\Org\PE1\Methods\211208GROB%.MET
Calibration File: G:\Org\PE1\Cals\211208GRO8015CB.CAL
Sample Weight: 5 Dilution: 1 S.A.: 1

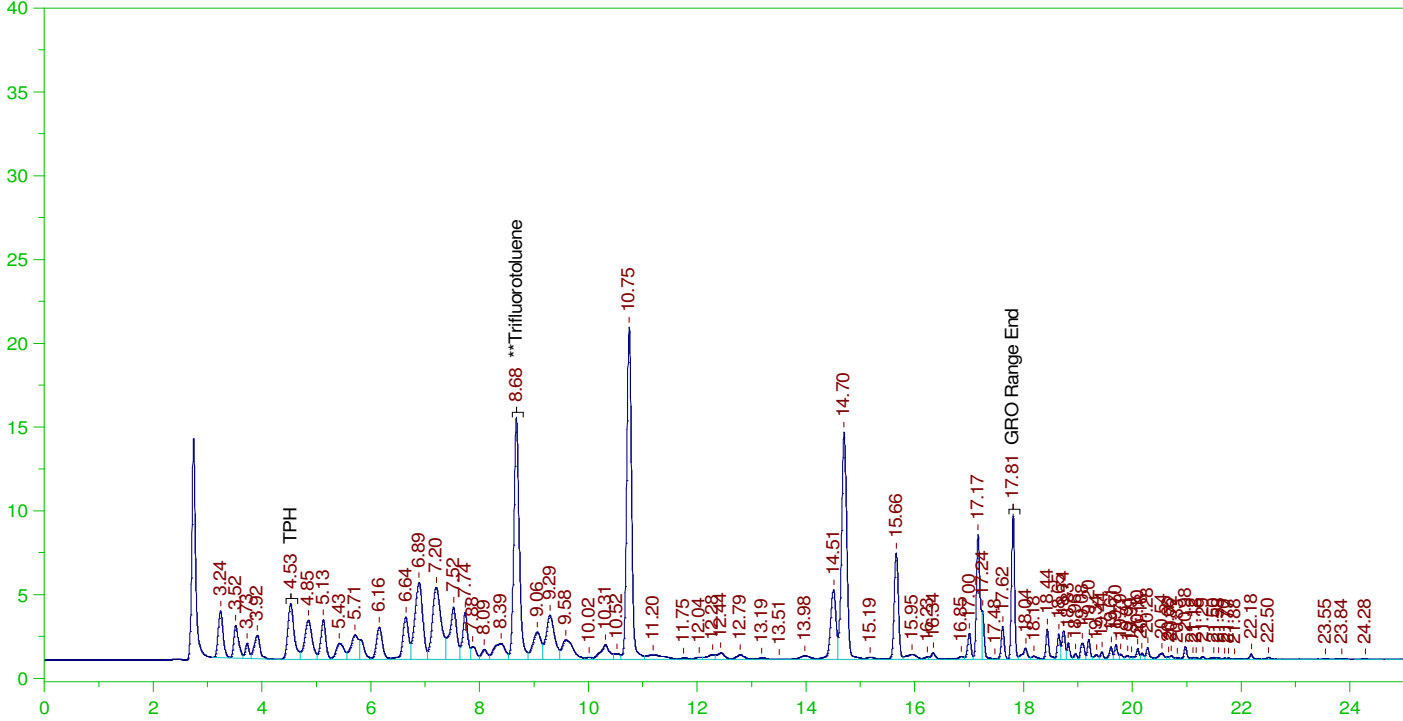
Mean RF for GRO: 945.9678
Mean RF for TPH: 909.3915
Rt range for Gasoline Range Organics: 4.45 to 17.93

SURROGATE COMPOUND	RT	ACTUAL	MEASURED	%REC
**Trifluorotoluene	8.678	25.	18.563	74.25

GRO Area:3184.424 GRO Amount: 0.6732627
TPH Area:7846.118 TPH Amount: 1.725575

G:\Org\PE1\DAT\PE1010422_b\0104PE1B.0059.RAW

B22010096-001GMS, GQC ;0104PE1 , \$HC-8015-GRO-W,



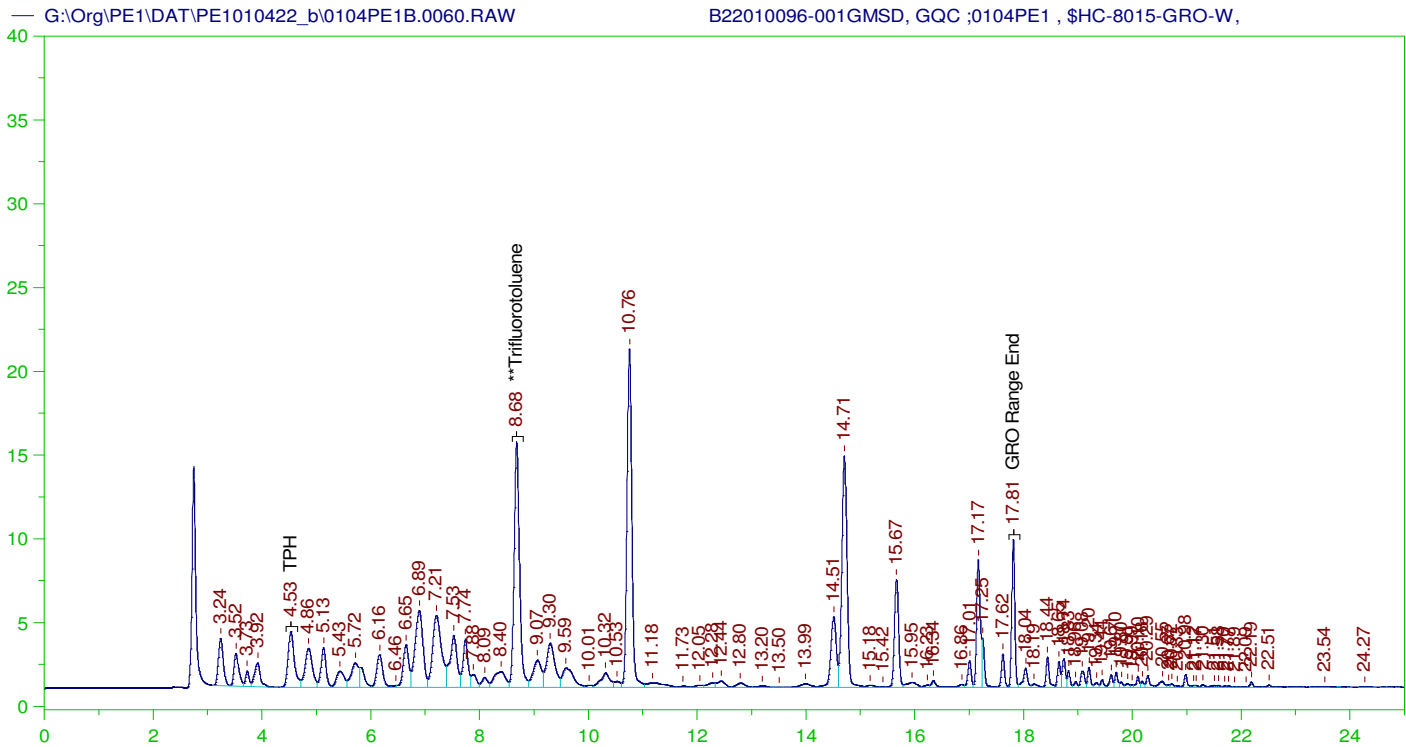
GASOLINE RANGE ORGANICS CHROMATOGRAM REPORT

Sample Name: B22010096-001GMS, GQC ;0104PE1 , \$HC-8015-GRO-W,
Raw File: G:\Org\PE1\DAT\PE1010422_b\0104PE1B.0059.RAW
Date & Time Acquired: 1/5/2022 8:05:08 PM
Method File: G:\Org\PE1\Methods\211208G096-1MSB%.MET
Calibration File: G:\Org\PE1\Cals\211208GRO8015CB.CAL
Sample Weight: 5 Dilution: 1 S.A.: 1

Mean RF for GRO: 945.9678
Mean RF for TPH: 909.3915
Rt range for Gasoline Range Organics: 4.45 to 17.93

SURROGATE COMPOUND	RT	ACTUAL	MEASURED	%REC
**Trifluorotoluene	8.678	25.	21.235	84.94

GRO Area:771973 GRO Amount: 163.2134
TPH Area:888876.1 TPH Amount: 195.4881



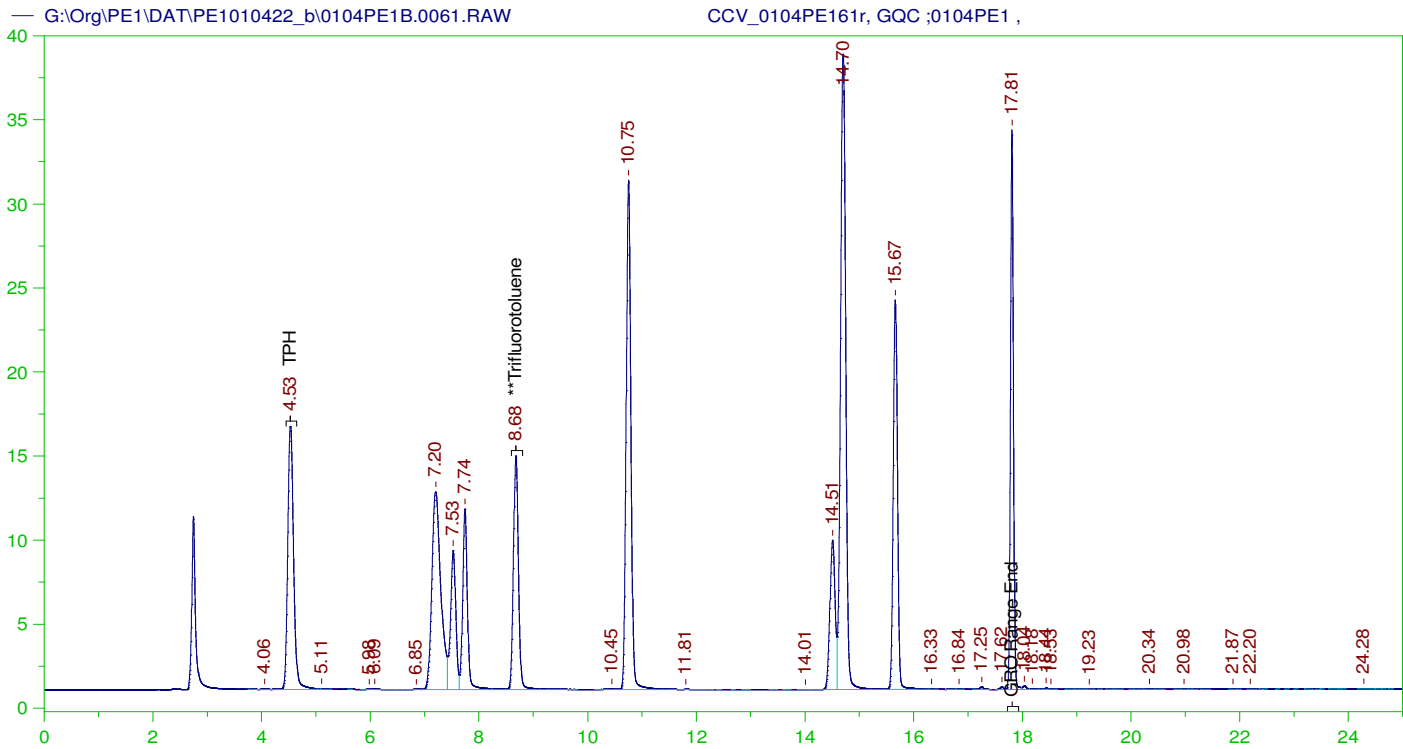
GASOLINE RANGE ORGANICS CHROMATOGRAM REPORT

Sample Name: B22010096-001GMSD, GQC ;0104PE1 , \$HC-8015-GRO-W,
 Raw File: G:\Org\PE1\DAT\PE1010422_b\0104PE1B.0060.RAW
 Date & Time Acquired: 1/5/2022 8:39:18 PM
 Method File: G:\Org\PE1\Methods\211208G096-1MSDB%.MET
 Calibration File: G:\Org\PE1\Cals\211208GRO8015CB.CAL
 Sample Weight: 5 Dilution: 1 S.A.: 1

Mean RF for GRO: 945.9678
 Mean RF for TPH: 909.3915
 Rt range for Gasoline Range Organics: 4.45 to 17.93

SURROGATE COMPOUND	RT	ACTUAL	MEASURED	%REC
**Trifluorotoluene	8.683	25.	21.533	86.13

GRO Area: 778996.4 GRO Amount: 164.6983
 TPH Area: 898990.2 TPH Amount: 197.7125



GASOLINE RANGE ORGANICS CHROMATOGRAM REPORT

Sample Name: CCV_0104PE161r, GQC ;0104PE1 ,
Raw File: G:\Org\PE1\DAT\PE1010422_b\0104PE1B.0061.RAW
Date & Time Acquired: 1/5/2022 9:13:24 PM
Method File: G:\Org\PE1\Methods\211208GROB.MET
Calibration File: G:\Org\PE1\Cals\211208GRO8015CB.CAL
Sample Weight: 1 Dilution: 1 S.A.: 1

Mean RF for GRO: 945.9678
Mean RF for TPH: 909.3915
Rt range for Gasoline Range Organics: 4.45 to 17.93

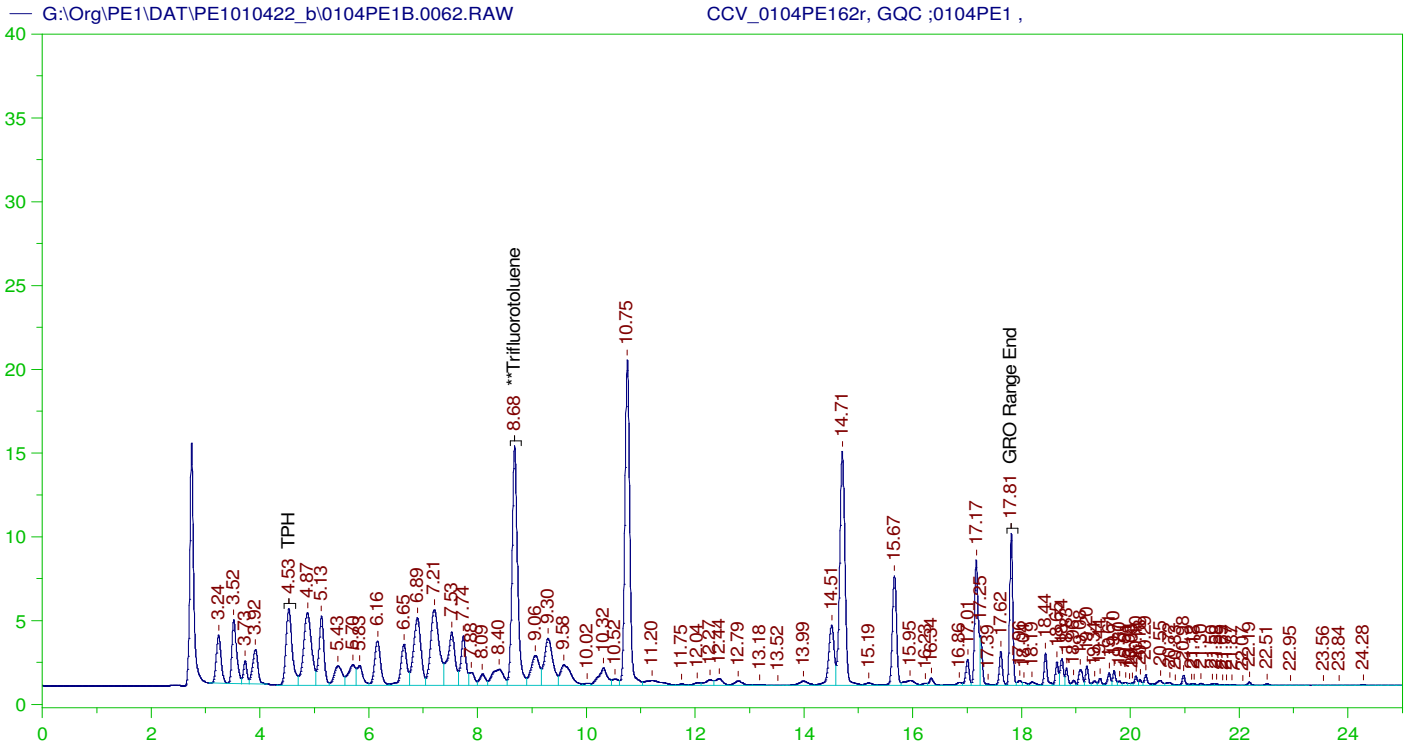
SURROGATE COMPOUND	RT	ACTUAL	MEASURED	%REC	
**Trifluorotoluene	8.68	125.	94.85	75.88	-

GRO Area:1128231 GRO Amount: 1192.674
TPH Area:1131276 TPH Amount: 1243.992

CONTINUING CALIBRATION REPORT: G:\Org\PE1\DAT\PE1010422_b\0104PE1B.0061.RAW

COMPOUND	ACTUAL (NG)	MEASURED (NG)	%RECOVERY	LIMITS
GRO	840.	1192.67	141.99	85-115
TPH	1000.	1243.99	124.4	85-115

SURROGATE COMPOUND	RT	ACTUAL	MEASURED	%REC	LIMITS
**Trifluorotoluene	8.68	125.	94.85	75.88	85-115



GASOLINE RANGE ORGANICS CHROMATOGRAM REPORT

Sample Name: CCV_0104PE162r, GQC ;0104PE1 ,
Raw File: G:\Org\PE1\DAT\PE1010422_b\0104PE1B.0062.RAW
Date & Time Acquired: 1/5/2022 9:47:32 PM
Method File: G:\Org\PE1\Methods\211208GCCV0104_62B%.MET
Calibration File: G:\Org\PE1\Cals\211208GRO8015CB.CAL
Sample Weight: 1 Dilution: 1 S.A.: 1

Mean RF for GRO: 945.9678
Mean RF for TPH: 909.3915
Rt range for Gasoline Range Organics: 4.45 to 17.93

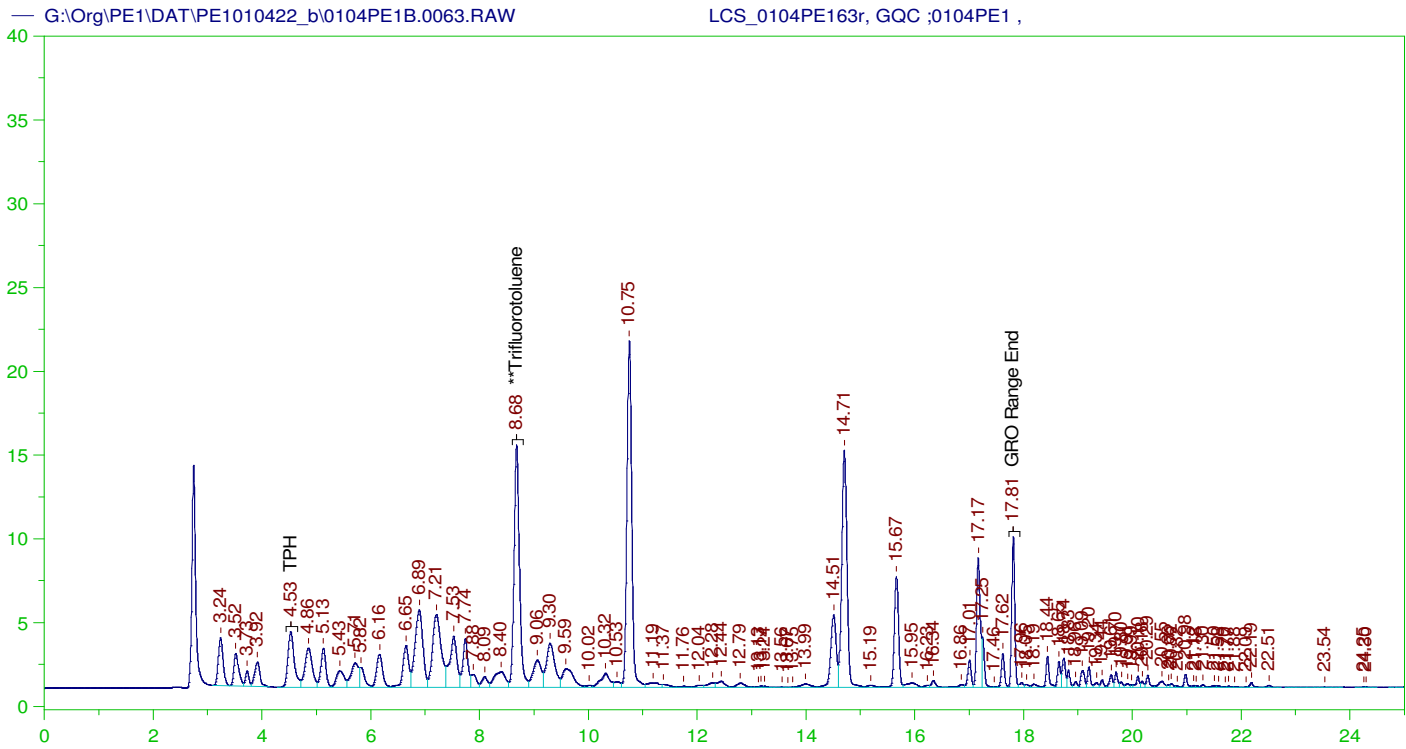
SURROGATE COMPOUND	RT	ACTUAL	MEASURED	%REC
**Trifluorotoluene	8.682	125.	106.815	85.45

GRO Area:835228.1 GRO Amount: 882.9351
TPH Area:964665.3 TPH Amount: 1060.781

CONTINUING CALIBRATION REPORT: G:\Org\PE1\DAT\PE1010422_b\0104PE1B.0062.RAW

COMPOUND	ACTUAL (NG)	MEASURED (NG)	%RECOVERY	LIMITS
GRO	840.	882.94	105.11	85-115
TPH	1000.	1060.78	106.08	85-115

SURROGATE COMPOUND	RT	ACTUAL	MEASURED	%REC	LIMITS
**Trifluorotoluene	8.682	125.	106.815	85.45	85-115



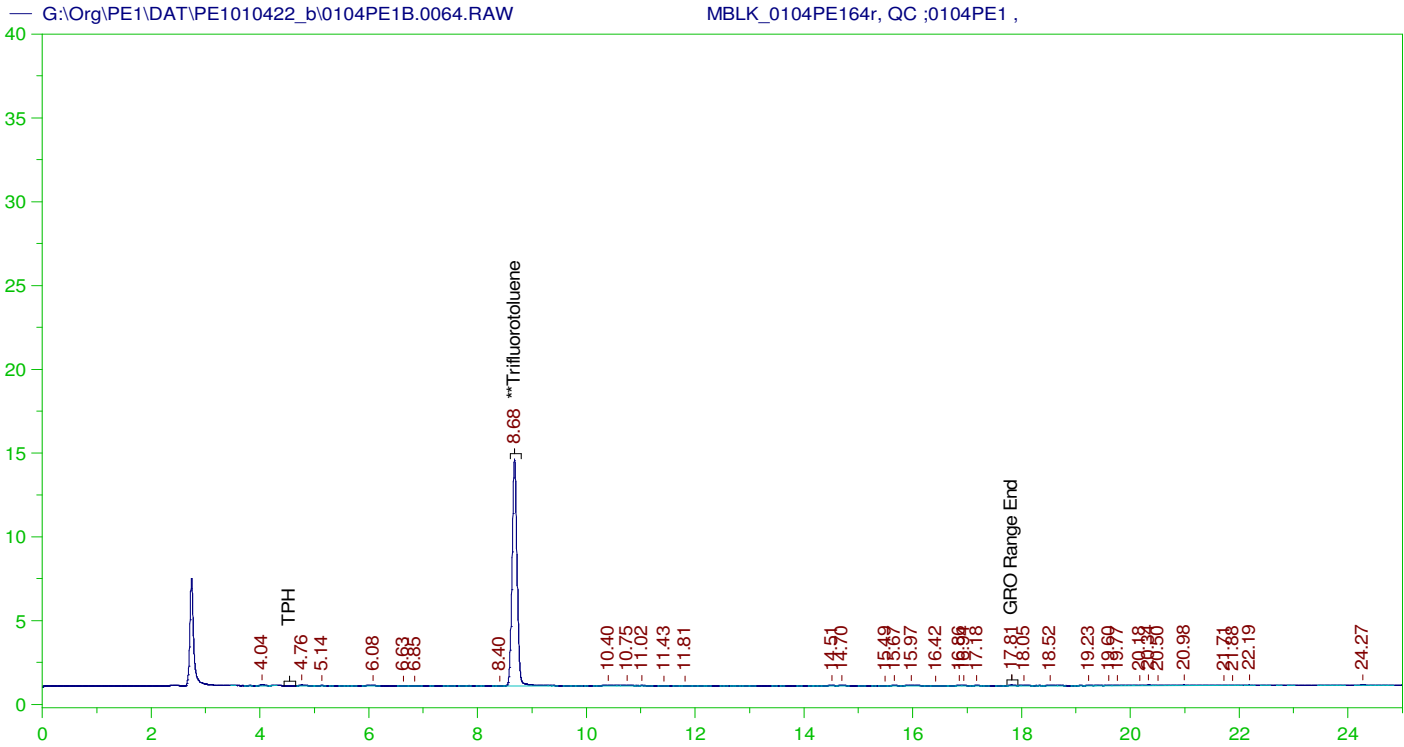
GASOLINE RANGE ORGANICS CHROMATOGRAM REPORT

Sample Name: LCS_0104PE163r, GQC ;0104PE1 ,
 Raw File: G:\Org\PE1\DAT\PE1010422_b\0104PE1B.0063.RAW
 Date & Time Acquired: 1/5/2022 10:21:41 PM
 Method File: G:\Org\PE1\Methods\211208GLCS0104_63B%.MET
 Calibration File: G:\Org\PE1\Cals\211208GRO8015CB.CAL
 Sample Weight: 5 Dilution: 1 S.A.: 1

Mean RF for GRO: 945.9678
 Mean RF for TPH: 909.3915
 Rt range for Gasoline Range Organics: 4.45 to 17.93

SURROGATE COMPOUND	RT	ACTUAL	MEASURED	%REC
**Trifluorotoluene	8.682	25.	21.339	85.36

GRO Area: 796083.5 GRO Amount: 168.3109
 TPH Area: 912528 TPH Amount: 200.6898



GASOLINE RANGE ORGANICS CHROMATOGRAM REPORT

Sample Name: MBLK_0104PE164r, QC ;0104PE1 ,
 Raw File: G:\Org\PE1\DAT\PE1010422_b\0104PE1B.0064.RAW
 Date & Time Acquired: 1/5/2022 10:55:52 PM
 Method File: G:\Org\PE1\Methods\211208GROB%.MET
 Calibration File: G:\Org\PE1\Cals\211208GRO8015CB.CAL
 Sample Weight: 5 Dilution: 1 S.A.: 1

Mean RF for GRO: 945.9678
 Mean RF for TPH: 909.3915
 Rt range for Gasoline Range Organics: 4.45 to 17.93

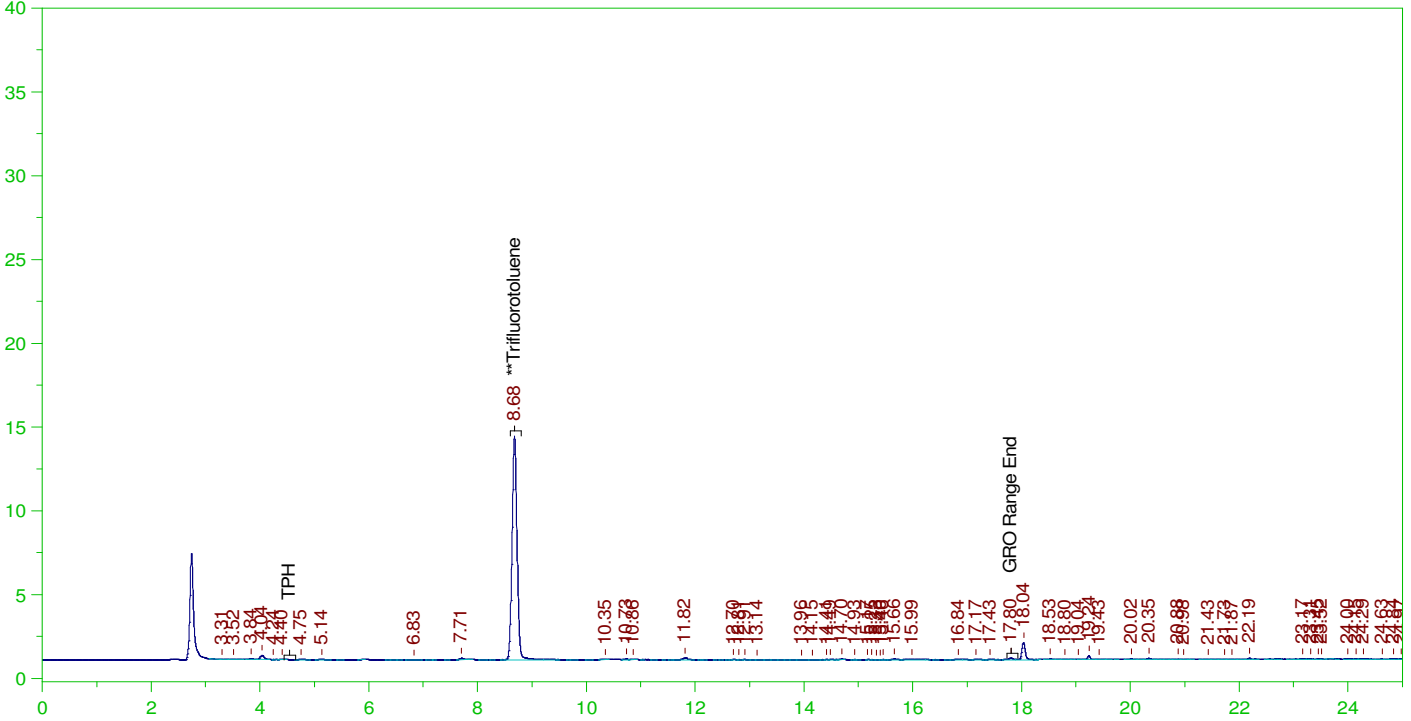
SURROGATE COMPOUND	RT	ACTUAL	MEASURED	%REC
**Trifluorotoluene	8.68	25.	18.455	73.82

GRO Area:4982.092 GRO Amount: 1.053332
 TPH Area:7935.205 TPH Amount: 1.745168

ERH2315 (RHMW08)

G:\Org\PE1\DAT\PE1010422_b\0104PE1B.0065.RAW

B22010120-001G ;0104PE1 , \$HC-8015-GRO-W,



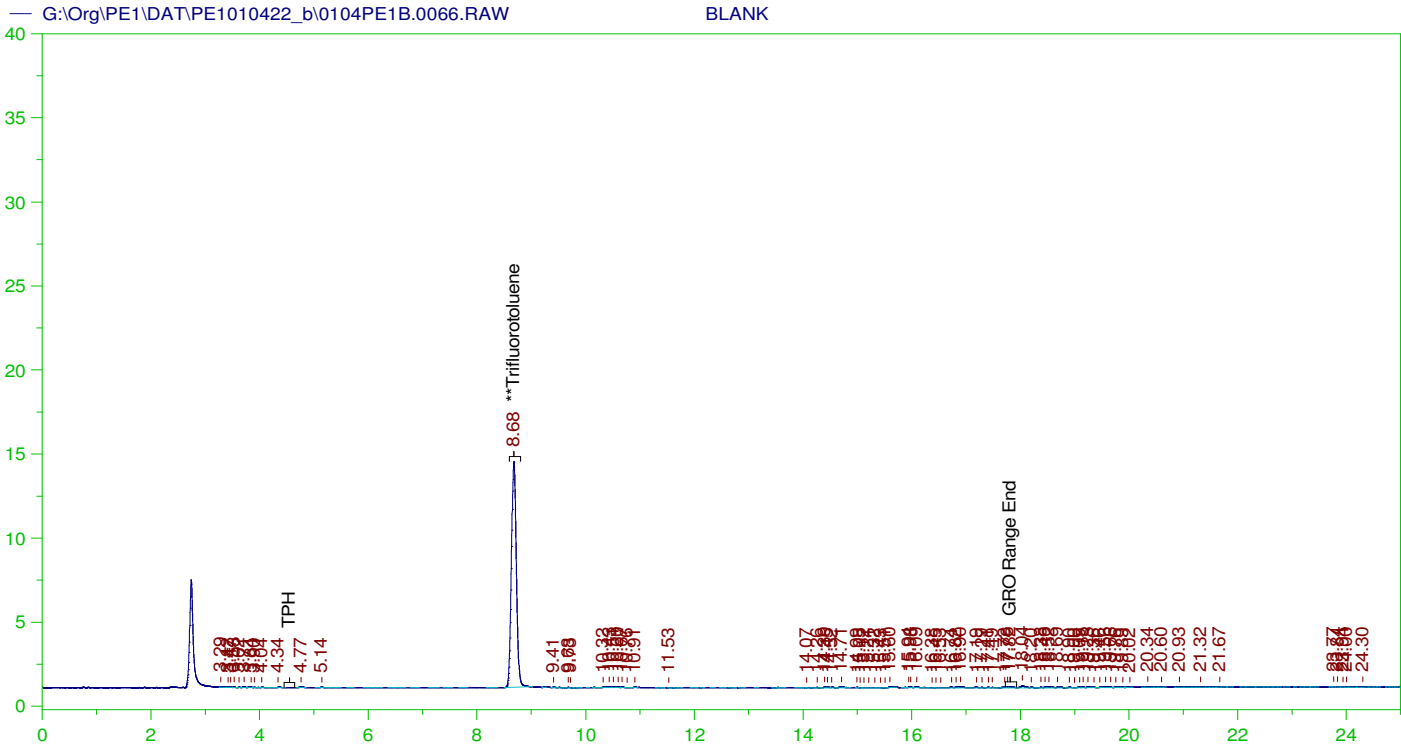
GASOLINE RANGE ORGANICS CHROMATOGRAM REPORT

Sample Name: B22010120-001G ;0104PE1 , \$HC-8015-GRO-W,
Raw File: G:\Org\PE1\DAT\PE1010422_b\0104PE1B.0065.RAW
Date & Time Acquired: 1/5/2022 11:30:05 PM
Method File: G:\Org\PE1\Methods\211208GROB%.MET
Calibration File: G:\Org\PE1\Cals\211208GRO8015CB.CAL
Sample Weight: 5 Dilution: 1 S.A.: 1

Mean RF for GRO: 945.9678
Mean RF for TPH: 909.3915
Rt range for Gasoline Range Organics: 4.45 to 17.93

SURROGATE COMPOUND	RT	ACTUAL	MEASURED	%REC
**Trifluorotoluene	8.68	25.	18.165	72.66

GRO Area:6304.119 GRO Amount: 1.33284
TPH Area:17376.46 TPH Amount: 3.821558



GASOLINE RANGE ORGANICS CHROMATOGRAM REPORT

Sample Name: BLANK
 Raw File: G:\Org\PE1\DAT\PE1010422_b\0104PE1B.0066.RAW
 Date & Time Acquired: 1/6/2022 12:04:20 AM
 Method File: G:\Org\PE1\Methods\211208GROB.MET
 Calibration File: G:\Org\PE1\Cals\211208GRO8015CB.CAL
 Sample Weight: 1 Dilution: 1 S.A.: 1

Mean RF for GRO: 945.9678
 Mean RF for TPH: 909.3915
 Rt range for Gasoline Range Organics: 4.45 to 17.93

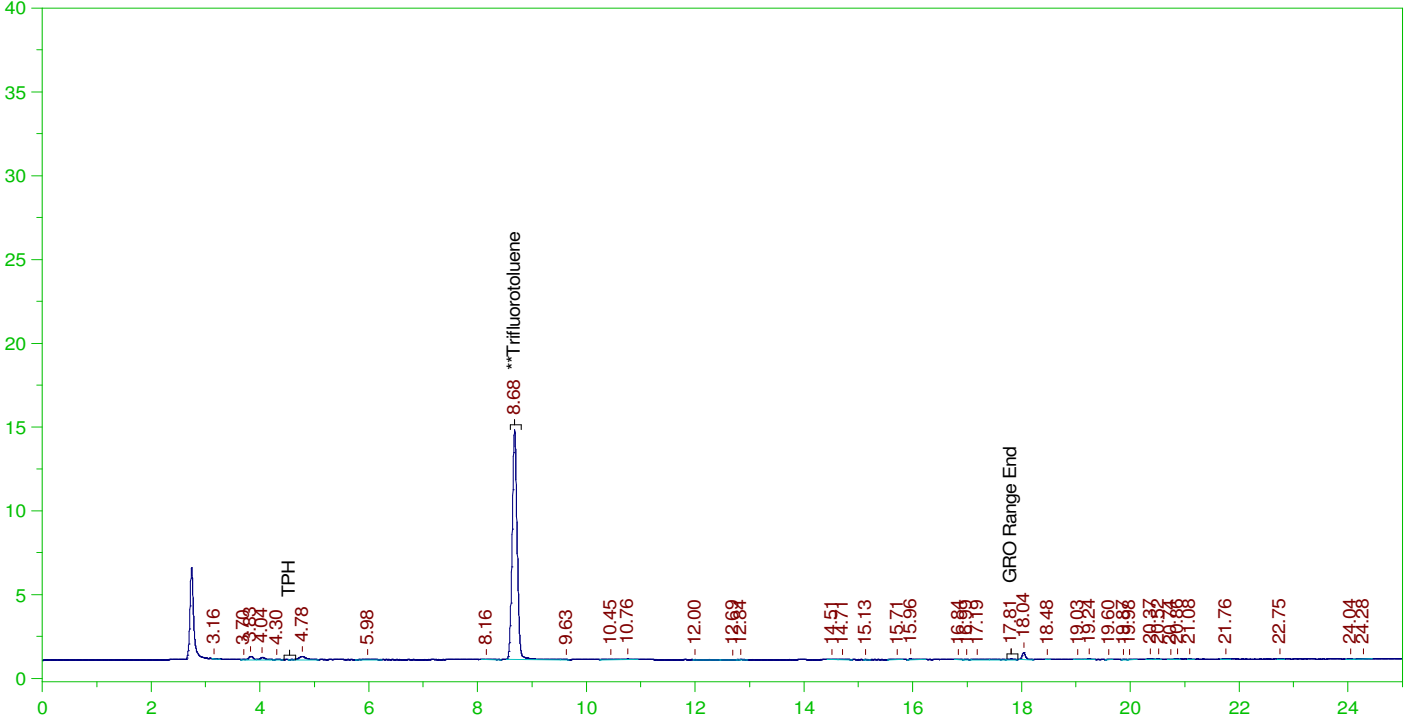
SURROGATE COMPOUND	RT	ACTUAL	MEASURED	%REC	
**Trifluorotoluene	8.68	125.	90.141	72.11	-

GRO Area:6404.447 GRO Amount: 6.770259
 TPH Area:12155.9 TPH Amount: 13.36707

ERH2307 (RHMW13 zone 5)

G:\Org\PE1\DAT\PE1010422_b\0104PE1B.0067.RAW

B22010134-001G ;0104PE1 , \$HC-8015-GRO-W,



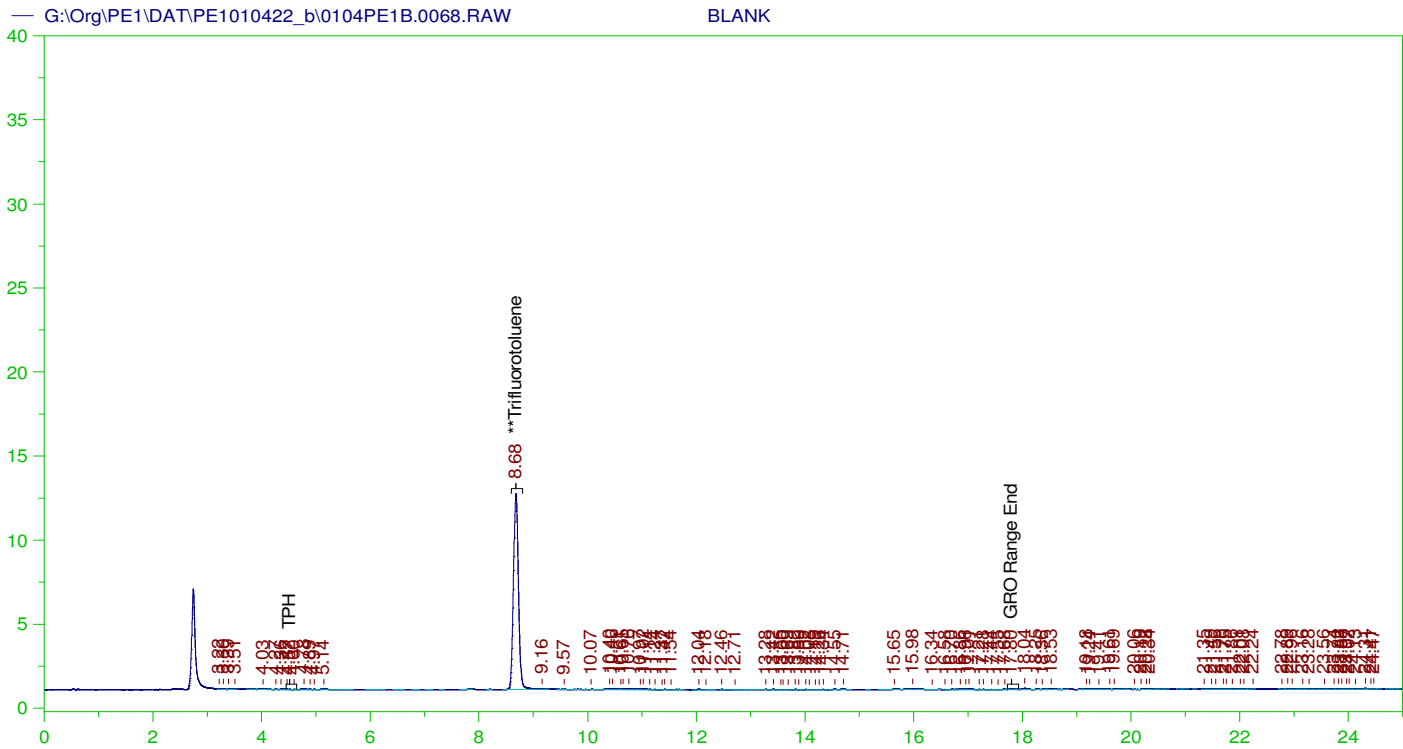
GASOLINE RANGE ORGANICS CHROMATOGRAM REPORT

Sample Name: B22010134-001G ;0104PE1 , \$HC-8015-GRO-W,
Raw File: G:\Org\PE1\DAT\PE1010422_b\0104PE1B.0067.RAW
Date & Time Acquired: 1/6/2022 12:38:36 AM
Method File: G:\Org\PE1\Methods\211208G134-1B%.MET
Calibration File: G:\Org\PE1\Cals\211208GRO8015CB.CAL
Sample Weight: 5 Dilution: 1 S.A.: 1

Mean RF for GRO: 945.9678
Mean RF for TPH: 909.3915
Rt range for Gasoline Range Organics: 4.45 to 17.93

SURROGATE COMPOUND	RT	ACTUAL	MEASURED	%REC
**Trifluorotoluene	8.682	25.	18.551	74.2

GRO Area:6482.386 GRO Amount: 1.37053
TPH Area:12991.33 TPH Amount: 2.857148



GASOLINE RANGE ORGANICS CHROMATOGRAM REPORT

Sample Name: BLANK
 Raw File: G:\Org\PE1\DAT\PE1010422_b\0104PE1B.0068.RAW
 Date & Time Acquired: 1/6/2022 1:12:54 AM
 Method File: G:\Org\PE1\Methods\211208GROB.MET
 Calibration File: G:\Org\PE1\Cals\211208GRO8015CB.CAL
 Sample Weight: 1 Dilution: 1 S.A.: 1

Mean RF for GRO: 945.9678
 Mean RF for TPH: 909.3915
 Rt range for Gasoline Range Organics: 4.45 to 17.93

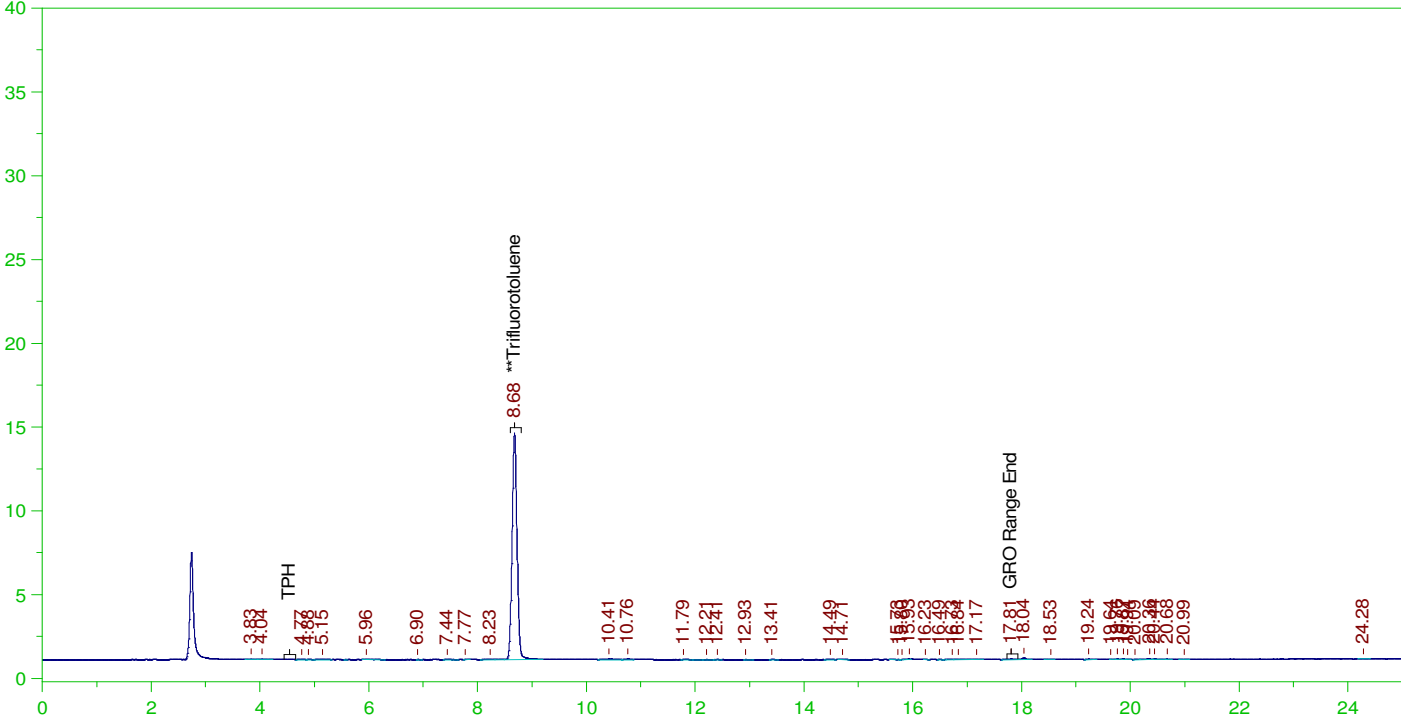
SURROGATE COMPOUND	RT	ACTUAL	MEASURED	%REC	
**Trifluorotoluene	8.681	125.	78.991	63.19	-

GRO Area:9140.95 GRO Amount: 9.663067
 TPH Area:15278.37 TPH Amount: 16.80066

ERH2309 (RHMW16)

G:\Org\PE1\DAT\PE1010422_b\0104PE1B.0069.RAW

B22010141-001G ;0104PE1 , \$HC-8015-GRO-W,



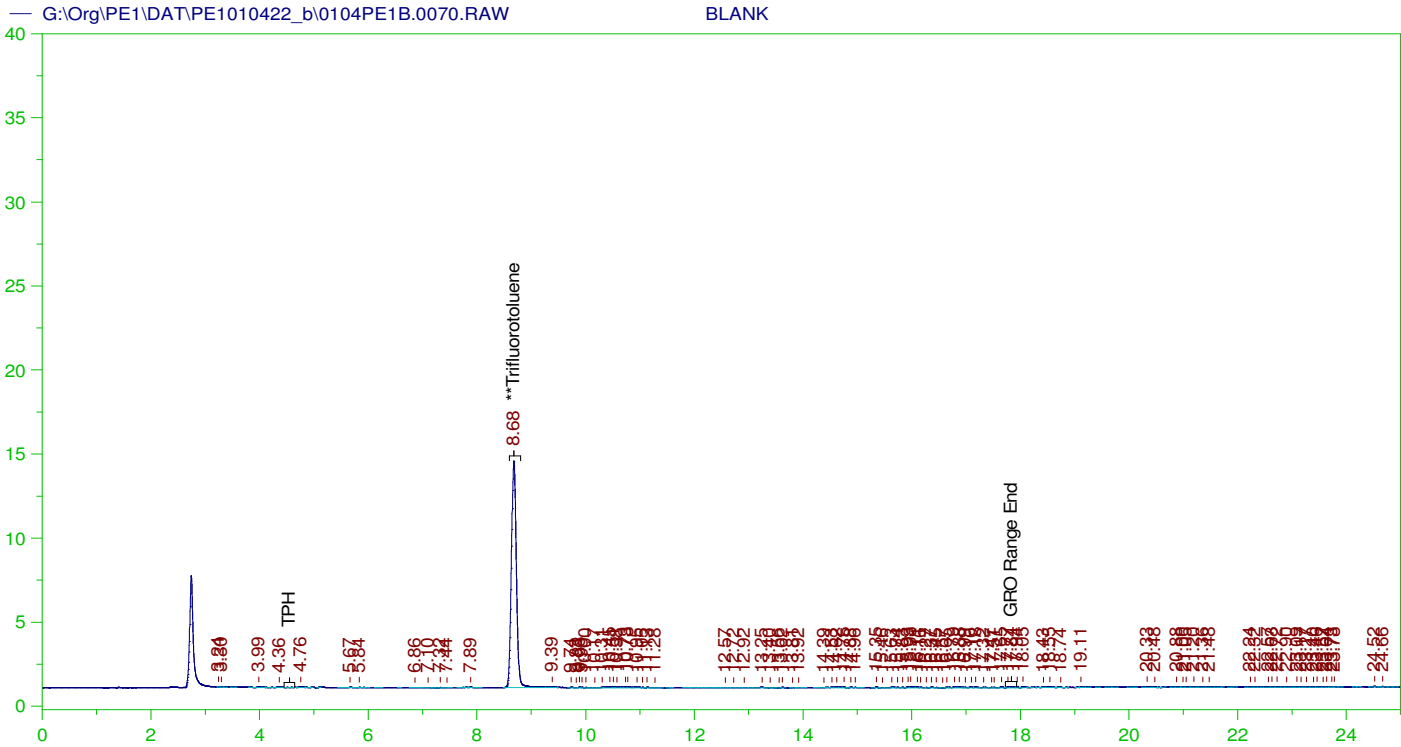
GASOLINE RANGE ORGANICS CHROMATOGRAM REPORT

Sample Name: B22010141-001G ;0104PE1 , \$HC-8015-GRO-W,
Raw File: G:\Org\PE1\DAT\PE1010422_b\0104PE1B.0069.RAW
Date & Time Acquired: 1/6/2022 1:47:06 AM
Method File: G:\Org\PE1\Methods\211208G141-1B%.MET
Calibration File: G:\Org\PE1\Cals\211208GRO8015CB.CAL
Sample Weight: 5 Dilution: 1 S.A.: 1

Mean RF for GRO: 945.9678
Mean RF for TPH: 909.3915
Rt range for Gasoline Range Organics: 4.45 to 17.93

SURROGATE COMPOUND	RT	ACTUAL	MEASURED	%REC
**Trifluorotoluene	8.68	25.	18.311	73.24

GRO Area:4309.653 GRO Amount: 0.9111627
TPH Area:6731.556 TPH Amount: 1.480453



GASOLINE RANGE ORGANICS CHROMATOGRAM REPORT

Sample Name: BLANK
 Raw File: G:\Org\PE1\DAT\PE1010422_b\0104PE1B.0070.RAW
 Date & Time Acquired: 1/6/2022 2:21:16 AM
 Method File: G:\Org\PE1\Methods\211208GROB.MET
 Calibration File: G:\Org\PE1\Cals\211208GRO8015CB.CAL
 Sample Weight: 1 Dilution: 1 S.A.: 1

Mean RF for GRO: 945.9678
 Mean RF for TPH: 909.3915
 Rt range for Gasoline Range Organics: 4.45 to 17.93

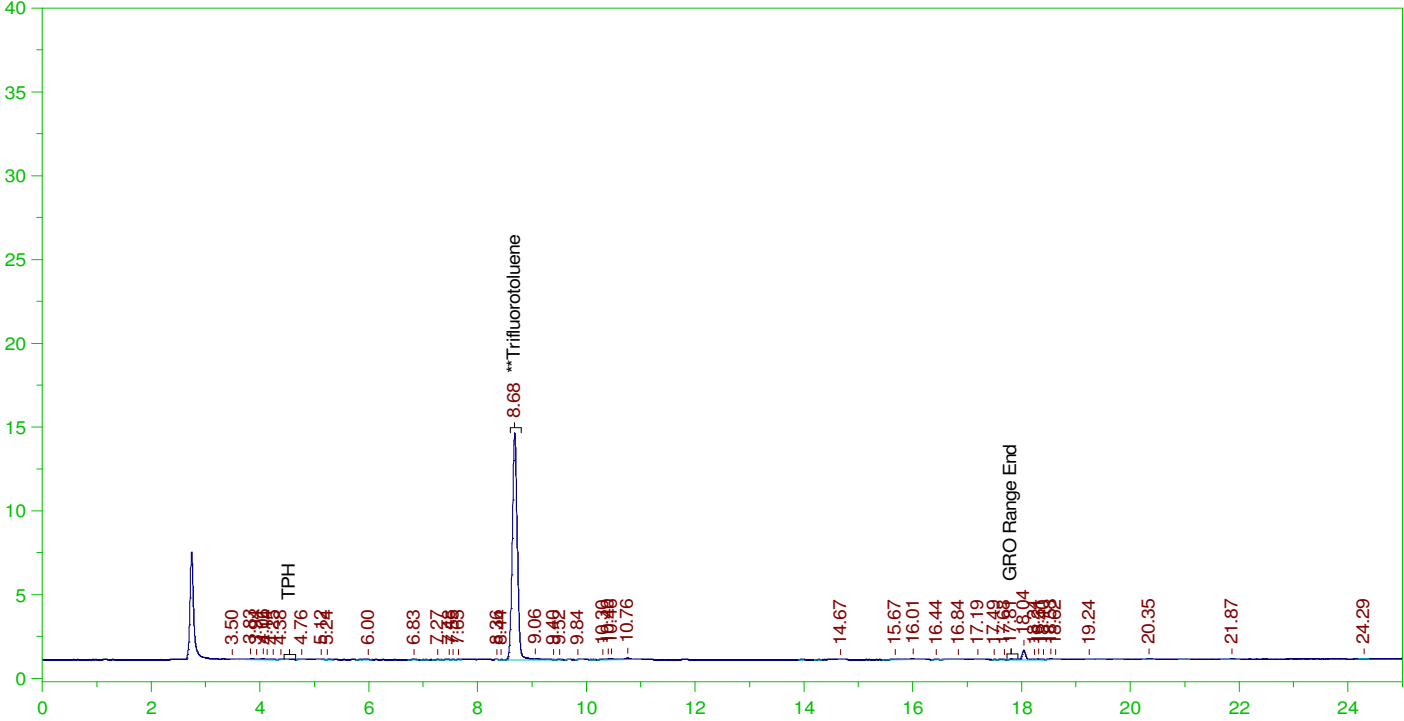
SURROGATE COMPOUND	RT	ACTUAL	MEASURED	%REC
**Trifluorotoluene	8.68	125.	91.496	73.2

GRO Area:10633.92 GRO Amount: 11.24131
 TPH Area:15386.7 TPH Amount: 16.91977

ERH2311 (RHMW12A)

G:\Org\PE1\DAT\PE1010422_b\0104PE1B.0071.RAW

B22010142-001G ;0104PE1 , \$HC-8015-GRO-W,



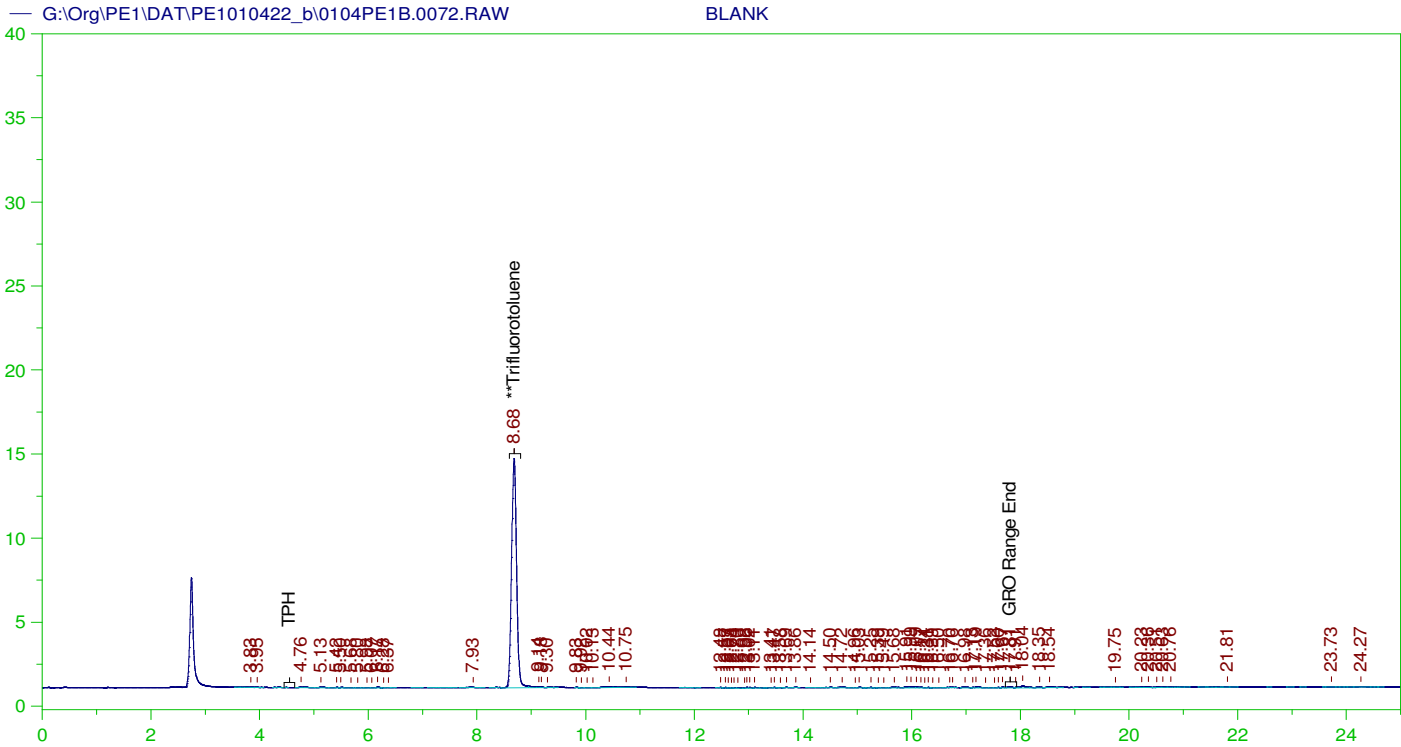
GASOLINE RANGE ORGANICS CHROMATOGRAM REPORT

Sample Name: B22010142-001G ;0104PE1 , \$HC-8015-GRO-W,
Raw File: G:\Org\PE1\DAT\PE1010422_b\0104PE1B.0071.RAW
Date & Time Acquired: 1/6/2022 2:55:25 AM
Method File: G:\Org\PE1\Methods\211208G142-1B%.MET
Calibration File: G:\Org\PE1\Cals\211208GRO8015CB.CAL
Sample Weight: 5 Dilution: 1 S.A.: 1

Mean RF for GRO: 945.9678
Mean RF for TPH: 909.3915
Rt range for Gasoline Range Organics: 4.45 to 17.93

SURROGATE COMPOUND	RT	ACTUAL	MEASURED	%REC
**Trifluorotoluene	8.684	25.	18.521	74.08

GRO Area:5224.928 GRO Amount: 1.104674
TPH Area:10051.37 TPH Amount: 2.210571



GASOLINE RANGE ORGANICS CHROMATOGRAM REPORT

Sample Name: BLANK
 Raw File: G:\Org\PE1\DAT\PE1010422_b\0104PE1B.0072.RAW
 Date & Time Acquired: 1/6/2022 3:29:35 AM
 Method File: G:\Org\PE1\Methods\211208GROB.MET
 Calibration File: G:\Org\PE1\Cals\211208GRO8015CB.CAL
 Sample Weight: 1 Dilution: 1 S.A.: 1

Mean RF for GRO: 945.9678
 Mean RF for TPH: 909.3915
 Rt range for Gasoline Range Organics: 4.45 to 17.93

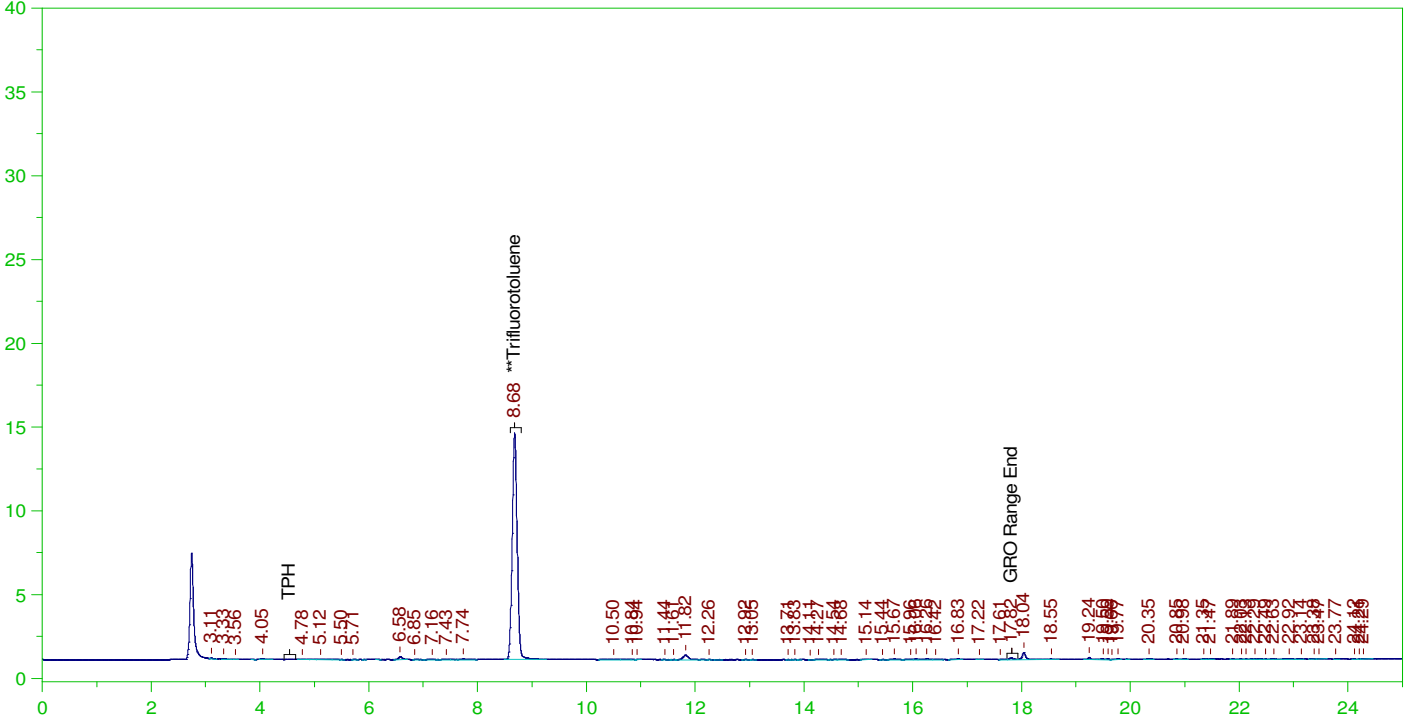
SURROGATE COMPOUND	RT	ACTUAL	MEASURED	%REC
**Trifluorotoluene	8.684	125.	92.413	73.93

GRO Area: 9531.852 GRO Amount: 10.0763
 TPH Area: 12890.17 TPH Amount: 14.17449

ERH2299 (OWDFMW04A)

G:\Org\PE1\DAT\PE1010422_b\0104PE1B.0073.RAW

B22010143-001G ;0104PE1 , \$HC-8015-GRO-W,



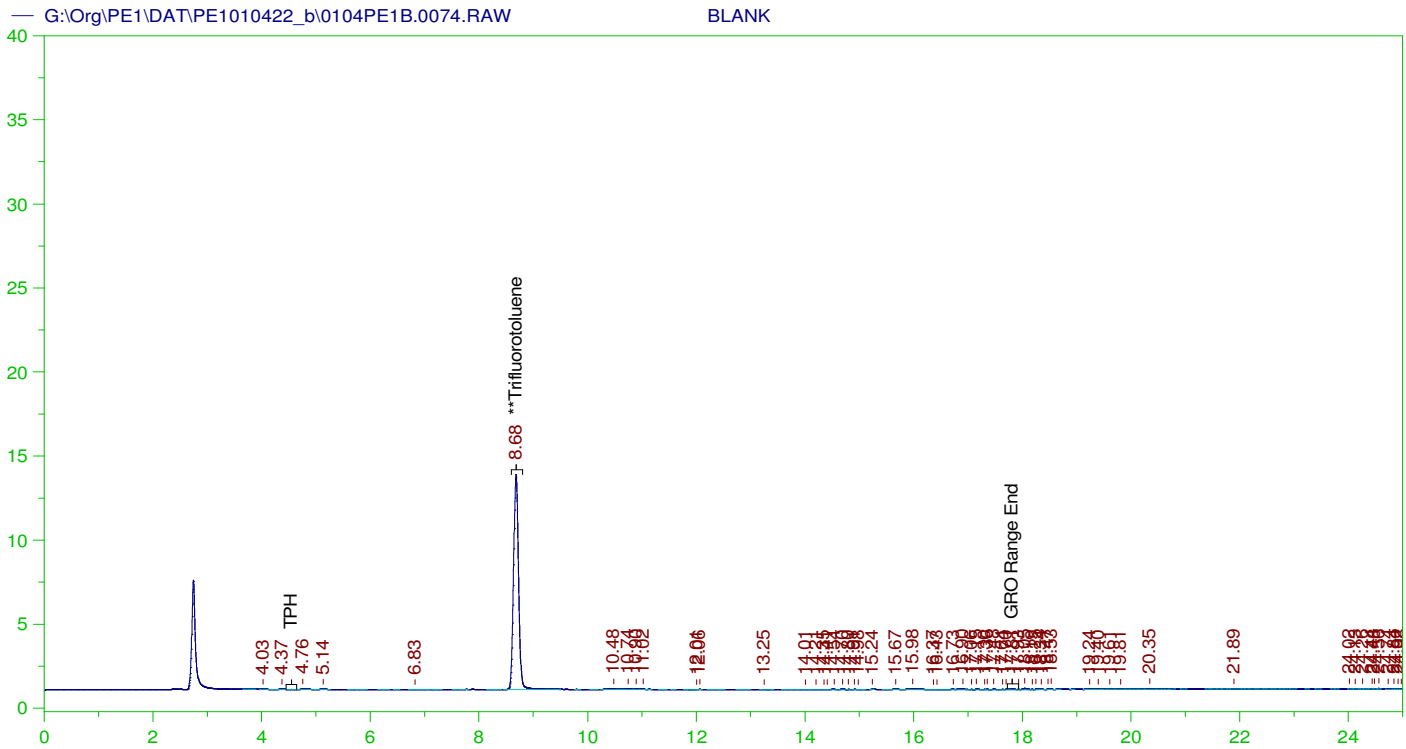
GASOLINE RANGE ORGANICS CHROMATOGRAM REPORT

Sample Name: B22010143-001G ;0104PE1 , \$HC-8015-GRO-W,
Raw File: G:\Org\PE1\DAT\PE1010422_b\0104PE1B.0073.RAW
Date & Time Acquired: 1/6/2022 4:03:45 AM
Method File: G:\Org\PE1\Methods\211208G143-1B%.MET
Calibration File: G:\Org\PE1\Cals\211208GRO8015CB.CAL
Sample Weight: 5 Dilution: 1 S.A.: 1

Mean RF for GRO: 945.9678
Mean RF for TPH: 909.3915
Rt range for Gasoline Range Organics: 4.45 to 17.93

SURROGATE COMPOUND	RT	ACTUAL	MEASURED	%REC
**Trifluorotoluene	8.682	25.	18.279	73.12

GRO Area:10284.19 GRO Amount: 2.174322
TPH Area:16958.04 TPH Amount: 3.729535



GASOLINE RANGE ORGANICS CHROMATOGRAM REPORT

Sample Name: BLANK
 Raw File: G:\Org\PE1\DAT\PE1010422_b\0104PE1B.0074.RAW
 Date & Time Acquired: 1/6/2022 4:37:56 AM
 Method File: G:\Org\PE1\Methods\211208GROB.MET
 Calibration File: G:\Org\PE1\Cals\211208GRO8015CB.CAL
 Sample Weight: 1 Dilution: 1 S.A.: 1

Mean RF for GRO: 945.9678
 Mean RF for TPH: 909.3915
 Rt range for Gasoline Range Organics: 4.45 to 17.93

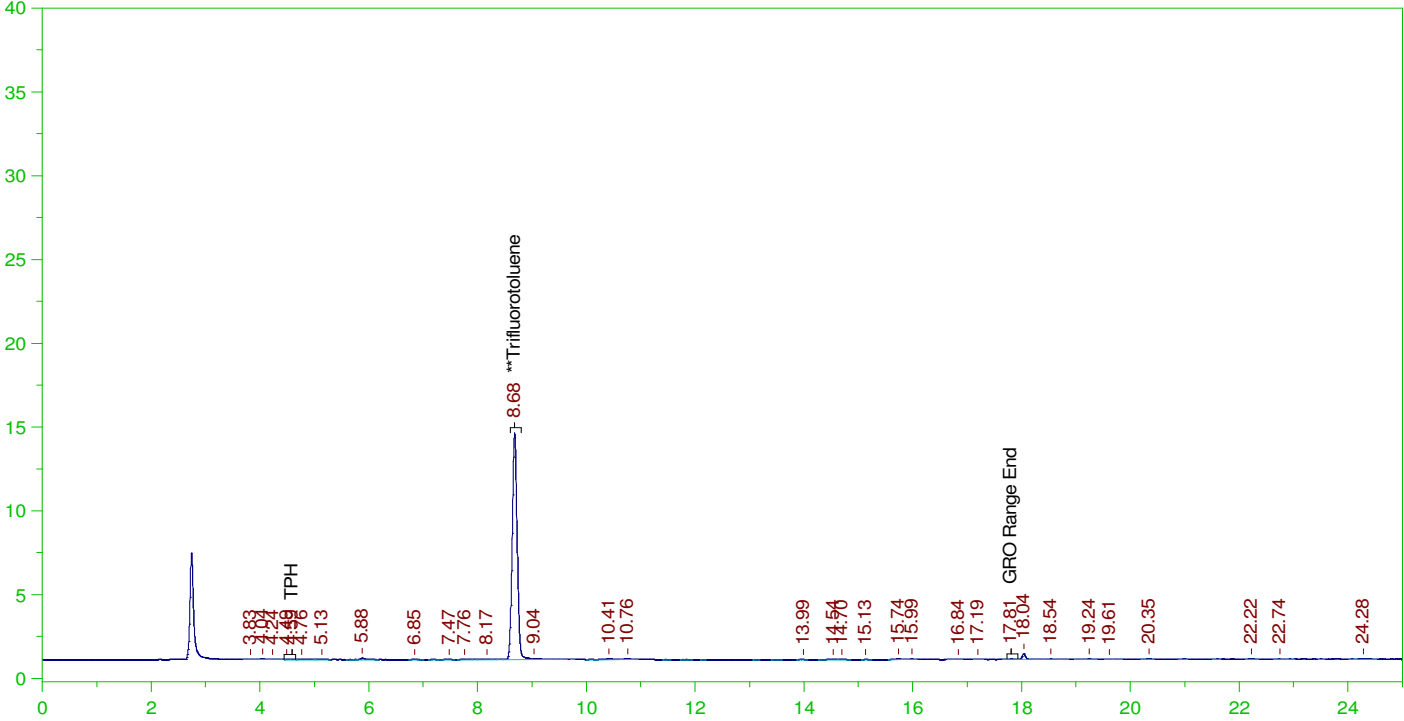
SURROGATE COMPOUND	RT	ACTUAL	MEASURED	%REC	
**Trifluorotoluene	8.683	125.	86.901	69.52	-

GRO Area:6566.741 GRO Amount: 6.941823
 TPH Area:9757.21 TPH Amount: 10.72938

ERH2313 (RHMW11 zone 5)

G:\Org\PE1\DAT\PE1010422_b\0104PE1B.0075.RAW

B22010145-001G ;0104PE1 , \$HC-8015-GRO-W,



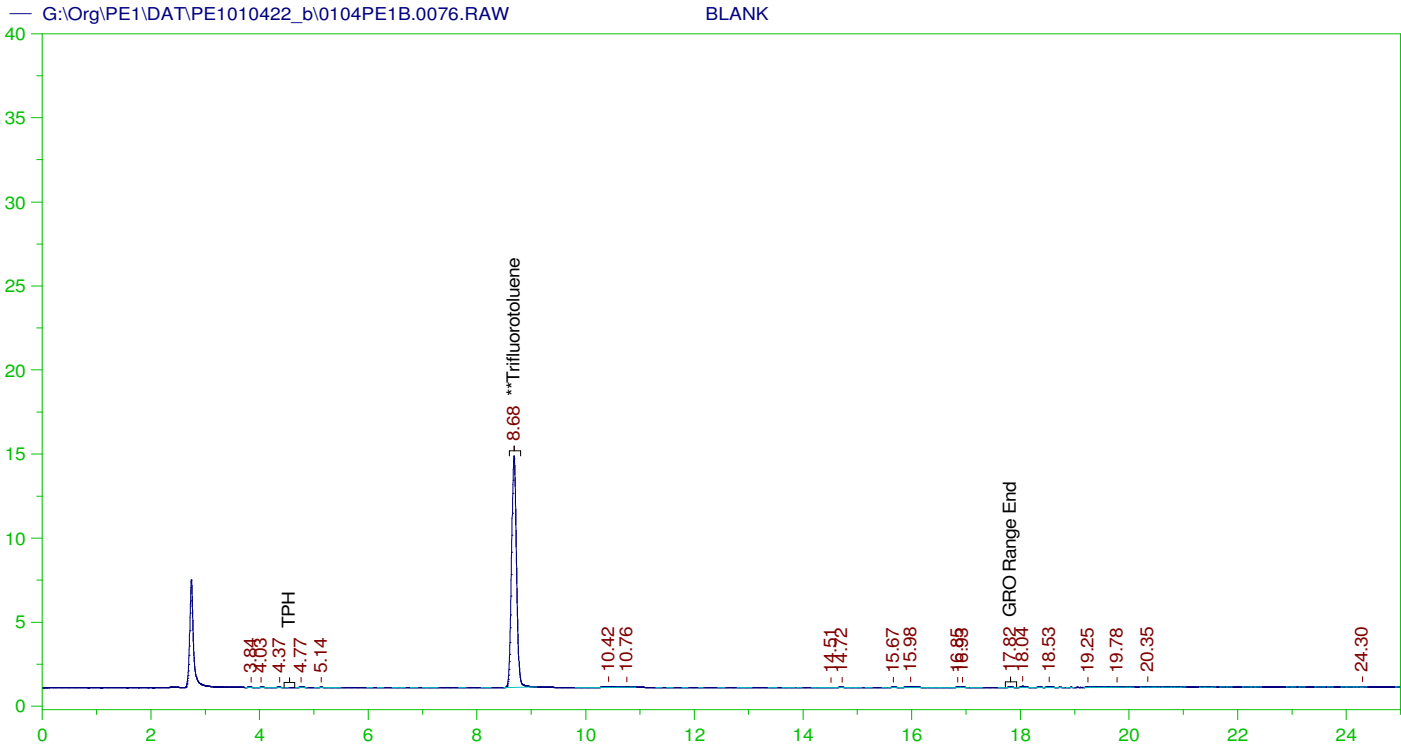
GASOLINE RANGE ORGANICS CHROMATOGRAM REPORT

Sample Name: B22010145-001G ;0104PE1 , \$HC-8015-GRO-W,
Raw File: G:\Org\PE1\DAT\PE1010422_b\0104PE1B.0075.RAW
Date & Time Acquired: 1/6/2022 5:12:08 AM
Method File: G:\Org\PE1\Methods\211208G145-1B%.MET
Calibration File: G:\Org\PE1\Cals\211208GRO8015CB.CAL
Sample Weight: 5 Dilution: 1 S.A.: 1

Mean RF for GRO: 945.9678
Mean RF for TPH: 909.3915
Rt range for Gasoline Range Organics: 4.45 to 17.93

SURROGATE COMPOUND	RT	ACTUAL	MEASURED	%REC
**Trifluorotoluene	8.682	25.	18.359	73.44

GRO Area:5040.652 GRO Amount: 1.065713
TPH Area:8456.865 TPH Amount: 1.859895



GASOLINE RANGE ORGANICS CHROMATOGRAM REPORT

Sample Name: BLANK
 Raw File: G:\Org\PE1\DAT\PE1010422_b\0104PE1B.0076.RAW
 Date & Time Acquired: 1/6/2022 5:46:21 AM
 Method File: G:\Org\PE1\Methods\211208GROB.MET
 Calibration File: G:\Org\PE1\Cals\211208GRO8015CB.CAL
 Sample Weight: 1 Dilution: 1 S.A.: 1

Mean RF for GRO: 945.9678
 Mean RF for TPH: 909.3915
 Rt range for Gasoline Range Organics: 4.45 to 17.93

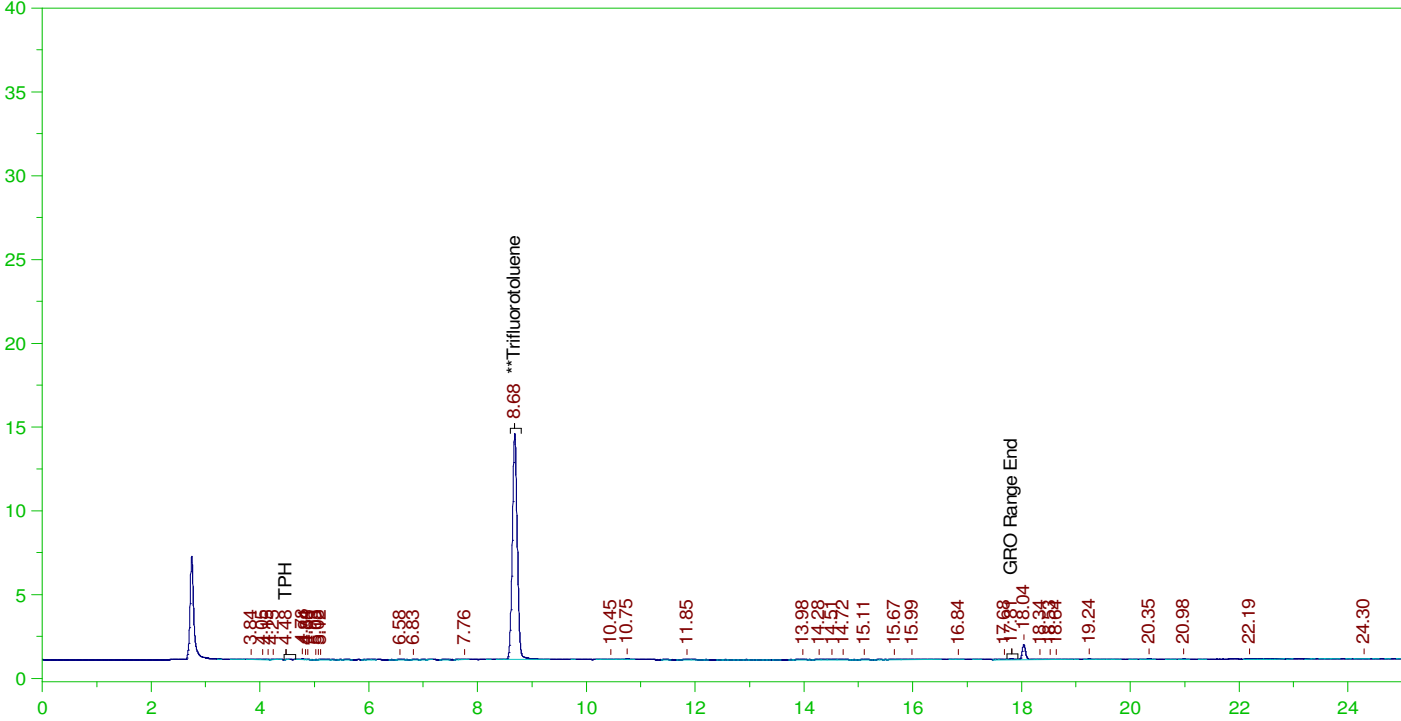
SURROGATE COMPOUND	RT	ACTUAL	MEASURED	%REC
**Trifluorotoluene	8.682	125.	92.782	74.23

GRO Area:3000.55 GRO Amount: 3.171937
 TPH Area:4591.183 TPH Amount: 5.048632

ERH2305 (OWDFMW08A)

G:\Org\PE1\DAT\PE1010422_b\0104PE1B.0077.RAW

B22010148-001G ;0104PE1 , \$HC-8015-GRO-W,



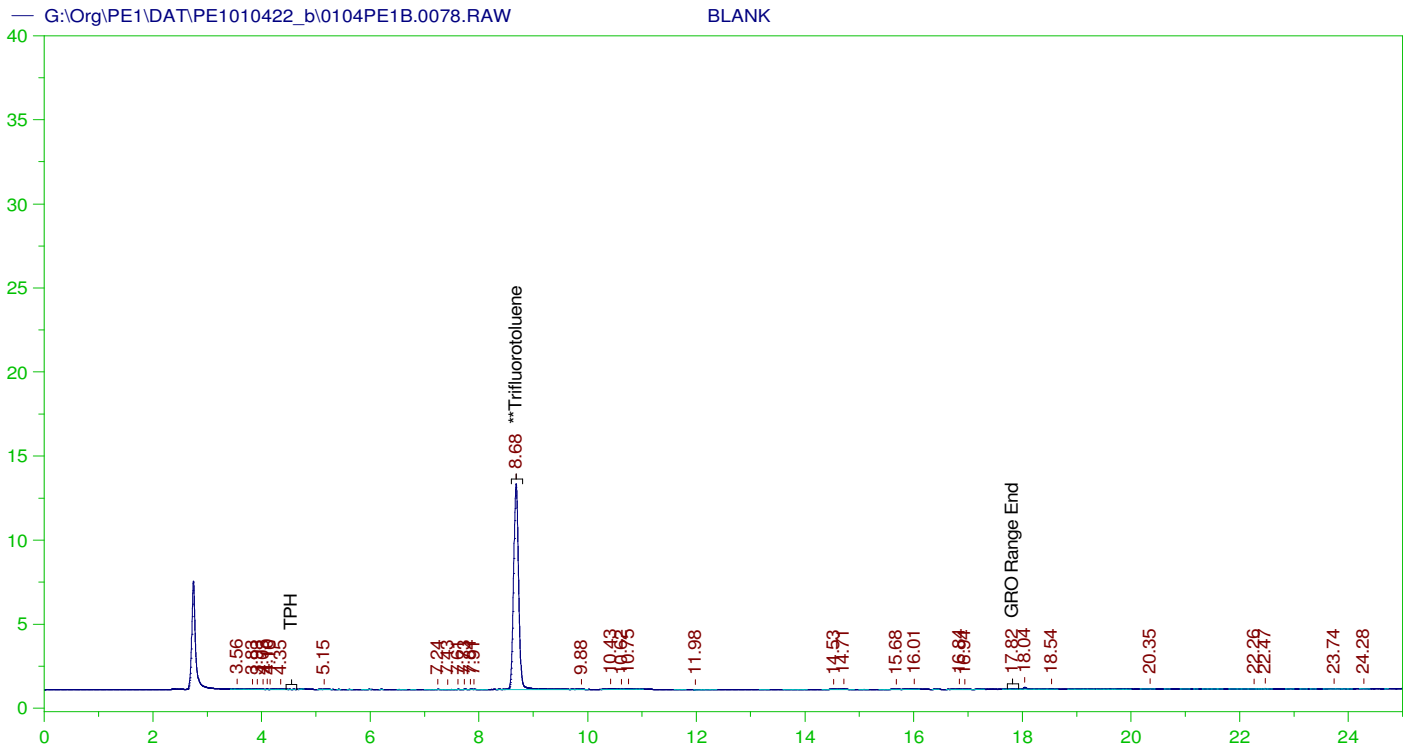
GASOLINE RANGE ORGANICS CHROMATOGRAM REPORT

Sample Name: B22010148-001G ;0104PE1 , \$HC-8015-GRO-W,
Raw File: G:\Org\PE1\DAT\PE1010422_b\0104PE1B.0077.RAW
Date & Time Acquired: 1/6/2022 6:20:36 AM
Method File: G:\Org\PE1\Methods\211208GROB%.MET
Calibration File: G:\Org\PE1\Cals\211208GRO8015CB.CAL
Sample Weight: 5 Dilution: 1 S.A.: 1

Mean RF for GRO: 945.9678
Mean RF for TPH: 909.3915
Rt range for Gasoline Range Organics: 4.45 to 17.93

SURROGATE COMPOUND	RT	ACTUAL	MEASURED	%REC
**Trifluorotoluene	8.684	25.	18.326	73.3

GRO Area:4257.464 GRO Amount: 0.9001288
TPH Area:10037.9 TPH Amount: 2.207608



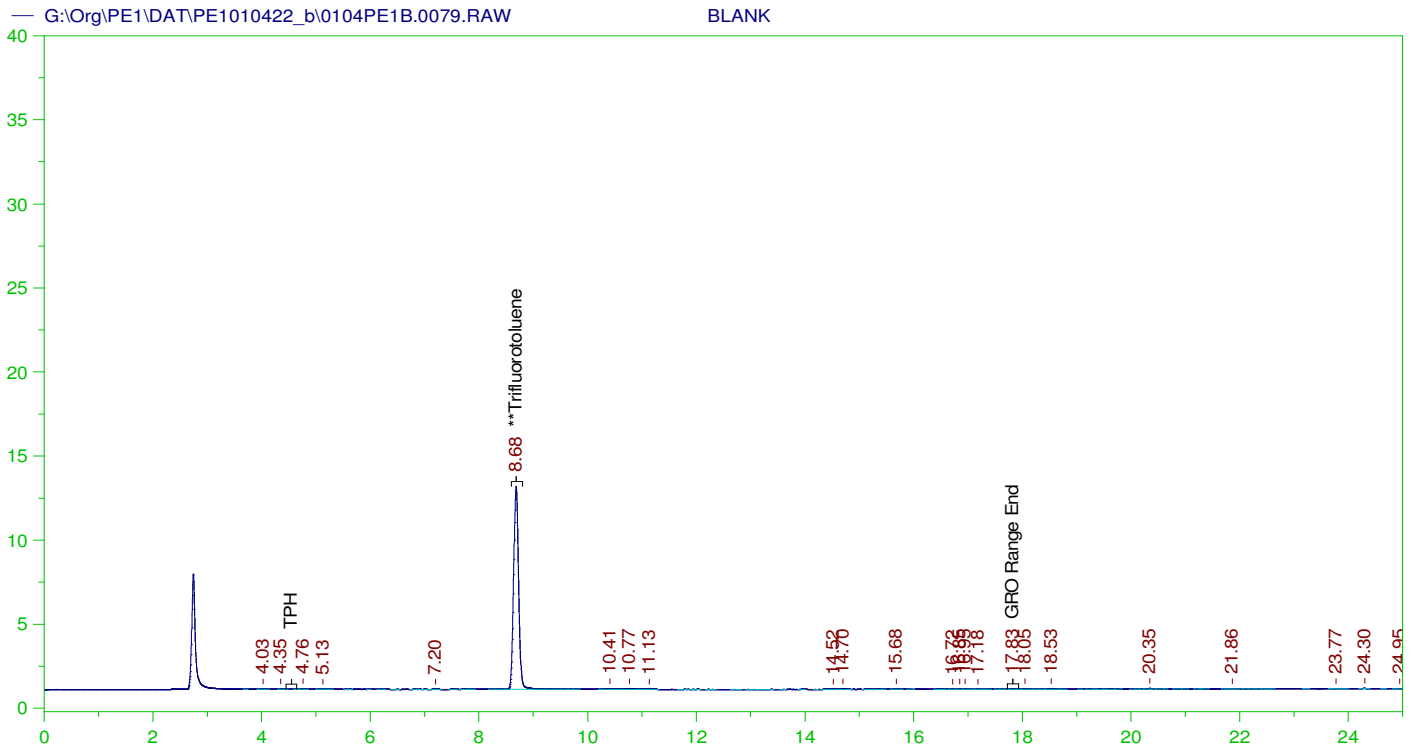
GASOLINE RANGE ORGANICS CHROMATOGRAM REPORT

Sample Name: BLANK
 Raw File: G:\Org\PE1\DAT\PE1010422_b\0104PE1B.0078.RAW
 Date & Time Acquired: 1/6/2022 6:54:54 AM
 Method File: G:\Org\PE1\Methods\211208GROB.MET
 Calibration File: G:\Org\PE1\Cals\211208GRO8015CB.CAL
 Sample Weight: 1 Dilution: 1 S.A.: 1

Mean RF for GRO: 945.9678
 Mean RF for TPH: 909.3915
 Rt range for Gasoline Range Organics: 4.45 to 17.93

SURROGATE COMPOUND	RT	ACTUAL	MEASURED	%REC	
**Trifluorotoluene	8.684	125.	82.965	66.37	-

GRO Area: 2822.912 GRO Amount: 2.984153
 TPH Area: 5166.298 TPH Amount: 5.68105



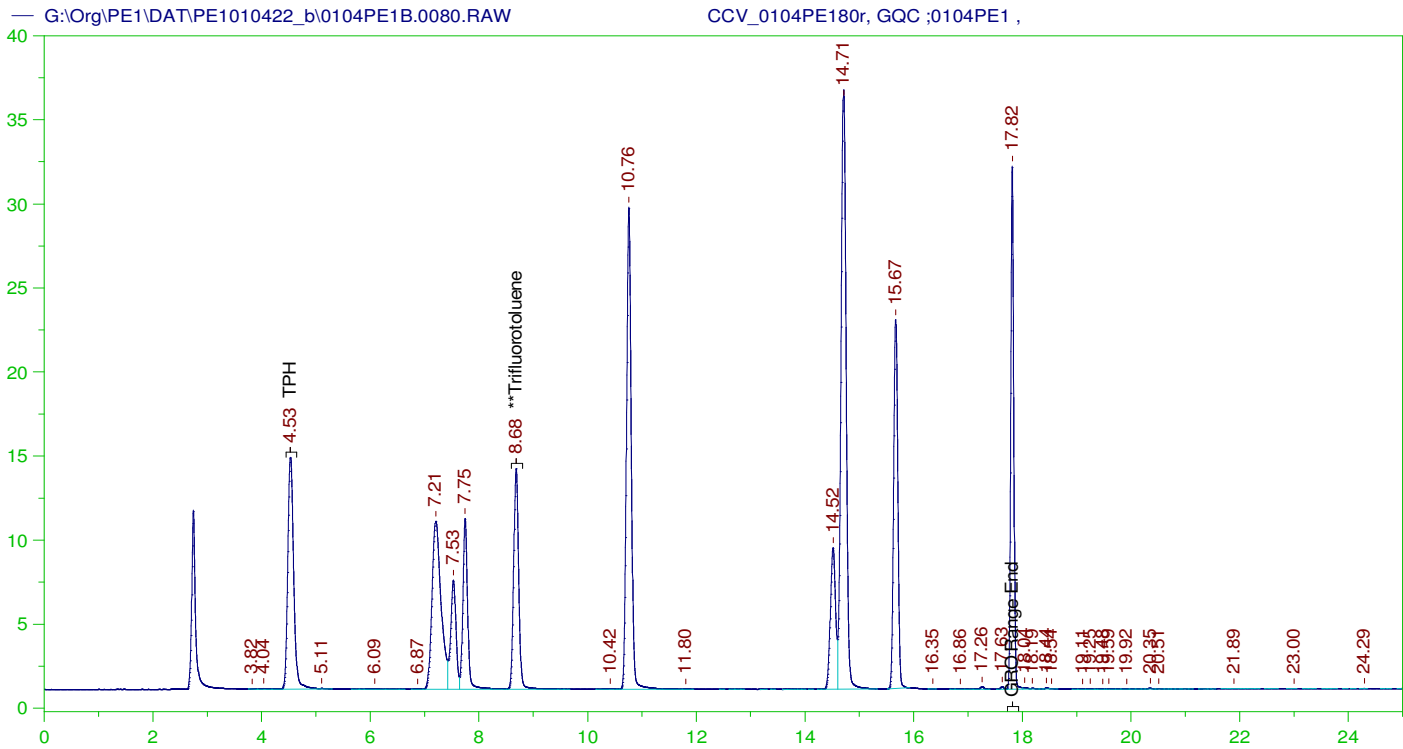
GASOLINE RANGE ORGANICS CHROMATOGRAM REPORT

Sample Name: BLANK
 Raw File: G:\Org\PE1\DAT\PE1010422_b\0104PE1B.0079.RAW
 Date & Time Acquired: 1/6/2022 7:29:06 AM
 Method File: G:\Org\PE1\Methods\211208GROB.MET
 Calibration File: G:\Org\PE1\Cals\211208GRO8015CB.CAL
 Sample Weight: 1 Dilution: 1 S.A.: 1

Mean RF for GRO: 945.9678
 Mean RF for TPH: 909.3915
 Rt range for Gasoline Range Organics: 4.45 to 17.93

SURROGATE COMPOUND	RT	ACTUAL	MEASURED	%REC
**Trifluorotoluene	8.684	125.	82.233	65.79

GRO Area:3447.215 GRO Amount: 3.644115
 TPH Area:5164.458 TPH Amount: 5.679027



GASOLINE RANGE ORGANICS CHROMATOGRAM REPORT

Sample Name: CCV_0104PE180r, GQC ;0104PE1 ,
 Raw File: G:\Org\PE1\DAT\PE1010422_b\0104PE1B.0080.RAW
 Date & Time Acquired: 1/6/2022 8:03:13 AM
 Method File: G:\Org\PE1\Methods\211208GROB.MET
 Calibration File: G:\Org\PE1\Cals\211208GRO8015CB.CAL
 Sample Weight: 1 Dilution: 1 S.A.: 1

Mean RF for GRO: 945.9678
 Mean RF for TPH: 909.3915
 Rt range for Gasoline Range Organics: 4.45 to 17.93

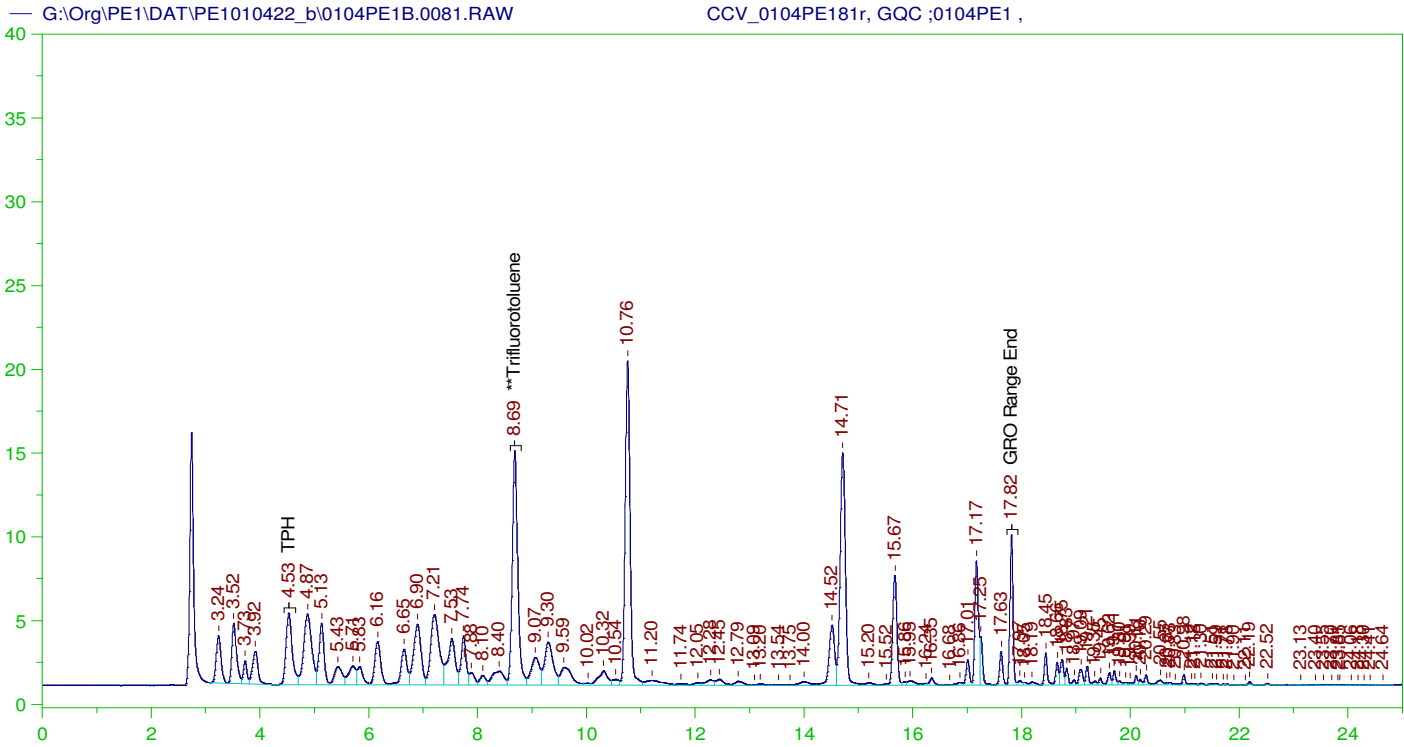
SURROGATE COMPOUND	RT	ACTUAL	MEASURED	%REC
**Trifluorotoluene	8.684	125.	89.839	71.87

GRO Area:1036671 GRO Amount: 1095.884
 TPH Area:1039679 TPH Amount: 1143.269

CONTINUING CALIBRATION REPORT: G:\Org\PE1\DAT\PE1010422_b\0104PE1B.0080.RAW

COMPOUND	ACTUAL (NG)	MEASURED (NG)	%RECOVERY	LIMITS
GRO	840.	1095.88	130.46	85-115
TPH	1000.	1143.27	114.33	85-115

SURROGATE COMPOUND	RT	ACTUAL	MEASURED	%REC	LIMITS
**Trifluorotoluene	8.684	125.	89.839	71.87	85-115



GASOLINE RANGE ORGANICS CHROMATOGRAM REPORT

Sample Name: CCV_0104PE181r, GQC ;0104PE1 ,
Raw File: G:\Org\PE1\DAT\PE1010422_b\0104PE1B.0081.RAW
Date & Time Acquired: 1/6/2022 8:37:22 AM
Method File: G:\Org\PE1\Methods\211208GCCV0104_81B%.MET
Calibration File: G:\Org\PE1\Cals\211208GRO8015CB.CAL
Sample Weight: 1 Dilution: 1 S.A.: 1

Mean RF for GRO: 945.9678
Mean RF for TPH: 909.3915
Rt range for Gasoline Range Organics: 4.45 to 17.93

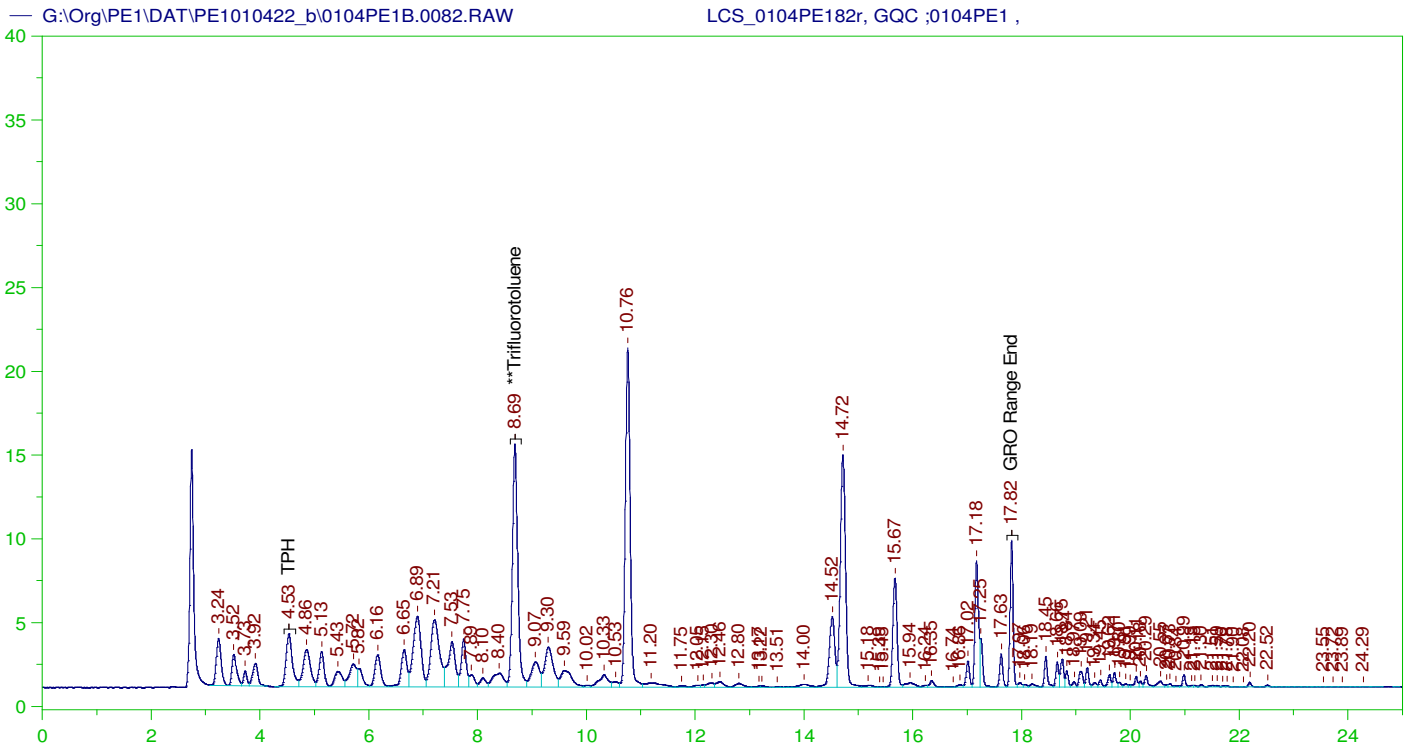
SURROGATE COMPOUND	RT	ACTUAL	MEASURED	%REC	
**Trifluorotoluene	8.686	125.	104.536	83.63	-

GRO Area: 795867.4 GRO Amount: 841.3262
TPH Area: 921448.6 TPH Amount: 1013.258

CONTINUING CALIBRATION REPORT: G:\Org\PE1\DAT\PE1010422_b\0104PE1B.0081.RAW

COMPOUND	ACTUAL (NG)	MEASURED (NG)	%RECOVERY	LIMITS
GRO	840.	841.33	100.16	85-115
TPH	1000.	1013.26	101.33	85-115

SURROGATE COMPOUND	RT	ACTUAL	MEASURED	%REC	LIMITS
**Trifluorotoluene	8.686	125.	104.536	83.63	85-115



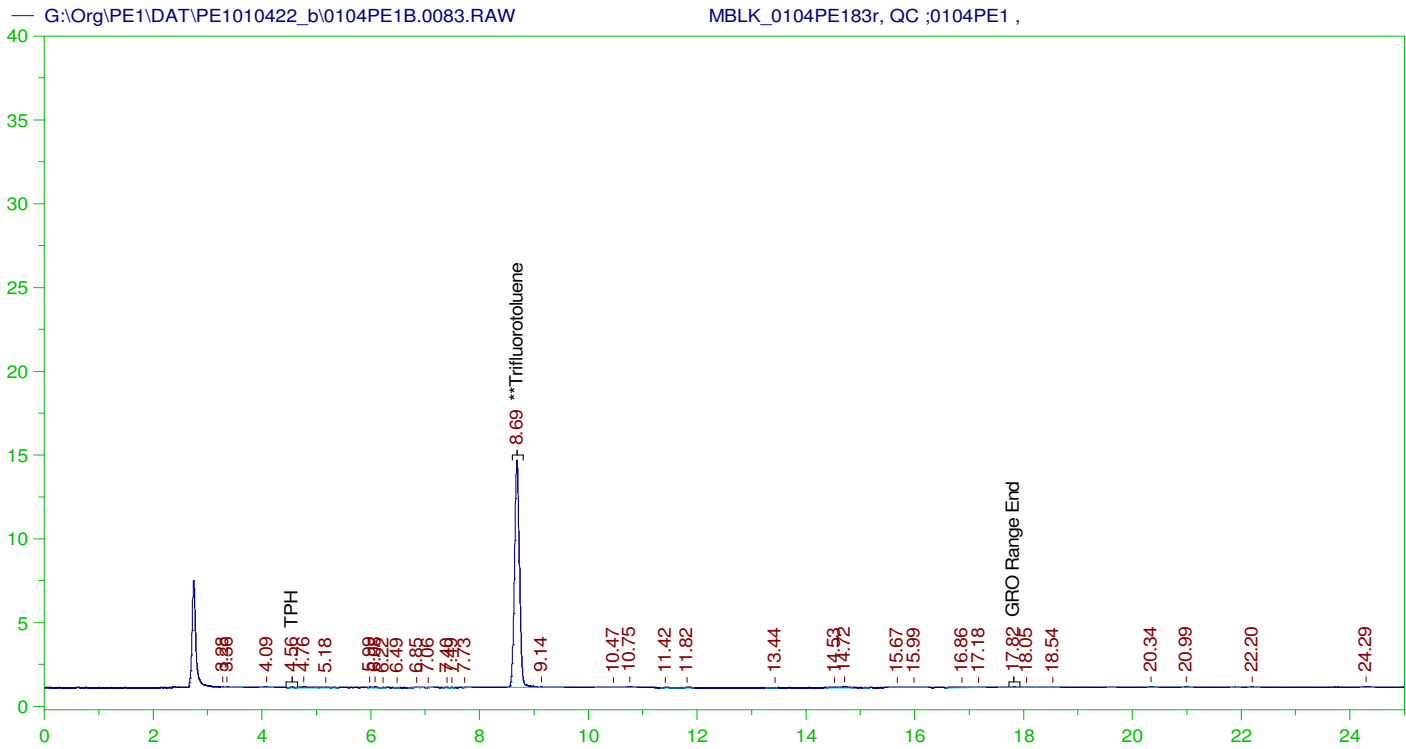
GASOLINE RANGE ORGANICS CHROMATOGRAM REPORT

Sample Name: LCS_0104PE182r, GQC ;0104PE1 ,
 Raw File: G:\Org\PE1\DAT\PE1010422_b\0104PE1B.0082.RAW
 Date & Time Acquired: 1/6/2022 9:11:29 AM
 Method File: G:\Org\PE1\Methods\211208GLCS0104_82B%.MET
 Calibration File: G:\Org\PE1\Cals\211208GRO8015CB.CAL
 Sample Weight: 5 Dilution: 1 S.A.: 1

Mean RF for GRO: 945.9678
 Mean RF for TPH: 909.3915
 Rt range for Gasoline Range Organics: 4.45 to 17.93

SURROGATE COMPOUND	RT	ACTUAL	MEASURED	%REC
**Trifluorotoluene	8.687	25.	21.224	84.9

GRO Area:753136.4 GRO Amount: 159.2309
 TPH Area:865842.7 TPH Amount: 190.4224



GASOLINE RANGE ORGANICS CHROMATOGRAM REPORT

Sample Name: MBLK_0104PE183r, QC ;0104PE1 ,
 Raw File: G:\Org\PE1\DAT\PE1010422_b\0104PE1B.0083.RAW
 Date & Time Acquired: 1/6/2022 9:45:38 AM
 Method File: G:\Org\PE1\Methods\211208GMB0104_83B%.MET
 Calibration File: G:\Org\PE1\Cals\211208GRO8015CB.CAL
 Sample Weight: 5 Dilution: 1 S.A.: 1

Mean RF for GRO: 945.9678
 Mean RF for TPH: 909.3915
 Rt range for Gasoline Range Organics: 4.45 to 17.93

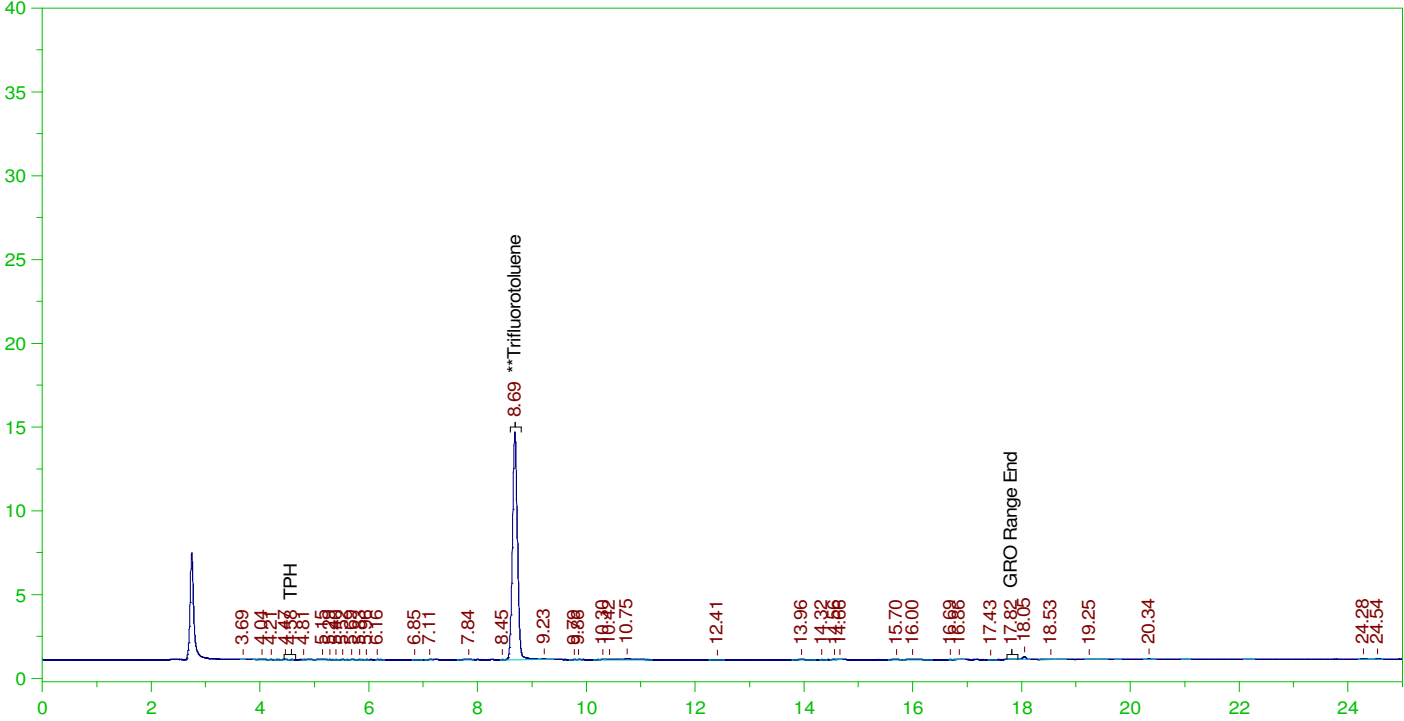
SURROGATE COMPOUND	RT	ACTUAL	MEASURED	%REC
**Trifluorotoluene	8.688	25.	18.355	73.42

GRO Area:5286.868 GRO Amount: 1.117769
 TPH Area:6680.202 TPH Amount: 1.469159

ERH2314 (Trip Blank) 14575

G:\Org\PE1\DAT\PE1010422_b\0104PE1B.0084.RAW

B22010120-003A ;0104PE1 , \$HC-8015-GRO-W,



GASOLINE RANGE ORGANICS CHROMATOGRAM REPORT

Sample Name: B22010120-003A ;0104PE1 , \$HC-8015-GRO-W,
Raw File: G:\Org\PE1\DAT\PE1010422_b\0104PE1B.0084.RAW
Date & Time Acquired: 1/6/2022 10:19:50 AM
Method File: G:\Org\PE1\Methods\211208G120-3B%.MET
Calibration File: G:\Org\PE1\Cals\211208GRO8015CB.CAL
Sample Weight: 5 Dilution: 1 S.A.: 1

Mean RF for GRO: 945.9678
Mean RF for TPH: 909.3915
Rt range for Gasoline Range Organics: 4.45 to 17.93

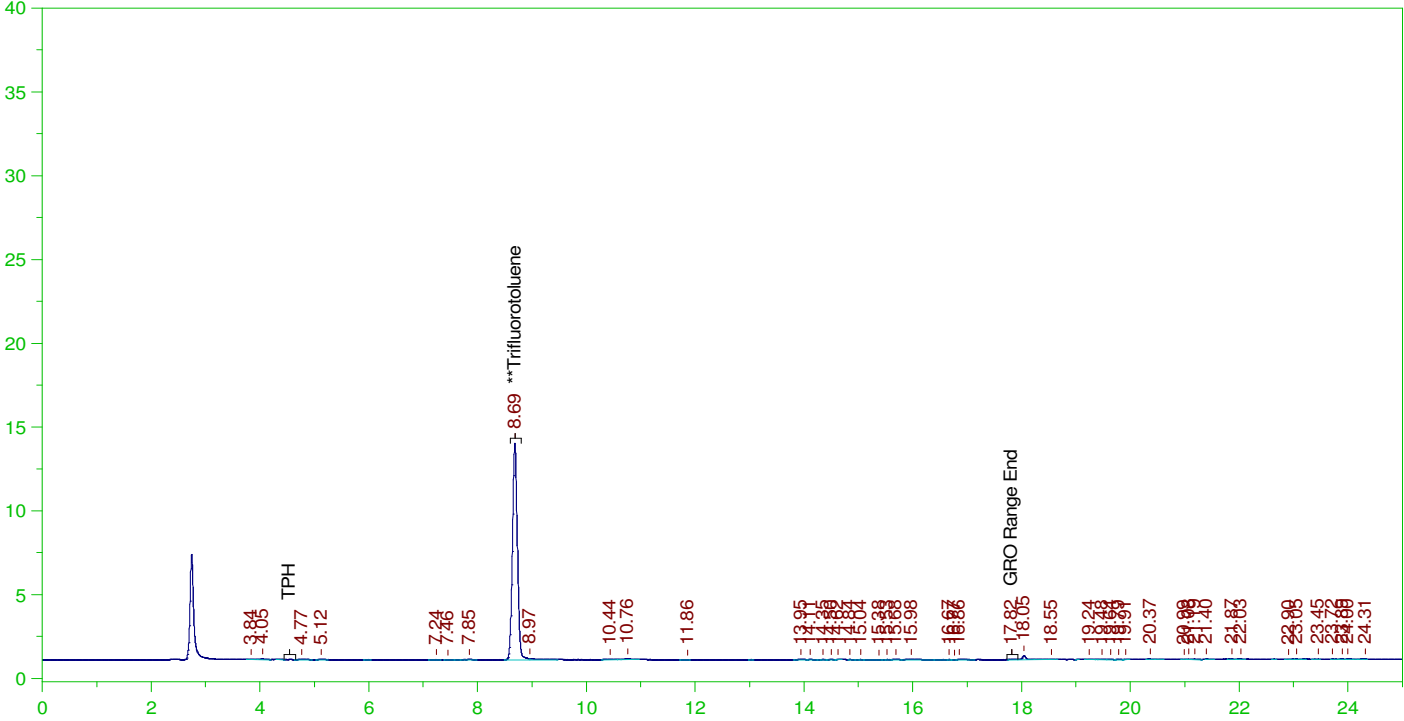
SURROGATE COMPOUND	RT	ACTUAL	MEASURED	%REC
**Trifluorotoluene	8.687	25.	18.509	74.04

GRO Area:5571.835 GRO Amount: 1.178018
TPH Area:7844.123 TPH Amount: 1.725137

ERH2308 (Trip Blank) 14575

G:\Org\PE1\DAT\PE1010422_b\0104PE1B.0085.RAW

B22010141-003A ;0104PE1 , \$HC-8015-GRO-W,



GASOLINE RANGE ORGANICS CHROMATOGRAM REPORT

Sample Name: B22010141-003A ;0104PE1 , \$HC-8015-GRO-W,
Raw File: G:\Org\PE1\DAT\PE1010422_b\0104PE1B.0085.RAW
Date & Time Acquired: 1/6/2022 10:54:02 AM
Method File: G:\Org\PE1\Methods\211208G141-3B%.MET
Calibration File: G:\Org\PE1\Cals\211208GRO8015CB.CAL
Sample Weight: 5 Dilution: 1 S.A.: 1

Mean RF for GRO: 945.9678
Mean RF for TPH: 909.3915
Rt range for Gasoline Range Organics: 4.45 to 17.93

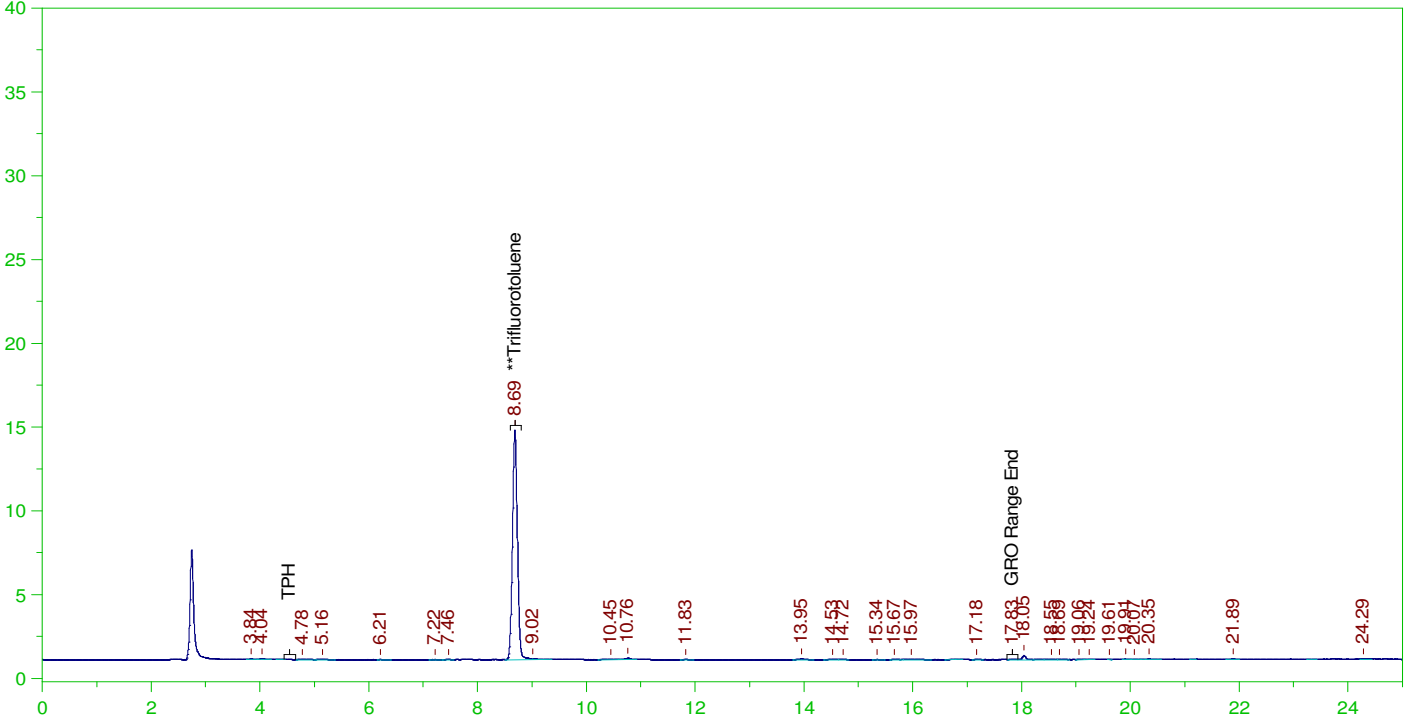
SURROGATE COMPOUND	RT	ACTUAL	MEASURED	%REC
**Trifluorotoluene	8.686	25.	17.473	69.89

GRO Area:5318.793 GRO Amount: 1.124519
TPH Area:9565.252 TPH Amount: 2.10366

ERH2310 (Trip Blank) 14575

G:\Org\PE1\DAT\PE1010422_b\0104PE1B.0086.RAW

B22010142-003A ;0104PE1 , \$HC-8015-GRO-W,



GASOLINE RANGE ORGANICS CHROMATOGRAM REPORT

Sample Name: B22010142-003A ;0104PE1 , \$HC-8015-GRO-W,
Raw File: G:\Org\PE1\DAT\PE1010422_b\0104PE1B.0086.RAW
Date & Time Acquired: 1/6/2022 11:28:17 AM
Method File: G:\Org\PE1\Methods\211208G142-3B%.MET
Calibration File: G:\Org\PE1\Cals\211208GRO8015CB.CAL
Sample Weight: 5 Dilution: 1 S.A.: 1

Mean RF for GRO: 945.9678
Mean RF for TPH: 909.3915
Rt range for Gasoline Range Organics: 4.45 to 17.93

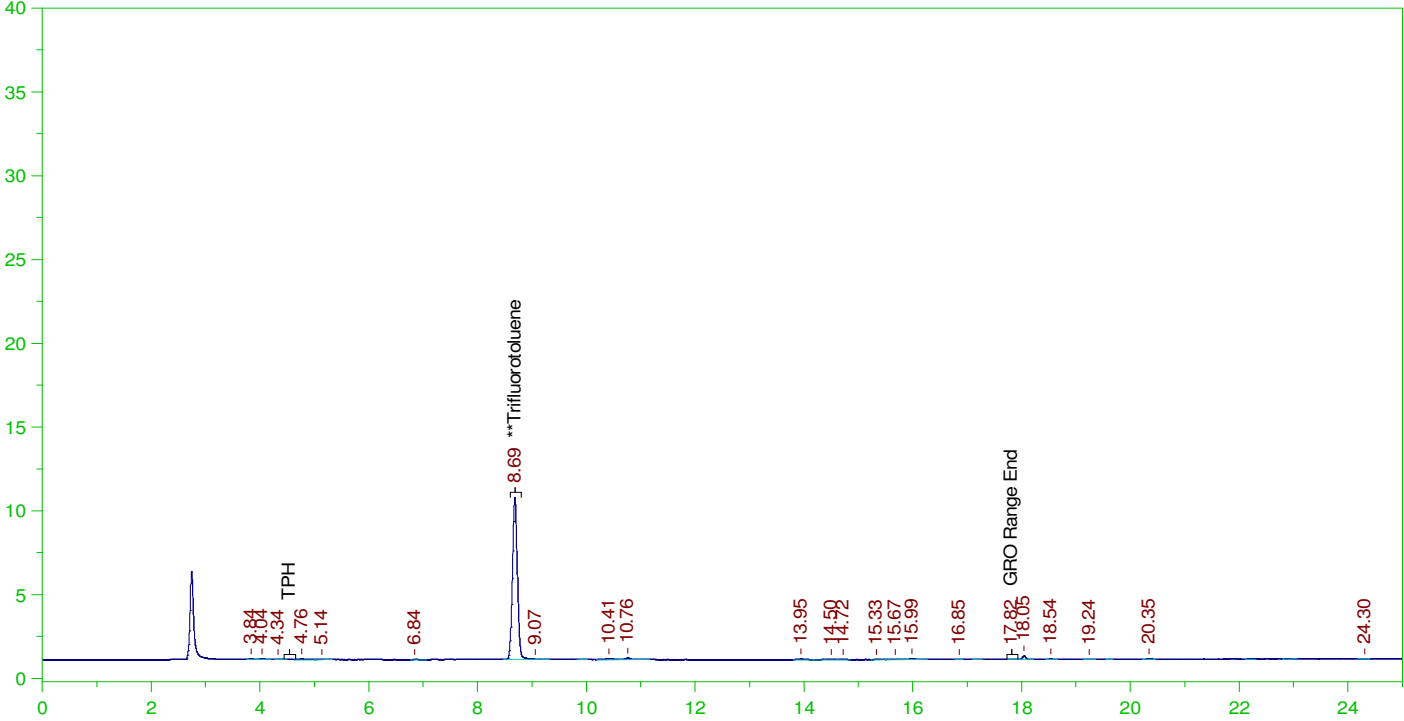
SURROGATE COMPOUND	RT	ACTUAL	MEASURED	%REC
**Trifluorotoluene	8.687	25.	18.511	74.04

GRO Area:3553.371 GRO Amount: 0.7512669
TPH Area:6676.042 TPH Amount: 1.468244

ERH2298 (Trip Blank) 14575

G:\Org\PE1\DAT\PE1010422_b\0104PE1B.0087.RAW

B22010143-003A ;0104PE1 , \$HC-8015-GRO-W,



GASOLINE RANGE ORGANICS CHROMATOGRAM REPORT

Sample Name: B22010143-003A ;0104PE1 , \$HC-8015-GRO-W,
 Raw File: G:\Org\PE1\DAT\PE1010422_b\0104PE1B.0087.RAW
 Date & Time Acquired: 1/6/2022 12:02:31 PM
 Method File: G:\Org\PE1\Methods\211208G143-3B%.MET
 Calibration File: G:\Org\PE1\Cals\211208GRO8015CB.CAL
 Sample Weight: 5 Dilution: 1 S.A.: 1

Mean RF for GRO: 945.9678
 Mean RF for TPH: 909.3915
 Rt range for Gasoline Range Organics: 4.45 to 17.93

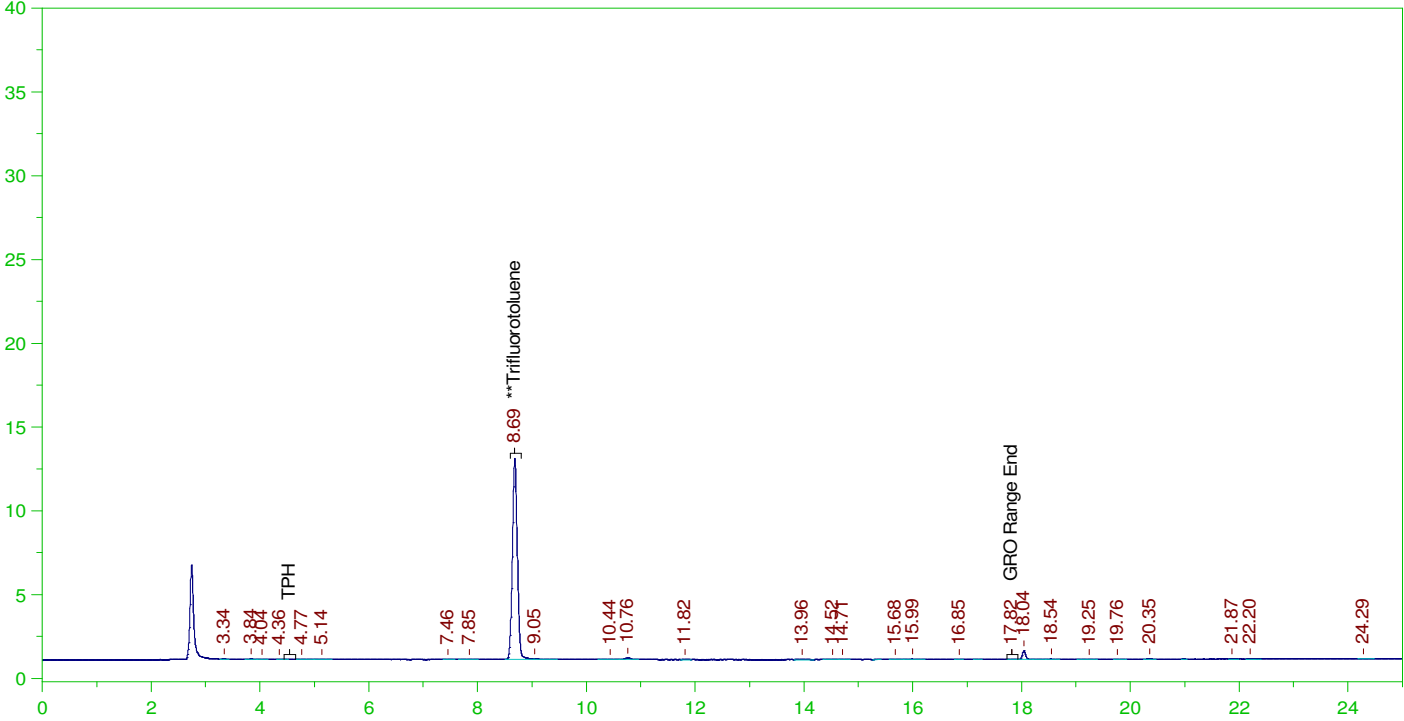
SURROGATE COMPOUND	RT	ACTUAL	MEASURED	%REC
**Trifluorotoluene	8.686	25.	13.131	52.53

GRO Area:3936.172 GRO Amount: 0.8322001
 TPH Area:6254.366 TPH Amount: 1.375506

ERH2312 (Trip Blank) 60358

G:\Org\PE1\DAT\PE1010422_b\0104PE1B.0088.RAW

B22010145-003A ;0104PE1 , \$HC-8015-GRO-W,



GASOLINE RANGE ORGANICS CHROMATOGRAM REPORT

Sample Name: B22010145-003A ;0104PE1 , \$HC-8015-GRO-W,
Raw File: G:\Org\PE1\DAT\PE1010422_b\0104PE1B.0088.RAW
Date & Time Acquired: 1/6/2022 12:36:51 PM
Method File: G:\Org\PE1\Methods\211208G145-3B%.MET
Calibration File: G:\Org\PE1\Cals\211208GRO8015CB.CAL
Sample Weight: 5 Dilution: 1 S.A.: 1

Mean RF for GRO: 945.9678
Mean RF for TPH: 909.3915
Rt range for Gasoline Range Organics: 4.45 to 17.93

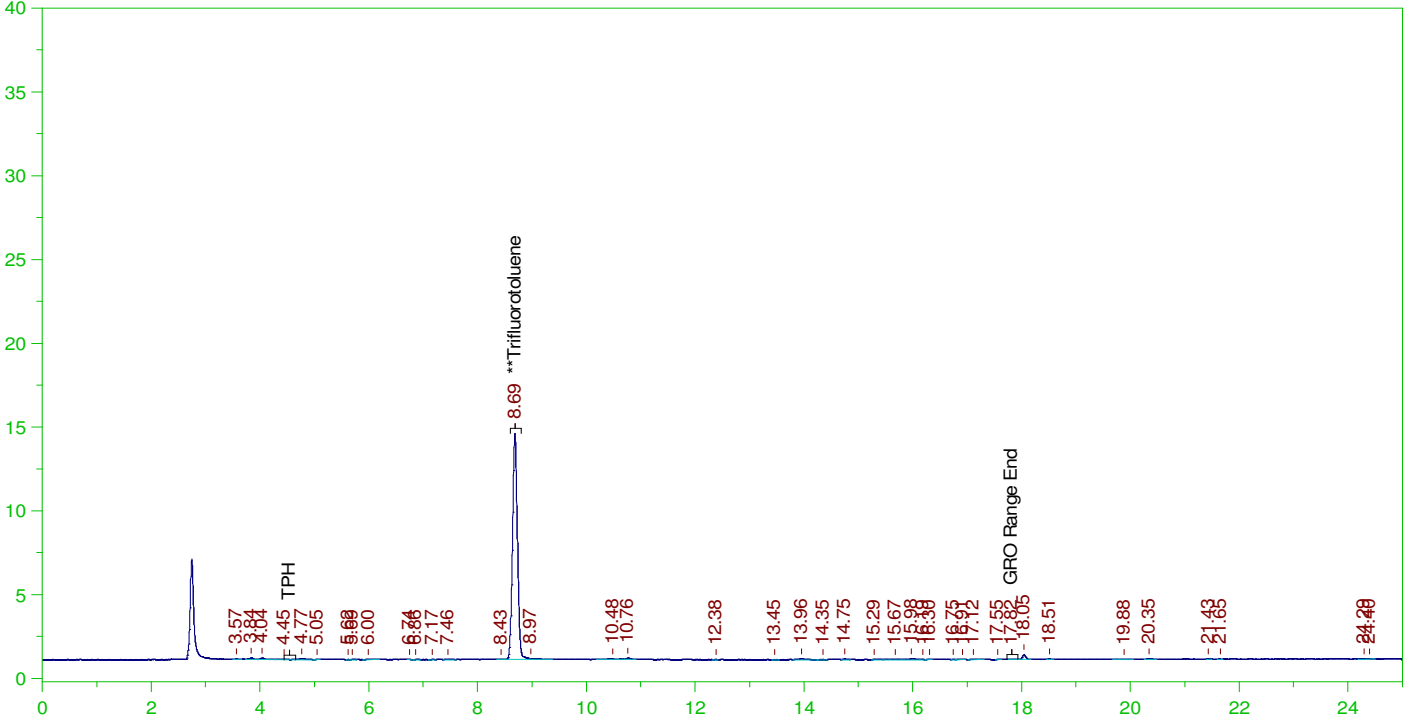
SURROGATE COMPOUND	RT	ACTUAL	MEASURED	%REC
**Trifluorotoluene	8.686	25.	16.264	65.05

GRO Area:3352.027 GRO Amount: 0.7086979
TPH Area:6839.099 TPH Amount: 1.504104

ERH2304 (Trip Blank) 14575

G:\Org\PE1\DAT\PE1010422_b\0104PE1B.0089.RAW

B22010148-003A ;0104PE1 , \$HC-8015-GRO-W,



GASOLINE RANGE ORGANICS CHROMATOGRAM REPORT

Sample Name: B22010148-003A ;0104PE1 , \$HC-8015-GRO-W,
Raw File: G:\Org\PE1\DAT\PE1010422_b\0104PE1B.0089.RAW
Date & Time Acquired: 1/6/2022 1:11:09 PM
Method File: G:\Org\PE1\Methods\211208G148-3B%.MET
Calibration File: G:\Org\PE1\Cals\211208GRO8015CB.CAL
Sample Weight: 5 Dilution: 1 S.A.: 1

Mean RF for GRO: 945.9678
Mean RF for TPH: 909.3915
Rt range for Gasoline Range Organics: 4.45 to 17.93

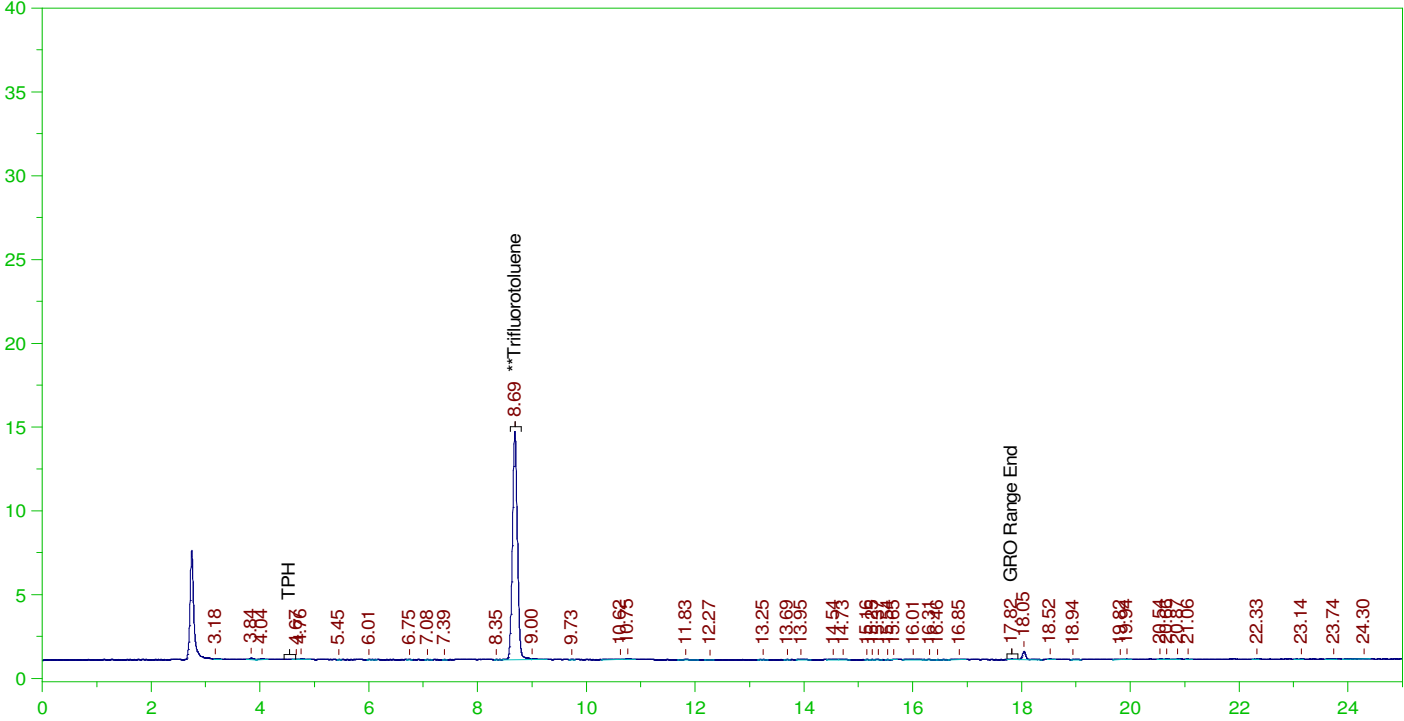
SURROGATE COMPOUND	RT	ACTUAL	MEASURED	%REC
**Trifluorotoluene	8.687	25.	18.158	72.63

GRO Area:7042.534 GRO Amount: 1.488958
TPH Area:10912.22 TPH Amount: 2.399894

ERH2306 (Trip Blank) 14525

G:\Org\PE1\DAT\PE1010422_b\0104PE1B.0090.RAW

B22010134-003A ;0104PE1 , \$HC-8015-GRO-W,



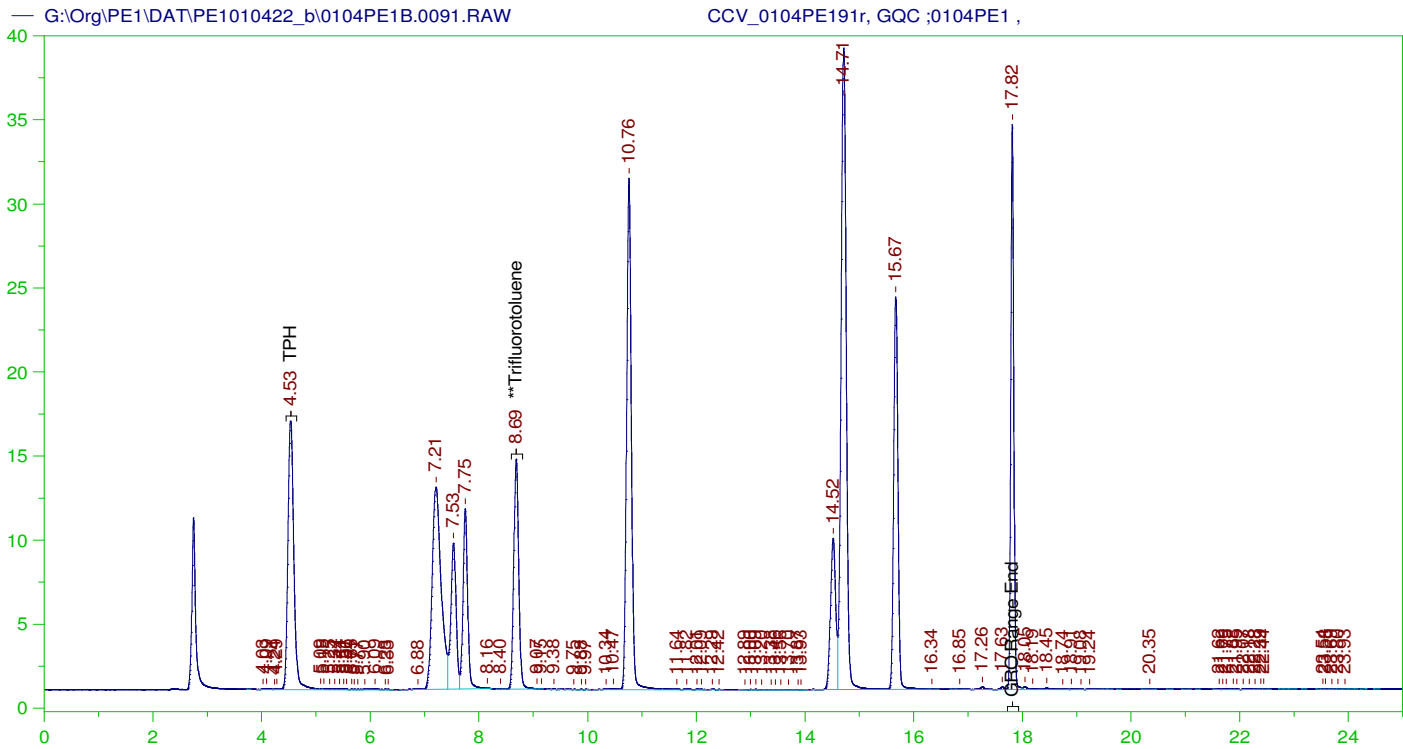
GASOLINE RANGE ORGANICS CHROMATOGRAM REPORT

Sample Name: B22010134-003A ;0104PE1 , \$HC-8015-GRO-W,
Raw File: G:\Org\PE1\DAT\PE1010422_b\0104PE1B.0090.RAW
Date & Time Acquired: 1/6/2022 1:45:20 PM
Method File: G:\Org\PE1\Methods\211208G134-3B%.MET
Calibration File: G:\Org\PE1\Cals\211208GRO8015CB.CAL
Sample Weight: 5 Dilution: 1 S.A.: 1

Mean RF for GRO: 945.9678
Mean RF for TPH: 909.3915
Rt range for Gasoline Range Organics: 4.45 to 17.93

SURROGATE COMPOUND	RT	ACTUAL	MEASURED	%REC
**Trifluorotoluene	8.687	25.	18.49	73.96

GRO Area:5531.634 GRO Amount: 1.169518
TPH Area:10742.33 TPH Amount: 2.362532



GASOLINE RANGE ORGANICS CHROMATOGRAM REPORT

Sample Name: CCV_0104PE191r, GQC ;0104PE1 ,
Raw File: G:\Org\PE1\DAT\PE1010422_b\0104PE1B.0091.RAW
Date & Time Acquired: 1/6/2022 2:19:28 PM
Method File: G:\Org\PE1\Methods\211208GROB.MET
Calibration File: G:\Org\PE1\Cals\211208GRO8015CB.CAL
Sample Weight: 1 Dilution: 1 S.A.: 1

Mean RF for GRO: 945.9678
Mean RF for TPH: 909.3915
Rt range for Gasoline Range Organics: 4.45 to 17.93

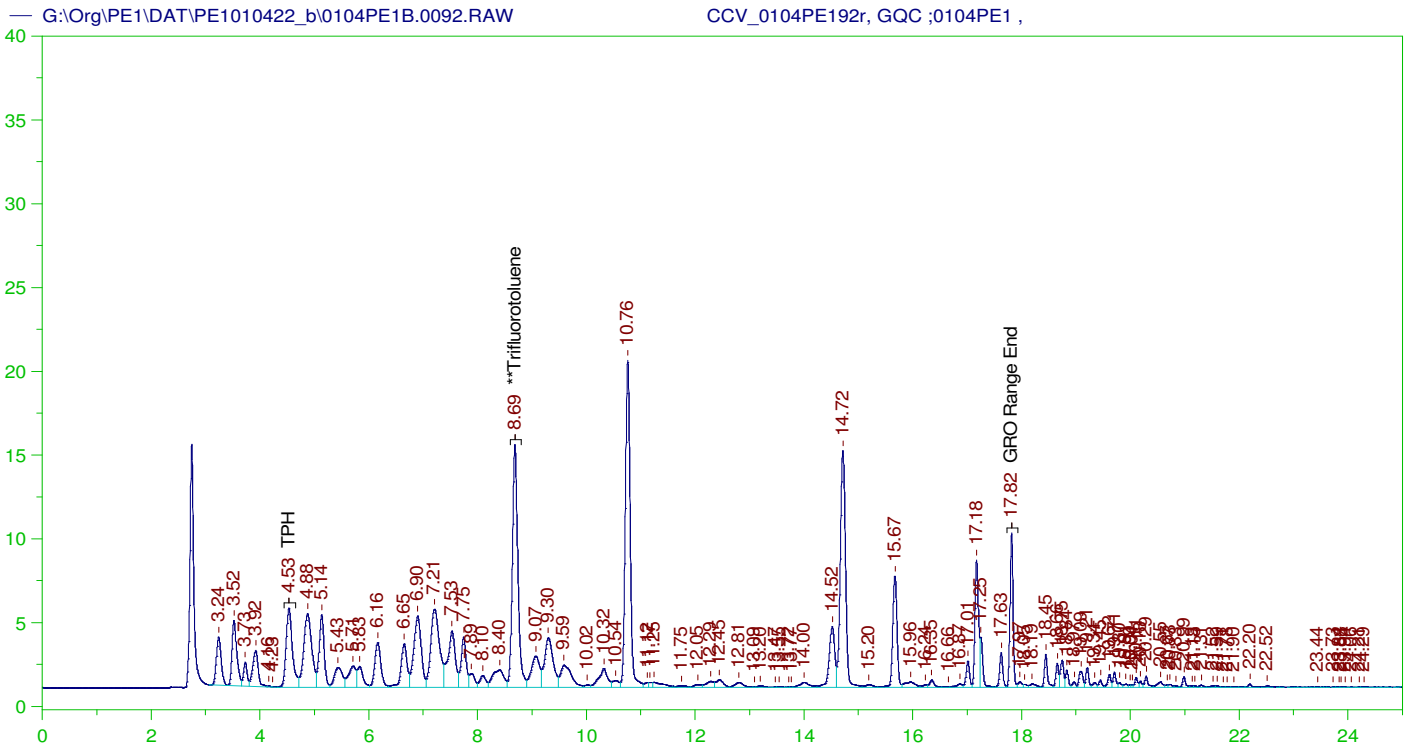
SURROGATE COMPOUND	RT	ACTUAL	MEASURED	%REC	
**Trifluorotoluene	8.686	125.	92.316	73.85	-

GRO Area:1147421 GRO Amount: 1212.959
TPH Area:1152318 TPH Amount: 1267.13

CONTINUING CALIBRATION REPORT: G:\Org\PE1\DAT\PE1010422_b\0104PE1B.0091.RAW

COMPOUND	ACTUAL (NG)	MEASURED (NG)	%RECOVERY	LIMITS
GRO	840.	1212.96	144.4	85-115
TPH	1000.	1267.13	126.71	85-115

SURROGATE COMPOUND	RT	ACTUAL	MEASURED	%REC	LIMITS
**Trifluorotoluene	8.686	125.	92.316	73.85	85-115



GASOLINE RANGE ORGANICS CHROMATOGRAM REPORT

Sample Name: CCV_0104PE192r, GQC ;0104PE1 ,
Raw File: G:\Org\PE1\DAT\PE1010422_b\0104PE1B.0092.RAW
Date & Time Acquired: 1/6/2022 2:53:39 PM
Method File: G:\Org\PE1\Methods\211208GRCCV0104_92B%.MET
Calibration File: G:\Org\PE1\Cals\211208GRO8015CB.CAL
Sample Weight: 1 Dilution: 1 S.A.: 1

Mean RF for GRO: 945.9678
Mean RF for TPH: 909.3915
Rt range for Gasoline Range Organics: 4.45 to 17.93

SURROGATE COMPOUND	RT	ACTUAL	MEASURED	%REC
**Trifluorotoluene	8.688	125.	108.442	86.75

GRO Area:864471.8 GRO Amount: 913.8491
TPH Area:997382.3 TPH Amount: 1096.758

CONTINUING CALIBRATION REPORT: G:\Org\PE1\DAT\PE1010422_b\0104PE1B.0092.RAW

COMPOUND	ACTUAL (NG)	MEASURED (NG)	%RECOVERY	LIMITS
GRO	840.	913.85	108.79	85-115
TPH	1000.	1096.76	109.68	85-115

SURROGATE COMPOUND	RT	ACTUAL	MEASURED	%REC	LIMITS
**Trifluorotoluene	8.688	125.	108.442	86.75	85-115

Write Sequence	Insert Entries(Have the first cell for entries select)	Method	Weight	Dil Factor	Amt Inj.	IS	Cal ID	Manual Integrations
Data File	Sample Name							
G:\Org\PE1\DAT\PE1010422_b\0104PE1.01r	BLANK	G:\Org\PE1\Methods\21120	1	1	1	1	0	None
G:\Org\PE1\DAT\PE1010422_b\0104PE1.02r	BLANK	G:\Org\PE1\Methods\21120	1	1	1	1	0	None
G:\Org\PE1\DAT\PE1010422_b\0104PE1.03r	CCV_0104PE103r, GQC ;0104PE1 ,	G:\Org\PE1\Methods\21120	1	1	1	1	0	To maintain continuous baseline and split closely eluting hydrocarbons
G:\Org\PE1\DAT\PE1010422_b\0104PE1.04r	CCV_0104PE104r, GQC ;0104PE1 ,	G:\Org\PE1\Methods\21120	1	1	1	1	0	None
G:\Org\PE1\DAT\PE1010422_b\0104PE1.05r	LCS_0104PE105r, GQC ;0104PE1 ,	G:\Org\PE1\Methods\21120	5	1	1	1	0	To maintain continuous baseline and split closely eluting hydrocarbons
G:\Org\PE1\DAT\PE1010422_b\0104PE1.06r	MBLK_0104PE106r, QC ;0104PE1 ,	G:\Org\PE1\Methods\21120	5	1	1	1	0	None
G:\Org\PE1\DAT\PE1010422_b\0104PE1.07r	B22010002-001G ;0104PE1 , \$HC-8015-GRO-W,	G:\Org\PE1\Methods\21120	5	1	1	1	0	To maintain continuous baseline and split closely eluting hydrocarbons
G:\Org\PE1\DAT\PE1010422_b\0104PE1.08r	BLANK	G:\Org\PE1\Methods\21120	1	1	1	1	0	None
G:\Org\PE1\DAT\PE1010422_b\0104PE1.09r	B22010002-002G ;0104PE1 , \$HC-8015-GRO-W,	G:\Org\PE1\Methods\21120	5	1	1	1	0	To maintain continuous baseline and split closely eluting hydrocarbons
G:\Org\PE1\DAT\PE1010422_b\0104PE1.10r	BLANK	G:\Org\PE1\Methods\21120	1	1	1	1	0	None
G:\Org\PE1\DAT\PE1010422_b\0104PE1.11r	B22010002-003D ;0104PE1 , \$HC-8015-GRO-W,	G:\Org\PE1\Methods\21120	5	1	1	1	0	To maintain continuous baseline and split closely eluting hydrocarbons
G:\Org\PE1\DAT\PE1010422_b\0104PE1.12r	BLANK	G:\Org\PE1\Methods\21120	1	1	1	1	0	None
G:\Org\PE1\DAT\PE1010422_b\0104PE1.13r	B22010002-005A ;0104PE1 , \$HC-8015-GRO-W,	G:\Org\PE1\Methods\21120	5	1	1	1	0	None
G:\Org\PE1\DAT\PE1010422_b\0104PE1.14r	B22010002-006A ;0104PE1 , \$HC-8015-GRO-W,	G:\Org\PE1\Methods\21120	5	1	1	1	0	None
G:\Org\PE1\DAT\PE1010422_b\0104PE1.15r	B21122180-003A ;0104PE1 , \$HC-8015-GRO-W,	G:\Org\PE1\Methods\21120	5	1	1	1	0	None
G:\Org\PE1\DAT\PE1010422_b\0104PE1.16r	B21122190-003A ;0104PE1 , \$HC-8015-GRO-W,	G:\Org\PE1\Methods\21120	5	1	1	1	0	None
G:\Org\PE1\DAT\PE1010422_b\0104PE1.17r	B21122190-001G ;0104PE1 , \$HC-8015-GRO-W,	G:\Org\PE1\Methods\21120	5	1	1	1	0	To maintain continuous baseline and split closely eluting hydrocarbons
G:\Org\PE1\DAT\PE1010422_b\0104PE1.18r	BLANK	G:\Org\PE1\Methods\21120	1	1	1	1	0	None
G:\Org\PE1\DAT\PE1010422_b\0104PE1.19r	B22010002-001GMS, GQC ;0104PE1 , \$HC-8015-GRO-W,	G:\Org\PE1\Methods\21120	5	1	1	1	0	To maintain continuous baseline and split closely eluting hydrocarbons
G:\Org\PE1\DAT\PE1010422_b\0104PE1.20r	B22010002-001GMSD, GQC ;0104PE1 , \$HC-8015-GRO-W,	G:\Org\PE1\Methods\21120	5	1	1	1	0	None
G:\Org\PE1\DAT\PE1010422_b\0104PE1.21r	BLANK	G:\Org\PE1\Methods\21120	1	1	1	1	0	None
G:\Org\PE1\DAT\PE1010422_b\0104PE1.22r	CCV_0104PE122r, GQC ;0104PE1 ,	G:\Org\PE1\Methods\21120	1	1	1	1	0	None

G:\Org\PE1\DAT\PE1010422_b\0104PE1.23r	CCV_0104PE123r, GQC ;0104PE1 ,	G:\Org\PE1\Methods\21120	1	1	1	1	0	To maintain continuous baseline and split closely eluting hydrocarbons
G:\Org\PE1\DAT\PE1010422_b\0104PE1.24r	LCS_0104PE124r, GQC ;0104PE1 ,	G:\Org\PE1\Methods\21120	5	1	1	1	0	To maintain continuous baseline and split closely eluting hydrocarbons
G:\Org\PE1\DAT\PE1010422_b\0104PE1.25r	MBLK_0104PE125r, QC ;0104PE1 ,	G:\Org\PE1\Methods\21120	5	1	1	1	0	To maintain continuous baseline and split closely eluting hydrocarbons
G:\Org\PE1\DAT\PE1010422_b\0104PE1.26r	B21122180-001G ;0104PE1 , \$HC-8015-GRO-W,	G:\Org\PE1\Methods\21120	5	1	1	1	0	None
G:\Org\PE1\DAT\PE1010422_b\0104PE1.27r	BLANK	G:\Org\PE1\Methods\21120	1	1	1	1	0	None
G:\Org\PE1\DAT\PE1010422_b\0104PE1.28r	B21122188-001G ;0104PE1 , \$HC-8015-GRO-W,	G:\Org\PE1\Methods\21120	5	1	1	1	0	None
G:\Org\PE1\DAT\PE1010422_b\0104PE1.29r	BLANK	G:\Org\PE1\Methods\21120	1	1	1	1	0	None
G:\Org\PE1\DAT\PE1010422_b\0104PE1.30r	B21122198-001G ;0104PE1 , \$HC-8015-GRO-W,	G:\Org\PE1\Methods\21120	5	1	1	1	0	None
G:\Org\PE1\DAT\PE1010422_b\0104PE1.31r	BLANK	G:\Org\PE1\Methods\21120	1	1	1	1	0	None
G:\Org\PE1\DAT\PE1010422_b\0104PE1.32r	B21122204-001G ;0104PE1 , \$HC-8015-GRO-W,	G:\Org\PE1\Methods\21120	5	1	1	1	0	To maintain continuous baseline and split closely eluting hydrocarbons
G:\Org\PE1\DAT\PE1010422_b\0104PE1.33r	BLANK	G:\Org\PE1\Methods\21120	1	1	1	1	0	None
G:\Org\PE1\DAT\PE1010422_b\0104PE1.34r	B21122211-001G ;0104PE1 , \$HC-8015-GRO-W,	G:\Org\PE1\Methods\21120	5	1	1	1	0	To maintain continuous baseline and split closely eluting hydrocarbons
G:\Org\PE1\DAT\PE1010422_b\0104PE1.35r	BLANK	G:\Org\PE1\Methods\21120	1	1	1	1	0	None
G:\Org\PE1\DAT\PE1010422_b\0104PE1.36r	B21122168-006G ;0104PE1 , \$HC-8015-GRO-W,	G:\Org\PE1\Methods\21120	5	1	1	1	0	To maintain continuous baseline and split closely eluting hydrocarbons
G:\Org\PE1\DAT\PE1010422_b\0104PE1.37r	BLANK	G:\Org\PE1\Methods\21120	1	1	1	1	0	None
G:\Org\PE1\DAT\PE1010422_b\0104PE1.38r	B21122168-007D ;0104PE1 , \$HC-8015-GRO-W,	G:\Org\PE1\Methods\21120	5	1	1	1	0	To maintain continuous baseline and split closely eluting hydrocarbons
G:\Org\PE1\DAT\PE1010422_b\0104PE1.39r	BLANK	G:\Org\PE1\Methods\21120	1	1	1	1	0	None
G:\Org\PE1\DAT\PE1010422_b\0104PE1.40r	BLANK	G:\Org\PE1\Methods\21120	1	1	1	1	0	None
G:\Org\PE1\DAT\PE1010422_b\0104PE1.41r	CCV_0104PE141r, GQC ;0104PE1 ,	G:\Org\PE1\Methods\21120	1	1	1	1	0	None
G:\Org\PE1\DAT\PE1010422_b\0104PE1.42r	CCV_0104PE142r, GQC ;0104PE1 ,	G:\Org\PE1\Methods\21120	1	1	1	1	0	None
G:\Org\PE1\DAT\PE1010422_b\0104PE1.43r	LCS_0104PE143r, GQC ;0104PE1 ,	G:\Org\PE1\Methods\21120	5	1	1	1	0	To maintain continuous baseline and split closely eluting hydrocarbons
G:\Org\PE1\DAT\PE1010422_b\0104PE1.44r	MBLK_0104PE144r, QC ;0104PE1 ,	G:\Org\PE1\Methods\21120	5	1	1	1	0	None

G:\Org\PE1\DAT\PE1010422_b\0104PE1.45r	B21122198-003A ;0104PE1 , \$HC-8015-GRO-W,	G:\Org\PE1\Methods\21120	5	1	1	1	0	None
G:\Org\PE1\DAT\PE1010422_b\0104PE1.46r	B21122168-001G ;0104PE1 , \$HC-8015-GRO-W,	G:\Org\PE1\Methods\21120	5	1	1	1	0	None
G:\Org\PE1\DAT\PE1010422_b\0104PE1.47r	B22010096-001G ;0104PE1 , \$HC-8015-GRO-W,	G:\Org\PE1\Methods\21120	5	1	1	1	0	None
G:\Org\PE1\DAT\PE1010422_b\0104PE1.48r	BLANK	G:\Org\PE1\Methods\21120	1	1	1	1	0	None
G:\Org\PE1\DAT\PE1010422_b\0104PE1.49r	B21122168-001GMS, QGC ;0104PE1 , \$HC-8015-GRO-W,	G:\Org\PE1\Methods\21120	5	1	1	1	0	To maintain continuous baseline and split closely eluting hydrocarbons
G:\Org\PE1\DAT\PE1010422_b\0104PE1.50r	B21122168-001GMSD, QGC ;0104PE1 , \$HC-8015-GRO-W,	G:\Org\PE1\Methods\21120	5	1	1	1	0	To maintain continuous baseline and split closely eluting hydrocarbons
G:\Org\PE1\DAT\PE1010422_b\0104PE1.51r	BLANK	G:\Org\PE1\Methods\21120	1	1	1	1	0	None
G:\Org\PE1\DAT\PE1010422_b\0104PE1.52r	B21122168-003A ;0104PE1 , \$HC-8015-GRO-W,	G:\Org\PE1\Methods\21120	5	1	1	1	0	None
G:\Org\PE1\DAT\PE1010422_b\0104PE1.53r	B21122168-009A ;0104PE1 , \$HC-8015-GRO-W,	G:\Org\PE1\Methods\21120	5	1	1	1	0	None
G:\Org\PE1\DAT\PE1010422_b\0104PE1.54r	B21122188-003A ;0104PE1 , \$HC-8015-GRO-W,	G:\Org\PE1\Methods\21120	5	1	1	1	0	None
G:\Org\PE1\DAT\PE1010422_b\0104PE1.55r	B21122204-003A ;0104PE1 , \$HC-8015-GRO-W,	G:\Org\PE1\Methods\21120	5	1	1	1	0	None
G:\Org\PE1\DAT\PE1010422_b\0104PE1.56r	B21122211-003A ;0104PE1 , \$HC-8015-GRO-W,	G:\Org\PE1\Methods\21120	5	1	1	1	0	None
G:\Org\PE1\DAT\PE1010422_b\0104PE1.57r	B21122211-004A ;0104PE1 , \$HC-8015-GRO-W,	G:\Org\PE1\Methods\21120	5	1	1	1	0	None
G:\Org\PE1\DAT\PE1010422_b\0104PE1.58r	B22010096-003A ;0104PE1 , \$HC-8015-GRO-W,	G:\Org\PE1\Methods\21120	5	1	1	1	0	None
G:\Org\PE1\DAT\PE1010422_b\0104PE1.59r	B22010096-001GMS, QGC ;0104PE1 , \$HC-8015-GRO-W,	G:\Org\PE1\Methods\21120	5	1	1	1	0	To maintain continuous baseline and split closely eluting hydrocarbons
G:\Org\PE1\DAT\PE1010422_b\0104PE1.60r	B22010096-001GMSD, QGC ;0104PE1 , \$HC-8015-GRO-W,	G:\Org\PE1\Methods\21120	5	1	1	1	0	To maintain continuous baseline and split closely eluting hydrocarbons
G:\Org\PE1\DAT\PE1010422_b\0104PE1.61r	CCV_0104PE161r, QGC ;0104PE1 ,	G:\Org\PE1\Methods\21120	1	1	1	1	0	None
G:\Org\PE1\DAT\PE1010422_b\0104PE1.62r	CCV_0104PE162r, QGC ;0104PE1 ,	G:\Org\PE1\Methods\21120	1	1	1	1	0	To maintain continuous baseline and split closely eluting hydrocarbons
G:\Org\PE1\DAT\PE1010422_b\0104PE1.63r	LCS_0104PE163r, QGC ;0104PE1 ,	G:\Org\PE1\Methods\21120	5	1	1	1	0	To maintain continuous baseline and split closely eluting hydrocarbons
G:\Org\PE1\DAT\PE1010422_b\0104PE1.64r	MBLK_0104PE164r, QC ;0104PE1 ,	G:\Org\PE1\Methods\21120	5	1	1	1	0	None
G:\Org\PE1\DAT\PE1010422_b\0104PE1.65r	B22010120-001G ;0104PE1 , \$HC-8015-GRO-W,	G:\Org\PE1\Methods\21120	5	1	1	1	0	None
G:\Org\PE1\DAT\PE1010422_b\0104PE1.66r	BLANK	G:\Org\PE1\Methods\21120	1	1	1	1	0	None
G:\Org\PE1\DAT\PE1010422_b\0104PE1.67r	B22010134-001G ;0104PE1 , \$HC-8015-GRO-W,	G:\Org\PE1\Methods\21120	5	1	1	1	0	To maintain continuous baseline and split closely eluting hydrocarbons
G:\Org\PE1\DAT\PE1010422_b\0104PE1.68r	BLANK	G:\Org\PE1\Methods\21120	1	1	1	1	0	None

G:\Org\PE1\DAT\PE1010422_b\0104PE1.69r	B22010141-001G ;0104PE1 , \$HC-8015-GRO-W,	G:\Org\PE1\Methods\21120	5	1	1	1	0	To maintain continuous baseline and split closely eluting hydrocarbons
G:\Org\PE1\DAT\PE1010422_b\0104PE1.70r	BLANK	G:\Org\PE1\Methods\21120	1	1	1	1	0	None
G:\Org\PE1\DAT\PE1010422_b\0104PE1.71r	B22010142-001G ;0104PE1 , \$HC-8015-GRO-W,	G:\Org\PE1\Methods\21120	5	1	1	1	0	To maintain continuous baseline and split closely eluting hydrocarbons
G:\Org\PE1\DAT\PE1010422_b\0104PE1.72r	BLANK	G:\Org\PE1\Methods\21120	1	1	1	1	0	None
G:\Org\PE1\DAT\PE1010422_b\0104PE1.73r	B22010143-001G ;0104PE1 , \$HC-8015-GRO-W,	G:\Org\PE1\Methods\21120	5	1	1	1	0	To maintain continuous baseline and split closely eluting hydrocarbons
G:\Org\PE1\DAT\PE1010422_b\0104PE1.74r	BLANK	G:\Org\PE1\Methods\21120	1	1	1	1	0	None
G:\Org\PE1\DAT\PE1010422_b\0104PE1.75r	B22010145-001G ;0104PE1 , \$HC-8015-GRO-W,	G:\Org\PE1\Methods\21120	5	1	1	1	0	To maintain continuous baseline and split closely eluting hydrocarbons
G:\Org\PE1\DAT\PE1010422_b\0104PE1.76r	BLANK	G:\Org\PE1\Methods\21120	1	1	1	1	0	None
G:\Org\PE1\DAT\PE1010422_b\0104PE1.77r	B22010148-001G ;0104PE1 , \$HC-8015-GRO-W,	G:\Org\PE1\Methods\21120	5	1	1	1	0	None
G:\Org\PE1\DAT\PE1010422_b\0104PE1.78r	BLANK	G:\Org\PE1\Methods\21120	1	1	1	1	0	None
G:\Org\PE1\DAT\PE1010422_b\0104PE1.79r	BLANK	G:\Org\PE1\Methods\21120	1	1	1	1	0	None
G:\Org\PE1\DAT\PE1010422_b\0104PE1.80r	CCV_0104PE180r, GQC ;0104PE1 ,	G:\Org\PE1\Methods\21120	1	1	1	1	0	None
G:\Org\PE1\DAT\PE1010422_b\0104PE1.81r	CCV_0104PE181r, GQC ;0104PE1 ,	G:\Org\PE1\Methods\21120	1	1	1	1	0	To maintain continuous baseline and split closely eluting hydrocarbons
G:\Org\PE1\DAT\PE1010422_b\0104PE1.82r	LCS_0104PE182r, GQC ;0104PE1 ,	G:\Org\PE1\Methods\21120	5	1	1	1	0	To maintain continuous baseline and split closely eluting hydrocarbons
G:\Org\PE1\DAT\PE1010422_b\0104PE1.83r	MBLK_0104PE183r, QC ;0104PE1 ,	G:\Org\PE1\Methods\21120	5	1	1	1	0	To maintain continuous baseline and split closely eluting hydrocarbons
G:\Org\PE1\DAT\PE1010422_b\0104PE1.84r	B22010120-003A ;0104PE1 , \$HC-8015-GRO-W,	G:\Org\PE1\Methods\21120	5	1	1	1	0	To maintain continuous baseline and split closely eluting hydrocarbons
G:\Org\PE1\DAT\PE1010422_b\0104PE1.85r	B22010141-003A ;0104PE1 , \$HC-8015-GRO-W,	G:\Org\PE1\Methods\21120	5	1	1	1	0	To maintain continuous baseline and split closely eluting hydrocarbons

G:\Org\PE1\DAT\PE1010422_b\0104PE1.86r	B22010142-003A ;0104PE1 , \$HC-8015-GRO-W,	G:\Org\PE1\Methods\21120	5	1	1	1	0	To maintain continuous baseline and split closely eluting hydrocarbons
G:\Org\PE1\DAT\PE1010422_b\0104PE1.87r	B22010143-003A ;0104PE1 , \$HC-8015-GRO-W,	G:\Org\PE1\Methods\21120	5	1	1	1	0	To maintain continuous baseline and split closely eluting hydrocarbons
G:\Org\PE1\DAT\PE1010422_b\0104PE1.88r	B22010145-003A ;0104PE1 , \$HC-8015-GRO-W,	G:\Org\PE1\Methods\21120	5	1	1	1	0	To maintain continuous baseline and split closely eluting hydrocarbons
G:\Org\PE1\DAT\PE1010422_b\0104PE1.89r	B22010148-003A ;0104PE1 , \$HC-8015-GRO-W,	G:\Org\PE1\Methods\21120	5	1	1	1	0	To maintain continuous baseline and split closely eluting hydrocarbons
G:\Org\PE1\DAT\PE1010422_b\0104PE1.90r	B22010134-003A ;0104PE1 , \$HC-8015-GRO-W,	G:\Org\PE1\Methods\21120	5	1	1	1	0	To maintain continuous baseline and split closely eluting hydrocarbons
G:\Org\PE1\DAT\PE1010422_b\0104PE1.91r	CCV_0104PE191r, GQC ;0104PE1 ,	G:\Org\PE1\Methods\21120	1	1	1	1	0	None
G:\Org\PE1\DAT\PE1010422_b\0104PE1.92r	CCV_0104PE192r, GQC ;0104PE1 ,	G:\Org\PE1\Methods\21120	1	1	1	1	0	To maintain continuous baseline and split closely eluting hydrocarbons

Josie M Pickard
Chemist

Digitally signed by
Josie Pickard
Date: 2022.02.04 13:19:39 -07:00

Energy Laboratories Inc

Standard LOG

Standard ID: GASL211208
Standard Name: Low Gasoline Std. Type: Secondary
Date Prepared: 12/8/2021 BY: Josie Pickard
Date Expires: 6/7/2023
Department: GCVOA Status: Open
Vendor:
Lot Number:
Balance ID:
Comments: concentration 0.42ug/ul

Chemical / Solvent Used	BottleNo	Amt	Units	Exp
Methanol, Purge and Trap EB199	14400	0.9	mL	3/20/

Final Volume: 1 mL

Stock Source
GAS210122 Unleaded Gasoline Comp. Std.(2.0uL)

Base Units
ug/mL

Amount Added
0.1 mL

Analtes

CAS

Conc: **ug/mL**

Energy Laboratories Inc

Standard LOG

Standard ID: GAS210122
 Standard Name: Unleaded Gasoline Comp. Std.(2.0uL) Type: Secondary
 Date Prepared: 1/22/2021 BY: Josie Pickard
 Date Expires: 6/7/2023
 Department: GCVOA Status: New
 Vendor:
 Lot Number:
 Balance ID:
 Comments: Concentration : 4.2ug/ul

Chemical / Solvent Used	BottleNo	Amt	Units	Exp
Methanol, Purge and Trap DZ880	13323	10	mL	9/18/

Final Volume: 10 mL

<u>Stock Source</u>		Base Units	Amount Added
GASH210122	Unleaded Gasoline Composite	ug/mL	0.84 mL
<u>Analtes</u>		CAS	Conc: ug/mL

Energy Laboratories Inc

Standard LOG

Standard ID: GASH210122
Standard Name: Unleaded Gasoline Composite
Date Prepared: 1/22/2021
Date Expires: 6/7/2023
Department: GCVOA
Vendor:
Lot Number:
Balance ID:
Comments: Concentration : 50,000 ug/ml

Type: Primary
BY: Josie Pickard
Status: New

Chemical / Solvent Used	BottleNo	Amt	Units	Exp
Methanol, Purge and Trap DZ880	13323	10	mL	9/18/

Final Volume: 10 mL

Stock Source
3GAS160127 Alaska Gasoline Calibration Mix Versio

Base Units
ug/mL

Amount Added
0.5022 g

Analvtes

CAS

Conc: **ug/mL**

Energy Laboratories Inc

Standard LOG

Standard ID: 3GAS160127
Standard Name: Alaska Gasoline Calibration Mix Version 4/8/0
Date Prepared: 1/27/2016
Date Expires: 6/7/2023
Department: GCVOA
Vendor: Accustandard
Lot Number: 213051468
Balance ID:

Type: Neat
BY: Josie Pickard
Status: New

Comments: 33% of each gasoline Date prepared is date received Assay ran 2/1/16 on PE1; GRO equals 84% of TPH jmp 2/1/16

Chemical / Solvent Used	BottleNo	Amt	Units	Exp
Alaska Gasoline Calibration Mix Versio	8120	5	mL	6/7/2023

Final Volume: 5 mL

Stock Source

Base Units

Amount Added

Analtes

CAS

Conc: **ug/mL**

125 Market Street
New Haven, CT 06513
USA



AccuStandard® Inc.

Tel: (203)786-5296
Fax: (203)786-5287
www.AccuStandard.com

CERTIFICATE OF ANALYSIS

Catalog No: GRO-AK-101-GCS-R1

Description: Alaska Gasoline Calibration Mix Version 4/8/02

Lot: 213051468

Solvent: N/A

Hazards: **HIGHLY FLAMMABLE** - Refer to SDS for safety info

Date Certified: Jun 7, 2013

Expiration: Jun 7, 2023

Sample Size: 1 mL

Components: 3

Storage Condition: Ambient (>5 °C)

Included on ISO/IEC 17025 Scope of Accreditation: Yes

Included on ISO Guide 34 Scope of Accreditation: Yes



Danger 2

Component	CAS #	Purity % (GC/FID)	Prepared Concentration* (%w/w)	Certified Analyte Concentration* (%w/w)
Gasoline - Regular, unleaded	8006-61-9	Tech Mix	33.30	33.30
Gasoline - Plus, unleaded	8006-61-9	Tech Mix	33.40	33.40
Gasoline - Premium, unleaded	8006-61-9	Tech Mix	33.30	33.30

ID #: 8120

Opened:

Alaska Gasoline Calibration Mix Version 4/8/02

Expires: 6/7/2023

Rec'd 1/27/2016

Energy Laboratories Inc 1120 So. 27th Street
Billings MT 59107

A product with a suffix (-1A, -2B, etc. or -01, -02, etc.) on its lot number has had its expiration date extended and is identical to the same lot number without the suffix.

* All weights are traceable through NIST, Test No. 822-275872-11

† Certified Analyte Concentration = Purity x Prepared Concentration. The uncertainty associated with the gravimetric values reported on this certificate is ±0.24%. The CRM Uncertainty calculated for this product is ±5%. These values are the expanded uncertainty and represent an estimated standard deviation equal to the positive square root of the total variation of the uncertainty of components. A normal distribution is assumed and a coverage factor of K=2 is chosen using approximately a 95% confidence level.

Labels and certificates follow U.S. Conventions in reporting numerical values:

A comma (,) is used to separate units of one-thousand or greater.

A period (.) is used as a decimal place marker.

See reverse side for additional information.

Certified by:

Larry Decker, Organic QC Manager

Page 1 of 1

For use in routine laboratory analysis.

AccuStandard is accredited to ISO Guide 34, ISO/IEC 17025 and certified to ISO 9001

OR-OR-010-001
Rev. 011

Energy Laboratories Inc

Standard LOG

Standard ID: TFTL211208
Standard Name: TFTL
Date Prepared: 12/8/2021
Date Expires: 9/10/2029
Department: GCVOA
Vendor:
Lot Number:
Balance ID:
Comments: Final concentration :0.01mg/mL

Type: Secondary
BY: Josie Pickard
Status: New

Chemical / Solvent Used	BottleNo	Amt	Units	Exp
Methanol, Purge and Trap EB199	14400	0.9	mL	3/20/

Final Volume: 1 mL

Stock Source

TFTM211208 TFTM

Base Units

ug/mL

Amount Added

0.1 mL

Analtes

CAS

Conc: ug/mL

Energy Laboratories Inc

Standard LOG

Standard ID: TFTM211208
Standard Name: TFTM
Date Prepared: 12/8/2021
Date Expires: 9/10/2029
Department: GCVOA
Vendor:
Lot Number:
Balance ID:
Comments: Final concentration :0.1mg/mL

Type: Secondary
BY: Josie Pickard
Status: New

Chemical / Solvent Used	BottleNo	Amt	Units	Exp
Methanol, Purge and Trap EB199	14400	0.9	mL	3/20/

Final Volume: 1 mL

<u>Stock Source</u>		Base Units	Amount Added
TFT211208	TFT (1.05uL)	ug/mL	0.1 mL
<u>Analtes</u>		CAS	Conc: ug/mL

Energy Laboratories Inc

Standard LOG

Standard ID: TFT211208
Standard Name: TFT (1.05uL) Type: Secondary
Date Prepared: 12/8/2021 BY: Josie Pickard
Date Expires: 9/10/2029
Department: GCVOA Status: New
Vendor:
Lot Number:
Balance ID:
Comments: Final concentration : 1.0mg/mL

Chemical / Solvent Used	BottleNo	Amt	Units	Exp
Methanol, Purge and Trap EB199	14400	1.9	mL	3/20/

Final Volume: 2 mL

Stock Source

TFTS210607 TFT Stock

Base Units

ug/mL

Amount Added

0.1 mL

Analtes

CAS

Conc: ug/mL

Energy Laboratories Inc

Standard LOG

Standard ID: TFTS210607
Standard Name: TFT Stock
Date Prepared: 6/7/2021
Date Expires: 9/10/2029
Department: GCVOA
Vendor: Accustandard
Lot Number: 219091095
Balance ID:
Type: Primary
BY: Josie Pickard
Status: New
Comments: 20mg/ml in Meoh Date prepared is date received.

Chemical / Solvent Used	BottleNo	Amt	Units	Exp
a,a,a-Trifluorotoluene	13921	10	mL	9/10/

Final Volume: 10 mL

Stock Source

Base Units

Amount Added

Analvtes

CAS

Conc: **ug/mL**

CERTIFICATE OF ANALYSIS

Catalog No: M-602-SS-100X
Description: a,a,a-Trifluorotoluene
Lot: 219091095

Solvent: Methanol

Hazards: Refer to SDS for complete safety information

Date Certified: Sep 10, 2019
Expiration: Sep 10, 2029
Sample Size: 1 mL
Components: 1
Storage Condition: Ambient (>5 °C)



Signal Word: Danger

Certified Reference Material



Component	CAS #	Purity % (GC/MS)	Prepared Concentration ² (mg/mL)	Certified Analyte Concentration ¹ (mg/mL)
a,a,a-Trifluorotoluene	98-08-8	99.9	20.01	19.99

ID #: 13921

Opened: _____

a,a,a-Trifluorotoluene

Expires: 9/10/2029

Rec'd: 6/7/2021

Enerav Laboratories Inc 1120 So. 27th Street
Billings MT 59107

A product with a suffix (-1A, -2B, etc. or -01, -02, etc.) on its lot number has had its expiration date extended and is identical to the same lot number without the suffix.

² All weights are traceable through NIST, Test No. 684/289871-17

¹ Certified Analyte Concentration = Purity x Prepared Concentration.

The Uncertainty associated with the certified concentration reported on this certificate is $\pm 2.4\%$. This value is the combined expanded uncertainty and represents an estimated standard deviation equal to the positive square root of the total variation of the uncertainty of components. A normal distribution is assumed and a coverage factor of K=2 is chosen using approximately a 95% confidence level.

Labels and certificates follow U.S. Conventions in reporting numerical values: A comma (,) is used to separate units of one-thousand or greater. A period (.) is used as a decimal place marker.

The information on this certificate may not be reproduced without the express permission of the manufacturer. See reverse side for additional information

Hazard Information: Please refer to the SDS for information regarding the hazards associated with using this material.

This product was prepared according to in-house procedures and is guaranteed to be homogeneous.

Certified By: _____

Larry Decker, Organic QC Manager

Energy Laboratories Inc

Standard LOG

Standard ID: GQC201214
Standard Name: Gasoline Composite Mix (1.68uL) Type: Primary
Date Prepared: 12/14/2020 BY: Josie Pickard
Date Expires: 4/2/2030
Department: GCVOA Status: New
Vendor: Accustandard
Lot Number: 220031562
Balance ID:

Comments: 5000 ug/mL in MeOH Date prepared is date received; Assay run 4/1/21 on Pe1 GRO range equals 85% jmp, mistyped the date received. The date received was 12/17/20 jmp

Chemical / Solvent Used	BottleNo	Amt	Units	Exp
Gasoline Composite Mix	13338	5	mL	4/2/2030

Final Volume: 5 mL

Stock Source

Base Units

Amount Added

Analvtes

CAS

Conc: **ug/mL**

Tosiu

CERTIFICATE OF ANALYSIS

Catalog No: GRO-AK-101-GCS
Description: Gasoline Composite Mix
Lot: 220031562
Solvent: Methanol
Hazards: Refer to SDS for complete safety information

Date Certified: Apr 2, 2020
Expiration: Apr 2, 2030
Sample Size: 1 mL
Components: 3
Storage Condition: Ambient (>5 °C)



Signal Word: Danger

Certified Reference Material



Component	CAS #	Purity % (GC/MS)	Prepared Concentration ² (µg/mL)	Certified Analyte Concentration ¹ (µg/mL)
Gasoline - Premium, unleaded	N/A	Tech Mix	1660	1660
Gasoline - Regular, leaded	N/A	Tech Mix	1674	1674
Gasoline - Regular, unleaded	N/A	Tech Mix	1673	1673

ID #: 13338

Opened: _____

Gasoline Composite Mix

Expires: 4/2/2030

Rec'd: 12/17/2020

Energv Laboratories Inc 1120 So. 27th Street
Billings MT 59107

A product with a suffix (-1A, -2B, etc. or -01, -02, etc.) on its lot number has had its expiration date extended and is identical to the same lot number without the suffix.

² All weights are traceable through NIST, Test No. 684/289871-17

¹ Certified Analyte Concentration = Purity x Prepared Concentration.

The Uncertainty associated with the certified concentration reported on this certificate is ±2.4%. This value is the combined expanded uncertainty and represents an estimated standard deviation equal to the positive square root of the total variation of the uncertainty of components. A normal distribution is assumed and a coverage factor of K=2 is chosen using approximately a 95% confidence level.

Labels and certificates follow U.S. Conventions in reporting numerical values: A comma (,) is used to separate units of one-thousand or greater. A period (.) is used as a decimal place marker.

The information on this certificate may not be reproduced without the express permission of the manufacturer. See reverse side for additional information

Hazard Information: Please refer to the SDS for information regarding the hazards associated with using this material.

This product was prepared according to in-house procedures and is guaranteed to be homogeneous.

Certified By: _____

Larry Decker, Organic QC Manager

Energy Laboratories Inc

Standard LOG

Standard ID: GAS210122
Standard Name: Unleaded Gasoline Comp. Std.(2.0uL) Type: Secondary
Date Prepared: 1/22/2021 BY: Josie Pickard
Date Expires: 6/7/2023
Department: GCVOA Status: New
Vendor:
Lot Number:
Balance ID:
Comments: Concentration : 4.2ug/ul

Chemical / Solvent Used	BottleNo	Amt	Units	Exp
Methanol, Purge and Trap DZ880	13323	10	mL	9/18/

Final Volume: 10 mL

Stock Source
GASH210122 Unleaded Gasoline Composite

Base Units
ug/mL

Amount Added
0.84 mL

Analtes

CAS

Conc: **ug/mL**

Energy Laboratories Inc

Standard LOG

Standard ID: GASH210122
 Standard Name: Unleaded Gasoline Composite
 Date Prepared: 1/22/2021
 Date Expires: 6/7/2023
 Department: GCVOA
 Vendor:
 Lot Number:
 Balance ID:
 Comments: Concentration : 50,000 ug/ml

Type: Primary
 BY: Josie Pickard
 Status: New

Chemical / Solvent Used	BottleNo	Amt	Units	Exp
Methanol, Purge and Trap DZ880	13323	10	mL	9/18/

Final Volume: 10 mL

Stock Source
 3GAS160127 Alaska Gasoline Calibration Mix Versio

Base Units
 ug/mL

Amount Added
 0.5022 g

Analvtes

CAS

Conc: **ug/mL**

Energy Laboratories Inc

Standard LOG

Standard ID: 3GAS160127
Standard Name: Alaska Gasoline Calibration Mix Version 4/8/0
Date Prepared: 1/27/2016
Date Expires: 6/7/2023
Department: GCVOA
Vendor: Accustandard
Lot Number: 213051468
Balance ID:

Type: Neat
BY: Josie Pickard
Status: New

Comments: 33% of each gasoline Date prepared is date received Assay ran 2/1/16 on PE1; GRO equals 84% of TPH jmp 2/1/16

Chemical / Solvent Used	BottleNo	Amt	Units	Exp
Alaska Gasoline Calibration Mix Versio	8120	5	mL	6/7/2023

Final Volume: 5 mL

Stock Source

Base Units

Amount Added

Analtes

CAS

Conc: **ug/mL**

125 Market Street
New Haven, CT 06513
USA



AccuStandard® Inc.

Tel: (203)786-5296
Fax: (203)786-5287
www.AccuStandard.com

CERTIFICATE OF ANALYSIS

Catalog No: GRO-AK-101-GCS-R1

Description: Alaska Gasoline Calibration Mix Version 4/8/02

Lot: 213051468

Solvent: N/A

Hazards: HIGHLY FLAMMABLE - Refer to SDS for safety info



Danger 2

Date Certified: Jun 7, 2013

Expiration: Jun 7, 2023

Sample Size: 1 mL

Components: 3

Storage Condition: Ambient (>5 °C)

Included on ISO/IEC 17025 Scope of Accreditation: Yes

Included on ISO Guide 34 Scope of Accreditation: Yes

Component	CAS #	Purity % (GC/FID)	Prepared Concentration* (%w/w)	Certified Analyte Concentration* (%w/w)
Gasoline - Regular, unleaded	8006-61-9	Tech Mix	33.30	33.30
Gasoline - Plus, unleaded	8006-61-9	Tech Mix	33.40	33.40
Gasoline - Premium, unleaded	8006-61-9	Tech Mix	33.30	33.30

ID #: 8120

Opened:

Alaska Gasoline Calibration Mix Version 4/8/02

Expires: 6/7/2023

Rec'd 1/27/2016

Energy Laboratories Inc 1120 So. 27th Street
Billings MT 59107

A product with a suffix (-1A, -2B, etc. or -01, -02, etc.) on its lot number has had its expiration date extended and is identical to the same lot number without the suffix.

* All weights are traceable through NIST, Test No. 822-275872-11

† Certified Analyte Concentration = Purity x Prepared Concentration. The uncertainty associated with the gravimetric values reported on this certificate is ±0.24%. The CRM Uncertainty calculated for this product is ±5%. These values are the expanded uncertainty and represent an estimated standard deviation equal to the positive square root of the total variation of the uncertainty of components. A normal distribution is assumed and a coverage factor of K=2 is chosen using approximately a 95% confidence level.

Labels and certificates follow U.S. Conventions in reporting numerical values:

A comma (,) is used to separate units of one-thousand or greater.

A period (.) is used as a decimal place marker.

See reverse side for additional information.

Certified by:

Larry Decker, Organic QC Manager

Page 1 of 1

For use in routine laboratory analysis.

AccuStandard is accredited to ISO Guide 34, ISO/IEC 17025 and certified to ISO 9001

OR-OR-010-001
Rev. 011

Energy Laboratories Inc

Standard LOG

Standard ID: TFT211227
Standard Name: TFT (1.05uL) Type: Secondary
Date Prepared: 12/27/2021 BY: Josie Pickard
Date Expires: 9/10/2029
Department: GCVOA Status: New
Vendor:
Lot Number:
Balance ID:
Comments: Final concentration : 1.0mg/mL

Chemical / Solvent Used	BottleNo	Amt	Units	Exp
Methanol, Purge and Trap EB199	14400	1.9	mL	3/20/

Final Volume: 2 mL

Stock Source

TFTS210607 TFT Stock

Base Units

ug/mL

Amount Added

0.1 mL

Analtes

CAS

Conc: ug/mL

Energy Laboratories Inc

Standard LOG

Standard ID: TFST210607
 Standard Name: TFT Stock
 Date Prepared: 6/7/2021
 Date Expires: 9/10/2029
 Department: GCVOA
 Vendor: Accustandard
 Lot Number: 219091095
 Balance ID:
 Comments: 20mg/ml in Meoh Date prepared is date received.

Type: Primary
 BY: Josie Pickard
 Status: New

Chemical / Solvent Used	BottleNo	Amt	Units	Exp
a,a,a-Trifluorotoluene	13921	10	mL	9/10/

Final Volume: 10 mL

Stock Source

Base Units

Amount Added

Analvtes

CAS

Conc: **ug/mL**

CERTIFICATE OF ANALYSIS

Catalog No: M-602-SS-100X
Description: a,a,a-Trifluorotoluene
Lot: 219091095

Solvent: Methanol

Hazards: Refer to SDS for complete safety information

Date Certified: Sep 10, 2019
Expiration: Sep 10, 2029
Sample Size: 1 mL
Components: 1
Storage Condition: Ambient (>5 °C)



Signal Word: Danger

Certified Reference Material



Component	CAS #	Purity % (GC/MS)	Prepared Concentration ² (mg/mL)	Certified Analyte Concentration ¹ (mg/mL)
a,a,a-Trifluorotoluene	98-08-8	99.9	20.01	19.99

ID #: 13921

Opened: _____

a,a,a-Trifluorotoluene

Expires: 9/10/2029

Rec'd: 6/7/2021

Enerav Laboratories Inc 1120 So. 27th Street
Billings MT 59107

A product with a suffix (-1A, -2B, etc. or -01, -02, etc.) on its lot number has had its expiration date extended and is identical to the same lot number without the suffix.

² All weights are traceable through NIST, Test No. 684/289871-17

¹ Certified Analyte Concentration = Purity x Prepared Concentration.

The Uncertainty associated with the certified concentration reported on this certificate is $\pm 2.4\%$. This value is the combined expanded uncertainty and represents an estimated standard deviation equal to the positive square root of the total variation of the uncertainty of components. A normal distribution is assumed and a coverage factor of K=2 is chosen using approximately a 95% confidence level.

Labels and certificates follow U.S. Conventions in reporting numerical values: A comma (,) is used to separate units of one-thousand or greater. A period (.) is used as a decimal place marker.

The information on this certificate may not be reproduced without the express permission of the manufacturer. See reverse side for additional information

Hazard Information: Please refer to the SDS for information regarding the hazards associated with using this material.

This product was prepared according to in-house procedures and is guaranteed to be homogeneous.

Certified By: _____

Larry Decker, Organic QC Manager