

Energy Laboratories Inc

ANALYTICAL RUN Summary

22-Dec-21

Run ID VOA5975C.I_211207B

Run Start Date: 12/7/2021
 Analyst: Melissa Chavez
 Ical:
 Column ID:
 Comments:

Instrument ID	Description
Bal #22	Balance

Std ID	Std Name	Std Amount	Std Units	Samp Amount	Samp Units	SampType	Expiration Date
VOCF3463	Internals	8.4	ul	42	ml	CAL	12/31/2021
VOCF3497B	Liquids		ul	42	ml	CAL	12/11/2021
VOCF3505B	2nd Source Liquids	1.05	ul	42	ml	ICV	12/23/2021
VOCF3507B	MtBE		ul	42	ml	CAL	12/25/2021
VOCF3517	Internal Standard / Surrogates (INT/SURR)	8.4	ul	42	ml	all (TUNE =	12/31/2022
VOCF3518	Calibration Surrogates			42	ml	CAL	12/31/2022
VOCF3526	Ketones		ul	42	ml	CAL	12/22/2021
VOCF3529A	2nd Source MtBE	1.05	ul	42	ml	ICV	12/29/2021
VOCF3534	2nd Source Ketones	1.05	ul	42	ml	ICV	12/30/2021
VOCF3540A	Gases		ul	42	ml	CAL	12/13/2021
VOCF3541A	2nd Source Gases	1.05	µL	42	ml	ICV	12/13/2021

Seq No	Lab ID	Test Code	Sample Typ	File ID	Analysis Date	DF	Batch ID	Prep Date	SPKref	RPDref	pmoist					
14942279	07DEC05_D_T	VOC-8260-BFB TUNE		\\A5975C\VG1207	12/7/2021 11:40:	1	R372200		0	0						
Analyte	T	Units	RAW	Final	Text	Spike	SPKref	RPDref	MDL	PQL	UQL	%REC	LOW	HIGH	%RPD	Q
173, % of mass 174	A	%	1.2	1.2		100	0	0	0	0	0	1%	0	1.99	0%	
174, % of mass 95	A	%	91.4	91.4		100	0	0	0	0	0	91%	50	99.99	0%	
175, % of mass 174	A	%	7	7		100	0	0	0	0	0	7%	5	9	0%	
176, % of mass 174	A	%	96.8	96.8		100	0	0	0	0	0	97%	95	101	0%	
177, % of mass 176	A	%	7.2	7.2		100	0	0	0	0	0	7%	5	9	0%	
50, % of mass 95	A	%	20.4	20.4		100	0	0	0	0	0	20%	15	40	0%	
75, % of mass 95	A	%	51.2	51.2		100	0	0	0	0	0	51%	30	60	0%	
95, Base Peak	A	%	100	100		100	0	0	0	0	0	100%	0	100	0%	
96, % of mass 95	A	%	6.8	6.8		100	0	0	0	0	0	7%	5	9	0%	

Seq No	Lab ID	Test Code	Sample Typ	File ID	Analysis Date	DF	Batch ID	Prep Date	SPKref	RPDref	pmoist					
14942296	MBLK120721_	VOC-8260-W-Q	MBLK	JA5975C\VG1207	12/7/2021 12:08:	1	R372200		0	0						
Analyte	T	Units	RAW	Final	Text	Spike	SPKref	RPDref	MDL	PQL	UQL	%REC	LOW	HIGH	%RPD	Q
1,1,1,2-Tetrachloroethane	A	ug/L	0	0		0	0	0	0.107	0.5	500	0%	0	0	0%	
1,1,1-Trichloroethane	A	ug/L	0	0		0	0	0	0.131	0.5	500	0%	0	0	0%	
1,1,2,2-Tetrachloroethane	A	ug/L	0	0		0	0	0	0.0872	0.5	500	0%	0	0	0%	
1,1,2-Trichloroethane	A	ug/L	0	0		0	0	0	0.108	0.5	500	0%	0	0	0%	
1,1-Dichloroethane	A	ug/L	0	0		0	0	0	0.176	0.5	500	0%	0	0	0%	
1,1-Dichloroethene	A	ug/L	0	0		0	0	0	0.145	0.5	500	0%	0	0	0%	
1,1-Dichloropropene	A	ug/L	0	0		0	0	0	0.083	0.5	500	0%	0	0	0%	
1,2,3-Trichloropropane	A	ug/L	0	0		0	0	0	0.385	0.5	500	0%	0	0	0%	
1,2-Dibromoethane	A	ug/L	0	0		0	0	0	0.143	0.5	500	0%	0	0	0%	
1,2-Dichlorobenzene	A	ug/L	0	0		0	0	0	0.0858	0.5	500	0%	0	0	0%	
1,2-Dichloroethane	A	ug/L	0	0		0	0	0	0.156	0.5	500	0%	0	0	0%	
1,2-Dichloropropane	A	ug/L	0	0		0	0	0	0.0893	0.5	500	0%	0	0	0%	
1,3-Dichlorobenzene	A	ug/L	0	0		0	0	0	0.0996	0.5	500	0%	0	0	0%	
1,3-Dichloropropane	A	ug/L	0	0		0	0	0	0.106	0.5	500	0%	0	0	0%	
1,4-Dichlorobenzene	A	ug/L	0	0		0	0	0	0.0858	0.5	500	0%	0	0	0%	
2,2-Dichloropropane	A	ug/L	0	0		0	0	0	0.196	0.5	500	0%	0	0	0%	
2-Chlorotoluene	A	ug/L	0	0		0	0	0	0.0876	0.5	500	0%	0	0	0%	
4-Chlorotoluene	A	ug/L	0	0		0	0	0	0.0912	0.5	500	0%	0	0	0%	
Benzene	A	ug/L	0	0		0	0	0	0.119	0.5	500	0%	0	0	0%	
Bromobenzene	A	ug/L	0	0		0	0	0	0.115	0.5	500	0%	0	0	0%	
Bromochloromethane	A	ug/L	0	0		0	0	0	0.176	0.5	500	0%	0	0	0%	
Bromodichloromethane	A	ug/L	0	0		0	0	0	0.155	0.5	500	0%	0	0	0%	
Bromoform	A	ug/L	0	0		0	0	0	0.119	0.5	500	0%	0	0	0%	
Bromomethane	A	ug/L	0	0		0	0	0	0.253	0.5	500	0%	0	0	0%	
Carbon tetrachloride	A	ug/L	0	0		0	0	0	0.165	0.5	500	0%	0	0	0%	
Chlorobenzene	A	ug/L	0	0		0	0	0	0.12	0.5	500	0%	0	0	0%	
Chlorodibromomethane	A	ug/L	0	0		0	0	0	0.0841	0.5	500	0%	0	0	0%	
Chloroethane	A	ug/L	0	0		0	0	0	0.169	0.5	500	0%	0	0	0%	
Chloroform	A	ug/L	0.14479	0		0	0	0	0.0789	0.5	500	0%	0	0	0%	
Chloromethane	A	ug/L	0	0		0	0	0	0.191	0.5	500	0%	0	0	0%	
cis-1,2-Dichloroethene	A	ug/L	0	0		0	0	0	0.167	0.5	500	0%	0	0	0%	
cis-1,3-Dichloropropene	A	ug/L	0	0		0	0	0	0.0943	0.5	500	0%	0	0	0%	
Dibromomethane	A	ug/L	0	0		0	0	0	0.162	0.5	500	0%	0	0	0%	
Dichlorodifluoromethane	A	ug/L	0	0		0	0	0	0.175	0.5	500	0%	0	0	0%	
Ethylbenzene	A	ug/L	0	0		0	0	0	0.0912	0.5	500	0%	0	0	0%	

Seq No	Lab ID	Test Code	Sample Typ	File ID	Analysis Date	DF	Batch ID	Prep Date	SPKref	RPDref	pmoist					
14942296	MBLK120721_	VOC-8260-W-Q	MBLK	JA5975C\VG1207	12/7/2021 12:08:	1	R372200		0	0						
Analyte	T	Units	RAW	Final	Text	Spike	SPKref	RPDref	MDL	PQL	UQL	%REC	LOW	HIGH	%RPD	Q
m+p-Xylenes	A	ug/L	0.12394	0		0	0	0	0.165	0.5	1000	0%	0	0	0%	
Methyl ethyl ketone	A	ug/L	0	0		0	0	0	2.22	10	5000	0%	0	0	0%	
Methyl tert-butyl ether (MTBE)	A	ug/L	0	0		0	0	0	0.119	0.5	500	0%	0	0	0%	
Methylene chloride	A	ug/L	0.97599	0		0	0	0	0.134	0.5	500	0%	0	0	0%	
o-Xylene	A	ug/L	0.02289	0		0	0	0	0.0604	0.5	500	0%	0	0	0%	
Styrene	A	ug/L	0	0		0	0	0	0.067	0.5	500	0%	0	0	0%	
Tetrachloroethene	A	ug/L	0	0		0	0	0	0.0671	0.5	500	0%	0	0	0%	
Toluene	A	ug/L	0	0		0	0	0	0.075	0.5	500	0%	0	0	0%	
trans-1,2-Dichloroethene	A	ug/L	0	0		0	0	0	0.151	0.5	500	0%	0	0	0%	
trans-1,3-Dichloropropene	A	ug/L	0	0		0	0	0	0.0846	0.5	500	0%	0	0	0%	
Trichloroethene	A	ug/L	0	0		0	0	0	0.0993	0.5	500	0%	0	0	0%	
Trichlorofluoromethane	A	ug/L	0	0		0	0	0	0.134	0.5	500	0%	0	0	0%	
Vinyl chloride	A	ug/L	0	0		0	0	0	0.153	0.5	500	0%	0	0	0%	
1,4-Dichlorobenzene-d4	I	ug/L	250	10		0	0	0	0	0	500	0%	0	0	0%	
Chlorobenzene-d5	I	ug/L	250	10		0	0	0	0	0	500	0%	0	0	0%	
Fluorobenzene	I	ug/L	250	10		0	0	0	0	0	500	0%	0	0	0%	
Xylenes, Total	M	ug/L	0.14683	0		0	0	0	0.0604	0.5	1500	0%	0	0	0%	
1,2-Dichloroethane-d4	S	ug/L	249.20938	9.9683752		10	0	0	0.0848	0.5	500	100%	81	118	0%	
Dibromofluoromethane	S	ug/L	252.2929	10.091716		10	0	0	0.129	0.5	500	101%	80	119	0%	
p-Bromofluorobenzene	S	ug/L	268.07409	10.7229636		10	0	0	0.149	0.5	500	107%	85	114	0%	
Toluene-d8	S	ug/L	258.47136	10.3388544		10	0	0	0.0617	0.5	500	103%	89	112	0%	

Seq No	Lab ID	Test Code	Sample Typ	File ID	Analysis Date	DF	Batch ID	Prep Date	SPKref	RPDref	pmoist					
14942297	ICAL120721_1	VOC-8260-W-Q	CAL1	JA5975C\VG1207	12/7/2021 1:14:3	1	R372200		0	0						
Analyte	T	Units	RAW	Final	Text	Spike	SPKref	RPDref	MDL	PQL	UQL	%REC	LOW	HIGH	%RPD	Q
1,1,2,2-Tetrachloroethane	A	ug/L	2.30115	0.092046		0.1	0	0	0.0872	0.5	500	92%	50	150	0%	
1,1,2-Trichloroethane	A	ug/L	2.86291	0.1145164		0.1	0	0	0.108	0.5	500	115%	50	150	0%	
1,1-Dichloropropene	A	ug/L	2.5272	0.101088		0.1	0	0	0.083	0.5	500	101%	50	150	0%	
1,2-Dichlorobenzene	A	ug/L	2.8337	0.113348		0.1	0	0	0.0858	0.5	500	113%	50	150	0%	
1,2-Dichloropropane	A	ug/L	2.53347	0.1013388		0.1	0	0	0.0893	0.5	500	101%	50	150	0%	
1,3-Dichlorobenzene	A	ug/L	2.49283	0.0997132		0.1	0	0	0.0996	0.5	500	100%	50	150	0%	
1,4-Dichlorobenzene	A	ug/L	2.88762	0.1155048		0.1	0	0	0.0858	0.5	500	116%	50	150	0%	
2-Chlorotoluene	A	ug/L	2.78712	0.1114848		0.1	0	0	0.0876	0.5	500	111%	50	150	0%	
4-Chlorotoluene	A	ug/L	2.3258	0.093032		0.1	0	0	0.0912	0.5	500	93%	50	150	0%	

Seq No	Lab ID	Test Code	Sample Typ	File ID	Analysis Date	DF	Batch ID	Prep Date	SPKref	RPDref	pmoist					
14942297	ICAL120721_1	VOC-8260-W-Q	CAL1	JA5975C\VG1207	12/7/2021 1:14:3	1	R372200		0	0						
Analyte	T	Units	RAW	Final	Text	Spike	SPKref	RPDref	MDL	PQL	UQL	%REC	LOW	HIGH	%RPD	Q
Chlorodibromomethane	A	ug/L	2.43256	0.0973024		0.1	0	0	0.0841	0.5	500	97%	50	150	0%	
Chloroform	A	ug/L	2.83394	0.1133576		0.1	0	0	0.0789	0.5	500	113%	50	150	0%	
cis-1,3-Dichloropropene	A	ug/L	2.43549	0.0974196		0.1	0	0	0.0943	0.5	500	97%	50	150	0%	
Ethylbenzene	A	ug/L	2.59539	0.1038156		0.1	0	0	0.0912	0.5	500	104%	50	150	0%	
m+p-Xylenes	A	ug/L	4.56468	0.1825872		0.2	0	0	0.165	0.5	1000	91%	50	150	0%	
o-Xylene	A	ug/L	2.22857	0.0891428		0.1	0	0	0.0604	0.5	500	89%	50	150	0%	
Styrene	A	ug/L	2.14526	0.0858104		0.1	0	0	0.067	0.5	500	86%	50	150	0%	
Tetrachloroethene	A	ug/L	2.50259	0.1001036		0.1	0	0	0.0671	0.5	500	100%	50	150	0%	
Toluene	A	ug/L	2.56005	0.102402		0.1	0	0	0.075	0.5	500	102%	50	150	0%	
trans-1,3-Dichloropropene	A	ug/L	2.36574	0.0946296		0.1	0	0	0.0846	0.5	500	95%	50	150	0%	
Trichloroethene	A	ug/L	2.70865	0.108346		0.1	0	0	0.0993	0.5	500	108%	50	150	0%	
1,4-Dichlorobenzene-d4	I	ug/L	250	10		0	0	0	0	0	500	0%	50	150	0%	
Chlorobenzene-d5	I	ug/L	250	10		0	0	0	0	0	500	0%	50	150	0%	
Fluorobenzene	I	ug/L	250	10		0	0	0	0	0	500	0%	50	150	0%	
Xylenes, Total	M	ug/L	6.79325	0.27173		0.3	0	0	0.0604	0.5	1500	91%	50	150	0%	

Seq No	Lab ID	Test Code	Sample Typ	File ID	Analysis Date	DF	Batch ID	Prep Date	SPKref	RPDref	pmoist					
14942298	ICAL120721_2	VOC-8260-W-Q	CAL2	JA5975C\VG1207	12/7/2021 1:41:5	1	R372200		0	0						
Analyte	T	Units	RAW	Final	Text	Spike	SPKref	RPDref	MDL	PQL	UQL	%REC	LOW	HIGH	%RPD	Q
1,1,1,2-Tetrachloroethane	A	ug/L	11.75496	0.4701984		0.5	0	0	0.107	0.5	500	94%	50	150	0%	
1,1,1-Trichloroethane	A	ug/L	12.08388	0.4833552		0.5	0	0	0.131	0.5	500	97%	50	150	0%	
1,1,2,2-Tetrachloroethane	A	ug/L	12.05831	0.4823324		0.5	0	0	0.0872	0.5	500	96%	70	130	0%	
1,1,2-Trichloroethane	A	ug/L	12.43404	0.4973616		0.5	0	0	0.108	0.5	500	99%	70	130	0%	
1,1-Dichloroethane	A	ug/L	12.50689	0.5002756		0.5	0	0	0.176	0.5	500	100%	50	150	0%	
1,1-Dichloroethene	A	ug/L	12.94233	0.5176932		0.5	0	0	0.145	0.5	500	104%	50	150	0%	
1,1-Dichloropropene	A	ug/L	11.30975	0.45239		0.5	0	0	0.083	0.5	500	90%	70	130	0%	
1,2,3-Trichloropropane	A	ug/L	13.09856	0.5239424		0.5	0	0	0.385	0.5	500	105%	50	150	0%	
1,2-Dibromoethane	A	ug/L	12.77119	0.5108476		0.5	0	0	0.143	0.5	500	102%	50	150	0%	
1,2-Dichlorobenzene	A	ug/L	11.93008	0.4772032		0.5	0	0	0.0858	0.5	500	95%	70	130	0%	
1,2-Dichloroethane	A	ug/L	12.39459	0.4957836		0.5	0	0	0.156	0.5	500	99%	50	150	0%	
1,2-Dichloropropane	A	ug/L	11.63337	0.4653348		0.5	0	0	0.0893	0.5	500	93%	70	130	0%	
1,3-Dichlorobenzene	A	ug/L	12.19508	0.4878032		0.5	0	0	0.0996	0.5	500	98%	70	130	0%	
1,3-Dichloropropane	A	ug/L	12.14851	0.4859404		0.5	0	0	0.106	0.5	500	97%	50	150	0%	
1,4-Dichlorobenzene	A	ug/L	11.9979	0.479916		0.5	0	0	0.0858	0.5	500	96%	70	130	0%	

Seq No	Lab ID	Test Code	Sample Typ	File ID	Analysis Date	DF	Batch ID	Prep Date	SPKref	RPDref	pmoist					
14942298	ICAL120721_2	VOC-8260-W-Q	CAL2	JA5975C\VG1207	12/7/2021 1:41:5	1	R372200		0	0						
Analyte	T	Units	RAW	Final	Text	Spike	SPKref	RPDref	MDL	PQL	UQL	%REC	LOW	HIGH	%RPD	Q
2,2-Dichloropropane	A	ug/L	12.34398	0.4937592		0.5	0	0	0.196	0.5	500	99%	50	150	0%	
2-Chlorotoluene	A	ug/L	11.15106	0.4460424		0.5	0	0	0.0876	0.5	500	89%	70	130	0%	
4-Chlorotoluene	A	ug/L	11.38683	0.4554732		0.5	0	0	0.0912	0.5	500	91%	70	130	0%	
Benzene	A	ug/L	11.93999	0.4775996		0.5	0	0	0.119	0.5	500	96%	50	150	0%	
Bromobenzene	A	ug/L	11.79772	0.4719088		0.5	0	0	0.115	0.5	500	94%	50	150	0%	
Bromochloromethane	A	ug/L	11.98937	0.4795748		0.5	0	0	0.176	0.5	500	96%	50	150	0%	
Bromodichloromethane	A	ug/L	12.49792	0.4999168		0.5	0	0	0.155	0.5	500	100%	50	150	0%	
Bromoform	A	ug/L	13.09498	0.5237992		0.5	0	0	0.119	0.5	500	105%	50	150	0%	
Bromomethane	A	ug/L	13.89402	0.5557608		0.5	0	0	0.253	0.5	500	111%	50	150	0%	
Carbon tetrachloride	A	ug/L	12.02657	0.4810628		0.5	0	0	0.165	0.5	500	96%	50	150	0%	
Chlorobenzene	A	ug/L	12.27387	0.4909548		0.5	0	0	0.12	0.5	500	98%	50	150	0%	
Chlorodibromomethane	A	ug/L	12.40678	0.4962712		0.5	0	0	0.0841	0.5	500	99%	70	130	0%	
Chloroethane	A	ug/L	13.05827	0.5223308		0.5	0	0	0.169	0.5	500	104%	50	150	0%	
Chloroform	A	ug/L	12.62257	0.5049028		0.5	0	0	0.0789	0.5	500	101%	70	130	0%	
Chloromethane	A	ug/L	13.12169	0.5248676		0.5	0	0	0.191	0.5	500	105%	50	150	0%	
cis-1,2-Dichloroethene	A	ug/L	12.42111	0.4968444		0.5	0	0	0.167	0.5	500	99%	50	150	0%	
cis-1,3-Dichloropropene	A	ug/L	11.78793	0.4715172		0.5	0	0	0.0943	0.5	500	94%	70	130	0%	
Dibromomethane	A	ug/L	12.91085	0.516434		0.5	0	0	0.162	0.5	500	103%	50	150	0%	
Dichlorodifluoromethane	A	ug/L	12.07012	0.4828048		0.5	0	0	0.175	0.5	500	97%	50	150	0%	
Ethylbenzene	A	ug/L	11.35043	0.4540172		0.5	0	0	0.0912	0.5	500	91%	70	130	0%	
m+p-Xylenes	A	ug/L	22.52956	0.9011824		1	0	0	0.165	0.5	1000	90%	70	130	0%	
Methyl ethyl ketone	A	ug/L	121.66007	4.8664028		5	0	0	2.22	10	5000	97%	50	150	0%	
Methyl tert-butyl ether (MTBE)	A	ug/L	12.73878	0.5095512		0.5	0	0	0.119	0.5	500	102%	50	150	0%	
Methylene chloride	A	ug/L	14.23707	0.5694828		0.5	0	0	0.134	0.5	500	114%	50	150	0%	
o-Xylene	A	ug/L	11.05745	0.442298		0.5	0	0	0.0604	0.5	500	88%	70	130	0%	
Styrene	A	ug/L	11.48584	0.4594336		0.5	0	0	0.067	0.5	500	92%	70	130	0%	
Tetrachloroethene	A	ug/L	11.91073	0.4764292		0.5	0	0	0.0671	0.5	500	95%	70	130	0%	
Toluene	A	ug/L	11.15165	0.446066		0.5	0	0	0.075	0.5	500	89%	70	130	0%	
trans-1,2-Dichloroethene	A	ug/L	12.66889	0.5067556		0.5	0	0	0.151	0.5	500	101%	50	150	0%	
trans-1,3-Dichloropropene	A	ug/L	12.25064	0.4900256		0.5	0	0	0.0846	0.5	500	98%	70	130	0%	
Trichloroethene	A	ug/L	12.19532	0.4878128		0.5	0	0	0.0993	0.5	500	98%	70	130	0%	
Trichlorofluoromethane	A	ug/L	12.46501	0.4986004		0.5	0	0	0.134	0.5	500	100%	50	150	0%	
Vinyl chloride	A	ug/L	12.0442	0.481768		0.5	0	0	0.153	0.5	500	96%	50	150	0%	
1,4-Dichlorobenzene-d4	I	ug/L	250	10		0	0	0	0	0	500	0%	50	150	0%	
Chlorobenzene-d5	I	ug/L	250	10		0	0	0	0	0	500	0%	50	150	0%	

Seq No	Lab ID	Test Code	Sample Typ	File ID	Analysis Date	DF	Batch ID	Prep Date	SPKref	RPDref	pmoist					
14942298	ICAL120721_2	VOC-8260-W-Q	CAL2	JA5975C\VG1207	12/7/2021 1:41:5	1	R372200		0	0						
Analyte	T	Units	RAW	Final	Text	Spike	SPKref	RPDref	MDL	PQL	UQL	%REC	LOW	HIGH	%RPD	Q
Fluorobenzene	I	ug/L	250	10		0	0	0	0	0	500	0%	50	150	0%	
Xylenes, Total	M	ug/L	33.58701	1.3434804		1.5	0	0	0.0604	0.5	1500	90%	70	130	0%	
1,2-Dichloroethane-d4	S	ug/L	14.34143	0.5736572		0.5	0	0	0.0848	0.5	500	115%	50	150	0%	
Dibromofluoromethane	S	ug/L	13.53969	0.5415876		0.5	0	0	0.129	0.5	500	108%	50	150	0%	
p-Bromofluorobenzene	S	ug/L	12.59876	0.5039504		0.5	0	0	0.149	0.5	500	101%	50	150	0%	
Toluene-d8	S	ug/L	12.46532	0.4986128		0.5	0	0	0.0617	0.5	500	100%	50	150	0%	

Seq No	Lab ID	Test Code	Sample Typ	File ID	Analysis Date	DF	Batch ID	Prep Date	SPKref	RPDref	pmoist					
14942299	ICAL120721_3	VOC-8260-W-Q	CAL3	JA5975C\VG1207	12/7/2021 2:09:0	1	R372200		0	0						
Analyte	T	Units	RAW	Final	Text	Spike	SPKref	RPDref	MDL	PQL	UQL	%REC	LOW	HIGH	%RPD	Q
1,1,1,2-Tetrachloroethane	A	ug/L	24.47151	0.9788604		1	0	0	0.107	0.5	500	98%	70	130	0%	
1,1,1-Trichloroethane	A	ug/L	24.28832	0.9715328		1	0	0	0.131	0.5	500	97%	70	130	0%	
1,1,2,2-Tetrachloroethane	A	ug/L	25.64016	1.0256064		1	0	0	0.0872	0.5	500	103%	70	130	0%	
1,1,2-Trichloroethane	A	ug/L	22.90761	0.9163044		1	0	0	0.108	0.5	500	92%	70	130	0%	
1,1-Dichloroethane	A	ug/L	24.7325	0.9893		1	0	0	0.176	0.5	500	99%	70	130	0%	
1,1-Dichloroethene	A	ug/L	23.3476	0.933904		1	0	0	0.145	0.5	500	93%	70	130	0%	
1,1-Dichloropropene	A	ug/L	23.72091	0.9488364		1	0	0	0.083	0.5	500	95%	70	130	0%	
1,2,3-Trichloropropane	A	ug/L	24.47279	0.9789116		1	0	0	0.385	0.5	500	98%	70	130	0%	
1,2-Dibromoethane	A	ug/L	24.31077	0.9724308		1	0	0	0.143	0.5	500	97%	70	130	0%	
1,2-Dichlorobenzene	A	ug/L	24.15995	0.966398		1	0	0	0.0858	0.5	500	97%	70	130	0%	
1,2-Dichloroethane	A	ug/L	24.60737	0.9842948		1	0	0	0.156	0.5	500	98%	70	130	0%	
1,2-Dichloropropane	A	ug/L	23.65108	0.9460432		1	0	0	0.0893	0.5	500	95%	70	130	0%	
1,3-Dichlorobenzene	A	ug/L	24.04237	0.9616948		1	0	0	0.0996	0.5	500	96%	70	130	0%	
1,3-Dichloropropane	A	ug/L	24.41464	0.9765856		1	0	0	0.106	0.5	500	98%	70	130	0%	
1,4-Dichlorobenzene	A	ug/L	24.25323	0.9701292		1	0	0	0.0858	0.5	500	97%	70	130	0%	
2,2-Dichloropropane	A	ug/L	24.53301	0.9813204		1	0	0	0.196	0.5	500	98%	70	130	0%	
2-Chlorotoluene	A	ug/L	23.26049	0.9304196		1	0	0	0.0876	0.5	500	93%	70	130	0%	
4-Chlorotoluene	A	ug/L	23.57981	0.9431924		1	0	0	0.0912	0.5	500	94%	70	130	0%	
Benzene	A	ug/L	24.42038	0.9768152		1	0	0	0.119	0.5	500	98%	70	130	0%	
Bromobenzene	A	ug/L	24.45558	0.9782232		1	0	0	0.115	0.5	500	98%	70	130	0%	
Bromochloromethane	A	ug/L	25.1767	1.007068		1	0	0	0.176	0.5	500	101%	70	130	0%	
Bromodichloromethane	A	ug/L	24.06097	0.9624388		1	0	0	0.155	0.5	500	96%	70	130	0%	
Bromoform	A	ug/L	24.87969	0.9951876		1	0	0	0.119	0.5	500	100%	70	130	0%	
Bromomethane	A	ug/L	23.17164	0.9268656		1	0	0	0.253	0.5	500	93%	70	130	0%	

Seq No	Lab ID	Test Code	Sample Typ	File ID	Analysis Date	DF	Batch ID	Prep Date	SPKref	RPDref	pmoist					
14942299	ICAL120721_3	VOC-8260-W-Q	CAL3	JA5975C\VG1207	12/7/2021 2:09:0	1	R372200		0	0						
Analyte	T	Units	RAW	Final	Text	Spike	SPKref	RPDref	MDL	PQL	UQL	%REC	LOW	HIGH	%RPD	Q
Carbon tetrachloride	A	ug/L	23.64548	0.9458192		1	0	0	0.165	0.5	500	95%	70	130	0%	
Chlorobenzene	A	ug/L	24.43376	0.9773504		1	0	0	0.12	0.5	500	98%	70	130	0%	
Chlorodibromomethane	A	ug/L	24.02246	0.9608984		1	0	0	0.0841	0.5	500	96%	70	130	0%	
Chloroethane	A	ug/L	25.69189	1.0276756		1	0	0	0.169	0.5	500	103%	70	130	0%	
Chloroform	A	ug/L	24.41451	0.9765804		1	0	0	0.0789	0.5	500	98%	70	130	0%	
Chloromethane	A	ug/L	25.63513	1.0254052		1	0	0	0.191	0.5	500	103%	70	130	0%	
cis-1,2-Dichloroethene	A	ug/L	24.25037	0.9700148		1	0	0	0.167	0.5	500	97%	70	130	0%	
cis-1,3-Dichloropropene	A	ug/L	22.73391	0.9093564		1	0	0	0.0943	0.5	500	91%	70	130	0%	
Dibromomethane	A	ug/L	25.29019	1.0116076		1	0	0	0.162	0.5	500	101%	70	130	0%	
Dichlorodifluoromethane	A	ug/L	25.61964	1.0247856		1	0	0	0.175	0.5	500	102%	70	130	0%	
Ethylbenzene	A	ug/L	22.70723	0.9082892		1	0	0	0.0912	0.5	500	91%	70	130	0%	
m+p-Xylenes	A	ug/L	47.88313	1.9153252		2	0	0	0.165	0.5	1000	96%	70	130	0%	
Methyl ethyl ketone	A	ug/L	243.34275	9.73371		10	0	0	2.22	10	5000	97%	70	130	0%	
Methyl tert-butyl ether (MTBE)	A	ug/L	24.5633	0.982532		1	0	0	0.119	0.5	500	98%	70	130	0%	
Methylene chloride	A	ug/L	26.40529	1.0562116		1	0	0	0.134	0.5	500	106%	70	130	0%	
o-Xylene	A	ug/L	23.12234	0.9248936		1	0	0	0.0604	0.5	500	92%	70	130	0%	
Styrene	A	ug/L	22.50085	0.900034		1	0	0	0.067	0.5	500	90%	70	130	0%	
Tetrachloroethene	A	ug/L	23.33303	0.9333212		1	0	0	0.0671	0.5	500	93%	70	130	0%	
Toluene	A	ug/L	24.00781	0.9603124		1	0	0	0.075	0.5	500	96%	70	130	0%	
trans-1,2-Dichloroethene	A	ug/L	23.74219	0.9496876		1	0	0	0.151	0.5	500	95%	70	130	0%	
trans-1,3-Dichloropropene	A	ug/L	23.02553	0.9210212		1	0	0	0.0846	0.5	500	92%	70	130	0%	
Trichloroethene	A	ug/L	24.10109	0.9640436		1	0	0	0.0993	0.5	500	96%	70	130	0%	
Trichlorofluoromethane	A	ug/L	25.21422	1.0085688		1	0	0	0.134	0.5	500	101%	70	130	0%	
Vinyl chloride	A	ug/L	25.13614	1.0054456		1	0	0	0.153	0.5	500	101%	70	130	0%	
1,4-Dichlorobenzene-d4	I	ug/L	250	10		0	0	0	0	0	500	0%	70	130	0%	
Chlorobenzene-d5	I	ug/L	250	10		0	0	0	0	0	500	0%	70	130	0%	
Fluorobenzene	I	ug/L	250	10		0	0	0	0	0	500	0%	70	130	0%	
Xylenes, Total	M	ug/L	71.00547	2.8402188		3	0	0	0.0604	0.5	1500	95%	70	130	0%	
1,2-Dichloroethane-d4	S	ug/L	27.33754	1.0935016		1	0	0	0.0848	0.5	500	109%	70	130	0%	
Dibromofluoromethane	S	ug/L	24.60561	0.9842244		1	0	0	0.129	0.5	500	98%	70	130	0%	
p-Bromofluorobenzene	S	ug/L	24.16478	0.9665912		1	0	0	0.149	0.5	500	97%	70	130	0%	
Toluene-d8	S	ug/L	24.04933	0.9619732		1	0	0	0.0617	0.5	500	96%	70	130	0%	

Seq No	Lab ID	Test Code	Sample Typ	File ID	Analysis Date	DF	Batch ID	Prep Date	SPKref	RPDref	pmoist					
14942300	ICAL120721_4	VOC-8260-W-Q	CAL4	JA5975C\VG1207	12/7/2021 2:36:2	1	R372200		0	0						
Analyte	T	Units	RAW	Final	Text	Spike	SPKref	RPDref	MDL	PQL	UQL	%REC	LOW	HIGH	%RPD	Q
1,1,1,2-Tetrachloroethane	A	ug/L	47.62912	1.9051648		2	0	0	0.107	0.5	500	95%	70	130	0%	
1,1,1-Trichloroethane	A	ug/L	47.39551	1.8958204		2	0	0	0.131	0.5	500	95%	70	130	0%	
1,1,2,2-Tetrachloroethane	A	ug/L	51.63177	2.0652708		2	0	0	0.0872	0.5	500	103%	70	130	0%	
1,1,2-Trichloroethane	A	ug/L	46.99707	1.8798828		2	0	0	0.108	0.5	500	94%	70	130	0%	
1,1-Dichloroethane	A	ug/L	47.87369	1.9149476		2	0	0	0.176	0.5	500	96%	70	130	0%	
1,1-Dichloroethene	A	ug/L	47.72257	1.9089028		2	0	0	0.145	0.5	500	95%	70	130	0%	
1,1-Dichloropropene	A	ug/L	46.16781	1.8467124		2	0	0	0.083	0.5	500	92%	70	130	0%	
1,2,3-Trichloropropane	A	ug/L	48.91187	1.9564748		2	0	0	0.385	0.5	500	98%	70	130	0%	
1,2-Dibromoethane	A	ug/L	46.68063	1.8672252		2	0	0	0.143	0.5	500	93%	70	130	0%	
1,2-Dichlorobenzene	A	ug/L	46.4314	1.857256		2	0	0	0.0858	0.5	500	93%	70	130	0%	
1,2-Dichloroethane	A	ug/L	47.07708	1.8830832		2	0	0	0.156	0.5	500	94%	70	130	0%	
1,2-Dichloropropane	A	ug/L	46.67568	1.8670272		2	0	0	0.0893	0.5	500	93%	70	130	0%	
1,3-Dichlorobenzene	A	ug/L	48.95145	1.958058		2	0	0	0.0996	0.5	500	98%	70	130	0%	
1,3-Dichloropropane	A	ug/L	48.58992	1.9435968		2	0	0	0.106	0.5	500	97%	70	130	0%	
1,4-Dichlorobenzene	A	ug/L	47.45453	1.8981812		2	0	0	0.0858	0.5	500	95%	70	130	0%	
2,2-Dichloropropane	A	ug/L	47.95612	1.9182448		2	0	0	0.196	0.5	500	96%	70	130	0%	
2-Chlorotoluene	A	ug/L	45.99237	1.8396948		2	0	0	0.0876	0.5	500	92%	70	130	0%	
4-Chlorotoluene	A	ug/L	47.81222	1.9124888		2	0	0	0.0912	0.5	500	96%	70	130	0%	
Benzene	A	ug/L	47.73754	1.9095016		2	0	0	0.119	0.5	500	95%	70	130	0%	
Bromobenzene	A	ug/L	47.90118	1.9160472		2	0	0	0.115	0.5	500	96%	70	130	0%	
Bromochloromethane	A	ug/L	49.28993	1.9715972		2	0	0	0.176	0.5	500	99%	70	130	0%	
Bromodichloromethane	A	ug/L	47.36527	1.8946108		2	0	0	0.155	0.5	500	95%	70	130	0%	
Bromoform	A	ug/L	46.05549	1.8422196		2	0	0	0.119	0.5	500	92%	70	130	0%	
Bromomethane	A	ug/L	48.19362	1.9277448		2	0	0	0.253	0.5	500	96%	70	130	0%	
Carbon tetrachloride	A	ug/L	48.34823	1.9339292		2	0	0	0.165	0.5	500	97%	70	130	0%	
Chlorobenzene	A	ug/L	47.56804	1.9027216		2	0	0	0.12	0.5	500	95%	70	130	0%	
Chlorodibromomethane	A	ug/L	47.29719	1.8918876		2	0	0	0.0841	0.5	500	95%	70	130	0%	
Chloroethane	A	ug/L	49.17414	1.9669656		2	0	0	0.169	0.5	500	98%	70	130	0%	
Chloroform	A	ug/L	47.23658	1.8894632		2	0	0	0.0789	0.5	500	94%	70	130	0%	
Chloromethane	A	ug/L	48.03008	1.9212032		2	0	0	0.191	0.5	500	96%	70	130	0%	
cis-1,2-Dichloroethene	A	ug/L	48.22046	1.9288184		2	0	0	0.167	0.5	500	96%	70	130	0%	
cis-1,3-Dichloropropene	A	ug/L	45.91252	1.8365008		2	0	0	0.0943	0.5	500	92%	70	130	0%	
Dibromomethane	A	ug/L	46.627	1.86508		2	0	0	0.162	0.5	500	93%	70	130	0%	
Dichlorodifluoromethane	A	ug/L	47.2516	1.890064		2	0	0	0.175	0.5	500	95%	70	130	0%	
Ethylbenzene	A	ug/L	45.70062	1.8280248		2	0	0	0.0912	0.5	500	91%	70	130	0%	

Seq No	Lab ID	Test Code	Sample Typ	File ID	Analysis Date	DF	Batch ID	Prep Date	SPKref	RPDref	pmoist					
14942300	ICAL120721_4	VOC-8260-W-Q	CAL4	JA5975C\VG1207	12/7/2021 2:36:2	1	R372200		0	0						
Analyte	T	Units	RAW	Final	Text	Spike	SPKref	RPDref	MDL	PQL	UQL	%REC	LOW	HIGH	%RPD	Q
m+p-Xylenes	A	ug/L	91.0841	3.643364		4	0	0	0.165	0.5	1000	91%	70	130	0%	
Methyl ethyl ketone	A	ug/L	467.67447	18.7069788		20	0	0	2.22	10	5000	94%	70	130	0%	
Methyl tert-butyl ether (MTBE)	A	ug/L	47.17769	1.8871076		2	0	0	0.119	0.5	500	94%	70	130	0%	
Methylene chloride	A	ug/L	49.29984	1.9719936		2	0	0	0.134	0.5	500	99%	70	130	0%	
o-Xylene	A	ug/L	46.29954	1.8519816		2	0	0	0.0604	0.5	500	93%	70	130	0%	
Styrene	A	ug/L	46.27209	1.8508836		2	0	0	0.067	0.5	500	93%	70	130	0%	
Tetrachloroethene	A	ug/L	47.11428	1.8845712		2	0	0	0.0671	0.5	500	94%	70	130	0%	
Toluene	A	ug/L	46.25507	1.8502028		2	0	0	0.075	0.5	500	93%	70	130	0%	
trans-1,2-Dichloroethene	A	ug/L	47.87457	1.9149828		2	0	0	0.151	0.5	500	96%	70	130	0%	
trans-1,3-Dichloropropene	A	ug/L	46.36822	1.8547288		2	0	0	0.0846	0.5	500	93%	70	130	0%	
Trichloroethene	A	ug/L	45.66089	1.8264356		2	0	0	0.0993	0.5	500	91%	70	130	0%	
Trichlorofluoromethane	A	ug/L	47.79061	1.9116244		2	0	0	0.134	0.5	500	96%	70	130	0%	
Vinyl chloride	A	ug/L	48.52312	1.9409248		2	0	0	0.153	0.5	500	97%	70	130	0%	
1,4-Dichlorobenzene-d4	I	ug/L	250	10		0	0	0	0	0	500	0%	70	130	0%	
Chlorobenzene-d5	I	ug/L	250	10		0	0	0	0	0	500	0%	70	130	0%	
Fluorobenzene	I	ug/L	250	10		0	0	0	0	0	500	0%	70	130	0%	
Xylenes, Total	M	ug/L	137.38364	5.4953456		6	0	0	0.0604	0.5	1500	92%	70	130	0%	
1,2-Dichloroethane-d4	S	ug/L	45.58099	1.8232396		2	0	0	0.0848	0.5	500	91%	70	130	0%	
Dibromofluoromethane	S	ug/L	49.80505	1.992202		2	0	0	0.129	0.5	500	100%	70	130	0%	
p-Bromofluorobenzene	S	ug/L	46.44734	1.8578936		2	0	0	0.149	0.5	500	93%	70	130	0%	
Toluene-d8	S	ug/L	45.38259	1.8153036		2	0	0	0.0617	0.5	500	91%	70	130	0%	

Seq No	Lab ID	Test Code	Sample Typ	File ID	Analysis Date	DF	Batch ID	Prep Date	SPKref	RPDref	pmoist					
14942301	ICAL120721_5	VOC-8260-W-Q	CAL5	JA5975C\VG1207	12/7/2021 3:31:1	1	R372200		0	0						
Analyte	T	Units	RAW	Final	Text	Spike	SPKref	RPDref	MDL	PQL	UQL	%REC	LOW	HIGH	%RPD	Q
1,1,1,2-Tetrachloroethane	A	ug/L	126.74708	5.0698832		5	0	0	0.107	0.5	500	101%	70	130	0%	
1,1,1-Trichloroethane	A	ug/L	125.54554	5.0218216		5	0	0	0.131	0.5	500	100%	70	130	0%	
1,1,2,2-Tetrachloroethane	A	ug/L	125.62166	5.0248664		5	0	0	0.0872	0.5	500	100%	70	130	0%	
1,1,2-Trichloroethane	A	ug/L	121.27985	4.851194		5	0	0	0.108	0.5	500	97%	70	130	0%	
1,1-Dichloroethane	A	ug/L	124.92345	4.996938		5	0	0	0.176	0.5	500	100%	70	130	0%	
1,1-Dichloroethene	A	ug/L	125.81405	5.032562		5	0	0	0.145	0.5	500	101%	70	130	0%	
1,1-Dichloropropene	A	ug/L	128.32346	5.1329384		5	0	0	0.083	0.5	500	103%	70	130	0%	
1,2,3-Trichloropropane	A	ug/L	127.30384	5.0921536		5	0	0	0.385	0.5	500	102%	70	130	0%	
1,2-Dibromoethane	A	ug/L	125.9259	5.037036		5	0	0	0.143	0.5	500	101%	70	130	0%	

Seq No	Lab ID	Test Code	Sample Typ	File ID	Analysis Date	DF	Batch ID	Prep Date	SPKref	RPDref	pmoist					
14942301	ICAL120721_5	VOC-8260-W-Q	CAL5	JA5975C\VG1207	12/7/2021 3:31:1	1	R372200		0	0						
Analyte	T	Units	RAW	Final	Text	Spike	SPKref	RPDref	MDL	PQL	UQL	%REC	LOW	HIGH	%RPD	Q
1,2-Dichlorobenzene	A	ug/L	122.85299	4.9141196		5	0	0	0.0858	0.5	500	98%	70	130	0%	
1,2-Dichloroethane	A	ug/L	124.38625	4.97545		5	0	0	0.156	0.5	500	100%	70	130	0%	
1,2-Dichloropropane	A	ug/L	126.97286	5.0789144		5	0	0	0.0893	0.5	500	102%	70	130	0%	
1,3-Dichlorobenzene	A	ug/L	125.22857	5.0091428		5	0	0	0.0996	0.5	500	100%	70	130	0%	
1,3-Dichloropropane	A	ug/L	123.50001	4.9400004		5	0	0	0.106	0.5	500	99%	70	130	0%	
1,4-Dichlorobenzene	A	ug/L	123.65279	4.9461116		5	0	0	0.0858	0.5	500	99%	70	130	0%	
2,2-Dichloropropane	A	ug/L	125.67711	5.0270844		5	0	0	0.196	0.5	500	101%	70	130	0%	
2-Chlorotoluene	A	ug/L	126.023	5.04092		5	0	0	0.0876	0.5	500	101%	70	130	0%	
4-Chlorotoluene	A	ug/L	131.18839	5.2475356		5	0	0	0.0912	0.5	500	105%	70	130	0%	
Benzene	A	ug/L	127.19575	5.08783		5	0	0	0.119	0.5	500	102%	70	130	0%	
Bromobenzene	A	ug/L	126.73961	5.0695844		5	0	0	0.115	0.5	500	101%	70	130	0%	
Bromochloromethane	A	ug/L	125.76315	5.030526		5	0	0	0.176	0.5	500	101%	70	130	0%	
Bromodichloromethane	A	ug/L	123.79996	4.9519984		5	0	0	0.155	0.5	500	99%	70	130	0%	
Bromoform	A	ug/L	123.92069	4.9568276		5	0	0	0.119	0.5	500	99%	70	130	0%	
Bromomethane	A	ug/L	121.08028	4.8432112		5	0	0	0.253	0.5	500	97%	70	130	0%	
Carbon tetrachloride	A	ug/L	126.34341	5.0537364		5	0	0	0.165	0.5	500	101%	70	130	0%	
Chlorobenzene	A	ug/L	126.03679	5.0414716		5	0	0	0.12	0.5	500	101%	70	130	0%	
Chlorodibromomethane	A	ug/L	124.94189	4.9976756		5	0	0	0.0841	0.5	500	100%	70	130	0%	
Chloroethane	A	ug/L	123.63833	4.9455332		5	0	0	0.169	0.5	500	99%	70	130	0%	
Chloroform	A	ug/L	122.64527	4.9058108		5	0	0	0.0789	0.5	500	98%	70	130	0%	
Chloromethane	A	ug/L	123.41238	4.9364952		5	0	0	0.191	0.5	500	99%	70	130	0%	
cis-1,2-Dichloroethene	A	ug/L	122.21195	4.888478		5	0	0	0.167	0.5	500	98%	70	130	0%	
cis-1,3-Dichloropropene	A	ug/L	126.98916	5.0795664		5	0	0	0.0943	0.5	500	102%	70	130	0%	
Dibromomethane	A	ug/L	123.41678	4.9366712		5	0	0	0.162	0.5	500	99%	70	130	0%	
Dichlorodifluoromethane	A	ug/L	127.03082	5.0812328		5	0	0	0.175	0.5	500	102%	70	130	0%	
Ethylbenzene	A	ug/L	126.56529	5.0626116		5	0	0	0.0912	0.5	500	101%	70	130	0%	
m+p-Xylenes	A	ug/L	261.25958	10.4503832		10	0	0	0.165	0.5	1000	105%	70	130	0%	
Methyl ethyl ketone	A	ug/L	1225.80939	49.0323756		50	0	0	2.22	10	5000	98%	70	130	0%	
Methyl tert-butyl ether (MTBE)	A	ug/L	119.89295	4.795718		5	0	0	0.119	0.5	500	96%	70	130	0%	
Methylene chloride	A	ug/L	120.94824	4.8379296		5	0	0	0.134	0.5	500	97%	70	130	0%	
o-Xylene	A	ug/L	130.3167	5.212668		5	0	0	0.0604	0.5	500	104%	70	130	0%	
Styrene	A	ug/L	130.9695	5.23878		5	0	0	0.067	0.5	500	105%	70	130	0%	
Tetrachloroethene	A	ug/L	127.02873	5.0811492		5	0	0	0.0671	0.5	500	102%	70	130	0%	
Toluene	A	ug/L	125.98895	5.039558		5	0	0	0.075	0.5	500	101%	70	130	0%	
trans-1,2-Dichloroethene	A	ug/L	126.65246	5.0660984		5	0	0	0.151	0.5	500	101%	70	130	0%	

Seq No	Lab ID	Test Code	Sample Typ	File ID	Analysis Date	DF	Batch ID	Prep Date	SPKref	RPDref	pmoist					
14942301	ICAL120721_5	VOC-8260-W-Q	CAL5	JA5975C\VG1207	12/7/2021 3:31:1	1	R372200		0	0						
Analyte	T	Units	RAW	Final	Text	Spike	SPKref	RPDref	MDL	PQL	UQL	%REC	LOW	HIGH	%RPD	Q
trans-1,3-Dichloropropene	A	ug/L	126.02647	5.0410588		5	0	0	0.0846	0.5	500	101%	70	130	0%	
Trichloroethene	A	ug/L	123.76474	4.9505896		5	0	0	0.0993	0.5	500	99%	70	130	0%	
Trichlorofluoromethane	A	ug/L	125.63539	5.0254156		5	0	0	0.134	0.5	500	101%	70	130	0%	
Vinyl chloride	A	ug/L	127.11474	5.0845896		5	0	0	0.153	0.5	500	102%	70	130	0%	
1,4-Dichlorobenzene-d4	I	ug/L	250	10		0	0	0	0	0	500	0%	70	130	0%	
Chlorobenzene-d5	I	ug/L	250	10		0	0	0	0	0	500	0%	70	130	0%	
Fluorobenzene	I	ug/L	250	10		0	0	0	0	0	500	0%	70	130	0%	
Xylenes, Total	M	ug/L	391.57628	15.6630512		15	0	0	0.0604	0.5	1500	104%	70	130	0%	
1,2-Dichloroethane-d4	S	ug/L	119.70578	4.7882312		5	0	0	0.0848	0.5	500	96%	70	130	0%	
Dibromofluoromethane	S	ug/L	118.31537	4.7326148		5	0	0	0.129	0.5	500	95%	70	130	0%	
p-Bromofluorobenzene	S	ug/L	126.98495	5.079398		5	0	0	0.149	0.5	500	102%	70	130	0%	
Toluene-d8	S	ug/L	125.31708	5.0126832		5	0	0	0.0617	0.5	500	100%	70	130	0%	

Seq No	Lab ID	Test Code	Sample Typ	File ID	Analysis Date	DF	Batch ID	Prep Date	SPKref	RPDref	pmoist					
14942302	ICAL120721_6	VOC-8260-W-Q	CAL6	JA5975C\VG1207	12/7/2021 4:26:0	1	R372200		0	0						
Analyte	T	Units	RAW	Final	Text	Spike	SPKref	RPDref	MDL	PQL	UQL	%REC	LOW	HIGH	%RPD	Q
1,1,1,2-Tetrachloroethane	A	ug/L	256.40105	10.256042		10	0	0	0.107	0.5	500	103%	70	130	0%	
1,1,1-Trichloroethane	A	ug/L	255.76936	10.2307744		10	0	0	0.131	0.5	500	102%	70	130	0%	
1,1,2,2-Tetrachloroethane	A	ug/L	252.57715	10.103086		10	0	0	0.0872	0.5	500	101%	70	130	0%	
1,1,2-Trichloroethane	A	ug/L	245.23987	9.8095948		10	0	0	0.108	0.5	500	98%	70	130	0%	
1,1-Dichloroethane	A	ug/L	256.41756	10.2567024		10	0	0	0.176	0.5	500	103%	70	130	0%	
1,1-Dichloroethene	A	ug/L	256.31969	10.2527876		10	0	0	0.145	0.5	500	103%	70	130	0%	
1,1-Dichloropropene	A	ug/L	262.94311	10.5177244		10	0	0	0.083	0.5	500	105%	70	130	0%	
1,2,3-Trichloropropane	A	ug/L	251.40354	10.0561416		10	0	0	0.385	0.5	500	101%	70	130	0%	
1,2-Dibromoethane	A	ug/L	253.32711	10.1330844		10	0	0	0.143	0.5	500	101%	70	130	0%	
1,2-Dichlorobenzene	A	ug/L	254.15315	10.166126		10	0	0	0.0858	0.5	500	102%	70	130	0%	
1,2-Dichloroethane	A	ug/L	250.50476	10.0201904		10	0	0	0.156	0.5	500	100%	70	130	0%	
1,2-Dichloropropane	A	ug/L	261.37483	10.4549932		10	0	0	0.0893	0.5	500	105%	70	130	0%	
1,3-Dichlorobenzene	A	ug/L	256.43627	10.2574508		10	0	0	0.0996	0.5	500	103%	70	130	0%	
1,3-Dichloropropane	A	ug/L	255.06265	10.202506		10	0	0	0.106	0.5	500	102%	70	130	0%	
1,4-Dichlorobenzene	A	ug/L	247.77431	9.9109724		10	0	0	0.0858	0.5	500	99%	70	130	0%	
2,2-Dichloropropane	A	ug/L	257.15472	10.2861888		10	0	0	0.196	0.5	500	103%	70	130	0%	
2-Chlorotoluene	A	ug/L	259.5632	10.382528		10	0	0	0.0876	0.5	500	104%	70	130	0%	
4-Chlorotoluene	A	ug/L	267.06565	10.682626		10	0	0	0.0912	0.5	500	107%	70	130	0%	

Seq No	Lab ID	Test Code	Sample Typ	File ID	Analysis Date	DF	Batch ID	Prep Date	SPKref	RPDref	pmoist					
14942302	ICAL120721_6	VOC-8260-W-Q	CAL6	JA5975C\VG1207	12/7/2021 4:26:0	1	R372200		0	0						
Analyte	T	Units	RAW	Final	Text	Spike	SPKref	RPDref	MDL	PQL	UQL	%REC	LOW	HIGH	%RPD	Q
Benzene	A	ug/L	256.77652	10.2710608		10	0	0	0.119	0.5	500	103%	70	130	0%	
Bromobenzene	A	ug/L	258.34	10.3336		10	0	0	0.115	0.5	500	103%	70	130	0%	
Bromochloromethane	A	ug/L	255.24225	10.20969		10	0	0	0.176	0.5	500	102%	70	130	0%	
Bromodichloromethane	A	ug/L	255.17151	10.2068604		10	0	0	0.155	0.5	500	102%	70	130	0%	
Bromoform	A	ug/L	250.65139	10.0260556		10	0	0	0.119	0.5	500	100%	70	130	0%	
Bromomethane	A	ug/L	257.93531	10.3174124		10	0	0	0.253	0.5	500	103%	70	130	0%	
Carbon tetrachloride	A	ug/L	260.05157	10.4020628		10	0	0	0.165	0.5	500	104%	70	130	0%	
Chlorobenzene	A	ug/L	254.22607	10.1690428		10	0	0	0.12	0.5	500	102%	70	130	0%	
Chlorodibromomethane	A	ug/L	257.54972	10.3019888		10	0	0	0.0841	0.5	500	103%	70	130	0%	
Chloroethane	A	ug/L	247.80807	9.9123228		10	0	0	0.169	0.5	500	99%	70	130	0%	
Chloroform	A	ug/L	245.98125	9.83925		10	0	0	0.0789	0.5	500	98%	70	130	0%	
Chloromethane	A	ug/L	249.57159	9.9828636		10	0	0	0.191	0.5	500	100%	70	130	0%	
cis-1,2-Dichloroethene	A	ug/L	255.40701	10.2162804		10	0	0	0.167	0.5	500	102%	70	130	0%	
cis-1,3-Dichloropropene	A	ug/L	261.97738	10.4790952		10	0	0	0.0943	0.5	500	105%	70	130	0%	
Dibromomethane	A	ug/L	249.12876	9.9651504		10	0	0	0.162	0.5	500	100%	70	130	0%	
Dichlorodifluoromethane	A	ug/L	258.42984	10.3371936		10	0	0	0.175	0.5	500	103%	70	130	0%	
Ethylbenzene	A	ug/L	265.99773	10.6399092		10	0	0	0.0912	0.5	500	106%	70	130	0%	
m+p-Xylenes	A	ug/L	539.21143	21.5684572		20	0	0	0.165	0.5	1000	108%	70	130	0%	
Methyl ethyl ketone	A	ug/L	2543.18218	101.727287		100	0	0	2.22	10	5000	102%	70	130	0%	
Methyl tert-butyl ether (MTBE)	A	ug/L	251.03786	10.0415144		10	0	0	0.119	0.5	500	100%	70	130	0%	
Methylene chloride	A	ug/L	238.45515	9.538206		10	0	0	0.134	0.5	500	95%	70	130	0%	
o-Xylene	A	ug/L	271.96242	10.8784968		10	0	0	0.0604	0.5	500	109%	70	130	0%	
Styrene	A	ug/L	275.28955	11.011582		10	0	0	0.067	0.5	500	110%	70	130	0%	
Tetrachloroethene	A	ug/L	261.87802	10.4751208		10	0	0	0.0671	0.5	500	105%	70	130	0%	
Toluene	A	ug/L	264.39901	10.5759604		10	0	0	0.075	0.5	500	106%	70	130	0%	
trans-1,2-Dichloroethene	A	ug/L	254.08415	10.163366		10	0	0	0.151	0.5	500	102%	70	130	0%	
trans-1,3-Dichloropropene	A	ug/L	257.16712	10.2866848		10	0	0	0.0846	0.5	500	103%	70	130	0%	
Trichloroethene	A	ug/L	253.37744	10.1350976		10	0	0	0.0993	0.5	500	101%	70	130	0%	
Trichlorofluoromethane	A	ug/L	251.2759	10.051036		10	0	0	0.134	0.5	500	101%	70	130	0%	
Vinyl chloride	A	ug/L	254.01774	10.1607096		10	0	0	0.153	0.5	500	102%	70	130	0%	
1,4-Dichlorobenzene-d4	I	ug/L	250	10		0	0	0	0	0	500	0%	70	130	0%	
Chlorobenzene-d5	I	ug/L	250	10		0	0	0	0	0	500	0%	70	130	0%	
Fluorobenzene	I	ug/L	250	10		0	0	0	0	0	500	0%	70	130	0%	
Xylenes, Total	M	ug/L	811.17385	32.446954		30	0	0	0.0604	0.5	1500	108%	70	130	0%	
1,2-Dichloroethane-d4	S	ug/L	240.50605	9.620242		10	0	0	0.0848	0.5	500	96%	70	130	0%	

Seq No	Lab ID	Test Code	Sample Typ	File ID	Analysis Date	DF	Batch ID	Prep Date	SPKref	RPDref	pmoist					
14942302	ICAL120721_6	VOC-8260-W-Q	CAL6	JA5975C\VG1207	12/7/2021 4:26:0	1	R372200		0	0						
Analyte	T	Units	RAW	Final	Text	Spike	SPKref	RPDref	MDL	PQL	UQL	%REC	LOW	HIGH	%RPD	Q
Dibromofluoromethane	S	ug/L	248.34775	9.93391		10	0	0	0.129	0.5	500	99%	70	130	0%	
p-Bromofluorobenzene	S	ug/L	255.44526	10.2178104		10	0	0	0.149	0.5	500	102%	70	130	0%	
Toluene-d8	S	ug/L	260.40034	10.4160136		10	0	0	0.0617	0.5	500	104%	70	130	0%	

Seq No	Lab ID	Test Code	Sample Typ	File ID	Analysis Date	DF	Batch ID	Prep Date	SPKref	RPDref	pmoist					
14942303	ICAL120721_7	VOC-8260-W-Q	CAL7	JA5975C\VG1207	12/7/2021 5:20:5	1	R372200		0	0						
Analyte	T	Units	RAW	Final	Text	Spike	SPKref	RPDref	MDL	PQL	UQL	%REC	LOW	HIGH	%RPD	Q
1,1,1,2-Tetrachloroethane	A	ug/L	386.53301	15.4613204		15	0	0	0.107	0.5	500	103%	70	130	0%	
1,1,1-Trichloroethane	A	ug/L	386.84718	15.4738872		15	0	0	0.131	0.5	500	103%	70	130	0%	
1,1,2,2-Tetrachloroethane	A	ug/L	378.26375	15.13055		15	0	0	0.0872	0.5	500	101%	70	130	0%	
1,1,2-Trichloroethane	A	ug/L	384.64585	15.385834		15	0	0	0.108	0.5	500	103%	70	130	0%	
1,1-Dichloroethane	A	ug/L	373.4234	14.936936		15	0	0	0.176	0.5	500	100%	70	130	0%	
1,1-Dichloroethene	A	ug/L	378.32166	15.1328664		15	0	0	0.145	0.5	500	101%	70	130	0%	
1,1-Dichloropropene	A	ug/L	394.59753	15.7839012		15	0	0	0.083	0.5	500	105%	70	130	0%	
1,2,3-Trichloropropane	A	ug/L	363.38584	14.5354336		15	0	0	0.385	0.5	500	97%	70	130	0%	
1,2-Dibromoethane	A	ug/L	381.52839	15.2611356		15	0	0	0.143	0.5	500	102%	70	130	0%	
1,2-Dichlorobenzene	A	ug/L	375.17806	15.0071224		15	0	0	0.0858	0.5	500	100%	70	130	0%	
1,2-Dichloroethane	A	ug/L	390.80222	15.6320888		15	0	0	0.156	0.5	500	104%	70	130	0%	
1,2-Dichloropropane	A	ug/L	391.7175	15.6687		15	0	0	0.0893	0.5	500	104%	70	130	0%	
1,3-Dichlorobenzene	A	ug/L	379.63523	15.1854092		15	0	0	0.0996	0.5	500	101%	70	130	0%	
1,3-Dichloropropane	A	ug/L	383.11037	15.3244148		15	0	0	0.106	0.5	500	102%	70	130	0%	
1,4-Dichlorobenzene	A	ug/L	369.05372	14.7621488		15	0	0	0.0858	0.5	500	98%	70	130	0%	
2,2-Dichloropropane	A	ug/L	379.74227	15.1896908		15	0	0	0.196	0.5	500	101%	70	130	0%	
2-Chlorotoluene	A	ug/L	388.50689	15.5402756		15	0	0	0.0876	0.5	500	104%	70	130	0%	
4-Chlorotoluene	A	ug/L	395.36108	15.8144432		15	0	0	0.0912	0.5	500	105%	70	130	0%	
Benzene	A	ug/L	383.81312	15.3525248		15	0	0	0.119	0.5	500	102%	70	130	0%	
Bromobenzene	A	ug/L	383.07435	15.322974		15	0	0	0.115	0.5	500	102%	70	130	0%	
Bromochloromethane	A	ug/L	378.58247	15.1432988		15	0	0	0.176	0.5	500	101%	70	130	0%	
Bromodichloromethane	A	ug/L	384.13958	15.3655832		15	0	0	0.155	0.5	500	102%	70	130	0%	
Bromoform	A	ug/L	377.00279	15.0801116		15	0	0	0.119	0.5	500	101%	70	130	0%	
Bromomethane	A	ug/L	376.68659	15.0674636		15	0	0	0.253	0.5	500	100%	70	130	0%	
Carbon tetrachloride	A	ug/L	382.27053	15.2908212		15	0	0	0.165	0.5	500	102%	70	130	0%	
Chlorobenzene	A	ug/L	382.24617	15.2898468		15	0	0	0.12	0.5	500	102%	70	130	0%	
Chlorodibromomethane	A	ug/L	386.84066	15.4736264		15	0	0	0.0841	0.5	500	103%	70	130	0%	

Seq No	Lab ID	Test Code	Sample Typ	File ID	Analysis Date	DF	Batch ID	Prep Date	SPKref	RPDref	pmoist					
14942303	ICAL120721_7	VOC-8260-W-Q	CAL7	JA5975C\VG1207	12/7/2021 5:20:5	1	R372200		0	0						
Analyte	T	Units	RAW	Final	Text	Spike	SPKref	RPDref	MDL	PQL	UQL	%REC	LOW	HIGH	%RPD	Q
Chloroethane	A	ug/L	364.76071	14.5904284		15	0	0	0.169	0.5	500	97%	70	130	0%	
Chloroform	A	ug/L	368.16951	14.7267804		15	0	0	0.0789	0.5	500	98%	70	130	0%	
Chloromethane	A	ug/L	368.33755	14.733502		15	0	0	0.191	0.5	500	98%	70	130	0%	
cis-1,2-Dichloroethene	A	ug/L	383.08974	15.3235896		15	0	0	0.167	0.5	500	102%	70	130	0%	
cis-1,3-Dichloropropene	A	ug/L	406.38403	16.2553612		15	0	0	0.0943	0.5	500	108%	70	130	0%	
Dibromomethane	A	ug/L	379.84587	15.1938348		15	0	0	0.162	0.5	500	101%	70	130	0%	
Dichlorodifluoromethane	A	ug/L	375.28388	15.0113552		15	0	0	0.175	0.5	500	100%	70	130	0%	
Ethylbenzene	A	ug/L	398.15018	15.9260072		15	0	0	0.0912	0.5	500	106%	70	130	0%	
m+p-Xylenes	A	ug/L	810.47405	32.418962		30	0	0	0.165	0.5	1000	108%	70	130	0%	
Methyl ethyl ketone	A	ug/L	3914.26245	156.570498		150	0	0	2.22	10	5000	104%	70	130	0%	
Methyl tert-butyl ether (MTBE)	A	ug/L	392.28848	15.6915392		15	0	0	0.119	0.5	500	105%	70	130	0%	
Methylene chloride	A	ug/L	352.68322	14.1073288		15	0	0	0.134	0.5	500	94%	70	130	0%	
o-Xylene	A	ug/L	412.91658	16.5166632		15	0	0	0.0604	0.5	500	110%	70	130	0%	
Styrene	A	ug/L	415.67358	16.6269432		15	0	0	0.067	0.5	500	111%	70	130	0%	
Tetrachloroethene	A	ug/L	389.70047	15.5880188		15	0	0	0.0671	0.5	500	104%	70	130	0%	
Toluene	A	ug/L	396.03106	15.8412424		15	0	0	0.075	0.5	500	106%	70	130	0%	
trans-1,2-Dichloroethene	A	ug/L	380.57512	15.2230048		15	0	0	0.151	0.5	500	101%	70	130	0%	
trans-1,3-Dichloropropene	A	ug/L	403.90362	16.1561448		15	0	0	0.0846	0.5	500	108%	70	130	0%	
Trichloroethene	A	ug/L	381.75753	15.2703012		15	0	0	0.0993	0.5	500	102%	70	130	0%	
Trichlorofluoromethane	A	ug/L	379.23983	15.1695932		15	0	0	0.134	0.5	500	101%	70	130	0%	
Vinyl chloride	A	ug/L	375.15948	15.0063792		15	0	0	0.153	0.5	500	100%	70	130	0%	
1,4-Dichlorobenzene-d4	I	ug/L	250	10		0	0	0	0	0	500	0%	70	130	0%	
Chlorobenzene-d5	I	ug/L	250	10		0	0	0	0	0	500	0%	70	130	0%	
Fluorobenzene	I	ug/L	250	10		0	0	0	0	0	500	0%	70	130	0%	
Xylenes, Total	M	ug/L	1223.39063	48.9356252		45	0	0	0.0604	0.5	1500	109%	70	130	0%	
1,2-Dichloroethane-d4	S	ug/L	359.91435	14.396574		15	0	0	0.0848	0.5	500	96%	70	130	0%	
Dibromofluoromethane	S	ug/L	370.18463	14.8073852		15	0	0	0.129	0.5	500	99%	70	130	0%	
p-Bromofluorobenzene	S	ug/L	382.2717	15.290868		15	0	0	0.149	0.5	500	102%	70	130	0%	
Toluene-d8	S	ug/L	387.06538	15.4826152		15	0	0	0.0617	0.5	500	103%	70	130	0%	

Seq No	Lab ID	Test Code	Sample Typ	File ID	Analysis Date	DF	Batch ID	Prep Date	SPKref	RPDref	pmoist					
14942304	ICAL120721_8	VOC-8260-W-Q	CAL8	JA5975C\VG1207	12/7/2021 6:15:4	1	R372200		0	0						
Analyte	T	Units	RAW	Final	Text	Spike	SPKref	RPDref	MDL	PQL	UQL	%REC	LOW	HIGH	%RPD	Q

Seq No	Lab ID	Test Code	Sample Typ	File ID	Analysis Date	DF	Batch ID	Prep Date	SPKref	RPDref	pmoist					
14942304	ICAL120721_8	VOC-8260-W-Q	CAL8	JA5975C\VG1207	12/7/2021 6:15:4	1	R372200		0	0						
Analyte	T	Units	RAW	Final	Text	Spike	SPKref	RPDref	MDL	PQL	UQL	%REC	LOW	HIGH	%RPD	Q
1,1,1,2-Tetrachloroethane	A	ug/L	528.91239	21.1564956		20	0	0	0.107	0.5	500	106%	70	130	0%	
1,1,1-Trichloroethane	A	ug/L	527.40612	21.0962448		20	0	0	0.131	0.5	500	105%	70	130	0%	
1,1,2,2-Tetrachloroethane	A	ug/L	516.32461	20.6529844		20	0	0	0.0872	0.5	500	103%	70	130	0%	
1,1,2-Trichloroethane	A	ug/L	513.47399	20.5389596		20	0	0	0.108	0.5	500	103%	70	130	0%	
1,1-Dichloroethane	A	ug/L	515.91051	20.6364204		20	0	0	0.176	0.5	500	103%	70	130	0%	
1,1-Dichloroethene	A	ug/L	517.80476	20.7121904		20	0	0	0.145	0.5	500	104%	70	130	0%	
1,1-Dichloropropene	A	ug/L	540.76366	21.6305464		20	0	0	0.083	0.5	500	108%	70	130	0%	
1,2,3-Trichloropropane	A	ug/L	500.94611	20.0378444		20	0	0	0.385	0.5	500	100%	70	130	0%	
1,2-Dibromoethane	A	ug/L	517.06843	20.6827372		20	0	0	0.143	0.5	500	103%	70	130	0%	
1,2-Dichlorobenzene	A	ug/L	508.58905	20.343562		20	0	0	0.0858	0.5	500	102%	70	130	0%	
1,2-Dichloroethane	A	ug/L	521.67388	20.8669552		20	0	0	0.156	0.5	500	104%	70	130	0%	
1,2-Dichloropropane	A	ug/L	535.26216	21.4104864		20	0	0	0.0893	0.5	500	107%	70	130	0%	
1,3-Dichlorobenzene	A	ug/L	523.30083	20.9320332		20	0	0	0.0996	0.5	500	105%	70	130	0%	
1,3-Dichloropropane	A	ug/L	524.92868	20.9971472		20	0	0	0.106	0.5	500	105%	70	130	0%	
1,4-Dichlorobenzene	A	ug/L	500.71916	20.0287664		20	0	0	0.0858	0.5	500	100%	70	130	0%	
2,2-Dichloropropane	A	ug/L	512.67851	20.5071404		20	0	0	0.196	0.5	500	103%	70	130	0%	
2-Chlorotoluene	A	ug/L	530.17266	21.2069064		20	0	0	0.0876	0.5	500	106%	70	130	0%	
4-Chlorotoluene	A	ug/L	543.61544	21.7446176		20	0	0	0.0912	0.5	500	109%	70	130	0%	
Benzene	A	ug/L	522.53064	20.9012256		20	0	0	0.119	0.5	500	105%	70	130	0%	
Bromobenzene	A	ug/L	525.56379	21.0225516		20	0	0	0.115	0.5	500	105%	70	130	0%	
Bromochloromethane	A	ug/L	505.67804	20.2271216		20	0	0	0.176	0.5	500	101%	70	130	0%	
Bromodichloromethane	A	ug/L	527.48229	21.0992916		20	0	0	0.155	0.5	500	105%	70	130	0%	
Bromoform	A	ug/L	518.39599	20.7358396		20	0	0	0.119	0.5	500	104%	70	130	0%	
Bromomethane	A	ug/L	496.35239	19.8540956		20	0	0	0.253	0.5	500	99%	70	130	0%	
Carbon tetrachloride	A	ug/L	527.3747	21.094988		20	0	0	0.165	0.5	500	105%	70	130	0%	
Chlorobenzene	A	ug/L	522.42866	20.8971464		20	0	0	0.12	0.5	500	104%	70	130	0%	
Chlorodibromomethane	A	ug/L	533.14019	21.3256076		20	0	0	0.0841	0.5	500	107%	70	130	0%	
Chloroethane	A	ug/L	495.57285	19.822914		20	0	0	0.169	0.5	500	99%	70	130	0%	
Chloroform	A	ug/L	494.2168	19.768672		20	0	0	0.0789	0.5	500	99%	70	130	0%	
Chloromethane	A	ug/L	498.21932	19.9287728		20	0	0	0.191	0.5	500	100%	70	130	0%	
cis-1,2-Dichloroethene	A	ug/L	525.49522	21.0198088		20	0	0	0.167	0.5	500	105%	70	130	0%	
cis-1,3-Dichloropropene	A	ug/L	553.82544	22.1530176		20	0	0	0.0943	0.5	500	111%	70	130	0%	
Dibromomethane	A	ug/L	513.10644	20.5242576		20	0	0	0.162	0.5	500	103%	70	130	0%	
Dichlorodifluoromethane	A	ug/L	506.92504	20.2770016		20	0	0	0.175	0.5	500	101%	70	130	0%	
Ethylbenzene	A	ug/L	546.63045	21.865218		20	0	0	0.0912	0.5	500	109%	70	130	0%	

Seq No	Lab ID	Test Code	Sample Typ	File ID	Analysis Date	DF	Batch ID	Prep Date	SPKref	RPDref	pmoist					
14942304	ICAL120721_8	VOC-8260-W-Q	CAL8	JA5975C\VG1207	12/7/2021 6:15:4	1	R372200		0	0						
Analyte	T	Units	RAW	Final	Text	Spike	SPKref	RPDref	MDL	PQL	UQL	%REC	LOW	HIGH	%RPD	Q
m+p-Xylenes	A	ug/L	1113.28378	44.5313512		40	0	0	0.165	0.5	1000	111%	70	130	0%	
Methyl ethyl ketone	A	ug/L	5381.37912	215.255165		200	0	0	2.22	10	5000	108%	70	130	0%	
Methyl tert-butyl ether (MTBE)	A	ug/L	522.70696	20.9082784		20	0	0	0.119	0.5	500	105%	70	130	0%	
Methylene chloride	A	ug/L	478.46545	19.138618		20	0	0	0.134	0.5	500	96%	70	130	0%	
o-Xylene	A	ug/L	570.79977	22.8319908		20	0	0	0.0604	0.5	500	114%	70	130	0%	
Styrene	A	ug/L	570.08791	22.8035164		20	0	0	0.067	0.5	500	114%	70	130	0%	
Tetrachloroethene	A	ug/L	533.77767	21.3511068		20	0	0	0.0671	0.5	500	107%	70	130	0%	
Toluene	A	ug/L	538.42178	21.5368712		20	0	0	0.075	0.5	500	108%	70	130	0%	
trans-1,2-Dichloroethene	A	ug/L	517.44322	20.6977288		20	0	0	0.151	0.5	500	103%	70	130	0%	
trans-1,3-Dichloropropene	A	ug/L	555.65545	22.226218		20	0	0	0.0846	0.5	500	111%	70	130	0%	
Trichloroethene	A	ug/L	521.00329	20.8401316		20	0	0	0.0993	0.5	500	104%	70	130	0%	
Trichlorofluoromethane	A	ug/L	508.46256	20.3385024		20	0	0	0.134	0.5	500	102%	70	130	0%	
Vinyl chloride	A	ug/L	513.57089	20.5428356		20	0	0	0.153	0.5	500	103%	70	130	0%	
1,4-Dichlorobenzene-d4	I	ug/L	250	10		0	0	0	0	0	500	0%	70	130	0%	
Chlorobenzene-d5	I	ug/L	250	10		0	0	0	0	0	500	0%	70	130	0%	
Fluorobenzene	I	ug/L	250	10		0	0	0	0	0	500	0%	70	130	0%	
Xylenes, Total	M	ug/L	1684.08355	67.363342		60	0	0	0.0604	0.5	1500	112%	70	130	0%	
1,2-Dichloroethane-d4	S	ug/L	484.06113	19.3624452		20	0	0	0.0848	0.5	500	97%	70	130	0%	
Dibromofluoromethane	S	ug/L	504.71344	20.1885376		20	0	0	0.129	0.5	500	101%	70	130	0%	
p-Bromofluorobenzene	S	ug/L	519.75457	20.7901828		20	0	0	0.149	0.5	500	104%	70	130	0%	
Toluene-d8	S	ug/L	528.41847	21.1367388		20	0	0	0.0617	0.5	500	106%	70	130	0%	

Seq No	Lab ID	Test Code	Sample Typ	File ID	Analysis Date	DF	Batch ID	Prep Date	SPKref	RPDref	pmoist					
14942305	ICV120721	VOC-8260-W-Q	ICV	JA5975C\VG1207	12/7/2021 7:10:2	1	R372200		0	0						
Analyte	T	Units	RAW	Final	Text	Spike	SPKref	RPDref	MDL	PQL	UQL	%REC	LOW	HIGH	%RPD	Q
1,1,1,2-Tetrachloroethane	A	ug/L	132.32924	5.2931696		5	0	0	0.107	0.5	500	106%	80	120	0%	
1,1,1-Trichloroethane	A	ug/L	125.45551	5.0182204		5	0	0	0.131	0.5	500	100%	80	120	0%	
1,1,2,2-Tetrachloroethane	A	ug/L	130.54192	5.2216768		5	0	0	0.0872	0.5	500	104%	80	120	0%	
1,1,2-Trichloroethane	A	ug/L	127.7467	5.109868		5	0	0	0.108	0.5	500	102%	80	120	0%	
1,1-Dichloroethane	A	ug/L	131.12544	5.2450176		5	0	0	0.176	0.5	500	105%	80	120	0%	
1,1-Dichloroethene	A	ug/L	125.74458	5.0297832		5	0	0	0.145	0.5	500	101%	80	120	0%	
1,1-Dichloropropene	A	ug/L	122.19215	4.887686		5	0	0	0.083	0.5	500	98%	80	120	0%	
1,2,3-Trichloropropane	A	ug/L	132.15146	5.2860584		5	0	0	0.385	0.5	500	106%	80	120	0%	
1,2-Dibromoethane	A	ug/L	129.76964	5.1907856		5	0	0	0.143	0.5	500	104%	80	120	0%	

Seq No	Lab ID	Test Code	Sample Typ	File ID	Analysis Date	DF	Batch ID	Prep Date	SPKref	RPDref	pmoist					
14942305	ICV120721	VOC-8260-W-Q	ICV	JA5975C\VG1207	12/7/2021 7:10:2	1	R372200		0	0						
Analyte	T	Units	RAW	Final	Text	Spike	SPKref	RPDref	MDL	PQL	UQL	%REC	LOW	HIGH	%RPD	Q
1,2-Dichlorobenzene	A	ug/L	132.14716	5.2858864		5	0	0	0.0858	0.5	500	106%	80	120	0%	
1,2-Dichloroethane	A	ug/L	126.01134	5.0404536		5	0	0	0.156	0.5	500	101%	80	120	0%	
1,2-Dichloropropane	A	ug/L	132.33697	5.2934788		5	0	0	0.0893	0.5	500	106%	80	120	0%	
1,3-Dichlorobenzene	A	ug/L	137.02801	5.4811204		5	0	0	0.0996	0.5	500	110%	80	120	0%	
1,3-Dichloropropane	A	ug/L	129.19289	5.1677156		5	0	0	0.106	0.5	500	103%	80	120	0%	
1,4-Dichlorobenzene	A	ug/L	131.86631	5.2746524		5	0	0	0.0858	0.5	500	105%	80	120	0%	
2,2-Dichloropropane	A	ug/L	128.81767	5.1527068		5	0	0	0.196	0.5	500	103%	80	120	0%	
2-Chlorotoluene	A	ug/L	133.90563	5.3562252		5	0	0	0.0876	0.5	500	107%	80	120	0%	
4-Chlorotoluene	A	ug/L	138.85925	5.55437		5	0	0	0.0912	0.5	500	111%	80	120	0%	
Benzene	A	ug/L	130.5825	5.2233		5	0	0	0.119	0.5	500	104%	80	120	0%	
Bromobenzene	A	ug/L	135.84988	5.4339952		5	0	0	0.115	0.5	500	109%	80	120	0%	
Bromochloromethane	A	ug/L	127.75765	5.110306		5	0	0	0.176	0.5	500	102%	80	120	0%	
Bromodichloromethane	A	ug/L	135.46872	5.4187488		5	0	0	0.155	0.5	500	108%	80	120	0%	
Bromoform	A	ug/L	126.01359	5.0405436		5	0	0	0.119	0.5	500	101%	80	120	0%	
Bromomethane	A	ug/L	125.21424	5.0085696		5	0	0	0.253	0.5	500	100%	80	120	0%	
Carbon tetrachloride	A	ug/L	123.65566	4.9462264		5	0	0	0.165	0.5	500	99%	80	120	0%	
Chlorobenzene	A	ug/L	136.22496	5.4489984		5	0	0	0.12	0.5	500	109%	80	120	0%	
Chlorodibromomethane	A	ug/L	128.00676	5.1202704		5	0	0	0.0841	0.5	500	102%	80	120	0%	
Chloroethane	A	ug/L	121.37701	4.8550804		5	0	0	0.169	0.5	500	97%	80	120	0%	
Chloroform	A	ug/L	120.55777	4.8223108		5	0	0	0.0789	0.5	500	96%	80	120	0%	
Chloromethane	A	ug/L	115.99919	4.6399676		5	0	0	0.191	0.5	500	93%	80	120	0%	
cis-1,2-Dichloroethene	A	ug/L	128.9183	5.156732		5	0	0	0.167	0.5	500	103%	80	120	0%	
cis-1,3-Dichloropropene	A	ug/L	127.26442	5.0905768		5	0	0	0.0943	0.5	500	102%	80	120	0%	
Dibromomethane	A	ug/L	126.20246	5.0480984		5	0	0	0.162	0.5	500	101%	80	120	0%	
Dichlorodifluoromethane	A	ug/L	115.95327	4.6381308		5	0	0	0.175	0.5	500	93%	80	120	0%	
Ethylbenzene	A	ug/L	134.38357	5.3753428		5	0	0	0.0912	0.5	500	108%	80	120	0%	
m+p-Xylenes	A	ug/L	271.37091	10.8548364		10	0	0	0.165	0.5	1000	109%	80	120	0%	
Methyl ethyl ketone	A	ug/L	1304.98066	52.1992264		50	0	0	2.22	10	5000	104%	80	120	0%	
Methyl tert-butyl ether (MTBE)	A	ug/L	128.45932	5.1383728		5	0	0	0.119	0.5	500	103%	80	120	0%	
Methylene chloride	A	ug/L	123.31185	4.932474		5	0	0	0.134	0.5	500	99%	80	120	0%	
o-Xylene	A	ug/L	140.13377	5.6053508		5	0	0	0.0604	0.5	500	112%	80	120	0%	
Styrene	A	ug/L	141.95559	5.6782236		5	0	0	0.067	0.5	500	114%	80	120	0%	
Tetrachloroethene	A	ug/L	134.24881	5.3699524		5	0	0	0.0671	0.5	500	107%	80	120	0%	
Toluene	A	ug/L	134.28445	5.371378		5	0	0	0.075	0.5	500	107%	80	120	0%	
trans-1,2-Dichloroethene	A	ug/L	130.74976	5.2299904		5	0	0	0.151	0.5	500	105%	80	120	0%	

Seq No	Lab ID	Test Code	Sample Typ	File ID	Analysis Date	DF	Batch ID	Prep Date	SPKref	RPDref	pmoist					
14942305	ICV120721	VOC-8260-W-Q	ICV	DA5975C\VG1207	12/7/2021 7:10:2	1	R372200		0	0						
Analyte	T	Units	RAW	Final	Text	Spike	SPKref	RPDref	MDL	PQL	UQL	%REC	LOW	HIGH	%RPD	Q
trans-1,3-Dichloropropene	A	ug/L	135.89974	5.4359896		5	0	0	0.0846	0.5	500	109%	80	120	0%	
Trichloroethene	A	ug/L	125.68215	5.027286		5	0	0	0.0993	0.5	500	101%	80	120	0%	
Trichlorofluoromethane	A	ug/L	125.46391	5.0185564		5	0	0	0.134	0.5	500	100%	80	120	0%	
Vinyl chloride	A	ug/L	124.84881	4.9939524		5	0	0	0.153	0.5	500	100%	80	120	0%	
1,4-Dichlorobenzene-d4	I	ug/L	250	10		0	0	0	0	0	500	0%	0	0	0%	
Chlorobenzene-d5	I	ug/L	250	10		0	0	0	0	0	500	0%	0	0	0%	
Fluorobenzene	I	ug/L	250	10		0	0	0	0	0	500	0%	0	0	0%	
Xylenes, Total	M	ug/L	411.50468	16.4601872		15	0	0	0.0604	0.5	1500	110%	80	120	0%	
1,2-Dichloroethane-d4	S	ug/L	250.95741	10.0382964		10	0	0	0.0848	0.5	500	100%	80	120	0%	
Dibromofluoromethane	S	ug/L	250.86654	10.0346616		10	0	0	0.129	0.5	500	100%	80	120	0%	
p-Bromofluorobenzene	S	ug/L	259.85884	10.3943536		10	0	0	0.149	0.5	500	104%	80	120	0%	
Toluene-d8	S	ug/L	263.30063	10.5320252		10	0	0	0.0617	0.5	500	105%	80	120	0%	

Contents.txt
DATAFILE HEADERS FROM C:\MSDCHEM\1\DATA\VG120721

Data file Name : C:\MSDCHEM\1\DATA\VG120721\07DEC01.D
Sample Name : BLK
Operator : MSC
Date injected : 7 Dec 2021 9:14 am
Instrument : VOA5975C
Method used : 5975CACQF
No of spectra : 5616
Start Time : 0.840
End Time : 16.498
Vial Number : 1

Data file Name : C:\MSDCHEM\1\DATA\VG120721\07DEC02.D
Sample Name : BFB120721_
Operator : MSC
Date injected : 7 Dec 2021 9:42 am
Instrument : VOA5975C
Method used : 5975CACQF
No of spectra : 5616
Start Time : 0.840
End Time : 16.498
Vial Number : 2

Data file Name : C:\MSDCHEM\1\DATA\VG120721\07DEC03.D
Sample Name : MBLK120721_
Operator : MSC
Date injected : 7 Dec 2021 10:35 am
Instrument : VOA5975C
Method used : 5975CACQF
No of spectra : 5616
Start Time : 0.840
End Time : 16.498
Vial Number : 3

Data file Name : C:\MSDCHEM\1\DATA\VG120721\07DEC04.D
Sample Name : LX_CCV120721_
Operator : MSC
Date injected : 7 Dec 2021 11:13 am
Instrument : VOA5975C
Method used : 5975CACQF
No of spectra : 5616
Start Time : 0.840
End Time : 16.498
Vial Number : 4

Data file Name : C:\MSDCHEM\1\DATA\VG120721\07DEC05.D
Sample Name : BFB120721_
Operator : MSC
Date injected : 7 Dec 2021 11:40 am
Instrument : VOA5975C
Method used : 5975CACQF
No of spectra : 5616
Start Time : 0.840
End Time : 16.498
Vial Number : 5

Data file Name : C:\MSDCHEM\1\DATA\VG120721\07DEC06.D
Page 1

Contents.txt

Sample Name : MBLK120721_
 Operator : MSC
 Date injected : 7 Dec 2021 12:08 pm
 Instrument : VOA5975C
 Method used : 5975CACQF
 No of spectra : 5616
 Start Time : 0.840
 End Time : 16.498
 Vial Number : 6

Data file Name : C:\MSDCHEM\1\DATA\VG120721\07DEC07.D
 Sample Name : ICAL120721_1
 Operator : MSC
 Date injected : 7 Dec 2021 1:14 pm
 Instrument : VOA5975C
 Method used : 5975CACQF
 No of spectra : 5616
 Start Time : 0.840
 End Time : 16.498
 Vial Number : 7

Data file Name : C:\MSDCHEM\1\DATA\VG120721\07DEC08.D
 Sample Name : ICAL120721_2
 Operator : MSC
 Date injected : 7 Dec 2021 1:41 pm
 Instrument : VOA5975C
 Method used : 5975CACQF
 No of spectra : 5616
 Start Time : 0.839
 End Time : 16.498
 Vial Number : 8

Data file Name : C:\MSDCHEM\1\DATA\VG120721\07DEC09.D
 Sample Name : ICAL120721_3
 Operator : MSC
 Date injected : 7 Dec 2021 2:09 pm
 Instrument : VOA5975C
 Method used : 5975CACQF
 No of spectra : 5616
 Start Time : 0.840
 End Time : 16.498
 Vial Number : 9

Data file Name : C:\MSDCHEM\1\DATA\VG120721\07DEC10.D
 Sample Name : ICAL120721_4
 Operator : MSC
 Date injected : 7 Dec 2021 2:36 pm
 Instrument : VOA5975C
 Method used : 5975CACQF
 No of spectra : 5616
 Start Time : 0.840
 End Time : 16.498
 Vial Number : 10

Data file Name : C:\MSDCHEM\1\DATA\VG120721\07DEC11.D
 Sample Name : BLK
 Operator : MSC
 Date injected : 7 Dec 2021 3:03 pm

Contents.txt

Instrument : VOA5975C
Method used : 5975CACQF
No of spectra : 5616
Start Time : 0.840
End Time : 16.498
Vial Number : 11

Data file Name : C:\MSDCHEM\1\DATA\VG120721\07DEC12.D
Sample Name : ICAL120721_5
Operator : MSC
Date injected : 7 Dec 2021 3:31 pm
Instrument : VOA5975C
Method used : 5975CACQF
No of spectra : 5616
Start Time : 0.840
End Time : 16.498
Vial Number : 12

Data file Name : C:\MSDCHEM\1\DATA\VG120721\07DEC13.D
Sample Name : ICAL120721_6
Operator : MSC
Date injected : 7 Dec 2021 3:58 pm
Instrument : VOA5975C
Method used : 5975CACQF
No of spectra : 5616
Start Time : 0.840
End Time : 16.498
Vial Number : 13

Data file Name : C:\MSDCHEM\1\DATA\VG120721\07DEC14.D
Sample Name : ICAL120721_7
Operator : MSC
Date injected : 7 Dec 2021 4:26 pm
Instrument : VOA5975C
Method used : 5975CACQF
No of spectra : 5616
Start Time : 0.840
End Time : 16.498
Vial Number : 14

Data file Name : C:\MSDCHEM\1\DATA\VG120721\07DEC15.D
Sample Name : ICAL120721_8
Operator : MSC
Date injected : 7 Dec 2021 4:53 pm
Instrument : VOA5975C
Method used : 5975CACQF
No of spectra : 5616
Start Time : 0.840
End Time : 16.498
Vial Number : 15

Data file Name : C:\MSDCHEM\1\DATA\VG120721\07DEC16.D
Sample Name : ICAL120721_9
Operator : MSC
Date injected : 7 Dec 2021 5:20 pm
Instrument : VOA5975C
Method used : 5975CACQF
No of spectra : 5616

Contents.txt

Start Time : 0.840
End Time : 16.498
Vial Number : 16

Data file Name : C:\MSDCHEM\1\DATA\VG120721\07DEC17.D
Sample Name : ICAL120721_0
Operator : MSC
Date injected : 7 Dec 2021 5:48 pm
Instrument : VOA5975C
Method used : 5975CACQF
No of spectra : 5616
Start Time : 0.840
End Time : 16.498
Vial Number : 17

Data file Name : C:\MSDCHEM\1\DATA\VG120721\07DEC18.D
Sample Name : ICAL120721_1
Operator : MSC
Date injected : 7 Dec 2021 6:15 pm
Instrument : VOA5975C
Method used : 5975CACQF
No of spectra : 5616
Start Time : 0.840
End Time : 16.498
Vial Number : 18

Data file Name : C:\MSDCHEM\1\DATA\VG120721\07DEC19.D
Sample Name : ICAL120721_2
Operator : MSC
Date injected : 7 Dec 2021 6:43 pm
Instrument : VOA5975C
Method used : 5975CACQF
No of spectra : 5616
Start Time : 0.840
End Time : 16.498
Vial Number : 19

Data file Name : C:\MSDCHEM\1\DATA\VG120721\07DEC20.D
Sample Name : ICAL120721_3
Operator : MSC
Date injected : 7 Dec 2021 7:10 pm
Instrument : VOA5975C
Method used : 5975CACQF
No of spectra : 5616
Start Time : 0.839
End Time : 16.498
Vial Number : 20

Data file Name : C:\MSDCHEM\1\DATA\VG120721\07DEC21.D
Sample Name : BLK
Operator : MSC
Date injected : 7 Dec 2021 7:37 pm
Instrument : VOA5975C
Method used : 5975CACQF
No of spectra : 5616
Start Time : 0.839
End Time : 16.498
Vial Number : 21

Contents.txt

Data file Name : C:\MSDCHEM\1\DATA\VG120721\07DEC22.D
Sample Name : MDL120721
Operator : MSC
Date injected : 7 Dec 2021 8:05 pm
Instrument : VOA5975C
Method used : 5975CACQF
No of spectra : 5616
Start Time : 0.839
End Time : 16.498
Vial Number : 22

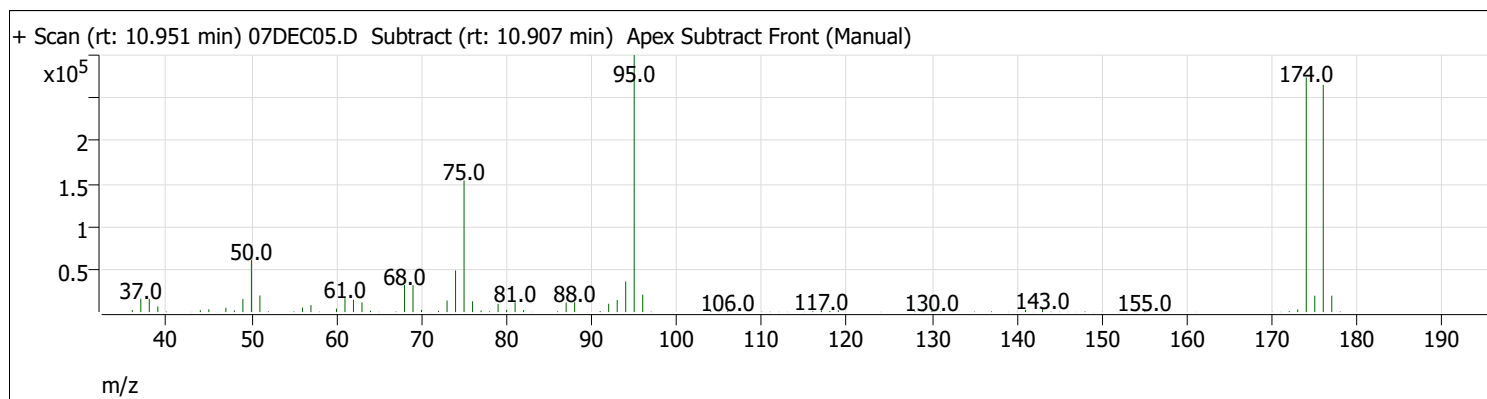
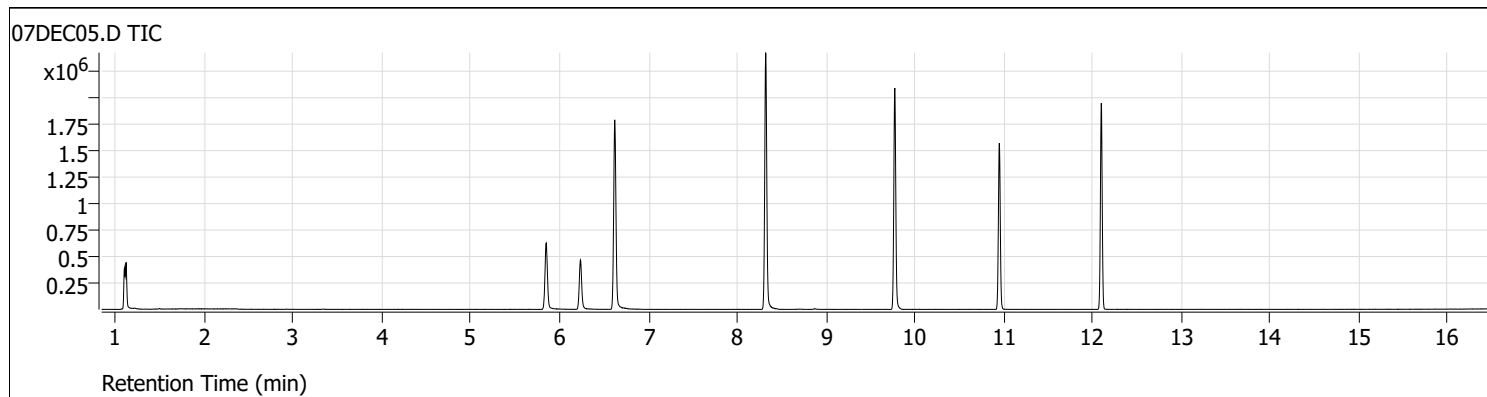
Data file Name : C:\MSDCHEM\1\DATA\VG120721\07DEC23.D
Sample Name : LOD120721_2xCAL1
Operator : MSC
Date injected : 7 Dec 2021 8:32 pm
Instrument : VOA5975C
Method used : 5975CACQF
No of spectra : 5616
Start Time : 0.840
End Time : 16.498
Vial Number : 23

Data file Name : C:\MSDCHEM\1\DATA\VG120721\07DEC24.D
Sample Name : MBLK120721_NoSurr
Operator : MSC
Date injected : 7 Dec 2021 8:59 pm
Instrument : VOA5975C
Method used : 5975CACQF
No of spectra : 5616
Start Time : 0.840
End Time : 16.498
Vial Number : 24

Data file Name : C:\MSDCHEM\1\DATA\VG120721\07DEC25.D
Sample Name : BLK
Operator : MSC
Date injected : 7 Dec 2021 9:27 pm
Instrument : VOA5975C
Method used : 5975CACQF
No of spectra : 5616
Start Time : 0.840
End Time : 16.498
Vial Number : 25

Tune Evaluation Report

Data Path: D:\Org\Data\VOA5975C\VG120721\07DEC05.D
 Acq on: 12/7/2021 11:40:54 AM
 Operator: MSC
 Sample: BFB120721_
 Inst Name: VOA5975C
 ALS Vial: 5
 Method: \\MASSHUNTER\Org\Data\Methods\BFBapex.m



Target Mass	Rel. To Mass	Lower Limit%	Upper Limit%	Rel. Abn%	Raw Abn	Pass/Fail
50	95	15	40	20.4	61360	Pass
75	95	30	60	51.2	153984	Pass
95	95	100	100	100.0	300544	Pass
96	95	5	9	6.8	20320	Pass
173	174	0	2	1.2	3206	Pass
174	95	50	100	91.4	274560	Pass
175	174	5	9	7.0	19200	Pass
176	174	95	101	96.8	265728	Pass
177	176	5	9	7.2	19176	Pass

Quantitative Analysis Results Summary Report

Batch Path	D:\Org\Data\VOA5975C\VG120721_L4\QuantResults\VG120721_8260B_624pt1_L4.batch.bin	Analyst Name	BL2000\mchavez
Analysis Time	12/22/2021 10:27 AM	Reporter Name	BL2000\mchavez
Report Time	12/22/2021 10:28:45 AM	Batch State	Processed
Last Calib Update	12/13/2021 2:48 PM	Quant Report Version	10.0
Quant Batch Version	10.0		

Sequence Table

Data File	sample Name	Sample Type	Vial Position	Inj Vol	Level	Acq Method File
07DEC07.D	ICAL120721_1	Cal	7	0	1	5975CACQF.M
07DEC08.D	ICAL120721_2	Cal	8	0	2	5975CACQF.M
07DEC09.D	ICAL120721_3	Cal	9	0	3	5975CACQF.M
07DEC10.D	ICAL120721_4	Cal	10	0	4	5975CACQF.M
07DEC12.D	ICAL120721_5	Cal	12	0	5	5975CACQF.M
07DEC14.D	ICAL120721_6	Cal	14	0	6	5975CACQF.M
07DEC16.D	ICAL120721_7	Cal	16	0	7	5975CACQF.M
07DEC18.D	ICAL120721_8	Cal	18	0	8	5975CACQF.M
07DEC20.D	ICV120721	QC	20	0	QC	5975CACQF.M

Quantitation Results

Compound: Dichlorodifluoromethane

Data File	Sample Type	ISTD	RT	Resp	ISTD Resp	Resp Ratio	Final Conc	Exp. Conc	Accuracy
07DEC07.D	Calibration	Fluorobenzene	1.244	3115	723692	0.0043	3.0104	2.5000	120.4
07DEC08.D	Calibration	Fluorobenzene	1.244	12683	734902	0.0173	12.0701	12.5000	96.6
07DEC09.D	Calibration	Fluorobenzene	1.244	27748	757491	0.0366	25.6196	25.0000	102.5
07DEC10.D	Calibration	Fluorobenzene	1.241	48672	720413	0.0676	47.2516	50.0000	94.5
07DEC12.D	Calibration	Fluorobenzene	1.244	137433	756660	0.1816	127.0308	125.0000	101.6
07DEC14.D	Calibration	Fluorobenzene	1.241	279484	756368	0.3695	258.4298	250.0000	103.4
07DEC16.D	Calibration	Fluorobenzene	1.244	404779	754357	0.5366	375.2839	375.0000	100.1
07DEC18.D	Calibration	Fluorobenzene	1.241	552849	762749	0.7248	506.9250	500.0000	101.4
07DEC20.D	QC	Fluorobenzene	1.241	124975	753805	0.1658	115.9533	125.0000	

Compound: Chloromethane

Data File	Sample Type	ISTD	RT	Resp	ISTD Resp	Resp Ratio	Final Conc	Exp. Conc	Accuracy
07DEC07.D	Calibration	Fluorobenzene	1.414	4048	723692	0.0056	3.4358	2.5000	137.4
07DEC08.D	Calibration	Fluorobenzene	1.414	15699	734902	0.0214	13.1217	12.5000	105.0
07DEC09.D	Calibration	Fluorobenzene	1.411	31613	757491	0.0417	25.6351	25.0000	102.5
07DEC10.D	Calibration	Fluorobenzene	1.406	56331	720413	0.0782	48.0301	50.0000	96.1
07DEC12.D	Calibration	Fluorobenzene	1.408	152024	756660	0.2009	123.4124	125.0000	98.7
07DEC14.D	Calibration	Fluorobenzene	1.406	307313	756368	0.4063	249.5716	250.0000	99.8
07DEC16.D	Calibration	Fluorobenzene	1.406	452351	754357	0.5997	368.3375	375.0000	98.2
07DEC18.D	Calibration	Fluorobenzene	1.406	618664	762749	0.8111	498.2193	500.0000	99.6
07DEC20.D	QC	Fluorobenzene	1.408	142353	753805	0.1888	115.9992	125.0000	

Quantitative Analysis Results Summary Report

Compound: Vinyl chloride

Data File	Sample Type	ISTD	RT	Resp	ISTD Resp	Resp Ratio	Final Conc	Exp. Conc	Accuracy
07DEC07.D	Calibration	Fluorobenzene	1.498	3504	723692	0.0048	3.1612	2.5000	126.4
07DEC08.D	Calibration	Fluorobenzene	1.500	13557	734902	0.0184	12.0442	12.5000	96.4
07DEC09.D	Calibration	Fluorobenzene	1.501	29163	757491	0.0385	25.1361	25.0000	100.5
07DEC10.D	Calibration	Fluorobenzene	1.498	53541	720413	0.0743	48.5231	50.0000	97.0
07DEC12.D	Calibration	Fluorobenzene	1.498	147317	756660	0.1947	127.1147	125.0000	101.7
07DEC14.D	Calibration	Fluorobenzene	1.495	294275	756368	0.3891	254.0177	250.0000	101.6
07DEC16.D	Calibration	Fluorobenzene	1.498	433460	754357	0.5746	375.1595	375.0000	100.0
07DEC18.D	Calibration	Fluorobenzene	1.495	599982	762749	0.7866	513.5709	500.0000	102.7
07DEC20.D	QC	Fluorobenzene	1.498	144145	753805	0.1912	124.8488	125.0000	

Compound: Bromomethane

Data File	Sample Type	ISTD	RT	Resp	ISTD Resp	Resp Ratio	Final Conc	Exp. Conc	Accuracy
07DEC07.D	Calibration	Fluorobenzene	1.802	1468	723692	0.0020	6.8732	2.5000	274.9
07DEC08.D	Calibration	Fluorobenzene	1.799	4574	734902	0.0062	13.8940	12.5000	111.2
07DEC09.D	Calibration	Fluorobenzene	1.802	8941	757491	0.0118	23.1716	25.0000	92.7
07DEC10.D	Calibration	Fluorobenzene	1.799	19489	720413	0.0271	48.1936	50.0000	96.4
07DEC12.D	Calibration	Fluorobenzene	1.802	55345	756660	0.0731	121.0803	125.0000	96.9
07DEC14.D	Calibration	Fluorobenzene	1.793	125869	756368	0.1664	257.9353	250.0000	103.2
07DEC16.D	Calibration	Fluorobenzene	1.796	191950	754357	0.2545	376.6866	375.0000	100.4
07DEC18.D	Calibration	Fluorobenzene	1.796	266856	762749	0.3499	496.3524	500.0000	99.3
07DEC20.D	QC	Fluorobenzene	1.799	57163	753805	0.0758	125.2142	125.0000	

Compound: Chloroethane

Data File	Sample Type	ISTD	RT	Resp	ISTD Resp	Resp Ratio	Final Conc	Exp. Conc	Accuracy
07DEC07.D	Calibration	Fluorobenzene	1.899	2147	723692	0.0030	3.5062	2.5000	140.2
07DEC08.D	Calibration	Fluorobenzene	1.899	8120	734902	0.0110	13.0583	12.5000	104.5
07DEC09.D	Calibration	Fluorobenzene	1.899	16467	757491	0.0217	25.6919	25.0000	102.8
07DEC10.D	Calibration	Fluorobenzene	1.897	29975	720413	0.0416	49.1741	50.0000	98.3
07DEC12.D	Calibration	Fluorobenzene	1.896	79158	756660	0.1046	123.6383	125.0000	98.9
07DEC14.D	Calibration	Fluorobenzene	1.896	158595	756368	0.2097	247.8081	250.0000	99.1
07DEC16.D	Calibration	Fluorobenzene	1.899	232823	754357	0.3086	364.7607	375.0000	97.3
07DEC18.D	Calibration	Fluorobenzene	1.894	319838	762749	0.4193	495.5729	500.0000	99.1
07DEC20.D	QC	Fluorobenzene	1.896	77417	753805	0.1027	121.3770	125.0000	

Compound: Trichlorofluoromethane

Data File	Sample Type	ISTD	RT	Resp	ISTD Resp	Resp Ratio	Final Conc	Exp. Conc	Accuracy
07DEC07.D	Calibration	Fluorobenzene	2.147	4345	723692	0.0060	3.0017	2.5000	120.1
07DEC08.D	Calibration	Fluorobenzene	2.145	18323	734902	0.0249	12.4650	12.5000	99.7
07DEC09.D	Calibration	Fluorobenzene	2.145	38203	757491	0.0504	25.2142	25.0000	100.9
07DEC10.D	Calibration	Fluorobenzene	2.145	68865	720413	0.0956	47.7906	50.0000	95.6
07DEC12.D	Calibration	Fluorobenzene	2.145	190146	756660	0.2513	125.6354	125.0000	100.5
07DEC14.D	Calibration	Fluorobenzene	2.145	380153	756368	0.5026	251.2759	250.0000	100.5

Quantitative Analysis Results Summary Report

Compound: Trichlorofluoromethane

Data File	Sample Type	ISTD	RT	Resp	ISTD Resp	Resp Ratio	Final Conc	Exp. Conc	Accuracy
07DEC16.D	Calibration	Fluorobenzene	2.145	572223	754357	0.7586	379.2398	375.0000	101.1
07DEC18.D	Calibration	Fluorobenzene	2.142	775738	762749	1.0170	508.4626	500.0000	101.7
07DEC20.D	QC	Fluorobenzene	2.147	189170	753805	0.2510	125.4639	125.0000	

Compound: 1,1-Dichloroethene

Data File	Sample Type	ISTD	RT	Resp	ISTD Resp	Resp Ratio	Final Conc	Exp. Conc	Accuracy
07DEC07.D	Calibration	Fluorobenzene	2.694	2053	723692	0.0028	2.7407	2.5000	109.6
07DEC08.D	Calibration	Fluorobenzene	2.705	9845	734902	0.0134	12.9423	12.5000	103.5
07DEC09.D	Calibration	Fluorobenzene	2.705	18306	757491	0.0242	23.3476	25.0000	93.4
07DEC10.D	Calibration	Fluorobenzene	2.703	35586	720413	0.0494	47.7226	50.0000	95.4
07DEC12.D	Calibration	Fluorobenzene	2.700	98538	756660	0.1302	125.8140	125.0000	100.7
07DEC14.D	Calibration	Fluorobenzene	2.700	200673	756368	0.2653	256.3197	250.0000	102.5
07DEC16.D	Calibration	Fluorobenzene	2.702	295401	754357	0.3916	378.3217	375.0000	100.9
07DEC18.D	Calibration	Fluorobenzene	2.700	408810	762749	0.5360	517.8048	500.0000	103.6
07DEC20.D	QC	Fluorobenzene	2.702	98112	753805	0.1302	125.7446	125.0000	

Compound: Methylene chloride

Data File	Sample Type	ISTD	RT	Resp	ISTD Resp	Resp Ratio	Final Conc	Exp. Conc	Accuracy
07DEC07.D	Calibration	Fluorobenzene	3.333	5280	723692	0.0073	4.9786	2.5000	199.1
07DEC08.D	Calibration	Fluorobenzene	3.333	15333	734902	0.0209	14.2371	12.5000	113.9
07DEC09.D	Calibration	Fluorobenzene	3.333	29312	757491	0.0387	26.4053	25.0000	105.6
07DEC10.D	Calibration	Fluorobenzene	3.330	52048	720413	0.0722	49.2998	50.0000	98.6
07DEC12.D	Calibration	Fluorobenzene	3.333	134115	756660	0.1772	120.9482	125.0000	96.8
07DEC14.D	Calibration	Fluorobenzene	3.330	264312	756368	0.3494	238.4551	250.0000	95.4
07DEC16.D	Calibration	Fluorobenzene	3.333	389887	754357	0.5168	352.6832	375.0000	94.0
07DEC18.D	Calibration	Fluorobenzene	3.333	534822	762749	0.7012	478.4654	500.0000	95.7
07DEC20.D	QC	Fluorobenzene	3.333	136220	753805	0.1807	123.3119	125.0000	

Compound: trans-1,2-Dichloroethene

Data File	Sample Type	ISTD	RT	Resp	ISTD Resp	Resp Ratio	Final Conc	Exp. Conc	Accuracy
07DEC07.D	Calibration	Fluorobenzene	3.717	2035	723692	0.0028	2.7192	2.5000	108.8
07DEC08.D	Calibration	Fluorobenzene	3.720	9628	734902	0.0131	12.6689	12.5000	101.4
07DEC09.D	Calibration	Fluorobenzene	3.718	18598	757491	0.0246	23.7422	25.0000	95.0
07DEC10.D	Calibration	Fluorobenzene	3.715	35666	720413	0.0495	47.8746	50.0000	95.7
07DEC12.D	Calibration	Fluorobenzene	3.717	99102	756660	0.1310	126.6525	125.0000	101.3
07DEC14.D	Calibration	Fluorobenzene	3.717	198737	756368	0.2628	254.0842	250.0000	101.6
07DEC16.D	Calibration	Fluorobenzene	3.720	296883	754357	0.3936	380.5751	375.0000	101.5
07DEC18.D	Calibration	Fluorobenzene	3.717	408143	762749	0.5351	517.4432	500.0000	103.5
07DEC20.D	QC	Fluorobenzene	3.715	101922	753805	0.1352	130.7498	125.0000	

Quantitative Analysis Results Summary Report

Compound: Methyl tert-butyl ether (MTBE)

Data File	Sample Type	ISTD	RT	Resp	ISTD Resp	Resp Ratio	Final Conc	Exp. Conc	Accuracy
07DEC07.D	Calibration	Fluorobenzene	3.765	2798	723692	0.0039	2.9192	2.5000	116.8
07DEC08.D	Calibration	Fluorobenzene	3.768	12399	734902	0.0169	12.7388	12.5000	101.9
07DEC09.D	Calibration	Fluorobenzene	3.745	24643	757491	0.0325	24.5633	25.0000	98.3
07DEC10.D	Calibration	Fluorobenzene	3.748	45014	720413	0.0625	47.1777	50.0000	94.4
07DEC12.D	Calibration	Fluorobenzene	3.751	120150	756660	0.1588	119.8929	125.0000	95.9
07DEC14.D	Calibration	Fluorobenzene	3.754	251479	756368	0.3325	251.0379	250.0000	100.4
07DEC16.D	Calibration	Fluorobenzene	3.757	391933	754357	0.5196	392.2885	375.0000	104.6
07DEC18.D	Calibration	Fluorobenzene	3.754	528043	762749	0.6923	522.7070	500.0000	104.5
07DEC20.D	QC	Fluorobenzene	3.751	128249	753805	0.1701	128.4593	125.0000	

Compound: 1,1-Dichloroethane

Data File	Sample Type	ISTD	RT	Resp	ISTD Resp	Resp Ratio	Final Conc	Exp. Conc	Accuracy
07DEC07.D	Calibration	Fluorobenzene	4.387	3746	723692	0.0052	2.6403	2.5000	105.6
07DEC08.D	Calibration	Fluorobenzene	4.389	18019	734902	0.0245	12.5069	12.5000	100.1
07DEC09.D	Calibration	Fluorobenzene	4.384	36728	757491	0.0485	24.7325	25.0000	98.9
07DEC10.D	Calibration	Fluorobenzene	4.379	67613	720413	0.0939	47.8737	50.0000	95.7
07DEC12.D	Calibration	Fluorobenzene	4.384	185309	756660	0.2449	124.9235	125.0000	99.9
07DEC14.D	Calibration	Fluorobenzene	4.381	380218	756368	0.5027	256.4176	250.0000	102.6
07DEC16.D	Calibration	Fluorobenzene	4.381	552243	754357	0.7321	373.4234	375.0000	99.6
07DEC18.D	Calibration	Fluorobenzene	4.378	771450	762749	1.0114	515.9105	500.0000	103.2
07DEC20.D	QC	Fluorobenzene	4.378	193775	753805	0.2571	131.1254	125.0000	

Compound: 2,2-Dichloropropane

Data File	Sample Type	ISTD	RT	Resp	ISTD Resp	Resp Ratio	Final Conc	Exp. Conc	Accuracy
07DEC07.D	Calibration	Fluorobenzene	5.187	2974	723692	0.0041	2.8630	2.5000	114.5
07DEC08.D	Calibration	Fluorobenzene	5.195	13021	734902	0.0177	12.3440	12.5000	98.8
07DEC09.D	Calibration	Fluorobenzene	5.193	26674	757491	0.0352	24.5330	25.0000	98.1
07DEC10.D	Calibration	Fluorobenzene	5.193	49589	720413	0.0688	47.9561	50.0000	95.9
07DEC12.D	Calibration	Fluorobenzene	5.195	136495	756660	0.1804	125.6771	125.0000	100.5
07DEC14.D	Calibration	Fluorobenzene	5.193	279182	756368	0.3691	257.1547	250.0000	102.9
07DEC16.D	Calibration	Fluorobenzene	5.193	411174	754357	0.5451	379.7423	375.0000	101.3
07DEC18.D	Calibration	Fluorobenzene	5.193	561289	762749	0.7359	512.6785	500.0000	102.5
07DEC20.D	QC	Fluorobenzene	5.195	139378	753805	0.1849	128.8177	125.0000	

Compound: cis-1,2-Dichloroethene

Data File	Sample Type	ISTD	RT	Resp	ISTD Resp	Resp Ratio	Final Conc	Exp. Conc	Accuracy
07DEC07.D	Calibration	Fluorobenzene	5.223	2299	723692	0.0032	2.9628	2.5000	118.5
07DEC08.D	Calibration	Fluorobenzene	5.220	9789	734902	0.0133	12.4211	12.5000	99.4
07DEC09.D	Calibration	Fluorobenzene	5.221	19699	757491	0.0260	24.2504	25.0000	97.0
07DEC10.D	Calibration	Fluorobenzene	5.221	37253	720413	0.0517	48.2205	50.0000	96.4
07DEC12.D	Calibration	Fluorobenzene	5.215	99166	756660	0.1311	122.2120	125.0000	97.8
07DEC14.D	Calibration	Fluorobenzene	5.212	207164	756368	0.2739	255.4070	250.0000	102.2

Quantitative Analysis Results Summary Report

Compound: cis-1,2-Dichloroethene

Data File	Sample Type	ISTD	RT	Resp	ISTD Resp	Resp Ratio	Final Conc	Exp. Conc	Accuracy
07DEC16.D	Calibration	Fluorobenzene	5.215	309903	754357	0.4108	383.0897	375.0000	102.2
07DEC18.D	Calibration	Fluorobenzene	5.215	429832	762749	0.5635	525.4952	500.0000	105.1
07DEC20.D	QC	Fluorobenzene	5.215	104213	753805	0.1382	128.9183	125.0000	

Compound: Methyl ethyl ketone

Data File	Sample Type	ISTD	RT	Resp	ISTD Resp	Resp Ratio	Final Conc	Exp. Conc	Accuracy
07DEC07.D	Calibration	Fluorobenzene	5.287	2928	723692	0.0040	28.3835	25.0000	113.5
07DEC08.D	Calibration	Fluorobenzene	5.287	12746	734902	0.0173	121.6601	125.0000	97.3
07DEC09.D	Calibration	Fluorobenzene	5.285	26278	757491	0.0347	243.3427	250.0000	97.3
07DEC10.D	Calibration	Fluorobenzene	5.285	48031	720413	0.0667	467.6745	500.0000	93.5
07DEC12.D	Calibration	Fluorobenzene	5.282	132227	756660	0.1748	1225.8094	1250.0000	98.1
07DEC14.D	Calibration	Fluorobenzene	5.279	274225	756368	0.3626	2543.1822	2500.0000	101.7
07DEC16.D	Calibration	Fluorobenzene	5.285	420943	754357	0.5580	3914.2624	3750.0000	104.4
07DEC18.D	Calibration	Fluorobenzene	5.282	585156	762749	0.7672	5381.3791	5000.0000	107.6
07DEC20.D	QC	Fluorobenzene	5.282	140236	753805	0.1860	1304.9807	1250.0000	

Compound: Bromochloromethane

Data File	Sample Type	ISTD	RT	Resp	ISTD Resp	Resp Ratio	Final Conc	Exp. Conc	Accuracy
07DEC07.D	Calibration	Fluorobenzene	5.530	556	723692	0.0008	1.9020	2.5000	76.1
07DEC08.D	Calibration	Fluorobenzene	5.522	3557	734902	0.0048	11.9894	12.5000	95.9
07DEC09.D	Calibration	Fluorobenzene	5.525	7699	757491	0.0102	25.1767	25.0000	100.7
07DEC10.D	Calibration	Fluorobenzene	5.516	14335	720413	0.0199	49.2899	50.0000	98.6
07DEC12.D	Calibration	Fluorobenzene	5.522	38416	756660	0.0508	125.7631	125.0000	100.6
07DEC14.D	Calibration	Fluorobenzene	5.519	77937	756368	0.1030	255.2422	250.0000	102.1
07DEC16.D	Calibration	Fluorobenzene	5.522	115291	754357	0.1528	378.5825	375.0000	101.0
07DEC18.D	Calibration	Fluorobenzene	5.522	155709	762749	0.2041	505.6780	500.0000	101.1
07DEC20.D	QC	Fluorobenzene	5.519	38878	753805	0.0516	127.7577	125.0000	

Compound: Chloroform

Data File	Sample Type	ISTD	RT	Resp	ISTD Resp	Resp Ratio	Final Conc	Exp. Conc	Accuracy
07DEC07.D	Calibration	Fluorobenzene	5.647	3967	723692	0.0055	2.8339	2.5000	113.4
07DEC08.D	Calibration	Fluorobenzene	5.653	17943	734902	0.0244	12.6226	12.5000	101.0
07DEC09.D	Calibration	Fluorobenzene	5.656	35772	757491	0.0472	24.4145	25.0000	97.7
07DEC10.D	Calibration	Fluorobenzene	5.653	65823	720413	0.0914	47.2366	50.0000	94.5
07DEC12.D	Calibration	Fluorobenzene	5.653	179502	756660	0.2372	122.6453	125.0000	98.1
07DEC14.D	Calibration	Fluorobenzene	5.653	359876	756368	0.4758	245.9813	250.0000	98.4
07DEC16.D	Calibration	Fluorobenzene	5.650	537208	754357	0.7121	368.1695	375.0000	98.2
07DEC18.D	Calibration	Fluorobenzene	5.653	729150	762749	0.9560	494.2168	500.0000	98.8
07DEC20.D	QC	Fluorobenzene	5.655	175781	753805	0.2332	120.5578	125.0000	

Quantitative Analysis Results Summary Report

Compound: 1,1,1-Trichloroethane

Data File	Sample Type	ISTD	RT	Resp	ISTD Resp	Resp Ratio	Final Conc	Exp. Conc	Accuracy
07DEC07.D	Calibration	Fluorobenzene	5.837	3321	723692	0.0046	2.5143	2.5000	100.6
07DEC08.D	Calibration	Fluorobenzene	5.834	16207	734902	0.0221	12.0839	12.5000	96.7
07DEC09.D	Calibration	Fluorobenzene	5.834	33577	757491	0.0443	24.2883	25.0000	97.2
07DEC10.D	Calibration	Fluorobenzene	5.834	62314	720413	0.0865	47.3955	50.0000	94.8
07DEC12.D	Calibration	Fluorobenzene	5.831	173368	756660	0.2291	125.5455	125.0000	100.4
07DEC14.D	Calibration	Fluorobenzene	5.834	353060	756368	0.4668	255.7694	250.0000	102.3
07DEC16.D	Calibration	Fluorobenzene	5.831	532578	754357	0.7060	386.8472	375.0000	103.2
07DEC18.D	Calibration	Fluorobenzene	5.831	734165	762749	0.9625	527.4061	500.0000	105.5
07DEC20.D	QC	Fluorobenzene	5.834	172590	753805	0.2290	125.4555	125.0000	

Compound: Dibromofluoromethane

Data File	Sample Type	ISTD	RT	Resp	ISTD Resp	Resp Ratio	Final Conc	Exp. Conc	Accuracy
07DEC07.D	Calibration	Fluorobenzene	5.845	3572	723692	0.0049	5.0362	2.5000	201.4
07DEC08.D	Calibration	Fluorobenzene	5.851	9752	734902	0.0133	13.5397	12.5000	108.3
07DEC09.D	Calibration	Fluorobenzene	5.848	18267	757491	0.0241	24.6056	25.0000	98.4
07DEC10.D	Calibration	Fluorobenzene	5.845	35165	720413	0.0488	49.8051	50.0000	99.6
07DEC12.D	Calibration	Fluorobenzene	5.851	87740	756660	0.1160	118.3154	125.0000	94.7
07DEC14.D	Calibration	Fluorobenzene	5.845	184098	756368	0.2434	248.3478	250.0000	99.3
07DEC16.D	Calibration	Fluorobenzene	5.848	273685	754357	0.3628	370.1846	375.0000	98.7
07DEC18.D	Calibration	Fluorobenzene	5.845	377296	762749	0.4947	504.7134	500.0000	100.9
07DEC20.D	QC	Fluorobenzene	5.845	185335	753805	0.2459	250.8665	250.0000	

Compound: Carbon tetrachloride

Data File	Sample Type	ISTD	RT	Resp	ISTD Resp	Resp Ratio	Final Conc	Exp. Conc	Accuracy
07DEC07.D	Calibration	Fluorobenzene	6.024	2861	723692	0.0040	2.2077	2.5000	88.3
07DEC08.D	Calibration	Fluorobenzene	6.024	15827	734902	0.0215	12.0266	12.5000	96.2
07DEC09.D	Calibration	Fluorobenzene	6.029	32074	757491	0.0423	23.6455	25.0000	94.6
07DEC10.D	Calibration	Fluorobenzene	6.027	62372	720413	0.0866	48.3482	50.0000	96.7
07DEC12.D	Calibration	Fluorobenzene	6.026	171191	756660	0.2262	126.3434	125.0000	101.1
07DEC14.D	Calibration	Fluorobenzene	6.026	352225	756368	0.4657	260.0516	250.0000	104.0
07DEC16.D	Calibration	Fluorobenzene	6.029	516387	754357	0.6845	382.2705	375.0000	101.9
07DEC18.D	Calibration	Fluorobenzene	6.026	720325	762749	0.9444	527.3747	500.0000	105.5
07DEC20.D	QC	Fluorobenzene	6.026	166917	753805	0.2214	123.6557	125.0000	

Compound: 1,1-Dichloropropene

Data File	Sample Type	ISTD	RT	Resp	ISTD Resp	Resp Ratio	Final Conc	Exp. Conc	Accuracy
07DEC07.D	Calibration	Fluorobenzene	6.046	2942	723692	0.0041	2.5272	2.5000	101.1
07DEC08.D	Calibration	Fluorobenzene	6.040	13370	734902	0.0182	11.3097	12.5000	90.5
07DEC09.D	Calibration	Fluorobenzene	6.040	28904	757491	0.0382	23.7209	25.0000	94.9
07DEC10.D	Calibration	Fluorobenzene	6.038	53502	720413	0.0743	46.1678	50.0000	92.3
07DEC12.D	Calibration	Fluorobenzene	6.040	156191	756660	0.2064	128.3235	125.0000	102.7
07DEC14.D	Calibration	Fluorobenzene	6.040	319922	756368	0.4230	262.9431	250.0000	105.2

Quantitative Analysis Results Summary Report

Compound: 1,1-Dichloropropene

Data File	Sample Type	ISTD	RT	Resp	ISTD Resp	Resp Ratio	Final Conc	Exp. Conc	Accuracy
07DEC16.D	Calibration	Fluorobenzene	6.038	478829	754357	0.6348	394.5975	375.0000	105.2
07DEC18.D	Calibration	Fluorobenzene	6.040	663496	762749	0.8699	540.7637	500.0000	108.2
07DEC20.D	QC	Fluorobenzene	6.040	148167	753805	0.1966	122.1922	125.0000	

Compound: 1,2-Dichloroethane-d4

Data File	Sample Type	ISTD	RT	Resp	ISTD Resp	Resp Ratio	Final Conc	Exp. Conc	Accuracy
07DEC07.D	Calibration	Fluorobenzene	6.233	1694	723692	0.0023	5.2348	2.5000	209.4
07DEC08.D	Calibration	Fluorobenzene	6.233	4714	734902	0.0064	14.3414	12.5000	114.7
07DEC09.D	Calibration	Fluorobenzene	6.230	9262	757491	0.0122	27.3375	25.0000	109.4
07DEC10.D	Calibration	Fluorobenzene	6.233	14687	720413	0.0204	45.5810	50.0000	91.2
07DEC12.D	Calibration	Fluorobenzene	6.230	40512	756660	0.0535	119.7058	125.0000	95.8
07DEC14.D	Calibration	Fluorobenzene	6.236	81363	756368	0.1076	240.5061	250.0000	96.2
07DEC16.D	Calibration	Fluorobenzene	6.233	121435	754357	0.1610	359.9143	375.0000	96.0
07DEC18.D	Calibration	Fluorobenzene	6.230	165139	762749	0.2165	484.0611	500.0000	96.8
07DEC20.D	QC	Fluorobenzene	6.233	84611	753805	0.1122	250.9574	250.0000	

Compound: Benzene

Data File	Sample Type	ISTD	RT	Resp	ISTD Resp	Resp Ratio	Final Conc	Exp. Conc	Accuracy
07DEC07.D	Calibration	Fluorobenzene	6.280	7638	723692	0.0106	2.5942	2.5000	103.8
07DEC08.D	Calibration	Fluorobenzene	6.280	35699	734902	0.0486	11.9400	12.5000	95.5
07DEC09.D	Calibration	Fluorobenzene	6.283	75258	757491	0.0994	24.4204	25.0000	97.7
07DEC10.D	Calibration	Fluorobenzene	6.280	139915	720413	0.1942	47.7375	50.0000	95.5
07DEC12.D	Calibration	Fluorobenzene	6.280	391558	756660	0.5175	127.1957	125.0000	101.8
07DEC14.D	Calibration	Fluorobenzene	6.280	790153	756368	1.0447	256.7765	250.0000	102.7
07DEC16.D	Calibration	Fluorobenzene	6.280	1177930	754357	1.5615	383.8131	375.0000	102.4
07DEC18.D	Calibration	Fluorobenzene	6.280	1621497	762749	2.1259	522.5306	500.0000	104.5
07DEC20.D	QC	Fluorobenzene	6.280	400467	753805	0.5313	130.5825	125.0000	

Compound: 1,2-Dichloroethane

Data File	Sample Type	ISTD	RT	Resp	ISTD Resp	Resp Ratio	Final Conc	Exp. Conc	Accuracy
07DEC07.D	Calibration	Fluorobenzene	6.316	2010	723692	0.0028	2.6119	2.5000	104.5
07DEC08.D	Calibration	Fluorobenzene	6.319	9686	734902	0.0132	12.3946	12.5000	99.2
07DEC09.D	Calibration	Fluorobenzene	6.325	19821	757491	0.0262	24.6074	25.0000	98.4
07DEC10.D	Calibration	Fluorobenzene	6.325	36064	720413	0.0501	47.0771	50.0000	94.2
07DEC12.D	Calibration	Fluorobenzene	6.319	100082	756660	0.1323	124.3863	125.0000	99.5
07DEC14.D	Calibration	Fluorobenzene	6.322	201480	756368	0.2664	250.5048	250.0000	100.2
07DEC16.D	Calibration	Fluorobenzene	6.322	313485	754357	0.4156	390.8022	375.0000	104.2
07DEC18.D	Calibration	Fluorobenzene	6.322	423120	762749	0.5547	521.6739	500.0000	104.3
07DEC20.D	QC	Fluorobenzene	6.325	101007	753805	0.1340	126.0113	125.0000	

Quantitative Analysis Results Summary Report

Compound: Trichloroethene

Data File	Sample Type	ISTD	RT	Resp	ISTD Resp	Resp Ratio	Final Conc	Exp. Conc	Accuracy
07DEC07.D	Calibration	Chlorobenzene-d5	7.033	2425	282401	0.0086	2.7086	2.5000	108.3
07DEC08.D	Calibration	Chlorobenzene-d5	7.027	11012	284774	0.0387	12.1953	12.5000	97.6
07DEC09.D	Calibration	Chlorobenzene-d5	7.030	22512	294581	0.0764	24.1011	25.0000	96.4
07DEC10.D	Calibration	Chlorobenzene-d5	7.030	40847	282126	0.1448	45.6609	50.0000	91.3
07DEC12.D	Calibration	Chlorobenzene-d5	7.028	113207	288472	0.3924	123.7647	125.0000	99.0
07DEC14.D	Calibration	Chlorobenzene-d5	7.028	231457	288091	0.8034	253.3774	250.0000	101.4
07DEC16.D	Calibration	Chlorobenzene-d5	7.028	346197	285998	1.2105	381.7575	375.0000	101.8
07DEC18.D	Calibration	Chlorobenzene-d5	7.028	473683	286731	1.6520	521.0033	500.0000	104.2
07DEC20.D	QC	Chlorobenzene-d5	7.027	112072	281223	0.3985	125.6821	125.0000	

Compound: 1,2-Dichloropropane

Data File	Sample Type	ISTD	RT	Resp	ISTD Resp	Resp Ratio	Final Conc	Exp. Conc	Accuracy
07DEC07.D	Calibration	Chlorobenzene-d5	7.270	1911	282401	0.0068	2.5335	2.5000	101.3
07DEC08.D	Calibration	Chlorobenzene-d5	7.278	8850	284774	0.0311	11.6334	12.5000	93.1
07DEC09.D	Calibration	Chlorobenzene-d5	7.273	18612	294581	0.0632	23.6511	25.0000	94.6
07DEC10.D	Calibration	Chlorobenzene-d5	7.273	35178	282126	0.1247	46.6757	50.0000	93.4
07DEC12.D	Calibration	Chlorobenzene-d5	7.270	97848	288472	0.3392	126.9729	125.0000	101.6
07DEC14.D	Calibration	Chlorobenzene-d5	7.270	201155	288091	0.6982	261.3748	250.0000	104.5
07DEC16.D	Calibration	Chlorobenzene-d5	7.273	299277	285998	1.0464	391.7175	375.0000	104.5
07DEC18.D	Calibration	Chlorobenzene-d5	7.273	409995	286731	1.4299	535.2622	500.0000	107.1
07DEC20.D	QC	Chlorobenzene-d5	7.273	99419	281223	0.3535	132.3370	125.0000	

Compound: Dibromomethane

Data File	Sample Type	ISTD	RT	Resp	ISTD Resp	Resp Ratio	Final Conc	Exp. Conc	Accuracy
07DEC07.D	Calibration	Chlorobenzene-d5	7.401	765	282401	0.0027	2.4712	2.5000	98.8
07DEC08.D	Calibration	Chlorobenzene-d5	7.390	4032	284774	0.0142	12.9109	12.5000	103.3
07DEC09.D	Calibration	Chlorobenzene-d5	7.396	8170	294581	0.0277	25.2902	25.0000	101.2
07DEC10.D	Calibration	Chlorobenzene-d5	7.396	14426	282126	0.0511	46.6270	50.0000	93.3
07DEC12.D	Calibration	Chlorobenzene-d5	7.396	39043	288472	0.1353	123.4168	125.0000	98.7
07DEC14.D	Calibration	Chlorobenzene-d5	7.398	78708	288091	0.2732	249.1288	250.0000	99.7
07DEC16.D	Calibration	Chlorobenzene-d5	7.399	119134	285998	0.4166	379.8459	375.0000	101.3
07DEC18.D	Calibration	Chlorobenzene-d5	7.399	161342	286731	0.5627	513.1064	500.0000	102.6
07DEC20.D	QC	Chlorobenzene-d5	7.396	38921	281223	0.1384	126.2025	125.0000	

Compound: Bromodichloromethane

Data File	Sample Type	ISTD	RT	Resp	ISTD Resp	Resp Ratio	Final Conc	Exp. Conc	Accuracy
07DEC07.D	Calibration	Chlorobenzene-d5	7.577	1973	282401	0.0070	2.2495	2.5000	90.0
07DEC08.D	Calibration	Chlorobenzene-d5	7.588	11056	284774	0.0388	12.4979	12.5000	100.0
07DEC09.D	Calibration	Chlorobenzene-d5	7.585	22018	294581	0.0747	24.0610	25.0000	96.2
07DEC10.D	Calibration	Chlorobenzene-d5	7.585	41511	282126	0.1471	47.3653	50.0000	94.7
07DEC12.D	Calibration	Chlorobenzene-d5	7.585	110939	288472	0.3846	123.8000	125.0000	99.0
07DEC14.D	Calibration	Chlorobenzene-d5	7.582	228361	288091	0.7927	255.1715	250.0000	102.1

Quantitative Analysis Results Summary Report

Compound: Bromodichloromethane

Data File	Sample Type	ISTD	RT	Resp	ISTD Resp	Resp Ratio	Final Conc	Exp. Conc	Accuracy
07DEC16.D	Calibration	Chlorobenzene-d5	7.585	341281	285998	1.1933	384.1396	375.0000	102.4
07DEC18.D	Calibration	Chlorobenzene-d5	7.585	469832	286731	1.6386	527.4823	500.0000	105.5
07DEC20.D	QC	Chlorobenzene-d5	7.588	118345	281223	0.4208	135.4687	125.0000	

Compound: cis-1,3-Dichloropropene

Data File	Sample Type	ISTD	RT	Resp	ISTD Resp	Resp Ratio	Final Conc	Exp. Conc	Accuracy
07DEC07.D	Calibration	Chlorobenzene-d5	8.065	2373	282401	0.0084	2.4355	2.5000	97.4
07DEC08.D	Calibration	Chlorobenzene-d5	8.059	11582	284774	0.0407	11.7879	12.5000	94.3
07DEC09.D	Calibration	Chlorobenzene-d5	8.057	23106	294581	0.0784	22.7339	25.0000	90.9
07DEC10.D	Calibration	Chlorobenzene-d5	8.060	44691	282126	0.1584	45.9125	50.0000	91.8
07DEC12.D	Calibration	Chlorobenzene-d5	8.059	126391	288472	0.4381	126.9892	125.0000	101.6
07DEC14.D	Calibration	Chlorobenzene-d5	8.057	260399	288091	0.9039	261.9774	250.0000	104.8
07DEC16.D	Calibration	Chlorobenzene-d5	8.057	401001	285998	1.4021	406.3840	375.0000	108.4
07DEC18.D	Calibration	Chlorobenzene-d5	8.057	547890	286731	1.9108	553.8254	500.0000	110.8
07DEC20.D	QC	Chlorobenzene-d5	8.054	123482	281223	0.4391	127.2644	125.0000	

Compound: Toluene-d8

Data File	Sample Type	ISTD	RT	Resp	ISTD Resp	Resp Ratio	Final Conc	Exp. Conc	Accuracy
07DEC07.D	Calibration	Chlorobenzene-d5	8.319	12051	282401	0.0427	4.2451	2.5000	169.8
07DEC08.D	Calibration	Chlorobenzene-d5	8.316	35684	284774	0.1253	12.4653	12.5000	99.7
07DEC09.D	Calibration	Chlorobenzene-d5	8.322	71216	294581	0.2418	24.0493	25.0000	96.2
07DEC10.D	Calibration	Chlorobenzene-d5	8.319	128707	282126	0.4562	45.3826	50.0000	90.8
07DEC12.D	Calibration	Chlorobenzene-d5	8.319	363399	288472	1.2597	125.3171	125.0000	100.3
07DEC14.D	Calibration	Chlorobenzene-d5	8.319	754121	288091	2.6176	260.4003	250.0000	104.2
07DEC16.D	Calibration	Chlorobenzene-d5	8.322	1112800	285998	3.8909	387.0654	375.0000	103.2
07DEC18.D	Calibration	Chlorobenzene-d5	8.322	1523079	286731	5.3119	528.4185	500.0000	105.7
07DEC20.D	QC	Chlorobenzene-d5	8.319	744342	281223	2.6468	263.3006	250.0000	

Compound: Toluene

Data File	Sample Type	ISTD	RT	Resp	ISTD Resp	Resp Ratio	Final Conc	Exp. Conc	Accuracy
07DEC07.D	Calibration	Chlorobenzene-d5	8.386	4778	282401	0.0169	2.5601	2.5000	102.4
07DEC08.D	Calibration	Chlorobenzene-d5	8.388	20988	284774	0.0737	11.1517	12.5000	89.2
07DEC09.D	Calibration	Chlorobenzene-d5	8.389	46740	294581	0.1587	24.0078	25.0000	96.0
07DEC10.D	Calibration	Chlorobenzene-d5	8.389	86245	282126	0.3057	46.2551	50.0000	92.5
07DEC12.D	Calibration	Chlorobenzene-d5	8.388	240197	288472	0.8327	125.9889	125.0000	100.8
07DEC14.D	Calibration	Chlorobenzene-d5	8.388	503409	288091	1.7474	264.3990	250.0000	105.8
07DEC16.D	Calibration	Chlorobenzene-d5	8.388	748555	285998	2.6173	396.0311	375.0000	105.6
07DEC18.D	Calibration	Chlorobenzene-d5	8.388	1020302	286731	3.5584	538.4218	500.0000	107.7
07DEC20.D	QC	Chlorobenzene-d5	8.386	249579	281223	0.8875	134.2845	125.0000	

Quantitative Analysis Results Summary Report

Compound: trans-1,3-Dichloropropene

Data File	Sample Type	ISTD	RT	Resp	ISTD Resp	Resp Ratio	Final Conc	Exp. Conc	Accuracy
07DEC07.D	Calibration	Chlorobenzene-d5	8.645	1649	282401	0.0058	2.3657	2.5000	94.6
07DEC08.D	Calibration	Chlorobenzene-d5	8.642	8612	284774	0.0302	12.2506	12.5000	98.0
07DEC09.D	Calibration	Chlorobenzene-d5	8.640	16744	294581	0.0568	23.0255	25.0000	92.1
07DEC10.D	Calibration	Chlorobenzene-d5	8.640	32293	282126	0.1145	46.3682	50.0000	92.7
07DEC12.D	Calibration	Chlorobenzene-d5	8.639	89745	288472	0.3111	126.0265	125.0000	100.8
07DEC14.D	Calibration	Chlorobenzene-d5	8.637	182890	288091	0.6348	257.1671	250.0000	102.9
07DEC16.D	Calibration	Chlorobenzene-d5	8.639	285158	285998	0.9971	403.9036	375.0000	107.7
07DEC18.D	Calibration	Chlorobenzene-d5	8.637	393301	286731	1.3717	555.6555	500.0000	111.1
07DEC20.D	QC	Chlorobenzene-d5	8.639	94344	281223	0.3355	135.8997	125.0000	

Compound: 1,1,2-Trichloroethane

Data File	Sample Type	ISTD	RT	Resp	ISTD Resp	Resp Ratio	Final Conc	Exp. Conc	Accuracy
07DEC07.D	Calibration	Chlorobenzene-d5	8.821	1040	282401	0.0037	2.8629	2.5000	114.5
07DEC08.D	Calibration	Chlorobenzene-d5	8.818	4553	284774	0.0160	12.4340	12.5000	99.5
07DEC09.D	Calibration	Chlorobenzene-d5	8.812	8677	294581	0.0295	22.9076	25.0000	91.6
07DEC10.D	Calibration	Chlorobenzene-d5	8.815	17049	282126	0.0604	46.9971	50.0000	94.0
07DEC12.D	Calibration	Chlorobenzene-d5	8.815	44986	288472	0.1559	121.2799	125.0000	97.0
07DEC14.D	Calibration	Chlorobenzene-d5	8.818	90846	288091	0.3153	245.2399	250.0000	98.1
07DEC16.D	Calibration	Chlorobenzene-d5	8.818	141452	285998	0.4946	384.6458	375.0000	102.6
07DEC18.D	Calibration	Chlorobenzene-d5	8.818	189312	286731	0.6602	513.4740	500.0000	102.7
07DEC20.D	QC	Chlorobenzene-d5	8.818	46194	281223	0.1643	127.7467	125.0000	

Compound: Tetrachloroethene

Data File	Sample Type	ISTD	RT	Resp	ISTD Resp	Resp Ratio	Final Conc	Exp. Conc	Accuracy
07DEC07.D	Calibration	Chlorobenzene-d5	8.943	1851	282401	0.0066	2.5026	2.5000	100.1
07DEC08.D	Calibration	Chlorobenzene-d5	8.935	8883	284774	0.0312	11.9107	12.5000	95.3
07DEC09.D	Calibration	Chlorobenzene-d5	8.935	18001	294581	0.0611	23.3330	25.0000	93.3
07DEC10.D	Calibration	Chlorobenzene-d5	8.935	34811	282126	0.1234	47.1143	50.0000	94.2
07DEC12.D	Calibration	Chlorobenzene-d5	8.935	95968	288472	0.3327	127.0287	125.0000	101.6
07DEC14.D	Calibration	Chlorobenzene-d5	8.935	197583	288091	0.6858	261.8780	250.0000	104.8
07DEC16.D	Calibration	Chlorobenzene-d5	8.938	291887	285998	1.0206	389.7005	375.0000	103.9
07DEC18.D	Calibration	Chlorobenzene-d5	8.938	400826	286731	1.3979	533.7777	500.0000	106.8
07DEC20.D	QC	Chlorobenzene-d5	8.938	98874	281223	0.3516	134.2488	125.0000	

Compound: 1,3-Dichloropropane

Data File	Sample Type	ISTD	RT	Resp	ISTD Resp	Resp Ratio	Final Conc	Exp. Conc	Accuracy
07DEC07.D	Calibration	Chlorobenzene-d5	8.974	1684	282401	0.0060	2.3246	2.5000	93.0
07DEC08.D	Calibration	Chlorobenzene-d5	8.982	8873	284774	0.0312	12.1485	12.5000	97.2
07DEC09.D	Calibration	Chlorobenzene-d5	8.983	18446	294581	0.0626	24.4146	25.0000	97.7
07DEC10.D	Calibration	Chlorobenzene-d5	8.983	35159	282126	0.1246	48.5899	50.0000	97.2
07DEC12.D	Calibration	Chlorobenzene-d5	8.980	91373	288472	0.3167	123.5000	125.0000	98.8
07DEC14.D	Calibration	Chlorobenzene-d5	8.980	188462	288091	0.6542	255.0627	250.0000	102.0

Quantitative Analysis Results Summary Report

Compound: 1,3-Dichloropropane

Data File	Sample Type	ISTD	RT	Resp	ISTD Resp	Resp Ratio	Final Conc	Exp. Conc	Accuracy
07DEC16.D	Calibration	Chlorobenzene-d5	8.980	281018	285998	0.9826	383.1104	375.0000	102.2
07DEC18.D	Calibration	Chlorobenzene-d5	8.982	386031	286731	1.3463	524.9287	500.0000	105.0
07DEC20.D	QC	Chlorobenzene-d5	8.982	93183	281223	0.3313	129.1929	125.0000	

Compound: Chlorodibromomethane

Data File	Sample Type	ISTD	RT	Resp	ISTD Resp	Resp Ratio	Final Conc	Exp. Conc	Accuracy
07DEC07.D	Calibration	Chlorobenzene-d5	9.197	1333	282401	0.0047	2.4326	2.5000	97.3
07DEC08.D	Calibration	Chlorobenzene-d5	9.205	6858	284774	0.0241	12.4068	12.5000	99.3
07DEC09.D	Calibration	Chlorobenzene-d5	9.203	13736	294581	0.0466	24.0225	25.0000	96.1
07DEC10.D	Calibration	Chlorobenzene-d5	9.206	25901	282126	0.0918	47.2972	50.0000	94.6
07DEC12.D	Calibration	Chlorobenzene-d5	9.200	69960	288472	0.2425	124.9419	125.0000	100.0
07DEC14.D	Calibration	Chlorobenzene-d5	9.203	144022	288091	0.4999	257.5497	250.0000	103.0
07DEC16.D	Calibration	Chlorobenzene-d5	9.203	214750	285998	0.7509	386.8407	375.0000	103.2
07DEC18.D	Calibration	Chlorobenzene-d5	9.203	296725	286731	1.0349	533.1402	500.0000	106.6
07DEC20.D	QC	Chlorobenzene-d5	9.205	69875	281223	0.2485	128.0068	125.0000	

Compound: 1,2-Dibromoethane

Data File	Sample Type	ISTD	RT	Resp	ISTD Resp	Resp Ratio	Final Conc	Exp. Conc	Accuracy
07DEC07.D	Calibration	Chlorobenzene-d5	9.306	1040	282401	0.0037	2.6334	2.5000	105.3
07DEC08.D	Calibration	Chlorobenzene-d5	9.306	5084	284774	0.0179	12.7712	12.5000	102.2
07DEC09.D	Calibration	Chlorobenzene-d5	9.303	10011	294581	0.0340	24.3108	25.0000	97.2
07DEC10.D	Calibration	Chlorobenzene-d5	9.309	18410	282126	0.0653	46.6806	50.0000	93.4
07DEC12.D	Calibration	Chlorobenzene-d5	9.306	50780	288472	0.1760	125.9259	125.0000	100.7
07DEC14.D	Calibration	Chlorobenzene-d5	9.303	102020	288091	0.3541	253.3271	250.0000	101.3
07DEC16.D	Calibration	Chlorobenzene-d5	9.306	152533	285998	0.5333	381.5284	375.0000	101.7
07DEC18.D	Calibration	Chlorobenzene-d5	9.306	207251	286731	0.7228	517.0684	500.0000	103.4
07DEC20.D	QC	Chlorobenzene-d5	9.303	51015	281223	0.1814	129.7696	125.0000	

Compound: Chlorobenzene

Data File	Sample Type	ISTD	RT	Resp	ISTD Resp	Resp Ratio	Final Conc	Exp. Conc	Accuracy
07DEC07.D	Calibration	Chlorobenzene-d5	9.802	5406	282401	0.0191	2.6832	2.5000	107.3
07DEC08.D	Calibration	Chlorobenzene-d5	9.799	24937	284774	0.0876	12.2739	12.5000	98.2
07DEC09.D	Calibration	Chlorobenzene-d5	9.802	51352	294581	0.1743	24.4338	25.0000	97.7
07DEC10.D	Calibration	Chlorobenzene-d5	9.800	95746	282126	0.3394	47.5680	50.0000	95.1
07DEC12.D	Calibration	Chlorobenzene-d5	9.802	259396	288472	0.8992	126.0368	125.0000	100.8
07DEC14.D	Calibration	Chlorobenzene-d5	9.802	522531	288091	1.8138	254.2261	250.0000	101.7
07DEC16.D	Calibration	Chlorobenzene-d5	9.802	779953	285998	2.7271	382.2462	375.0000	101.9
07DEC18.D	Calibration	Chlorobenzene-d5	9.802	1068720	286731	3.7273	522.4287	500.0000	104.5
07DEC20.D	QC	Chlorobenzene-d5	9.802	273319	281223	0.9719	136.2250	125.0000	

Quantitative Analysis Results Summary Report

Compound: 1,1,1,2-Tetrachloroethane

Data File	Sample Type	ISTD	RT	Resp	ISTD Resp	Resp Ratio	Final Conc	Exp. Conc	Accuracy
07DEC07.D	Calibration	Chlorobenzene-d5	9.889	1655	282401	0.0059	2.4149	2.5000	96.6
07DEC08.D	Calibration	Chlorobenzene-d5	9.889	8124	284774	0.0285	11.7550	12.5000	94.0
07DEC09.D	Calibration	Chlorobenzene-d5	9.894	17495	294581	0.0594	24.4715	25.0000	97.9
07DEC10.D	Calibration	Chlorobenzene-d5	9.892	32611	282126	0.1156	47.6291	50.0000	95.3
07DEC12.D	Calibration	Chlorobenzene-d5	9.892	88734	288472	0.3076	126.7471	125.0000	101.4
07DEC14.D	Calibration	Chlorobenzene-d5	9.891	179266	288091	0.6223	256.4011	250.0000	102.6
07DEC16.D	Calibration	Chlorobenzene-d5	9.892	268286	285998	0.9381	386.5330	375.0000	103.1
07DEC18.D	Calibration	Chlorobenzene-d5	9.892	368050	286731	1.2836	528.9124	500.0000	105.8
07DEC20.D	QC	Chlorobenzene-d5	9.891	90314	281223	0.3211	132.3292	125.0000	

Compound: Ethylbenzene

Data File	Sample Type	ISTD	RT	Resp	ISTD Resp	Resp Ratio	Final Conc	Exp. Conc	Accuracy
07DEC07.D	Calibration	Chlorobenzene-d5	9.922	9311	282401	0.0330	2.5954	2.5000	103.8
07DEC08.D	Calibration	Chlorobenzene-d5	9.919	41062	284774	0.1442	11.3504	12.5000	90.8
07DEC09.D	Calibration	Chlorobenzene-d5	9.917	84976	294581	0.2885	22.7072	25.0000	90.8
07DEC10.D	Calibration	Chlorobenzene-d5	9.920	163792	282126	0.5806	45.7006	50.0000	91.4
07DEC12.D	Calibration	Chlorobenzene-d5	9.919	463816	288472	1.6078	126.5653	125.0000	101.3
07DEC14.D	Calibration	Chlorobenzene-d5	9.919	973498	288091	3.3791	265.9977	250.0000	106.4
07DEC16.D	Calibration	Chlorobenzene-d5	9.919	1446563	285998	5.0579	398.1502	375.0000	106.2
07DEC18.D	Calibration	Chlorobenzene-d5	9.919	1991113	286731	6.9442	546.6304	500.0000	109.3
07DEC20.D	QC	Chlorobenzene-d5	9.919	480092	281223	1.7072	134.3836	125.0000	

Compound: m+p-Xylenes

Data File	Sample Type	ISTD	RT	Resp	ISTD Resp	Resp Ratio	Final Conc	Exp. Conc	Accuracy
07DEC07.D	Calibration	Chlorobenzene-d5	10.036	6244	282401	0.0221	4.5647	5.0000	91.3
07DEC08.D	Calibration	Chlorobenzene-d5	10.036	31077	284774	0.1091	22.5296	25.0000	90.1
07DEC09.D	Calibration	Chlorobenzene-d5	10.039	68324	294581	0.2319	47.8831	50.0000	95.8
07DEC10.D	Calibration	Chlorobenzene-d5	10.039	124472	282126	0.4412	91.0841	100.0000	91.1
07DEC12.D	Calibration	Chlorobenzene-d5	10.039	365058	288472	1.2655	261.2596	250.0000	104.5
07DEC14.D	Calibration	Chlorobenzene-d5	10.039	752445	288091	2.6118	539.2114	500.0000	107.8
07DEC16.D	Calibration	Chlorobenzene-d5	10.039	1122763	285998	3.9258	810.4741	750.0000	108.1
07DEC18.D	Calibration	Chlorobenzene-d5	10.039	1546203	286731	5.3925	1113.2838	1000.0000	111.3
07DEC20.D	QC	Chlorobenzene-d5	10.039	369658	281223	1.3145	271.3709	250.0000	

Compound: o-Xylene

Data File	Sample Type	ISTD	RT	Resp	ISTD Resp	Resp Ratio	Final Conc	Exp. Conc	Accuracy
07DEC07.D	Calibration	Chlorobenzene-d5	10.430	2660	282401	0.0094	2.2286	2.5000	89.1
07DEC08.D	Calibration	Chlorobenzene-d5	10.430	13309	284774	0.0467	11.0575	12.5000	88.5
07DEC09.D	Calibration	Chlorobenzene-d5	10.430	28789	294581	0.0977	23.1223	25.0000	92.5
07DEC10.D	Calibration	Chlorobenzene-d5	10.430	55209	282126	0.1957	46.2995	50.0000	92.6
07DEC12.D	Calibration	Chlorobenzene-d5	10.430	158889	288472	0.5508	130.3167	125.0000	104.3
07DEC14.D	Calibration	Chlorobenzene-d5	10.430	331153	288091	1.1495	271.9624	250.0000	108.8

Quantitative Analysis Results Summary Report

Compound: o-Xylene

Data File	Sample Type	ISTD	RT	Resp	ISTD Resp	Resp Ratio	Final Conc	Exp. Conc	Accuracy
07DEC16.D	Calibration	Chlorobenzene-d5	10.430	499132	285998	1.7452	412.9166	375.0000	110.1
07DEC18.D	Calibration	Chlorobenzene-d5	10.433	691749	286731	2.4125	570.7998	500.0000	114.2
07DEC20.D	QC	Chlorobenzene-d5	10.430	166565	281223	0.5923	140.1338	125.0000	

Compound: Styrene

Data File	Sample Type	ISTD	RT	Resp	ISTD Resp	Resp Ratio	Final Conc	Exp. Conc	Accuracy
07DEC07.D	Calibration	Chlorobenzene-d5	10.452	4170	282401	0.0148	2.1453	2.5000	85.8
07DEC08.D	Calibration	Chlorobenzene-d5	10.444	22514	284774	0.0791	11.4858	12.5000	91.9
07DEC09.D	Calibration	Chlorobenzene-d5	10.447	45624	294581	0.1549	22.5009	25.0000	90.0
07DEC10.D	Calibration	Chlorobenzene-d5	10.447	89857	282126	0.3185	46.2721	50.0000	92.5
07DEC12.D	Calibration	Chlorobenzene-d5	10.446	260054	288472	0.9015	130.9695	125.0000	104.8
07DEC14.D	Calibration	Chlorobenzene-d5	10.449	545895	288091	1.8949	275.2896	250.0000	110.1
07DEC16.D	Calibration	Chlorobenzene-d5	10.449	818286	285998	2.8612	415.6736	375.0000	110.8
07DEC18.D	Calibration	Chlorobenzene-d5	10.449	1125139	286731	3.9240	570.0879	500.0000	114.0
07DEC20.D	QC	Chlorobenzene-d5	10.449	274785	281223	0.9771	141.9556	125.0000	

Compound: Bromoform

Data File	Sample Type	ISTD	RT	Resp	ISTD Resp	Resp Ratio	Final Conc	Exp. Conc	Accuracy
07DEC07.D	Calibration	1,4-Dichlorobenzene-d4	10.622	687	207603	0.0033	2.6363	2.5000	105.5
07DEC08.D	Calibration	1,4-Dichlorobenzene-d4	10.628	3687	224297	0.0164	13.0950	12.5000	104.8
07DEC09.D	Calibration	1,4-Dichlorobenzene-d4	10.625	7244	231947	0.0312	24.8797	25.0000	99.5
07DEC10.D	Calibration	1,4-Dichlorobenzene-d4	10.625	12631	218480	0.0578	46.0555	50.0000	92.1
07DEC12.D	Calibration	1,4-Dichlorobenzene-d4	10.622	35867	230572	0.1556	123.9207	125.0000	99.1
07DEC14.D	Calibration	1,4-Dichlorobenzene-d4	10.625	73254	232818	0.3146	250.6514	250.0000	100.3
07DEC16.D	Calibration	1,4-Dichlorobenzene-d4	10.625	110557	233613	0.4732	377.0028	375.0000	100.5
07DEC18.D	Calibration	1,4-Dichlorobenzene-d4	10.622	152589	234486	0.6507	518.3960	500.0000	103.7
07DEC20.D	QC	1,4-Dichlorobenzene-d4	10.625	36546	231035	0.1582	126.0136	125.0000	

Compound: p-Bromofluorobenzene

Data File	Sample Type	ISTD	RT	Resp	ISTD Resp	Resp Ratio	Final Conc	Exp. Conc	Accuracy
07DEC07.D	Calibration	1,4-Dichlorobenzene-d4	10.948	4335	207603	0.0209	5.4571	2.5000	218.3
07DEC08.D	Calibration	1,4-Dichlorobenzene-d4	10.951	10813	224297	0.0482	12.5988	12.5000	100.8
07DEC09.D	Calibration	1,4-Dichlorobenzene-d4	10.951	21447	231947	0.0925	24.1648	25.0000	96.7
07DEC10.D	Calibration	1,4-Dichlorobenzene-d4	10.951	38830	218480	0.1777	46.4473	50.0000	92.9
07DEC12.D	Calibration	1,4-Dichlorobenzene-d4	10.951	112035	230572	0.4859	126.9850	125.0000	101.6
07DEC14.D	Calibration	1,4-Dichlorobenzene-d4	10.951	227567	232818	0.9774	255.4453	250.0000	102.2
07DEC16.D	Calibration	1,4-Dichlorobenzene-d4	10.951	341715	233613	1.4627	382.2717	375.0000	101.9
07DEC18.D	Calibration	1,4-Dichlorobenzene-d4	10.951	466348	234486	1.9888	519.7546	500.0000	104.0
07DEC20.D	QC	1,4-Dichlorobenzene-d4	10.951	229726	231035	0.9943	259.8588	250.0000	

Quantitative Analysis Results Summary Report

Compound: Bromobenzene

Data File	Sample Type	ISTD	RT	Resp	ISTD Resp	Resp Ratio	Final Conc	Exp. Conc	Accuracy
07DEC07.D	Calibration	1,4-Dichlorobenzene-d4	11.096	1908	207603	0.0092	2.7769	2.5000	111.1
07DEC08.D	Calibration	1,4-Dichlorobenzene-d4	11.096	8760	224297	0.0391	11.7977	12.5000	94.4
07DEC09.D	Calibration	1,4-Dichlorobenzene-d4	11.096	18778	231947	0.0810	24.4556	25.0000	97.8
07DEC10.D	Calibration	1,4-Dichlorobenzene-d4	11.094	34645	218480	0.1586	47.9012	50.0000	95.8
07DEC12.D	Calibration	1,4-Dichlorobenzene-d4	11.093	96739	230572	0.4196	126.7396	125.0000	101.4
07DEC14.D	Calibration	1,4-Dichlorobenzene-d4	11.093	199109	232818	0.8552	258.3400	250.0000	103.3
07DEC16.D	Calibration	1,4-Dichlorobenzene-d4	11.093	296253	233613	1.2681	383.0743	375.0000	102.2
07DEC18.D	Calibration	1,4-Dichlorobenzene-d4	11.093	407967	234486	1.7398	525.5638	500.0000	105.1
07DEC20.D	QC	1,4-Dichlorobenzene-d4	11.093	103901	231035	0.4497	135.8499	125.0000	

Compound: 1,1,2,2-Tetrachloroethane

Data File	Sample Type	ISTD	RT	Resp	ISTD Resp	Resp Ratio	Final Conc	Exp. Conc	Accuracy
07DEC07.D	Calibration	1,4-Dichlorobenzene-d4	11.107	906	207603	0.0044	2.3011	2.5000	92.0
07DEC08.D	Calibration	1,4-Dichlorobenzene-d4	11.110	5129	224297	0.0229	12.0583	12.5000	96.5
07DEC09.D	Calibration	1,4-Dichlorobenzene-d4	11.110	11278	231947	0.0486	25.6402	25.0000	102.6
07DEC10.D	Calibration	1,4-Dichlorobenzene-d4	11.113	21392	218480	0.0979	51.6318	50.0000	103.3
07DEC12.D	Calibration	1,4-Dichlorobenzene-d4	11.113	54928	230572	0.2382	125.6217	125.0000	100.5
07DEC14.D	Calibration	1,4-Dichlorobenzene-d4	11.110	111515	232818	0.4790	252.5771	250.0000	101.0
07DEC16.D	Calibration	1,4-Dichlorobenzene-d4	11.110	167577	233613	0.7173	378.2637	375.0000	100.9
07DEC18.D	Calibration	1,4-Dichlorobenzene-d4	11.113	229595	234486	0.9791	516.3246	500.0000	103.3
07DEC20.D	QC	1,4-Dichlorobenzene-d4	11.113	57194	231035	0.2476	130.5419	125.0000	

Compound: 1,2,3-Trichloropropane

Data File	Sample Type	ISTD	RT	Resp	ISTD Resp	Resp Ratio	Final Conc	Exp. Conc	Accuracy
07DEC07.D	Calibration	1,4-Dichlorobenzene-d4	11.149	229	207603	0.0011	2.2088	2.5000	88.4
07DEC08.D	Calibration	1,4-Dichlorobenzene-d4	11.149	1468	224297	0.0065	13.0986	12.5000	104.8
07DEC09.D	Calibration	1,4-Dichlorobenzene-d4	11.146	2836	231947	0.0122	24.4728	25.0000	97.9
07DEC10.D	Calibration	1,4-Dichlorobenzene-d4	11.144	5339	218480	0.0244	48.9119	50.0000	97.8
07DEC12.D	Calibration	1,4-Dichlorobenzene-d4	11.146	14665	230572	0.0636	127.3038	125.0000	101.8
07DEC14.D	Calibration	1,4-Dichlorobenzene-d4	11.152	29243	232818	0.1256	251.4035	250.0000	100.6
07DEC16.D	Calibration	1,4-Dichlorobenzene-d4	11.149	42413	233613	0.1816	363.3858	375.0000	96.9
07DEC18.D	Calibration	1,4-Dichlorobenzene-d4	11.146	58687	234486	0.2503	500.9461	500.0000	100.2
07DEC20.D	QC	1,4-Dichlorobenzene-d4	11.146	15254	231035	0.0660	132.1515	125.0000	

Compound: 2-Chlorotoluene

Data File	Sample Type	ISTD	RT	Resp	ISTD Resp	Resp Ratio	Final Conc	Exp. Conc	Accuracy
07DEC07.D	Calibration	1,4-Dichlorobenzene-d4	11.289	1981	207603	0.0095	2.7871	2.5000	111.5
07DEC08.D	Calibration	1,4-Dichlorobenzene-d4	11.289	8562	224297	0.0382	11.1511	12.5000	89.2
07DEC09.D	Calibration	1,4-Dichlorobenzene-d4	11.289	18469	231947	0.0796	23.2605	25.0000	93.0
07DEC10.D	Calibration	1,4-Dichlorobenzene-d4	11.292	34398	218480	0.1574	45.9924	50.0000	92.0
07DEC12.D	Calibration	1,4-Dichlorobenzene-d4	11.291	99470	230572	0.4314	126.0230	125.0000	100.8
07DEC14.D	Calibration	1,4-Dichlorobenzene-d4	11.291	206869	232818	0.8885	259.5632	250.0000	103.8

Quantitative Analysis Results Summary Report

Compound: 2-Chlorotoluene

Data File	Sample Type	ISTD	RT	Resp	ISTD Resp	Resp Ratio	Final Conc	Exp. Conc	Accuracy
07DEC16.D	Calibration	1,4-Dichlorobenzene-d4	11.289	310693	233613	1.3299	388.5069	375.0000	103.6
07DEC18.D	Calibration	1,4-Dichlorobenzene-d4	11.291	425569	234486	1.8149	530.1727	500.0000	106.0
07DEC20.D	QC	1,4-Dichlorobenzene-d4	11.291	105904	231035	0.4584	133.9056	125.0000	

Compound: 4-Chlorotoluene

Data File	Sample Type	ISTD	RT	Resp	ISTD Resp	Resp Ratio	Final Conc	Exp. Conc	Accuracy
07DEC07.D	Calibration	1,4-Dichlorobenzene-d4	11.400	5339	207603	0.0257	2.3258	2.5000	93.0
07DEC08.D	Calibration	1,4-Dichlorobenzene-d4	11.397	28241	224297	0.1259	11.3868	12.5000	91.1
07DEC09.D	Calibration	1,4-Dichlorobenzene-d4	11.400	60476	231947	0.2607	23.5798	25.0000	94.3
07DEC10.D	Calibration	1,4-Dichlorobenzene-d4	11.398	115506	218480	0.5287	47.8122	50.0000	95.6
07DEC12.D	Calibration	1,4-Dichlorobenzene-d4	11.397	334469	230572	1.4506	131.1884	125.0000	105.0
07DEC14.D	Calibration	1,4-Dichlorobenzene-d4	11.397	687525	232818	2.9531	267.0656	250.0000	106.8
07DEC16.D	Calibration	1,4-Dichlorobenzene-d4	11.400	1021280	233613	4.3717	395.3611	375.0000	105.4
07DEC18.D	Calibration	1,4-Dichlorobenzene-d4	11.400	1409492	234486	6.0110	543.6154	500.0000	108.7
07DEC20.D	QC	1,4-Dichlorobenzene-d4	11.400	354737	231035	1.5354	138.8592	125.0000	

Compound: 1,3-Dichlorobenzene

Data File	Sample Type	ISTD	RT	Resp	ISTD Resp	Resp Ratio	Final Conc	Exp. Conc	Accuracy
07DEC07.D	Calibration	1,4-Dichlorobenzene-d4	12.033	3132	207603	0.0151	2.4928	2.5000	99.7
07DEC08.D	Calibration	1,4-Dichlorobenzene-d4	12.033	16554	224297	0.0738	12.1951	12.5000	97.6
07DEC09.D	Calibration	1,4-Dichlorobenzene-d4	12.030	33749	231947	0.1455	24.0424	25.0000	96.2
07DEC10.D	Calibration	1,4-Dichlorobenzene-d4	12.033	64725	218480	0.2963	48.9515	50.0000	97.9
07DEC12.D	Calibration	1,4-Dichlorobenzene-d4	12.033	174745	230572	0.7579	125.2286	125.0000	100.2
07DEC14.D	Calibration	1,4-Dichlorobenzene-d4	12.033	361319	232818	1.5519	256.4363	250.0000	102.6
07DEC16.D	Calibration	1,4-Dichlorobenzene-d4	12.033	536733	233613	2.2975	379.6352	375.0000	101.2
07DEC18.D	Calibration	1,4-Dichlorobenzene-d4	12.033	742614	234486	3.1670	523.3008	500.0000	104.7
07DEC20.D	QC	1,4-Dichlorobenzene-d4	12.036	191594	231035	0.8293	137.0280	125.0000	

Compound: 1,4-Dichlorobenzene

Data File	Sample Type	ISTD	RT	Resp	ISTD Resp	Resp Ratio	Final Conc	Exp. Conc	Accuracy
07DEC07.D	Calibration	1,4-Dichlorobenzene-d4	12.125	3748	207603	0.0181	2.8876	2.5000	115.5
07DEC08.D	Calibration	1,4-Dichlorobenzene-d4	12.120	16825	224297	0.0750	11.9979	12.5000	96.0
07DEC09.D	Calibration	1,4-Dichlorobenzene-d4	12.128	35171	231947	0.1516	24.2532	25.0000	97.0
07DEC10.D	Calibration	1,4-Dichlorobenzene-d4	12.125	64821	218480	0.2967	47.4545	50.0000	94.9
07DEC12.D	Calibration	1,4-Dichlorobenzene-d4	12.122	178253	230572	0.7731	123.6528	125.0000	98.9
07DEC14.D	Calibration	1,4-Dichlorobenzene-d4	12.122	360661	232818	1.5491	247.7743	250.0000	99.1
07DEC16.D	Calibration	1,4-Dichlorobenzene-d4	12.122	539030	233613	2.3074	369.0537	375.0000	98.4
07DEC18.D	Calibration	1,4-Dichlorobenzene-d4	12.125	734070	234486	3.1305	500.7192	500.0000	100.1
07DEC20.D	QC	1,4-Dichlorobenzene-d4	12.125	190475	231035	0.8244	131.8663	125.0000	

Quantitative Analysis Results Summary Report

Compound: 1,2-Dichlorobenzene

Data File	Sample Type	ISTD	RT	Resp	ISTD Resp	Resp Ratio	Final Conc	Exp. Conc	Accuracy
07DEC07.D	Calibration	1,4-Dichlorobenzene-d4	12.496	3013	207603	0.0145	2.8337	2.5000	113.3
07DEC08.D	Calibration	1,4-Dichlorobenzene-d4	12.493	13705	224297	0.0611	11.9301	12.5000	95.4
07DEC09.D	Calibration	1,4-Dichlorobenzene-d4	12.491	28701	231947	0.1237	24.1599	25.0000	96.6
07DEC10.D	Calibration	1,4-Dichlorobenzene-d4	12.493	51956	218480	0.2378	46.4314	50.0000	92.9
07DEC12.D	Calibration	1,4-Dichlorobenzene-d4	12.491	145079	230572	0.6292	122.8530	125.0000	98.3
07DEC14.D	Calibration	1,4-Dichlorobenzene-d4	12.493	303057	232818	1.3017	254.1532	250.0000	101.7
07DEC16.D	Calibration	1,4-Dichlorobenzene-d4	12.493	448897	233613	1.9215	375.1781	375.0000	100.0
07DEC18.D	Calibration	1,4-Dichlorobenzene-d4	12.493	610796	234486	2.6048	508.5890	500.0000	101.7
07DEC20.D	QC	1,4-Dichlorobenzene-d4	12.493	156368	231035	0.6768	132.1472	125.0000	

Initial Calibration Report - VOA5975C

Method Path \\MASSHUNTER\Org\Data\Methods\Quant\VOA5975C\VOA5975C_120721_CAL
 Method File VOA5975C_8260B_SHT_DoD_L4_120721.m
 Batch Name D:\Org\Data\VOA5975C\VG120721_L4\QuantResults\VG120721_8260B_624pt1_L4.batch.bin
 Last Calib Update 12/13/2021 2:48:18 PM

Level Name	Calibration Files	Acq. Date-Time	Level Last Update Time
1	D:\Org\Data\VOA5975C\VG120721\07DEC07.D	12/7/2021 1:14:33 PM	12/10/2021 12:59:33 PM
2	D:\Org\Data\VOA5975C\VG120721\07DEC08.D	12/7/2021 1:41:51 PM	12/10/2021 12:59:33 PM
3	D:\Org\Data\VOA5975C\VG120721\07DEC09.D	12/7/2021 2:09:09 PM	12/10/2021 12:59:33 PM
4	D:\Org\Data\VOA5975C\VG120721\07DEC10.D	12/7/2021 2:36:28 PM	12/10/2021 12:59:33 PM
5	D:\Org\Data\VOA5975C\VG120721\07DEC12.D	12/7/2021 3:31:19 PM	12/10/2021 12:59:33 PM
6	D:\Org\Data\VOA5975C\VG120721\07DEC14.D	12/7/2021 4:26:07 PM	12/10/2021 12:59:33 PM
7	D:\Org\Data\VOA5975C\VG120721\07DEC16.D	12/7/2021 5:20:56 PM	12/10/2021 12:59:33 PM
8	D:\Org\Data\VOA5975C\VG120721\07DEC18.D	12/7/2021 6:15:44 PM	12/10/2021 12:59:33 PM

Compound	Curve Fit	1	2	3	4	5	6	7	8	Avg RF	%RSD
----- ISTD -----											
I Fluorobenzene											
T Dichlorodifluoromethane	Avg RF		0.3452	0.3663	0.3378	0.3633	0.3695	0.3577	0.3624	0.3575	3.269
T Chloromethane	Avg RF		0.4272	0.4173	0.3910	0.4018	0.4063	0.3998	0.4055	0.4070	2.934
T Vinyl chloride	Avg RF		0.3689	0.3850	0.3716	0.3894	0.3891	0.3831	0.3933	0.3829	2.420
T Bromomethane	Quadratic		0.1245	0.1180	0.1353	0.1463	0.1664	0.1696	0.1749	0.1479	15.493 #
T Chloroethane	Avg RF		0.2210	0.2174	0.2080	0.2092	0.2097	0.2058	0.2097	0.2115	2.599
T Trichlorofluoromethane	Avg RF		0.4987	0.5043	0.4780	0.5026	0.5026	0.5057	0.5085	0.5001	2.041
T 1,1-Dichloroethene	Avg RF		0.2679	0.2417	0.2470	0.2605	0.2653	0.2611	0.2680	0.2588	4.026
T Methylene chloride	Avg RF		0.4173	0.3870	0.3612	0.3545	0.3494	0.3446	0.3506	0.3664	7.217
T trans-1,2-Dichloroethene	Avg RF		0.2620	0.2455	0.2475	0.2619	0.2628	0.2624	0.2675	0.2585	3.266
T Methyl tert-butyl ether (MTBE)	Avg RF		0.3374	0.3253	0.3124	0.3176	0.3325	0.3464	0.3461	0.3311	4.027
T 1,1-Dichloroethane	Avg RF		0.4904	0.4849	0.4693	0.4898	0.5027	0.4880	0.5057	0.4901	2.454
T 2,2-Dichloropropane	Avg RF		0.3544	0.3521	0.3442	0.3608	0.3691	0.3634	0.3679	0.3588	2.526
T cis-1,2-Dichloroethene	Avg RF		0.2664	0.2601	0.2586	0.2621	0.2739	0.2739	0.2818	0.2681	3.224
T Methyl ethyl ketone	Avg RF		0.0347	0.0347	0.0333	0.0350	0.0363	0.0372	0.0384	0.0356 #	4.833
T Bromochloromethane	Avg RF		0.0968	0.1016	0.0995	0.1015	0.1030	0.1019	0.1021	0.1009	2.089
T Chloroform	Avg RF	0.5482	0.4883	0.4722	0.4568	0.4745	0.4758	0.4748	0.4780	0.4836	5.685
T 1,1,1-Trichloroethane	Avg RF		0.4411	0.4433	0.4325	0.4582	0.4668	0.4707	0.4813	0.4563	3.913
S Dibromofluoromethane	Avg RF		0.2654	0.2412	0.2441	0.2319	0.2434	0.2419	0.2473	0.2450	4.151
T Carbon tetrachloride	Avg RF		0.4307	0.4234	0.4329	0.4525	0.4657	0.4564	0.4722	0.4477	4.197
T 1,1-Dichloropropene	Avg RF	0.4065	0.3639	0.3816	0.3713	0.4128	0.4230	0.4232	0.4349	0.4022	6.595
S 1,2-Dichloroethane-d4	Avg RF		0.1283	0.1223	0.1019	0.1071	0.1076	0.1073	0.1083	0.1118	8.576
T Benzene	Avg RF		0.9715	0.9935	0.9711	1.0350	1.0447	1.0410	1.0629	1.0171	3.701
T 1,2-Dichloroethane	Avg RF		0.2636	0.2617	0.2503	0.2645	0.2664	0.2770	0.2774	0.2658	3.516
----- ISTD -----											
I Chlorobenzene-d5											
T Trichloroethene	Avg RF	0.8589	0.7734	0.7642	0.7239	0.7849	0.8034	0.8070	0.8260	0.7927	5.176
T 1,2-Dichloropropane	Avg RF	0.6768	0.6215	0.6318	0.6234	0.6784	0.6982	0.6976	0.7149	0.6678	5.555
T Dibromomethane	Avg RF		0.2832	0.2773	0.2557	0.2707	0.2732	0.2777	0.2813	0.2742	3.365
T Bromodichloromethane	Avg RF		0.7765	0.7474	0.7357	0.7691	0.7927	0.7955	0.8193	0.7766	3.724

Initial Calibration Report - VOA5975C

Compound	Curve Fit	1	2	3	4	5	6	7	8	Avg RF	%RSD
T cis-1,3-Dichloropropene	Avg RF	0.8403	0.8134	0.7844	0.7920	0.8763	0.9039	0.9347	0.9554	0.8626	7.555
S Toluene-d8	Avg RF		2.5061	2.4175	2.2810	2.5195	2.6176	2.5940	2.6559	2.5131	5.162
T Toluene	Avg RF	1.6919	1.4740	1.5867	1.5285	1.6653	1.7474	1.7449	1.7792	1.6522	6.743
T trans-1,3-Dichloropropene	Avg RF	0.5840	0.6048	0.5684	0.5723	0.6222	0.6348	0.6647	0.6858	0.6171	6.971
T 1,1,2-Trichloroethane	Avg RF	0.3681	0.3198	0.2946	0.3022	0.3119	0.3153	0.3297	0.3301	0.3215	7.005
T Tetrachloroethene	Avg RF	0.6554	0.6239	0.6111	0.6169	0.6654	0.6858	0.6804	0.6990	0.6547	5.158
T 1,3-Dichloropropane	Avg RF		0.6232	0.6262	0.6231	0.6335	0.6542	0.6551	0.6732	0.6412	3.066
T Chlorodibromomethane	Avg RF	0.4722	0.4816	0.4663	0.4590	0.4850	0.4999	0.5006	0.5174	0.4853	4.060
T 1,2-Dibromoethane	Avg RF		0.3571	0.3398	0.3263	0.3521	0.3541	0.3556	0.3614	0.3495	3.497
T Chlorobenzene	Avg RF		1.7514	1.7432	1.6969	1.7984	1.8138	1.8181	1.8636	1.7836	3.148
T 1,1,1,2-Tetrachloroethane	Avg RF		0.5706	0.5939	0.5780	0.6152	0.6223	0.6254	0.6418	0.6067	4.357
T Ethylbenzene	Avg RF	3.2971	2.8838	2.8846	2.9028	3.2157	3.3791	3.3720	3.4721	3.1759	7.790
T m+p-Xylenes	Avg RF	1.1055	1.0913	1.1597	1.1030	1.2655	1.3059	1.3086	1.3481	1.2109	8.832
T o-Xylene	Avg RF	0.9419	0.9347	0.9773	0.9784	1.1016	1.1495	1.1635	1.2063	1.0566	10.421
T Styrene	Avg RF	1.4766	1.5812	1.5488	1.5925	1.8030	1.8949	1.9074	1.9620	1.7208	11.097
I 1,4-Dichlorobenzene-d4											
T Bromoform	Avg RF		0.3288	0.3123	0.2891	0.3111	0.3146	0.3155	0.3254	0.3138	4.078
S p-Bromofluorobenzene	Avg RF		0.9642	0.9247	0.8886	0.9718	0.9774	0.9752	0.9944	0.9566	3.849
T Bromobenzene	Avg RF		0.7811	0.8096	0.7929	0.8391	0.8552	0.8454	0.8699	0.8276	4.037
T 1,1,2,2-Tetrachloroethane	Avg RF	0.4364	0.4573	0.4862	0.4896	0.4764	0.4790	0.4782	0.4896	0.4741	3.886
T 1,2,3-Trichloropropane	Avg RF		0.1309	0.1223	0.1222	0.1272	0.1256	0.1210	0.1251	0.1249	2.752
T 2-Chlorotoluene	Avg RF	0.9541	0.7635	0.7963	0.7872	0.8628	0.8885	0.8866	0.9075	0.8558	7.798
T 4-Chlorotoluene	Avg RF	2.5717	2.5182	2.6073	2.6434	2.9012	2.9531	2.9144	3.0055	2.7644	7.131
T 1,3-Dichlorobenzene	Avg RF	1.5086	1.4761	1.4550	1.4813	1.5158	1.5519	1.5317	1.5835	1.5130	2.803
T 1,4-Dichlorobenzene	Avg RF	1.8054	1.5002	1.5163	1.4835	1.5462	1.5491	1.5382	1.5653	1.5630	6.501
T 1,2-Dichlorobenzene	Avg RF	1.4513	1.2220	1.2374	1.1890	1.2584	1.3017	1.2810	1.3024	1.2804	6.209

(RedFont and #) = Outlier Flag; (I) = Internal Standard; (T) = Target; (S) = Surrogate; (M) = Matrix Spike

Compounds with Curve fitting not using Avg Response Factor:

Compound	Curve Fit	Curve Fit Formula	Curve Fit R2
T Bromomethane	Quadratic	$y = 0.014644 * x^2 + 0.148177 * x - 0.002056$	0.999316

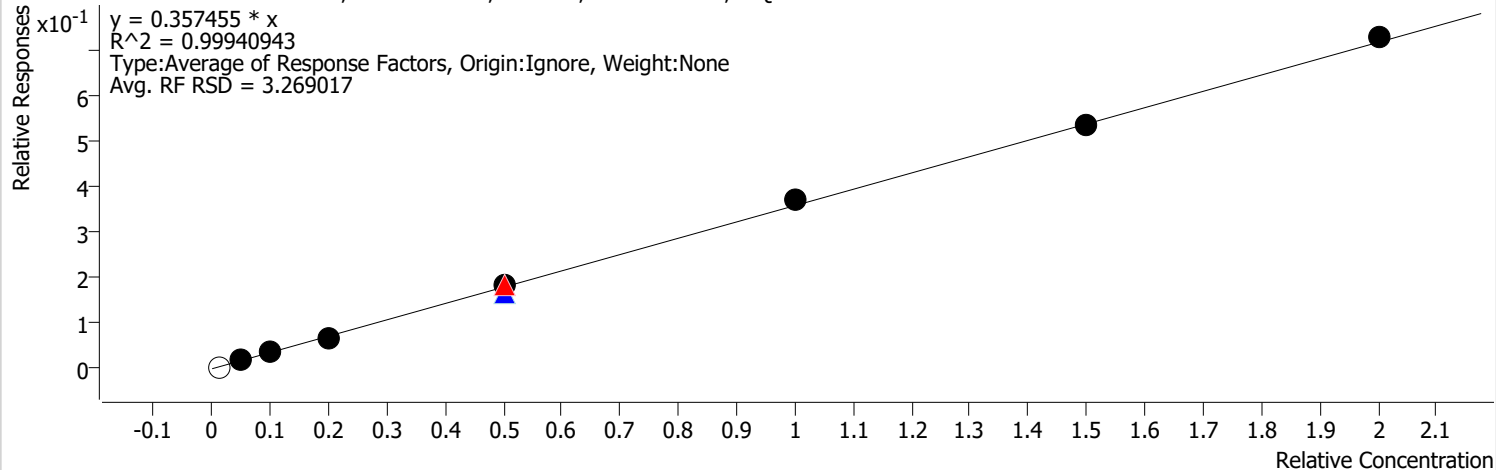
(RedFont and #) = Outlier Flag; (I) = Internal Standard; (T) = Target; (S) = Surrogate; (M) = Matrix Spike

Calibration Report

Batch Path	D:\Org\Data\VOA5975C\VG120721_L4\QuantResults\VG120721_8260B_624pt1_L4.batch.bin	Analyst Name	BL2000\mchavez
Analysis Time	12/22/2021 10:27 AM	Reporter Name	BL2000\mchavez
Report Time	12/22/2021 10:28:35 AM	Batch State	Processed
Last Calib Update	12/13/2021 2:48 PM	Quant Report Version	10.0
Quant Batch Version	10.0		

Dichlorodifluoromethane %RSE = 3.3

Dichlorodifluoromethane - 8 Levels, 7 Levels Used, 8 Points, 7 Points Used, 1 QCs



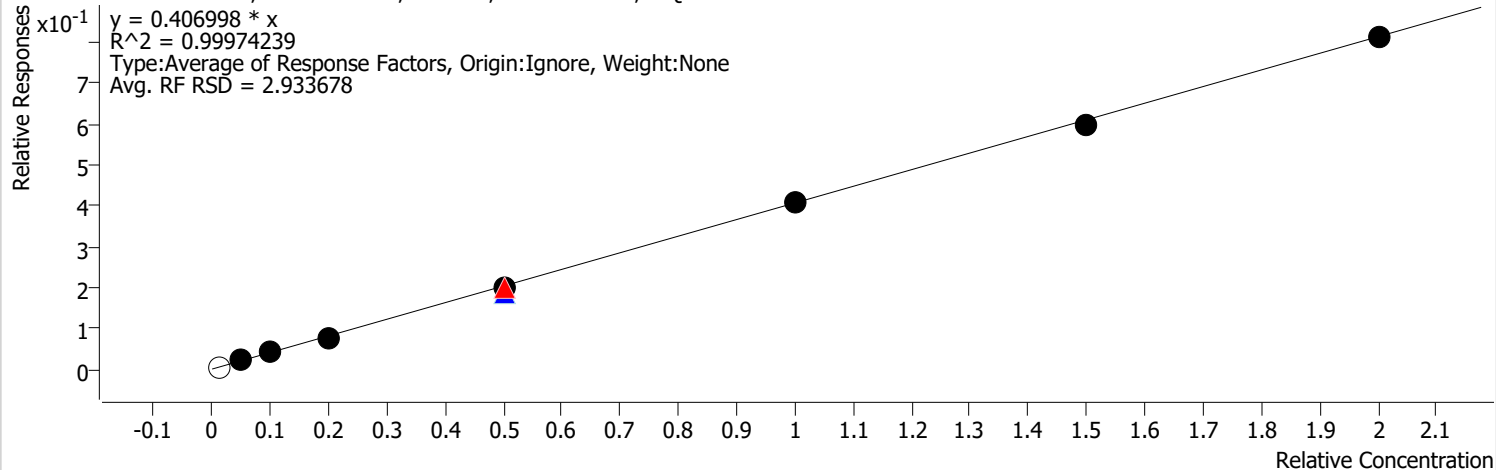
Calibration STD Path	Cal Type	Level	Enabled	Resp.	Exp. Conc	Resp. Factor	Level RSD
D:\Org\Data\VOA5975C\VG120721\07DEC07.D	Calibration	1		3115	2.5000	0.4304	
D:\Org\Data\VOA5975C\VG120721\07DEC08.D	Calibration	2	x	12683	12.5000	0.3452	
D:\Org\Data\VOA5975C\VG120721\07DEC09.D	Calibration	3	x	27748	25.0000	0.3663	
D:\Org\Data\VOA5975C\VG120721\07DEC10.D	Calibration	4	x	48672	50.0000	0.3378	
D:\Org\Data\VOA5975C\VG120721\07DEC20.D	QC	QC	x	124975	125.0000	0.3316	
D:\Org\Data\VOA5975C\VG120721\07DEC12.D	Calibration	5	x	137433	125.0000	0.3633	
D:\Org\Data\VOA5975C\VG120721\07DEC12CC.D	CC	CC	x	137433	125.0000	0.3633	
D:\Org\Data\VOA5975C\VG120721\07DEC14.D	Calibration	6	x	279484	250.0000	0.3695	
D:\Org\Data\VOA5975C\VG120721\07DEC16.D	Calibration	7	x	404779	375.0000	0.3577	
D:\Org\Data\VOA5975C\VG120721\07DEC18.D	Calibration	8	x	552849	500.0000	0.3624	

Calibration Report

Batch Path	D:\Org\Data\VOA5975C\VG120721_L4\QuantResults\VG120721_8260B_624pt1_L4.batch.bin	Analyst Name	BL2000\mchavez
Analysis Time	12/22/2021 10:27 AM	Reporter Name	BL2000\mchavez
Report Time	12/22/2021 10:28:39 AM	Batch State	Processed
Last Calib Update	12/13/2021 2:48 PM	Quant Report Version	10.0
Quant Batch Version	10.0		

Chloromethane %RSE = 2.9

Chloromethane - 8 Levels, 7 Levels Used, 8 Points, 7 Points Used, 1 QCs

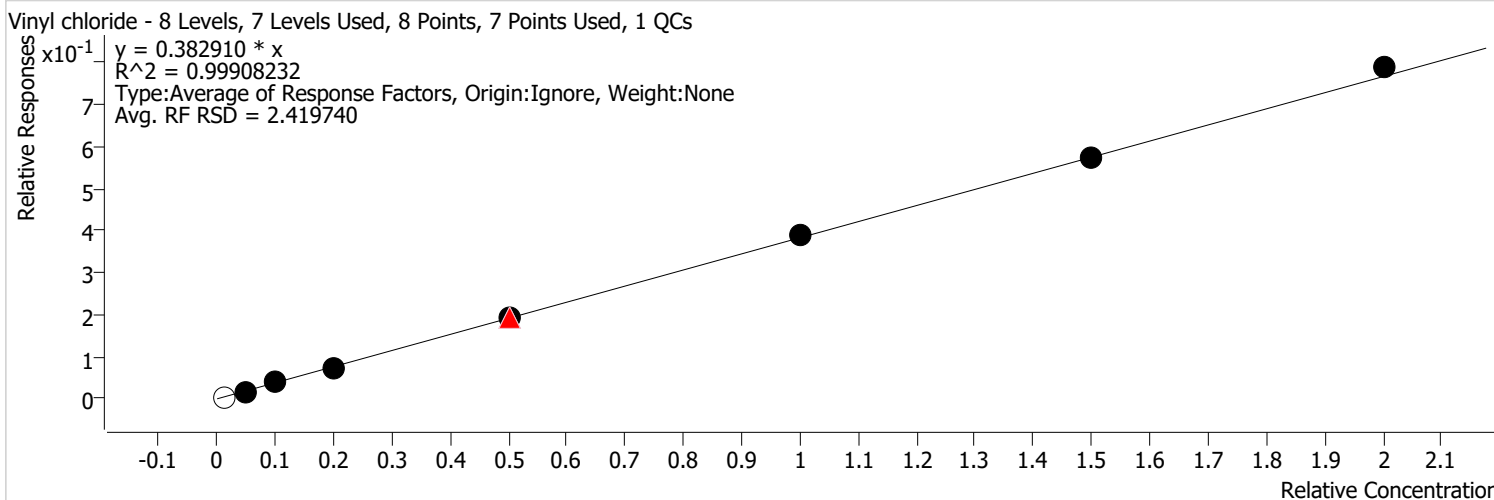


Calibration STD Path	Cal Type	Level	Enabled	Resp.	Exp. Conc	Resp. Factor	Level RSD
D:\Org\Data\VOA5975C\VG120721\07DEC07.D	Calibration	1		4048	2.5000	0.5594	
D:\Org\Data\VOA5975C\VG120721\07DEC08.D	Calibration	2	x	15699	12.5000	0.4272	
D:\Org\Data\VOA5975C\VG120721\07DEC09.D	Calibration	3	x	31613	25.0000	0.4173	
D:\Org\Data\VOA5975C\VG120721\07DEC10.D	Calibration	4	x	56331	50.0000	0.3910	
D:\Org\Data\VOA5975C\VG120721\07DEC20.D	QC	QC	x	142353	125.0000	0.3777	
D:\Org\Data\VOA5975C\VG120721\07DEC12.D	Calibration	5	x	152024	125.0000	0.4018	
D:\Org\Data\VOA5975C\VG120721\07DEC12CC.D	CC	CC	x	152024	125.0000	0.4018	
D:\Org\Data\VOA5975C\VG120721\07DEC14.D	Calibration	6	x	307313	250.0000	0.4063	
D:\Org\Data\VOA5975C\VG120721\07DEC16.D	Calibration	7	x	452351	375.0000	0.3998	
D:\Org\Data\VOA5975C\VG120721\07DEC18.D	Calibration	8	x	618664	500.0000	0.4055	

Calibration Report

Batch Path	D:\Org\Data\VOA5975C\VG120721_L4\QuantResults\VG120721_8260B_624pt1_L4.batch.bin	Analyst Name	BL2000\mchavez
Analysis Time	12/22/2021 10:27 AM	Reporter Name	BL2000\mchavez
Report Time	12/22/2021 10:28:39 AM	Batch State	Processed
Last Calib Update	12/13/2021 2:48 PM	Quant Report Version	10.0
Quant Batch Version	10.0		

Vinyl chloride %RSE = 2.4



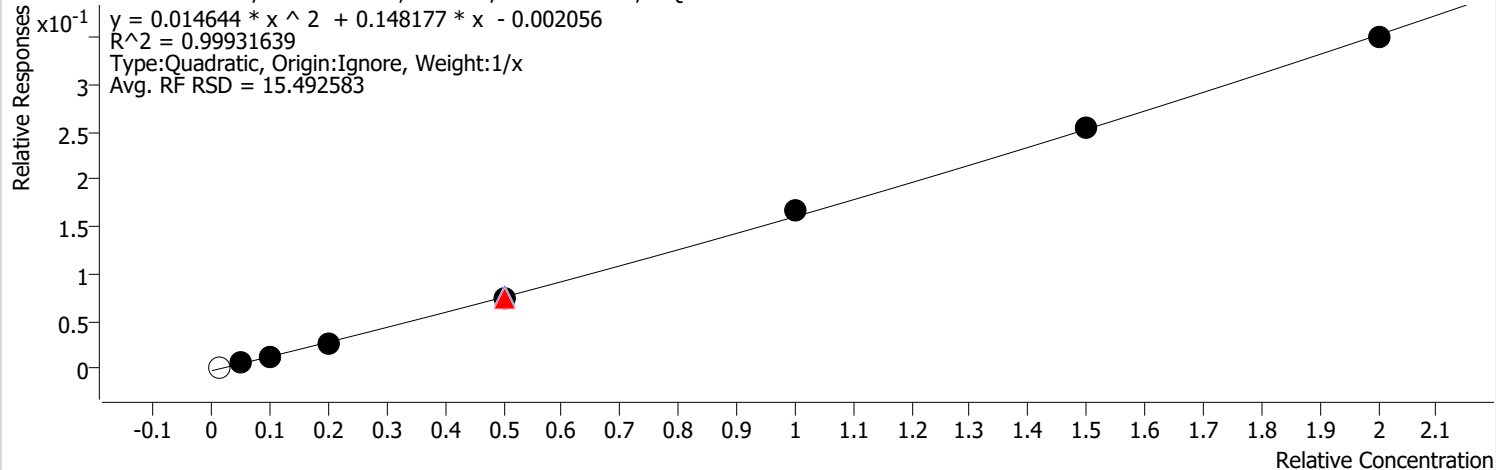
Calibration STD Path	Cal Type	Level	Enabled	Resp.	Exp. Conc	Resp. Factor	Level RSD
D:\Org\Data\VOA5975C\VG120721\07DEC07.D	Calibration	1		3504	2.5000	0.4842	
D:\Org\Data\VOA5975C\VG120721\07DEC08.D	Calibration	2	x	13557	12.5000	0.3689	
D:\Org\Data\VOA5975C\VG120721\07DEC09.D	Calibration	3	x	29163	25.0000	0.3850	
D:\Org\Data\VOA5975C\VG120721\07DEC10.D	Calibration	4	x	53541	50.0000	0.3716	
D:\Org\Data\VOA5975C\VG120721\07DEC20.D	QC	QC	x	144145	125.0000	0.3824	
D:\Org\Data\VOA5975C\VG120721\07DEC12.D	Calibration	5	x	147317	125.0000	0.3894	
D:\Org\Data\VOA5975C\VG120721\07DEC12CC.D	CC	CC	x	147317	125.0000	0.3894	
D:\Org\Data\VOA5975C\VG120721\07DEC14.D	Calibration	6	x	294275	250.0000	0.3891	
D:\Org\Data\VOA5975C\VG120721\07DEC16.D	Calibration	7	x	433460	375.0000	0.3831	
D:\Org\Data\VOA5975C\VG120721\07DEC18.D	Calibration	8	x	599982	500.0000	0.3933	

Calibration Report

Batch Path	D:\Org\Data\VOA5975C\VG120721_L4\QuantResults\VG120721_8260B_624pt1_L4.batch.bin	Analyst Name	BL2000\mchavez
Analysis Time	12/22/2021 10:27 AM	Reporter Name	BL2000\mchavez
Report Time	12/22/2021 10:28:39 AM	Batch State	Processed
Last Calib Update	12/13/2021 2:48 PM	Quant Report Version	10.0
Quant Batch Version	10.0		

Bromomethane %RSE = 7.3

Bromomethane - 8 Levels, 7 Levels Used, 8 Points, 7 Points Used, 1 QCs



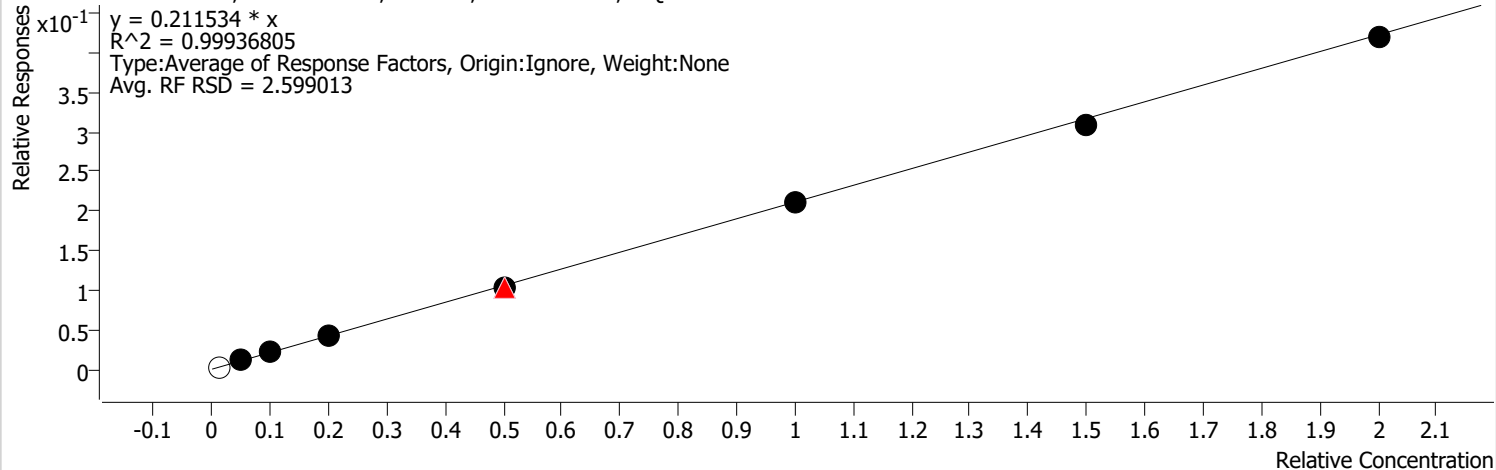
Calibration STD Path	Cal Type	Level	Enabled	Resp.	Exp. Conc	Resp. Factor	Level RSD
D:\Org\Data\VOA5975C\VG120721\07DEC07.D	Calibration	1		1468	2.5000	0.2029	
D:\Org\Data\VOA5975C\VG120721\07DEC08.D	Calibration	2	x	4574	12.5000	0.1245	
D:\Org\Data\VOA5975C\VG120721\07DEC09.D	Calibration	3	x	8941	25.0000	0.1180	
D:\Org\Data\VOA5975C\VG120721\07DEC10.D	Calibration	4	x	19489	50.0000	0.1353	
D:\Org\Data\VOA5975C\VG120721\07DEC20.D	QC	QC	x	57163	125.0000	0.1517	
D:\Org\Data\VOA5975C\VG120721\07DEC12.D	Calibration	5	x	55345	125.0000	0.1463	
D:\Org\Data\VOA5975C\VG120721\07DEC12CC.D	CC	CC	x	55345	125.0000	0.1463	
D:\Org\Data\VOA5975C\VG120721\07DEC14.D	Calibration	6	x	125869	250.0000	0.1664	
D:\Org\Data\VOA5975C\VG120721\07DEC16.D	Calibration	7	x	191950	375.0000	0.1696	
D:\Org\Data\VOA5975C\VG120721\07DEC18.D	Calibration	8	x	266856	500.0000	0.1749	

Calibration Report

Batch Path	D:\Org\Data\VOA5975C\VG120721_L4\QuantResults\VG120721_8260B_624pt1_L4.batch.bin	Analyst Name	BL2000\mchavez
Analysis Time	12/22/2021 10:27 AM	Reporter Name	BL2000\mchavez
Report Time	12/22/2021 10:28:39 AM	Batch State	Processed
Last Calib Update	12/13/2021 2:48 PM	Quant Report Version	10.0
Quant Batch Version	10.0		

Chloroethane %RSE = 2.6

Chloroethane - 8 Levels, 7 Levels Used, 8 Points, 7 Points Used, 1 QCs



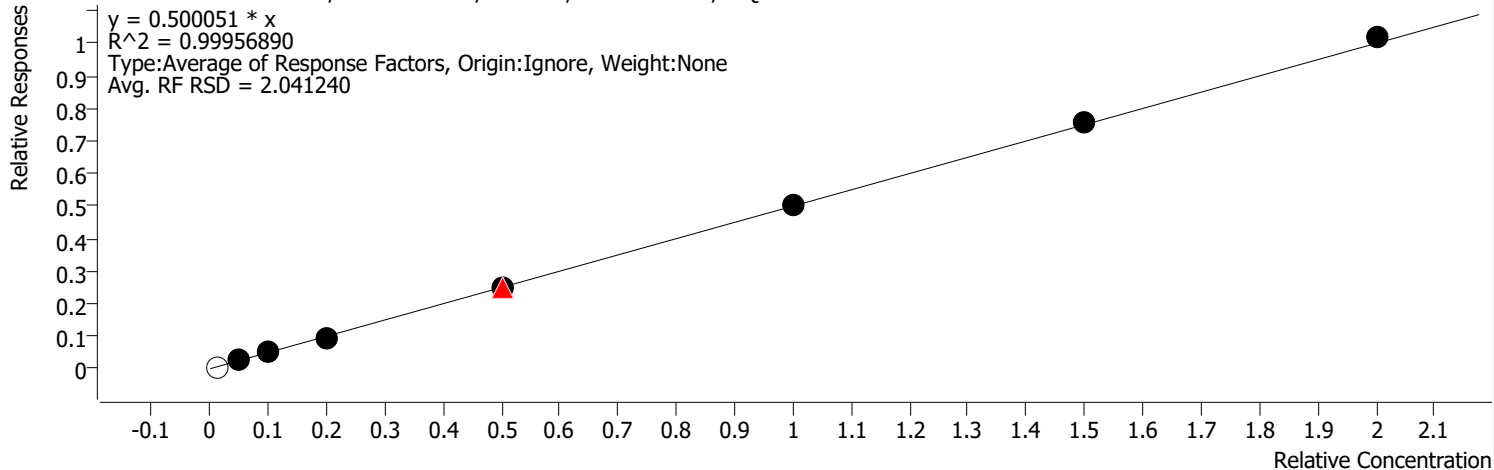
Calibration STD Path	Cal Type	Level	Enabled	Resp.	Exp. Conc	Resp. Factor	Level RSD
D:\Org\Data\VOA5975C\VG120721\07DEC07.D	Calibration	1		2147	2.5000	0.2967	
D:\Org\Data\VOA5975C\VG120721\07DEC08.D	Calibration	2	x	8120	12.5000	0.2210	
D:\Org\Data\VOA5975C\VG120721\07DEC09.D	Calibration	3	x	16467	25.0000	0.2174	
D:\Org\Data\VOA5975C\VG120721\07DEC10.D	Calibration	4	x	29975	50.0000	0.2080	
D:\Org\Data\VOA5975C\VG120721\07DEC20.D	QC	QC	x	77417	125.0000	0.2054	
D:\Org\Data\VOA5975C\VG120721\07DEC12.D	Calibration	5	x	79158	125.0000	0.2092	
D:\Org\Data\VOA5975C\VG120721\07DEC12CC.D	CC	CC	x	79158	125.0000	0.2092	
D:\Org\Data\VOA5975C\VG120721\07DEC14.D	Calibration	6	x	158595	250.0000	0.2097	
D:\Org\Data\VOA5975C\VG120721\07DEC16.D	Calibration	7	x	232823	375.0000	0.2058	
D:\Org\Data\VOA5975C\VG120721\07DEC18.D	Calibration	8	x	319838	500.0000	0.2097	

Calibration Report

Batch Path	D:\Org\Data\VOA5975C\VG120721_L4\QuantResults\VG120721_8260B_624pt1_L4.batch.bin	Analyst Name	BL2000\mchavez
Analysis Time	12/22/2021 10:27 AM	Reporter Name	BL2000\mchavez
Report Time	12/22/2021 10:28:39 AM	Batch State	Processed
Last Calib Update	12/13/2021 2:48 PM	Quant Report Version	10.0
Quant Batch Version	10.0		

Trichlorofluoromethane %RSE = 2.0

Trichlorofluoromethane - 8 Levels, 7 Levels Used, 8 Points, 7 Points Used, 1 QCs

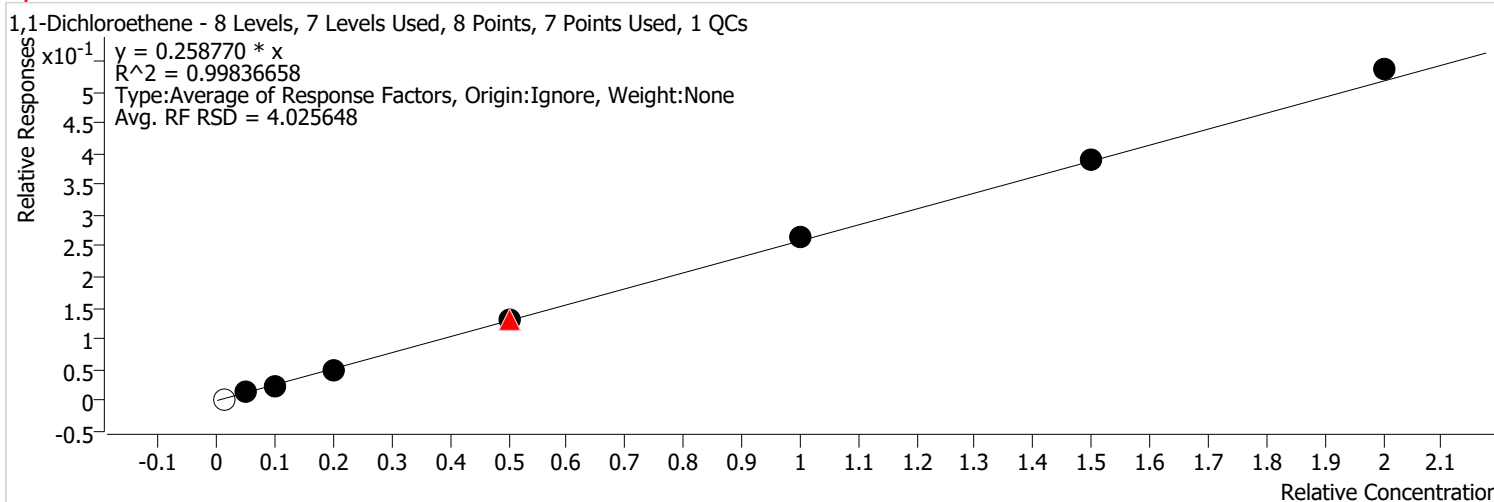


Calibration STD Path	Cal Type	Level	Enabled	Resp.	Exp. Conc	Resp. Factor	Level RSD
D:\Org\Data\VOA5975C\VG120721\07DEC07.D	Calibration	1		4345	2.5000	0.6004	
D:\Org\Data\VOA5975C\VG120721\07DEC08.D	Calibration	2	x	18323	12.5000	0.4987	
D:\Org\Data\VOA5975C\VG120721\07DEC09.D	Calibration	3	x	38203	25.0000	0.5043	
D:\Org\Data\VOA5975C\VG120721\07DEC10.D	Calibration	4	x	68865	50.0000	0.4780	
D:\Org\Data\VOA5975C\VG120721\07DEC20.D	QC	QC	x	189170	125.0000	0.5019	
D:\Org\Data\VOA5975C\VG120721\07DEC12.D	Calibration	5	x	190146	125.0000	0.5026	
D:\Org\Data\VOA5975C\VG120721\07DEC12CC.D	CC	CC	x	190146	125.0000	0.5026	
D:\Org\Data\VOA5975C\VG120721\07DEC14.D	Calibration	6	x	380153	250.0000	0.5026	
D:\Org\Data\VOA5975C\VG120721\07DEC16.D	Calibration	7	x	572223	375.0000	0.5057	
D:\Org\Data\VOA5975C\VG120721\07DEC18.D	Calibration	8	x	775738	500.0000	0.5085	

Calibration Report

Batch Path	D:\Org\Data\VOA5975C\VG120721_L4\QuantResults\VG120721_8260B_624pt1_L4.batch.bin	Analyst Name	BL2000\mchavez
Analysis Time	12/22/2021 10:27 AM	Reporter Name	BL2000\mchavez
Report Time	12/22/2021 10:28:39 AM	Batch State	Processed
Last Calib Update	12/13/2021 2:48 PM	Quant Report Version	10.0
Quant Batch Version	10.0		

1,1-Dichloroethene %RSE = 4.0

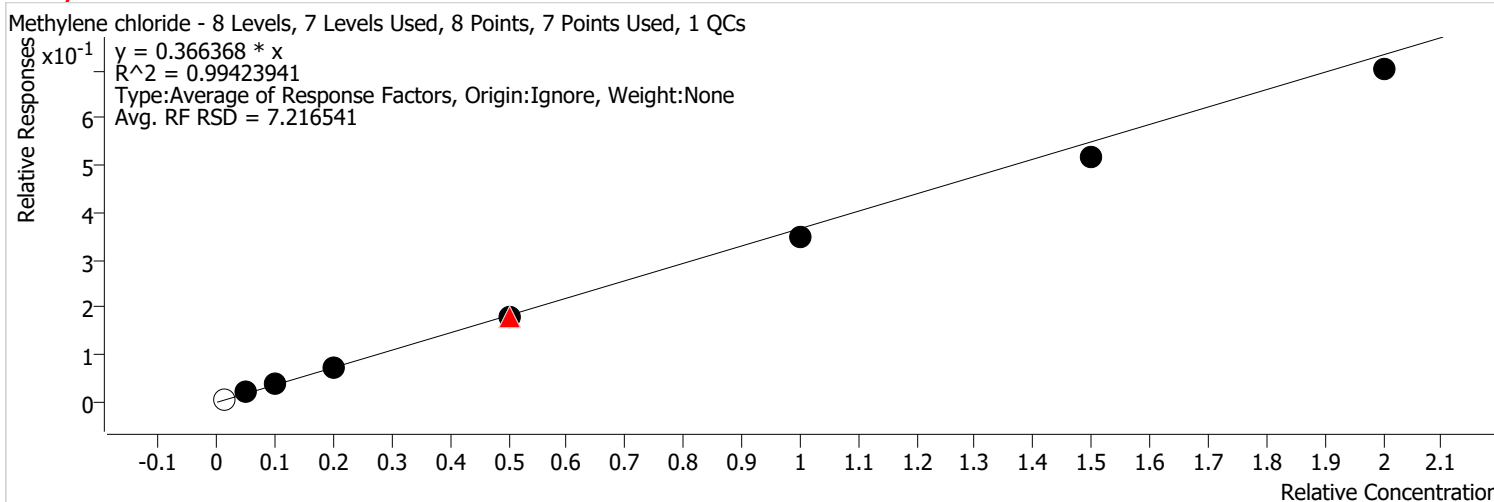


Calibration STD Path	Cal Type	Level	Enabled	Resp.	Exp. Conc	Resp. Factor	Level RSD
D:\Org\Data\VOA5975C\VG120721\07DEC07.D	Calibration	1		2053	2.5000	0.2837	
D:\Org\Data\VOA5975C\VG120721\07DEC08.D	Calibration	2	x	9845	12.5000	0.2679	
D:\Org\Data\VOA5975C\VG120721\07DEC09.D	Calibration	3	x	18306	25.0000	0.2417	
D:\Org\Data\VOA5975C\VG120721\07DEC10.D	Calibration	4	x	35586	50.0000	0.2470	
D:\Org\Data\VOA5975C\VG120721\07DEC20.D	QC	QC	x	98112	125.0000	0.2603	
D:\Org\Data\VOA5975C\VG120721\07DEC12.D	Calibration	5	x	98538	125.0000	0.2605	
D:\Org\Data\VOA5975C\VG120721\07DEC12CC.D	CC	CC	x	98538	125.0000	0.2605	
D:\Org\Data\VOA5975C\VG120721\07DEC14.D	Calibration	6	x	200673	250.0000	0.2653	
D:\Org\Data\VOA5975C\VG120721\07DEC16.D	Calibration	7	x	295401	375.0000	0.2611	
D:\Org\Data\VOA5975C\VG120721\07DEC18.D	Calibration	8	x	408810	500.0000	0.2680	

Calibration Report

Batch Path	D:\Org\Data\VOA5975C\VG120721_L4\QuantResults\VG120721_8260B_624pt1_L4.batch.bin	Analyst Name	BL2000\mchavez
Analysis Time	12/22/2021 10:27 AM	Reporter Name	BL2000\mchavez
Report Time	12/22/2021 10:28:39 AM	Batch State	Processed
Last Calib Update	12/13/2021 2:48 PM	Quant Report Version	10.0
Quant Batch Version	10.0		

Methylene chloride %RSE = 7.2

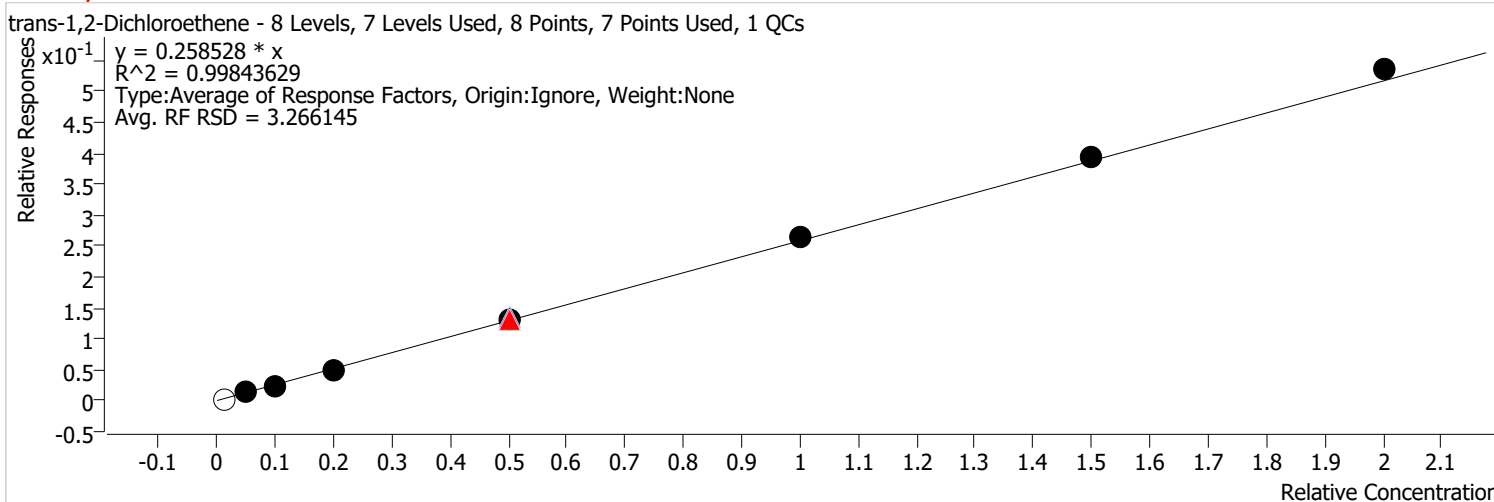


Calibration STD Path	Cal Type	Level	Enabled	Resp.	Exp. Conc	Resp. Factor	Level RSD
D:\Org\Data\VOA5975C\VG120721\07DEC07.D	Calibration	1		5280	2.5000	0.7296	
D:\Org\Data\VOA5975C\VG120721\07DEC08.D	Calibration	2	x	15333	12.5000	0.4173	
D:\Org\Data\VOA5975C\VG120721\07DEC09.D	Calibration	3	x	29312	25.0000	0.3870	
D:\Org\Data\VOA5975C\VG120721\07DEC10.D	Calibration	4	x	52048	50.0000	0.3612	
D:\Org\Data\VOA5975C\VG120721\07DEC20.D	QC	QC	x	136220	125.0000	0.3614	
D:\Org\Data\VOA5975C\VG120721\07DEC12.D	Calibration	5	x	134115	125.0000	0.3545	
D:\Org\Data\VOA5975C\VG120721\07DEC12CC.D	CC	CC	x	134115	125.0000	0.3545	
D:\Org\Data\VOA5975C\VG120721\07DEC14.D	Calibration	6	x	264312	250.0000	0.3494	
D:\Org\Data\VOA5975C\VG120721\07DEC16.D	Calibration	7	x	389887	375.0000	0.3446	
D:\Org\Data\VOA5975C\VG120721\07DEC18.D	Calibration	8	x	534822	500.0000	0.3506	

Calibration Report

Batch Path	D:\Org\Data\VOA5975C\VG120721_L4\QuantResults\VG120721_8260B_624pt1_L4.batch.bin	Analyst Name	BL2000\mchavez
Analysis Time	12/22/2021 10:27 AM	Reporter Name	BL2000\mchavez
Report Time	12/22/2021 10:28:39 AM	Batch State	Processed
Last Calib Update	12/13/2021 2:48 PM	Quant Report Version	10.0
Quant Batch Version	10.0		

trans-1,2-Dichloroethene %RSE = 3.3



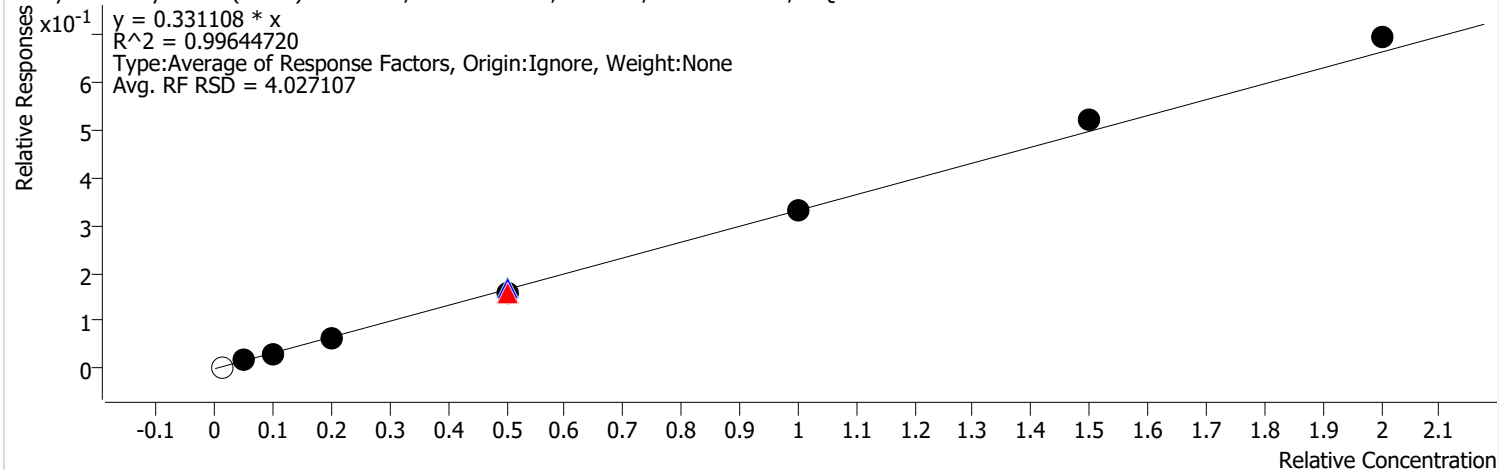
Calibration STD Path	Cal Type	Level	Enabled	Resp.	Exp. Conc	Resp. Factor	Level RSD
D:\Org\Data\VOA5975C\VG120721\07DEC07.D	Calibration	1		2035	2.5000	0.2812	
D:\Org\Data\VOA5975C\VG120721\07DEC08.D	Calibration	2	x	9628	12.5000	0.2620	
D:\Org\Data\VOA5975C\VG120721\07DEC09.D	Calibration	3	x	18598	25.0000	0.2455	
D:\Org\Data\VOA5975C\VG120721\07DEC10.D	Calibration	4	x	35666	50.0000	0.2475	
D:\Org\Data\VOA5975C\VG120721\07DEC20.D	QC	QC	x	101922	125.0000	0.2704	
D:\Org\Data\VOA5975C\VG120721\07DEC12.D	Calibration	5	x	99102	125.0000	0.2619	
D:\Org\Data\VOA5975C\VG120721\07DEC12CC.D	CC	CC	x	99102	125.0000	0.2619	
D:\Org\Data\VOA5975C\VG120721\07DEC14.D	Calibration	6	x	198737	250.0000	0.2628	
D:\Org\Data\VOA5975C\VG120721\07DEC16.D	Calibration	7	x	296883	375.0000	0.2624	
D:\Org\Data\VOA5975C\VG120721\07DEC18.D	Calibration	8	x	408143	500.0000	0.2675	

Calibration Report

Batch Path	D:\Org\Data\VOA5975C\VG120721_L4\QuantResults\VG120721_8260B_624pt1_L4.batch.bin	Analyst Name	BL2000\mchavez
Analysis Time	12/22/2021 10:27 AM	Reporter Name	BL2000\mchavez
Report Time	12/22/2021 10:28:39 AM	Batch State	Processed
Last Calib Update	12/13/2021 2:48 PM	Quant Report Version	10.0
Quant Batch Version	10.0		

Methyl tert-butyl ether (MTBE) %RSE = 4.0

Methyl tert-butyl ether (MTBE) - 8 Levels, 7 Levels Used, 8 Points, 7 Points Used, 1 QCs

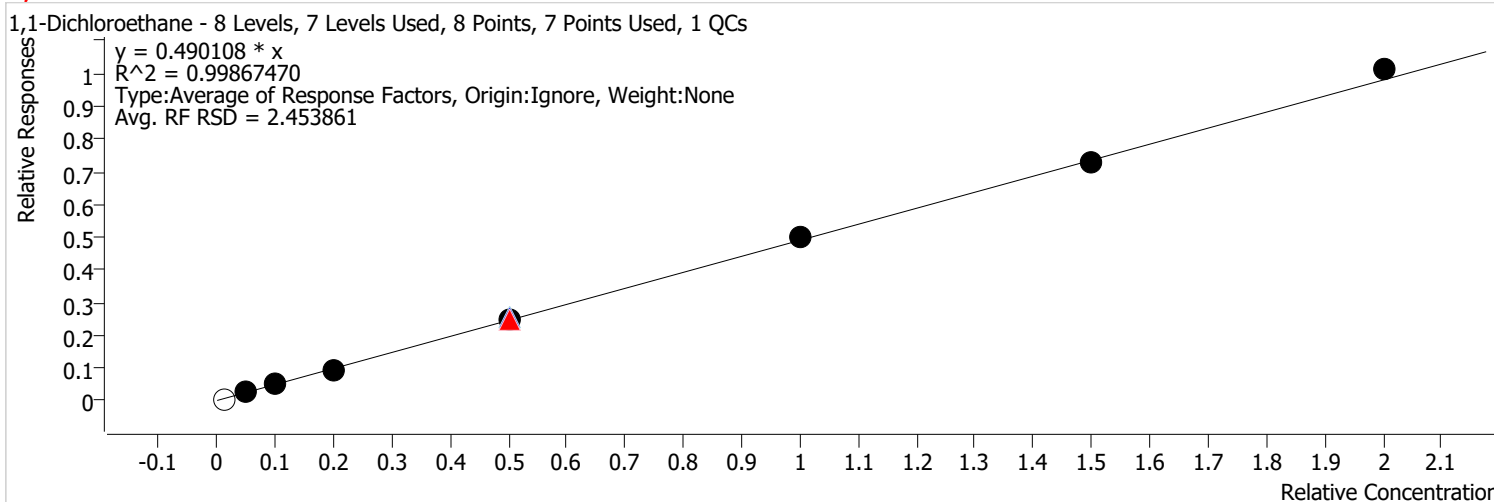


Calibration STD Path	Cal Type	Level	Enabled	Resp.	Exp. Conc	Resp. Factor	Level RSD
D:\Org\Data\VOA5975C\VG120721\07DEC07.D	Calibration	1		2798	2.5000	0.3866	
D:\Org\Data\VOA5975C\VG120721\07DEC08.D	Calibration	2	x	12399	12.5000	0.3374	
D:\Org\Data\VOA5975C\VG120721\07DEC09.D	Calibration	3	x	24643	25.0000	0.3253	
D:\Org\Data\VOA5975C\VG120721\07DEC10.D	Calibration	4	x	45014	50.0000	0.3124	
D:\Org\Data\VOA5975C\VG120721\07DEC20.D	QC	QC	x	128249	125.0000	0.3403	
D:\Org\Data\VOA5975C\VG120721\07DEC12.D	Calibration	5	x	120150	125.0000	0.3176	
D:\Org\Data\VOA5975C\VG120721\07DEC12CC.D	CC	CC	x	120150	125.0000	0.3176	
D:\Org\Data\VOA5975C\VG120721\07DEC14.D	Calibration	6	x	251479	250.0000	0.3325	
D:\Org\Data\VOA5975C\VG120721\07DEC16.D	Calibration	7	x	391933	375.0000	0.3464	
D:\Org\Data\VOA5975C\VG120721\07DEC18.D	Calibration	8	x	528043	500.0000	0.3461	

Calibration Report

Batch Path	D:\Org\Data\VOA5975C\VG120721_L4\QuantResults\VG120721_8260B_624pt1_L4.batch.bin	Analyst Name	BL2000\mchavez
Analysis Time	12/22/2021 10:27 AM	Reporter Name	BL2000\mchavez
Report Time	12/22/2021 10:28:40 AM	Batch State	Processed
Last Calib Update	12/13/2021 2:48 PM	Quant Report Version	10.0
Quant Batch Version	10.0		

1,1-Dichloroethane %RSE = 2.5



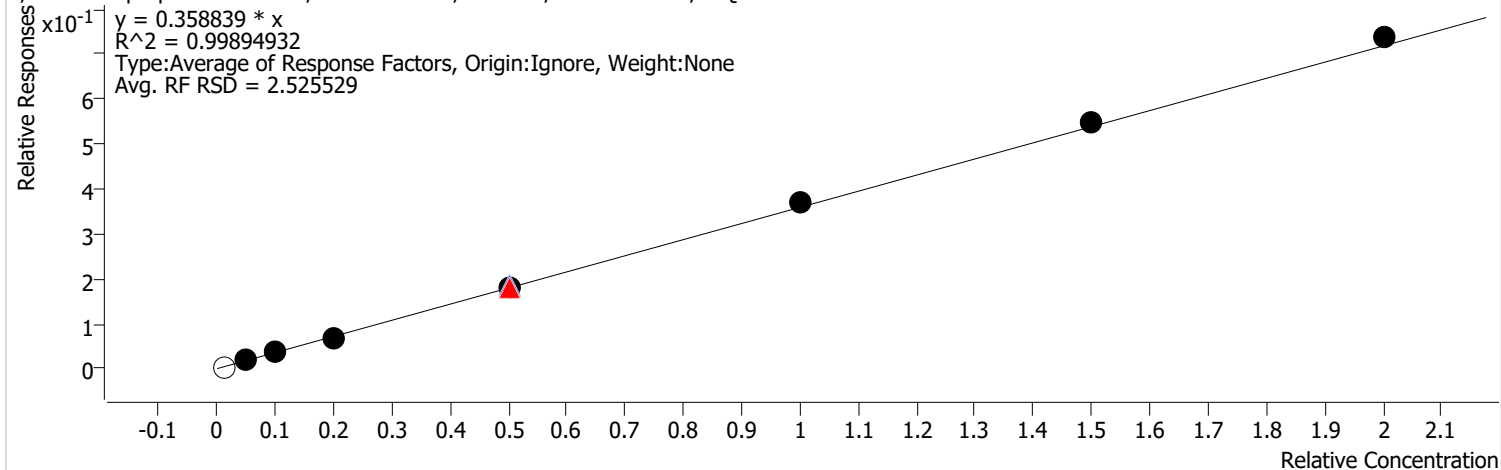
Calibration STD Path	Cal Type	Level	Enabled	Resp.	Exp. Conc	Resp. Factor	Level RSD
D:\Org\Data\VOA5975C\VG120721\07DEC07.D	Calibration	1		3746	2.5000	0.5176	
D:\Org\Data\VOA5975C\VG120721\07DEC08.D	Calibration	2	x	18019	12.5000	0.4904	
D:\Org\Data\VOA5975C\VG120721\07DEC09.D	Calibration	3	x	36728	25.0000	0.4849	
D:\Org\Data\VOA5975C\VG120721\07DEC10.D	Calibration	4	x	67613	50.0000	0.4693	
D:\Org\Data\VOA5975C\VG120721\07DEC20.D	QC	QC	x	193775	125.0000	0.5141	
D:\Org\Data\VOA5975C\VG120721\07DEC12.D	Calibration	5	x	185309	125.0000	0.4898	
D:\Org\Data\VOA5975C\VG120721\07DEC12CC.D	CC	CC	x	185309	125.0000	0.4898	
D:\Org\Data\VOA5975C\VG120721\07DEC14.D	Calibration	6	x	380218	250.0000	0.5027	
D:\Org\Data\VOA5975C\VG120721\07DEC16.D	Calibration	7	x	552243	375.0000	0.4880	
D:\Org\Data\VOA5975C\VG120721\07DEC18.D	Calibration	8	x	771450	500.0000	0.5057	

Calibration Report

Batch Path	D:\Org\Data\VOA5975C\VG120721_L4\QuantResults\VG120721_8260B_624pt1_L4.batch.bin	Analyst Name	BL2000\mchavez
Analysis Time	12/22/2021 10:27 AM	Reporter Name	BL2000\mchavez
Report Time	12/22/2021 10:28:40 AM	Batch State	Processed
Last Calib Update	12/13/2021 2:48 PM	Quant Report Version	10.0
Quant Batch Version	10.0		

2,2-Dichloropropane %RSE = 2.5

2,2-Dichloropropane - 8 Levels, 7 Levels Used, 8 Points, 7 Points Used, 1 QCs



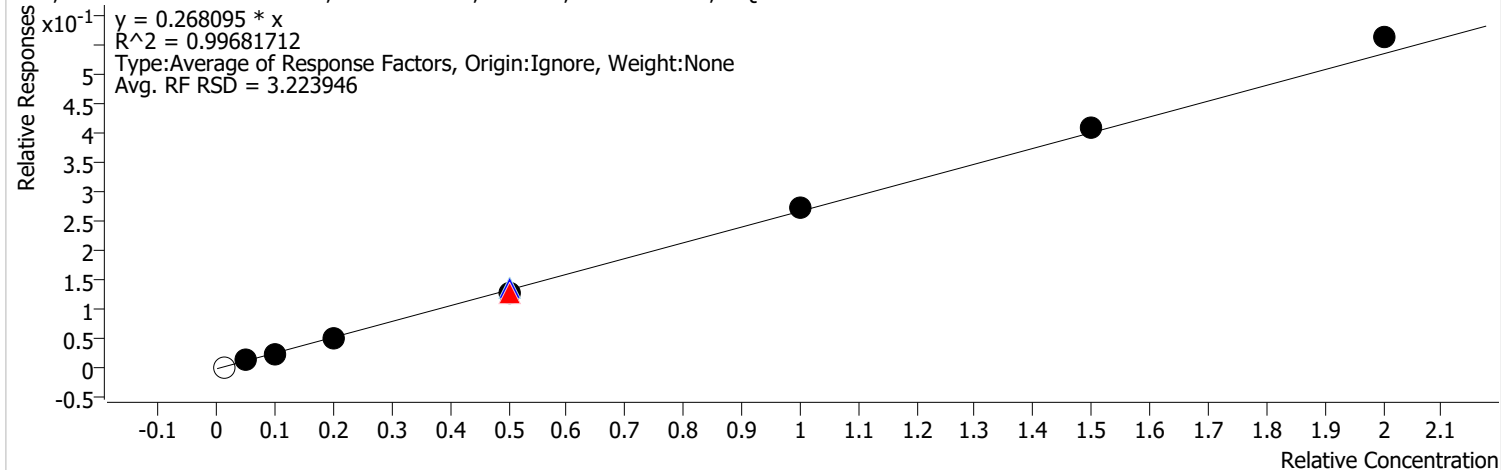
Calibration STD Path	Cal Type	Level	Enabled	Resp.	Exp. Conc	Resp. Factor	Level RSD
D:\Org\Data\VOA5975C\VG120721\07DEC07.D	Calibration	1		2974	2.5000	0.4109	
D:\Org\Data\VOA5975C\VG120721\07DEC08.D	Calibration	2	x	13021	12.5000	0.3544	
D:\Org\Data\VOA5975C\VG120721\07DEC09.D	Calibration	3	x	26674	25.0000	0.3521	
D:\Org\Data\VOA5975C\VG120721\07DEC10.D	Calibration	4	x	49589	50.0000	0.3442	
D:\Org\Data\VOA5975C\VG120721\07DEC20.D	QC	QC	x	139378	125.0000	0.3698	
D:\Org\Data\VOA5975C\VG120721\07DEC12.D	Calibration	5	x	136495	125.0000	0.3608	
D:\Org\Data\VOA5975C\VG120721\07DEC12CC.D	CC	CC	x	136495	125.0000	0.3608	
D:\Org\Data\VOA5975C\VG120721\07DEC14.D	Calibration	6	x	279182	250.0000	0.3691	
D:\Org\Data\VOA5975C\VG120721\07DEC16.D	Calibration	7	x	411174	375.0000	0.3634	
D:\Org\Data\VOA5975C\VG120721\07DEC18.D	Calibration	8	x	561289	500.0000	0.3679	

Calibration Report

Batch Path	D:\Org\Data\VOA5975C\VG120721_L4\QuantResults\VG120721_8260B_624pt1_L4.batch.bin	Analyst Name	BL2000\mchavez
Analysis Time	12/22/2021 10:27 AM	Reporter Name	BL2000\mchavez
Report Time	12/22/2021 10:28:40 AM	Batch State	Processed
Last Calib Update	12/13/2021 2:48 PM	Quant Report Version	10.0
Quant Batch Version	10.0		

cis-1,2-Dichloroethene %RSE = 3.2

cis-1,2-Dichloroethene - 8 Levels, 7 Levels Used, 8 Points, 7 Points Used, 1 QCs

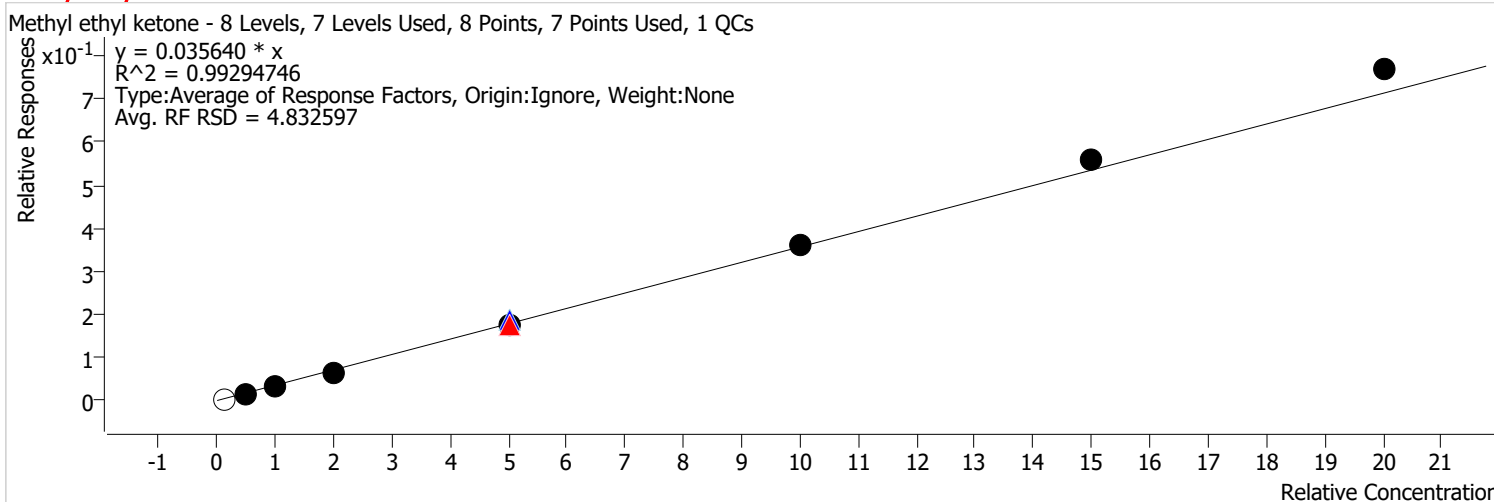


Calibration STD Path	Cal Type	Level	Enabled	Resp.	Exp. Conc	Resp. Factor	Level RSD
D:\Org\Data\VOA5975C\VG120721\07DEC07.D	Calibration	1		2299	2.5000	0.3177	
D:\Org\Data\VOA5975C\VG120721\07DEC08.D	Calibration	2	x	9789	12.5000	0.2664	
D:\Org\Data\VOA5975C\VG120721\07DEC09.D	Calibration	3	x	19699	25.0000	0.2601	
D:\Org\Data\VOA5975C\VG120721\07DEC10.D	Calibration	4	x	37253	50.0000	0.2586	
D:\Org\Data\VOA5975C\VG120721\07DEC20.D	QC	QC	x	104213	125.0000	0.2765	
D:\Org\Data\VOA5975C\VG120721\07DEC12.D	Calibration	5	x	99166	125.0000	0.2621	
D:\Org\Data\VOA5975C\VG120721\07DEC12CC.D	CC	CC	x	99166	125.0000	0.2621	
D:\Org\Data\VOA5975C\VG120721\07DEC14.D	Calibration	6	x	207164	250.0000	0.2739	
D:\Org\Data\VOA5975C\VG120721\07DEC16.D	Calibration	7	x	309903	375.0000	0.2739	
D:\Org\Data\VOA5975C\VG120721\07DEC18.D	Calibration	8	x	429832	500.0000	0.2818	

Calibration Report

Batch Path	D:\Org\Data\VOA5975C\VG120721_L4\QuantResults\VG120721_8260B_624pt1_L4.batch.bin	Analyst Name	BL2000\mchavez
Analysis Time	12/22/2021 10:27 AM	Reporter Name	BL2000\mchavez
Report Time	12/22/2021 10:28:40 AM	Batch State	Processed
Last Calib Update	12/13/2021 2:48 PM	Quant Report Version	10.0
Quant Batch Version	10.0		

Methyl ethyl ketone %RSE = 4.8



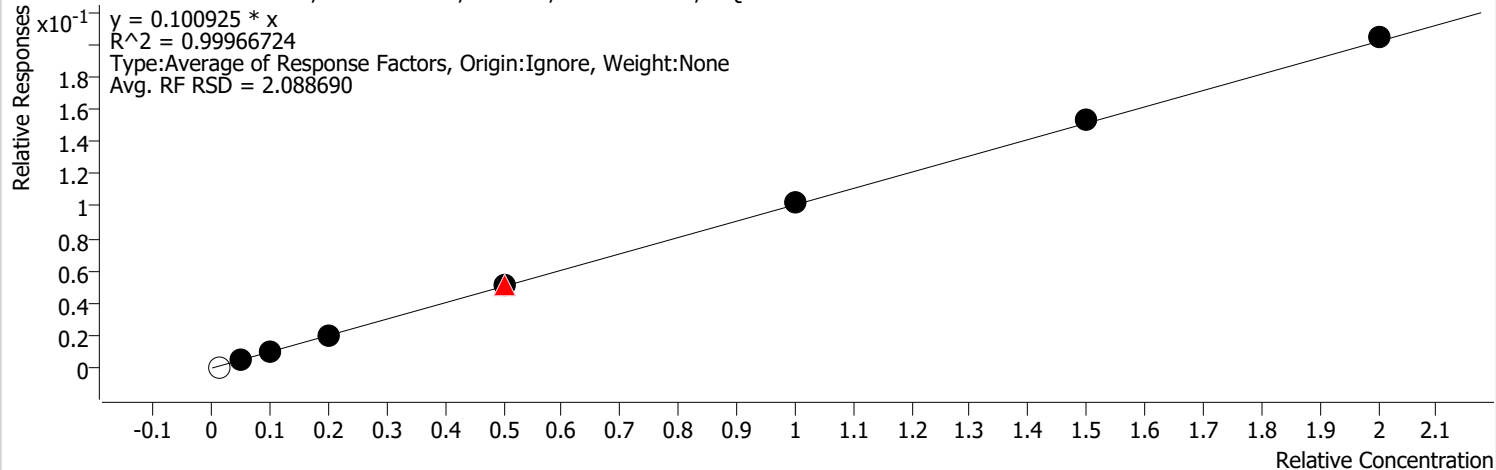
Calibration STD Path	Cal Type	Level	Enabled	Resp.	Exp. Conc	Resp. Factor	Level RSD
D:\Org\Data\VOA5975C\VG120721\07DEC07.D	Calibration	1		2928	25.0000	0.0405	
D:\Org\Data\VOA5975C\VG120721\07DEC08.D	Calibration	2	x	12746	125.0000	0.0347	
D:\Org\Data\VOA5975C\VG120721\07DEC09.D	Calibration	3	x	26278	250.0000	0.0347	
D:\Org\Data\VOA5975C\VG120721\07DEC10.D	Calibration	4	x	48031	500.0000	0.0333	
D:\Org\Data\VOA5975C\VG120721\07DEC20.D	QC	QC	x	140236	1250.0000	0.0372	
D:\Org\Data\VOA5975C\VG120721\07DEC12.D	Calibration	5	x	132227	1250.0000	0.0350	
D:\Org\Data\VOA5975C\VG120721\07DEC12CC.D	CC	CC	x	132227	1250.0000	0.0350	
D:\Org\Data\VOA5975C\VG120721\07DEC14.D	Calibration	6	x	274225	2500.0000	0.0363	
D:\Org\Data\VOA5975C\VG120721\07DEC16.D	Calibration	7	x	420943	3750.0000	0.0372	
D:\Org\Data\VOA5975C\VG120721\07DEC18.D	Calibration	8	x	585156	5000.0000	0.0384	

Calibration Report

Batch Path	D:\Org\Data\VOA5975C\VG120721_L4\QuantResults\VG120721_8260B_624pt1_L4.batch.bin	Analyst Name	BL2000\mchavez
Analysis Time	12/22/2021 10:27 AM	Reporter Name	BL2000\mchavez
Report Time	12/22/2021 10:28:40 AM	Batch State	Processed
Last Calib Update	12/13/2021 2:48 PM	Quant Report Version	10.0
Quant Batch Version	10.0		

Bromochloromethane %RSE = 2.1

Bromochloromethane - 8 Levels, 7 Levels Used, 8 Points, 7 Points Used, 1 QCs



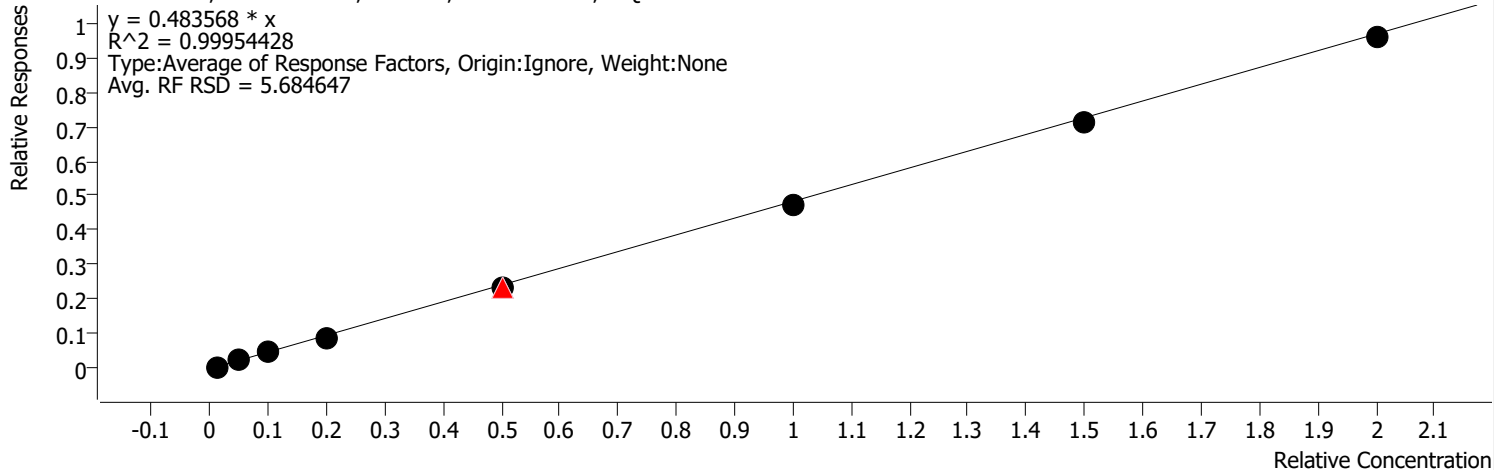
Calibration STD Path	Cal Type	Level	Enabled	Resp.	Exp. Conc	Resp. Factor	Level RSD
D:\Org\Data\VOA5975C\VG120721\07DEC07.D	Calibration	1		556	2.5000	0.0768	
D:\Org\Data\VOA5975C\VG120721\07DEC08.D	Calibration	2	x	3557	12.5000	0.0968	
D:\Org\Data\VOA5975C\VG120721\07DEC09.D	Calibration	3	x	7699	25.0000	0.1016	
D:\Org\Data\VOA5975C\VG120721\07DEC10.D	Calibration	4	x	14335	50.0000	0.0995	
D:\Org\Data\VOA5975C\VG120721\07DEC20.D	QC	QC	x	38878	125.0000	0.1032	
D:\Org\Data\VOA5975C\VG120721\07DEC12.D	Calibration	5	x	38416	125.0000	0.1015	
D:\Org\Data\VOA5975C\VG120721\07DEC12CC.D	CC	CC	x	38416	125.0000	0.1015	
D:\Org\Data\VOA5975C\VG120721\07DEC14.D	Calibration	6	x	77937	250.0000	0.1030	
D:\Org\Data\VOA5975C\VG120721\07DEC16.D	Calibration	7	x	115291	375.0000	0.1019	
D:\Org\Data\VOA5975C\VG120721\07DEC18.D	Calibration	8	x	155709	500.0000	0.1021	

Calibration Report

Batch Path	D:\Org\Data\VOA5975C\VG120721_L4\QuantResults\VG120721_8260B_624pt1_L4.batch.bin	Analyst Name	BL2000\mchavez
Analysis Time	12/22/2021 10:27 AM	Reporter Name	BL2000\mchavez
Report Time	12/22/2021 10:28:40 AM	Batch State	Processed
Last Calib Update	12/13/2021 2:48 PM	Quant Report Version	10.0
Quant Batch Version	10.0		

Chloroform %RSE = 5.7

Chloroform - 8 Levels, 8 Levels Used, 8 Points, 8 Points Used, 1 QCs

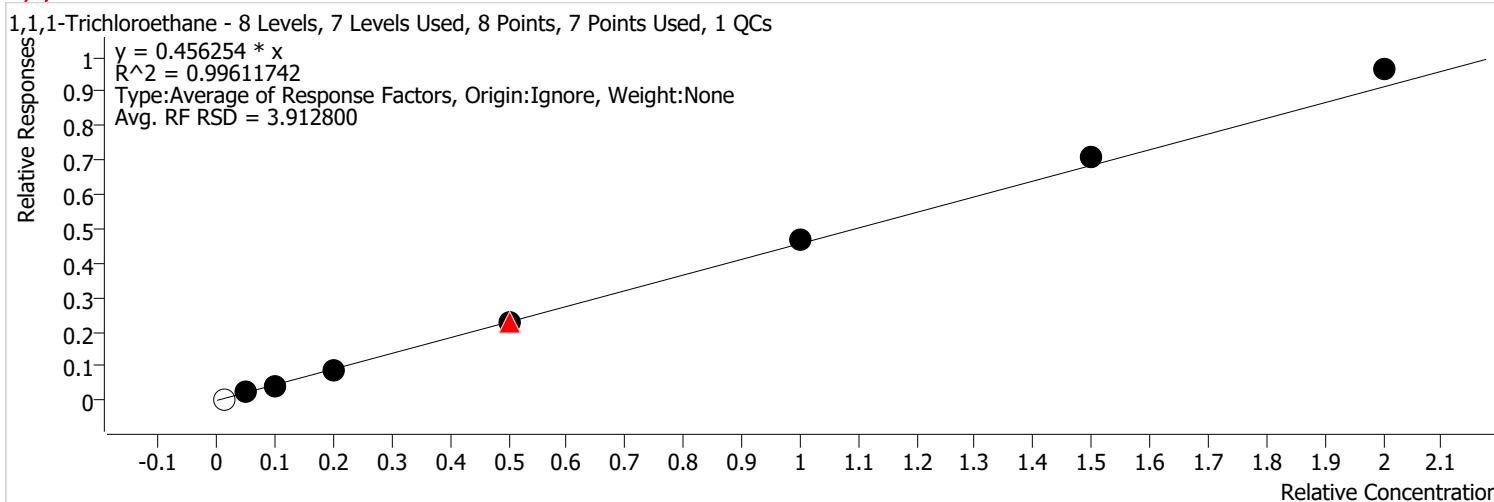


Calibration STD Path	Cal Type	Level	Enabled	Resp.	Exp. Conc	Resp. Factor	Level RSD
D:\Org\Data\VOA5975C\VG120721\07DEC07.D	Calibration	1	x	3967	2.5000	0.5482	
D:\Org\Data\VOA5975C\VG120721\07DEC08.D	Calibration	2	x	17943	12.5000	0.4883	
D:\Org\Data\VOA5975C\VG120721\07DEC09.D	Calibration	3	x	35772	25.0000	0.4722	
D:\Org\Data\VOA5975C\VG120721\07DEC10.D	Calibration	4	x	65823	50.0000	0.4568	
D:\Org\Data\VOA5975C\VG120721\07DEC20.D	QC	QC	x	175781	125.0000	0.4664	
D:\Org\Data\VOA5975C\VG120721\07DEC12.D	Calibration	5	x	179502	125.0000	0.4745	
D:\Org\Data\VOA5975C\VG120721\07DEC12CC.D	CC	CC	x	179502	125.0000	0.4745	
D:\Org\Data\VOA5975C\VG120721\07DEC14.D	Calibration	6	x	359876	250.0000	0.4758	
D:\Org\Data\VOA5975C\VG120721\07DEC16.D	Calibration	7	x	537208	375.0000	0.4748	
D:\Org\Data\VOA5975C\VG120721\07DEC18.D	Calibration	8	x	729150	500.0000	0.4780	

Calibration Report

Batch Path	D:\Org\Data\VOA5975C\VG120721_L4\QuantResults\VG120721_8260B_624pt1_L4.batch.bin	Analyst Name	BL2000\mchavez
Analysis Time	12/22/2021 10:27 AM	Reporter Name	BL2000\mchavez
Report Time	12/22/2021 10:28:40 AM	Batch State	Processed
Last Calib Update	12/13/2021 2:48 PM	Quant Report Version	10.0
Quant Batch Version	10.0		

1,1,1-Trichloroethane %RSE = 3.9



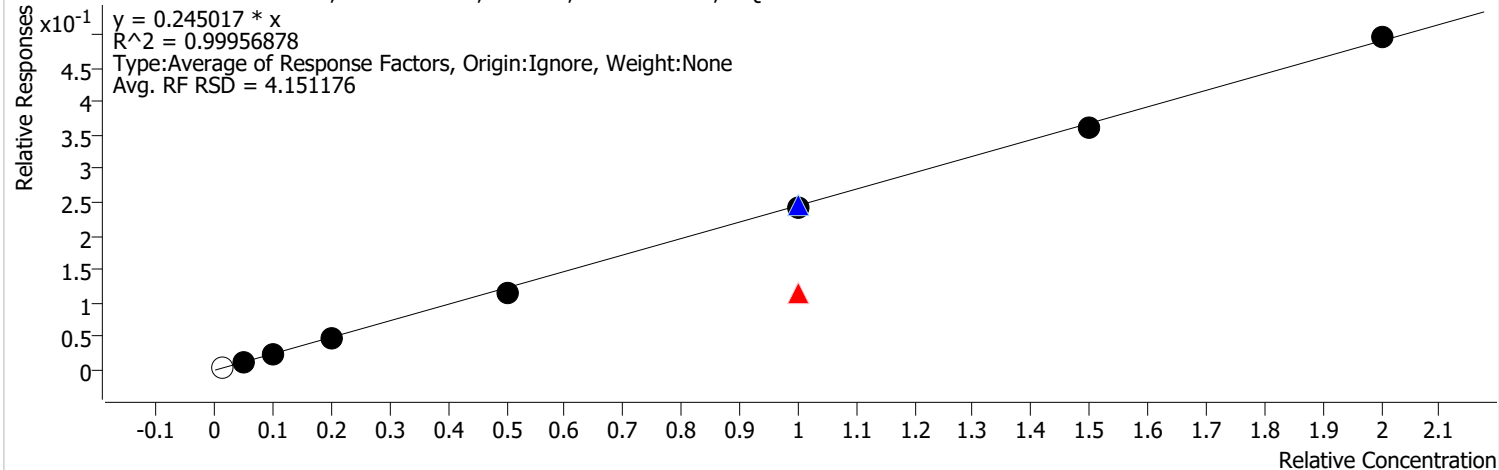
Calibration STD Path	Cal Type	Level	Enabled	Resp.	Exp. Conc	Resp. Factor	Level RSD
D:\Org\Data\VOA5975C\VG120721\07DEC07.D	Calibration	1		3321	2.5000	0.4589	
D:\Org\Data\VOA5975C\VG120721\07DEC08.D	Calibration	2	x	16207	12.5000	0.4411	
D:\Org\Data\VOA5975C\VG120721\07DEC09.D	Calibration	3	x	33577	25.0000	0.4433	
D:\Org\Data\VOA5975C\VG120721\07DEC10.D	Calibration	4	x	62314	50.0000	0.4325	
D:\Org\Data\VOA5975C\VG120721\07DEC20.D	QC	QC	x	172590	125.0000	0.4579	
D:\Org\Data\VOA5975C\VG120721\07DEC12.D	Calibration	5	x	173368	125.0000	0.4582	
D:\Org\Data\VOA5975C\VG120721\07DEC12CC.D	CC	CC	x	173368	125.0000	0.4582	
D:\Org\Data\VOA5975C\VG120721\07DEC14.D	Calibration	6	x	353060	250.0000	0.4668	
D:\Org\Data\VOA5975C\VG120721\07DEC16.D	Calibration	7	x	532578	375.0000	0.4707	
D:\Org\Data\VOA5975C\VG120721\07DEC18.D	Calibration	8	x	734165	500.0000	0.4813	

Calibration Report

Batch Path	D:\Org\Data\VOA5975C\VG120721_L4\QuantResults\VG120721_8260B_624pt1_L4.batch.bin	Analyst Name	BL2000\mchavez
Analysis Time	12/22/2021 10:27 AM	Reporter Name	BL2000\mchavez
Report Time	12/22/2021 10:28:40 AM	Batch State	Processed
Last Calib Update	12/13/2021 2:48 PM	Quant Report Version	10.0
Quant Batch Version	10.0		

Dibromofluoromethane %RSE =

Dibromofluoromethane - 8 Levels, 7 Levels Used, 8 Points, 7 Points Used, 1 QCs



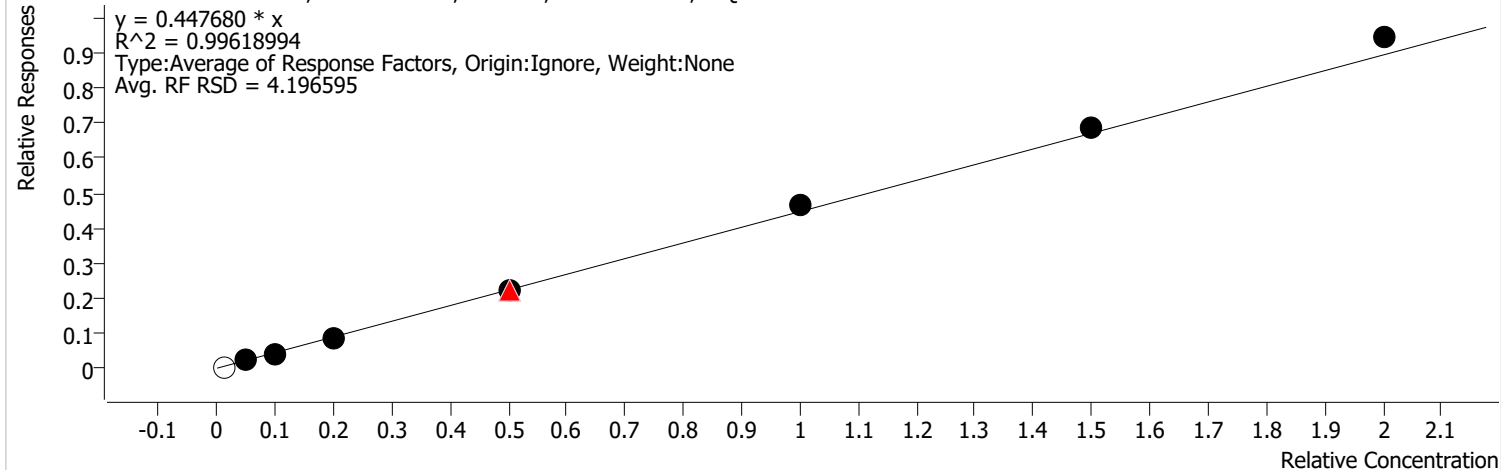
Calibration STD Path	Cal Type	Level	Enabled	Resp.	Exp. Conc	Resp. Factor	Level RSD
D:\Org\Data\VOA5975C\VG120721\07DEC07.D	Calibration	1		3572	2.5000	0.4936	
D:\Org\Data\VOA5975C\VG120721\07DEC08.D	Calibration	2	x	9752	12.5000	0.2654	
D:\Org\Data\VOA5975C\VG120721\07DEC09.D	Calibration	3	x	18267	25.0000	0.2412	
D:\Org\Data\VOA5975C\VG120721\07DEC10.D	Calibration	4	x	35165	50.0000	0.2441	
D:\Org\Data\VOA5975C\VG120721\07DEC12.D	Calibration	5	x	87740	125.0000	0.2319	
D:\Org\Data\VOA5975C\VG120721\07DEC20.D	QC	QC	x	185335	250.0000	0.2459	
D:\Org\Data\VOA5975C\VG120721\07DEC14.D	Calibration	6	x	184098	250.0000	0.2434	
D:\Org\Data\VOA5975C\VG120721\07DEC12CC.D	CC	CC	x	87740	250.0000	0.1160	
D:\Org\Data\VOA5975C\VG120721\07DEC16.D	Calibration	7	x	273685	375.0000	0.2419	
D:\Org\Data\VOA5975C\VG120721\07DEC18.D	Calibration	8	x	377296	500.0000	0.2473	

Calibration Report

Batch Path	D:\Org\Data\VOA5975C\VG120721_L4\QuantResults\VG120721_8260B_624pt1_L4.batch.bin	Analyst Name	BL2000\mchavez
Analysis Time	12/22/2021 10:27 AM	Reporter Name	BL2000\mchavez
Report Time	12/22/2021 10:28:40 AM	Batch State	Processed
Last Calib Update	12/13/2021 2:48 PM	Quant Report Version	10.0
Quant Batch Version	10.0		

Carbon tetrachloride %RSE = 4.2

Carbon tetrachloride - 8 Levels, 7 Levels Used, 8 Points, 7 Points Used, 1 QCs

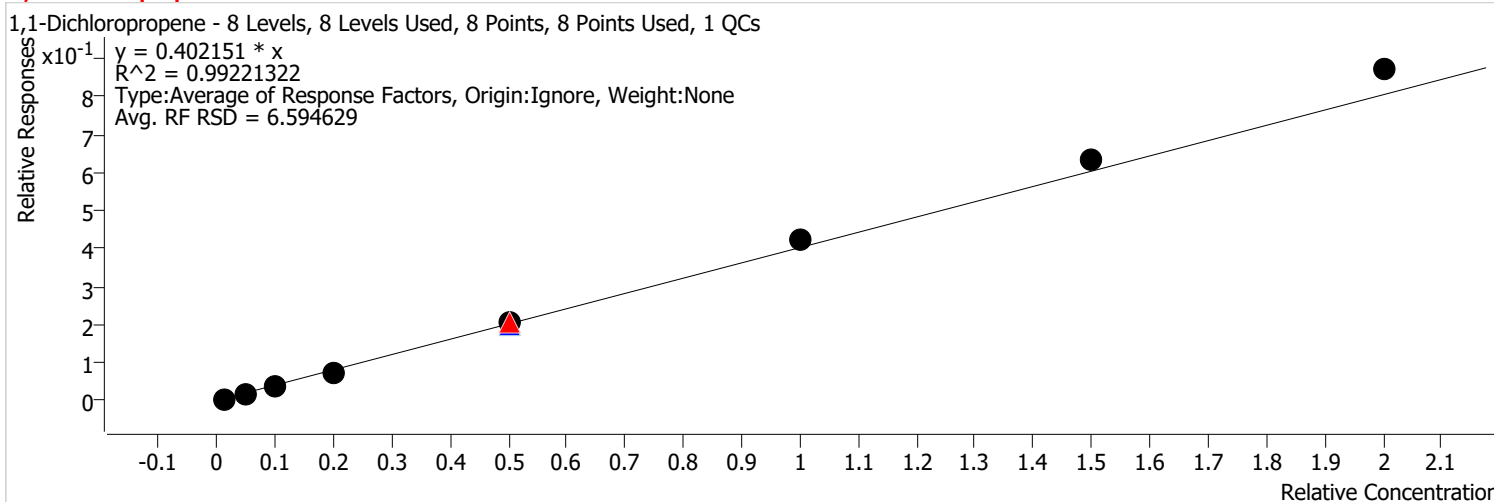


Calibration STD Path	Cal Type	Level	Enabled	Resp.	Exp. Conc	Resp. Factor	Level RSD
D:\Org\Data\VOA5975C\VG120721\07DEC07.D	Calibration	1		2861	2.5000	0.3953	
D:\Org\Data\VOA5975C\VG120721\07DEC08.D	Calibration	2	x	15827	12.5000	0.4307	
D:\Org\Data\VOA5975C\VG120721\07DEC09.D	Calibration	3	x	32074	25.0000	0.4234	
D:\Org\Data\VOA5975C\VG120721\07DEC10.D	Calibration	4	x	62372	50.0000	0.4329	
D:\Org\Data\VOA5975C\VG120721\07DEC20.D	QC	QC	x	166917	125.0000	0.4429	
D:\Org\Data\VOA5975C\VG120721\07DEC12.D	Calibration	5	x	171191	125.0000	0.4525	
D:\Org\Data\VOA5975C\VG120721\07DEC12CC.D	CC	CC	x	171191	125.0000	0.4525	
D:\Org\Data\VOA5975C\VG120721\07DEC14.D	Calibration	6	x	352225	250.0000	0.4657	
D:\Org\Data\VOA5975C\VG120721\07DEC16.D	Calibration	7	x	516387	375.0000	0.4564	
D:\Org\Data\VOA5975C\VG120721\07DEC18.D	Calibration	8	x	720325	500.0000	0.4722	

Calibration Report

Batch Path	D:\Org\Data\VOA5975C\VG120721_L4\QuantResults\VG120721_8260B_624pt1_L4.batch.bin	Analyst Name	BL2000\mchavez
Analysis Time	12/22/2021 10:27 AM	Reporter Name	BL2000\mchavez
Report Time	12/22/2021 10:28:40 AM	Batch State	Processed
Last Calib Update	12/13/2021 2:48 PM	Quant Report Version	10.0
Quant Batch Version	10.0		

1,1-Dichloropropene %RSE = 6.6

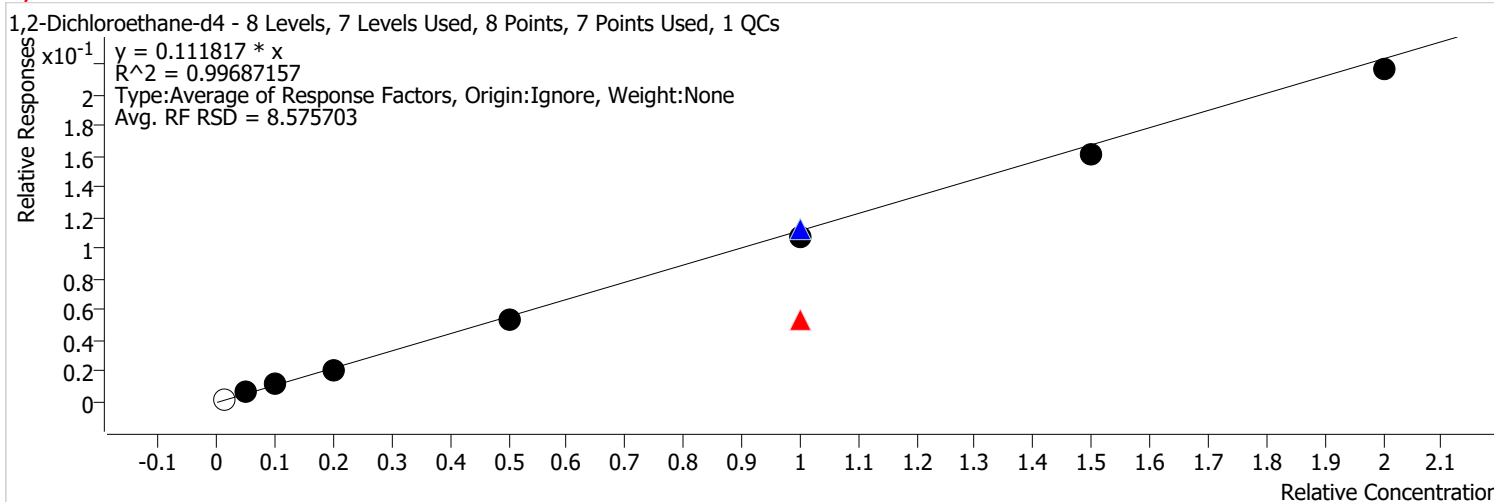


Calibration STD Path	Cal Type	Level	Enabled	Resp.	Exp. Conc	Resp. Factor	Level RSD
D:\Org\Data\VOA5975C\VG120721\07DEC07.D	Calibration	1	x	2942	2.5000	0.4065	
D:\Org\Data\VOA5975C\VG120721\07DEC08.D	Calibration	2	x	13370	12.5000	0.3639	
D:\Org\Data\VOA5975C\VG120721\07DEC09.D	Calibration	3	x	28904	25.0000	0.3816	
D:\Org\Data\VOA5975C\VG120721\07DEC10.D	Calibration	4	x	53502	50.0000	0.3713	
D:\Org\Data\VOA5975C\VG120721\07DEC20.D	QC	QC	x	148167	125.0000	0.3931	
D:\Org\Data\VOA5975C\VG120721\07DEC12.D	Calibration	5	x	156191	125.0000	0.4128	
D:\Org\Data\VOA5975C\VG120721\07DEC12CC.D	CC	CC	x	156191	125.0000	0.4128	
D:\Org\Data\VOA5975C\VG120721\07DEC14.D	Calibration	6	x	319922	250.0000	0.4230	
D:\Org\Data\VOA5975C\VG120721\07DEC16.D	Calibration	7	x	478829	375.0000	0.4232	
D:\Org\Data\VOA5975C\VG120721\07DEC18.D	Calibration	8	x	663496	500.0000	0.4349	

Calibration Report

Batch Path	D:\Org\Data\VOA5975C\VG120721_L4\QuantResults\VG120721_8260B_624pt1_L4.batch.bin	Analyst Name	BL2000\mchavez
Analysis Time	12/22/2021 10:27 AM	Reporter Name	BL2000\mchavez
Report Time	12/22/2021 10:28:40 AM	Batch State	Processed
Last Calib Update	12/13/2021 2:48 PM	Quant Report Version	10.0
Quant Batch Version	10.0		

1,2-Dichloroethane-d4 %RSE =



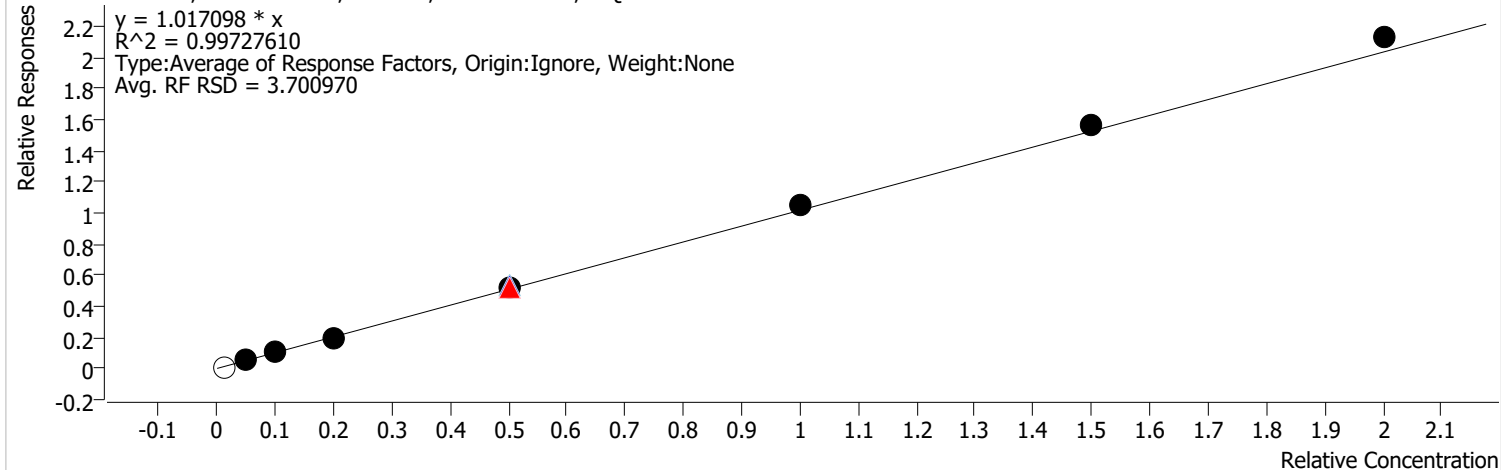
Calibration STD Path	Cal Type	Level	Enabled	Resp.	Exp. Conc	Resp. Factor	Level RSD
D:\Org\Data\VOA5975C\VG120721\07DEC07.D	Calibration	1		1694	2.5000	0.2341	
D:\Org\Data\VOA5975C\VG120721\07DEC08.D	Calibration	2	x	4714	12.5000	0.1283	
D:\Org\Data\VOA5975C\VG120721\07DEC09.D	Calibration	3	x	9262	25.0000	0.1223	
D:\Org\Data\VOA5975C\VG120721\07DEC10.D	Calibration	4	x	14687	50.0000	0.1019	
D:\Org\Data\VOA5975C\VG120721\07DEC12.D	Calibration	5	x	40512	125.0000	0.1071	
D:\Org\Data\VOA5975C\VG120721\07DEC20.D	QC	QC	x	84611	250.0000	0.1122	
D:\Org\Data\VOA5975C\VG120721\07DEC14.D	Calibration	6	x	81363	250.0000	0.1076	
D:\Org\Data\VOA5975C\VG120721\07DEC12CC.D	CC	CC	x	40512	250.0000	0.0535	
D:\Org\Data\VOA5975C\VG120721\07DEC16.D	Calibration	7	x	121435	375.0000	0.1073	
D:\Org\Data\VOA5975C\VG120721\07DEC18.D	Calibration	8	x	165139	500.0000	0.1083	

Calibration Report

Batch Path	D:\Org\Data\VOA5975C\VG120721_L4\QuantResults\VG120721_8260B_624pt1_L4.batch.bin	Analyst Name	BL2000\mchavez
Analysis Time	12/22/2021 10:27 AM	Reporter Name	BL2000\mchavez
Report Time	12/22/2021 10:28:40 AM	Batch State	Processed
Last Calib Update	12/13/2021 2:48 PM	Quant Report Version	10.0
Quant Batch Version	10.0		

Benzene %RSE = 3.7

Benzene - 8 Levels, 7 Levels Used, 8 Points, 7 Points Used, 1 QCs

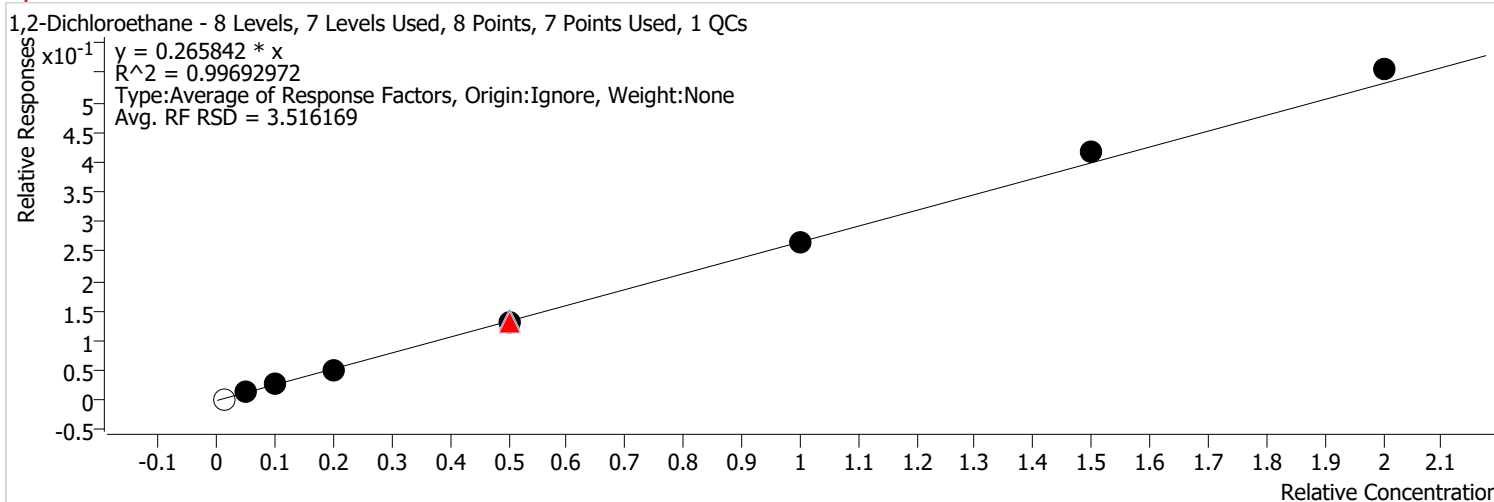


Calibration STD Path	Cal Type	Level	Enabled	Resp.	Exp. Conc	Resp. Factor	Level RSD
D:\Org\Data\VOA5975C\VG120721\07DEC07.D	Calibration	1		7638	2.5000	1.0554	
D:\Org\Data\VOA5975C\VG120721\07DEC08.D	Calibration	2	x	35699	12.5000	0.9715	
D:\Org\Data\VOA5975C\VG120721\07DEC09.D	Calibration	3	x	75258	25.0000	0.9935	
D:\Org\Data\VOA5975C\VG120721\07DEC10.D	Calibration	4	x	139915	50.0000	0.9711	
D:\Org\Data\VOA5975C\VG120721\07DEC20.D	QC	QC	x	400467	125.0000	1.0625	
D:\Org\Data\VOA5975C\VG120721\07DEC12.D	Calibration	5	x	391558	125.0000	1.0350	
D:\Org\Data\VOA5975C\VG120721\07DEC12CC.D	CC	CC	x	391558	125.0000	1.0350	
D:\Org\Data\VOA5975C\VG120721\07DEC14.D	Calibration	6	x	790153	250.0000	1.0447	
D:\Org\Data\VOA5975C\VG120721\07DEC16.D	Calibration	7	x	1177930	375.0000	1.0410	
D:\Org\Data\VOA5975C\VG120721\07DEC18.D	Calibration	8	x	1621497	500.0000	1.0629	

Calibration Report

Batch Path	D:\Org\Data\VOA5975C\VG120721_L4\QuantResults\VG120721_8260B_624pt1_L4.batch.bin	Analyst Name	BL2000\mchavez
Analysis Time	12/22/2021 10:27 AM	Reporter Name	BL2000\mchavez
Report Time	12/22/2021 10:28:40 AM	Batch State	Processed
Last Calib Update	12/13/2021 2:48 PM	Quant Report Version	10.0
Quant Batch Version	10.0		

1,2-Dichloroethane %RSE = 3.5

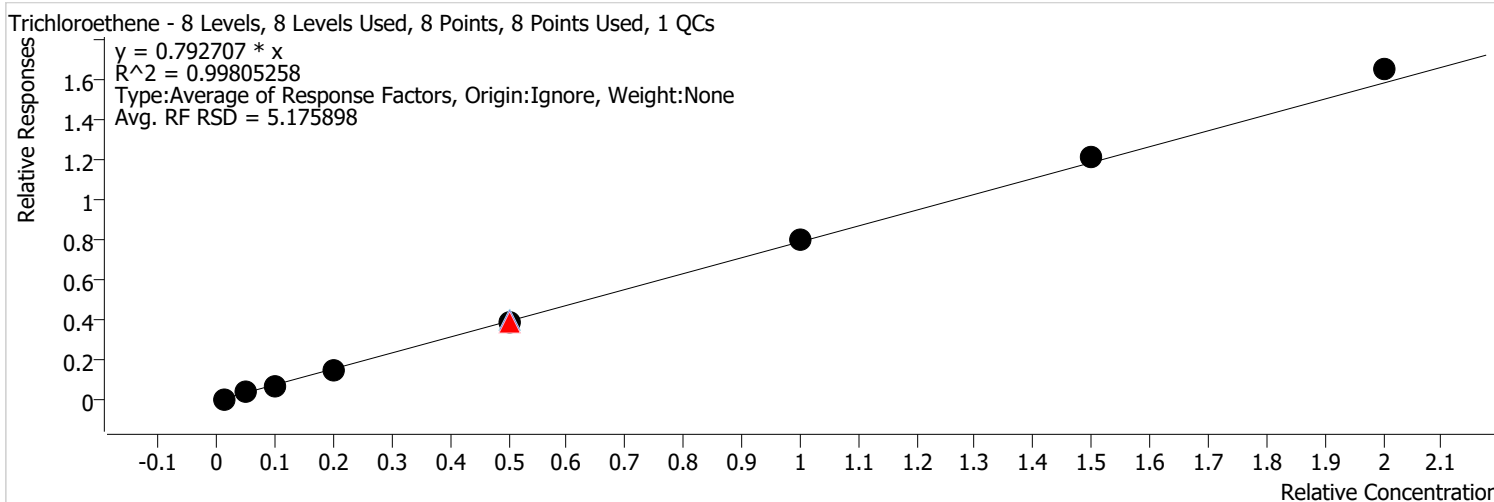


Calibration STD Path	Cal Type	Level	Enabled	Resp.	Exp. Conc	Resp. Factor	Level RSD
D:\Org\Data\VOA5975C\VG120721\07DEC07.D	Calibration	1		2010	2.5000	0.2777	
D:\Org\Data\VOA5975C\VG120721\07DEC08.D	Calibration	2	x	9686	12.5000	0.2636	
D:\Org\Data\VOA5975C\VG120721\07DEC09.D	Calibration	3	x	19821	25.0000	0.2617	
D:\Org\Data\VOA5975C\VG120721\07DEC10.D	Calibration	4	x	36064	50.0000	0.2503	
D:\Org\Data\VOA5975C\VG120721\07DEC20.D	QC	QC	x	101007	125.0000	0.2680	
D:\Org\Data\VOA5975C\VG120721\07DEC12.D	Calibration	5	x	100082	125.0000	0.2645	
D:\Org\Data\VOA5975C\VG120721\07DEC12CC.D	CC	CC	x	100082	125.0000	0.2645	
D:\Org\Data\VOA5975C\VG120721\07DEC14.D	Calibration	6	x	201480	250.0000	0.2664	
D:\Org\Data\VOA5975C\VG120721\07DEC16.D	Calibration	7	x	313485	375.0000	0.2770	
D:\Org\Data\VOA5975C\VG120721\07DEC18.D	Calibration	8	x	423120	500.0000	0.2774	

Calibration Report

Batch Path	D:\Org\Data\VOA5975C\VG120721_L4\QuantResults\VG120721_8260B_624pt1_L4.batch.bin	Analyst Name	BL2000\mchavez
Analysis Time	12/22/2021 10:27 AM	Reporter Name	BL2000\mchavez
Report Time	12/22/2021 10:28:41 AM	Batch State	Processed
Last Calib Update	12/13/2021 2:48 PM	Quant Report Version	10.0
Quant Batch Version	10.0		

Trichloroethene %RSE = 5.2

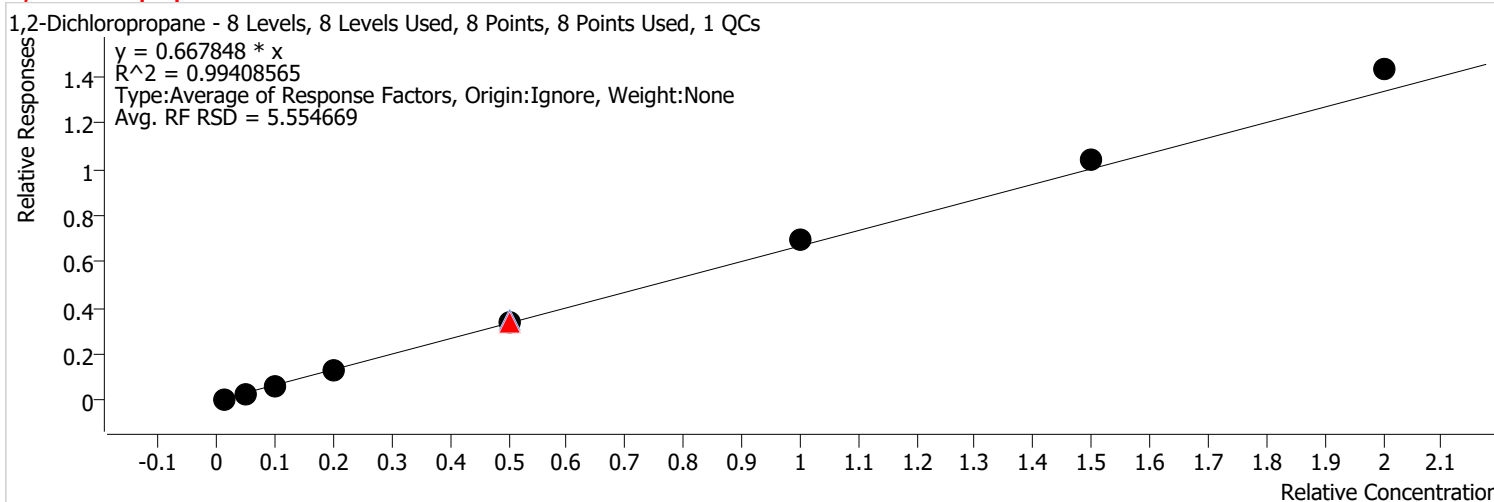


Calibration STD Path	Cal Type	Level	Enabled	Resp.	Exp. Conc	Resp. Factor	Level RSD
D:\Org\Data\VOA5975C\VG120721\07DEC07.D	Calibration	1	x	2425	2.5000	0.8589	
D:\Org\Data\VOA5975C\VG120721\07DEC08.D	Calibration	2	x	11012	12.5000	0.7734	
D:\Org\Data\VOA5975C\VG120721\07DEC09.D	Calibration	3	x	22512	25.0000	0.7642	
D:\Org\Data\VOA5975C\VG120721\07DEC10.D	Calibration	4	x	40847	50.0000	0.7239	
D:\Org\Data\VOA5975C\VG120721\07DEC20.D	QC	QC	x	112072	125.0000	0.7970	
D:\Org\Data\VOA5975C\VG120721\07DEC12.D	Calibration	5	x	113207	125.0000	0.7849	
D:\Org\Data\VOA5975C\VG120721\07DEC12CC.D	CC	CC	x	113207	125.0000	0.7849	
D:\Org\Data\VOA5975C\VG120721\07DEC14.D	Calibration	6	x	231457	250.0000	0.8034	
D:\Org\Data\VOA5975C\VG120721\07DEC16.D	Calibration	7	x	346197	375.0000	0.8070	
D:\Org\Data\VOA5975C\VG120721\07DEC18.D	Calibration	8	x	473683	500.0000	0.8260	

Calibration Report

Batch Path	D:\Org\Data\VOA5975C\VG120721_L4\QuantResults\VG120721_8260B_624pt1_L4.batch.bin	Analyst Name	BL2000\mchavez
Analysis Time	12/22/2021 10:27 AM	Reporter Name	BL2000\mchavez
Report Time	12/22/2021 10:28:41 AM	Batch State	Processed
Last Calib Update	12/13/2021 2:48 PM	Quant Report Version	10.0
Quant Batch Version	10.0		

1,2-Dichloropropane %RSE = 5.6

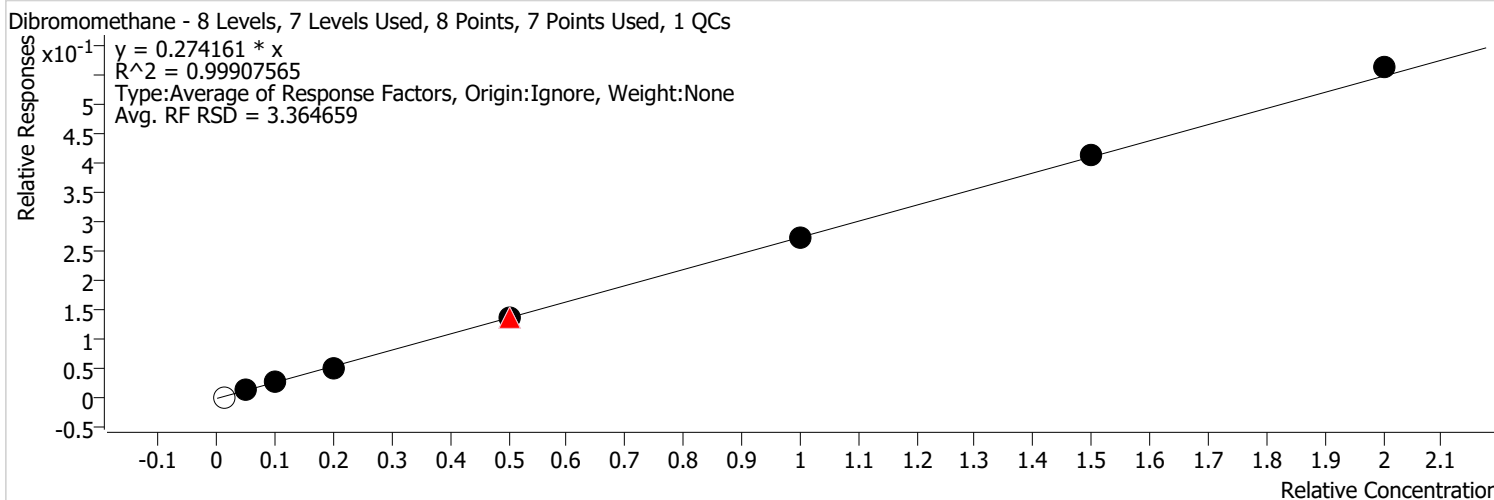


Calibration STD Path	Cal Type	Level	Enabled	Resp.	Exp. Conc	Resp. Factor	Level RSD
D:\Org\Data\VOA5975C\VG120721\07DEC07.D	Calibration	1	x	1911	2.5000	0.6768	
D:\Org\Data\VOA5975C\VG120721\07DEC08.D	Calibration	2	x	8850	12.5000	0.6215	
D:\Org\Data\VOA5975C\VG120721\07DEC09.D	Calibration	3	x	18612	25.0000	0.6318	
D:\Org\Data\VOA5975C\VG120721\07DEC10.D	Calibration	4	x	35178	50.0000	0.6234	
D:\Org\Data\VOA5975C\VG120721\07DEC20.D	QC	QC	x	99419	125.0000	0.7070	
D:\Org\Data\VOA5975C\VG120721\07DEC12.D	Calibration	5	x	97848	125.0000	0.6784	
D:\Org\Data\VOA5975C\VG120721\07DEC12CC.D	CC	CC	x	97848	125.0000	0.6784	
D:\Org\Data\VOA5975C\VG120721\07DEC14.D	Calibration	6	x	201155	250.0000	0.6982	
D:\Org\Data\VOA5975C\VG120721\07DEC16.D	Calibration	7	x	299277	375.0000	0.6976	
D:\Org\Data\VOA5975C\VG120721\07DEC18.D	Calibration	8	x	409995	500.0000	0.7149	

Calibration Report

Batch Path	D:\Org\Data\VOA5975C\VG120721_L4\QuantResults\VG120721_8260B_624pt1_L4.batch.bin	Analyst Name	BL2000\mchavez
Analysis Time	12/22/2021 10:27 AM	Reporter Name	BL2000\mchavez
Report Time	12/22/2021 10:28:41 AM	Batch State	Processed
Last Calib Update	12/13/2021 2:48 PM	Quant Report Version	10.0
Quant Batch Version	10.0		

Dibromomethane %RSE = 3.4



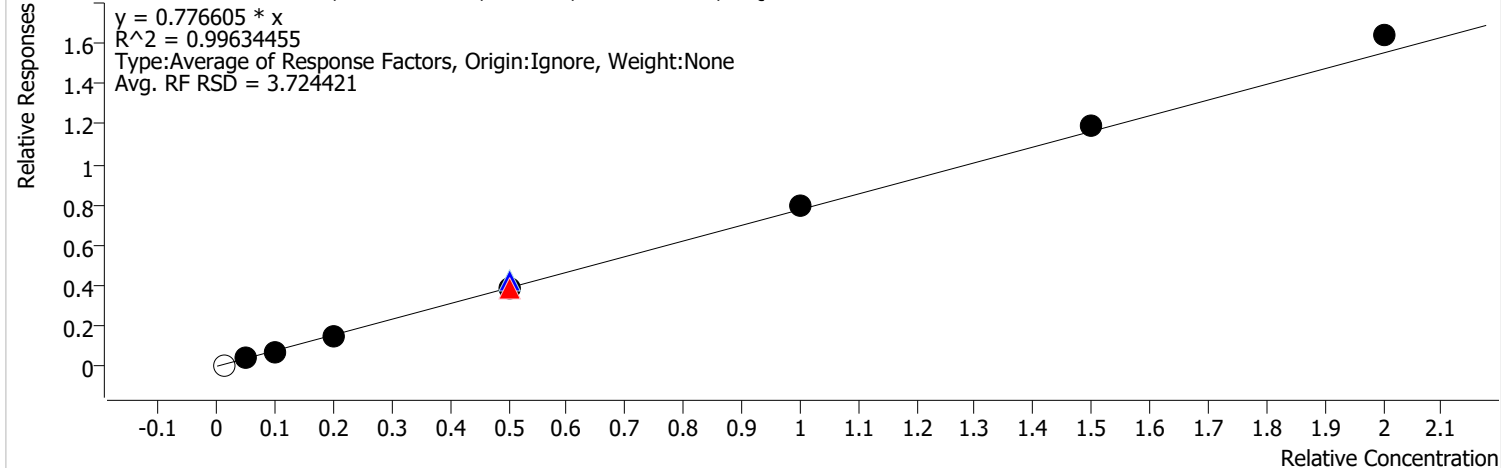
Calibration STD Path	Cal Type	Level	Enabled	Resp.	Exp. Conc	Resp. Factor	Level RSD
D:\Org\Data\VOA5975C\VG120721\07DEC07.D	Calibration	1		765	2.5000	0.2710	
D:\Org\Data\VOA5975C\VG120721\07DEC08.D	Calibration	2	x	4032	12.5000	0.2832	
D:\Org\Data\VOA5975C\VG120721\07DEC09.D	Calibration	3	x	8170	25.0000	0.2773	
D:\Org\Data\VOA5975C\VG120721\07DEC10.D	Calibration	4	x	14426	50.0000	0.2557	
D:\Org\Data\VOA5975C\VG120721\07DEC20.D	QC	QC	x	38921	125.0000	0.2768	
D:\Org\Data\VOA5975C\VG120721\07DEC12.D	Calibration	5	x	39043	125.0000	0.2707	
D:\Org\Data\VOA5975C\VG120721\07DEC12CC.D	CC	CC	x	39043	125.0000	0.2707	
D:\Org\Data\VOA5975C\VG120721\07DEC14.D	Calibration	6	x	78708	250.0000	0.2732	
D:\Org\Data\VOA5975C\VG120721\07DEC16.D	Calibration	7	x	119134	375.0000	0.2777	
D:\Org\Data\VOA5975C\VG120721\07DEC18.D	Calibration	8	x	161342	500.0000	0.2813	

Calibration Report

Batch Path	D:\Org\Data\VOA5975C\VG120721_L4\QuantResults\VG120721_8260B_624pt1_L4.batch.bin	Analyst Name	BL2000\mchavez
Analysis Time	12/22/2021 10:27 AM	Reporter Name	BL2000\mchavez
Report Time	12/22/2021 10:28:41 AM	Batch State	Processed
Last Calib Update	12/13/2021 2:48 PM	Quant Report Version	10.0
Quant Batch Version	10.0		

Bromodichloromethane %RSE = 3.7

Bromodichloromethane - 8 Levels, 7 Levels Used, 8 Points, 7 Points Used, 1 QCs



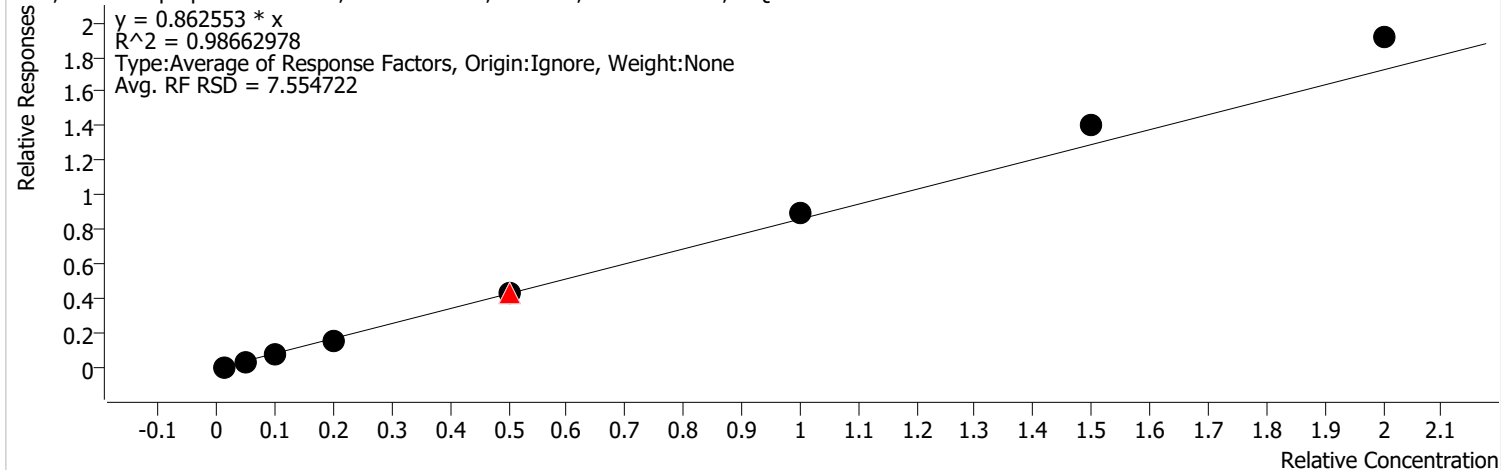
Calibration STD Path	Cal Type	Level	Enabled	Resp.	Exp. Conc	Resp. Factor	Level RSD
D:\Org\Data\VOA5975C\VG120721\07DEC07.D	Calibration	1		1973	2.5000	0.6988	
D:\Org\Data\VOA5975C\VG120721\07DEC08.D	Calibration	2	x	11056	12.5000	0.7765	
D:\Org\Data\VOA5975C\VG120721\07DEC09.D	Calibration	3	x	22018	25.0000	0.7474	
D:\Org\Data\VOA5975C\VG120721\07DEC10.D	Calibration	4	x	41511	50.0000	0.7357	
D:\Org\Data\VOA5975C\VG120721\07DEC20.D	QC	QC	x	118345	125.0000	0.8416	
D:\Org\Data\VOA5975C\VG120721\07DEC12.D	Calibration	5	x	110939	125.0000	0.7691	
D:\Org\Data\VOA5975C\VG120721\07DEC12CC.D	CC	CC	x	110939	125.0000	0.7691	
D:\Org\Data\VOA5975C\VG120721\07DEC14.D	Calibration	6	x	228361	250.0000	0.7927	
D:\Org\Data\VOA5975C\VG120721\07DEC16.D	Calibration	7	x	341281	375.0000	0.7955	
D:\Org\Data\VOA5975C\VG120721\07DEC18.D	Calibration	8	x	469832	500.0000	0.8193	

Calibration Report

Batch Path	D:\Org\Data\VOA5975C\VG120721_L4\QuantResults\VG120721_8260B_624pt1_L4.batch.bin	Analyst Name	BL2000\mchavez
Analysis Time	12/22/2021 10:27 AM	Reporter Name	BL2000\mchavez
Report Time	12/22/2021 10:28:41 AM	Batch State	Processed
Last Calib Update	12/13/2021 2:48 PM	Quant Report Version	10.0
Quant Batch Version	10.0		

cis-1,3-Dichloropropene %RSE = 7.6

cis-1,3-Dichloropropene - 8 Levels, 8 Levels Used, 8 Points, 8 Points Used, 1 QCs

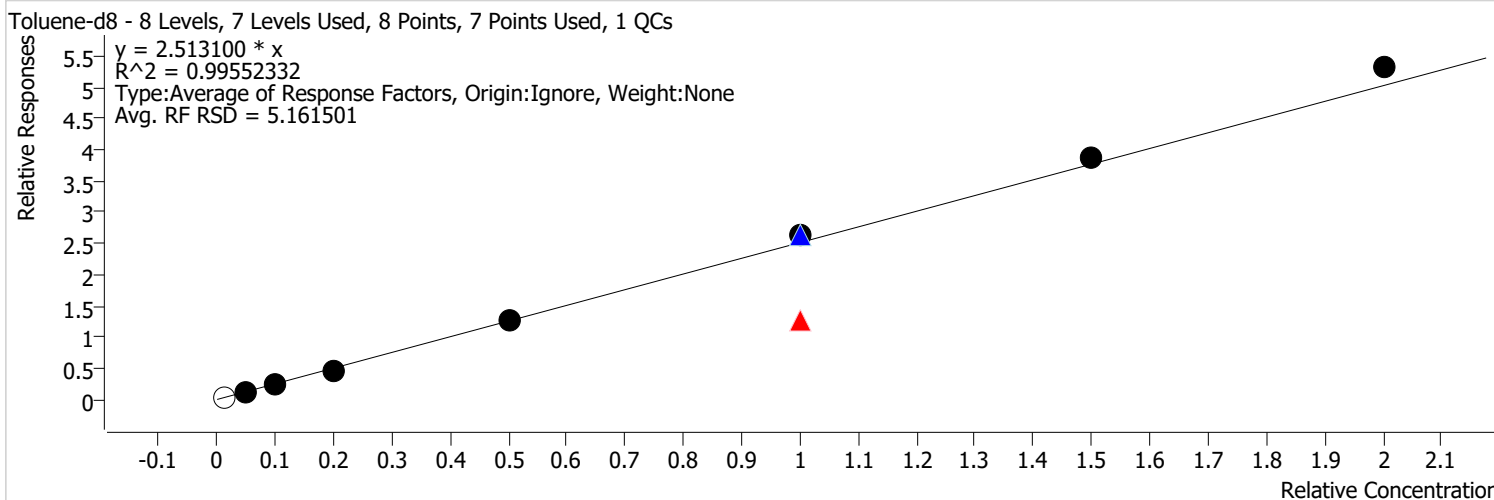


Calibration STD Path	Cal Type	Level	Enabled	Resp.	Exp. Conc	Resp. Factor	Level RSD
D:\Org\Data\VOA5975C\VG120721\07DEC07.D	Calibration	1	x	2373	2.5000	0.8403	
D:\Org\Data\VOA5975C\VG120721\07DEC08.D	Calibration	2	x	11582	12.5000	0.8134	
D:\Org\Data\VOA5975C\VG120721\07DEC09.D	Calibration	3	x	23106	25.0000	0.7844	
D:\Org\Data\VOA5975C\VG120721\07DEC10.D	Calibration	4	x	44691	50.0000	0.7920	
D:\Org\Data\VOA5975C\VG120721\07DEC20.D	QC	QC	x	123482	125.0000	0.8782	
D:\Org\Data\VOA5975C\VG120721\07DEC12.D	Calibration	5	x	126391	125.0000	0.8763	
D:\Org\Data\VOA5975C\VG120721\07DEC12CC.D	CC	CC	x	126391	125.0000	0.8763	
D:\Org\Data\VOA5975C\VG120721\07DEC14.D	Calibration	6	x	260399	250.0000	0.9039	
D:\Org\Data\VOA5975C\VG120721\07DEC16.D	Calibration	7	x	401001	375.0000	0.9347	
D:\Org\Data\VOA5975C\VG120721\07DEC18.D	Calibration	8	x	547890	500.0000	0.9554	

Calibration Report

Batch Path	D:\Org\Data\VOA5975C\VG120721_L4\QuantResults\VG120721_8260B_624pt1_L4.batch.bin	Analyst Name	BL2000\mchavez
Analysis Time	12/22/2021 10:27 AM	Reporter Name	BL2000\mchavez
Report Time	12/22/2021 10:28:41 AM	Batch State	Processed
Last Calib Update	12/13/2021 2:48 PM	Quant Report Version	10.0
Quant Batch Version	10.0		

Toluene-d8 %RSE =

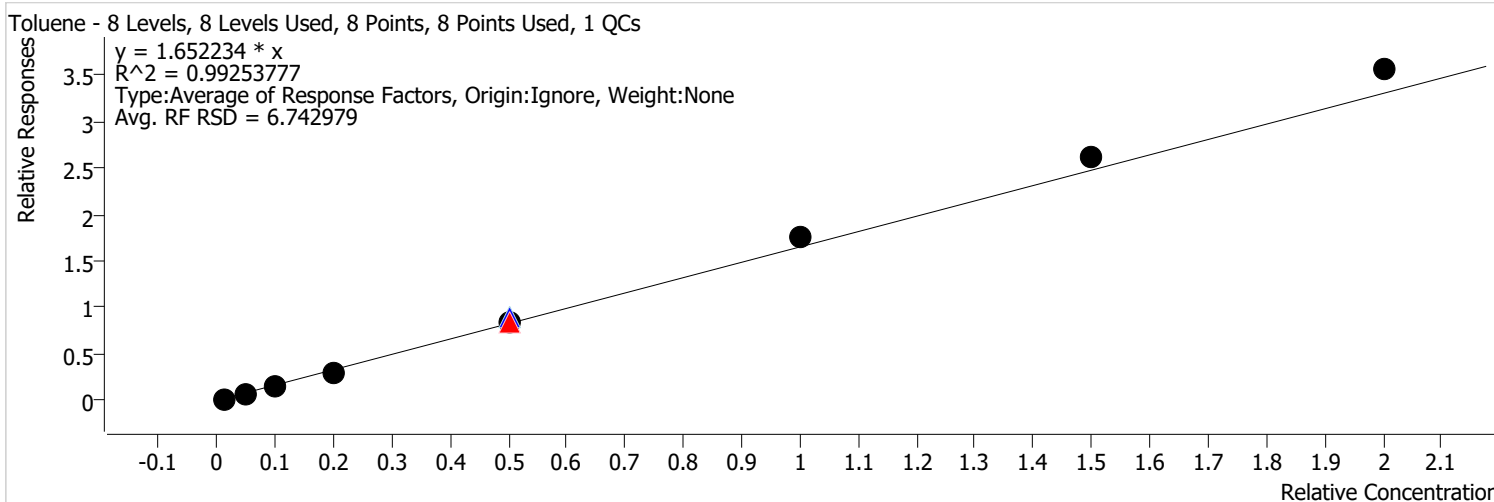


Calibration STD Path	Cal Type	Level	Enabled	Resp.	Exp. Conc	Resp. Factor	Level RSD
D:\Org\Data\VOA5975C\VG120721\07DEC07.D	Calibration	1		12051	2.5000	4.2673	
D:\Org\Data\VOA5975C\VG120721\07DEC08.D	Calibration	2	x	35684	12.5000	2.5061	
D:\Org\Data\VOA5975C\VG120721\07DEC09.D	Calibration	3	x	71216	25.0000	2.4175	
D:\Org\Data\VOA5975C\VG120721\07DEC10.D	Calibration	4	x	128707	50.0000	2.2810	
D:\Org\Data\VOA5975C\VG120721\07DEC12.D	Calibration	5	x	363399	125.0000	2.5195	
D:\Org\Data\VOA5975C\VG120721\07DEC20.D	QC	QC	x	744342	250.0000	2.6468	
D:\Org\Data\VOA5975C\VG120721\07DEC14.D	Calibration	6	x	754121	250.0000	2.6176	
D:\Org\Data\VOA5975C\VG120721\07DEC12CC.D	CC	CC	x	363399	250.0000	1.2597	
D:\Org\Data\VOA5975C\VG120721\07DEC16.D	Calibration	7	x	1112800	375.0000	2.5940	
D:\Org\Data\VOA5975C\VG120721\07DEC18.D	Calibration	8	x	1523079	500.0000	2.6559	

Calibration Report

Batch Path	D:\Org\Data\VOA5975C\VG120721_L4\QuantResults\VG120721_8260B_624pt1_L4.batch.bin	Analyst Name	BL2000\mchavez
Analysis Time	12/22/2021 10:27 AM	Reporter Name	BL2000\mchavez
Report Time	12/22/2021 10:28:41 AM	Batch State	Processed
Last Calib Update	12/13/2021 2:48 PM	Quant Report Version	10.0
Quant Batch Version	10.0		

Toluene %RSE = 6.7

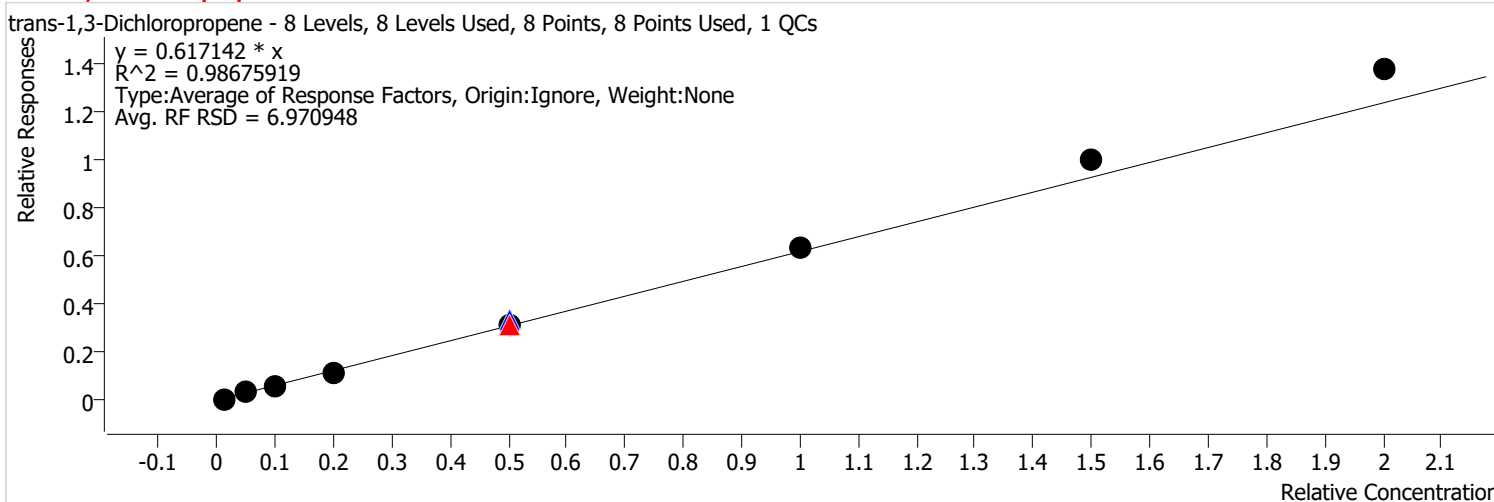


Calibration STD Path	Cal Type	Level	Enabled	Resp.	Exp. Conc	Resp. Factor	Level RSD
D:\Org\Data\VOA5975C\VG120721\07DEC07.D	Calibration	1	x	4778	2.5000	1.6919	
D:\Org\Data\VOA5975C\VG120721\07DEC08.D	Calibration	2	x	20988	12.5000	1.4740	
D:\Org\Data\VOA5975C\VG120721\07DEC09.D	Calibration	3	x	46740	25.0000	1.5867	
D:\Org\Data\VOA5975C\VG120721\07DEC10.D	Calibration	4	x	86245	50.0000	1.5285	
D:\Org\Data\VOA5975C\VG120721\07DEC20.D	QC	QC	x	249579	125.0000	1.7750	
D:\Org\Data\VOA5975C\VG120721\07DEC12.D	Calibration	5	x	240197	125.0000	1.6653	
D:\Org\Data\VOA5975C\VG120721\07DEC12CC.D	CC	CC	x	240197	125.0000	1.6653	
D:\Org\Data\VOA5975C\VG120721\07DEC14.D	Calibration	6	x	503409	250.0000	1.7474	
D:\Org\Data\VOA5975C\VG120721\07DEC16.D	Calibration	7	x	748555	375.0000	1.7449	
D:\Org\Data\VOA5975C\VG120721\07DEC18.D	Calibration	8	x	1020302	500.0000	1.7792	

Calibration Report

Batch Path	D:\Org\Data\VOA5975C\VG120721_L4\QuantResults\VG120721_8260B_624pt1_L4.batch.bin	Analyst Name	BL2000\mchavez
Analysis Time	12/22/2021 10:27 AM	Reporter Name	BL2000\mchavez
Report Time	12/22/2021 10:28:41 AM	Batch State	Processed
Last Calib Update	12/13/2021 2:48 PM	Quant Report Version	10.0
Quant Batch Version	10.0		

trans-1,3-Dichloropropene %RSE = 7.0

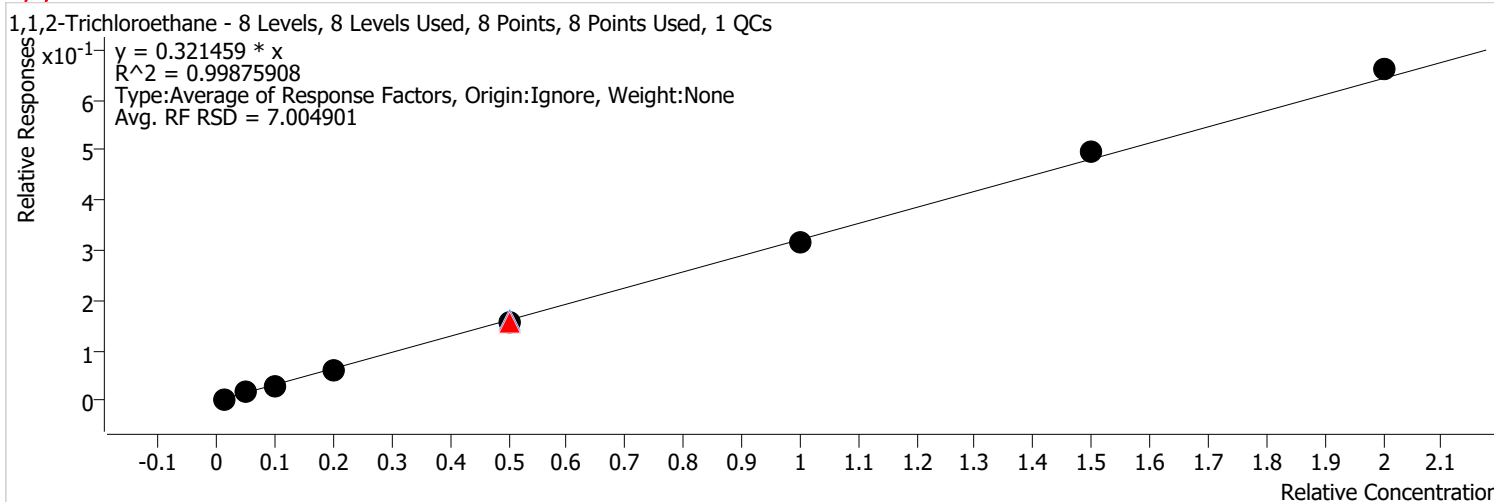


Calibration STD Path	Cal Type	Level	Enabled	Resp.	Exp. Conc	Resp. Factor	Level RSD
D:\Org\Data\VOA5975C\VG120721\07DEC07.D	Calibration	1	x	1649	2.5000	0.5840	
D:\Org\Data\VOA5975C\VG120721\07DEC08.D	Calibration	2	x	8612	12.5000	0.6048	
D:\Org\Data\VOA5975C\VG120721\07DEC09.D	Calibration	3	x	16744	25.0000	0.5684	
D:\Org\Data\VOA5975C\VG120721\07DEC10.D	Calibration	4	x	32293	50.0000	0.5723	
D:\Org\Data\VOA5975C\VG120721\07DEC20.D	QC	QC	x	94344	125.0000	0.6710	
D:\Org\Data\VOA5975C\VG120721\07DEC12.D	Calibration	5	x	89745	125.0000	0.6222	
D:\Org\Data\VOA5975C\VG120721\07DEC12CC.D	CC	CC	x	89745	125.0000	0.6222	
D:\Org\Data\VOA5975C\VG120721\07DEC14.D	Calibration	6	x	182890	250.0000	0.6348	
D:\Org\Data\VOA5975C\VG120721\07DEC16.D	Calibration	7	x	285158	375.0000	0.6647	
D:\Org\Data\VOA5975C\VG120721\07DEC18.D	Calibration	8	x	393301	500.0000	0.6858	

Calibration Report

Batch Path	D:\Org\Data\VOA5975C\VG120721_L4\QuantResults\VG120721_8260B_624pt1_L4.batch.bin	Analyst Name	BL2000\mchavez
Analysis Time	12/22/2021 10:27 AM	Reporter Name	BL2000\mchavez
Report Time	12/22/2021 10:28:41 AM	Batch State	Processed
Last Calib Update	12/13/2021 2:48 PM	Quant Report Version	10.0
Quant Batch Version	10.0		

1,1,2-Trichloroethane %RSE = 7.0

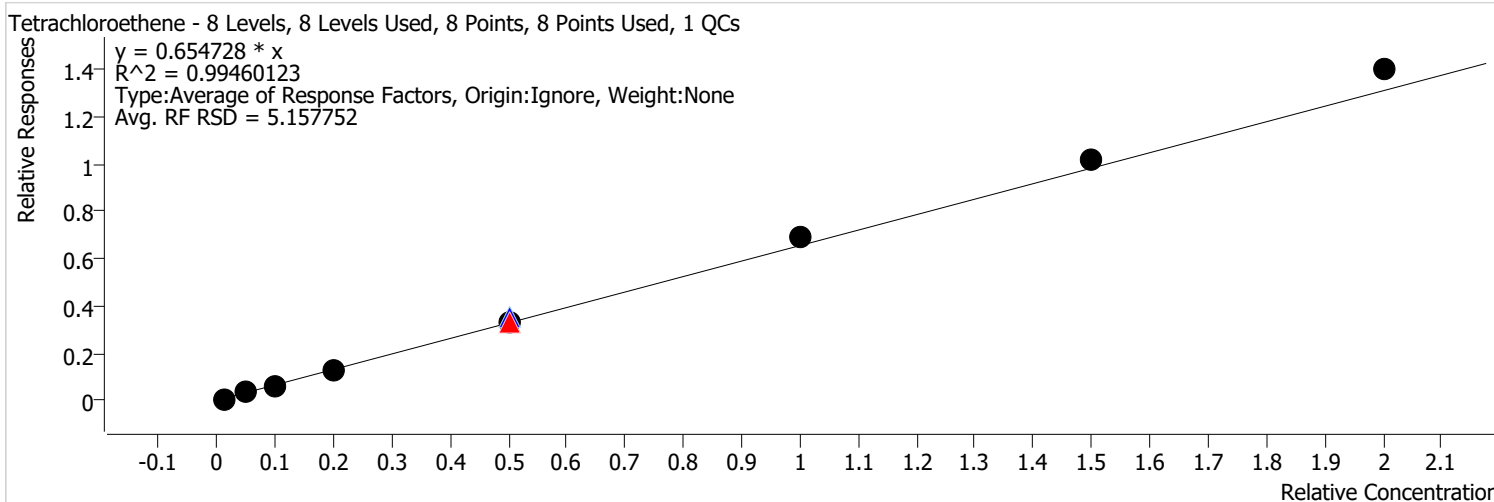


Calibration STD Path	Cal Type	Level	Enabled	Resp.	Exp. Conc	Resp. Factor	Level RSD
D:\Org\Data\VOA5975C\VG120721\07DEC07.D	Calibration	1	x	1040	2.5000	0.3681	
D:\Org\Data\VOA5975C\VG120721\07DEC08.D	Calibration	2	x	4553	12.5000	0.3198	
D:\Org\Data\VOA5975C\VG120721\07DEC09.D	Calibration	3	x	8677	25.0000	0.2946	
D:\Org\Data\VOA5975C\VG120721\07DEC10.D	Calibration	4	x	17049	50.0000	0.3022	
D:\Org\Data\VOA5975C\VG120721\07DEC20.D	QC	QC	x	46194	125.0000	0.3285	
D:\Org\Data\VOA5975C\VG120721\07DEC12.D	Calibration	5	x	44986	125.0000	0.3119	
D:\Org\Data\VOA5975C\VG120721\07DEC12CC.D	CC	CC	x	44986	125.0000	0.3119	
D:\Org\Data\VOA5975C\VG120721\07DEC14.D	Calibration	6	x	90846	250.0000	0.3153	
D:\Org\Data\VOA5975C\VG120721\07DEC16.D	Calibration	7	x	141452	375.0000	0.3297	
D:\Org\Data\VOA5975C\VG120721\07DEC18.D	Calibration	8	x	189312	500.0000	0.3301	

Calibration Report

Batch Path	D:\Org\Data\VOA5975C\VG120721_L4\QuantResults\VG120721_8260B_624pt1_L4.batch.bin	Analyst Name	BL2000\mchavez
Analysis Time	12/22/2021 10:27 AM	Reporter Name	BL2000\mchavez
Report Time	12/22/2021 10:28:41 AM	Batch State	Processed
Last Calib Update	12/13/2021 2:48 PM	Quant Report Version	10.0
Quant Batch Version	10.0		

Tetrachloroethene %RSE = 5.2

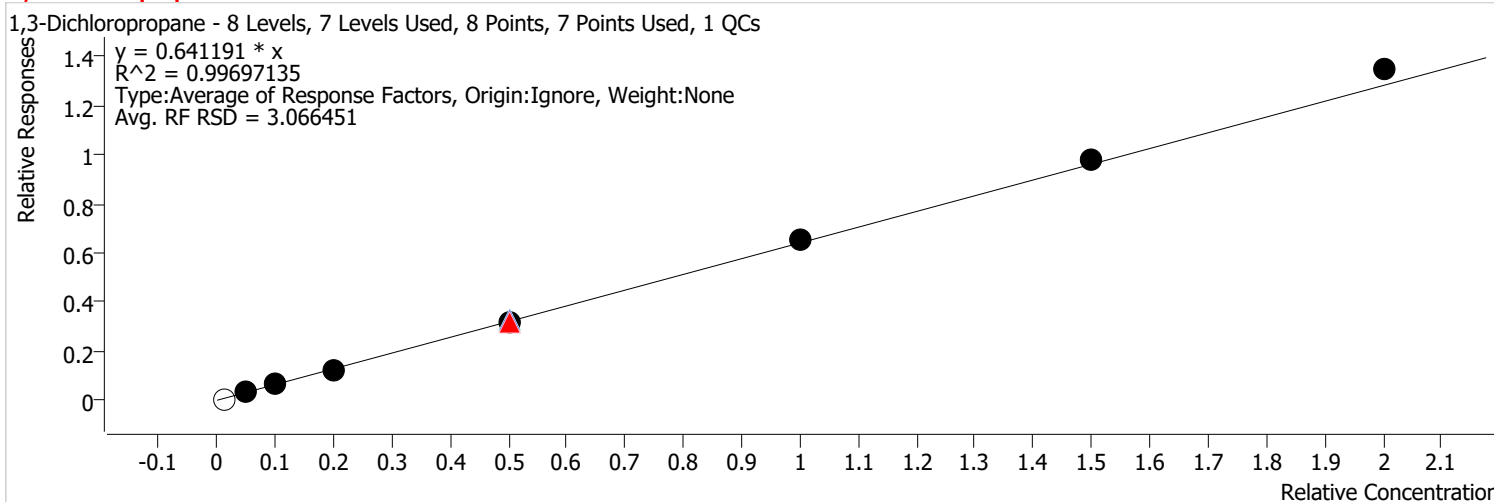


Calibration STD Path	Cal Type	Level	Enabled	Resp.	Exp. Conc	Resp. Factor	Level RSD
D:\Org\Data\VOA5975C\VG120721\07DEC07.D	Calibration	1	x	1851	2.5000	0.6554	
D:\Org\Data\VOA5975C\VG120721\07DEC08.D	Calibration	2	x	8883	12.5000	0.6239	
D:\Org\Data\VOA5975C\VG120721\07DEC09.D	Calibration	3	x	18001	25.0000	0.6111	
D:\Org\Data\VOA5975C\VG120721\07DEC10.D	Calibration	4	x	34811	50.0000	0.6169	
D:\Org\Data\VOA5975C\VG120721\07DEC20.D	QC	QC	x	98874	125.0000	0.7032	
D:\Org\Data\VOA5975C\VG120721\07DEC12.D	Calibration	5	x	95968	125.0000	0.6654	
D:\Org\Data\VOA5975C\VG120721\07DEC12CC.D	CC	CC	x	95968	125.0000	0.6654	
D:\Org\Data\VOA5975C\VG120721\07DEC14.D	Calibration	6	x	197583	250.0000	0.6858	
D:\Org\Data\VOA5975C\VG120721\07DEC16.D	Calibration	7	x	291887	375.0000	0.6804	
D:\Org\Data\VOA5975C\VG120721\07DEC18.D	Calibration	8	x	400826	500.0000	0.6990	

Calibration Report

Batch Path	D:\Org\Data\VOA5975C\VG120721_L4\QuantResults\VG120721_8260B_624pt1_L4.batch.bin	Analyst Name	BL2000\mchavez
Analysis Time	12/22/2021 10:27 AM	Reporter Name	BL2000\mchavez
Report Time	12/22/2021 10:28:41 AM	Batch State	Processed
Last Calib Update	12/13/2021 2:48 PM	Quant Report Version	10.0
Quant Batch Version	10.0		

1,3-Dichloropropane %RSE = 3.1



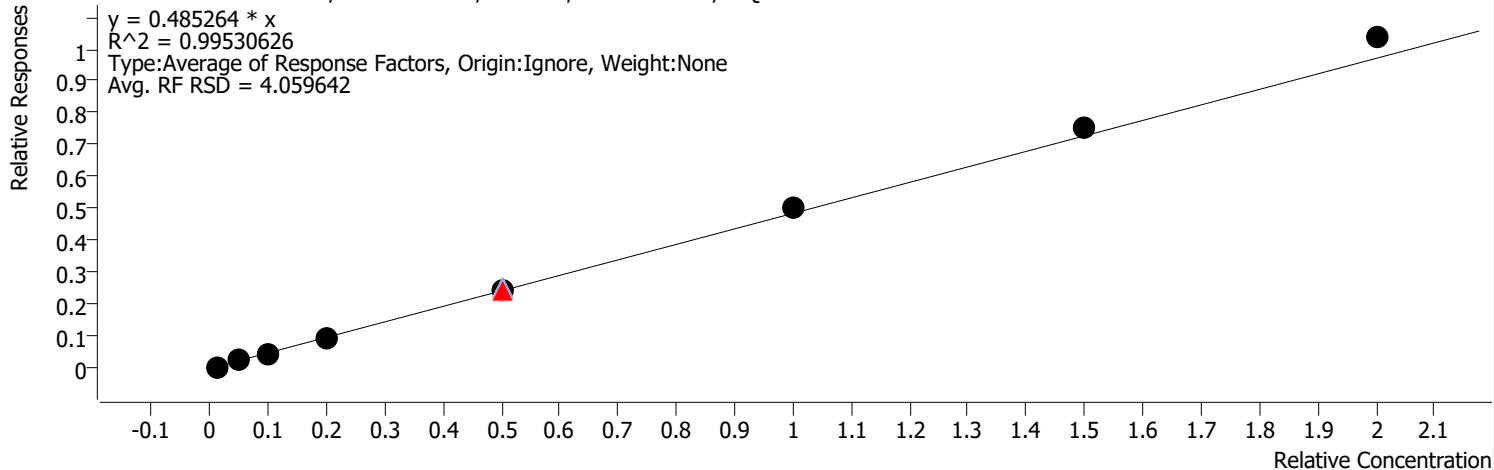
Calibration STD Path	Cal Type	Level	Enabled	Resp.	Exp. Conc	Resp. Factor	Level RSD
D:\Org\Data\VOA5975C\VG120721\07DEC07.D	Calibration	1		1684	2.5000	0.5962	
D:\Org\Data\VOA5975C\VG120721\07DEC08.D	Calibration	2	x	8873	12.5000	0.6232	
D:\Org\Data\VOA5975C\VG120721\07DEC09.D	Calibration	3	x	18446	25.0000	0.6262	
D:\Org\Data\VOA5975C\VG120721\07DEC10.D	Calibration	4	x	35159	50.0000	0.6231	
D:\Org\Data\VOA5975C\VG120721\07DEC20.D	QC	QC	x	93183	125.0000	0.6627	
D:\Org\Data\VOA5975C\VG120721\07DEC12.D	Calibration	5	x	91373	125.0000	0.6335	
D:\Org\Data\VOA5975C\VG120721\07DEC12CC.D	CC	CC	x	91373	125.0000	0.6335	
D:\Org\Data\VOA5975C\VG120721\07DEC14.D	Calibration	6	x	188462	250.0000	0.6542	
D:\Org\Data\VOA5975C\VG120721\07DEC16.D	Calibration	7	x	281018	375.0000	0.6551	
D:\Org\Data\VOA5975C\VG120721\07DEC18.D	Calibration	8	x	386031	500.0000	0.6732	

Calibration Report

Batch Path	D:\Org\Data\VOA5975C\VG120721_L4\QuantResults\VG120721_8260B_624pt1_L4.batch.bin	Analyst Name	BL2000\mchavez
Analysis Time	12/22/2021 10:27 AM	Reporter Name	BL2000\mchavez
Report Time	12/22/2021 10:28:41 AM	Batch State	Processed
Last Calib Update	12/13/2021 2:48 PM	Quant Report Version	10.0
Quant Batch Version	10.0		

Chlorodibromomethane %RSE = 4.1

Chlorodibromomethane - 8 Levels, 8 Levels Used, 8 Points, 8 Points Used, 1 QCs

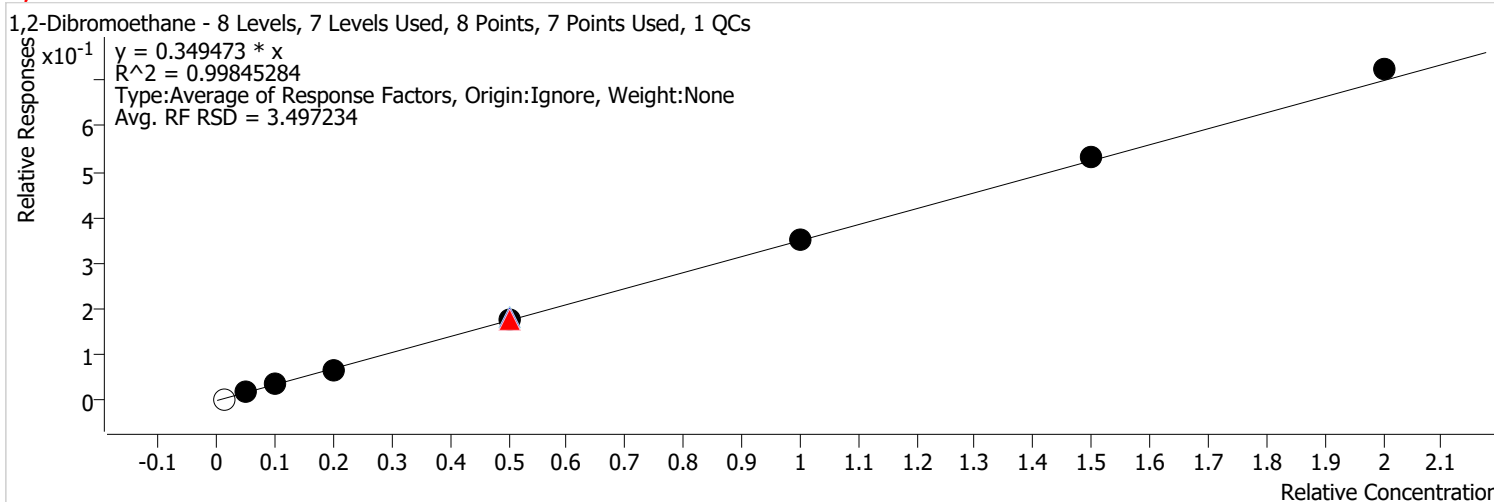


Calibration STD Path	Cal Type	Level	Enabled	Resp.	Exp. Conc	Resp. Factor	Level RSD
D:\Org\Data\VOA5975C\VG120721\07DEC07.D	Calibration	1	x	1333	2.5000	0.4722	
D:\Org\Data\VOA5975C\VG120721\07DEC08.D	Calibration	2	x	6858	12.5000	0.4816	
D:\Org\Data\VOA5975C\VG120721\07DEC09.D	Calibration	3	x	13736	25.0000	0.4663	
D:\Org\Data\VOA5975C\VG120721\07DEC10.D	Calibration	4	x	25901	50.0000	0.4590	
D:\Org\Data\VOA5975C\VG120721\07DEC20.D	QC	QC	x	69875	125.0000	0.4969	
D:\Org\Data\VOA5975C\VG120721\07DEC12.D	Calibration	5	x	69960	125.0000	0.4850	
D:\Org\Data\VOA5975C\VG120721\07DEC12CC.D	CC	CC	x	69960	125.0000	0.4850	
D:\Org\Data\VOA5975C\VG120721\07DEC14.D	Calibration	6	x	144022	250.0000	0.4999	
D:\Org\Data\VOA5975C\VG120721\07DEC16.D	Calibration	7	x	214750	375.0000	0.5006	
D:\Org\Data\VOA5975C\VG120721\07DEC18.D	Calibration	8	x	296725	500.0000	0.5174	

Calibration Report

Batch Path	D:\Org\Data\VOA5975C\VG120721_L4\QuantResults\VG120721_8260B_624pt1_L4.batch.bin	Analyst Name	BL2000\mchavez
Analysis Time	12/22/2021 10:27 AM	Reporter Name	BL2000\mchavez
Report Time	12/22/2021 10:28:41 AM	Batch State	Processed
Last Calib Update	12/13/2021 2:48 PM	Quant Report Version	10.0
Quant Batch Version	10.0		

1,2-Dibromoethane %RSE = 3.5

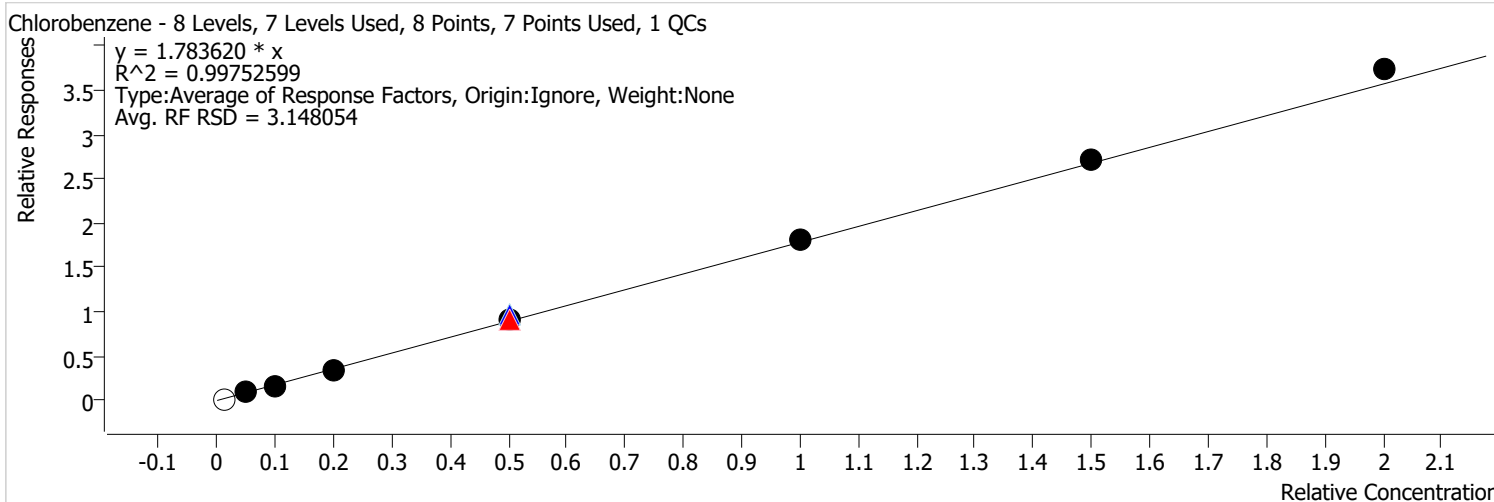


Calibration STD Path	Cal Type	Level	Enabled	Resp.	Exp. Conc	Resp. Factor	Level RSD
D:\Org\Data\VOA5975C\VG120721\07DEC07.D	Calibration	1		1040	2.5000	0.3681	
D:\Org\Data\VOA5975C\VG120721\07DEC08.D	Calibration	2	x	5084	12.5000	0.3571	
D:\Org\Data\VOA5975C\VG120721\07DEC09.D	Calibration	3	x	10011	25.0000	0.3398	
D:\Org\Data\VOA5975C\VG120721\07DEC10.D	Calibration	4	x	18410	50.0000	0.3263	
D:\Org\Data\VOA5975C\VG120721\07DEC20.D	QC	QC	x	51015	125.0000	0.3628	
D:\Org\Data\VOA5975C\VG120721\07DEC12.D	Calibration	5	x	50780	125.0000	0.3521	
D:\Org\Data\VOA5975C\VG120721\07DEC12CC.D	CC	CC	x	50780	125.0000	0.3521	
D:\Org\Data\VOA5975C\VG120721\07DEC14.D	Calibration	6	x	102020	250.0000	0.3541	
D:\Org\Data\VOA5975C\VG120721\07DEC16.D	Calibration	7	x	152533	375.0000	0.3556	
D:\Org\Data\VOA5975C\VG120721\07DEC18.D	Calibration	8	x	207251	500.0000	0.3614	

Calibration Report

Batch Path	D:\Org\Data\VOA5975C\VG120721_L4\QuantResults\VG120721_8260B_624pt1_L4.batch.bin	Analyst Name	BL2000\mchavez
Analysis Time	12/22/2021 10:27 AM	Reporter Name	BL2000\mchavez
Report Time	12/22/2021 10:28:41 AM	Batch State	Processed
Last Calib Update	12/13/2021 2:48 PM	Quant Report Version	10.0
Quant Batch Version	10.0		

Chlorobenzene %RSE = 3.1

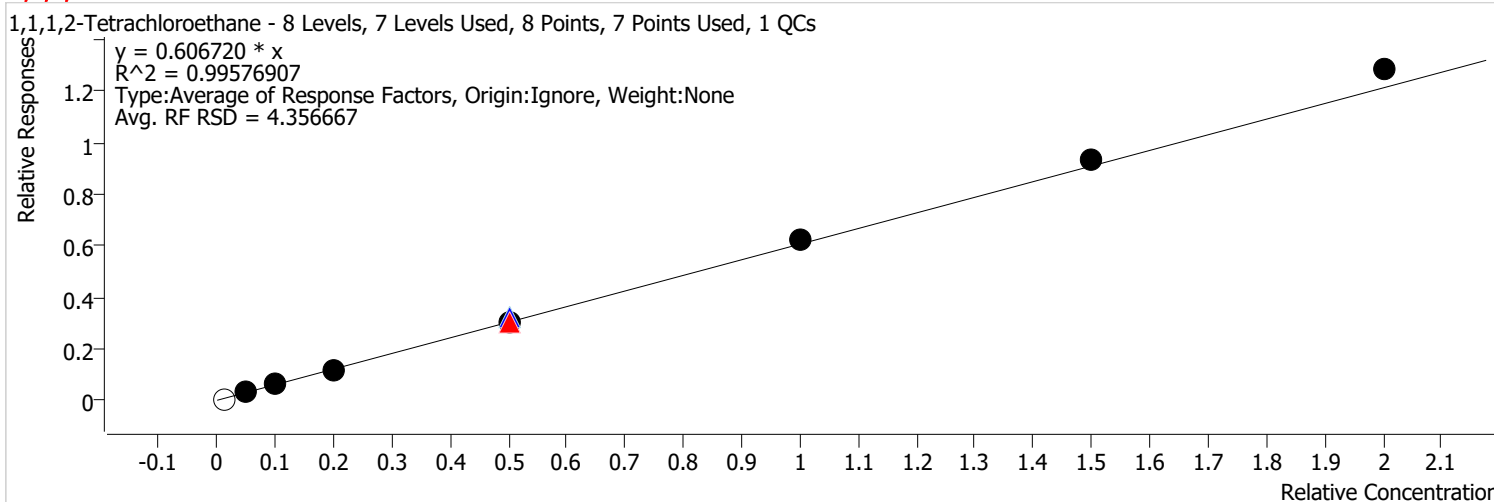


Calibration STD Path	Cal Type	Level	Enabled	Resp.	Exp. Conc	Resp. Factor	Level RSD
D:\Org\Data\VOA5975C\VG120721\07DEC07.D	Calibration	1		5406	2.5000	1.9143	
D:\Org\Data\VOA5975C\VG120721\07DEC08.D	Calibration	2	x	24937	12.5000	1.7514	
D:\Org\Data\VOA5975C\VG120721\07DEC09.D	Calibration	3	x	51352	25.0000	1.7432	
D:\Org\Data\VOA5975C\VG120721\07DEC10.D	Calibration	4	x	95746	50.0000	1.6969	
D:\Org\Data\VOA5975C\VG120721\07DEC20.D	QC	QC	x	273319	125.0000	1.9438	
D:\Org\Data\VOA5975C\VG120721\07DEC12.D	Calibration	5	x	259396	125.0000	1.7984	
D:\Org\Data\VOA5975C\VG120721\07DEC12CC.D	CC	CC	x	259396	125.0000	1.7984	
D:\Org\Data\VOA5975C\VG120721\07DEC14.D	Calibration	6	x	522531	250.0000	1.8138	
D:\Org\Data\VOA5975C\VG120721\07DEC16.D	Calibration	7	x	779953	375.0000	1.8181	
D:\Org\Data\VOA5975C\VG120721\07DEC18.D	Calibration	8	x	1068720	500.0000	1.8636	

Calibration Report

Batch Path	D:\Org\Data\VOA5975C\VG120721_L4\QuantResults\VG120721_8260B_624pt1_L4.batch.bin	Analyst Name	BL2000\mchavez
Analysis Time	12/22/2021 10:27 AM	Reporter Name	BL2000\mchavez
Report Time	12/22/2021 10:28:41 AM	Batch State	Processed
Last Calib Update	12/13/2021 2:48 PM	Quant Report Version	10.0
Quant Batch Version	10.0		

1,1,1,2-Tetrachloroethane %RSE = 4.4



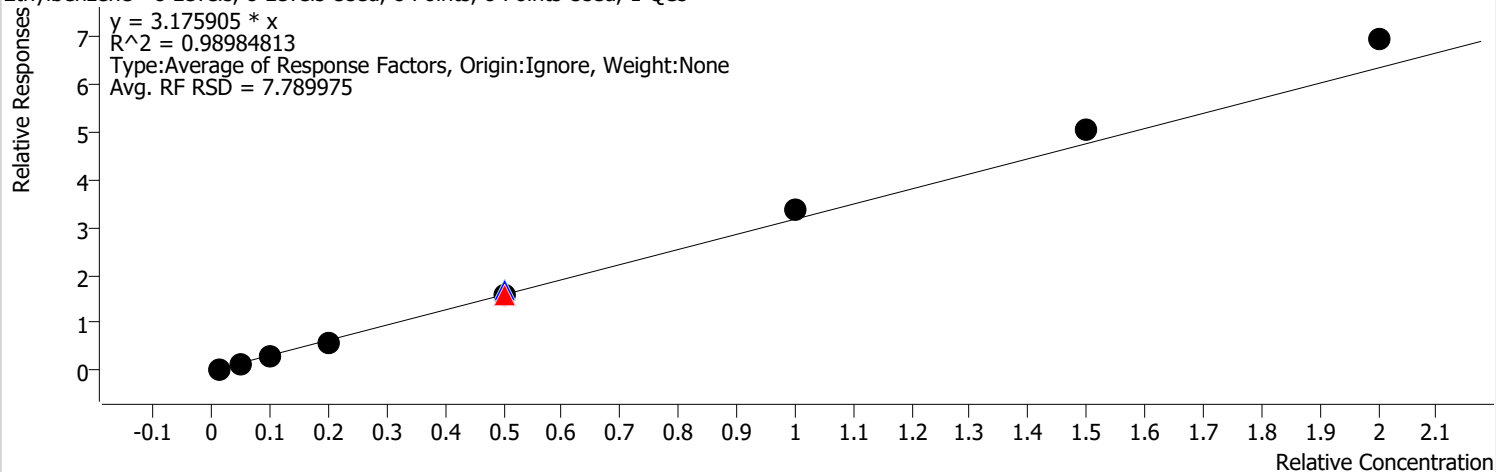
Calibration STD Path	Cal Type	Level	Enabled	Resp.	Exp. Conc	Resp. Factor	Level RSD
D:\Org\Data\VOA5975C\VG120721\07DEC07.D	Calibration	1		1655	2.5000	0.5861	
D:\Org\Data\VOA5975C\VG120721\07DEC08.D	Calibration	2	x	8124	12.5000	0.5706	
D:\Org\Data\VOA5975C\VG120721\07DEC09.D	Calibration	3	x	17495	25.0000	0.5939	
D:\Org\Data\VOA5975C\VG120721\07DEC10.D	Calibration	4	x	32611	50.0000	0.5780	
D:\Org\Data\VOA5975C\VG120721\07DEC20.D	QC	QC	x	90314	125.0000	0.6423	
D:\Org\Data\VOA5975C\VG120721\07DEC12.D	Calibration	5	x	88734	125.0000	0.6152	
D:\Org\Data\VOA5975C\VG120721\07DEC12CC.D	CC	CC	x	88734	125.0000	0.6152	
D:\Org\Data\VOA5975C\VG120721\07DEC14.D	Calibration	6	x	179266	250.0000	0.6223	
D:\Org\Data\VOA5975C\VG120721\07DEC16.D	Calibration	7	x	268286	375.0000	0.6254	
D:\Org\Data\VOA5975C\VG120721\07DEC18.D	Calibration	8	x	368050	500.0000	0.6418	

Calibration Report

Batch Path	D:\Org\Data\VOA5975C\VG120721_L4\QuantResults\VG120721_8260B_624pt1_L4.batch.bin	Analyst Name	BL2000\mchavez
Analysis Time	12/22/2021 10:27 AM	Reporter Name	BL2000\mchavez
Report Time	12/22/2021 10:28:42 AM	Batch State	Processed
Last Calib Update	12/13/2021 2:48 PM	Quant Report Version	10.0
Quant Batch Version	10.0		

Ethylbenzene %RSE = 7.8

Ethylbenzene - 8 Levels, 8 Levels Used, 8 Points, 8 Points Used, 1 QCs

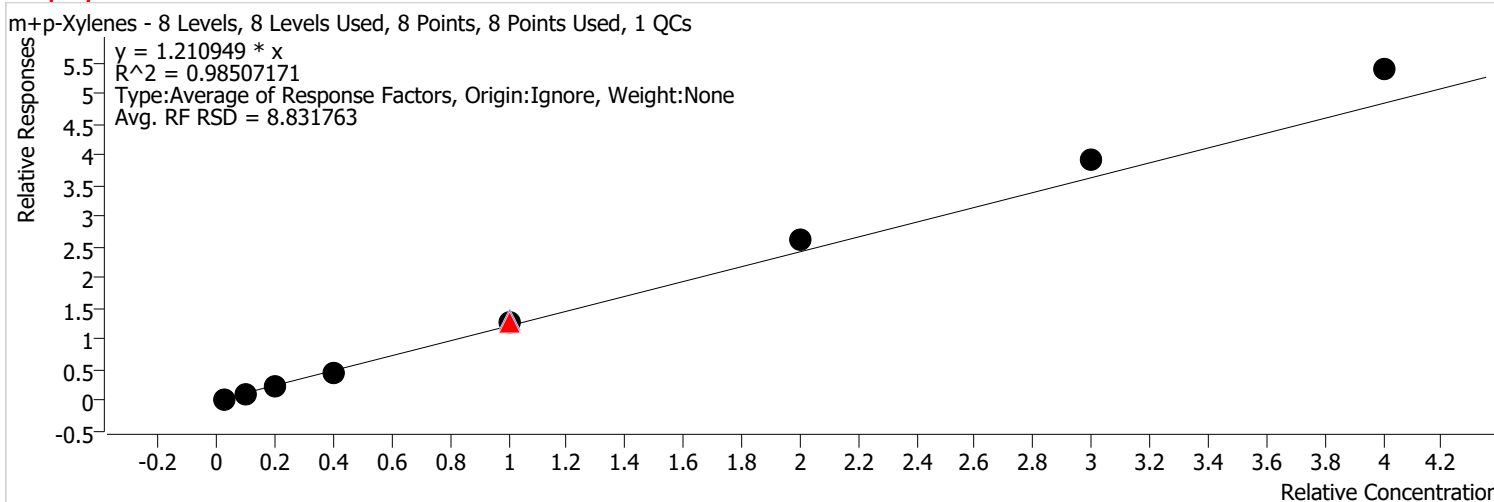


Calibration STD Path	Cal Type	Level	Enabled	Resp.	Exp. Conc	Resp. Factor	Level RSD
D:\Org\Data\VOA5975C\VG120721\07DEC07.D	Calibration	1	x	9311	2.5000	3.2971	
D:\Org\Data\VOA5975C\VG120721\07DEC08.D	Calibration	2	x	41062	12.5000	2.8838	
D:\Org\Data\VOA5975C\VG120721\07DEC09.D	Calibration	3	x	84976	25.0000	2.8846	
D:\Org\Data\VOA5975C\VG120721\07DEC10.D	Calibration	4	x	163792	50.0000	2.9028	
D:\Org\Data\VOA5975C\VG120721\07DEC20.D	QC	QC	x	480092	125.0000	3.4143	
D:\Org\Data\VOA5975C\VG120721\07DEC12.D	Calibration	5	x	463816	125.0000	3.2157	
D:\Org\Data\VOA5975C\VG120721\07DEC12CC.D	CC	CC	x	463816	125.0000	3.2157	
D:\Org\Data\VOA5975C\VG120721\07DEC14.D	Calibration	6	x	973498	250.0000	3.3791	
D:\Org\Data\VOA5975C\VG120721\07DEC16.D	Calibration	7	x	1446563	375.0000	3.3720	
D:\Org\Data\VOA5975C\VG120721\07DEC18.D	Calibration	8	x	1991113	500.0000	3.4721	

Calibration Report

Batch Path	D:\Org\Data\VOA5975C\VG120721_L4\QuantResults\VG120721_8260B_624pt1_L4.batch.bin	Analyst Name	BL2000\mchavez
Analysis Time	12/22/2021 10:27 AM	Reporter Name	BL2000\mchavez
Report Time	12/22/2021 10:28:42 AM	Batch State	Processed
Last Calib Update	12/13/2021 2:48 PM	Quant Report Version	10.0
Quant Batch Version	10.0		

m+p-Xylenes %RSE = 8.8

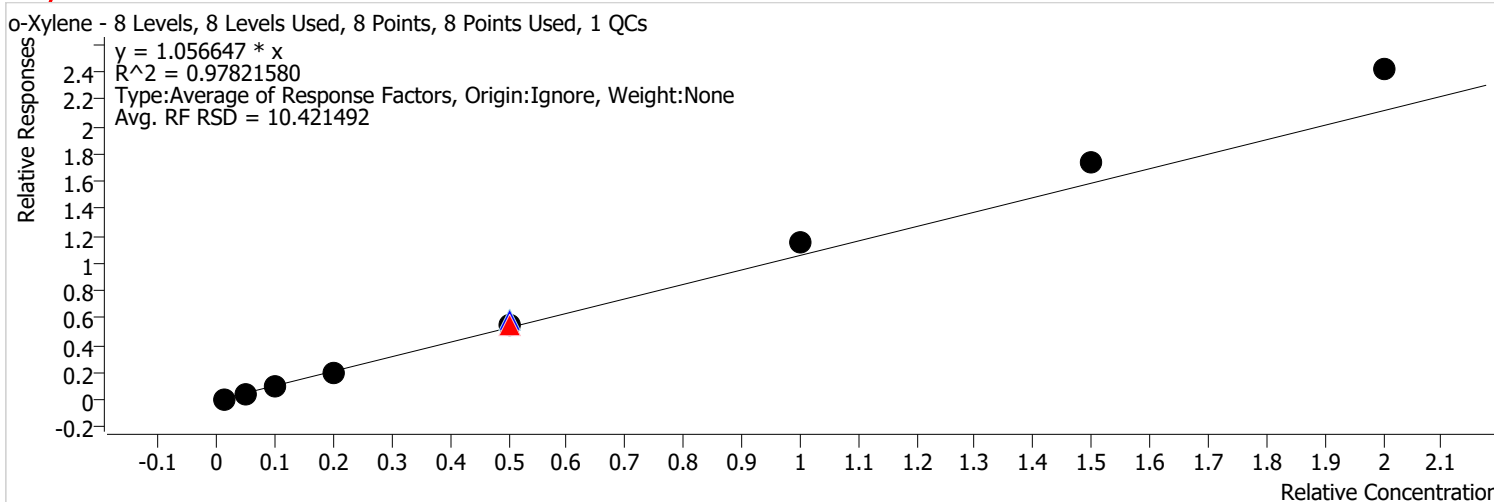


Calibration STD Path	Cal Type	Level	Enabled	Resp.	Exp. Conc	Resp. Factor	Level RSD
D:\Org\Data\VOA5975C\VG120721\07DEC07.D	Calibration	1	x	6244	5.0000	1.1055	
D:\Org\Data\VOA5975C\VG120721\07DEC08.D	Calibration	2	x	31077	25.0000	1.0913	
D:\Org\Data\VOA5975C\VG120721\07DEC09.D	Calibration	3	x	68324	50.0000	1.1597	
D:\Org\Data\VOA5975C\VG120721\07DEC10.D	Calibration	4	x	124472	100.0000	1.1030	
D:\Org\Data\VOA5975C\VG120721\07DEC20.D	QC	QC	x	369658	250.0000	1.3145	
D:\Org\Data\VOA5975C\VG120721\07DEC12.D	Calibration	5	x	365058	250.0000	1.2655	
D:\Org\Data\VOA5975C\VG120721\07DEC12CC.D	CC	CC	x	365058	250.0000	1.2655	
D:\Org\Data\VOA5975C\VG120721\07DEC14.D	Calibration	6	x	752445	500.0000	1.3059	
D:\Org\Data\VOA5975C\VG120721\07DEC16.D	Calibration	7	x	1122763	750.0000	1.3086	
D:\Org\Data\VOA5975C\VG120721\07DEC18.D	Calibration	8	x	1546203	1000.0000	1.3481	

Calibration Report

Batch Path	D:\Org\Data\VOA5975C\VG120721_L4\QuantResults\VG120721_8260B_624pt1_L4.batch.bin	Analyst Name	BL2000\mchavez
Analysis Time	12/22/2021 10:27 AM	Reporter Name	BL2000\mchavez
Report Time	12/22/2021 10:28:42 AM	Batch State	Processed
Last Calib Update	12/13/2021 2:48 PM	Quant Report Version	10.0
Quant Batch Version	10.0		

o-Xylene %RSE = 10.4

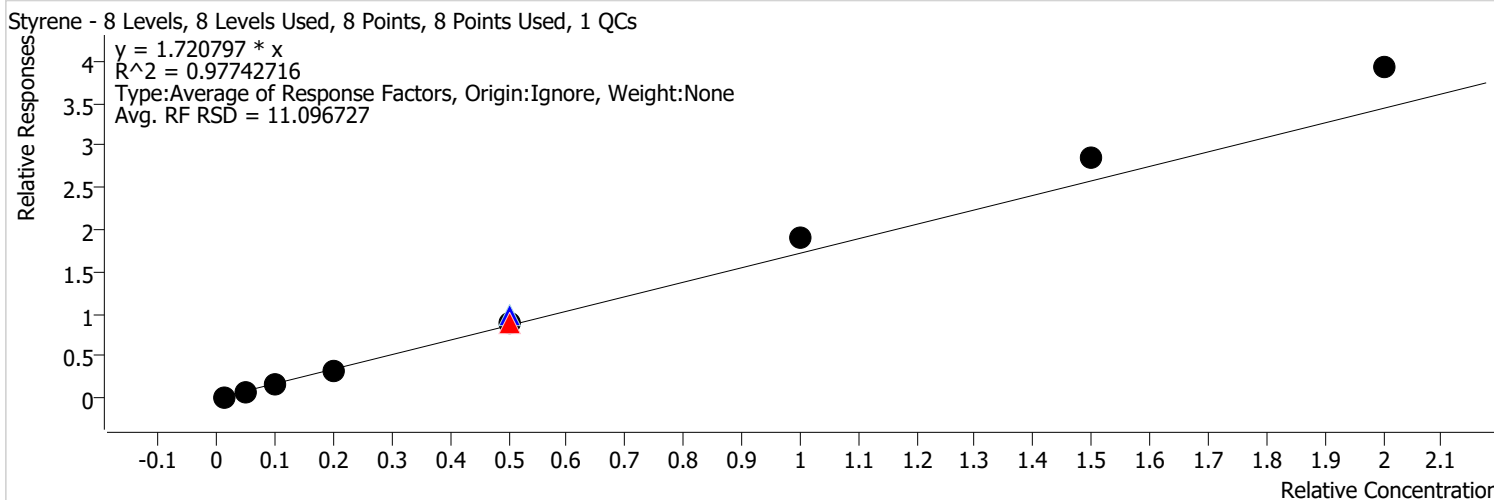


Calibration STD Path	Cal Type	Level	Enabled	Resp.	Exp. Conc	Resp. Factor	Level RSD
D:\Org\Data\VOA5975C\VG120721\07DEC07.D	Calibration	1	x	2660	2.5000	0.9419	
D:\Org\Data\VOA5975C\VG120721\07DEC08.D	Calibration	2	x	13309	12.5000	0.9347	
D:\Org\Data\VOA5975C\VG120721\07DEC09.D	Calibration	3	x	28789	25.0000	0.9773	
D:\Org\Data\VOA5975C\VG120721\07DEC10.D	Calibration	4	x	55209	50.0000	0.9784	
D:\Org\Data\VOA5975C\VG120721\07DEC20.D	QC	QC	x	166565	125.0000	1.1846	
D:\Org\Data\VOA5975C\VG120721\07DEC12.D	Calibration	5	x	158889	125.0000	1.1016	
D:\Org\Data\VOA5975C\VG120721\07DEC12CC.D	CC	CC	x	158889	125.0000	1.1016	
D:\Org\Data\VOA5975C\VG120721\07DEC14.D	Calibration	6	x	331153	250.0000	1.1495	
D:\Org\Data\VOA5975C\VG120721\07DEC16.D	Calibration	7	x	499132	375.0000	1.1635	
D:\Org\Data\VOA5975C\VG120721\07DEC18.D	Calibration	8	x	691749	500.0000	1.2063	

Calibration Report

Batch Path	D:\Org\Data\VOA5975C\VG120721_L4\QuantResults\VG120721_8260B_624pt1_L4.batch.bin	Analyst Name	BL2000\mchavez
Analysis Time	12/22/2021 10:27 AM	Reporter Name	BL2000\mchavez
Report Time	12/22/2021 10:28:42 AM	Batch State	Processed
Last Calib Update	12/13/2021 2:48 PM	Quant Report Version	10.0
Quant Batch Version	10.0		

Styrene %RSE = 11.1



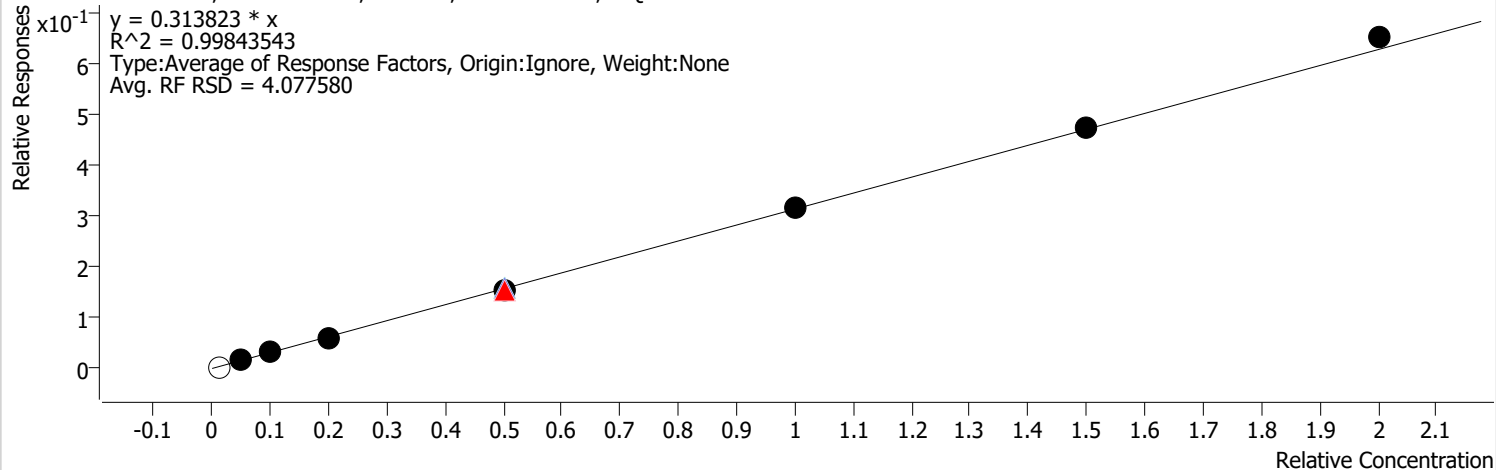
Calibration STD Path	Cal Type	Level	Enabled	Resp.	Exp. Conc	Resp. Factor	Level RSD
D:\Org\Data\VOA5975C\VG120721\07DEC07.D	Calibration	1	x	4170	2.5000	1.4766	
D:\Org\Data\VOA5975C\VG120721\07DEC08.D	Calibration	2	x	22514	12.5000	1.5812	
D:\Org\Data\VOA5975C\VG120721\07DEC09.D	Calibration	3	x	45624	25.0000	1.5488	
D:\Org\Data\VOA5975C\VG120721\07DEC10.D	Calibration	4	x	89857	50.0000	1.5925	
D:\Org\Data\VOA5975C\VG120721\07DEC20.D	QC	QC	x	274785	125.0000	1.9542	
D:\Org\Data\VOA5975C\VG120721\07DEC12.D	Calibration	5	x	260054	125.0000	1.8030	
D:\Org\Data\VOA5975C\VG120721\07DEC12CC.D	CC	CC	x	260054	125.0000	1.8030	
D:\Org\Data\VOA5975C\VG120721\07DEC14.D	Calibration	6	x	545895	250.0000	1.8949	
D:\Org\Data\VOA5975C\VG120721\07DEC16.D	Calibration	7	x	818286	375.0000	1.9074	
D:\Org\Data\VOA5975C\VG120721\07DEC18.D	Calibration	8	x	1125139	500.0000	1.9620	

Calibration Report

Batch Path	D:\Org\Data\VOA5975C\VG120721_L4\QuantResults\VG120721_8260B_624pt1_L4.batch.bin	Analyst Name	BL2000\mchavez
Analysis Time	12/22/2021 10:27 AM	Reporter Name	BL2000\mchavez
Report Time	12/22/2021 10:28:42 AM	Batch State	Processed
Last Calib Update	12/13/2021 2:48 PM	Quant Report Version	10.0
Quant Batch Version	10.0		

Bromoform %RSE = 4.1

Bromoform - 8 Levels, 7 Levels Used, 8 Points, 7 Points Used, 1 QCs



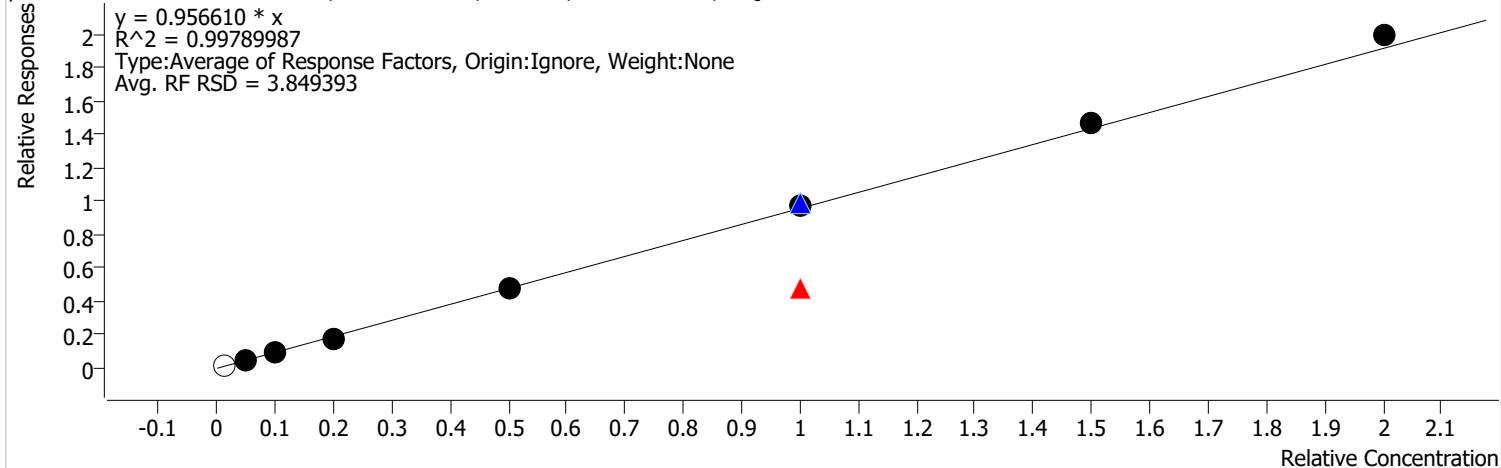
Calibration STD Path	Cal Type	Level	Enabled	Resp.	Exp. Conc	Resp. Factor	Level RSD
D:\Org\Data\VOA5975C\VG120721\07DEC07.D	Calibration	1		687	2.5000	0.3309	
D:\Org\Data\VOA5975C\VG120721\07DEC08.D	Calibration	2	x	3687	12.5000	0.3288	
D:\Org\Data\VOA5975C\VG120721\07DEC09.D	Calibration	3	x	7244	25.0000	0.3123	
D:\Org\Data\VOA5975C\VG120721\07DEC10.D	Calibration	4	x	12631	50.0000	0.2891	
D:\Org\Data\VOA5975C\VG120721\07DEC20.D	QC	QC	x	36546	125.0000	0.3164	
D:\Org\Data\VOA5975C\VG120721\07DEC12.D	Calibration	5	x	35867	125.0000	0.3111	
D:\Org\Data\VOA5975C\VG120721\07DEC12CC.D	CC	CC	x	35867	125.0000	0.3111	
D:\Org\Data\VOA5975C\VG120721\07DEC14.D	Calibration	6	x	73254	250.0000	0.3146	
D:\Org\Data\VOA5975C\VG120721\07DEC16.D	Calibration	7	x	110557	375.0000	0.3155	
D:\Org\Data\VOA5975C\VG120721\07DEC18.D	Calibration	8	x	152589	500.0000	0.3254	

Calibration Report

Batch Path	D:\Org\Data\VOA5975C\VG120721_L4\QuantResults\VG120721_8260B_624pt1_L4.batch.bin	Analyst Name	BL2000\mchavez
Analysis Time	12/22/2021 10:27 AM	Reporter Name	BL2000\mchavez
Report Time	12/22/2021 10:28:42 AM	Batch State	Processed
Last Calib Update	12/13/2021 2:48 PM	Quant Report Version	10.0
Quant Batch Version	10.0		

p-Bromofluorobenzene %RSE =

p-Bromofluorobenzene - 8 Levels, 7 Levels Used, 8 Points, 7 Points Used, 1 QCs



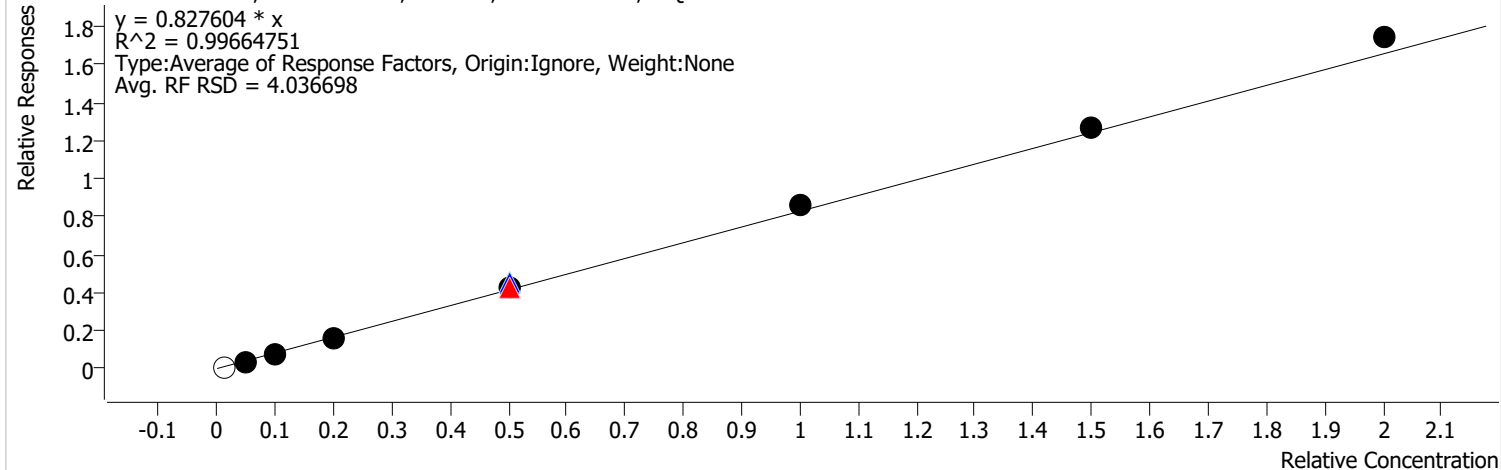
Calibration STD Path	Cal Type	Level	Enabled	Resp.	Exp. Conc	Resp. Factor	Level RSD
D:\Org\Data\VOA5975C\VG120721\07DEC07.D	Calibration	1		4335	2.5000	2.0881	
D:\Org\Data\VOA5975C\VG120721\07DEC08.D	Calibration	2	x	10813	12.5000	0.9642	
D:\Org\Data\VOA5975C\VG120721\07DEC09.D	Calibration	3	x	21447	25.0000	0.9247	
D:\Org\Data\VOA5975C\VG120721\07DEC10.D	Calibration	4	x	38830	50.0000	0.8886	
D:\Org\Data\VOA5975C\VG120721\07DEC12.D	Calibration	5	x	112035	125.0000	0.9718	
D:\Org\Data\VOA5975C\VG120721\07DEC20.D	QC	QC	x	229726	250.0000	0.9943	
D:\Org\Data\VOA5975C\VG120721\07DEC14.D	Calibration	6	x	227567	250.0000	0.9774	
D:\Org\Data\VOA5975C\VG120721\07DEC12CC.D	CC	CC	x	112035	250.0000	0.4859	
D:\Org\Data\VOA5975C\VG120721\07DEC16.D	Calibration	7	x	341715	375.0000	0.9752	
D:\Org\Data\VOA5975C\VG120721\07DEC18.D	Calibration	8	x	466348	500.0000	0.9944	

Calibration Report

Batch Path	D:\Org\Data\VOA5975C\VG120721_L4\QuantResults\VG120721_8260B_624pt1_L4.batch.bin	Analyst Name	BL2000\mchavez
Analysis Time	12/22/2021 10:27 AM	Reporter Name	BL2000\mchavez
Report Time	12/22/2021 10:28:42 AM	Batch State	Processed
Last Calib Update	12/13/2021 2:48 PM	Quant Report Version	10.0
Quant Batch Version	10.0		

Bromobenzene %RSE = 4.0

Bromobenzene - 8 Levels, 7 Levels Used, 8 Points, 7 Points Used, 1 QCs

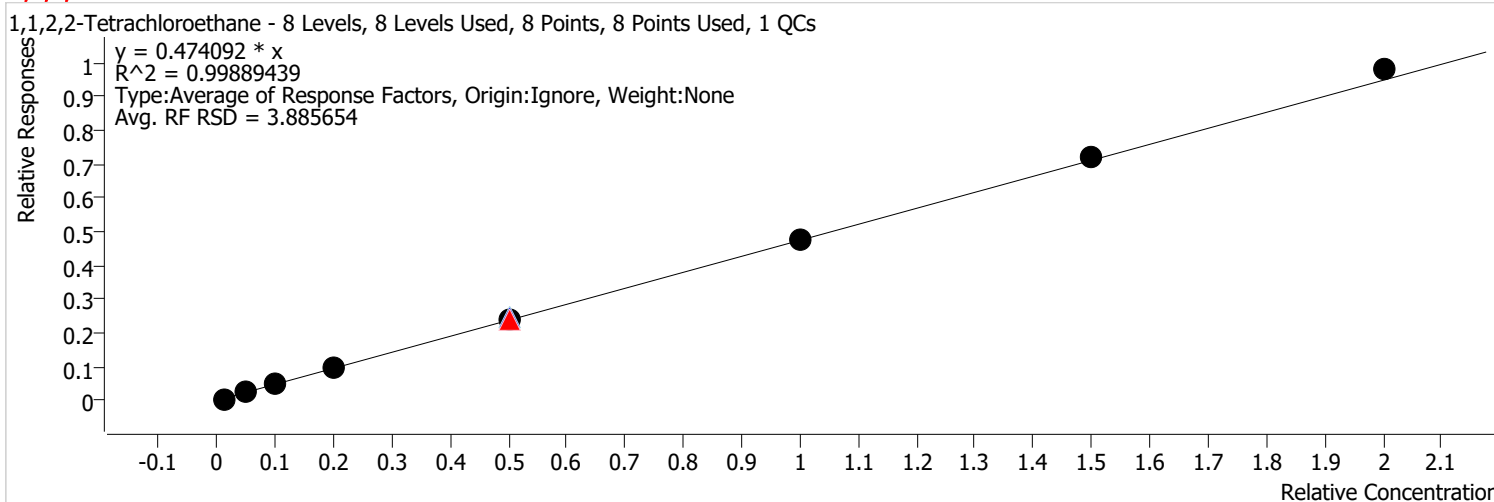


Calibration STD Path	Cal Type	Level	Enabled	Resp.	Exp. Conc	Resp. Factor	Level RSD
D:\Org\Data\VOA5975C\VG120721\07DEC07.D	Calibration	1		1908	2.5000	0.9193	
D:\Org\Data\VOA5975C\VG120721\07DEC08.D	Calibration	2	x	8760	12.5000	0.7811	
D:\Org\Data\VOA5975C\VG120721\07DEC09.D	Calibration	3	x	18778	25.0000	0.8096	
D:\Org\Data\VOA5975C\VG120721\07DEC10.D	Calibration	4	x	34645	50.0000	0.7929	
D:\Org\Data\VOA5975C\VG120721\07DEC20.D	QC	QC	x	103901	125.0000	0.8994	
D:\Org\Data\VOA5975C\VG120721\07DEC12.D	Calibration	5	x	96739	125.0000	0.8391	
D:\Org\Data\VOA5975C\VG120721\07DEC12CC.D	CC	CC	x	96739	125.0000	0.8391	
D:\Org\Data\VOA5975C\VG120721\07DEC14.D	Calibration	6	x	199109	250.0000	0.8552	
D:\Org\Data\VOA5975C\VG120721\07DEC16.D	Calibration	7	x	296253	375.0000	0.8454	
D:\Org\Data\VOA5975C\VG120721\07DEC18.D	Calibration	8	x	407967	500.0000	0.8699	

Calibration Report

Batch Path	D:\Org\Data\VOA5975C\VG120721_L4\QuantResults\VG120721_8260B_624pt1_L4.batch.bin	Analyst Name	BL2000\mchavez
Analysis Time	12/22/2021 10:27 AM	Reporter Name	BL2000\mchavez
Report Time	12/22/2021 10:28:42 AM	Batch State	Processed
Last Calib Update	12/13/2021 2:48 PM	Quant Report Version	10.0
Quant Batch Version	10.0		

1,1,2,2-Tetrachloroethane %RSE = 3.9

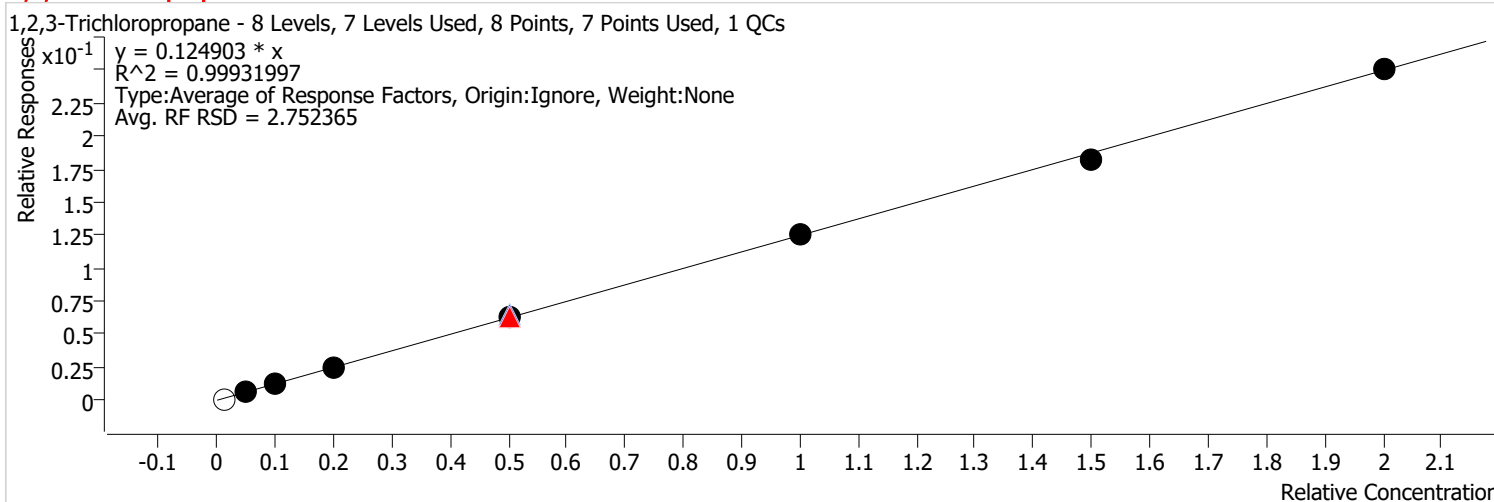


Calibration STD Path	Cal Type	Level	Enabled	Resp.	Exp. Conc	Resp. Factor	Level RSD
D:\Org\Data\VOA5975C\VG120721\07DEC07.D	Calibration	1	x	906	2.5000	0.4364	
D:\Org\Data\VOA5975C\VG120721\07DEC08.D	Calibration	2	x	5129	12.5000	0.4573	
D:\Org\Data\VOA5975C\VG120721\07DEC09.D	Calibration	3	x	11278	25.0000	0.4862	
D:\Org\Data\VOA5975C\VG120721\07DEC10.D	Calibration	4	x	21392	50.0000	0.4896	
D:\Org\Data\VOA5975C\VG120721\07DEC20.D	QC	QC	x	57194	125.0000	0.4951	
D:\Org\Data\VOA5975C\VG120721\07DEC12.D	Calibration	5	x	54928	125.0000	0.4764	
D:\Org\Data\VOA5975C\VG120721\07DEC12CC.D	CC	CC	x	54928	125.0000	0.4764	
D:\Org\Data\VOA5975C\VG120721\07DEC14.D	Calibration	6	x	111515	250.0000	0.4790	
D:\Org\Data\VOA5975C\VG120721\07DEC16.D	Calibration	7	x	167577	375.0000	0.4782	
D:\Org\Data\VOA5975C\VG120721\07DEC18.D	Calibration	8	x	229595	500.0000	0.4896	

Calibration Report

Batch Path	D:\Org\Data\VOA5975C\VG120721_L4\QuantResults\VG120721_8260B_624pt1_L4.batch.bin	Analyst Name	BL2000\mchavez
Analysis Time	12/22/2021 10:27 AM	Reporter Name	BL2000\mchavez
Report Time	12/22/2021 10:28:42 AM	Batch State	Processed
Last Calib Update	12/13/2021 2:48 PM	Quant Report Version	10.0
Quant Batch Version	10.0		

1,2,3-Trichloropropane %RSE = 2.8

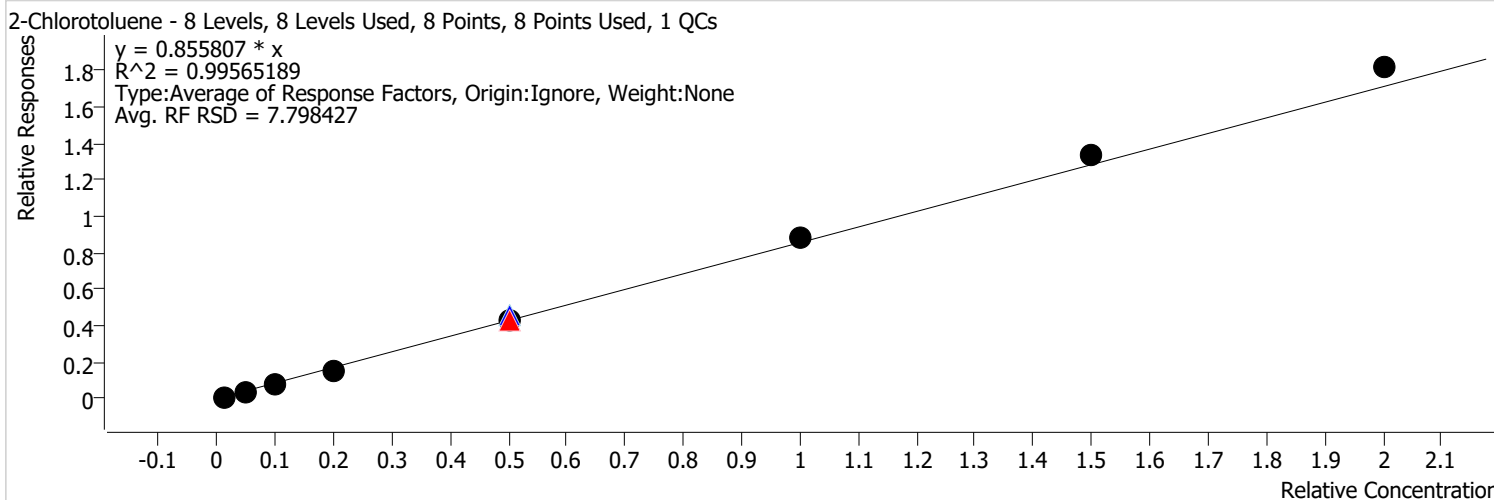


Calibration STD Path	Cal Type	Level	Enabled	Resp.	Exp. Conc	Resp. Factor	Level RSD
D:\Org\Data\VOA5975C\VG120721\07DEC07.D	Calibration	1		229	2.5000	0.1104	
D:\Org\Data\VOA5975C\VG120721\07DEC08.D	Calibration	2	x	1468	12.5000	0.1309	
D:\Org\Data\VOA5975C\VG120721\07DEC09.D	Calibration	3	x	2836	25.0000	0.1223	
D:\Org\Data\VOA5975C\VG120721\07DEC10.D	Calibration	4	x	5339	50.0000	0.1222	
D:\Org\Data\VOA5975C\VG120721\07DEC20.D	QC	QC	x	15254	125.0000	0.1320	
D:\Org\Data\VOA5975C\VG120721\07DEC12.D	Calibration	5	x	14665	125.0000	0.1272	
D:\Org\Data\VOA5975C\VG120721\07DEC12CC.D	CC	CC	x	14665	125.0000	0.1272	
D:\Org\Data\VOA5975C\VG120721\07DEC14.D	Calibration	6	x	29243	250.0000	0.1256	
D:\Org\Data\VOA5975C\VG120721\07DEC16.D	Calibration	7	x	42413	375.0000	0.1210	
D:\Org\Data\VOA5975C\VG120721\07DEC18.D	Calibration	8	x	58687	500.0000	0.1251	

Calibration Report

Batch Path	D:\Org\Data\VOA5975C\VG120721_L4\QuantResults\VG120721_8260B_624pt1_L4.batch.bin	Analyst Name	BL2000\mchavez
Analysis Time	12/22/2021 10:27 AM	Reporter Name	BL2000\mchavez
Report Time	12/22/2021 10:28:42 AM	Batch State	Processed
Last Calib Update	12/13/2021 2:48 PM	Quant Report Version	10.0
Quant Batch Version	10.0		

2-Chlorotoluene %RSE = 7.8

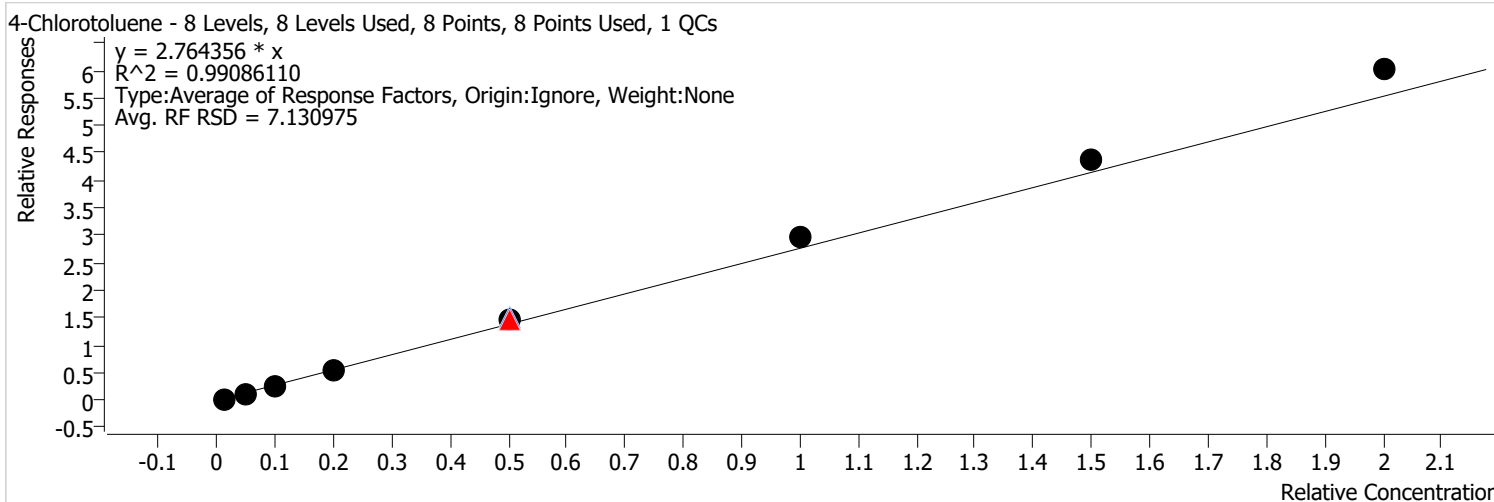


Calibration STD Path	Cal Type	Level	Enabled	Resp.	Exp. Conc	Resp. Factor	Level RSD
D:\Org\Data\VOA5975C\VG120721\07DEC07.D	Calibration	1	x	1981	2.5000	0.9541	
D:\Org\Data\VOA5975C\VG120721\07DEC08.D	Calibration	2	x	8562	12.5000	0.7635	
D:\Org\Data\VOA5975C\VG120721\07DEC09.D	Calibration	3	x	18469	25.0000	0.7963	
D:\Org\Data\VOA5975C\VG120721\07DEC10.D	Calibration	4	x	34398	50.0000	0.7872	
D:\Org\Data\VOA5975C\VG120721\07DEC20.D	QC	QC	x	105904	125.0000	0.9168	
D:\Org\Data\VOA5975C\VG120721\07DEC12.D	Calibration	5	x	99470	125.0000	0.8628	
D:\Org\Data\VOA5975C\VG120721\07DEC12CC.D	CC	CC	x	99470	125.0000	0.8628	
D:\Org\Data\VOA5975C\VG120721\07DEC14.D	Calibration	6	x	206869	250.0000	0.8885	
D:\Org\Data\VOA5975C\VG120721\07DEC16.D	Calibration	7	x	310693	375.0000	0.8866	
D:\Org\Data\VOA5975C\VG120721\07DEC18.D	Calibration	8	x	425569	500.0000	0.9075	

Calibration Report

Batch Path	D:\Org\Data\VOA5975C\VG120721_L4\QuantResults\VG120721_8260B_624pt1_L4.batch.bin	Analyst Name	BL2000\mchavez
Analysis Time	12/22/2021 10:27 AM	Reporter Name	BL2000\mchavez
Report Time	12/22/2021 10:28:42 AM	Batch State	Processed
Last Calib Update	12/13/2021 2:48 PM	Quant Report Version	10.0
Quant Batch Version	10.0		

4-Chlorotoluene %RSE = 7.1

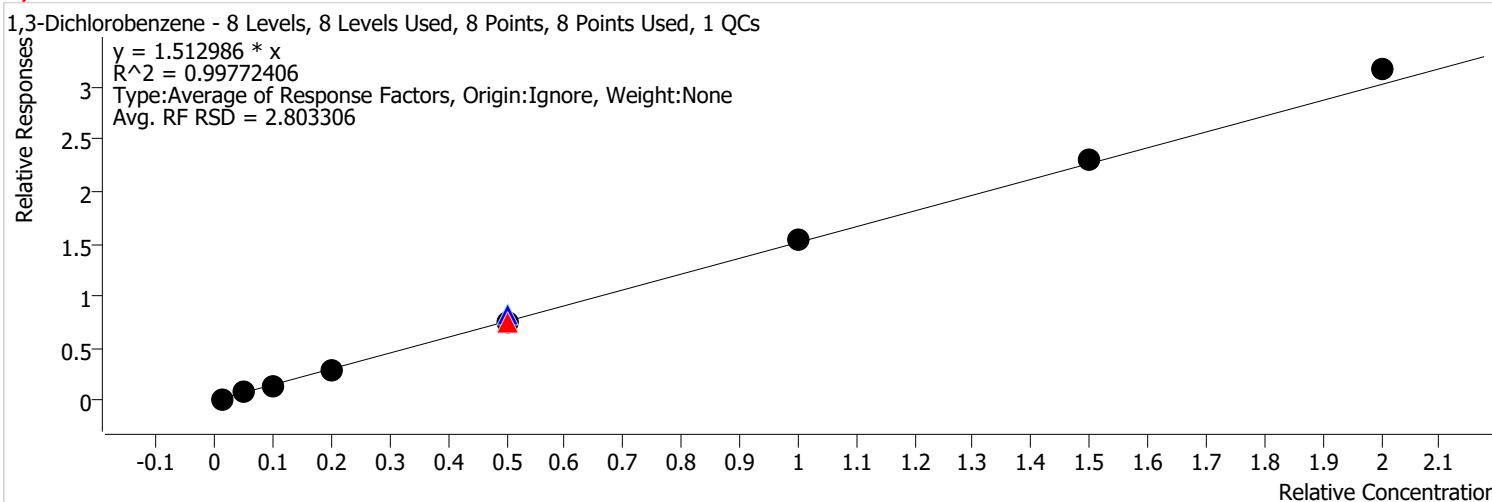


Calibration STD Path	Cal Type	Level	Enabled	Resp.	Exp. Conc	Resp. Factor	Level RSD
D:\Org\Data\VOA5975C\VG120721\07DEC07.D	Calibration	1	x	5339	2.5000	2.5717	
D:\Org\Data\VOA5975C\VG120721\07DEC08.D	Calibration	2	x	28241	12.5000	2.5182	
D:\Org\Data\VOA5975C\VG120721\07DEC09.D	Calibration	3	x	60476	25.0000	2.6073	
D:\Org\Data\VOA5975C\VG120721\07DEC10.D	Calibration	4	x	115506	50.0000	2.6434	
D:\Org\Data\VOA5975C\VG120721\07DEC20.D	QC	QC	x	354737	125.0000	3.0709	
D:\Org\Data\VOA5975C\VG120721\07DEC12.D	Calibration	5	x	334469	125.0000	2.9012	
D:\Org\Data\VOA5975C\VG120721\07DEC12CC.D	CC	CC	x	334469	125.0000	2.9012	
D:\Org\Data\VOA5975C\VG120721\07DEC14.D	Calibration	6	x	687525	250.0000	2.9531	
D:\Org\Data\VOA5975C\VG120721\07DEC16.D	Calibration	7	x	1021280	375.0000	2.9144	
D:\Org\Data\VOA5975C\VG120721\07DEC18.D	Calibration	8	x	1409492	500.0000	3.0055	

Calibration Report

Batch Path	D:\Org\Data\VOA5975C\VG120721_L4\QuantResults\VG120721_8260B_624pt1_L4.batch.bin	Analyst Name	BL2000\mchavez
Analysis Time	12/22/2021 10:27 AM	Reporter Name	BL2000\mchavez
Report Time	12/22/2021 10:28:42 AM	Batch State	Processed
Last Calib Update	12/13/2021 2:48 PM	Quant Report Version	10.0
Quant Batch Version	10.0		

1,3-Dichlorobenzene %RSE = 2.8

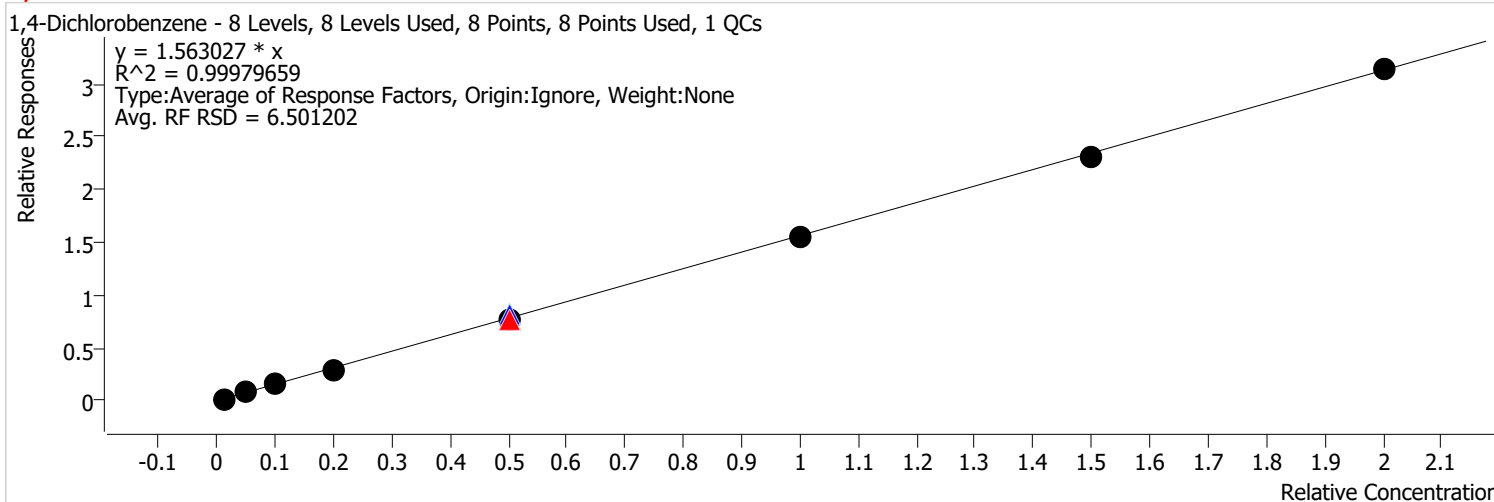


Calibration STD Path	Cal Type	Level	Enabled	Resp.	Exp. Conc	Resp. Factor	Level RSD
D:\Org\Data\VOA5975C\VG120721\07DEC07.D	Calibration	1	x	3132	2.5000	1.5086	
D:\Org\Data\VOA5975C\VG120721\07DEC08.D	Calibration	2	x	16554	12.5000	1.4761	
D:\Org\Data\VOA5975C\VG120721\07DEC09.D	Calibration	3	x	33749	25.0000	1.4550	
D:\Org\Data\VOA5975C\VG120721\07DEC10.D	Calibration	4	x	64725	50.0000	1.4813	
D:\Org\Data\VOA5975C\VG120721\07DEC20.D	QC	QC	x	191594	125.0000	1.6586	
D:\Org\Data\VOA5975C\VG120721\07DEC12.D	Calibration	5	x	174745	125.0000	1.5158	
D:\Org\Data\VOA5975C\VG120721\07DEC12CC.D	CC	CC	x	174745	125.0000	1.5158	
D:\Org\Data\VOA5975C\VG120721\07DEC14.D	Calibration	6	x	361319	250.0000	1.5519	
D:\Org\Data\VOA5975C\VG120721\07DEC16.D	Calibration	7	x	536733	375.0000	1.5317	
D:\Org\Data\VOA5975C\VG120721\07DEC18.D	Calibration	8	x	742614	500.0000	1.5835	

Calibration Report

Batch Path	D:\Org\Data\VOA5975C\VG120721_L4\QuantResults\VG120721_8260B_624pt1_L4.batch.bin	Analyst Name	BL2000\mchavez
Analysis Time	12/22/2021 10:27 AM	Reporter Name	BL2000\mchavez
Report Time	12/22/2021 10:28:42 AM	Batch State	Processed
Last Calib Update	12/13/2021 2:48 PM	Quant Report Version	10.0
Quant Batch Version	10.0		

1,4-Dichlorobenzene %RSE = 6.5

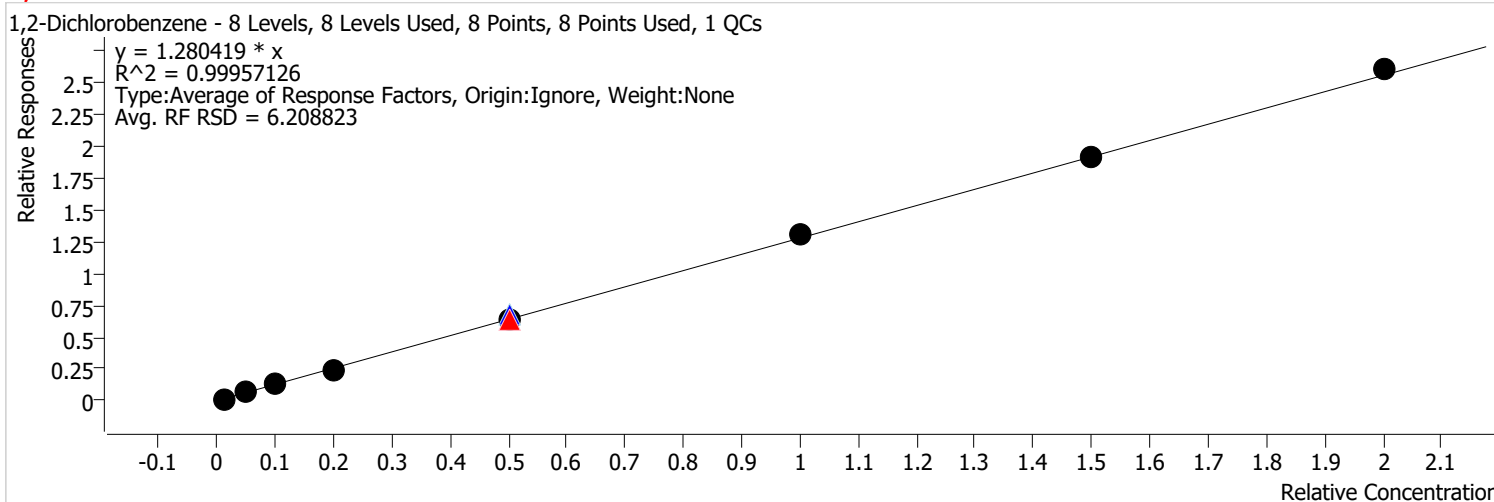


Calibration STD Path	Cal Type	Level	Enabled	Resp.	Exp. Conc	Resp. Factor	Level RSD
D:\Org\Data\VOA5975C\VG120721\07DEC07.D	Calibration	1	x	3748	2.5000	1.8054	
D:\Org\Data\VOA5975C\VG120721\07DEC08.D	Calibration	2	x	16825	12.5000	1.5002	
D:\Org\Data\VOA5975C\VG120721\07DEC09.D	Calibration	3	x	35171	25.0000	1.5163	
D:\Org\Data\VOA5975C\VG120721\07DEC10.D	Calibration	4	x	64821	50.0000	1.4835	
D:\Org\Data\VOA5975C\VG120721\07DEC20.D	QC	QC	x	190475	125.0000	1.6489	
D:\Org\Data\VOA5975C\VG120721\07DEC12.D	Calibration	5	x	178253	125.0000	1.5462	
D:\Org\Data\VOA5975C\VG120721\07DEC12CC.D	CC	CC	x	178253	125.0000	1.5462	
D:\Org\Data\VOA5975C\VG120721\07DEC14.D	Calibration	6	x	360661	250.0000	1.5491	
D:\Org\Data\VOA5975C\VG120721\07DEC16.D	Calibration	7	x	539030	375.0000	1.5382	
D:\Org\Data\VOA5975C\VG120721\07DEC18.D	Calibration	8	x	734070	500.0000	1.5653	

Calibration Report

Batch Path	D:\Org\Data\VOA5975C\VG120721_L4\QuantResults\VG120721_8260B_624pt1_L4.batch.bin	Analyst Name	BL2000\mchavez
Analysis Time	12/22/2021 10:27 AM	Reporter Name	BL2000\mchavez
Report Time	12/22/2021 10:28:42 AM	Batch State	Processed
Last Calib Update	12/13/2021 2:48 PM	Quant Report Version	10.0
Quant Batch Version	10.0		

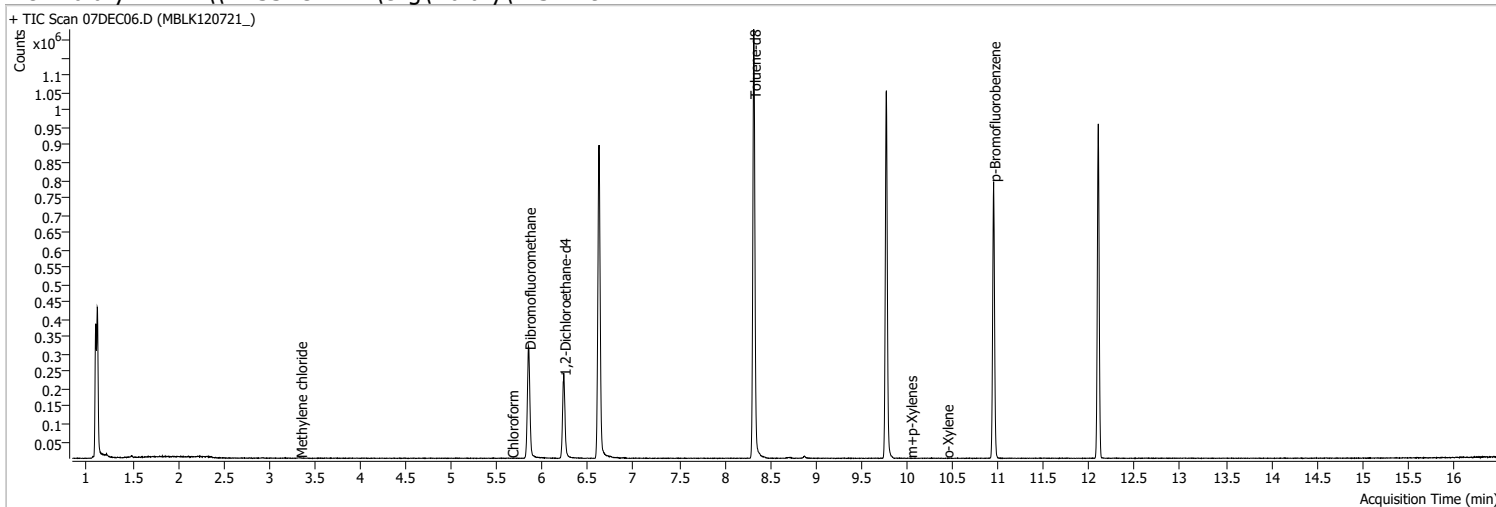
1,2-Dichlorobenzene %RSE = 6.2



Calibration STD Path	Cal Type	Level	Enabled	Resp.	Exp. Conc	Resp. Factor	Level RSD
D:\Org\Data\VOA5975C\VG120721\07DEC07.D	Calibration	1	x	3013	2.5000	1.4513	
D:\Org\Data\VOA5975C\VG120721\07DEC08.D	Calibration	2	x	13705	12.5000	1.2220	
D:\Org\Data\VOA5975C\VG120721\07DEC09.D	Calibration	3	x	28701	25.0000	1.2374	
D:\Org\Data\VOA5975C\VG120721\07DEC10.D	Calibration	4	x	51956	50.0000	1.1890	
D:\Org\Data\VOA5975C\VG120721\07DEC20.D	QC	QC	x	156368	125.0000	1.3536	
D:\Org\Data\VOA5975C\VG120721\07DEC12.D	Calibration	5	x	145079	125.0000	1.2584	
D:\Org\Data\VOA5975C\VG120721\07DEC12CC.D	CC	CC	x	145079	125.0000	1.2584	
D:\Org\Data\VOA5975C\VG120721\07DEC14.D	Calibration	6	x	303057	250.0000	1.3017	
D:\Org\Data\VOA5975C\VG120721\07DEC16.D	Calibration	7	x	448897	375.0000	1.2810	
D:\Org\Data\VOA5975C\VG120721\07DEC18.D	Calibration	8	x	610796	500.0000	1.3024	

Quantitation Results Report (QT Reviewed)

Data File	07DEC06.D	Operator	MSC
Acq. Method	5975CACQF.M	Acq. Date-Time	12/7/2021 12:08:12 PM
Sample Name	MBLK120721_	Instrument	VOA5975C
Vial	6	Multiplier	1.00
DA Method File	VOA5975C_8260B_SHT_DoD_L4_120721.m	Comment	
Tune File	BFB_Atune3.u	Tune Date	10/11/2021 4:02:00 PM
Batch Name	VG120721_8260B_624pt1_L4.batch.bin	Last Calib Update	12/13/2021 2:48:18 PM
Ref Library	\\MASSHUNTER\Org\Library\NIST129K.I		



Compound	RT	QIon	Resp.	Conc.	Units	Dev(Min)
----------	----	------	-------	-------	-------	----------

Internal Standards

M Fluorobenzene	6.621	96.0	757648	250.0000	ng	0.000
M Chlorobenzene-d5	9.772	82.0	285362	250.0000	ng	-0.003
M 1,4-Dichlorobenzene-d4	12.097	152.0	215993	250.0000	ng	-0.003

System Monitoring Compounds

S Dibromofluoromethane	5.851	113.0	187339	252.2929	ng	0.000
Spiked Amount: 250.000	Range: 80.0 - 119.0%			Recovery = 100.92%		
S 1,2-Dichloroethane-d4	6.236	67.0	84450	249.2094	ng	0.006
Spiked Amount: 250.000	Range: 81.0 - 118.0%			Recovery = 99.68%		
S Toluene-d8	8.319	98.0	741444	258.4714	ng	0.000
Spiked Amount: 250.000	Range: 89.0 - 112.0%			Recovery = 103.39%		
S p-Bromofluorobenzene	10.951	95.0	221559	268.0741	ng	0.000
Spiked Amount: 250.000	Range: 85.0 - 114.0%			Recovery = 107.23%		

Target Compounds

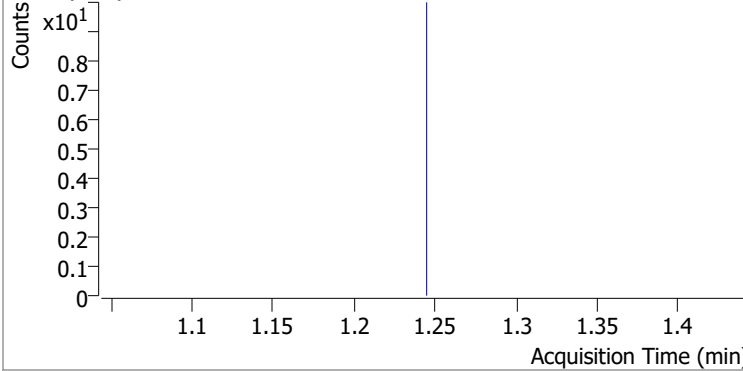
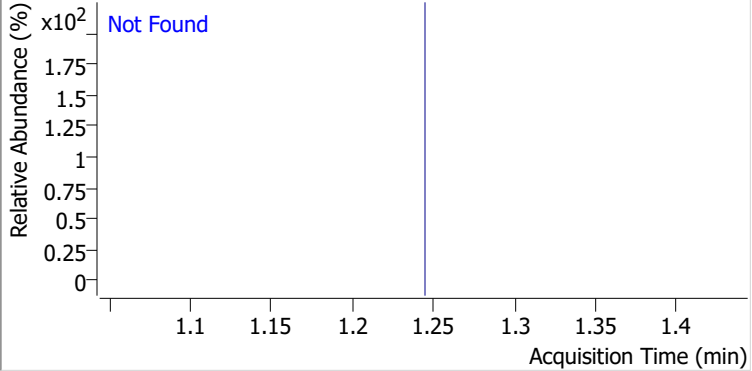
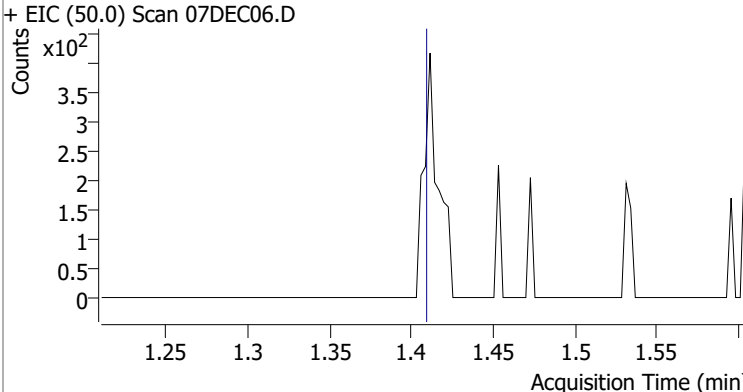
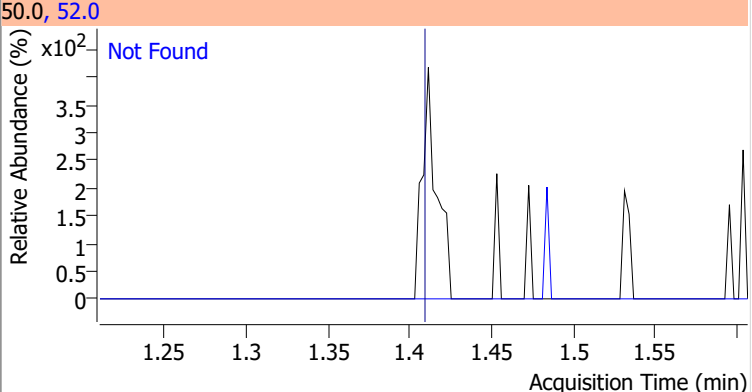
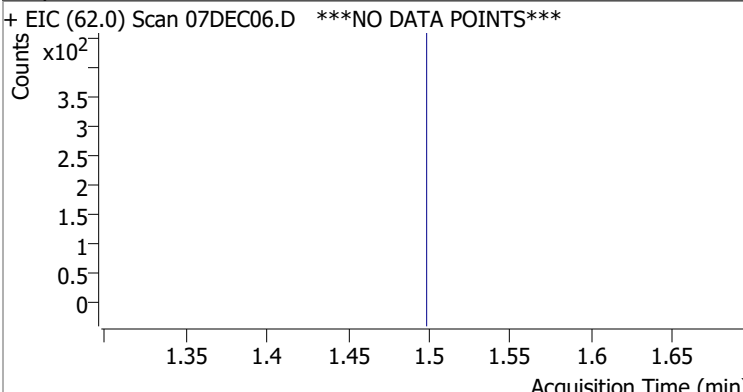
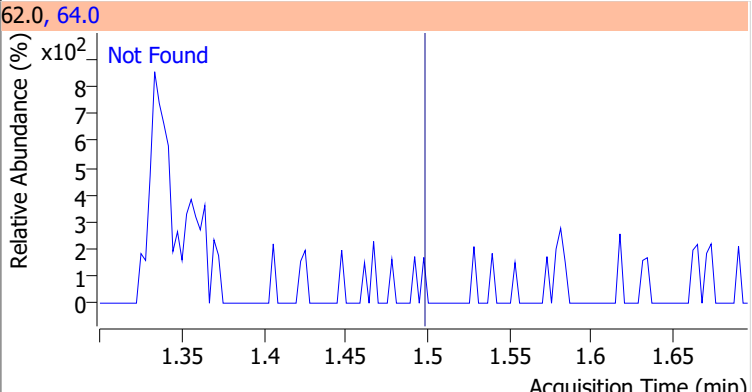
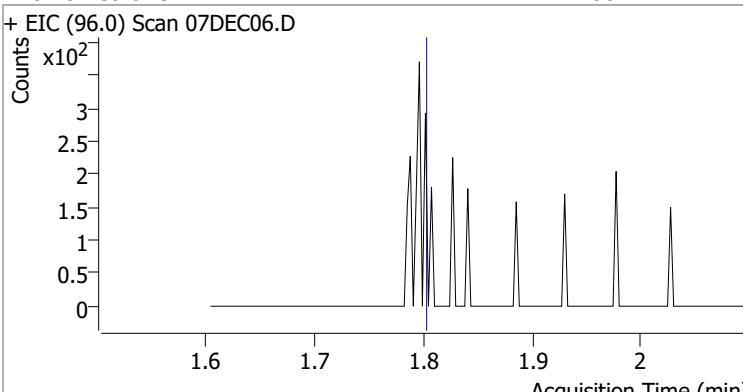
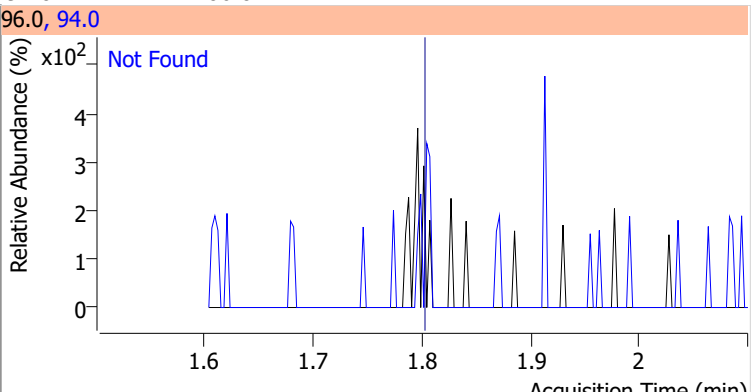
Target Compound	RT	QIon	Resp.	Conc.	Units	QValue
T Dichlorodifluoromethane	0.000		0	N.D.		
T Chloromethane	0.000		0	N.D.		
T Vinyl chloride	0.000		0	N.D.		
T Bromomethane	0.000		0	N.D.		
T Chloroethane	0.000		0	N.D.		
T Trichlorofluoromethane	0.000		0	N.D.		
T 1,1-Dichloroethene	0.000		0	N.D.		
T Methylene chloride	3.341	49.0	1084	0.9760	ng m	88
T trans-1,2-Dichloroethene	0.000		0	N.D.		
T Methyl tert-butyl ether (MTBE)	0.000		0	N.D.		
T 1,1-Dichloroethane	0.000		0	N.D.		
T 2,2-Dichloropropane	0.000		0	N.D.		
T cis-1,2-Dichloroethene	0.000		0	N.D.		
T Methyl ethyl ketone	0.000		0	N.D.		
T Bromochloromethane	0.000		0	N.D.		
T Chloroform	5.661	83.0	212	0.1448	ng m	80

Quantitation Results Report (QT Reviewed)

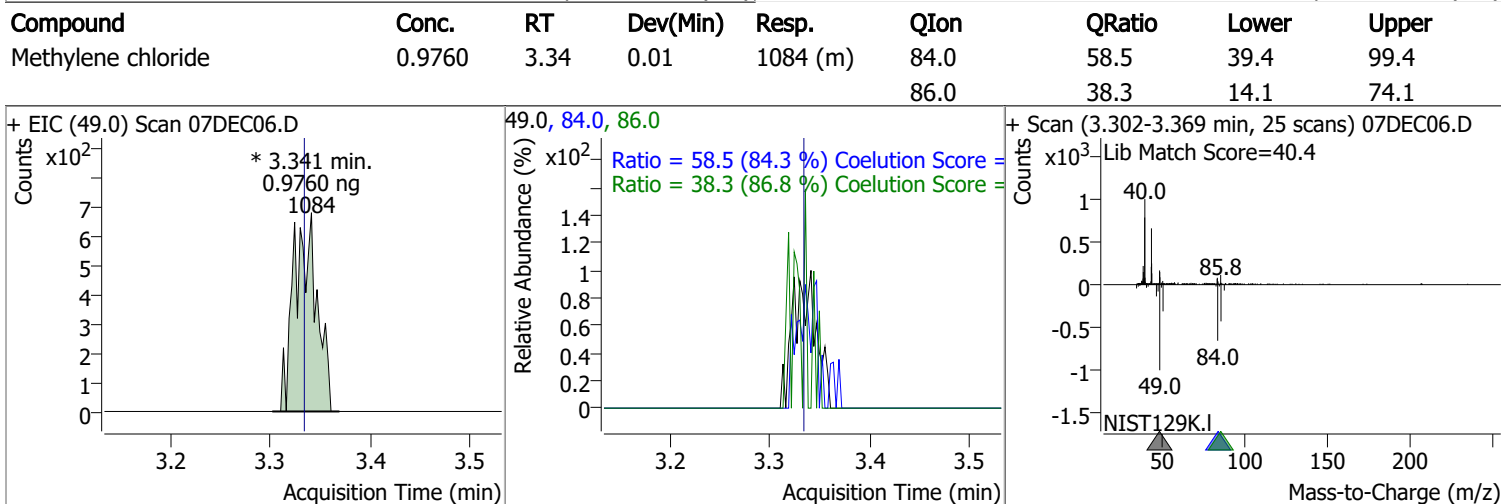
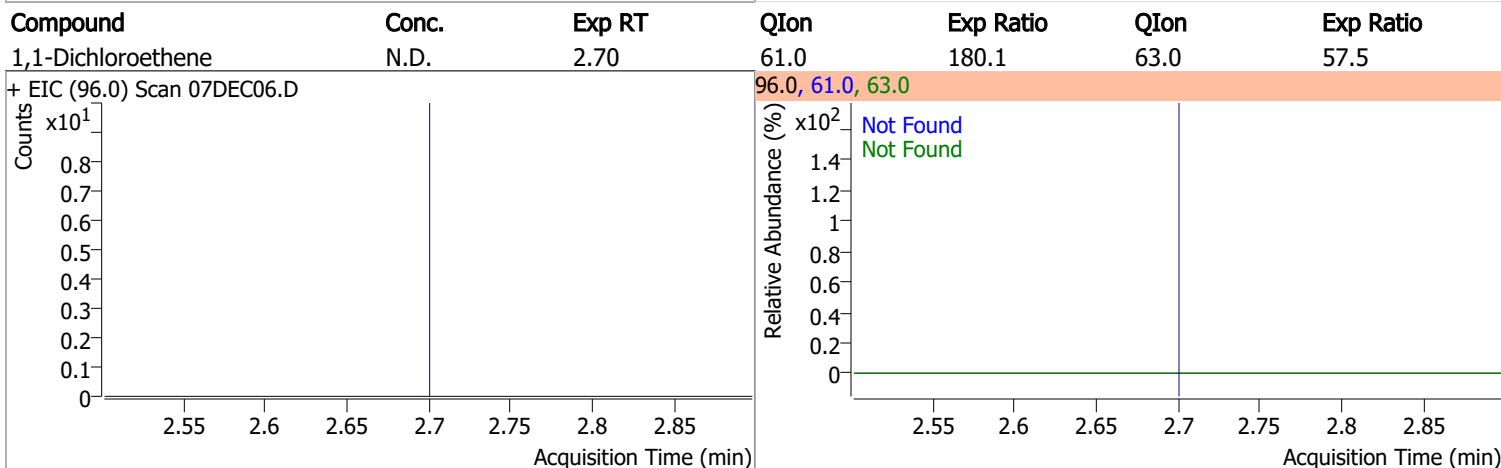
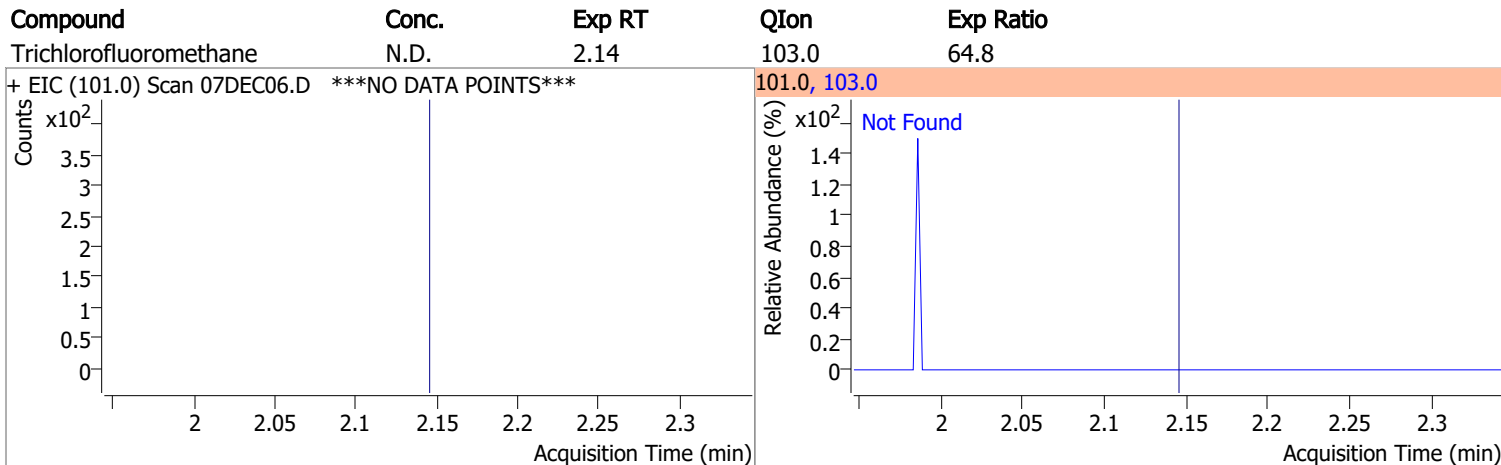
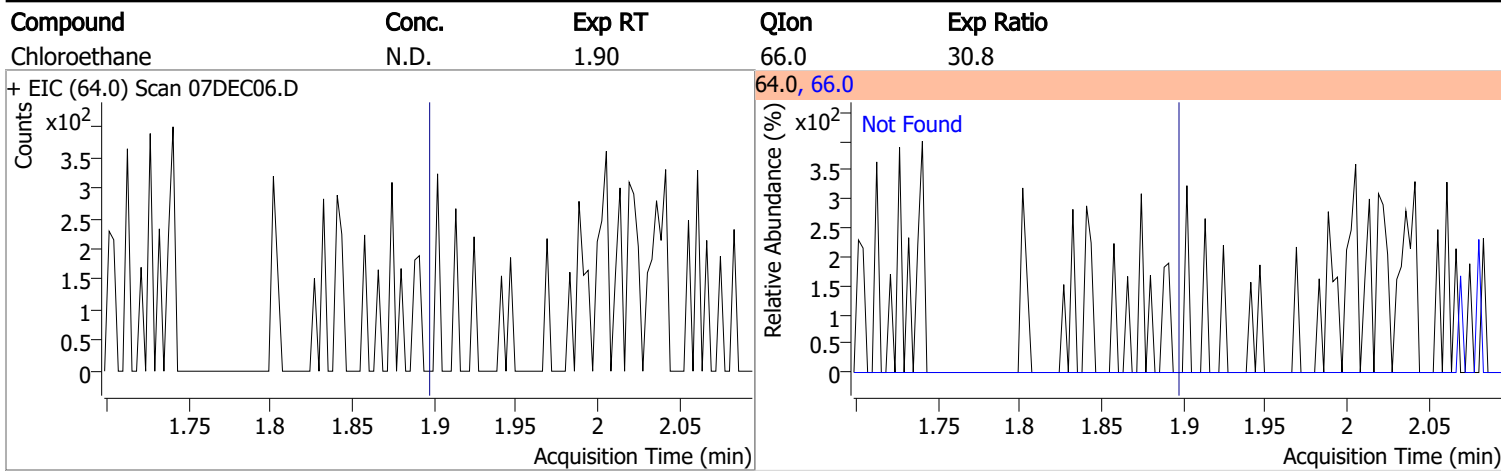
Compound	RT	QIon	Resp.	Conc.	Units		Dev(Min)
T 1,1,1-Trichloroethane	0.000		0	N.D.			
T Carbon tetrachloride	0.000		0	N.D.			
T 1,1-Dichloropropene	0.000		0	N.D.			
T Benzene	0.000		0	N.D.			
T 1,2-Dichloroethane	0.000		0	N.D.			
T Trichloroethene	0.000		0	N.D.			
T 1,2-Dichloropropane	0.000		0	N.D.			
T Dibromomethane	0.000		0	N.D.			
T Bromodichloromethane	0.000		0	N.D.			
T cis-1,3-Dichloropropene	0.000		0	N.D.			
T Toluene	0.000		0	N.D.			
T trans-1,3-Dichloropropene	0.000		0	N.D.			
T 1,1,2-Trichloroethane	0.000		0	N.D.			
T Tetrachloroethene	0.000		0	N.D.			
T 1,3-Dichloropropane	0.000		0	N.D.			
T Chlorodibromomethane	0.000		0	N.D.			
T 1,2-Dibromoethane	0.000		0	N.D.			
T Chlorobenzene	0.000		0	N.D.			
T 1,1,1,2-Tetrachloroethane	0.000		0	N.D.			
T Ethylbenzene	0.000		0	N.D.			
T m+p-Xylenes	10.037	106.0	171	0.1239	ng	#m	77
T o-Xylene	10.433	106.0	28	0.0229	ng	#m	28
T Styrene	0.000		0	N.D.			
T Bromoform	0.000		0	N.D.			
T Bromobenzene	0.000		0	N.D.			
T 1,1,2,2-Tetrachloroethane	0.000		0	N.D.			
T 1,2,3-Trichloropropane	0.000		0	N.D.			
T 2-Chlorotoluene	0.000		0	N.D.			
T 4-Chlorotoluene	0.000		0	N.D.			
T 1,3-Dichlorobenzene	0.000		0	N.D.			
T 1,4-Dichlorobenzene	0.000		0	N.D.			
T 1,2-Dichlorobenzene	0.000		0	N.D.			

(#) = Qualifier Out of Range; (m) = Manual Integration; (+) = Area Summed; (*) = Surrogate Percent Recovery Out of Range; (d): Zeroed Peak

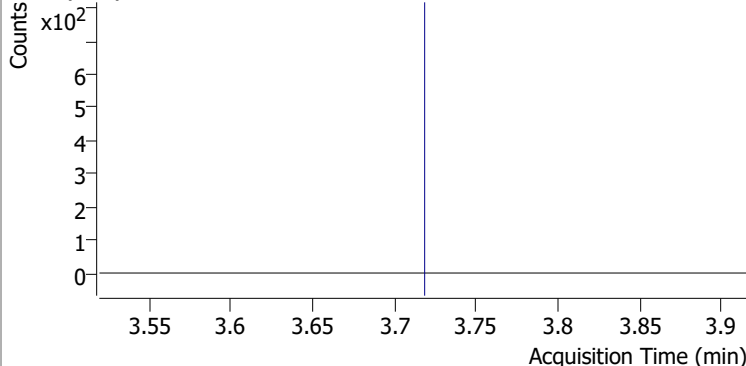
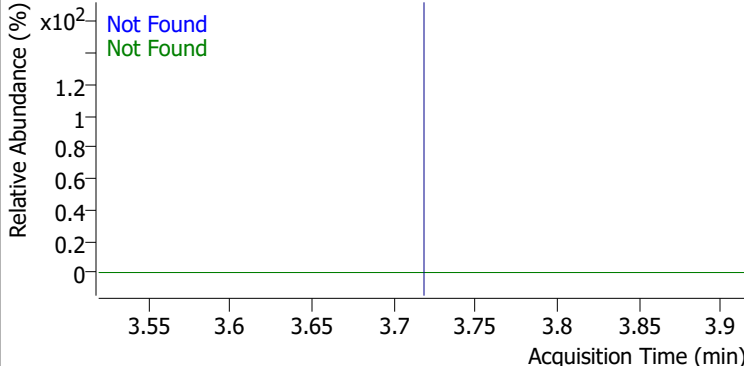
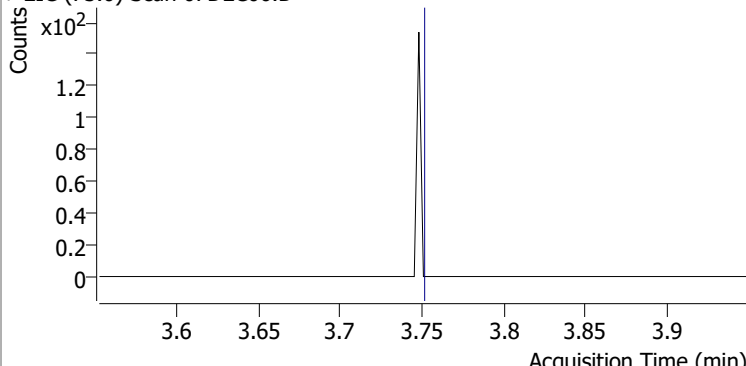
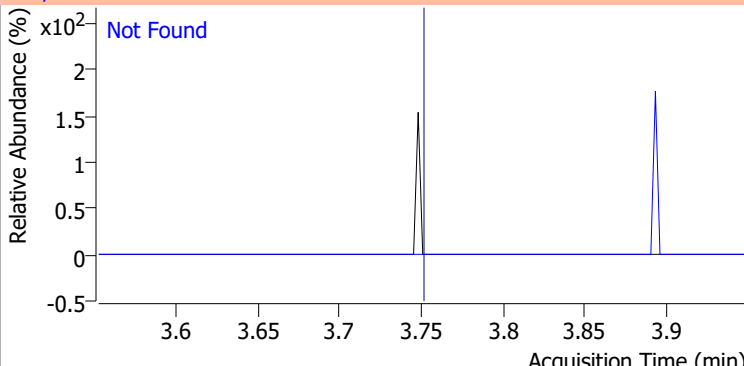
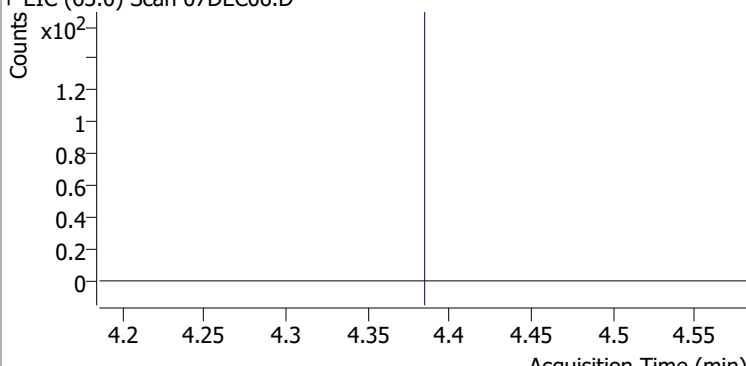
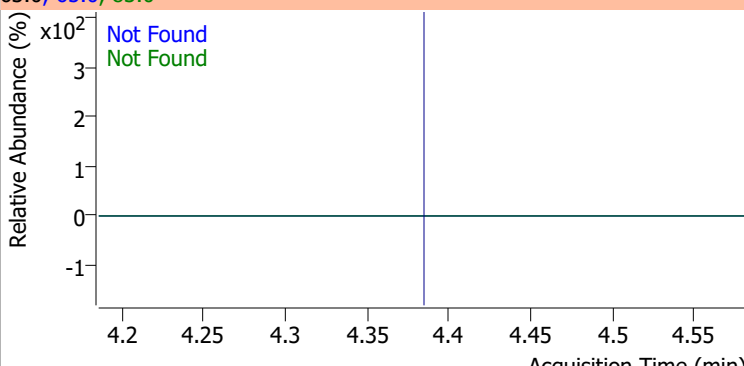
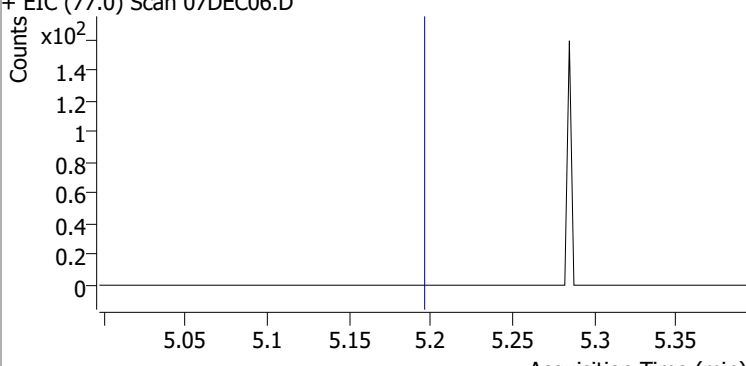
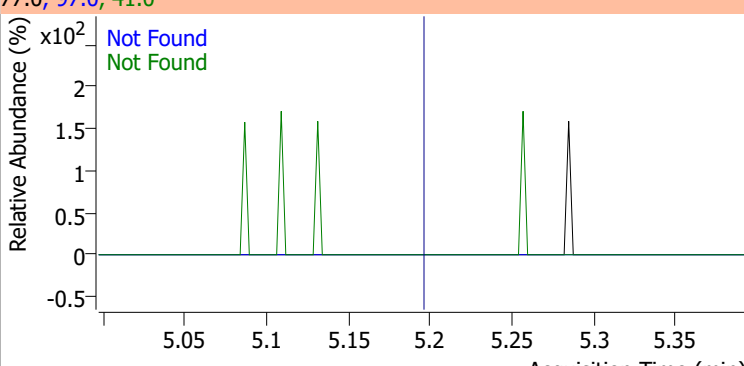
Quantitation Results Report (QT Reviewed)

Compound	Conc.	Exp RT	QIon	Exp Ratio
Dichlorodifluoromethane	N.D.	1.24	87.0	32.0
+ EIC (85.0) Scan 07DEC06.D ***NO DATA POINTS***			85.0, 87.0	
				
Chloromethane	N.D.	1.41	52.0	32.7
+ EIC (50.0) Scan 07DEC06.D			50.0, 52.0	
				
Vinyl chloride	N.D.	1.50	64.0	31.6
+ EIC (62.0) Scan 07DEC06.D ***NO DATA POINTS***			62.0, 64.0	
				
Bromomethane	N.D.	1.80	94.0	106.0
+ EIC (96.0) Scan 07DEC06.D			96.0, 94.0	
				

Quantitation Results Report (QT Reviewed)

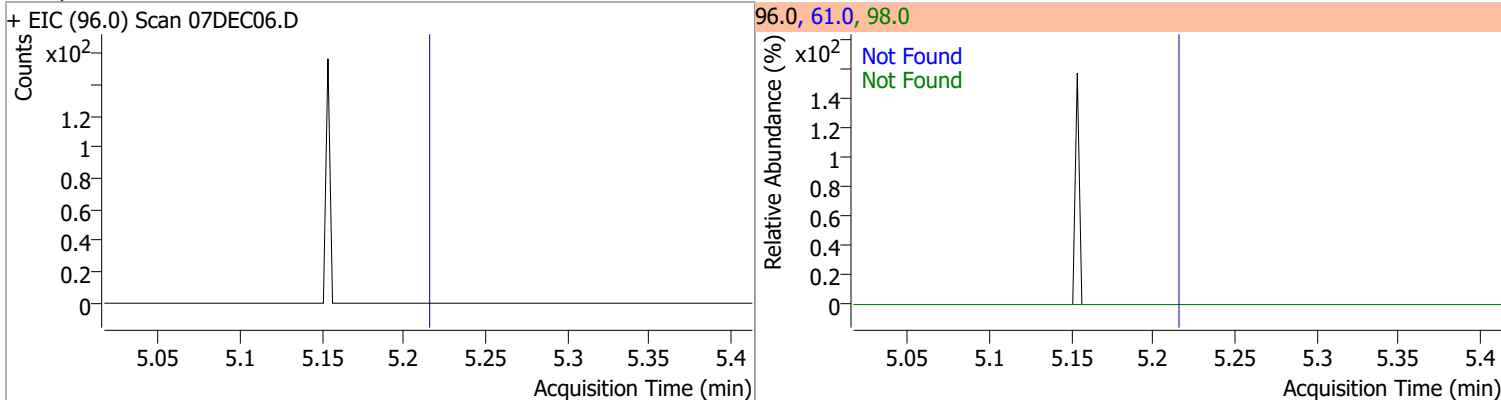


Quantitation Results Report (QT Reviewed)

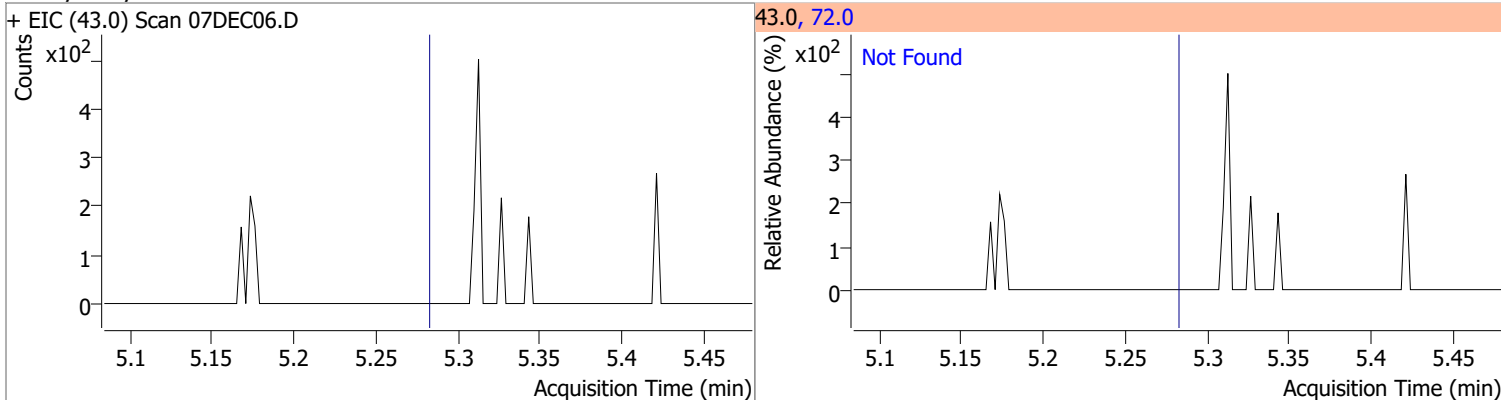
Compound	Conc.	Exp RT	QIon	Exp Ratio	QIon	Exp Ratio
trans-1,2-Dichloroethene	N.D.	3.72	61.0	155.1	98.0	62.8
+ EIC (96.0) Scan 07DEC06.D			96.0, 61.0, 98.0			
						
Methyl tert-butyl ether (MTBE)	N.D.	3.75	57.0	23.9		
+ EIC (73.0) Scan 07DEC06.D			73.0, 57.0			
						
1,1-Dichloroethane	N.D.	4.38	65.0	31.7	83.0	12.8
+ EIC (63.0) Scan 07DEC06.D			63.0, 65.0, 83.0			
						
2,2-Dichloropropane	N.D.	5.20	41.0	59.0	97.0	21.8
+ EIC (77.0) Scan 07DEC06.D			77.0, 97.0, 41.0			
						

Quantitation Results Report (QT Reviewed)

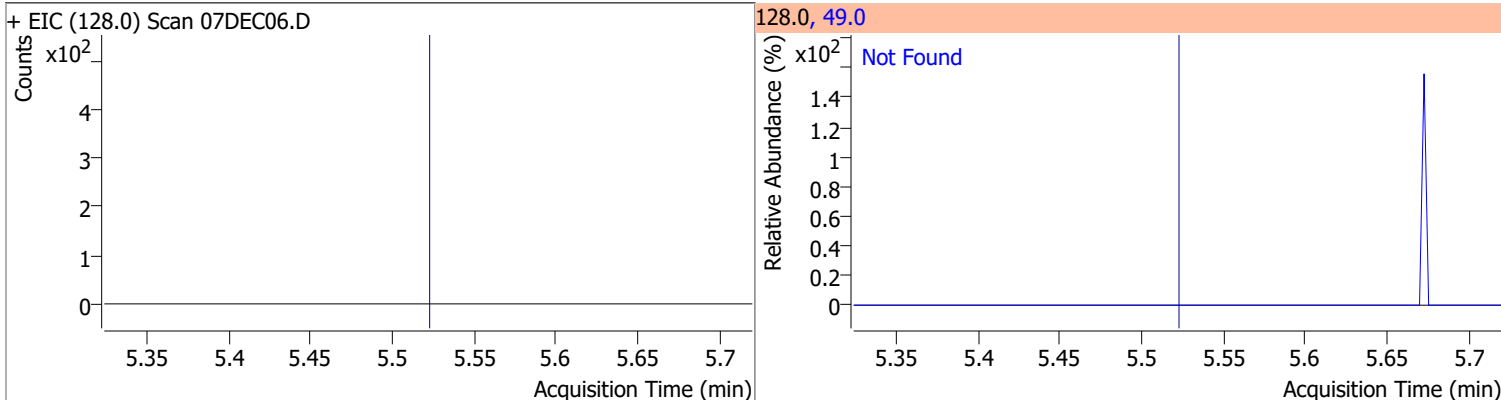
Compound	Conc.	Exp RT	QIon	Exp Ratio	QIon	Exp Ratio
cis-1,2-Dichloroethene	N.D.	5.21	61.0	163.3	98.0	64.4



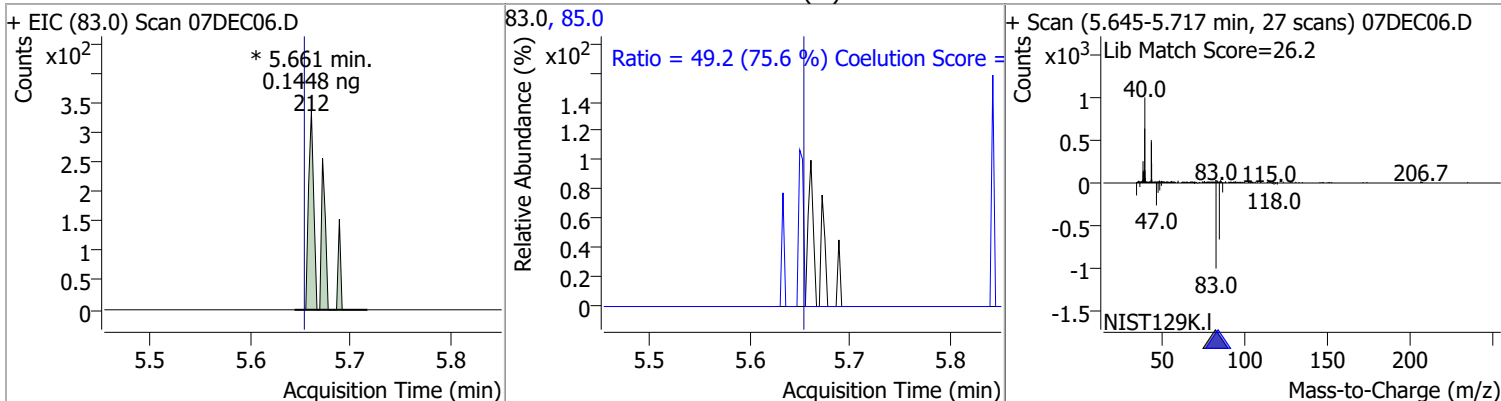
Compound	Conc.	Exp RT	QIon	Exp Ratio
Methyl ethyl ketone	N.D.	5.28	72.0	22.2



Compound	Conc.	Exp RT	QIon	Exp Ratio
Bromochloromethane	N.D.	5.52	49.0	184.6

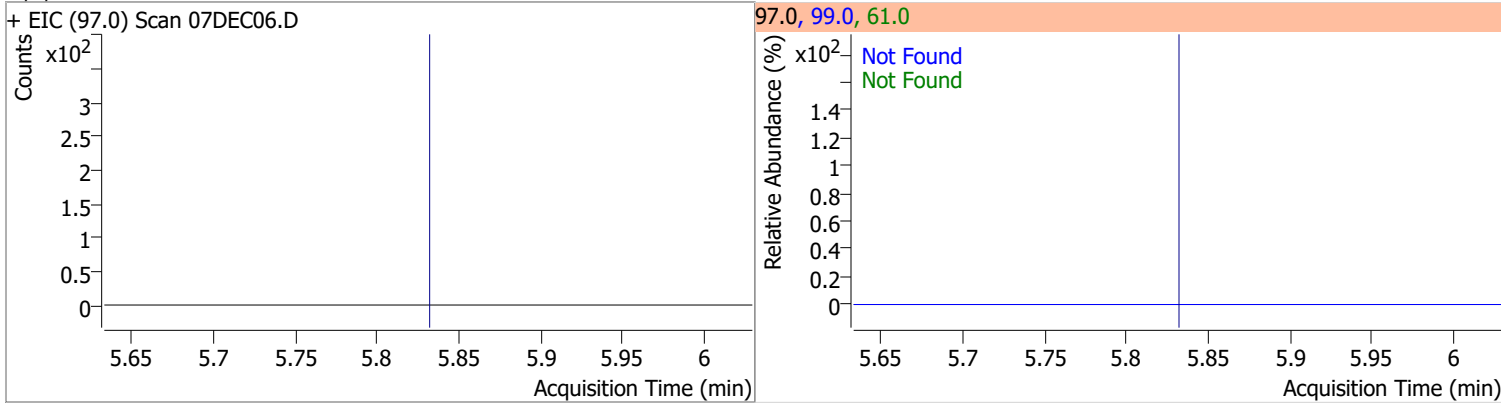


Compound	Conc.	RT	Dev(Min)	Resp.	QIon	QRatio	Lower	Upper
Chloroform	0.1448	5.66	0.01	212 (m)	85.0	49.2	35.1	95.1

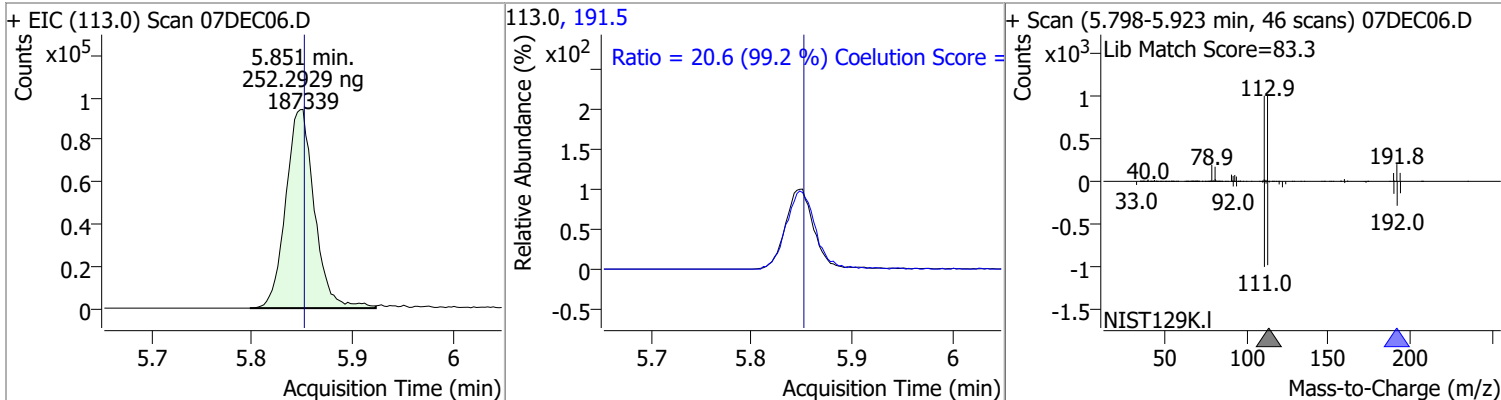


Quantitation Results Report (QT Reviewed)

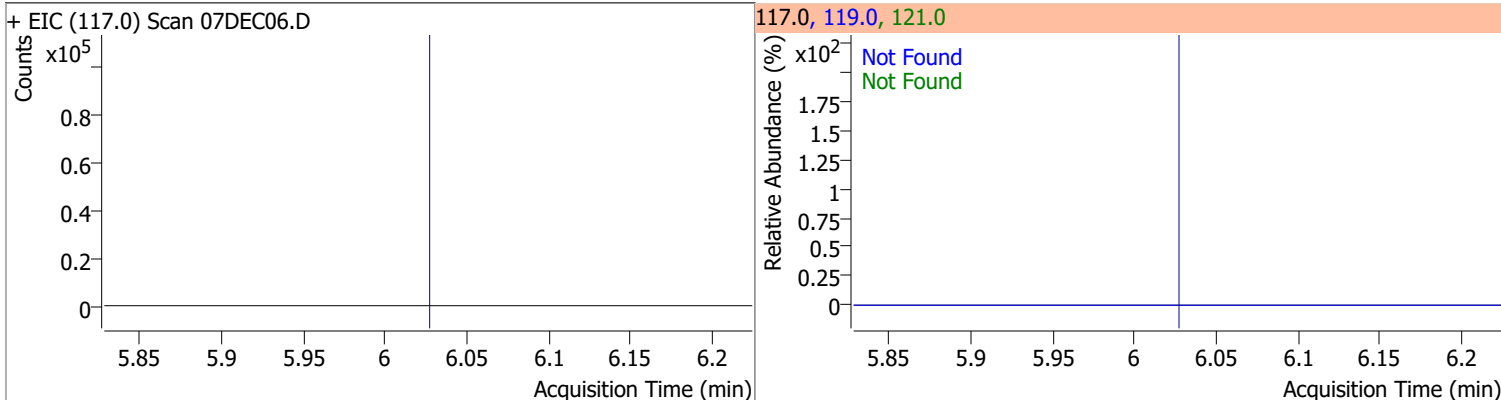
Compound	Conc.	Exp RT	QIon	Exp Ratio	QIon	Exp Ratio
1,1,1-Trichloroethane	N.D.	5.83	99.0	65.7	61.0	45.0



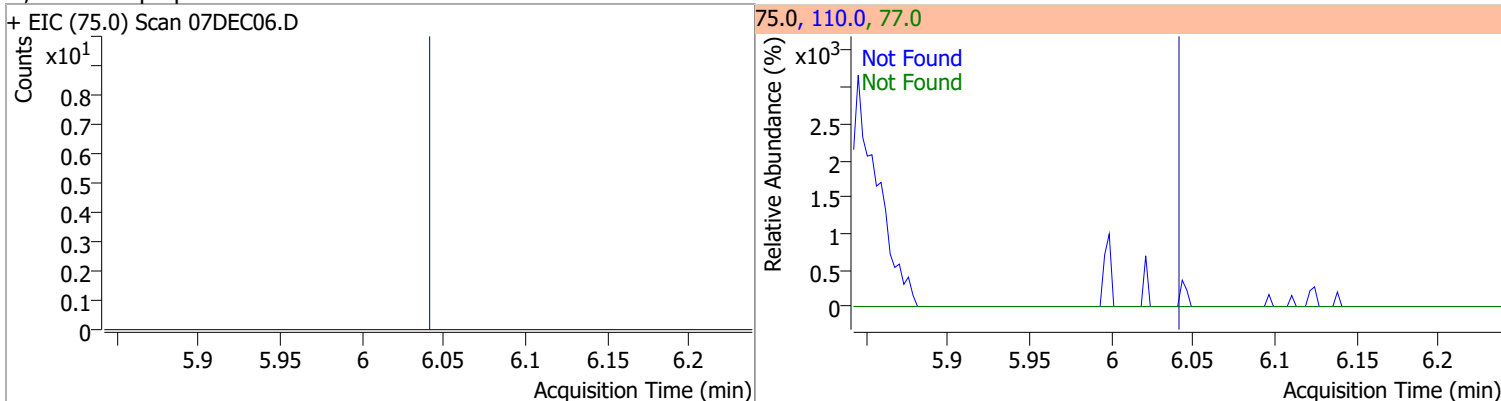
Compound	Conc.	RT	Dev(Min)	Resp.	QIon	QRatio	Lower	Upper
Dibromofluoromethane	252.2929	5.85	0.00	187339	191.5	20.6	0.0	50.7



Compound	Conc.	Exp RT	QIon	Exp Ratio	QIon	Exp Ratio
Carbon tetrachloride	N.D.	6.03	119.0	97.5	121.0	30.4

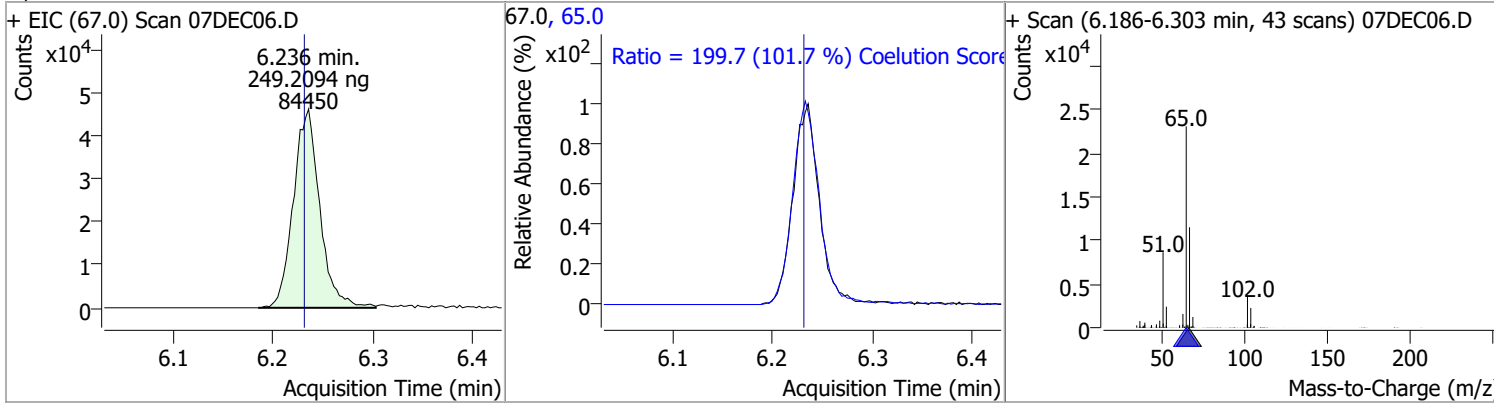


Compound	Conc.	Exp RT	QIon	Exp Ratio	QIon	Exp Ratio
1,1-Dichloropropene	N.D.	6.04	110.0	35.4	77.0	30.5

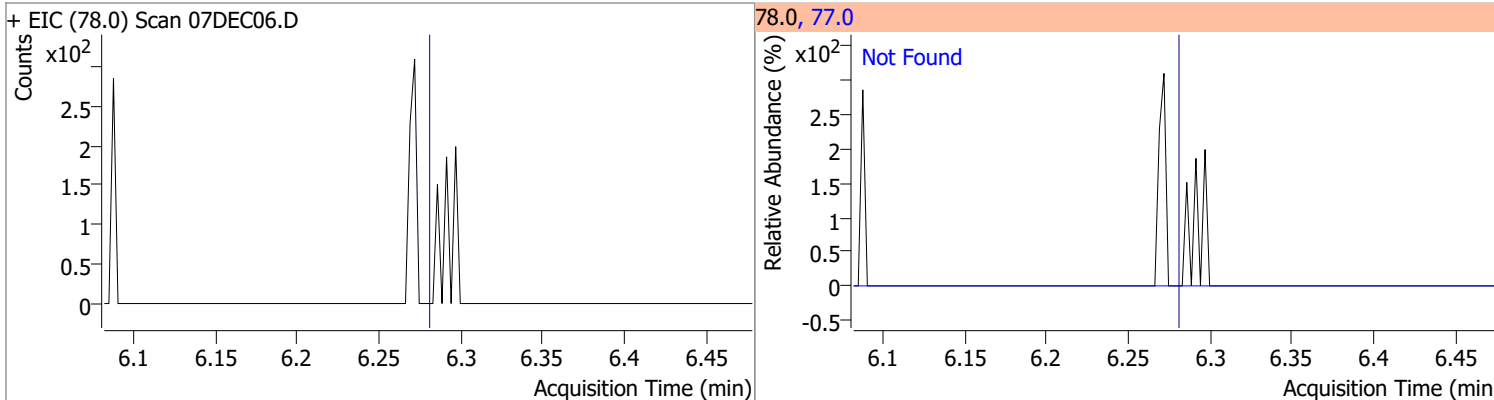


Quantitation Results Report (QT Reviewed)

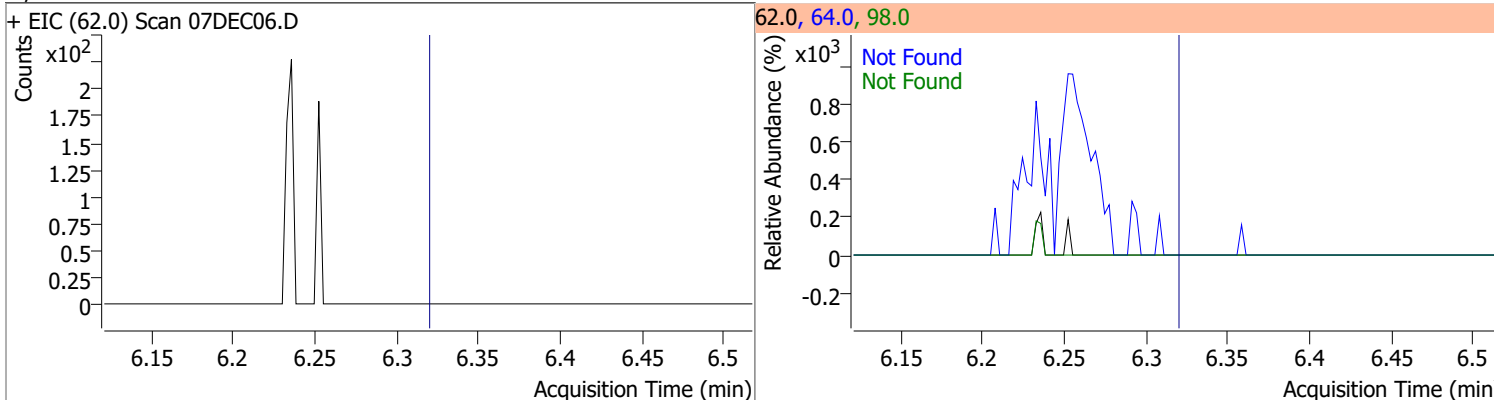
Compound	Conc.	RT	Dev(Min)	Resp.	QIon	QRatio	Lower	Upper
1,2-Dichloroethane-d4	249.2094	6.24	0.01	84450	65.0	199.7	166.3	226.3



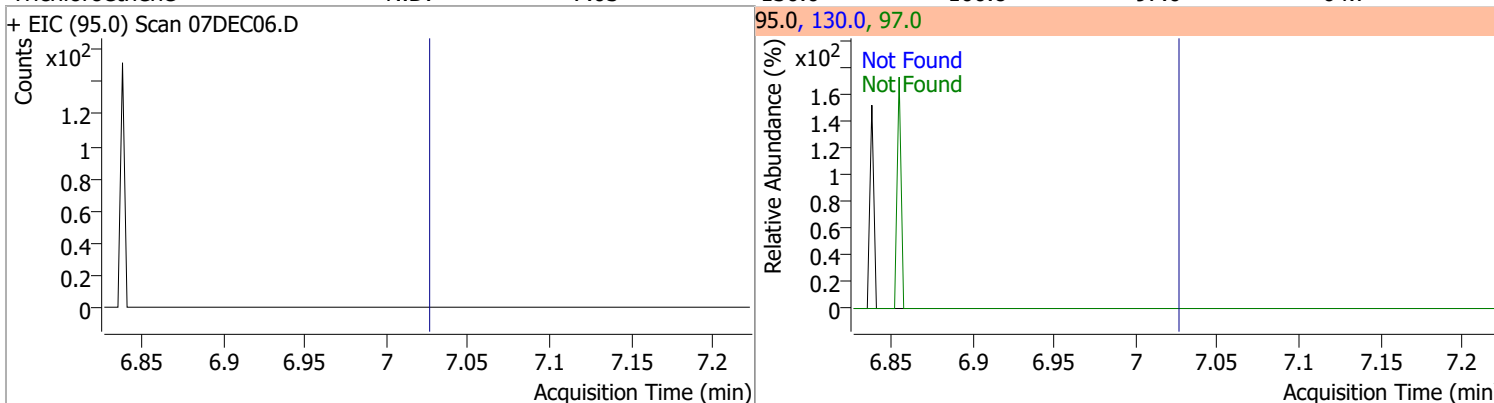
Compound	Conc.	Exp RT	QIon	Exp Ratio
Benzene	N.D.	6.28	77.0	23.5



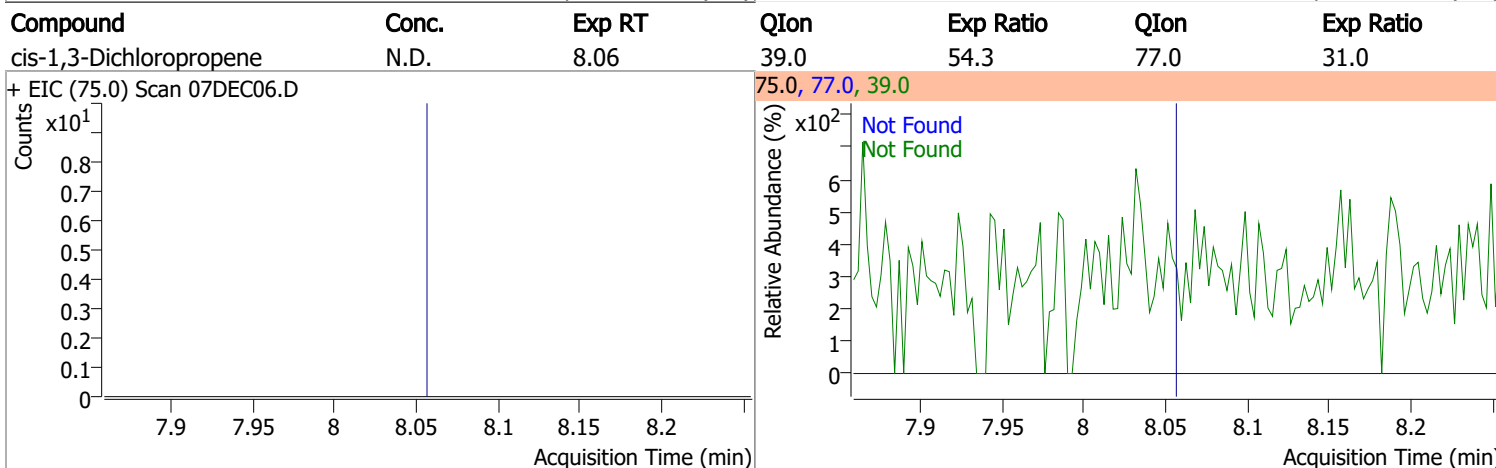
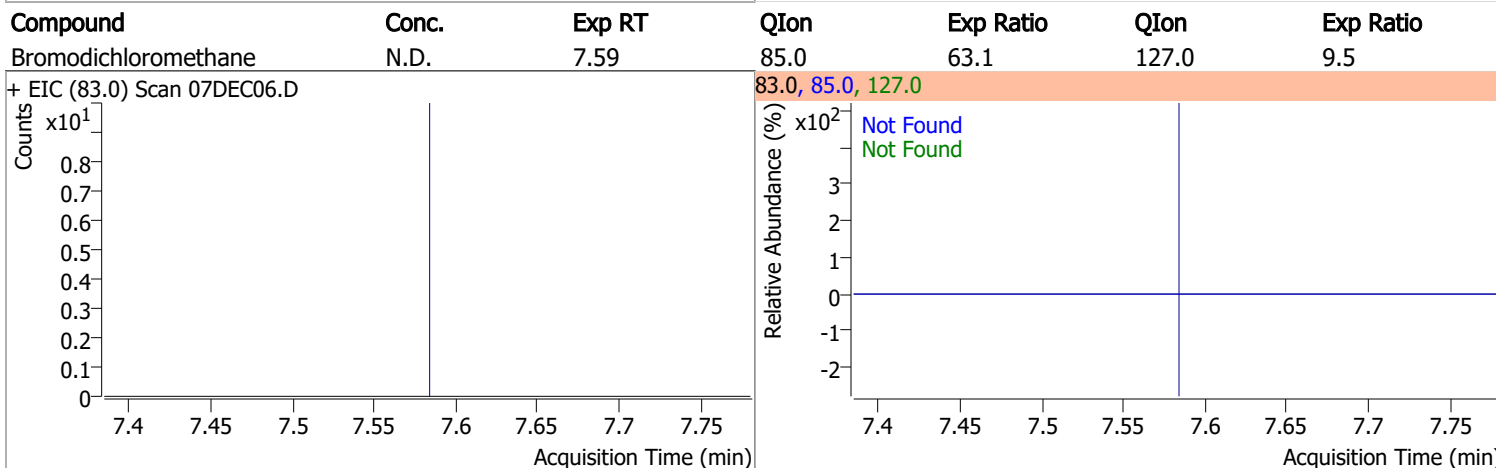
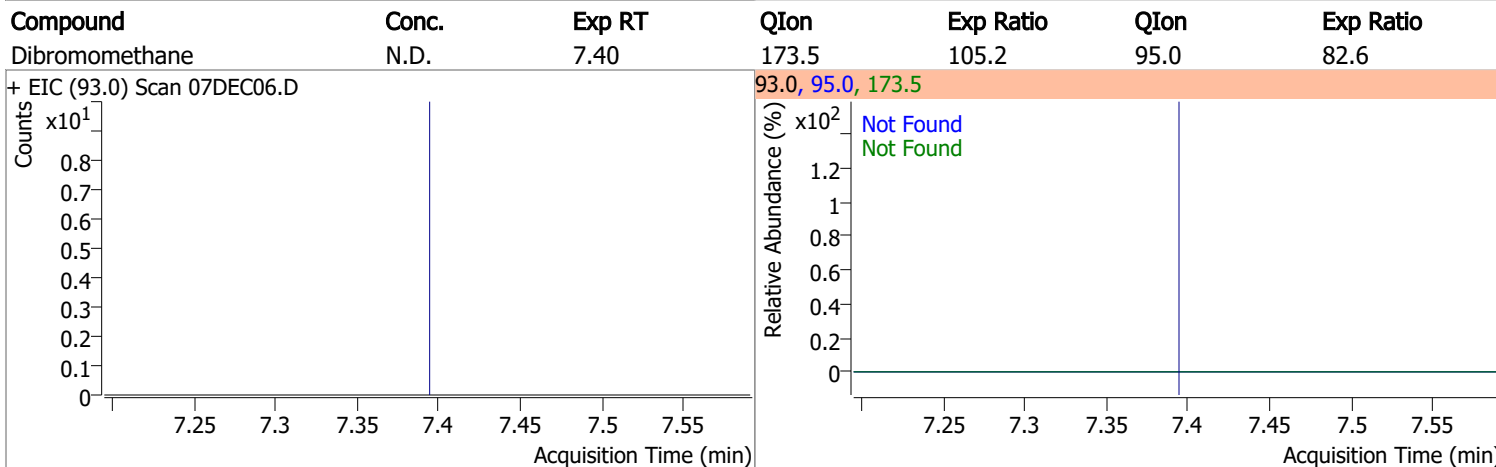
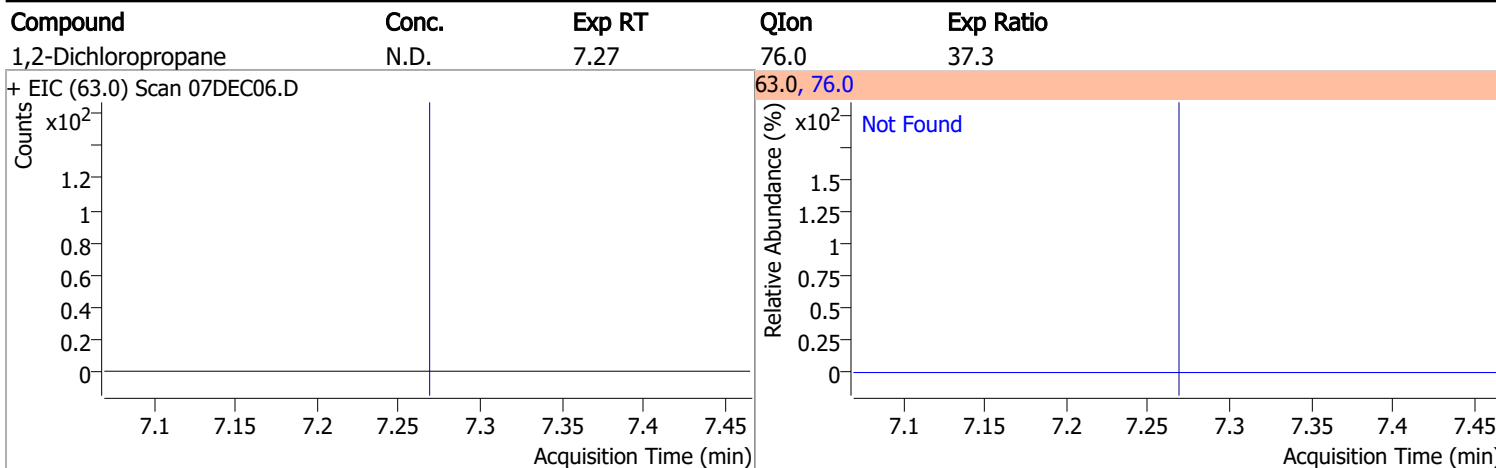
Compound	Conc.	Exp RT	QIon	Exp Ratio	QIon	Exp Ratio
1,2-Dichloroethane	N.D.	6.32	64.0	32.3	98.0	8.2



Compound	Conc.	Exp RT	QIon	Exp Ratio	QIon	Exp Ratio
Trichloroethene	N.D.	7.03	130.0	100.8	97.0	64.7

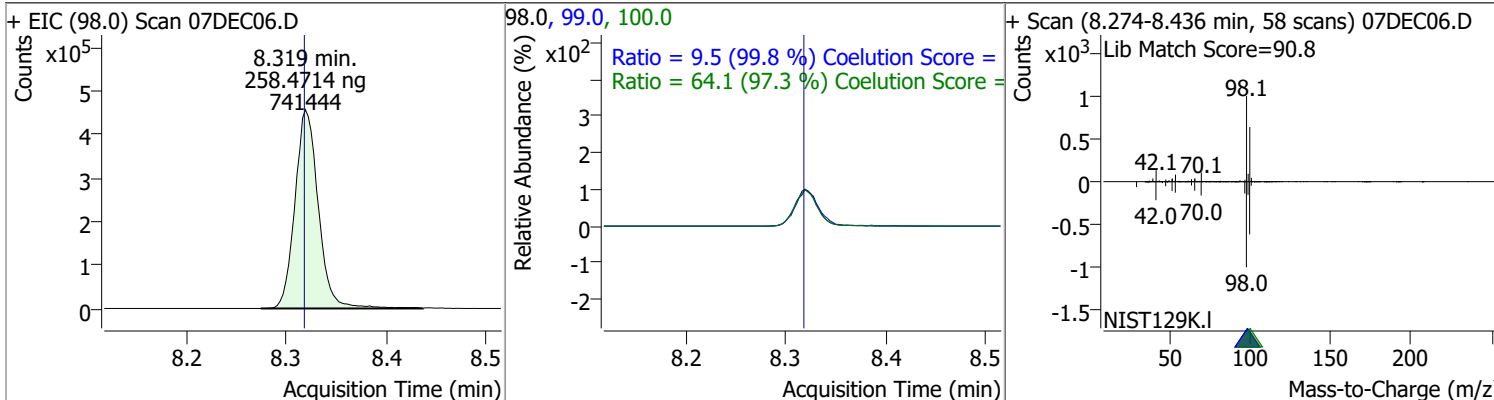


Quantitation Results Report (QT Reviewed)

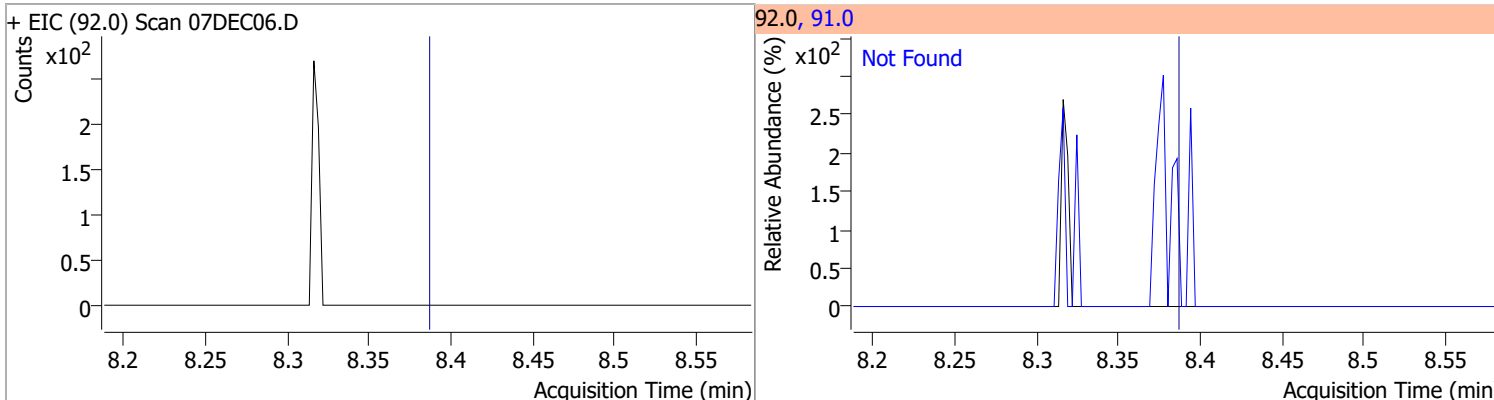


Quantitation Results Report (QT Reviewed)

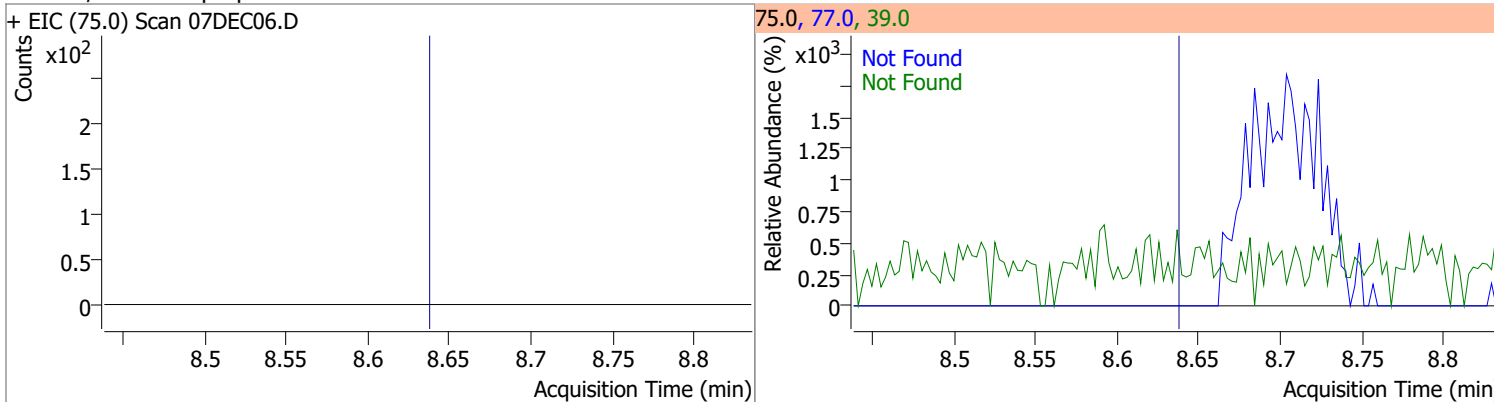
Compound	Conc.	RT	Dev(Min)	Resp.	QIon	QRatio	Lower	Upper
Toluene-d8	258.4714	8.32	0.00	741444	100.0	64.1	35.9	95.9
					99.0	9.5	0.0	39.5



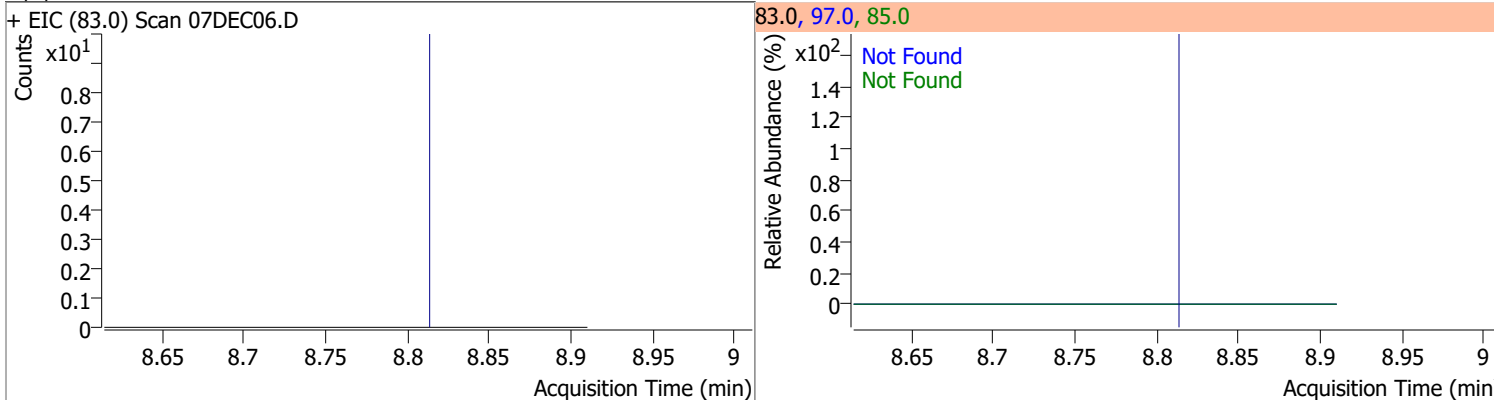
Compound	Conc.	Exp RT	QIon	Exp Ratio
Toluene	N.D.	8.39	91.0	174.3



Compound	Conc.	Exp RT	QIon	Exp Ratio	QIon	Exp Ratio
trans-1,3-Dichloropropene	N.D.	8.64	39.0	52.1	77.0	32.0

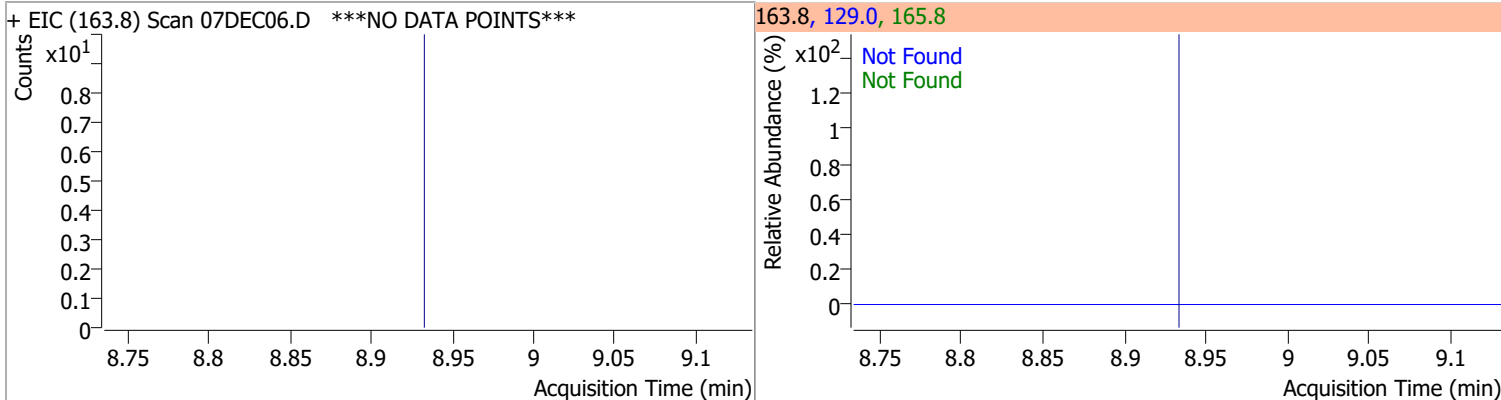


Compound	Conc.	Exp RT	QIon	Exp Ratio	QIon	Exp Ratio
1,1,2-Trichloroethane	N.D.	8.82	97.0	114.3	85.0	61.5

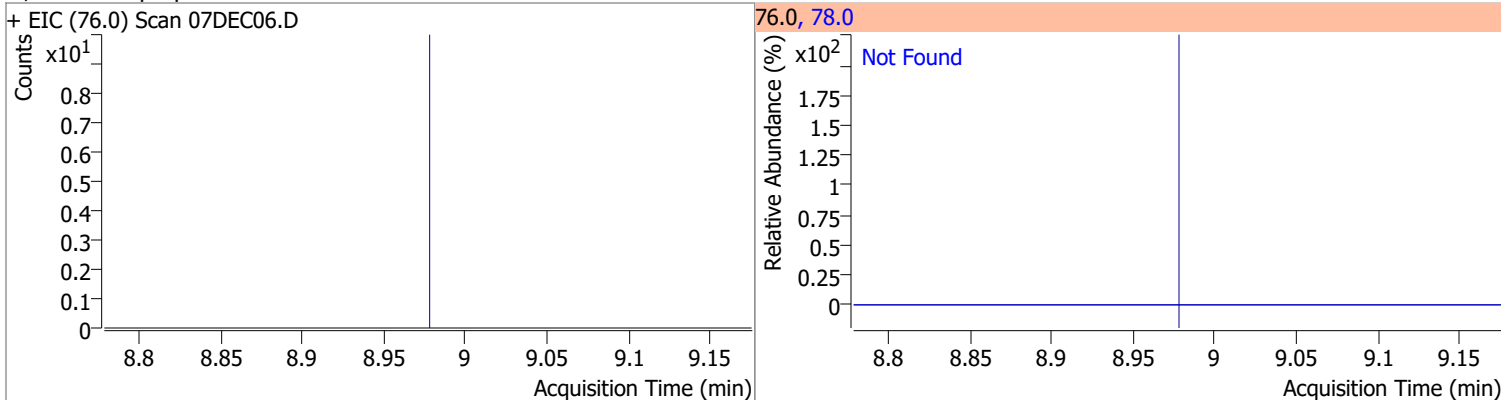


Quantitation Results Report (QT Reviewed)

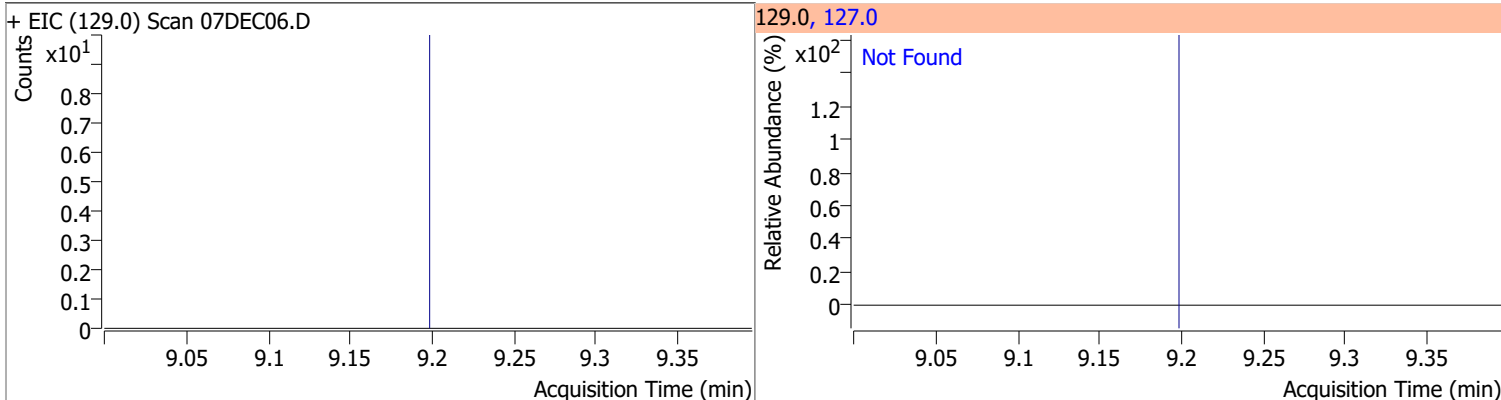
Compound	Conc.	Exp RT	QIon	Exp Ratio	QIon	Exp Ratio
Tetrachloroethene	N.D.	8.94	165.8	128.3	129.0	95.3



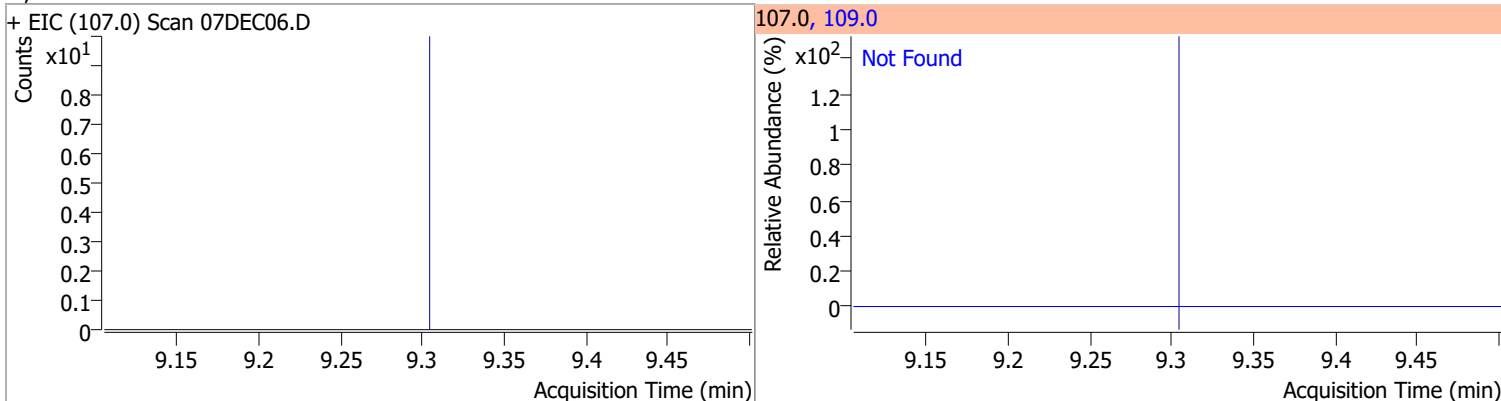
Compound	Conc.	Exp RT	QIon	Exp Ratio
1,3-Dichloropropane	N.D.	8.98	78.0	32.1



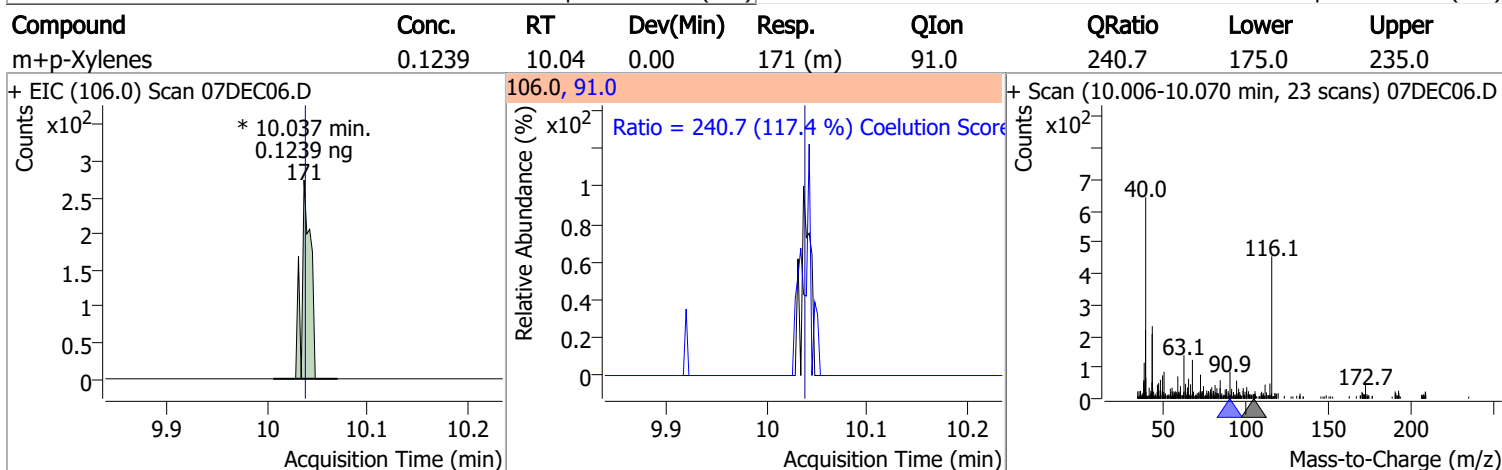
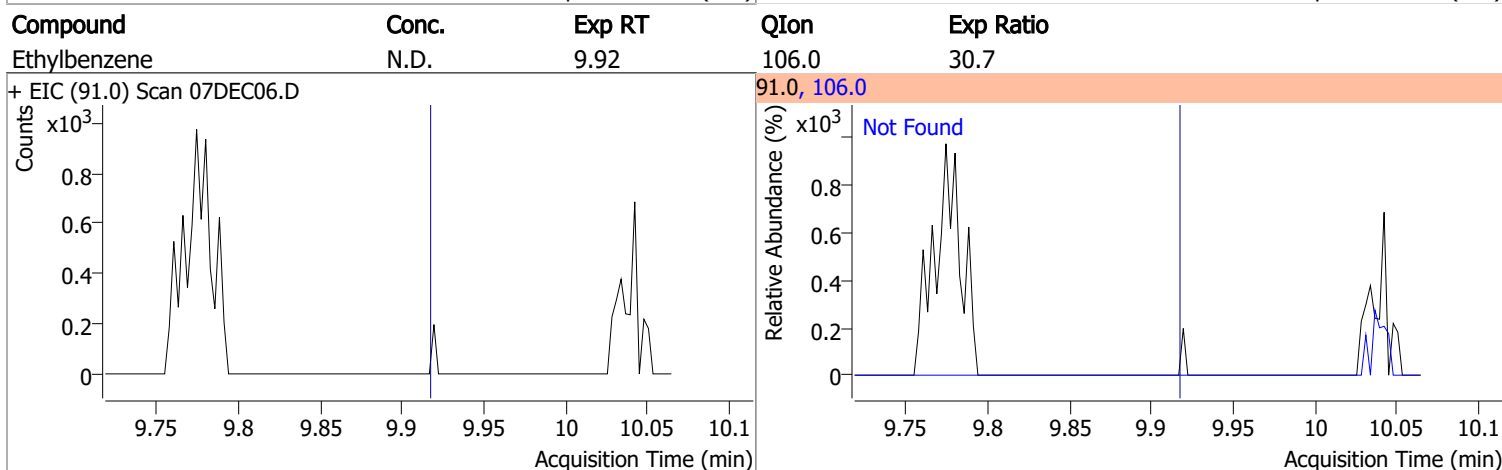
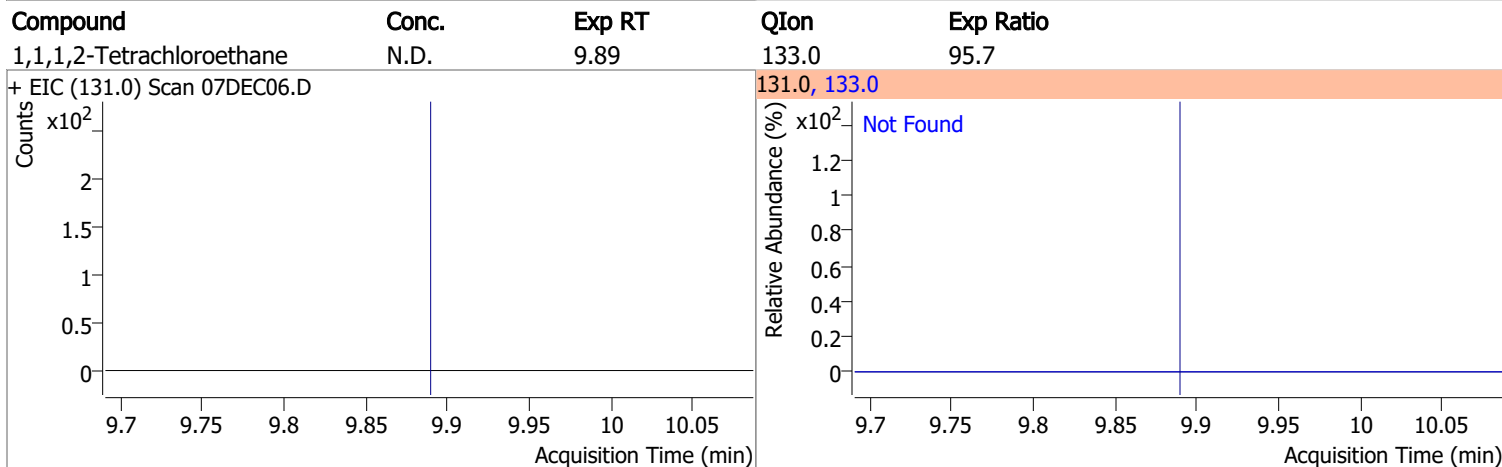
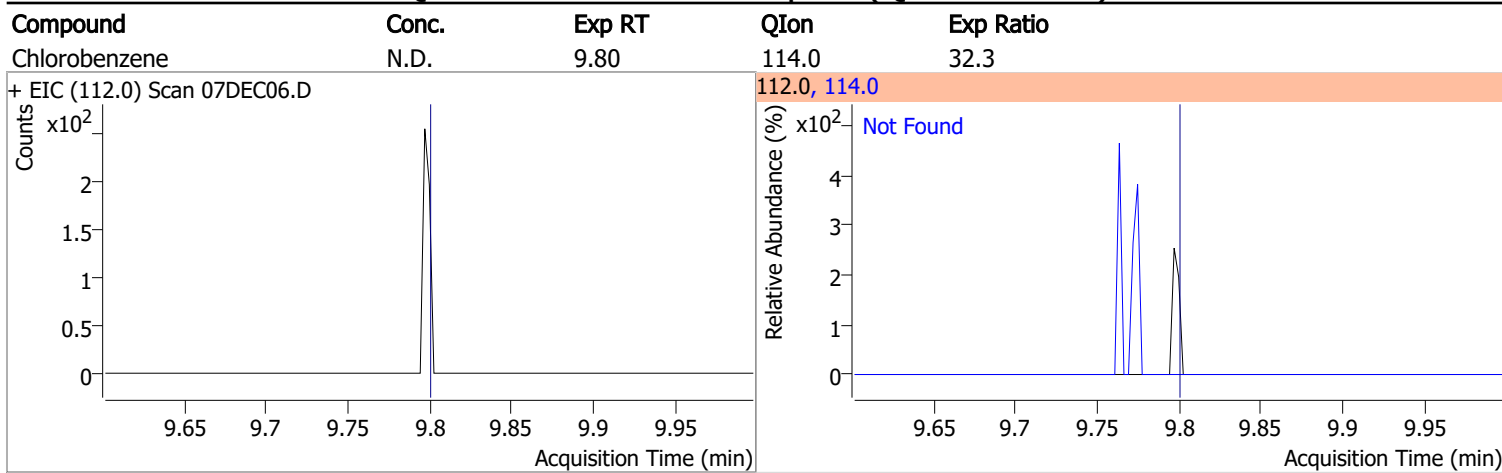
Compound	Conc.	Exp RT	QIon	Exp Ratio
Chlorodibromomethane	N.D.	9.20	127.0	75.3



Compound	Conc.	Exp RT	QIon	Exp Ratio
1,2-Dibromoethane	N.D.	9.31	109.0	97.2

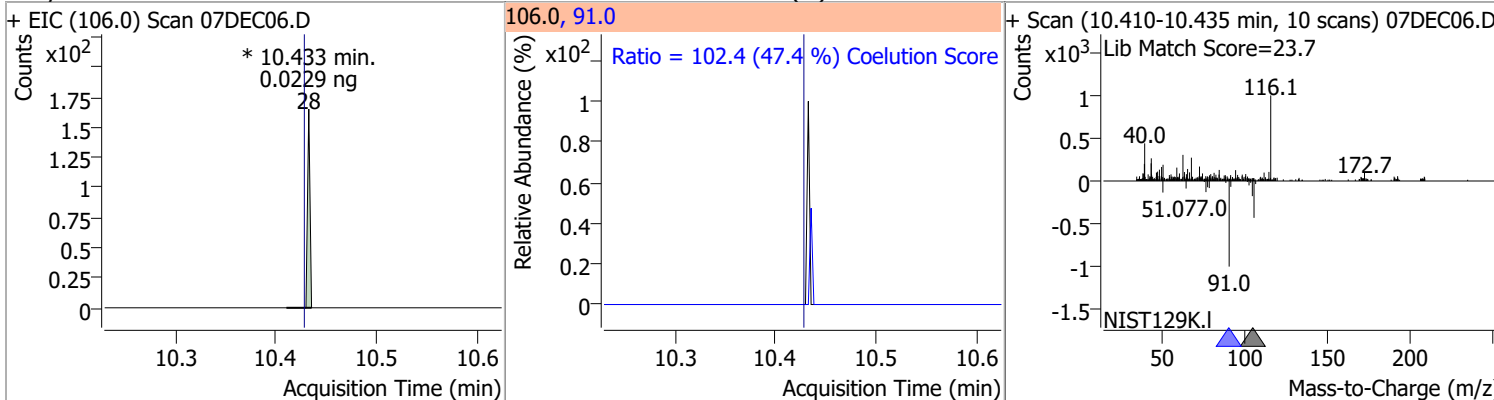


Quantitation Results Report (QT Reviewed)

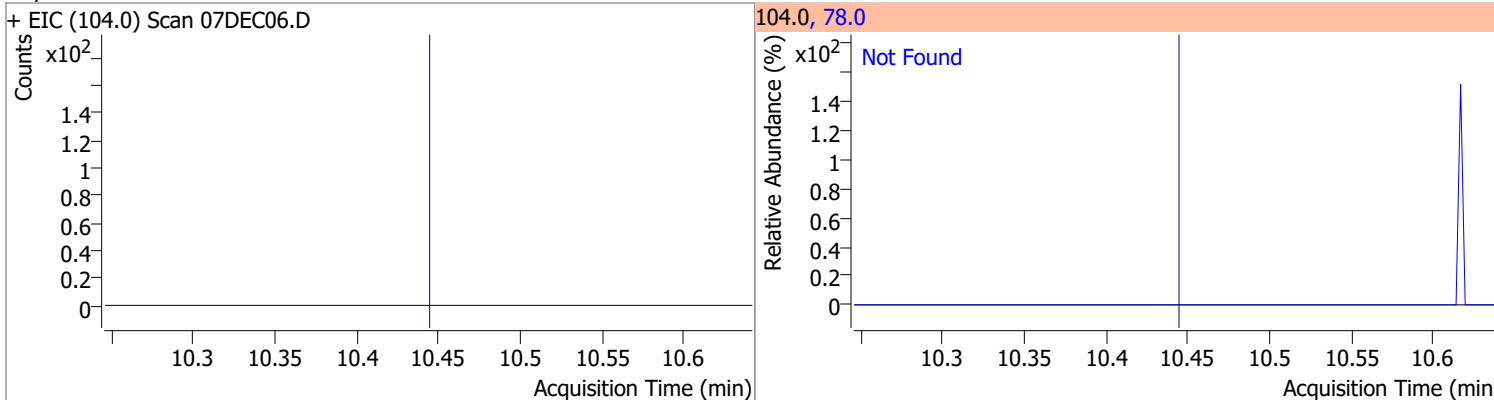


Quantitation Results Report (QT Reviewed)

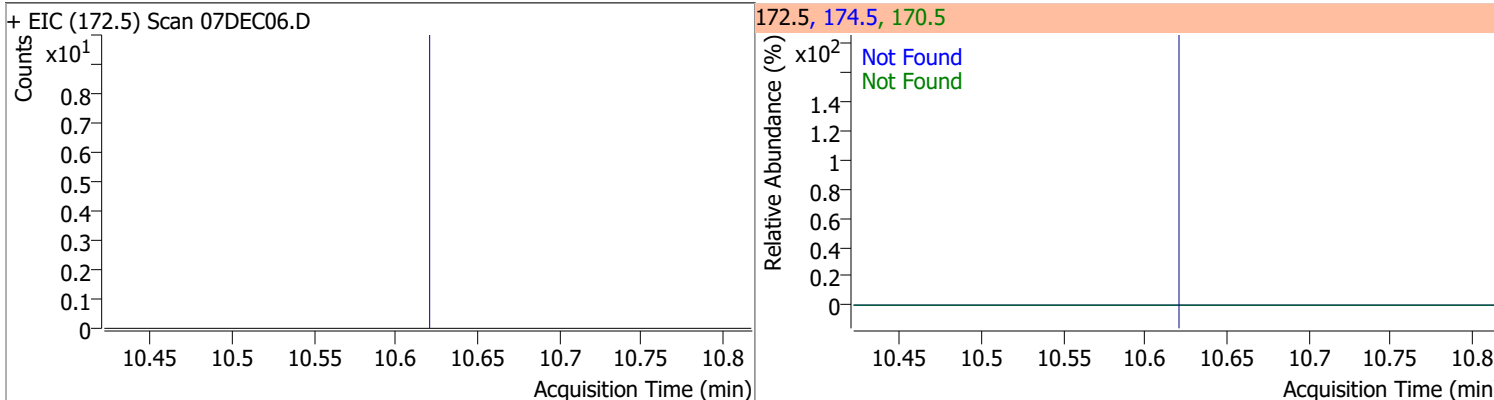
Compound	Conc.	RT	Dev(Min)	Resp.	QIon	QRatio	Lower	Upper
o-Xylene	0.0229	10.43	0.00	28 (m)	91.0	102.4	186.1	246.1



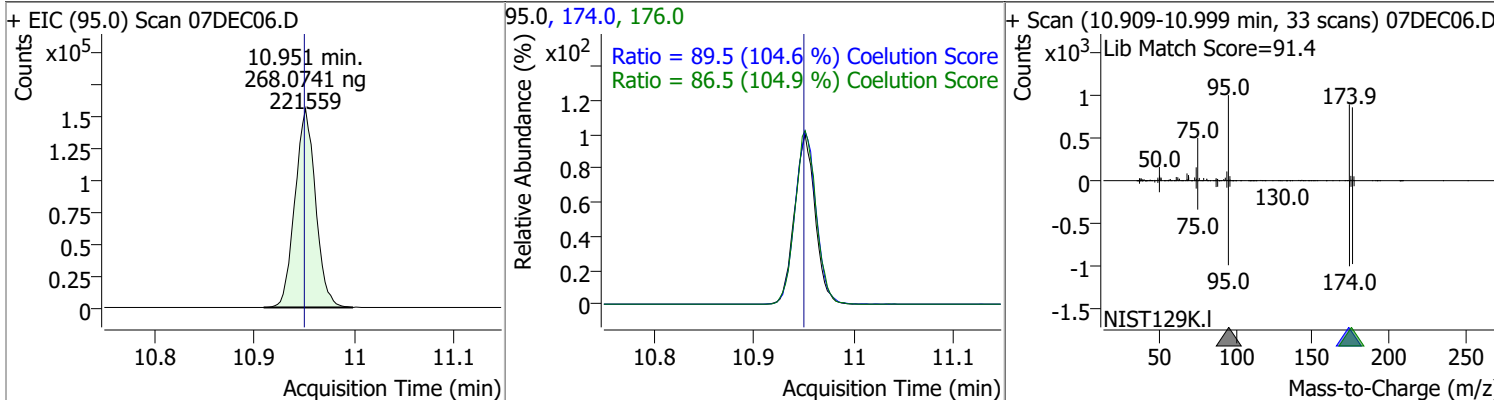
Compound	Conc.	Exp RT	QIon	Exp Ratio
Styrene	N.D.	10.45	78.0	50.6



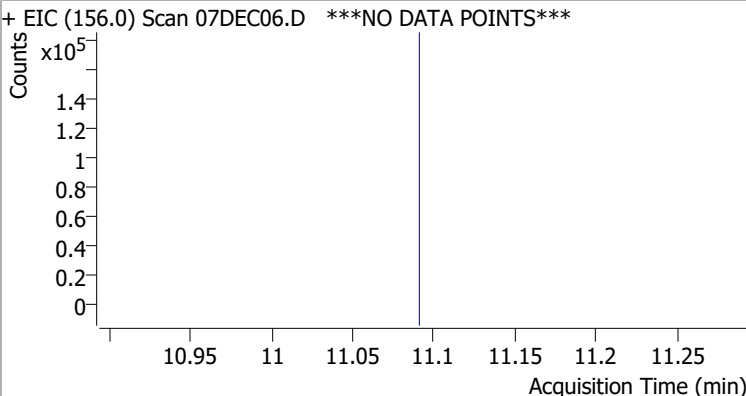
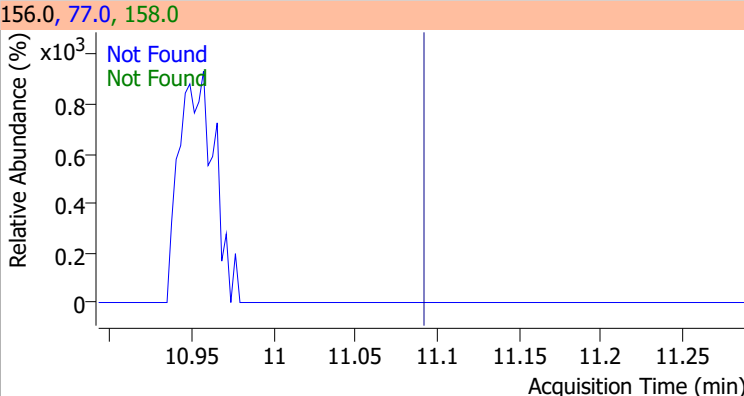
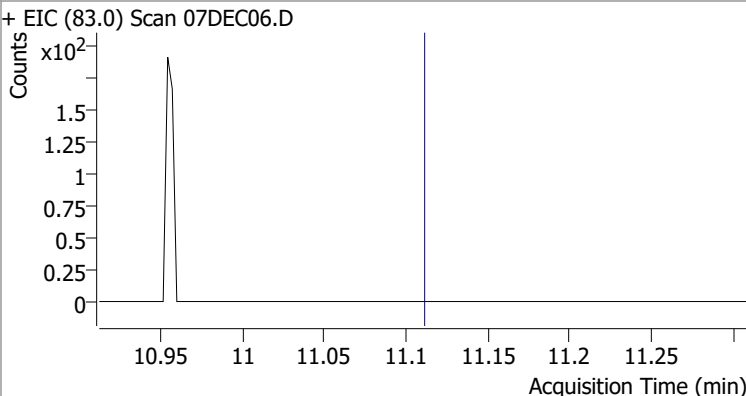
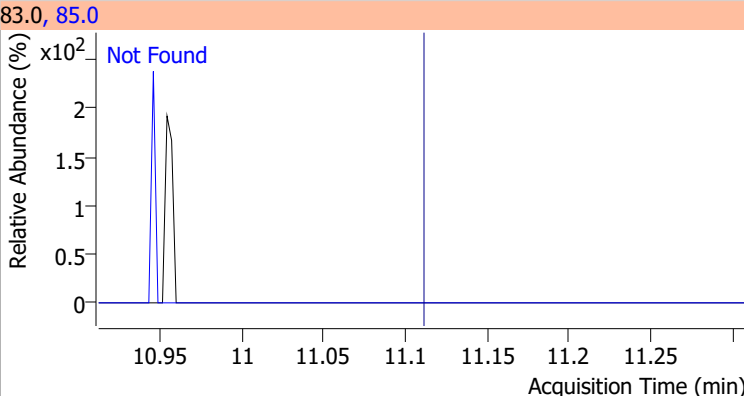
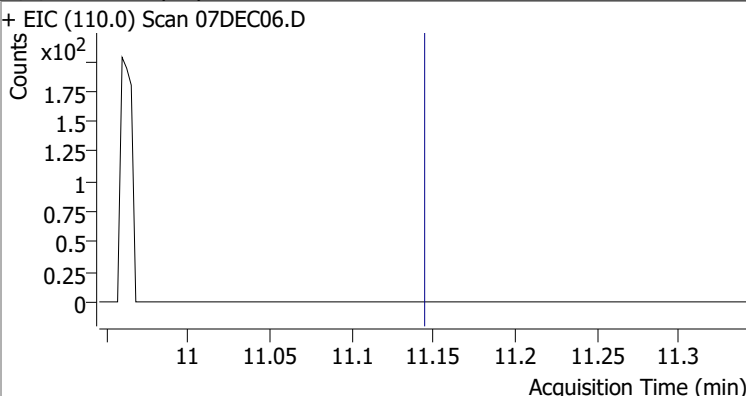
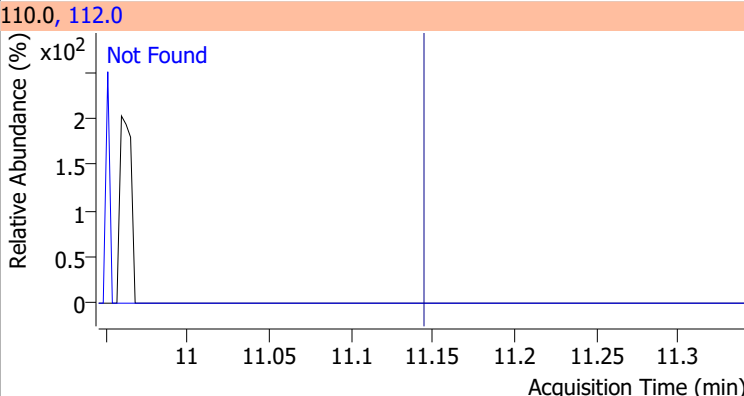
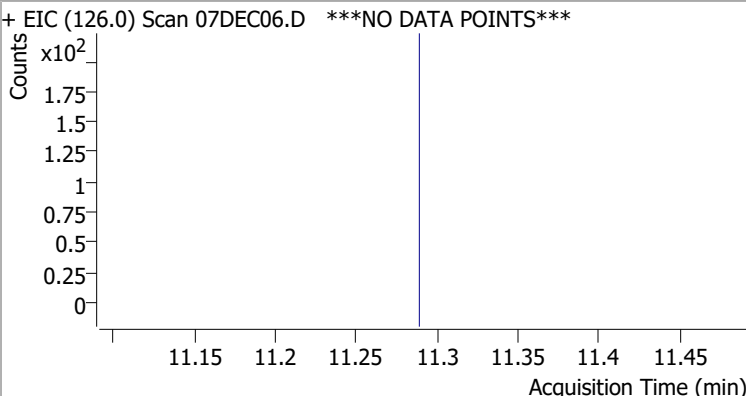
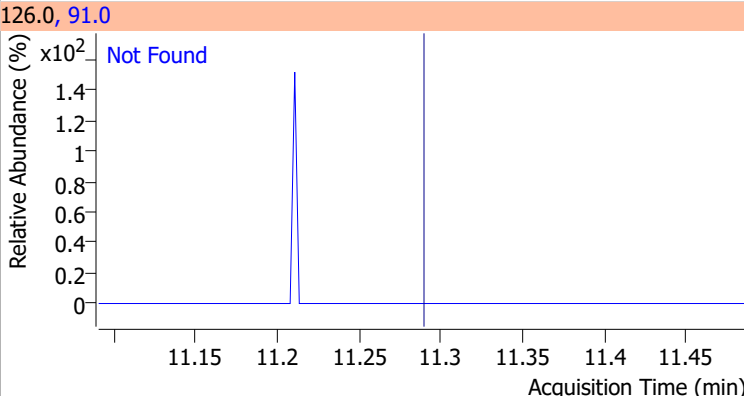
Compound	Conc.	Exp RT	QIon	Exp Ratio	QIon	Exp Ratio
Bromoform	N.D.	10.62	170.5	52.7	174.5	50.7



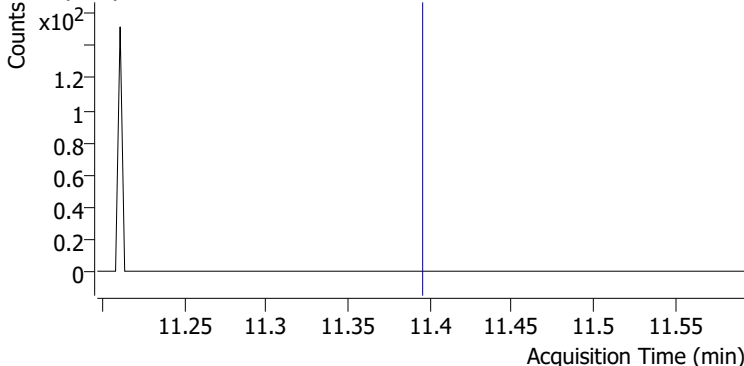
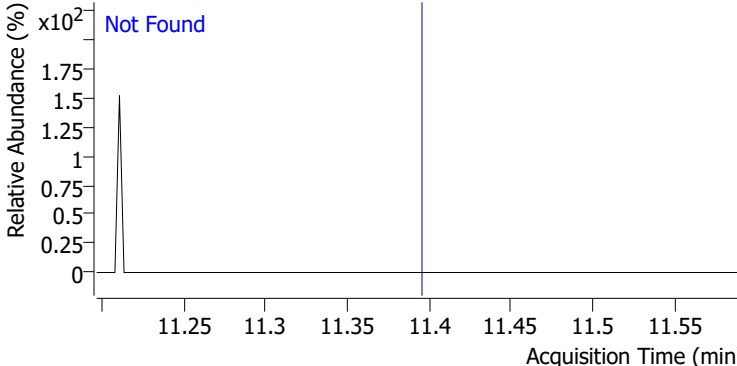
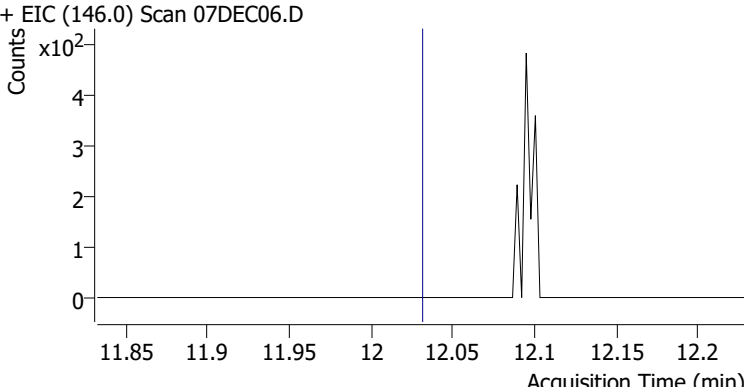
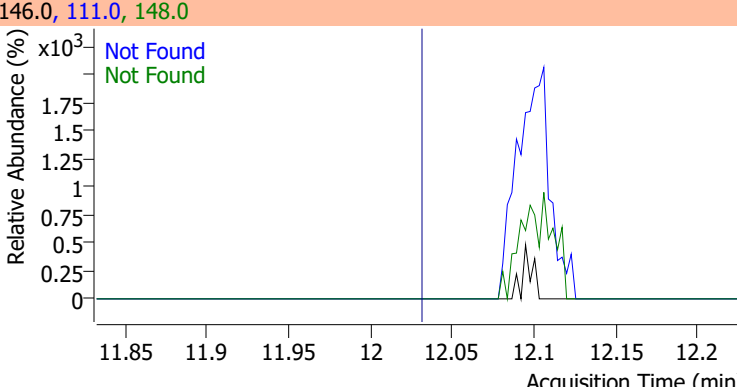
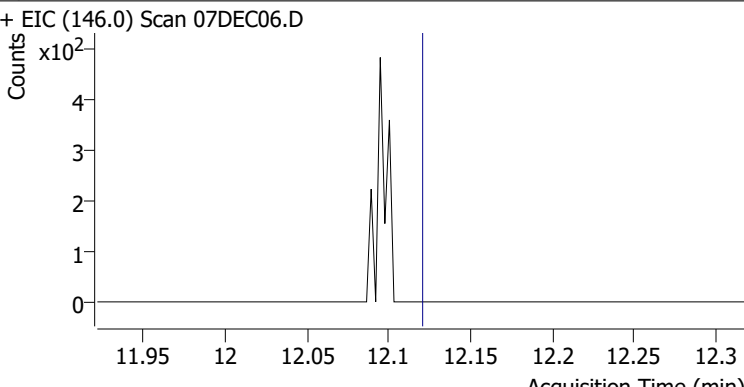
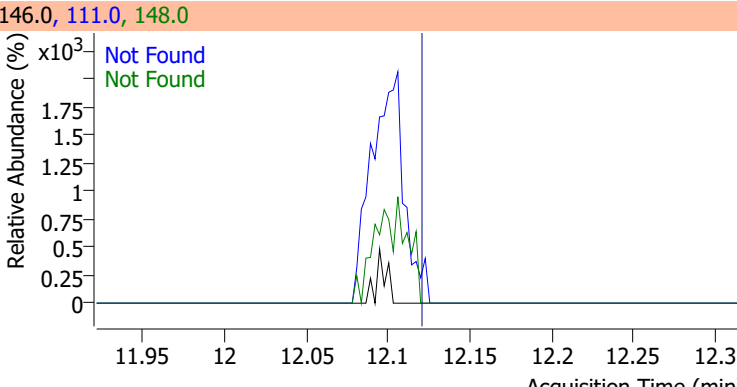
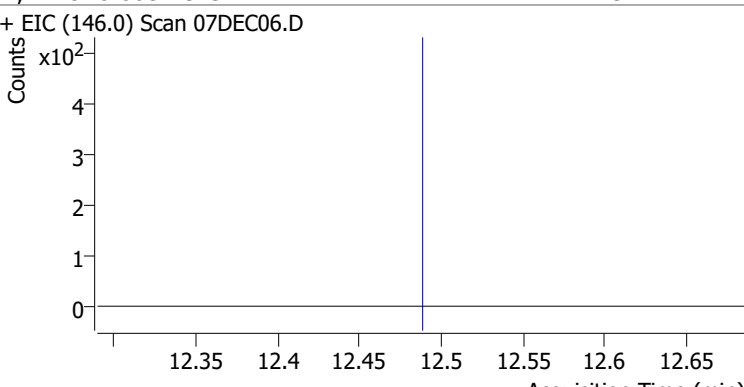
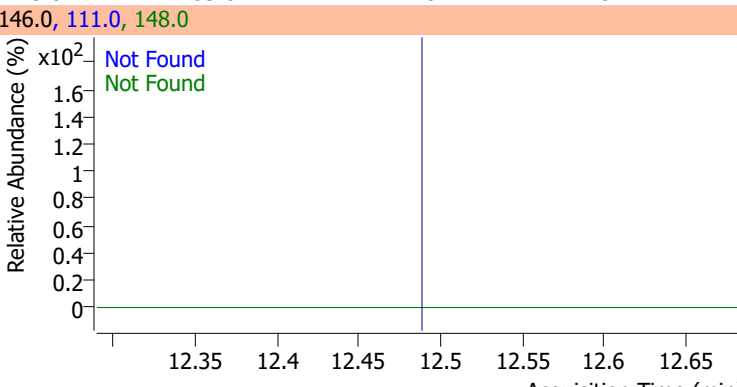
Compound	Conc.	RT	Dev(Min)	Resp.	QIon	QRatio	Lower	Upper
p-Bromofluorobenzene	268.0741	10.95	0.00	221559	174.0	89.5	55.5	115.5
					176.0	86.5	52.5	112.5



Quantitation Results Report (QT Reviewed)

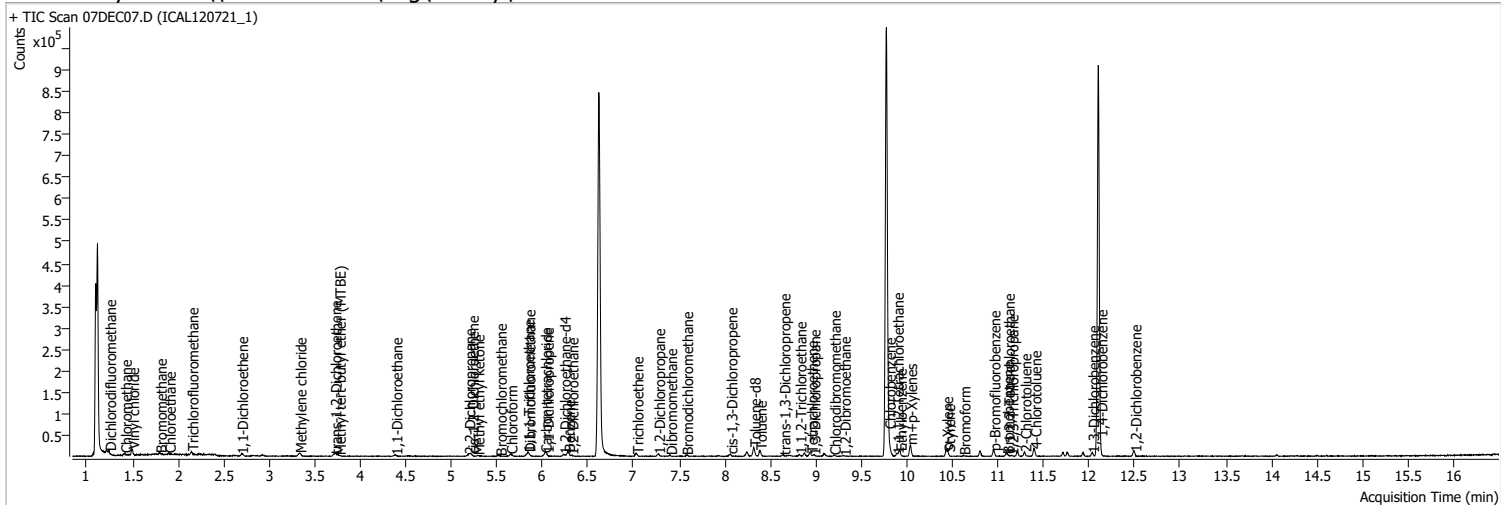
Compound	Conc.	Exp RT	QIon	Exp Ratio	QIon	Exp Ratio
Bromobenzene	N.D.	11.09	77.0	153.2	158.0	96.2
+ EIC (156.0) Scan 07DEC06.D ***NO DATA POINTS***			156.0, 77.0, 158.0			
						
1,1,2,2-Tetrachloroethane	N.D.	11.11	85.0	63.2		
+ EIC (83.0) Scan 07DEC06.D			83.0, 85.0			
						
1,2,3-Trichloropropane	N.D.	11.15	112.0	65.8		
+ EIC (110.0) Scan 07DEC06.D			110.0, 112.0			
						
2-Chlorotoluene	N.D.	11.29	91.0	294.1		
+ EIC (126.0) Scan 07DEC06.D ***NO DATA POINTS***			126.0, 91.0			
						

Quantitation Results Report (QT Reviewed)

Compound	Conc.	Exp RT	QIon	Exp Ratio		
4-Chlorotoluene	N.D.	11.40	126.0	30.4		
+ EIC (91.0) Scan 07DEC06.D			91.0, 126.0			
						
1,3-Dichlorobenzene	N.D.	12.03	148.0	64.5	QIon	Exp Ratio
+ EIC (146.0) Scan 07DEC06.D			146.0, 111.0, 148.0			
						
1,4-Dichlorobenzene	N.D.	12.12	148.0	64.0	QIon	Exp Ratio
+ EIC (146.0) Scan 07DEC06.D			146.0, 111.0, 148.0			
						
1,2-Dichlorobenzene	N.D.	12.49	148.0	63.8	QIon	Exp Ratio
+ EIC (146.0) Scan 07DEC06.D			146.0, 111.0, 148.0			
						

Quantitation Results Report (QT Reviewed)

Data File	07DEC07.D	Operator	MSC
Acq. Method	5975CACQF.M	Acq. Date-Time	12/7/2021 1:14:33 PM
Sample Name	ICAL120721_1	Instrument	VOA5975C
Vial	7	Multiplier	1.00
DA Method File	VOA5975C_8260B_SHT_DoD_L4_120721.m	Comment	
Tune File	BFB_Atune3.u	Tune Date	10/11/2021 4:02:00 PM
Batch Name	VG120721_8260B_624pt1_L4.batch.bin	Last Calib Update	12/13/2021 2:48:18 PM
Ref Library	\\MASSHUNTER\Org\Library\NIST129K.l		



Compound	RT	QIon	Resp.	Conc.	Units	Dev(Min)
Internal Standards						
M Fluorobenzene	6.618	96.0	723692	250.0000	ng	-0.003
M Chlorobenzene-d5	9.774	82.0	282401	250.0000	ng	0.000
M 1,4-Dichlorobenzene-d4	12.103	152.0	207603	250.0000	ng	0.003
System Monitoring Compounds						
S Dibromofluoromethane	5.845	113.0	3572	5.0362	ng	-0.006
Spiked Amount: 250.000	Range: 80.0 - 119.0%			Recovery = 2.01%	*	
S 1,2-Dichloroethane-d4	6.233	67.0	1694	5.2348	ng	0.003
Spiked Amount: 250.000	Range: 81.0 - 118.0%			Recovery = 2.09%	*	
S Toluene-d8	8.319	98.0	12051	4.2451	ng	0.000
Spiked Amount: 250.000	Range: 89.0 - 112.0%			Recovery = 1.70%	*	
S p-Bromofluorobenzene	10.948	95.0	4335	5.4571	ng	-0.003
Spiked Amount: 250.000	Range: 85.0 - 114.0%			Recovery = 2.18%	*	
Target Compounds						
T Dichlorodifluoromethane	1.244	85.0	3115	3.0104	ng	94
T Chloromethane	1.414	50.0	4048	3.4358	ng	100
T Vinyl chloride	1.498	62.0	3504	3.1612	ng	76
T Bromomethane	1.802	96.0	1468	6.8732	ng	m 87
T Chloroethane	1.899	64.0	2147	3.5062	ng	96
T Trichlorofluoromethane	2.147	101.0	4345	3.0017	ng	100
T 1,1-Dichloroethene	2.694	96.0	2053	2.7407	ng	94
T Methylene chloride	3.333	49.0	5280	4.9786	ng	99
T trans-1,2-Dichloroethene	3.717	96.0	2035	2.7192	ng	92
T Methyl tert-butyl ether (MTBE)	3.765	73.0	2798	2.9192	ng	m 87
T 1,1-Dichloroethane	4.387	63.0	3746	2.6403	ng	m 88
T 2,2-Dichloropropane	5.187	77.0	2974	2.8630	ng	85
T cis-1,2-Dichloroethene	5.223	96.0	2299	2.9628	ng	m 90
T Methyl ethyl ketone	5.287	43.0	2928	28.3835	ng	m 96
T Bromochloromethane	5.530	128.0	556	1.9020	ng	#m 71
T Chloroform	5.647	83.0	3967	2.8339	ng	94

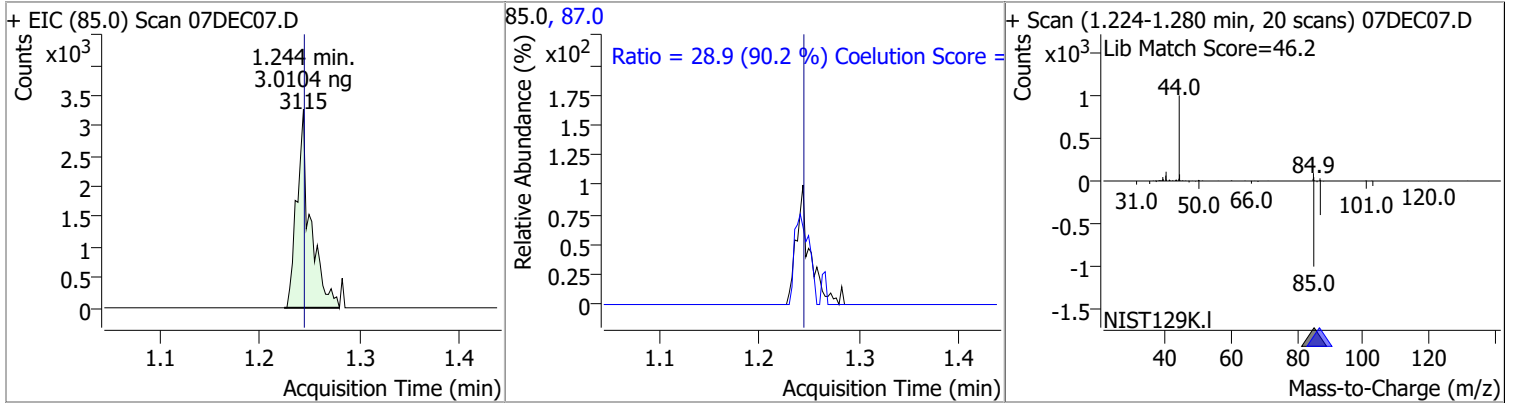
Quantitation Results Report (QT Reviewed)

Compound	RT	QIon	Resp.	Conc.	Units	Dev(Min)
T 1,1,1-Trichloroethane	5.837	97.0	3321	2.5143	ng m	90
T Carbon tetrachloride	6.024	117.0	2861	2.2077	ng	95
T 1,1-Dichloropropene	6.046	75.0	2942	2.5272	ng	90
T Benzene	6.280	78.0	7638	2.5942	ng	93
T 1,2-Dichloroethane	6.316	62.0	2010	2.6119	ng	94
T Trichloroethene	7.033	95.0	2425	2.7086	ng m	96
T 1,2-Dichloropropane	7.270	63.0	1911	2.5335	ng m	91
T Dibromomethane	7.401	93.0	765	2.4712	ng m	85
T Bromodichloromethane	7.577	83.0	1973	2.2495	ng m	93
T cis-1,3-Dichloropropene	8.065	75.0	2373	2.4355	ng	95
T Toluene	8.386	92.0	4778	2.5601	ng	99
T trans-1,3-Dichloropropene	8.645	75.0	1649	2.3657	ng m	77
T 1,1,2-Trichloroethane	8.821	83.0	1040	2.8629	ng m	92
T Tetrachloroethene	8.943	163.8	1851	2.5026	ng m	94
T 1,3-Dichloropropane	8.974	76.0	1684	2.3246	ng m	86
T Chlorodibromomethane	9.197	129.0	1333	2.4326	ng m	90
T 1,2-Dibromoethane	9.306	107.0	1040	2.6334	ng m	87
T Chlorobenzene	9.802	112.0	5406	2.6832	ng	93
T 1,1,1,2-Tetrachloroethane	9.889	131.0	1655	2.4149	ng m	99
T Ethylbenzene	9.922	91.0	9311	2.5954	ng	95
T m+p-Xylenes	10.036	106.0	6244	4.5647	ng	95
T o-Xylene	10.430	106.0	2660	2.2286	ng	95
T Styrene	10.452	104.0	4170	2.1453	ng	87
T Bromoform	10.622	172.5	687	2.6363	ng m	78
T Bromobenzene	11.096	156.0	1908	2.7769	ng m	98
T 1,1,2,2-Tetrachloroethane	11.107	83.0	906	2.3011	ng m	84
T 1,2,3-Trichloropropane	11.149	110.0	229	2.2088	ng #m	57
T 2-Chlorotoluene	11.289	126.0	1981	2.7871	ng #m	76
T 4-Chlorotoluene	11.400	91.0	5339	2.3258	ng	100
T 1,3-Dichlorobenzene	12.033	146.0	3132	2.4928	ng	93
T 1,4-Dichlorobenzene	12.125	146.0	3748	2.8876	ng	73
T 1,2-Dichlorobenzene	12.496	146.0	3013	2.8337	ng	98

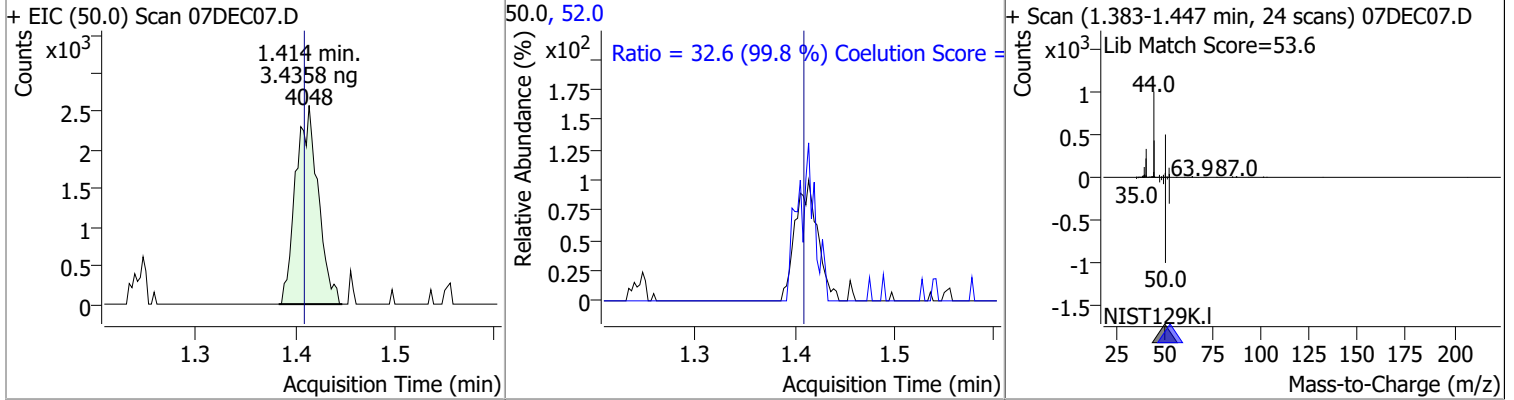
(#) = Qualifier Out of Range; (m) = Manual Integration; (+) = Area Summed; (*) = Surrogate Percent Recovery Out of Range; (d): Zeroed Peak

Quantitation Results Report (QT Reviewed)

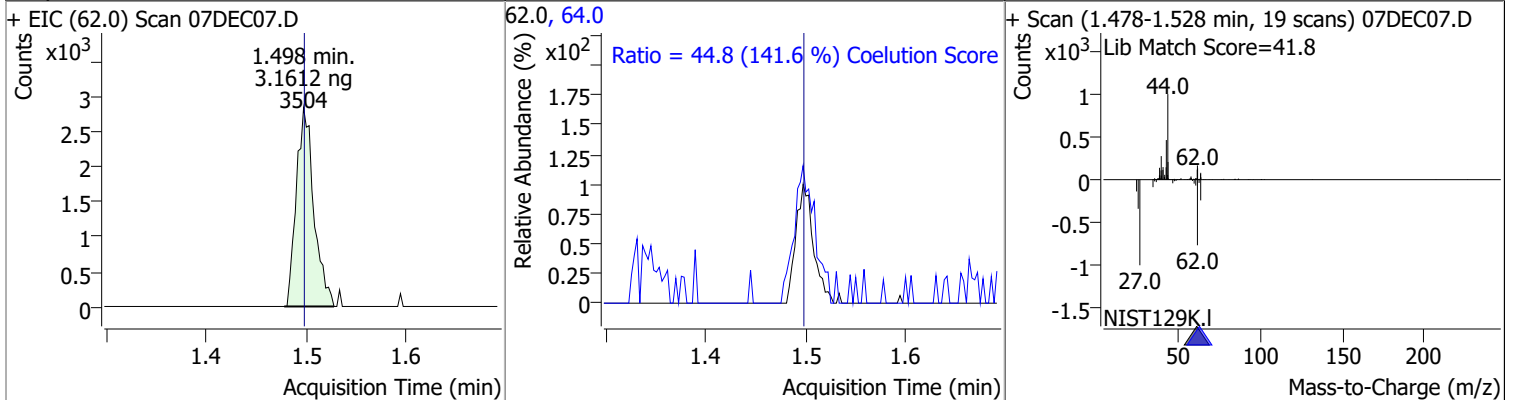
Compound	Conc.	RT	Dev(Min)	Resp.	QIon	QRatio	Lower	Upper
Dichlorodifluoromethane	3.0104	1.24	0.00	3115	87.0	28.9	2.0	62.0



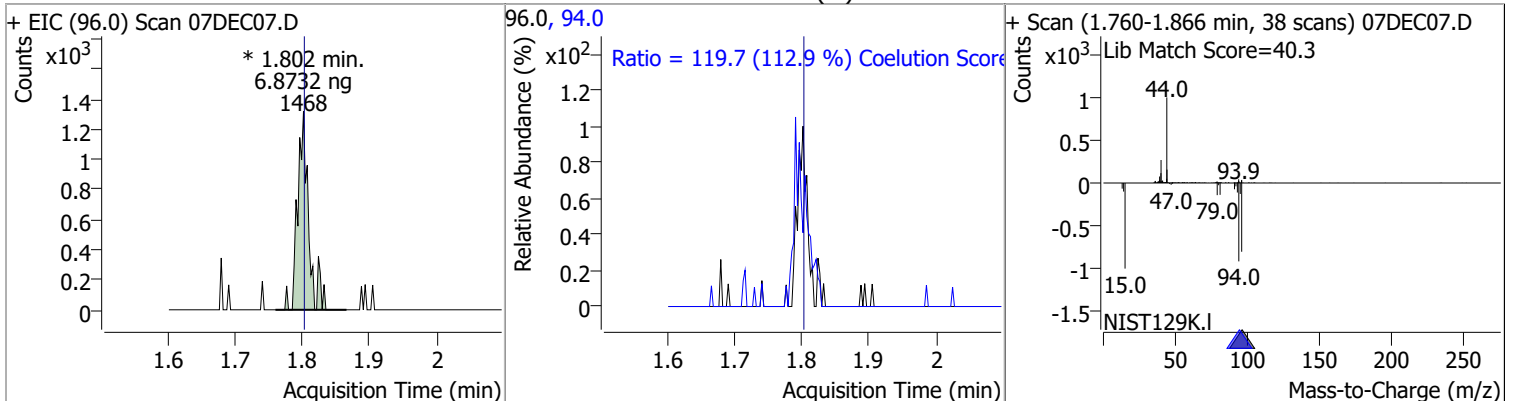
Compound	Conc.	RT	Dev(Min)	Resp.	QIon	QRatio	Lower	Upper
Chloromethane	3.4358	1.41	0.01	4048	52.0	32.6	2.7	62.7



Compound	Conc.	RT	Dev(Min)	Resp.	QIon	QRatio	Lower	Upper
Vinyl chloride	3.1612	1.50	0.00	3504	64.0	44.8	1.6	61.6

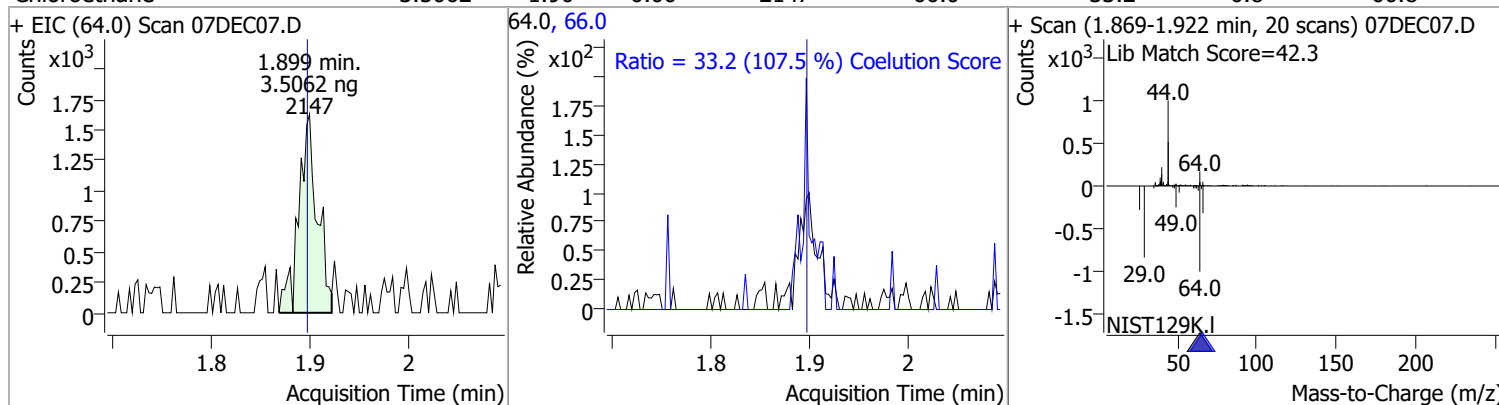


Compound	Conc.	RT	Dev(Min)	Resp.	QIon	QRatio	Lower	Upper
Bromomethane	6.8732	1.80	0.00	1468 (m)	94.0	119.7	76.0	136.0

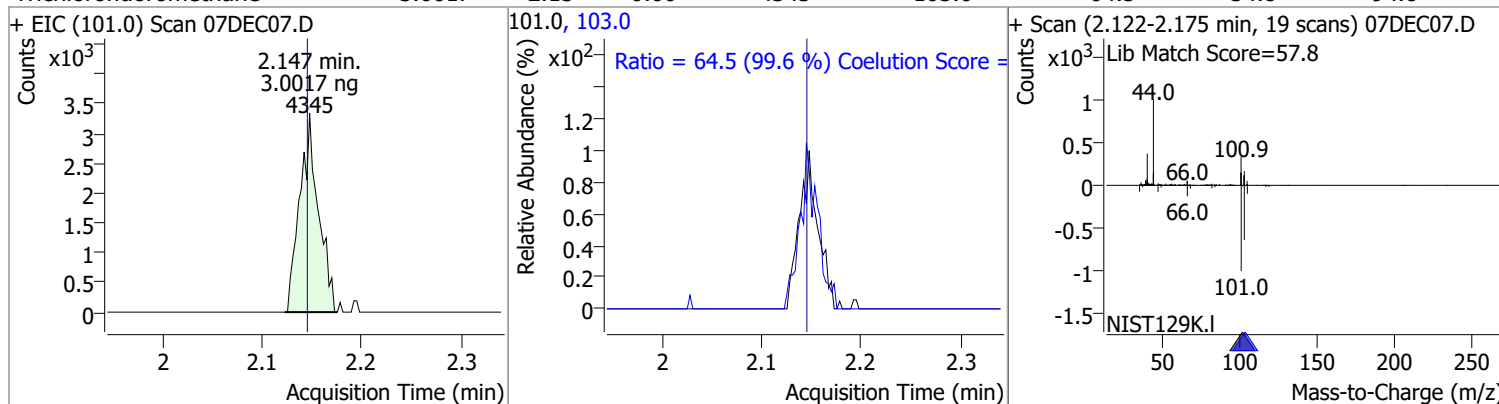


Quantitation Results Report (QT Reviewed)

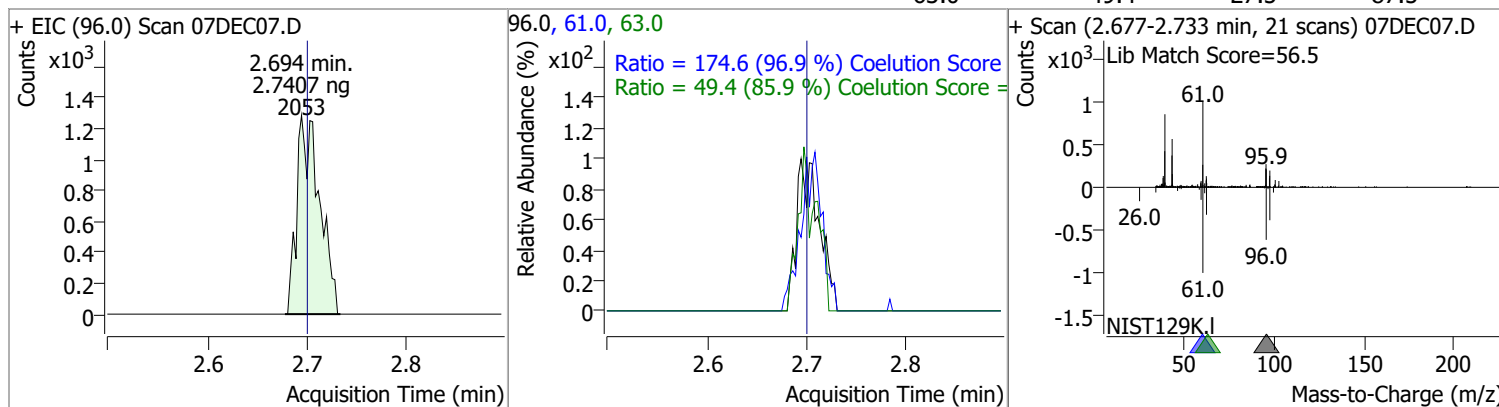
Compound	Conc.	RT	Dev(Min)	Resp.	QIon	QRatio	Lower	Upper
Chloroethane	3.5062	1.90	0.00	2147	66.0	33.2	0.8	60.8



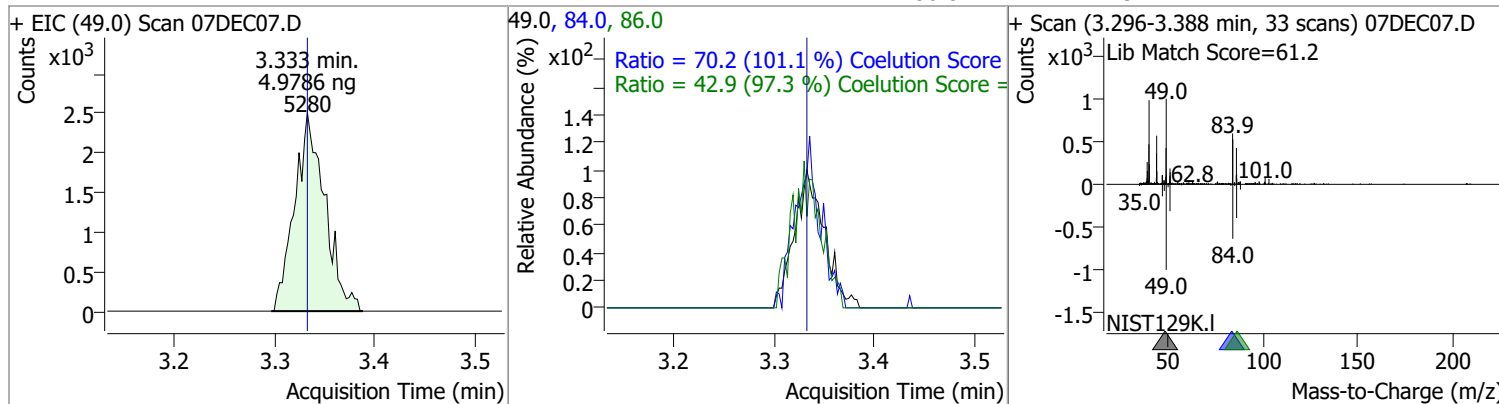
Trichlorofluoromethane	3.0017	2.15	0.00	4345	103.0	64.5	34.8	94.8
------------------------	--------	------	------	------	-------	------	------	------



1,1-Dichloroethene	2.7407	2.69	-0.01	2053	61.0	174.6	150.1	210.1
					63.0	49.4	27.5	87.5

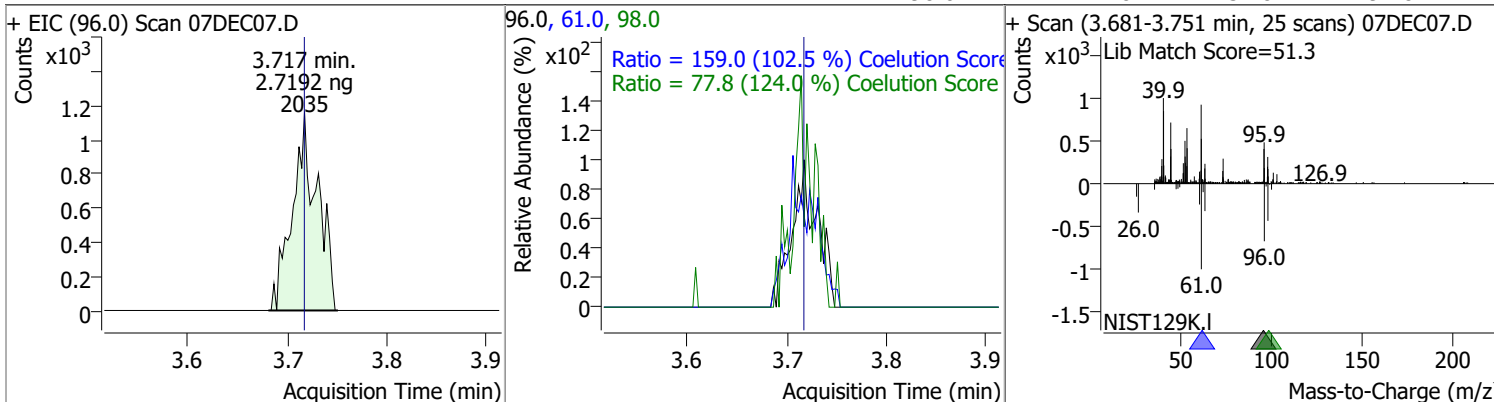


Methylene chloride	4.9786	3.33	0.00	5280	84.0	70.2	39.4	99.4
					86.0	42.9	14.1	74.1

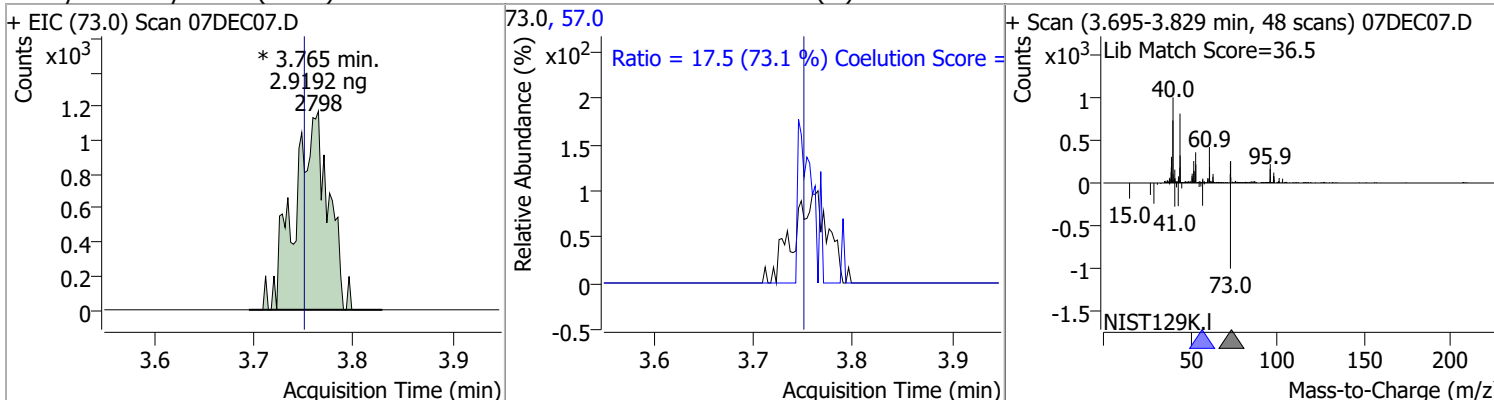


Quantitation Results Report (QT Reviewed)

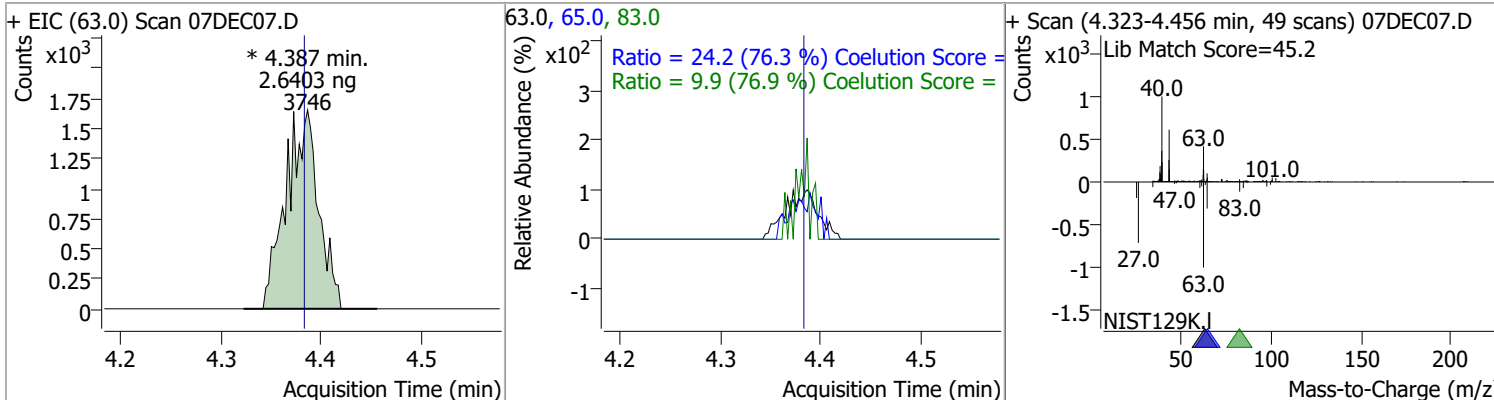
Compound	Conc.	RT	Dev(Min)	Resp.	QIon	QRatio	Lower	Upper
trans-1,2-Dichloroethene	2.7192	3.72	0.00	2035	61.0	159.0	125.1	185.1
					98.0	77.8	32.8	92.8



Compound	Conc.	RT	Dev(Min)	Resp.	QIon	QRatio	Lower	Upper
Methyl tert-butyl ether (MTBE)	2.9192	3.76	0.01	2798 (m)	57.0	17.5	0.0	53.9

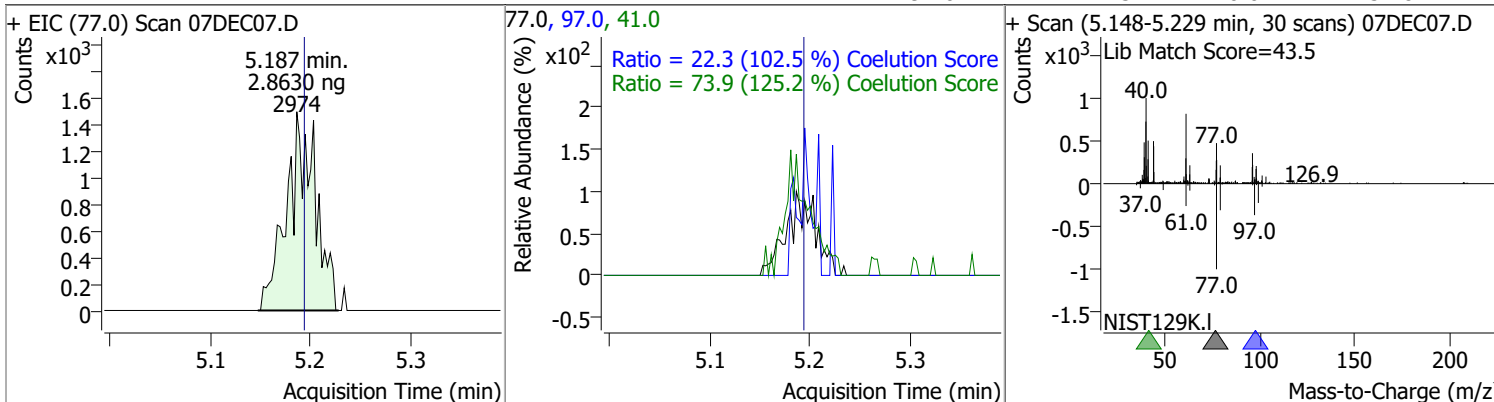


Compound	Conc.	RT	Dev(Min)	Resp.	QIon	QRatio	Lower	Upper
1,1-Dichloroethane	2.6403	4.39	0.00	3746 (m)	65.0	24.2	1.7	61.7
					83.0	9.9	0.0	42.8

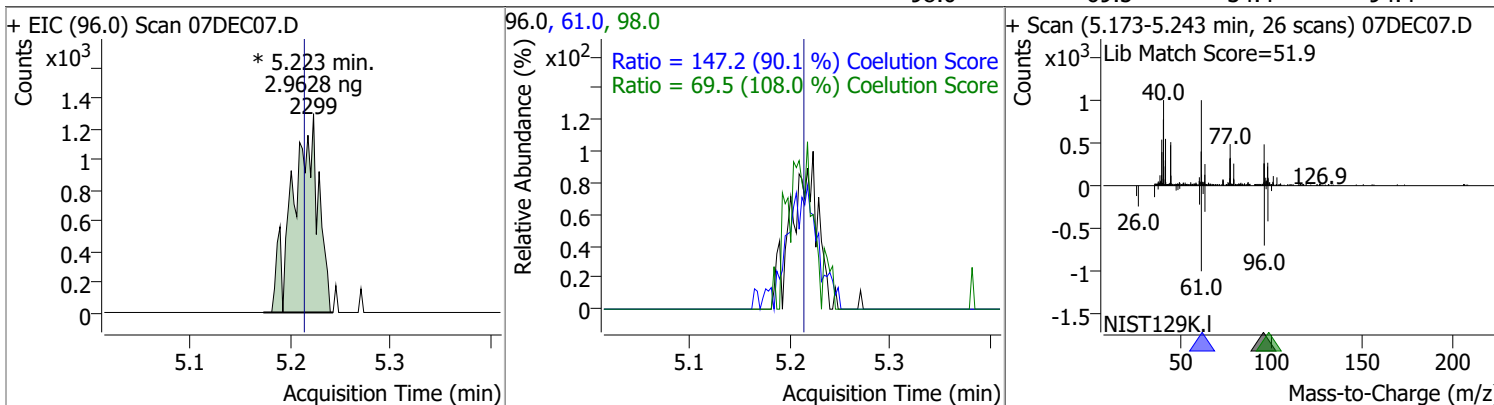


Quantitation Results Report (QT Reviewed)

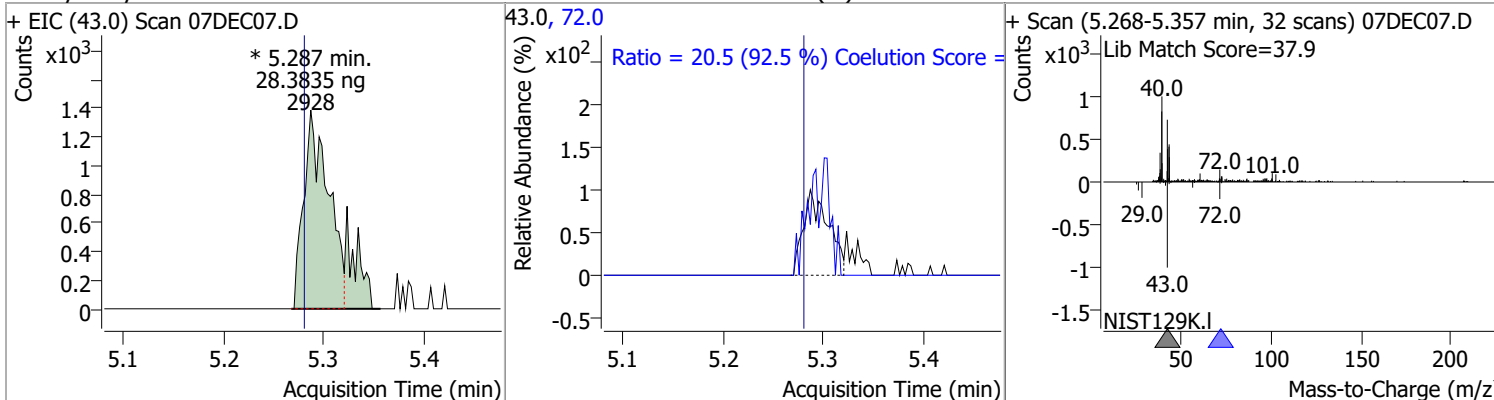
Compound	Conc.	RT	Dev(Min)	Resp.	QIon	QRatio	Lower	Upper
2,2-Dichloropropane	2.8630	5.19	-0.01	2974	41.0	73.9	29.0	89.0
					97.0	22.3	0.0	51.8



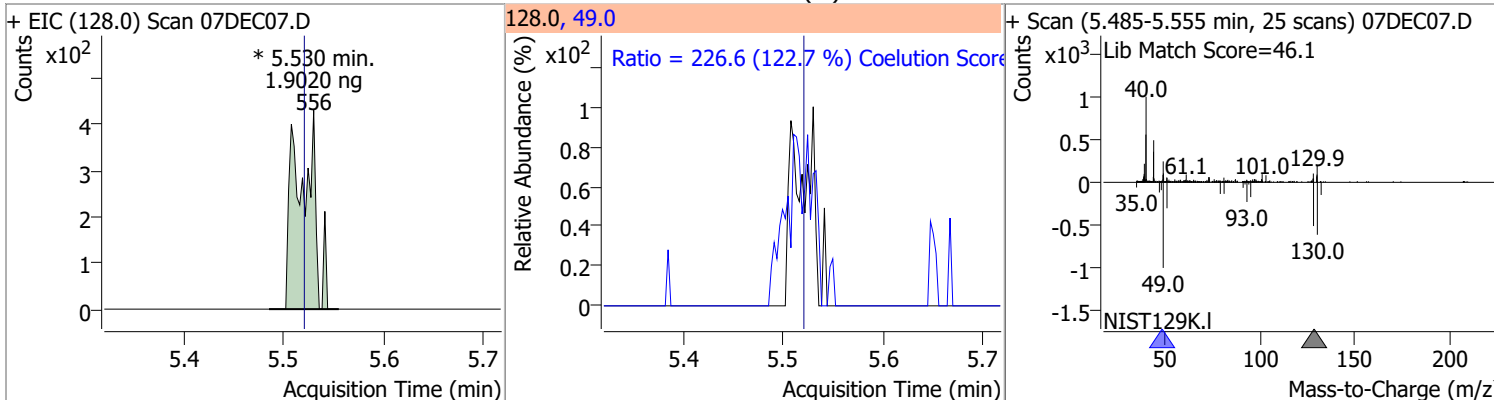
Compound	Conc.	RT	Dev(Min)	Resp.	QIon	QRatio	Lower	Upper
cis-1,2-Dichloroethene	2.9628	5.22	0.01	2299 (m)	61.0	147.2	133.3	193.3
					98.0	69.5	34.4	94.4



Compound	Conc.	RT	Dev(Min)	Resp.	QIon	QRatio	Lower	Upper
Methyl ethyl ketone	28.3835	5.29	0.01	2928 (m)	72.0	20.5	0.0	52.2

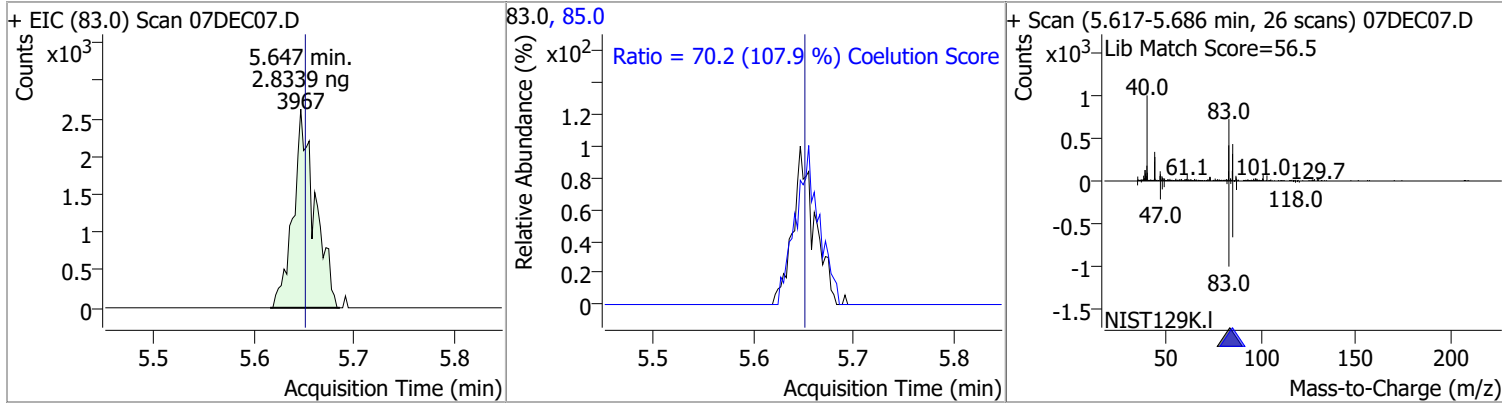


Compound	Conc.	RT	Dev(Min)	Resp.	QIon	QRatio	Lower	Upper
Bromochloromethane	1.9020	5.53	0.01	556 (m)	49.0	226.6	154.6	214.6

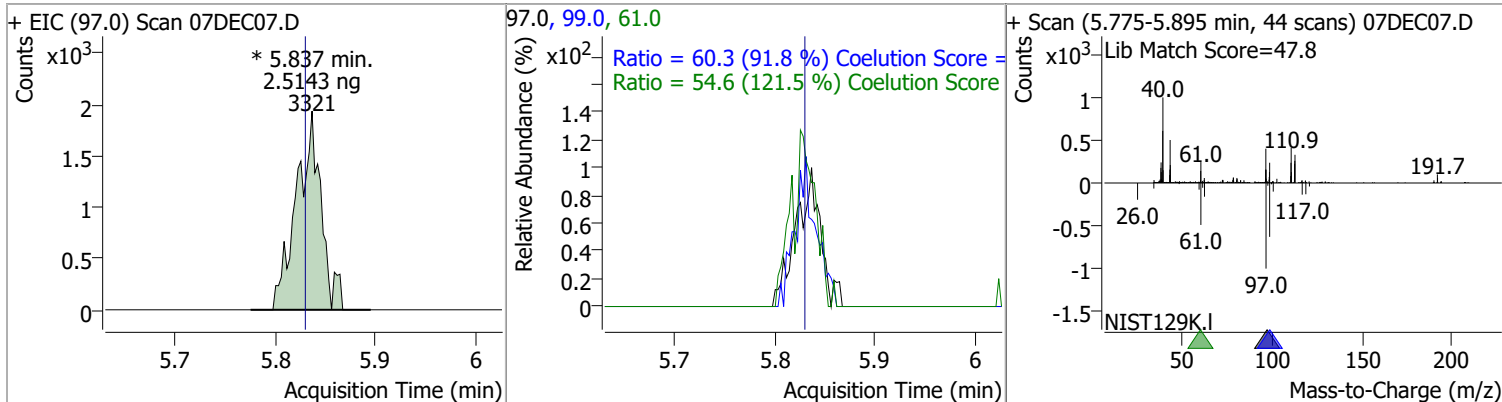


Quantitation Results Report (QT Reviewed)

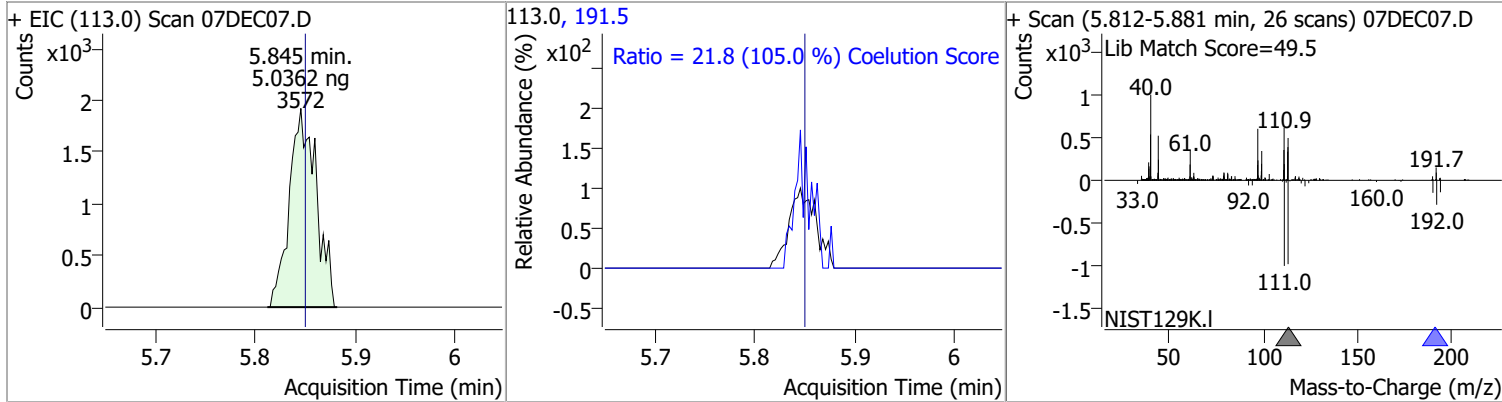
Compound	Conc.	RT	Dev(Min)	Resp.	QIon	QRatio	Lower	Upper
Chloroform	2.8339	5.65	-0.01	3967	85.0	70.2	35.1	95.1



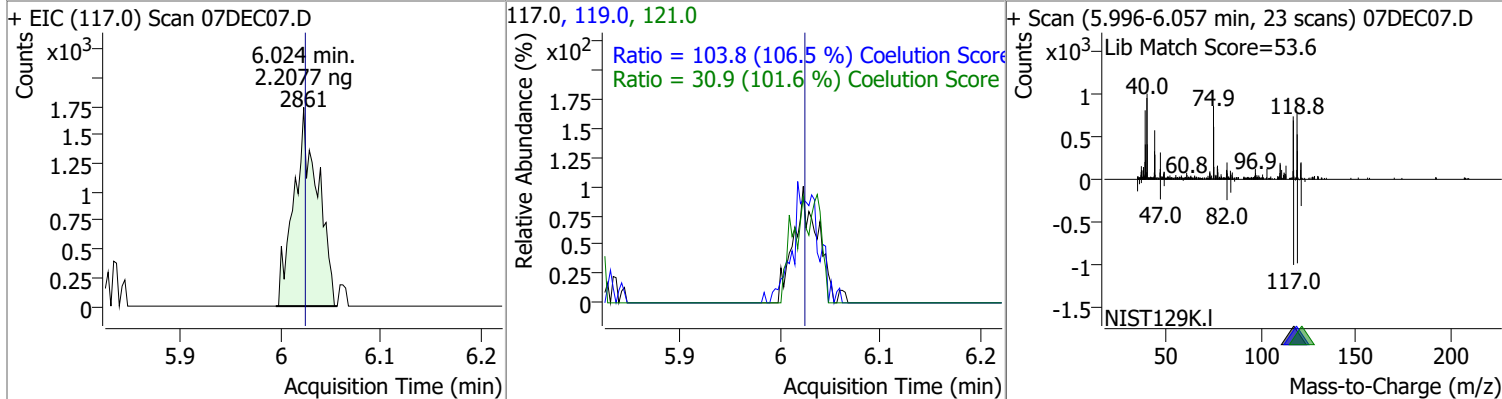
Compound	Conc.	RT	Dev(Min)	Resp.	QIon	QRatio	Lower	Upper
1,1,1-Trichloroethane	2.5143	5.84	0.01	3321 (m)	99.0	60.3	35.7	95.7
					61.0	54.6	15.0	75.0



Compound	Conc.	RT	Dev(Min)	Resp.	QIon	QRatio	Lower	Upper
Dibromofluoromethane	5.0362	5.85	-0.01	3572	191.5	21.8	0.0	50.7

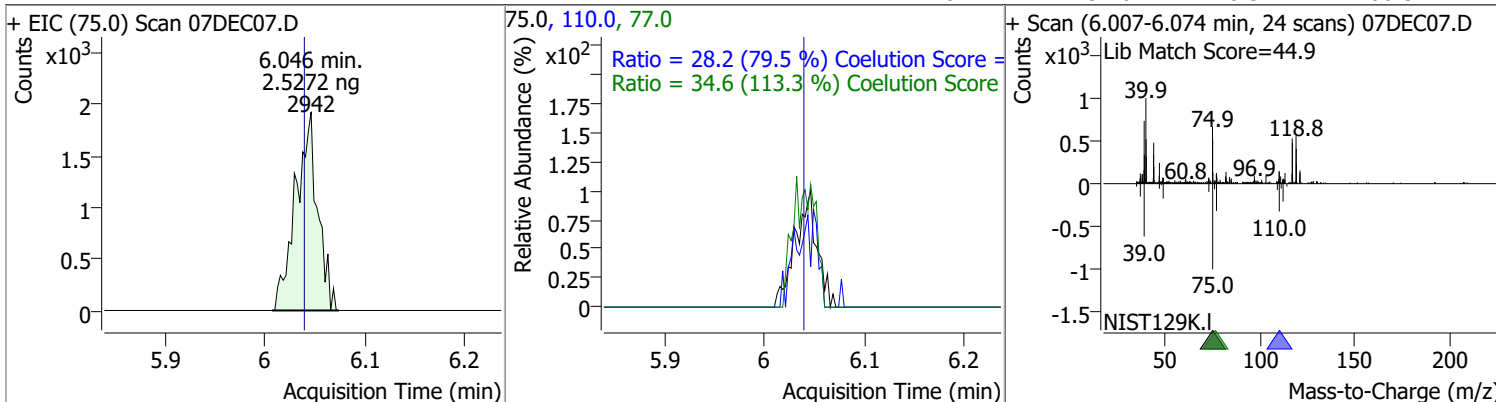


Compound	Conc.	RT	Dev(Min)	Resp.	QIon	QRatio	Lower	Upper
Carbon tetrachloride	2.2077	6.02	0.00	2861	119.0	103.8	67.5	127.5
					121.0	30.9	0.4	60.4

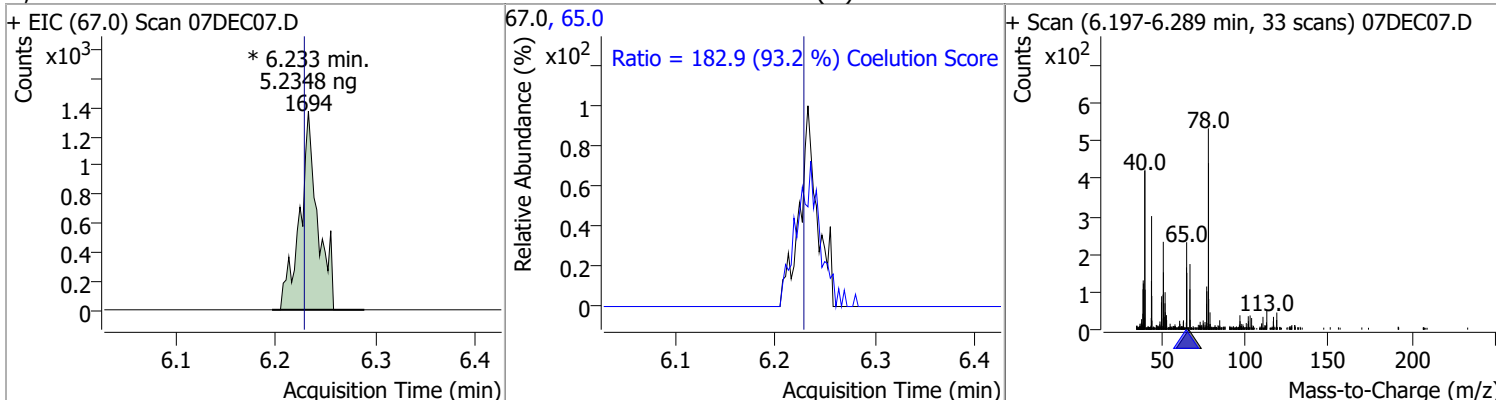


Quantitation Results Report (QT Reviewed)

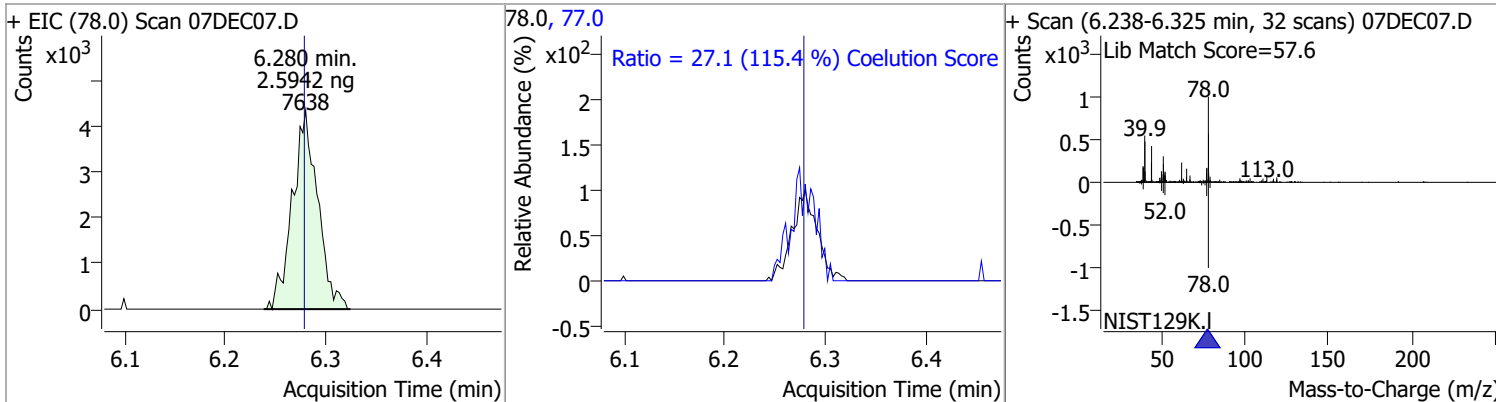
Compound	Conc.	RT	Dev(Min)	Resp.	QIon	QRatio	Lower	Upper
1,1-Dichloropropene	2.5272	6.05	0.01	2942	110.0	28.2	5.4	65.4
					77.0	34.6	0.5	60.5



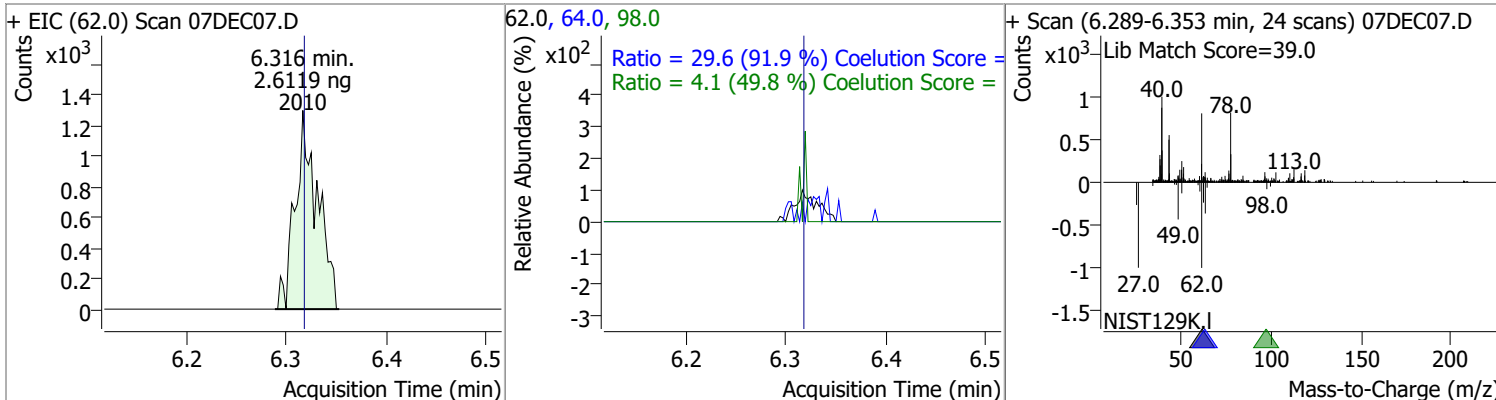
Compound	Conc.	RT	Dev(Min)	Resp.	QIon	QRatio	Lower	Upper
1,2-Dichloroethane-d4	5.2348	6.23	0.00	1694 (m)	65.0	182.9	166.3	226.3



Compound	Conc.	RT	Dev(Min)	Resp.	QIon	QRatio	Lower	Upper
Benzene	2.5942	6.28	0.00	7638	77.0	27.1	0.0	53.5

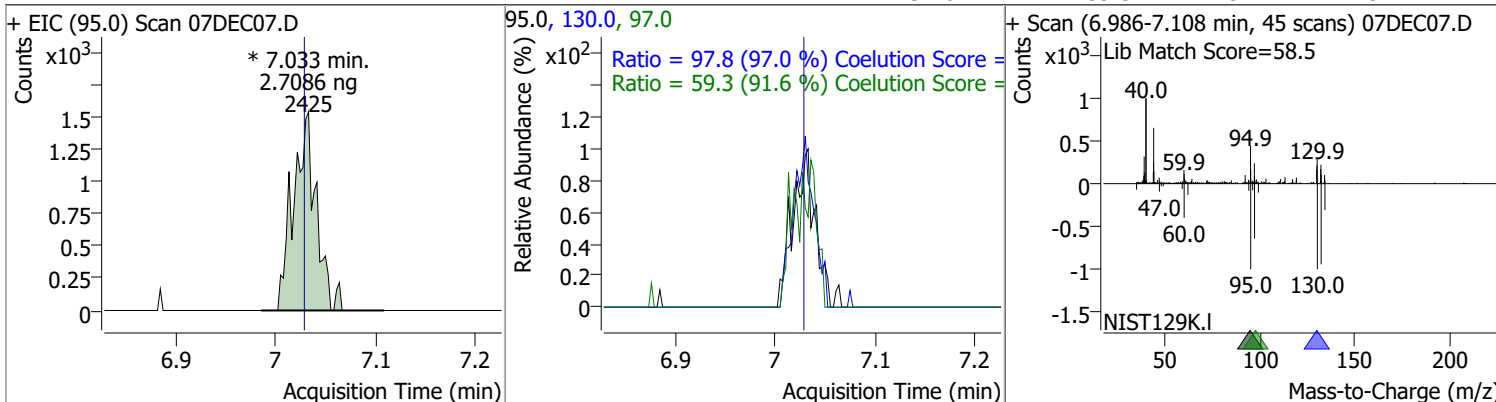


Compound	Conc.	RT	Dev(Min)	Resp.	QIon	QRatio	Lower	Upper
1,2-Dichloroethane	2.6119	6.32	0.00	2010	64.0	29.6	2.3	62.3
					98.0	4.1	0.0	38.2

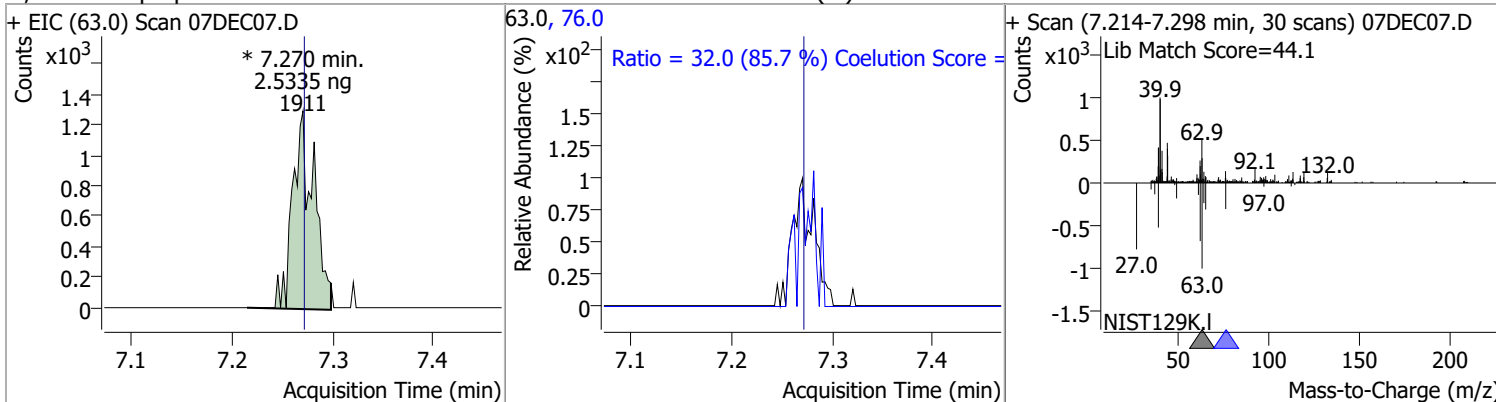


Quantitation Results Report (QT Reviewed)

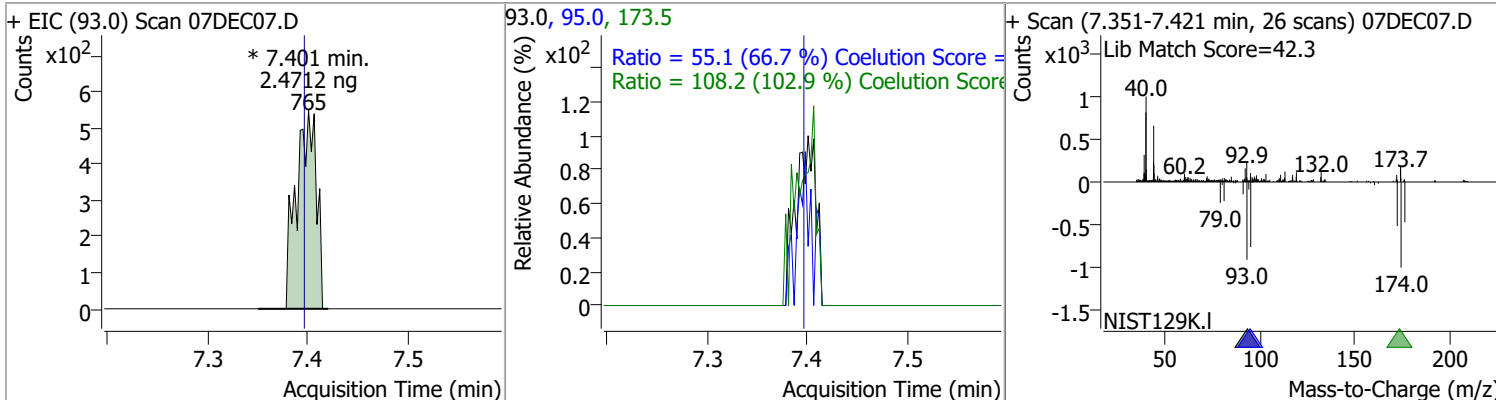
Compound	Conc.	RT	Dev(Min)	Resp.	QIon	QRatio	Lower	Upper
Trichloroethene	2.7086	7.03	0.01	2425 (m)	130.0	97.8	70.8	130.8
					97.0	59.3	34.7	94.7



Compound	Conc.	RT	Dev(Min)	Resp.	QIon	QRatio	Lower	Upper
1,2-Dichloropropane	2.5335	7.27	0.00	1911 (m)	76.0	32.0	7.3	67.3

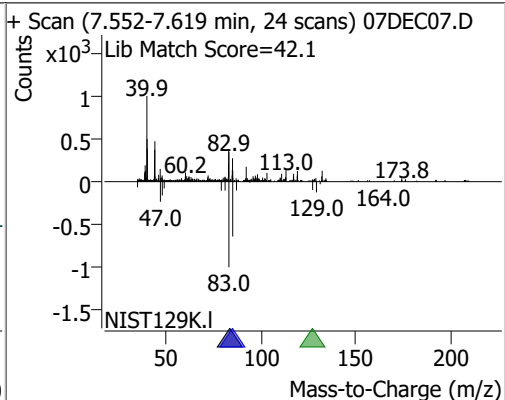
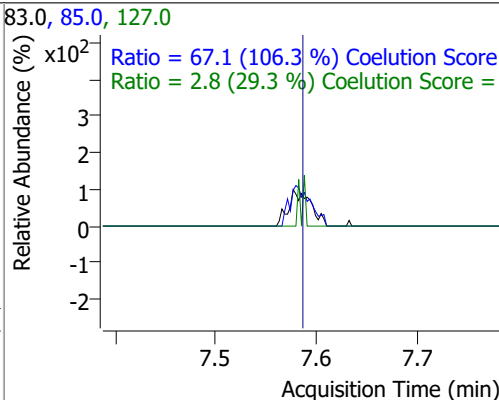
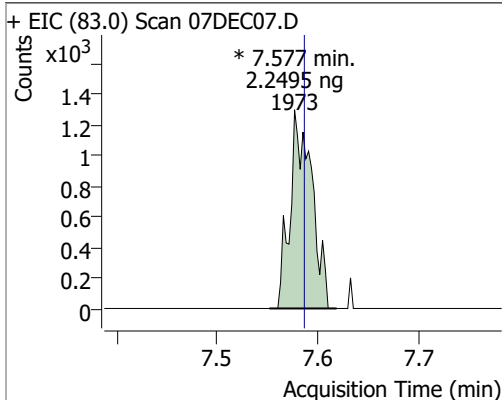


Compound	Conc.	RT	Dev(Min)	Resp.	QIon	QRatio	Lower	Upper
Dibromomethane	2.4712	7.40	0.01	765 (m)	173.5	108.2	75.2	135.2
					95.0	55.1	52.6	112.6

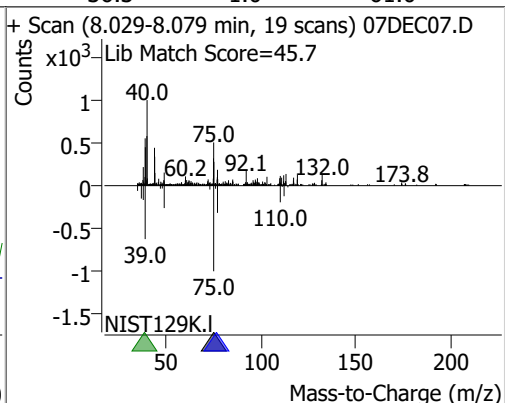
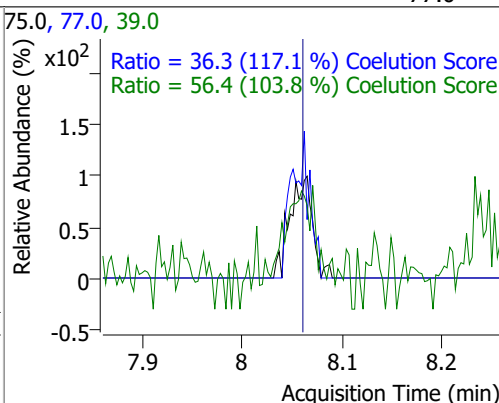
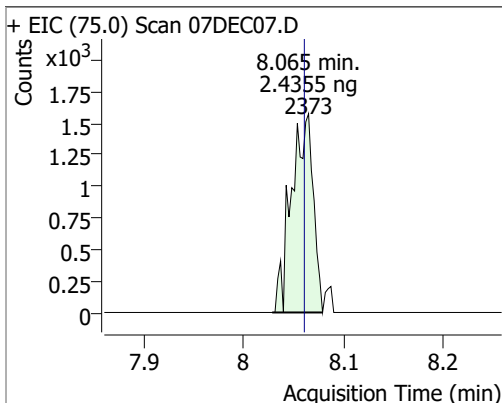


Quantitation Results Report (QT Reviewed)

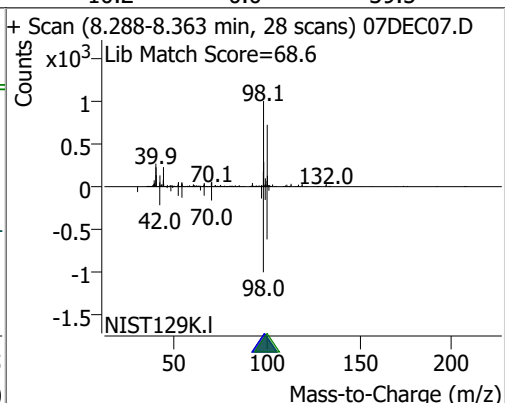
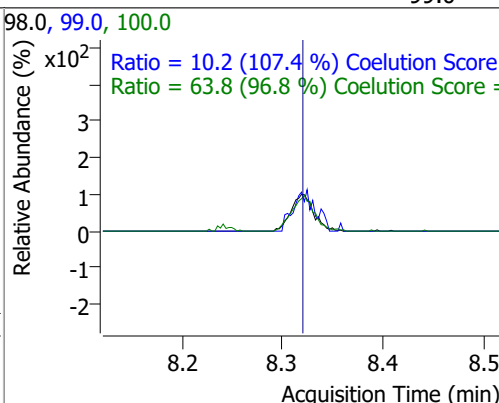
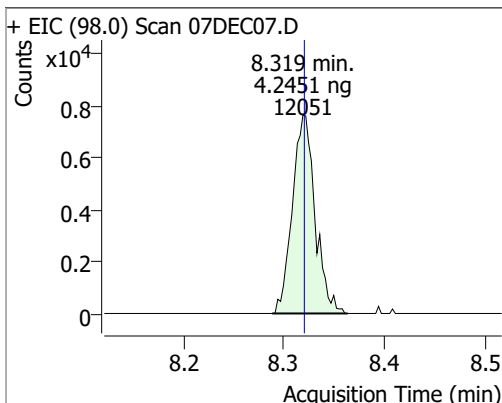
Compound	Conc.	RT	Dev(Min)	Resp.	QIon	QRatio	Lower	Upper
Bromodichloromethane	2.2495	7.58	-0.01	1973 (m)	85.0	67.1	33.1	93.1
					127.0	2.8	0.0	39.5



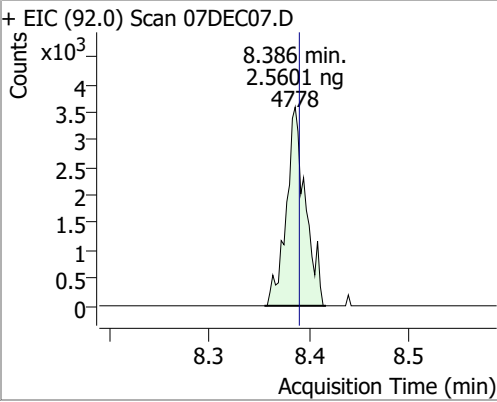
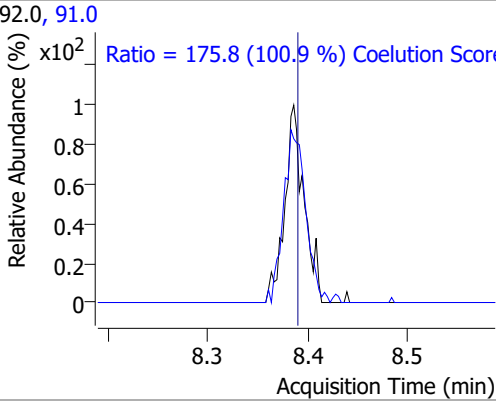
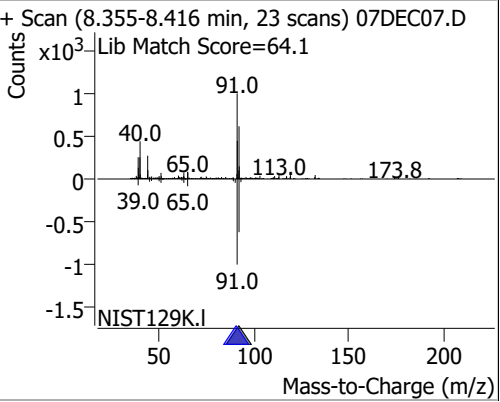
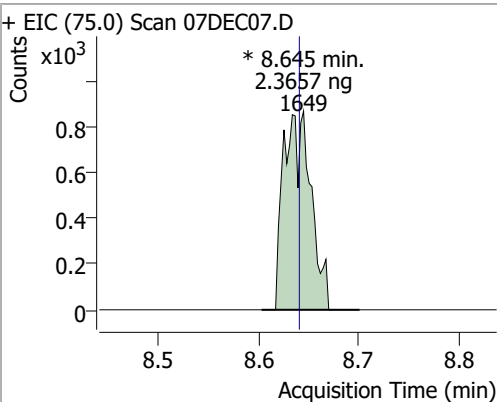
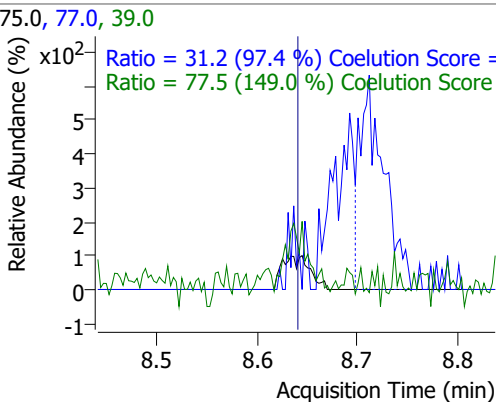
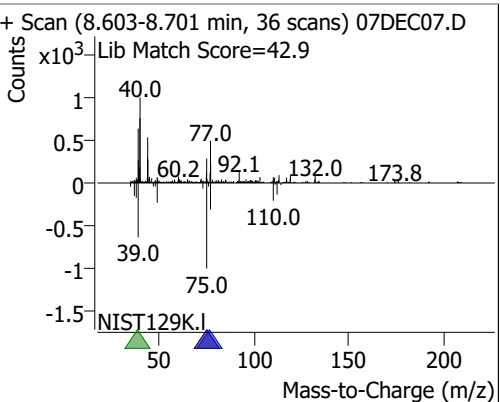
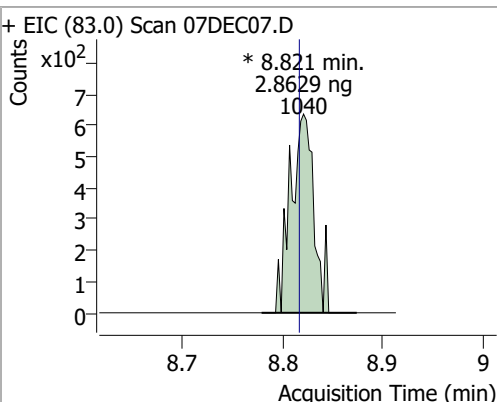
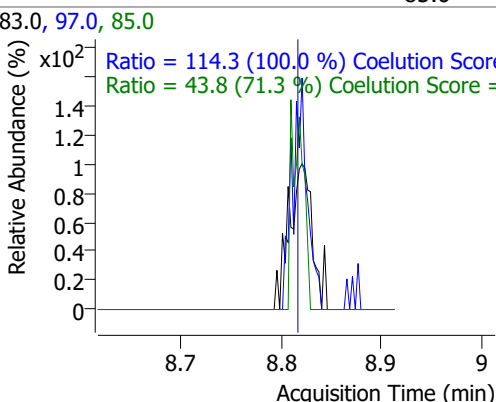
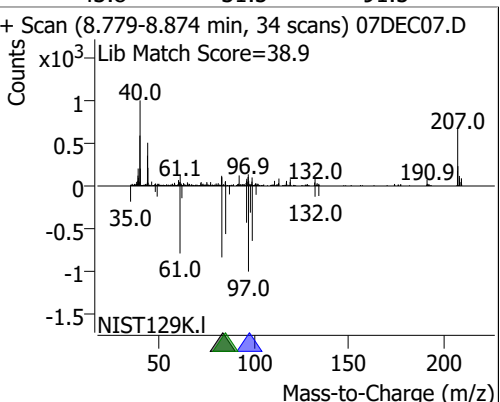
Compound	Conc.	RT	Dev(Min)	Resp.	QIon	QRatio	Lower	Upper
cis-1,3-Dichloropropene	2.4355	8.06	0.01	2373	39.0	56.4	24.3	84.3
					77.0	36.3	1.0	61.0



Compound	Conc.	RT	Dev(Min)	Resp.	QIon	QRatio	Lower	Upper
Toluene-d8	4.2451	8.32	0.00	12051	100.0	63.8	35.9	95.9
					99.0	10.2	0.0	39.5

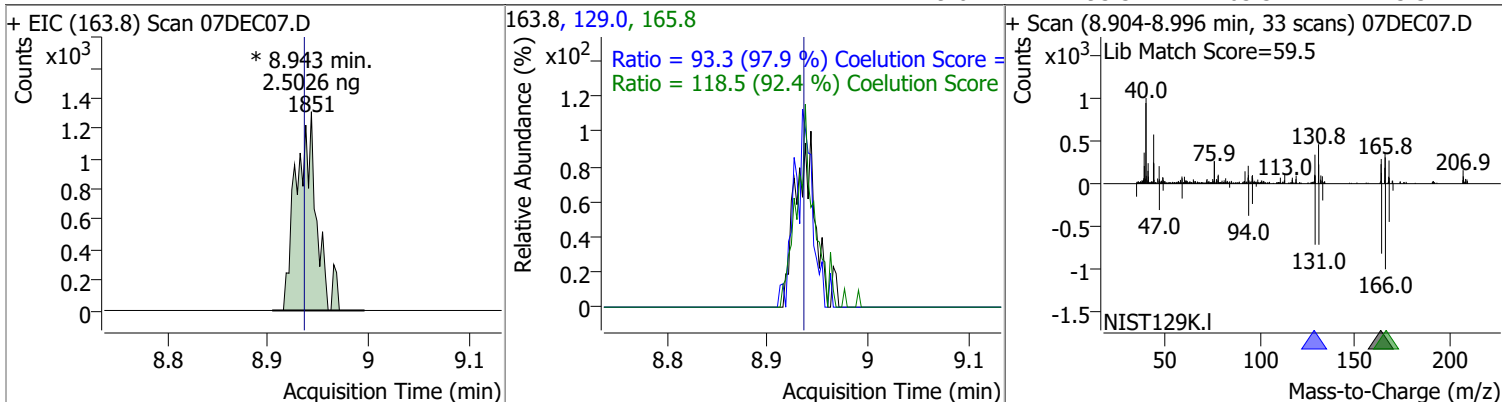


Quantitation Results Report (QT Reviewed)

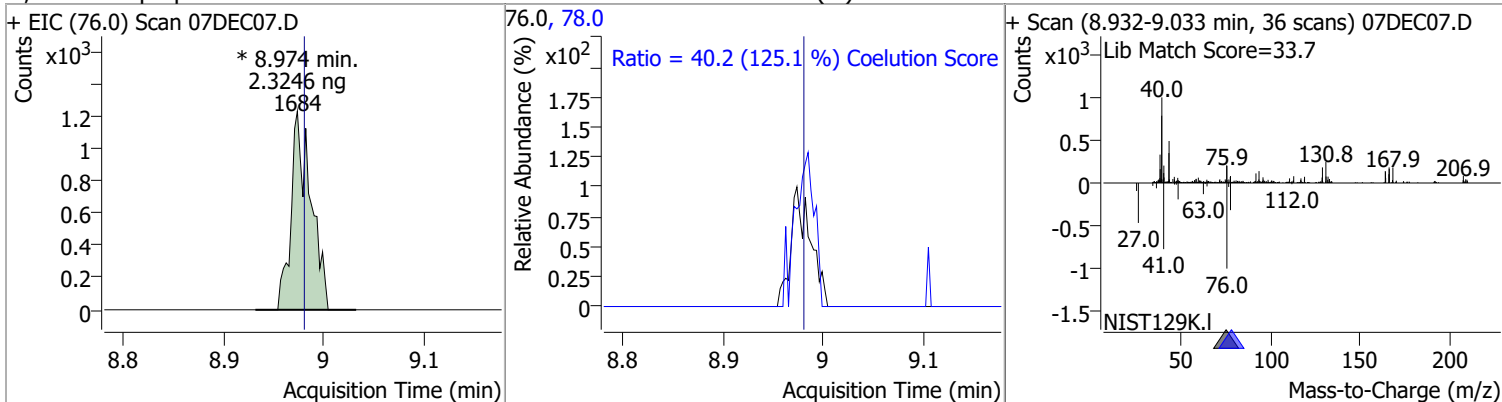
Compound	Conc.	RT	Dev(Min)	Resp.	QIon	QRatio	Lower	Upper
Toluene	2.5601	8.39	0.00	4778	91.0	175.8	144.3	204.3
+ EIC (92.0) Scan 07DEC07.D			92.0, 91.0			+ Scan (8.355-8.416 min, 23 scans) 07DEC07.D		
								
						Ratio = 175.8 (100.9 %) Coelution Score =		
trans-1,3-Dichloropropene	2.3657	8.64	0.01	1649 (m)	39.0	77.5	22.1	82.1
+ EIC (75.0) Scan 07DEC07.D			75.0, 77.0, 39.0			+ Scan (8.603-8.701 min, 36 scans) 07DEC07.D		
								
						Ratio = 31.2 (97.4 %) Coelution Score =		
						Ratio = 77.5 (149.0 %) Coelution Score =		
1,1,2-Trichloroethane	2.8629	8.82	0.01	1040 (m)	97.0	114.3	84.3	144.3
+ EIC (83.0) Scan 07DEC07.D			83.0, 97.0, 85.0			+ Scan (8.779-8.874 min, 34 scans) 07DEC07.D		
								
						Ratio = 114.3 (100.0 %) Coelution Score =		
						Ratio = 43.8 (71.3 %) Coelution Score =		

Quantitation Results Report (QT Reviewed)

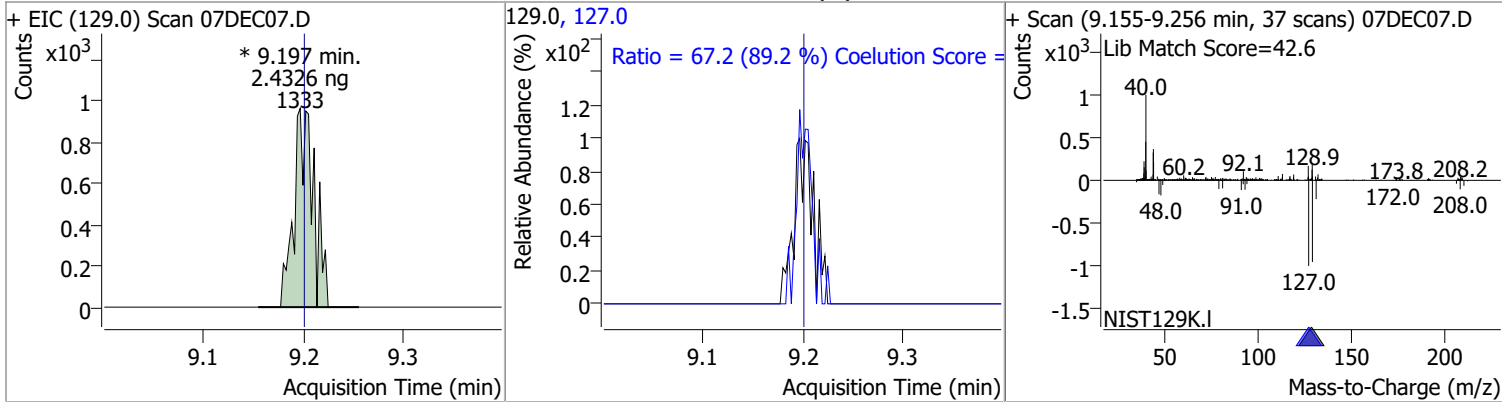
Compound	Conc.	RT	Dev(Min)	Resp.	QIon	QRatio	Lower	Upper
Tetrachloroethene	2.5026	8.94	0.01	1851 (m)	165.8	118.5	98.3	158.3
					129.0	93.3	65.3	125.3



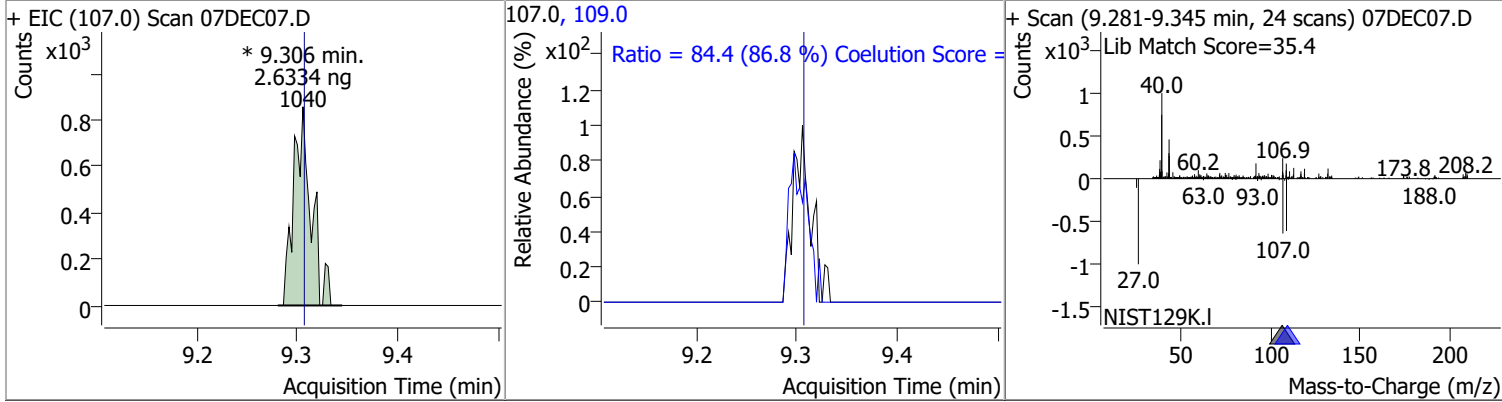
Compound	Conc.	RT	Dev(Min)	Resp.	QIon	QRatio	Lower	Upper
1,3-Dichloropropane	2.3246	8.97	-0.01	1684 (m)	78.0	40.2	2.1	62.1



Compound	Conc.	RT	Dev(Min)	Resp.	QIon	QRatio	Lower	Upper
Chlorodibromomethane	2.4326	9.20	0.00	1333 (m)	127.0	67.2	45.3	105.3

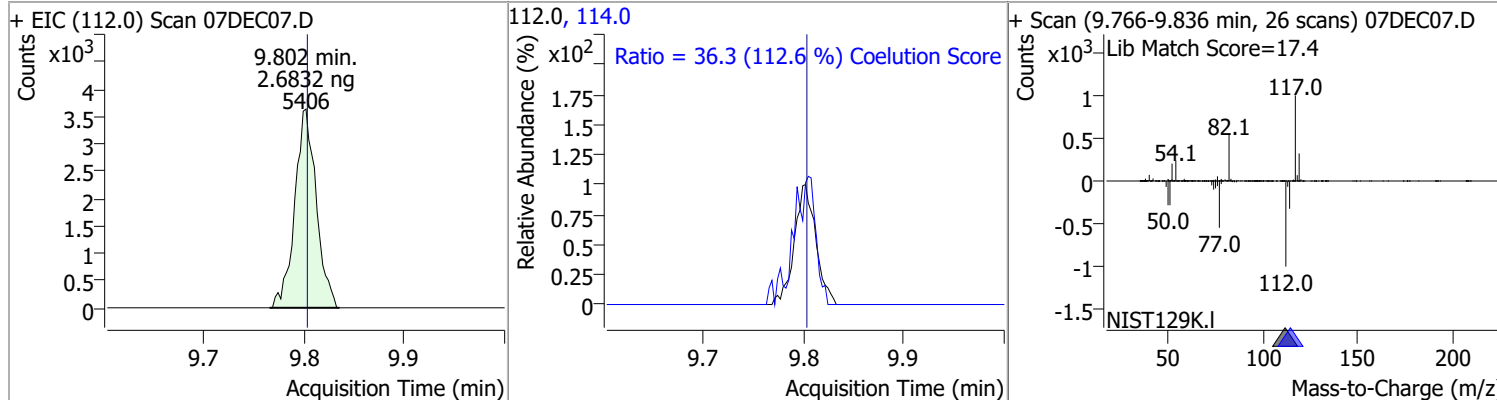


Compound	Conc.	RT	Dev(Min)	Resp.	QIon	QRatio	Lower	Upper
1,2-Dibromoethane	2.6334	9.31	0.00	1040 (m)	109.0	84.4	67.2	127.2

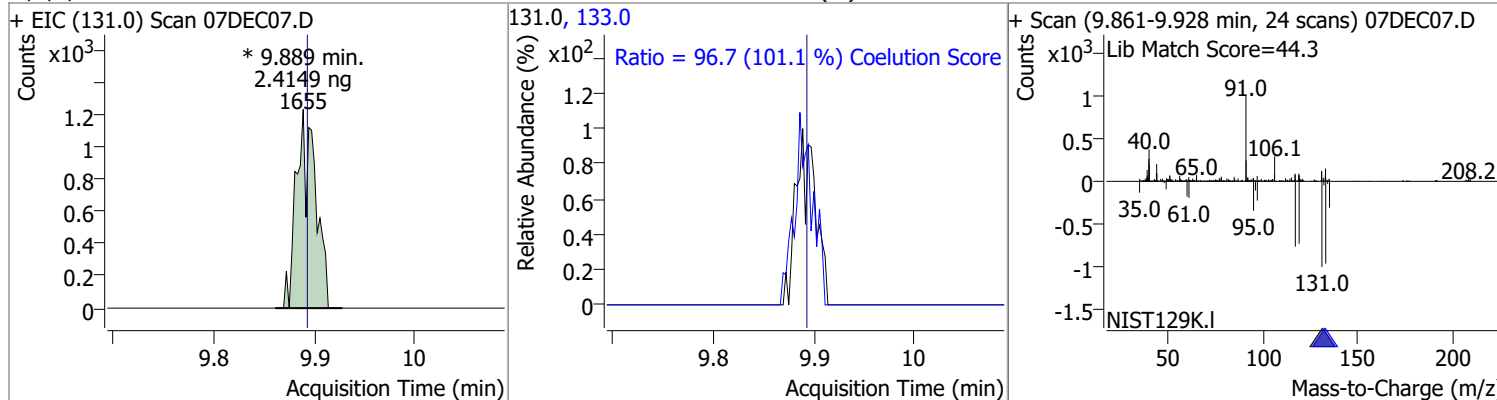


Quantitation Results Report (QT Reviewed)

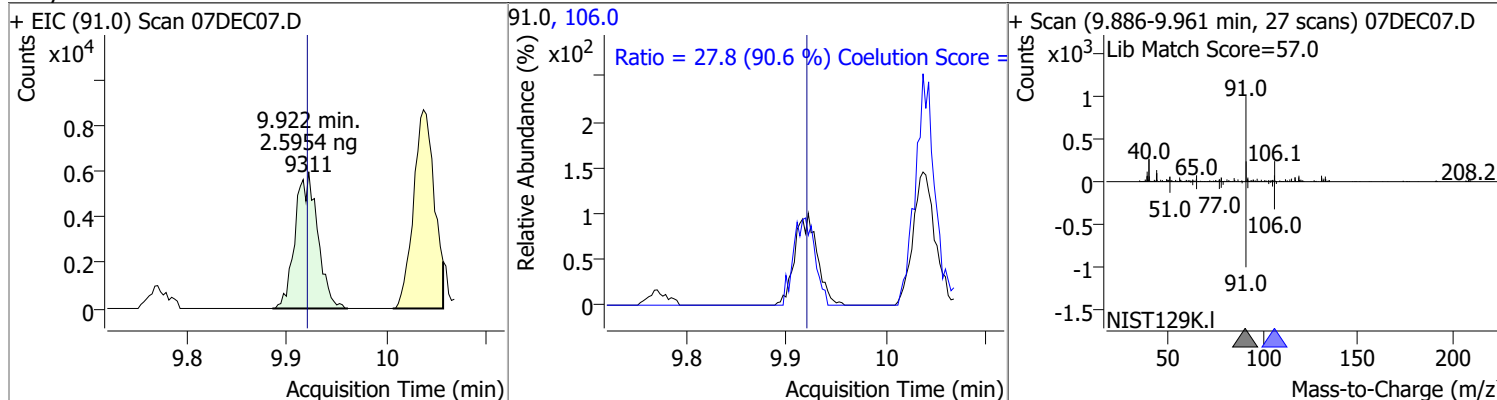
Compound	Conc.	RT	Dev(Min)	Resp.	QIon	QRatio	Lower	Upper
Chlorobenzene	2.6832	9.80	0.00	5406	114.0	36.3	2.3	62.3



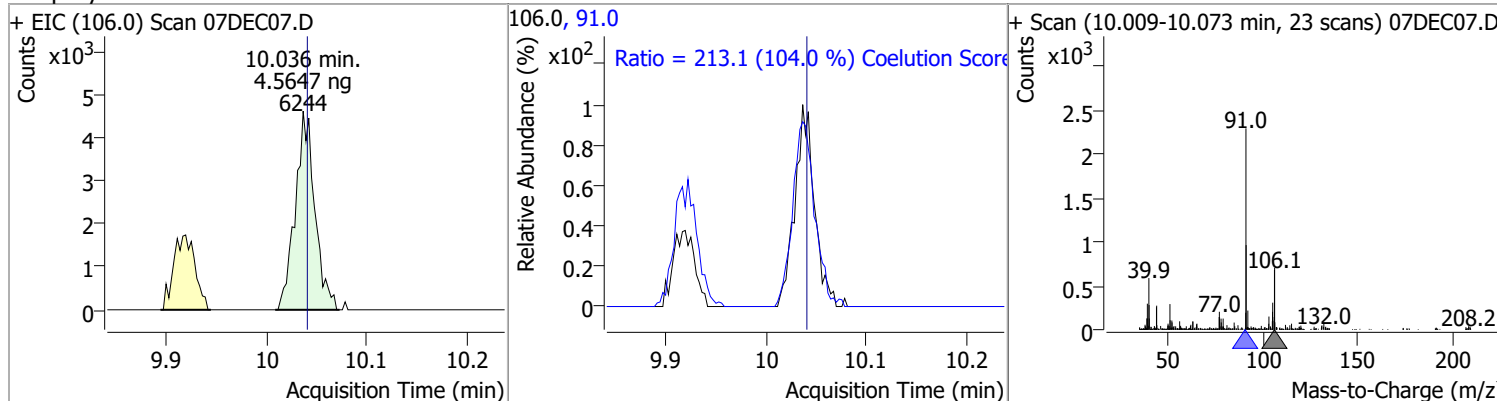
Compound	Conc.	RT	Dev(Min)	Resp.	QIon	QRatio	Lower	Upper
1,1,1,2-Tetrachloroethane	2.4149	9.89	0.00	1655 (m)	133.0	96.7	65.7	125.7



Compound	Conc.	RT	Dev(Min)	Resp.	QIon	QRatio	Lower	Upper
Ethylbenzene	2.5954	9.92	0.00	9311	106.0	27.8	0.7	60.7

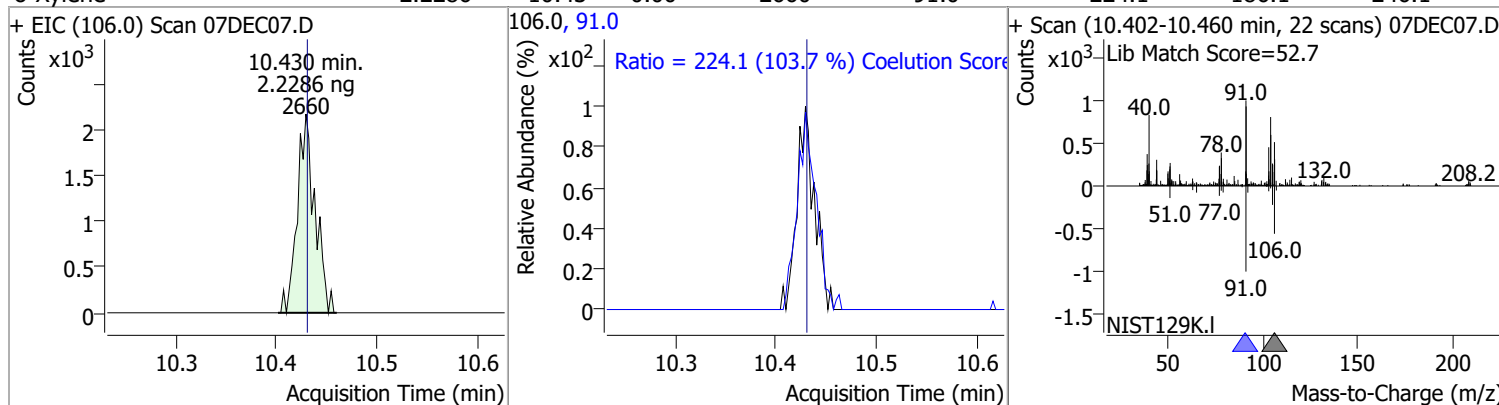


Compound	Conc.	RT	Dev(Min)	Resp.	QIon	QRatio	Lower	Upper
m+p-Xylenes	4.5647	10.04	0.00	6244	91.0	213.1	175.0	235.0

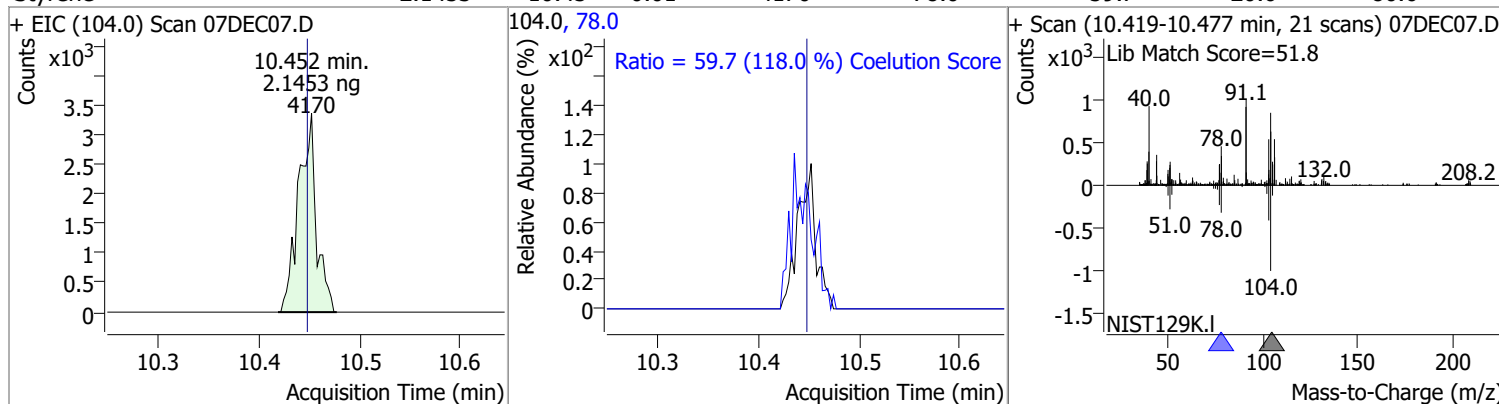


Quantitation Results Report (QT Reviewed)

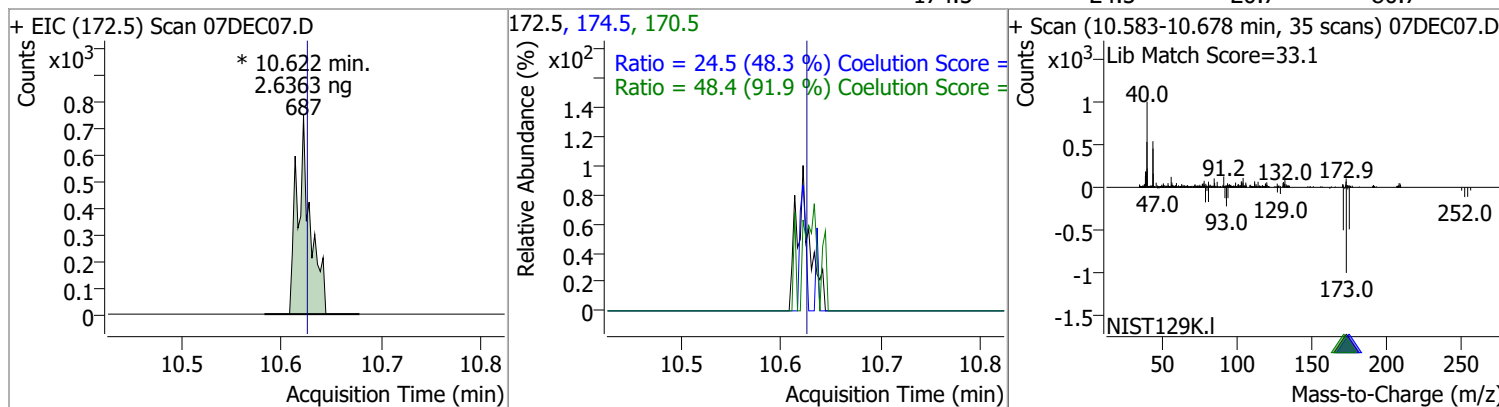
Compound	Conc.	RT	Dev(Min)	Resp.	QIon	QRatio	Lower	Upper
o-Xylene	2.2286	10.43	0.00	2660	91.0	224.1	186.1	246.1



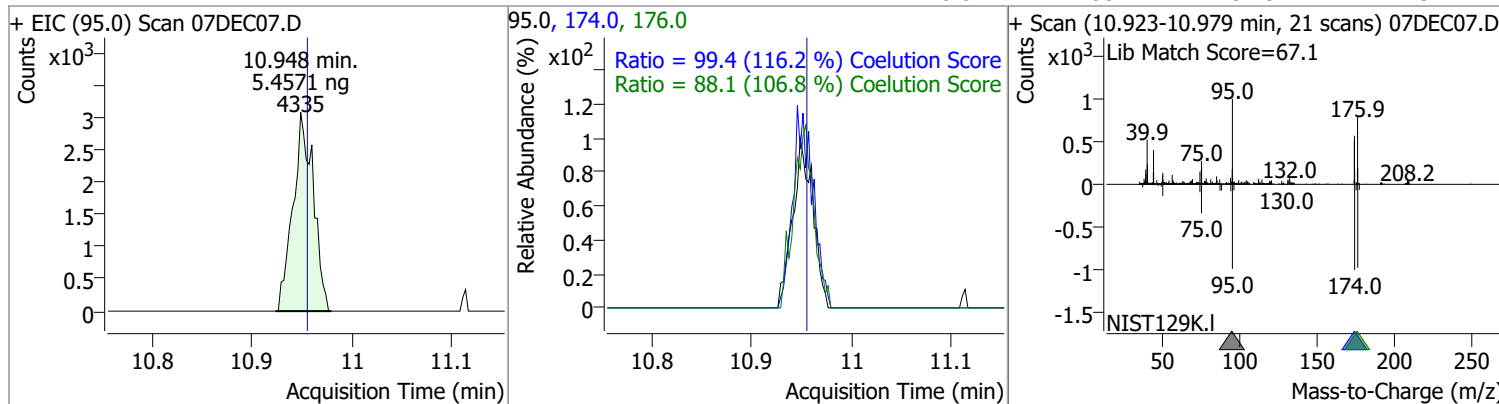
Compound	Conc.	RT	Dev(Min)	Resp.	QIon	QRatio	Lower	Upper
Styrene	2.1453	10.45	0.01	4170	78.0	59.7	20.6	80.6



Compound	Conc.	RT	Dev(Min)	Resp.	QIon	QRatio	Lower	Upper
Bromoform	2.6363	10.62	0.00	687 (m)	170.5	48.4	22.7	82.7
					174.5	24.5	20.7	80.7

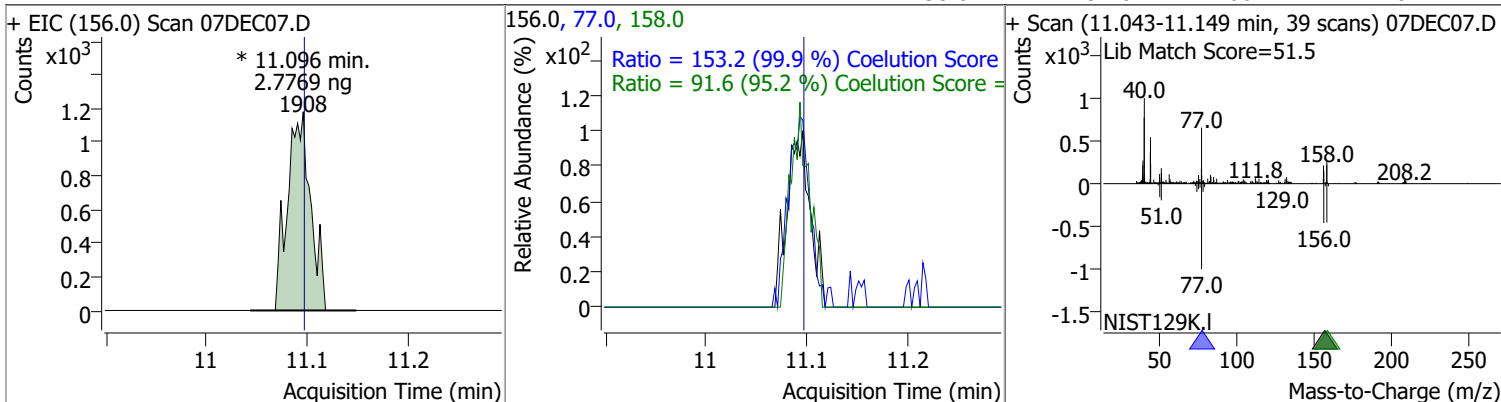


Compound	Conc.	RT	Dev(Min)	Resp.	QIon	QRatio	Lower	Upper
p-Bromofluorobenzene	5.4571	10.95	0.00	4335	174.0	99.4	55.5	115.5
					176.0	88.1	52.5	112.5

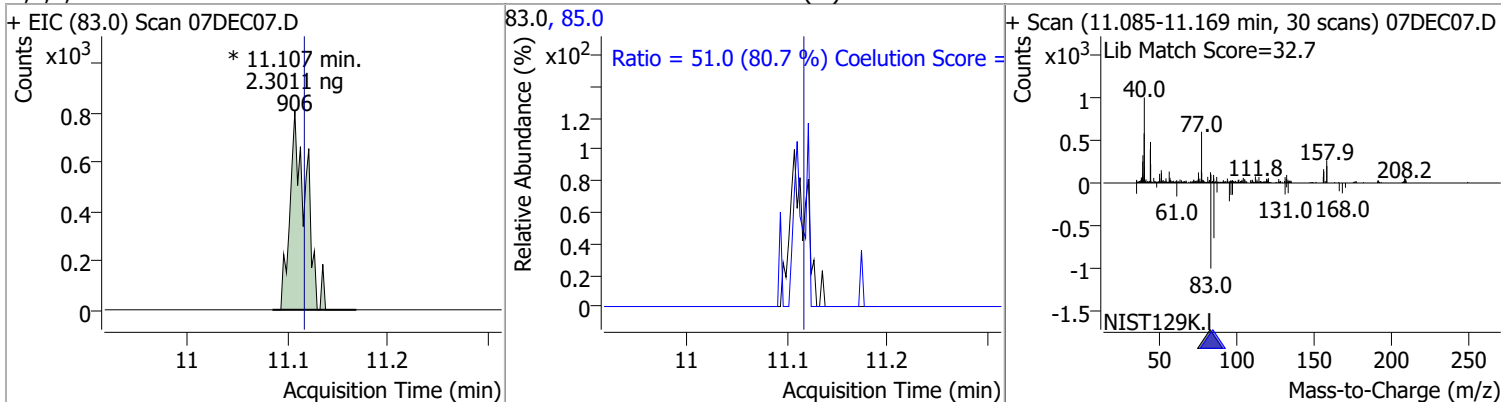


Quantitation Results Report (QT Reviewed)

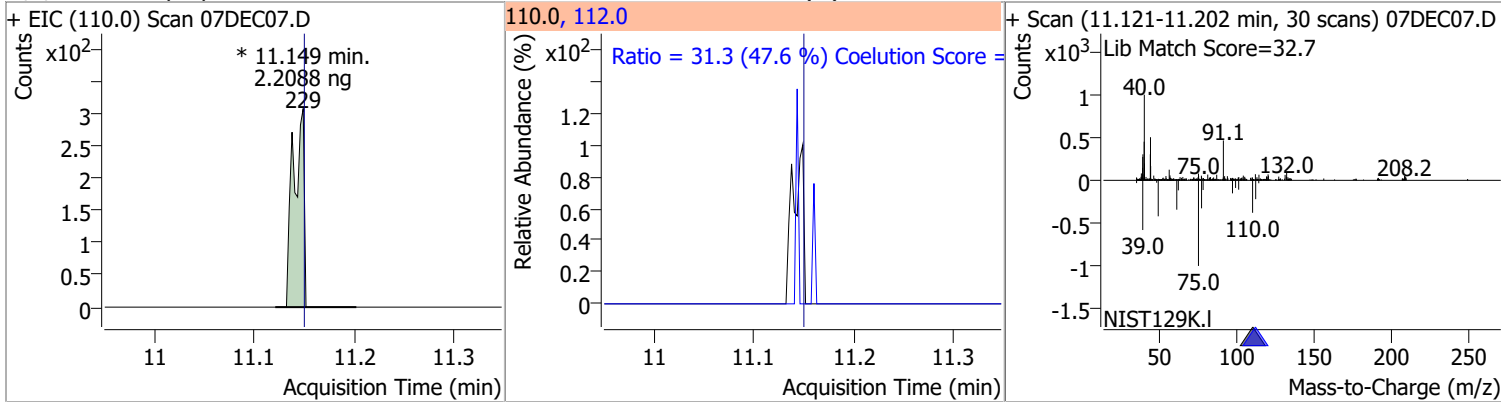
Compound	Conc.	RT	Dev(Min)	Resp.	QIon	QRatio	Lower	Upper
Bromobenzene	2.7769	11.10	0.00	1908 (m)	77.0	153.2	123.2	183.2
					158.0	91.6	66.2	126.2



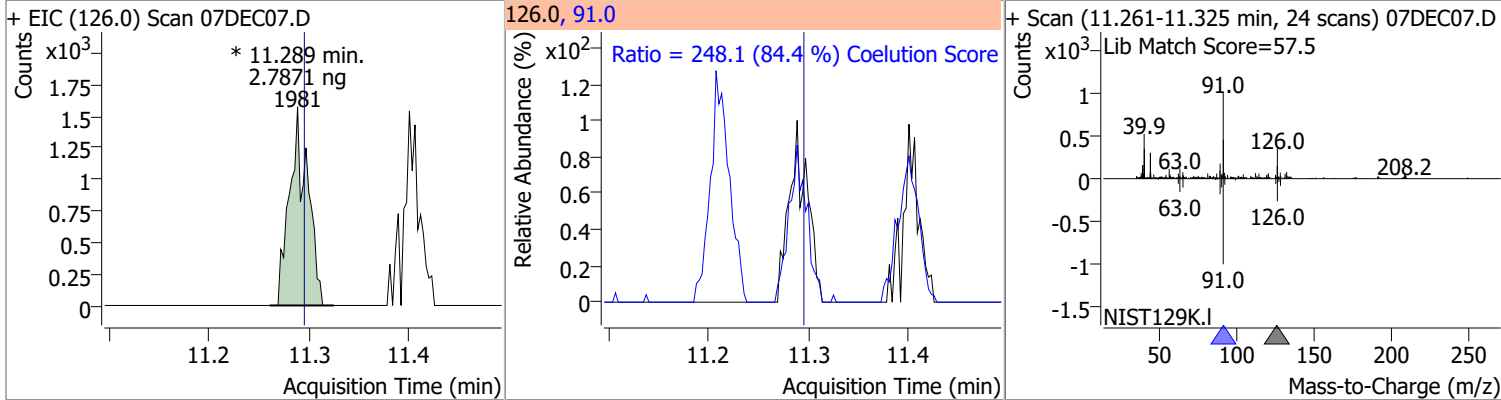
Compound	Conc.	RT	Dev(Min)	Resp.	QIon	QRatio	Lower	Upper
1,1,2,2-Tetrachloroethane	2.3011	11.11	-0.01	906 (m)	85.0	51.0	33.2	93.2



Compound	Conc.	RT	Dev(Min)	Resp.	QIon	QRatio	Lower	Upper
1,2,3-Trichloropropane	2.2088	11.15	0.00	229 (m)	112.0	31.3	35.8	95.8

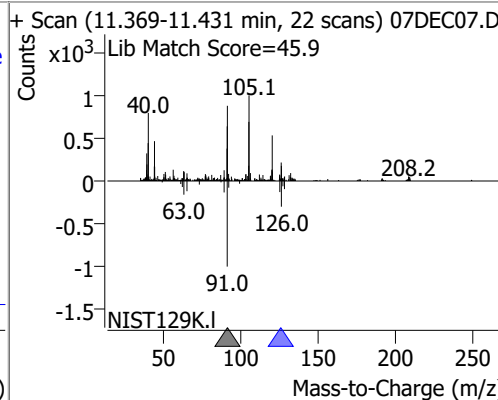
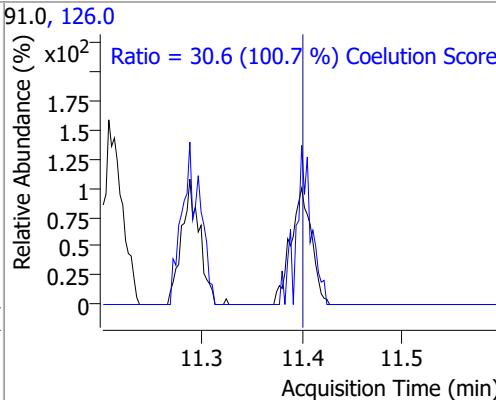
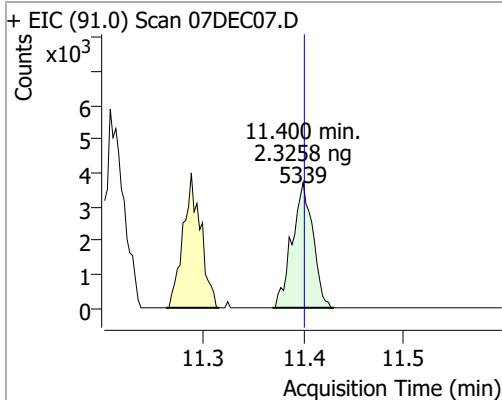


Compound	Conc.	RT	Dev(Min)	Resp.	QIon	QRatio	Lower	Upper
2-Chlorotoluene	2.7871	11.29	0.00	1981 (m)	91.0	248.1	264.1	324.1

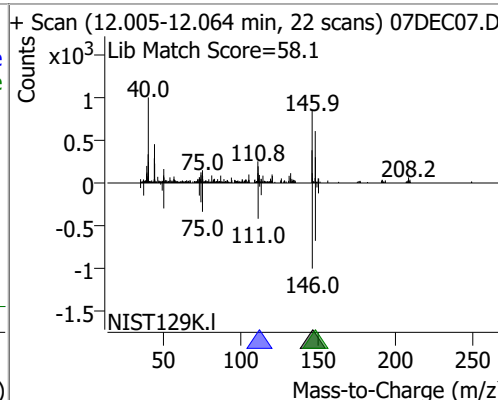
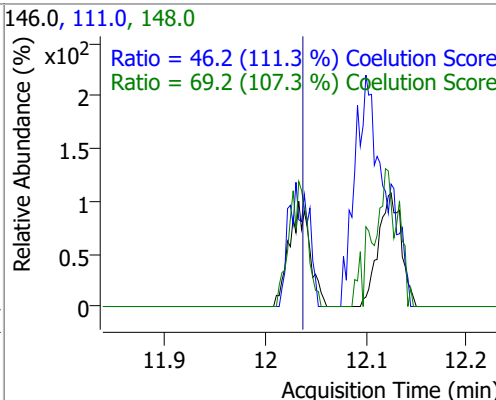
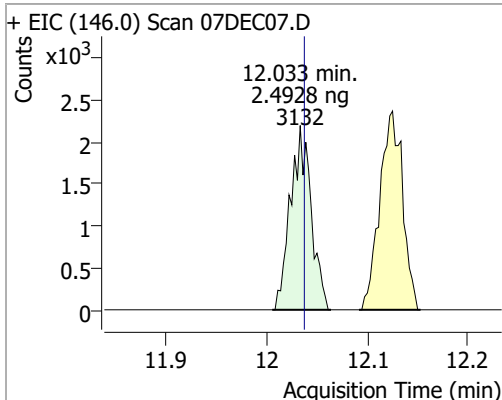


Quantitation Results Report (QT Reviewed)

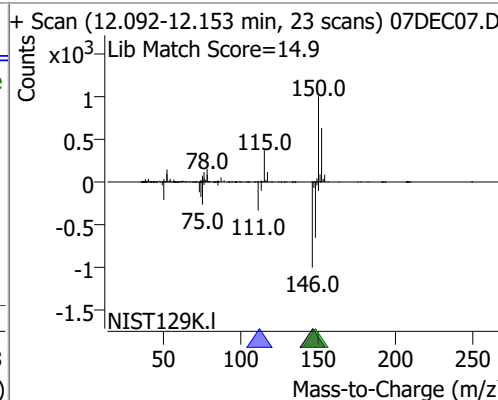
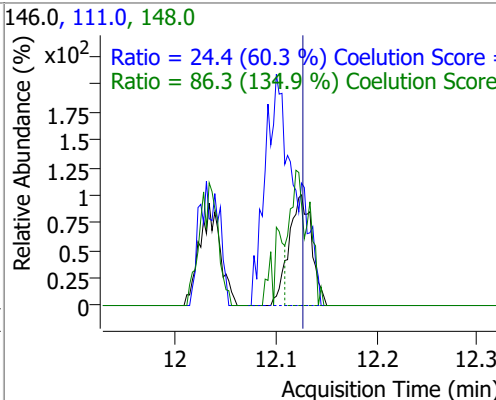
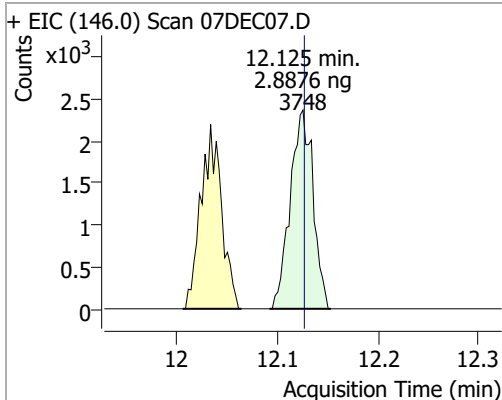
Compound	Conc.	RT	Dev(Min)	Resp.	QIon	QRatio	Lower	Upper
4-Chlorotoluene	2.3258	11.40	0.00	5339	126.0	30.6	0.4	60.4



Compound	Conc.	RT	Dev(Min)	Resp.	QIon	QRatio	Lower	Upper
1,3-Dichlorobenzene	2.4928	12.03	0.00	3132	148.0	69.2	34.5	94.5
					111.0	46.2	11.5	71.5

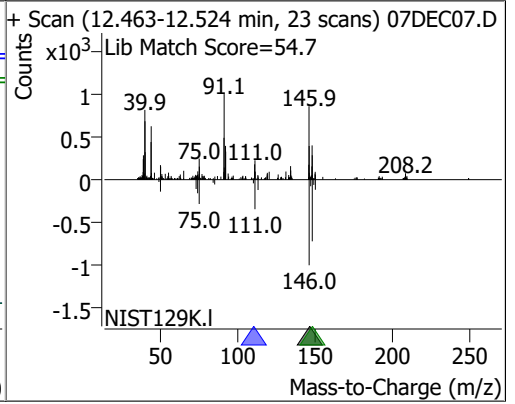
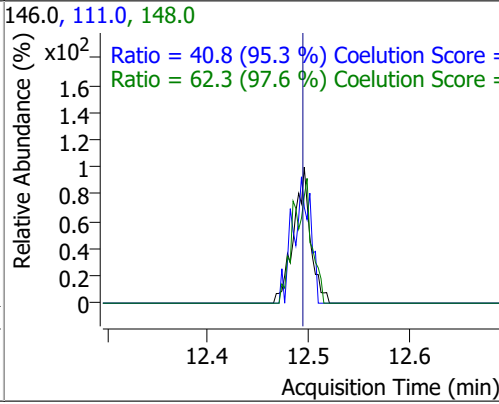
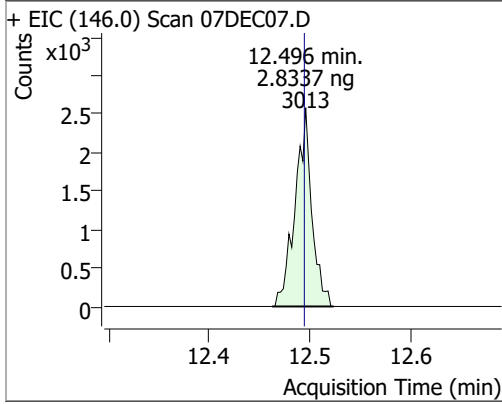


Compound	Conc.	RT	Dev(Min)	Resp.	QIon	QRatio	Lower	Upper
1,4-Dichlorobenzene	2.8876	12.13	0.00	3748	148.0	86.3	34.0	94.0
					111.0	24.4	10.4	70.4



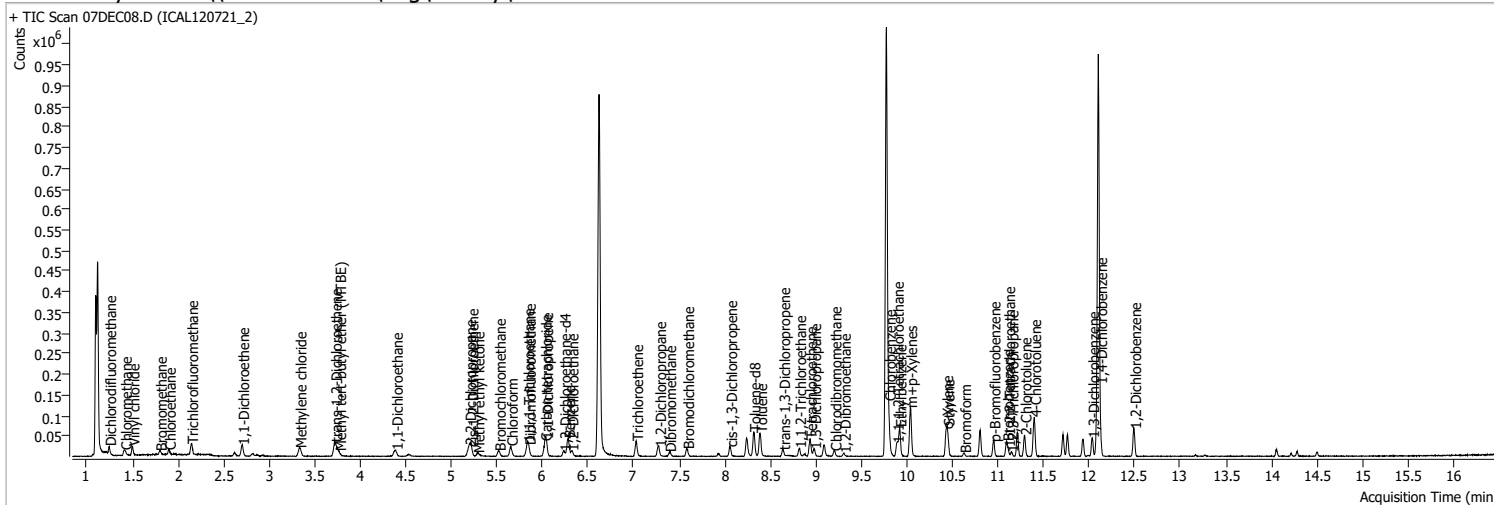
Quantitation Results Report (QT Reviewed)

Compound	Conc.	RT	Dev(Min)	Resp.	QIon	QRatio	Lower	Upper
1,2-Dichlorobenzene	2.8337	12.50	0.01	3013	148.0	62.3	33.8	93.8
					111.0	40.8	12.8	72.8



Quantitation Results Report (QT Reviewed)

Data File	07DEC08.D	Operator	MSC
Acq. Method	5975CACQF.M	Acq. Date-Time	12/7/2021 1:41:51 PM
Sample Name	ICAL120721_2	Instrument	VOA5975C
Vial	8	Multiplier	1.00
DA Method File	VOA5975C_8260B_SHT_DoD_L4_120721.m	Comment	
Tune File	BFB_Atune3.u	Tune Date	10/11/2021 4:02:00 PM
Batch Name	VG120721_8260B_624pt1_L4.batch.bin	Last Calib Update	12/13/2021 2:48:18 PM
Ref Library	\\MASSHUNTER\Org\Library\NIST129K.l		



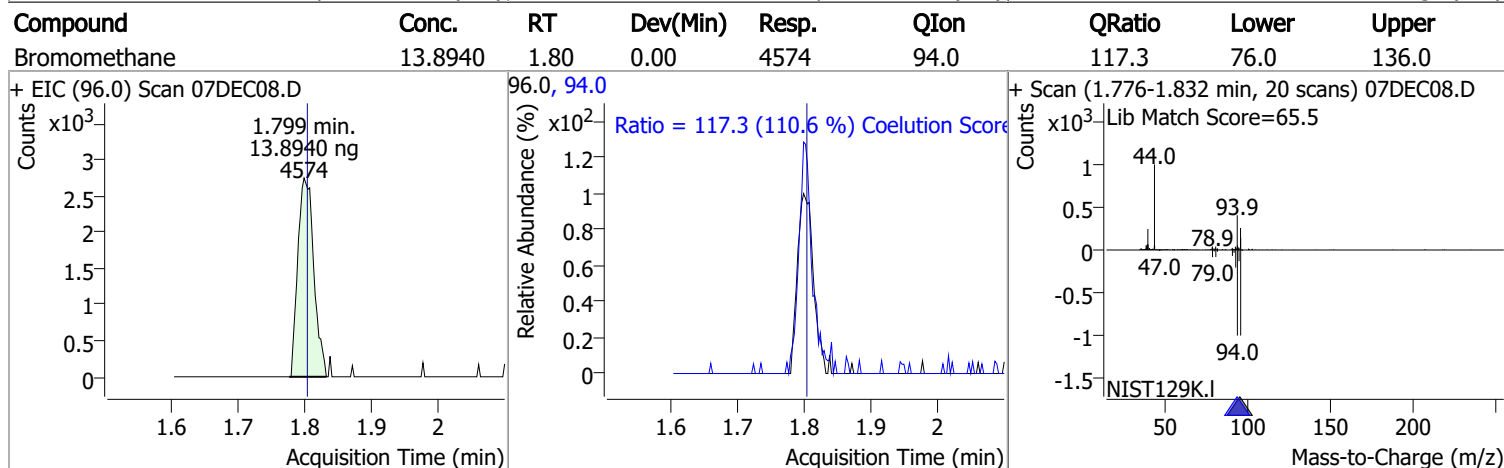
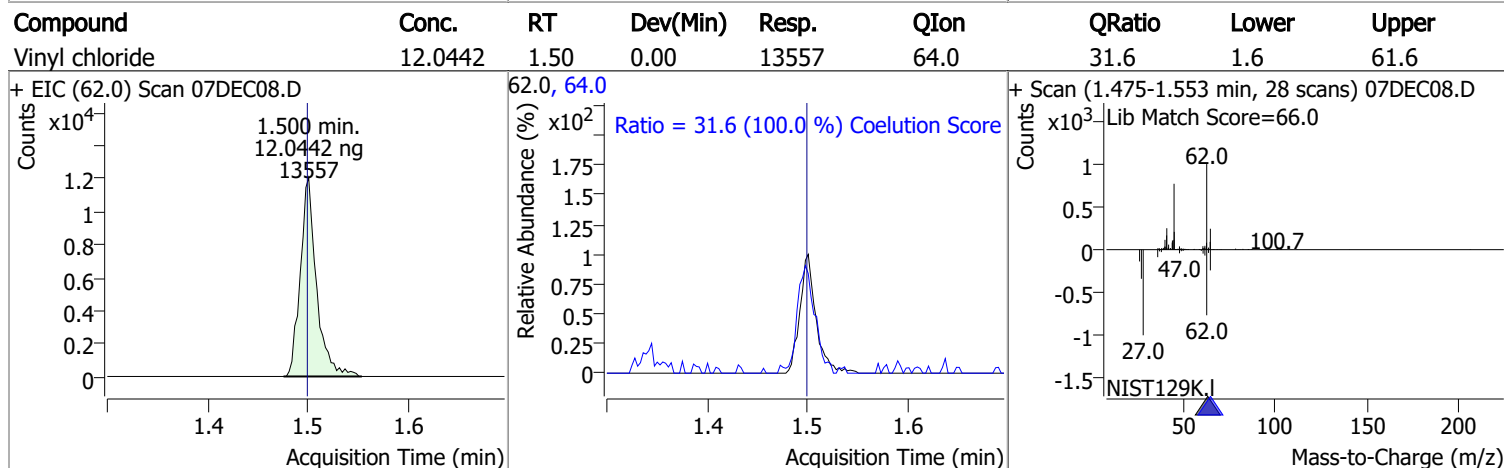
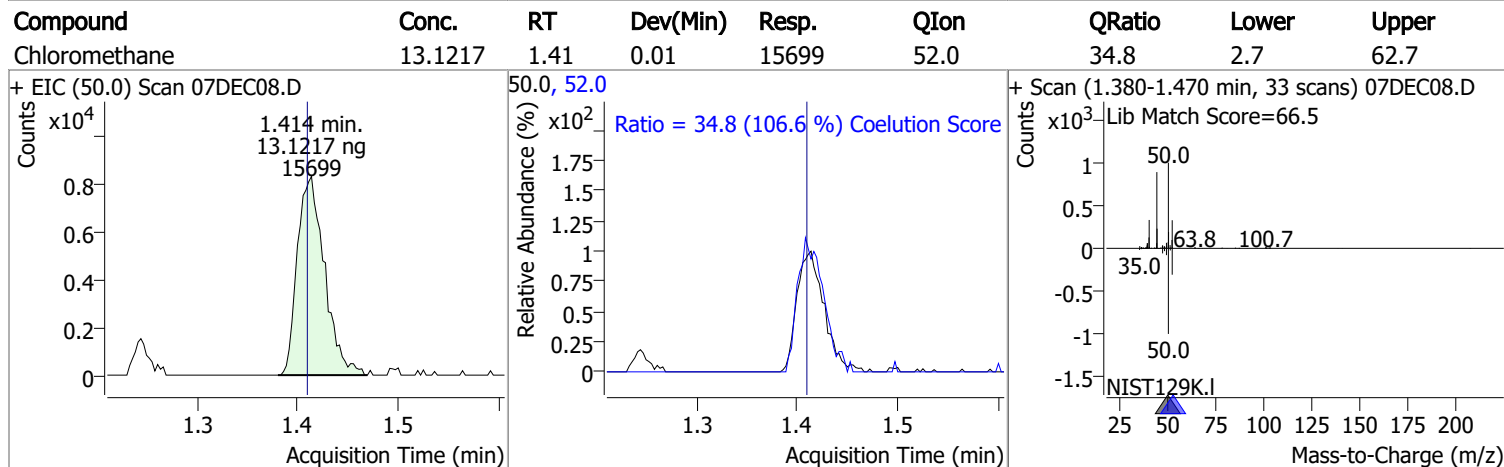
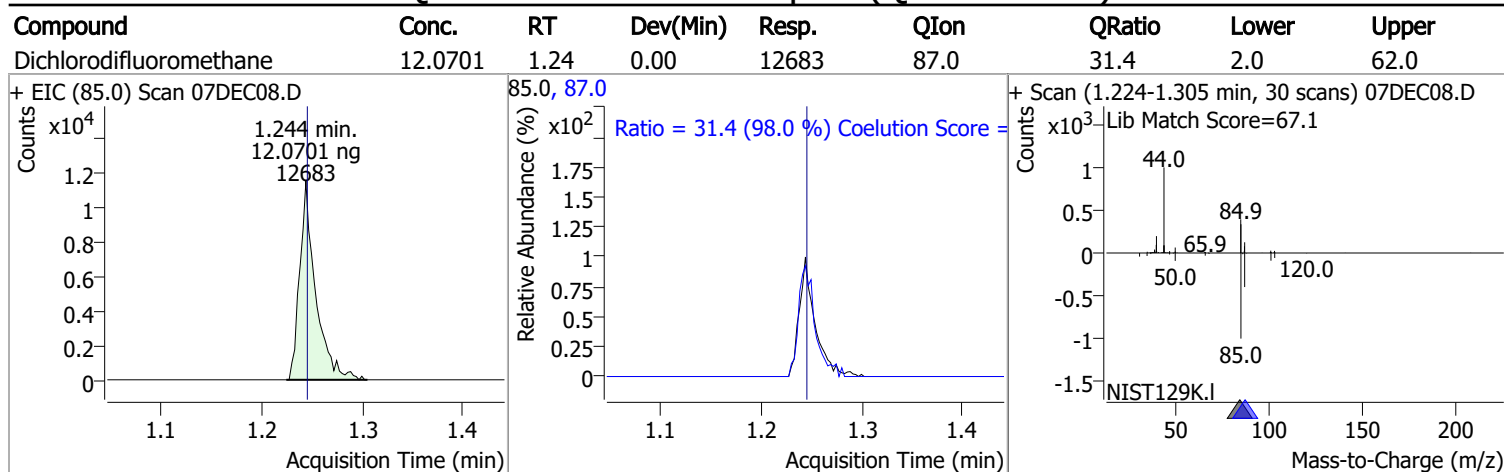
Compound	RT	QIon	Resp.	Conc.	Units	Dev(Min)
Internal Standards						
M Fluorobenzene	6.620	96.0	734902	250.0000	ng	0.000
M Chlorobenzene-d5	9.771	82.0	284774	250.0000	ng	-0.003
M 1,4-Dichlorobenzene-d4	12.100	152.0	224297	250.0000	ng	0.000
System Monitoring Compounds						
S Dibromofluoromethane	5.851	113.0	9752	13.5397	ng	0.000
Spiked Amount: 250.000	Range: 80.0 - 119.0%			Recovery = 5.42%	*	
S 1,2-Dichloroethane-d4	6.233	67.0	4714	14.3414	ng	0.003
Spiked Amount: 250.000	Range: 81.0 - 118.0%			Recovery = 5.74%	*	
S Toluene-d8	8.316	98.0	35684	12.4653	ng	-0.003
Spiked Amount: 250.000	Range: 89.0 - 112.0%			Recovery = 4.99%	*	
S p-Bromofluorobenzene	10.951	95.0	10813	12.5988	ng	0.000
Spiked Amount: 250.000	Range: 85.0 - 114.0%			Recovery = 5.04%	*	
Target Compounds						
T Dichlorodifluoromethane	1.244	85.0	12683	12.0701	ng	99
T Chloromethane	1.414	50.0	15699	13.1217	ng	96
T Vinyl chloride	1.500	62.0	13557	12.0442	ng	100
T Bromomethane	1.799	96.0	4574	13.8940	ng	89
T Chloroethane	1.899	64.0	8120	13.0583	ng	96
T Trichlorofluoromethane	2.145	101.0	18323	12.4650	ng	98
T 1,1-Dichloroethene	2.705	96.0	9845	12.9423	ng	94
T Methylene chloride	3.333	49.0	15333	14.2371	ng	94
T trans-1,2-Dichloroethene	3.720	96.0	9628	12.6689	ng	97
T Methyl tert-butyl ether (MTBE)	3.768	73.0	12399	12.7388	ng	96
T 1,1-Dichloroethane	4.389	63.0	18019	12.5069	ng	99
T 2,2-Dichloropropane	5.195	77.0	13021	12.3440	ng	82
T cis-1,2-Dichloroethene	5.220	96.0	9789	12.4211	ng	98
T Methyl ethyl ketone	5.287	43.0	12746	121.6601	ng	97
T Bromochloromethane	5.522	128.0	3557	11.9894	ng	92
T Chloroform	5.653	83.0	17943	12.6226	ng	96

Quantitation Results Report (QT Reviewed)

Compound	RT	QIon	Resp.	Conc.	Units	Dev(Min)	
T 1,1,1-Trichloroethane	5.834	97.0	16207	12.0839	ng	96	
T Carbon tetrachloride	6.024	117.0	15827	12.0266	ng	96	
T 1,1-Dichloropropene	6.040	75.0	13370	11.3097	ng	93	
T Benzene	6.280	78.0	35699	11.9400	ng	97	
T 1,2-Dichloroethane	6.319	62.0	9686	12.3946	ng	96	
T Trichloroethene	7.027	95.0	11012	12.1953	ng	99	
T 1,2-Dichloropropane	7.278	63.0	8850	11.6334	ng	92	
T Dibromomethane	7.390	93.0	4032	12.9109	ng	94	
T Bromodichloromethane	7.588	83.0	11056	12.4979	ng	100	
T cis-1,3-Dichloropropene	8.059	75.0	11582	11.7879	ng	94	
T Toluene	8.388	92.0	20988	11.1517	ng	94	
T trans-1,3-Dichloropropene	8.642	75.0	8612	12.2506	ng	90	
T 1,1,2-Trichloroethane	8.818	83.0	4553	12.4340	ng	98	
T Tetrachloroethene	8.935	163.8	8883	11.9107	ng	100	
T 1,3-Dichloropropane	8.982	76.0	8873	12.1485	ng	99	
T Chlorodibromomethane	9.205	129.0	6858	12.4068	ng	97	
T 1,2-Dibromoethane	9.306	107.0	5084	12.7712	ng	87	
T Chlorobenzene	9.799	112.0	24937	12.2739	ng	100	
T 1,1,1,2-Tetrachloroethane	9.889	131.0	8124	11.7550	ng	92	
T Ethylbenzene	9.919	91.0	41062	11.3504	ng	98	
T m+p-Xylenes	10.036	106.0	31077	22.5296	ng	98	
T o-Xylene	10.430	106.0	13309	11.0575	ng	89	
T Styrene	10.444	104.0	22514	11.4858	ng	100	
T Bromoform	10.628	172.5	3687	13.0950	ng	93	
T Bromobenzene	11.096	156.0	8760	11.7977	ng	97	
T 1,1,2,2-Tetrachloroethane	11.110	83.0	5129	12.0583	ng	85	
T 1,2,3-Trichloropropane	11.149	110.0	1468	13.0986	ng	m	83
T 2-Chlorotoluene	11.289	126.0	8562	11.1511	ng	98	
T 4-Chlorotoluene	11.397	91.0	28241	11.3868	ng	94	
T 1,3-Dichlorobenzene	12.033	146.0	16554	12.1951	ng	95	
T 1,4-Dichlorobenzene	12.120	146.0	16825	11.9979	ng	85	
T 1,2-Dichlorobenzene	12.493	146.0	13705	11.9301	ng	98	

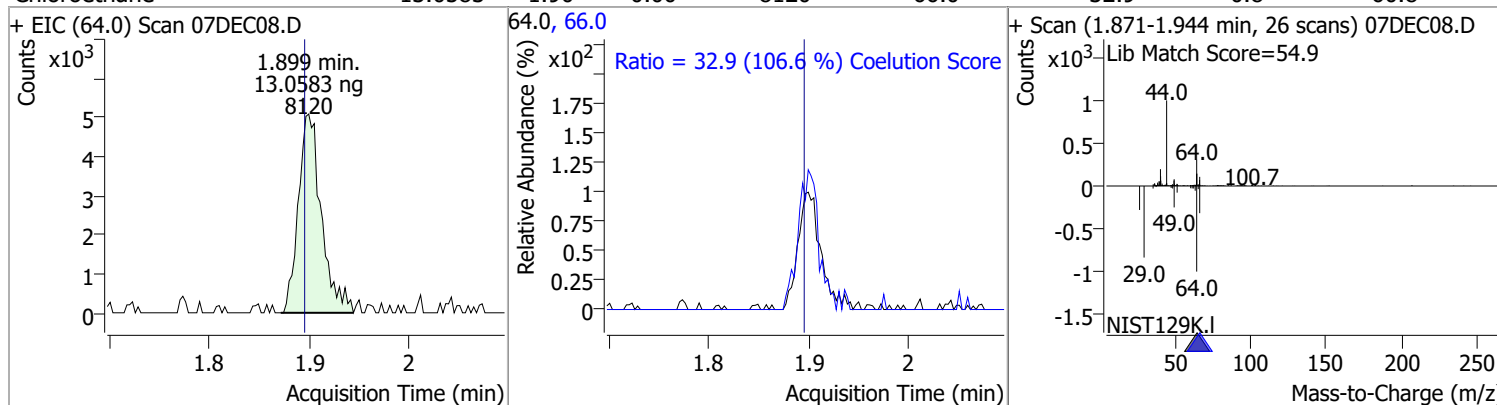
(#) = Qualifier Out of Range; (m) = Manual Integration; (+) = Area Summed; (*) = Surrogate Percent Recovery Out of Range; (d): Zeroed Peak

Quantitation Results Report (QT Reviewed)

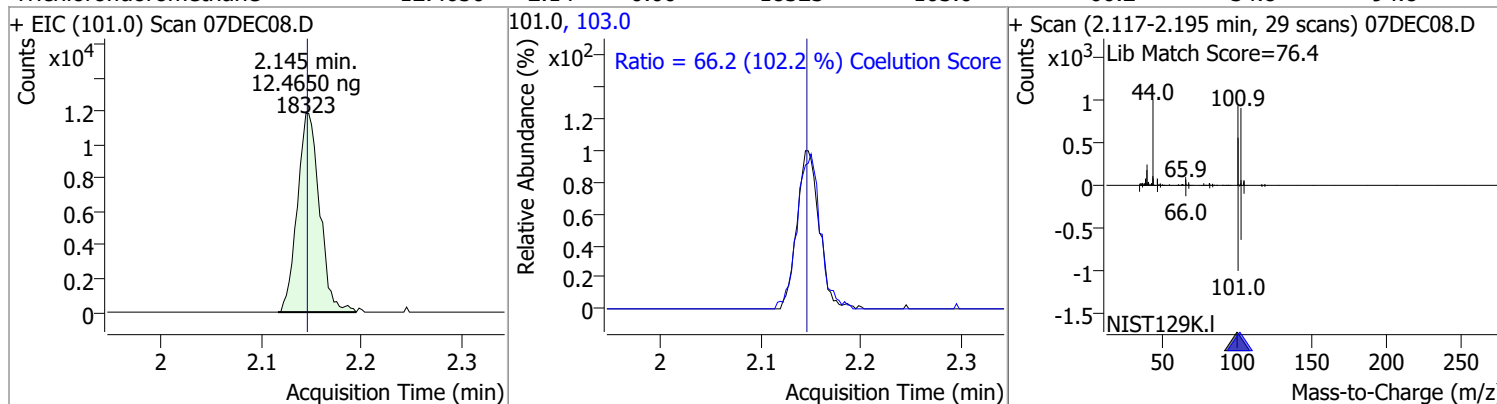


Quantitation Results Report (QT Reviewed)

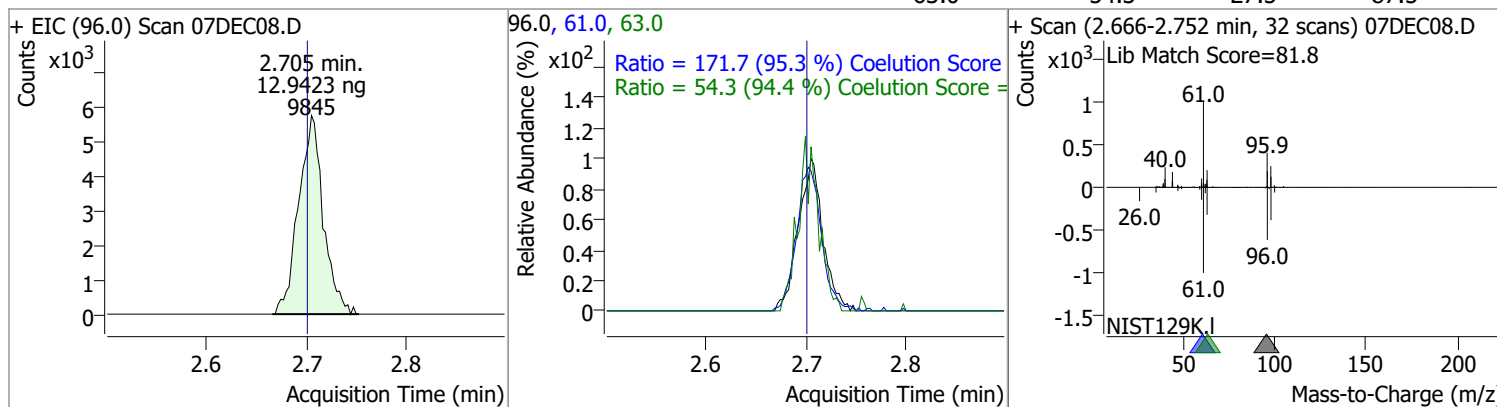
Compound	Conc.	RT	Dev(Min)	Resp.	QIon	QRatio	Lower	Upper
Chloroethane	13.0583	1.90	0.00	8120	66.0	32.9	0.8	60.8



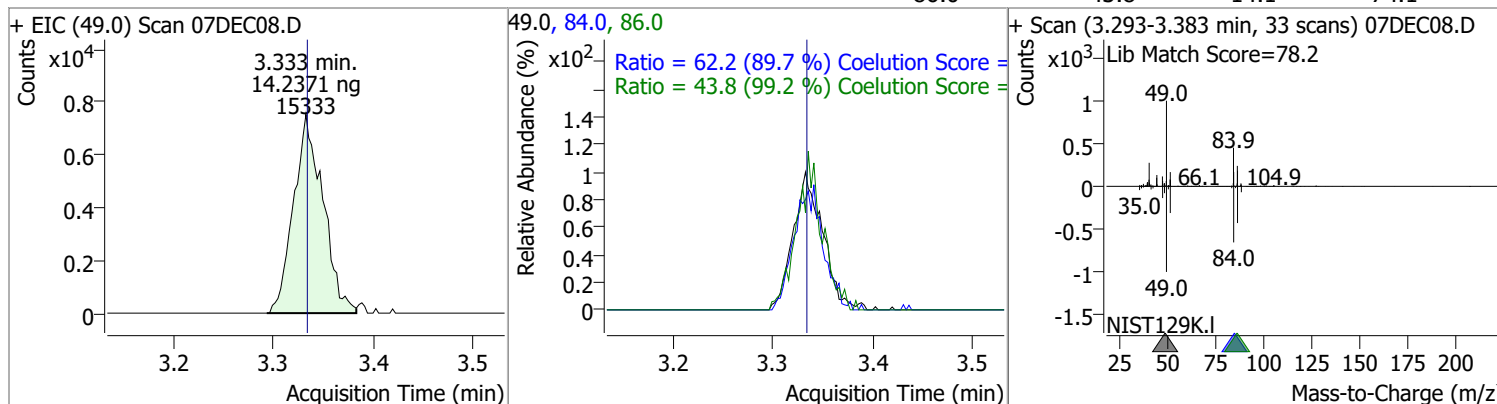
Compound	Conc.	RT	Dev(Min)	Resp.	QIon	QRatio	Lower	Upper
Trichlorofluoromethane	12.4650	2.14	0.00	18323	103.0	66.2	34.8	94.8



Compound	Conc.	RT	Dev(Min)	Resp.	QIon	QRatio	Lower	Upper
1,1-Dichloroethene	12.9423	2.71	0.01	9845	61.0	171.7	150.1	210.1
					63.0	54.3	27.5	87.5

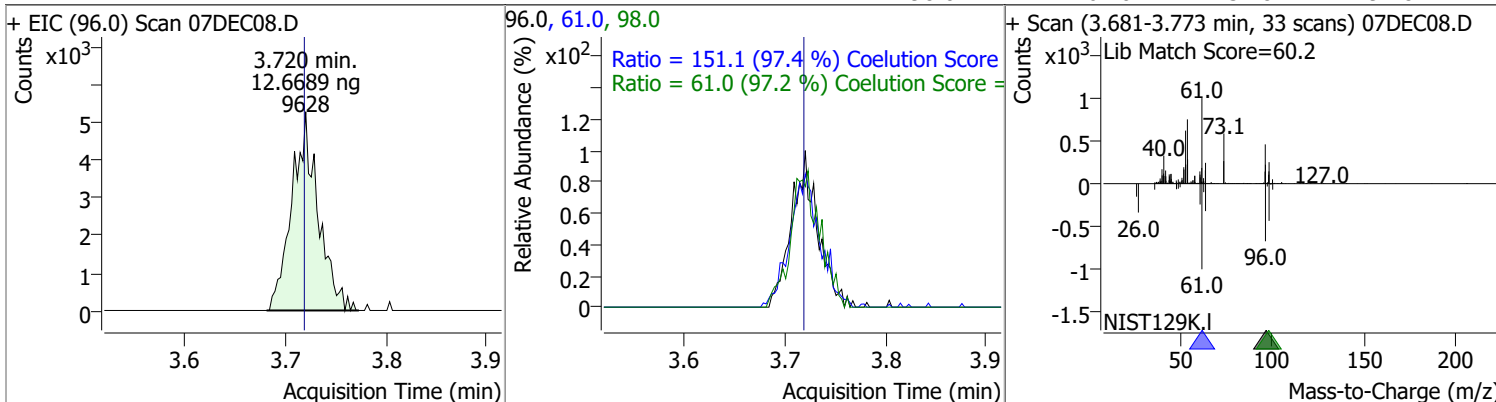


Compound	Conc.	RT	Dev(Min)	Resp.	QIon	QRatio	Lower	Upper
Methylene chloride	14.2371	3.33	0.00	15333	84.0	62.2	39.4	99.4
					86.0	43.8	14.1	74.1

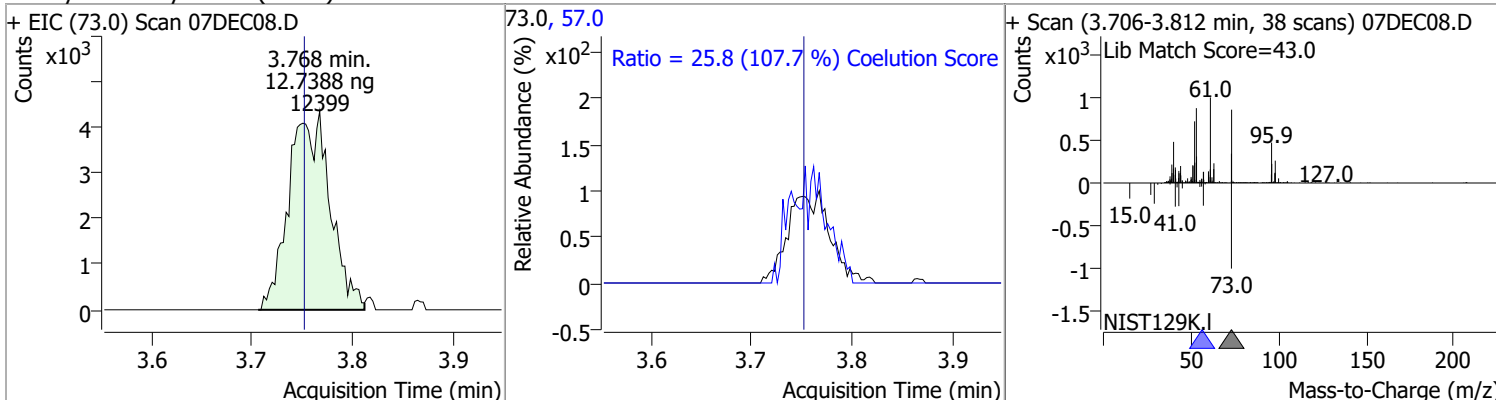


Quantitation Results Report (QT Reviewed)

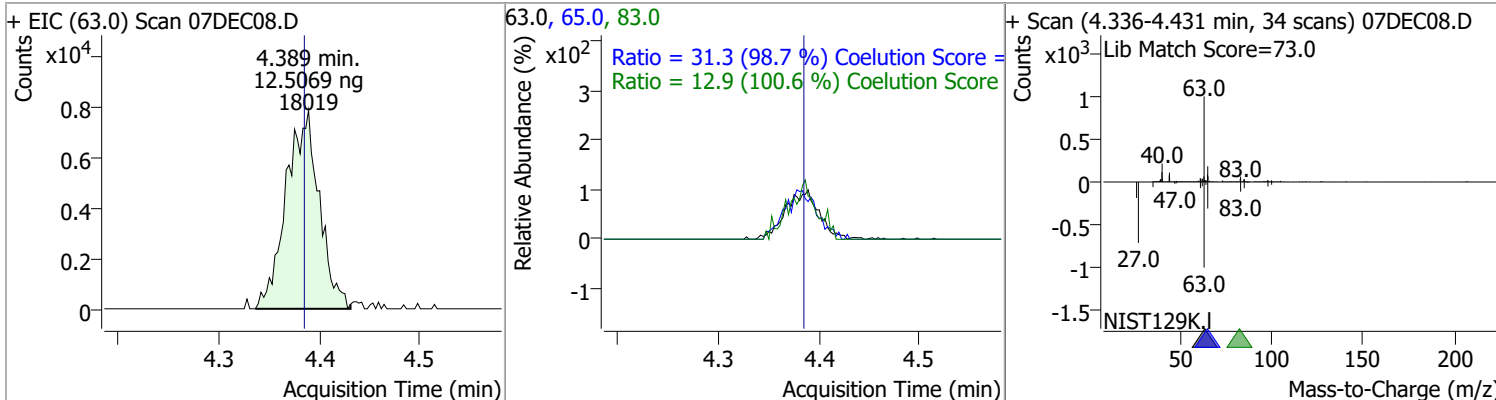
Compound	Conc.	RT	Dev(Min)	Resp.	QIon	QRatio	Lower	Upper
trans-1,2-Dichloroethene	12.6689	3.72	0.00	9628	61.0	151.1	125.1	185.1
					98.0	61.0	32.8	92.8



Compound	Conc.	RT	Dev(Min)	Resp.	QIon	QRatio	Lower	Upper
Methyl tert-butyl ether (MTBE)	12.7388	3.77	0.02	12399	57.0	25.8	0.0	53.9

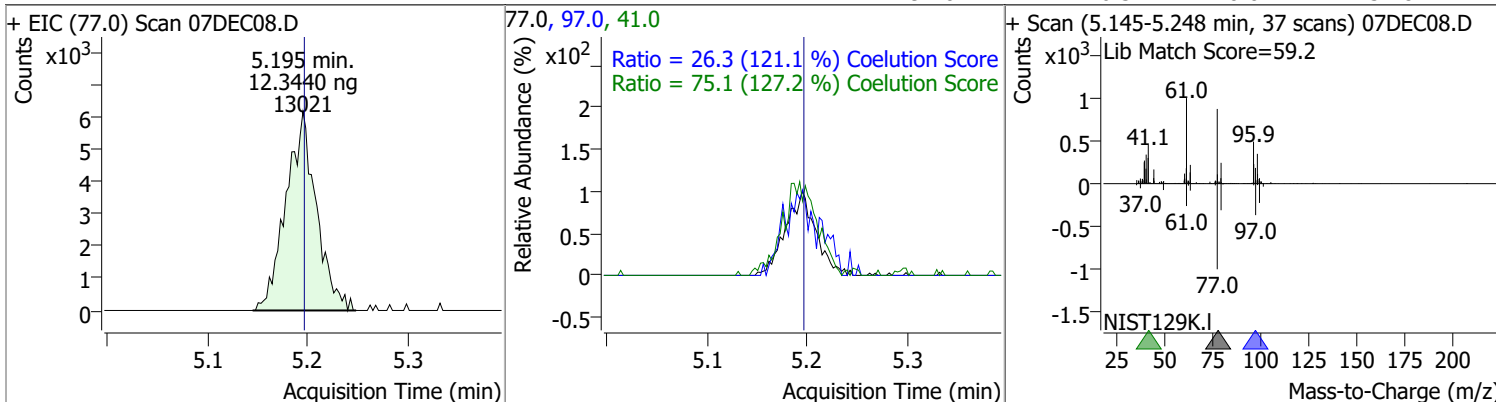


Compound	Conc.	RT	Dev(Min)	Resp.	QIon	QRatio	Lower	Upper
1,1-Dichloroethane	12.5069	4.39	0.01	18019	65.0	31.3	1.7	61.7
					83.0	12.9	0.0	42.8

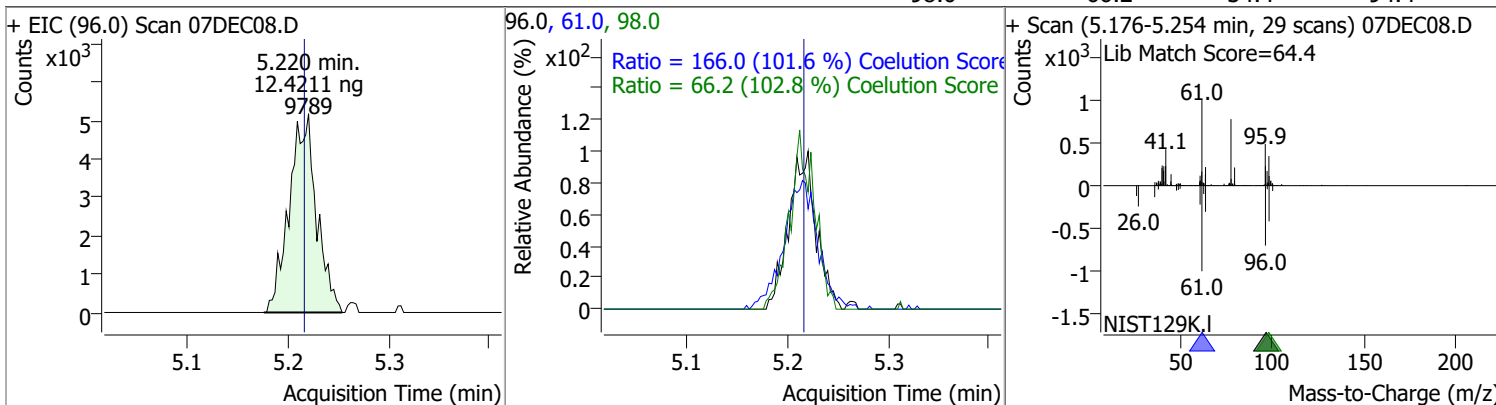


Quantitation Results Report (QT Reviewed)

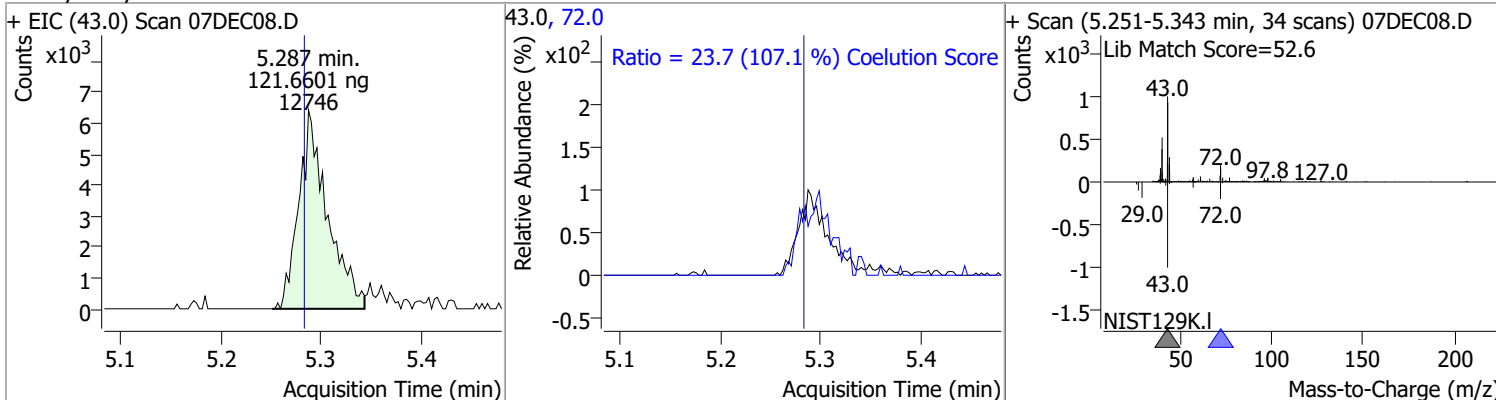
Compound	Conc.	RT	Dev(Min)	Resp.	QIon	QRatio	Lower	Upper
2,2-Dichloropropane	12.3440	5.20	0.00	13021	41.0	75.1	29.0	89.0
					97.0	26.3	0.0	51.8



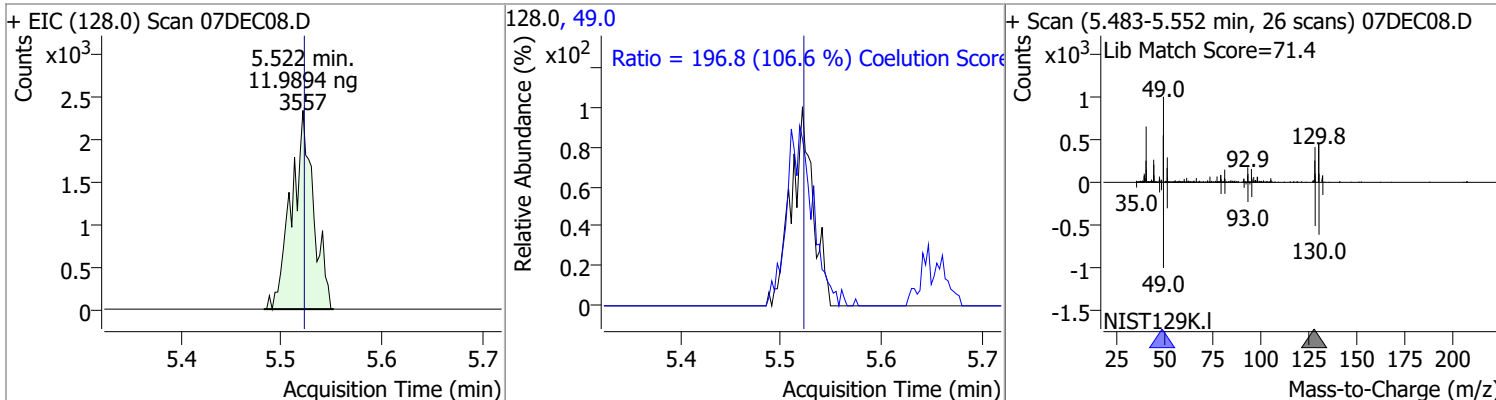
Compound	Conc.	RT	Dev(Min)	Resp.	QIon	QRatio	Lower	Upper
cis-1,2-Dichloroethene	12.4211	5.22	0.01	9789	61.0	166.0	133.3	193.3
					98.0	66.2	34.4	94.4



Compound	Conc.	RT	Dev(Min)	Resp.	QIon	QRatio	Lower	Upper
Methyl ethyl ketone	121.6601	5.29	0.01	12746	72.0	23.7	0.0	52.2

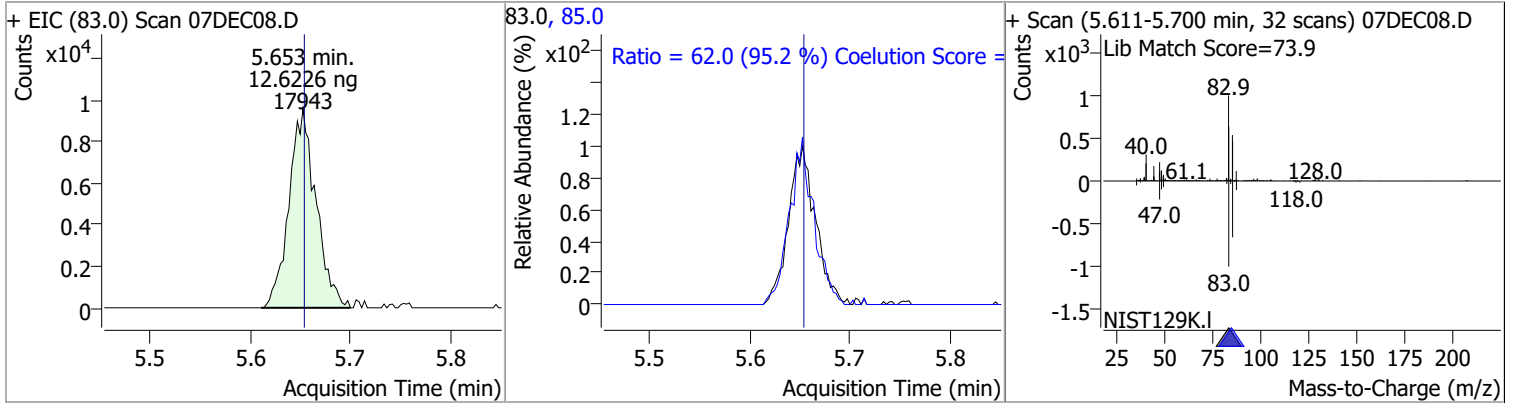


Compound	Conc.	RT	Dev(Min)	Resp.	QIon	QRatio	Lower	Upper
Bromochloromethane	11.9894	5.52	0.00	3557	49.0	196.8	154.6	214.6

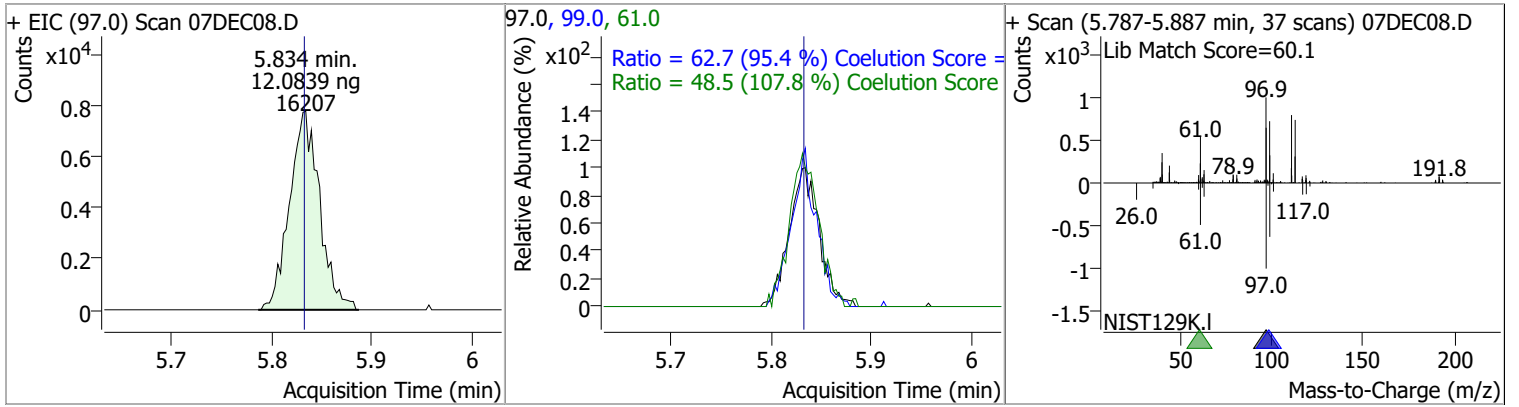


Quantitation Results Report (QT Reviewed)

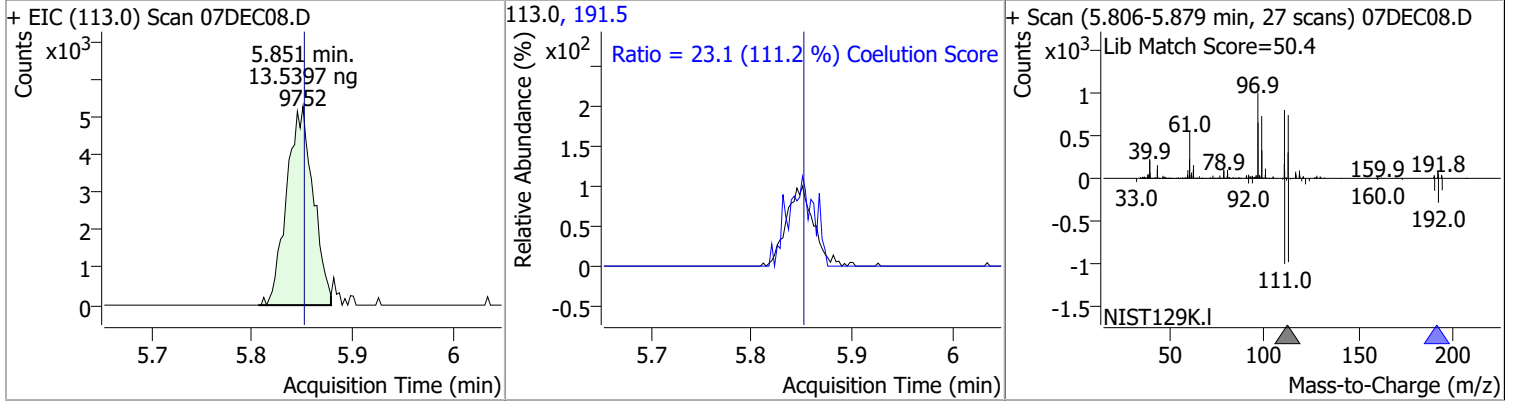
Compound	Conc.	RT	Dev(Min)	Resp.	QIon	QRatio	Lower	Upper
----------	-------	----	----------	-------	------	--------	-------	-------



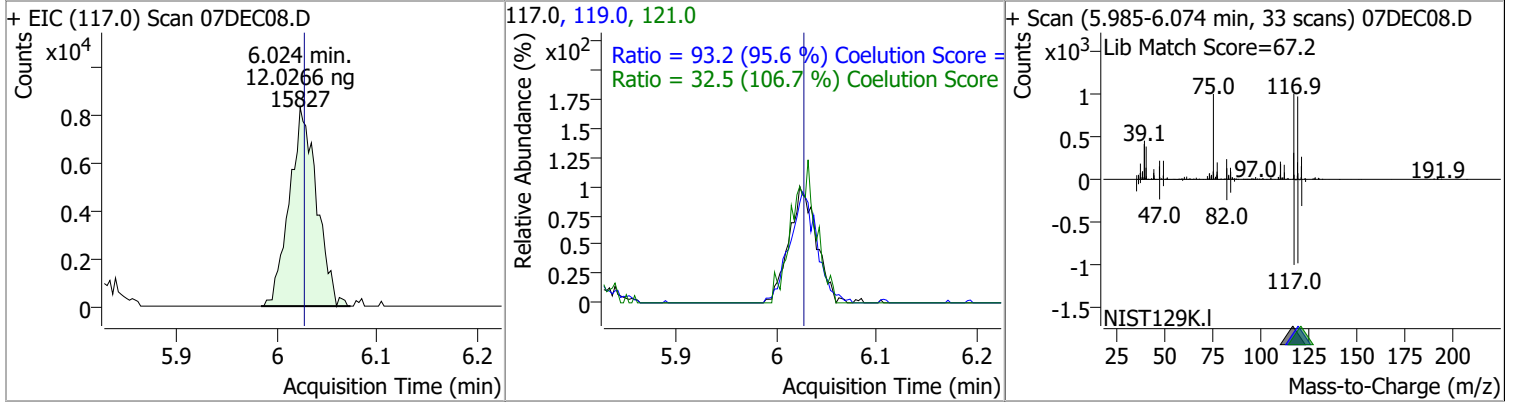
Compound	Conc.	RT	Dev(Min)	Resp.	QIon	QRatio	Lower	Upper
1,1,1-Trichloroethane	12.0839	5.83	0.00	16207	99.0 61.0	62.7 48.5	35.7 15.0	95.7 75.0



Compound	Conc.	RT	Dev(Min)	Resp.	QIon	QRatio	Lower	Upper
----------	-------	----	----------	-------	------	--------	-------	-------

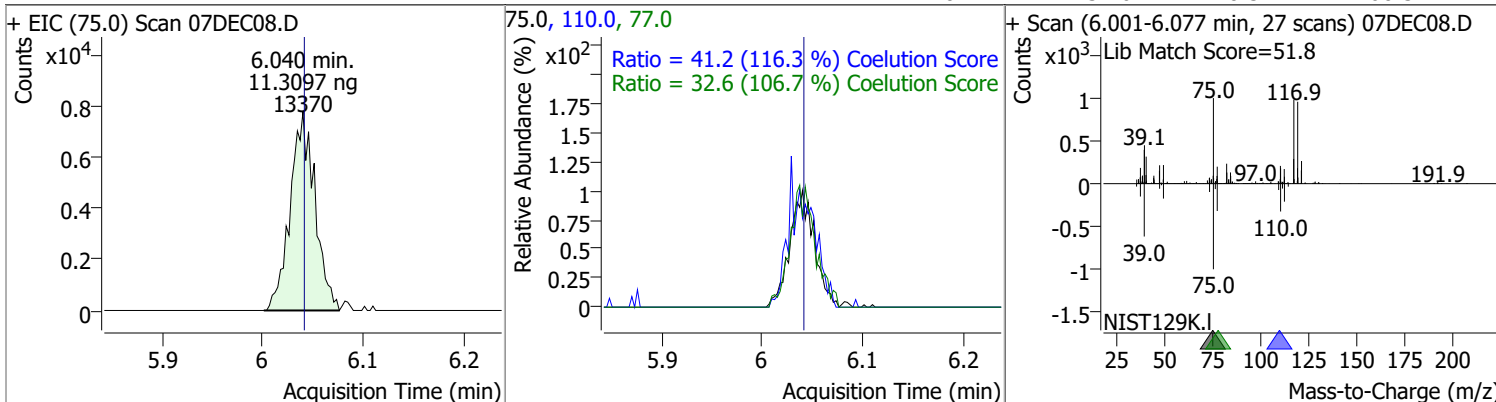


Compound	Conc.	RT	Dev(Min)	Resp.	QIon	QRatio	Lower	Upper
Carbon tetrachloride	12.0266	6.02	0.00	15827	119.0 121.0	93.2 32.5	67.5 0.4	127.5 60.4

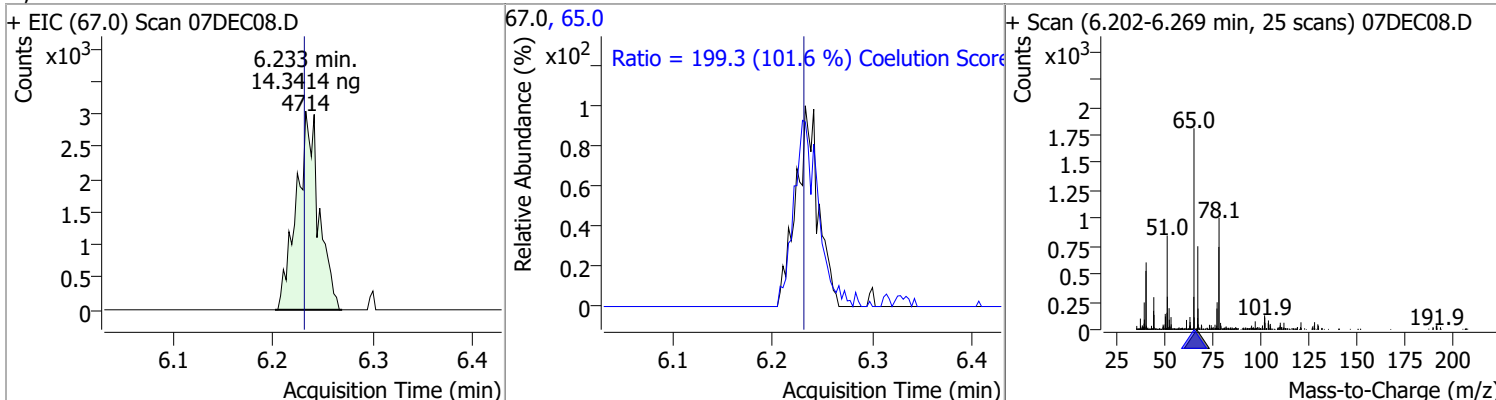


Quantitation Results Report (QT Reviewed)

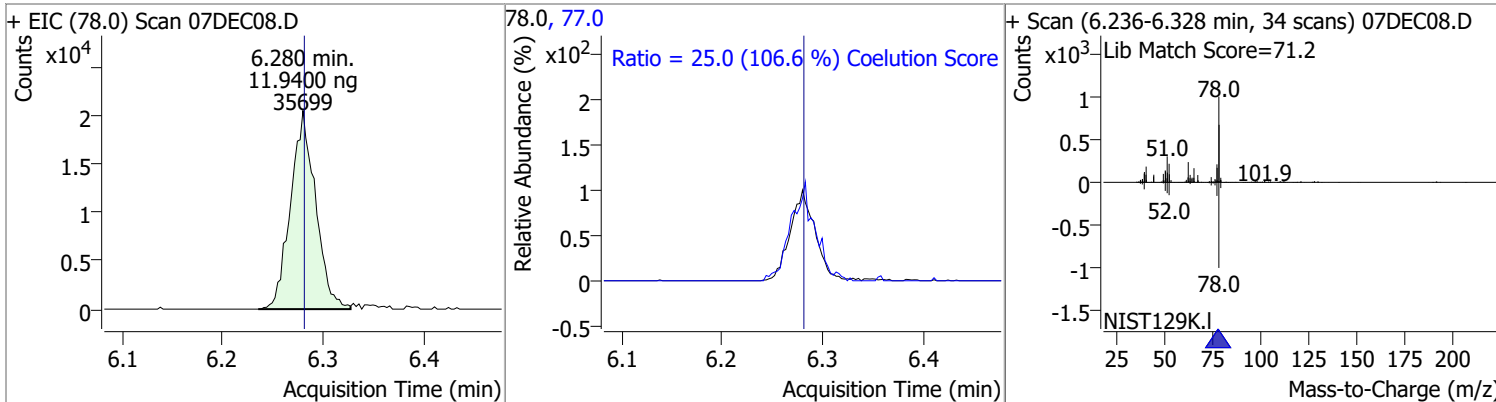
Compound	Conc.	RT	Dev(Min)	Resp.	QIon	QRatio	Lower	Upper
1,1-Dichloropropene	11.3097	6.04	0.00	13370	110.0	41.2	5.4	65.4
					77.0	32.6	0.5	60.5



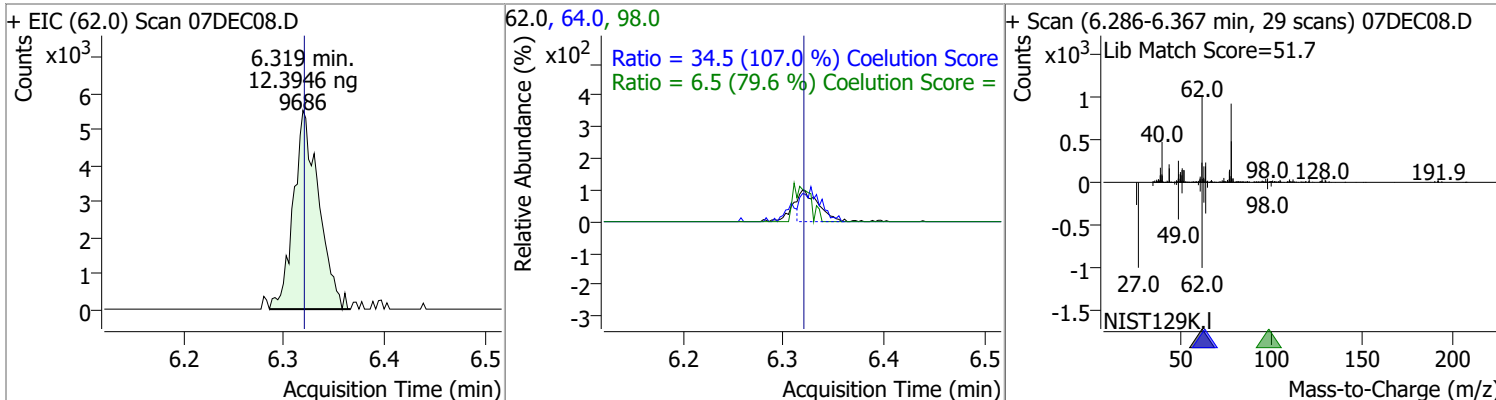
Compound	Conc.	RT	Dev(Min)	Resp.	QIon	QRatio	Lower	Upper
1,2-Dichloroethane-d4	14.3414	6.23	0.00	4714	65.0	199.3	166.3	226.3



Compound	Conc.	RT	Dev(Min)	Resp.	QIon	QRatio	Lower	Upper
Benzene	11.9400	6.28	0.00	35699	77.0	25.0	0.0	53.5

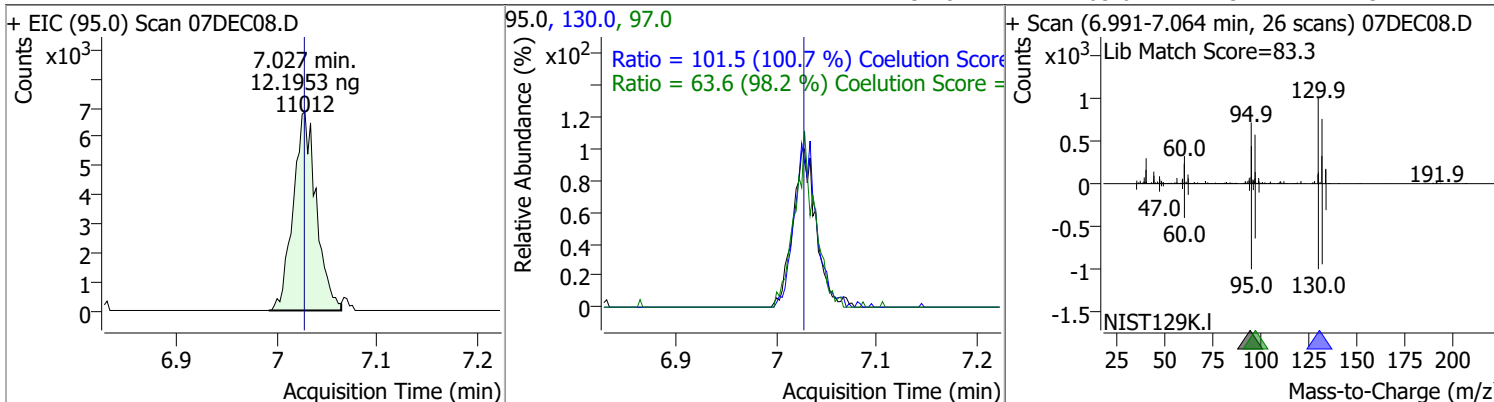


Compound	Conc.	RT	Dev(Min)	Resp.	QIon	QRatio	Lower	Upper
1,2-Dichloroethane	12.3946	6.32	0.00	9686	64.0	34.5	2.3	62.3
					98.0	6.5	0.0	38.2

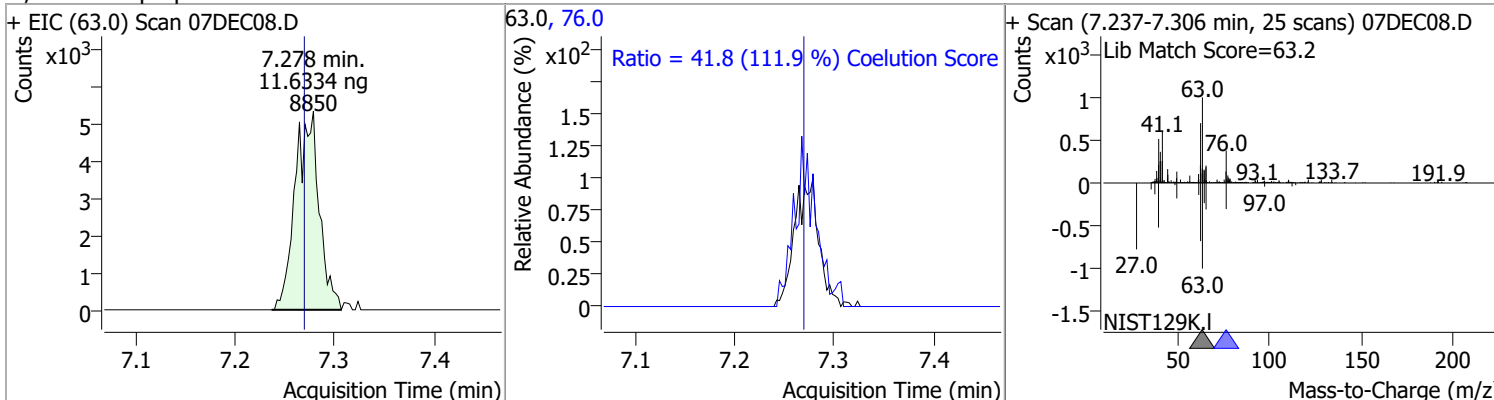


Quantitation Results Report (QT Reviewed)

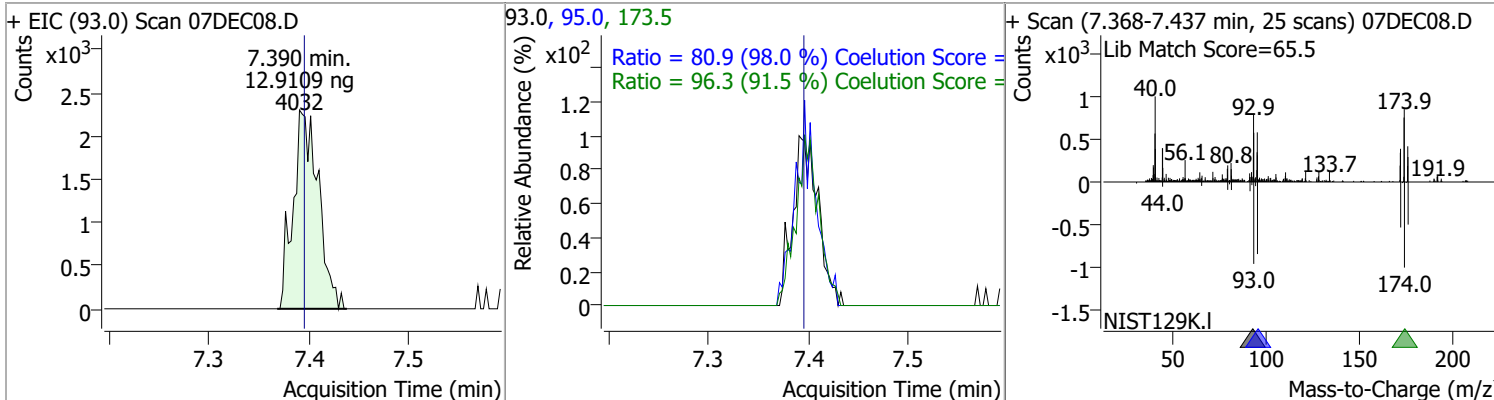
Compound	Conc.	RT	Dev(Min)	Resp.	QIon	QRatio	Lower	Upper
Trichloroethene	12.1953	7.03	0.00	11012	130.0	101.5	70.8	130.8
					97.0	63.6	34.7	94.7



Compound	Conc.	RT	Dev(Min)	Resp.	QIon	QRatio	Lower	Upper
1,2-Dichloropropane	11.6334	7.28	0.01	8850	76.0	41.8	7.3	67.3

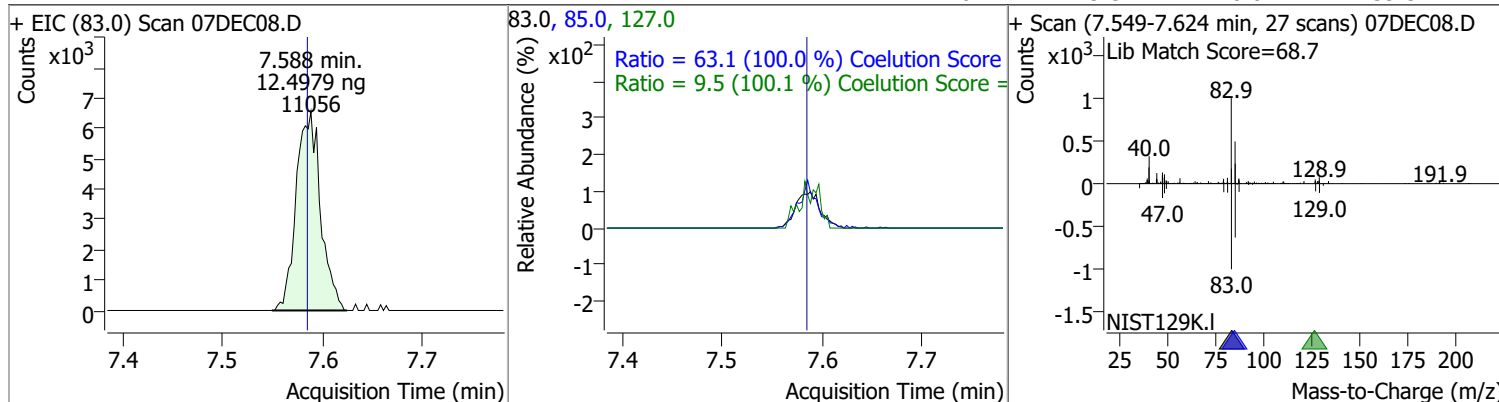


Compound	Conc.	RT	Dev(Min)	Resp.	QIon	QRatio	Lower	Upper
Dibromomethane	12.9109	7.39	-0.01	4032	173.5	96.3	75.2	135.2
					95.0	80.9	52.6	112.6

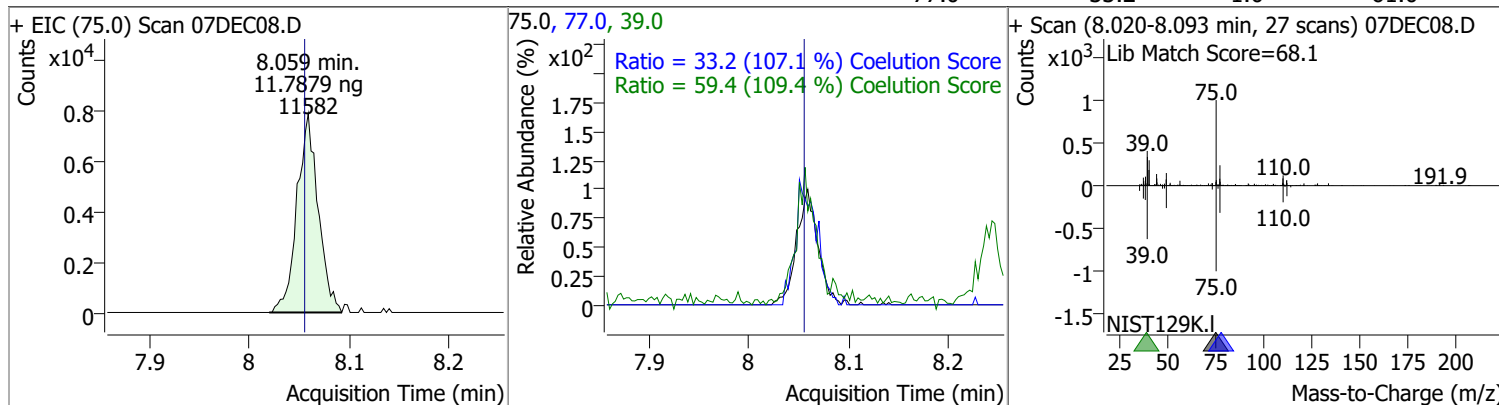


Quantitation Results Report (QT Reviewed)

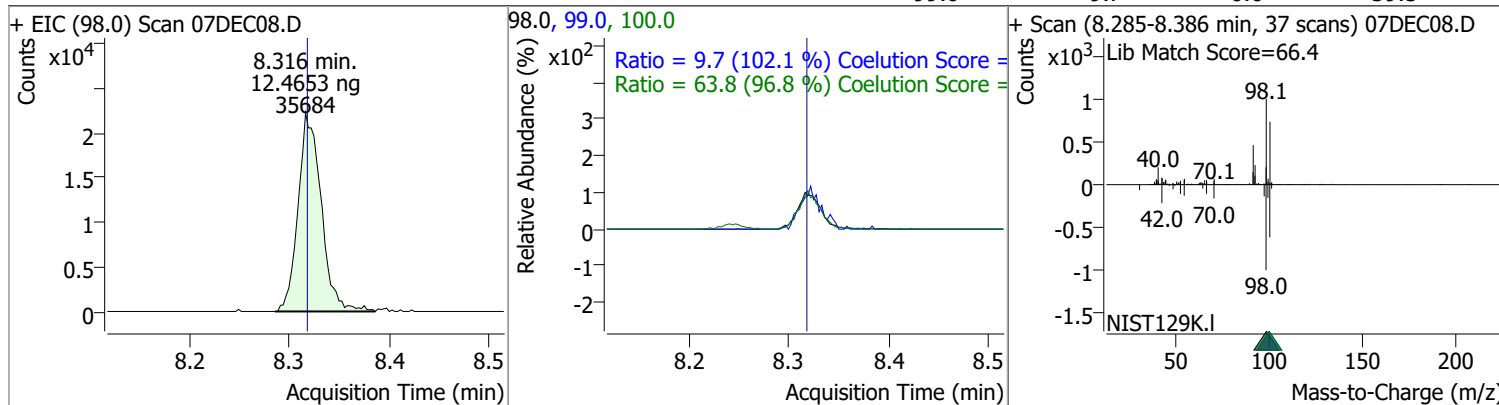
Compound	Conc.	RT	Dev(Min)	Resp.	QIon	QRatio	Lower	Upper
Bromodichloromethane	12.4979	7.59	0.00	11056	85.0	63.1	33.1	93.1
					127.0	9.5	0.0	39.5



Compound	Conc.	RT	Dev(Min)	Resp.	QIon	QRatio	Lower	Upper
cis-1,3-Dichloropropene	11.7879	8.06	0.00	11582	39.0	59.4	24.3	84.3
					77.0	33.2	1.0	61.0

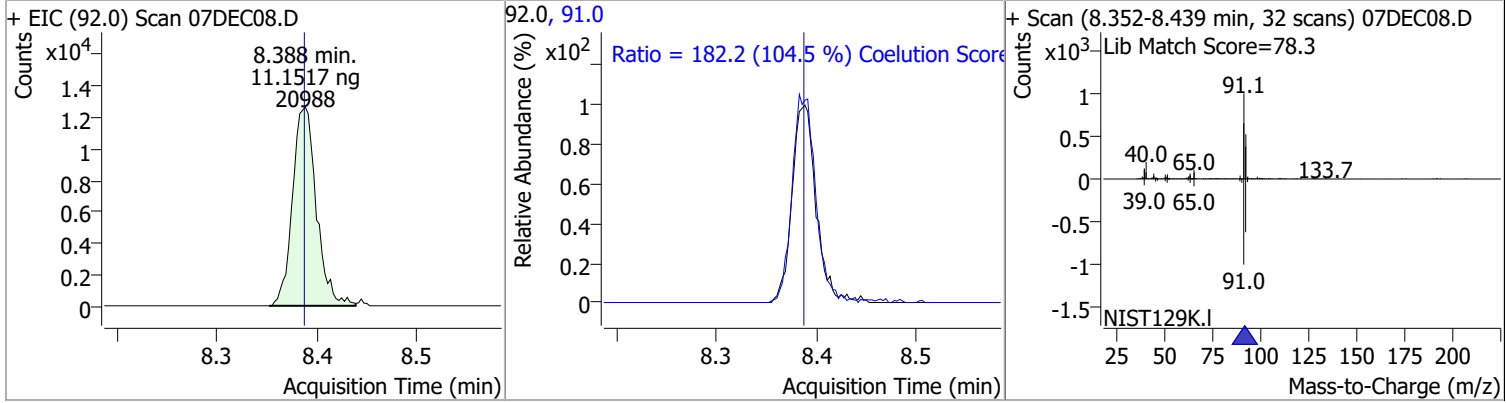


Compound	Conc.	RT	Dev(Min)	Resp.	QIon	QRatio	Lower	Upper
Toluene-d8	12.4653	8.32	0.00	35684	100.0	63.8	35.9	95.9
					99.0	9.7	0.0	39.5

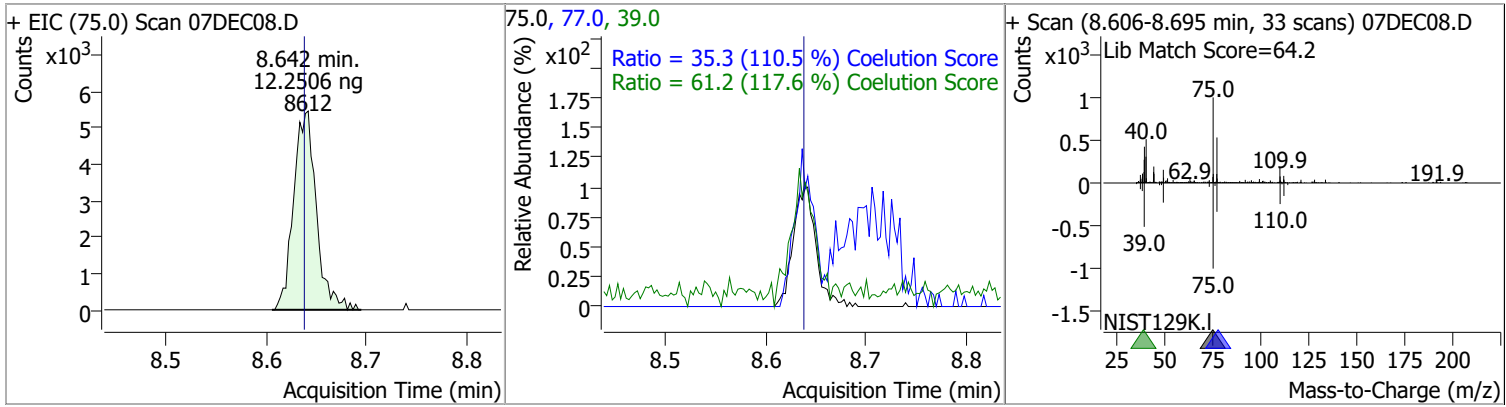


Quantitation Results Report (QT Reviewed)

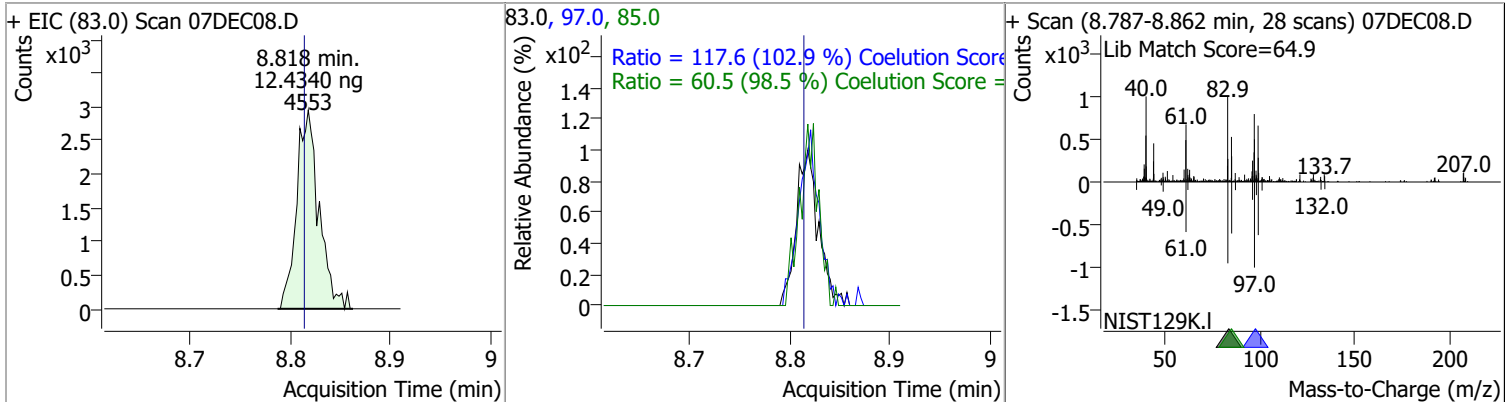
Compound	Conc.	RT	Dev(Min)	Resp.	QIon	QRatio	Lower	Upper
Toluene	11.1517	8.39	0.00	20988	91.0	182.2	144.3	204.3



Compound	Conc.	RT	Dev(Min)	Resp.	QIon	QRatio	Lower	Upper
trans-1,3-Dichloropropene	12.2506	8.64	0.00	8612	39.0	61.2	22.1	82.1
					77.0	35.3	2.0	62.0

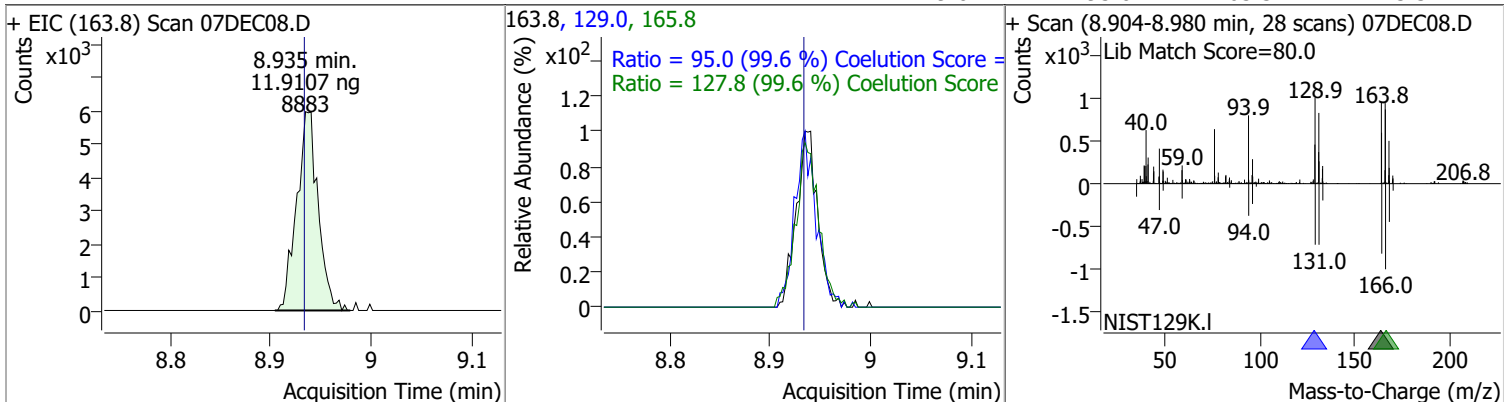


Compound	Conc.	RT	Dev(Min)	Resp.	QIon	QRatio	Lower	Upper
1,1,2-Trichloroethane	12.4340	8.82	0.00	4553	97.0	117.6	84.3	144.3
					85.0	60.5	31.5	91.5

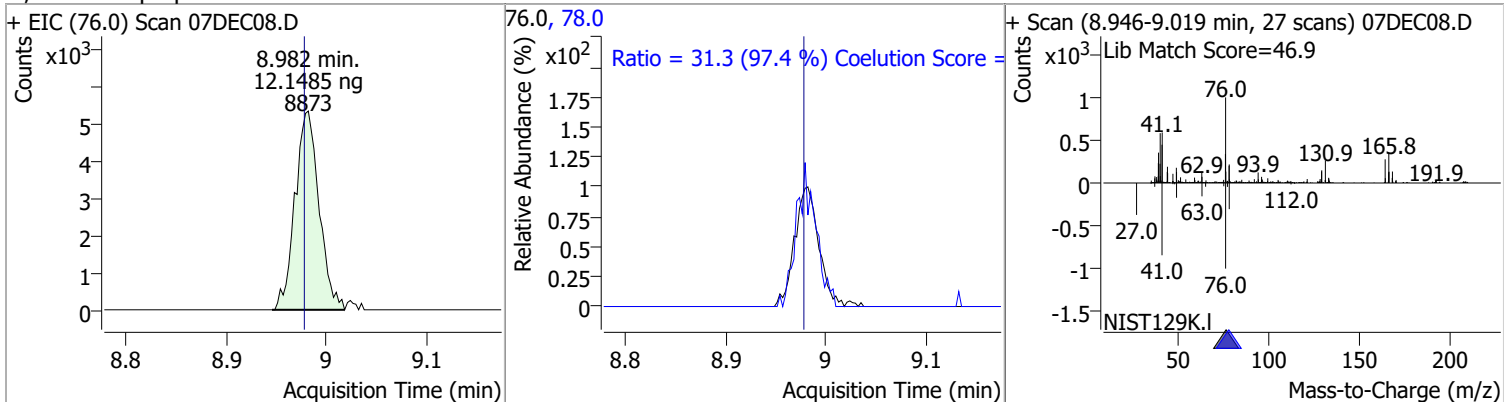


Quantitation Results Report (QT Reviewed)

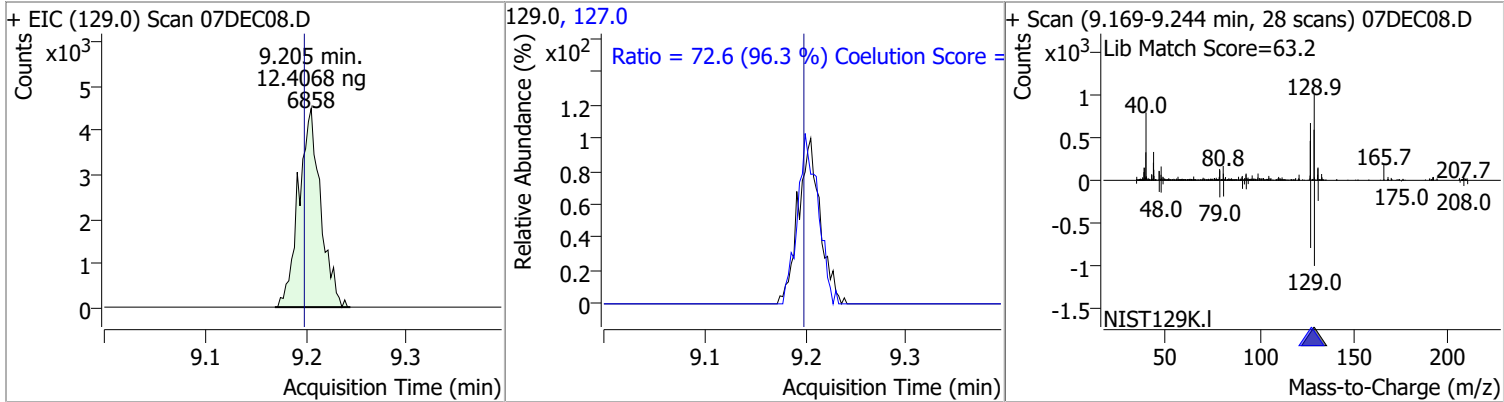
Compound	Conc.	RT	Dev(Min)	Resp.	QIon	QRatio	Lower	Upper
Tetrachloroethene	11.9107	8.93	0.00	8883	165.8	127.8	98.3	158.3
					129.0	95.0	65.3	125.3



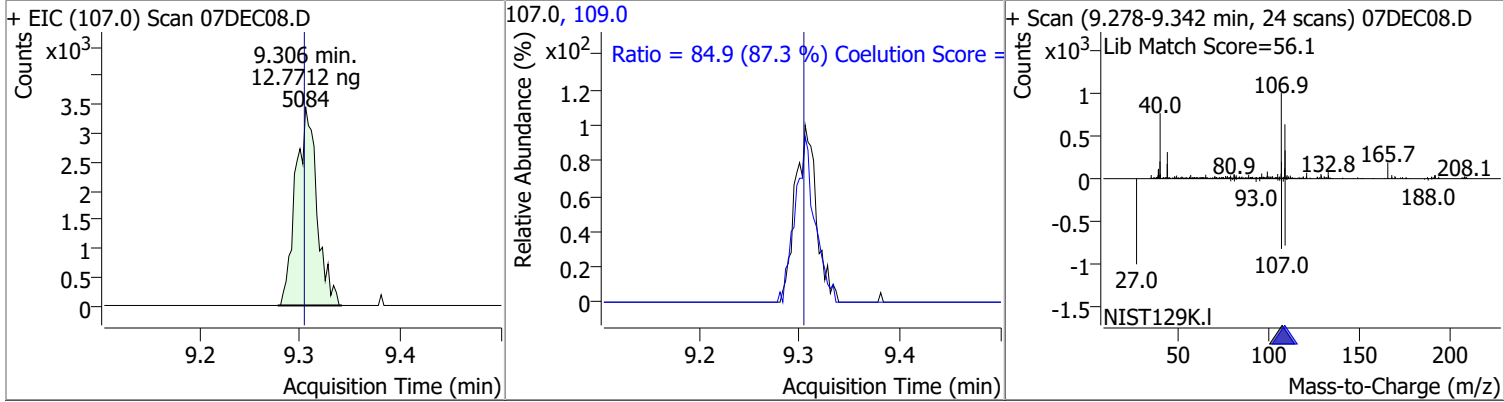
Compound	Conc.	RT	Dev(Min)	Resp.	QIon	QRatio	Lower	Upper
1,3-Dichloropropane	12.1485	8.98	0.00	8873	78.0	31.3	2.1	62.1



Compound	Conc.	RT	Dev(Min)	Resp.	QIon	QRatio	Lower	Upper
Chlorodibromomethane	12.4068	9.21	0.01	6858	127.0	72.6	45.3	105.3



Compound	Conc.	RT	Dev(Min)	Resp.	QIon	QRatio	Lower	Upper
1,2-Dibromoethane	12.7712	9.31	0.00	5084	109.0	84.9	67.2	127.2

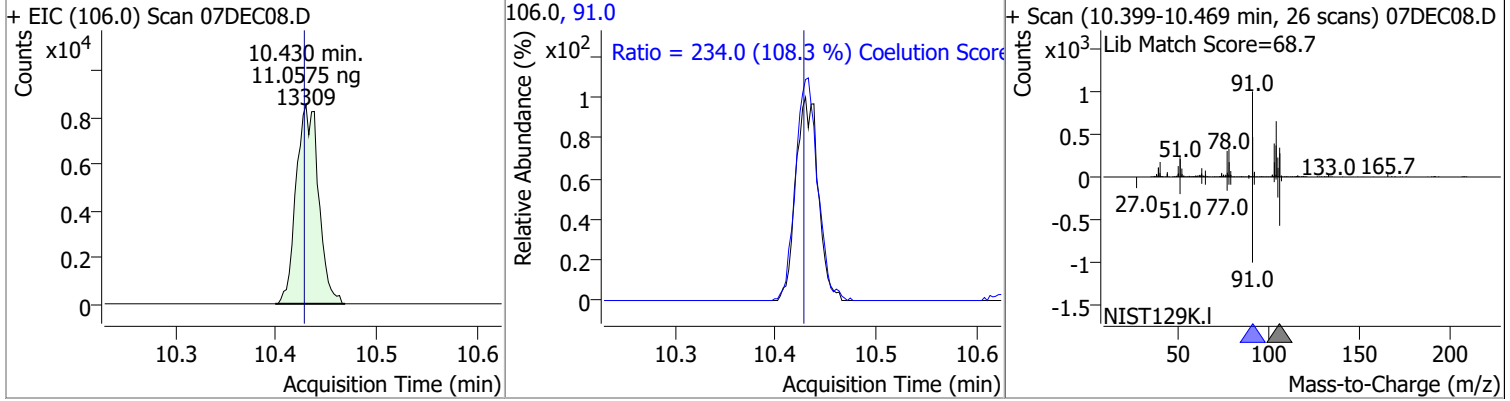


Quantitation Results Report (QT Reviewed)

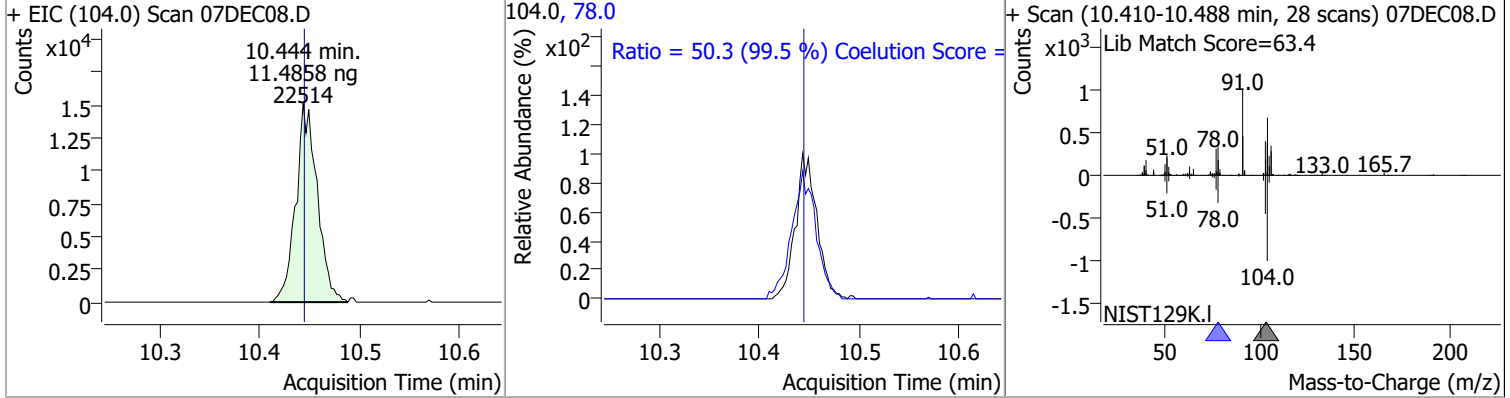
Compound	Conc.	RT	Dev(Min)	Resp.	QIon	QRatio	Lower	Upper
Chlorobenzene	12.2739	9.80	0.00	24937	114.0	32.3	2.3	62.3
+ EIC (112.0) Scan 07DEC08.D			112.0, 114.0			+ Scan (9.766-9.847 min, 30 scans) 07DEC08.D		
1,1,1,2-Tetrachloroethane	11.7550	9.89	0.00	8124	133.0	103.7	65.7	125.7
+ EIC (131.0) Scan 07DEC08.D			131.0, 133.0			+ Scan (9.861-9.933 min, 27 scans) 07DEC08.D		
Ethylbenzene	11.3504	9.92	0.00	41062	106.0	31.6	0.7	60.7
+ EIC (91.0) Scan 07DEC08.D			91.0, 106.0			+ Scan (9.883-9.961 min, 29 scans) 07DEC08.D		
m+p-Xylenes	22.5296	10.04	0.00	31077	91.0	202.5	175.0	235.0
+ EIC (106.0) Scan 07DEC08.D			106.0, 91.0			+ Scan (10.006-10.087 min, 30 scans) 07DEC08.D		

Quantitation Results Report (QT Reviewed)

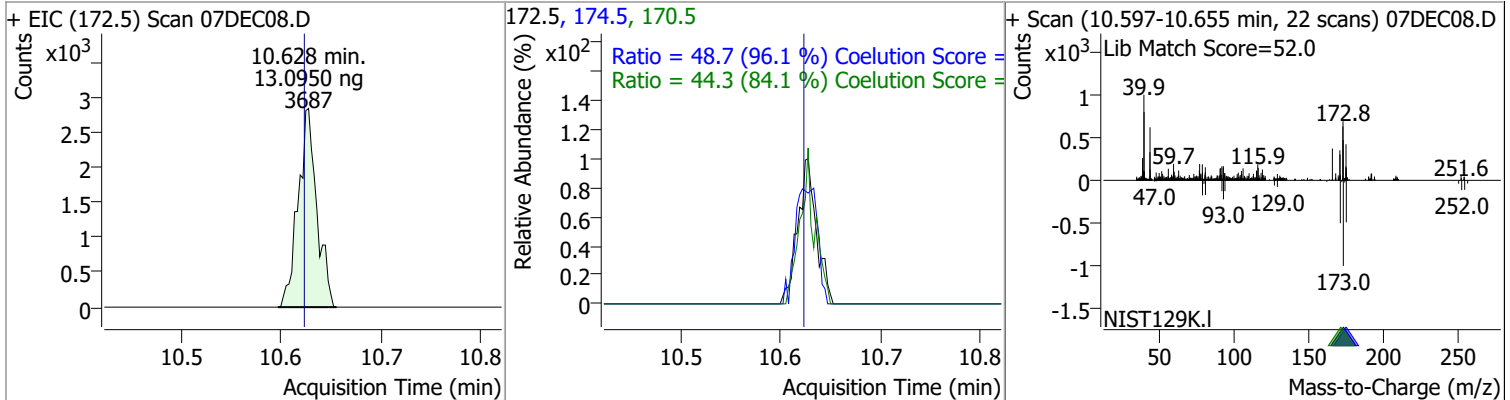
Compound	Conc.	RT	Dev(Min)	Resp.	QIon	QRatio	Lower	Upper
o-Xylene	11.0575	10.43	0.00	13309	91.0	234.0	186.1	246.1



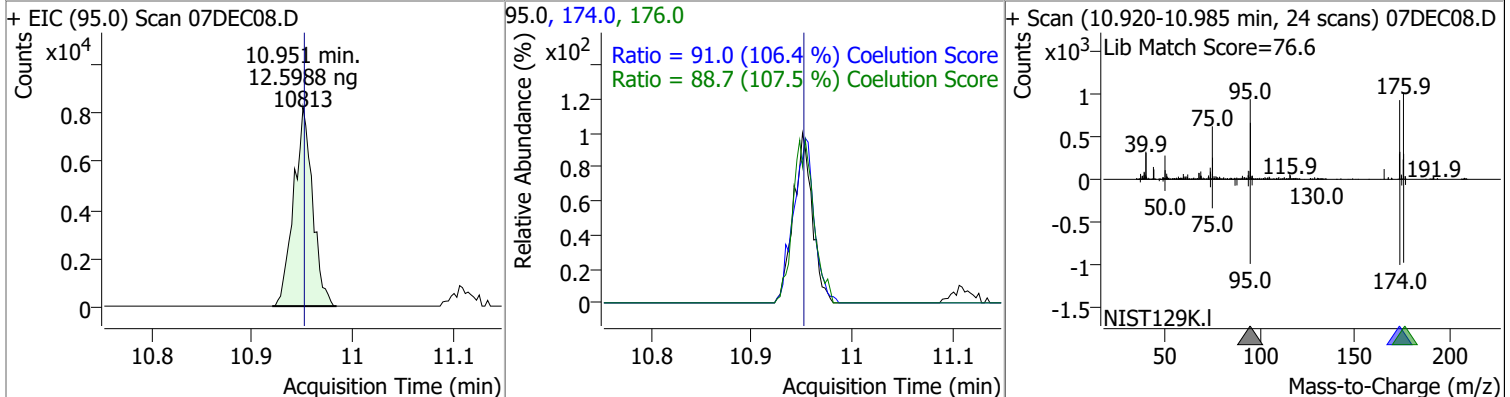
Compound	Conc.	RT	Dev(Min)	Resp.	QIon	QRatio	Lower	Upper
Styrene	11.4858	10.44	0.00	22514	78.0	50.3	20.6	80.6



Compound	Conc.	RT	Dev(Min)	Resp.	QIon	QRatio	Lower	Upper
Bromoform	13.0950	10.63	0.01	3687	170.5	44.3	22.7	82.7
					174.5	48.7	20.7	80.7

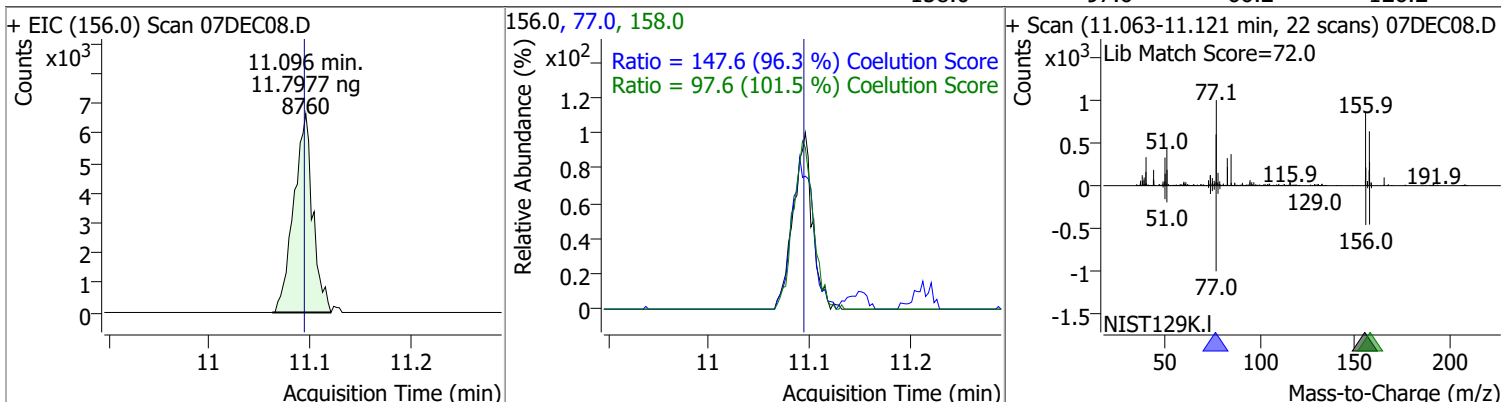


Compound	Conc.	RT	Dev(Min)	Resp.	QIon	QRatio	Lower	Upper
p-Bromofluorobenzene	12.5988	10.95	0.00	10813	174.0	91.0	55.5	115.5
					176.0	88.7	52.5	112.5

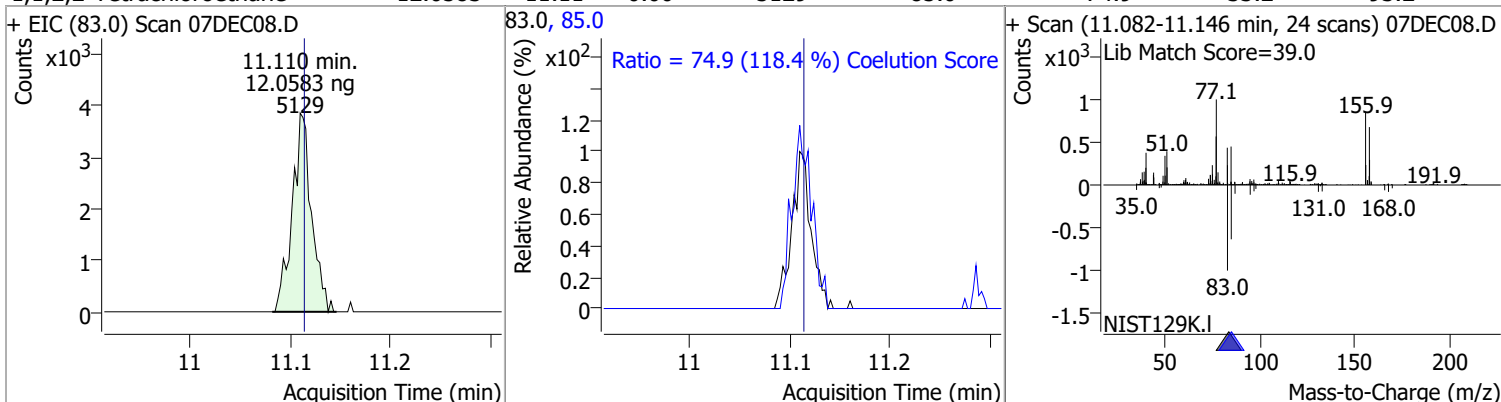


Quantitation Results Report (QT Reviewed)

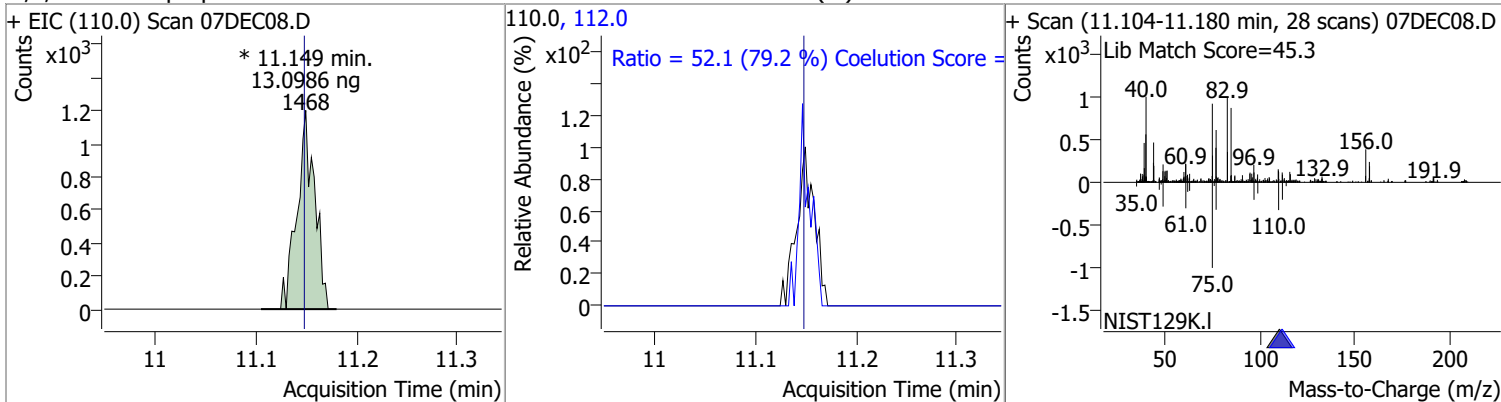
Compound	Conc.	RT	Dev(Min)	Resp.	QIon	QRatio	Lower	Upper
Bromobenzene	11.7977	11.10	0.00	8760	77.0	147.6	123.2	183.2
					158.0	97.6	66.2	126.2



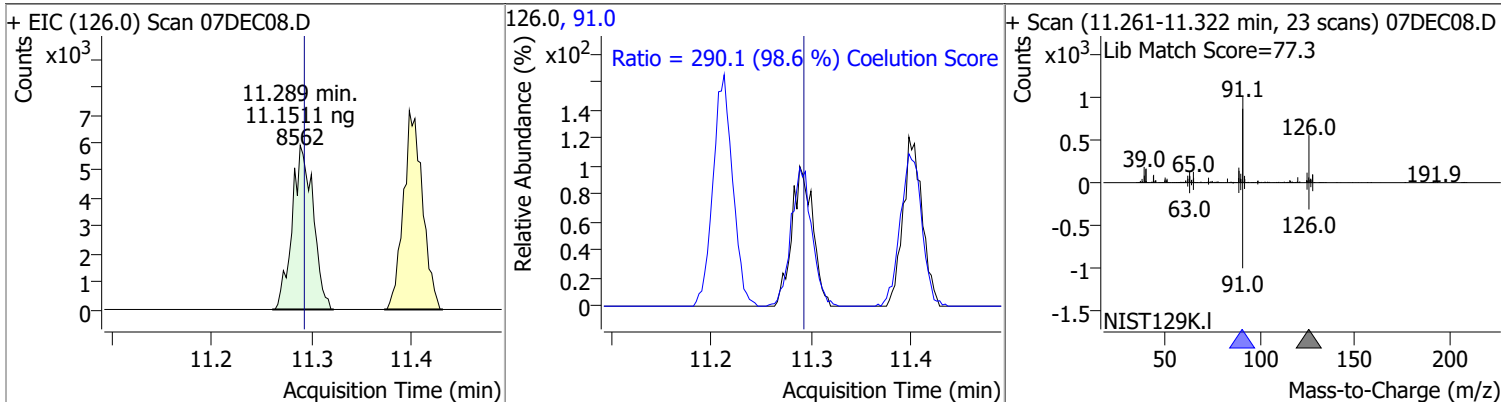
Compound	Conc.	RT	Dev(Min)	Resp.	QIon	QRatio	Lower	Upper
1,1,2,2-Tetrachloroethane	12.0583	11.11	0.00	5129	85.0	74.9	33.2	93.2



Compound	Conc.	RT	Dev(Min)	Resp.	QIon	QRatio	Lower	Upper
1,2,3-Trichloropropane	13.0986	11.15	0.00	1468 (m)	112.0	52.1	35.8	95.8

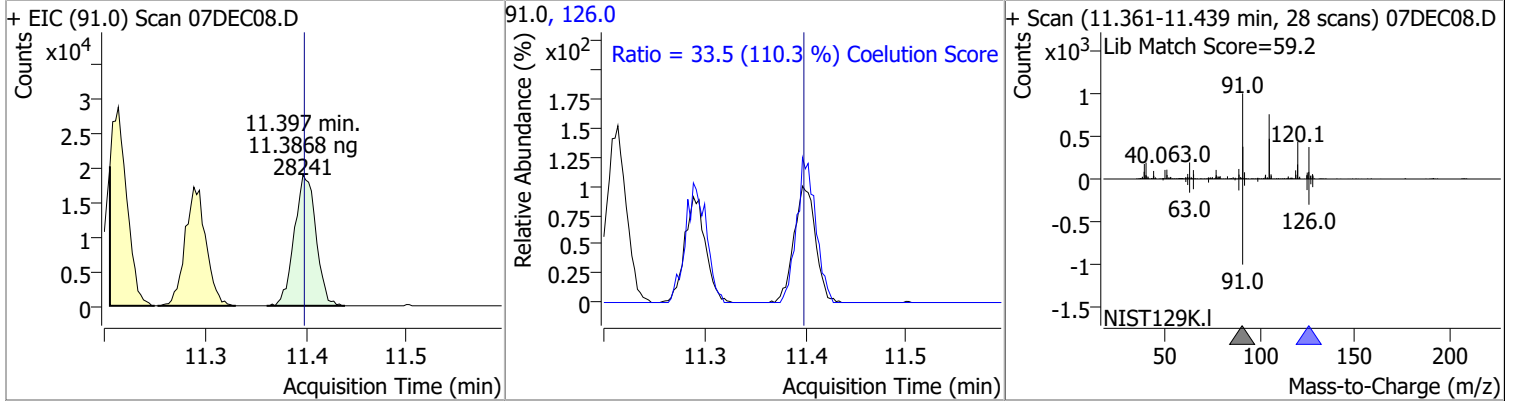


Compound	Conc.	RT	Dev(Min)	Resp.	QIon	QRatio	Lower	Upper
2-Chlorotoluene	11.1511	11.29	0.00	8562	91.0	290.1	264.1	324.1

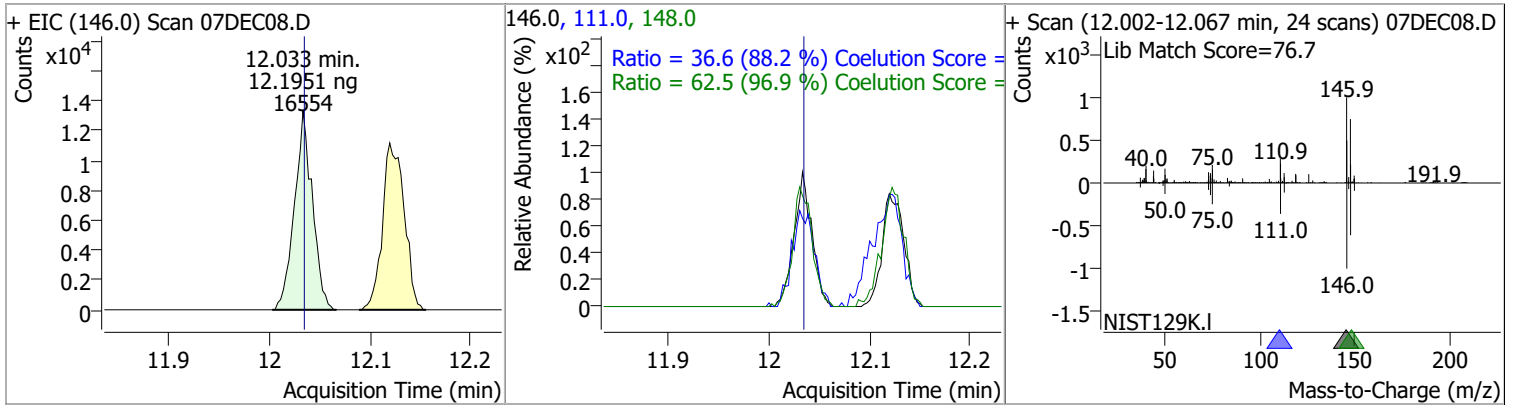


Quantitation Results Report (QT Reviewed)

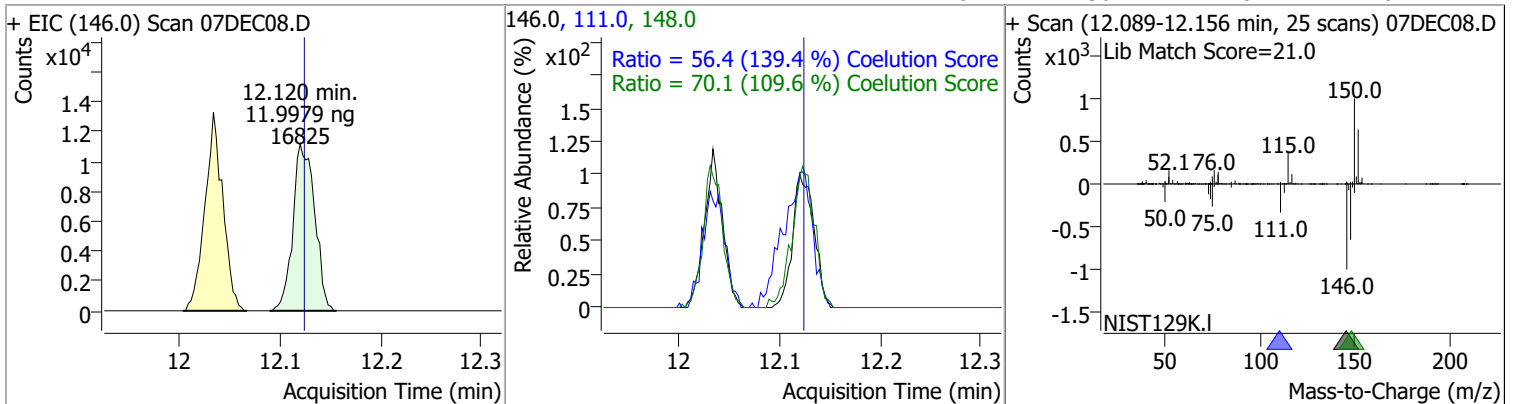
Compound	Conc.	RT	Dev(Min)	Resp.	QIon	QRatio	Lower	Upper
4-Chlorotoluene	11.3868	11.40	0.00	28241	126.0	33.5	0.4	60.4



Compound	Conc.	RT	Dev(Min)	Resp.	QIon	QRatio	Lower	Upper
1,3-Dichlorobenzene	12.1951	12.03	0.00	16554	148.0	62.5	34.5	94.5

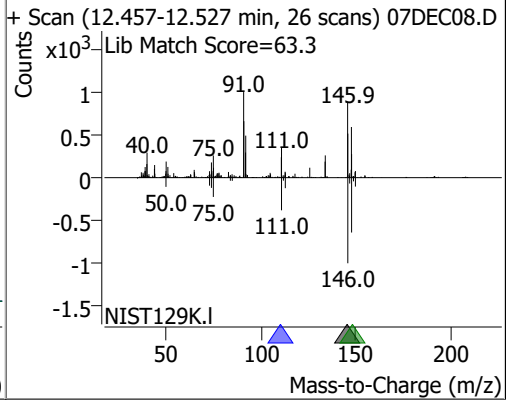
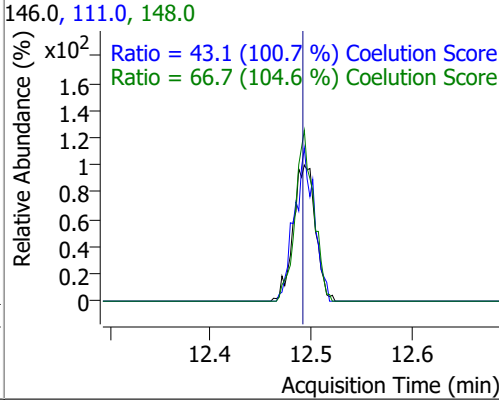
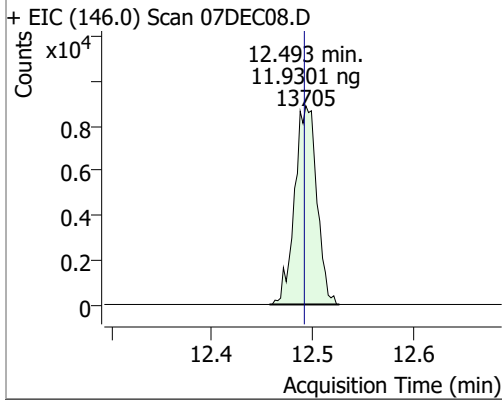


Compound	Conc.	RT	Dev(Min)	Resp.	QIon	QRatio	Lower	Upper
1,4-Dichlorobenzene	11.9979	12.12	0.00	16825	148.0	70.1	34.0	94.0



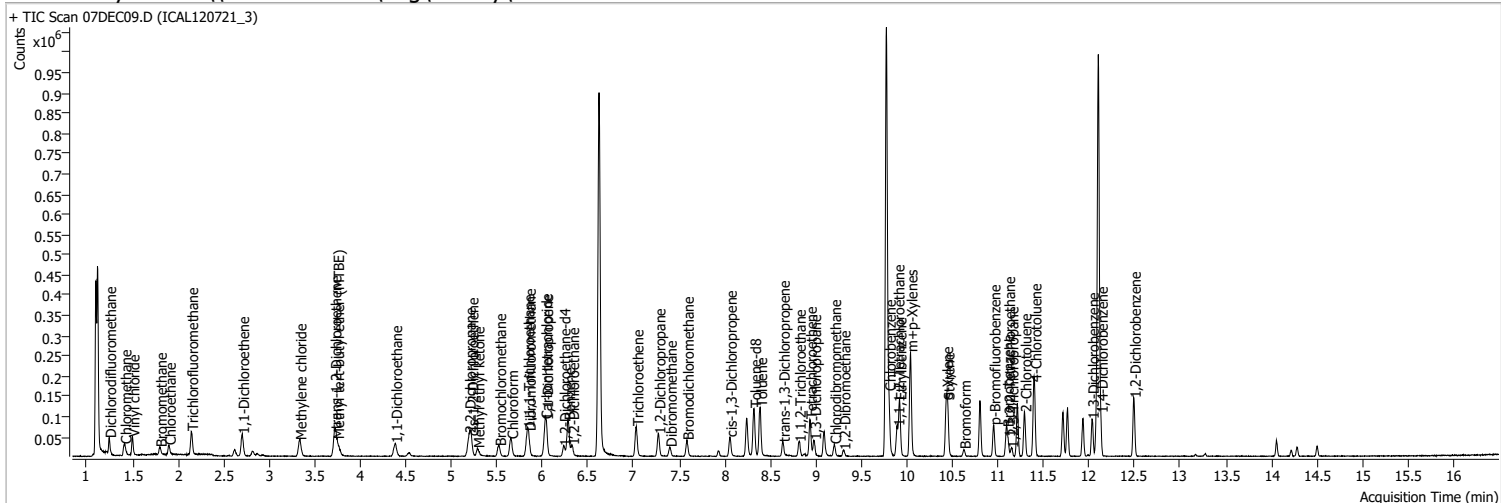
Quantitation Results Report (QT Reviewed)

Compound	Conc.	RT	Dev(Min)	Resp.	QIon	QRatio	Lower	Upper
1,2-Dichlorobenzene	11.9301	12.49	0.00	13705	148.0	66.7	33.8	93.8
					111.0	43.1	12.8	72.8



Quantitation Results Report (QT Reviewed)

Data File	07DEC09.D	Operator	MSC
Acq. Method	5975CACQF.M	Acq. Date-Time	12/7/2021 2:09:09 PM
Sample Name	ICAL120721_3	Instrument	VOA5975C
Vial	9	Multiplier	1.00
DA Method File	VOA5975C_8260B_SHT_DoD_L4_120721.m	Comment	
Tune File	BFB_Atune3.u	Tune Date	10/11/2021 4:02:00 PM
Batch Name	VG120721_8260B_624pt1_L4.batch.bin	Last Calib Update	12/13/2021 2:48:18 PM
Ref Library	\\MASSHUNTER\Org\Library\NIST129K.I		



Compound	RT	QIon	Resp.	Conc.	Units	Dev(Min)
Internal Standards						
M Fluorobenzene	6.621	96.0	757491	250.0000	ng	0.000
M Chlorobenzene-d5	9.777	82.0	294581	250.0000	ng	0.003
M 1,4-Dichlorobenzene-d4	12.100	152.0	231947	250.0000	ng	0.000
System Monitoring Compounds						
S Dibromofluoromethane	5.848	113.0	18267	24.6056	ng	-0.003
Spiked Amount: 250.000	Range: 80.0 - 119.0%			Recovery = 9.84%	*	
S 1,2-Dichloroethane-d4	6.230	67.0	9262	27.3375	ng	0.000
Spiked Amount: 250.000	Range: 81.0 - 118.0%			Recovery = 10.94%	*	
S Toluene-d8	8.322	98.0	71216	24.0493	ng	0.003
Spiked Amount: 250.000	Range: 89.0 - 112.0%			Recovery = 9.62%	*	
S p-Bromofluorobenzene	10.951	95.0	21447	24.1648	ng	0.000
Spiked Amount: 250.000	Range: 85.0 - 114.0%			Recovery = 9.67%	*	
Target Compounds						
T Dichlorodifluoromethane	1.244	85.0	27748	25.6196	ng	99
T Chloromethane	1.411	50.0	31613	25.6351	ng	97
T Vinyl chloride	1.501	62.0	29163	25.1361	ng	99
T Bromomethane	1.802	96.0	8941	23.1716	ng	99
T Chloroethane	1.899	64.0	16467	25.6919	ng	97
T Trichlorofluoromethane	2.145	101.0	38203	25.2142	ng	99
T 1,1-Dichloroethene	2.705	96.0	18306	23.3476	ng	94
T Methylene chloride	3.333	49.0	29312	26.4053	ng	97
T trans-1,2-Dichloroethene	3.718	96.0	18598	23.7422	ng	94
T Methyl tert-butyl ether (MTBE)	3.745	73.0	24643	24.5633	ng	100
T 1,1-Dichloroethane	4.384	63.0	36728	24.7325	ng	100
T 2,2-Dichloropropane	5.193	77.0	26674	24.5330	ng	82
T cis-1,2-Dichloroethene	5.221	96.0	19699	24.2504	ng	99
T Methyl ethyl ketone	5.285	43.0	26278	243.3427	ng	97
T Bromochloromethane	5.525	128.0	7699	25.1767	ng	99
T Chloroform	5.656	83.0	35772	24.4145	ng	99

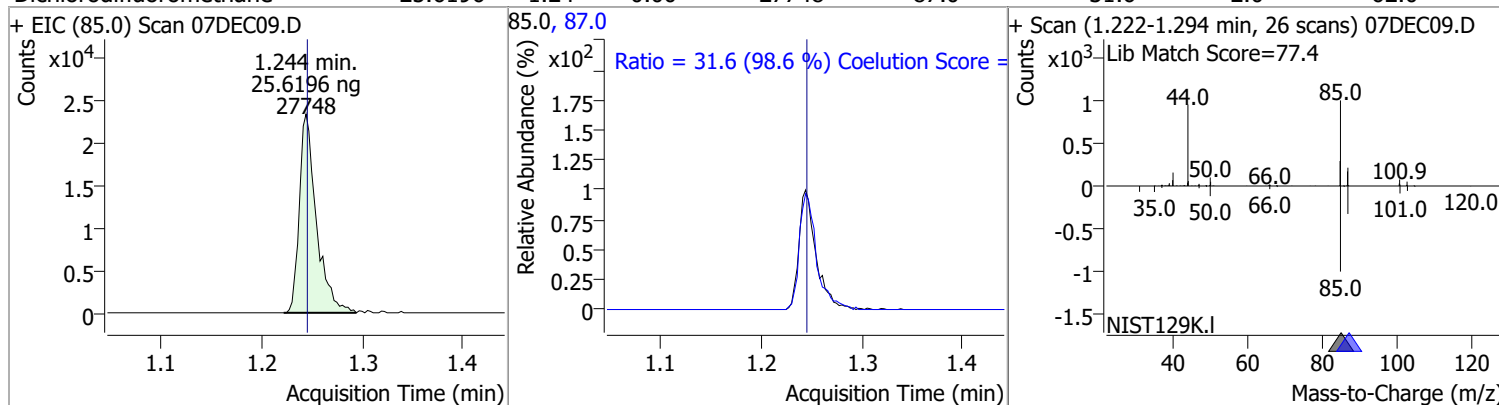
Quantitation Results Report (QT Reviewed)

Compound	RT	QIon	Resp.	Conc.	Units	Dev(Min)
T 1,1,1-Trichloroethane	5.834	97.0	33577	24.2883	ng	96
T Carbon tetrachloride	6.029	117.0	32074	23.6455	ng	99
T 1,1-Dichloropropene	6.040	75.0	28904	23.7209	ng	98
T Benzene	6.283	78.0	75258	24.4204	ng	99
T 1,2-Dichloroethane	6.325	62.0	19821	24.6074	ng	98
T Trichloroethene	7.030	95.0	22512	24.1011	ng	96
T 1,2-Dichloropropane	7.273	63.0	18612	23.6511	ng	98
T Dibromomethane	7.396	93.0	8170	25.2902	ng	95
T Bromodichloromethane	7.585	83.0	22018	24.0610	ng	98
T cis-1,3-Dichloropropene	8.057	75.0	23106	22.7339	ng	98
T Toluene	8.389	92.0	46740	24.0078	ng	96
T trans-1,3-Dichloropropene	8.640	75.0	16744	23.0255	ng	83
T 1,1,2-Trichloroethane	8.812	83.0	8677	22.9076	ng	92
T Tetrachloroethene	8.935	163.8	18001	23.3330	ng	100
T 1,3-Dichloropropane	8.983	76.0	18446	24.4146	ng	96
T Chlorodibromomethane	9.203	129.0	13736	24.0225	ng	100
T 1,2-Dibromoethane	9.303	107.0	10011	24.3108	ng	95
T Chlorobenzene	9.802	112.0	51352	24.4338	ng	98
T 1,1,1,2-Tetrachloroethane	9.894	131.0	17495	24.4715	ng	100
T Ethylbenzene	9.917	91.0	84976	22.7072	ng	100
T m+p-Xylenes	10.039	106.0	68324	47.8831	ng	96
T o-Xylene	10.430	106.0	28789	23.1223	ng	98
T Styrene	10.447	104.0	45624	22.5009	ng	99
T Bromoform	10.625	172.5	7244	24.8797	ng	94
T Bromobenzene	11.096	156.0	18778	24.4556	ng	99
T 1,1,2,2-Tetrachloroethane	11.110	83.0	11278	25.6402	ng	100
T 1,2,3-Trichloropropane	11.146	110.0	2836	24.4728	ng	96
T 2-Chlorotoluene	11.289	126.0	18469	23.2605	ng	98
T 4-Chlorotoluene	11.400	91.0	60476	23.5798	ng	98
T 1,3-Dichlorobenzene	12.030	146.0	33749	24.0424	ng	98
T 1,4-Dichlorobenzene	12.128	146.0	35171	24.2532	ng	97
T 1,2-Dichlorobenzene	12.491	146.0	28701	24.1599	ng	97

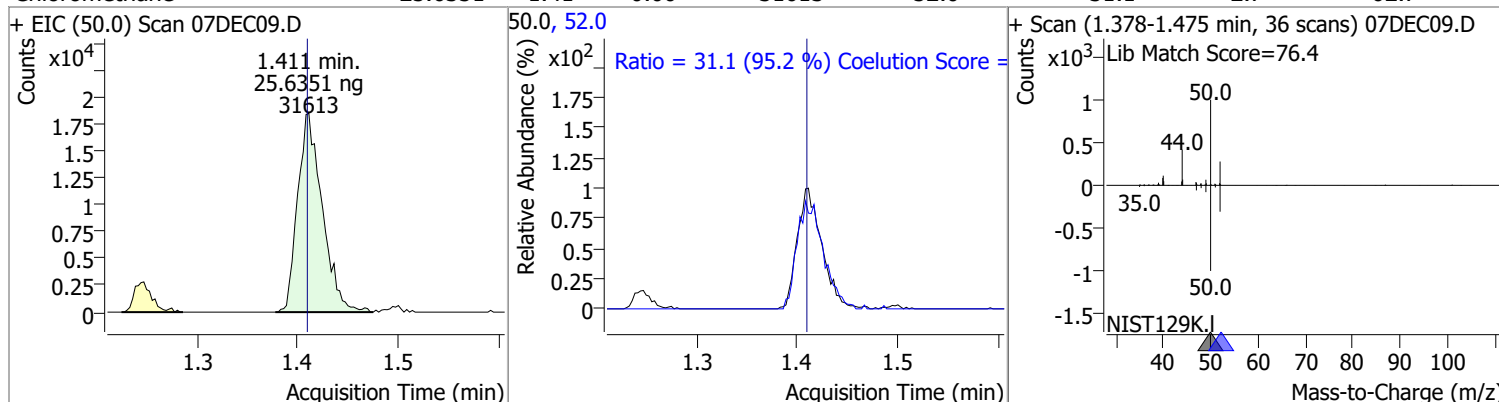
(#) = Qualifier Out of Range; (m) = Manual Integration; (+) = Area Summed; (*) = Surrogate Percent Recovery Out of Range; (d): Zeroed Peak

Quantitation Results Report (QT Reviewed)

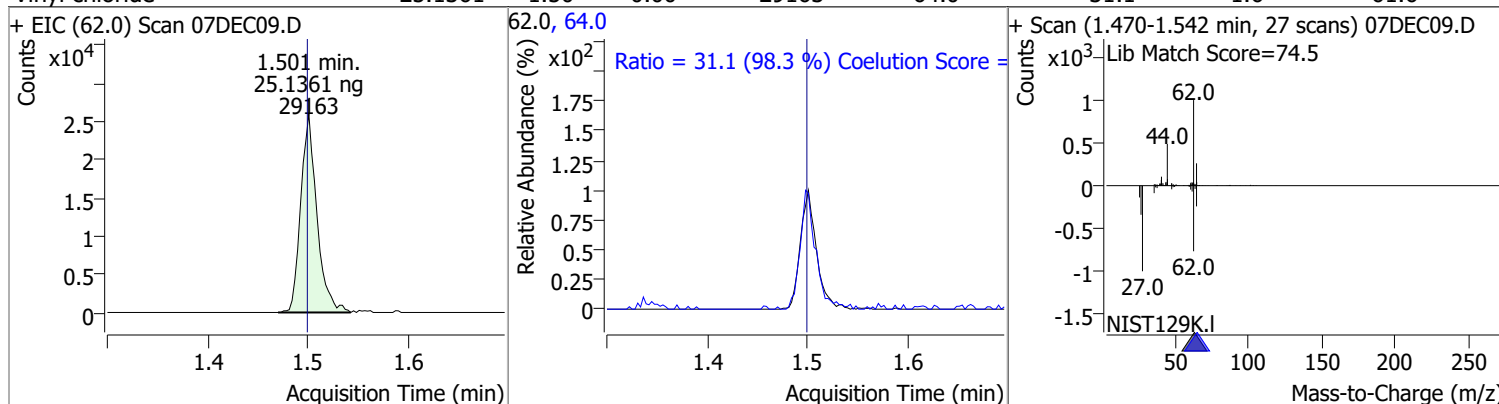
Compound	Conc.	RT	Dev(Min)	Resp.	QIon	QRatio	Lower	Upper
Dichlorodifluoromethane	25.6196	1.24	0.00	27748	87.0	31.6	2.0	62.0



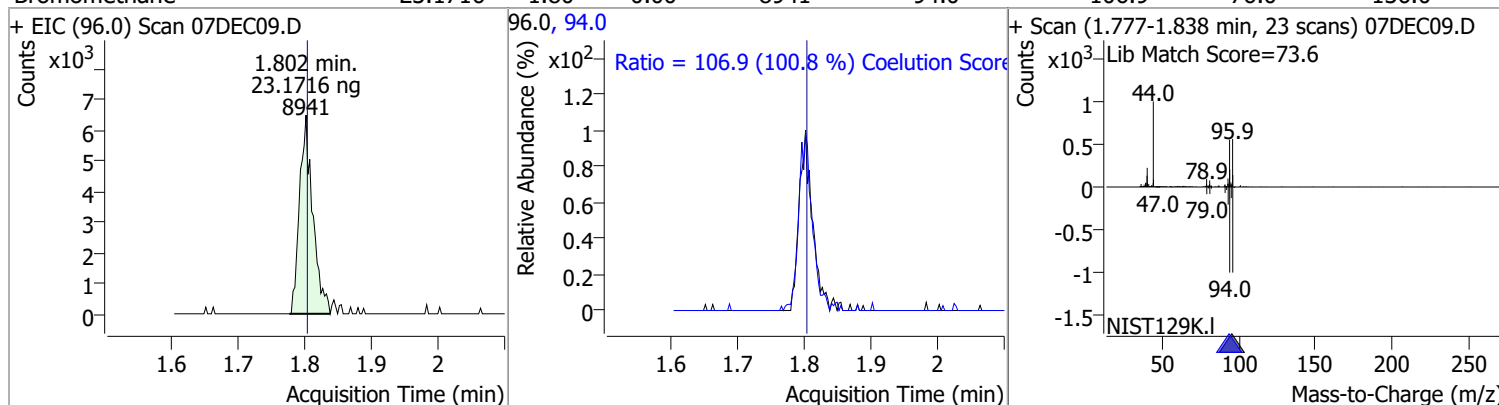
Compound	Conc.	RT	Dev(Min)	Resp.	QIon	QRatio	Lower	Upper
Chloromethane	25.6351	1.41	0.00	31613	52.0	31.1	2.7	62.7



Compound	Conc.	RT	Dev(Min)	Resp.	QIon	QRatio	Lower	Upper
Vinyl chloride	25.1361	1.50	0.00	29163	64.0	31.1	1.6	61.6

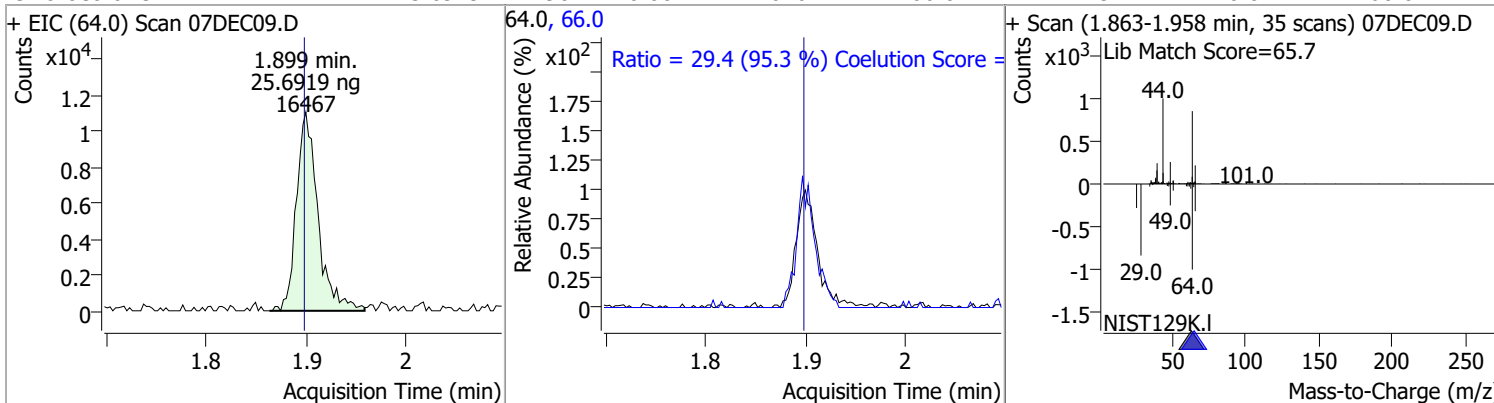


Compound	Conc.	RT	Dev(Min)	Resp.	QIon	QRatio	Lower	Upper
Bromomethane	23.1716	1.80	0.00	8941	94.0	106.9	76.0	136.0

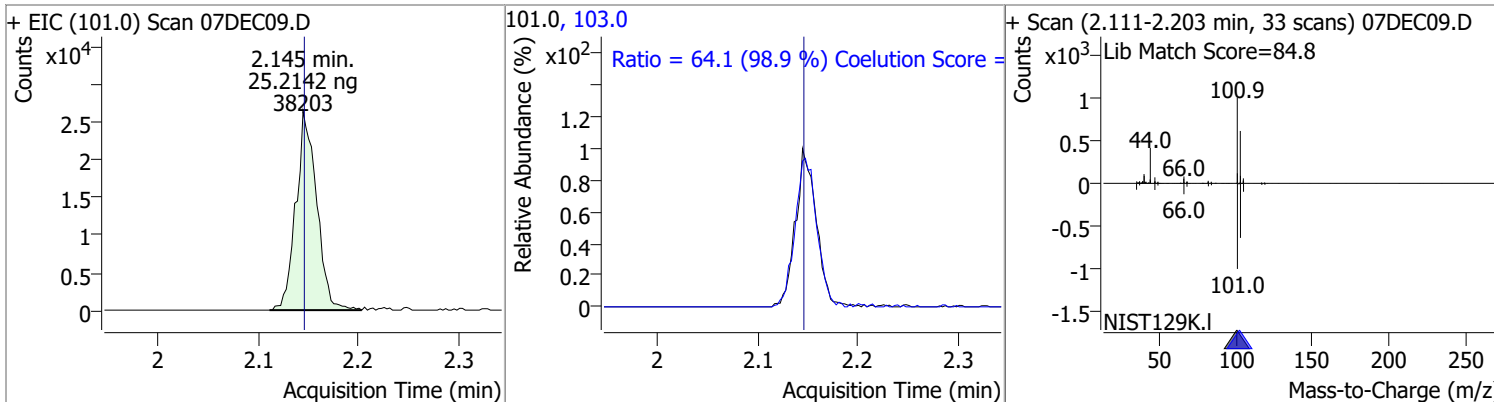


Quantitation Results Report (QT Reviewed)

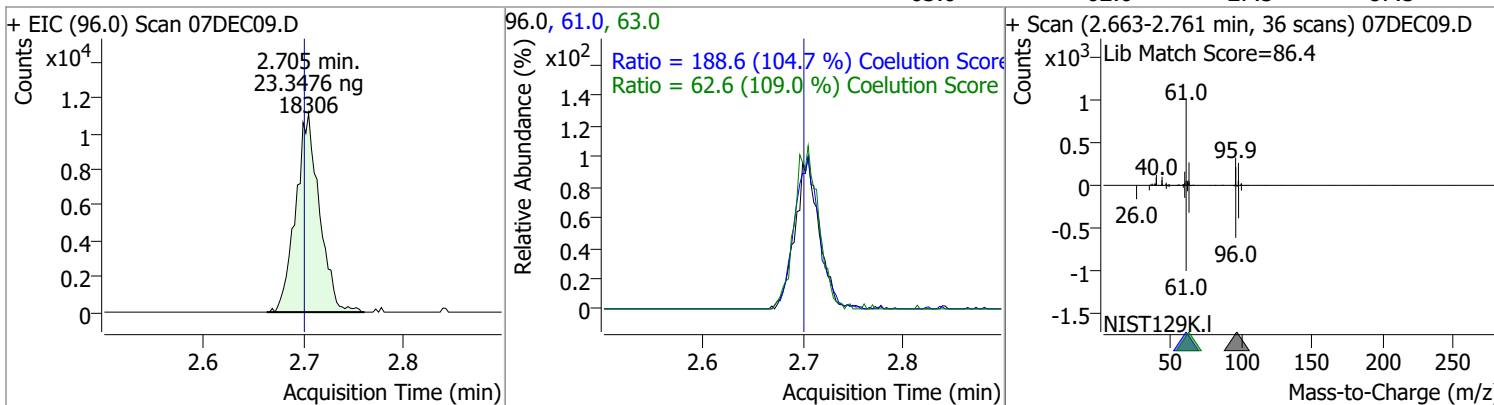
Compound	Conc.	RT	Dev(Min)	Resp.	QIon	QRatio	Lower	Upper
Chloroethane	25.6919	1.90	0.00	16467	66.0	29.4	0.8	60.8



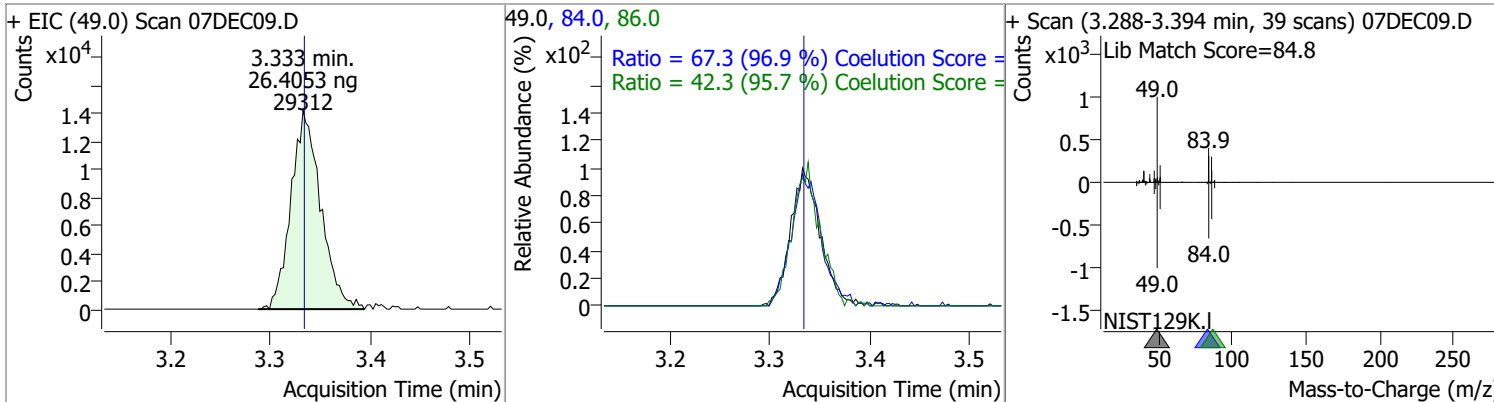
Compound	Conc.	RT	Dev(Min)	Resp.	QIon	QRatio	Lower	Upper
Trichlorofluoromethane	25.2142	2.14	0.00	38203	103.0	64.1	34.8	94.8



Compound	Conc.	RT	Dev(Min)	Resp.	QIon	QRatio	Lower	Upper
1,1-Dichloroethene	23.3476	2.71	0.01	18306	61.0 63.0	188.6 62.6	150.1 27.5	210.1 87.5

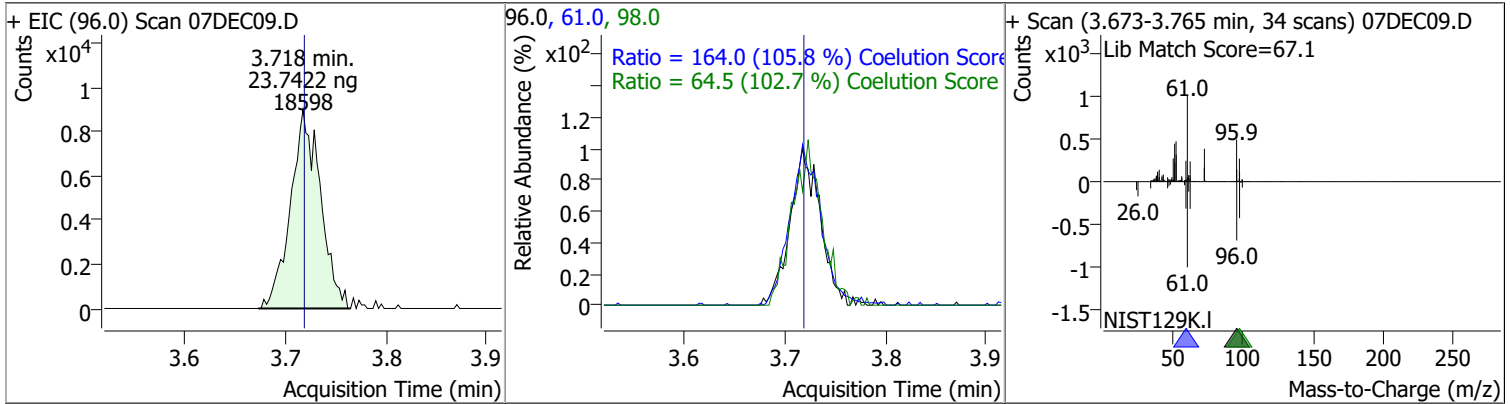


Compound	Conc.	RT	Dev(Min)	Resp.	QIon	QRatio	Lower	Upper
Methylene chloride	26.4053	3.33	0.00	29312	84.0 86.0	67.3 42.3	39.4 14.1	99.4 74.1

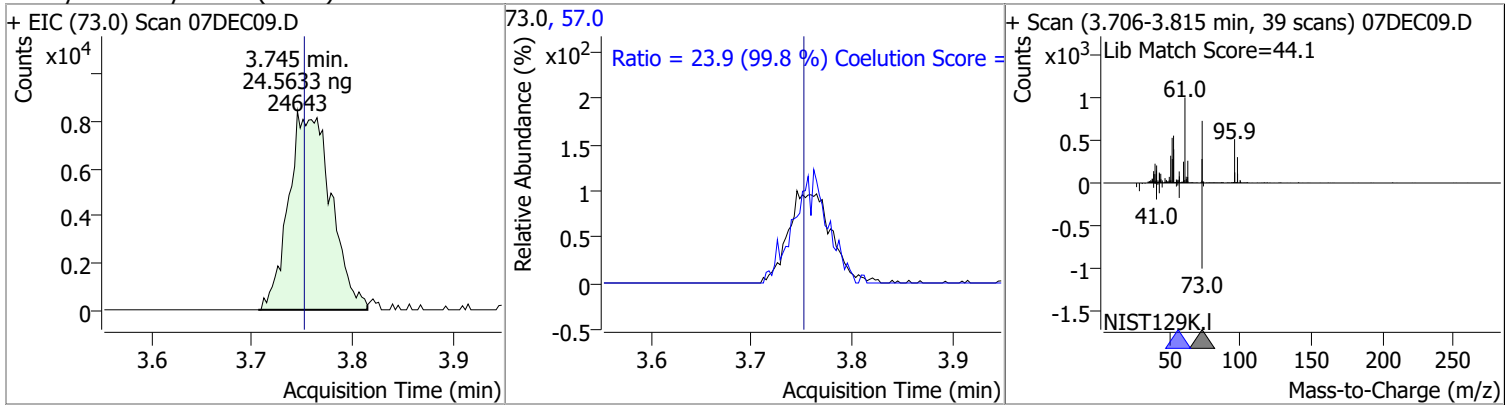


Quantitation Results Report (QT Reviewed)

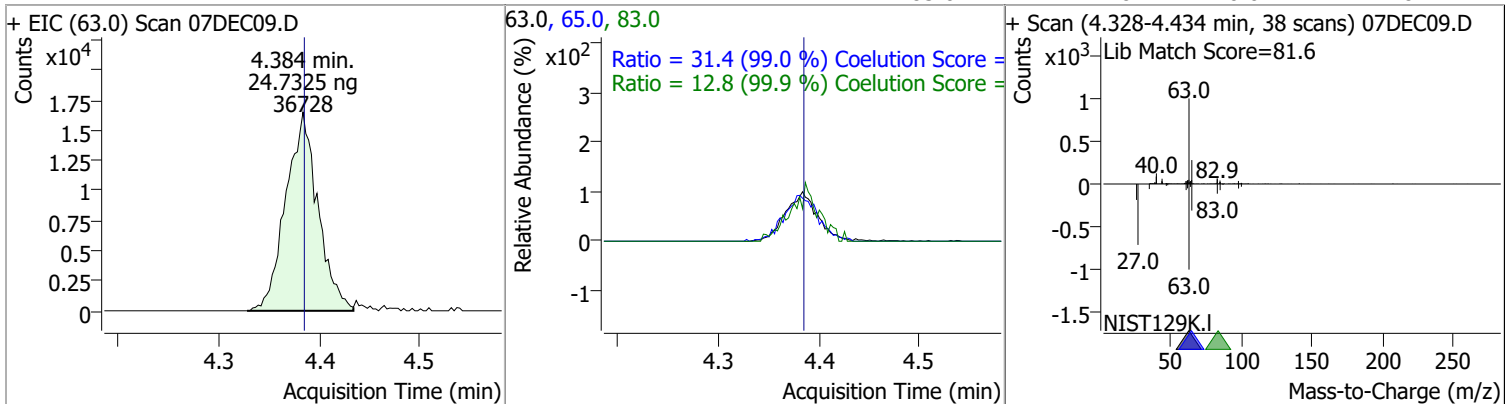
Compound	Conc.	RT	Dev(Min)	Resp.	QIon	QRatio	Lower	Upper
trans-1,2-Dichloroethene	23.7422	3.72	0.00	18598	61.0	164.0	125.1	185.1
					98.0	64.5	32.8	92.8



Compound	Conc.	RT	Dev(Min)	Resp.	QIon	QRatio	Lower	Upper
Methyl tert-butyl ether (MTBE)	24.5633	3.75	-0.01	24643	57.0	23.9	0.0	53.9

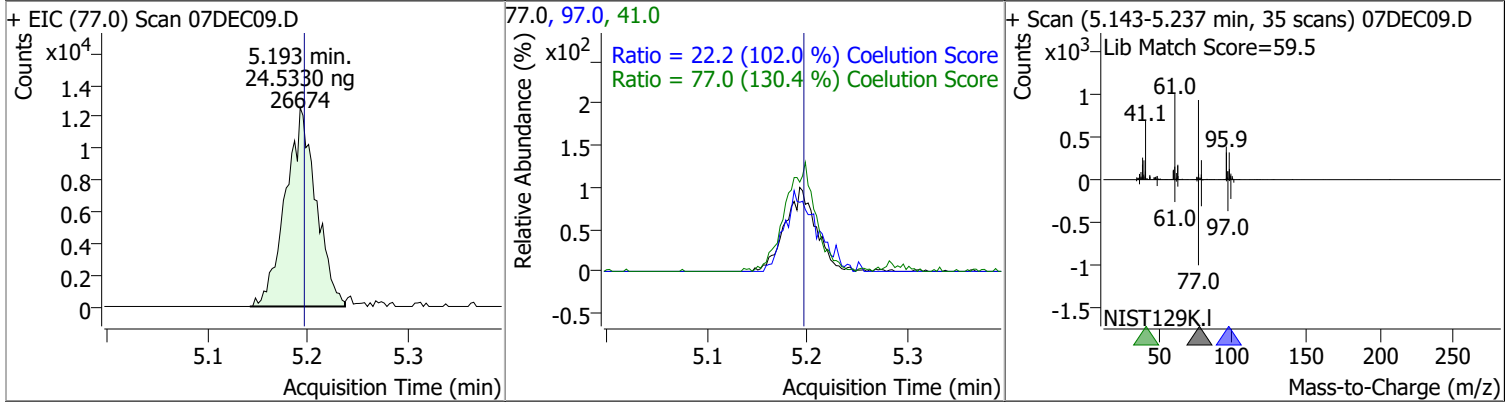


Compound	Conc.	RT	Dev(Min)	Resp.	QIon	QRatio	Lower	Upper
1,1-Dichloroethane	24.7325	4.38	0.00	36728	65.0	31.4	1.7	61.7
					83.0	12.8	0.0	42.8

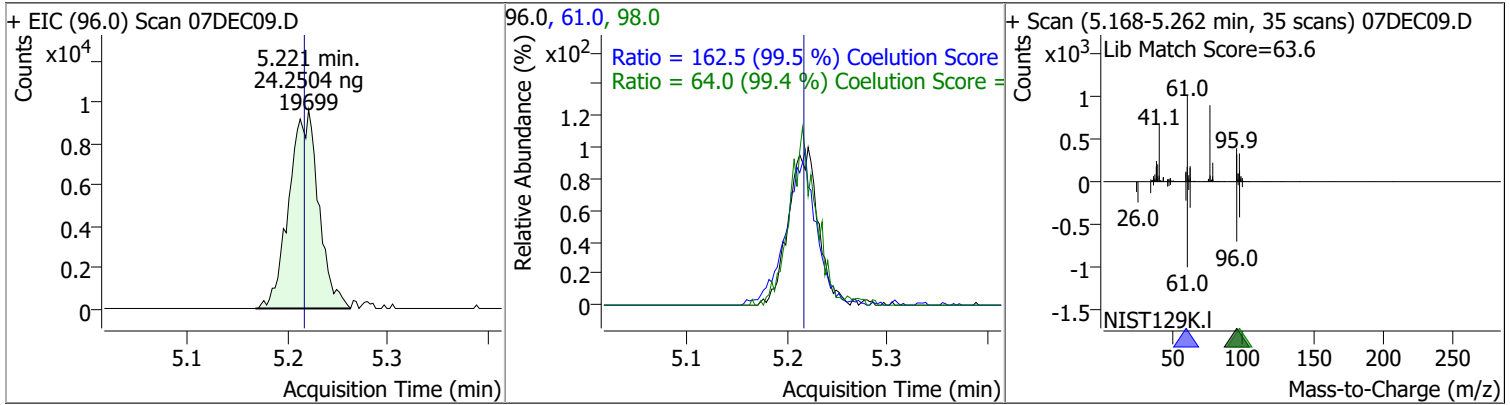


Quantitation Results Report (QT Reviewed)

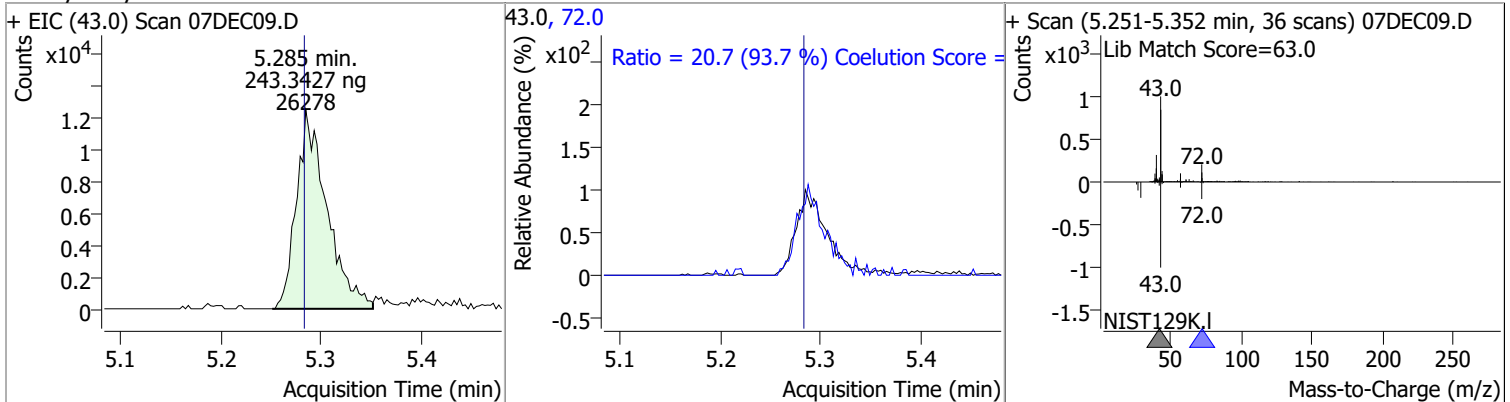
Compound	Conc.	RT	Dev(Min)	Resp.	QIon	QRatio	Lower	Upper
2,2-Dichloropropane	24.5330	5.19	0.00	26674	41.0	77.0	29.0	89.0
					97.0	22.2	0.0	51.8



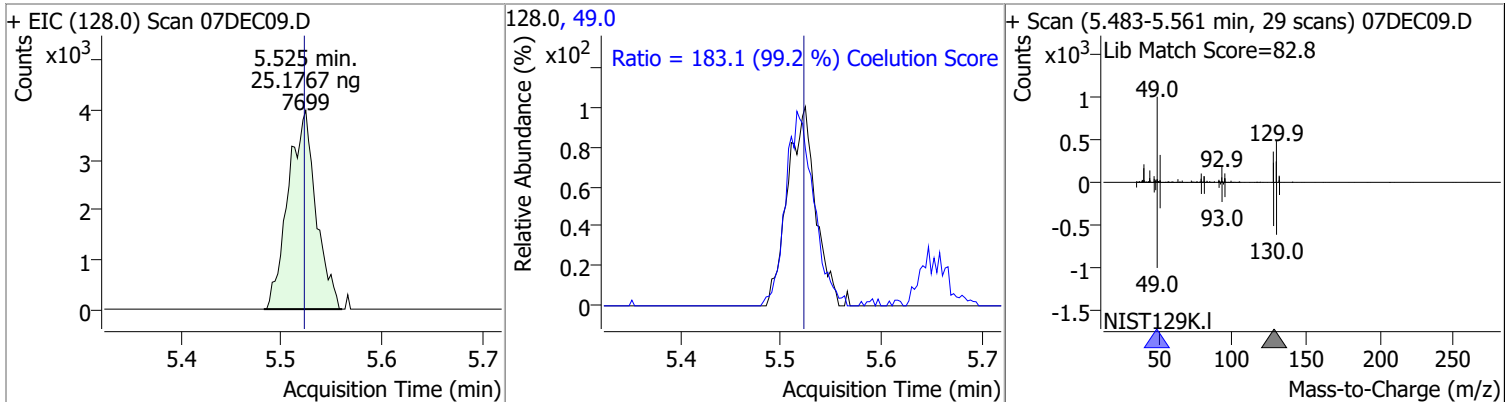
Compound	Conc.	RT	Dev(Min)	Resp.	QIon	QRatio	Lower	Upper
cis-1,2-Dichloroethene	24.2504	5.22	0.01	19699	61.0	162.5	133.3	193.3
					98.0	64.0	34.4	94.4



Compound	Conc.	RT	Dev(Min)	Resp.	QIon	QRatio	Lower	Upper
Methyl ethyl ketone	243.3427	5.28	0.00	26278	72.0	20.7	0.0	52.2

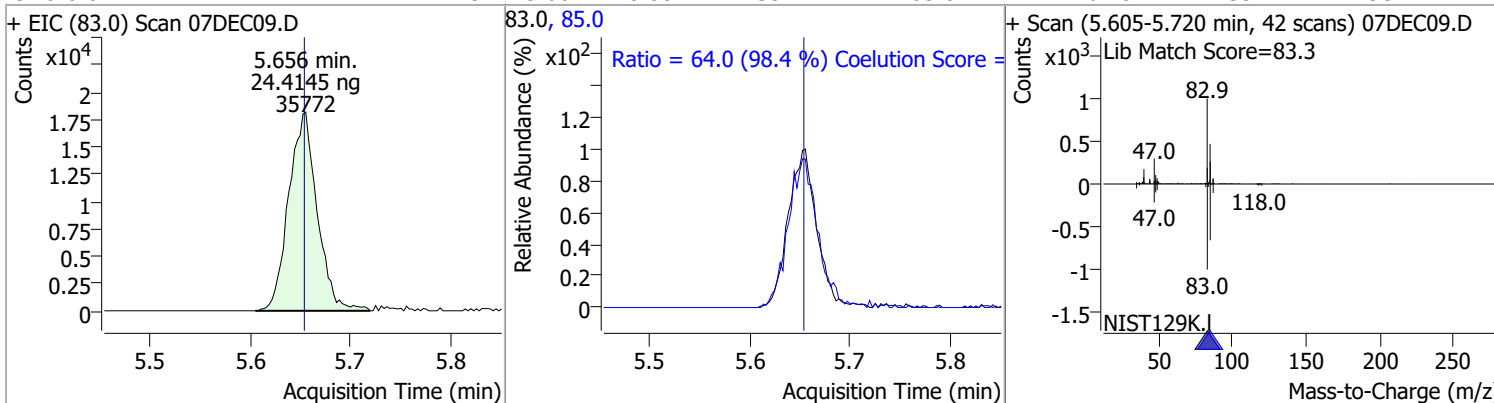


Compound	Conc.	RT	Dev(Min)	Resp.	QIon	QRatio	Lower	Upper
Bromochloromethane	25.1767	5.52	0.00	7699	49.0	183.1	154.6	214.6

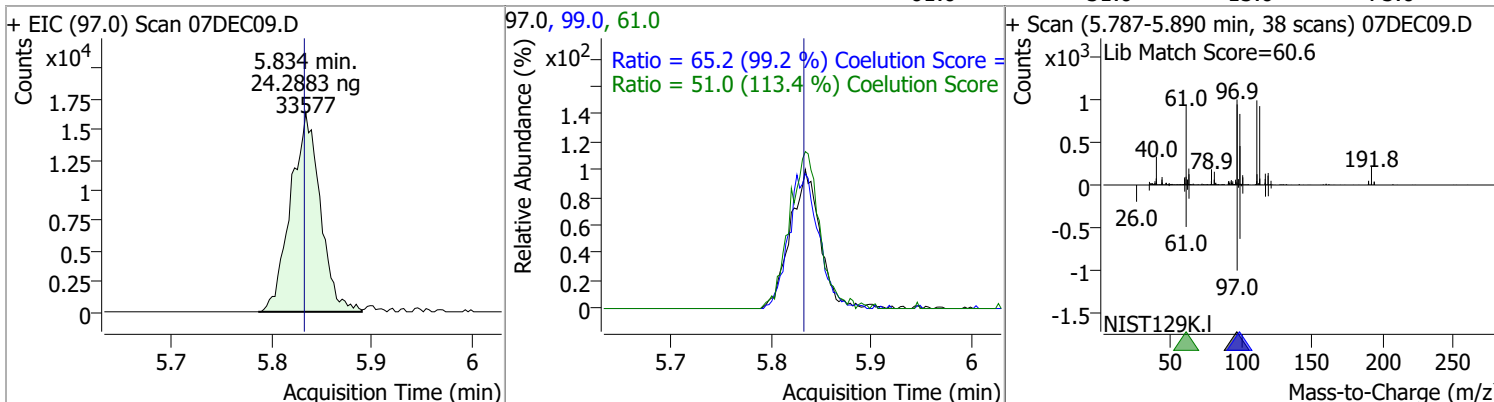


Quantitation Results Report (QT Reviewed)

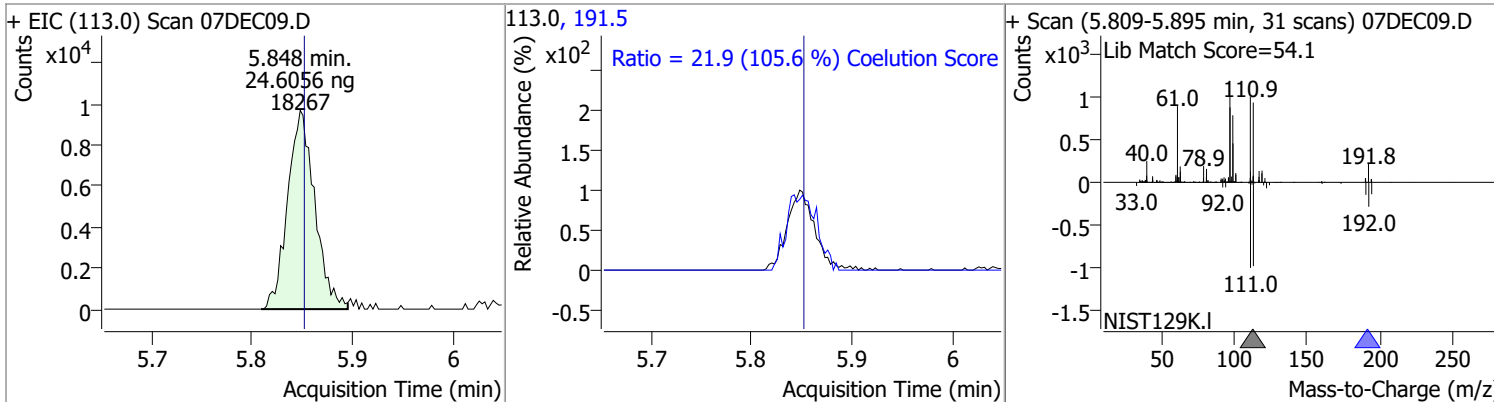
Compound	Conc.	RT	Dev(Min)	Resp.	QIon	QRatio	Lower	Upper
Chloroform	24.4145	5.66	0.00	35772	85.0	64.0	35.1	95.1



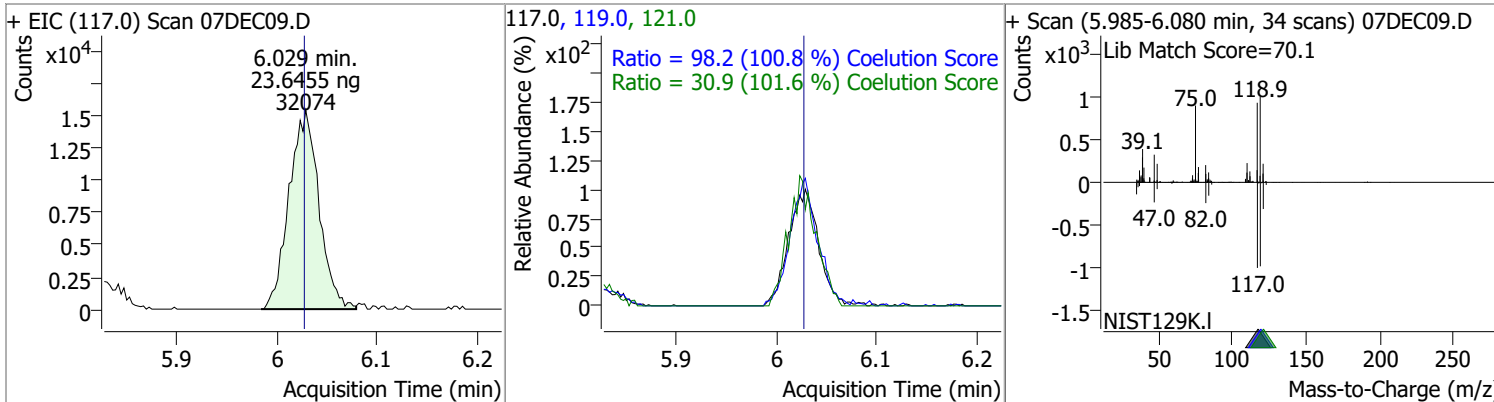
Compound	Conc.	RT	Dev(Min)	Resp.	QIon	QRatio	Lower	Upper
1,1,1-Trichloroethane	24.2883	5.83	0.00	33577	99.0	65.2	35.7	95.7
					61.0	51.0	15.0	75.0



Compound	Conc.	RT	Dev(Min)	Resp.	QIon	QRatio	Lower	Upper
Dibromofluoromethane	24.6056	5.85	0.00	18267	191.5	21.9	0.0	50.7

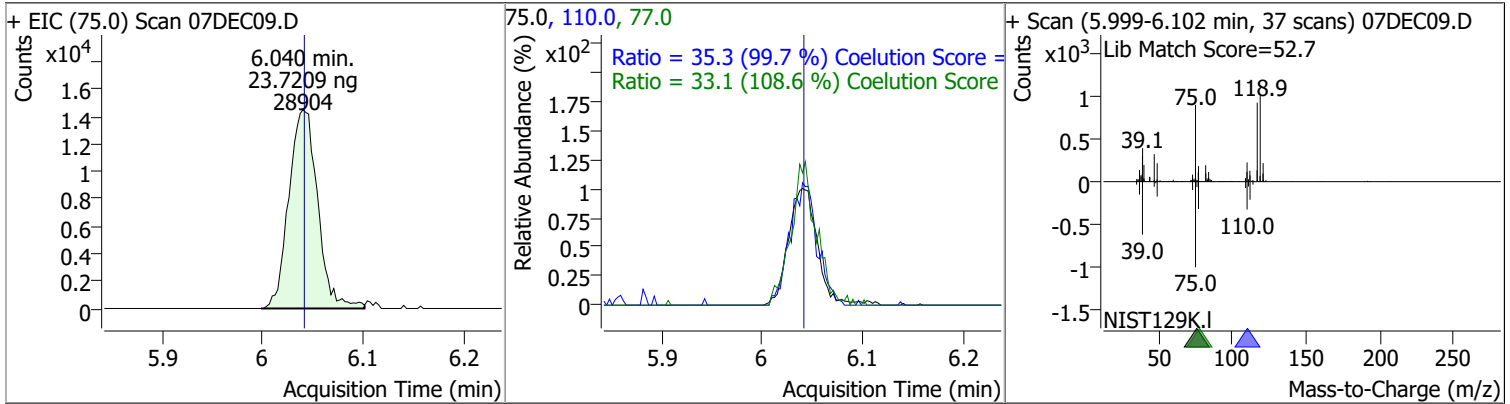


Compound	Conc.	RT	Dev(Min)	Resp.	QIon	QRatio	Lower	Upper
Carbon tetrachloride	23.6455	6.03	0.00	32074	119.0	98.2	67.5	127.5
					121.0	30.9	0.4	60.4

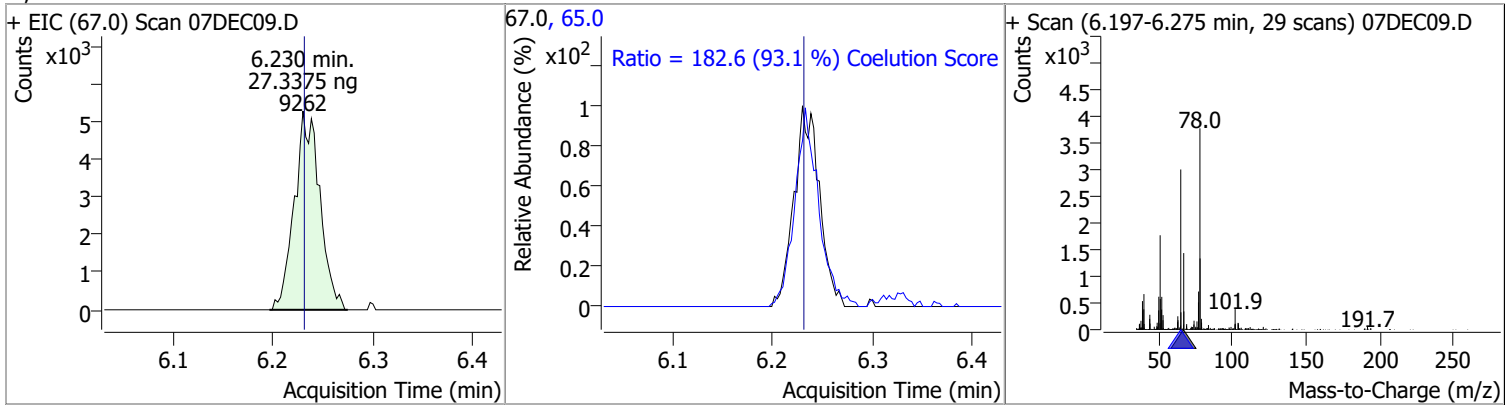


Quantitation Results Report (QT Reviewed)

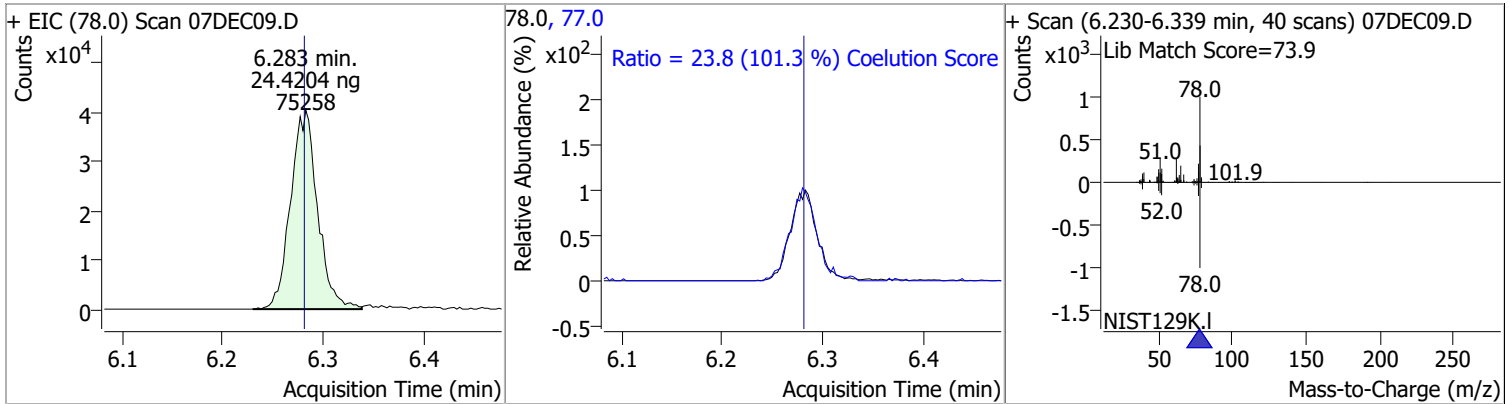
Compound	Conc.	RT	Dev(Min)	Resp.	QIon	QRatio	Lower	Upper
1,1-Dichloropropene	23.7209	6.04	0.00	28904	110.0	35.3	5.4	65.4
					77.0	33.1	0.5	60.5



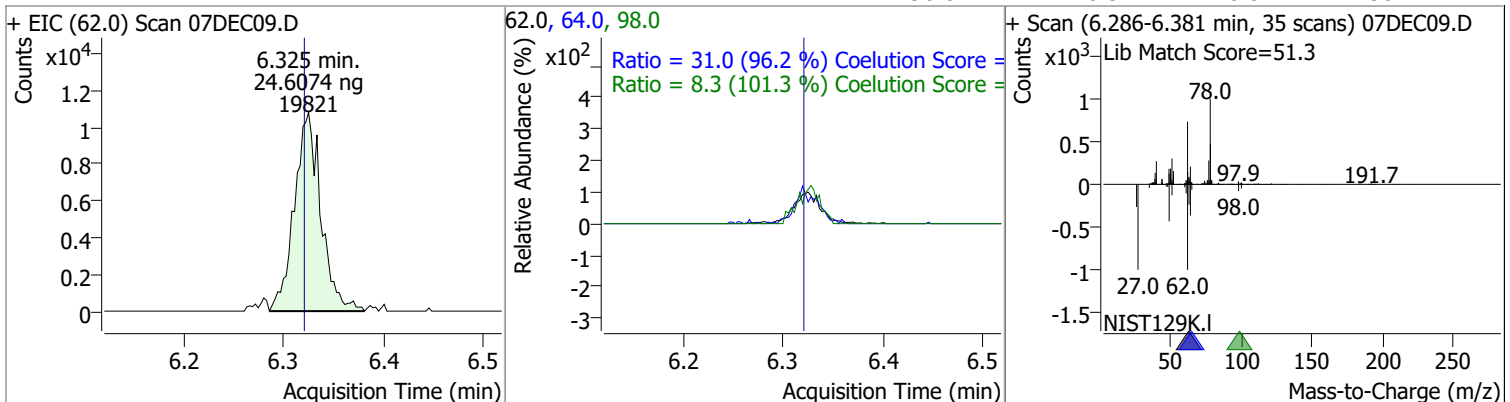
Compound	Conc.	RT	Dev(Min)	Resp.	QIon	QRatio	Lower	Upper
1,2-Dichloroethane-d4	27.3375	6.23	0.00	9262	65.0	182.6	166.3	226.3



Compound	Conc.	RT	Dev(Min)	Resp.	QIon	QRatio	Lower	Upper
Benzene	24.4204	6.28	0.00	75258	77.0	23.8	0.0	53.5

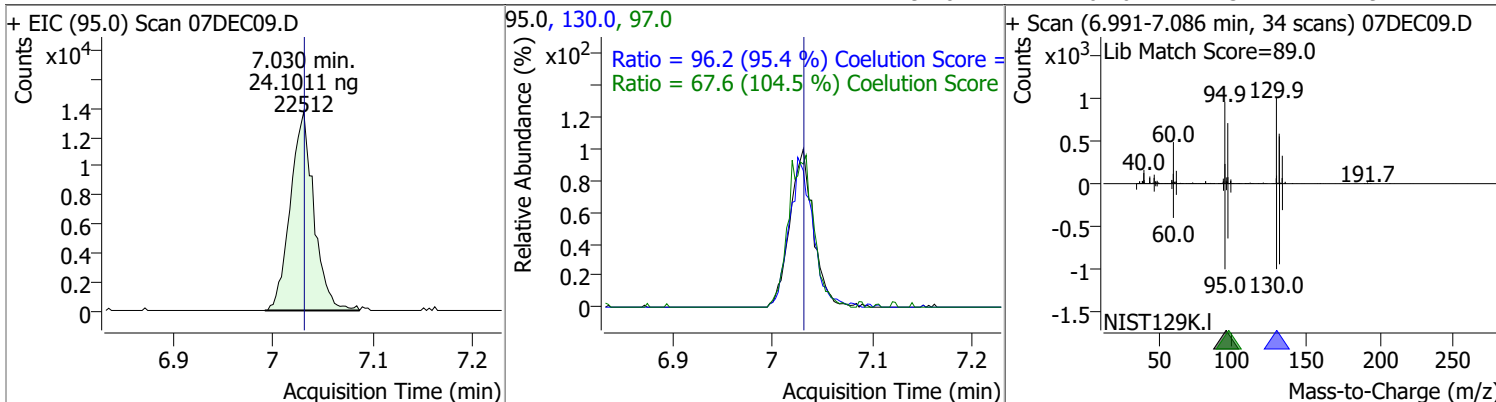


Compound	Conc.	RT	Dev(Min)	Resp.	QIon	QRatio	Lower	Upper
1,2-Dichloroethane	24.6074	6.32	0.01	19821	64.0	31.0	2.3	62.3
					98.0	8.3	0.0	38.2

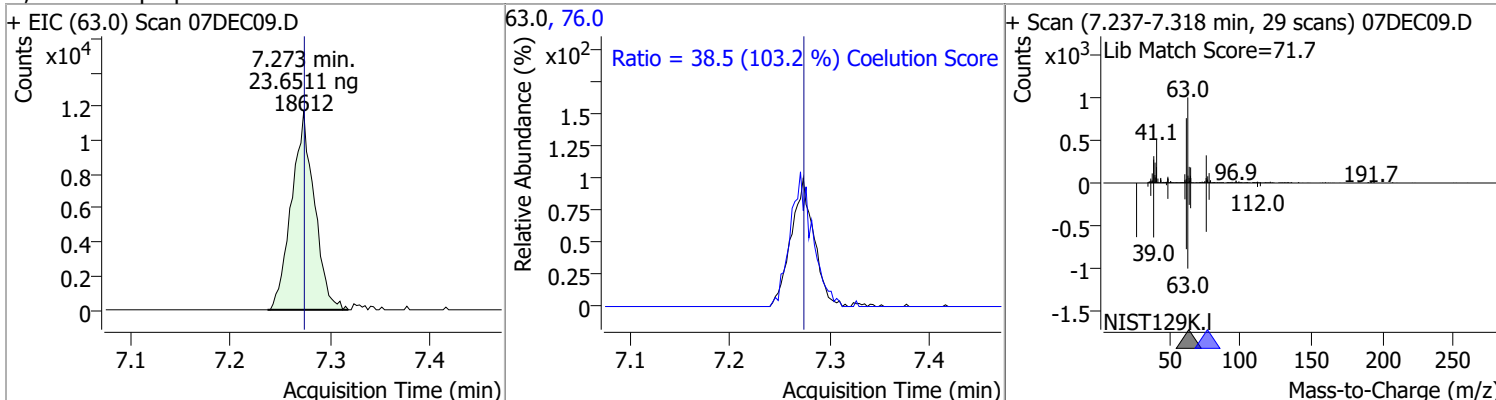


Quantitation Results Report (QT Reviewed)

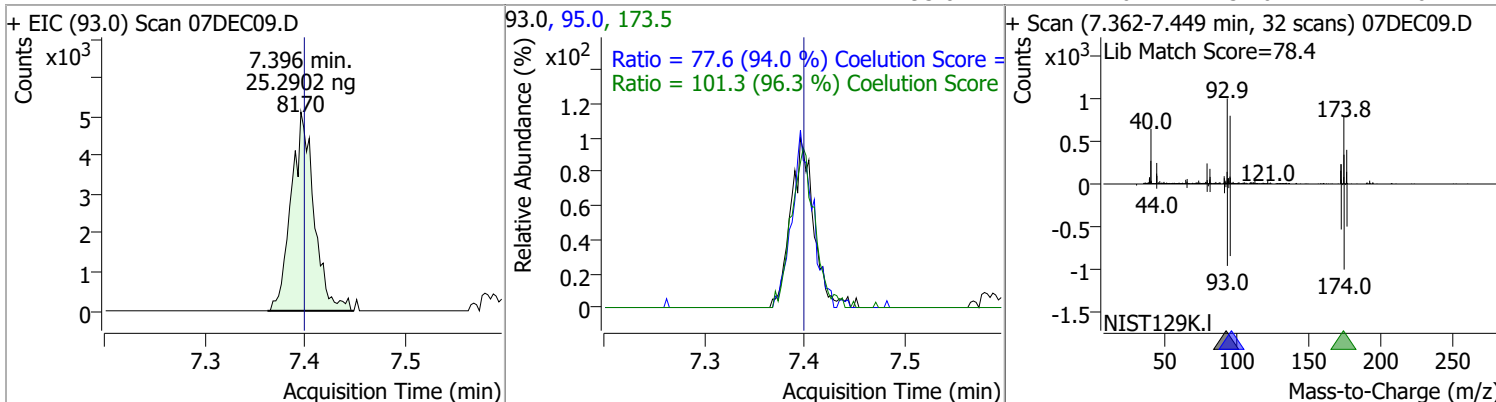
Compound	Conc.	RT	Dev(Min)	Resp.	QIon	QRatio	Lower	Upper
Trichloroethene	24.1011	7.03	0.00	22512	130.0	96.2	70.8	130.8
					97.0	67.6	34.7	94.7



Compound	Conc.	RT	Dev(Min)	Resp.	QIon	QRatio	Lower	Upper
1,2-Dichloropropane	23.6511	7.27	0.00	18612	76.0	38.5	7.3	67.3

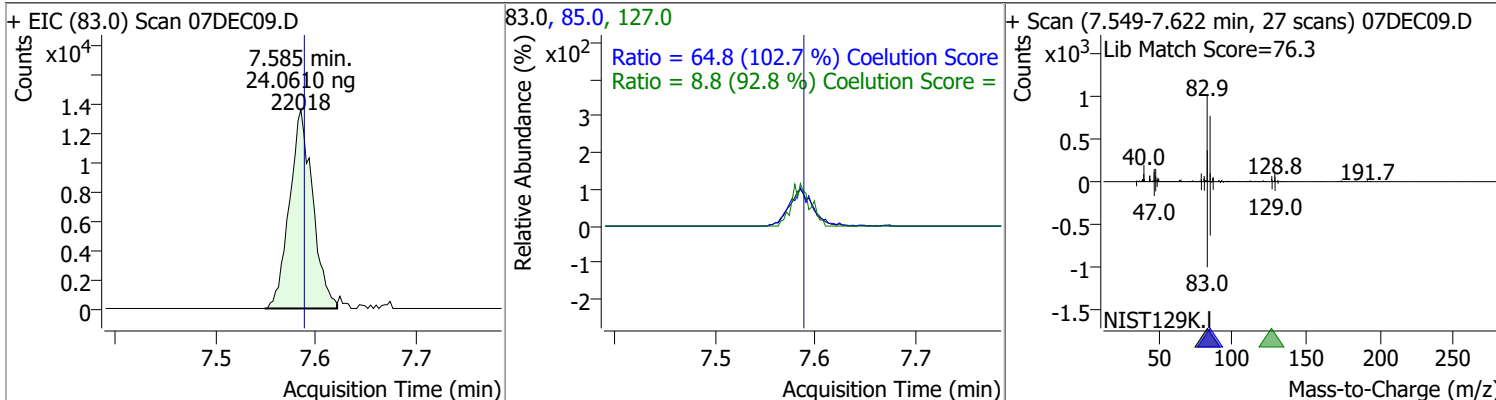


Compound	Conc.	RT	Dev(Min)	Resp.	QIon	QRatio	Lower	Upper
Dibromomethane	25.2902	7.40	0.00	8170	173.5	101.3	75.2	135.2
					95.0	77.6	52.6	112.6

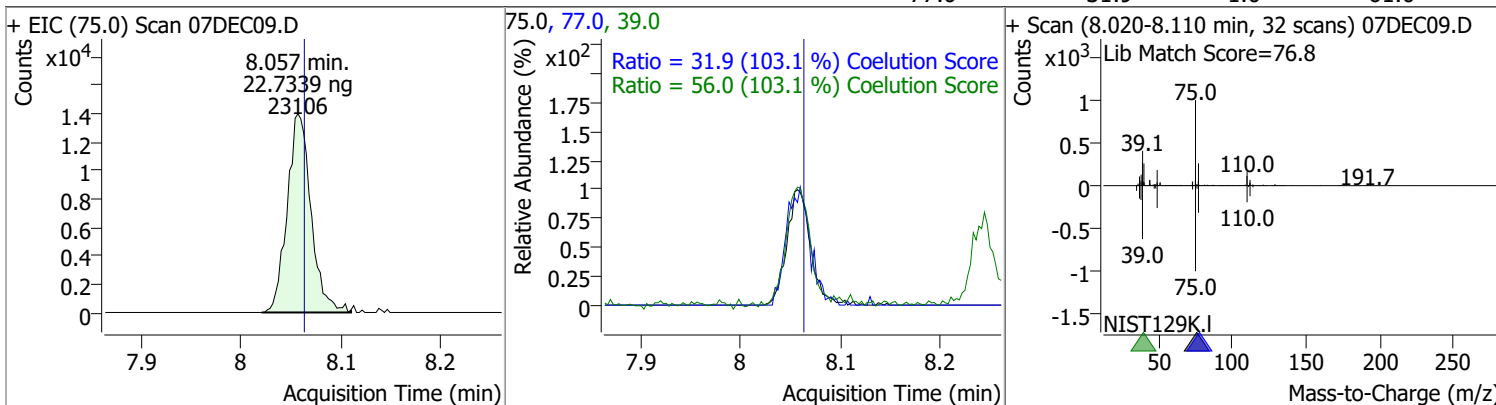


Quantitation Results Report (QT Reviewed)

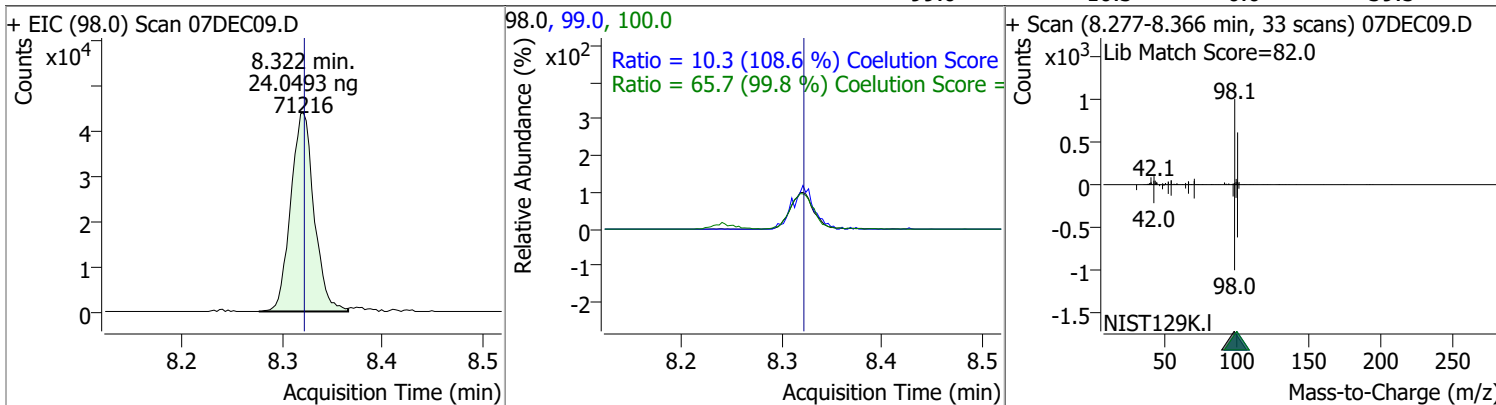
Compound	Conc.	RT	Dev(Min)	Resp.	QIon	QRatio	Lower	Upper
Bromodichloromethane	24.0610	7.59	0.00	22018	85.0	64.8	33.1	93.1
					127.0	8.8	0.0	39.5



Compound	Conc.	RT	Dev(Min)	Resp.	QIon	QRatio	Lower	Upper
cis-1,3-Dichloropropene	22.7339	8.06	0.00	23106	39.0	56.0	24.3	84.3
					77.0	31.9	1.0	61.0

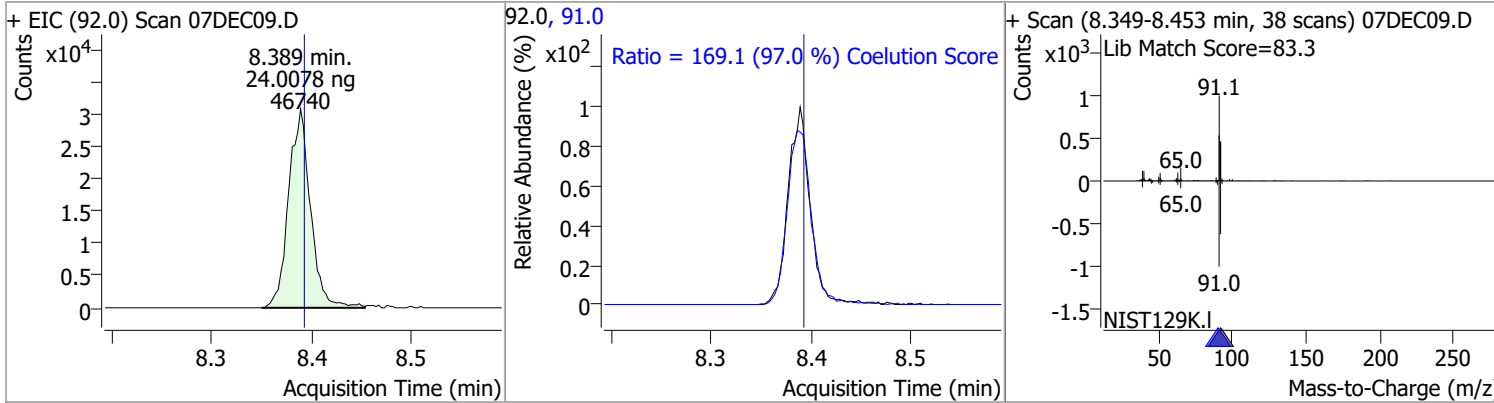


Compound	Conc.	RT	Dev(Min)	Resp.	QIon	QRatio	Lower	Upper
Toluene-d8	24.0493	8.32	0.00	71216	100.0	65.7	35.9	95.9
					99.0	10.3	0.0	39.5

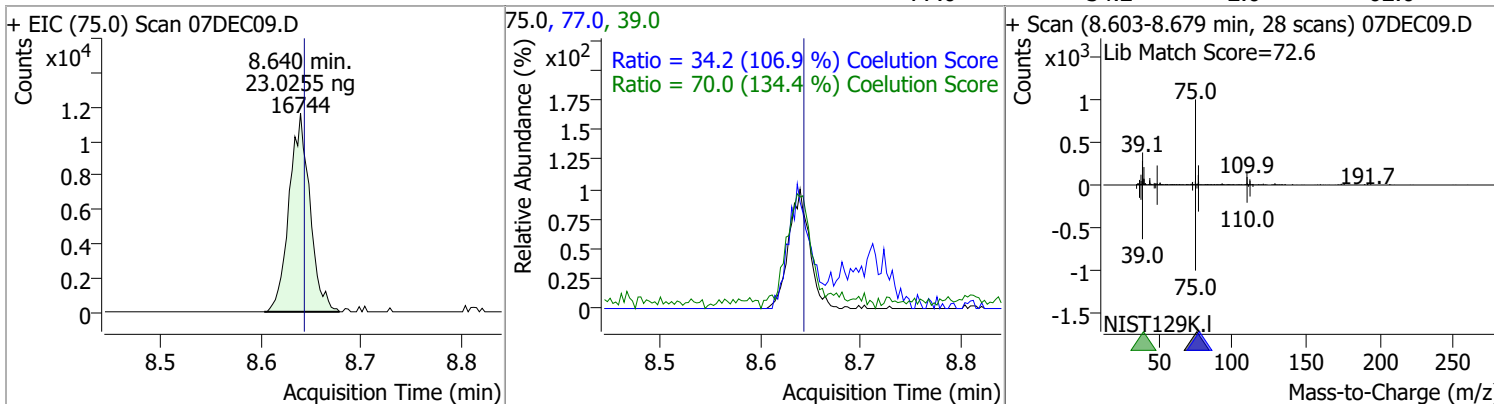


Quantitation Results Report (QT Reviewed)

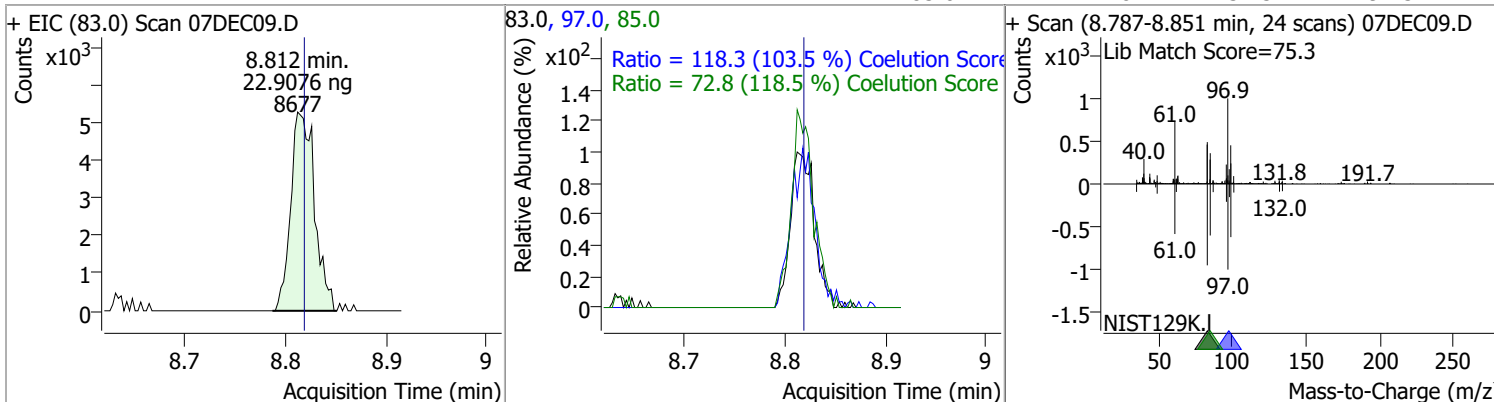
Compound	Conc.	RT	Dev(Min)	Resp.	QIon	QRatio	Lower	Upper
Toluene	24.0078	8.39	0.00	46740	91.0	169.1	144.3	204.3



Compound	Conc.	RT	Dev(Min)	Resp.	QIon	QRatio	Lower	Upper
trans-1,3-Dichloropropene	23.0255	8.64	0.00	16744	39.0	70.0	22.1	82.1
					77.0	34.2	2.0	62.0

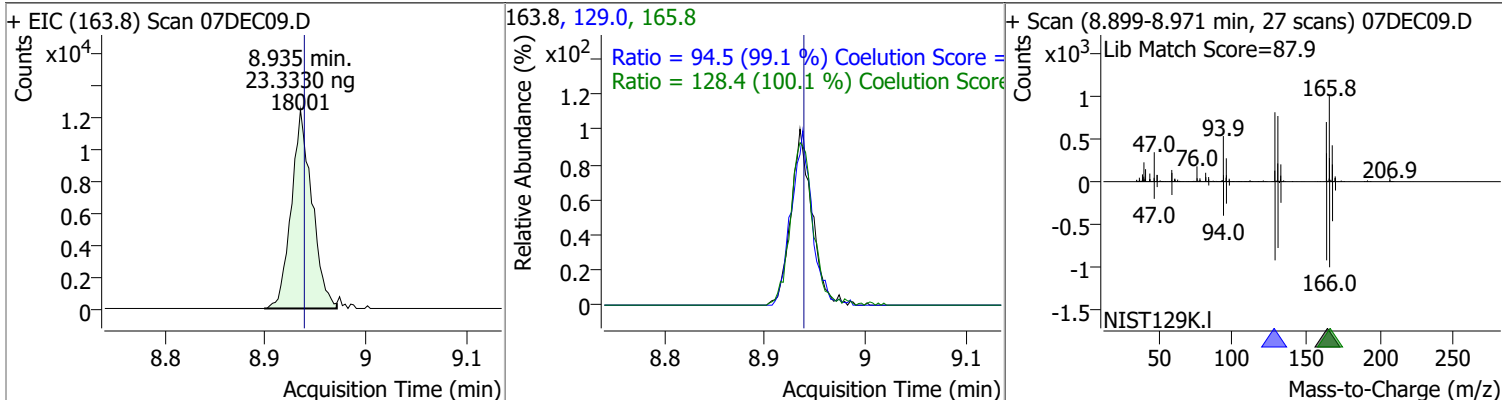


Compound	Conc.	RT	Dev(Min)	Resp.	QIon	QRatio	Lower	Upper
1,1,2-Trichloroethane	22.9076	8.81	0.00	8677	97.0	118.3	84.3	144.3
					85.0	72.8	31.5	91.5

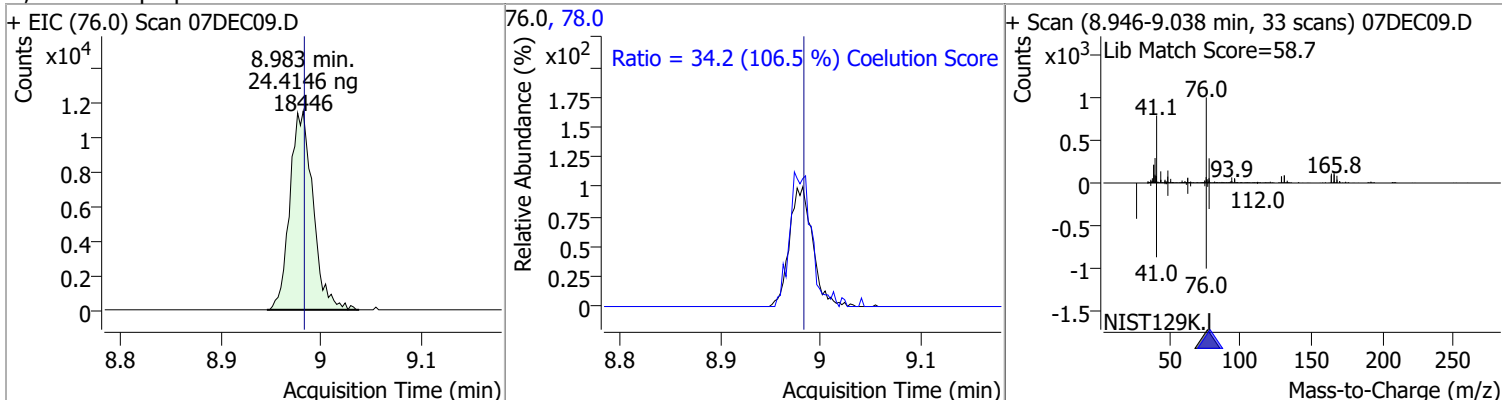


Quantitation Results Report (QT Reviewed)

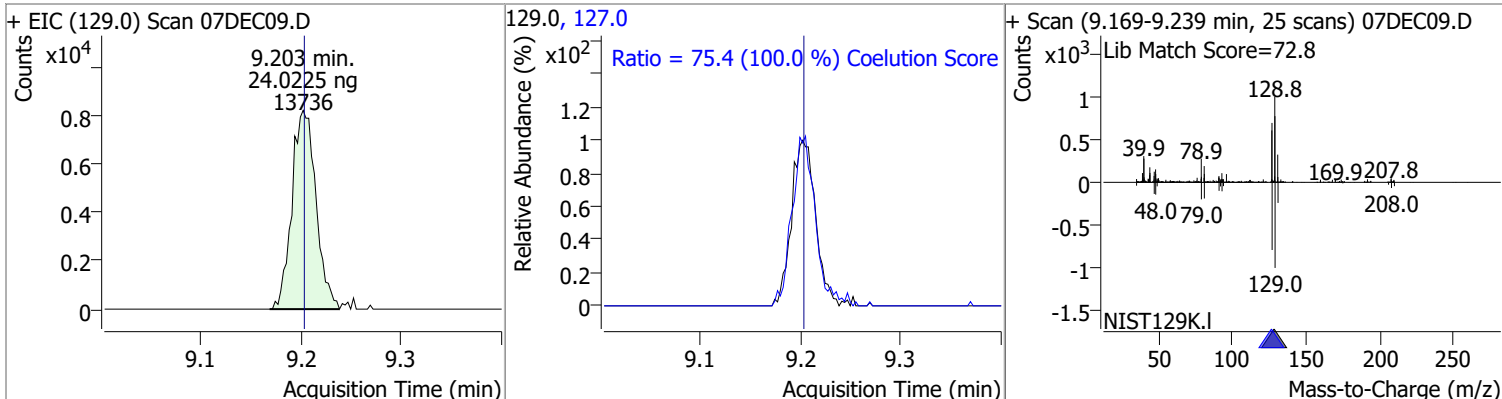
Compound	Conc.	RT	Dev(Min)	Resp.	QIon	QRatio	Lower	Upper
Tetrachloroethene	23.3330	8.94	0.00	18001	165.8	128.4	98.3	158.3
					129.0	94.5	65.3	125.3



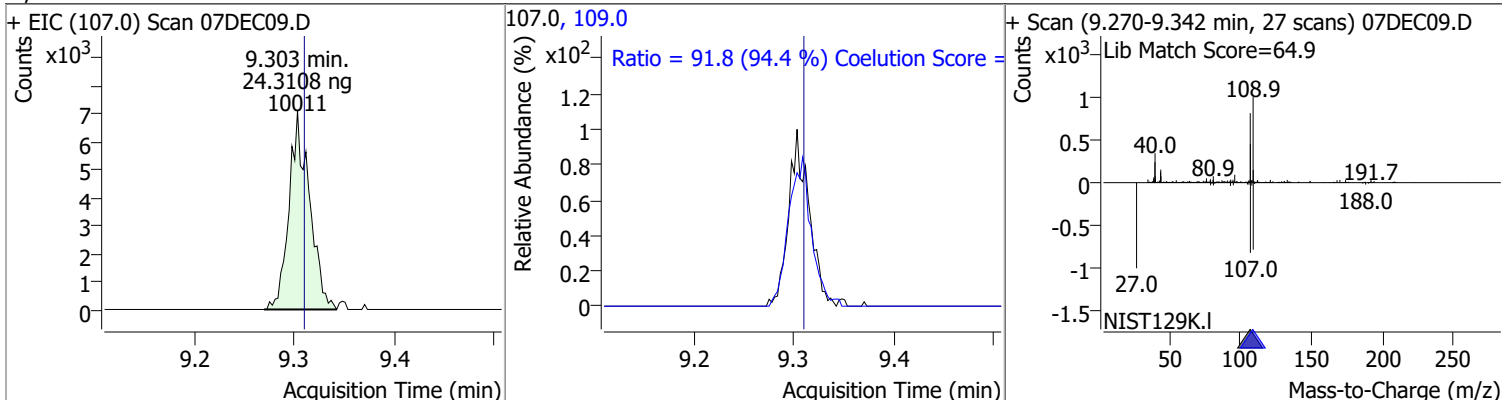
Compound	Conc.	RT	Dev(Min)	Resp.	QIon	QRatio	Lower	Upper
1,3-Dichloropropane	24.4146	8.98	0.00	18446	78.0	34.2	2.1	62.1



Compound	Conc.	RT	Dev(Min)	Resp.	QIon	QRatio	Lower	Upper
Chlorodibromomethane	24.0225	9.20	0.00	13736	127.0	75.4	45.3	105.3

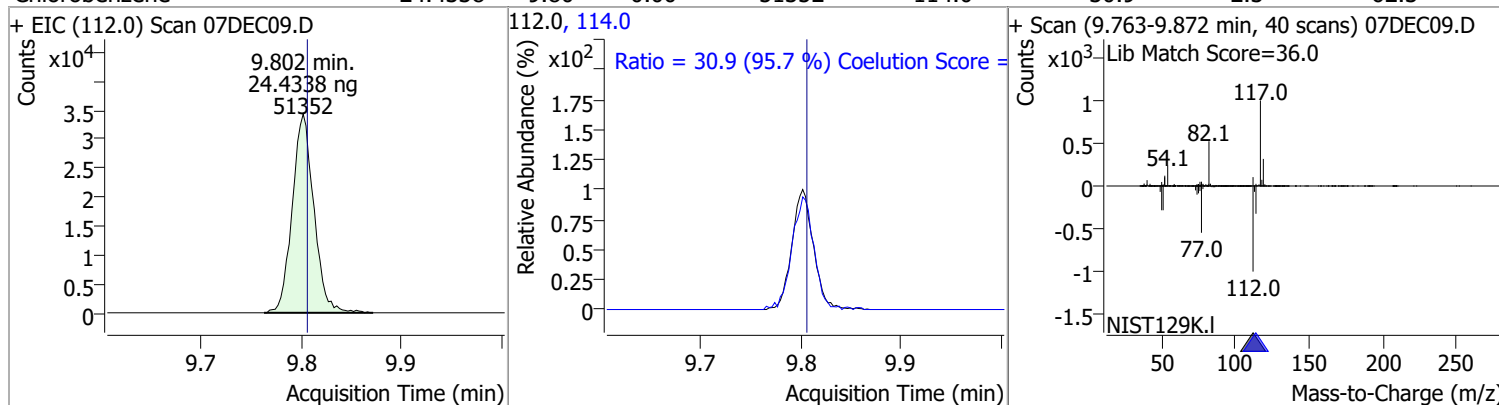


Compound	Conc.	RT	Dev(Min)	Resp.	QIon	QRatio	Lower	Upper
1,2-Dibromoethane	24.3108	9.30	0.00	10011	109.0	91.8	67.2	127.2

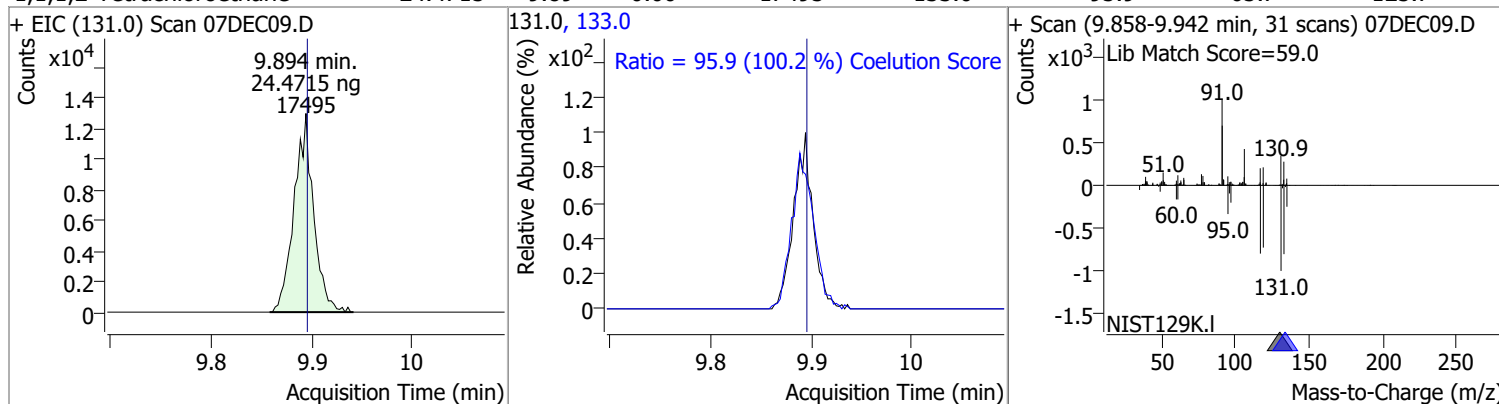


Quantitation Results Report (QT Reviewed)

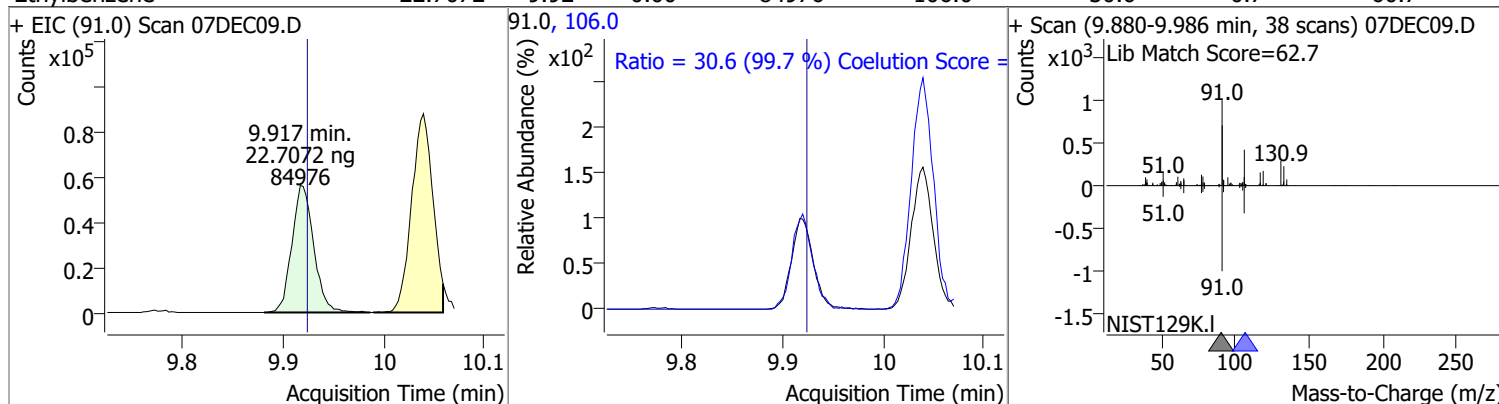
Compound	Conc.	RT	Dev(Min)	Resp.	QIon	QRatio	Lower	Upper
Chlorobenzene	24.4338	9.80	0.00	51352	114.0	30.9	2.3	62.3



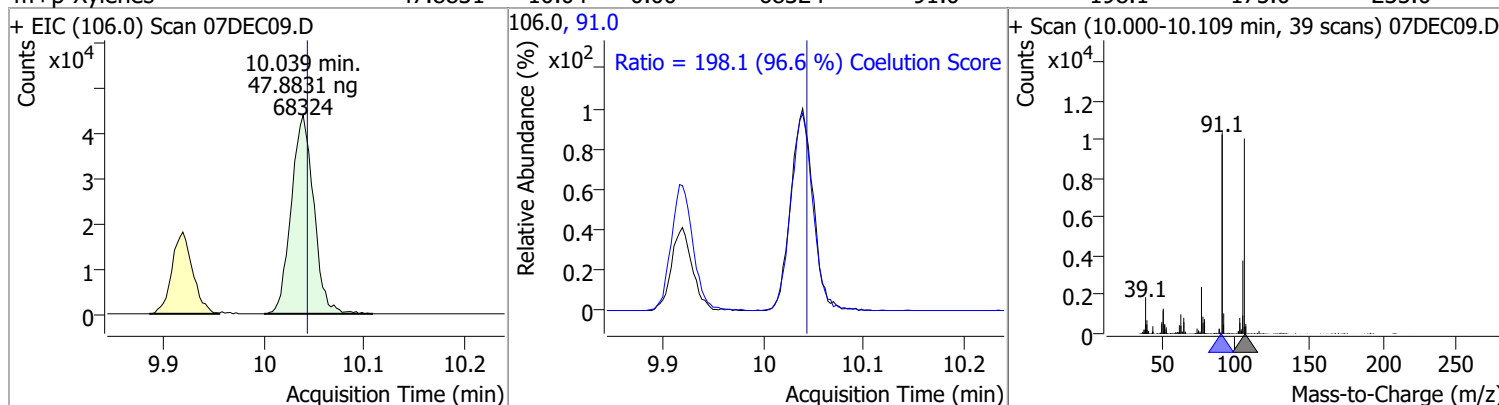
Compound	Conc.	RT	Dev(Min)	Resp.	QIon	QRatio	Lower	Upper
1,1,1,2-Tetrachloroethane	24.4715	9.89	0.00	17495	133.0	95.9	65.7	125.7



Compound	Conc.	RT	Dev(Min)	Resp.	QIon	QRatio	Lower	Upper
Ethylbenzene	22.7072	9.92	0.00	84976	106.0	30.6	0.7	60.7

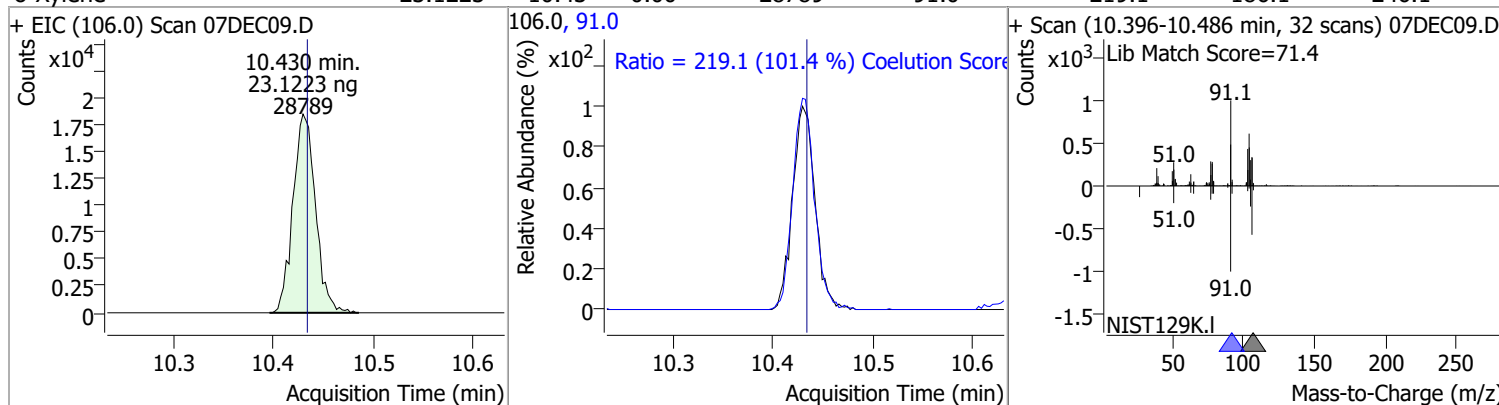


Compound	Conc.	RT	Dev(Min)	Resp.	QIon	QRatio	Lower	Upper
m+p-Xylenes	47.8831	10.04	0.00	68324	91.0	198.1	175.0	235.0

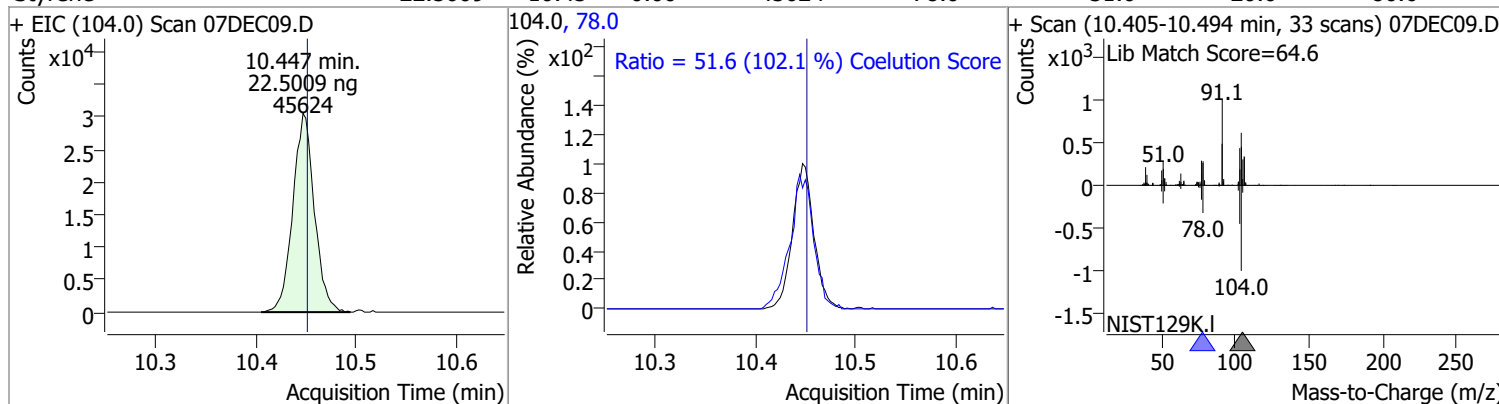


Quantitation Results Report (QT Reviewed)

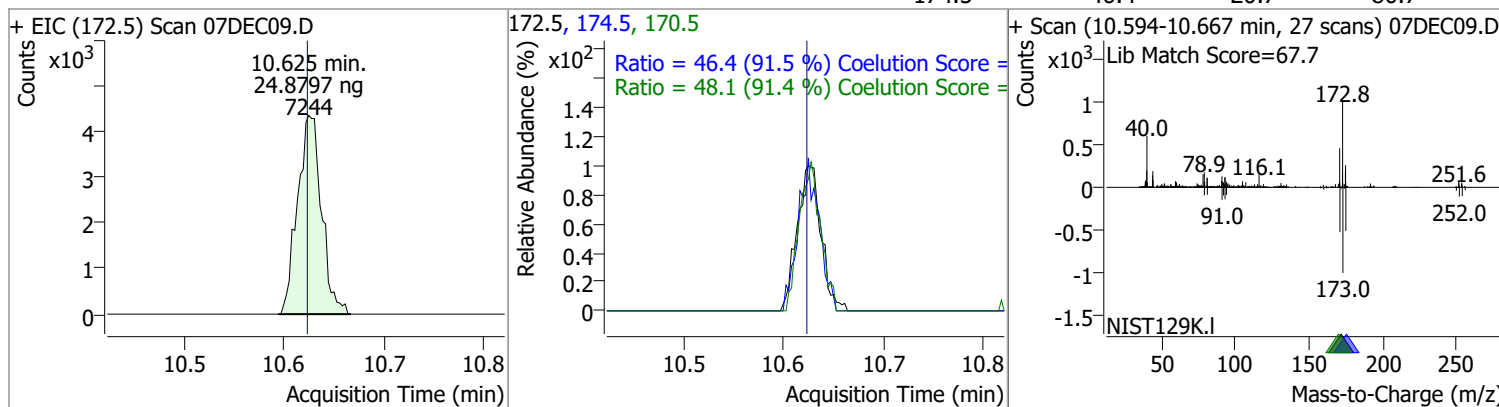
Compound	Conc.	RT	Dev(Min)	Resp.	QIon	QRatio	Lower	Upper
o-Xylene	23.1223	10.43	0.00	28789	91.0	219.1	186.1	246.1



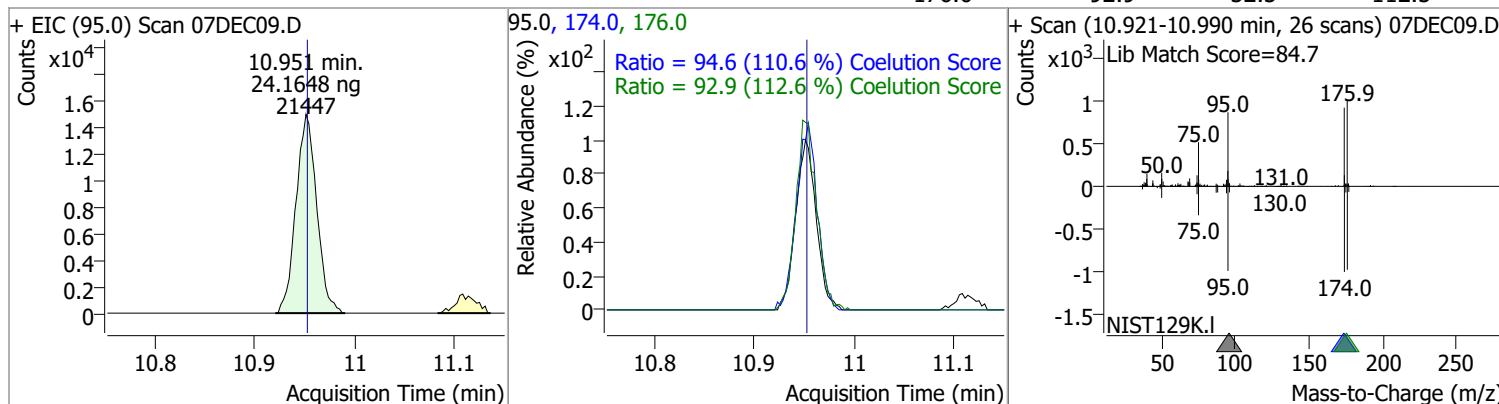
Compound	Conc.	RT	Dev(Min)	Resp.	QIon	QRatio	Lower	Upper
Styrene	22.5009	10.45	0.00	45624	78.0	51.6	20.6	80.6



Compound	Conc.	RT	Dev(Min)	Resp.	QIon	QRatio	Lower	Upper
Bromoform	24.8797	10.63	0.00	7244	170.5	48.1	22.7	82.7
					174.5	46.4	20.7	80.7

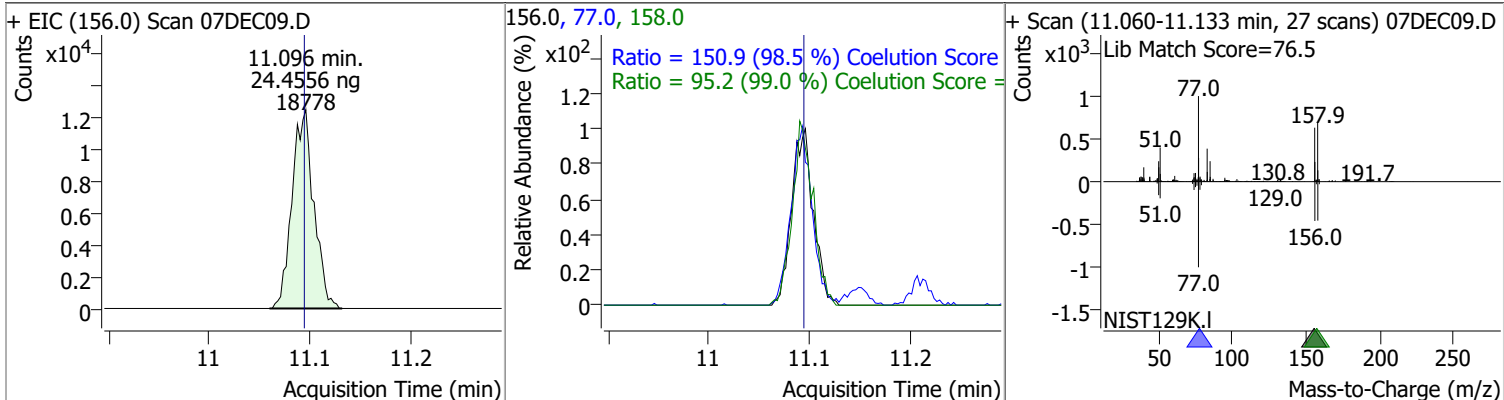


Compound	Conc.	RT	Dev(Min)	Resp.	QIon	QRatio	Lower	Upper
p-Bromofluorobenzene	24.1648	10.95	0.00	21447	174.0	94.6	55.5	115.5
					176.0	92.9	52.5	112.5

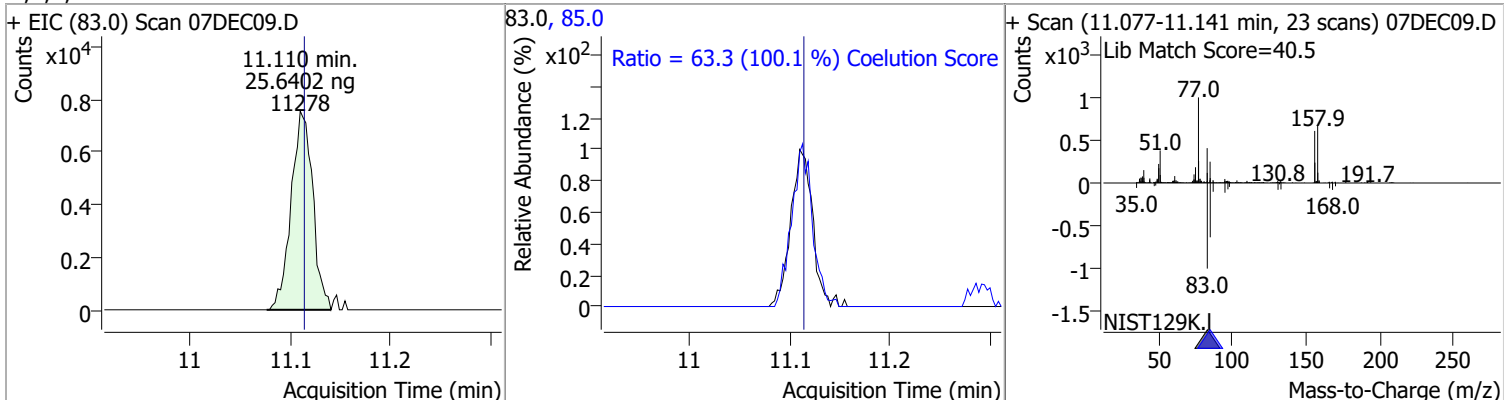


Quantitation Results Report (QT Reviewed)

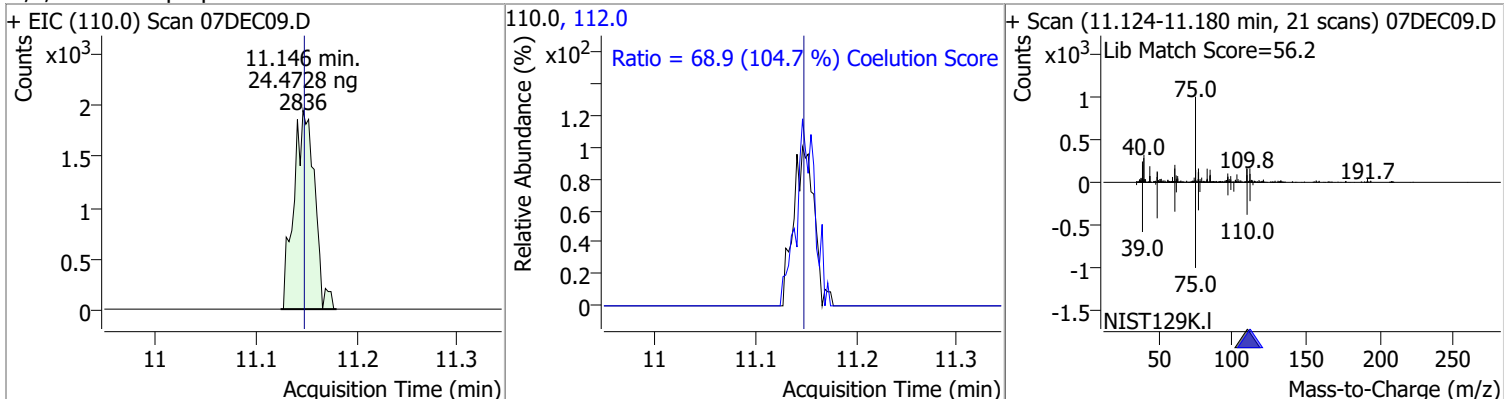
Compound	Conc.	RT	Dev(Min)	Resp.	QIon	QRatio	Lower	Upper
Bromobenzene	24.4556	11.10	0.00	18778	77.0	150.9	123.2	183.2
					158.0	95.2	66.2	126.2



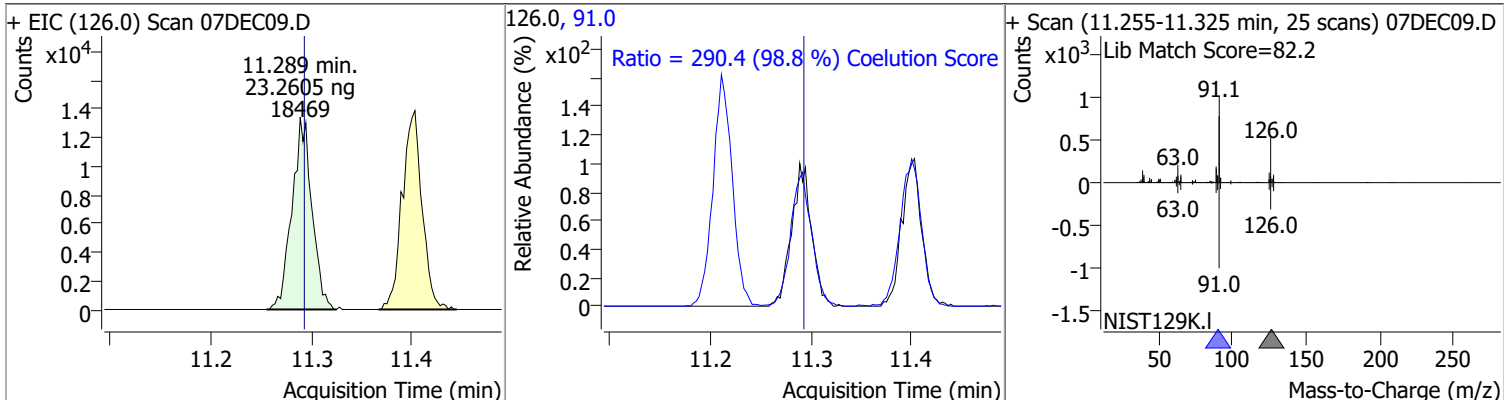
Compound	Conc.	RT	Dev(Min)	Resp.	QIon	QRatio	Lower	Upper
1,1,2,2-Tetrachloroethane	25.6402	11.11	0.00	11278	85.0	63.3	33.2	93.2



Compound	Conc.	RT	Dev(Min)	Resp.	QIon	QRatio	Lower	Upper
1,2,3-Trichloropropane	24.4728	11.15	0.00	2836	112.0	68.9	35.8	95.8

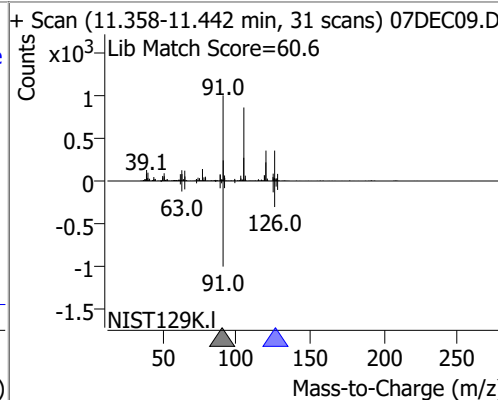
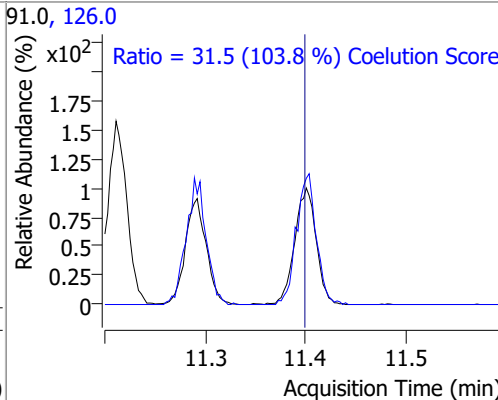
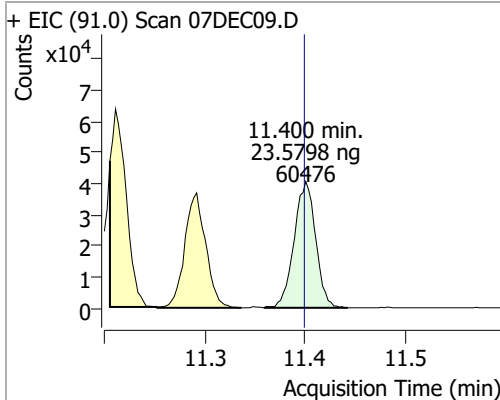


Compound	Conc.	RT	Dev(Min)	Resp.	QIon	QRatio	Lower	Upper
2-Chlorotoluene	23.2605	11.29	0.00	18469	91.0	290.4	264.1	324.1

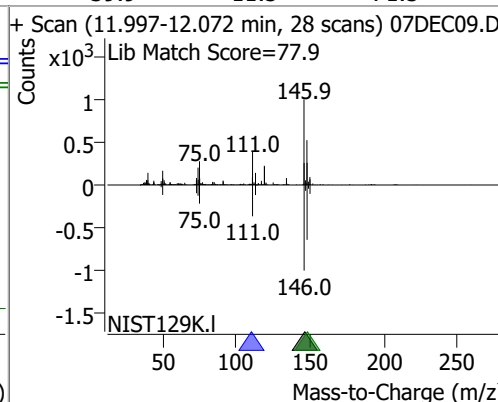
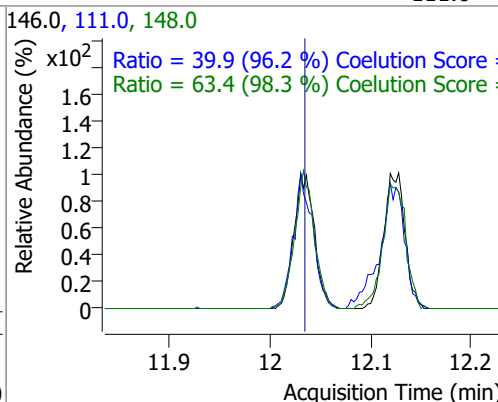
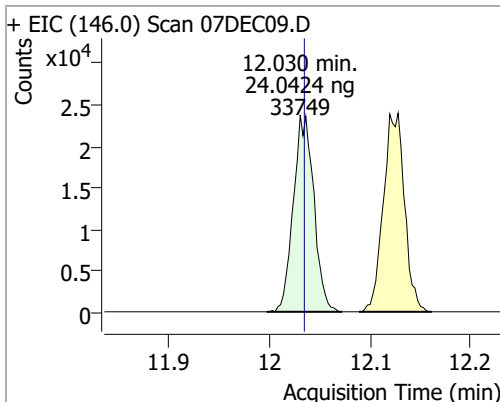


Quantitation Results Report (QT Reviewed)

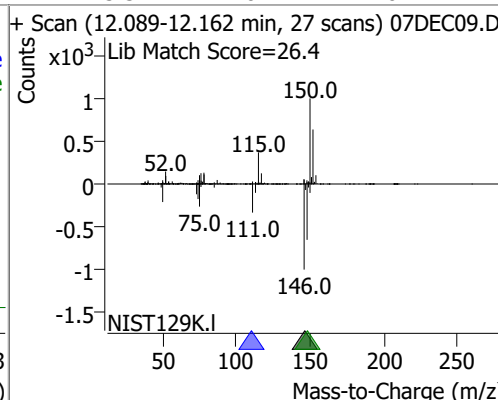
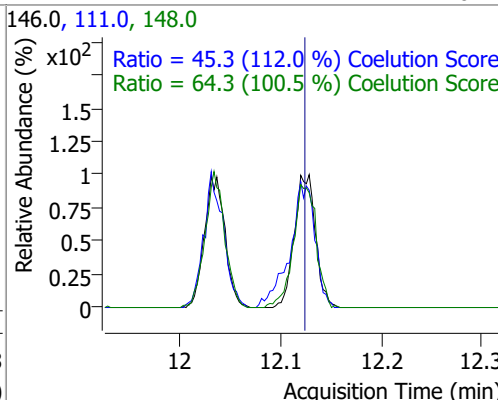
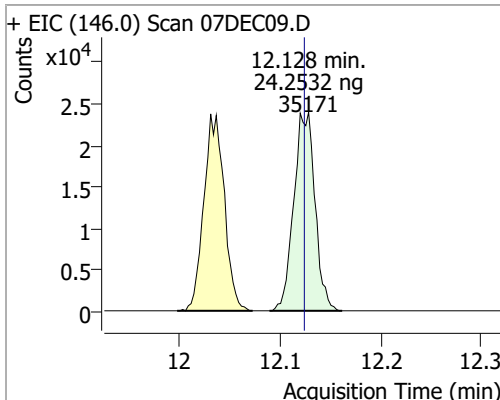
Compound	Conc.	RT	Dev(Min)	Resp.	QIon	QRatio	Lower	Upper
4-Chlorotoluene	23.5798	11.40	0.00	60476	126.0	31.5	0.4	60.4



Compound	Conc.	RT	Dev(Min)	Resp.	QIon	QRatio	Lower	Upper
1,3-Dichlorobenzene	24.0424	12.03	0.00	33749	148.0	63.4	34.5	94.5
					111.0	39.9	11.5	71.5

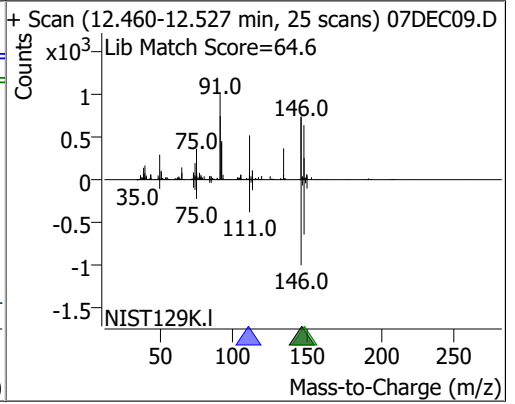
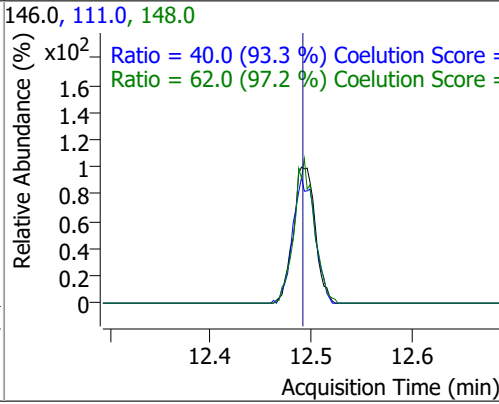
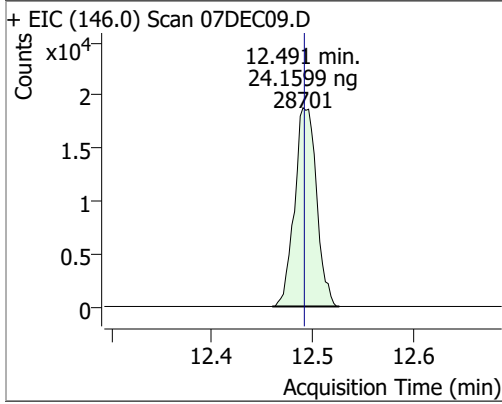


Compound	Conc.	RT	Dev(Min)	Resp.	QIon	QRatio	Lower	Upper
1,4-Dichlorobenzene	24.2532	12.13	0.01	35171	148.0	64.3	34.0	94.0
					111.0	45.3	10.4	70.4



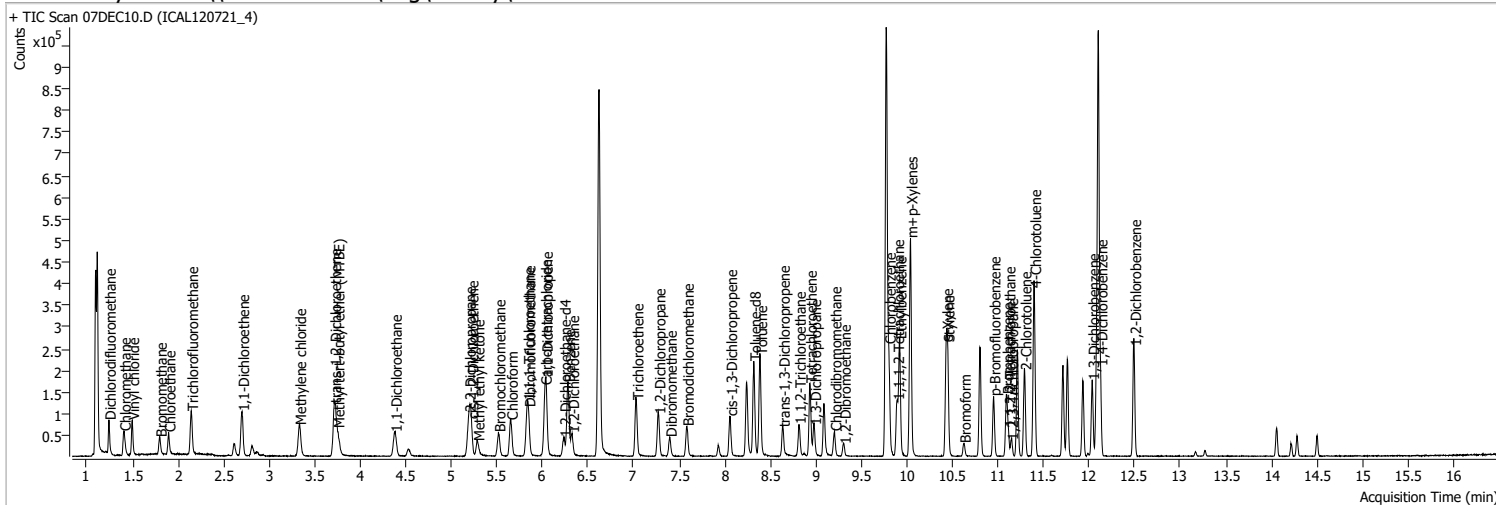
Quantitation Results Report (QT Reviewed)

Compound	Conc.	RT	Dev(Min)	Resp.	QIon	QRatio	Lower	Upper
1,2-Dichlorobenzene	24.1599	12.49	0.00	28701	148.0	62.0	33.8	93.8
					111.0	40.0	12.8	72.8



Quantitation Results Report (QT Reviewed)

Data File	07DEC10.D	Operator	MSC
Acq. Method	5975CACQF.M	Acq. Date-Time	12/7/2021 2:36:28 PM
Sample Name	ICAL120721_4	Instrument	VOA5975C
Vial	10	Multiplier	1.00
DA Method File	VOA5975C_8260B_SHT_DoD_L4_120721.m	Comment	
Tune File	BFB_Atune3.u	Tune Date	10/11/2021 4:02:00 PM
Batch Name	VG120721_8260B_624pt1_L4.batch.bin	Last Calib Update	12/13/2021 2:48:18 PM
Ref Library	\\MASSHUNTER\Org\Library\NIST129K.I		



Compound	RT	QIon	Resp.	Conc.	Units	Dev(Min)
Internal Standards						
M Fluorobenzene	6.621	96.0	720413	250.0000	ng	0.000
M Chlorobenzene-d5	9.775	82.0	282126	250.0000	ng	0.000
M 1,4-Dichlorobenzene-d4	12.100	152.0	218480	250.0000	ng	0.000
System Monitoring Compounds						
S Dibromofluoromethane	5.845	113.0	35165	49.8051	ng	-0.005
Spiked Amount: 250.000	Range: 80.0 - 119.0%			Recovery = 19.92%	*	
S 1,2-Dichloroethane-d4	6.233	67.0	14687	45.5810	ng	0.003
Spiked Amount: 250.000	Range: 81.0 - 118.0%			Recovery = 18.23%	*	
S Toluene-d8	8.319	98.0	128707	45.3826	ng	0.000
Spiked Amount: 250.000	Range: 89.0 - 112.0%			Recovery = 18.15%	*	
S p-Bromofluorobenzene	10.951	95.0	38830	46.4473	ng	0.000
Spiked Amount: 250.000	Range: 85.0 - 114.0%			Recovery = 18.58%	*	
Target Compounds						
T Dichlorodifluoromethane	1.241	85.0	48672	47.2516	ng	99
T Chloromethane	1.406	50.0	56331	48.0301	ng	100
T Vinyl chloride	1.498	62.0	53541	48.5231	ng	98
T Bromomethane	1.799	96.0	19489	48.1936	ng	97
T Chloroethane	1.897	64.0	29975	49.1741	ng	99
T Trichlorofluoromethane	2.145	101.0	68865	47.7906	ng	100
T 1,1-Dichloroethene	2.703	96.0	35586	47.7226	ng	99
T Methylene chloride	3.330	49.0	52048	49.2998	ng	97
T trans-1,2-Dichloroethene	3.715	96.0	35666	47.8746	ng	98
T Methyl tert-butyl ether (MTBE)	3.748	73.0	45014	47.1777	ng	94
T 1,1-Dichloroethane	4.379	63.0	67613	47.8737	ng	99
T 2,2-Dichloropropane	5.193	77.0	49589	47.9561	ng	80
T cis-1,2-Dichloroethene	5.221	96.0	37253	48.2205	ng	97
T Methyl ethyl ketone	5.285	43.0	48031	467.6745	ng	97
T Bromochloromethane	5.516	128.0	14335	49.2899	ng	96
T Chloroform	5.653	83.0	65823	47.2366	ng	97

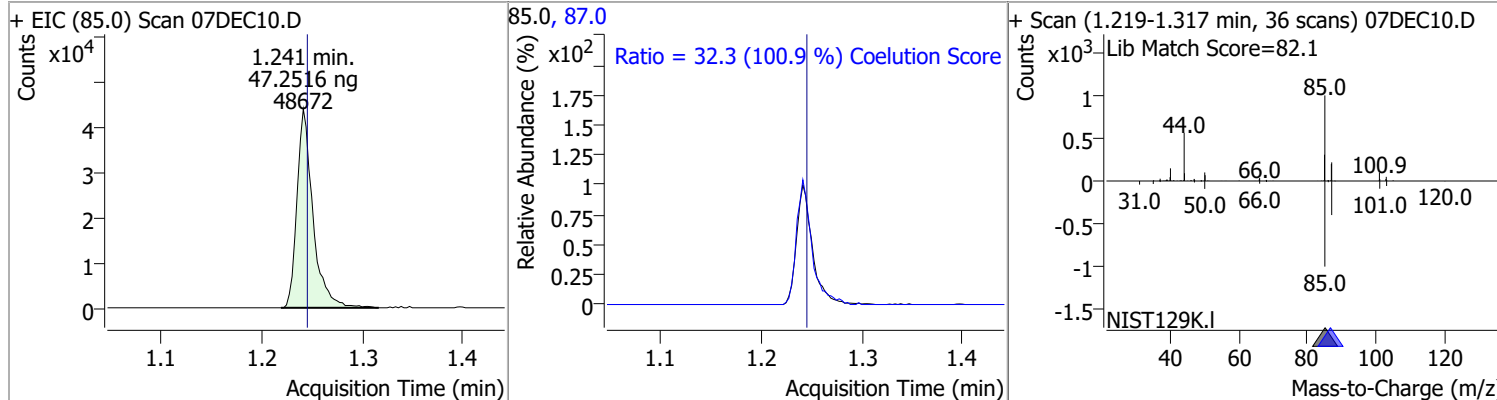
Quantitation Results Report (QT Reviewed)

Compound	RT	QIon	Resp.	Conc.	Units	Dev(Min)
T 1,1,1-Trichloroethane	5.834	97.0	62314	47.3955	ng	96
T Carbon tetrachloride	6.027	117.0	62372	48.3482	ng	98
T 1,1-Dichloropropene	6.038	75.0	53502	46.1678	ng	99
T Benzene	6.280	78.0	139915	47.7375	ng	100
T 1,2-Dichloroethane	6.325	62.0	36064	47.0771	ng	99
T Trichloroethene	7.030	95.0	40847	45.6609	ng	99
T 1,2-Dichloropropane	7.273	63.0	35178	46.6757	ng	97
T Dibromomethane	7.396	93.0	14426	46.6270	ng	97
T Bromodichloromethane	7.585	83.0	41511	47.3653	ng	99
T cis-1,3-Dichloropropene	8.060	75.0	44691	45.9125	ng	96
T Toluene	8.389	92.0	86245	46.2551	ng	98
T trans-1,3-Dichloropropene	8.640	75.0	32293	46.3682	ng	96
T 1,1,2-Trichloroethane	8.815	83.0	17049	46.9971	ng	97
T Tetrachloroethene	8.935	163.8	34811	47.1143	ng	98
T 1,3-Dichloropropane	8.983	76.0	35159	48.5899	ng	99
T Chlorodibromomethane	9.206	129.0	25901	47.2972	ng	97
T 1,2-Dibromoethane	9.309	107.0	18410	46.6806	ng	99
T Chlorobenzene	9.800	112.0	95746	47.5680	ng	100
T 1,1,1,2-Tetrachloroethane	9.892	131.0	32611	47.6291	ng	97
T Ethylbenzene	9.920	91.0	163792	45.7006	ng	100
T m+p-Xylenes	10.039	106.0	124472	91.0841	ng	97
T o-Xylene	10.430	106.0	55209	46.2995	ng	100
T Styrene	10.447	104.0	89857	46.2721	ng	98
T Bromoform	10.625	172.5	12631	46.0555	ng	97
T Bromobenzene	11.094	156.0	34645	47.9012	ng	97
T 1,1,2,2-Tetrachloroethane	11.113	83.0	21392	51.6318	ng	99
T 1,2,3-Trichloropropane	11.144	110.0	5339	48.9119	ng	100
T 2-Chlorotoluene	11.292	126.0	34398	45.9924	ng	100
T 4-Chlorotoluene	11.398	91.0	115506	47.8122	ng	99
T 1,3-Dichlorobenzene	12.033	146.0	64725	48.9515	ng	95
T 1,4-Dichlorobenzene	12.125	146.0	64821	47.4545	ng	99
T 1,2-Dichlorobenzene	12.493	146.0	51956	46.4314	ng	98

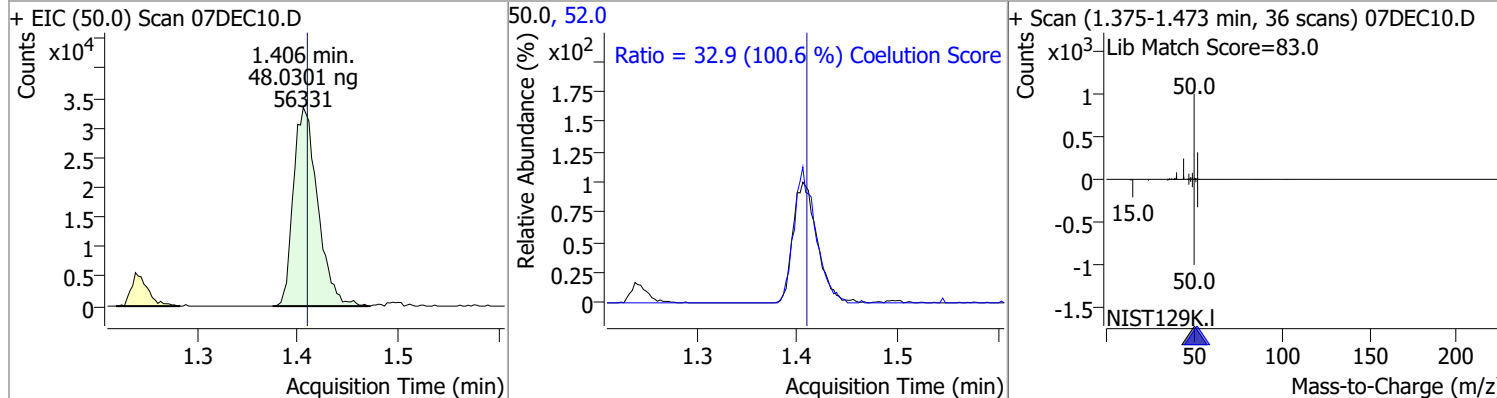
(#) = Qualifier Out of Range; (m) = Manual Integration; (+) = Area Summed; (*) = Surrogate Percent Recovery Out of Range; (d): Zeroed Peak

Quantitation Results Report (QT Reviewed)

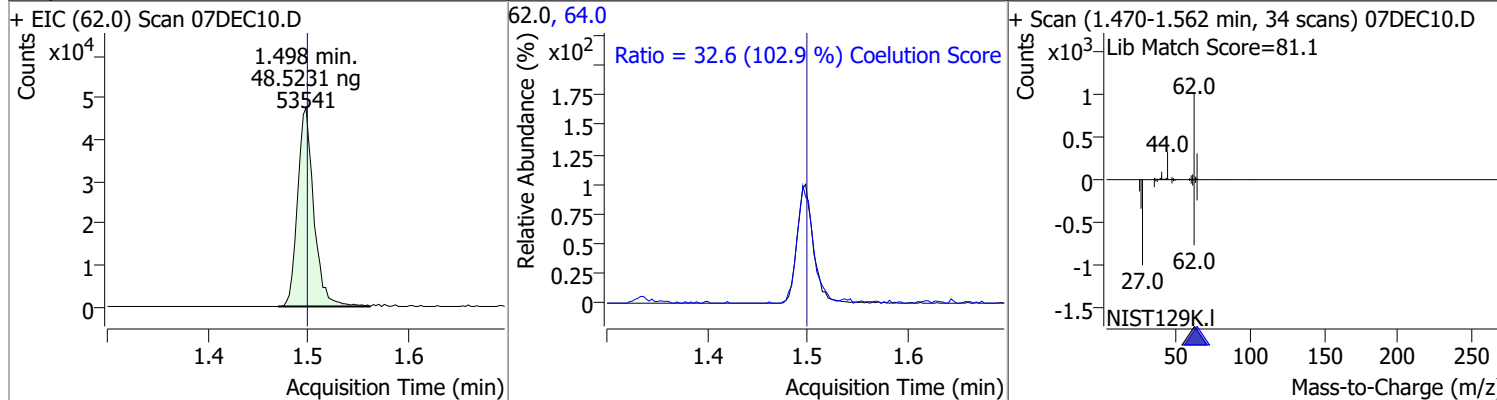
Compound	Conc.	RT	Dev(Min)	Resp.	QIon	QRatio	Lower	Upper
Dichlorodifluoromethane	47.2516	1.24	0.00	48672	87.0	32.3	2.0	62.0



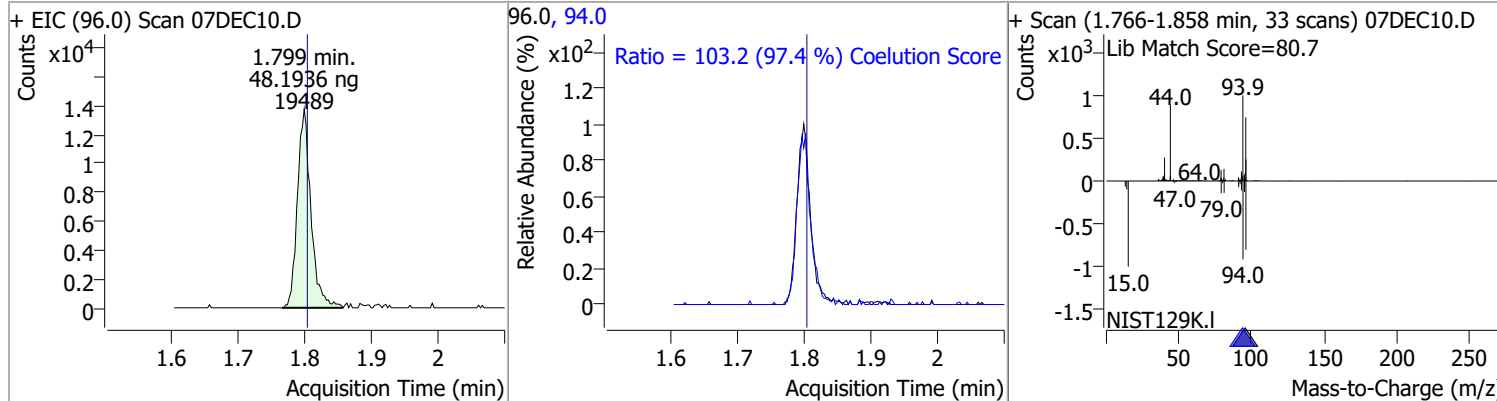
Compound	Conc.	RT	Dev(Min)	Resp.	QIon	QRatio	Lower	Upper
Chloromethane	48.0301	1.41	0.00	56331	52.0	32.9	2.7	62.7



Compound	Conc.	RT	Dev(Min)	Resp.	QIon	QRatio	Lower	Upper
Vinyl chloride	48.5231	1.50	0.00	53541	64.0	32.6	1.6	61.6

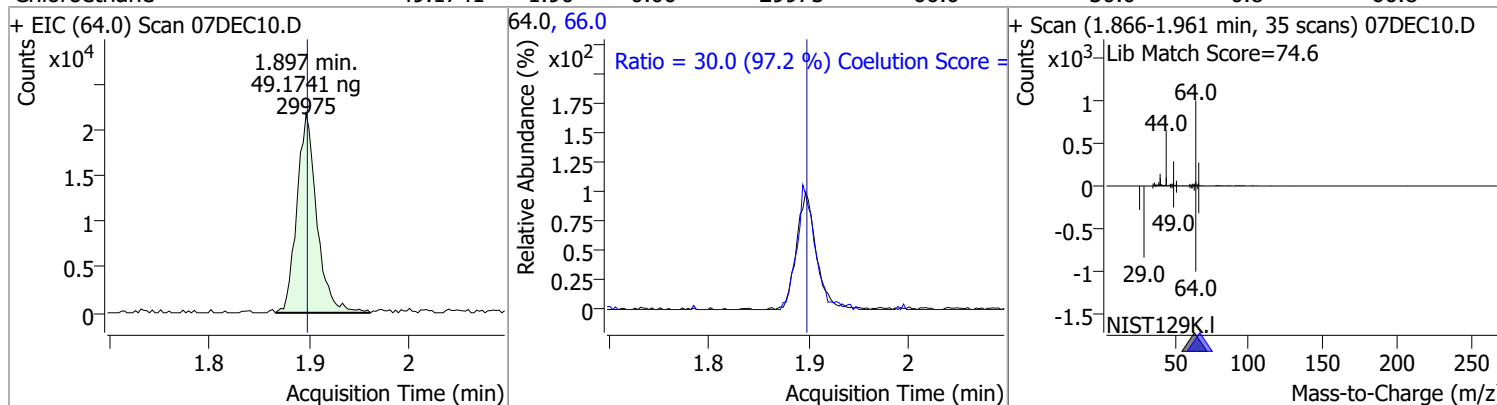


Compound	Conc.	RT	Dev(Min)	Resp.	QIon	QRatio	Lower	Upper
Bromomethane	48.1936	1.80	0.00	19489	94.0	103.2	76.0	136.0

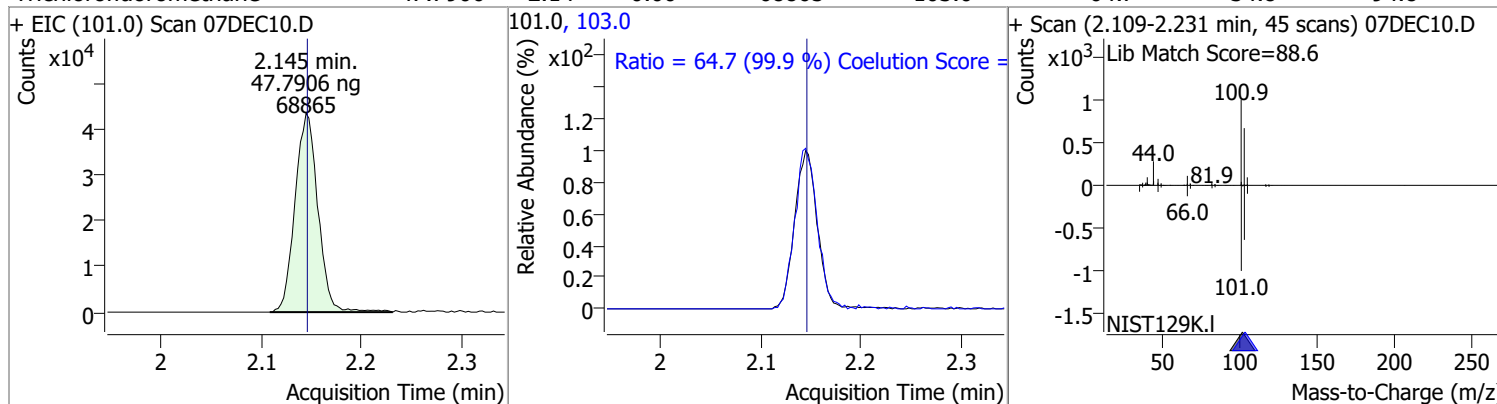


Quantitation Results Report (QT Reviewed)

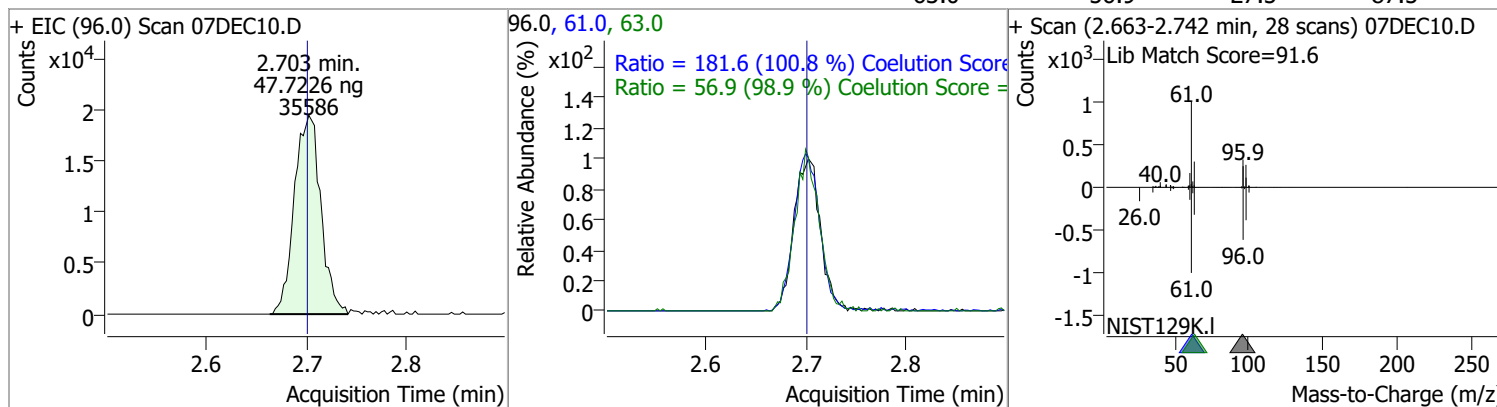
Compound	Conc.	RT	Dev(Min)	Resp.	QIon	QRatio	Lower	Upper
Chloroethane	49.1741	1.90	0.00	29975	66.0	30.0	0.8	60.8



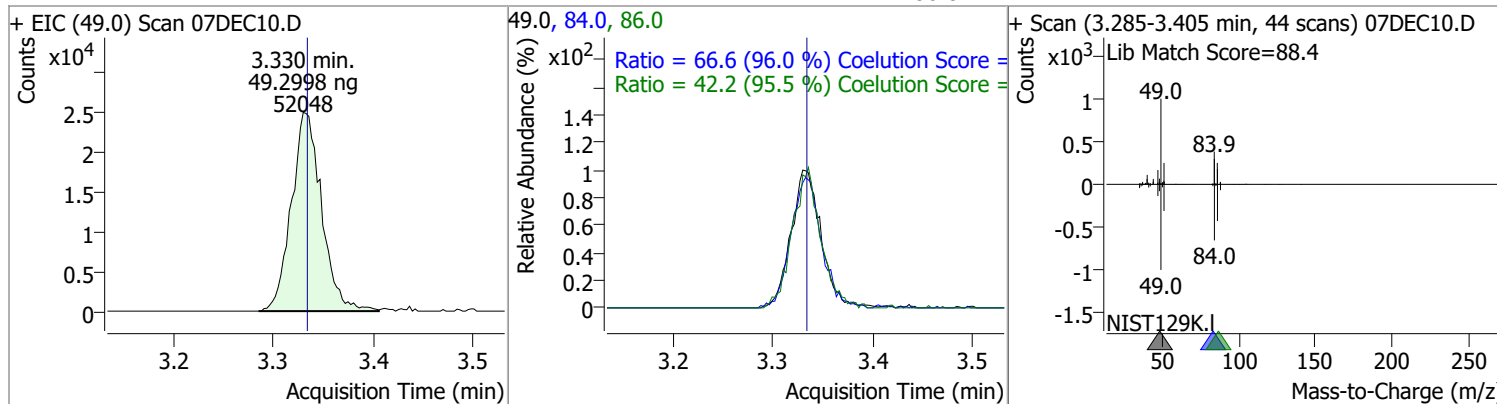
Compound	Conc.	RT	Dev(Min)	Resp.	QIon	QRatio	Lower	Upper
Trichlorofluoromethane	47.7906	2.14	0.00	68865	103.0	64.7	34.8	94.8



Compound	Conc.	RT	Dev(Min)	Resp.	QIon	QRatio	Lower	Upper
1,1-Dichloroethene	47.7226	2.70	0.00	35586	61.0	181.6	150.1	210.1
					63.0	56.9	27.5	87.5

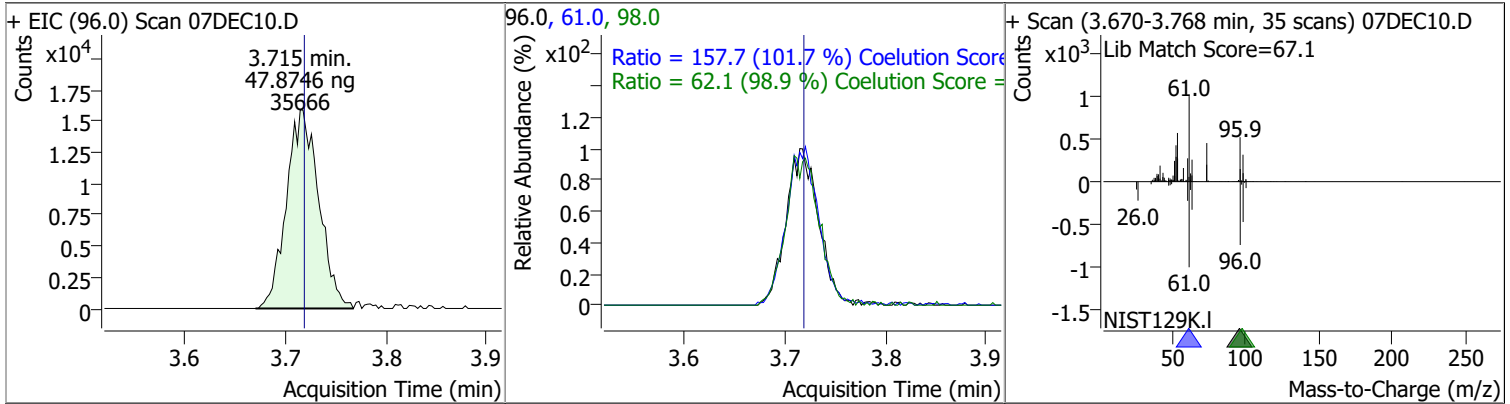


Compound	Conc.	RT	Dev(Min)	Resp.	QIon	QRatio	Lower	Upper
Methylene chloride	49.2998	3.33	0.00	52048	84.0	66.6	39.4	99.4
					86.0	42.2	14.1	74.1

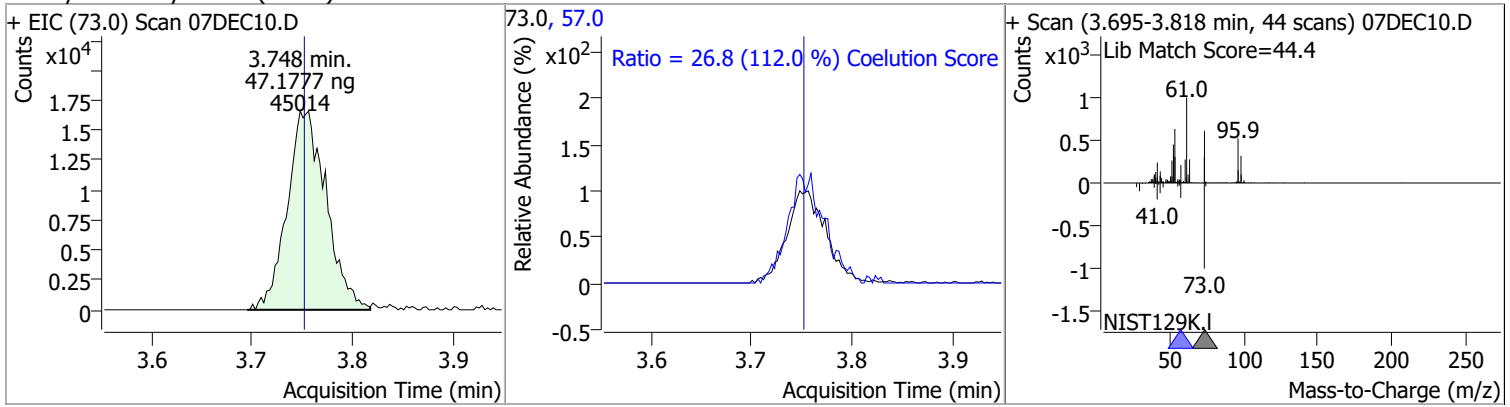


Quantitation Results Report (QT Reviewed)

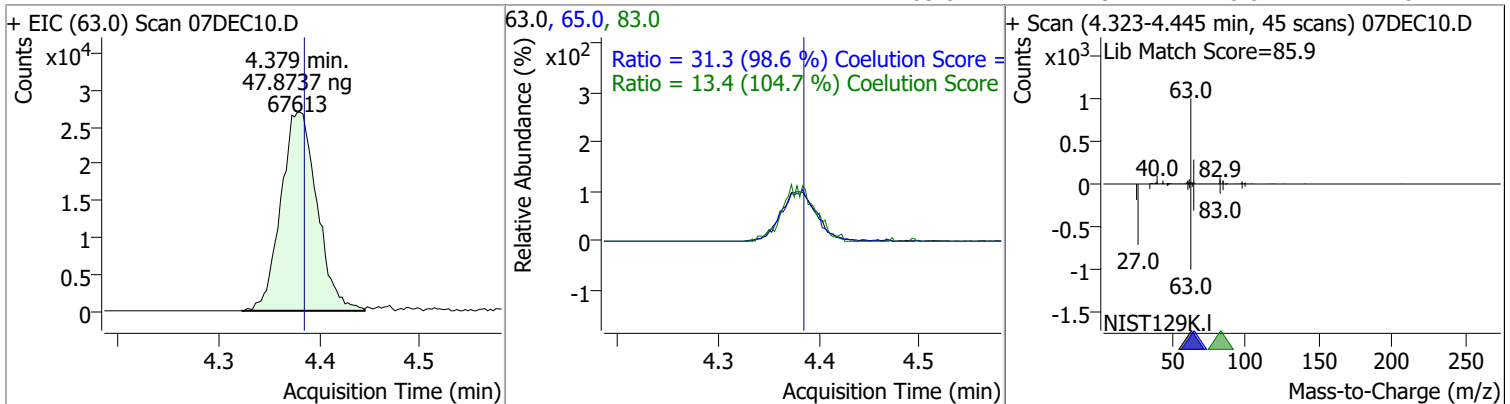
Compound	Conc.	RT	Dev(Min)	Resp.	QIon	QRatio	Lower	Upper
trans-1,2-Dichloroethene	47.8746	3.71	0.00	35666	61.0	157.7	125.1	185.1
					98.0	62.1	32.8	92.8



Compound	Conc.	RT	Dev(Min)	Resp.	QIon	QRatio	Lower	Upper
Methyl tert-butyl ether (MTBE)	47.1777	3.75	0.00	45014	57.0	26.8	0.0	53.9

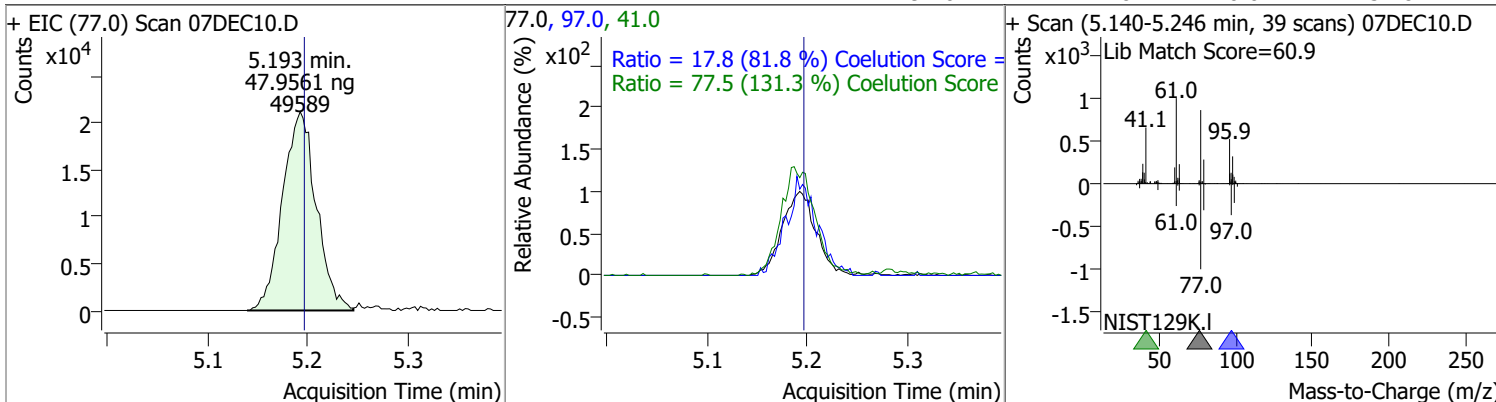


Compound	Conc.	RT	Dev(Min)	Resp.	QIon	QRatio	Lower	Upper
1,1-Dichloroethane	47.8737	4.38	-0.01	67613	65.0	31.3	1.7	61.7
					83.0	13.4	0.0	42.8

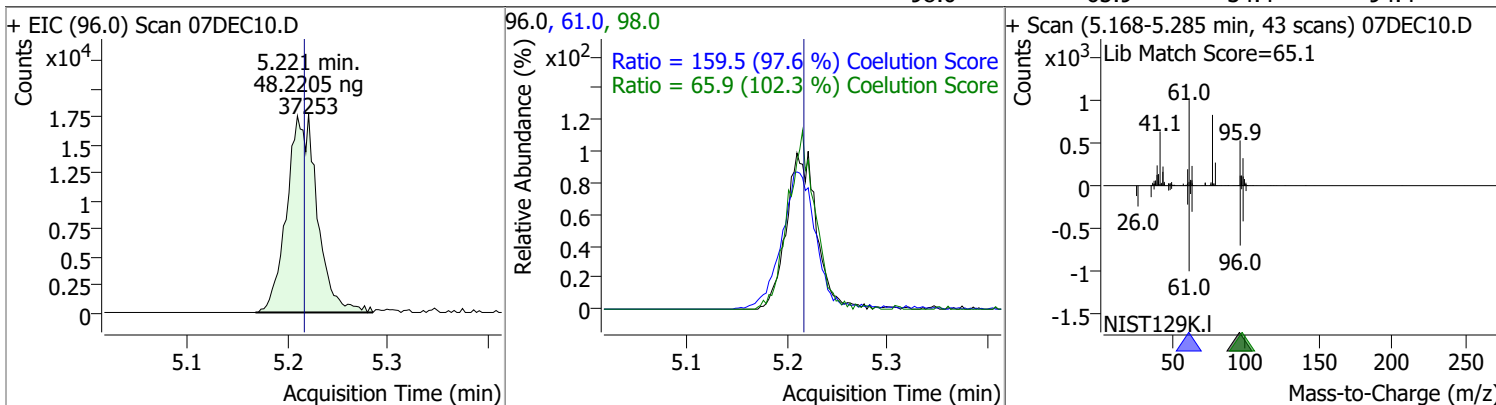


Quantitation Results Report (QT Reviewed)

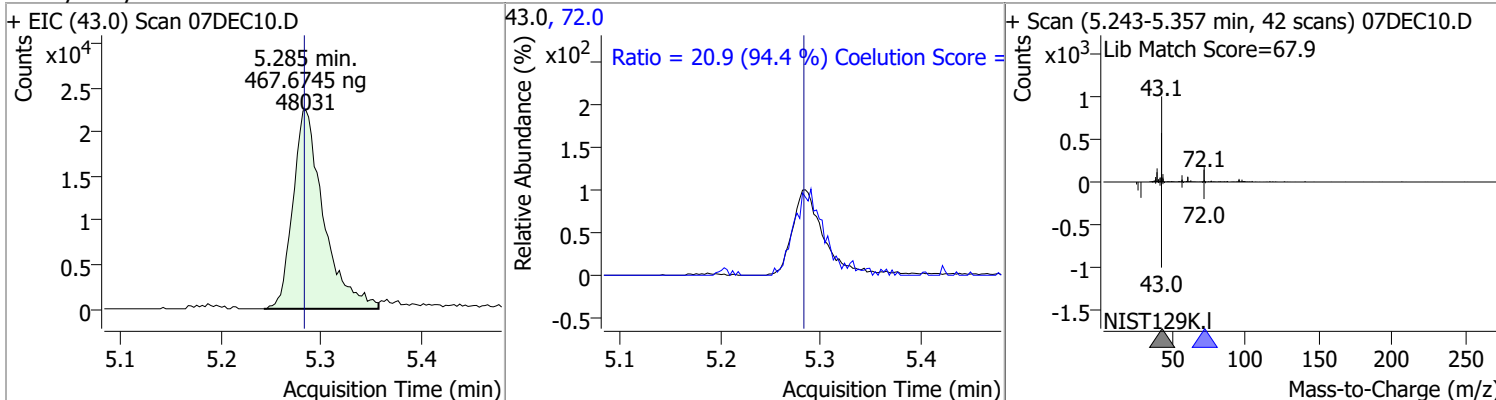
Compound	Conc.	RT	Dev(Min)	Resp.	QIon	QRatio	Lower	Upper
2,2-Dichloropropane	47.9561	5.19	0.00	49589	41.0	77.5	29.0	89.0
					97.0	17.8	0.0	51.8



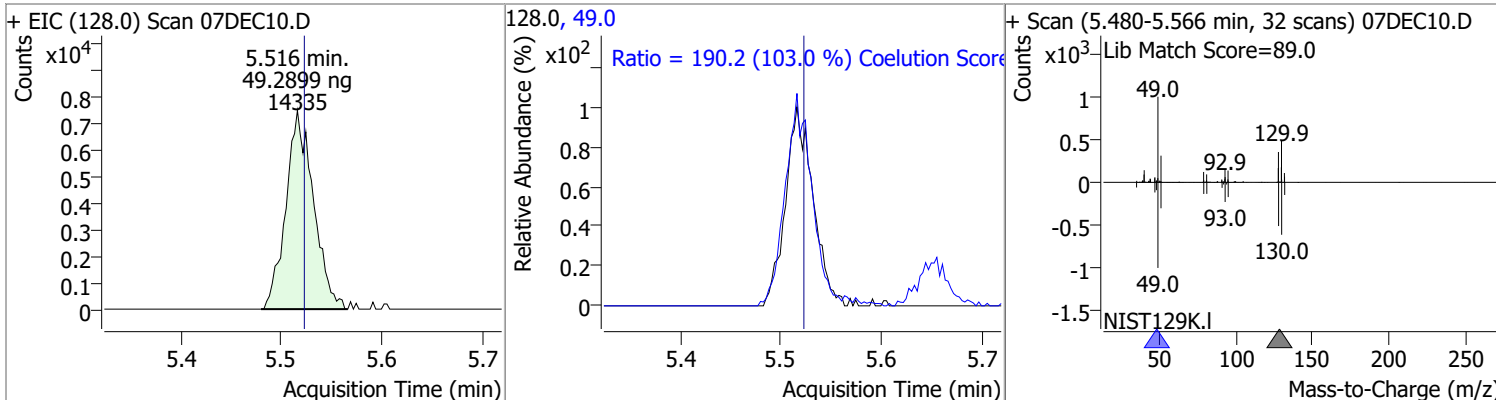
Compound	Conc.	RT	Dev(Min)	Resp.	QIon	QRatio	Lower	Upper
cis-1,2-Dichloroethene	48.2205	5.22	0.01	37253	61.0	159.5	133.3	193.3
					98.0	65.9	34.4	94.4



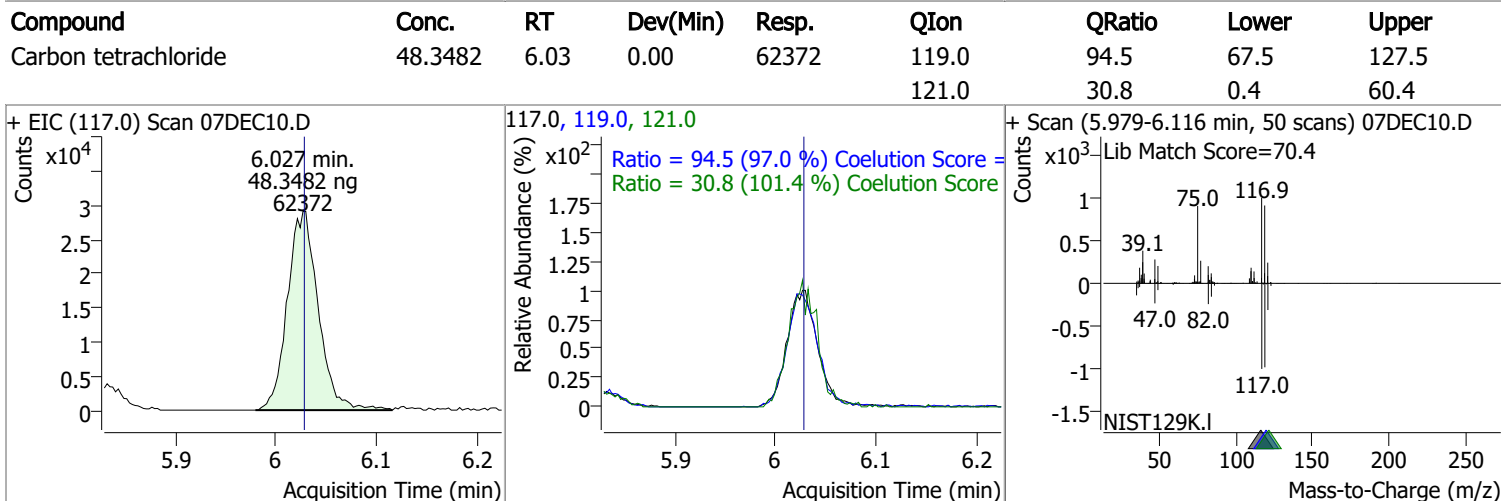
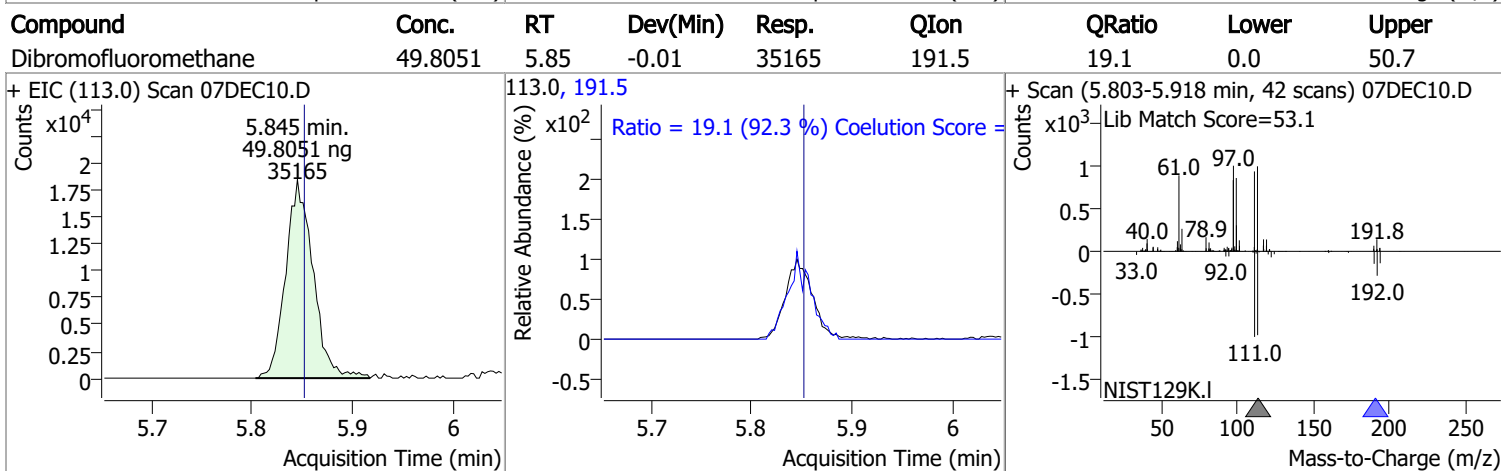
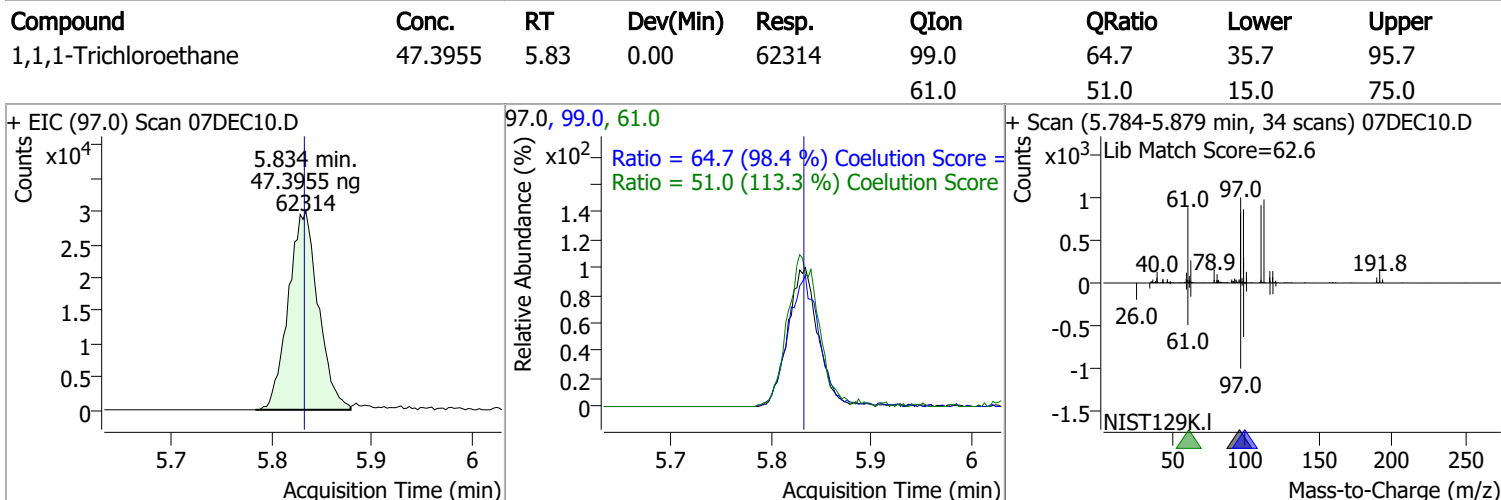
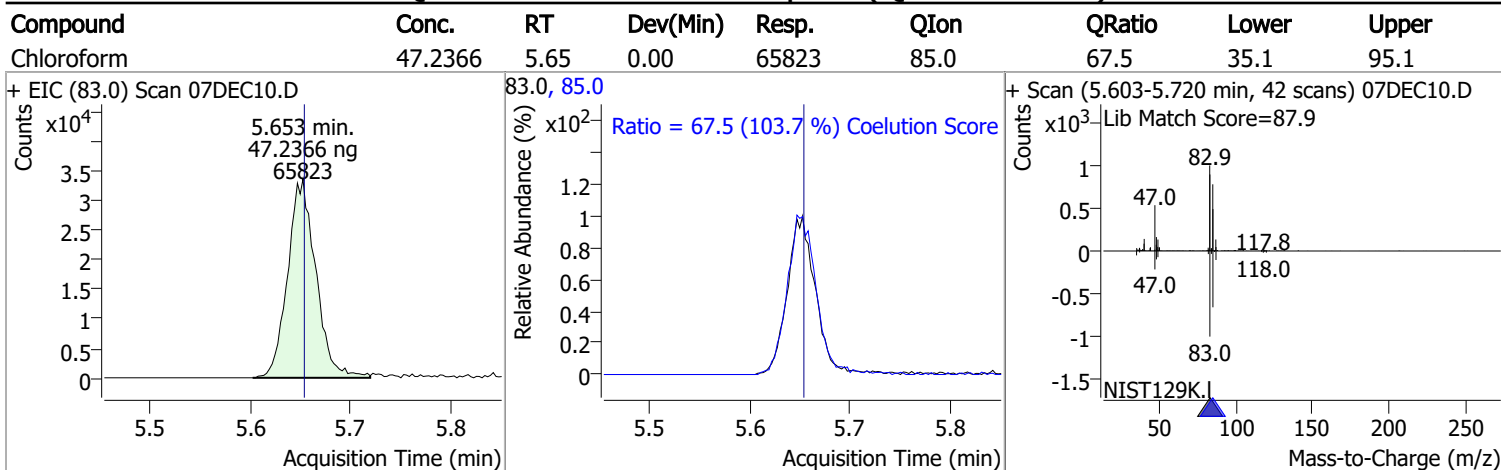
Compound	Conc.	RT	Dev(Min)	Resp.	QIon	QRatio	Lower	Upper
Methyl ethyl ketone	467.6745	5.28	0.00	48031	72.0	20.9	0.0	52.2



Compound	Conc.	RT	Dev(Min)	Resp.	QIon	QRatio	Lower	Upper
Bromochloromethane	49.2899	5.52	-0.01	14335	49.0	190.2	154.6	214.6

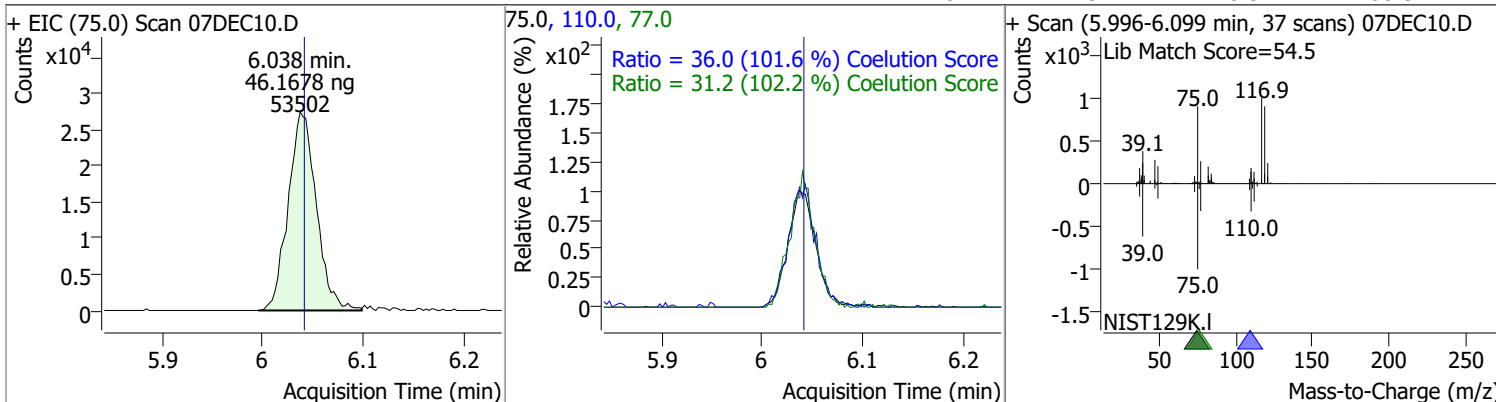


Quantitation Results Report (QT Reviewed)

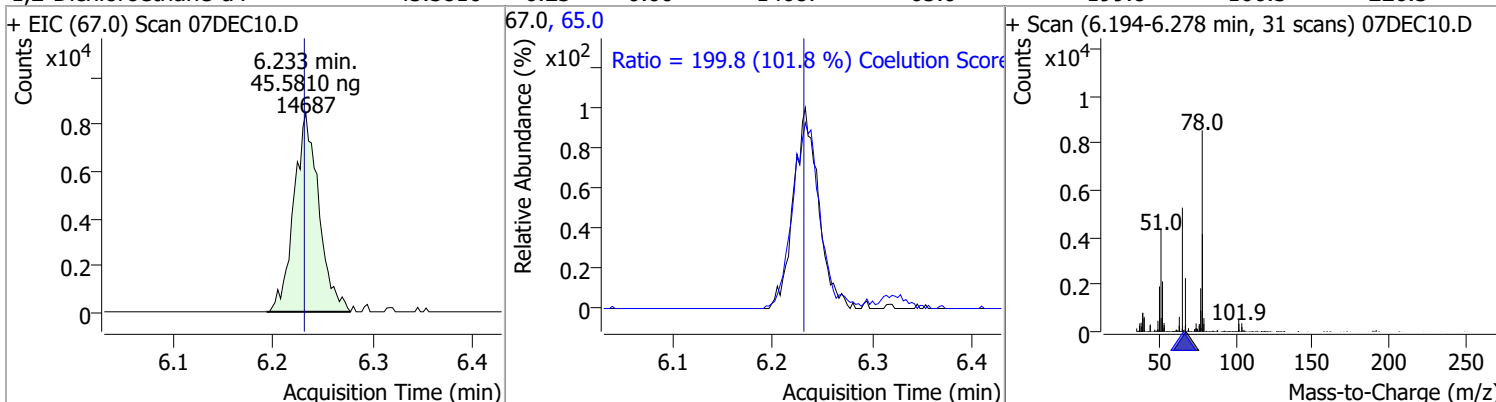


Quantitation Results Report (QT Reviewed)

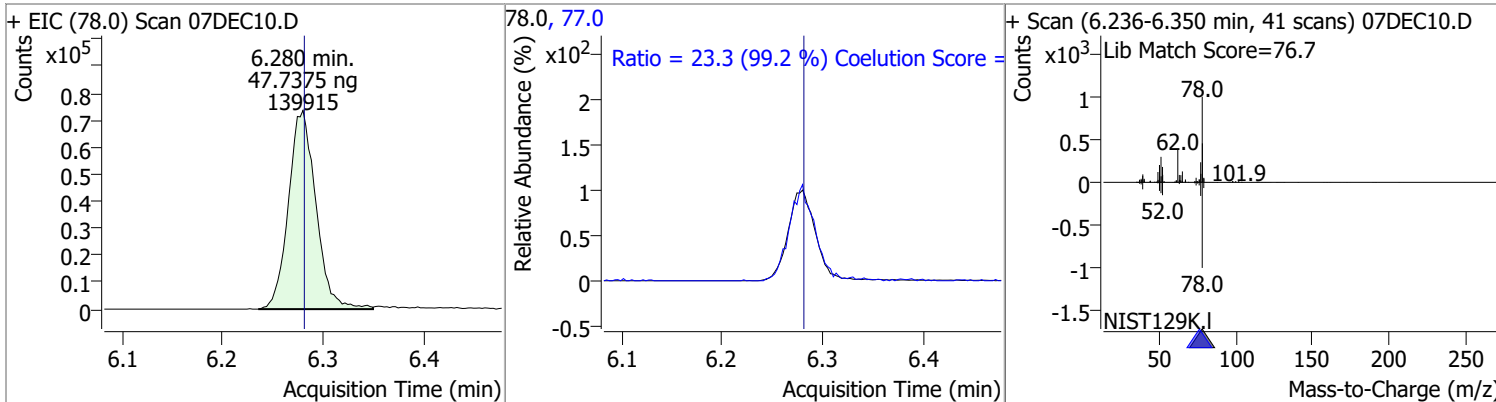
Compound	Conc.	RT	Dev(Min)	Resp.	QIon	QRatio	Lower	Upper
1,1-Dichloropropene	46.1678	6.04	0.00	53502	110.0	36.0	5.4	65.4
					77.0	31.2	0.5	60.5



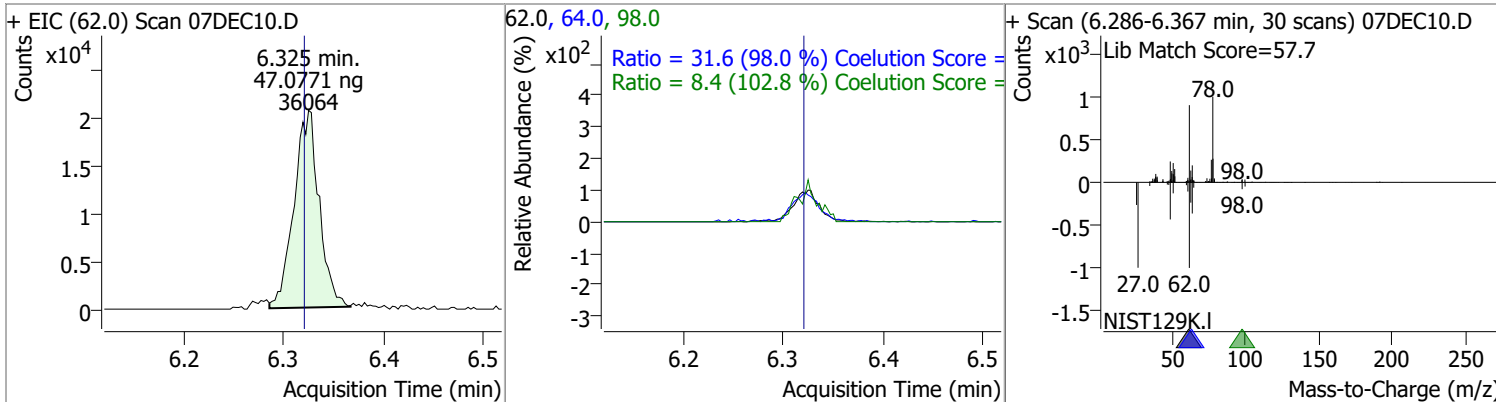
Compound	Conc.	RT	Dev(Min)	Resp.	QIon	QRatio	Lower	Upper
1,2-Dichloroethane-d4	45.5810	6.23	0.00	14687	65.0	199.8	166.3	226.3



Compound	Conc.	RT	Dev(Min)	Resp.	QIon	QRatio	Lower	Upper
Benzene	47.7375	6.28	0.00	139915	77.0	23.3	0.0	53.5

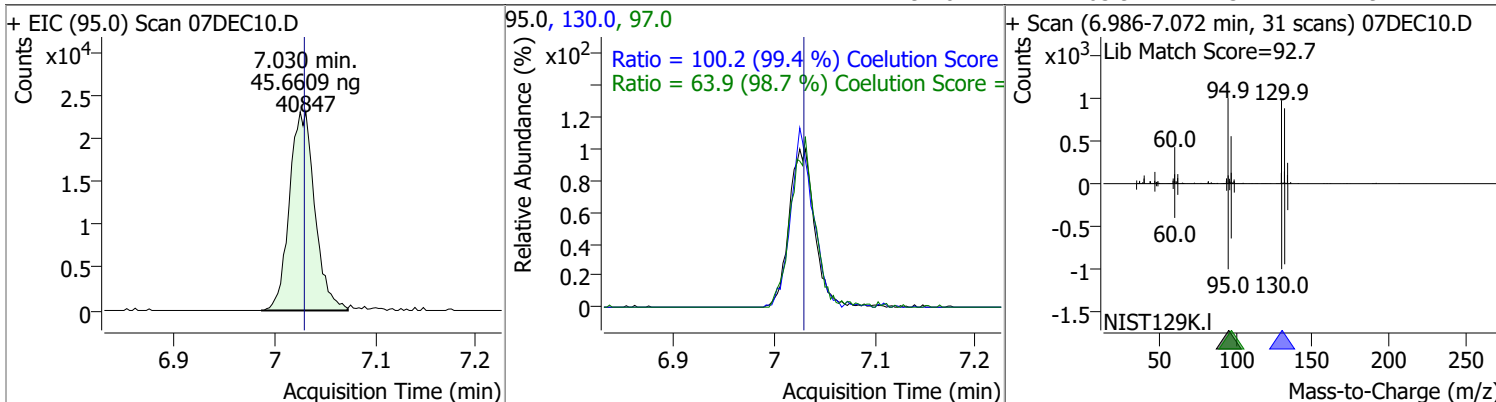


Compound	Conc.	RT	Dev(Min)	Resp.	QIon	QRatio	Lower	Upper
1,2-Dichloroethane	47.0771	6.32	0.01	36064	64.0	31.6	2.3	62.3
					98.0	8.4	0.0	38.2

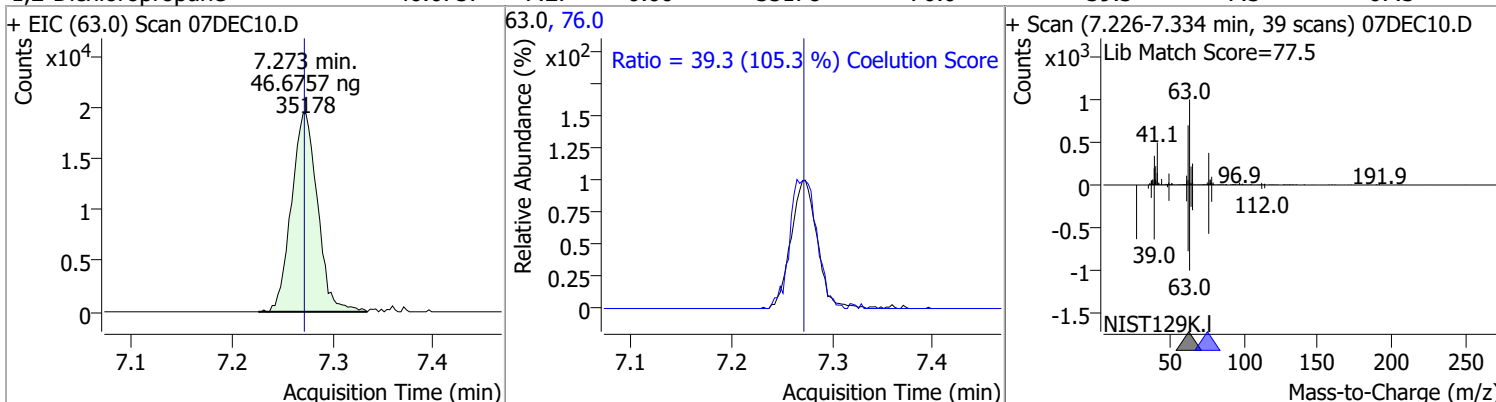


Quantitation Results Report (QT Reviewed)

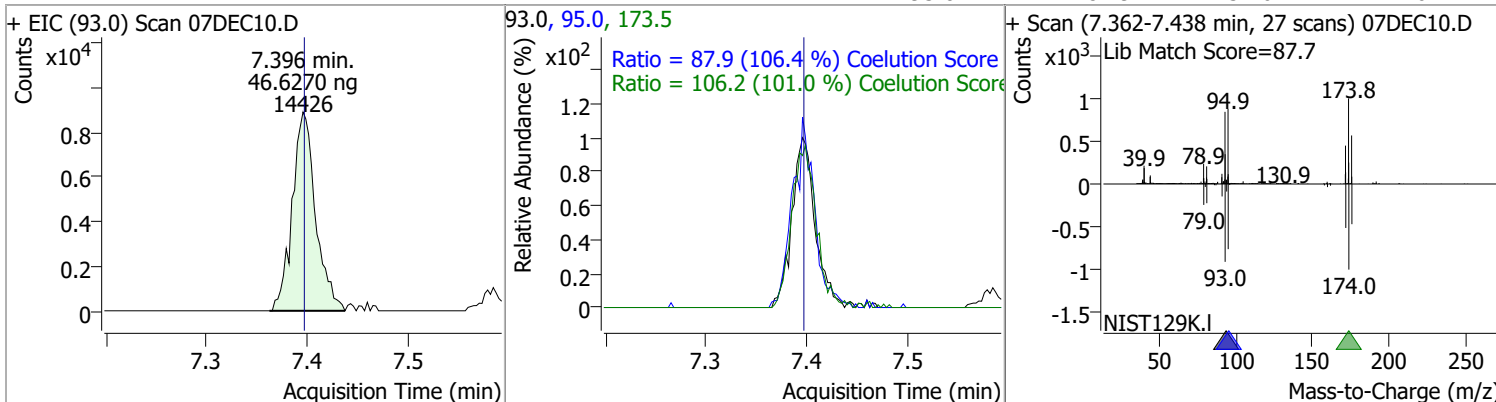
Compound	Conc.	RT	Dev(Min)	Resp.	QIon	QRatio	Lower	Upper
Trichloroethene	45.6609	7.03	0.00	40847	130.0	100.2	70.8	130.8
					97.0	63.9	34.7	94.7



Compound	Conc.	RT	Dev(Min)	Resp.	QIon	QRatio	Lower	Upper
1,2-Dichloropropane	46.6757	7.27	0.00	35178	76.0	39.3	7.3	67.3

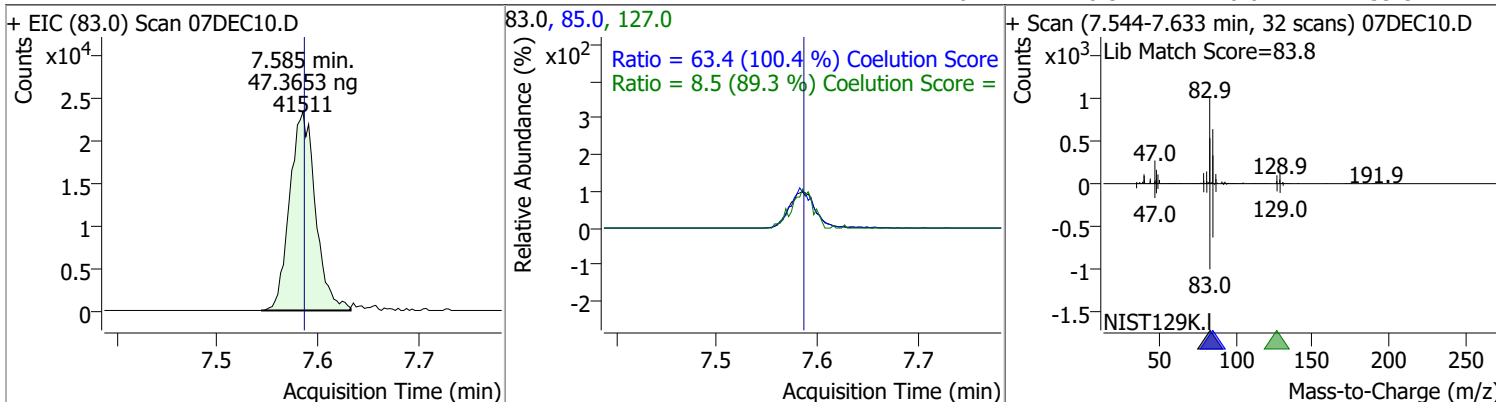


Compound	Conc.	RT	Dev(Min)	Resp.	QIon	QRatio	Lower	Upper
Dibromomethane	46.6270	7.40	0.00	14426	173.5	106.2	75.2	135.2
					95.0	87.9	52.6	112.6

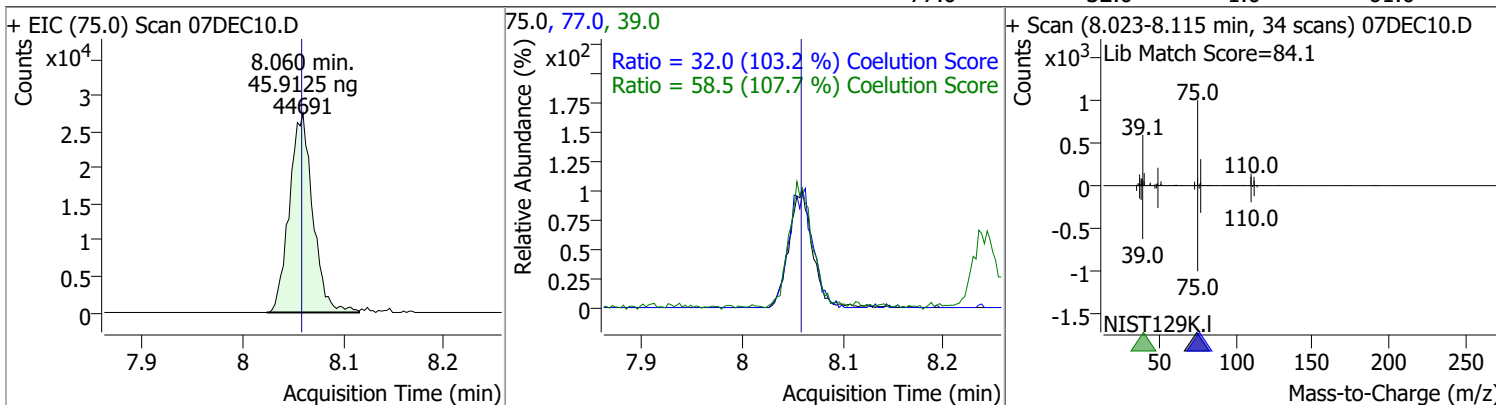


Quantitation Results Report (QT Reviewed)

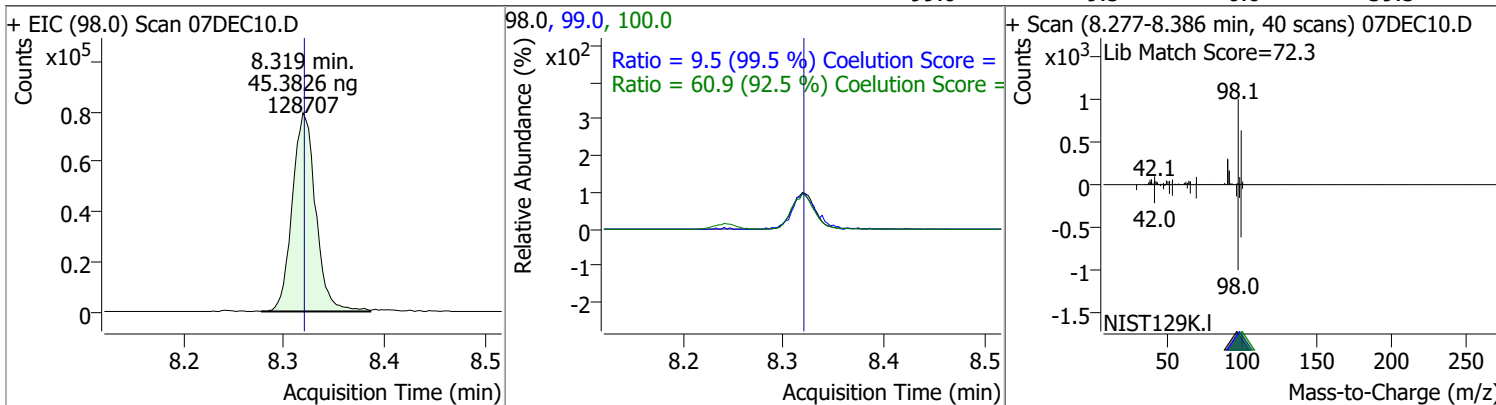
Compound	Conc.	RT	Dev(Min)	Resp.	QIon	QRatio	Lower	Upper
Bromodichloromethane	47.3653	7.59	0.00	41511	85.0	63.4	33.1	93.1
					127.0	8.5	0.0	39.5



Compound	Conc.	RT	Dev(Min)	Resp.	QIon	QRatio	Lower	Upper
cis-1,3-Dichloropropene	45.9125	8.06	0.00	44691	39.0	58.5	24.3	84.3
					77.0	32.0	1.0	61.0

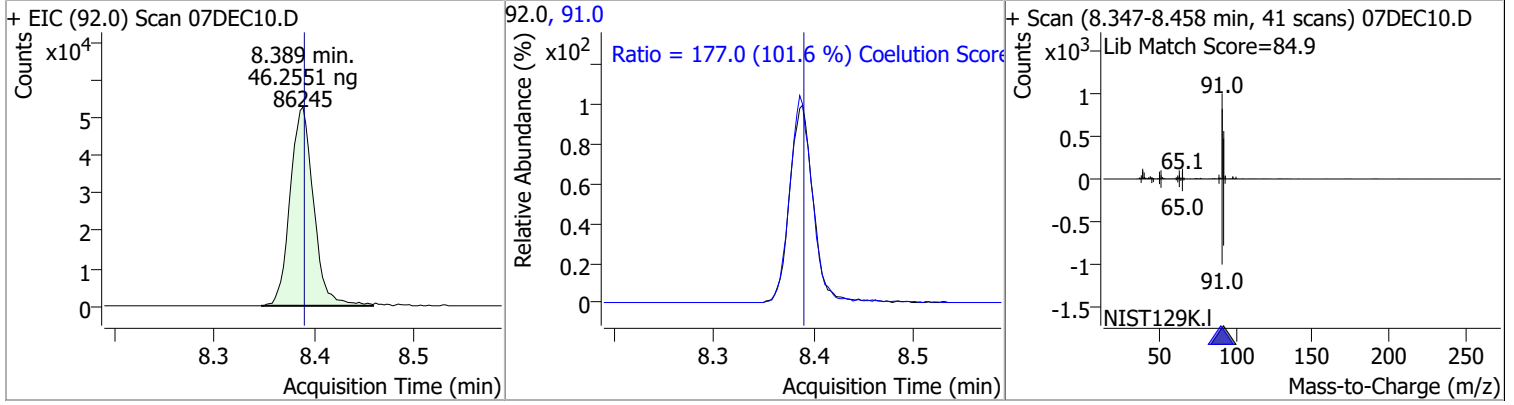


Compound	Conc.	RT	Dev(Min)	Resp.	QIon	QRatio	Lower	Upper
Toluene-d8	45.3826	8.32	0.00	128707	100.0	60.9	35.9	95.9
					99.0	9.5	0.0	39.5

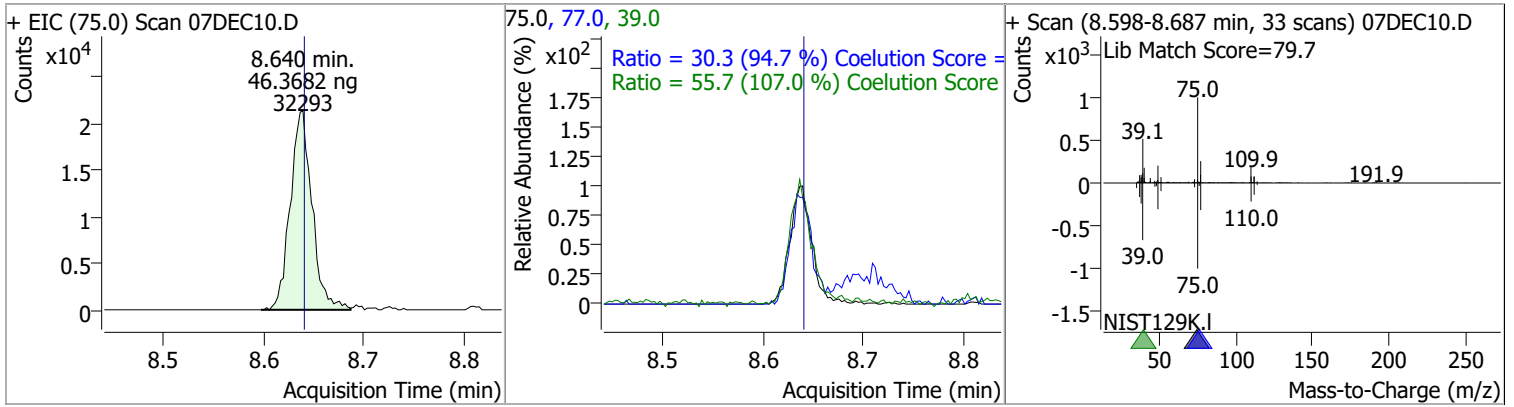


Quantitation Results Report (QT Reviewed)

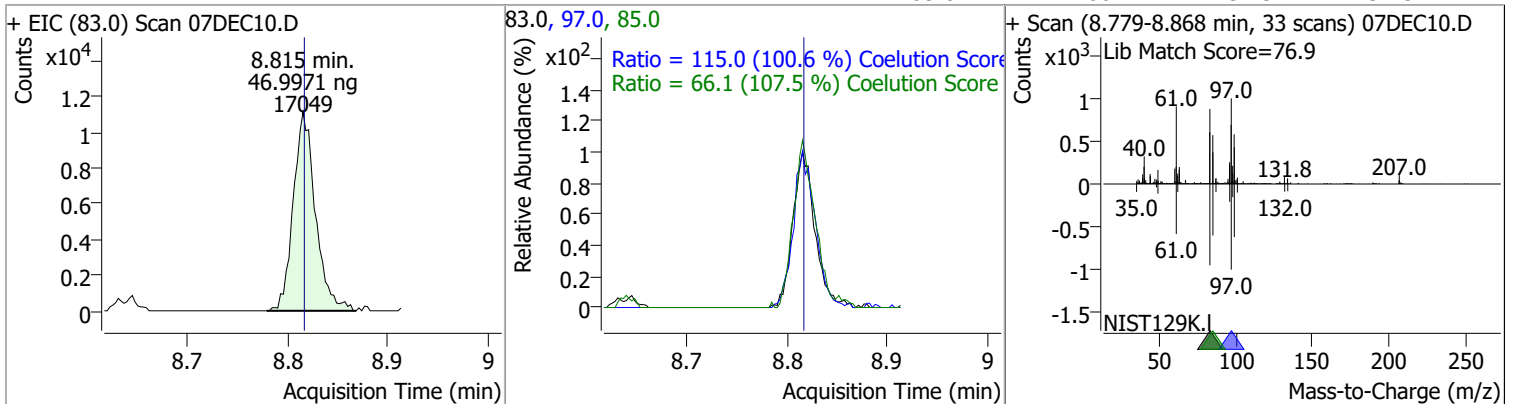
Compound	Conc.	RT	Dev(Min)	Resp.	QIon	QRatio	Lower	Upper
Toluene	46.2551	8.39	0.00	86245	91.0	177.0	144.3	204.3



Compound	Conc.	RT	Dev(Min)	Resp.	QIon	QRatio	Lower	Upper
trans-1,3-Dichloropropene	46.3682	8.64	0.00	32293	39.0	55.7	22.1	82.1
					77.0	30.3	2.0	62.0

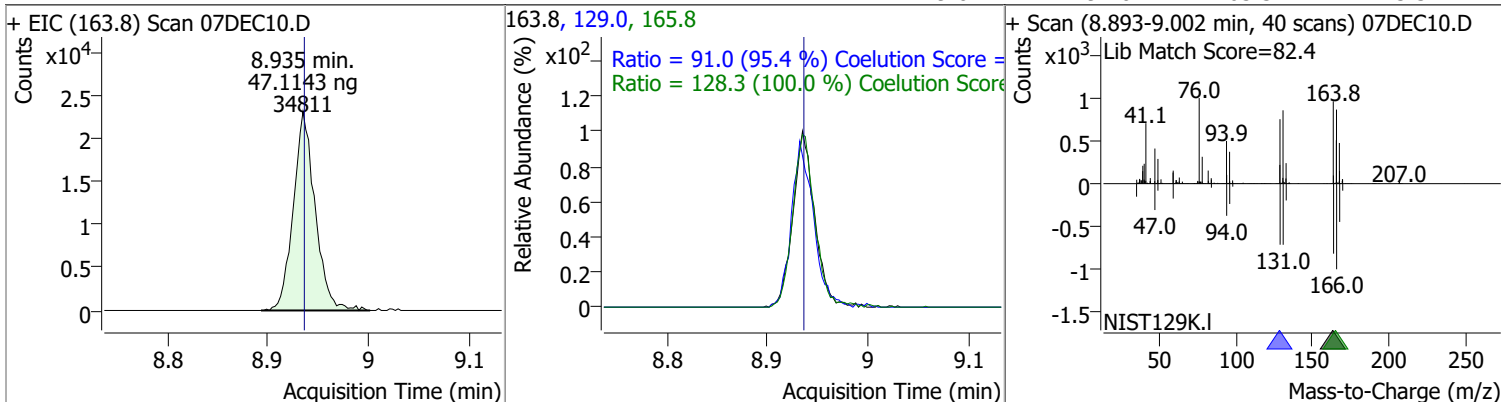


Compound	Conc.	RT	Dev(Min)	Resp.	QIon	QRatio	Lower	Upper
1,1,2-Trichloroethane	46.9971	8.82	0.00	17049	97.0	115.0	84.3	144.3
					85.0	66.1	31.5	91.5

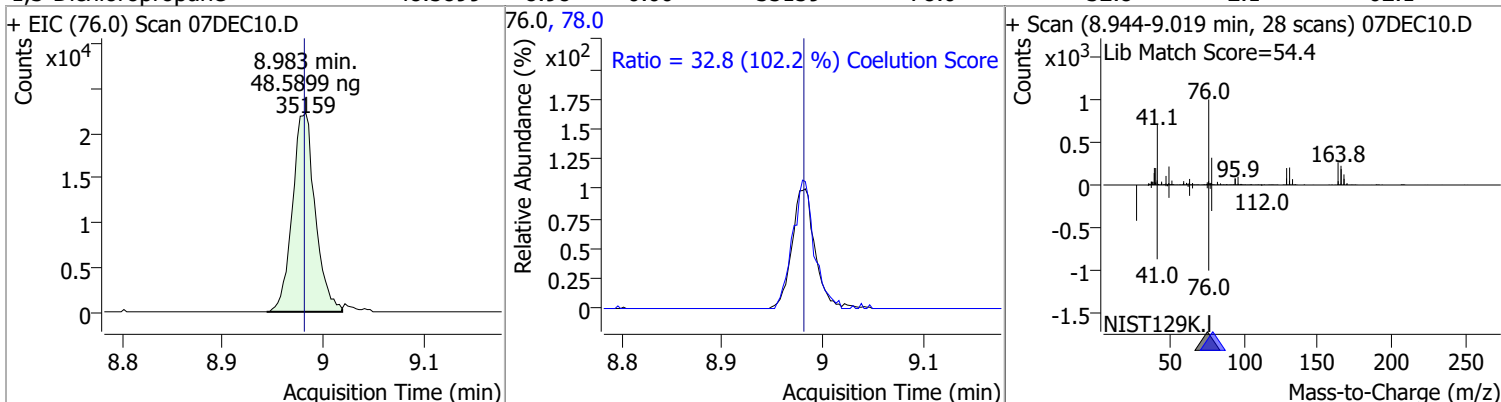


Quantitation Results Report (QT Reviewed)

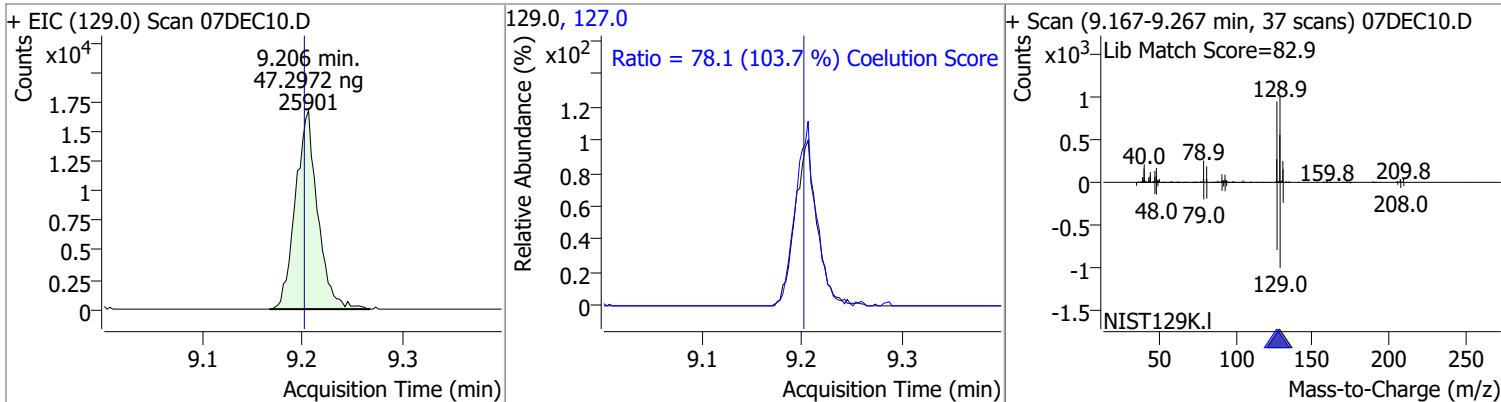
Compound	Conc.	RT	Dev(Min)	Resp.	QIon	QRatio	Lower	Upper
Tetrachloroethene	47.1143	8.94	0.00	34811	165.8	128.3	98.3	158.3
					129.0	91.0	65.3	125.3



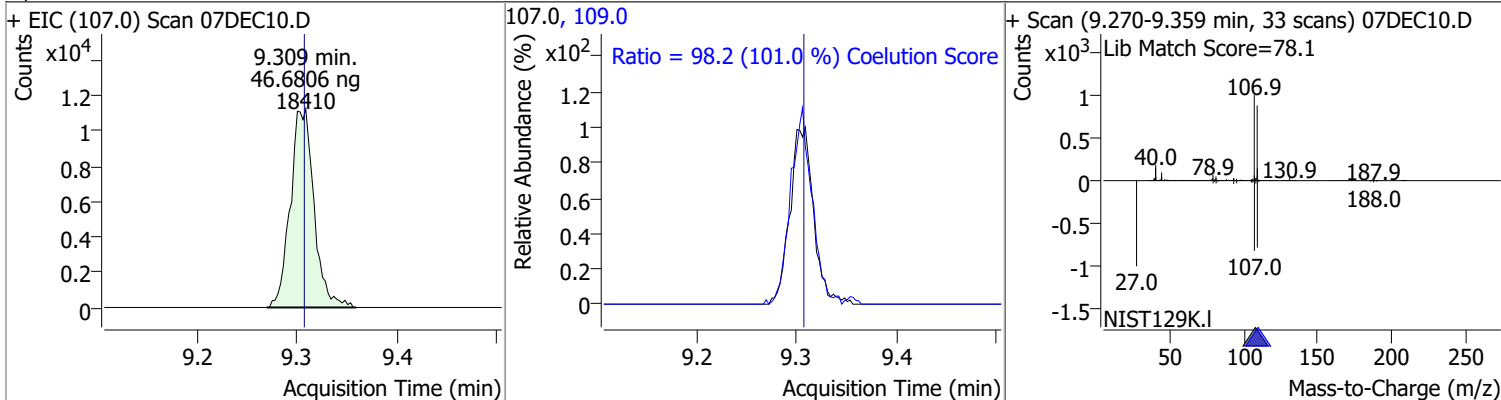
Compound	Conc.	RT	Dev(Min)	Resp.	QIon	QRatio	Lower	Upper
1,3-Dichloropropane	48.5899	8.98	0.00	35159	78.0	32.8	2.1	62.1



Compound	Conc.	RT	Dev(Min)	Resp.	QIon	QRatio	Lower	Upper
Chlorodibromomethane	47.2972	9.21	0.01	25901	127.0	78.1	45.3	105.3

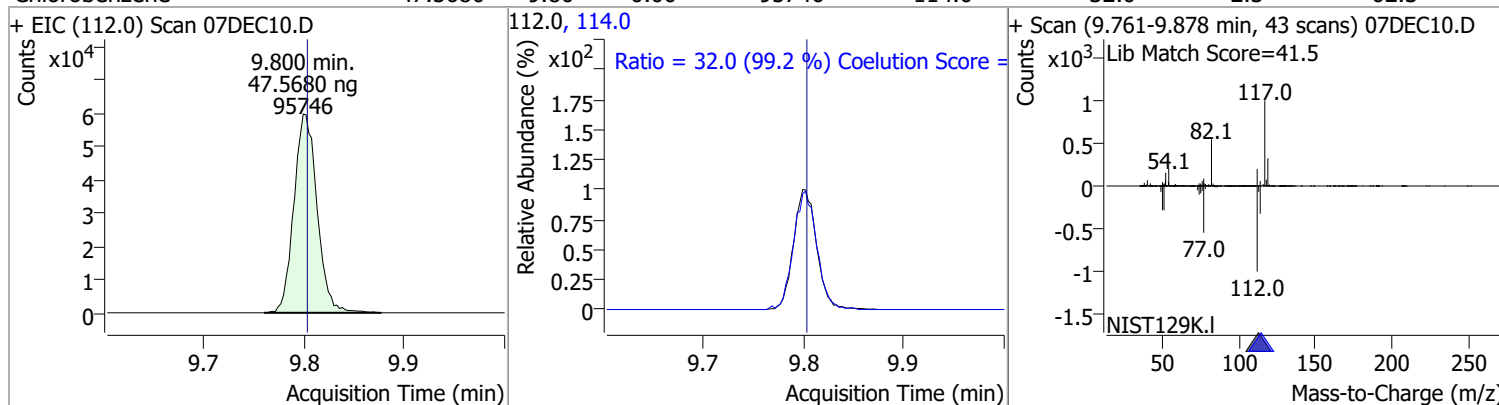


Compound	Conc.	RT	Dev(Min)	Resp.	QIon	QRatio	Lower	Upper
1,2-Dibromoethane	46.6806	9.31	0.00	18410	109.0	98.2	67.2	127.2

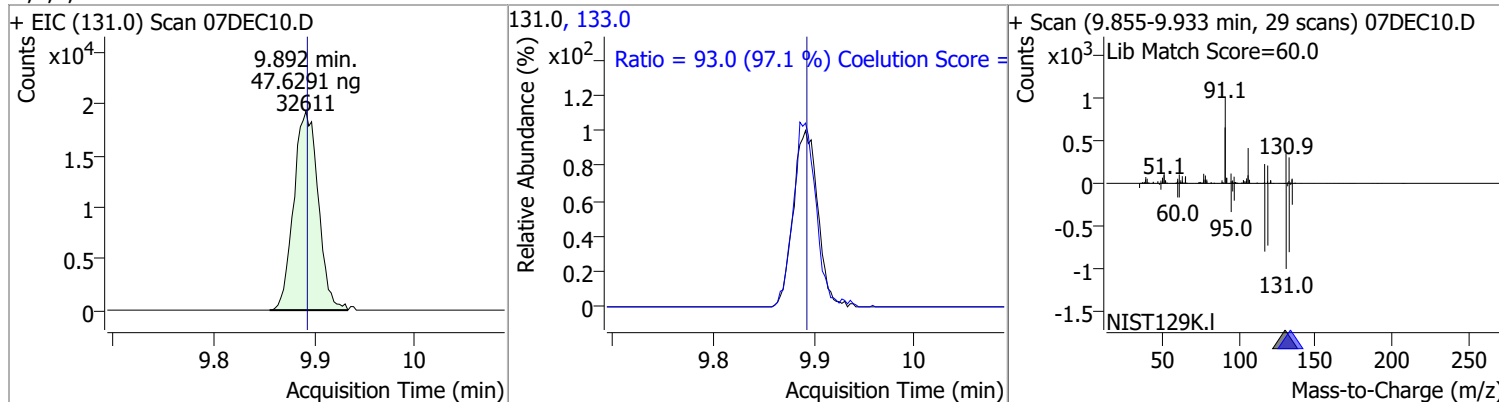


Quantitation Results Report (QT Reviewed)

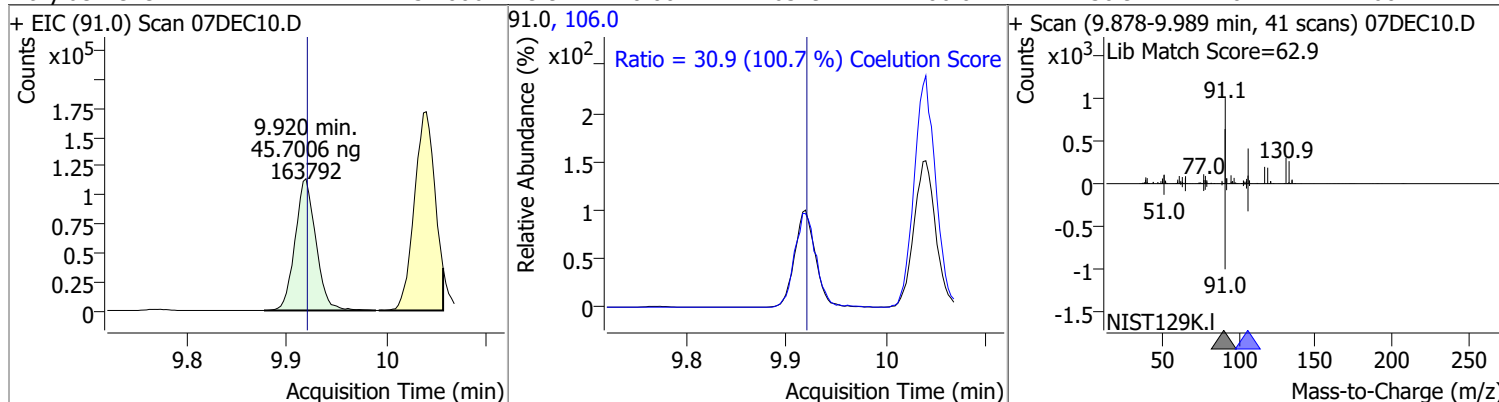
Compound	Conc.	RT	Dev(Min)	Resp.	QIon	QRatio	Lower	Upper
Chlorobenzene	47.5680	9.80	0.00	95746	114.0	32.0	2.3	62.3



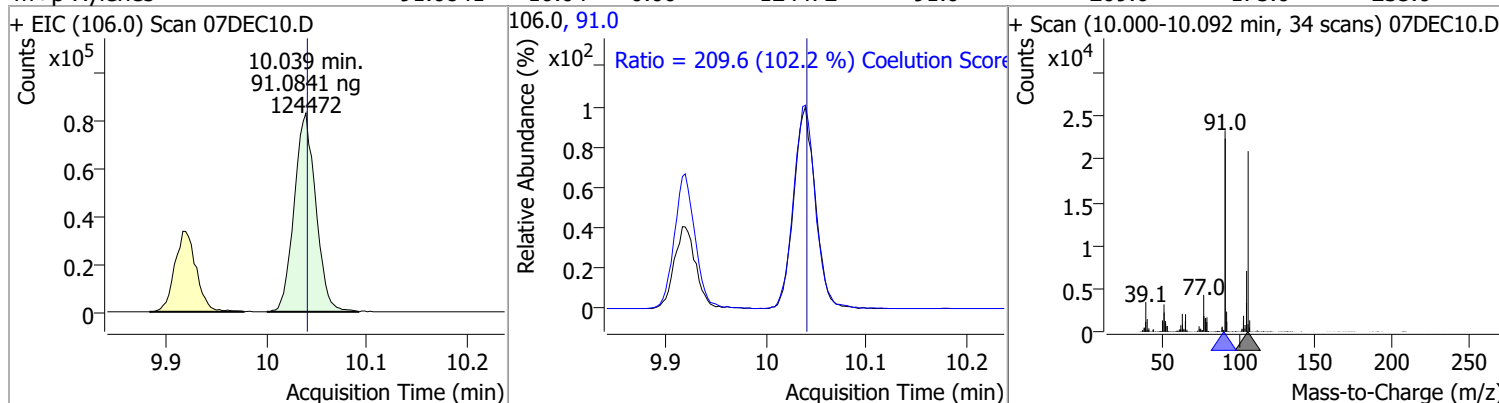
Compound	Conc.	RT	Dev(Min)	Resp.	QIon	QRatio	Lower	Upper
1,1,1,2-Tetrachloroethane	47.6291	9.89	0.00	32611	133.0	93.0	65.7	125.7



Compound	Conc.	RT	Dev(Min)	Resp.	QIon	QRatio	Lower	Upper
Ethylbenzene	45.7006	9.92	0.00	163792	106.0	30.9	0.7	60.7

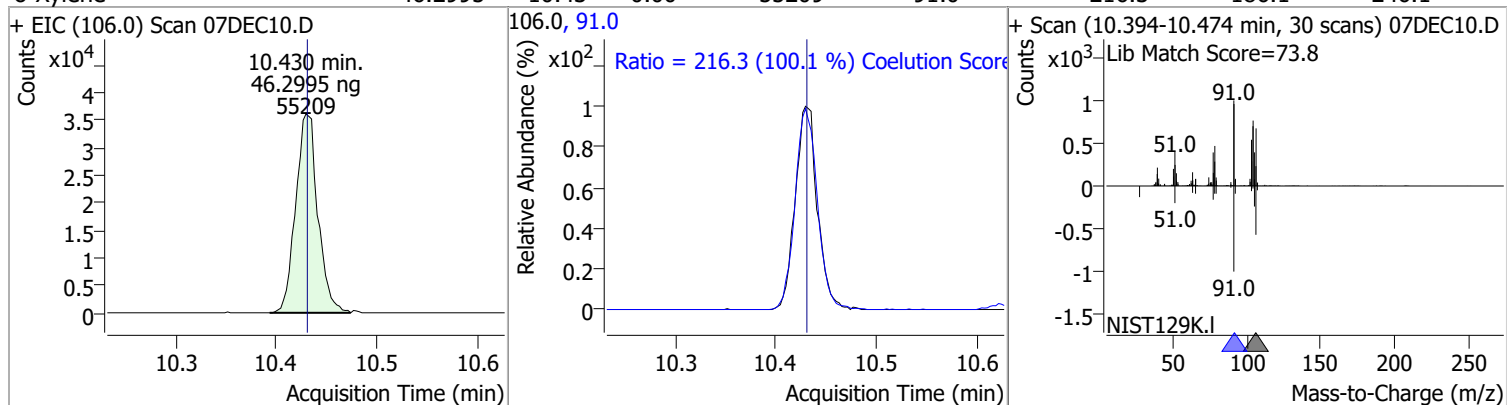


Compound	Conc.	RT	Dev(Min)	Resp.	QIon	QRatio	Lower	Upper
m+p-Xylenes	91.0841	10.04	0.00	124472	91.0	209.6	175.0	235.0

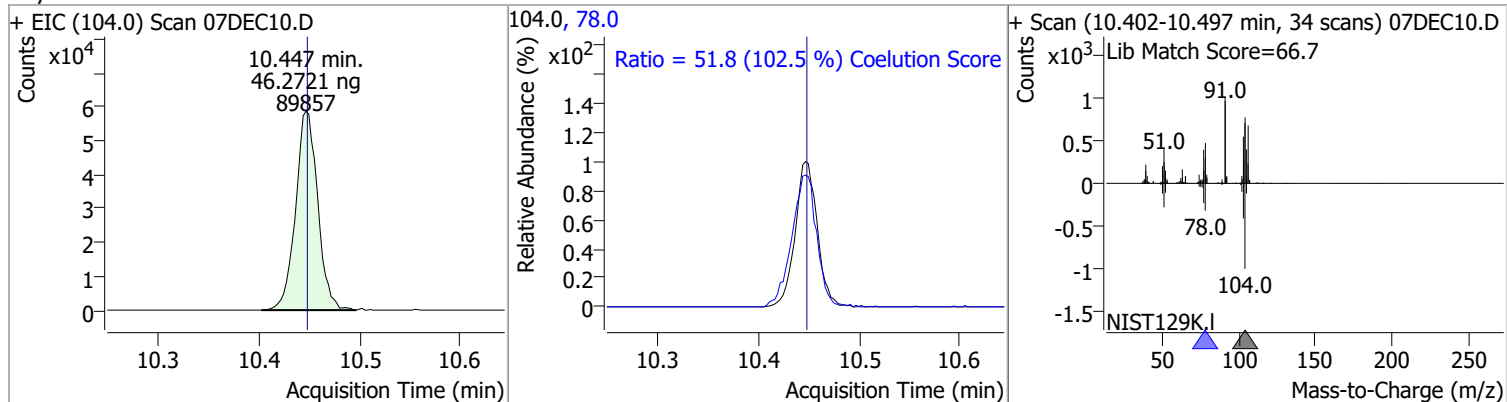


Quantitation Results Report (QT Reviewed)

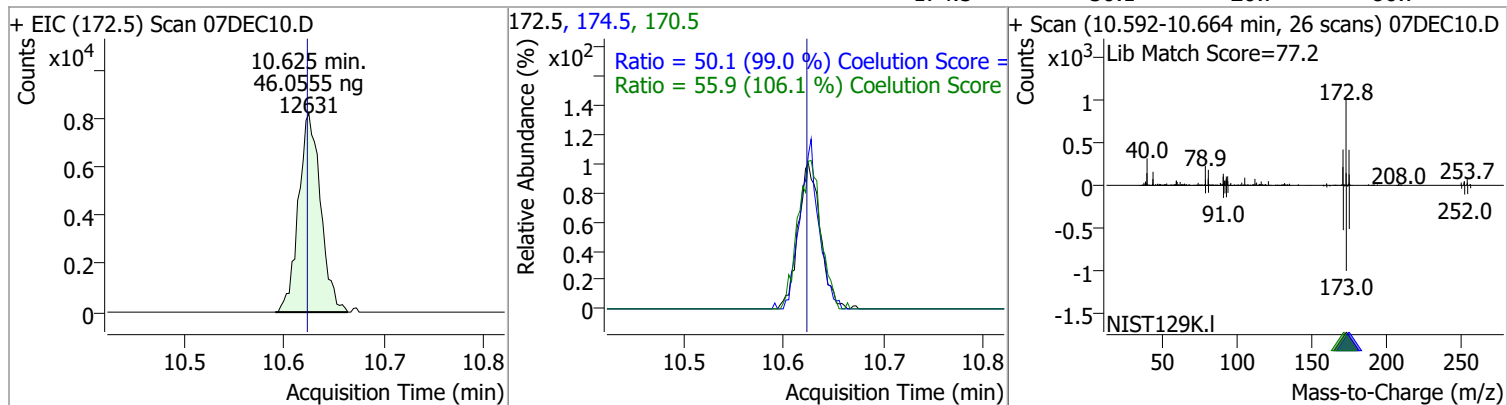
Compound	Conc.	RT	Dev(Min)	Resp.	QIon	QRatio	Lower	Upper
o-Xylene	46.2995	10.43	0.00	55209	91.0	216.3	186.1	246.1



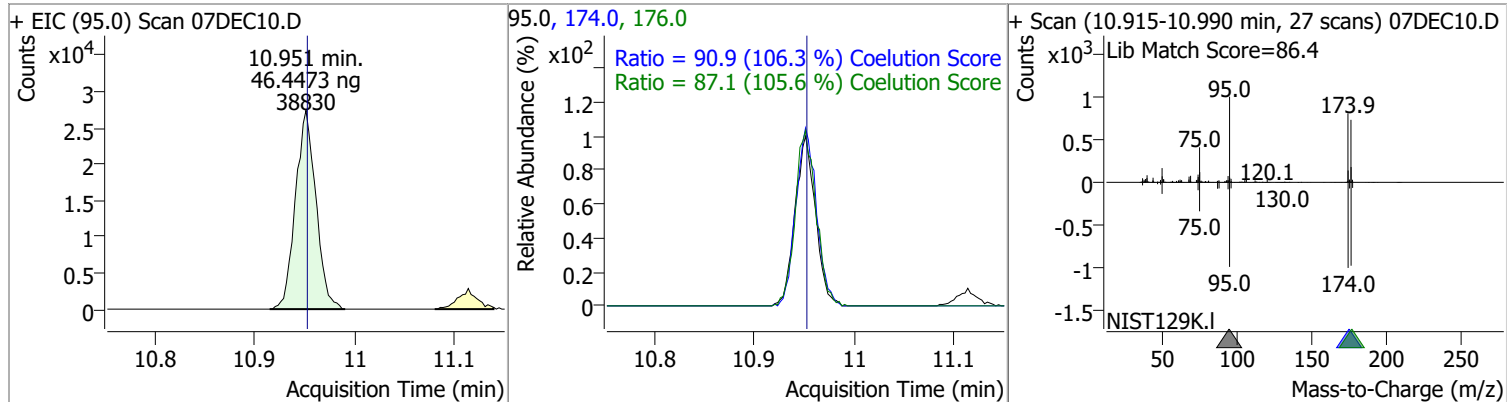
Compound	Conc.	RT	Dev(Min)	Resp.	QIon	QRatio	Lower	Upper
Styrene	46.2721	10.45	0.00	89857	78.0	51.8	20.6	80.6



Compound	Conc.	RT	Dev(Min)	Resp.	QIon	QRatio	Lower	Upper
Bromoform	46.0555	10.63	0.00	12631	170.5	55.9	22.7	82.7
					174.5	50.1	20.7	80.7

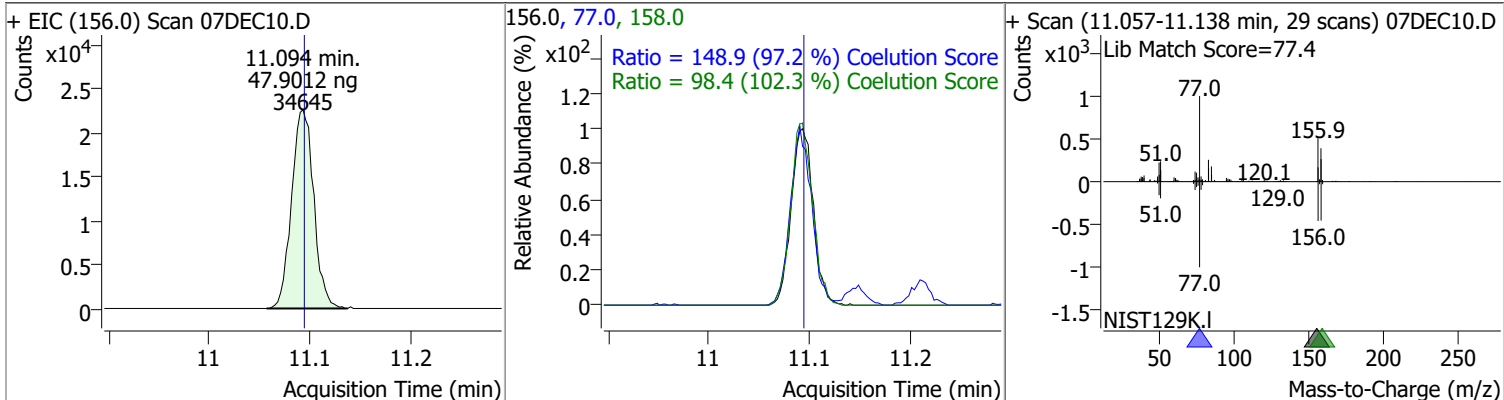


Compound	Conc.	RT	Dev(Min)	Resp.	QIon	QRatio	Lower	Upper
p-Bromofluorobenzene	46.4473	10.95	0.00	38830	174.0	90.9	55.5	115.5
					176.0	87.1	52.5	112.5

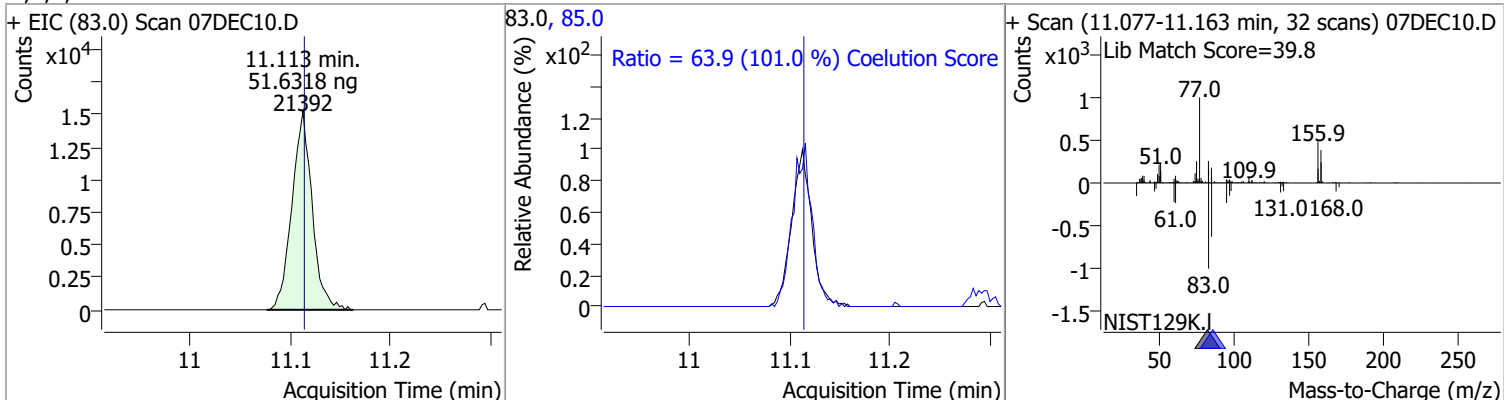


Quantitation Results Report (QT Reviewed)

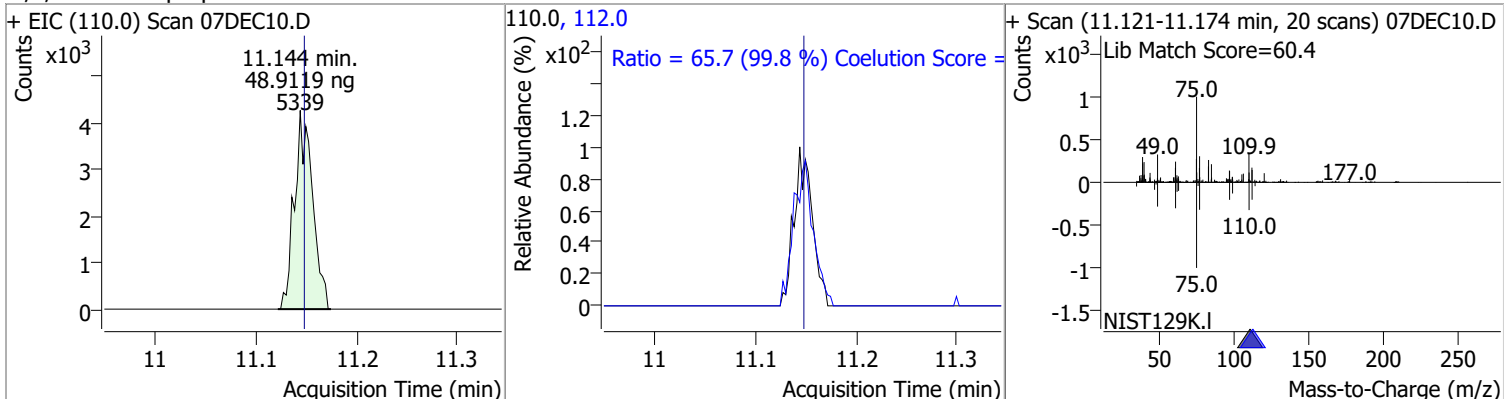
Compound	Conc.	RT	Dev(Min)	Resp.	QIon	QRatio	Lower	Upper
Bromobenzene	47.9012	11.09	0.00	34645	77.0	148.9	123.2	183.2
					158.0	98.4	66.2	126.2



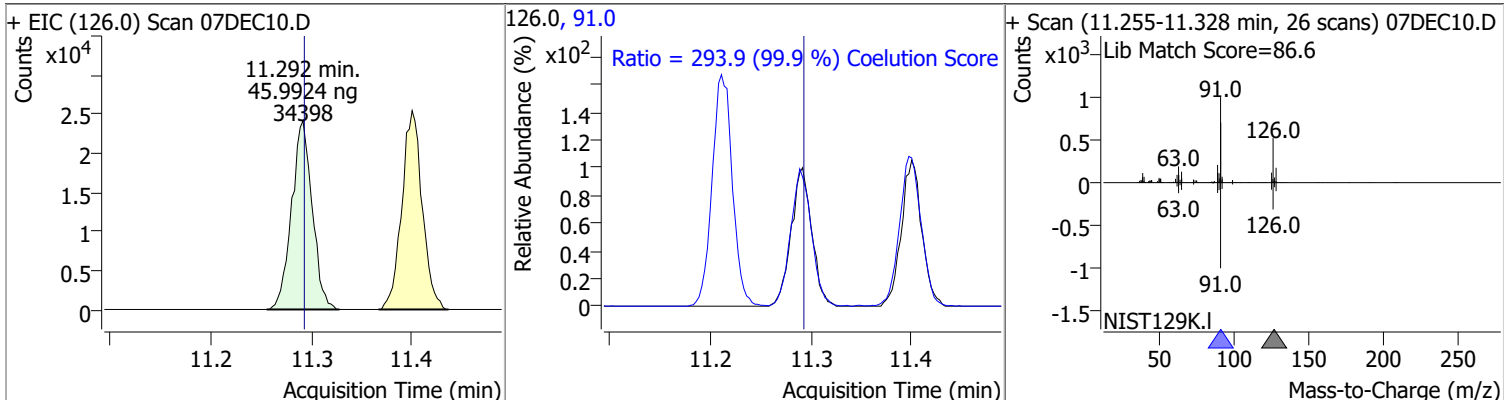
Compound	Conc.	RT	Dev(Min)	Resp.	QIon	QRatio	Lower	Upper
1,1,2,2-Tetrachloroethane	51.6318	11.11	0.00	21392	85.0	63.9	33.2	93.2



Compound	Conc.	RT	Dev(Min)	Resp.	QIon	QRatio	Lower	Upper
1,2,3-Trichloropropane	48.9119	11.14	0.00	5339	112.0	65.7	35.8	95.8

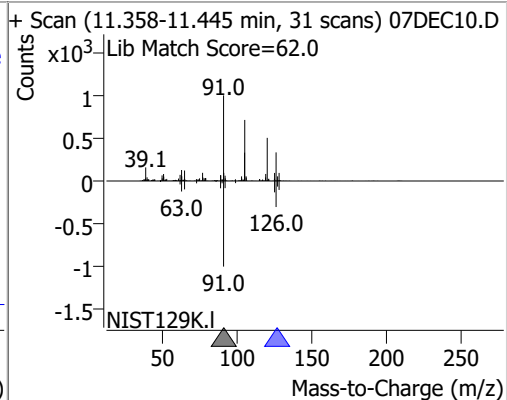
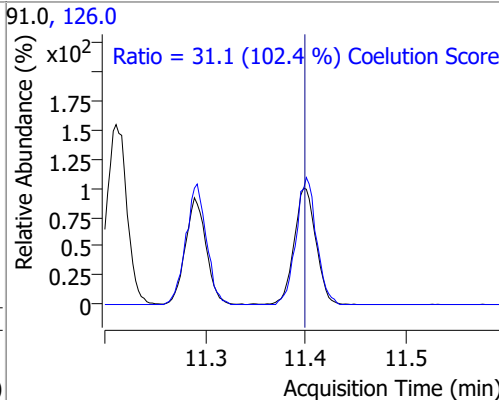
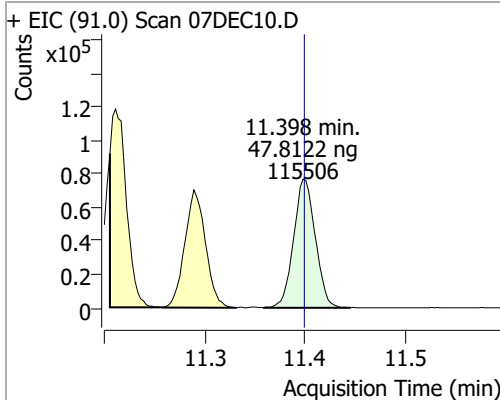


Compound	Conc.	RT	Dev(Min)	Resp.	QIon	QRatio	Lower	Upper
2-Chlorotoluene	45.9924	11.29	0.00	34398	91.0	293.9	264.1	324.1

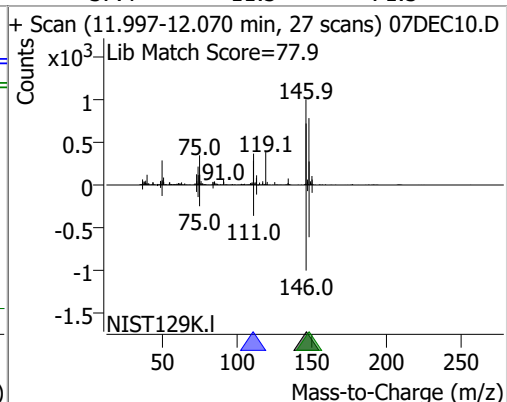
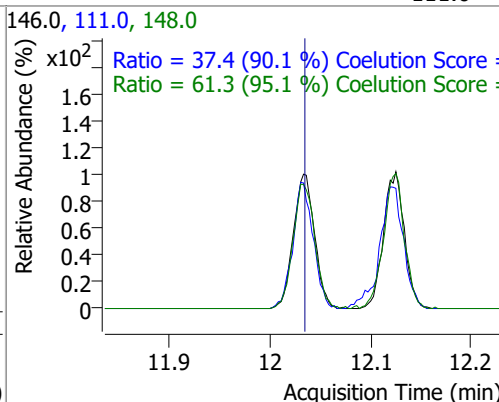
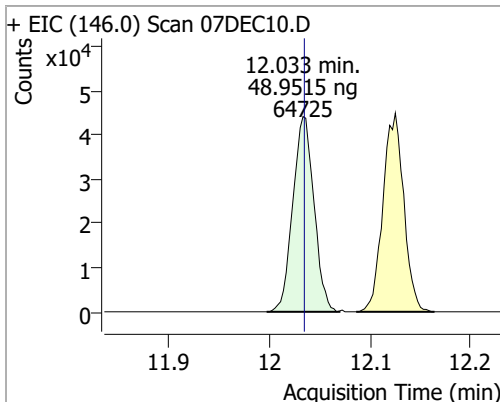


Quantitation Results Report (QT Reviewed)

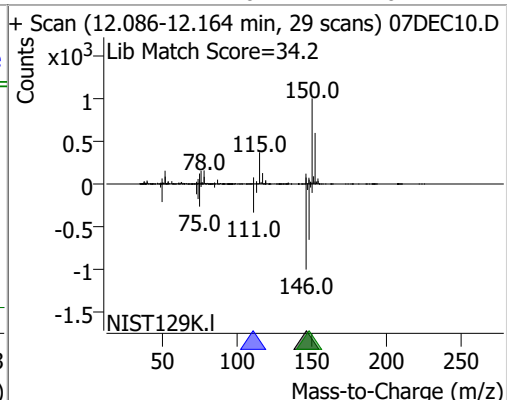
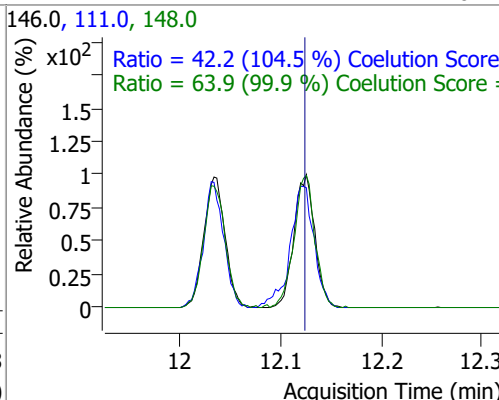
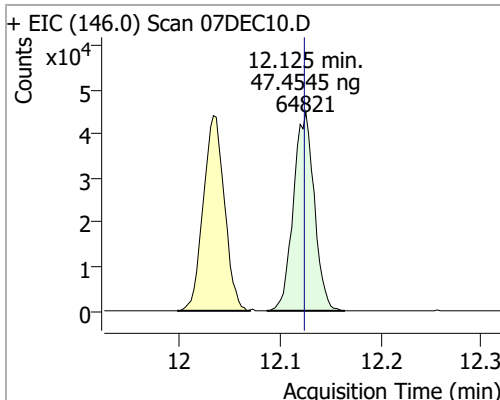
Compound	Conc.	RT	Dev(Min)	Resp.	QIon	QRatio	Lower	Upper
4-Chlorotoluene	47.8122	11.40	0.00	115506	126.0	31.1	0.4	60.4



Compound	Conc.	RT	Dev(Min)	Resp.	QIon	QRatio	Lower	Upper
1,3-Dichlorobenzene	48.9515	12.03	0.00	64725	148.0	61.3	34.5	94.5
					111.0	37.4	11.5	71.5

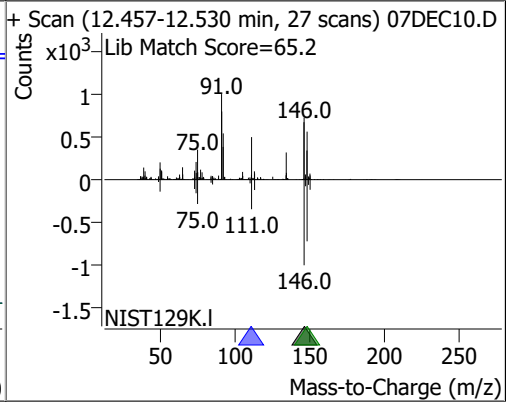
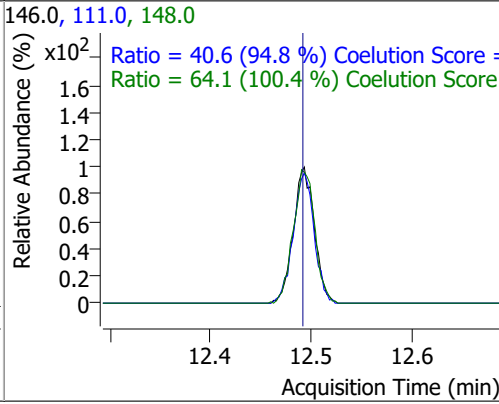
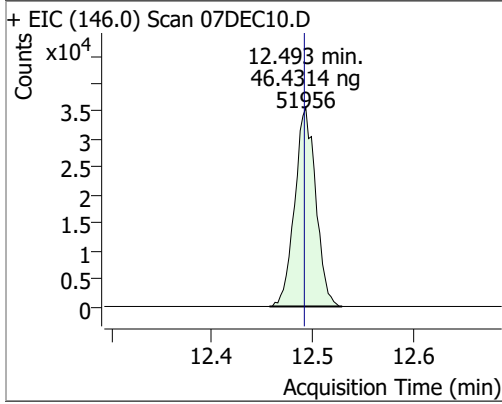


Compound	Conc.	RT	Dev(Min)	Resp.	QIon	QRatio	Lower	Upper
1,4-Dichlorobenzene	47.4545	12.13	0.00	64821	148.0	63.9	34.0	94.0
					111.0	42.2	10.4	70.4



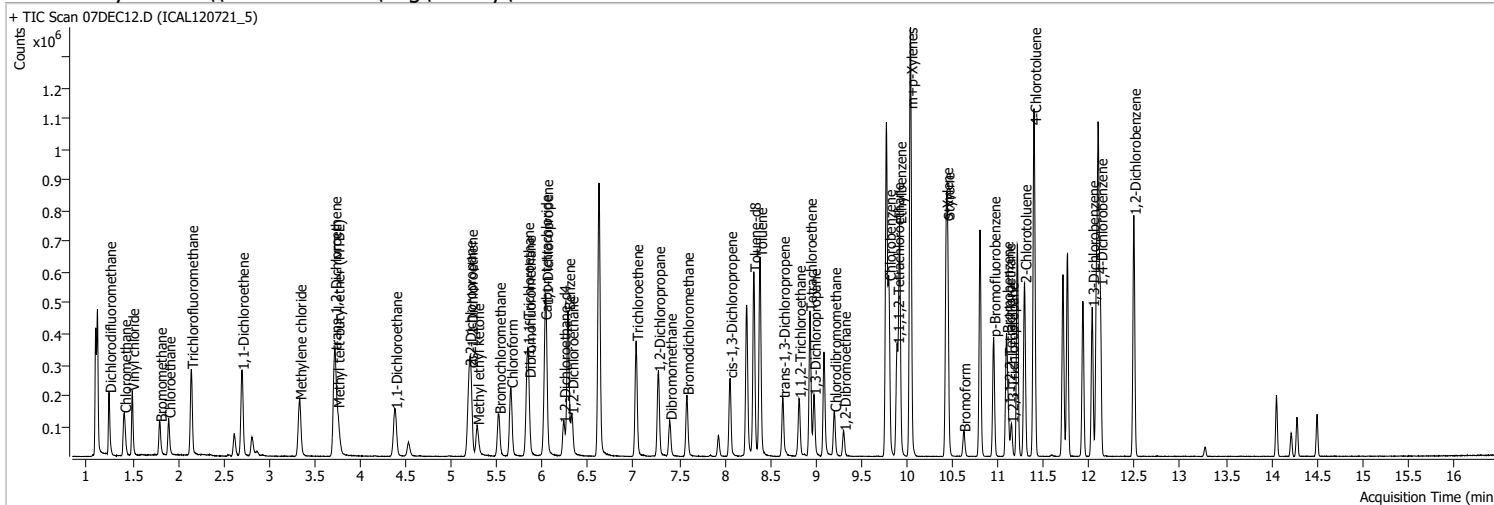
Quantitation Results Report (QT Reviewed)

Compound	Conc.	RT	Dev(Min)	Resp.	QIon	QRatio	Lower	Upper
1,2-Dichlorobenzene	46.4314	12.49	0.00	51956	148.0	64.1	33.8	93.8
					111.0	40.6	12.8	72.8



Quantitation Results Report (QT Reviewed)

Data File	07DEC12.D	Operator	MSC
Acq. Method	5975CACQF.M	Acq. Date-Time	12/7/2021 3:31:19 PM
Sample Name	ICAL120721_5	Instrument	VOA5975C
Vial	12	Multiplier	1.00
DA Method File	VOA5975C_8260B_SHT_DoD_L4_120721.m	Comment	
Tune File	BFB_Atune3.u	Tune Date	10/11/2021 4:02:00 PM
Batch Name	VG120721_8260B_624pt1_L4.batch.bin	Last Calib Update	12/13/2021 2:48:18 PM
Ref Library	\\MASSHUNTER\Org\Library\NIST129K.I		



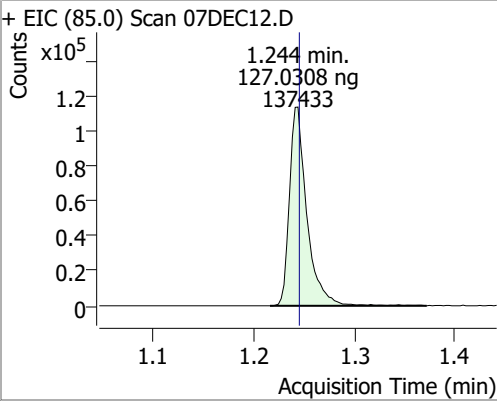
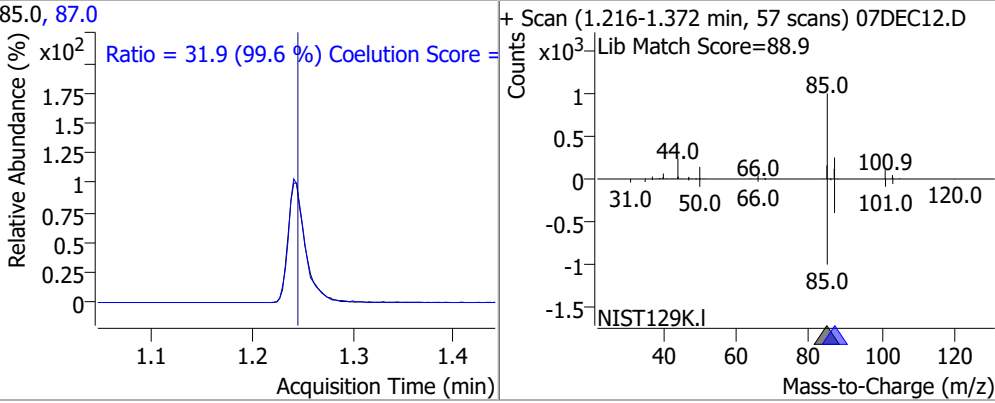
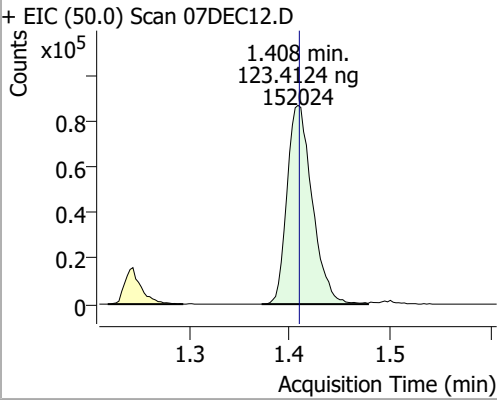
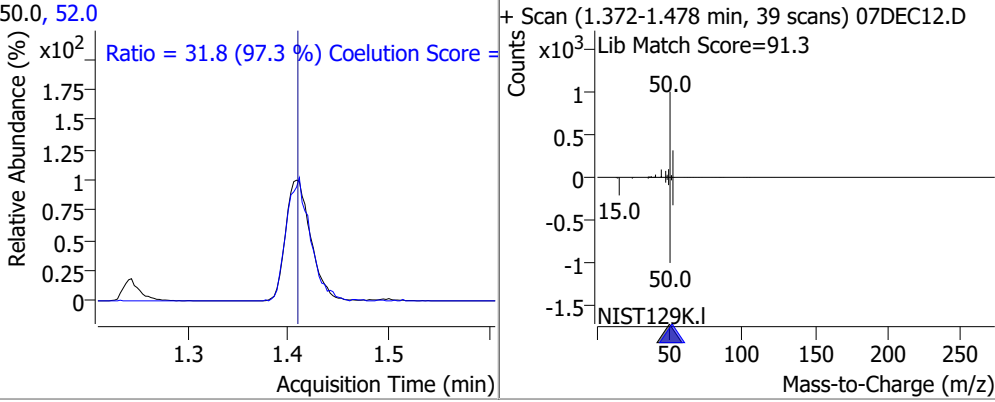
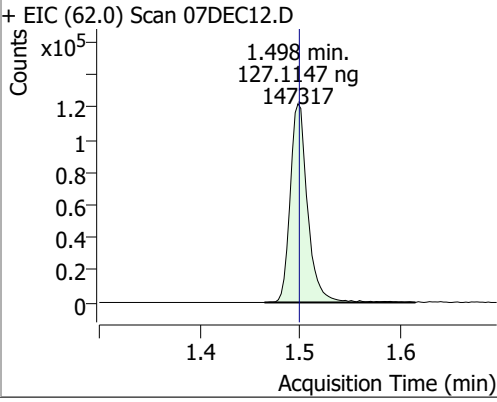
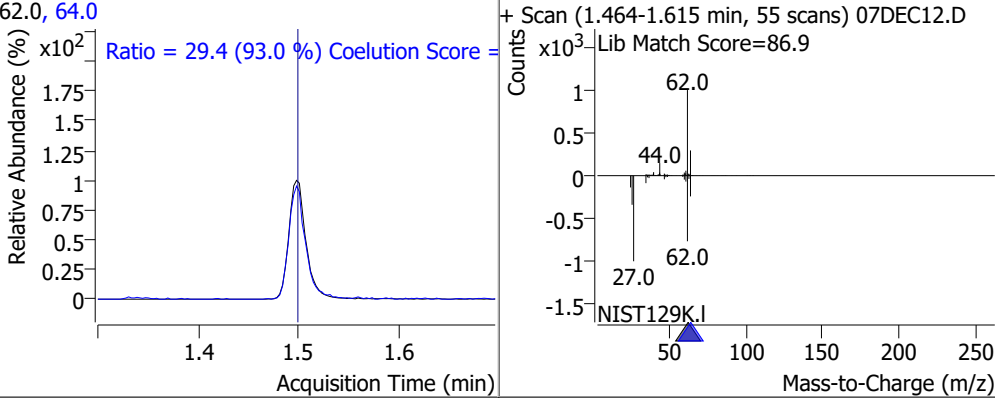
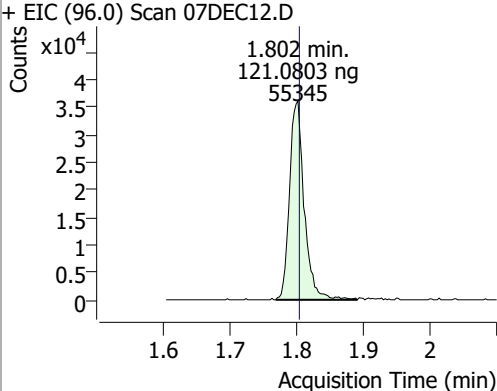
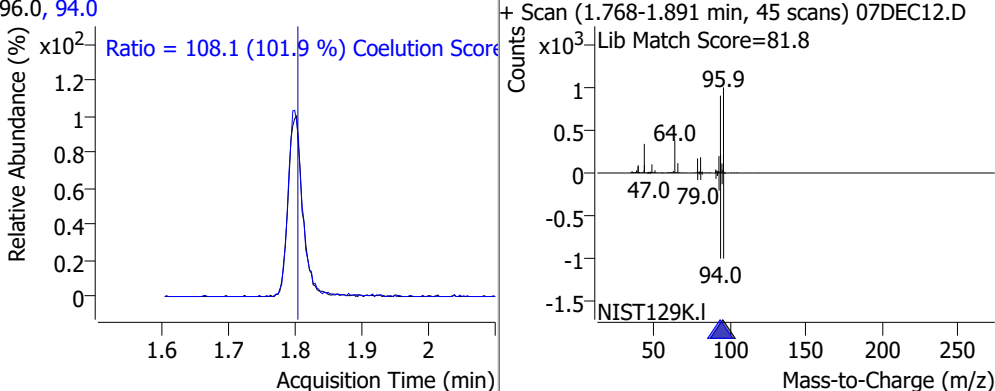
Compound	RT	QIon	Resp.	Conc.	Units	Dev(Min)
Internal Standards						
M Fluorobenzene	6.620	96.0	756660	250.0000	ng	0.000
M Chlorobenzene-d5	9.774	82.0	288472	250.0000	ng	0.000
M 1,4-Dichlorobenzene-d4	12.100	152.0	230572	250.0000	ng	0.000
System Monitoring Compounds						
S Dibromofluoromethane	5.851	113.0	87740	118.3154	ng	0.000
Spiked Amount: 250.000	Range: 80.0 - 119.0%			Recovery = 47.33%	*	
S 1,2-Dichloroethane-d4	6.230	67.0	40512	119.7058	ng	0.000
Spiked Amount: 250.000	Range: 81.0 - 118.0%			Recovery = 47.88%	*	
S Toluene-d8	8.319	98.0	363399	125.3171	ng	0.000
Spiked Amount: 250.000	Range: 89.0 - 112.0%			Recovery = 50.13%	*	
S p-Bromofluorobenzene	10.951	95.0	112035	126.9850	ng	0.000
Spiked Amount: 250.000	Range: 85.0 - 114.0%			Recovery = 50.79%	*	
Target Compounds						
T Dichlorodifluoromethane	1.244	85.0	137433	127.0308	ng	100
T Chloromethane	1.408	50.0	152024	123.4124	ng	98
T Vinyl chloride	1.498	62.0	147317	127.1147	ng	96
T Bromomethane	1.802	96.0	55345	121.0803	ng	98
T Chloroethane	1.896	64.0	79158	123.6383	ng	99
T Trichlorofluoromethane	2.145	101.0	190146	125.6354	ng	99
T 1,1-Dichloroethene	2.700	96.0	98538	125.8140	ng	98
T Methylene chloride	3.333	49.0	134115	120.9482	ng	96
T trans-1,2-Dichloroethene	3.717	96.0	99102	126.6525	ng	99
T Methyl tert-butyl ether (MTBE)	3.751	73.0	120150	119.8929	ng	99
T 1,1-Dichloroethane	4.384	63.0	185309	124.9235	ng	100
T 2,2-Dichloropropane	5.195	77.0	136495	125.6771	ng	85
T cis-1,2-Dichloroethene	5.215	96.0	99166	122.2120	ng	96
T Methyl ethyl ketone	5.282	43.0	132227	1225.8094	ng	98
T Bromochloromethane	5.522	128.0	38416	125.7631	ng	96
T Chloroform	5.653	83.0	179502	122.6453	ng	100

Quantitation Results Report (QT Reviewed)

Compound	RT	QIon	Resp.	Conc.	Units	Dev(Min)
T 1,1,1-Trichloroethane	5.831	97.0	173368	125.5455	ng	96
T Carbon tetrachloride	6.026	117.0	171191	126.3434	ng	98
T 1,1-Dichloropropene	6.040	75.0	156191	128.3235	ng	98
T Benzene	6.280	78.0	391558	127.1957	ng	100
T 1,2-Dichloroethane	6.319	62.0	100082	124.3863	ng	99
T Trichloroethene	7.028	95.0	113207	123.7647	ng	98
T 1,2-Dichloropropane	7.270	63.0	97848	126.9729	ng	97
T Dibromomethane	7.396	93.0	39043	123.4168	ng	98
T Bromodichloromethane	7.585	83.0	110939	123.8000	ng	99
T cis-1,3-Dichloropropene	8.059	75.0	126391	126.9892	ng	98
T Toluene	8.388	92.0	240197	125.9889	ng	96
T trans-1,3-Dichloropropene	8.639	75.0	89745	126.0265	ng	95
T 1,1,2-Trichloroethane	8.815	83.0	44986	121.2799	ng	98
T Tetrachloroethene	8.935	163.8	95968	127.0287	ng	99
T 1,3-Dichloropropane	8.980	76.0	91373	123.5000	ng	99
T Chlorodibromomethane	9.200	129.0	69960	124.9419	ng	99
T 1,2-Dibromoethane	9.306	107.0	50780	125.9259	ng	95
T Chlorobenzene	9.802	112.0	259396	126.0368	ng	99
T 1,1,1,2-Tetrachloroethane	9.892	131.0	88734	126.7471	ng	98
T Ethylbenzene	9.919	91.0	463816	126.5653	ng	99
T m+p-Xylenes	10.039	106.0	365058	261.2596	ng	99
T o-Xylene	10.430	106.0	158889	130.3167	ng	99
T Styrene	10.446	104.0	260054	130.9695	ng	99
T Bromoform	10.622	172.5	35867	123.9207	ng	94
T Bromobenzene	11.093	156.0	96739	126.7396	ng	97
T 1,1,2,2-Tetrachloroethane	11.113	83.0	54928	125.6217	ng	97
T 1,2,3-Trichloropropane	11.146	110.0	14665	127.3038	ng	95
T 2-Chlorotoluene	11.291	126.0	99470	126.0230	ng	96
T 4-Chlorotoluene	11.397	91.0	334469	131.1884	ng	99
T 1,3-Dichlorobenzene	12.033	146.0	174745	125.2286	ng	99
T 1,4-Dichlorobenzene	12.122	146.0	178253	123.6528	ng	100
T 1,2-Dichlorobenzene	12.491	146.0	145079	122.8530	ng	99

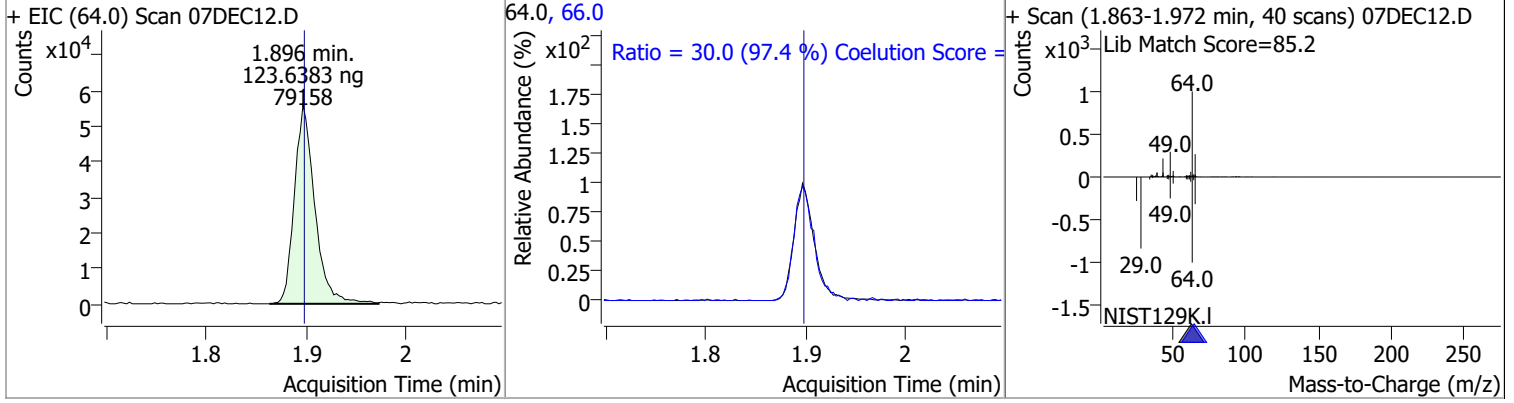
(#) = Qualifier Out of Range; (m) = Manual Integration; (+) = Area Summed; (*) = Surrogate Percent Recovery Out of Range; (d): Zeroed Peak

Quantitation Results Report (QT Reviewed)

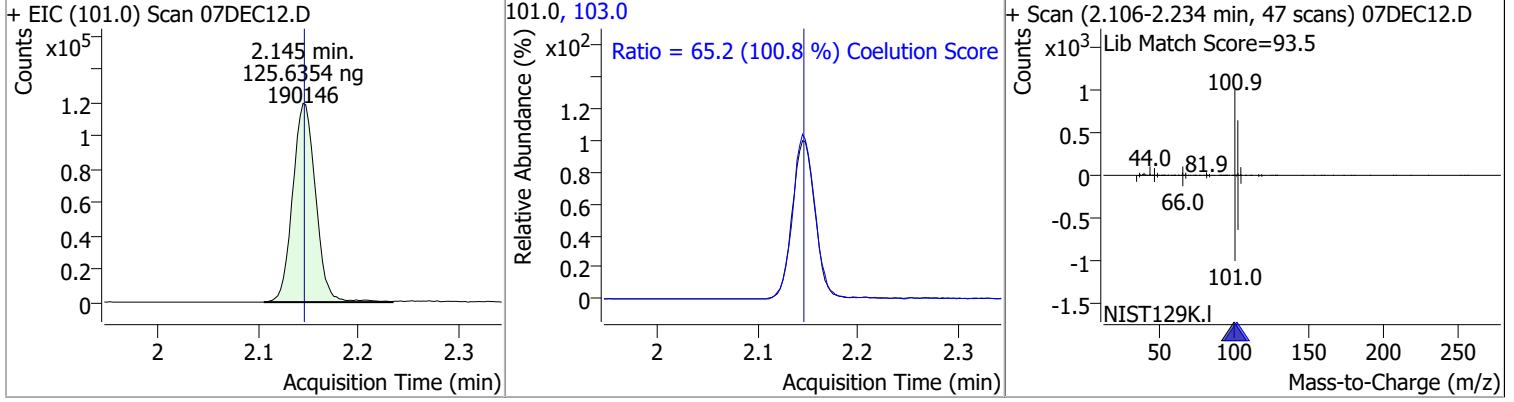
Compound	Conc.	RT	Dev(Min)	Resp.	QIon	QRatio	Lower	Upper
Dichlorodifluoromethane	127.0308	1.24	0.00	137433	87.0	31.9	2.0	62.0
+ EIC (85.0) Scan 07DEC12.D			85.0, 87.0			+ Scan (1.216-1.372 min, 57 scans) 07DEC12.D		
	Ratio = 31.9 (99.6 %) Coelution Score =							
Chloromethane	123.4124	1.41	0.00	152024	52.0	31.8	2.7	62.7
+ EIC (50.0) Scan 07DEC12.D			50.0, 52.0			+ Scan (1.372-1.478 min, 39 scans) 07DEC12.D		
	Ratio = 31.8 (97.3 %) Coelution Score =							
Vinyl chloride	127.1147	1.50	0.00	147317	64.0	29.4	1.6	61.6
+ EIC (62.0) Scan 07DEC12.D			62.0, 64.0			+ Scan (1.464-1.615 min, 55 scans) 07DEC12.D		
	Ratio = 29.4 (93.0 %) Coelution Score =							
Bromomethane	121.0803	1.80	0.00	55345	94.0	108.1	76.0	136.0
+ EIC (96.0) Scan 07DEC12.D			96.0, 94.0			+ Scan (1.768-1.891 min, 45 scans) 07DEC12.D		
	Ratio = 108.1 (101.9 %) Coelution Score =							

Quantitation Results Report (QT Reviewed)

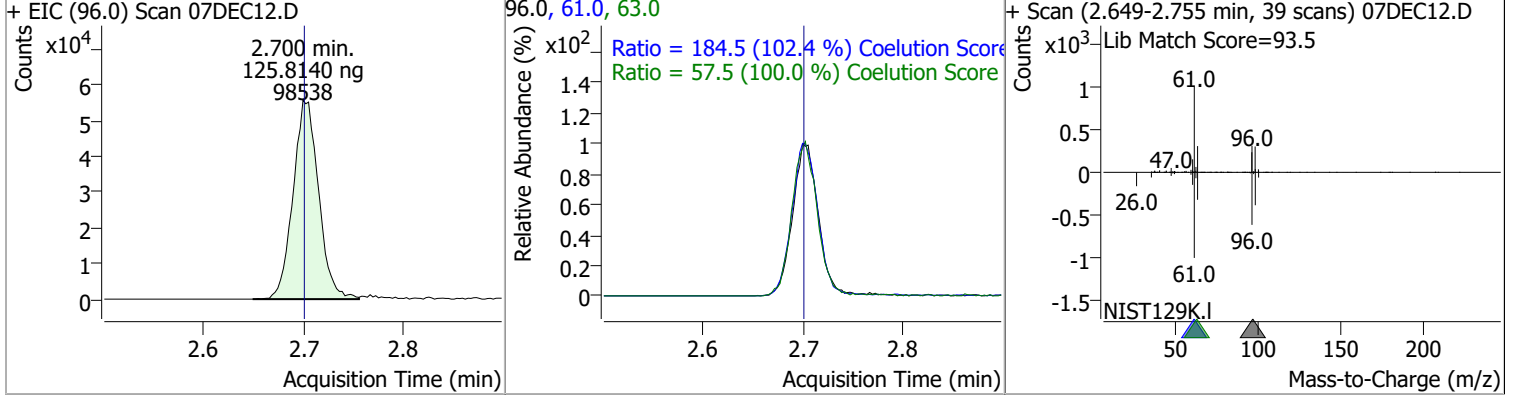
Compound	Conc.	RT	Dev(Min)	Resp.	QIon	QRatio	Lower	Upper
Chloroethane	123.6383	1.90	0.00	79158	66.0	30.0	0.8	60.8



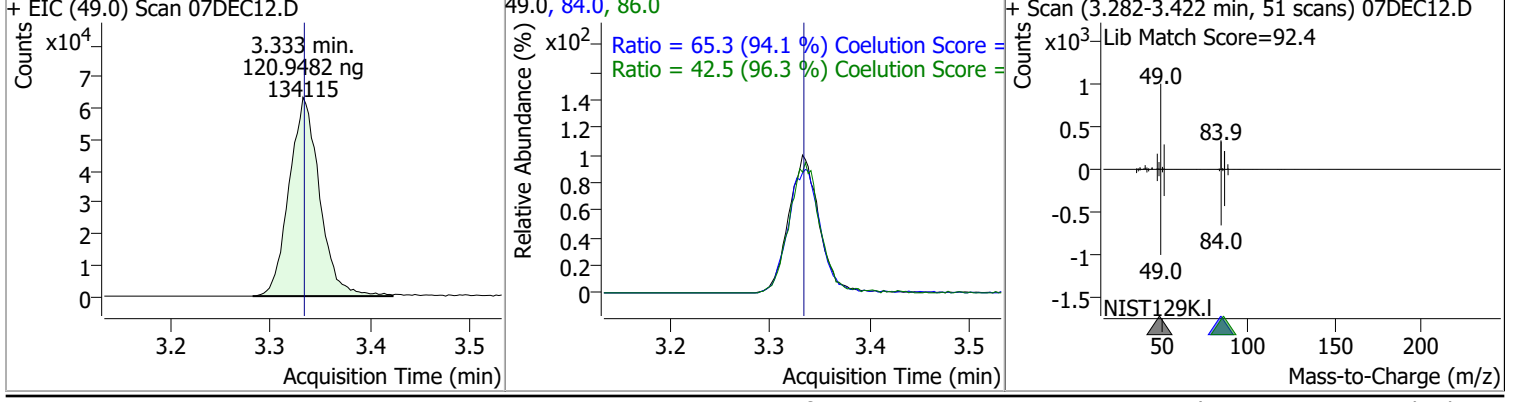
Compound	Conc.	RT	Dev(Min)	Resp.	QIon	QRatio	Lower	Upper
Trichlorofluoromethane	125.6354	2.14	0.00	190146	103.0	65.2	34.8	94.8



Compound	Conc.	RT	Dev(Min)	Resp.	QIon	QRatio	Lower	Upper
1,1-Dichloroethene	125.8140	2.70	0.00	98538	61.0	184.5	150.1	210.1
					63.0	57.5	27.5	87.5

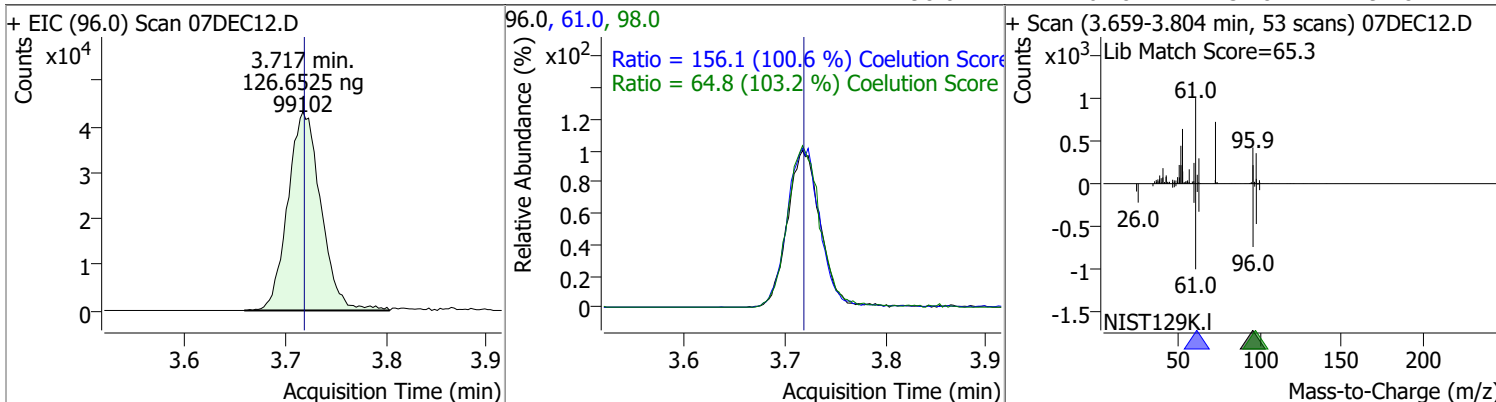


Compound	Conc.	RT	Dev(Min)	Resp.	QIon	QRatio	Lower	Upper
Methylene chloride	120.9482	3.33	0.00	134115	84.0	65.3	39.4	99.4
					86.0	42.5	14.1	74.1

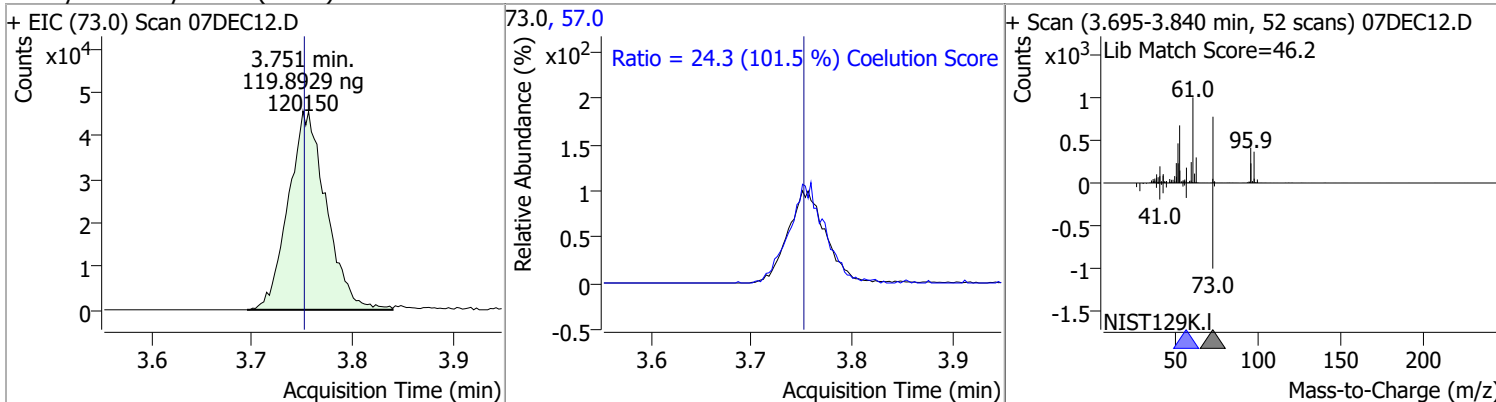


Quantitation Results Report (QT Reviewed)

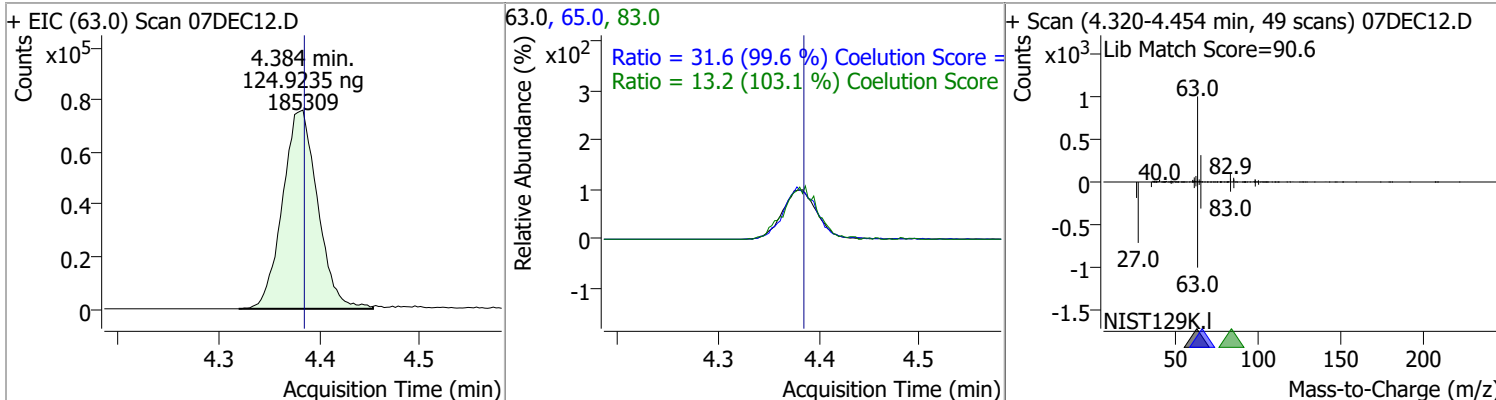
Compound	Conc.	RT	Dev(Min)	Resp.	QIon	QRatio	Lower	Upper
trans-1,2-Dichloroethene	126.6525	3.72	0.00	99102	61.0	156.1	125.1	185.1
					98.0	64.8	32.8	92.8



Compound	Conc.	RT	Dev(Min)	Resp.	QIon	QRatio	Lower	Upper
Methyl tert-butyl ether (MTBE)	119.8929	3.75	0.00	120150	57.0	24.3	0.0	53.9

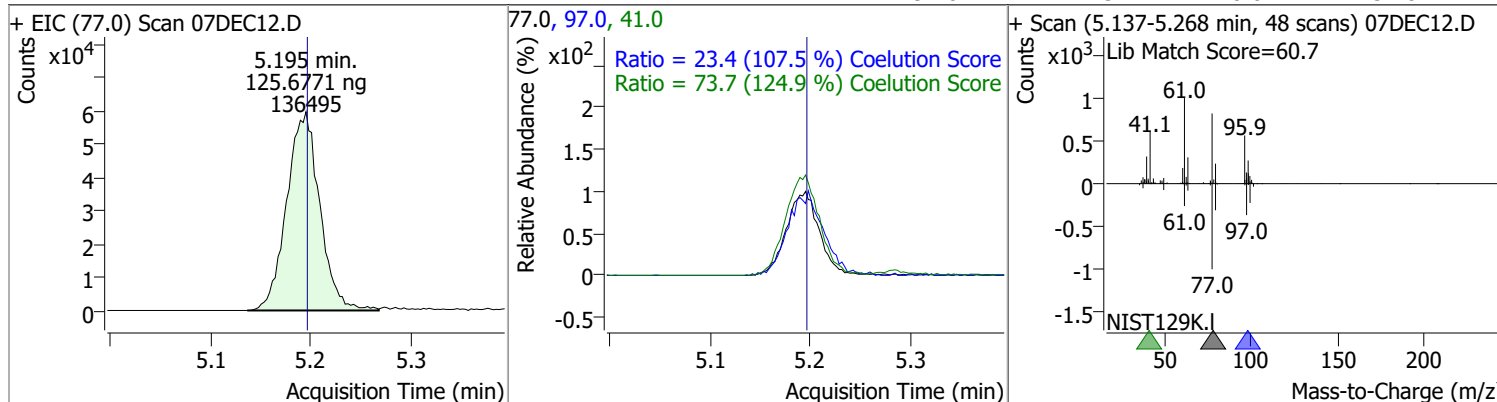


Compound	Conc.	RT	Dev(Min)	Resp.	QIon	QRatio	Lower	Upper
1,1-Dichloroethane	124.9235	4.38	0.00	185309	65.0	31.6	1.7	61.7
					83.0	13.2	0.0	42.8

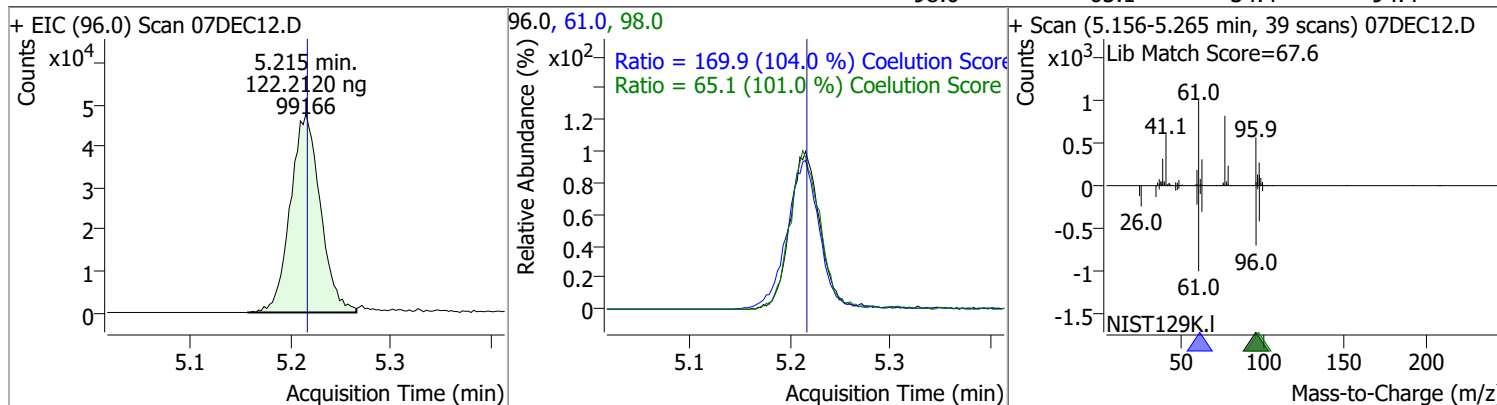


Quantitation Results Report (QT Reviewed)

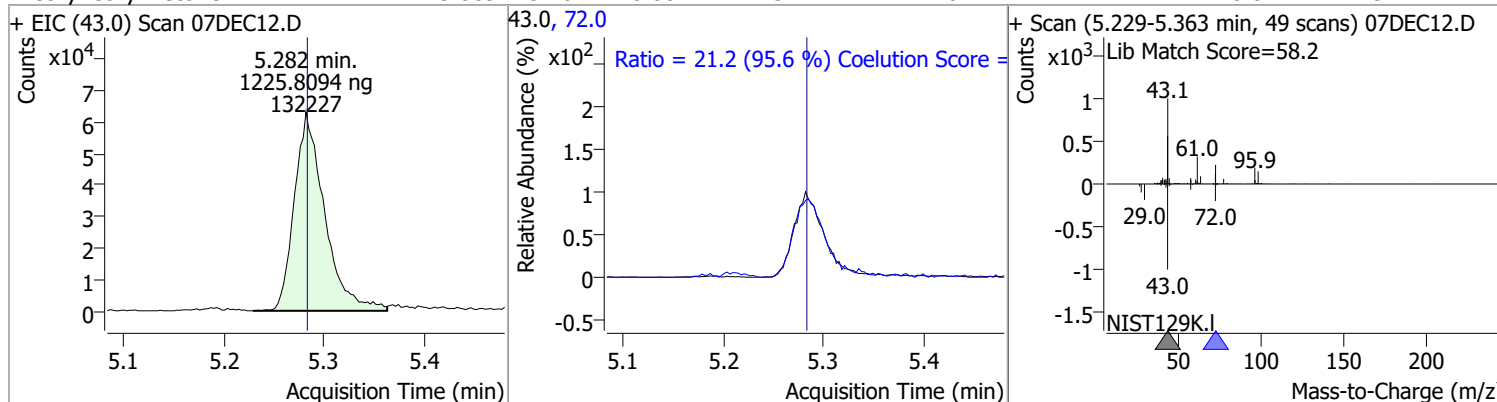
Compound	Conc.	RT	Dev(Min)	Resp.	QIon	QRatio	Lower	Upper
2,2-Dichloropropane	125.6771	5.20	0.00	136495	41.0	73.7	29.0	89.0
					97.0	23.4	0.0	51.8



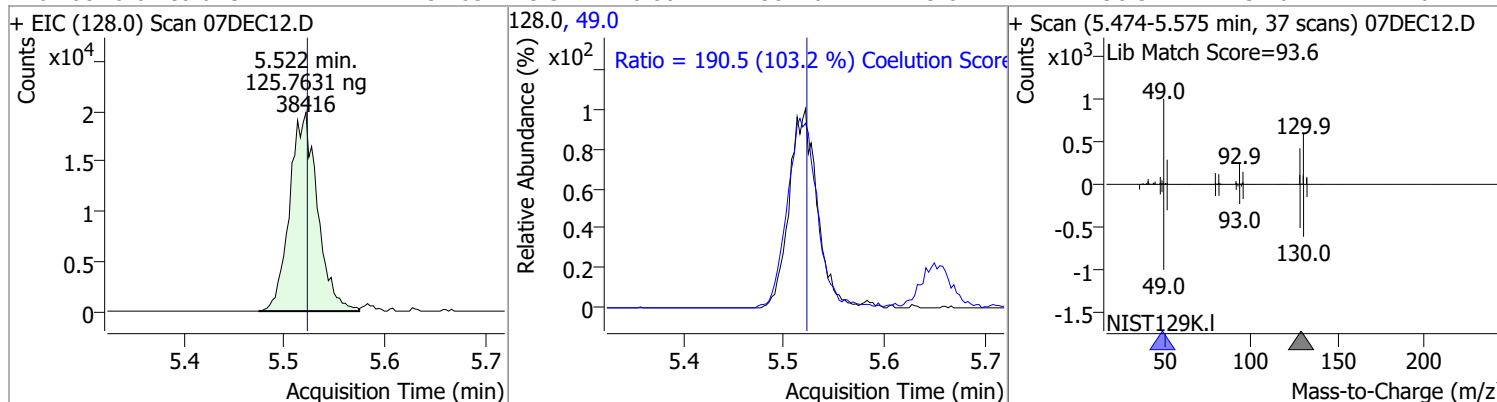
Compound	Conc.	RT	Dev(Min)	Resp.	QIon	QRatio	Lower	Upper
cis-1,2-Dichloroethene	122.2120	5.21	0.00	99166	61.0	169.9	133.3	193.3
					98.0	65.1	34.4	94.4



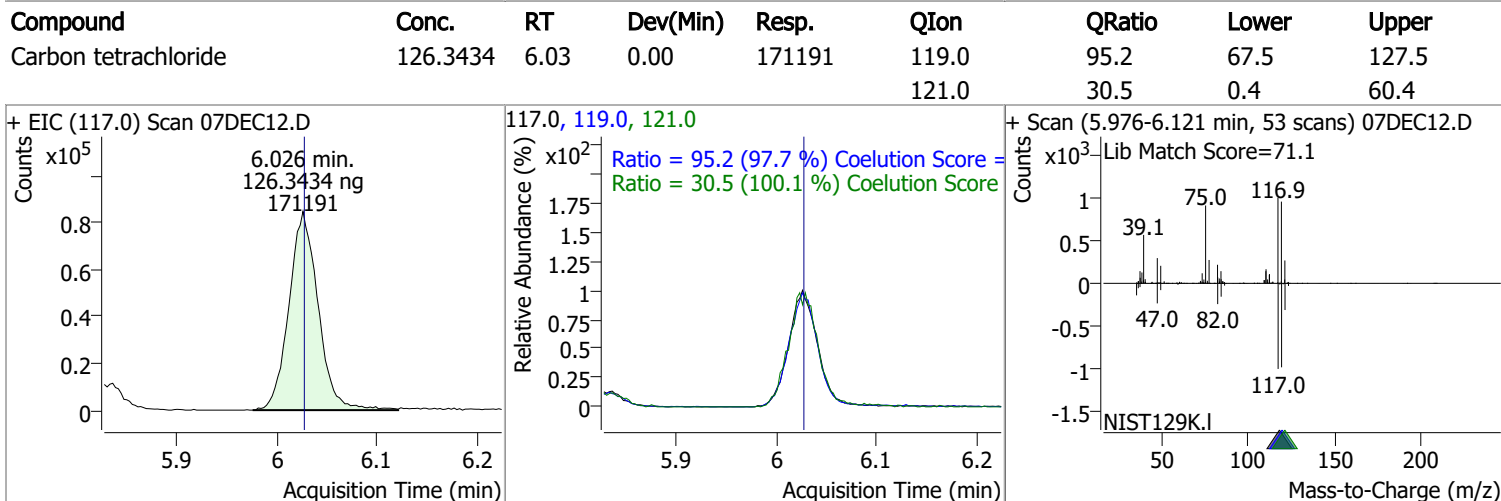
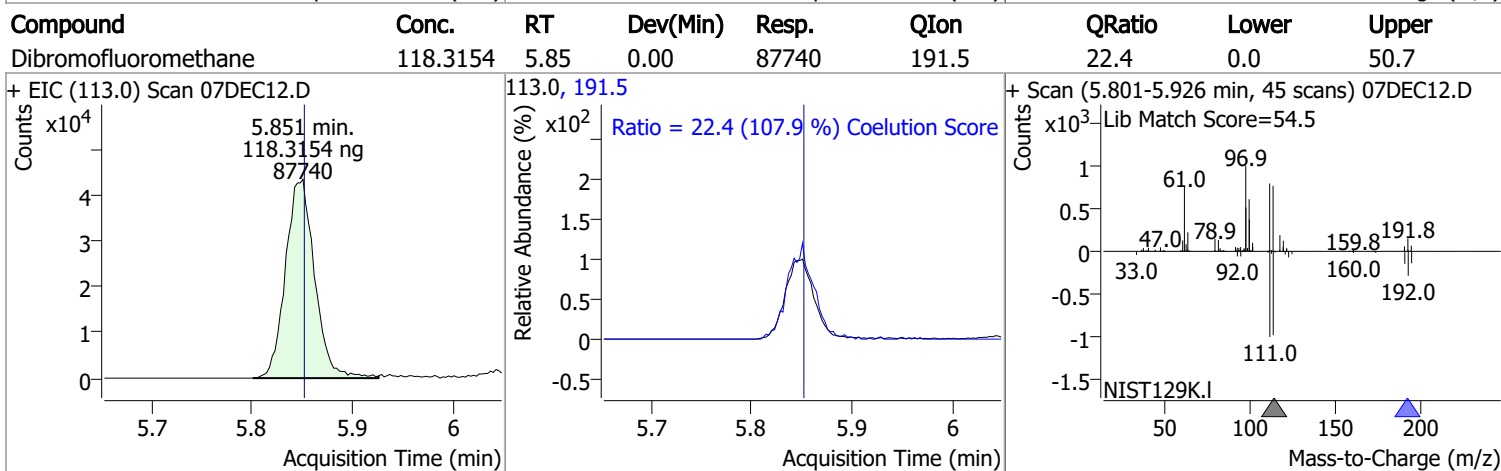
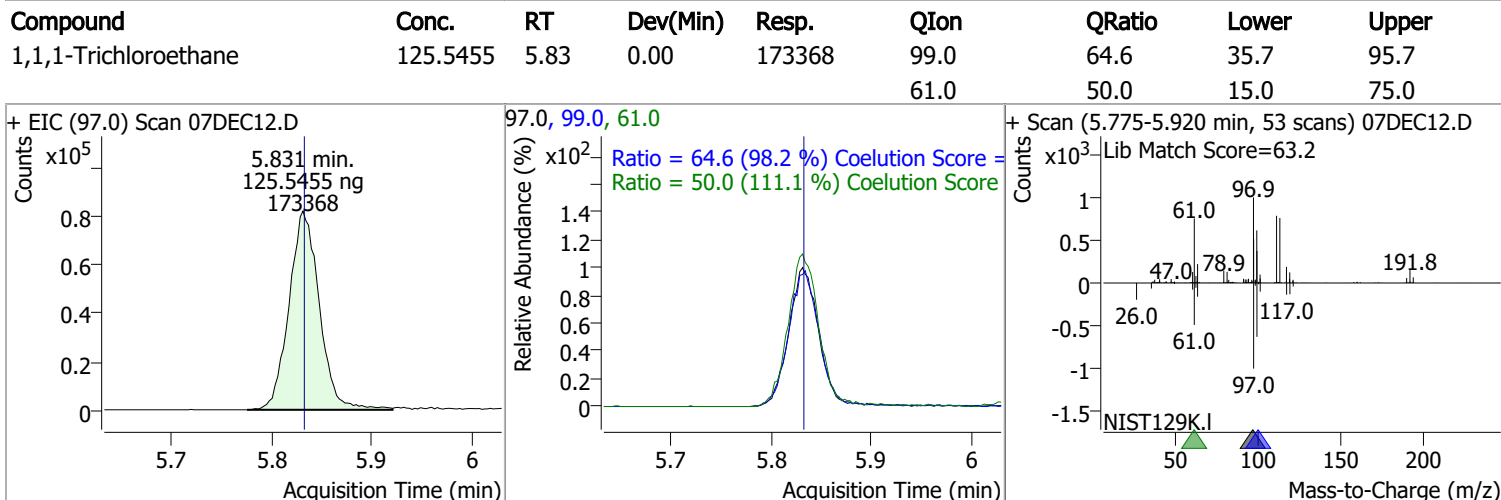
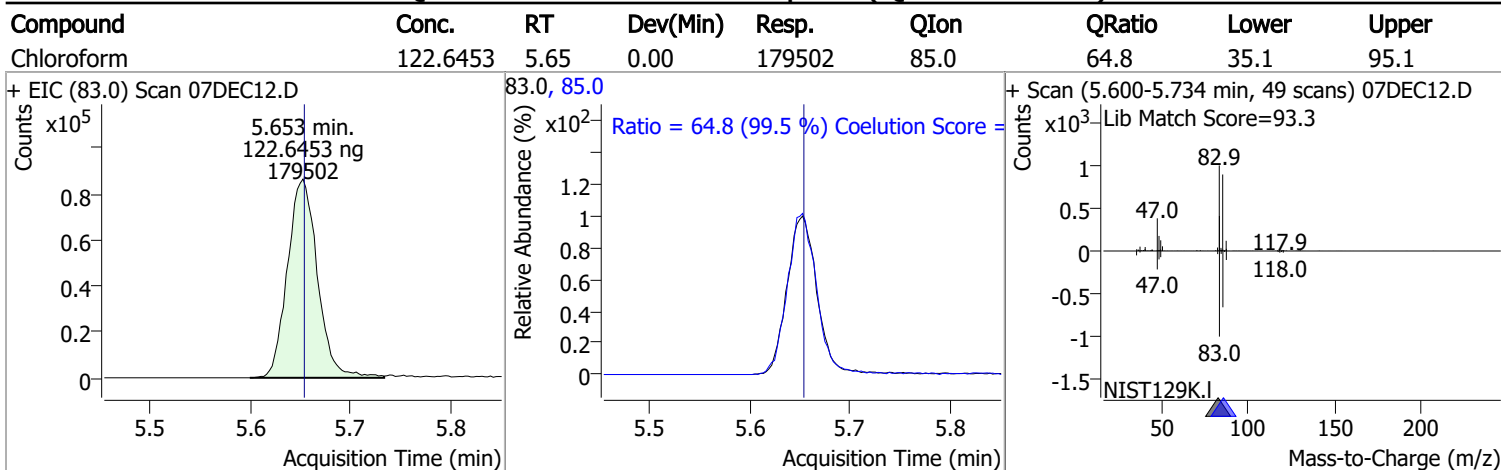
Compound	Conc.	RT	Dev(Min)	Resp.	QIon	QRatio	Lower	Upper
Methyl ethyl ketone	1225.8094	5.28	0.00	132227	72.0	21.2	0.0	52.2



Compound	Conc.	RT	Dev(Min)	Resp.	QIon	QRatio	Lower	Upper
Bromochloromethane	125.7631	5.52	0.00	38416	49.0	190.5	154.6	214.6

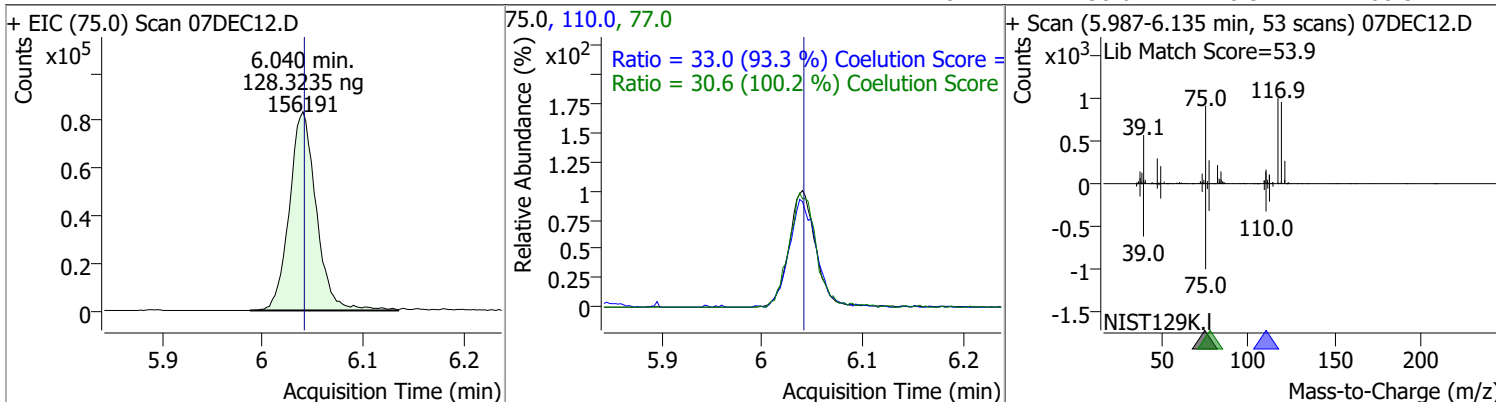


Quantitation Results Report (QT Reviewed)

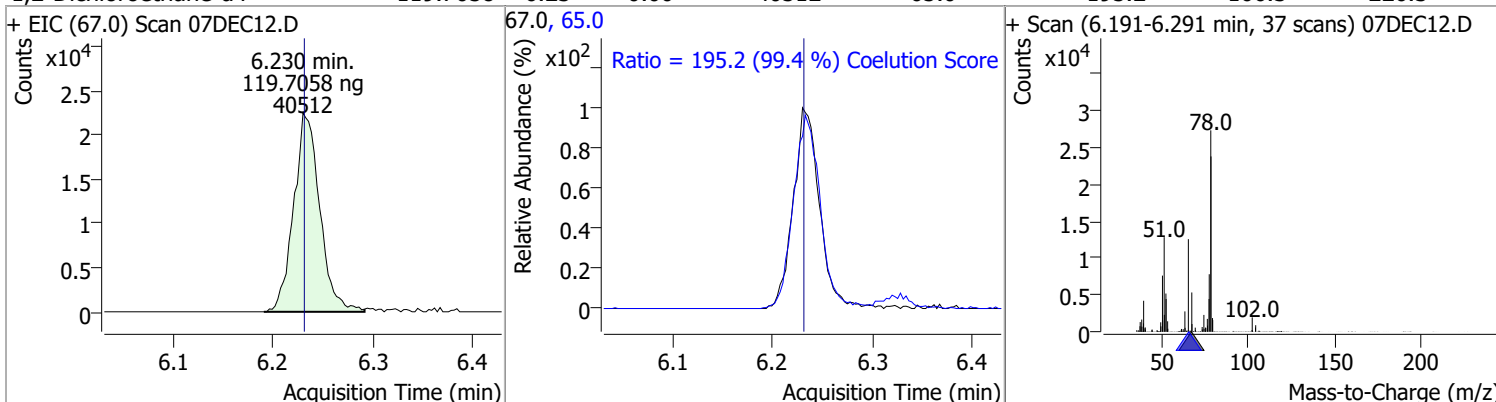


Quantitation Results Report (QT Reviewed)

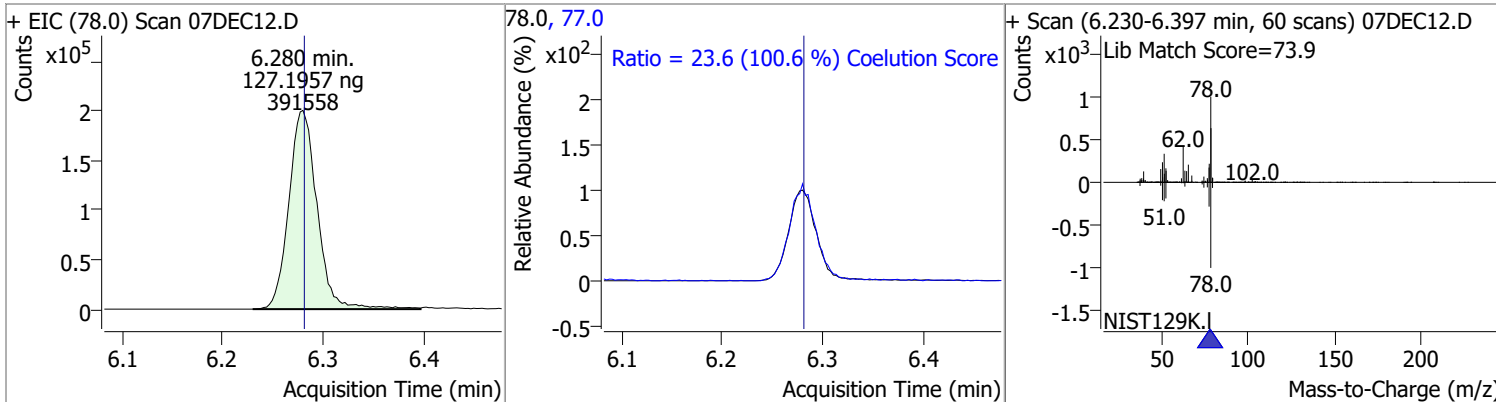
Compound	Conc.	RT	Dev(Min)	Resp.	QIon	QRatio	Lower	Upper
1,1-Dichloropropene	128.3235	6.04	0.00	156191	110.0	33.0	5.4	65.4
					77.0	30.6	0.5	60.5



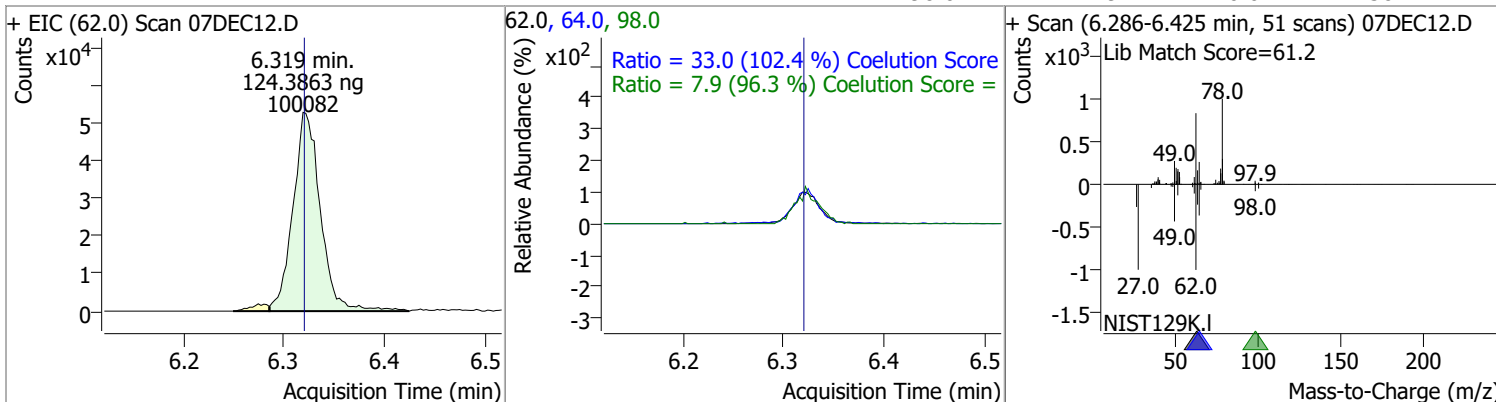
Compound	Conc.	RT	Dev(Min)	Resp.	QIon	QRatio	Lower	Upper
1,2-Dichloroethane-d4	119.7058	6.23	0.00	40512	65.0	195.2	166.3	226.3



Compound	Conc.	RT	Dev(Min)	Resp.	QIon	QRatio	Lower	Upper
Benzene	127.1957	6.28	0.00	391558	77.0	23.6	0.0	53.5

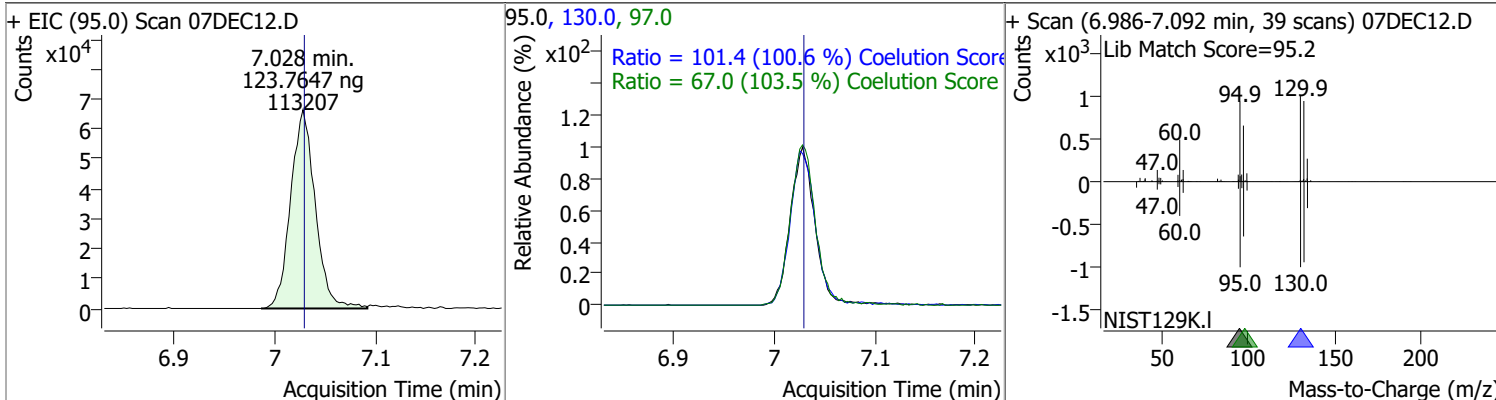


Compound	Conc.	RT	Dev(Min)	Resp.	QIon	QRatio	Lower	Upper
1,2-Dichloroethane	124.3863	6.32	0.00	100082	64.0	33.0	2.3	62.3
					98.0	7.9	0.0	38.2

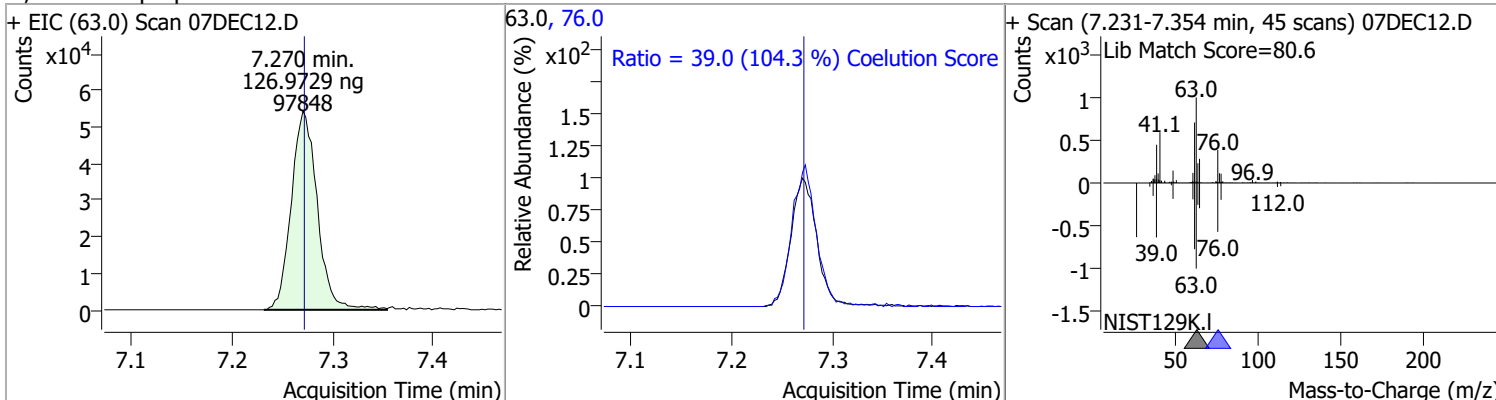


Quantitation Results Report (QT Reviewed)

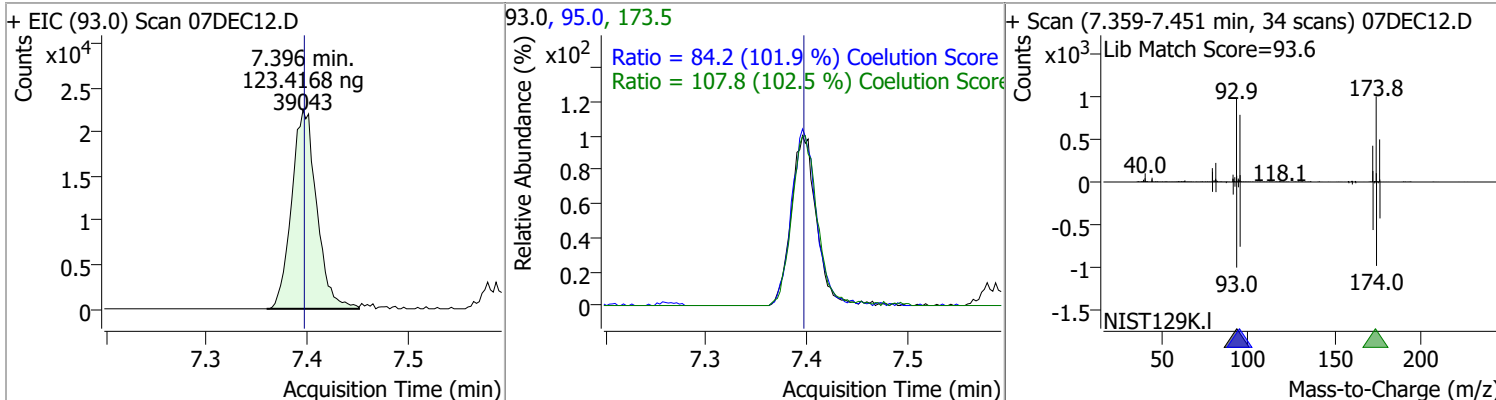
Compound	Conc.	RT	Dev(Min)	Resp.	QIon	QRatio	Lower	Upper
Trichloroethene	123.7647	7.03	0.00	113207	130.0	101.4	70.8	130.8
					97.0	67.0	34.7	94.7



Compound	Conc.	RT	Dev(Min)	Resp.	QIon	QRatio	Lower	Upper
1,2-Dichloropropane	126.9729	7.27	0.00	97848	76.0	39.0	7.3	67.3

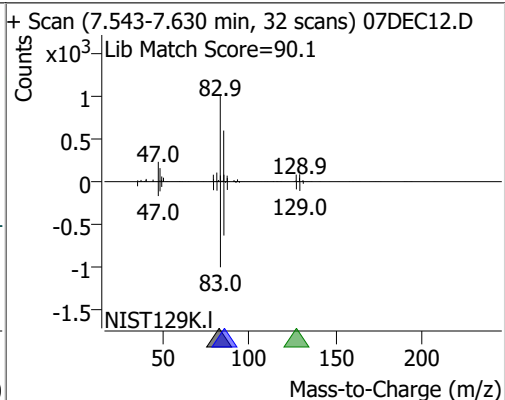
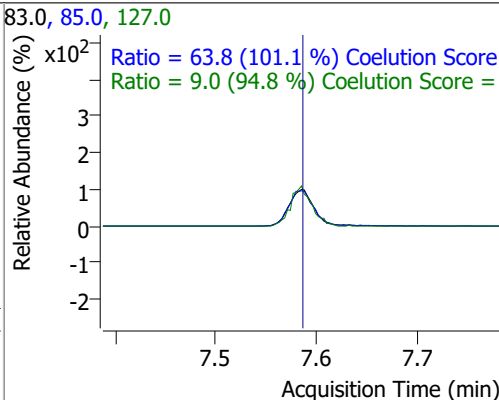
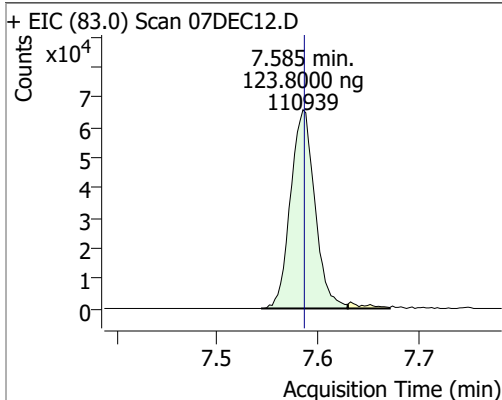


Compound	Conc.	RT	Dev(Min)	Resp.	QIon	QRatio	Lower	Upper
Dibromomethane	123.4168	7.40	0.00	39043	173.5	107.8	75.2	135.2
					95.0	84.2	52.6	112.6

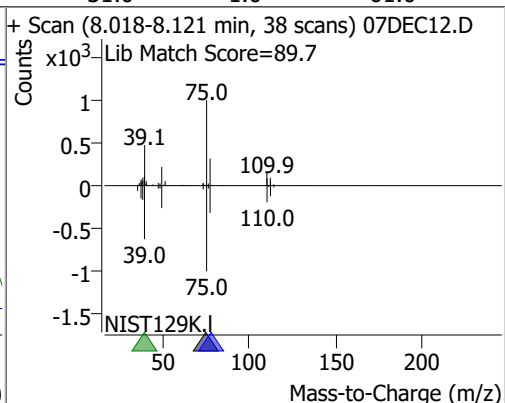
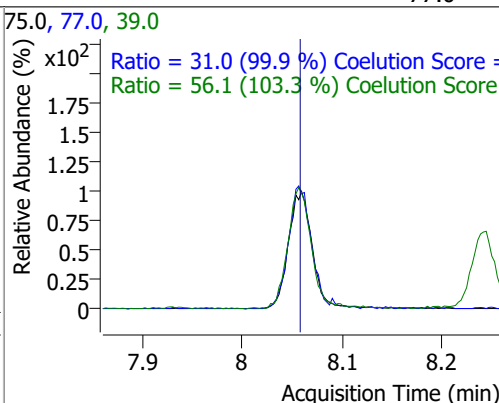
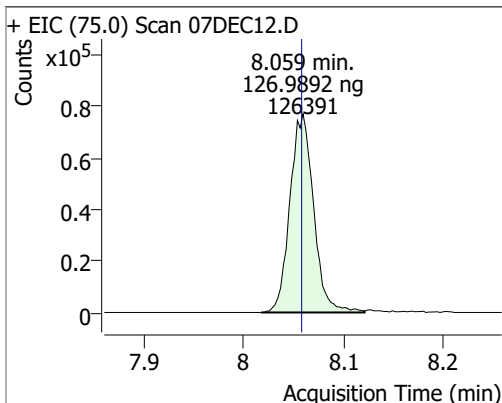


Quantitation Results Report (QT Reviewed)

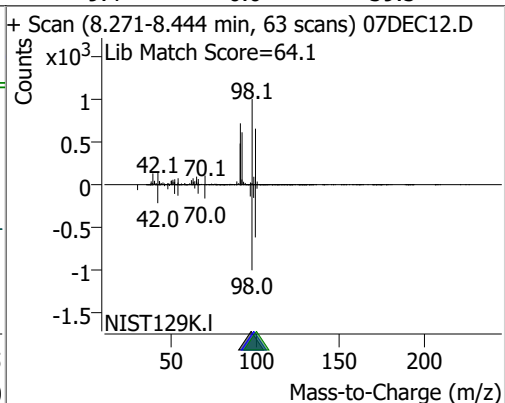
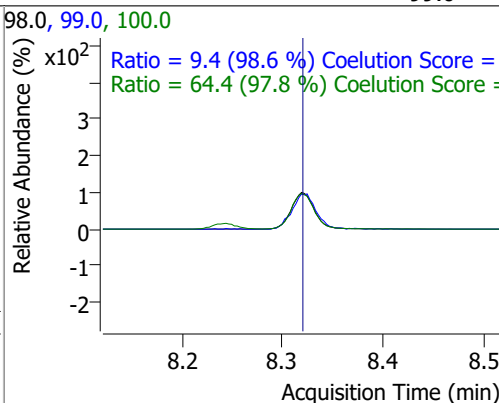
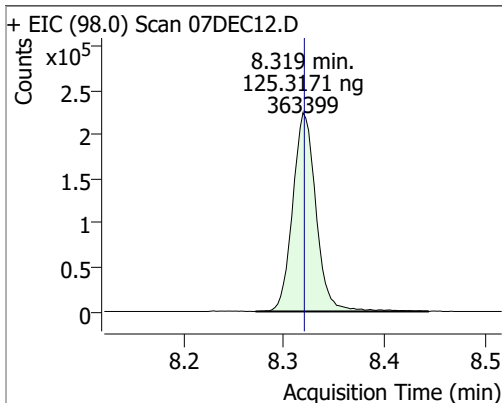
Compound	Conc.	RT	Dev(Min)	Resp.	QIon	QRatio	Lower	Upper
Bromodichloromethane	123.8000	7.59	0.00	110939	85.0	63.8	33.1	93.1
					127.0	9.0	0.0	39.5



Compound	Conc.	RT	Dev(Min)	Resp.	QIon	QRatio	Lower	Upper
cis-1,3-Dichloropropene	126.9892	8.06	0.00	126391	39.0	56.1	24.3	84.3
					77.0	31.0	1.0	61.0



Compound	Conc.	RT	Dev(Min)	Resp.	QIon	QRatio	Lower	Upper
Toluene-d8	125.3171	8.32	0.00	363399	100.0	64.4	35.9	95.9
					99.0	9.4	0.0	39.5

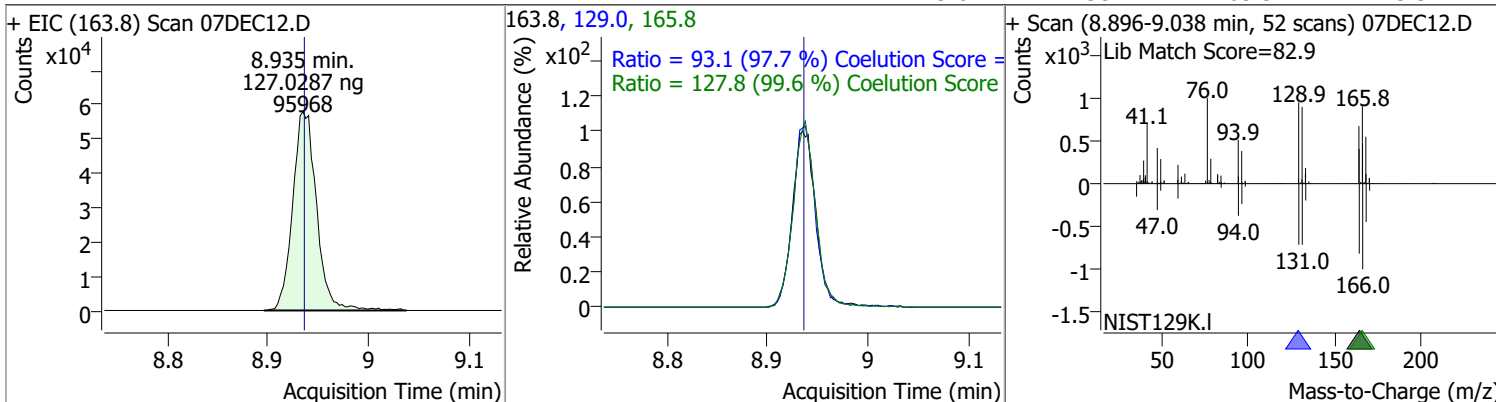


Quantitation Results Report (QT Reviewed)

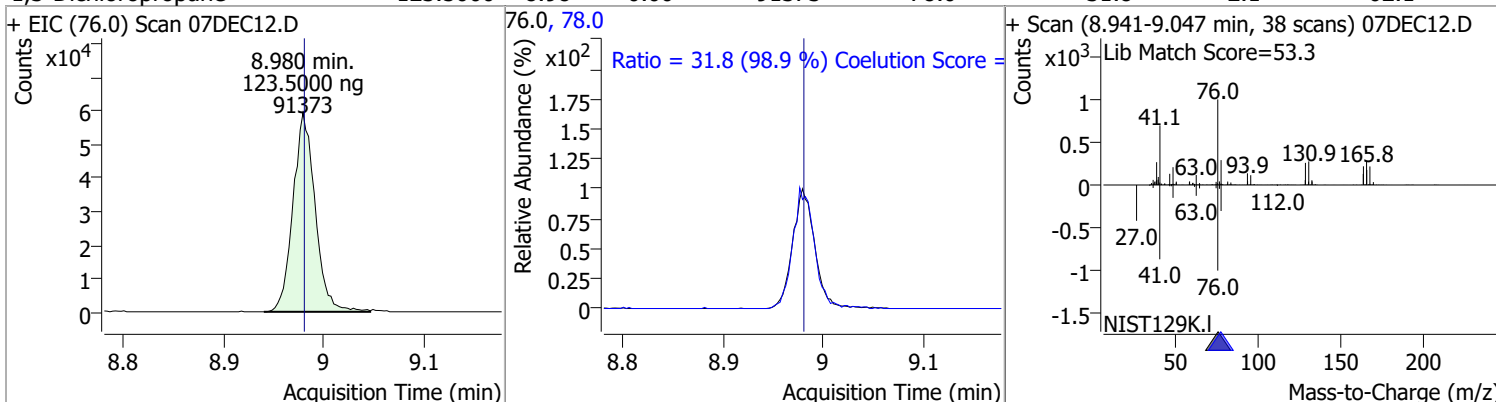
Compound	Conc.	RT	Dev(Min)	Resp.	QIon	QRatio	Lower	Upper
Toluene	125.9889	8.39	0.00	240197	91.0	179.3	144.3	204.3
+ EIC (92.0) Scan 07DEC12.D			92.0, 91.0			+ Scan (8.347-8.458 min, 41 scans) 07DEC12.D		
trans-1,3-Dichloropropene	126.0265	8.64	0.00	89745	39.0	57.8	22.1	82.1
					77.0	32.5	2.0	62.0
+ EIC (75.0) Scan 07DEC12.D			75.0, 77.0, 39.0			+ Scan (8.598-8.690 min, 33 scans) 07DEC12.D		
1,1,2-Trichloroethane	121.2799	8.82	0.00	44986	97.0	116.3	84.3	144.3
					85.0	63.6	31.5	91.5
+ EIC (83.0) Scan 07DEC12.D			83.0, 97.0, 85.0			+ Scan (8.779-8.882 min, 38 scans) 07DEC12.D		

Quantitation Results Report (QT Reviewed)

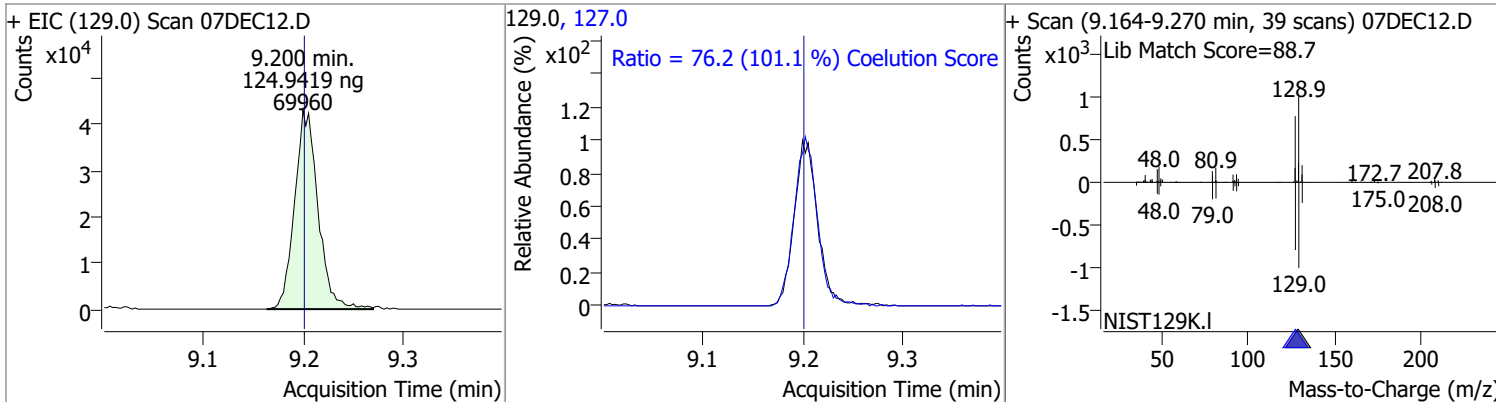
Compound	Conc.	RT	Dev(Min)	Resp.	QIon	QRatio	Lower	Upper
Tetrachloroethene	127.0287	8.94	0.00	95968	165.8	127.8	98.3	158.3
					129.0	93.1	65.3	125.3



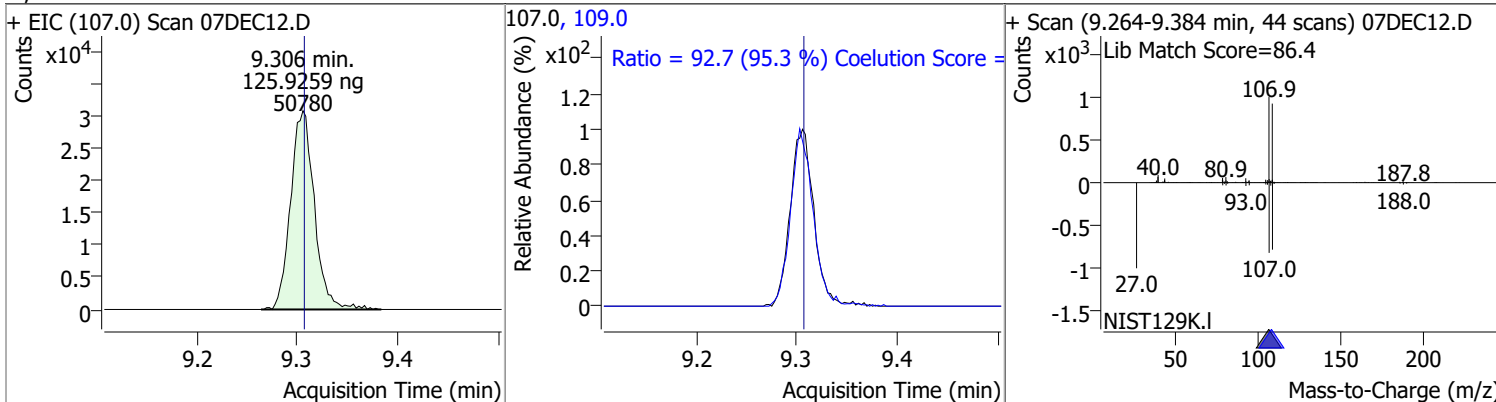
Compound	Conc.	RT	Dev(Min)	Resp.	QIon	QRatio	Lower	Upper
1,3-Dichloropropane	123.5000	8.98	0.00	91373	78.0	31.8	2.1	62.1



Compound	Conc.	RT	Dev(Min)	Resp.	QIon	QRatio	Lower	Upper
Chlorodibromomethane	124.9419	9.20	0.00	69960	127.0	76.2	45.3	105.3

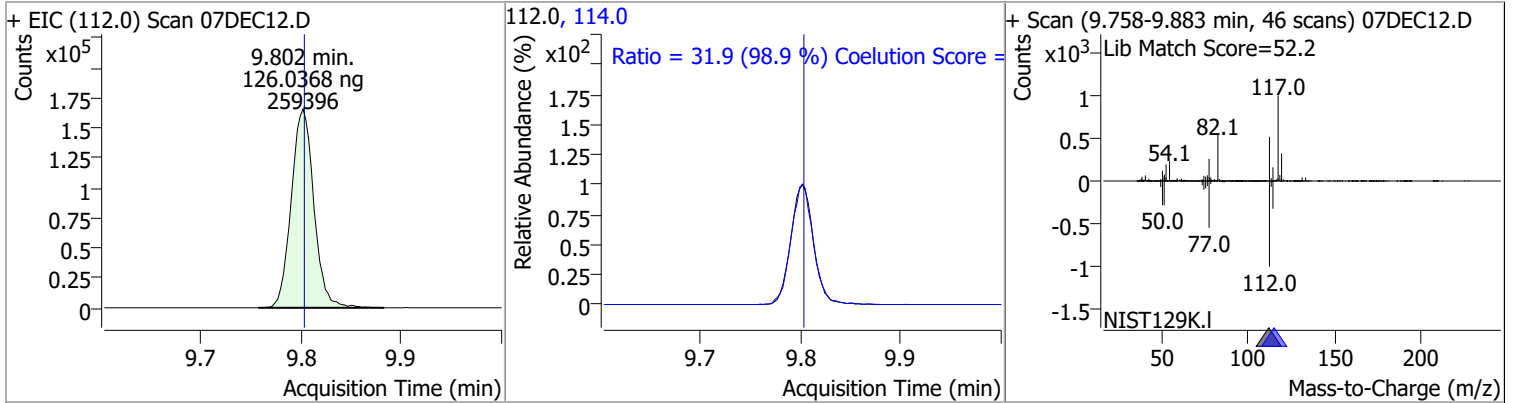


Compound	Conc.	RT	Dev(Min)	Resp.	QIon	QRatio	Lower	Upper
1,2-Dibromoethane	125.9259	9.31	0.00	50780	109.0	92.7	67.2	127.2

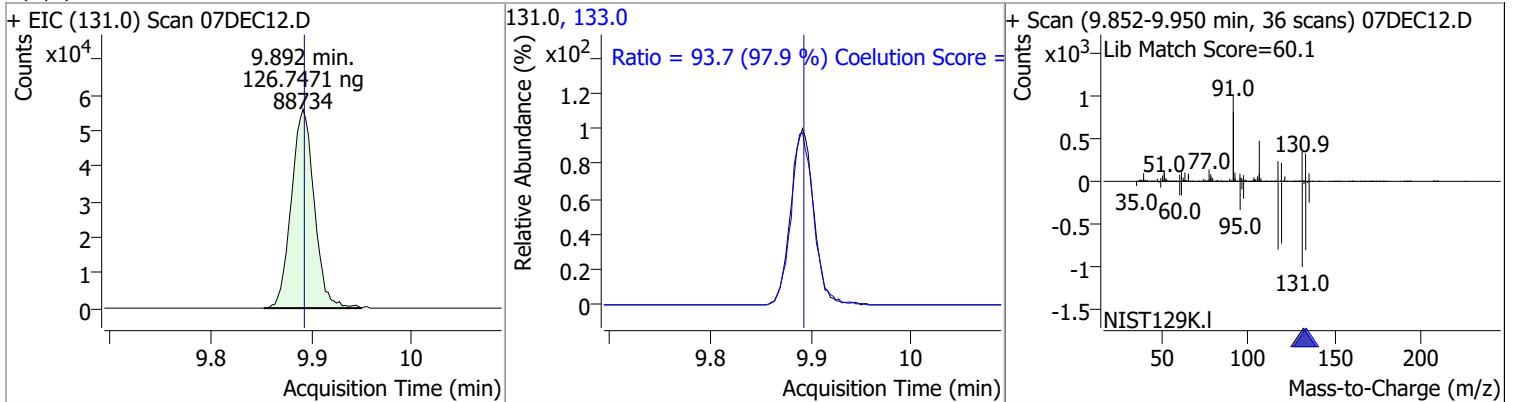


Quantitation Results Report (QT Reviewed)

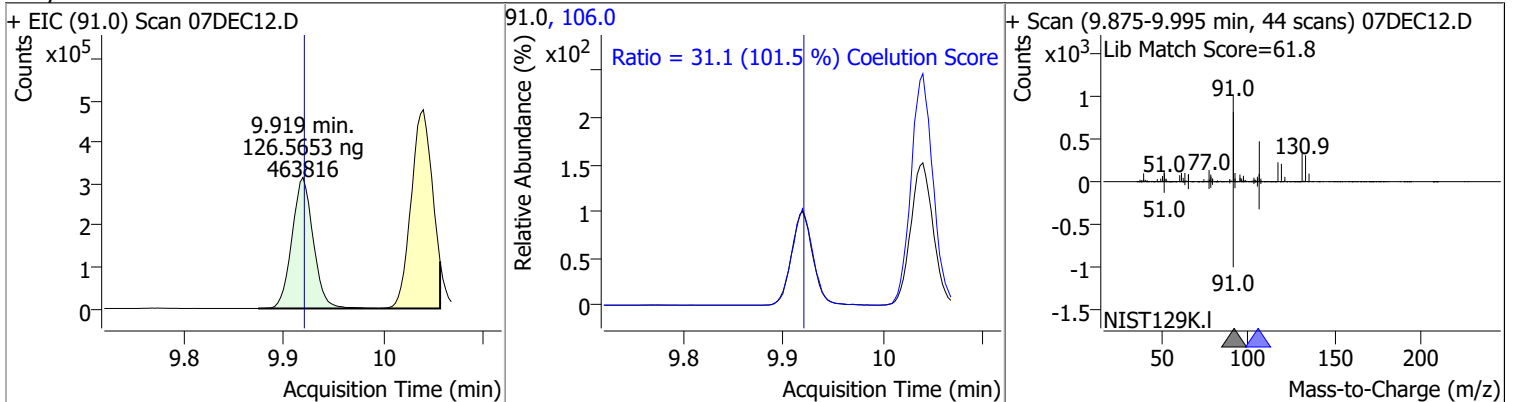
Compound	Conc.	RT	Dev(Min)	Resp.	QIon	QRatio	Lower	Upper
Chlorobenzene	126.0368	9.80	0.00	259396	114.0	31.9	2.3	62.3



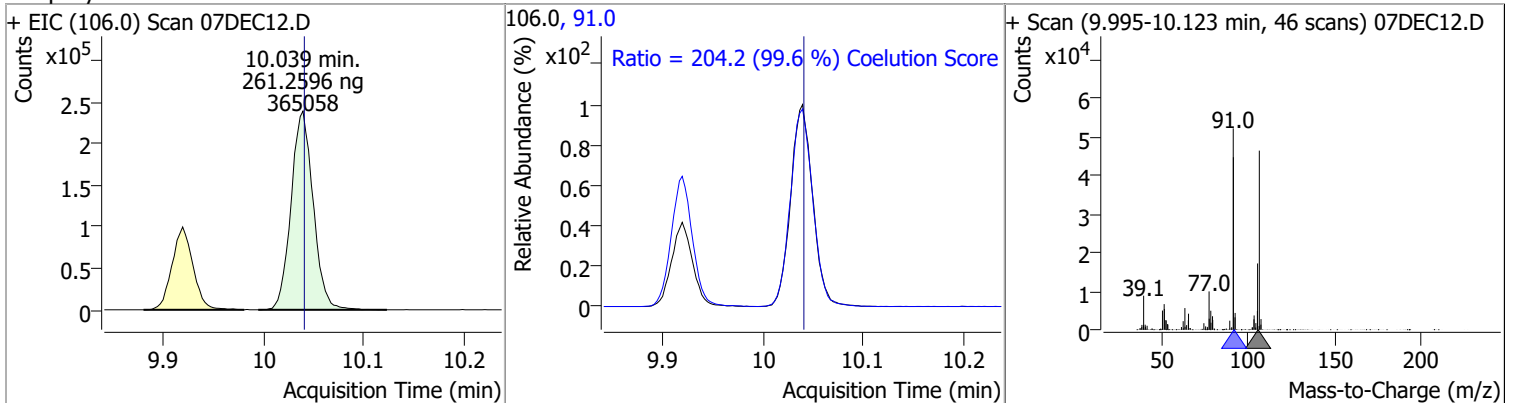
Compound	Conc.	RT	Dev(Min)	Resp.	QIon	QRatio	Lower	Upper
1,1,1,2-Tetrachloroethane	126.7471	9.89	0.00	88734	133.0	93.7	65.7	125.7



Compound	Conc.	RT	Dev(Min)	Resp.	QIon	QRatio	Lower	Upper
Ethylbenzene	126.5653	9.92	0.00	463816	106.0	31.1	0.7	60.7

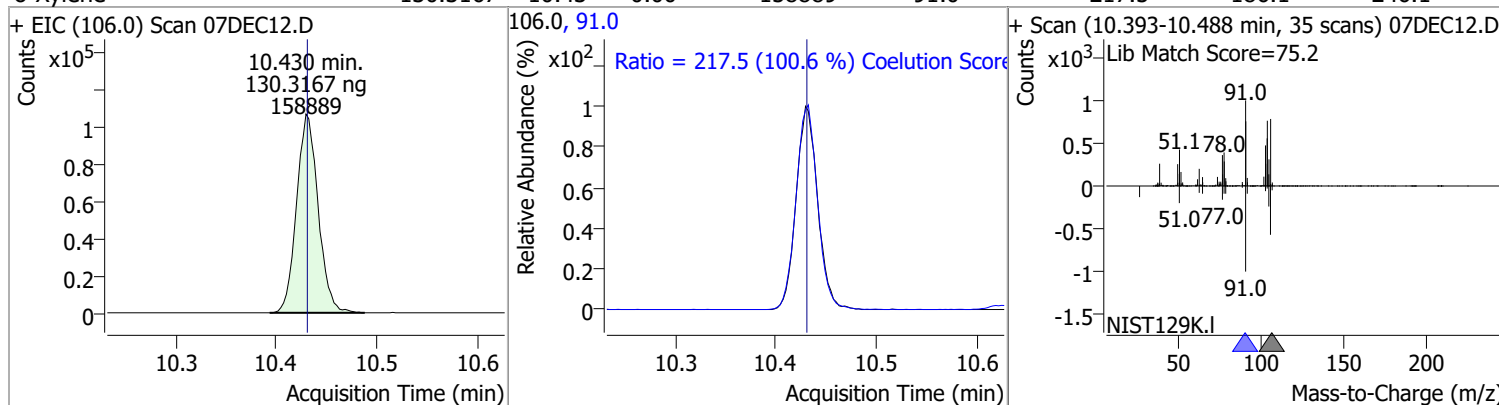


Compound	Conc.	RT	Dev(Min)	Resp.	QIon	QRatio	Lower	Upper
m+p-Xylenes	261.2596	10.04	0.00	365058	91.0	204.2	175.0	235.0

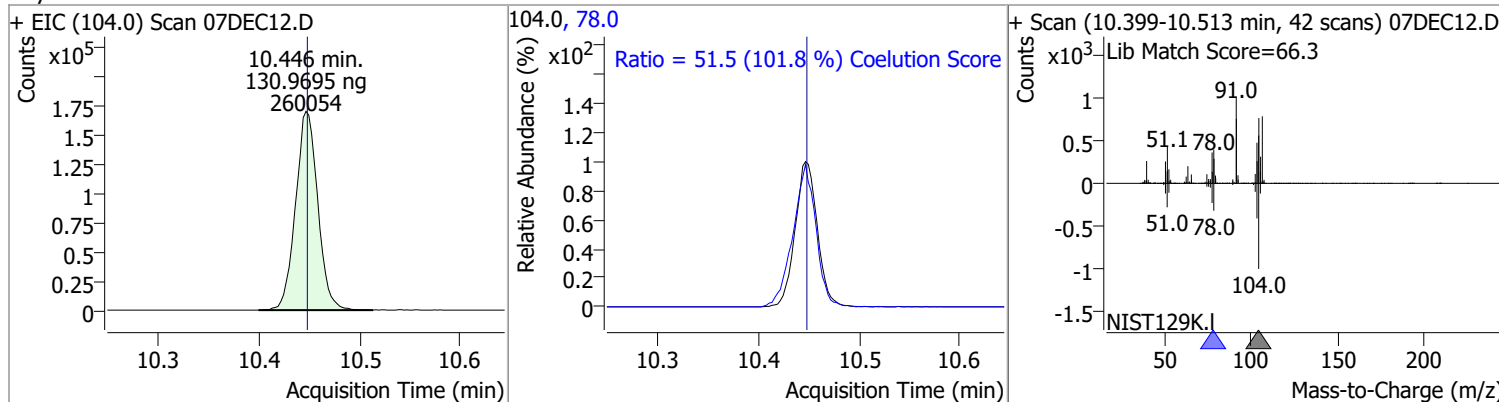


Quantitation Results Report (QT Reviewed)

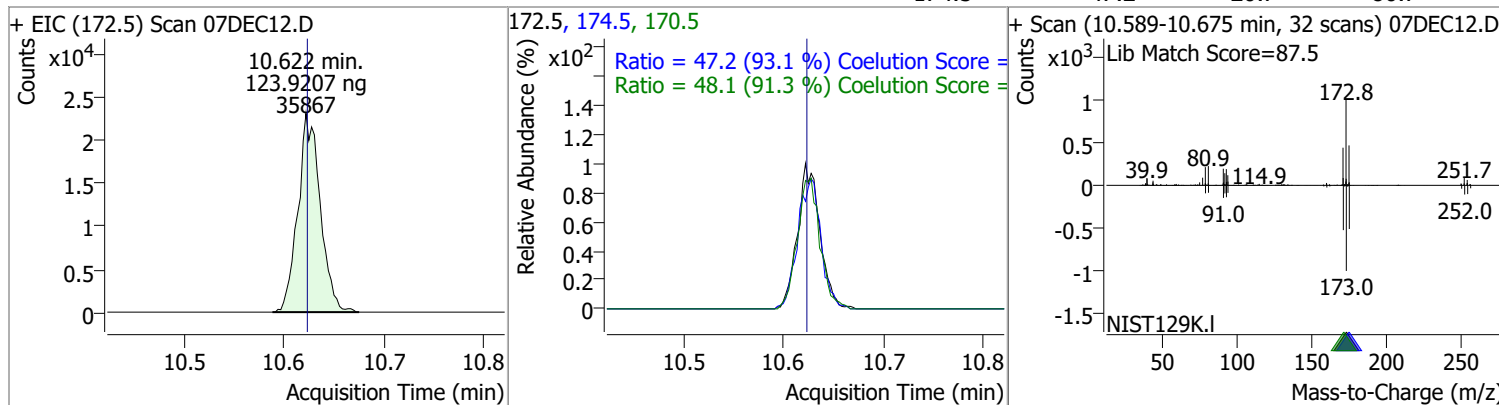
Compound	Conc.	RT	Dev(Min)	Resp.	QIon	QRatio	Lower	Upper
o-Xylene	130.3167	10.43	0.00	158889	91.0	217.5	186.1	246.1



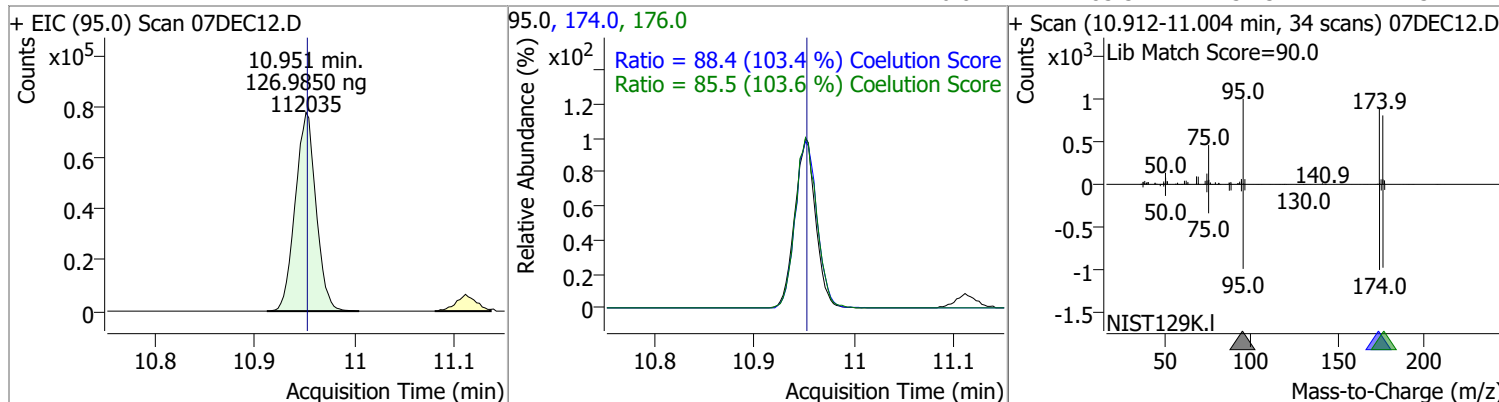
Compound	Conc.	RT	Dev(Min)	Resp.	QIon	QRatio	Lower	Upper
Styrene	130.9695	10.45	0.00	260054	78.0	51.5	20.6	80.6



Compound	Conc.	RT	Dev(Min)	Resp.	QIon	QRatio	Lower	Upper
Bromoform	123.9207	10.62	0.00	35867	170.5	48.1	22.7	82.7
					174.5	47.2	20.7	80.7

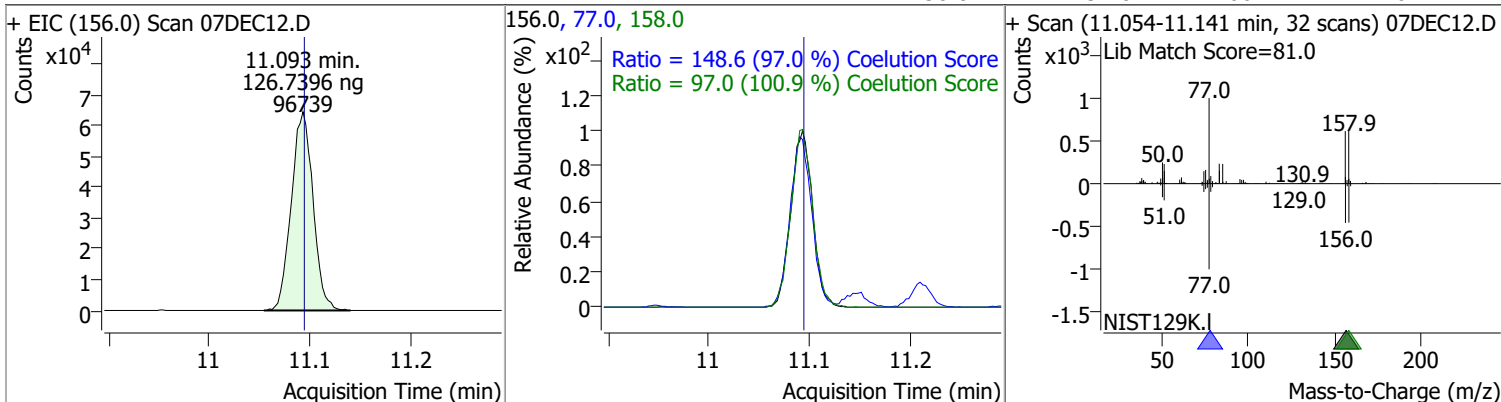


Compound	Conc.	RT	Dev(Min)	Resp.	QIon	QRatio	Lower	Upper
p-Bromofluorobenzene	126.9850	10.95	0.00	112035	174.0	88.4	55.5	115.5
					176.0	85.5	52.5	112.5

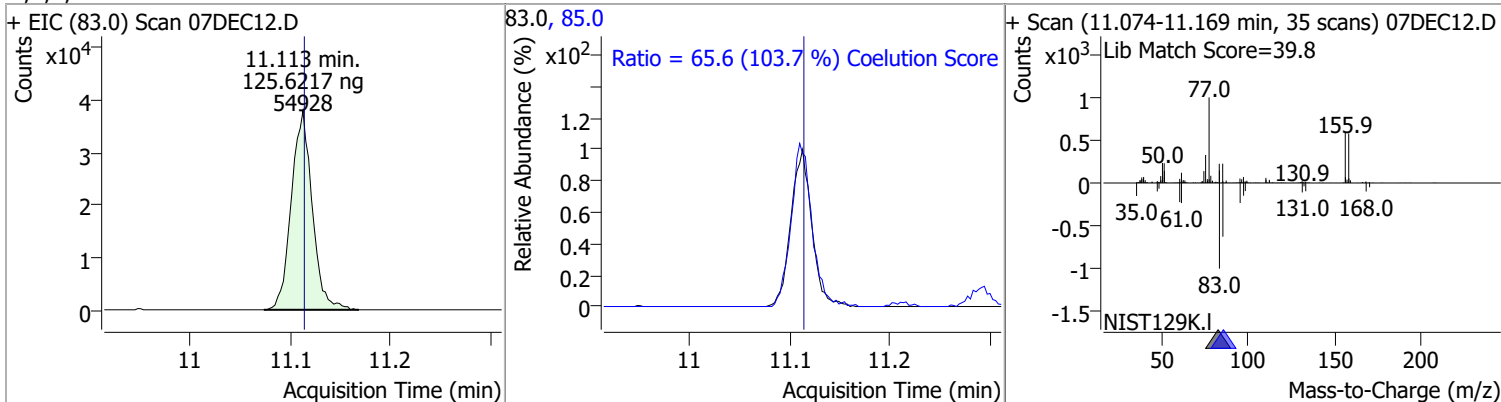


Quantitation Results Report (QT Reviewed)

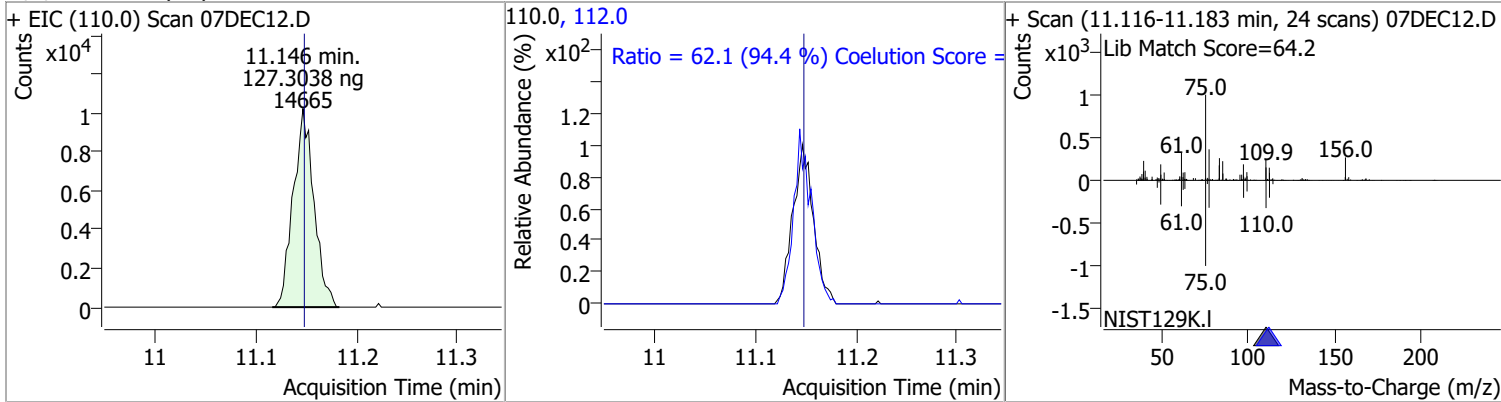
Compound	Conc.	RT	Dev(Min)	Resp.	QIon	QRatio	Lower	Upper
Bromobenzene	126.7396	11.09	0.00	96739	77.0	148.6	123.2	183.2
					158.0	97.0	66.2	126.2



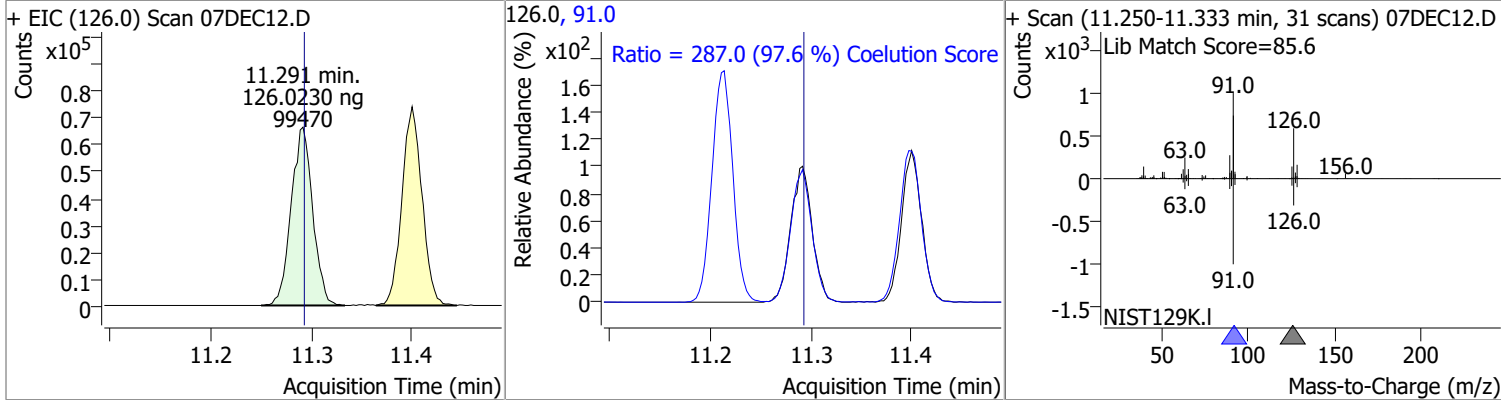
Compound	Conc.	RT	Dev(Min)	Resp.	QIon	QRatio	Lower	Upper
1,1,2,2-Tetrachloroethane	125.6217	11.11	0.00	54928	85.0	65.6	33.2	93.2



Compound	Conc.	RT	Dev(Min)	Resp.	QIon	QRatio	Lower	Upper
1,2,3-Trichloropropane	127.3038	11.15	0.00	14665	112.0	62.1	35.8	95.8

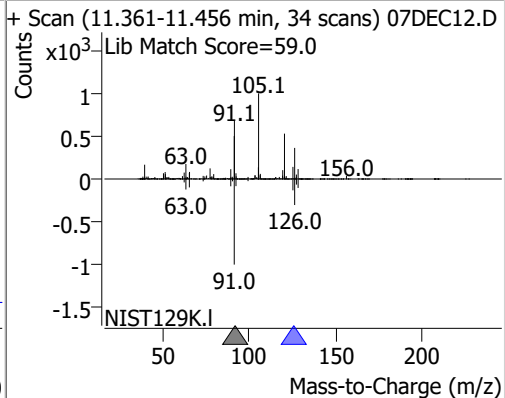
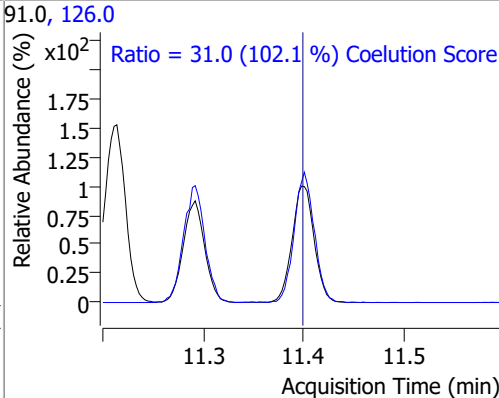
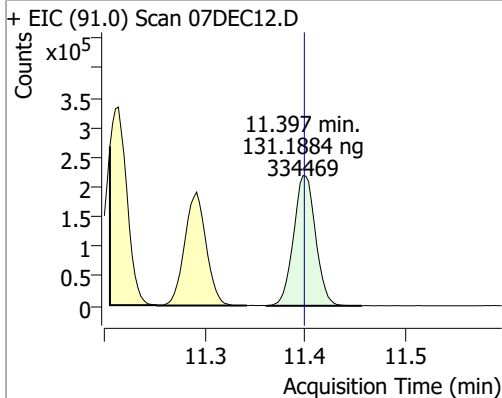


Compound	Conc.	RT	Dev(Min)	Resp.	QIon	QRatio	Lower	Upper
2-Chlorotoluene	126.0230	11.29	0.00	99470	91.0	287.0	264.1	324.1

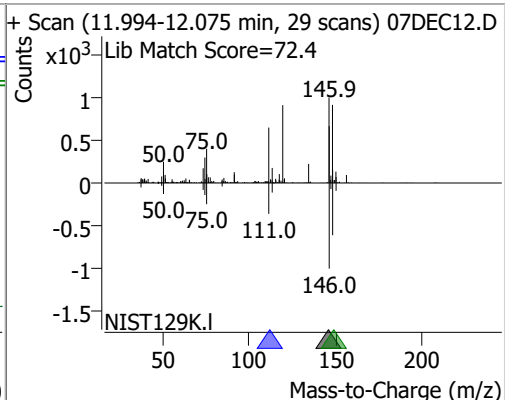
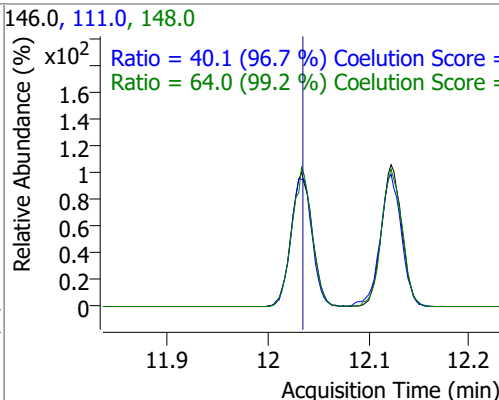
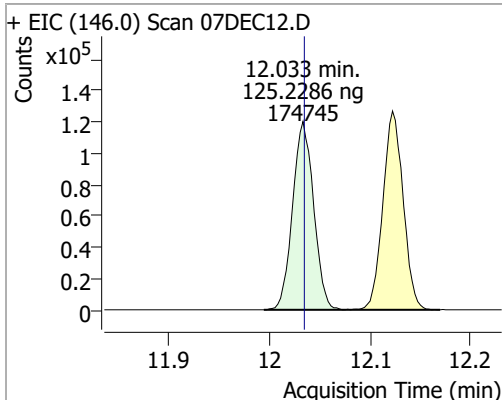


Quantitation Results Report (QT Reviewed)

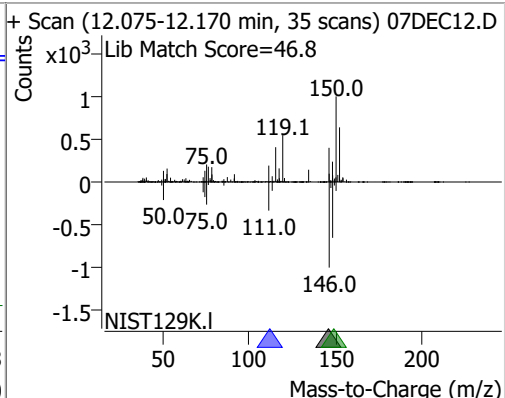
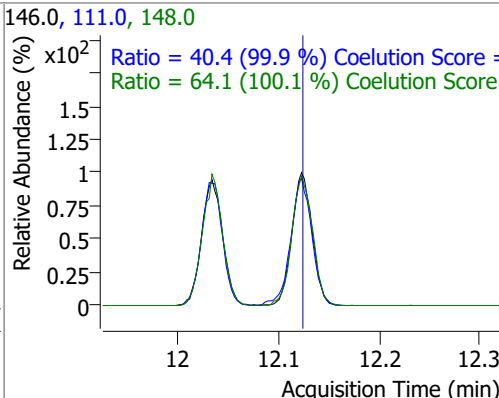
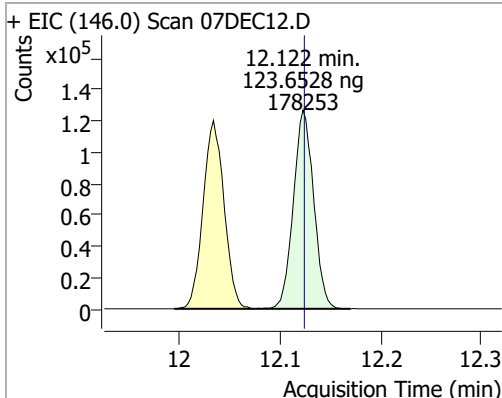
Compound	Conc.	RT	Dev(Min)	Resp.	QIon	QRatio	Lower	Upper
4-Chlorotoluene	131.1884	11.40	0.00	334469	126.0	31.0	0.4	60.4



Compound	Conc.	RT	Dev(Min)	Resp.	QIon	QRatio	Lower	Upper
1,3-Dichlorobenzene	125.2286	12.03	0.00	174745	148.0	64.0	34.5	94.5
					111.0	40.1	11.5	71.5

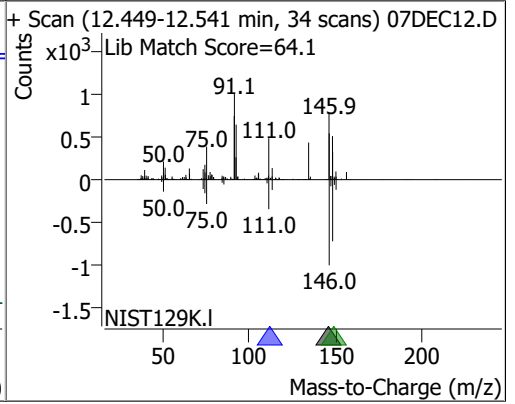
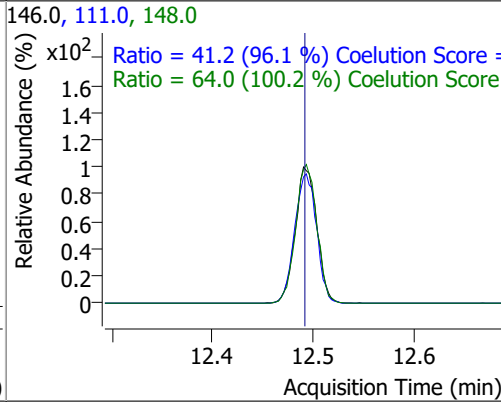
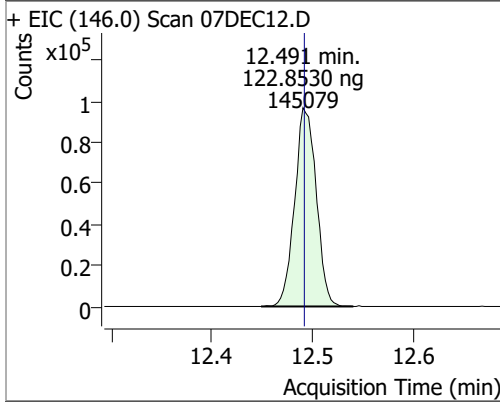


Compound	Conc.	RT	Dev(Min)	Resp.	QIon	QRatio	Lower	Upper
1,4-Dichlorobenzene	123.6528	12.12	0.00	178253	148.0	64.1	34.0	94.0
					111.0	40.4	10.4	70.4



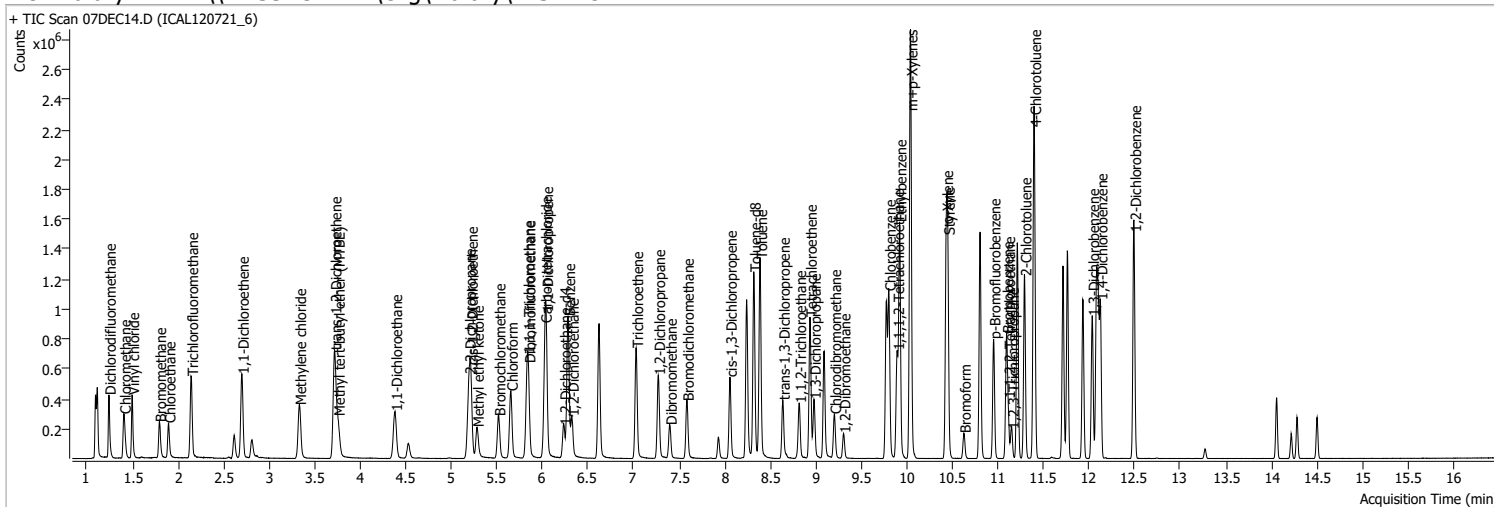
Quantitation Results Report (QT Reviewed)

Compound	Conc.	RT	Dev(Min)	Resp.	QIon	QRatio	Lower	Upper
1,2-Dichlorobenzene	122.8530	12.49	0.00	145079	148.0	64.0	33.8	93.8
					111.0	41.2	12.8	72.8



Quantitation Results Report (QT Reviewed)

Data File	07DEC14.D	Operator	MSC
Acq. Method	5975CACQF.M	Acq. Date-Time	12/7/2021 4:26:07 PM
Sample Name	ICAL120721_6	Instrument	VOA5975C
Vial	14	Multiplier	1.00
DA Method File	VOA5975C_8260B_SHT_DoD_L4_120721.m	Comment	
Tune File	BFB_Atune3.u	Tune Date	10/11/2021 4:02:00 PM
Batch Name	VG120721_8260B_624pt1_L4.batch.bin	Last Calib Update	12/13/2021 2:48:18 PM
Ref Library	\\MASSHUNTER\Org\Library\NIST129K.I		



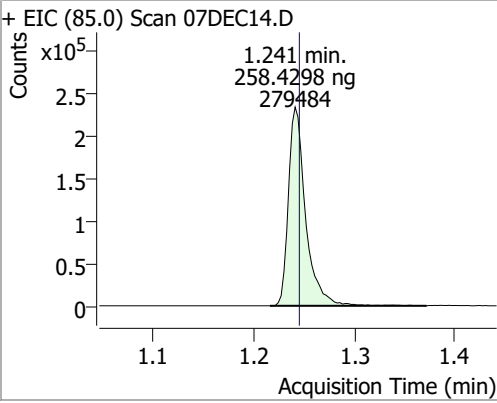
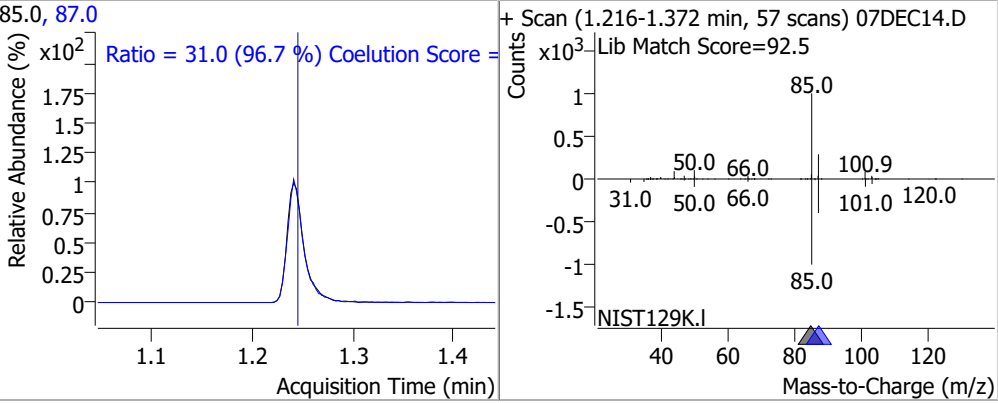
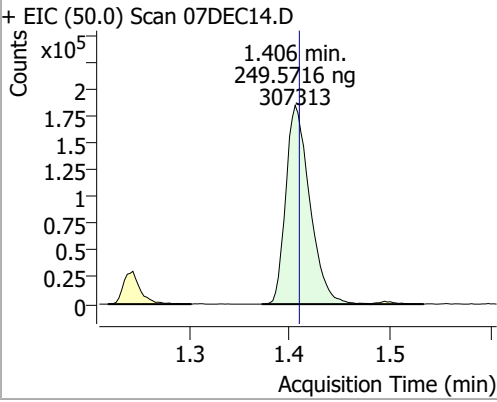
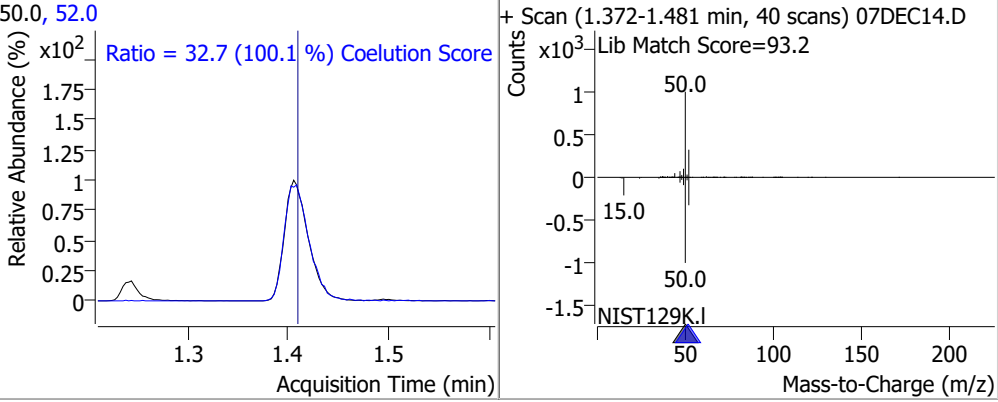
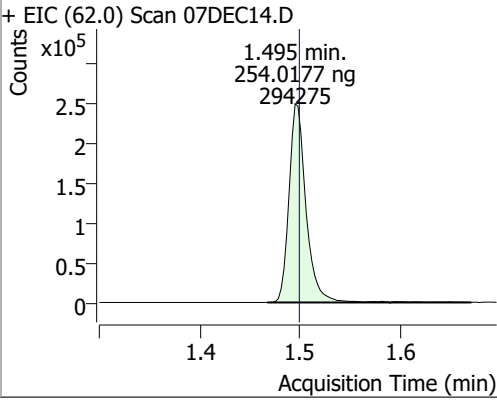
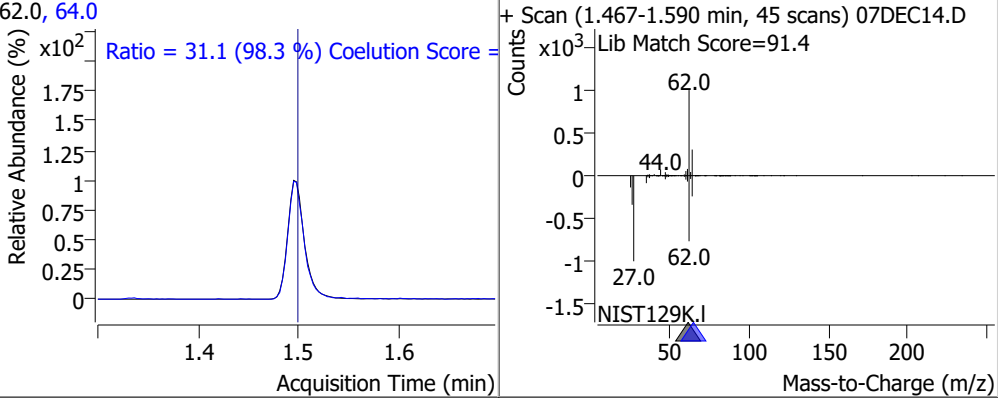
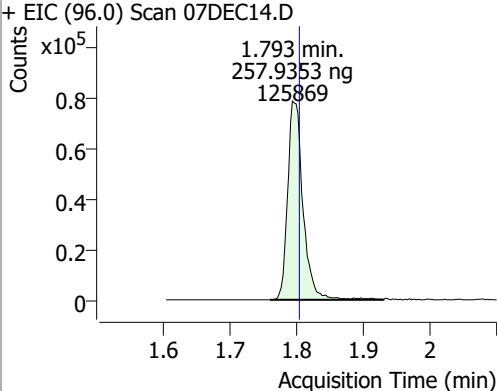
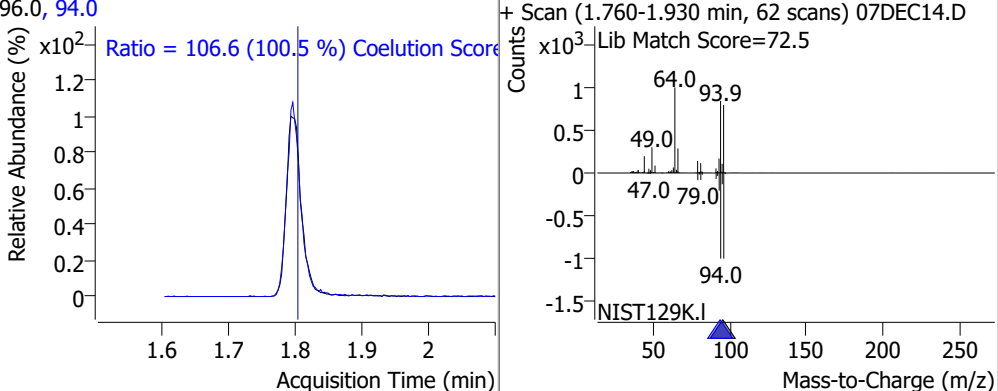
Compound	RT	QIon	Resp.	Conc.	Units	Dev(Min)	
Internal Standards							
M Fluorobenzene	6.620	96.0	756368	250.0000	ng	0.000	
M Chlorobenzene-d5	9.774	82.0	288091	250.0000	ng	0.000	
M 1,4-Dichlorobenzene-d4	12.100	152.0	232818	250.0000	ng	0.000	
System Monitoring Compounds							
S Dibromofluoromethane	5.845	113.0	184098	248.3478	ng	-0.006	
Spiked Amount: 250.000	Range: 80.0 - 119.0%			Recovery = 99.34%			
S 1,2-Dichloroethane-d4	6.236	67.0	81363	240.5061	ng	0.006	
Spiked Amount: 250.000	Range: 81.0 - 118.0%			Recovery = 96.20%			
S Toluene-d8	8.319	98.0	754121	260.4003	ng	0.000	
Spiked Amount: 250.000	Range: 89.0 - 112.0%			Recovery = 104.16%			
S p-Bromofluorobenzene	10.951	95.0	227567	255.4453	ng	0.000	
Spiked Amount: 250.000	Range: 85.0 - 114.0%			Recovery = 102.18%			
Target Compounds							
T Dichlorodifluoromethane	1.241	85.0	279484	258.4298	ng	98	QValue
T Chloromethane	1.406	50.0	307313	249.5716	ng	100	
T Vinyl chloride	1.495	62.0	294275	254.0177	ng	99	
T Bromomethane	1.793	96.0	125869	257.9353	ng	99	
T Chloroethane	1.896	64.0	158595	247.8081	ng	99	
T Trichlorofluoromethane	2.145	101.0	380153	251.2759	ng	98	
T 1,1-Dichloroethene	2.700	96.0	200673	256.3197	ng	98	
T Methylene chloride	3.330	49.0	264312	238.4551	ng	97	
T trans-1,2-Dichloroethene	3.717	96.0	198737	254.0842	ng	98	
T Methyl tert-butyl ether (MTBE)	3.754	73.0	251479	251.0379	ng	97	
T 1,1-Dichloroethane	4.381	63.0	380218	256.4176	ng	99	
T 2,2-Dichloropropane	5.193	77.0	279182	257.1547	ng	88	
T cis-1,2-Dichloroethene	5.212	96.0	207164	255.4070	ng	99	
T Methyl ethyl ketone	5.279	43.0	274225	2543.1822	ng	98	
T Bromochloromethane	5.519	128.0	77937	255.2422	ng	95	
T Chloroform	5.653	83.0	359876	245.9813	ng	100	

Quantitation Results Report (QT Reviewed)

Compound	RT	QIon	Resp.	Conc.	Units	Dev(Min)
T 1,1,1-Trichloroethane	5.834	97.0	353060	255.7694	ng	96
T Carbon tetrachloride	6.026	117.0	352225	260.0516	ng	98
T 1,1-Dichloropropene	6.040	75.0	319922	262.9431	ng	99
T Benzene	6.280	78.0	790153	256.7765	ng	100
T 1,2-Dichloroethane	6.322	62.0	201480	250.5048	ng	99
T Trichloroethene	7.028	95.0	231457	253.3774	ng	98
T 1,2-Dichloropropane	7.270	63.0	201155	261.3748	ng	98
T Dibromomethane	7.398	93.0	78708	249.1288	ng	99
T Bromodichloromethane	7.582	83.0	228361	255.1715	ng	97
T cis-1,3-Dichloropropene	8.057	75.0	260399	261.9774	ng	99
T Toluene	8.388	92.0	503409	264.3990	ng	99
T trans-1,3-Dichloropropene	8.637	75.0	182890	257.1671	ng	97
T 1,1,2-Trichloroethane	8.818	83.0	90846	245.2399	ng	99
T Tetrachloroethene	8.935	163.8	197583	261.8780	ng	98
T 1,3-Dichloropropane	8.980	76.0	188462	255.0627	ng	99
T Chlorodibromomethane	9.203	129.0	144022	257.5497	ng	97
T 1,2-Dibromoethane	9.303	107.0	102020	253.3271	ng	96
T Chlorobenzene	9.802	112.0	522531	254.2261	ng	100
T 1,1,1,2-Tetrachloroethane	9.891	131.0	179266	256.4011	ng	100
T Ethylbenzene	9.919	91.0	973498	265.9977	ng	100
T m+p-Xylenes	10.039	106.0	752445	539.2114	ng	99
T o-Xylene	10.430	106.0	331153	271.9624	ng	99
T Styrene	10.449	104.0	545895	275.2896	ng	100
T Bromoform	10.625	172.5	73254	250.6514	ng	98
T Bromobenzene	11.093	156.0	199109	258.3400	ng	98
T 1,1,2,2-Tetrachloroethane	11.110	83.0	111515	252.5771	ng	98
T 1,2,3-Trichloropropane	11.152	110.0	29243	251.4035	ng	98
T 2-Chlorotoluene	11.291	126.0	206869	259.5632	ng	96
T 4-Chlorotoluene	11.397	91.0	687525	267.0656	ng	99
T 1,3-Dichlorobenzene	12.033	146.0	361319	256.4363	ng	98
T 1,4-Dichlorobenzene	12.122	146.0	360661	247.7743	ng	99
T 1,2-Dichlorobenzene	12.493	146.0	303057	254.1532	ng	98

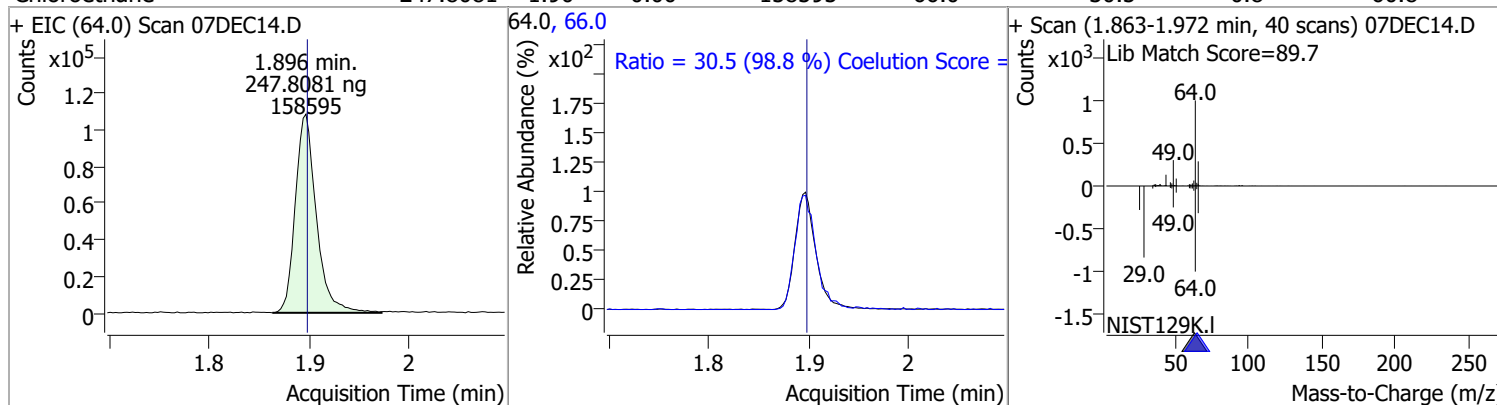
(#) = Qualifier Out of Range; (m) = Manual Integration; (+) = Area Summed; (*) = Surrogate Percent Recovery Out of Range; (d): Zeroed Peak

Quantitation Results Report (QT Reviewed)

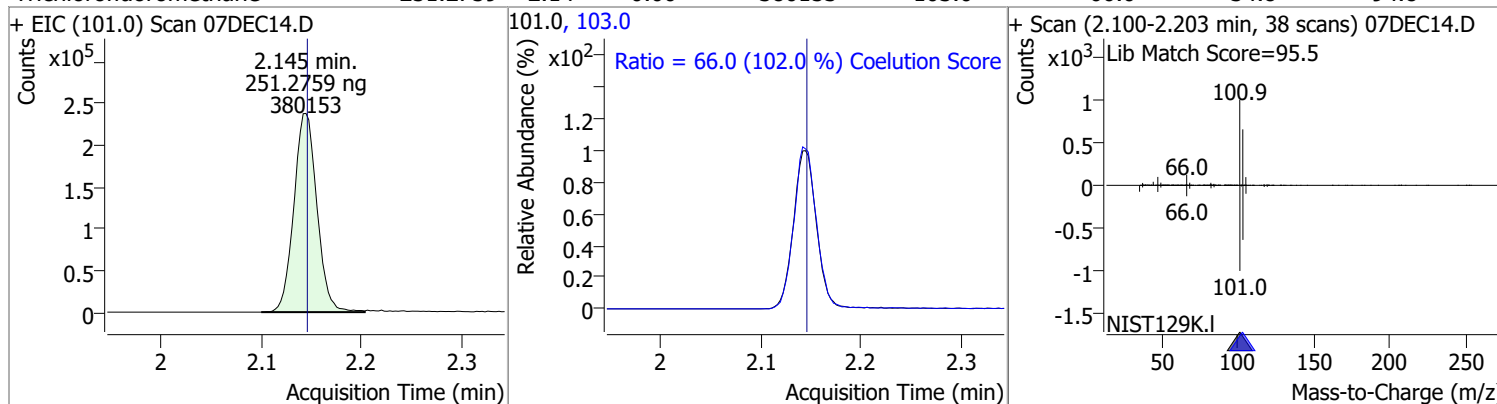
Compound	Conc.	RT	Dev(Min)	Resp.	QIon	QRatio	Lower	Upper
Dichlorodifluoromethane	258.4298	1.24	0.00	279484	87.0	31.0	2.0	62.0
+ EIC (85.0) Scan 07DEC14.D			85.0, 87.0			+ Scan (1.216-1.372 min, 57 scans) 07DEC14.D		
	Ratio = 31.0 (96.7 %) Coelution Score =							
Chloromethane	249.5716	1.41	0.00	307313	52.0	32.7	2.7	62.7
+ EIC (50.0) Scan 07DEC14.D			50.0, 52.0			+ Scan (1.372-1.481 min, 40 scans) 07DEC14.D		
	Ratio = 32.7 (100.1 %) Coelution Score =							
Vinyl chloride	254.0177	1.49	0.00	294275	64.0	31.1	1.6	61.6
+ EIC (62.0) Scan 07DEC14.D			62.0, 64.0			+ Scan (1.467-1.590 min, 45 scans) 07DEC14.D		
	Ratio = 31.1 (98.3 %) Coelution Score =							
Bromomethane	257.9353	1.79	-0.01	125869	94.0	106.6	76.0	136.0
+ EIC (96.0) Scan 07DEC14.D			96.0, 94.0			+ Scan (1.760-1.930 min, 62 scans) 07DEC14.D		
	Ratio = 106.6 (100.5 %) Coelution Score =							

Quantitation Results Report (QT Reviewed)

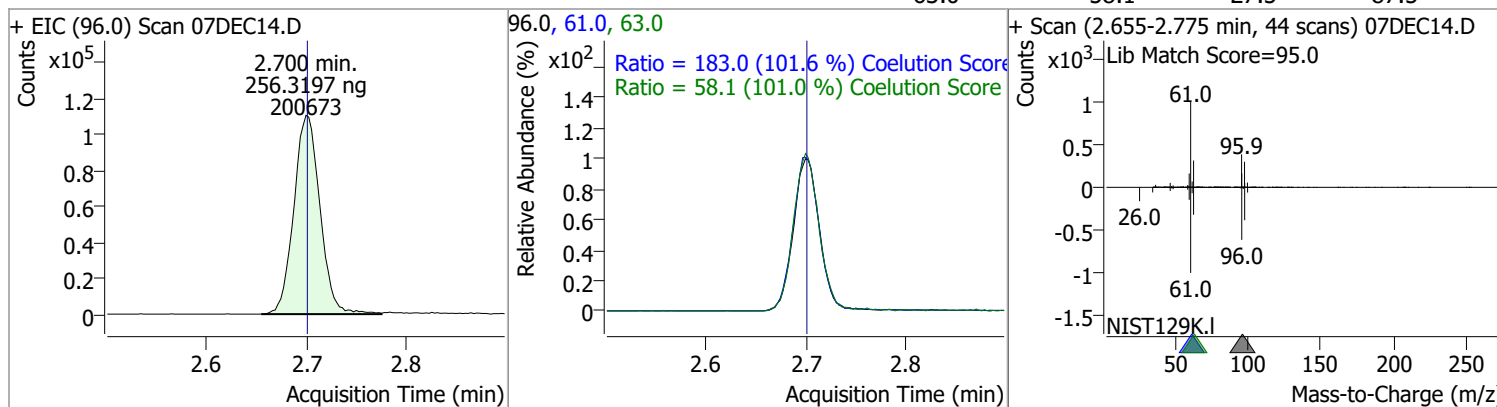
Compound	Conc.	RT	Dev(Min)	Resp.	QIon	QRatio	Lower	Upper
Chloroethane	247.8081	1.90	0.00	158595	66.0	30.5	0.8	60.8



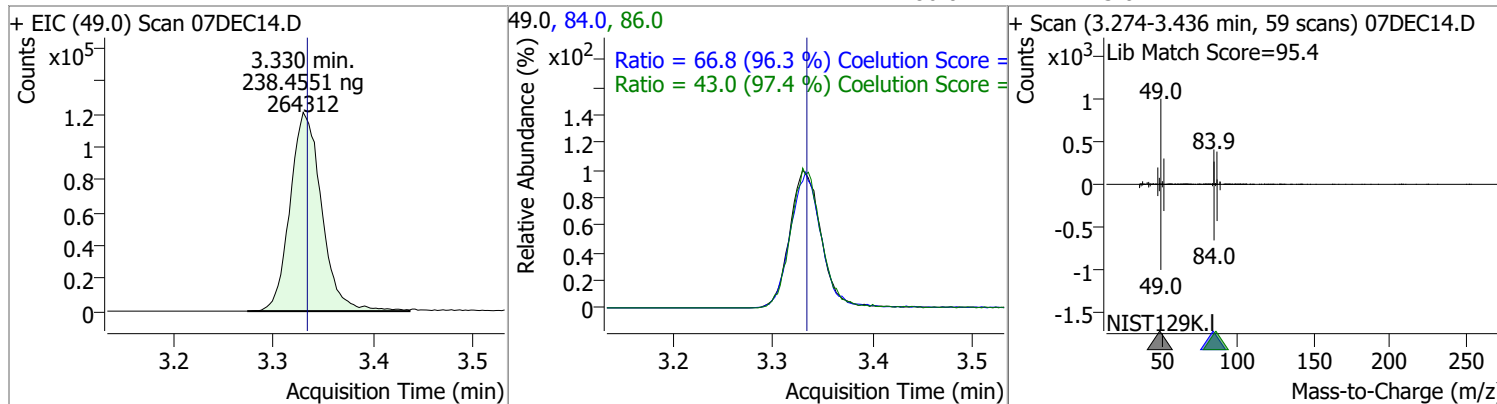
Trichlorofluoromethane	251.2759	2.14	0.00	380153	103.0	66.0	34.8	94.8
------------------------	----------	------	------	--------	-------	------	------	------



1,1-Dichloroethene	256.3197	2.70	0.00	200673	61.0	183.0	150.1	210.1
					63.0	58.1	27.5	87.5

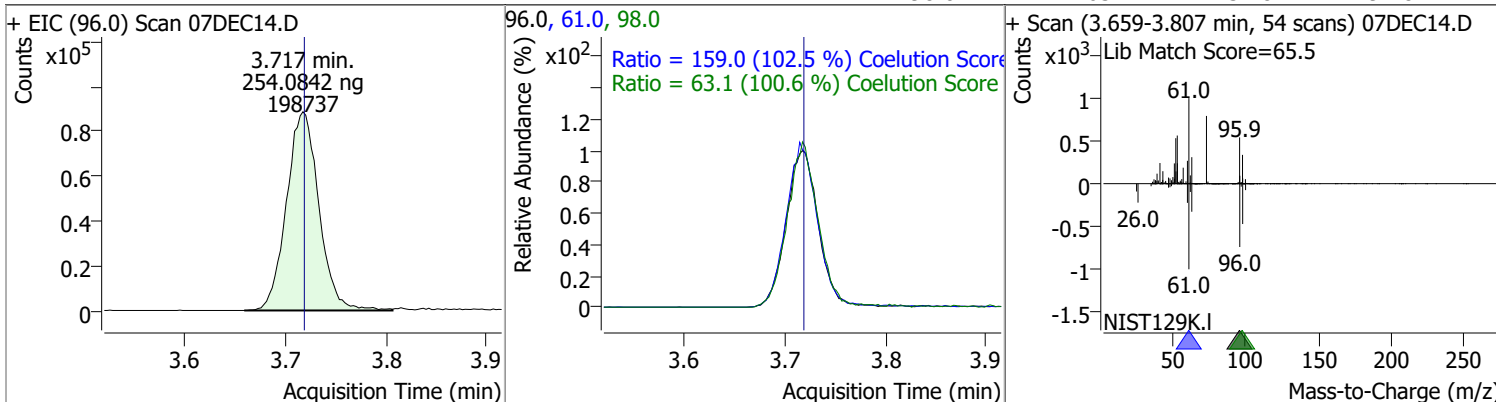


Methylene chloride	238.4551	3.33	0.00	264312	84.0	66.8	39.4	99.4
					86.0	43.0	14.1	74.1

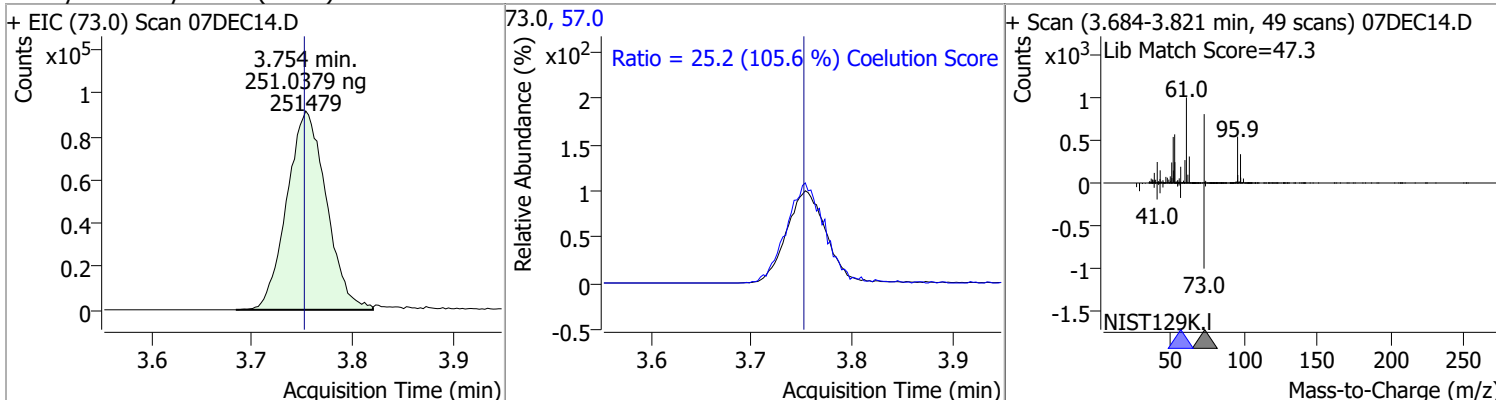


Quantitation Results Report (QT Reviewed)

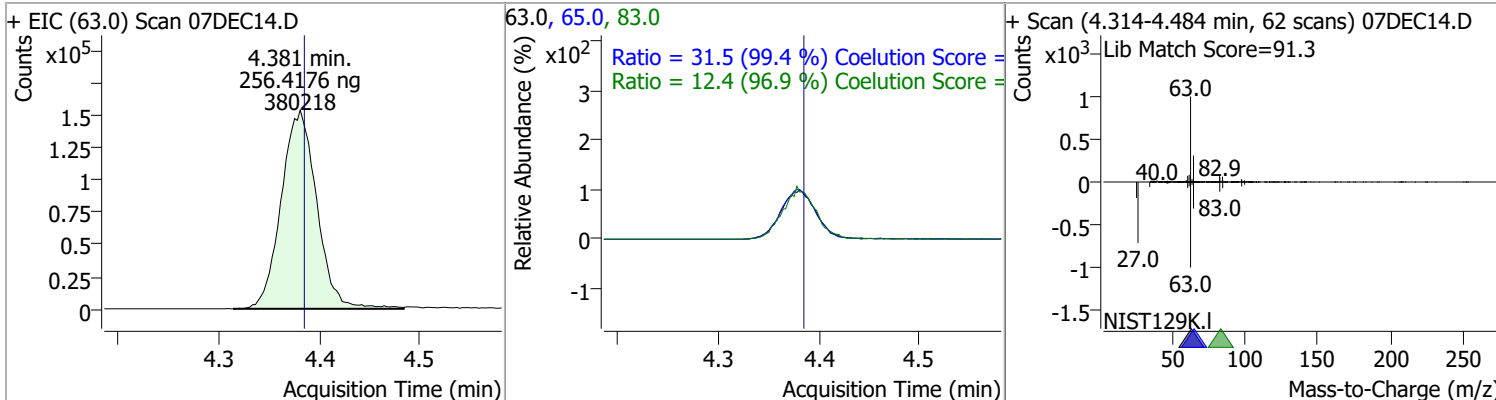
Compound	Conc.	RT	Dev(Min)	Resp.	QIon	QRatio	Lower	Upper
trans-1,2-Dichloroethene	254.0842	3.72	0.00	198737	61.0	159.0	125.1	185.1
					98.0	63.1	32.8	92.8



Compound	Conc.	RT	Dev(Min)	Resp.	QIon	QRatio	Lower	Upper
Methyl tert-butyl ether (MTBE)	251.0379	3.75	0.00	251479	57.0	25.2	0.0	53.9

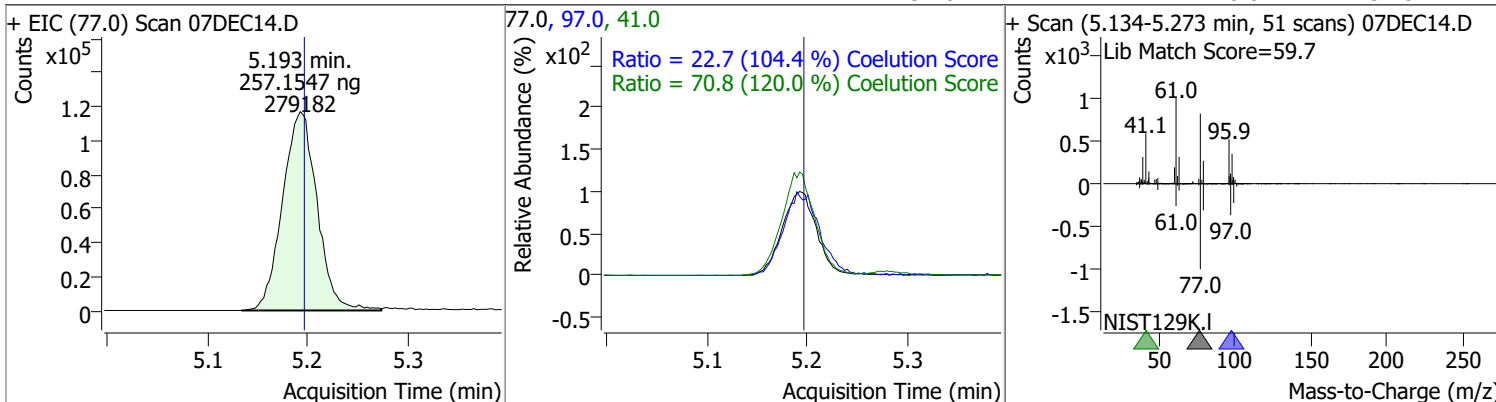


Compound	Conc.	RT	Dev(Min)	Resp.	QIon	QRatio	Lower	Upper
1,1-Dichloroethane	256.4176	4.38	0.00	380218	65.0	31.5	1.7	61.7
					83.0	12.4	0.0	42.8

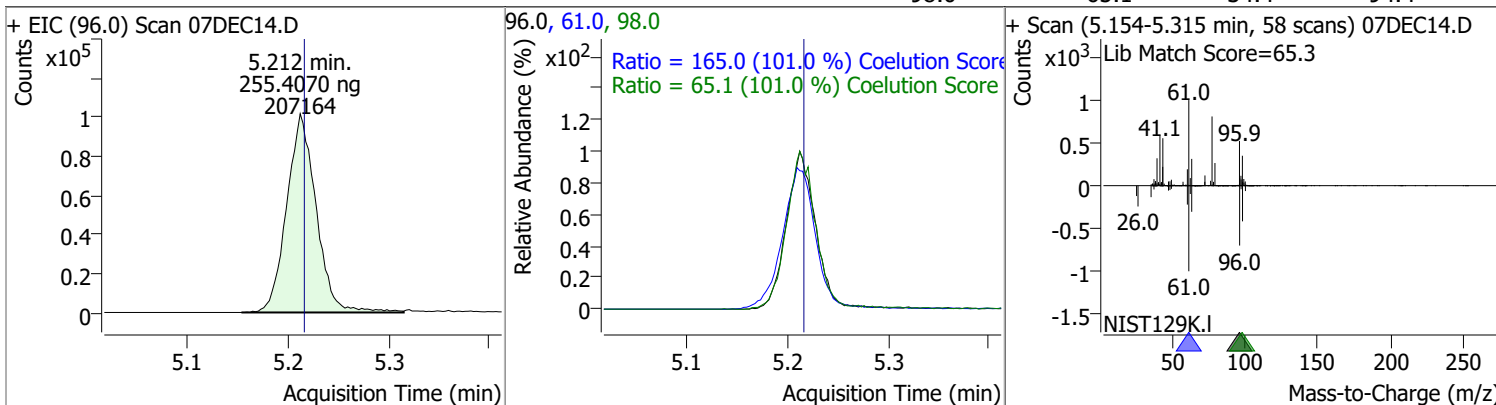


Quantitation Results Report (QT Reviewed)

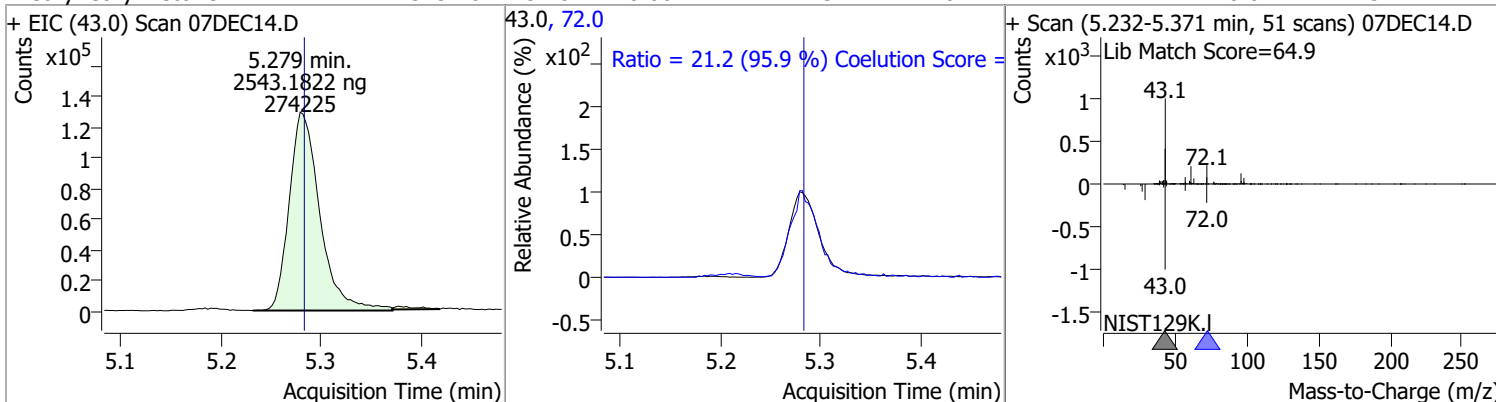
Compound	Conc.	RT	Dev(Min)	Resp.	QIon	QRatio	Lower	Upper
2,2-Dichloropropane	257.1547	5.19	0.00	279182	41.0	70.8	29.0	89.0
					97.0	22.7	0.0	51.8



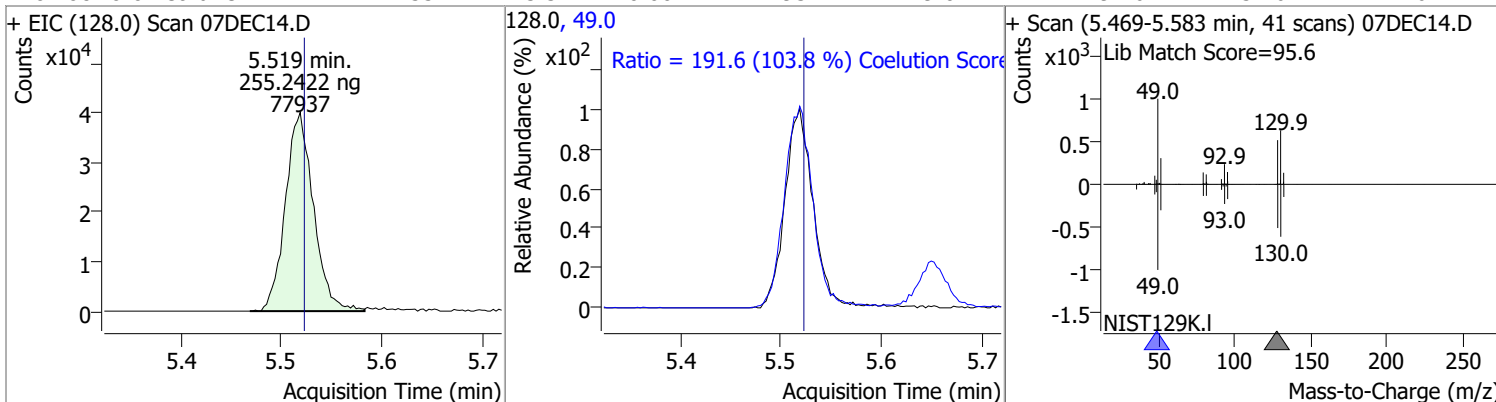
Compound	Conc.	RT	Dev(Min)	Resp.	QIon	QRatio	Lower	Upper
cis-1,2-Dichloroethene	255.4070	5.21	0.00	207164	61.0	165.0	133.3	193.3
					98.0	65.1	34.4	94.4



Compound	Conc.	RT	Dev(Min)	Resp.	QIon	QRatio	Lower	Upper
Methyl ethyl ketone	2543.1822	5.28	0.00	274225	72.0	21.2	0.0	52.2

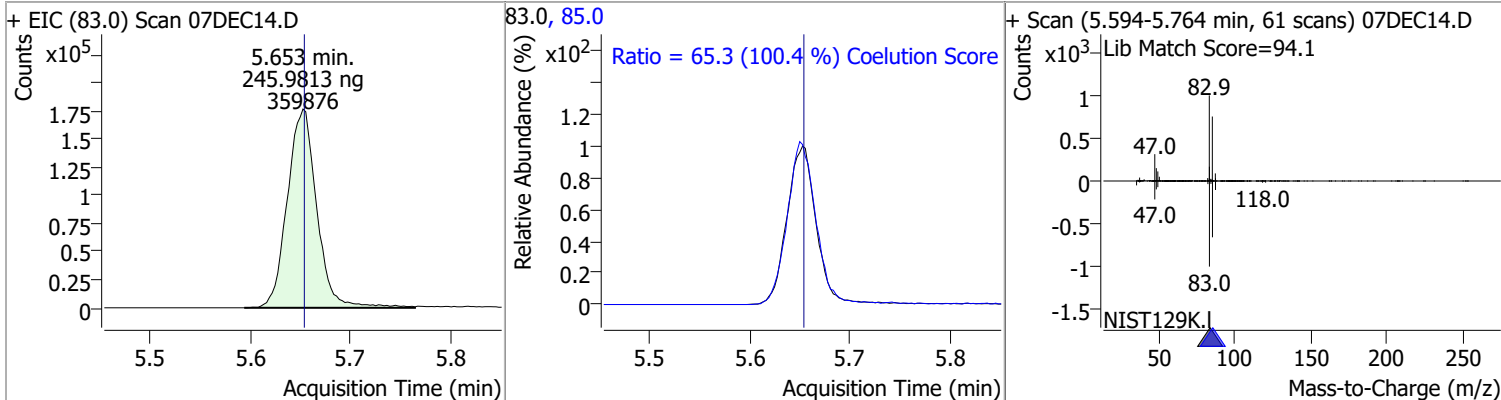


Compound	Conc.	RT	Dev(Min)	Resp.	QIon	QRatio	Lower	Upper
Bromochloromethane	255.2422	5.52	0.00	77937	49.0	191.6	154.6	214.6

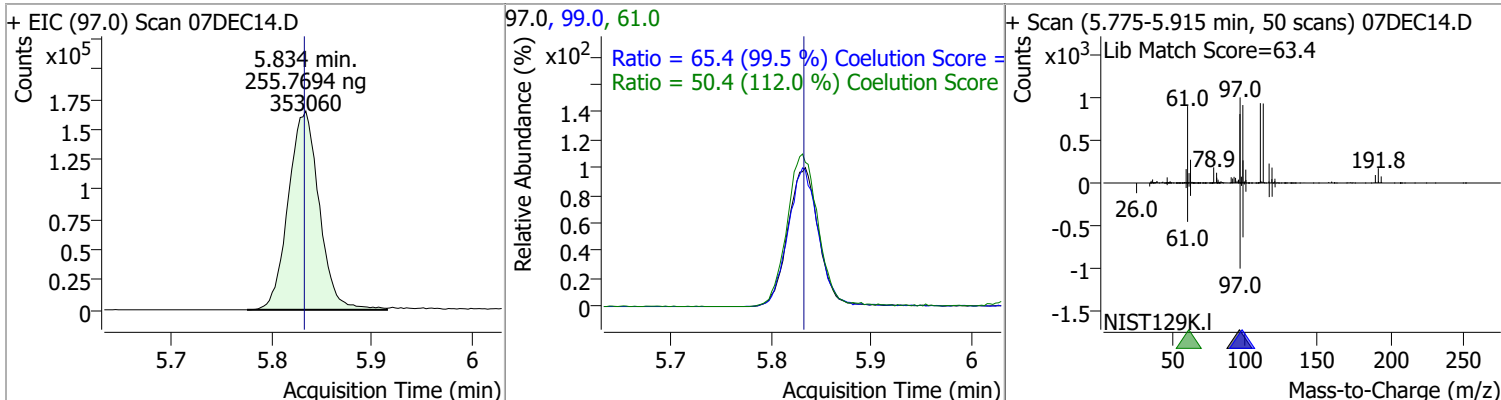


Quantitation Results Report (QT Reviewed)

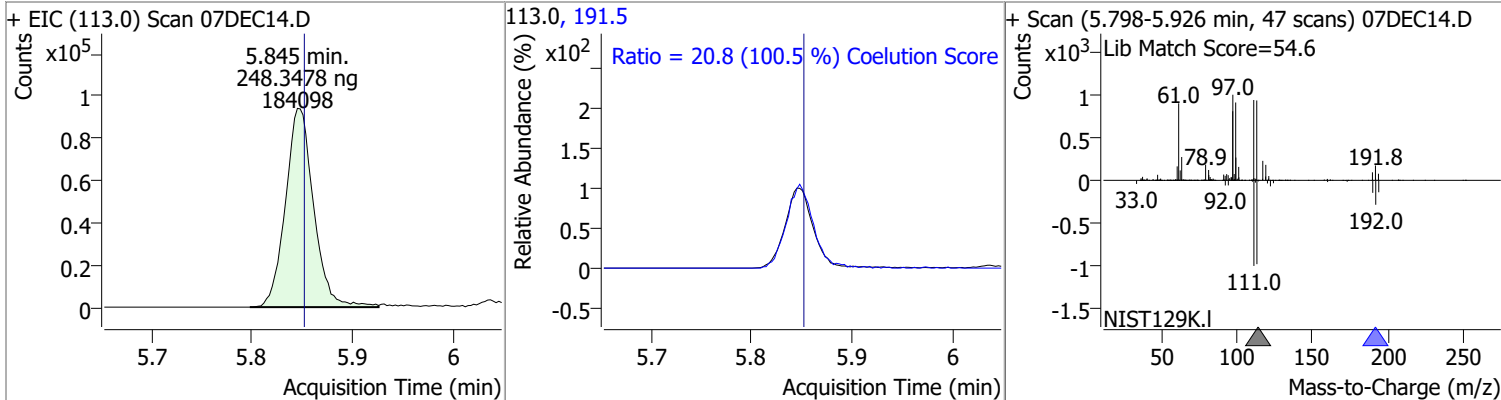
Compound	Conc.	RT	Dev(Min)	Resp.	QIon	QRatio	Lower	Upper
Chloroform	245.9813	5.65	0.00	359876	85.0	65.3	35.1	95.1



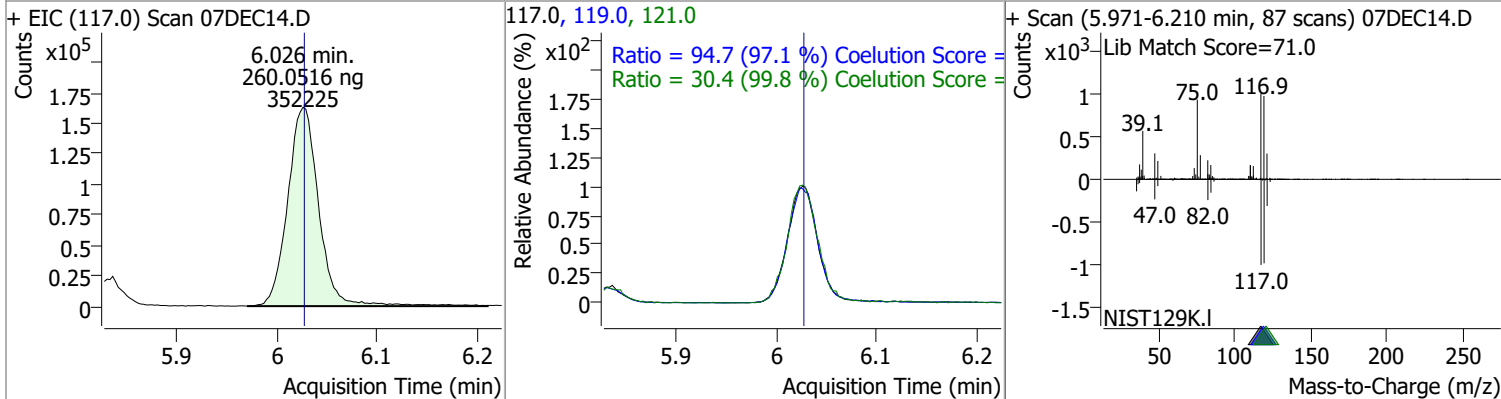
Compound	Conc.	RT	Dev(Min)	Resp.	QIon	QRatio	Lower	Upper
1,1,1-Trichloroethane	255.7694	5.83	0.00	353060	99.0	65.4	35.7	95.7
					61.0	50.4	15.0	75.0



Compound	Conc.	RT	Dev(Min)	Resp.	QIon	QRatio	Lower	Upper
Dibromofluoromethane	248.3478	5.85	-0.01	184098	191.5	20.8	0.0	50.7

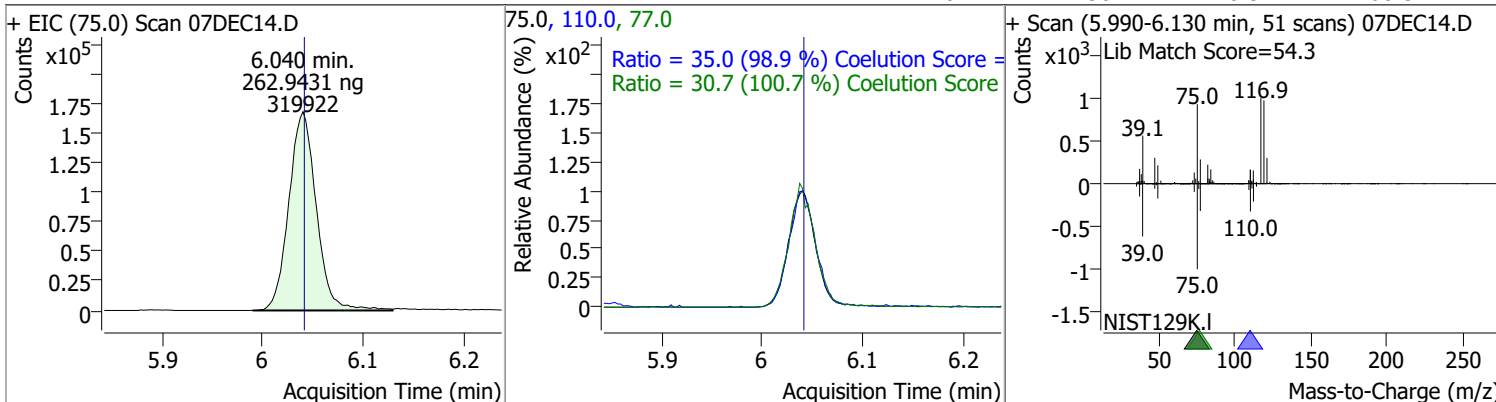


Compound	Conc.	RT	Dev(Min)	Resp.	QIon	QRatio	Lower	Upper
Carbon tetrachloride	260.0516	6.03	0.00	352225	119.0	94.7	67.5	127.5
					121.0	30.4	0.4	60.4

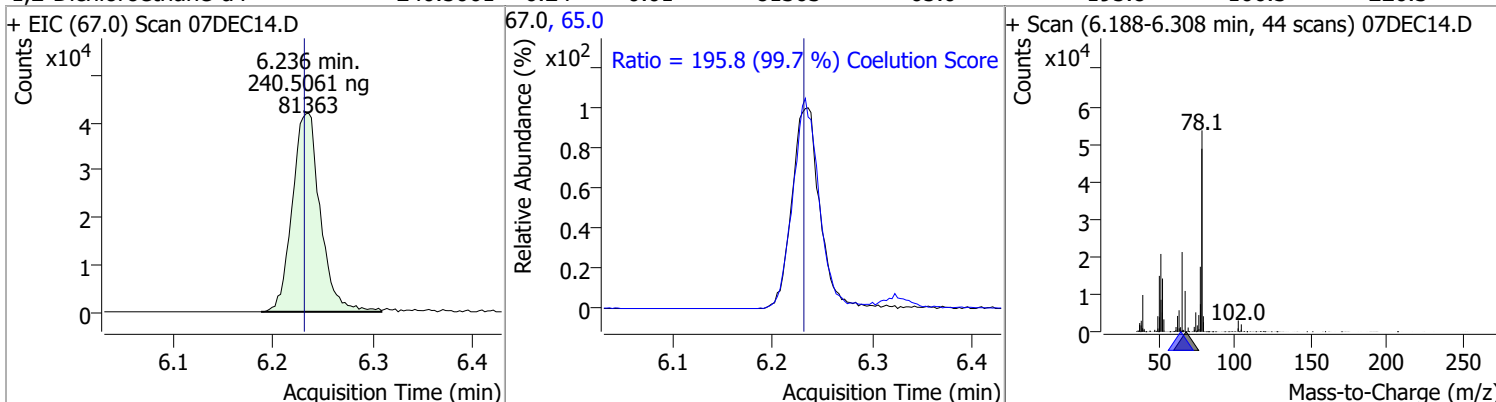


Quantitation Results Report (QT Reviewed)

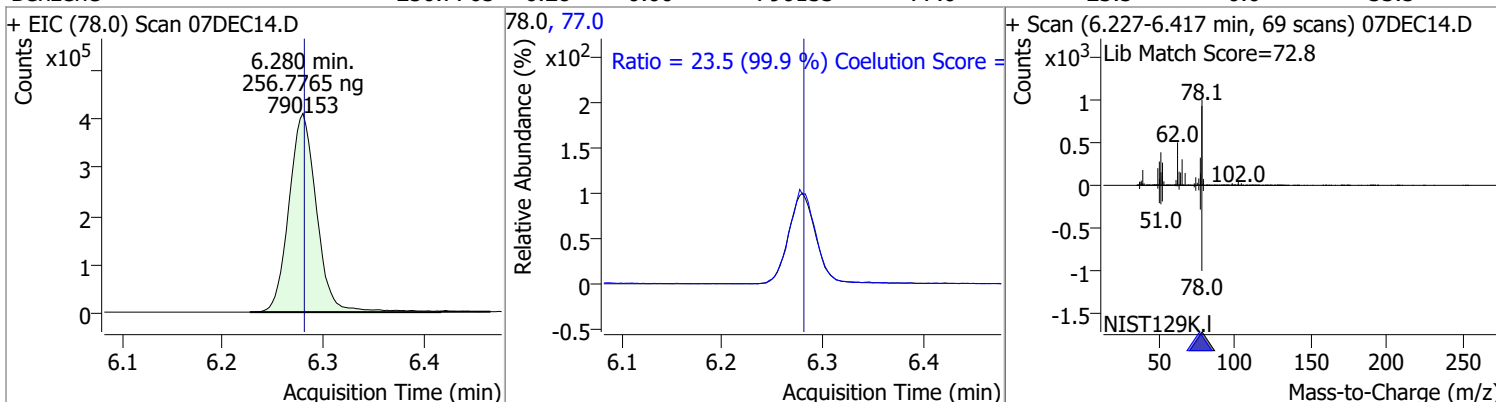
Compound	Conc.	RT	Dev(Min)	Resp.	QIon	QRatio	Lower	Upper
1,1-Dichloropropene	262.9431	6.04	0.00	319922	110.0	35.0	5.4	65.4
					77.0	30.7	0.5	60.5



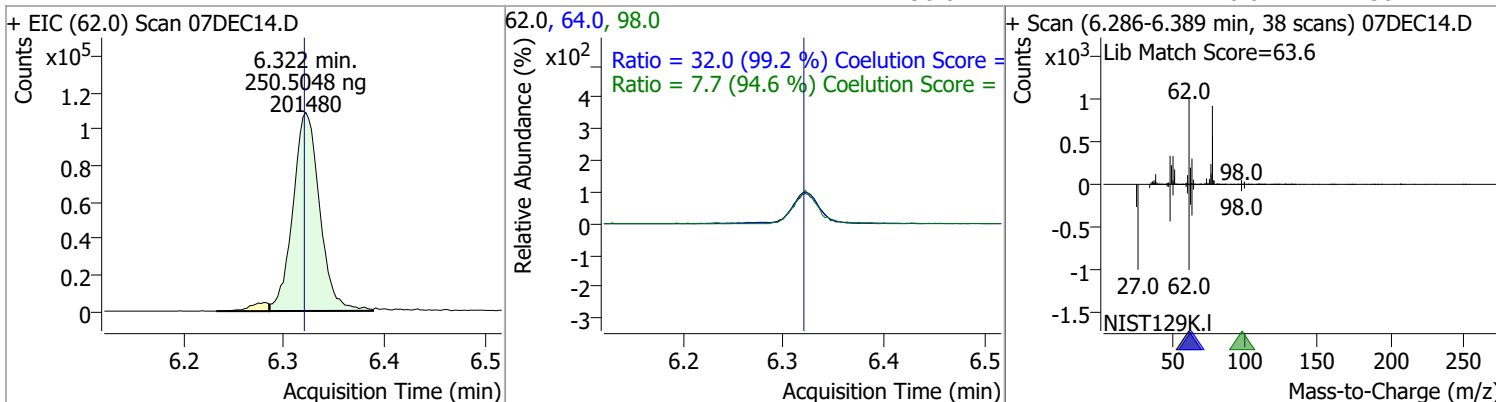
Compound	Conc.	RT	Dev(Min)	Resp.	QIon	QRatio	Lower	Upper
1,2-Dichloroethane-d4	240.5061	6.24	0.01	81363	65.0	195.8	166.3	226.3



Compound	Conc.	RT	Dev(Min)	Resp.	QIon	QRatio	Lower	Upper
Benzene	256.7765	6.28	0.00	790153	77.0	23.5	0.0	53.5

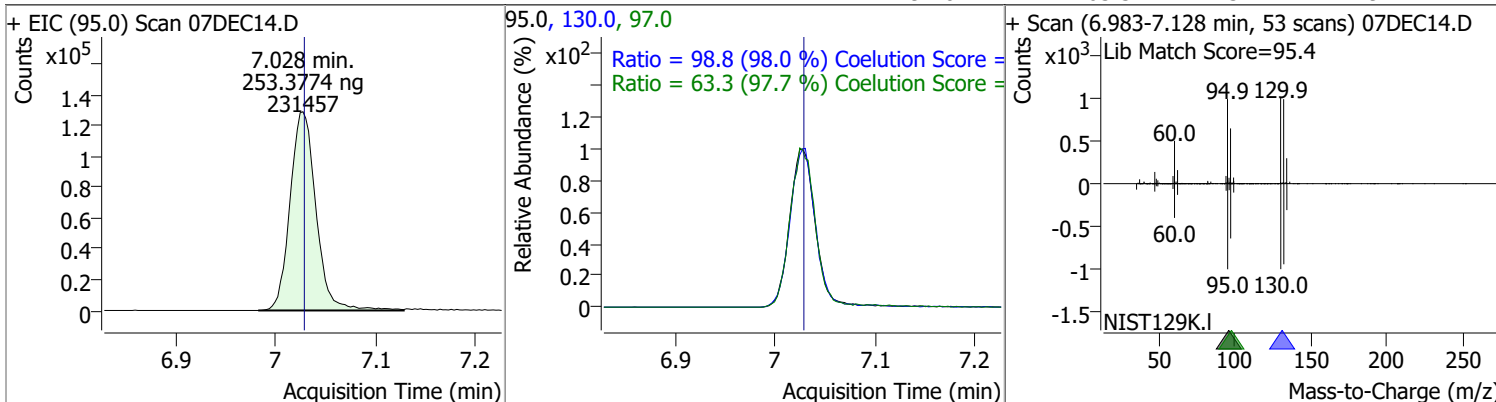


Compound	Conc.	RT	Dev(Min)	Resp.	QIon	QRatio	Lower	Upper
1,2-Dichloroethane	250.5048	6.32	0.00	201480	64.0	32.0	2.3	62.3
					98.0	7.7	0.0	38.2

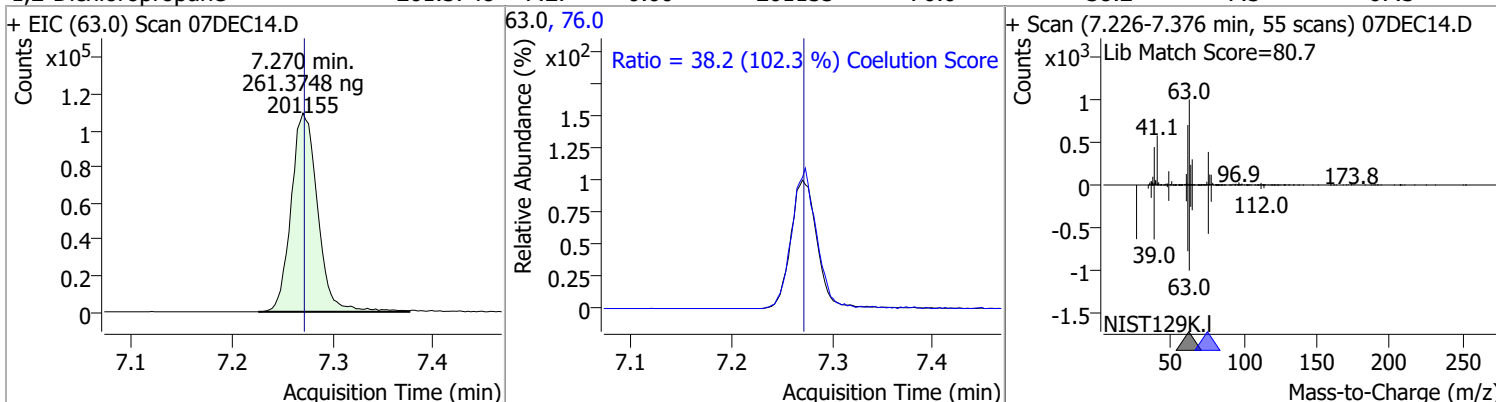


Quantitation Results Report (QT Reviewed)

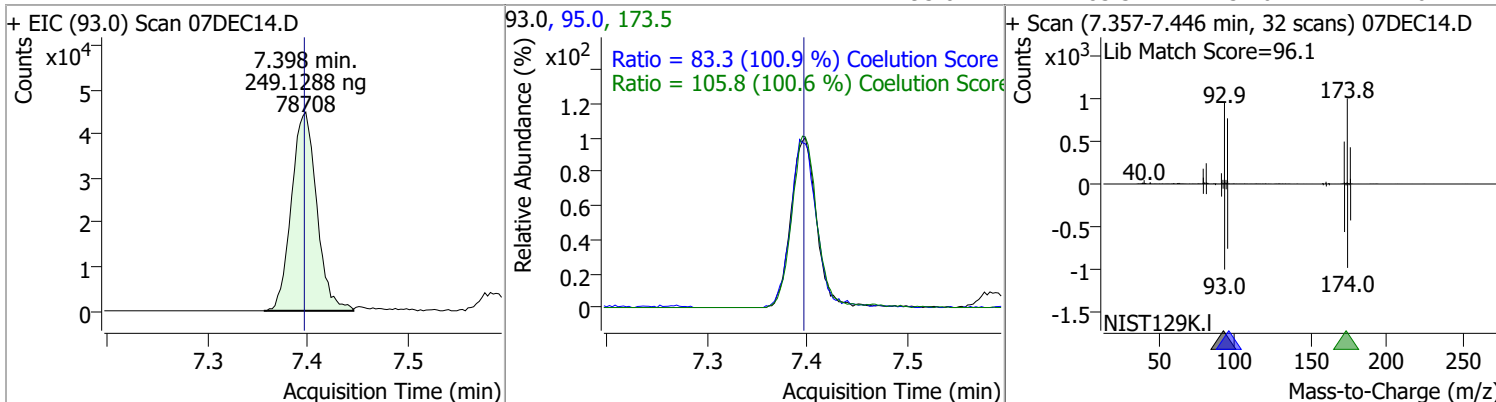
Compound	Conc.	RT	Dev(Min)	Resp.	QIon	QRatio	Lower	Upper
Trichloroethene	253.3774	7.03	0.00	231457	130.0	98.8	70.8	130.8
					97.0	63.3	34.7	94.7



Compound	Conc.	RT	Dev(Min)	Resp.	QIon	QRatio	Lower	Upper
1,2-Dichloropropane	261.3748	7.27	0.00	201155	76.0	38.2	7.3	67.3

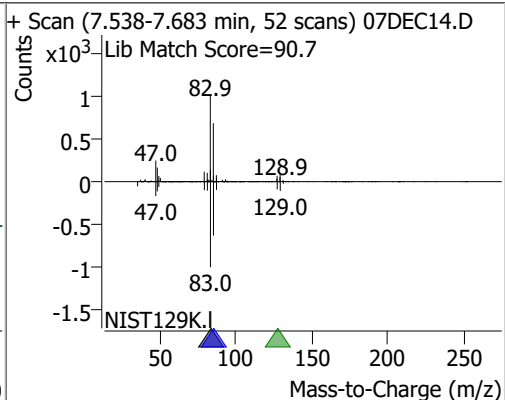
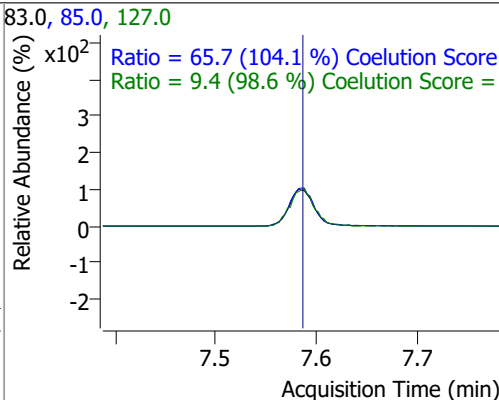
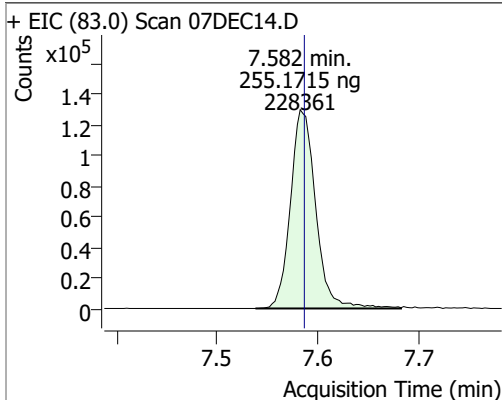


Compound	Conc.	RT	Dev(Min)	Resp.	QIon	QRatio	Lower	Upper
Dibromomethane	249.1288	7.40	0.00	78708	173.5	105.8	75.2	135.2
					95.0	83.3	52.6	112.6

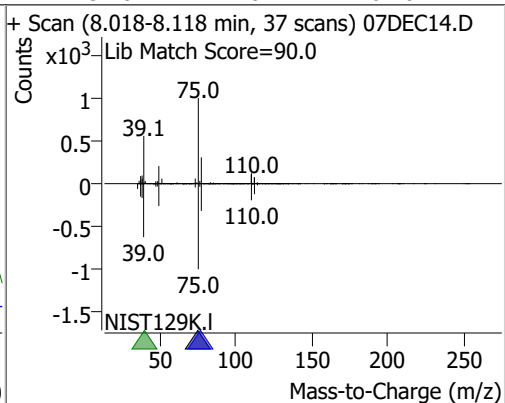
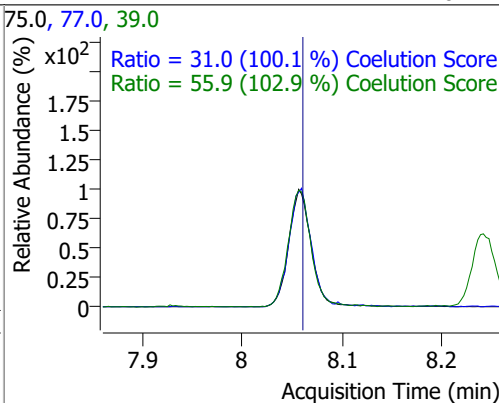
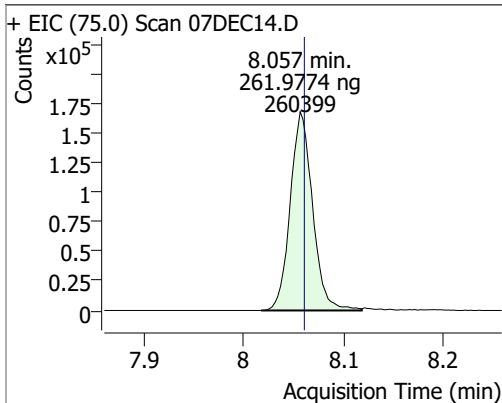


Quantitation Results Report (QT Reviewed)

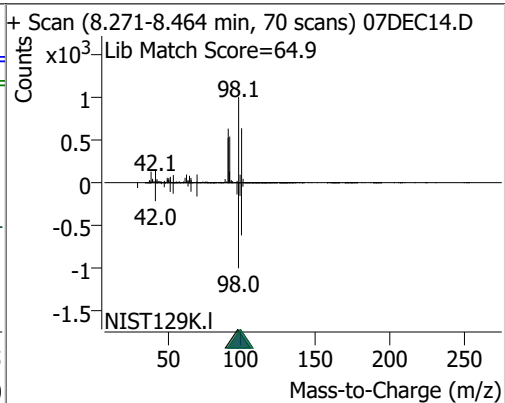
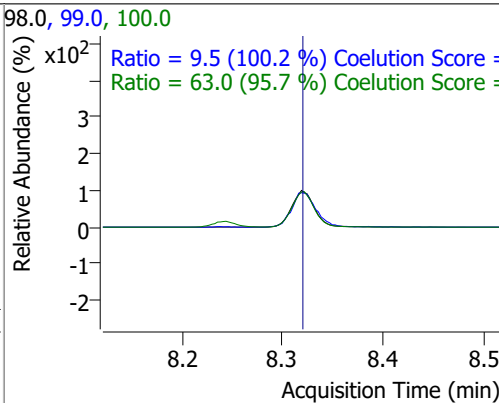
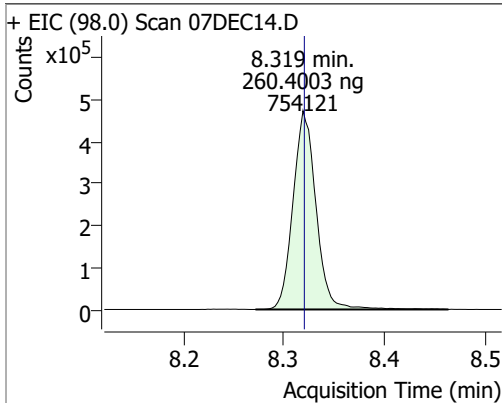
Compound	Conc.	RT	Dev(Min)	Resp.	QIon	QRatio	Lower	Upper
Bromodichloromethane	255.1715	7.58	0.00	228361	85.0	65.7	33.1	93.1
					127.0	9.4	0.0	39.5



Compound	Conc.	RT	Dev(Min)	Resp.	QIon	QRatio	Lower	Upper
cis-1,3-Dichloropropene	261.9774	8.06	0.00	260399	39.0	55.9	24.3	84.3
					77.0	31.0	1.0	61.0

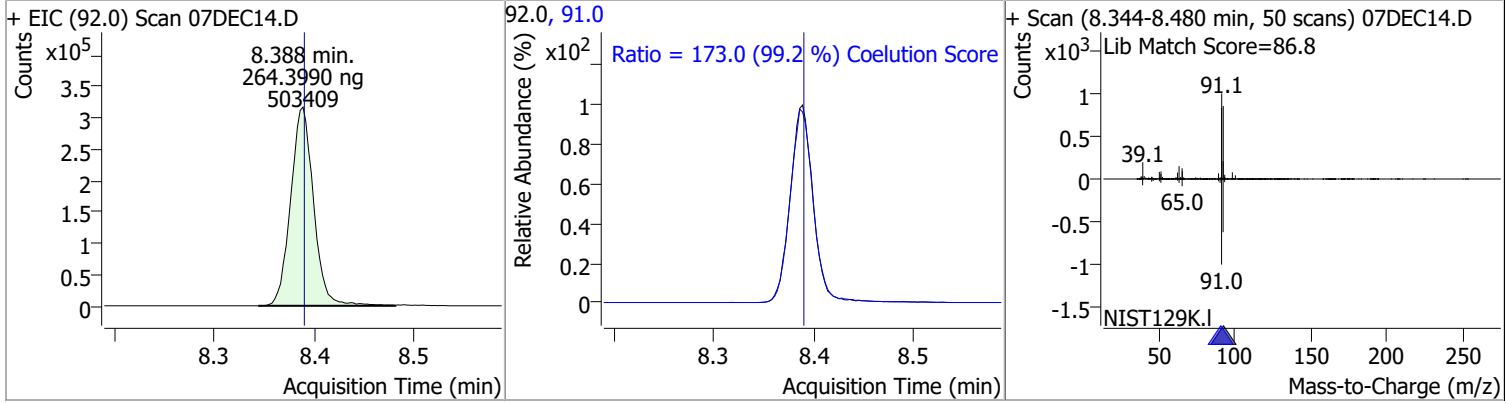


Compound	Conc.	RT	Dev(Min)	Resp.	QIon	QRatio	Lower	Upper
Toluene-d8	260.4003	8.32	0.00	754121	100.0	63.0	35.9	95.9
					99.0	9.5	0.0	39.5

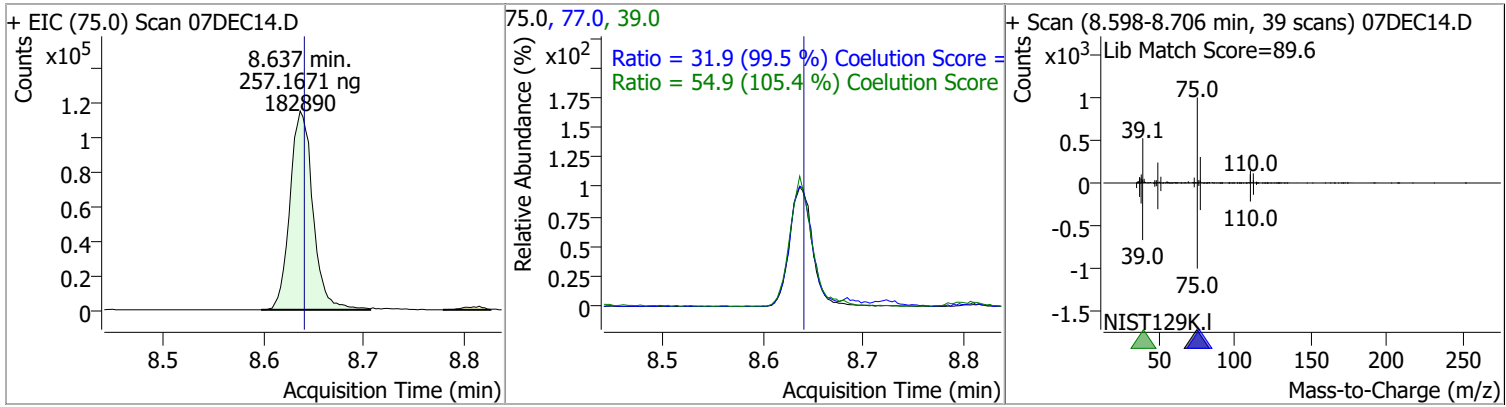


Quantitation Results Report (QT Reviewed)

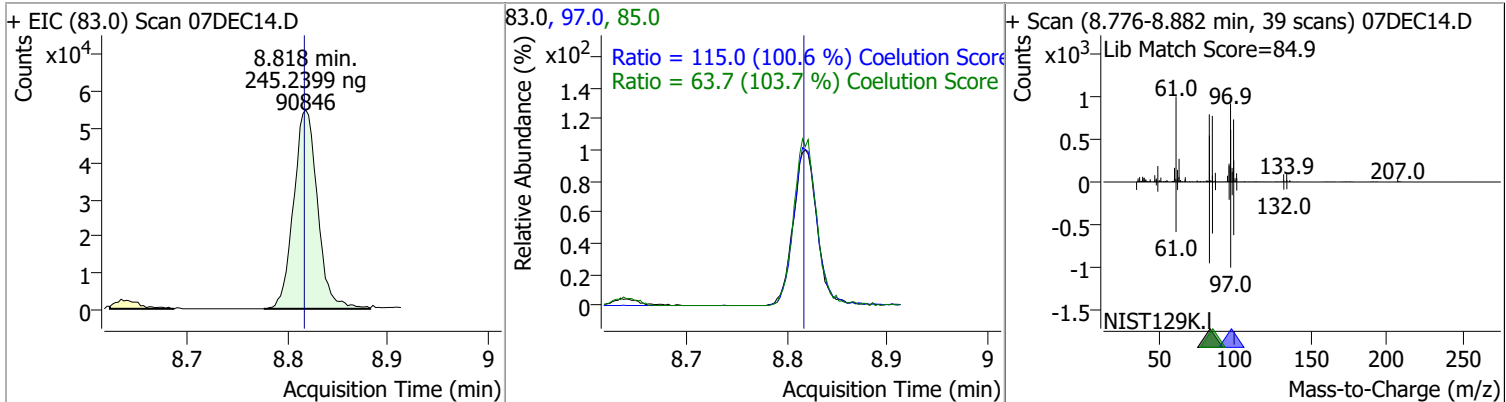
Compound	Conc.	RT	Dev(Min)	Resp.	QIon	QRatio	Lower	Upper
Toluene	264.3990	8.39	0.00	503409	91.0	173.0	144.3	204.3



Compound	Conc.	RT	Dev(Min)	Resp.	QIon	QRatio	Lower	Upper
trans-1,3-Dichloropropene	257.1671	8.64	0.00	182890	39.0	54.9	22.1	82.1
					77.0	31.9	2.0	62.0

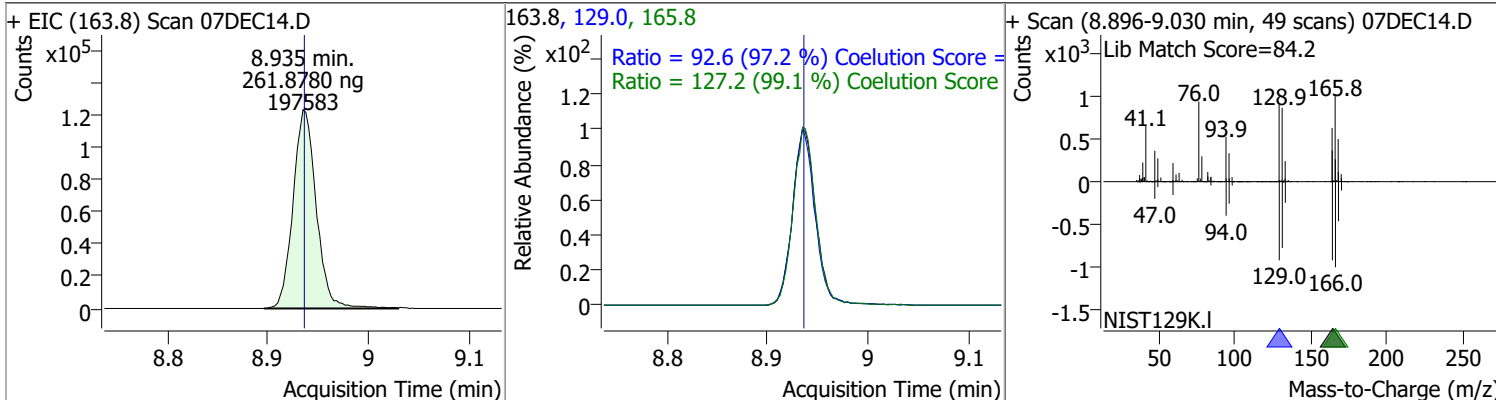


Compound	Conc.	RT	Dev(Min)	Resp.	QIon	QRatio	Lower	Upper
1,1,2-Trichloroethane	245.2399	8.82	0.00	90846	97.0	115.0	84.3	144.3
					85.0	63.7	31.5	91.5

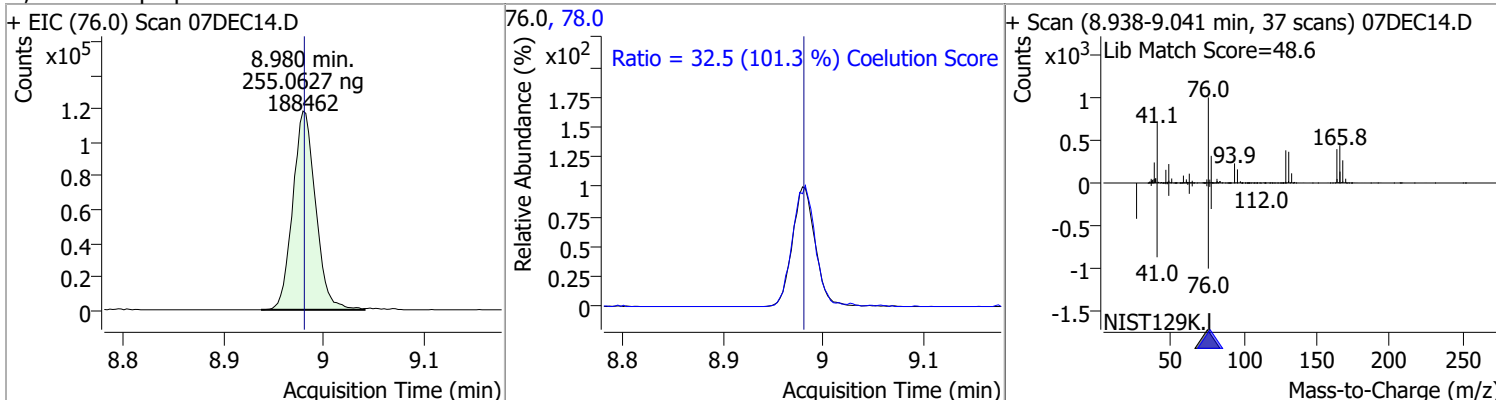


Quantitation Results Report (QT Reviewed)

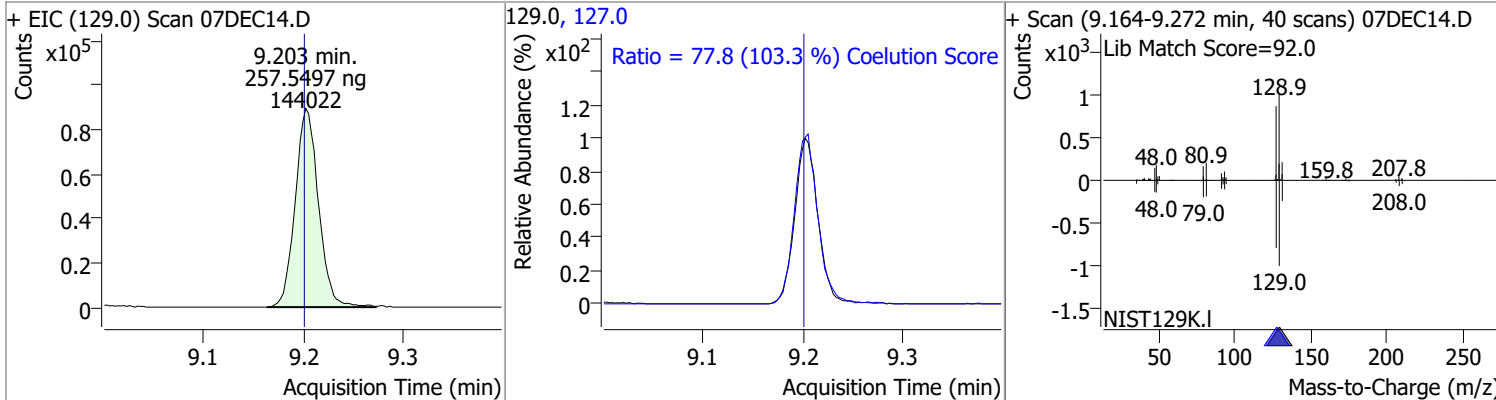
Compound	Conc.	RT	Dev(Min)	Resp.	QIon	QRatio	Lower	Upper
Tetrachloroethene	261.8780	8.93	0.00	197583	165.8	127.2	98.3	158.3
					129.0	92.6	65.3	125.3



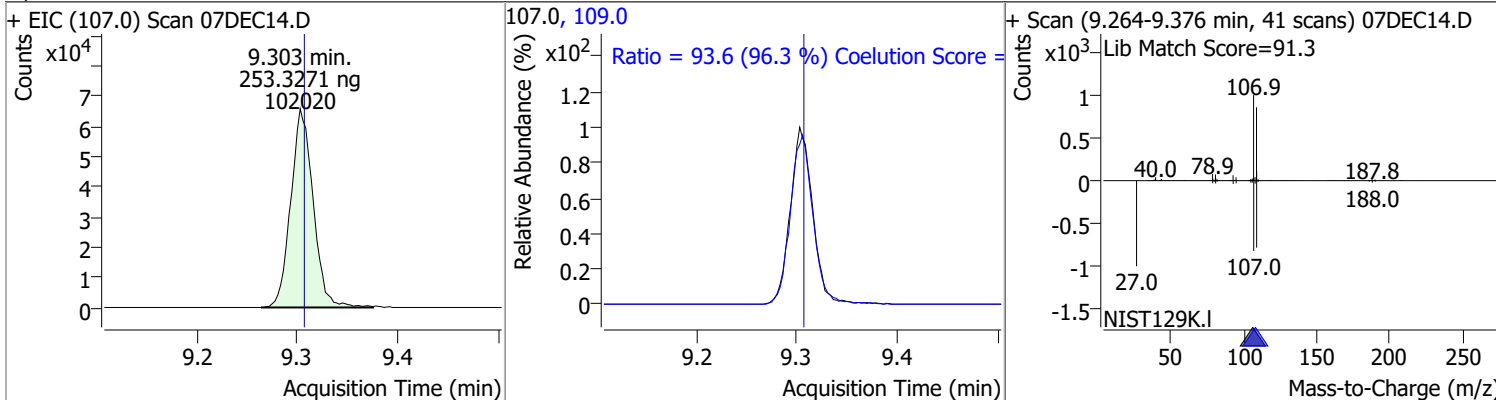
Compound	Conc.	RT	Dev(Min)	Resp.	QIon	QRatio	Lower	Upper
1,3-Dichloropropane	255.0627	8.98	0.00	188462	78.0	32.5	2.1	62.1



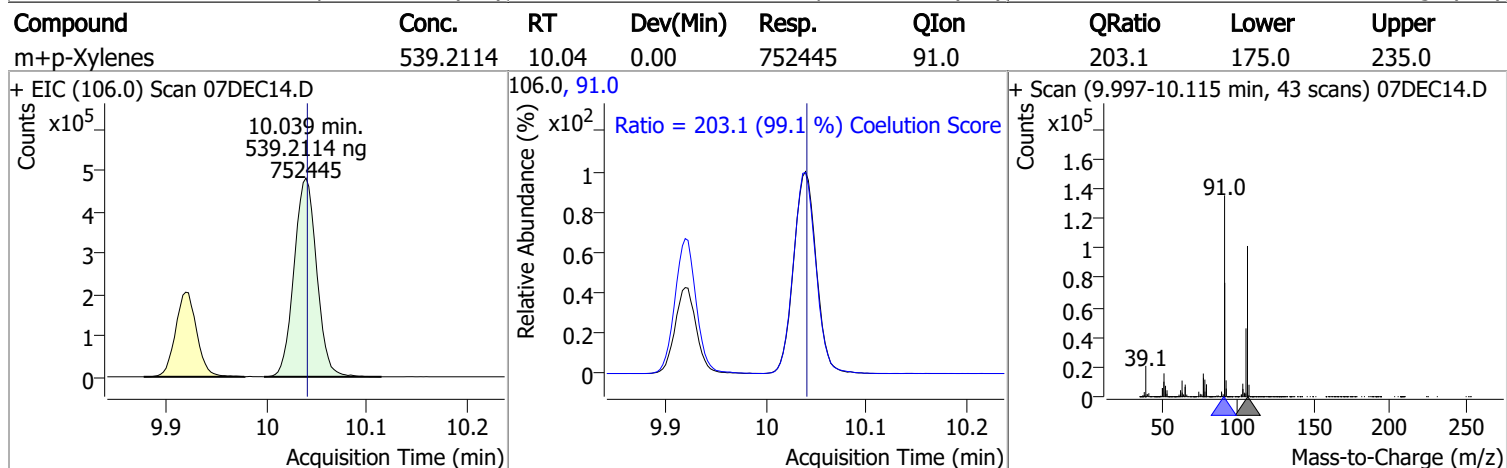
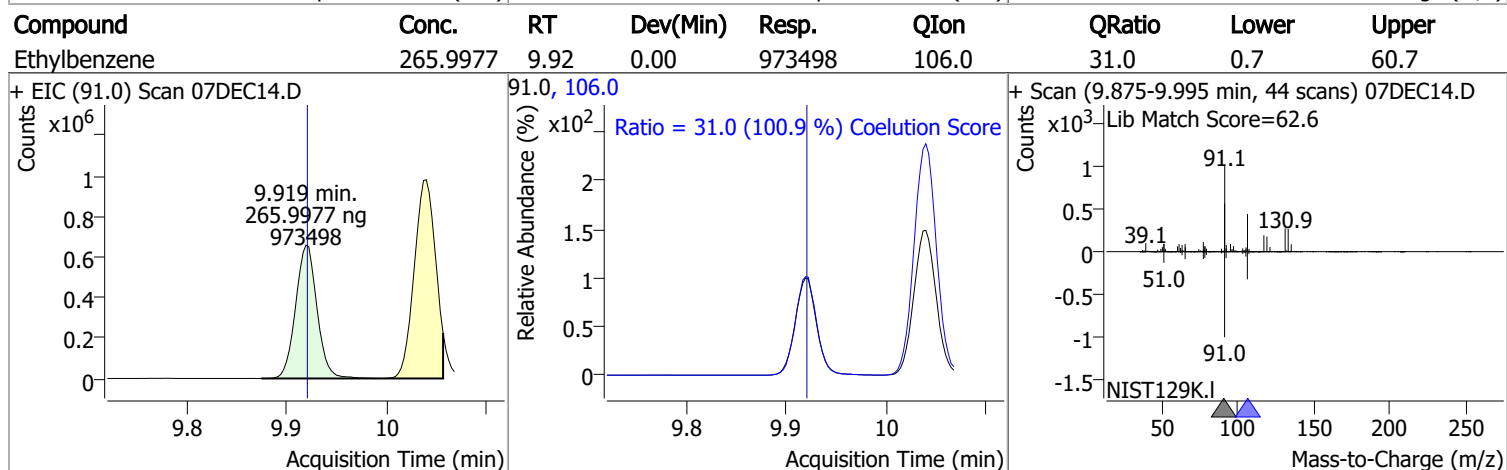
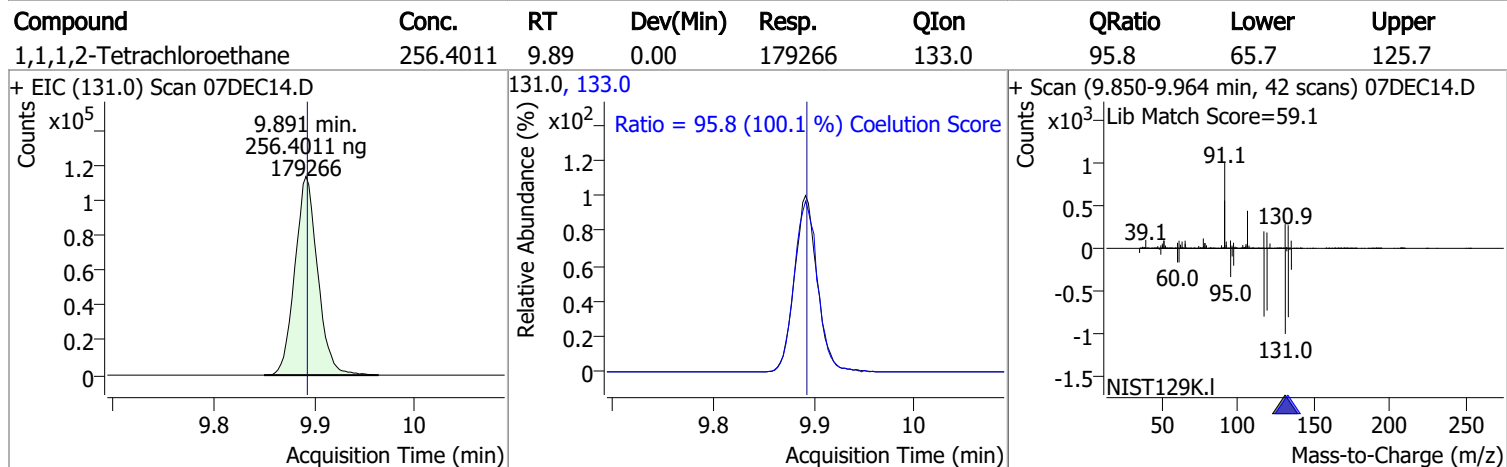
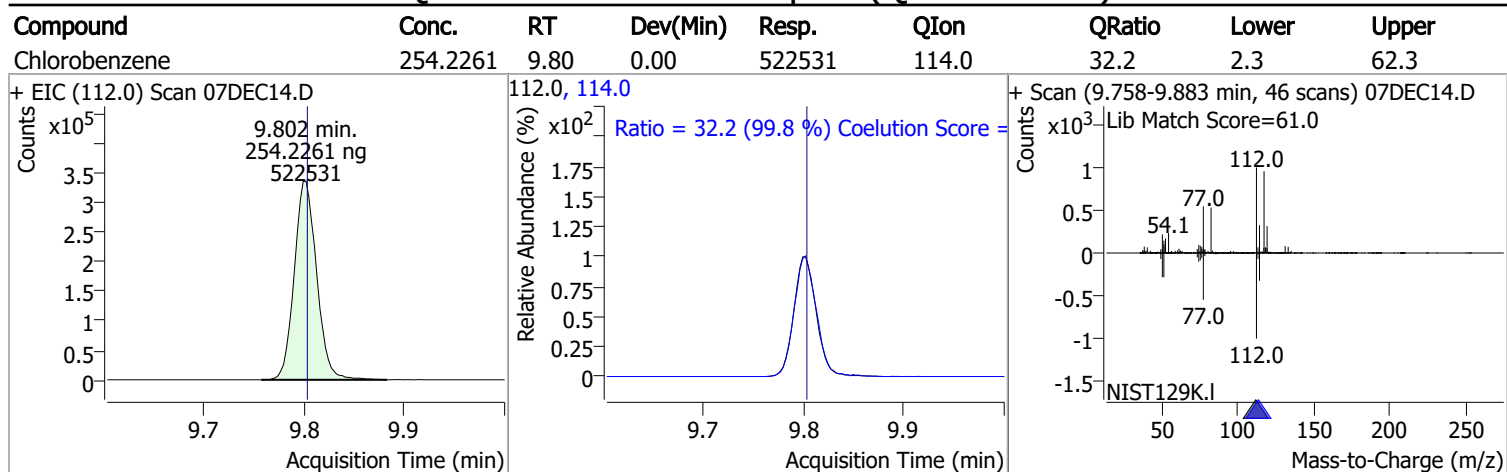
Compound	Conc.	RT	Dev(Min)	Resp.	QIon	QRatio	Lower	Upper
Chlorodibromomethane	257.5497	9.20	0.00	144022	127.0	77.8	45.3	105.3



Compound	Conc.	RT	Dev(Min)	Resp.	QIon	QRatio	Lower	Upper
1,2-Dibromoethane	253.3271	9.30	0.00	102020	109.0	93.6	67.2	127.2

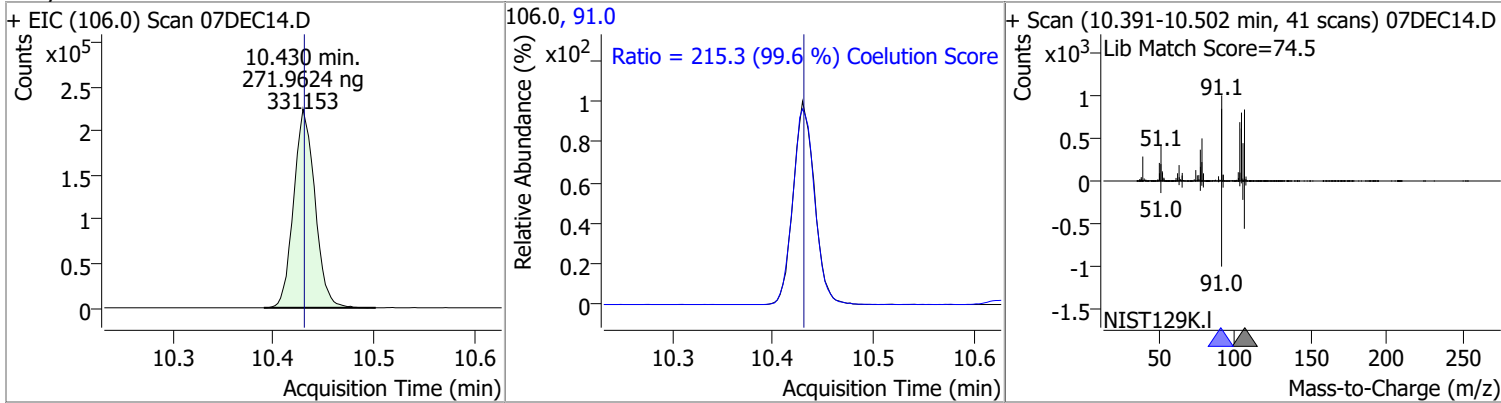


Quantitation Results Report (QT Reviewed)

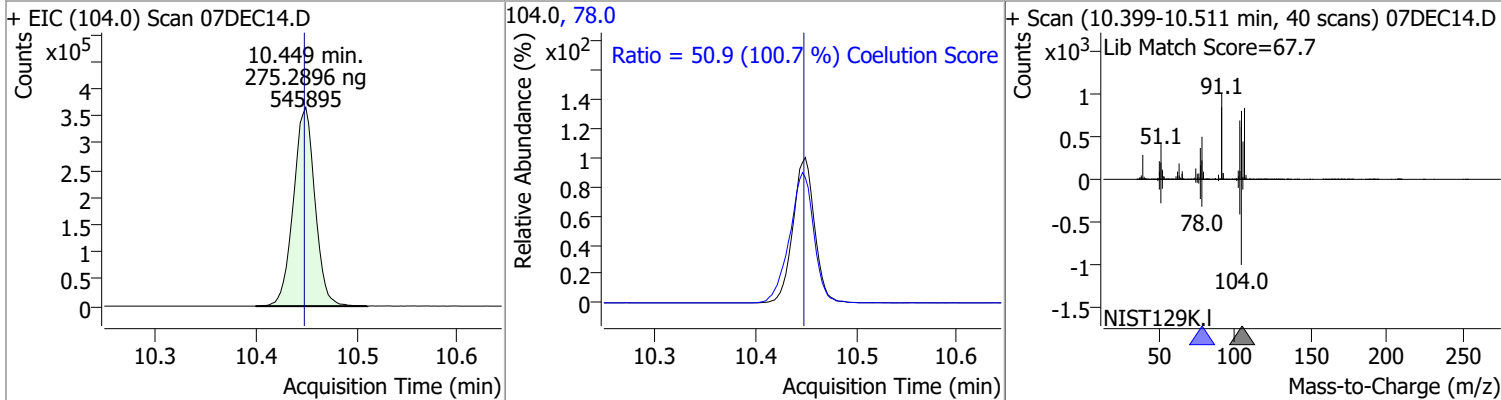


Quantitation Results Report (QT Reviewed)

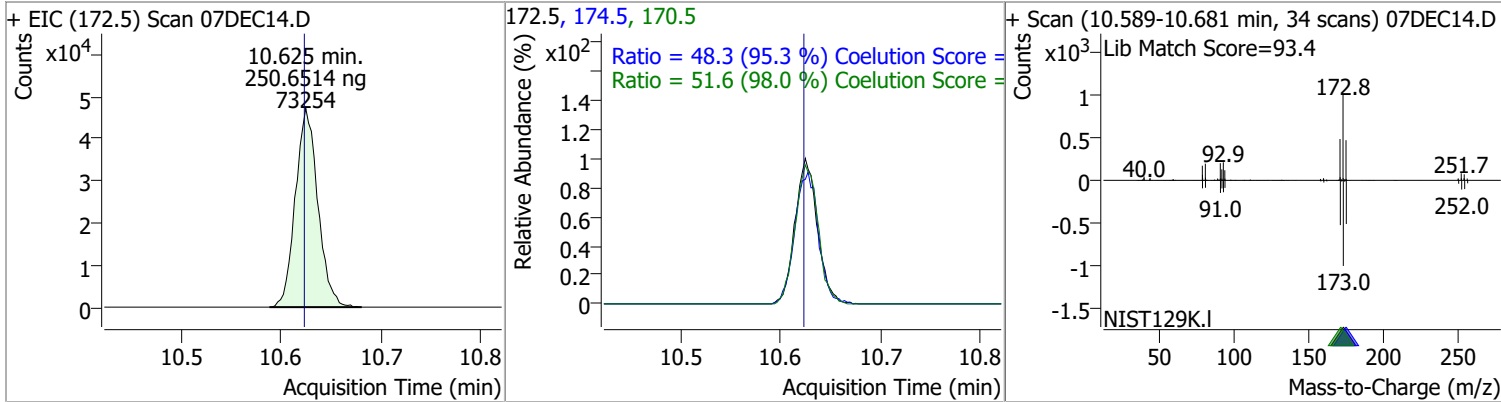
Compound	Conc.	RT	Dev(Min)	Resp.	QIon	QRatio	Lower	Upper
o-Xylene	271.9624	10.43	0.00	331153	91.0	215.3	186.1	246.1



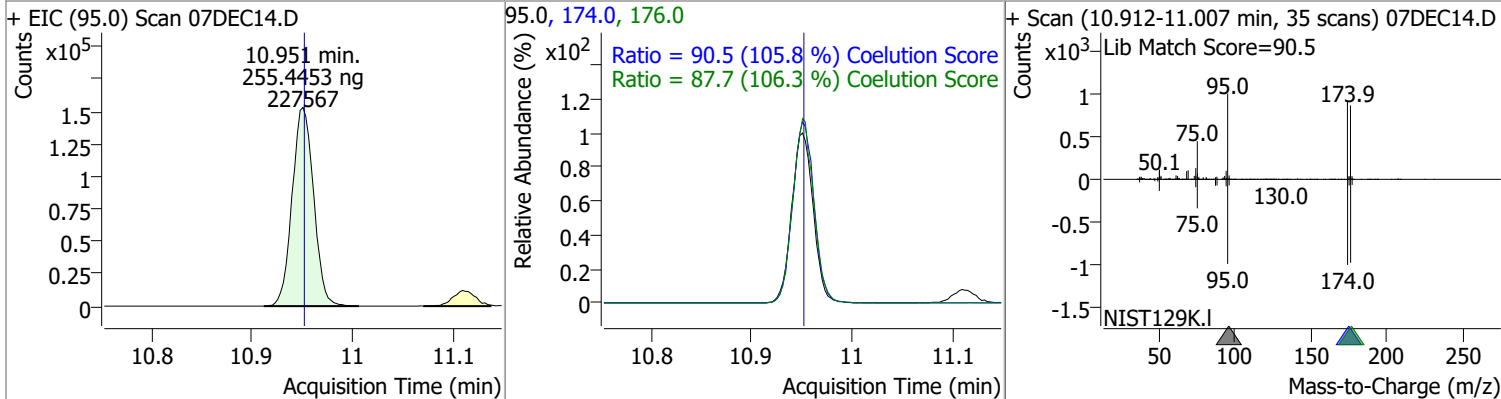
Compound	Conc.	RT	Dev(Min)	Resp.	QIon	QRatio	Lower	Upper
Styrene	275.2896	10.45	0.00	545895	78.0	50.9	20.6	80.6



Compound	Conc.	RT	Dev(Min)	Resp.	QIon	QRatio	Lower	Upper
Bromoform	250.6514	10.62	0.00	73254	170.5	51.6	22.7	82.7
					174.5	48.3	20.7	80.7

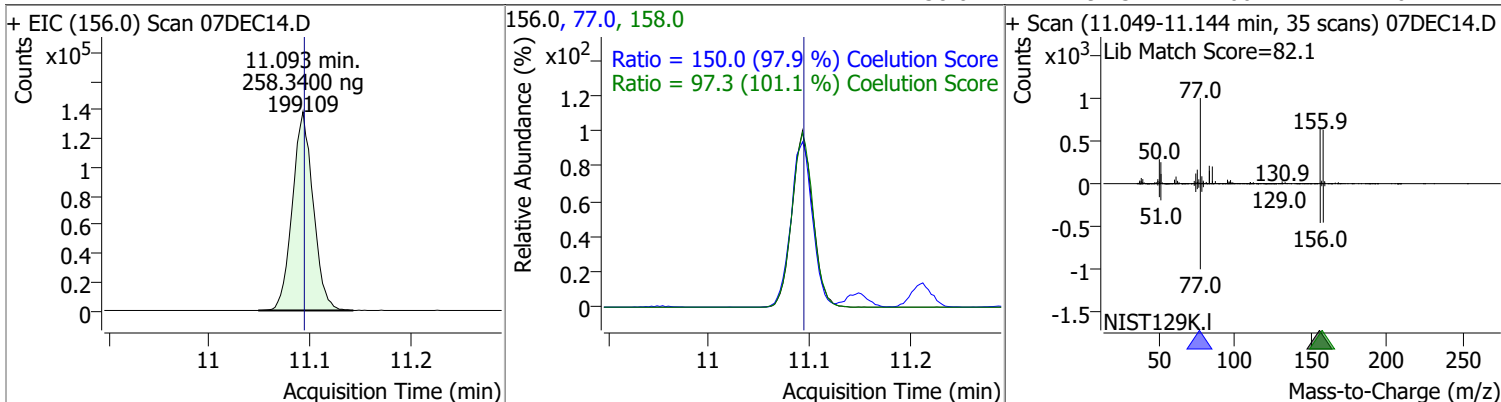


Compound	Conc.	RT	Dev(Min)	Resp.	QIon	QRatio	Lower	Upper
p-Bromofluorobenzene	255.4453	10.95	0.00	227567	174.0	90.5	55.5	115.5
					176.0	87.7	52.5	112.5

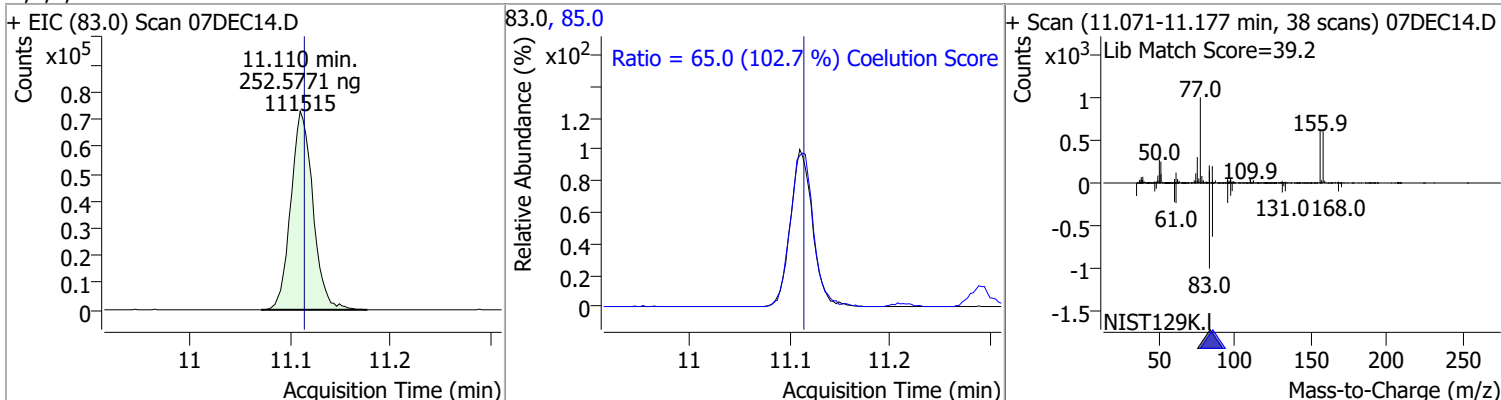


Quantitation Results Report (QT Reviewed)

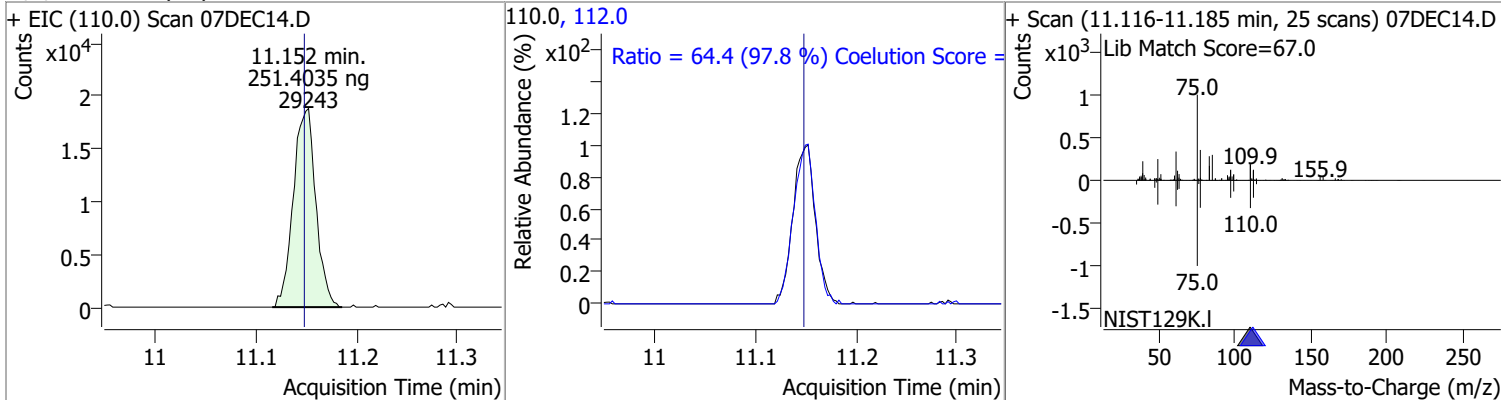
Compound	Conc.	RT	Dev(Min)	Resp.	QIon	QRatio	Lower	Upper
Bromobenzene	258.3400	11.09	0.00	199109	77.0	150.0	123.2	183.2
					158.0	97.3	66.2	126.2



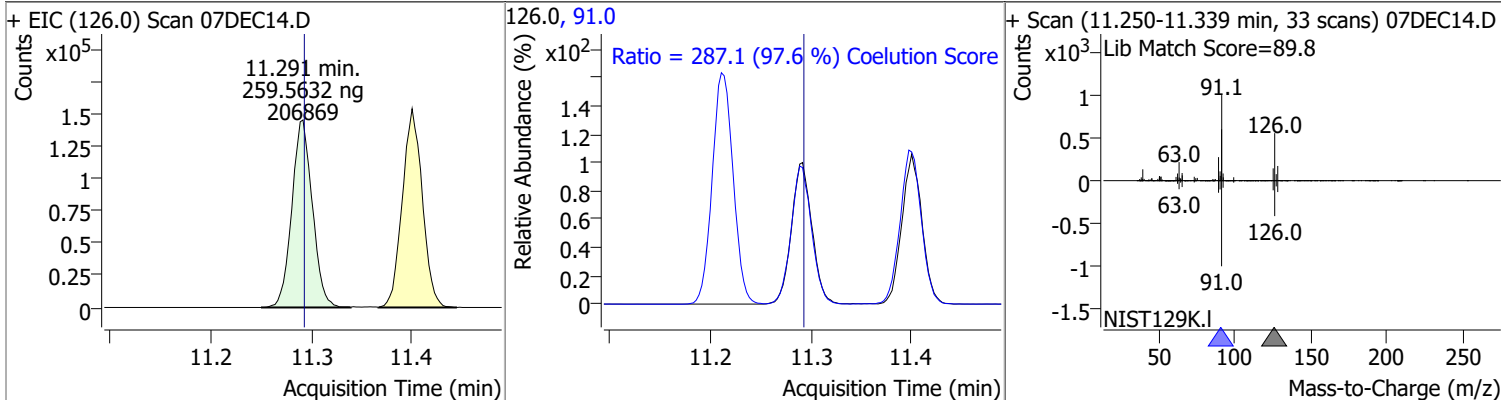
Compound	Conc.	RT	Dev(Min)	Resp.	QIon	QRatio	Lower	Upper
1,1,2,2-Tetrachloroethane	252.5771	11.11	0.00	111515	85.0	65.0	33.2	93.2



Compound	Conc.	RT	Dev(Min)	Resp.	QIon	QRatio	Lower	Upper
1,2,3-Trichloropropane	251.4035	11.15	0.01	29243	112.0	64.4	35.8	95.8

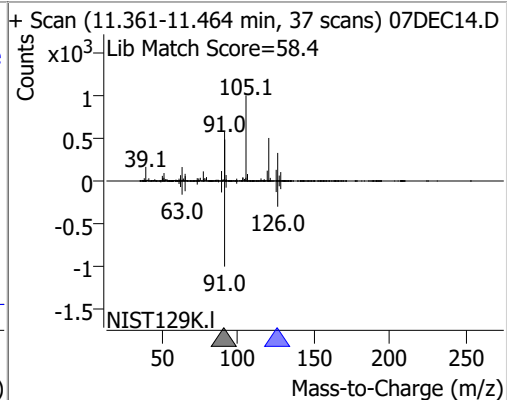
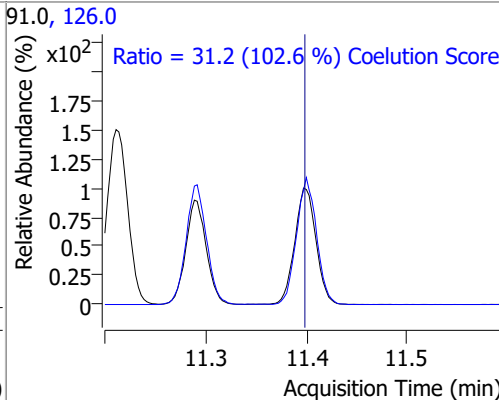
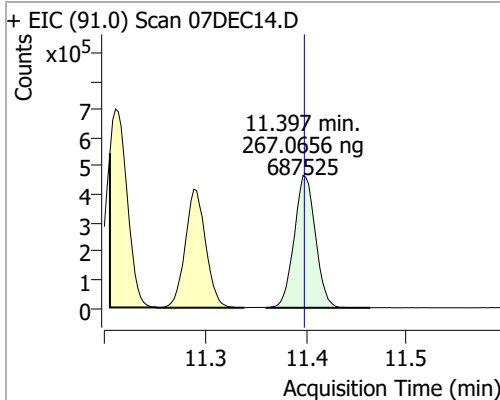


Compound	Conc.	RT	Dev(Min)	Resp.	QIon	QRatio	Lower	Upper
2-Chlorotoluene	259.5632	11.29	0.00	206869	91.0	287.1	264.1	324.1

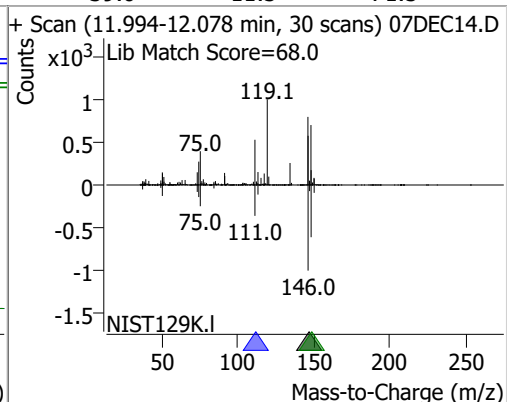
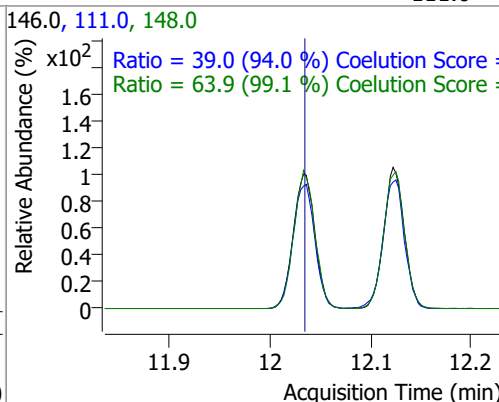
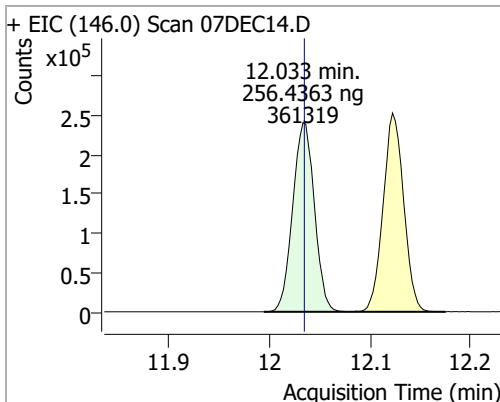


Quantitation Results Report (QT Reviewed)

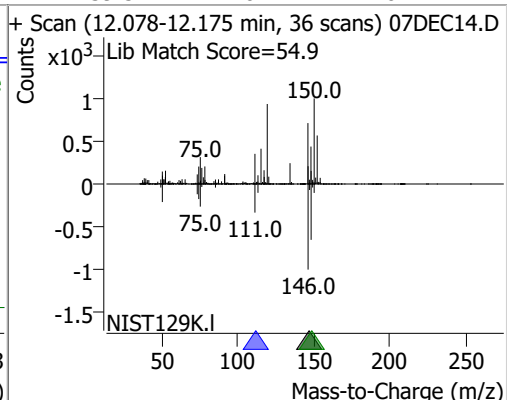
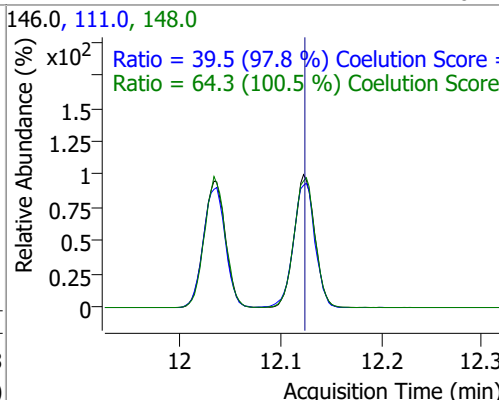
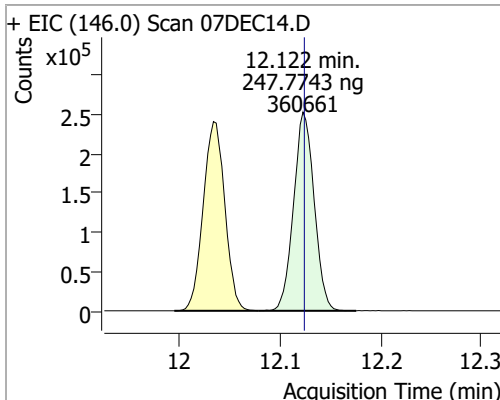
Compound	Conc.	RT	Dev(Min)	Resp.	QIon	QRatio	Lower	Upper
4-Chlorotoluene	267.0656	11.40	0.00	687525	126.0	31.2	0.4	60.4



Compound	Conc.	RT	Dev(Min)	Resp.	QIon	QRatio	Lower	Upper
1,3-Dichlorobenzene	256.4363	12.03	0.00	361319	148.0	63.9	34.5	94.5
					111.0	39.0	11.5	71.5

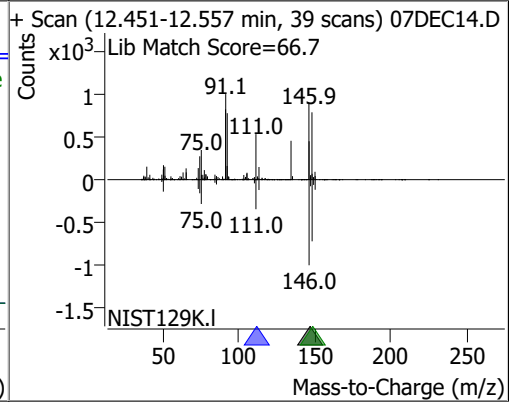
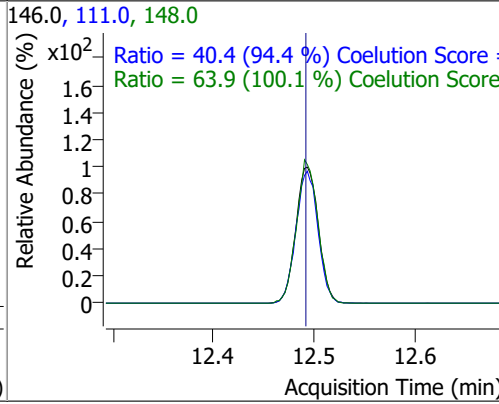
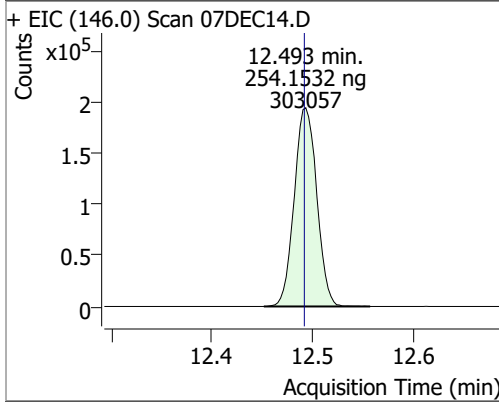


Compound	Conc.	RT	Dev(Min)	Resp.	QIon	QRatio	Lower	Upper
1,4-Dichlorobenzene	247.7743	12.12	0.00	360661	148.0	64.3	34.0	94.0
					111.0	39.5	10.4	70.4



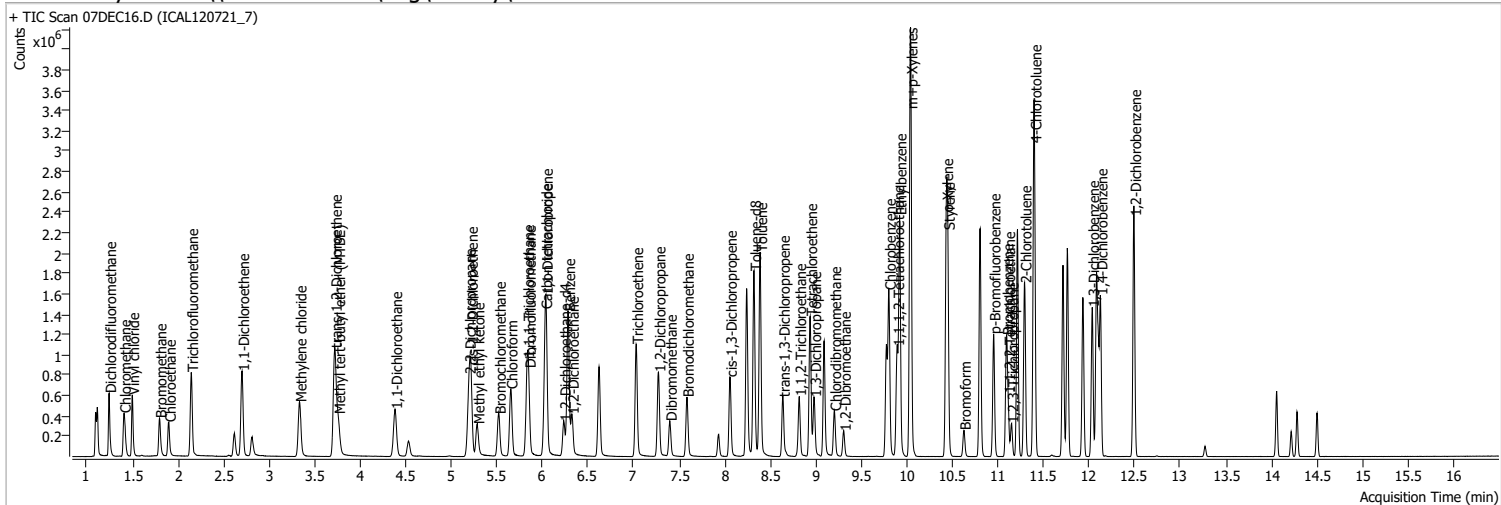
Quantitation Results Report (QT Reviewed)

Compound	Conc.	RT	Dev(Min)	Resp.	QIon	QRatio	Lower	Upper
1,2-Dichlorobenzene	254.1532	12.49	0.00	303057	148.0	63.9	33.8	93.8
					111.0	40.4	12.8	72.8



Quantitation Results Report (QT Reviewed)

Data File	07DEC16.D	Operator	MSC
Acq. Method	5975CACQF.M	Acq. Date-Time	12/7/2021 5:20:56 PM
Sample Name	ICAL120721_7	Instrument	VOA5975C
Vial	16	Multiplier	1.00
DA Method File	VOA5975C_8260B_SHT_DoD_L4_120721.m	Comment	
Tune File	BFB_Atune3.u	Tune Date	10/11/2021 4:02:00 PM
Batch Name	VG120721_8260B_624pt1_L4.batch.bin	Last Calib Update	12/13/2021 2:48:18 PM
Ref Library	\\MASSHUNTER\Org\Library\NIST129K.I		



Compound	RT	QIon	Resp.	Conc.	Units	Dev(Min)
----------	----	------	-------	-------	-------	----------

Internal Standards

M Fluorobenzene	6.620	96.0	754357	250.0000	ng	0.000
M Chlorobenzene-d5	9.774	82.0	285998	250.0000	ng	0.000
M 1,4-Dichlorobenzene-d4	12.100	152.0	233613	250.0000	ng	0.000

System Monitoring Compounds

S Dibromofluoromethane	5.848	113.0	273685	370.1846	ng	-0.003
Spiked Amount: 250.000	Range: 80.0 - 119.0%			Recovery = 148.07%	*	
S 1,2-Dichloroethane-d4	6.233	67.0	121435	359.9143	ng	0.003
Spiked Amount: 250.000	Range: 81.0 - 118.0%			Recovery = 143.97%	*	
S Toluene-d8	8.322	98.0	1112800	387.0654	ng	0.003
Spiked Amount: 250.000	Range: 89.0 - 112.0%			Recovery = 154.83%	*	
S p-Bromofluorobenzene	10.951	95.0	341715	382.2717	ng	0.000
Spiked Amount: 250.000	Range: 85.0 - 114.0%			Recovery = 152.91%	*	

Target Compounds

Compound	RT	QIon	Resp.	Conc.	Units	QValue
T Dichlorodifluoromethane	1.244	85.0	404779	375.2839	ng	99
T Chloromethane	1.406	50.0	452351	368.3375	ng	99
T Vinyl chloride	1.498	62.0	433460	375.1595	ng	99
T Bromomethane	1.796	96.0	191950	376.6866	ng	99
T Chloroethane	1.899	64.0	232823	364.7607	ng	99
T Trichlorofluoromethane	2.145	101.0	572223	379.2398	ng	98
T 1,1-Dichloroethene	2.702	96.0	295401	378.3217	ng	97
T Methylene chloride	3.333	49.0	389887	352.6832	ng	98
T trans-1,2-Dichloroethene	3.720	96.0	296883	380.5751	ng	98
T Methyl tert-butyl ether (MTBE)	3.757	73.0	391933	392.2885	ng	99
T 1,1-Dichloroethane	4.381	63.0	552243	373.4234	ng	100
T 2,2-Dichloropropane	5.193	77.0	411174	379.7423	ng	89
T cis-1,2-Dichloroethene	5.215	96.0	309903	383.0897	ng	99
T Methyl ethyl ketone	5.285	43.0	420943	3914.2624	ng	98
T Bromochloromethane	5.522	128.0	115291	378.5825	ng	92
T Chloroform	5.650	83.0	537208	368.1695	ng	100

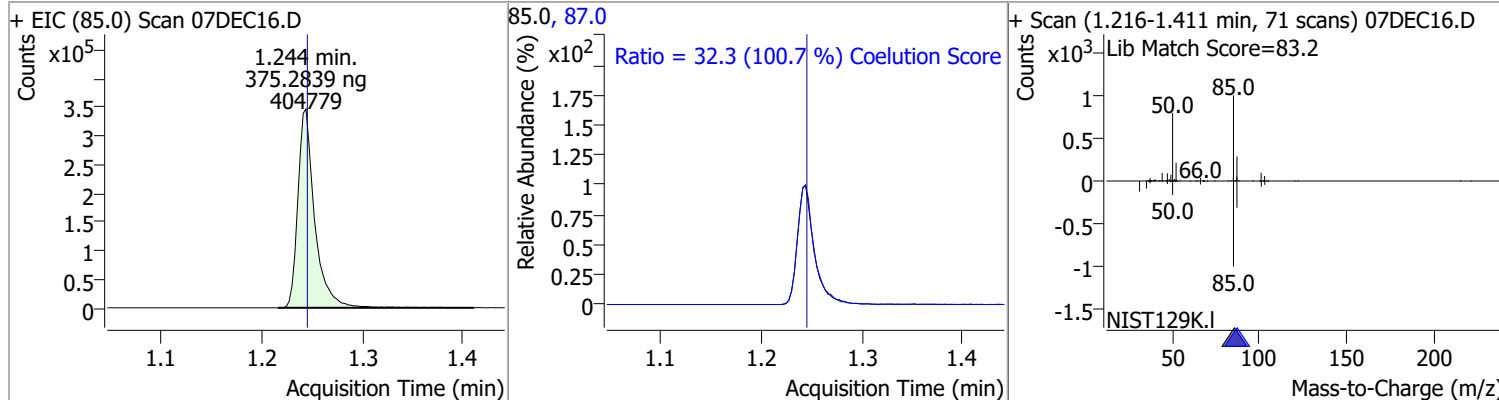
Quantitation Results Report (QT Reviewed)

Compound	RT	QIon	Resp.	Conc.	Units	Dev(Min)
T 1,1,1-Trichloroethane	5.831	97.0	532578	386.8472	ng	96
T Carbon tetrachloride	6.029	117.0	516387	382.2705	ng	100
T 1,1-Dichloropropene	6.038	75.0	478829	394.5975	ng	99
T Benzene	6.280	78.0	1177930	383.8131	ng	100
T 1,2-Dichloroethane	6.322	62.0	313485	390.8022	ng	98
T Trichloroethene	7.028	95.0	346197	381.7575	ng	100
T 1,2-Dichloropropane	7.273	63.0	299277	391.7175	ng	98
T Dibromomethane	7.399	93.0	119134	379.8459	ng	99
T Bromodichloromethane	7.585	83.0	341281	384.1396	ng	98
T cis-1,3-Dichloropropene	8.057	75.0	401001	406.3840	ng	99
T Toluene	8.388	92.0	748555	396.0311	ng	100
T trans-1,3-Dichloropropene	8.639	75.0	285158	403.9036	ng	97
T 1,1,2-Trichloroethane	8.818	83.0	141452	384.6458	ng	96
T Tetrachloroethene	8.938	163.8	291887	389.7005	ng	98
T 1,3-Dichloropropane	8.980	76.0	281018	383.1104	ng	99
T Chlorodibromomethane	9.203	129.0	214750	386.8407	ng	97
T 1,2-Dibromoethane	9.306	107.0	152533	381.5284	ng	95
T Chlorobenzene	9.802	112.0	779953	382.2462	ng	99
T 1,1,1,2-Tetrachloroethane	9.892	131.0	268286	386.5330	ng	100
T Ethylbenzene	9.919	91.0	1446563	398.1502	ng	99
T m+p-Xylenes	10.039	106.0	1122763	810.4741	ng	99
T o-Xylene	10.430	106.0	499132	412.9166	ng	99
T Styrene	10.449	104.0	818286	415.6736	ng	100
T Bromoform	10.625	172.5	110557	377.0028	ng	99
T Bromobenzene	11.093	156.0	296253	383.0743	ng	97
T 1,1,2,2-Tetrachloroethane	11.110	83.0	167577	378.2637	ng	99
T 1,2,3-Trichloropropane	11.149	110.0	42413	363.3858	ng	99
T 2-Chlorotoluene	11.289	126.0	310693	388.5069	ng	96
T 4-Chlorotoluene	11.400	91.0	1021280	395.3611	ng	98
T 1,3-Dichlorobenzene	12.033	146.0	536733	379.6352	ng	99
T 1,4-Dichlorobenzene	12.122	146.0	539030	369.0537	ng	99
T 1,2-Dichlorobenzene	12.493	146.0	448897	375.1781	ng	99

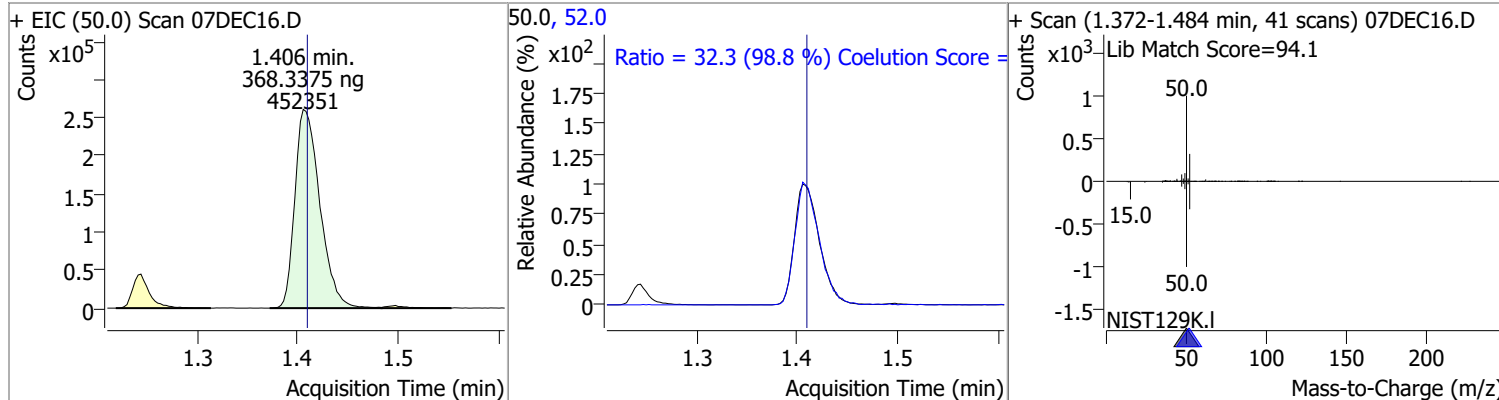
(#) = Qualifier Out of Range; (m) = Manual Integration; (+) = Area Summed; (*) = Surrogate Percent Recovery Out of Range; (d): Zeroed Peak

Quantitation Results Report (QT Reviewed)

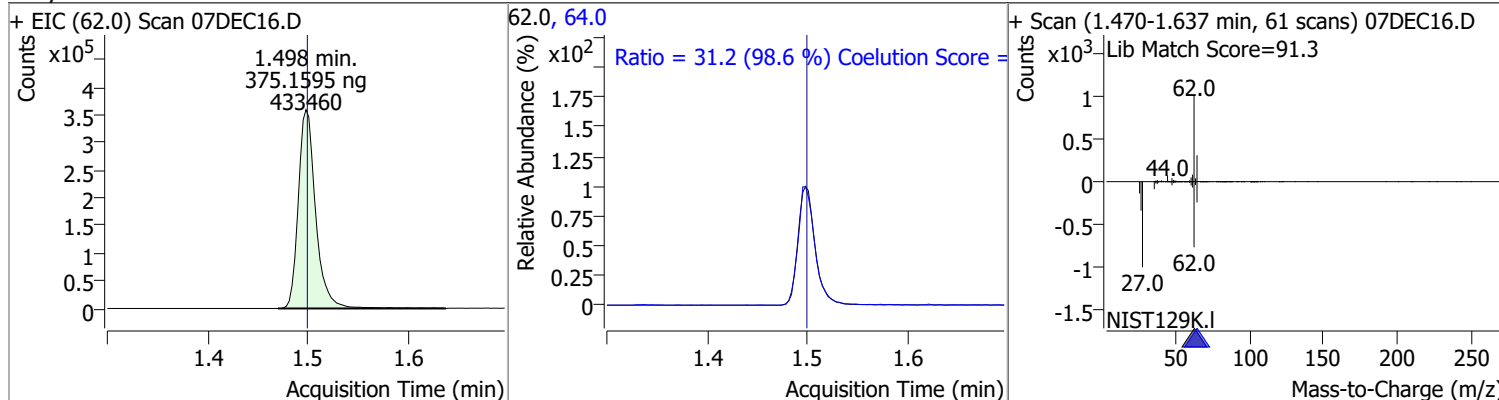
Compound	Conc.	RT	Dev(Min)	Resp.	QIon	QRatio	Lower	Upper
Dichlorodifluoromethane	375.2839	1.24	0.00	404779	87.0	32.3	2.0	62.0



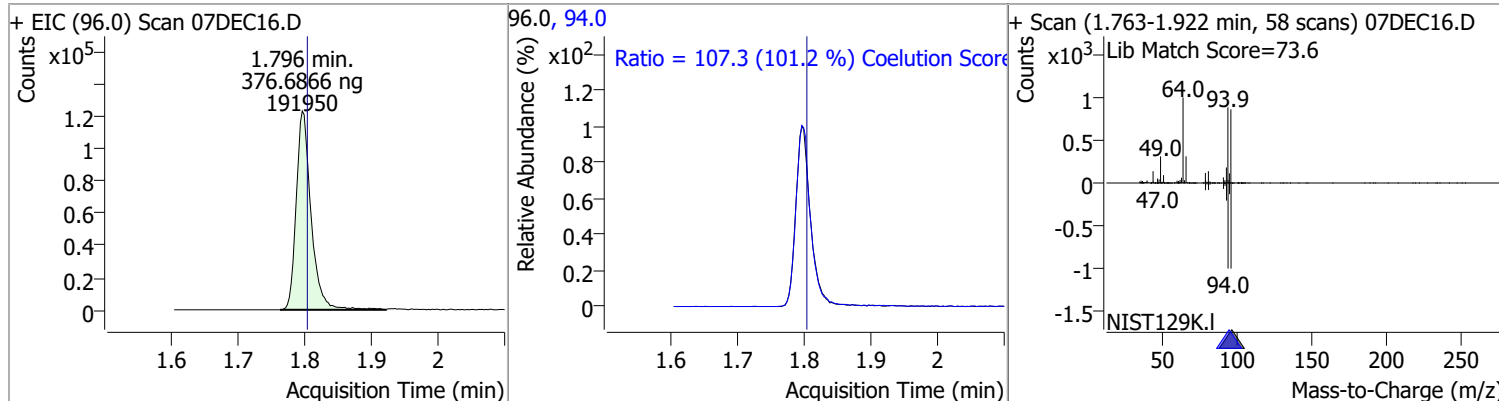
Compound	Conc.	RT	Dev(Min)	Resp.	QIon	QRatio	Lower	Upper
Chloromethane	368.3375	1.41	0.00	452351	52.0	32.3	2.7	62.7



Compound	Conc.	RT	Dev(Min)	Resp.	QIon	QRatio	Lower	Upper
Vinyl chloride	375.1595	1.50	0.00	433460	64.0	31.2	1.6	61.6

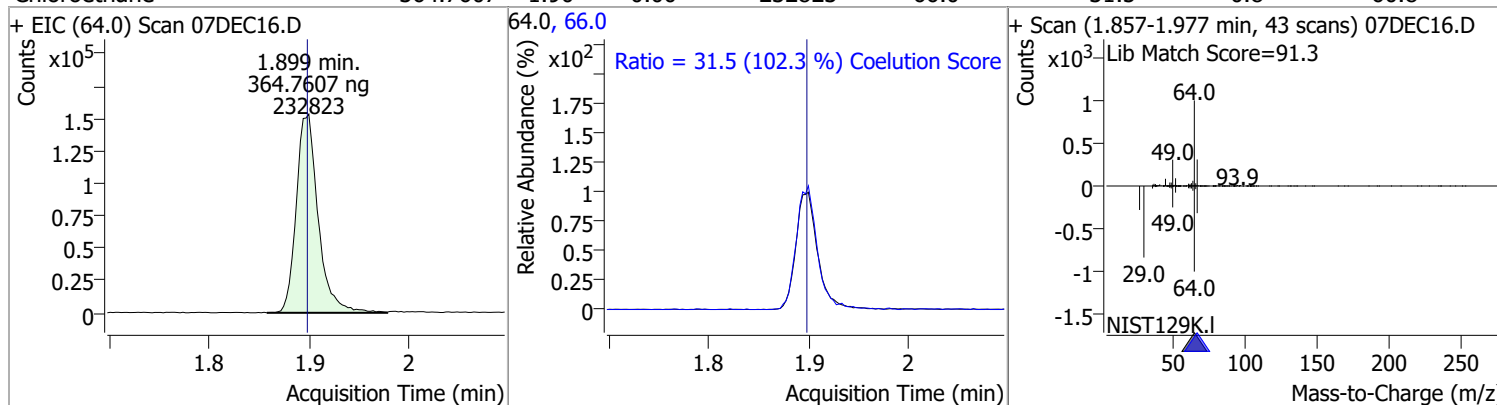


Compound	Conc.	RT	Dev(Min)	Resp.	QIon	QRatio	Lower	Upper
Bromomethane	376.6866	1.80	-0.01	191950	94.0	107.3	76.0	136.0

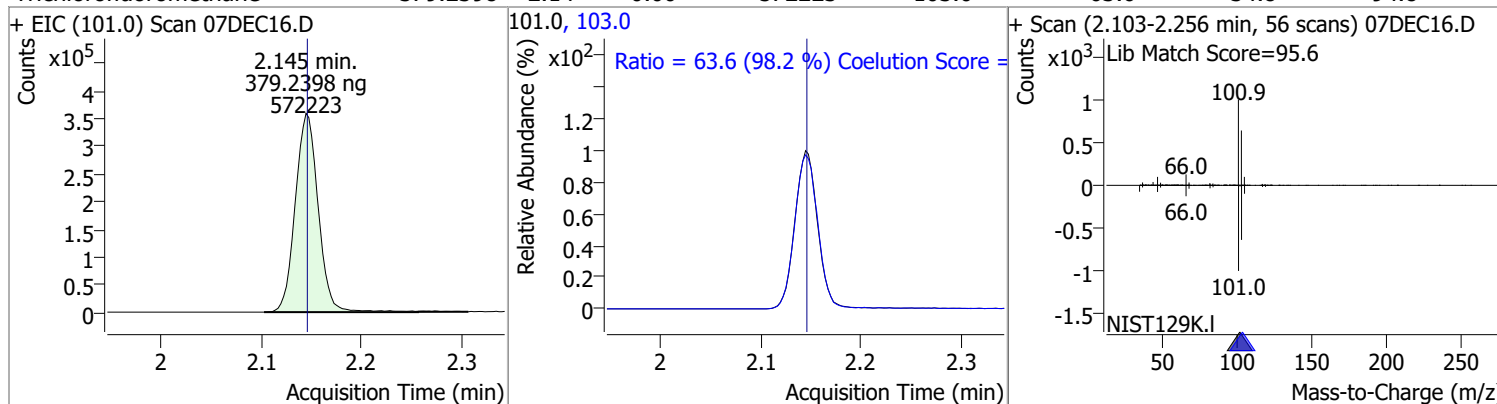


Quantitation Results Report (QT Reviewed)

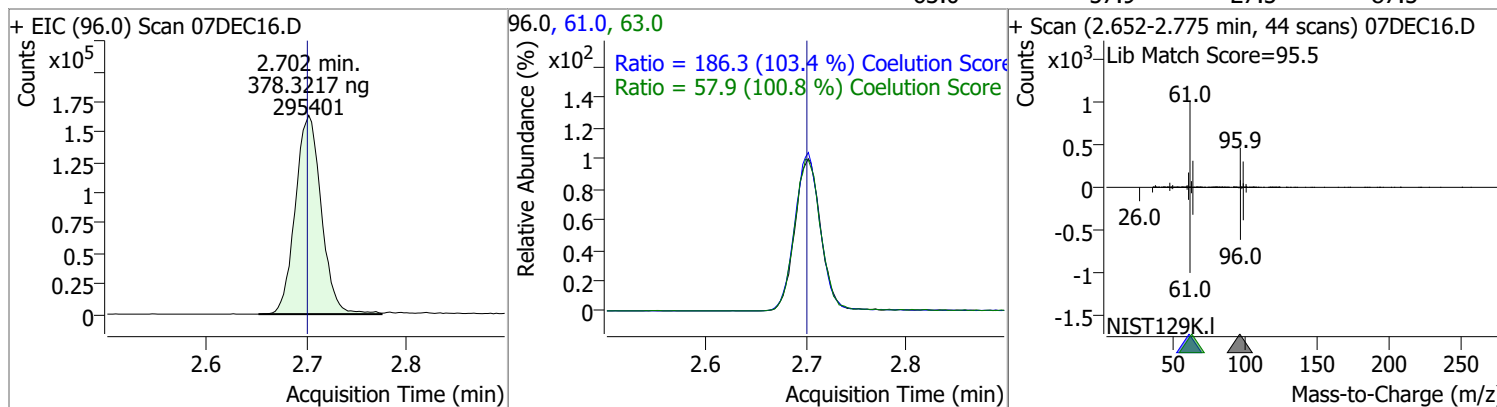
Compound	Conc.	RT	Dev(Min)	Resp.	QIon	QRatio	Lower	Upper
Chloroethane	364.7607	1.90	0.00	232823	66.0	31.5	0.8	60.8



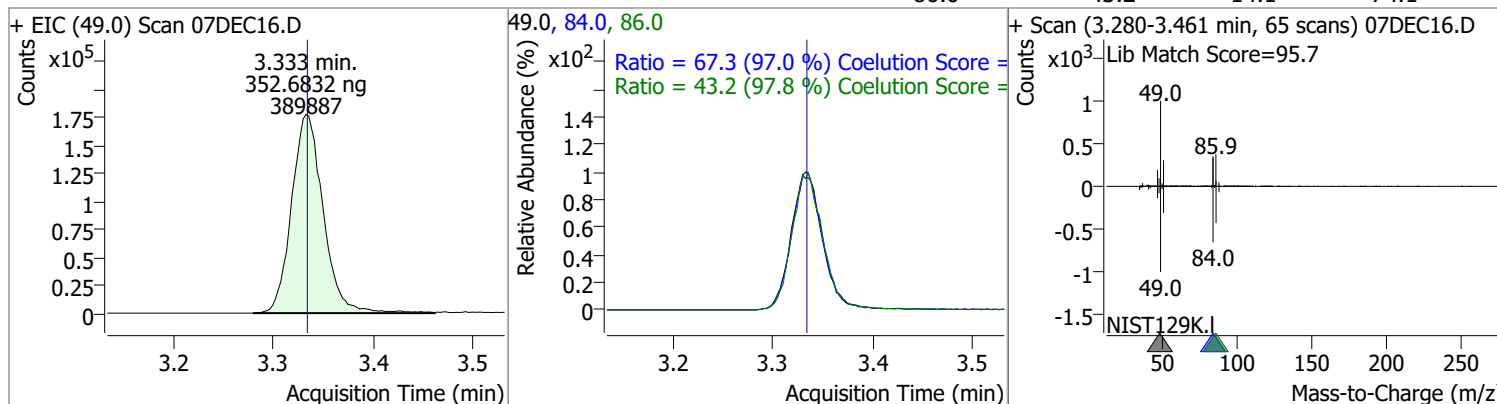
Compound	Conc.	RT	Dev(Min)	Resp.	QIon	QRatio	Lower	Upper
Trichlorofluoromethane	379.2398	2.14	0.00	572223	103.0	63.6	34.8	94.8



Compound	Conc.	RT	Dev(Min)	Resp.	QIon	QRatio	Lower	Upper
1,1-Dichloroethene	378.3217	2.70	0.00	295401	61.0	186.3	150.1	210.1
					63.0	57.9	27.5	87.5

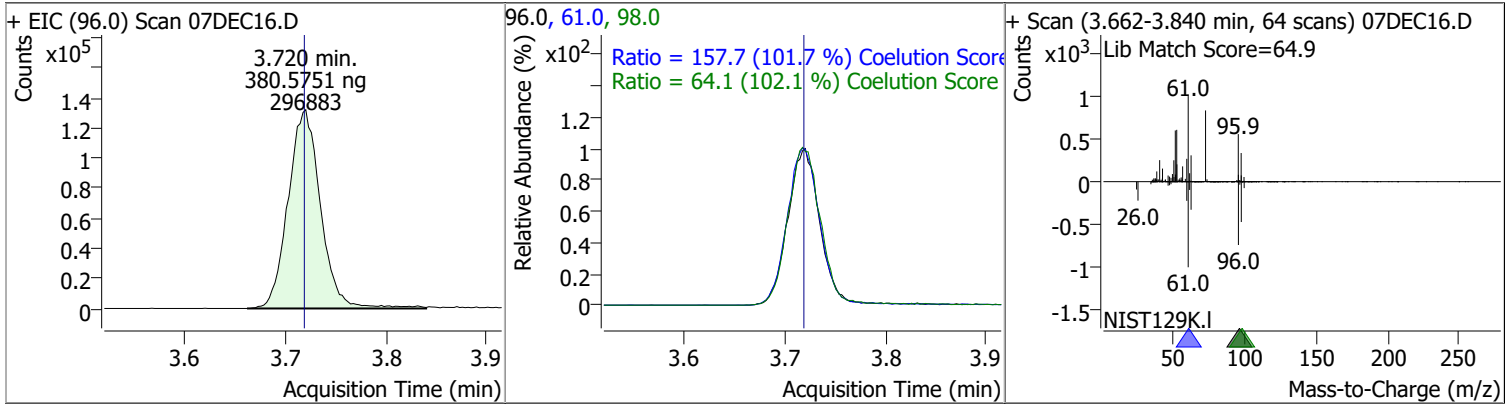


Compound	Conc.	RT	Dev(Min)	Resp.	QIon	QRatio	Lower	Upper
Methylene chloride	352.6832	3.33	0.00	389887	84.0	67.3	39.4	99.4
					86.0	43.2	14.1	74.1

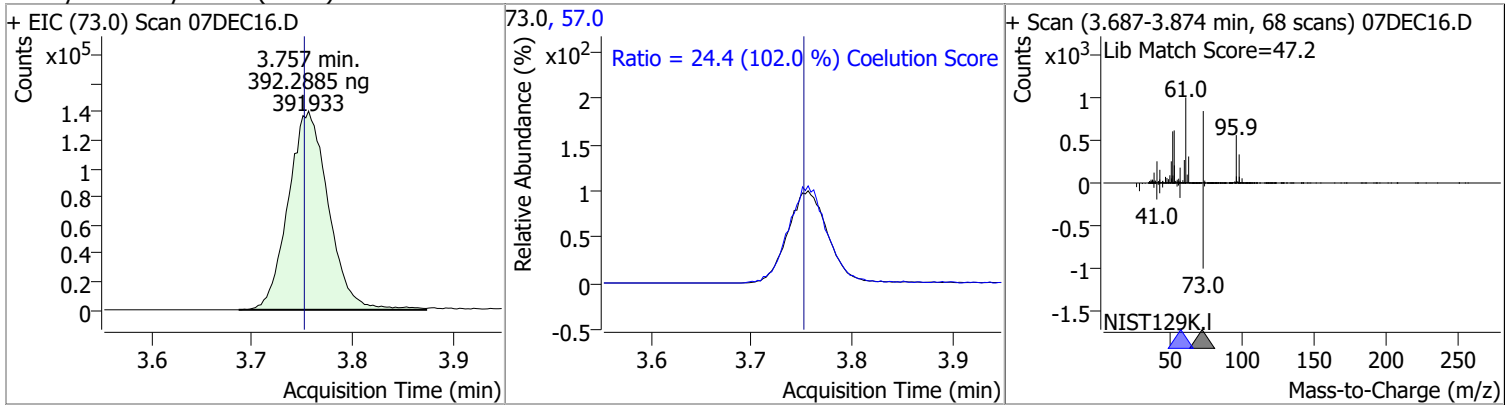


Quantitation Results Report (QT Reviewed)

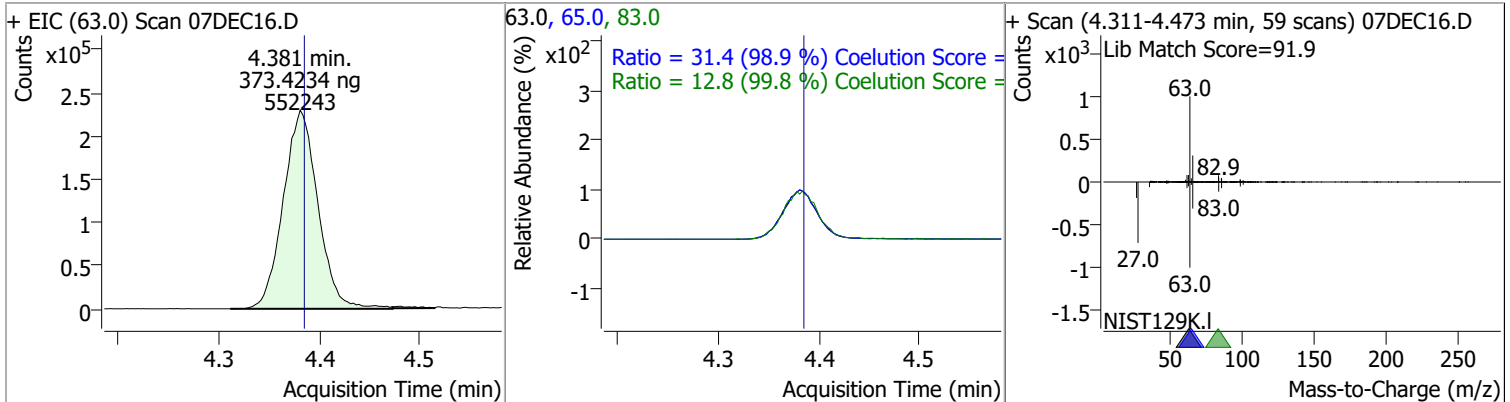
Compound	Conc.	RT	Dev(Min)	Resp.	QIon	QRatio	Lower	Upper
trans-1,2-Dichloroethene	380.5751	3.72	0.00	296883	61.0	157.7	125.1	185.1
					98.0	64.1	32.8	92.8



Compound	Conc.	RT	Dev(Min)	Resp.	QIon	QRatio	Lower	Upper
Methyl tert-butyl ether (MTBE)	392.2885	3.76	0.01	391933	57.0	24.4	0.0	53.9

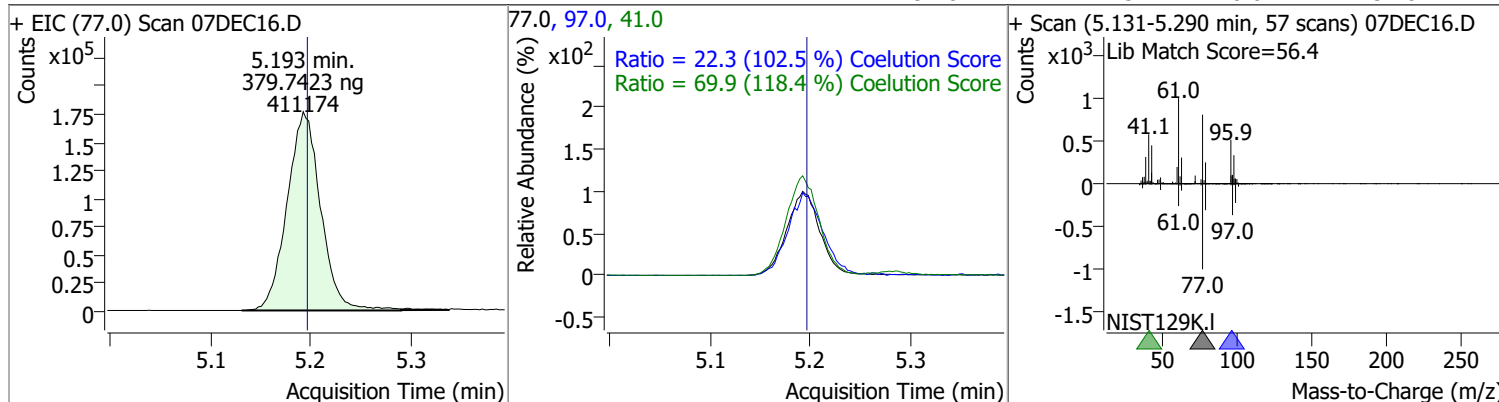


Compound	Conc.	RT	Dev(Min)	Resp.	QIon	QRatio	Lower	Upper
1,1-Dichloroethane	373.4234	4.38	0.00	552243	65.0	31.4	1.7	61.7
					83.0	12.8	0.0	42.8

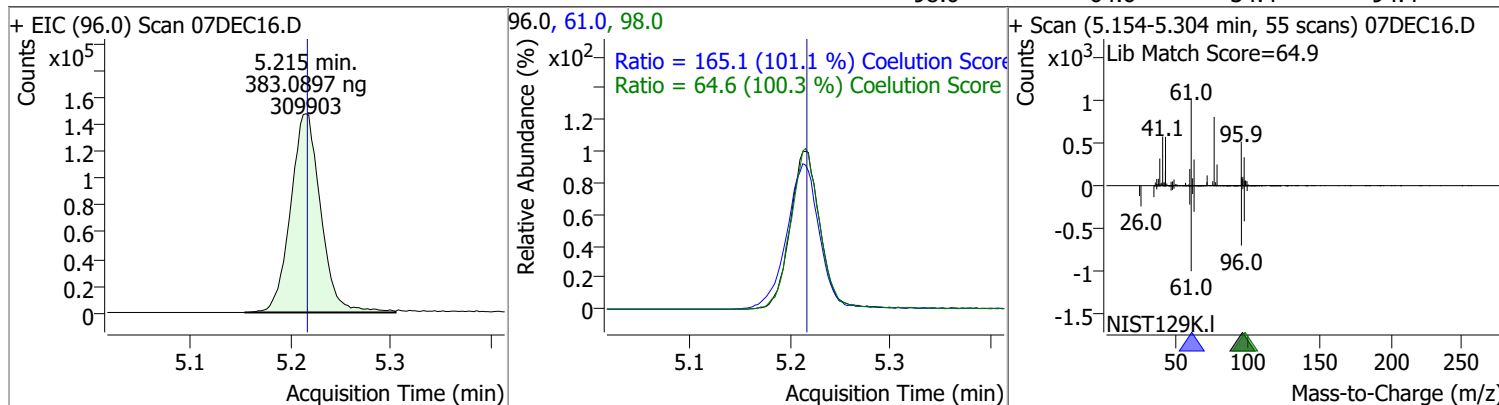


Quantitation Results Report (QT Reviewed)

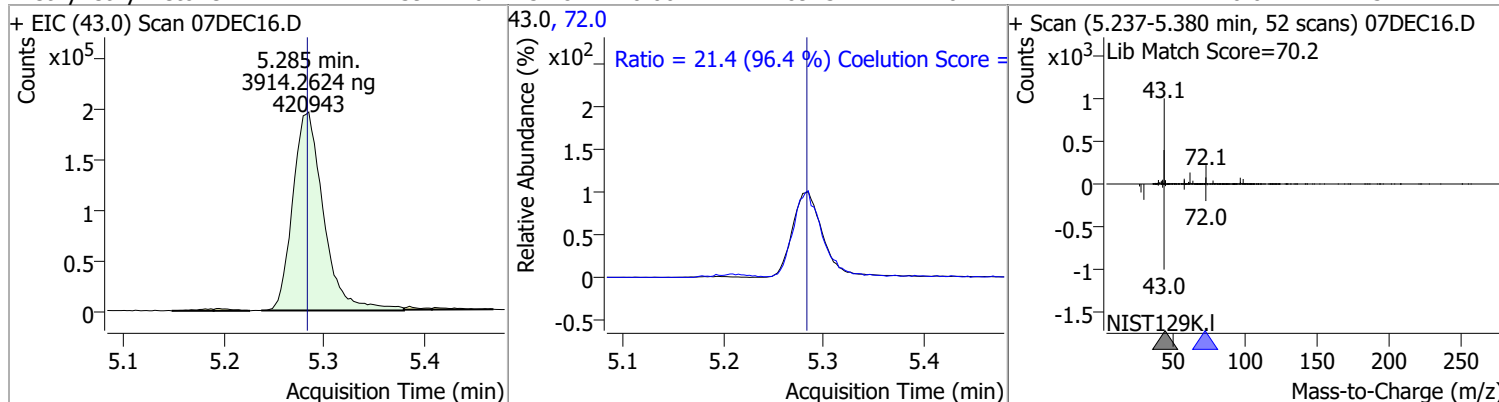
Compound	Conc.	RT	Dev(Min)	Resp.	QIon	QRatio	Lower	Upper
2,2-Dichloropropane	379.7423	5.19	0.00	411174	41.0	69.9	29.0	89.0
					97.0	22.3	0.0	51.8



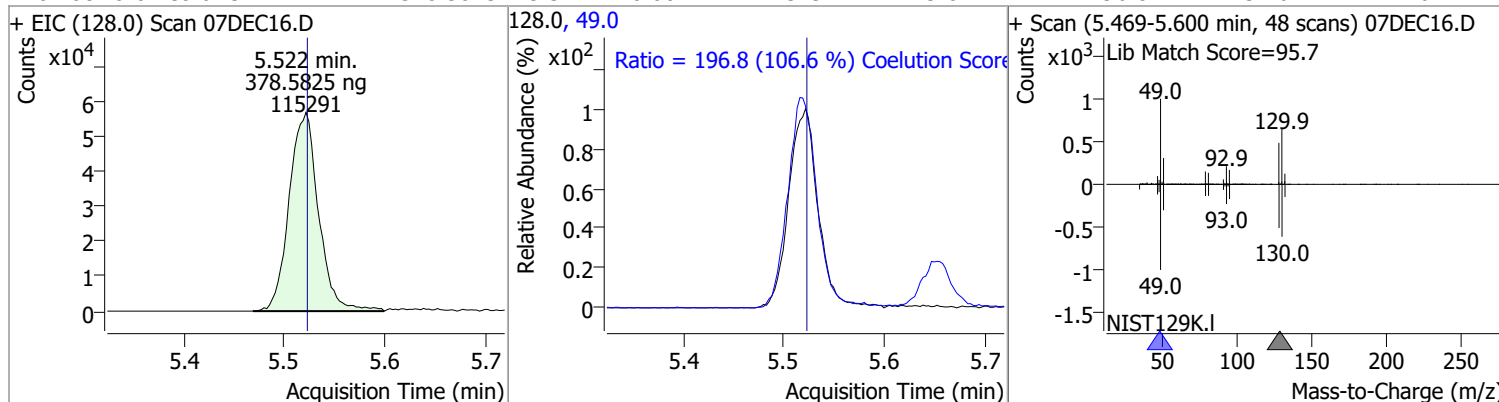
Compound	Conc.	RT	Dev(Min)	Resp.	QIon	QRatio	Lower	Upper
cis-1,2-Dichloroethene	383.0897	5.21	0.00	309903	61.0	165.1	133.3	193.3
					98.0	64.6	34.4	94.4



Compound	Conc.	RT	Dev(Min)	Resp.	QIon	QRatio	Lower	Upper
Methyl ethyl ketone	3914.2624	5.28	0.00	420943	72.0	21.4	0.0	52.2

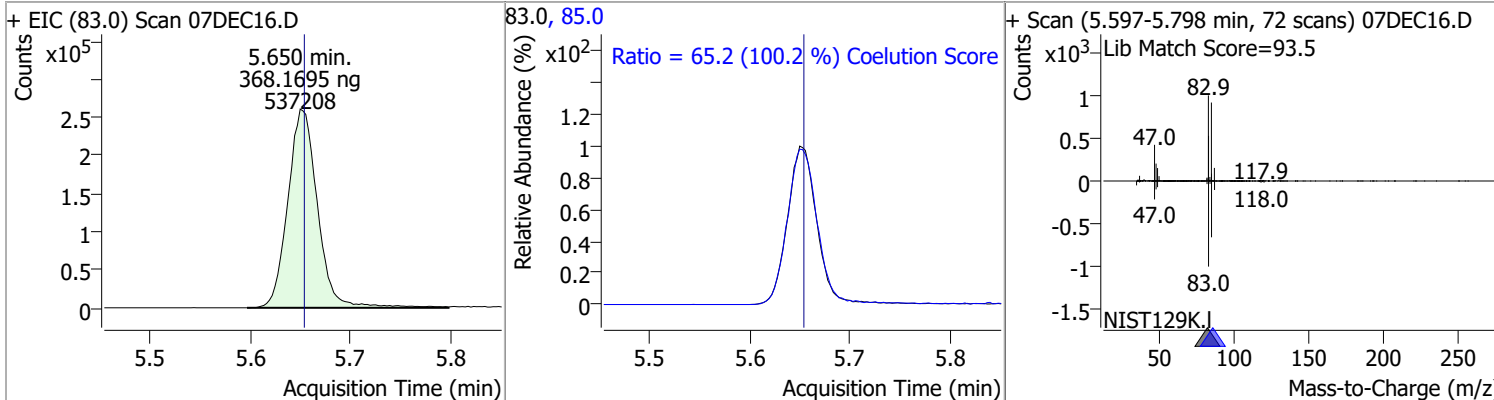


Compound	Conc.	RT	Dev(Min)	Resp.	QIon	QRatio	Lower	Upper
Bromochloromethane	378.5825	5.52	0.00	115291	49.0	196.8	154.6	214.6

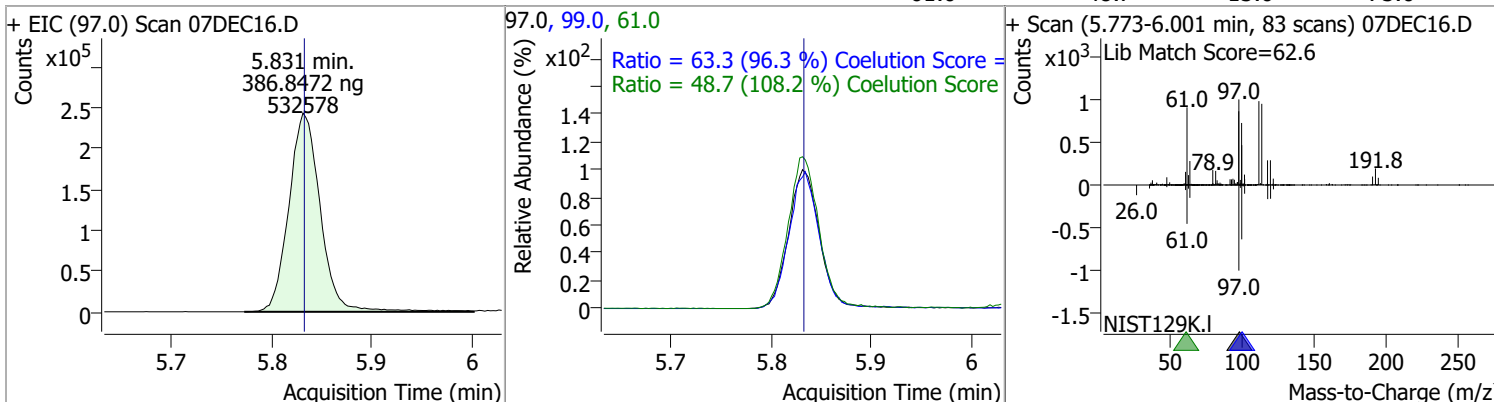


Quantitation Results Report (QT Reviewed)

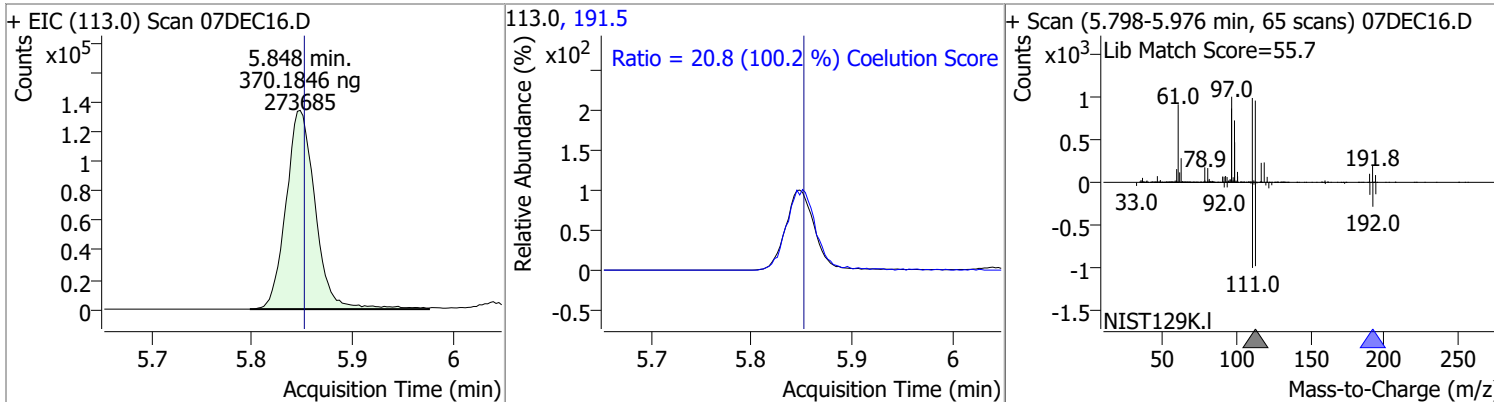
Compound	Conc.	RT	Dev(Min)	Resp.	QIon	QRatio	Lower	Upper
Chloroform	368.1695	5.65	0.00	537208	85.0	65.2	35.1	95.1



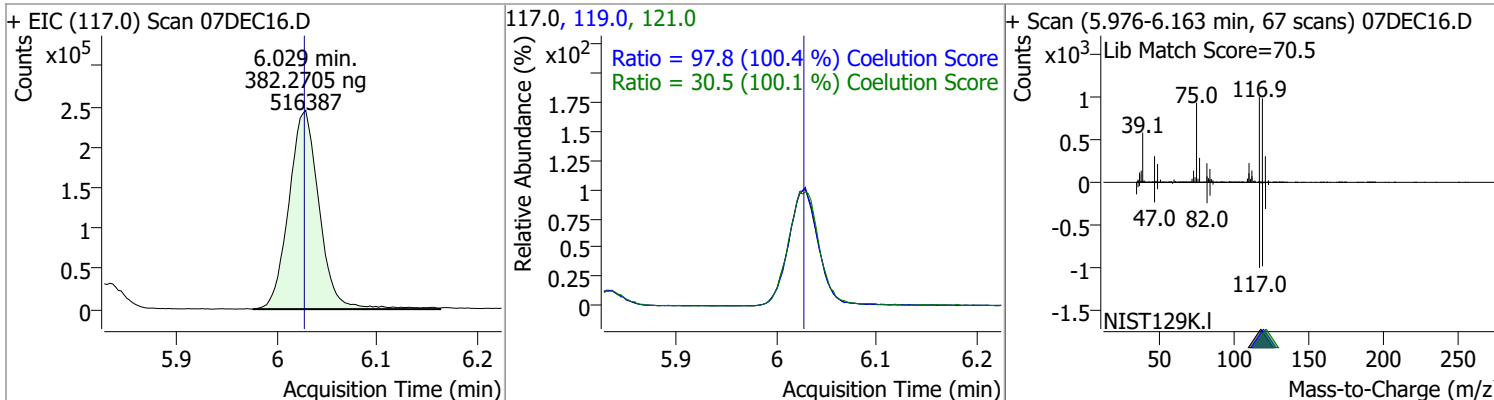
Compound	Conc.	RT	Dev(Min)	Resp.	QIon	QRatio	Lower	Upper
1,1,1-Trichloroethane	386.8472	5.83	0.00	532578	99.0	63.3	35.7	95.7
					61.0	48.7	15.0	75.0



Compound	Conc.	RT	Dev(Min)	Resp.	QIon	QRatio	Lower	Upper
Dibromofluoromethane	370.1846	5.85	0.00	273685	191.5	20.8	0.0	50.7

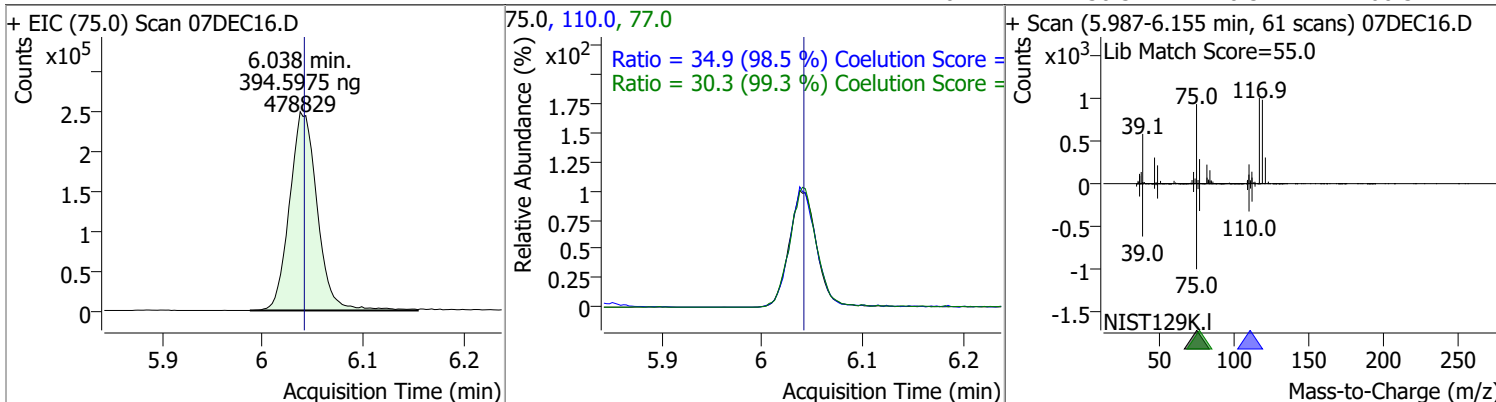


Compound	Conc.	RT	Dev(Min)	Resp.	QIon	QRatio	Lower	Upper
Carbon tetrachloride	382.2705	6.03	0.00	516387	119.0	97.8	67.5	127.5
					121.0	30.5	0.4	60.4

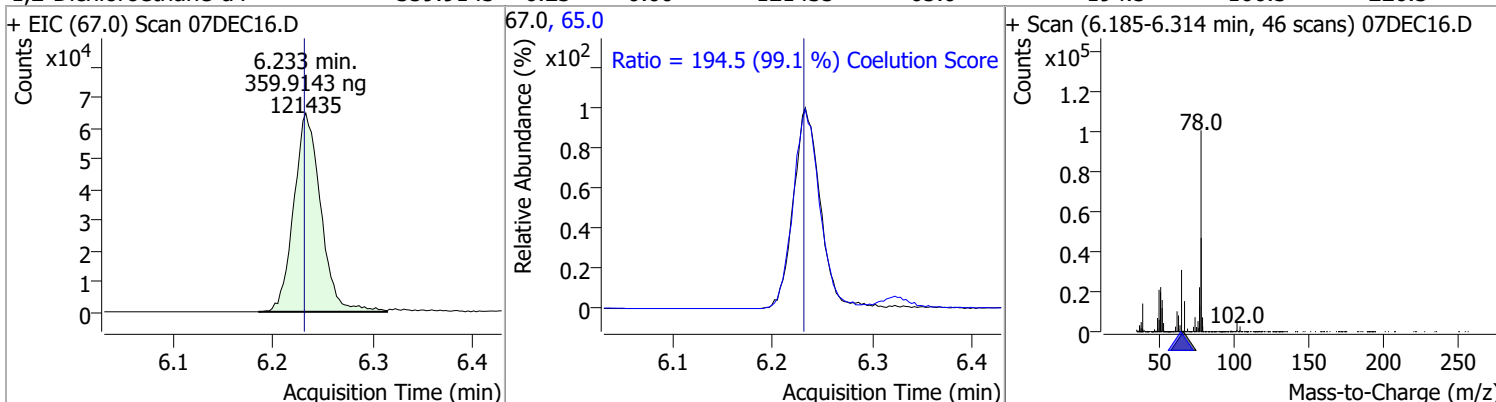


Quantitation Results Report (QT Reviewed)

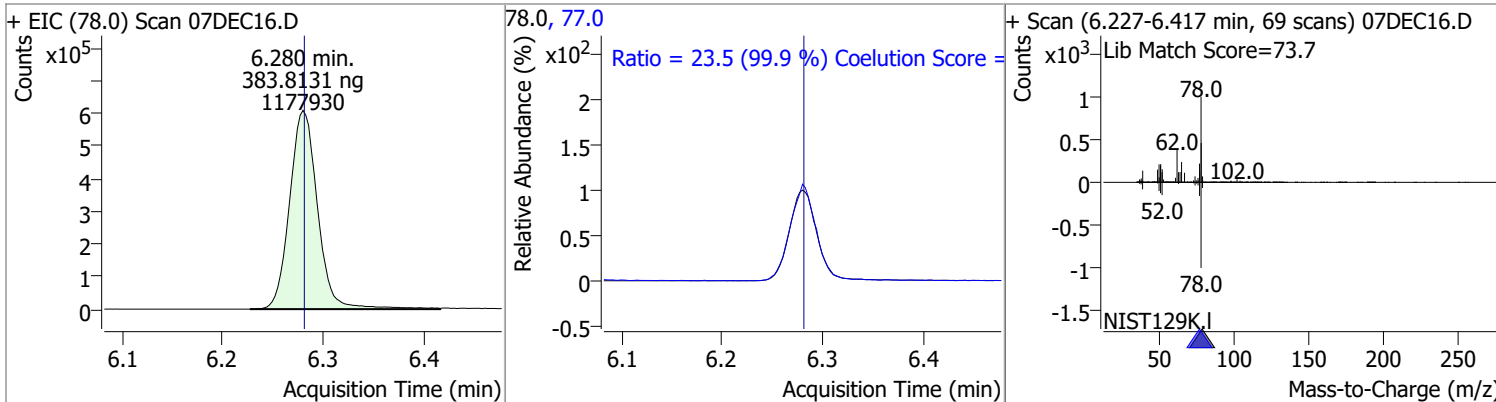
Compound	Conc.	RT	Dev(Min)	Resp.	QIon	QRatio	Lower	Upper
1,1-Dichloropropene	394.5975	6.04	0.00	478829	110.0	34.9	5.4	65.4
					77.0	30.3	0.5	60.5



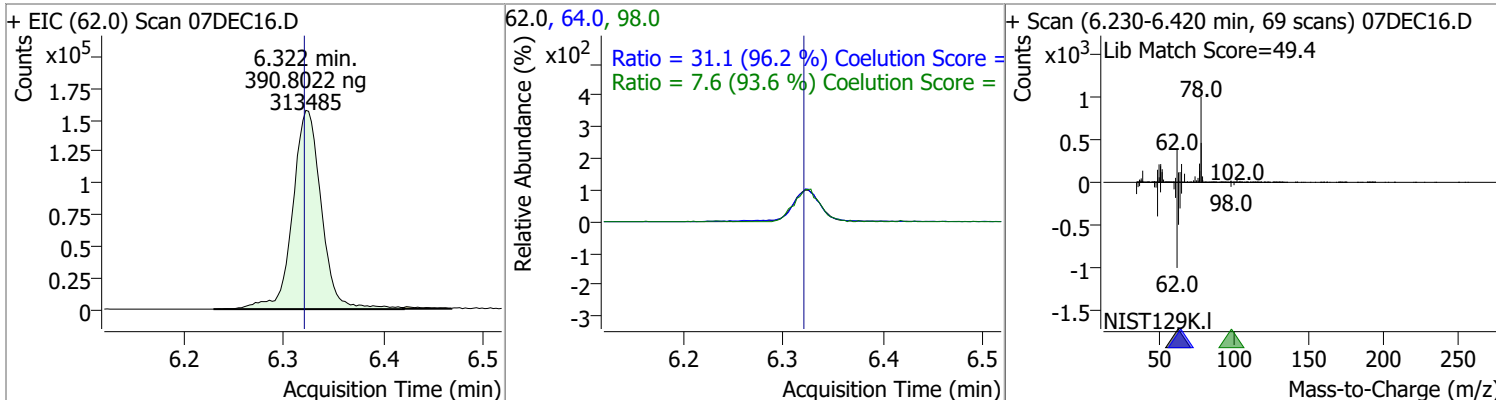
Compound	Conc.	RT	Dev(Min)	Resp.	QIon	QRatio	Lower	Upper
1,2-Dichloroethane-d4	359.9143	6.23	0.00	121435	65.0	194.5	166.3	226.3



Compound	Conc.	RT	Dev(Min)	Resp.	QIon	QRatio	Lower	Upper
Benzene	383.8131	6.28	0.00	1177930	77.0	23.5	0.0	53.5

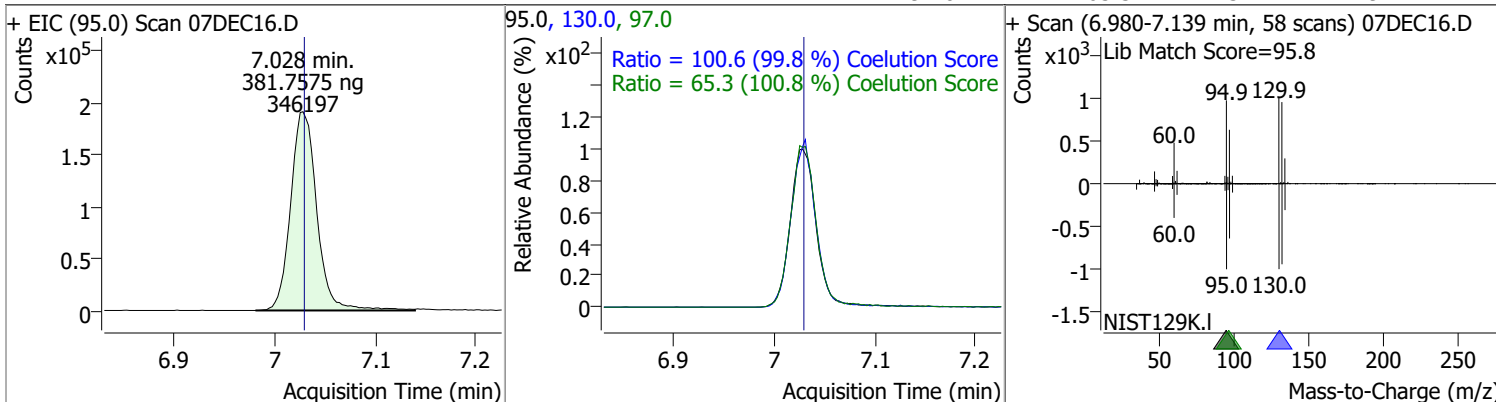


Compound	Conc.	RT	Dev(Min)	Resp.	QIon	QRatio	Lower	Upper
1,2-Dichloroethane	390.8022	6.32	0.00	313485	64.0	31.1	2.3	62.3
					98.0	7.6	0.0	38.2

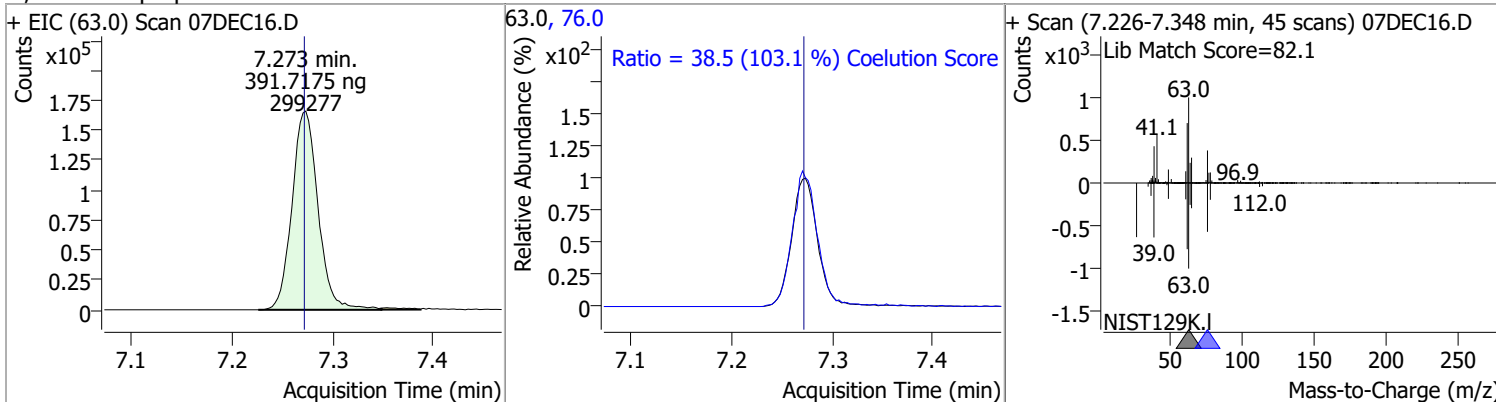


Quantitation Results Report (QT Reviewed)

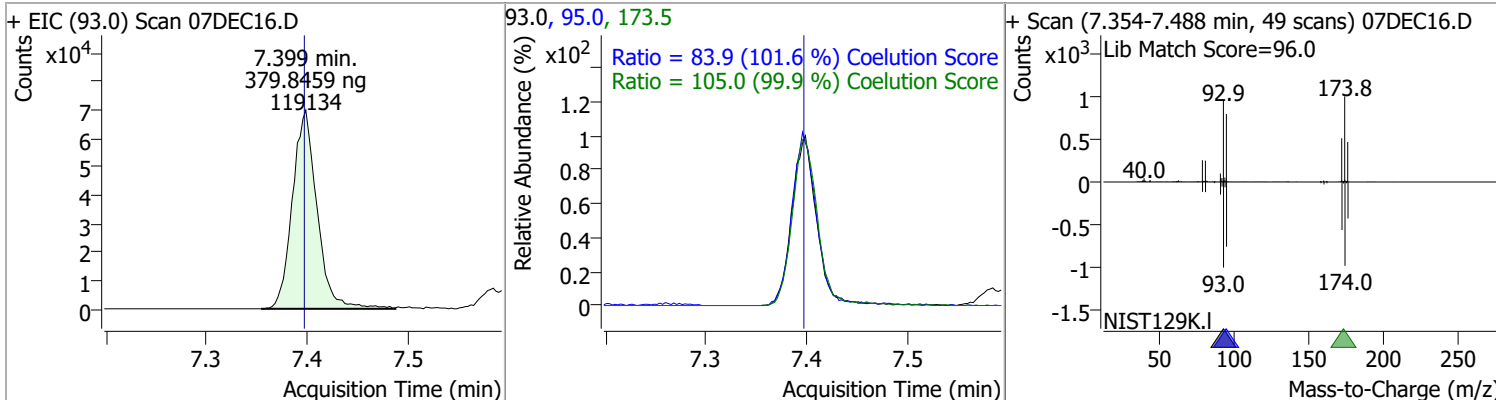
Compound	Conc.	RT	Dev(Min)	Resp.	QIon	QRatio	Lower	Upper
Trichloroethene	381.7575	7.03	0.00	346197	130.0	100.6	70.8	130.8
					97.0	65.3	34.7	94.7



Compound	Conc.	RT	Dev(Min)	Resp.	QIon	QRatio	Lower	Upper
1,2-Dichloropropane	391.7175	7.27	0.00	299277	76.0	38.5	7.3	67.3

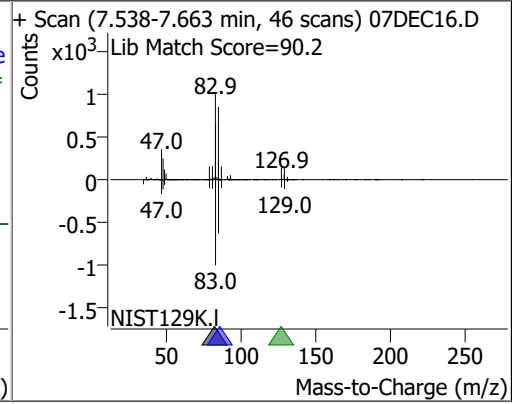
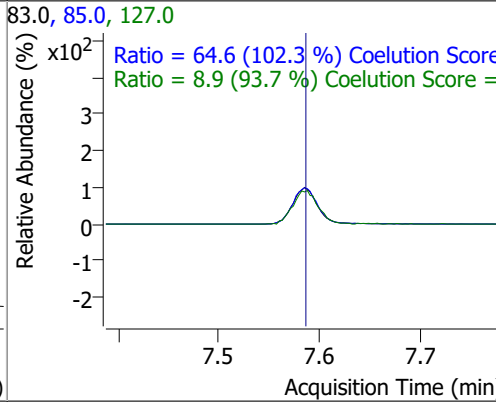
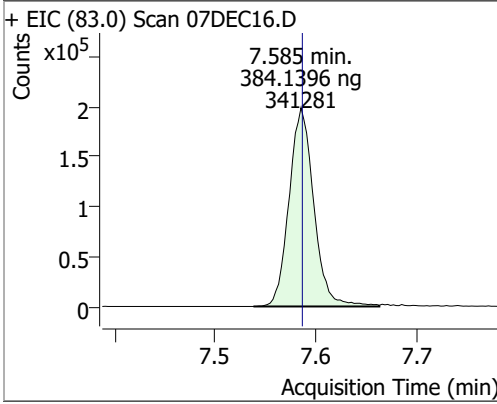


Compound	Conc.	RT	Dev(Min)	Resp.	QIon	QRatio	Lower	Upper
Dibromomethane	379.8459	7.40	0.00	119134	173.5	105.0	75.2	135.2
					95.0	83.9	52.6	112.6

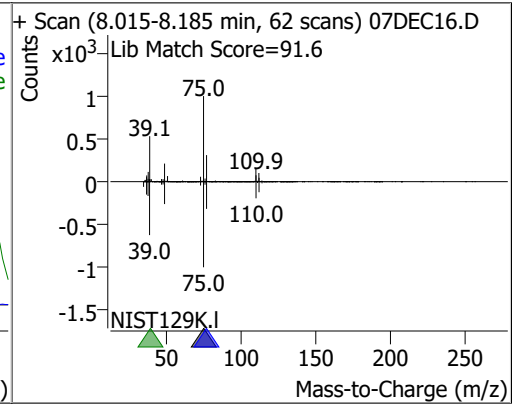
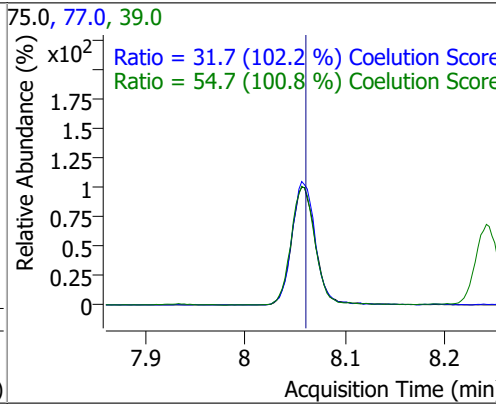
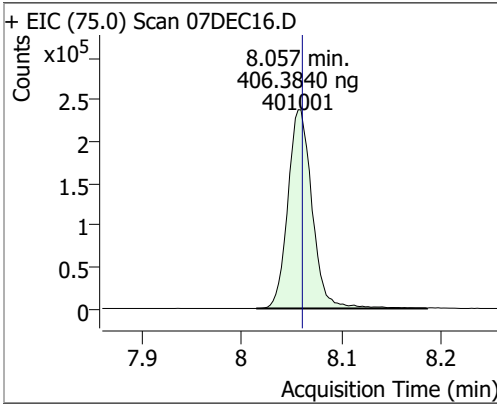


Quantitation Results Report (QT Reviewed)

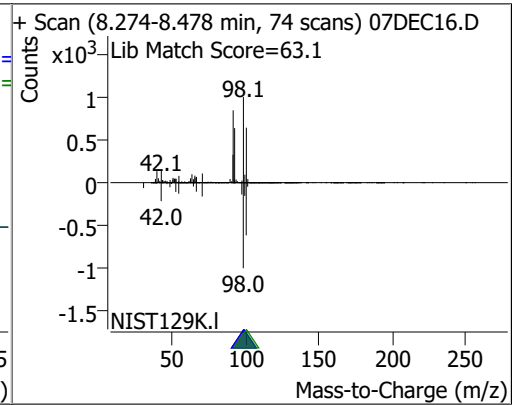
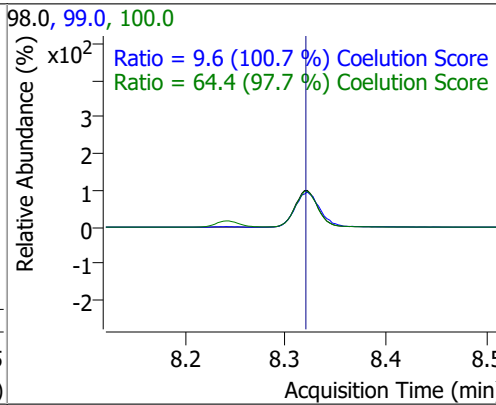
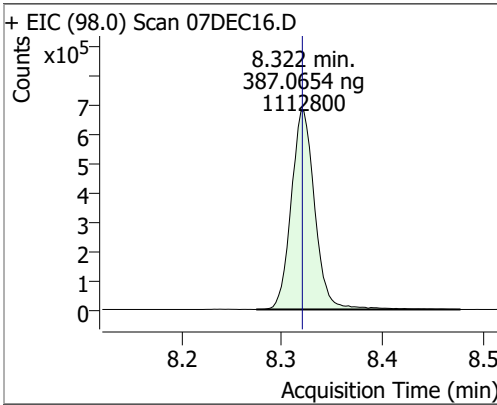
Compound	Conc.	RT	Dev(Min)	Resp.	QIon	QRatio	Lower	Upper
Bromodichloromethane	384.1396	7.59	0.00	341281	85.0	64.6	33.1	93.1
					127.0	8.9	0.0	39.5



Compound	Conc.	RT	Dev(Min)	Resp.	QIon	QRatio	Lower	Upper
cis-1,3-Dichloropropene	406.3840	8.06	0.00	401001	39.0	54.7	24.3	84.3
					77.0	31.7	1.0	61.0

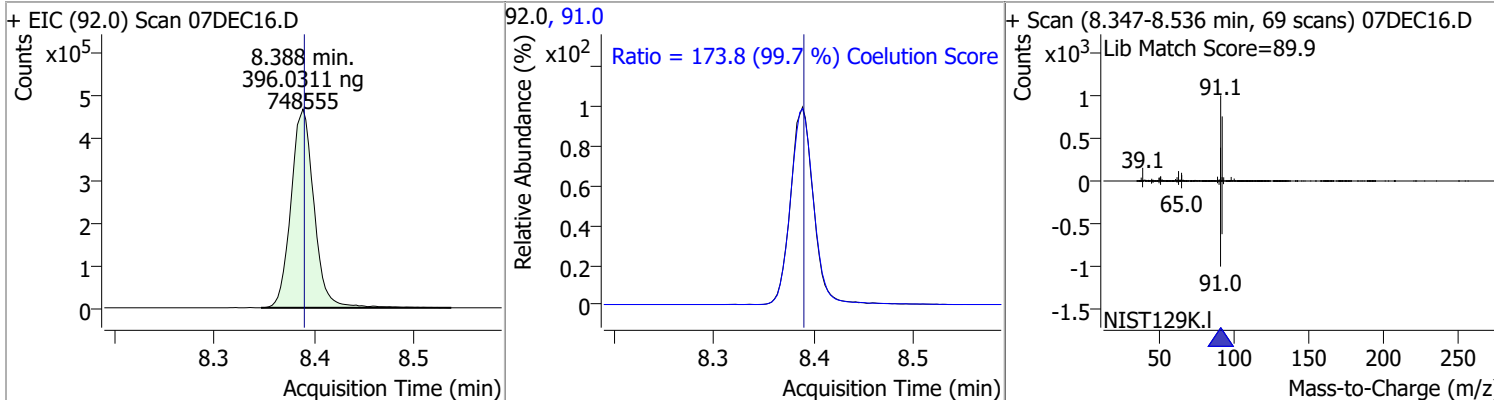


Compound	Conc.	RT	Dev(Min)	Resp.	QIon	QRatio	Lower	Upper
Toluene-d8	387.0654	8.32	0.00	1112800	100.0	64.4	35.9	95.9
					99.0	9.6	0.0	39.5

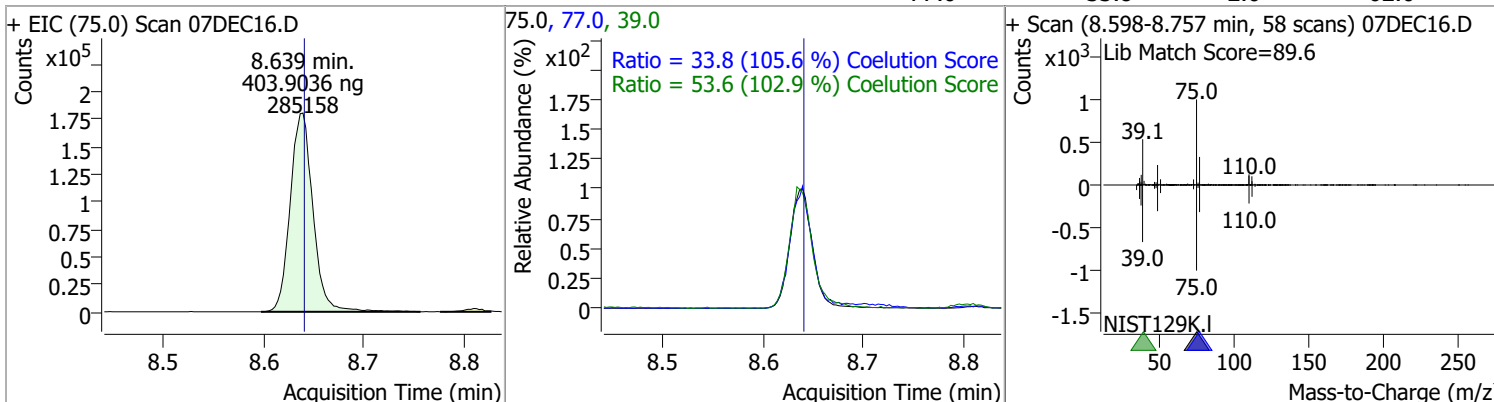


Quantitation Results Report (QT Reviewed)

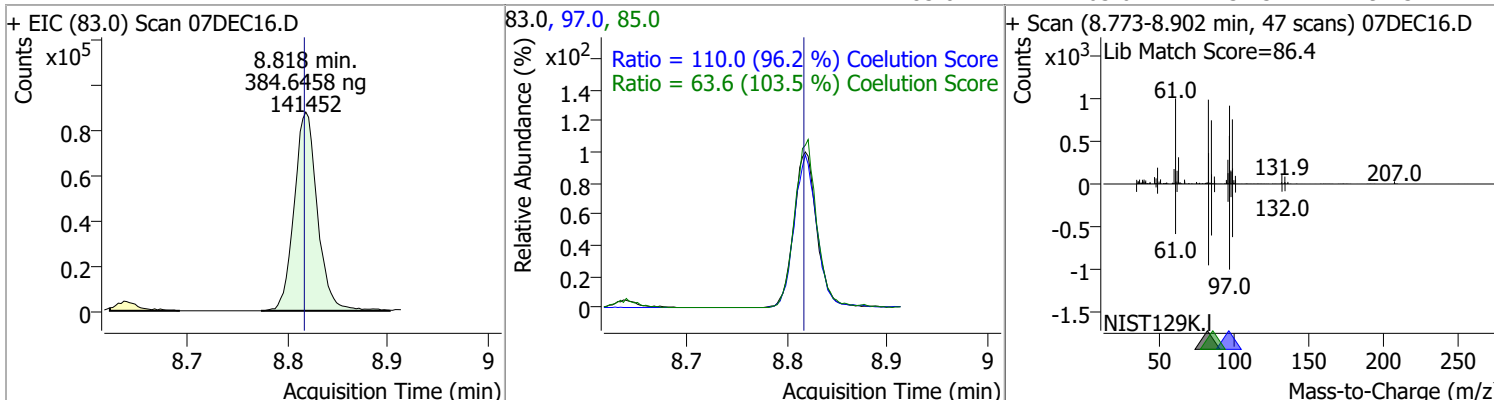
Compound	Conc.	RT	Dev(Min)	Resp.	QIon	QRatio	Lower	Upper
Toluene	396.0311	8.39	0.00	748555	91.0	173.8	144.3	204.3



Compound	Conc.	RT	Dev(Min)	Resp.	QIon	QRatio	Lower	Upper
trans-1,3-Dichloropropene	403.9036	8.64	0.00	285158	39.0 77.0	53.6 33.8	22.1 2.0	82.1 62.0

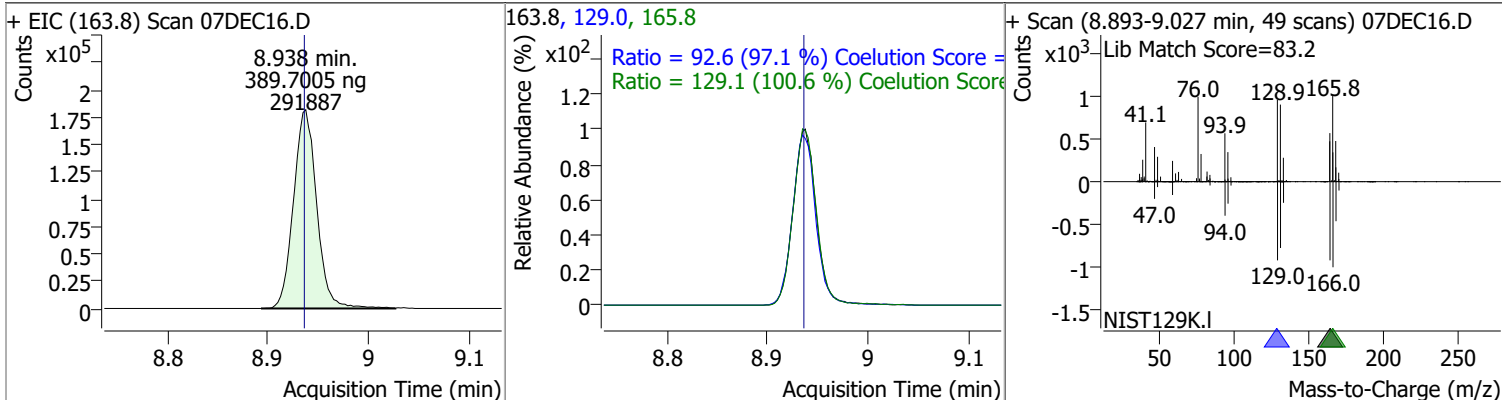


Compound	Conc.	RT	Dev(Min)	Resp.	QIon	QRatio	Lower	Upper
1,1,2-Trichloroethane	384.6458	8.82	0.00	141452	97.0 85.0	110.0 63.6	84.3 31.5	144.3 91.5

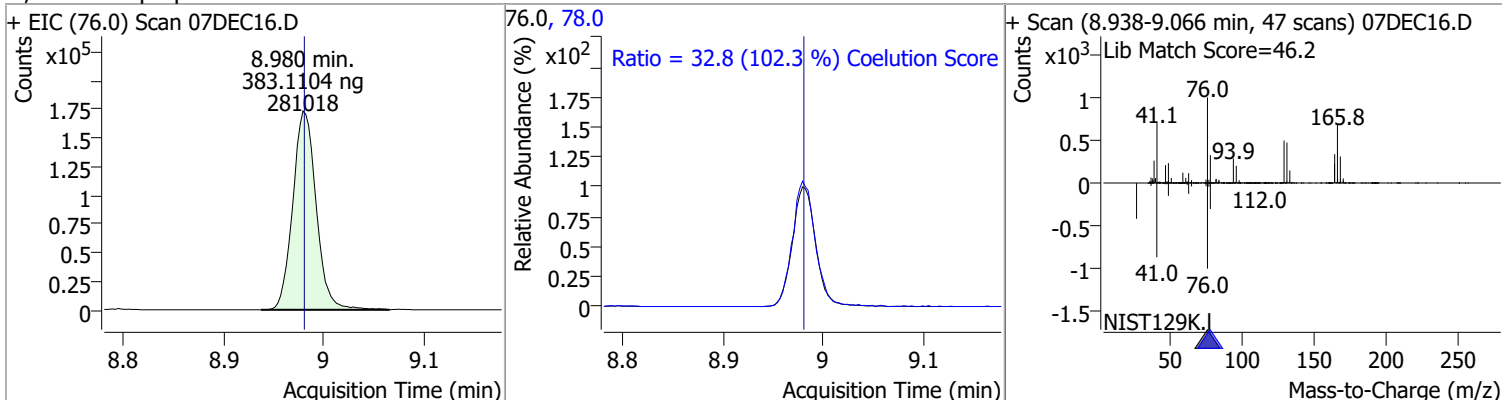


Quantitation Results Report (QT Reviewed)

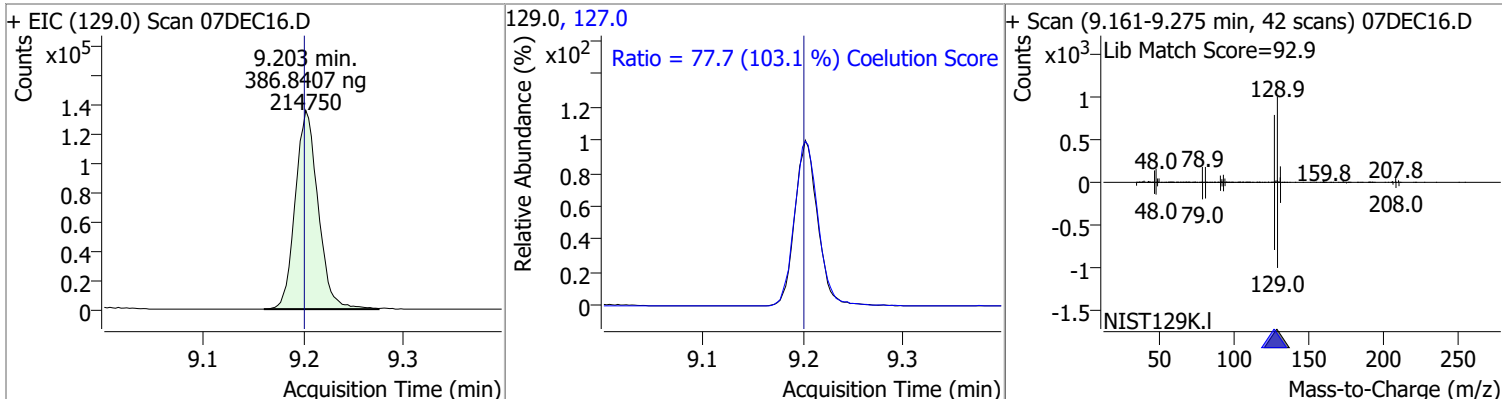
Compound	Conc.	RT	Dev(Min)	Resp.	QIon	QRatio	Lower	Upper
Tetrachloroethene	389.7005	8.94	0.00	291887	165.8	129.1	98.3	158.3
					129.0	92.6	65.3	125.3



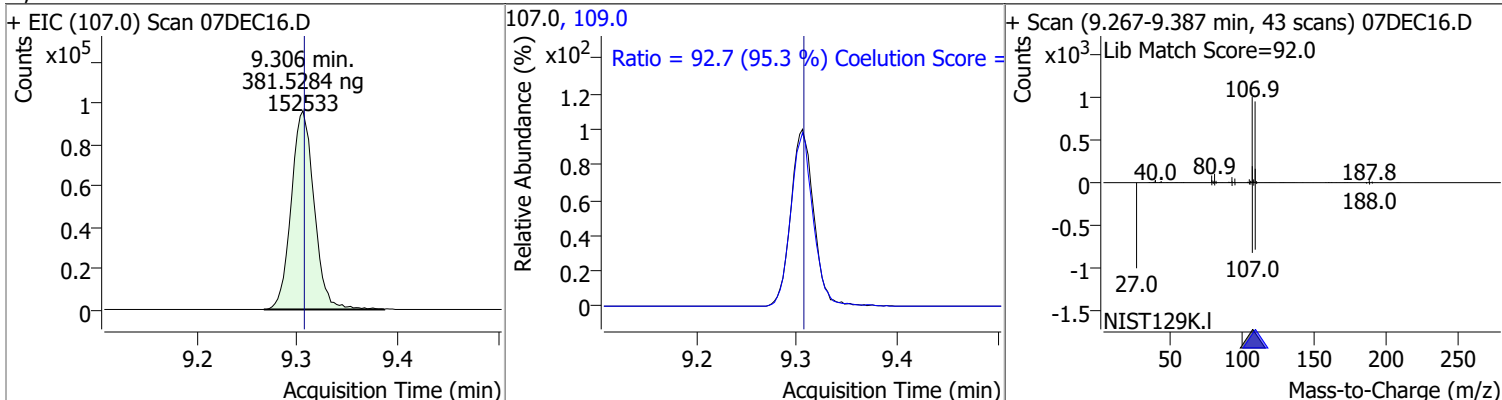
Compound	Conc.	RT	Dev(Min)	Resp.	QIon	QRatio	Lower	Upper
1,3-Dichloropropane	383.1104	8.98	0.00	281018	78.0	32.8	2.1	62.1



Compound	Conc.	RT	Dev(Min)	Resp.	QIon	QRatio	Lower	Upper
Chlorodibromomethane	386.8407	9.20	0.00	214750	127.0	77.7	45.3	105.3



Compound	Conc.	RT	Dev(Min)	Resp.	QIon	QRatio	Lower	Upper
1,2-Dibromoethane	381.5284	9.31	0.00	152533	109.0	92.7	67.2	127.2

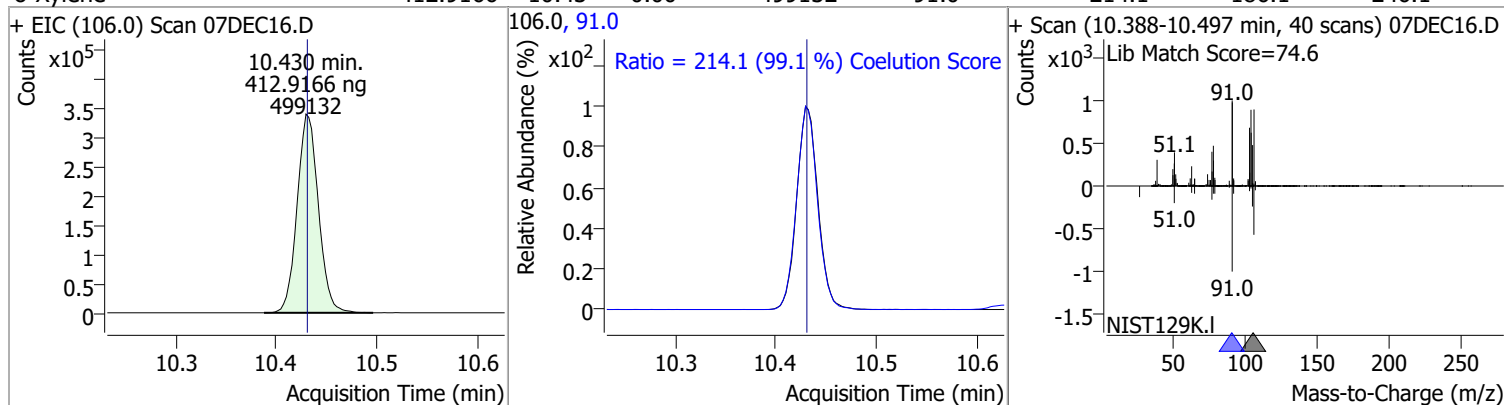


Quantitation Results Report (QT Reviewed)

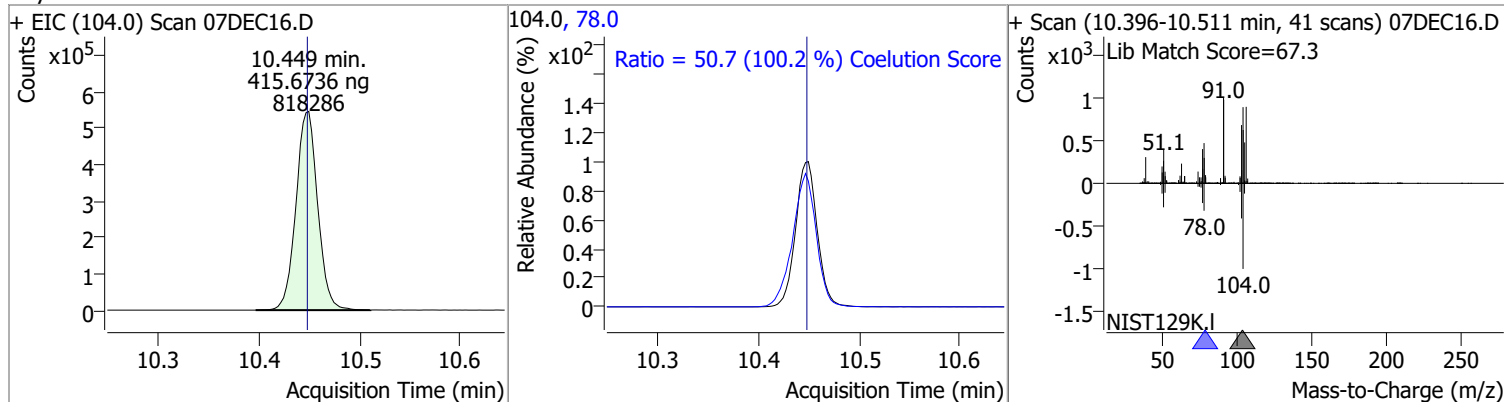
Compound	Conc.	RT	Dev(Min)	Resp.	QIon	QRatio	Lower	Upper
Chlorobenzene	382.2462	9.80	0.00	779953	114.0	31.9	2.3	62.3
+ EIC (112.0) Scan 07DEC16.D			112.0, 114.0			+ Scan (9.758-9.886 min, 46 scans) 07DEC16.D		
1,1,1,2-Tetrachloroethane	386.5330	9.89	0.00	268286	133.0	96.1	65.7	125.7
+ EIC (131.0) Scan 07DEC16.D			131.0, 133.0			+ Scan (9.847-9.970 min, 45 scans) 07DEC16.D		
Ethylbenzene	398.1502	9.92	0.00	1446563	106.0	31.0	0.7	60.7
+ EIC (91.0) Scan 07DEC16.D			91.0, 106.0			+ Scan (9.875-9.992 min, 43 scans) 07DEC16.D		
m+p-Xylenes	810.4741	10.04	0.00	1122763	91.0	202.7	175.0	235.0
+ EIC (106.0) Scan 07DEC16.D			106.0, 91.0			+ Scan (9.989-10.120 min, 48 scans) 07DEC16.D		

Quantitation Results Report (QT Reviewed)

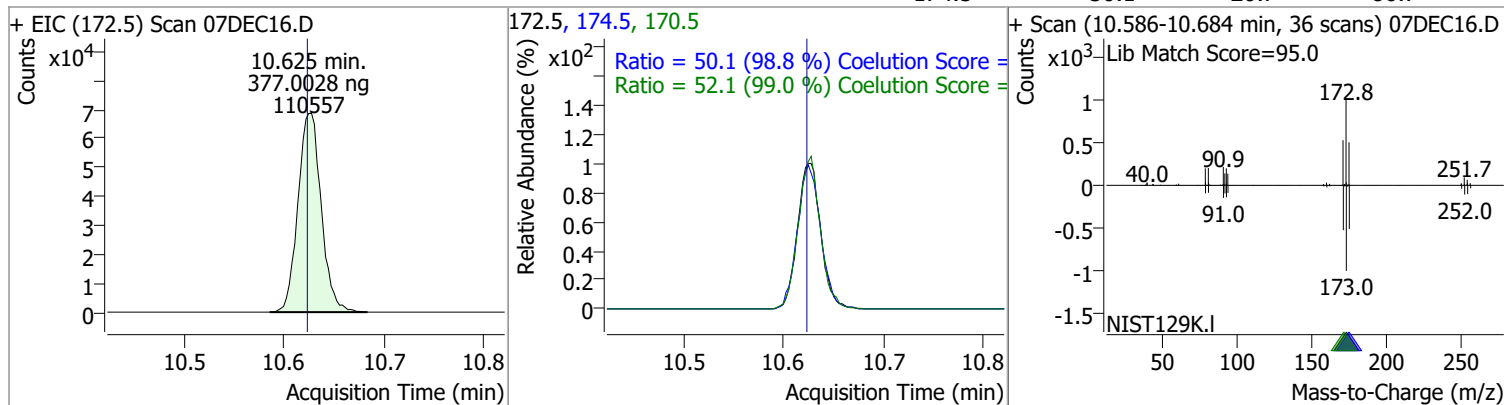
Compound	Conc.	RT	Dev(Min)	Resp.	QIon	QRatio	Lower	Upper
o-Xylene	412.9166	10.43	0.00	499132	91.0	214.1	186.1	246.1



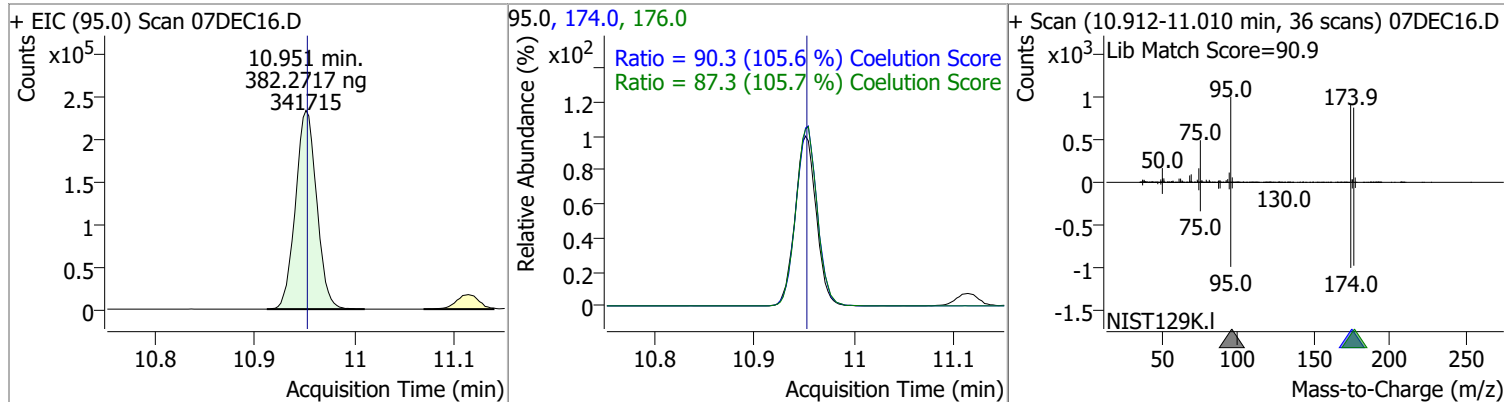
Compound	Conc.	RT	Dev(Min)	Resp.	QIon	QRatio	Lower	Upper
Styrene	415.6736	10.45	0.00	818286	78.0	50.7	20.6	80.6



Compound	Conc.	RT	Dev(Min)	Resp.	QIon	QRatio	Lower	Upper
Bromoform	377.0028	10.62	0.00	110557	170.5	52.1	22.7	82.7
					174.5	50.1	20.7	80.7

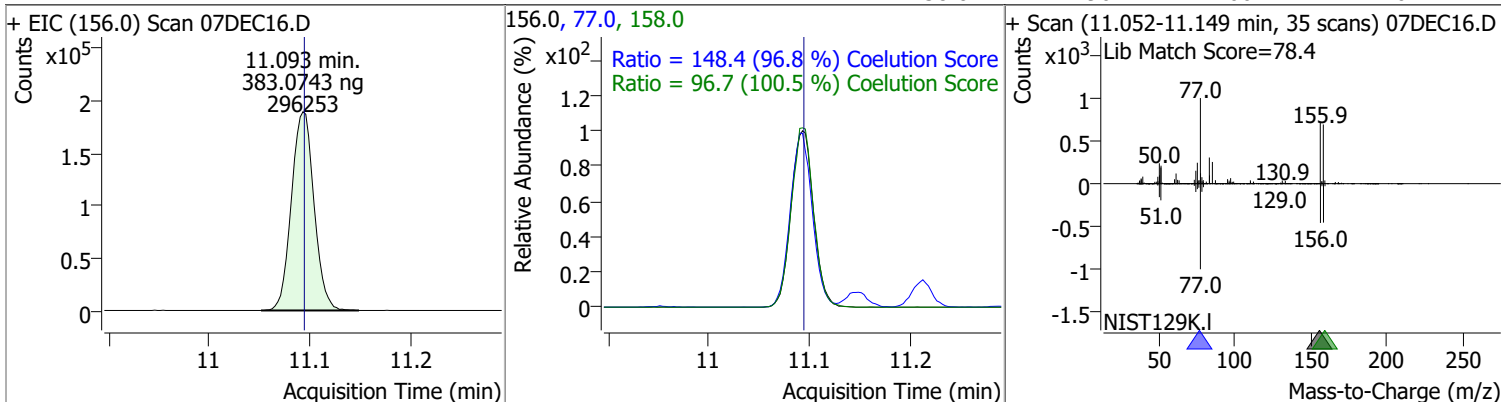


Compound	Conc.	RT	Dev(Min)	Resp.	QIon	QRatio	Lower	Upper
p-Bromofluorobenzene	382.2717	10.95	0.00	341715	174.0	90.3	55.5	115.5
					176.0	87.3	52.5	112.5

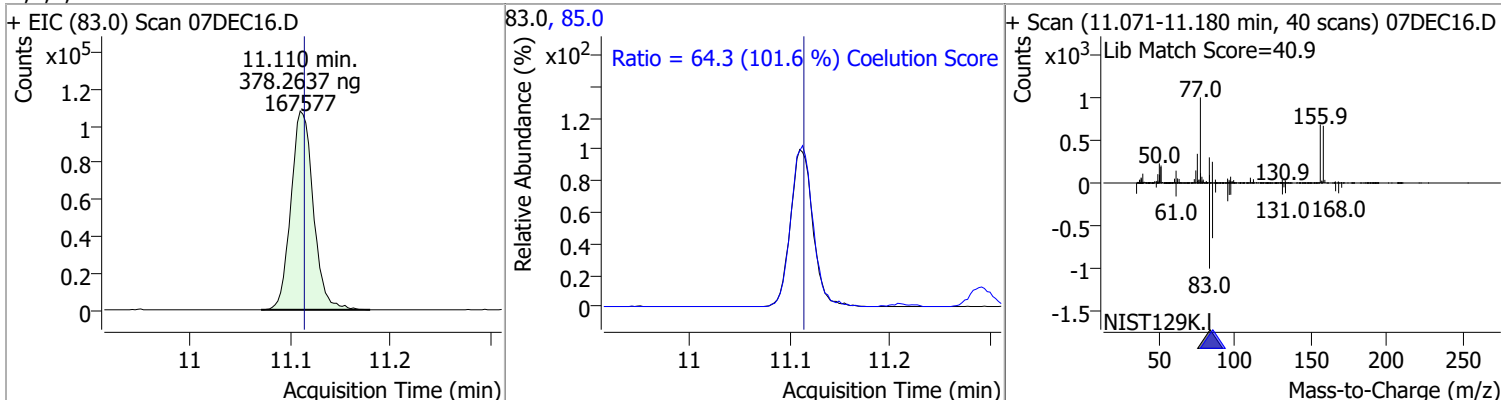


Quantitation Results Report (QT Reviewed)

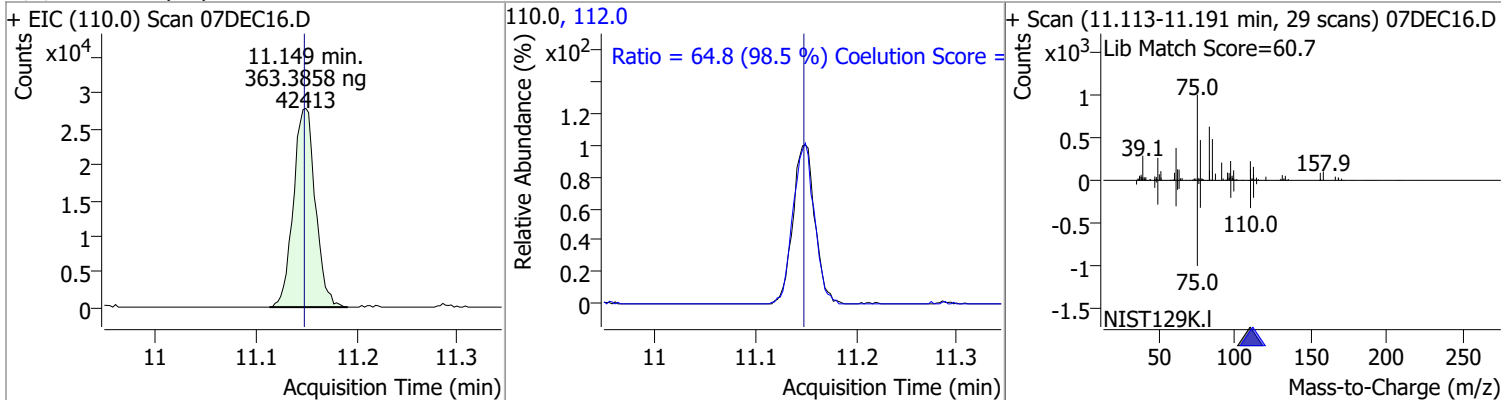
Compound	Conc.	RT	Dev(Min)	Resp.	QIon	QRatio	Lower	Upper
Bromobenzene	383.0743	11.09	0.00	296253	77.0	148.4	123.2	183.2
					158.0	96.7	66.2	126.2



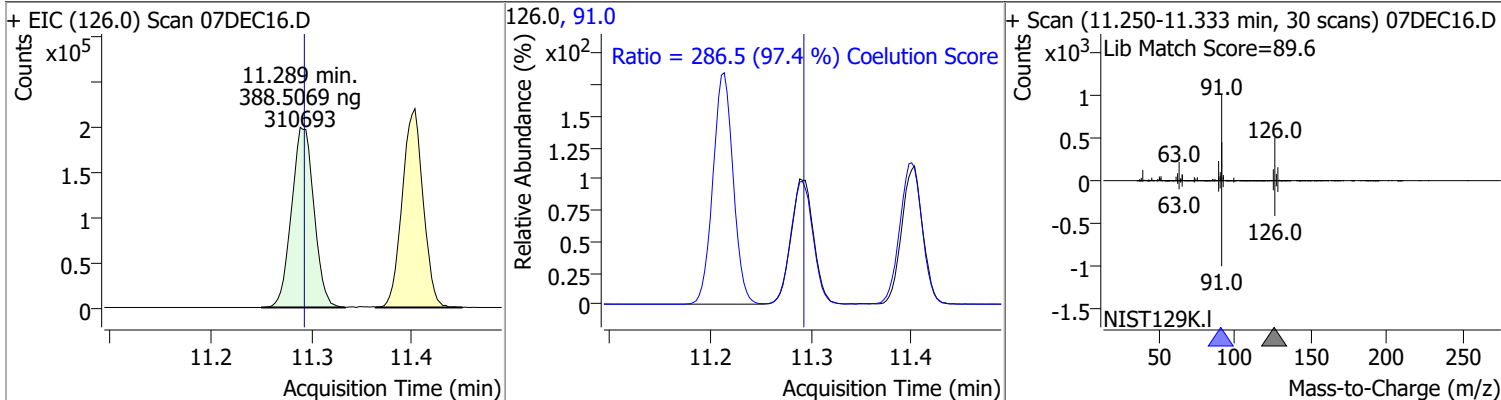
Compound	Conc.	RT	Dev(Min)	Resp.	QIon	QRatio	Lower	Upper
1,1,2,2-Tetrachloroethane	378.2637	11.11	0.00	167577	85.0	64.3	33.2	93.2



Compound	Conc.	RT	Dev(Min)	Resp.	QIon	QRatio	Lower	Upper
1,2,3-Trichloropropane	363.3858	11.15	0.00	42413	112.0	64.8	35.8	95.8

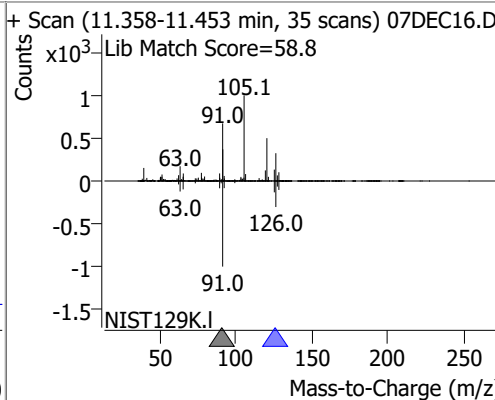
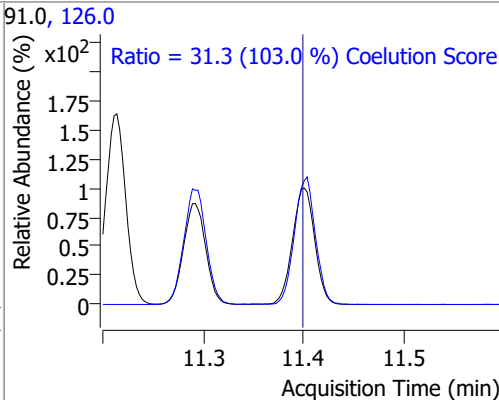
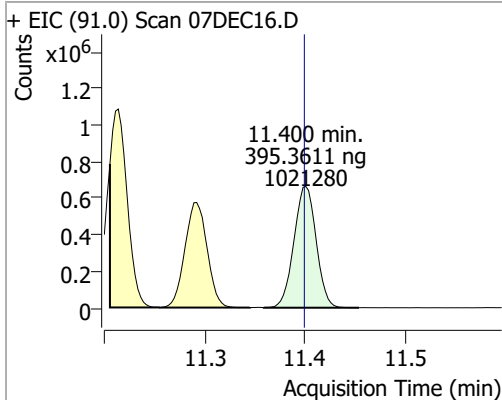


Compound	Conc.	RT	Dev(Min)	Resp.	QIon	QRatio	Lower	Upper
2-Chlorotoluene	388.5069	11.29	0.00	310693	91.0	286.5	264.1	324.1

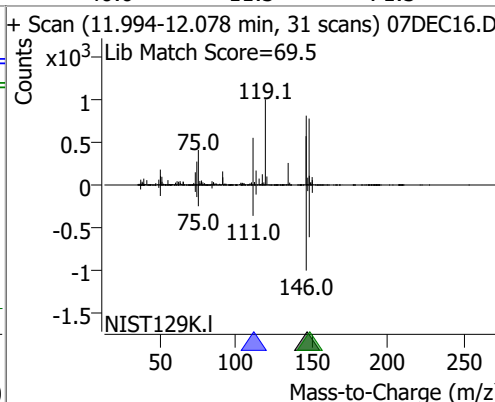
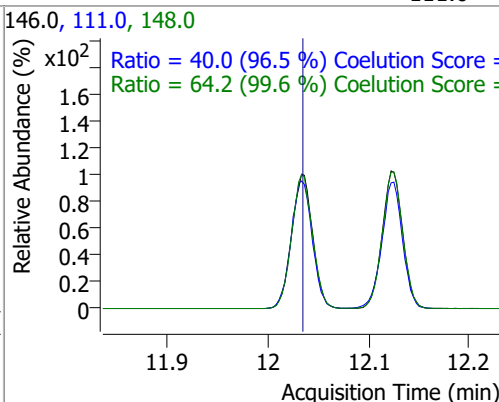
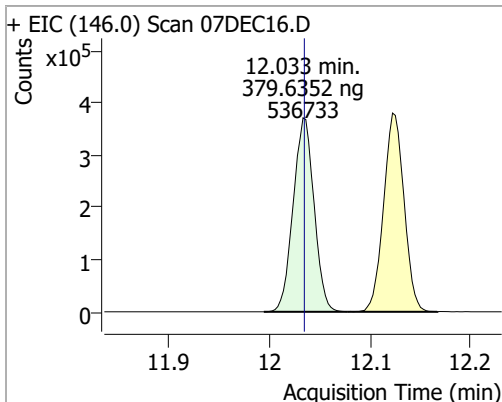


Quantitation Results Report (QT Reviewed)

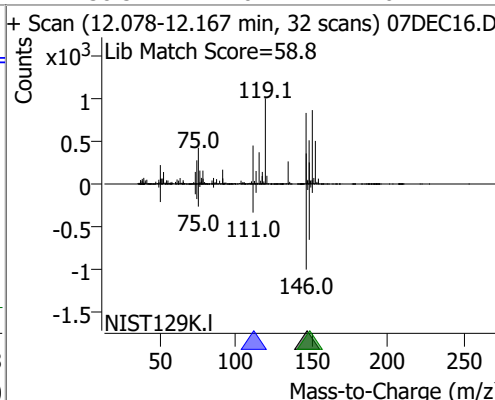
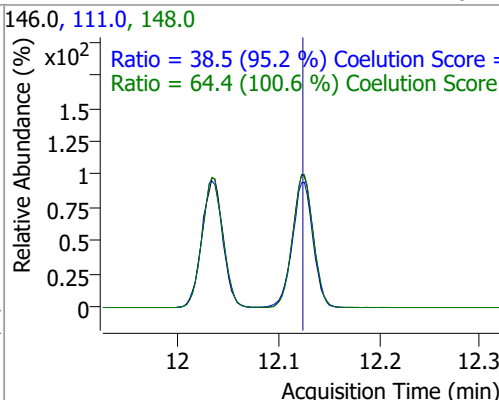
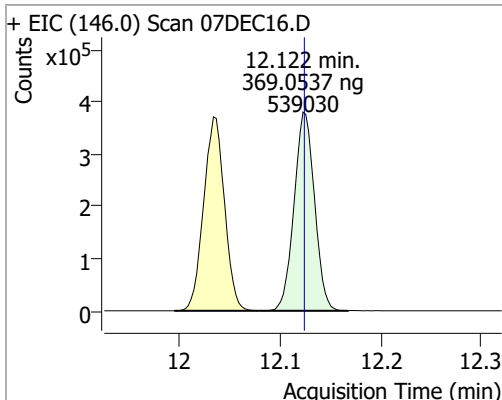
Compound	Conc.	RT	Dev(Min)	Resp.	QIon	QRatio	Lower	Upper
4-Chlorotoluene	395.3611	11.40	0.00	1021280	126.0	31.3	0.4	60.4



Compound	Conc.	RT	Dev(Min)	Resp.	QIon	QRatio	Lower	Upper
1,3-Dichlorobenzene	379.6352	12.03	0.00	536733	148.0	64.2	34.5	94.5
					111.0	40.0	11.5	71.5

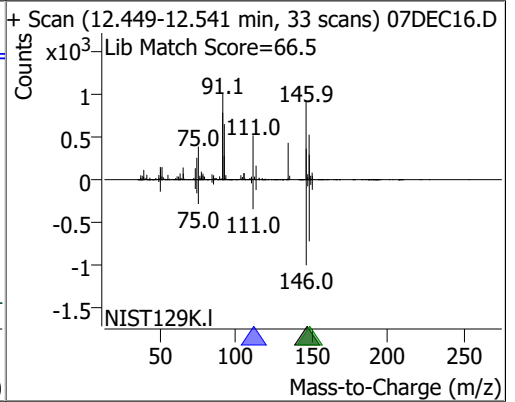
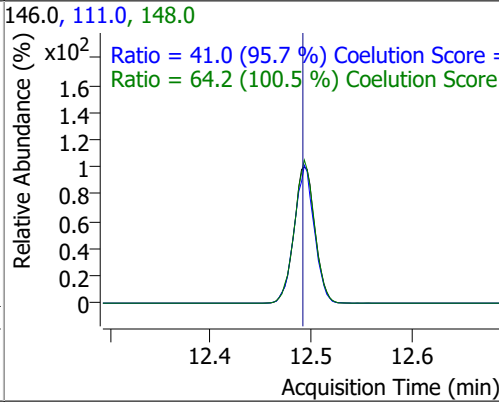
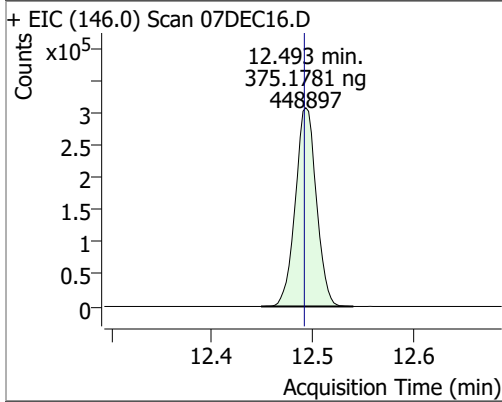


Compound	Conc.	RT	Dev(Min)	Resp.	QIon	QRatio	Lower	Upper
1,4-Dichlorobenzene	369.0537	12.12	0.00	539030	148.0	64.4	34.0	94.0
					111.0	38.5	10.4	70.4



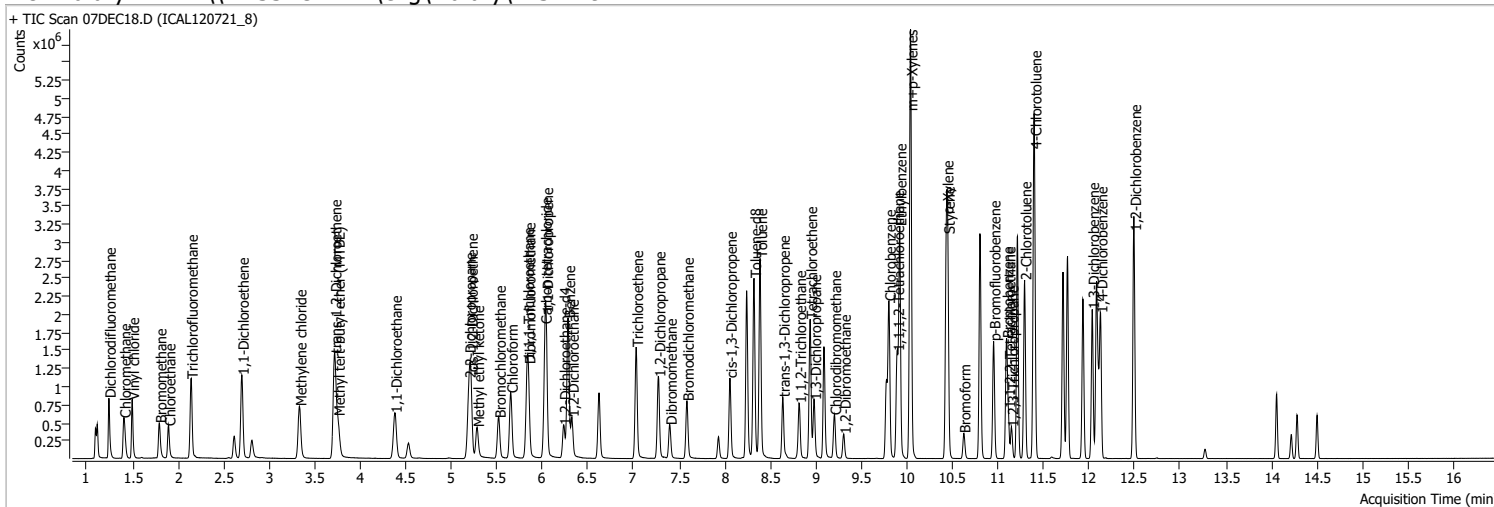
Quantitation Results Report (QT Reviewed)

Compound	Conc.	RT	Dev(Min)	Resp.	QIon	QRatio	Lower	Upper
1,2-Dichlorobenzene	375.1781	12.49	0.00	448897	148.0	64.2	33.8	93.8
					111.0	41.0	12.8	72.8



Quantitation Results Report (QT Reviewed)

Data File	07DEC18.D	Operator	MSC
Acq. Method	5975CACQF.M	Acq. Date-Time	12/7/2021 6:15:44 PM
Sample Name	ICAL120721_8	Instrument	VOA5975C
Vial	18	Multiplier	1.00
DA Method File	VOA5975C_8260B_SHT_DoD_L4_120721.m	Comment	
Tune File	BFB_Atune3.u	Tune Date	10/11/2021 4:02:00 PM
Batch Name	VG120721_8260B_624pt1_L4.batch.bin	Last Calib Update	12/13/2021 2:48:18 PM
Ref Library	\\MASSHUNTER\Org\Library\NIST129K.I		



Compound	RT	QIon	Resp.	Conc.	Units	Dev(Min)
Internal Standards						
M Fluorobenzene	6.620	96.0	762749	250.0000	ng	0.000
M Chlorobenzene-d5	9.772	82.0	286731	250.0000	ng	-0.003
M 1,4-Dichlorobenzene-d4	12.103	152.0	234486	250.0000	ng	0.003
System Monitoring Compounds						
S Dibromofluoromethane	5.845	113.0	377296	504.7134	ng	-0.006
Spiked Amount: 250.000	Range: 80.0 - 119.0%			Recovery = 201.89%	*	
S 1,2-Dichloroethane-d4	6.230	67.0	165139	484.0611	ng	0.000
Spiked Amount: 250.000	Range: 81.0 - 118.0%			Recovery = 193.62%	*	
S Toluene-d8	8.322	98.0	1523079	528.4185	ng	0.003
Spiked Amount: 250.000	Range: 89.0 - 112.0%			Recovery = 211.37%	*	
S p-Bromofluorobenzene	10.951	95.0	466348	519.7546	ng	0.000
Spiked Amount: 250.000	Range: 85.0 - 114.0%			Recovery = 207.90%	*	
Target Compounds						
T Dichlorodifluoromethane	1.241	85.0	552849	506.9250	ng	99
T Chloromethane	1.406	50.0	618664	498.2193	ng	100
T Vinyl chloride	1.495	62.0	599982	513.5709	ng	99
T Bromomethane	1.796	96.0	266856	496.3524	ng	100
T Chloroethane	1.894	64.0	319838	495.5729	ng	100
T Trichlorofluoromethane	2.142	101.0	775738	508.4626	ng	99
T 1,1-Dichloroethene	2.700	96.0	408810	517.8048	ng	97
T Methylene chloride	3.333	49.0	534822	478.4654	ng	96
T trans-1,2-Dichloroethene	3.717	96.0	408143	517.4432	ng	98
T Methyl tert-butyl ether (MTBE)	3.754	73.0	528043	522.7070	ng	98
T 1,1-Dichloroethane	4.378	63.0	771450	515.9105	ng	99
T 2,2-Dichloropropane	5.193	77.0	561289	512.6785	ng	90
T cis-1,2-Dichloroethene	5.215	96.0	429832	525.4952	ng	100
T Methyl ethyl ketone	5.282	43.0	585156	5381.3791	ng	97
T Bromochloromethane	5.522	128.0	155709	505.6780	ng	93
T Chloroform	5.653	83.0	729150	494.2168	ng	100

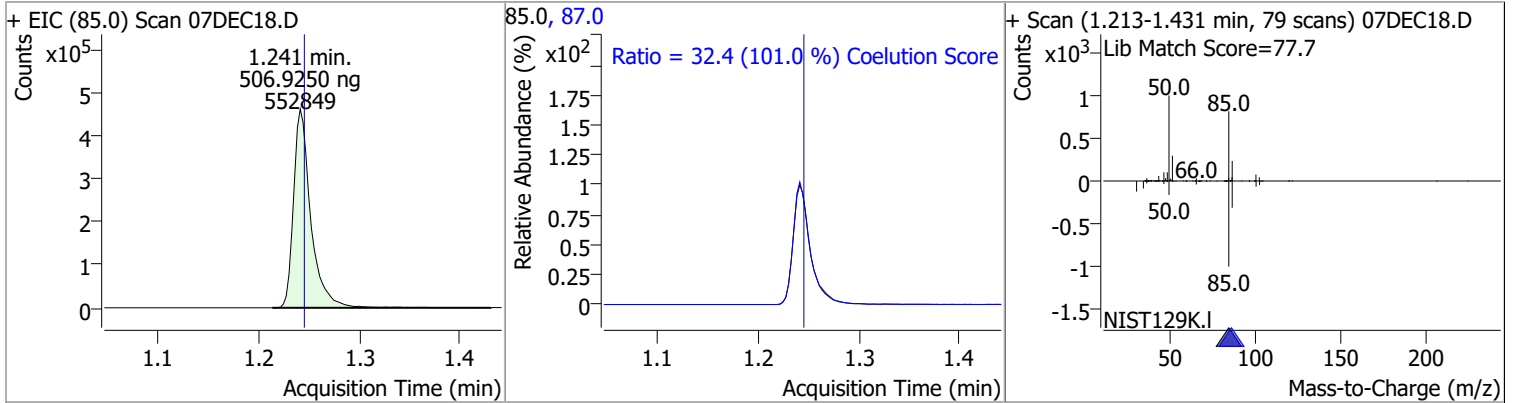
Quantitation Results Report (QT Reviewed)

Compound	RT	QIon	Resp.	Conc.	Units	Dev(Min)
T 1,1,1-Trichloroethane	5.831	97.0	734165	527.4061	ng	97
T Carbon tetrachloride	6.026	117.0	720325	527.3747	ng	99
T 1,1-Dichloropropene	6.040	75.0	663496	540.7637	ng	99
T Benzene	6.280	78.0	1621497	522.5306	ng	100
T 1,2-Dichloroethane	6.322	62.0	423120	521.6739	ng	97
T Trichloroethene	7.028	95.0	473683	521.0033	ng	100
T 1,2-Dichloropropane	7.273	63.0	409995	535.2622	ng	99
T Dibromomethane	7.399	93.0	161342	513.1064	ng	98
T Bromodichloromethane	7.585	83.0	469832	527.4823	ng	98
T cis-1,3-Dichloropropene	8.057	75.0	547890	553.8254	ng	99
T Toluene	8.388	92.0	1020302	538.4218	ng	100
T trans-1,3-Dichloropropene	8.637	75.0	393301	555.6555	ng	99
T 1,1,2-Trichloroethane	8.818	83.0	189312	513.4740	ng	98
T Tetrachloroethene	8.938	163.8	400826	533.7777	ng	99
T 1,3-Dichloropropane	8.982	76.0	386031	524.9287	ng	98
T Chlorodibromomethane	9.203	129.0	296725	533.1402	ng	98
T 1,2-Dibromoethane	9.306	107.0	207251	517.0684	ng	97
T Chlorobenzene	9.802	112.0	1068720	522.4287	ng	100
T 1,1,1,2-Tetrachloroethane	9.892	131.0	368050	528.9124	ng	99
T Ethylbenzene	9.919	91.0	1991113	546.6304	ng	99
T m+p-Xylenes	10.039	106.0	1546203	1113.2838	ng	99
T o-Xylene	10.433	106.0	691749	570.7998	ng	99
T Styrene	10.449	104.0	1125139	570.0879	ng	99
T Bromoform	10.622	172.5	152589	518.3960	ng	99
T Bromobenzene	11.093	156.0	407967	525.5638	ng	97
T 1,1,2,2-Tetrachloroethane	11.113	83.0	229595	516.3246	ng	100
T 1,2,3-Trichloropropane	11.146	110.0	58687	500.9461	ng	97
T 2-Chlorotoluene	11.291	126.0	425569	530.1727	ng	95
T 4-Chlorotoluene	11.400	91.0	1409492	543.6154	ng	99
T 1,3-Dichlorobenzene	12.033	146.0	742614	523.3008	ng	98
T 1,4-Dichlorobenzene	12.125	146.0	734070	500.7192	ng	99
T 1,2-Dichlorobenzene	12.493	146.0	610796	508.5890	ng	98

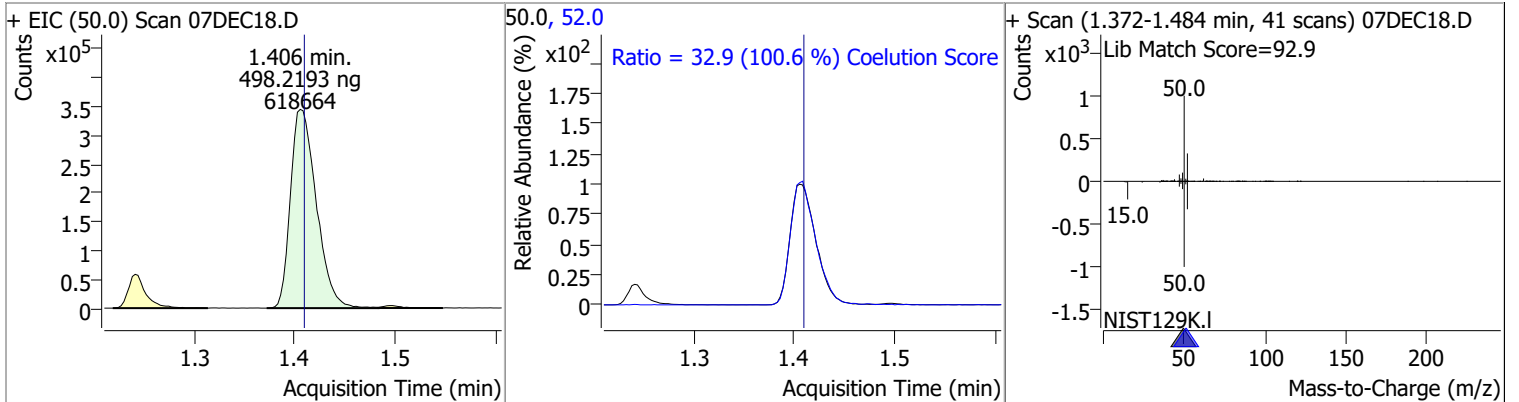
(#) = Qualifier Out of Range; (m) = Manual Integration; (+) = Area Summed; (*) = Surrogate Percent Recovery Out of Range; (d): Zeroed Peak

Quantitation Results Report (QT Reviewed)

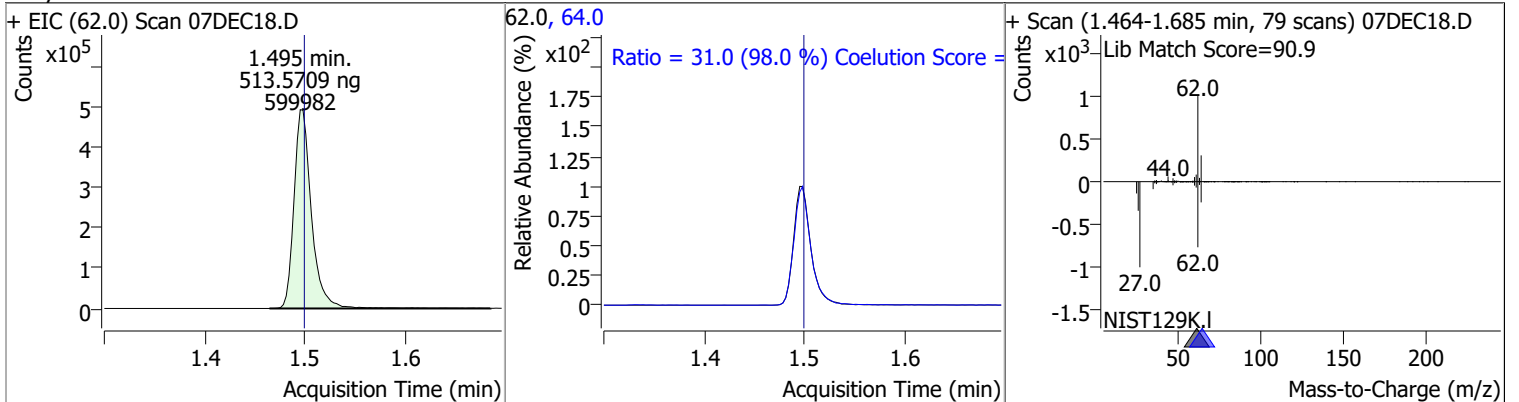
Compound	Conc.	RT	Dev(Min)	Resp.	QIon	QRatio	Lower	Upper
----------	-------	----	----------	-------	------	--------	-------	-------



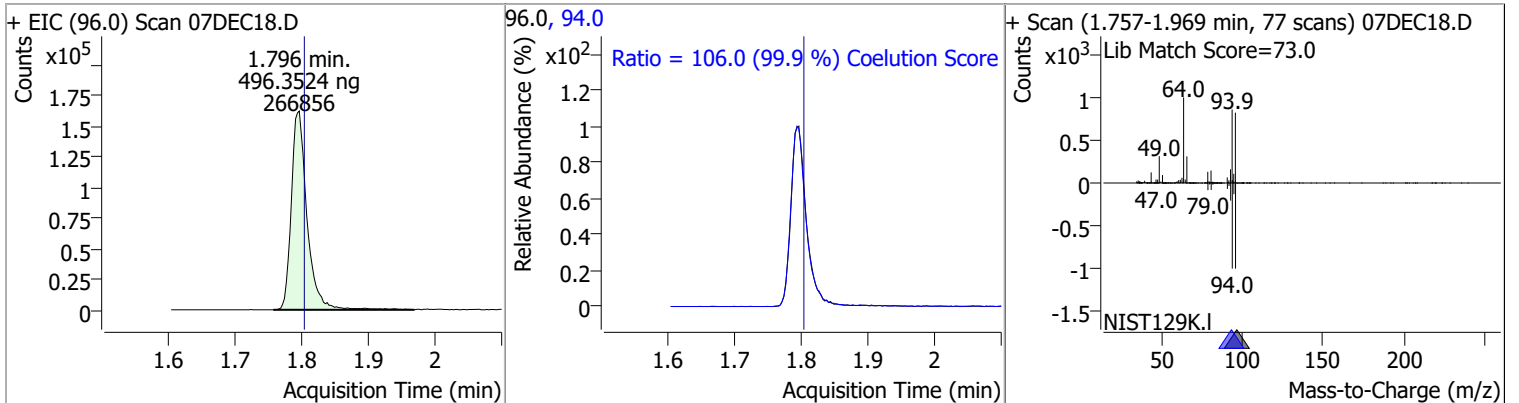
Compound	Conc.	RT	Dev(Min)	Resp.	QIon	QRatio	Lower	Upper
----------	-------	----	----------	-------	------	--------	-------	-------



Compound	Conc.	RT	Dev(Min)	Resp.	QIon	QRatio	Lower	Upper
----------	-------	----	----------	-------	------	--------	-------	-------

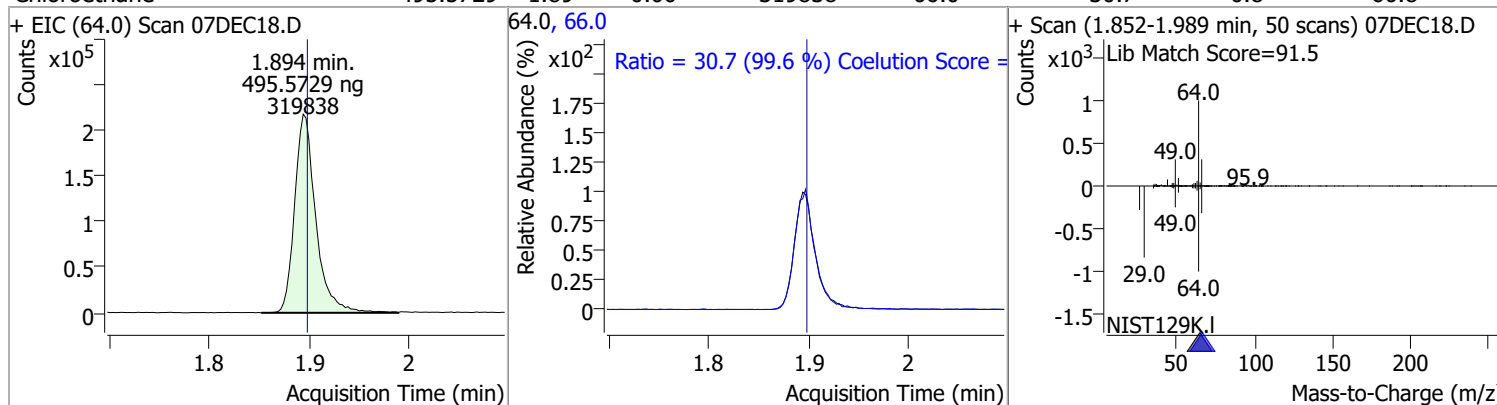


Compound	Conc.	RT	Dev(Min)	Resp.	QIon	QRatio	Lower	Upper
----------	-------	----	----------	-------	------	--------	-------	-------

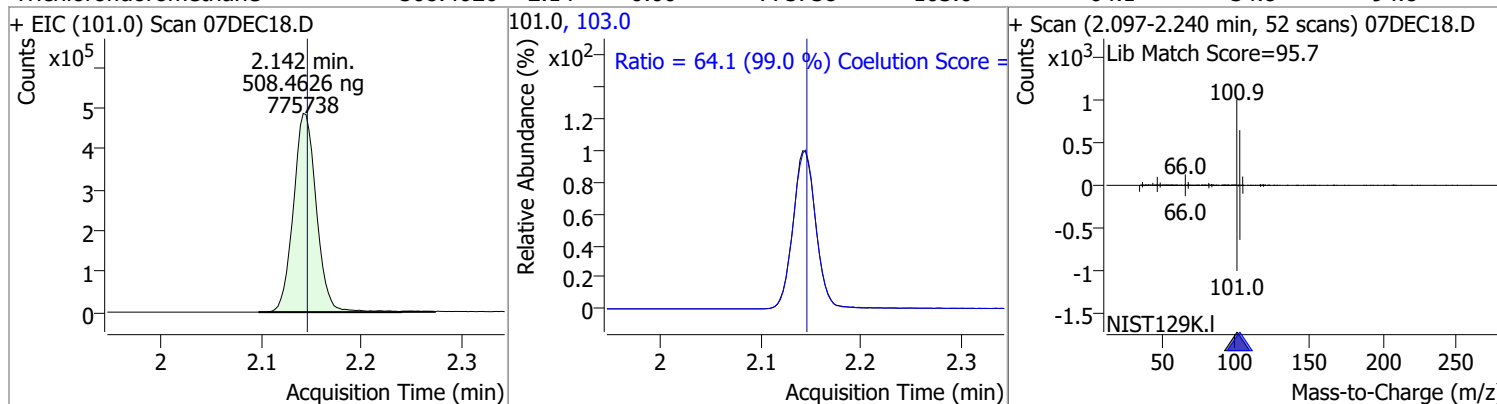


Quantitation Results Report (QT Reviewed)

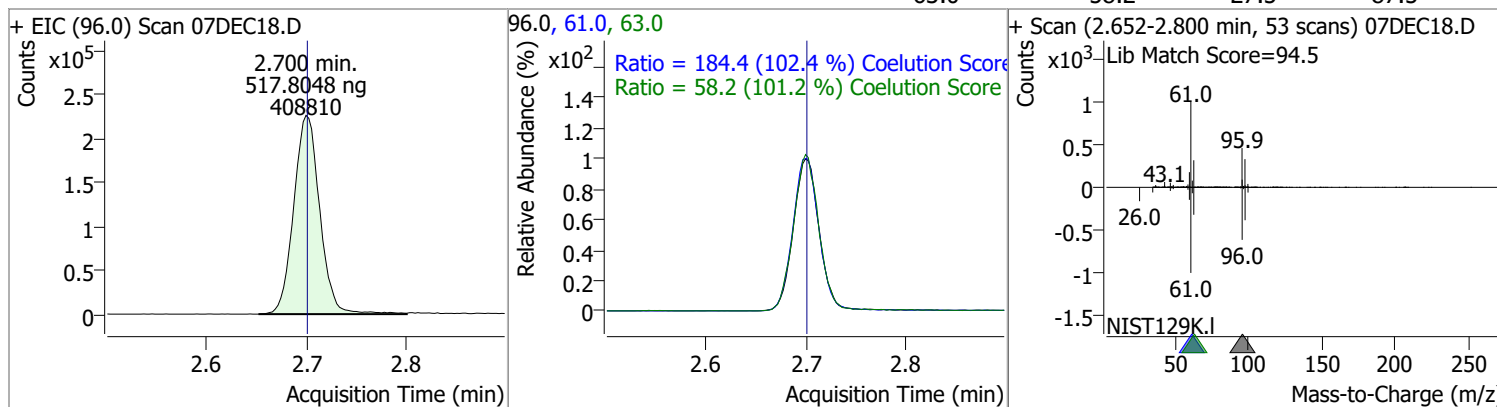
Compound	Conc.	RT	Dev(Min)	Resp.	QIon	QRatio	Lower	Upper
Chloroethane	495.5729	1.89	0.00	319838	66.0	30.7	0.8	60.8



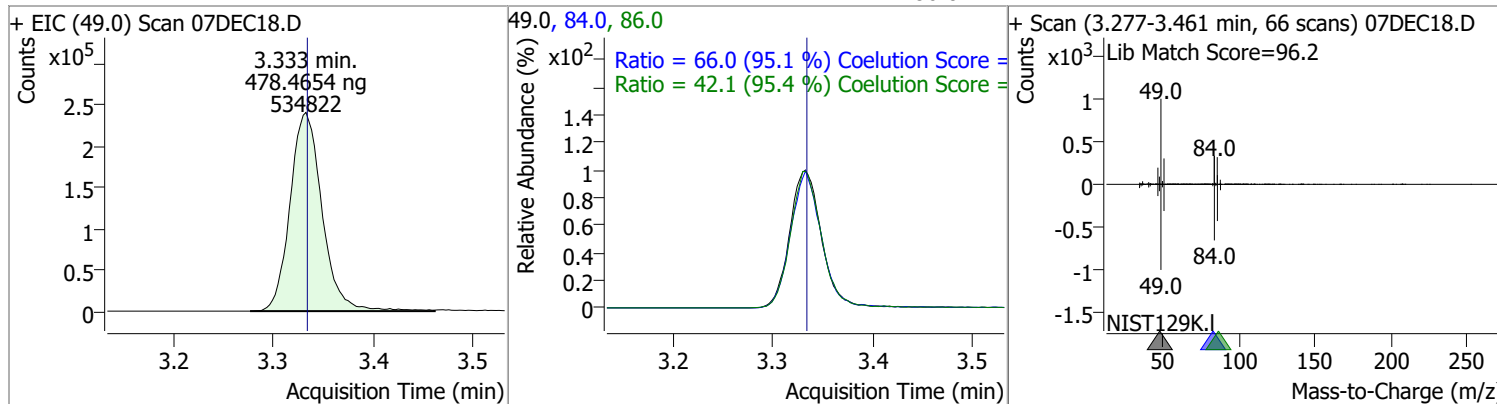
Compound	Conc.	RT	Dev(Min)	Resp.	QIon	QRatio	Lower	Upper
Trichlorofluoromethane	508.4626	2.14	0.00	775738	103.0	64.1	34.8	94.8



Compound	Conc.	RT	Dev(Min)	Resp.	QIon	QRatio	Lower	Upper
1,1-Dichloroethene	517.8048	2.70	0.00	408810	61.0	184.4	150.1	210.1
					63.0	58.2	27.5	87.5

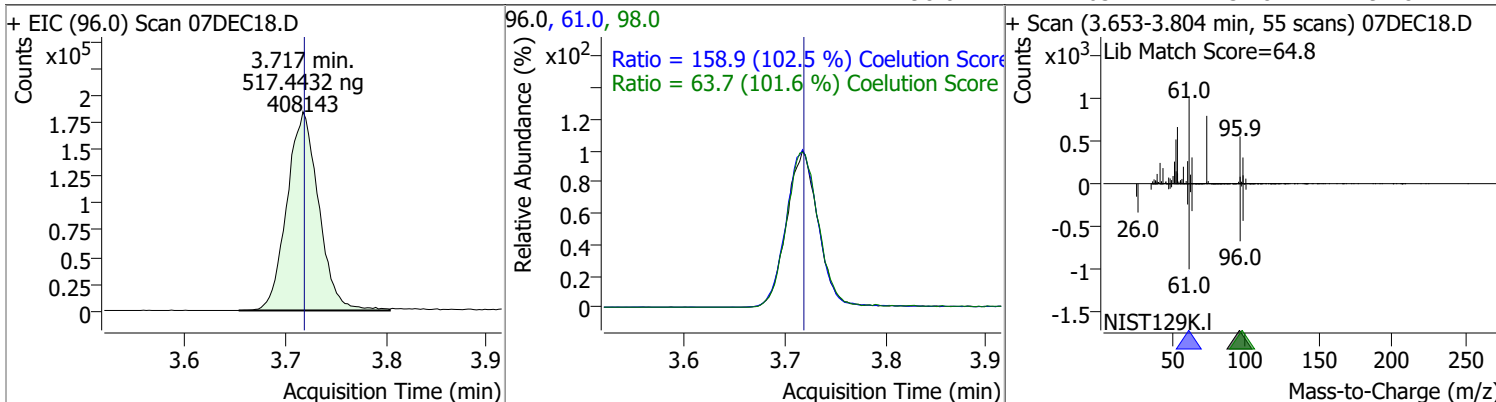


Compound	Conc.	RT	Dev(Min)	Resp.	QIon	QRatio	Lower	Upper
Methylene chloride	478.4654	3.33	0.00	534822	84.0	66.0	39.4	99.4
					86.0	42.1	14.1	74.1

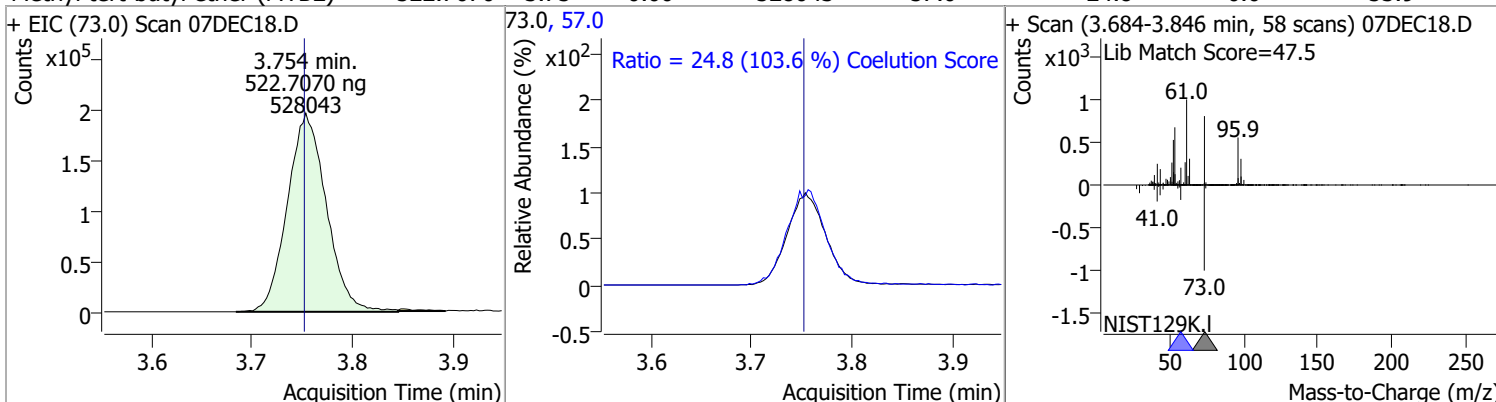


Quantitation Results Report (QT Reviewed)

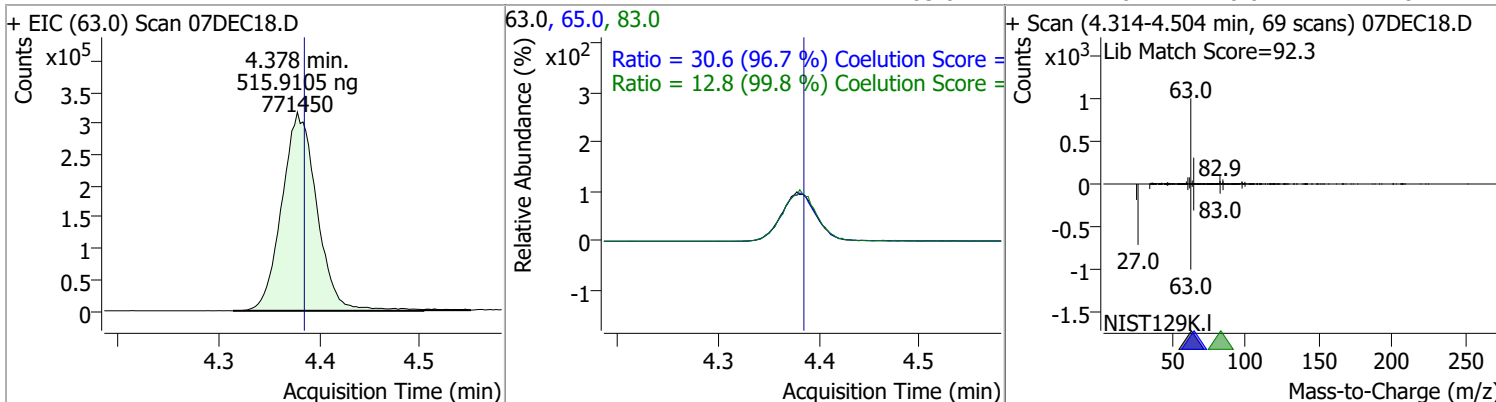
Compound	Conc.	RT	Dev(Min)	Resp.	QIon	QRatio	Lower	Upper
trans-1,2-Dichloroethene	517.4432	3.72	0.00	408143	61.0	158.9	125.1	185.1
					98.0	63.7	32.8	92.8



Compound	Conc.	RT	Dev(Min)	Resp.	QIon	QRatio	Lower	Upper
Methyl tert-butyl ether (MTBE)	522.7070	3.75	0.00	528043	57.0	24.8	0.0	53.9

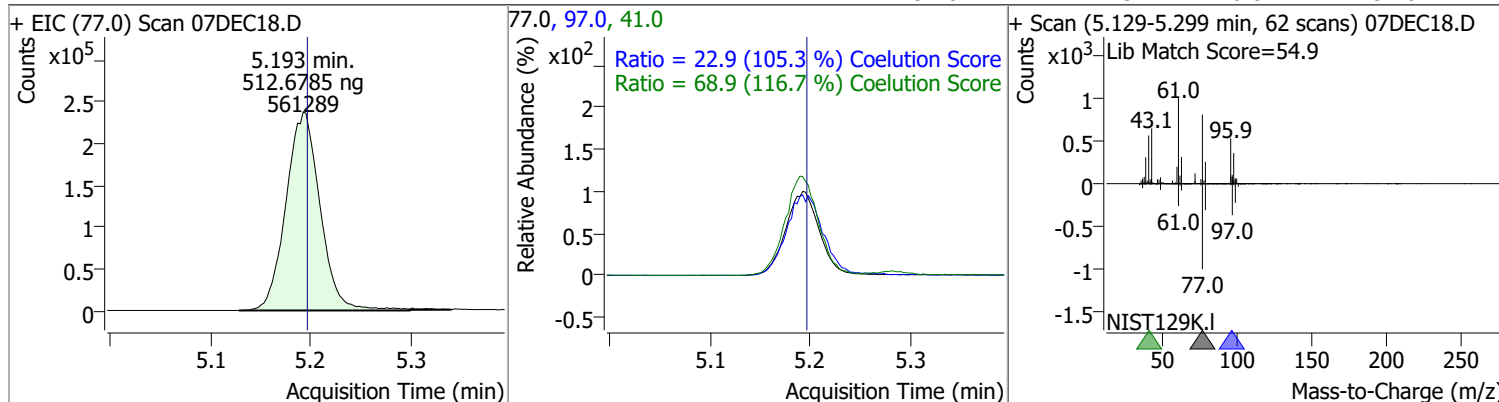


Compound	Conc.	RT	Dev(Min)	Resp.	QIon	QRatio	Lower	Upper
1,1-Dichloroethane	515.9105	4.38	-0.01	771450	65.0	30.6	1.7	61.7
					83.0	12.8	0.0	42.8

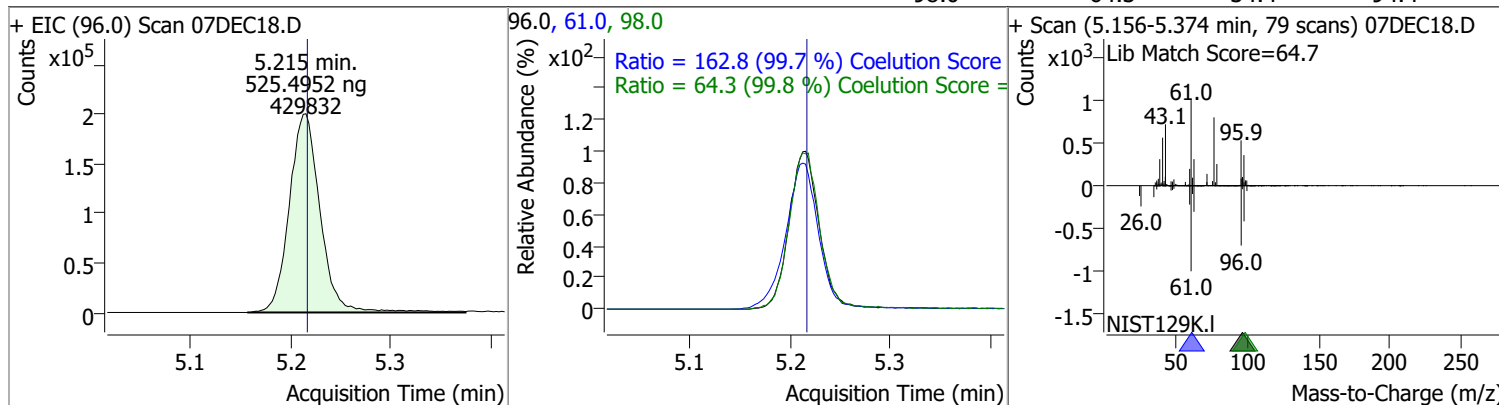


Quantitation Results Report (QT Reviewed)

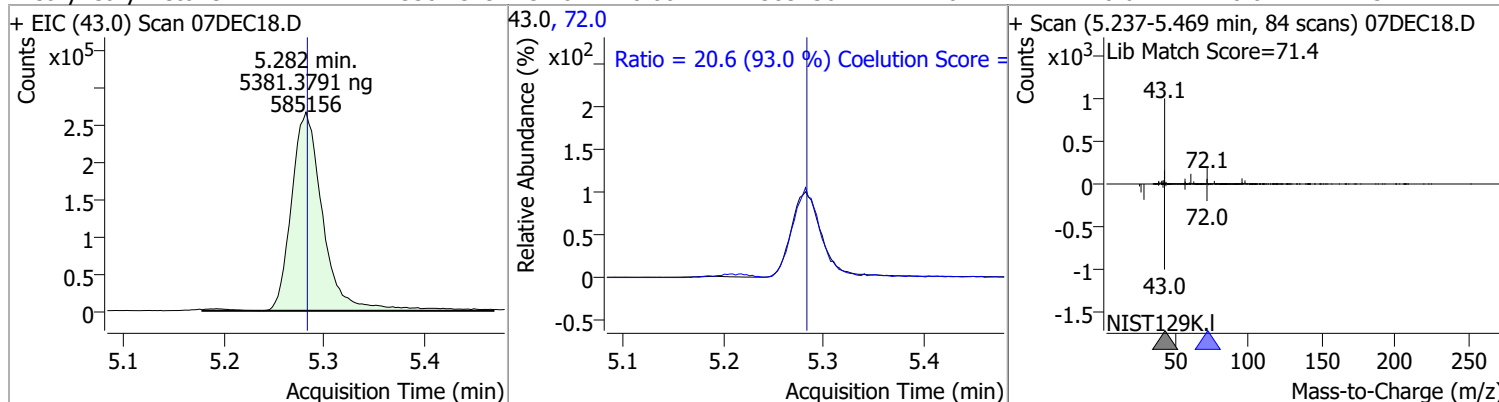
Compound	Conc.	RT	Dev(Min)	Resp.	QIon	QRatio	Lower	Upper
2,2-Dichloropropane	512.6785	5.19	0.00	561289	41.0	68.9	29.0	89.0
					97.0	22.9	0.0	51.8



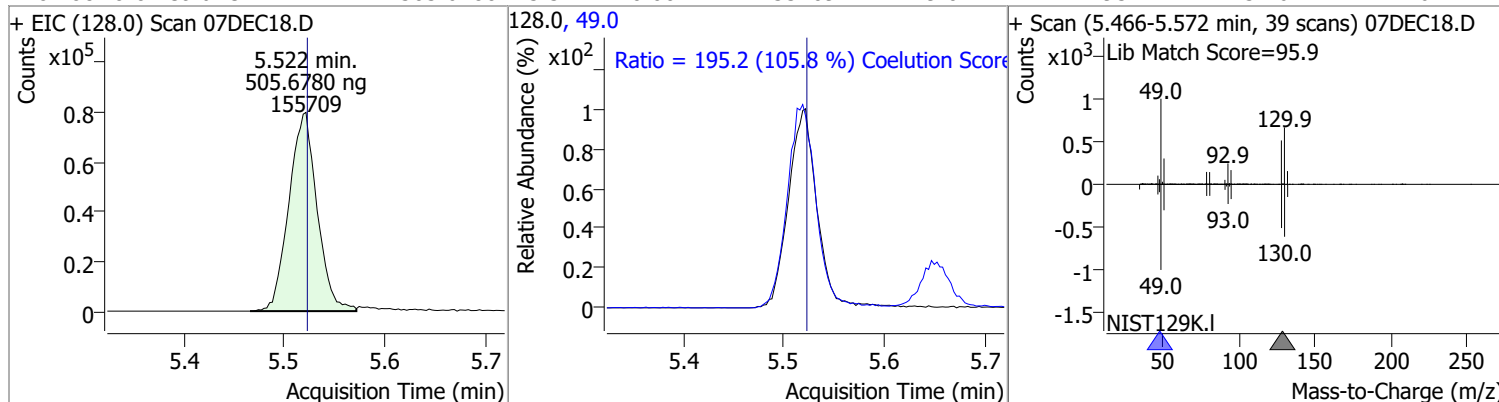
Compound	Conc.	RT	Dev(Min)	Resp.	QIon	QRatio	Lower	Upper
cis-1,2-Dichloroethene	525.4952	5.21	0.00	429832	61.0	162.8	133.3	193.3
					98.0	64.3	34.4	94.4



Compound	Conc.	RT	Dev(Min)	Resp.	QIon	QRatio	Lower	Upper
Methyl ethyl ketone	5381.3791	5.28	0.00	585156	72.0	20.6	0.0	52.2

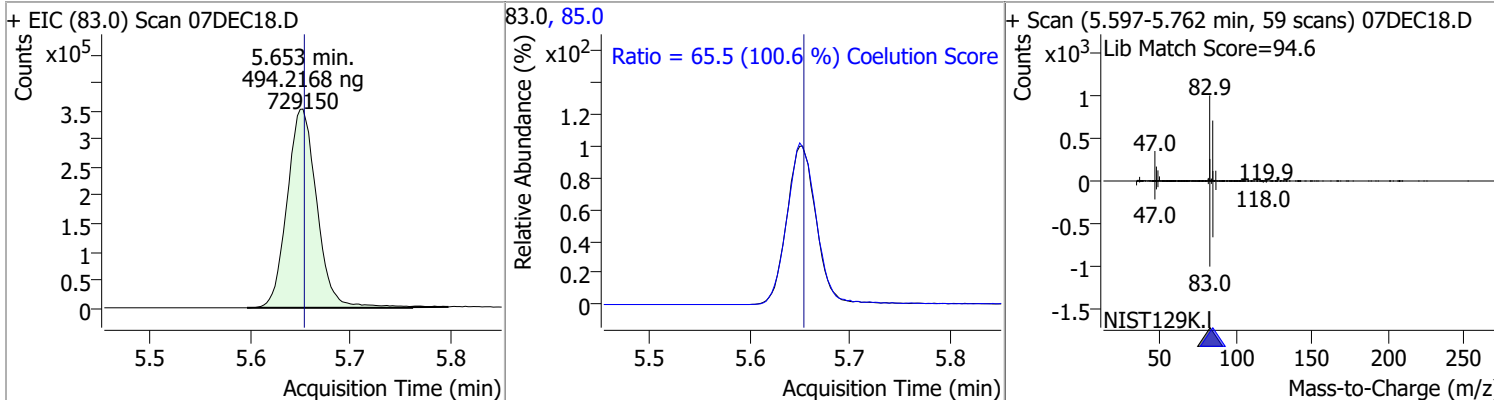


Compound	Conc.	RT	Dev(Min)	Resp.	QIon	QRatio	Lower	Upper
Bromochloromethane	505.6780	5.52	0.00	155709	49.0	195.2	154.6	214.6

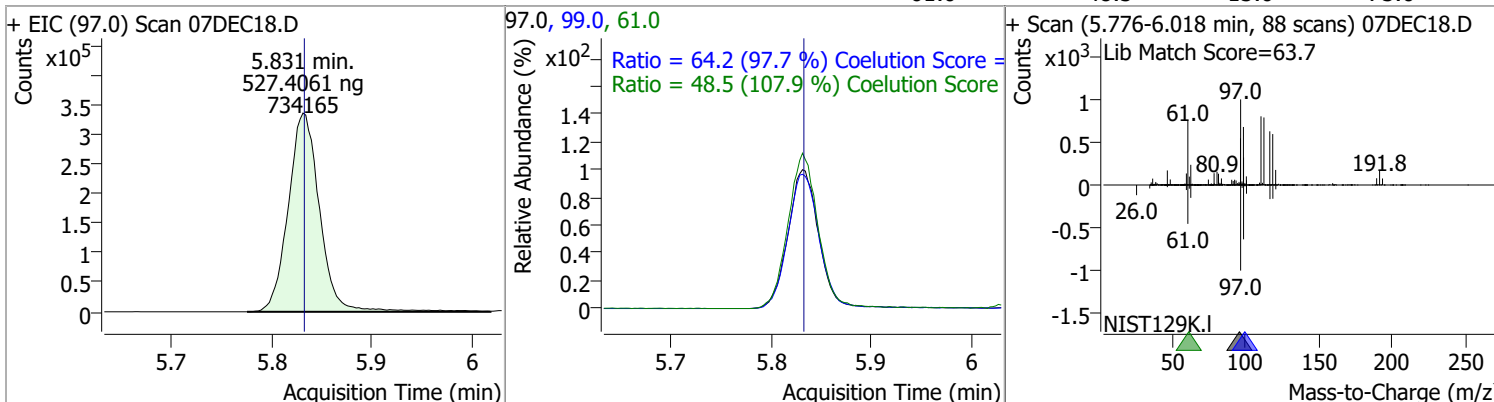


Quantitation Results Report (QT Reviewed)

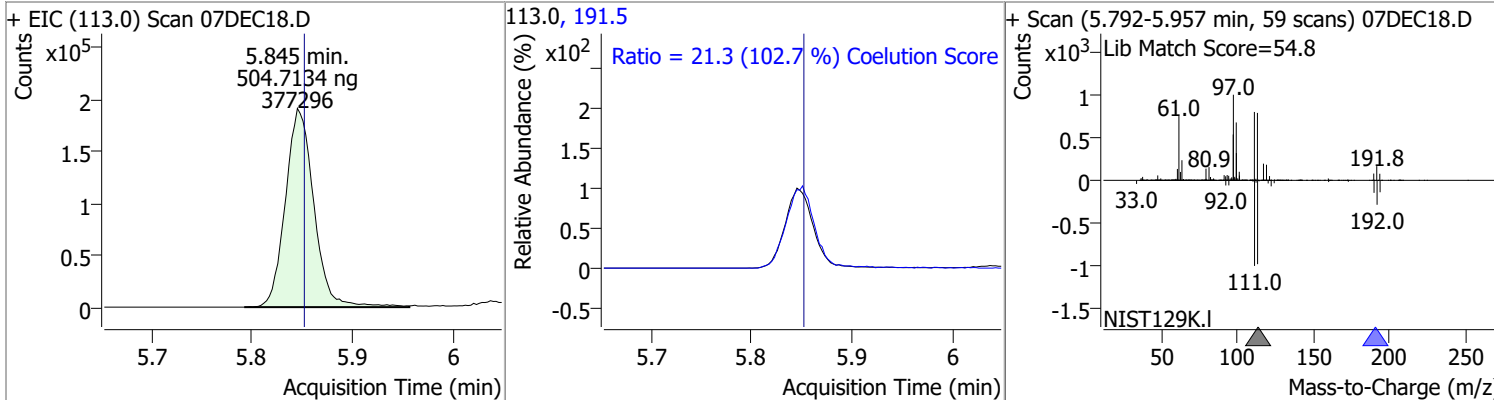
Compound	Conc.	RT	Dev(Min)	Resp.	QIon	QRatio	Lower	Upper
Chloroform	494.2168	5.65	0.00	729150	85.0	65.5	35.1	95.1



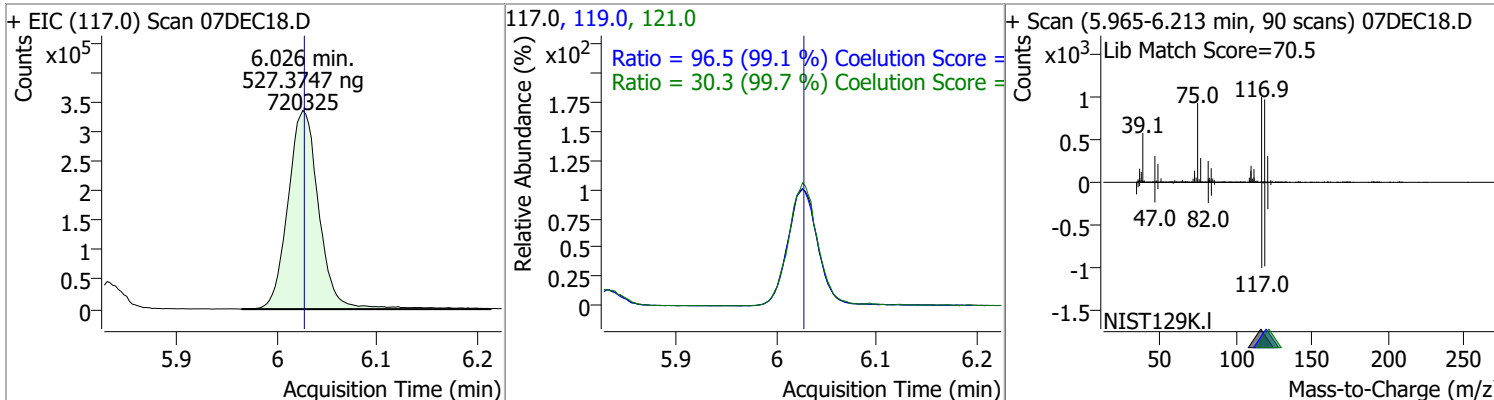
Compound	Conc.	RT	Dev(Min)	Resp.	QIon	QRatio	Lower	Upper
1,1,1-Trichloroethane	527.4061	5.83	0.00	734165	99.0	64.2	35.7	95.7
					61.0	48.5	15.0	75.0



Compound	Conc.	RT	Dev(Min)	Resp.	QIon	QRatio	Lower	Upper
Dibromofluoromethane	504.7134	5.85	-0.01	377296	191.5	21.3	0.0	50.7

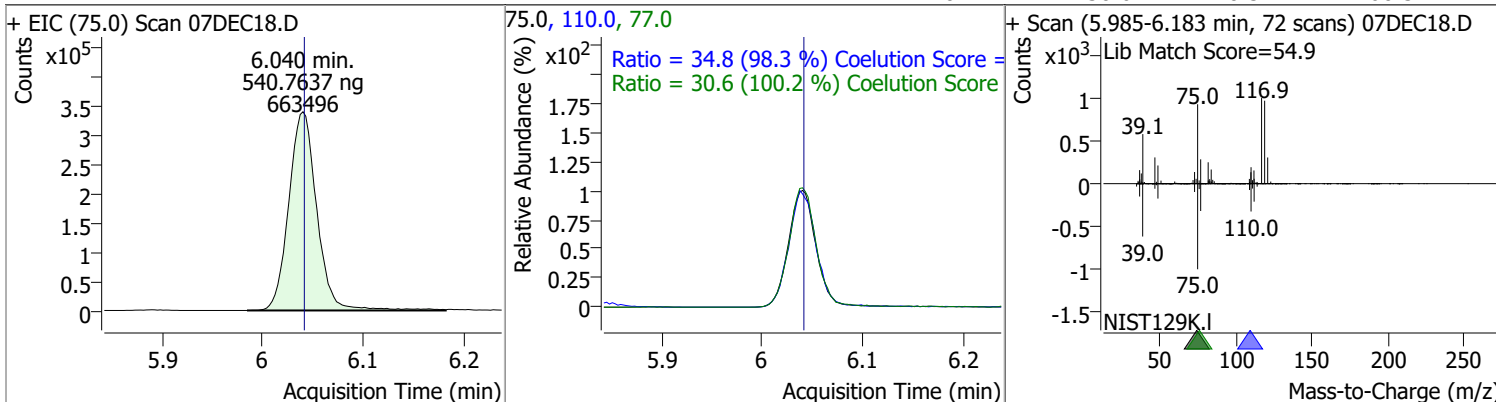


Compound	Conc.	RT	Dev(Min)	Resp.	QIon	QRatio	Lower	Upper
Carbon tetrachloride	527.3747	6.03	0.00	720325	119.0	96.5	67.5	127.5
					121.0	30.3	0.4	60.4

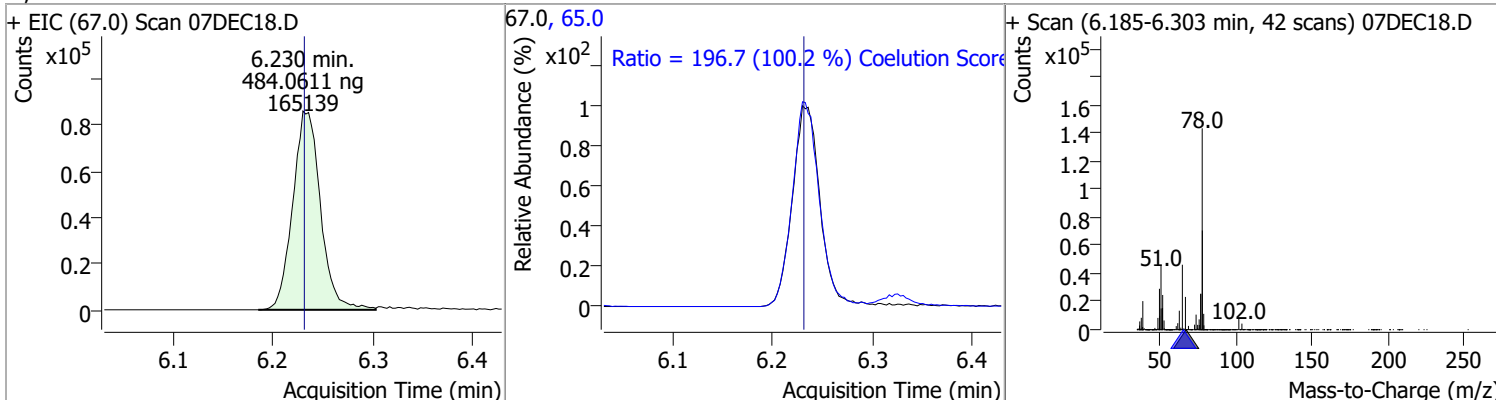


Quantitation Results Report (QT Reviewed)

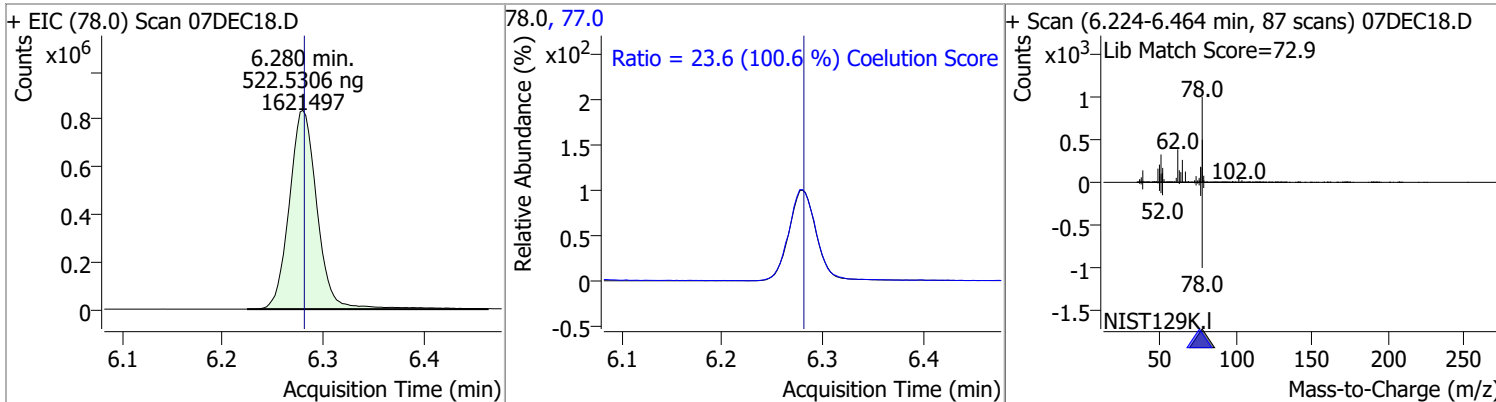
Compound	Conc.	RT	Dev(Min)	Resp.	QIon	QRatio	Lower	Upper
1,1-Dichloropropene	540.7637	6.04	0.00	663496	110.0	34.8	5.4	65.4
					77.0	30.6	0.5	60.5



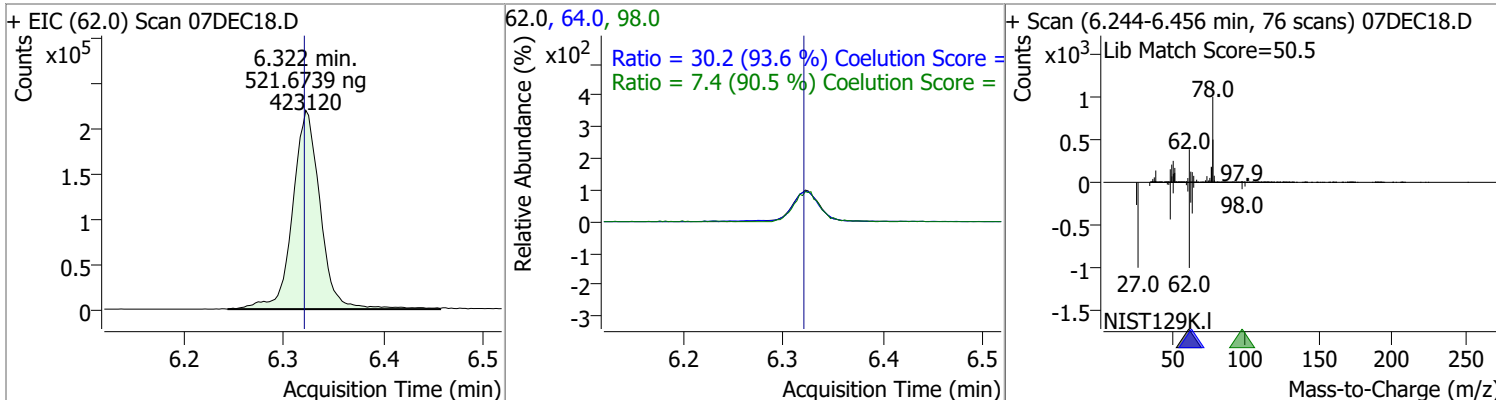
Compound	Conc.	RT	Dev(Min)	Resp.	QIon	QRatio	Lower	Upper
1,2-Dichloroethane-d4	484.0611	6.23	0.00	165139	65.0	196.7	166.3	226.3



Compound	Conc.	RT	Dev(Min)	Resp.	QIon	QRatio	Lower	Upper
Benzene	522.5306	6.28	0.00	1621497	77.0	23.6	0.0	53.5

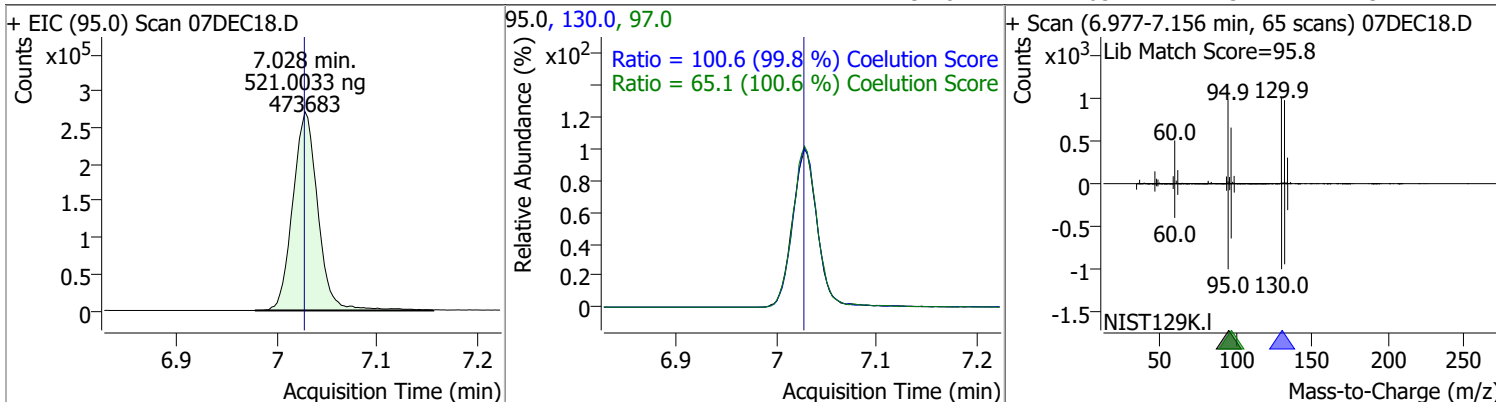


Compound	Conc.	RT	Dev(Min)	Resp.	QIon	QRatio	Lower	Upper
1,2-Dichloroethane	521.6739	6.32	0.00	423120	64.0	30.2	2.3	62.3
					98.0	7.4	0.0	38.2

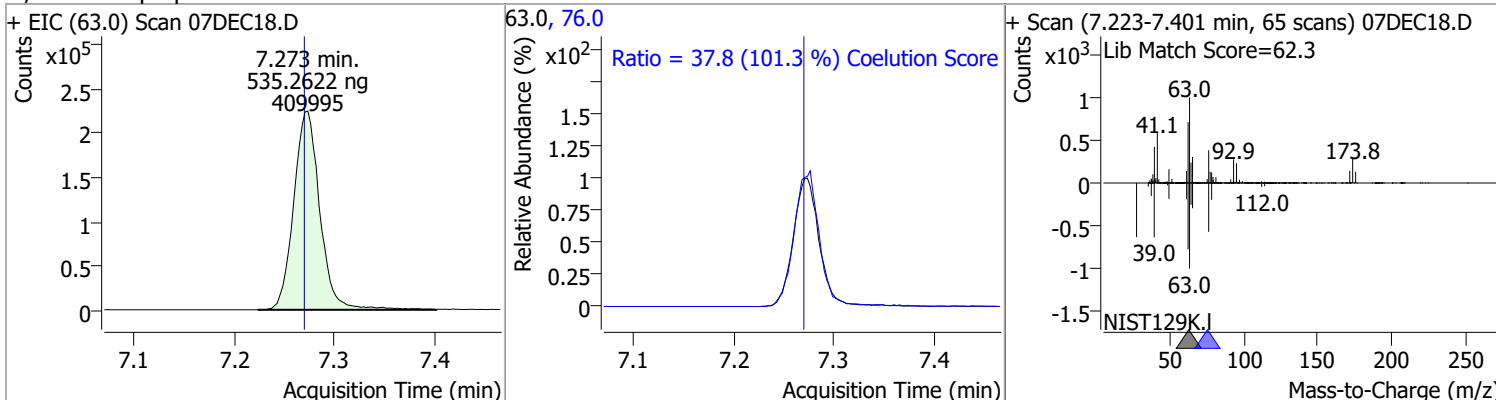


Quantitation Results Report (QT Reviewed)

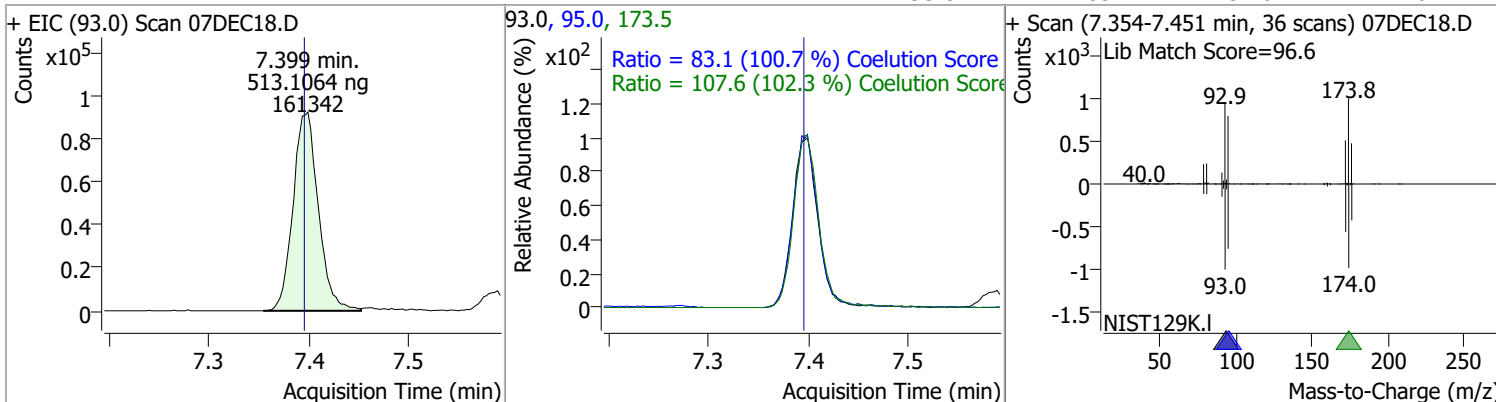
Compound	Conc.	RT	Dev(Min)	Resp.	QIon	QRatio	Lower	Upper
Trichloroethene	521.0033	7.03	0.00	473683	130.0	100.6	70.8	130.8
					97.0	65.1	34.7	94.7



Compound	Conc.	RT	Dev(Min)	Resp.	QIon	QRatio	Lower	Upper
1,2-Dichloropropane	535.2622	7.27	0.00	409995	76.0	37.8	7.3	67.3

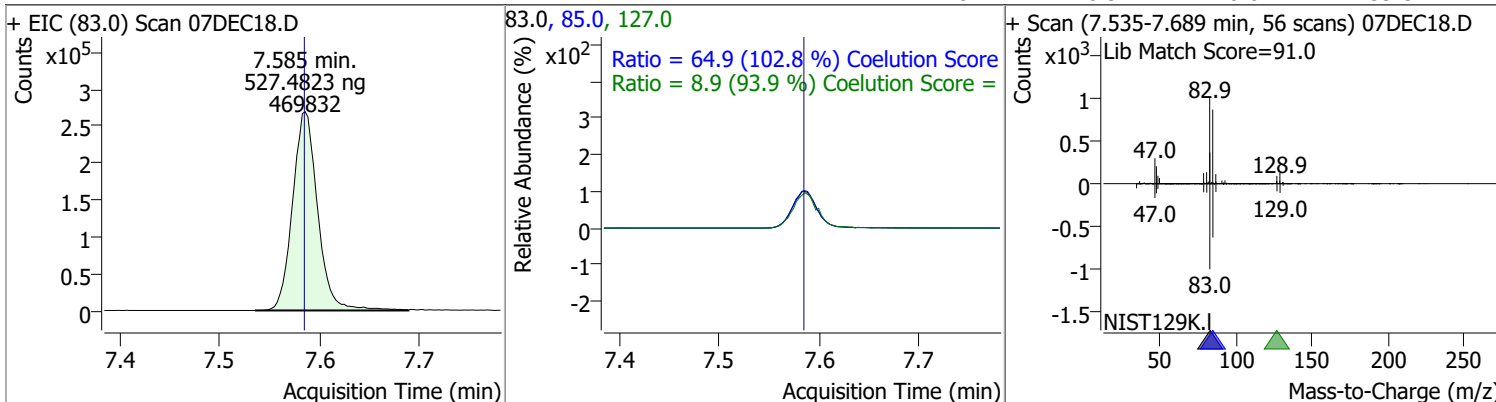


Compound	Conc.	RT	Dev(Min)	Resp.	QIon	QRatio	Lower	Upper
Dibromomethane	513.1064	7.40	0.00	161342	173.5	107.6	75.2	135.2
					95.0	83.1	52.6	112.6

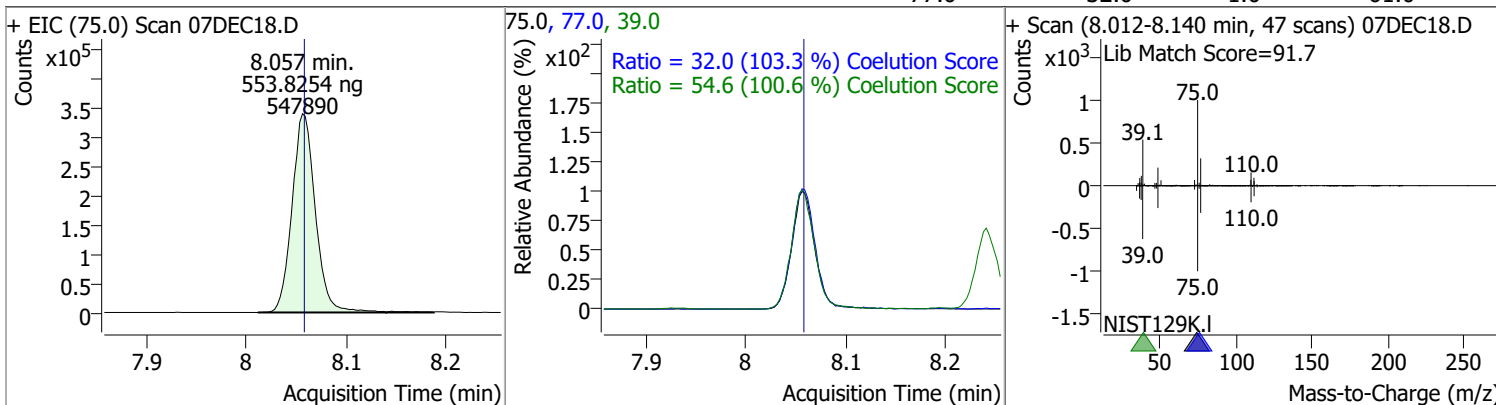


Quantitation Results Report (QT Reviewed)

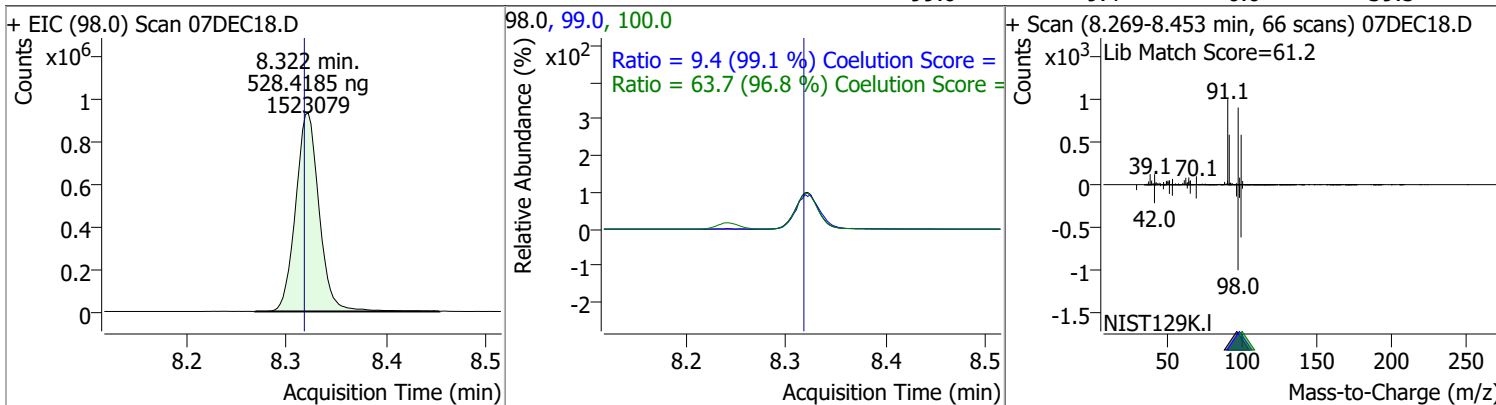
Compound	Conc.	RT	Dev(Min)	Resp.	QIon	QRatio	Lower	Upper
Bromodichloromethane	527.4823	7.59	0.00	469832	85.0	64.9	33.1	93.1
					127.0	8.9	0.0	39.5



Compound	Conc.	RT	Dev(Min)	Resp.	QIon	QRatio	Lower	Upper
cis-1,3-Dichloropropene	553.8254	8.06	0.00	547890	39.0	54.6	24.3	84.3
					77.0	32.0	1.0	61.0



Compound	Conc.	RT	Dev(Min)	Resp.	QIon	QRatio	Lower	Upper
Toluene-d8	528.4185	8.32	0.00	1523079	100.0	63.7	35.9	95.9
					99.0	9.4	0.0	39.5

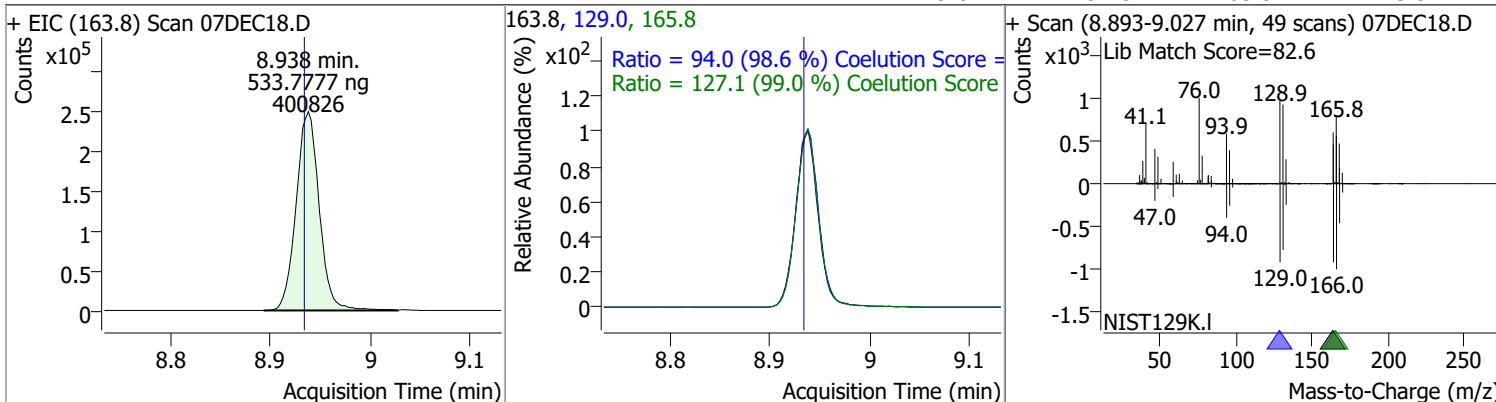


Quantitation Results Report (QT Reviewed)

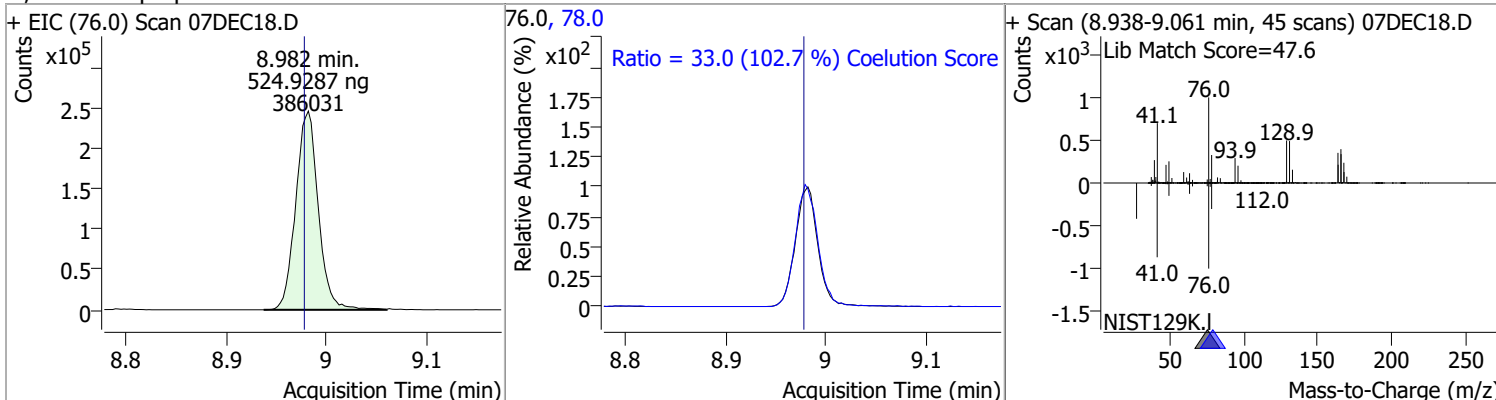
Compound	Conc.	RT	Dev(Min)	Resp.	QIon	QRatio	Lower	Upper
Toluene	538.4218	8.39	0.00	1020302	91.0	174.2	144.3	204.3
+ EIC (92.0) Scan 07DEC18.D			92.0, 91.0			+ Scan (8.341-8.542 min, 72 scans) 07DEC18.D		
trans-1,3-Dichloropropene	555.6555	8.64	0.00	393301	39.0	52.8	22.1	82.1
+ EIC (75.0) Scan 07DEC18.D			75.0, 77.0, 39.0			+ Scan (8.592-8.723 min, 48 scans) 07DEC18.D		
1,1,2-Trichloroethane	513.4740	8.82	0.00	189312	97.0	112.4	84.3	144.3
+ EIC (83.0) Scan 07DEC18.D			83.0, 97.0, 85.0			+ Scan (8.768-8.896 min, 47 scans) 07DEC18.D		

Quantitation Results Report (QT Reviewed)

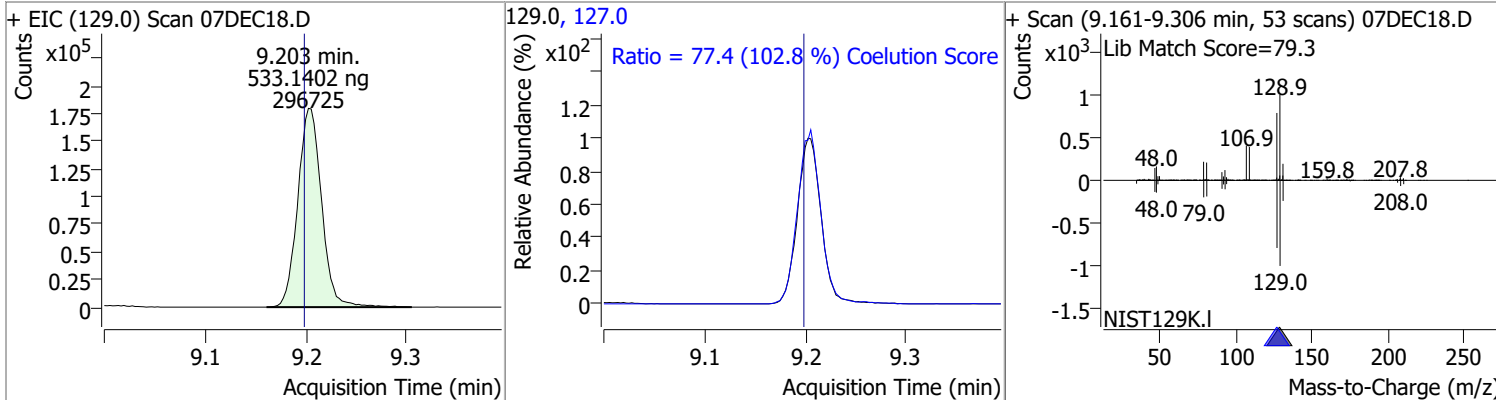
Compound	Conc.	RT	Dev(Min)	Resp.	QIon	QRatio	Lower	Upper
Tetrachloroethene	533.7777	8.94	0.00	400826	165.8	127.1	98.3	158.3
					129.0	94.0	65.3	125.3



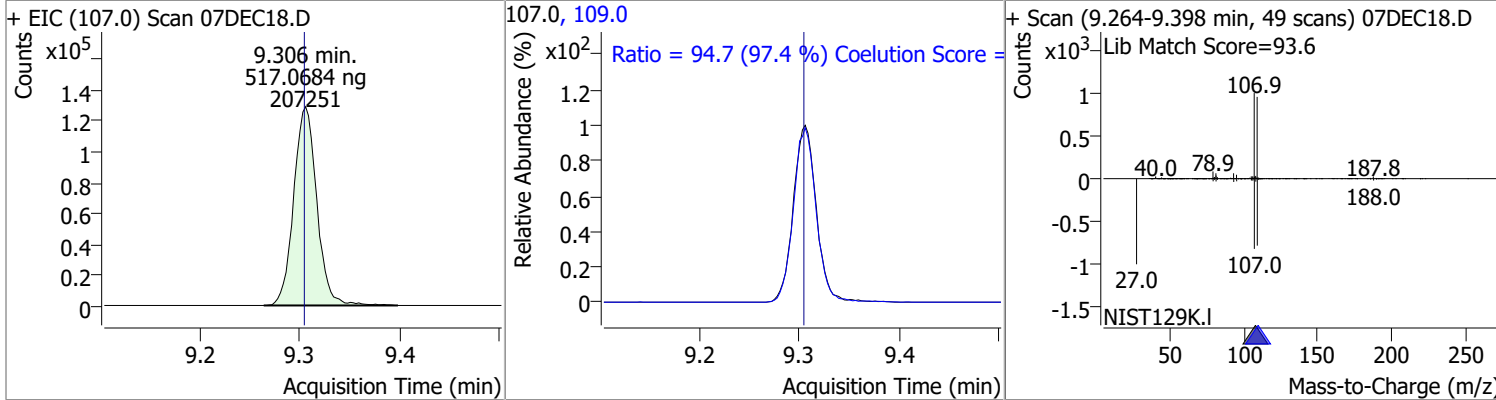
Compound	Conc.	RT	Dev(Min)	Resp.	QIon	QRatio	Lower	Upper
1,3-Dichloropropane	524.9287	8.98	0.00	386031	78.0	33.0	2.1	62.1



Compound	Conc.	RT	Dev(Min)	Resp.	QIon	QRatio	Lower	Upper
Chlorodibromomethane	533.1402	9.20	0.00	296725	127.0	77.4	45.3	105.3



Compound	Conc.	RT	Dev(Min)	Resp.	QIon	QRatio	Lower	Upper
1,2-Dibromoethane	517.0684	9.31	0.00	207251	109.0	94.7	67.2	127.2

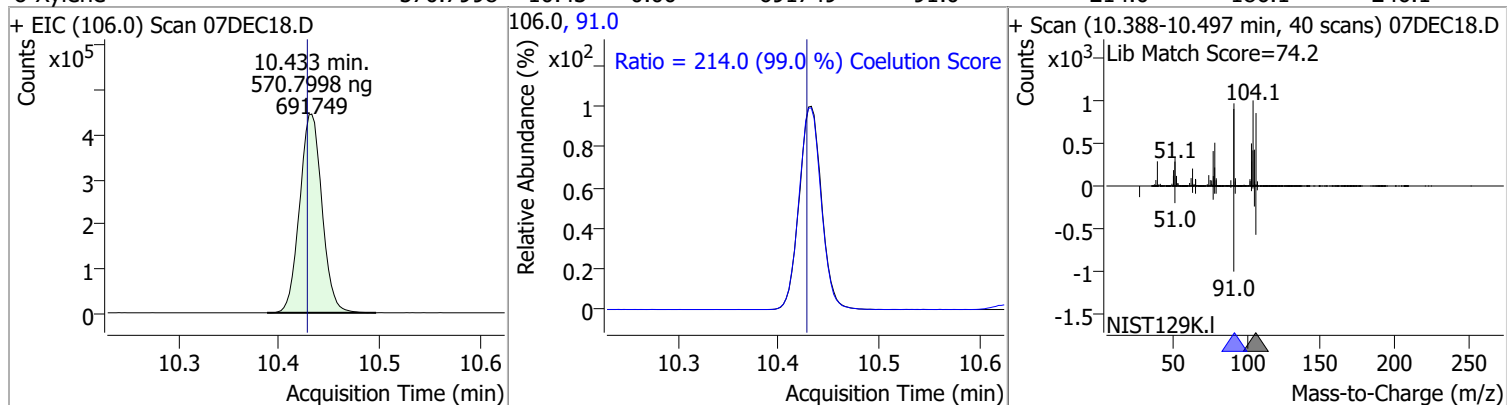


Quantitation Results Report (QT Reviewed)

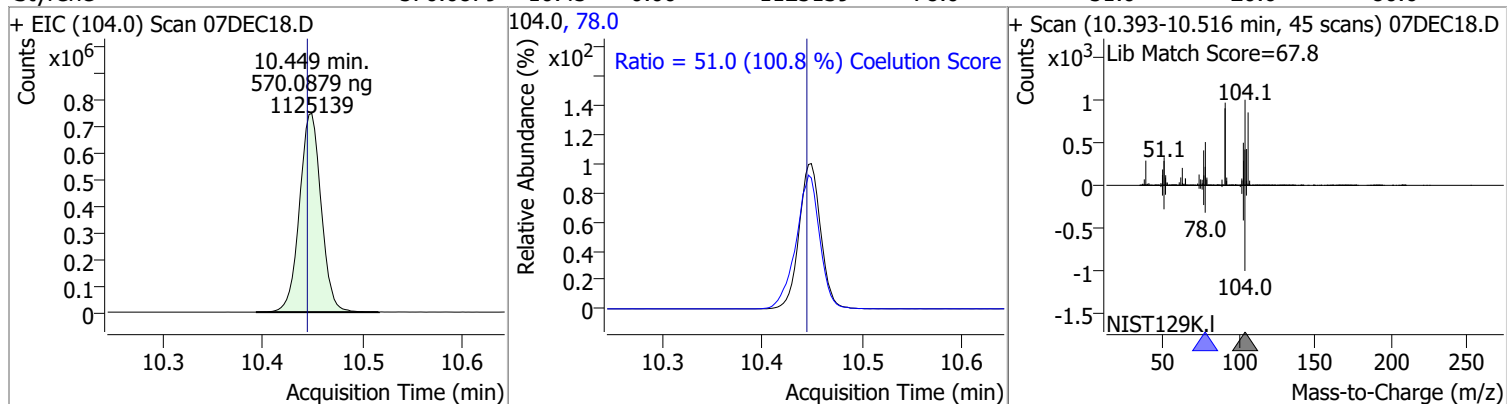
Compound	Conc.	RT	Dev(Min)	Resp.	QIon	QRatio	Lower	Upper
Chlorobenzene	522.4287	9.80	0.00	1068720	114.0	32.4	2.3	62.3
+ EIC (112.0) Scan 07DEC18.D			112.0, 114.0			+ Scan (9.758-9.892 min, 48 scans) 07DEC18.D		
1,1,1,2-Tetrachloroethane	528.9124	9.89	0.00	368050	133.0	96.7	65.7	125.7
+ EIC (131.0) Scan 07DEC18.D			131.0, 133.0			+ Scan (9.847-9.970 min, 45 scans) 07DEC18.D		
Ethylbenzene	546.6304	9.92	0.00	1991113	106.0	31.1	0.7	60.7
+ EIC (91.0) Scan 07DEC18.D			91.0, 106.0			+ Scan (9.872-9.992 min, 44 scans) 07DEC18.D		
m+p-Xylenes	1113.2838	10.04	0.00	1546203	91.0	203.1	175.0	235.0
+ EIC (106.0) Scan 07DEC18.D			106.0, 91.0			+ Scan (9.995-10.115 min, 44 scans) 07DEC18.D		

Quantitation Results Report (QT Reviewed)

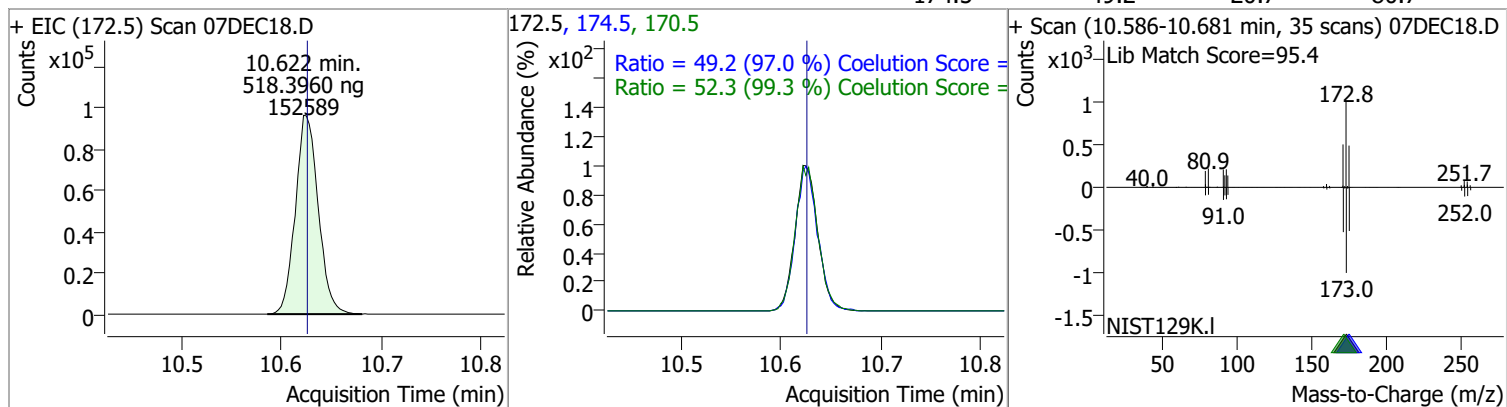
Compound	Conc.	RT	Dev(Min)	Resp.	QIon	QRatio	Lower	Upper
o-Xylene	570.7998	10.43	0.00	691749	91.0	214.0	186.1	246.1



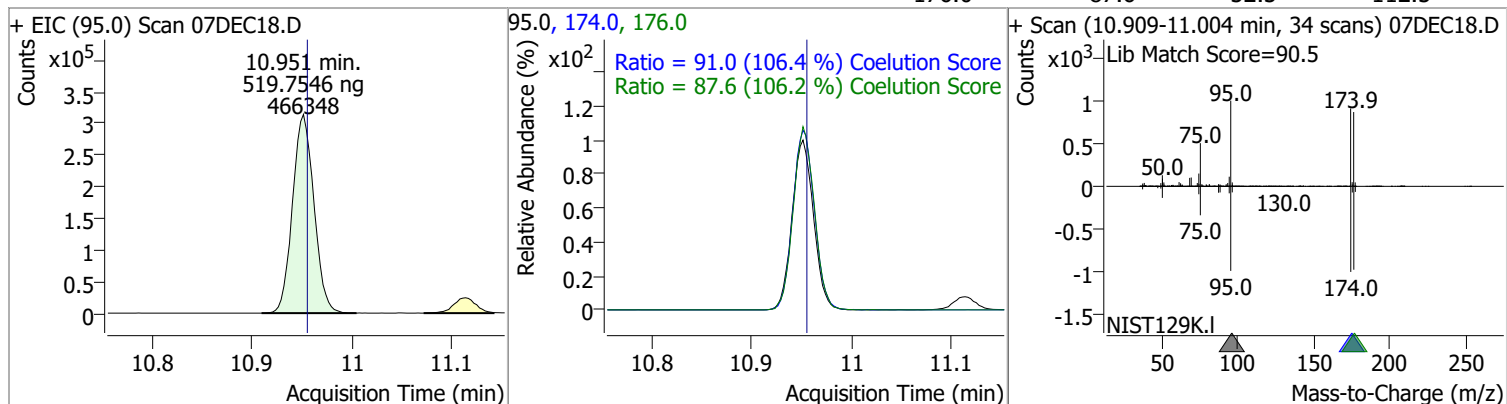
Compound	Conc.	RT	Dev(Min)	Resp.	QIon	QRatio	Lower	Upper
Styrene	570.0879	10.45	0.00	1125139	78.0	51.0	20.6	80.6



Compound	Conc.	RT	Dev(Min)	Resp.	QIon	QRatio	Lower	Upper
Bromoform	518.3960	10.62	0.00	152589	170.5	52.3	22.7	82.7
					174.5	49.2	20.7	80.7

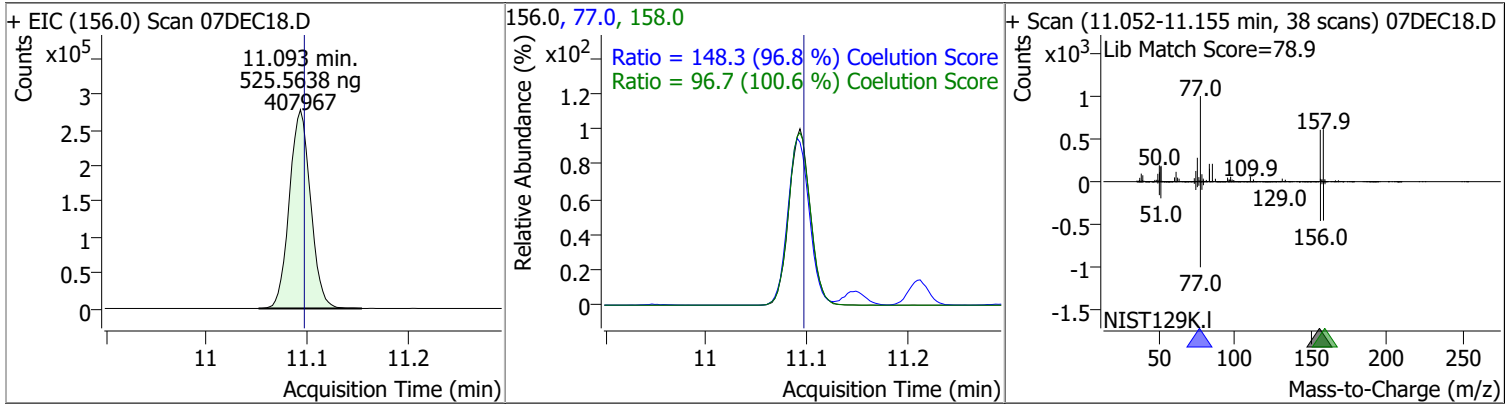


Compound	Conc.	RT	Dev(Min)	Resp.	QIon	QRatio	Lower	Upper
p-Bromofluorobenzene	519.7546	10.95	0.00	466348	174.0	91.0	55.5	115.5
					176.0	87.6	52.5	112.5

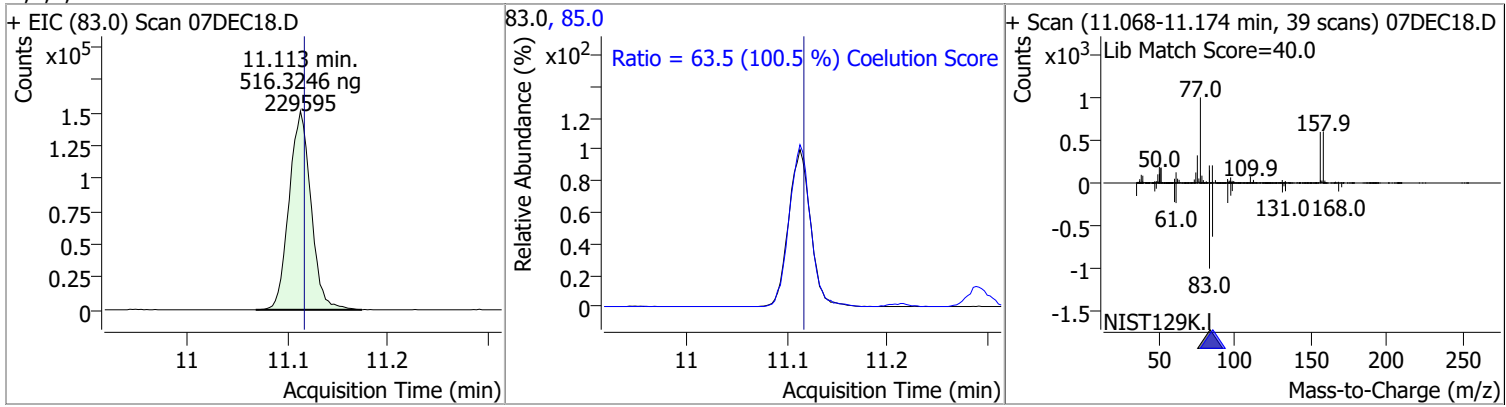


Quantitation Results Report (QT Reviewed)

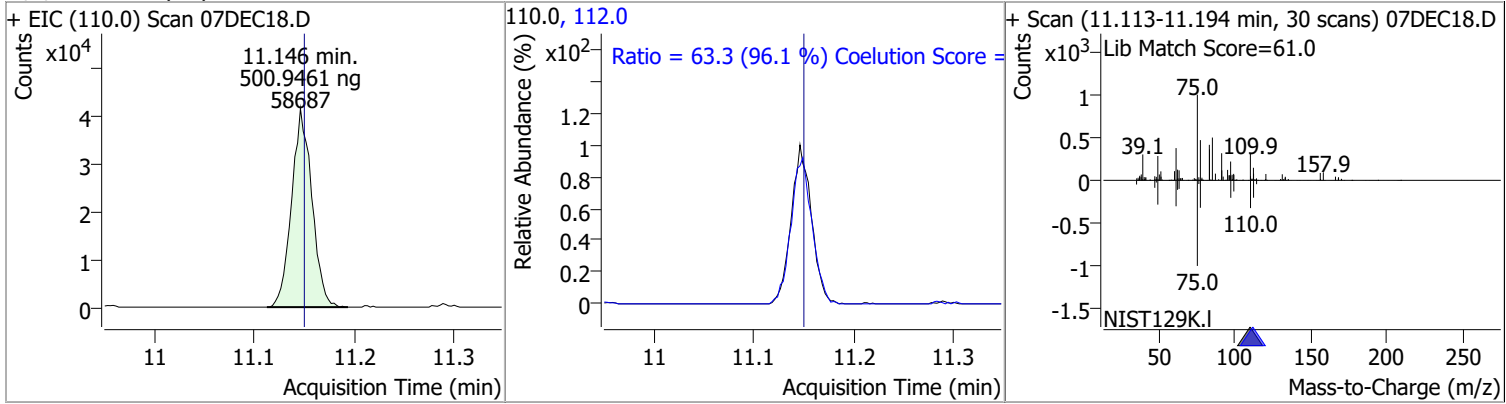
Compound	Conc.	RT	Dev(Min)	Resp.	QIon	QRatio	Lower	Upper
Bromobenzene	525.5638	11.09	0.00	407967	77.0	148.3	123.2	183.2
					158.0	96.7	66.2	126.2



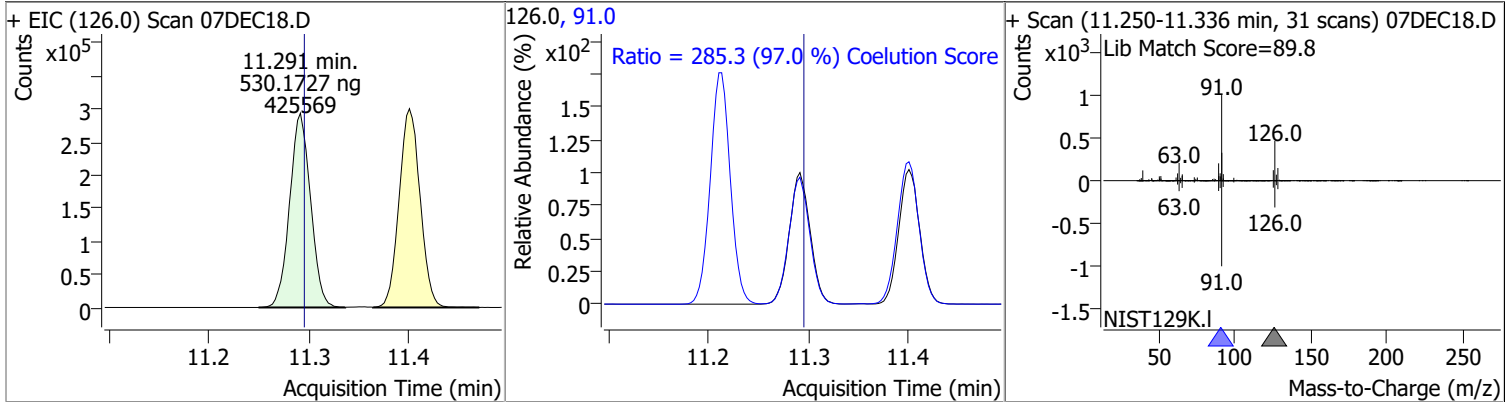
Compound	Conc.	RT	Dev(Min)	Resp.	QIon	QRatio	Lower	Upper
1,1,2,2-Tetrachloroethane	516.3246	11.11	0.00	229595	85.0	63.5	33.2	93.2



Compound	Conc.	RT	Dev(Min)	Resp.	QIon	QRatio	Lower	Upper
1,2,3-Trichloropropane	500.9461	11.15	0.00	58687	112.0	63.3	35.8	95.8

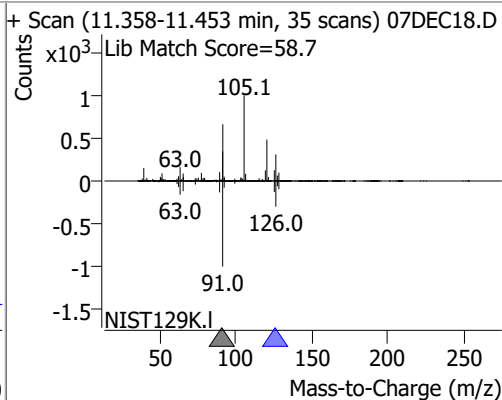
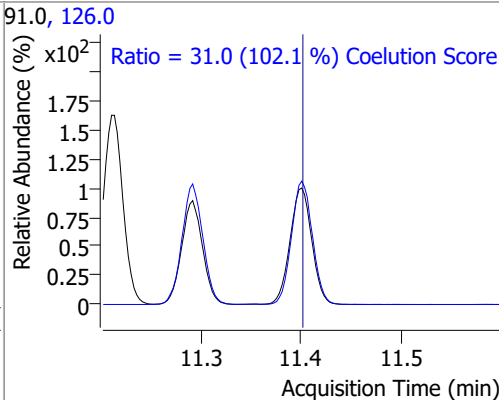
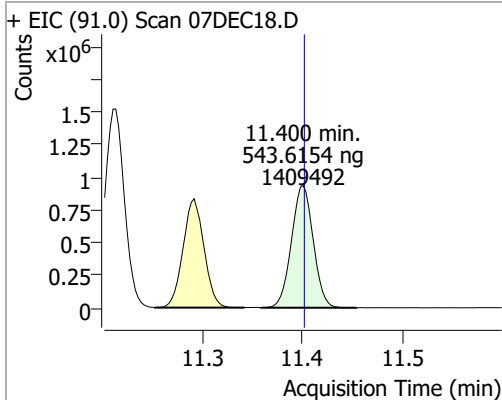


Compound	Conc.	RT	Dev(Min)	Resp.	QIon	QRatio	Lower	Upper
2-Chlorotoluene	530.1727	11.29	0.00	425569	91.0	285.3	264.1	324.1

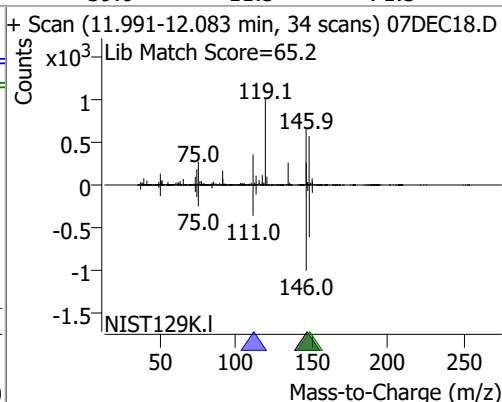
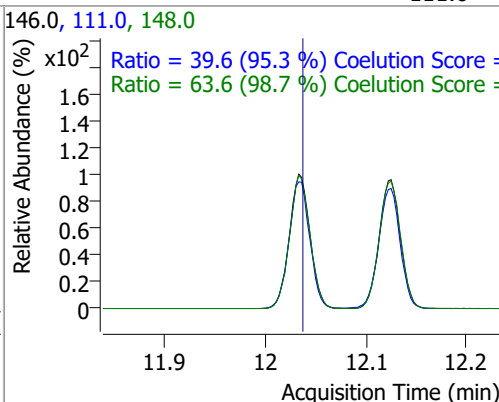
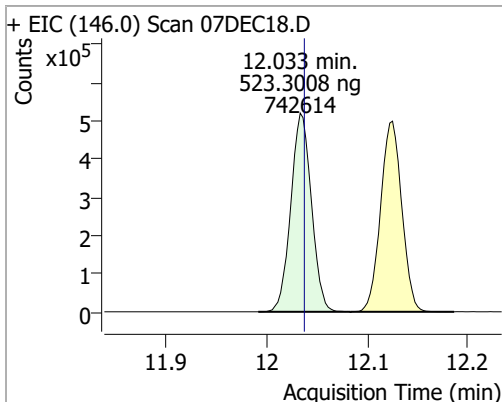


Quantitation Results Report (QT Reviewed)

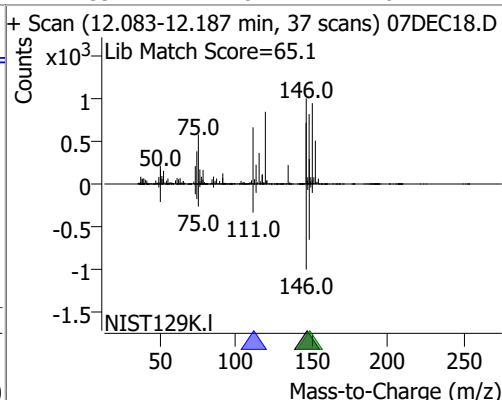
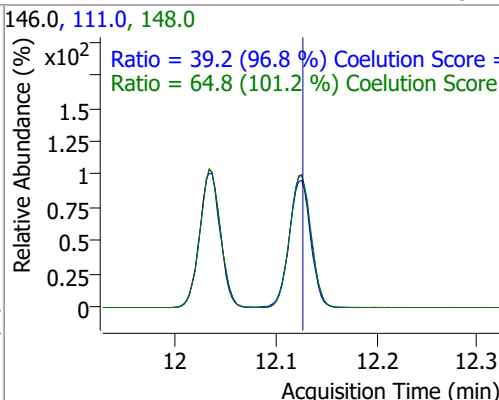
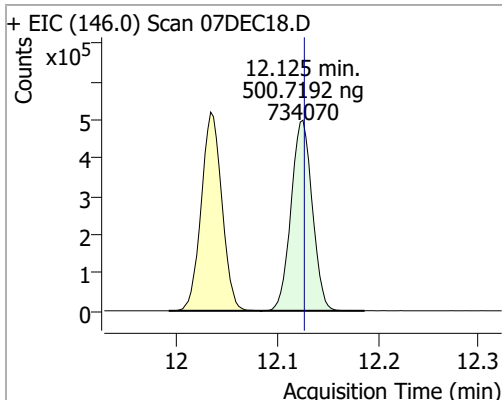
Compound	Conc.	RT	Dev(Min)	Resp.	QIon	QRatio	Lower	Upper
4-Chlorotoluene	543.6154	11.40	0.00	1409492	126.0	31.0	0.4	60.4



Compound	Conc.	RT	Dev(Min)	Resp.	QIon	QRatio	Lower	Upper
1,3-Dichlorobenzene	523.3008	12.03	0.00	742614	148.0	63.6	34.5	94.5
					111.0	39.6	11.5	71.5

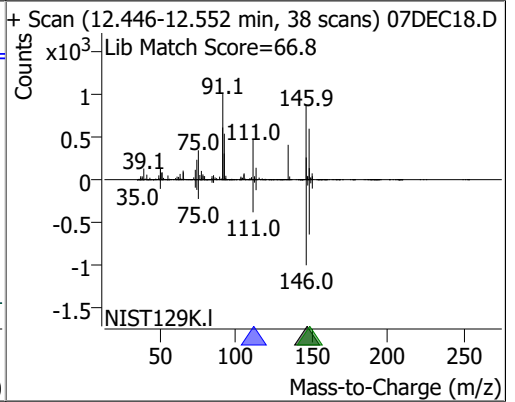
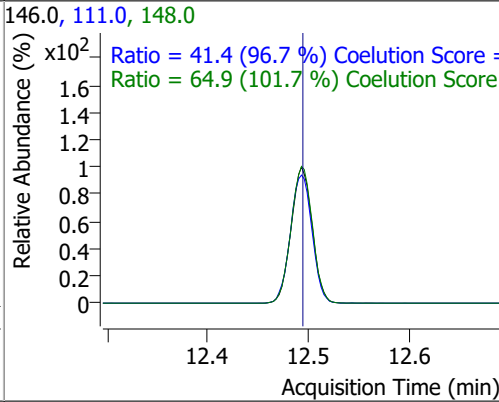
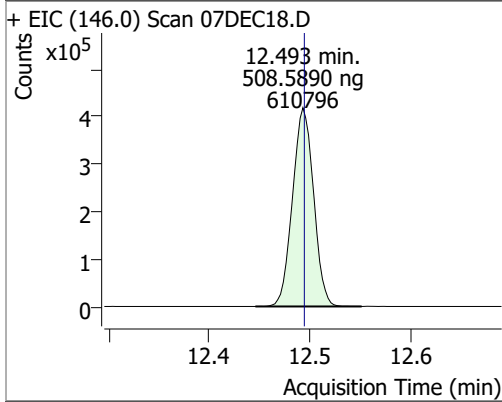


Compound	Conc.	RT	Dev(Min)	Resp.	QIon	QRatio	Lower	Upper
1,4-Dichlorobenzene	500.7192	12.13	0.00	734070	148.0	64.8	34.0	94.0
					111.0	39.2	10.4	70.4



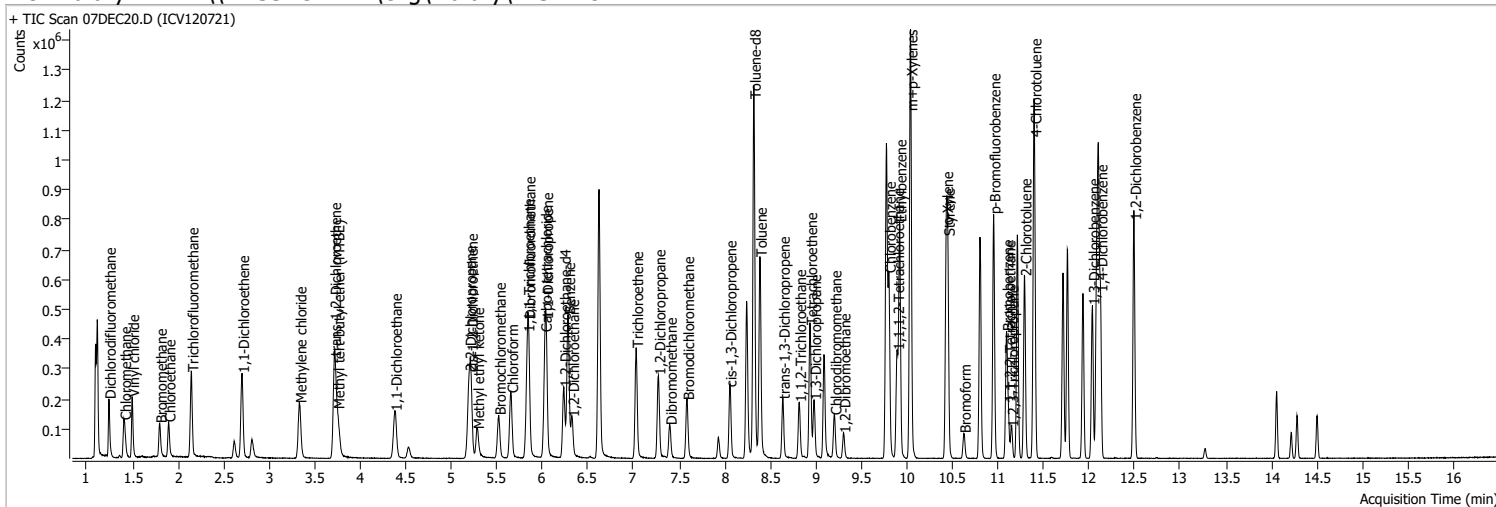
Quantitation Results Report (QT Reviewed)

Compound	Conc.	RT	Dev(Min)	Resp.	QIon	QRatio	Lower	Upper
1,2-Dichlorobenzene	508.5890	12.49	0.00	610796	148.0	64.9	33.8	93.8
					111.0	41.4	12.8	72.8



Quantitation Results Report (QT Reviewed)

Data File	07DEC20.D	Operator	MSC
Acq. Method	5975CACQF.M	Acq. Date-Time	12/7/2021 7:10:23 PM
Sample Name	ICV120721	Instrument	VOA5975C
Vial	20	Multiplier	1.00
DA Method File	VOA5975C_8260B_SHT_DoD_L4_120721.m	Comment	
Tune File	BFB_Atune3.u	Tune Date	10/11/2021 4:02:00 PM
Batch Name	VG120721_8260B_624pt1_L4.batch.bin	Last Calib Update	12/13/2021 2:48:18 PM
Ref Library	\\MASSHUNTER\Org\Library\NIST129K.I		



Compound	RT	QIon	Resp.	Conc.	Units	Dev(Min)
Internal Standards						
M Fluorobenzene	6.620	96.0	753805	250.0000	ng	0.000
M Chlorobenzene-d5	9.774	82.0	281223	250.0000	ng	0.000
M 1,4-Dichlorobenzene-d4	12.100	152.0	231035	250.0000	ng	0.000
System Monitoring Compounds						
S Dibromofluoromethane	5.845	113.0	185335	250.8665	ng	-0.006
Spiked Amount: 250.000	Range: 80.0 - 119.0%			Recovery = 100.35%		
S 1,2-Dichloroethane-d4	6.233	67.0	84611	250.9574	ng	0.003
Spiked Amount: 250.000	Range: 81.0 - 118.0%			Recovery = 100.38%		
S Toluene-d8	8.319	98.0	744342	263.3006	ng	0.000
Spiked Amount: 250.000	Range: 89.0 - 112.0%			Recovery = 105.32%		
S p-Bromofluorobenzene	10.951	95.0	229726	259.8588	ng	0.000
Spiked Amount: 250.000	Range: 85.0 - 114.0%			Recovery = 103.94%		
Target Compounds						
T Dichlorodifluoromethane	1.241	85.0	124975	115.9533	ng	99
T Chloromethane	1.408	50.0	142353	115.9992	ng	99
T Vinyl chloride	1.498	62.0	144145	124.8488	ng	98
T Bromomethane	1.799	96.0	57163	125.2142	ng	99
T Chloroethane	1.896	64.0	77417	121.3770	ng	100
T Trichlorofluoromethane	2.147	101.0	189170	125.4639	ng	98
T 1,1-Dichloroethene	2.702	96.0	98112	125.7446	ng	97
T Methylene chloride	3.333	49.0	136220	123.3119	ng	95
T trans-1,2-Dichloroethene	3.715	96.0	101922	130.7498	ng	99
T Methyl tert-butyl ether (MTBE)	3.751	73.0	128249	128.4593	ng	98
T 1,1-Dichloroethane	4.378	63.0	193775	131.1254	ng	100
T 2,2-Dichloropropane	5.195	77.0	139378	128.8177	ng	88
T cis-1,2-Dichloroethene	5.215	96.0	104213	128.9183	ng	99
T Methyl ethyl ketone	5.282	43.0	140236	1304.9807	ng	96
T Bromochloromethane	5.519	128.0	38878	127.7577	ng	98
T Chloroform	5.655	83.0	175781	120.5578	ng	100

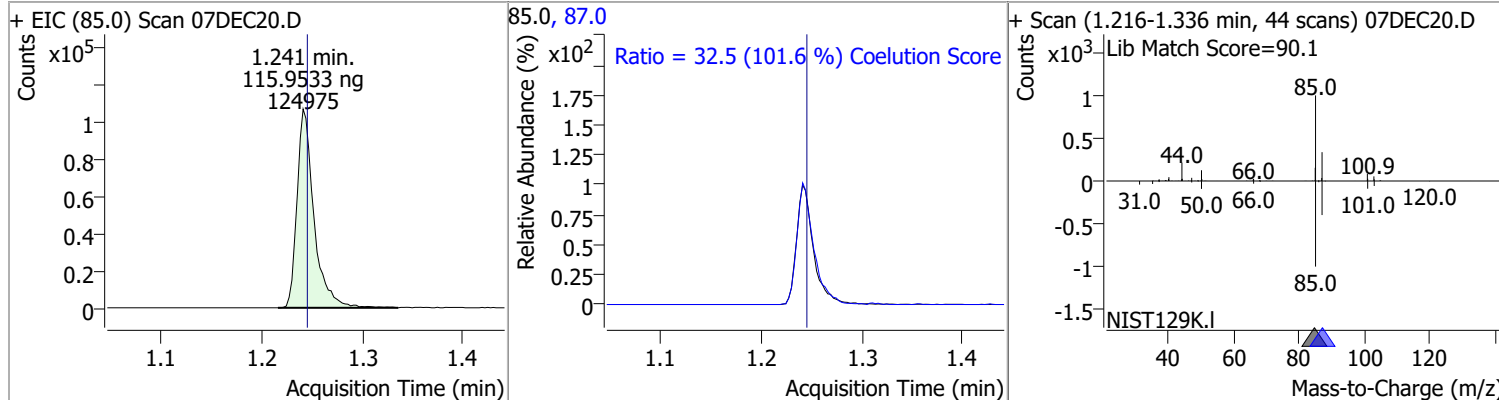
Quantitation Results Report (QT Reviewed)

Compound	RT	QIon	Resp.	Conc.	Units	Dev(Min)
T 1,1,1-Trichloroethane	5.834	97.0	172590	125.4555	ng	96
T Carbon tetrachloride	6.026	117.0	166917	123.6557	ng	99
T 1,1-Dichloropropene	6.040	75.0	148167	122.1922	ng	99
T Benzene	6.280	78.0	400467	130.5825	ng	100
T 1,2-Dichloroethane	6.325	62.0	101007	126.0113	ng	95
T Trichloroethene	7.027	95.0	112072	125.6821	ng	99
T 1,2-Dichloropropane	7.273	63.0	99419	132.3370	ng	98
T Dibromomethane	7.396	93.0	38921	126.2025	ng	98
T Bromodichloromethane	7.588	83.0	118345	135.4687	ng	98
T cis-1,3-Dichloropropene	8.054	75.0	123482	127.2644	ng	98
T Toluene	8.386	92.0	249579	134.2845	ng	98
T trans-1,3-Dichloropropene	8.639	75.0	94344	135.8997	ng	97
T 1,1,2-Trichloroethane	8.818	83.0	46194	127.7467	ng	96
T Tetrachloroethene	8.938	163.8	98874	134.2488	ng	97
T 1,3-Dichloropropane	8.982	76.0	93183	129.1929	ng	99
T Chlorodibromomethane	9.205	129.0	69875	128.0068	ng	99
T 1,2-Dibromoethane	9.303	107.0	51015	129.7696	ng	96
T Chlorobenzene	9.802	112.0	273319	136.2250	ng	99
T 1,1,1,2-Tetrachloroethane	9.891	131.0	90314	132.3292	ng	99
T Ethylbenzene	9.919	91.0	480092	134.3836	ng	100
T m+p-Xylenes	10.039	106.0	369658	271.3709	ng	99
T o-Xylene	10.430	106.0	166565	140.1338	ng	98
T Styrene	10.449	104.0	274785	141.9556	ng	100
T Bromoform	10.625	172.5	36546	126.0136	ng	99
T Bromobenzene	11.093	156.0	103901	135.8499	ng	97
T 1,1,2,2-Tetrachloroethane	11.113	83.0	57194	130.5419	ng	99
T 1,2,3-Trichloropropane	11.146	110.0	15254	132.1515	ng	97
T 2-Chlorotoluene	11.291	126.0	105904	133.9056	ng	97
T 4-Chlorotoluene	11.400	91.0	354737	138.8592	ng	99
T 1,3-Dichlorobenzene	12.036	146.0	191594	137.0280	ng	98
T 1,4-Dichlorobenzene	12.125	146.0	190475	131.8663	ng	99
T 1,2-Dichlorobenzene	12.493	146.0	156368	132.1472	ng	98

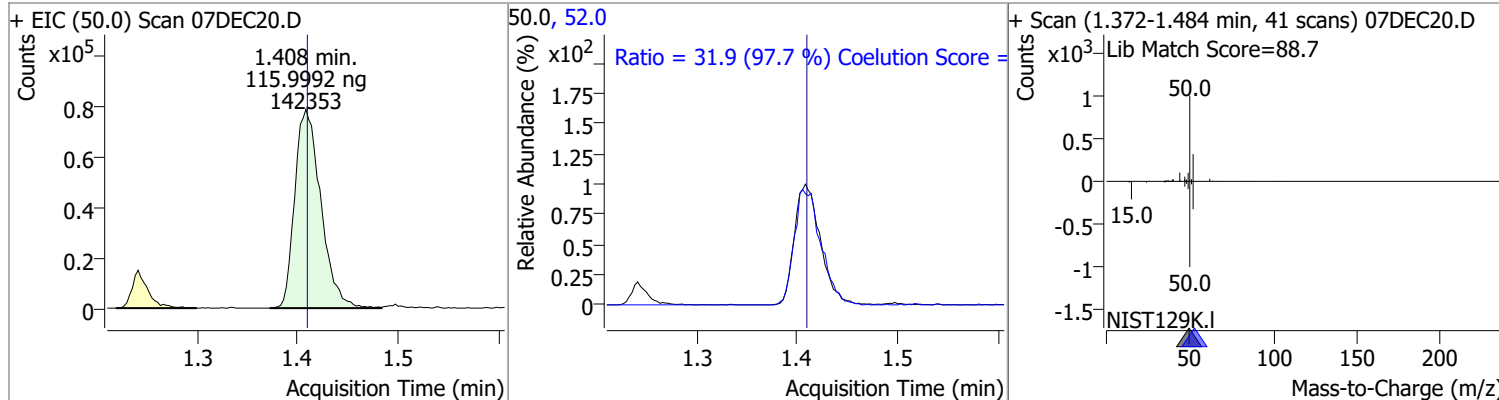
(#) = Qualifier Out of Range; (m) = Manual Integration; (+) = Area Summed; (*) = Surrogate Percent Recovery Out of Range; (d): Zeroed Peak

Quantitation Results Report (QT Reviewed)

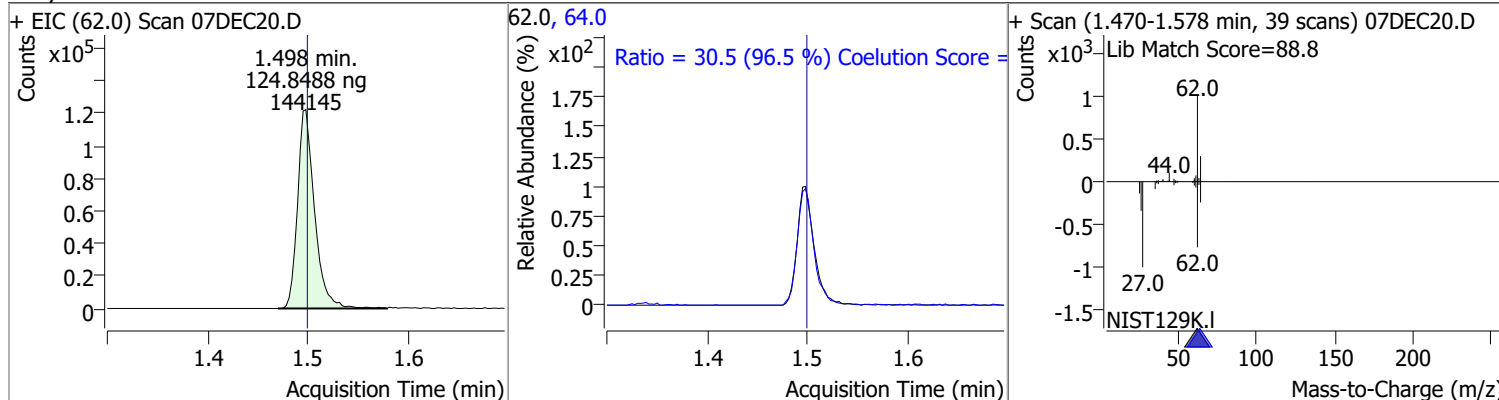
Compound	Conc.	RT	Dev(Min)	Resp.	QIon	QRatio	Lower	Upper
Dichlorodifluoromethane	115.9533	1.24	0.00	124975	87.0	32.5	2.0	62.0



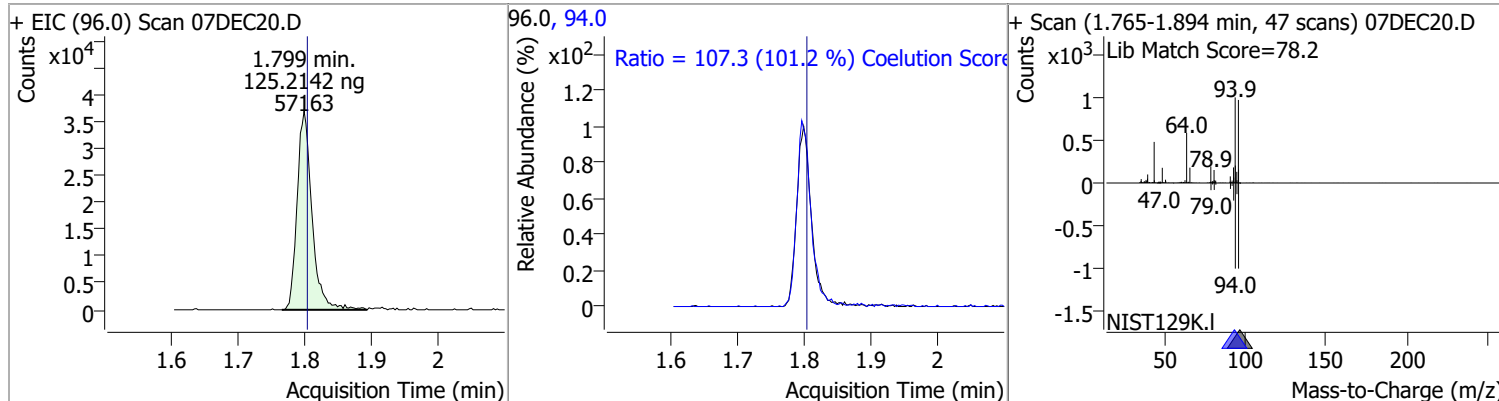
Compound	Conc.	RT	Dev(Min)	Resp.	QIon	QRatio	Lower	Upper
Chloromethane	115.9992	1.41	0.00	142353	52.0	31.9	2.7	62.7



Compound	Conc.	RT	Dev(Min)	Resp.	QIon	QRatio	Lower	Upper
Vinyl chloride	124.8488	1.50	0.00	144145	64.0	30.5	1.6	61.6

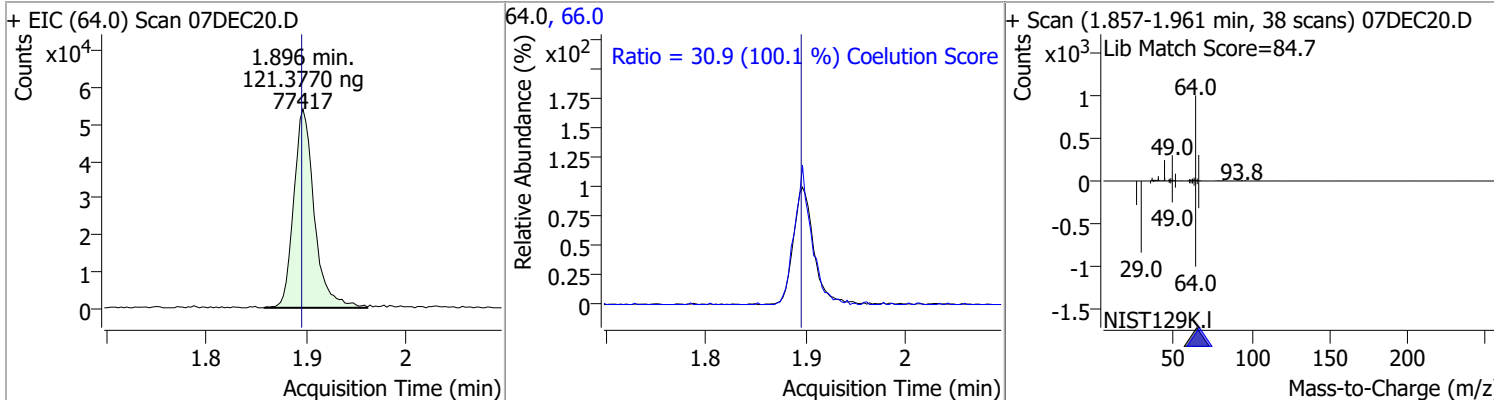


Compound	Conc.	RT	Dev(Min)	Resp.	QIon	QRatio	Lower	Upper
Bromomethane	125.2142	1.80	0.00	57163	94.0	107.3	76.0	136.0

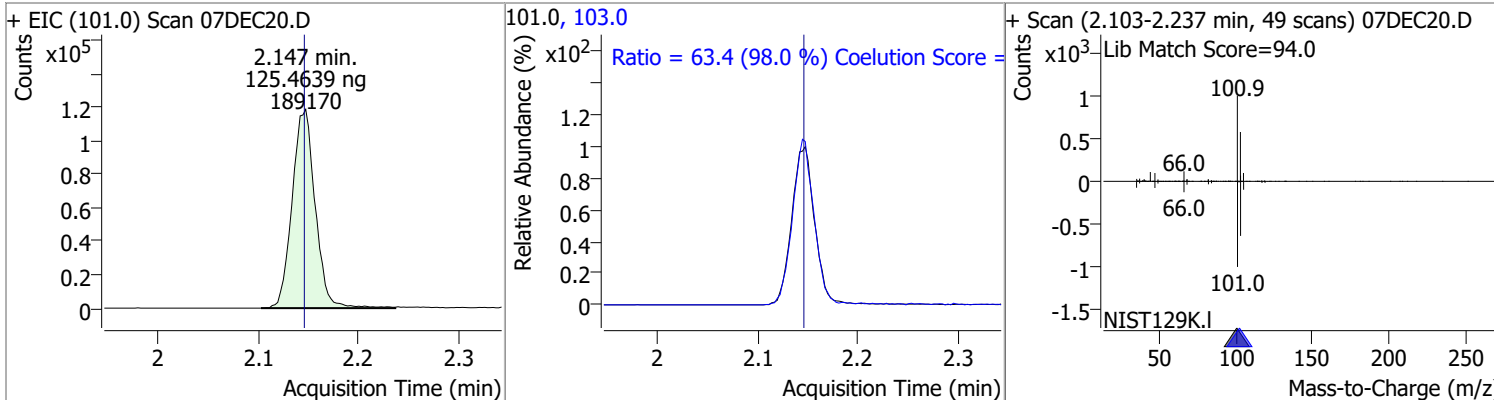


Quantitation Results Report (QT Reviewed)

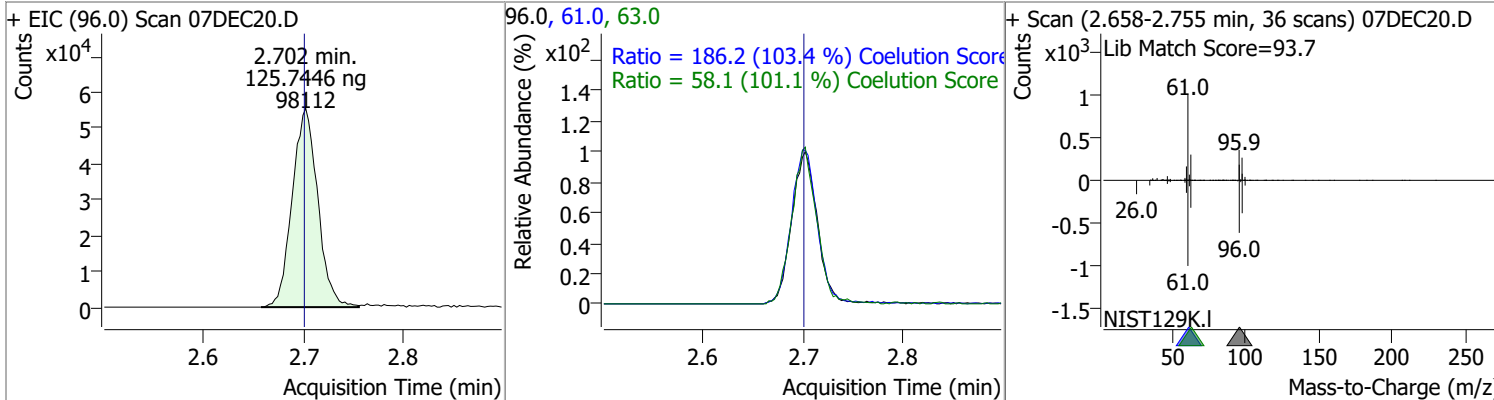
Compound	Conc.	RT	Dev(Min)	Resp.	QIon	QRatio	Lower	Upper
Chloroethane	121.3770	1.90	0.00	77417	66.0	30.9	0.8	60.8



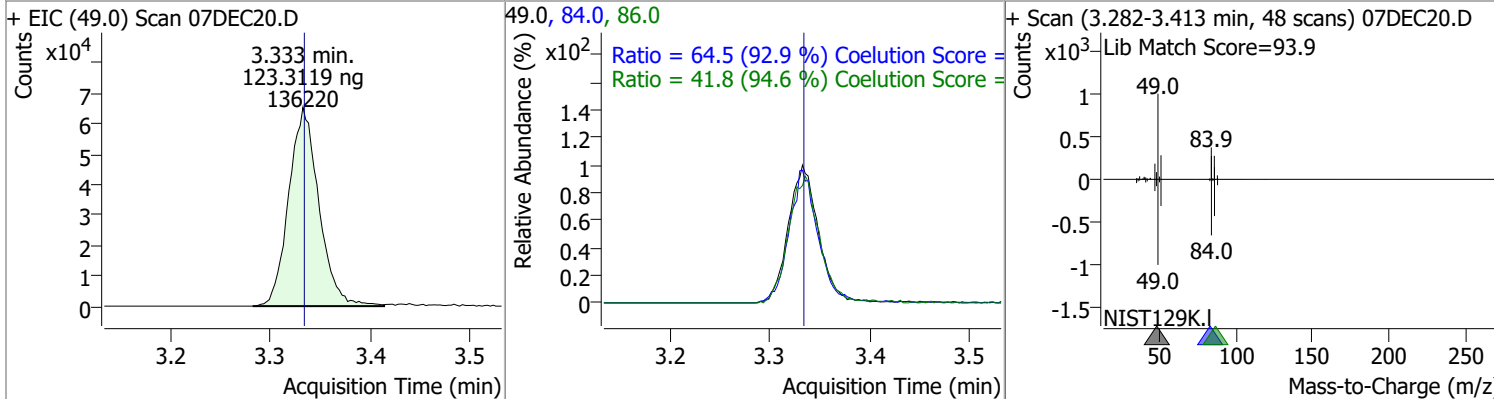
Compound	Conc.	RT	Dev(Min)	Resp.	QIon	QRatio	Lower	Upper
Trichlorofluoromethane	125.4639	2.15	0.00	189170	103.0	63.4	34.8	94.8



Compound	Conc.	RT	Dev(Min)	Resp.	QIon	QRatio	Lower	Upper
1,1-Dichloroethene	125.7446	2.70	0.00	98112	61.0	186.2	150.1	210.1
					63.0	58.1	27.5	87.5

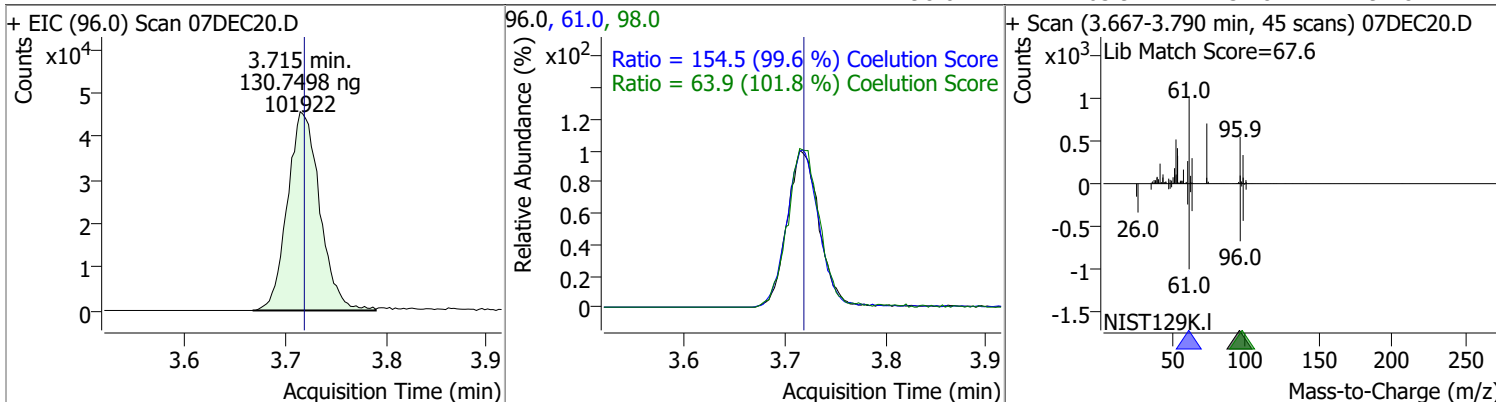


Compound	Conc.	RT	Dev(Min)	Resp.	QIon	QRatio	Lower	Upper
Methylene chloride	123.3119	3.33	0.00	136220	84.0	64.5	39.4	99.4
					86.0	41.8	14.1	74.1

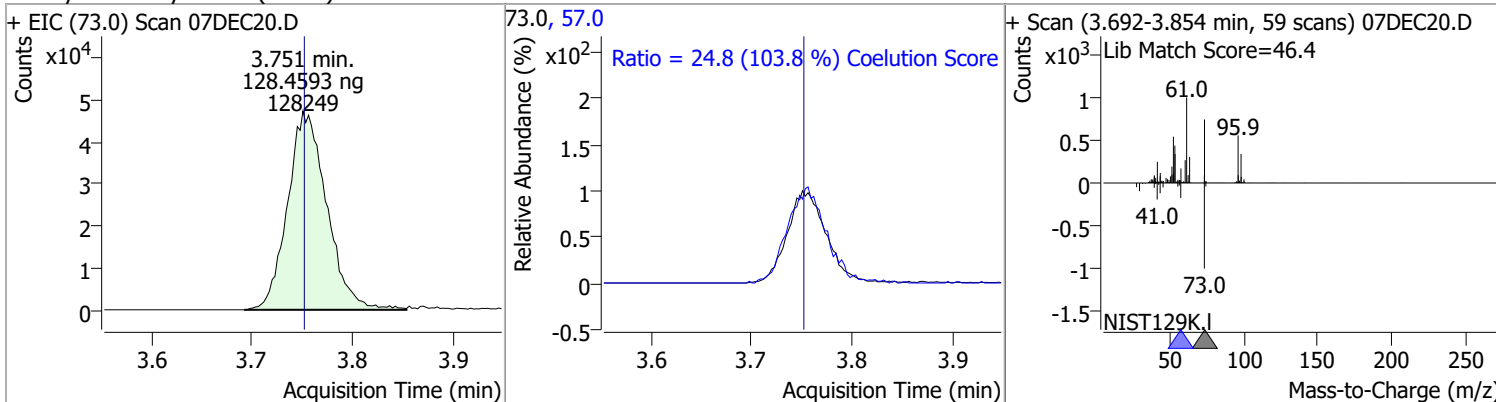


Quantitation Results Report (QT Reviewed)

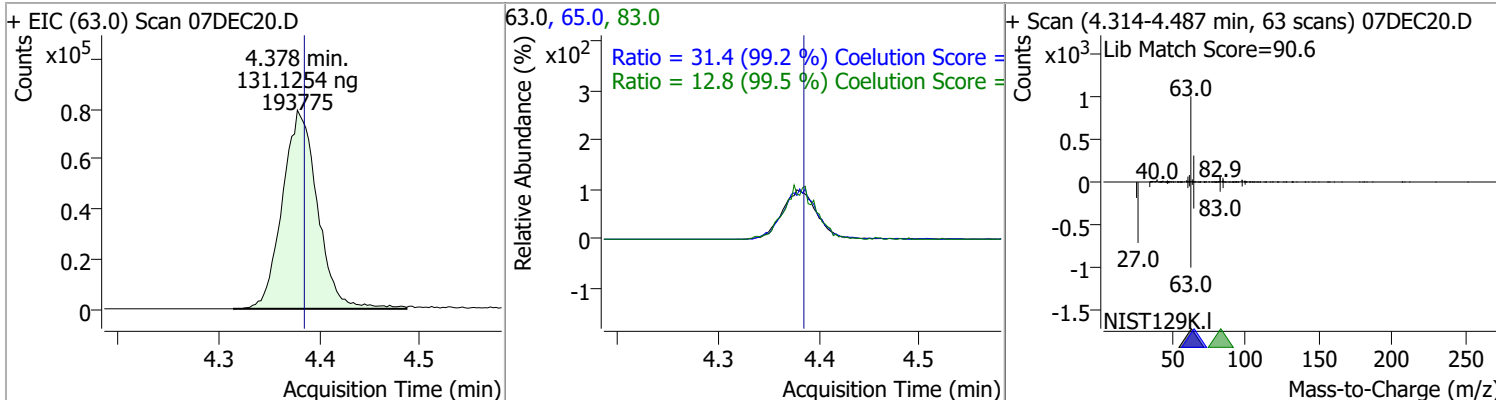
Compound	Conc.	RT	Dev(Min)	Resp.	QIon	QRatio	Lower	Upper
trans-1,2-Dichloroethene	130.7498	3.71	0.00	101922	61.0	154.5	125.1	185.1
					98.0	63.9	32.8	92.8



Compound	Conc.	RT	Dev(Min)	Resp.	QIon	QRatio	Lower	Upper
Methyl tert-butyl ether (MTBE)	128.4593	3.75	0.00	128249	57.0	24.8	0.0	53.9

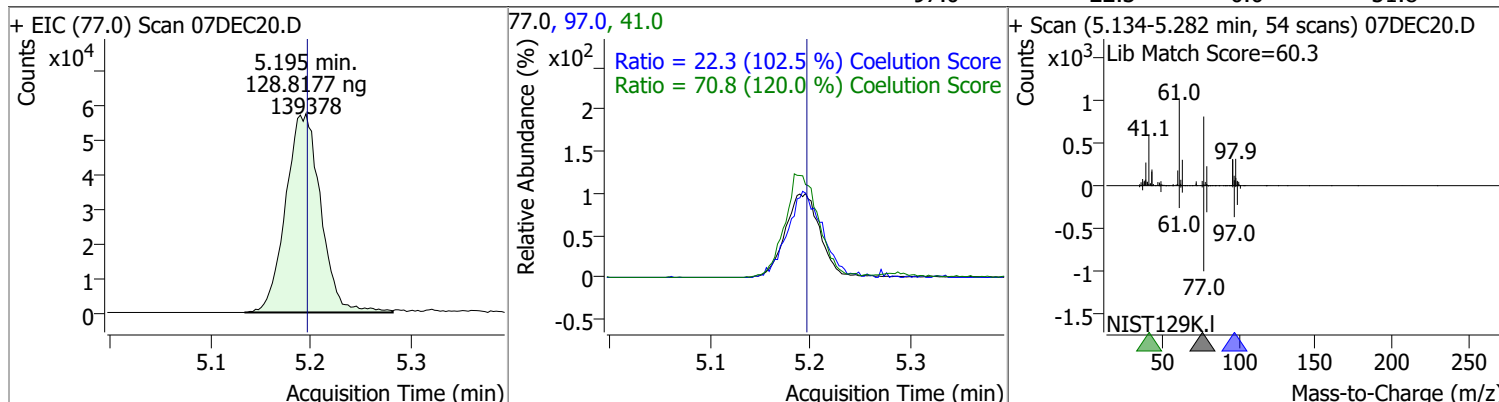


Compound	Conc.	RT	Dev(Min)	Resp.	QIon	QRatio	Lower	Upper
1,1-Dichloroethane	131.1254	4.38	-0.01	193775	65.0	31.4	1.7	61.7
					83.0	12.8	0.0	42.8

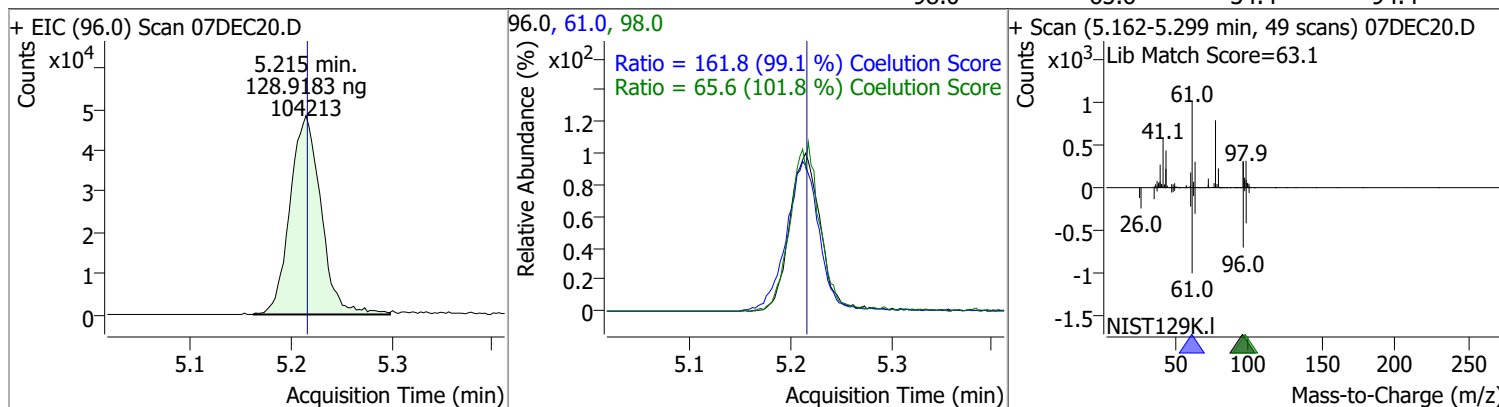


Quantitation Results Report (QT Reviewed)

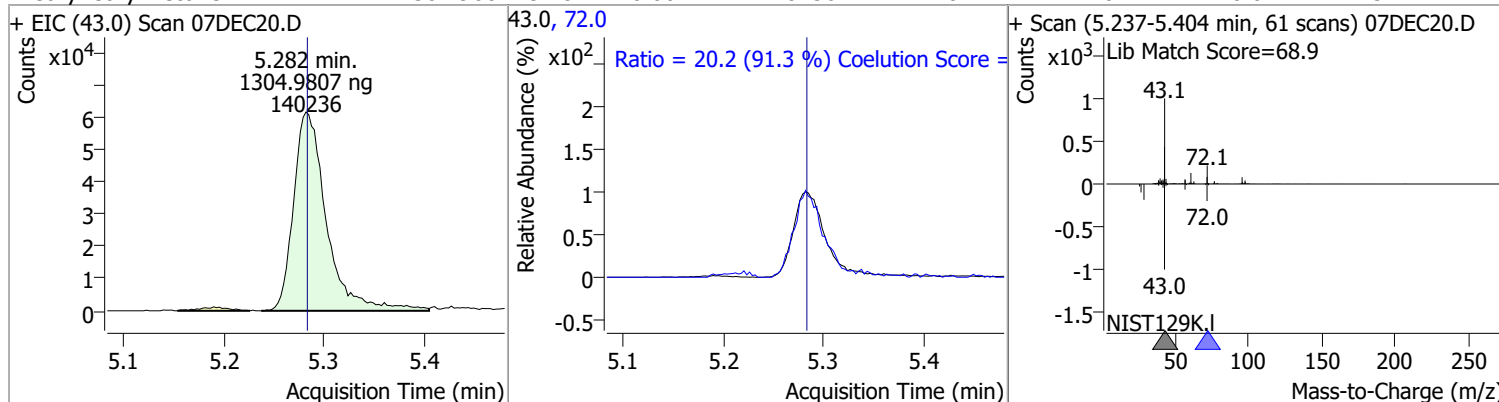
Compound	Conc.	RT	Dev(Min)	Resp.	QIon	QRatio	Lower	Upper
2,2-Dichloropropane	128.8177	5.20	0.00	139378	41.0	70.8	29.0	89.0
					97.0	22.3	0.0	51.8



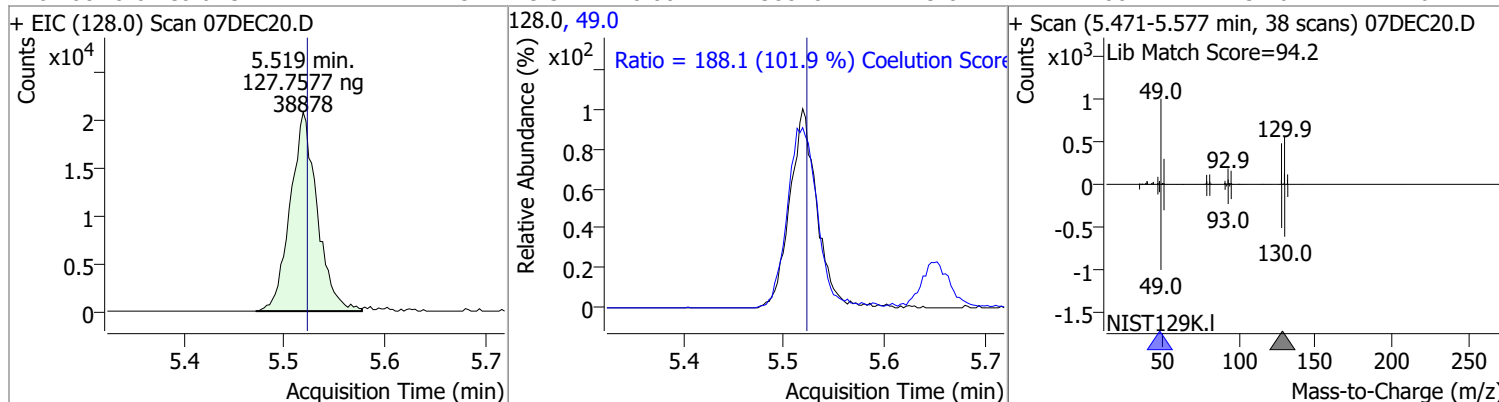
Compound	Conc.	RT	Dev(Min)	Resp.	QIon	QRatio	Lower	Upper
cis-1,2-Dichloroethene	128.9183	5.21	0.00	104213	61.0	161.8	133.3	193.3
					98.0	65.6	34.4	94.4



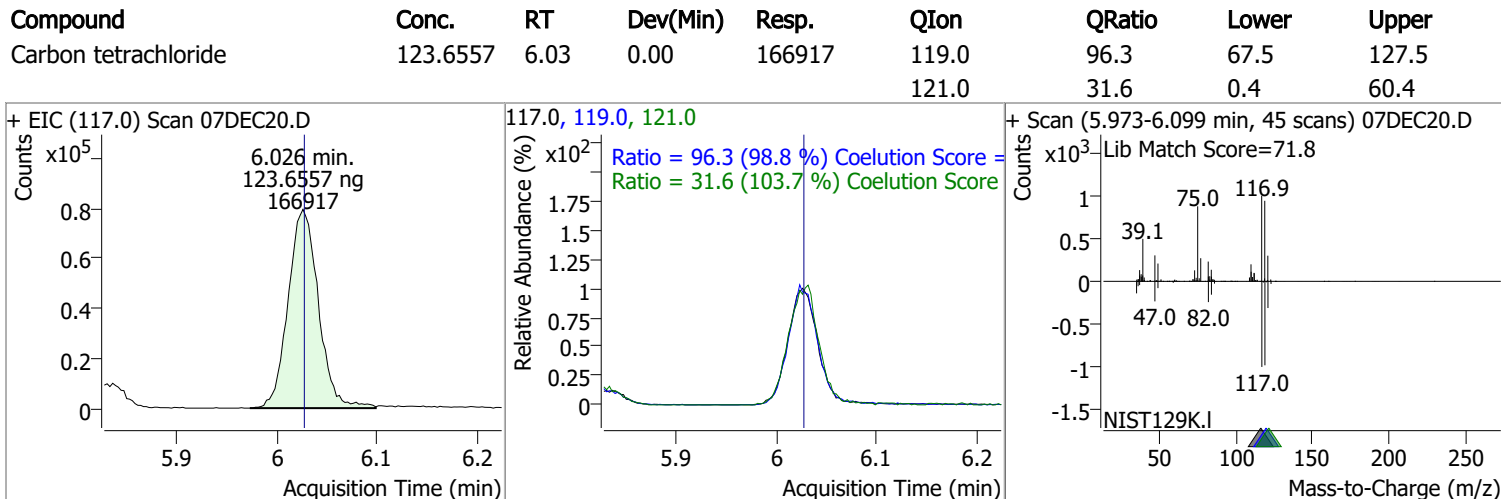
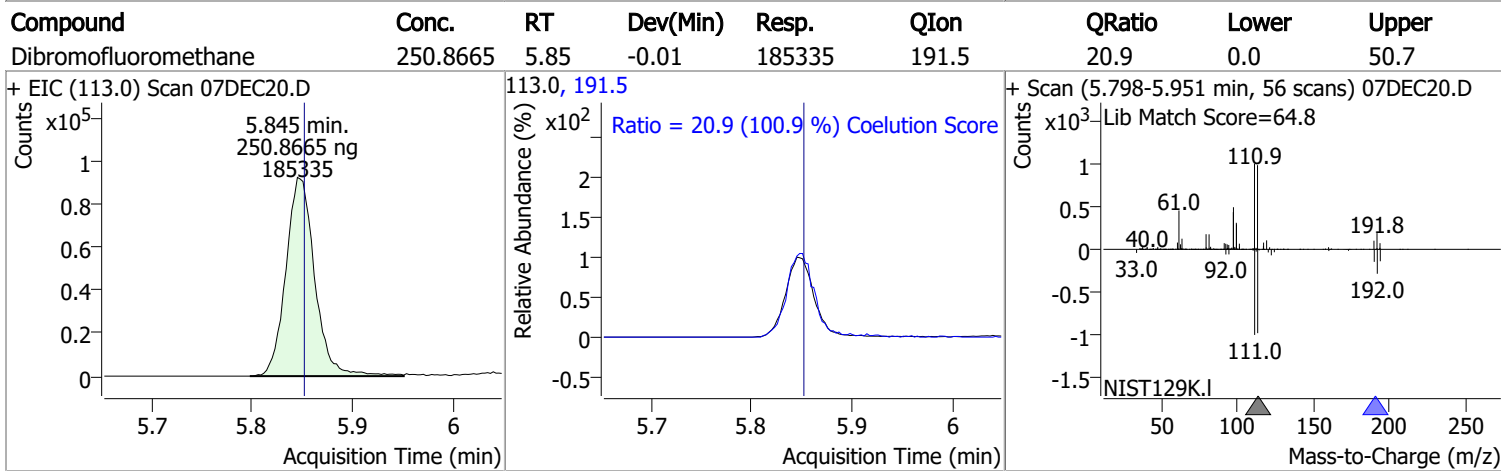
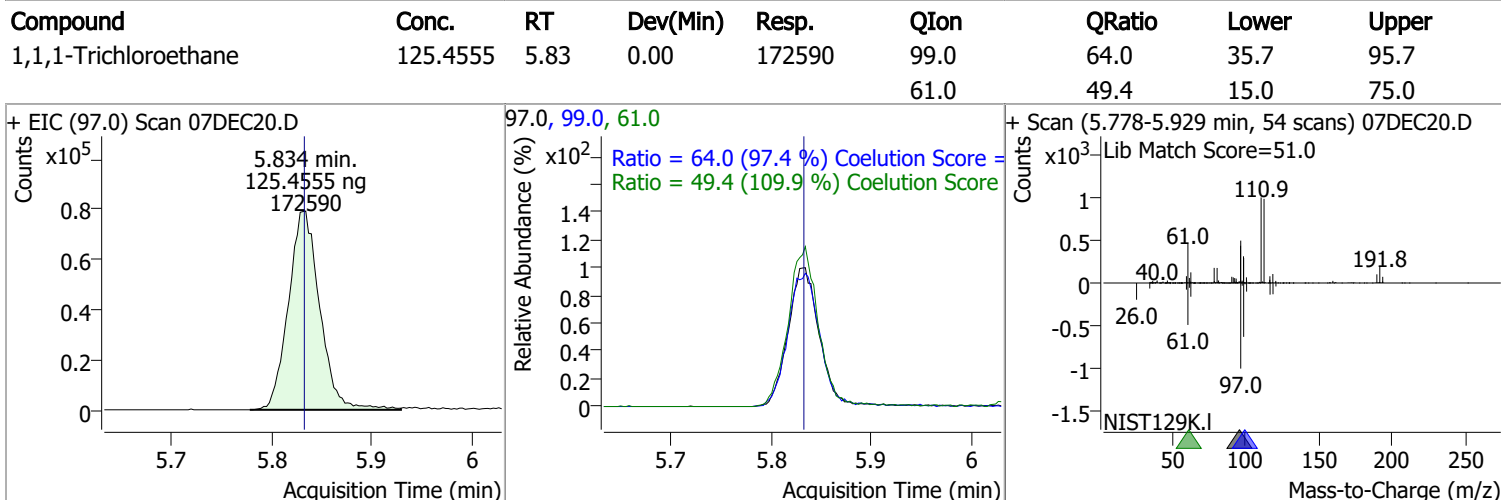
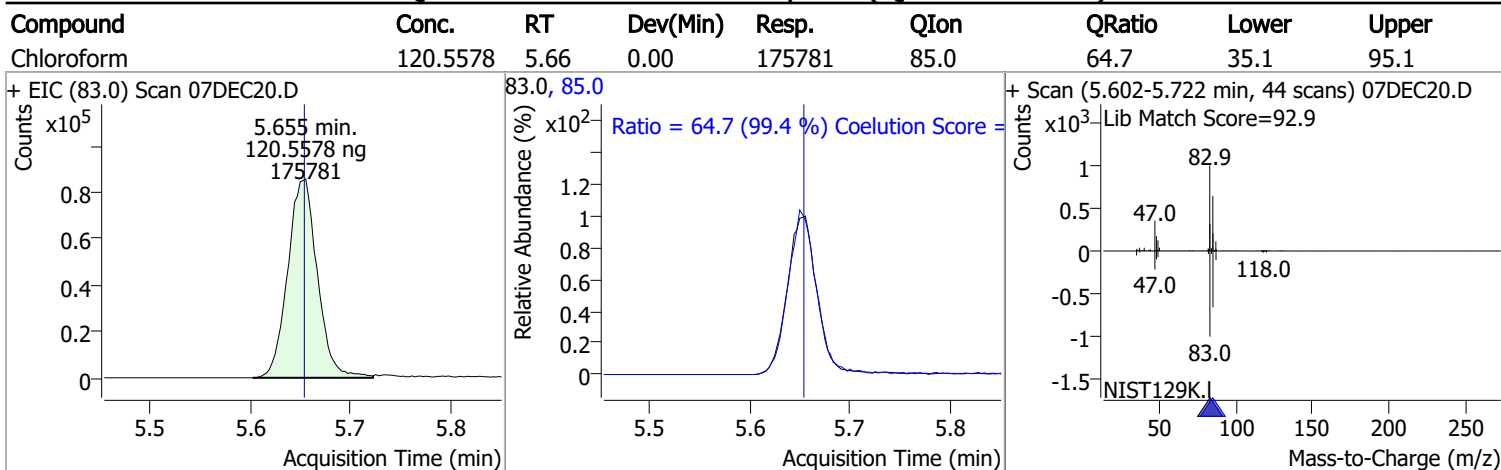
Compound	Conc.	RT	Dev(Min)	Resp.	QIon	QRatio	Lower	Upper
Methyl ethyl ketone	1304.9807	5.28	0.00	140236	72.0	20.2	0.0	52.2



Compound	Conc.	RT	Dev(Min)	Resp.	QIon	QRatio	Lower	Upper
Bromochloromethane	127.7577	5.52	0.00	38878	49.0	188.1	154.6	214.6

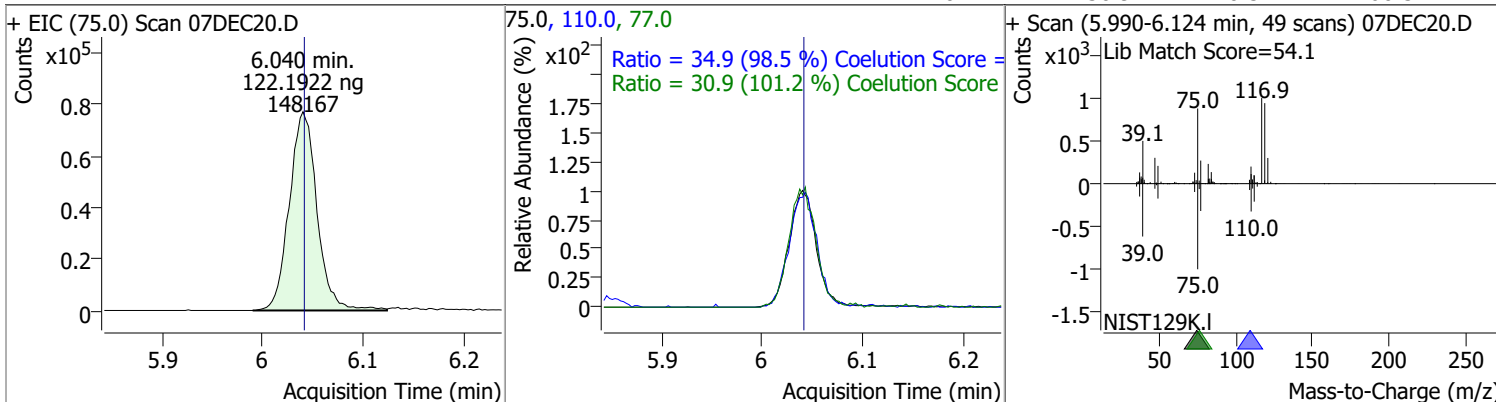


Quantitation Results Report (QT Reviewed)

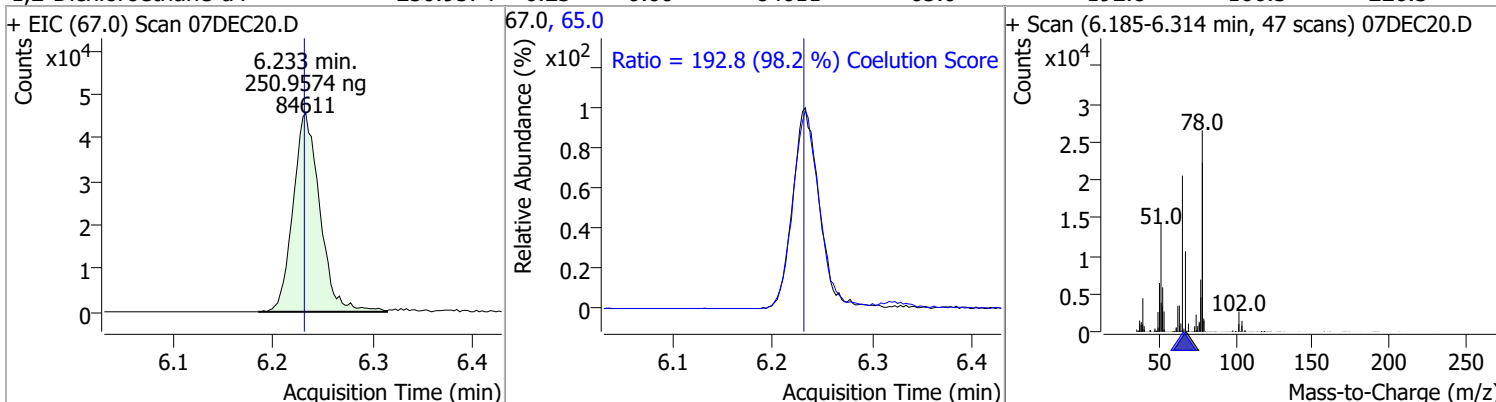


Quantitation Results Report (QT Reviewed)

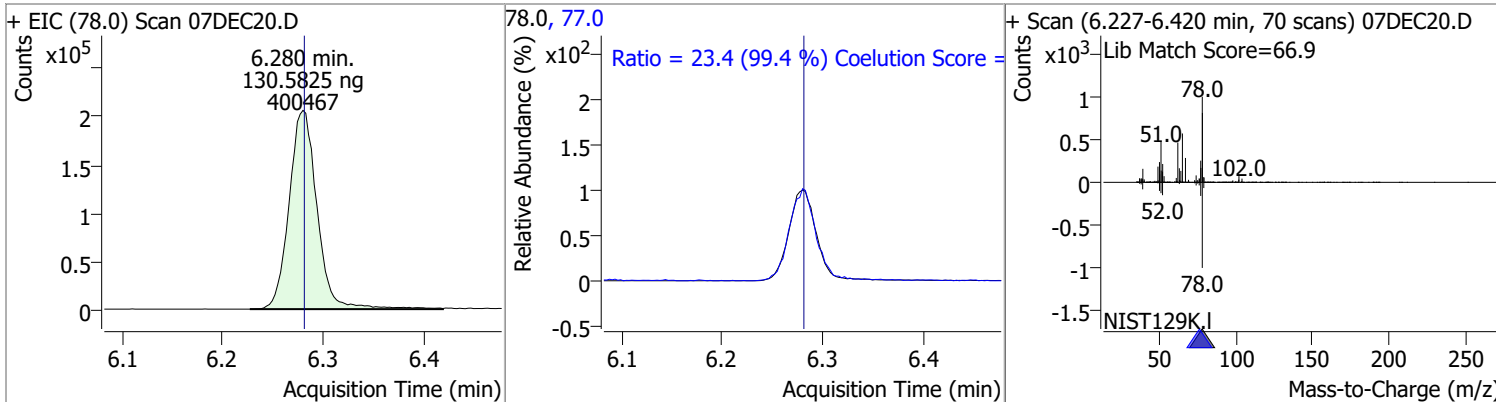
Compound	Conc.	RT	Dev(Min)	Resp.	QIon	QRatio	Lower	Upper
1,1-Dichloropropene	122.1922	6.04	0.00	148167	110.0	34.9	5.4	65.4
					77.0	30.9	0.5	60.5



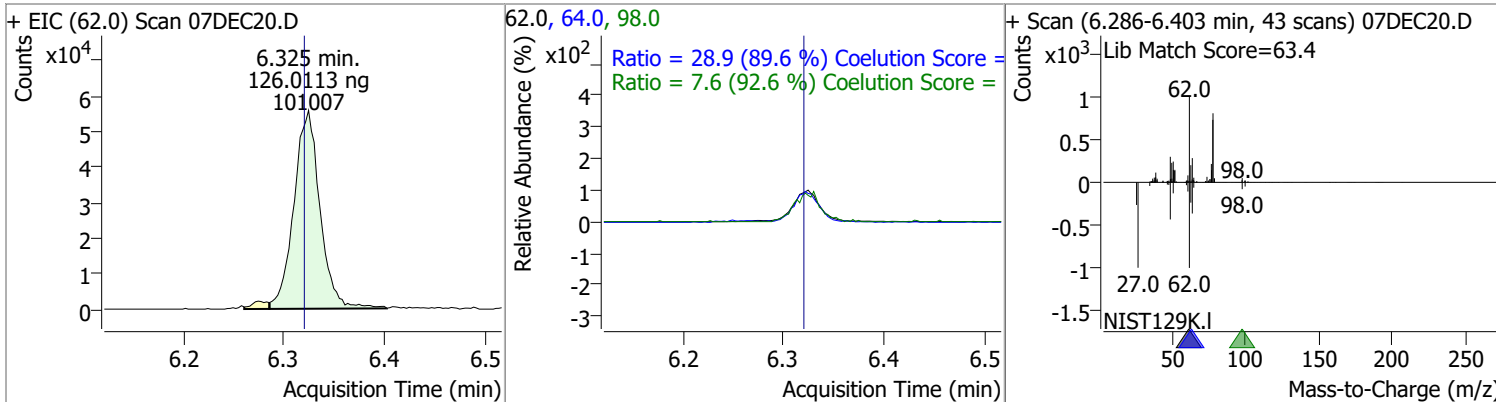
Compound	Conc.	RT	Dev(Min)	Resp.	QIon	QRatio	Lower	Upper
1,2-Dichloroethane-d4	250.9574	6.23	0.00	84611	65.0	192.8	166.3	226.3



Compound	Conc.	RT	Dev(Min)	Resp.	QIon	QRatio	Lower	Upper
Benzene	130.5825	6.28	0.00	400467	77.0	23.4	0.0	53.5

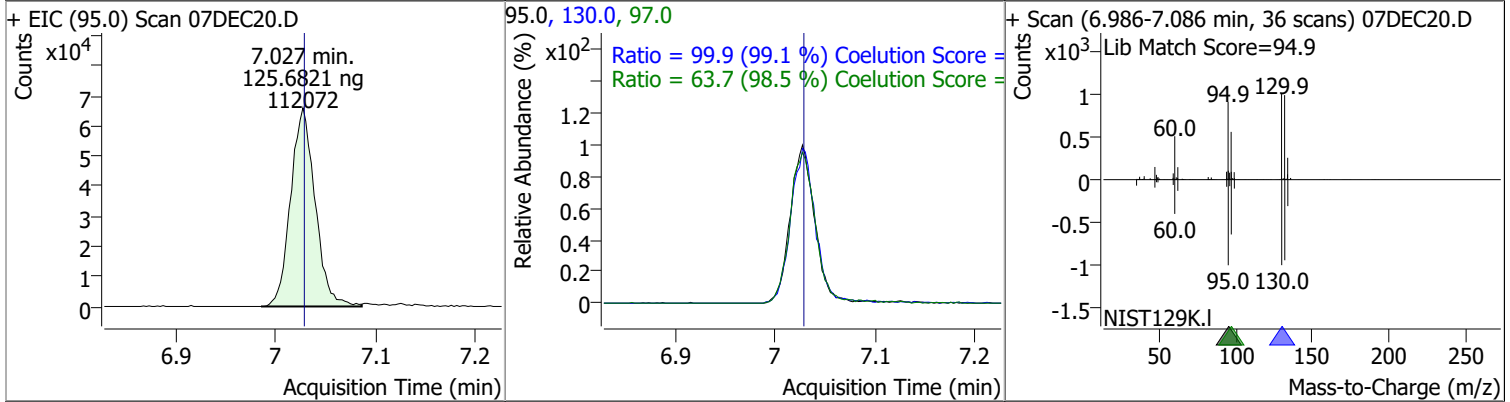


Compound	Conc.	RT	Dev(Min)	Resp.	QIon	QRatio	Lower	Upper
1,2-Dichloroethane	126.0113	6.32	0.01	101007	64.0	28.9	2.3	62.3
					98.0	7.6	0.0	38.2

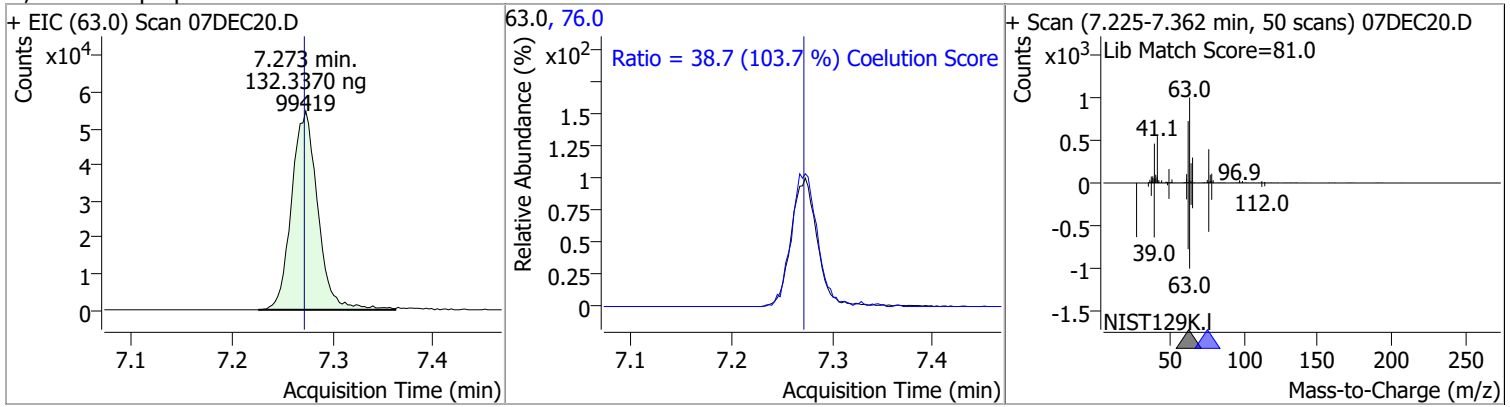


Quantitation Results Report (QT Reviewed)

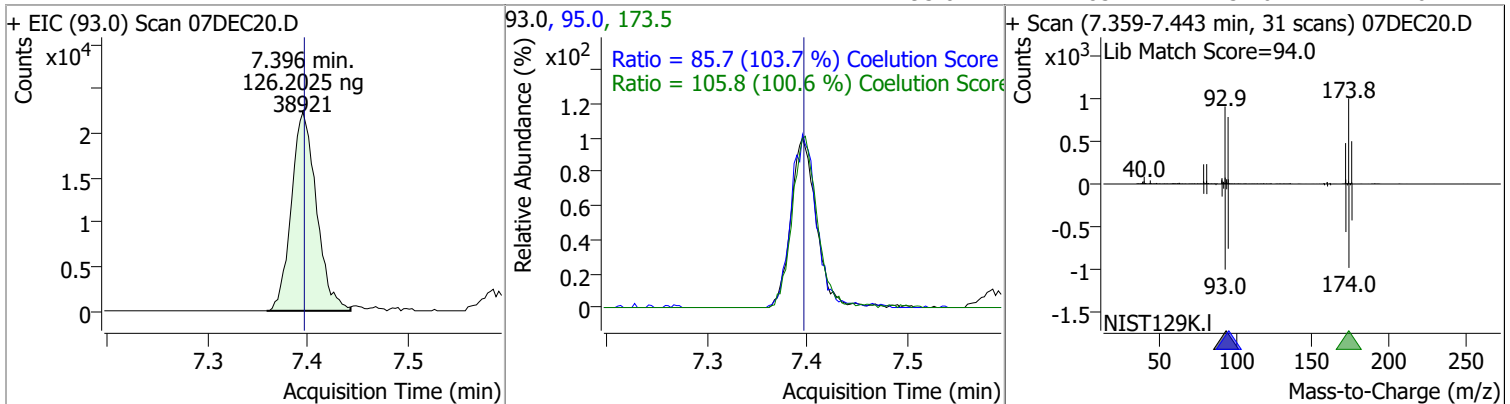
Compound	Conc.	RT	Dev(Min)	Resp.	QIon	QRatio	Lower	Upper
Trichloroethene	125.6821	7.03	0.00	112072	130.0	99.9	70.8	130.8
					97.0	63.7	34.7	94.7



Compound	Conc.	RT	Dev(Min)	Resp.	QIon	QRatio	Lower	Upper
1,2-Dichloropropane	132.3370	7.27	0.00	99419	76.0	38.7	7.3	67.3

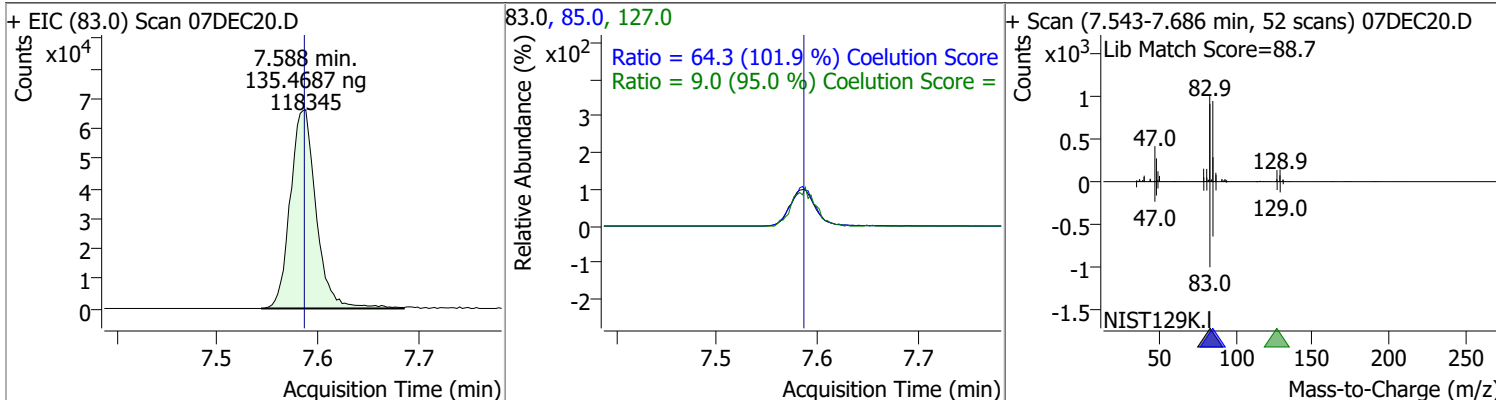


Compound	Conc.	RT	Dev(Min)	Resp.	QIon	QRatio	Lower	Upper
Dibromomethane	126.2025	7.40	0.00	38921	173.5	105.8	75.2	135.2
					95.0	85.7	52.6	112.6

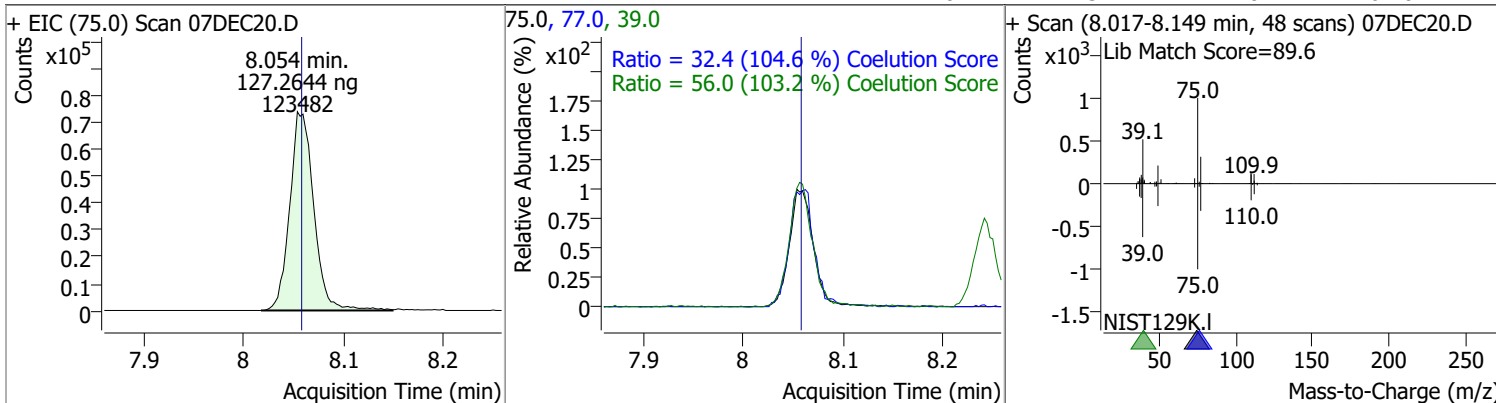


Quantitation Results Report (QT Reviewed)

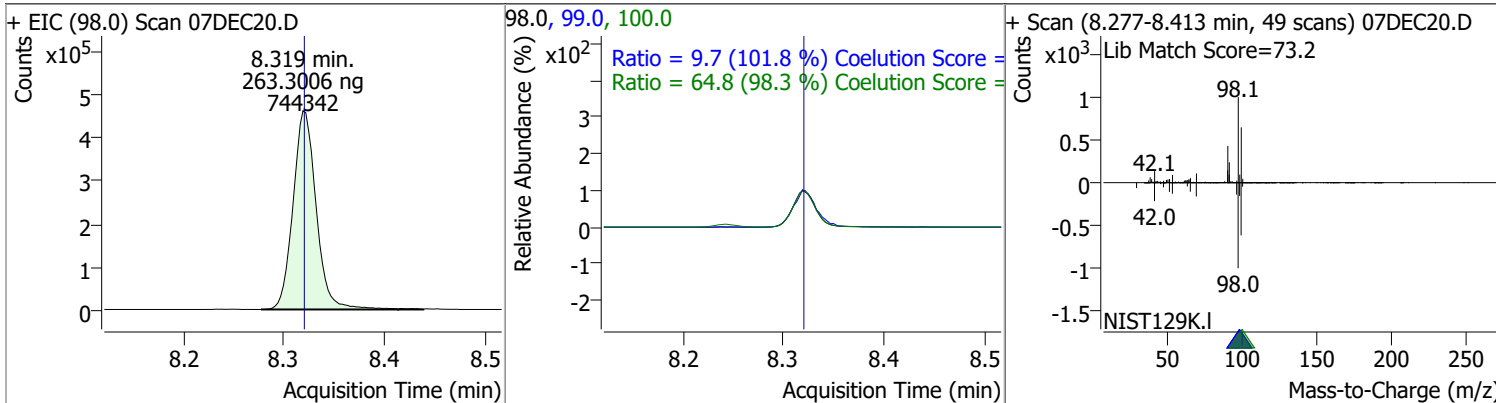
Compound	Conc.	RT	Dev(Min)	Resp.	QIon	QRatio	Lower	Upper
Bromodichloromethane	135.4687	7.59	0.00	118345	85.0	64.3	33.1	93.1
					127.0	9.0	0.0	39.5



Compound	Conc.	RT	Dev(Min)	Resp.	QIon	QRatio	Lower	Upper
cis-1,3-Dichloropropene	127.2644	8.05	-0.01	123482	39.0	56.0	24.3	84.3
					77.0	32.4	1.0	61.0

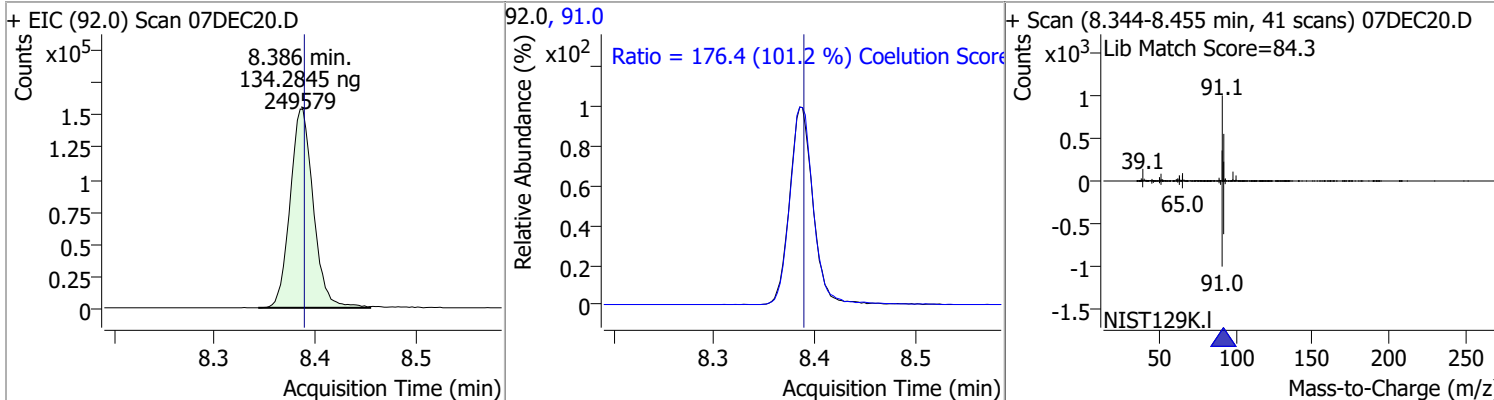


Compound	Conc.	RT	Dev(Min)	Resp.	QIon	QRatio	Lower	Upper
Toluene-d8	263.3006	8.32	0.00	744342	100.0	64.8	35.9	95.9
					99.0	9.7	0.0	39.5

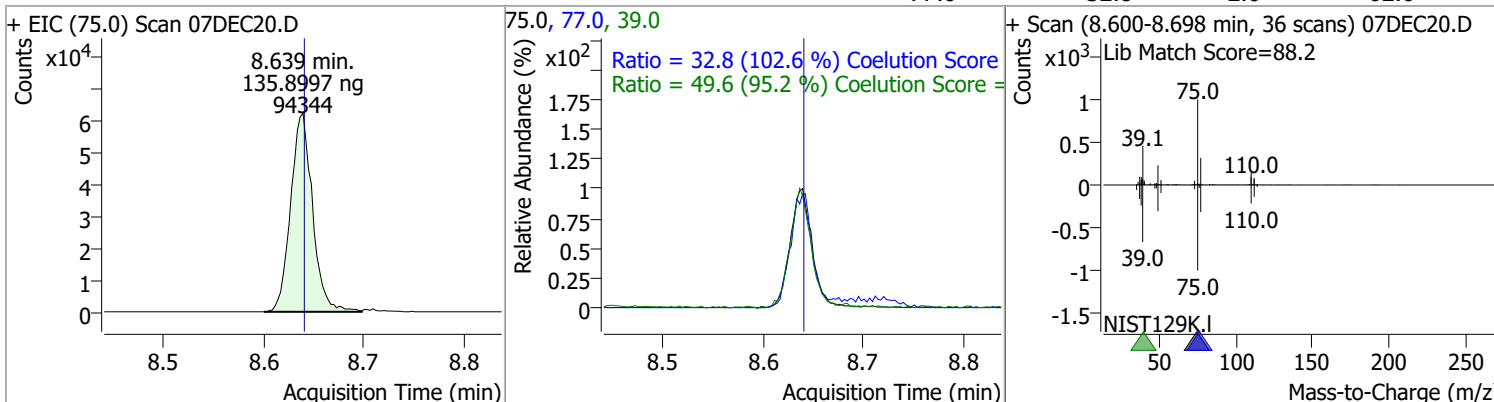


Quantitation Results Report (QT Reviewed)

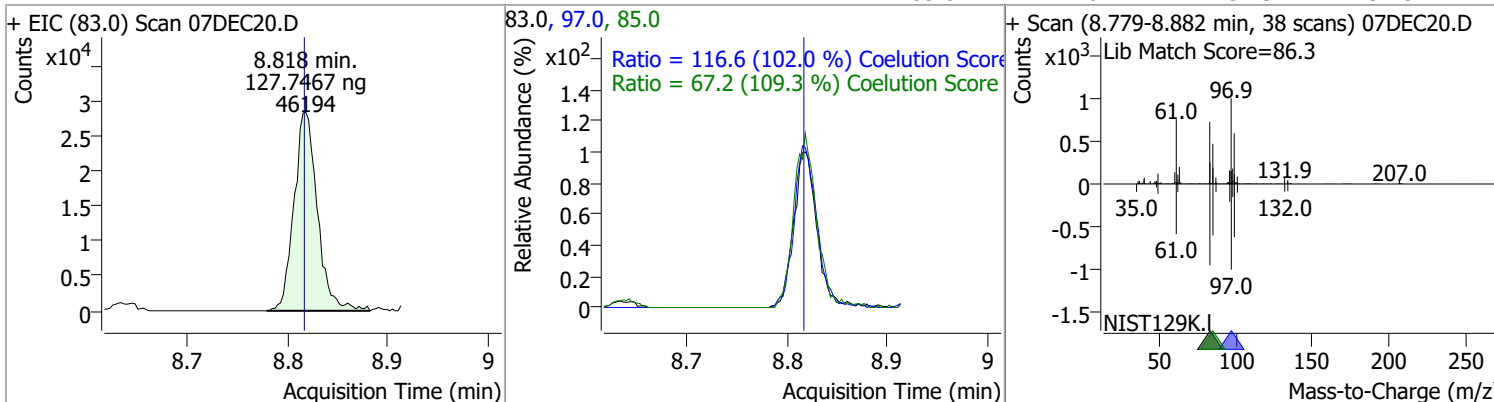
Compound	Conc.	RT	Dev(Min)	Resp.	QIon	QRatio	Lower	Upper
Toluene	134.2845	8.39	0.00	249579	91.0	176.4	144.3	204.3



Compound	Conc.	RT	Dev(Min)	Resp.	QIon	QRatio	Lower	Upper
trans-1,3-Dichloropropene	135.8997	8.64	0.00	94344	39.0	49.6	22.1	82.1
					77.0	32.8	2.0	62.0

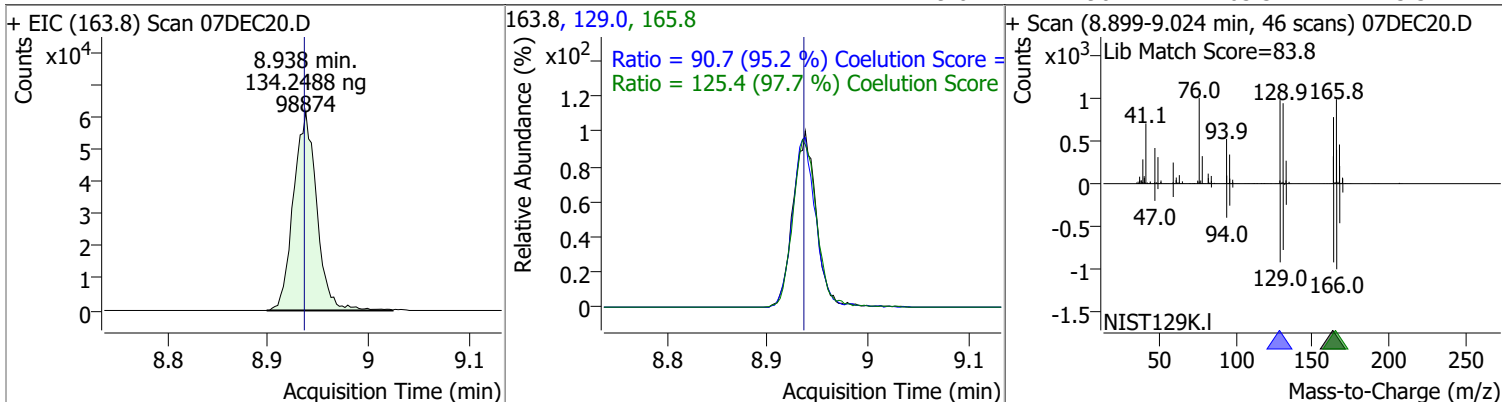


Compound	Conc.	RT	Dev(Min)	Resp.	QIon	QRatio	Lower	Upper
1,1,2-Trichloroethane	127.7467	8.82	0.00	46194	97.0	116.6	84.3	144.3
					85.0	67.2	31.5	91.5

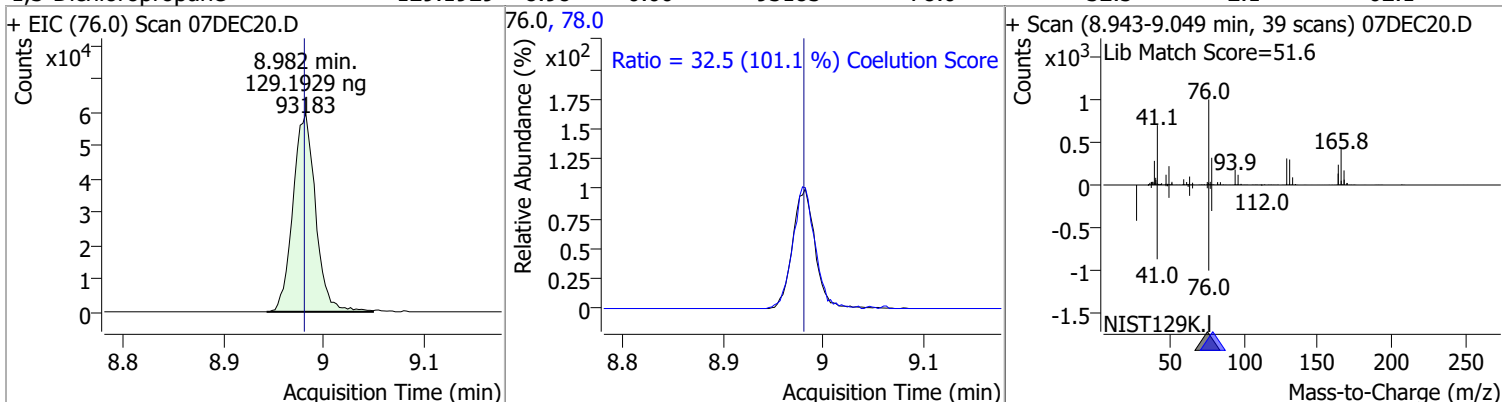


Quantitation Results Report (QT Reviewed)

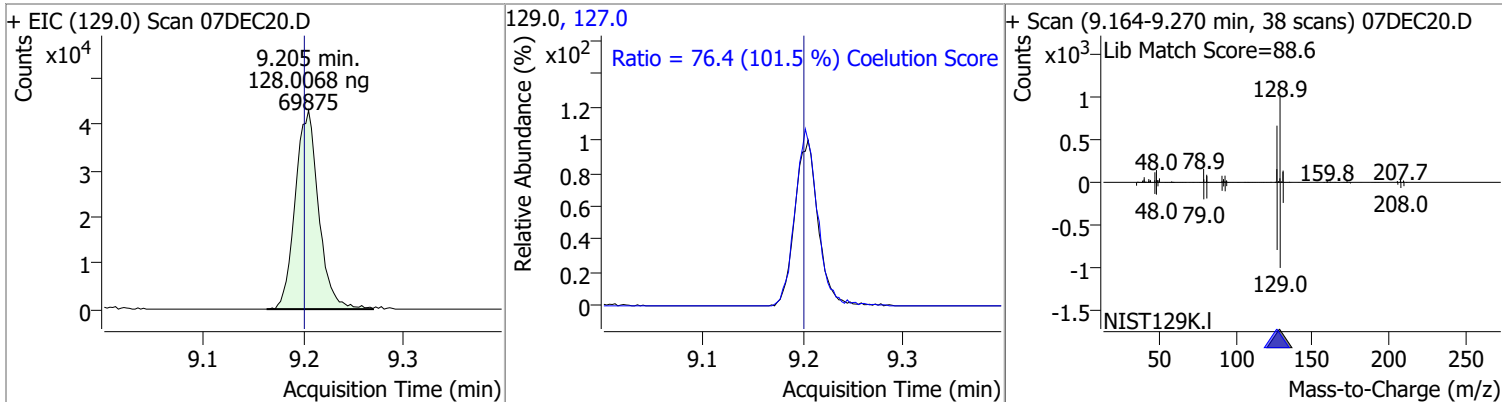
Compound	Conc.	RT	Dev(Min)	Resp.	QIon	QRatio	Lower	Upper
Tetrachloroethene	134.2488	8.94	0.00	98874	165.8	125.4	98.3	158.3
					129.0	90.7	65.3	125.3



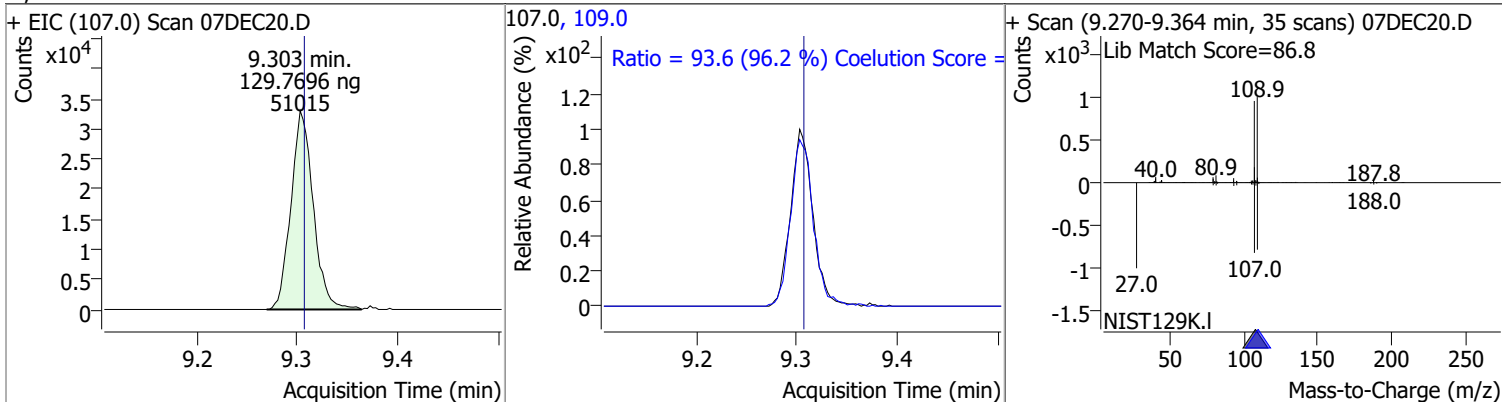
Compound	Conc.	RT	Dev(Min)	Resp.	QIon	QRatio	Lower	Upper
1,3-Dichloropropane	129.1929	8.98	0.00	93183	78.0	32.5	2.1	62.1



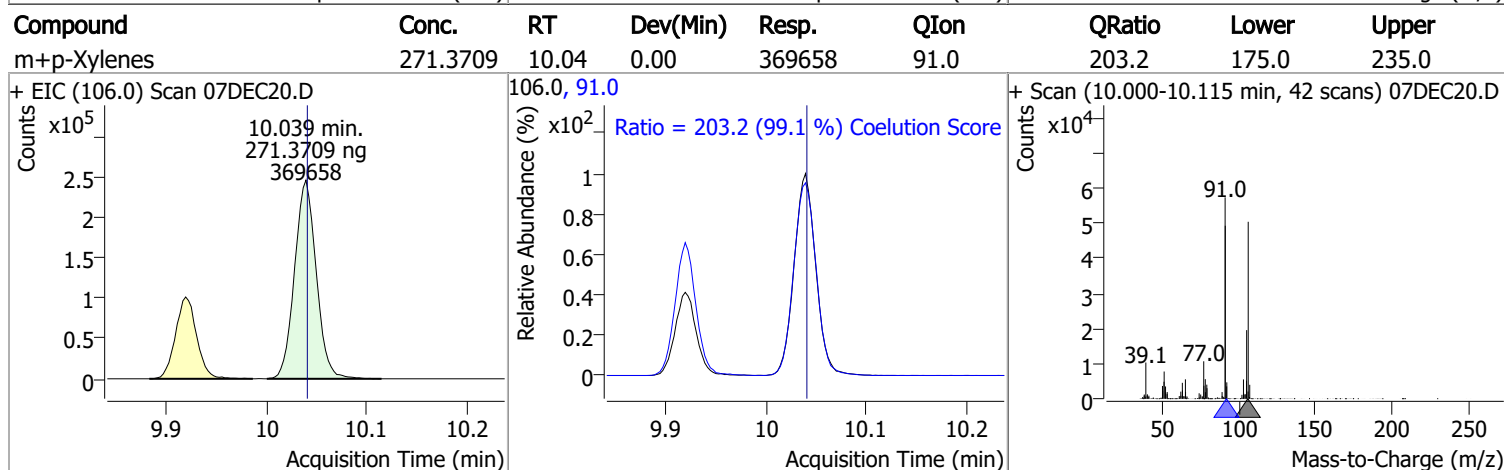
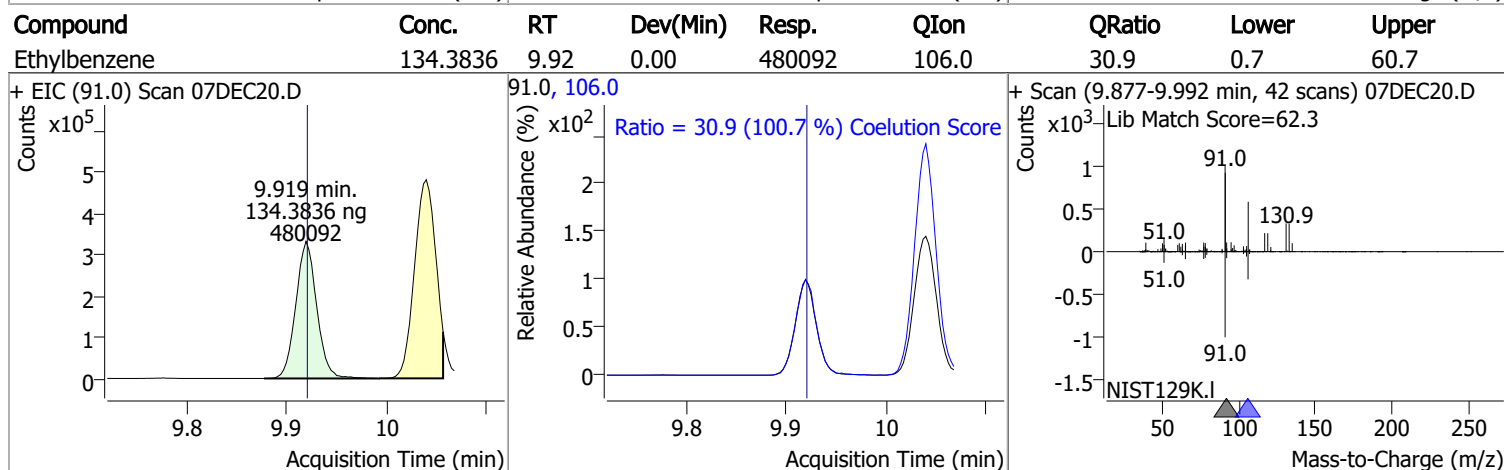
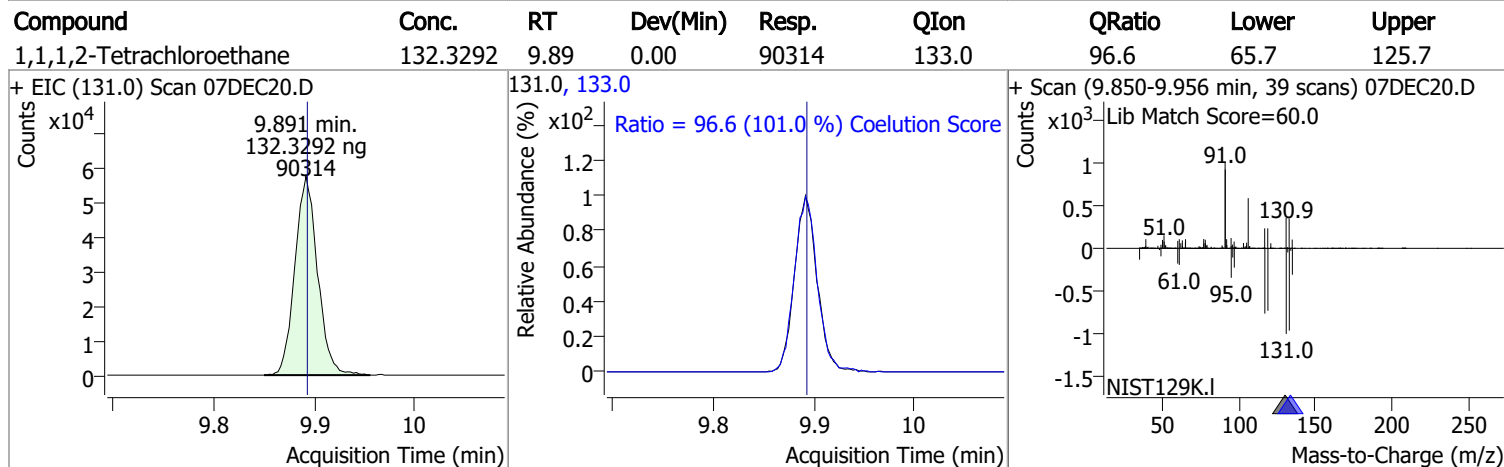
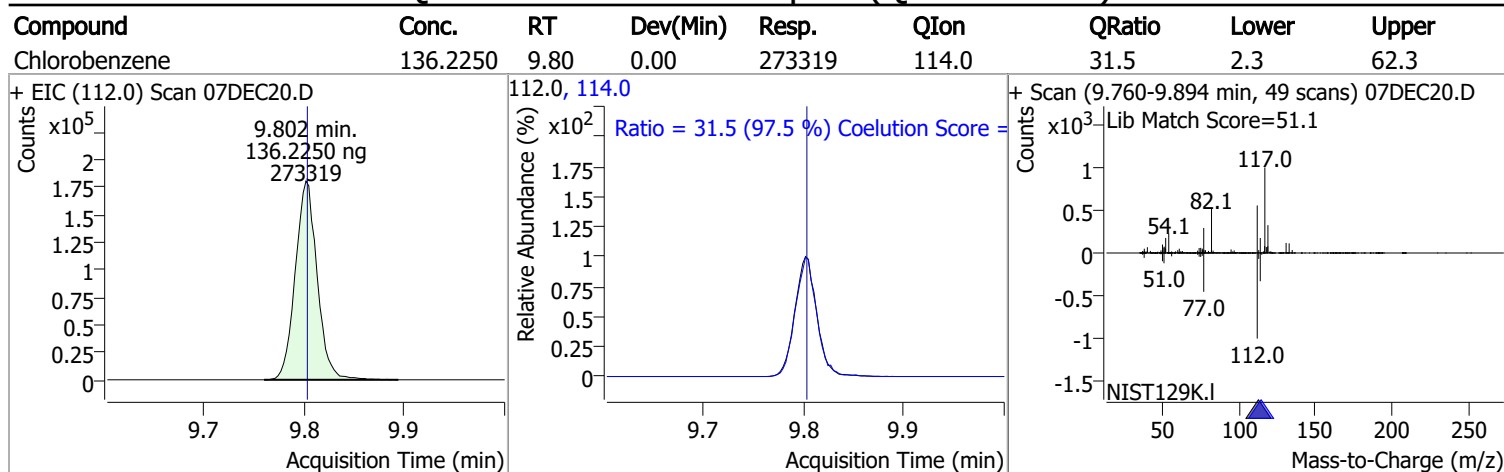
Compound	Conc.	RT	Dev(Min)	Resp.	QIon	QRatio	Lower	Upper
Chlorodibromomethane	128.0068	9.21	0.01	69875	127.0	76.4	45.3	105.3



Compound	Conc.	RT	Dev(Min)	Resp.	QIon	QRatio	Lower	Upper
1,2-Dibromoethane	129.7696	9.30	0.00	51015	109.0	93.6	67.2	127.2

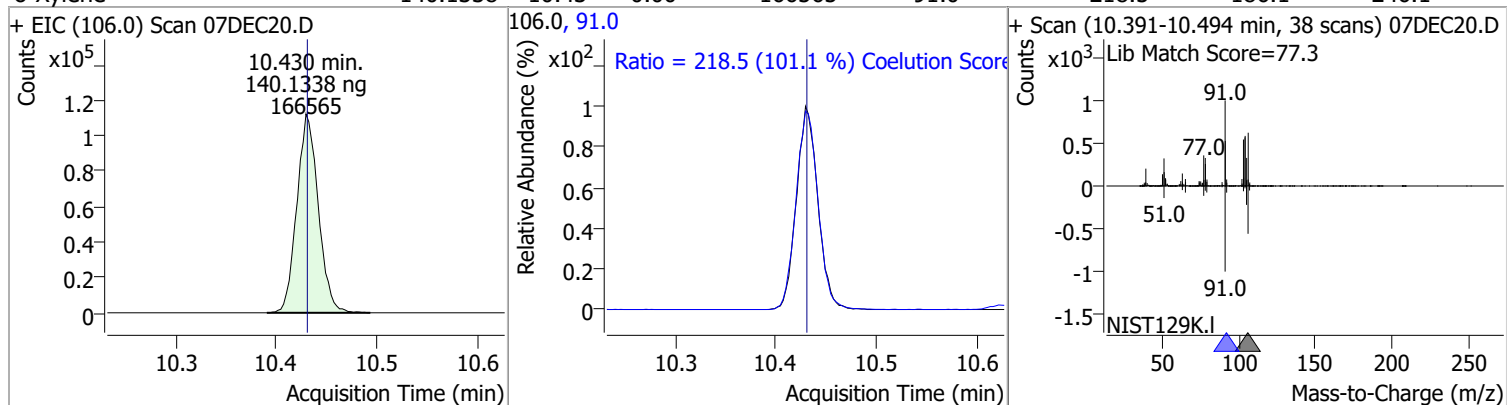


Quantitation Results Report (QT Reviewed)

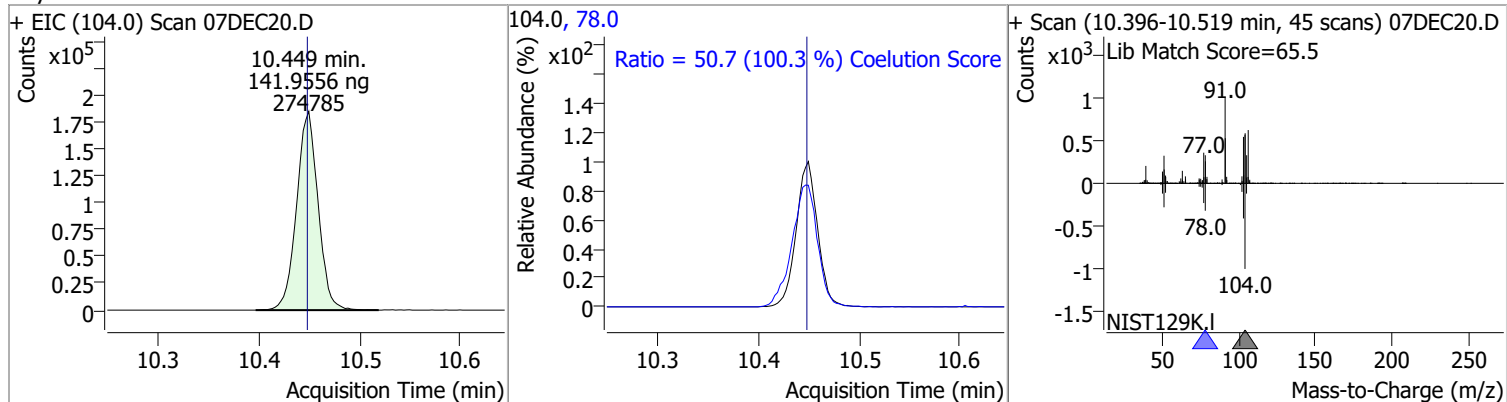


Quantitation Results Report (QT Reviewed)

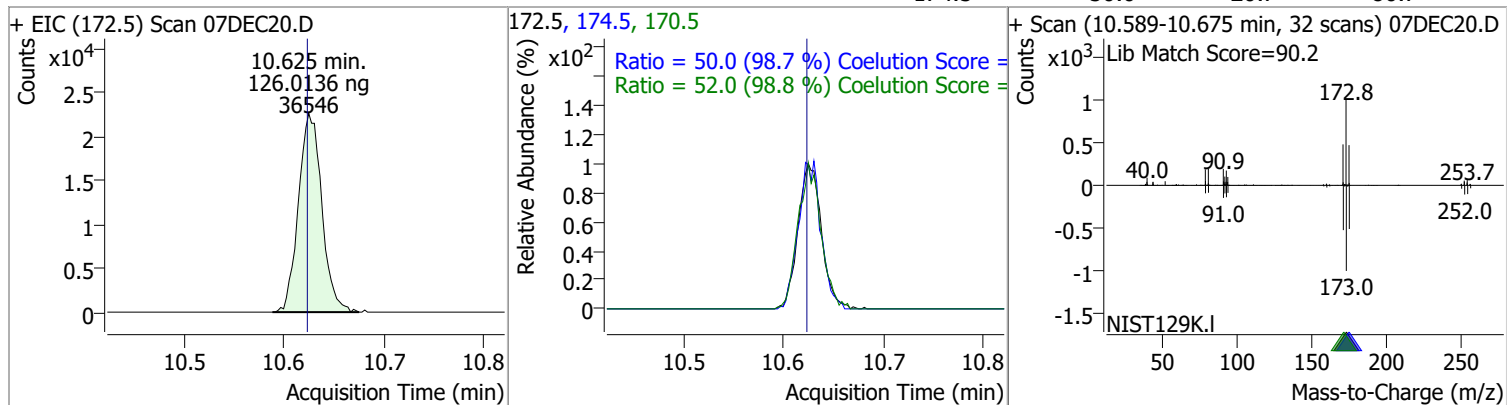
Compound	Conc.	RT	Dev(Min)	Resp.	QIon	QRatio	Lower	Upper
o-Xylene	140.1338	10.43	0.00	166565	91.0	218.5	186.1	246.1



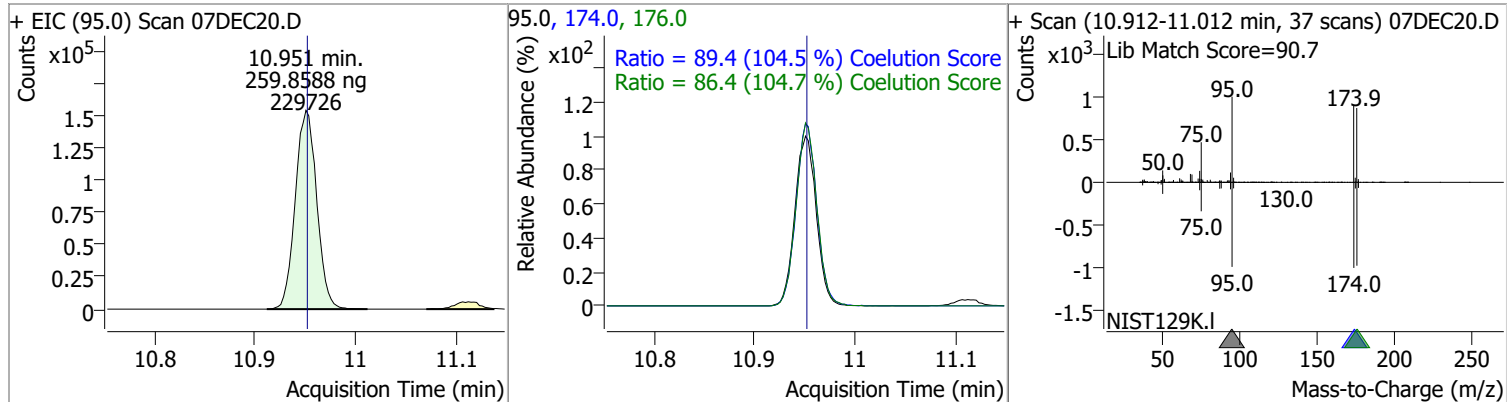
Compound	Conc.	RT	Dev(Min)	Resp.	QIon	QRatio	Lower	Upper
Styrene	141.9556	10.45	0.00	274785	78.0	50.7	20.6	80.6



Compound	Conc.	RT	Dev(Min)	Resp.	QIon	QRatio	Lower	Upper
Bromoform	126.0136	10.62	0.00	36546	170.5	52.0	22.7	82.7
					174.5	50.0	20.7	80.7

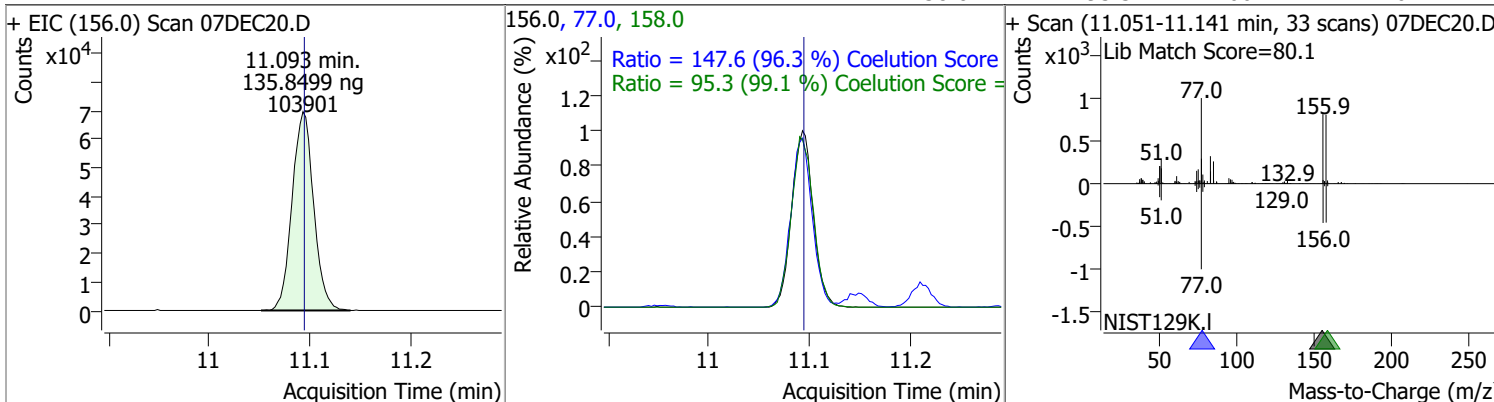


Compound	Conc.	RT	Dev(Min)	Resp.	QIon	QRatio	Lower	Upper
p-Bromofluorobenzene	259.8588	10.95	0.00	229726	174.0	89.4	55.5	115.5
					176.0	86.4	52.5	112.5

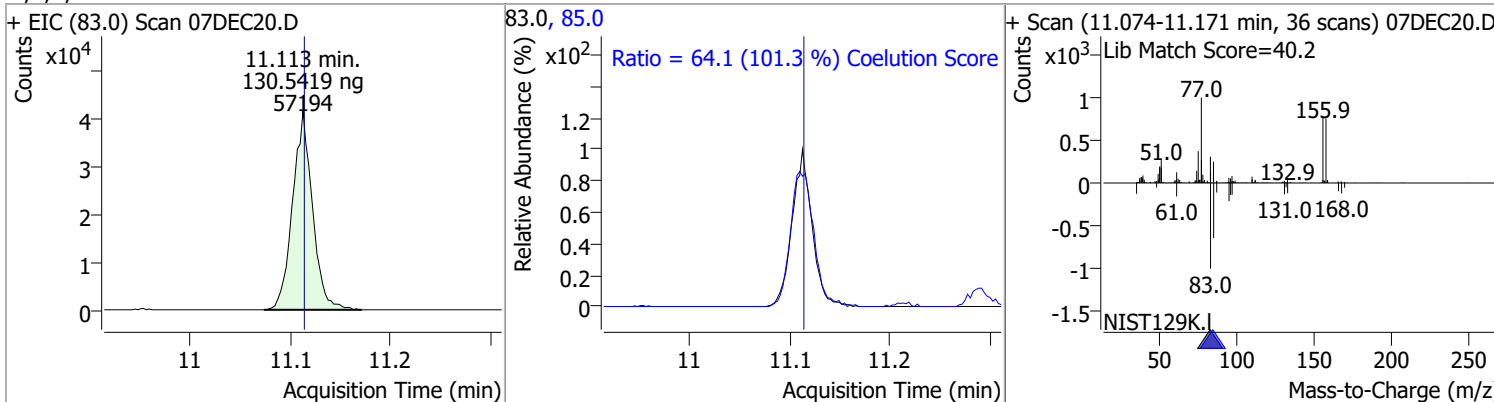


Quantitation Results Report (QT Reviewed)

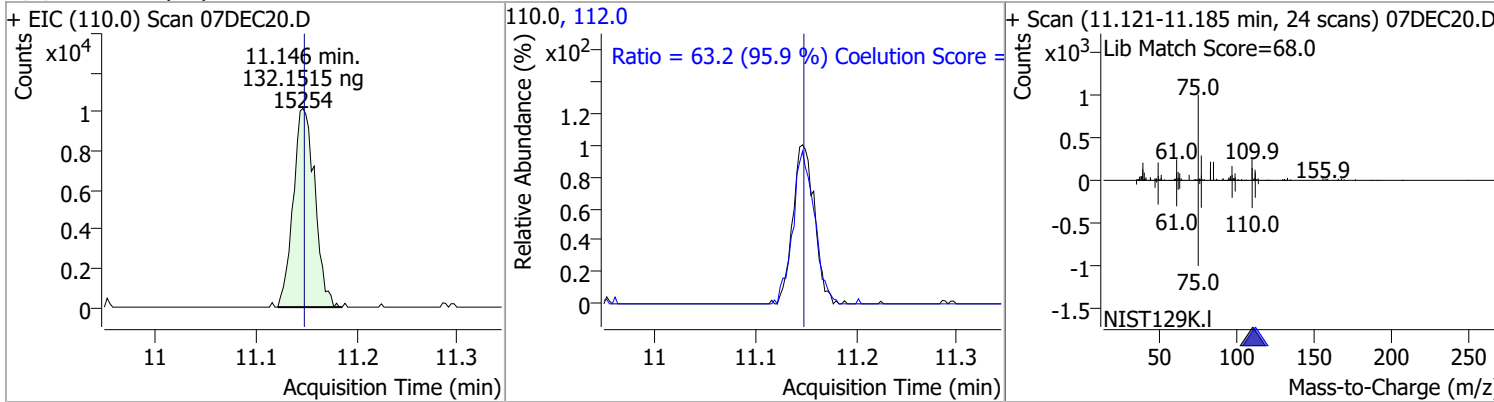
Compound	Conc.	RT	Dev(Min)	Resp.	QIon	QRatio	Lower	Upper
Bromobenzene	135.8499	11.09	0.00	103901	77.0	147.6	123.2	183.2
					158.0	95.3	66.2	126.2



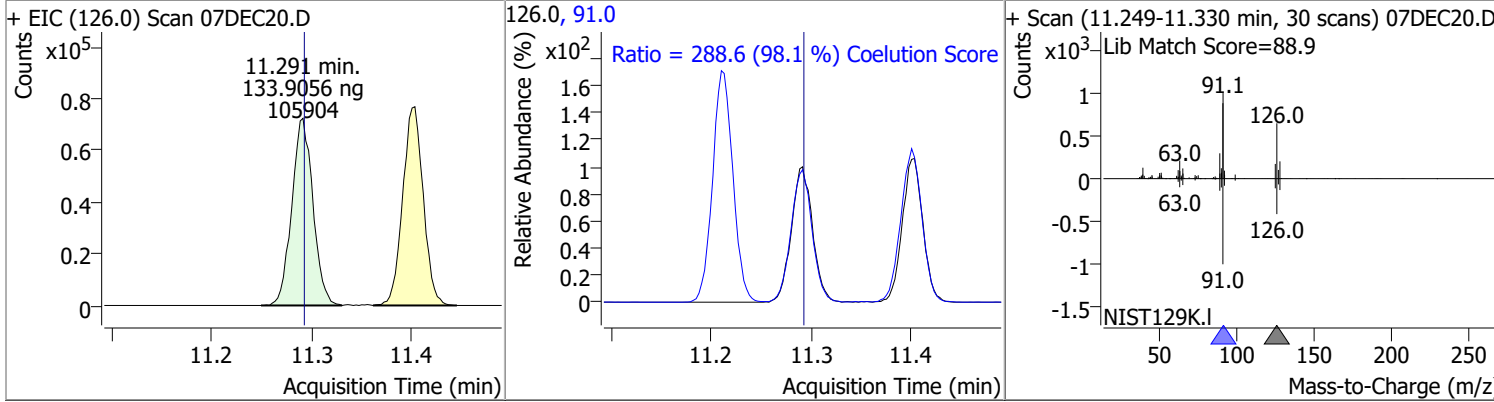
Compound	Conc.	RT	Dev(Min)	Resp.	QIon	QRatio	Lower	Upper
1,1,2,2-Tetrachloroethane	130.5419	11.11	0.00	57194	85.0	64.1	33.2	93.2



Compound	Conc.	RT	Dev(Min)	Resp.	QIon	QRatio	Lower	Upper
1,2,3-Trichloropropane	132.1515	11.15	0.00	15254	112.0	63.2	35.8	95.8

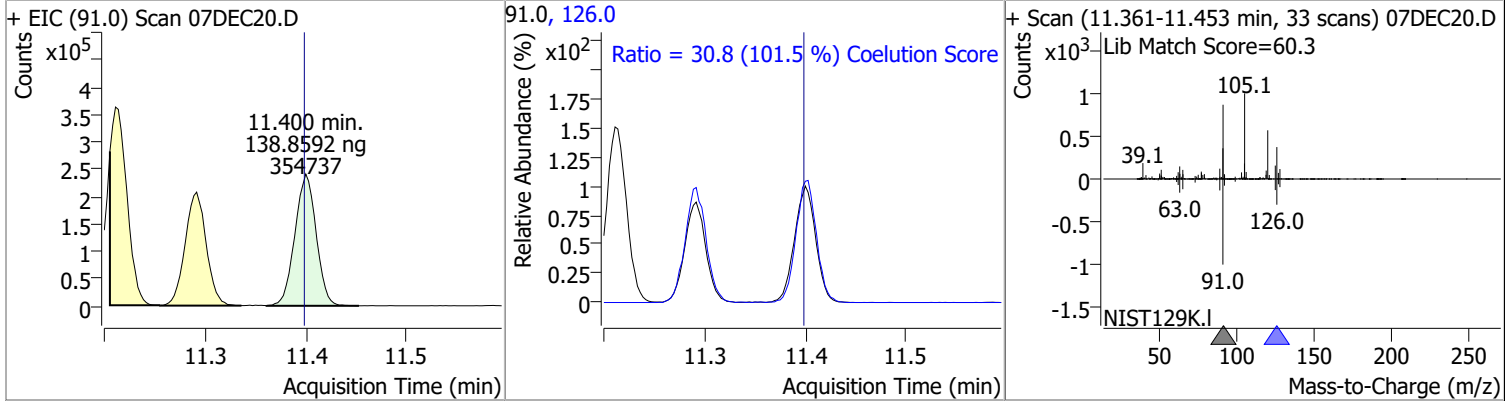


Compound	Conc.	RT	Dev(Min)	Resp.	QIon	QRatio	Lower	Upper
2-Chlorotoluene	133.9056	11.29	0.00	105904	91.0	288.6	264.1	324.1

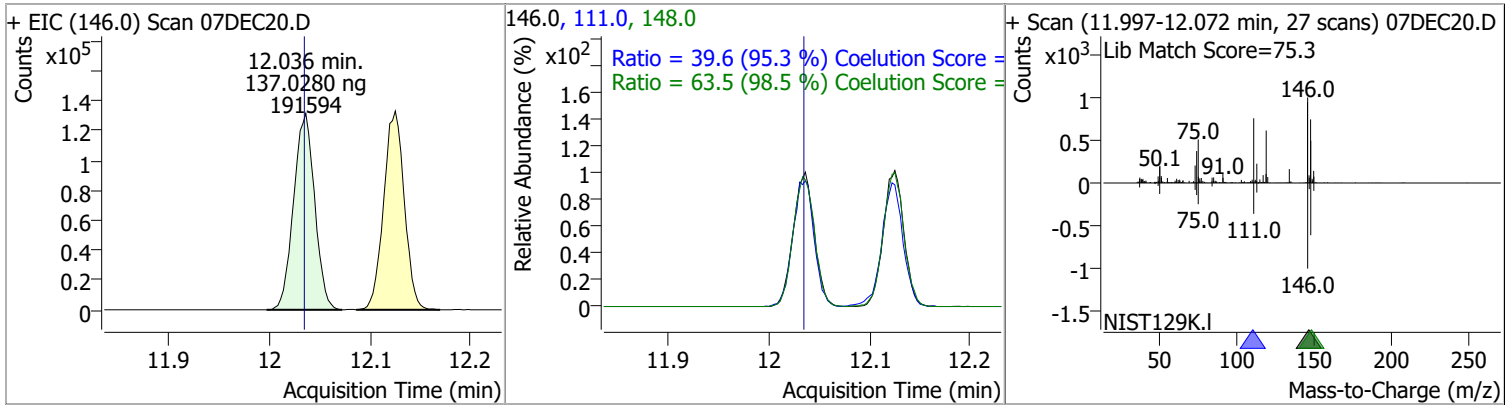


Quantitation Results Report (QT Reviewed)

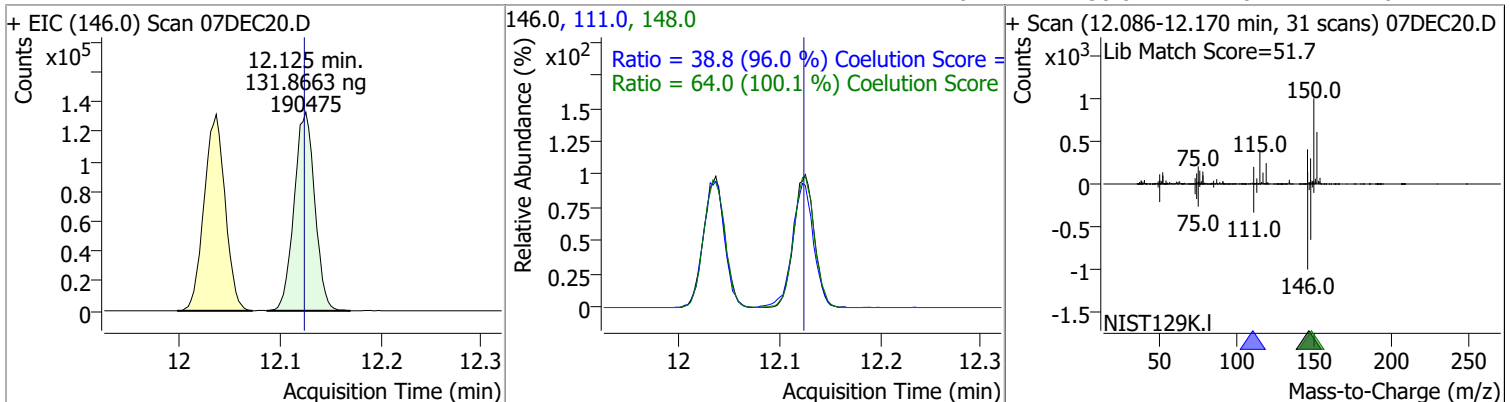
Compound	Conc.	RT	Dev(Min)	Resp.	QIon	QRatio	Lower	Upper
4-Chlorotoluene	138.8592	11.40	0.00	354737	126.0	30.8	0.4	60.4



Compound	Conc.	RT	Dev(Min)	Resp.	QIon	QRatio	Lower	Upper
1,3-Dichlorobenzene	137.0280	12.04	0.00	191594	148.0	63.5	34.5	94.5
					111.0	39.6	11.5	71.5

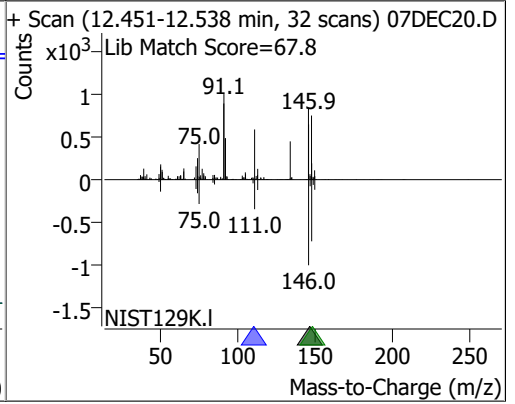
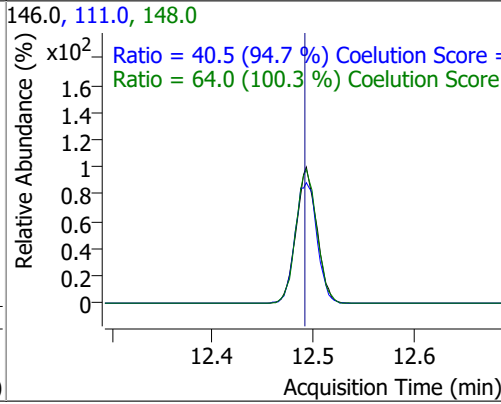
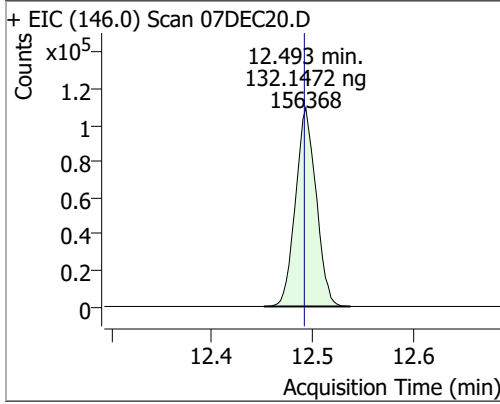


Compound	Conc.	RT	Dev(Min)	Resp.	QIon	QRatio	Lower	Upper
1,4-Dichlorobenzene	131.8663	12.13	0.00	190475	148.0	64.0	34.0	94.0
					111.0	38.8	10.4	70.4



Quantitation Results Report (QT Reviewed)

Compound	Conc.	RT	Dev(Min)	Resp.	QIon	QRatio	Lower	Upper
1,2-Dichlorobenzene	132.1472	12.49	0.00	156368	148.0	64.0	33.8	93.8
					111.0	40.5	12.8	72.8



Audit Trail report

Batch name and path: D:\Org\Data\VOA5975C\VG120721_L4\QuantResults\VG120721_8260B_624pt1_L4.batch.bin
Quant batch version: 10.0
Quant reporting version: 10.0

Name	User	Time	Action	Reason	Comment	Succeed	Exception
CmdNewBatchTable	BL2000\mchavez	12/7/2021 10:08:24 AM	Create new batch D:\Org\Data\VOA5975C\VG120721\VG120721_8260B_624pt1.batch.bin			✓	
CmdImportSamplesFromWorklist	BL2000\mchavez	12/7/2021 10:08:36 AM	Add samples from worklist: D:\Org\Data\VOA5975C\VG120721\07DEC02.D, D:\Org\Data\VOA5975C\VG120721\07DEC01.D			✓	
CmdSetSampleAttribute	BL2000\mchavez	12/7/2021 10:08:42 AM	Set SampleType = TuneCheck for sample 07DEC02.D; previous value = Sample			✓	
CmdQuantitate	BL2000\mchavez	12/7/2021 10:08:44 AM	Quantitate all compounds in all samples			✓	
CmdSaveBatchTable	BL2000\mchavez	12/7/2021 10:31:32 AM	Save batch D:\Org\Data\VOA5975C\VG120721\QuantResults\VG120721_8260B_624pt1.batch.bin			✓	
CmdSaveBatchTable	BL2000\mchavez	12/7/2021 10:37:42 AM	Save batch D:\Org\Data\VOA5975C\VG120721\QuantResults\VG120721_8260B_624pt1.batch.bin			✓	
CmdImportSamplesFromWorklist	BL2000\mchavez	12/7/2021 11:00:10 AM	Add samples from worklist: D:\Org\Data\VOA5975C\VG120721\07DEC03.D			✓	
CmdSetSampleAttribute	BL2000\mchavez	12/7/2021 11:00:19 AM	Set SampleType = Blank for sample 07DEC03.D; previous value = Sample			✓	
CmdQuantitate	BL2000\mchavez	12/7/2021 11:01:05 AM	Quantitate all compounds in all samples			✓	
CmdSaveBatchTable	BL2000\mchavez	12/7/2021 11:11:31 AM	Save batch D:\Org\Data\VOA5975C\VG120721\QuantResults\VG120721_8260B_624pt1.batch.bin			✓	
CmdOpenBatchTable	BL2000\mchavez	12/7/2021 11:48:23 AM	Open batch D:\Org\Data\VOA5975C\VG120721\VG120721_8260B_624pt1.batch.bin			✓	
CmdImportSamplesFromWorklist	BL2000\mchavez	12/7/2021 11:48:40 AM	Add samples from worklist: D:\Org\Data\VOA5975C\VG120721\07DEC04.D			✓	
CmdSetSampleAttribute	BL2000\mchavez	12/7/2021 11:48:44 AM	Set SampleType = CC for sample 07DEC04.D; previous value = Sample			✓	
CmdSetSampleAttribute	BL2000\mchavez	12/7/2021 11:48:48 AM	Set LevelName = CC for sample 07DEC04.D; previous value =			✓	
CmdStartMethodEditing	BL2000\mchavez	12/7/2021 11:52:19 AM	Start method editing			✓	
CmdImportMethodFromBatch	BL2000\mchavez	12/7/2021 11:52:21 AM	Import method from batch D:\Org\Data\VOA5975C\VG120221\VG120221_8260B_624pt1.batch.bin			✓	

Audit Trail report

Name	User	Time	Action	Reason	Comment	Succeed	Exception
CmdApplyMethodToAllSamples	BL2000\mchavez	12/7/2021 11:52:29 AM	Apply method to all samples			✓	
CmdMethodClear	BL2000\mchavez	12/7/2021 11:52:29 AM	Clear method			✓	
CmdEndMethodEditing	BL2000\mchavez	12/7/2021 11:52:30 AM	End method editing			✓	
CmdQuantitate	BL2000\mchavez	12/7/2021 11:52:35 AM	Quantitate all compounds in all samples			✓	
CmdSaveBatchTable	BL2000\mchavez	12/7/2021 11:54:26 AM	Save batch D:\Org\Data\VOA5975C\VG120721\QuantResults\VG120721_8260B_624pt1.batch.bin			✓	
CmdImportSamplesFromWorklist	BL2000\mchavez	12/7/2021 12:00:19 PM	Add samples from worklist: D:\Org\Data\VOA5975C\VG120721\07DEC05.D			✓	
CmdSetSampleAttribute	BL2000\mchavez	12/7/2021 12:00:22 PM	Set SampleType = TuneCheck for sample 07DEC05.D; previous value = Sample			✓	
CmdQuantitate	BL2000\mchavez	12/7/2021 12:00:26 PM	Quantitate all compounds in all samples			✓	
CmdSaveBatchTable	BL2000\mchavez	12/7/2021 12:20:36 PM	Save batch D:\Org\Data\VOA5975C\VG120721\QuantResults\VG120721_8260B_624pt1.batch.bin			✓	
CmdOpenBatchTable	BL2000\mchavez	12/7/2021 2:23:57 PM	Open batch D:\Org\Data\VOA5975C\VG120721\VG120721_8260B_624pt1.batch.bin			✓	
CmdImportSamplesFromWorklist	BL2000\mchavez	12/7/2021 2:30:05 PM	Add samples from worklist: D:\Org\Data\VOA5975C\VG120721\07DEC09.D, D:\Org\Data\VOA5975C\VG120721\07DEC08.D, D:\Org\Data\VOA5975C\VG120721\07DEC07.D, D:\Org\Data\VOA5975C\VG120721\07DEC06.D			✓	
CmdSetSampleAttribute	BL2000\mchavez	12/7/2021 2:31:56 PM	Set SampleType = Calibration for sample 07DEC07.D; previous value = Sample			✓	
CmdSetSampleAttribute	BL2000\mchavez	12/7/2021 2:32:00 PM	Set SampleType = Calibration for sample 07DEC08.D; previous value = Sample			✓	
CmdSetSampleAttribute	BL2000\mchavez	12/7/2021 2:32:02 PM	Set SampleType = Calibration for sample 07DEC09.D; previous value = Sample			✓	
CmdSetSampleAttribute	BL2000\mchavez	12/7/2021 2:33:38 PM	Set LevelName = 1 for sample 07DEC07.D; previous value =			✓	
CmdSetSampleAttribute	BL2000\mchavez	12/7/2021 2:33:41 PM	Set LevelName = 2 for sample 07DEC08.D; previous value =			✓	
CmdQuantitate	BL2000\mchavez	12/7/2021 2:33:51 PM	Quantitate all compounds in all samples			✓	
CmdSetSampleAttribute	BL2000\mchavez	12/7/2021 2:34:06 PM	Set LevelName = 3 for sample 07DEC09.D; previous value =			✓	

Audit Trail report

Name	User	Time	Action	Reason	Comment	Succeed	Exception
CmdQuantitate	BL2000\mchavez	12/7/2021 2:34:16 PM	Quantitate all compounds in all samples			✓	
CmdManuallyIntegratePeak	BL2000\mchavez	12/7/2021 2:35:17 PM	Manually integrate compound 1,2-Dibromo-3-chloropropane in sample 07DEC09.D from x, y = 13.246, 0 to 13.310, 0; result = 1319			✓	
CmdSetTargetCompoundAttribute	BL2000\mchavez	12/7/2021 2:35:18 PM	Set UserAnnotation = NI for compound 1,2-Dibromo-3-chloropropane in sample 07DEC09.D; previous value =			✓	
CmdManuallyIntegrateQualifierPeak	BL2000\mchavez	12/7/2021 2:35:23 PM	Manually integrate qualifier155.0 of compound 1,2-Dibromo-3-chloropropane in sample 07DEC09.D from x, y = 13.238, 0 to 13.322, 0; result = 1238			✓	
CmdManuallyIntegrateQualifierPeak	BL2000\mchavez	12/7/2021 2:35:25 PM	Manually integrate qualifier157.0 of compound 1,2-Dibromo-3-chloropropane in sample 07DEC09.D from x, y = 13.221, 0 to 13.333, 0; result = 1659			✓	
CmdSaveBatchTable	BL2000\mchavez	12/7/2021 2:35:47 PM	Save batch D:\Org\Data\VOA5975C\VG120721\QuantResults\VG120721_8260B_624pt1.batch.bin			✓	
CmdOpenBatchTable	BL2000\mchavez	12/8/2021 8:53:12 AM	Open batch D:\Org\Data\VOA5975C\VG120721\VG120721_8260B_624pt1.batch.bin			✓	

Audit Trail report

Name	User	Time	Action	Reason	Comment	Succeed	Exception
CmdImportSamplesFromWorklist	BL2000\mchavez	12/8/2021 8:55:48 AM	Add samples from worklist: D:\Org\Data\VOA5975C\VG120721\07DEC25.D, D:\Org\Data\VOA5975C\VG120721\07DEC24.D, D:\Org\Data\VOA5975C\VG120721\07DEC23.D, D:\Org\Data\VOA5975C\VG120721\07DEC22.D, D:\Org\Data\VOA5975C\VG120721\07DEC21.D, D:\Org\Data\VOA5975C\VG120721\07DEC20.D, D:\Org\Data\VOA5975C\VG120721\07DEC19.D, D:\Org\Data\VOA5975C\VG120721\07DEC18.D, D:\Org\Data\VOA5975C\VG120721\07DEC17.D, D:\Org\Data\VOA5975C\VG120721\07DEC16.D, D:\Org\Data\VOA5975C\VG120721\07DEC15.D, D:\Org\Data\VOA5975C\VG120721\07DEC14.D, D:\Org\Data\VOA5975C\VG120721\07DEC13.D, D:\Org\Data\VOA5975C\VG120721\07DEC12.D, D:\Org\Data\VOA5975C\VG120721\07DEC11.D, D:\Org\Data\VOA5975C\VG120721\07DEC10.D			✓	
CmdSaveBatchTable	BL2000\mchavez	12/8/2021 8:56:08 AM	Save batch D:\Org\Data\VOA5975C\VG120721\QuantResults\VG120721_8260B_624pt1.batch.bin			✓	
CmdOpenBatchTable	BL2000\mchavez	12/8/2021 1:12:48 PM	Open batch D:\Org\Data\VOA5975C\VG120721\VG120721_8260B_624pt1.batch.bin			✓	
CmdSetSampleAttribute	BL2000\mchavez	12/8/2021 1:13:02 PM	Set SampleType = Calibration for sample 07DEC10.D; previous value = Sample			✓	
CmdSetSampleAttribute	BL2000\mchavez	12/8/2021 1:13:06 PM	Set LevelName = 4 for sample 07DEC21.D; previous value =			✓	
CmdSetSampleAttribute	BL2000\mchavez	12/8/2021 1:13:18 PM	Set LevelName = 4 for sample 07DEC10.D; previous value =			✓	
CmdSetSampleAttribute	BL2000\mchavez	12/8/2021 1:13:25 PM	Set SampleType = Calibration for sample 07DEC12.D; previous value = Sample			✓	
CmdSetSampleAttribute	BL2000\mchavez	12/8/2021 1:13:32 PM	Set LevelName = 5 for sample 07DEC12.D; previous value =			✓	
CmdSetSampleAttribute	BL2000\mchavez	12/8/2021 1:13:34 PM	Set LevelName = for sample 07DEC21.D; previous value = 4			✓	

Audit Trail report

Name	User	Time	Action	Reason	Comment	Succeed	Exception
CmdSetSampleAttribute	BL2000\mchavez	12/8/2021 1:13:42 PM	Set SampleType = Calibration for sample 07DEC14.D; previous value = Sample			✓	
CmdSetSampleAttribute	BL2000\mchavez	12/8/2021 1:13:48 PM	Set LevelName = 6 for sample 07DEC14.D; previous value =			✓	
CmdQuantitate	BL2000\mchavez	12/8/2021 1:14:24 PM	Quantitate all compounds in all samples			✓	
CmdSetSampleAttribute	BL2000\mchavez	12/8/2021 1:14:39 PM	Set SampleName = BLK for sample 07DEC13.D; previous value = ICAL120721_6			✓	
CmdSetSampleAttribute	BL2000\mchavez	12/8/2021 1:17:56 PM	Set SampleName = BLK for sample 07DEC15.D; previous value = ICAL120721_8			✓	
CmdSetSampleAttribute	BL2000\mchavez	12/8/2021 1:18:03 PM	Set SampleName = ICAL120721_6 for sample 07DEC14.D; previous value = ICAL120721_7			✓	
CmdSetSampleAttribute	BL2000\mchavez	12/8/2021 1:18:06 PM	Set SampleName = ICAL120721_7 for sample 07DEC16.D; previous value = ICAL120721_9			✓	
CmdSetSampleAttribute	BL2000\mchavez	12/8/2021 1:18:10 PM	Set SampleName = BLK for sample 07DEC17.D; previous value = ICAL120721_0			✓	
CmdSetSampleAttribute	BL2000\mchavez	12/8/2021 1:18:14 PM	Set SampleName = ICAL120721_8 for sample 07DEC18.D; previous value = ICAL120721_1			✓	
CmdSetSampleAttribute	BL2000\mchavez	12/8/2021 1:18:17 PM	Set SampleName = BLK for sample 07DEC19.D; previous value = ICAL120721_2			✓	
CmdSaveBatchTable	BL2000\mchavez	12/8/2021 1:18:29 PM	Save batch D:\Org\Data\VOA5975C\VG120721\QuantResults\VG120721_8260B_624pt1.batch.bin			✓	
CmdOpenBatchTable	BL2000\mchavez	12/8/2021 1:25:53 PM	Open batch D:\Org\Data\VOA5975C\VG120721\VG120721_8260B_624pt1.batch.bin			✓	
CmdSaveBatchTable	BL2000\mchavez	12/8/2021 1:26:35 PM	Save batch D:\Org\Data\VOA5975C\VG120721\QuantResults\VG120721_8260B_624pt1.batch.bin			✓	
CmdOpenBatchTable	BL2000\mchavez	12/10/2021 10:07:54 AM	Open batch D:\Org\Data\VOA5975C\VG120721\VG120721_8260B_624pt1.batch.bin			✓	
CmdSetSampleAttribute	BL2000\mchavez	12/10/2021 10:08:12 AM	Set SampleType = Calibration for sample 07DEC16.D; previous value = Sample			✓	

Audit Trail report

Name	User	Time	Action	Reason	Comment	Succeed	Exception
CmdQuantitate	BL2000\mchavez	12/10/2021 10:08:16 AM	Quantitate all compounds in all samples				Agilent.MassSpectrometry.DataAnalysis.Quantitative.ApplicationCommandException: Batch quantitation failed ---> Agilent.MassSpectrometry.DataAnalysis.Quantitative.ApplicationCommandException: Sample not validated: Level name is undefined for a Calibration or QC sample. at Agilent.MassSpectrometry.DataAnalysis.Quantitative.Analysis.Batch.ValidateBatchMethod() at Agilent.MassSpectrometry.DataAnalysis.Quantitative.Analysis.Batch.Quantitate() --- End of inner exception stack trace --- at Agilent.MassSpectrometry.DataAnalysis.Quantitative.Analysis.Batch.Quantitate() at Agilent.MassSpectrometry.DataAnalysis.Quantitative.CmdQuantitate.QuantitateBatch(Int16 batchId) at Agilent.MassSpectrometry.CommandModel.CommandHistory.Invoke(ICommand cmd) at Agilent.MassSpectrometry.DataAnalysis.Quantitative.AppCommandContext.Invoke(ICommand cmd)
CmdSetSampleAttribute	BL2000\mchavez	12/10/2021 10:08:28 AM	Set LevelName = 7 for sample 07DEC16.D; previous value =			✓	
CmdQuantitate	BL2000\mchavez	12/10/2021 10:09:04 AM	Quantitate all compounds in all samples			✓	
CmdRemoveSamples	BL2000\mchavez	12/10/2021 10:09:18 AM	Remove 8 sample(s): Remove Sample sample ICAL120721_8, data file 07DEC18.D ; Remove Sample sample BLK, data file 07DEC19.D ; Remove Sample sample ICAL120721_3, data file 07DEC20.D ; Remove Sample sample BLK, data file 07DEC21.D ; Remove Sample sample MDL120721, data file 07DEC22.D ; Remove Sample sample LOD120721_2xCAL1, data file 07DEC23.D ; Remove Sample sample MBLK120721_NoSurr, data file 07DEC24.D ; Remove Sample sample BLK, data file 07DEC25.D ;			✓	

Audit Trail report

Name	User	Time	Action	Reason	Comment	Succeed	Exception
CmdImportSamplesFromWorklist	BL2000\mchavez	12/10/2021 10:10:55 AM	Add samples from worklist: D:\Org\Data\VOA5975C\VG120721\07DEC20.D, D:\Org\Data\VOA5975C\VG120721\07DEC19.D, D:\Org\Data\VOA5975C\VG120721\07DEC18.D			✓	
CmdSaveBatchTable	BL2000\mchavez	12/10/2021 10:11:00 AM	Save batch D:\Org\Data\VOA5975C\VG120721\QuantResults\VG120721_8260B_624pt1.batch.bin			✓	
CmdSetSampleAttribute	BL2000\mchavez	12/10/2021 10:11:08 AM	Set SampleName = ICAL120721_8 for sample 07DEC18.D; previous value = ICAL120721_1			✓	
CmdSetSampleAttribute	BL2000\mchavez	12/10/2021 10:11:14 AM	Set SampleType = Calibration for sample 07DEC18.D; previous value = Sample			✓	
CmdSetSampleAttribute	BL2000\mchavez	12/10/2021 10:11:21 AM	Set LevelName = 8 for sample 07DEC18.D; previous value =			✓	
CmdSetSampleAttribute	BL2000\mchavez	12/10/2021 10:11:30 AM	Set SampleName = BLK for sample 07DEC19.D; previous value = ICAL120721_2			✓	
CmdSetSampleAttribute	BL2000\mchavez	12/10/2021 10:11:36 AM	Set SampleName = ICV120721 for sample 07DEC20.D; previous value = ICAL120721_3			✓	
CmdQuantitate	BL2000\mchavez	12/10/2021 10:12:04 AM	Quantitate all compounds in all samples			✓	
CmdSaveBatchTable	BL2000\mchavez	12/10/2021 10:12:44 AM	Save batch D:\Org\Data\VOA5975C\VG120721\QuantResults\VG120721_8260B_624pt1.batch.bin			✓	
CmdSetSampleAttribute	BL2000\mchavez	12/10/2021 10:13:05 AM	Set SampleType = QC for sample 07DEC20.D; previous value = Sample			✓	
CmdSetSampleAttribute	BL2000\mchavez	12/10/2021 10:13:16 AM	Set LevelName = QC for sample 07DEC20.D; previous value =			✓	
CmdSetSampleAttribute	BL2000\mchavez	12/10/2021 10:13:20 AM	Set SampleInformation = LCSA for sample 07DEC20.D; previous value =			✓	
CmdSetSampleAttribute	BL2000\mchavez	12/10/2021 10:16:38 AM	Set SampleApproved = True for sample 07DEC12.D; previous value = False			✓	
CmdStartMethodEditing	BL2000\mchavez	12/10/2021 10:16:44 AM	Start method editing			✓	
CmdImportMethodFromSample	BL2000\mchavez	12/10/2021 10:16:44 AM	Import method from sample 07DEC12.D			✓	

Audit Trail report

Name	User	Time	Action	Reason	Comment	Succeed	Exception
CmdUpdateRetentionTimes	BL2000\mchavez	12/10/2021 10:17:16 AM	Update retention time for compound VA_Fluorobenzene; Vinyl acetate; Acrolein; 2-Chloroethylvinyl ether; Acrylonitrile; Chlorobenzene; Tetrachloroethene; Trichloroethene; Carbon tetrachloride; Chloroform; 1,1-Dichloroethene; Vinyl chloride; p-Bromofluorobenzene; Toluene-d8; 1,2-Dichloroethane-d4; Dibromofluoromethane; 1,4-Dichlorobenzene-d4; Chlorobenzene-d5; Fluorobenzene; 1,2-Dichloroethane; Benzene; 1,4-Dichlorobenzene; Methyl ethyl ketone; Styrene; 1,1,1-Trichloroethane; Methyl tert-butyl ether (MTBE); Methylene chloride; o-Xylene; m+p-Xylenes; Ethylbenzene; Toluene; 1,2,3-Trichlorobenzene; Naphthalene; Hexachlorobutadiene; 1,2,4-Trichlorobenzene; 1,2-Dibromo-3-chloropropane; 1,2-Dichlorobenzene; n-Butylbenzene; p-Isopropyltoluene; 1,3-Dichlorobenzene; sec-Butylbenzene; 1,2,4-Trimethylbenzene; tert-Butylbenzene; 4-Chlorotoluene; 1,3,5-Trimethylbenzene; 2-Chlorotoluene; n-Propylbenzene; 1,2,3-Trichloropropane; Bromobenzene; 1,1,2,2-Tetrachloroethane; Isopropylbenzene; Bromoform; 1,1,1,2-Tetrachloroethane; 1,2-Dibromoethane; Chlorodibromomethane; 1,3-Dichloropropane; 1,1,2-Trichloroethane; trans-1,3-Dichloropropene; cis-1,3-Dichloropropene; Bromodichloromethane; Dibromomethane; 1,2-Dichloropropane; 1,1-Dichloropropene; Bromochloromethane; cis-1,2-Dichloroethene; 2,2-Dichloropropane; 1,1-Dichloroethane; trans-1,2-Dichloroethene; Trichlorofluoromethane; Chloroethane; Bromomethane; Chloromethane; Dichlorodifluoromethane; BM_Fluorobenzene; Acetone; 2-Hexanone; Methyl isobutyl ketone; Acetone_58;			✓	
CmdApplyMethodToAllSamples	BL2000\mchavez	12/10/2021 10:17:34 AM	Apply method to all samples			✓	
CmdMethodClear	BL2000\mchavez	12/10/2021 10:17:34 AM	Clear method			✓	
CmdEndMethodEditing	BL2000\mchavez	12/10/2021 10:17:34 AM	End method editing			✓	

Audit Trail report

Name	User	Time	Action	Reason	Comment	Succeed	Exception
CmdQuantitate	BL2000\mchavez	12/10/2021 10:18:06 AM	Quantitate all compounds in all samples			✓	
CmdManuallyIntegratePeak	BL2000\mchavez	12/10/2021 10:18:33 AM	Manually integrate compound 1,2,3-Trichlorobenzene in sample 07DEC07.D from x, y = 14.470, 0 to 14.532, 0; result = 586			✓	
CmdSetTargetCompoundAttribute	BL2000\mchavez	12/10/2021 10:18:38 AM	Set UserAnnotation = NI for compound 1,2,3-Trichlorobenzene in sample 07DEC07.D; previous value =			✓	
CmdManuallyIntegrateQualifierPeak	BL2000\mchavez	12/10/2021 10:18:41 AM	Manually integrate qualifier182.0 of compound 1,2,3-Trichlorobenzene in sample 07DEC07.D from x, y = 14.470, 0 to 14.546, 0; result = 488			✓	
CmdManuallyIntegrateQualifierPeak	BL2000\mchavez	12/10/2021 10:18:42 AM	Manually integrate qualifier145.0 of compound 1,2,3-Trichlorobenzene in sample 07DEC07.D from x, y = 14.476, 0 to 14.549, 0; result = 142			✓	
CmdSetTargetCompoundAttribute	BL2000\mchavez	12/10/2021 10:18:47 AM	Set UserAnnotation = NI for compound 1,2,3-Trichlorobenzene in sample 07DEC07.D; previous value = NI			✓	
CmdManuallyIntegratePeak	BL2000\mchavez	12/10/2021 11:20:57 AM	Manually integrate compound Bromomethane in sample 07DEC07.D from x, y = 1.760, 0 to 1.866, 0; result = 1468			✓	
CmdManuallyIntegrateQualifierPeak	BL2000\mchavez	12/10/2021 11:21:00 AM	Manually integrate qualifier94.0 of compound Bromomethane in sample 07DEC07.D from x, y = 1.768, 0 to 1.857, 0; result = 1758			✓	
CmdManuallyIntegrateQualifierPeak	BL2000\mchavez	12/10/2021 11:21:05 AM	Manually integrate qualifier87.0 of compound Dichlorodifluoromethane in sample 07DEC07.D from x, y = 1.208, 0 to 1.289, 0; result = 901			✓	
CmdManuallyIntegrateQualifierPeak	BL2000\mchavez	12/10/2021 11:21:09 AM	Manually integrate qualifier52.0 of compound Chloromethane in sample 07DEC07.D from x, y = 1.386, 0 to 1.445, 0; result = 1321			✓	
CmdManuallyIntegrateQualifierPeak	BL2000\mchavez	12/10/2021 11:21:13 AM	Manually integrate qualifier64.0 of compound Vinyl chloride in sample 07DEC07.D from x, y = 1.467, 0 to 1.540, 0; result = 1571			✓	
CmdManuallyIntegrateQualifierPeak	BL2000\mchavez	12/10/2021 11:21:20 AM	Manually integrate qualifier66.0 of compound Chloroethane in sample 07DEC07.D from x, y = 1.869, 0 to 1.924, -31; result = 764			✓	
CmdManuallyIntegratePeak	BL2000\mchavez	12/10/2021 11:22:41 AM	Manually integrate compound Acrolein in sample 07DEC07.D from x, y = 2.594, 0 to 2.663, 0; result = 1367			✓	
CmdManuallyIntegrateQualifierPeak	BL2000\mchavez	12/10/2021 11:22:44 AM	Manually integrate qualifier55.0 of compound Acrolein in sample 07DEC07.D from x, y = 2.599, 0 to 2.655, 0; result = 1041			✓	

Audit Trail report

Name	User	Time	Action	Reason	Comment	Succeed	Exception
CmdManuallyIntegrateQualifierPeak	BL2000\mchavez	12/10/2021 11:22:48 AM	Manually integrate qualifier63.0 of compound 1,1-Dichloroethene in sample 07DEC07.D from x, y = 2.661, 0 to 2.758, 0; result = 1014			✓	
CmdManuallyIntegrateQualifierPeak	BL2000\mchavez	12/10/2021 11:22:53 AM	Manually integrate qualifier58.0 of compound Acetone in sample 07DEC07.D from x, y = 2.783, 0 to 2.864, 0; result = 685			✓	
CmdManuallyIntegrateQualifierPeak	BL2000\mchavez	12/10/2021 11:22:59 AM	Manually integrate qualifier86.0 of compound Methylene chloride in sample 07DEC07.D from x, y = 3.291, 0 to 3.433, 0; result = 2267			✓	
CmdManuallyIntegratePeak	BL2000\mchavez	12/10/2021 11:23:18 AM	Manually integrate compound Acrylonitrile in sample 07DEC07.D from x, y = 3.678, 0 to 3.787, 0; result = 2761			✓	
CmdManuallyIntegrateQualifierPeak	BL2000\mchavez	12/10/2021 11:23:22 AM	Manually integrate qualifier51.0 of compound Acrylonitrile in sample 07DEC07.D from x, y = 3.664, 0 to 3.790, 0; result = 1165			✓	
CmdManuallyIntegrateQualifierPeak	BL2000\mchavez	12/10/2021 11:23:27 AM	Manually integrate qualifier61.0 of compound trans-1,2-Dichloroethene in sample 07DEC07.D from x, y = 3.659, 0 to 3.776, 0; result = 3236			✓	
CmdManuallyIntegrateQualifierPeak	BL2000\mchavez	12/10/2021 11:23:29 AM	Manually integrate qualifier98.0 of compound trans-1,2-Dichloroethene in sample 07DEC07.D from x, y = 3.662, 0 to 3.784, 0; result = 1584			✓	
CmdManuallyIntegratePeak	BL2000\mchavez	12/10/2021 11:23:35 AM	Manually integrate compound Methyl tert-butyl ether (MTBE) in sample 07DEC07.D from x, y = 3.690, 0 to 3.790, 377; result = 1629			✓	
CmdManuallyIntegratePeak	BL2000\mchavez	12/10/2021 11:23:44 AM	Manually integrate compound Methyl tert-butyl ether (MTBE) in sample 07DEC07.D, from x, y = 3.695, 0 to 3.829, 0, result = 2798; previous integration is from x, y = 3.690, 0 to 3.790, 377 and previous response = 1629.			✓	
CmdManuallyIntegrateQualifierPeak	BL2000\mchavez	12/10/2021 11:23:48 AM	Manually integrate qualifier57.0 of compound Methyl tert-butyl ether (MTBE) in sample 07DEC07.D from x, y = 3.726, 0 to 3.773, 0; result = 489			✓	
CmdManuallyIntegratePeak	BL2000\mchavez	12/10/2021 11:23:53 AM	Manually integrate compound 1,1-Dichloroethane in sample 07DEC07.D from x, y = 4.323, 0 to 4.456, 0; result = 3746			✓	
CmdManuallyIntegrateQualifierPeak	BL2000\mchavez	12/10/2021 11:23:56 AM	Manually integrate qualifier65.0 of compound 1,1-Dichloroethane in sample 07DEC07.D from x, y = 4.342, 0 to 4.434, 0; result = 906			✓	

Audit Trail report

Name	User	Time	Action	Reason	Comment	Succeed	Exception
CmdManuallyIntegrateQualifierPeak	BL2000\mchavez	12/10/2021 11:23:58 AM	Manually integrate qualifier83.0 of compound 1,1-Dichloroethane in sample 07DEC07.D from x, y = 4.348, 0 to 4.420, 0; result = 370			✓	
CmdManuallyIntegrateQualifierPeak	BL2000\mchavez	12/10/2021 11:24:08 AM	Manually integrate qualifier86.0 of compound Vinyl acetate in sample 07DEC07.D from x, y = 4.509, 0 to 4.579, 0; result = 31			✓	
CmdManuallyIntegrateQualifierPeak	BL2000\mchavez	12/10/2021 11:24:22 AM	Manually integrate qualifier97.0 of compound 2,2-Dichloropropane in sample 07DEC07.D from x, y = 5.154, 37 to 5.279, 0; result = 524			✓	
CmdManuallyIntegrateDropBaseline	BL2000\mchavez	12/10/2021 11:24:25 AM	Drop baseline for qualifier 97.0 of compound 2,2-Dichloropropane in sample 07DEC07.D to y = 0, new integration is from x, y = 5.154, 0 to 5.279, 0 and new response = 663; previous integration is from x, y = 5.154, 37 to 5.279, 0 and previous response = 524.			✓	
CmdManuallyIntegratePeak	BL2000\mchavez	12/10/2021 11:24:31 AM	Manually integrate compound cis-1,2-Dichloroethene in sample 07DEC07.D from x, y = 5.173, 0 to 5.243, 0; result = 2299			✓	
CmdManuallyIntegrateQualifierPeak	BL2000\mchavez	12/10/2021 11:24:33 AM	Manually integrate qualifier 61.0 of compound cis-1,2-Dichloroethene in sample 07DEC07.D, from x, y = 5.145, 0 to 5.274, 0, result = 3631; previous integration is from x, y = 5.184, 0 to 5.254, 0 and previous response = 3385.			✓	
CmdManuallyIntegrateQualifierPeak	BL2000\mchavez	12/10/2021 11:24:40 AM	Manually integrate qualifier98.0 of compound cis-1,2-Dichloroethene in sample 07DEC07.D from x, y = 5.151, 0 to 5.271, 0; result = 1599			✓	
CmdManuallyIntegrateQualifierPeak	BL2000\mchavez	12/10/2021 11:24:46 AM	Manually integrate qualifier72.0 of compound Methyl ethyl ketone in sample 07DEC07.D from x, y = 5.260, 0 to 5.326, 0; result = 600			✓	
CmdManuallyIntegratePeak	BL2000\mchavez	12/10/2021 11:24:50 AM	Manually integrate compound Methyl ethyl ketone in sample 07DEC07.D, from x, y = 5.268, 0 to 5.357, 0, result = 2928; previous integration is from x, y = 5.268, 0 to 5.321, 0 and previous response = 2413.			✓	
CmdManuallyIntegratePeak	BL2000\mchavez	12/10/2021 11:24:55 AM	Manually integrate compound Bromochloromethane in sample 07DEC07.D from x, y = 5.485, 0 to 5.555, 0; result = 556			✓	
CmdManuallyIntegrateQualifierPeak	BL2000\mchavez	12/10/2021 11:24:58 AM	Manually integrate qualifier49.0 of compound Bromochloromethane in sample 07DEC07.D from x, y = 5.477, 0 to 5.555, 0; result = 1317			✓	

Audit Trail report

Name	User	Time	Action	Reason	Comment	Succeed	Exception
CmdManuallyIntegrateQualifierPeak	BL2000\mchavez	12/10/2021 11:25:05 AM	Manually integrate qualifier 191.5 of compound Dibromofluoromethane in sample 07DEC07.D from x, y = 5.801, 0 to 5.912, 0; result = 778			✓	
CmdManuallyIntegratePeak	BL2000\mchavez	12/10/2021 11:25:15 AM	Manually integrate compound 1,1,1-Trichloroethane in sample 07DEC07.D from x, y = 5.775, 0 to 5.895, 0; result = 3321			✓	
CmdManuallyIntegrateQualifierPeak	BL2000\mchavez	12/10/2021 11:25:19 AM	Manually integrate qualifier 61.0 of compound 1,1,1-Trichloroethane in sample 07DEC07.D from x, y = 5.784, 0 to 5.884, 0; result = 1814			✓	
CmdManuallyIntegrateQualifierPeak	BL2000\mchavez	12/10/2021 11:25:24 AM	Manually integrate qualifier 121.0 of compound Carbon tetrachloride in sample 07DEC07.D from x, y = 5.976, 0 to 6.107, 0; result = 885			✓	
CmdManuallyIntegrateQualifierPeak	BL2000\mchavez	12/10/2021 11:25:31 AM	Manually integrate qualifier 110.0 of compound 1,1-Dichloropropene in sample 07DEC07.D from x, y = 6.010, 0 to 6.071, 0; result = 829			✓	
CmdManuallyIntegrateQualifierPeak	BL2000\mchavez	12/10/2021 11:25:34 AM	Manually integrate qualifier 77.0 of compound 1,1-Dichloropropene in sample 07DEC07.D from x, y = 5.990, 0 to 6.071, 0; result = 1017			✓	
CmdManuallyIntegratePeak	BL2000\mchavez	12/10/2021 11:25:39 AM	Manually integrate compound 1,2-Dichloroethane-d4 in sample 07DEC07.D from x, y = 6.197, 0 to 6.289, 0; result = 1694			✓	
CmdManuallyIntegrateQualifierPeak	BL2000\mchavez	12/10/2021 11:25:41 AM	Manually integrate qualifier 65.0 of compound 1,2-Dichloroethane-d4 in sample 07DEC07.D, from x, y = 6.185, 0 to 6.297, 0, result = 3127; previous integration is from x, y = 6.202, 0 to 6.275, 0 and previous response = 3099.			✓	
CmdClearManualIntegration	BL2000\mchavez	12/10/2021 11:25:43 AM	Clear manual integration of qualifier 65.0 for compound 1,2-Dichloroethane-d4 in sample 07DEC07.D			✓	
CmdManuallyIntegrateQualifierPeak	BL2000\mchavez	12/10/2021 11:25:50 AM	Manually integrate qualifier 77.0 of compound Benzene in sample 07DEC07.D from x, y = 6.230, 0 to 6.319, 0; result = 2072			✓	
CmdManuallyIntegrateQualifierPeak	BL2000\mchavez	12/10/2021 11:25:58 AM	Manually integrate qualifier 64.0 of compound 1,2-Dichloroethane in sample 07DEC07.D from x, y = 6.258, 0 to 6.364, 0; result = 596			✓	
CmdManuallyIntegrateQualifierPeak	BL2000\mchavez	12/10/2021 11:26:01 AM	Manually integrate qualifier 98.0 of compound 1,2-Dichloroethane in sample 07DEC07.D from x, y = 6.303, 0 to 6.342, 0; result = 82			✓	

Audit Trail report

Name	User	Time	Action	Reason	Comment	Succeed	Exception
CmdManuallyIntegratePeak	BL2000\mchavez	12/10/2021 11:26:07 AM	Manually integrate compound Acetone_58 in sample 07DEC07.D from x, y = 2.767, 0 to 2.856, 0; result = 685			✓	
CmdManuallyIntegratePeak	BL2000\mchavez	12/10/2021 11:26:13 AM	Manually integrate compound 2-Chloroethylvinyl ether in sample 07DEC07.D from x, y = 7.895, 0 to 7.978, 0; result = 672			✓	
CmdManuallyIntegrateQualifierPeak	BL2000\mchavez	12/10/2021 11:26:16 AM	Manually integrate qualifier65.0 of compound 2-Chloroethylvinyl ether in sample 07DEC07.D from x, y = 7.903, 0 to 7.978, 0; result = 124			✓	
CmdManuallyIntegratePeak	BL2000\mchavez	12/10/2021 11:26:22 AM	Manually integrate compound Trichloroethene in sample 07DEC07.D from x, y = 6.986, 0 to 7.108, 0; result = 2425			✓	
CmdManuallyIntegrateQualifierPeak	BL2000\mchavez	12/10/2021 11:26:26 AM	Manually integrate qualifier97.0 of compound Trichloroethene in sample 07DEC07.D from x, y = 6.986, 0 to 7.069, 0; result = 1439			✓	
CmdManuallyIntegratePeak	BL2000\mchavez	12/10/2021 11:26:31 AM	Manually integrate compound 1,2-Dichloropropane in sample 07DEC07.D from x, y = 7.214, 0 to 7.298, -14; result = 1911			✓	
CmdManuallyIntegrateQualifierPeak	BL2000\mchavez	12/10/2021 11:26:36 AM	Manually integrate qualifier76.0 of compound 1,2-Dichloropropane in sample 07DEC07.D from x, y = 7.245, 0 to 7.323, 0; result = 612			✓	
CmdManuallyIntegratePeak	BL2000\mchavez	12/10/2021 11:26:41 AM	Manually integrate compound Dibromomethane in sample 07DEC07.D from x, y = 7.351, 0 to 7.421, 0; result = 765			✓	
CmdManuallyIntegrateQualifierPeak	BL2000\mchavez	12/10/2021 11:26:44 AM	Manually integrate qualifier95.0 of compound Dibromomethane in sample 07DEC07.D from x, y = 7.362, 0 to 7.454, 0; result = 422			✓	
CmdManuallyIntegrateQualifierPeak	BL2000\mchavez	12/10/2021 11:26:46 AM	Manually integrate qualifier173.5 of compound Dibromomethane in sample 07DEC07.D from x, y = 7.362, 0 to 7.457, 0; result = 828			✓	
CmdManuallyIntegratePeak	BL2000\mchavez	12/10/2021 11:26:51 AM	Manually integrate compound Bromodichloromethane in sample 07DEC07.D from x, y = 7.552, 0 to 7.619, 0; result = 1973			✓	
CmdManuallyIntegrateQualifierPeak	BL2000\mchavez	12/10/2021 11:26:53 AM	Manually integrate qualifier85.0 of compound Bromodichloromethane in sample 07DEC07.D from x, y = 7.552, 0 to 7.655, 0; result = 1325			✓	
CmdManuallyIntegrateQualifierPeak	BL2000\mchavez	12/10/2021 11:26:55 AM	Manually integrate qualifier127.0 of compound Bromodichloromethane in sample 07DEC07.D from x, y = 7.555, 0 to 7.622, 0; result = 55			✓	

Audit Trail report

Name	User	Time	Action	Reason	Comment	Succeed	Exception
CmdManuallyIntegrate QualifierPeak	BL2000\mchavez	12/10/2021 11:27:02 AM	Manually integrate qualifier 77.0 of compound cis-1,3-Dichloropropene in sample 07DEC07.D from x, y = 8.012, 0 to 8.121, 0; result = 861			✓	
CmdManuallyIntegrate QualifierPeak	BL2000\mchavez	12/10/2021 11:27:06 AM	Manually integrate qualifier 39.0 of compound cis-1,3-Dichloropropene in sample 07DEC07.D from x, y = 8.015, 211 to 8.098, 293; result = 2832			✓	
CmdManuallyIntegrate QualifierPeak	BL2000\mchavez	12/10/2021 11:27:12 AM	Manually integrate qualifier 100.0 of compound Methyl isobutyl ketone in sample 07DEC07.D from x, y = 8.204, 0 to 8.285, 0; result = 710			✓	
CmdManuallyIntegrate QualifierPeak	BL2000\mchavez	12/10/2021 11:27:19 AM	Manually integrate qualifier 39.0 of compound cis-1,3-Dichloropropene in sample 07DEC07.D, from x, y = 8.015, 211 to 8.101, 244, result = 1632; previous integration is from x, y = 8.015, 211 to 8.257, 293 and previous response = 2832.			✓	
CmdManuallyIntegrate QualifierPeak	BL2000\mchavez	12/10/2021 11:27:29 AM	Manually integrate qualifier 99.0 of compound Toluene-d8 in sample 07DEC07.D from x, y = 8.282, 0 to 8.372, 0; result = 1257			✓	

Audit Trail report

Name	User	Time	Action	Reason	Comment	Succeed	Exception
CmdManuallyIntegratePeak	BL2000\mchavez	12/10/2021 11:27:37 AM	Manually integrate compound trans-1,3-Dichloropropene in sample 07DEC07.D from x, y = 8.612, 0 to 8.690, 0; result = 0				Agilent.MassSpectrometry.DataAnalysis.Quantitative.ApplicationCommandException: Manual integration failed for compound trans-1,3-Dichloropropene in sample ICAL120721_1. ---> Agilent.MassSpectrometry.DataAnalysis.Quantitative.ApplicationCommandException: Manual integration failed for compound trans-1,3-Dichloropropene in sample ICAL120721_1. ---> System.IndexOutOfRangeException: Index was outside the bounds of the array. at Agilent.MassSpectrometry.DataAnalysis.AgileIntegrator.Peak.a(Double[] A_0, Single[] A_1, Int32 A_2, Int32 A_3, Int32 A_4, Double A_5, Double A_6, Double& A_7, Double& A_8, Int32& A_9, Int32& A_10, Int32& A_11, Int32& A_12) at Agilent.MassSpectrometry.DataAnalysis.AgileIntegrator.Peak.ComputeChromatographicMetrics(Double[] xArray, Single[] yArray, Int32 startIndex, Int32 apexIndex, Int32 endIndex, Double baselineSlope, Double yIntercept, Double& fullWidthHalfMaximum, Double& symmetry) at Agilent.MassSpectrometry.DataAnalysis.Quantitative.Integrator.a(IChromatogram A_0, IPeakList A_1) at Agilent.MassSpectrometry.DataAnalysis.Quantitative.Integrator.ManualIntegrate(IChromatogram chromatogram, Double xStart, Double yStart, Double xEnd, Double yEnd, IChromPeakList& peaklist) at Agilent.MassSpectrometry.DataAnalysis.Quantitative.Analysis.MeasuredIon.ManualIntegrate(Double xStart, Double yStart, Double xEnd, Double yEnd) --- End of inner exception stack trace --- at Agilent.MassSpectrometry.DataAnalysis.Quantitative.Analysis.QuantifierIon.SetManualIntegrationFailureMessage(Exception e) at Agilent.MassSpectrometry.DataAnalysis.Quantitative.Analysis.MeasuredIon.ManualIntegrate(Double xStart, Double yStart, Double xEnd, Double yEnd)

Audit Trail report

Name	User	Time	Action	Reason	Comment	Succeed	Exception
							at Agilent.MassSpectrometry.DataAnalysis.Quantitative.CmdManuallyIntegratePeak.Do() --- End of inner exception stack trace --- at Agilent.MassSpectrometry.DataAnalysis.Quantitative.CmdManuallyIntegratePeak.Do() at Agilent.MassSpectrometry.CommandModel.CommandHistory.Invoke(ICommand cmd) at Agilent.MassSpectrometry.DataAnalysis.Quantitative.AppCommandContext._Invoke(ICommand cmd)

Audit Trail report

Name	User	Time	Action	Reason	Comment	Succeed	Exception
CmdManuallyIntegrate QualifierPeak	BL2000\mchavez	12/10/2021 11:27:44 AM	Manually integrate qualifier 77.0 of compound trans-1,3-Dichloropropene in sample 07DEC07.D from x, y = 8.612, 0 to 8.653, 0; result = 0				Agilent.MassSpectrometry.DataAnalysis.Quantitative.ApplicationCommandExc eption: Manual integration failed for qualifier 77.0 of compound trans-1,3- Dichloropropene in sample ICAL120721_1. ---> Agilent.MassSpectrometry.DataAnalysis. Quantitative.ApplicationCommandExc eption: Manual integration failed for qualifier 77.0 of compound trans-1,3- Dichloropropene in sample ICAL120721_1. ---> System.IndexOutOfRangeException: Index was outside the bounds of the array. at Agilent.MassSpectrometry.DataAnalysis. AgileIntegrator.Peak.a(Double[] A_0, Single[] A_1, Int32 A_2, Int32 A_3, Int32 A_4, Double A_5, Double A_6, Double& A_7, Double& A_8, Int32& A_9, Int32& A_10, Int32& A_11, Int32& A_12) at Agilent.MassSpectrometry.DataAnalysis. AgileIntegrator.Peak.ComputeChrom atographicMetrics(Double[] xArray, Single[] yArray, Int32 startIndex, Int32 apexIndex, Int32 endIndex, Double baselineSlope, Double yIntercept, Double& fullWidthHalfMaximum, Double& symmetry) at Agilent.MassSpectrometry.DataAnalysis. Quantitative.Integrator.a(ICHromato gram A_0, IPeakList A_1) at Agilent.MassSpectrometry.DataAnalysis. Quantitative.Integrator.ManualIntegr ate(ICHromatogram chromatogram, Double xStart, Double yStart, Double xEnd, Double yEnd, IChromPeakList& peaklist) at Agilent.MassSpectrometry.DataAnalysis. Quantitative.Analysis.MeasuredIon.M anualIntegrate(Double xStart, Double yStart, Double xEnd, Double yEnd) --- End of inner exception stack trace --- at Agilent.MassSpectrometry.DataAnalysis. Quantitative.Analysis.QualifierIon.Set ManualIntegrationFailureMessage(Exce ption e) at Agilent.MassSpectrometry.DataAnalysis. Quantitative.Analysis.MeasuredIon.M

Audit Trail report

Name	User	Time	Action	Reason	Comment	Succeed	Exception
							anualIntegrate(Double xStart, Double yStart, Double xEnd, Double yEnd) at Agilent.MassSpectrometry.DataAnalysis.Quantitative.CmdManuallyIntegrateQualifierPeak.Do() --- End of inner exception stack trace --- at Agilent.MassSpectrometry.DataAnalysis.Quantitative.CmdManuallyIntegrateQualifierPeak.Do() at Agilent.MassSpectrometry.CommandModel.CommandHistory.Invoke(ICommand cmd) at Agilent.MassSpectrometry.DataAnalysis.Quantitative.AppCommandContext._Invoke(ICommand cmd)
CmdManuallyIntegrateQualifierPeak	BL2000\mchavez	12/10/2021 11:27:51 AM	Manually integrate qualifier 39.0 of compound trans-1,3-Dichloropropene in sample 07DEC07.D from x, y = 8.617, 203 to 8.670, 183; result = 0			✓	
CmdManuallyIntegratePeak	BL2000\mchavez	12/10/2021 11:28:42 AM	Manually integrate compound trans-1,3-Dichloropropene in sample 07DEC07.D from x, y = 8.603, 0 to 8.701, 0; result = 1649			✓	
CmdManuallyIntegrateQualifierPeak	BL2000\mchavez	12/10/2021 11:28:46 AM	Manually integrate qualifier 77.0 of compound trans-1,3-Dichloropropene in sample 07DEC07.D, from x, y = 8.614, 0 to 8.653, 0, result = 514; previous integration is from x, y = 8.698, 0 to 8.757, 0 and previous response = 2881.			✓	
CmdManuallyIntegratePeak	BL2000\mchavez	12/10/2021 11:28:54 AM	Manually integrate compound 1,1,2-Trichloroethane in sample 07DEC07.D from x, y = 8.779, 0 to 8.874, 0; result = 1040			✓	
CmdManuallyIntegrateQualifierPeak	BL2000\mchavez	12/10/2021 11:28:57 AM	Manually integrate qualifier 97.0 of compound 1,1,2-Trichloroethane in sample 07DEC07.D from x, y = 8.768, 0 to 8.843, 0; result = 1188			✓	
CmdManuallyIntegrateQualifierPeak	BL2000\mchavez	12/10/2021 11:29:16 AM	Manually integrate qualifier 85.0 of compound 1,1,2-Trichloroethane in sample 07DEC07.D from x, y = 8.793, 0 to 8.849, 0; result = 456			✓	
CmdManuallyIntegratePeak	BL2000\mchavez	12/10/2021 11:29:21 AM	Manually integrate compound Tetrachloroethene in sample 07DEC07.D from x, y = 8.904, 0 to 8.996, 0; result = 1851			✓	
CmdManuallyIntegrateQualifierPeak	BL2000\mchavez	12/10/2021 11:29:24 AM	Manually integrate qualifier 129.0 of compound Tetrachloroethene in sample 07DEC07.D from x, y = 8.893, 0 to 8.977, 0; result = 1727			✓	

Audit Trail report

Name	User	Time	Action	Reason	Comment	Succeed	Exception
CmdManuallyIntegratePeak	BL2000\mchavez	12/10/2021 11:29:29 AM	Manually integrate compound 1,3-Dichloropropane in sample 07DEC07.D from x, y = 8.932, 0 to 9.033, 0; result = 1684			✓	
CmdManuallyIntegrateQualifierPeak	BL2000\mchavez	12/10/2021 11:29:32 AM	Manually integrate qualifier78.0 of compound 1,3-Dichloropropane in sample 07DEC07.D from x, y = 8.949, 0 to 9.016, 0; result = 676			✓	
CmdManuallyIntegrateQualifierPeak	BL2000\mchavez	12/10/2021 11:29:37 AM	Manually integrate qualifier58.0 of compound 2-Hexanone in sample 07DEC07.D from x, y = 9.038, 0 to 9.166, 0; result = 2253			✓	
CmdManuallyIntegrateQualifierPeak	BL2000\mchavez	12/10/2021 11:29:40 AM	Manually integrate qualifier57.0 of compound 2-Hexanone in sample 07DEC07.D from x, y = 9.060, 0 to 9.116, 0; result = 748			✓	
CmdManuallyIntegratePeak	BL2000\mchavez	12/10/2021 11:29:46 AM	Manually integrate compound 2-Hexanone in sample 07DEC07.D, from x, y = 9.164, 0 to 9.245, 445, result = -960; previous integration is from x, y = 9.063, 0 to 9.119, 0 and previous response = 4110.			✓	
CmdManuallyIntegratePeak	BL2000\mchavez	12/10/2021 11:29:53 AM	Manually integrate compound Chlorodibromomethane in sample 07DEC07.D from x, y = 9.155, 0 to 9.256, 0; result = 1333			✓	
CmdManuallyIntegrateQualifierPeak	BL2000\mchavez	12/10/2021 11:30:14 AM	Manually integrate qualifier127.0 of compound Chlorodibromomethane in sample 07DEC07.D from x, y = 9.147, 0 to 9.245, 0; result = 896			✓	
CmdClearManualIntegration	BL2000\mchavez	12/10/2021 11:30:19 AM	Clear manual integration of target signal for compound 2-Hexanone in sample 07DEC07.D			✓	
CmdManuallyIntegratePeak	BL2000\mchavez	12/10/2021 11:30:31 AM	Manually integrate compound 1,2-Dibromoethane in sample 07DEC07.D from x, y = 9.281, 0 to 9.345, 0; result = 1040			✓	
CmdManuallyIntegrateQualifierPeak	BL2000\mchavez	12/10/2021 11:30:33 AM	Manually integrate qualifier109.0 of compound 1,2-Dibromoethane in sample 07DEC07.D from x, y = 9.270, 0 to 9.353, 0; result = 877			✓	
CmdManuallyIntegrateQualifierPeak	BL2000\mchavez	12/10/2021 11:30:39 AM	Manually integrate qualifier114.0 of compound Chlorobenzene in sample 07DEC07.D from x, y = 9.752, 0 to 9.858, 0; result = 1965			✓	
CmdManuallyIntegratePeak	BL2000\mchavez	12/10/2021 11:30:45 AM	Manually integrate compound 1,1,1,2-Tetrachloroethane in sample 07DEC07.D from x, y = 9.861, 0 to 9.928, 0; result = 1655			✓	
CmdManuallyIntegrateQualifierPeak	BL2000\mchavez	12/10/2021 11:30:47 AM	Manually integrate qualifier133.0 of compound 1,1,1,2-Tetrachloroethane in sample 07DEC07.D from x, y = 9.850, 0 to 9.931, 0; result = 1600			✓	

Audit Trail report

Name	User	Time	Action	Reason	Comment	Succeed	Exception
CmdSaveBatchTable	BL2000\mchavez	12/10/2021 11:48:47 AM	Save batch D:\Org\Data\VOA5975C\VG120721\QuantResults\VG120721_8260B_624pt1.batch.bin			✓	
CmdOpenBatchTable	BL2000\mchavez	12/10/2021 12:07:53 PM	Open batch D:\Org\Data\VOA5975C\VG120721\VG120721_8260B_624pt1.batch.bin			✓	
CmdManuallyIntegratePeak	BL2000\mchavez	12/10/2021 12:15:01 PM	Manually integrate compound Bromoform in sample 07DEC07.D from x, y = 10.583, 0 to 10.678, 0; result = 687			✓	
CmdManuallyIntegrateQualifierPeak	BL2000\mchavez	12/10/2021 12:15:03 PM	Manually integrate qualifier174.5 of compound Bromoform in sample 07DEC07.D from x, y = 10.597, 0 to 10.675, 0; result = 168			✓	
CmdManuallyIntegrateQualifierPeak	BL2000\mchavez	12/10/2021 12:15:06 PM	Manually integrate qualifier170.5 of compound Bromoform in sample 07DEC07.D from x, y = 10.603, 0 to 10.678, 0; result = 332			✓	
CmdManuallyIntegrateQualifierPeak	BL2000\mchavez	12/10/2021 12:15:11 PM	Manually integrate qualifier120.0 of compound Isopropylbenzene in sample 07DEC07.D from x, y = 10.773, 0 to 10.854, 0; result = 1936			✓	
CmdManuallyIntegratePeak	BL2000\mchavez	12/10/2021 12:15:31 PM	Manually integrate compound 1,1,2,2-Tetrachloroethane in sample 07DEC07.D from x, y = 11.085, 0 to 11.169, 0; result = 906			✓	
CmdManuallyIntegrateQualifierPeak	BL2000\mchavez	12/10/2021 12:15:34 PM	Manually integrate qualifier85.0 of compound 1,1,2,2-Tetrachloroethane in sample 07DEC07.D from x, y = 11.077, 0 to 11.138, 0; result = 462			✓	
CmdManuallyIntegratePeak	BL2000\mchavez	12/10/2021 12:15:42 PM	Manually integrate compound Bromobenzene in sample 07DEC07.D from x, y = 11.043, 0 to 11.149, 0; result = 1908			✓	
CmdManuallyIntegrateQualifierPeak	BL2000\mchavez	12/10/2021 12:15:46 PM	Manually integrate qualifier158.0 of compound Bromobenzene in sample 07DEC07.D from x, y = 11.063, 0 to 11.144, 0; result = 1748			✓	
CmdManuallyIntegratePeak	BL2000\mchavez	12/10/2021 12:15:51 PM	Manually integrate compound 1,2,3-Trichloropropane in sample 07DEC07.D from x, y = 11.121, 0 to 11.202, 0; result = 229			✓	
CmdManuallyIntegrateQualifierPeak	BL2000\mchavez	12/10/2021 12:15:53 PM	Manually integrate qualifier112.0 of compound 1,2,3-Trichloropropane in sample 07DEC07.D from x, y = 11.118, 0 to 11.194, 0; result = 72			✓	
CmdManuallyIntegratePeak	BL2000\mchavez	12/10/2021 12:15:58 PM	Manually integrate compound n-Propylbenzene in sample 07DEC07.D, from x, y = 11.163, 0 to 11.264, 0, result = 1684; previous integration is from x, y = 11.367, 0 to 11.403, 0 and previous response = 2447.			✓	

Audit Trail report

Name	User	Time	Action	Reason	Comment	Succeed	Exception
CmdManuallyIntegratePeak	BL2000\mchavez	12/10/2021 12:26:46 PM	Manually integrate compound 2-Chlorotoluene in sample 07DEC07.D from x, y = 11.261, 0 to 11.325, 0; result = 1981			✓	
CmdManuallyIntegrateQualifierPeak	BL2000\mchavez	12/10/2021 12:26:48 PM	Manually integrate qualifier 91.0 of compound 2-Chlorotoluene in sample 07DEC07.D, from x, y = 11.316, 0 to 11.336, 0, result = 4914; previous integration is from x, y = 11.264, 0 to 11.316, 0 and previous response = 4914.			✓	
CmdClearManualIntegration	BL2000\mchavez	12/10/2021 12:26:50 PM	Clear manual integration of qualifier 91.0 for compound 2-Chlorotoluene in sample 07DEC07.D			✓	
CmdManuallyIntegrateQualifierPeak	BL2000\mchavez	12/10/2021 12:26:59 PM	Manually integrate qualifier 126.0 of compound 4-Chlorotoluene in sample 07DEC07.D from x, y = 11.369, 0 to 11.453, 0; result = 1633			✓	
CmdManuallyIntegratePeak	BL2000\mchavez	12/10/2021 12:27:04 PM	Manually integrate compound tert-Butylbenzene in sample 07DEC07.D from x, y = 11.693, 0 to 11.749, 0; result = 942			✓	
CmdManuallyIntegrateQualifierPeak	BL2000\mchavez	12/10/2021 12:27:10 PM	Manually integrate qualifier 120.0 of compound 1,2,4-Trimethylbenzene in sample 07DEC07.D from x, y = 11.724, 0 to 11.793, 0; result = 1980			✓	
CmdManuallyIntegrateQualifierPeak	BL2000\mchavez	12/10/2021 12:27:16 PM	Manually integrate qualifier 134.0 of compound sec-Butylbenzene in sample 07DEC07.D from x, y = 11.894, 0 to 11.966, 0; result = 906			✓	
CmdManuallyIntegrateQualifierPeak	BL2000\mchavez	12/10/2021 12:27:23 PM	Manually integrate qualifier 111.0 of compound 1,3-Dichlorobenzene in sample 07DEC07.D from x, y = 12.002, 0 to 12.072, 0; result = 1447			✓	
CmdManuallyIntegrateQualifierPeak	BL2000\mchavez	12/10/2021 12:27:28 PM	Manually integrate qualifier 134.0 of compound p-Isopropyltoluene in sample 07DEC07.D from x, y = 12.050, 0 to 12.122, 0; result = 1267			✓	
CmdManuallyIntegrateQualifierPeak	BL2000\mchavez	12/10/2021 12:27:31 PM	Manually integrate qualifier 91.0 of compound p-Isopropyltoluene in sample 07DEC07.D from x, y = 12.053, 0 to 12.122, 0; result = 1685			✓	
CmdManuallyIntegrateQualifierPeak	BL2000\mchavez	12/10/2021 12:28:42 PM	Manually integrate qualifier 92.0 of compound n-Butylbenzene in sample 07DEC07.D from x, y = 12.463, 0 to 12.530, 0; result = 1802			✓	
CmdManuallyIntegrateQualifierPeak	BL2000\mchavez	12/10/2021 12:28:44 PM	Manually integrate qualifier 134.0 of compound n-Butylbenzene in sample 07DEC07.D from x, y = 12.465, 0 to 12.516, 0; result = 659			✓	
CmdManuallyIntegrateQualifierPeak	BL2000\mchavez	12/10/2021 12:28:49 PM	Manually integrate qualifier 111.0 of compound 1,2-Dichlorobenzene in sample 07DEC07.D from x, y = 12.443, 0 to 12.543, 0; result = 1230			✓	

Audit Trail report

Name	User	Time	Action	Reason	Comment	Succeed	Exception
CmdManuallyIntegrateQualifierPeak	BL2000\mchavez	12/10/2021 12:28:52 PM	Manually integrate qualifier148.0 of compound 1,2-Dichlorobenzene in sample 07DEC07.D from x, y = 12.463, 0 to 12.532, 0; result = 1876			✓	
CmdManuallyIntegratePeak	BL2000\mchavez	12/10/2021 12:28:57 PM	Manually integrate compound 1,2-Dibromo-3-chloropropane in sample 07DEC07.D from x, y = 13.252, 0 to 13.319, 0; result = 148			✓	
CmdManuallyIntegrateQualifierPeak	BL2000\mchavez	12/10/2021 12:28:59 PM	Manually integrate qualifier155.0 of compound 1,2-Dibromo-3-chloropropane in sample 07DEC07.D from x, y = 13.246, 0 to 13.299, 0; result = 26			✓	
CmdManuallyIntegrateQualifierPeak	BL2000\mchavez	12/10/2021 12:29:02 PM	Manually integrate qualifier157.0 of compound 1,2-Dibromo-3-chloropropane in sample 07DEC07.D from x, y = 13.249, 0 to 13.322, 0; result = 132			✓	
CmdManuallyIntegratePeak	BL2000\mchavez	12/10/2021 12:29:06 PM	Manually integrate compound 1,2,4-Trichlorobenzene in sample 07DEC07.D from x, y = 14.024, 0 to 14.119, 0; result = 1086			✓	
CmdManuallyIntegrateQualifierPeak	BL2000\mchavez	12/10/2021 12:29:08 PM	Manually integrate qualifier182.0 of compound 1,2,4-Trichlorobenzene in sample 07DEC07.D from x, y = 14.024, 0 to 14.108, 0; result = 1056			✓	
CmdManuallyIntegrateQualifierPeak	BL2000\mchavez	12/10/2021 12:29:11 PM	Manually integrate qualifier145.0 of compound 1,2,4-Trichlorobenzene in sample 07DEC07.D from x, y = 14.033, 0 to 14.083, 0; result = 244			✓	
CmdManuallyIntegratePeak	BL2000\mchavez	12/10/2021 12:29:17 PM	Manually integrate compound Hexachlorobutadiene in sample 07DEC07.D from x, y = 14.178, 0 to 14.261, 0; result = 240			✓	
CmdManuallyIntegrateQualifierPeak	BL2000\mchavez	12/10/2021 12:29:19 PM	Manually integrate qualifier222.8 of compound Hexachlorobutadiene in sample 07DEC07.D from x, y = 14.189, 0 to 14.247, 0; result = 69			✓	
CmdManuallyIntegrateQualifierPeak	BL2000\mchavez	12/10/2021 12:29:21 PM	Manually integrate qualifier226.8 of compound Hexachlorobutadiene in sample 07DEC07.D from x, y = 14.194, 0 to 14.247, 0; result = 73			✓	
CmdManuallyIntegratePeak	BL2000\mchavez	12/10/2021 12:29:25 PM	Manually integrate compound Naphthalene in sample 07DEC07.D from x, y = 14.219, 0 to 14.325, 0; result = 1660			✓	
CmdManuallyIntegrateQualifierPeak	BL2000\mchavez	12/10/2021 12:29:28 PM	Manually integrate qualifier127.0 of compound Naphthalene in sample 07DEC07.D from x, y = 14.267, 0 to 14.320, 0; result = 46			✓	
CmdSetSampleAttribute	BL2000\mchavez	12/10/2021 12:29:32 PM	Set SampleApproved = True for sample 07DEC07.D; previous value = False			✓	

Audit Trail report

Name	User	Time	Action	Reason	Comment	Succeed	Exception
CmdSaveBatchTable	BL2000\mchavez	12/10/2021 12:30:25 PM	Save batch D:\Org\Data\VOA5975C\VG120721\QuantResults\VG120721_8260B_624pt1.batch.bin			✓	
CmdOpenBatchTable	BL2000\mchavez	12/10/2021 12:44:31 PM	Open batch D:\Org\Data\VOA5975C\VG120721\VG120721_8260B_624pt1.batch.bin			✓	
CmdManuallyIntegrateQualifierPeak	BL2000\mchavez	12/10/2021 12:45:41 PM	Manually integrate qualifier58.0 of compound Acetone in sample 07DEC08.D from x, y = 2.778, 0 to 2.878, 0; result = 2465			✓	
CmdManuallyIntegrateQualifierPeak	BL2000\mchavez	12/10/2021 12:45:49 PM	Manually integrate qualifier57.0 of compound Methyl tert-butyl ether (MTBE) in sample 07DEC08.D from x, y = 3.709, 0 to 3.829, 0; result = 3194			✓	
CmdManuallyIntegrateQualifierPeak	BL2000\mchavez	12/10/2021 12:45:54 PM	Manually integrate qualifier83.0 of compound 1,1-Dichloroethane in sample 07DEC08.D from x, y = 4.320, 0 to 4.462, 0; result = 2324			✓	
CmdManuallyIntegrateQualifierPeak	BL2000\mchavez	12/10/2021 12:45:58 PM	Manually integrate qualifier86.0 of compound Vinyl acetate in sample 07DEC08.D from x, y = 4.507, 0 to 4.593, 0; result = 589			✓	
CmdManuallyIntegrateQualifierPeak	BL2000\mchavez	12/10/2021 12:46:02 PM	Manually integrate qualifier97.0 of compound 2,2-Dichloropropane in sample 07DEC08.D from x, y = 5.134, 0 to 5.282, 0; result = 3431			✓	
CmdManuallyIntegrateQualifierPeak	BL2000\mchavez	12/10/2021 12:46:08 PM	Manually integrate qualifier72.0 of compound Methyl ethyl ketone in sample 07DEC08.D from x, y = 5.254, 0 to 5.354, 0; result = 3023			✓	
CmdManuallyIntegrateQualifierPeak	BL2000\mchavez	12/10/2021 12:46:17 PM	Manually integrate qualifier191.5 of compound Dibromofluoromethane in sample 07DEC08.D from x, y = 5.798, 0 to 5.892, 0; result = 2249			✓	
CmdManuallyIntegrateQualifierPeak	BL2000\mchavez	12/10/2021 12:46:29 PM	Manually integrate qualifier 64.0 of compound 1,2-Dichloroethane in sample 07DEC08.D, from x, y = 6.286, 0 to 6.361, 0, result = 3308; previous integration is from x, y = 6.314, 0 to 6.361, 0 and previous response = 2521.			✓	
CmdManuallyIntegrateQualifierPeak	BL2000\mchavez	12/10/2021 12:46:32 PM	Manually integrate qualifier98.0 of compound 1,2-Dichloroethane in sample 07DEC08.D from x, y = 6.288, 0 to 6.361, 0; result = 630			✓	
CmdManuallyIntegratePeak	BL2000\mchavez	12/10/2021 12:46:38 PM	Manually integrate compound Acetone_58 in sample 07DEC08.D from x, y = 2.775, 0 to 2.875, 0; result = 2465			✓	
CmdManuallyIntegrateQualifierPeak	BL2000\mchavez	12/10/2021 12:46:45 PM	Manually integrate qualifier106.0 of compound 2-Chloroethylvinyl ether in sample 07DEC08.D from x, y = 7.892, 0 to 7.967, 0; result = 721			✓	

Audit Trail report

Name	User	Time	Action	Reason	Comment	Succeed	Exception
CmdManuallyIntegrateQualifierPeak	BL2000\mchavez	12/10/2021 12:46:47 PM	Manually integrate qualifier65.0 of compound 2-Chloroethylvinyl ether in sample 07DEC08.D from x, y = 7.895, 0 to 7.976, 0; result = 640			✓	
CmdManuallyIntegrateQualifierPeak	BL2000\mchavez	12/10/2021 12:46:58 PM	Manually integrate qualifier127.0 of compound Bromodichloromethane in sample 07DEC08.D from x, y = 7.538, 0 to 7.633, 0; result = 1051			✓	
CmdManuallyIntegrateQualifierPeak	BL2000\mchavez	12/10/2021 12:47:33 PM	Manually integrate qualifier174.5 of compound Bromoform in sample 07DEC08.D from x, y = 10.586, 0 to 10.675, 0; result = 1796			✓	
CmdManuallyIntegrateQualifierPeak	BL2000\mchavez	12/10/2021 12:47:35 PM	Manually integrate qualifier170.5 of compound Bromoform in sample 07DEC08.D from x, y = 10.586, 0 to 10.667, 0; result = 1632			✓	
CmdManuallyIntegratePeak	BL2000\mchavez	12/10/2021 12:47:47 PM	Manually integrate compound 1,2,3-Trichloropropane in sample 07DEC08.D from x, y = 11.104, 0 to 11.180, 0; result = 1468			✓	
CmdManuallyIntegrateQualifierPeak	BL2000\mchavez	12/10/2021 12:47:49 PM	Manually integrate qualifier112.0 of compound 1,2,3-Trichloropropane in sample 07DEC08.D from x, y = 11.118, 0 to 11.199, 0; result = 765			✓	
CmdManuallyIntegratePeak	BL2000\mchavez	12/10/2021 12:48:13 PM	Manually integrate compound 1,2-Dibromo-3-chloropropane in sample 07DEC08.D from x, y = 13.227, 0 to 13.324, 0; result = 592			✓	
CmdManuallyIntegrateQualifierPeak	BL2000\mchavez	12/10/2021 12:48:15 PM	Manually integrate qualifier155.0 of compound 1,2-Dibromo-3-chloropropane in sample 07DEC08.D from x, y = 13.241, 0 to 13.316, 0; result = 473			✓	
CmdManuallyIntegrateQualifierPeak	BL2000\mchavez	12/10/2021 12:48:18 PM	Manually integrate qualifier157.0 of compound 1,2-Dibromo-3-chloropropane in sample 07DEC08.D from x, y = 13.243, 0 to 13.302, 0; result = 642			✓	
CmdManuallyIntegrateQualifierPeak	BL2000\mchavez	12/10/2021 12:48:25 PM	Manually integrate qualifier145.0 of compound 1,2,4-Trichlorobenzene in sample 07DEC08.D from x, y = 14.019, 0 to 14.125, 0; result = 1369			✓	
CmdManuallyIntegratePeak	BL2000\mchavez	12/10/2021 12:48:31 PM	Manually integrate compound Hexachlorobutadiene in sample 07DEC08.D from x, y = 14.183, 0 to 14.261, 0; result = 1354			✓	
CmdManuallyIntegrateQualifierPeak	BL2000\mchavez	12/10/2021 12:48:33 PM	Manually integrate qualifier222.8 of compound Hexachlorobutadiene in sample 07DEC08.D from x, y = 14.183, 0 to 14.253, 0; result = 932			✓	
CmdManuallyIntegrateQualifierPeak	BL2000\mchavez	12/10/2021 12:48:35 PM	Manually integrate qualifier226.8 of compound Hexachlorobutadiene in sample 07DEC08.D from x, y = 14.186, 0 to 14.250, 0; result = 1036			✓	

Audit Trail report

Name	User	Time	Action	Reason	Comment	Succeed	Exception
CmdManuallyIntegrate QualifierPeak	BL2000\mchavez	12/10/2021 12:48:40 PM	Manually integrate qualifier127.0 of compound Naphthalene in sample 07DEC08.D from x, y = 14.233, 0 to 14.342, 0; result = 1049			✓	
CmdManuallyIntegrate QualifierPeak	BL2000\mchavez	12/10/2021 12:48:46 PM	Manually integrate qualifier145.0 of compound 1,2,3-Trichlorobenzene in sample 07DEC08.D from x, y = 14.476, 0 to 14.565, 0; result = 713			✓	
CmdSetSampleAttribute	BL2000\mchavez	12/10/2021 12:48:47 PM	Set SampleApproved = True for sample 07DEC08.D; previous value = False			✓	
CmdManuallyIntegrate QualifierPeak	BL2000\mchavez	12/10/2021 12:48:54 PM	Manually integrate qualifier145.0 of compound 1,2,3-Trichlorobenzene in sample 07DEC09.D from x, y = 14.459, 0 to 14.560, 0; result = 1902			✓	
CmdManuallyIntegrate QualifierPeak	BL2000\mchavez	12/10/2021 12:48:58 PM	Manually integrate qualifier127.0 of compound Naphthalene in sample 07DEC09.D from x, y = 14.253, 0 to 14.342, 0; result = 2137			✓	
CmdManuallyIntegrate QualifierPeak	BL2000\mchavez	12/10/2021 12:49:02 PM	Manually integrate qualifier222.8 of compound Hexachlorobutadiene in sample 07DEC09.D from x, y = 14.178, 0 to 14.261, 0; result = 1705			✓	
CmdManuallyIntegrate QualifierPeak	BL2000\mchavez	12/10/2021 12:49:12 PM	Manually integrate qualifier112.0 of compound 1,2,3-Trichloropropane in sample 07DEC09.D from x, y = 11.105, 0 to 11.197, 0; result = 1953			✓	
CmdManuallyIntegrate QualifierPeak	BL2000\mchavez	12/10/2021 12:49:20 PM	Manually integrate qualifier127.0 of compound Bromodichloromethane in sample 07DEC09.D from x, y = 7.530, 0 to 7.633, 0; result = 1941			✓	
CmdManuallyIntegrate QualifierPeak	BL2000\mchavez	12/10/2021 12:49:27 PM	Manually integrate qualifier106.0 of compound 2-Chloroethylvinyl ether in sample 07DEC09.D from x, y = 7.889, 0 to 8.012, 0; result = 1444			✓	
CmdManuallyIntegrate QualifierPeak	BL2000\mchavez	12/10/2021 12:49:29 PM	Manually integrate qualifier65.0 of compound 2-Chloroethylvinyl ether in sample 07DEC09.D from x, y = 7.901, 0 to 7.976, 0; result = 1463			✓	
CmdManuallyIntegrate QualifierPeak	BL2000\mchavez	12/10/2021 12:49:34 PM	Manually integrate qualifier98.0 of compound 1,2-Dichloroethane in sample 07DEC09.D from x, y = 6.289, 0 to 6.381, 0; result = 1641			✓	
CmdManuallyIntegrate QualifierPeak	BL2000\mchavez	12/10/2021 12:49:41 PM	Manually integrate qualifier86.0 of compound Vinyl acetate in sample 07DEC09.D from x, y = 4.490, 0 to 4.593, 0; result = 1164			✓	
CmdManuallyIntegrate QualifierPeak	BL2000\mchavez	12/10/2021 12:49:46 PM	Manually integrate qualifier57.0 of compound Methyl tert-butyl ether (MTBE) in sample 07DEC09.D from x, y = 3.692, 0 to 3.835, 0; result = 5878			✓	

Audit Trail report

Name	User	Time	Action	Reason	Comment	Succeed	Exception
CmdSetSampleAttribute	BL2000\mchavez	12/10/2021 12:49:53 PM	Set SampleApproved = True for sample 07DEC09.D; previous value = False			✓	
CmdManuallyIntegrateQualifierPeak	BL2000\mchavez	12/10/2021 12:50:28 PM	Manually integrate qualifier 98.0 of compound 1,2-Dichloroethane in sample 07DEC10.D from x, y = 6.294, 0 to 6.389, 0; result = 3029			✓	
CmdSetSampleAttribute	BL2000\mchavez	12/10/2021 12:51:10 PM	Set SampleApproved = True for sample 07DEC18.D; previous value = False			✓	
CmdSetSampleAttribute	BL2000\mchavez	12/10/2021 12:51:16 PM	Set SampleApproved = True for sample 07DEC14.D; previous value = False			✓	
CmdSetSampleAttribute	BL2000\mchavez	12/10/2021 12:51:18 PM	Set SampleApproved = True for sample 07DEC16.D; previous value = False			✓	
CmdSetSampleAttribute	BL2000\mchavez	12/10/2021 12:51:46 PM	Set SampleApproved = True for sample 07DEC20.D; previous value = False			✓	

Audit Trail report

Name	User	Time	Action	Reason	Comment	Succeed	Exception
CmdCalibrate	BL2000\mchavez	12/10/2021 12:59:35 PM	Replace level QC with QC sample 07DEC20.D for compounds {Vinyl acetate, Acrolein, 2-Chloroethylvinyl ether, Acrylonitrile, Chlorobenzene, Tetrachloroethene, Trichloroethene, Carbon tetrachloride, Chloroform, 1,1-Dichloroethene, Vinyl chloride, p-Bromofluorobenzene, Toluene-d8, 1,2-Dichloroethane-d4, Dibromofluoromethane, 1,2-Dichloroethane, Benzene, 1,4-Dichlorobenzene, Methyl ethyl ketone, Styrene, 1,1,1-Trichloroethane, Methyl tert-butyl ether (MTBE), Methylene chloride, o-Xylene, m+p-Xylenes, Ethylbenzene, Toluene, 1,2,3-Trichlorobenzene, Naphthalene, Hexachlorobutadiene, 1,2,4-Trichlorobenzene, 1,2-Dibromo-3-chloropropane, 1,2-Dichlorobenzene, n-Butylbenzene, p-Isopropyltoluene, 1,3-Dichlorobenzene, sec-Butylbenzene, 1,2,4-Trimethylbenzene, tert-Butylbenzene, 4-Chlorotoluene, 1,3,5-Trimethylbenzene, 2-Chlorotoluene, n-Propylbenzene, 1,2,3-Trichloropropane, Bromobenzene, 1,1,2,2-Tetrachloroethane, Isopropylbenzene, Bromoform, 1,1,1,2-Tetrachloroethane, 1,2-Dibromoethane, Chlorodibromomethane, 1,3-Dichloropropane, 1,1,2-Trichloroethane, trans-1,3-Dichloropropene, cis-1,3-Dichloropropene, Bromodichloromethane, Dibromomethane, 1,2-Dichloropropane, 1,1-Dichloropropene, Bromochloromethane, cis-1,2-Dichloroethene, 2,2-Dichloropropane, 1,1-Dichloroethane, trans-1,2-Dichloroethene, Trichlorofluoromethane, Chloroethane, Bromomethane, Chloromethane, Dichlorodifluoromethane, Acetone, 2-Hexanone, Methyl isobutyl ketone, Acetone_58}; Replace level 8 with Calibration sample 07DEC18.D for compounds {Vinyl acetate, Acrolein, 2-Chloroethylvinyl ether, Acrylonitrile, Chlorobenzene, Tetrachloroethene, Trichloroethene, Carbon tetrachloride, Chloroform, 1,1-Dichloroethene, Vinyl chloride, p-Bromofluorobenzene, Toluene-d8, 1,2-Dichloroethane-d4, Dibromofluoromethane, 1,2-Dichloroethane, Benzene, 1,4-Dichlorobenzene, Methyl ethyl ketone,			✓	

Audit Trail report

Name	User	Time	Action	Reason	Comment	Succeed	Exception
			<p>Styrene, 1,1,1-Trichloroethane, Methyl tert-butyl ether (MTBE), Methylene chloride, o-Xylene, m+p-Xylenes, Ethylbenzene, Toluene, 1,2,3-Trichlorobenzene, Naphthalene, Hexachlorobutadiene, 1,2,4-Trichlorobenzene, 1,2-Dibromo-3-chloropropane, 1,2-Dichlorobenzene, n-Butylbenzene, p-Isopropyltoluene, 1,3-Dichlorobenzene, sec-Butylbenzene, 1,2,4-Trimethylbenzene, tert-Butylbenzene, 4-Chlorotoluene, 1,3,5-Trimethylbenzene, 2-Chlorotoluene, n-Propylbenzene, 1,2,3-Trichloropropane, Bromobenzene, 1,1,2,2-Tetrachloroethane, Isopropylbenzene, Bromoform, 1,1,1,2-Tetrachloroethane, 1,2-Dibromoethane, Chlorodibromomethane, 1,3-Dichloropropane, 1,1,2-Trichloroethane, trans-1,3-Dichloropropene, cis-1,3-Dichloropropene, Bromodichloromethane, Dibromomethane, 1,2-Dichloropropane, 1,1-Dichloropropene, Bromochloromethane, cis-1,2-Dichloroethene, 2,2-Dichloropropane, 1,1-Dichloroethane, trans-1,2-Dichloroethene, Trichlorofluoromethane, Chloroethane, Bromomethane, Chloromethane, Dichlorodifluoromethane, Acetone, 2-Hexanone, Methyl isobutyl ketone, Acetone_58}; Replace level 7 with Calibration sample 07DEC16.D for compounds {Vinyl acetate, Acrolein, 2-Chloroethylvinyl ether, Acrylonitrile, Chlorobenzene, Tetrachloroethene, Trichloroethene, Carbon tetrachloride, Chloroform, 1,1-Dichloroethene, Vinyl chloride, p-Bromofluorobenzene, Toluene-d8, 1,2-Dichloroethane-d4, Dibromofluoromethane, 1,2-Dichloroethane, Benzene, 1,4-Dichlorobenzene, Methyl ethyl ketone, Styrene, 1,1,1-Trichloroethane, Methyl tert-butyl ether (MTBE), Methylene chloride, o-Xylene, m+p-Xylenes, Ethylbenzene, Toluene, 1,2,3-Trichlorobenzene, Naphthalene, Hexachlorobutadiene, 1,2,4-Trichlorobenzene, 1,2-Dibromo-3-chloropropane, 1,2-Dichlorobenzene, n-Butylbenzene, p-Isopropyltoluene, 1,3-Dichlorobenzene, sec-Butylbenzene, 1,2,4-Trimethylbenzene, tert-Butylbenzene, 4-Chlorotoluene,</p>				

Audit Trail report

Name	User	Time	Action	Reason	Comment	Succeed	Exception
			1,3,5-Trimethylbenzene, 2-Chlorotoluene, n-Propylbenzene, 1,2,3-Trichloropropane, Bromobenzene, 1,1,2,2-Tetrachloroethane, Isopropylbenzene, Bromoform, 1,1,1,2-Tetrachloroethane, 1,2-Dibromoethane, Chlorodibromomethane, 1,3-Dichloropropane, 1,1,2-Trichloroethane, trans-1,3-Dichloropropene, cis-1,3-Dichloropropene, Bromodichloromethane, Dibromomethane, 1,2-Dichloropropane, 1,1-Dichloropropene, Bromochloromethane, cis-1,2-Dichloroethene, 2,2-Dichloropropane, 1,1-Dichloroethane, trans-1,2-Dichloroethene, Trichlorofluoromethane, Chloroethane, Bromomethane, Chloromethane, Dichlorodifluoromethane, Acetone, 2-Hexanone, Methyl isobutyl ketone, Acetone_58}; Replace level 6 with Calibration sample 07DEC14.D for compounds {Vinyl acetate, Acrolein, 2-Chloroethylvinyl ether, Acrylonitrile, Chlorobenzene, Tetrachloroethene, Trichloroethene, Carbon tetrachloride, Chloroform, 1,1-Dichloroethene, Vinyl chloride, p-Bromofluorobenzene, Toluene-d8, 1,2-Dichloroethane-d4, Dibromofluoromethane, 1,2-Dichloroethane, Benzene, 1,4-Dichlorobenzene, Methyl ethyl ketone, Styrene, 1,1,1-Trichloroethane, Methyl tert-butyl ether (MTBE), Methylene chloride, o-Xylene, m+p-Xylenes, Ethylbenzene, Toluene, 1,2,3-Trichlorobenzene, Naphthalene, Hexachlorobutadiene, 1,2,4-Trichlorobenzene, 1,2-Dibromo-3-chloropropane, 1,2-Dichlorobenzene, n-Butylbenzene, p-Isopropyltoluene, 1,3-Dichlorobenzene, sec-Butylbenzene, 1,2,4-Trimethylbenzene, tert-Butylbenzene, 4-Chlorotoluene, 1,3,5-Trimethylbenzene, 2-Chlorotoluene, n-Propylbenzene, 1,2,3-Trichloropropane, Bromobenzene, 1,1,2,2-Tetrachloroethane, Isopropylbenzene, Bromoform, 1,1,1,2-Tetrachloroethane, 1,2-Dibromoethane, Chlorodibromomethane, 1,3-Dichloropropane, 1,1,2-Trichloroethane, trans-1,3-Dichloropropene, cis-1,3-Dichloropropene,				

Audit Trail report

Name	User	Time	Action	Reason	Comment	Succeed	Exception
			Bromodichloromethane, Dibromomethane, 1,2- Dichloropropane, 1,1-Dichloropropene, Bromochloromethane, cis-1,2- Dichloroethene, 2,2-Dichloropropane, 1,1-Dichloroethane, trans-1,2- Dichloroethene, Trichlorofluoromethane, Chloroethane, Bromomethane, Chloromethane, Dichlorodifluoromethane, Acetone, 2- Hexanone, Methyl isobutyl ketone, Acetone_58}; Replace level 5 with Calibration sample 07DEC12.D for compounds {Vinyl acetate, Acrolein, 2- Chloroethylvinyl ether, Acrylonitrile, Chlorobenzene, Tetrachloroethene, Trichloroethene, Carbon tetrachloride, Chloroform, 1,1-Dichloroethene, Vinyl chloride, p-Bromofluorobenzene, Toluene-d8, 1,2-Dichloroethane-d4, Dibromofluoromethane, 1,2- Dichloroethane, Benzene, 1,4- Dichlorobenzene, Methyl ethyl ketone, Styrene, 1,1,1-Trichloroethane, Methyl tert-butyl ether (MTBE), Methylene chloride, o-Xylene, m+p-Xylenes, Ethylbenzene, Toluene, 1,2,3- Trichlorobenzene, Naphthalene, Hexachlorobutadiene, 1,2,4- Trichlorobenzene, 1,2-Dibromo-3- chloropropane, 1,2-Dichlorobenzene, n-Butylbenzene, p-Isopropyltoluene, 1,3-Dichlorobenzene, sec- Butylbenzene, 1,2,4-Trimethylbenzene, tert-Butylbenzene, 4-Chlorotoluene, 1,3,5-Trimethylbenzene, 2- Chlorotoluene, n-Propylbenzene, 1,2,3- Trichloropropane, Bromobenzene, 1,1,2,2-Tetrachloroethane, Isopropylbenzene, Bromoform, 1,1,1,2-Tetrachloroethane, 1,2- Dibromoethane, Chlorodibromomethane, 1,3- Dichloropropane, 1,1,2- Trichloroethane, trans-1,3- Dichloropropene, cis-1,3- Dichloropropene, Bromodichloromethane, Dibromomethane, 1,2- Dichloropropane, 1,1-Dichloropropene, Bromochloromethane, cis-1,2- Dichloroethene, 2,2-Dichloropropane, 1,1-Dichloroethane, trans-1,2- Dichloroethene, Trichlorofluoromethane, Chloroethane, Bromomethane, Chloromethane, Dichlorodifluoromethane, Acetone, 2- Hexanone, Methyl isobutyl ketone, Acetone_58}; Replace level 4 with				

Audit Trail report

Name	User	Time	Action	Reason	Comment	Succeed	Exception
			Calibration sample 07DEC10.D for compounds {Vinyl acetate, Acrolein, 2-Chloroethylvinyl ether, Acrylonitrile, Chlorobenzene, Tetrachloroethene, Trichloroethene, Carbon tetrachloride, Chloroform, 1,1-Dichloroethene, Vinyl chloride, p-Bromofluorobenzene, Toluene-d8, 1,2-Dichloroethane-d4, Dibromofluoromethane, 1,2-Dichloroethane, Benzene, 1,4-Dichlorobenzene, Methyl ethyl ketone, Styrene, 1,1,1-Trichloroethane, Methyl tert-butyl ether (MTBE), Methylene chloride, o-Xylene, m+p-Xylenes, Ethylbenzene, Toluene, 1,2,3-Trichlorobenzene, Naphthalene, Hexachlorobutadiene, 1,2,4-Trichlorobenzene, 1,2-Dibromo-3-chloropropane, 1,2-Dichlorobenzene, n-Butylbenzene, p-Isopropyltoluene, 1,3-Dichlorobenzene, sec-Butylbenzene, 1,2,4-Trimethylbenzene, tert-Butylbenzene, 4-Chlorotoluene, 1,3,5-Trimethylbenzene, 2-Chlorotoluene, n-Propylbenzene, 1,2,3-Trichloropropane, Bromobenzene, 1,1,2,2-Tetrachloroethane, Isopropylbenzene, Bromoform, 1,1,1,2-Tetrachloroethane, 1,2-Dibromoethane, Chlorodibromomethane, 1,3-Dichloropropane, 1,1,2-Trichloroethane, trans-1,3-Dichloropropene, cis-1,3-Dichloropropene, Bromodichloromethane, Dibromomethane, 1,2-Dichloropropane, 1,1-Dichloropropene, Bromochloromethane, cis-1,2-Dichloroethene, 2,2-Dichloropropane, 1,1-Dichloroethane, trans-1,2-Dichloroethene, Trichlorofluoromethane, Chloroethane, Bromomethane, Chloromethane, Dichlorodifluoromethane, Acetone, 2-Hexanone, Methyl isobutyl ketone, Acetone_58}; Replace level 3 with Calibration sample 07DEC09.D for compounds {Vinyl acetate, Acrolein, 2-Chloroethylvinyl ether, Acrylonitrile, Chlorobenzene, Tetrachloroethene, Trichloroethene, Carbon tetrachloride, Chloroform, 1,1-Dichloroethene, Vinyl chloride, p-Bromofluorobenzene, Toluene-d8, 1,2-Dichloroethane-d4, Dibromofluoromethane, 1,2-Dichloroethane, Benzene, 1,4-Dichlorobenzene, Methyl ethyl ketone, Styrene, 1,1,1-Trichloroethane, Methyl				

Audit Trail report

Name	User	Time	Action	Reason	Comment	Succeed	Exception
			tert-butyl ether (MTBE), Methylene chloride, o-Xylene, m+p-Xylenes, Ethylbenzene, Toluene, 1,2,3-Trichlorobenzene, Naphthalene, Hexachlorobutadiene, 1,2,4-Trichlorobenzene, 1,2-Dibromo-3-chloropropane, 1,2-Dichlorobenzene, n-Butylbenzene, p-Isopropyltoluene, 1,3-Dichlorobenzene, sec-Butylbenzene, 1,2,4-Trimethylbenzene, tert-Butylbenzene, 4-Chlorotoluene, 1,3,5-Trimethylbenzene, 2-Chlorotoluene, n-Propylbenzene, 1,2,3-Trichloropropane, Bromobenzene, 1,1,2,2-Tetrachloroethane, Isopropylbenzene, Bromoform, 1,1,1,2-Tetrachloroethane, 1,2-Dibromoethane, Chlorodibromomethane, 1,3-Dichloropropane, 1,1,2-Trichloroethane, trans-1,3-Dichloropropene, cis-1,3-Dichloropropene, Bromodichloromethane, Dibromomethane, 1,2-Dichloropropane, 1,1-Dichloropropene, Bromochloromethane, cis-1,2-Dichloroethene, 2,2-Dichloropropane, 1,1-Dichloroethane, trans-1,2-Dichloroethene, Trichlorofluoromethane, Chloroethane, Bromomethane, Chloromethane, Dichlorodifluoromethane, Acetone, 2-Hexanone, Methyl isobutyl ketone, Acetone_58}; Replace level 2 with Calibration sample 07DEC08.D for compounds {Vinyl acetate, Acrolein, 2-Chloroethylvinyl ether, Acrylonitrile, Chlorobenzene, Tetrachloroethene, Trichloroethene, Carbon tetrachloride, Chloroform, 1,1-Dichloroethene, Vinyl chloride, p-Bromofluorobenzene, Toluene-d8, 1,2-Dichloroethane-d4, Dibromofluoromethane, 1,2-Dichloroethane, Benzene, 1,4-Dichlorobenzene, Methyl ethyl ketone, Styrene, 1,1,1-Trichloroethane, Methyl tert-butyl ether (MTBE), Methylene chloride, o-Xylene, m+p-Xylenes, Ethylbenzene, Toluene, 1,2,3-Trichlorobenzene, Naphthalene, Hexachlorobutadiene, 1,2,4-Trichlorobenzene, 1,2-Dibromo-3-chloropropane, 1,2-Dichlorobenzene, n-Butylbenzene, p-Isopropyltoluene, 1,3-Dichlorobenzene, sec-Butylbenzene, 1,2,4-Trimethylbenzene, tert-Butylbenzene, 4-Chlorotoluene, 1,3,5-Trimethylbenzene, 2-				

Audit Trail report

Name	User	Time	Action	Reason	Comment	Succeed	Exception
			Chlorotoluene, n-Propylbenzene, 1,2,3-Trichloropropane, Bromobenzene, 1,1,2,2-Tetrachloroethane, Isopropylbenzene, Bromoform, 1,1,1,2-Tetrachloroethane, 1,2-Dibromoethane, Chlorodibromomethane, 1,3-Dichloropropane, 1,1,2-Trichloroethane, trans-1,3-Dichloropropene, cis-1,3-Dichloropropene, Bromodichloromethane, Dibromomethane, 1,2-Dichloropropane, 1,1-Dichloropropene, Bromochloromethane, cis-1,2-Dichloroethene, 2,2-Dichloropropane, 1,1-Dichloroethane, trans-1,2-Dichloroethene, Trichlorofluoromethane, Chloroethane, Bromomethane, Chloromethane, Dichlorodifluoromethane, Acetone, 2-Hexanone, Methyl isobutyl ketone, Acetone_58}; Replace level 1 with Calibration sample 07DEC07.D for compounds {Vinyl acetate, Acrolein, 2-Chloroethylvinyl ether, Acrylonitrile, Chlorobenzene, Tetrachloroethene, Trichloroethene, Carbon tetrachloride, Chloroform, 1,1-Dichloroethene, Vinyl chloride, p-Bromofluorobenzene, Toluene-d8, 1,2-Dichloroethane-d4, Dibromofluoromethane, 1,2-Dichloroethane, Benzene, 1,4-Dichlorobenzene, Methyl ethyl ketone, Styrene, 1,1,1-Trichloroethane, Methyl tert-butyl ether (MTBE), Methylene chloride, o-Xylene, m+p-Xylenes, Ethylbenzene, Toluene, 1,2,3-Trichlorobenzene, Naphthalene, Hexachlorobutadiene, 1,2,4-Trichlorobenzene, 1,2-Dibromo-3-chloropropane, 1,2-Dichlorobenzene, n-Butylbenzene, p-Isopropyltoluene, 1,3-Dichlorobenzene, sec-Butylbenzene, 1,2,4-Trimethylbenzene, tert-Butylbenzene, 4-Chlorotoluene, 1,3,5-Trimethylbenzene, 2-Chlorotoluene, n-Propylbenzene, 1,2,3-Trichloropropane, Bromobenzene, 1,1,2,2-Tetrachloroethane, Isopropylbenzene, Bromoform, 1,1,1,2-Tetrachloroethane, 1,2-Dibromoethane, Chlorodibromomethane, 1,3-Dichloropropane, 1,1,2-Trichloroethane, trans-1,3-Dichloropropene, cis-1,3-Dichloropropene, Bromodichloromethane,				

Audit Trail report

Name	User	Time	Action	Reason	Comment	Succeed	Exception
			Dibromomethane, 1,2-Dichloropropane, 1,1-Dichloropropene, Bromochloromethane, cis-1,2-Dichloroethene, 2,2-Dichloropropane, 1,1-Dichloroethane, trans-1,2-Dichloroethene, Trichlorofluoromethane, Chloroethane, Bromomethane, Chloromethane, Dichlorodifluoromethane, Acetone, 2-Hexanone, Methyl isobutyl ketone, Acetone_58};				
CmdQuantitate	BL2000\mchavez	12/10/2021 1:01:00 PM	Quantitate all compounds in all samples			✓	
CmdSetLevelEnable	BL2000\mchavez	12/10/2021 1:02:16 PM	Set LevelEnable = False for calibration level 1, levelId = 20 of compound Bromomethane in sample 07DEC12.D; previous value = True			✓	
CmdSetLevelEnable	BL2000\mchavez	12/10/2021 1:02:21 PM	Set LevelEnable = True for calibration level 1, levelId = 20 of compound Bromomethane in sample 07DEC12.D; previous value = False			✓	
CmdSetTargetCompoundAttribute	BL2000\mchavez	12/10/2021 1:02:26 PM	Set CurveFit = fitQuadratic for compound Bromomethane in all samples; previous value = fitAverageOfResponseFactors			✓	
CmdSetTargetCompoundAttribute	BL2000\mchavez	12/10/2021 1:02:28 PM	Set CurveFitWeight = weightOneOverX for compound Bromomethane in all samples; previous value = weightEqual			✓	
CmdSetLevelEnable	BL2000\mchavez	12/10/2021 1:03:22 PM	Set LevelEnable = True for calibration level 1, levelId = 20 of compound Methylene chloride in sample 07DEC12.D; previous value = False			✓	
CmdSetTargetCompoundAttribute	BL2000\mchavez	12/10/2021 1:03:26 PM	Set CurveFit = fitAverageOfResponseFactors for compound Methylene chloride in all samples; previous value = fitQuadratic			✓	
CmdSetTargetCompoundAttribute	BL2000\mchavez	12/10/2021 1:03:28 PM	Set CurveFitWeight = weightEqual for compound Methylene chloride in all samples; previous value = weightOneOverX			✓	
CmdQuantitate	BL2000\mchavez	12/10/2021 1:03:55 PM	Quantitate all compounds in all samples			✓	
CmdSaveBatchTable	BL2000\mchavez	12/10/2021 1:04:54 PM	Save batch D:\Org\Data\VOA5975C\VG120721\QuantResults\VG120721_8260B_624pt1.batch.bin			✓	
CmdOpenBatchTable	BL2000\mchavez	12/10/2021 1:09:00 PM	Open batch D:\Org\Data\VOA5975C\VG120721\VG120721_8260B_624pt1.batch.bin			✓	
CmdSetSampleAttribute	BL2000\mchavez	12/10/2021 1:09:59 PM	Set SampleApproved = True for sample 07DEC10.D; previous value = False			✓	

Audit Trail report

Name	User	Time	Action	Reason	Comment	Succeed	Exception
CmdSetLevelEnable	BL2000\mchavez	12/10/2021 1:10:09 PM	Set LevelEnable = False for calibration level 1, levelId = 20 of compound Methylene chloride in sample 07DEC12.D; previous value = True			✓	
CmdQuantitate	BL2000\mchavez	12/10/2021 1:10:36 PM	Quantitate all compounds in all samples			✓	
CmdManuallyIntegratePeak	BL2000\mchavez	12/10/2021 1:11:08 PM	Manually integrate compound Methylene chloride in sample 07DEC03.D from x, y = 3.296, 0 to 3.394, 0; result = 1968			✓	
CmdManuallyIntegrateQualifierPeak	BL2000\mchavez	12/10/2021 1:11:12 PM	Manually integrate qualifier 84.0 of compound Methylene chloride in sample 07DEC03.D from x, y = 3.291, 0 to 3.386, 0; result = 1249			✓	
CmdManuallyIntegrateQualifierPeak	BL2000\mchavez	12/10/2021 1:11:14 PM	Manually integrate qualifier 86.0 of compound Methylene chloride in sample 07DEC03.D from x, y = 3.285, 0 to 3.391, 0; result = 853			✓	
CmdStartMethodEditing	BL2000\mchavez	12/10/2021 1:12:03 PM	Start method editing			✓	
CmdImportMethodFromSample	BL2000\mchavez	12/10/2021 1:12:04 PM	Import method from sample 07DEC07.D			✓	
CmdApplyMethodToAllSamples	BL2000\mchavez	12/10/2021 1:13:06 PM	Apply method to all samples			✓	
CmdMethodClear	BL2000\mchavez	12/10/2021 1:13:06 PM	Clear method			✓	
CmdEndMethodEditing	BL2000\mchavez	12/10/2021 1:13:07 PM	End method editing			✓	
CmdQuantitate	BL2000\mchavez	12/10/2021 1:13:33 PM	Quantitate all compounds in all samples			✓	
CmdManuallyIntegrateQualifierPeak	BL2000\mchavez	12/10/2021 1:16:42 PM	Manually integrate qualifier 111.0 of compound 1,4-Dichlorobenzene in sample 07DEC07.D, from x, y = 12.114, 104 to 12.147, 0, result = 1152; previous integration is from x, y = 12.072, 0 to 12.147, 0 and previous response = 4203.			✓	
CmdManuallyIntegrateDropBaseline	BL2000\mchavez	12/10/2021 1:16:46 PM	Drop baseline for qualifier 111.0 of compound 1,4-Dichlorobenzene in sample 07DEC07.D to y = 0, new integration is from x, y = 12.114, 0 to 12.147, 0 and new response = 1256; previous integration is from x, y = 12.114, 104 to 12.147, 0 and previous response = 1152.			✓	
CmdSetLevelEnable	BL2000\mchavez	12/10/2021 1:17:02 PM	Set LevelEnable = False for calibration level 1, levelId = 20 of compound 1,2-Dibromo-3-chloropropane in sample 07DEC07.D; previous value = True			✓	
CmdQuantitate	BL2000\mchavez	12/10/2021 1:17:42 PM	Quantitate all compounds in all samples			✓	
CmdSaveBatchTable	BL2000\mchavez	12/10/2021 1:18:14 PM	Save batch D:\Org\Data\VOA5975C\VG120721\QuantResults\VG120721_8260B_624pt1.batch.bin			✓	

Audit Trail report

Name	User	Time	Action	Reason	Comment	Succeed	Exception
CmdOpenBatchTable	BL2000\mchavez	12/13/2021 1:54:42 PM	Open batch D:\Org\Data\VOA5975C\VG120721\VG120721_8260B_624pt1.batch.bin			✓	
CmdSetSampleAttribute	BL2000\mchavez	12/13/2021 1:54:59 PM	Set SampleType = Blank for sample 07DEC06.D; previous value = Sample			✓	
CmdImportSamplesFromWorklist	BL2000\mchavez	12/13/2021 1:56:27 PM	Add samples from worklist: D:\Org\Data\VOA5975C\VG120721\07DEC12CC.D			✓	
CmdSetSampleAttribute	BL2000\mchavez	12/13/2021 1:56:40 PM	Set SampleName = CCV120721_5 for sample 07DEC12CC.D; previous value = ICAL120721_5			✓	
CmdSetSampleAttribute	BL2000\mchavez	12/13/2021 1:56:49 PM	Set SampleType = CC for sample 07DEC12CC.D; previous value = Sample			✓	
CmdSetSampleAttribute	BL2000\mchavez	12/13/2021 1:56:59 PM	Set SampleName = CCV120721 for sample 07DEC12CC.D; previous value = CCV120721_5			✓	
CmdSetSampleAttribute	BL2000\mchavez	12/13/2021 1:57:08 PM	Set LevelName = CC for sample 07DEC12CC.D; previous value =			✓	
CmdQuantitate	BL2000\mchavez	12/13/2021 1:57:41 PM	Quantitate all compounds in all samples			✓	
CmdSetSampleAttribute	BL2000\mchavez	12/13/2021 1:58:25 PM	Set UserDefined = Reimported Cal 5 to use as CCV for sample 07DEC12CC.D; previous value =			✓	
CmdSaveBatchTable	BL2000\mchavez	12/13/2021 1:58:41 PM	Save batch D:\Org\Data\VOA5975C\VG120721\QuantResults\VG120721_8260B_624pt1.batch.bin			✓	
CmdOpenBatchTable	BL2000\mchavez	12/13/2021 2:00:10 PM	Open batch D:\Org\Data\VOA5975C\VG120721\VG120721_8260B_624pt1.batch.bin			✓	
CmdSetSampleAttribute	BL2000\mchavez	12/13/2021 2:01:37 PM	Set SampleApproved = True for sample 07DEC05.D; previous value = False			✓	
CmdSetSampleAttribute	BL2000\mchavez	12/13/2021 2:24:49 PM	Set SampleApproved = True for sample 07DEC12CC.D; previous value = False			✓	
CmdSaveBatchTable	BL2000\mchavez	12/13/2021 2:42:36 PM	Save batch D:\Org\Data\VOA5975C\VG120721\QuantResults\VG120721_8260B_624pt1.batch.bin			✓	
CmdManuallyIntegratePeak	BL2000\mchavez	12/13/2021 2:44:02 PM	Manually integrate compound m+p-Xylenes in sample 07DEC06.D from x, y = 10.006, 0 to 10.070, 0; result = 171			✓	
CmdManuallyIntegrateQualifierPeak	BL2000\mchavez	12/13/2021 2:44:05 PM	Manually integrate qualifier 91.0 of compound m+p-Xylenes in sample 07DEC06.D from x, y = 10.009, 0 to 10.073, 0; result = 413			✓	
CmdManuallyIntegratePeak	BL2000\mchavez	12/13/2021 2:44:10 PM	Manually integrate compound o-Xylene in sample 07DEC06.D from x, y = 10.410, 0 to 10.435, 0; result = 28			✓	

Audit Trail report

Name	User	Time	Action	Reason	Comment	Succeed	Exception
CmdManuallyIntegrateQualifierPeak	BL2000\mchavez	12/13/2021 2:44:13 PM	Manually integrate qualifier 91.0 of compound o-Xylene in sample 07DEC06.D from x, y = 10.424, 0 to 10.452, 0; result = 28			✓	
CmdSetSampleAttribute	BL2000\mchavez	12/13/2021 2:47:34 PM	Set SampleApproved = True for sample 07DEC06.D; previous value = False			✓	
CmdCalibrate	BL2000\mchavez	12/13/2021 2:48:20 PM	Replace level CC with CC sample 07DEC12CC.D for compounds {Vinyl acetate, Acrolein, 2-Chloroethylvinyl ether, Acrylonitrile, Chlorobenzene, Tetrachloroethene, Trichloroethene, Carbon tetrachloride, Chloroform, 1,1-Dichloroethene, Vinyl chloride, p-Bromofluorobenzene, Toluene-d8, 1,2-Dichloroethane-d4, Dibromofluoromethane, 1,2-Dichloroethane, Benzene, 1,4-Dichlorobenzene, Methyl ethyl ketone, Styrene, 1,1,1-Trichloroethane, Methyl tert-butyl ether (MTBE), Methylene chloride, o-Xylene, m+p-Xylenes, Ethylbenzene, Toluene, 1,2,3-Trichlorobenzene, Naphthalene, Hexachlorobutadiene, 1,2,4-Trichlorobenzene, 1,2-Dibromo-3-chloropropane, 1,2-Dichlorobenzene, n-Butylbenzene, p-Isopropyltoluene, 1,3-Dichlorobenzene, sec-Butylbenzene, 1,2,4-Trimethylbenzene, tert-Butylbenzene, 4-Chlorotoluene, 1,3,5-Trimethylbenzene, 2-Chlorotoluene, n-Propylbenzene, 1,2,3-Trichloropropane, Bromobenzene, 1,1,2,2-Tetrachloroethane, Isopropylbenzene, Bromoform, 1,1,1,2-Tetrachloroethane, 1,2-Dibromoethane, Chlorodibromomethane, 1,3-Dichloropropane, 1,1,2-Trichloroethane, trans-1,3-Dichloropropene, cis-1,3-Dichloropropene, Bromodichloromethane, Dibromomethane, 1,2-Dichloropropane, 1,1-Dichloropropene, Bromochloromethane, cis-1,2-Dichloroethene, 2,2-Dichloropropane, 1,1-Dichloroethane, trans-1,2-Dichloroethene, Trichlorofluoromethane, Chloroethane, Bromomethane, Chloromethane, Dichlorodifluoromethane, Acetone, 2-Hexanone, Methyl isobutyl ketone, Acetone_58};			✓	
CmdQuantitate	BL2000\mchavez	12/13/2021 2:48:50 PM	Quantitate all compounds in all samples			✓	

Audit Trail report

Name	User	Time	Action	Reason	Comment	Succeed	Exception
CmdSaveBatchTable	BL2000\mchavez	12/13/2021 2:55:13 PM	Save batch D:\Org\Data\VOA5975C\VG120721\QuantResults\VG120721_8260B_624pt1.batch.bin			✓	
CmdOpenBatchTable	BL2000\steve	12/20/2021 1:51:39 PM	Open batch D:\Org\Data\VOA5975C\VG120721_L4\VG120721_8260B_624pt1_L4.batch.bin			✓	
CmdStartMethodEditing	BL2000\steve	12/20/2021 1:52:06 PM	Start method editing			✓	
CmdImportMethodFromSample	BL2000\steve	12/20/2021 1:52:06 PM	Import method from sample 07DEC06.D			✓	
CmdRemoveMethodTargetCompound	BL2000\steve	12/20/2021 1:57:13 PM	Remove compound B_Fluorobenzene			✓	
CmdRemoveMethodTargetCompound	BL2000\steve	12/20/2021 1:57:56 PM	Remove compound B_1,4-Dichlorobenzene-d4			✓	
CmdRemoveMethodTargetCompound	BL2000\steve	12/20/2021 1:57:57 PM	Remove compound IDM_Fluorobenzene			✓	
CmdRemoveMethodTargetCompound	BL2000\steve	12/20/2021 1:57:57 PM	Remove compound E_Fluorobenzene			✓	
CmdRemoveMethodTargetCompound	BL2000\steve	12/20/2021 1:57:57 PM	Remove compound E_1,4-Dichlorobenzene-d4			✓	
CmdRemoveMethodTargetCompound	BL2000\steve	12/20/2021 1:57:57 PM	Remove compound LX_Fluorobenzene			✓	
CmdRemoveMethodTargetCompound	BL2000\steve	12/20/2021 1:57:58 PM	Remove compound LX_Chlorobenzene_d5			✓	
CmdRemoveMethodTargetCompound	BL2000\steve	12/20/2021 1:57:58 PM	Remove compound T_1,4-Dichlorobenzene-d4			✓	
CmdRemoveMethodTargetCompound	BL2000\steve	12/20/2021 1:57:59 PM	Remove compound LX_1,4-Dichlorobenzene-d4			✓	
CmdRemoveMethodTargetCompound	BL2000\steve	12/20/2021 1:57:59 PM	Remove compound VA_Fluorobenzene			✓	
CmdRemoveMethodTargetCompound	BL2000\steve	12/20/2021 1:57:59 PM	Remove compound IPA_Fluorobenzene			✓	
CmdRemoveMethodTargetCompound	BL2000\steve	12/20/2021 1:58:00 PM	Remove compound EAC_Fluorobenzene			✓	
CmdRemoveMethodTargetCompound	BL2000\steve	12/20/2021 1:58:55 PM	Remove compound Pentachloroethane			✓	
CmdRemoveMethodTargetCompound	BL2000\steve	12/20/2021 1:59:07 PM	Remove compound Allyl chloride			✓	
CmdRemoveMethodTargetCompound	BL2000\steve	12/20/2021 1:59:07 PM	Remove compound Acrolein			✓	
CmdRemoveMethodTargetCompound	BL2000\steve	12/20/2021 1:59:16 PM	Remove compound 1,1,2-Trichloro-1,2,2-trifluoroethane			✓	
CmdRemoveMethodTargetCompound	BL2000\steve	12/20/2021 2:02:11 PM	Remove compound Iodomethane			✓	
CmdRemoveMethodTargetCompound	BL2000\steve	12/20/2021 2:02:11 PM	Remove compound Carbon disulfide			✓	
CmdRemoveMethodTargetCompound	BL2000\steve	12/20/2021 2:02:11 PM	Remove compound Acetonitrile			✓	

Audit Trail report

Name	User	Time	Action	Reason	Comment	Succeed	Exception
CmdRemoveMethodTargetCompound	BL2000\steve	12/20/2021 2:02:12 PM	Remove compound Chloroprene			✓	
CmdRemoveMethodTargetCompound	BL2000\steve	12/20/2021 2:02:22 PM	Remove compound Acrylonitrile			✓	
CmdRemoveMethodTargetCompound	BL2000\steve	12/20/2021 2:02:34 PM	Remove compound n-Hexane			✓	
CmdRemoveMethodTargetCompound	BL2000\steve	12/20/2021 2:02:43 PM	Remove compound Vinyl acetate			✓	
CmdRemoveMethodTargetCompound	BL2000\steve	12/20/2021 2:02:44 PM	Remove compound Ethyl Acetate			✓	
CmdRemoveMethodTargetCompound	BL2000\steve	12/20/2021 2:02:44 PM	Remove compound Isobutanol			✓	
CmdRemoveMethodTargetCompound	BL2000\steve	12/20/2021 2:02:55 PM	Remove compound Propionitrile			✓	
CmdRemoveMethodTargetCompound	BL2000\steve	12/20/2021 2:03:01 PM	Remove compound Methacrylonitrile			✓	
CmdRemoveMethodTargetCompound	BL2000\steve	12/20/2021 2:03:11 PM	Remove compound Cyclohexane			✓	
CmdSetMethodTargetCompoundAttribute	BL2000\steve	12/20/2021 2:03:17 PM	Set CompoundName = for compound Methylcyclohexane; previous value = Methylcyclohexane			✓	
CmdRemoveMethodTargetCompound	BL2000\steve	12/20/2021 2:03:22 PM	Remove compound			✓	
CmdRemoveMethodTargetCompound	BL2000\steve	12/20/2021 2:04:18 PM	Remove compound Methyl methacrylate			✓	
CmdRemoveMethodTargetCompound	BL2000\steve	12/20/2021 2:04:18 PM	Remove compound 1,4-Dioxane			✓	
CmdRemoveMethodTargetCompound	BL2000\steve	12/20/2021 2:04:26 PM	Remove compound Isopropanol			✓	
CmdRemoveMethodTargetCompound	BL2000\steve	12/20/2021 2:04:27 PM	Remove compound Isopropyl acetate			✓	
CmdRemoveMethodTargetCompound	BL2000\steve	12/20/2021 2:04:35 PM	Remove compound n-Amyl acetate			✓	
CmdRemoveMethodTargetCompound	BL2000\steve	12/20/2021 2:04:42 PM	Remove compound Ethyl methacrylate			✓	
CmdRemoveMethodTargetCompound	BL2000\steve	12/20/2021 2:08:37 PM	Remove compound 1,2,3-Trimethylbenzene			✓	
CmdRemoveMethodTargetCompound	BL2000\steve	12/20/2021 2:09:19 PM	Remove compound 1,2,4-Trichlorobenzene			✓	
CmdRemoveMethodTargetCompound	BL2000\steve	12/20/2021 2:09:20 PM	Remove compound 1,2,4-Trimethylbenzene			✓	
CmdRemoveMethodTargetCompound	BL2000\steve	12/20/2021 2:09:20 PM	Remove compound 1,2-Dibromo-3-chloropropane			✓	
CmdRemoveMethodTargetCompound	BL2000\steve	12/20/2021 2:09:39 PM	Remove compound 1,2,3-Trichlorobenzene			✓	
CmdRemoveMethodTargetCompound	BL2000\steve	12/20/2021 2:10:02 PM	Remove compound 1,3,5-Trimethylbenzene			✓	
CmdRemoveMethodTargetCompound	BL2000\steve	12/20/2021 2:10:35 PM	Remove compound 2-Chloroethylvinyl ether			✓	

Audit Trail report

Name	User	Time	Action	Reason	Comment	Succeed	Exception
CmdRemoveMethodTargetCompound	BL2000\steve	12/20/2021 2:10:58 PM	Remove compound 2-Hexanone			✓	
CmdRemoveMethodTargetCompound	BL2000\steve	12/20/2021 2:11:14 PM	Remove compound Acetone			✓	
CmdRemoveMethodTargetCompound	BL2000\steve	12/20/2021 2:11:15 PM	Remove compound Acetone_58			✓	
CmdRemoveMethodTargetCompound	BL2000\steve	12/20/2021 2:12:26 PM	Remove compound Hexachlorobutadiene			✓	
CmdRemoveMethodTargetCompound	BL2000\steve	12/20/2021 2:12:39 PM	Remove compound Isopropylbenzene			✓	
CmdRemoveMethodTargetCompound	BL2000\steve	12/20/2021 2:12:57 PM	Remove compound Methyl isobutyl ketone			✓	
CmdRemoveMethodTargetCompound	BL2000\steve	12/20/2021 2:13:19 PM	Remove compound Naphthalene			✓	
CmdRemoveMethodTargetCompound	BL2000\steve	12/20/2021 2:13:19 PM	Remove compound n-Butylbenzene			✓	
CmdRemoveMethodTargetCompound	BL2000\steve	12/20/2021 2:13:20 PM	Remove compound n-Propylbenzene			✓	
CmdRemoveMethodTargetCompound	BL2000\steve	12/20/2021 2:13:41 PM	Remove compound p-Isopropyltoluene			✓	
CmdRemoveMethodTargetCompound	BL2000\steve	12/20/2021 2:13:41 PM	Remove compound sec-Butylbenzene			✓	
CmdRemoveMethodTargetCompound	BL2000\steve	12/20/2021 2:14:00 PM	Remove compound tert-Butylbenzene			✓	
CmdRemoveMethodTargetCompound	BL2000\steve	12/20/2021 2:14:25 PM	Remove compound trans-1,4-Dichloro-2-butene			✓	
CmdSetMethodTargetCompoundAttribute	BL2000\steve	12/20/2021 2:14:55 PM	Set CompoundGroup = for compound 1,1,1,2-Tetrachloroethane; previous value = A CAL,TAS			✓	
CmdSetMethodTargetCompoundAttribute	BL2000\steve	12/20/2021 2:15:00 PM	Set CompoundGroup = for compound 1,1,1-Trichloroethane; previous value = A CAL,TAS,HLLY			✓	
CmdSetMethodTargetCompoundAttribute	BL2000\steve	12/20/2021 2:15:00 PM	Set CompoundGroup = for compound 1,1,2,2-Tetrachloroethane; previous value = A CAL,TAS			✓	
CmdSetMethodTargetCompoundAttribute	BL2000\steve	12/20/2021 2:15:00 PM	Set CompoundGroup = for compound 1,1,2-Trichloroethane; previous value = A CAL,TAS			✓	
CmdSetMethodTargetCompoundAttribute	BL2000\steve	12/20/2021 2:15:00 PM	Set CompoundGroup = for compound 1,1-Dichloroethane; previous value = A CAL,TAS			✓	
CmdSetMethodTargetCompoundAttribute	BL2000\steve	12/20/2021 2:15:00 PM	Set CompoundGroup = for compound 1,1-Dichloroethene; previous value = A CAL,TCLP,TAS,HLLY			✓	
CmdSetMethodTargetCompoundAttribute	BL2000\steve	12/20/2021 2:15:00 PM	Set CompoundGroup = for compound 1,1-Dichloropropene; previous value = A CAL,TAS			✓	
CmdSetMethodTargetCompoundAttribute	BL2000\steve	12/20/2021 2:15:00 PM	Set CompoundGroup = for compound 1,2,3-Trichloropropane; previous value = A CAL,TAS			✓	

Audit Trail report

Name	User	Time	Action	Reason	Comment	Succeed	Exception
CmdSetMethodTargetCompoundAttribute	BL2000\steve	12/20/2021 2:15:00 PM	Set CompoundGroup = for compound 1,2-Dibromoethane; previous value = A CAL,TAS			✓	
CmdSetMethodTargetCompoundAttribute	BL2000\steve	12/20/2021 2:15:00 PM	Set CompoundGroup = for compound 1,2-Dichlorobenzene; previous value = A CAL,TAS			✓	
CmdSetMethodTargetCompoundAttribute	BL2000\steve	12/20/2021 2:15:00 PM	Set CompoundGroup = for compound 1,2-Dichloroethane; previous value = A CAL,TCLP,TAS,BTEX,HLLY			✓	
CmdSetMethodTargetCompoundAttribute	BL2000\steve	12/20/2021 2:15:00 PM	Set CompoundGroup = for compound 1,2-Dichloroethane-d4; previous value = A CAL,TCLP,TAS,BTEX,UP,HLLY			✓	
CmdSetMethodTargetCompoundAttribute	BL2000\steve	12/20/2021 2:15:00 PM	Set CompoundGroup = for compound 1,2-Dichloropropane; previous value = A CAL,TAS			✓	
CmdSetMethodTargetCompoundAttribute	BL2000\steve	12/20/2021 2:15:00 PM	Set CompoundGroup = for compound 1,3-Dichlorobenzene; previous value = A CAL,TAS			✓	
CmdSetMethodTargetCompoundAttribute	BL2000\steve	12/20/2021 2:15:00 PM	Set CompoundGroup = for compound 1,3-Dichloropropane; previous value = A CAL,TAS			✓	
CmdSetMethodTargetCompoundAttribute	BL2000\steve	12/20/2021 2:15:00 PM	Set CompoundGroup = for compound 1,4-Dichlorobenzene; previous value = A CAL,TCLP,TAS			✓	
CmdSetMethodTargetCompoundAttribute	BL2000\steve	12/20/2021 2:15:00 PM	Set CompoundGroup = for compound 1,4-Dichlorobenzene-d4; previous value = A CAL,TCLP,TAS,BTEX,UP,HLLY			✓	
CmdSetMethodTargetCompoundAttribute	BL2000\steve	12/20/2021 2:15:00 PM	Set CompoundGroup = for compound 2,2-Dichloropropane; previous value = A CAL,TAS			✓	
CmdSetMethodTargetCompoundAttribute	BL2000\steve	12/20/2021 2:15:00 PM	Set CompoundGroup = for compound 2-Chlorotoluene; previous value = A CAL,TAS			✓	
CmdSetMethodTargetCompoundAttribute	BL2000\steve	12/20/2021 2:15:00 PM	Set CompoundGroup = for compound 4-Chlorotoluene; previous value = A CAL,TAS			✓	
CmdSetMethodTargetCompoundAttribute	BL2000\steve	12/20/2021 2:15:00 PM	Set CompoundGroup = for compound Benzene; previous value = A CAL,TCLP,TAS,BTEX,HLLY			✓	
CmdSetMethodTargetCompoundAttribute	BL2000\steve	12/20/2021 2:15:00 PM	Set CompoundGroup = for compound BM_Fluorobenzene; previous value = A CAL,TAS			✓	
CmdSetMethodTargetCompoundAttribute	BL2000\steve	12/20/2021 2:15:00 PM	Set CompoundGroup = for compound Bromobenzene; previous value = A CAL,TAS			✓	
CmdSetMethodTargetCompoundAttribute	BL2000\steve	12/20/2021 2:15:00 PM	Set CompoundGroup = for compound Bromochloromethane; previous value = A CAL,TAS			✓	
CmdSetMethodTargetCompoundAttribute	BL2000\steve	12/20/2021 2:15:00 PM	Set CompoundGroup = for compound Bromodichloromethane; previous value = A CAL,TAS			✓	

Audit Trail report

Name	User	Time	Action	Reason	Comment	Succeed	Exception
CmdSetMethodTargetCompoundAttribute	BL2000\steve	12/20/2021 2:15:00 PM	Set CompoundGroup = for compound Bromoform; previous value = A CAL,TAS			✓	
CmdSetMethodTargetCompoundAttribute	BL2000\steve	12/20/2021 2:15:00 PM	Set CompoundGroup = for compound Bromomethane; previous value = A CAL,TAS			✓	
CmdSetMethodTargetCompoundAttribute	BL2000\steve	12/20/2021 2:15:00 PM	Set CompoundGroup = for compound Carbon tetrachloride; previous value = A CAL,TCLP,TAS,HLLY			✓	
CmdSetMethodTargetCompoundAttribute	BL2000\steve	12/20/2021 2:15:00 PM	Set CompoundGroup = for compound Chlorobenzene; previous value = A CAL,TCLP,TAS,HLLY			✓	
CmdSetMethodTargetCompoundAttribute	BL2000\steve	12/20/2021 2:15:00 PM	Set CompoundGroup = for compound Chlorobenzene-d5; previous value = A CAL,TCLP,TAS,BTEX,UP,HLLY			✓	
CmdSetMethodTargetCompoundAttribute	BL2000\steve	12/20/2021 2:15:00 PM	Set CompoundGroup = for compound Chlorodibromomethane; previous value = A CAL,TAS			✓	
CmdSetMethodTargetCompoundAttribute	BL2000\steve	12/20/2021 2:15:00 PM	Set CompoundGroup = for compound Chloroethane; previous value = A CAL,TAS			✓	
CmdSetMethodTargetCompoundAttribute	BL2000\steve	12/20/2021 2:15:00 PM	Set CompoundGroup = for compound Chloroform; previous value = A CAL,TCLP,TAS,HLLY			✓	
CmdSetMethodTargetCompoundAttribute	BL2000\steve	12/20/2021 2:15:00 PM	Set CompoundGroup = for compound Chloromethane; previous value = A CAL,TAS			✓	
CmdSetMethodTargetCompoundAttribute	BL2000\steve	12/20/2021 2:15:00 PM	Set CompoundGroup = for compound cis-1,2-Dichloroethene; previous value = A CAL,TAS			✓	
CmdSetMethodTargetCompoundAttribute	BL2000\steve	12/20/2021 2:15:01 PM	Set CompoundGroup = for compound cis-1,3-Dichloropropene; previous value = A CAL,TAS			✓	
CmdSetMethodTargetCompoundAttribute	BL2000\steve	12/20/2021 2:15:01 PM	Set CompoundGroup = for compound Dibromofluoromethane; previous value = A CAL,TCLP,TAS,BTEX,UP,HLLY			✓	
CmdSetMethodTargetCompoundAttribute	BL2000\steve	12/20/2021 2:15:01 PM	Set CompoundGroup = for compound Dibromomethane; previous value = A CAL,TAS			✓	
CmdSetMethodTargetCompoundAttribute	BL2000\steve	12/20/2021 2:15:01 PM	Set CompoundGroup = for compound Dichlorodifluoromethane; previous value = A CAL,TAS			✓	
CmdSetMethodTargetCompoundAttribute	BL2000\steve	12/20/2021 2:15:01 PM	Set CompoundGroup = for compound Ethylbenzene; previous value = A CAL,TAS,BTEX,HLLY			✓	
CmdSetMethodTargetCompoundAttribute	BL2000\steve	12/20/2021 2:15:01 PM	Set CompoundGroup = for compound Fluorobenzene; previous value = A CAL,TCLP,TAS,BTEX,UP,HLLY			✓	
CmdSetMethodTargetCompoundAttribute	BL2000\steve	12/20/2021 2:15:01 PM	Set CompoundGroup = for compound m+p-Xylenes; previous value = A CAL,TAS,BTEX,HLLY			✓	

Audit Trail report

Name	User	Time	Action	Reason	Comment	Succeed	Exception
CmdSetMethodTargetCompoundAttribute	BL2000\steve	12/20/2021 2:15:01 PM	Set CompoundGroup = for compound Methyl ethyl ketone; previous value = A CAL,TCLP,HLLY			✓	
CmdSetMethodTargetCompoundAttribute	BL2000\steve	12/20/2021 2:15:01 PM	Set CompoundGroup = for compound Methyl tert-butyl ether (MTBE); previous value = A CAL,TAS,HLLY			✓	
CmdSetMethodTargetCompoundAttribute	BL2000\steve	12/20/2021 2:15:01 PM	Set CompoundGroup = for compound Methylene chloride; previous value = A CAL,TAS,HLLY			✓	
CmdSetMethodTargetCompoundAttribute	BL2000\steve	12/20/2021 2:15:01 PM	Set CompoundGroup = for compound o-Xylene; previous value = A CAL,TAS,BTEX,HLLY			✓	
CmdSetMethodTargetCompoundAttribute	BL2000\steve	12/20/2021 2:15:01 PM	Set CompoundGroup = for compound p-Bromofluorobenzene; previous value = A CAL,TCLP,TAS,BTEX,UP,HLLY			✓	
CmdSetMethodTargetCompoundAttribute	BL2000\steve	12/20/2021 2:15:01 PM	Set CompoundGroup = for compound Styrene; previous value = A CAL,TAS,HLLY			✓	
CmdSetMethodTargetCompoundAttribute	BL2000\steve	12/20/2021 2:15:01 PM	Set CompoundGroup = for compound Tetrachloroethene; previous value = A CAL,TCLP,TAS,HLLY			✓	
CmdSetMethodTargetCompoundAttribute	BL2000\steve	12/20/2021 2:15:01 PM	Set CompoundGroup = for compound Toluene; previous value = A CAL,TAS,BTEX,HLLY			✓	
CmdSetMethodTargetCompoundAttribute	BL2000\steve	12/20/2021 2:15:01 PM	Set CompoundGroup = for compound Toluene-d8; previous value = A CAL,TCLP,TAS,BTEX,UP,HLLY			✓	
CmdSetMethodTargetCompoundAttribute	BL2000\steve	12/20/2021 2:15:01 PM	Set CompoundGroup = for compound trans-1,2-Dichloroethene; previous value = A CAL,TAS			✓	
CmdSetMethodTargetCompoundAttribute	BL2000\steve	12/20/2021 2:15:01 PM	Set CompoundGroup = for compound trans-1,3-Dichloropropene; previous value = A CAL,TAS			✓	
CmdSetMethodTargetCompoundAttribute	BL2000\steve	12/20/2021 2:15:01 PM	Set CompoundGroup = for compound Trichloroethene; previous value = A CAL,TCLP,TAS,HLLY			✓	
CmdSetMethodTargetCompoundAttribute	BL2000\steve	12/20/2021 2:15:01 PM	Set CompoundGroup = for compound Trichlorofluoromethane; previous value = A CAL,TAS			✓	
CmdSetMethodTargetCompoundAttribute	BL2000\steve	12/20/2021 2:15:01 PM	Set CompoundGroup = for compound Vinyl chloride; previous value = A CAL,TCLP,TAS,HLLY			✓	
CmdSaveMethodAs	BL2000\steve	12/20/2021 2:16:20 PM	Save method to file \\MASSHUNTER\Org\Data-Methods\Quant\VOA5975C\VOA5975C_120721_SHT_L4.m			✓	
CmdApplyMethodToAllSamples	BL2000\steve	12/20/2021 2:16:48 PM	Apply method to all samples			✓	
CmdMethodClear	BL2000\steve	12/20/2021 2:16:48 PM	Clear method			✓	
CmdEndMethodEditing	BL2000\steve	12/20/2021 2:16:49 PM	End method editing			✓	

Audit Trail report

Name	User	Time	Action	Reason	Comment	Succeed	Exception
CmdQuantitate	BL2000\steve	12/20/2021 2:17:04 PM	Quantitate all compounds in all samples			✓	
CmdSaveBatchTable	BL2000\steve	12/20/2021 2:18:38 PM	Save batch D:\Org\Data\VOA5975C\VG120721_L4\QuantResults\VG120721_8260B_624pt1_L4.batch.bin			✓	
CmdStartMethodEditing	BL2000\steve	12/20/2021 2:18:44 PM	Start method editing			✓	
CmdImportMethodFromSample	BL2000\steve	12/20/2021 2:18:44 PM	Import method from sample 07DEC07.D			✓	
CmdSetMethodTargetCompoundAttribute	BL2000\steve	12/20/2021 2:20:13 PM	Set CCResponseRatioLimitLow = 80 for compound 1,1,1,2-Tetrachloroethane; previous value = 70			✓	
CmdSetMethodTargetCompoundAttribute	BL2000\steve	12/20/2021 2:20:19 PM	Set CCResponseRatioLimitLow = 80 for compound 1,1,1-Trichloroethane; previous value = 70			✓	
CmdSetMethodTargetCompoundAttribute	BL2000\steve	12/20/2021 2:20:19 PM	Set CCResponseRatioLimitLow = 80 for compound 1,1,2,2-Tetrachloroethane; previous value = 70			✓	
CmdSetMethodTargetCompoundAttribute	BL2000\steve	12/20/2021 2:20:19 PM	Set CCResponseRatioLimitLow = 80 for compound 1,1,2-Trichloroethane; previous value = 70			✓	
CmdSetMethodTargetCompoundAttribute	BL2000\steve	12/20/2021 2:20:19 PM	Set CCResponseRatioLimitLow = 80 for compound 1,1-Dichloroethane; previous value = 70			✓	
CmdSetMethodTargetCompoundAttribute	BL2000\steve	12/20/2021 2:20:19 PM	No parameter change for CCResponseRatioLimitLow			✓	
CmdSetMethodTargetCompoundAttribute	BL2000\steve	12/20/2021 2:20:19 PM	Set CCResponseRatioLimitLow = 80 for compound 1,1-Dichloropropene; previous value = 70			✓	
CmdSetMethodTargetCompoundAttribute	BL2000\steve	12/20/2021 2:20:19 PM	Set CCResponseRatioLimitLow = 80 for compound 1,2,3-Trichloropropane; previous value = 70			✓	
CmdSetMethodTargetCompoundAttribute	BL2000\steve	12/20/2021 2:20:19 PM	Set CCResponseRatioLimitLow = 80 for compound 1,2-Dibromoethane; previous value = 70			✓	
CmdSetMethodTargetCompoundAttribute	BL2000\steve	12/20/2021 2:20:19 PM	Set CCResponseRatioLimitLow = 80 for compound 1,2-Dichlorobenzene; previous value = 70			✓	
CmdSetMethodTargetCompoundAttribute	BL2000\steve	12/20/2021 2:20:19 PM	Set CCResponseRatioLimitLow = 80 for compound 1,2-Dichloroethane; previous value = 70			✓	
CmdSetMethodTargetCompoundAttribute	BL2000\steve	12/20/2021 2:20:19 PM	Set CCResponseRatioLimitLow = 80 for compound 1,2-Dichloroethane-d4; previous value = 70			✓	
CmdSetMethodTargetCompoundAttribute	BL2000\steve	12/20/2021 2:20:19 PM	No parameter change for CCResponseRatioLimitLow			✓	
CmdSetMethodTargetCompoundAttribute	BL2000\steve	12/20/2021 2:20:19 PM	Set CCResponseRatioLimitLow = 80 for compound 1,3-Dichlorobenzene; previous value = 70			✓	

Audit Trail report

Name	User	Time	Action	Reason	Comment	Succeed	Exception
CmdSetMethodTargetCompoundAttribute	BL2000\steve	12/20/2021 2:20:19 PM	Set CCResponseRatioLimitLow = 80 for compound 1,3-Dichloropropane; previous value = 70			✓	
CmdSetMethodTargetCompoundAttribute	BL2000\steve	12/20/2021 2:20:19 PM	Set CCResponseRatioLimitLow = 80 for compound 1,4-Dichlorobenzene; previous value = 70			✓	
CmdSetMethodTargetCompoundAttribute	BL2000\steve	12/20/2021 2:20:19 PM	Set CCResponseRatioLimitLow = 80 for compound 1,4-Dichlorobenzene-d4; previous value =			✓	
CmdSetMethodTargetCompoundAttribute	BL2000\steve	12/20/2021 2:20:19 PM	Set CCResponseRatioLimitLow = 80 for compound 2,2-Dichloropropane; previous value = 70			✓	
CmdSetMethodTargetCompoundAttribute	BL2000\steve	12/20/2021 2:20:19 PM	Set CCResponseRatioLimitLow = 80 for compound 2-Chlorotoluene; previous value = 70			✓	
CmdSetMethodTargetCompoundAttribute	BL2000\steve	12/20/2021 2:20:19 PM	Set CCResponseRatioLimitLow = 80 for compound 4-Chlorotoluene; previous value = 70			✓	
CmdSetMethodTargetCompoundAttribute	BL2000\steve	12/20/2021 2:20:19 PM	Set CCResponseRatioLimitLow = 80 for compound Benzene; previous value = 70			✓	
CmdSetMethodTargetCompoundAttribute	BL2000\steve	12/20/2021 2:20:19 PM	Set CCResponseRatioLimitLow = 80 for compound BM_Fluorobenzene; previous value =			✓	
CmdSetMethodTargetCompoundAttribute	BL2000\steve	12/20/2021 2:20:19 PM	Set CCResponseRatioLimitLow = 80 for compound Bromobenzene; previous value = 70			✓	
CmdSetMethodTargetCompoundAttribute	BL2000\steve	12/20/2021 2:20:19 PM	Set CCResponseRatioLimitLow = 80 for compound Bromochloromethane; previous value = 70			✓	
CmdSetMethodTargetCompoundAttribute	BL2000\steve	12/20/2021 2:20:19 PM	Set CCResponseRatioLimitLow = 80 for compound Bromodichloromethane; previous value = 70			✓	
CmdSetMethodTargetCompoundAttribute	BL2000\steve	12/20/2021 2:20:19 PM	Set CCResponseRatioLimitLow = 80 for compound Bromoform; previous value = 70			✓	
CmdSetMethodTargetCompoundAttribute	BL2000\steve	12/20/2021 2:20:19 PM	Set CCResponseRatioLimitLow = 80 for compound Bromomethane; previous value = 70			✓	
CmdSetMethodTargetCompoundAttribute	BL2000\steve	12/20/2021 2:20:19 PM	Set CCResponseRatioLimitLow = 80 for compound Carbon tetrachloride; previous value = 70			✓	
CmdSetMethodTargetCompoundAttribute	BL2000\steve	12/20/2021 2:20:19 PM	Set CCResponseRatioLimitLow = 80 for compound Chlorobenzene; previous value = 70			✓	
CmdSetMethodTargetCompoundAttribute	BL2000\steve	12/20/2021 2:20:19 PM	Set CCResponseRatioLimitLow = 80 for compound Chlorobenzene-d5; previous value =			✓	
CmdSetMethodTargetCompoundAttribute	BL2000\steve	12/20/2021 2:20:19 PM	Set CCResponseRatioLimitLow = 80 for compound Chlorodibromomethane; previous value = 70			✓	

Audit Trail report

Name	User	Time	Action	Reason	Comment	Succeed	Exception
CmdSetMethodTargetCompoundAttribute	BL2000\steve	12/20/2021 2:20:19 PM	Set CCResponseRatioLimitLow = 80 for compound Chloroethane; previous value = 70			✓	
CmdSetMethodTargetCompoundAttribute	BL2000\steve	12/20/2021 2:20:19 PM	No parameter change for CCResponseRatioLimitLow			✓	
CmdSetMethodTargetCompoundAttribute	BL2000\steve	12/20/2021 2:20:19 PM	Set CCResponseRatioLimitLow = 80 for compound Chloromethane; previous value = 70			✓	
CmdSetMethodTargetCompoundAttribute	BL2000\steve	12/20/2021 2:20:19 PM	Set CCResponseRatioLimitLow = 80 for compound cis-1,2-Dichloroethene; previous value = 70			✓	
CmdSetMethodTargetCompoundAttribute	BL2000\steve	12/20/2021 2:20:19 PM	Set CCResponseRatioLimitLow = 80 for compound cis-1,3-Dichloropropene; previous value = 70			✓	
CmdSetMethodTargetCompoundAttribute	BL2000\steve	12/20/2021 2:20:19 PM	Set CCResponseRatioLimitLow = 80 for compound Dibromofluoromethane; previous value = 70			✓	
CmdSetMethodTargetCompoundAttribute	BL2000\steve	12/20/2021 2:20:19 PM	Set CCResponseRatioLimitLow = 80 for compound Dibromomethane; previous value = 70			✓	
CmdSetMethodTargetCompoundAttribute	BL2000\steve	12/20/2021 2:20:19 PM	Set CCResponseRatioLimitLow = 80 for compound Dichlorodifluoromethane; previous value = 70			✓	
CmdSetMethodTargetCompoundAttribute	BL2000\steve	12/20/2021 2:20:19 PM	No parameter change for CCResponseRatioLimitLow			✓	
CmdSetMethodTargetCompoundAttribute	BL2000\steve	12/20/2021 2:20:19 PM	Set CCResponseRatioLimitLow = 80 for compound Fluorobenzene; previous value =			✓	
CmdSetMethodTargetCompoundAttribute	BL2000\steve	12/20/2021 2:20:19 PM	Set CCResponseRatioLimitLow = 80 for compound m+p-Xylenes; previous value = 70			✓	
CmdSetMethodTargetCompoundAttribute	BL2000\steve	12/20/2021 2:20:19 PM	Set CCResponseRatioLimitLow = 80 for compound Methyl ethyl ketone; previous value = 70			✓	
CmdSetMethodTargetCompoundAttribute	BL2000\steve	12/20/2021 2:20:19 PM	Set CCResponseRatioLimitLow = 80 for compound Methyl tert-butyl ether (MTBE); previous value = 70			✓	
CmdSetMethodTargetCompoundAttribute	BL2000\steve	12/20/2021 2:20:19 PM	Set CCResponseRatioLimitLow = 80 for compound Methylene chloride; previous value = 70			✓	
CmdSetMethodTargetCompoundAttribute	BL2000\steve	12/20/2021 2:20:19 PM	Set CCResponseRatioLimitLow = 80 for compound o-Xylene; previous value = 70			✓	
CmdSetMethodTargetCompoundAttribute	BL2000\steve	12/20/2021 2:20:19 PM	Set CCResponseRatioLimitLow = 80 for compound p-Bromofluorobenzene; previous value = 70			✓	
CmdSetMethodTargetCompoundAttribute	BL2000\steve	12/20/2021 2:20:19 PM	Set CCResponseRatioLimitLow = 80 for compound Styrene; previous value = 70			✓	

Audit Trail report

Name	User	Time	Action	Reason	Comment	Succeed	Exception
CmdSetMethodTargetCompoundAttribute	BL2000\steve	12/20/2021 2:20:19 PM	Set CCResponseRatioLimitLow = 80 for compound Tetrachloroethene; previous value = 70			✓	
CmdSetMethodTargetCompoundAttribute	BL2000\steve	12/20/2021 2:20:19 PM	No parameter change for CCResponseRatioLimitLow			✓	
CmdSetMethodTargetCompoundAttribute	BL2000\steve	12/20/2021 2:20:19 PM	Set CCResponseRatioLimitLow = 80 for compound Toluene-d8; previous value = 70			✓	
CmdSetMethodTargetCompoundAttribute	BL2000\steve	12/20/2021 2:20:19 PM	Set CCResponseRatioLimitLow = 80 for compound trans-1,2-Dichloroethene; previous value = 70			✓	
CmdSetMethodTargetCompoundAttribute	BL2000\steve	12/20/2021 2:20:19 PM	Set CCResponseRatioLimitLow = 80 for compound trans-1,3-Dichloropropene; previous value = 70			✓	
CmdSetMethodTargetCompoundAttribute	BL2000\steve	12/20/2021 2:20:19 PM	Set CCResponseRatioLimitLow = 80 for compound Trichloroethene; previous value = 70			✓	
CmdSetMethodTargetCompoundAttribute	BL2000\steve	12/20/2021 2:20:20 PM	Set CCResponseRatioLimitLow = 80 for compound Trichlorofluoromethane; previous value = 70			✓	
CmdSetMethodTargetCompoundAttribute	BL2000\steve	12/20/2021 2:20:20 PM	No parameter change for CCResponseRatioLimitLow			✓	
CmdSetMethodTargetCompoundAttribute	BL2000\steve	12/20/2021 2:20:31 PM	Set CCResponseRatioLimitLow = for compound Fluorobenzene; previous value = 80			✓	
CmdSetMethodTargetCompoundAttribute	BL2000\steve	12/20/2021 2:20:34 PM	Set CCResponseRatioLimitLow = for compound Chlorobenzene-d5; previous value = 80			✓	
CmdSetMethodTargetCompoundAttribute	BL2000\steve	12/20/2021 2:20:37 PM	Set CCResponseRatioLimitLow = for compound 1,4-Dichlorobenzene-d4; previous value = 80			✓	
CmdSetMethodTargetCompoundAttribute	BL2000\steve	12/20/2021 2:20:40 PM	Set CCResponseRatioLimitLow = for compound BM_Fluorobenzene; previous value = 80			✓	
CmdSetMethodTargetCompoundAttribute	BL2000\steve	12/20/2021 2:20:57 PM	No parameter change for CCResponseRatioLimitHigh			✓	
CmdSetMethodTargetCompoundAttribute	BL2000\steve	12/20/2021 2:20:57 PM	No parameter change for CCResponseRatioLimitHigh			✓	
CmdSetMethodTargetCompoundAttribute	BL2000\steve	12/20/2021 2:20:57 PM	No parameter change for CCResponseRatioLimitHigh			✓	
CmdSetMethodTargetCompoundAttribute	BL2000\steve	12/20/2021 2:20:57 PM	No parameter change for CCResponseRatioLimitHigh			✓	
CmdSetMethodTargetCompoundAttribute	BL2000\steve	12/20/2021 2:20:57 PM	No parameter change for CCResponseRatioLimitHigh			✓	
CmdSetMethodTargetCompoundAttribute	BL2000\steve	12/20/2021 2:20:57 PM	Set CCResponseRatioLimitHigh = 120 for compound Dichlorodifluoromethane; previous value = 130			✓	
CmdSetMethodTargetCompoundAttribute	BL2000\steve	12/20/2021 2:20:57 PM	Set CCResponseRatioLimitHigh = 120 for compound Chloromethane; previous value = 130			✓	

Audit Trail report

Name	User	Time	Action	Reason	Comment	Succeed	Exception
CmdSetMethodTargetCompoundAttribute	BL2000\steve	12/20/2021 2:20:57 PM	Set CCResponseRatioLimitHigh = 120 for compound Bromomethane; previous value = 130			✓	
CmdSetMethodTargetCompoundAttribute	BL2000\steve	12/20/2021 2:20:57 PM	Set CCResponseRatioLimitHigh = 120 for compound Chloroethane; previous value = 130			✓	
CmdSetMethodTargetCompoundAttribute	BL2000\steve	12/20/2021 2:20:57 PM	Set CCResponseRatioLimitHigh = 120 for compound Trichlorofluoromethane; previous value = 130			✓	
CmdSetMethodTargetCompoundAttribute	BL2000\steve	12/20/2021 2:20:57 PM	Set CCResponseRatioLimitHigh = 120 for compound Methylene chloride; previous value = 130			✓	
CmdSetMethodTargetCompoundAttribute	BL2000\steve	12/20/2021 2:20:57 PM	Set CCResponseRatioLimitHigh = 120 for compound trans-1,2-Dichloroethene; previous value = 130			✓	
CmdSetMethodTargetCompoundAttribute	BL2000\steve	12/20/2021 2:20:57 PM	Set CCResponseRatioLimitHigh = 120 for compound Methyl tert-butyl ether (MTBE); previous value = 130			✓	
CmdSetMethodTargetCompoundAttribute	BL2000\steve	12/20/2021 2:20:57 PM	Set CCResponseRatioLimitHigh = 120 for compound 1,1-Dichloroethane; previous value = 130			✓	
CmdSetMethodTargetCompoundAttribute	BL2000\steve	12/20/2021 2:20:57 PM	Set CCResponseRatioLimitHigh = 120 for compound 2,2-Dichloropropane; previous value = 130			✓	
CmdSetMethodTargetCompoundAttribute	BL2000\steve	12/20/2021 2:20:57 PM	Set CCResponseRatioLimitHigh = 120 for compound cis-1,2-Dichloroethene; previous value = 130			✓	
CmdSetMethodTargetCompoundAttribute	BL2000\steve	12/20/2021 2:20:57 PM	Set CCResponseRatioLimitHigh = 120 for compound Methyl ethyl ketone; previous value = 130			✓	
CmdSetMethodTargetCompoundAttribute	BL2000\steve	12/20/2021 2:20:57 PM	Set CCResponseRatioLimitHigh = 120 for compound Bromochloromethane; previous value = 130			✓	
CmdSetMethodTargetCompoundAttribute	BL2000\steve	12/20/2021 2:20:57 PM	Set CCResponseRatioLimitHigh = 120 for compound Dibromofluoromethane; previous value = 130			✓	
CmdSetMethodTargetCompoundAttribute	BL2000\steve	12/20/2021 2:20:57 PM	Set CCResponseRatioLimitHigh = 120 for compound 1,1,1-Trichloroethane; previous value = 130			✓	
CmdSetMethodTargetCompoundAttribute	BL2000\steve	12/20/2021 2:20:57 PM	Set CCResponseRatioLimitHigh = 120 for compound Carbon tetrachloride; previous value = 130			✓	
CmdSetMethodTargetCompoundAttribute	BL2000\steve	12/20/2021 2:20:57 PM	Set CCResponseRatioLimitHigh = 120 for compound 1,1-Dichloropropene; previous value = 130			✓	
CmdSetMethodTargetCompoundAttribute	BL2000\steve	12/20/2021 2:20:57 PM	Set CCResponseRatioLimitHigh = 120 for compound 1,2-Dichloroethane-d4; previous value = 130			✓	
CmdSetMethodTargetCompoundAttribute	BL2000\steve	12/20/2021 2:20:57 PM	Set CCResponseRatioLimitHigh = 120 for compound Benzene; previous value = 130			✓	

Audit Trail report

Name	User	Time	Action	Reason	Comment	Succeed	Exception
CmdSetMethodTargetCompoundAttribute	BL2000\steve	12/20/2021 2:20:57 PM	Set CCResponseRatioLimitHigh = 120 for compound 1,2-Dichloroethane; previous value = 130			✓	
CmdSetMethodTargetCompoundAttribute	BL2000\steve	12/20/2021 2:20:57 PM	Set CCResponseRatioLimitHigh = 120 for compound Trichloroethene; previous value = 130			✓	
CmdSetMethodTargetCompoundAttribute	BL2000\steve	12/20/2021 2:20:57 PM	Set CCResponseRatioLimitHigh = 120 for compound Dibromomethane; previous value = 130			✓	
CmdSetMethodTargetCompoundAttribute	BL2000\steve	12/20/2021 2:20:57 PM	Set CCResponseRatioLimitHigh = 120 for compound Bromodichloromethane; previous value = 130			✓	
CmdSetMethodTargetCompoundAttribute	BL2000\steve	12/20/2021 2:20:57 PM	Set CCResponseRatioLimitHigh = 120 for compound cis-1,3-Dichloropropene; previous value = 130			✓	
CmdSetMethodTargetCompoundAttribute	BL2000\steve	12/20/2021 2:20:57 PM	Set CCResponseRatioLimitHigh = 120 for compound Toluene-d8; previous value = 130			✓	
CmdSetMethodTargetCompoundAttribute	BL2000\steve	12/20/2021 2:20:57 PM	Set CCResponseRatioLimitHigh = 120 for compound trans-1,3-Dichloropropene; previous value = 130			✓	
CmdSetMethodTargetCompoundAttribute	BL2000\steve	12/20/2021 2:20:57 PM	Set CCResponseRatioLimitHigh = 120 for compound 1,1,2-Trichloroethane; previous value = 130			✓	
CmdSetMethodTargetCompoundAttribute	BL2000\steve	12/20/2021 2:20:57 PM	Set CCResponseRatioLimitHigh = 120 for compound Tetrachloroethene; previous value = 130			✓	
CmdSetMethodTargetCompoundAttribute	BL2000\steve	12/20/2021 2:20:57 PM	Set CCResponseRatioLimitHigh = 120 for compound 1,3-Dichloropropane; previous value = 130			✓	
CmdSetMethodTargetCompoundAttribute	BL2000\steve	12/20/2021 2:20:57 PM	Set CCResponseRatioLimitHigh = 120 for compound Chlorodibromomethane; previous value = 130			✓	
CmdSetMethodTargetCompoundAttribute	BL2000\steve	12/20/2021 2:20:57 PM	Set CCResponseRatioLimitHigh = 120 for compound 1,2-Dibromoethane; previous value = 130			✓	
CmdSetMethodTargetCompoundAttribute	BL2000\steve	12/20/2021 2:20:57 PM	Set CCResponseRatioLimitHigh = 120 for compound Chlorobenzene; previous value = 130			✓	
CmdSetMethodTargetCompoundAttribute	BL2000\steve	12/20/2021 2:20:57 PM	Set CCResponseRatioLimitHigh = 120 for compound 1,1,1,2-Tetrachloroethane; previous value = 130			✓	
CmdSetMethodTargetCompoundAttribute	BL2000\steve	12/20/2021 2:20:57 PM	Set CCResponseRatioLimitHigh = 120 for compound m+p-Xylenes; previous value = 130			✓	
CmdSetMethodTargetCompoundAttribute	BL2000\steve	12/20/2021 2:20:57 PM	Set CCResponseRatioLimitHigh = 120 for compound o-Xylene; previous value = 130			✓	
CmdSetMethodTargetCompoundAttribute	BL2000\steve	12/20/2021 2:20:57 PM	Set CCResponseRatioLimitHigh = 120 for compound Styrene; previous value = 130			✓	

Audit Trail report

Name	User	Time	Action	Reason	Comment	Succeed	Exception
CmdSetMethodTargetCompoundAttribute	BL2000\steve	12/20/2021 2:20:57 PM	Set CCResponseRatioLimitHigh = 120 for compound Bromoform; previous value = 130			✓	
CmdSetMethodTargetCompoundAttribute	BL2000\steve	12/20/2021 2:20:57 PM	Set CCResponseRatioLimitHigh = 120 for compound p-Bromofluorobenzene; previous value = 130			✓	
CmdSetMethodTargetCompoundAttribute	BL2000\steve	12/20/2021 2:20:57 PM	Set CCResponseRatioLimitHigh = 120 for compound 1,1,2,2-Tetrachloroethane; previous value = 130			✓	
CmdSetMethodTargetCompoundAttribute	BL2000\steve	12/20/2021 2:20:57 PM	Set CCResponseRatioLimitHigh = 120 for compound Bromobenzene; previous value = 130			✓	
CmdSetMethodTargetCompoundAttribute	BL2000\steve	12/20/2021 2:20:57 PM	Set CCResponseRatioLimitHigh = 120 for compound 1,2,3-Trichloropropane; previous value = 130			✓	
CmdSetMethodTargetCompoundAttribute	BL2000\steve	12/20/2021 2:20:57 PM	Set CCResponseRatioLimitHigh = 120 for compound 2-Chlorotoluene; previous value = 130			✓	
CmdSetMethodTargetCompoundAttribute	BL2000\steve	12/20/2021 2:20:57 PM	Set CCResponseRatioLimitHigh = 120 for compound 4-Chlorotoluene; previous value = 130			✓	
CmdSetMethodTargetCompoundAttribute	BL2000\steve	12/20/2021 2:20:57 PM	Set CCResponseRatioLimitHigh = 120 for compound 1,3-Dichlorobenzene; previous value = 130			✓	
CmdSetMethodTargetCompoundAttribute	BL2000\steve	12/20/2021 2:20:57 PM	Set CCResponseRatioLimitHigh = 120 for compound 1,4-Dichlorobenzene; previous value = 130			✓	
CmdSetMethodTargetCompoundAttribute	BL2000\steve	12/20/2021 2:20:57 PM	Set CCResponseRatioLimitHigh = 120 for compound 1,2-Dichlorobenzene; previous value = 130			✓	
CmdSetMethodTargetCompoundAttribute	BL2000\steve	12/20/2021 2:21:31 PM	Set QCLCSMinimumRecoveryA = 50 for compound BM_Fluorobenzene; previous value =			✓	
CmdSetMethodTargetCompoundAttribute	BL2000\steve	12/20/2021 2:21:35 PM	Set QCLCSMaximumRecoveryA = 200 for compound BM_Fluorobenzene; previous value =			✓	
CmdSetMethodTargetCompoundAttribute	BL2000\steve	12/20/2021 2:21:38 PM	Set QCLCSMinimumRecoveryB = 50 for compound BM_Fluorobenzene; previous value =			✓	
CmdSetMethodTargetCompoundAttribute	BL2000\steve	12/20/2021 2:21:42 PM	Set QCLCSMaximumRecoveryB = 200 for compound BM_Fluorobenzene; previous value =			✓	
CmdSaveMethodAs	BL2000\steve	12/20/2021 2:22:28 PM	Save method to file \\MASSHUNTER\Org\Data\Methods\Quant\VOA5975C\VOA5975C_120721_SH_T_L4.m			✓	
CmdApplyMethodToAllSamples	BL2000\steve	12/20/2021 2:22:39 PM	Apply method to all samples			✓	
CmdMethodClear	BL2000\steve	12/20/2021 2:22:39 PM	Clear method			✓	
CmdEndMethodEditing	BL2000\steve	12/20/2021 2:22:40 PM	End method editing			✓	

Audit Trail report

Name	User	Time	Action	Reason	Comment	Succeed	Exception
CmdQuantitate	BL2000\steve	12/20/2021 2:22:58 PM	Quantitate all compounds in all samples			✓	
CmdManuallyIntegrate QualifierPeak	BL2000\steve	12/20/2021 2:23:11 PM	Manually integrate qualifier52.0 of compound Chloromethane in sample 07DEC07.D from x, y = 1.381, 0 to 1.442, 0; result = 1320			✓	
CmdManuallyIntegrate QualifierPeak	BL2000\steve	12/20/2021 2:23:17 PM	Manually integrate qualifier64.0 of compound Vinyl chloride in sample 07DEC07.D from x, y = 1.467, 0 to 1.537, 0; result = 1570			✓	
CmdManuallyIntegrate QualifierPeak	BL2000\steve	12/20/2021 2:23:24 PM	Manually integrate qualifier94.0 of compound Bromomethane in sample 07DEC07.D from x, y = 1.771, 0 to 1.871, 0; result = 1758			✓	
CmdManuallyIntegrate QualifierPeak	BL2000\steve	12/20/2021 2:23:34 PM	Manually integrate qualifier66.0 of compound Chloroethane in sample 07DEC07.D from x, y = 1.877, 0 to 1.919, 0; result = 674			✓	
CmdManuallyIntegrate QualifierPeak	BL2000\steve	12/20/2021 2:23:42 PM	Manually integrate qualifier63.0 of compound 1,1-Dichloroethene in sample 07DEC07.D from x, y = 2.669, 0 to 2.747, 0; result = 1014			✓	
CmdManuallyIntegrate QualifierPeak	BL2000\steve	12/20/2021 2:23:49 PM	Manually integrate qualifier86.0 of compound Methylene chloride in sample 07DEC07.D from x, y = 3.299, 0 to 3.391, 0; result = 2267			✓	
CmdManuallyIntegrate QualifierPeak	BL2000\steve	12/20/2021 2:23:56 PM	Manually integrate qualifier61.0 of compound trans-1,2-Dichloroethene in sample 07DEC07.D from x, y = 3.656, 0 to 3.770, 0; result = 3236			✓	
CmdManuallyIntegrate QualifierPeak	BL2000\steve	12/20/2021 2:24:00 PM	Manually integrate qualifier98.0 of compound trans-1,2-Dichloroethene in sample 07DEC07.D from x, y = 3.678, 0 to 3.759, 0; result = 1584			✓	
CmdManuallyIntegrate QualifierPeak	BL2000\steve	12/20/2021 2:25:43 PM	Manually integrate qualifier57.0 of compound Methyl tert-butyl ether (MTBE) in sample 07DEC07.D from x, y = 3.729, 0 to 3.779, 0; result = 489			✓	
CmdManuallyIntegrate QualifierPeak	BL2000\steve	12/20/2021 2:25:49 PM	Manually integrate qualifier65.0 of compound 1,1-Dichloroethane in sample 07DEC07.D from x, y = 4.323, 0 to 4.423, 0; result = 906			✓	
CmdManuallyIntegrate QualifierPeak	BL2000\steve	12/20/2021 2:25:52 PM	Manually integrate qualifier83.0 of compound 1,1-Dichloroethane in sample 07DEC07.D from x, y = 4.325, 0 to 4.434, 0; result = 370			✓	
CmdManuallyIntegrate QualifierPeak	BL2000\steve	12/20/2021 2:25:58 PM	Manually integrate qualifier97.0 of compound 2,2-Dichloropropane in sample 07DEC07.D from x, y = 5.165, 0 to 5.251, 0; result = 663			✓	

Audit Trail report

Name	User	Time	Action	Reason	Comment	Succeed	Exception
CmdManuallyIntegrateQualifierPeak	BL2000\steve	12/20/2021 2:26:06 PM	Manually integrate qualifier98.0 of compound cis-1,2-Dichloroethene in sample 07DEC07.D from x, y = 5.173, 0 to 5.262, 0; result = 1599			✓	
CmdManuallyIntegrateQualifierPeak	BL2000\steve	12/20/2021 2:26:14 PM	Manually integrate qualifier72.0 of compound Methyl ethyl ketone in sample 07DEC07.D from x, y = 5.251, 0 to 5.360, 0; result = 600			✓	
CmdManuallyIntegrateQualifierPeak	BL2000\steve	12/20/2021 2:26:20 PM	Manually integrate qualifier49.0 of compound Bromochloromethane in sample 07DEC07.D from x, y = 5.480, 0 to 5.541, 0; result = 1259			✓	
CmdManuallyIntegrateQualifierPeak	BL2000\steve	12/20/2021 2:26:31 PM	Manually integrate qualifier191.5 of compound Dibromofluoromethane in sample 07DEC07.D from x, y = 5.809, 0 to 5.867, 0; result = 743			✓	
CmdManuallyIntegrateQualifierPeak	BL2000\steve	12/20/2021 2:26:37 PM	Manually integrate qualifier61.0 of compound 1,1,1-Trichloroethane in sample 07DEC07.D from x, y = 5.801, 0 to 5.870, 0; result = 1814			✓	
CmdManuallyIntegrateQualifierPeak	BL2000\steve	12/20/2021 2:26:42 PM	Manually integrate qualifier121.0 of compound Carbon tetrachloride in sample 07DEC07.D from x, y = 5.985, 0 to 6.063, 0; result = 885			✓	
CmdManuallyIntegrateQualifierPeak	BL2000\steve	12/20/2021 2:26:49 PM	Manually integrate qualifier110.0 of compound 1,1-Dichloropropene in sample 07DEC07.D from x, y = 5.990, 0 to 6.063, 0; result = 829			✓	
CmdManuallyIntegrateQualifierPeak	BL2000\steve	12/20/2021 2:26:51 PM	Manually integrate qualifier77.0 of compound 1,1-Dichloropropene in sample 07DEC07.D from x, y = 6.007, 0 to 6.088, 0; result = 1017			✓	
CmdManuallyIntegrateQualifierPeak	BL2000\steve	12/20/2021 2:27:15 PM	Manually integrate qualifier77.0 of compound Benzene in sample 07DEC07.D from x, y = 6.233, 0 to 6.322, 0; result = 2072			✓	
CmdManuallyIntegrateQualifierPeak	BL2000\steve	12/20/2021 2:27:22 PM	Manually integrate qualifier64.0 of compound 1,2-Dichloroethane in sample 07DEC07.D from x, y = 6.283, 0 to 6.367, 0; result = 596			✓	
CmdManuallyIntegrateQualifierPeak	BL2000\steve	12/20/2021 2:27:25 PM	Manually integrate qualifier98.0 of compound 1,2-Dichloroethane in sample 07DEC07.D from x, y = 6.297, 0 to 6.347, 0; result = 82			✓	
CmdManuallyIntegrateQualifierPeak	BL2000\steve	12/20/2021 2:27:31 PM	Manually integrate qualifier97.0 of compound Trichloroethene in sample 07DEC07.D from x, y = 6.991, 0 to 7.075, 0; result = 1439			✓	
CmdManuallyIntegrateQualifierPeak	BL2000\steve	12/20/2021 2:27:41 PM	Manually integrate qualifier76.0 of compound 1,2-Dichloropropane in sample 07DEC07.D from x, y = 7.242, 0 to 7.309, 0; result = 612			✓	

Audit Trail report

Name	User	Time	Action	Reason	Comment	Succeed	Exception
CmdManuallyIntegrateQualifierPeak	BL2000\steve	12/20/2021 2:28:01 PM	Manually integrate qualifier 95.0 of compound Dibromomethane in sample 07DEC07.D from x, y = 7.359, 0 to 7.446, 0; result = 422			✓	
CmdManuallyIntegrateQualifierPeak	BL2000\steve	12/20/2021 2:28:06 PM	Manually integrate qualifier 173.5 of compound Dibromomethane in sample 07DEC07.D from x, y = 7.371, 28 to 7.429, 0; result = 779			✓	
CmdManuallyIntegrateQualifierPeak	BL2000\steve	12/20/2021 2:28:08 PM	Manually integrate qualifier 173.5 of compound Dibromomethane in sample 07DEC07.D, from x, y = 7.368, 0 to 7.440, 0, result = 828; previous integration is from x, y = 7.371, 28 to 7.429, 0 and previous response = 779.			✓	
CmdManuallyIntegrateQualifierPeak	BL2000\steve	12/20/2021 2:28:16 PM	Manually integrate qualifier 85.0 of compound Bromodichloromethane in sample 07DEC07.D from x, y = 7.549, 0 to 7.641, 0; result = 1325			✓	
CmdManuallyIntegrateQualifierPeak	BL2000\steve	12/20/2021 2:28:18 PM	Manually integrate qualifier 127.0 of compound Bromodichloromethane in sample 07DEC07.D from x, y = 7.563, 0 to 7.624, 0; result = 55			✓	

Audit Trail report

Name	User	Time	Action	Reason	Comment	Succeed	Exception
CmdManuallyIntegrate QualifierPeak	BL2000\steve	12/20/2021 2:28:24 PM	Manually integrate qualifier 77.0 of compound cis-1,3-Dichloropropene in sample 07DEC07.D from x, y = 8.023, 0 to 8.101, 0; result = 0				<p>Agilent.MassSpectrometry.DataAnalysis.Quantitative.ApplicationCommandException: Manual integration failed for qualifier 77.0 of compound cis-1,3-Dichloropropene in sample ICAL120721_1. ---></p> <p>Agilent.MassSpectrometry.DataAnalysis.Quantitative.ApplicationCommandException: Manual integration failed for qualifier 77.0 of compound cis-1,3-Dichloropropene in sample ICAL120721_1. ---></p> <p>System.IndexOutOfRangeException: Index was outside the bounds of the array. at Agilent.MassSpectrometry.DataAnalysis.AgileIntegrator.Peak.a(Double[] A_0, Single[] A_1, Int32 A_2, Int32 A_3, Int32 A_4, Double A_5, Double A_6, Double A_7, Double A_8, Int32 A_9, Int32 A_10, Int32 A_11, Int32 A_12) at Agilent.MassSpectrometry.DataAnalysis.AgileIntegrator.Peak.ComputeChromatographicMetrics(Double[] xArray, Single[] yArray, Int32 startIndex, Int32 apexIndex, Int32 endIndex, Double baselineSlope, Double yIntercept, Double fullWidthHalfMaximum, Double symmetry) at Agilent.MassSpectrometry.DataAnalysis.Quantitative.Integrator.a(ICHromatogram A_0, IPeakList A_1) at Agilent.MassSpectrometry.DataAnalysis.Quantitative.Integrator.ManualIntegrate(ICHromatogram chromatogram, Double xStart, Double yStart, Double xEnd, Double yEnd, IChromPeakList& peaklist) at Agilent.MassSpectrometry.DataAnalysis.Quantitative.Analysis.MeasuredIon.ManualIntegrate(Double xStart, Double yStart, Double xEnd, Double yEnd) --- End of inner exception stack trace --- at Agilent.MassSpectrometry.DataAnalysis.Quantitative.Analysis.QualifierIon.SetManualIntegrationFailureMessage(Exception e) at Agilent.MassSpectrometry.DataAnalysis.Quantitative.Analysis.MeasuredIon.M</p>

Audit Trail report

Name	User	Time	Action	Reason	Comment	Succeed	Exception
							anualIntegrate(Double xStart, Double yStart, Double xEnd, Double yEnd) at Agilent.MassSpectrometry.DataAnalysis.Quantitative.CmdManuallyIntegrateQualifierPeak.Do() --- End of inner exception stack trace --- at Agilent.MassSpectrometry.DataAnalysis.Quantitative.CmdManuallyIntegrateQualifierPeak.Do() at Agilent.MassSpectrometry.CommandModel.CommandHistory.Invoke(ICommand cmd) at Agilent.MassSpectrometry.DataAnalysis.Quantitative.AppCommandContext._Invoke(ICommand cmd)
CmdManuallyIntegrateQualifierPeak	BL2000\steve	12/20/2021 2:28:32 PM	Manually integrate qualifier39.0 of compound cis-1,3-Dichloropropene in sample 07DEC07.D from x, y = 8.026, 312 to 8.082, 342; result = 0			✓	
CmdManuallyIntegrateQualifierPeak	BL2000\steve	12/20/2021 2:28:36 PM	Manually integrate qualifier 39.0 of compound cis-1,3-Dichloropropene in sample 07DEC07.D, from x, y = 8.020, 208 to 8.104, 203, result = 1797; previous integration is from x, y = 8.257, 312 to 8.257, 312 and previous response = 0.			✓	
CmdManuallyIntegrateQualifierPeak	BL2000\steve	12/20/2021 2:28:44 PM	Manually integrate qualifier77.0 of compound cis-1,3-Dichloropropene in sample 07DEC07.D from x, y = 8.037, 0 to 8.090, 0; result = 861			✓	
CmdManuallyIntegrateQualifierPeak	BL2000\steve	12/20/2021 2:28:53 PM	Manually integrate qualifier99.0 of compound Toluene-d8 in sample 07DEC07.D from x, y = 8.274, 0 to 8.383, 0; result = 1257			✓	
CmdManuallyIntegrateQualifierPeak	BL2000\steve	12/20/2021 2:29:09 PM	Manually integrate qualifier 77.0 of compound trans-1,3-Dichloropropene in sample 07DEC07.D, from x, y = 8.606, 0 to 8.651, 4, result = 509; previous integration is from x, y = 8.698, 0 to 8.757, 0 and previous response = 2881.			✓	
CmdManuallyIntegrateQualifierPeak	BL2000\steve	12/20/2021 2:29:13 PM	Manually integrate qualifier39.0 of compound trans-1,3-Dichloropropene in sample 07DEC07.D from x, y = 8.614, 196 to 8.673, 199; result = 1376			✓	

Audit Trail report

Name	User	Time	Action	Reason	Comment	Succeed	Exception
CmdManuallyIntegrate QualifierPeak	BL2000\steve	12/20/2021 2:29:33 PM	Manually integrate qualifier 39.0 of compound trans-1,3-Dichloropropene in sample 07DEC07.D, from x, y = 8.614, 196 to 8.659, 201, result = 2496; previous integration is from x, y = 8.614, 196 to 8.673, 199 and previous response = 1376.			✓	
CmdManuallyIntegrate QualifierPeak	BL2000\steve	12/20/2021 2:29:39 PM	Manually integrate qualifier 39.0 of compound trans-1,3-Dichloropropene in sample 07DEC07.D, from x, y = 8.617, 203 to 8.659, 201, result = 2451; previous integration is from x, y = 8.614, 196 to 8.837, 201 and previous response = 2496.			✓	
CmdManuallyIntegrate QualifierPeak	BL2000\steve	12/20/2021 2:29:46 PM	Manually integrate qualifier 39.0 of compound trans-1,3-Dichloropropene in sample 07DEC07.D, from x, y = 8.645, 197 to 8.662, 197, result = 330; previous integration is from x, y = 8.617, 203 to 8.837, 201 and previous response = 2451.			✓	
CmdManuallyIntegrate QualifierPeak	BL2000\steve	12/20/2021 2:29:51 PM	Manually integrate qualifier 39.0 of compound trans-1,3-Dichloropropene in sample 07DEC07.D, from x, y = 8.614, 201 to 8.662, 197, result = 1299; previous integration is from x, y = 8.645, 197 to 8.662, 197 and previous response = 330.			✓	
CmdManuallyIntegrate QualifierPeak	BL2000\steve	12/20/2021 2:30:02 PM	Manually integrate qualifier 97.0 of compound 1,1,2-Trichloroethane in sample 07DEC07.D from x, y = 8.779, 0 to 8.846, 0; result = 1189			✓	
CmdManuallyIntegrate QualifierPeak	BL2000\steve	12/20/2021 2:30:05 PM	Manually integrate qualifier 85.0 of compound 1,1,2-Trichloroethane in sample 07DEC07.D from x, y = 8.782, 0 to 8.849, 0; result = 456			✓	
CmdManuallyIntegrate QualifierPeak	BL2000\steve	12/20/2021 2:30:11 PM	Manually integrate qualifier 129.0 of compound Tetrachloroethene in sample 07DEC07.D from x, y = 8.879, 0 to 8.977, 0; result = 1727			✓	
CmdManuallyIntegrate QualifierPeak	BL2000\steve	12/20/2021 2:30:17 PM	Manually integrate qualifier 78.0 of compound 1,3-Dichloropropane in sample 07DEC07.D from x, y = 8.943, 0 to 9.019, 0; result = 676			✓	
CmdManuallyIntegrate QualifierPeak	BL2000\steve	12/20/2021 2:30:24 PM	Manually integrate qualifier 127.0 of compound Chlorodibromomethane in sample 07DEC07.D from x, y = 9.175, 0 to 9.245, 0; result = 896			✓	
CmdManuallyIntegrate QualifierPeak	BL2000\steve	12/20/2021 2:30:30 PM	Manually integrate qualifier 109.0 of compound 1,2-Dibromoethane in sample 07DEC07.D from x, y = 9.264, 0 to 9.350, 0; result = 877			✓	

Audit Trail report

Name	User	Time	Action	Reason	Comment	Succeed	Exception
CmdManuallyIntegrate QualifierPeak	BL2000\steve	12/20/2021 2:30:39 PM	Manually integrate qualifier114.0 of compound Chlorobenzene in sample 07DEC07.D from x, y = 9.758, 0 to 9.844, 0; result = 1965			✓	
CmdManuallyIntegrate QualifierPeak	BL2000\steve	12/20/2021 2:30:46 PM	Manually integrate qualifier133.0 of compound 1,1,1,2-Tetrachloroethane in sample 07DEC07.D from x, y = 9.855, 0 to 9.925, 0; result = 1601			✓	
CmdManuallyIntegrate QualifierPeak	BL2000\steve	12/20/2021 2:31:07 PM	Manually integrate qualifier174.5 of compound Bromoform in sample 07DEC07.D from x, y = 10.594, 0 to 10.653, 0; result = 168			✓	
CmdManuallyIntegrate QualifierPeak	BL2000\steve	12/20/2021 2:31:09 PM	Manually integrate qualifier170.5 of compound Bromoform in sample 07DEC07.D from x, y = 10.597, 0 to 10.681, 0; result = 332			✓	
CmdManuallyIntegrate QualifierPeak	BL2000\steve	12/20/2021 2:31:31 PM	Manually integrate qualifier85.0 of compound 1,1,2,2-Tetrachloroethane in sample 07DEC07.D from x, y = 11.099, 0 to 11.144, 0; result = 411			✓	
CmdManuallyIntegrate QualifierPeak	BL2000\steve	12/20/2021 2:31:37 PM	Manually integrate qualifier158.0 of compound Bromobenzene in sample 07DEC07.D from x, y = 11.060, 0 to 11.144, 0; result = 1748			✓	
CmdManuallyIntegrate QualifierPeak	BL2000\steve	12/20/2021 2:31:43 PM	Manually integrate qualifier112.0 of compound 1,2,3-Trichloropropane in sample 07DEC07.D from x, y = 11.132, 0 to 11.155, 0; result = 46			✓	
CmdManuallyIntegrate QualifierPeak	BL2000\steve	12/20/2021 2:31:47 PM	Manually integrate qualifier 112.0 of compound 1,2,3-Trichloropropane in sample 07DEC07.D, from x, y = 11.132, 0 to 11.177, 0, result = 72; previous integration is from x, y = 11.132, 0 to 11.155, 0 and previous response = 46.			✓	
CmdManuallyIntegrate QualifierPeak	BL2000\steve	12/20/2021 2:31:51 PM	Manually integrate qualifier 112.0 of compound 1,2,3-Trichloropropane in sample 07DEC07.D, from x, y = 11.132, 0 to 11.158, 0, result = 46; previous integration is from x, y = 11.132, 0 to 11.177, 0 and previous response = 72.			✓	
CmdManuallyIntegrate QualifierPeak	BL2000\steve	12/20/2021 2:32:08 PM	Manually integrate qualifier126.0 of compound 4-Chlorotoluene in sample 07DEC07.D from x, y = 11.364, 0 to 11.450, 0; result = 1633			✓	
CmdManuallyIntegrate QualifierPeak	BL2000\steve	12/20/2021 2:32:16 PM	Manually integrate qualifier111.0 of compound 1,3-Dichlorobenzene in sample 07DEC07.D from x, y = 12.002, 0 to 12.064, 0; result = 1447			✓	
CmdManuallyIntegrate QualifierPeak	BL2000\steve	12/20/2021 2:32:33 PM	Manually integrate qualifier111.0 of compound 1,2-Dichlorobenzene in sample 07DEC07.D from x, y = 12.454, 0 to 12.518, 0; result = 1231			✓	

Audit Trail report

Name	User	Time	Action	Reason	Comment	Succeed	Exception
CmdManuallyIntegrateQualifierPeak	BL2000\steve	12/20/2021 2:32:36 PM	Manually integrate qualifier 148.0 of compound 1,2-Dichlorobenzene in sample 07DEC07.D from x, y = 12.451, 0 to 12.543, 0; result = 1876			✓	
CmdSaveBatchTable	BL2000\steve	12/20/2021 2:32:41 PM	Save batch D:\Org\Data\VOA5975C\VG120721_L4\QuantResults\VG120721_8260B_624pt1_L4.batch.bin			✓	
CmdStartMethodEditing	BL2000\steve	12/20/2021 2:32:55 PM	Start method editing			✓	
CmdImportMethodFromSample	BL2000\steve	12/20/2021 2:32:55 PM	Import method from sample 07DEC07.D			✓	
CmdSaveMethodAs	BL2000\steve	12/20/2021 2:33:29 PM	Save method to file \\MASSHUNTER\Org\Data\Methods\Quant\VOA5975C\VOA5975C_120721_SHT_L4.m			✓	
CmdApplyMethodToAllSamples	BL2000\steve	12/20/2021 2:33:42 PM	Apply method to all samples			✓	
CmdMethodClear	BL2000\steve	12/20/2021 2:33:43 PM	Clear method			✓	
CmdEndMethodEditing	BL2000\steve	12/20/2021 2:33:43 PM	End method editing			✓	
CmdQuantitate	BL2000\steve	12/20/2021 2:34:01 PM	Quantitate all compounds in all samples			✓	
CmdSaveBatchTable	BL2000\steve	12/20/2021 2:34:17 PM	Save batch D:\Org\Data\VOA5975C\VG120721_L4\QuantResults\VG120721_8260B_624pt1_L4.batch.bin			✓	
CmdOpenBatchTable	BL2000\steve	12/20/2021 3:52:48 PM	Open batch D:\Org\Data\VOA5975C\VG120721_L4\VG120721_8260B_624pt1_L4.batch.bin			✓	
CmdStartMethodEditing	BL2000\steve	12/20/2021 3:53:01 PM	Start method editing			✓	
CmdImportMethodFromSample	BL2000\steve	12/20/2021 3:53:01 PM	Import method from sample 07DEC01.D			✓	
CmdSaveMethodAs	BL2000\steve	12/20/2021 3:54:11 PM	Save method to file \\MASSHUNTER\Org\Data\Methods\Quant\VOA5975C\VOA5975C_120721_CAL\VOA5975C_8260B_624pt1_SHT_L4_120721.m			✓	
CmdMethodClear	BL2000\steve	12/20/2021 3:54:15 PM	Clear method			✓	
CmdEndMethodEditing	BL2000\steve	12/20/2021 3:54:15 PM	End method editing			✓	
CmdStartMethodEditing	BL2000\steve	12/20/2021 3:55:09 PM	Start method editing			✓	
CmdImportMethodFromFile	BL2000\steve	12/20/2021 3:55:10 PM	Import method from file \\MASSHUNTER\Org\Data\Methods\Quant\VOA5975C\VOA5975C_120721_CAL\VOA5975C_8260B_624pt1_SHT_L4_120721.m			✓	
CmdApplyMethodToAllSamples	BL2000\steve	12/20/2021 3:55:24 PM	Apply method to all samples			✓	
CmdMethodClear	BL2000\steve	12/20/2021 3:55:24 PM	Clear method			✓	
CmdEndMethodEditing	BL2000\steve	12/20/2021 3:55:25 PM	End method editing			✓	

Audit Trail report

Name	User	Time	Action	Reason	Comment	Succeed	Exception
CmdQuantitate	BL2000\steve	12/20/2021 3:55:43 PM	Quantitate all compounds in all samples			✓	
CmdSaveBatchTable	BL2000\steve	12/20/2021 3:55:56 PM	Save batch D:\Org\Data\VOA5975C\VG120721_L4\QuantResults\VG120721_8260B_624pt1_L4.batch.bin			✓	
CmdSaveBatchTable	BL2000\steve	12/20/2021 3:56:38 PM	Save batch D:\Org\Data\VOA5975C\VG120721_L4\QuantResults\VG120721_8260B_624pt1_L4.batch.bin			✓	
CmdOpenBatchTable	BL2000\steve	12/20/2021 4:08:57 PM	Open batch D:\Org\Data\VOA5975C\VG120721_L4\VG120721_8260B_624pt1_L4.batch.bin			✓	
CmdStartMethodEditing	BL2000\steve	12/20/2021 4:09:52 PM	Start method editing			✓	
CmdImportMethodFromSample	BL2000\steve	12/20/2021 4:09:52 PM	Import method from sample 07DEC06.D			✓	
CmdSetMethodTargetCompoundAttribute	BL2000\steve	12/20/2021 4:10:49 PM	Set QCLCSMinimumRecoveryA = 78 for compound 1,1,1,2-Tetrachloroethane; previous value = 75			✓	
CmdSetMethodTargetCompoundAttribute	BL2000\steve	12/20/2021 4:10:55 PM	Set QCLCSMaximumRecoveryA = 124 for compound 1,1,1,2-Tetrachloroethane; previous value = 135			✓	
CmdSetMethodTargetCompoundAttribute	BL2000\steve	12/20/2021 4:11:02 PM	Set QCLCSMinimumRecoveryA = 74 for compound 1,1,1-Trichloroethane; previous value = 64			✓	
CmdSetMethodTargetCompoundAttribute	BL2000\steve	12/20/2021 4:11:16 PM	Set QCLCSMaximumRecoveryA = 131 for compound 1,1,1-Trichloroethane; previous value = 141			✓	
CmdSetMethodTargetCompoundAttribute	BL2000\steve	12/20/2021 4:11:22 PM	Set QCLCSMinimumRecoveryA = 71 for compound 1,1,2,2-Tetrachloroethane; previous value = 72			✓	
CmdSetMethodTargetCompoundAttribute	BL2000\steve	12/20/2021 4:11:27 PM	Set QCLCSMaximumRecoveryA = 121 for compound 1,1,2,2-Tetrachloroethane; previous value = 132			✓	
CmdSetMethodTargetCompoundAttribute	BL2000\steve	12/20/2021 4:11:37 PM	Set QCLCSMinimumRecoveryA = 80 for compound 1,1,2-Trichloroethane; previous value = 72			✓	
CmdSetMethodTargetCompoundAttribute	BL2000\steve	12/20/2021 4:11:43 PM	Set QCLCSMaximumRecoveryA = 119 for compound 1,1,2-Trichloroethane; previous value = 133			✓	
CmdSetMethodTargetCompoundAttribute	BL2000\steve	12/20/2021 4:11:52 PM	Set QCLCSMinimumRecoveryA = 77 for compound 1,1-Dichloroethane; previous value = 72			✓	
CmdSetMethodTargetCompoundAttribute	BL2000\steve	12/20/2021 4:11:58 PM	Set QCLCSMaximumRecoveryA = 125 for compound 1,1-Dichloroethane; previous value = 130			✓	

Audit Trail report

Name	User	Time	Action	Reason	Comment	Succeed	Exception
CmdSetMethodTargetCompoundAttribute	BL2000\steve	12/20/2021 4:12:06 PM	Set QCLCSMinimumRecoveryA = 71 for compound 1,1-Dichloroethene; previous value = 66			✓	
CmdSetMethodTargetCompoundAttribute	BL2000\steve	12/20/2021 4:12:11 PM	Set QCLCSMaximumRecoveryA = 131 for compound 1,1-Dichloroethene; previous value = 142			✓	
CmdSetMethodTargetCompoundAttribute	BL2000\steve	12/20/2021 4:12:19 PM	Set QCLCSMinimumRecoveryA = 79 for compound 1,1-Dichloropropene; previous value = 72			✓	
CmdSetMethodTargetCompoundAttribute	BL2000\steve	12/20/2021 4:12:23 PM	Set QCLCSMaximumRecoveryA = 125 for compound 1,1-Dichloropropene; previous value = 140			✓	
CmdSetMethodTargetCompoundAttribute	BL2000\steve	12/20/2021 4:12:33 PM	Set QCLCSMinimumRecoveryA = 73 for compound 1,2,3-Trichloropropane; previous value = 67			✓	
CmdSetMethodTargetCompoundAttribute	BL2000\steve	12/20/2021 4:12:40 PM	Set QCLCSMaximumRecoveryA = 125 for compound 1,2,3-Trichloropropane; previous value = 133			✓	
CmdSetMethodTargetCompoundAttribute	BL2000\steve	12/20/2021 4:13:07 PM	Set QCLCSMinimumRecoveryA = 78 for compound 1,2-Dibromoethane; previous value = 75			✓	
CmdSetMethodTargetCompoundAttribute	BL2000\steve	12/20/2021 4:13:12 PM	Set QCLCSMaximumRecoveryA = 122 for compound 1,2-Dibromoethane; previous value = 131			✓	
CmdSaveMethodAs	BL2000\steve	12/20/2021 4:13:33 PM	Save method to file \\MASSHUNTER\Org\Data\Methods\Quant\VOA5975C\VOA5975C_120721_CAL\VOA5975C_8260B_624pt1_SHT_L4_120721.m			✓	
CmdMethodClear	BL2000\steve	12/20/2021 4:13:47 PM	Clear method			✓	
CmdEndMethodEditing	BL2000\steve	12/20/2021 4:13:48 PM	End method editing			✓	
CmdSaveBatchTable	BL2000\steve	12/20/2021 4:14:00 PM	Save batch D:\Org\Data\VOA5975C\VG120721_L4\QuantResults\VG120721_8260B_624pt1_L4.batch.bin			✓	
CmdOpenBatchTable	BL2000\steve	12/21/2021 3:27:19 PM	Open batch D:\Org\Data\VOA5975C\VG120721_L4\VG120721_8260B_624pt1_L4.batch.bin			✓	
CmdStartMethodEditing	BL2000\steve	12/21/2021 3:27:51 PM	Start method editing			✓	
CmdImportMethodFromSample	BL2000\steve	12/21/2021 3:27:51 PM	Import method from sample 07DEC01.D			✓	
CmdMethodClear	BL2000\steve	12/21/2021 3:29:20 PM	Clear method			✓	
CmdEndMethodEditing	BL2000\steve	12/21/2021 3:29:21 PM	End method editing			✓	
CmdStartMethodEditing	BL2000\steve	12/21/2021 3:29:55 PM	Start method editing			✓	
CmdImportMethodFromFile	BL2000\steve	12/21/2021 3:29:56 PM	Import method from file \\MASSHUNTER\Org\Data\Methods\Quant\VOA5975C\VOA5975C_120721_CAL\VOA5975C_8260B_624pt1_SHT_L4_120721.m			✓	

Audit Trail report

Name	User	Time	Action	Reason	Comment	Succeed	Exception
CmdSetMethodTargetCompoundAttribute	BL2000\steve	12/21/2021 3:32:44 PM	Set QCLCSMinimumRecoveryA = 80 for compound 1,2-Dichlorobenzene; previous value = 78			✓	
CmdSetMethodTargetCompoundAttribute	BL2000\steve	12/21/2021 3:32:49 PM	Set QCLCSMaximumRecoveryA = 119 for compound 1,2-Dichlorobenzene; previous value = 129			✓	
CmdSetMethodTargetCompoundAttribute	BL2000\steve	12/21/2021 3:32:56 PM	Set QCLCSMinimumRecoveryA = 73 for compound 1,2-Dichloroethane; previous value = 57			✓	
CmdSetMethodTargetCompoundAttribute	BL2000\steve	12/21/2021 3:33:05 PM	Set QCLCSMaximumRecoveryA = 128 for compound 1,2-Dichloroethane; previous value = 146			✓	
CmdSetMethodTargetCompoundAttribute	BL2000\steve	12/21/2021 3:37:30 PM	Set QCLCSMinimumRecoveryA = 81 for compound 1,2-Dichloroethane-d4; previous value = 70			✓	
CmdSetMethodTargetCompoundAttribute	BL2000\steve	12/21/2021 3:37:34 PM	Set QCLCSMaximumRecoveryA = 118 for compound 1,2-Dichloroethane-d4; previous value = 130			✓	
CmdSetMethodTargetCompoundAttribute	BL2000\steve	12/21/2021 3:38:07 PM	Set QCLCSMinimumRecoveryA = 78 for compound 1,2-Dichloropropane; previous value = 72			✓	
CmdSetMethodTargetCompoundAttribute	BL2000\steve	12/21/2021 3:38:11 PM	Set QCLCSMaximumRecoveryA = 122 for compound 1,2-Dichloropropane; previous value = 135			✓	
CmdSetMethodTargetCompoundAttribute	BL2000\steve	12/21/2021 3:38:20 PM	Set QCLCSMinimumRecoveryA = 80 for compound 1,3-Dichlorobenzene; previous value = 79			✓	
CmdSetMethodTargetCompoundAttribute	BL2000\steve	12/21/2021 3:38:24 PM	Set QCLCSMaximumRecoveryA = 119 for compound 1,3-Dichlorobenzene; previous value = 132			✓	
CmdSetMethodTargetCompoundAttribute	BL2000\steve	12/21/2021 3:38:36 PM	Set QCLCSMinimumRecoveryA = 80 for compound 1,3-Dichloropropane; previous value = 75			✓	
CmdSetMethodTargetCompoundAttribute	BL2000\steve	12/21/2021 3:38:44 PM	Set QCLCSMaximumRecoveryA = 119 for compound 1,3-Dichloropropane; previous value = 134			✓	
CmdSetMethodTargetCompoundAttribute	BL2000\steve	12/21/2021 3:38:51 PM	Set QCLCSMinimumRecoveryA = 79 for compound 1,4-Dichlorobenzene; previous value = 78			✓	
CmdSetMethodTargetCompoundAttribute	BL2000\steve	12/21/2021 3:38:54 PM	Set QCLCSMaximumRecoveryA = 118 for compound 1,4-Dichlorobenzene; previous value = 131			✓	
CmdSetMethodTargetCompoundAttribute	BL2000\steve	12/21/2021 3:39:07 PM	Set QCLCSMinimumRecoveryA = 60 for compound 2,2-Dichloropropane; previous value = 42			✓	
CmdSetMethodTargetCompoundAttribute	BL2000\steve	12/21/2021 3:39:11 PM	Set QCLCSMaximumRecoveryA = 139 for compound 2,2-Dichloropropane; previous value = 167			✓	
CmdSetMethodTargetCompoundAttribute	BL2000\steve	12/21/2021 3:39:20 PM	Set QCLCSMinimumRecoveryA = 79 for compound 2-Chlorotoluene; previous value = 74			✓	

Audit Trail report

Name	User	Time	Action	Reason	Comment	Succeed	Exception
CmdSetMethodTargetCompoundAttribute	BL2000\steve	12/21/2021 3:39:23 PM	Set QCLCSMaximumRecoveryA = 122 for compound 2-Chlorotoluene; previous value = 135			✓	
CmdSetMethodTargetCompoundAttribute	BL2000\steve	12/21/2021 3:39:32 PM	Set QCLCSMinimumRecoveryA = 78 for compound 4-Chlorotoluene; previous value = 79			✓	
CmdSetMethodTargetCompoundAttribute	BL2000\steve	12/21/2021 3:39:36 PM	Set QCLCSMaximumRecoveryA = 122 for compound 4-Chlorotoluene; previous value = 135			✓	
CmdSetMethodTargetCompoundAttribute	BL2000\steve	12/21/2021 3:39:45 PM	Set QCLCSMinimumRecoveryA = 79 for compound Benzene; previous value = 71			✓	
CmdSetMethodTargetCompoundAttribute	BL2000\steve	12/21/2021 3:39:58 PM	Set QCLCSMaximumRecoveryA = 120 for compound Benzene; previous value = 133			✓	
CmdSetMethodTargetCompoundAttribute	BL2000\steve	12/21/2021 3:40:06 PM	Set QCLCSMinimumRecoveryA = 80 for compound Bromobenzene; previous value = 78			✓	
CmdSetMethodTargetCompoundAttribute	BL2000\steve	12/21/2021 3:40:10 PM	Set QCLCSMaximumRecoveryA = 120 for compound Bromobenzene; previous value = 133			✓	
CmdSetMethodTargetCompoundAttribute	BL2000\steve	12/21/2021 3:40:22 PM	Set QCLCSMinimumRecoveryA = 78 for compound Bromochloromethane; previous value = 68			✓	
CmdSetMethodTargetCompoundAttribute	BL2000\steve	12/21/2021 3:40:25 PM	Set QCLCSMaximumRecoveryA = 123 for compound Bromochloromethane; previous value = 131			✓	
CmdSetMethodTargetCompoundAttribute	BL2000\steve	12/21/2021 3:40:33 PM	Set QCLCSMinimumRecoveryA = 79 for compound Bromodichloromethane; previous value = 67			✓	
CmdSetMethodTargetCompoundAttribute	BL2000\steve	12/21/2021 3:40:37 PM	Set QCLCSMaximumRecoveryA = 125 for compound Bromodichloromethane; previous value = 138			✓	
CmdSetMethodTargetCompoundAttribute	BL2000\steve	12/21/2021 3:40:43 PM	Set QCLCSMinimumRecoveryA = 66 for compound Bromoform; previous value = 64			✓	
CmdSetMethodTargetCompoundAttribute	BL2000\steve	12/21/2021 3:40:47 PM	Set QCLCSMaximumRecoveryA = 130 for compound Bromoform; previous value = 136			✓	
CmdSetMethodTargetCompoundAttribute	BL2000\steve	12/21/2021 3:40:54 PM	Set QCLCSMinimumRecoveryA = 53 for compound Bromomethane; previous value = 60			✓	
CmdSetMethodTargetCompoundAttribute	BL2000\steve	12/21/2021 3:40:58 PM	Set QCLCSMaximumRecoveryA = 141 for compound Bromomethane; previous value = 138			✓	
CmdSetMethodTargetCompoundAttribute	BL2000\steve	12/21/2021 3:41:30 PM	Set QCLCSMinimumRecoveryA = 72 for compound Carbon tetrachloride; previous value = 61			✓	
CmdSetMethodTargetCompoundAttribute	BL2000\steve	12/21/2021 3:41:34 PM	Set QCLCSMaximumRecoveryA = 136 for compound Carbon tetrachloride; previous value = 144			✓	

Audit Trail report

Name	User	Time	Action	Reason	Comment	Succeed	Exception
CmdSetMethodTargetCompoundAttribute	BL2000\steve	12/21/2021 3:41:41 PM	Set QCLCSMinimumRecoveryA = 82 for compound Chlorobenzene; previous value = 78			✓	
CmdSetMethodTargetCompoundAttribute	BL2000\steve	12/21/2021 3:41:45 PM	Set QCLCSMaximumRecoveryA = 118 for compound Chlorobenzene; previous value = 136			✓	
CmdSetMethodTargetCompoundAttribute	BL2000\steve	12/21/2021 3:41:51 PM	Set QCLCSMinimumRecoveryA = 74 for compound Chlorodibromomethane; previous value = 72			✓	
CmdSetMethodTargetCompoundAttribute	BL2000\steve	12/21/2021 3:41:57 PM	Set QCLCSMaximumRecoveryA = 126 for compound Chlorodibromomethane; previous value = 136			✓	
CmdSetMethodTargetCompoundAttribute	BL2000\steve	12/21/2021 3:42:06 PM	Set QCLCSMinimumRecoveryA = 60 for compound Chloroethane; previous value = 64			✓	
CmdSetMethodTargetCompoundAttribute	BL2000\steve	12/21/2021 3:42:20 PM	Set QCLCSMaximumRecoveryA = 138 for compound Chloroethane; previous value = 136			✓	
CmdSetMethodTargetCompoundAttribute	BL2000\steve	12/21/2021 3:42:32 PM	Set QCLCSMinimumRecoveryA = 79 for compound Chloroform; previous value = 69			✓	
CmdSetMethodTargetCompoundAttribute	BL2000\steve	12/21/2021 3:42:35 PM	Set QCLCSMaximumRecoveryA = 124 for compound Chloroform; previous value = 133			✓	
CmdSetMethodTargetCompoundAttribute	BL2000\steve	12/21/2021 3:42:40 PM	Set QCLCSMinimumRecoveryA = 50 for compound Chloromethane; previous value = 63			✓	
CmdSetMethodTargetCompoundAttribute	BL2000\steve	12/21/2021 3:42:44 PM	Set QCLCSMaximumRecoveryA = 139 for compound Chloromethane; previous value = 149			✓	
CmdSetMethodTargetCompoundAttribute	BL2000\steve	12/21/2021 3:42:51 PM	Set QCLCSMinimumRecoveryA = 78 for compound cis-1,2-Dichloroethene; previous value = 74			✓	
CmdSetMethodTargetCompoundAttribute	BL2000\steve	12/21/2021 3:42:54 PM	Set QCLCSMaximumRecoveryA = 123 for compound cis-1,2-Dichloroethene; previous value = 133			✓	
CmdSetMethodTargetCompoundAttribute	BL2000\steve	12/21/2021 3:43:04 PM	Set QCLCSMaximumRecoveryA = 124 for compound cis-1,3-Dichloropropene; previous value = 132			✓	
CmdSetMethodTargetCompoundAttribute	BL2000\steve	12/21/2021 3:43:21 PM	Set QCLCSMinimumRecoveryA = 80 for compound Dibromofluoromethane; previous value = 77			✓	
CmdSetMethodTargetCompoundAttribute	BL2000\steve	12/21/2021 3:43:25 PM	Set QCLCSMaximumRecoveryA = 119 for compound Dibromofluoromethane; previous value = 126			✓	
CmdSetMethodTargetCompoundAttribute	BL2000\steve	12/21/2021 3:43:42 PM	Set QCLCSMinimumRecoveryA = 79 for compound Dibromomethane; previous value = 72			✓	
CmdSetMethodTargetCompoundAttribute	BL2000\steve	12/21/2021 3:43:46 PM	Set QCLCSMaximumRecoveryA = 123 for compound Dibromomethane; previous value = 133			✓	

Audit Trail report

Name	User	Time	Action	Reason	Comment	Succeed	Exception
CmdSetMethodTargetCompoundAttribute	BL2000\steve	12/21/2021 3:43:54 PM	Set QCLCSMinimumRecoveryA = 32 for compound Dichlorodifluoromethane; previous value = 55			✓	
CmdSetMethodTargetCompoundAttribute	BL2000\steve	12/21/2021 3:43:58 PM	Set QCLCSMaximumRecoveryA = 152 for compound Dichlorodifluoromethane; previous value = 141			✓	
CmdSetMethodTargetCompoundAttribute	BL2000\steve	12/21/2021 3:44:15 PM	Set QCLCSMinimumRecoveryA = 79 for compound Ethylbenzene; previous value = 78			✓	
CmdSetMethodTargetCompoundAttribute	BL2000\steve	12/21/2021 3:44:18 PM	Set QCLCSMaximumRecoveryA = 121 for compound Ethylbenzene; previous value = 131			✓	
CmdSetMethodTargetCompoundAttribute	BL2000\steve	12/21/2021 3:44:28 PM	Set QCLCSMinimumRecoveryA = 80 for compound m+p-Xylenes; previous value = 78			✓	
CmdSetMethodTargetCompoundAttribute	BL2000\steve	12/21/2021 3:44:32 PM	Set QCLCSMaximumRecoveryA = 121 for compound m+p-Xylenes; previous value = 133			✓	
CmdSetMethodTargetCompoundAttribute	BL2000\steve	12/21/2021 3:44:52 PM	Set QCLCSMinimumRecoveryA = 56 for compound Methyl ethyl ketone; previous value = 55			✓	
CmdSetMethodTargetCompoundAttribute	BL2000\steve	12/21/2021 3:44:56 PM	Set QCLCSMaximumRecoveryA = 143 for compound Methyl ethyl ketone; previous value = 145			✓	
CmdSetMethodTargetCompoundAttribute	BL2000\steve	12/21/2021 3:45:03 PM	Set QCLCSMinimumRecoveryA = 71 for compound Methyl tert-butyl ether (MTBE); previous value = 58			✓	
CmdSetMethodTargetCompoundAttribute	BL2000\steve	12/21/2021 3:45:17 PM	Set QCLCSMaximumRecoveryA = 124 for compound Methyl tert-butyl ether (MTBE); previous value = 151			✓	
CmdSetMethodTargetCompoundAttribute	BL2000\steve	12/21/2021 3:45:23 PM	Set QCLCSMinimumRecoveryA = 74 for compound Methylene chloride; previous value = 73			✓	
CmdSetMethodTargetCompoundAttribute	BL2000\steve	12/21/2021 3:45:27 PM	Set QCLCSMaximumRecoveryA = 124 for compound Methylene chloride; previous value = 126			✓	
CmdSetMethodTargetCompoundAttribute	BL2000\steve	12/21/2021 3:45:39 PM	Set QCLCSMinimumRecoveryA = 78 for compound o-Xylene; previous value = 79			✓	
CmdSetMethodTargetCompoundAttribute	BL2000\steve	12/21/2021 3:45:43 PM	Set QCLCSMaximumRecoveryA = 122 for compound o-Xylene; previous value = 136			✓	
CmdSetMethodTargetCompoundAttribute	BL2000\steve	12/21/2021 3:46:00 PM	Set QCLCSMinimumRecoveryA = 85 for compound p-Bromofluorobenzene; previous value = 76			✓	
CmdSetMethodTargetCompoundAttribute	BL2000\steve	12/21/2021 3:46:03 PM	Set QCLCSMaximumRecoveryA = 114 for compound p-Bromofluorobenzene; previous value = 127			✓	

Audit Trail report

Name	User	Time	Action	Reason	Comment	Succeed	Exception
CmdSetMethodTargetCompoundAttribute	BL2000\steve	12/21/2021 3:46:14 PM	Set QCLCSMinimumRecoveryA = 78 for compound Styrene; previous value = 76			✓	
CmdSetMethodTargetCompoundAttribute	BL2000\steve	12/21/2021 3:46:18 PM	Set QCLCSMaximumRecoveryA = 123 for compound Styrene; previous value = 134			✓	
CmdSetMethodTargetCompoundAttribute	BL2000\steve	12/21/2021 3:46:39 PM	Set QCLCSMinimumRecoveryA = 74 for compound Tetrachloroethene; previous value = 78			✓	
CmdSetMethodTargetCompoundAttribute	BL2000\steve	12/21/2021 3:46:43 PM	Set QCLCSMaximumRecoveryA = 129 for compound Tetrachloroethene; previous value = 137			✓	
CmdSetMethodTargetCompoundAttribute	BL2000\steve	12/21/2021 3:46:56 PM	Set QCLCSMinimumRecoveryA = 80 for compound Toluene; previous value = 78			✓	
CmdSetMethodTargetCompoundAttribute	BL2000\steve	12/21/2021 3:47:00 PM	Set QCLCSMaximumRecoveryA = 121 for compound Toluene; previous value = 134			✓	
CmdSetMethodTargetCompoundAttribute	BL2000\steve	12/21/2021 3:47:10 PM	Set QCLCSMinimumRecoveryA = 89 for compound Toluene-d8; previous value = 79			✓	
CmdSetMethodTargetCompoundAttribute	BL2000\steve	12/21/2021 3:47:14 PM	Set QCLCSMaximumRecoveryA = 112 for compound Toluene-d8; previous value = 122			✓	
CmdSetMethodTargetCompoundAttribute	BL2000\steve	12/21/2021 3:47:33 PM	Set QCLCSMinimumRecoveryA = 75 for compound trans-1,2-Dichloroethene; previous value = 76			✓	
CmdSetMethodTargetCompoundAttribute	BL2000\steve	12/21/2021 3:47:44 PM	Set QCLCSMaximumRecoveryA = 124 for compound trans-1,2-Dichloroethene; previous value = 138			✓	
CmdSetMethodTargetCompoundAttribute	BL2000\steve	12/21/2021 3:48:03 PM	Set QCLCSMinimumRecoveryA = 73 for compound trans-1,3-Dichloropropene; previous value = 77			✓	
CmdSetMethodTargetCompoundAttribute	BL2000\steve	12/21/2021 3:48:07 PM	Set QCLCSMaximumRecoveryA = 127 for compound trans-1,3-Dichloropropene; previous value = 145			✓	
CmdSetMethodTargetCompoundAttribute	BL2000\steve	12/21/2021 3:48:14 PM	Set QCLCSMinimumRecoveryA = 79 for compound Trichloroethene; previous value = 75			✓	
CmdSetMethodTargetCompoundAttribute	BL2000\steve	12/21/2021 3:48:17 PM	Set QCLCSMaximumRecoveryA = 123 for compound Trichloroethene; previous value = 138			✓	
CmdSetMethodTargetCompoundAttribute	BL2000\steve	12/21/2021 3:48:24 PM	Set QCLCSMinimumRecoveryA = 65 for compound Trichlorofluoromethane; previous value = 58			✓	
CmdSetMethodTargetCompoundAttribute	BL2000\steve	12/21/2021 3:48:27 PM	Set QCLCSMaximumRecoveryA = 141 for compound Trichlorofluoromethane; previous value = 139			✓	
CmdSetMethodTargetCompoundAttribute	BL2000\steve	12/21/2021 3:48:39 PM	Set QCLCSMinimumRecoveryA = 58 for compound Vinyl chloride; previous value = 66			✓	

Audit Trail report

Name	User	Time	Action	Reason	Comment	Succeed	Exception
CmdSetMethodTargetCompoundAttribute	BL2000\steve	12/21/2021 3:48:44 PM	Set QCLCSMaximumRecoveryA = 137 for compound Vinyl chloride; previous value = 140			✓	
CmdSaveMethodAs	BL2000\steve	12/21/2021 3:48:55 PM	Save method to file \\MASSHUNTER\Org\Data\Methods\Quant\VOA5975C\VOA5975C_120721_CAL\VOA5975C_8260B_624pt1_SHT_L4_120721.m			✓	
CmdSetMethodTargetCompoundAttribute	BL2000\steve	12/21/2021 3:52:30 PM	Set MatrixSpikePercentRecoveryMinimum = 50 for compound BM_Fluorobenzene; previous value =			✓	
CmdSetMethodTargetCompoundAttribute	BL2000\steve	12/21/2021 3:52:34 PM	Set MatrixSpikePercentRecoveryMaximum = 200 for compound BM_Fluorobenzene; previous value =			✓	
CmdSetMethodTargetCompoundAttribute	BL2000\steve	12/21/2021 3:52:38 PM	Set MatrixSpikeBPercentRecoveryMinimum = 50 for compound BM_Fluorobenzene; previous value =			✓	
CmdSetMethodTargetCompoundAttribute	BL2000\steve	12/21/2021 3:52:41 PM	Set MatrixSpikeBPercentRecoveryMaximum = 200 for compound BM_Fluorobenzene; previous value =			✓	
CmdSetMethodTargetCompoundAttribute	BL2000\steve	12/21/2021 3:52:52 PM	Set MatrixSpikeConcentration = 250 for compound BM_Fluorobenzene; previous value =			✓	
CmdSetMethodTargetCompoundAttribute	BL2000\steve	12/21/2021 3:52:57 PM	Set MatrixSpikeBConcentration = 250 for compound BM_Fluorobenzene; previous value =			✓	
CmdSaveMethodAs	BL2000\steve	12/21/2021 3:59:42 PM	Save method to file \\MASSHUNTER\Org\Data\Methods\Quant\VOA5975C\VOA5975C_120721_CAL\VOA5975C_8260B_624pt1_SHT_L4_120721.m			✓	
CmdApplyMethodToAllSamples	BL2000\steve	12/21/2021 3:59:52 PM	Apply method to all samples			✓	
CmdMethodClear	BL2000\steve	12/21/2021 3:59:52 PM	Clear method			✓	
CmdEndMethodEditing	BL2000\steve	12/21/2021 3:59:53 PM	End method editing			✓	
CmdQuantitate	BL2000\steve	12/21/2021 4:00:09 PM	Quantitate all compounds in all samples			✓	
CmdSaveBatchTable	BL2000\steve	12/21/2021 4:05:12 PM	Save batch D:\Org\Data\VOA5975C\VG120721_L4\QuantResults\VG120721_8260B_624pt1_L4.batch.bin			✓	
CmdOpenBatchTable	BL2000\mchavez	12/22/2021 8:53:46 AM	Open batch D:\Org\Data\VOA5975C\VG120721_L4\VG120721_8260B_624pt1_L4.batch.bin			✓	
CmdStartMethodEditing	BL2000\mchavez	12/22/2021 8:54:40 AM	Start method editing			✓	
CmdImportMethodFromSample	BL2000\mchavez	12/22/2021 8:54:40 AM	Import method from sample 07DEC07.D			✓	

Audit Trail report

Name	User	Time	Action	Reason	Comment	Succeed	Exception
CmdSetMethodTargetCompoundAttribute	BL2000\mchavez	12/22/2021 8:55:04 AM	Set SurrogatePercentRecoveryMinimum = 89 for compound Toluene-d8; previous value = 79			✓	
CmdSetMethodTargetCompoundAttribute	BL2000\mchavez	12/22/2021 8:55:07 AM	Set SurrogatePercentRecoveryMaximum = 112 for compound Toluene-d8; previous value = 122			✓	
CmdSetMethodTargetCompoundAttribute	BL2000\mchavez	12/22/2021 8:55:38 AM	Set SurrogatePercentRecoveryMinimum = 81 for compound 1,2-Dichloroethane-d4; previous value = 70			✓	
CmdSetMethodTargetCompoundAttribute	BL2000\mchavez	12/22/2021 8:55:44 AM	Set SurrogatePercentRecoveryMaximum = 118 for compound 1,2-Dichloroethane-d4; previous value = 130			✓	
CmdSetMethodTargetCompoundAttribute	BL2000\mchavez	12/22/2021 8:55:48 AM	Set SurrogatePercentRecoveryMinimum = 85 for compound p-Bromofluorobenzene; previous value = 76			✓	
CmdSetMethodTargetCompoundAttribute	BL2000\mchavez	12/22/2021 8:55:51 AM	Set SurrogatePercentRecoveryMaximum = 114 for compound p-Bromofluorobenzene; previous value = 127			✓	
CmdSetMethodTargetCompoundAttribute	BL2000\mchavez	12/22/2021 8:55:58 AM	Set SurrogatePercentRecoveryMinimum = 80 for compound Dibromofluoromethane; previous value = 77			✓	
CmdSetMethodTargetCompoundAttribute	BL2000\mchavez	12/22/2021 8:56:00 AM	Set SurrogatePercentRecoveryMaximum = 119 for compound Dibromofluoromethane; previous value = 126			✓	
CmdSetMethodTargetCompoundAttribute	BL2000\mchavez	12/22/2021 8:56:22 AM	Set AccuracyMaximumPercentDeviation = 20 for compound Dichlorodifluoromethane; previous value = 30			✓	
CmdSetMethodTargetCompoundAttribute	BL2000\mchavez	12/22/2021 8:56:26 AM	Set AccuracyMaximumPercentDeviation = 20 for compound Chloromethane; previous value = 30			✓	
CmdSetMethodTargetCompoundAttribute	BL2000\mchavez	12/22/2021 8:56:26 AM	Set AccuracyMaximumPercentDeviation = 20 for compound Bromomethane; previous value = 30			✓	
CmdSetMethodTargetCompoundAttribute	BL2000\mchavez	12/22/2021 8:56:26 AM	Set AccuracyMaximumPercentDeviation = 20 for compound Chloroethane; previous value = 30			✓	

Audit Trail report

Name	User	Time	Action	Reason	Comment	Succeed	Exception
CmdSetMethodTargetCompoundAttribute	BL2000\mchavez	12/22/2021 8:56:26 AM	Set AccuracyMaximumPercentDeviation = 20 for compound Trichlorofluoromethane; previous value = 30			✓	
CmdSetMethodTargetCompoundAttribute	BL2000\mchavez	12/22/2021 8:56:26 AM	Set AccuracyMaximumPercentDeviation = 20 for compound Methylene chloride; previous value = 30			✓	
CmdSetMethodTargetCompoundAttribute	BL2000\mchavez	12/22/2021 8:56:26 AM	Set AccuracyMaximumPercentDeviation = 20 for compound trans-1,2-Dichloroethene; previous value = 30			✓	
CmdSetMethodTargetCompoundAttribute	BL2000\mchavez	12/22/2021 8:56:26 AM	Set AccuracyMaximumPercentDeviation = 20 for compound Methyl tert-butyl ether (MTBE); previous value = 30			✓	
CmdSetMethodTargetCompoundAttribute	BL2000\mchavez	12/22/2021 8:56:26 AM	Set AccuracyMaximumPercentDeviation = 20 for compound 1,1-Dichloroethane; previous value = 30			✓	
CmdSetMethodTargetCompoundAttribute	BL2000\mchavez	12/22/2021 8:56:26 AM	Set AccuracyMaximumPercentDeviation = 20 for compound 2,2-Dichloropropane; previous value = 30			✓	
CmdSetMethodTargetCompoundAttribute	BL2000\mchavez	12/22/2021 8:56:26 AM	Set AccuracyMaximumPercentDeviation = 20 for compound cis-1,2-Dichloroethene; previous value = 30			✓	
CmdSetMethodTargetCompoundAttribute	BL2000\mchavez	12/22/2021 8:56:26 AM	Set AccuracyMaximumPercentDeviation = 20 for compound Methyl ethyl ketone; previous value = 30			✓	
CmdSetMethodTargetCompoundAttribute	BL2000\mchavez	12/22/2021 8:56:26 AM	Set AccuracyMaximumPercentDeviation = 20 for compound Bromochloromethane; previous value = 30			✓	
CmdSetMethodTargetCompoundAttribute	BL2000\mchavez	12/22/2021 8:56:26 AM	Set AccuracyMaximumPercentDeviation = 20 for compound Dibromofluoromethane; previous value = 30			✓	
CmdSetMethodTargetCompoundAttribute	BL2000\mchavez	12/22/2021 8:56:26 AM	Set AccuracyMaximumPercentDeviation = 20 for compound 1,1,1-Trichloroethane; previous value = 30			✓	
CmdSetMethodTargetCompoundAttribute	BL2000\mchavez	12/22/2021 8:56:26 AM	Set AccuracyMaximumPercentDeviation = 20 for compound Carbon tetrachloride; previous value = 30			✓	

Audit Trail report

Name	User	Time	Action	Reason	Comment	Succeed	Exception
CmdSetMethodTargetCompoundAttribute	BL2000\mchavez	12/22/2021 8:56:26 AM	Set AccuracyMaximumPercentDeviation = 20 for compound 1,1-Dichloropropene; previous value = 30			✓	
CmdSetMethodTargetCompoundAttribute	BL2000\mchavez	12/22/2021 8:56:26 AM	Set AccuracyMaximumPercentDeviation = 20 for compound 1,2-Dichloroethane-d4; previous value = 30			✓	
CmdSetMethodTargetCompoundAttribute	BL2000\mchavez	12/22/2021 8:56:26 AM	Set AccuracyMaximumPercentDeviation = 20 for compound Benzene; previous value = 30			✓	
CmdSetMethodTargetCompoundAttribute	BL2000\mchavez	12/22/2021 8:56:26 AM	Set AccuracyMaximumPercentDeviation = 20 for compound 1,2-Dichloroethane; previous value = 30			✓	
CmdSetMethodTargetCompoundAttribute	BL2000\mchavez	12/22/2021 8:56:26 AM	Set AccuracyMaximumPercentDeviation = 20 for compound Trichloroethene; previous value = 30			✓	
CmdSetMethodTargetCompoundAttribute	BL2000\mchavez	12/22/2021 8:56:26 AM	Set AccuracyMaximumPercentDeviation = 20 for compound Dibromomethane; previous value = 30			✓	
CmdSetMethodTargetCompoundAttribute	BL2000\mchavez	12/22/2021 8:56:26 AM	Set AccuracyMaximumPercentDeviation = 20 for compound Bromodichloromethane; previous value = 30			✓	
CmdSetMethodTargetCompoundAttribute	BL2000\mchavez	12/22/2021 8:56:26 AM	Set AccuracyMaximumPercentDeviation = 20 for compound cis-1,3-Dichloropropene; previous value = 30			✓	
CmdSetMethodTargetCompoundAttribute	BL2000\mchavez	12/22/2021 8:56:26 AM	Set AccuracyMaximumPercentDeviation = 20 for compound Toluene-d8; previous value = 30			✓	
CmdSetMethodTargetCompoundAttribute	BL2000\mchavez	12/22/2021 8:56:26 AM	Set AccuracyMaximumPercentDeviation = 20 for compound trans-1,3-Dichloropropene; previous value = 30			✓	
CmdSetMethodTargetCompoundAttribute	BL2000\mchavez	12/22/2021 8:56:26 AM	Set AccuracyMaximumPercentDeviation = 20 for compound 1,1,2-Trichloroethane; previous value = 30			✓	
CmdSetMethodTargetCompoundAttribute	BL2000\mchavez	12/22/2021 8:56:26 AM	Set AccuracyMaximumPercentDeviation = 20 for compound Tetrachloroethene; previous value = 30			✓	
CmdSetMethodTargetCompoundAttribute	BL2000\mchavez	12/22/2021 8:56:26 AM	Set AccuracyMaximumPercentDeviation = 20 for compound 1,3-Dichloropropane; previous value = 30			✓	

Audit Trail report

Name	User	Time	Action	Reason	Comment	Succeed	Exception
CmdSetMethodTargetCompoundAttribute	BL2000\mchavez	12/22/2021 8:56:26 AM	Set AccuracyMaximumPercentDeviation = 20 for compound Chlorodibromomethane; previous value = 30			✓	
CmdSetMethodTargetCompoundAttribute	BL2000\mchavez	12/22/2021 8:56:26 AM	Set AccuracyMaximumPercentDeviation = 20 for compound 1,2-Dibromoethane; previous value = 30			✓	
CmdSetMethodTargetCompoundAttribute	BL2000\mchavez	12/22/2021 8:56:26 AM	Set AccuracyMaximumPercentDeviation = 20 for compound Chlorobenzene; previous value = 30			✓	
CmdSetMethodTargetCompoundAttribute	BL2000\mchavez	12/22/2021 8:56:26 AM	Set AccuracyMaximumPercentDeviation = 20 for compound 1,1,1,2-Tetrachloroethane; previous value = 30			✓	
CmdSetMethodTargetCompoundAttribute	BL2000\mchavez	12/22/2021 8:56:26 AM	Set AccuracyMaximumPercentDeviation = 20 for compound m+p-Xylenes; previous value = 30			✓	
CmdSetMethodTargetCompoundAttribute	BL2000\mchavez	12/22/2021 8:56:26 AM	Set AccuracyMaximumPercentDeviation = 20 for compound o-Xylene; previous value = 30			✓	
CmdSetMethodTargetCompoundAttribute	BL2000\mchavez	12/22/2021 8:56:26 AM	Set AccuracyMaximumPercentDeviation = 20 for compound Styrene; previous value = 30			✓	
CmdSetMethodTargetCompoundAttribute	BL2000\mchavez	12/22/2021 8:56:26 AM	Set AccuracyMaximumPercentDeviation = 20 for compound Bromoform; previous value = 30			✓	
CmdSetMethodTargetCompoundAttribute	BL2000\mchavez	12/22/2021 8:56:26 AM	Set AccuracyMaximumPercentDeviation = 20 for compound p-Bromofluorobenzene; previous value = 30			✓	
CmdSetMethodTargetCompoundAttribute	BL2000\mchavez	12/22/2021 8:56:26 AM	Set AccuracyMaximumPercentDeviation = 20 for compound 1,1,2,2-Tetrachloroethane; previous value = 30			✓	
CmdSetMethodTargetCompoundAttribute	BL2000\mchavez	12/22/2021 8:56:26 AM	Set AccuracyMaximumPercentDeviation = 20 for compound Bromobenzene; previous value = 30			✓	
CmdSetMethodTargetCompoundAttribute	BL2000\mchavez	12/22/2021 8:56:26 AM	Set AccuracyMaximumPercentDeviation = 20 for compound 1,2,3-Trichloropropane; previous value = 30			✓	

Audit Trail report

Name	User	Time	Action	Reason	Comment	Succeed	Exception
CmdSetMethodTargetCompoundAttribute	BL2000\mchavez	12/22/2021 8:56:26 AM	Set AccuracyMaximumPercentDeviation = 20 for compound 2-Chlorotoluene; previous value = 30			✓	
CmdSetMethodTargetCompoundAttribute	BL2000\mchavez	12/22/2021 8:56:26 AM	Set AccuracyMaximumPercentDeviation = 20 for compound 4-Chlorotoluene; previous value = 30			✓	
CmdSetMethodTargetCompoundAttribute	BL2000\mchavez	12/22/2021 8:56:26 AM	Set AccuracyMaximumPercentDeviation = 20 for compound 1,3-Dichlorobenzene; previous value = 30			✓	
CmdSetMethodTargetCompoundAttribute	BL2000\mchavez	12/22/2021 8:56:26 AM	Set AccuracyMaximumPercentDeviation = 20 for compound 1,4-Dichlorobenzene; previous value = 30			✓	
CmdSetMethodTargetCompoundAttribute	BL2000\mchavez	12/22/2021 8:56:26 AM	Set AccuracyMaximumPercentDeviation = 20 for compound 1,2-Dichlorobenzene; previous value = 30			✓	
CmdSetMethodTargetCompoundAttribute	BL2000\mchavez	12/22/2021 8:56:26 AM	No parameter change for AccuracyMaximumPercentDeviation			✓	
CmdSetMethodTargetCompoundAttribute	BL2000\mchavez	12/22/2021 8:56:26 AM	No parameter change for AccuracyMaximumPercentDeviation			✓	
CmdSetMethodTargetCompoundAttribute	BL2000\mchavez	12/22/2021 8:56:26 AM	No parameter change for AccuracyMaximumPercentDeviation			✓	
CmdSetMethodTargetCompoundAttribute	BL2000\mchavez	12/22/2021 8:56:26 AM	No parameter change for AccuracyMaximumPercentDeviation			✓	
CmdSetMethodTargetCompoundAttribute	BL2000\mchavez	12/22/2021 8:56:26 AM	No parameter change for AccuracyMaximumPercentDeviation			✓	
CmdSetMethodTargetCompoundAttribute	BL2000\mchavez	12/22/2021 8:56:26 AM	No parameter change for AccuracyMaximumPercentDeviation			✓	
CmdSetMethodTargetCompoundAttribute	BL2000\mchavez	12/22/2021 8:56:54 AM	Set ISTDFlag = False for compound BM_Fluorobenzene; previous value = True			✓	
CmdSetMethodTargetCompoundAttribute	BL2000\mchavez	12/22/2021 8:56:59 AM	Set ISTDCompoundID = 0 for compound Bromomethane; previous value = 4			✓	
CmdRemoveMethodTargetCompound	BL2000\mchavez	12/22/2021 8:57:05 AM	Remove compound BM_Fluorobenzene			✓	
CmdSetMethodTargetCompoundAttribute	BL2000\mchavez	12/22/2021 8:58:53 AM	Set MatrixSpikePercentRecoveryMinimum = 78 for compound 1,1,1,2-Tetrachloroethane; previous value = 75			✓	
CmdSetMethodTargetCompoundAttribute	BL2000\mchavez	12/22/2021 8:58:55 AM	Set MatrixSpikePercentRecoveryMinimum = 74 for compound 1,1,1-Trichloroethane; previous value = 64			✓	

Audit Trail report

Name	User	Time	Action	Reason	Comment	Succeed	Exception
CmdSetMethodTargetCompoundAttribute	BL2000\mchavez	12/22/2021 8:58:57 AM	Set MatrixSpikePercentRecoveryMinimum = 71 for compound 1,1,2,2-Tetrachloroethane; previous value = 72			✓	
CmdSetMethodTargetCompoundAttribute	BL2000\mchavez	12/22/2021 8:59:00 AM	Set MatrixSpikePercentRecoveryMinimum = 80 for compound 1,1,2-Trichloroethane; previous value = 72			✓	
CmdSetMethodTargetCompoundAttribute	BL2000\mchavez	12/22/2021 8:59:02 AM	Set MatrixSpikePercentRecoveryMinimum = 77 for compound 1,1-Dichloroethane; previous value = 72			✓	
CmdSetMethodTargetCompoundAttribute	BL2000\mchavez	12/22/2021 8:59:05 AM	Set MatrixSpikePercentRecoveryMinimum = 71 for compound 1,1-Dichloroethene; previous value = 66			✓	
CmdSetMethodTargetCompoundAttribute	BL2000\mchavez	12/22/2021 8:59:07 AM	Set MatrixSpikePercentRecoveryMinimum = 79 for compound 1,1-Dichloropropene; previous value = 72			✓	
CmdSetMethodTargetCompoundAttribute	BL2000\mchavez	12/22/2021 8:59:16 AM	Set MatrixSpikePercentRecoveryMinimum = 73 for compound 1,2,3-Trichloropropane; previous value = 67			✓	
CmdSetMethodTargetCompoundAttribute	BL2000\mchavez	12/22/2021 8:59:23 AM	Set MatrixSpikePercentRecoveryMinimum = 78 for compound 1,2-Dibromoethane; previous value = 75			✓	
CmdSetMethodTargetCompoundAttribute	BL2000\mchavez	12/22/2021 8:59:27 AM	Set MatrixSpikePercentRecoveryMinimum = 80 for compound 1,2-Dichlorobenzene; previous value = 78			✓	
CmdSetMethodTargetCompoundAttribute	BL2000\mchavez	12/22/2021 8:59:38 AM	Set MatrixSpikePercentRecoveryMinimum = 73 for compound 1,2-Dichloroethane; previous value = 57			✓	
CmdSetMethodTargetCompoundAttribute	BL2000\mchavez	12/22/2021 8:59:52 AM	Set MatrixSpikePercentRecoveryMinimum = 81 for compound 1,2-Dichloroethane-d4; previous value = 70			✓	
CmdSetMethodTargetCompoundAttribute	BL2000\mchavez	12/22/2021 9:00:15 AM	Set MatrixSpikePercentRecoveryMinimum = 78 for compound 1,2-Dichloropropane; previous value = 72			✓	
CmdSetMethodTargetCompoundAttribute	BL2000\mchavez	12/22/2021 9:00:21 AM	Set MatrixSpikePercentRecoveryMinimum = 80 for compound 1,3-Dichlorobenzene; previous value = 79			✓	
CmdSetMethodTargetCompoundAttribute	BL2000\mchavez	12/22/2021 9:00:24 AM	Set MatrixSpikePercentRecoveryMinimum = 80 for compound 1,3-Dichloropropane; previous value = 75			✓	

Audit Trail report

Name	User	Time	Action	Reason	Comment	Succeed	Exception
CmdSetMethodTargetCompoundAttribute	BL2000\mchavez	12/22/2021 9:00:28 AM	Set MatrixSpikePercentRecoveryMinimum = 79 for compound 1,4-Dichlorobenzene; previous value = 78			✓	
CmdSetMethodTargetCompoundAttribute	BL2000\mchavez	12/22/2021 9:00:36 AM	Set MatrixSpikePercentRecoveryMinimum = 60 for compound 2,2-Dichloropropane; previous value = 42			✓	
CmdSetMethodTargetCompoundAttribute	BL2000\mchavez	12/22/2021 9:00:41 AM	Set MatrixSpikePercentRecoveryMinimum = 79 for compound 2-Chlorotoluene; previous value = 74			✓	
CmdSetMethodTargetCompoundAttribute	BL2000\mchavez	12/22/2021 9:00:43 AM	Set MatrixSpikePercentRecoveryMinimum = 78 for compound 4-Chlorotoluene; previous value = 79			✓	
CmdSetMethodTargetCompoundAttribute	BL2000\mchavez	12/22/2021 9:00:46 AM	Set MatrixSpikePercentRecoveryMinimum = 79 for compound Benzene; previous value = 71			✓	
CmdSetMethodTargetCompoundAttribute	BL2000\mchavez	12/22/2021 9:00:50 AM	Set MatrixSpikePercentRecoveryMinimum = 80 for compound Bromobenzene; previous value = 78			✓	
CmdSetMethodTargetCompoundAttribute	BL2000\mchavez	12/22/2021 9:00:55 AM	Set MatrixSpikePercentRecoveryMinimum = 78 for compound Bromochloromethane; previous value = 68			✓	
CmdSetMethodTargetCompoundAttribute	BL2000\mchavez	12/22/2021 9:01:01 AM	Set MatrixSpikePercentRecoveryMinimum = 79 for compound Bromodichloromethane; previous value = 67			✓	
CmdSetMethodTargetCompoundAttribute	BL2000\mchavez	12/22/2021 9:01:04 AM	Set MatrixSpikePercentRecoveryMinimum = 66 for compound Bromoform; previous value = 64			✓	
CmdSetMethodTargetCompoundAttribute	BL2000\mchavez	12/22/2021 9:01:09 AM	Set MatrixSpikePercentRecoveryMinimum = 53 for compound Bromomethane; previous value = 60			✓	
CmdSetMethodTargetCompoundAttribute	BL2000\mchavez	12/22/2021 9:01:13 AM	Set MatrixSpikePercentRecoveryMinimum = 72 for compound Carbon tetrachloride; previous value = 61			✓	
CmdSetMethodTargetCompoundAttribute	BL2000\mchavez	12/22/2021 9:01:17 AM	Set MatrixSpikePercentRecoveryMinimum = 82 for compound Chlorobenzene; previous value = 78			✓	

Audit Trail report

Name	User	Time	Action	Reason	Comment	Succeed	Exception
CmdSetMethodTargetCompoundAttribute	BL2000\mchavez	12/22/2021 9:02:49 AM	Set MatrixSpikePercentRecoveryMinimum = 74 for compound Chlorodibromomethane; previous value = 72			✓	
CmdSetMethodTargetCompoundAttribute	BL2000\mchavez	12/22/2021 9:02:53 AM	Set MatrixSpikePercentRecoveryMinimum = 60 for compound Chloroethane; previous value = 64			✓	
CmdSetMethodTargetCompoundAttribute	BL2000\mchavez	12/22/2021 9:02:58 AM	Set MatrixSpikePercentRecoveryMinimum = 79 for compound Chloroform; previous value = 69			✓	
CmdSetMethodTargetCompoundAttribute	BL2000\mchavez	12/22/2021 9:03:02 AM	Set MatrixSpikePercentRecoveryMinimum = 50 for compound Chloromethane; previous value = 63			✓	
CmdSetMethodTargetCompoundAttribute	BL2000\mchavez	12/22/2021 9:03:06 AM	Set MatrixSpikePercentRecoveryMinimum = 78 for compound cis-1,2-Dichloroethene; previous value = 74			✓	
CmdSetMethodTargetCompoundAttribute	BL2000\mchavez	12/22/2021 9:03:24 AM	Set MatrixSpikePercentRecoveryMinimum = 80 for compound Dibromofluoromethane; previous value = 77			✓	
CmdSetMethodTargetCompoundAttribute	BL2000\mchavez	12/22/2021 9:03:38 AM	Set MatrixSpikePercentRecoveryMinimum = 79 for compound Dibromomethane; previous value = 72			✓	
CmdSetMethodTargetCompoundAttribute	BL2000\mchavez	12/22/2021 9:03:42 AM	Set MatrixSpikePercentRecoveryMinimum = 32 for compound Dichlorodifluoromethane; previous value = 55			✓	
CmdSetMethodTargetCompoundAttribute	BL2000\mchavez	12/22/2021 9:03:45 AM	Set MatrixSpikePercentRecoveryMinimum = 79 for compound Ethylbenzene; previous value = 78			✓	
CmdSetMethodTargetCompoundAttribute	BL2000\mchavez	12/22/2021 9:03:57 AM	Set MatrixSpikePercentRecoveryMinimum = 80 for compound m+p-Xylenes; previous value = 78			✓	
CmdSetMethodTargetCompoundAttribute	BL2000\mchavez	12/22/2021 9:04:02 AM	Set MatrixSpikePercentRecoveryMinimum = 56 for compound Methyl ethyl ketone; previous value = 55			✓	
CmdSetMethodTargetCompoundAttribute	BL2000\mchavez	12/22/2021 9:04:06 AM	Set MatrixSpikePercentRecoveryMinimum = 71 for compound Methyl tert-butyl ether (MTBE); previous value = 58			✓	

Audit Trail report

Name	User	Time	Action	Reason	Comment	Succeed	Exception
CmdSetMethodTargetCompoundAttribute	BL2000\mchavez	12/22/2021 9:04:09 AM	Set MatrixSpikePercentRecoveryMinimum = 74 for compound Methylene chloride; previous value = 73			✓	
CmdSetMethodTargetCompoundAttribute	BL2000\mchavez	12/22/2021 9:04:13 AM	Set MatrixSpikePercentRecoveryMinimum = 78 for compound o-Xylene; previous value = 79			✓	
CmdSetMethodTargetCompoundAttribute	BL2000\mchavez	12/22/2021 9:04:19 AM	Set MatrixSpikePercentRecoveryMinimum = 85 for compound p-Bromofluorobenzene; previous value = 76			✓	
CmdSetMethodTargetCompoundAttribute	BL2000\mchavez	12/22/2021 9:04:23 AM	Set MatrixSpikePercentRecoveryMinimum = 78 for compound Styrene; previous value = 76			✓	
CmdSetMethodTargetCompoundAttribute	BL2000\mchavez	12/22/2021 9:04:33 AM	Set MatrixSpikePercentRecoveryMinimum = 74 for compound Tetrachloroethene; previous value = 78			✓	
CmdSetMethodTargetCompoundAttribute	BL2000\mchavez	12/22/2021 9:04:36 AM	Set MatrixSpikePercentRecoveryMinimum = 80 for compound Toluene; previous value = 78			✓	
CmdSetMethodTargetCompoundAttribute	BL2000\mchavez	12/22/2021 9:04:41 AM	Set MatrixSpikePercentRecoveryMinimum = 89 for compound Toluene-d8; previous value = 79			✓	
CmdSetMethodTargetCompoundAttribute	BL2000\mchavez	12/22/2021 9:04:47 AM	Set MatrixSpikePercentRecoveryMinimum = 75 for compound trans-1,2-Dichloroethene; previous value = 76			✓	
CmdSetMethodTargetCompoundAttribute	BL2000\mchavez	12/22/2021 9:04:50 AM	Set MatrixSpikePercentRecoveryMinimum = 73 for compound trans-1,3-Dichloropropene; previous value = 77			✓	
CmdSetMethodTargetCompoundAttribute	BL2000\mchavez	12/22/2021 9:04:53 AM	Set MatrixSpikePercentRecoveryMinimum = 79 for compound Trichloroethene; previous value = 75			✓	
CmdSetMethodTargetCompoundAttribute	BL2000\mchavez	12/22/2021 9:04:57 AM	Set MatrixSpikePercentRecoveryMinimum = 65 for compound Trichlorofluoromethane; previous value = 58			✓	
CmdSetMethodTargetCompoundAttribute	BL2000\mchavez	12/22/2021 9:05:00 AM	Set MatrixSpikePercentRecoveryMinimum = 58 for compound Vinyl chloride; previous value = 66			✓	

Audit Trail report

Name	User	Time	Action	Reason	Comment	Succeed	Exception
CmdSetMethodTargetCompoundAttribute	BL2000\mchavez	12/22/2021 9:05:21 AM	Set MatrixSpikePercentRecoveryMaximum = 119 for compound Dibromofluoromethane; previous value = 126			✓	
CmdSetMethodTargetCompoundAttribute	BL2000\mchavez	12/22/2021 9:05:25 AM	Set MatrixSpikePercentRecoveryMaximum = 118 for compound 1,2-Dichloroethane-d4; previous value = 130			✓	
CmdSetMethodTargetCompoundAttribute	BL2000\mchavez	12/22/2021 9:05:28 AM	Set MatrixSpikePercentRecoveryMaximum = 112 for compound Toluene-d8; previous value = 122			✓	
CmdSetMethodTargetCompoundAttribute	BL2000\mchavez	12/22/2021 9:05:31 AM	Set MatrixSpikePercentRecoveryMaximum = 114 for compound p-Bromofluorobenzene; previous value = 127			✓	
CmdSetMethodTargetCompoundAttribute	BL2000\mchavez	12/22/2021 9:05:53 AM	Set MatrixSpikePercentRecoveryMaximum = 124 for compound 1,1,1,2-Tetrachloroethane; previous value = 135			✓	
CmdSetMethodTargetCompoundAttribute	BL2000\mchavez	12/22/2021 9:05:56 AM	Set MatrixSpikePercentRecoveryMaximum = 131 for compound 1,1,1-Trichloroethane; previous value = 141			✓	
CmdSetMethodTargetCompoundAttribute	BL2000\mchavez	12/22/2021 9:05:58 AM	Set MatrixSpikePercentRecoveryMaximum = 121 for compound 1,1,2,2-Tetrachloroethane; previous value = 132			✓	
CmdSetMethodTargetCompoundAttribute	BL2000\mchavez	12/22/2021 9:06:00 AM	Set MatrixSpikePercentRecoveryMaximum = 119 for compound 1,1,2-Trichloroethane; previous value = 133			✓	
CmdSetMethodTargetCompoundAttribute	BL2000\mchavez	12/22/2021 9:06:05 AM	Set MatrixSpikePercentRecoveryMaximum = 125 for compound 1,1-Dichloroethane; previous value = 130			✓	
CmdSetMethodTargetCompoundAttribute	BL2000\mchavez	12/22/2021 9:06:25 AM	Set MatrixSpikePercentRecoveryMaximum = 131 for compound 1,1-Dichloroethene; previous value = 142			✓	
CmdSetMethodTargetCompoundAttribute	BL2000\mchavez	12/22/2021 9:06:55 AM	Set MatrixSpikePercentRecoveryMaximum = 125 for compound 1,1-Dichloropropene; previous value = 140			✓	
CmdSetMethodTargetCompoundAttribute	BL2000\mchavez	12/22/2021 9:06:57 AM	Set MatrixSpikePercentRecoveryMaximum = 125 for compound 1,2,3-Trichloropropane; previous value = 133			✓	

Audit Trail report

Name	User	Time	Action	Reason	Comment	Succeed	Exception
CmdSetMethodTargetCompoundAttribute	BL2000\mchavez	12/22/2021 9:06:59 AM	Set MatrixSpikePercentRecoveryMaximum = 122 for compound 1,2-Dibromoethane; previous value = 131			✓	
CmdSetMethodTargetCompoundAttribute	BL2000\mchavez	12/22/2021 9:07:04 AM	Set MatrixSpikePercentRecoveryMaximum = 119 for compound 1,2-Dichlorobenzene; previous value = 129			✓	
CmdSetMethodTargetCompoundAttribute	BL2000\mchavez	12/22/2021 9:07:09 AM	Set MatrixSpikePercentRecoveryMaximum = 125 for compound 1,2-Dichloroethane; previous value = 146			✓	
CmdSetMethodTargetCompoundAttribute	BL2000\mchavez	12/22/2021 9:07:22 AM	Set MatrixSpikePercentRecoveryMaximum = 122 for compound 1,2-Dichloropropane; previous value = 135			✓	
CmdSetMethodTargetCompoundAttribute	BL2000\mchavez	12/22/2021 9:07:27 AM	Set MatrixSpikePercentRecoveryMaximum = 119 for compound 1,3-Dichlorobenzene; previous value = 132			✓	
CmdSetMethodTargetCompoundAttribute	BL2000\mchavez	12/22/2021 9:07:30 AM	Set MatrixSpikePercentRecoveryMaximum = 119 for compound 1,3-Dichloropropane; previous value = 134			✓	
CmdSetMethodTargetCompoundAttribute	BL2000\mchavez	12/22/2021 9:07:34 AM	Set MatrixSpikePercentRecoveryMaximum = 118 for compound 1,4-Dichlorobenzene; previous value = 131			✓	
CmdSetMethodTargetCompoundAttribute	BL2000\mchavez	12/22/2021 9:07:42 AM	Set MatrixSpikePercentRecoveryMaximum = 139 for compound 2,2-Dichloropropane; previous value = 167			✓	
CmdSetMethodTargetCompoundAttribute	BL2000\mchavez	12/22/2021 9:07:48 AM	Set MatrixSpikePercentRecoveryMaximum = 122 for compound 2-Chlorotoluene; previous value = 135			✓	
CmdSetMethodTargetCompoundAttribute	BL2000\mchavez	12/22/2021 9:07:50 AM	Set MatrixSpikePercentRecoveryMaximum = 122 for compound 4-Chlorotoluene; previous value = 135			✓	
CmdSetMethodTargetCompoundAttribute	BL2000\mchavez	12/22/2021 9:07:56 AM	Set MatrixSpikePercentRecoveryMaximum = 120 for compound Benzene; previous value = 133			✓	
CmdSetMethodTargetCompoundAttribute	BL2000\mchavez	12/22/2021 9:08:01 AM	Set MatrixSpikePercentRecoveryMaximum = 120 for compound Bromobenzene; previous value = 133			✓	

Audit Trail report

Name	User	Time	Action	Reason	Comment	Succeed	Exception
CmdSetMethodTargetCompoundAttribute	BL2000\mchavez	12/22/2021 9:08:07 AM	Set MatrixSpikePercentRecoveryMaximum = 123 for compound Bromochloromethane; previous value = 131			✓	
CmdSetMethodTargetCompoundAttribute	BL2000\mchavez	12/22/2021 9:08:17 AM	Set MatrixSpikePercentRecoveryMaximum = 125 for compound Bromodichloromethane; previous value = 138			✓	
CmdSetMethodTargetCompoundAttribute	BL2000\mchavez	12/22/2021 9:08:23 AM	Set MatrixSpikePercentRecoveryMaximum = 130 for compound Bromoform; previous value = 136			✓	
CmdSetMethodTargetCompoundAttribute	BL2000\mchavez	12/22/2021 9:08:29 AM	Set MatrixSpikePercentRecoveryMaximum = 141 for compound Bromomethane; previous value = 138			✓	
CmdSetMethodTargetCompoundAttribute	BL2000\mchavez	12/22/2021 9:08:34 AM	Set MatrixSpikePercentRecoveryMaximum = 136 for compound Carbon tetrachloride; previous value = 144			✓	
CmdSetMethodTargetCompoundAttribute	BL2000\mchavez	12/22/2021 9:08:47 AM	Set MatrixSpikePercentRecoveryMaximum = 118 for compound Chlorobenzene; previous value = 136			✓	
CmdSetMethodTargetCompoundAttribute	BL2000\mchavez	12/22/2021 9:08:52 AM	Set MatrixSpikePercentRecoveryMaximum = 126 for compound Chlorodibromomethane; previous value = 136			✓	
CmdSetMethodTargetCompoundAttribute	BL2000\mchavez	12/22/2021 9:08:58 AM	Set MatrixSpikePercentRecoveryMaximum = 138 for compound Chloroethane; previous value = 136			✓	
CmdSetMethodTargetCompoundAttribute	BL2000\mchavez	12/22/2021 9:09:03 AM	Set MatrixSpikePercentRecoveryMaximum = 124 for compound Chloroform; previous value = 133			✓	
CmdSetMethodTargetCompoundAttribute	BL2000\mchavez	12/22/2021 9:09:10 AM	Set MatrixSpikePercentRecoveryMaximum = 139 for compound Chloromethane; previous value = 149			✓	
CmdSetMethodTargetCompoundAttribute	BL2000\mchavez	12/22/2021 9:11:53 AM	Set MatrixSpikePercentRecoveryMaximum = 123 for compound cis-1,2-Dichloroethene; previous value = 133			✓	
CmdSetMethodTargetCompoundAttribute	BL2000\mchavez	12/22/2021 9:11:58 AM	Set MatrixSpikePercentRecoveryMaximum = 124 for compound cis-1,3-Dichloropropene; previous value = 132			✓	

Audit Trail report

Name	User	Time	Action	Reason	Comment	Succeed	Exception
CmdSetMethodTargetCompoundAttribute	BL2000\mchavez	12/22/2021 9:12:06 AM	Set MatrixSpikePercentRecoveryMaximum = 123 for compound Dibromomethane; previous value = 133			✓	
CmdSetMethodTargetCompoundAttribute	BL2000\mchavez	12/22/2021 9:12:09 AM	Set MatrixSpikePercentRecoveryMaximum = 152 for compound Dichlorodifluoromethane; previous value = 141			✓	
CmdSetMethodTargetCompoundAttribute	BL2000\mchavez	12/22/2021 9:12:12 AM	Set MatrixSpikePercentRecoveryMaximum = 121 for compound Ethylbenzene; previous value = 131			✓	
CmdSetMethodTargetCompoundAttribute	BL2000\mchavez	12/22/2021 9:12:18 AM	Set MatrixSpikePercentRecoveryMaximum = 121 for compound m+p-Xylenes; previous value = 133			✓	
CmdSetMethodTargetCompoundAttribute	BL2000\mchavez	12/22/2021 9:12:23 AM	Set MatrixSpikePercentRecoveryMaximum = 143 for compound Methyl ethyl ketone; previous value = 145			✓	
CmdSetMethodTargetCompoundAttribute	BL2000\mchavez	12/22/2021 9:12:28 AM	Set MatrixSpikePercentRecoveryMaximum = 124 for compound Methyl tert-butyl ether (MTBE); previous value = 151			✓	
CmdSetMethodTargetCompoundAttribute	BL2000\mchavez	12/22/2021 9:12:39 AM	Set MatrixSpikePercentRecoveryMaximum = 124 for compound Methylene chloride; previous value = 126			✓	
CmdSetMethodTargetCompoundAttribute	BL2000\mchavez	12/22/2021 9:12:42 AM	Set MatrixSpikePercentRecoveryMaximum = 122 for compound o-Xylene; previous value = 136			✓	
CmdSetMethodTargetCompoundAttribute	BL2000\mchavez	12/22/2021 9:12:45 AM	Set MatrixSpikePercentRecoveryMaximum = 123 for compound p-Bromofluorobenzene; previous value = 114			✓	
CmdSetMethodTargetCompoundAttribute	BL2000\mchavez	12/22/2021 9:12:54 AM	Set MatrixSpikePercentRecoveryMaximum = 114 for compound p-Bromofluorobenzene; previous value = 123			✓	
CmdSetMethodTargetCompoundAttribute	BL2000\mchavez	12/22/2021 9:13:09 AM	Set MatrixSpikePercentRecoveryMaximum = 123 for compound Styrene; previous value = 134			✓	
CmdSetMethodTargetCompoundAttribute	BL2000\mchavez	12/22/2021 9:13:16 AM	Set MatrixSpikePercentRecoveryMaximum = 129 for compound Tetrachloroethene; previous value = 137			✓	

Audit Trail report

Name	User	Time	Action	Reason	Comment	Succeed	Exception
CmdSetMethodTargetCompoundAttribute	BL2000\mchavez	12/22/2021 9:13:21 AM	Set MatrixSpikePercentRecoveryMaximum = 121 for compound Toluene; previous value = 134			✓	
CmdSetMethodTargetCompoundAttribute	BL2000\mchavez	12/22/2021 9:13:30 AM	Set MatrixSpikePercentRecoveryMaximum = 124 for compound trans-1,2-Dichloroethene; previous value = 138			✓	
CmdSetMethodTargetCompoundAttribute	BL2000\mchavez	12/22/2021 9:13:34 AM	Set MatrixSpikePercentRecoveryMaximum = 127 for compound trans-1,3-Dichloropropene; previous value = 145			✓	
CmdSetMethodTargetCompoundAttribute	BL2000\mchavez	12/22/2021 9:13:38 AM	Set MatrixSpikePercentRecoveryMaximum = 123 for compound Trichloroethene; previous value = 138			✓	
CmdSetMethodTargetCompoundAttribute	BL2000\mchavez	12/22/2021 9:13:42 AM	Set MatrixSpikePercentRecoveryMaximum = 141 for compound Trichlorofluoromethane; previous value = 139			✓	
CmdSetMethodTargetCompoundAttribute	BL2000\mchavez	12/22/2021 9:13:47 AM	Set MatrixSpikePercentRecoveryMaximum = 137 for compound Vinyl chloride; previous value = 140			✓	
CmdSetMethodTargetCompoundAttribute	BL2000\mchavez	12/22/2021 9:16:17 AM	Set ISTDResponseMaximumPercentDeviation = 200 for compound Fluorobenzene; previous value = 100			✓	
CmdSetMethodTargetCompoundAttribute	BL2000\mchavez	12/22/2021 9:16:19 AM	Set ISTDResponseMaximumPercentDeviation = 200 for compound Chlorobenzene-d5; previous value = 100			✓	
CmdSetMethodTargetCompoundAttribute	BL2000\mchavez	12/22/2021 9:16:20 AM	Set ISTDResponseMaximumPercentDeviation = 200 for compound 1,4-Dichlorobenzene-d4; previous value = 100			✓	
CmdApplyMethodToAllSamples	BL2000\mchavez	12/22/2021 9:16:32 AM	Apply method to all samples			✓	
CmdMethodClear	BL2000\mchavez	12/22/2021 9:16:32 AM	Clear method			✓	
CmdEndMethodEditing	BL2000\mchavez	12/22/2021 9:16:33 AM	End method editing			✓	
CmdQuantitate	BL2000\mchavez	12/22/2021 9:16:48 AM	Quantitate all compounds in all samples			✓	
CmdManuallyIntegrateQualifierPeak	BL2000\mchavez	12/22/2021 9:18:26 AM	Manually integrate qualifier 87.0 of compound Dichlorodifluoromethane in sample 07DEC07.D from x, y = 1.199, 0 to 1.280, 0; result = 901			✓	
CmdSetLevelEnable	BL2000\mchavez	12/22/2021 9:18:31 AM	Set LevelEnable = False for calibration level 1, levelId = 20 of compound Dichlorodifluoromethane in sample 07DEC07.D; previous value = True			✓	

Audit Trail report

Name	User	Time	Action	Reason	Comment	Succeed	Exception
CmdQuantitate	BL2000\mchavez	12/22/2021 9:18:48 AM	Quantitate all compounds in all samples			✓	
CmdSetLevelEnable	BL2000\mchavez	12/22/2021 9:20:22 AM	Set LevelEnable = False for calibration level 1, levelId = 20 of compound Chloromethane in sample 07DEC07.D; previous value = True			✓	
CmdManuallyIntegrateQualifierPeak	BL2000\mchavez	12/22/2021 9:20:25 AM	Manually integrate qualifier52.0 of compound Chloromethane in sample 07DEC07.D from x, y = 1.378, 0 to 1.445, 0; result = 1321			✓	
CmdQuantitate	BL2000\mchavez	12/22/2021 9:20:39 AM	Quantitate all compounds in all samples			✓	
CmdSaveBatchTable	BL2000\mchavez	12/22/2021 9:20:51 AM	Save batch D:\Org\Data\VOA5975C\VG120721_L4\QuantResults\VG120721_8260B_624pt1_L4.batch.bin			✓	
CmdOpenBatchTable	BL2000\mchavez	12/22/2021 9:49:12 AM	Open batch D:\Org\Data\VOA5975C\VG120721_L4\VG120721_8260B_624pt1_L4.batch.bin			✓	
CmdManuallyIntegrateQualifierPeak	BL2000\mchavez	12/22/2021 9:50:08 AM	Manually integrate qualifier64.0 of compound Vinyl chloride in sample 07DEC07.D from x, y = 1.470, 0 to 1.542, 0; result = 1570			✓	
CmdSetLevelEnable	BL2000\mchavez	12/22/2021 9:50:32 AM	Set LevelEnable = False for calibration level 1, levelId = 20 of compound Vinyl chloride in sample 07DEC07.D; previous value = True			✓	
CmdManuallyIntegrateQualifierPeak	BL2000\mchavez	12/22/2021 9:50:43 AM	Manually integrate qualifier94.0 of compound Bromomethane in sample 07DEC07.D from x, y = 1.746, 0 to 1.852, 0; result = 1758			✓	
CmdSetLevelEnable	BL2000\mchavez	12/22/2021 9:50:52 AM	Set LevelEnable = False for calibration level 1, levelId = 20 of compound Bromomethane in sample 07DEC07.D; previous value = True			✓	
CmdQuantitate	BL2000\mchavez	12/22/2021 9:51:07 AM	Quantitate all compounds in all samples			✓	
CmdManuallyIntegrateQualifierPeak	BL2000\mchavez	12/22/2021 9:51:30 AM	Manually integrate qualifier66.0 of compound Chloroethane in sample 07DEC07.D from x, y = 1.871, 0 to 1.924, 51; result = 631			✓	
CmdManuallyIntegrateQualifierPeak	BL2000\mchavez	12/22/2021 9:51:36 AM	Manually integrate qualifier 66.0 of compound Chloroethane in sample 07DEC07.D, from x, y = 1.871, 0 to 1.927, 0, result = 712; previous integration is from x, y = 1.871, 0 to 1.924, 51 and previous response = 631.			✓	
CmdSetLevelEnable	BL2000\mchavez	12/22/2021 9:51:46 AM	Set LevelEnable = False for calibration level 1, levelId = 20 of compound Chloroethane in sample 07DEC07.D; previous value = True			✓	

Audit Trail report

Name	User	Time	Action	Reason	Comment	Succeed	Exception
CmdSetLevelEnable	BL2000\mchavez	12/22/2021 9:51:57 AM	Set LevelEnable = False for calibration level 1, levelId = 20 of compound Trichlorofluoromethane in sample 07DEC07.D; previous value = True			✓	
CmdManuallyIntegrateQualifierPeak	BL2000\mchavez	12/22/2021 9:52:05 AM	Manually integrate qualifier63.0 of compound 1,1-Dichloroethene in sample 07DEC07.D from x, y = 2.672, 0 to 2.750, 0; result = 1014			✓	
CmdSetLevelEnable	BL2000\mchavez	12/22/2021 9:52:12 AM	Set LevelEnable = False for calibration level 1, levelId = 20 of compound 1,1-Dichloroethene in sample 07DEC07.D; previous value = True			✓	
CmdManuallyIntegrateQualifierPeak	BL2000\mchavez	12/22/2021 9:52:20 AM	Manually integrate qualifier86.0 of compound Methylene chloride in sample 07DEC07.D from x, y = 3.288, 0 to 3.383, 0; result = 2267			✓	
CmdManuallyIntegrateQualifierPeak	BL2000\mchavez	12/22/2021 9:52:34 AM	Manually integrate qualifier61.0 of compound trans-1,2-Dichloroethene in sample 07DEC07.D from x, y = 3.667, 0 to 3.770, 0; result = 3236			✓	
CmdManuallyIntegrateQualifierPeak	BL2000\mchavez	12/22/2021 9:52:37 AM	Manually integrate qualifier98.0 of compound trans-1,2-Dichloroethene in sample 07DEC07.D from x, y = 3.681, 0 to 3.779, 0; result = 1584			✓	
CmdSetLevelEnable	BL2000\mchavez	12/22/2021 9:52:43 AM	Set LevelEnable = False for calibration level 1, levelId = 20 of compound trans-1,2-Dichloroethene in sample 07DEC07.D; previous value = True			✓	
CmdManuallyIntegrateQualifierPeak	BL2000\mchavez	12/22/2021 9:52:52 AM	Manually integrate qualifier57.0 of compound Methyl tert-butyl ether (MTBE) in sample 07DEC07.D from x, y = 3.720, 32 to 3.782, 0; result = 430			✓	
CmdManuallyIntegrateDropBaseline	BL2000\mchavez	12/22/2021 9:52:55 AM	Drop baseline for qualifier 57.0 of compound Methyl tert-butyl ether (MTBE) in sample 07DEC07.D to y = 0, new integration is from x, y = 3.720, 0 to 3.782, 0 and new response = 489; previous integration is from x, y = 3.720, 32 to 3.782, 0 and previous response = 430.			✓	
CmdManuallyIntegrateQualifierPeak	BL2000\mchavez	12/22/2021 9:53:11 AM	Manually integrate qualifier57.0 of compound Methyl tert-butyl ether (MTBE) in sample 07DEC08.D from x, y = 3.701, 0 to 3.848, 0; result = 3194			✓	
CmdSetLevelEnable	BL2000\mchavez	12/22/2021 9:53:17 AM	Set LevelEnable = False for calibration level 1, levelId = 20 of compound Methyl tert-butyl ether (MTBE) in sample 07DEC07.D; previous value = True			✓	
CmdManuallyIntegrateQualifierPeak	BL2000\mchavez	12/22/2021 9:53:24 AM	Manually integrate qualifier57.0 of compound Methyl tert-butyl ether (MTBE) in sample 07DEC09.D from x, y = 3.698, 0 to 3.835, 0; result = 5877			✓	

Audit Trail report

Name	User	Time	Action	Reason	Comment	Succeed	Exception
CmdManuallyIntegrateQualifierPeak	BL2000\mchavez	12/22/2021 9:53:50 AM	Manually integrate qualifier65.0 of compound 1,1-Dichloroethane in sample 07DEC07.D from x, y = 4.342, 0 to 4.426, 0; result = 906			✓	
CmdManuallyIntegrateQualifierPeak	BL2000\mchavez	12/22/2021 9:53:52 AM	Manually integrate qualifier83.0 of compound 1,1-Dichloroethane in sample 07DEC07.D from x, y = 4.353, 0 to 4.434, 0; result = 370			✓	
CmdManuallyIntegrateQualifierPeak	BL2000\mchavez	12/22/2021 9:54:01 AM	Manually integrate qualifier83.0 of compound 1,1-Dichloroethane in sample 07DEC08.D from x, y = 4.325, 0 to 4.445, 0; result = 2324			✓	
CmdSetLevelEnable	BL2000\mchavez	12/22/2021 9:54:22 AM	Set LevelEnable = False for calibration level 1, levelId = 20 of compound 1,1-Dichloroethane in sample 07DEC07.D; previous value = True			✓	
CmdManuallyIntegrateQualifierPeak	BL2000\mchavez	12/22/2021 9:54:35 AM	Manually integrate qualifier97.0 of compound 2,2-Dichloropropane in sample 07DEC07.D from x, y = 5.173, 0 to 5.234, 0; result = 663			✓	
CmdManuallyIntegrateQualifierPeak	BL2000\mchavez	12/22/2021 9:54:40 AM	Manually integrate qualifier97.0 of compound 2,2-Dichloropropane in sample 07DEC08.D from x, y = 5.134, 0 to 5.262, 0; result = 3431			✓	
CmdSetLevelEnable	BL2000\mchavez	12/22/2021 9:54:56 AM	Set LevelEnable = False for calibration level 1, levelId = 20 of compound cis-1,2-Dichloroethene in sample 07DEC07.D; previous value = True			✓	
CmdManuallyIntegrateQualifierPeak	BL2000\mchavez	12/22/2021 9:55:02 AM	Manually integrate qualifier98.0 of compound cis-1,2-Dichloroethene in sample 07DEC07.D from x, y = 5.179, 0 to 5.248, 0; result = 1599			✓	
CmdManuallyIntegrateQualifierPeak	BL2000\mchavez	12/22/2021 9:55:11 AM	Manually integrate qualifier72.0 of compound Methyl ethyl ketone in sample 07DEC07.D from x, y = 5.248, 0 to 5.360, 0; result = 600			✓	
CmdSetLevelEnable	BL2000\mchavez	12/22/2021 9:55:21 AM	Set LevelEnable = False for calibration level 1, levelId = 20 of compound Methyl ethyl ketone in sample 07DEC07.D; previous value = True			✓	
CmdManuallyIntegrateQualifierPeak	BL2000\mchavez	12/22/2021 9:55:30 AM	Manually integrate qualifier72.0 of compound Methyl ethyl ketone in sample 07DEC08.D from x, y = 5.254, 0 to 5.354, 0; result = 3023			✓	
CmdManuallyIntegrateQualifierPeak	BL2000\mchavez	12/22/2021 9:55:43 AM	Manually integrate qualifier49.0 of compound Bromochloromethane in sample 07DEC07.D from x, y = 5.471, 0 to 5.541, 0; result = 1259			✓	
CmdSetLevelEnable	BL2000\mchavez	12/22/2021 9:55:47 AM	Set LevelEnable = False for calibration level 1, levelId = 20 of compound Bromochloromethane in sample 07DEC07.D; previous value = True			✓	

Audit Trail report

Name	User	Time	Action	Reason	Comment	Succeed	Exception
CmdManuallyIntegrateQualifierPeak	BL2000\mchavez	12/22/2021 9:56:00 AM	Manually integrate qualifier 61.0 of compound 1,1,1-Trichloroethane in sample 07DEC07.D from x, y = 5.778, 0 to 5.890, 0; result = 1814			✓	
CmdSetLevelEnable	BL2000\mchavez	12/22/2021 9:56:08 AM	Set LevelEnable = False for calibration level 1, levelId = 20 of compound 1,1,1-Trichloroethane in sample 07DEC07.D; previous value = True			✓	
CmdManuallyIntegrateQualifierPeak	BL2000\mchavez	12/22/2021 9:56:18 AM	Manually integrate qualifier 191.5 of compound Dibromofluoromethane in sample 07DEC07.D from x, y = 5.812, 0 to 5.890, 0; result = 778			✓	
CmdManuallyIntegrateQualifierPeak	BL2000\mchavez	12/22/2021 9:56:25 AM	Manually integrate qualifier 191.5 of compound Dibromofluoromethane in sample 07DEC08.D from x, y = 5.781, 0 to 5.901, 0; result = 2249			✓	
CmdManuallyIntegrateQualifierPeak	BL2000\mchavez	12/22/2021 9:56:45 AM	Manually integrate qualifier 121.0 of compound Carbon tetrachloride in sample 07DEC07.D from x, y = 5.976, 0 to 6.063, 0; result = 885			✓	
CmdSetLevelEnable	BL2000\mchavez	12/22/2021 9:56:55 AM	Set LevelEnable = False for calibration level 1, levelId = 20 of compound Carbon tetrachloride in sample 07DEC07.D; previous value = True			✓	
CmdManuallyIntegrateQualifierPeak	BL2000\mchavez	12/22/2021 9:57:20 AM	Manually integrate qualifier 110.0 of compound 1,1-Dichloropropene in sample 07DEC07.D from x, y = 6.001, 0 to 6.065, 0; result = 828			✓	
CmdManuallyIntegrateQualifierPeak	BL2000\mchavez	12/22/2021 9:57:22 AM	Manually integrate qualifier 77.0 of compound 1,1-Dichloropropene in sample 07DEC07.D from x, y = 6.021, -12 to 6.082, 0; result = 1011			✓	
CmdManuallyIntegrateQualifierPeak	BL2000\mchavez	12/22/2021 9:57:26 AM	Manually integrate qualifier 77.0 of compound 1,1-Dichloropropene in sample 07DEC07.D, from x, y = 5.985, 0 to 6.082, 0, result = 1017; previous integration is from x, y = 6.021, -12 to 6.082, 0 and previous response = 1011.			✓	
CmdManuallyIntegrateQualifierPeak	BL2000\mchavez	12/22/2021 9:57:39 AM	Manually integrate qualifier 77.0 of compound Benzene in sample 07DEC07.D from x, y = 6.216, 0 to 6.339, 0; result = 2072			✓	
CmdSetLevelEnable	BL2000\mchavez	12/22/2021 9:57:47 AM	Set LevelEnable = False for calibration level 1, levelId = 20 of compound Benzene in sample 07DEC07.D; previous value = True			✓	
CmdSetLevelEnable	BL2000\mchavez	12/22/2021 9:58:12 AM	Set LevelEnable = False for calibration level 1, levelId = 20 of compound 1,2-Dichloroethane in sample 07DEC07.D; previous value = True			✓	

Audit Trail report

Name	User	Time	Action	Reason	Comment	Succeed	Exception
CmdManuallyIntegrateQualifierPeak	BL2000\mchavez	12/22/2021 9:58:16 AM	Manually integrate qualifier64.0 of compound 1,2-Dichloroethane in sample 07DEC07.D from x, y = 6.280, 0 to 6.364, 0; result = 596			✓	
CmdManuallyIntegrateQualifierPeak	BL2000\mchavez	12/22/2021 9:58:18 AM	Manually integrate qualifier98.0 of compound 1,2-Dichloroethane in sample 07DEC07.D from x, y = 6.294, 0 to 6.344, 0; result = 82			✓	
CmdManuallyIntegrateQualifierPeak	BL2000\mchavez	12/22/2021 9:58:29 AM	Manually integrate qualifier 64.0 of compound 1,2-Dichloroethane in sample 07DEC08.D, from x, y = 6.275, 0 to 6.361, 0, result = 3345; previous integration is from x, y = 6.314, 0 to 6.361, 0 and previous response = 2521.			✓	
CmdManuallyIntegrateQualifierPeak	BL2000\mchavez	12/22/2021 9:58:33 AM	Manually integrate qualifier98.0 of compound 1,2-Dichloroethane in sample 07DEC08.D from x, y = 6.283, 0 to 6.369, 0; result = 630			✓	
CmdManuallyIntegrateQualifierPeak	BL2000\mchavez	12/22/2021 9:58:42 AM	Manually integrate qualifier98.0 of compound 1,2-Dichloroethane in sample 07DEC09.D from x, y = 6.286, 0 to 6.372, 0; result = 1641			✓	
CmdManuallyIntegrateQualifierPeak	BL2000\mchavez	12/22/2021 9:58:46 AM	Manually integrate qualifier98.0 of compound 1,2-Dichloroethane in sample 07DEC10.D from x, y = 6.261, 0 to 6.384, 0; result = 3028			✓	
CmdManuallyIntegrateQualifierPeak	BL2000\mchavez	12/22/2021 9:59:00 AM	Manually integrate qualifier97.0 of compound Trichloroethene in sample 07DEC07.D from x, y = 6.991, 0 to 7.089, 0; result = 1439			✓	
CmdManuallyIntegrateQualifierPeak	BL2000\mchavez	12/22/2021 9:59:14 AM	Manually integrate qualifier76.0 of compound 1,2-Dichloropropane in sample 07DEC07.D from x, y = 7.245, 0 to 7.320, 0; result = 612			✓	
CmdManuallyIntegrateQualifierPeak	BL2000\mchavez	12/22/2021 9:59:24 AM	Manually integrate qualifier95.0 of compound Dibromomethane in sample 07DEC07.D from x, y = 7.351, 0 to 7.426, 0; result = 422			✓	
CmdManuallyIntegrateQualifierPeak	BL2000\mchavez	12/22/2021 9:59:27 AM	Manually integrate qualifier173.5 of compound Dibromomethane in sample 07DEC07.D from x, y = 7.348, 0 to 7.443, 0; result = 828			✓	
CmdSetLevelEnable	BL2000\mchavez	12/22/2021 9:59:29 AM	Set LevelEnable = False for calibration level 1, levelId = 20 of compound Dibromomethane in sample 07DEC07.D; previous value = True			✓	
CmdManuallyIntegrateQualifierPeak	BL2000\mchavez	12/22/2021 9:59:36 AM	Manually integrate qualifier85.0 of compound Bromodichloromethane in sample 07DEC07.D from x, y = 7.541, 0 to 7.644, 0; result = 1325			✓	

Audit Trail report

Name	User	Time	Action	Reason	Comment	Succeed	Exception
CmdManuallyIntegrateQualifierPeak	BL2000\mchavez	12/22/2021 9:59:39 AM	Manually integrate qualifier127.0 of compound Bromodichloromethane in sample 07DEC07.D from x, y = 7.552, 0 to 7.630, 0; result = 55			✓	
CmdManuallyIntegrateQualifierPeak	BL2000\mchavez	12/22/2021 9:59:45 AM	Manually integrate qualifier127.0 of compound Bromodichloromethane in sample 07DEC08.D from x, y = 7.549, 0 to 7.624, 0; result = 1051			✓	
CmdManuallyIntegrateQualifierPeak	BL2000\mchavez	12/22/2021 9:59:51 AM	Manually integrate qualifier127.0 of compound Bromodichloromethane in sample 07DEC09.D from x, y = 7.541, 0 to 7.622, 0; result = 1941			✓	
CmdSetLevelEnable	BL2000\mchavez	12/22/2021 10:00:13 AM	Set LevelEnable = False for calibration level 1, levelId = 20 of compound Bromodichloromethane in sample 07DEC07.D; previous value = True			✓	
CmdManuallyIntegrateQualifierPeak	BL2000\mchavez	12/22/2021 10:00:24 AM	Manually integrate qualifier77.0 of compound cis-1,3-Dichloropropene in sample 07DEC07.D from x, y = 8.031, 0 to 8.093, 0; result = 861			✓	
CmdManuallyIntegrateQualifierPeak	BL2000\mchavez	12/22/2021 10:00:28 AM	Manually integrate qualifier39.0 of compound cis-1,3-Dichloropropene in sample 07DEC07.D from x, y = 8.031, 287 to 8.084, 253; result = 1338			✓	
CmdSetLevelEnable	BL2000\mchavez	12/22/2021 10:00:30 AM	Set LevelEnable = False for calibration level 1, levelId = 20 of compound cis-1,3-Dichloropropene in sample 07DEC07.D; previous value = True			✓	
CmdSetLevelEnable	BL2000\mchavez	12/22/2021 10:00:43 AM	Set LevelEnable = True for calibration level 1, levelId = 20 of compound cis-1,3-Dichloropropene in sample 07DEC07.D; previous value = False			✓	
CmdManuallyIntegrateQualifierPeak	BL2000\mchavez	12/22/2021 10:00:47 AM	Manually integrate qualifier 77.0 of compound cis-1,3-Dichloropropene in sample 07DEC07.D, from x, y = 8.031, 0 to 8.107, 0, result = 861; previous integration is from x, y = 8.031, 0 to 8.257, 0 and previous response = 861.			✓	
CmdManuallyIntegrateQualifierPeak	BL2000\mchavez	12/22/2021 10:00:59 AM	Manually integrate qualifier99.0 of compound Toluene-d8 in sample 07DEC07.D from x, y = 8.282, 0 to 8.352, 0; result = 1230			✓	
CmdManuallyIntegrateQualifierPeak	BL2000\mchavez	12/22/2021 10:03:58 AM	Manually integrate qualifier 77.0 of compound trans-1,3-Dichloropropene in sample 07DEC07.D, from x, y = 8.606, 0 to 8.656, 0, result = 5647; previous integration is from x, y = 8.698, 0 to 8.757, 0 and previous response = 2881.			✓	

Audit Trail report

Name	User	Time	Action	Reason	Comment	Succeed	Exception
CmdManuallyIntegrate QualifierPeak	BL2000\mchavez	12/22/2021 10:04:07 AM	Manually integrate qualifier 77.0 of compound trans-1,3-Dichloropropene in sample 07DEC07.D, from x, y = 8.606, 0 to 8.656, 0, result = 5647; previous integration is from x, y = 8.606, 0 to 8.837, 0 and previous response = 5647.			✓	
CmdManuallyIntegrate QualifierPeak	BL2000\mchavez	12/22/2021 10:04:14 AM	Manually integrate qualifier 39.0 of compound trans-1,3-Dichloropropene in sample 07DEC07.D from x, y = 8.617, 203 to 8.673, 199; result = 1364			✓	
CmdManuallyIntegrate QualifierPeak	BL2000\mchavez	12/22/2021 10:04:20 AM	Manually integrate qualifier 77.0 of compound trans-1,3-Dichloropropene in sample 07DEC07.D, from x, y = 8.606, 0 to 8.656, 0, result = 5647; previous integration is from x, y = 8.606, 0 to 8.837, 0 and previous response = 5647.			✓	
CmdManuallyIntegrate QualifierPeak	BL2000\mchavez	12/22/2021 10:04:23 AM	Manually integrate qualifier 77.0 of compound trans-1,3-Dichloropropene in sample 07DEC07.D, from x, y = 8.533, 0 to 8.603, 0, result = 2881; previous integration is from x, y = 8.606, 0 to 8.837, 0 and previous response = 5647.			✓	
CmdManuallyIntegrate QualifierPeak	BL2000\mchavez	12/22/2021 10:04:28 AM	Manually integrate qualifier 77.0 of compound trans-1,3-Dichloropropene in sample 07DEC07.D, from x, y = 8.614, 0 to 8.653, 0, result = 514; previous integration is from x, y = 8.698, 0 to 8.757, 0 and previous response = 2881.			✓	
CmdManuallyIntegrate QualifierPeak	BL2000\mchavez	12/22/2021 10:04:56 AM	Manually integrate qualifier 39.0 of compound trans-1,3-Dichloropropene in sample 07DEC07.D, from x, y = 8.617, 203 to 8.667, 247, result = 1279; previous integration is from x, y = 8.617, 203 to 8.673, 199 and previous response = 1364.			✓	
CmdManuallyIntegrate QualifierPeak	BL2000\mchavez	12/22/2021 10:05:08 AM	Manually integrate qualifier 97.0 of compound 1,1,2-Trichloroethane in sample 07DEC07.D from x, y = 8.782, 0 to 8.857, 0; result = 1189			✓	
CmdManuallyIntegrate QualifierPeak	BL2000\mchavez	12/22/2021 10:05:11 AM	Manually integrate qualifier 85.0 of compound 1,1,2-Trichloroethane in sample 07DEC07.D from x, y = 8.790, 0 to 8.849, 0; result = 456			✓	
CmdManuallyIntegrate QualifierPeak	BL2000\mchavez	12/22/2021 10:05:19 AM	Manually integrate qualifier 129.0 of compound Tetrachloroethene in sample 07DEC07.D from x, y = 8.888, 0 to 8.994, 0; result = 1727			✓	

Audit Trail report

Name	User	Time	Action	Reason	Comment	Succeed	Exception
CmdManuallyIntegrateQualifierPeak	BL2000\mchavez	12/22/2021 10:05:49 AM	Manually integrate qualifier78.0 of compound 1,3-Dichloropropane in sample 07DEC07.D from x, y = 8.952, 0 to 9.030, 0; result = 676			✓	
CmdSetLevelEnable	BL2000\mchavez	12/22/2021 10:05:51 AM	Set LevelEnable = False for calibration level 1, levelId = 20 of compound 1,3-Dichloropropane in sample 07DEC07.D; previous value = True			✓	
CmdManuallyIntegrateQualifierPeak	BL2000\mchavez	12/22/2021 10:06:49 AM	Manually integrate qualifier127.0 of compound Chlorodibromomethane in sample 07DEC07.D from x, y = 9.166, 0 to 9.245, 0; result = 896			✓	
CmdSetLevelEnable	BL2000\mchavez	12/22/2021 10:07:13 AM	Set LevelEnable = True for calibration level 1, levelId = 20 of compound Chlorodibromomethane in sample 07DEC07.D; previous value = False			✓	
CmdQuantitate	BL2000\mchavez	12/22/2021 10:07:30 AM	Quantitate all compounds in all samples			✓	
CmdManuallyIntegrateQualifierPeak	BL2000\mchavez	12/22/2021 10:07:53 AM	Manually integrate qualifier109.0 of compound 1,2-Dibromoethane in sample 07DEC07.D from x, y = 9.278, 0 to 9.337, 0; result = 877			✓	
CmdSetLevelEnable	BL2000\mchavez	12/22/2021 10:07:54 AM	Set LevelEnable = False for calibration level 1, levelId = 20 of compound 1,2-Dibromoethane in sample 07DEC07.D; previous value = True			✓	
CmdSetLevelEnable	BL2000\mchavez	12/22/2021 10:08:04 AM	Set LevelEnable = False for calibration level 1, levelId = 20 of compound Chlorobenzene in sample 07DEC07.D; previous value = True			✓	
CmdManuallyIntegrateQualifierPeak	BL2000\mchavez	12/22/2021 10:08:08 AM	Manually integrate qualifier114.0 of compound Chlorobenzene in sample 07DEC07.D from x, y = 9.744, 0 to 9.841, 0; result = 1965			✓	
CmdManuallyIntegrateQualifierPeak	BL2000\mchavez	12/22/2021 10:08:17 AM	Manually integrate qualifier133.0 of compound 1,1,1,2-Tetrachloroethane in sample 07DEC07.D from x, y = 9.852, 0 to 9.917, 0; result = 1601			✓	
CmdSetLevelEnable	BL2000\mchavez	12/22/2021 10:08:19 AM	Set LevelEnable = False for calibration level 1, levelId = 20 of compound 1,1,1,2-Tetrachloroethane in sample 07DEC07.D; previous value = True			✓	
CmdSetLevelEnable	BL2000\mchavez	12/22/2021 10:09:10 AM	Set LevelEnable = False for calibration level 1, levelId = 20 of compound Bromoform in sample 07DEC07.D; previous value = True			✓	
CmdManuallyIntegrateQualifierPeak	BL2000\mchavez	12/22/2021 10:09:14 AM	Manually integrate qualifier174.5 of compound Bromoform in sample 07DEC07.D from x, y = 10.591, 35 to 10.658, 0; result = 98			✓	

Audit Trail report

Name	User	Time	Action	Reason	Comment	Succeed	Exception
CmdManuallyIntegrateQualifierPeak	BL2000\mchavez	12/22/2021 10:09:16 AM	Manually integrate qualifier 170.5 of compound Bromoform in sample 07DEC07.D from x, y = 10.586, 0 to 10.675, 0; result = 332			✓	
CmdManuallyIntegrateDropBaseline	BL2000\mchavez	12/22/2021 10:09:18 AM	Drop baseline for qualifier 170.5 of compound Bromoform in sample 07DEC07.D to y = 0, new integration is from x, y = 10.586, 0 to 10.675, 0 and new response = 332; previous integration is from x, y = 10.586, 0 to 10.675, 0 and previous response = 332.			✓	
CmdManuallyIntegrateDropBaseline	BL2000\mchavez	12/22/2021 10:09:20 AM	Drop baseline for qualifier 174.5 of compound Bromoform in sample 07DEC07.D to y = 0, new integration is from x, y = 10.591, 0 to 10.658, 0 and new response = 168; previous integration is from x, y = 10.591, 35 to 10.658, 0 and previous response = 98.			✓	
CmdManuallyIntegrateQualifierPeak	BL2000\mchavez	12/22/2021 10:09:26 AM	Manually integrate qualifier 78.0 of compound Styrene in sample 07DEC08.D, from x, y = 10.290, 0 to 10.349, 0, result = 11331; previous integration is from x, y = 10.405, 0 to 10.485, 0 and previous response = 11331.			✓	
CmdClearManualIntegration	BL2000\mchavez	12/22/2021 10:09:30 AM	Clear manual integration of qualifier 78.0 for compound Styrene in sample 07DEC08.D			✓	
CmdManuallyIntegrateQualifierPeak	BL2000\mchavez	12/22/2021 10:09:39 AM	Manually integrate qualifier 174.5 of compound Bromoform in sample 07DEC08.D from x, y = 10.580, 0 to 10.664, 0; result = 1796			✓	
CmdManuallyIntegrateQualifierPeak	BL2000\mchavez	12/22/2021 10:09:41 AM	Manually integrate qualifier 170.5 of compound Bromoform in sample 07DEC08.D from x, y = 10.594, 0 to 10.675, 0; result = 1632			✓	
CmdSetLevelEnable	BL2000\mchavez	12/22/2021 10:10:06 AM	Set LevelEnable = False for calibration level 1, levelId = 20 of compound Bromobenzene in sample 07DEC07.D; previous value = True			✓	
CmdManuallyIntegrateQualifierPeak	BL2000\mchavez	12/22/2021 10:10:10 AM	Manually integrate qualifier 158.0 of compound Bromobenzene in sample 07DEC07.D from x, y = 11.052, 0 to 11.166, 0; result = 1748			✓	
CmdManuallyIntegrateQualifierPeak	BL2000\mchavez	12/22/2021 10:10:18 AM	Manually integrate qualifier 85.0 of compound 1,1,2,2-Tetrachloroethane in sample 07DEC07.D from x, y = 11.085, 0 to 11.149, 0; result = 462			✓	
CmdManuallyIntegrateQualifierPeak	BL2000\mchavez	12/22/2021 10:10:35 AM	Manually integrate qualifier 112.0 of compound 1,2,3-Trichloropropane in sample 07DEC07.D from x, y = 11.118, 0 to 11.174, 0; result = 72			✓	

Audit Trail report

Name	User	Time	Action	Reason	Comment	Succeed	Exception
CmdManuallyIntegrateQualifierPeak	BL2000\mchavez	12/22/2021 10:10:40 AM	Manually integrate qualifier112.0 of compound 1,2,3-Trichloropropane in sample 07DEC08.D from x, y = 11.113, 0 to 11.188, 0; result = 765			✓	
CmdManuallyIntegrateQualifierPeak	BL2000\mchavez	12/22/2021 10:10:46 AM	Manually integrate qualifier112.0 of compound 1,2,3-Trichloropropane in sample 07DEC09.D from x, y = 11.099, 0 to 11.208, 0; result = 1954			✓	
CmdManuallyIntegrateQualifierPeak	BL2000\mchavez	12/22/2021 10:11:56 AM	Manually integrate qualifier126.0 of compound 4-Chlorotoluene in sample 07DEC07.D from x, y = 11.367, 0 to 11.445, 0; result = 1633			✓	
CmdManuallyIntegrateQualifierPeak	BL2000\mchavez	12/22/2021 10:12:23 AM	Manually integrate qualifier111.0 of compound 1,3-Dichlorobenzene in sample 07DEC07.D from x, y = 12.002, 0 to 12.064, 0; result = 1447			✓	
CmdManuallyIntegrateQualifierPeak	BL2000\mchavez	12/22/2021 10:12:49 AM	Manually integrate qualifier 111.0 of compound 1,4-Dichlorobenzene in sample 07DEC07.D, from x, y = 12.120, -88 to 12.147, 0, result = 988; previous integration is from x, y = 12.072, 0 to 12.147, 0 and previous response = 4203.			✓	
CmdManuallyIntegrateSnapBaseline	BL2000\mchavez	12/22/2021 10:12:55 AM	Snap baseline for qualifier 111.0 of compound 1,4-Dichlorobenzene in sample 07DEC07.D from x = 12.120 to x = 12.147, new integration is from x, y = 12.120, 999 to 12.147, 0 and new response = 79; previous integration is from x, y = 12.120, -88 to 12.147, 0 and previous response = 988.			✓	
CmdManuallyIntegrateDropBaseline	BL2000\mchavez	12/22/2021 10:12:57 AM	Drop baseline for qualifier 111.0 of compound 1,4-Dichlorobenzene in sample 07DEC07.D to y = 0, new integration is from x, y = 12.120, 0 to 12.147, 0 and new response = 914; previous integration is from x, y = 12.120, 999 to 12.147, 0 and previous response = 79.			✓	
CmdManuallyIntegrateQualifierPeak	BL2000\mchavez	12/22/2021 10:13:02 AM	Manually integrate qualifier 148.0 of compound 1,4-Dichlorobenzene in sample 07DEC07.D, from x, y = 12.081, 0 to 12.150, 0, result = 3236; previous integration is from x, y = 12.108, 0 to 12.150, 0 and previous response = 2363.			✓	
CmdManuallyIntegrateQualifierPeak	BL2000\mchavez	12/22/2021 10:13:20 AM	Manually integrate qualifier111.0 of compound 1,2-Dichlorobenzene in sample 07DEC07.D from x, y = 12.460, 0 to 12.527, 0; result = 1230			✓	
CmdManuallyIntegrateQualifierPeak	BL2000\mchavez	12/22/2021 10:13:22 AM	Manually integrate qualifier148.0 of compound 1,2-Dichlorobenzene in sample 07DEC07.D from x, y = 12.460, 0 to 12.543, 0; result = 1876			✓	

Audit Trail report

Name	User	Time	Action	Reason	Comment	Succeed	Exception
CmdQuantitate	BL2000\mchavez	12/22/2021 10:13:39 AM	Quantitate all compounds in all samples			✓	
CmdSaveBatchTable	BL2000\mchavez	12/22/2021 10:13:45 AM	Save batch D:\Org\Data\VOA5975C\VG120721_L4\QuantResults\VG120721_8260B_624pt1_L4.batch.bin			✓	
CmdStartMethodEditing	BL2000\mchavez	12/22/2021 10:13:51 AM	Start method editing			✓	
CmdImportMethodFrom Sample	BL2000\mchavez	12/22/2021 10:13:51 AM	Import method from sample 07DEC07.D			✓	
CmdApplyMethodToAllSamples	BL2000\mchavez	12/22/2021 10:14:40 AM	Apply method to all samples			✓	
CmdMethodClear	BL2000\mchavez	12/22/2021 10:14:41 AM	Clear method			✓	
CmdEndMethodEditing	BL2000\mchavez	12/22/2021 10:14:42 AM	End method editing			✓	
CmdQuantitate	BL2000\mchavez	12/22/2021 10:14:58 AM	Quantitate all compounds in all samples			✓	
CmdSetTargetCompoundAttribute	BL2000\mchavez	12/22/2021 10:15:28 AM	Set CurveFit = fitAverageOfResponseFactors for compound Chloroethane in all samples; previous value = fitQuadratic			✓	
CmdSetTargetCompoundAttribute	BL2000\mchavez	12/22/2021 10:15:30 AM	Set CurveFitWeight = weightEqual for compound Chloroethane in all samples; previous value = weightOneOverX			✓	
CmdQuantitate	BL2000\mchavez	12/22/2021 10:15:44 AM	Quantitate all compounds in all samples			✓	
CmdStartMethodEditing	BL2000\mchavez	12/22/2021 10:16:30 AM	Start method editing			✓	
CmdImportMethodFrom Sample	BL2000\mchavez	12/22/2021 10:16:30 AM	Import method from sample 07DEC07.D			✓	
CmdSaveMethodAs	BL2000\mchavez	12/22/2021 10:17:40 AM	Save method to file \\MASSHUNTER\Org\Data\Methods\Quant\VOA5975C\VOA5975C_120721_CAL\VOA5975C_8260B_SHT_DoD_L4_120721.m			✓	
CmdApplyMethodToAllSamples	BL2000\mchavez	12/22/2021 10:17:55 AM	Apply method to all samples			✓	
CmdMethodClear	BL2000\mchavez	12/22/2021 10:17:55 AM	Clear method			✓	
CmdEndMethodEditing	BL2000\mchavez	12/22/2021 10:17:56 AM	End method editing			✓	
CmdQuantitate	BL2000\mchavez	12/22/2021 10:18:10 AM	Quantitate all compounds in all samples			✓	
CmdSaveBatchTable	BL2000\mchavez	12/22/2021 10:18:21 AM	Save batch D:\Org\Data\VOA5975C\VG120721_L4\QuantResults\VG120721_8260B_624pt1_L4.batch.bin			✓	

Audit Trail report

Name	User	Time	Action	Reason	Comment	Succeed	Exception
GenerateReport	BL2000\mchavez	12/22/2021 10:21:09 AM	Generates report - Method: \\MASSHUNTER\Org\reports\LevelIV_Reports\Calibration\01_Init_Cal+Gen_Calibration+Gen_ResultsSummary.m, Output Path: D:\Org\Data\VOA5975C\VG120721_L4\QuantReports\VG120721_8260B_624pt1_L4			✓	
CmdStartMethodEditing	BL2000\mchavez	12/22/2021 10:24:37 AM	Start method editing			✓	
CmdImportMethodFromSample	BL2000\mchavez	12/22/2021 10:24:37 AM	Import method from sample 07DEC07.D			✓	
CmdSaveMethodAs	BL2000\mchavez	12/22/2021 10:24:52 AM	Save method to file \\MASSHUNTER\Org\Data\Methods\Quant\VOA5975C\VOA5975C_120721_CAL\VOA5975C_8260B_SHT_DoD_L4_120721.m			✓	
CmdApplyMethodToAllSamples	BL2000\mchavez	12/22/2021 10:25:19 AM	Apply method to all samples			✓	
CmdMethodClear	BL2000\mchavez	12/22/2021 10:25:19 AM	Clear method			✓	
CmdEndMethodEditing	BL2000\mchavez	12/22/2021 10:25:19 AM	End method editing			✓	
CmdQuantitate	BL2000\mchavez	12/22/2021 10:25:34 AM	Quantitate all compounds in all samples			✓	
CmdSaveBatchTable	BL2000\mchavez	12/22/2021 10:25:45 AM	Save batch D:\Org\Data\VOA5975C\VG120721_L4\QuantResults\VG120721_8260B_624pt1_L4.batch.bin			✓	
GenerateReport	BL2000\mchavez	12/22/2021 10:26:39 AM	Generates report - Method: \\MASSHUNTER\Org\reports\LevelIV_Reports\Calibration\01_Init_Cal+Gen_Calibration+Gen_ResultsSummary.m, Output Path: D:\Org\Data\VOA5975C\VG120721_L4\QuantReports\VG120721_8260B_624pt1_L4-1			✓	
CmdStartMethodEditing	BL2000\mchavez	12/22/2021 10:27:04 AM	Start method editing			✓	
CmdImportMethodFromFile	BL2000\mchavez	12/22/2021 10:27:05 AM	Import method from file \\MASSHUNTER\Org\Data\Methods\Quant\VOA5975C\VOA5975C_120721_CAL\VOA5975C_8260B_SHT_DoD_L4_120721.m			✓	
CmdApplyMethodToAllSamples	BL2000\mchavez	12/22/2021 10:27:15 AM	Apply method to all samples			✓	
CmdMethodClear	BL2000\mchavez	12/22/2021 10:27:15 AM	Clear method			✓	
CmdEndMethodEditing	BL2000\mchavez	12/22/2021 10:27:15 AM	End method editing			✓	
CmdQuantitate	BL2000\mchavez	12/22/2021 10:27:31 AM	Quantitate all compounds in all samples			✓	

Audit Trail report

Name	User	Time	Action	Reason	Comment	Succeed	Exception
CmdSaveBatchTable	BL2000\mchavez	12/22/2021 10:27:40 AM	Save batch D:\Org\Data\VOA5975C\VG120721_L4\QuantResults\VG120721_8260B_624pt1_L4.batch.bin			✓	
GenerateReport	BL2000\mchavez	12/22/2021 10:28:52 AM	Generates report - Method: \\MASSHUNTER\Org\reports\LevelIV_Reports\Calibration\01_Init_Cal+Gen_Calibration+Gen_ResultsSummary.m, Output Path: D:\Org\Data\VOA5975C\VG120721_L4\QuantReports\VG120721_8260B_624pt1_L4-2			✓	
CmdSetTargetCompoundAttribute	BL2000\mchavez	12/22/2021 10:29:36 AM	Set UserAnnotation = NI for compound Bromomethane in sample 07DEC07.D; previous value =			✓	
CmdSetTargetCompoundAttribute	BL2000\mchavez	12/22/2021 10:29:40 AM	Set UserAnnotation = NI for compound Methyl tert-butyl ether (MTBE) in sample 07DEC07.D; previous value =			✓	
CmdSetTargetCompoundAttribute	BL2000\mchavez	12/22/2021 10:29:43 AM	Set UserAnnotation = NI for compound 1,1-Dichloroethane in sample 07DEC07.D; previous value =			✓	
CmdSetTargetCompoundAttribute	BL2000\mchavez	12/22/2021 10:29:46 AM	Set UserAnnotation = NI for compound cis-1,2-Dichloroethene in sample 07DEC07.D; previous value =			✓	
CmdSetTargetCompoundAttribute	BL2000\mchavez	12/22/2021 10:29:50 AM	Set UserAnnotation = LT for compound Methyl ethyl ketone in sample 07DEC07.D; previous value =			✓	
CmdSetTargetCompoundAttribute	BL2000\mchavez	12/22/2021 10:29:54 AM	Set UserAnnotation = NI for compound Bromochloromethane in sample 07DEC07.D; previous value =			✓	
CmdSetTargetCompoundAttribute	BL2000\mchavez	12/22/2021 10:30:03 AM	Set UserAnnotation = NI for compound 1,1,1-Trichloroethane in sample 07DEC07.D; previous value =			✓	
CmdSetTargetCompoundAttribute	BL2000\mchavez	12/22/2021 10:30:06 AM	Set UserAnnotation = NI for compound 1,2-Dichloroethane-d4 in sample 07DEC07.D; previous value =			✓	
CmdSetTargetCompoundAttribute	BL2000\mchavez	12/22/2021 10:30:09 AM	Set UserAnnotation = NI for compound Trichloroethene in sample 07DEC07.D; previous value =			✓	
CmdSetTargetCompoundAttribute	BL2000\mchavez	12/22/2021 10:30:12 AM	Set UserAnnotation = NI for compound 1,2-Dichloropropane in sample 07DEC07.D; previous value =			✓	
CmdSetTargetCompoundAttribute	BL2000\mchavez	12/22/2021 10:30:15 AM	Set UserAnnotation = NI for compound Dibromomethane in sample 07DEC07.D; previous value =			✓	
CmdSetTargetCompoundAttribute	BL2000\mchavez	12/22/2021 10:30:18 AM	Set UserAnnotation = NI for compound Bromodichloromethane in sample 07DEC07.D; previous value =			✓	
CmdSetTargetCompoundAttribute	BL2000\mchavez	12/22/2021 10:30:22 AM	Set UserAnnotation = NI for compound trans-1,3-Dichloropropene in sample 07DEC07.D; previous value =			✓	

Audit Trail report

Name	User	Time	Action	Reason	Comment	Succeed	Exception
CmdSetTargetCompoundAttribute	BL2000\mchavez	12/22/2021 10:30:26 AM	Set UserAnnotation = NI for compound 1,1,2-Trichloroethane in sample 07DEC07.D; previous value =			✓	
CmdSetTargetCompoundAttribute	BL2000\mchavez	12/22/2021 10:30:31 AM	Set UserAnnotation = NI for compound Tetrachloroethene in sample 07DEC07.D; previous value =			✓	
CmdSetTargetCompoundAttribute	BL2000\mchavez	12/22/2021 10:30:34 AM	Set UserAnnotation = NI for compound 1,3-Dichloropropane in sample 07DEC07.D; previous value =			✓	
CmdSetTargetCompoundAttribute	BL2000\mchavez	12/22/2021 10:30:36 AM	Set UserAnnotation = NI for compound Chlorodibromomethane in sample 07DEC07.D; previous value =			✓	
CmdSetTargetCompoundAttribute	BL2000\mchavez	12/22/2021 10:30:39 AM	Set UserAnnotation = NI for compound 1,2-Dibromoethane in sample 07DEC07.D; previous value =			✓	
CmdSetTargetCompoundAttribute	BL2000\mchavez	12/22/2021 10:30:47 AM	Set UserAnnotation = NI for compound 1,1,1,2-Tetrachloroethane in sample 07DEC07.D; previous value =			✓	
CmdSetTargetCompoundAttribute	BL2000\mchavez	12/22/2021 10:30:51 AM	Set UserAnnotation = NI for compound Bromoform in sample 07DEC07.D; previous value =			✓	
CmdSetTargetCompoundAttribute	BL2000\mchavez	12/22/2021 10:30:55 AM	Set UserAnnotation = NI for compound 1,1,2,2-Tetrachloroethane in sample 07DEC07.D; previous value =			✓	
CmdSetTargetCompoundAttribute	BL2000\mchavez	12/22/2021 10:30:59 AM	Set UserAnnotation = NI for compound Bromobenzene in sample 07DEC07.D; previous value =			✓	
CmdSetTargetCompoundAttribute	BL2000\mchavez	12/22/2021 10:31:20 AM	Set UserAnnotation = NI for compound 1,2,3-Trichloropropane in sample 07DEC07.D; previous value =			✓	
CmdSetTargetCompoundAttribute	BL2000\mchavez	12/22/2021 10:31:23 AM	Set UserAnnotation = NI for compound 2-Chlorotoluene in sample 07DEC07.D; previous value =			✓	
CmdSetTargetCompoundAttribute	BL2000\mchavez	12/22/2021 10:31:37 AM	Set UserAnnotation = NI for compound 1,2,3-Trichloropropane in sample 07DEC08.D; previous value =			✓	
CmdManuallyIntegratePeak	BL2000\mchavez	12/22/2021 10:32:22 AM	Manually integrate compound Bromomethane in sample 07DEC06.D from x, y = 1.766, 0 to 1.810, 0; result = 234			✓	
CmdManuallyIntegrateQualifierPeak	BL2000\mchavez	12/22/2021 10:32:26 AM	Manually integrate qualifier 94.0 of compound Bromomethane in sample 07DEC06.D from x, y = 1.793, 0 to 1.832, 0; result = 173			✓	
CmdZeroOutPeak	BL2000\mchavez	12/22/2021 10:32:38 AM	Zero out primary peak of compound Bromomethane in sample 07DEC06.D			✓	
CmdZeroOutPeak	BL2000\mchavez	12/22/2021 10:32:40 AM	Zero out qualifier peak of compound Bromomethane 94.0 in sample 07DEC06.D			✓	

Audit Trail report

Name	User	Time	Action	Reason	Comment	Succeed	Exception
CmdManuallyIntegratePeak	BL2000\mchavez	12/22/2021 10:32:52 AM	Manually integrate compound Methylene chloride in sample 07DEC06.D from x, y = 3.302, 0 to 3.369, 0; result = 1084			✓	
CmdManuallyIntegrateQualifierPeak	BL2000\mchavez	12/22/2021 10:32:54 AM	Manually integrate qualifier84.0 of compound Methylene chloride in sample 07DEC06.D from x, y = 3.294, 0 to 3.411, 0; result = 634			✓	
CmdManuallyIntegrateQualifierPeak	BL2000\mchavez	12/22/2021 10:32:56 AM	Manually integrate qualifier86.0 of compound Methylene chloride in sample 07DEC06.D from x, y = 3.283, 0 to 3.377, 0; result = 415			✓	
CmdSetTargetCompoundAttribute	BL2000\mchavez	12/22/2021 10:32:59 AM	Set UserAnnotation = NI for compound Methylene chloride in sample 07DEC06.D; previous value =			✓	
CmdManuallyIntegratePeak	BL2000\mchavez	12/22/2021 10:33:17 AM	Manually integrate compound Chloroform in sample 07DEC06.D from x, y = 5.645, 0 to 5.681, 0; result = 187			✓	
CmdManuallyIntegrateQualifierPeak	BL2000\mchavez	12/22/2021 10:33:20 AM	Manually integrate qualifier85.0 of compound Chloroform in sample 07DEC06.D from x, y = 5.639, 0 to 5.681, 0; result = 76			✓	
CmdManuallyIntegrateQualifierPeak	BL2000\mchavez	12/22/2021 10:34:09 AM	Manually integrate qualifier91.0 of compound m+p-Xylenes in sample 07DEC06.D from x, y = 10.017, 0 to 10.070, 0; result = 412			✓	
CmdSetTargetCompoundAttribute	BL2000\mchavez	12/22/2021 10:34:11 AM	Set UserAnnotation = NI for compound m+p-Xylenes in sample 07DEC06.D; previous value =			✓	
CmdSetTargetCompoundAttribute	BL2000\mchavez	12/22/2021 10:34:14 AM	Set UserAnnotation = NI for compound o-Xylene in sample 07DEC06.D; previous value =			✓	
CmdManuallyIntegrateQualifierPeak	BL2000\mchavez	12/22/2021 10:34:17 AM	Manually integrate qualifier91.0 of compound o-Xylene in sample 07DEC06.D from x, y = 10.427, 0 to 10.447, 0; result = 28			✓	

Audit Trail report

Name	User	Time	Action	Reason	Comment	Succeed	Exception
CmdClearManualIntegration	BL2000\mchavez	12/22/2021 10:34:57 AM	Clear manual integration of qualifier 94.0 for compound Bromomethane in sample 07DEC06.D				Agilent.MassSpectrometry.DataAnalysis.Quantitative.ApplicationCommandException: Integrator did not find any peaks at Agilent.MassSpectrometry.DataAnalysis.Quantitative.Analysis.MeasuredIon.ClearManualIntegration() at Agilent.MassSpectrometry.DataAnalysis.Quantitative.CmdClearManualIntegration.Do() at Agilent.MassSpectrometry.CommandModel.CommandHistory.Invoke(ICommand cmd) at Agilent.MassSpectrometry.DataAnalysis.Quantitative.AppCommandContext._Invoke(ICommand cmd)
CmdClearManualIntegration	BL2000\mchavez	12/22/2021 10:35:04 AM	Clear manual integration of target signal for compound Bromomethane in sample 07DEC06.D				Agilent.MassSpectrometry.DataAnalysis.Quantitative.ApplicationCommandException: Integrator did not find any peaks at Agilent.MassSpectrometry.DataAnalysis.Quantitative.Analysis.MeasuredIon.ClearManualIntegration() at Agilent.MassSpectrometry.DataAnalysis.Quantitative.CmdClearManualIntegration.Do() at Agilent.MassSpectrometry.CommandModel.CommandHistory.Invoke(ICommand cmd) at Agilent.MassSpectrometry.DataAnalysis.Quantitative.AppCommandContext._Invoke(ICommand cmd)
CmdSetTargetCompoundAttribute	BL2000\mchavez	12/22/2021 10:35:13 AM	Set UserAnnotation = NI for compound Chloroform in sample 07DEC06.D; previous value =			✓	
CmdQuantitate	BL2000\mchavez	12/22/2021 10:35:31 AM	Quantitate all compounds in all samples			✓	
CmdManuallyIntegratePeak	BL2000\mchavez	12/22/2021 10:36:15 AM	Manually integrate compound Chloroform in sample 07DEC06.D, from x, y = 5.645, 0 to 5.717, 0, result = 212; previous integration is from x, y = 5.645, 0 to 5.681, 0 and previous response = 187.			✓	
CmdManuallyIntegrateQualifierPeak	BL2000\mchavez	12/22/2021 10:36:19 AM	Manually integrate qualifier 85.0 of compound Chloroform in sample 07DEC06.D, from x, y = 5.617, 0 to 5.681, 0, result = 104; previous integration is from x, y = 5.639, 0 to 5.681, 0 and previous response = 76.			✓	

Audit Trail report

Name	User	Time	Action	Reason	Comment	Succeed	Exception
CmdSaveBatchTable	BL2000\mchavez	12/22/2021 10:36:30 AM	Save batch D:\Org\Data\VOA5975C\VG120721_L4\QuantResults\VG120721_8260B_624pt1_L4.batch.bin			✓	
CmdQuantitate	BL2000\mchavez	12/22/2021 10:36:51 AM	Quantitate all compounds in all samples			✓	
CmdSaveBatchTable	BL2000\mchavez	12/22/2021 10:37:14 AM	Save batch D:\Org\Data\VOA5975C\VG120721_L4\QuantResults\VG120721_8260B_624pt1_L4.batch.bin			✓	

Energy Laboratories Inc

ANALYTICAL RUN Summary

07-Feb-22

Run ID VOA5975C.I_211230A

Run Start Date: 12/30/2021
Analyst: Steve Dilts
Ical:
Column ID:
Comments: DOD

Std ID	Std Name	Std Amount	Std Units	Samp Amount	Samp Units	SampType	Expiration Date
VOCF3517	Internal Standard / Surrogates (INT/SURR)	8.4	ul	42	ml	ALL (TUNE	12/31/2022
VOCF3529B	2nd Source MtBE	1.05	ul	42	ml	LCS, MS, M	1/29/2022
VOCF3546A	Liquids	1.05	ul	42	ml	CCV	1/13/2022
VOCF3549	2nd Source Ketones	1.05	ul	42	ml	LCS, MS, M	1/15/2022
VOCF3550	Ketones	1.05	ul	42	ml	CCV	1/16/2022
VOCF3551B	Gases	1.05	ul	42	ml	CCV	1/4/2022
VOCF3552B	2nd Source Gases	1.05	ul	42	ml	LCS, MS, M	1/4/2022
VOCF3558A	2nd Source Liquids	1.05	ul	42	ml	LCS, MS, M	1/27/2022
VOCF3559A	MtBE	1.05	ul	42	ml	CCV	1/27/2022

Seq No	Lab ID	Test Code	Sample Typ	File ID	Analysis Date	DF	Batch ID	Prep Date	SPKref	RPDref	pmoist					
14970573	30DEC02_D_T	VOC-8260-BFB	TUNE	DA5975C\VG123	(12/30/2021 10:1	1	R372936		0	0						
Analyte	T	Units	RAW	Final	Text	Spike	SPKref	RPDref	MDL	PQL	UQL	%REC	LOW	HIGH	%RPD	Q
173, % of mass 174	A	%	1.1	1.1		100	0	0	0	0	0	1%	0	1.99	0%	
174, % of mass 95	A	%	93.9	93.9		100	0	0	0	0	0	94%	50	99.99	0%	
175, % of mass 174	A	%	7.2	7.2		100	0	0	0	0	0	7%	5	9	0%	
176, % of mass 174	A	%	95.6	95.6		100	0	0	0	0	0	96%	95	101	0%	
177, % of mass 176	A	%	6.9	6.9		100	0	0	0	0	0	7%	5	9	0%	
50, % of mass 95	A	%	21.5	21.5		100	0	0	0	0	0	22%	15	40	0%	
75, % of mass 95	A	%	49.7	49.7		100	0	0	0	0	0	50%	30	60	0%	
95, Base Peak	A	%	100	100		100	0	0	0	0	0	100%	0	100	0%	
96, % of mass 95	A	%	6.9	6.9		100	0	0	0	0	0	7%	5	9	0%	

Seq No	Lab ID	Test Code	Sample Typ	File ID	Analysis Date	DF	Batch ID	Prep Date	SPKref	RPDref	pmoist					
14971032	CCV123021_	VOC-8260-W-Q	CCV	JA5975C\VG123	12/30/2021 10:4	1	R372936		0	0						
Analyte	T	Units	RAW	Final	Text	Spike	SPKref	RPDref	MDL	PQL	UQL	%REC	LOW	HIGH	%RPD	Q
1,1,1,2-Tetrachloroethane	A	ug/L	120.28293	4.8113172		5	0	0	0.101	0.5	500	96%	80	120	0%	
1,1,1-Trichloroethane	A	ug/L	114.31597	4.5726388		5	0	0	0.131	0.5	500	91%	80	120	0%	
1,1,2,2-Tetrachloroethane	A	ug/L	116.66216	4.6664864		5	0	0	0.0872	0.5	500	93%	80	120	0%	
1,1,2-Trichloroethane	A	ug/L	118.1142	4.724568		5	0	0	0.108	0.5	500	94%	80	120	0%	
1,1-Dichloroethane	A	ug/L	114.23853	4.5695412		5	0	0	0.135	0.5	500	91%	80	120	0%	
1,1-Dichloroethene	A	ug/L	115.43961	4.6175844		5	0	0	0.141	0.5	500	92%	80	120	0%	
1,1-Dichloropropene	A	ug/L	114.59677	4.5838708		5	0	0	0.083	0.5	500	92%	80	120	0%	
1,2,3-Trichloropropane	A	ug/L	114.23539	4.5694156		5	0	0	0.235	0.5	500	91%	80	120	0%	
1,2-Dibromoethane	A	ug/L	115.55627	4.6222508		5	0	0	0.0916	0.5	500	92%	80	120	0%	
1,2-Dichlorobenzene	A	ug/L	114.06459	4.5625836		5	0	0	0.0746	0.5	500	91%	80	120	0%	
1,2-Dichloroethane	A	ug/L	111.28334	4.4513336		5	0	0	0.116	0.5	500	89%	80	120	0%	
1,2-Dichloropropane	A	ug/L	121.25671	4.8502684		5	0	0	0.0847	0.5	500	97%	80	120	0%	
1,3-Dichlorobenzene	A	ug/L	114.42305	4.576922		5	0	0	0.0803	0.5	500	92%	80	120	0%	
1,3-Dichloropropane	A	ug/L	116.42215	4.656886		5	0	0	0.0791	0.5	500	93%	80	120	0%	
1,4-Dichlorobenzene	A	ug/L	113.30638	4.5322552		5	0	0	0.0858	0.5	500	91%	80	120	0%	
2,2-Dichloropropane	A	ug/L	123.40607	4.9362428		5	0	0	0.186	0.5	500	99%	80	120	0%	
2-Chlorotoluene	A	ug/L	115.30291	4.6121164		5	0	0	0.0876	0.5	500	92%	80	120	0%	
4-Chlorotoluene	A	ug/L	118.7519	4.750076		5	0	0	0.0728	0.5	500	95%	80	120	0%	
Benzene	A	ug/L	114.11202	4.5644808		5	0	0	0.0914	0.5	500	91%	80	120	0%	
Bromobenzene	A	ug/L	117.29099	4.6916396		5	0	0	0.0831	0.5	500	94%	80	120	0%	
Bromochloromethane	A	ug/L	115.06113	4.6024452		5	0	0	0.141	0.5	500	92%	80	120	0%	
Bromodichloromethane	A	ug/L	117.21498	4.6885992		5	0	0	0.12	0.5	500	94%	80	120	0%	
Bromoform	A	ug/L	122.47007	4.8988028		5	0	0	0.119	0.5	500	98%	80	120	0%	
Bromomethane	A	ug/L	132.92023	5.3168092		5	0	0	0.253	0.5	500	106%	80	120	0%	
Carbon tetrachloride	A	ug/L	117.36435	4.694574		5	0	0	0.143	0.5	500	94%	80	120	0%	
Chlorobenzene	A	ug/L	118.41918	4.7367672		5	0	0	0.0914	0.5	500	95%	80	120	0%	
Chlorodibromomethane	A	ug/L	121.66862	4.8667448		5	0	0	0.0841	0.5	500	97%	80	120	0%	
Chloroethane	A	ug/L	87.99577	3.5198308		5	0	0	0.169	0.5	500	70%	80	120	0%	S
Chloroform	A	ug/L	110.97042	4.4388168		5	0	0	0.0789	0.5	500	89%	80	120	0%	
Chloromethane	A	ug/L	111.37187	4.4548748		5	0	0	0.162	0.5	500	89%	80	120	0%	
cis-1,2-Dichloroethene	A	ug/L	114.8528	4.594112		5	0	0	0.108	0.5	500	92%	80	120	0%	
cis-1,3-Dichloropropene	A	ug/L	118.60936	4.7443744		5	0	0	0.073	0.5	500	95%	80	120	0%	
Dibromomethane	A	ug/L	115.53657	4.6214628		5	0	0	0.147	0.5	500	92%	80	120	0%	
Dichlorodifluoromethane	A	ug/L	105.0866	4.203464		5	0	0	0.175	0.5	500	84%	80	120	0%	
Ethylbenzene	A	ug/L	120.01751	4.8007004		5	0	0	0.0836	0.5	500	96%	80	120	0%	

Seq No	Lab ID	Test Code	Sample Typ	File ID	Analysis Date	DF	Batch ID	Prep Date	SPKref	RPDref	pmoist					
14971032	CCV123021_	VOC-8260-W-Q	CCV	JA5975C\VG123	(12/30/2021 10:4	1	R372936		0	0						
Analyte	T	Units	RAW	Final	Text	Spike	SPKref	RPDref	MDL	PQL	UQL	%REC	LOW	HIGH	%RPD	Q
m+p-Xylenes	A	ug/L	248.61558	9.9446232		10	0	0	0.15	0.5	1000	99%	80	120	0%	
Methyl ethyl ketone	A	ug/L	1235.21874	49.4087496		50	0	0	1.77	10	5000	99%	80	120	0%	
Methyl tert-butyl ether (MTBE)	A	ug/L	117.35399	4.6941596		5	0	0	0.101	0.5	500	94%	80	120	0%	
Methylene chloride	A	ug/L	108.47914	4.3391656		5	0	0	0.338	0.5	500	87%	80	120	0%	
o-Xylene	A	ug/L	124.42278	4.9769112		5	0	0	0.0604	0.5	500	100%	80	120	0%	
Styrene	A	ug/L	126.00838	5.0403352		5	0	0	0.067	0.5	500	101%	80	120	0%	
Tetrachloroethene	A	ug/L	122.28934	4.8915736		5	0	0	0.0671	0.5	500	98%	80	120	0%	
Toluene	A	ug/L	119.59249	4.7836996		5	0	0	0.0679	0.5	500	96%	80	120	0%	
trans-1,2-Dichloroethene	A	ug/L	115.70077	4.6280308		5	0	0	0.125	0.5	500	93%	80	120	0%	
trans-1,3-Dichloropropene	A	ug/L	120.54538	4.8218152		5	0	0	0.0846	0.5	500	96%	80	120	0%	
Trichloroethene	A	ug/L	114.67423	4.5869692		5	0	0	0.0993	0.5	500	92%	80	120	0%	
Trichlorofluoromethane	A	ug/L	101.77071	4.0708284		5	0	0	0.134	0.5	500	81%	80	120	0%	
Vinyl chloride	A	ug/L	110.54783	4.4219132		5	0	0	0.153	0.5	500	88%	80	120	0%	
1,4-Dichlorobenzene-d4	I	ug/L	250	10		0	0	0	0	0	500	0%	0	0	0%	
Chlorobenzene-d5	I	ug/L	250	10		0	0	0	0	0	500	0%	0	0	0%	
Fluorobenzene	I	ug/L	250	10		0	0	0	0	0	500	0%	0	0	0%	
Xylenes, Total	M	ug/L	373.03836	14.9215344		15	0	0	0.0604	0.5	1500	99%	80	120	0%	
1,2-Dichloroethane-d4	S	ug/L	243.1372	9.725488		10	0	0	0.229	0.5	500	97%	80	120	0%	
Dibromofluoromethane	S	ug/L	249.47402	9.9789608		10	0	0	0.129	0.5	500	100%	80	120	0%	
p-Bromofluorobenzene	S	ug/L	257.32206	10.2928824		10	0	0	0.149	0.5	500	103%	80	120	0%	
Toluene-d8	S	ug/L	265.52107	10.6208428		10	0	0	0.23	0.5	500	106%	80	120	0%	

Seq No	Lab ID	Test Code	Sample Typ	File ID	Analysis Date	DF	Batch ID	Prep Date	SPKref	RPDref	pmoist					
14971033	CCVA123021_	VOC-8260-W-Q	CCV	JA5975C\VG123	(12/30/2021 12:4	1	R372936		0	0						
Analyte	T	Units	RAW	Final	Text	Spike	SPKref	RPDref	MDL	PQL	UQL	%REC	LOW	HIGH	%RPD	Q
Chloroethane	A	ug/L	115.76299	4.6305196		5	0	0	0.169	0.5	500	93%	80	120	0%	
1,4-Dichlorobenzene-d4	I	ug/L	250	10		0	0	0	0	0	500	0%	0	0	0%	
Chlorobenzene-d5	I	ug/L	250	10		0	0	0	0	0	500	0%	0	0	0%	
Fluorobenzene	I	ug/L	250	10		0	0	0	0	0	500	0%	0	0	0%	
1,2-Dichloroethane-d4	S	ug/L	250.4897	10.019588		10	0	0	0.229	0.5	500	100%	80	120	0%	
Dibromofluoromethane	S	ug/L	260.54239	10.4216956		10	0	0	0.129	0.5	500	104%	80	120	0%	
p-Bromofluorobenzene	S	ug/L	262.53223	10.5012892		10	0	0	0.149	0.5	500	105%	80	120	0%	
Toluene-d8	S	ug/L	259.37305	10.374922		10	0	0	0.23	0.5	500	104%	80	120	0%	

Seq No	Lab ID	Test Code	Sample Typ	File ID	Analysis Date	DF	Batch ID	Prep Date	SPKref	RPDref	pmoist					
14971034	CCVB123021_	VOC-8260-W-Q	CCV	JA5975C\VG123	(12/30/2021 1:39:	1	R372936		0	0						
Analyte	T	Units	RAW	Final	Text	Spike	SPKref	RPDref	MDL	PQL	UQL	%REC	LOW	HIGH	%RPD	Q
Chloroethane	A	ug/L	109.20915	4.368366		5	0	0	0.169	0.5	500	87%	70	130	0%	
1,4-Dichlorobenzene-d4	I	ug/L	250	10		0	0	0	0	0	500	0%	0	0	0%	
Chlorobenzene-d5	I	ug/L	250	10		0	0	0	0	0	500	0%	0	0	0%	
Fluorobenzene	I	ug/L	250	10		0	0	0	0	0	500	0%	0	0	0%	
1,2-Dichloroethane-d4	S	ug/L	251.29211	10.0516844		10	0	0	0.229	0.5	500	101%	80	120	0%	
Dibromofluoromethane	S	ug/L	261.7849	10.471396		10	0	0	0.129	0.5	500	105%	80	120	0%	
p-Bromofluorobenzene	S	ug/L	255.61049	10.2244196		10	0	0	0.149	0.5	500	102%	80	120	0%	
Toluene-d8	S	ug/L	249.47716	9.9790864		10	0	0	0.23	0.5	500	100%	80	120	0%	

Seq No	Lab ID	Test Code	Sample Typ	File ID	Analysis Date	DF	Batch ID	Prep Date	SPKref	RPDref	pmoist					
14971035	LCSA123021_	VOC-8260-W-Q	LCS-DOD	JA5975C\VG123	(12/30/2021 2:06:	1	R372936		0	0						
Analyte	T	Units	RAW	Final	Text	Spike	SPKref	RPDref	MDL	PQL	UQL	%REC	LOW	HIGH	%RPD	Q
1,1,1,2-Tetrachloroethane	A	ug/L	120.59175	4.82367		5	0	0	0.101	0.5	500	96%	78	124	0%	
1,1,1-Trichloroethane	A	ug/L	119.2247	4.768988		5	0	0	0.131	0.5	500	95%	74	131	0%	
1,1,2,2-Tetrachloroethane	A	ug/L	118.19033	4.7276132		5	0	0	0.0872	0.5	500	95%	71	121	0%	
1,1,2-Trichloroethane	A	ug/L	118.13388	4.7253552		5	0	0	0.108	0.5	500	95%	80	119	0%	
1,1-Dichloroethane	A	ug/L	122.06105	4.882442		5	0	0	0.135	0.5	500	98%	77	125	0%	
1,1-Dichloroethene	A	ug/L	120.25959	4.8103836		5	0	0	0.141	0.5	500	96%	71	131	0%	
1,1-Dichloropropene	A	ug/L	113.70417	4.5481668		5	0	0	0.083	0.5	500	91%	79	125	0%	
1,2,3-Trichloropropane	A	ug/L	112.72832	4.5091328		5	0	0	0.235	0.5	500	90%	73	125	0%	
1,2-Dibromoethane	A	ug/L	117.66299	4.7065196		5	0	0	0.0916	0.5	500	94%	78	122	0%	
1,2-Dichlorobenzene	A	ug/L	117.27698	4.6910792		5	0	0	0.0746	0.5	500	94%	80	119	0%	
1,2-Dichloroethane	A	ug/L	116.10938	4.6443752		5	0	0	0.116	0.5	500	93%	73	128	0%	
1,2-Dichloropropane	A	ug/L	119.33744	4.7734976		5	0	0	0.0847	0.5	500	95%	78	122	0%	
1,3-Dichlorobenzene	A	ug/L	124.42796	4.9771184		5	0	0	0.0803	0.5	500	100%	80	119	0%	
1,3-Dichloropropane	A	ug/L	116.71101	4.6684404		5	0	0	0.0791	0.5	500	93%	80	119	0%	
1,4-Dichlorobenzene	A	ug/L	120.12268	4.8049072		5	0	0	0.0858	0.5	500	96%	79	118	0%	
2,2-Dichloropropane	A	ug/L	126.28107	5.0512428		5	0	0	0.186	0.5	500	101%	60	139	0%	
2-Chlorotoluene	A	ug/L	120.50727	4.8202908		5	0	0	0.0876	0.5	500	96%	79	122	0%	
4-Chlorotoluene	A	ug/L	124.07301	4.9629204		5	0	0	0.0728	0.5	500	99%	78	122	0%	
Benzene	A	ug/L	120.00994	4.8003976		5	0	0	0.0914	0.5	500	96%	79	120	0%	
Bromobenzene	A	ug/L	124.91403	4.9965612		5	0	0	0.0831	0.5	500	100%	80	120	0%	
Bromochloromethane	A	ug/L	121.25728	4.8502912		5	0	0	0.141	0.5	500	97%	78	123	0%	
Bromodichloromethane	A	ug/L	121.93952	4.8775808		5	0	0	0.12	0.5	500	98%	79	125	0%	

Seq No	Lab ID	Test Code	Sample Typ	File ID	Analysis Date	DF	Batch ID	Prep Date	SPKref	RPDref	pmoist					
14971035	LCSA123021_	VOC-8260-W-Q	LCS-DOD	JA5975C\VG123	12/30/2021 2:06:	1	R372936		0	0						
Analyte	T	Units	RAW	Final	Text	Spike	SPKref	RPDref	MDL	PQL	UQL	%REC	LOW	HIGH	%RPD	Q
Bromoform	A	ug/L	124.90774	4.9963096		5	0	0	0.119	0.5	500	100%	66	130	0%	
Bromomethane	A	ug/L	125.84072	5.0336288		5	0	0	0.253	0.5	500	101%	53	141	0%	
Carbon tetrachloride	A	ug/L	117.92222	4.7168888		5	0	0	0.143	0.5	500	94%	72	136	0%	
Chlorobenzene	A	ug/L	124.22482	4.9689928		5	0	0	0.0914	0.5	500	99%	82	118	0%	
Chlorodibromomethane	A	ug/L	119.74371	4.7897484		5	0	0	0.0841	0.5	500	96%	74	126	0%	
Chloroethane	A	ug/L	110.4125	4.4165		5	0	0	0.169	0.5	500	88%	60	138	0%	
Chloroform	A	ug/L	112.65648	4.5062592		5	0	0	0.0789	0.5	500	90%	79	124	0%	
Chloromethane	A	ug/L	110.91455	4.436582		5	0	0	0.162	0.5	500	89%	50	139	0%	
cis-1,2-Dichloroethene	A	ug/L	117.50405	4.700162		5	0	0	0.108	0.5	500	94%	78	123	0%	
cis-1,3-Dichloropropene	A	ug/L	113.69409	4.5477636		5	0	0	0.073	0.5	500	91%	75	124	0%	
Dibromomethane	A	ug/L	116.83908	4.6735632		5	0	0	0.147	0.5	500	93%	79	123	0%	
Dichlorodifluoromethane	A	ug/L	109.10536	4.3642144		5	0	0	0.175	0.5	500	87%	32	152	0%	
Ethylbenzene	A	ug/L	120.61549	4.8246196		5	0	0	0.0836	0.5	500	96%	79	121	0%	
m+p-Xylenes	A	ug/L	246.10101	9.8440404		10	0	0	0.15	0.5	1000	98%	80	121	0%	
Methyl ethyl ketone	A	ug/L	1181.30619	47.2522476		50	0	0	1.77	10	5000	95%	56	143	0%	
Methyl tert-butyl ether (MTBE)	A	ug/L	119.9918	4.799672		5	0	0	0.101	0.5	500	96%	71	124	0%	
Methylene chloride	A	ug/L	114.5337	4.581348		5	0	0	0.338	0.5	500	92%	74	124	0%	
o-Xylene	A	ug/L	126.77745	5.071098		5	0	0	0.0604	0.5	500	101%	78	122	0%	
Styrene	A	ug/L	128.3007	5.132028		5	0	0	0.067	0.5	500	103%	78	123	0%	
Tetrachloroethene	A	ug/L	125.78551	5.0314204		5	0	0	0.0671	0.5	500	101%	74	129	0%	
Toluene	A	ug/L	124.42955	4.977182		5	0	0	0.0679	0.5	500	100%	80	121	0%	
trans-1,2-Dichloroethene	A	ug/L	123.42576	4.9370304		5	0	0	0.125	0.5	500	99%	75	124	0%	
trans-1,3-Dichloropropene	A	ug/L	122.43385	4.897354		5	0	0	0.0846	0.5	500	98%	73	127	0%	
Trichloroethene	A	ug/L	117.53985	4.701594		5	0	0	0.0993	0.5	500	94%	79	123	0%	
Trichlorofluoromethane	A	ug/L	102.52521	4.1010084		5	0	0	0.134	0.5	500	82%	65	141	0%	
Vinyl chloride	A	ug/L	116.12368	4.6449472		5	0	0	0.153	0.5	500	93%	58	137	0%	
1,4-Dichlorobenzene-d4	I	ug/L	250	10		0	0	0	0	0	500	0%	0	0	0%	
Chlorobenzene-d5	I	ug/L	250	10		0	0	0	0	0	500	0%	0	0	0%	
Fluorobenzene	I	ug/L	250	10		0	0	0	0	0	500	0%	0	0	0%	
Xylenes, Total	M	ug/L	372.87846	14.9151384		15	0	0	0.0604	0.5	1500	99%	79	121	0%	
1,2-Dichloroethane-d4	S	ug/L	237.791	9.51164		10	0	0	0.229	0.5	500	95%	81	118	0%	
Dibromofluoromethane	S	ug/L	253.42349	10.1369396		10	0	0	0.129	0.5	500	101%	80	119	0%	
p-Bromofluorobenzene	S	ug/L	252.35393	10.0941572		10	0	0	0.149	0.5	500	101%	85	114	0%	
Toluene-d8	S	ug/L	261.3637	10.454548		10	0	0	0.23	0.5	500	105%	89	112	0%	

Seq No	Lab ID	Test Code	Sample Typ	File ID	Analysis Date	DF	Batch ID	Prep Date	SPKref	RPDref	pmoist					
14971036	MBLKA123021	VOC-8260-W-Q	MBLK)A5975C\VG123(12/30/2021 2:33:	1	R372936		0	0						
Analyte	T	Units	RAW	Final	Text	Spike	SPKref	RPDref	MDL	PQL	UQL	%REC	LOW	HIGH	%RPD	Q
1,1,1,2-Tetrachloroethane	A	ug/L	0	0		0	0	0	0.101	0.5	500	0%	0	0	0%	
1,1,1-Trichloroethane	A	ug/L	0	0		0	0	0	0.131	0.5	500	0%	0	0	0%	
1,1,2,2-Tetrachloroethane	A	ug/L	0	0		0	0	0	0.0872	0.5	500	0%	0	0	0%	
1,1,2-Trichloroethane	A	ug/L	0	0		0	0	0	0.108	0.5	500	0%	0	0	0%	
1,1-Dichloroethane	A	ug/L	0	0		0	0	0	0.135	0.5	500	0%	0	0	0%	
1,1-Dichloroethene	A	ug/L	0	0		0	0	0	0.141	0.5	500	0%	0	0	0%	
1,1-Dichloropropene	A	ug/L	0	0		0	0	0	0.083	0.5	500	0%	0	0	0%	
1,2,3-Trichloropropane	A	ug/L	0	0		0	0	0	0.235	0.5	500	0%	0	0	0%	
1,2-Dibromoethane	A	ug/L	0	0		0	0	0	0.0916	0.5	500	0%	0	0	0%	
1,2-Dichlorobenzene	A	ug/L	0	0		0	0	0	0.0746	0.5	500	0%	0	0	0%	
1,2-Dichloroethane	A	ug/L	0	0		0	0	0	0.116	0.5	500	0%	0	0	0%	
1,2-Dichloropropane	A	ug/L	0	0		0	0	0	0.0847	0.5	500	0%	0	0	0%	
1,3-Dichlorobenzene	A	ug/L	0	0		0	0	0	0.0803	0.5	500	0%	0	0	0%	
1,3-Dichloropropane	A	ug/L	0	0		0	0	0	0.0791	0.5	500	0%	0	0	0%	
1,4-Dichlorobenzene	A	ug/L	0	0		0	0	0	0.0858	0.5	500	0%	0	0	0%	
2,2-Dichloropropane	A	ug/L	0	0		0	0	0	0.186	0.5	500	0%	0	0	0%	
2-Chlorotoluene	A	ug/L	0	0		0	0	0	0.0876	0.5	500	0%	0	0	0%	
4-Chlorotoluene	A	ug/L	0	0		0	0	0	0.0728	0.5	500	0%	0	0	0%	
Benzene	A	ug/L	0	0		0	0	0	0.0914	0.5	500	0%	0	0	0%	
Bromobenzene	A	ug/L	0	0		0	0	0	0.0831	0.5	500	0%	0	0	0%	
Bromochloromethane	A	ug/L	0	0		0	0	0	0.141	0.5	500	0%	0	0	0%	
Bromodichloromethane	A	ug/L	0	0		0	0	0	0.12	0.5	500	0%	0	0	0%	
Bromoform	A	ug/L	0	0		0	0	0	0.119	0.5	500	0%	0	0	0%	
Bromomethane	A	ug/L	0	0		0	0	0	0.253	0.5	500	0%	0	0	0%	
Carbon tetrachloride	A	ug/L	0	0		0	0	0	0.143	0.5	500	0%	0	0	0%	
Chlorobenzene	A	ug/L	0	0		0	0	0	0.0914	0.5	500	0%	0	0	0%	
Chlorodibromomethane	A	ug/L	0	0		0	0	0	0.0841	0.5	500	0%	0	0	0%	
Chloroethane	A	ug/L	0	0		0	0	0	0.169	0.5	500	0%	0	0	0%	
Chloroform	A	ug/L	0	0		0	0	0	0.0789	0.5	500	0%	0	0	0%	
Chloromethane	A	ug/L	0	0		0	0	0	0.162	0.5	500	0%	0	0	0%	
cis-1,2-Dichloroethene	A	ug/L	0	0		0	0	0	0.108	0.5	500	0%	0	0	0%	
cis-1,3-Dichloropropene	A	ug/L	0	0		0	0	0	0.073	0.5	500	0%	0	0	0%	
Dibromomethane	A	ug/L	0	0		0	0	0	0.147	0.5	500	0%	0	0	0%	
Dichlorodifluoromethane	A	ug/L	0	0		0	0	0	0.175	0.5	500	0%	0	0	0%	
Ethylbenzene	A	ug/L	0	0		0	0	0	0.0836	0.5	500	0%	0	0	0%	

Seq No	Lab ID	Test Code	Sample Typ	File ID	Analysis Date	DF	Batch ID	Prep Date	SPKref	RPDref	pmoist					
14971036	MBLKA123021	VOC-8260-W-Q	MBLK	JA5975C\VG123	(12/30/2021 2:33:	1	R372936		0	0						
Analyte	T	Units	RAW	Final	Text	Spike	SPKref	RPDref	MDL	PQL	UQL	%REC	LOW	HIGH	%RPD	Q
m+p-Xylenes	A	ug/L	0	0		0	0	0	0.15	0.5	1000	0%	0	0	0%	
Methyl ethyl ketone	A	ug/L	0	0		0	0	0	1.77	10	5000	0%	0	0	0%	
Methyl tert-butyl ether (MTBE)	A	ug/L	0	0		0	0	0	0.101	0.5	500	0%	0	0	0%	
Methylene chloride	A	ug/L	0	0		0	0	0	0.338	0.5	500	0%	0	0	0%	
o-Xylene	A	ug/L	0	0		0	0	0	0.0604	0.5	500	0%	0	0	0%	
Styrene	A	ug/L	0	0		0	0	0	0.067	0.5	500	0%	0	0	0%	
Tetrachloroethene	A	ug/L	0	0		0	0	0	0.0671	0.5	500	0%	0	0	0%	
Toluene	A	ug/L	0	0		0	0	0	0.0679	0.5	500	0%	0	0	0%	
trans-1,2-Dichloroethene	A	ug/L	0	0		0	0	0	0.125	0.5	500	0%	0	0	0%	
trans-1,3-Dichloropropene	A	ug/L	0	0		0	0	0	0.0846	0.5	500	0%	0	0	0%	
Trichloroethene	A	ug/L	0	0		0	0	0	0.0993	0.5	500	0%	0	0	0%	
Trichlorofluoromethane	A	ug/L	0	0		0	0	0	0.134	0.5	500	0%	0	0	0%	
Vinyl chloride	A	ug/L	0	0		0	0	0	0.153	0.5	500	0%	0	0	0%	
1,4-Dichlorobenzene-d4	I	ug/L	250	10		0	0	0	0	0	500	0%	0	0	0%	
Chlorobenzene-d5	I	ug/L	250	10		0	0	0	0	0	500	0%	0	0	0%	
Fluorobenzene	I	ug/L	250	10		0	0	0	0	0	500	0%	0	0	0%	
Xylenes, Total	M	ug/L	0	0		0	0	0	0.0604	0.5	1500	0%	0	0	0%	
1,2-Dichloroethane-d4	S	ug/L	248.25895	9.930358		10	0	0	0.229	0.5	500	99%	81	118	0%	
Dibromofluoromethane	S	ug/L	252.7784	10.111136		10	0	0	0.129	0.5	500	101%	80	119	0%	
p-Bromofluorobenzene	S	ug/L	256.39767	10.2559068		10	0	0	0.149	0.5	500	103%	85	114	0%	
Toluene-d8	S	ug/L	261.27765	10.451106		10	0	0	0.23	0.5	500	105%	89	112	0%	

Seq No	Lab ID	Test Code	Sample Typ	File ID	Analysis Date	DF	Batch ID	Prep Date	SPKref	RPDref	pmoist					
14971037	B21121979-002	VOC-8260-W-S	SAMP	JA5975C\VG123	(12/30/2021 3:01:	1	R372936		0	0						
Analyte	T	Units	RAW	Final	Text	Spike	SPKref	RPDref	MDL	PQL	UQL	%REC	LOW	HIGH	%RPD	Q
1,1,1,2-Tetrachloroethane	A	ug/L	0	0		0	0	0	0.101	1	500	0%	0	0	0%	U
1,1,1-Trichloroethane	A	ug/L	0	0		0	0	0	0.131	1	500	0%	0	0	0%	U
1,1,2,2-Tetrachloroethane	A	ug/L	0	0		0	0	0	0.0872	1	500	0%	0	0	0%	U
1,1,2-Trichloroethane	A	ug/L	0	0		0	0	0	0.108	1	500	0%	0	0	0%	U
1,1-Dichloroethane	A	ug/L	0	0		0	0	0	0.135	1	500	0%	0	0	0%	U
1,1-Dichloroethene	A	ug/L	0	0		0	0	0	0.141	1	500	0%	0	0	0%	U
1,1-Dichloropropene	A	ug/L	0	0		0	0	0	0.083	1	500	0%	0	0	0%	U
1,2,3-Trichloropropane	A	ug/L	0	0		0	0	0	0.235	1	500	0%	0	0	0%	U
1,2-Dibromoethane	A	ug/L	0	0		0	0	0	0.0916	1	500	0%	0	0	0%	U

Seq No	Lab ID	Test Code	Sample Typ	File ID	Analysis Date	DF	Batch ID	Prep Date	SPKref	RPDref	pmoist					
14971037	B21121979-002	VOC-8260-W-S	SAMP)A5975C\VG123(12/30/2021 3:01:	1	R372936		0	0						
Analyte	T	Units	RAW	Final	Text	Spike	SPKref	RPDref	MDL	PQL	UQL	%REC	LOW	HIGH	%RPD	Q
1,2-Dichlorobenzene	A	ug/L	0	0		0	0	0	0.0746	1	500	0%	0	0	0%	U
1,2-Dichloroethane	A	ug/L	0	0		0	0	0	0.116	1	500	0%	0	0	0%	U
1,2-Dichloropropane	A	ug/L	0	0		0	0	0	0.0847	1	500	0%	0	0	0%	U
1,3-Dichlorobenzene	A	ug/L	0	0		0	0	0	0.0803	1	500	0%	0	0	0%	U
1,3-Dichloropropane	A	ug/L	0	0		0	0	0	0.0791	1	500	0%	0	0	0%	U
1,4-Dichlorobenzene	A	ug/L	0	0		0	0	0	0.0858	1	500	0%	0	0	0%	U
2,2-Dichloropropane	A	ug/L	0	0		0	0	0	0.186	1	500	0%	0	0	0%	U
2-Chlorotoluene	A	ug/L	0	0		0	0	0	0.0876	1	500	0%	0	0	0%	U
4-Chlorotoluene	A	ug/L	0	0		0	0	0	0.0728	1	500	0%	0	0	0%	U
Benzene	A	ug/L	0	0		0	0	0	0.0914	1	500	0%	0	0	0%	U
Bromobenzene	A	ug/L	0	0		0	0	0	0.0831	1	500	0%	0	0	0%	U
Bromochloromethane	A	ug/L	0	0		0	0	0	0.141	1	500	0%	0	0	0%	U
Bromodichloromethane	A	ug/L	0	0		0	0	0	0.12	1	500	0%	0	0	0%	U
Bromoform	A	ug/L	0	0		0	0	0	0.119	1	500	0%	0	0	0%	U
Bromomethane	A	ug/L	0	0		0	0	0	0.253	1	500	0%	0	0	0%	U
Carbon tetrachloride	A	ug/L	0	0		0	0	0	0.143	1	500	0%	0	0	0%	U
Chlorobenzene	A	ug/L	0	0		0	0	0	0.0914	1	500	0%	0	0	0%	U
Chlorodibromomethane	A	ug/L	0	0		0	0	0	0.0841	1	500	0%	0	0	0%	U
Chloroethane	A	ug/L	0	0		0	0	0	0.169	1	500	0%	0	0	0%	U
Chloroform	A	ug/L	0	0		0	0	0	0.0789	1	500	0%	0	0	0%	U
Chloromethane	A	ug/L	0	0		0	0	0	0.162	1	500	0%	0	0	0%	U
cis-1,2-Dichloroethene	A	ug/L	0	0		0	0	0	0.108	1	500	0%	0	0	0%	U
cis-1,3-Dichloropropene	A	ug/L	0	0		0	0	0	0.073	1	500	0%	0	0	0%	U
Dibromomethane	A	ug/L	0	0		0	0	0	0.147	1	500	0%	0	0	0%	U
Dichlorodifluoromethane	A	ug/L	0	0		0	0	0	0.175	1	500	0%	0	0	0%	U
Ethylbenzene	A	ug/L	0	0		0	0	0	0.0836	1	500	0%	0	0	0%	U
m+p-Xylenes	A	ug/L	0	0		0	0	0	0.15	1	1000	0%	0	0	0%	U
Methyl ethyl ketone	A	ug/L	0	0		0	0	0	1.77	20	5000	0%	0	0	0%	U
Methyl tert-butyl ether (MTBE)	A	ug/L	0	0		0	0	0	0.101	1	500	0%	0	0	0%	U
Methylene chloride	A	ug/L	0	0		0	0	0	0.338	1	500	0%	0	0	0%	U
o-Xylene	A	ug/L	0	0		0	0	0	0.0604	1	500	0%	0	0	0%	U
Styrene	A	ug/L	0	0		0	0	0	0.067	1	500	0%	0	0	0%	U
Tetrachloroethene	A	ug/L	0	0		0	0	0	0.0671	1	500	0%	0	0	0%	U
Toluene	A	ug/L	0	0		0	0	0	0.0679	1	500	0%	0	0	0%	U
trans-1,2-Dichloroethene	A	ug/L	0	0		0	0	0	0.125	1	500	0%	0	0	0%	U

Seq No	Lab ID	Test Code	Sample Typ	File ID	Analysis Date	DF	Batch ID	Prep Date	SPKref	RPDref	pmoist					
14971037	B21121979-002	VOC-8260-W-S	SAMP	JA5975C\VG123	(12/30/2021 3:01:	1	R372936		0	0						
Analyte	T	Units	RAW	Final	Text	Spike	SPKref	RPDref	MDL	PQL	UQL	%REC	LOW	HIGH	%RPD	Q
trans-1,3-Dichloropropene	A	ug/L	0	0		0	0	0	0.0846	1	500	0%	0	0	0%	U
Trichloroethene	A	ug/L	0	0		0	0	0	0.0993	1	500	0%	0	0	0%	U
Trichlorofluoromethane	A	ug/L	0	0		0	0	0	0.134	1	500	0%	0	0	0%	U
Vinyl chloride	A	ug/L	0	0		0	0	0	0.153	1	500	0%	0	0	0%	U
1,4-Dichlorobenzene-d4	I	ug/L	250	10		0	0	0	0	0	0	0%	0	0	0%	
Chlorobenzene-d5	I	ug/L	250	10		0	0	0	0.1	0	0	0%	0	0	0%	
Fluorobenzene	I	ug/L	250	10		0	0	0	0.1	0	0	0%	0	0	0%	
Xylenes, Total	M	ug/L	0	0		0	0	0	0.0604	1	0	0%	0	0	0%	U
1,2-Dichloroethane-d4	S	ug/L	264.68565	10.587426		10	0	0	0.229	1	500	106%	81	118	0%	
Dibromofluoromethane	S	ug/L	268.56897	10.7427588		10	0	0	0.129	1	500	107%	80	119	0%	
p-Bromofluorobenzene	S	ug/L	278.53717	11.1414868		10	0	0	0.149	1	500	111%	85	114	0%	
Toluene-d8	S	ug/L	253.40506	10.1362024		10	0	0	0.23	1	500	101%	89	112	0%	

Seq No	Lab ID	Test Code	Sample Typ	File ID	Analysis Date	DF	Batch ID	Prep Date	SPKref	RPDref	pmoist					
14971038	B21122077-002	VOC-8260-W-S	SAMP	JA5975C\VG123	(12/30/2021 3:28:	1	R372936		0	0						
Analyte	T	Units	RAW	Final	Text	Spike	SPKref	RPDref	MDL	PQL	UQL	%REC	LOW	HIGH	%RPD	Q
1,1,1,2-Tetrachloroethane	A	ug/L	0	0		0	0	0	0.101	1	500	0%	0	0	0%	U
1,1,1-Trichloroethane	A	ug/L	0	0		0	0	0	0.131	1	500	0%	0	0	0%	U
1,1,2,2-Tetrachloroethane	A	ug/L	0	0		0	0	0	0.0872	1	500	0%	0	0	0%	U
1,1,2-Trichloroethane	A	ug/L	0	0		0	0	0	0.108	1	500	0%	0	0	0%	U
1,1-Dichloroethane	A	ug/L	0	0		0	0	0	0.135	1	500	0%	0	0	0%	U
1,1-Dichloroethene	A	ug/L	0	0		0	0	0	0.141	1	500	0%	0	0	0%	U
1,1-Dichloropropene	A	ug/L	0	0		0	0	0	0.083	1	500	0%	0	0	0%	U
1,2,3-Trichloropropane	A	ug/L	0	0		0	0	0	0.235	1	500	0%	0	0	0%	U
1,2-Dibromoethane	A	ug/L	0	0		0	0	0	0.0916	1	500	0%	0	0	0%	U
1,2-Dichlorobenzene	A	ug/L	0	0		0	0	0	0.0746	1	500	0%	0	0	0%	U
1,2-Dichloroethane	A	ug/L	0	0		0	0	0	0.116	1	500	0%	0	0	0%	U
1,2-Dichloropropane	A	ug/L	0	0		0	0	0	0.0847	1	500	0%	0	0	0%	U
1,3-Dichlorobenzene	A	ug/L	0	0		0	0	0	0.0803	1	500	0%	0	0	0%	U
1,3-Dichloropropane	A	ug/L	0	0		0	0	0	0.0791	1	500	0%	0	0	0%	U
1,4-Dichlorobenzene	A	ug/L	0	0		0	0	0	0.0858	1	500	0%	0	0	0%	U
2,2-Dichloropropane	A	ug/L	0	0		0	0	0	0.186	1	500	0%	0	0	0%	U
2-Chlorotoluene	A	ug/L	0	0		0	0	0	0.0876	1	500	0%	0	0	0%	U
4-Chlorotoluene	A	ug/L	0	0		0	0	0	0.0728	1	500	0%	0	0	0%	U

Seq No	Lab ID	Test Code	Sample Typ	File ID	Analysis Date	DF	Batch ID	Prep Date	SPKref	RPDref	pmoist					
14971038	B21122077-002	VOC-8260-W-S	SAMP	JA5975C\VG123	12/30/2021 3:28:	1	R372936		0	0						
Analyte	T	Units	RAW	Final	Text	Spike	SPKref	RPDref	MDL	PQL	UQL	%REC	LOW	HIGH	%RPD	Q
Benzene	A	ug/L	0	0		0	0	0	0.0914	1	500	0%	0	0	0%	U
Bromobenzene	A	ug/L	0	0		0	0	0	0.0831	1	500	0%	0	0	0%	U
Bromochloromethane	A	ug/L	0	0		0	0	0	0.141	1	500	0%	0	0	0%	U
Bromodichloromethane	A	ug/L	0	0		0	0	0	0.12	1	500	0%	0	0	0%	U
Bromoform	A	ug/L	0	0		0	0	0	0.119	1	500	0%	0	0	0%	U
Bromomethane	A	ug/L	0	0		0	0	0	0.253	1	500	0%	0	0	0%	U
Carbon tetrachloride	A	ug/L	0	0		0	0	0	0.143	1	500	0%	0	0	0%	U
Chlorobenzene	A	ug/L	2.72633	0.1090532		0	0	0	0.0914	1	500	0%	0	0	0%	J
Chlorodibromomethane	A	ug/L	0	0		0	0	0	0.0841	1	500	0%	0	0	0%	U
Chloroethane	A	ug/L	0	0		0	0	0	0.169	1	500	0%	0	0	0%	U
Chloroform	A	ug/L	42.86538	1.7146152		0	0	0	0.0789	1	500	0%	0	0	0%	U
Chloromethane	A	ug/L	0	0		0	0	0	0.162	1	500	0%	0	0	0%	U
cis-1,2-Dichloroethene	A	ug/L	0	0		0	0	0	0.108	1	500	0%	0	0	0%	U
cis-1,3-Dichloropropene	A	ug/L	0	0		0	0	0	0.073	1	500	0%	0	0	0%	U
Dibromomethane	A	ug/L	0	0		0	0	0	0.147	1	500	0%	0	0	0%	U
Dichlorodifluoromethane	A	ug/L	0	0		0	0	0	0.175	1	500	0%	0	0	0%	U
Ethylbenzene	A	ug/L	0	0		0	0	0	0.0836	1	500	0%	0	0	0%	U
m+p-Xylenes	A	ug/L	0	0		0	0	0	0.15	1	1000	0%	0	0	0%	U
Methyl ethyl ketone	A	ug/L	0	0		0	0	0	1.77	20	5000	0%	0	0	0%	U
Methyl tert-butyl ether (MTBE)	A	ug/L	0	0		0	0	0	0.101	1	500	0%	0	0	0%	U
Methylene chloride	A	ug/L	20.33737	0.8134948		0	0	0	0.338	1	500	0%	0	0	0%	J
o-Xylene	A	ug/L	0	0		0	0	0	0.0604	1	500	0%	0	0	0%	U
Styrene	A	ug/L	0	0		0	0	0	0.067	1	500	0%	0	0	0%	U
Tetrachloroethene	A	ug/L	0	0		0	0	0	0.0671	1	500	0%	0	0	0%	U
Toluene	A	ug/L	0	0		0	0	0	0.0679	1	500	0%	0	0	0%	U
trans-1,2-Dichloroethene	A	ug/L	0	0		0	0	0	0.125	1	500	0%	0	0	0%	U
trans-1,3-Dichloropropene	A	ug/L	0	0		0	0	0	0.0846	1	500	0%	0	0	0%	U
Trichloroethene	A	ug/L	0	0		0	0	0	0.0993	1	500	0%	0	0	0%	U
Trichlorofluoromethane	A	ug/L	0	0		0	0	0	0.134	1	500	0%	0	0	0%	U
Vinyl chloride	A	ug/L	0	0		0	0	0	0.153	1	500	0%	0	0	0%	U
1,4-Dichlorobenzene-d4	I	ug/L	250	10		0	0	0	0	0	0	0%	0	0	0%	
Chlorobenzene-d5	I	ug/L	250	10		0	0	0	0.1	0	0	0%	0	0	0%	
Fluorobenzene	I	ug/L	250	10		0	0	0	0.1	0	0	0%	0	0	0%	
Xylenes, Total	M	ug/L	0	0		0	0	0	0.0604	1	0	0%	0	0	0%	U
1,2-Dichloroethane-d4	S	ug/L	256.00725	10.24029		10	0	0	0.229	1	500	102%	81	118	0%	

Seq No	Lab ID	Test Code	Sample Typ	File ID	Analysis Date	DF	Batch ID	Prep Date	SPKref	RPDref	pmoist					
14971038	B21122077-002	VOC-8260-W-S	SAMP	JA5975C\VG123	12/30/2021 3:28:	1	R372936		0	0						
Analyte	T	Units	RAW	Final	Text	Spike	SPKref	RPDref	MDL	PQL	UQL	%REC	LOW	HIGH	%RPD	Q
Dibromofluoromethane	S	ug/L	261.66233	10.4664932		10	0	0	0.129	1	500	105%	80	119	0%	
p-Bromofluorobenzene	S	ug/L	258.11292	10.3245168		10	0	0	0.149	1	500	103%	85	114	0%	
Toluene-d8	S	ug/L	254.61929	10.1847716		10	0	0	0.23	1	500	102%	89	112	0%	

Seq No	Lab ID	Test Code	Sample Typ	File ID	Analysis Date	DF	Batch ID	Prep Date	SPKref	RPDref	pmoist					
14971039	B21122088-002	VOC-8260-W-S	SAMP	JA5975C\VG123	12/30/2021 3:56:	1	R372936		0	0						
Analyte	T	Units	RAW	Final	Text	Spike	SPKref	RPDref	MDL	PQL	UQL	%REC	LOW	HIGH	%RPD	Q
1,1,1,2-Tetrachloroethane	A	ug/L	0	0		0	0	0	0.101	1	500	0%	0	0	0%	U
1,1,1-Trichloroethane	A	ug/L	0	0		0	0	0	0.131	1	500	0%	0	0	0%	U
1,1,2,2-Tetrachloroethane	A	ug/L	0	0		0	0	0	0.0872	1	500	0%	0	0	0%	U
1,1,2-Trichloroethane	A	ug/L	0	0		0	0	0	0.108	1	500	0%	0	0	0%	U
1,1-Dichloroethane	A	ug/L	0	0		0	0	0	0.135	1	500	0%	0	0	0%	U
1,1-Dichloroethene	A	ug/L	0	0		0	0	0	0.141	1	500	0%	0	0	0%	U
1,1-Dichloropropene	A	ug/L	0	0		0	0	0	0.083	1	500	0%	0	0	0%	U
1,2,3-Trichloropropane	A	ug/L	0	0		0	0	0	0.235	1	500	0%	0	0	0%	U
1,2-Dibromoethane	A	ug/L	0	0		0	0	0	0.0916	1	500	0%	0	0	0%	U
1,2-Dichlorobenzene	A	ug/L	0	0		0	0	0	0.0746	1	500	0%	0	0	0%	U
1,2-Dichloroethane	A	ug/L	0	0		0	0	0	0.116	1	500	0%	0	0	0%	U
1,2-Dichloropropane	A	ug/L	0	0		0	0	0	0.0847	1	500	0%	0	0	0%	U
1,3-Dichlorobenzene	A	ug/L	0	0		0	0	0	0.0803	1	500	0%	0	0	0%	U
1,3-Dichloropropane	A	ug/L	0	0		0	0	0	0.0791	1	500	0%	0	0	0%	U
1,4-Dichlorobenzene	A	ug/L	0	0		0	0	0	0.0858	1	500	0%	0	0	0%	U
2,2-Dichloropropane	A	ug/L	0	0		0	0	0	0.186	1	500	0%	0	0	0%	U
2-Chlorotoluene	A	ug/L	0	0		0	0	0	0.0876	1	500	0%	0	0	0%	U
4-Chlorotoluene	A	ug/L	0	0		0	0	0	0.0728	1	500	0%	0	0	0%	U
Benzene	A	ug/L	0	0		0	0	0	0.0914	1	500	0%	0	0	0%	U
Bromobenzene	A	ug/L	0	0		0	0	0	0.0831	1	500	0%	0	0	0%	U
Bromochloromethane	A	ug/L	0	0		0	0	0	0.141	1	500	0%	0	0	0%	U
Bromodichloromethane	A	ug/L	17.5817	0.703268		0	0	0	0.12	1	500	0%	0	0	0%	J
Bromoform	A	ug/L	0	0		0	0	0	0.119	1	500	0%	0	0	0%	U
Bromomethane	A	ug/L	0	0		0	0	0	0.253	1	500	0%	0	0	0%	U
Carbon tetrachloride	A	ug/L	0	0		0	0	0	0.143	1	500	0%	0	0	0%	U
Chlorobenzene	A	ug/L	2.31712	0.0926848		0	0	0	0.0914	1	500	0%	0	0	0%	J
Chlorodibromomethane	A	ug/L	4.60966	0.1843864		0	0	0	0.0841	1	500	0%	0	0	0%	J

Seq No	Lab ID	Test Code	Sample Typ	File ID	Analysis Date	DF	Batch ID	Prep Date	SPKref	RPDref	pmoist					
14971039	B21122088-002	VOC-8260-W-S	SAMP	JA5975C\VG123	12/30/2021 3:56:	1	R372936		0	0						
Analyte	T	Units	RAW	Final	Text	Spike	SPKref	RPDref	MDL	PQL	UQL	%REC	LOW	HIGH	%RPD	Q
Chloroethane	A	ug/L	0	0		0	0	0	0.169	1	500	0%	0	0	0%	U
Chloroform	A	ug/L	220.63285	8.825314		0	0	0	0.0789	1	500	0%	0	0	0%	
Chloromethane	A	ug/L	0	0		0	0	0	0.162	1	500	0%	0	0	0%	U
cis-1,2-Dichloroethene	A	ug/L	0	0		0	0	0	0.108	1	500	0%	0	0	0%	U
cis-1,3-Dichloropropene	A	ug/L	0	0		0	0	0	0.073	1	500	0%	0	0	0%	U
Dibromomethane	A	ug/L	0	0		0	0	0	0.147	1	500	0%	0	0	0%	U
Dichlorodifluoromethane	A	ug/L	0	0		0	0	0	0.175	1	500	0%	0	0	0%	U
Ethylbenzene	A	ug/L	0	0		0	0	0	0.0836	1	500	0%	0	0	0%	U
m+p-Xylenes	A	ug/L	0	0		0	0	0	0.15	1	1000	0%	0	0	0%	U
Methyl ethyl ketone	A	ug/L	0	0		0	0	0	1.77	20	5000	0%	0	0	0%	U
Methyl tert-butyl ether (MTBE)	A	ug/L	0	0		0	0	0	0.101	1	500	0%	0	0	0%	U
Methylene chloride	A	ug/L	25.92179	1.0368716		0	0	0	0.338	1	500	0%	0	0	0%	
o-Xylene	A	ug/L	0	0		0	0	0	0.0604	1	500	0%	0	0	0%	U
Styrene	A	ug/L	0	0		0	0	0	0.067	1	500	0%	0	0	0%	U
Tetrachloroethene	A	ug/L	0	0		0	0	0	0.0671	1	500	0%	0	0	0%	U
Toluene	A	ug/L	0	0		0	0	0	0.0679	1	500	0%	0	0	0%	U
trans-1,2-Dichloroethene	A	ug/L	0	0		0	0	0	0.125	1	500	0%	0	0	0%	U
trans-1,3-Dichloropropene	A	ug/L	0	0		0	0	0	0.0846	1	500	0%	0	0	0%	U
Trichloroethene	A	ug/L	0	0		0	0	0	0.0993	1	500	0%	0	0	0%	U
Trichlorofluoromethane	A	ug/L	0	0		0	0	0	0.134	1	500	0%	0	0	0%	U
Vinyl chloride	A	ug/L	0	0		0	0	0	0.153	1	500	0%	0	0	0%	U
1,4-Dichlorobenzene-d4	I	ug/L	250	10		0	0	0	0	0	0	0%	0	0	0%	
Chlorobenzene-d5	I	ug/L	250	10		0	0	0	0.1	0	0	0%	0	0	0%	
Fluorobenzene	I	ug/L	250	10		0	0	0	0.1	0	0	0%	0	0	0%	
Xylenes, Total	M	ug/L	0	0		0	0	0	0.0604	1	0	0%	0	0	0%	U
1,2-Dichloroethane-d4	S	ug/L	256.83503	10.2734012		10	0	0	0.229	1	500	103%	81	118	0%	
Dibromofluoromethane	S	ug/L	267.45128	10.6980512		10	0	0	0.129	1	500	107%	80	119	0%	
p-Bromofluorobenzene	S	ug/L	261.16733	10.4466932		10	0	0	0.149	1	500	104%	85	114	0%	
Toluene-d8	S	ug/L	256.53187	10.2612748		10	0	0	0.23	1	500	103%	89	112	0%	

Seq No	Lab ID	Test Code	Sample Typ	File ID	Analysis Date	DF	Batch ID	Prep Date	SPKref	RPDref	pmoist					
14971040	B21122090-002	VOC-8260-W-S	SAMP	JA5975C\VG123	12/30/2021 4:23:	1	R372936		0	0						
Analyte	T	Units	RAW	Final	Text	Spike	SPKref	RPDref	MDL	PQL	UQL	%REC	LOW	HIGH	%RPD	Q

Seq No	Lab ID	Test Code	Sample Typ	File ID	Analysis Date	DF	Batch ID	Prep Date	SPKref	RPDref	pmoist					
14971040	B21122090-002	VOC-8260-W-S	SAMP	JA5975C\VG123	12/30/2021 4:23:	1	R372936		0	0						
Analyte	T	Units	RAW	Final	Text	Spike	SPKref	RPDref	MDL	PQL	UQL	%REC	LOW	HIGH	%RPD	Q
1,1,1,2-Tetrachloroethane	A	ug/L	0	0		0	0	0	0.101	1	500	0%	0	0	0%	U
1,1,1-Trichloroethane	A	ug/L	0	0		0	0	0	0.131	1	500	0%	0	0	0%	U
1,1,2,2-Tetrachloroethane	A	ug/L	0	0		0	0	0	0.0872	1	500	0%	0	0	0%	U
1,1,2-Trichloroethane	A	ug/L	0	0		0	0	0	0.108	1	500	0%	0	0	0%	U
1,1-Dichloroethane	A	ug/L	0	0		0	0	0	0.135	1	500	0%	0	0	0%	U
1,1-Dichloroethene	A	ug/L	0	0		0	0	0	0.141	1	500	0%	0	0	0%	U
1,1-Dichloropropene	A	ug/L	0	0		0	0	0	0.083	1	500	0%	0	0	0%	U
1,2,3-Trichloropropane	A	ug/L	0	0		0	0	0	0.235	1	500	0%	0	0	0%	U
1,2-Dibromoethane	A	ug/L	0	0		0	0	0	0.0916	1	500	0%	0	0	0%	U
1,2-Dichlorobenzene	A	ug/L	0	0		0	0	0	0.0746	1	500	0%	0	0	0%	U
1,2-Dichloroethane	A	ug/L	0	0		0	0	0	0.116	1	500	0%	0	0	0%	U
1,2-Dichloropropane	A	ug/L	0	0		0	0	0	0.0847	1	500	0%	0	0	0%	U
1,3-Dichlorobenzene	A	ug/L	0	0		0	0	0	0.0803	1	500	0%	0	0	0%	U
1,3-Dichloropropane	A	ug/L	0	0		0	0	0	0.0791	1	500	0%	0	0	0%	U
1,4-Dichlorobenzene	A	ug/L	0	0		0	0	0	0.0858	1	500	0%	0	0	0%	U
2,2-Dichloropropane	A	ug/L	0	0		0	0	0	0.186	1	500	0%	0	0	0%	U
2-Chlorotoluene	A	ug/L	0	0		0	0	0	0.0876	1	500	0%	0	0	0%	U
4-Chlorotoluene	A	ug/L	0	0		0	0	0	0.0728	1	500	0%	0	0	0%	U
Benzene	A	ug/L	0	0		0	0	0	0.0914	1	500	0%	0	0	0%	U
Bromobenzene	A	ug/L	0	0		0	0	0	0.0831	1	500	0%	0	0	0%	U
Bromochloromethane	A	ug/L	0	0		0	0	0	0.141	1	500	0%	0	0	0%	U
Bromodichloromethane	A	ug/L	0	0		0	0	0	0.12	1	500	0%	0	0	0%	U
Bromoform	A	ug/L	0	0		0	0	0	0.119	1	500	0%	0	0	0%	U
Bromomethane	A	ug/L	0	0		0	0	0	0.253	1	500	0%	0	0	0%	U
Carbon tetrachloride	A	ug/L	0	0		0	0	0	0.143	1	500	0%	0	0	0%	U
Chlorobenzene	A	ug/L	2.28324	0		0	0	0	0.0914	1	500	0%	0	0	0%	U
Chlorodibromomethane	A	ug/L	0	0		0	0	0	0.0841	1	500	0%	0	0	0%	U
Chloroethane	A	ug/L	0	0		0	0	0	0.169	1	500	0%	0	0	0%	U
Chloroform	A	ug/L	36.50112	1.4600448		0	0	0	0.0789	1	500	0%	0	0	0%	U
Chloromethane	A	ug/L	0	0		0	0	0	0.162	1	500	0%	0	0	0%	U
cis-1,2-Dichloroethene	A	ug/L	0	0		0	0	0	0.108	1	500	0%	0	0	0%	U
cis-1,3-Dichloropropene	A	ug/L	0	0		0	0	0	0.073	1	500	0%	0	0	0%	U
Dibromomethane	A	ug/L	0	0		0	0	0	0.147	1	500	0%	0	0	0%	U
Dichlorodifluoromethane	A	ug/L	0	0		0	0	0	0.175	1	500	0%	0	0	0%	U
Ethylbenzene	A	ug/L	0	0		0	0	0	0.0836	1	500	0%	0	0	0%	U

Seq No	Lab ID	Test Code	Sample Typ	File ID	Analysis Date	DF	Batch ID	Prep Date	SPKref	RPDref	pmoist					
14971040	B21122090-002	VOC-8260-W-S	SAMP	JA5975C\VG123(12/30/2021 4:23:		1	R372936		0	0						
Analyte	T	Units	RAW	Final	Text	Spike	SPKref	RPDref	MDL	PQL	UQL	%REC	LOW	HIGH	%RPD	Q
m+p-Xylenes	A	ug/L	0	0		0	0	0	0.15	1	1000	0%	0	0	0%	U
Methyl ethyl ketone	A	ug/L	0	0		0	0	0	1.77	20	5000	0%	0	0	0%	U
Methyl tert-butyl ether (MTBE)	A	ug/L	0	0		0	0	0	0.101	1	500	0%	0	0	0%	U
Methylene chloride	A	ug/L	18.28416	0.7313664		0	0	0	0.338	1	500	0%	0	0	0%	J
o-Xylene	A	ug/L	0	0		0	0	0	0.0604	1	500	0%	0	0	0%	U
Styrene	A	ug/L	0	0		0	0	0	0.067	1	500	0%	0	0	0%	U
Tetrachloroethene	A	ug/L	0	0		0	0	0	0.0671	1	500	0%	0	0	0%	U
Toluene	A	ug/L	0	0		0	0	0	0.0679	1	500	0%	0	0	0%	U
trans-1,2-Dichloroethene	A	ug/L	0	0		0	0	0	0.125	1	500	0%	0	0	0%	U
trans-1,3-Dichloropropene	A	ug/L	0	0		0	0	0	0.0846	1	500	0%	0	0	0%	U
Trichloroethene	A	ug/L	0	0		0	0	0	0.0993	1	500	0%	0	0	0%	U
Trichlorofluoromethane	A	ug/L	0	0		0	0	0	0.134	1	500	0%	0	0	0%	U
Vinyl chloride	A	ug/L	0	0		0	0	0	0.153	1	500	0%	0	0	0%	U
1,4-Dichlorobenzene-d4	I	ug/L	250	10		0	0	0	0	0	0	0%	0	0	0%	
Chlorobenzene-d5	I	ug/L	250	10		0	0	0	0.1	0	0	0%	0	0	0%	
Fluorobenzene	I	ug/L	250	10		0	0	0	0.1	0	0	0%	0	0	0%	
Xylenes, Total	M	ug/L	0	0		0	0	0	0.0604	1	0	0%	0	0	0%	U
1,2-Dichloroethane-d4	S	ug/L	250.94622	10.0378488		10	0	0	0.229	1	500	100%	81	118	0%	
Dibromofluoromethane	S	ug/L	260.55785	10.422314		10	0	0	0.129	1	500	104%	80	119	0%	
p-Bromofluorobenzene	S	ug/L	260.33716	10.4134864		10	0	0	0.149	1	500	104%	85	114	0%	
Toluene-d8	S	ug/L	255.71947	10.2287788		10	0	0	0.23	1	500	102%	89	112	0%	

Seq No	Lab ID	Test Code	Sample Typ	File ID	Analysis Date	DF	Batch ID	Prep Date	SPKref	RPDref	pmoist					
14971041	B21122105-002	VOC-8260-W-S	SAMP	JA5975C\VG123(12/30/2021 4:51:		1	R372936		0	0						
Analyte	T	Units	RAW	Final	Text	Spike	SPKref	RPDref	MDL	PQL	UQL	%REC	LOW	HIGH	%RPD	Q
1,1,1,2-Tetrachloroethane	A	ug/L	0	0		0	0	0	0.101	1	500	0%	0	0	0%	U
1,1,1-Trichloroethane	A	ug/L	0	0		0	0	0	0.131	1	500	0%	0	0	0%	U
1,1,2,2-Tetrachloroethane	A	ug/L	0	0		0	0	0	0.0872	1	500	0%	0	0	0%	U
1,1,2-Trichloroethane	A	ug/L	0	0		0	0	0	0.108	1	500	0%	0	0	0%	U
1,1-Dichloroethane	A	ug/L	0	0		0	0	0	0.135	1	500	0%	0	0	0%	U
1,1-Dichloroethene	A	ug/L	0	0		0	0	0	0.141	1	500	0%	0	0	0%	U
1,1-Dichloropropene	A	ug/L	0	0		0	0	0	0.083	1	500	0%	0	0	0%	U
1,2,3-Trichloropropane	A	ug/L	0	0		0	0	0	0.235	1	500	0%	0	0	0%	U
1,2-Dibromoethane	A	ug/L	0	0		0	0	0	0.0916	1	500	0%	0	0	0%	U

Seq No	Lab ID	Test Code	Sample Typ	File ID	Analysis Date	DF	Batch ID	Prep Date	SPKref	RPDref	pmoist					
14971041	B21122105-002	VOC-8260-W-S	SAMP)A5975C\VG123(12/30/2021 4:51:	1	R372936		0	0						
Analyte	T	Units	RAW	Final	Text	Spike	SPKref	RPDref	MDL	PQL	UQL	%REC	LOW	HIGH	%RPD	Q
1,2-Dichlorobenzene	A	ug/L	0	0		0	0	0	0.0746	1	500	0%	0	0	0%	U
1,2-Dichloroethane	A	ug/L	0	0		0	0	0	0.116	1	500	0%	0	0	0%	U
1,2-Dichloropropane	A	ug/L	0	0		0	0	0	0.0847	1	500	0%	0	0	0%	U
1,3-Dichlorobenzene	A	ug/L	0	0		0	0	0	0.0803	1	500	0%	0	0	0%	U
1,3-Dichloropropane	A	ug/L	0	0		0	0	0	0.0791	1	500	0%	0	0	0%	U
1,4-Dichlorobenzene	A	ug/L	0	0		0	0	0	0.0858	1	500	0%	0	0	0%	U
2,2-Dichloropropane	A	ug/L	0	0		0	0	0	0.186	1	500	0%	0	0	0%	U
2-Chlorotoluene	A	ug/L	0	0		0	0	0	0.0876	1	500	0%	0	0	0%	U
4-Chlorotoluene	A	ug/L	0	0		0	0	0	0.0728	1	500	0%	0	0	0%	U
Benzene	A	ug/L	0	0		0	0	0	0.0914	1	500	0%	0	0	0%	U
Bromobenzene	A	ug/L	0	0		0	0	0	0.0831	1	500	0%	0	0	0%	U
Bromochloromethane	A	ug/L	0	0		0	0	0	0.141	1	500	0%	0	0	0%	U
Bromodichloromethane	A	ug/L	0	0		0	0	0	0.12	1	500	0%	0	0	0%	U
Bromoform	A	ug/L	0	0		0	0	0	0.119	1	500	0%	0	0	0%	U
Bromomethane	A	ug/L	0	0		0	0	0	0.253	1	500	0%	0	0	0%	U
Carbon tetrachloride	A	ug/L	0	0		0	0	0	0.143	1	500	0%	0	0	0%	U
Chlorobenzene	A	ug/L	0	0		0	0	0	0.0914	1	500	0%	0	0	0%	U
Chlorodibromomethane	A	ug/L	0	0		0	0	0	0.0841	1	500	0%	0	0	0%	U
Chloroethane	A	ug/L	0	0		0	0	0	0.169	1	500	0%	0	0	0%	U
Chloroform	A	ug/L	0	0		0	0	0	0.0789	1	500	0%	0	0	0%	U
Chloromethane	A	ug/L	0	0		0	0	0	0.162	1	500	0%	0	0	0%	U
cis-1,2-Dichloroethene	A	ug/L	0	0		0	0	0	0.108	1	500	0%	0	0	0%	U
cis-1,3-Dichloropropene	A	ug/L	0	0		0	0	0	0.073	1	500	0%	0	0	0%	U
Dibromomethane	A	ug/L	0	0		0	0	0	0.147	1	500	0%	0	0	0%	U
Dichlorodifluoromethane	A	ug/L	0	0		0	0	0	0.175	1	500	0%	0	0	0%	U
Ethylbenzene	A	ug/L	0	0		0	0	0	0.0836	1	500	0%	0	0	0%	U
m+p-Xylenes	A	ug/L	0	0		0	0	0	0.15	1	1000	0%	0	0	0%	U
Methyl ethyl ketone	A	ug/L	0	0		0	0	0	1.77	20	5000	0%	0	0	0%	U
Methyl tert-butyl ether (MTBE)	A	ug/L	0	0		0	0	0	0.101	1	500	0%	0	0	0%	U
Methylene chloride	A	ug/L	0	0		0	0	0	0.338	1	500	0%	0	0	0%	U
o-Xylene	A	ug/L	0	0		0	0	0	0.0604	1	500	0%	0	0	0%	U
Styrene	A	ug/L	0	0		0	0	0	0.067	1	500	0%	0	0	0%	U
Tetrachloroethene	A	ug/L	0	0		0	0	0	0.0671	1	500	0%	0	0	0%	U
Toluene	A	ug/L	0	0		0	0	0	0.0679	1	500	0%	0	0	0%	U
trans-1,2-Dichloroethene	A	ug/L	0	0		0	0	0	0.125	1	500	0%	0	0	0%	U

Seq No	Lab ID	Test Code	Sample Typ	File ID	Analysis Date	DF	Batch ID	Prep Date	SPKref	RPDref	pmoist					
14971041	B21122105-002	VOC-8260-W-S	SAMP	JA5975C\VG123	(12/30/2021 4:51:	1	R372936		0	0						
Analyte	T	Units	RAW	Final	Text	Spike	SPKref	RPDref	MDL	PQL	UQL	%REC	LOW	HIGH	%RPD	Q
trans-1,3-Dichloropropene	A	ug/L	0	0		0	0	0	0.0846	1	500	0%	0	0	0%	U
Trichloroethene	A	ug/L	0	0		0	0	0	0.0993	1	500	0%	0	0	0%	U
Trichlorofluoromethane	A	ug/L	0	0		0	0	0	0.134	1	500	0%	0	0	0%	U
Vinyl chloride	A	ug/L	0	0		0	0	0	0.153	1	500	0%	0	0	0%	U
1,4-Dichlorobenzene-d4	I	ug/L	250	10		0	0	0	0	0	0	0%	0	0	0%	
Chlorobenzene-d5	I	ug/L	250	10		0	0	0	0.1	0	0	0%	0	0	0%	
Fluorobenzene	I	ug/L	250	10		0	0	0	0.1	0	0	0%	0	0	0%	
Xylenes, Total	M	ug/L	0	0		0	0	0	0.0604	1	0	0%	0	0	0%	U
1,2-Dichloroethane-d4	S	ug/L	255.73465	10.229386		10	0	0	0.229	1	500	102%	81	118	0%	
Dibromofluoromethane	S	ug/L	264.14949	10.5659796		10	0	0	0.129	1	500	106%	80	119	0%	
p-Bromofluorobenzene	S	ug/L	259.54578	10.3818312		10	0	0	0.149	1	500	104%	85	114	0%	
Toluene-d8	S	ug/L	254.0176	10.160704		10	0	0	0.23	1	500	102%	89	112	0%	

Seq No	Lab ID	Test Code	Sample Typ	File ID	Analysis Date	DF	Batch ID	Prep Date	SPKref	RPDref	pmoist					
14971042	B21122168-002	VOC-8260-W-S	SAMP	JA5975C\VG123	(12/30/2021 5:18:	1	R372936		0	0						
Analyte	T	Units	RAW	Final	Text	Spike	SPKref	RPDref	MDL	PQL	UQL	%REC	LOW	HIGH	%RPD	Q
1,1,1,2-Tetrachloroethane	A	ug/L	0	0		0	0	0	0.101	1	500	0%	0	0	0%	U
1,1,1-Trichloroethane	A	ug/L	0	0		0	0	0	0.131	1	500	0%	0	0	0%	U
1,1,2,2-Tetrachloroethane	A	ug/L	0	0		0	0	0	0.0872	1	500	0%	0	0	0%	U
1,1,2-Trichloroethane	A	ug/L	0	0		0	0	0	0.108	1	500	0%	0	0	0%	U
1,1-Dichloroethane	A	ug/L	0	0		0	0	0	0.135	1	500	0%	0	0	0%	U
1,1-Dichloroethene	A	ug/L	0	0		0	0	0	0.141	1	500	0%	0	0	0%	U
1,1-Dichloropropene	A	ug/L	0	0		0	0	0	0.083	1	500	0%	0	0	0%	U
1,2,3-Trichloropropane	A	ug/L	0	0		0	0	0	0.235	1	500	0%	0	0	0%	U
1,2-Dibromoethane	A	ug/L	0	0		0	0	0	0.0916	1	500	0%	0	0	0%	U
1,2-Dichlorobenzene	A	ug/L	0	0		0	0	0	0.0746	1	500	0%	0	0	0%	U
1,2-Dichloroethane	A	ug/L	0	0		0	0	0	0.116	1	500	0%	0	0	0%	U
1,2-Dichloropropane	A	ug/L	0	0		0	0	0	0.0847	1	500	0%	0	0	0%	U
1,3-Dichlorobenzene	A	ug/L	0	0		0	0	0	0.0803	1	500	0%	0	0	0%	U
1,3-Dichloropropane	A	ug/L	0	0		0	0	0	0.0791	1	500	0%	0	0	0%	U
1,4-Dichlorobenzene	A	ug/L	0	0		0	0	0	0.0858	1	500	0%	0	0	0%	U
2,2-Dichloropropane	A	ug/L	0	0		0	0	0	0.186	1	500	0%	0	0	0%	U
2-Chlorotoluene	A	ug/L	0	0		0	0	0	0.0876	1	500	0%	0	0	0%	U
4-Chlorotoluene	A	ug/L	0	0		0	0	0	0.0728	1	500	0%	0	0	0%	U

Seq No	Lab ID	Test Code	Sample Typ	File ID	Analysis Date	DF	Batch ID	Prep Date	SPKref	RPDref	pmoist					
14971042	B21122168-002	VOC-8260-W-S	SAMP	JA5975C\VG123	12/30/2021 5:18:	1	R372936		0	0						
Analyte	T	Units	RAW	Final	Text	Spike	SPKref	RPDref	MDL	PQL	UQL	%REC	LOW	HIGH	%RPD	Q
Benzene	A	ug/L	0	0		0	0	0	0.0914	1	500	0%	0	0	0%	U
Bromobenzene	A	ug/L	0	0		0	0	0	0.0831	1	500	0%	0	0	0%	U
Bromochloromethane	A	ug/L	0	0		0	0	0	0.141	1	500	0%	0	0	0%	U
Bromodichloromethane	A	ug/L	0	0		0	0	0	0.12	1	500	0%	0	0	0%	U
Bromoform	A	ug/L	0	0		0	0	0	0.119	1	500	0%	0	0	0%	U
Bromomethane	A	ug/L	0	0		0	0	0	0.253	1	500	0%	0	0	0%	U
Carbon tetrachloride	A	ug/L	0	0		0	0	0	0.143	1	500	0%	0	0	0%	U
Chlorobenzene	A	ug/L	0	0		0	0	0	0.0914	1	500	0%	0	0	0%	U
Chlorodibromomethane	A	ug/L	0	0		0	0	0	0.0841	1	500	0%	0	0	0%	U
Chloroethane	A	ug/L	0	0		0	0	0	0.169	1	500	0%	0	0	0%	U
Chloroform	A	ug/L	0	0		0	0	0	0.0789	1	500	0%	0	0	0%	U
Chloromethane	A	ug/L	3.51122	0		0	0	0	0.162	1	500	0%	0	0	0%	U
cis-1,2-Dichloroethene	A	ug/L	0	0		0	0	0	0.108	1	500	0%	0	0	0%	U
cis-1,3-Dichloropropene	A	ug/L	0	0		0	0	0	0.073	1	500	0%	0	0	0%	U
Dibromomethane	A	ug/L	0	0		0	0	0	0.147	1	500	0%	0	0	0%	U
Dichlorodifluoromethane	A	ug/L	0	0		0	0	0	0.175	1	500	0%	0	0	0%	U
Ethylbenzene	A	ug/L	0	0		0	0	0	0.0836	1	500	0%	0	0	0%	U
m+p-Xylenes	A	ug/L	0	0		0	0	0	0.15	1	1000	0%	0	0	0%	U
Methyl ethyl ketone	A	ug/L	0	0		0	0	0	1.77	20	5000	0%	0	0	0%	U
Methyl tert-butyl ether (MTBE)	A	ug/L	0	0		0	0	0	0.101	1	500	0%	0	0	0%	U
Methylene chloride	A	ug/L	0	0		0	0	0	0.338	1	500	0%	0	0	0%	U
o-Xylene	A	ug/L	0	0		0	0	0	0.0604	1	500	0%	0	0	0%	U
Styrene	A	ug/L	0	0		0	0	0	0.067	1	500	0%	0	0	0%	U
Tetrachloroethene	A	ug/L	0	0		0	0	0	0.0671	1	500	0%	0	0	0%	U
Toluene	A	ug/L	2.31802	0.0927208		0	0	0	0.0679	1	500	0%	0	0	0%	J
trans-1,2-Dichloroethene	A	ug/L	0	0		0	0	0	0.125	1	500	0%	0	0	0%	U
trans-1,3-Dichloropropene	A	ug/L	0	0		0	0	0	0.0846	1	500	0%	0	0	0%	U
Trichloroethene	A	ug/L	0	0		0	0	0	0.0993	1	500	0%	0	0	0%	U
Trichlorofluoromethane	A	ug/L	0	0		0	0	0	0.134	1	500	0%	0	0	0%	U
Vinyl chloride	A	ug/L	0	0		0	0	0	0.153	1	500	0%	0	0	0%	U
1,4-Dichlorobenzene-d4	I	ug/L	250	10		0	0	0	0	0	0	0%	0	0	0%	
Chlorobenzene-d5	I	ug/L	250	10		0	0	0	0.1	0	0	0%	0	0	0%	
Fluorobenzene	I	ug/L	250	10		0	0	0	0.1	0	0	0%	0	0	0%	
Xylenes, Total	M	ug/L	0	0		0	0	0	0.0604	1	0	0%	0	0	0%	U
1,2-Dichloroethane-d4	S	ug/L	258.80483	10.3521932		10	0	0	0.229	1	500	104%	81	118	0%	

Seq No	Lab ID	Test Code	Sample Typ	File ID	Analysis Date	DF	Batch ID	Prep Date	SPKref	RPDref	pmoist					
14971042	B21122168-002	VOC-8260-W-S	SAMP	JA5975C\VG123	(12/30/2021 5:18:	1	R372936		0	0						
Analyte	T	Units	RAW	Final	Text	Spike	SPKref	RPDref	MDL	PQL	UQL	%REC	LOW	HIGH	%RPD	Q
Dibromofluoromethane	S	ug/L	262.5434	10.501736		10	0	0	0.129	1	500	105%	80	119	0%	
p-Bromofluorobenzene	S	ug/L	265.20845	10.608338		10	0	0	0.149	1	500	106%	85	114	0%	
Toluene-d8	S	ug/L	254.74671	10.1898684		10	0	0	0.23	1	500	102%	89	112	0%	

Seq No	Lab ID	Test Code	Sample Typ	File ID	Analysis Date	DF	Batch ID	Prep Date	SPKref	RPDref	pmoist					
14971043	B21122077-001	VOC-8260-W-S	SAMP	JA5975C\VG123	(12/30/2021 5:46:	1	R372936		0	0						
Analyte	T	Units	RAW	Final	Text	Spike	SPKref	RPDref	MDL	PQL	UQL	%REC	LOW	HIGH	%RPD	Q
1,1,1,2-Tetrachloroethane	A	ug/L	0	0		0	0	0	0.101	1	500	0%	0	0	0%	U
1,1,1-Trichloroethane	A	ug/L	0	0		0	0	0	0.131	1	500	0%	0	0	0%	U
1,1,2,2-Tetrachloroethane	A	ug/L	0	0		0	0	0	0.0872	1	500	0%	0	0	0%	U
1,1,2-Trichloroethane	A	ug/L	0	0		0	0	0	0.108	1	500	0%	0	0	0%	U
1,1-Dichloroethane	A	ug/L	0	0		0	0	0	0.135	1	500	0%	0	0	0%	U
1,1-Dichloroethene	A	ug/L	0	0		0	0	0	0.141	1	500	0%	0	0	0%	U
1,1-Dichloropropene	A	ug/L	0	0		0	0	0	0.083	1	500	0%	0	0	0%	U
1,2,3-Trichloropropane	A	ug/L	0	0		0	0	0	0.235	1	500	0%	0	0	0%	U
1,2-Dibromoethane	A	ug/L	0	0		0	0	0	0.0916	1	500	0%	0	0	0%	U
1,2-Dichlorobenzene	A	ug/L	0	0		0	0	0	0.0746	1	500	0%	0	0	0%	U
1,2-Dichloroethane	A	ug/L	0	0		0	0	0	0.116	1	500	0%	0	0	0%	U
1,2-Dichloropropane	A	ug/L	0	0		0	0	0	0.0847	1	500	0%	0	0	0%	U
1,3-Dichlorobenzene	A	ug/L	0	0		0	0	0	0.0803	1	500	0%	0	0	0%	U
1,3-Dichloropropane	A	ug/L	0	0		0	0	0	0.0791	1	500	0%	0	0	0%	U
1,4-Dichlorobenzene	A	ug/L	0	0		0	0	0	0.0858	1	500	0%	0	0	0%	U
2,2-Dichloropropane	A	ug/L	0	0		0	0	0	0.186	1	500	0%	0	0	0%	U
2-Chlorotoluene	A	ug/L	0	0		0	0	0	0.0876	1	500	0%	0	0	0%	U
4-Chlorotoluene	A	ug/L	0	0		0	0	0	0.0728	1	500	0%	0	0	0%	U
Benzene	A	ug/L	0	0		0	0	0	0.0914	1	500	0%	0	0	0%	U
Bromobenzene	A	ug/L	0	0		0	0	0	0.0831	1	500	0%	0	0	0%	U
Bromochloromethane	A	ug/L	0	0		0	0	0	0.141	1	500	0%	0	0	0%	U
Bromodichloromethane	A	ug/L	0	0		0	0	0	0.12	1	500	0%	0	0	0%	U
Bromoform	A	ug/L	0	0		0	0	0	0.119	1	500	0%	0	0	0%	U
Bromomethane	A	ug/L	0	0		0	0	0	0.253	1	500	0%	0	0	0%	U
Carbon tetrachloride	A	ug/L	0	0		0	0	0	0.143	1	500	0%	0	0	0%	U
Chlorobenzene	A	ug/L	0	0		0	0	0	0.0914	1	500	0%	0	0	0%	TU
Chlorodibromomethane	A	ug/L	0	0		0	0	0	0.0841	1	500	0%	0	0	0%	U

Seq No	Lab ID	Test Code	Sample Typ	File ID	Analysis Date	DF	Batch ID	Prep Date	SPKref	RPDref	pmoist					
14971043	B21122077-001	VOC-8260-W-S	SAMP	JA5975C\VG123	12/30/2021 5:46:	1	R372936		0	0						
Analyte	T	Units	RAW	Final	Text	Spike	SPKref	RPDref	MDL	PQL	UQL	%REC	LOW	HIGH	%RPD	Q
Chloroethane	A	ug/L	0	0		0	0	0	0.169	1	500	0%	0	0	0%	U
Chloroform	A	ug/L	0	0		0	0	0	0.0789	1	500	0%	0	0	0%	TU
Chloromethane	A	ug/L	0	0		0	0	0	0.162	1	500	0%	0	0	0%	U
cis-1,2-Dichloroethene	A	ug/L	0	0		0	0	0	0.108	1	500	0%	0	0	0%	U
cis-1,3-Dichloropropene	A	ug/L	0	0		0	0	0	0.073	1	500	0%	0	0	0%	U
Dibromomethane	A	ug/L	0	0		0	0	0	0.147	1	500	0%	0	0	0%	U
Dichlorodifluoromethane	A	ug/L	0	0		0	0	0	0.175	1	500	0%	0	0	0%	U
Ethylbenzene	A	ug/L	0	0		0	0	0	0.0836	1	500	0%	0	0	0%	U
m+p-Xylenes	A	ug/L	0	0		0	0	0	0.15	1	1000	0%	0	0	0%	U
Methyl ethyl ketone	A	ug/L	0	0		0	0	0	1.77	20	5000	0%	0	0	0%	U
Methyl tert-butyl ether (MTBE)	A	ug/L	0	0		0	0	0	0.101	1	500	0%	0	0	0%	U
Methylene chloride	A	ug/L	0	0		0	0	0	0.338	1	500	0%	0	0	0%	TU
o-Xylene	A	ug/L	0	0		0	0	0	0.0604	1	500	0%	0	0	0%	U
Styrene	A	ug/L	0	0		0	0	0	0.067	1	500	0%	0	0	0%	U
Tetrachloroethene	A	ug/L	0	0		0	0	0	0.0671	1	500	0%	0	0	0%	U
Toluene	A	ug/L	0	0		0	0	0	0.0679	1	500	0%	0	0	0%	U
trans-1,2-Dichloroethene	A	ug/L	0	0		0	0	0	0.125	1	500	0%	0	0	0%	U
trans-1,3-Dichloropropene	A	ug/L	0	0		0	0	0	0.0846	1	500	0%	0	0	0%	U
Trichloroethene	A	ug/L	0	0		0	0	0	0.0993	1	500	0%	0	0	0%	U
Trichlorofluoromethane	A	ug/L	0	0		0	0	0	0.134	1	500	0%	0	0	0%	U
Vinyl chloride	A	ug/L	0	0		0	0	0	0.153	1	500	0%	0	0	0%	U
1,4-Dichlorobenzene-d4	I	ug/L	250	10		0	0	0	0	0	0	0%	0	0	0%	
Chlorobenzene-d5	I	ug/L	250	10		0	0	0	0.1	0	0	0%	0	0	0%	
Fluorobenzene	I	ug/L	250	10		0	0	0	0.1	0	0	0%	0	0	0%	
Xylenes, Total	M	ug/L	0	0		0	0	0	0.0604	1	0	0%	0	0	0%	U
1,2-Dichloroethane-d4	S	ug/L	251.20088	10.0480352		10	0	0	0.229	1	500	100%	81	118	0%	
Dibromofluoromethane	S	ug/L	259.93257	10.3973028		10	0	0	0.129	1	500	104%	80	119	0%	
p-Bromofluorobenzene	S	ug/L	260.03832	10.4015328		10	0	0	0.149	1	500	104%	85	114	0%	
Toluene-d8	S	ug/L	257.06165	10.282466		10	0	0	0.23	1	500	103%	89	112	0%	

Seq No	Lab ID	Test Code	Sample Typ	File ID	Analysis Date	DF	Batch ID	Prep Date	SPKref	RPDref	pmoist					
14971044	B21122088-001	VOC-8260-W-S	SAMP	JA5975C\VG123	12/30/2021 6:13:	1	R372936		0	0						
Analyte	T	Units	RAW	Final	Text	Spike	SPKref	RPDref	MDL	PQL	UQL	%REC	LOW	HIGH	%RPD	Q

Seq No	Lab ID	Test Code	Sample Typ	File ID	Analysis Date	DF	Batch ID	Prep Date	SPKref	RPDref	pmoist					
14971044	B21122088-001	VOC-8260-W-S	SAMP)A5975C\VG123(12/30/2021 6:13:	1	R372936		0	0						
Analyte	T	Units	RAW	Final	Text	Spike	SPKref	RPDref	MDL	PQL	UQL	%REC	LOW	HIGH	%RPD	Q
1,1,1,2-Tetrachloroethane	A	ug/L	0	0		0	0	0	0.101	1	500	0%	0	0	0%	U
1,1,1-Trichloroethane	A	ug/L	0	0		0	0	0	0.131	1	500	0%	0	0	0%	U
1,1,2,2-Tetrachloroethane	A	ug/L	0	0		0	0	0	0.0872	1	500	0%	0	0	0%	U
1,1,2-Trichloroethane	A	ug/L	0	0		0	0	0	0.108	1	500	0%	0	0	0%	U
1,1-Dichloroethane	A	ug/L	0	0		0	0	0	0.135	1	500	0%	0	0	0%	U
1,1-Dichloroethene	A	ug/L	0	0		0	0	0	0.141	1	500	0%	0	0	0%	U
1,1-Dichloropropene	A	ug/L	0	0		0	0	0	0.083	1	500	0%	0	0	0%	U
1,2,3-Trichloropropane	A	ug/L	0	0		0	0	0	0.235	1	500	0%	0	0	0%	U
1,2-Dibromoethane	A	ug/L	0	0		0	0	0	0.0916	1	500	0%	0	0	0%	U
1,2-Dichlorobenzene	A	ug/L	0	0		0	0	0	0.0746	1	500	0%	0	0	0%	U
1,2-Dichloroethane	A	ug/L	5.77101	0.2308404		0	0	0	0.116	1	500	0%	0	0	0%	J
1,2-Dichloropropane	A	ug/L	0	0		0	0	0	0.0847	1	500	0%	0	0	0%	U
1,3-Dichlorobenzene	A	ug/L	0	0		0	0	0	0.0803	1	500	0%	0	0	0%	U
1,3-Dichloropropane	A	ug/L	0	0		0	0	0	0.0791	1	500	0%	0	0	0%	U
1,4-Dichlorobenzene	A	ug/L	0	0		0	0	0	0.0858	1	500	0%	0	0	0%	U
2,2-Dichloropropane	A	ug/L	0	0		0	0	0	0.186	1	500	0%	0	0	0%	U
2-Chlorotoluene	A	ug/L	0	0		0	0	0	0.0876	1	500	0%	0	0	0%	U
4-Chlorotoluene	A	ug/L	0	0		0	0	0	0.0728	1	500	0%	0	0	0%	U
Benzene	A	ug/L	0	0		0	0	0	0.0914	1	500	0%	0	0	0%	U
Bromobenzene	A	ug/L	0	0		0	0	0	0.0831	1	500	0%	0	0	0%	U
Bromochloromethane	A	ug/L	0	0		0	0	0	0.141	1	500	0%	0	0	0%	U
Bromodichloromethane	A	ug/L	0	0		0	0	0	0.12	1	500	0%	0	0	0%	TU
Bromoform	A	ug/L	0	0		0	0	0	0.119	1	500	0%	0	0	0%	U
Bromomethane	A	ug/L	0	0		0	0	0	0.253	1	500	0%	0	0	0%	U
Carbon tetrachloride	A	ug/L	0	0		0	0	0	0.143	1	500	0%	0	0	0%	U
Chlorobenzene	A	ug/L	0	0		0	0	0	0.0914	1	500	0%	0	0	0%	TU
Chlorodibromomethane	A	ug/L	0	0		0	0	0	0.0841	1	500	0%	0	0	0%	TU
Chloroethane	A	ug/L	0	0		0	0	0	0.169	1	500	0%	0	0	0%	U
Chloroform	A	ug/L	0	0		0	0	0	0.0789	1	500	0%	0	0	0%	TU
Chloromethane	A	ug/L	0	0		0	0	0	0.162	1	500	0%	0	0	0%	U
cis-1,2-Dichloroethene	A	ug/L	0	0		0	0	0	0.108	1	500	0%	0	0	0%	U
cis-1,3-Dichloropropene	A	ug/L	0	0		0	0	0	0.073	1	500	0%	0	0	0%	U
Dibromomethane	A	ug/L	0	0		0	0	0	0.147	1	500	0%	0	0	0%	U
Dichlorodifluoromethane	A	ug/L	0	0		0	0	0	0.175	1	500	0%	0	0	0%	U
Ethylbenzene	A	ug/L	0	0		0	0	0	0.0836	1	500	0%	0	0	0%	U

Seq No	Lab ID	Test Code	Sample Typ	File ID	Analysis Date	DF	Batch ID	Prep Date	SPKref	RPDref	pmoist					
14971044	B21122088-001	VOC-8260-W-S	SAMP	JA5975C\VG123	(12/30/2021 6:13:	1	R372936		0	0						
Analyte	T	Units	RAW	Final	Text	Spike	SPKref	RPDref	MDL	PQL	UQL	%REC	LOW	HIGH	%RPD	Q
m+p-Xylenes	A	ug/L	0	0		0	0	0	0.15	1	1000	0%	0	0	0%	U
Methyl ethyl ketone	A	ug/L	0	0		0	0	0	1.77	20	5000	0%	0	0	0%	U
Methyl tert-butyl ether (MTBE)	A	ug/L	0	0		0	0	0	0.101	1	500	0%	0	0	0%	U
Methylene chloride	A	ug/L	0	0		0	0	0	0.338	1	500	0%	0	0	0%	TU
o-Xylene	A	ug/L	0	0		0	0	0	0.0604	1	500	0%	0	0	0%	U
Styrene	A	ug/L	0	0		0	0	0	0.067	1	500	0%	0	0	0%	U
Tetrachloroethene	A	ug/L	0	0		0	0	0	0.0671	1	500	0%	0	0	0%	U
Toluene	A	ug/L	0	0		0	0	0	0.0679	1	500	0%	0	0	0%	U
trans-1,2-Dichloroethene	A	ug/L	0	0		0	0	0	0.125	1	500	0%	0	0	0%	U
trans-1,3-Dichloropropene	A	ug/L	0	0		0	0	0	0.0846	1	500	0%	0	0	0%	U
Trichloroethene	A	ug/L	0	0		0	0	0	0.0993	1	500	0%	0	0	0%	U
Trichlorofluoromethane	A	ug/L	0	0		0	0	0	0.134	1	500	0%	0	0	0%	U
Vinyl chloride	A	ug/L	0	0		0	0	0	0.153	1	500	0%	0	0	0%	U
1,4-Dichlorobenzene-d4	I	ug/L	250	10		0	0	0	0	0	0	0%	0	0	0%	
Chlorobenzene-d5	I	ug/L	250	10		0	0	0	0.1	0	0	0%	0	0	0%	
Fluorobenzene	I	ug/L	250	10		0	0	0	0.1	0	0	0%	0	0	0%	
Xylenes, Total	M	ug/L	0	0		0	0	0	0.0604	1	0	0%	0	0	0%	U
1,2-Dichloroethane-d4	S	ug/L	258.1156	10.324624		10	0	0	0.229	1	500	103%	81	118	0%	
Dibromofluoromethane	S	ug/L	260.37492	10.4149968		10	0	0	0.129	1	500	104%	80	119	0%	
p-Bromofluorobenzene	S	ug/L	261.70675	10.46827		10	0	0	0.149	1	500	105%	85	114	0%	
Toluene-d8	S	ug/L	258.79164	10.3516656		10	0	0	0.23	1	500	104%	89	112	0%	

Seq No	Lab ID	Test Code	Sample Typ	File ID	Analysis Date	DF	Batch ID	Prep Date	SPKref	RPDref	pmoist					
14971045	B21122090-001	VOC-8260-W-S	SAMP	JA5975C\VG123	(12/30/2021 6:41:	1	R372936		0	0						
Analyte	T	Units	RAW	Final	Text	Spike	SPKref	RPDref	MDL	PQL	UQL	%REC	LOW	HIGH	%RPD	Q
1,1,1,2-Tetrachloroethane	A	ug/L	0	0		0	0	0	0.101	1	500	0%	0	0	0%	U
1,1,1-Trichloroethane	A	ug/L	0	0		0	0	0	0.131	1	500	0%	0	0	0%	U
1,1,2,2-Tetrachloroethane	A	ug/L	0	0		0	0	0	0.0872	1	500	0%	0	0	0%	U
1,1,2-Trichloroethane	A	ug/L	0	0		0	0	0	0.108	1	500	0%	0	0	0%	U
1,1-Dichloroethane	A	ug/L	0	0		0	0	0	0.135	1	500	0%	0	0	0%	U
1,1-Dichloroethene	A	ug/L	0	0		0	0	0	0.141	1	500	0%	0	0	0%	U
1,1-Dichloropropene	A	ug/L	0	0		0	0	0	0.083	1	500	0%	0	0	0%	U
1,2,3-Trichloropropane	A	ug/L	0	0		0	0	0	0.235	1	500	0%	0	0	0%	U
1,2-Dibromoethane	A	ug/L	0	0		0	0	0	0.0916	1	500	0%	0	0	0%	U

Seq No	Lab ID	Test Code	Sample Typ	File ID	Analysis Date	DF	Batch ID	Prep Date	SPKref	RPDref	pmoist					
14971045	B21122090-001	VOC-8260-W-S	SAMP)A5975C\VG123(12/30/2021 6:41:	1	R372936		0	0						
Analyte	T	Units	RAW	Final	Text	Spike	SPKref	RPDref	MDL	PQL	UQL	%REC	LOW	HIGH	%RPD	Q
1,2-Dichlorobenzene	A	ug/L	0	0		0	0	0	0.0746	1	500	0%	0	0	0%	U
1,2-Dichloroethane	A	ug/L	0	0		0	0	0	0.116	1	500	0%	0	0	0%	U
1,2-Dichloropropane	A	ug/L	0	0		0	0	0	0.0847	1	500	0%	0	0	0%	U
1,3-Dichlorobenzene	A	ug/L	0	0		0	0	0	0.0803	1	500	0%	0	0	0%	U
1,3-Dichloropropane	A	ug/L	0	0		0	0	0	0.0791	1	500	0%	0	0	0%	U
1,4-Dichlorobenzene	A	ug/L	0	0		0	0	0	0.0858	1	500	0%	0	0	0%	U
2,2-Dichloropropane	A	ug/L	0	0		0	0	0	0.186	1	500	0%	0	0	0%	U
2-Chlorotoluene	A	ug/L	0	0		0	0	0	0.0876	1	500	0%	0	0	0%	U
4-Chlorotoluene	A	ug/L	0	0		0	0	0	0.0728	1	500	0%	0	0	0%	U
Benzene	A	ug/L	0	0		0	0	0	0.0914	1	500	0%	0	0	0%	U
Bromobenzene	A	ug/L	0	0		0	0	0	0.0831	1	500	0%	0	0	0%	U
Bromochloromethane	A	ug/L	0	0		0	0	0	0.141	1	500	0%	0	0	0%	U
Bromodichloromethane	A	ug/L	0	0		0	0	0	0.12	1	500	0%	0	0	0%	U
Bromoform	A	ug/L	0	0		0	0	0	0.119	1	500	0%	0	0	0%	U
Bromomethane	A	ug/L	0	0		0	0	0	0.253	1	500	0%	0	0	0%	U
Carbon tetrachloride	A	ug/L	0	0		0	0	0	0.143	1	500	0%	0	0	0%	U
Chlorobenzene	A	ug/L	0	0		0	0	0	0.0914	1	500	0%	0	0	0%	U
Chlorodibromomethane	A	ug/L	0	0		0	0	0	0.0841	1	500	0%	0	0	0%	U
Chloroethane	A	ug/L	0	0		0	0	0	0.169	1	500	0%	0	0	0%	U
Chloroform	A	ug/L	0	0		0	0	0	0.0789	1	500	0%	0	0	0%	TU
Chloromethane	A	ug/L	0	0		0	0	0	0.162	1	500	0%	0	0	0%	U
cis-1,2-Dichloroethene	A	ug/L	0	0		0	0	0	0.108	1	500	0%	0	0	0%	U
cis-1,3-Dichloropropene	A	ug/L	0	0		0	0	0	0.073	1	500	0%	0	0	0%	U
Dibromomethane	A	ug/L	0	0		0	0	0	0.147	1	500	0%	0	0	0%	U
Dichlorodifluoromethane	A	ug/L	0	0		0	0	0	0.175	1	500	0%	0	0	0%	U
Ethylbenzene	A	ug/L	0	0		0	0	0	0.0836	1	500	0%	0	0	0%	U
m+p-Xylenes	A	ug/L	0	0		0	0	0	0.15	1	1000	0%	0	0	0%	U
Methyl ethyl ketone	A	ug/L	0	0		0	0	0	1.77	20	5000	0%	0	0	0%	U
Methyl tert-butyl ether (MTBE)	A	ug/L	0	0		0	0	0	0.101	1	500	0%	0	0	0%	U
Methylene chloride	A	ug/L	0	0		0	0	0	0.338	1	500	0%	0	0	0%	TU
o-Xylene	A	ug/L	0	0		0	0	0	0.0604	1	500	0%	0	0	0%	U
Styrene	A	ug/L	0	0		0	0	0	0.067	1	500	0%	0	0	0%	U
Tetrachloroethene	A	ug/L	0	0		0	0	0	0.0671	1	500	0%	0	0	0%	U
Toluene	A	ug/L	0	0		0	0	0	0.0679	1	500	0%	0	0	0%	U
trans-1,2-Dichloroethene	A	ug/L	0	0		0	0	0	0.125	1	500	0%	0	0	0%	U

Seq No	Lab ID	Test Code	Sample Typ	File ID	Analysis Date	DF	Batch ID	Prep Date	SPKref	RPDref	pmoist					
14971045	B21122090-001	VOC-8260-W-S	SAMP	JA5975C\VG123	(12/30/2021 6:41:	1	R372936		0	0						
Analyte	T	Units	RAW	Final	Text	Spike	SPKref	RPDref	MDL	PQL	UQL	%REC	LOW	HIGH	%RPD	Q
trans-1,3-Dichloropropene	A	ug/L	0	0		0	0	0	0.0846	1	500	0%	0	0	0%	U
Trichloroethene	A	ug/L	0	0		0	0	0	0.0993	1	500	0%	0	0	0%	U
Trichlorofluoromethane	A	ug/L	0	0		0	0	0	0.134	1	500	0%	0	0	0%	U
Vinyl chloride	A	ug/L	0	0		0	0	0	0.153	1	500	0%	0	0	0%	U
1,4-Dichlorobenzene-d4	I	ug/L	250	10		0	0	0	0	0	0	0%	0	0	0%	
Chlorobenzene-d5	I	ug/L	250	10		0	0	0	0.1	0	0	0%	0	0	0%	
Fluorobenzene	I	ug/L	250	10		0	0	0	0.1	0	0	0%	0	0	0%	
Xylenes, Total	M	ug/L	0	0		0	0	0	0.0604	1	0	0%	0	0	0%	U
1,2-Dichloroethane-d4	S	ug/L	260.10035	10.404014		10	0	0	0.229	1	500	104%	81	118	0%	
Dibromofluoromethane	S	ug/L	259.3701	10.374804		10	0	0	0.129	1	500	104%	80	119	0%	
p-Bromofluorobenzene	S	ug/L	262.37929	10.4951716		10	0	0	0.149	1	500	105%	85	114	0%	
Toluene-d8	S	ug/L	255.39932	10.2159728		10	0	0	0.23	1	500	102%	89	112	0%	

Seq No	Lab ID	Test Code	Sample Typ	File ID	Analysis Date	DF	Batch ID	Prep Date	SPKref	RPDref	pmoist					
14971046	B21122105-001	VOC-8260-W-S	SAMP	JA5975C\VG123	(12/30/2021 7:08:	1	R372936		0	0						
Analyte	T	Units	RAW	Final	Text	Spike	SPKref	RPDref	MDL	PQL	UQL	%REC	LOW	HIGH	%RPD	Q
1,1,1,2-Tetrachloroethane	A	ug/L	0	0		0	0	0	0.101	1	500	0%	0	0	0%	U
1,1,1-Trichloroethane	A	ug/L	0	0		0	0	0	0.131	1	500	0%	0	0	0%	U
1,1,2,2-Tetrachloroethane	A	ug/L	0	0		0	0	0	0.0872	1	500	0%	0	0	0%	U
1,1,2-Trichloroethane	A	ug/L	0	0		0	0	0	0.108	1	500	0%	0	0	0%	U
1,1-Dichloroethane	A	ug/L	0	0		0	0	0	0.135	1	500	0%	0	0	0%	U
1,1-Dichloroethene	A	ug/L	0	0		0	0	0	0.141	1	500	0%	0	0	0%	U
1,1-Dichloropropene	A	ug/L	0	0		0	0	0	0.083	1	500	0%	0	0	0%	U
1,2,3-Trichloropropane	A	ug/L	0	0		0	0	0	0.235	1	500	0%	0	0	0%	U
1,2-Dibromoethane	A	ug/L	0	0		0	0	0	0.0916	1	500	0%	0	0	0%	U
1,2-Dichlorobenzene	A	ug/L	0	0		0	0	0	0.0746	1	500	0%	0	0	0%	U
1,2-Dichloroethane	A	ug/L	0	0		0	0	0	0.116	1	500	0%	0	0	0%	U
1,2-Dichloropropane	A	ug/L	0	0		0	0	0	0.0847	1	500	0%	0	0	0%	U
1,3-Dichlorobenzene	A	ug/L	0	0		0	0	0	0.0803	1	500	0%	0	0	0%	U
1,3-Dichloropropane	A	ug/L	0	0		0	0	0	0.0791	1	500	0%	0	0	0%	U
1,4-Dichlorobenzene	A	ug/L	0	0		0	0	0	0.0858	1	500	0%	0	0	0%	U
2,2-Dichloropropane	A	ug/L	0	0		0	0	0	0.186	1	500	0%	0	0	0%	U
2-Chlorotoluene	A	ug/L	0	0		0	0	0	0.0876	1	500	0%	0	0	0%	U
4-Chlorotoluene	A	ug/L	0	0		0	0	0	0.0728	1	500	0%	0	0	0%	U

Seq No	Lab ID	Test Code	Sample Typ	File ID	Analysis Date	DF	Batch ID	Prep Date	SPKref	RPDref	pmoist					
14971046	B21122105-001	VOC-8260-W-S	SAMP	JA5975C\VG123	12/30/2021 7:08:	1	R372936		0	0						
Analyte	T	Units	RAW	Final	Text	Spike	SPKref	RPDref	MDL	PQL	UQL	%REC	LOW	HIGH	%RPD	Q
Benzene	A	ug/L	0	0		0	0	0	0.0914	1	500	0%	0	0	0%	U
Bromobenzene	A	ug/L	0	0		0	0	0	0.0831	1	500	0%	0	0	0%	U
Bromochloromethane	A	ug/L	0	0		0	0	0	0.141	1	500	0%	0	0	0%	U
Bromodichloromethane	A	ug/L	0	0		0	0	0	0.12	1	500	0%	0	0	0%	U
Bromoform	A	ug/L	0	0		0	0	0	0.119	1	500	0%	0	0	0%	U
Bromomethane	A	ug/L	0	0		0	0	0	0.253	1	500	0%	0	0	0%	U
Carbon tetrachloride	A	ug/L	0	0		0	0	0	0.143	1	500	0%	0	0	0%	U
Chlorobenzene	A	ug/L	0	0		0	0	0	0.0914	1	500	0%	0	0	0%	U
Chlorodibromomethane	A	ug/L	0	0		0	0	0	0.0841	1	500	0%	0	0	0%	U
Chloroethane	A	ug/L	0	0		0	0	0	0.169	1	500	0%	0	0	0%	U
Chloroform	A	ug/L	0	0		0	0	0	0.0789	1	500	0%	0	0	0%	U
Chloromethane	A	ug/L	0	0		0	0	0	0.162	1	500	0%	0	0	0%	U
cis-1,2-Dichloroethene	A	ug/L	0	0		0	0	0	0.108	1	500	0%	0	0	0%	U
cis-1,3-Dichloropropene	A	ug/L	0	0		0	0	0	0.073	1	500	0%	0	0	0%	U
Dibromomethane	A	ug/L	0	0		0	0	0	0.147	1	500	0%	0	0	0%	U
Dichlorodifluoromethane	A	ug/L	0	0		0	0	0	0.175	1	500	0%	0	0	0%	U
Ethylbenzene	A	ug/L	0	0		0	0	0	0.0836	1	500	0%	0	0	0%	U
m+p-Xylenes	A	ug/L	0	0		0	0	0	0.15	1	1000	0%	0	0	0%	U
Methyl ethyl ketone	A	ug/L	0	0		0	0	0	1.77	20	5000	0%	0	0	0%	U
Methyl tert-butyl ether (MTBE)	A	ug/L	0	0		0	0	0	0.101	1	500	0%	0	0	0%	U
Methylene chloride	A	ug/L	0	0		0	0	0	0.338	1	500	0%	0	0	0%	U
o-Xylene	A	ug/L	0	0		0	0	0	0.0604	1	500	0%	0	0	0%	U
Styrene	A	ug/L	0	0		0	0	0	0.067	1	500	0%	0	0	0%	U
Tetrachloroethene	A	ug/L	0	0		0	0	0	0.0671	1	500	0%	0	0	0%	U
Toluene	A	ug/L	0	0		0	0	0	0.0679	1	500	0%	0	0	0%	U
trans-1,2-Dichloroethene	A	ug/L	0	0		0	0	0	0.125	1	500	0%	0	0	0%	U
trans-1,3-Dichloropropene	A	ug/L	0	0		0	0	0	0.0846	1	500	0%	0	0	0%	U
Trichloroethene	A	ug/L	0	0		0	0	0	0.0993	1	500	0%	0	0	0%	U
Trichlorofluoromethane	A	ug/L	0	0		0	0	0	0.134	1	500	0%	0	0	0%	U
Vinyl chloride	A	ug/L	0	0		0	0	0	0.153	1	500	0%	0	0	0%	U
1,4-Dichlorobenzene-d4	I	ug/L	250	10		0	0	0	0	0	0	0%	0	0	0%	
Chlorobenzene-d5	I	ug/L	250	10		0	0	0	0.1	0	0	0%	0	0	0%	
Fluorobenzene	I	ug/L	250	10		0	0	0	0.1	0	0	0%	0	0	0%	
Xylenes, Total	M	ug/L	0	0		0	0	0	0.0604	1	0	0%	0	0	0%	U
1,2-Dichloroethane-d4	S	ug/L	252.82052	10.1128208		10	0	0	0.229	1	500	101%	81	118	0%	

Seq No	Lab ID	Test Code	Sample Typ	File ID	Analysis Date	DF	Batch ID	Prep Date	SPKref	RPDref	pmoist					
14971046	B21122105-001	VOC-8260-W-S	SAMP	JA5975C\VG123	(12/30/2021 7:08:	1	R372936		0	0						
Analyte	T	Units	RAW	Final	Text	Spike	SPKref	RPDref	MDL	PQL	UQL	%REC	LOW	HIGH	%RPD	Q
Dibromofluoromethane	S	ug/L	260.40081	10.4160324		10	0	0	0.129	1	500	104%	80	119	0%	
p-Bromofluorobenzene	S	ug/L	263.27959	10.5311836		10	0	0	0.149	1	500	105%	85	114	0%	
Toluene-d8	S	ug/L	258.43109	10.3372436		10	0	0	0.23	1	500	103%	89	112	0%	

Seq No	Lab ID	Test Code	Sample Typ	File ID	Analysis Date	DF	Batch ID	Prep Date	SPKref	RPDref	pmoist					
14971975	B21122168-001	VOC-8260-W-S	SAMP	JA5975C\VG123	(12/30/2021 7:36:	1	R372936		0	0						
Analyte	T	Units	RAW	Final	Text	Spike	SPKref	RPDref	MDL	PQL	UQL	%REC	LOW	HIGH	%RPD	Q
1,1,1,2-Tetrachloroethane	A	ug/L	0	0		0	0	0	0.101	1	500	0%	0	0	0%	U
1,1,1-Trichloroethane	A	ug/L	0	0		0	0	0	0.131	1	500	0%	0	0	0%	U
1,1,2,2-Tetrachloroethane	A	ug/L	0	0		0	0	0	0.0872	1	500	0%	0	0	0%	U
1,1,2-Trichloroethane	A	ug/L	0	0		0	0	0	0.108	1	500	0%	0	0	0%	U
1,1-Dichloroethane	A	ug/L	0	0		0	0	0	0.135	1	500	0%	0	0	0%	U
1,1-Dichloroethene	A	ug/L	0	0		0	0	0	0.141	1	500	0%	0	0	0%	U
1,1-Dichloropropene	A	ug/L	0	0		0	0	0	0.083	1	500	0%	0	0	0%	U
1,2,3-Trichloropropane	A	ug/L	0	0		0	0	0	0.235	1	500	0%	0	0	0%	U
1,2-Dibromoethane	A	ug/L	0	0		0	0	0	0.0916	1	500	0%	0	0	0%	U
1,2-Dichlorobenzene	A	ug/L	0	0		0	0	0	0.0746	1	500	0%	0	0	0%	U
1,2-Dichloroethane	A	ug/L	4.23582	0.1694328		0	0	0	0.116	1	500	0%	0	0	0%	J
1,2-Dichloropropane	A	ug/L	0	0		0	0	0	0.0847	1	500	0%	0	0	0%	U
1,3-Dichlorobenzene	A	ug/L	0	0		0	0	0	0.0803	1	500	0%	0	0	0%	U
1,3-Dichloropropane	A	ug/L	0	0		0	0	0	0.0791	1	500	0%	0	0	0%	U
1,4-Dichlorobenzene	A	ug/L	0	0		0	0	0	0.0858	1	500	0%	0	0	0%	U
2,2-Dichloropropane	A	ug/L	0	0		0	0	0	0.186	1	500	0%	0	0	0%	U
2-Chlorotoluene	A	ug/L	0	0		0	0	0	0.0876	1	500	0%	0	0	0%	U
4-Chlorotoluene	A	ug/L	0	0		0	0	0	0.0728	1	500	0%	0	0	0%	U
Benzene	A	ug/L	0	0		0	0	0	0.0914	1	500	0%	0	0	0%	U
Bromobenzene	A	ug/L	0	0		0	0	0	0.0831	1	500	0%	0	0	0%	U
Bromochloromethane	A	ug/L	0	0		0	0	0	0.141	1	500	0%	0	0	0%	U
Bromodichloromethane	A	ug/L	0	0		0	0	0	0.12	1	500	0%	0	0	0%	U
Bromoform	A	ug/L	0	0		0	0	0	0.119	1	500	0%	0	0	0%	U
Bromomethane	A	ug/L	0	0		0	0	0	0.253	1	500	0%	0	0	0%	U
Carbon tetrachloride	A	ug/L	0	0		0	0	0	0.143	1	500	0%	0	0	0%	U
Chlorobenzene	A	ug/L	0	0		0	0	0	0.0914	1	500	0%	0	0	0%	U
Chlorodibromomethane	A	ug/L	0	0		0	0	0	0.0841	1	500	0%	0	0	0%	U

Seq No	Lab ID	Test Code	Sample Typ	File ID	Analysis Date	DF	Batch ID	Prep Date	SPKref	RPDref	pmoist					
14971975	B21122168-001	VOC-8260-W-S	SAMP	JA5975C\VG123	12/30/2021 7:36:	1	R372936		0	0						
Analyte	T	Units	RAW	Final	Text	Spike	SPKref	RPDref	MDL	PQL	UQL	%REC	LOW	HIGH	%RPD	Q
Chloroethane	A	ug/L	0	0		0	0	0	0.169	1	500	0%	0	0	0%	U
Chloroform	A	ug/L	0	0		0	0	0	0.0789	1	500	0%	0	0	0%	U
Chloromethane	A	ug/L	0	0		0	0	0	0.162	1	500	0%	0	0	0%	U
cis-1,2-Dichloroethene	A	ug/L	0	0		0	0	0	0.108	1	500	0%	0	0	0%	U
cis-1,3-Dichloropropene	A	ug/L	0	0		0	0	0	0.073	1	500	0%	0	0	0%	U
Dibromomethane	A	ug/L	0	0		0	0	0	0.147	1	500	0%	0	0	0%	U
Dichlorodifluoromethane	A	ug/L	0	0		0	0	0	0.175	1	500	0%	0	0	0%	U
Ethylbenzene	A	ug/L	0	0		0	0	0	0.0836	1	500	0%	0	0	0%	U
m+p-Xylenes	A	ug/L	0	0		0	0	0	0.15	1	1000	0%	0	0	0%	U
Methyl ethyl ketone	A	ug/L	0	0		0	0	0	1.77	20	5000	0%	0	0	0%	U
Methyl tert-butyl ether (MTBE)	A	ug/L	0	0		0	0	0	0.101	1	500	0%	0	0	0%	U
Methylene chloride	A	ug/L	0	0		0	0	0	0.338	1	500	0%	0	0	0%	U
o-Xylene	A	ug/L	0	0		0	0	0	0.0604	1	500	0%	0	0	0%	U
Styrene	A	ug/L	0	0		0	0	0	0.067	1	500	0%	0	0	0%	U
Tetrachloroethene	A	ug/L	0	0		0	0	0	0.0671	1	500	0%	0	0	0%	U
Toluene	A	ug/L	0	0		0	0	0	0.0679	1	500	0%	0	0	0%	U
trans-1,2-Dichloroethene	A	ug/L	0	0		0	0	0	0.125	1	500	0%	0	0	0%	U
trans-1,3-Dichloropropene	A	ug/L	0	0		0	0	0	0.0846	1	500	0%	0	0	0%	U
Trichloroethene	A	ug/L	0	0		0	0	0	0.0993	1	500	0%	0	0	0%	U
Trichlorofluoromethane	A	ug/L	0	0		0	0	0	0.134	1	500	0%	0	0	0%	U
Vinyl chloride	A	ug/L	0	0		0	0	0	0.153	1	500	0%	0	0	0%	U
1,4-Dichlorobenzene-d4	I	ug/L	250	10		0	0	0	0	0	0	0%	0	0	0%	
Chlorobenzene-d5	I	ug/L	250	10		0	0	0	0.1	0	0	0%	0	0	0%	
Fluorobenzene	I	ug/L	250	10		0	0	0	0.1	0	0	0%	0	0	0%	
Xylenes, Total	M	ug/L	0	0		0	0	0	0.0604	1	0	0%	0	0	0%	U
1,2-Dichloroethane-d4	S	ug/L	259.56768	10.3827072		10	0	0	0.229	1	500	104%	81	118	0%	
Dibromofluoromethane	S	ug/L	258.17656	10.3270624		10	0	0	0.129	1	500	103%	80	119	0%	
p-Bromofluorobenzene	S	ug/L	261.12868	10.4451472		10	0	0	0.149	1	500	104%	85	114	0%	
Toluene-d8	S	ug/L	257.96964	10.3187856		10	0	0	0.23	1	500	103%	89	112	0%	

Seq No	Lab ID	Test Code	Sample Typ	File ID	Analysis Date	DF	Batch ID	Prep Date	SPKref	RPDref	pmoist					
14971980	B21122168-001	VOC-8260-W-Q	SAMP	JA5975C\VG123	12/30/2021 7:36:	1	R372936		0	0						
Analyte	T	Units	RAW	Final	Text	Spike	SPKref	RPDref	MDL	PQL	UQL	%REC	LOW	HIGH	%RPD	Q

Seq No	Lab ID	Test Code	Sample Typ	File ID	Analysis Date	DF	Batch ID	Prep Date	SPKref	RPDref	pmoist					
14971980	B21122168-001	VOC-8260-W-Q	SAMP)A5975C\VG123(12/30/2021 7:36:	1	R372936		0	0						
Analyte	T	Units	RAW	Final	Text	Spike	SPKref	RPDref	MDL	PQL	UQL	%REC	LOW	HIGH	%RPD	Q
1,1,1,2-Tetrachloroethane	A	ug/L	0	0		0	0	0	0.101	0.5	500	0%	0	0	0%	U
1,1,1-Trichloroethane	A	ug/L	0	0		0	0	0	0.131	0.5	500	0%	0	0	0%	U
1,1,2,2-Tetrachloroethane	A	ug/L	0	0		0	0	0	0.0872	0.5	500	0%	0	0	0%	U
1,1,2-Trichloroethane	A	ug/L	0	0		0	0	0	0.108	0.5	500	0%	0	0	0%	U
1,1-Dichloroethane	A	ug/L	0	0		0	0	0	0.135	0.5	500	0%	0	0	0%	U
1,1-Dichloroethene	A	ug/L	0	0		0	0	0	0.141	0.5	500	0%	0	0	0%	U
1,1-Dichloropropene	A	ug/L	0	0		0	0	0	0.083	0.5	500	0%	0	0	0%	U
1,2,3-Trichloropropane	A	ug/L	0	0		0	0	0	0.235	0.5	500	0%	0	0	0%	U
1,2-Dibromoethane	A	ug/L	0	0		0	0	0	0.0916	0.5	500	0%	0	0	0%	U
1,2-Dichlorobenzene	A	ug/L	0	0		0	0	0	0.0746	0.5	500	0%	0	0	0%	U
1,2-Dichloroethane	A	ug/L	4.23582	0.1694328		0	0	0	0.116	0.5	500	0%	0	0	0%	J
1,2-Dichloropropane	A	ug/L	0	0		0	0	0	0.0847	0.5	500	0%	0	0	0%	U
1,3-Dichlorobenzene	A	ug/L	0	0		0	0	0	0.0803	0.5	500	0%	0	0	0%	U
1,3-Dichloropropane	A	ug/L	0	0		0	0	0	0.0791	0.5	500	0%	0	0	0%	U
1,4-Dichlorobenzene	A	ug/L	0	0		0	0	0	0.0858	0.5	500	0%	0	0	0%	U
2,2-Dichloropropane	A	ug/L	0	0		0	0	0	0.186	0.5	500	0%	0	0	0%	U
2-Chlorotoluene	A	ug/L	0	0		0	0	0	0.0876	0.5	500	0%	0	0	0%	U
4-Chlorotoluene	A	ug/L	0	0		0	0	0	0.0728	0.5	500	0%	0	0	0%	U
Benzene	A	ug/L	0	0		0	0	0	0.0914	0.5	500	0%	0	0	0%	U
Bromobenzene	A	ug/L	0	0		0	0	0	0.0831	0.5	500	0%	0	0	0%	U
Bromochloromethane	A	ug/L	0	0		0	0	0	0.141	0.5	500	0%	0	0	0%	U
Bromodichloromethane	A	ug/L	0	0		0	0	0	0.12	0.5	500	0%	0	0	0%	U
Bromoform	A	ug/L	0	0		0	0	0	0.119	0.5	500	0%	0	0	0%	U
Bromomethane	A	ug/L	0	0		0	0	0	0.253	0.5	500	0%	0	0	0%	U
Carbon tetrachloride	A	ug/L	0	0		0	0	0	0.143	0.5	500	0%	0	0	0%	U
Chlorobenzene	A	ug/L	0	0		0	0	0	0.0914	0.5	500	0%	0	0	0%	U
Chlorodibromomethane	A	ug/L	0	0		0	0	0	0.0841	0.5	500	0%	0	0	0%	U
Chloroethane	A	ug/L	0	0		0	0	0	0.169	0.5	500	0%	0	0	0%	U
Chloroform	A	ug/L	0	0		0	0	0	0.0789	0.5	500	0%	0	0	0%	U
Chloromethane	A	ug/L	0	0		0	0	0	0.162	0.5	500	0%	0	0	0%	U
cis-1,2-Dichloroethene	A	ug/L	0	0		0	0	0	0.108	0.5	500	0%	0	0	0%	U
cis-1,3-Dichloropropene	A	ug/L	0	0		0	0	0	0.073	0.5	500	0%	0	0	0%	U
Dibromomethane	A	ug/L	0	0		0	0	0	0.147	0.5	500	0%	0	0	0%	U
Dichlorodifluoromethane	A	ug/L	0	0		0	0	0	0.175	0.5	500	0%	0	0	0%	U
Ethylbenzene	A	ug/L	0	0		0	0	0	0.0836	0.5	500	0%	0	0	0%	U

Seq No	Lab ID	Test Code	Sample Typ	File ID	Analysis Date	DF	Batch ID	Prep Date	SPKref	RPDref	pmoist					
14971980	B21122168-001	VOC-8260-W-Q	SAMP	JA5975C\VG123	(12/30/2021 7:36:	1	R372936		0	0						
Analyte	T	Units	RAW	Final	Text	Spike	SPKref	RPDref	MDL	PQL	UQL	%REC	LOW	HIGH	%RPD	Q
m+p-Xylenes	A	ug/L	0	0		0	0	0	0.15	0.5	1000	0%	0	0	0%	U
Methyl ethyl ketone	A	ug/L	0	0		0	0	0	1.77	10	5000	0%	0	0	0%	U
Methyl tert-butyl ether (MTBE)	A	ug/L	0	0		0	0	0	0.101	0.5	500	0%	0	0	0%	U
Methylene chloride	A	ug/L	0	0		0	0	0	0.338	0.5	500	0%	0	0	0%	U
o-Xylene	A	ug/L	0	0		0	0	0	0.0604	0.5	500	0%	0	0	0%	U
Styrene	A	ug/L	0	0		0	0	0	0.067	0.5	500	0%	0	0	0%	U
Tetrachloroethene	A	ug/L	0	0		0	0	0	0.0671	0.5	500	0%	0	0	0%	U
Toluene	A	ug/L	0	0		0	0	0	0.0679	0.5	500	0%	0	0	0%	U
trans-1,2-Dichloroethene	A	ug/L	0	0		0	0	0	0.125	0.5	500	0%	0	0	0%	U
trans-1,3-Dichloropropene	A	ug/L	0	0		0	0	0	0.0846	0.5	500	0%	0	0	0%	U
Trichloroethene	A	ug/L	0	0		0	0	0	0.0993	0.5	500	0%	0	0	0%	U
Trichlorofluoromethane	A	ug/L	0	0		0	0	0	0.134	0.5	500	0%	0	0	0%	U
Vinyl chloride	A	ug/L	0	0		0	0	0	0.153	0.5	500	0%	0	0	0%	U
1,4-Dichlorobenzene-d4	I	ug/L	250	10		0	0	0	0	0	500	0%	0	0	0%	
Chlorobenzene-d5	I	ug/L	250	10		0	0	0	0	0	500	0%	0	0	0%	
Fluorobenzene	I	ug/L	250	10		0	0	0	0	0	500	0%	0	0	0%	
Xylenes, Total	M	ug/L	0	0		0	0	0	0.0604	0.5	1500	0%	0	0	0%	U
1,2-Dichloroethane-d4	S	ug/L	259.56768	10.3827072		10	0	0	0.229	0.5	500	104%	81	118	0%	
Dibromofluoromethane	S	ug/L	258.17656	10.3270624		10	0	0	0.129	0.5	500	103%	80	119	0%	
p-Bromofluorobenzene	S	ug/L	261.12868	10.4451472		10	0	0	0.149	0.5	500	104%	85	114	0%	
Toluene-d8	S	ug/L	257.96964	10.3187856		10	0	0	0.23	0.5	500	103%	89	112	0%	

Seq No	Lab ID	Test Code	Sample Typ	File ID	Analysis Date	DF	Batch ID	Prep Date	SPKref	RPDref	pmoist					
14971981	B21122168-001	VOC-8260-W-Q	MS-DOD	JA5975C\VG123	(12/30/2021 8:31:	1	R372936		1E+07	0						
Analyte	T	Units	RAW	Final	Text	Spike	SPKref	RPDref	MDL	PQL	UQL	%REC	LOW	HIGH	%RPD	Q
1,1,1,2-Tetrachloroethane	A	ug/L	125.25797	5.0103188		5	0	0	0.101	0.5	500	100%	78	124	0%	
1,1,1-Trichloroethane	A	ug/L	122.06845	4.882738		5	0	0	0.131	0.5	500	98%	74	131	0%	
1,1,2,2-Tetrachloroethane	A	ug/L	125.5424	5.021696		5	0	0	0.0872	0.5	500	100%	71	121	0%	
1,1,2-Trichloroethane	A	ug/L	125.08091	5.0032364		5	0	0	0.108	0.5	500	100%	80	119	0%	
1,1-Dichloroethane	A	ug/L	125.2269	5.009076		5	0	0	0.135	0.5	500	100%	77	125	0%	
1,1-Dichloroethene	A	ug/L	125.37009	5.0148036		5	0	0	0.141	0.5	500	100%	71	131	0%	
1,1-Dichloropropene	A	ug/L	114.54005	4.581602		5	0	0	0.083	0.5	500	92%	79	125	0%	
1,2,3-Trichloropropane	A	ug/L	126.81999	5.0727996		5	0	0	0.235	0.5	500	101%	73	125	0%	
1,2-Dibromoethane	A	ug/L	129.72765	5.189106		5	0	0	0.0916	0.5	500	104%	78	122	0%	

Seq No	Lab ID	Test Code	Sample Typ	File ID	Analysis Date	DF	Batch ID	Prep Date	SPKref	RPDref	pmoist					
14971981	B21122168-001	VOC-8260-W-Q	MS-DOD	JA5975C\VG123	12/30/2021 8:31:	1	R372936		1E+07	0						
Analyte	T	Units	RAW	Final	Text	Spike	SPKref	RPDref	MDL	PQL	UQL	%REC	LOW	HIGH	%RPD	Q
1,2-Dichlorobenzene	A	ug/L	120.89085	4.835634		5	0	0	0.0746	0.5	500	97%	80	119	0%	
1,2-Dichloroethane	A	ug/L	125.37028	5.0148112		5	0.1694328	0	0.116	0.5	500	97%	73	128	0%	
1,2-Dichloropropane	A	ug/L	122.71787	4.9087148		5	0	0	0.0847	0.5	500	98%	78	122	0%	
1,3-Dichlorobenzene	A	ug/L	123.543	4.94172		5	0	0	0.0803	0.5	500	99%	80	119	0%	
1,3-Dichloropropane	A	ug/L	125.48123	5.0192492		5	0	0	0.0791	0.5	500	100%	80	119	0%	
1,4-Dichlorobenzene	A	ug/L	118.0243	4.720972		5	0	0	0.0858	0.5	500	94%	79	118	0%	
2,2-Dichloropropane	A	ug/L	122.97254	4.9189016		5	0	0	0.186	0.5	500	98%	60	139	0%	
2-Chlorotoluene	A	ug/L	118.39675	4.73587		5	0	0	0.0876	0.5	500	95%	79	122	0%	
4-Chlorotoluene	A	ug/L	121.76369	4.8705476		5	0	0	0.0728	0.5	500	97%	78	122	0%	
Benzene	A	ug/L	120.88276	4.8353104		5	0	0	0.0914	0.5	500	97%	79	120	0%	
Bromobenzene	A	ug/L	124.92334	4.9969336		5	0	0	0.0831	0.5	500	100%	80	120	0%	
Bromochloromethane	A	ug/L	126.21173	5.0484692		5	0	0	0.141	0.5	500	101%	78	123	0%	
Bromodichloromethane	A	ug/L	123.34562	4.9338248		5	0	0	0.12	0.5	500	99%	79	125	0%	
Bromoform	A	ug/L	138.5006	5.540024		5	0	0	0.119	0.5	500	111%	66	130	0%	
Bromomethane	A	ug/L	117.43184	4.6972736		5	0	0	0.253	0.5	500	94%	53	141	0%	
Carbon tetrachloride	A	ug/L	122.02025	4.88081		5	0	0	0.143	0.5	500	98%	72	136	0%	
Chlorobenzene	A	ug/L	125.68787	5.0275148		5	0	0	0.0914	0.5	500	101%	82	118	0%	
Chlorodibromomethane	A	ug/L	128.13002	5.1252008		5	0	0	0.0841	0.5	500	103%	74	126	0%	
Chloroethane	A	ug/L	113.49068	4.5396272		5	0	0	0.169	0.5	500	91%	60	138	0%	
Chloroform	A	ug/L	113.76937	4.5507748		5	0	0	0.0789	0.5	500	91%	79	124	0%	
Chloromethane	A	ug/L	110.05529	4.4022116		5	0	0	0.162	0.5	500	88%	50	139	0%	
cis-1,2-Dichloroethene	A	ug/L	120.55222	4.8220888		5	0	0	0.108	0.5	500	96%	78	123	0%	
cis-1,3-Dichloropropene	A	ug/L	116.72826	4.6691304		5	0	0	0.073	0.5	500	93%	75	124	0%	
Dibromomethane	A	ug/L	125.1685	5.00674		5	0	0	0.147	0.5	500	100%	79	123	0%	
Dichlorodifluoromethane	A	ug/L	106.88648	4.2754592		5	0	0	0.175	0.5	500	86%	32	152	0%	
Ethylbenzene	A	ug/L	122.65055	4.906022		5	0	0	0.0836	0.5	500	98%	79	121	0%	
m+p-Xylenes	A	ug/L	250.15032	10.0060128		10	0	0	0.15	0.5	1000	100%	80	121	0%	
Methyl ethyl ketone	A	ug/L	1251.04679	50.0418716		50	0	0	1.77	10	5000	100%	56	143	0%	
Methyl tert-butyl ether (MTBE)	A	ug/L	127.99248	5.1196992		5	0	0	0.101	0.5	500	102%	71	124	0%	
Methylene chloride	A	ug/L	116.39419	4.6557676		5	0	0	0.338	0.5	500	93%	74	124	0%	
o-Xylene	A	ug/L	128.83213	5.1532852		5	0	0	0.0604	0.5	500	103%	78	122	0%	
Styrene	A	ug/L	128.27976	5.1311904		5	0	0	0.067	0.5	500	103%	78	123	0%	
Tetrachloroethene	A	ug/L	127.97491	5.1189964		5	0	0	0.0671	0.5	500	102%	74	129	0%	
Toluene	A	ug/L	127.89875	5.11595		5	0	0	0.0679	0.5	500	102%	80	121	0%	
trans-1,2-Dichloroethene	A	ug/L	125.60384	5.0241536		5	0	0	0.125	0.5	500	100%	75	124	0%	

Seq No	Lab ID	Test Code	Sample Typ	File ID	Analysis Date	DF	Batch ID	Prep Date	SPKref	RPDref	pmoist					
14971981	B21122168-001	VOC-8260-W-Q	MS-DOD	JA5975C\VG123	(12/30/2021 8:31:	1	R372936		1E+07	0						
Analyte	T	Units	RAW	Final	Text	Spike	SPKref	RPDref	MDL	PQL	UQL	%REC	LOW	HIGH	%RPD	Q
trans-1,3-Dichloropropene	A	ug/L	130.04282	5.2017128		5	0	0	0.0846	0.5	500	104%	73	127	0%	
Trichloroethene	A	ug/L	120.20127	4.8080508		5	0	0	0.0993	0.5	500	96%	79	123	0%	
Trichlorofluoromethane	A	ug/L	104.26342	4.1705368		5	0	0	0.134	0.5	500	83%	65	141	0%	
Vinyl chloride	A	ug/L	116.52935	4.661174		5	0	0	0.153	0.5	500	93%	58	137	0%	
1,4-Dichlorobenzene-d4	I	ug/L	250	10		0	0	0	0	0	500	0%	0	0	0%	
Chlorobenzene-d5	I	ug/L	250	10		0	0	0	0	0	500	0%	0	0	0%	
Fluorobenzene	I	ug/L	250	10		0	0	0	0	0	500	0%	0	0	0%	
Xylenes, Total	M	ug/L	378.98245	15.159298		15	0	0	0.0604	0.5	1500	101%	79	121	0%	
1,2-Dichloroethane-d4	S	ug/L	252.60049	10.1040196		10	0	0	0.229	0.5	500	101%	81	118	0%	
Dibromofluoromethane	S	ug/L	258.12163	10.3248652		10	0	0	0.129	0.5	500	103%	80	119	0%	
p-Bromofluorobenzene	S	ug/L	248.95049	9.9580196		10	0	0	0.149	0.5	500	100%	85	114	0%	
Toluene-d8	S	ug/L	266.72455	10.668982		10	0	0	0.23	0.5	500	107%	89	112	0%	

Seq No	Lab ID	Test Code	Sample Typ	File ID	Analysis Date	DF	Batch ID	Prep Date	SPKref	RPDref	pmoist					
14971982	B21122168-001	VOC-8260-W-Q	MSD-DOD	JA5975C\VG123	(12/30/2021 8:58:	1	R372936		1E+07	1E+07						
Analyte	T	Units	RAW	Final	Text	Spike	SPKref	RPDref	MDL	PQL	UQL	%REC	LOW	HIGH	%RPD	Q
1,1,1,2-Tetrachloroethane	A	ug/L	124.49386	4.9797544		5	0	5.0103188	0.101	0.5	500	100%	78	124	1%	
1,1,1-Trichloroethane	A	ug/L	124.57207	4.9828828		5	0	4.882738	0.131	0.5	500	100%	74	131	2%	
1,1,2,2-Tetrachloroethane	A	ug/L	131.63477	5.2653908		5	0	5.021696	0.0872	0.5	500	105%	71	121	5%	
1,1,2-Trichloroethane	A	ug/L	124.98461	4.9993844		5	0	5.0032364	0.108	0.5	500	100%	80	119	0%	
1,1-Dichloroethane	A	ug/L	127.28584	5.0914336		5	0	5.009076	0.135	0.5	500	102%	77	125	2%	
1,1-Dichloroethene	A	ug/L	124.72053	4.9888212		5	0	5.0148036	0.141	0.5	500	100%	71	131	1%	
1,1-Dichloropropene	A	ug/L	116.15136	4.6460544		5	0	4.581602	0.083	0.5	500	93%	79	125	1%	
1,2,3-Trichloropropane	A	ug/L	131.22054	5.2488216		5	0	5.0727996	0.235	0.5	500	105%	73	125	3%	
1,2-Dibromoethane	A	ug/L	126.41558	5.0566232		5	0	5.189106	0.0916	0.5	500	101%	78	122	3%	
1,2-Dichlorobenzene	A	ug/L	123.77537	4.9510148		5	0	4.835634	0.0746	0.5	500	99%	80	119	2%	
1,2-Dichloroethane	A	ug/L	124.24065	4.969626		5	0.1694328	5.0148112	0.116	0.5	500	96%	73	128	1%	
1,2-Dichloropropane	A	ug/L	127.25728	5.0902912		5	0	4.9087148	0.0847	0.5	500	102%	78	122	4%	
1,3-Dichlorobenzene	A	ug/L	125.72858	5.0291432		5	0	4.94172	0.0803	0.5	500	101%	80	119	2%	
1,3-Dichloropropane	A	ug/L	121.86315	4.874526		5	0	5.0192492	0.0791	0.5	500	97%	80	119	3%	
1,4-Dichlorobenzene	A	ug/L	122.81517	4.9126068		5	0	4.720972	0.0858	0.5	500	98%	79	118	4%	
2,2-Dichloropropane	A	ug/L	121.95608	4.8782432		5	0	4.9189016	0.186	0.5	500	98%	60	139	1%	
2-Chlorotoluene	A	ug/L	124.07626	4.9630504		5	0	4.73587	0.0876	0.5	500	99%	79	122	5%	
4-Chlorotoluene	A	ug/L	126.24923	5.0499692		5	0	4.8705476	0.0728	0.5	500	101%	78	122	4%	

Seq No	Lab ID	Test Code	Sample Typ	File ID	Analysis Date	DF	Batch ID	Prep Date	SPKref	RPDref	pmoist					
14971982	B21122168-001	VOC-8260-W-Q	MSD-DOD	JA5975C\VG123	12/30/2021 8:58:	1	R372936		1E+07	1E+07						
Analyte	T	Units	RAW	Final	Text	Spike	SPKref	RPDref	MDL	PQL	UQL	%REC	LOW	HIGH	%RPD	Q
Benzene	A	ug/L	123.79456	4.9517824		5	0 4.8353104	0.0914	0.5	500	99%	79	120	2%		
Bromobenzene	A	ug/L	127.87301	5.1149204		5	0 4.9969336	0.0831	0.5	500	102%	80	120	2%		
Bromochloromethane	A	ug/L	126.04115	5.041646		5	0 5.0484692	0.141	0.5	500	101%	78	123	0%		
Bromodichloromethane	A	ug/L	126.84851	5.0739404		5	0 4.9338248	0.12	0.5	500	101%	79	125	3%		
Bromoform	A	ug/L	131.90745	5.276298		5	0 5.540024	0.119	0.5	500	106%	66	130	5%		
Bromomethane	A	ug/L	117.40212	4.6960848		5	0 4.6972736	0.253	0.5	500	94%	53	141	0%		
Carbon tetrachloride	A	ug/L	120.13531	4.8054124		5	0 4.88081	0.143	0.5	500	96%	72	136	2%		
Chlorobenzene	A	ug/L	129.00886	5.1603544		5	0 5.0275148	0.0914	0.5	500	103%	82	118	3%		
Chlorodibromomethane	A	ug/L	131.66534	5.2666136		5	0 5.1252008	0.0841	0.5	500	105%	74	126	3%		
Chloroethane	A	ug/L	110.26106	4.4104424		5	0 4.5396272	0.169	0.5	500	88%	60	138	3%		
Chloroform	A	ug/L	114.51296	4.5805184		5	0 4.5507748	0.0789	0.5	500	92%	79	124	1%		
Chloromethane	A	ug/L	107.82067	4.3128268		5	0 4.4022116	0.162	0.5	500	86%	50	139	2%		
cis-1,2-Dichloroethene	A	ug/L	122.83739	4.9134956		5	0 4.8220888	0.108	0.5	500	98%	78	123	2%		
cis-1,3-Dichloropropene	A	ug/L	120.45839	4.8183356		5	0 4.6691304	0.073	0.5	500	96%	75	124	3%		
Dibromomethane	A	ug/L	123.20225	4.92809		5	0 5.00674	0.147	0.5	500	99%	79	123	2%		
Dichlorodifluoromethane	A	ug/L	107.68625	4.30745		5	0 4.2754592	0.175	0.5	500	86%	32	152	1%		
Ethylbenzene	A	ug/L	124.819	4.99276		5	0 4.906022	0.0836	0.5	500	100%	79	121	2%		
m+p-Xylenes	A	ug/L	254.04153	10.1616612		10	0 10.006013	0.15	0.5	1000	102%	80	121	2%		
Methyl ethyl ketone	A	ug/L	1289.62736	51.5850944		50	0 50.041872	1.77	10	5000	103%	56	143	3%		
Methyl tert-butyl ether (MTBE)	A	ug/L	125.37749	5.0150996		5	0 5.1196992	0.101	0.5	500	100%	71	124	2%		
Methylene chloride	A	ug/L	113.91877	4.5567508		5	0 4.6557676	0.338	0.5	500	91%	74	124	2%		
o-Xylene	A	ug/L	132.01708	5.2806832		5	0 5.1532852	0.0604	0.5	500	106%	78	122	2%		
Styrene	A	ug/L	131.73226	5.2692904		5	0 5.1311904	0.067	0.5	500	105%	78	123	3%		
Tetrachloroethene	A	ug/L	131.38666	5.2554664		5	0 5.1189964	0.0671	0.5	500	105%	74	129	3%		
Toluene	A	ug/L	128.82234	5.1528936		5	0 5.11595	0.0679	0.5	500	103%	80	121	1%		
trans-1,2-Dichloroethene	A	ug/L	123.19592	4.9278368		5	0 5.0241536	0.125	0.5	500	99%	75	124	2%		
trans-1,3-Dichloropropene	A	ug/L	130.74942	5.2299768		5	0 5.2017128	0.0846	0.5	500	105%	73	127	1%		
Trichloroethene	A	ug/L	121.15465	4.846186		5	0 4.8080508	0.0993	0.5	500	97%	79	123	1%		
Trichlorofluoromethane	A	ug/L	102.05742	4.0822968		5	0 4.1705368	0.134	0.5	500	82%	65	141	2%		
Vinyl chloride	A	ug/L	113.90126	4.5560504		5	0 4.661174	0.153	0.5	500	91%	58	137	2%		
1,4-Dichlorobenzene-d4	I	ug/L	250	10		0	0 0	0	0	500	0%	0	0	0%		
Chlorobenzene-d5	I	ug/L	250	10		0	0 0	0	0	500	0%	0	0	0%		
Fluorobenzene	I	ug/L	250	10		0	0 0	0	0	500	0%	0	0	0%		
Xylenes, Total	M	ug/L	386.05861	15.4423444		15	0 15.159298	0.0604	0.5	1500	103%	79	121	2%		
1,2-Dichloroethane-d4	S	ug/L	249.57376	9.9829504		10	0 0	0.229	0.5	500	100%	81	118	0%		

Seq No	Lab ID	Test Code	Sample Typ	File ID	Analysis Date	DF	Batch ID	Prep Date	SPKref	RPDref	pmoist					
14971982	B21122168-001	VOC-8260-W-Q	MSD-DOD	JA5975C\VG123	(12/30/2021 8:58:	1	R372936		1E+07	1E+07						
Analyte	T	Units	RAW	Final	Text	Spike	SPKref	RPDref	MDL	PQL	UQL	%REC	LOW	HIGH	%RPD	Q
Dibromofluoromethane	S	ug/L	251.14362	10.0457448		10	0	0	0.129	0.5	500	100%	80	119	0%	
p-Bromofluorobenzene	S	ug/L	256.93416	10.2773664		10	0	0	0.149	0.5	500	103%	85	114	0%	
Toluene-d8	S	ug/L	263.88233	10.5552932		10	0	0	0.23	0.5	500	106%	89	112	0%	

Seq No	Lab ID	Test Code	Sample Typ	File ID	Analysis Date	DF	Batch ID	Prep Date	SPKref	RPDref	pmoist					
14971983	CCV_CLOSING	VOC-8260-W-Q	CCV	JA5975C\VG123	(12/30/2021 9:53:	1	R372936		0	0						
Analyte	T	Units	RAW	Final	Text	Spike	SPKref	RPDref	MDL	PQL	UQL	%REC	LOW	HIGH	%RPD	Q
1,1,1,2-Tetrachloroethane	A	ug/L	127.93296	5.1173184		5	0	0	0.101	0.5	500	102%	50	150	0%	
1,1,1-Trichloroethane	A	ug/L	126.06006	5.0424024		5	0	0	0.131	0.5	500	101%	50	150	0%	
1,1,2,2-Tetrachloroethane	A	ug/L	123.29322	4.9317288		5	0	0	0.0872	0.5	500	99%	50	150	0%	
1,1,2-Trichloroethane	A	ug/L	125.52467	5.0209868		5	0	0	0.108	0.5	500	100%	50	150	0%	
1,1-Dichloroethane	A	ug/L	127.28694	5.0914776		5	0	0	0.135	0.5	500	102%	50	150	0%	
1,1-Dichloroethene	A	ug/L	122.939	4.91756		5	0	0	0.141	0.5	500	98%	50	150	0%	
1,1-Dichloropropene	A	ug/L	122.92299	4.9169196		5	0	0	0.083	0.5	500	98%	50	150	0%	
1,2,3-Trichloropropane	A	ug/L	119.89461	4.7957844		5	0	0	0.235	0.5	500	96%	50	150	0%	
1,2-Dibromoethane	A	ug/L	127.16787	5.0867148		5	0	0	0.0916	0.5	500	102%	50	150	0%	
1,2-Dichlorobenzene	A	ug/L	122.53624	4.9014496		5	0	0	0.0746	0.5	500	98%	50	150	0%	
1,2-Dichloroethane	A	ug/L	120.61795	4.824718		5	0	0	0.116	0.5	500	96%	50	150	0%	
1,2-Dichloropropane	A	ug/L	125.60907	5.0243628		5	0	0	0.0847	0.5	500	100%	50	150	0%	
1,3-Dichlorobenzene	A	ug/L	122.647	4.90588		5	0	0	0.0803	0.5	500	98%	50	150	0%	
1,3-Dichloropropane	A	ug/L	124.96926	4.9987704		5	0	0	0.0791	0.5	500	100%	50	150	0%	
1,4-Dichlorobenzene	A	ug/L	122.05783	4.8823132		5	0	0	0.0858	0.5	500	98%	50	150	0%	
2,2-Dichloropropane	A	ug/L	122.04219	4.8816876		5	0	0	0.186	0.5	500	98%	50	150	0%	
2-Chlorotoluene	A	ug/L	125.84293	5.0337172		5	0	0	0.0876	0.5	500	101%	50	150	0%	
4-Chlorotoluene	A	ug/L	126.80315	5.072126		5	0	0	0.0728	0.5	500	101%	50	150	0%	
Benzene	A	ug/L	124.34475	4.97379		5	0	0	0.0914	0.5	500	99%	50	150	0%	
Bromobenzene	A	ug/L	128.04561	5.1218244		5	0	0	0.0831	0.5	500	102%	50	150	0%	
Bromochloromethane	A	ug/L	130.54046	5.2216184		5	0	0	0.141	0.5	500	104%	50	150	0%	
Bromodichloromethane	A	ug/L	122.38975	4.89559		5	0	0	0.12	0.5	500	98%	50	150	0%	
Bromoform	A	ug/L	127.5919	5.103676		5	0	0	0.119	0.5	500	102%	50	150	0%	
Bromomethane	A	ug/L	136.49889	5.4599556		5	0	0	0.253	0.5	500	109%	50	150	0%	
Carbon tetrachloride	A	ug/L	125.38424	5.0153696		5	0	0	0.143	0.5	500	100%	50	150	0%	
Chlorobenzene	A	ug/L	127.47238	5.0988952		5	0	0	0.0914	0.5	500	102%	50	150	0%	
Chlorodibromomethane	A	ug/L	128.39653	5.1358612		5	0	0	0.0841	0.5	500	103%	50	150	0%	

Seq No	Lab ID	Test Code	Sample Typ	File ID	Analysis Date	DF	Batch ID	Prep Date	SPKref	RPDref	pmoist					
14971983	CCV_CLOSING	VOC-8260-W-Q	CCV	JA5975C\VG123	12/30/2021 9:53:	1	R372936		0	0						
Analyte	T	Units	RAW	Final	Text	Spike	SPKref	RPDref	MDL	PQL	UQL	%REC	LOW	HIGH	%RPD	Q
Chloroethane	A	ug/L	112.39007	4.4956028		5	0	0	0.169	0.5	500	90%	50	150	0%	
Chloroform	A	ug/L	119.21813	4.7687252		5	0	0	0.0789	0.5	500	95%	50	150	0%	
Chloromethane	A	ug/L	117.43489	4.6973956		5	0	0	0.162	0.5	500	94%	50	150	0%	
cis-1,2-Dichloroethene	A	ug/L	122.02066	4.8808264		5	0	0	0.108	0.5	500	98%	50	150	0%	
cis-1,3-Dichloropropene	A	ug/L	122.10157	4.8840628		5	0	0	0.073	0.5	500	98%	50	150	0%	
Dibromomethane	A	ug/L	125.81586	5.0326344		5	0	0	0.147	0.5	500	101%	50	150	0%	
Dichlorodifluoromethane	A	ug/L	111.55689	4.4622756		5	0	0	0.175	0.5	500	89%	50	150	0%	
Ethylbenzene	A	ug/L	127.10884	5.0843536		5	0	0	0.0836	0.5	500	102%	50	150	0%	
m+p-Xylenes	A	ug/L	265.35643	10.6142572		10	0	0	0.15	0.5	1000	106%	50	150	0%	
Methyl ethyl ketone	A	ug/L	1261.63777	50.4655108		50	0	0	1.77	10	5000	101%	50	150	0%	
Methyl tert-butyl ether (MTBE)	A	ug/L	121.35585	4.854234		5	0	0	0.101	0.5	500	97%	50	150	0%	
Methylene chloride	A	ug/L	118.68995	4.747598		5	0	0	0.338	0.5	500	95%	50	150	0%	
o-Xylene	A	ug/L	134.67234	5.3868936		5	0	0	0.0604	0.5	500	108%	50	150	0%	
Styrene	A	ug/L	135.12647	5.4050588		5	0	0	0.067	0.5	500	108%	50	150	0%	
Tetrachloroethene	A	ug/L	134.16273	5.3665092		5	0	0	0.0671	0.5	500	107%	50	150	0%	
Toluene	A	ug/L	129.96927	5.1987708		5	0	0	0.0679	0.5	500	104%	50	150	0%	
trans-1,2-Dichloroethene	A	ug/L	123.81414	4.9525656		5	0	0	0.125	0.5	500	99%	50	150	0%	
trans-1,3-Dichloropropene	A	ug/L	128.23633	5.1294532		5	0	0	0.0846	0.5	500	103%	50	150	0%	
Trichloroethene	A	ug/L	125.33282	5.0133128		5	0	0	0.0993	0.5	500	100%	50	150	0%	
Trichlorofluoromethane	A	ug/L	107.82241	4.3128964		5	0	0	0.134	0.5	500	86%	50	150	0%	
Vinyl chloride	A	ug/L	115.2797	4.611188		5	0	0	0.153	0.5	500	92%	50	150	0%	
1,4-Dichlorobenzene-d4	I	ug/L	250	10		0	0	0	0	0	500	0%	0	0	0%	
Chlorobenzene-d5	I	ug/L	250	10		0	0	0	0	0	500	0%	0	0	0%	
Fluorobenzene	I	ug/L	250	10		0	0	0	0	0	500	0%	0	0	0%	
Xylenes, Total	M	ug/L	400.02877	16.0011508		15	0	0	0.0604	0.5	1500	107%	50	150	0%	
1,2-Dichloroethane-d4	S	ug/L	240.33232	9.6132928		10	0	0	0.229	0.5	500	96%	50	150	0%	
Dibromofluoromethane	S	ug/L	254.5664	10.182656		10	0	0	0.129	0.5	500	102%	50	150	0%	
p-Bromofluorobenzene	S	ug/L	251.77143	10.0708572		10	0	0	0.149	0.5	500	101%	50	150	0%	
Toluene-d8	S	ug/L	261.67291	10.4669164		10	0	0	0.23	0.5	500	105%	50	150	0%	

DATAFILE HEADERS FROM C:\MSDCHEM\1\DATA\VG123021

Data file Name : C:\MSDCHEM\1\DATA\VG123021\30DEC01.D
Sample Name : PRIMER
Operator : SBD
Date injected : 30 Dec 2021 9:25 am
Instrument : VOA5975C
Method used : 5975CACQF
No of spectra : 5616
Start Time : 0.840
End Time : 16.498
Vial Number : 1

Data file Name : C:\MSDCHEM\1\DATA\VG123021\30DEC02.D
Sample Name : BFB123021_
Operator : SBD
Date injected : 30 Dec 2021 10:16 am
Instrument : VOA5975C
Method used : 5975CACQF
No of spectra : 5616
Start Time : 0.839
End Time : 16.498
Vial Number : 2

Data file Name : C:\MSDCHEM\1\DATA\VG123021\30DEC03.D
Sample Name : CCV123021_
Operator : SBD
Date injected : 30 Dec 2021 10:44 am
Instrument : VOA5975C
Method used : 5975CACQF
No of spectra : 5616
Start Time : 0.840
End Time : 16.498
Vial Number : 3

Data file Name : C:\MSDCHEM\1\DATA\VG123021\30DEC04.D
Sample Name : LCS123021_
Operator : SBD
Date injected : 30 Dec 2021 11:11 am
Instrument : VOA5975C
Method used : 5975CACQF
No of spectra : 5616
Start Time : 0.839
End Time : 16.498
Vial Number : 4

Data file Name : C:\MSDCHEM\1\DATA\VG123021\30DEC05.D

Sample Name : BLK123021_
Operator : SBD
Date injected : 30 Dec 2021 11:39 am
Instrument : VOA5975C
Method used : 5975CACQF
No of spectra : 5616
Start Time : 0.840
End Time : 16.498
Vial Number : 5

Data file Name : C:\MSDCHEM\1\DATA\VG123021\30DEC06.D
Sample Name : MBLK123021_
Operator : SBD
Date injected : 30 Dec 2021 12:06 pm
Instrument : VOA5975C
Method used : 5975CACQF
No of spectra : 5616
Start Time : 0.839
End Time : 16.498
Vial Number : 6

Data file Name : C:\MSDCHEM\1\DATA\VG123021\30DEC07.D
Sample Name : CCVA123021_
Operator : SBD
Date injected : 30 Dec 2021 12:43 pm
Instrument : VOA5975C
Method used : 5975CACQF
No of spectra : 5616
Start Time : 0.840
End Time : 16.498
Vial Number : 7

Data file Name : C:\MSDCHEM\1\DATA\VG123021\30DEC08.D
Sample Name : CCVB123021_
Operator : SBD
Date injected : 30 Dec 2021 1:39 pm
Instrument : VOA5975C
Method used : 5975CACQF
No of spectra : 5616
Start Time : 0.840
End Time : 16.498
Vial Number : 8

Data file Name : C:\MSDCHEM\1\DATA\VG123021\30DEC09.D
Sample Name : LCSA123021_
Operator : SBD
Date injected : 30 Dec 2021 2:06 pm

Instrument : VOA5975C
Method used : 5975CACQF
No of spectra : 5616
Start Time : 0.840
End Time : 16.498
Vial Number : 9

Data file Name : C:\MSDCHEM\1\DATA\VG123021\30DEC10.D
Sample Name : MBLKA123021_
Operator : SBD
Date injected : 30 Dec 2021 2:33 pm
Instrument : VOA5975C
Method used : 5975CACQF
No of spectra : 5616
Start Time : 0.840
End Time : 16.498
Vial Number : 10

Data file Name : C:\MSDCHEM\1\DATA\VG123021\30DEC11.D
Sample Name : B21121979-002D
Operator : SBD
Date injected : 30 Dec 2021 3:01 pm
Instrument : VOA5975C
Method used : 5975CACQF
No of spectra : 5616
Start Time : 0.840
End Time : 16.498
Vial Number : 11

Data file Name : C:\MSDCHEM\1\DATA\VG123021\30DEC12.D
Sample Name : B21122077-002A
Operator : SBD
Date injected : 30 Dec 2021 3:28 pm
Instrument : VOA5975C
Method used : 5975CACQF
No of spectra : 5616
Start Time : 0.840
End Time : 16.498
Vial Number : 12

Data file Name : C:\MSDCHEM\1\DATA\VG123021\30DEC13.D
Sample Name : B21122088-002A
Operator : SBD
Date injected : 30 Dec 2021 3:56 pm
Instrument : VOA5975C
Method used : 5975CACQF
No of spectra : 5616

Start Time : 0.839
End Time : 16.498
Vial Number : 13

Data file Name : C:\MSDCHEM\1\DATA\VG123021\30DEC14.D
Sample Name : B21122090-002A
Operator : SBD
Date injected : 30 Dec 2021 4:23 pm
Instrument : VOA5975C
Method used : 5975CACQF
No of spectra : 5616
Start Time : 0.840
End Time : 16.498
Vial Number : 14

Data file Name : C:\MSDCHEM\1\DATA\VG123021\30DEC15.D
Sample Name : B21122105-002A
Operator : SBD
Date injected : 30 Dec 2021 4:51 pm
Instrument : VOA5975C
Method used : 5975CACQF
No of spectra : 5616
Start Time : 0.840
End Time : 16.498
Vial Number : 15

Data file Name : C:\MSDCHEM\1\DATA\VG123021\30DEC16.D
Sample Name : B21122168-002A
Operator : SBD
Date injected : 30 Dec 2021 5:18 pm
Instrument : VOA5975C
Method used : 5975CACQF
No of spectra : 5616
Start Time : 0.840
End Time : 16.498
Vial Number : 16

Data file Name : C:\MSDCHEM\1\DATA\VG123021\30DEC17.D
Sample Name : B21122077-001G
Operator : SBD
Date injected : 30 Dec 2021 5:46 pm
Instrument : VOA5975C
Method used : 5975CACQF
No of spectra : 5616
Start Time : 0.840
End Time : 16.498
Vial Number : 17

Data file Name : C:\MSDCHEM\1\DATA\VG123021\30DEC18.D
Sample Name : B21122088-001G
Operator : SBD
Date injected : 30 Dec 2021 6:13 pm
Instrument : VOA5975C
Method used : 5975CACQF
No of spectra : 5616
Start Time : 0.839
End Time : 16.498
Vial Number : 18

Data file Name : C:\MSDCHEM\1\DATA\VG123021\30DEC19.D
Sample Name : B21122090-001G
Operator : SBD
Date injected : 30 Dec 2021 6:41 pm
Instrument : VOA5975C
Method used : 5975CACQF
No of spectra : 5616
Start Time : 0.840
End Time : 16.498
Vial Number : 19

Data file Name : C:\MSDCHEM\1\DATA\VG123021\30DEC20.D
Sample Name : B21122105-001G
Operator : SBD
Date injected : 30 Dec 2021 7:08 pm
Instrument : VOA5975C
Method used : 5975CACQF
No of spectra : 5616
Start Time : 0.840
End Time : 16.498
Vial Number : 20

Data file Name : C:\MSDCHEM\1\DATA\VG123021\30DEC21.D
Sample Name : B21122168-001G
Operator : SBD
Date injected : 30 Dec 2021 7:36 pm
Instrument : VOA5975C
Method used : 5975CACQF
No of spectra : 5616
Start Time : 0.840
End Time : 16.498
Vial Number : 21

Data file Name : C:\MSDCHEM\1\DATA\VG123021\30DEC22.D

Sample Name : BLK
Operator : SBD
Date injected : 30 Dec 2021 8:03 pm
Instrument : VOA5975C
Method used : 5975CACQF
No of spectra : 5616
Start Time : 0.839
End Time : 16.498
Vial Number : 22

Data file Name : C:\MSDCHEM\1\DATA\VG123021\30DEC23.D
Sample Name : B21122168-001GMS
Operator : SBD
Date injected : 30 Dec 2021 8:31 pm
Instrument : VOA5975C
Method used : 5975CACQF
No of spectra : 5616
Start Time : 0.840
End Time : 16.498
Vial Number : 23

Data file Name : C:\MSDCHEM\1\DATA\VG123021\30DEC24.D
Sample Name : B21122168-001GMSD
Operator : SBD
Date injected : 30 Dec 2021 8:58 pm
Instrument : VOA5975C
Method used : 5975CACQF
No of spectra : 5616
Start Time : 0.839
End Time : 16.498
Vial Number : 24

Data file Name : C:\MSDCHEM\1\DATA\VG123021\30DEC25.D
Sample Name : BLK
Operator : SBD
Date injected : 30 Dec 2021 9:26 pm
Instrument : VOA5975C
Method used : 5975CACQF
No of spectra : 5616
Start Time : 0.840
End Time : 16.498
Vial Number : 25

Data file Name : C:\MSDCHEM\1\DATA\VG123021\30DEC26.D
Sample Name : CCV_CLOSING123021
Operator : SBD
Date injected : 30 Dec 2021 9:53 pm

Instrument : VOA5975C
Method used : 5975CACQF
No of spectra : 5616
Start Time : 0.840
End Time : 16.498
Vial Number : 26

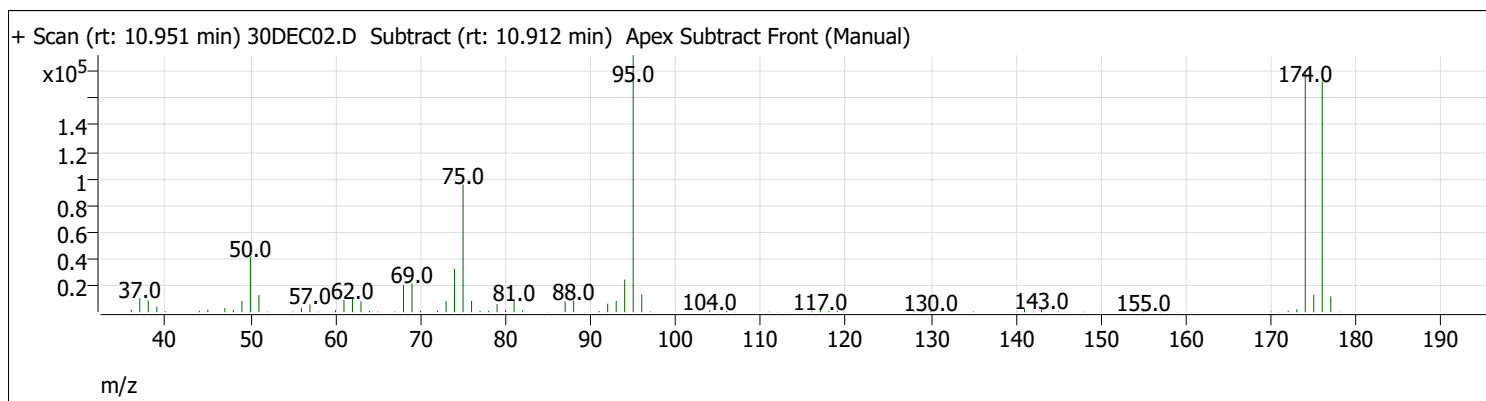
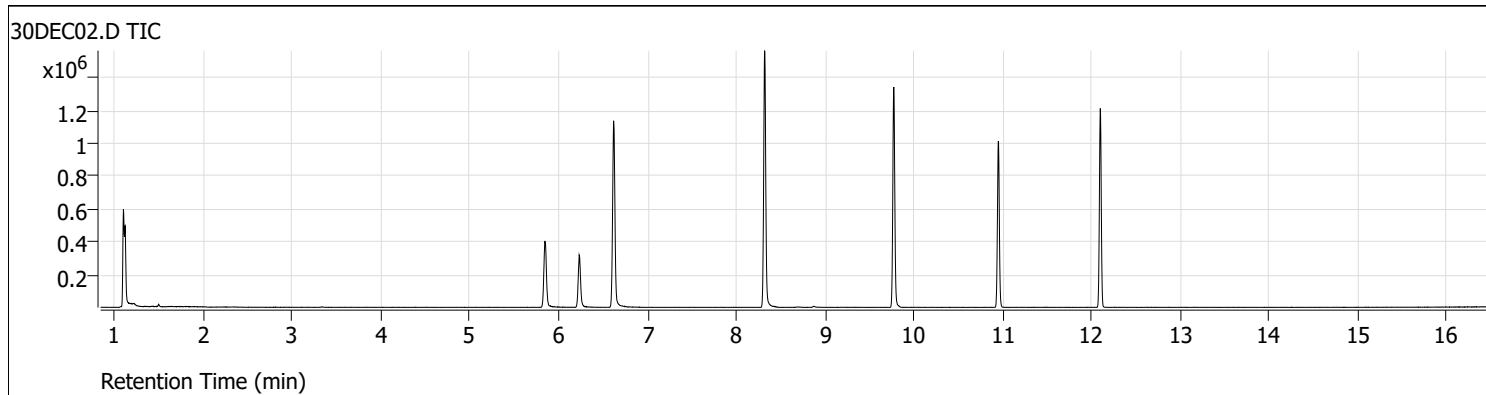
Data file Name : C:\MSDCHEM\1\DATA\VG123021\30DEC27.D
Sample Name : BLK
Operator : SBD
Date injected : 30 Dec 2021 10:21 pm
Instrument : VOA5975C
Method used : 5975CACQF
No of spectra : 5616
Start Time : 0.840
End Time : 16.498
Vial Number : 27

Data file Name : C:\MSDCHEM\1\DATA\VG123021\30DEC28.D
Sample Name : BLK
Operator : SBD
Date injected : 30 Dec 2021 10:48 pm
Instrument : VOA5975C
Method used : 5975CACQF
No of spectra : 5616
Start Time : 0.840
End Time : 16.498
Vial Number : 28

Data file Name : C:\MSDCHEM\1\DATA\VG123021\30DEC29.D
Sample Name : BLK
Operator : SBD
Date injected : 30 Dec 2021 11:15 pm
Instrument : VOA5975C
Method used : 5975CACQF
No of spectra : 5616
Start Time : 0.840
End Time : 16.498
Vial Number : 29

Tune Evaluation Report

Data Path: D:\Org\Data\VOA5975C\VG123021\30DEC02.D
 Acq on: 12/30/2021 10:16:47 AM
 Operator: SBD
 Sample: BFB123021_
 Inst Name: VOA5975C
 ALS Vial: 2
 Method: \\masshunter\Org\Data\Methods\Quant\BFBapex.m



Target Mass	Rel. To Mass	Lower Limit%	Upper Limit%	Rel. Abn%	Raw Abn	Pass/Fail
50	95	15	40	21.5	41456	Pass
75	95	30	60	49.7	95664	Pass
95	95	100	100	100.0	192448	Pass
96	95	5	9	6.9	13316	Pass
173	174	0	2	1.1	1998	Pass
174	95	50	100	93.9	180672	Pass
175	174	5	9	7.2	12946	Pass
176	174	95	101	95.6	172800	Pass
177	176	5	9	6.9	11850	Pass

Continuing Calibration Report

Batch Name D:\Org\Data\VOA5975C\VG123021\QuantResults\VG123021_8260B_624pt1.batch.bin
Method File \\MASSHUNTER\Org\Data\Methods\Quant\VOA5975C\VOA5975C_120721_CAL\VOA5975C_8260B_SHT_DoD_L4_120721.m
Daily CC D:\Org\Data\VOA5975C\VG12302130DEC03.D

Level name	Injection Time	Calibration Files
1	12/7/2021 1:14:33 PM	D:\Org\Data\VOA5975C\VG120721\07DEC07.D
2	12/7/2021 1:41:51 PM	D:\Org\Data\VOA5975C\VG120721\07DEC08.D
3	12/7/2021 2:09:09 PM	D:\Org\Data\VOA5975C\VG120721\07DEC09.D
4	12/7/2021 2:36:28 PM	D:\Org\Data\VOA5975C\VG120721\07DEC10.D
5	12/7/2021 3:31:19 PM	D:\Org\Data\VOA5975C\VG120721\07DEC12.D
6	12/7/2021 4:26:07 PM	D:\Org\Data\VOA5975C\VG120721\07DEC14.D
7	12/7/2021 5:20:56 PM	D:\Org\Data\VOA5975C\VG120721\07DEC16.D
8	12/7/2021 6:15:44 PM	D:\Org\Data\VOA5975C\VG120721\07DEC18.D
CC	12/30/2021 10:44:11 AM	D:\Org\Data\VOA5975C\VG123021\30DEC03.D <=====

ISTD Compound:	Avg Resp	Mid Resp	CC Resp	Area%	A/M
Fluorobenzene	745829	720413	687878	95.48	M
Chlorobenzene-d5	286647	282126	256625	90.96	M
1,4-Dichlorobenzene-d4	226727	218480	213041	97.51	M

Target Compound	AvgRF/R2	CC RF	Exp. Conc	Calc. Conc	%Dev	Area%	Curve Fit
-----ISTD-----							
Fluorobenzene							
Dichlorodifluoromethane	0.3575	0.3005	125.00	105.09	15.93	75.21	Avg RF
Chloromethane	0.4070	0.3626	125.00	111.37	10.90	82.04	Avg RF
Vinyl chloride	0.3829	0.3386	125.00	110.55	11.56	79.06	Avg RF
Bromomethane	0.9993	0.1617	125.00	132.92	-6.34	100.51	Quadratic
Chloroethane	0.2115	0.1489	125.00	88.00	29.60	64.70	Avg RF
Trichlorofluoromethane	0.5001	0.4071	125.00	101.77	18.58	73.64	Avg RF
1,1-Dichloroethene	0.2588	0.2390	125.00	115.44	7.65	83.41	Avg RF
Methylene chloride	0.3664	0.3179	125.00	108.48	13.22	81.54	Avg RF
trans-1,2-Dichloroethene	0.2585	0.2393	125.00	115.70	7.44	83.05	Avg RF
Methyl tert-butyl ether (MTBE)	0.3311	0.3109	125.00	117.35	6.12	88.98	Avg RF
1,1-Dichloroethane	0.4901	0.4479	125.00	114.24	8.61	83.13	Avg RF
2,2-Dichloropropane	0.3588	0.3543	125.00	123.41	1.28	89.27	Avg RF
cis-1,2-Dichloroethene	0.2681	0.2463	125.00	114.85	8.12	85.44	Avg RF
Methyl ethyl ketone	0.0356	0.0352 #	1250.00	1235.22	1.18	91.61	Avg RF
Bromochloromethane	0.1009	0.0929 #	125.00	115.06	7.95	83.17	Avg RF
Chloroform	0.4836	0.4293	125.00	110.97	11.22	82.26	Avg RF
1,1,1-Trichloroethane	0.4563	0.4173	125.00	114.32	8.55	82.78	Avg RF
Dibromofluoromethane	0.2450	0.2445	250.00	249.47	0.21	191.69	Avg RF
Carbon tetrachloride	0.4477	0.4203	125.00	117.36	6.11	84.45	Avg RF
1,1-Dichloropropene	0.4022	0.3687	125.00	114.60	8.32	81.19	Avg RF
1,2-Dichloroethane-d4	0.1118	0.1087	250.00	243.14	2.75	184.65	Avg RF
Benzene	1.0171	0.9285	125.00	114.11	8.71	81.56	Avg RF
1,2-Dichloroethane	0.2658	0.2367	125.00	111.28	10.97	81.33	Avg RF
-----ISTD-----							
Chlorobenzene-d5							
Trichloroethene	0.7927	0.7272	125.00	114.67	8.26	82.43	Avg RF
1,2-Dichloropropane	0.6678	0.6478	125.00	121.26	2.99	84.96	Avg RF
Dibromomethane	0.2742	0.2534	125.00	115.54	7.57	83.28	Avg RF
Bromodichloromethane	0.7766	0.7282	125.00	117.21	6.23	84.23	Avg RF
cis-1,3-Dichloropropene	0.8626	0.8185	125.00	118.61	5.11	83.09	Avg RF
Toluene-d8	2.5131	2.6691	250.00	265.52	-6.21	188.49	Avg RF
Toluene	1.6522	1.5808	125.00	119.59	4.33	84.44	Avg RF
trans-1,3-Dichloropropene	0.6171	0.5951	125.00	120.55	3.56	85.09	Avg RF
1,1,2-Trichloroethane	0.3215	0.3038	125.00	118.11	5.51	86.64	Avg RF
Tetrachloroethene	0.6547	0.6405	125.00	122.29	2.17	85.64	Avg RF

Continuing Calibration Report

Target Compound	AvgRF/R2	CC RF	Exp. Conc	Calc. Conc	%Dev	Area%	Curve Fit
1,3-Dichloropropane	0.6412	0.5972	125.00	116.42	6.86	83.86	Avg RF
Chlorodibromomethane	0.4853	0.4723	125.00	121.67	2.67	86.63	Avg RF
1,2-Dibromoethane	0.3495	0.3231	125.00	115.56	7.55	81.63	Avg RF
Chlorobenzene	1.7836	1.6897	125.00	118.42	5.26	83.58	Avg RF
1,1,1,2-Tetrachloroethane	0.6067	0.5838	125.00	120.28	3.77	84.42	Avg RF
Ethylbenzene	3.1759	3.0493	125.00	120.02	3.99	84.36	Avg RF
m+p-Xylenes	1.2109	1.2042	250.00	248.62	0.55	84.65	Avg RF
o-Xylene	1.0566	1.0518	125.00	124.42	0.46	84.94	Avg RF
Styrene	1.7208	1.7347	125.00	126.01	-0.81	85.59	Avg RF
1,4-Dichlorobenzene-d4	-----ISTD-----						
Bromoform	0.3138	0.3075	125.00	122.47	2.02	91.32	Avg RF
p-Bromofluorobenzene	0.9566	0.9846	250.00	257.32	-2.93	187.23	Avg RF
Bromobenzene	0.8276	0.7766	125.00	117.29	6.17	85.51	Avg RF
1,1,2,2-Tetrachloroethane	0.4741	0.4425	125.00	116.66	6.67	85.81	Avg RF
1,2,3-Trichloropropane	0.1249	0.1141	125.00	114.24	8.61	82.91	Avg RF
2-Chlorotoluene	0.8558	0.7894	125.00	115.30	7.76	84.54	Avg RF
4-Chlorotoluene	2.7644	2.6262	125.00	118.75	5.00	83.64	Avg RF
1,3-Dichlorobenzene	1.5130	1.3850	125.00	114.42	8.46	84.42	Avg RF
1,4-Dichlorobenzene	1.5630	1.4168	125.00	113.31	9.35	84.67	Avg RF
1,2-Dichlorobenzene	1.2804	1.1684	125.00	114.06	8.75	85.79	Avg RF

A -- against Average; M -- against Mid Point; P -- against Previous CC in the Method;

Continuing Calibration Report

Batch Name D:\Org\Data\VOA5975C\VG123021\QuantResults\VG123021_8260B_624pt1.batch.bin
Method File \\MASSHUNTER\Org\Data\Methods\Quant\VOA5975C\VOA5975C_120721_CAL\VOA5975C_8260B_SHT_DoD_L4_120721.m
Daily CC D:\Org\Data\VOA5975C\VG12302130DEC07.D

Level name	Injection Time	Calibration Files
1	12/7/2021 1:14:33 PM	D:\Org\Data\VOA5975C\VG120721\07DEC07.D
2	12/7/2021 1:41:51 PM	D:\Org\Data\VOA5975C\VG120721\07DEC08.D
3	12/7/2021 2:09:09 PM	D:\Org\Data\VOA5975C\VG120721\07DEC09.D
4	12/7/2021 2:36:28 PM	D:\Org\Data\VOA5975C\VG120721\07DEC10.D
5	12/7/2021 3:31:19 PM	D:\Org\Data\VOA5975C\VG120721\07DEC12.D
6	12/7/2021 4:26:07 PM	D:\Org\Data\VOA5975C\VG120721\07DEC14.D
7	12/7/2021 5:20:56 PM	D:\Org\Data\VOA5975C\VG120721\07DEC16.D
8	12/7/2021 6:15:44 PM	D:\Org\Data\VOA5975C\VG120721\07DEC18.D
CC	12/30/2021 12:43:59 PM	D:\Org\Data\VOA5975C\VG123021\30DEC07.D <=====

ISTD Compound:	Avg Resp	Mid Resp	CC Resp	Area%	A/M
Fluorobenzene	745829	720413	639705	88.80	M

Target Compound	AvgRF/R2	CC RF	Exp. Conc	Calc. Conc	%Dev	Area%	Curve Fit
Fluorobenzene	-----ISTD-----						
Chloroethane	0.2115	0.1959	125.00	115.76	7.39	79.16	Avg RF

A -- against Average; M -- against Mid Point; P -- against Previous CC in the Method;

Continuing Calibration Report

Batch Name D:\Org\Data\VOA5975C\VG123021\QuantResults\VG123021_8260B_624pt1.batch.bin
Method File \\MASSHUNTER\Org\Data\Methods\Quant\VOA5975C\VOA5975C_120721_CAL\VOA5975C_8260B_SHT_DoD_L4_120721.m
Daily CC D:\Org\Data\VOA5975C\VG12302130DEC08.D

Level name	Injection Time	Calibration Files
1	12/7/2021 1:14:33 PM	D:\Org\Data\VOA5975C\VG120721\07DEC07.D
2	12/7/2021 1:41:51 PM	D:\Org\Data\VOA5975C\VG120721\07DEC08.D
3	12/7/2021 2:09:09 PM	D:\Org\Data\VOA5975C\VG120721\07DEC09.D
4	12/7/2021 2:36:28 PM	D:\Org\Data\VOA5975C\VG120721\07DEC10.D
5	12/7/2021 3:31:19 PM	D:\Org\Data\VOA5975C\VG120721\07DEC12.D
6	12/7/2021 4:26:07 PM	D:\Org\Data\VOA5975C\VG120721\07DEC14.D
7	12/7/2021 5:20:56 PM	D:\Org\Data\VOA5975C\VG120721\07DEC16.D
8	12/7/2021 6:15:44 PM	D:\Org\Data\VOA5975C\VG120721\07DEC18.D
CC	12/30/2021 1:39:08 PM	D:\Org\Data\VOA5975C\VG123021\30DEC08.D <=====

ISTD Compound:	Avg Resp	Mid Resp	CC Resp	Area%	A/M
Fluorobenzene	745829	720413	616140	85.53	M

Target Compound	AvgRF/R2	CC RF	Exp. Conc	Calc. Conc	%Dev	Area%	Curve Fit
Fluorobenzene	-----ISTD-----						
Chloroethane	0.2115	0.1848	125.00	109.21	12.63	71.93	Avg RF

A -- against Average; M -- against Mid Point; P -- against Previous CC in the Method;

Continuing Calibration Report

Batch Name D:\Org\Data\VOA5975C\VG123021\QuantResults\VG123021_8260B_624pt1.batch.bin
Method File \\MASSHUNTER\Org\Data\Methods\Quant\VOA5975C\VOA5975C_120721_CAL\VOA5975C_8260B_SHT_DoD_L4_120721.m
Daily CC D:\Org\Data\VOA5975C\VG12302130DEC26.D

Level name	Injection Time	Calibration Files
1	12/7/2021 1:14:33 PM	D:\Org\Data\VOA5975C\VG120721\07DEC07.D
2	12/7/2021 1:41:51 PM	D:\Org\Data\VOA5975C\VG120721\07DEC08.D
3	12/7/2021 2:09:09 PM	D:\Org\Data\VOA5975C\VG120721\07DEC09.D
4	12/7/2021 2:36:28 PM	D:\Org\Data\VOA5975C\VG120721\07DEC10.D
5	12/7/2021 3:31:19 PM	D:\Org\Data\VOA5975C\VG120721\07DEC12.D
6	12/7/2021 4:26:07 PM	D:\Org\Data\VOA5975C\VG120721\07DEC14.D
7	12/7/2021 5:20:56 PM	D:\Org\Data\VOA5975C\VG120721\07DEC16.D
8	12/7/2021 6:15:44 PM	D:\Org\Data\VOA5975C\VG120721\07DEC18.D
CC	12/30/2021 9:53:34 PM	D:\Org\Data\VOA5975C\VG123021\30DEC26.D <=====

ISTD Compound:	Avg Resp	Mid Resp	CC Resp	Area%	A/M
Fluorobenzene	745829	720413	618208	85.81	M
Chlorobenzene-d5	286647	282126	234796	83.22	M
1,4-Dichlorobenzene-d4	226727	218480	197259	90.29	M

Target Compound	AvgRF/R2	CC RF	Exp. Conc	Calc. Conc	%Dev	Area%	Curve Fit
-----ISTD-----							
Dichlorodifluoromethane	0.3575	0.3190	125.00	111.56	10.75	71.75	Avg RF
Chloromethane	0.4070	0.3824	125.00	117.43	6.05	77.74	Avg RF
Vinyl chloride	0.3829	0.3531	125.00	115.28	7.78	74.10	Avg RF
Bromomethane	0.9993	0.1664	125.00	136.50	-9.20	92.95	Quadratic
Chloroethane	0.2115	0.1902	125.00	112.39	10.09	74.27	Avg RF
Trichlorofluoromethane	0.5001	0.4313	125.00	107.82	13.74	70.12	Avg RF
1,1-Dichloroethene	0.2588	0.2545	125.00	122.94	1.65	79.84	Avg RF
Methylene chloride	0.3664	0.3479	125.00	118.69	5.05	80.18	Avg RF
trans-1,2-Dichloroethene	0.2585	0.2561	125.00	123.81	0.95	79.87	Avg RF
Methyl tert-butyl ether (MTBE)	0.3311	0.3215	125.00	121.36	2.92	82.70	Avg RF
1,1-Dichloroethane	0.4901	0.4991	125.00	127.29	-1.83	83.25	Avg RF
2,2-Dichloropropane	0.3588	0.3503	125.00	122.04	2.37	79.34	Avg RF
cis-1,2-Dichloroethene	0.2681	0.2617	125.00	122.02	2.38	81.57	Avg RF
Methyl ethyl ketone	0.0356	0.0360 #	1250.00	1261.64	-0.93	84.09	Avg RF
Bromochloromethane	0.1009	0.1054	125.00	130.54	-4.43	84.81	Avg RF
Chloroform	0.4836	0.4612	125.00	119.22	4.63	79.42	Avg RF
1,1,1-Trichloroethane	0.4563	0.4601	125.00	126.06	-0.85	82.04	Avg RF
Dibromofluoromethane	0.2450	0.2495	250.00	254.57	-1.83	175.79	Avg RF
Carbon tetrachloride	0.4477	0.4491	125.00	125.38	-0.31	81.08	Avg RF
1,1-Dichloropropene	0.4022	0.3955	125.00	122.92	1.66	78.26	Avg RF
1,2-Dichloroethane-d4	0.1118	0.1075	250.00	240.33	3.87	164.03	Avg RF
Benzene	1.0171	1.0118	125.00	124.34	0.52	79.87	Avg RF
1,2-Dichloroethane	0.2658	0.2565	125.00	120.62	3.51	79.23	Avg RF
-----ISTD-----							
Trichloroethene	0.7927	0.7948	125.00	125.33	-0.27	82.42	Avg RF
1,2-Dichloropropane	0.6678	0.6711	125.00	125.61	-0.49	80.52	Avg RF
Dibromomethane	0.2742	0.2760	125.00	125.82	-0.65	82.98	Avg RF
Bromodichloromethane	0.7766	0.7604	125.00	122.39	2.09	80.47	Avg RF
cis-1,3-Dichloropropene	0.8626	0.8426	125.00	122.10	2.32	78.26	Avg RF
Toluene-d8	2.5131	2.6304	250.00	261.67	-4.67	169.96	Avg RF
Toluene	1.6522	1.7179	125.00	129.97	-3.98	83.96	Avg RF
trans-1,3-Dichloropropene	0.6171	0.6331	125.00	128.24	-2.59	82.82	Avg RF
1,1,2-Trichloroethane	0.3215	0.3228	125.00	125.52	-0.42	84.24	Avg RF
Tetrachloroethene	0.6547	0.7027	125.00	134.16	-7.33	85.96	Avg RF

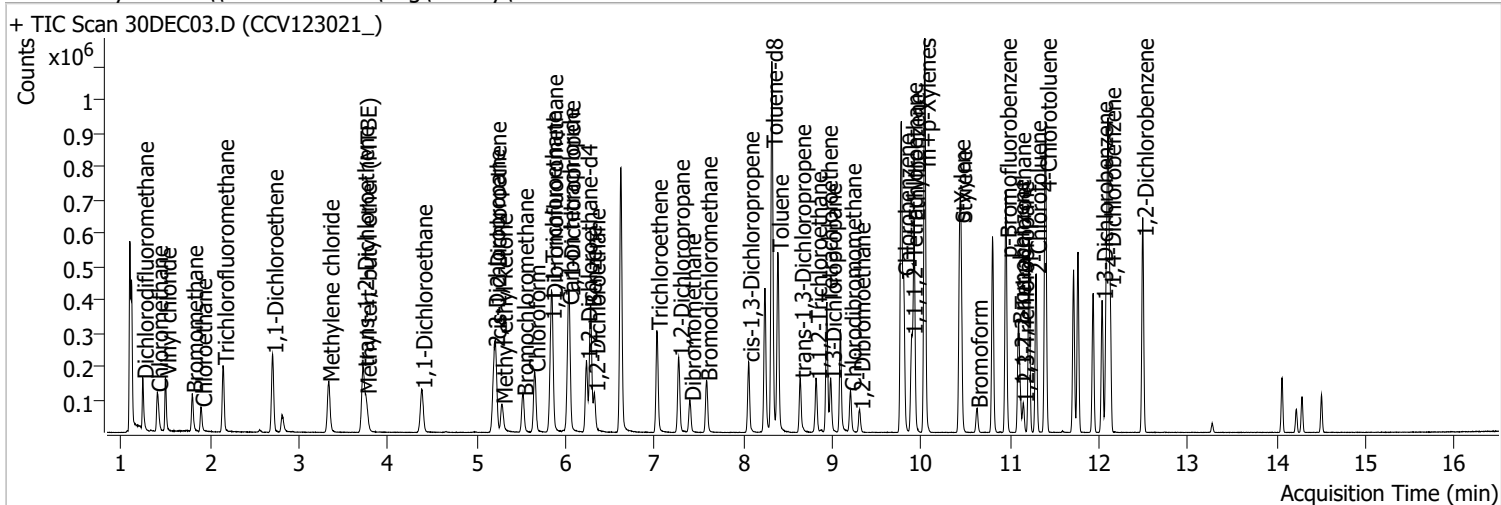
Continuing Calibration Report

Target Compound	AvgRF/R2	CC RF	Exp. Conc	Calc. Conc	%Dev	Area%	Curve Fit
1,3-Dichloropropane	0.6412	0.6410	125.00	124.97	0.02	82.36	Avg RF
Chlorodibromomethane	0.4853	0.4984	125.00	128.40	-2.72	83.64	Avg RF
1,2-Dibromoethane	0.3495	0.3555	125.00	127.17	-1.73	82.20	Avg RF
Chlorobenzene	1.7836	1.8189	125.00	127.47	-1.98	82.32	Avg RF
1,1,1,2-Tetrachloroethane	0.6067	0.6210	125.00	127.93	-2.35	82.15	Avg RF
Ethylbenzene	3.1759	3.2295	125.00	127.11	-1.69	81.74	Avg RF
m+p-Xylenes	1.2109	1.2853	250.00	265.36	-6.14	82.67	Avg RF
o-Xylene	1.0566	1.1384	125.00	134.67	-7.74	84.11	Avg RF
Styrene	1.7208	1.8602	125.00	135.13	-8.10	83.98	Avg RF
1,4-Dichlorobenzene-d4	-----ISTD-----						
Bromoform	0.3138	0.3203	125.00	127.59	-2.07	88.09	Avg RF
p-Bromofluorobenzene	0.9566	0.9634	250.00	251.77	-0.71	169.62	Avg RF
Bromobenzene	0.8276	0.8478	125.00	128.05	-2.44	86.43	Avg RF
1,1,2,2-Tetrachloroethane	0.4741	0.4676	125.00	123.29	1.37	83.97	Avg RF
1,2,3-Trichloropropane	0.1249	0.1198	125.00	119.89	4.08	80.57	Avg RF
2-Chlorotoluene	0.8558	0.8616	125.00	125.84	-0.67	85.43	Avg RF
4-Chlorotoluene	2.7644	2.8042	125.00	126.80	-1.44	82.69	Avg RF
1,3-Dichlorobenzene	1.5130	1.4845	125.00	122.65	1.88	83.79	Avg RF
1,4-Dichlorobenzene	1.5630	1.5262	125.00	122.06	2.35	84.45	Avg RF
1,2-Dichlorobenzene	1.2804	1.2552	125.00	122.54	1.97	85.33	Avg RF

A -- against Average; M -- against Mid Point; P -- against Previous CC in the Method;

Quantitation Results Report (QT Reviewed)

Data File	30DEC03.D	Operator	SBD
Acq. Method	5975CACQF.M	Acq. Date-Time	12/30/2021 10:44:11 AM
Sample Name	CCV123021_	Instrument	VOA5975C
Vial	3	Multiplier	1.00
DA Method File	VOA5975C_8260B_SHT_DoD_L4_120721.m	Comment	
Tune File	BFB_Atune3.u	Tune Date	10/11/2021 4:02:00 PM
Batch Name	VG123021_8260B_624pt1.batch.bin	Last Calib Update	1/20/2022 10:22:06 AM
Ref Library	\\MASSHUNTER\Org\Library\NIST129K.I		



Compound	RT	QIon	Resp.	Conc.	Units	Dev(Min)
Internal Standards						
M Fluorobenzene	6.620	96.0	687878	250.0000	ng	0.000
M Chlorobenzene-d5	9.772	82.0	256625	250.0000	ng	-0.003
M 1,4-Dichlorobenzene-d4	12.100	152.0	213041	250.0000	ng	0.000
System Monitoring Compounds						
S Dibromofluoromethane	5.848	113.0	168187	249.4740	ng	-0.003
Spiked Amount: 250.000	Range: 80.0 - 119.0%			Recovery = 99.79%		
S 1,2-Dichloroethane-d4	6.233	67.0	74805	243.1372	ng	0.003
Spiked Amount: 250.000	Range: 81.0 - 118.0%			Recovery = 97.25%		
S Toluene-d8	8.319	98.0	684964	265.5211	ng	0.000
Spiked Amount: 250.000	Range: 89.0 - 112.0%			Recovery = 106.21%		
S p-Bromofluorobenzene	10.951	95.0	209766	257.3221	ng	0.000
Spiked Amount: 250.000	Range: 85.0 - 114.0%			Recovery = 102.93%		
Target Compounds						
T Dichlorodifluoromethane	1.244	85.0	103357	105.0866	ng	97
T Chloromethane	1.406	50.0	124721	111.3719	ng	99
T Vinyl chloride	1.498	62.0	116471	110.5478	ng	99
T Bromomethane	1.799	96.0	55626	132.9202	ng	99
T Chloroethane	1.899	64.0	51217	87.9958	ng	98
T Trichlorofluoromethane	2.145	101.0	140026	101.7707	ng	98
T 1,1-Dichloroethene	2.702	96.0	82194	115.4396	ng	99
T Methylene chloride	3.333	49.0	109354	108.4791	ng	98
T trans-1,2-Dichloroethene	3.720	96.0	82303	115.7008	ng	99
T Methyl tert-butyl ether (MTBE)	3.751	73.0	106915	117.3540	ng	97
T 1,1-Dichloroethane	4.378	63.0	154055	114.2385	ng	99
T 2,2-Dichloropropane	5.195	77.0	121845	123.4061	ng	93
T cis-1,2-Dichloroethene	5.209	96.0	84723	114.8528	ng	100
T Methyl ethyl ketone	5.282	43.0	121130	1235.2187	ng	96
T Bromochloromethane	5.516	128.0	31952	115.0611	ng	95
T Chloroform	5.650	83.0	147651	110.9704	ng	98

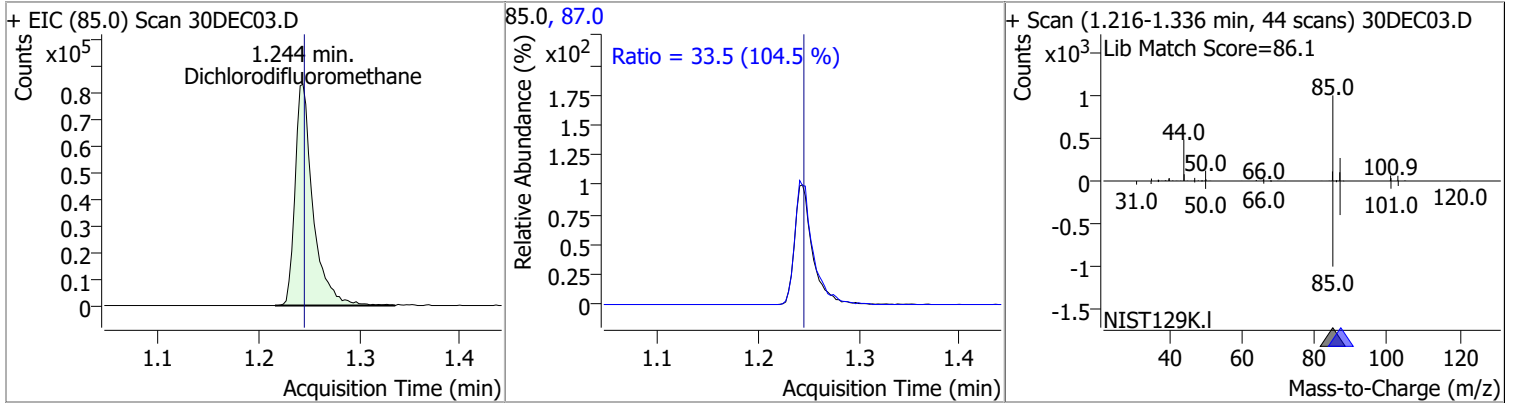
Quantitation Results Report (QT Reviewed)

Compound	RT	QIon	Resp.	Conc.	Units	Dev(Min)
T 1,1,1-Trichloroethane	5.831	97.0	143511	114.3160	ng	97
T Carbon tetrachloride	6.026	117.0	144569	117.3644	ng	99
T 1,1-Dichloropropene	6.040	75.0	126804	114.5968	ng	99
T Benzene	6.283	78.0	319349	114.1120	ng	99
T 1,2-Dichloroethane	6.322	62.0	81400	111.2833	ng	98
T Trichloroethene	7.025	95.0	93312	114.6742	ng	98
T 1,2-Dichloropropane	7.270	63.0	83127	121.2567	ng	98
T Dibromomethane	7.398	93.0	32515	115.5366	ng	94
T Bromodichloromethane	7.582	83.0	93442	117.2150	ng	98
T cis-1,3-Dichloropropene	8.057	75.0	105018	118.6094	ng	99
T Toluene	8.386	92.0	202831	119.5925	ng	100
T trans-1,3-Dichloropropene	8.637	75.0	76365	120.5454	ng	97
T 1,1,2-Trichloroethane	8.818	83.0	38975	118.1142	ng	99
T Tetrachloroethene	8.938	163.8	82188	122.2893	ng	98
T 1,3-Dichloropropane	8.982	76.0	76627	116.4222	ng	98
T Chlorodibromomethane	9.203	129.0	60606	121.6686	ng	99
T 1,2-Dibromoethane	9.303	107.0	41454	115.5563	ng	100
T Chlorobenzene	9.802	112.0	216812	118.4192	ng	99
T 1,1,1,2-Tetrachloroethane	9.891	131.0	74912	120.2829	ng	99
T Ethylbenzene	9.919	91.0	391265	120.0175	ng	100
T m+p-Xylenes	10.039	106.0	309039	248.6156	ng	97
T o-Xylene	10.430	106.0	134955	124.4228	ng	97
T Styrene	10.446	104.0	222581	126.0084	ng	99
T Bromoform	10.625	172.5	32752	122.4701	ng	97
T Bromobenzene	11.093	156.0	82720	117.2910	ng	96
T 1,1,2,2-Tetrachloroethane	11.113	83.0	47132	116.6622	ng	100
T 1,2,3-Trichloropropane	11.146	110.0	12159	114.2354	ng	100
T 2-Chlorotoluene	11.289	126.0	84089	115.3029	ng	94
T 4-Chlorotoluene	11.400	91.0	279742	118.7519	ng	98
T 1,3-Dichlorobenzene	12.033	146.0	147527	114.4231	ng	99
T 1,4-Dichlorobenzene	12.125	146.0	150919	113.3064	ng	99
T 1,2-Dichlorobenzene	12.493	146.0	124459	114.0646	ng	97

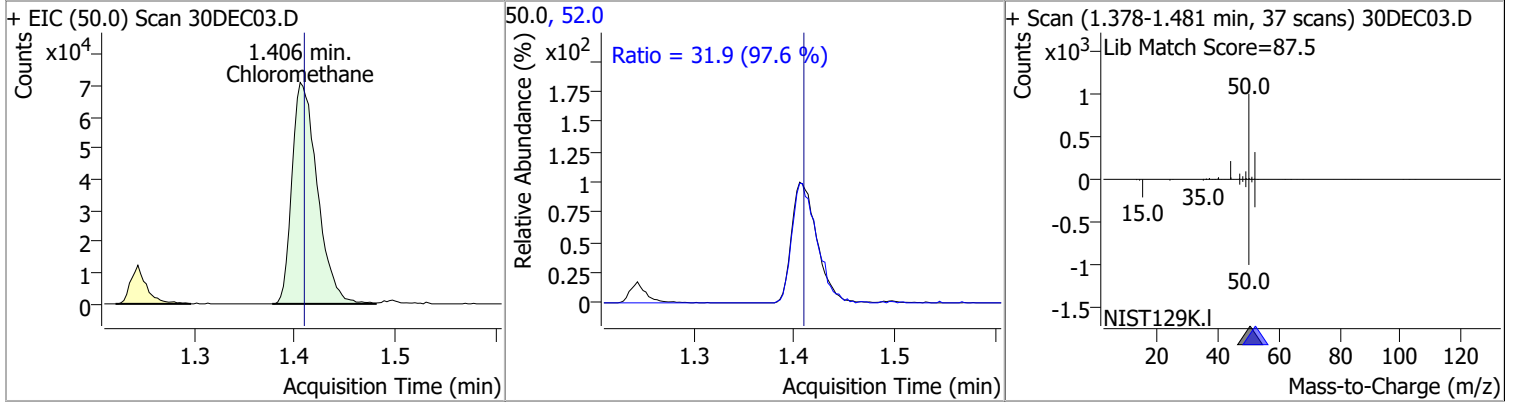
(#) = Qualifier Out of Range; (m) = Manual Integration; (+) = Area Summed; (*) = Surrogate Percent Recovery Out of Range; (d): Zeroed Peak

Quantitation Results Report (QT Reviewed)

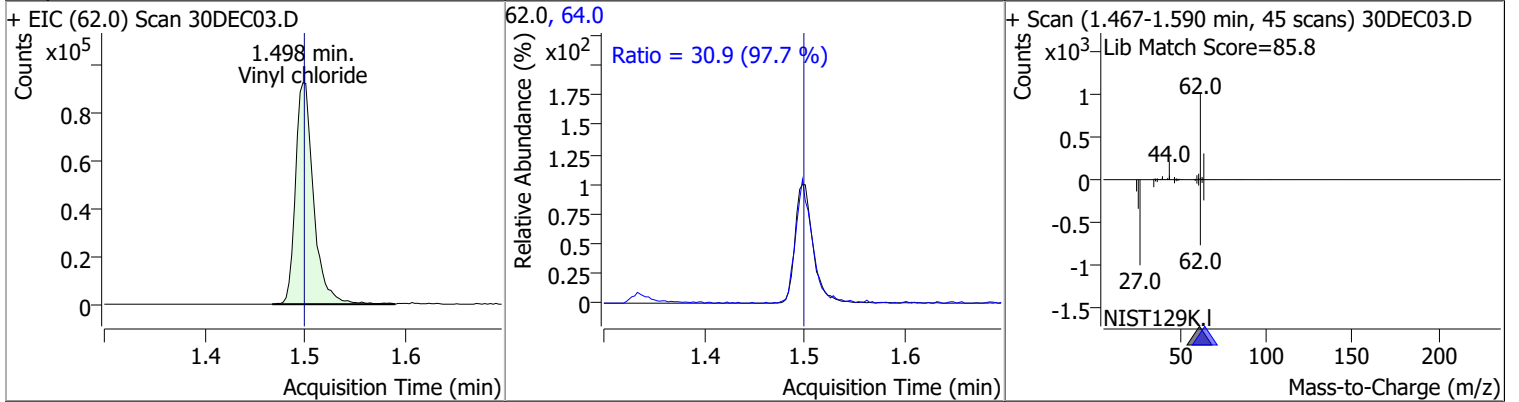
Compound	Conc.	RT	Dev(Min)	Resp.	QIon	QRatio	Lower	Upper
Dichlorodifluoromethane	105.0866	1.24	0.00	103357	87.0	33.5	2.0	62.0



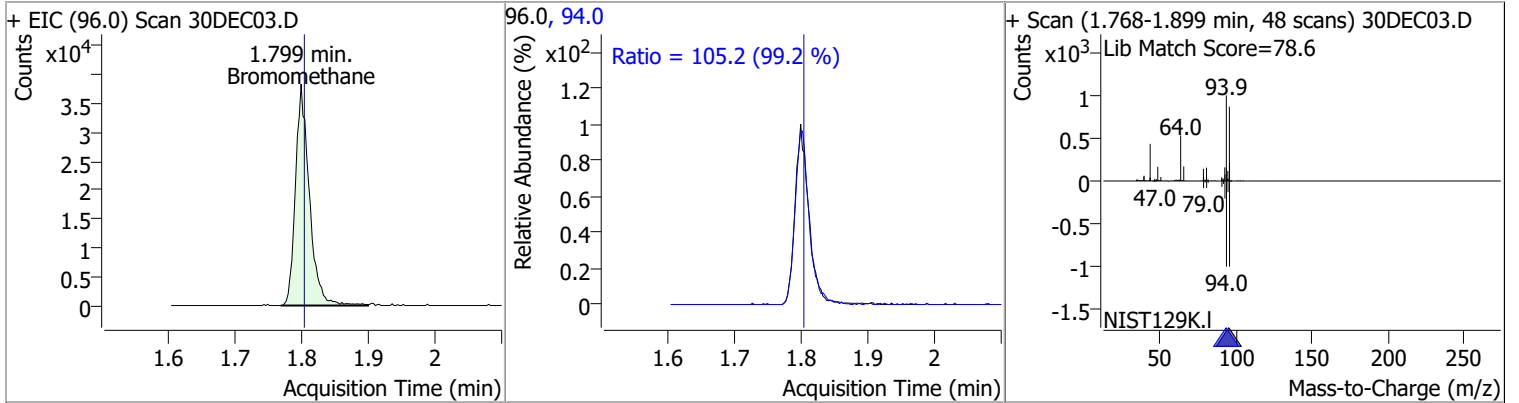
Compound	Conc.	RT	Dev(Min)	Resp.	QIon	QRatio	Lower	Upper
Chloromethane	111.3719	1.41	0.00	124721	52.0	31.9	2.7	62.7



Compound	Conc.	RT	Dev(Min)	Resp.	QIon	QRatio	Lower	Upper
Vinyl chloride	110.5478	1.50	0.00	116471	64.0	30.9	1.6	61.6

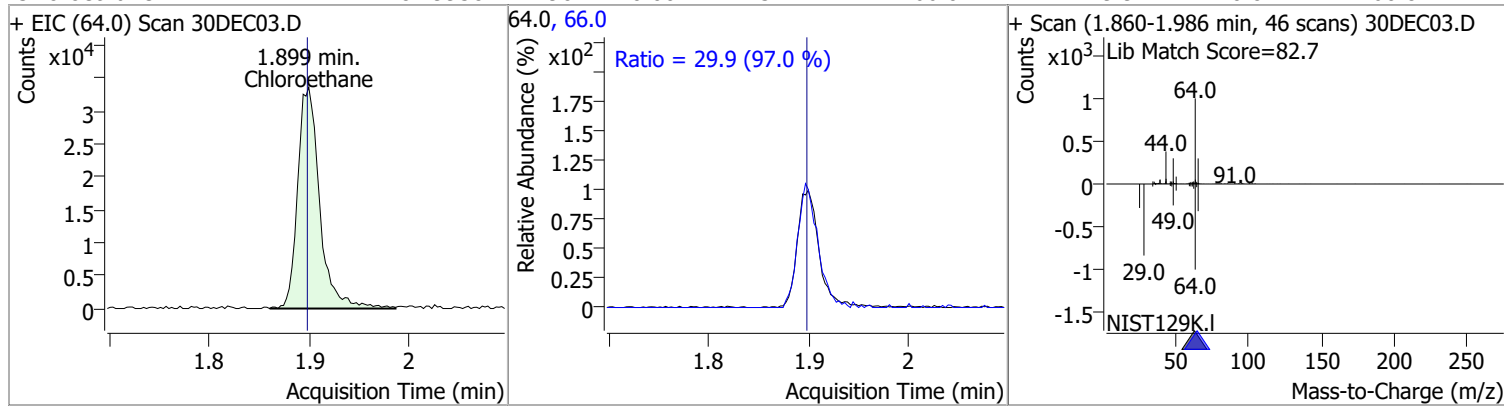


Compound	Conc.	RT	Dev(Min)	Resp.	QIon	QRatio	Lower	Upper
Bromomethane	132.9202	1.80	0.00	55626	94.0	105.2	76.0	136.0

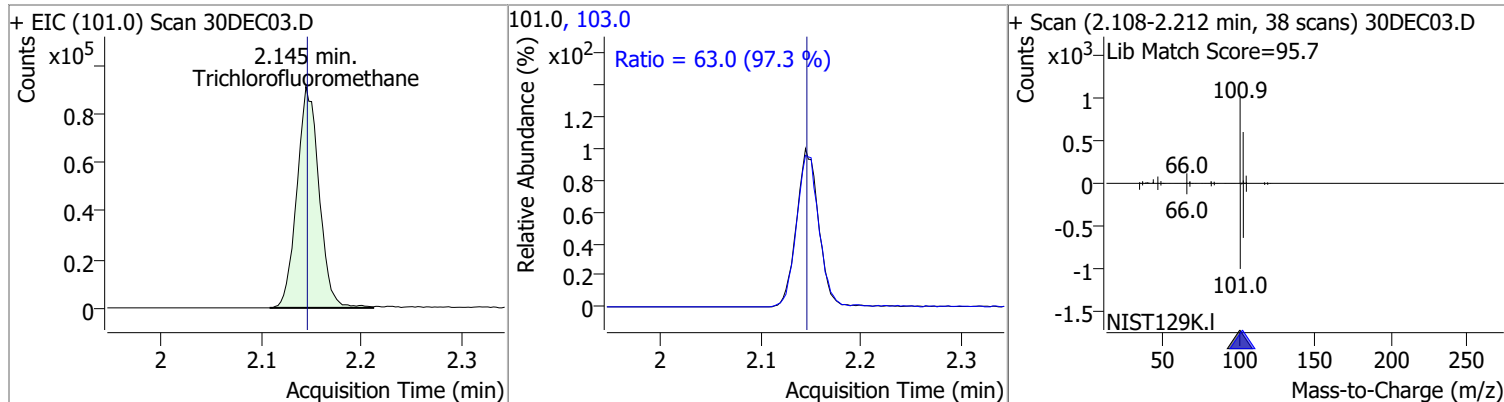


Quantitation Results Report (QT Reviewed)

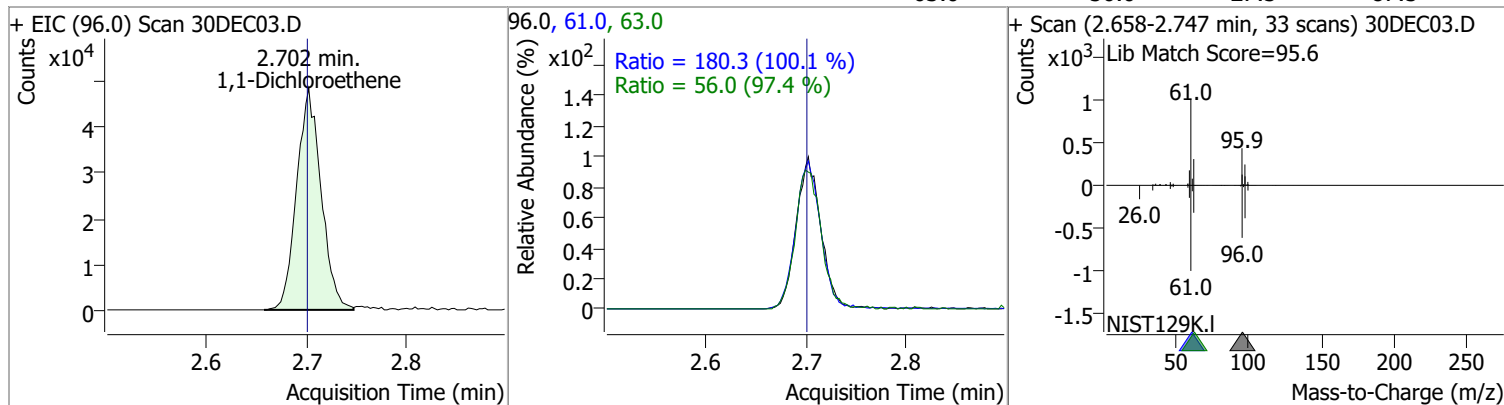
Compound	Conc.	RT	Dev(Min)	Resp.	QIon	QRatio	Lower	Upper
Chloroethane	87.9958	1.90	0.00	51217	66.0	29.9	0.8	60.8



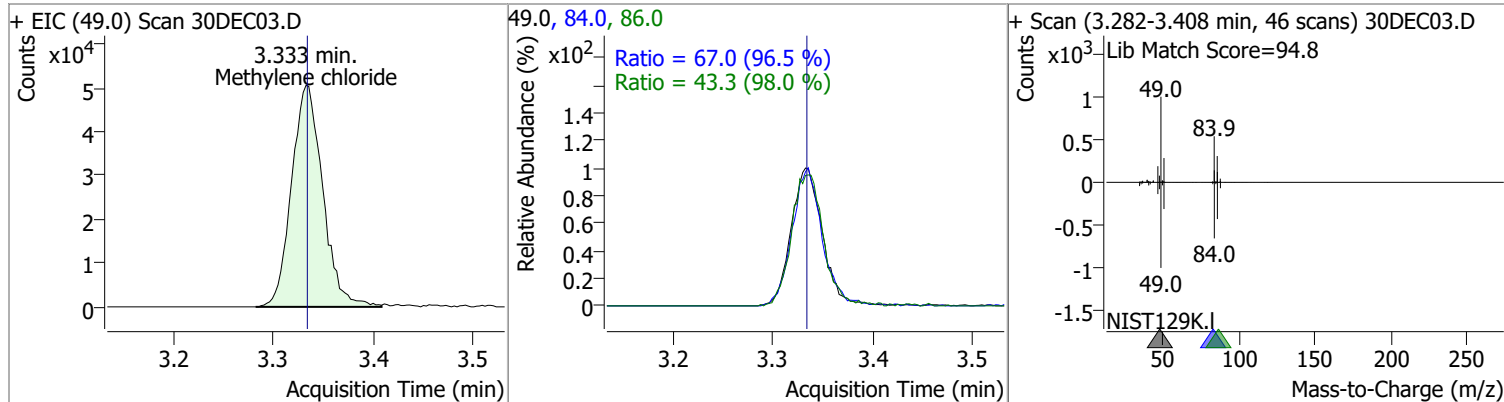
Compound	Conc.	RT	Dev(Min)	Resp.	QIon	QRatio	Lower	Upper
Trichlorofluoromethane	101.7707	2.14	0.00	140026	103.0	63.0	34.8	94.8



Compound	Conc.	RT	Dev(Min)	Resp.	QIon	QRatio	Lower	Upper
1,1-Dichloroethene	115.4396	2.70	0.00	82194	61.0	180.3	150.1	210.1
					63.0	56.0	27.5	87.5

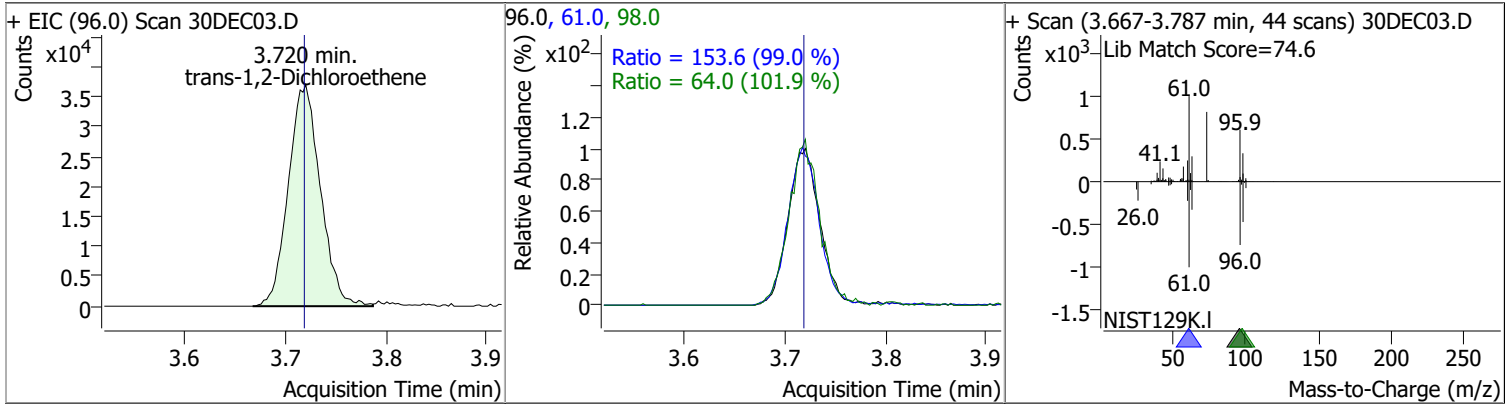


Compound	Conc.	RT	Dev(Min)	Resp.	QIon	QRatio	Lower	Upper
Methylene chloride	108.4791	3.33	0.00	109354	84.0	67.0	39.4	99.4
					86.0	43.3	14.1	74.1

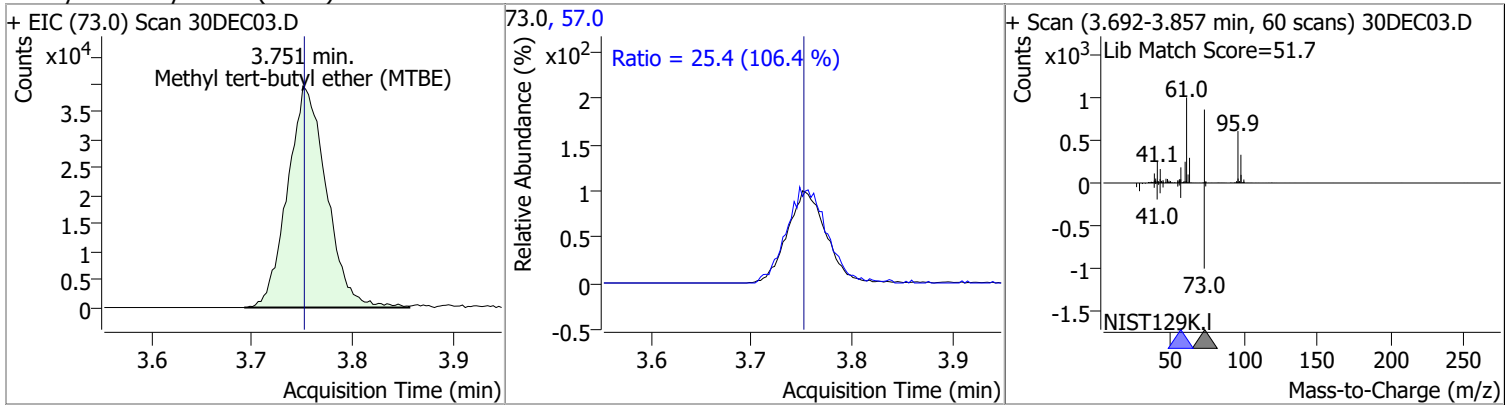


Quantitation Results Report (QT Reviewed)

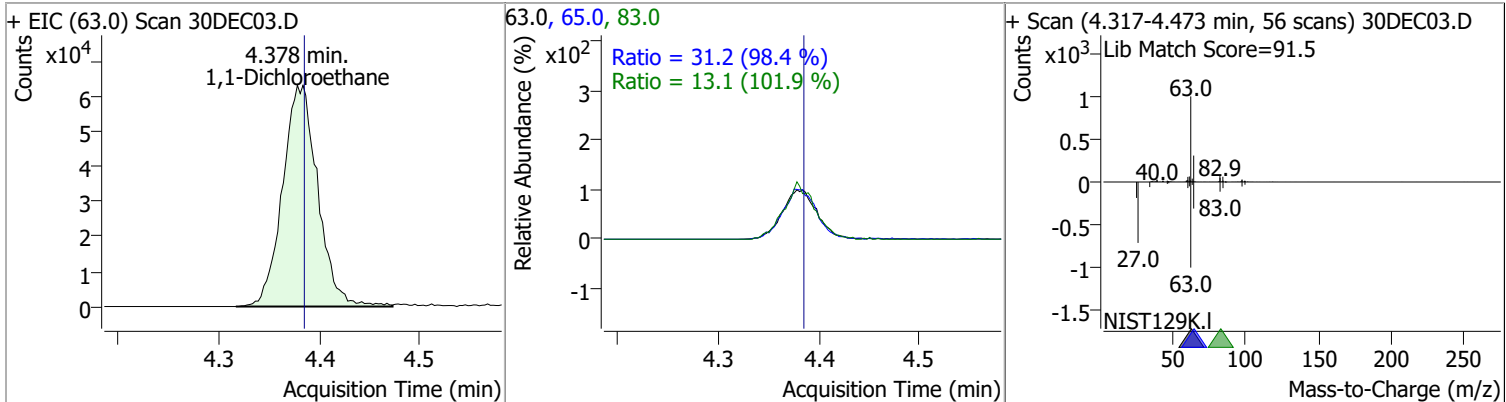
Compound	Conc.	RT	Dev(Min)	Resp.	QIon	QRatio	Lower	Upper
trans-1,2-Dichloroethene	115.7008	3.72	0.00	82303	61.0	153.6	125.1	185.1
					98.0	64.0	32.8	92.8



Compound	Conc.	RT	Dev(Min)	Resp.	QIon	QRatio	Lower	Upper
Methyl tert-butyl ether (MTBE)	117.3540	3.75	0.00	106915	57.0	25.4	0.0	53.9

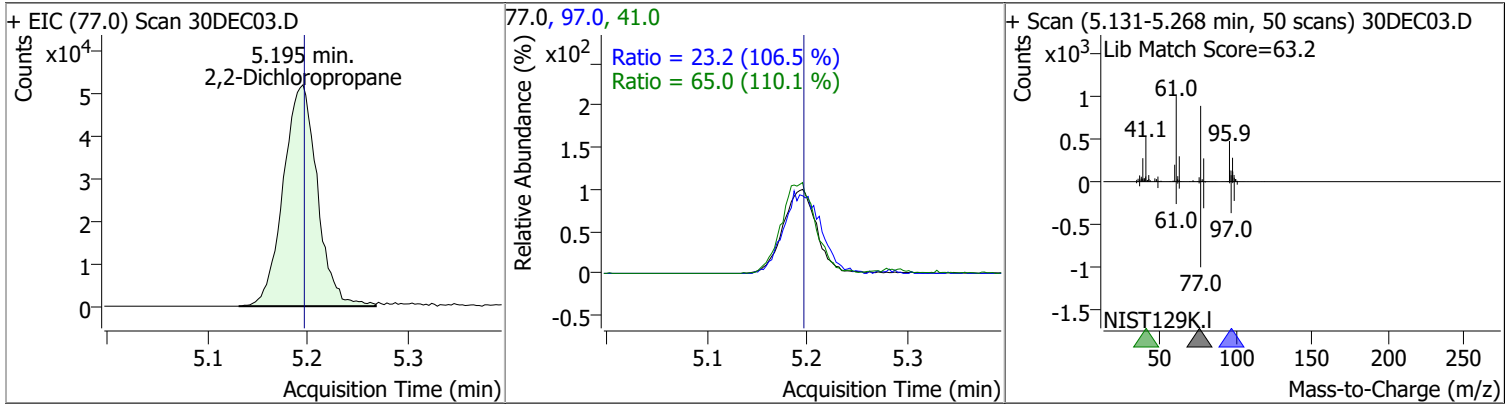


Compound	Conc.	RT	Dev(Min)	Resp.	QIon	QRatio	Lower	Upper
1,1-Dichloroethane	114.2385	4.38	-0.01	154055	65.0	31.2	1.7	61.7
					83.0	13.1	0.0	42.8

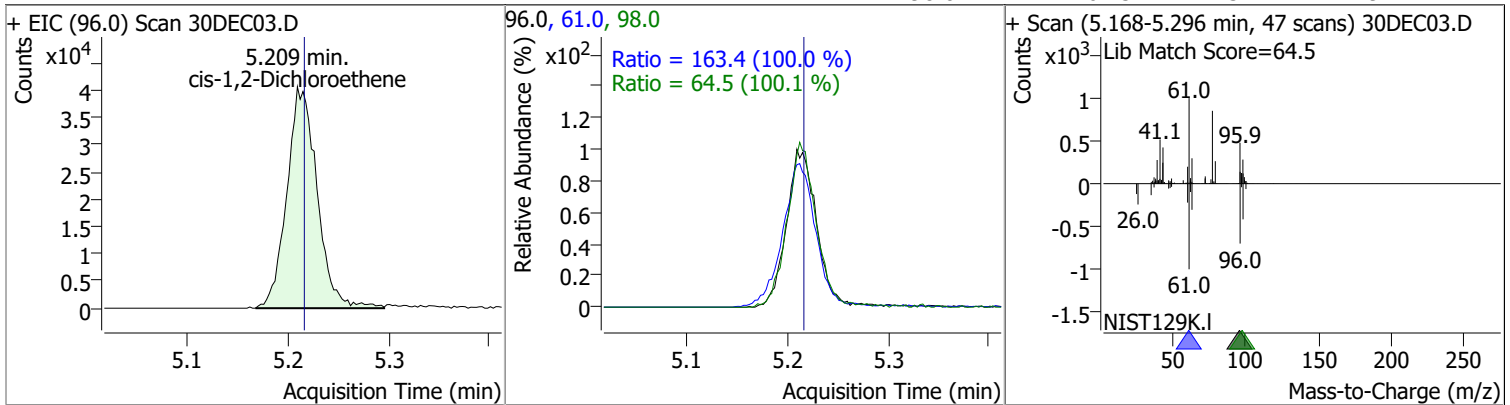


Quantitation Results Report (QT Reviewed)

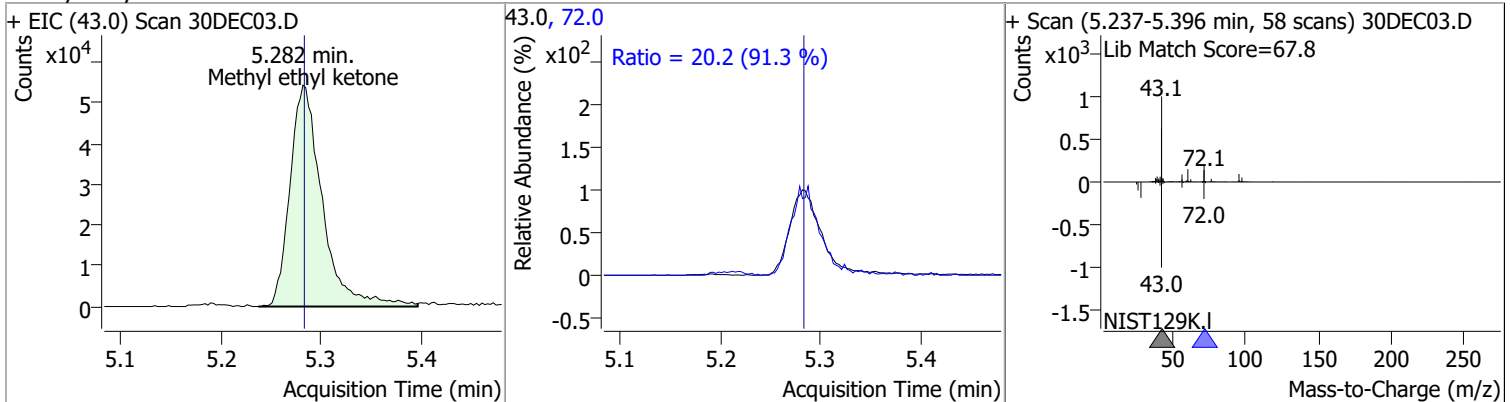
Compound	Conc.	RT	Dev(Min)	Resp.	QIon	QRatio	Lower	Upper
2,2-Dichloropropane	123.4061	5.20	0.00	121845	41.0	65.0	29.0	89.0
					97.0	23.2	0.0	51.8



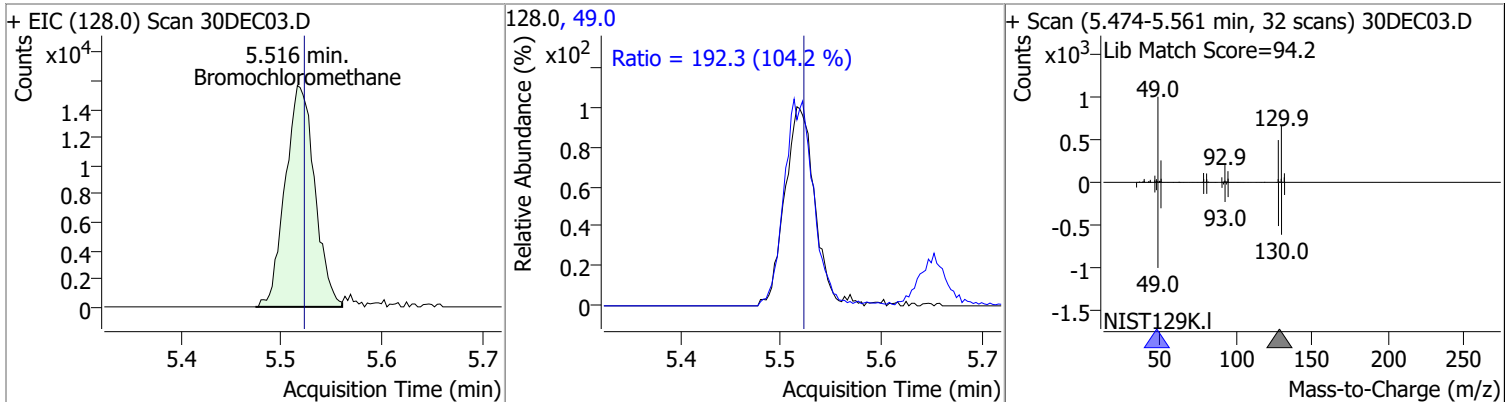
Compound	Conc.	RT	Dev(Min)	Resp.	QIon	QRatio	Lower	Upper
cis-1,2-Dichloroethene	114.8528	5.21	-0.01	84723	61.0	163.4	133.3	193.3
					98.0	64.5	34.4	94.4



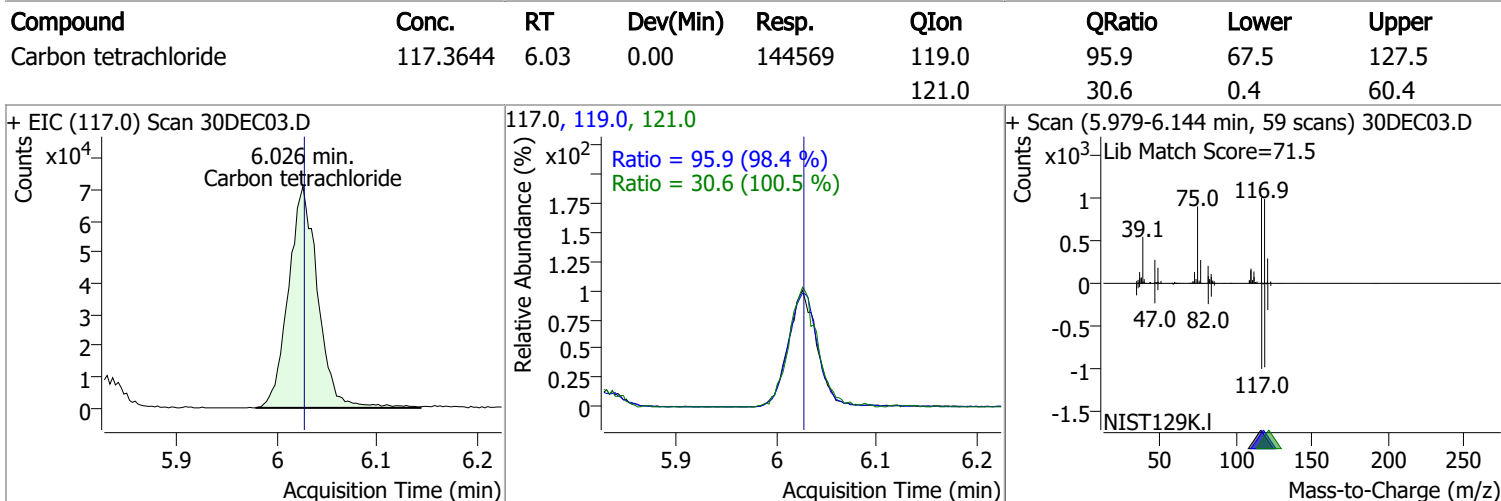
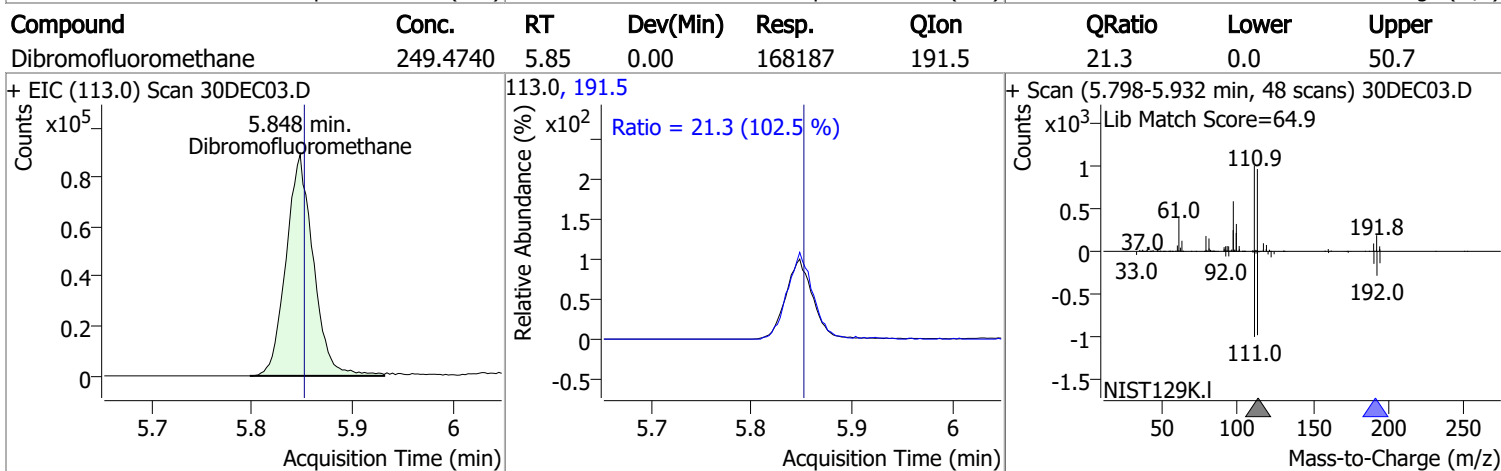
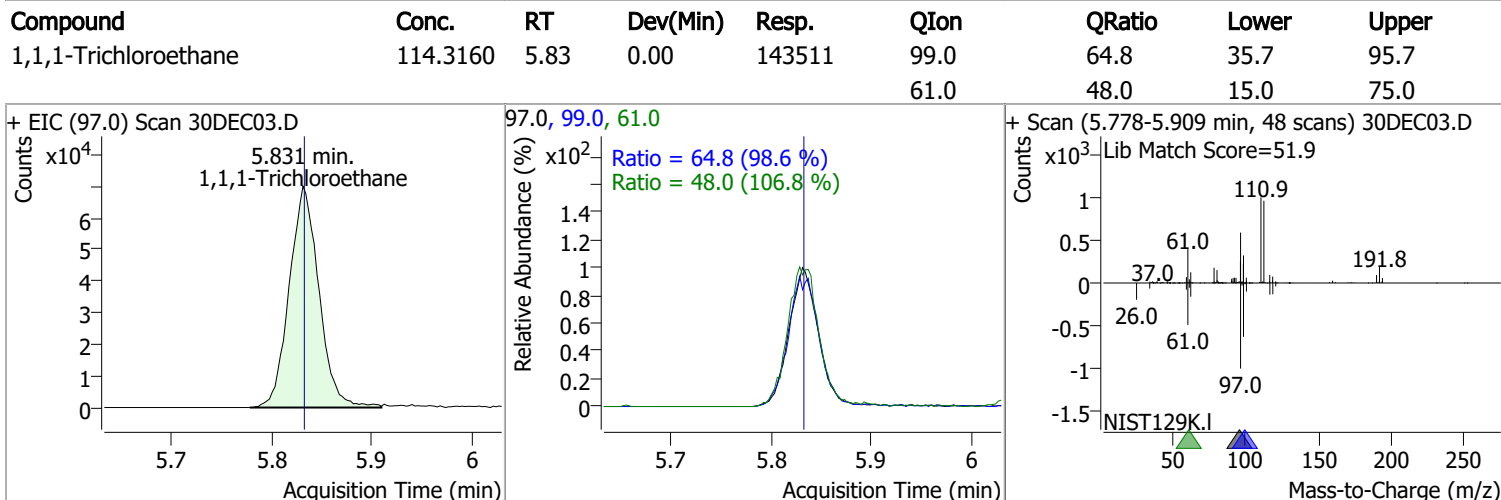
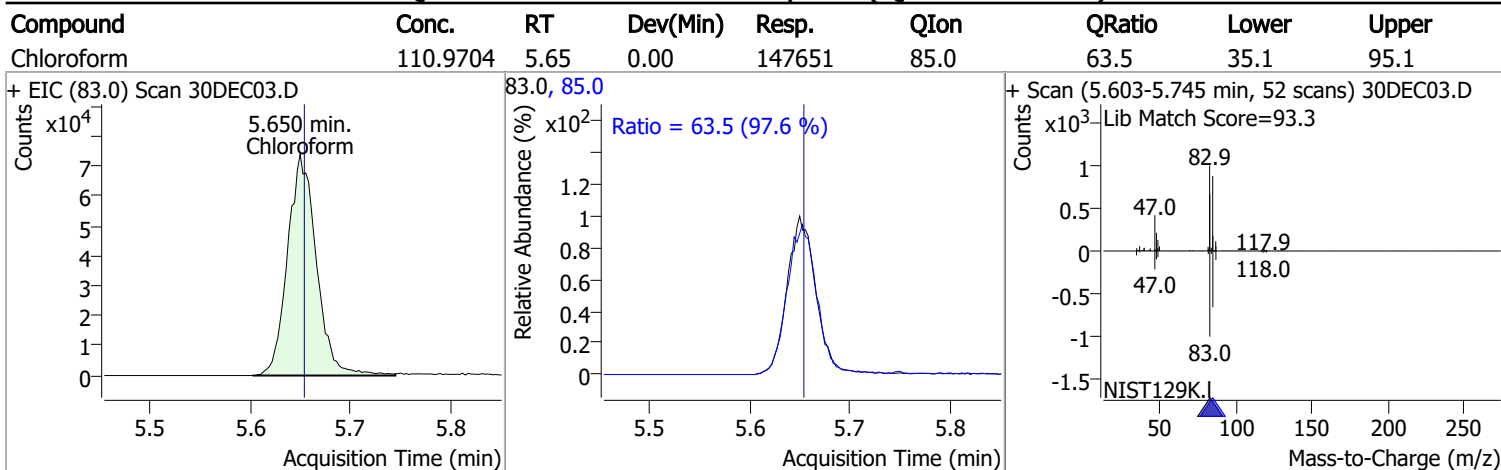
Compound	Conc.	RT	Dev(Min)	Resp.	QIon	QRatio	Lower	Upper
Methyl ethyl ketone	1235.2187	5.28	0.00	121130	72.0	20.2	0.0	52.2



Compound	Conc.	RT	Dev(Min)	Resp.	QIon	QRatio	Lower	Upper
Bromochloromethane	115.0611	5.52	-0.01	31952	49.0	192.3	154.6	214.6

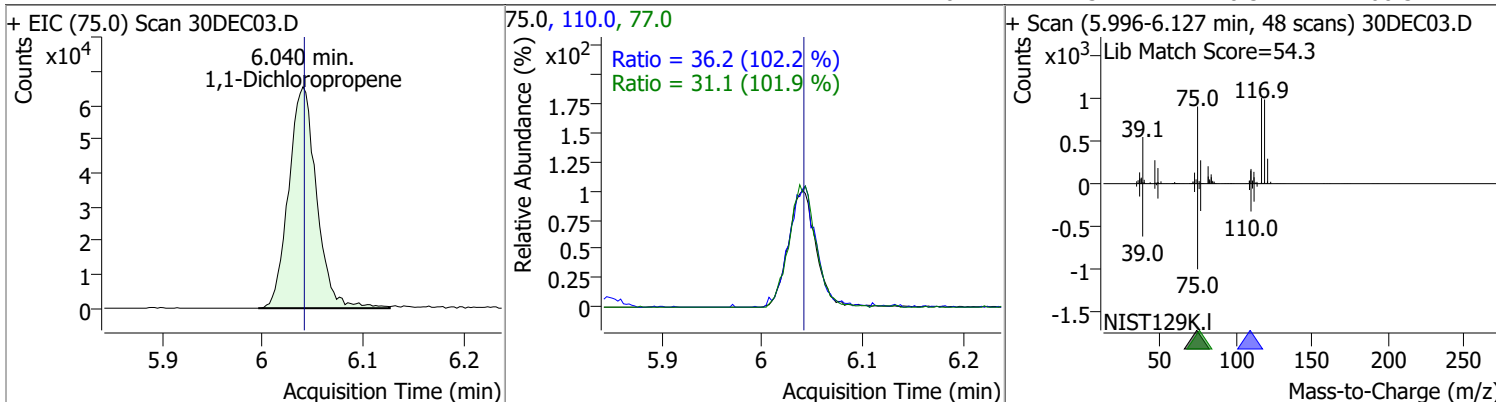


Quantitation Results Report (QT Reviewed)

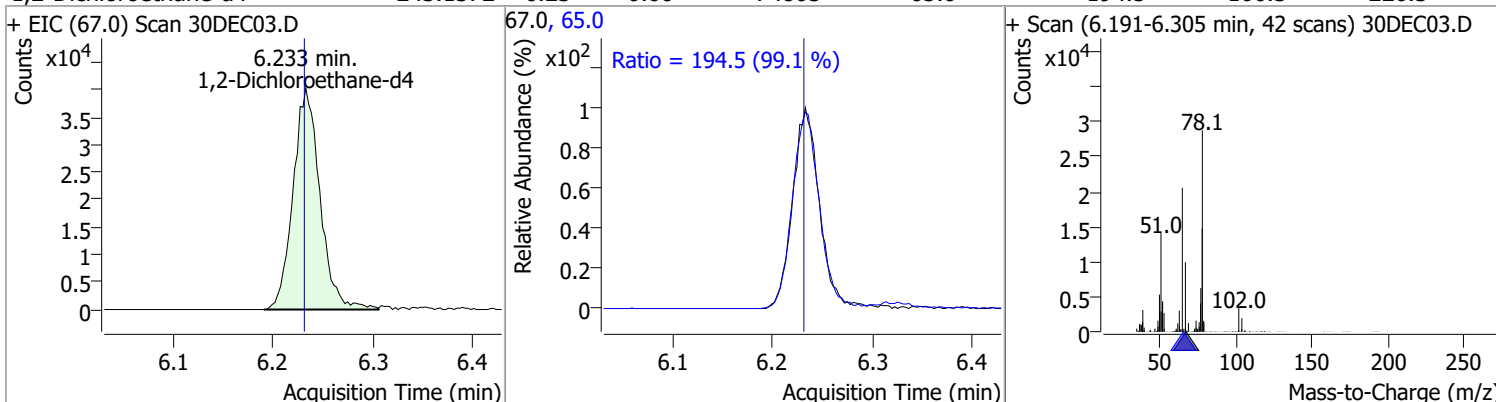


Quantitation Results Report (QT Reviewed)

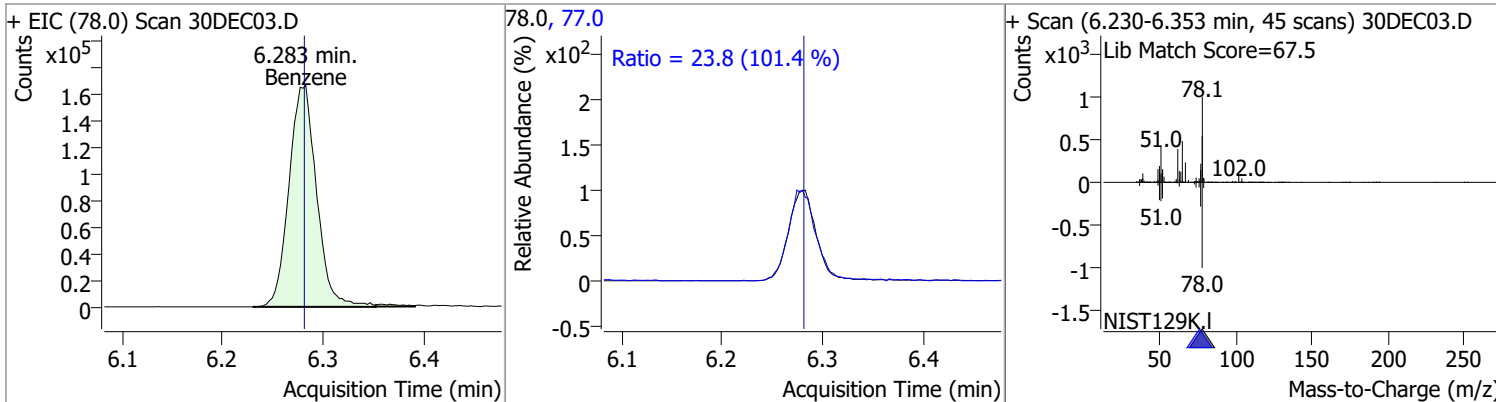
Compound	Conc.	RT	Dev(Min)	Resp.	QIon	QRatio	Lower	Upper
1,1-Dichloropropene	114.5968	6.04	0.00	126804	110.0	36.2	5.4	65.4
					77.0	31.1	0.5	60.5



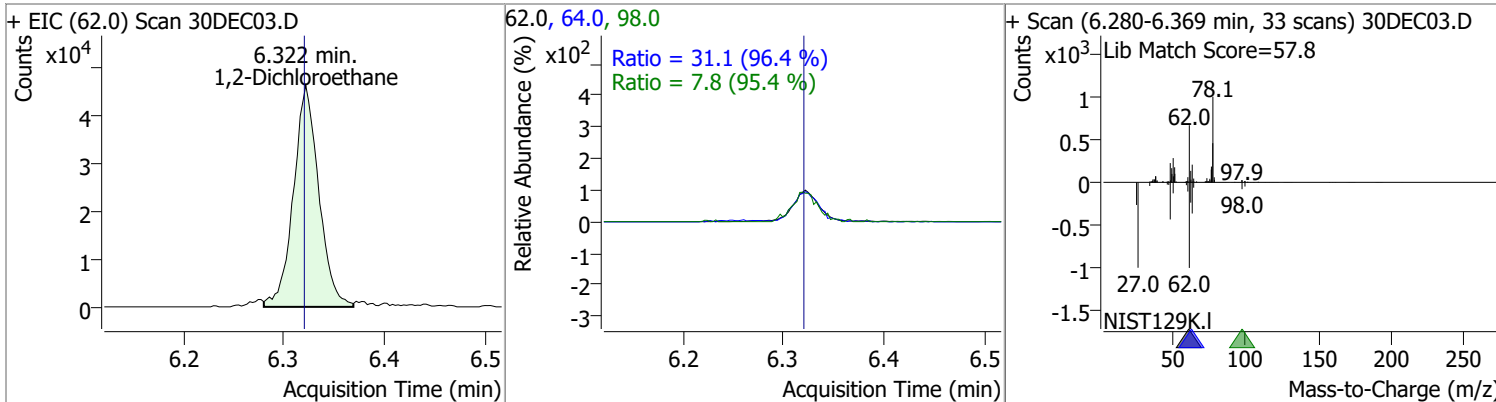
Compound	Conc.	RT	Dev(Min)	Resp.	QIon	QRatio	Lower	Upper
1,2-Dichloroethane-d4	243.1372	6.23	0.00	74805	65.0	194.5	166.3	226.3



Compound	Conc.	RT	Dev(Min)	Resp.	QIon	QRatio	Lower	Upper
Benzene	114.1120	6.28	0.00	319349	77.0	23.8	0.0	53.5

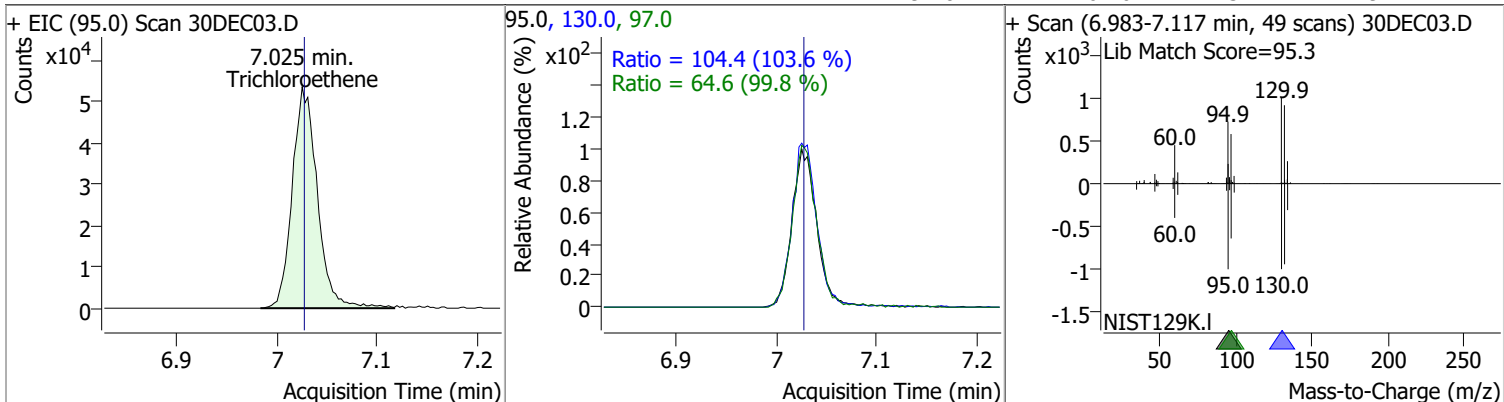


Compound	Conc.	RT	Dev(Min)	Resp.	QIon	QRatio	Lower	Upper
1,2-Dichloroethane	111.2833	6.32	0.00	81400	64.0	31.1	2.3	62.3
					98.0	7.8	0.0	38.2

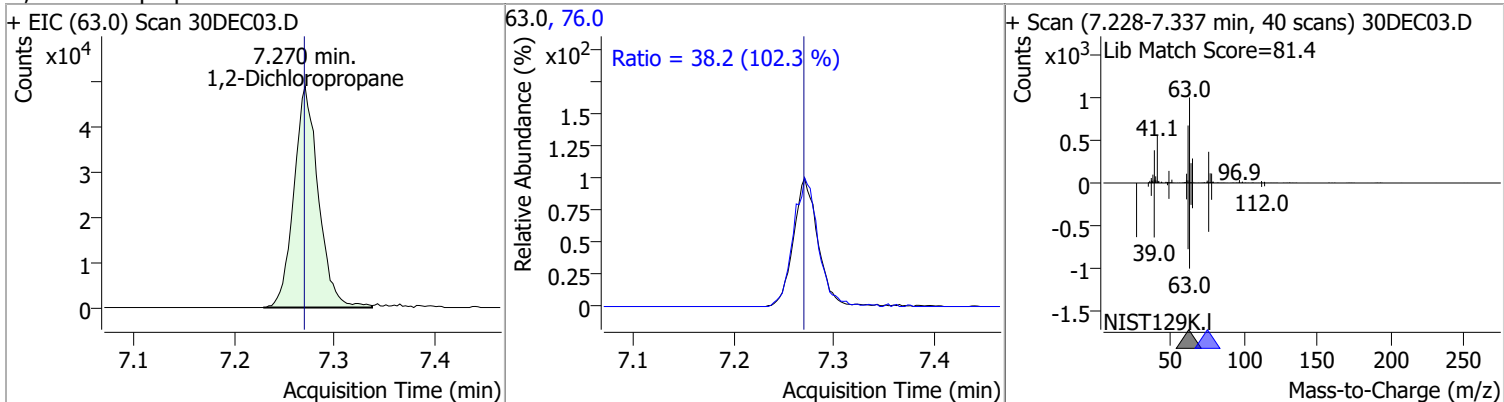


Quantitation Results Report (QT Reviewed)

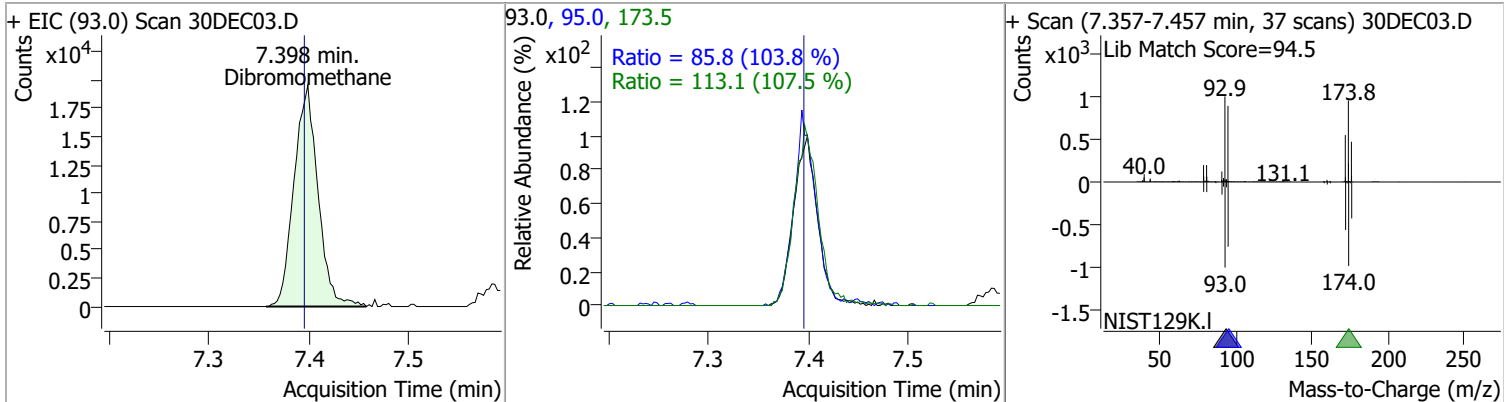
Compound	Conc.	RT	Dev(Min)	Resp.	QIon	QRatio	Lower	Upper
Trichloroethene	114.6742	7.02	0.00	93312	130.0	104.4	70.8	130.8
					97.0	64.6	34.7	94.7



Compound	Conc.	RT	Dev(Min)	Resp.	QIon	QRatio	Lower	Upper
1,2-Dichloropropane	121.2567	7.27	0.00	83127	76.0	38.2	7.3	67.3

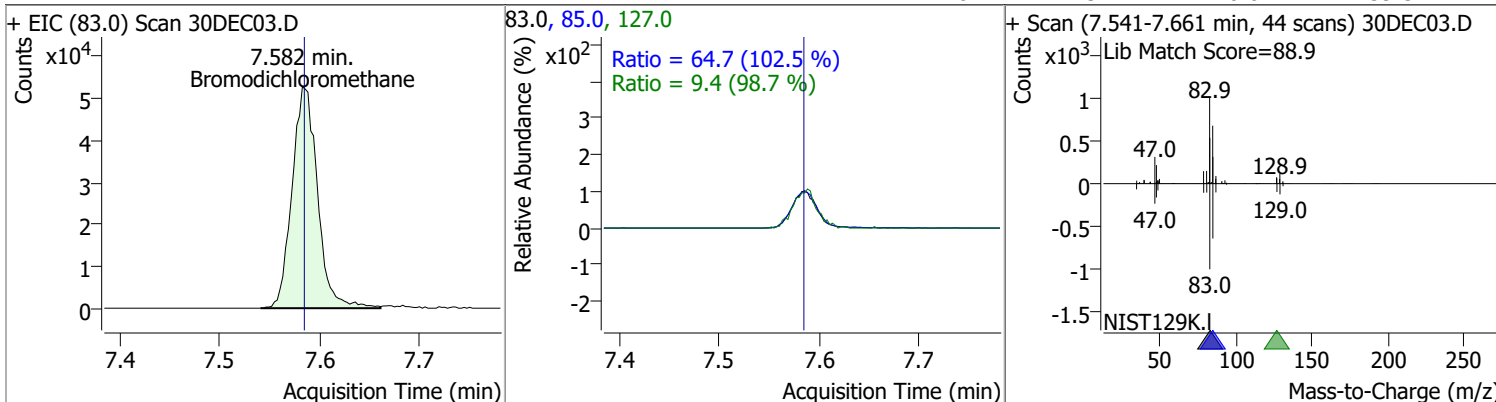


Compound	Conc.	RT	Dev(Min)	Resp.	QIon	QRatio	Lower	Upper
Dibromomethane	115.5366	7.40	0.00	32515	173.5	113.1	75.2	135.2
					95.0	85.8	52.6	112.6

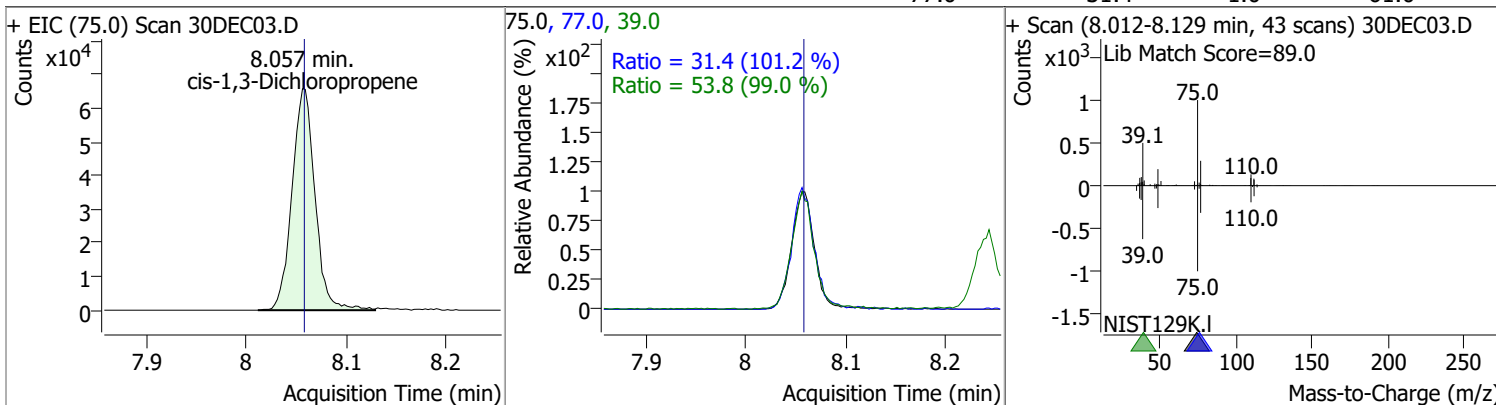


Quantitation Results Report (QT Reviewed)

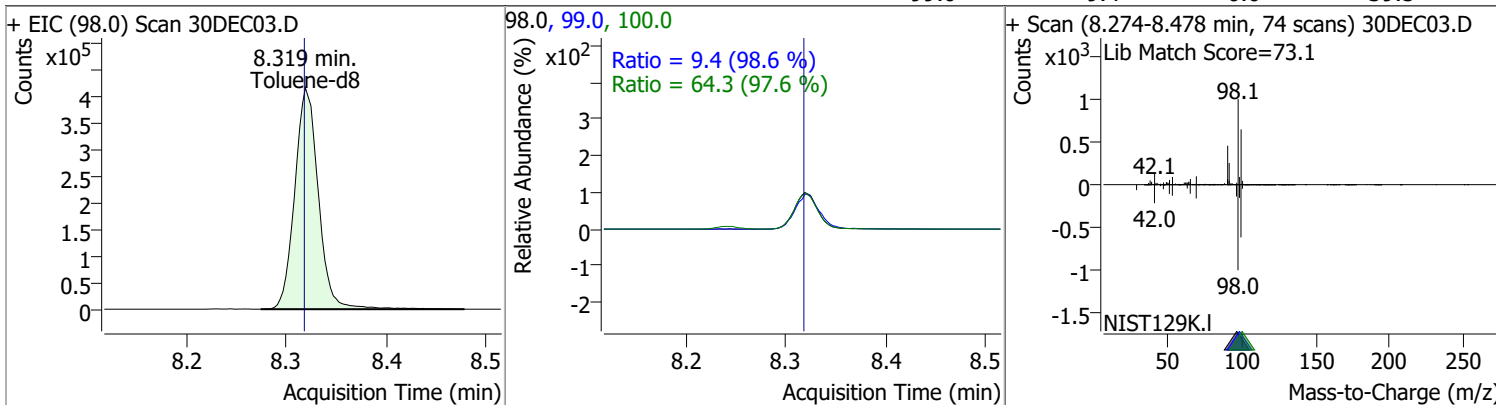
Compound	Conc.	RT	Dev(Min)	Resp.	QIon	QRatio	Lower	Upper
Bromodichloromethane	117.2150	7.58	0.00	93442	85.0	64.7	33.1	93.1
					127.0	9.4	0.0	39.5



Compound	Conc.	RT	Dev(Min)	Resp.	QIon	QRatio	Lower	Upper
cis-1,3-Dichloropropene	118.6094	8.06	0.00	105018	39.0	53.8	24.3	84.3
					77.0	31.4	1.0	61.0

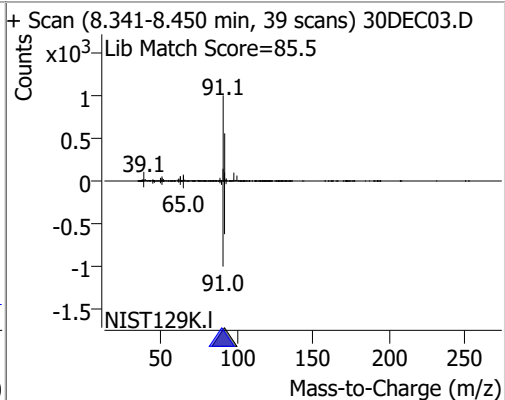
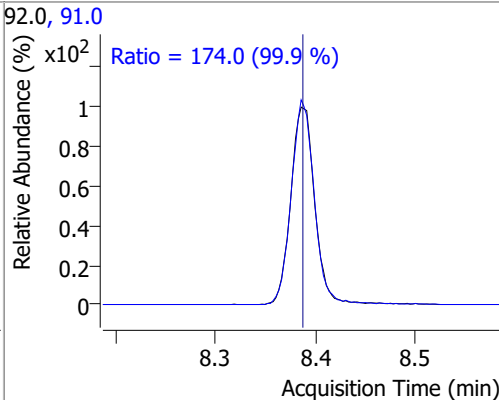
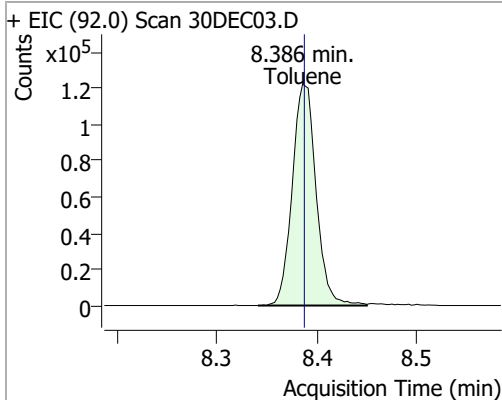


Compound	Conc.	RT	Dev(Min)	Resp.	QIon	QRatio	Lower	Upper
Toluene-d8	265.5211	8.32	0.00	684964	100.0	64.3	35.9	95.9
					99.0	9.4	0.0	39.5

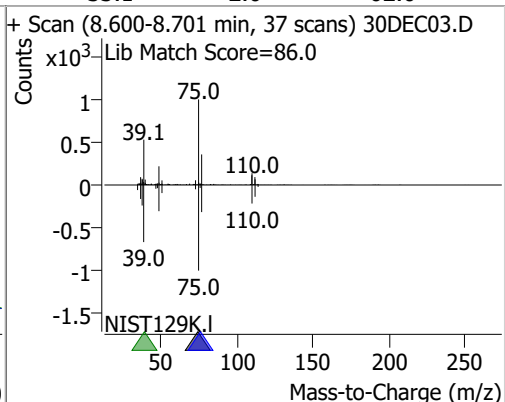
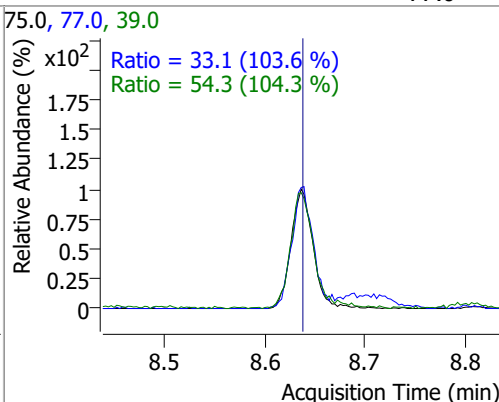
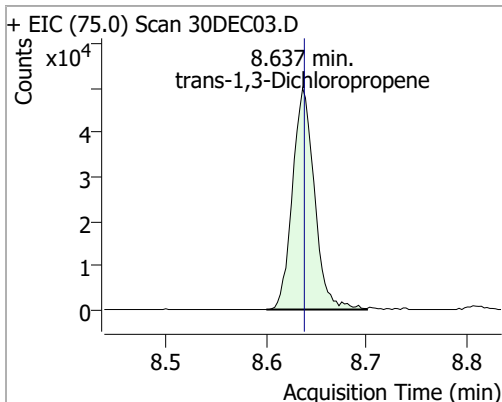


Quantitation Results Report (QT Reviewed)

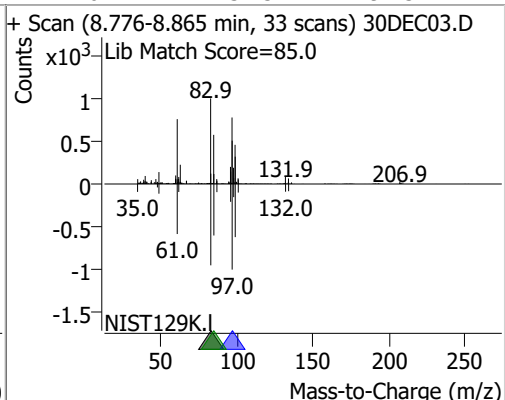
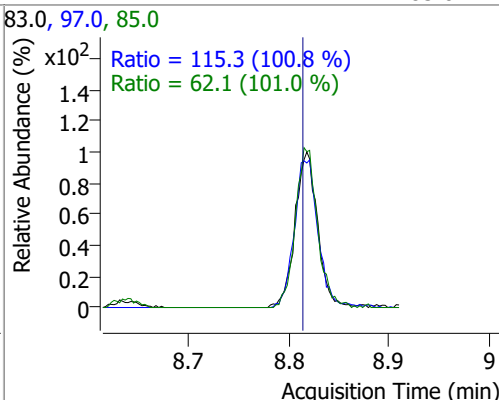
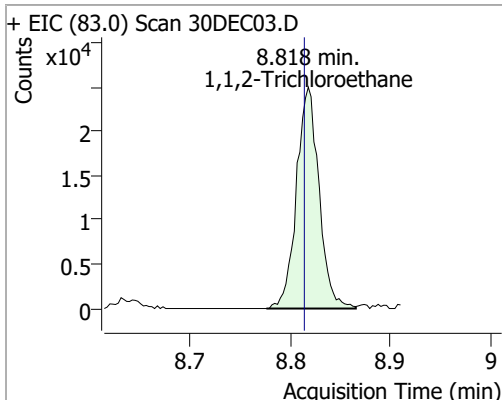
Compound	Conc.	RT	Dev(Min)	Resp.	QIon	QRatio	Lower	Upper
Toluene	119.5925	8.39	0.00	202831	91.0	174.0	144.3	204.3



Compound	Conc.	RT	Dev(Min)	Resp.	QIon	QRatio	Lower	Upper
trans-1,3-Dichloropropene	120.5454	8.64	0.00	76365	39.0	54.3	22.1	82.1
					77.0	33.1	2.0	62.0

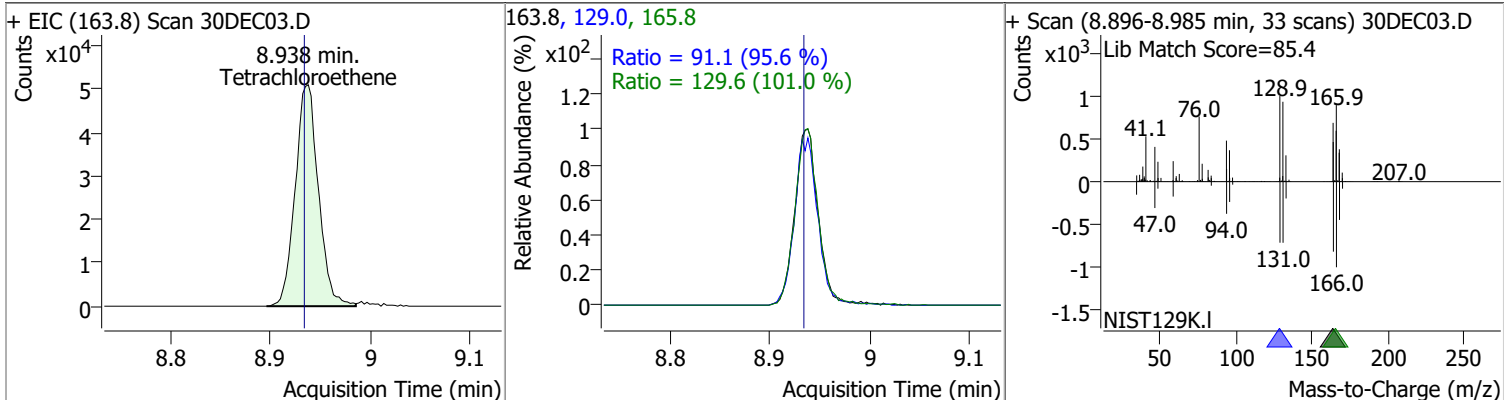


Compound	Conc.	RT	Dev(Min)	Resp.	QIon	QRatio	Lower	Upper
1,1,2-Trichloroethane	118.1142	8.82	0.00	38975	97.0	115.3	84.3	144.3
					85.0	62.1	31.5	91.5

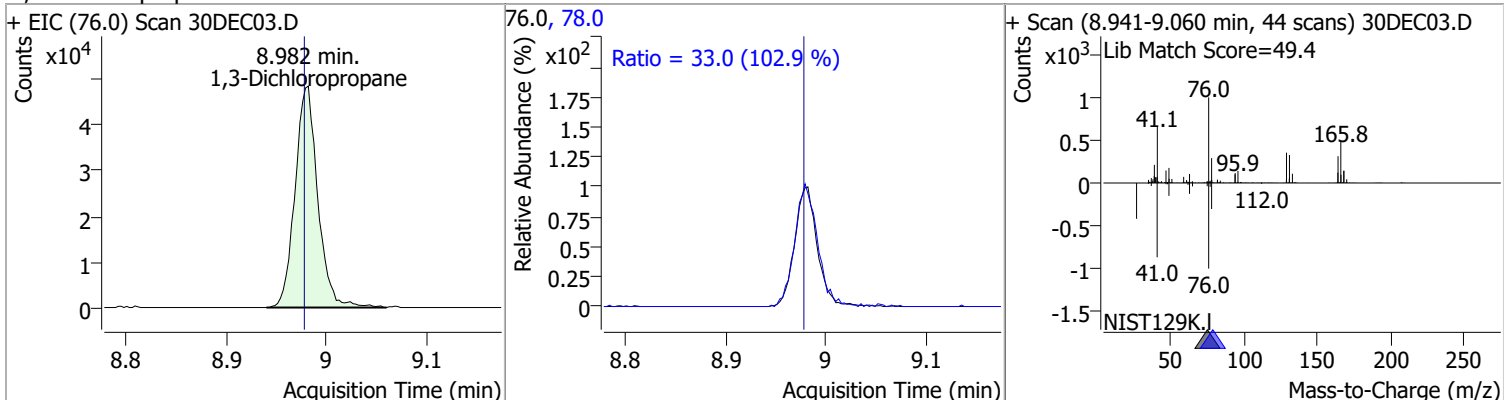


Quantitation Results Report (QT Reviewed)

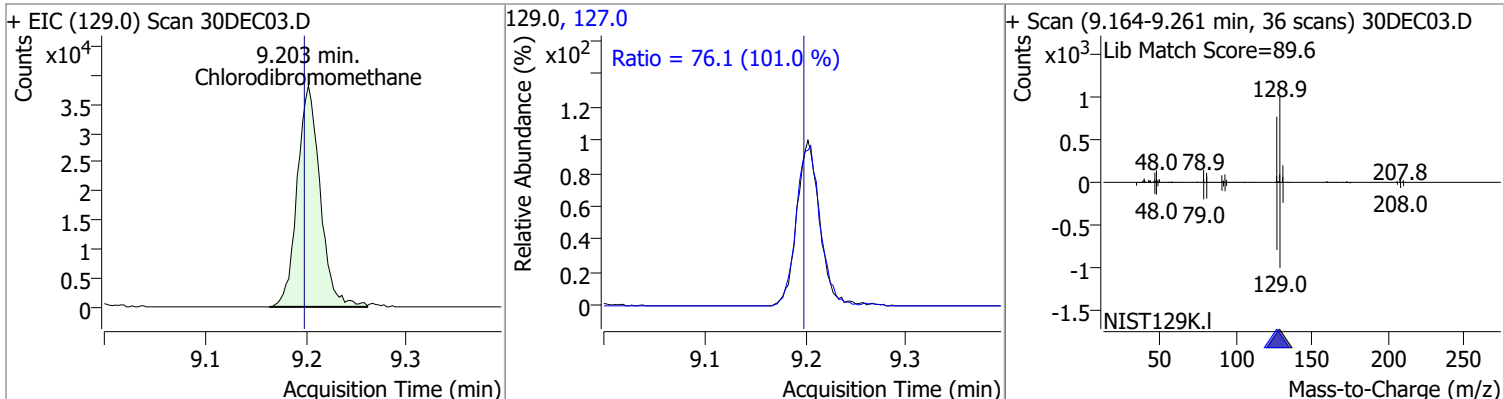
Compound	Conc.	RT	Dev(Min)	Resp.	QIon	QRatio	Lower	Upper
Tetrachloroethene	122.2893	8.94	0.00	82188	165.8	129.6	98.3	158.3
					129.0	91.1	65.3	125.3



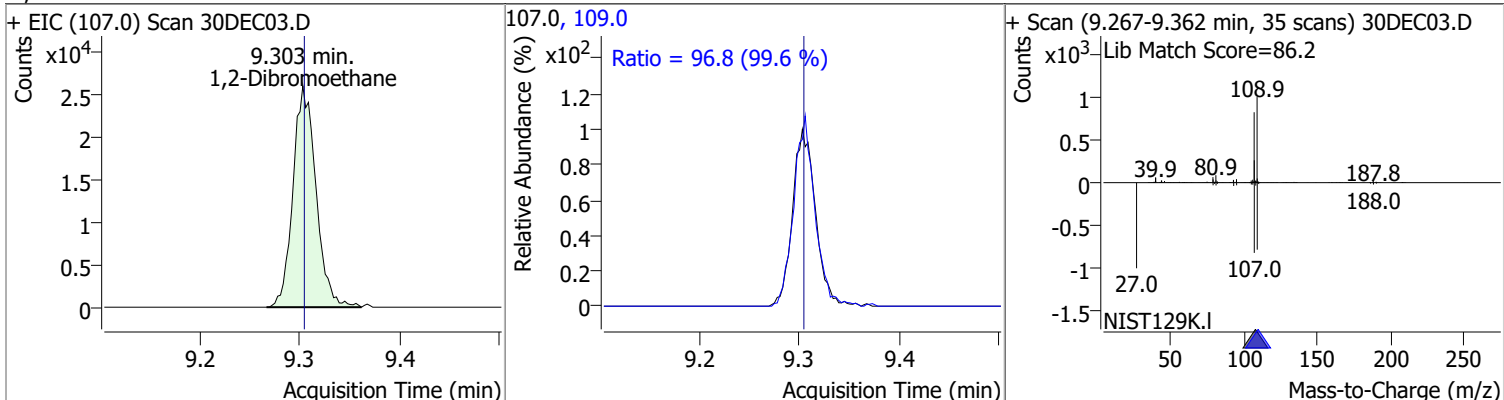
Compound	Conc.	RT	Dev(Min)	Resp.	QIon	QRatio	Lower	Upper
1,3-Dichloropropane	116.4222	8.98	0.00	76627	78.0	33.0	2.1	62.1



Compound	Conc.	RT	Dev(Min)	Resp.	QIon	QRatio	Lower	Upper
Chlorodibromomethane	121.6686	9.20	0.00	60606	127.0	76.1	45.3	105.3

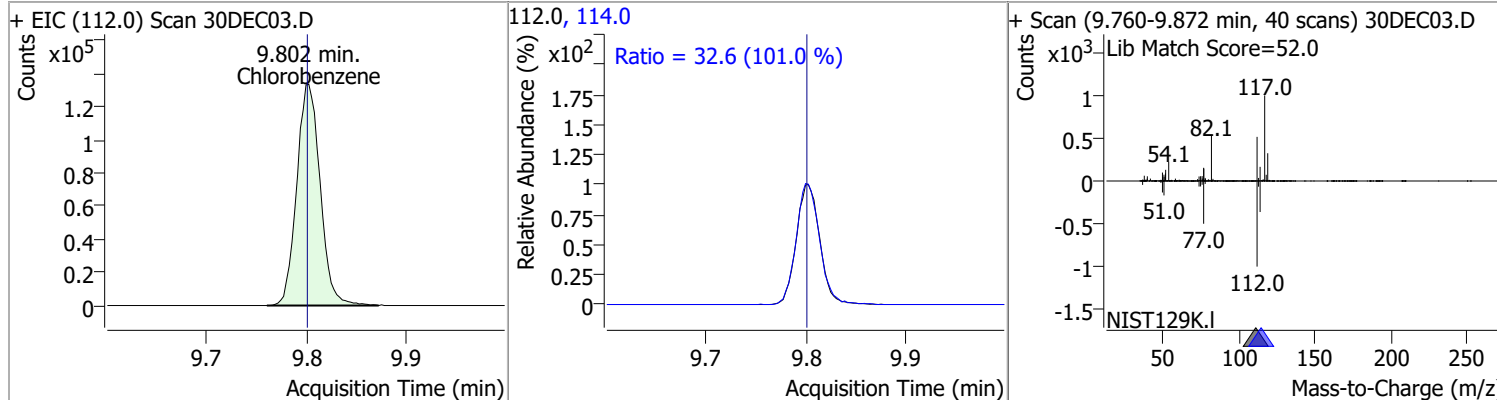


Compound	Conc.	RT	Dev(Min)	Resp.	QIon	QRatio	Lower	Upper
1,2-Dibromoethane	115.5563	9.30	0.00	41454	109.0	96.8	67.2	127.2

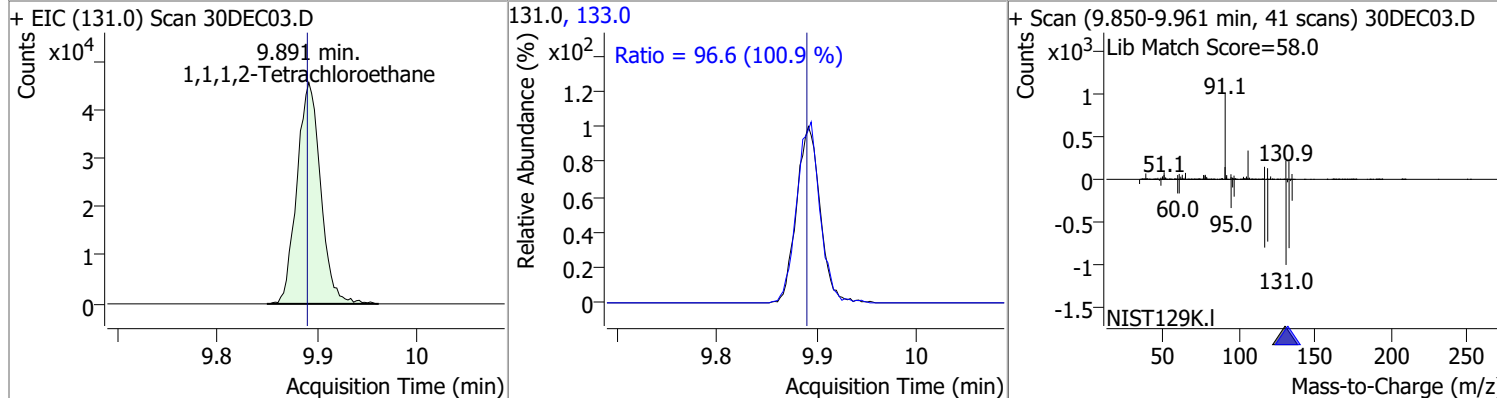


Quantitation Results Report (QT Reviewed)

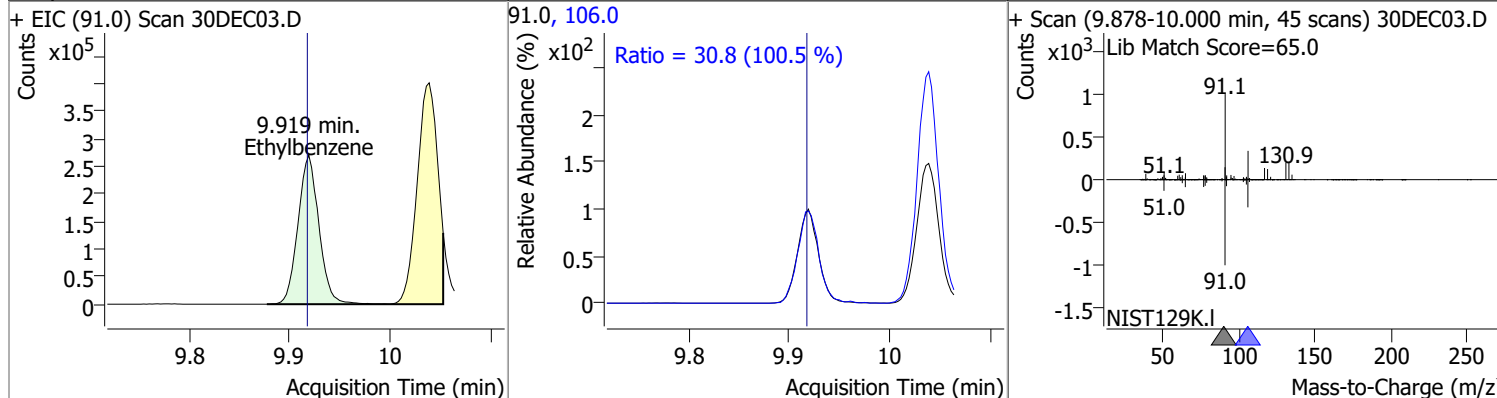
Compound	Conc.	RT	Dev(Min)	Resp.	QIon	QRatio	Lower	Upper
Chlorobenzene	118.4192	9.80	0.00	216812	114.0	32.6	2.3	62.3



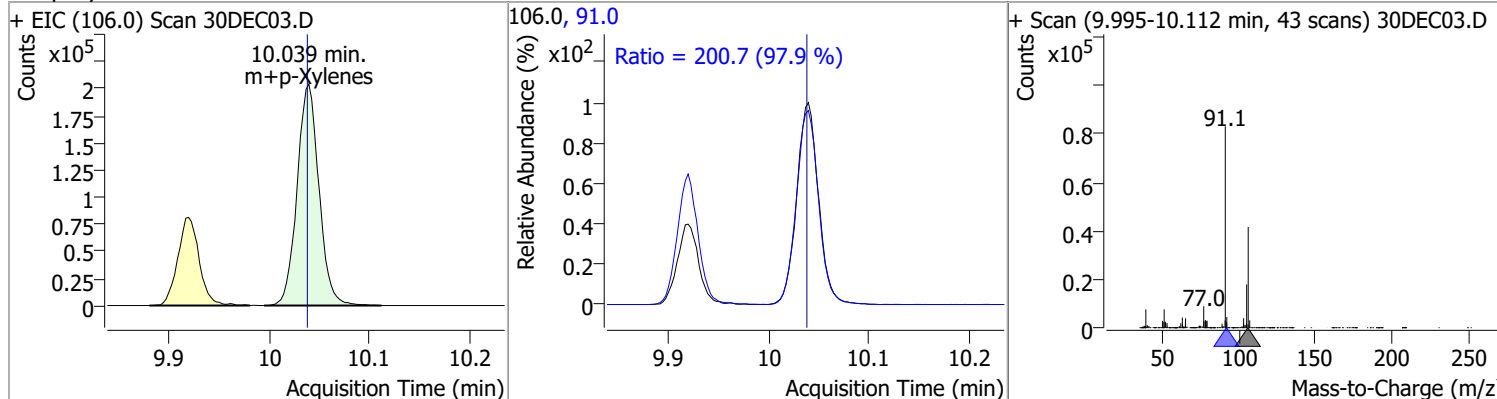
Compound	Conc.	RT	Dev(Min)	Resp.	QIon	QRatio	Lower	Upper
1,1,1,2-Tetrachloroethane	120.2829	9.89	0.00	74912	133.0	96.6	65.7	125.7



Compound	Conc.	RT	Dev(Min)	Resp.	QIon	QRatio	Lower	Upper
Ethylbenzene	120.0175	9.92	0.00	391265	106.0	30.8	0.7	60.7

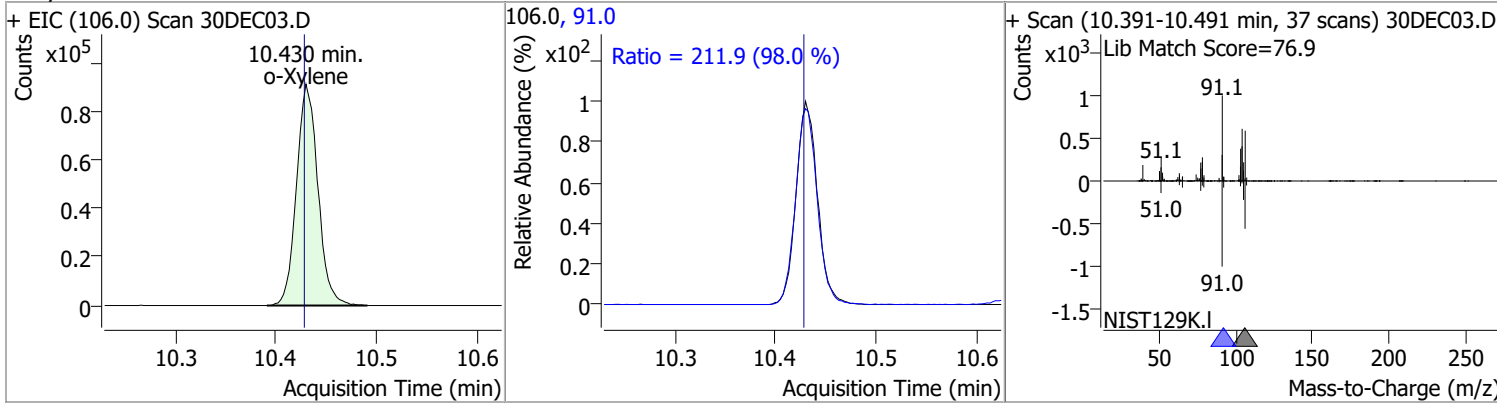


Compound	Conc.	RT	Dev(Min)	Resp.	QIon	QRatio	Lower	Upper
m+p-Xylenes	248.6156	10.04	0.00	309039	91.0	200.7	175.0	235.0

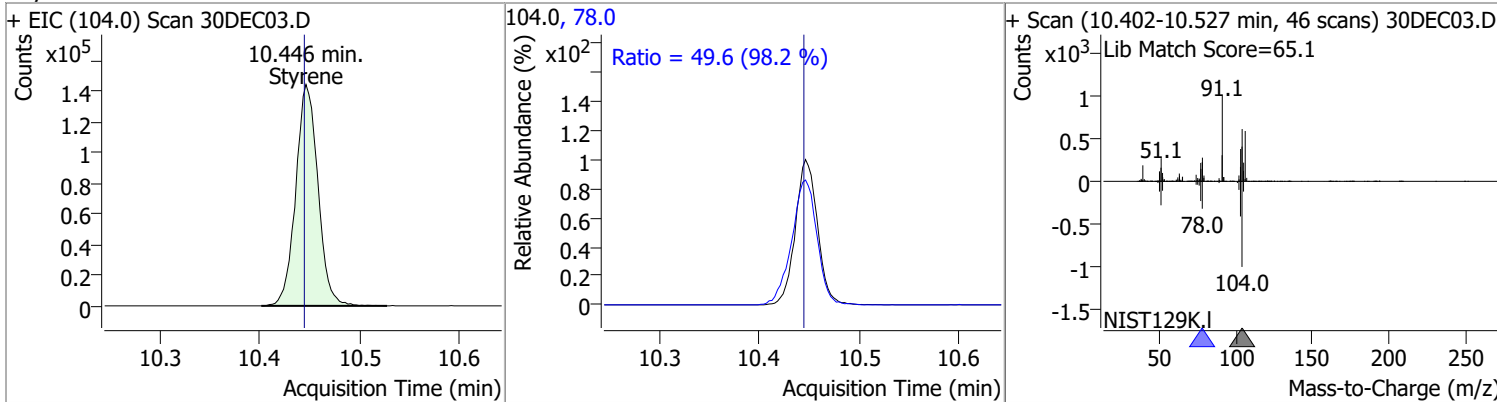


Quantitation Results Report (QT Reviewed)

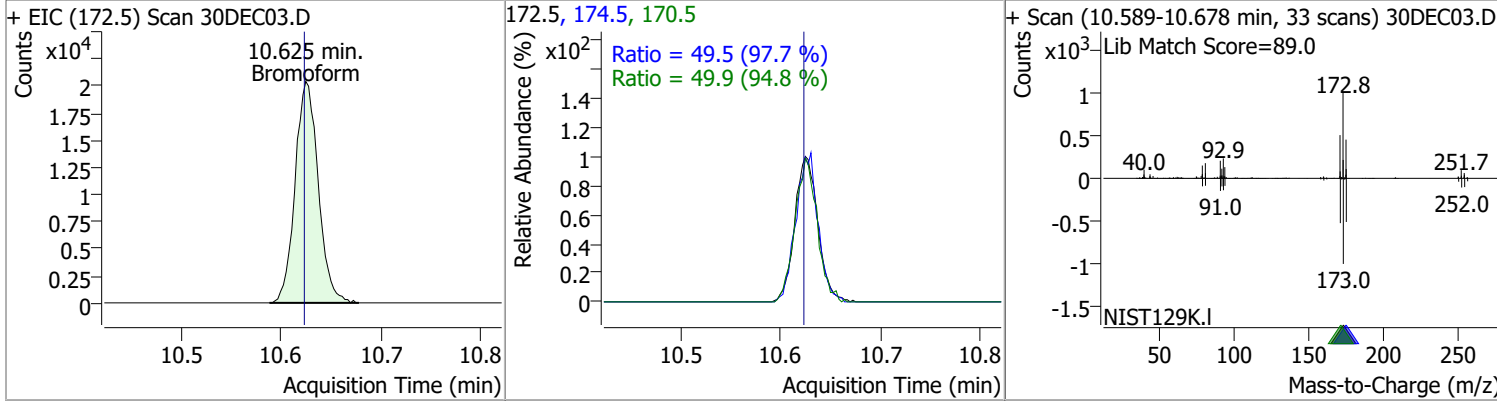
Compound	Conc.	RT	Dev(Min)	Resp.	QIon	QRatio	Lower	Upper
o-Xylene	124.4228	10.43	0.00	134955	91.0	211.9	186.1	246.1



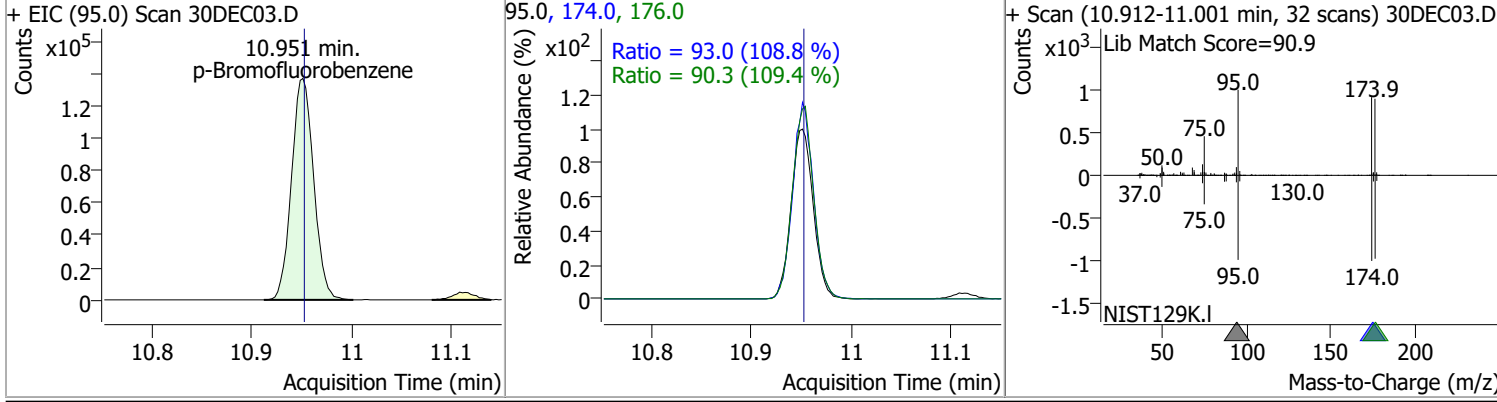
Compound	Conc.	RT	Dev(Min)	Resp.	QIon	QRatio	Lower	Upper
Styrene	126.0084	10.45	0.00	222581	78.0	49.6	20.6	80.6



Compound	Conc.	RT	Dev(Min)	Resp.	QIon	QRatio	Lower	Upper
Bromoform	122.4701	10.62	0.00	32752	170.5	49.9	22.7	82.7
					174.5	49.5	20.7	80.7

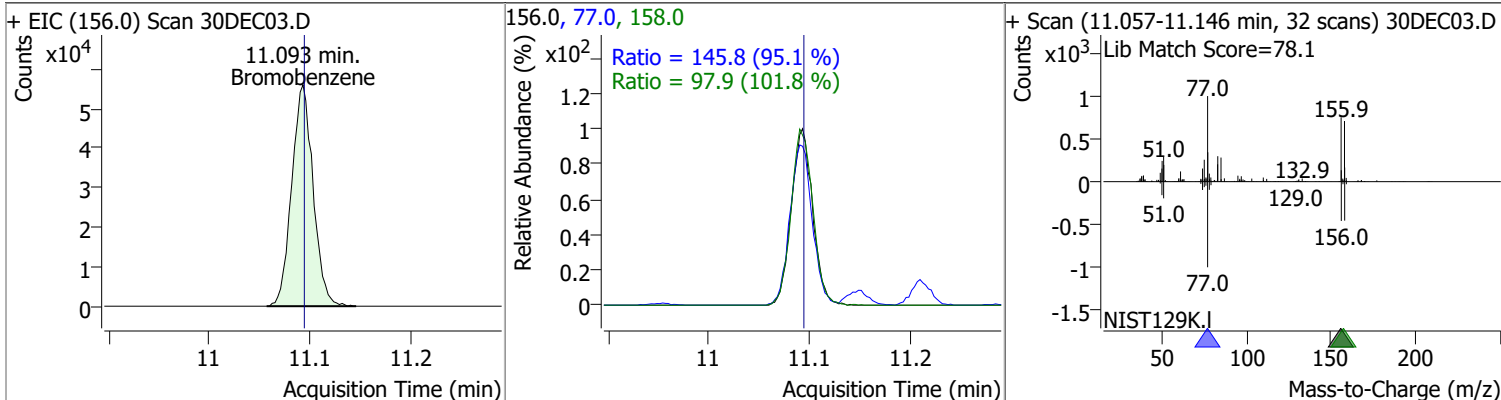


Compound	Conc.	RT	Dev(Min)	Resp.	QIon	QRatio	Lower	Upper
p-Bromofluorobenzene	257.3221	10.95	0.00	209766	174.0	93.0	55.5	115.5
					176.0	90.3	52.5	112.5

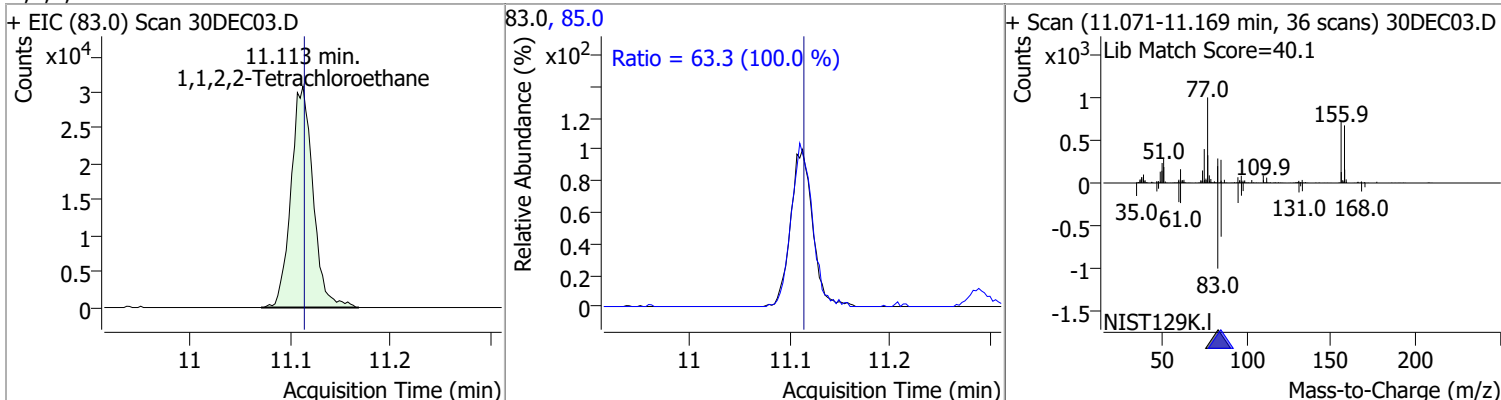


Quantitation Results Report (QT Reviewed)

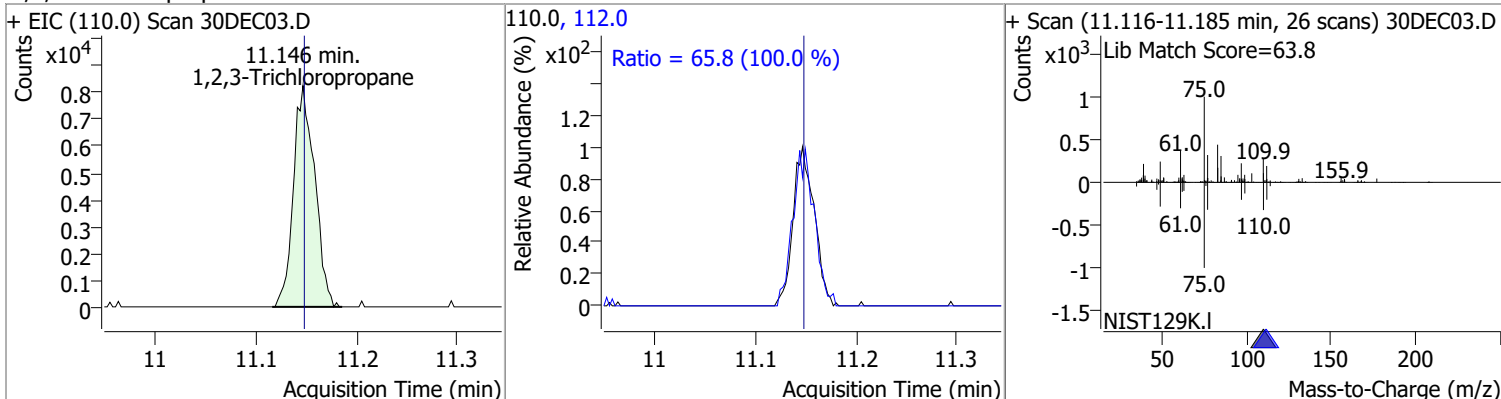
Compound	Conc.	RT	Dev(Min)	Resp.	QIon	QRatio	Lower	Upper
Bromobenzene	117.2910	11.09	0.00	82720	77.0	145.8	123.2	183.2
					158.0	97.9	66.2	126.2



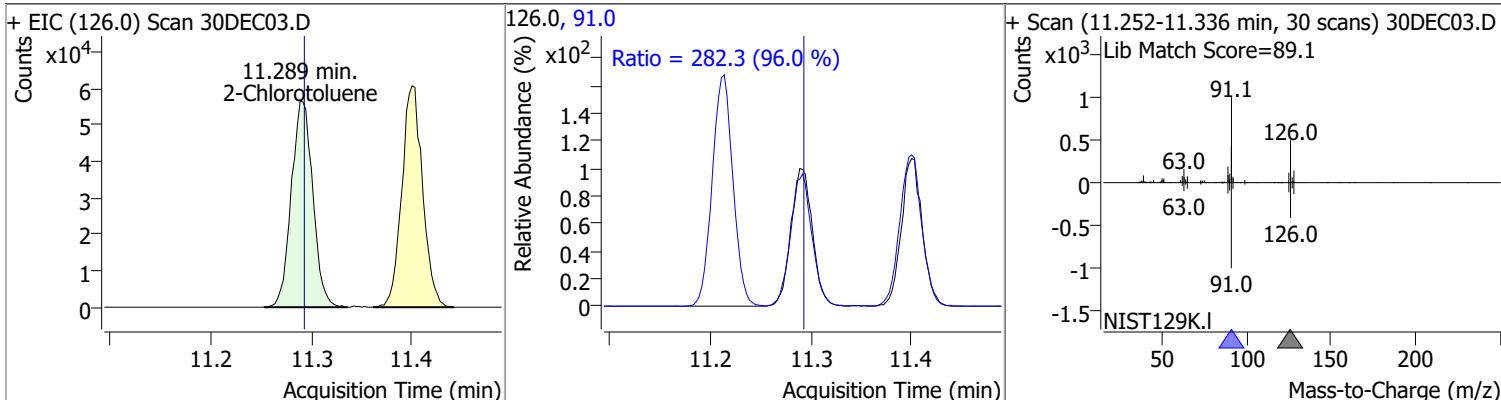
Compound	Conc.	RT	Dev(Min)	Resp.	QIon	QRatio	Lower	Upper
1,1,2,2-Tetrachloroethane	116.6622	11.11	0.00	47132	85.0	63.3	33.2	93.2



Compound	Conc.	RT	Dev(Min)	Resp.	QIon	QRatio	Lower	Upper
1,2,3-Trichloropropane	114.2354	11.15	0.00	12159	112.0	65.8	35.8	95.8

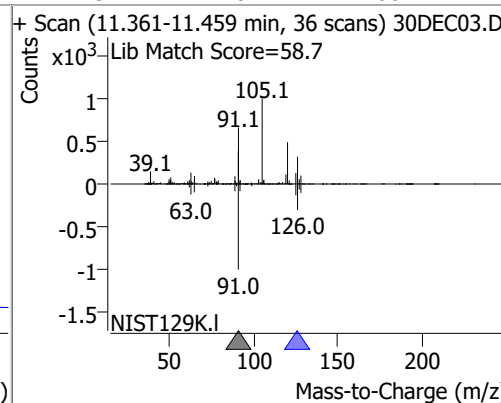
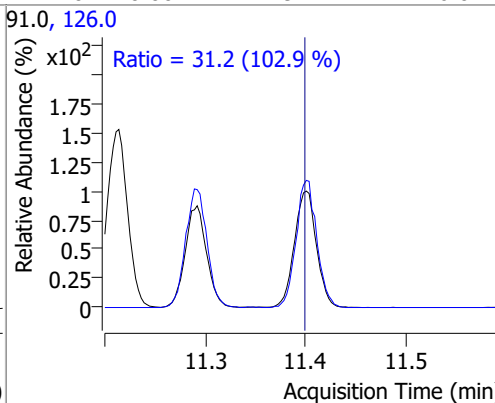
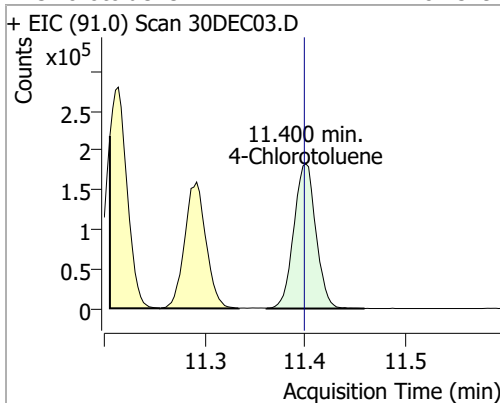


Compound	Conc.	RT	Dev(Min)	Resp.	QIon	QRatio	Lower	Upper
2-Chlorotoluene	115.3029	11.29	0.00	84089	91.0	282.3	264.1	324.1

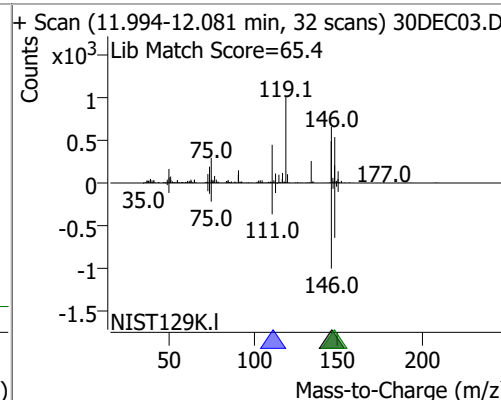
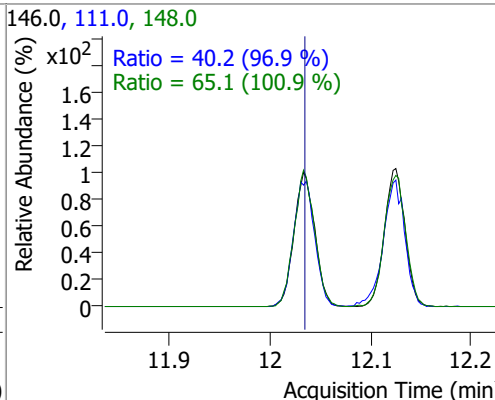
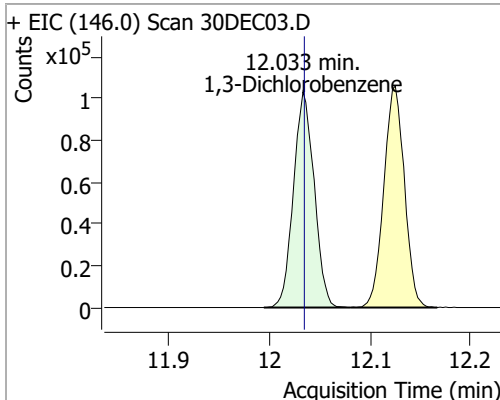


Quantitation Results Report (QT Reviewed)

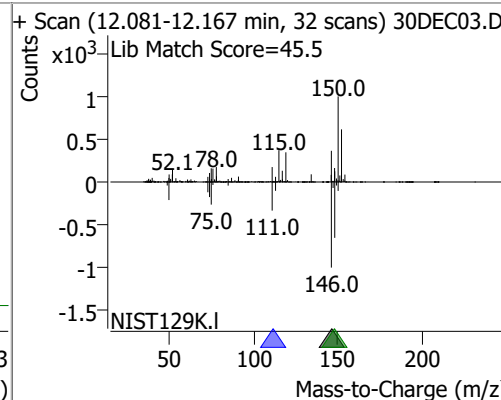
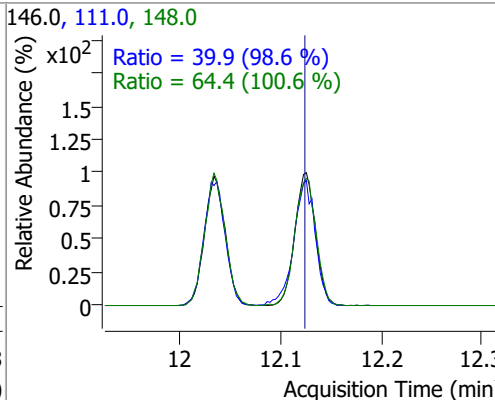
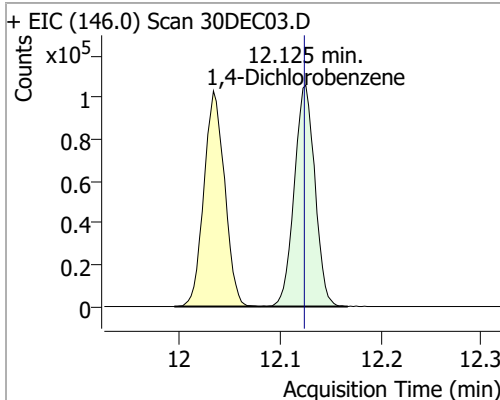
Compound	Conc.	RT	Dev(Min)	Resp.	QIon	QRatio	Lower	Upper
4-Chlorotoluene	118.7519	11.40	0.00	279742	126.0	31.2	0.4	60.4



Compound	Conc.	RT	Dev(Min)	Resp.	QIon	QRatio	Lower	Upper
1,3-Dichlorobenzene	114.4231	12.03	0.00	147527	148.0	65.1	34.5	94.5
					111.0	40.2	11.5	71.5

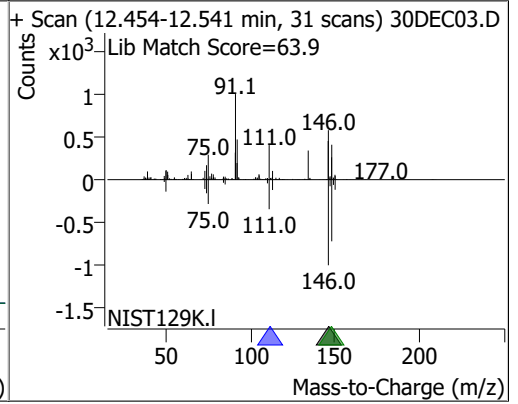
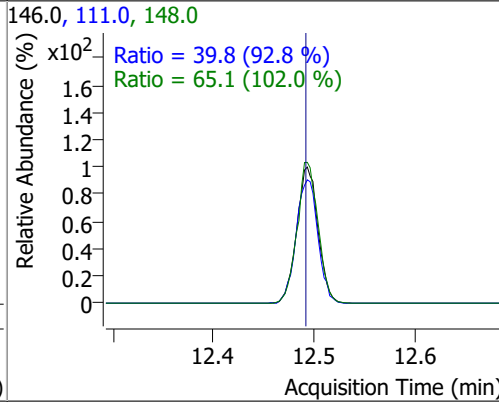
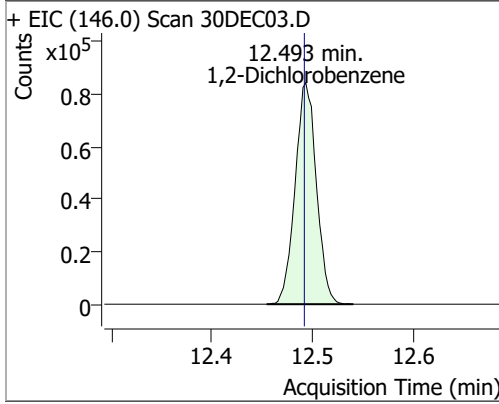


Compound	Conc.	RT	Dev(Min)	Resp.	QIon	QRatio	Lower	Upper
1,4-Dichlorobenzene	113.3064	12.13	0.00	150919	148.0	64.4	34.0	94.0
					111.0	39.9	10.4	70.4



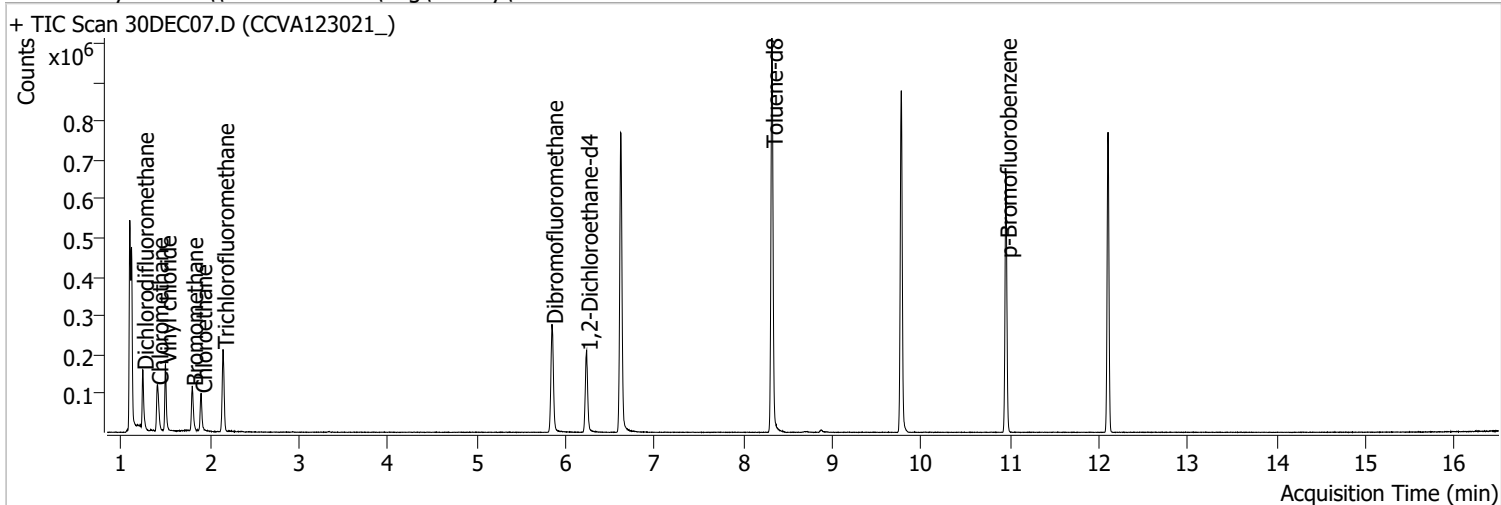
Quantitation Results Report (QT Reviewed)

Compound	Conc.	RT	Dev(Min)	Resp.	QIon	QRatio	Lower	Upper
1,2-Dichlorobenzene	114.0646	12.49	0.00	124459	148.0	65.1	33.8	93.8
					111.0	39.8	12.8	72.8



Quantitation Results Report (QT Reviewed)

Data File	30DEC07.D	Operator	SBD
Acq. Method	5975CACQF.M	Acq. Date-Time	12/30/2021 12:43:59 PM
Sample Name	CCVA123021_	Instrument	VOA5975C
Vial	7	Multiplier	1.00
DA Method File	VOA5975C_8260B_SHT_DoD_L4_120721.m	Comment	
Tune File	BFB_Atune3.u	Tune Date	10/11/2021 4:02:00 PM
Batch Name	VG123021_8260B_624pt1.batch.bin	Last Calib Update	1/20/2022 10:22:06 AM
Ref Library	\\MASSHUNTER\Org\Library\NIST129K.I		



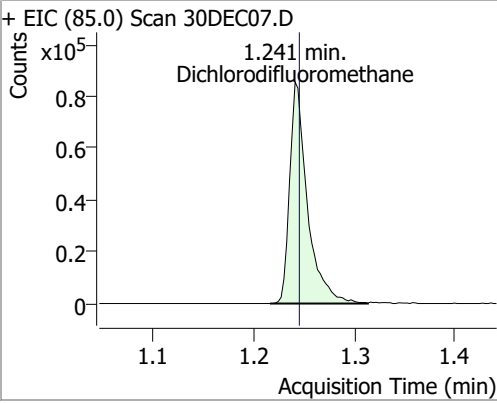
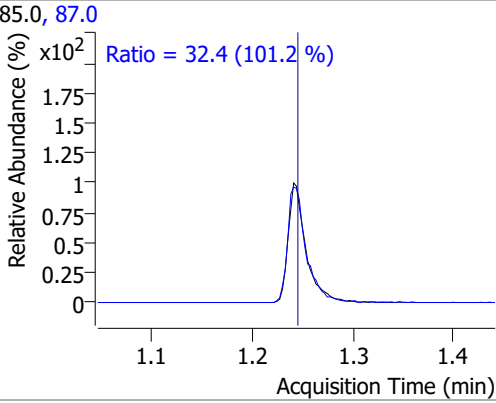
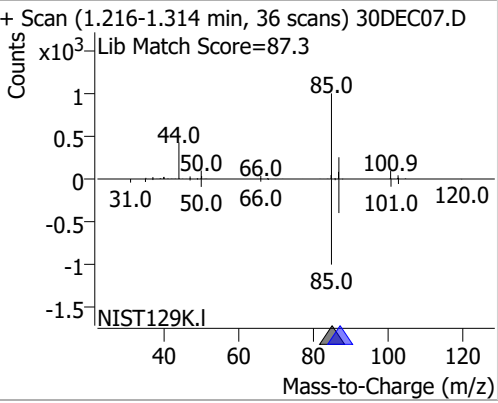
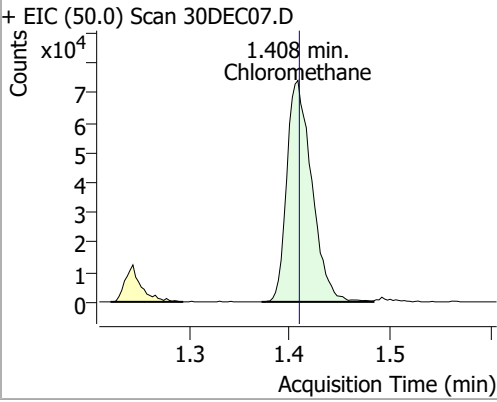
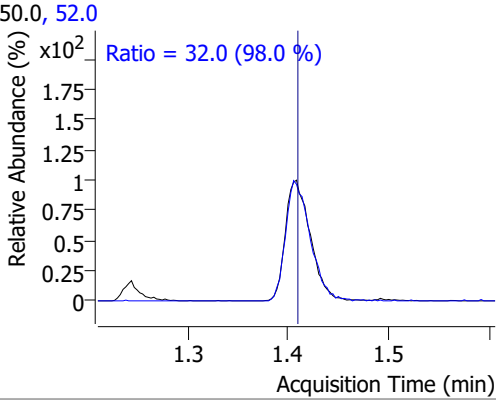
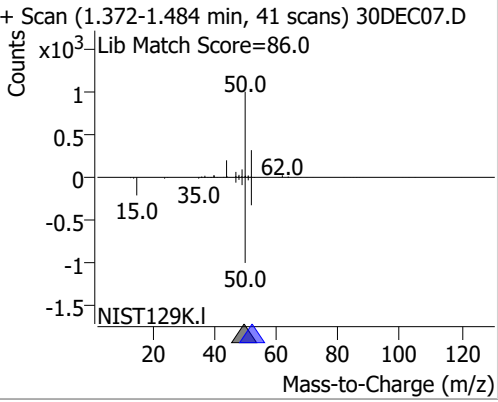
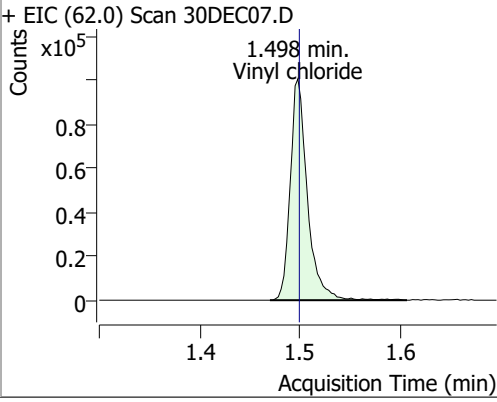
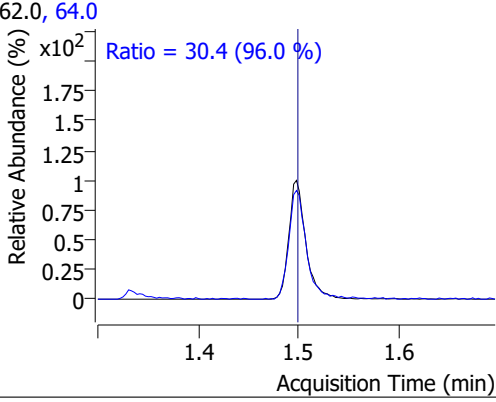
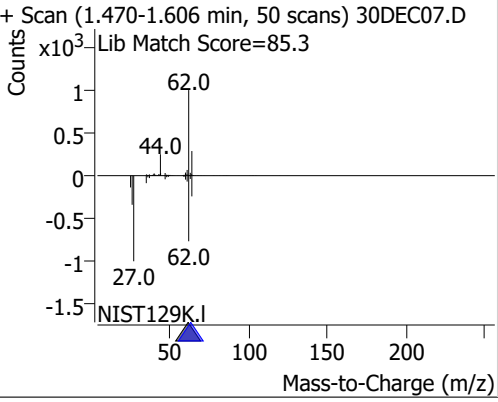
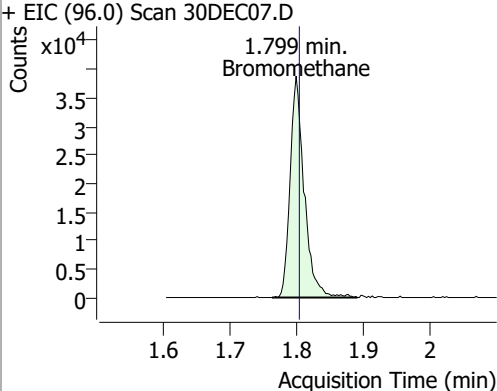
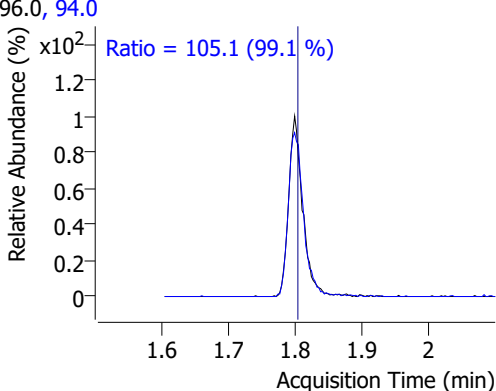
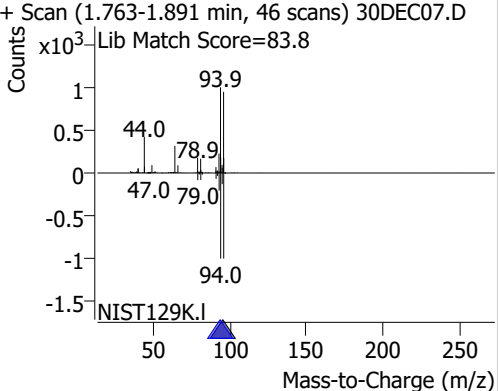
Compound	RT	QIon	Resp.	Conc.	Units	Dev(Min)
Internal Standards						
M Fluorobenzene	6.620	96.0	639705	250.0000	ng	0.000
M Chlorobenzene-d5	9.772	82.0	243273	250.0000	ng	-0.003
M 1,4-Dichlorobenzene-d4	12.100	152.0	182744	250.0000	ng	0.000
System Monitoring Compounds						
S Dibromofluoromethane	5.845	113.0	163348	260.5424	ng	-0.006
Spiked Amount: 250.000	Range: 80.0 - 119.0%			Recovery = 104.22%		
S 1,2-Dichloroethane-d4	6.236	67.0	71670	250.4897	ng	0.005
Spiked Amount: 250.000	Range: 81.0 - 118.0%			Recovery = 100.20%		
S Toluene-d8	8.319	98.0	634291	259.3730	ng	0.000
Spiked Amount: 250.000	Range: 89.0 - 112.0%			Recovery = 103.75%		
S p-Bromofluorobenzene	10.951	95.0	183578	262.5322	ng	0.000
Spiked Amount: 250.000	Range: 85.0 - 114.0%			Recovery = 105.01%		
Target Compounds						
T Dichlorodifluoromethane	1.241	85.0	105163	114.9746	ng	99
T Chloromethane	1.408	50.0	128662	123.5429	ng	99
T Vinyl chloride	1.498	62.0	119746	122.2152	ng	98
T Bromomethane	1.799	96.0	57144	145.7811	ng	99
T Chloroethane	1.899	64.0	62660	115.7630	ng	99
T Trichlorofluoromethane	2.145	101.0	140519	109.8199	ng	100
T 1,1-Dichloroethene	0.000		0	N.D.		
T Methylene chloride	0.000		0	N.D.		
T trans-1,2-Dichloroethene	0.000		0	N.D.		
T Methyl tert-butyl ether (MTBE)	0.000		0	N.D.		
T 1,1-Dichloroethane	0.000		0	N.D.		
T 2,2-Dichloropropane	0.000		0	N.D.		
T cis-1,2-Dichloroethene	0.000		0	N.D.		
T Methyl ethyl ketone	0.000		0	N.D.		
T Bromochloromethane	0.000		0	N.D.		
T Chloroform	0.000		0	N.D.		

Quantitation Results Report (QT Reviewed)

Compound	RT	QIon	Resp.	Conc.	Units	Dev(Min)
T 1,1,1-Trichloroethane	0.000		0	N.D.		
T Carbon tetrachloride	0.000		0	N.D.		
T 1,1-Dichloropropene	0.000		0	N.D.		
T Benzene	0.000		0	N.D.		
T 1,2-Dichloroethane	0.000		0	N.D.		
T Trichloroethene	0.000		0	N.D.		
T 1,2-Dichloropropane	0.000		0	N.D.		
T Dibromomethane	0.000		0	N.D.		
T Bromodichloromethane	0.000		0	N.D.		
T cis-1,3-Dichloropropene	0.000		0	N.D.		
T Toluene	0.000		0	N.D.		
T trans-1,3-Dichloropropene	0.000		0	N.D.		
T 1,1,2-Trichloroethane	0.000		0	N.D.		
T Tetrachloroethene	0.000		0	N.D.		
T 1,3-Dichloropropane	0.000		0	N.D.		
T Chlorodibromomethane	0.000		0	N.D.		
T 1,2-Dibromoethane	0.000		0	N.D.		
T Chlorobenzene	0.000		0	N.D.		
T 1,1,1,2-Tetrachloroethane	0.000		0	N.D.		
T Ethylbenzene	0.000		0	N.D.		
T m+p-Xylenes	0.000		0	N.D.		
T o-Xylene	0.000		0	N.D.		
T Styrene	0.000		0	N.D.		
T Bromoform	0.000		0	N.D.		
T Bromobenzene	0.000		0	N.D.		
T 1,1,2,2-Tetrachloroethane	0.000		0	N.D.		
T 1,2,3-Trichloropropane	0.000		0	N.D.		
T 2-Chlorotoluene	0.000		0	N.D.		
T 4-Chlorotoluene	0.000		0	N.D.		
T 1,3-Dichlorobenzene	0.000		0	N.D.		
T 1,4-Dichlorobenzene	0.000		0	N.D.		
T 1,2-Dichlorobenzene	0.000		0	N.D.		

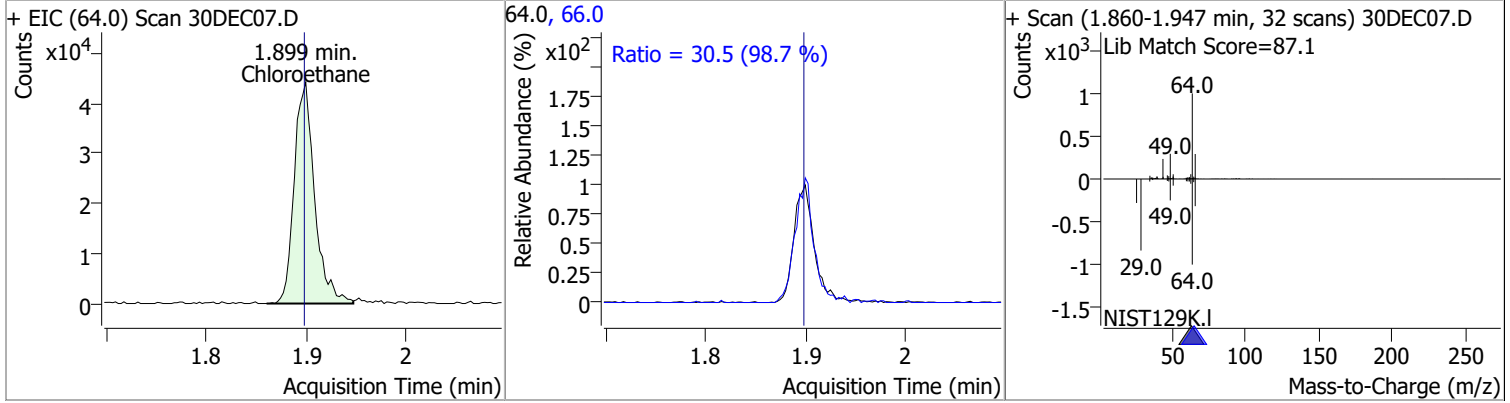
(#) = Qualifier Out of Range; (m) = Manual Integration; (+) = Area Summed; (*) = Surrogate Percent Recovery Out of Range; (d): Zeroed Peak

Quantitation Results Report (QT Reviewed)

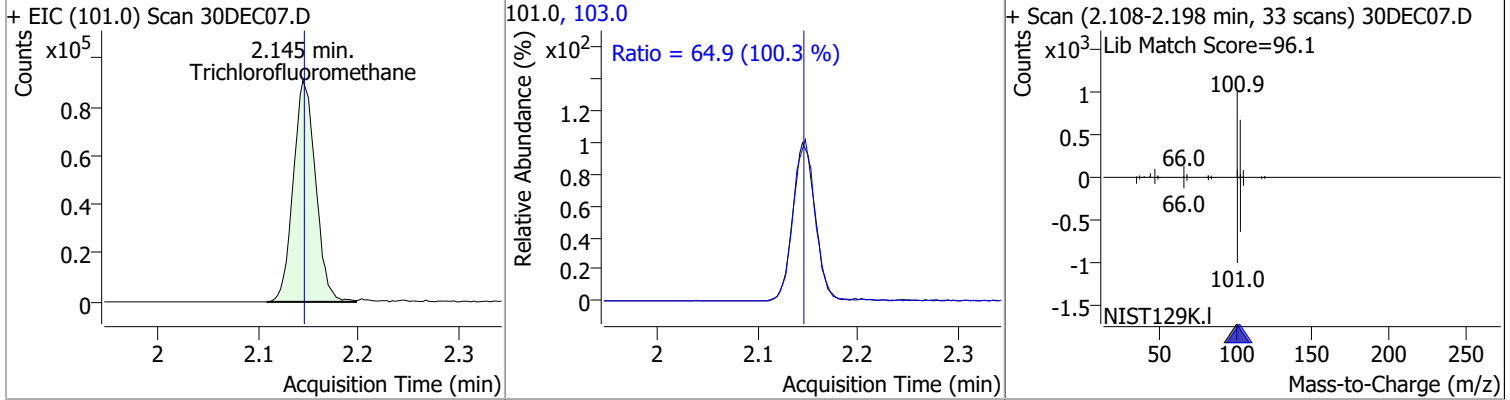
Compound	Conc.	RT	Dev(Min)	Resp.	QIon	QRatio	Lower	Upper
Dichlorodifluoromethane	114.9746	1.24	0.00	105163	87.0	32.4	2.0	62.0
+ EIC (85.0) Scan 30DEC07.D 			85.0, 87.0 			+ Scan (1.216-1.314 min, 36 scans) 30DEC07.D Lib Match Score=87.3 		
Chloromethane	123.5429	1.41	0.00	128662	52.0	32.0	2.7	62.7
+ EIC (50.0) Scan 30DEC07.D 			50.0, 52.0 			+ Scan (1.372-1.484 min, 41 scans) 30DEC07.D Lib Match Score=86.0 		
Vinyl chloride	122.2152	1.50	0.00	119746	64.0	30.4	1.6	61.6
+ EIC (62.0) Scan 30DEC07.D 			62.0, 64.0 			+ Scan (1.470-1.606 min, 50 scans) 30DEC07.D Lib Match Score=85.3 		
Bromomethane	145.7811	1.80	0.00	57144	94.0	105.1	76.0	136.0
+ EIC (96.0) Scan 30DEC07.D 			96.0, 94.0 			+ Scan (1.763-1.891 min, 46 scans) 30DEC07.D Lib Match Score=83.8 		

Quantitation Results Report (QT Reviewed)

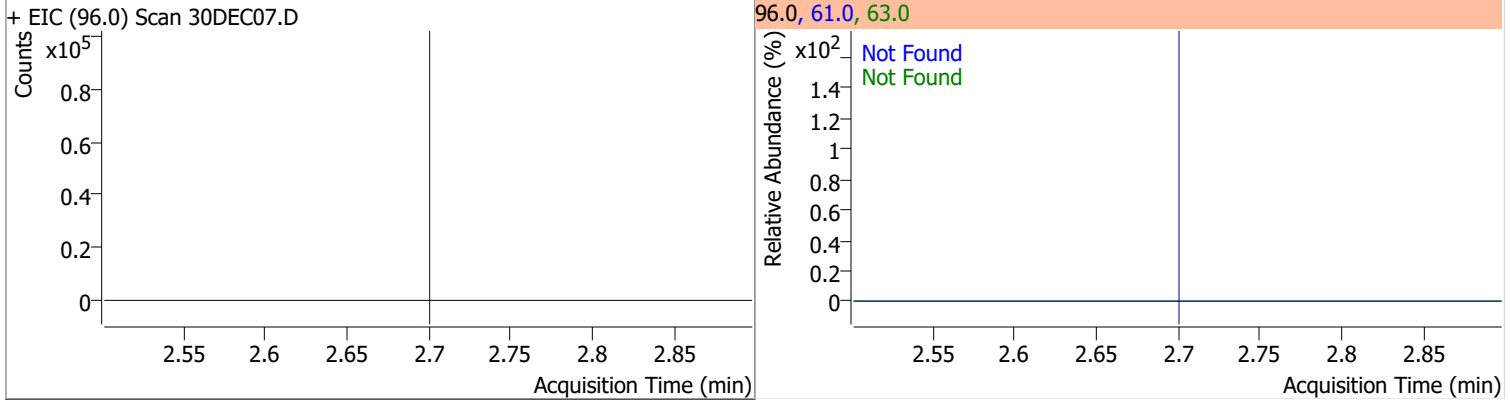
Compound	Conc.	RT	Dev(Min)	Resp.	QIon	QRatio	Lower	Upper
Chloroethane	115.7630	1.90	0.00	62660	66.0	30.5	0.8	60.8



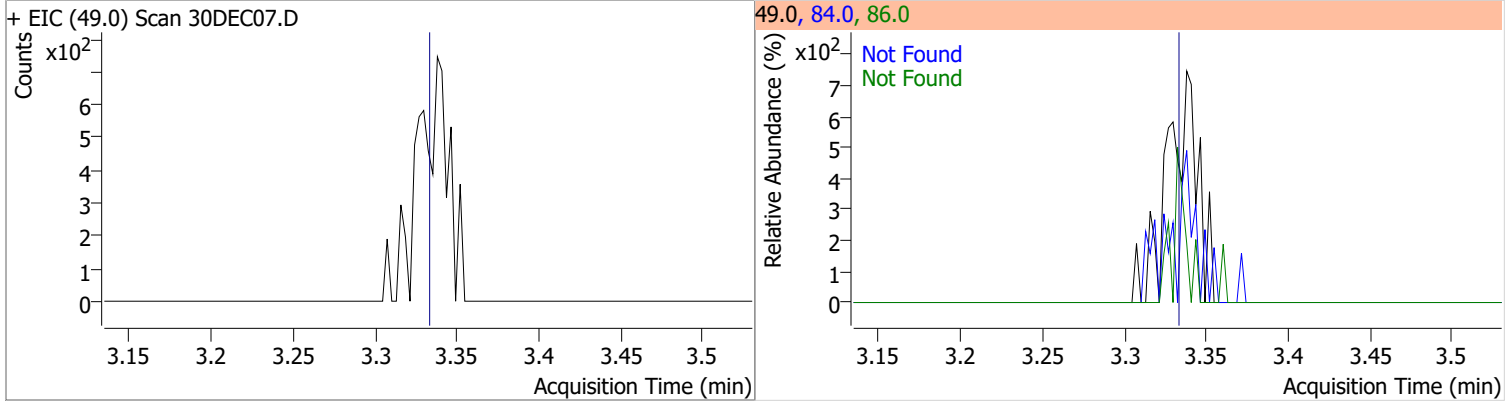
Compound	Conc.	RT	Dev(Min)	Resp.	QIon	QRatio	Lower	Upper
Trichlorofluoromethane	109.8199	2.14	0.00	140519	103.0	64.9	34.8	94.8



Compound	Conc.	Exp RT	QIon	Exp Ratio	QIon	Exp Ratio
1,1-Dichloroethene	N.D.	2.70	61.0	180.1	63.0	57.5

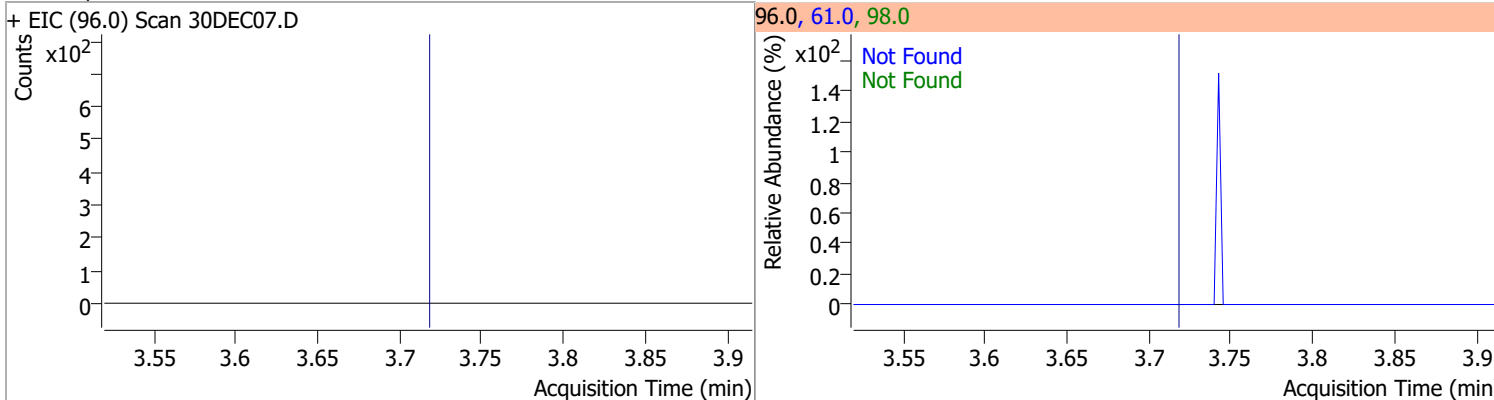


Compound	Conc.	Exp RT	QIon	Exp Ratio	QIon	Exp Ratio
Methylene chloride	N.D.	3.33	84.0	69.4	86.0	44.1

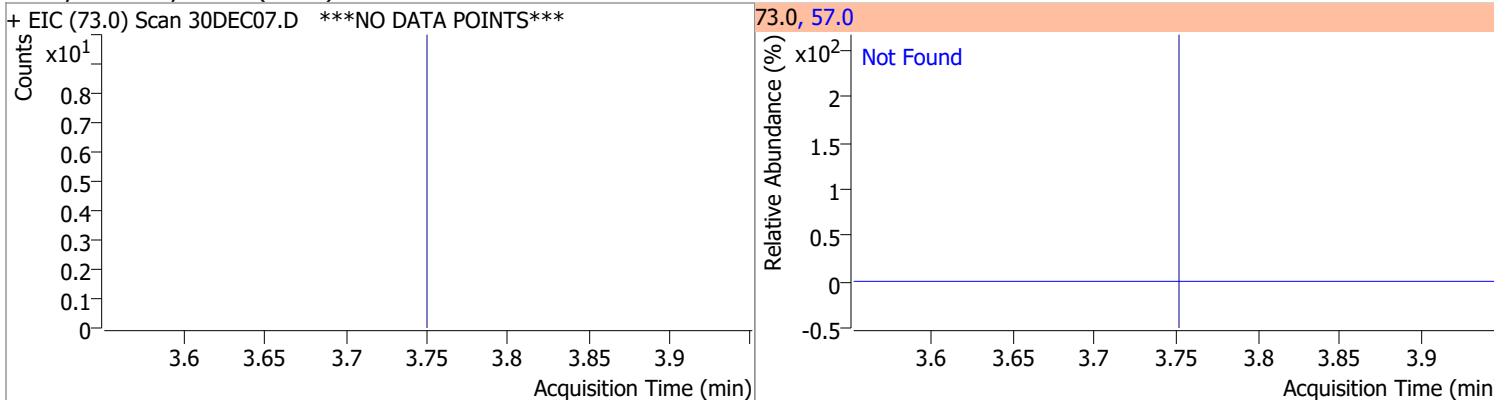


Quantitation Results Report (QT Reviewed)

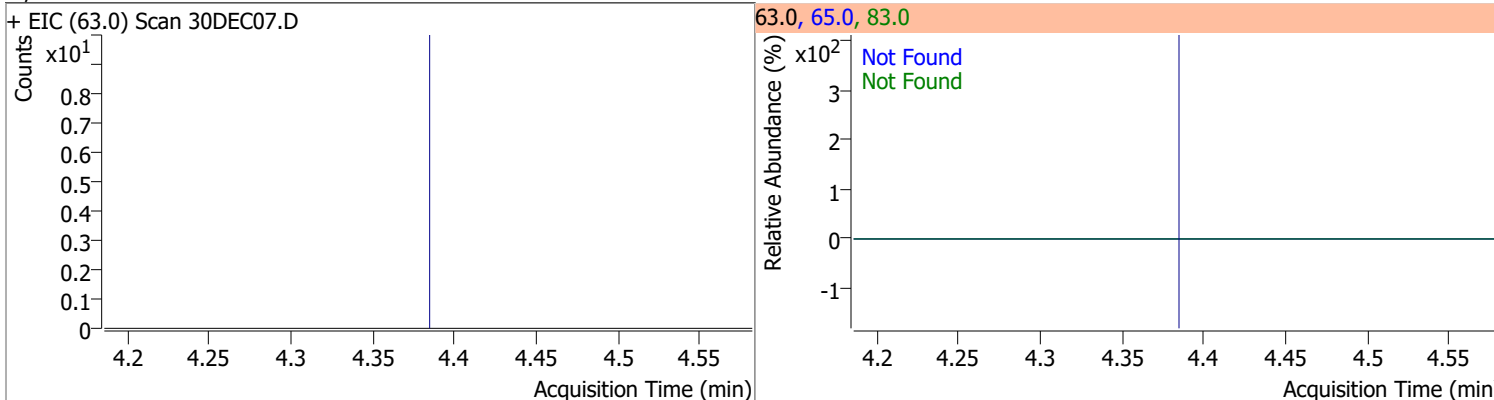
Compound	Conc.	Exp RT	QIon	Exp Ratio	QIon	Exp Ratio
trans-1,2-Dichloroethene	N.D.	3.72	61.0	155.1	98.0	62.8



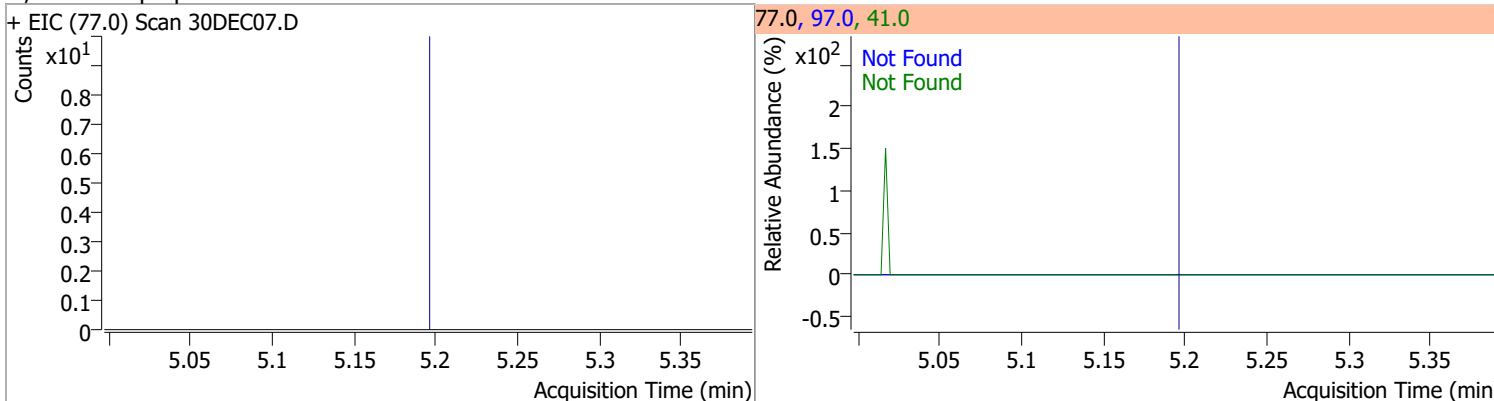
Compound	Conc.	Exp RT	QIon	Exp Ratio
Methyl tert-butyl ether (MTBE)	N.D.	3.75	57.0	23.9



Compound	Conc.	Exp RT	QIon	Exp Ratio	QIon	Exp Ratio
1,1-Dichloroethane	N.D.	4.38	65.0	31.7	83.0	12.8

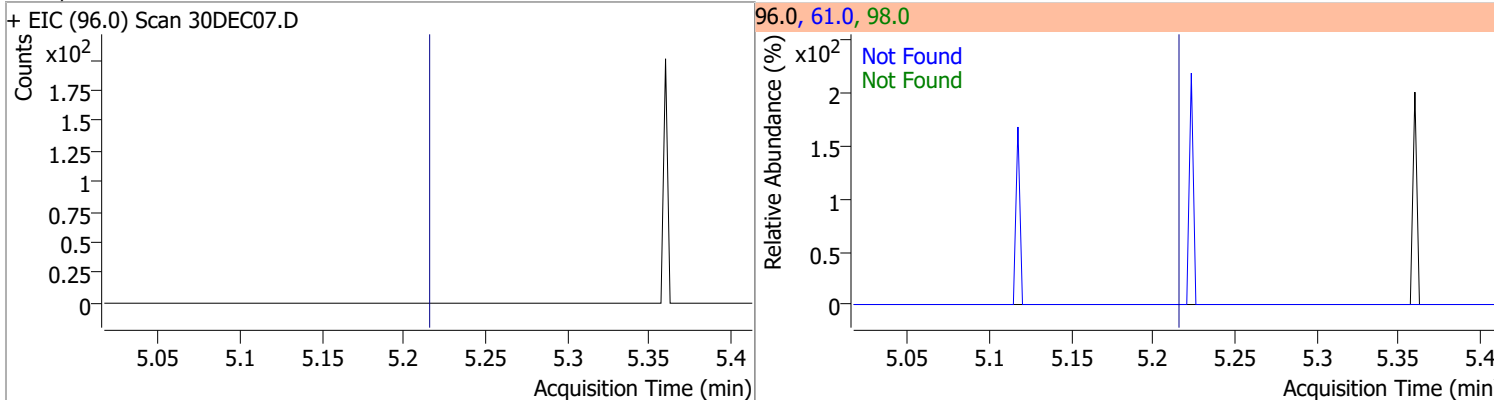


Compound	Conc.	Exp RT	QIon	Exp Ratio	QIon	Exp Ratio
2,2-Dichloropropane	N.D.	5.20	41.0	59.0	97.0	21.8

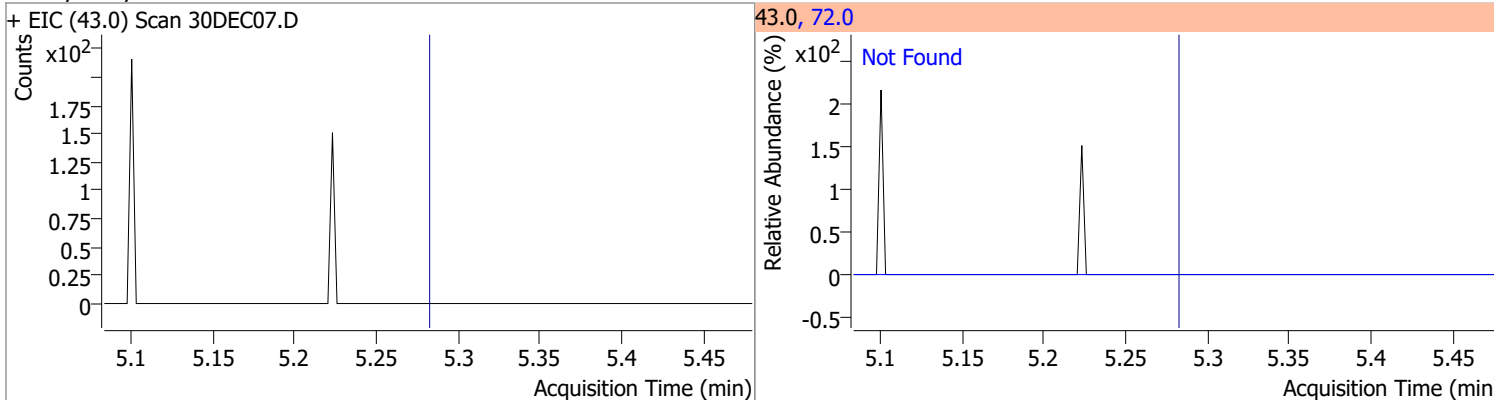


Quantitation Results Report (QT Reviewed)

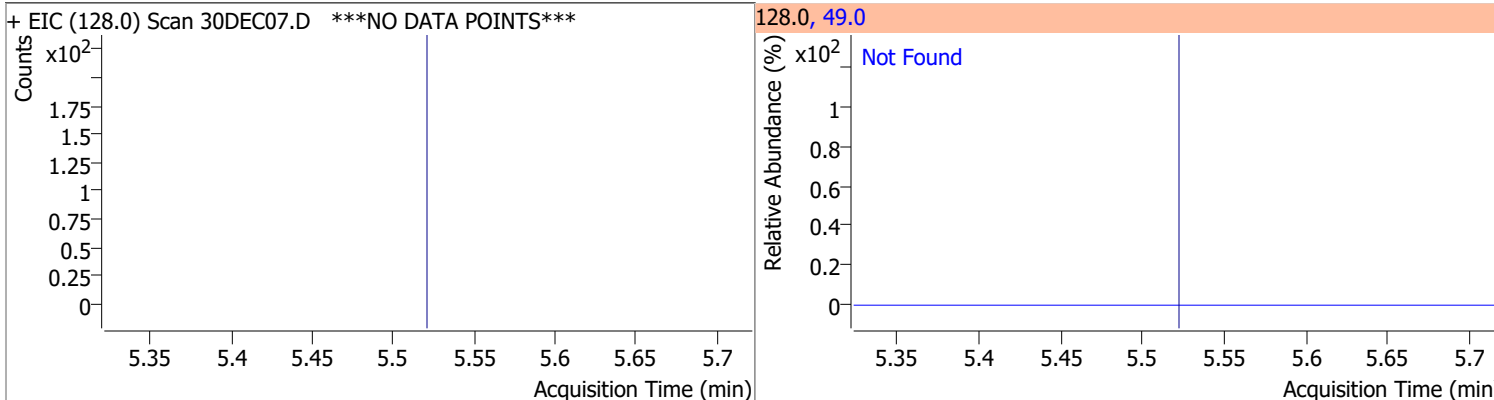
Compound	Conc.	Exp RT	QIon	Exp Ratio	QIon	Exp Ratio
cis-1,2-Dichloroethene	N.D.	5.21	61.0	163.3	98.0	64.4



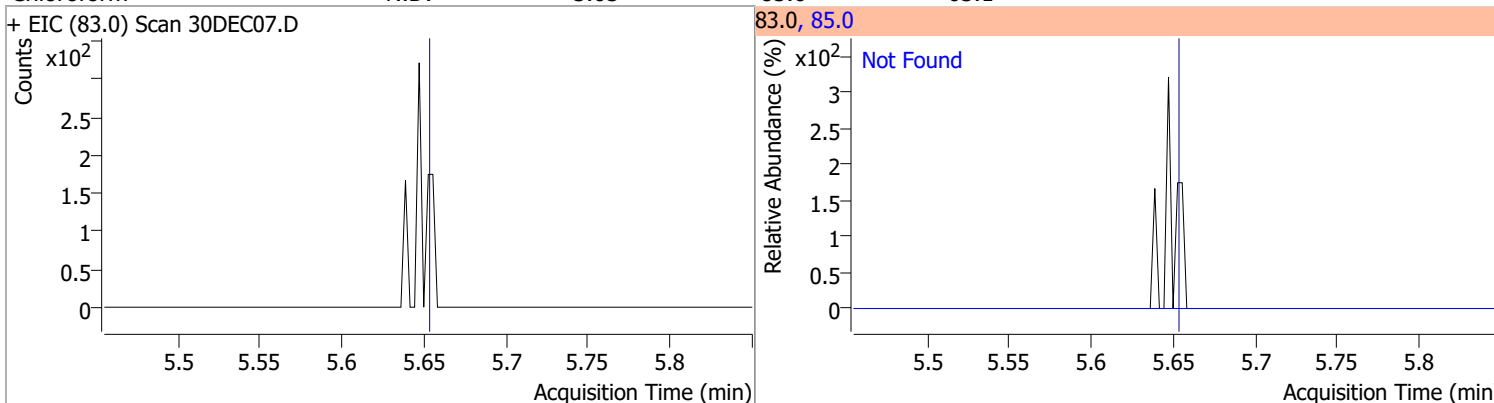
Compound	Conc.	Exp RT	QIon	Exp Ratio
Methyl ethyl ketone	N.D.	5.28	72.0	22.2



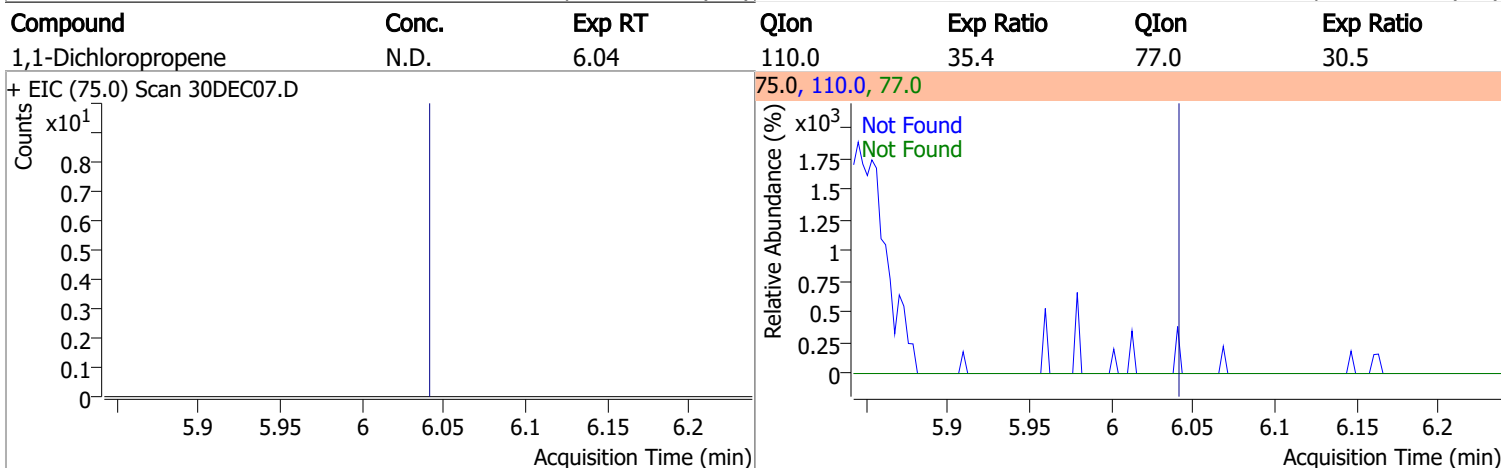
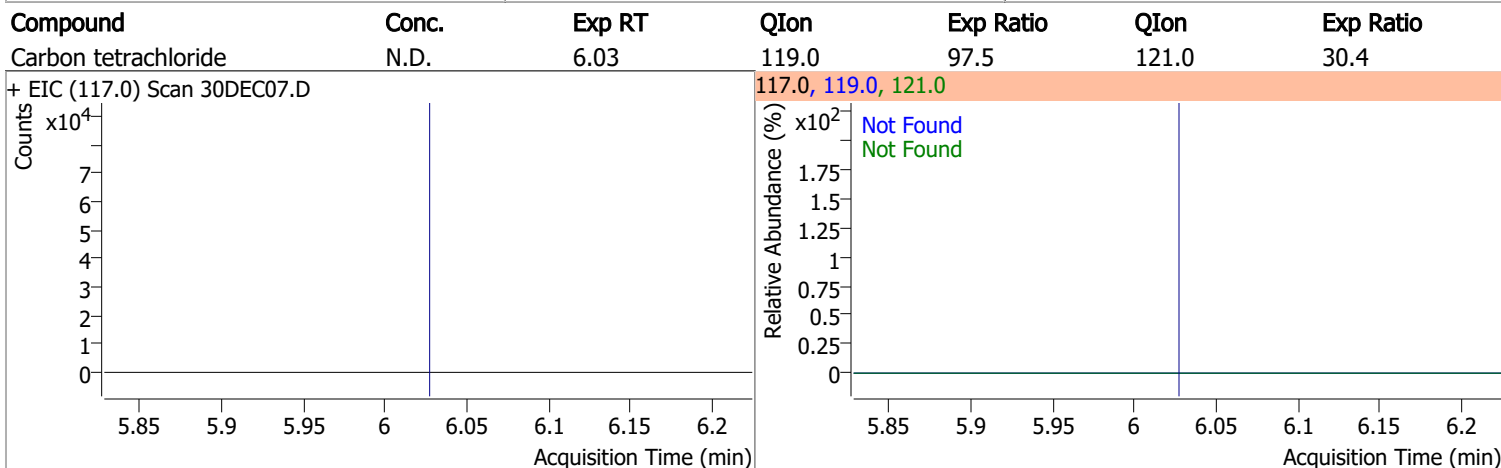
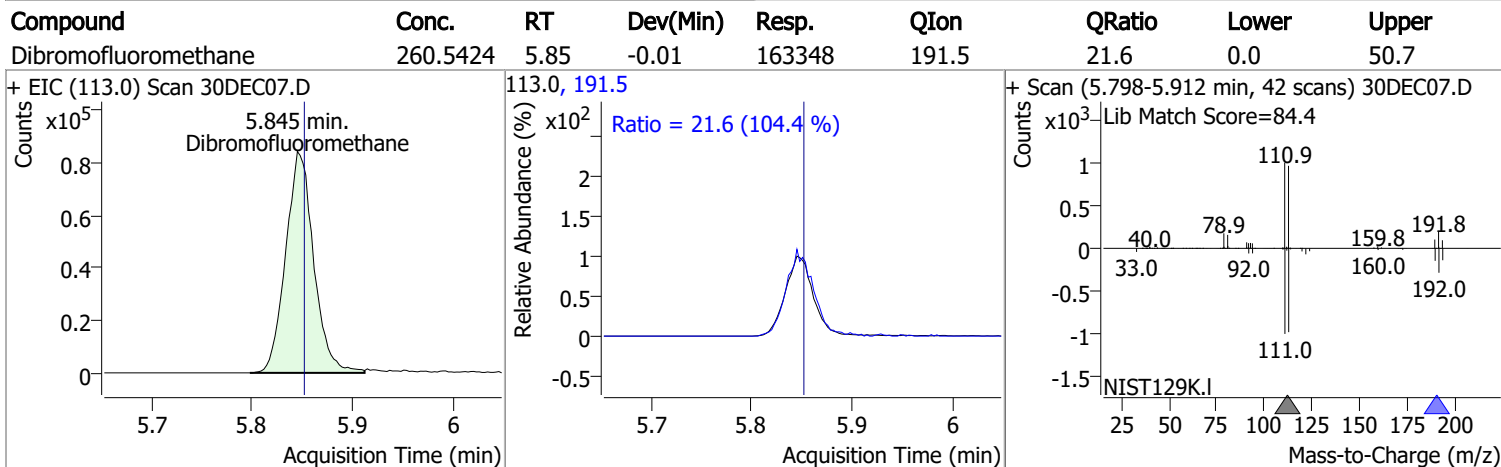
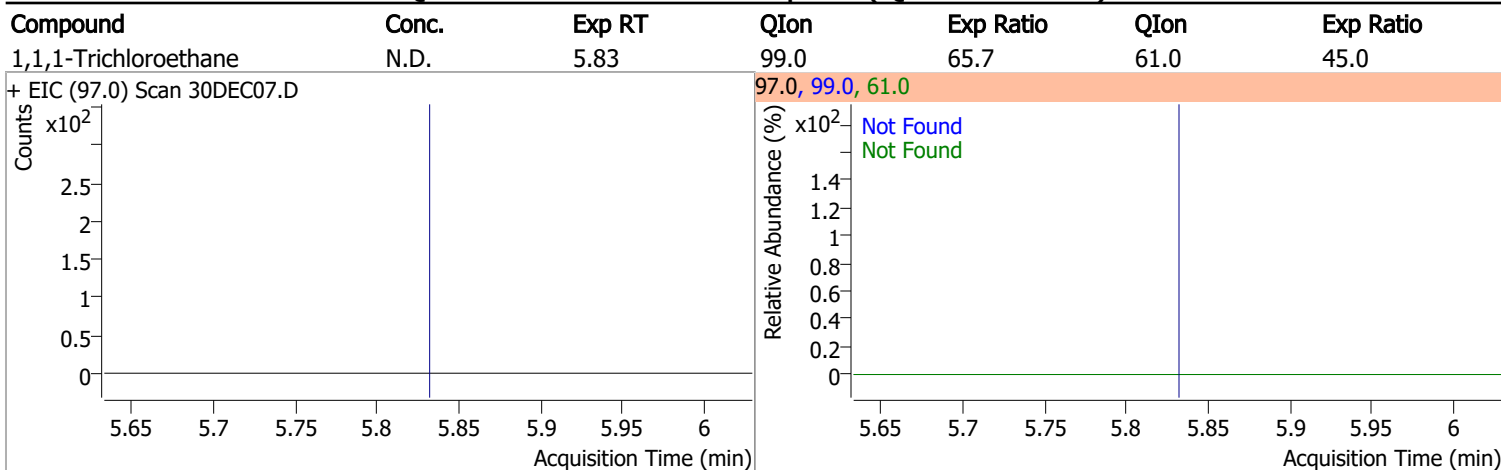
Compound	Conc.	Exp RT	QIon	Exp Ratio
Bromochloromethane	N.D.	5.52	49.0	184.6



Compound	Conc.	Exp RT	QIon	Exp Ratio
Chloroform	N.D.	5.65	85.0	65.1

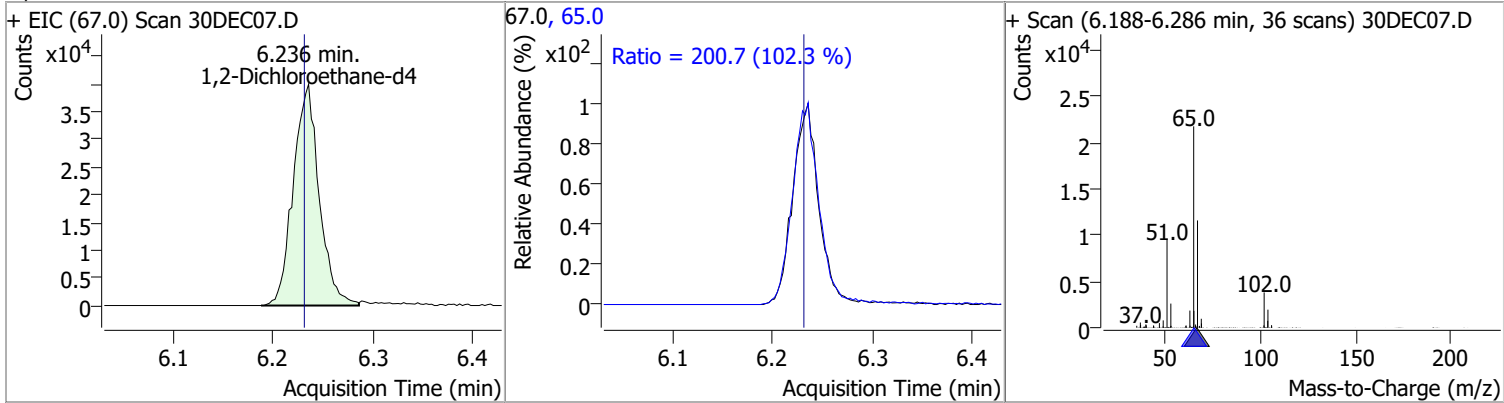


Quantitation Results Report (QT Reviewed)

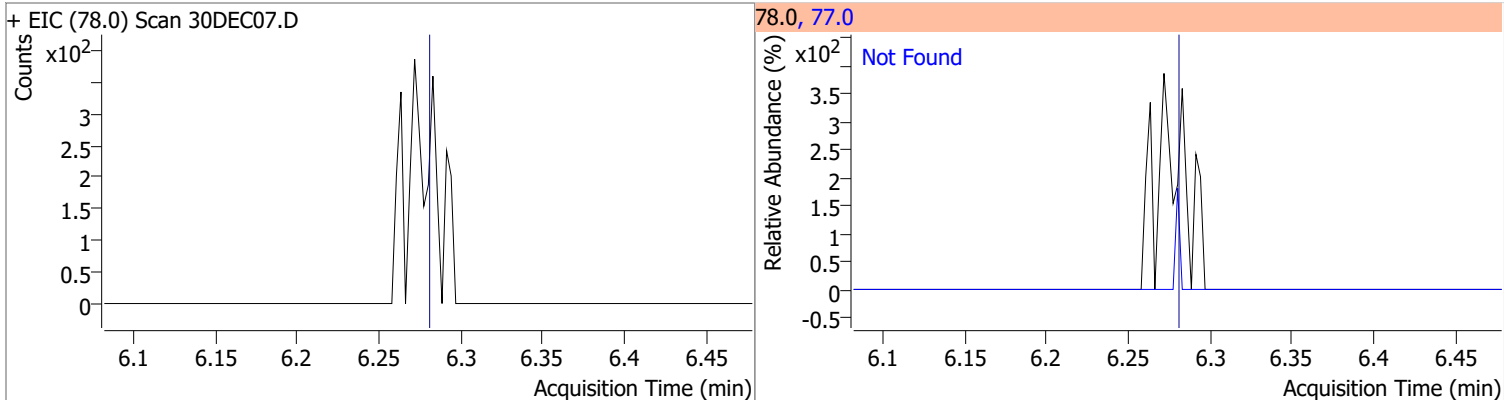


Quantitation Results Report (QT Reviewed)

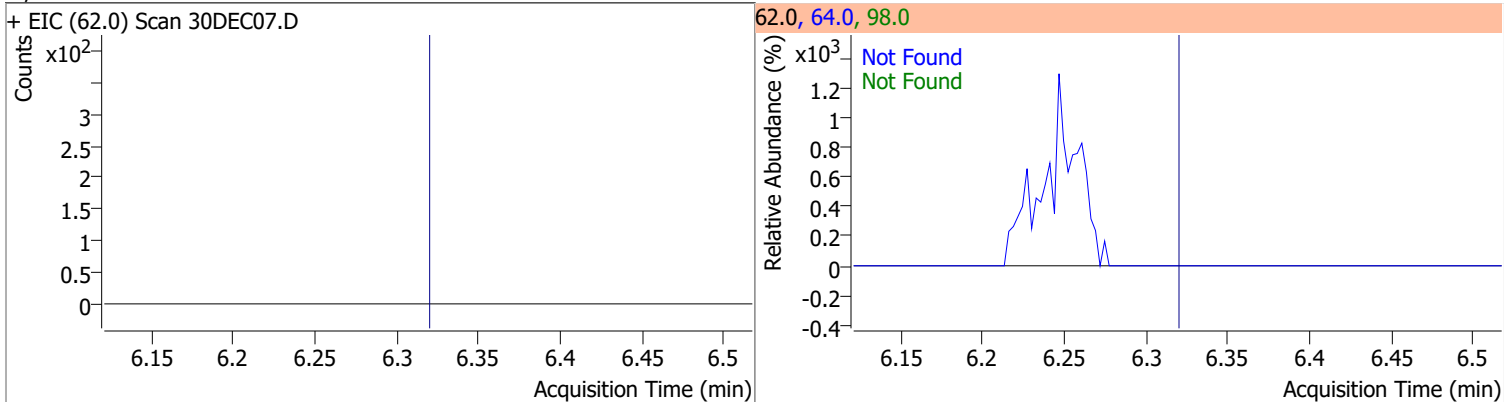
Compound	Conc.	RT	Dev(Min)	Resp.	QIon	QRatio	Lower	Upper
1,2-Dichloroethane-d4	250.4897	6.24	0.01	71670	65.0	200.7	166.3	226.3



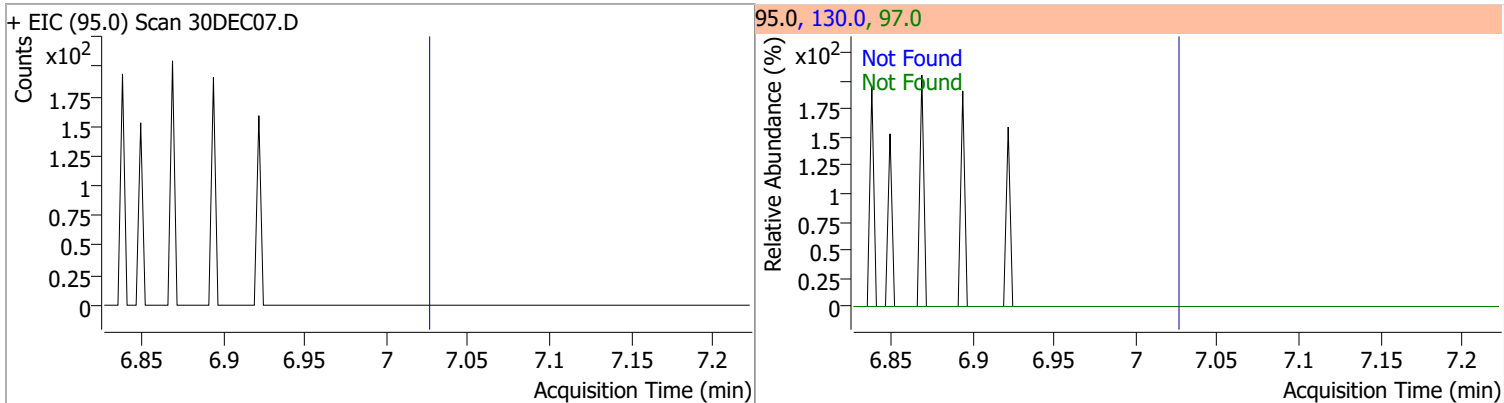
Compound	Conc.	Exp RT	QIon	Exp Ratio
Benzene	N.D.	6.28	77.0	23.5



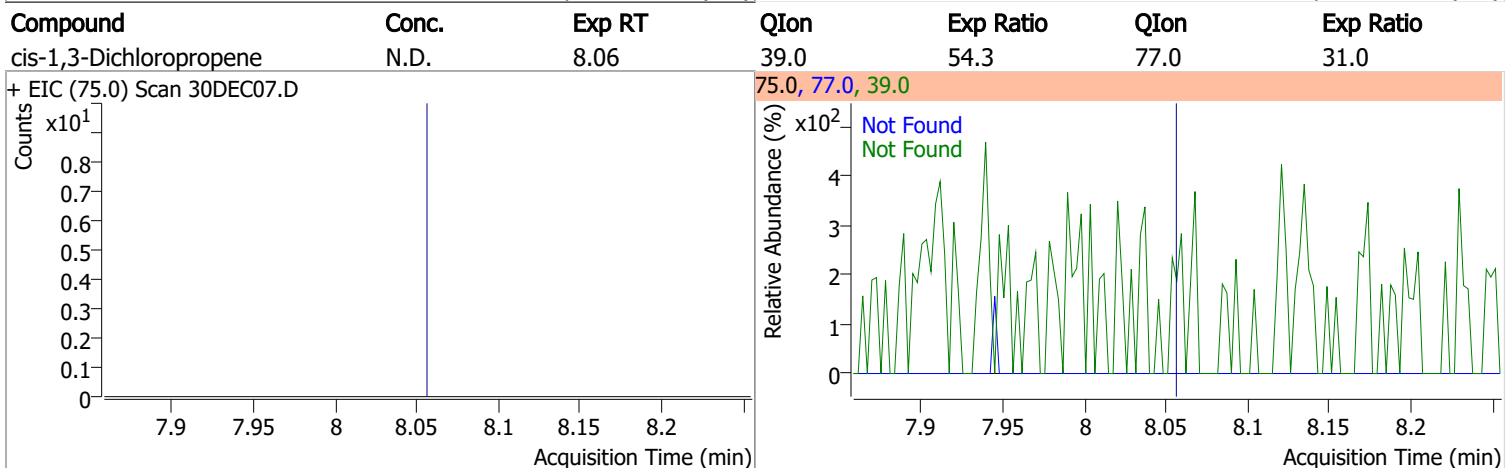
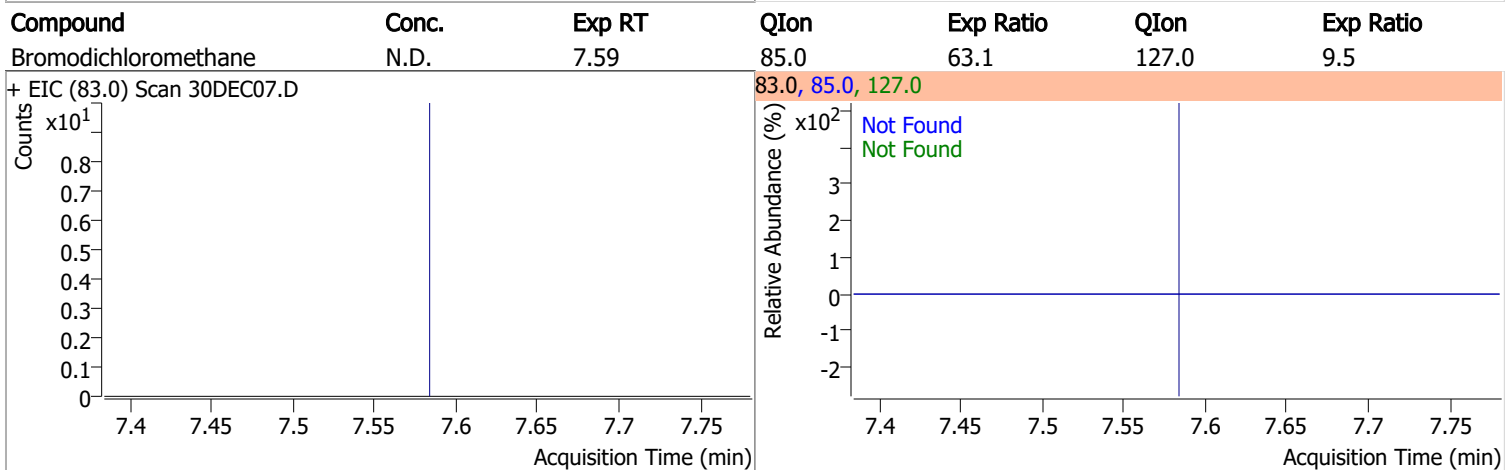
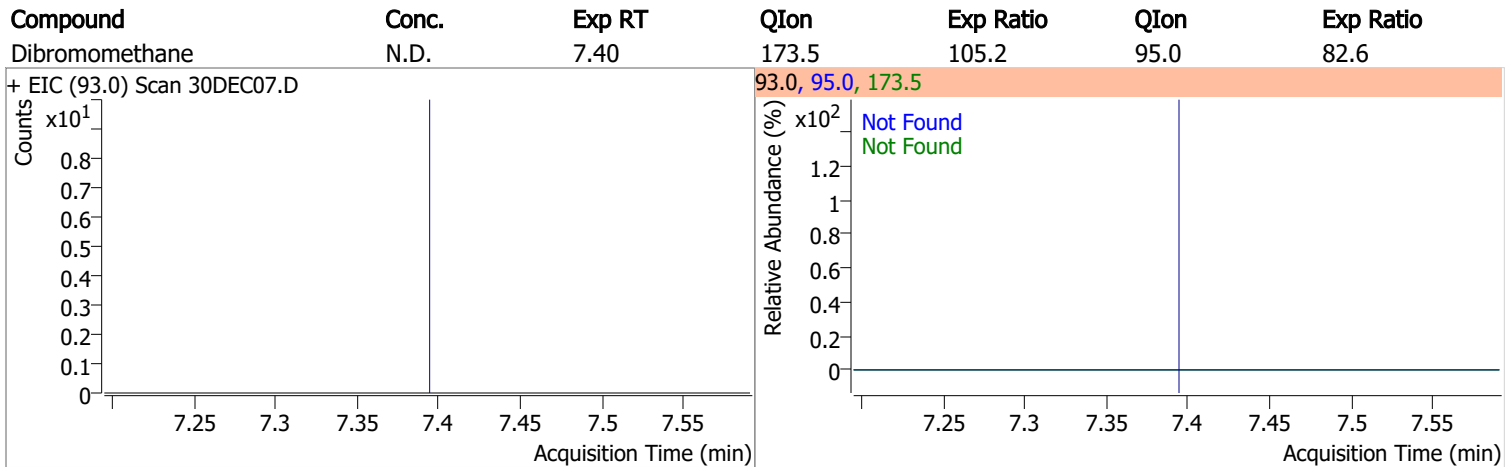
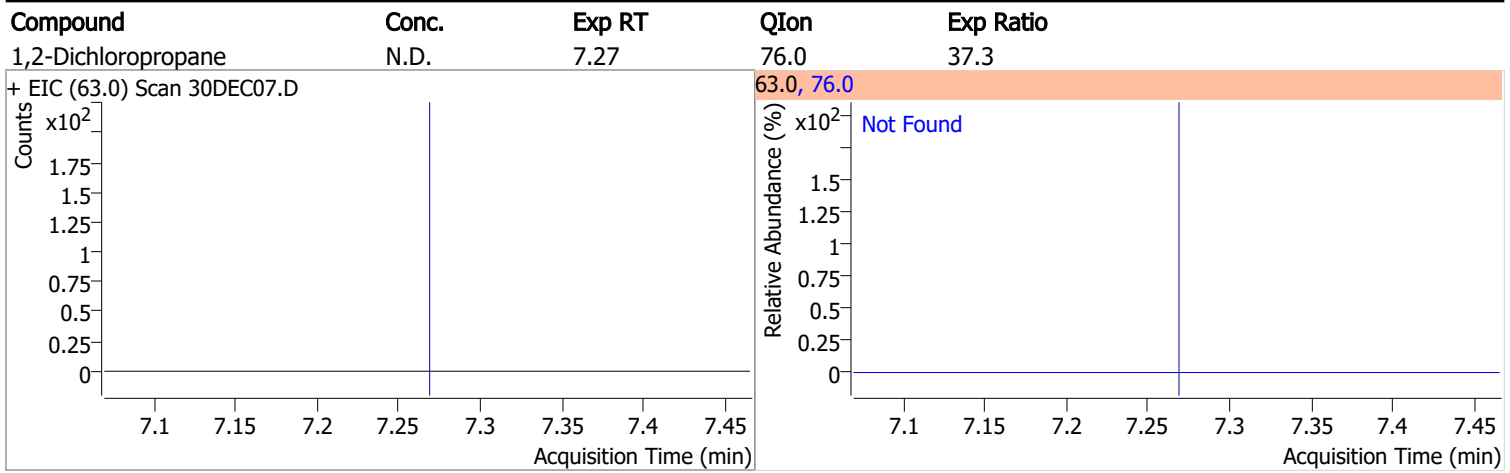
Compound	Conc.	Exp RT	QIon	Exp Ratio	QIon	Exp Ratio
1,2-Dichloroethane	N.D.	6.32	64.0	32.3	98.0	8.2



Compound	Conc.	Exp RT	QIon	Exp Ratio	QIon	Exp Ratio
Trichloroethene	N.D.	7.03	130.0	100.8	97.0	64.7

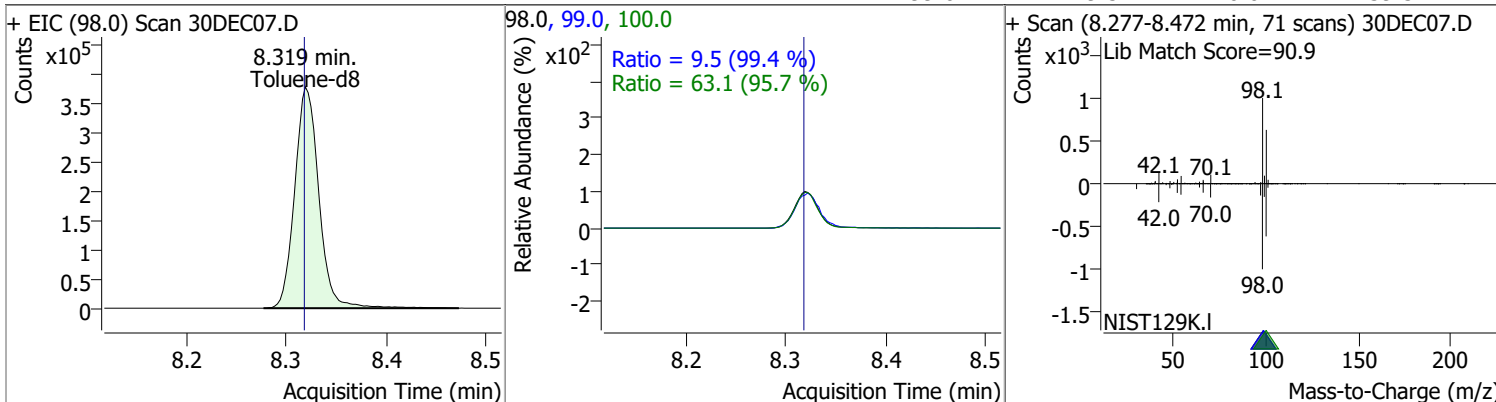


Quantitation Results Report (QT Reviewed)

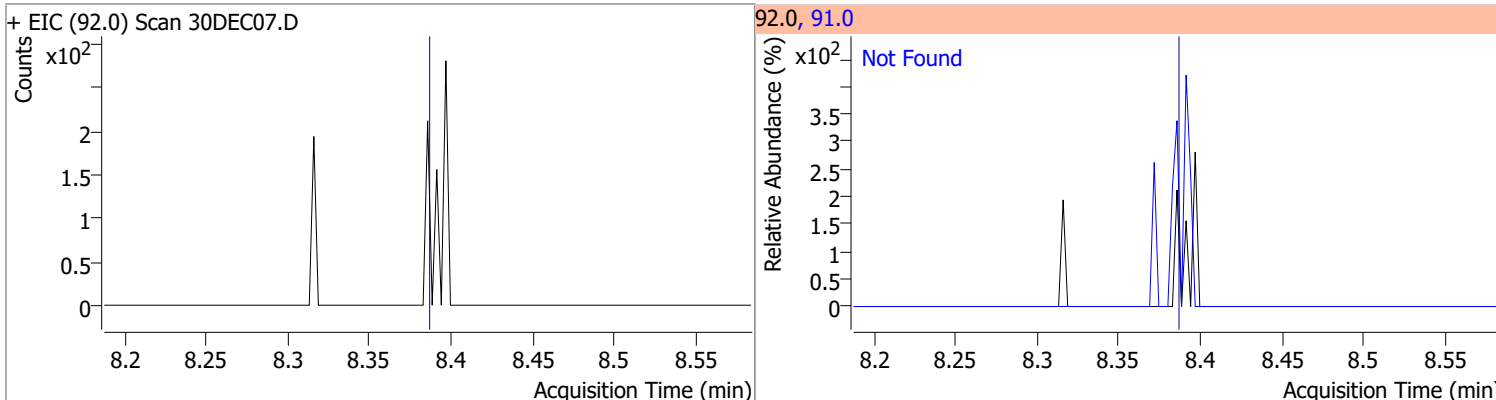


Quantitation Results Report (QT Reviewed)

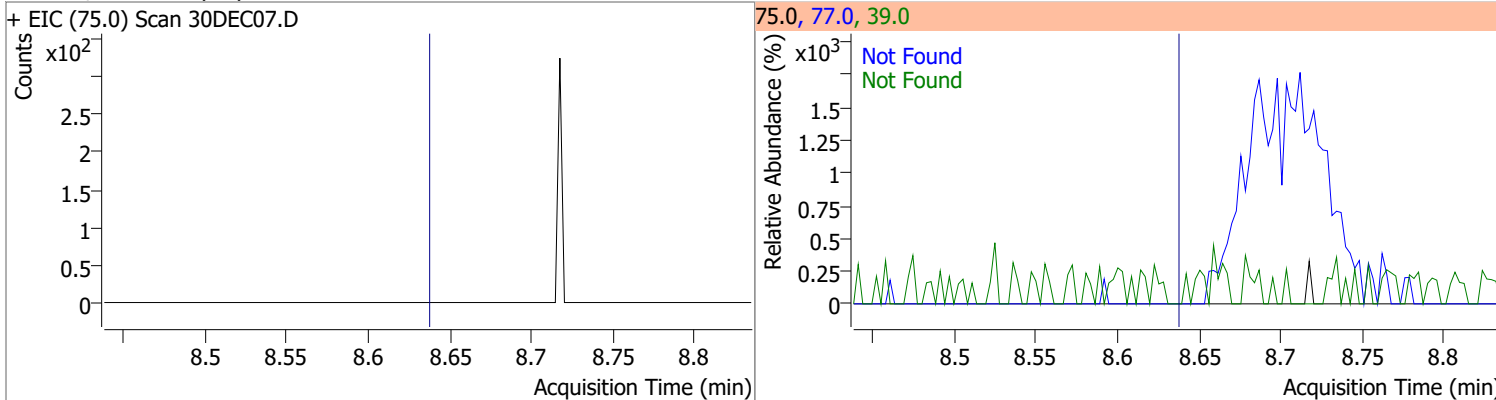
Compound	Conc.	RT	Dev(Min)	Resp.	QIon	QRatio	Lower	Upper
Toluene-d8	259.3730	8.32	0.00	634291	100.0	63.1	35.9	95.9
					99.0	9.5	0.0	39.5



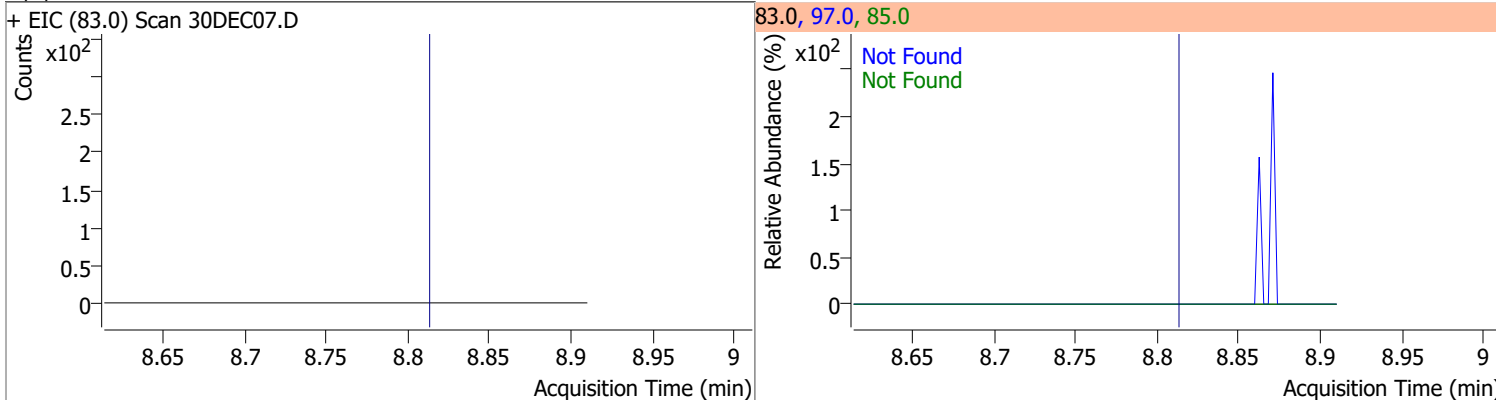
Compound	Conc.	Exp RT	QIon	Exp Ratio
Toluene	N.D.	8.39	91.0	174.3



Compound	Conc.	Exp RT	QIon	Exp Ratio	QIon	Exp Ratio
trans-1,3-Dichloropropene	N.D.	8.64	39.0	52.1	77.0	32.0

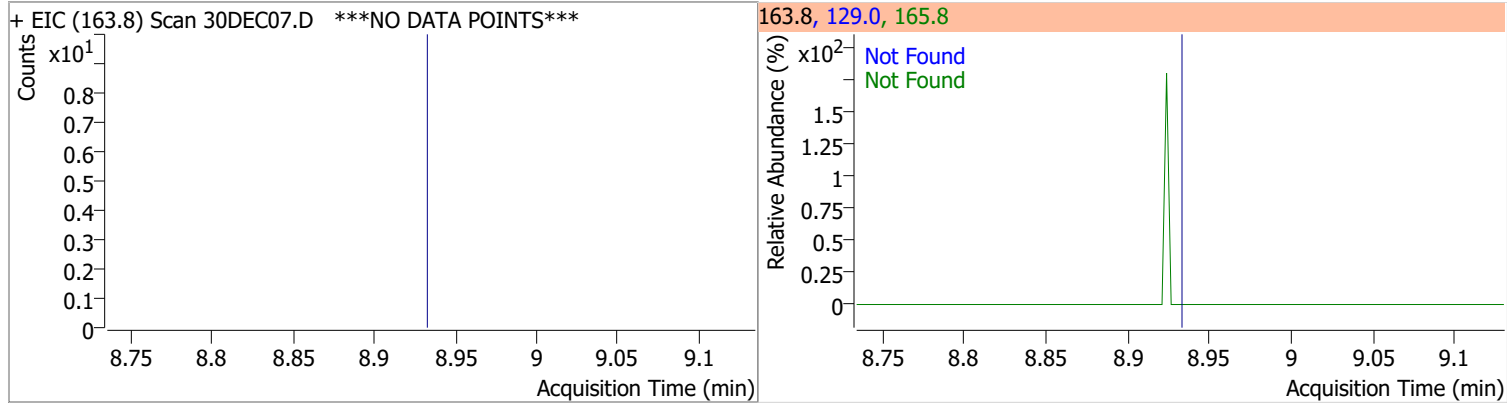


Compound	Conc.	Exp RT	QIon	Exp Ratio	QIon	Exp Ratio
1,1,2-Trichloroethane	N.D.	8.82	97.0	114.3	85.0	61.5

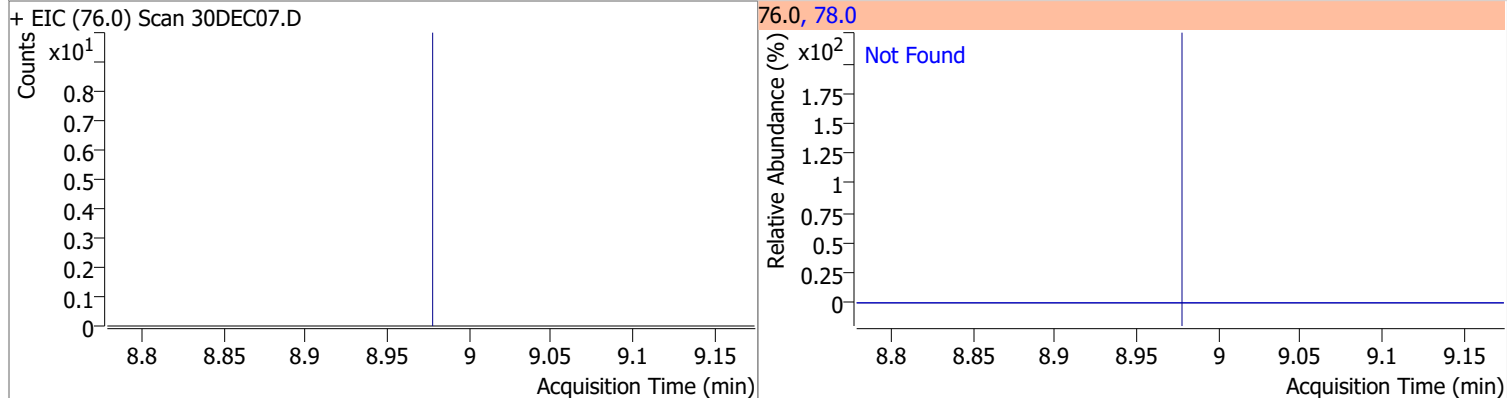


Quantitation Results Report (QT Reviewed)

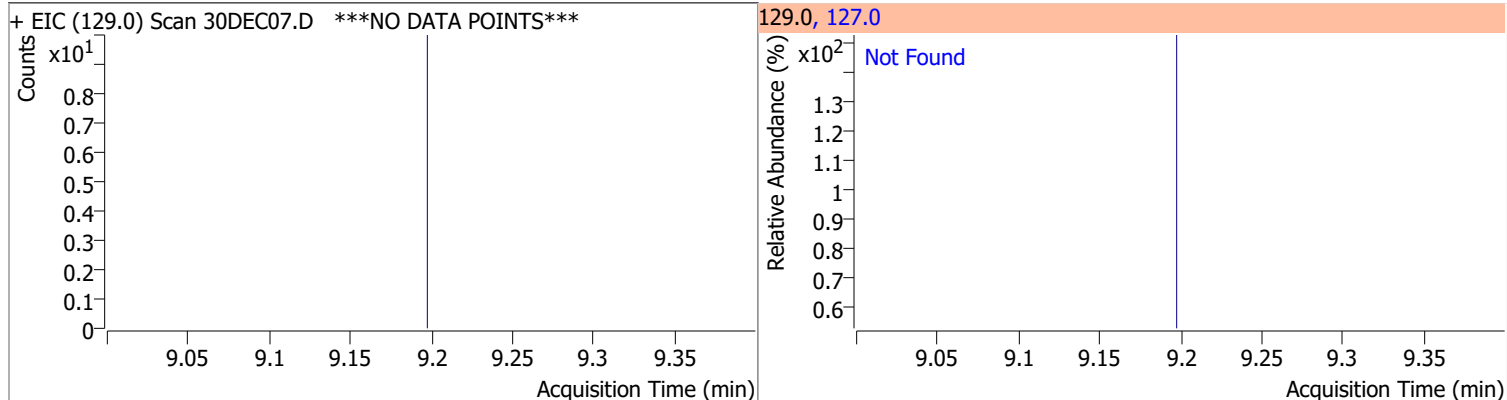
Compound	Conc.	Exp RT	QIon	Exp Ratio	QIon	Exp Ratio
Tetrachloroethene	N.D.	8.94	165.8	128.3	129.0	95.3



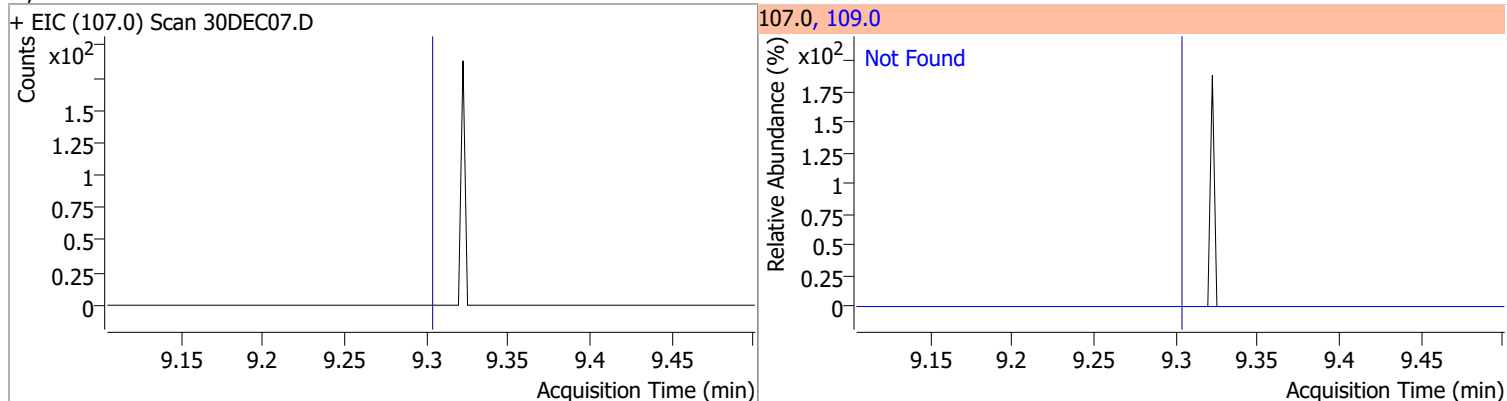
Compound	Conc.	Exp RT	QIon	Exp Ratio
1,3-Dichloropropane	N.D.	8.98	78.0	32.1



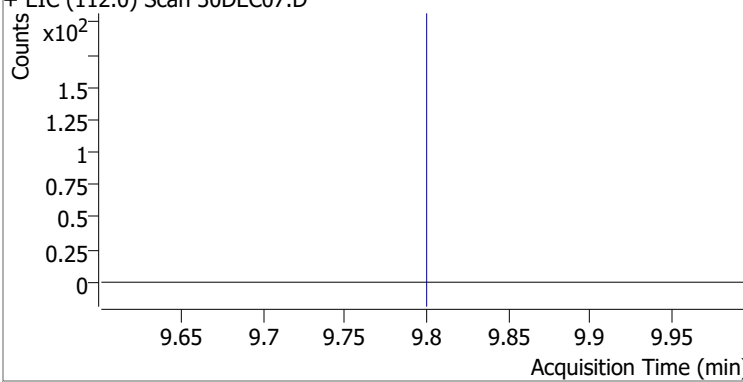
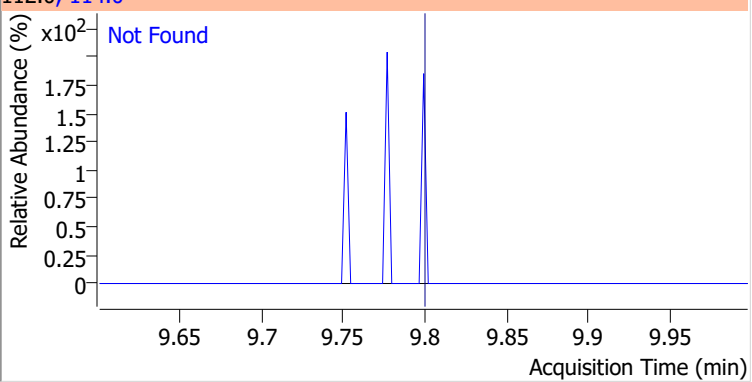
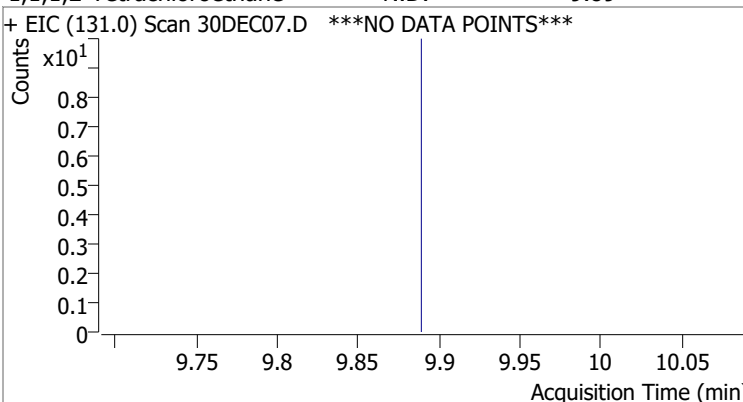
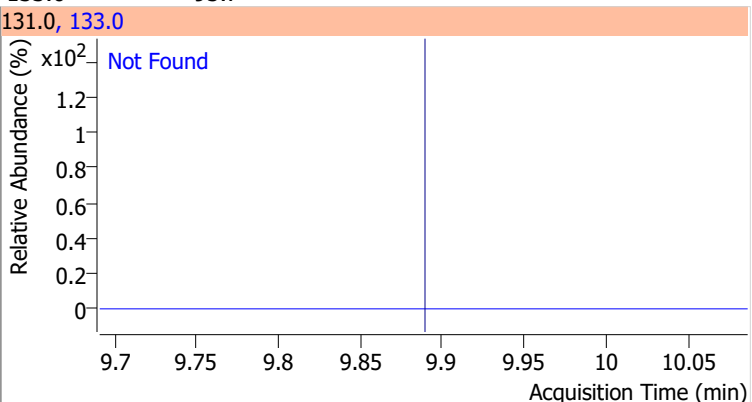
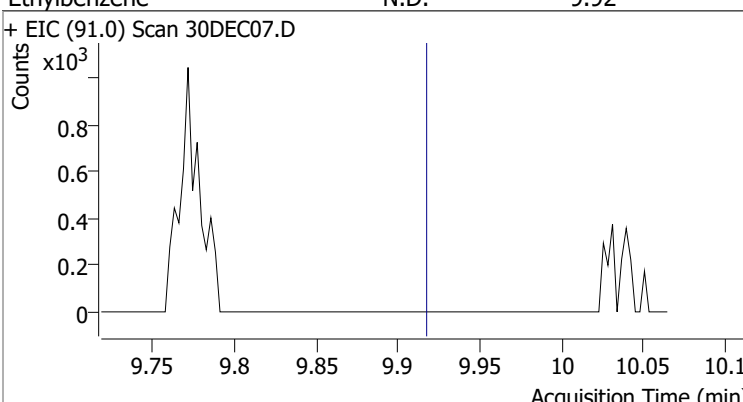
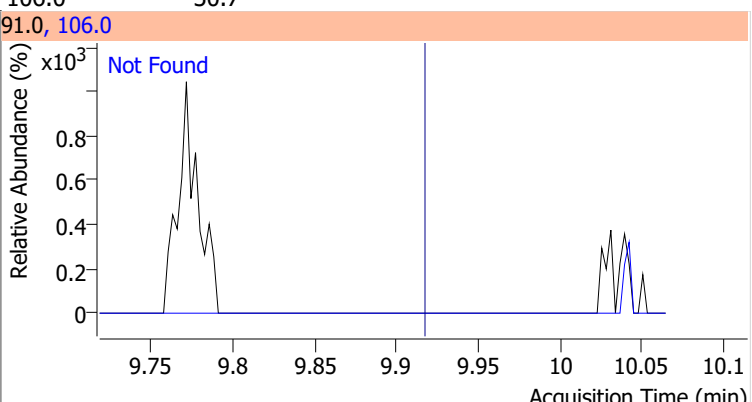
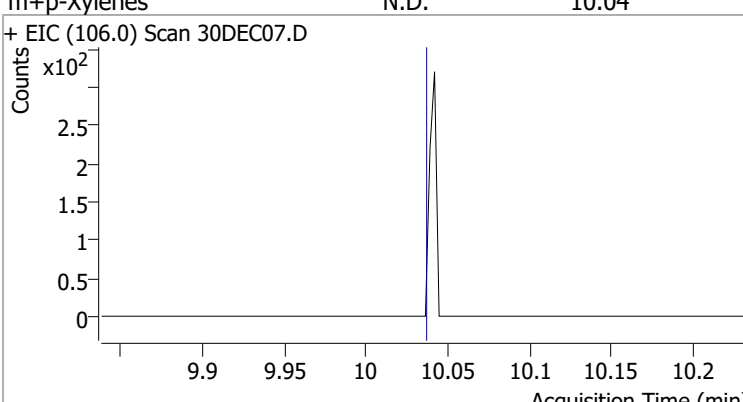
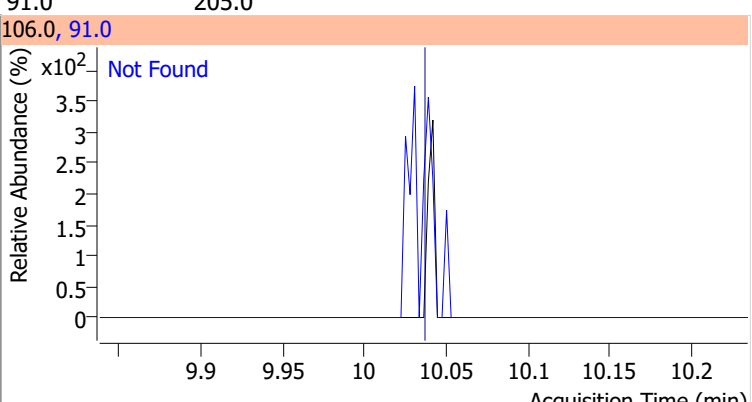
Compound	Conc.	Exp RT	QIon	Exp Ratio
Chlorodibromomethane	N.D.	9.20	127.0	75.3



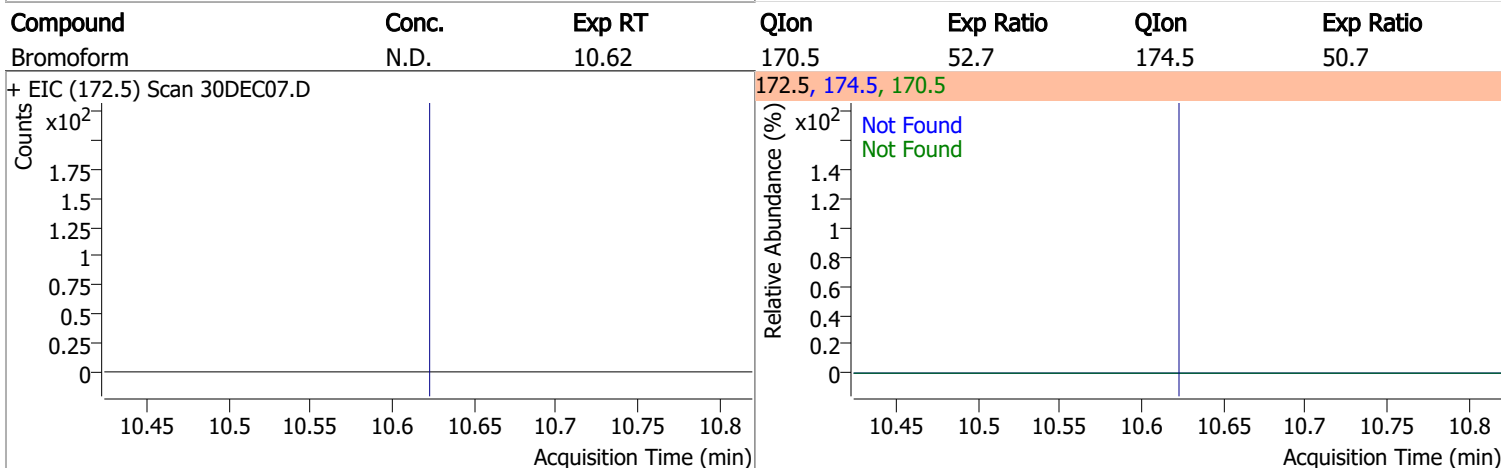
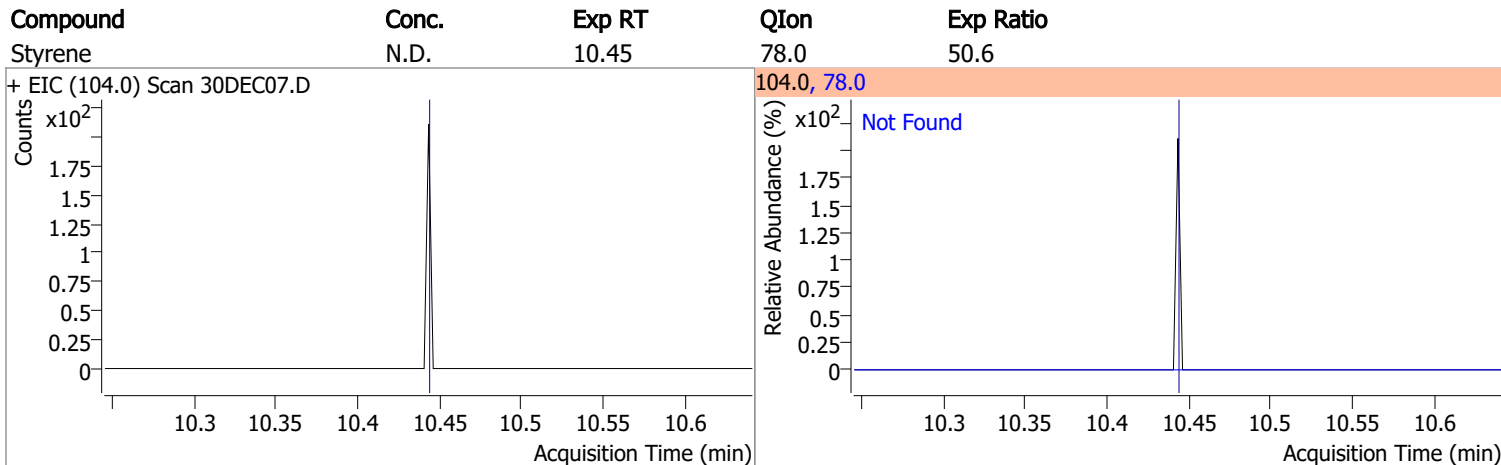
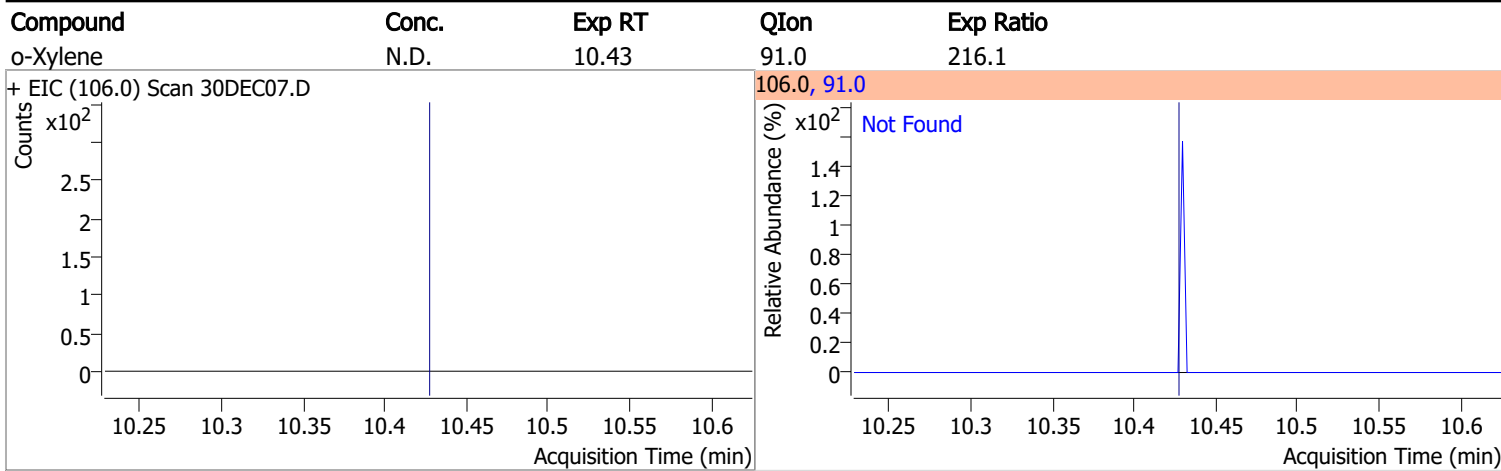
Compound	Conc.	Exp RT	QIon	Exp Ratio
1,2-Dibromoethane	N.D.	9.31	109.0	97.2



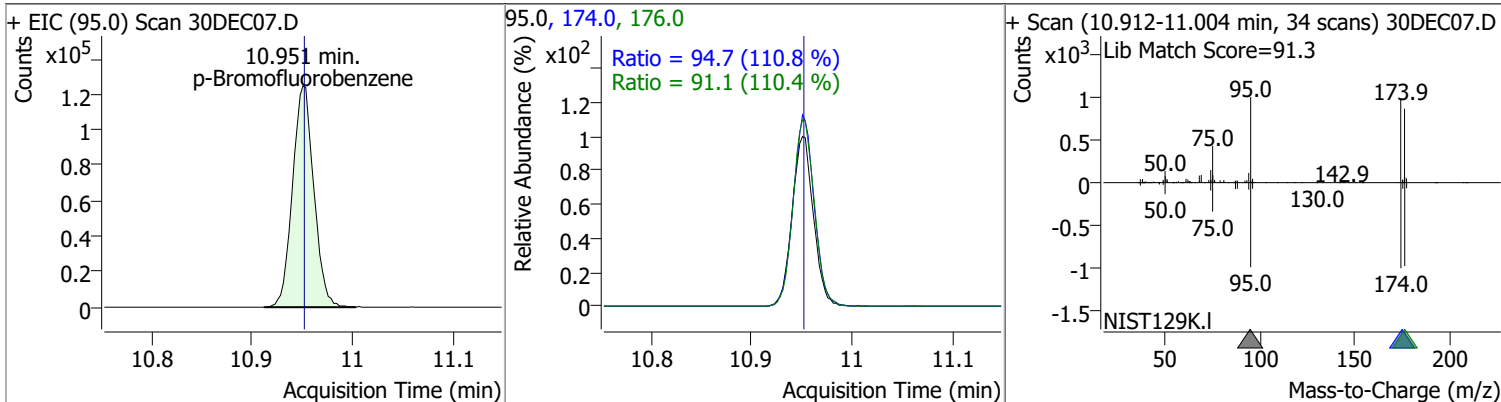
Quantitation Results Report (QT Reviewed)

Compound	Conc.	Exp RT	QIon	Exp Ratio
Chlorobenzene	N.D.	9.80	114.0	32.3
+ EIC (112.0) Scan 30DEC07.D			112.0, 114.0	
				
1,1,1,2-Tetrachloroethane	N.D.	9.89	133.0	95.7
+ EIC (131.0) Scan 30DEC07.D ***NO DATA POINTS***			131.0, 133.0	
				
Ethylbenzene	N.D.	9.92	106.0	30.7
+ EIC (91.0) Scan 30DEC07.D			91.0, 106.0	
				
m+p-Xylenes	N.D.	10.04	91.0	205.0
+ EIC (106.0) Scan 30DEC07.D			106.0, 91.0	
				

Quantitation Results Report (QT Reviewed)

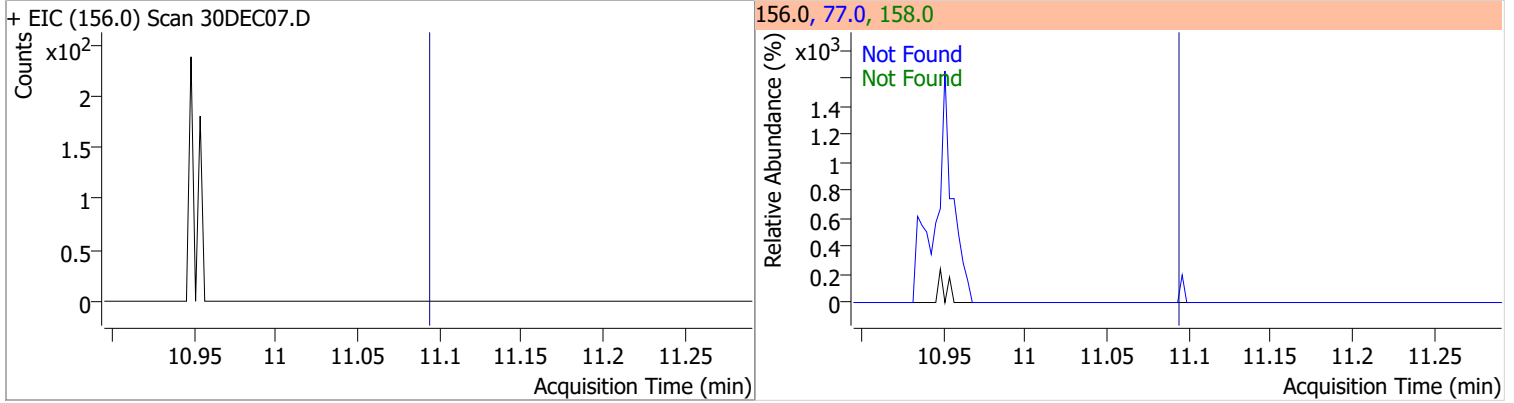


Compound	Conc.	RT	Dev(Min)	Resp.	QIon	QRatio	Lower	Upper
p-Bromofluorobenzene	262.5322	10.95	0.00	183578	174.0	94.7	55.5	115.5
					176.0	91.1	52.5	112.5

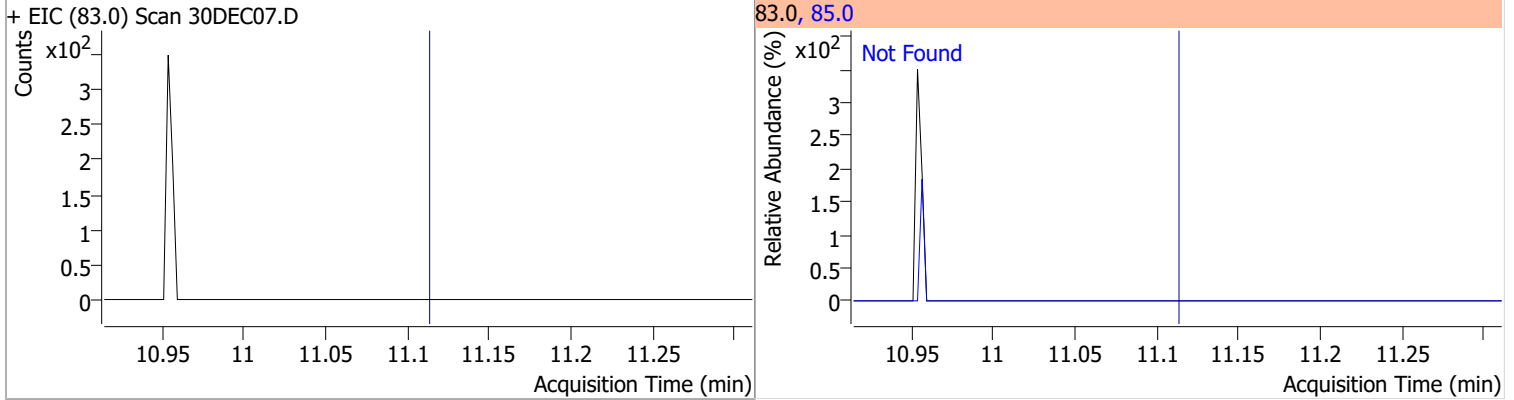


Quantitation Results Report (QT Reviewed)

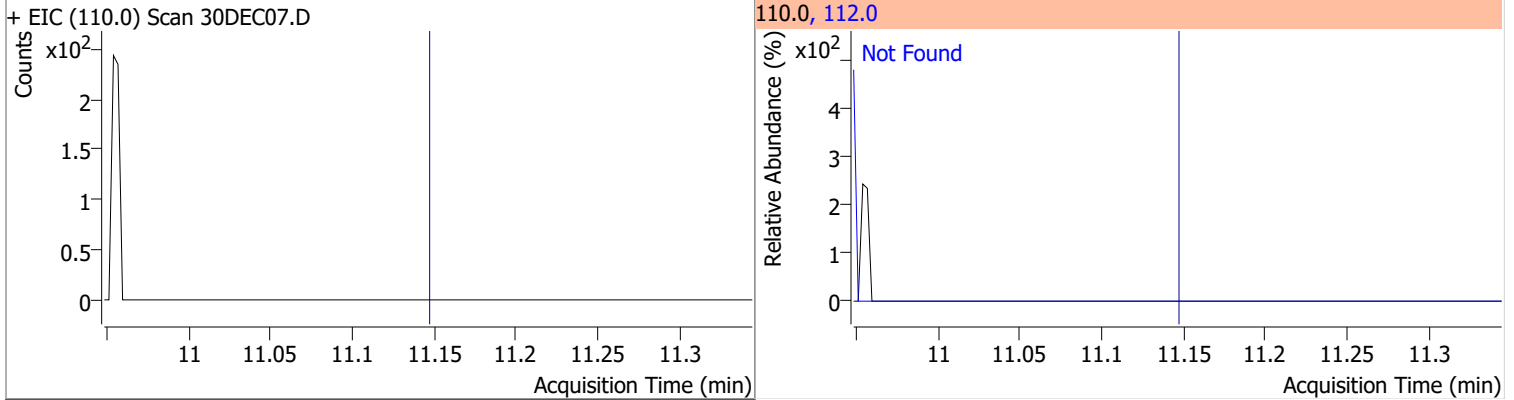
Compound	Conc.	Exp RT	QIon	Exp Ratio	QIon	Exp Ratio
Bromobenzene	N.D.	11.09	77.0	153.2	158.0	96.2



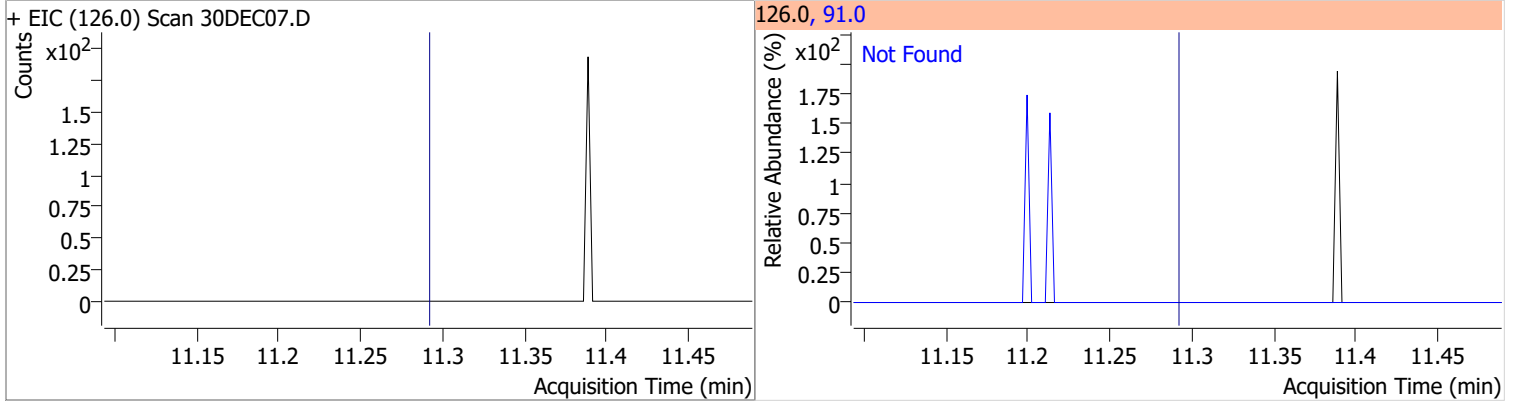
Compound	Conc.	Exp RT	QIon	Exp Ratio
1,1,2,2-Tetrachloroethane	N.D.	11.11	85.0	63.2



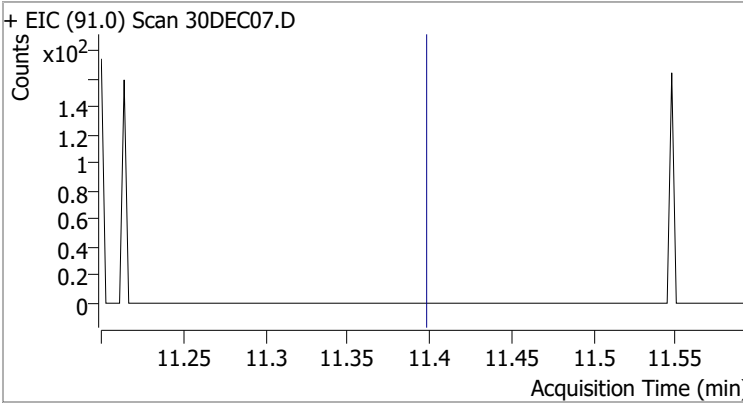
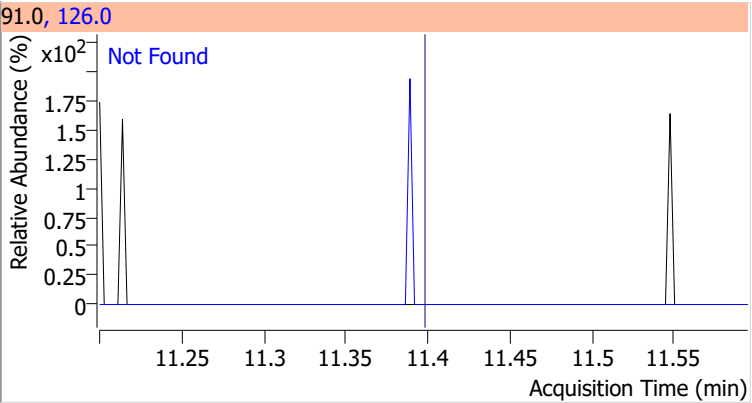
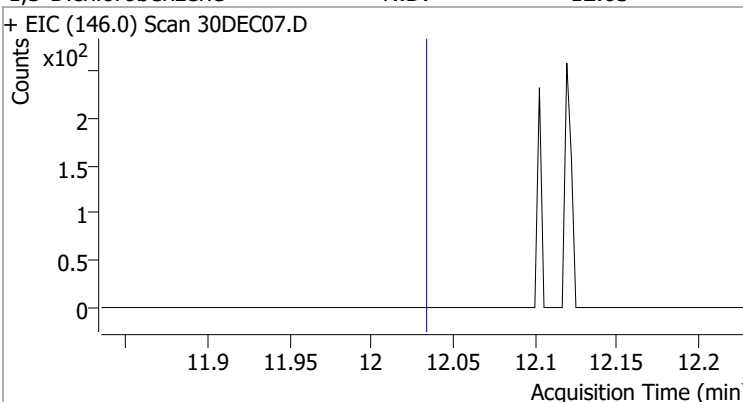
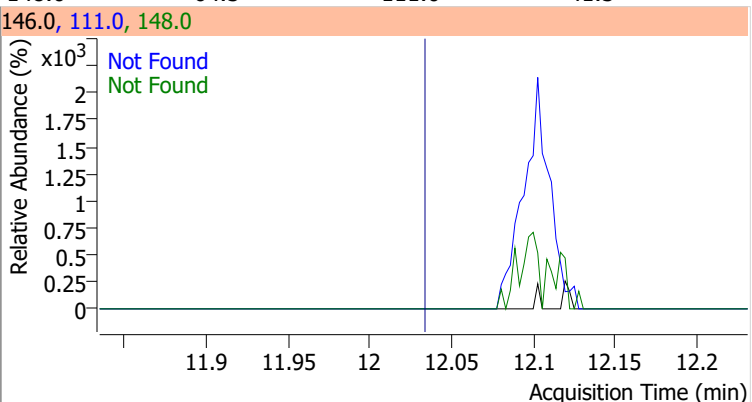
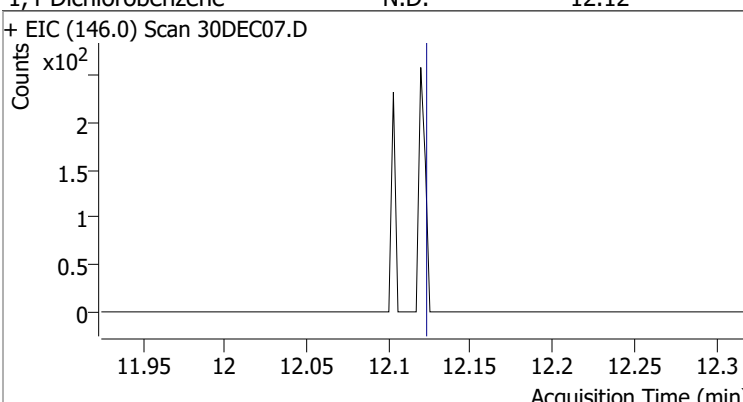
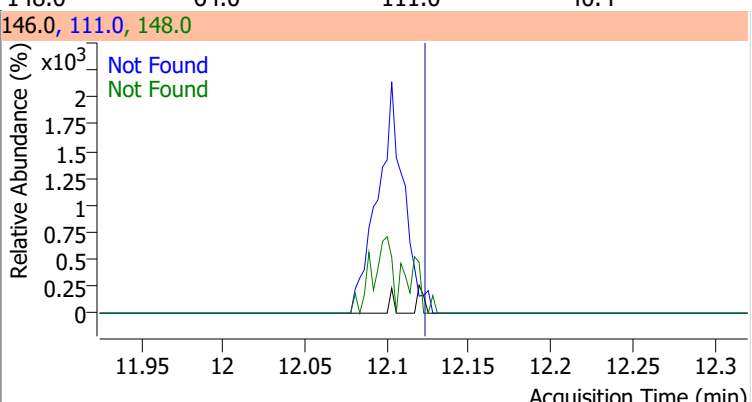
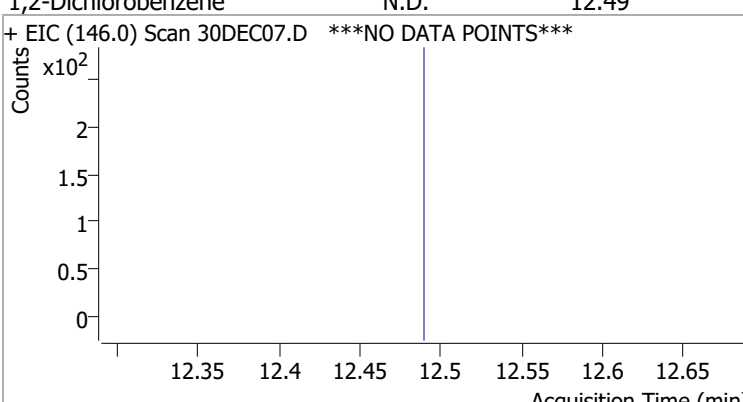
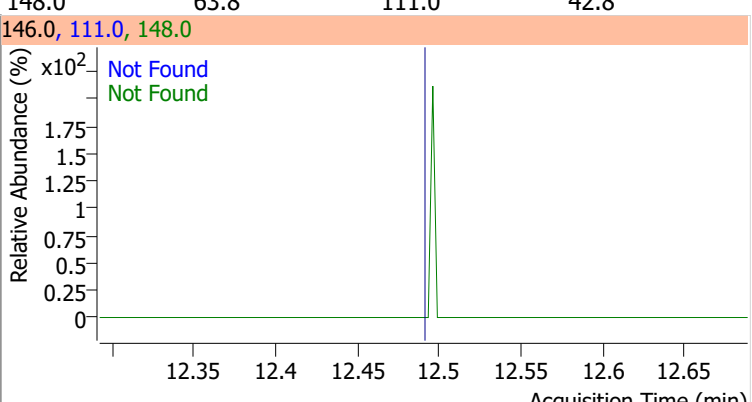
Compound	Conc.	Exp RT	QIon	Exp Ratio
1,2,3-Trichloropropane	N.D.	11.15	112.0	65.8



Compound	Conc.	Exp RT	QIon	Exp Ratio
2-Chlorotoluene	N.D.	11.29	91.0	294.1

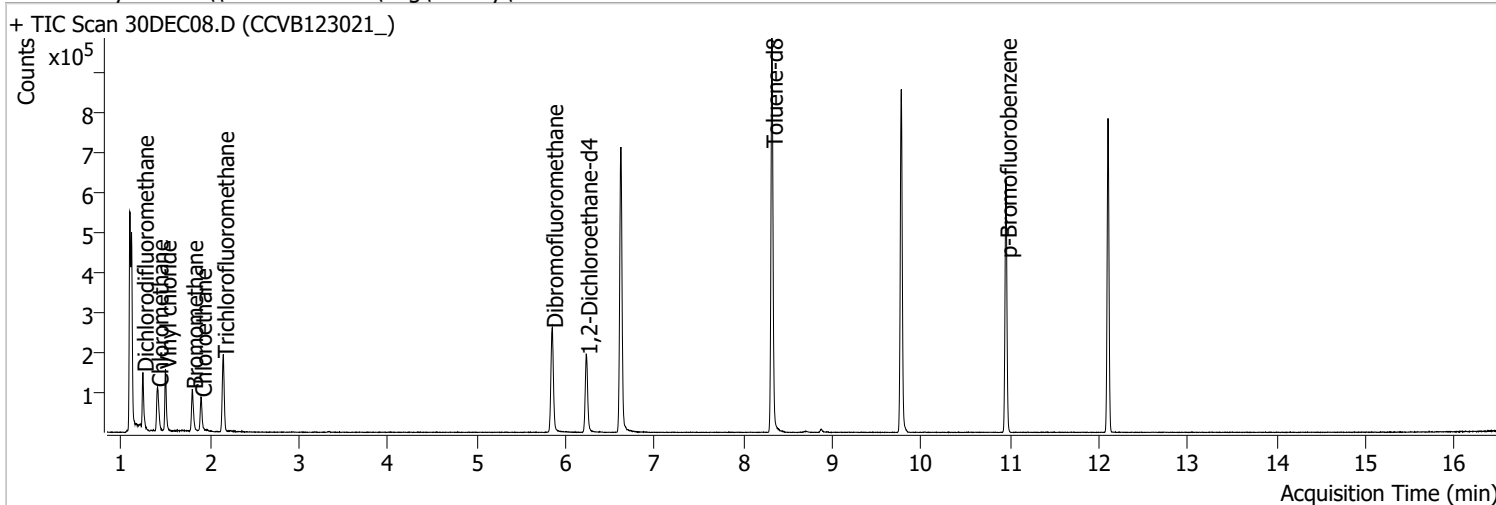


Quantitation Results Report (QT Reviewed)

Compound	Conc.	Exp RT	QIon	Exp Ratio			
4-Chlorotoluene	N.D.	11.40	126.0	30.4			
+ EIC (91.0) Scan 30DEC07.D			91.0, 126.0				
							
1,3-Dichlorobenzene	N.D.	12.03	148.0	64.5	QIon	Exp Ratio	
+ EIC (146.0) Scan 30DEC07.D			146.0, 111.0, 148.0				
							
1,4-Dichlorobenzene	N.D.	12.12	148.0	64.0	QIon	Exp Ratio	
+ EIC (146.0) Scan 30DEC07.D			146.0, 111.0, 148.0				
							
1,2-Dichlorobenzene	N.D.	12.49	148.0	63.8	QIon	Exp Ratio	
+ EIC (146.0) Scan 30DEC07.D ***NO DATA POINTS***			146.0, 111.0, 148.0				
							

Quantitation Results Report (QT Reviewed)

Data File	30DEC08.D	Operator	SBD
Acq. Method	5975CACQF.M	Acq. Date-Time	12/30/2021 1:39:08 PM
Sample Name	CCVB123021_	Instrument	VOA5975C
Vial	8	Multiplier	1.00
DA Method File	VOA5975C_8260B_SHT_DoD_L4_120721.m	Comment	
Tune File	BFB_Atune3.u	Tune Date	10/11/2021 4:02:00 PM
Batch Name	VG123021_8260B_624pt1.batch.bin	Last Calib Update	1/20/2022 10:22:06 AM
Ref Library	\\MASSHUNTER\Org\Library\NIST129K.I		



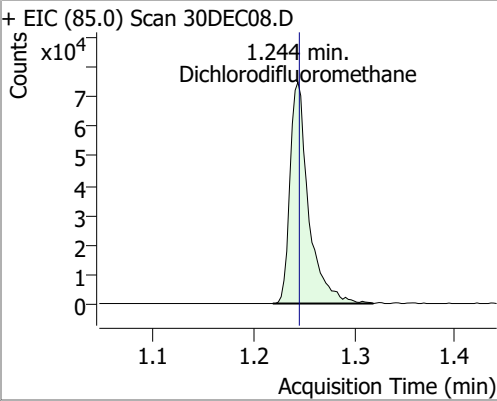
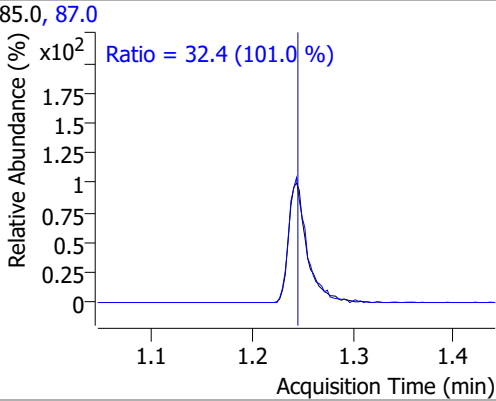
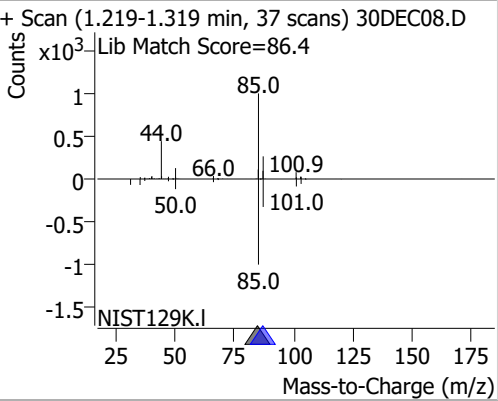
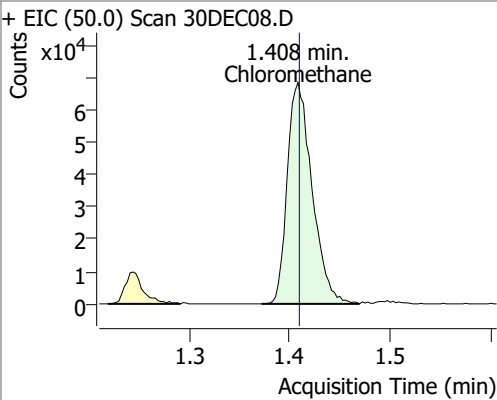
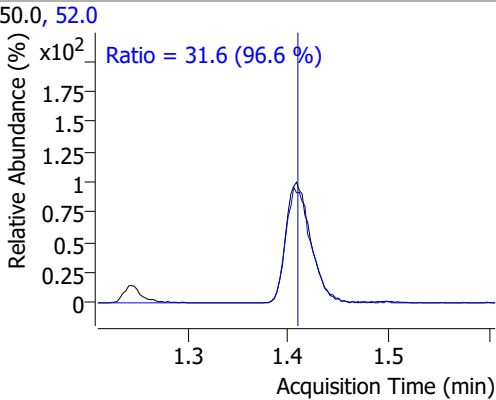
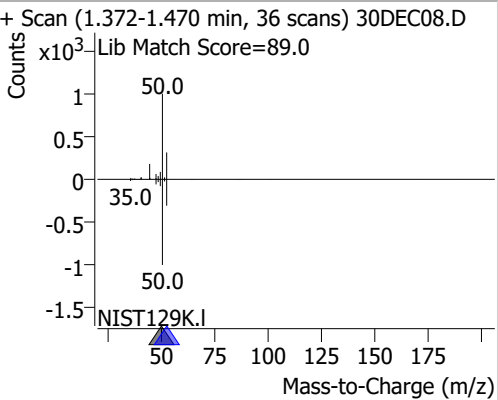
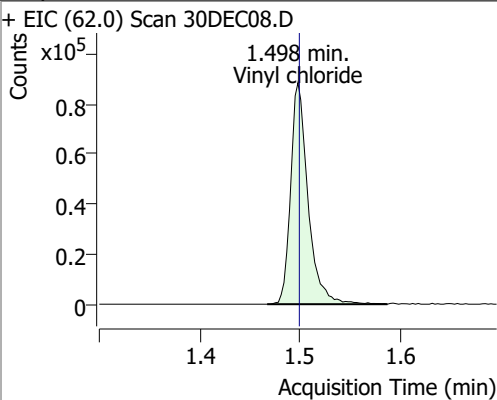
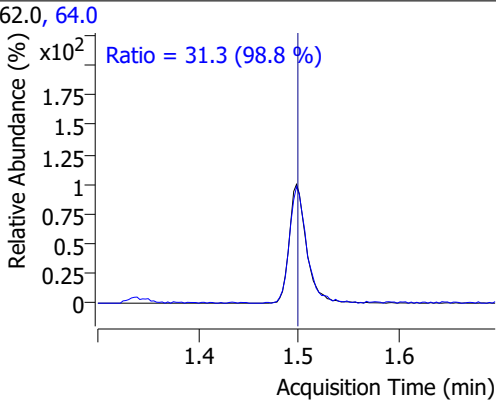
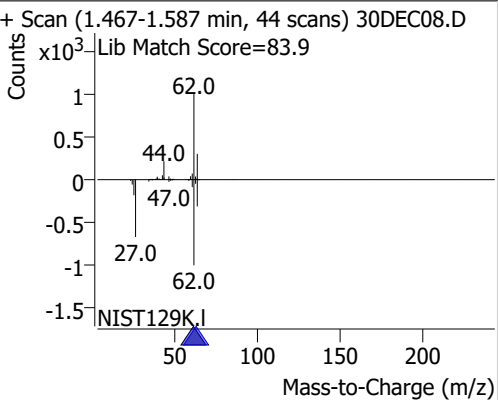
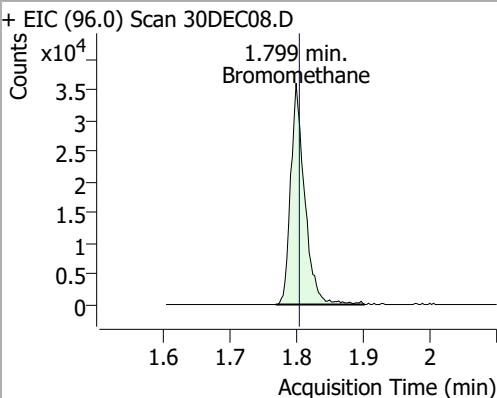
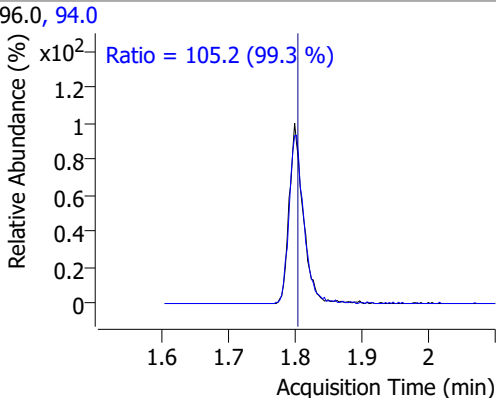
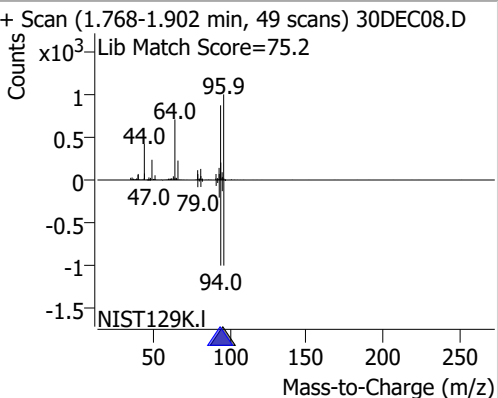
Compound	RT	QIon	Resp.	Conc.	Units	Dev(Min)
Internal Standards						
M Fluorobenzene	6.620	96.0	616140	250.0000	ng	0.000
M Chlorobenzene-d5	9.774	82.0	239918	250.0000	ng	0.000
M 1,4-Dichlorobenzene-d4	12.100	152.0	184656	250.0000	ng	0.000
System Monitoring Compounds						
S Dibromofluoromethane	5.848	113.0	158081	261.7849	ng	-0.003
Spiked Amount: 250.000	Range: 80.0 - 119.0%			Recovery = 104.71%		
S 1,2-Dichloroethane-d4	6.233	67.0	69251	251.2921	ng	0.003
Spiked Amount: 250.000	Range: 81.0 - 118.0%			Recovery = 100.52%		
S Toluene-d8	8.319	98.0	601677	249.4772	ng	0.000
Spiked Amount: 250.000	Range: 89.0 - 112.0%			Recovery = 99.79%		
S p-Bromofluorobenzene	10.951	95.0	180608	255.6105	ng	0.000
Spiked Amount: 250.000	Range: 85.0 - 114.0%			Recovery = 102.24%		
Target Compounds						
T Dichlorodifluoromethane	1.244	85.0	96759	109.8325	ng	99
T Chloromethane	1.408	50.0	117355	116.9956	ng	98
T Vinyl chloride	1.498	62.0	106412	112.7600	ng	99
T Bromomethane	1.799	96.0	52912	140.5491	ng	99
T Chloroethane	1.896	64.0	56935	109.2091	ng	100
T Trichlorofluoromethane	2.145	101.0	128037	103.8919	ng	98
T 1,1-Dichloroethene	0.000		0	N.D.		
T Methylene chloride	0.000		0	N.D.		
T trans-1,2-Dichloroethene	0.000		0	N.D.		
T Methyl tert-butyl ether (MTBE)	0.000		0	N.D.		
T 1,1-Dichloroethane	0.000		0	N.D.		
T 2,2-Dichloropropane	0.000		0	N.D.		
T cis-1,2-Dichloroethene	0.000		0	N.D.		
T Methyl ethyl ketone	0.000		0	N.D.		
T Bromochloromethane	0.000		0	N.D.		
T Chloroform	0.000		0	N.D.		

Quantitation Results Report (QT Reviewed)

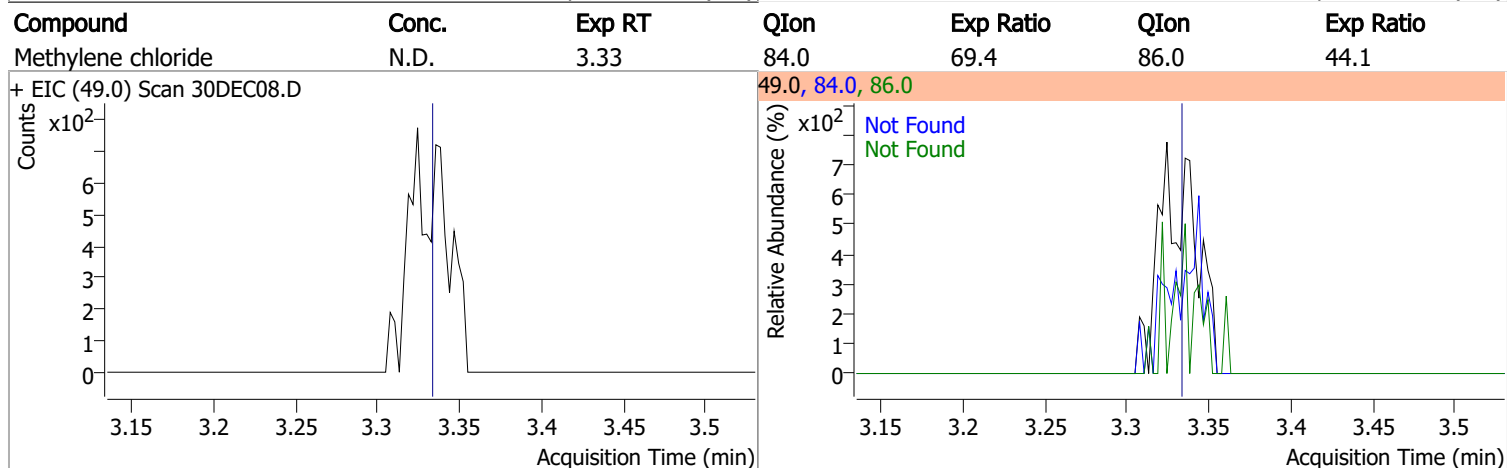
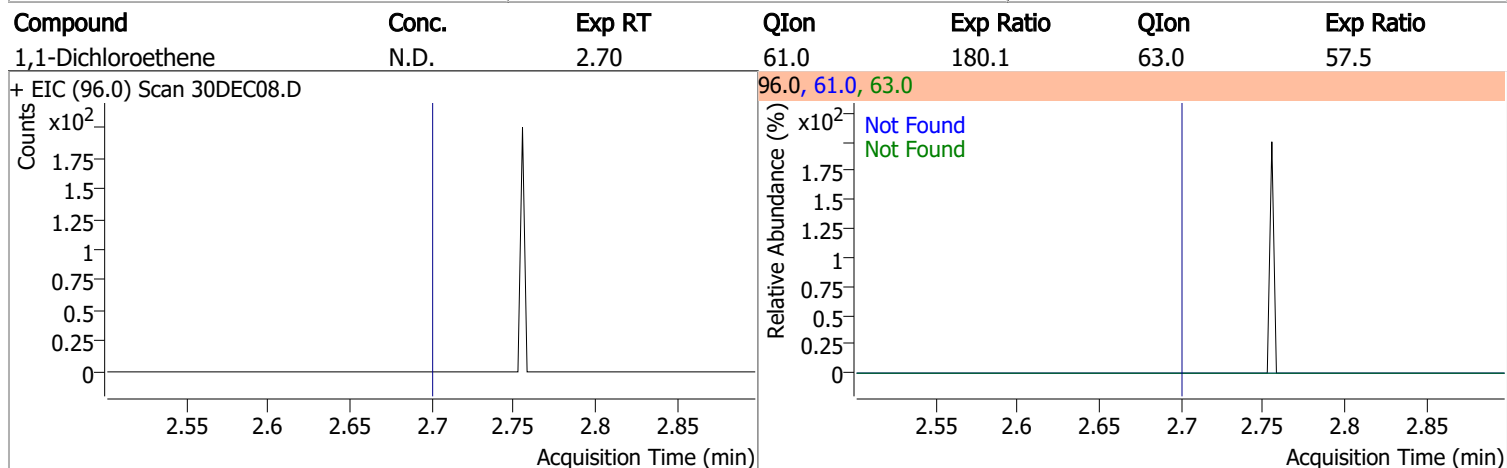
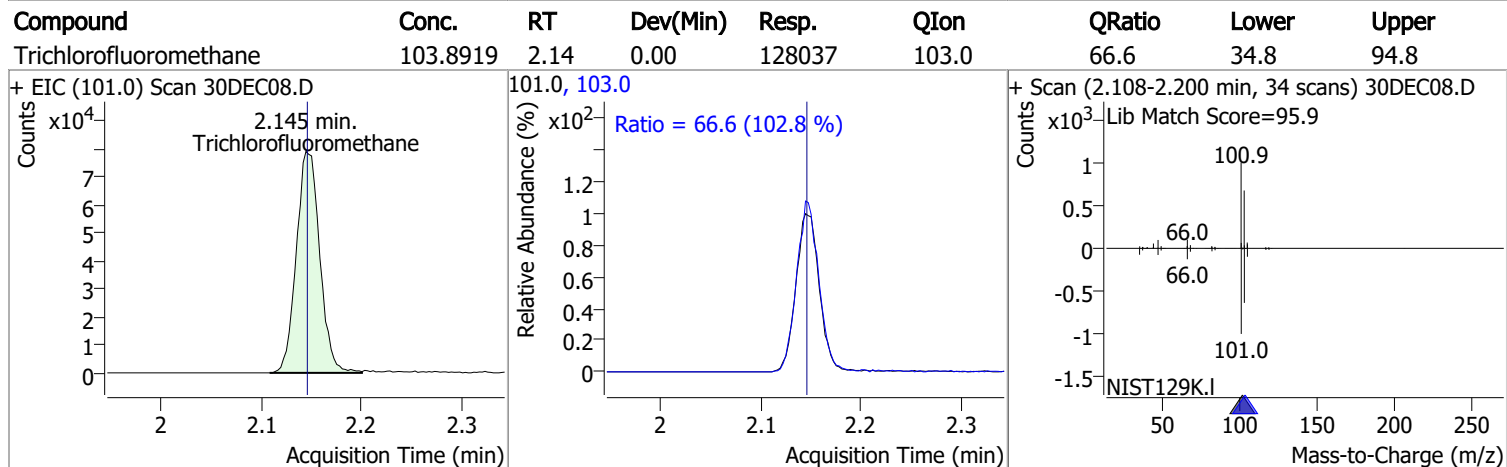
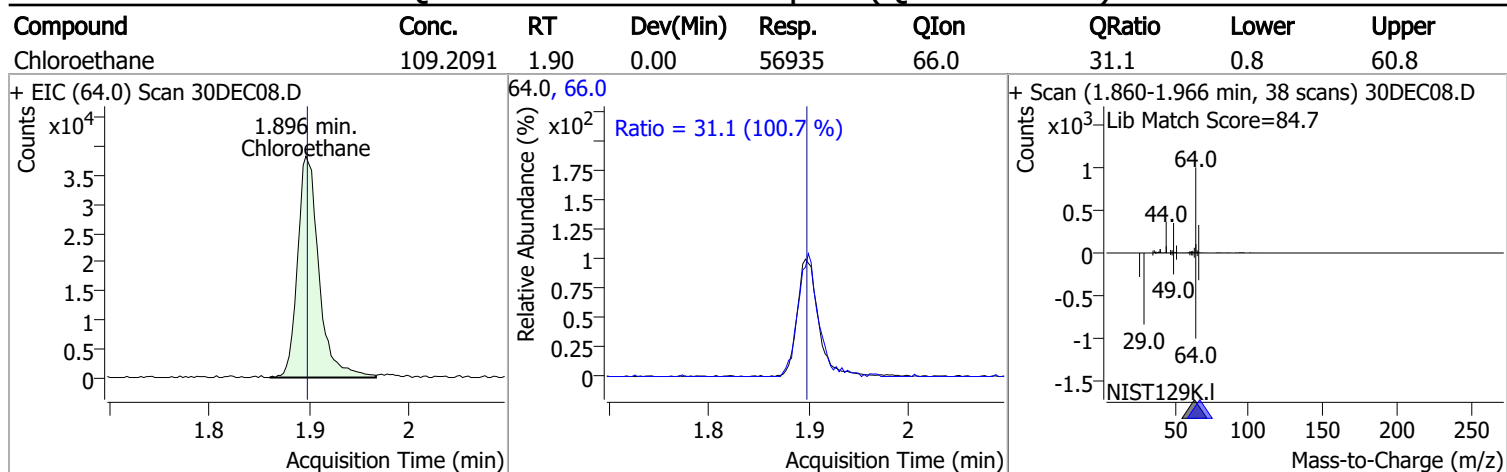
Compound	RT	QIon	Resp.	Conc.	Units	Dev(Min)
T 1,1,1-Trichloroethane	0.000		0	N.D.		
T Carbon tetrachloride	0.000		0	N.D.		
T 1,1-Dichloropropene	0.000		0	N.D.		
T Benzene	0.000		0	N.D.		
T 1,2-Dichloroethane	0.000		0	N.D.		
T Trichloroethene	0.000		0	N.D.		
T 1,2-Dichloropropane	0.000		0	N.D.		
T Dibromomethane	0.000		0	N.D.		
T Bromodichloromethane	0.000		0	N.D.		
T cis-1,3-Dichloropropene	0.000		0	N.D.		
T Toluene	0.000		0	N.D.		
T trans-1,3-Dichloropropene	0.000		0	N.D.		
T 1,1,2-Trichloroethane	0.000		0	N.D.		
T Tetrachloroethene	0.000		0	N.D.		
T 1,3-Dichloropropane	0.000		0	N.D.		
T Chlorodibromomethane	0.000		0	N.D.		
T 1,2-Dibromoethane	0.000		0	N.D.		
T Chlorobenzene	0.000		0	N.D.		
T 1,1,1,2-Tetrachloroethane	0.000		0	N.D.		
T Ethylbenzene	0.000		0	N.D.		
T m+p-Xylenes	0.000		0	N.D.		
T o-Xylene	0.000		0	N.D.		
T Styrene	0.000		0	N.D.		
T Bromoform	0.000		0	N.D.		
T Bromobenzene	0.000		0	N.D.		
T 1,1,2,2-Tetrachloroethane	0.000		0	N.D.		
T 1,2,3-Trichloropropane	0.000		0	N.D.		
T 2-Chlorotoluene	0.000		0	N.D.		
T 4-Chlorotoluene	0.000		0	N.D.		
T 1,3-Dichlorobenzene	0.000		0	N.D.		
T 1,4-Dichlorobenzene	0.000		0	N.D.		
T 1,2-Dichlorobenzene	0.000		0	N.D.		

(#) = Qualifier Out of Range; (m) = Manual Integration; (+) = Area Summed; (*) = Surrogate Percent Recovery Out of Range; (d): Zeroed Peak

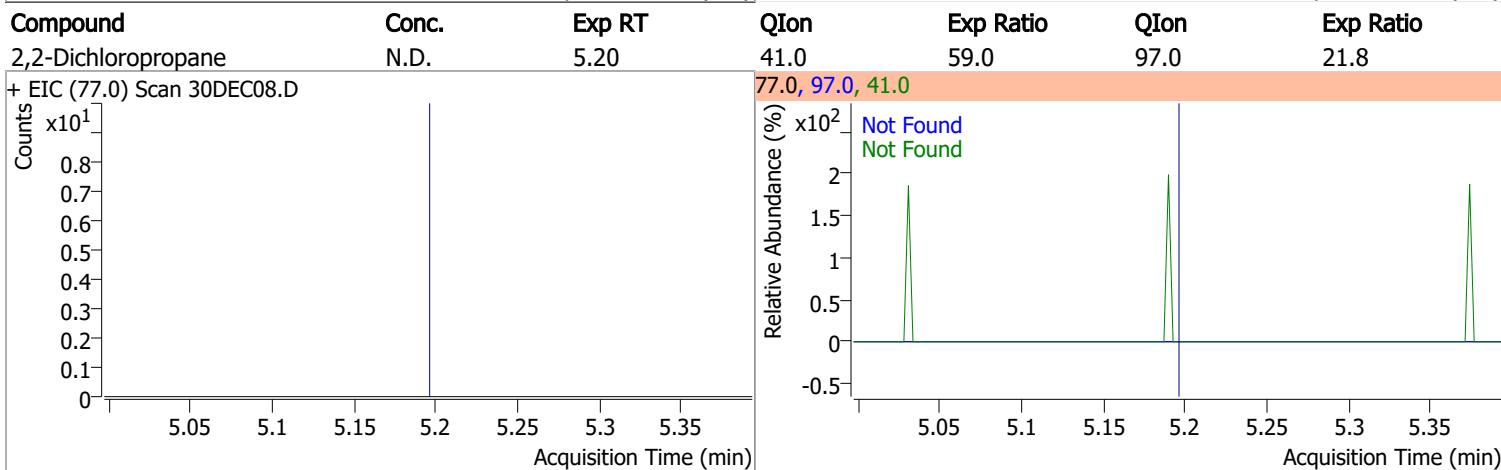
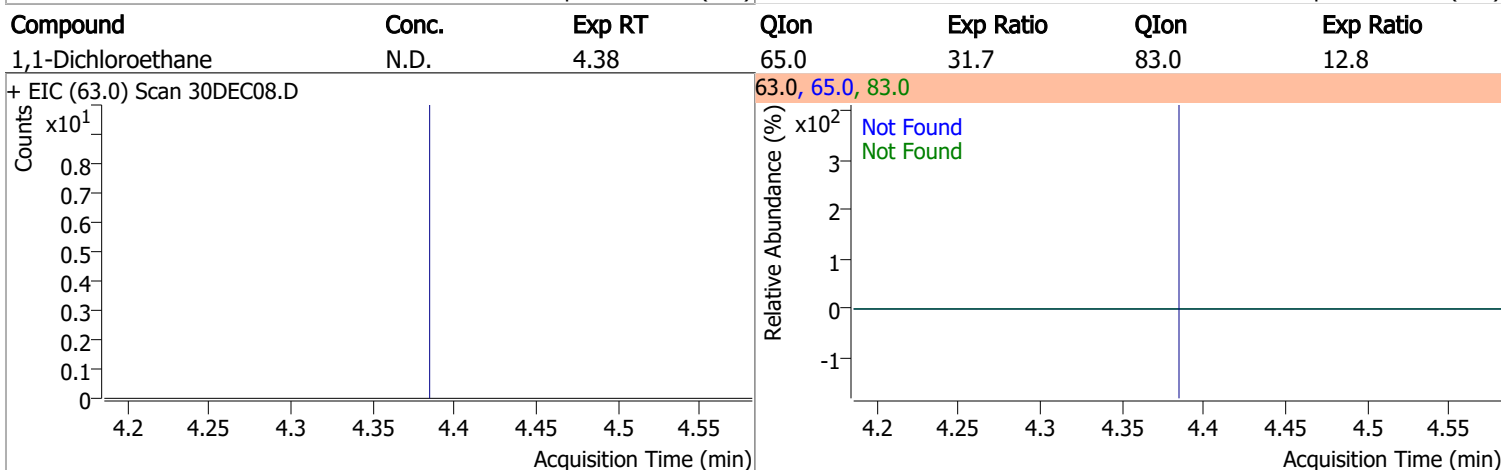
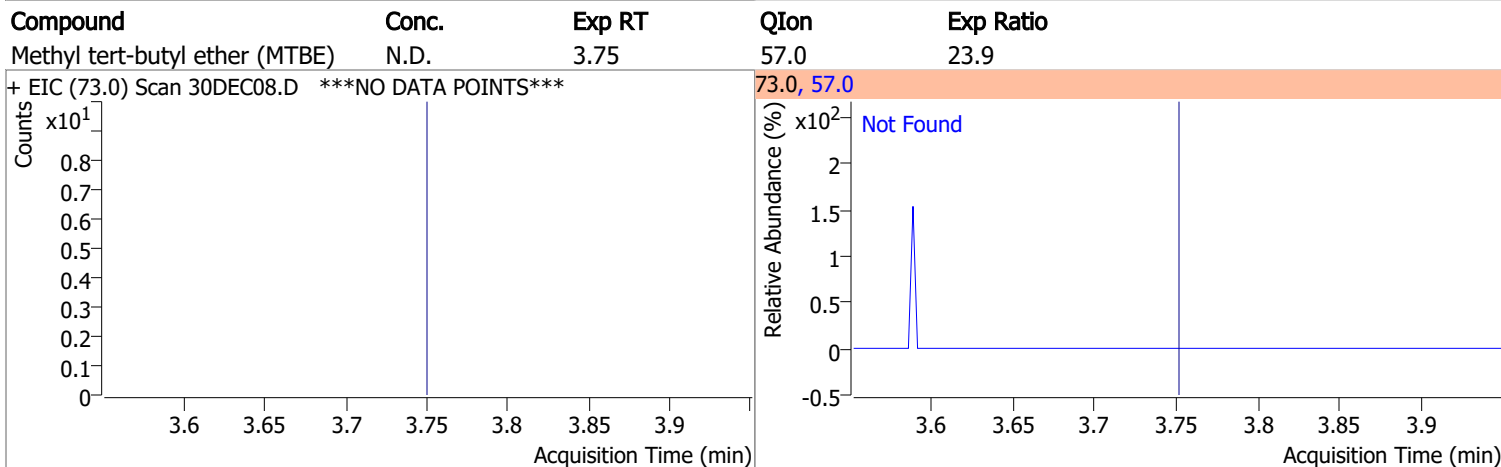
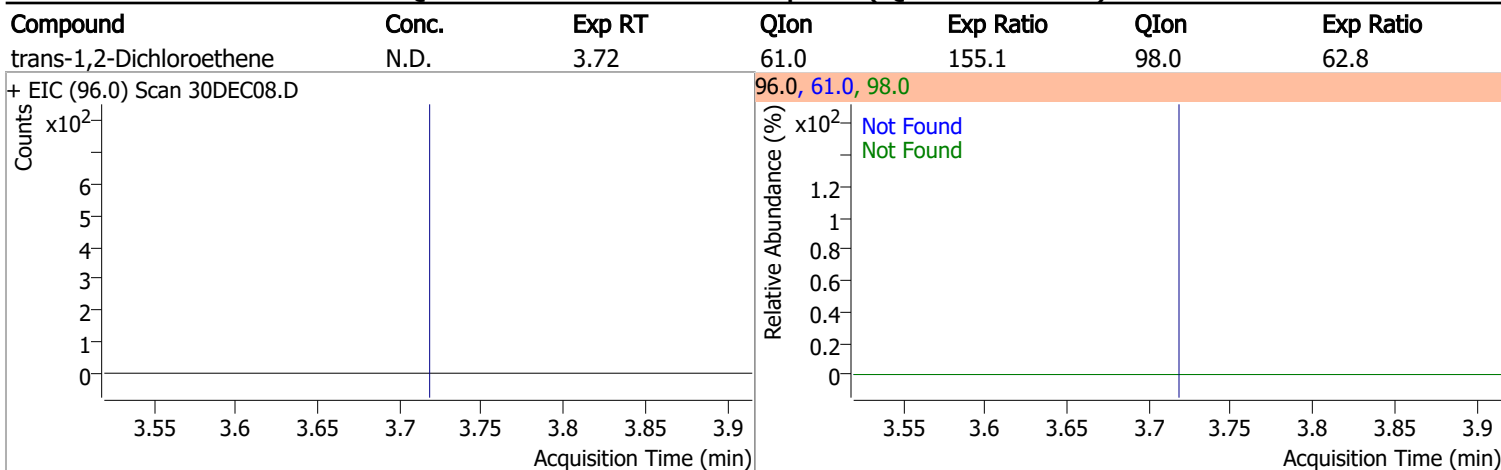
Quantitation Results Report (QT Reviewed)

Compound	Conc.	RT	Dev(Min)	Resp.	QIon	QRatio	Lower	Upper
Dichlorodifluoromethane	109.8325	1.24	0.00	96759	87.0	32.4	2.0	62.0
+ EIC (85.0) Scan 30DEC08.D 			85.0, 87.0 			+ Scan (1.219-1.319 min, 37 scans) 30DEC08.D Lib Match Score=86.4 		
Chloromethane	116.9956	1.41	0.00	117355	52.0	31.6	2.7	62.7
+ EIC (50.0) Scan 30DEC08.D 			50.0, 52.0 			+ Scan (1.372-1.470 min, 36 scans) 30DEC08.D Lib Match Score=89.0 		
Vinyl chloride	112.7600	1.50	0.00	106412	64.0	31.3	1.6	61.6
+ EIC (62.0) Scan 30DEC08.D 			62.0, 64.0 			+ Scan (1.467-1.587 min, 44 scans) 30DEC08.D Lib Match Score=83.9 		
Bromomethane	140.5491	1.80	0.00	52912	94.0	105.2	76.0	136.0
+ EIC (96.0) Scan 30DEC08.D 			96.0, 94.0 			+ Scan (1.768-1.902 min, 49 scans) 30DEC08.D Lib Match Score=75.2 		

Quantitation Results Report (QT Reviewed)

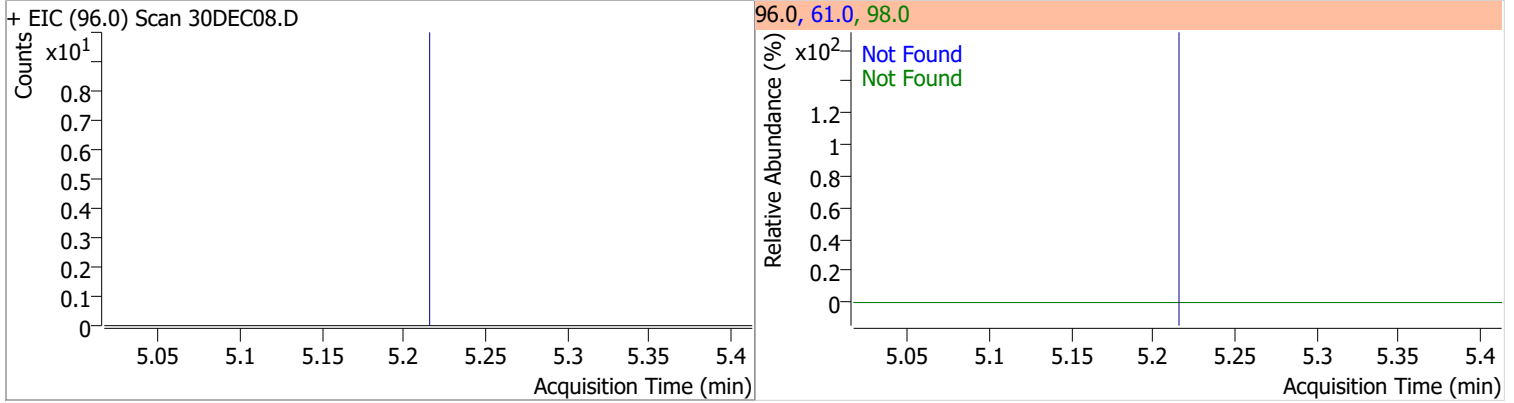


Quantitation Results Report (QT Reviewed)

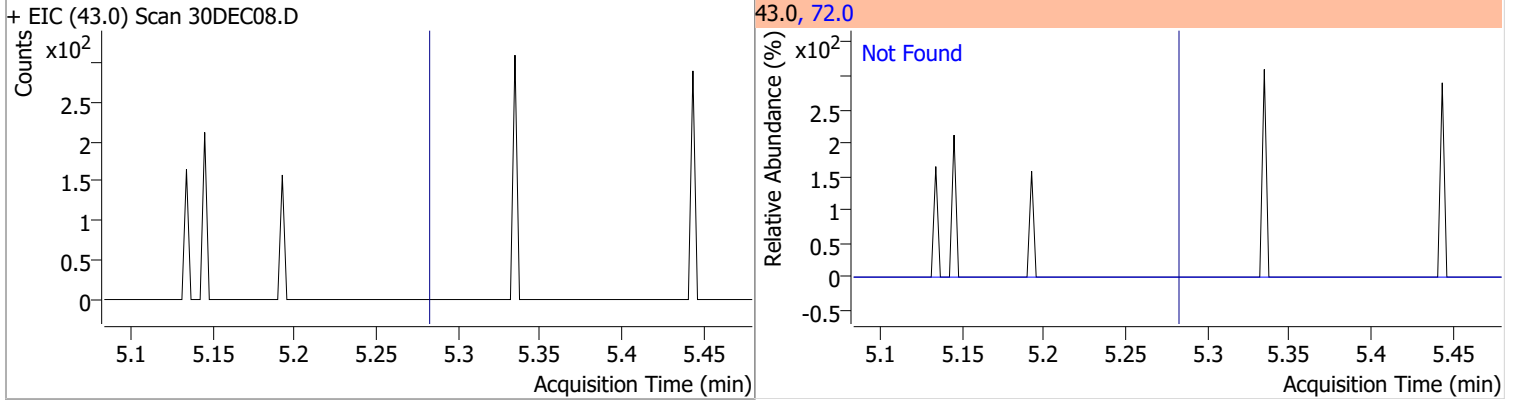


Quantitation Results Report (QT Reviewed)

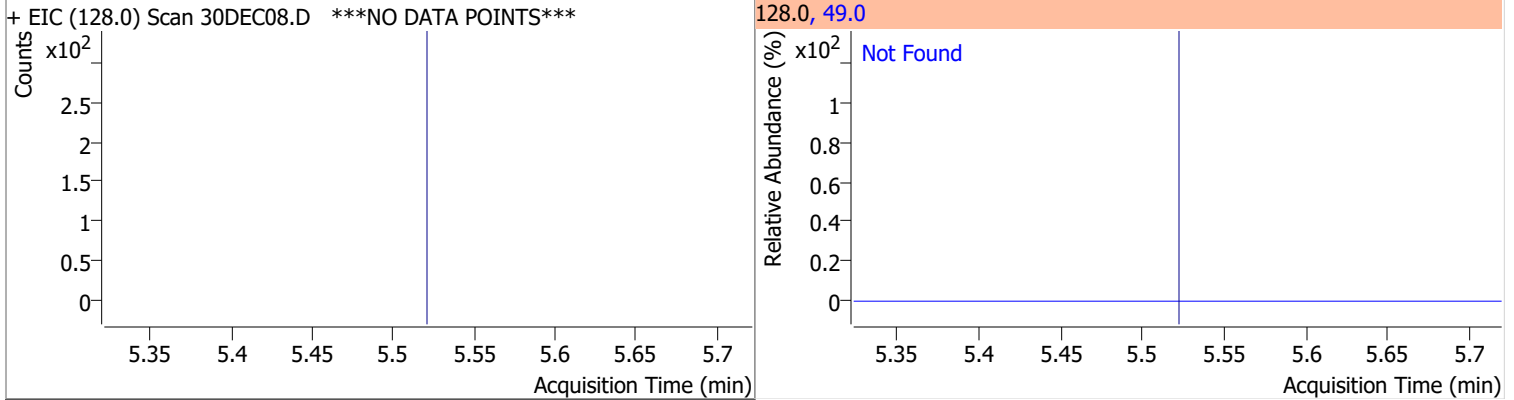
Compound	Conc.	Exp RT	QIon	Exp Ratio	QIon	Exp Ratio
cis-1,2-Dichloroethene	N.D.	5.21	61.0	163.3	98.0	64.4



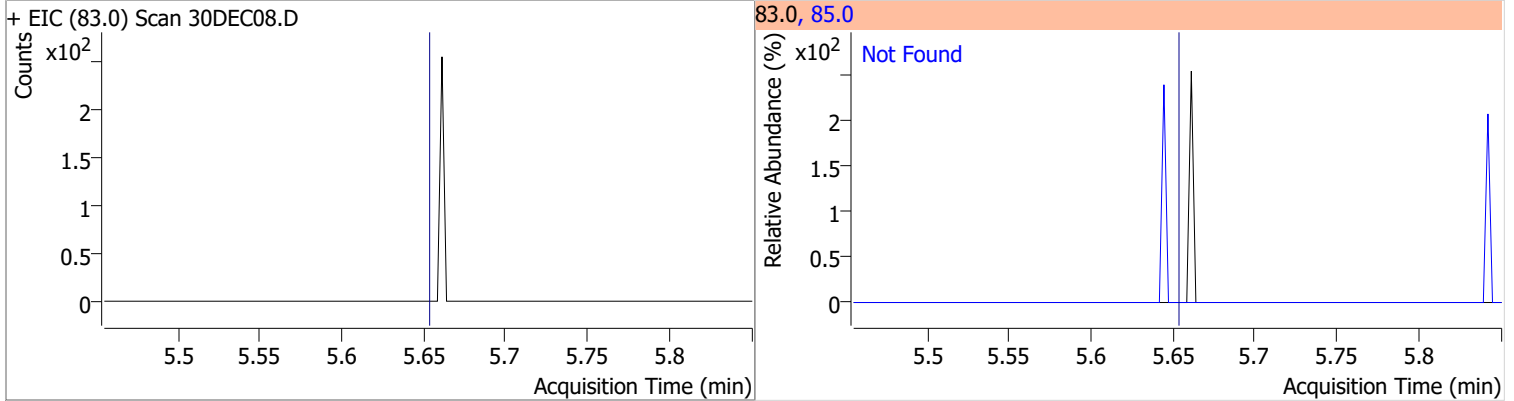
Compound	Conc.	Exp RT	QIon	Exp Ratio
Methyl ethyl ketone	N.D.	5.28	72.0	22.2



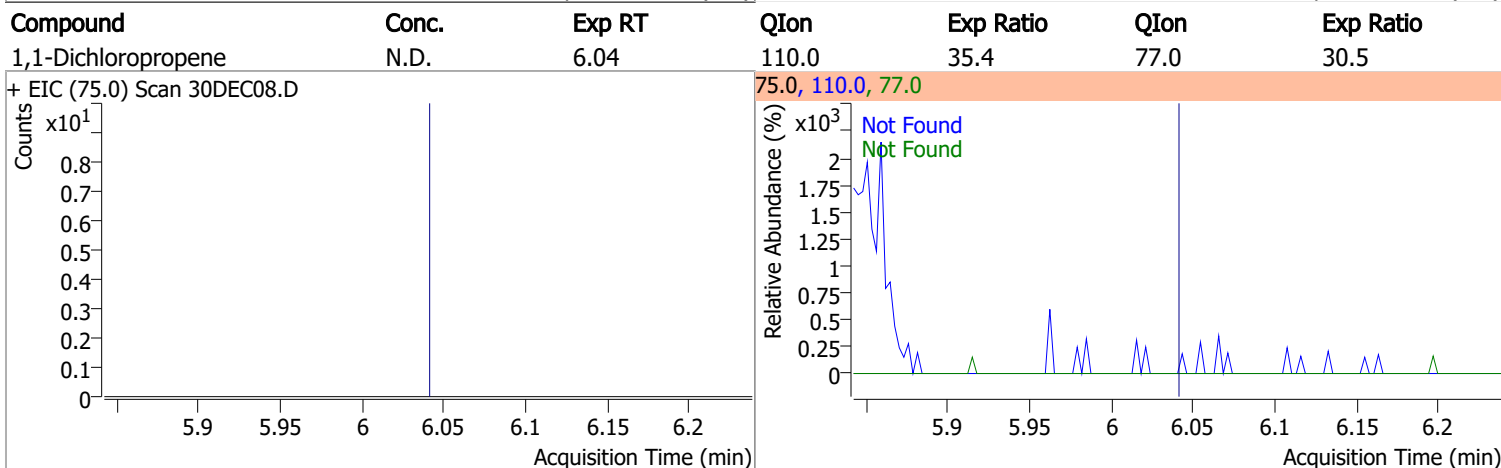
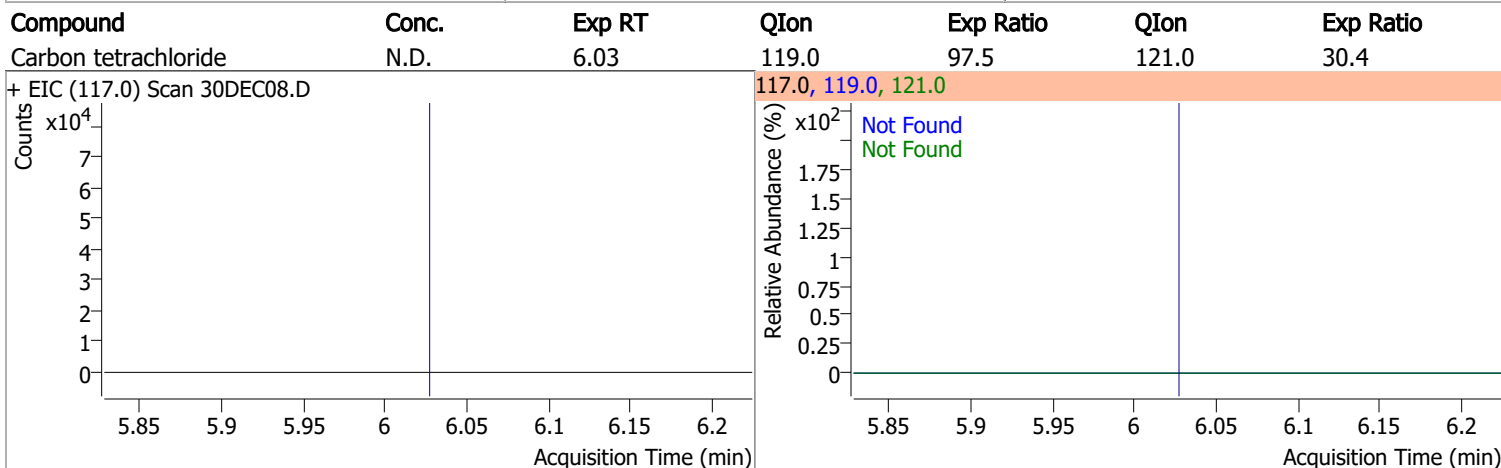
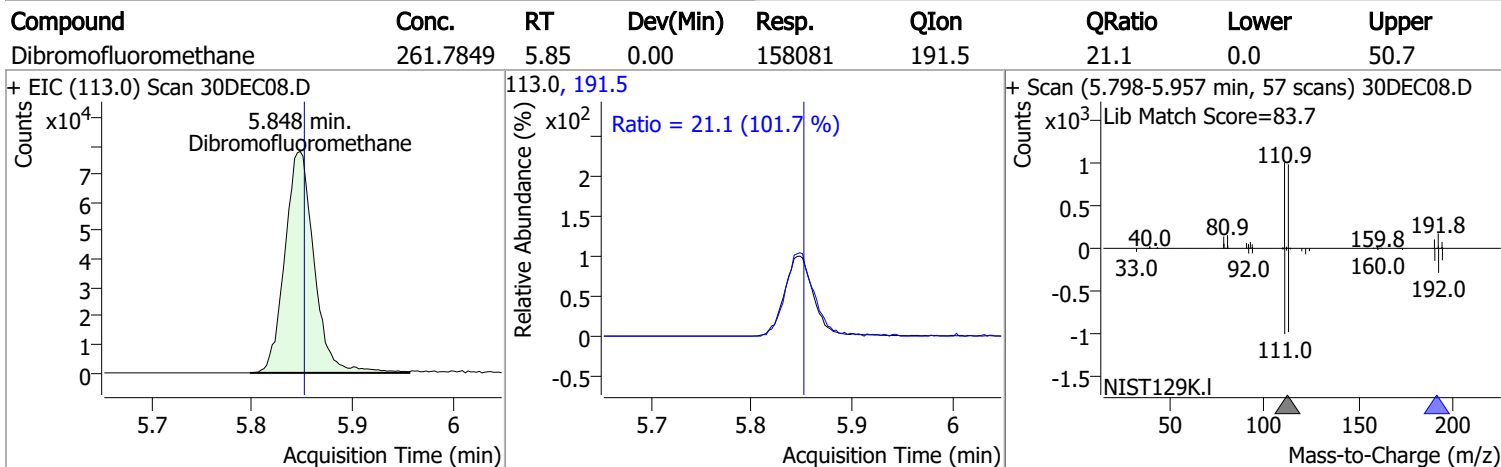
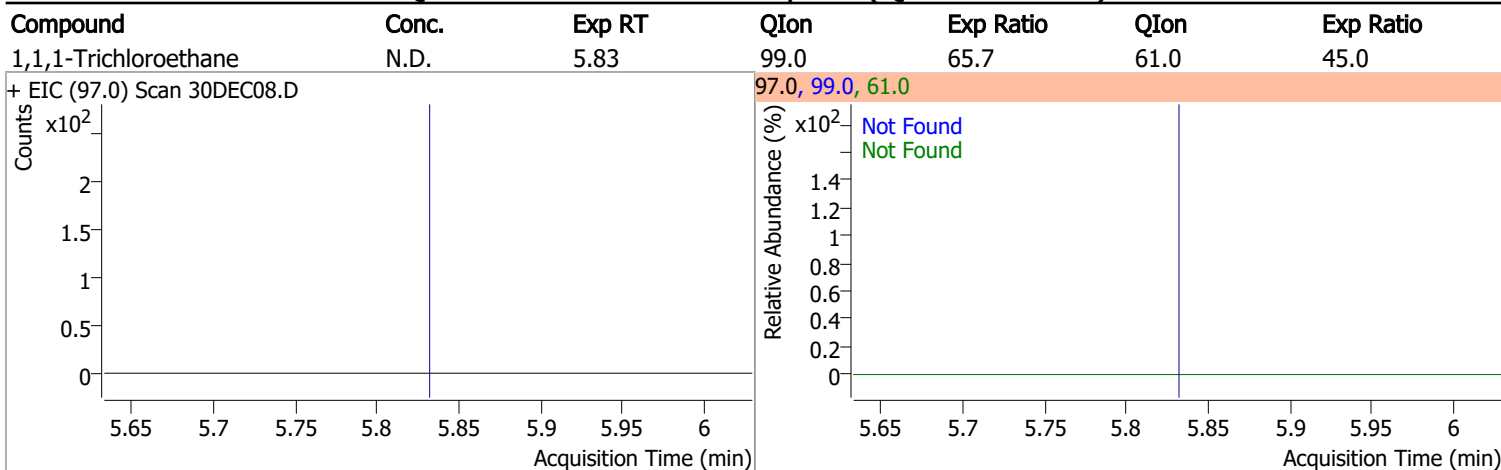
Compound	Conc.	Exp RT	QIon	Exp Ratio
Bromochloromethane	N.D.	5.52	49.0	184.6



Compound	Conc.	Exp RT	QIon	Exp Ratio
Chloroform	N.D.	5.65	85.0	65.1

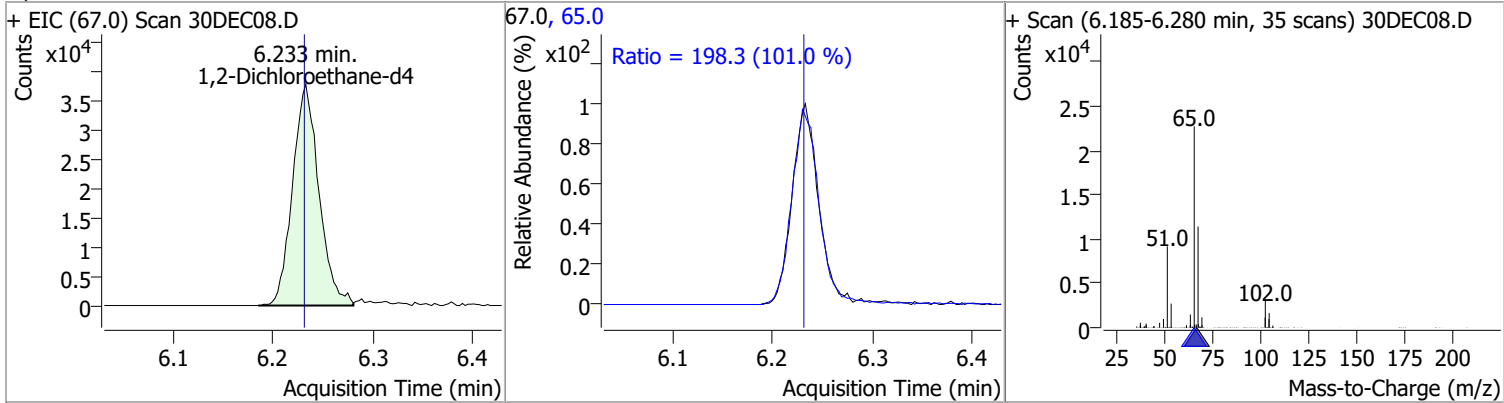


Quantitation Results Report (QT Reviewed)

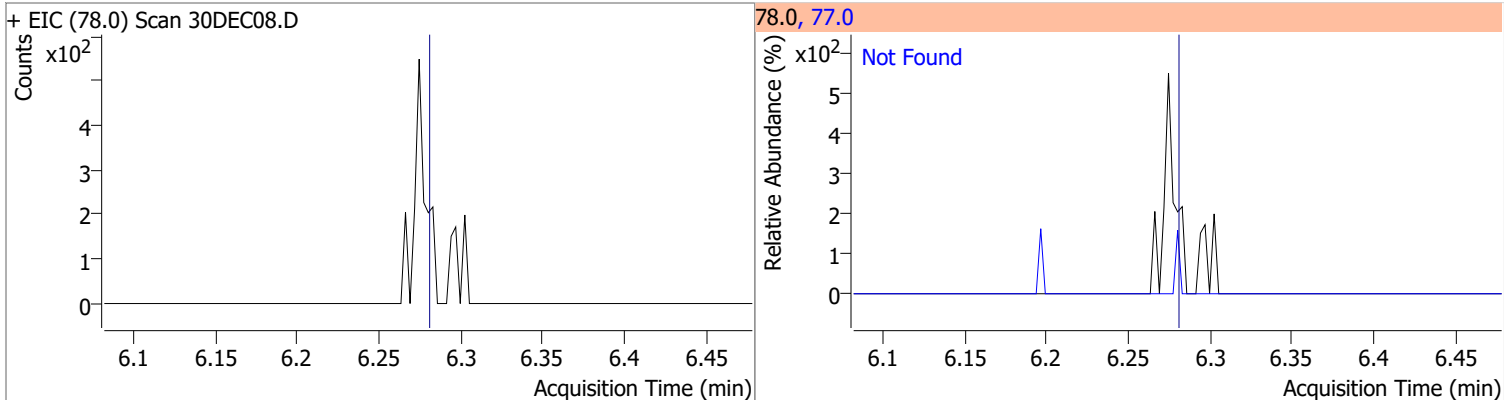


Quantitation Results Report (QT Reviewed)

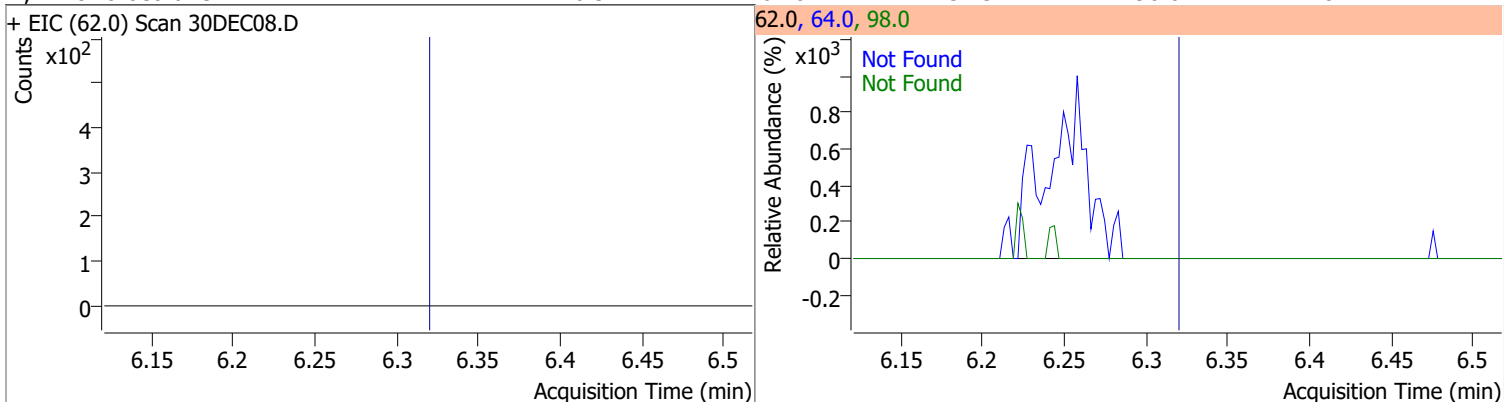
Compound	Conc.	RT	Dev(Min)	Resp.	QIon	QRatio	Lower	Upper
1,2-Dichloroethane-d4	251.2921	6.23	0.00	69251	65.0	198.3	166.3	226.3



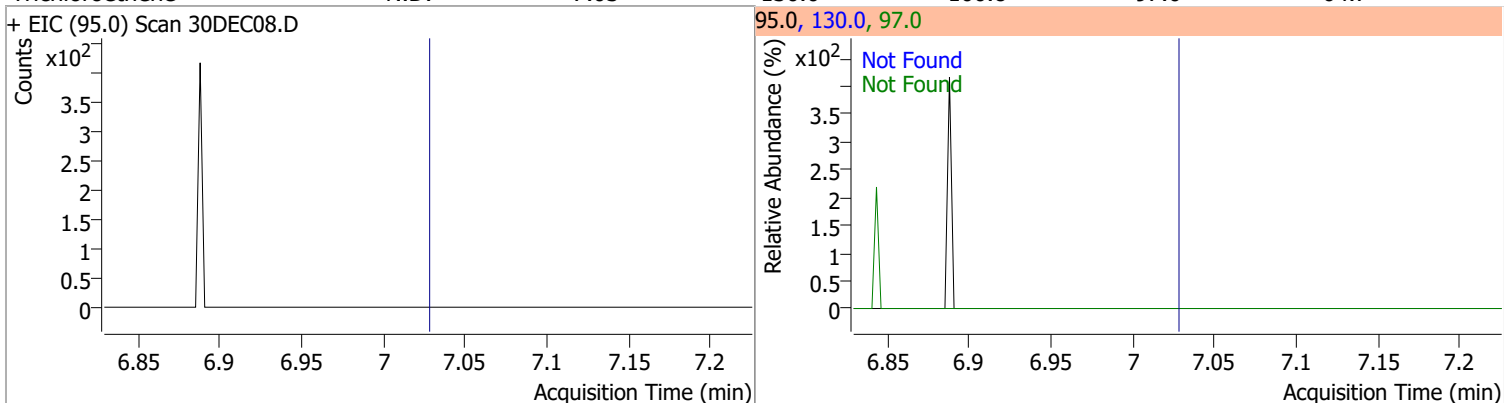
Compound	Conc.	Exp RT	QIon	Exp Ratio
Benzene	N.D.	6.28	77.0	23.5



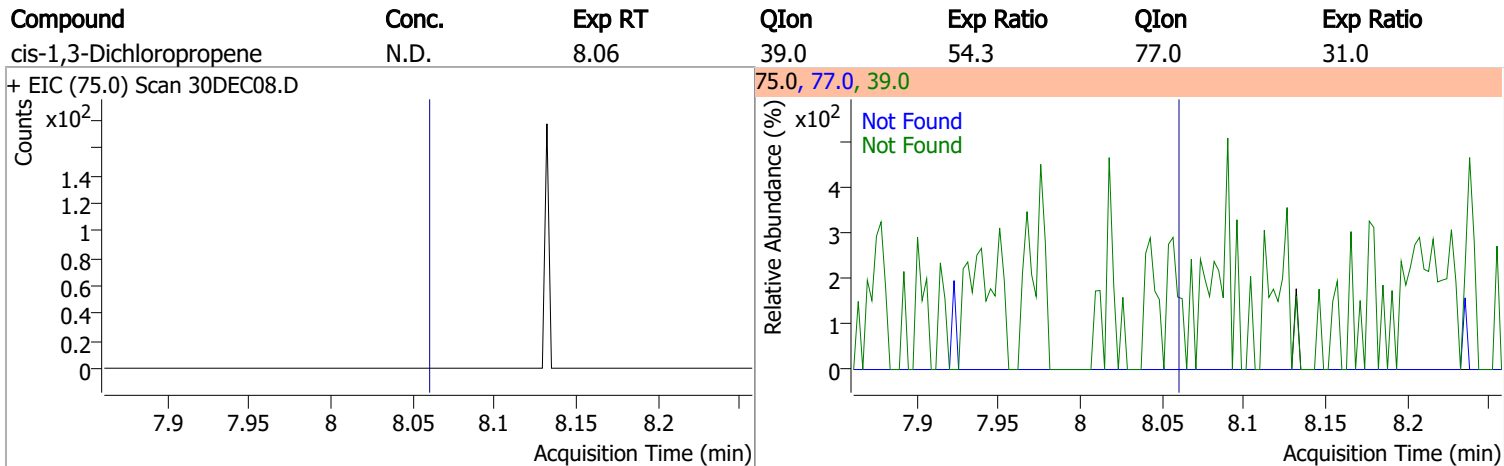
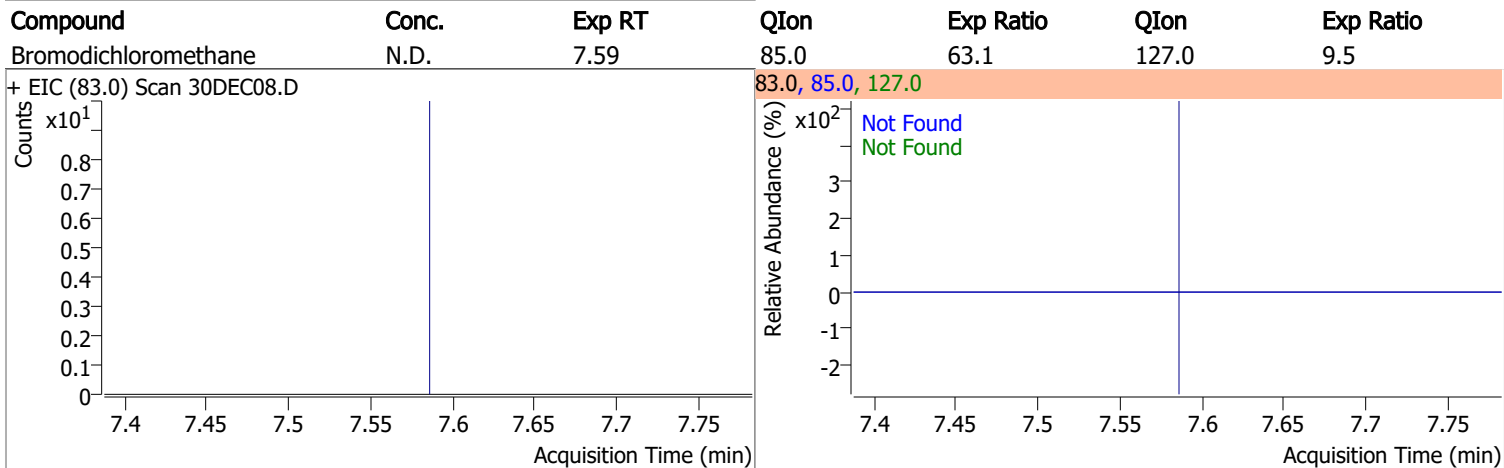
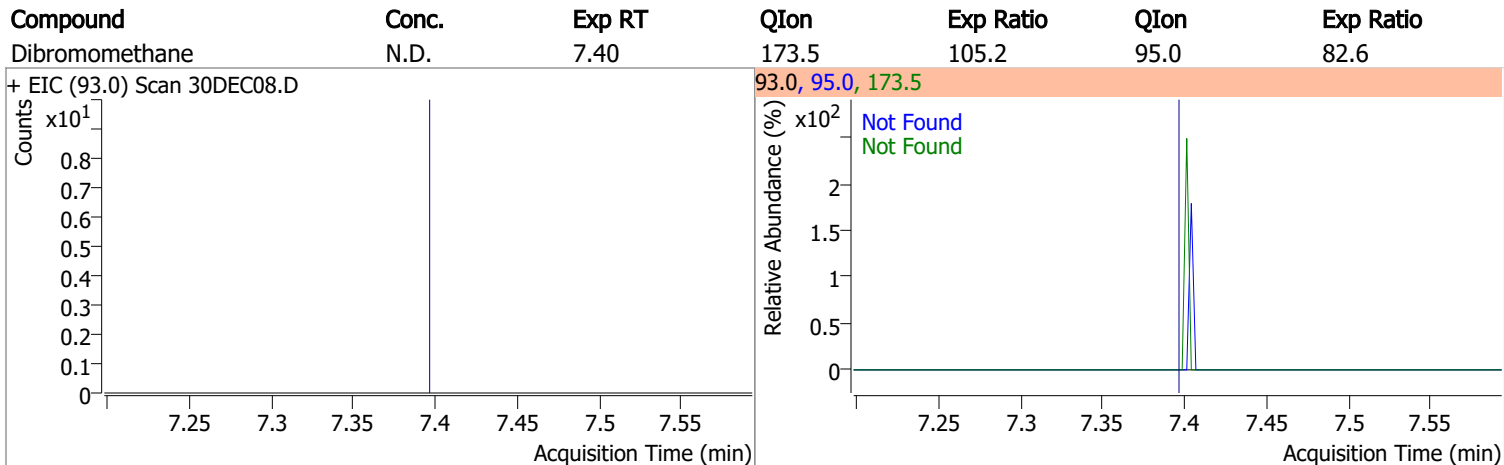
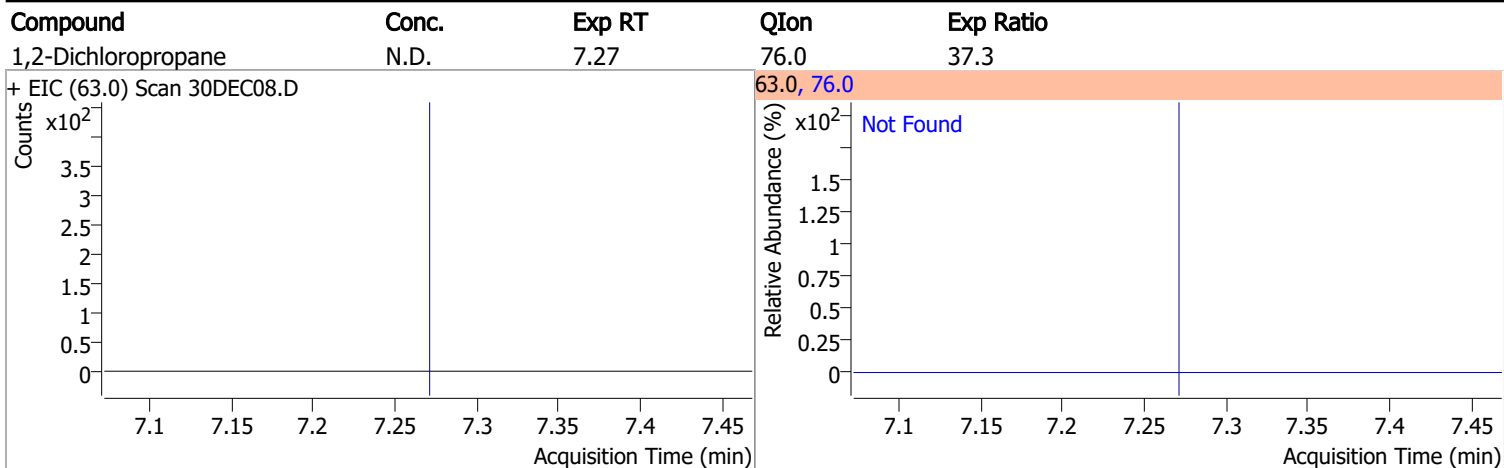
Compound	Conc.	Exp RT	QIon	Exp Ratio	QIon	Exp Ratio
1,2-Dichloroethane	N.D.	6.32	64.0	32.3	98.0	8.2



Compound	Conc.	Exp RT	QIon	Exp Ratio	QIon	Exp Ratio
Trichloroethene	N.D.	7.03	130.0	100.8	97.0	64.7

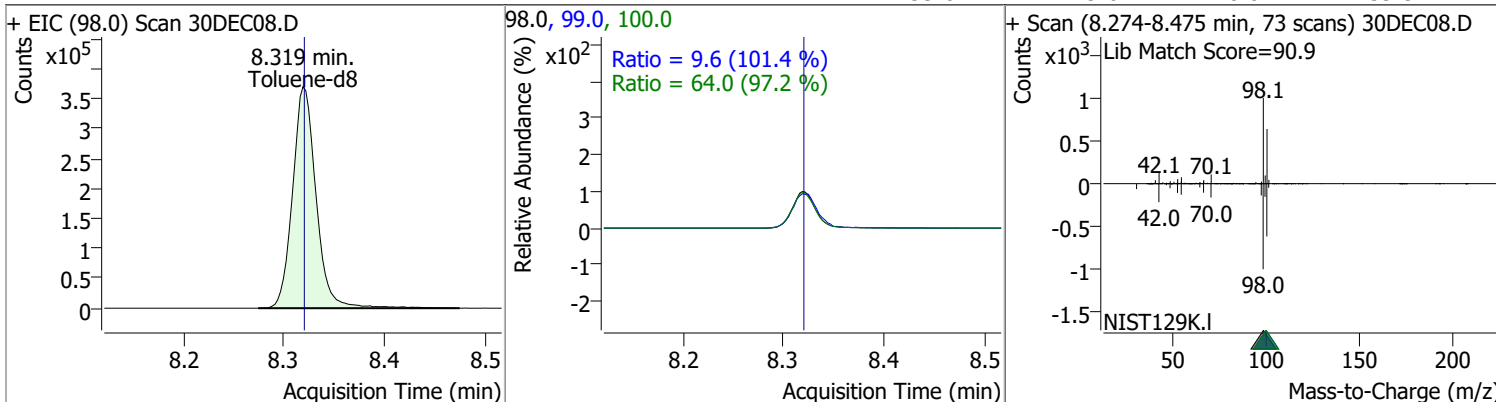


Quantitation Results Report (QT Reviewed)

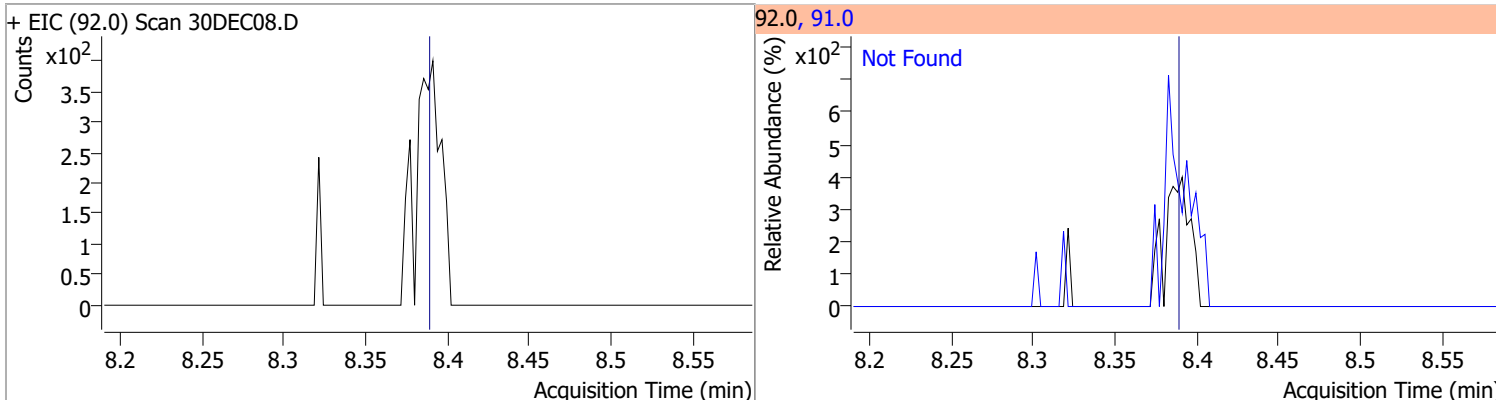


Quantitation Results Report (QT Reviewed)

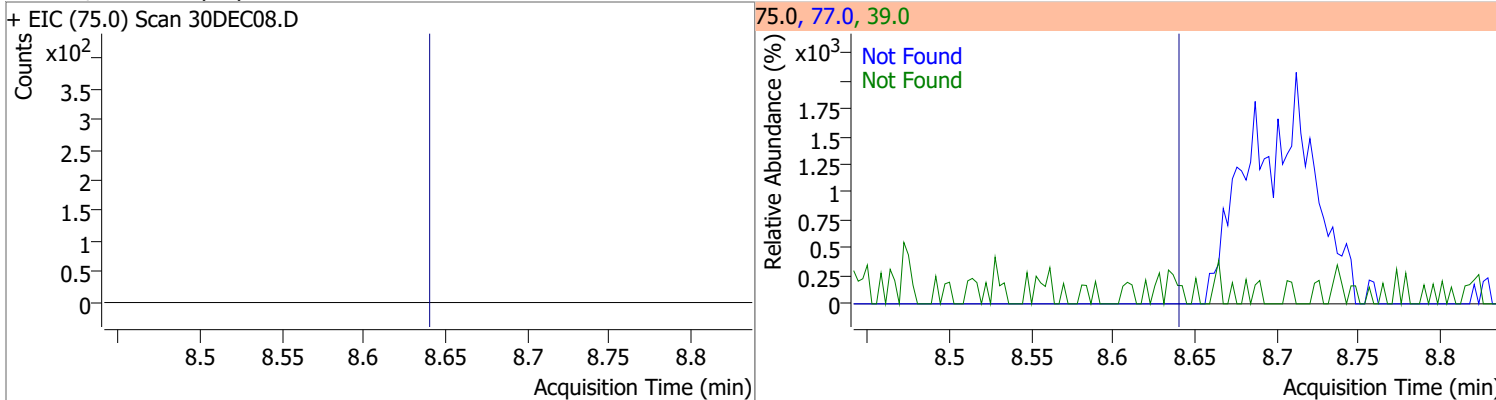
Compound	Conc.	RT	Dev(Min)	Resp.	QIon	QRatio	Lower	Upper
Toluene-d8	249.4772	8.32	0.00	601677	100.0	64.0	35.9	95.9
					99.0	9.6	0.0	39.5



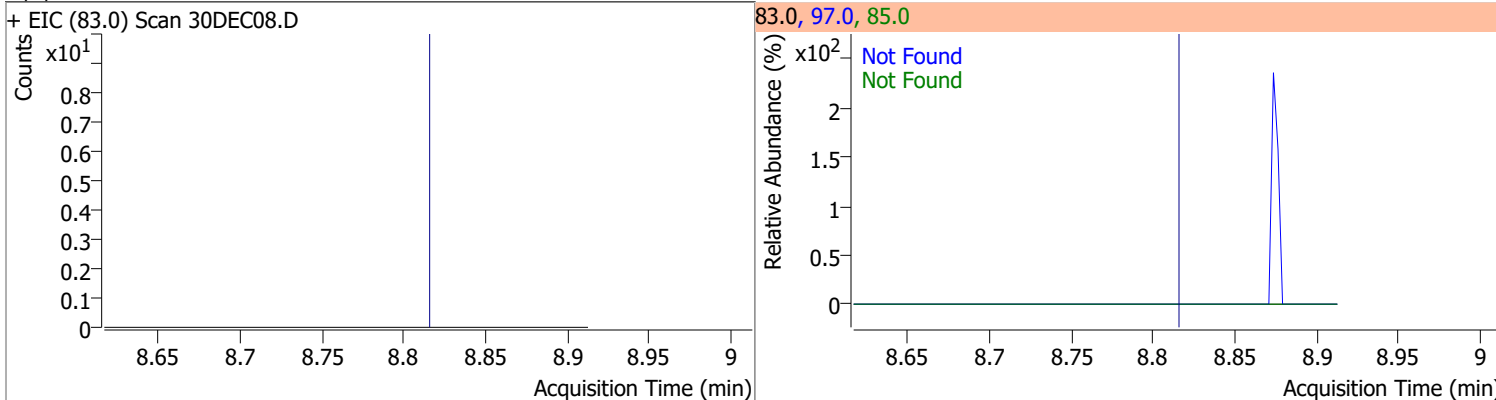
Compound	Conc.	Exp RT	QIon	Exp Ratio
Toluene	N.D.	8.39	91.0	174.3



Compound	Conc.	Exp RT	QIon	Exp Ratio	QIon	Exp Ratio
trans-1,3-Dichloropropene	N.D.	8.64	39.0	52.1	77.0	32.0

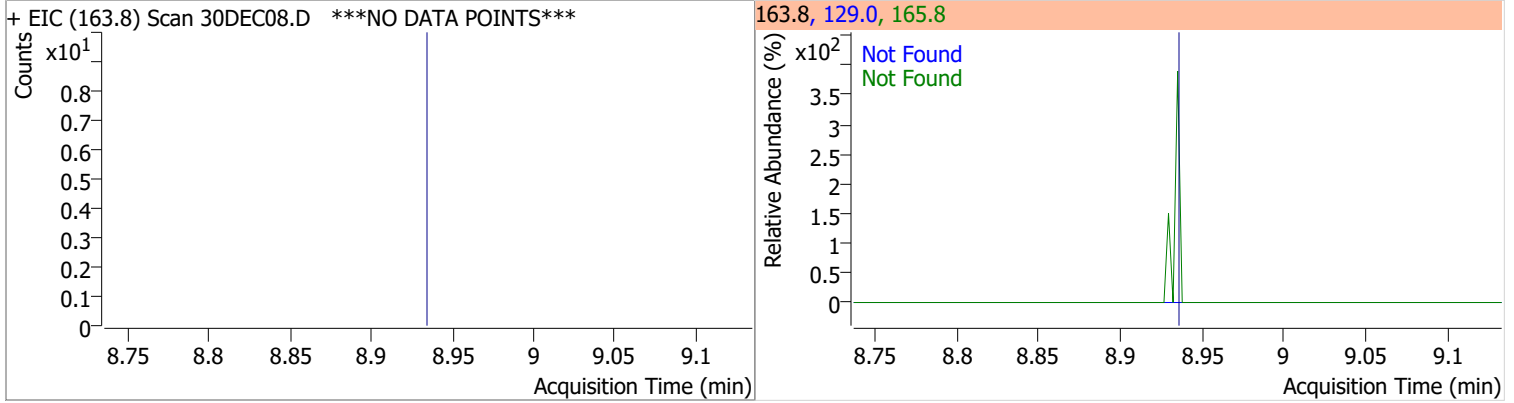


Compound	Conc.	Exp RT	QIon	Exp Ratio	QIon	Exp Ratio
1,1,2-Trichloroethane	N.D.	8.82	97.0	114.3	85.0	61.5

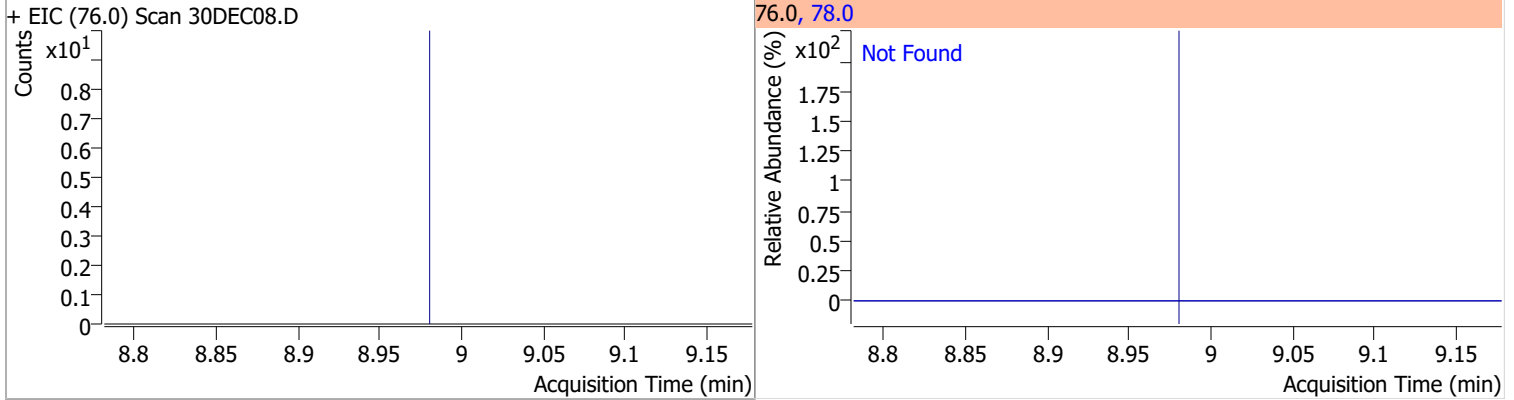


Quantitation Results Report (QT Reviewed)

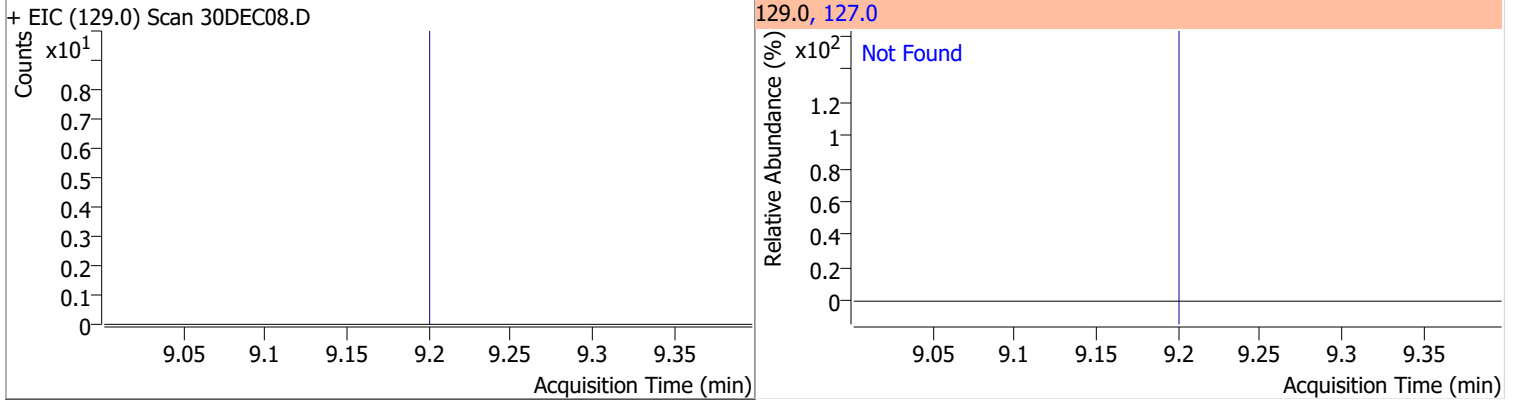
Compound	Conc.	Exp RT	QIon	Exp Ratio	QIon	Exp Ratio
Tetrachloroethene	N.D.	8.94	165.8	128.3	129.0	95.3



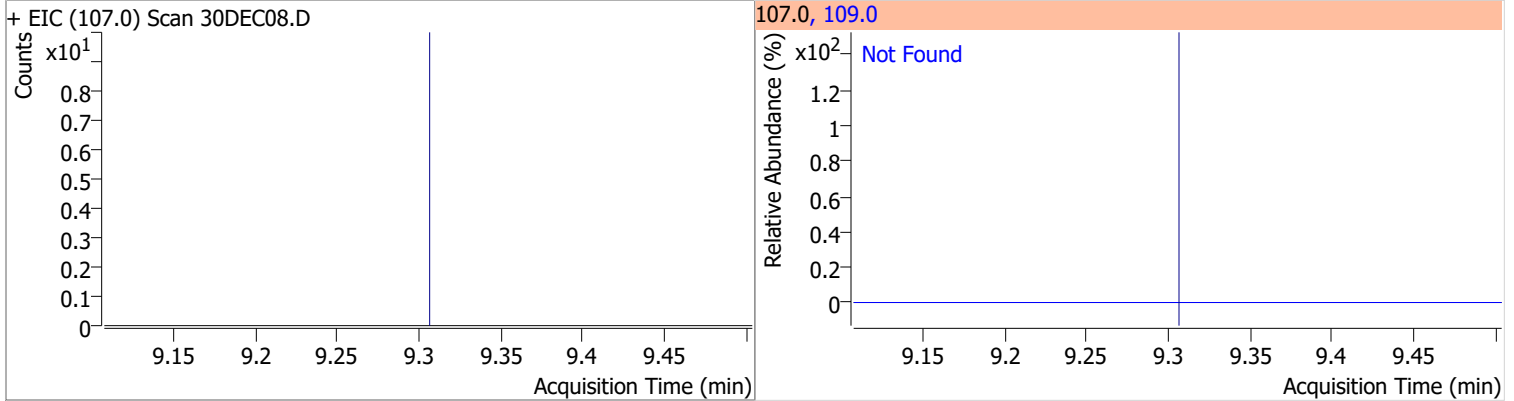
Compound	Conc.	Exp RT	QIon	Exp Ratio
1,3-Dichloropropane	N.D.	8.98	78.0	32.1



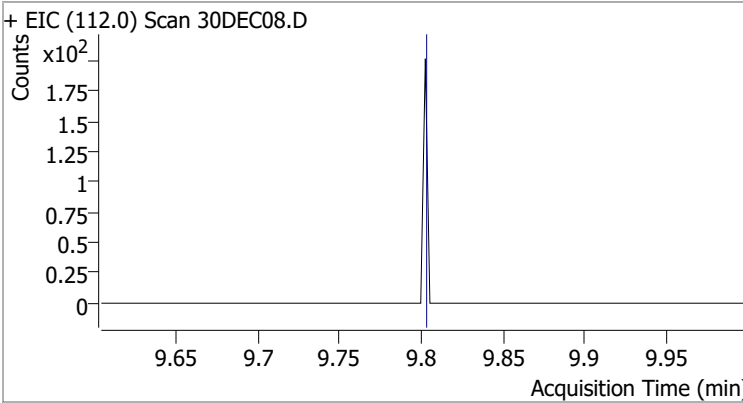
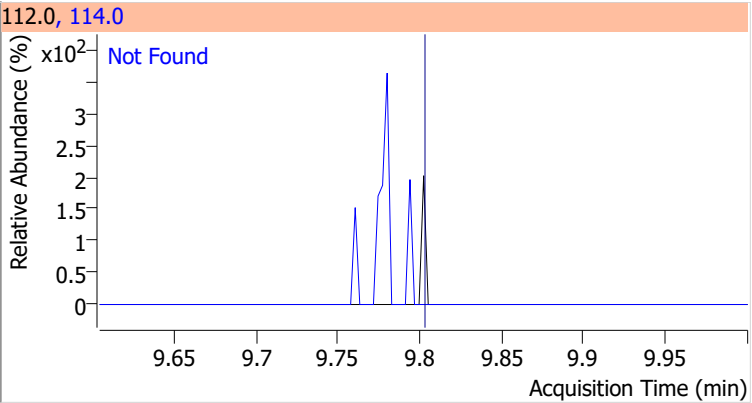
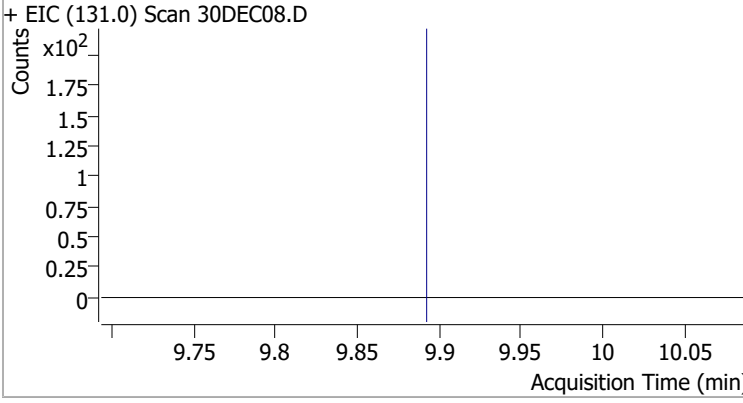
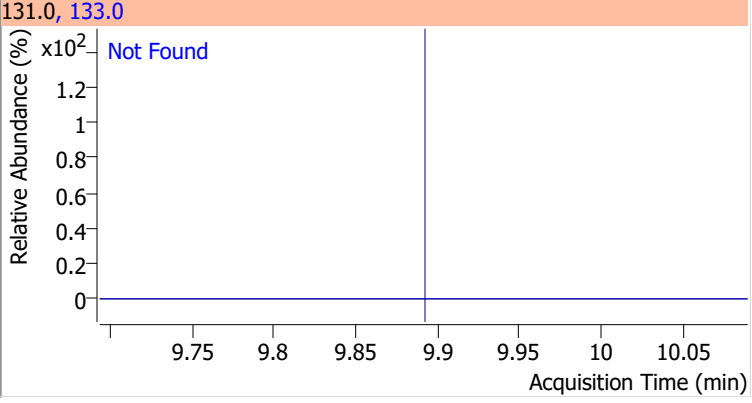
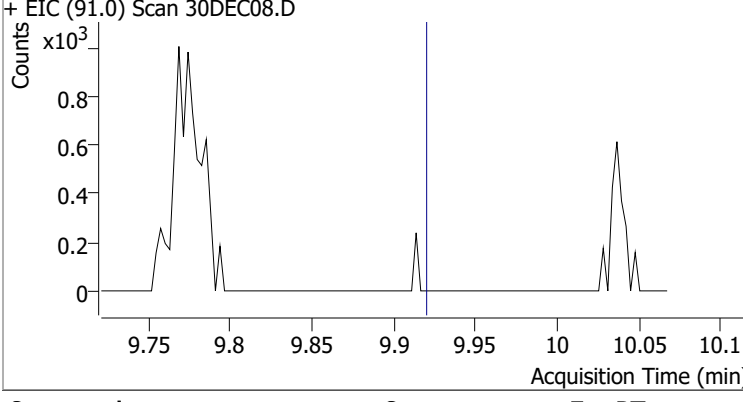
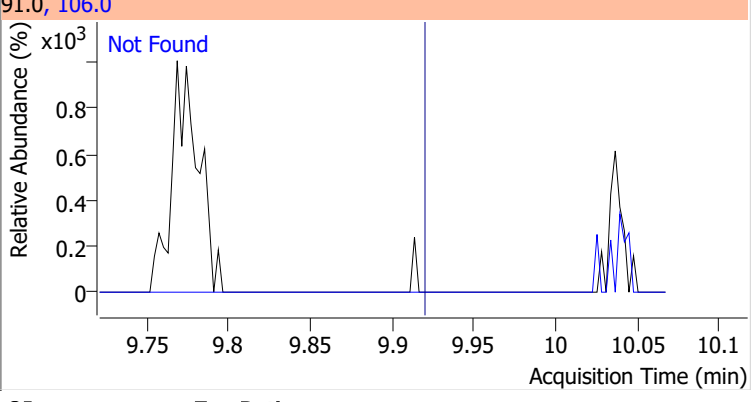
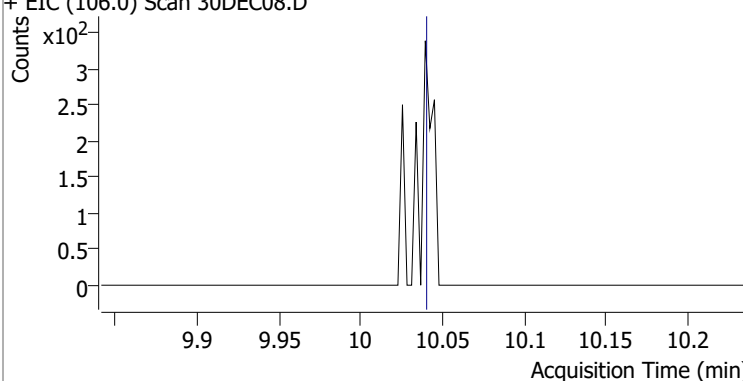
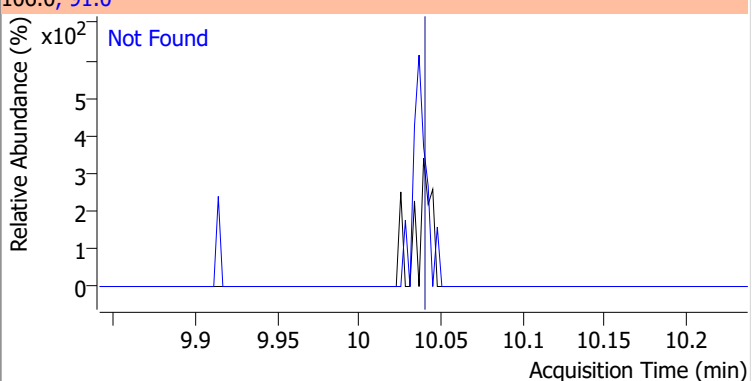
Compound	Conc.	Exp RT	QIon	Exp Ratio
Chlorodibromomethane	N.D.	9.20	127.0	75.3



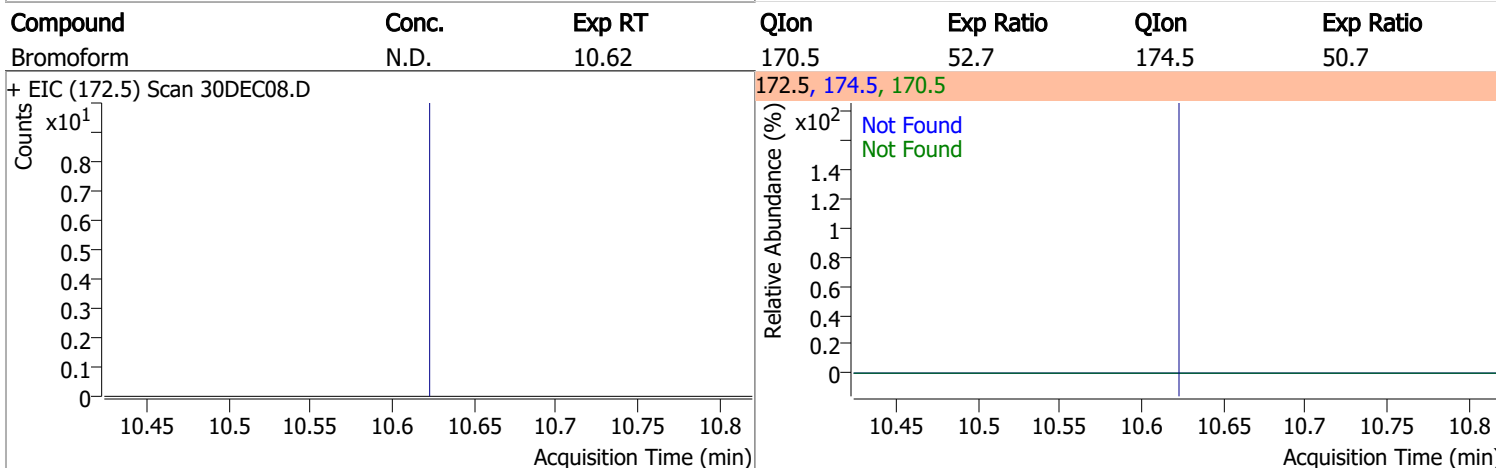
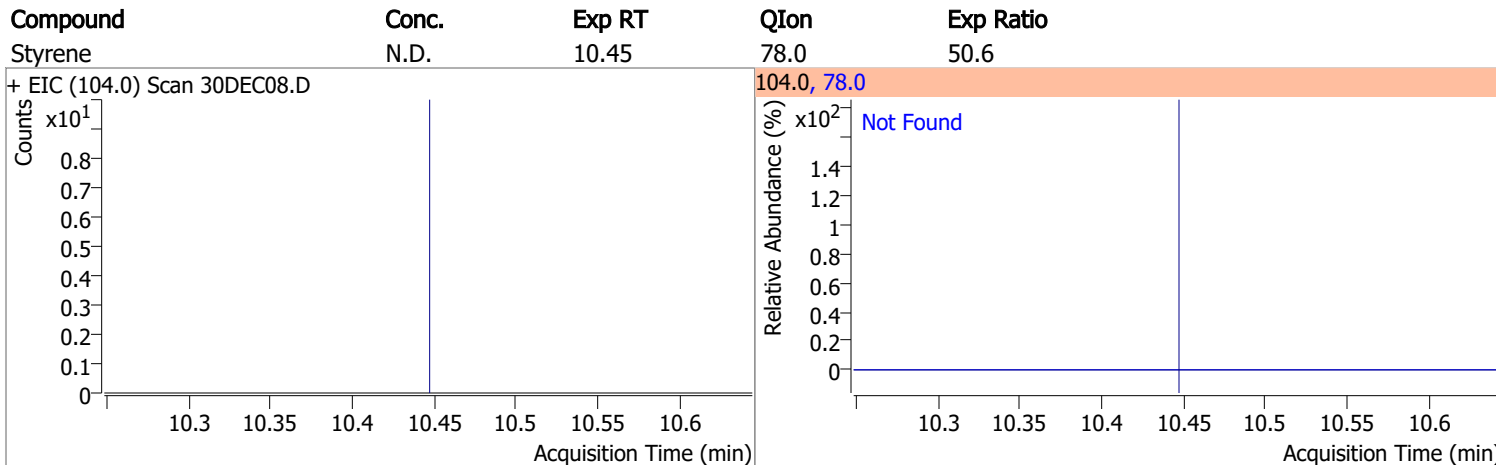
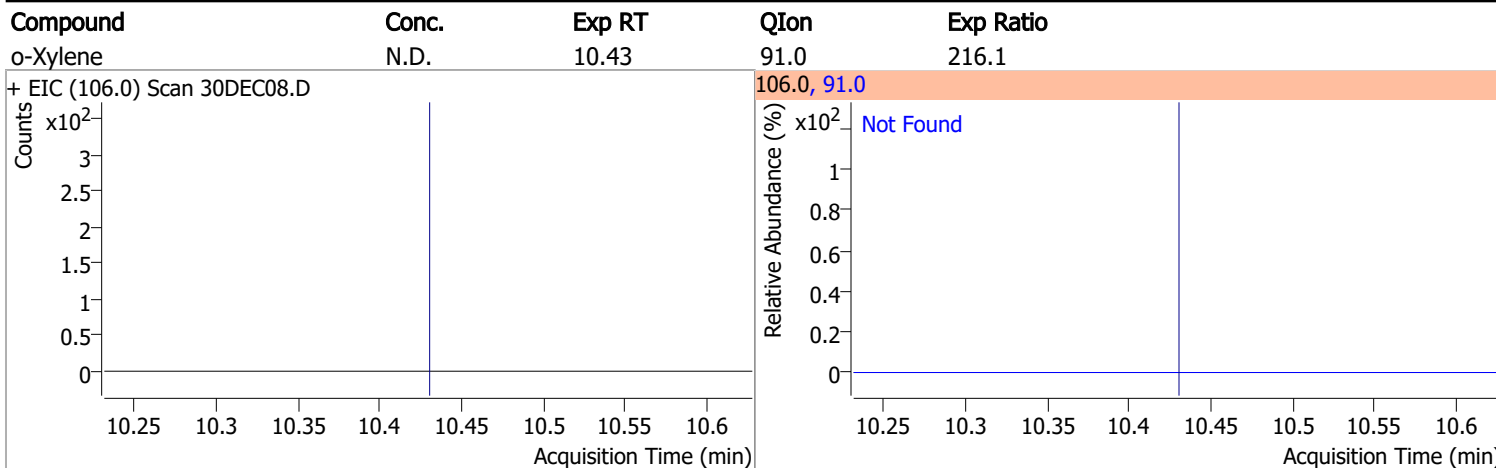
Compound	Conc.	Exp RT	QIon	Exp Ratio
1,2-Dibromoethane	N.D.	9.31	109.0	97.2



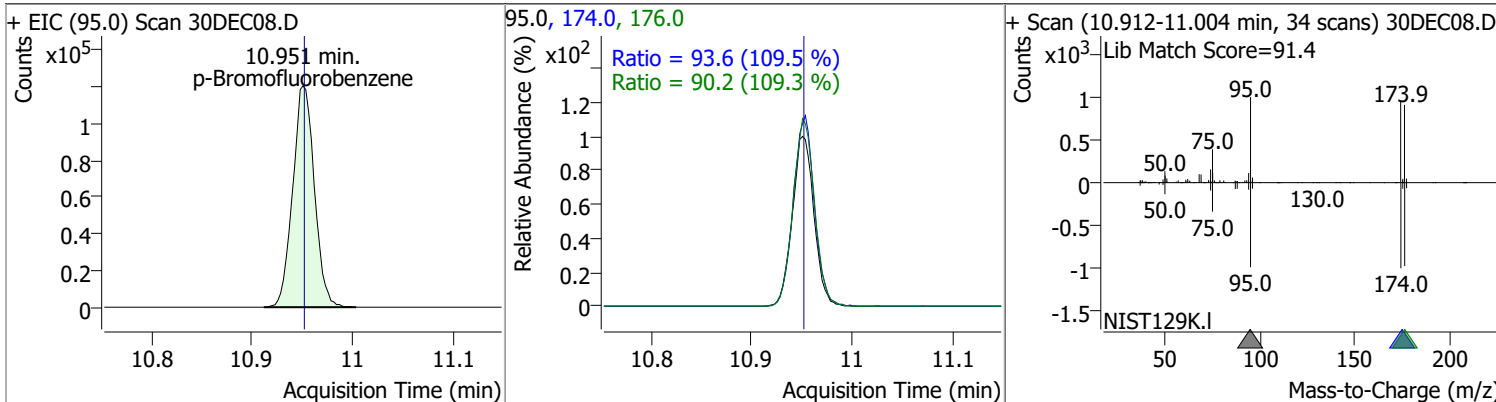
Quantitation Results Report (QT Reviewed)

Compound	Conc.	Exp RT	QIon	Exp Ratio
Chlorobenzene	N.D.	9.80	114.0	32.3
+ EIC (112.0) Scan 30DEC08.D 			112.0, 114.0 	
1,1,1,2-Tetrachloroethane	N.D.	9.89	133.0	95.7
+ EIC (131.0) Scan 30DEC08.D 			131.0, 133.0 	
Ethylbenzene	N.D.	9.92	106.0	30.7
+ EIC (91.0) Scan 30DEC08.D 			91.0, 106.0 	
m+p-Xylenes	N.D.	10.04	91.0	205.0
+ EIC (106.0) Scan 30DEC08.D 			106.0, 91.0 	

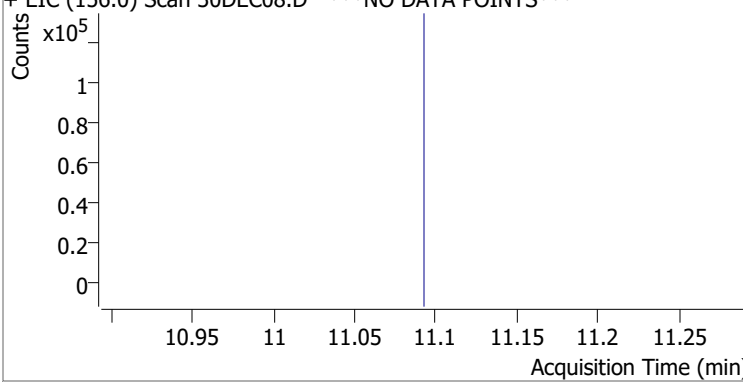
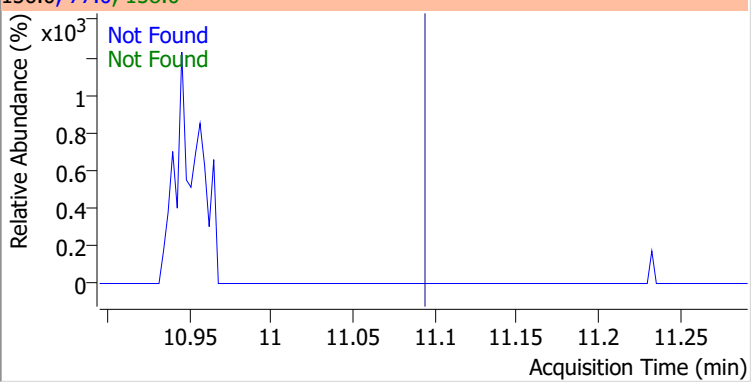
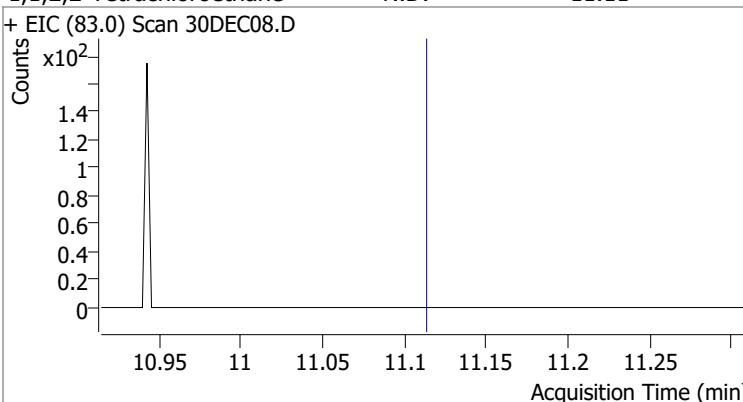
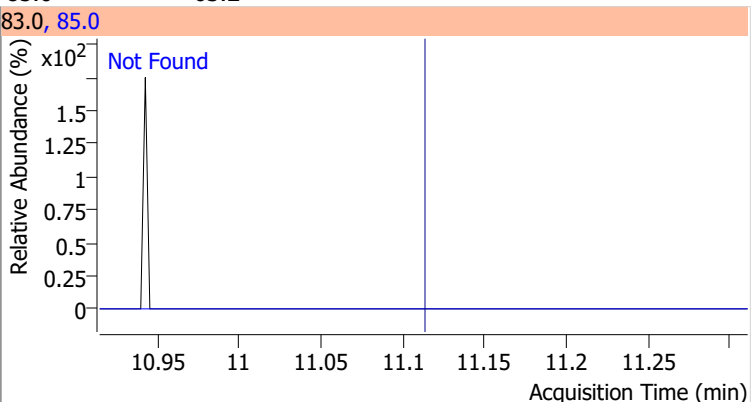
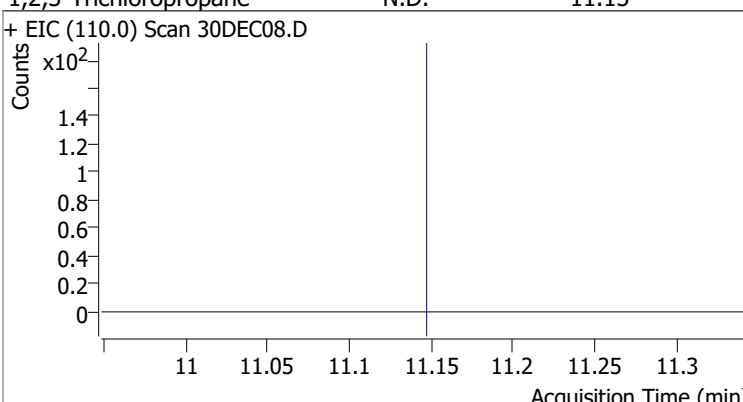
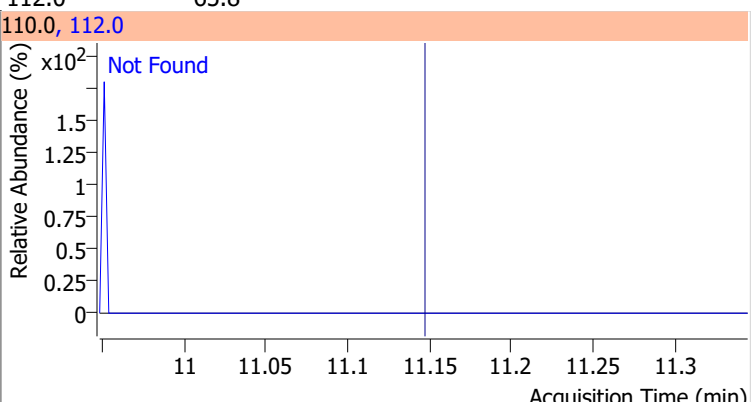
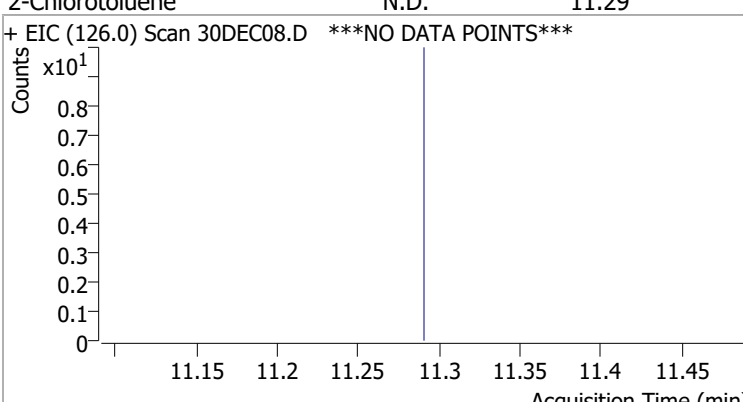
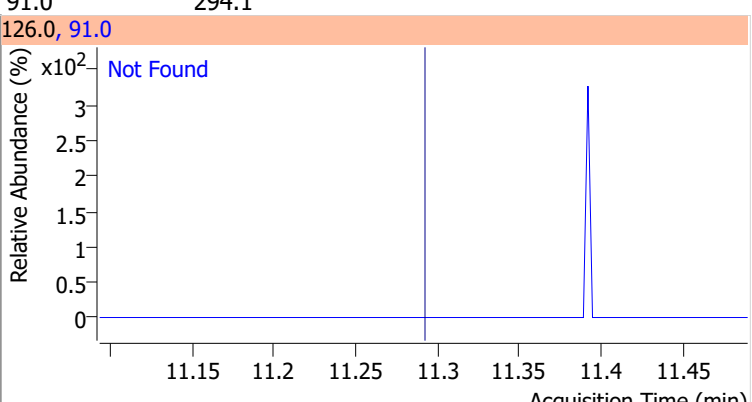
Quantitation Results Report (QT Reviewed)



Compound	Conc.	RT	Dev(Min)	Resp.	QIon	QRatio	Lower	Upper
p-Bromofluorobenzene	255.6105	10.95	0.00	180608	174.0	93.6	55.5	115.5
					176.0	90.2	52.5	112.5



Quantitation Results Report (QT Reviewed)

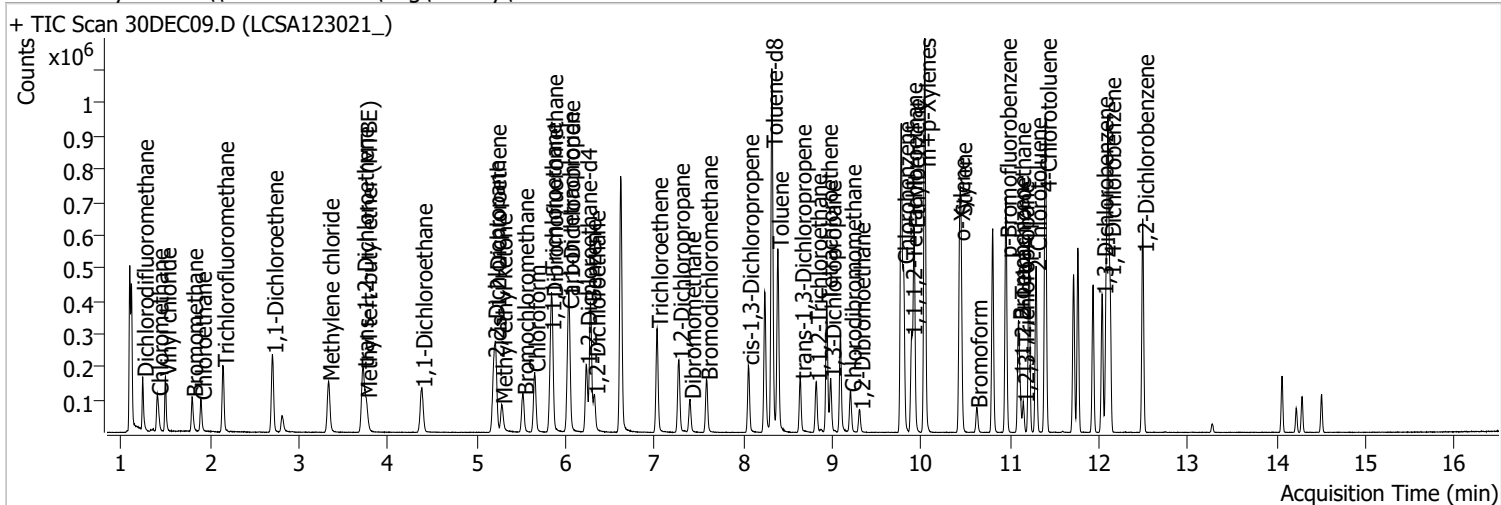
Compound	Conc.	Exp RT	QIon	Exp Ratio	QIon	Exp Ratio
Bromobenzene	N.D.	11.09	77.0	153.2	158.0	96.2
+ EIC (156.0) Scan 30DEC08.D ***NO DATA POINTS***			156.0, 77.0, 158.0			
						
1,1,2,2-Tetrachloroethane	N.D.	11.11	85.0	63.2		
+ EIC (83.0) Scan 30DEC08.D			83.0, 85.0			
						
1,2,3-Trichloropropane	N.D.	11.15	112.0	65.8		
+ EIC (110.0) Scan 30DEC08.D			110.0, 112.0			
						
2-Chlorotoluene	N.D.	11.29	91.0	294.1		
+ EIC (126.0) Scan 30DEC08.D ***NO DATA POINTS***			126.0, 91.0			
						

Quantitation Results Report (QT Reviewed)

Compound	Conc.	Exp RT	QIon	Exp Ratio		
4-Chlorotoluene	N.D.	11.40	126.0	30.4		
+ EIC (91.0) Scan 30DEC08.D			91.0, 126.0			
1,3-Dichlorobenzene	N.D.	12.03	148.0	64.5	QIon	Exp Ratio
+ EIC (146.0) Scan 30DEC08.D			146.0, 111.0, 148.0			
1,4-Dichlorobenzene	N.D.	12.12	148.0	64.0	QIon	Exp Ratio
+ EIC (146.0) Scan 30DEC08.D			146.0, 111.0, 148.0			
1,2-Dichlorobenzene	N.D.	12.49	148.0	63.8	QIon	Exp Ratio
+ EIC (146.0) Scan 30DEC08.D ***NO DATA POINTS***			146.0, 111.0, 148.0			

Quantitation Results Report (QT Reviewed)

Data File	30DEC09.D	Operator	SBD
Acq. Method	5975CACQF.M	Acq. Date-Time	12/30/2021 2:06:29 PM
Sample Name	LCSA123021_	Instrument	VOA5975C
Vial	9	Multiplier	1.00
DA Method File	VOA5975C_8260B_SHT_DoD_L4_120721.m	Comment	
Tune File	BFB_Atune3.u	Tune Date	10/11/2021 4:02:00 PM
Batch Name	VG123021_8260B_624pt1.batch.bin	Last Calib Update	1/20/2022 10:22:06 AM
Ref Library	\\MASSHUNTER\Org\Library\NIST129K.I		



Compound	RT	QIon	Resp.	Conc.	Units	Dev(Min)
----------	----	------	-------	-------	-------	----------

Internal Standards

M Fluorobenzene	6.620	96.0	672278	250.0000	ng	0.000
M Chlorobenzene-d5	9.774	82.0	256207	250.0000	ng	0.000
M 1,4-Dichlorobenzene-d4	12.100	152.0	211326	250.0000	ng	0.000

System Monitoring Compounds

S Dibromofluoromethane	5.845	113.0	166975	253.4235	ng	-0.006
Spiked Amount: 250.000	Range: 80.0 - 119.0%			Recovery = 101.37%		
S 1,2-Dichloroethane-d4	6.230	67.0	71501	237.7910	ng	0.000
Spiked Amount: 250.000	Range: 81.0 - 118.0%			Recovery = 95.12%		
S Toluene-d8	8.319	98.0	673141	261.3637	ng	0.000
Spiked Amount: 250.000	Range: 89.0 - 112.0%			Recovery = 104.55%		
S p-Bromofluorobenzene	10.951	95.0	204060	252.3539	ng	0.000
Spiked Amount: 250.000	Range: 85.0 - 114.0%			Recovery = 100.94%		

Target Compounds

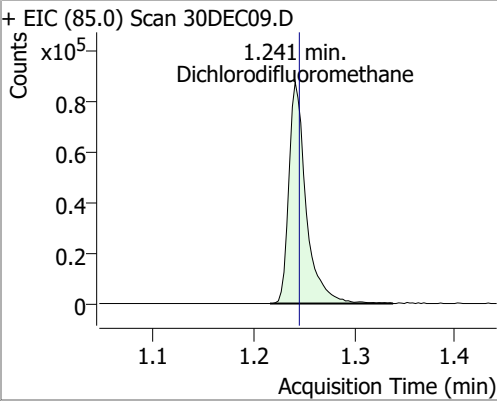
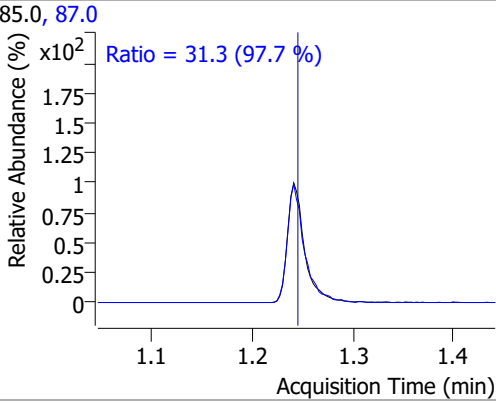
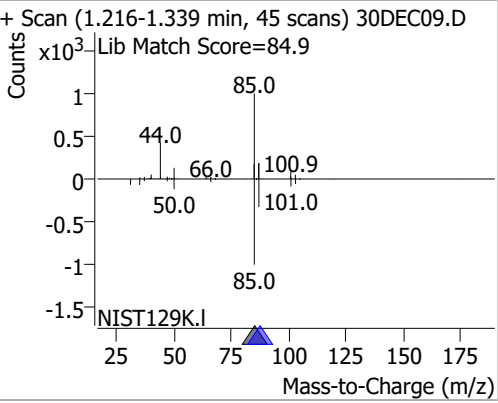
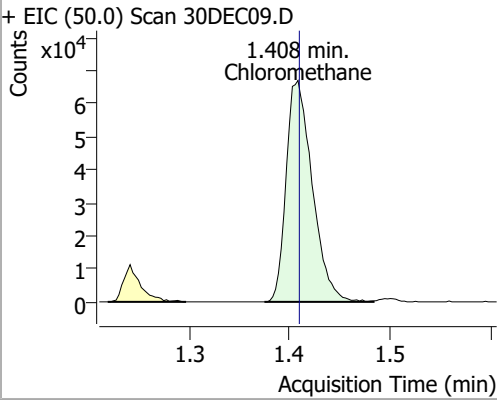
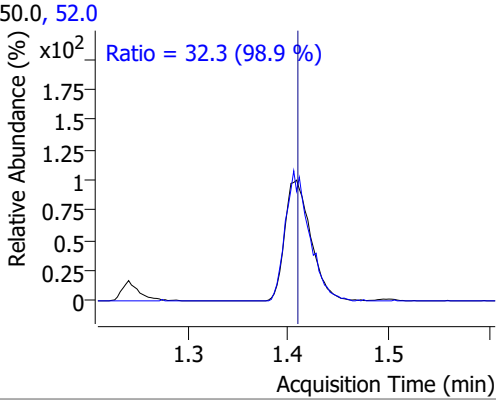
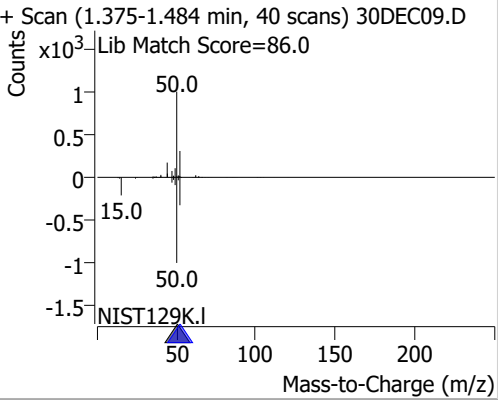
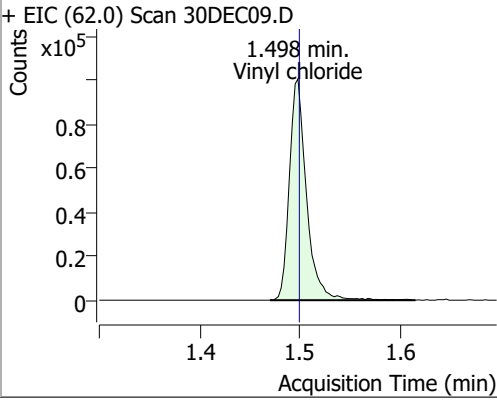
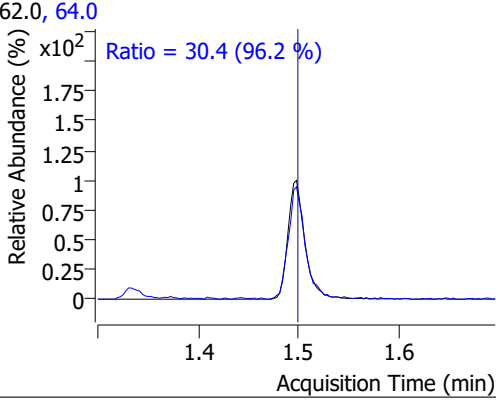
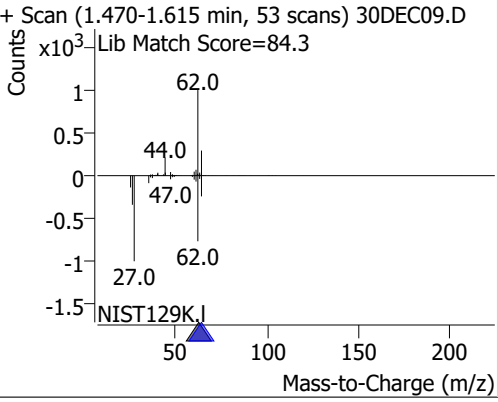
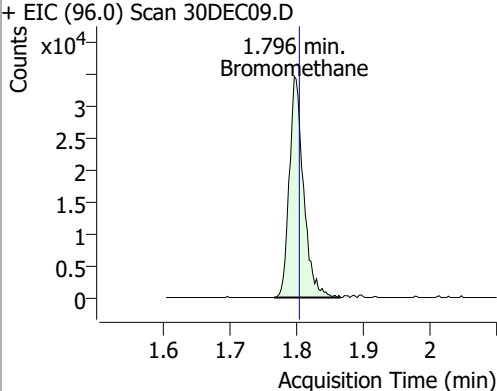
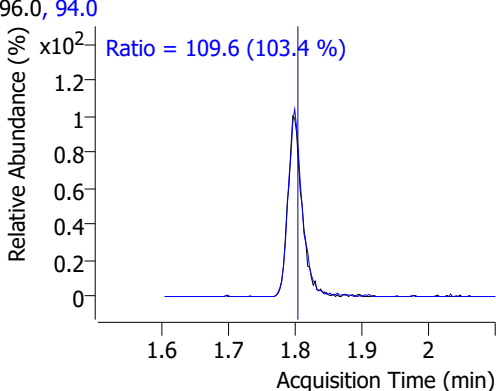
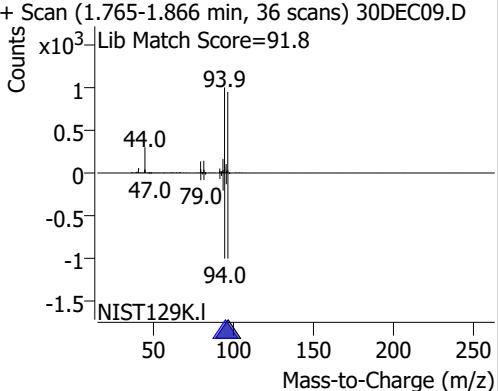
Compound	RT	QIon	Resp.	Conc.	Units	QValue
T Dichlorodifluoromethane	1.241	85.0	104876	109.1054	ng	99
T Chloromethane	1.408	50.0	121392	110.9146	ng	99
T Vinyl chloride	1.498	62.0	119571	116.1237	ng	98
T Bromomethane	1.796	96.0	51255	125.8407	ng	96
T Chloroethane	1.896	64.0	62807	110.4125	ng	98
T Trichlorofluoromethane	2.145	101.0	137865	102.5252	ng	98
T 1,1-Dichloroethene	2.700	96.0	83684	120.2596	ng	99
T Methylene chloride	3.333	49.0	112839	114.5337	ng	96
T trans-1,2-Dichloroethene	3.717	96.0	85807	123.4258	ng	100
T Methyl tert-butyl ether (MTBE)	3.757	73.0	106839	119.9918	ng	97
T 1,1-Dichloroethane	4.378	63.0	160871	122.0610	ng	100
T 2,2-Dichloropropane	5.190	77.0	121856	126.2811	ng	89
T cis-1,2-Dichloroethene	5.209	96.0	84713	117.5040	ng	96
T Methyl ethyl ketone	5.279	43.0	113216	1181.3062	ng	100
T Bromochloromethane	5.522	128.0	32909	121.2573	ng	94
T Chloroform	5.650	83.0	146495	112.6565	ng	98

Quantitation Results Report (QT Reviewed)

Compound	RT	QIon	Resp.	Conc.	Units	Dev(Min)
T 1,1,1-Trichloroethane	5.828	97.0	146279	119.2247	ng	97
T Carbon tetrachloride	6.026	117.0	141962	117.9222	ng	99
T 1,1-Dichloropropene	6.038	75.0	122963	113.7042	ng	100
T Benzene	6.277	78.0	328238	120.0099	ng	100
T 1,2-Dichloroethane	6.325	62.0	83004	116.1094	ng	97
T Trichloroethene	7.028	95.0	95488	117.5398	ng	99
T 1,2-Dichloropropane	7.270	63.0	81678	119.3374	ng	98
T Dibromomethane	7.398	93.0	32828	116.8391	ng	97
T Bromodichloromethane	7.585	83.0	97050	121.9395	ng	98
T cis-1,3-Dichloropropene	8.054	75.0	100502	113.6941	ng	99
T Toluene	8.386	92.0	210691	124.4295	ng	99
T trans-1,3-Dichloropropene	8.639	75.0	77435	122.4338	ng	100
T 1,1,2-Trichloroethane	8.818	83.0	38918	118.1339	ng	98
T Tetrachloroethene	8.935	163.8	84400	125.7855	ng	98
T 1,3-Dichloropropane	8.980	76.0	76692	116.7110	ng	99
T Chlorodibromomethane	9.203	129.0	59550	119.7437	ng	97
T 1,2-Dibromoethane	9.306	107.0	42141	117.6630	ng	96
T Chlorobenzene	9.799	112.0	227071	124.2248	ng	98
T 1,1,1,2-Tetrachloroethane	9.889	131.0	74982	120.5918	ng	100
T Ethylbenzene	9.919	91.0	392574	120.6155	ng	99
T m+p-Xylenes	10.039	106.0	305415	246.1010	ng	99
T o-Xylene	10.427	106.0	137285	126.7774	ng	99
T Styrene	10.446	104.0	226261	128.3007	ng	99
T Bromoform	10.622	172.5	33135	124.9077	ng	98
T Bromobenzene	11.093	156.0	87387	124.9140	ng	94
T 1,1,2,2-Tetrachloroethane	11.110	83.0	47365	118.1903	ng	99
T 1,2,3-Trichloropropane	11.149	110.0	11902	112.7283	ng	99
T 2-Chlorotoluene	11.289	126.0	87177	120.5073	ng	95
T 4-Chlorotoluene	11.400	91.0	289924	124.0730	ng	98
T 1,3-Dichlorobenzene	12.036	146.0	159135	124.4280	ng	98
T 1,4-Dichlorobenzene	12.122	146.0	158710	120.1227	ng	98
T 1,2-Dichlorobenzene	12.496	146.0	126934	117.2770	ng	98

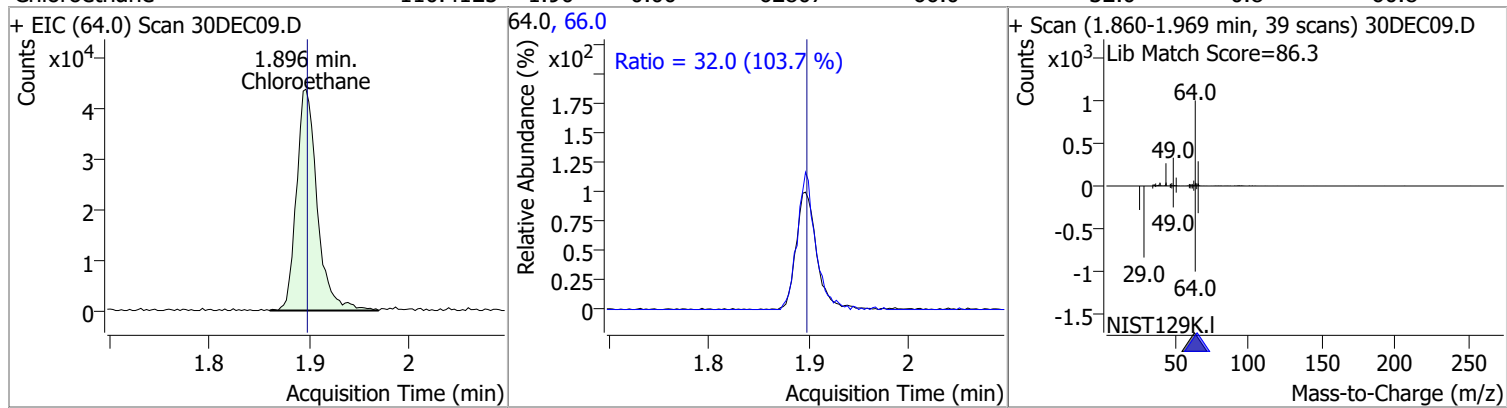
(#) = Qualifier Out of Range; (m) = Manual Integration; (+) = Area Summed; (*) = Surrogate Percent Recovery Out of Range; (d): Zeroed Peak

Quantitation Results Report (QT Reviewed)

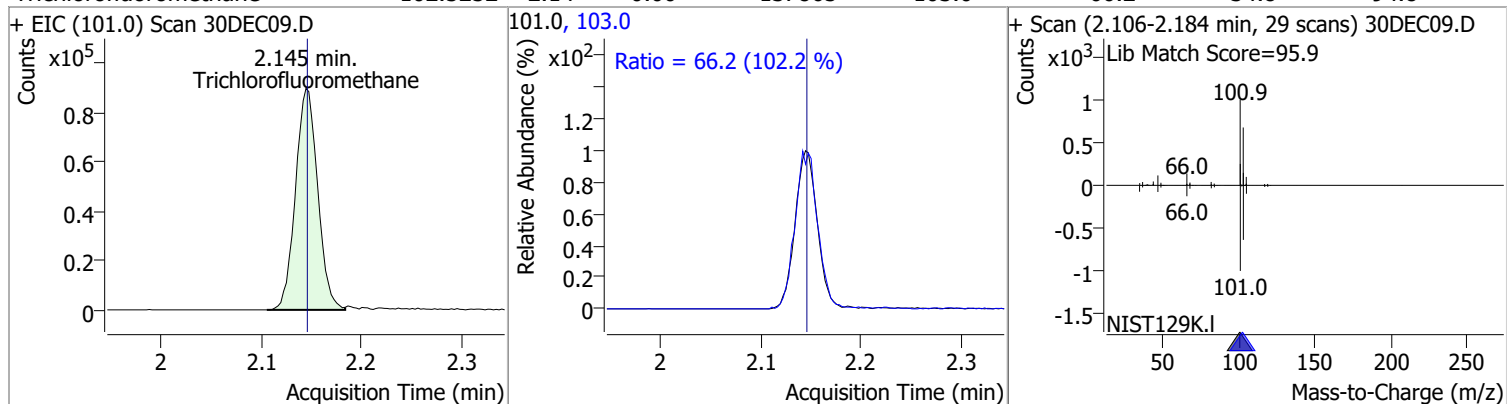
Compound	Conc.	RT	Dev(Min)	Resp.	QIon	QRatio	Lower	Upper
Dichlorodifluoromethane	109.1054	1.24	0.00	104876	87.0	31.3	2.0	62.0
+ EIC (85.0) Scan 30DEC09.D 			85.0, 87.0 			+ Scan (1.216-1.339 min, 45 scans) 30DEC09.D Lib Match Score=84.9 		
Chloromethane	110.9146	1.41	0.00	121392	52.0	32.3	2.7	62.7
+ EIC (50.0) Scan 30DEC09.D 			50.0, 52.0 			+ Scan (1.375-1.484 min, 40 scans) 30DEC09.D Lib Match Score=86.0 		
Vinyl chloride	116.1237	1.50	0.00	119571	64.0	30.4	1.6	61.6
+ EIC (62.0) Scan 30DEC09.D 			62.0, 64.0 			+ Scan (1.470-1.615 min, 53 scans) 30DEC09.D Lib Match Score=84.3 		
Bromomethane	125.8407	1.80	-0.01	51255	94.0	109.6	76.0	136.0
+ EIC (96.0) Scan 30DEC09.D 			96.0, 94.0 			+ Scan (1.765-1.866 min, 36 scans) 30DEC09.D Lib Match Score=91.8 		

Quantitation Results Report (QT Reviewed)

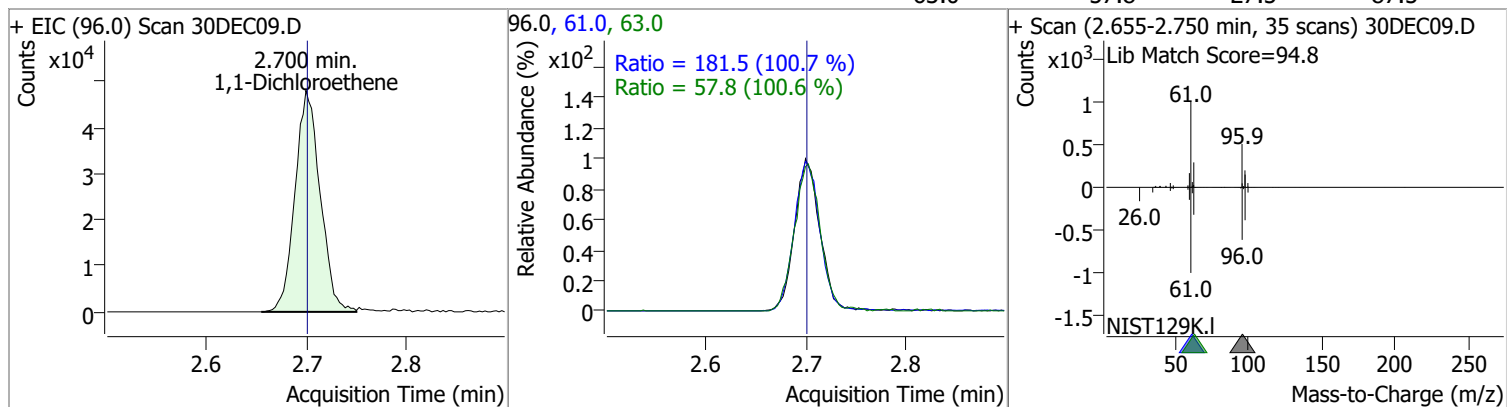
Compound	Conc.	RT	Dev(Min)	Resp.	QIon	QRatio	Lower	Upper
Chloroethane	110.4125	1.90	0.00	62807	66.0	32.0	0.8	60.8



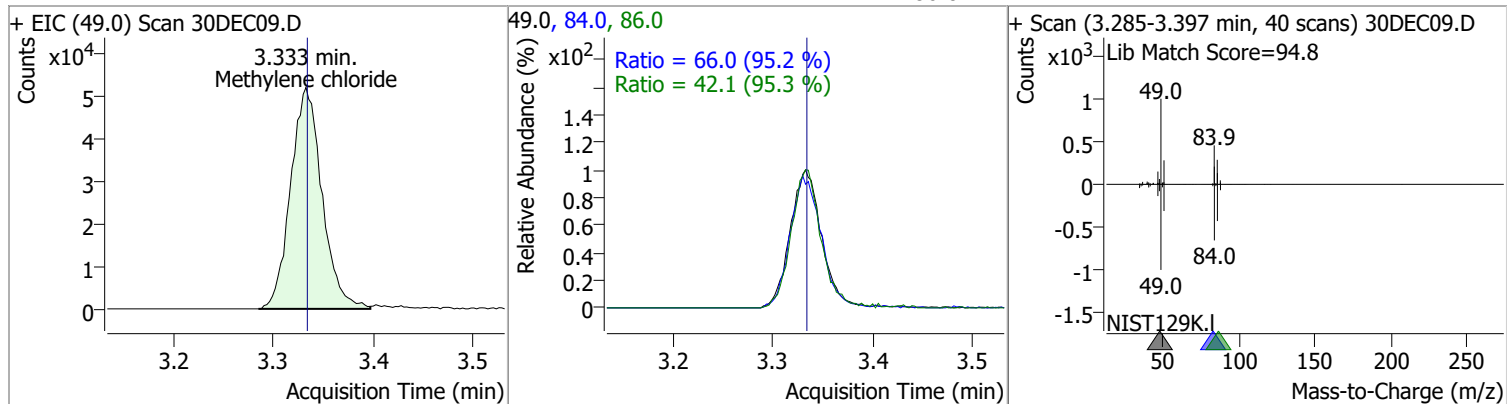
Compound	Conc.	RT	Dev(Min)	Resp.	QIon	QRatio	Lower	Upper
Trichlorofluoromethane	102.5252	2.14	0.00	137865	103.0	66.2	34.8	94.8



Compound	Conc.	RT	Dev(Min)	Resp.	QIon	QRatio	Lower	Upper
1,1-Dichloroethene	120.2596	2.70	0.00	83684	61.0	181.5	150.1	210.1
					63.0	57.8	27.5	87.5

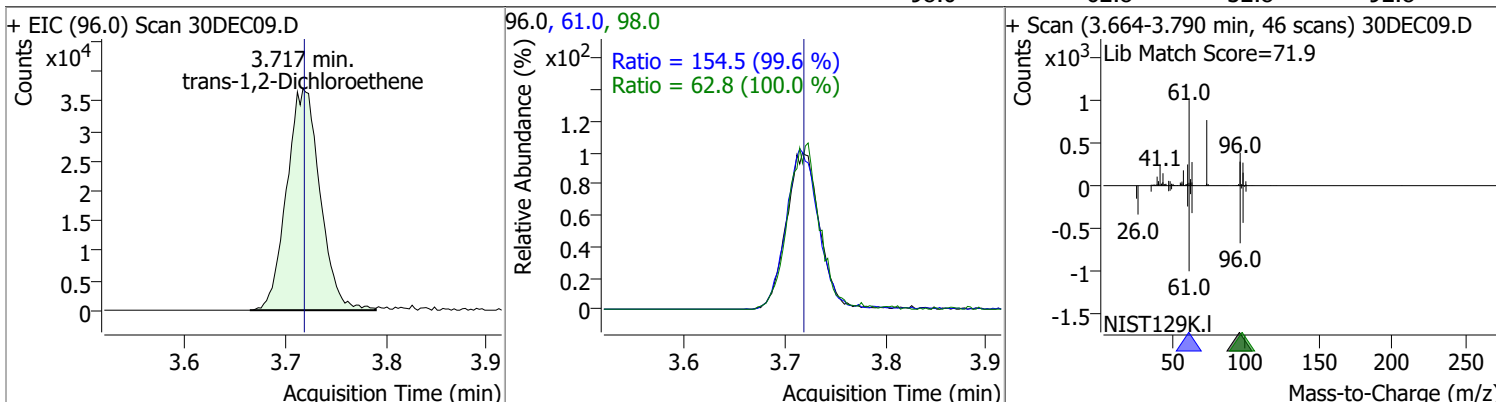


Compound	Conc.	RT	Dev(Min)	Resp.	QIon	QRatio	Lower	Upper
Methylene chloride	114.5337	3.33	0.00	112839	84.0	66.0	39.4	99.4
					86.0	42.1	14.1	74.1

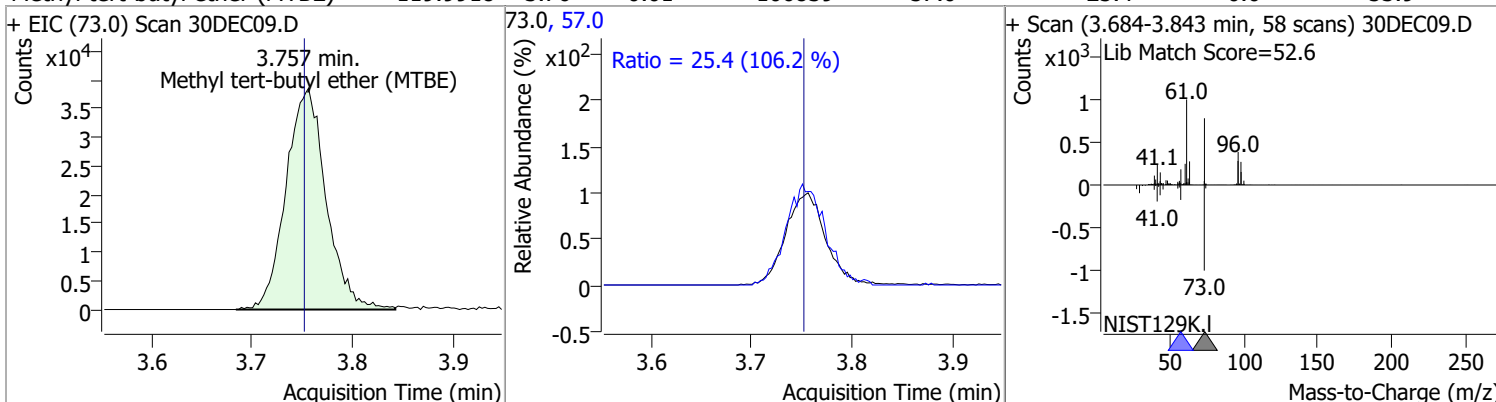


Quantitation Results Report (QT Reviewed)

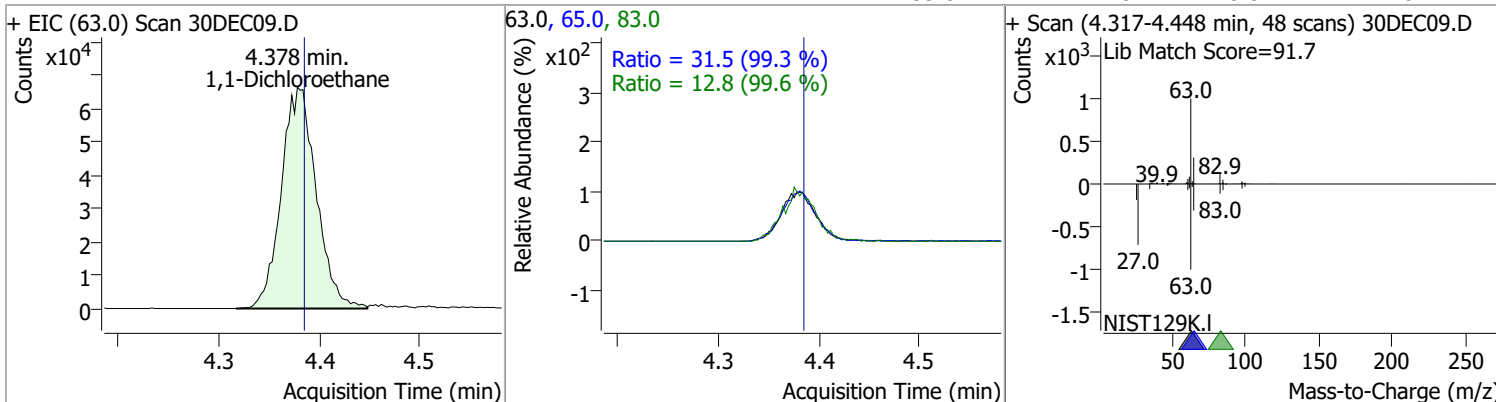
Compound	Conc.	RT	Dev(Min)	Resp.	QIon	QRatio	Lower	Upper
trans-1,2-Dichloroethene	123.4258	3.72	0.00	85807	61.0	154.5	125.1	185.1
					98.0	62.8	32.8	92.8



Compound	Conc.	RT	Dev(Min)	Resp.	QIon	QRatio	Lower	Upper
Methyl tert-butyl ether (MTBE)	119.9918	3.76	0.01	106839	57.0	25.4	0.0	53.9

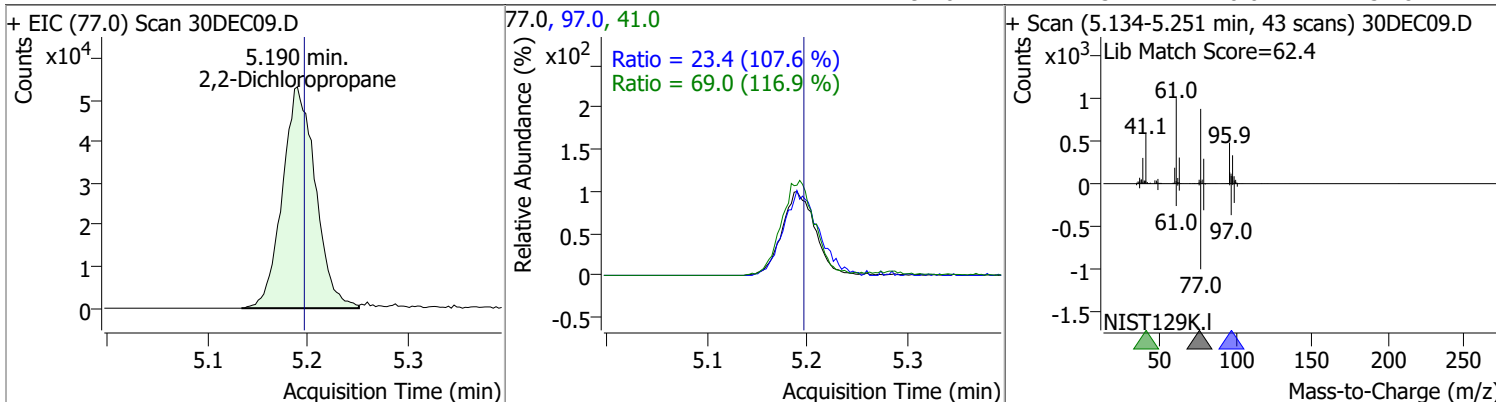


Compound	Conc.	RT	Dev(Min)	Resp.	QIon	QRatio	Lower	Upper
1,1-Dichloroethane	122.0610	4.38	-0.01	160871	65.0	31.5	1.7	61.7
					83.0	12.8	0.0	42.8

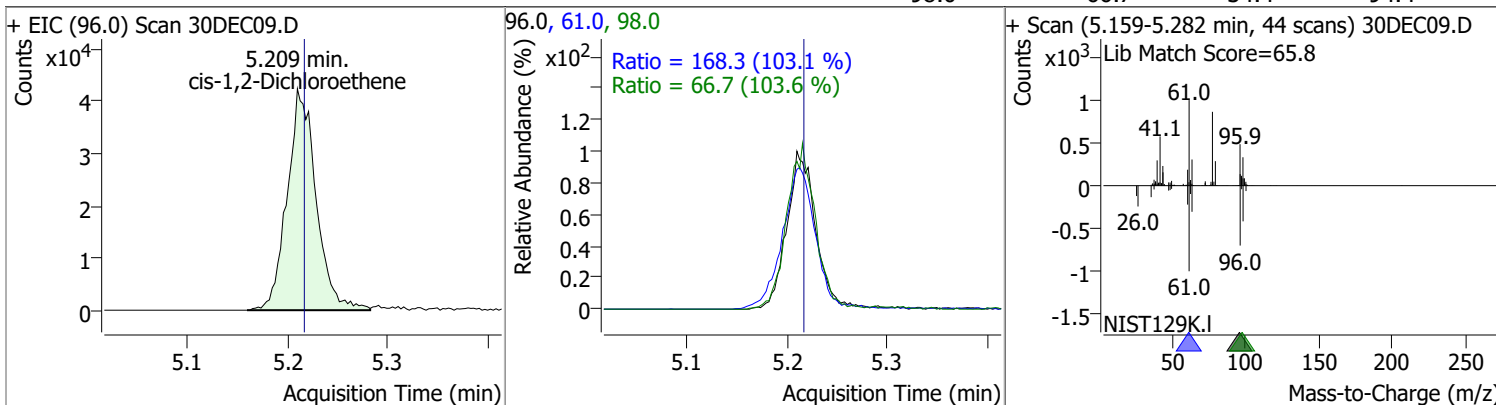


Quantitation Results Report (QT Reviewed)

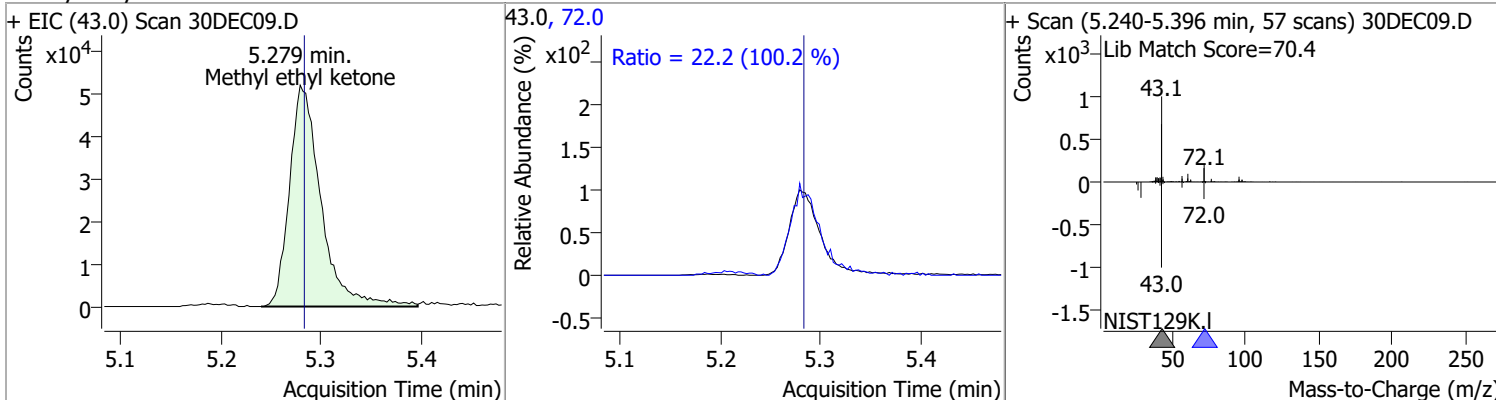
Compound	Conc.	RT	Dev(Min)	Resp.	QIon	QRatio	Lower	Upper
2,2-Dichloropropane	126.2811	5.19	-0.01	121856	41.0	69.0	29.0	89.0
					97.0	23.4	0.0	51.8



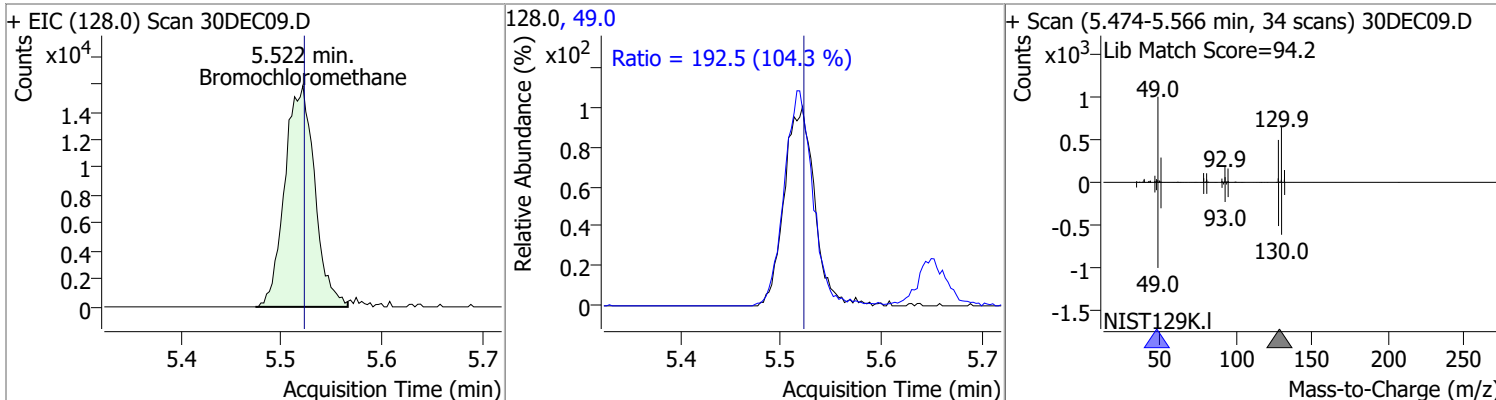
Compound	Conc.	RT	Dev(Min)	Resp.	QIon	QRatio	Lower	Upper
cis-1,2-Dichloroethene	117.5040	5.21	-0.01	84713	61.0	168.3	133.3	193.3
					98.0	66.7	34.4	94.4



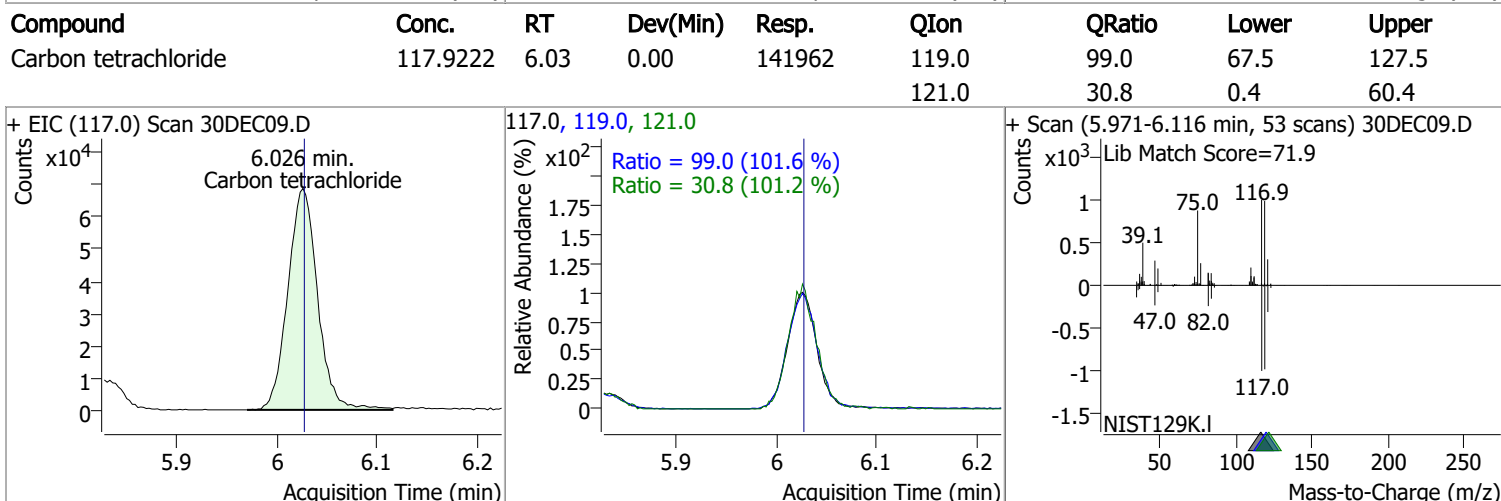
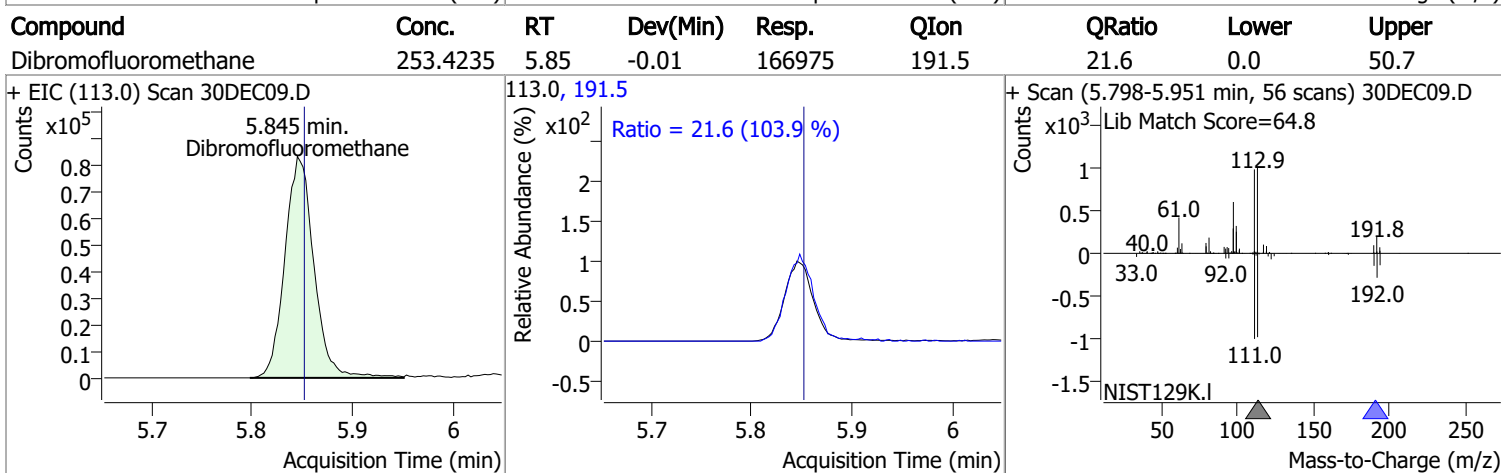
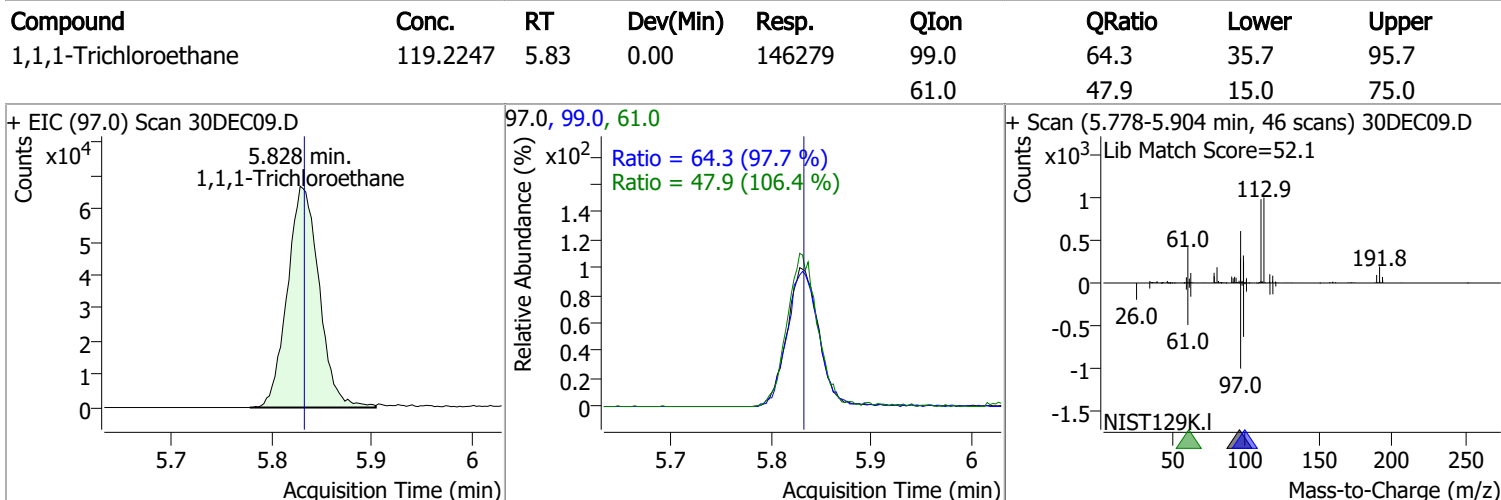
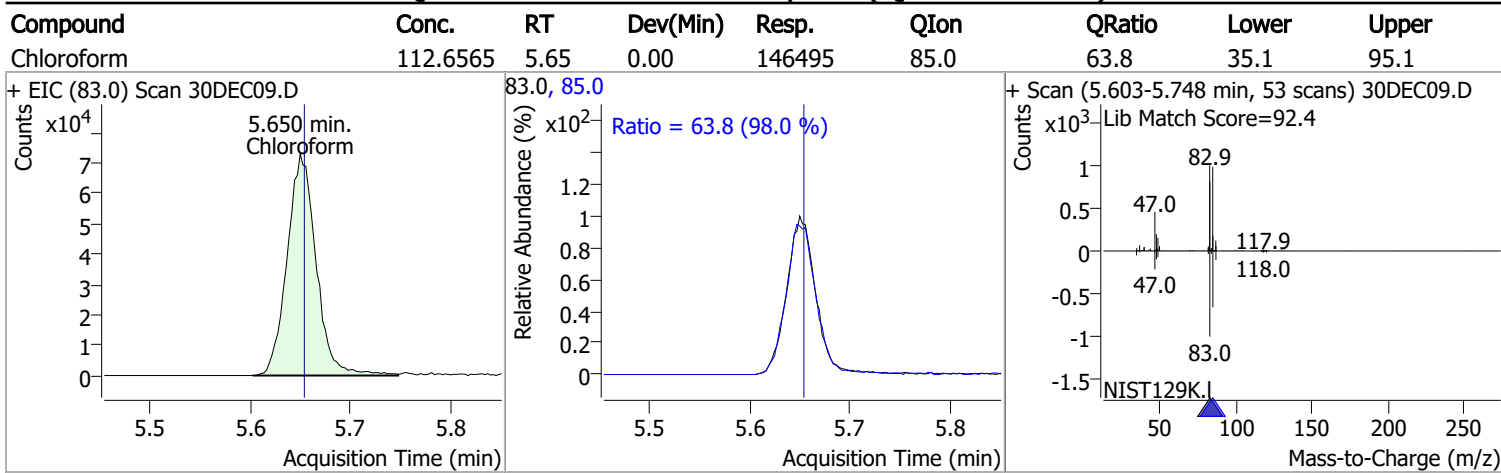
Compound	Conc.	RT	Dev(Min)	Resp.	QIon	QRatio	Lower	Upper
Methyl ethyl ketone	1181.3062	5.28	0.00	113216	72.0	22.2	0.0	52.2



Compound	Conc.	RT	Dev(Min)	Resp.	QIon	QRatio	Lower	Upper
Bromochloromethane	121.2573	5.52	0.00	32909	49.0	192.5	154.6	214.6

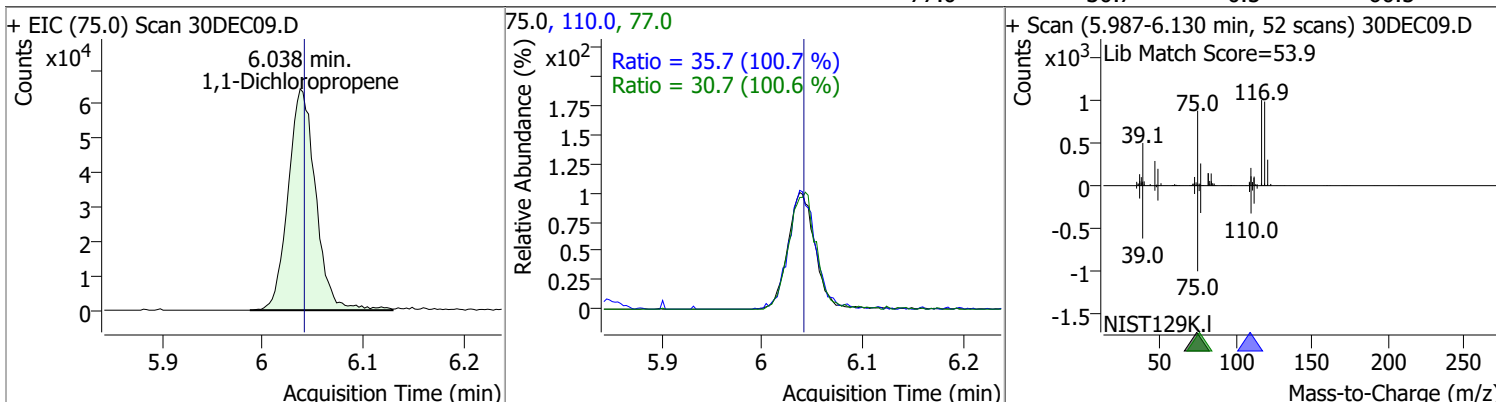


Quantitation Results Report (QT Reviewed)

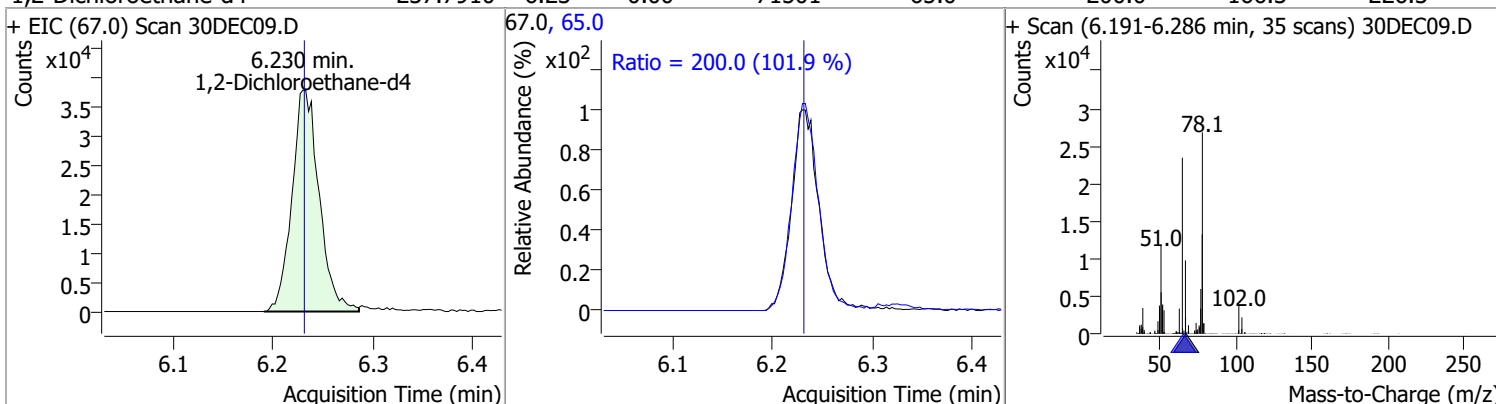


Quantitation Results Report (QT Reviewed)

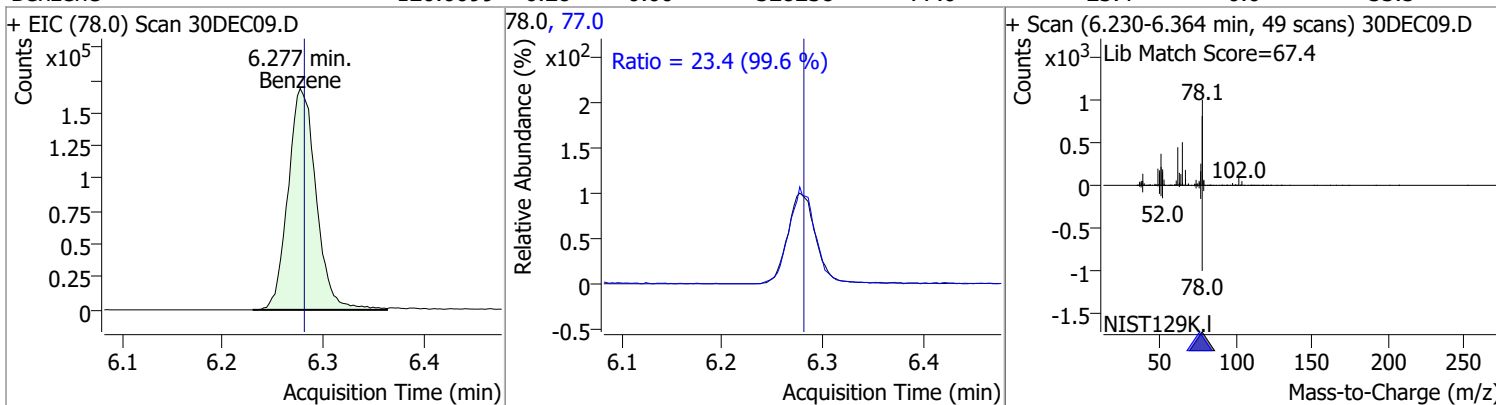
Compound	Conc.	RT	Dev(Min)	Resp.	QIon	QRatio	Lower	Upper
1,1-Dichloropropene	113.7042	6.04	0.00	122963	110.0	35.7	5.4	65.4
					77.0	30.7	0.5	60.5



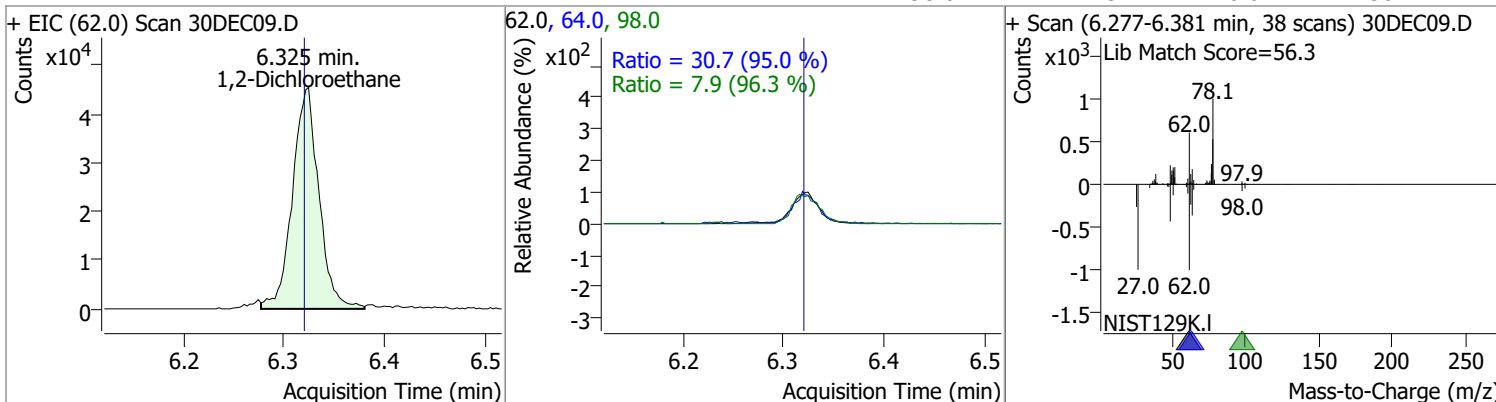
Compound	Conc.	RT	Dev(Min)	Resp.	QIon	QRatio	Lower	Upper
1,2-Dichloroethane-d4	237.7910	6.23	0.00	71501	65.0	200.0	166.3	226.3



Compound	Conc.	RT	Dev(Min)	Resp.	QIon	QRatio	Lower	Upper
Benzene	120.0099	6.28	0.00	328238	77.0	23.4	0.0	53.5

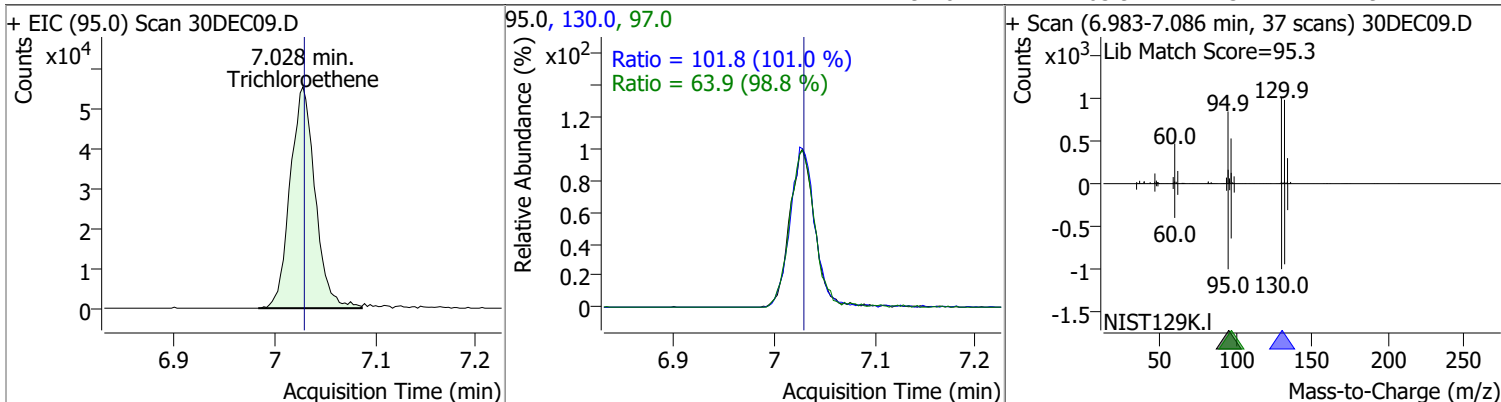


Compound	Conc.	RT	Dev(Min)	Resp.	QIon	QRatio	Lower	Upper
1,2-Dichloroethane	116.1094	6.32	0.01	83004	64.0	30.7	2.3	62.3
					98.0	7.9	0.0	38.2

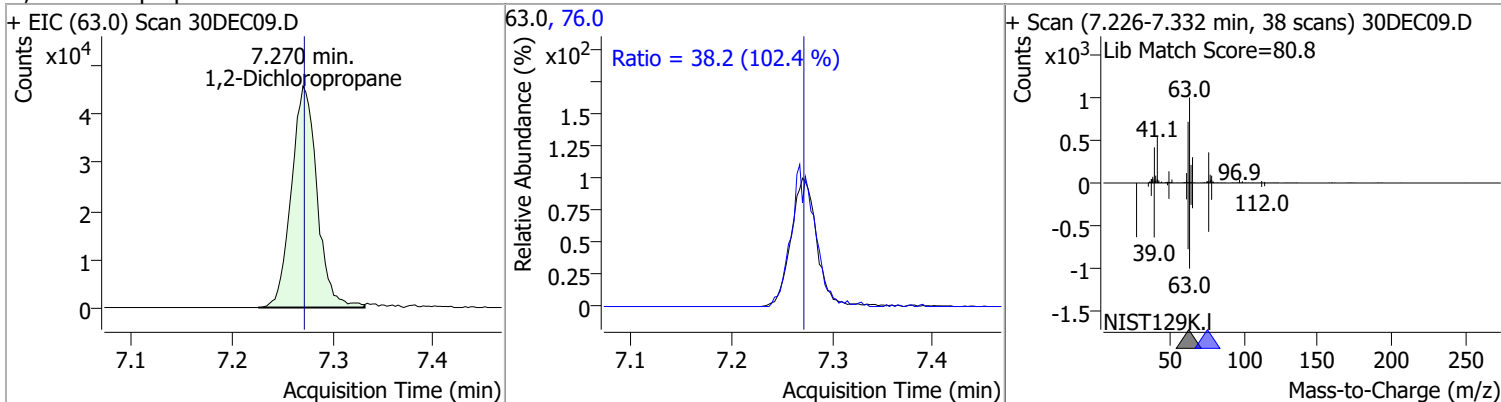


Quantitation Results Report (QT Reviewed)

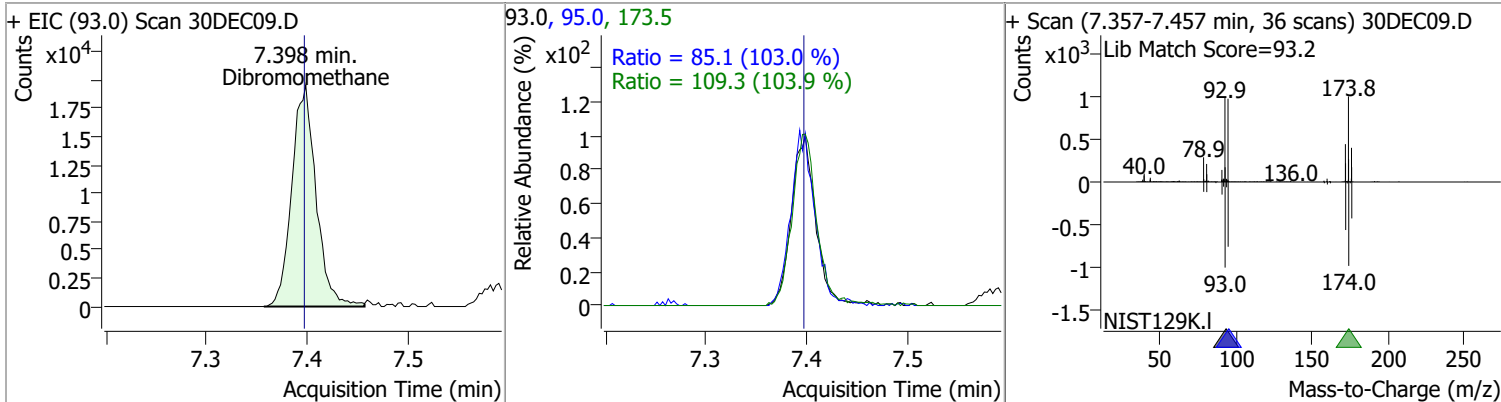
Compound	Conc.	RT	Dev(Min)	Resp.	QIon	QRatio	Lower	Upper
Trichloroethene	117.5398	7.03	0.00	95488	130.0	101.8	70.8	130.8
					97.0	63.9	34.7	94.7



Compound	Conc.	RT	Dev(Min)	Resp.	QIon	QRatio	Lower	Upper
1,2-Dichloropropane	119.3374	7.27	0.00	81678	76.0	38.2	7.3	67.3

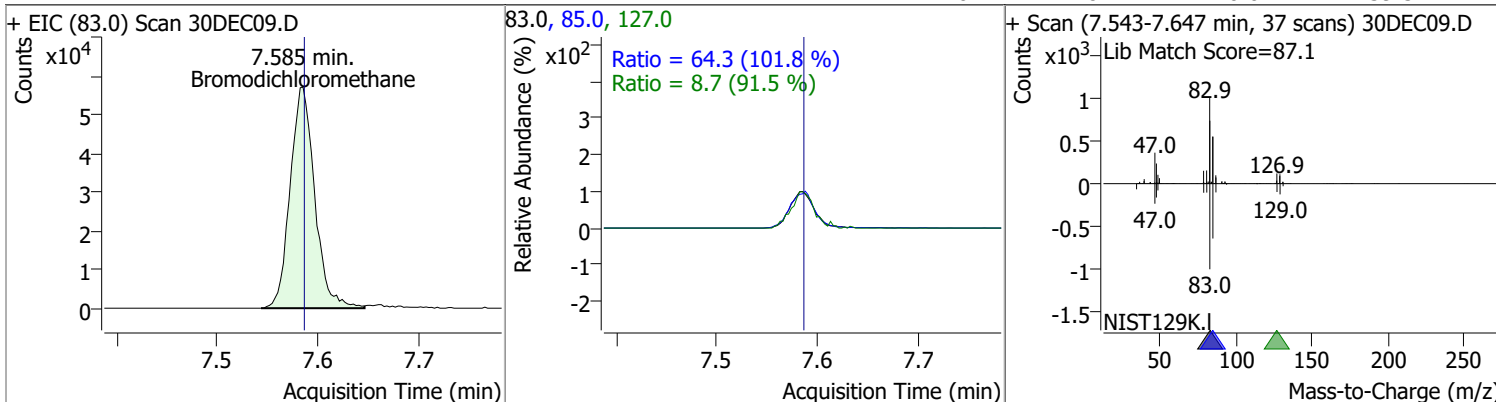


Compound	Conc.	RT	Dev(Min)	Resp.	QIon	QRatio	Lower	Upper
Dibromomethane	116.8391	7.40	0.00	32828	173.5	109.3	75.2	135.2
					95.0	85.1	52.6	112.6

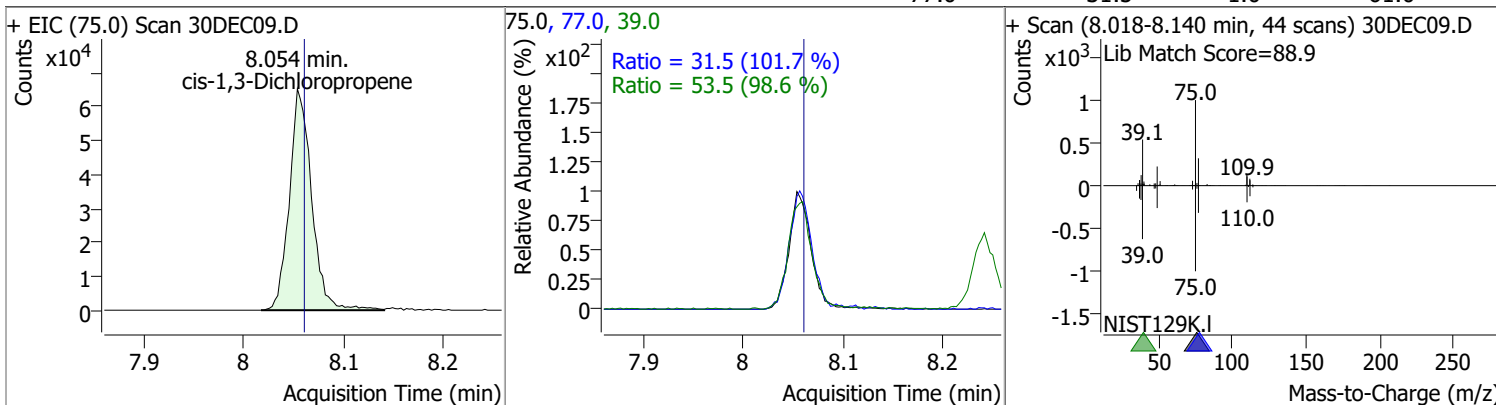


Quantitation Results Report (QT Reviewed)

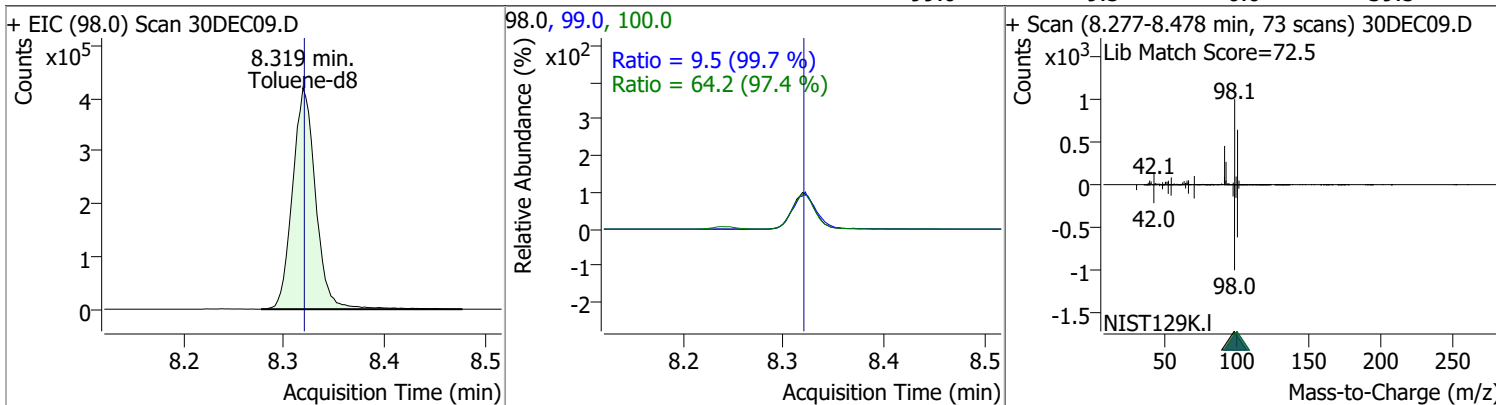
Compound	Conc.	RT	Dev(Min)	Resp.	QIon	QRatio	Lower	Upper
Bromodichloromethane	121.9395	7.59	0.00	97050	85.0	64.3	33.1	93.1
					127.0	8.7	0.0	39.5



Compound	Conc.	RT	Dev(Min)	Resp.	QIon	QRatio	Lower	Upper
cis-1,3-Dichloropropene	113.6941	8.05	-0.01	100502	39.0	53.5	24.3	84.3
					77.0	31.5	1.0	61.0

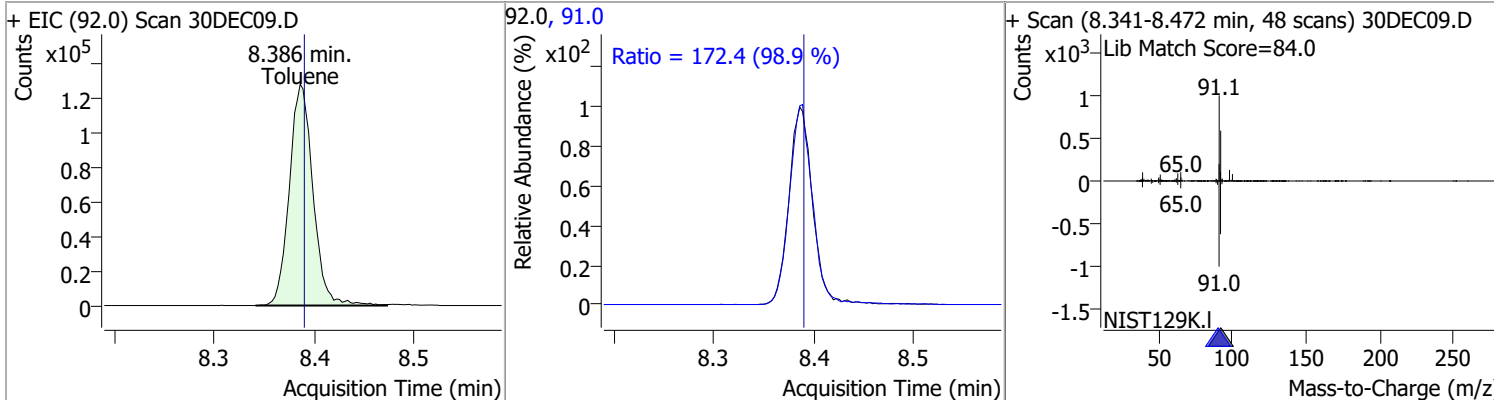


Compound	Conc.	RT	Dev(Min)	Resp.	QIon	QRatio	Lower	Upper
Toluene-d8	261.3637	8.32	0.00	673141	100.0	64.2	35.9	95.9
					99.0	9.5	0.0	39.5

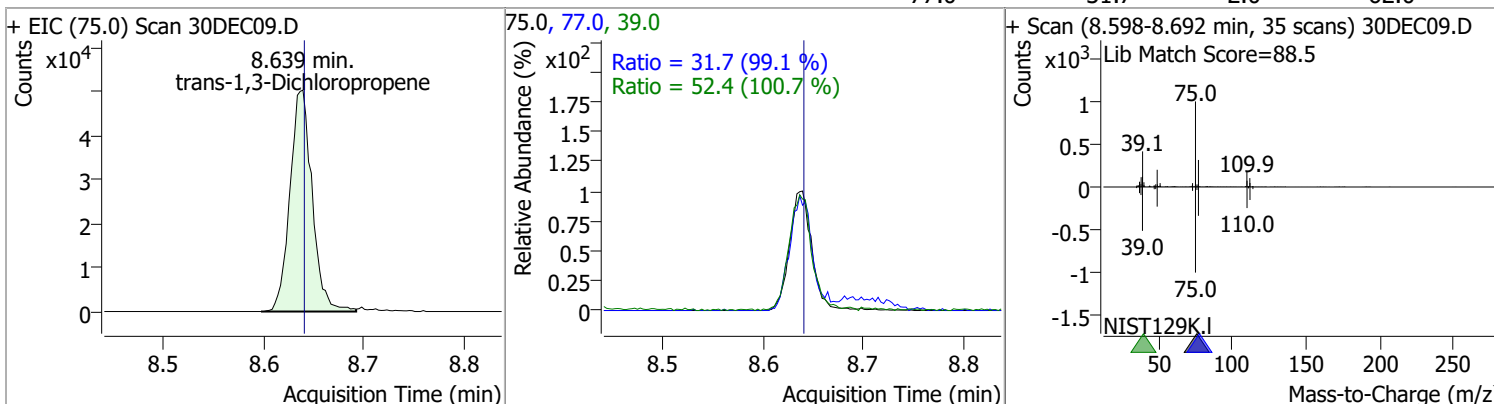


Quantitation Results Report (QT Reviewed)

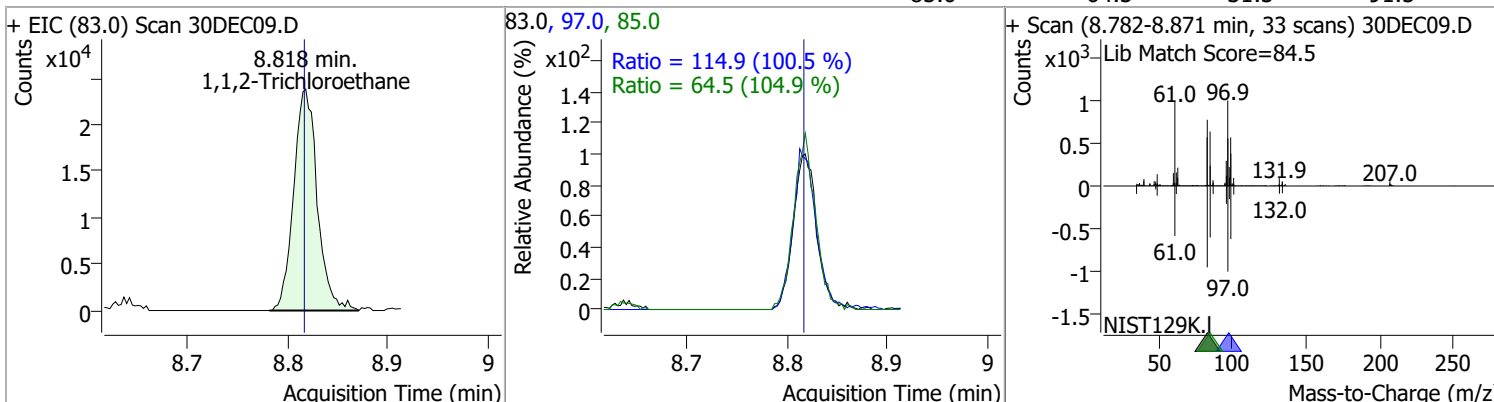
Compound	Conc.	RT	Dev(Min)	Resp.	QIon	QRatio	Lower	Upper
Toluene	124.4295	8.39	0.00	210691	91.0	172.4	144.3	204.3



Compound	Conc.	RT	Dev(Min)	Resp.	QIon	QRatio	Lower	Upper
trans-1,3-Dichloropropene	122.4338	8.64	0.00	77435	39.0 77.0	52.4 31.7	22.1 2.0	82.1 62.0

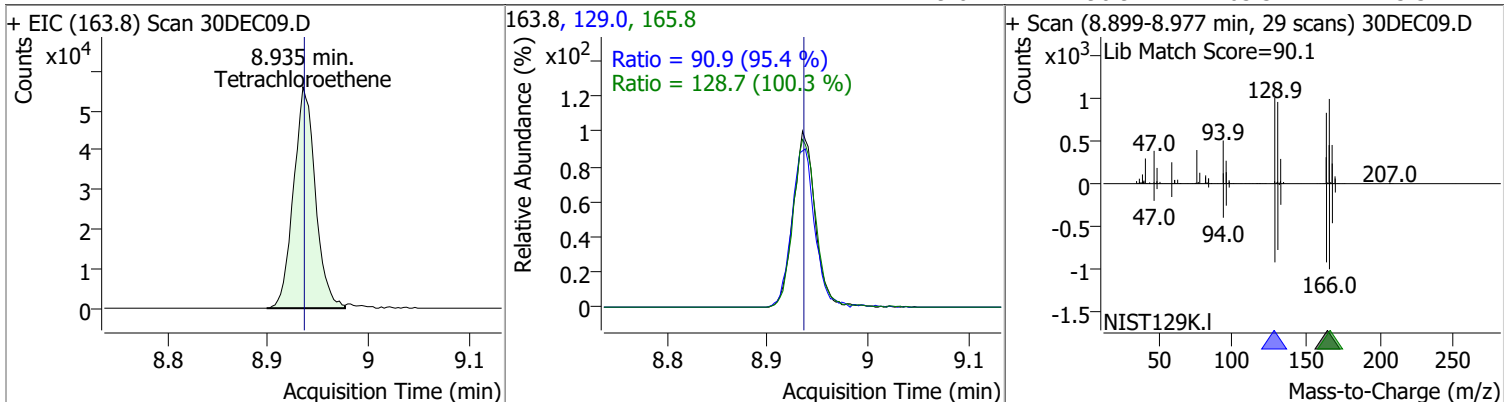


Compound	Conc.	RT	Dev(Min)	Resp.	QIon	QRatio	Lower	Upper
1,1,2-Trichloroethane	118.1339	8.82	0.00	38918	97.0 85.0	114.9 64.5	84.3 31.5	144.3 91.5

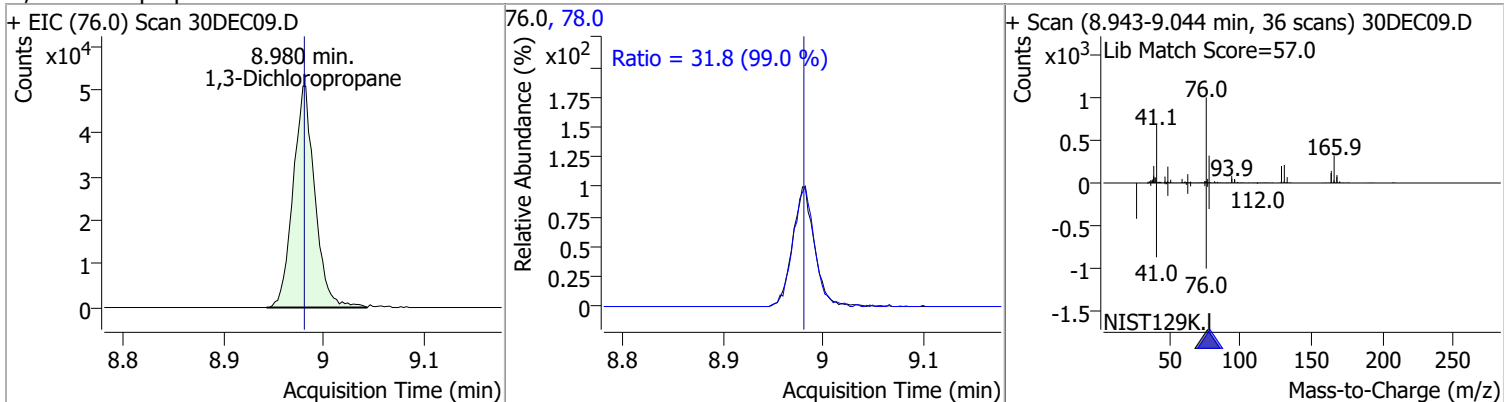


Quantitation Results Report (QT Reviewed)

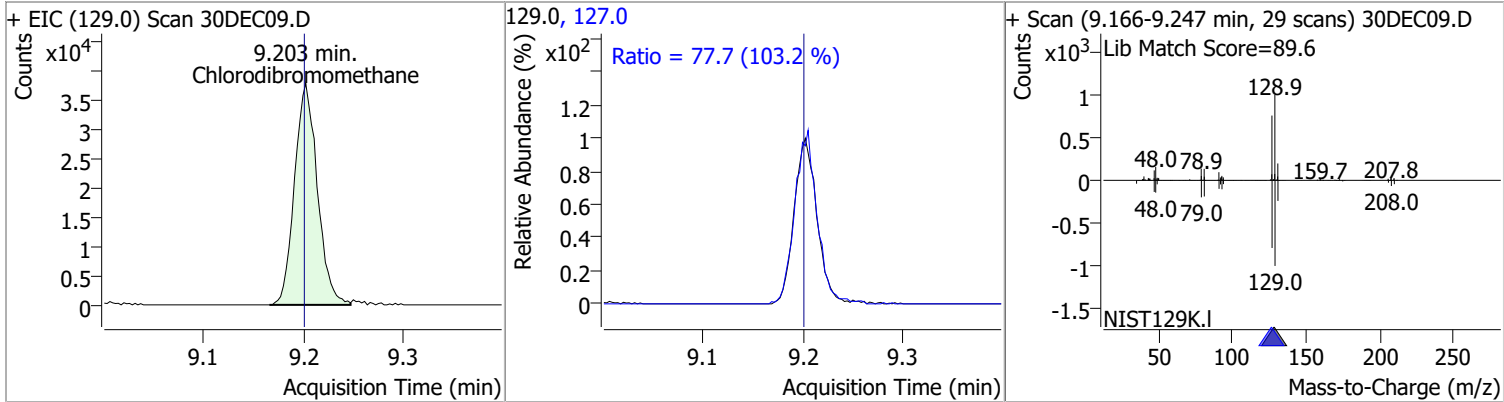
Compound	Conc.	RT	Dev(Min)	Resp.	QIon	QRatio	Lower	Upper
Tetrachloroethene	125.7855	8.94	0.00	84400	165.8	128.7	98.3	158.3
					129.0	90.9	65.3	125.3



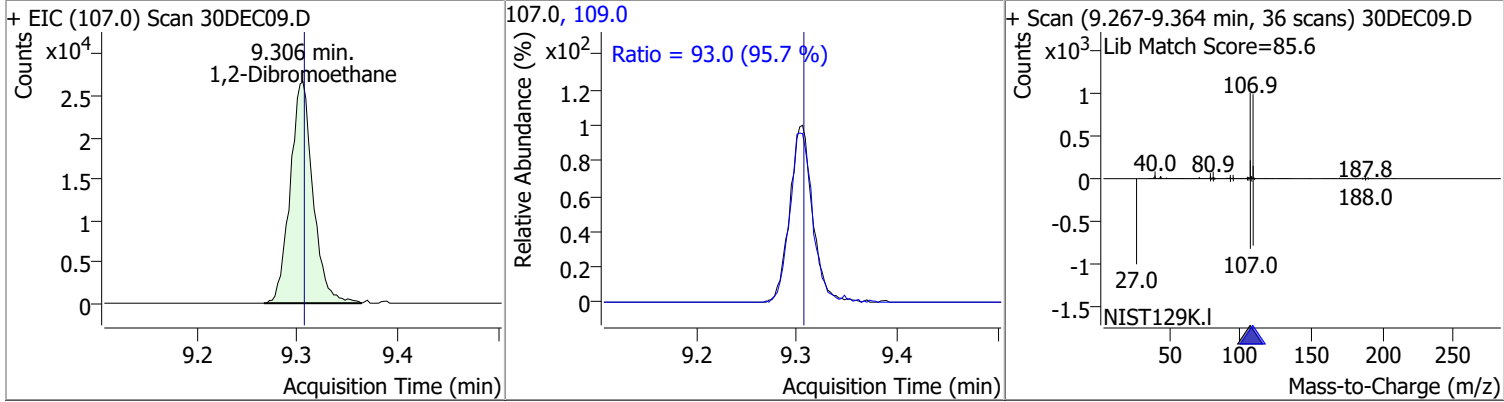
Compound	Conc.	RT	Dev(Min)	Resp.	QIon	QRatio	Lower	Upper
1,3-Dichloropropane	116.7110	8.98	0.00	76692	78.0	31.8	2.1	62.1



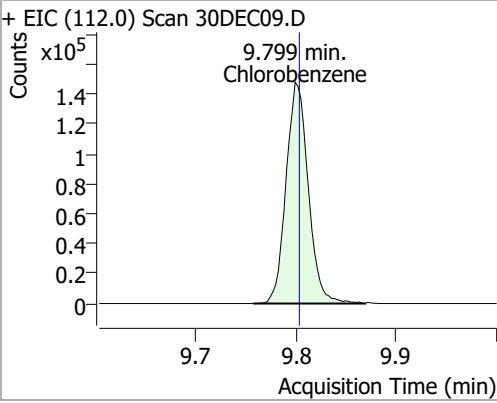
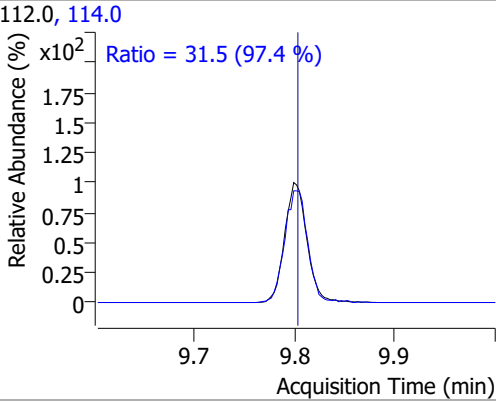
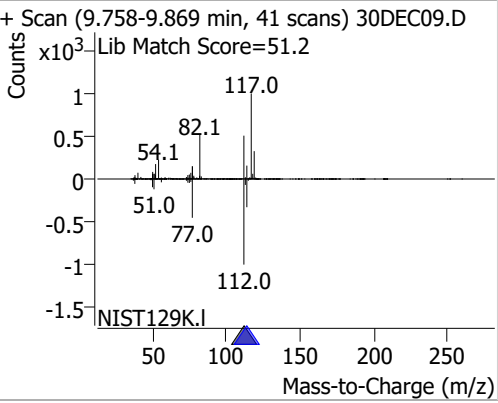
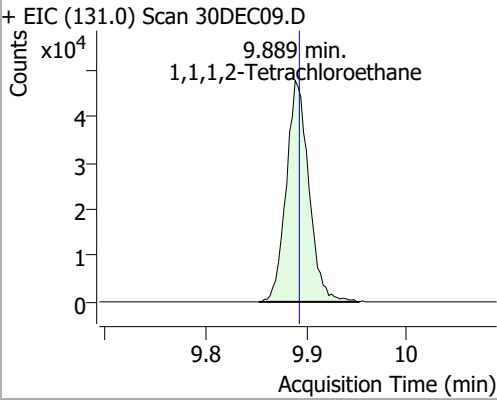
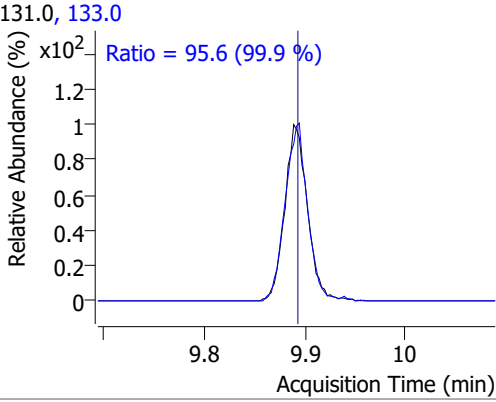
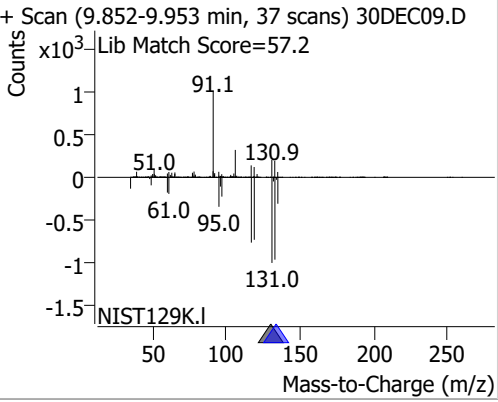
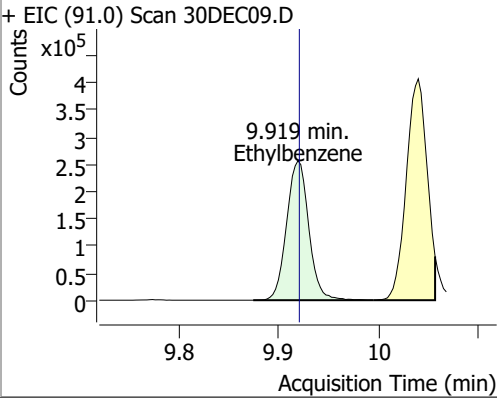
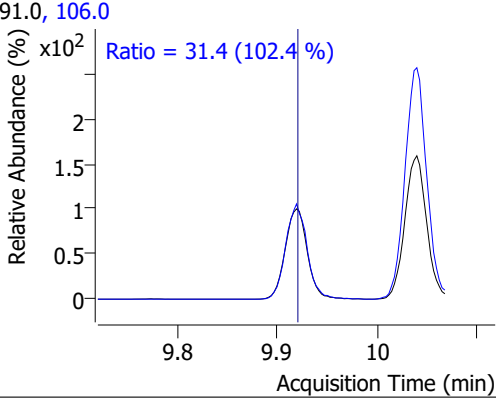
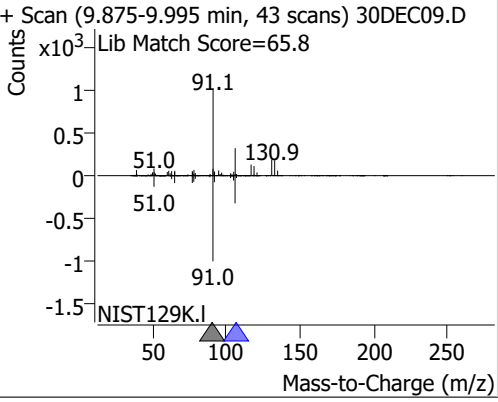
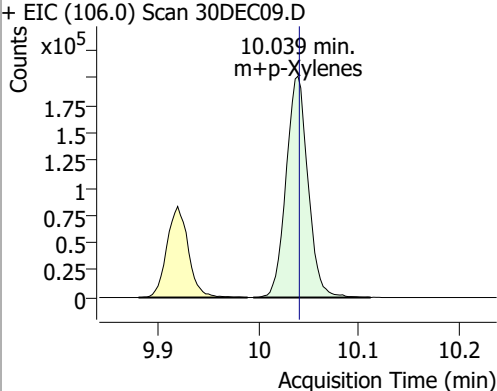
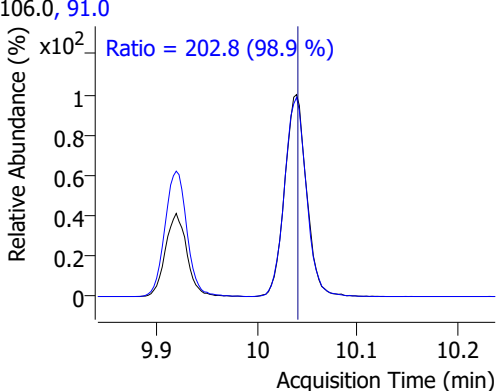
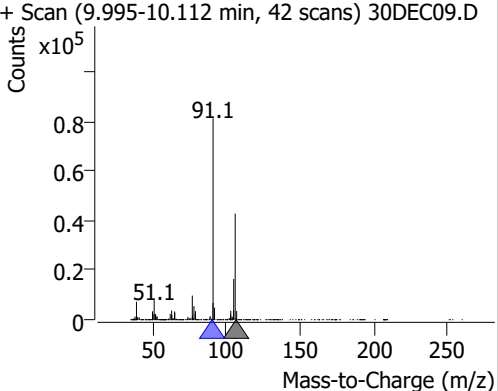
Compound	Conc.	RT	Dev(Min)	Resp.	QIon	QRatio	Lower	Upper
Chlorodibromomethane	119.7437	9.20	0.00	59550	127.0	77.7	45.3	105.3



Compound	Conc.	RT	Dev(Min)	Resp.	QIon	QRatio	Lower	Upper
1,2-Dibromoethane	117.6630	9.31	0.00	42141	109.0	93.0	67.2	127.2

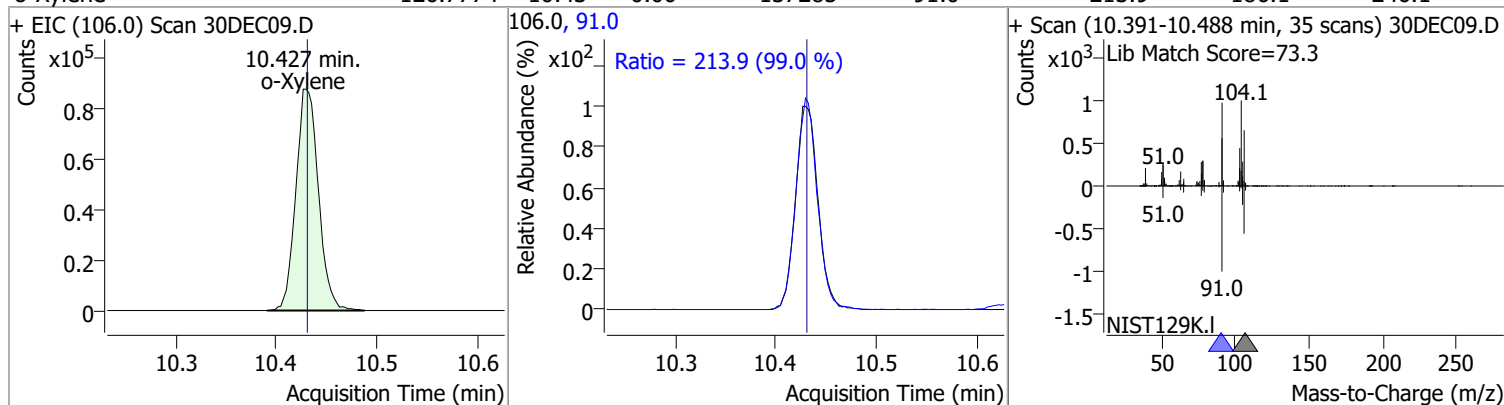


Quantitation Results Report (QT Reviewed)

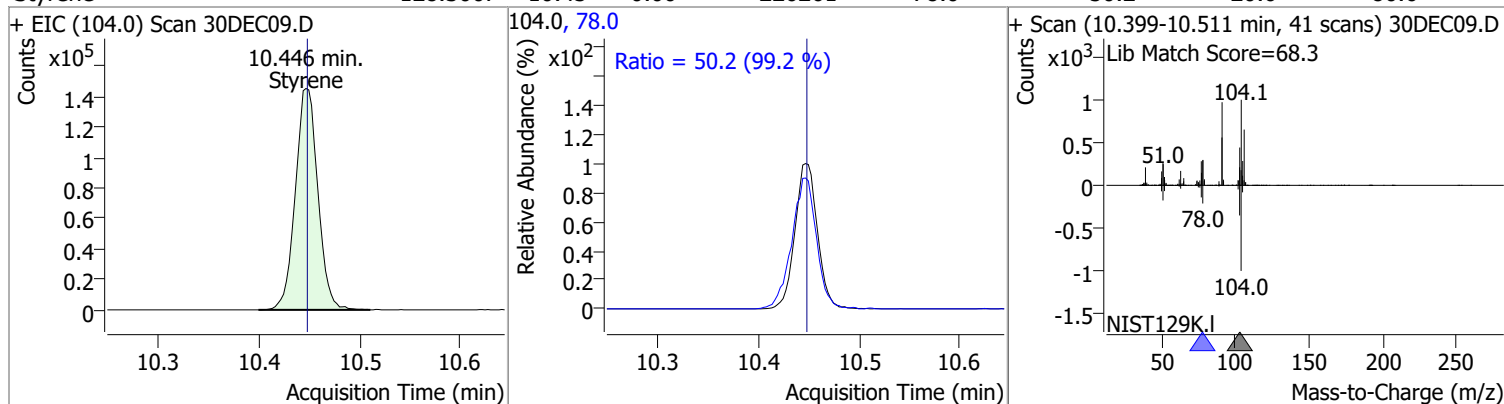
Compound	Conc.	RT	Dev(Min)	Resp.	QIon	QRatio	Lower	Upper
Chlorobenzene	124.2248	9.80	0.00	227071	114.0	31.5	2.3	62.3
+ EIC (112.0) Scan 30DEC09.D			112.0, 114.0			+ Scan (9.758-9.869 min, 41 scans) 30DEC09.D		
								
			Ratio = 31.5 (97.4 %)					
1,1,1,2-Tetrachloroethane	120.5918	9.89	0.00	74982	133.0	95.6	65.7	125.7
+ EIC (131.0) Scan 30DEC09.D			131.0, 133.0			+ Scan (9.852-9.953 min, 37 scans) 30DEC09.D		
								
			Ratio = 95.6 (99.9 %)					
Ethylbenzene	120.6155	9.92	0.00	392574	106.0	31.4	0.7	60.7
+ EIC (91.0) Scan 30DEC09.D			91.0, 106.0			+ Scan (9.875-9.995 min, 43 scans) 30DEC09.D		
								
			Ratio = 31.4 (102.4 %)					
m+p-Xylenes	246.1010	10.04	0.00	305415	91.0	202.8	175.0	235.0
+ EIC (106.0) Scan 30DEC09.D			106.0, 91.0			+ Scan (9.995-10.112 min, 42 scans) 30DEC09.D		
								
			Ratio = 202.8 (98.9 %)					

Quantitation Results Report (QT Reviewed)

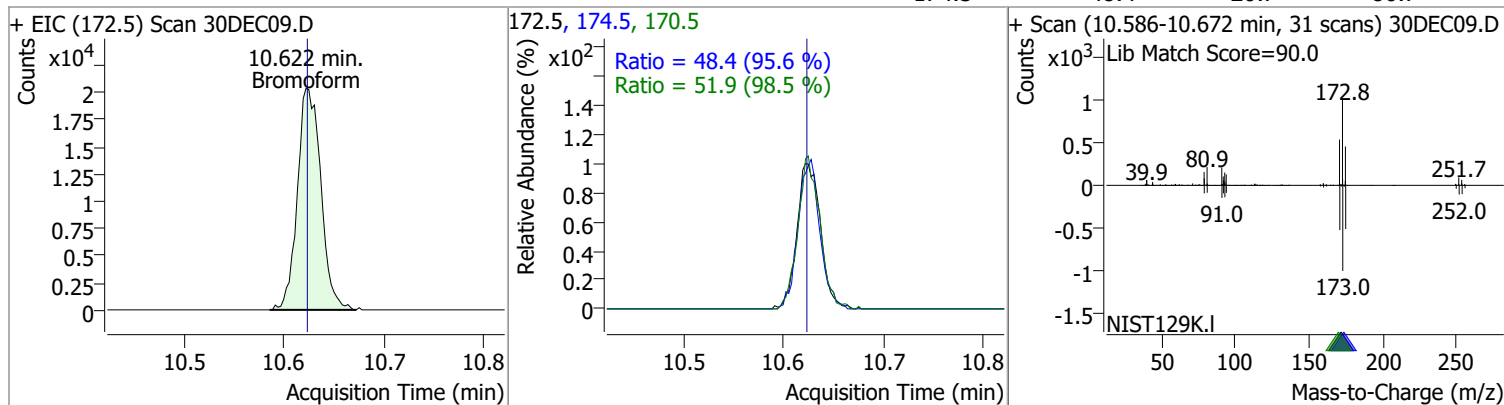
Compound	Conc.	RT	Dev(Min)	Resp.	QIon	QRatio	Lower	Upper
o-Xylene	126.7774	10.43	0.00	137285	91.0	213.9	186.1	246.1



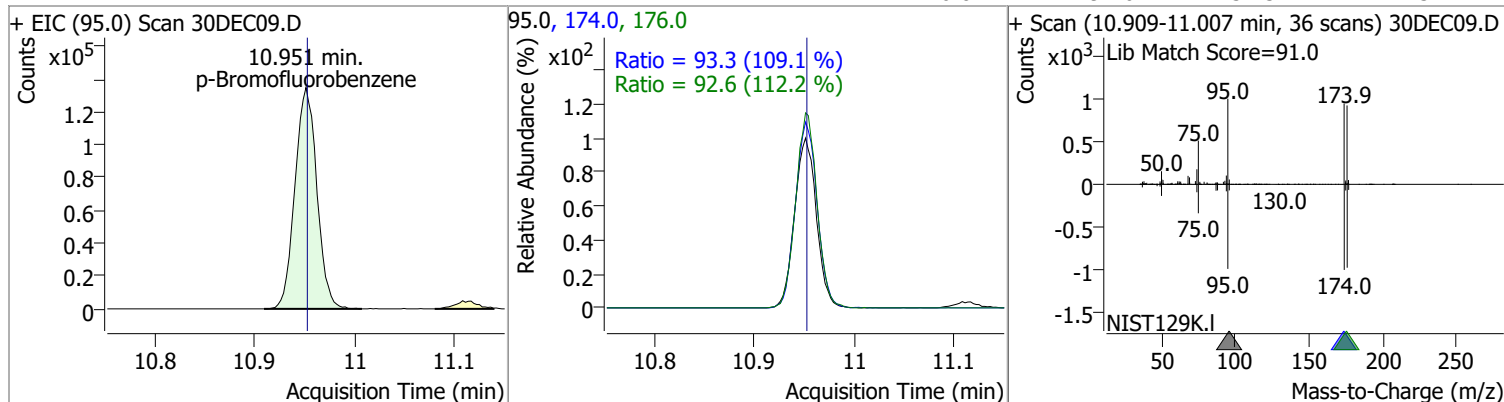
Compound	Conc.	RT	Dev(Min)	Resp.	QIon	QRatio	Lower	Upper
Styrene	128.3007	10.45	0.00	226261	78.0	50.2	20.6	80.6



Compound	Conc.	RT	Dev(Min)	Resp.	QIon	QRatio	Lower	Upper
Bromoform	124.9077	10.62	0.00	33135	170.5	51.9	22.7	82.7
					174.5	48.4	20.7	80.7

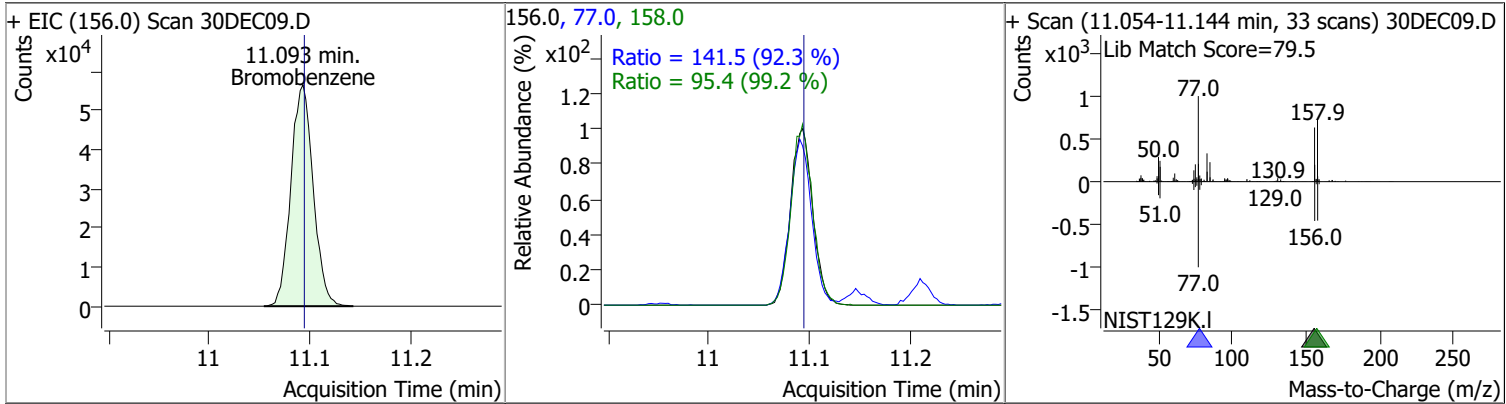


Compound	Conc.	RT	Dev(Min)	Resp.	QIon	QRatio	Lower	Upper
p-Bromofluorobenzene	252.3539	10.95	0.00	204060	174.0	93.3	55.5	115.5
					176.0	92.6	52.5	112.5

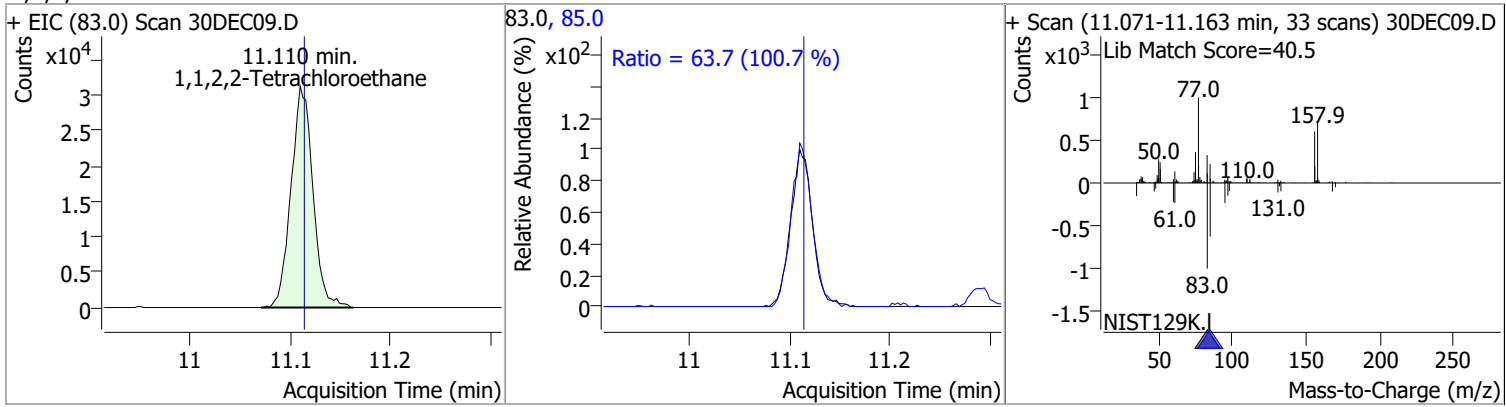


Quantitation Results Report (QT Reviewed)

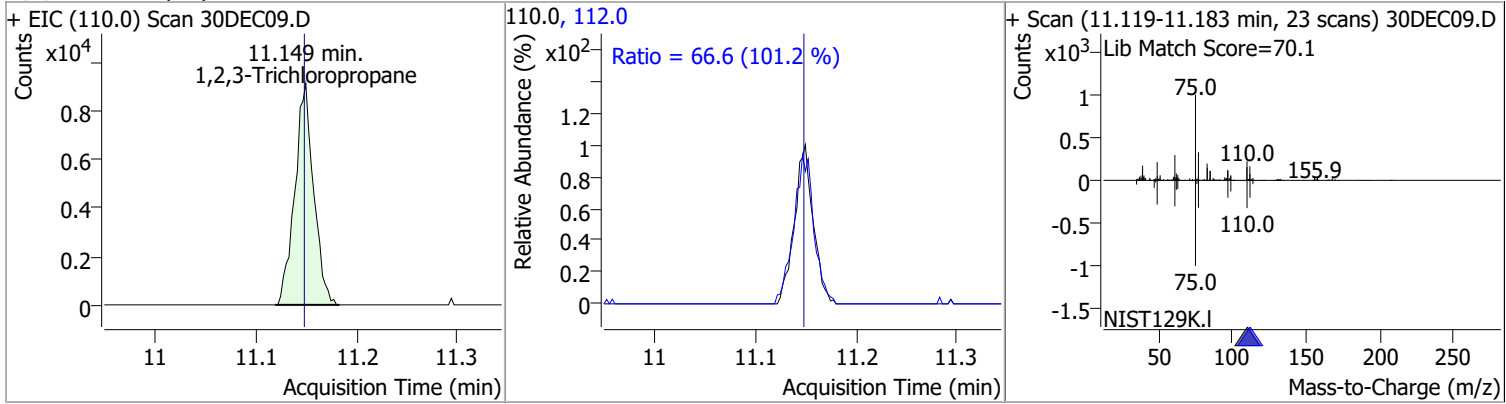
Compound	Conc.	RT	Dev(Min)	Resp.	QIon	QRatio	Lower	Upper
Bromobenzene	124.9140	11.09	0.00	87387	77.0	141.5	123.2	183.2
					158.0	95.4	66.2	126.2



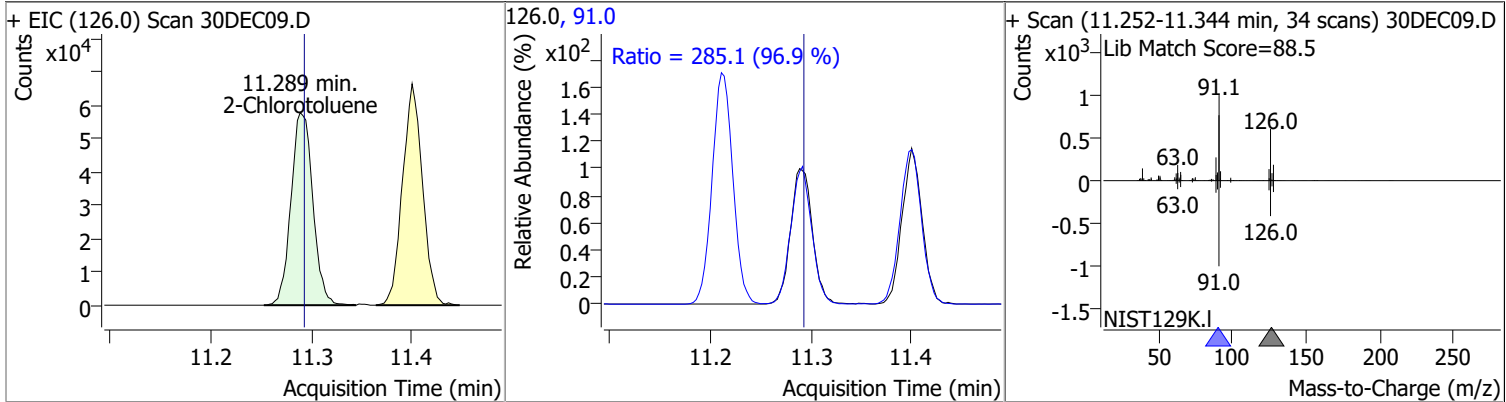
Compound	Conc.	RT	Dev(Min)	Resp.	QIon	QRatio	Lower	Upper
1,1,2,2-Tetrachloroethane	118.1903	11.11	0.00	47365	85.0	63.7	33.2	93.2



Compound	Conc.	RT	Dev(Min)	Resp.	QIon	QRatio	Lower	Upper
1,2,3-Trichloropropane	112.7283	11.15	0.00	11902	112.0	66.6	35.8	95.8

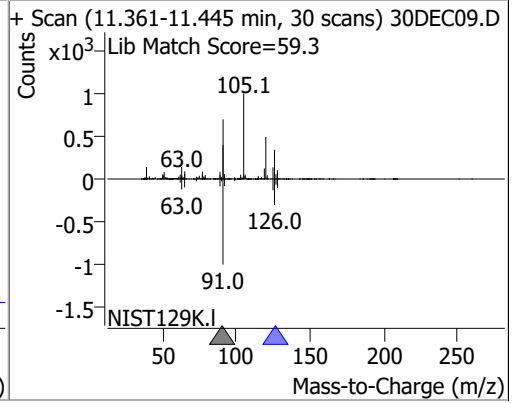
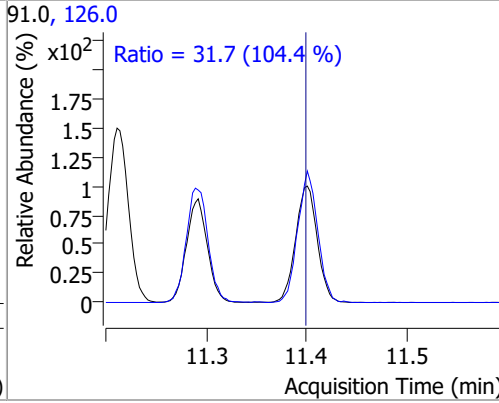
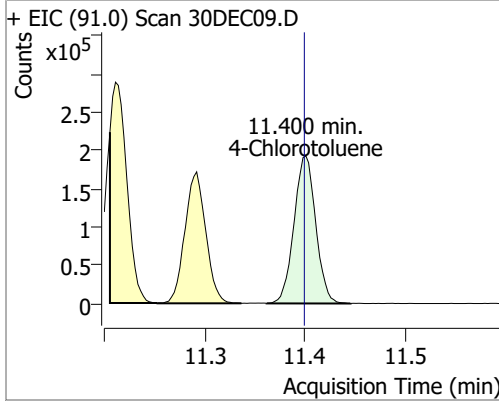


Compound	Conc.	RT	Dev(Min)	Resp.	QIon	QRatio	Lower	Upper
2-Chlorotoluene	120.5073	11.29	0.00	87177	91.0	285.1	264.1	324.1

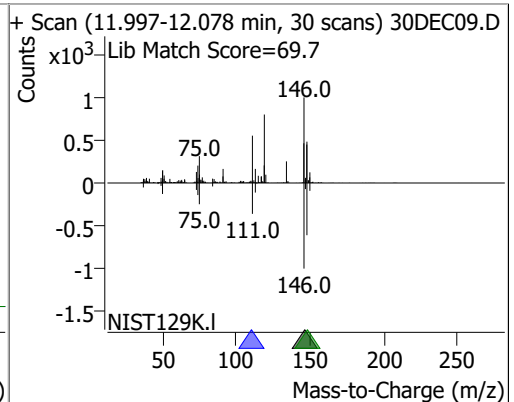
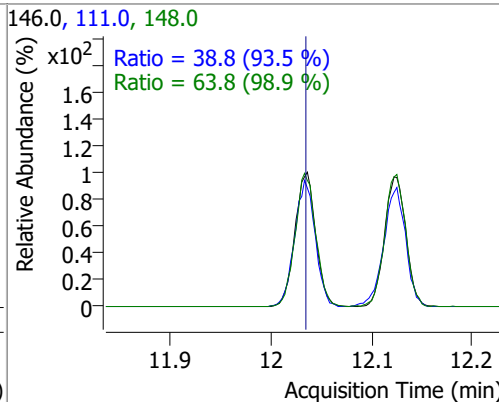
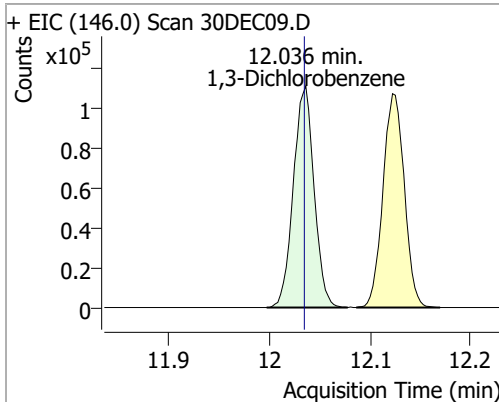


Quantitation Results Report (QT Reviewed)

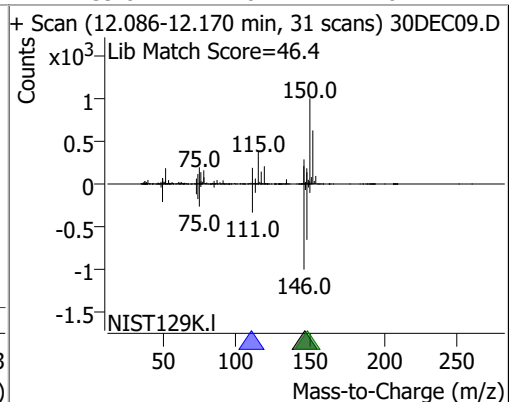
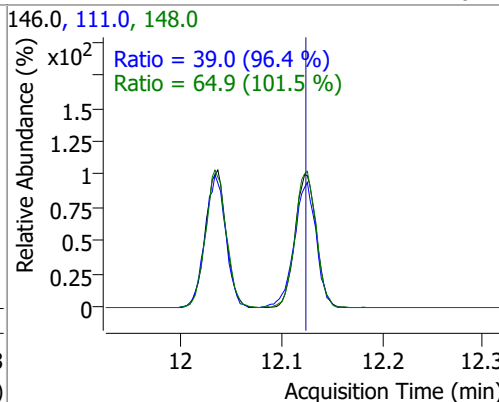
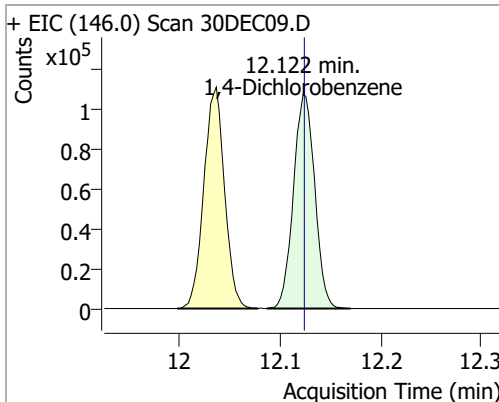
Compound	Conc.	RT	Dev(Min)	Resp.	QIon	QRatio	Lower	Upper
4-Chlorotoluene	124.0730	11.40	0.00	289924	126.0	31.7	0.4	60.4



Compound	Conc.	RT	Dev(Min)	Resp.	QIon	QRatio	Lower	Upper
1,3-Dichlorobenzene	124.4280	12.04	0.00	159135	148.0	63.8	34.5	94.5
					111.0	38.8	11.5	71.5

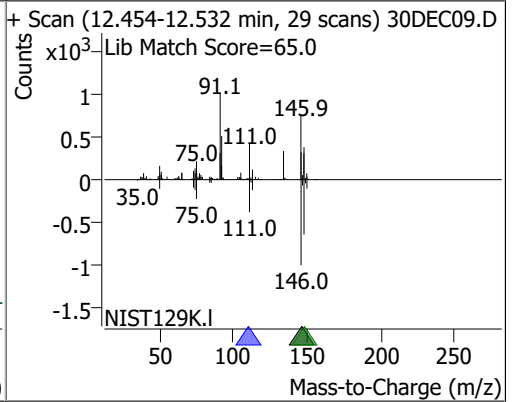
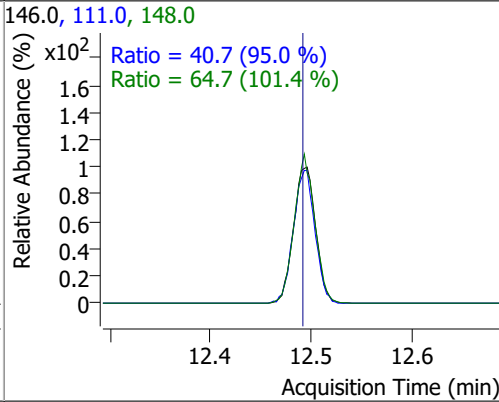
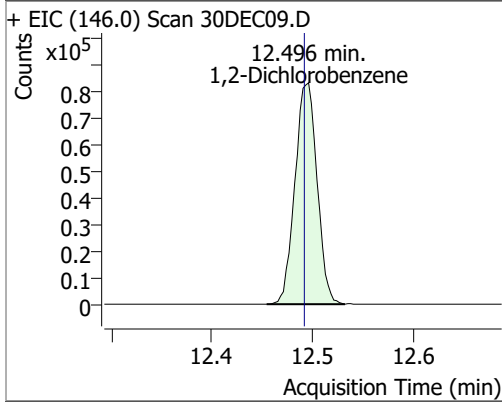


Compound	Conc.	RT	Dev(Min)	Resp.	QIon	QRatio	Lower	Upper
1,4-Dichlorobenzene	120.1227	12.12	0.00	158710	148.0	64.9	34.0	94.0
					111.0	39.0	10.4	70.4



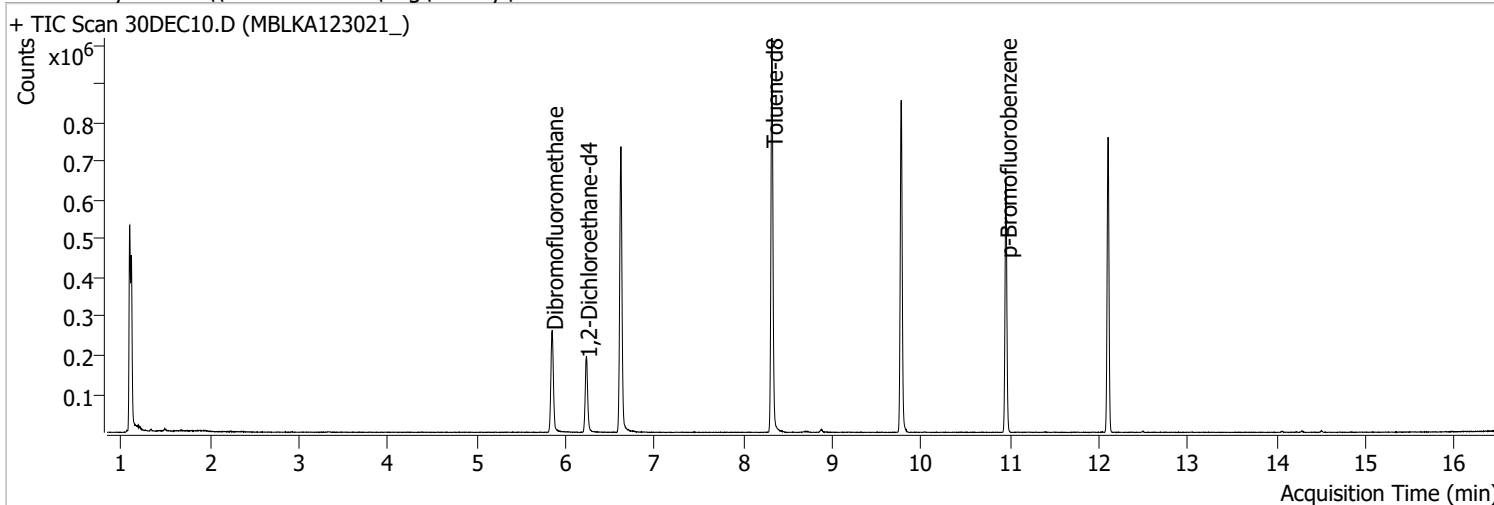
Quantitation Results Report (QT Reviewed)

Compound	Conc.	RT	Dev(Min)	Resp.	QIon	QRatio	Lower	Upper
1,2-Dichlorobenzene	117.2770	12.50	0.01	126934	148.0	64.7	33.8	93.8
					111.0	40.7	12.8	72.8



Quantitation Results Report (QT Reviewed)

Data File	30DEC10.D	Operator	SBD
Acq. Method	5975CACQF.M	Acq. Date-Time	12/30/2021 2:33:51 PM
Sample Name	MBLKA123021_	Instrument	VOA5975C
Vial	10	Multiplier	1.00
DA Method File	VOA5975C_8260B_SHT_DoD_L4_120721.m	Comment	
Tune File	BFB_Atune3.u	Tune Date	10/11/2021 4:02:00 PM
Batch Name	VG123021_8260B_624pt1.batch.bin	Last Calib Update	1/20/2022 10:22:06 AM
Ref Library	\\MASSHUNTER\Org\Library\NIST129K.I		



Compound	RT	QIon	Resp.	Conc.	Units	Dev(Min)
----------	----	------	-------	-------	-------	----------

Internal Standards

M Fluorobenzene	6.620	96.0	623929	250.0000	ng	0.000
M Chlorobenzene-d5	9.774	82.0	233538	250.0000	ng	0.000
M 1,4-Dichlorobenzene-d4	12.100	152.0	183080	250.0000	ng	0.000

System Monitoring Compounds

S Dibromofluoromethane	5.848	113.0	154572	252.7784	ng	-0.003
Spiked Amount: 250.000	Range: 80.0 - 119.0%			Recovery = 101.11%		
S 1,2-Dichloroethane-d4	6.230	67.0	69280	248.2589	ng	0.000
Spiked Amount: 250.000	Range: 81.0 - 118.0%			Recovery = 99.30%		
S Toluene-d8	8.319	98.0	613380	261.2777	ng	0.000
Spiked Amount: 250.000	Range: 89.0 - 112.0%			Recovery = 104.51%		
S p-Bromofluorobenzene	10.951	95.0	179618	256.3977	ng	0.000
Spiked Amount: 250.000	Range: 85.0 - 114.0%			Recovery = 102.56%		

Target Compounds

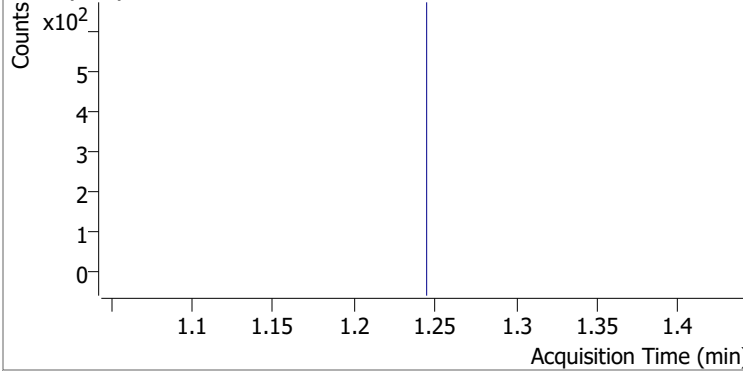
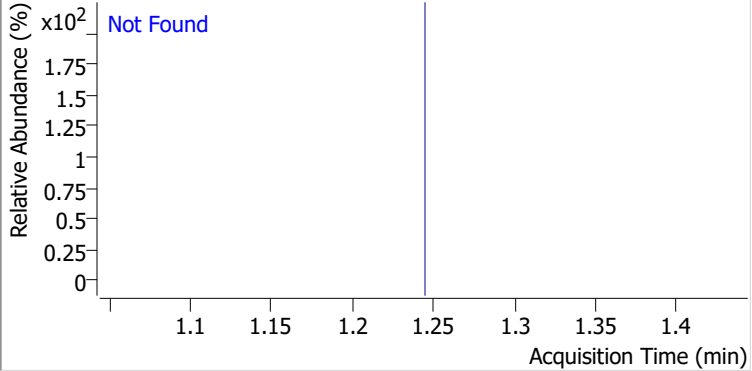
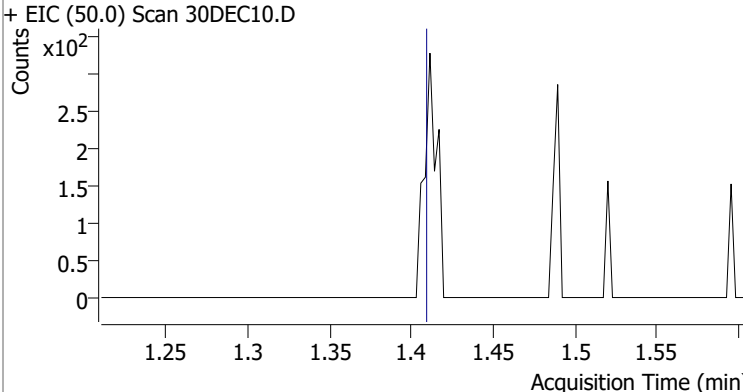
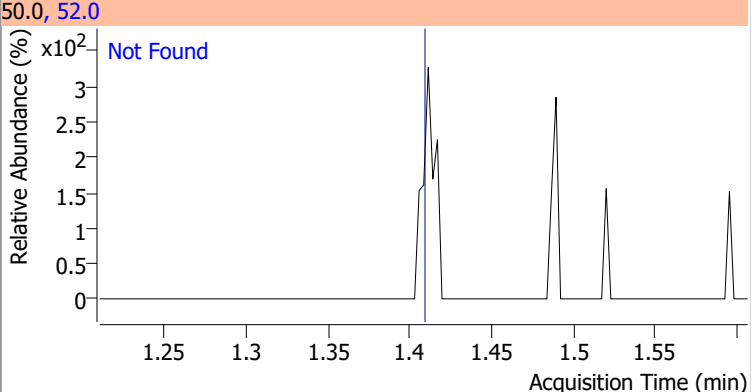
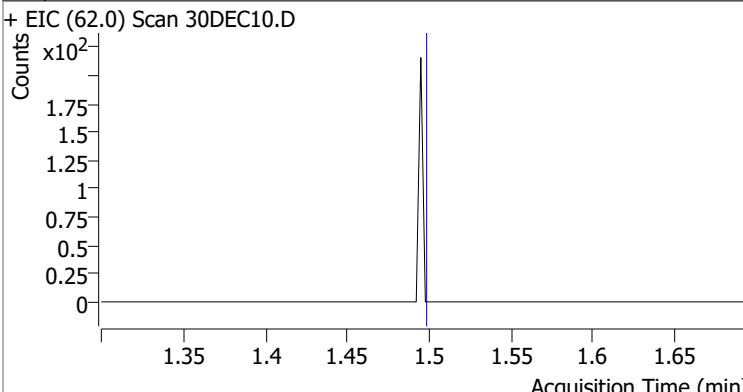
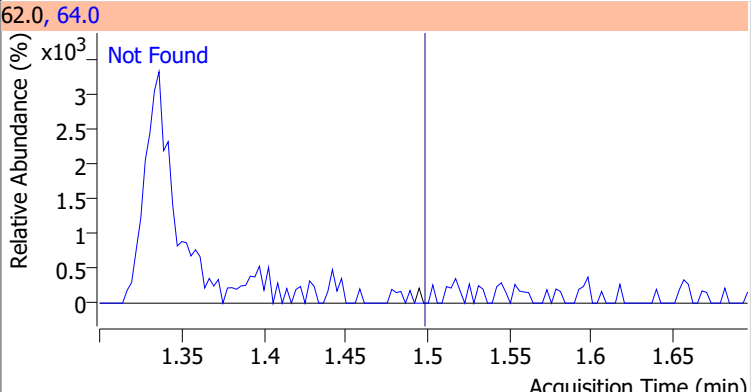
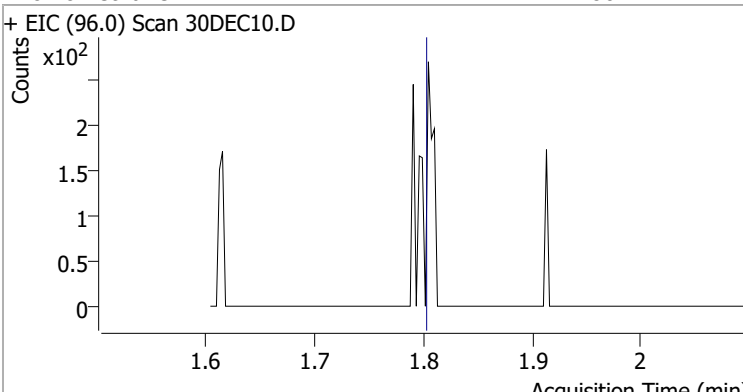
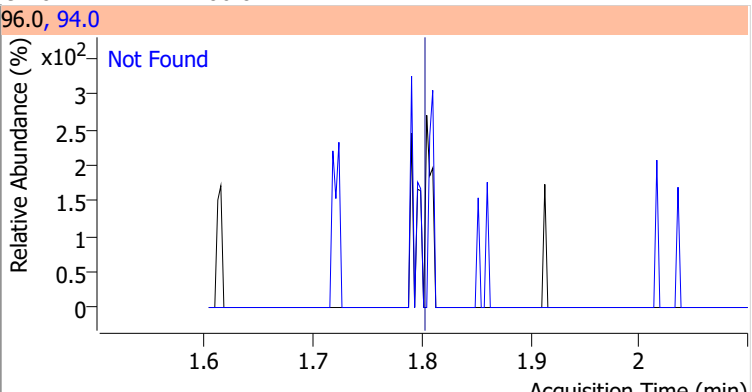
Target Compound	RT	QIon	Resp.	Conc.	Units	QValue
T Dichlorodifluoromethane	0.000		0	N.D.		
T Chloromethane	0.000		0	N.D.		
T Vinyl chloride	0.000		0	N.D.		
T Bromomethane	0.000		0	N.D.		
T Chloroethane	0.000		0	N.D.		
T Trichlorofluoromethane	0.000		0	N.D.		
T 1,1-Dichloroethene	0.000		0	N.D.		
T Methylene chloride	0.000		0	N.D.		
T trans-1,2-Dichloroethene	0.000		0	N.D.		
T Methyl tert-butyl ether (MTBE)	0.000		0	N.D.		
T 1,1-Dichloroethane	0.000		0	N.D.		
T 2,2-Dichloropropane	0.000		0	N.D.		
T cis-1,2-Dichloroethene	0.000		0	N.D.		
T Methyl ethyl ketone	0.000		0	N.D.		
T Bromochloromethane	0.000		0	N.D.		
T Chloroform	0.000		0	N.D.		

Quantitation Results Report (QT Reviewed)

Compound	RT	QIon	Resp.	Conc.	Units	Dev(Min)
T 1,1,1-Trichloroethane	0.000		0	N.D.		
T Carbon tetrachloride	0.000		0	N.D.		
T 1,1-Dichloropropene	0.000		0	N.D.		
T Benzene	0.000		0	N.D.		
T 1,2-Dichloroethane	0.000		0	N.D.		
T Trichloroethene	0.000		0	N.D.		
T 1,2-Dichloropropane	0.000		0	N.D.		
T Dibromomethane	0.000		0	N.D.		
T Bromodichloromethane	0.000		0	N.D.		
T cis-1,3-Dichloropropene	0.000		0	N.D.		
T Toluene	0.000		0	N.D.		
T trans-1,3-Dichloropropene	0.000		0	N.D.		
T 1,1,2-Trichloroethane	0.000		0	N.D.		
T Tetrachloroethene	0.000		0	N.D.		
T 1,3-Dichloropropane	0.000		0	N.D.		
T Chlorodibromomethane	0.000		0	N.D.		
T 1,2-Dibromoethane	0.000		0	N.D.		
T Chlorobenzene	0.000		0	N.D.		
T 1,1,1,2-Tetrachloroethane	0.000		0	N.D.		
T Ethylbenzene	0.000		0	N.D.		
T m+p-Xylenes	0.000		0	N.D.		
T o-Xylene	0.000		0	N.D.		
T Styrene	0.000		0	N.D.		
T Bromoform	0.000		0	N.D.		
T Bromobenzene	0.000		0	N.D.		
T 1,1,2,2-Tetrachloroethane	0.000		0	N.D.		
T 1,2,3-Trichloropropane	0.000		0	N.D.		
T 2-Chlorotoluene	0.000		0	N.D.		
T 4-Chlorotoluene	0.000		0	N.D.		
T 1,3-Dichlorobenzene	0.000		0	N.D.		
T 1,4-Dichlorobenzene	0.000		0	N.D.		
T 1,2-Dichlorobenzene	0.000		0	N.D.		

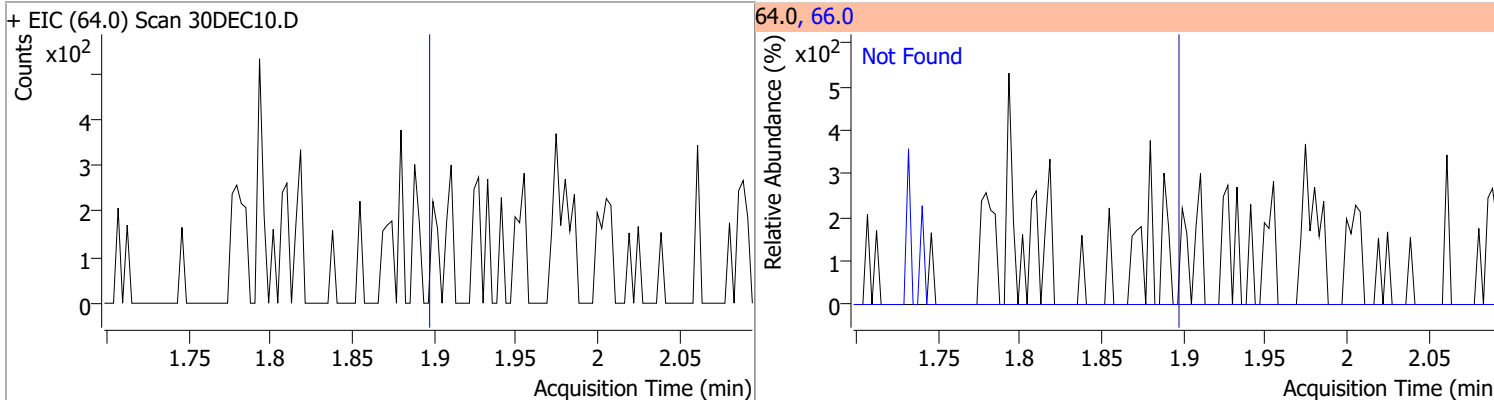
(#) = Qualifier Out of Range; (m) = Manual Integration; (+) = Area Summed; (*) = Surrogate Percent Recovery Out of Range; (d): Zeroed Peak

Quantitation Results Report (QT Reviewed)

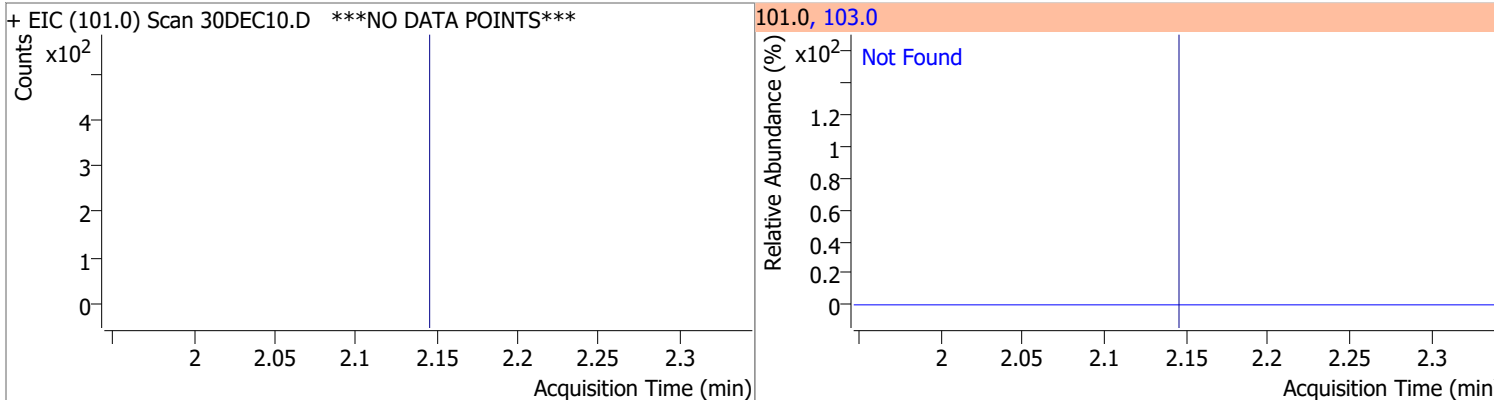
Compound	Conc.	Exp RT	QIon	Exp Ratio
Dichlorodifluoromethane	N.D.	1.24	87.0	32.0
+ EIC (85.0) Scan 30DEC10.D ***NO DATA POINTS***			85.0, 87.0	
				
Chloromethane	N.D.	1.41	52.0	32.7
+ EIC (50.0) Scan 30DEC10.D			50.0, 52.0	
				
Vinyl chloride	N.D.	1.50	64.0	31.6
+ EIC (62.0) Scan 30DEC10.D			62.0, 64.0	
				
Bromomethane	N.D.	1.80	94.0	106.0
+ EIC (96.0) Scan 30DEC10.D			96.0, 94.0	
				

Quantitation Results Report (QT Reviewed)

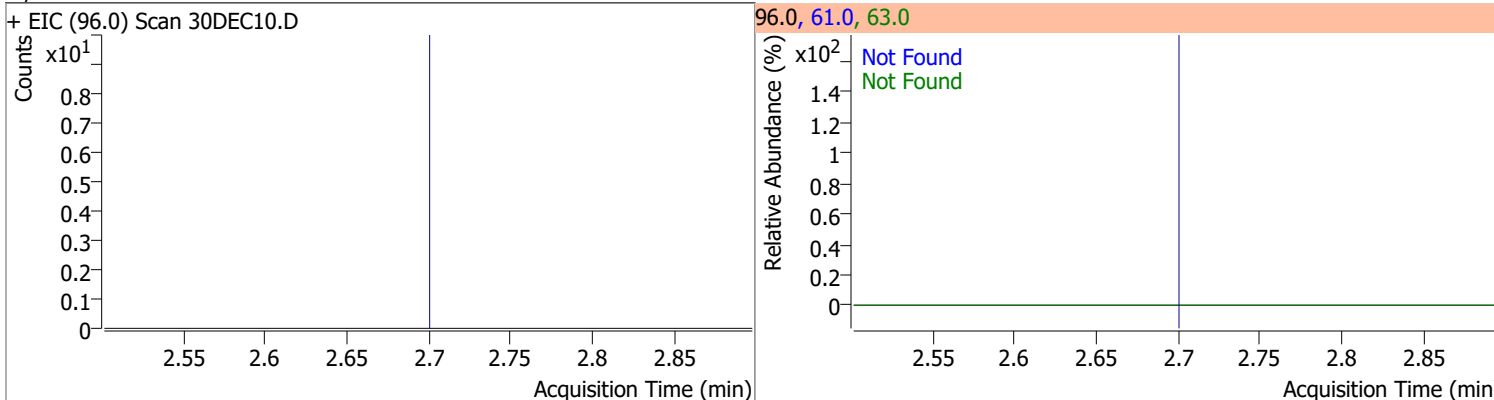
Compound	Conc.	Exp RT	QIon	Exp Ratio
Chloroethane	N.D.	1.90	66.0	30.8



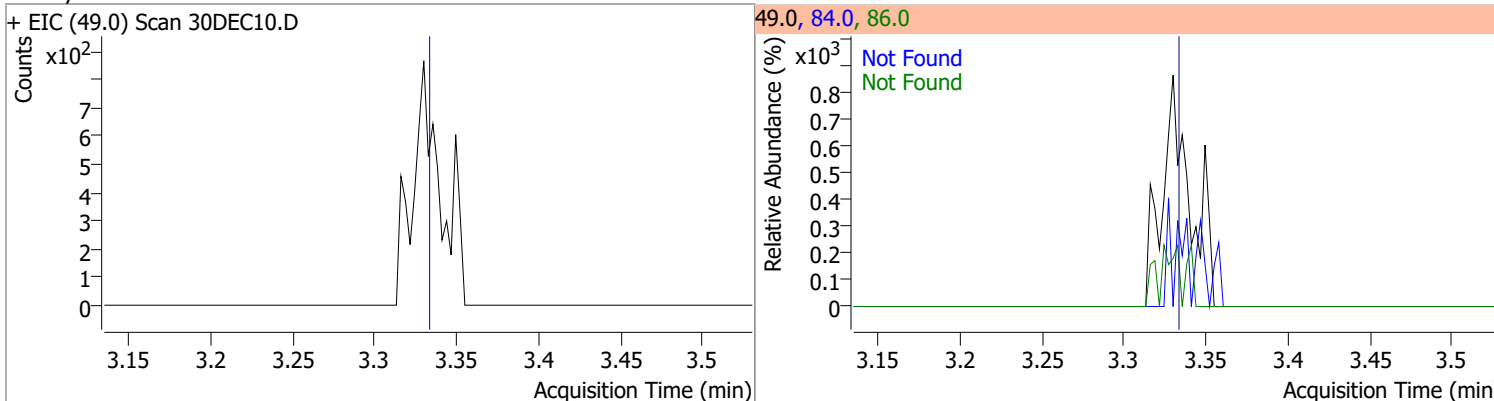
Compound	Conc.	Exp RT	QIon	Exp Ratio
Trichlorofluoromethane	N.D.	2.14	103.0	64.8



Compound	Conc.	Exp RT	QIon	Exp Ratio	QIon	Exp Ratio
1,1-Dichloroethene	N.D.	2.70	61.0	180.1	63.0	57.5

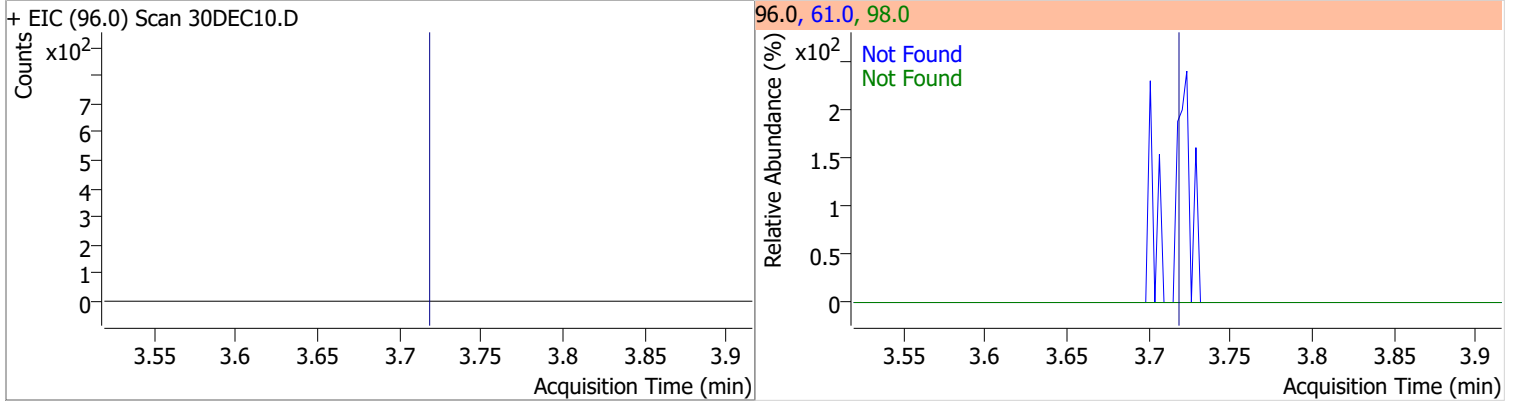


Compound	Conc.	Exp RT	QIon	Exp Ratio	QIon	Exp Ratio
Methylene chloride	N.D.	3.33	84.0	69.4	86.0	44.1

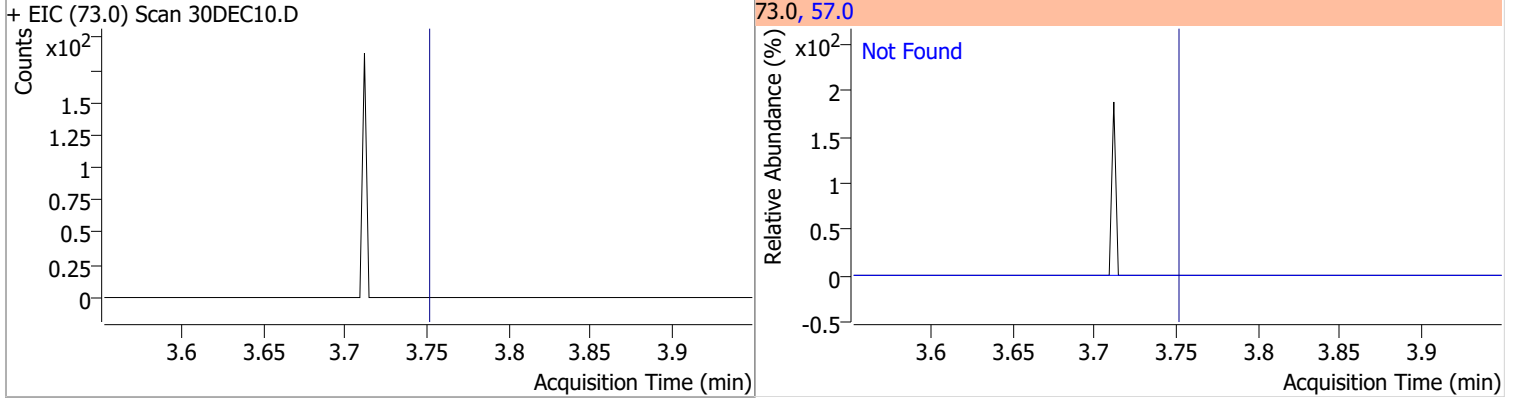


Quantitation Results Report (QT Reviewed)

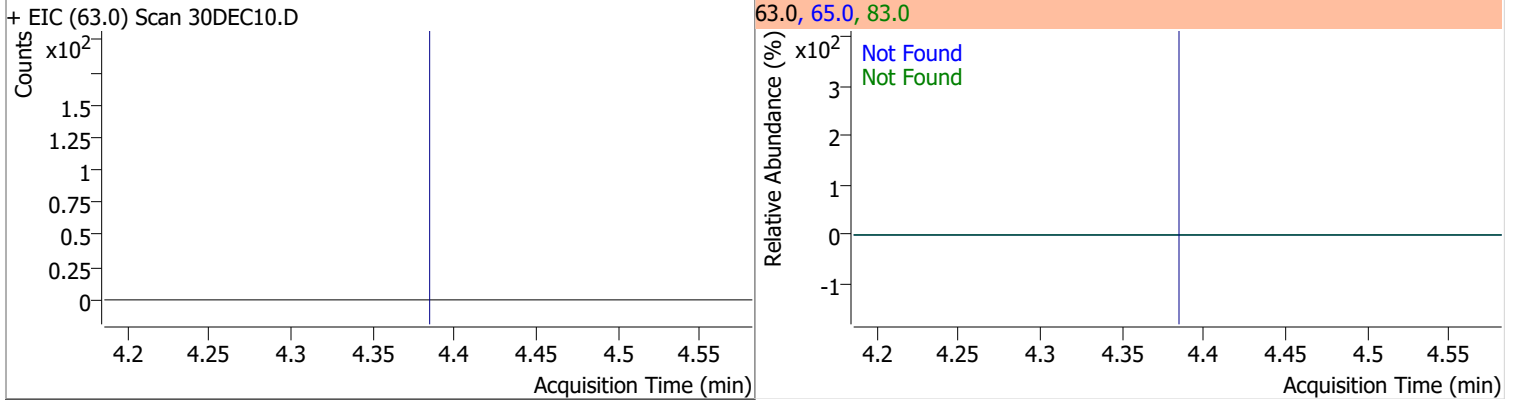
Compound	Conc.	Exp RT	QIon	Exp Ratio	QIon	Exp Ratio
trans-1,2-Dichloroethene	N.D.	3.72	61.0	155.1	98.0	62.8



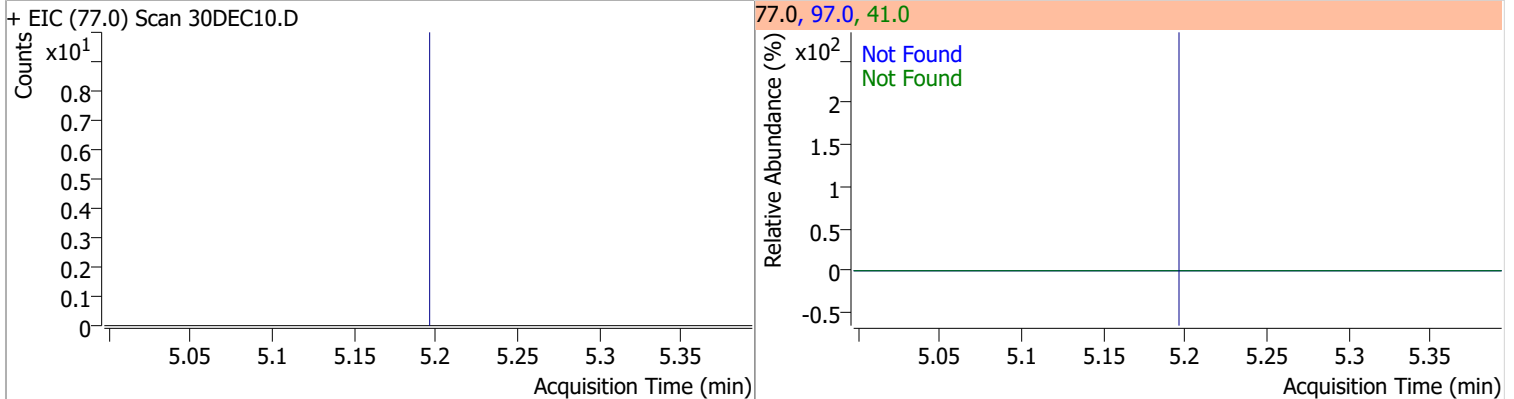
Compound	Conc.	Exp RT	QIon	Exp Ratio
Methyl tert-butyl ether (MTBE)	N.D.	3.75	57.0	23.9



Compound	Conc.	Exp RT	QIon	Exp Ratio	QIon	Exp Ratio
1,1-Dichloroethane	N.D.	4.38	65.0	31.7	83.0	12.8

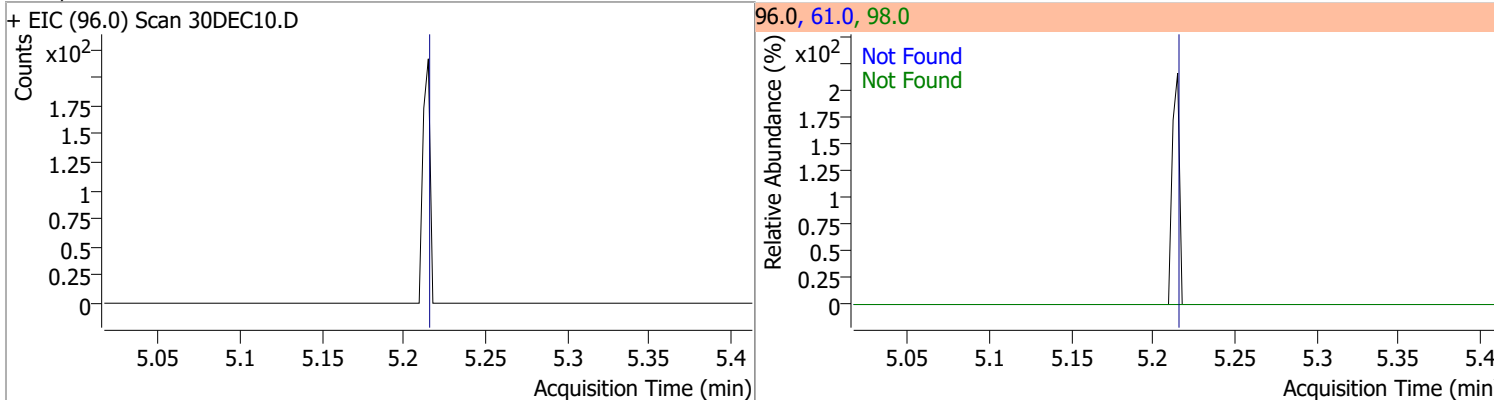


Compound	Conc.	Exp RT	QIon	Exp Ratio	QIon	Exp Ratio
2,2-Dichloropropane	N.D.	5.20	41.0	59.0	97.0	21.8

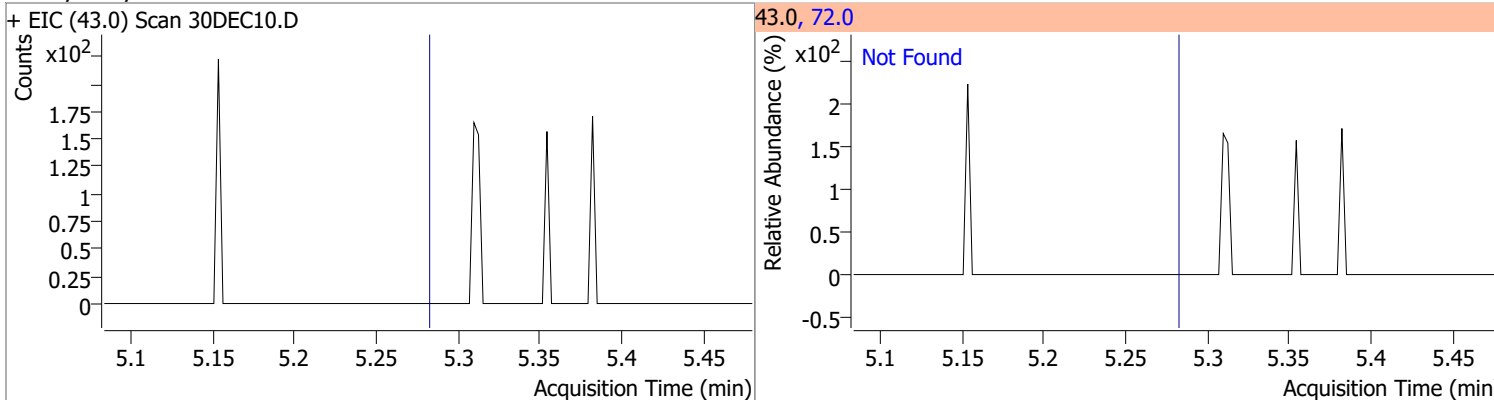


Quantitation Results Report (QT Reviewed)

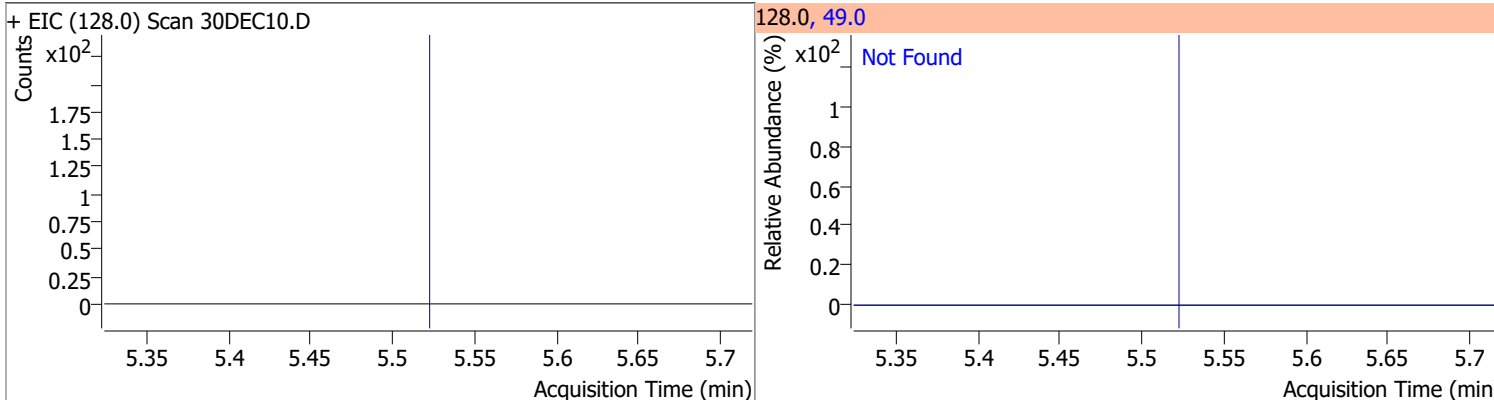
Compound	Conc.	Exp RT	QIon	Exp Ratio	QIon	Exp Ratio
cis-1,2-Dichloroethene	N.D.	5.21	61.0	163.3	98.0	64.4



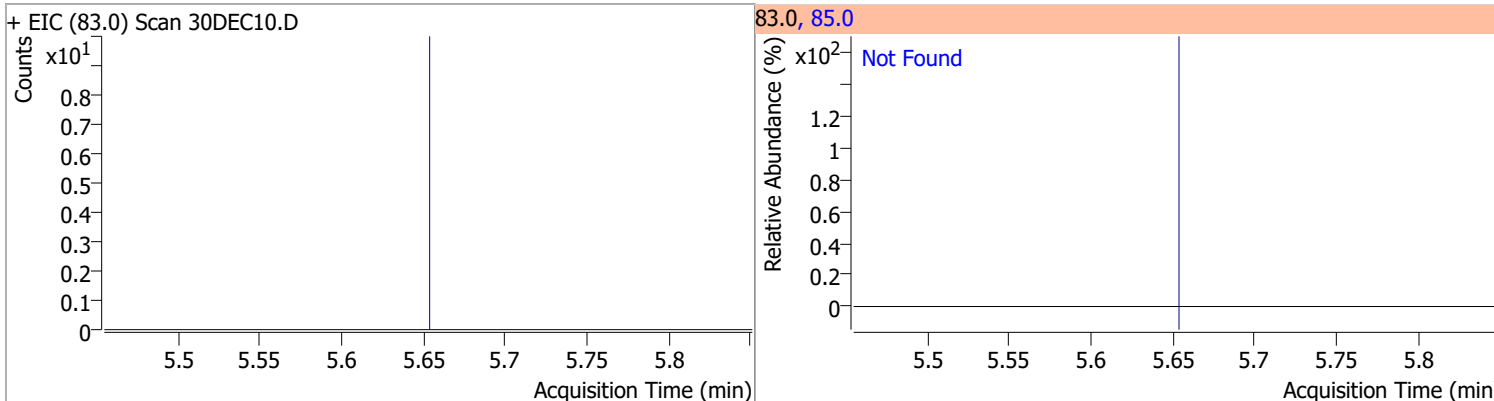
Compound	Conc.	Exp RT	QIon	Exp Ratio
Methyl ethyl ketone	N.D.	5.28	72.0	22.2



Compound	Conc.	Exp RT	QIon	Exp Ratio
Bromochloromethane	N.D.	5.52	49.0	184.6

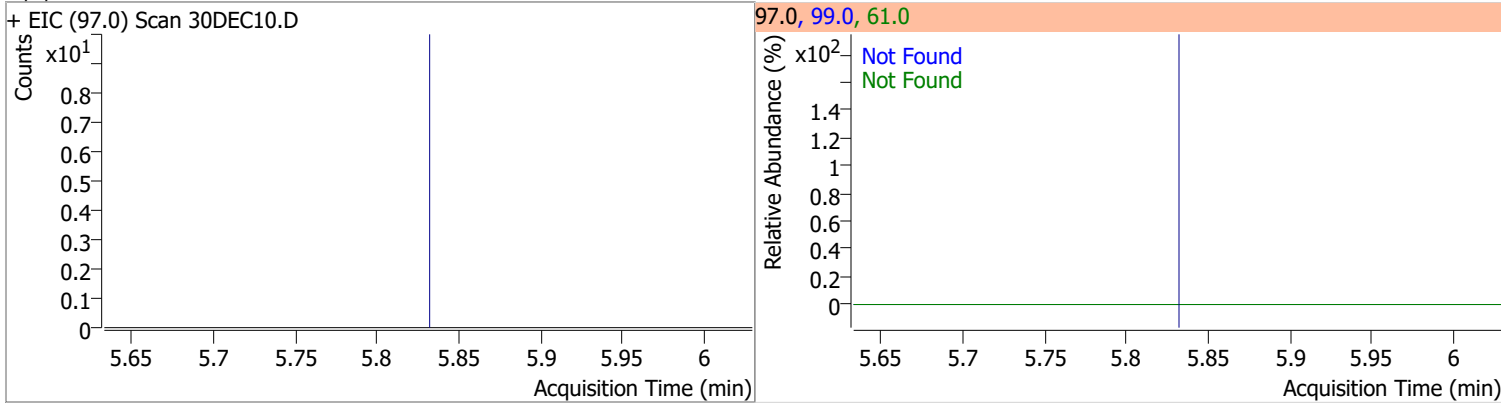


Compound	Conc.	Exp RT	QIon	Exp Ratio
Chloroform	N.D.	5.65	85.0	65.1

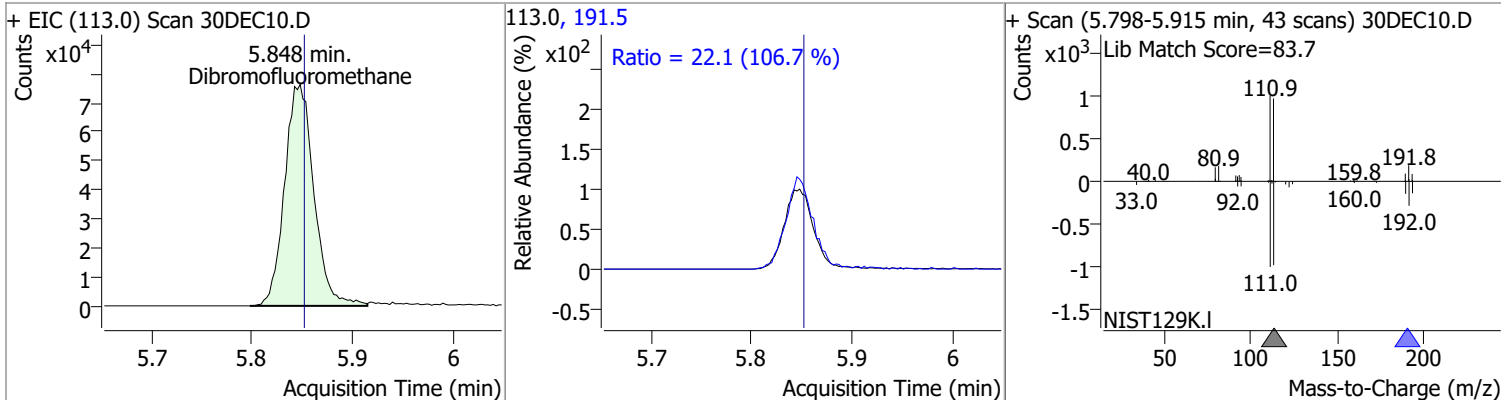


Quantitation Results Report (QT Reviewed)

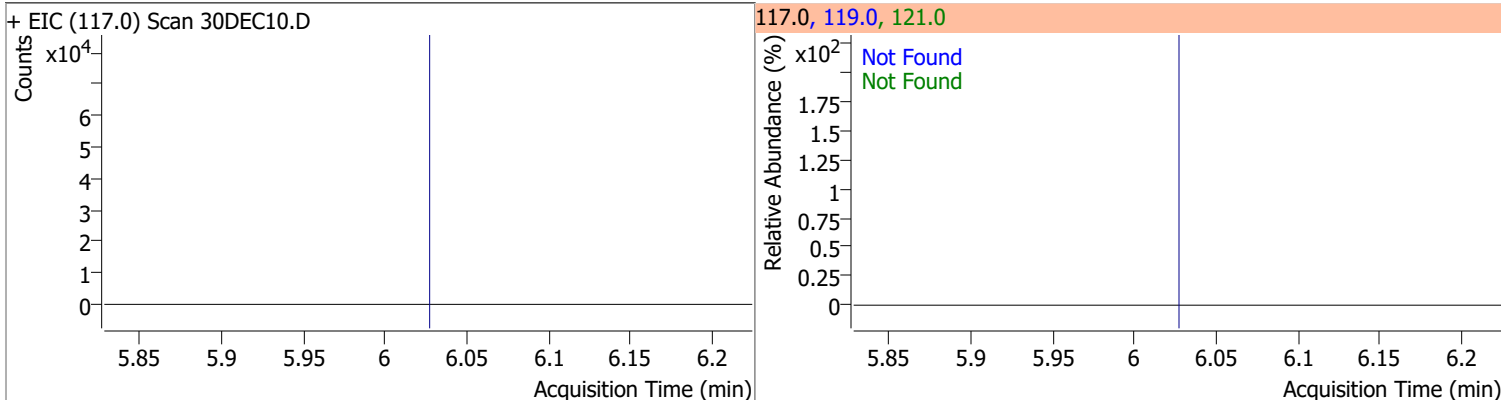
Compound	Conc.	Exp RT	QIon	Exp Ratio	QIon	Exp Ratio
1,1,1-Trichloroethane	N.D.	5.83	99.0	65.7	61.0	45.0



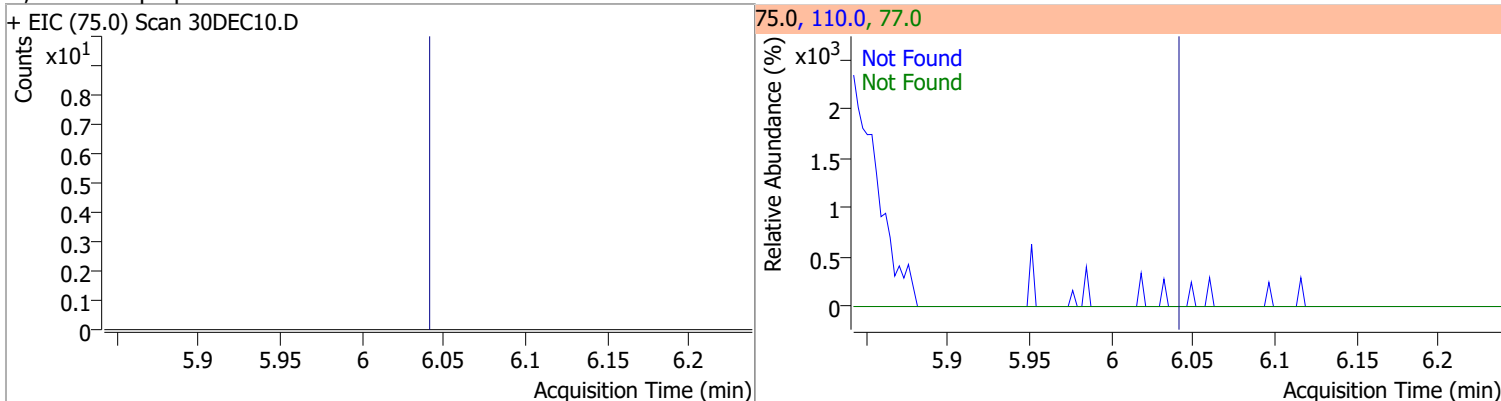
Compound	Conc.	RT	Dev(Min)	Resp.	QIon	QRatio	Lower	Upper
Dibromofluoromethane	252.7784	5.85	0.00	154572	191.5	22.1	0.0	50.7



Compound	Conc.	Exp RT	QIon	Exp Ratio	QIon	Exp Ratio
Carbon tetrachloride	N.D.	6.03	119.0	97.5	121.0	30.4

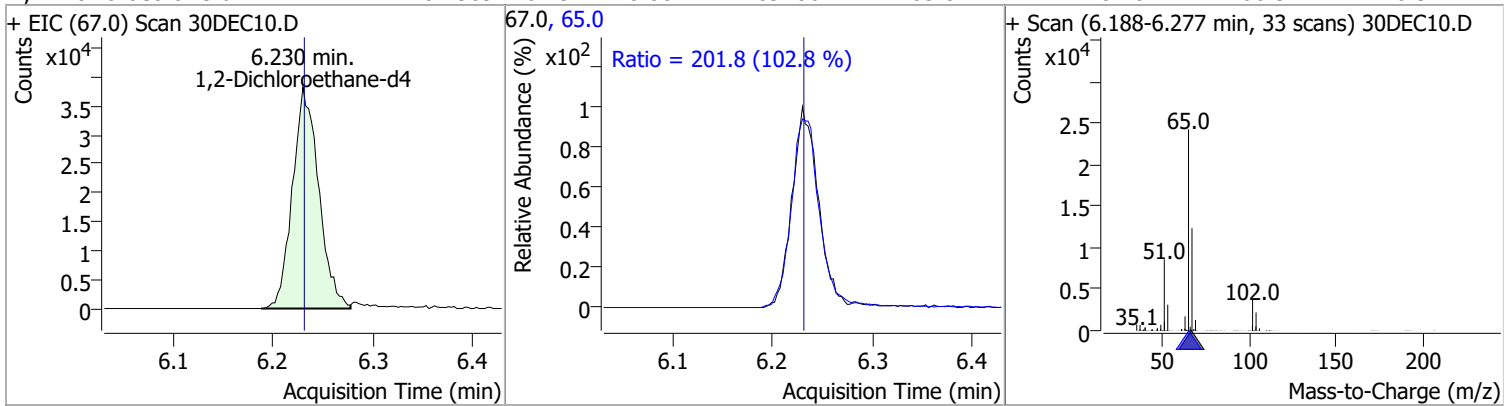


Compound	Conc.	Exp RT	QIon	Exp Ratio	QIon	Exp Ratio
1,1-Dichloropropene	N.D.	6.04	110.0	35.4	77.0	30.5

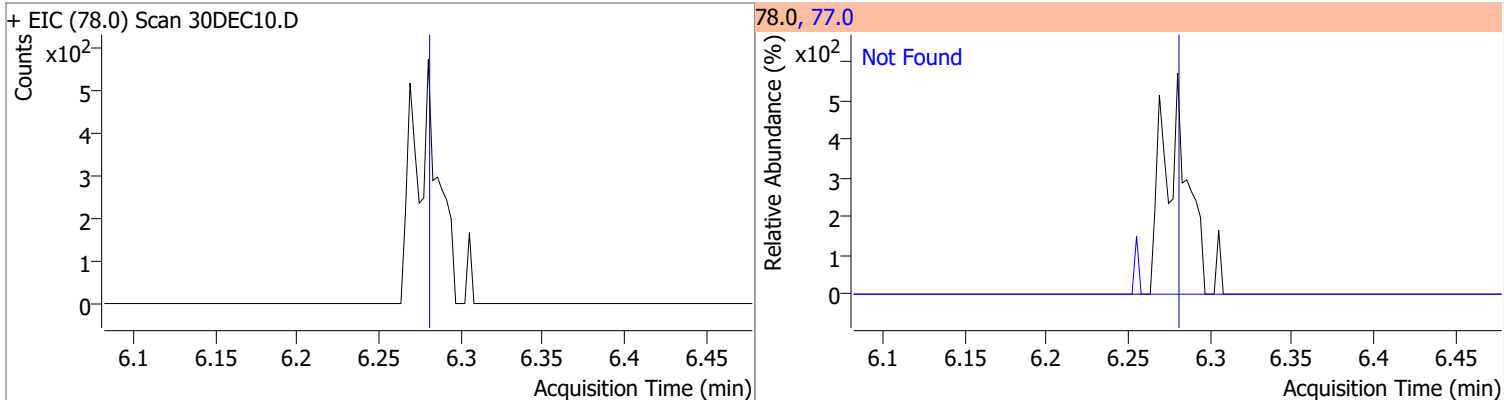


Quantitation Results Report (QT Reviewed)

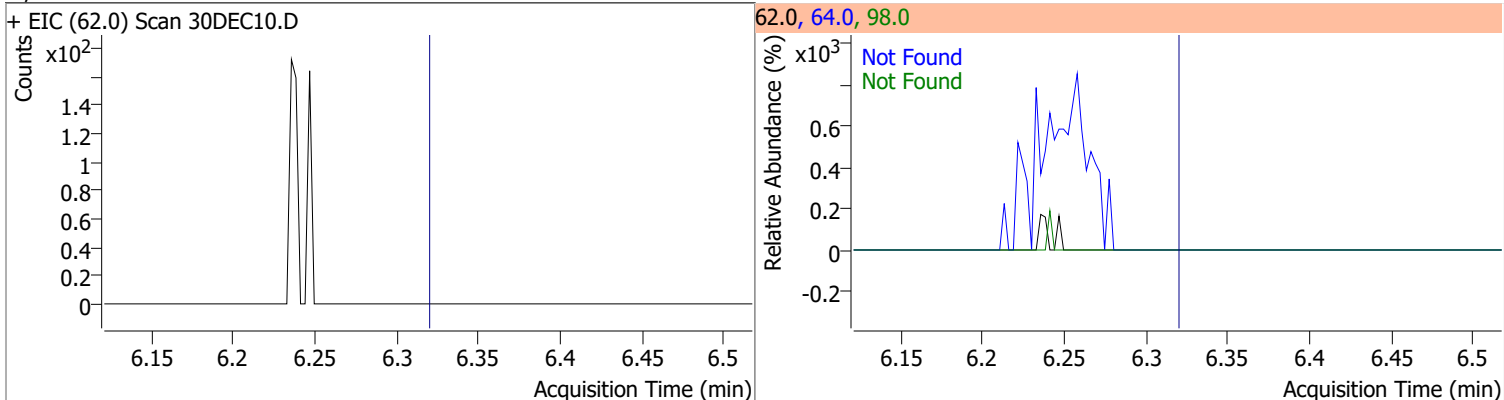
Compound	Conc.	RT	Dev(Min)	Resp.	QIon	QRatio	Lower	Upper
1,2-Dichloroethane-d4	248.2589	6.23	0.00	69280	65.0	201.8	166.3	226.3



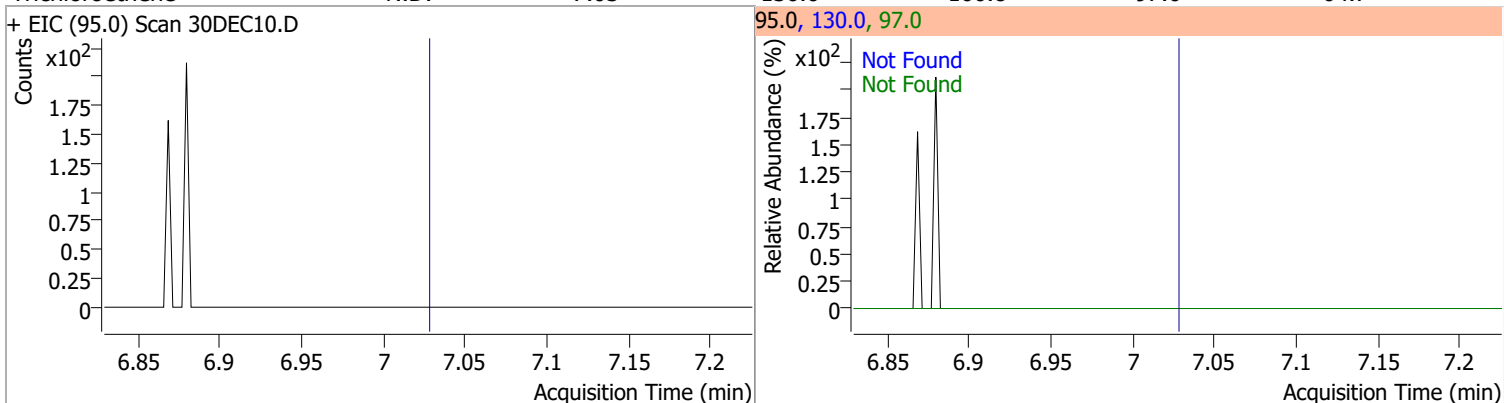
Compound	Conc.	Exp RT	QIon	Exp Ratio
Benzene	N.D.	6.28	77.0	23.5



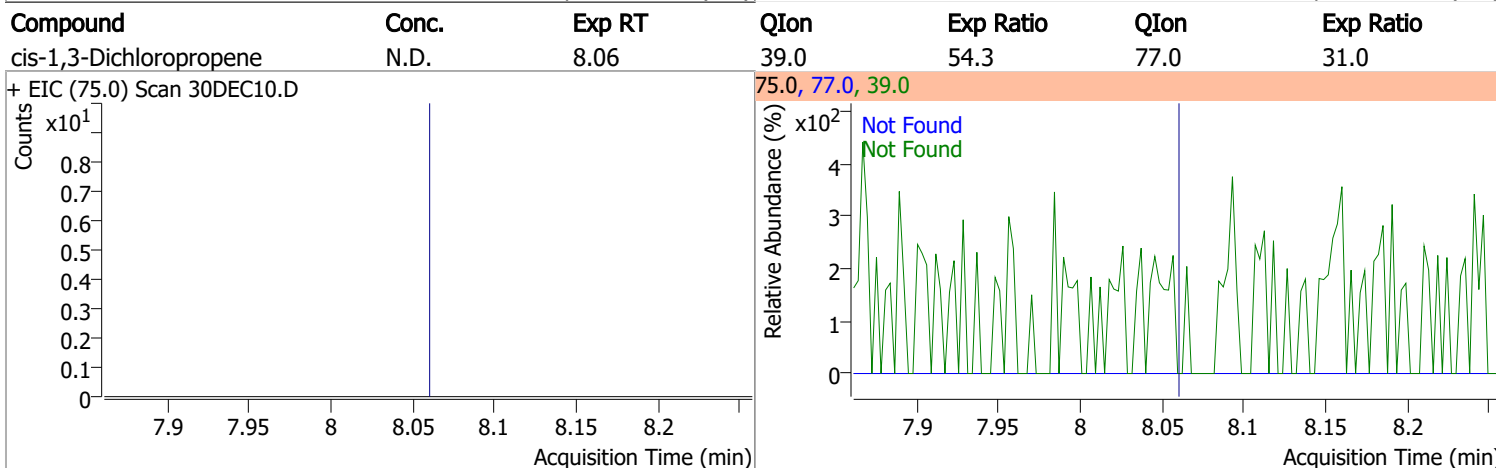
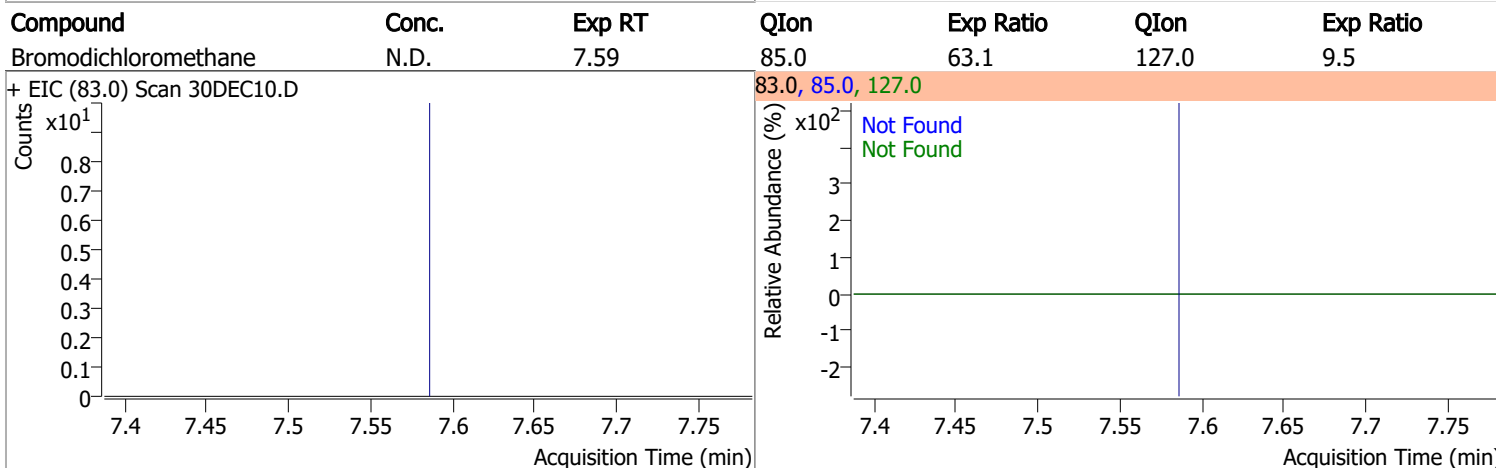
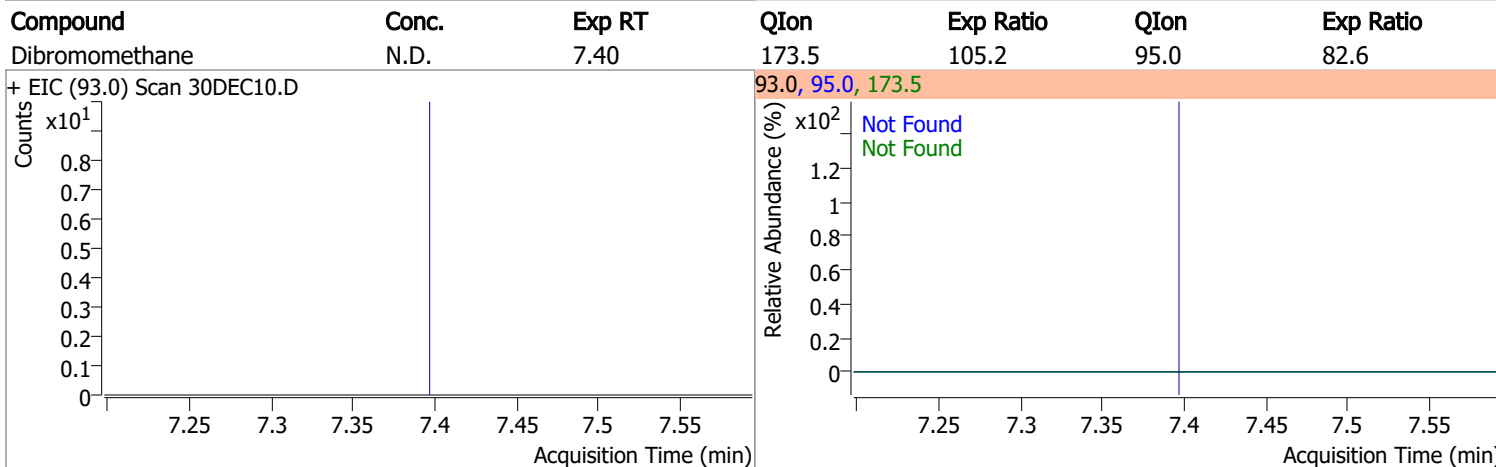
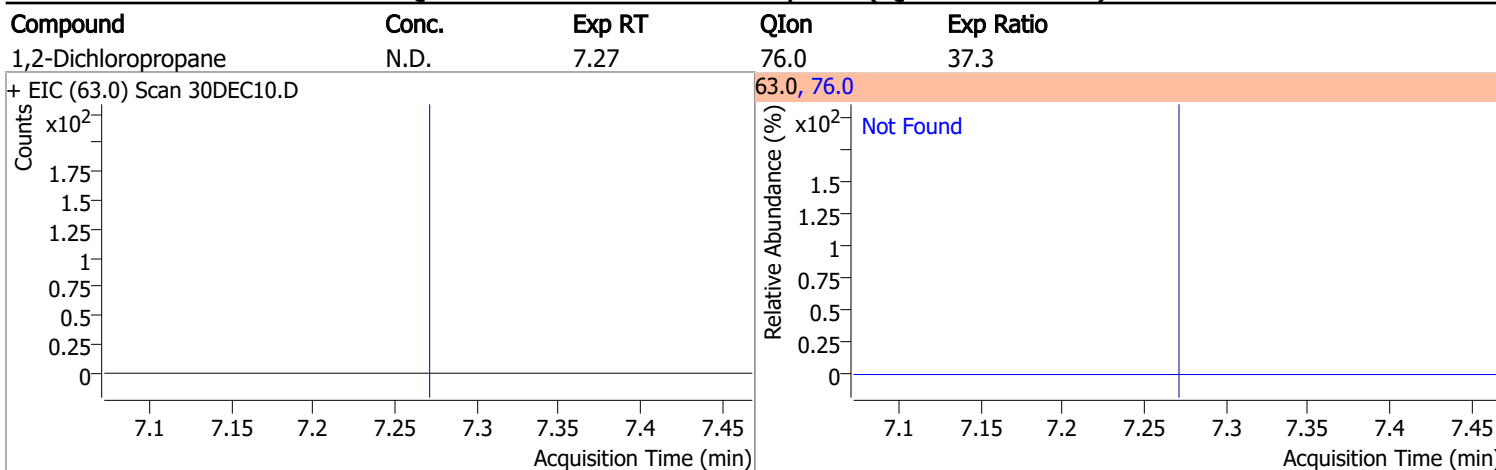
Compound	Conc.	Exp RT	QIon	Exp Ratio	QIon	Exp Ratio
1,2-Dichloroethane	N.D.	6.32	64.0	32.3	98.0	8.2



Compound	Conc.	Exp RT	QIon	Exp Ratio	QIon	Exp Ratio
Trichloroethene	N.D.	7.03	130.0	100.8	97.0	64.7

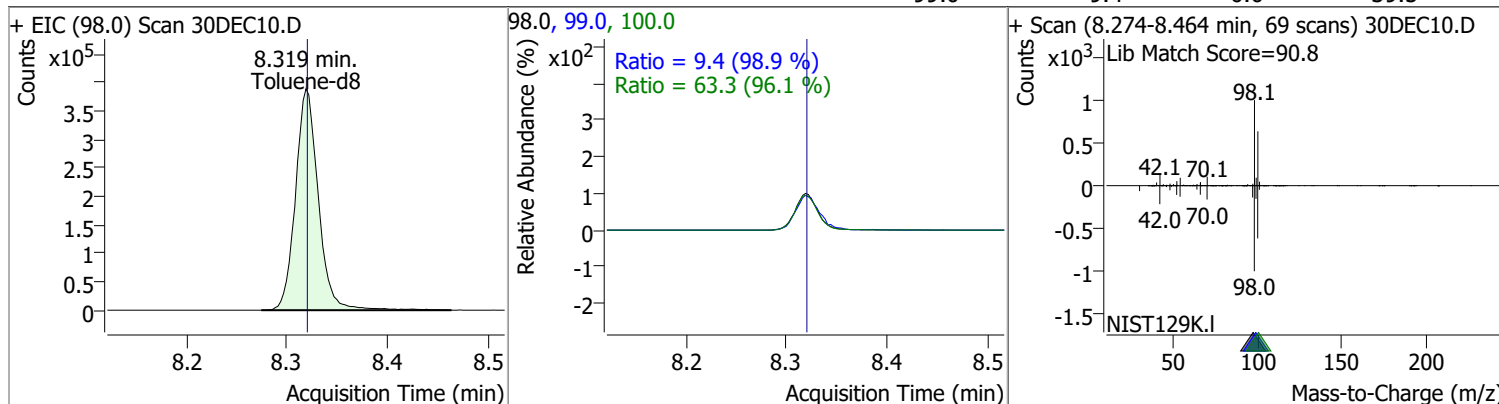


Quantitation Results Report (QT Reviewed)

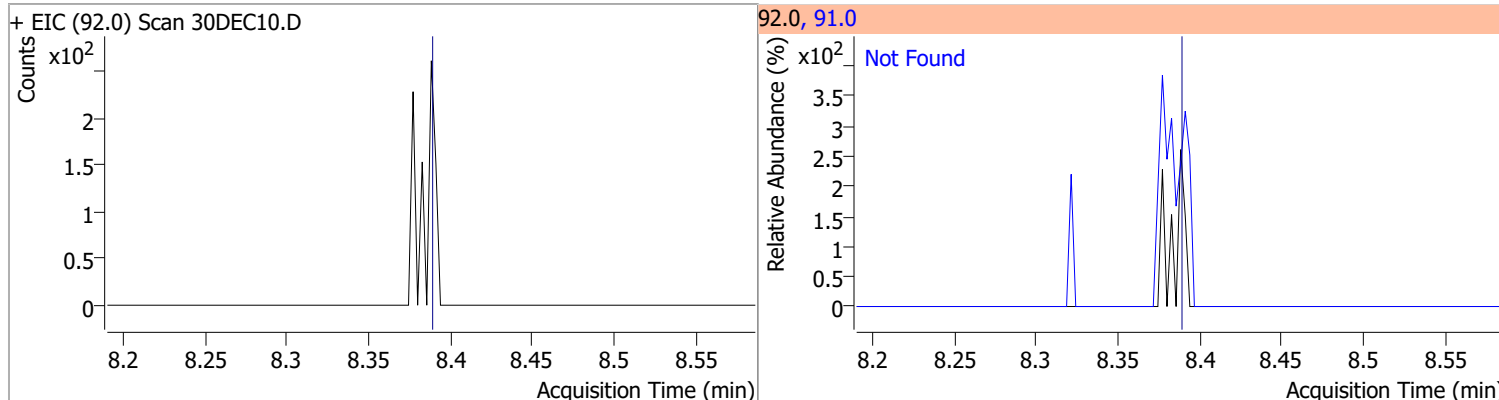


Quantitation Results Report (QT Reviewed)

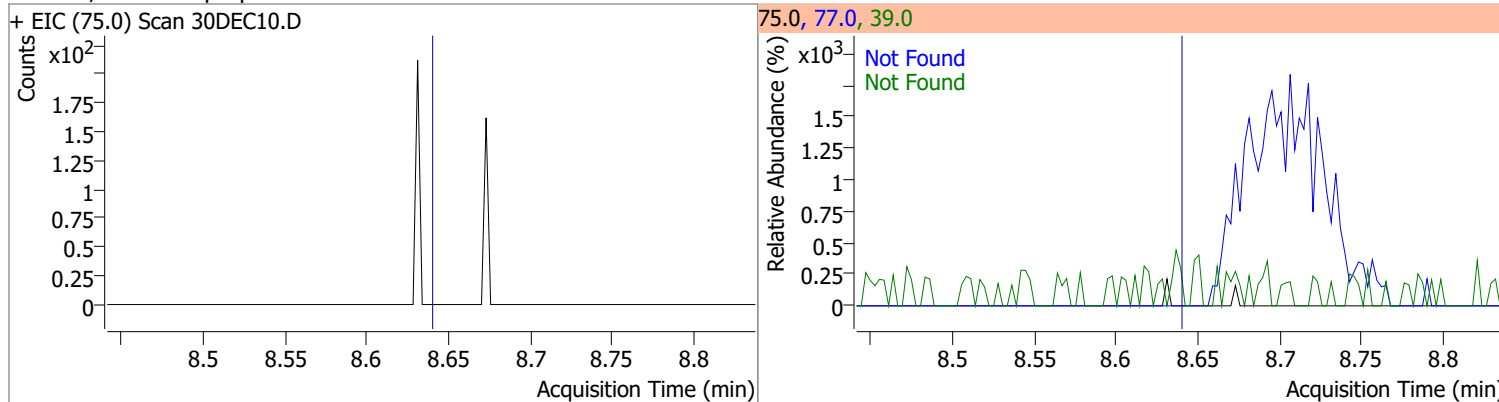
Compound	Conc.	RT	Dev(Min)	Resp.	QIon	QRatio	Lower	Upper
Toluene-d8	261.2777	8.32	0.00	613380	100.0	63.3	35.9	95.9
					99.0	9.4	0.0	39.5



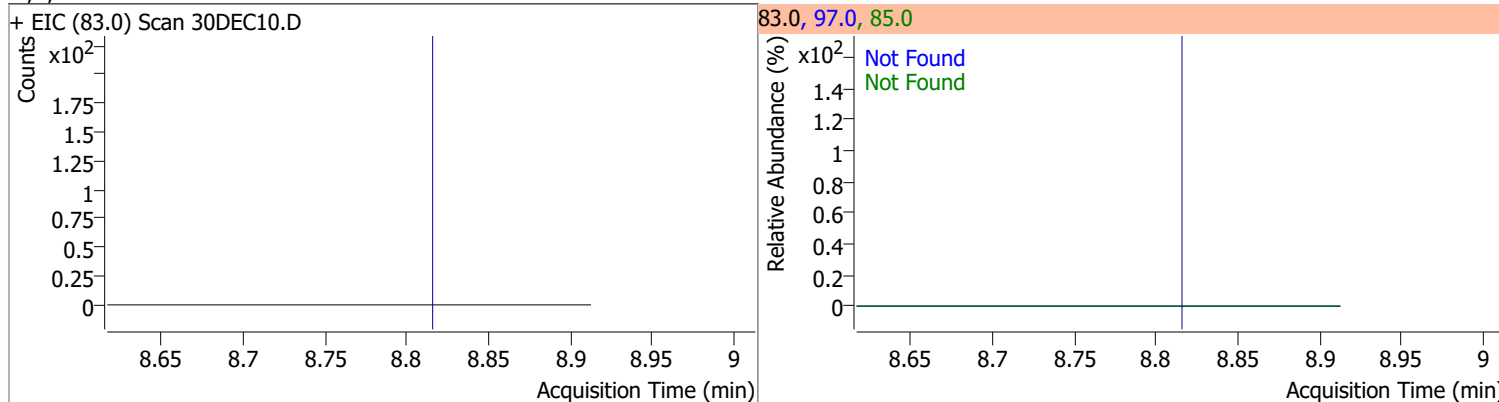
Compound	Conc.	Exp RT	QIon	Exp Ratio
Toluene	N.D.	8.39	91.0	174.3



Compound	Conc.	Exp RT	QIon	Exp Ratio	QIon	Exp Ratio
trans-1,3-Dichloropropene	N.D.	8.64	39.0	52.1	77.0	32.0

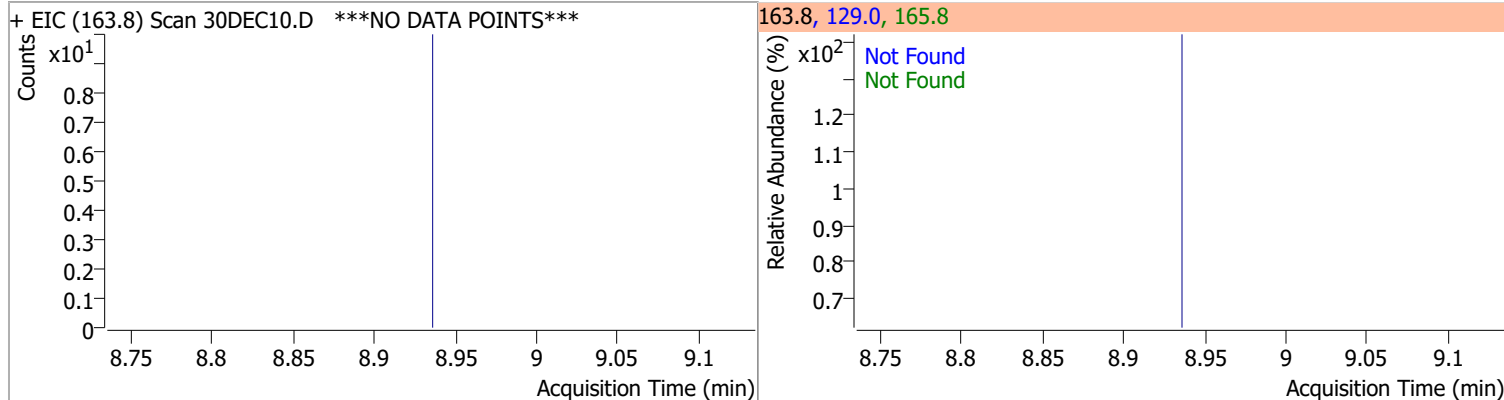


Compound	Conc.	Exp RT	QIon	Exp Ratio	QIon	Exp Ratio
1,1,2-Trichloroethane	N.D.	8.82	97.0	114.3	85.0	61.5

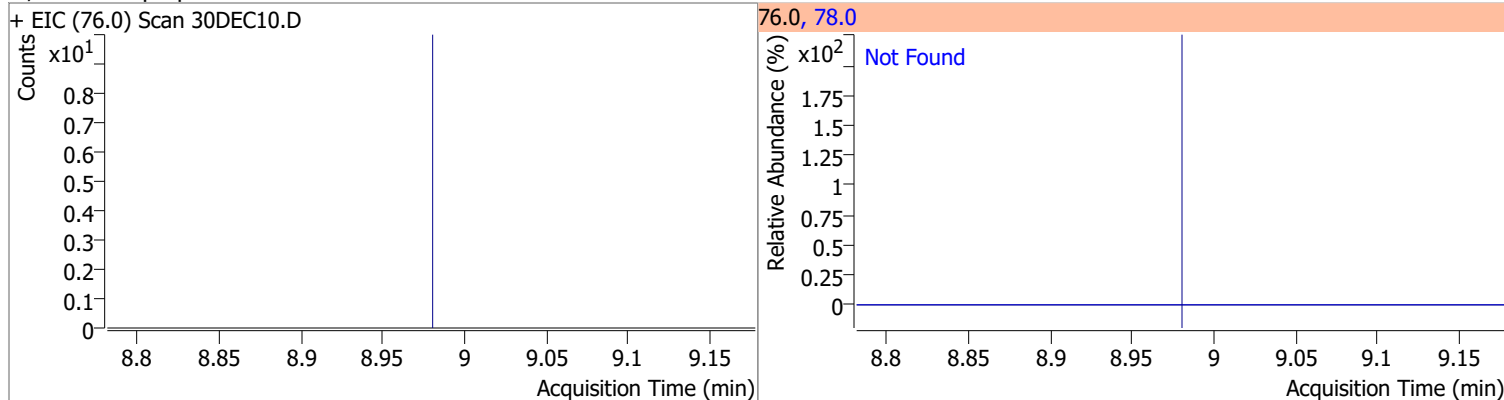


Quantitation Results Report (QT Reviewed)

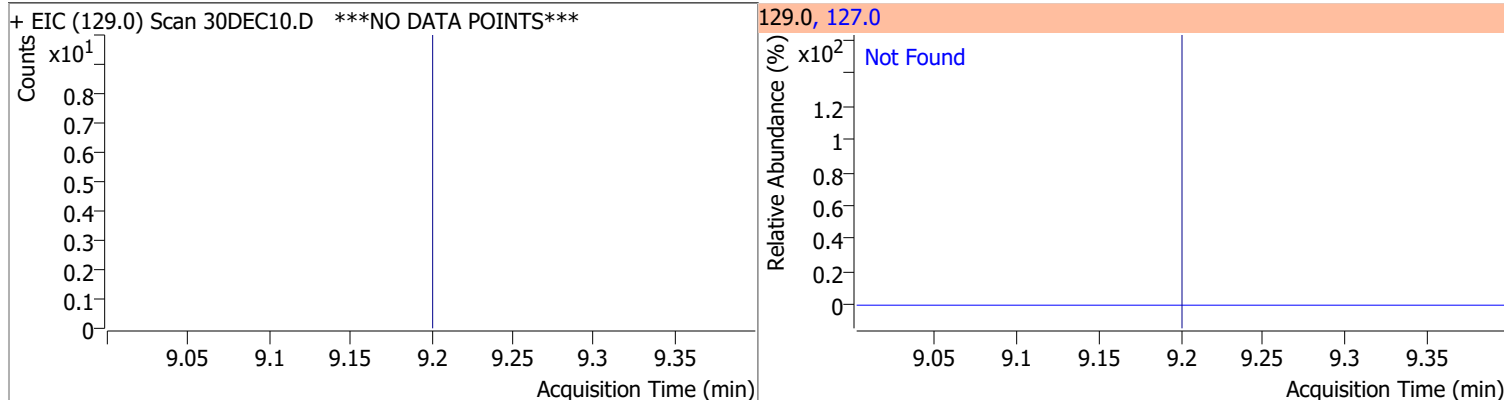
Compound	Conc.	Exp RT	QIon	Exp Ratio	QIon	Exp Ratio
Tetrachloroethene	N.D.	8.94	165.8	128.3	129.0	95.3



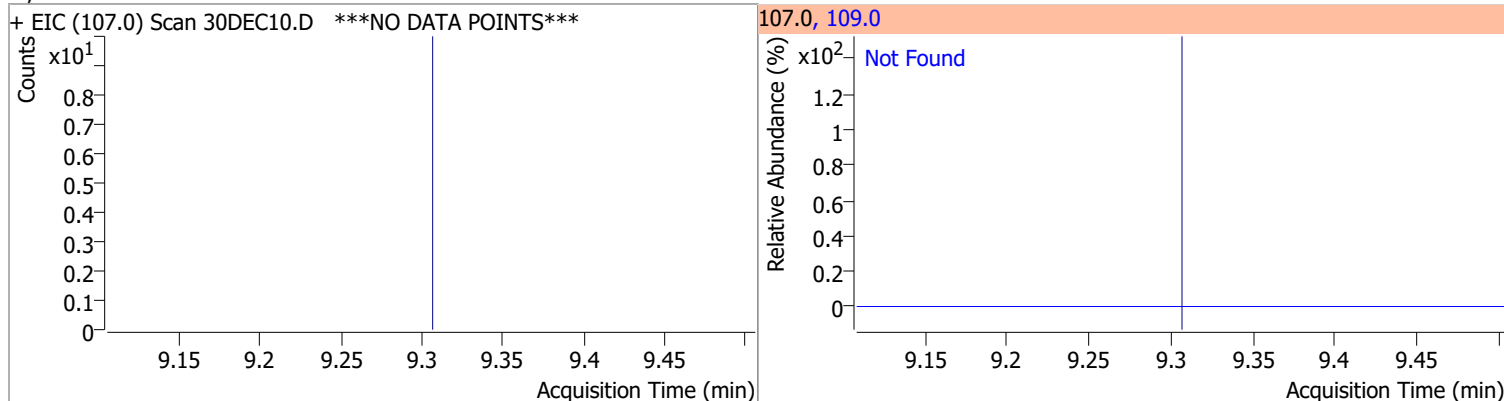
Compound	Conc.	Exp RT	QIon	Exp Ratio
1,3-Dichloropropane	N.D.	8.98	78.0	32.1



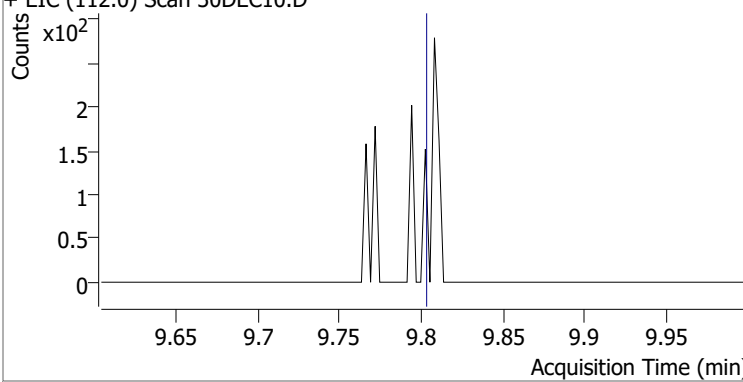
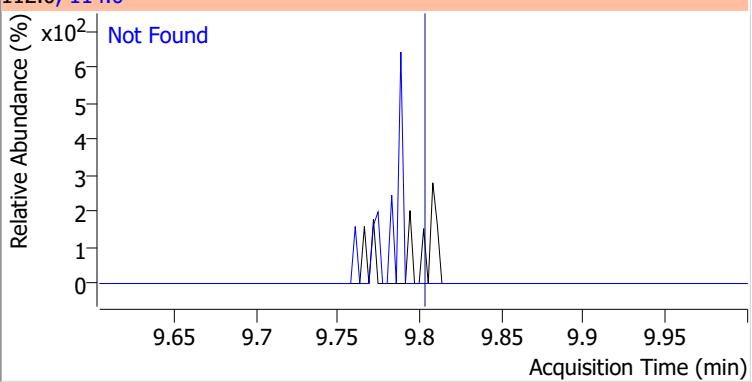
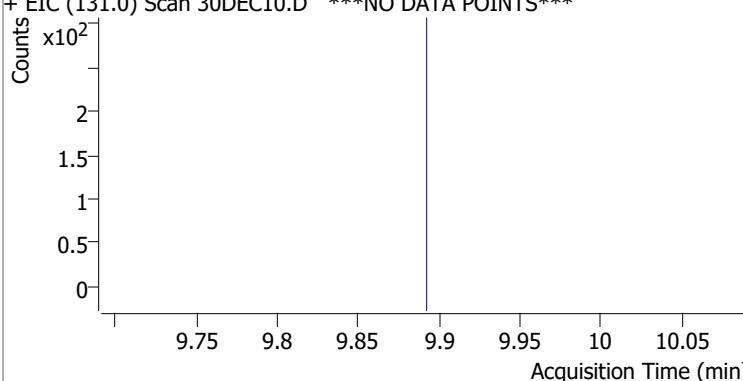
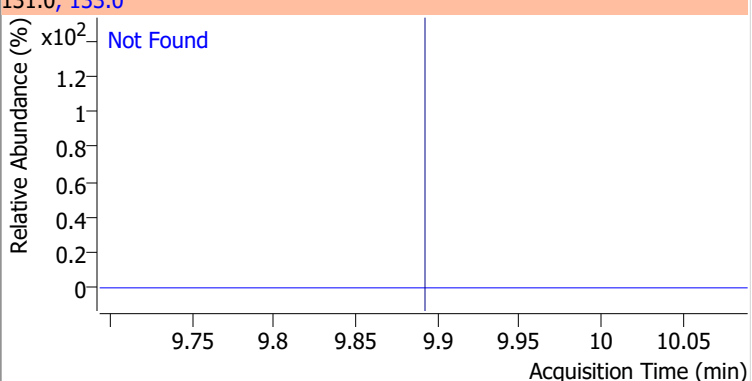
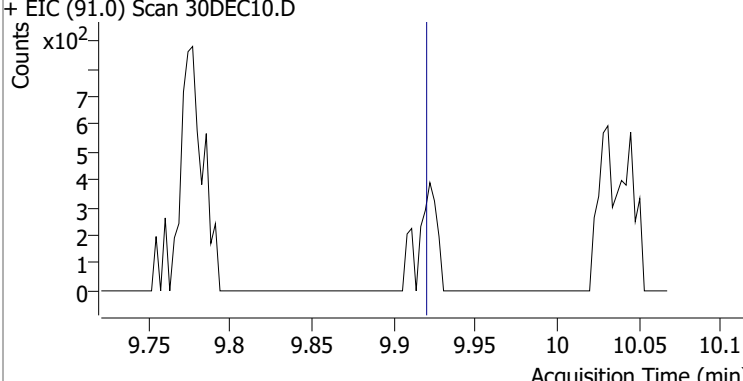
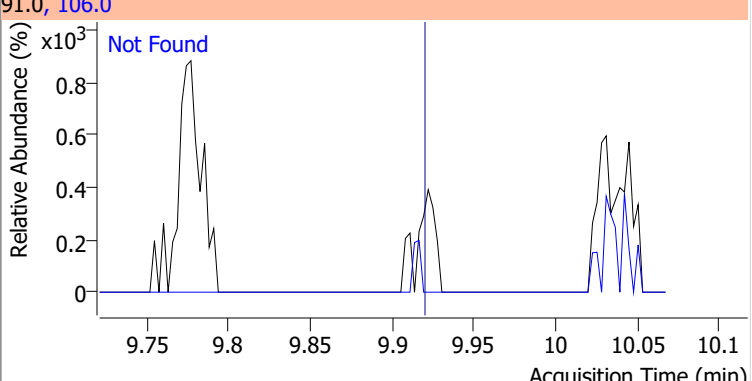
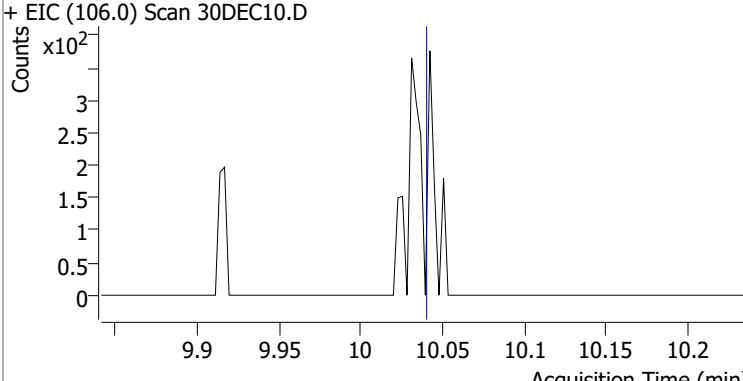
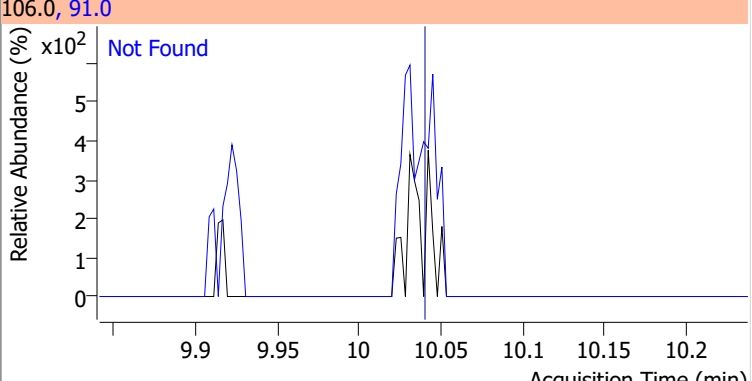
Compound	Conc.	Exp RT	QIon	Exp Ratio
Chlorodibromomethane	N.D.	9.20	127.0	75.3



Compound	Conc.	Exp RT	QIon	Exp Ratio
1,2-Dibromoethane	N.D.	9.31	109.0	97.2

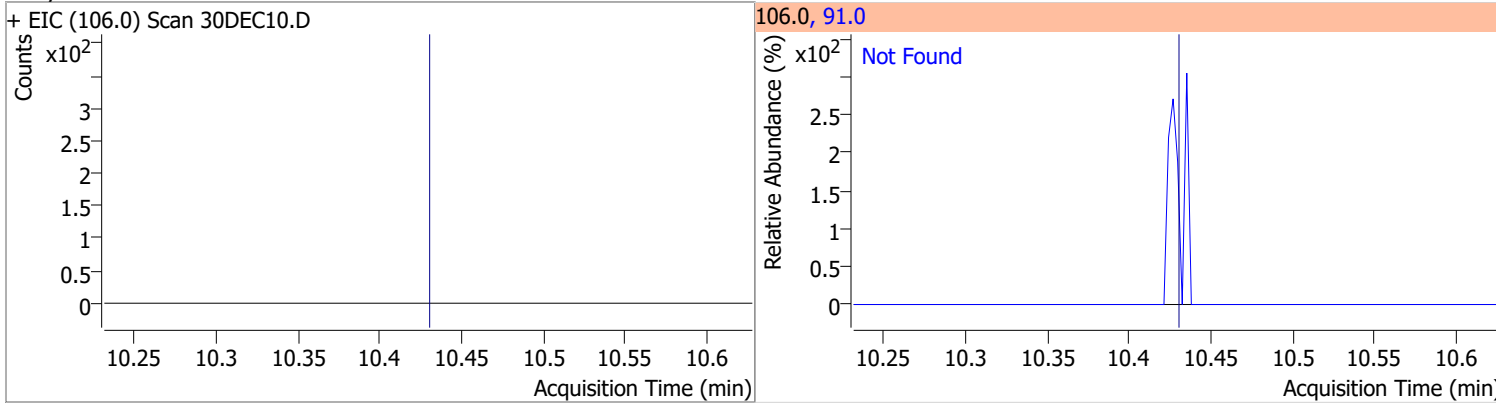


Quantitation Results Report (QT Reviewed)

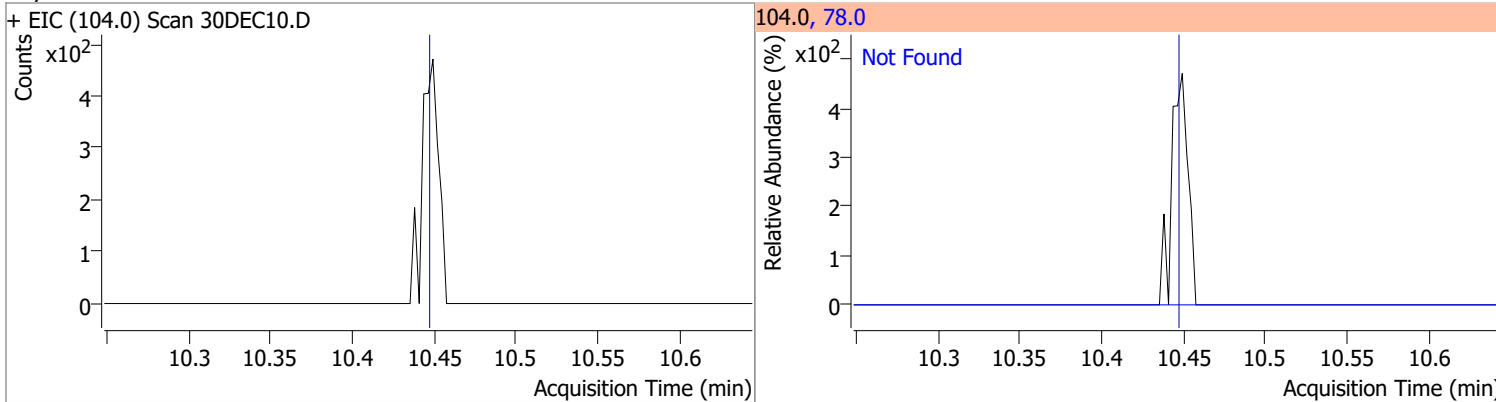
Compound	Conc.	Exp RT	QIon	Exp Ratio
Chlorobenzene	N.D.	9.80	114.0	32.3
+ EIC (112.0) Scan 30DEC10.D			112.0, 114.0	
				
1,1,1,2-Tetrachloroethane	N.D.	9.89	133.0	95.7
+ EIC (131.0) Scan 30DEC10.D ***NO DATA POINTS***			131.0, 133.0	
				
Ethylbenzene	N.D.	9.92	106.0	30.7
+ EIC (91.0) Scan 30DEC10.D			91.0, 106.0	
				
m+p-Xylenes	N.D.	10.04	91.0	205.0
+ EIC (106.0) Scan 30DEC10.D			106.0, 91.0	
				

Quantitation Results Report (QT Reviewed)

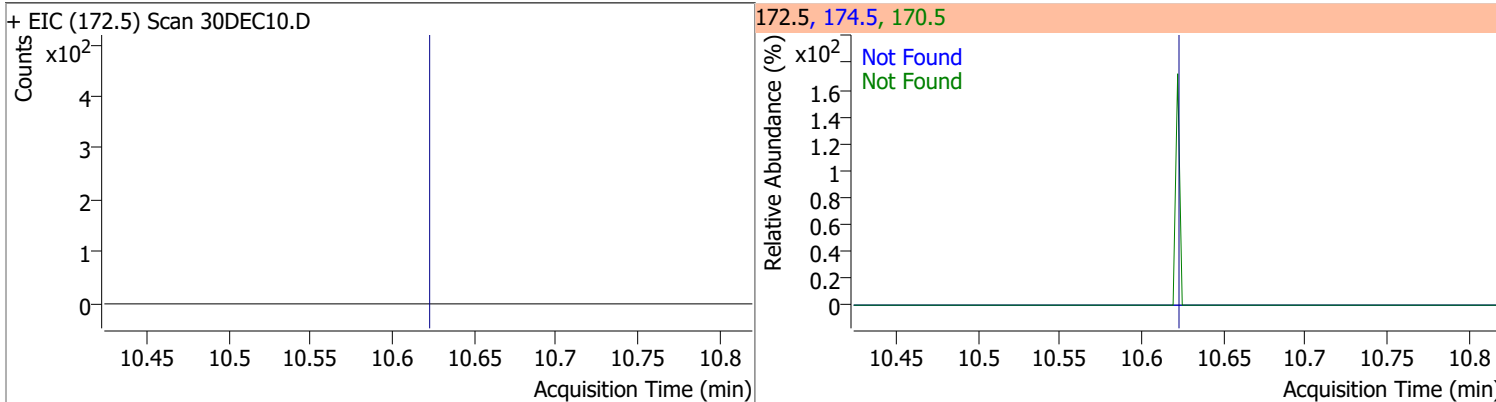
Compound	Conc.	Exp RT	QIon	Exp Ratio
o-Xylene	N.D.	10.43	91.0	216.1



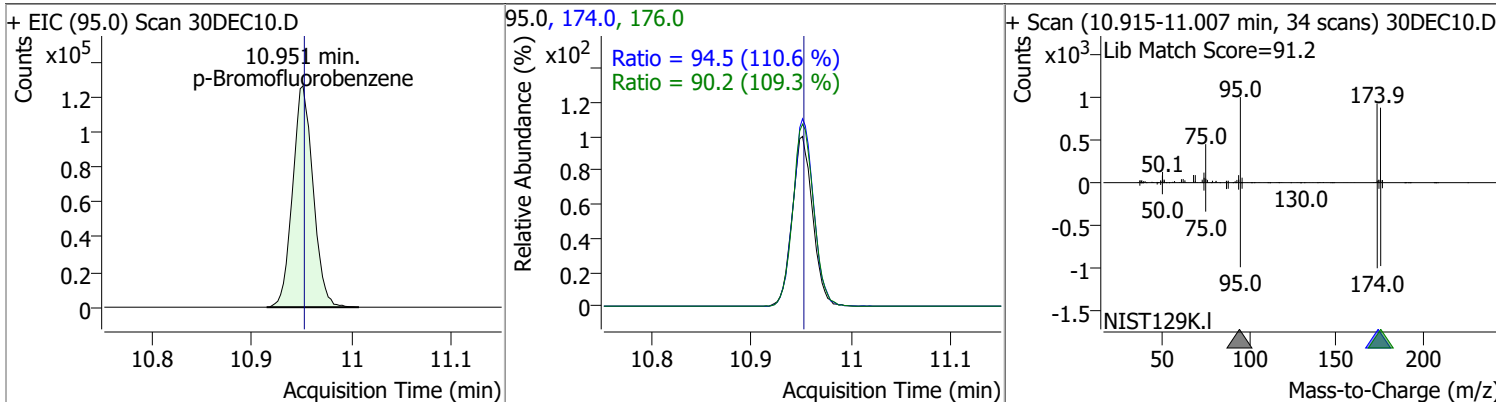
Compound	Conc.	Exp RT	QIon	Exp Ratio
Styrene	N.D.	10.45	78.0	50.6



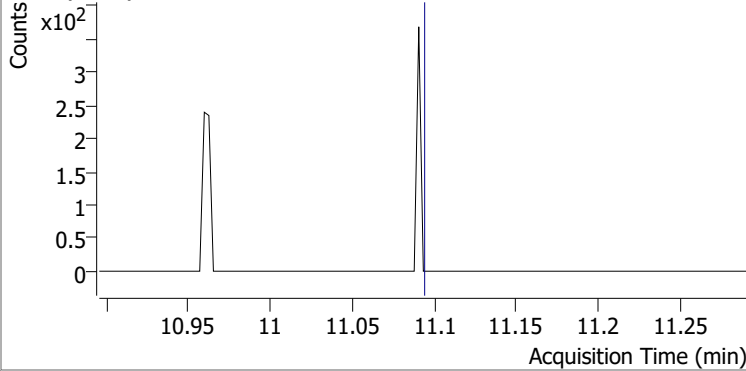
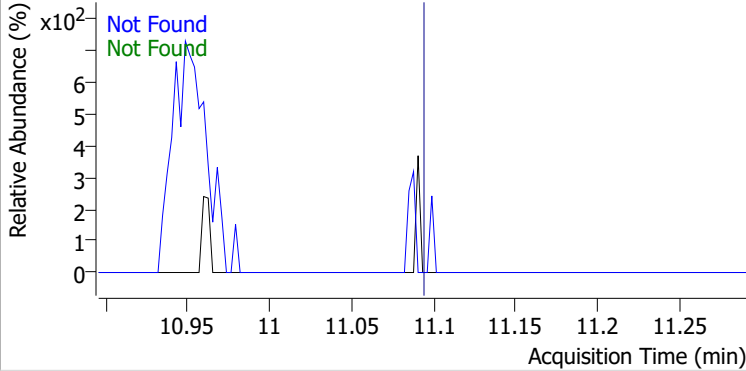
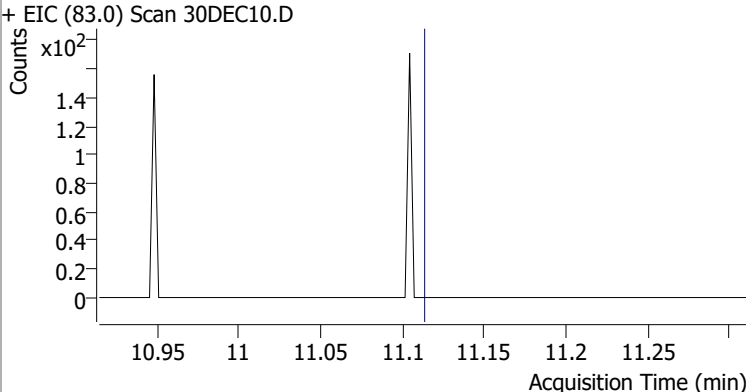
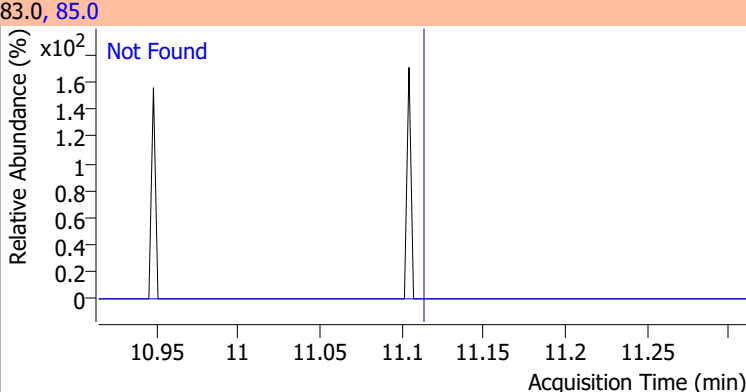
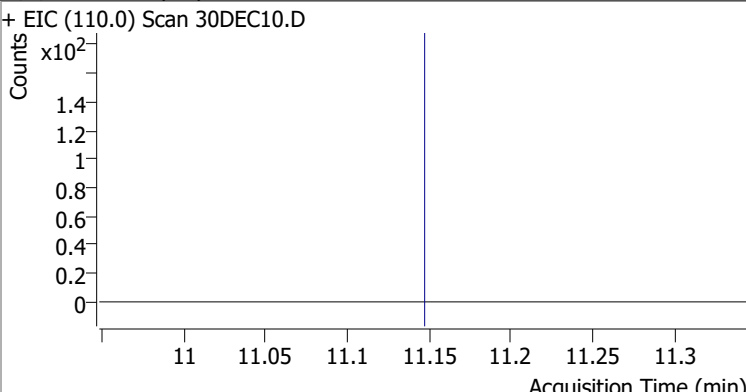
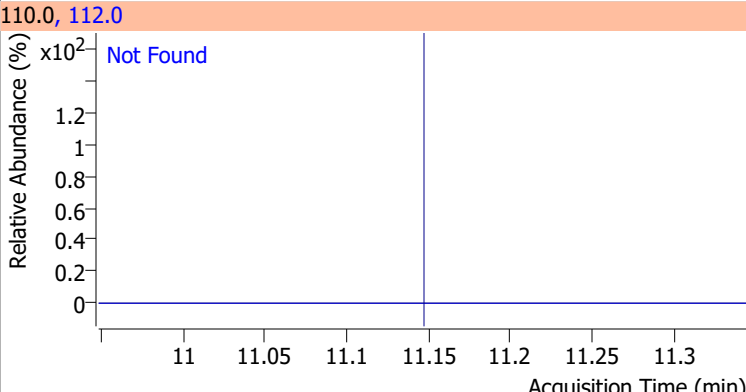
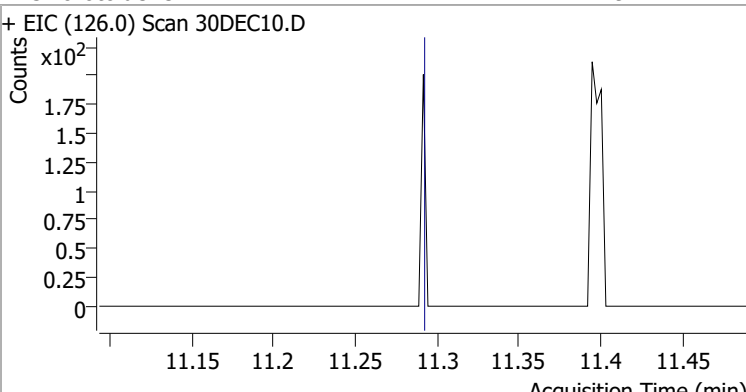
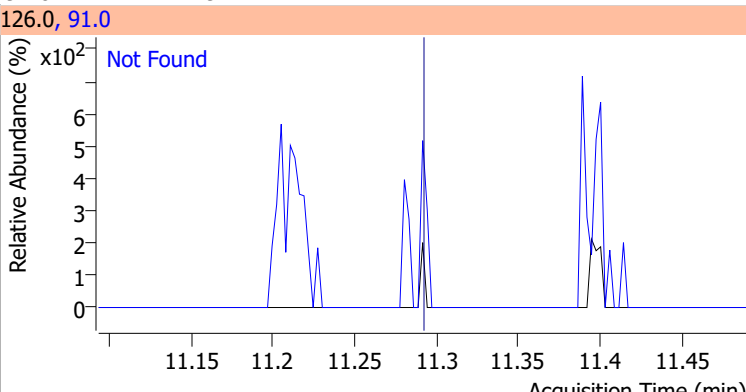
Compound	Conc.	Exp RT	QIon	Exp Ratio	QIon	Exp Ratio
Bromoform	N.D.	10.62	170.5	52.7	174.5	50.7



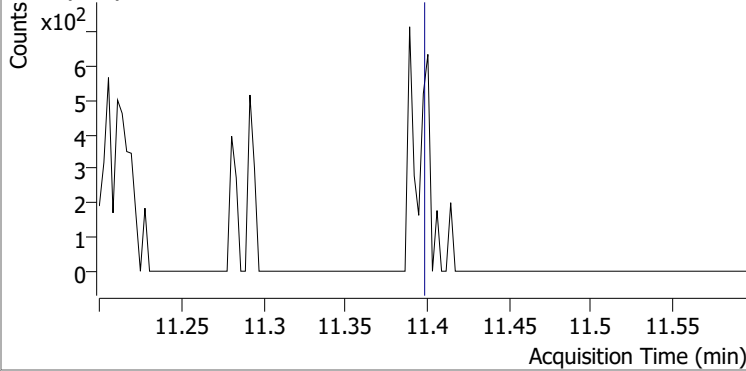
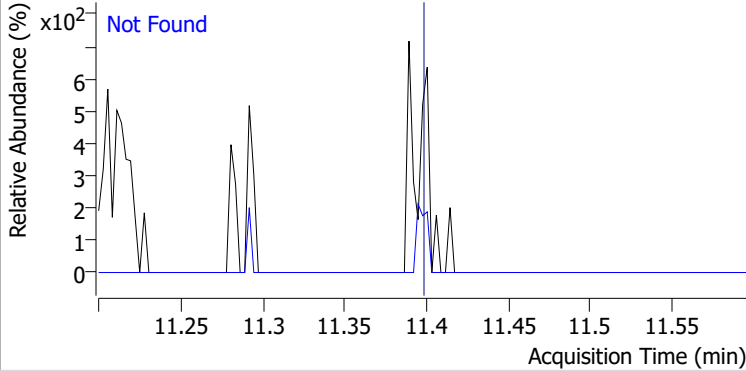
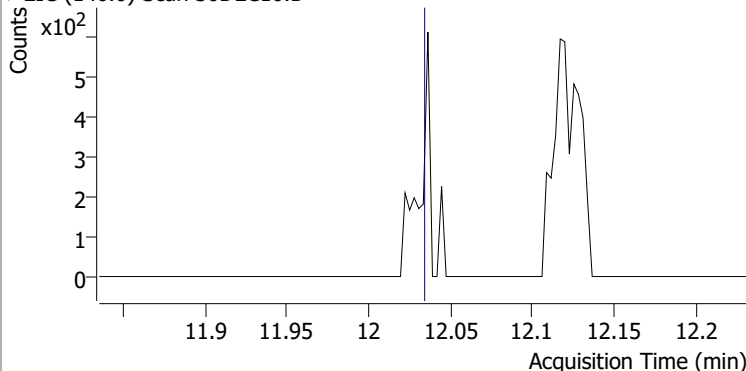
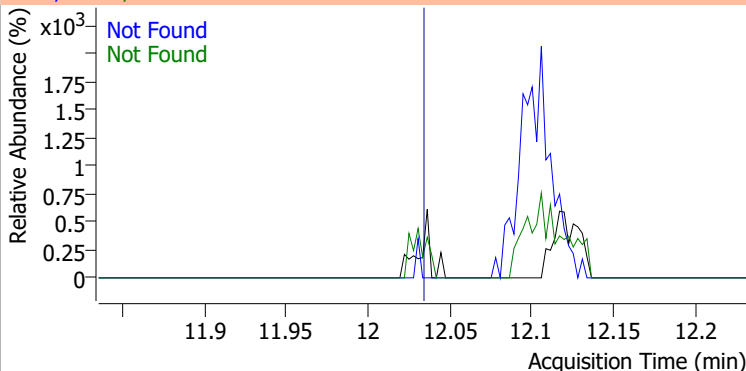
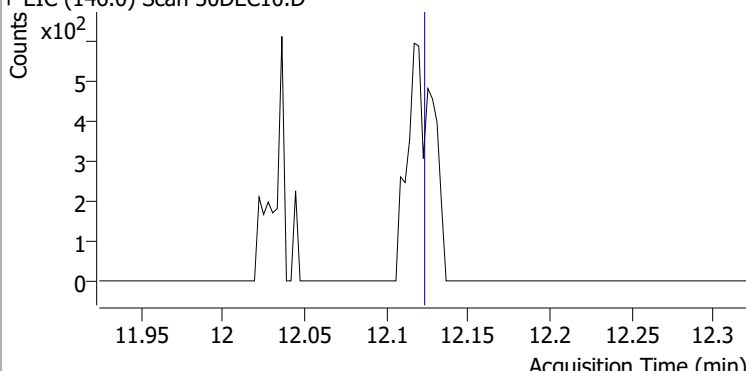
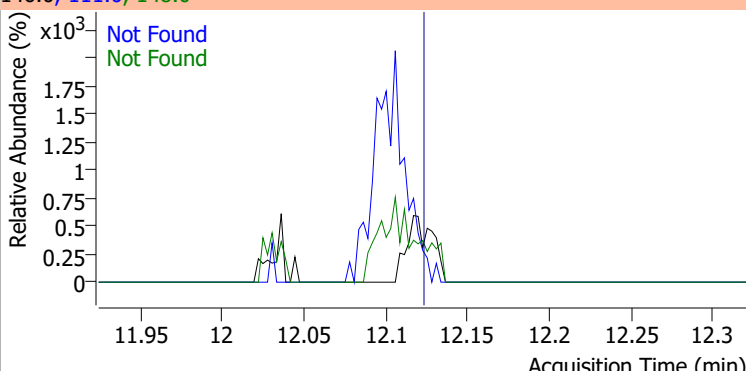
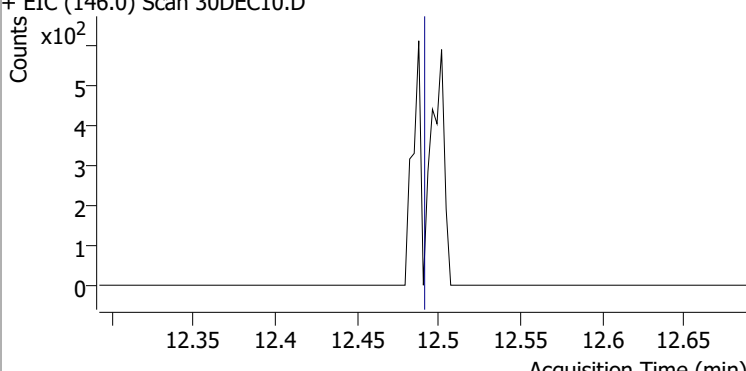
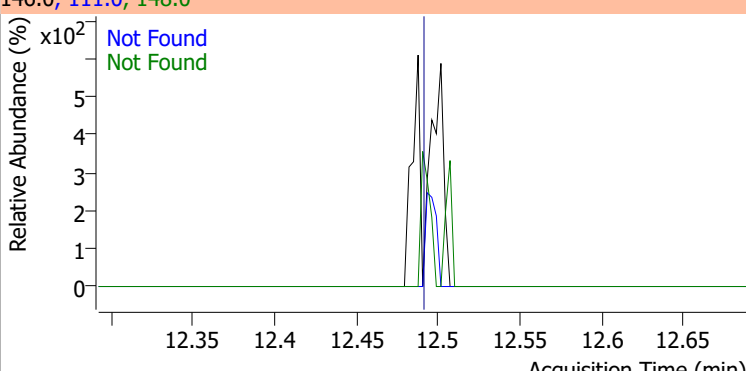
Compound	Conc.	RT	Dev(Min)	Resp.	QIon	QRatio	Lower	Upper
p-Bromofluorobenzene	256.3977	10.95	0.00	179618	174.0	94.5	55.5	115.5
					176.0	90.2	52.5	112.5



Quantitation Results Report (QT Reviewed)

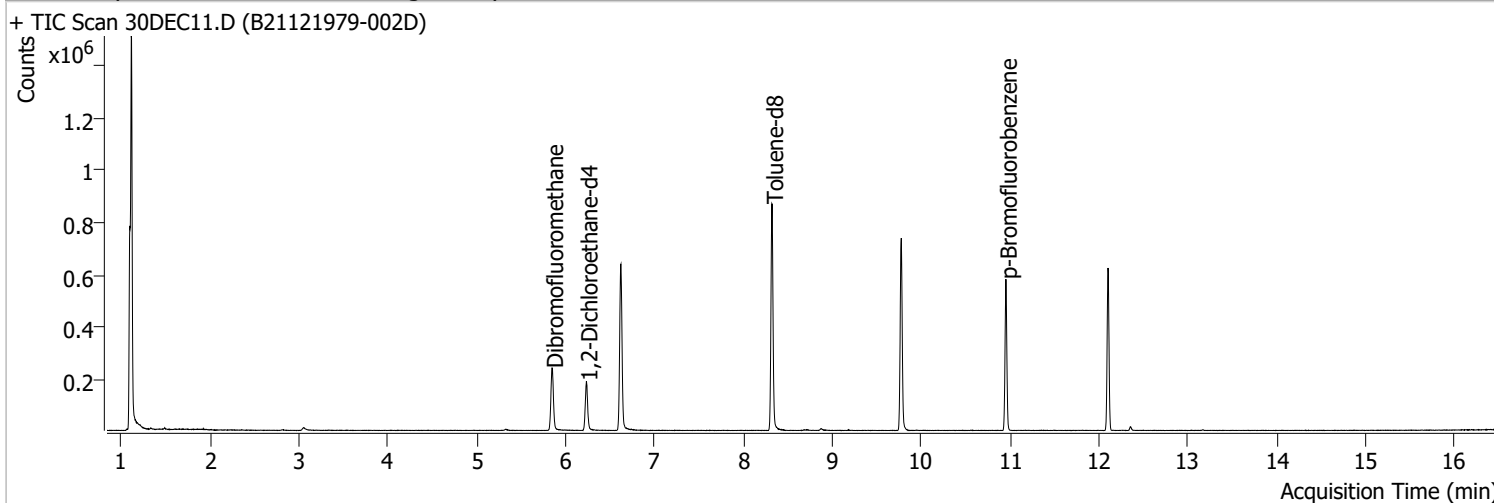
Compound	Conc.	Exp RT	QIon	Exp Ratio	QIon	Exp Ratio
Bromobenzene	N.D.	11.09	77.0	153.2	158.0	96.2
+ EIC (156.0) Scan 30DEC10.D			156.0, 77.0, 158.0			
						
1,1,2,2-Tetrachloroethane	N.D.	11.11	85.0	63.2		
+ EIC (83.0) Scan 30DEC10.D			83.0, 85.0			
						
1,2,3-Trichloropropane	N.D.	11.15	112.0	65.8		
+ EIC (110.0) Scan 30DEC10.D			110.0, 112.0			
						
2-Chlorotoluene	N.D.	11.29	91.0	294.1		
+ EIC (126.0) Scan 30DEC10.D			126.0, 91.0			
						

Quantitation Results Report (QT Reviewed)

Compound	Conc.	Exp RT	QIon	Exp Ratio		
4-Chlorotoluene	N.D.	11.40	126.0	30.4		
+ EIC (91.0) Scan 30DEC10.D			91.0, 126.0			
						
1,3-Dichlorobenzene	N.D.	12.03	148.0	64.5	QIon	Exp Ratio
+ EIC (146.0) Scan 30DEC10.D			146.0, 111.0, 148.0			
						
1,4-Dichlorobenzene	N.D.	12.12	148.0	64.0	QIon	Exp Ratio
+ EIC (146.0) Scan 30DEC10.D			146.0, 111.0, 148.0			
						
1,2-Dichlorobenzene	N.D.	12.49	148.0	63.8	QIon	Exp Ratio
+ EIC (146.0) Scan 30DEC10.D			146.0, 111.0, 148.0			
						

Quantitation Results Report (QT Reviewed)

Data File	30DEC11.D	Operator	SBD
Acq. Method	5975CACQF.M	Acq. Date-Time	12/30/2021 3:01:18 PM
Sample Name	B21121979-002D	Instrument	VOA5975C
Vial	11	Multiplier	1.00
DA Method File	VOA5975C_8260B_SHT_DoD_L4_120721.m	Comment	
Tune File	BFB_Atune3.u	Tune Date	10/11/2021 4:02:00 PM
Batch Name	VG123021_8260B_624pt1.batch.bin	Last Calib Update	1/20/2022 10:22:06 AM
Ref Library	\\MASSHUNTER\Org\Library\NIST129K.I		



Compound	RT	QIon	Resp.	Conc.	Units	Dev(Min)
----------	----	------	-------	-------	-------	----------

Internal Standards

M Fluorobenzene	6.620	96.0	549713	250.0000	ng	0.000
M Chlorobenzene-d5	9.774	82.0	210071	250.0000	ng	0.000
M 1,4-Dichlorobenzene-d4	12.100	152.0	147586	250.0000	ng	0.000

System Monitoring Compounds

S Dibromofluoromethane	5.848	113.0	144693	268.5690	ng	-0.003
Spiked Amount: 250.000	Range: 80.0 - 119.0%			Recovery = 107.43%		
S 1,2-Dichloroethane-d4	6.233	67.0	65078	264.6856	ng	0.003
Spiked Amount: 250.000	Range: 81.0 - 118.0%			Recovery = 105.87%		
S Toluene-d8	8.322	98.0	535120	253.4051	ng	0.003
Spiked Amount: 250.000	Range: 89.0 - 112.0%			Recovery = 101.36%		
S p-Bromofluorobenzene	10.951	95.0	157298	278.5372	ng	0.000
Spiked Amount: 250.000	Range: 85.0 - 114.0%			Recovery = 111.41%		

Target Compounds

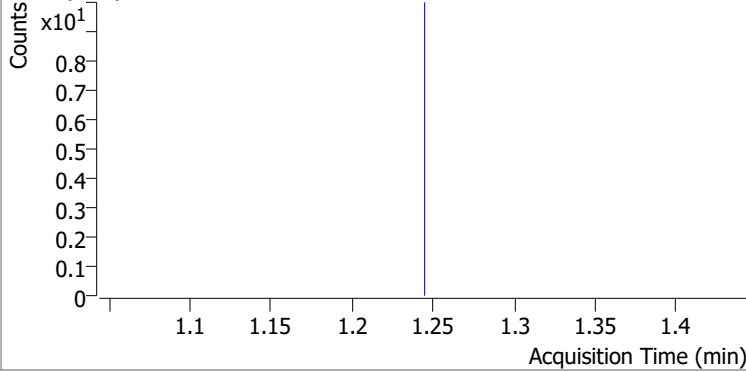
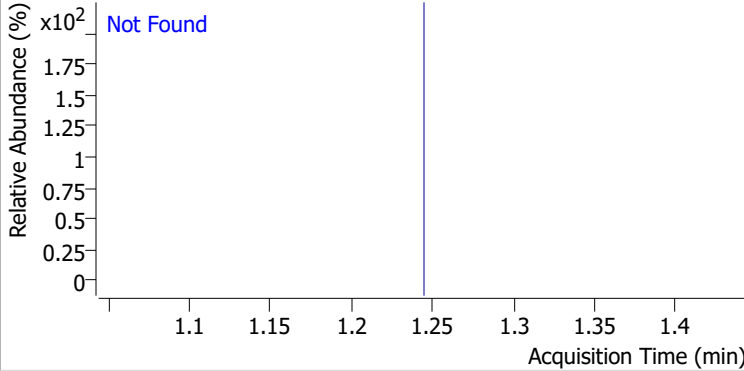
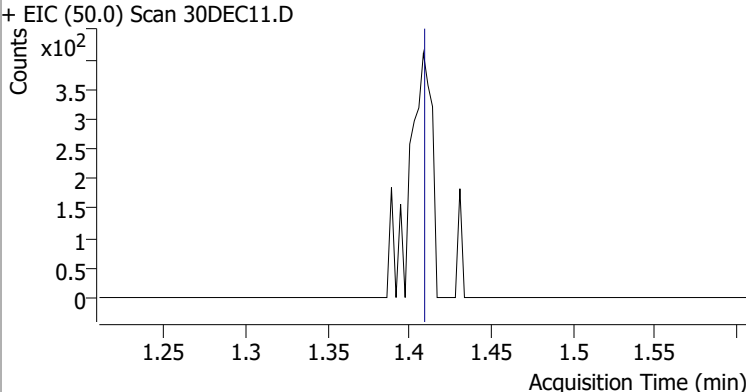
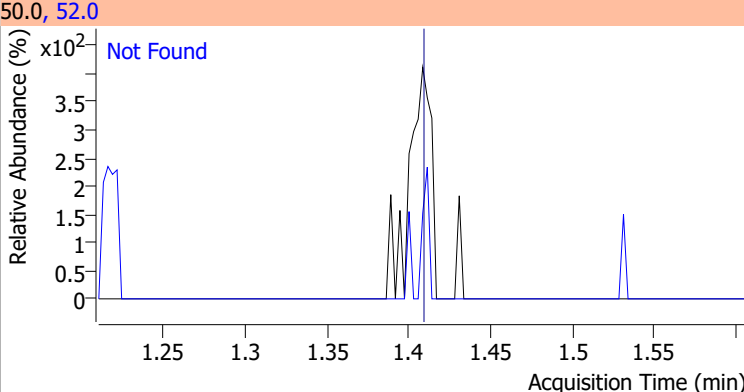
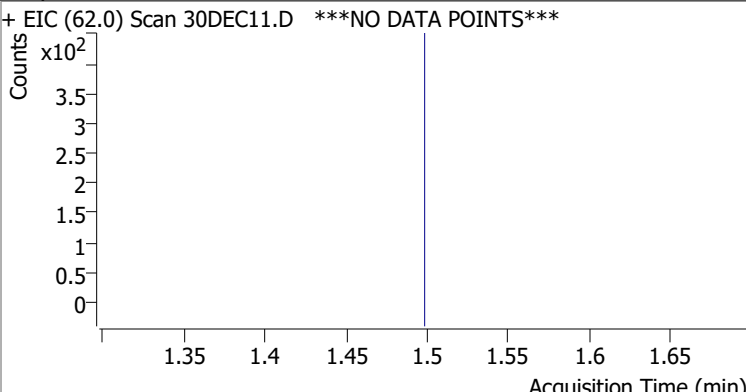
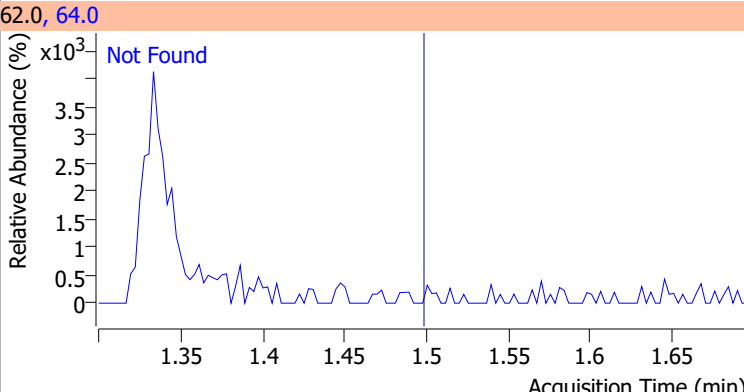
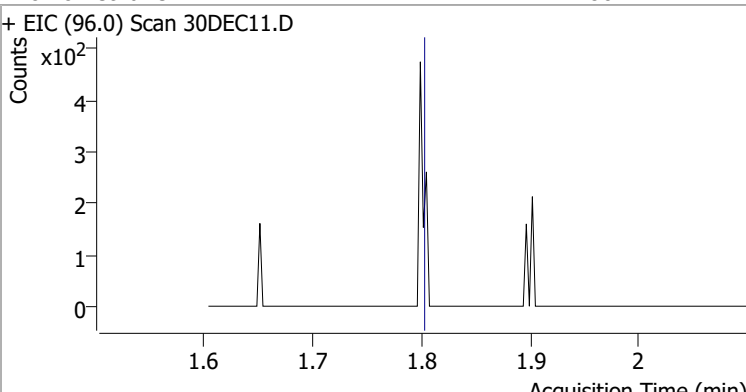
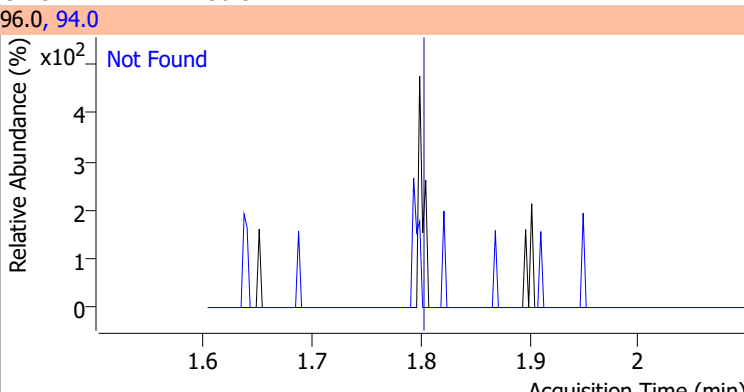
Target Compounds	RT	QIon	Resp.	Conc.	Units	QValue
T Dichlorodifluoromethane	0.000		0	N.D.		
T Chloromethane	0.000		0	N.D.		
T Vinyl chloride	0.000		0	N.D.		
T Bromomethane	0.000		0	N.D.		
T Chloroethane	0.000		0	N.D.		
T Trichlorofluoromethane	0.000		0	N.D.		
T 1,1-Dichloroethene	0.000		0	N.D.		
T Methylene chloride	0.000		0	N.D.		
T trans-1,2-Dichloroethene	0.000		0	N.D.		
T Methyl tert-butyl ether (MTBE)	0.000		0	N.D.		
T 1,1-Dichloroethane	0.000		0	N.D.		
T 2,2-Dichloropropane	0.000		0	N.D.		
T cis-1,2-Dichloroethene	0.000		0	N.D.		
T Methyl ethyl ketone	0.000		0	N.D.		
T Bromochloromethane	0.000		0	N.D.		
T Chloroform	0.000		0	N.D.		

Quantitation Results Report (QT Reviewed)

Compound	RT	QIon	Resp.	Conc.	Units	Dev(Min)
T 1,1,1-Trichloroethane	0.000		0	N.D.		
T Carbon tetrachloride	0.000		0	N.D.		
T 1,1-Dichloropropene	0.000		0	N.D.		
T Benzene	0.000		0	N.D.		
T 1,2-Dichloroethane	0.000		0	N.D.		
T Trichloroethene	0.000		0	N.D.		
T 1,2-Dichloropropane	0.000		0	N.D.		
T Dibromomethane	0.000		0	N.D.		
T Bromodichloromethane	0.000		0	N.D.		
T cis-1,3-Dichloropropene	0.000		0	N.D.		
T Toluene	0.000		0	N.D.		
T trans-1,3-Dichloropropene	0.000		0	N.D.		
T 1,1,2-Trichloroethane	0.000		0	N.D.		
T Tetrachloroethene	0.000		0	N.D.		
T 1,3-Dichloropropane	0.000		0	N.D.		
T Chlorodibromomethane	0.000		0	N.D.		
T 1,2-Dibromoethane	0.000		0	N.D.		
T Chlorobenzene	0.000		0	N.D.		
T 1,1,1,2-Tetrachloroethane	0.000		0	N.D.		
T Ethylbenzene	0.000		0	N.D.		
T m+p-Xylenes	0.000		0	N.D.		
T o-Xylene	0.000		0	N.D.		
T Styrene	0.000		0	N.D.		
T Bromoform	0.000		0	N.D.		
T Bromobenzene	0.000		0	N.D.		
T 1,1,2,2-Tetrachloroethane	0.000		0	N.D.		
T 1,2,3-Trichloropropane	0.000		0	N.D.		
T 2-Chlorotoluene	0.000		0	N.D.		
T 4-Chlorotoluene	0.000		0	N.D.		
T 1,3-Dichlorobenzene	0.000		0	N.D.		
T 1,4-Dichlorobenzene	0.000		0	N.D.		
T 1,2-Dichlorobenzene	0.000		0	N.D.		

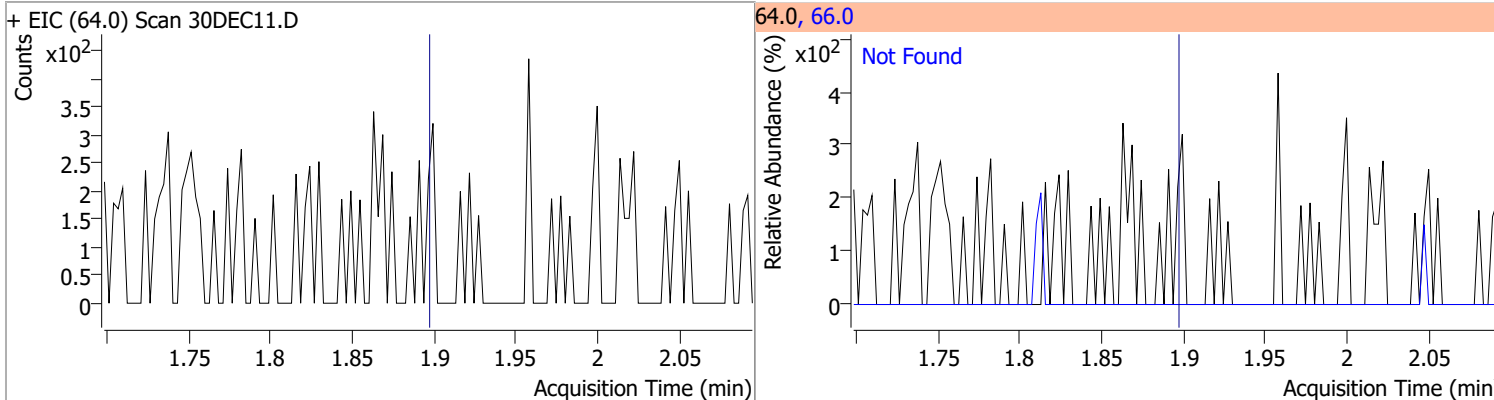
(#) = Qualifier Out of Range; (m) = Manual Integration; (+) = Area Summed; (*) = Surrogate Percent Recovery Out of Range; (d): Zeroed Peak

Quantitation Results Report (QT Reviewed)

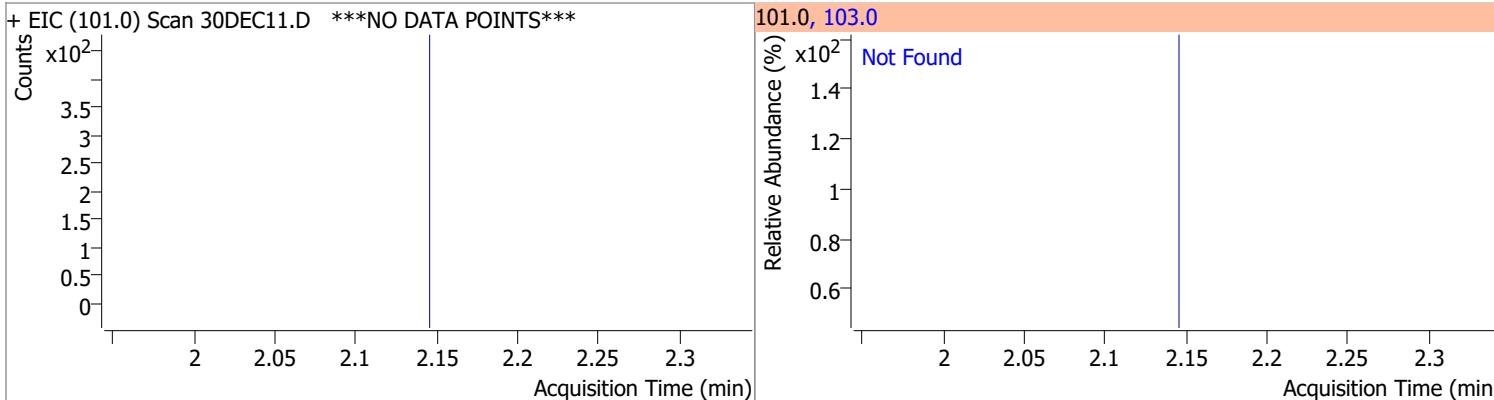
Compound	Conc.	Exp RT	QIon	Exp Ratio
Dichlorodifluoromethane	N.D.	1.24	87.0	32.0
+ EIC (85.0) Scan 30DEC11.D ***NO DATA POINTS***			85.0, 87.0	
				
Chloromethane	N.D.	1.41	52.0	32.7
+ EIC (50.0) Scan 30DEC11.D			50.0, 52.0	
				
Vinyl chloride	N.D.	1.50	64.0	31.6
+ EIC (62.0) Scan 30DEC11.D ***NO DATA POINTS***			62.0, 64.0	
				
Bromomethane	N.D.	1.80	94.0	106.0
+ EIC (96.0) Scan 30DEC11.D			96.0, 94.0	
				

Quantitation Results Report (QT Reviewed)

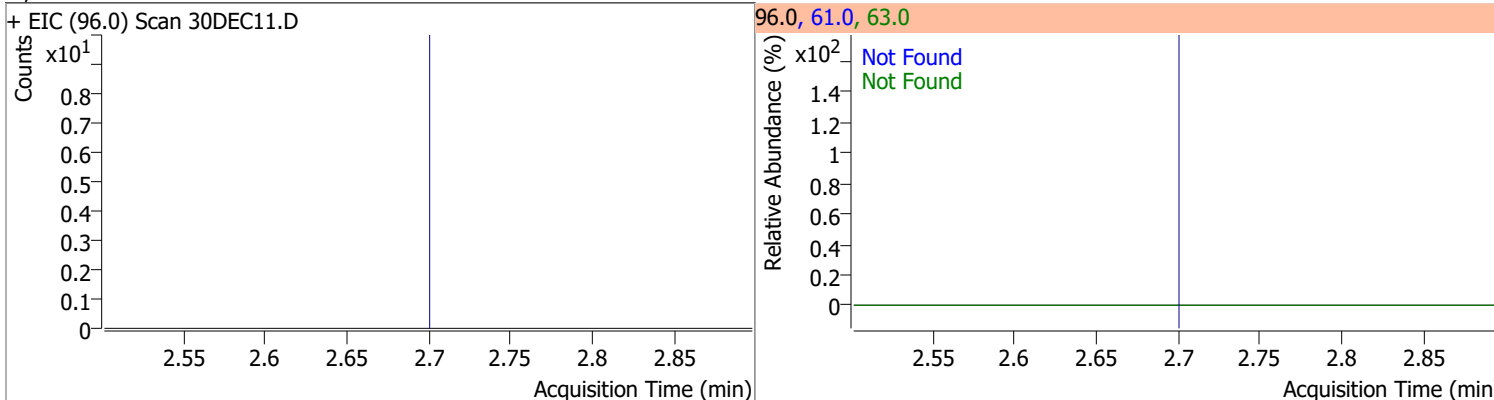
Compound	Conc.	Exp RT	QIon	Exp Ratio
Chloroethane	N.D.	1.90	66.0	30.8



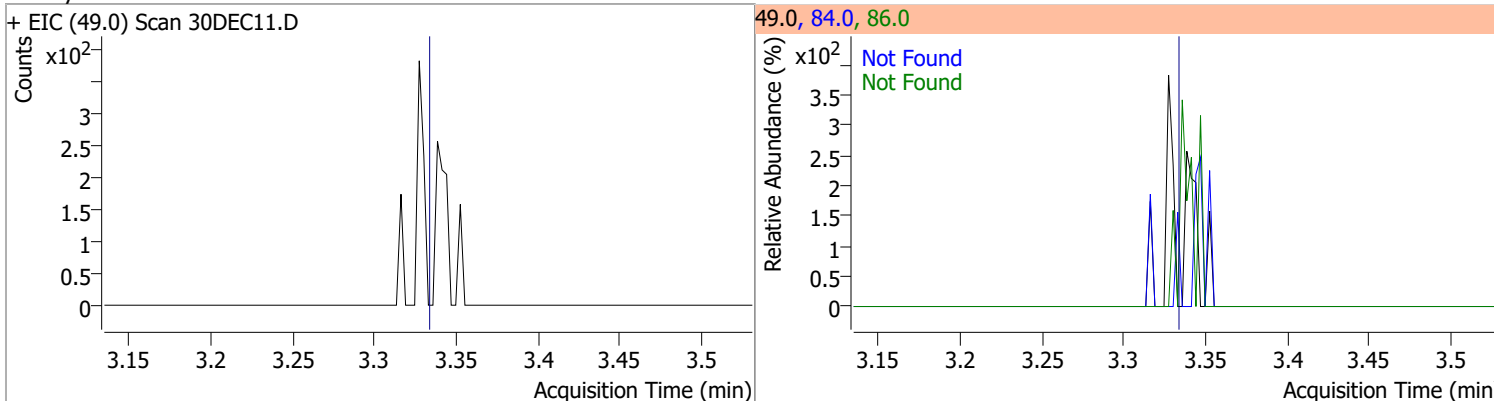
Compound	Conc.	Exp RT	QIon	Exp Ratio
Trichlorofluoromethane	N.D.	2.14	103.0	64.8



Compound	Conc.	Exp RT	QIon	Exp Ratio	QIon	Exp Ratio
1,1-Dichloroethene	N.D.	2.70	61.0	180.1	63.0	57.5

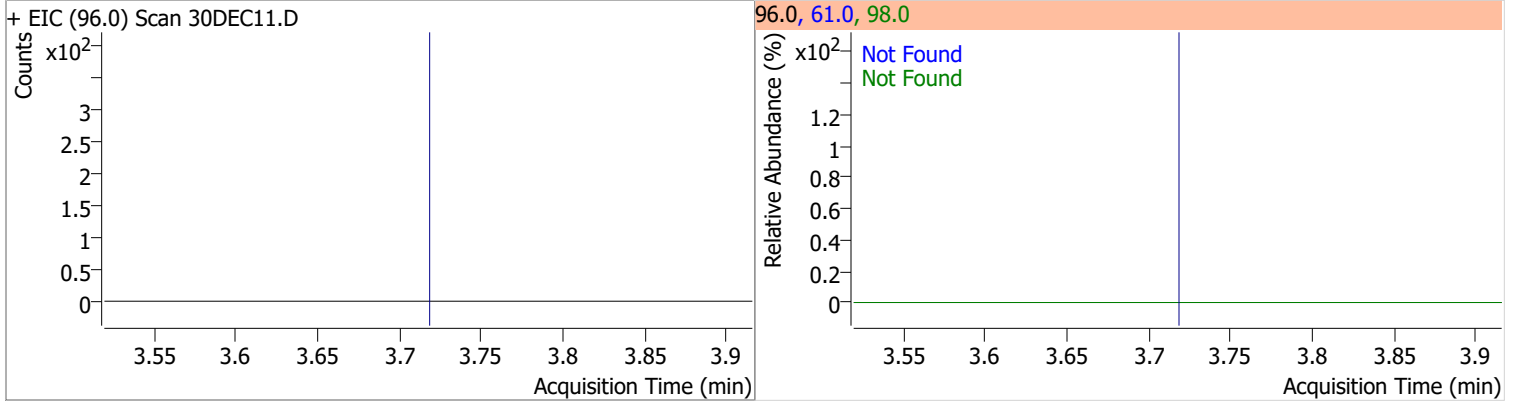


Compound	Conc.	Exp RT	QIon	Exp Ratio	QIon	Exp Ratio
Methylene chloride	N.D.	3.33	84.0	69.4	86.0	44.1

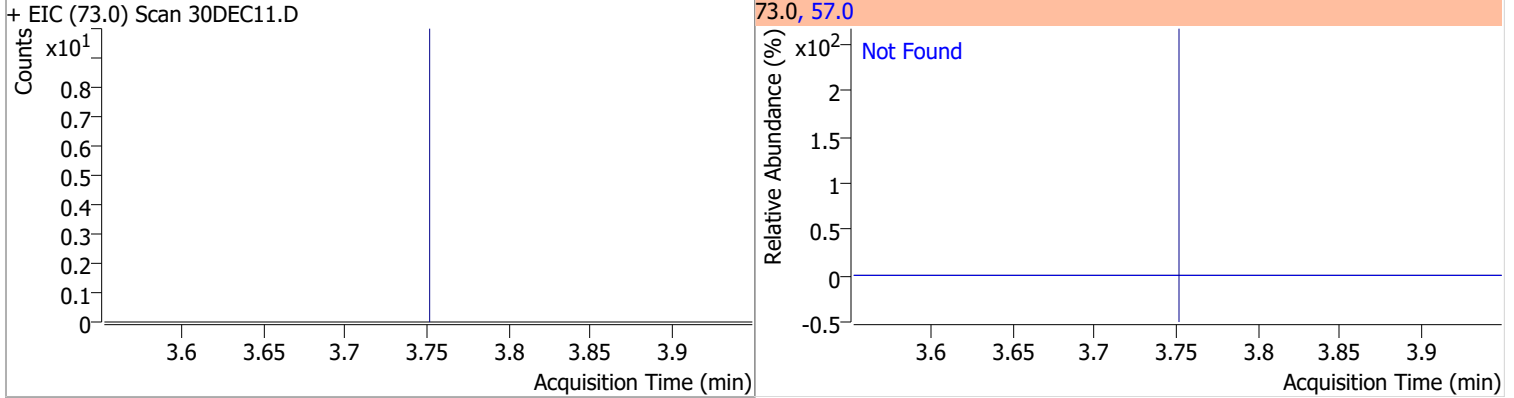


Quantitation Results Report (QT Reviewed)

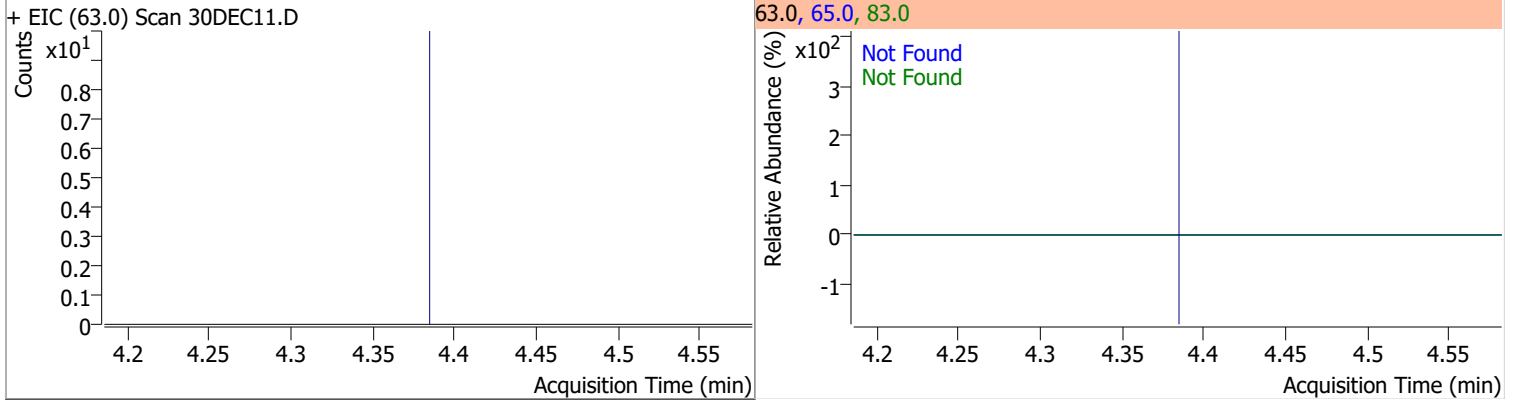
Compound	Conc.	Exp RT	QIon	Exp Ratio	QIon	Exp Ratio
trans-1,2-Dichloroethene	N.D.	3.72	61.0	155.1	98.0	62.8



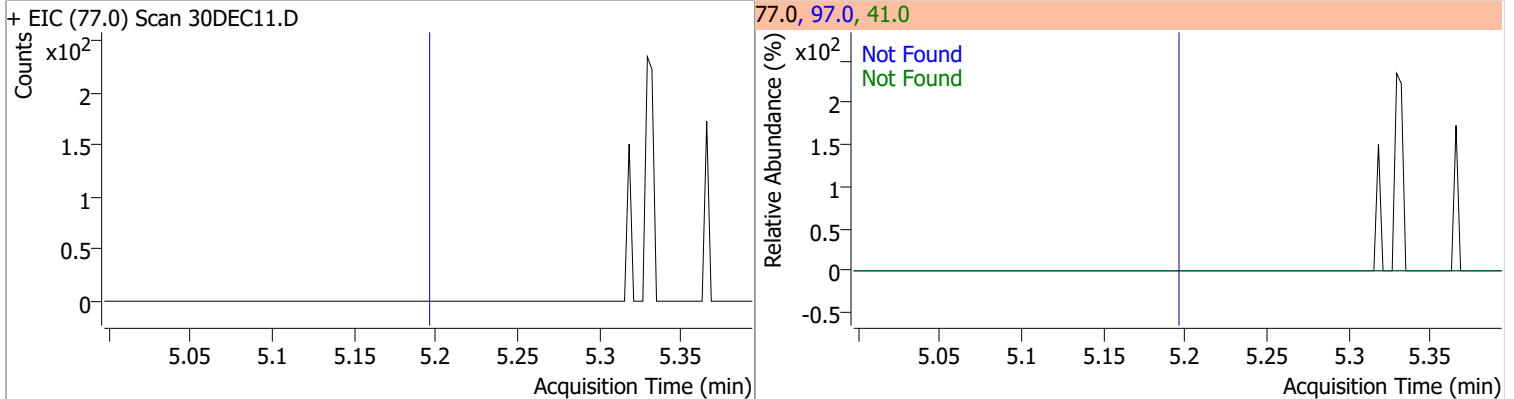
Compound	Conc.	Exp RT	QIon	Exp Ratio
Methyl tert-butyl ether (MTBE)	N.D.	3.75	57.0	23.9



Compound	Conc.	Exp RT	QIon	Exp Ratio	QIon	Exp Ratio
1,1-Dichloroethane	N.D.	4.38	65.0	31.7	83.0	12.8

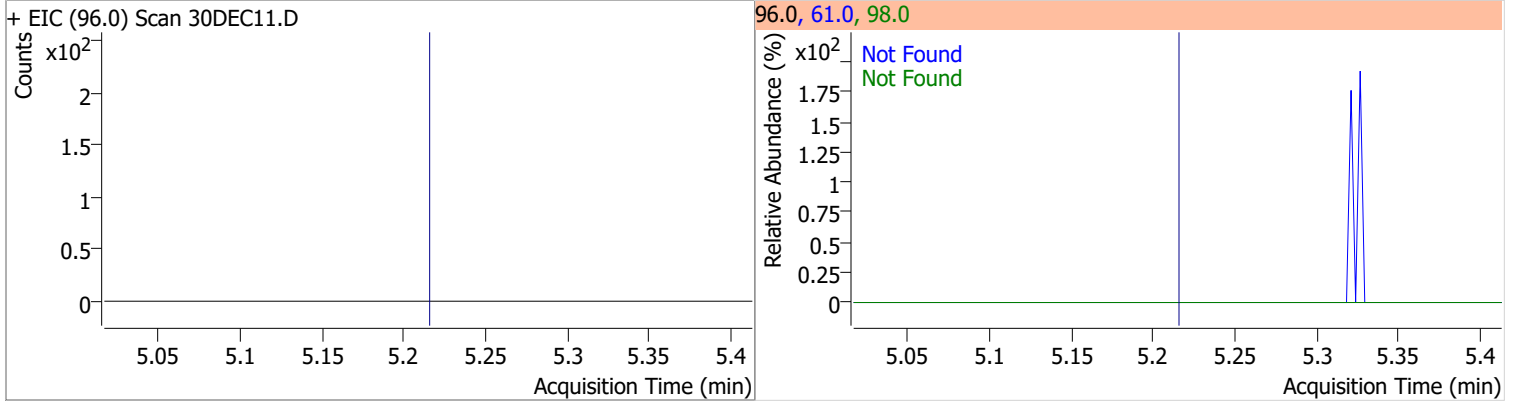


Compound	Conc.	Exp RT	QIon	Exp Ratio	QIon	Exp Ratio
2,2-Dichloropropane	N.D.	5.20	41.0	59.0	97.0	21.8

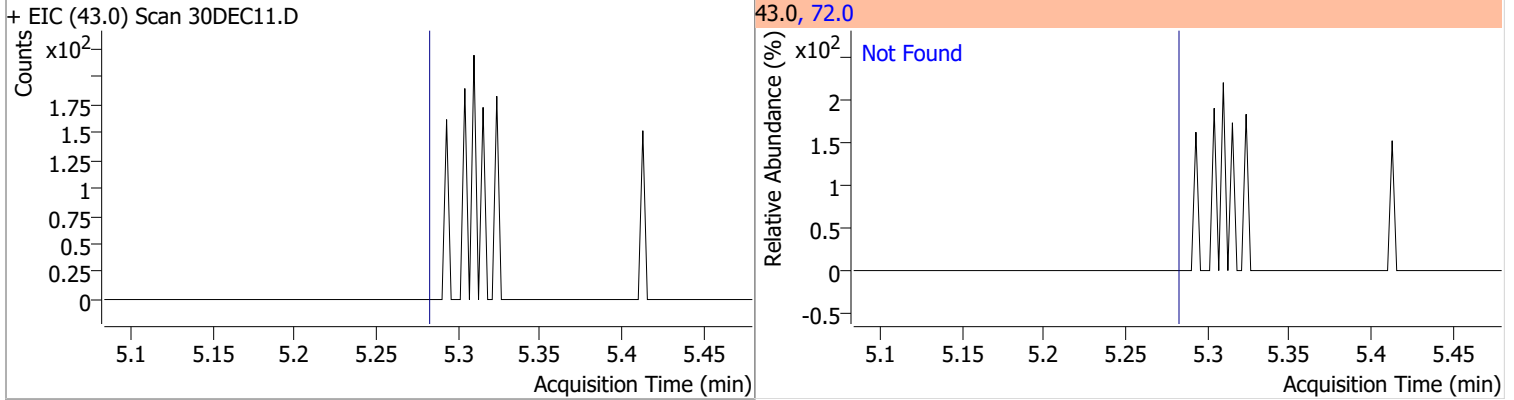


Quantitation Results Report (QT Reviewed)

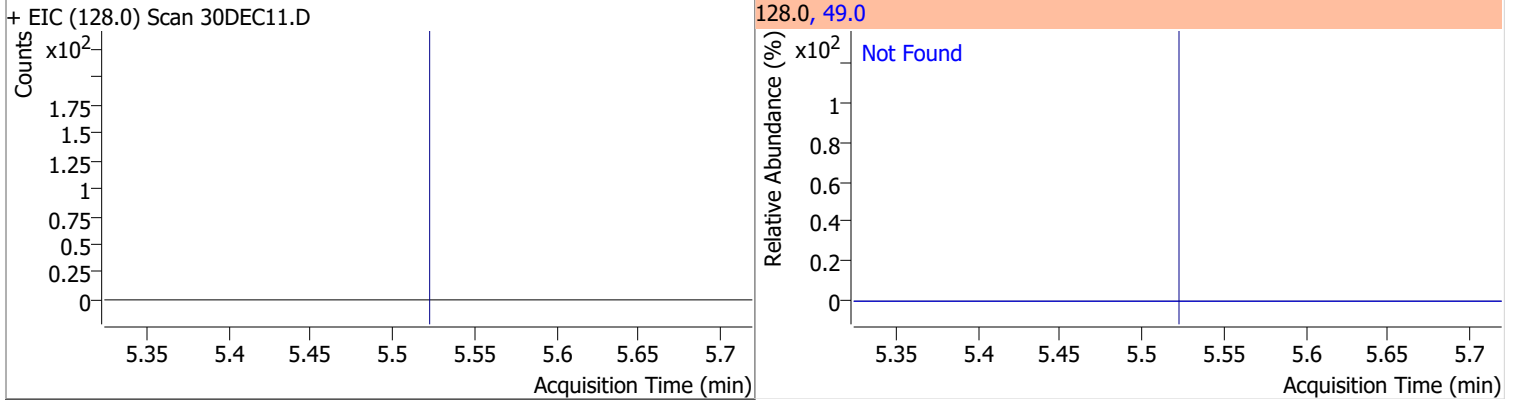
Compound	Conc.	Exp RT	QIon	Exp Ratio	QIon	Exp Ratio
cis-1,2-Dichloroethene	N.D.	5.21	61.0	163.3	98.0	64.4



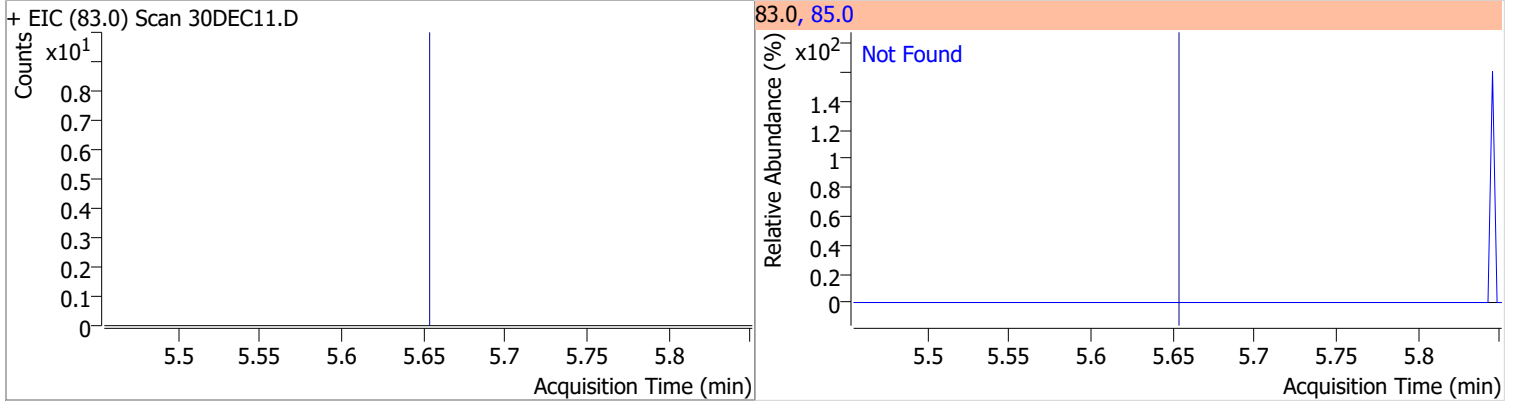
Compound	Conc.	Exp RT	QIon	Exp Ratio
Methyl ethyl ketone	N.D.	5.28	72.0	22.2



Compound	Conc.	Exp RT	QIon	Exp Ratio
Bromochloromethane	N.D.	5.52	49.0	184.6

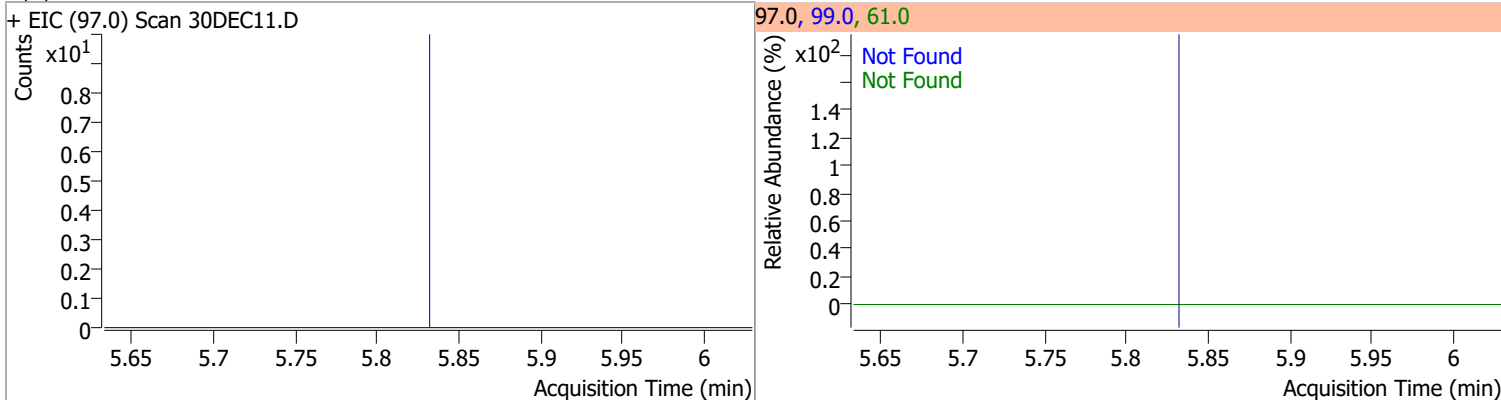


Compound	Conc.	Exp RT	QIon	Exp Ratio
Chloroform	N.D.	5.65	85.0	65.1

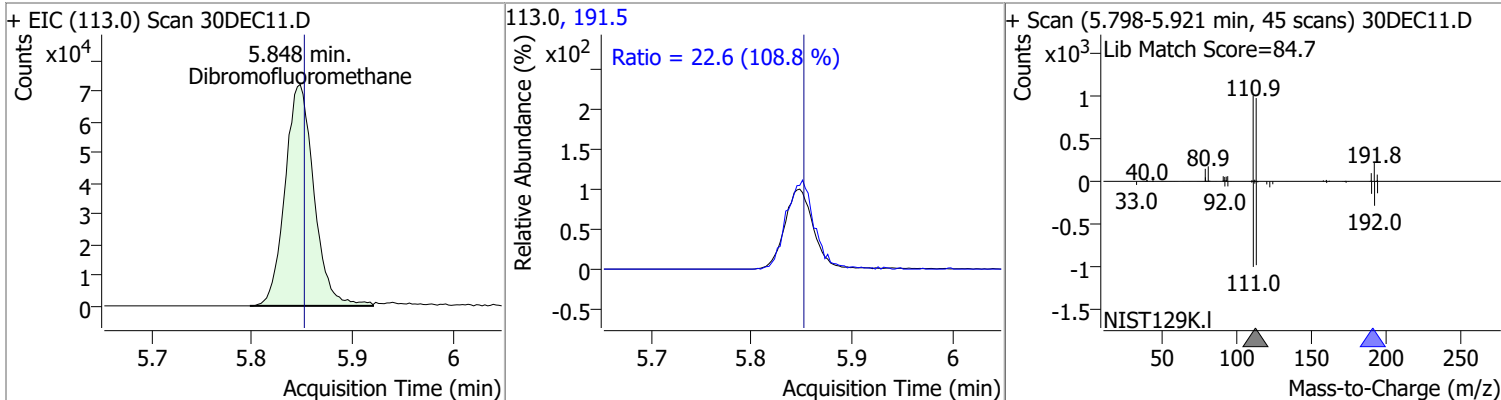


Quantitation Results Report (QT Reviewed)

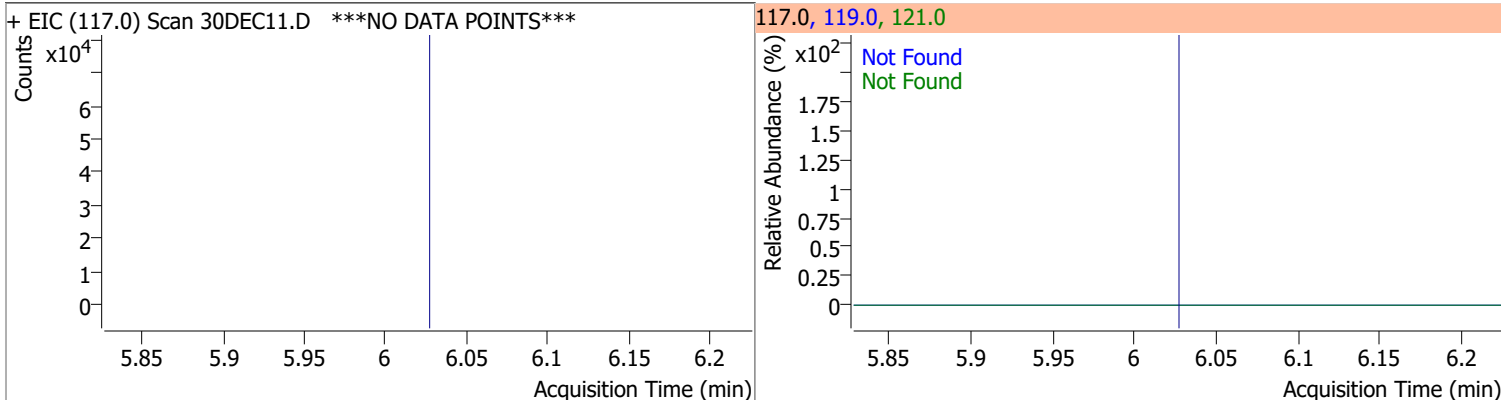
Compound	Conc.	Exp RT	QIon	Exp Ratio	QIon	Exp Ratio
1,1,1-Trichloroethane	N.D.	5.83	99.0	65.7	61.0	45.0



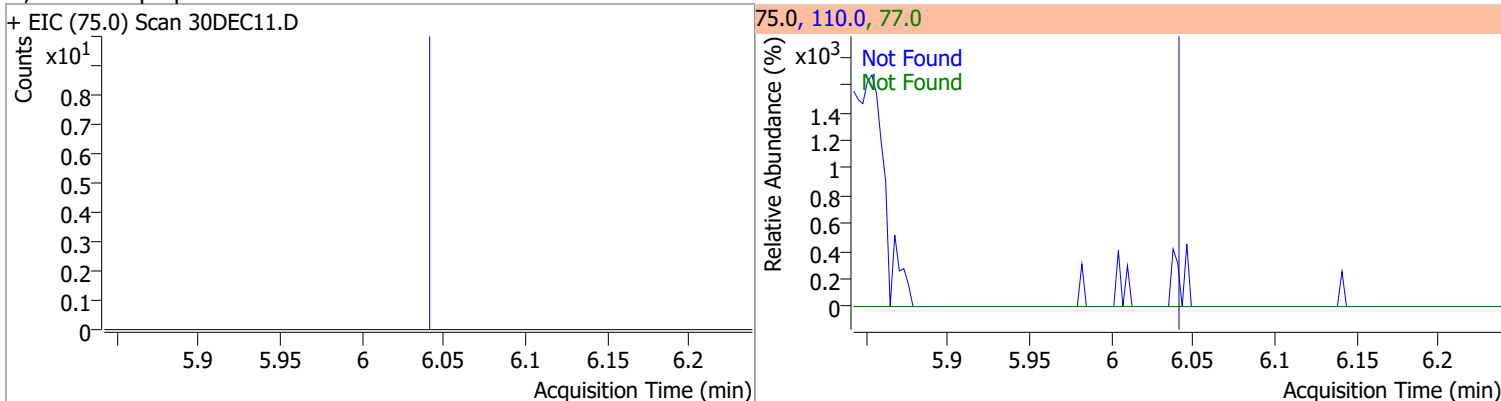
Compound	Conc.	RT	Dev(Min)	Resp.	QIon	QRatio	Lower	Upper
Dibromofluoromethane	268.5690	5.85	0.00	144693	191.5	22.6	0.0	50.7



Compound	Conc.	Exp RT	QIon	Exp Ratio	QIon	Exp Ratio
Carbon tetrachloride	N.D.	6.03	119.0	97.5	121.0	30.4

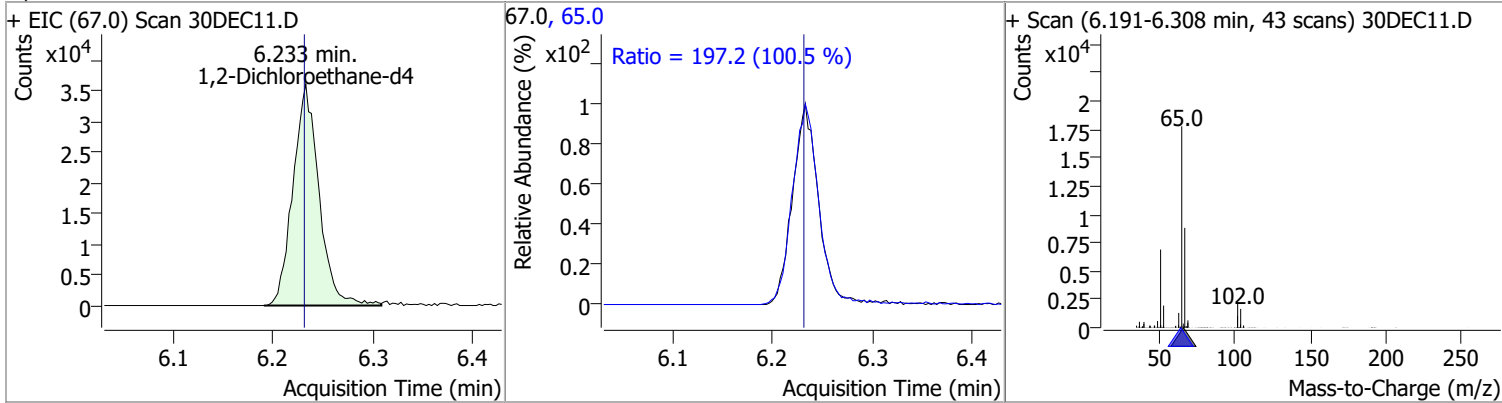


Compound	Conc.	Exp RT	QIon	Exp Ratio	QIon	Exp Ratio
1,1-Dichloropropene	N.D.	6.04	110.0	35.4	77.0	30.5

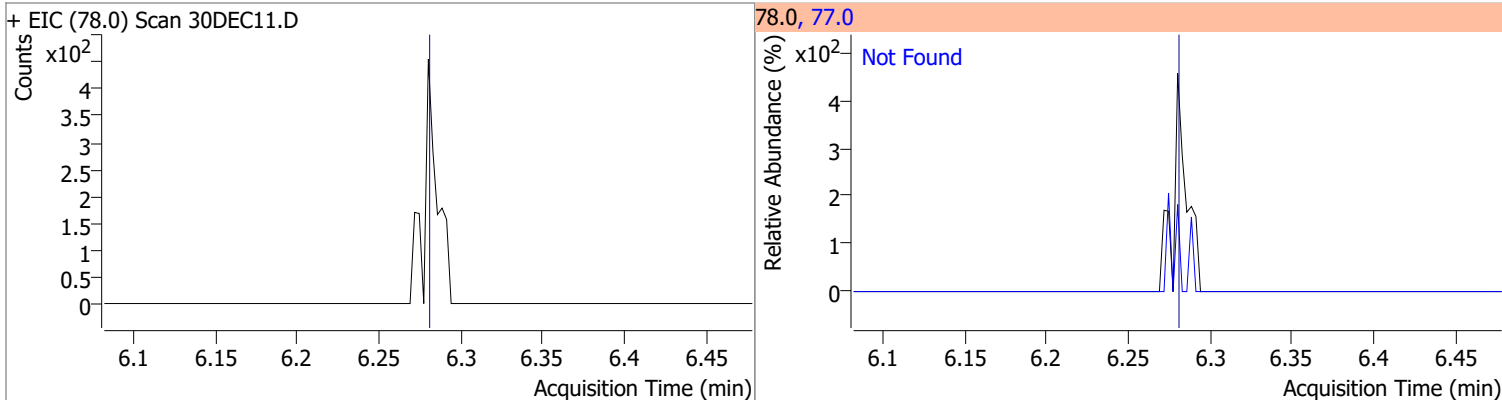


Quantitation Results Report (QT Reviewed)

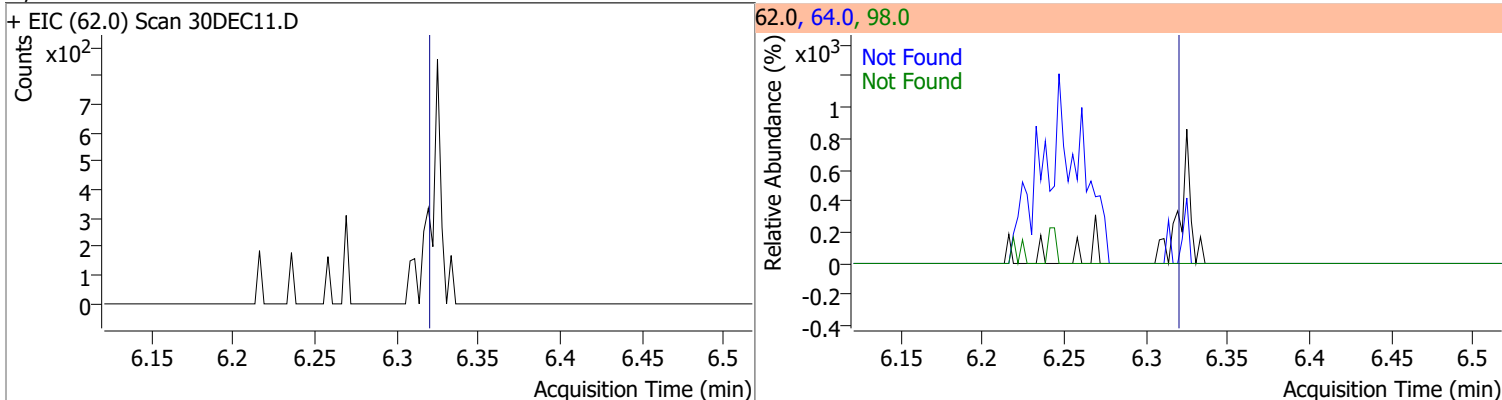
Compound	Conc.	RT	Dev(Min)	Resp.	QIon	QRatio	Lower	Upper
1,2-Dichloroethane-d4	264.6856	6.23	0.00	65078	65.0	197.2	166.3	226.3



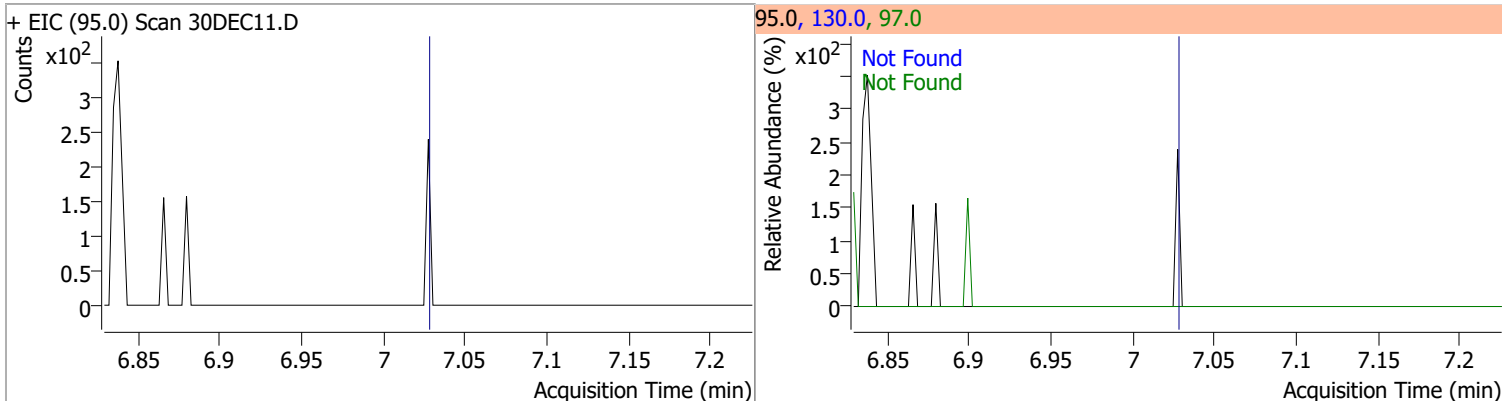
Compound	Conc.	Exp RT	QIon	Exp Ratio
Benzene	N.D.	6.28	77.0	23.5



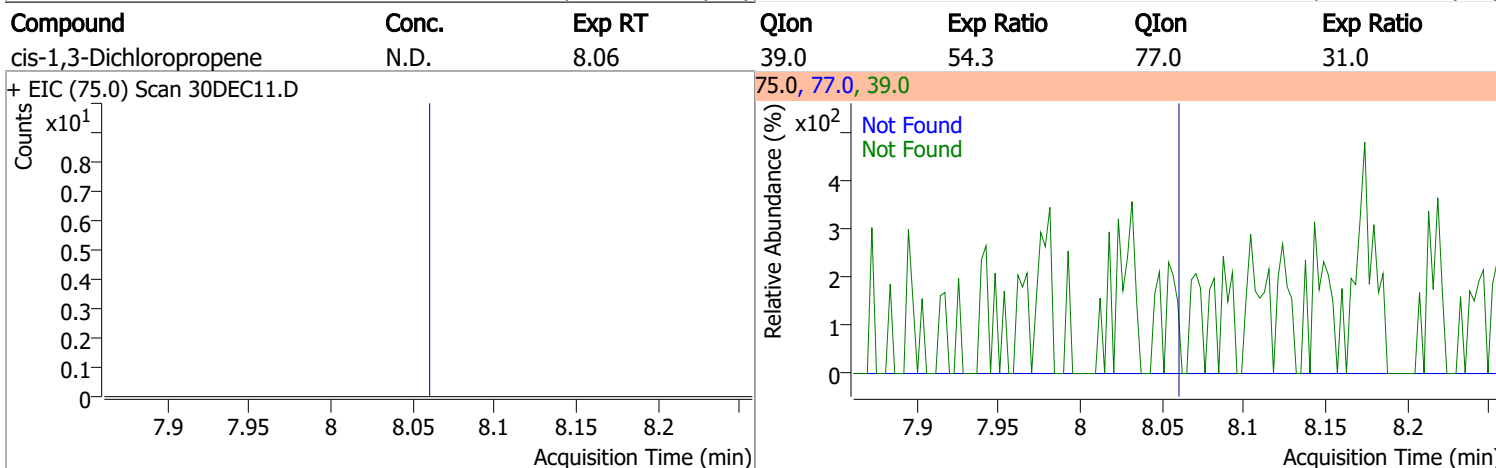
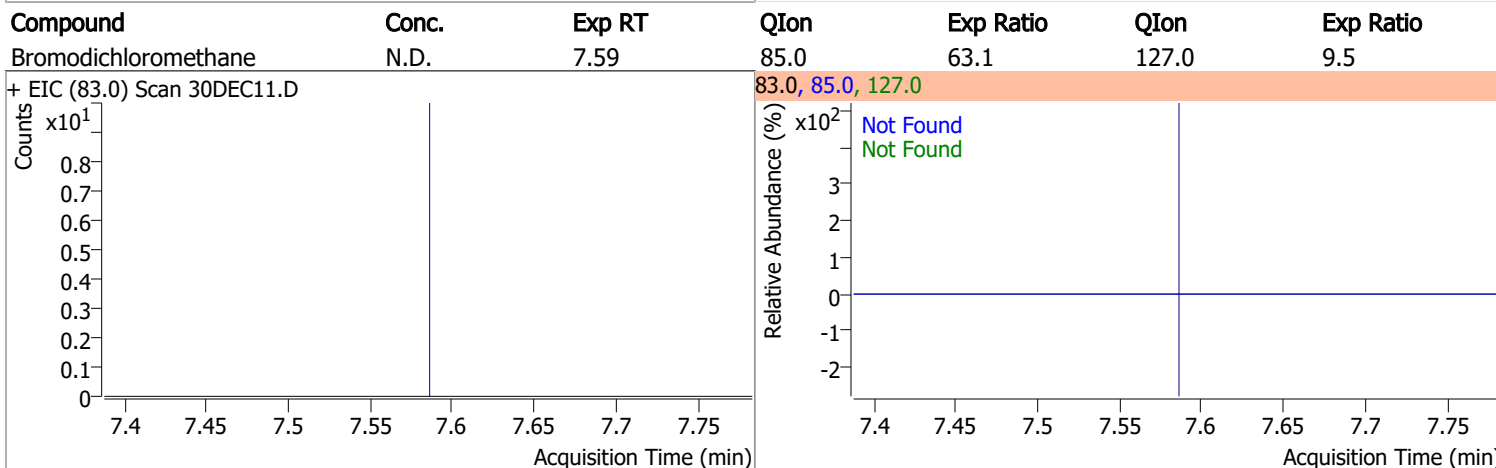
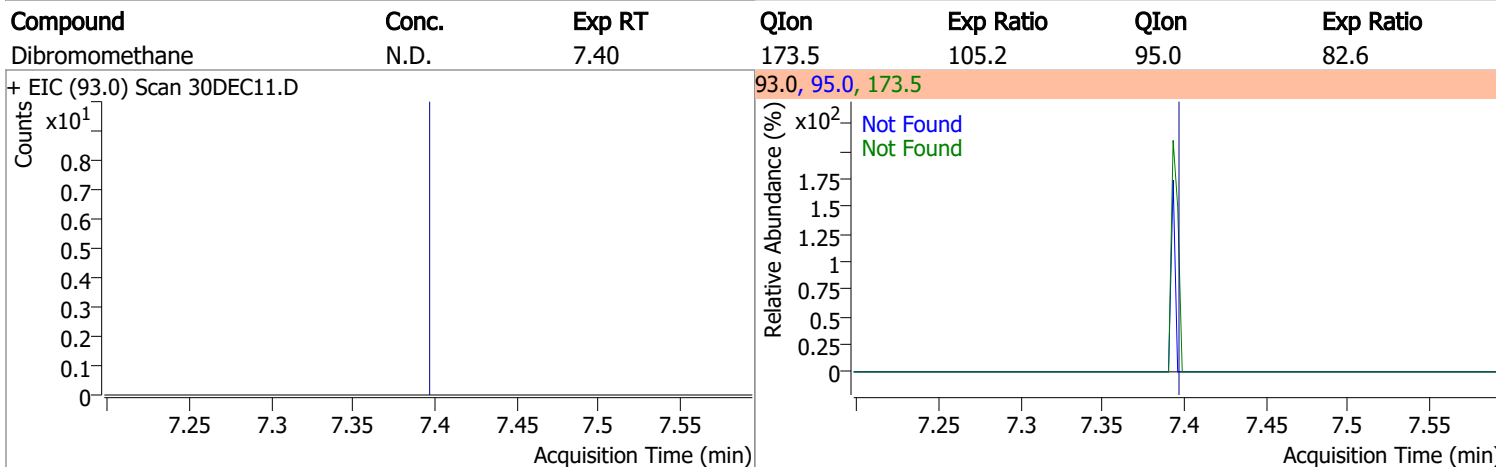
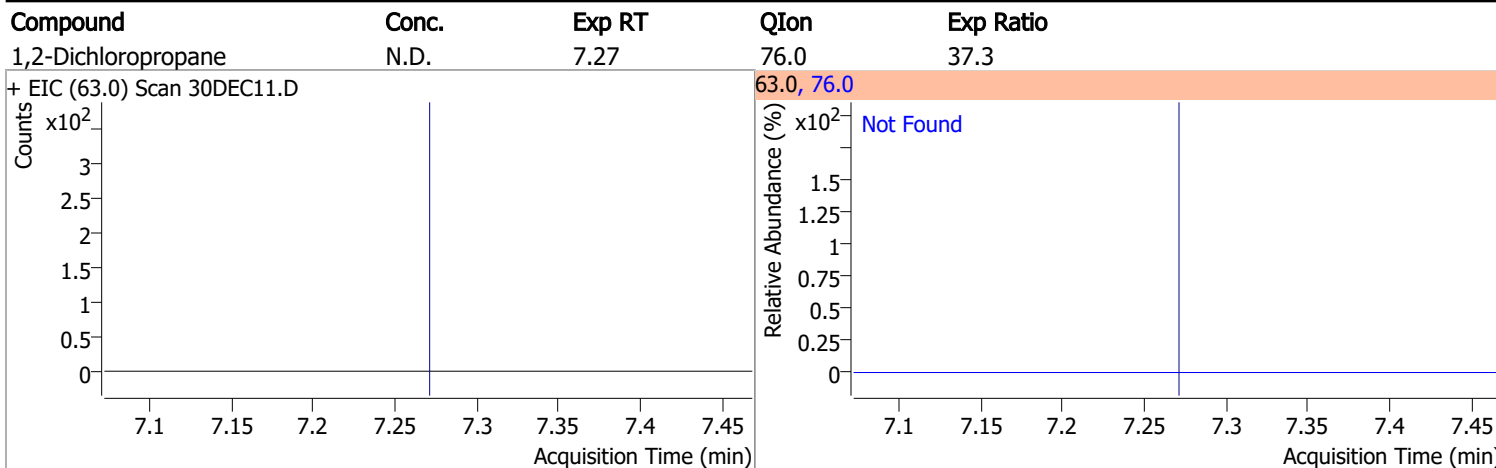
Compound	Conc.	Exp RT	QIon	Exp Ratio	QIon	Exp Ratio
1,2-Dichloroethane	N.D.	6.32	64.0	32.3	98.0	8.2



Compound	Conc.	Exp RT	QIon	Exp Ratio	QIon	Exp Ratio
Trichloroethene	N.D.	7.03	130.0	100.8	97.0	64.7

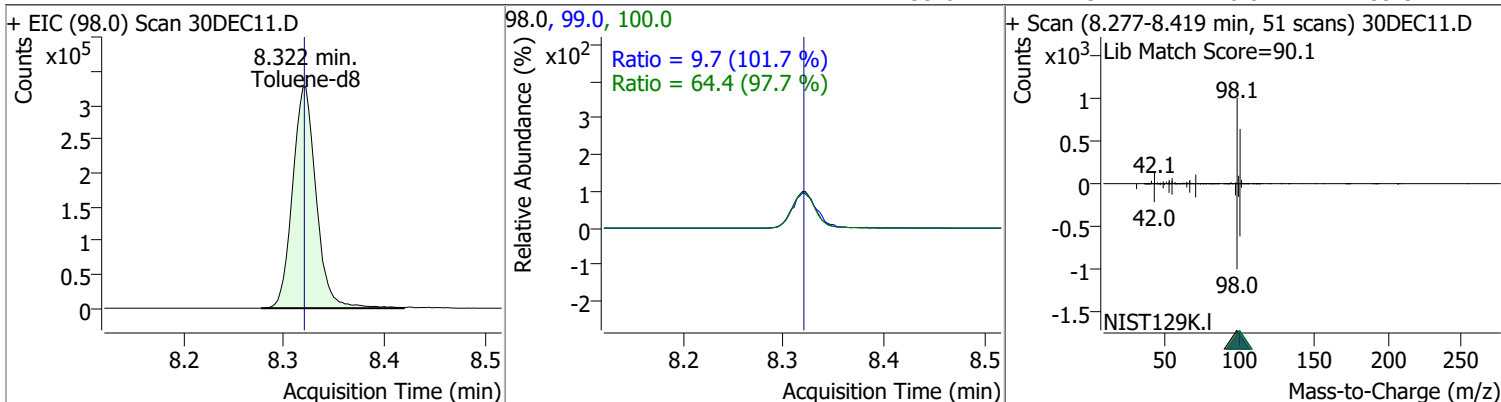


Quantitation Results Report (QT Reviewed)

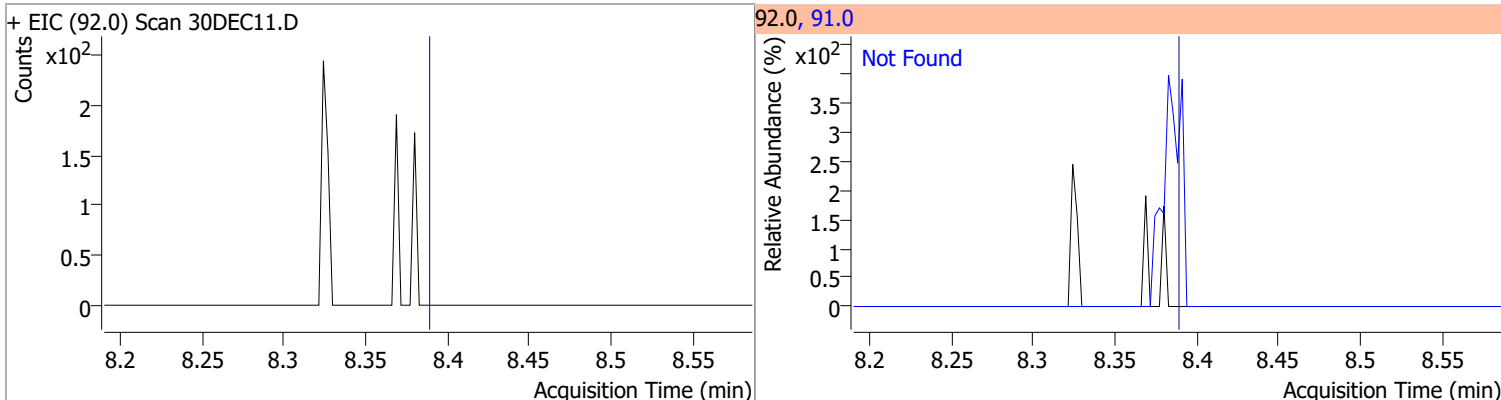


Quantitation Results Report (QT Reviewed)

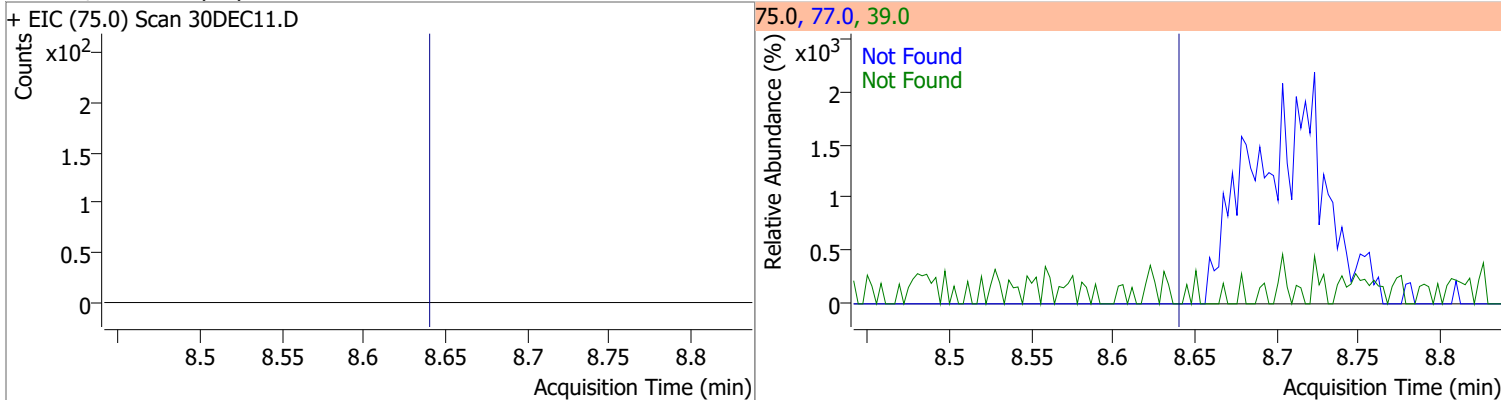
Compound	Conc.	RT	Dev(Min)	Resp.	QIon	QRatio	Lower	Upper
Toluene-d8	253.4051	8.32	0.00	535120	100.0	64.4	35.9	95.9
					99.0	9.7	0.0	39.5



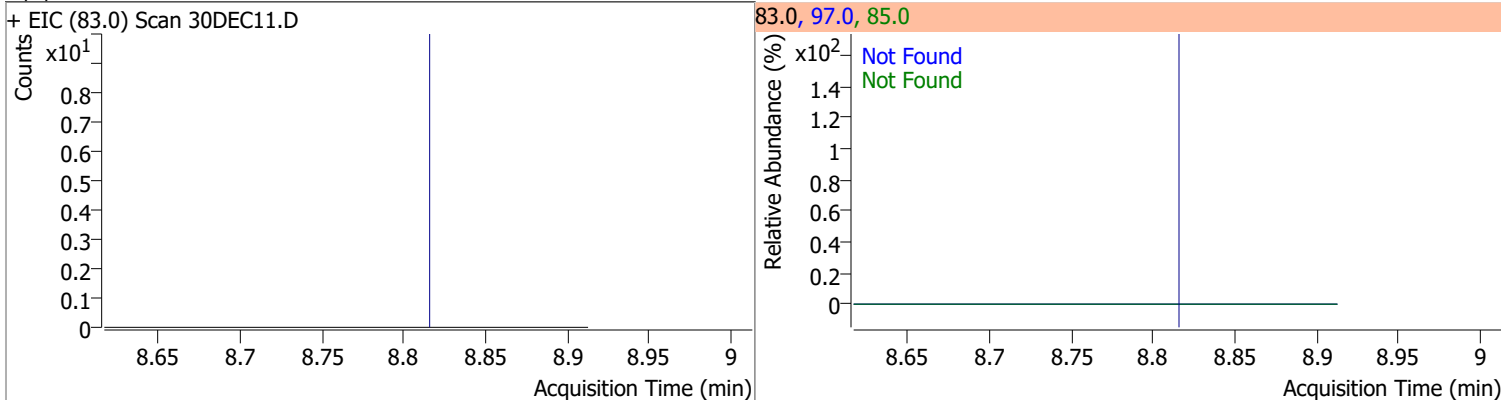
Compound	Conc.	Exp RT	QIon	Exp Ratio
Toluene	N.D.	8.39	91.0	174.3



Compound	Conc.	Exp RT	QIon	Exp Ratio	QIon	Exp Ratio
trans-1,3-Dichloropropene	N.D.	8.64	39.0	52.1	77.0	32.0



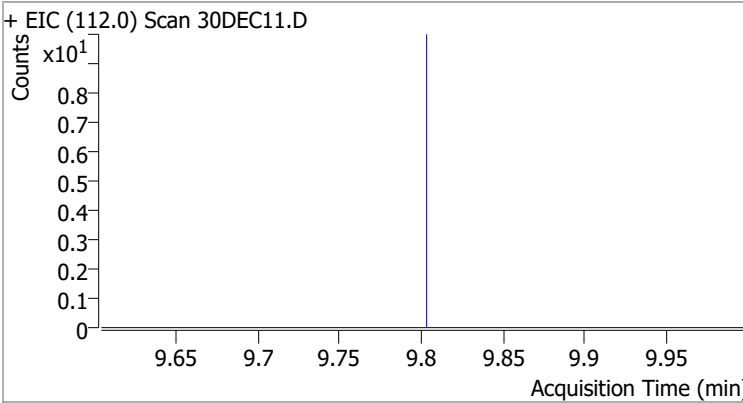
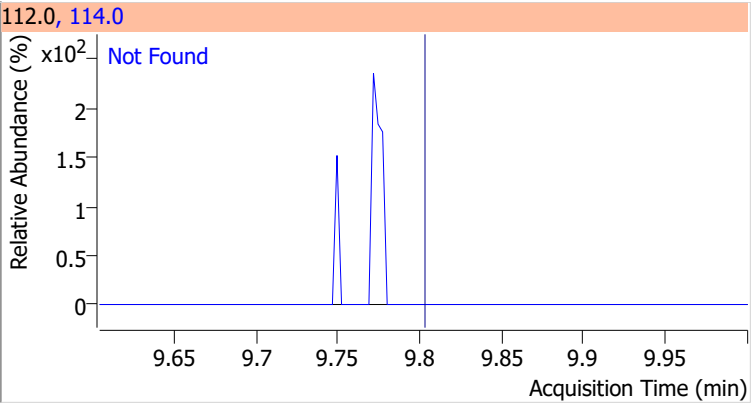
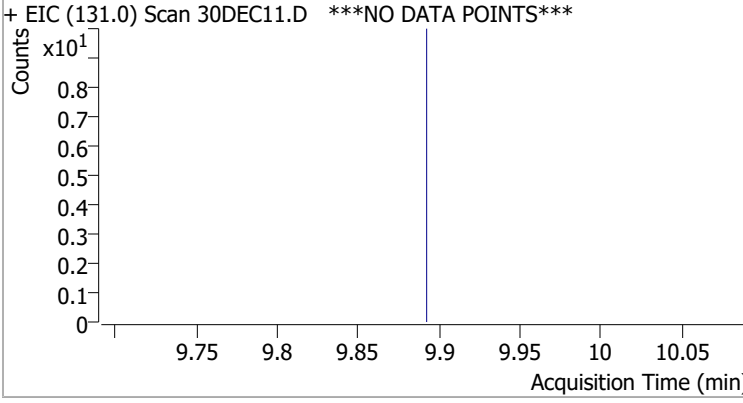
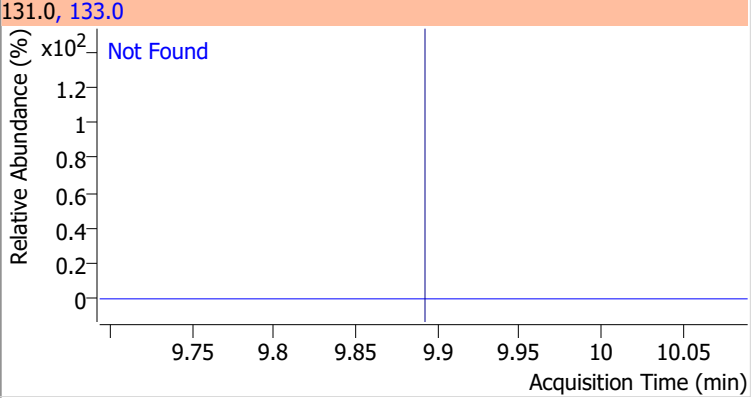
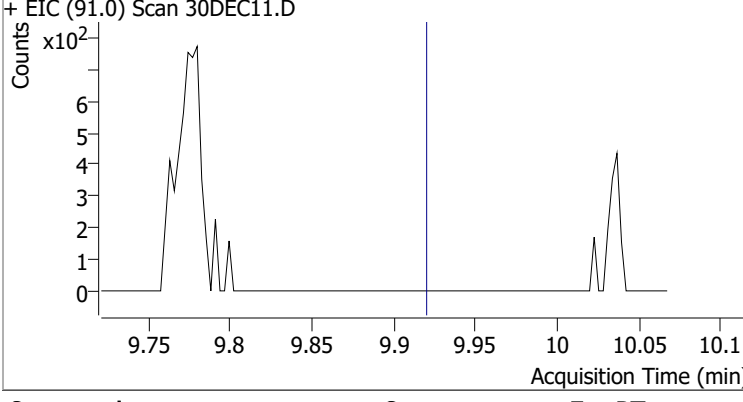
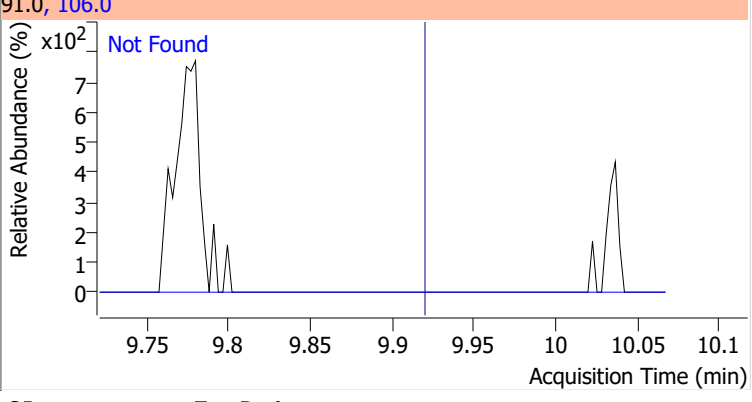
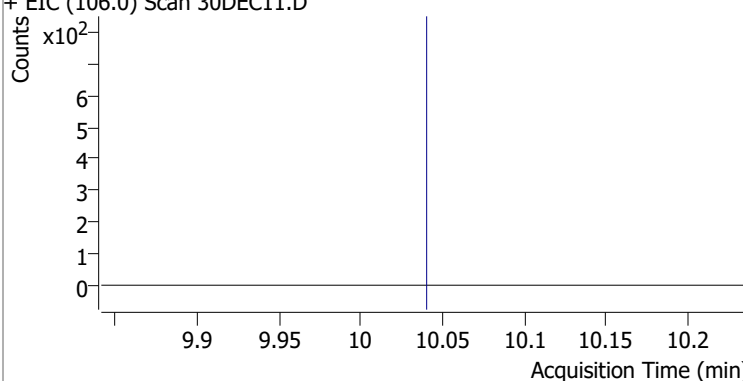
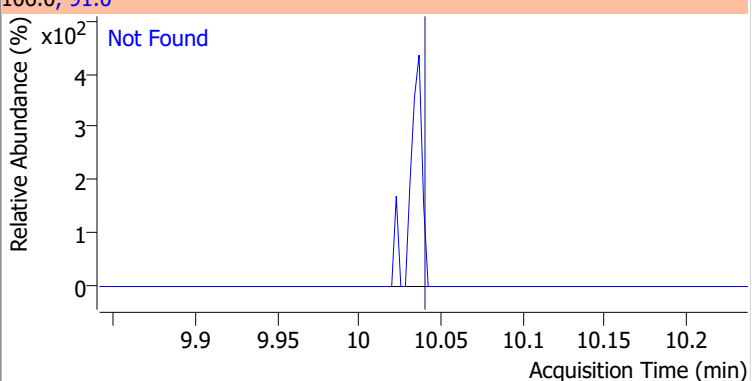
Compound	Conc.	Exp RT	QIon	Exp Ratio	QIon	Exp Ratio
1,1,2-Trichloroethane	N.D.	8.82	97.0	114.3	85.0	61.5



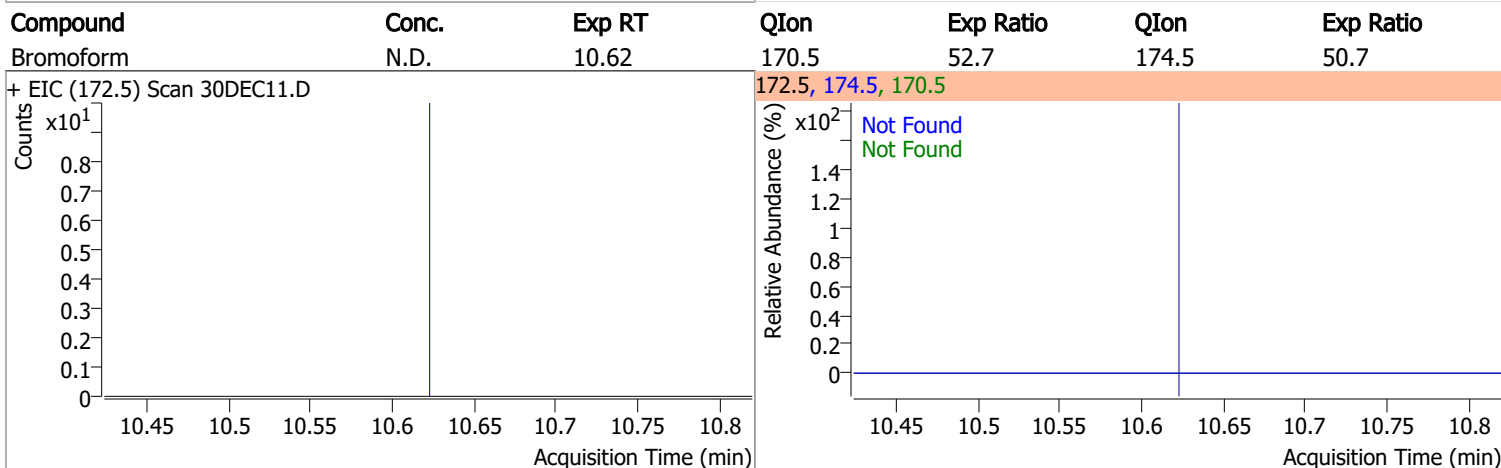
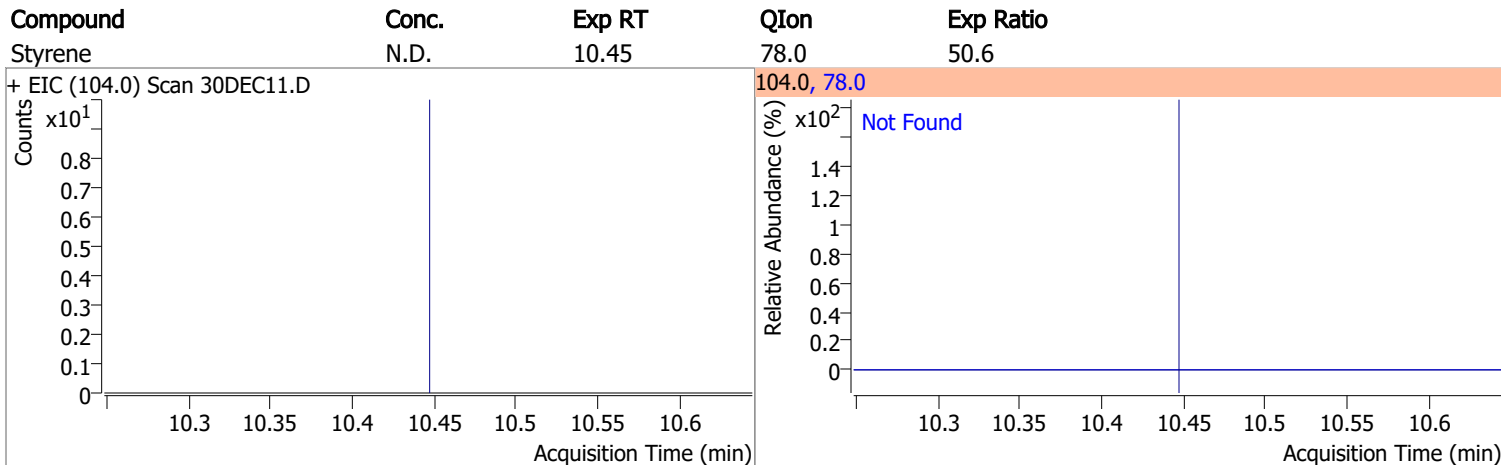
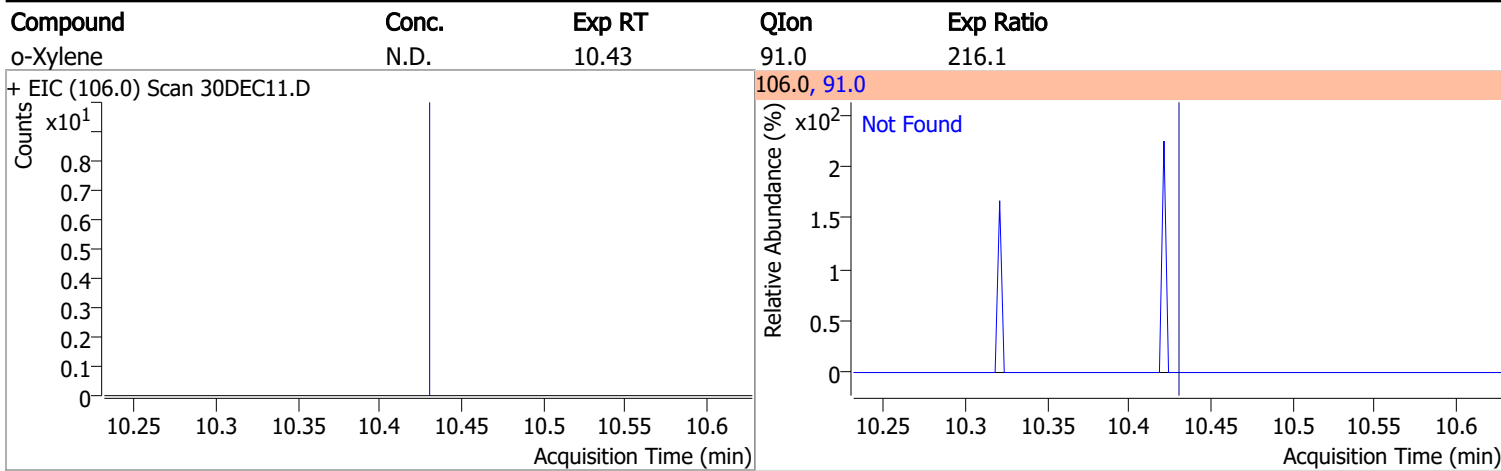
Quantitation Results Report (QT Reviewed)

Compound	Conc.	Exp RT	QIon	Exp Ratio	QIon	Exp Ratio
Tetrachloroethene	N.D.	8.94	165.8	128.3	129.0	95.3
+ EIC (163.8) Scan 30DEC11.D ***NO DATA POINTS***			163.8, 129.0, 165.8			
1,3-Dichloropropane	N.D.	8.98	78.0	32.1		
+ EIC (76.0) Scan 30DEC11.D			76.0, 78.0			
Chlorodibromomethane	N.D.	9.20	127.0	75.3		
+ EIC (129.0) Scan 30DEC11.D ***NO DATA POINTS***			129.0, 127.0			
1,2-Dibromoethane	N.D.	9.31	109.0	97.2		
+ EIC (107.0) Scan 30DEC11.D ***NO DATA POINTS***			107.0, 109.0			

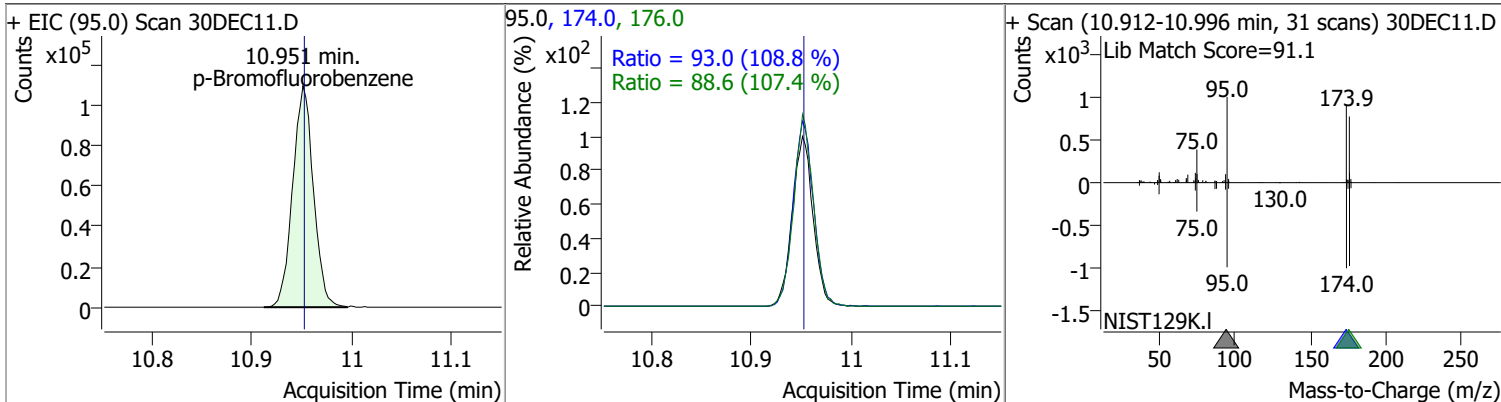
Quantitation Results Report (QT Reviewed)

Compound	Conc.	Exp RT	QIon	Exp Ratio
Chlorobenzene	N.D.	9.80	114.0	32.3
+ EIC (112.0) Scan 30DEC11.D 			112.0, 114.0 	
1,1,1,2-Tetrachloroethane	N.D.	9.89	133.0	95.7
+ EIC (131.0) Scan 30DEC11.D ***NO DATA POINTS*** 			131.0, 133.0 	
Ethylbenzene	N.D.	9.92	106.0	30.7
+ EIC (91.0) Scan 30DEC11.D 			91.0, 106.0 	
m+p-Xylenes	N.D.	10.04	91.0	205.0
+ EIC (106.0) Scan 30DEC11.D 			106.0, 91.0 	

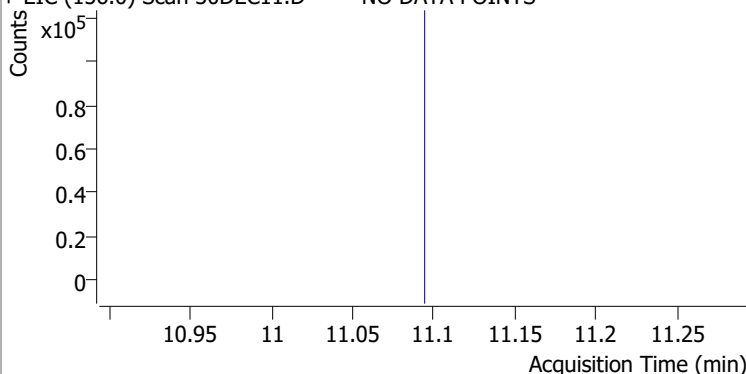
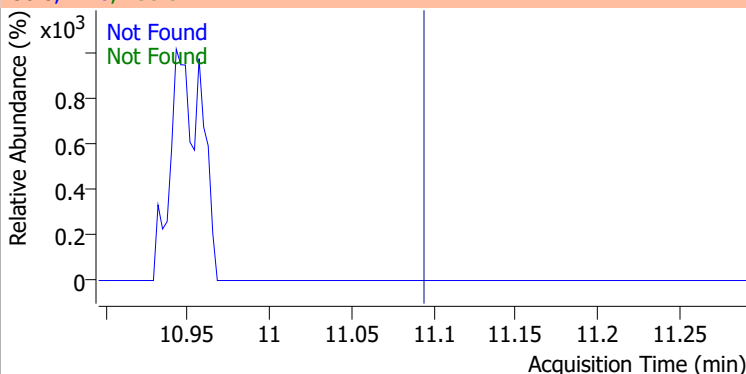
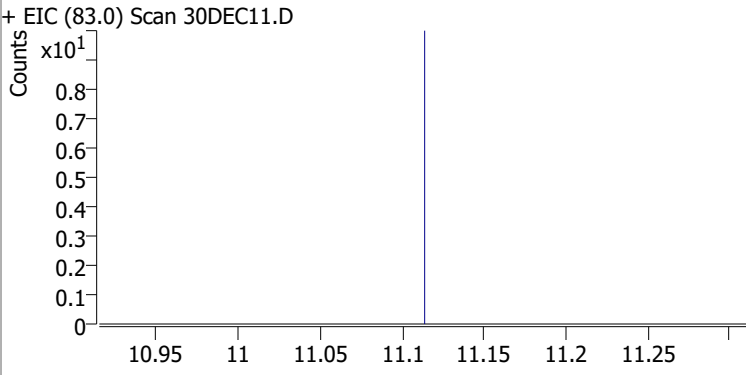
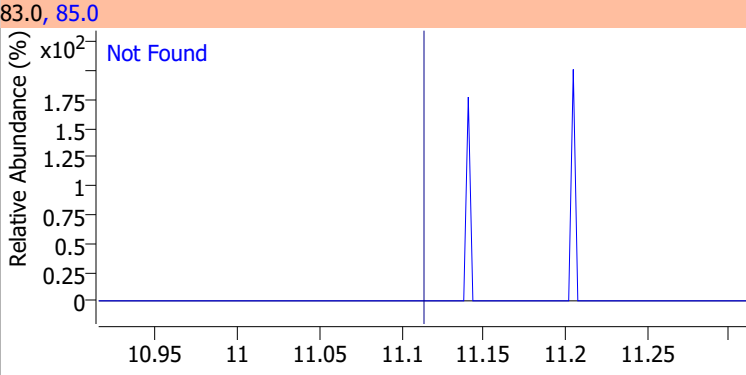
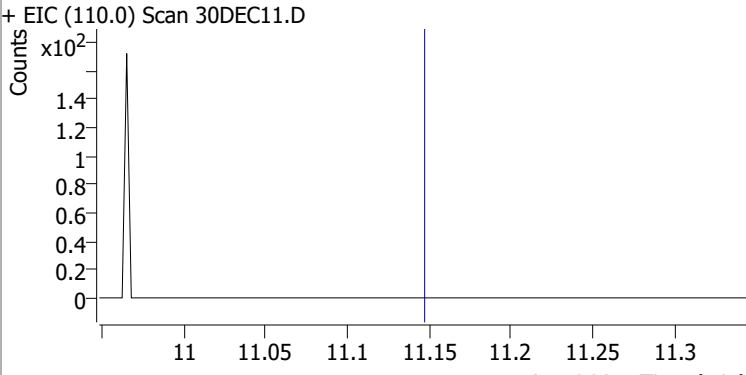
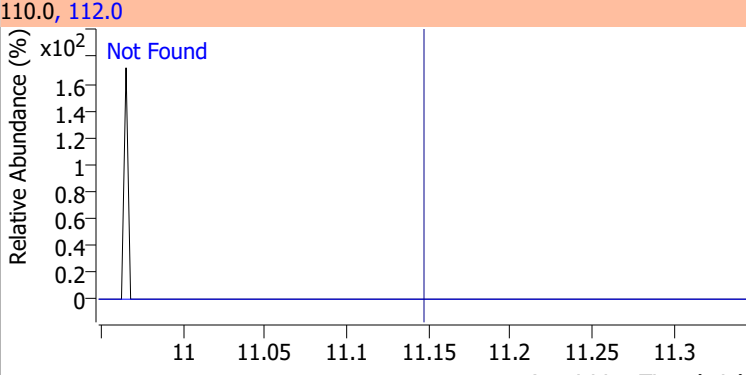
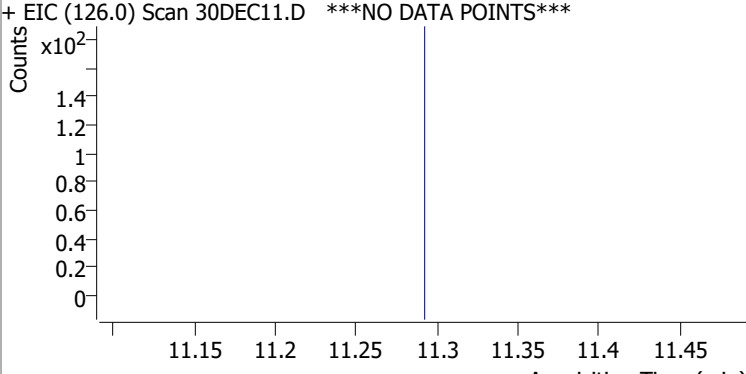
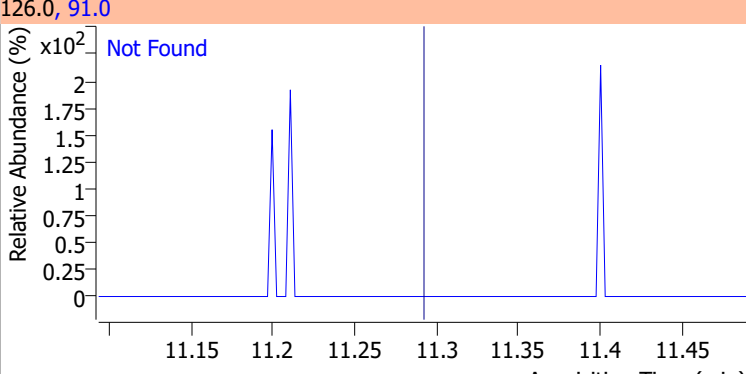
Quantitation Results Report (QT Reviewed)



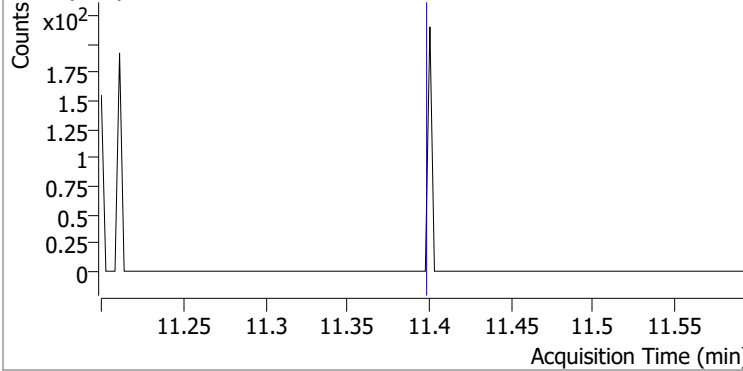
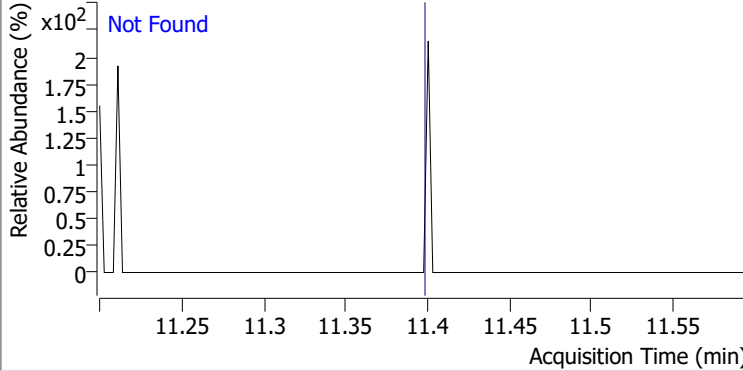
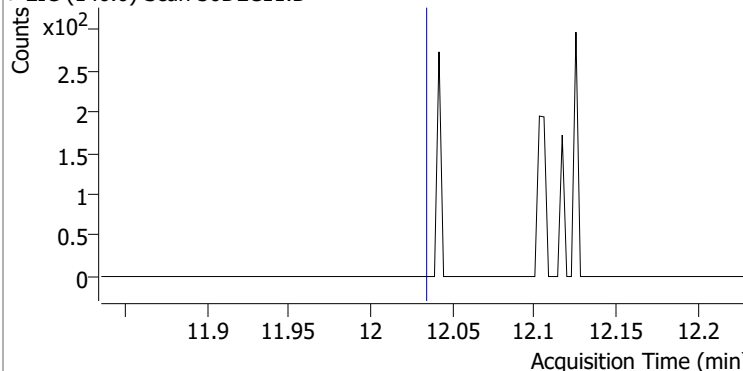
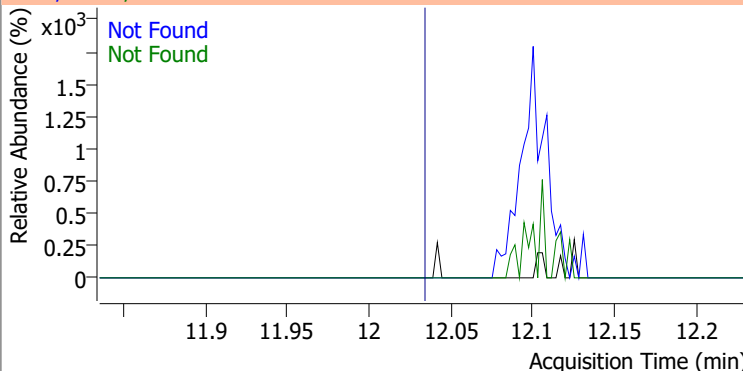
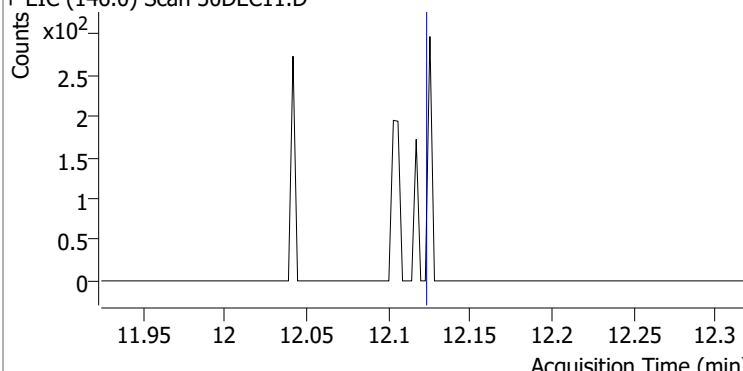
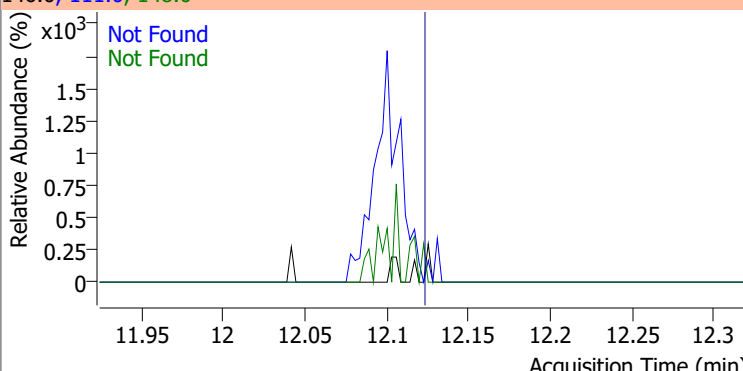
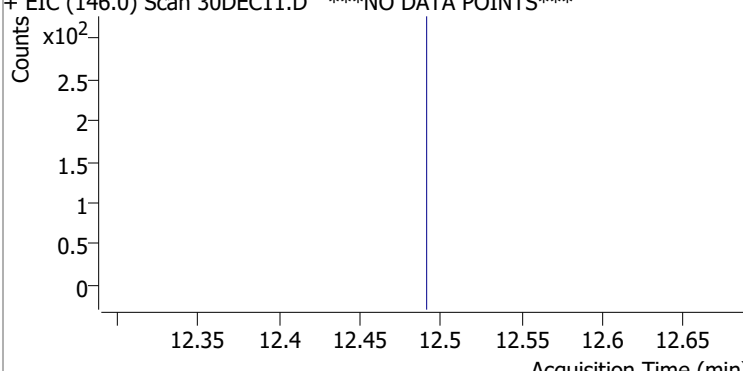
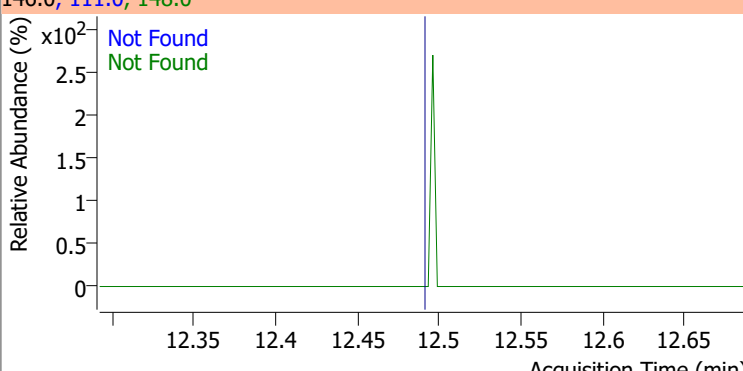
Compound	Conc.	RT	Dev(Min)	Resp.	QIon	QRatio	Lower	Upper
p-Bromofluorobenzene	278.5372	10.95	0.00	157298	174.0	93.0	55.5	115.5
					176.0	88.6	52.5	112.5



Quantitation Results Report (QT Reviewed)

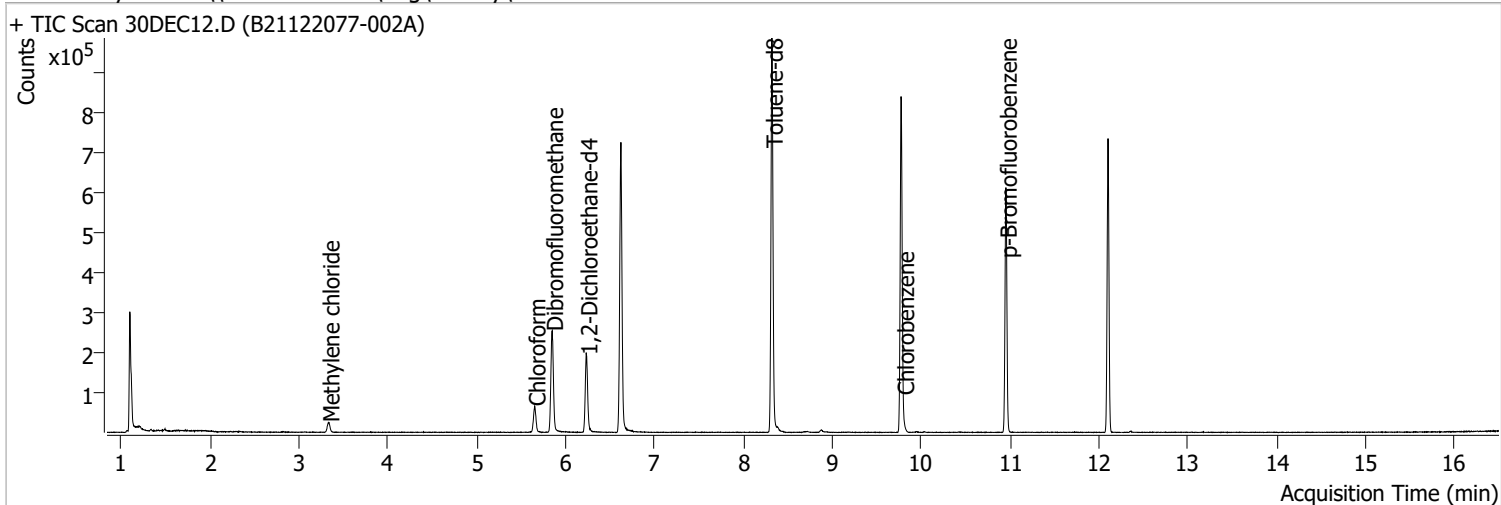
Compound	Conc.	Exp RT	QIon	Exp Ratio	QIon	Exp Ratio
Bromobenzene	N.D.	11.09	77.0	153.2	158.0	96.2
+ EIC (156.0) Scan 30DEC11.D ***NO DATA POINTS***			156.0, 77.0, 158.0			
						
1,1,2,2-Tetrachloroethane	N.D.	11.11	85.0	63.2		
+ EIC (83.0) Scan 30DEC11.D			83.0, 85.0			
						
1,2,3-Trichloropropane	N.D.	11.15	112.0	65.8		
+ EIC (110.0) Scan 30DEC11.D			110.0, 112.0			
						
2-Chlorotoluene	N.D.	11.29	91.0	294.1		
+ EIC (126.0) Scan 30DEC11.D ***NO DATA POINTS***			126.0, 91.0			
						

Quantitation Results Report (QT Reviewed)

Compound	Conc.	Exp RT	QIon	Exp Ratio		
4-Chlorotoluene	N.D.	11.40	126.0	30.4		
+ EIC (91.0) Scan 30DEC11.D			91.0, 126.0			
						
1,3-Dichlorobenzene	N.D.	12.03	148.0	64.5	QIon	Exp Ratio
+ EIC (146.0) Scan 30DEC11.D			146.0, 111.0, 148.0			
						
1,4-Dichlorobenzene	N.D.	12.12	148.0	64.0	QIon	Exp Ratio
+ EIC (146.0) Scan 30DEC11.D			146.0, 111.0, 148.0			
						
1,2-Dichlorobenzene	N.D.	12.49	148.0	63.8	QIon	Exp Ratio
+ EIC (146.0) Scan 30DEC11.D ***NO DATA POINTS***			146.0, 111.0, 148.0			
						

Quantitation Results Report (QT Reviewed)

Data File	30DEC12.D	Operator	SBD
Acq. Method	5975CACQF.M	Acq. Date-Time	12/30/2021 3:28:46 PM
Sample Name	B21122077-002A	Instrument	VOA5975C
Vial	12	Multiplier	1.00
DA Method File	VOA5975C_8260B_SHT_DoD_L4_120721.m	Comment	
Tune File	BFB_Atune3.u	Tune Date	10/11/2021 4:02:00 PM
Batch Name	VG123021_8260B_624pt1.batch.bin	Last Calib Update	1/20/2022 10:22:06 AM
Ref Library	\\MASSHUNTER\Org\Library\NIST129K.I		



Compound	RT	QIon	Resp.	Conc.	Units	Dev(Min)
----------	----	------	-------	-------	-------	----------

Internal Standards

M Fluorobenzene	6.620	96.0	596635	250.0000	ng	0.000
M Chlorobenzene-d5	9.774	82.0	231351	250.0000	ng	0.000
M 1,4-Dichlorobenzene-d4	12.100	152.0	173734	250.0000	ng	0.000

System Monitoring Compounds

S Dibromofluoromethane	5.845	113.0	153005	261.6623	ng	-0.006
Spiked Amount: 250.000	Range: 80.0 - 119.0%			Recovery = 104.66%		
S 1,2-Dichloroethane-d4	6.233	67.0	68317	256.0073	ng	0.003
Spiked Amount: 250.000	Range: 81.0 - 118.0%			Recovery = 102.40%		
S Toluene-d8	8.319	98.0	592151	254.6193	ng	0.000
Spiked Amount: 250.000	Range: 89.0 - 112.0%			Recovery = 101.85%		
S p-Bromofluorobenzene	10.951	95.0	171589	258.1129	ng	0.000
Spiked Amount: 250.000	Range: 85.0 - 114.0%			Recovery = 103.25%		

Target Compounds

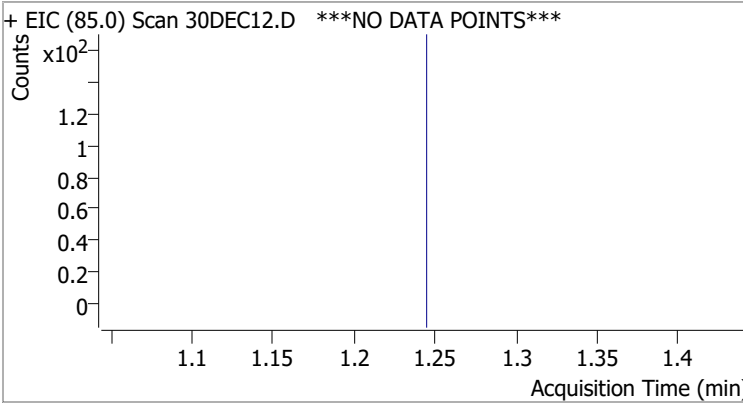
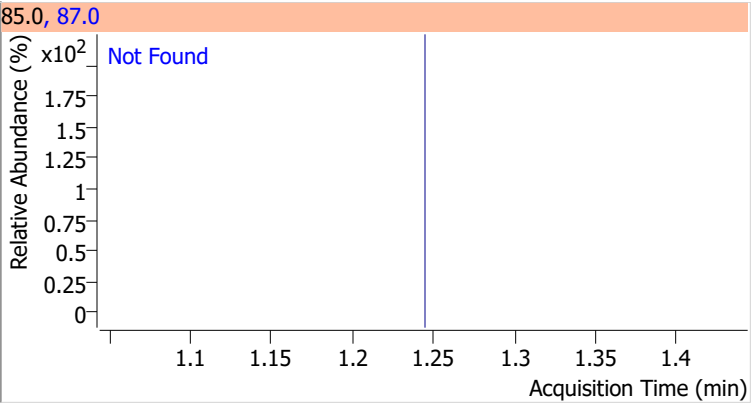
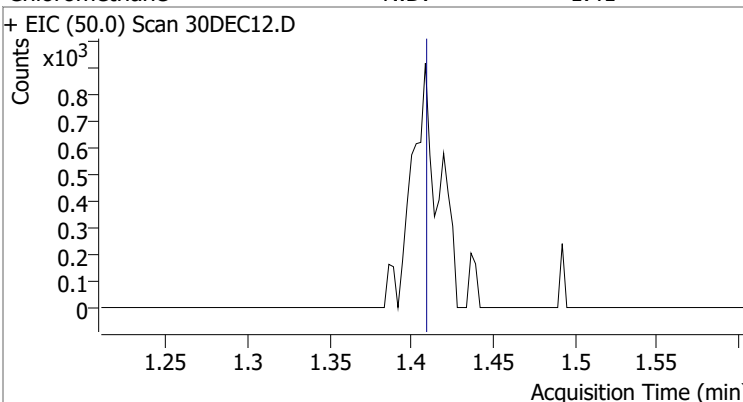
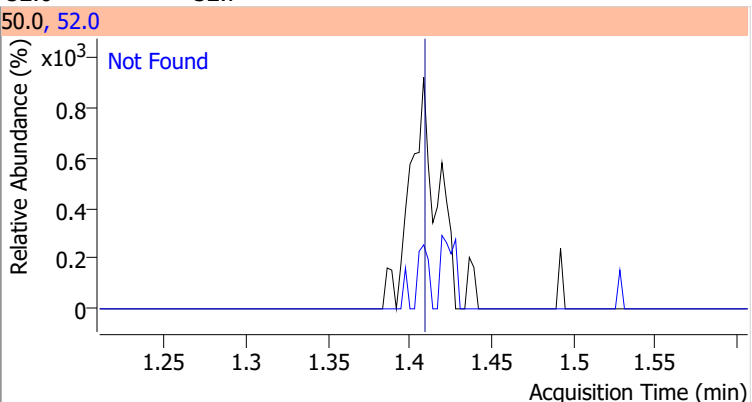
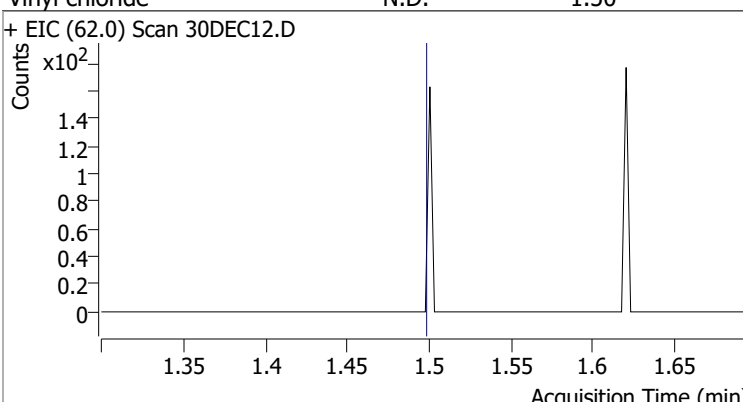
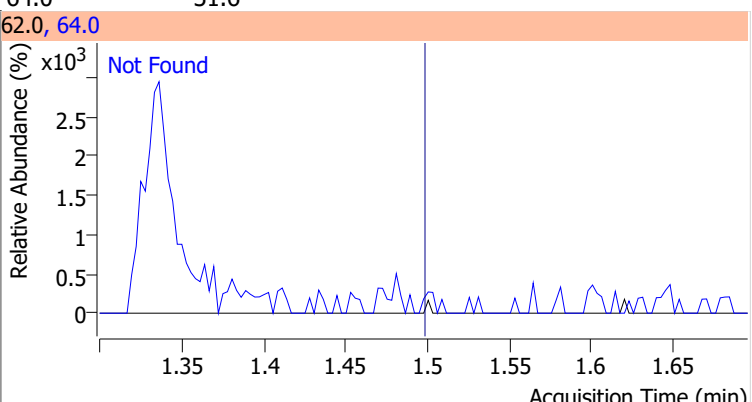
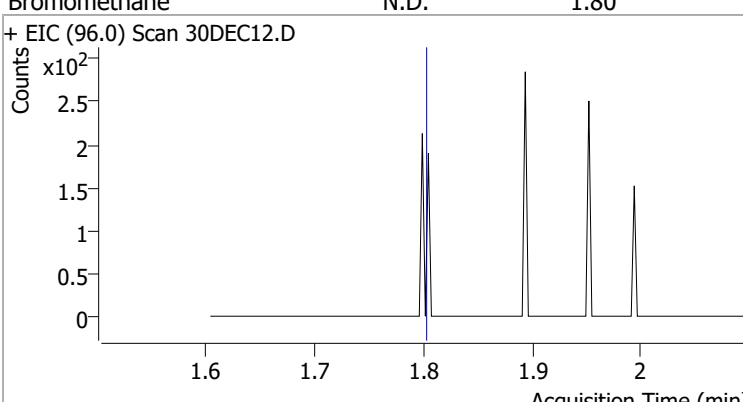
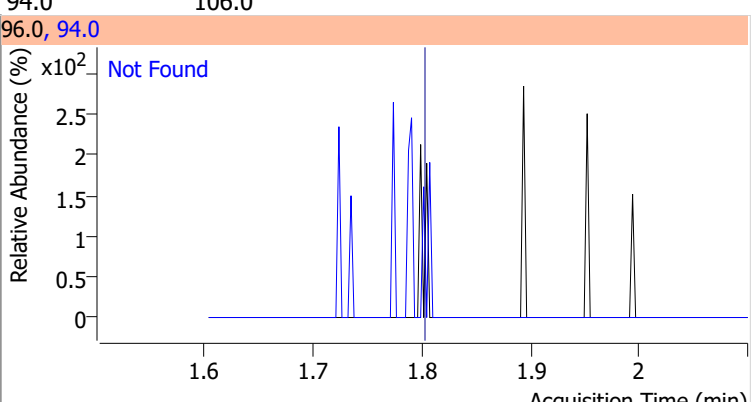
Target Compounds	RT	QIon	Resp.	Conc.	Units	QValue
T Dichlorodifluoromethane	0.000		0	N.D.		
T Chloromethane	0.000		0	N.D.		
T Vinyl chloride	0.000		0	N.D.		
T Bromomethane	0.000		0	N.D.		
T Chloroethane	0.000		0	N.D.		
T Trichlorofluoromethane	0.000		0	N.D.		
T 1,1-Dichloroethene	0.000		0	N.D.		
T Methylene chloride	3.333	49.0	17782	20.3374	ng	96
T trans-1,2-Dichloroethene	0.000		0	N.D.		
T Methyl tert-butyl ether (MTBE)	0.000		0	N.D.		
T 1,1-Dichloroethane	0.000		0	N.D.		
T 2,2-Dichloropropane	0.000		0	N.D.		
T cis-1,2-Dichloroethene	0.000		0	N.D.		
T Methyl ethyl ketone	0.000		0	N.D.		
T Bromochloromethane	0.000		0	N.D.		
T Chloroform	5.650	83.0	49469	42.8654	ng	100

Quantitation Results Report (QT Reviewed)

Compound	RT	QIon	Resp.	Conc.	Units	Dev(Min)
T 1,1,1-Trichloroethane	0.000		0	N.D.		
T Carbon tetrachloride	0.000		0	N.D.		
T 1,1-Dichloropropene	0.000		0	N.D.		
T Benzene	0.000		0	N.D.		
T 1,2-Dichloroethane	0.000		0	N.D.		
T Trichloroethene	0.000		0	N.D.		
T 1,2-Dichloropropane	0.000		0	N.D.		
T Dibromomethane	0.000		0	N.D.		
T Bromodichloromethane	0.000		0	N.D.		
T cis-1,3-Dichloropropene	0.000		0	N.D.		
T Toluene	0.000		0	N.D.		
T trans-1,3-Dichloropropene	0.000		0	N.D.		
T 1,1,2-Trichloroethane	0.000		0	N.D.		
T Tetrachloroethene	0.000		0	N.D.		
T 1,3-Dichloropropane	0.000		0	N.D.		
T Chlorodibromomethane	0.000		0	N.D.		
T 1,2-Dibromoethane	0.000		0	N.D.		
T Chlorobenzene	9.797	112.0	4500	2.7263	ng	42
T 1,1,1,2-Tetrachloroethane	0.000		0	N.D.		
T Ethylbenzene	0.000		0	N.D.		
T m+p-Xylenes	0.000		0	N.D.		
T o-Xylene	0.000		0	N.D.		
T Styrene	0.000		0	N.D.		
T Bromoform	0.000		0	N.D.		
T Bromobenzene	0.000		0	N.D.		
T 1,1,2,2-Tetrachloroethane	0.000		0	N.D.		
T 1,2,3-Trichloropropane	0.000		0	N.D.		
T 2-Chlorotoluene	0.000		0	N.D.		
T 4-Chlorotoluene	0.000		0	N.D.		
T 1,3-Dichlorobenzene	0.000		0	N.D.		
T 1,4-Dichlorobenzene	0.000		0	N.D.		
T 1,2-Dichlorobenzene	0.000		0	N.D.		

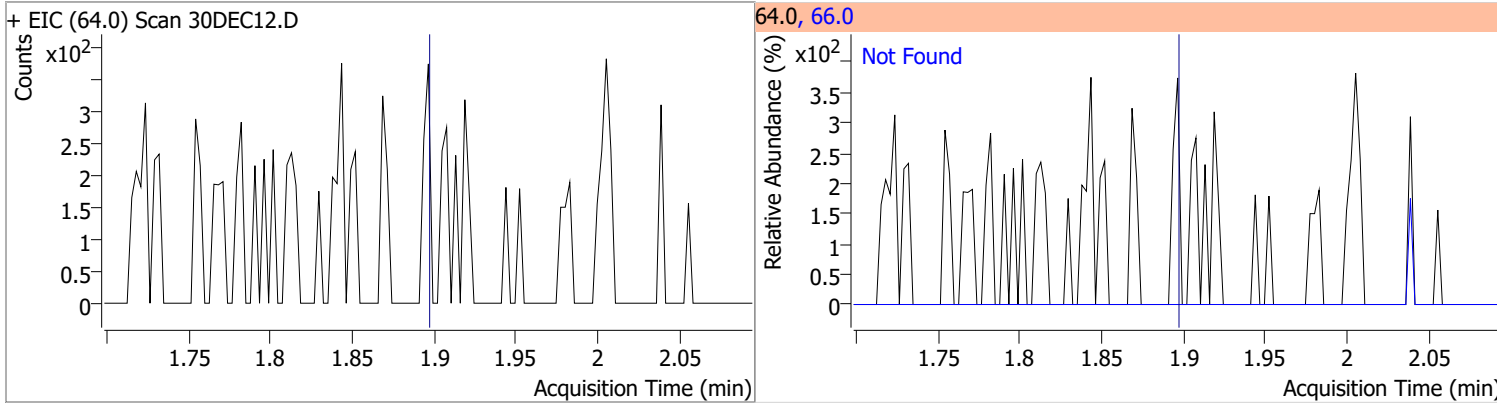
(#) = Qualifier Out of Range; (m) = Manual Integration; (+) = Area Summed; (*) = Surrogate Percent Recovery Out of Range; (d): Zeroed Peak

Quantitation Results Report (QT Reviewed)

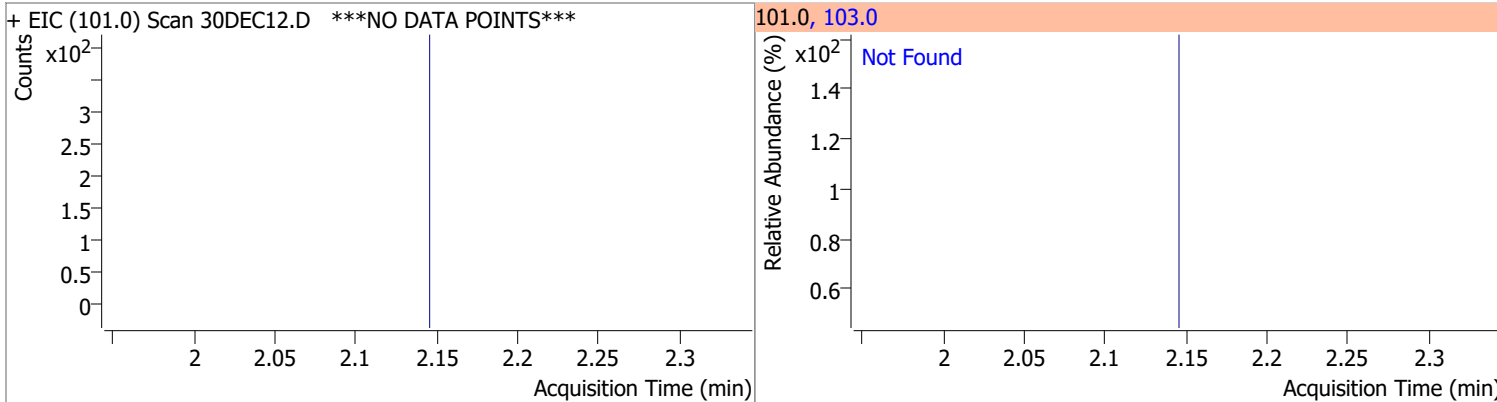
Compound	Conc.	Exp RT	QIon	Exp Ratio
Dichlorodifluoromethane	N.D.	1.24	87.0	32.0
+ EIC (85.0) Scan 30DEC12.D ***NO DATA POINTS***			85.0, 87.0	
				
Chloromethane	N.D.	1.41	52.0	32.7
+ EIC (50.0) Scan 30DEC12.D			50.0, 52.0	
				
Vinyl chloride	N.D.	1.50	64.0	31.6
+ EIC (62.0) Scan 30DEC12.D			62.0, 64.0	
				
Bromomethane	N.D.	1.80	94.0	106.0
+ EIC (96.0) Scan 30DEC12.D			96.0, 94.0	
				

Quantitation Results Report (QT Reviewed)

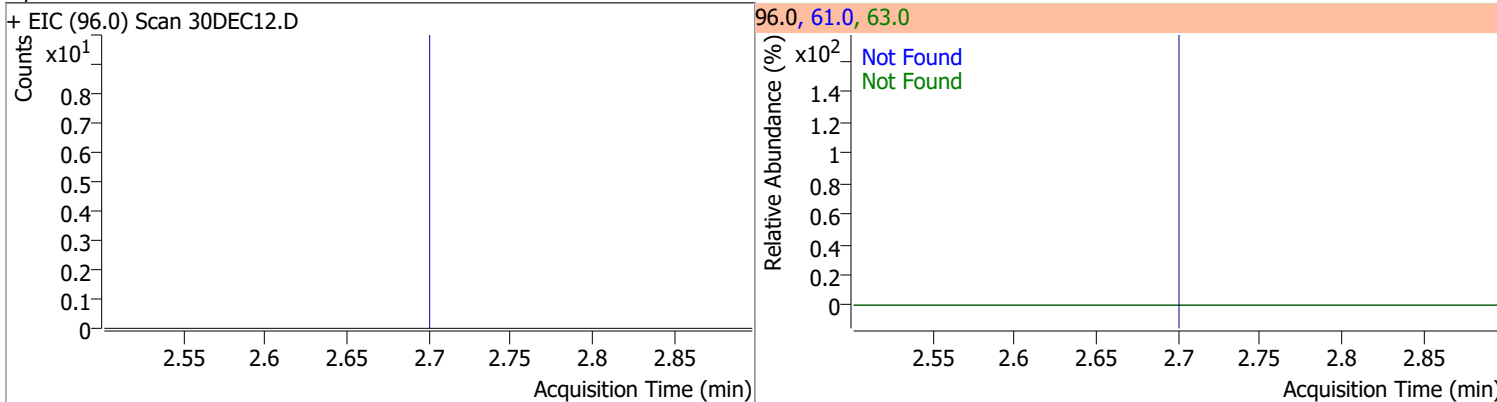
Compound	Conc.	Exp RT	QIon	Exp Ratio
Chloroethane	N.D.	1.90	66.0	30.8



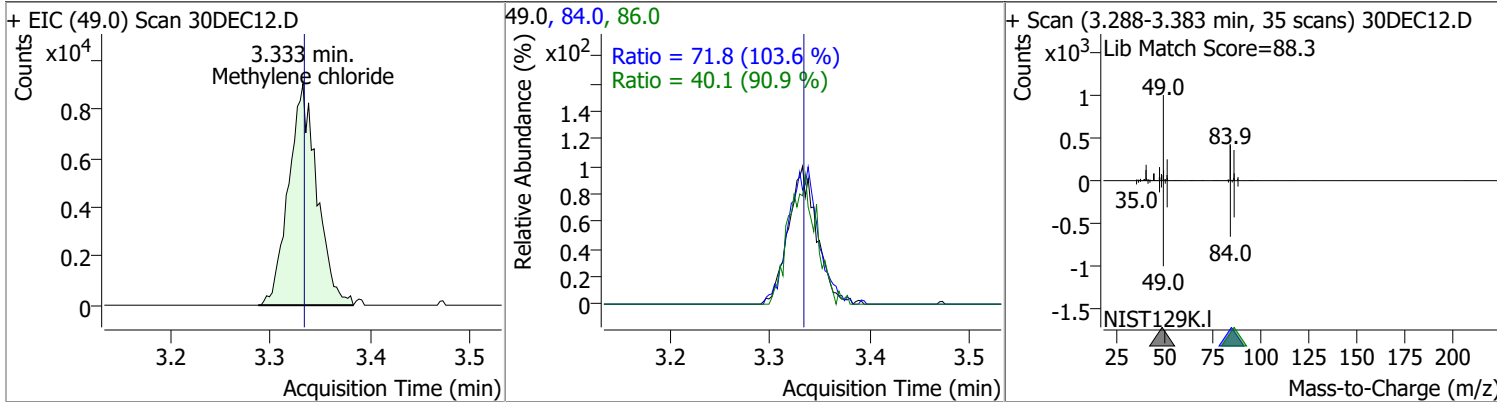
Compound	Conc.	Exp RT	QIon	Exp Ratio
Trichlorofluoromethane	N.D.	2.14	103.0	64.8



Compound	Conc.	Exp RT	QIon	Exp Ratio	QIon	Exp Ratio
1,1-Dichloroethene	N.D.	2.70	61.0	180.1	63.0	57.5

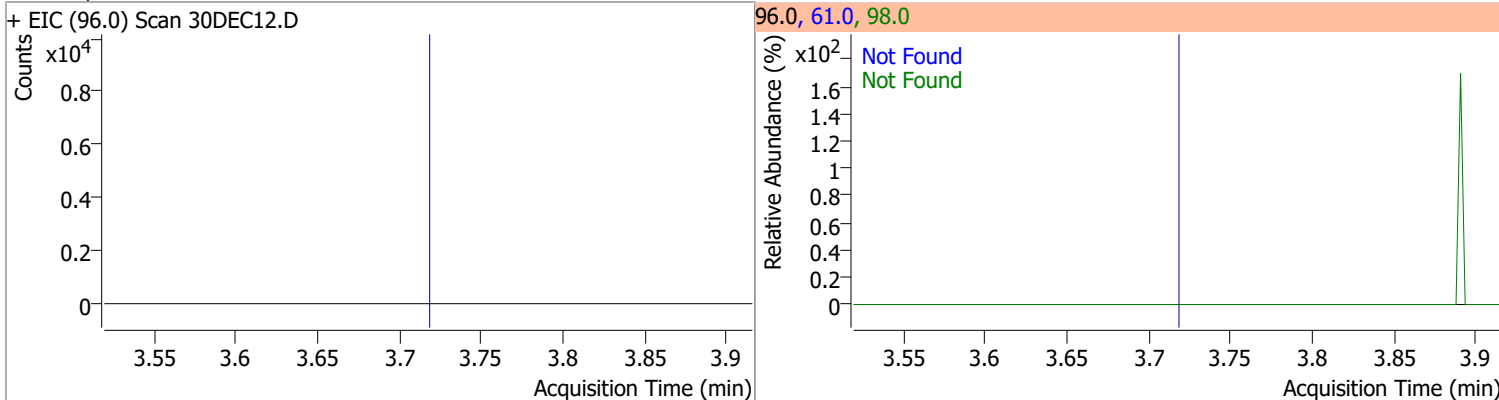


Compound	Conc.	RT	Dev(Min)	Resp.	QIon	QRatio	Lower	Upper
Methylene chloride	20.3374	3.33	0.00	17782	84.0	71.8	39.4	99.4
					86.0	40.1	14.1	74.1

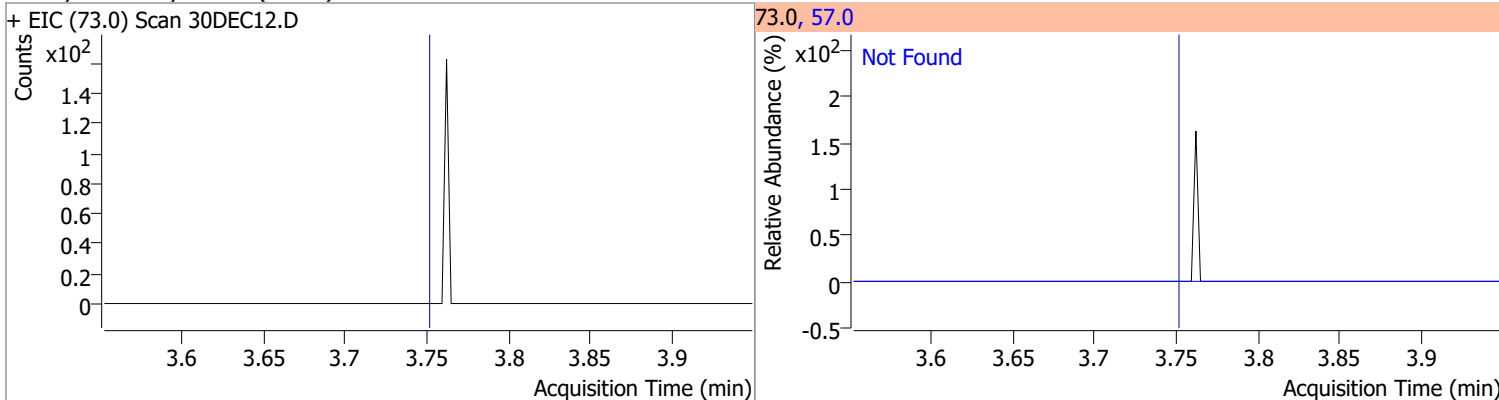


Quantitation Results Report (QT Reviewed)

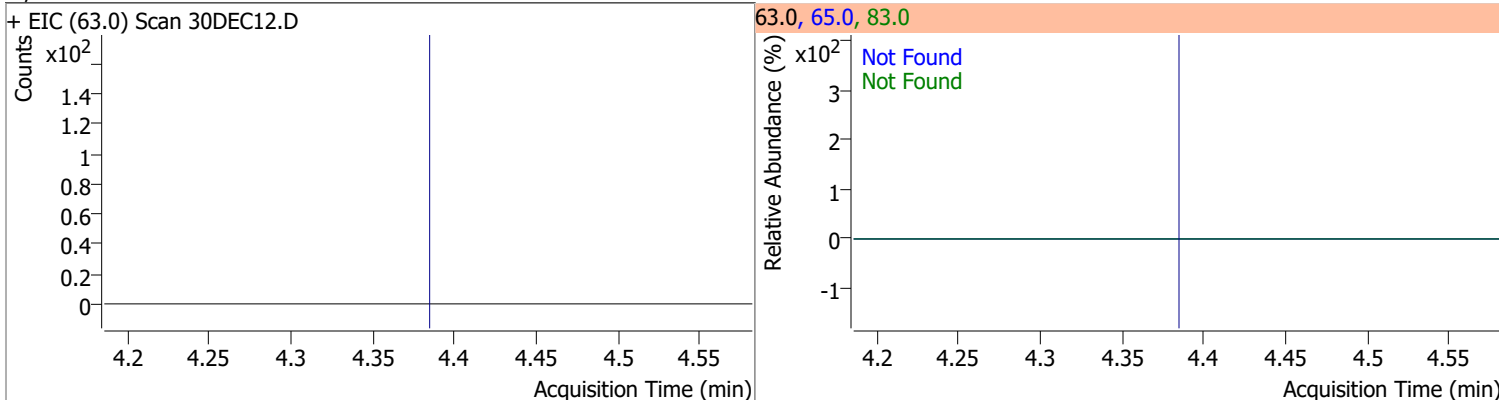
Compound	Conc.	Exp RT	QIon	Exp Ratio	QIon	Exp Ratio
trans-1,2-Dichloroethene	N.D.	3.72	61.0	155.1	98.0	62.8



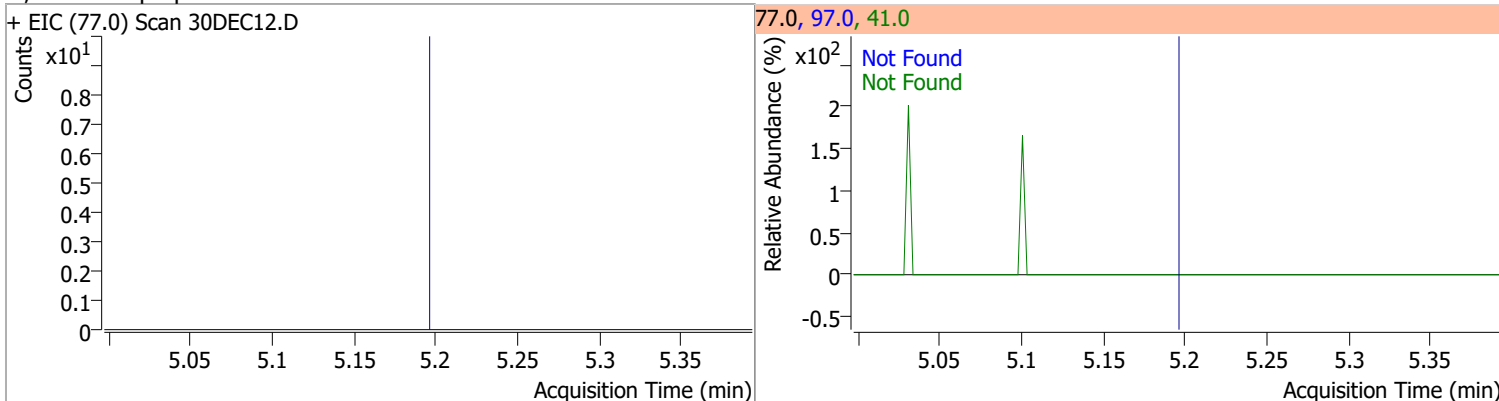
Compound	Conc.	Exp RT	QIon	Exp Ratio
Methyl tert-butyl ether (MTBE)	N.D.	3.75	57.0	23.9



Compound	Conc.	Exp RT	QIon	Exp Ratio	QIon	Exp Ratio
1,1-Dichloroethane	N.D.	4.38	65.0	31.7	83.0	12.8

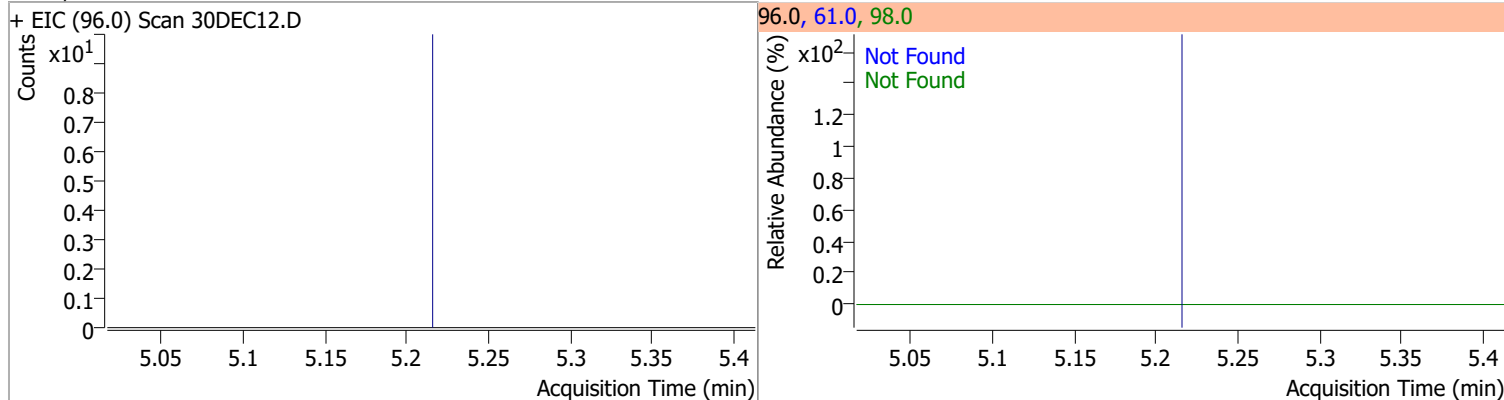


Compound	Conc.	Exp RT	QIon	Exp Ratio	QIon	Exp Ratio
2,2-Dichloropropane	N.D.	5.20	41.0	59.0	97.0	21.8

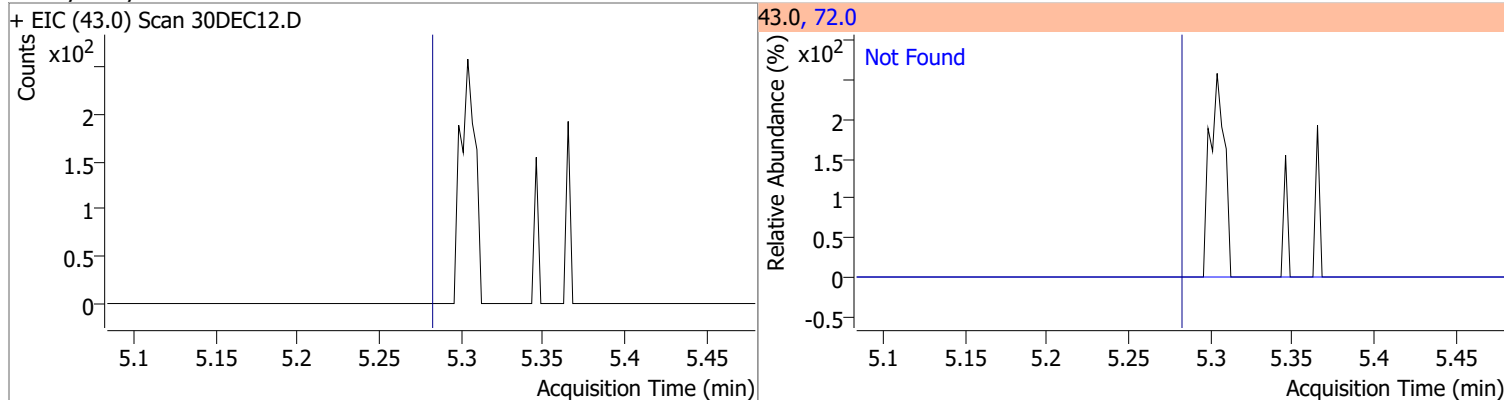


Quantitation Results Report (QT Reviewed)

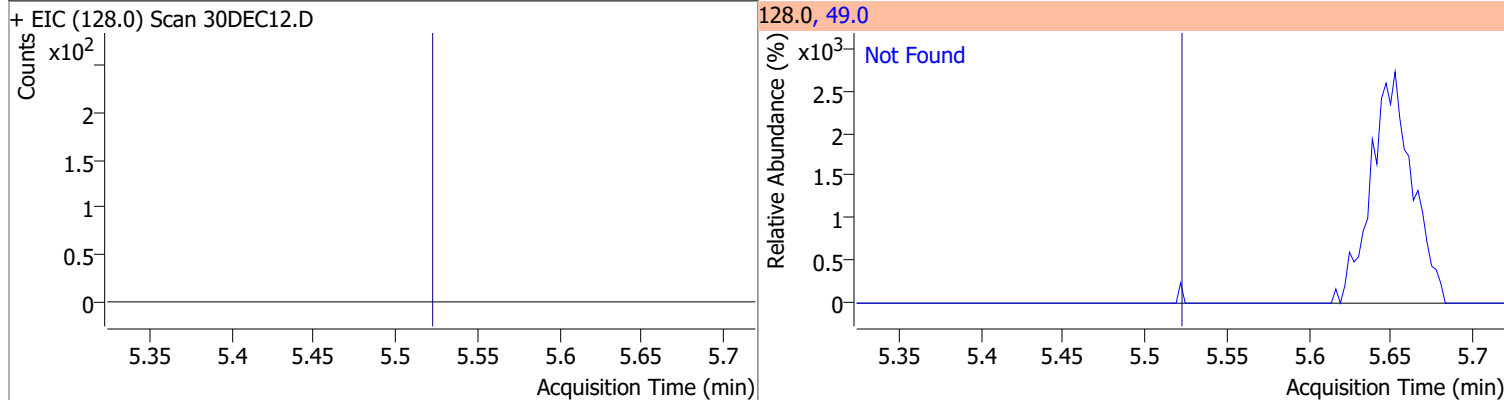
Compound	Conc.	Exp RT	QIon	Exp Ratio	QIon	Exp Ratio
cis-1,2-Dichloroethene	N.D.	5.21	61.0	163.3	98.0	64.4



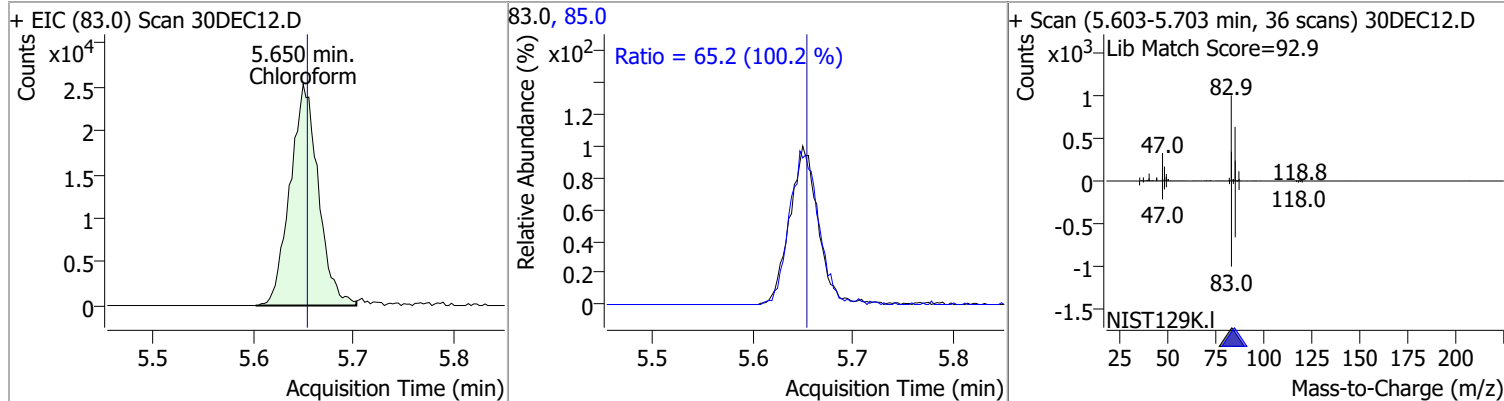
Compound	Conc.	Exp RT	QIon	Exp Ratio
Methyl ethyl ketone	N.D.	5.28	72.0	22.2



Compound	Conc.	Exp RT	QIon	Exp Ratio
Bromochloromethane	N.D.	5.52	49.0	184.6

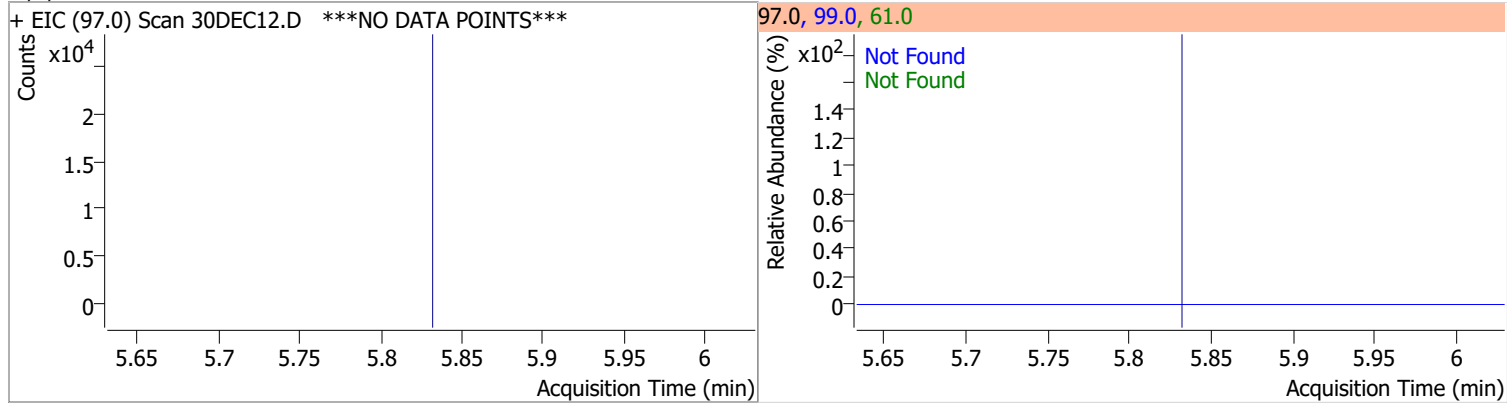


Compound	Conc.	RT	Dev(Min)	Resp.	QIon	QRatio	Lower	Upper
Chloroform	42.8654	5.65	0.00	49469	85.0	65.2	35.1	95.1

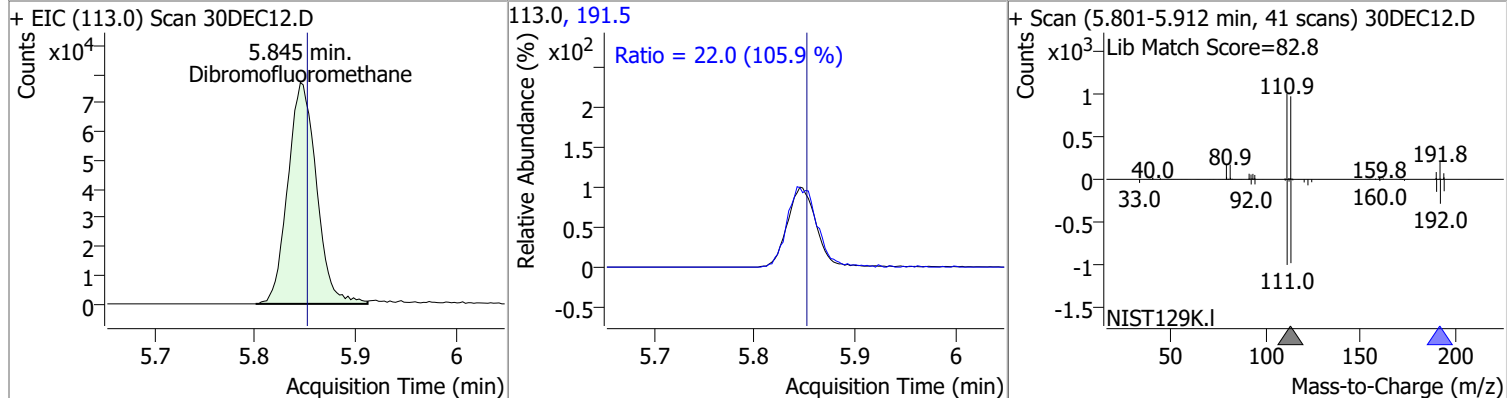


Quantitation Results Report (QT Reviewed)

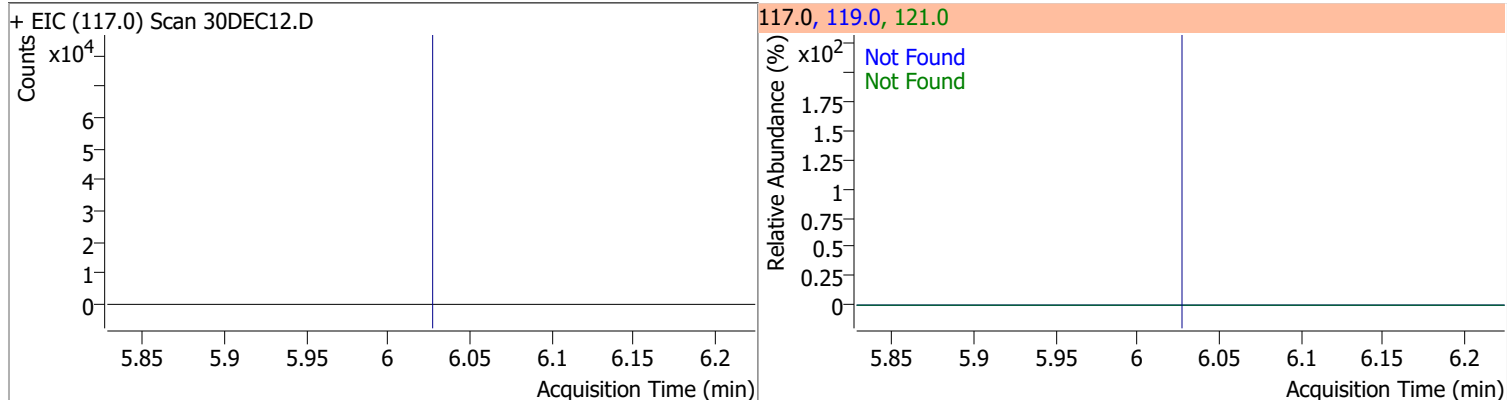
Compound	Conc.	Exp RT	QIon	Exp Ratio	QIon	Exp Ratio
1,1,1-Trichloroethane	N.D.	5.83	99.0	65.7	61.0	45.0



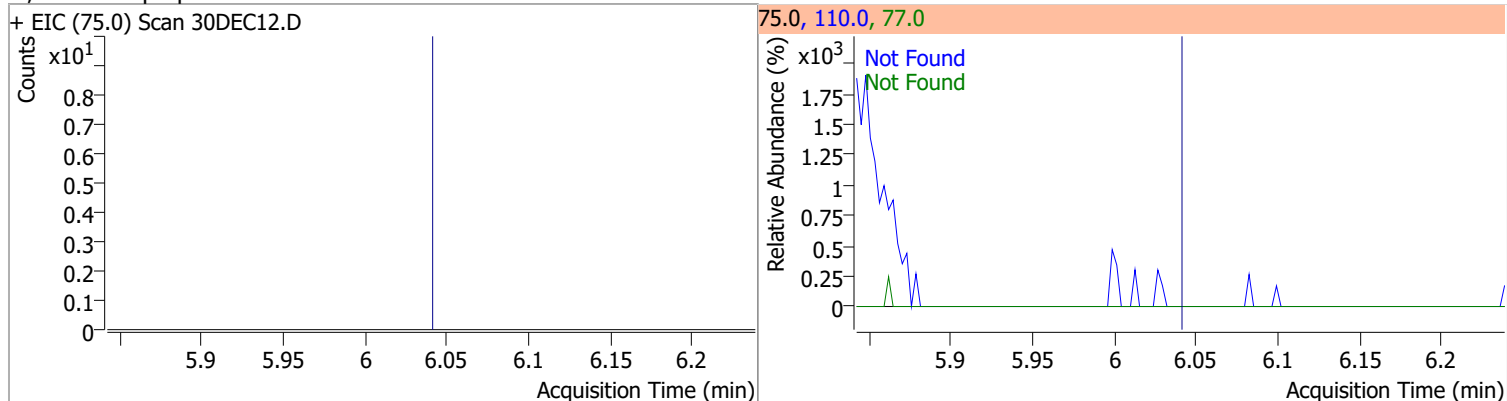
Compound	Conc.	RT	Dev(Min)	Resp.	QIon	QRatio	Lower	Upper
Dibromofluoromethane	261.6623	5.85	-0.01	153005	191.5	22.0	0.0	50.7



Compound	Conc.	Exp RT	QIon	Exp Ratio	QIon	Exp Ratio
Carbon tetrachloride	N.D.	6.03	119.0	97.5	121.0	30.4

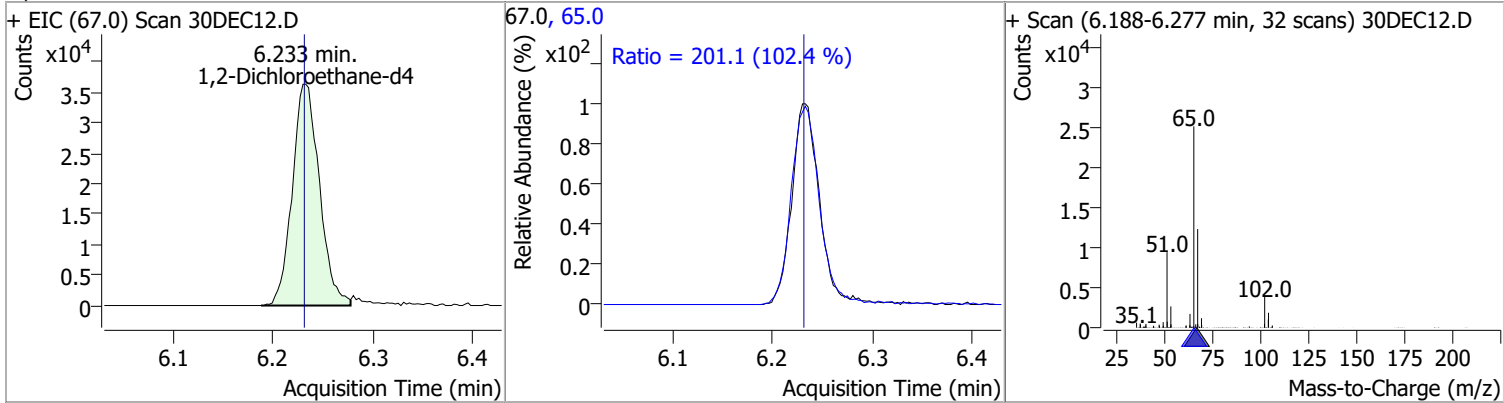


Compound	Conc.	Exp RT	QIon	Exp Ratio	QIon	Exp Ratio
1,1-Dichloropropene	N.D.	6.04	110.0	35.4	77.0	30.5

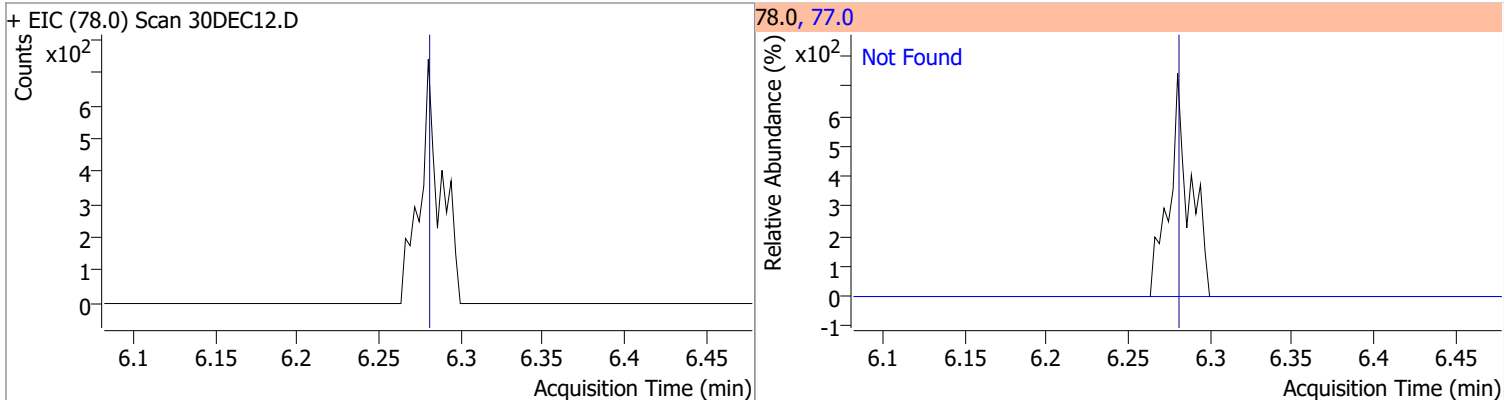


Quantitation Results Report (QT Reviewed)

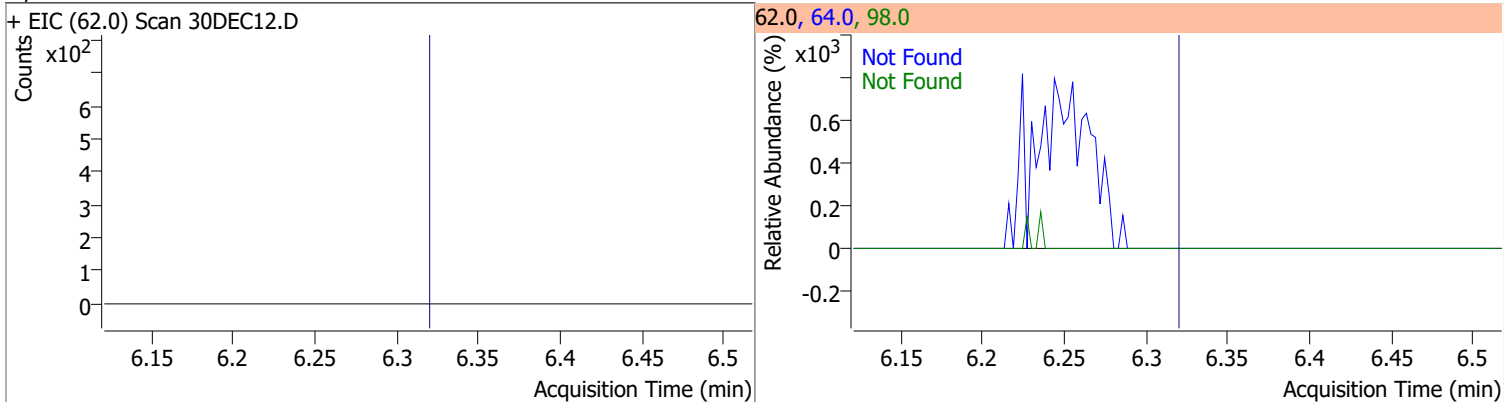
Compound	Conc.	RT	Dev(Min)	Resp.	QIon	QRatio	Lower	Upper
1,2-Dichloroethane-d4	256.0073	6.23	0.00	68317	65.0	201.1	166.3	226.3



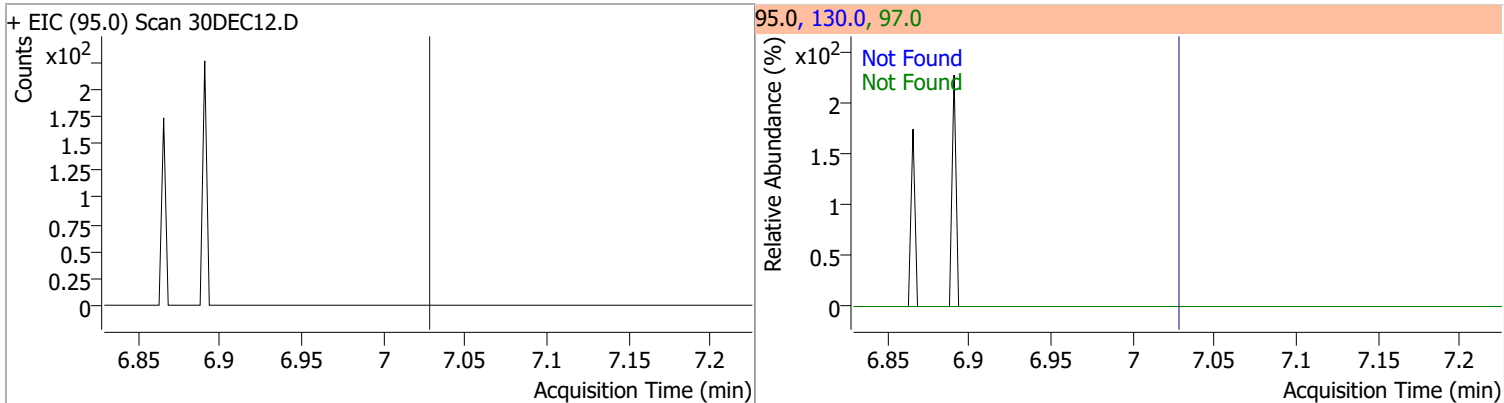
Compound	Conc.	Exp RT	QIon	Exp Ratio
Benzene	N.D.	6.28	77.0	23.5



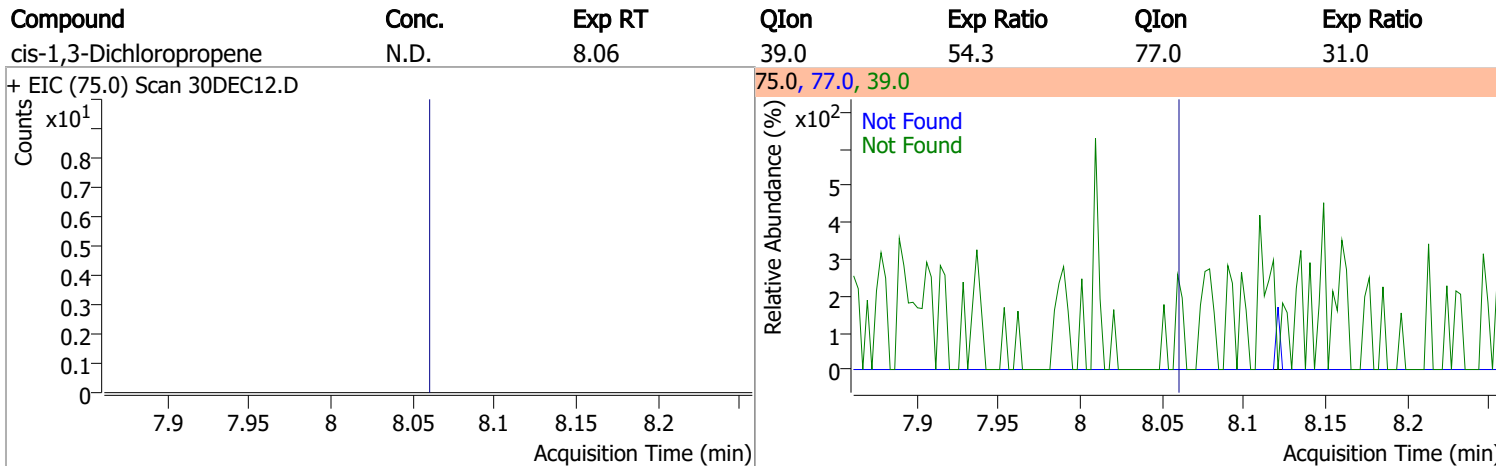
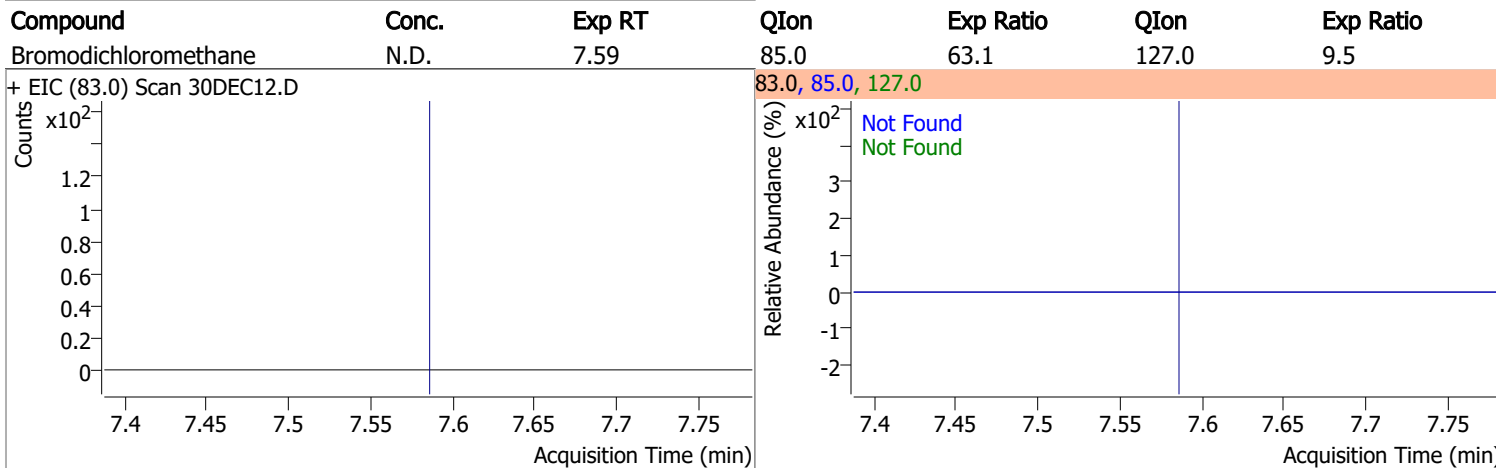
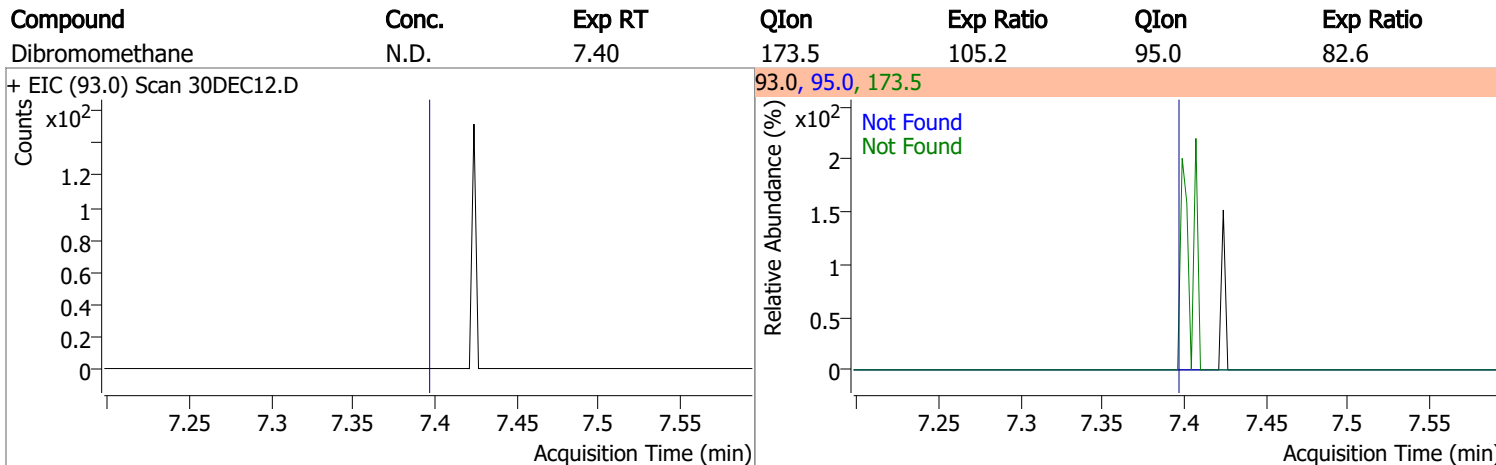
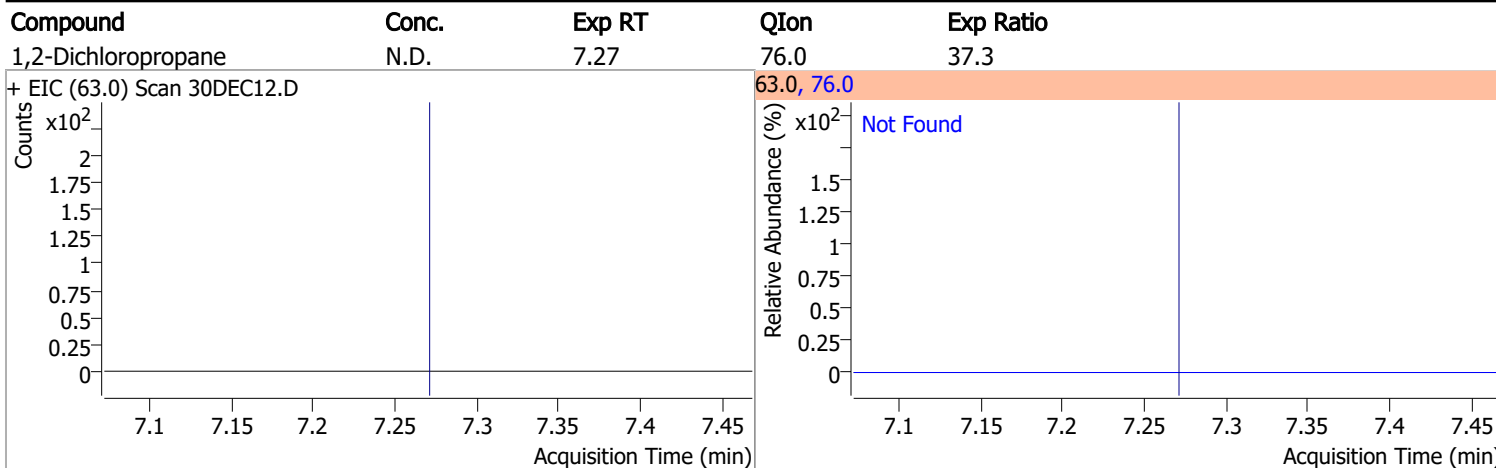
Compound	Conc.	Exp RT	QIon	Exp Ratio	QIon	Exp Ratio
1,2-Dichloroethane	N.D.	6.32	64.0	32.3	98.0	8.2



Compound	Conc.	Exp RT	QIon	Exp Ratio	QIon	Exp Ratio
Trichloroethene	N.D.	7.03	130.0	100.8	97.0	64.7

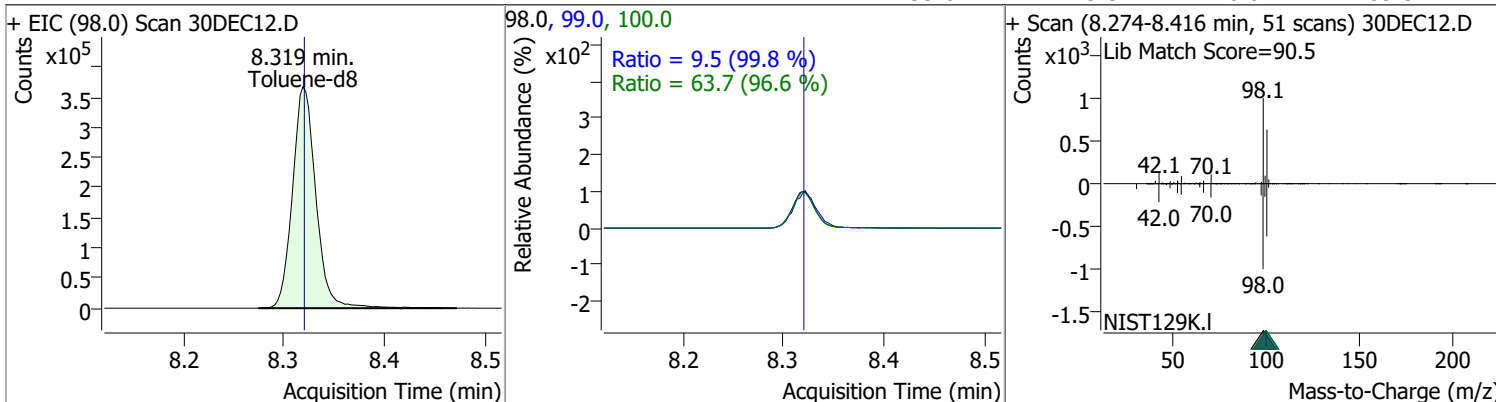


Quantitation Results Report (QT Reviewed)

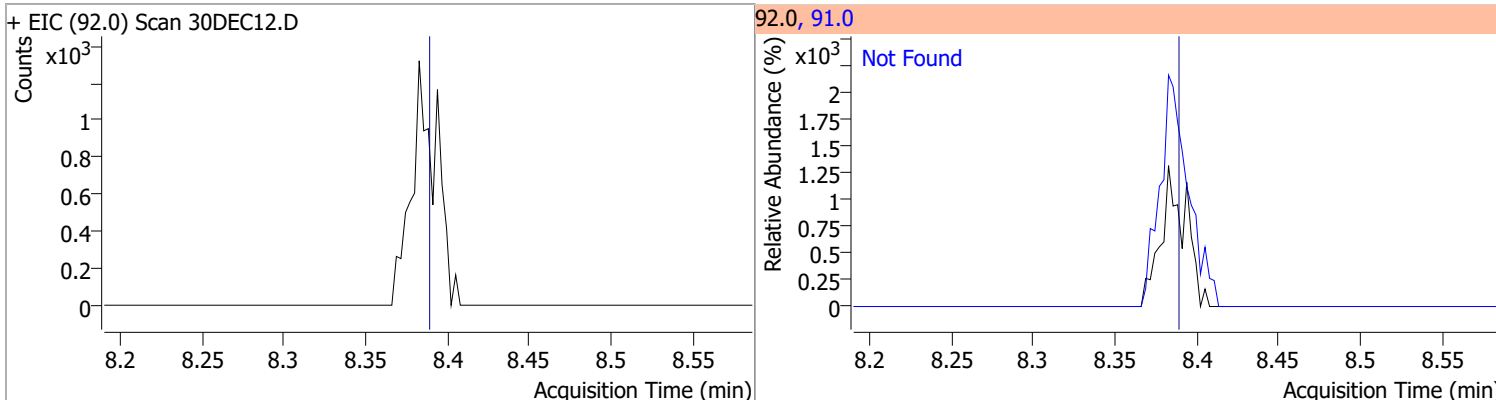


Quantitation Results Report (QT Reviewed)

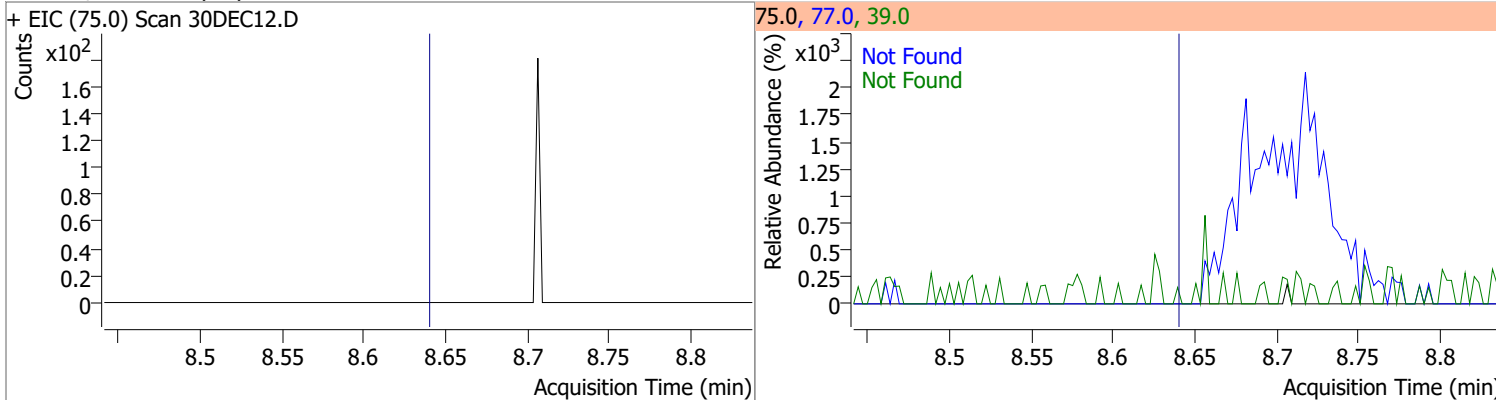
Compound	Conc.	RT	Dev(Min)	Resp.	QIon	QRatio	Lower	Upper
Toluene-d8	254.6193	8.32	0.00	592151	100.0	63.7	35.9	95.9
					99.0	9.5	0.0	39.5



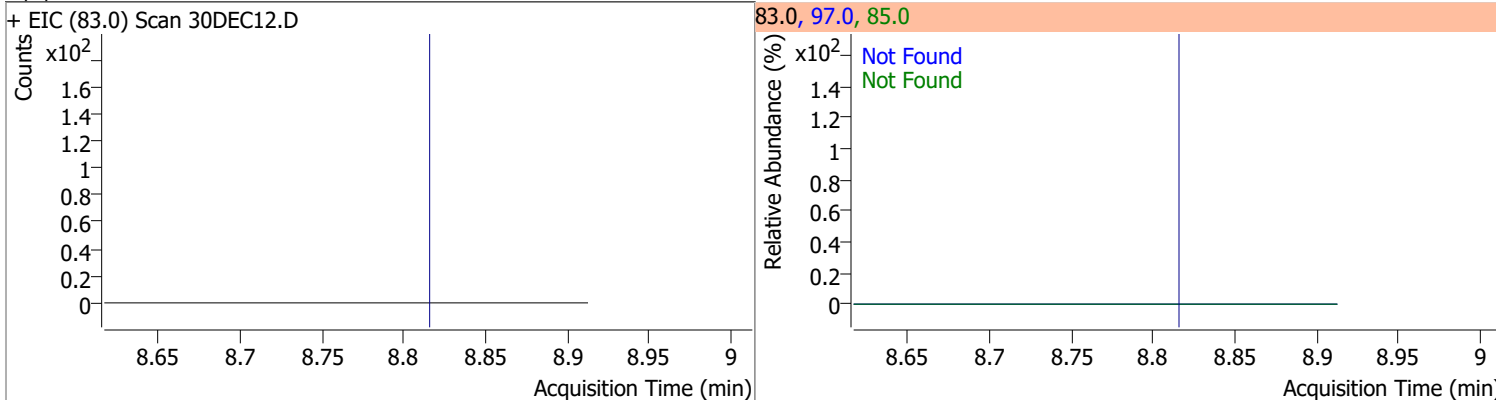
Compound	Conc.	Exp RT	QIon	Exp Ratio
Toluene	N.D.	8.39	91.0	174.3



Compound	Conc.	Exp RT	QIon	Exp Ratio	QIon	Exp Ratio
trans-1,3-Dichloropropene	N.D.	8.64	39.0	52.1	77.0	32.0

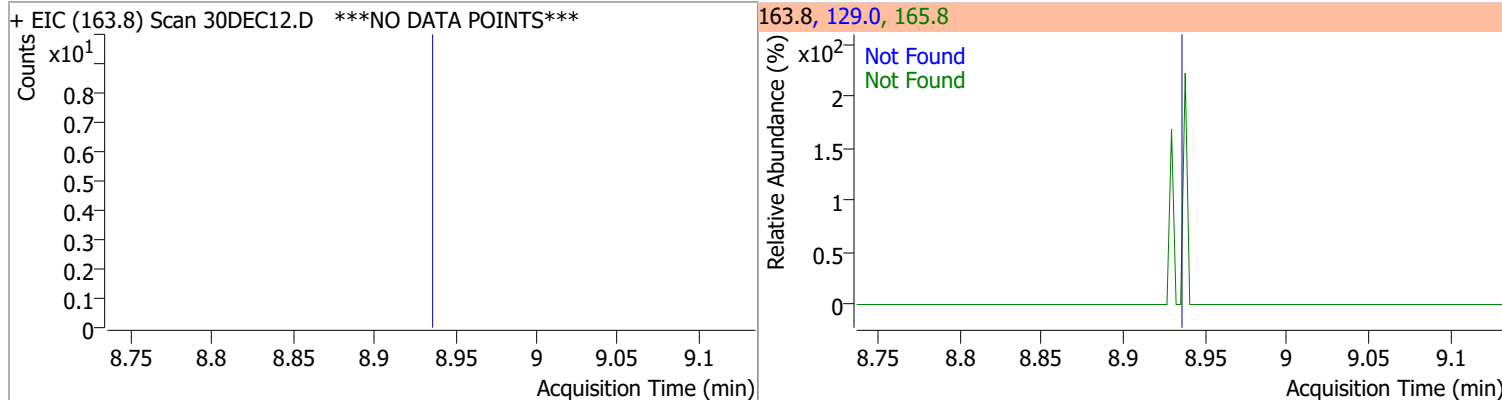


Compound	Conc.	Exp RT	QIon	Exp Ratio	QIon	Exp Ratio
1,1,2-Trichloroethane	N.D.	8.82	97.0	114.3	85.0	61.5

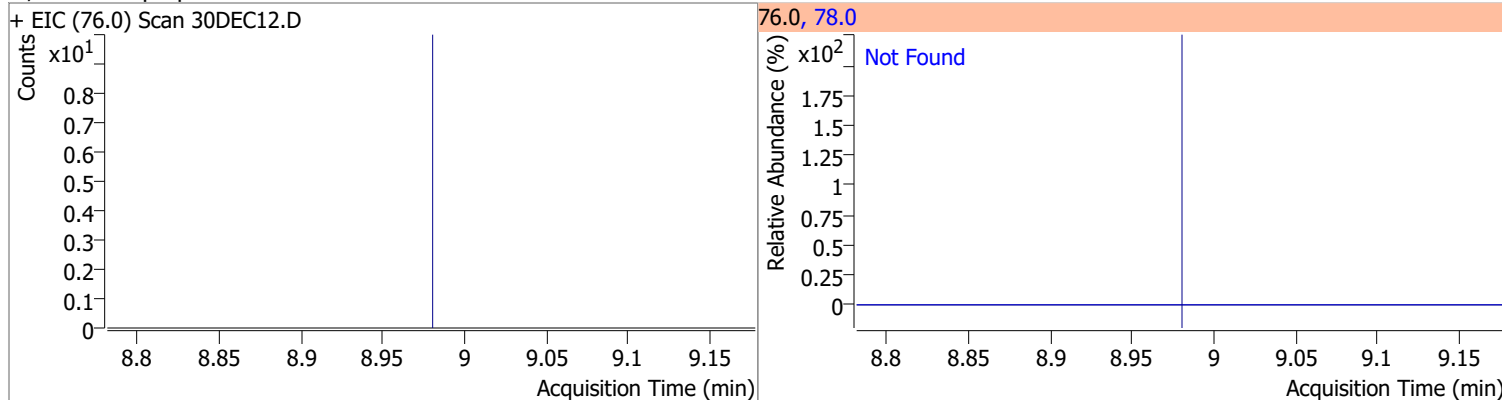


Quantitation Results Report (QT Reviewed)

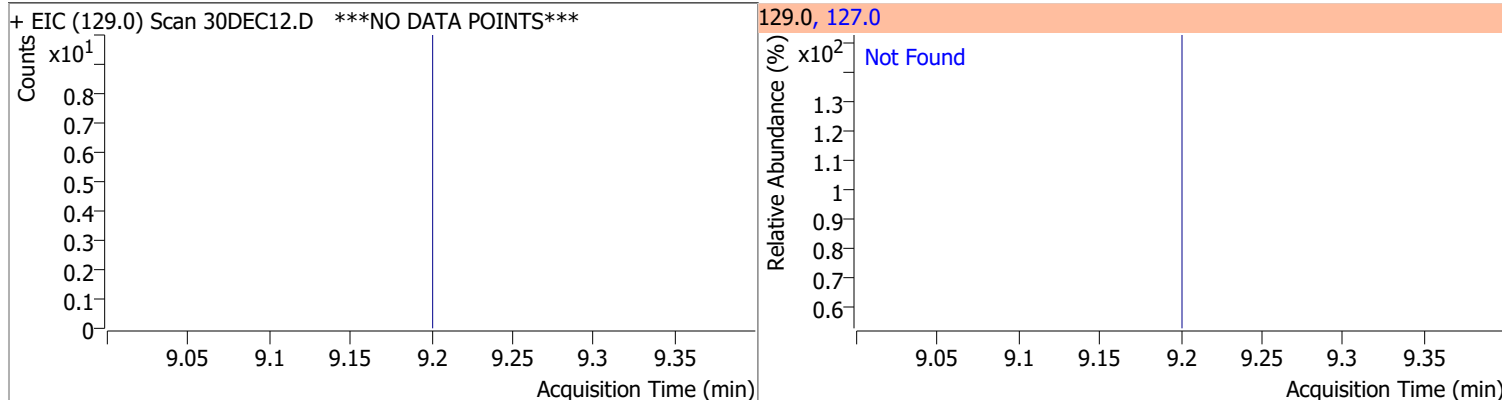
Compound	Conc.	Exp RT	QIon	Exp Ratio	QIon	Exp Ratio
Tetrachloroethene	N.D.	8.94	165.8	128.3	129.0	95.3



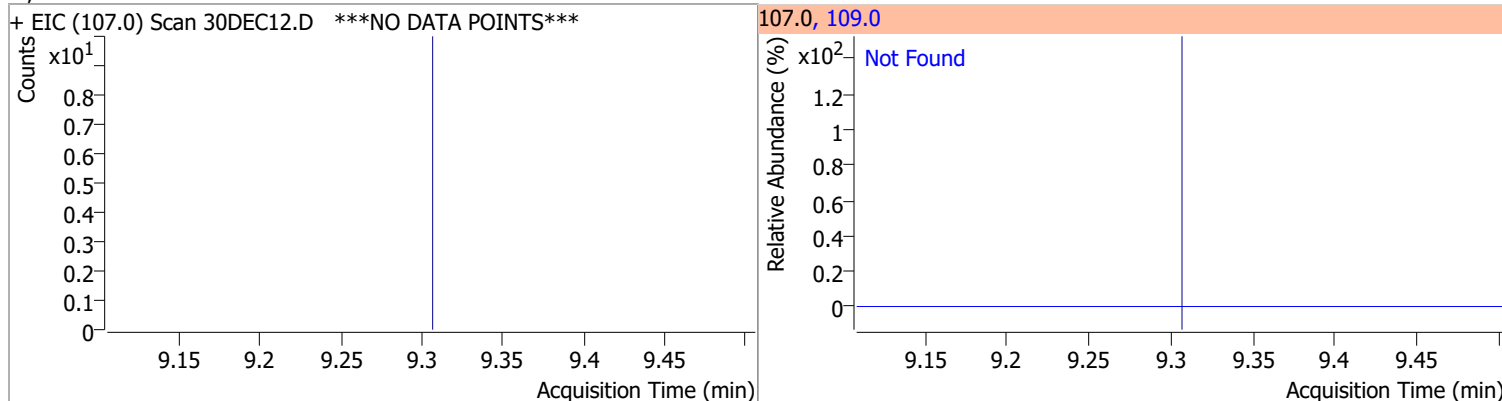
Compound	Conc.	Exp RT	QIon	Exp Ratio
1,3-Dichloropropane	N.D.	8.98	78.0	32.1



Compound	Conc.	Exp RT	QIon	Exp Ratio
Chlorodibromomethane	N.D.	9.20	127.0	75.3

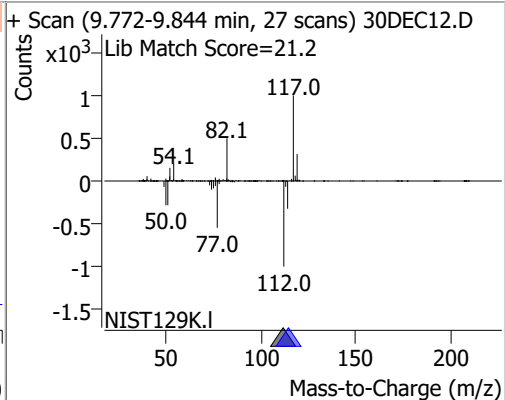
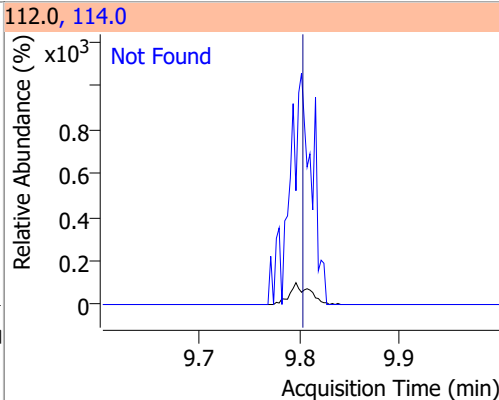
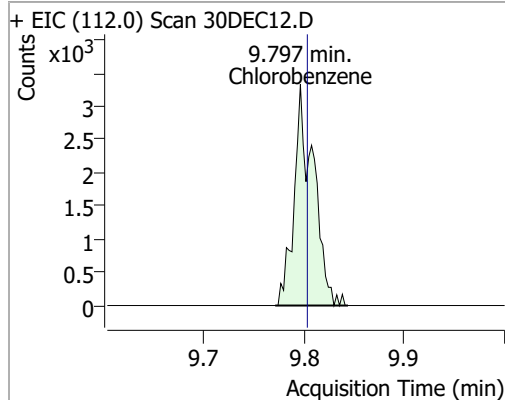


Compound	Conc.	Exp RT	QIon	Exp Ratio
1,2-Dibromoethane	N.D.	9.31	109.0	97.2

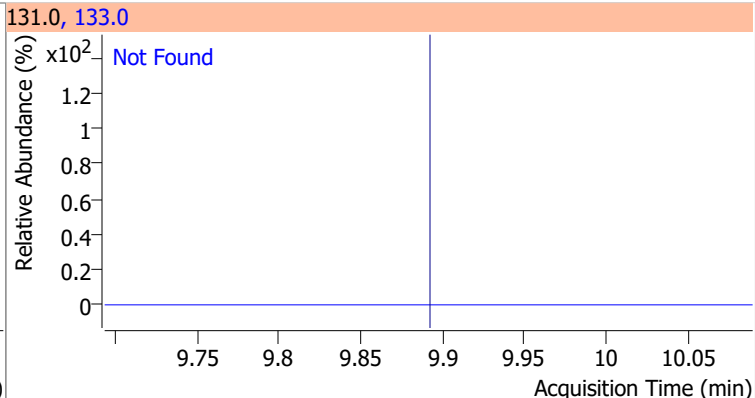
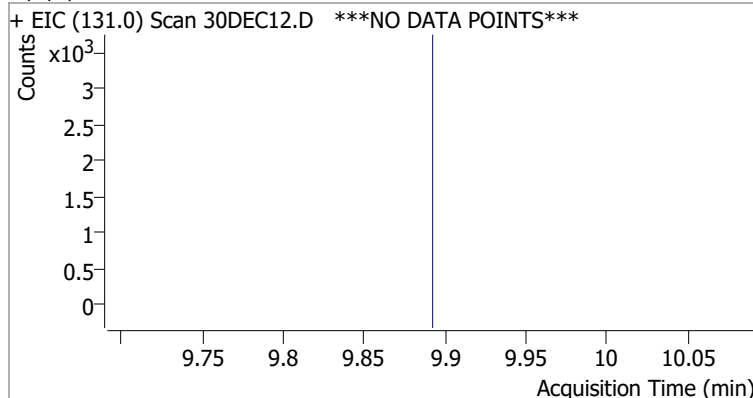


Quantitation Results Report (QT Reviewed)

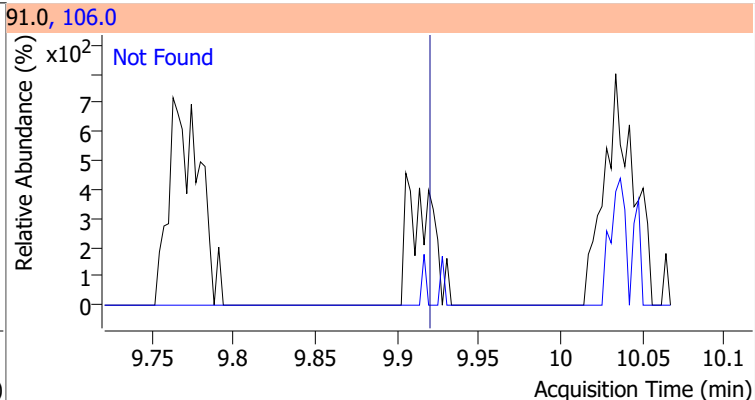
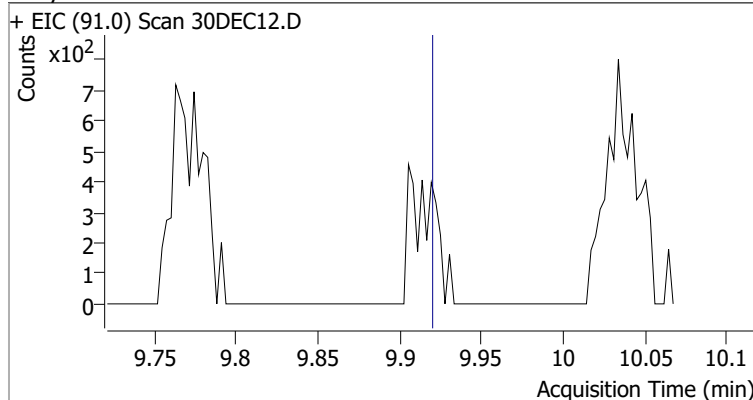
Compound	Conc.	RT	Dev(Min)	Resp.	QIon	QRatio	Lower	Upper
Chlorobenzene	2.7263	9.80	-0.01	4500	114.0		2.3	62.3



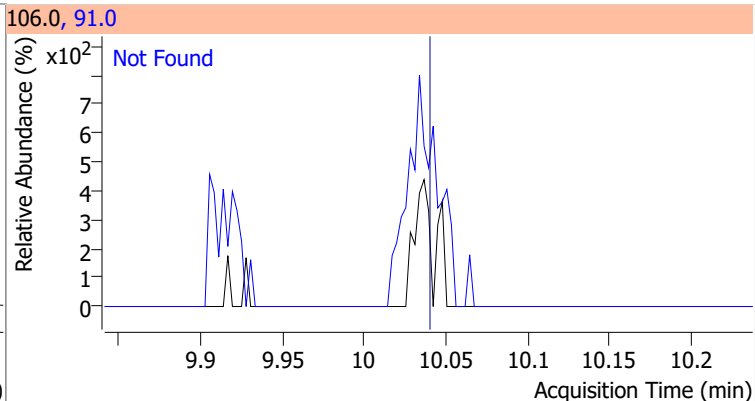
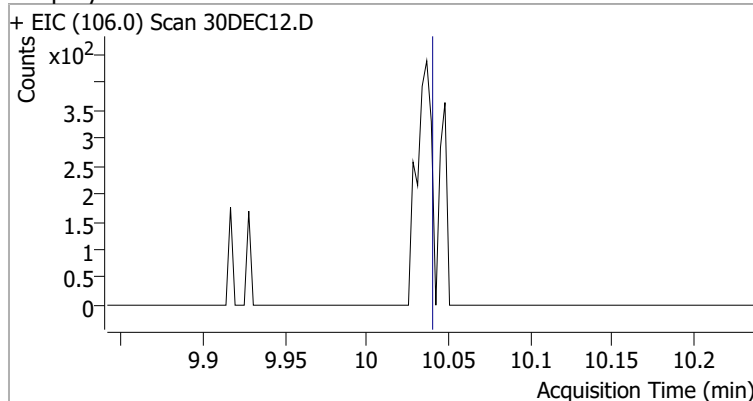
Compound	Conc.	Exp RT	QIon	Exp Ratio
1,1,1,2-Tetrachloroethane	N.D.	9.89	133.0	95.7



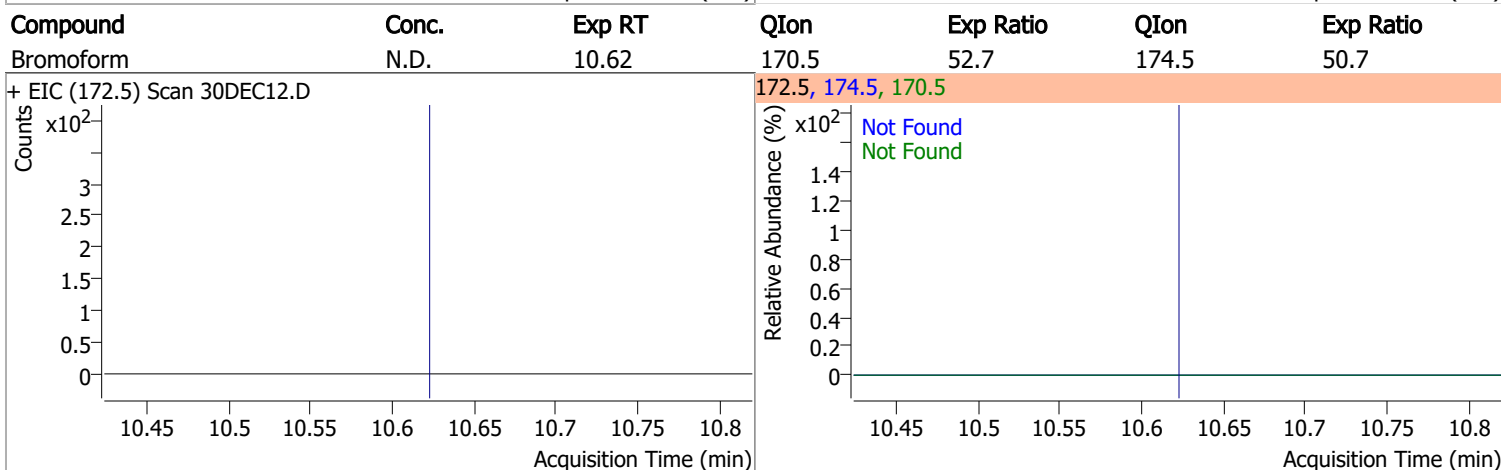
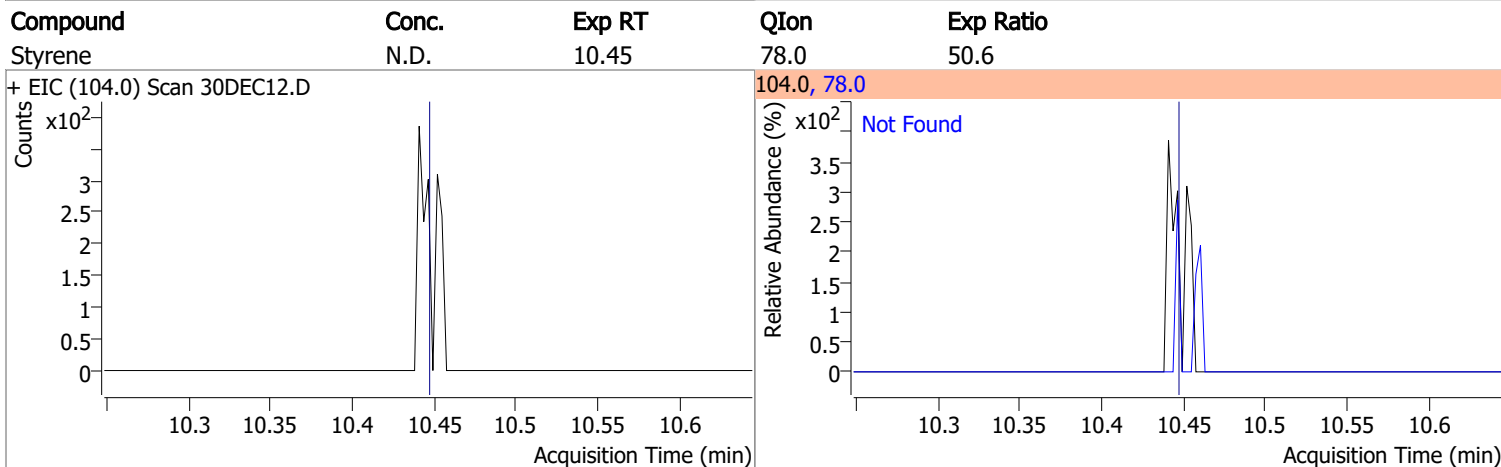
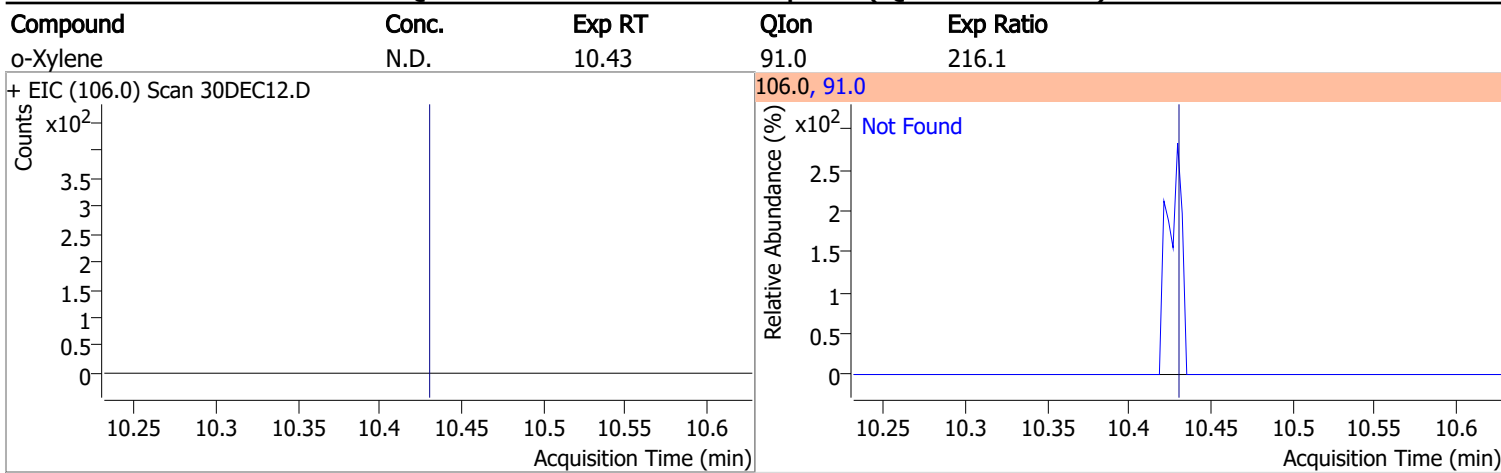
Compound	Conc.	Exp RT	QIon	Exp Ratio
Ethylbenzene	N.D.	9.92	106.0	30.7



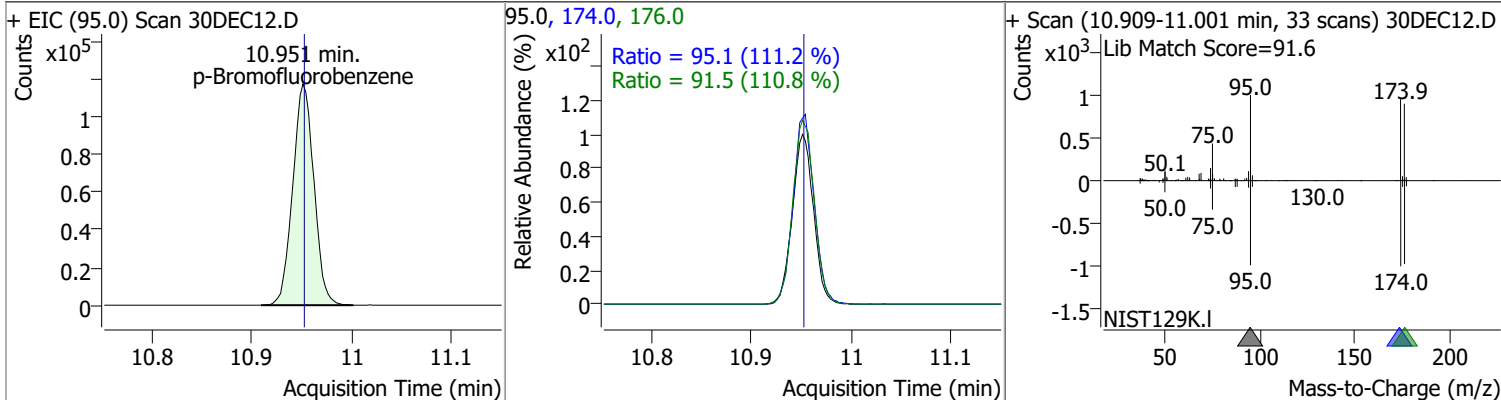
Compound	Conc.	Exp RT	QIon	Exp Ratio
m+p-Xylenes	N.D.	10.04	91.0	205.0



Quantitation Results Report (QT Reviewed)



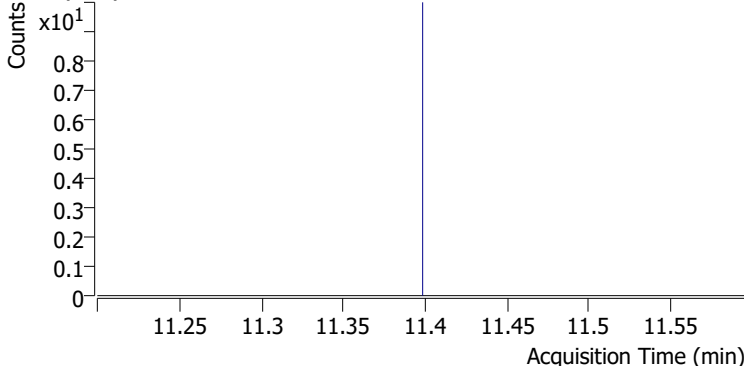
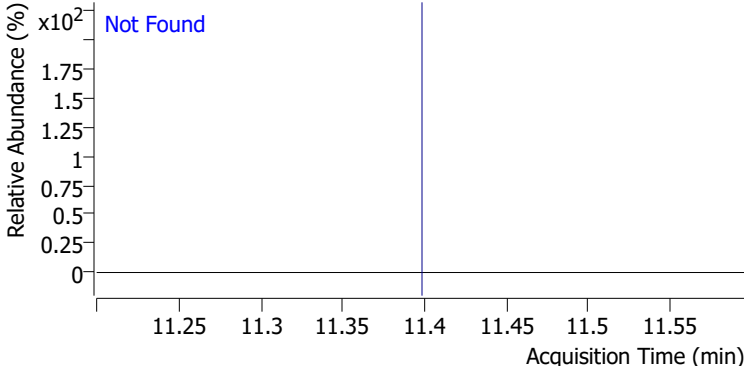
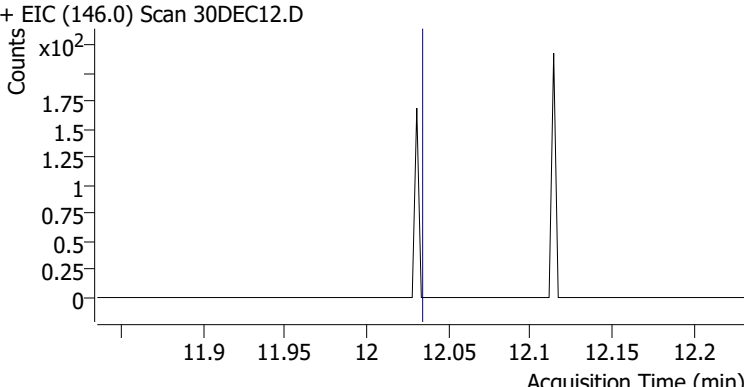
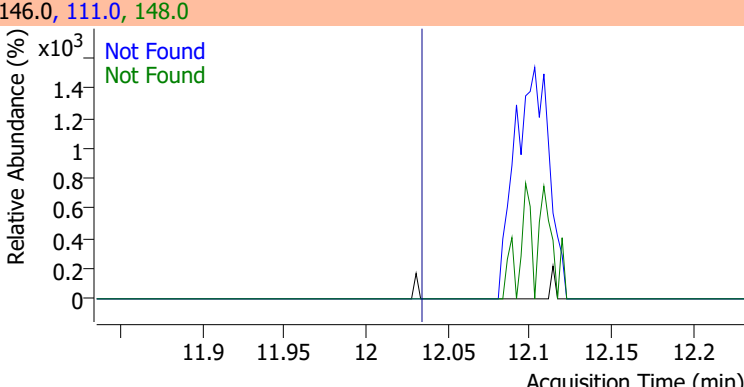
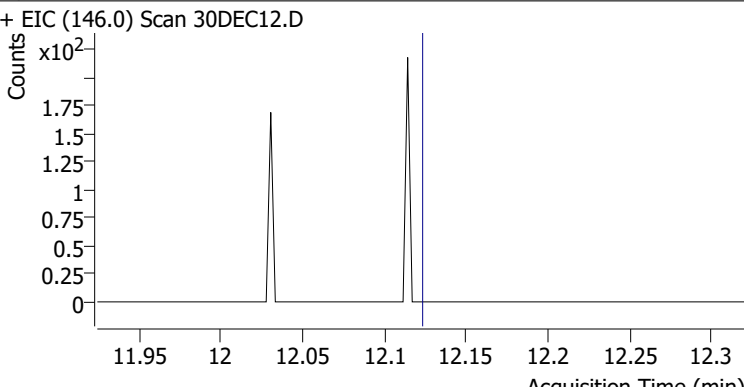
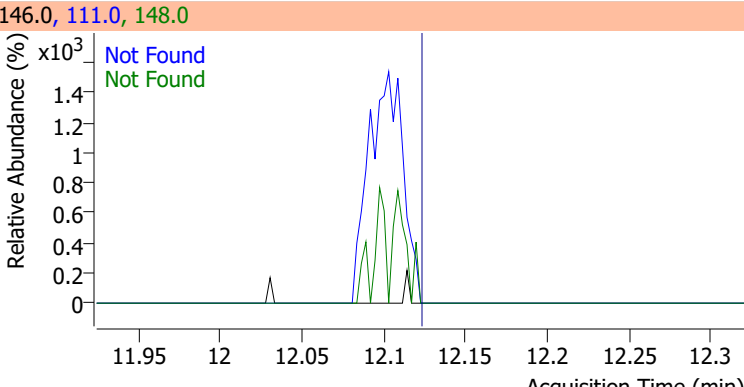
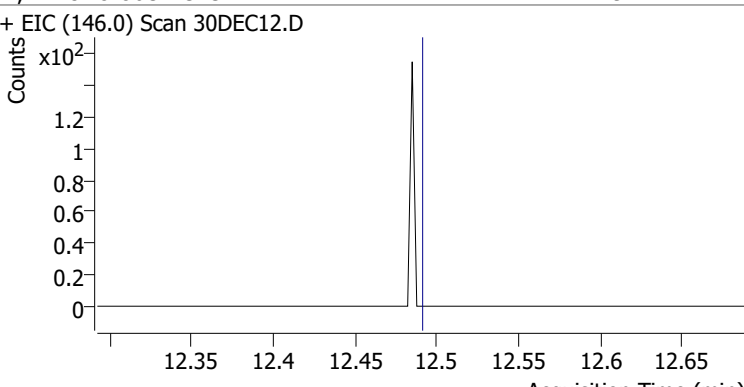
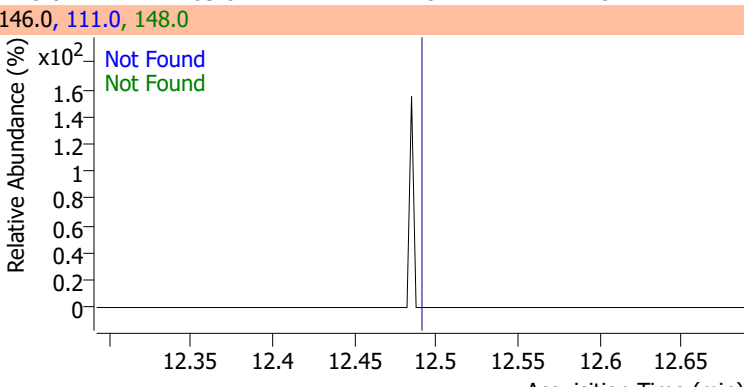
Compound	Conc.	RT	Dev(Min)	Resp.	QIon	QRatio	Lower	Upper
p-Bromofluorobenzene	258.1129	10.95	0.00	171589	174.0	95.1	55.5	115.5
					176.0	91.5	52.5	112.5



Quantitation Results Report (QT Reviewed)

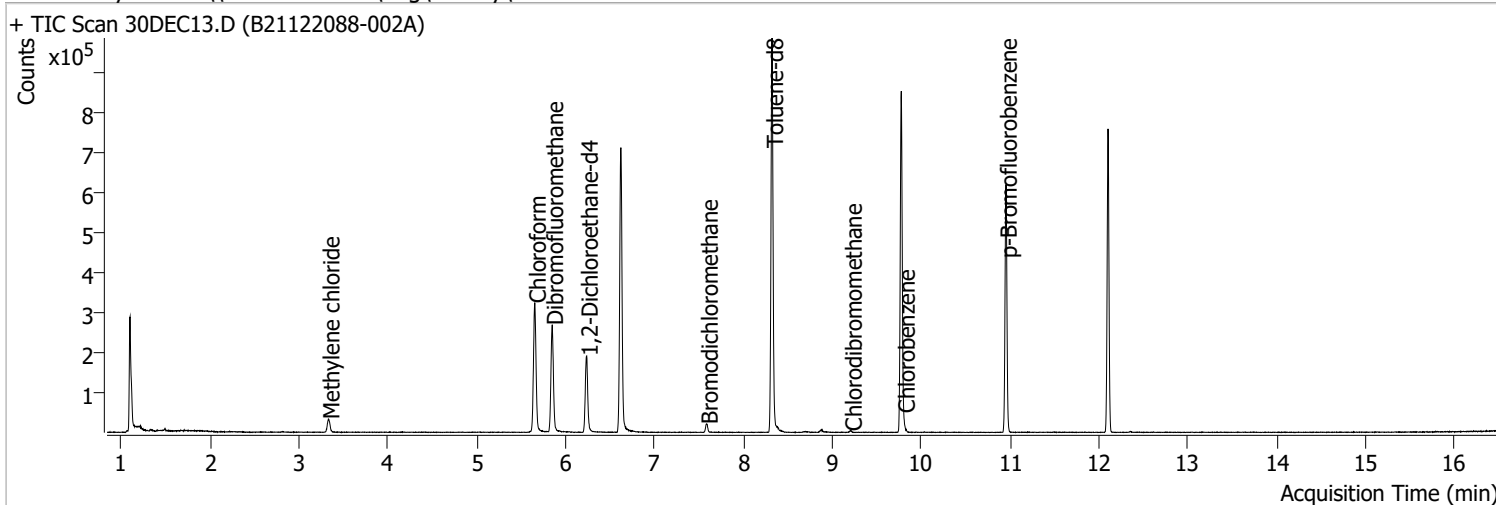
Compound	Conc.	Exp RT	QIon	Exp Ratio	QIon	Exp Ratio
Bromobenzene	N.D.	11.09	77.0	153.2	158.0	96.2
+ EIC (156.0) Scan 30DEC12.D ***NO DATA POINTS***			156.0, 77.0, 158.0			
1,1,2,2-Tetrachloroethane	N.D.	11.11	85.0	63.2		
+ EIC (83.0) Scan 30DEC12.D			83.0, 85.0			
1,2,3-Trichloropropane	N.D.	11.15	112.0	65.8		
+ EIC (110.0) Scan 30DEC12.D			110.0, 112.0			
2-Chlorotoluene	N.D.	11.29	91.0	294.1		
+ EIC (126.0) Scan 30DEC12.D ***NO DATA POINTS***			126.0, 91.0			

Quantitation Results Report (QT Reviewed)

Compound	Conc.	Exp RT	QIon	Exp Ratio		
4-Chlorotoluene	N.D.	11.40	126.0	30.4		
+ EIC (91.0) Scan 30DEC12.D			91.0, 126.0			
						
1,3-Dichlorobenzene	N.D.	12.03	148.0	64.5	QIon	Exp Ratio
+ EIC (146.0) Scan 30DEC12.D			146.0, 111.0, 148.0			
						
1,4-Dichlorobenzene	N.D.	12.12	148.0	64.0	QIon	Exp Ratio
+ EIC (146.0) Scan 30DEC12.D			146.0, 111.0, 148.0			
						
1,2-Dichlorobenzene	N.D.	12.49	148.0	63.8	QIon	Exp Ratio
+ EIC (146.0) Scan 30DEC12.D			146.0, 111.0, 148.0			
						

Quantitation Results Report (QT Reviewed)

Data File	30DEC13.D	Operator	SBD
Acq. Method	5975CACQF.M	Acq. Date-Time	12/30/2021 3:56:15 PM
Sample Name	B21122088-002A	Instrument	VOA5975C
Vial	13	Multiplier	1.00
DA Method File	VOA5975C_8260B_SHT_DoD_L4_120721.m	Comment	
Tune File	BFB_Atune3.u	Tune Date	10/11/2021 4:02:00 PM
Batch Name	VG123021_8260B_624pt1.batch.bin	Last Calib Update	1/20/2022 10:22:06 AM
Ref Library	\\MASSHUNTER\Org\Library\NIST129K.I		



Compound	RT	QIon	Resp.	Conc.	Units	Dev(Min)
----------	----	------	-------	-------	-------	----------

Internal Standards

M Fluorobenzene	6.620	96.0	613463	250.0000	ng	0.000
M Chlorobenzene-d5	9.771	82.0	235370	250.0000	ng	-0.003
M 1,4-Dichlorobenzene-d4	12.100	152.0	177564	250.0000	ng	0.000

System Monitoring Compounds

S Dibromofluoromethane	5.848	113.0	160801	267.4513	ng	-0.003
Spiked Amount: 250.000	Range: 80.0 - 119.0%			Recovery = 106.98%		
S 1,2-Dichloroethane-d4	6.235	67.0	70471	256.8350	ng	0.005
Spiked Amount: 250.000	Range: 81.0 - 118.0%			Recovery = 102.73%		
S Toluene-d8	8.321	98.0	606963	256.5319	ng	0.003
Spiked Amount: 250.000	Range: 89.0 - 112.0%			Recovery = 102.61%		
S p-Bromofluorobenzene	10.951	95.0	177447	261.1673	ng	0.000
Spiked Amount: 250.000	Range: 85.0 - 114.0%			Recovery = 104.47%		

Target Compounds

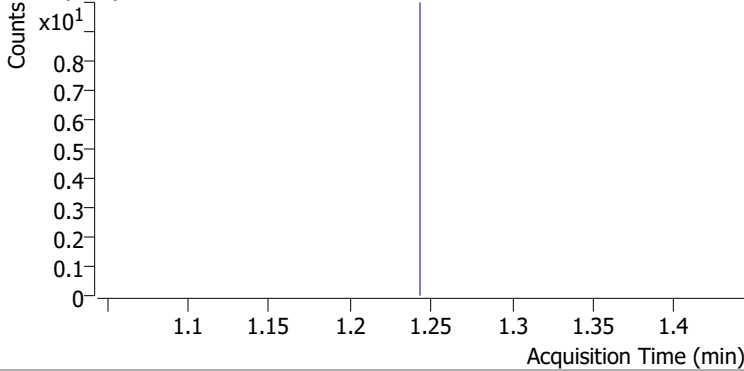
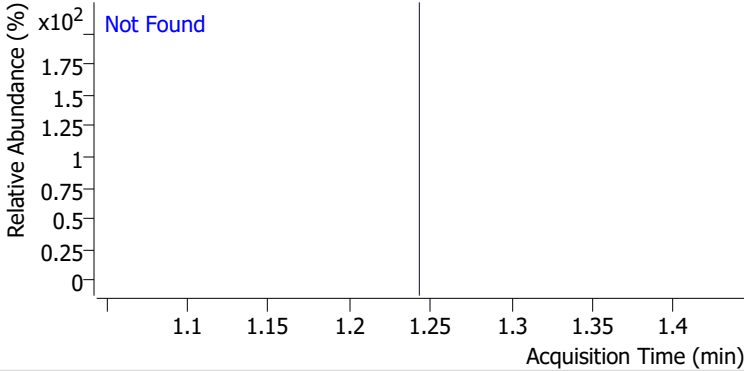
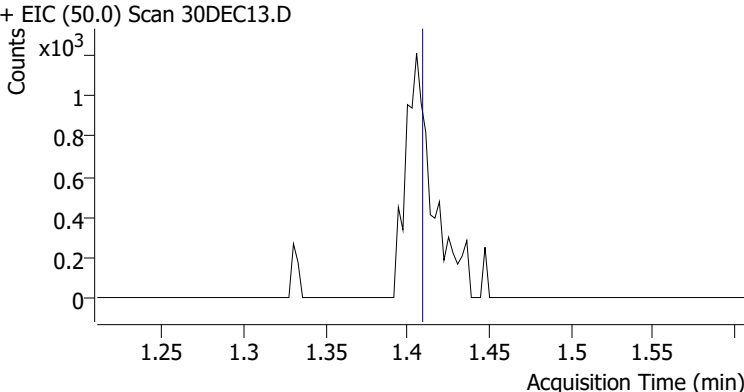
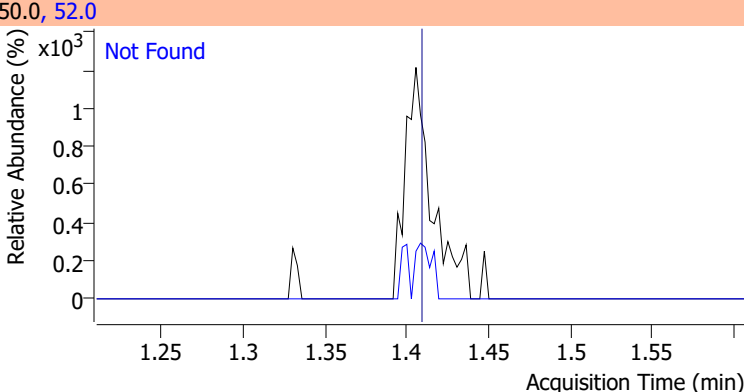
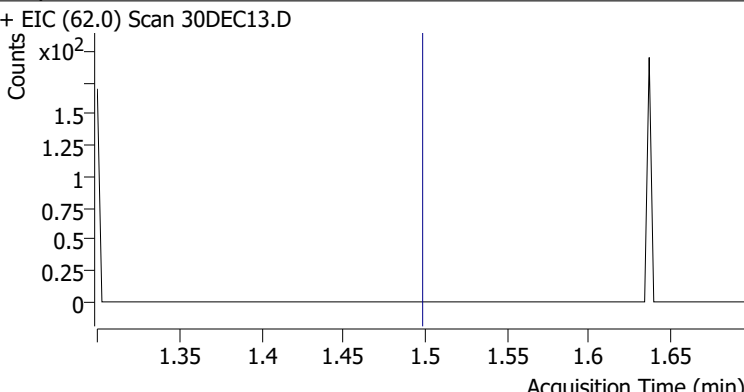
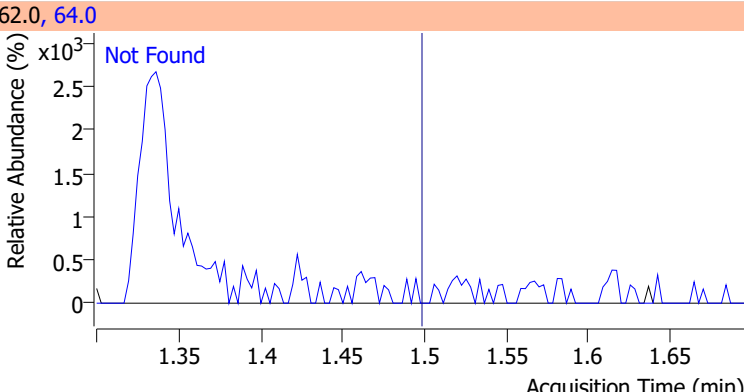
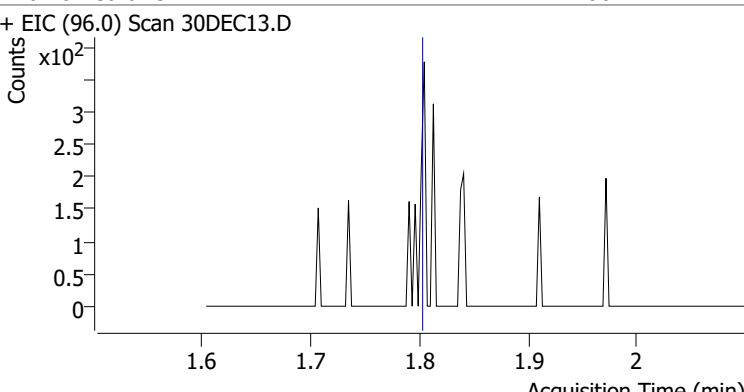
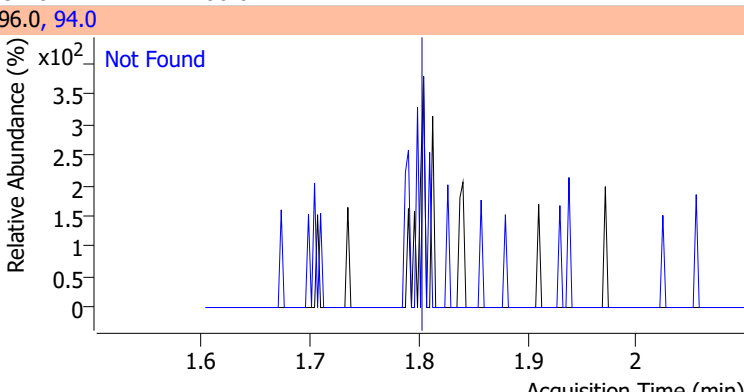
Compound	RT	QIon	Resp.	Conc.	Units	QValue
T Dichlorodifluoromethane	0.000		0	N.D.		
T Chloromethane	0.000		0	N.D.		
T Vinyl chloride	0.000		0	N.D.		
T Bromomethane	0.000		0	N.D.		
T Chloroethane	0.000		0	N.D.		
T Trichlorofluoromethane	0.000		0	N.D.		
T 1,1-Dichloroethene	0.000		0	N.D.		
T Methylene chloride	3.333	49.0	23304	25.9218	ng	100
T trans-1,2-Dichloroethene	0.000		0	N.D.		
T Methyl tert-butyl ether (MTBE)	0.000		0	N.D.		
T 1,1-Dichloroethane	0.000		0	N.D.		
T 2,2-Dichloropropane	0.000		0	N.D.		
T cis-1,2-Dichloroethene	0.000		0	N.D.		
T Methyl ethyl ketone	0.000		0	N.D.		
T Bromochloromethane	0.000		0	N.D.		
T Chloroform	5.653	83.0	261804	220.6329	ng	100

Quantitation Results Report (QT Reviewed)

Compound	RT	QIon	Resp.	Conc.	Units	Dev(Min)
T 1,1,1-Trichloroethane	0.000		0	N.D.		
T Carbon tetrachloride	0.000		0	N.D.		
T 1,1-Dichloropropene	0.000		0	N.D.		
T Benzene	0.000		0	N.D.		
T 1,2-Dichloroethane	0.000		0	N.D.		
T Trichloroethene	0.000		0	N.D.		
T 1,2-Dichloropropane	0.000		0	N.D.		
T Dibromomethane	0.000		0	N.D.		
T Bromodichloromethane	7.585	83.0	12855	17.5817	ng	92
T cis-1,3-Dichloropropene	0.000		0	N.D.		
T Toluene	0.000		0	N.D.		
T trans-1,3-Dichloropropene	0.000		0	N.D.		
T 1,1,2-Trichloroethane	0.000		0	N.D.		
T Tetrachloroethene	0.000		0	N.D.		
T 1,3-Dichloropropane	0.000		0	N.D.		
T Chlorodibromomethane	9.205	129.0	2106	4.6097	ng	12
T 1,2-Dibromoethane	0.000		0	N.D.		
T Chlorobenzene	9.802	112.0	3891	2.3171	ng	42
T 1,1,1,2-Tetrachloroethane	0.000		0	N.D.		
T Ethylbenzene	0.000		0	N.D.		
T m+p-Xylenes	0.000		0	N.D.		
T o-Xylene	0.000		0	N.D.		
T Styrene	0.000		0	N.D.		
T Bromoform	0.000		0	N.D.		
T Bromobenzene	0.000		0	N.D.		
T 1,1,2,2-Tetrachloroethane	0.000		0	N.D.		
T 1,2,3-Trichloropropane	0.000		0	N.D.		
T 2-Chlorotoluene	0.000		0	N.D.		
T 4-Chlorotoluene	0.000		0	N.D.		
T 1,3-Dichlorobenzene	0.000		0	N.D.		
T 1,4-Dichlorobenzene	0.000		0	N.D.		
T 1,2-Dichlorobenzene	0.000		0	N.D.		

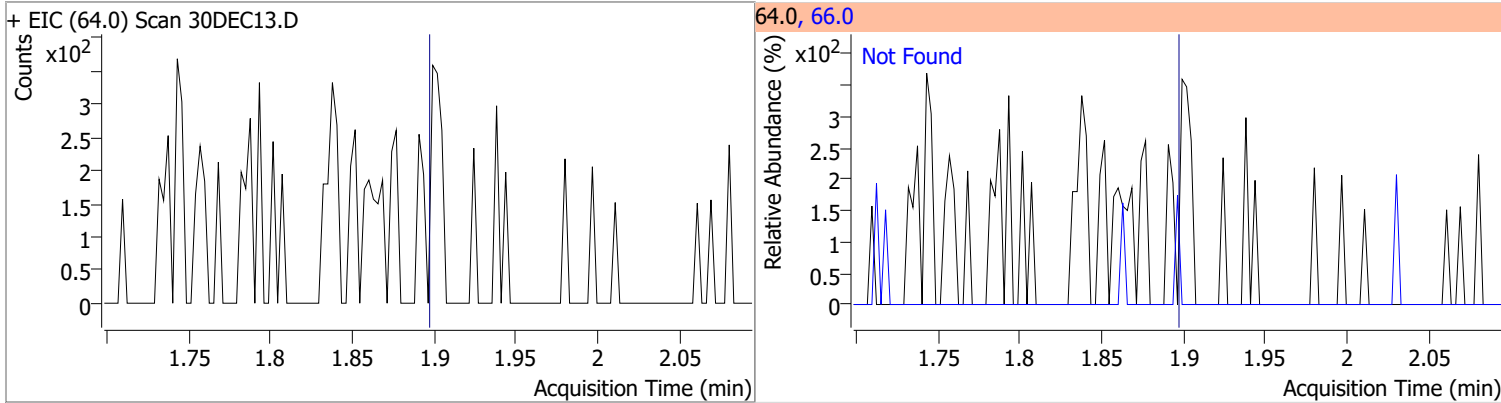
(#) = Qualifier Out of Range; (m) = Manual Integration; (+) = Area Summed; (*) = Surrogate Percent Recovery Out of Range; (d): Zeroed Peak

Quantitation Results Report (QT Reviewed)

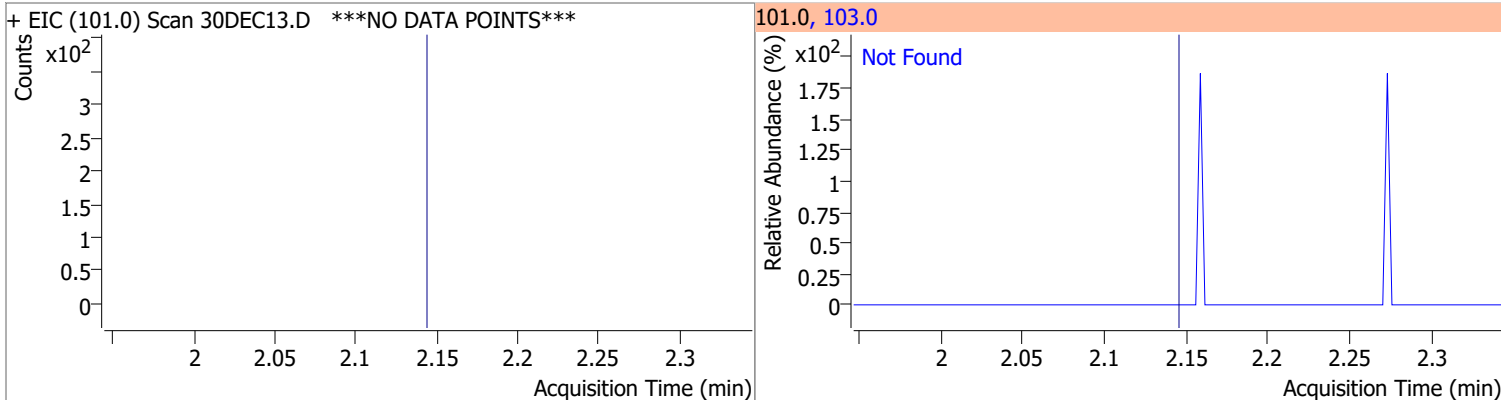
Compound	Conc.	Exp RT	QIon	Exp Ratio
Dichlorodifluoromethane	N.D.	1.24	87.0	32.0
+ EIC (85.0) Scan 30DEC13.D ***NO DATA POINTS***			85.0, 87.0	
				
Chloromethane	N.D.	1.41	52.0	32.7
+ EIC (50.0) Scan 30DEC13.D			50.0, 52.0	
				
Vinyl chloride	N.D.	1.50	64.0	31.6
+ EIC (62.0) Scan 30DEC13.D			62.0, 64.0	
				
Bromomethane	N.D.	1.80	94.0	106.0
+ EIC (96.0) Scan 30DEC13.D			96.0, 94.0	
				

Quantitation Results Report (QT Reviewed)

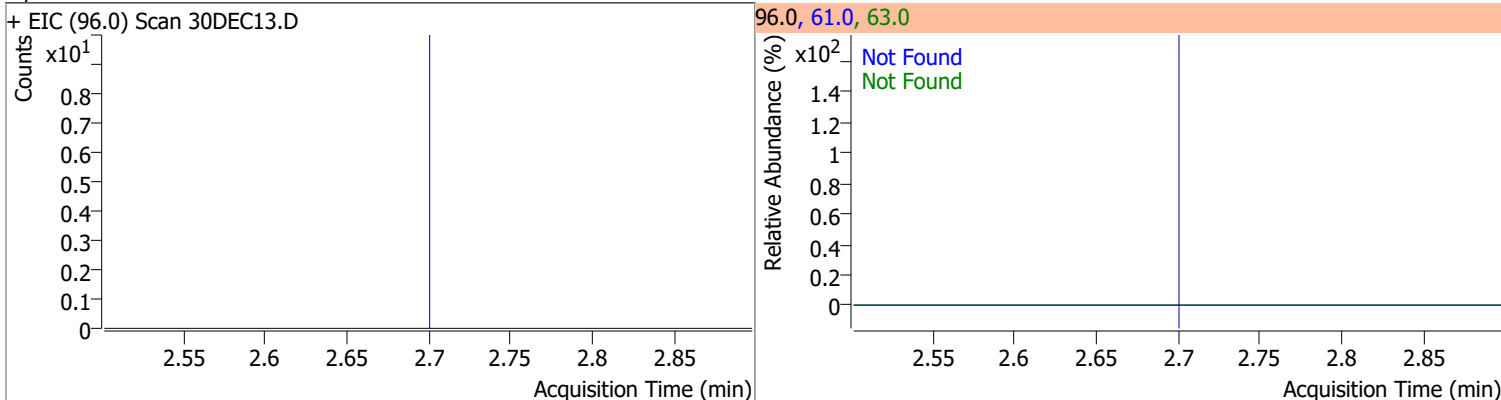
Compound	Conc.	Exp RT	QIon	Exp Ratio
Chloroethane	N.D.	1.90	66.0	30.8



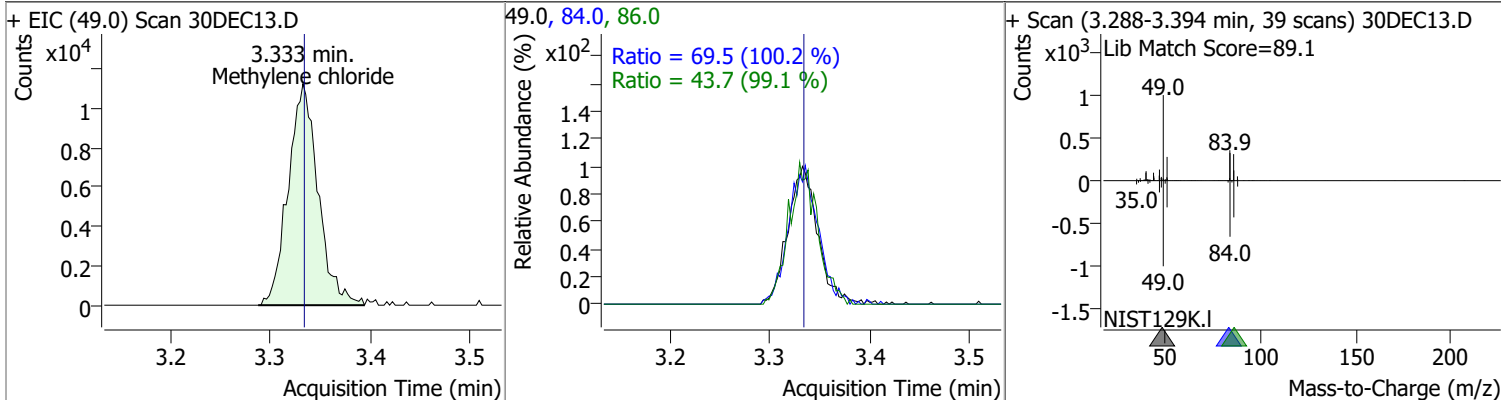
Compound	Conc.	Exp RT	QIon	Exp Ratio
Trichlorofluoromethane	N.D.	2.14	103.0	64.8



Compound	Conc.	Exp RT	QIon	Exp Ratio	QIon	Exp Ratio
1,1-Dichloroethene	N.D.	2.70	61.0	180.1	63.0	57.5

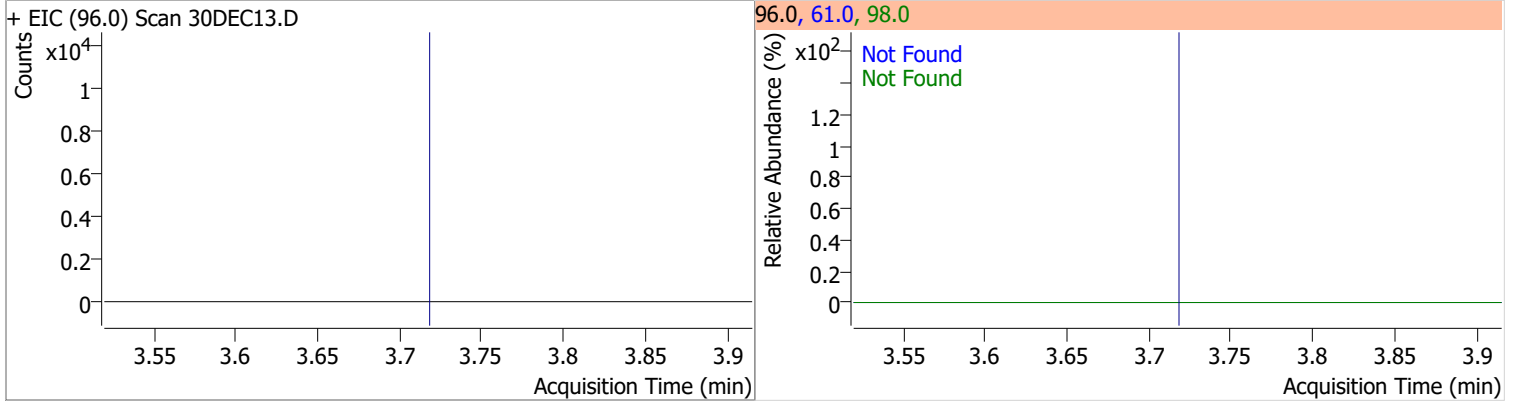


Compound	Conc.	RT	Dev(Min)	Resp.	QIon	QRatio	Lower	Upper
Methylene chloride	25.9218	3.33	0.00	23304	84.0	69.5	39.4	99.4
					86.0	43.7	14.1	74.1

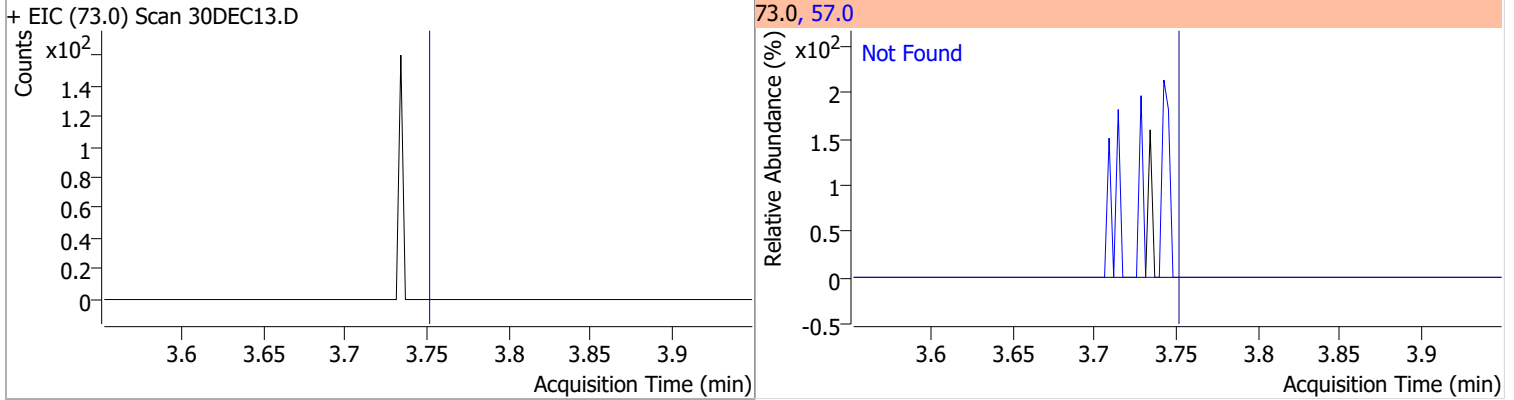


Quantitation Results Report (QT Reviewed)

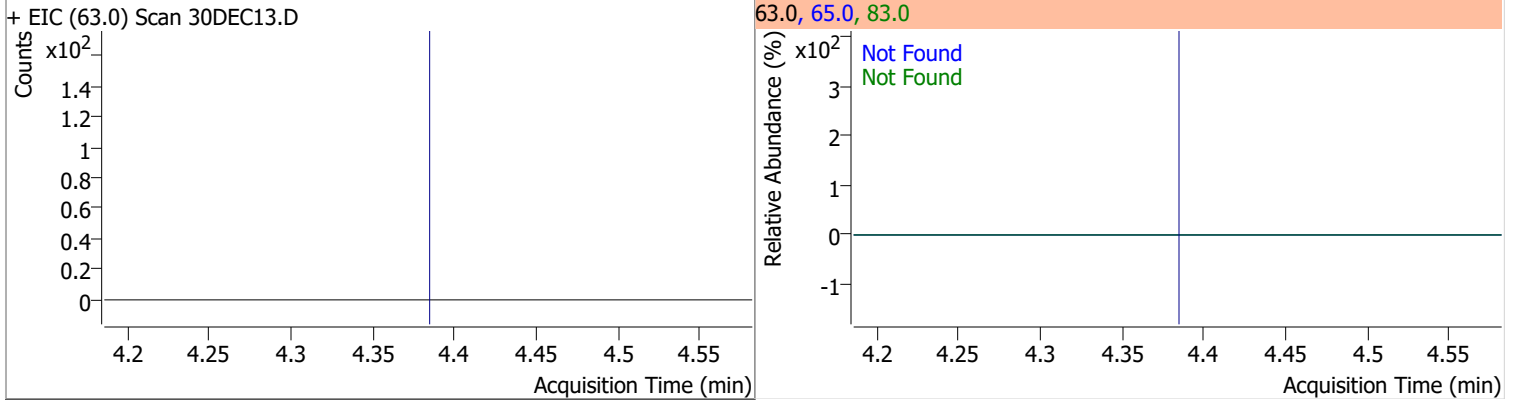
Compound	Conc.	Exp RT	QIon	Exp Ratio	QIon	Exp Ratio
trans-1,2-Dichloroethene	N.D.	3.72	61.0	155.1	98.0	62.8



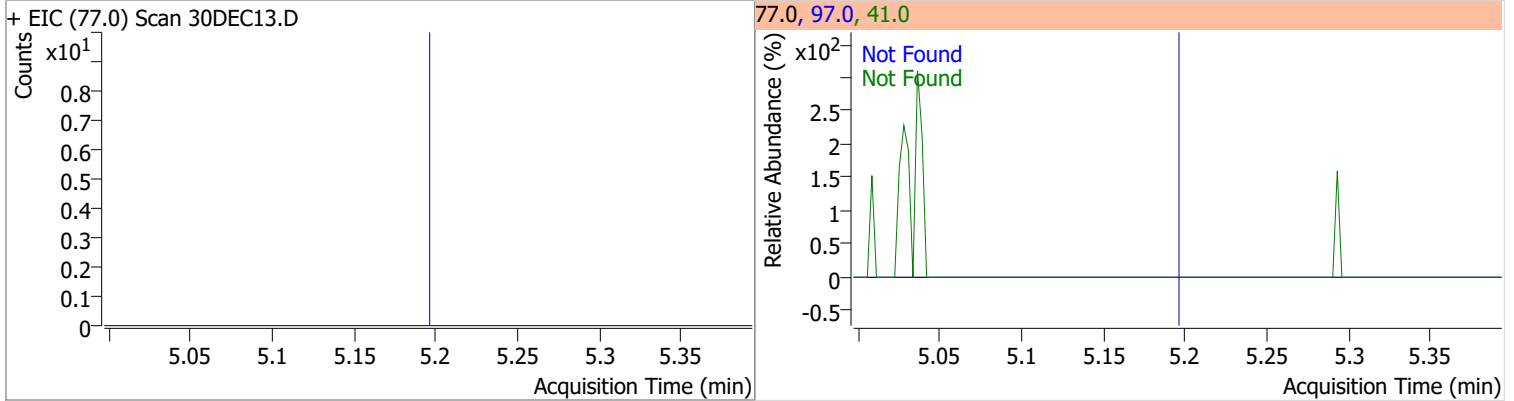
Compound	Conc.	Exp RT	QIon	Exp Ratio
Methyl tert-butyl ether (MTBE)	N.D.	3.75	57.0	23.9



Compound	Conc.	Exp RT	QIon	Exp Ratio	QIon	Exp Ratio
1,1-Dichloroethane	N.D.	4.38	65.0	31.7	83.0	12.8

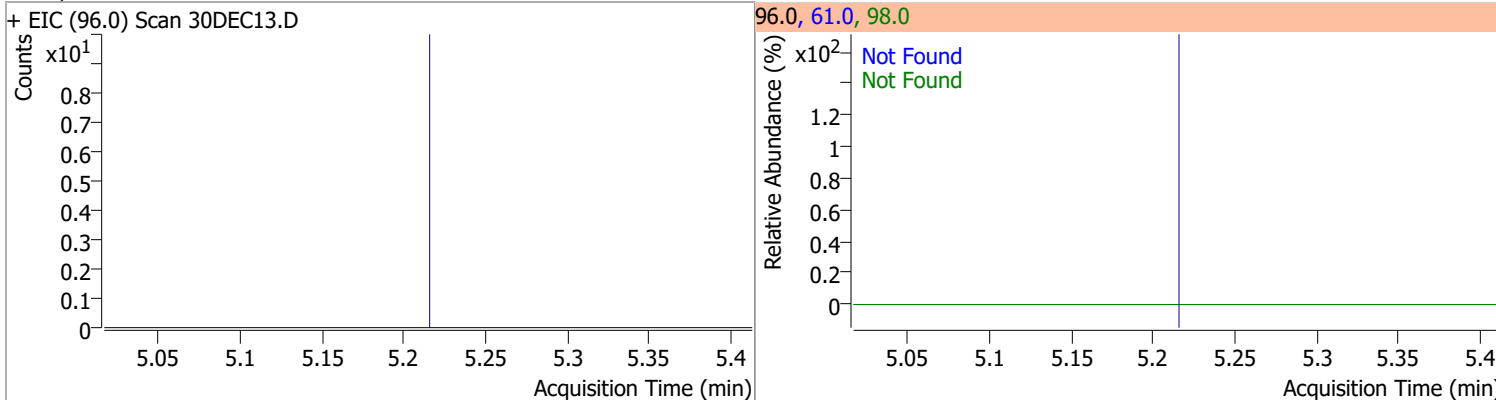


Compound	Conc.	Exp RT	QIon	Exp Ratio	QIon	Exp Ratio
2,2-Dichloropropane	N.D.	5.20	41.0	59.0	97.0	21.8

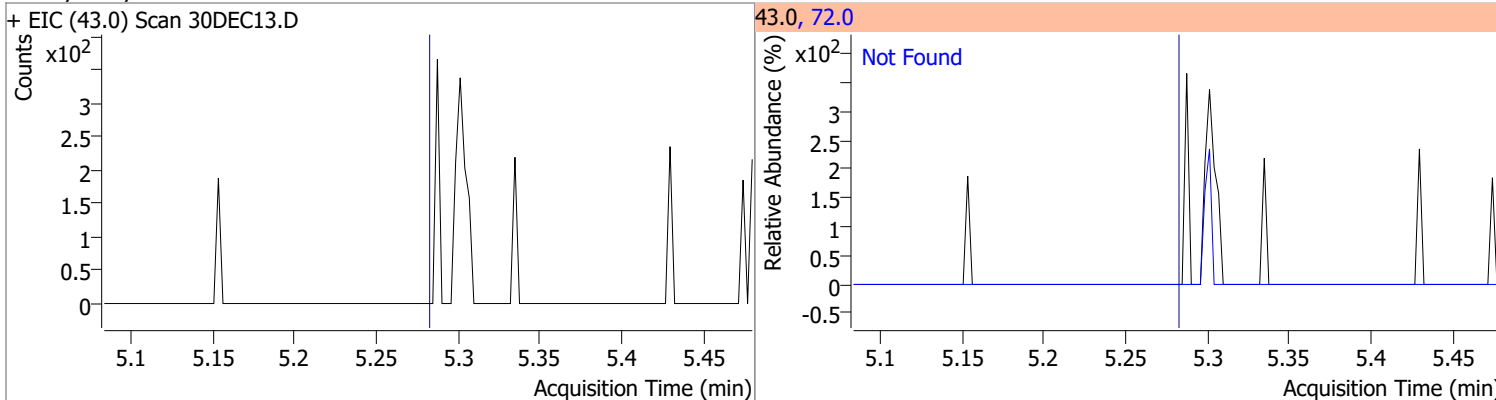


Quantitation Results Report (QT Reviewed)

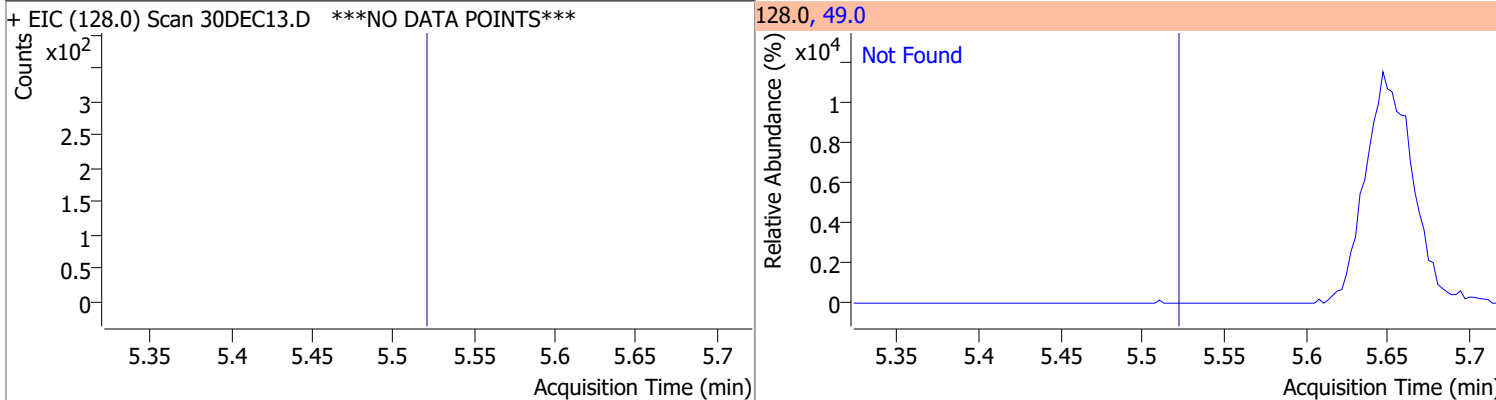
Compound	Conc.	Exp RT	QIon	Exp Ratio	QIon	Exp Ratio
cis-1,2-Dichloroethene	N.D.	5.21	61.0	163.3	98.0	64.4



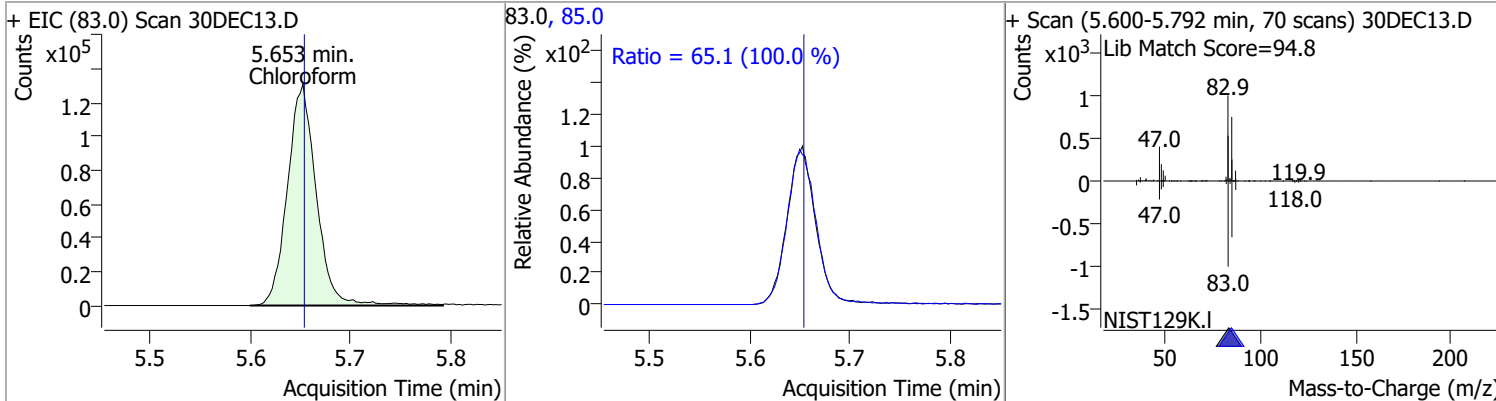
Compound	Conc.	Exp RT	QIon	Exp Ratio
Methyl ethyl ketone	N.D.	5.28	72.0	22.2



Compound	Conc.	Exp RT	QIon	Exp Ratio
Bromochloromethane	N.D.	5.52	49.0	184.6

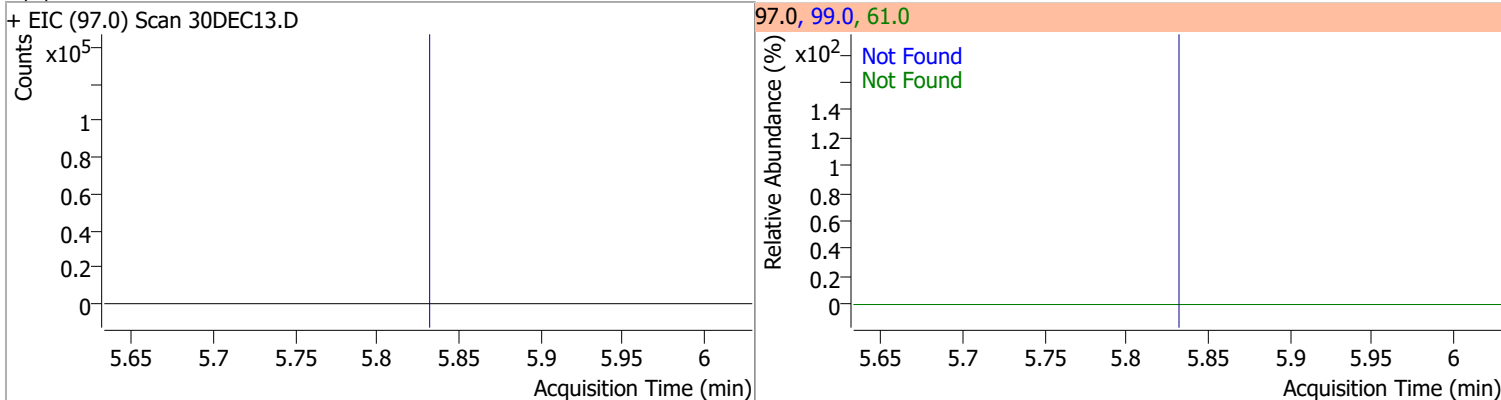


Compound	Conc.	RT	Dev(Min)	Resp.	QIon	QRatio	Lower	Upper
Chloroform	220.6329	5.65	0.00	261804	85.0	65.1	35.1	95.1

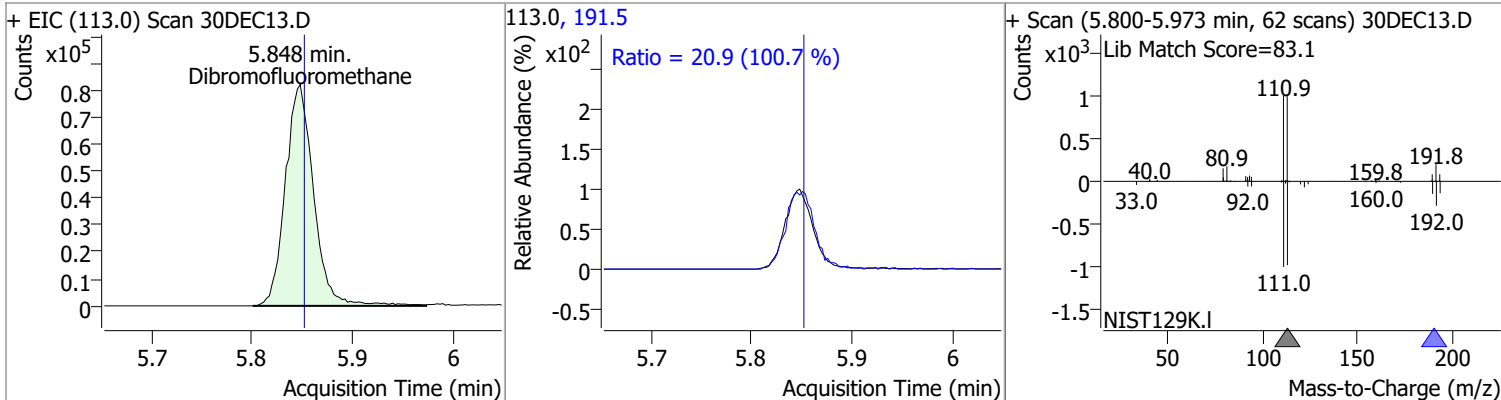


Quantitation Results Report (QT Reviewed)

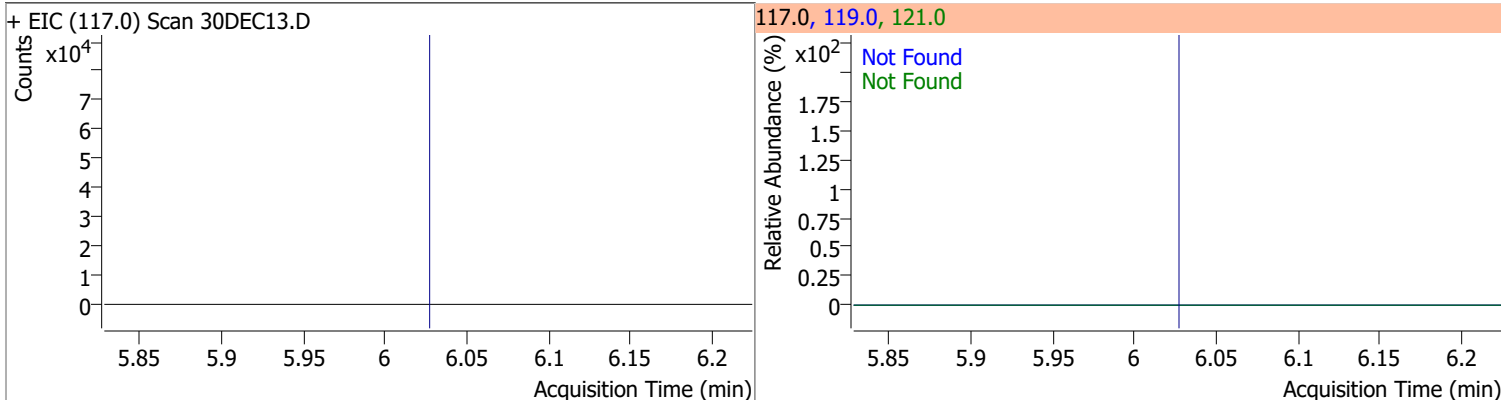
Compound	Conc.	Exp RT	QIon	Exp Ratio	QIon	Exp Ratio
1,1,1-Trichloroethane	N.D.	5.83	99.0	65.7	61.0	45.0



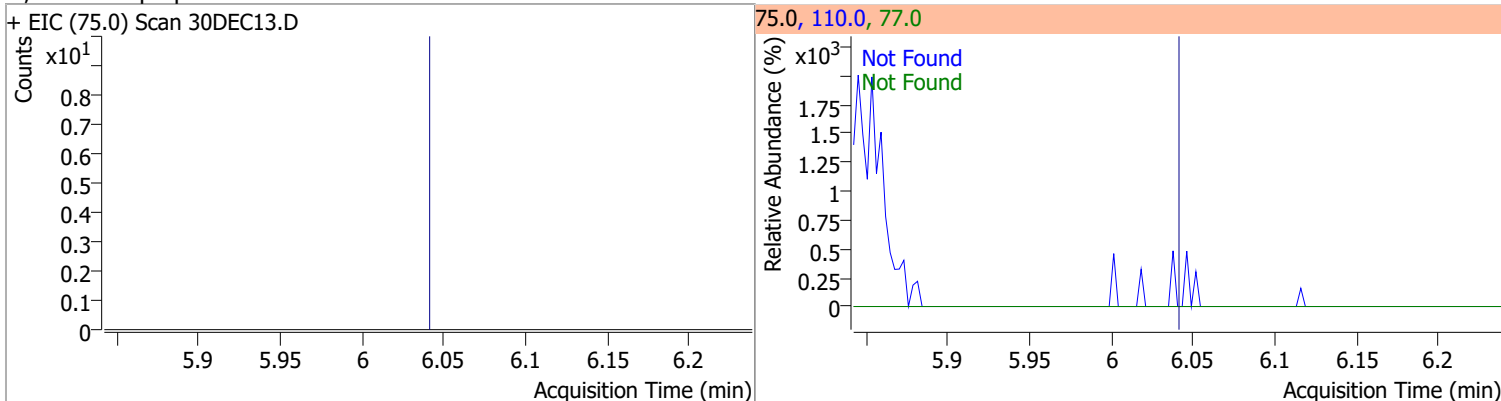
Compound	Conc.	RT	Dev(Min)	Resp.	QIon	QRatio	Lower	Upper
Dibromofluoromethane	267.4513	5.85	0.00	160801	191.5	20.9	0.0	50.7



Compound	Conc.	Exp RT	QIon	Exp Ratio	QIon	Exp Ratio
Carbon tetrachloride	N.D.	6.03	119.0	97.5	121.0	30.4

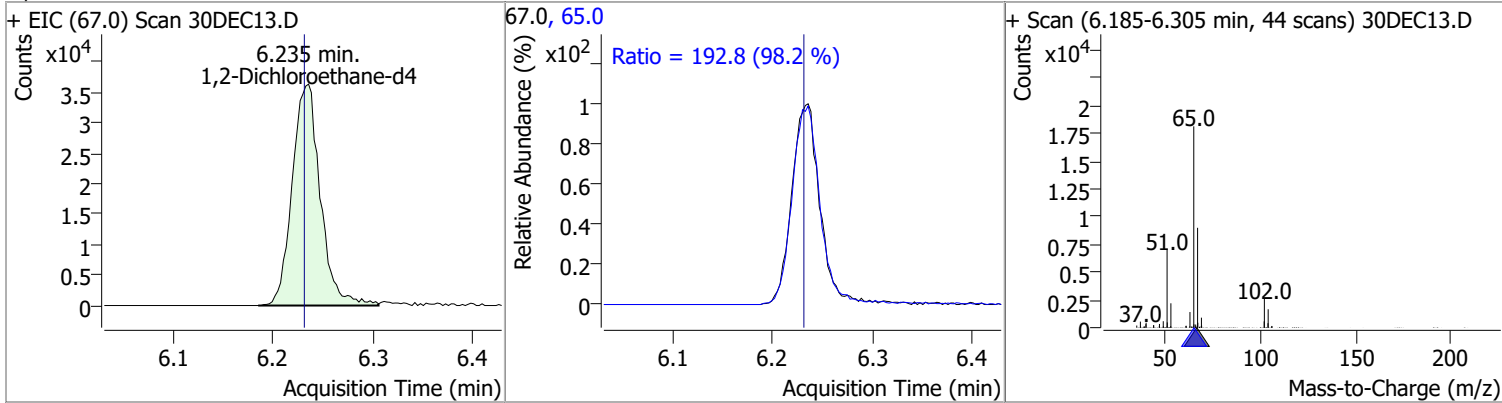


Compound	Conc.	Exp RT	QIon	Exp Ratio	QIon	Exp Ratio
1,1-Dichloropropene	N.D.	6.04	110.0	35.4	77.0	30.5

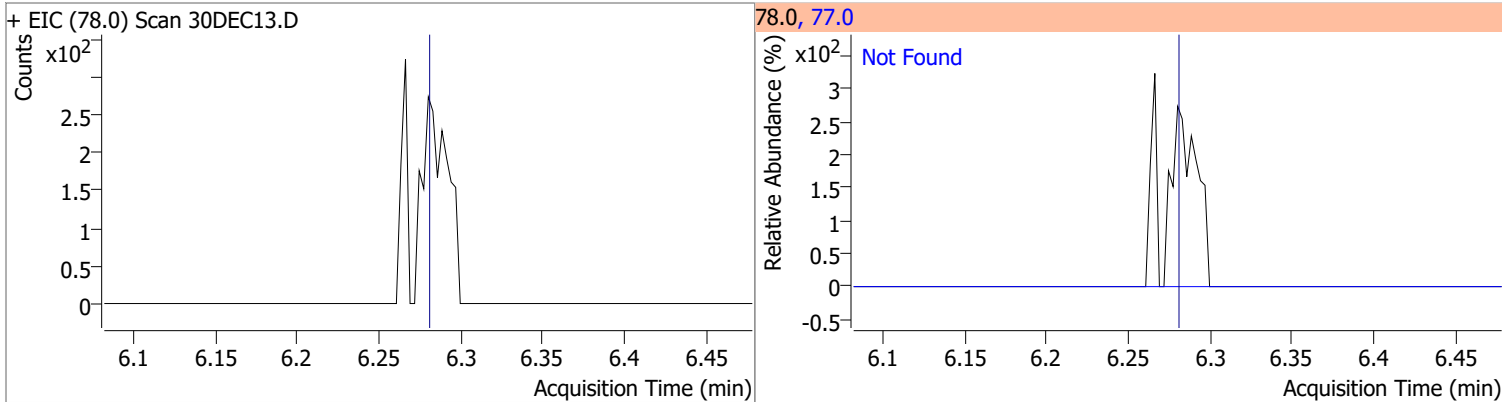


Quantitation Results Report (QT Reviewed)

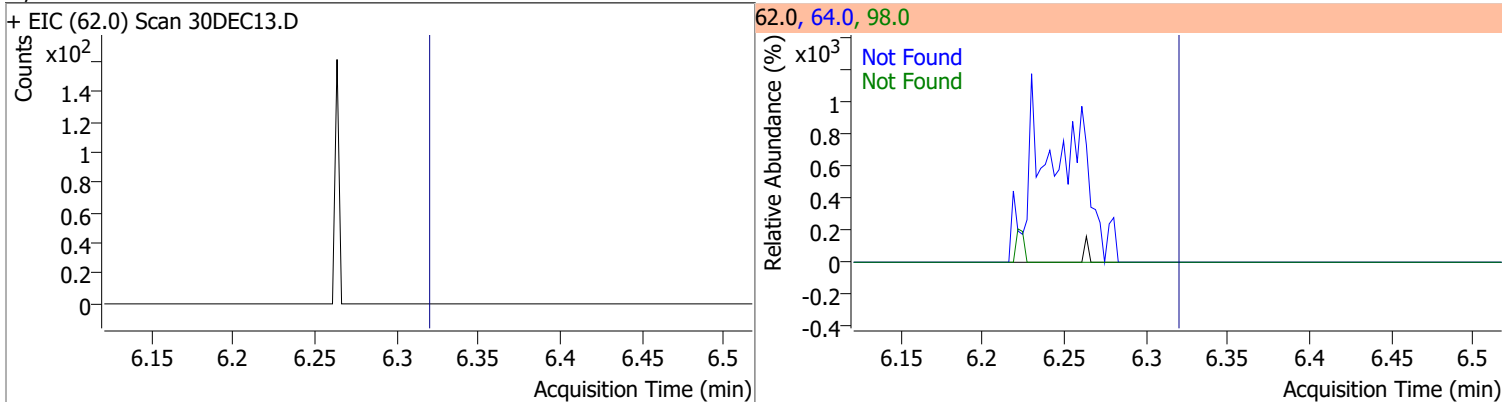
Compound	Conc.	RT	Dev(Min)	Resp.	QIon	QRatio	Lower	Upper
1,2-Dichloroethane-d4	256.8350	6.24	0.01	70471	65.0	192.8	166.3	226.3



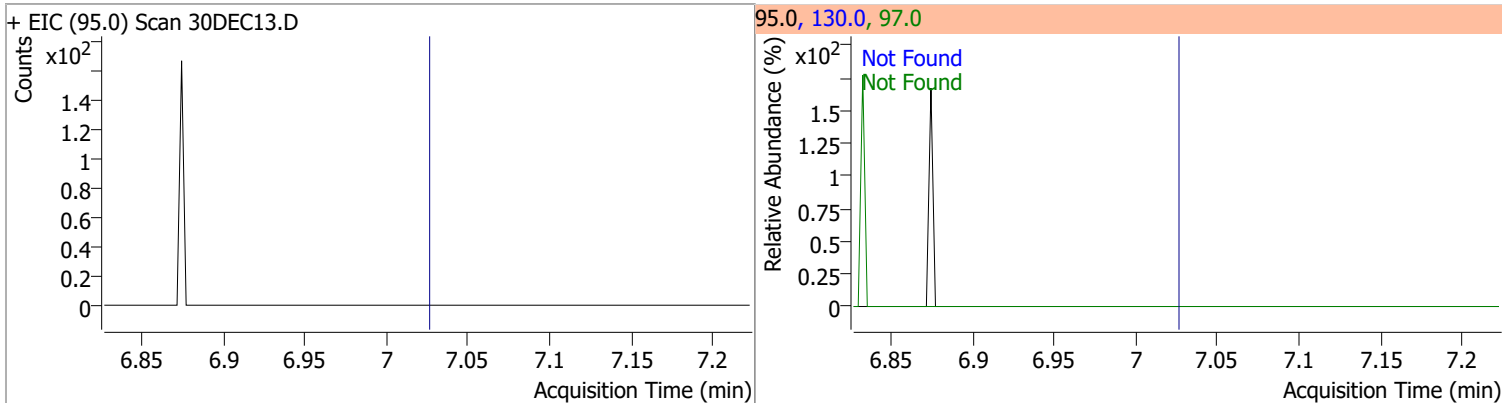
Compound	Conc.	Exp RT	QIon	Exp Ratio
Benzene	N.D.	6.28	77.0	23.5



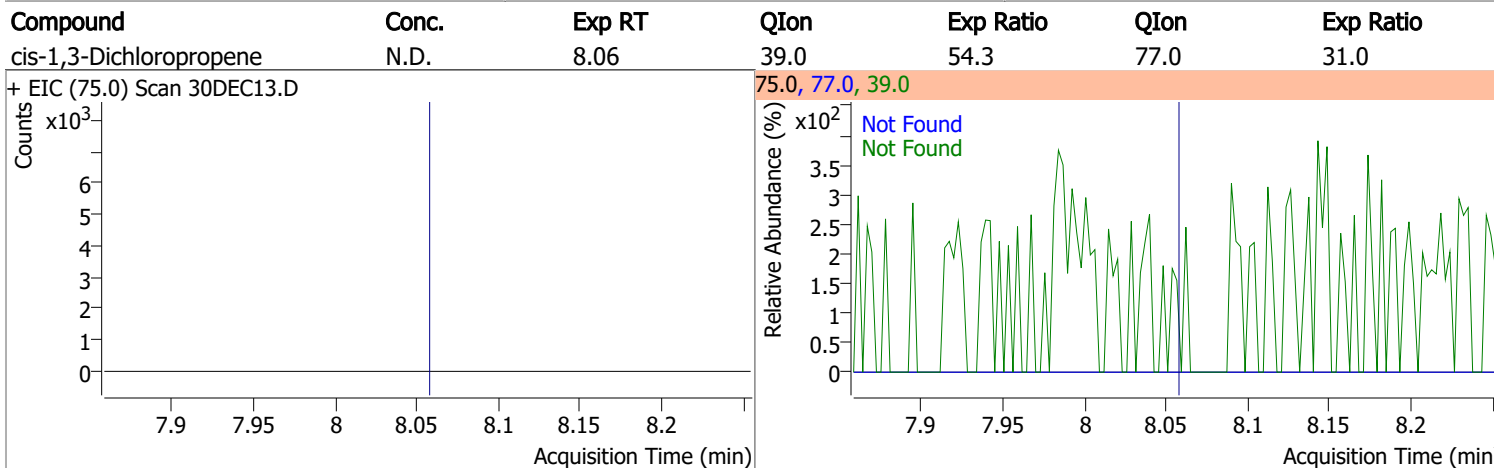
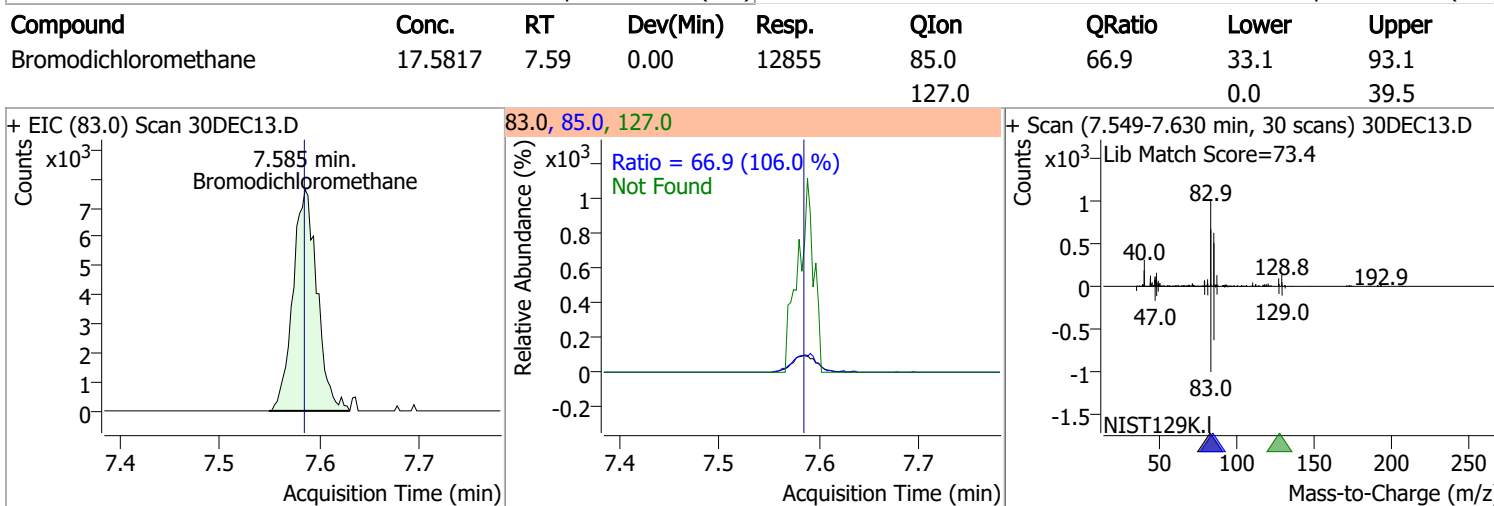
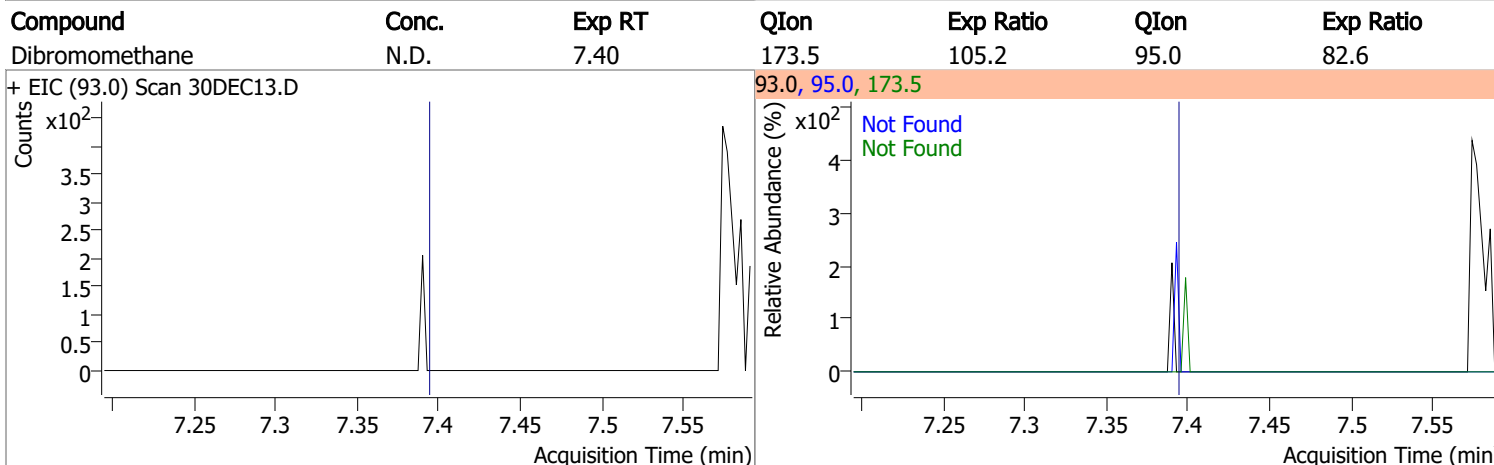
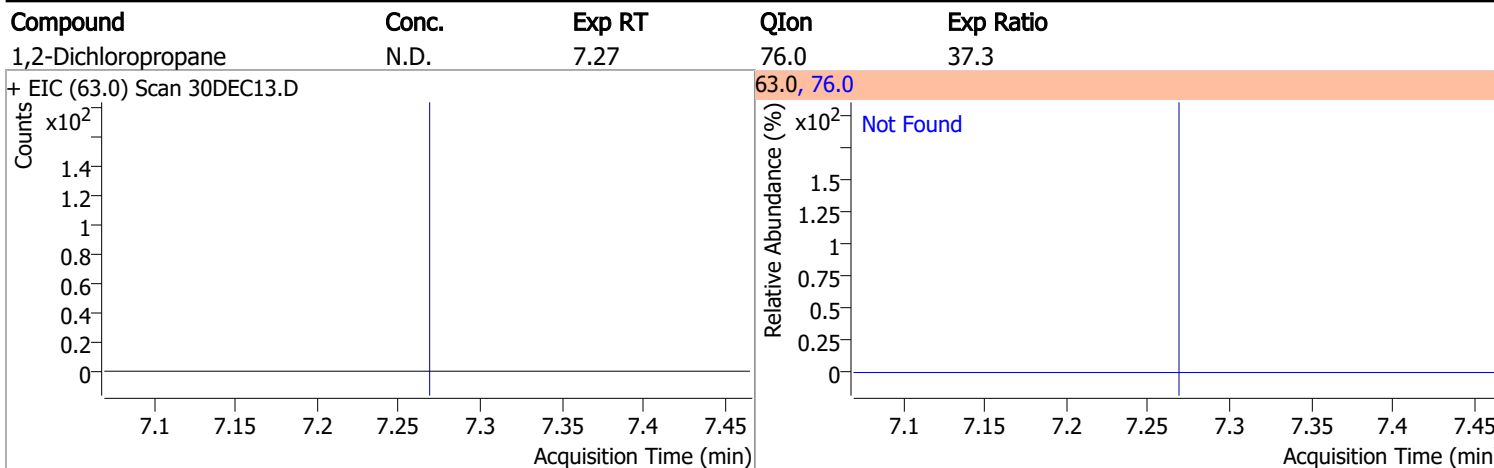
Compound	Conc.	Exp RT	QIon	Exp Ratio	QIon	Exp Ratio
1,2-Dichloroethane	N.D.	6.32	64.0	32.3	98.0	8.2



Compound	Conc.	Exp RT	QIon	Exp Ratio	QIon	Exp Ratio
Trichloroethene	N.D.	7.03	130.0	100.8	97.0	64.7

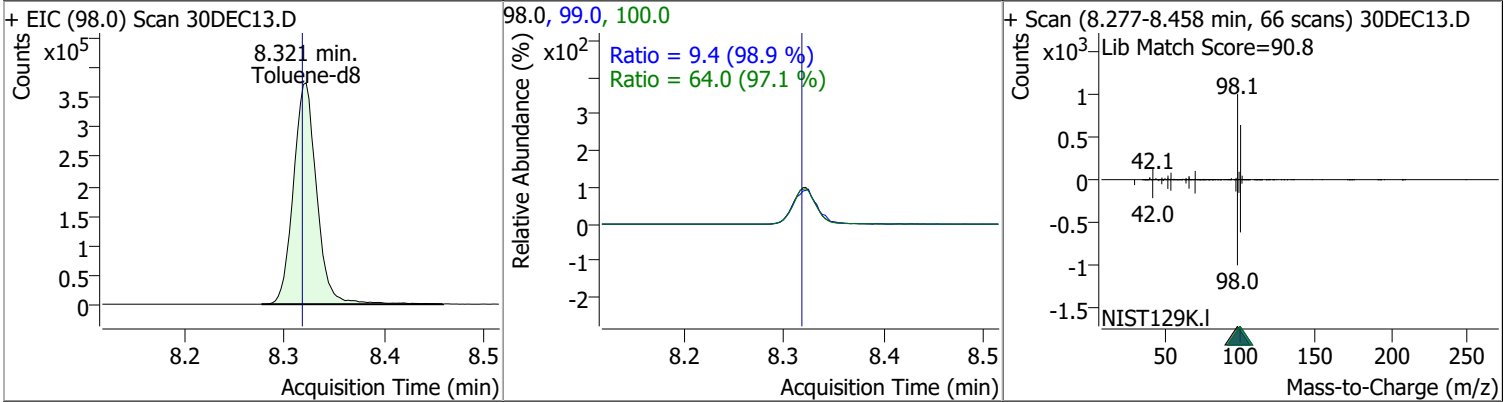


Quantitation Results Report (QT Reviewed)

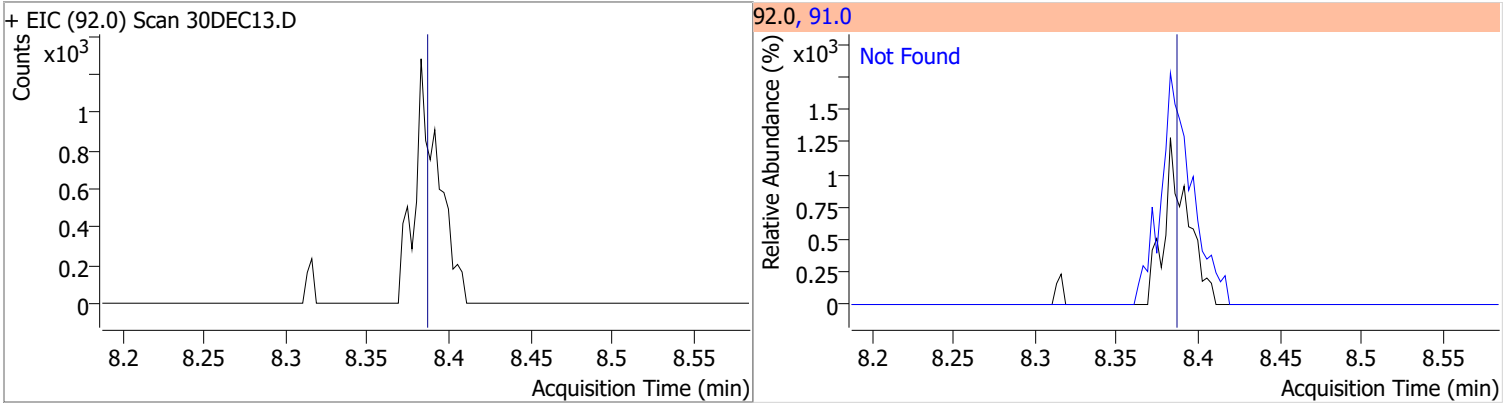


Quantitation Results Report (QT Reviewed)

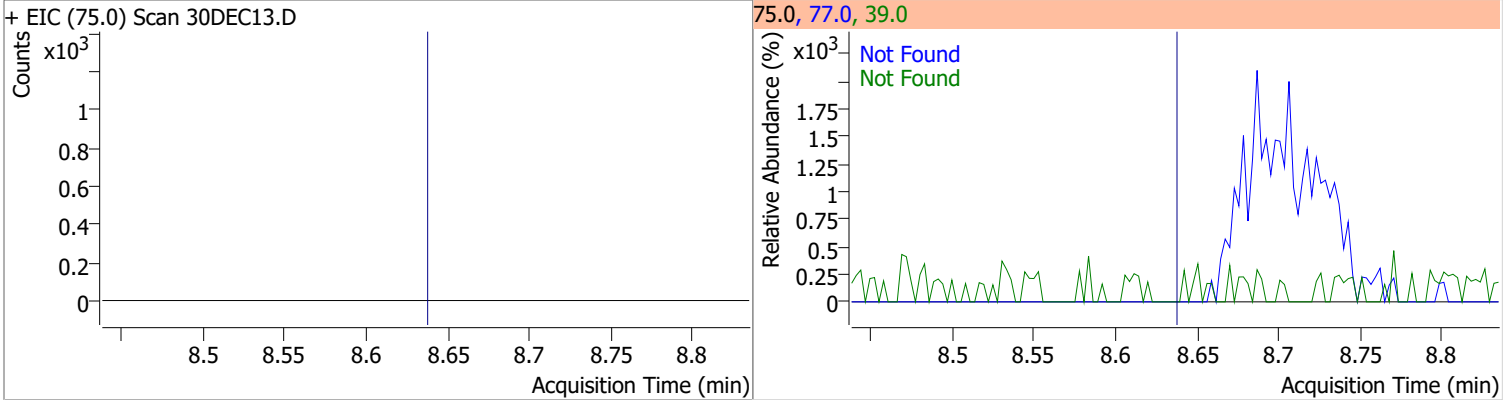
Compound	Conc.	RT	Dev(Min)	Resp.	QIon	QRatio	Lower	Upper
Toluene-d8	256.5319	8.32	0.00	606963	100.0	64.0	35.9	95.9
					99.0	9.4	0.0	39.5



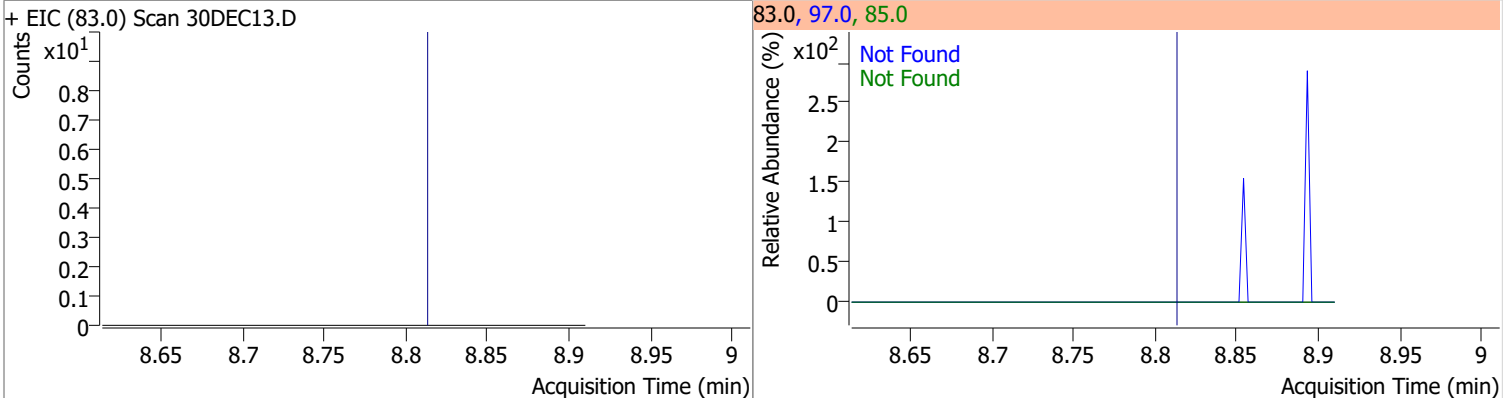
Compound	Conc.	Exp RT	QIon	Exp Ratio
Toluene	N.D.	8.39	91.0	174.3



Compound	Conc.	Exp RT	QIon	Exp Ratio	QIon	Exp Ratio
trans-1,3-Dichloropropene	N.D.	8.64	39.0	52.1	77.0	32.0

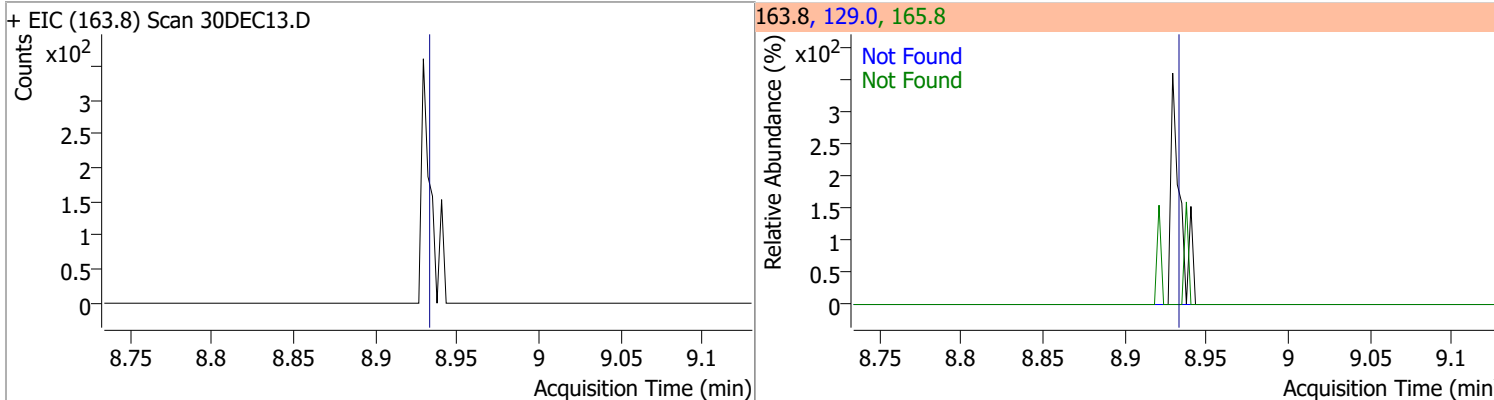


Compound	Conc.	Exp RT	QIon	Exp Ratio	QIon	Exp Ratio
1,1,2-Trichloroethane	N.D.	8.82	97.0	114.3	85.0	61.5

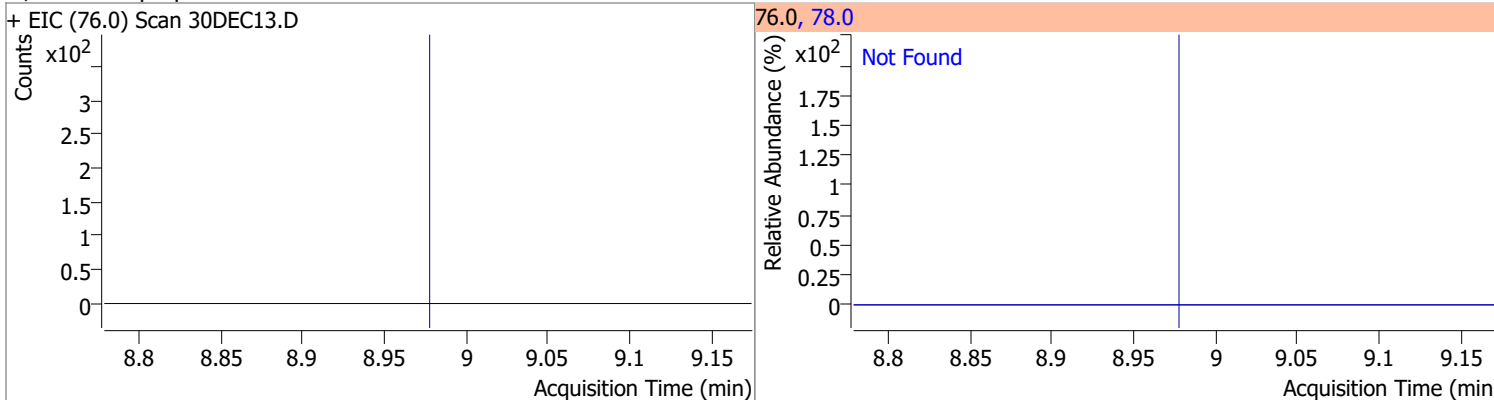


Quantitation Results Report (QT Reviewed)

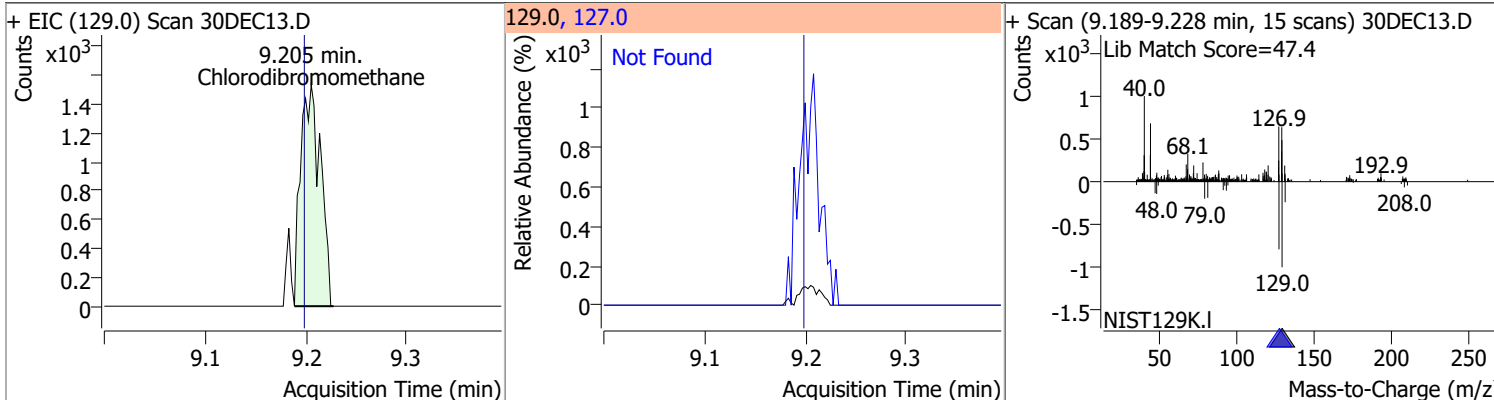
Compound	Conc.	Exp RT	QIon	Exp Ratio	QIon	Exp Ratio
Tetrachloroethene	N.D.	8.94	165.8	128.3	129.0	95.3



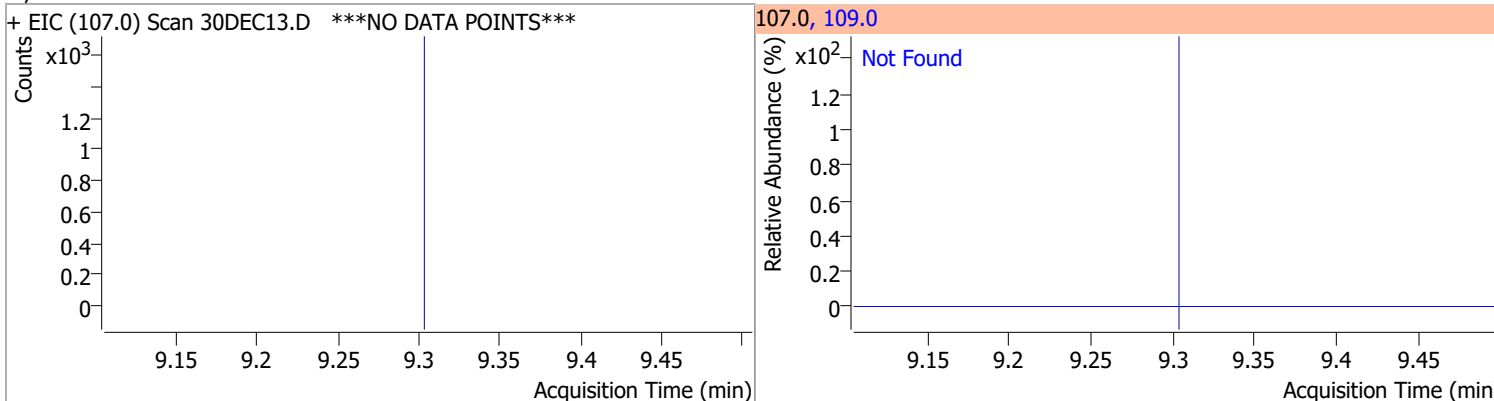
Compound	Conc.	Exp RT	QIon	Exp Ratio
1,3-Dichloropropane	N.D.	8.98	78.0	32.1



Compound	Conc.	RT	Dev(Min)	Resp.	QIon	QRatio	Lower	Upper
Chlorodibromomethane	4.6097	9.21	0.01	2106	127.0		45.3	105.3

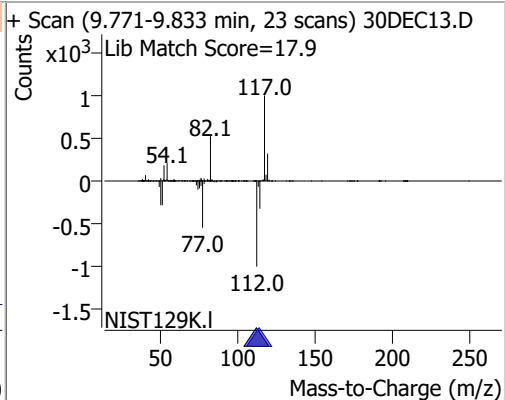
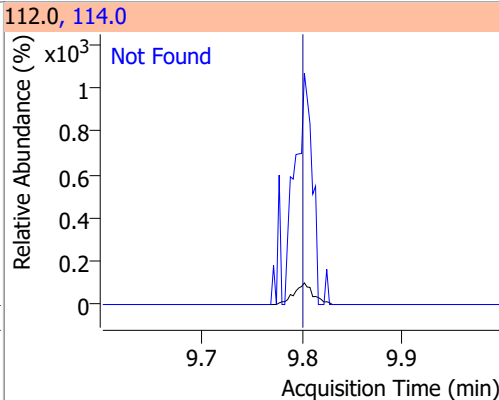
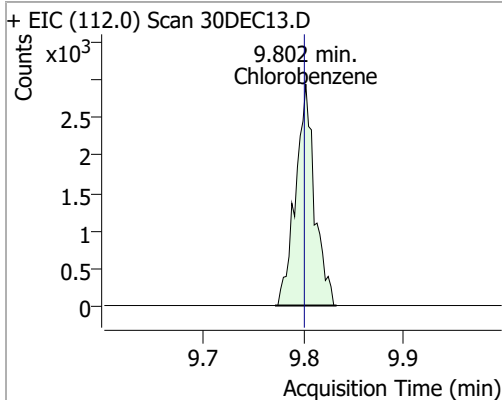


Compound	Conc.	Exp RT	QIon	Exp Ratio
1,2-Dibromoethane	N.D.	9.31	109.0	97.2

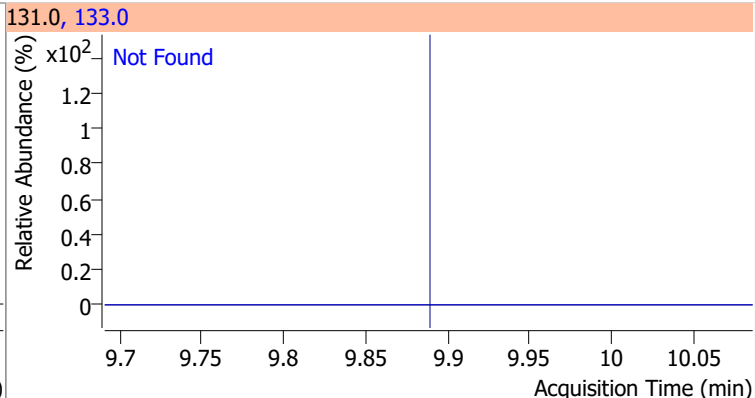
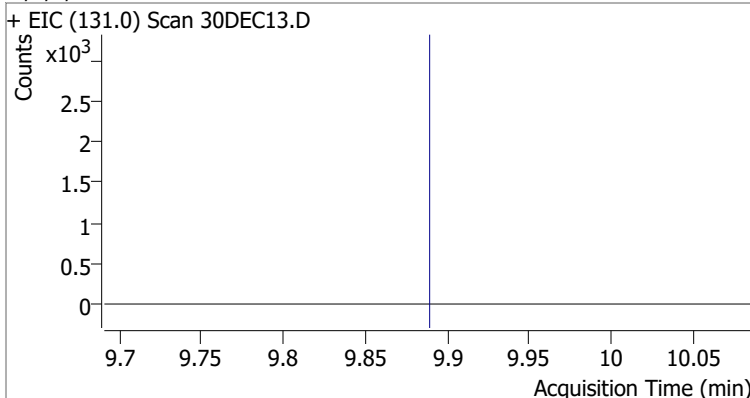


Quantitation Results Report (QT Reviewed)

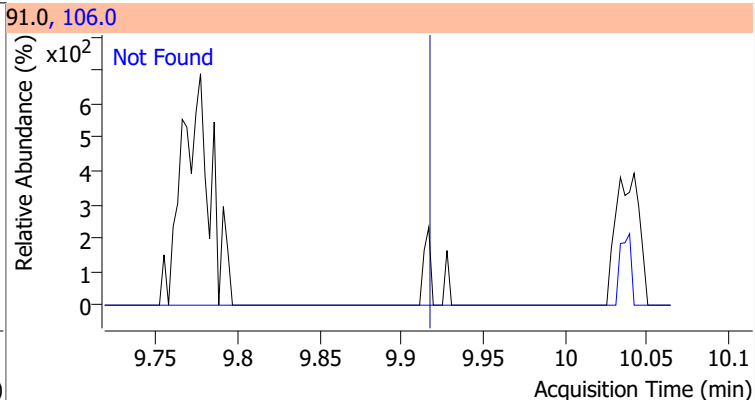
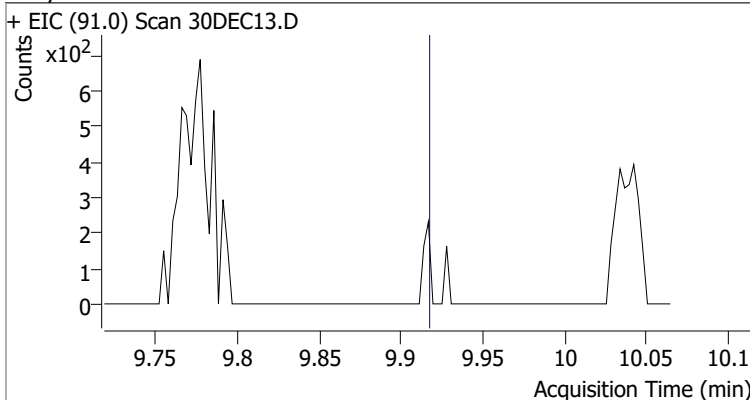
Compound	Conc.	RT	Dev(Min)	Resp.	QIon	QRatio	Lower	Upper
Chlorobenzene	2.3171	9.80	0.00	3891	114.0		2.3	62.3



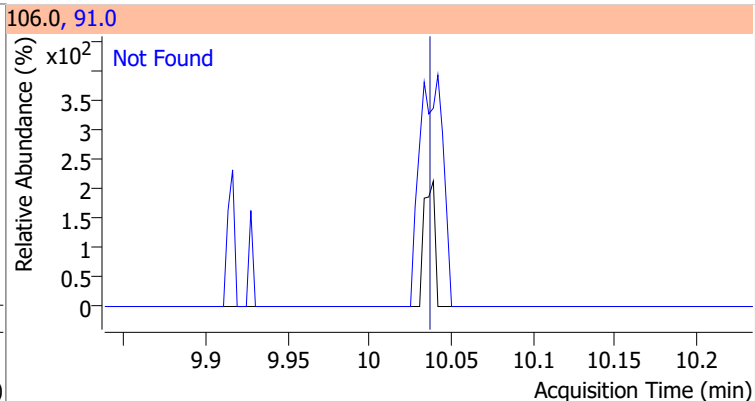
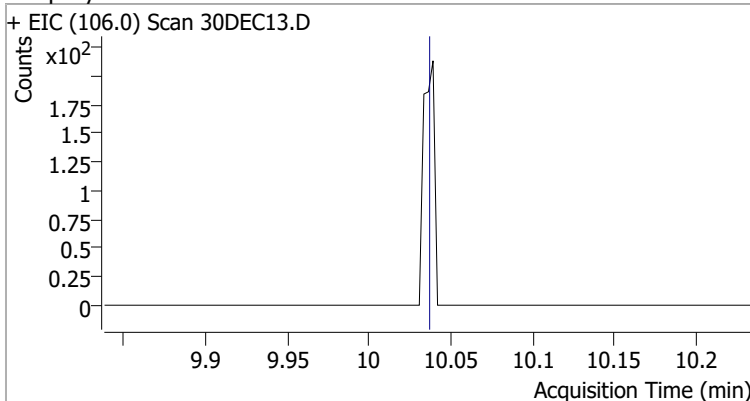
Compound	Conc.	Exp RT	QIon	Exp Ratio
1,1,1,2-Tetrachloroethane	N.D.	9.89	133.0	95.7



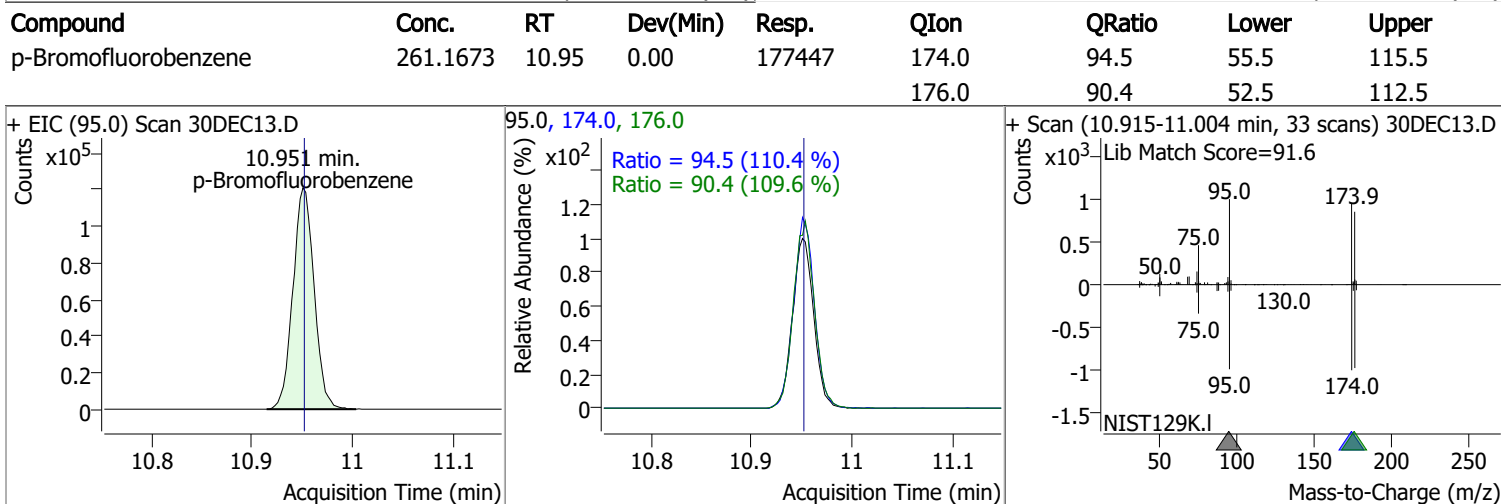
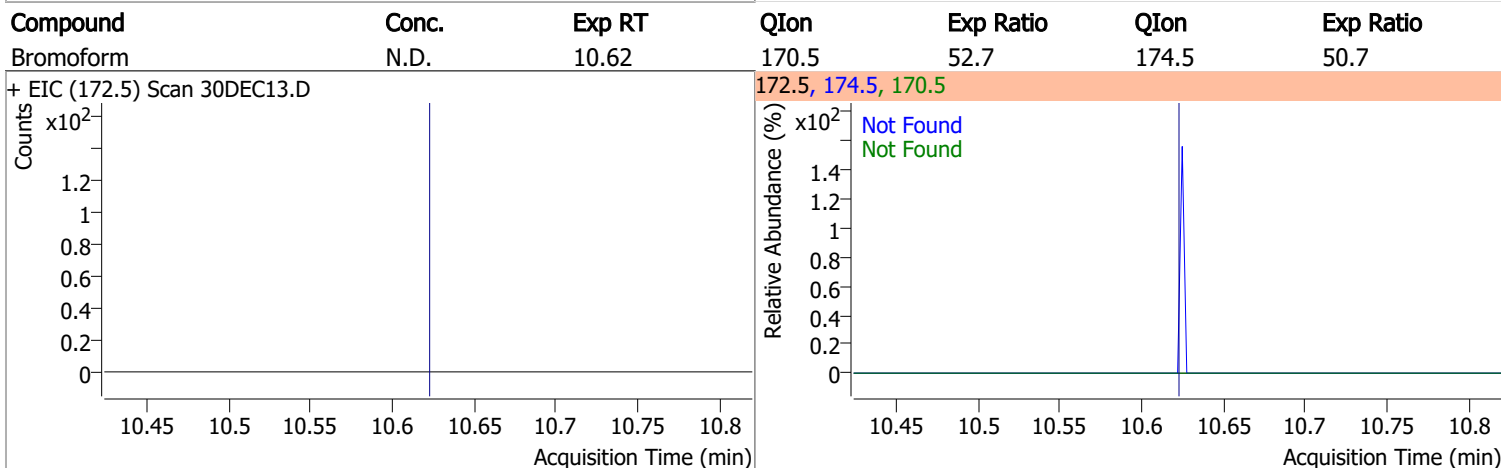
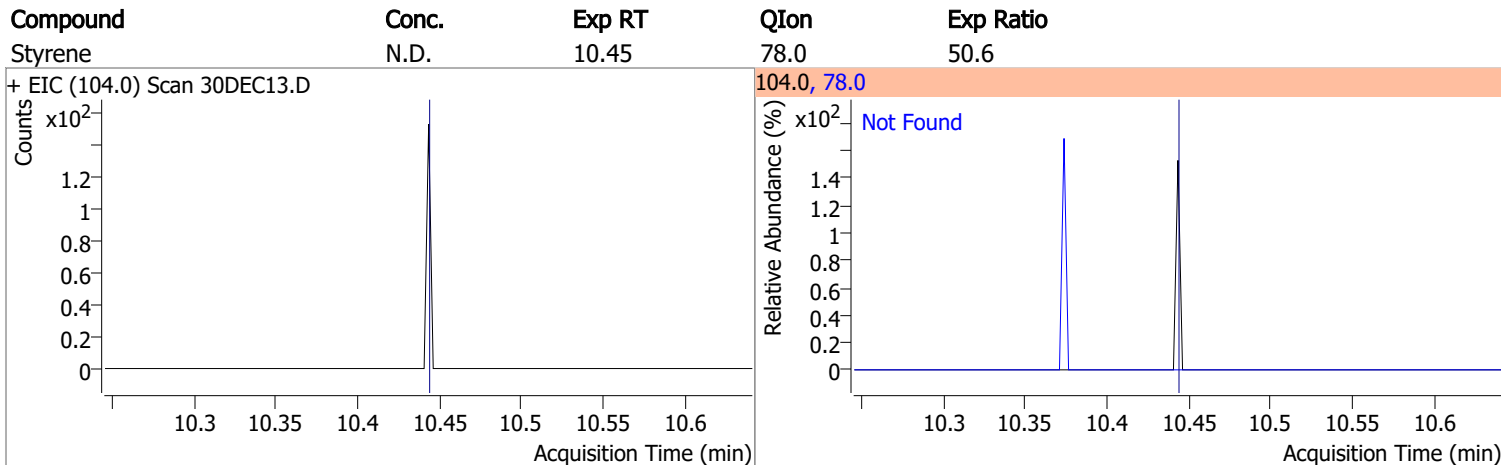
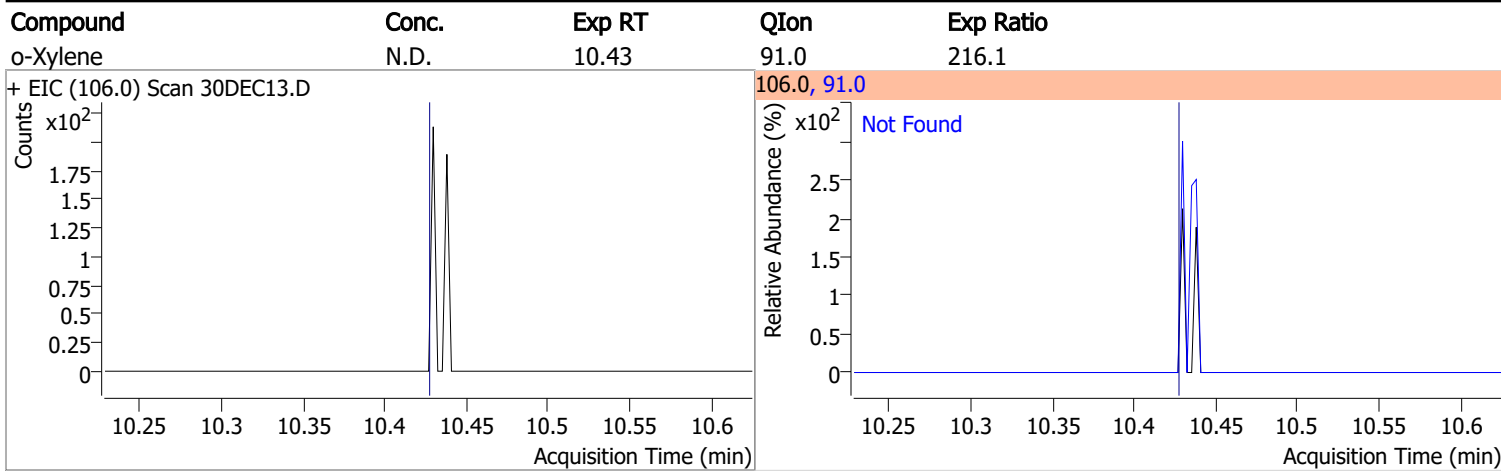
Compound	Conc.	Exp RT	QIon	Exp Ratio
Ethylbenzene	N.D.	9.92	106.0	30.7



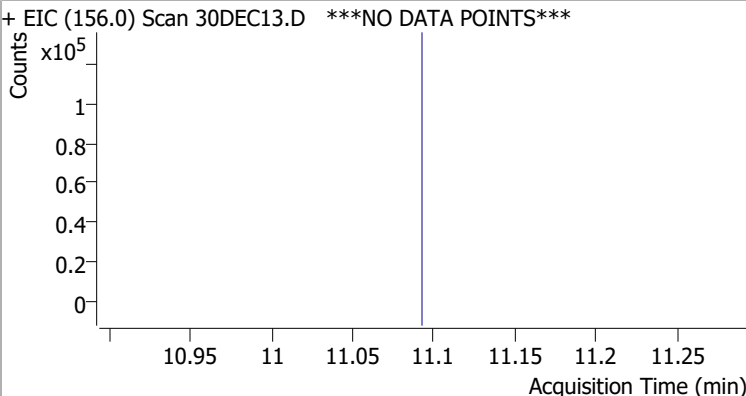
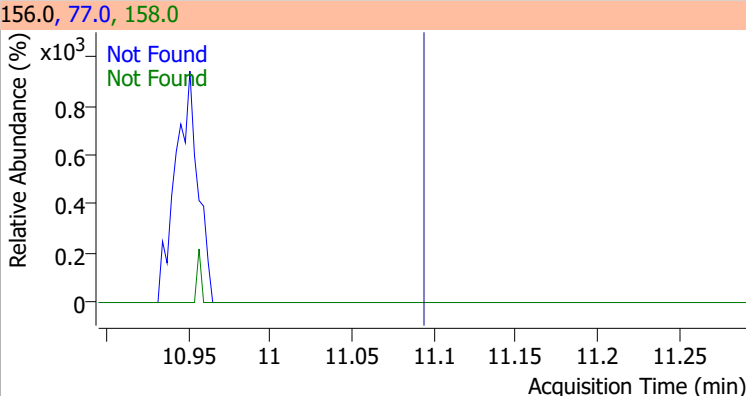
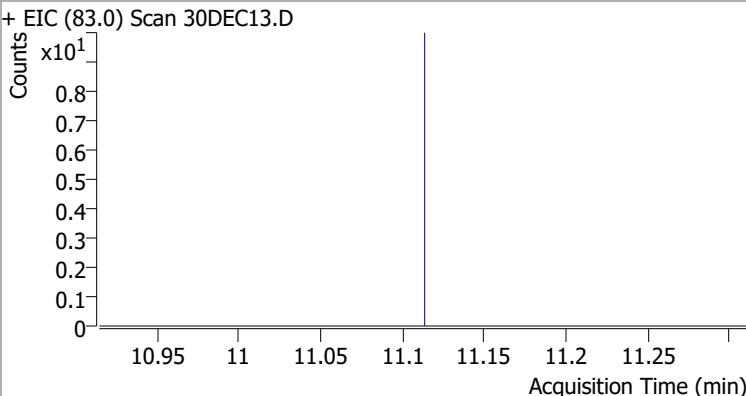
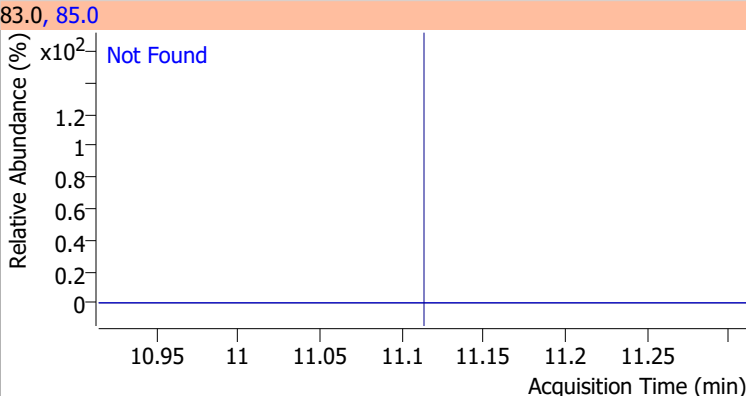
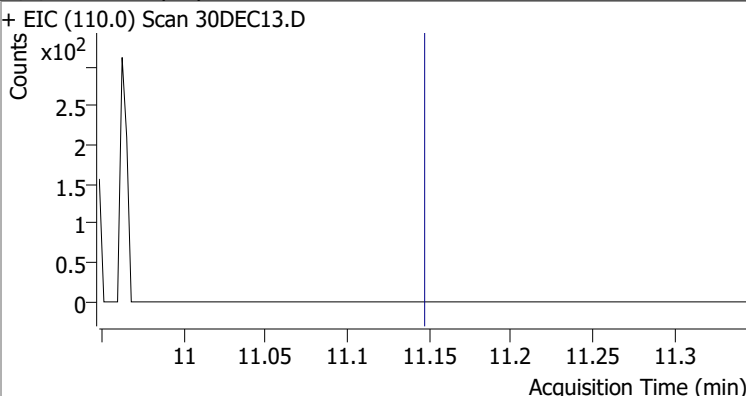
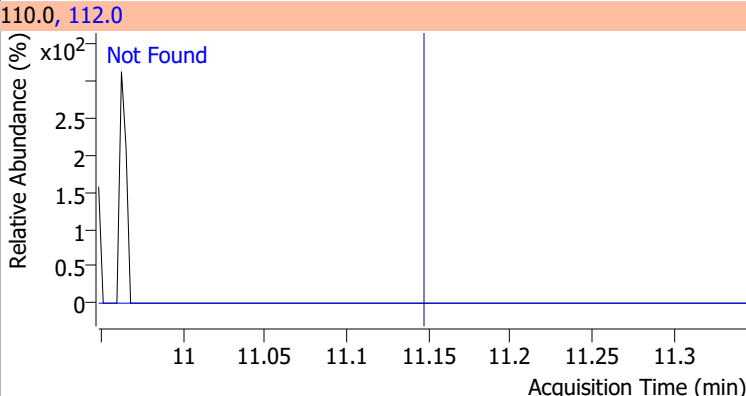
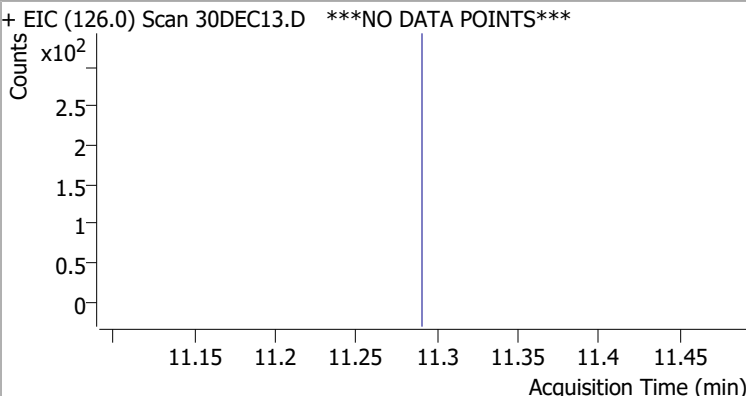
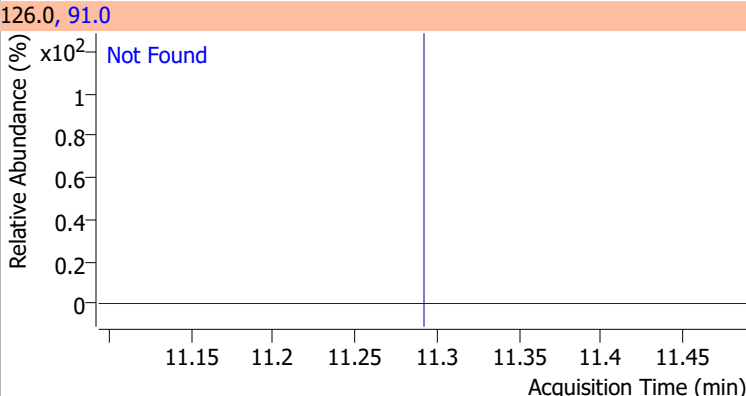
Compound	Conc.	Exp RT	QIon	Exp Ratio
m+p-Xylenes	N.D.	10.04	91.0	205.0



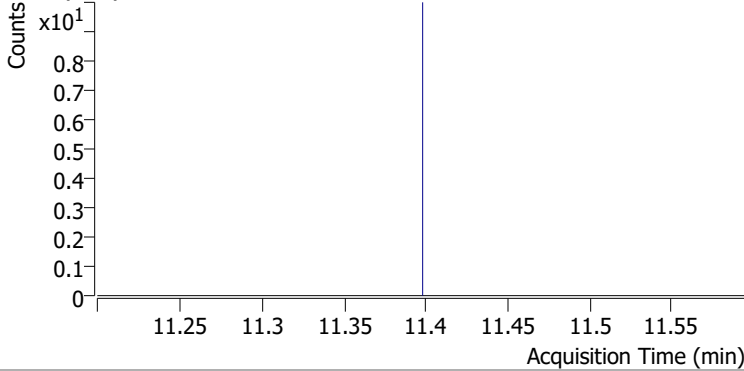
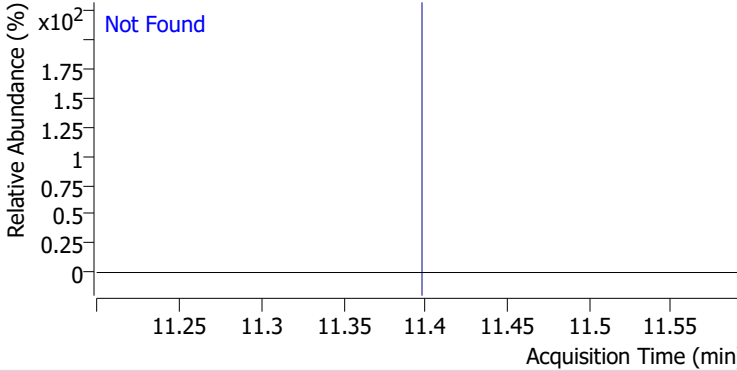
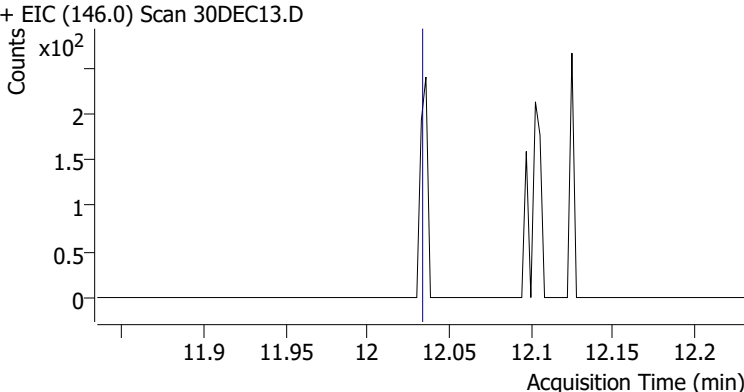
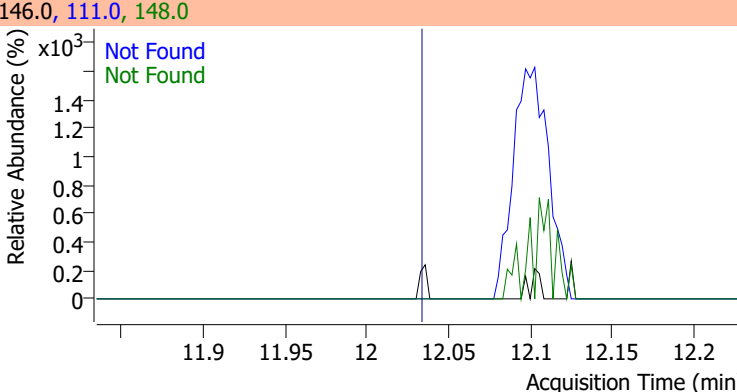
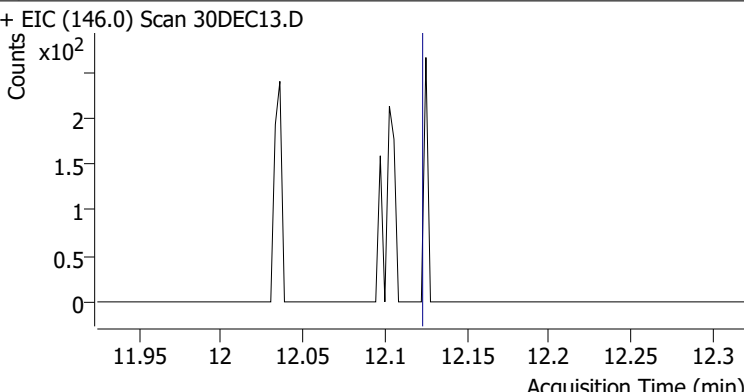
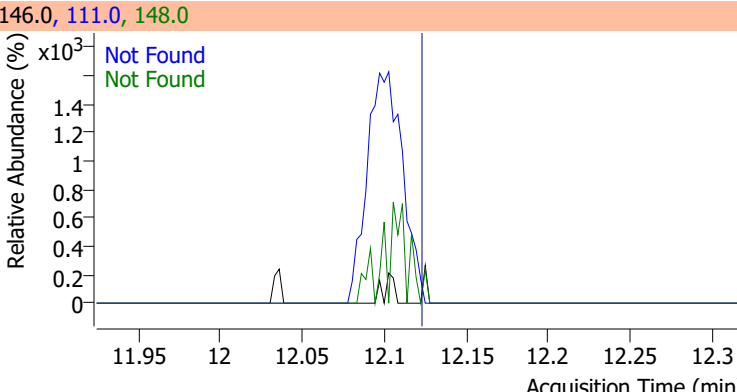
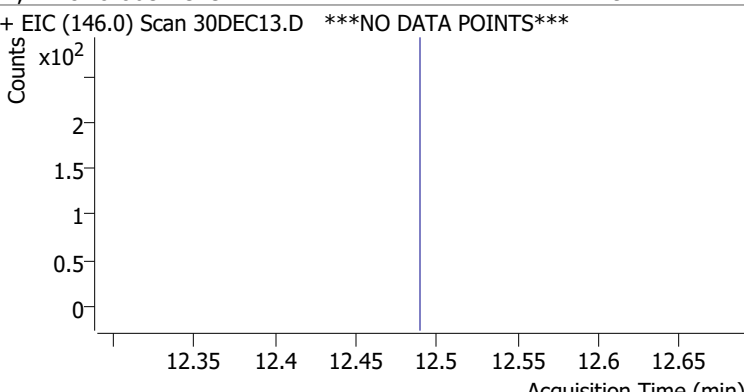
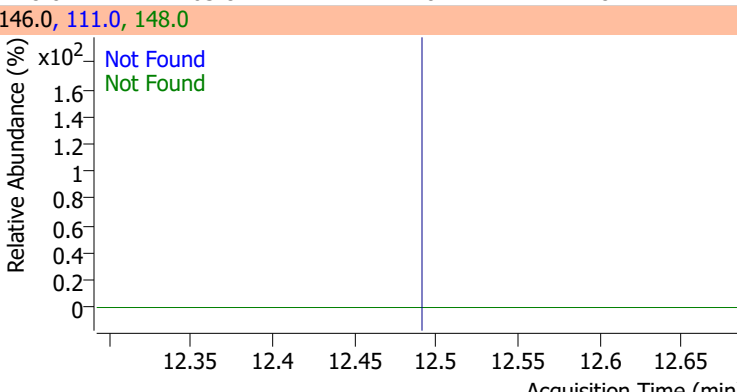
Quantitation Results Report (QT Reviewed)



Quantitation Results Report (QT Reviewed)

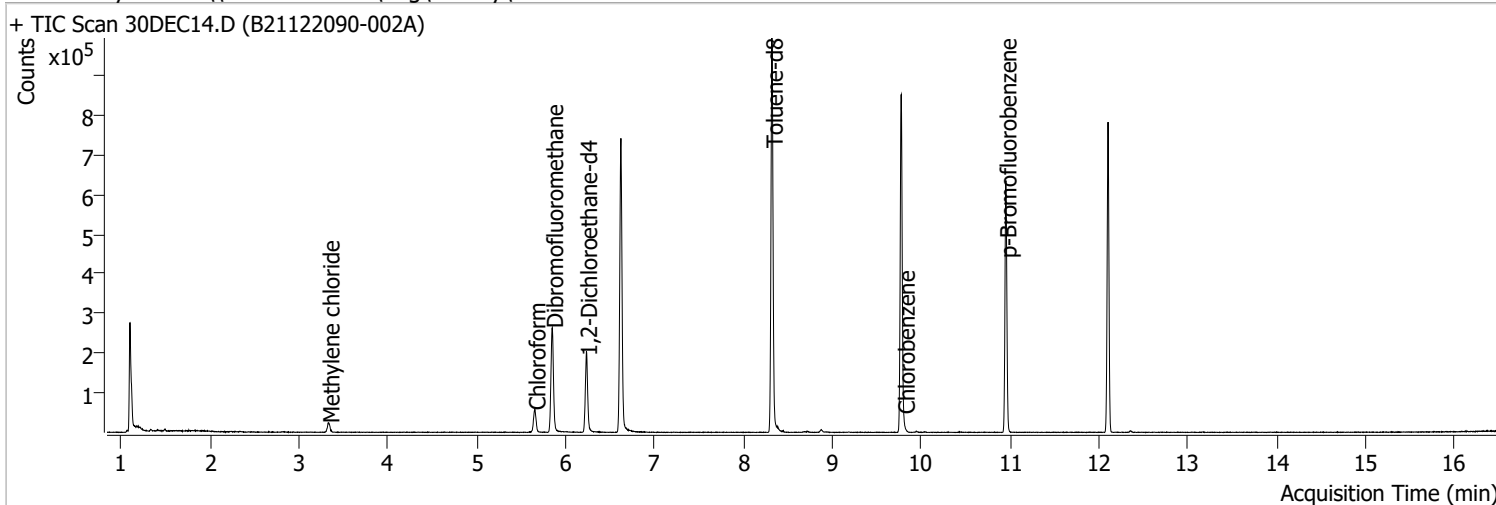
Compound	Conc.	Exp RT	QIon	Exp Ratio	QIon	Exp Ratio
Bromobenzene	N.D.	11.09	77.0	153.2	158.0	96.2
+ EIC (156.0) Scan 30DEC13.D ***NO DATA POINTS***			156.0, 77.0, 158.0			
						
1,1,2,2-Tetrachloroethane	N.D.	11.11	85.0	63.2		
+ EIC (83.0) Scan 30DEC13.D			83.0, 85.0			
						
1,2,3-Trichloropropane	N.D.	11.15	112.0	65.8		
+ EIC (110.0) Scan 30DEC13.D			110.0, 112.0			
						
2-Chlorotoluene	N.D.	11.29	91.0	294.1		
+ EIC (126.0) Scan 30DEC13.D ***NO DATA POINTS***			126.0, 91.0			
						

Quantitation Results Report (QT Reviewed)

Compound	Conc.	Exp RT	QIon	Exp Ratio
4-Chlorotoluene	N.D.	11.40	126.0	30.4
+ EIC (91.0) Scan 30DEC13.D			91.0, 126.0	
				
1,3-Dichlorobenzene	N.D.	12.03	148.0	64.5
+ EIC (146.0) Scan 30DEC13.D			146.0, 111.0, 148.0	
				
1,4-Dichlorobenzene	N.D.	12.12	148.0	64.0
+ EIC (146.0) Scan 30DEC13.D			146.0, 111.0, 148.0	
				
1,2-Dichlorobenzene	N.D.	12.49	148.0	63.8
+ EIC (146.0) Scan 30DEC13.D ***NO DATA POINTS***			146.0, 111.0, 148.0	
				

Quantitation Results Report (QT Reviewed)

Data File	30DEC14.D	Operator	SBD
Acq. Method	5975CACQF.M	Acq. Date-Time	12/30/2021 4:23:49 PM
Sample Name	B21122090-002A	Instrument	VOA5975C
Vial	14	Multiplier	1.00
DA Method File	VOA5975C_8260B_SHT_DoD_L4_120721.m	Comment	
Tune File	BFB_Atune3.u	Tune Date	10/11/2021 4:02:00 PM
Batch Name	VG123021_8260B_624pt1.batch.bin	Last Calib Update	1/20/2022 10:22:06 AM
Ref Library	\\MASSHUNTER\Org\Library\NIST129K.I		



Compound	RT	QIon	Resp.	Conc.	Units	Dev(Min)
----------	----	------	-------	-------	-------	----------

Internal Standards

M Fluorobenzene	6.620	96.0	615341	250.0000	ng	0.000
M Chlorobenzene-d5	9.772	82.0	236222	250.0000	ng	-0.003
M 1,4-Dichlorobenzene-d4	12.100	152.0	180157	250.0000	ng	0.000

System Monitoring Compounds

S Dibromofluoromethane	5.848	113.0	157136	260.5578	ng	-0.003
Spiked Amount: 250.000	Range: 80.0 - 119.0%			Recovery = 104.22%		
S 1,2-Dichloroethane-d4	6.230	67.0	69066	250.9462	ng	0.000
Spiked Amount: 250.000	Range: 81.0 - 118.0%			Recovery = 100.38%		
S Toluene-d8	8.319	98.0	607231	255.7195	ng	0.000
Spiked Amount: 250.000	Range: 89.0 - 112.0%			Recovery = 102.29%		
S p-Bromofluorobenzene	10.948	95.0	179466	260.3372	ng	-0.003
Spiked Amount: 250.000	Range: 85.0 - 114.0%			Recovery = 104.13%		

Target Compounds

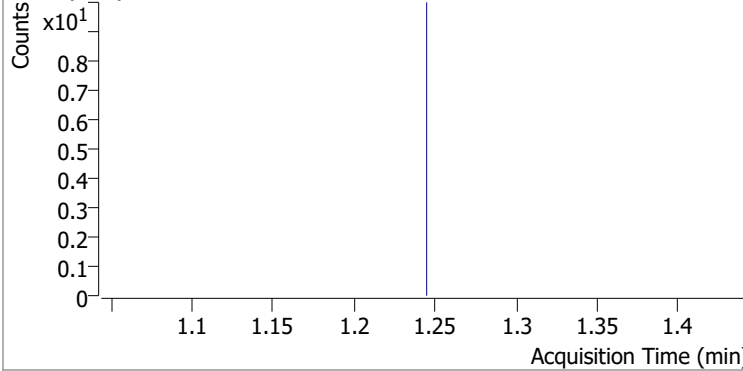
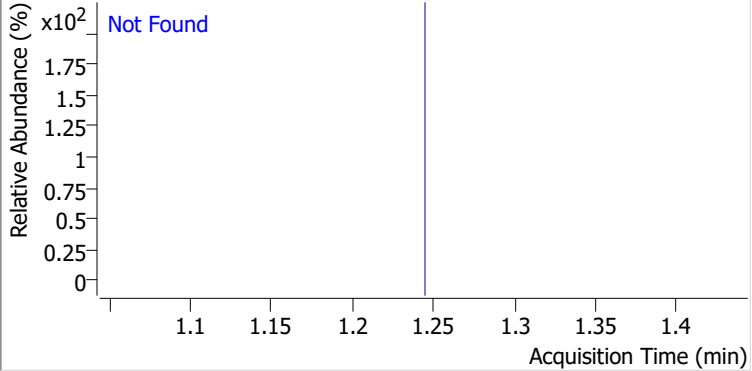
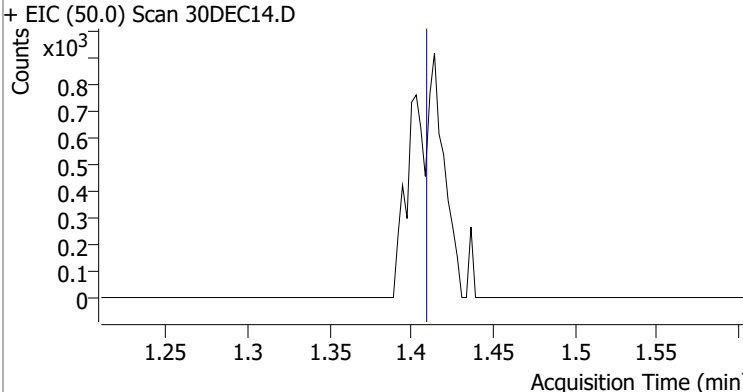
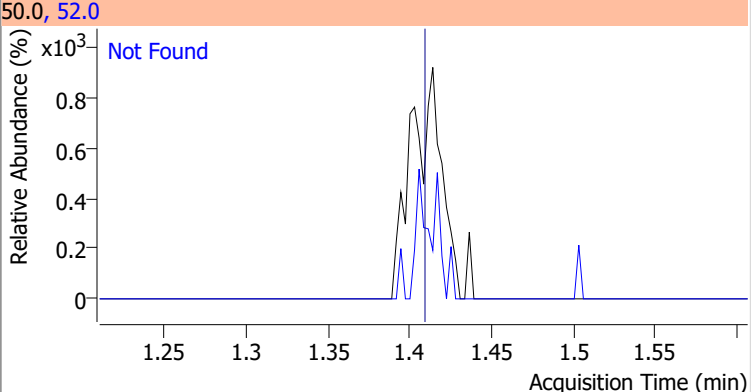
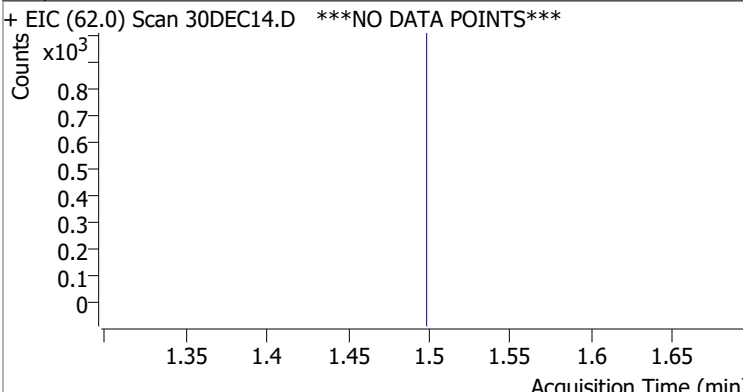
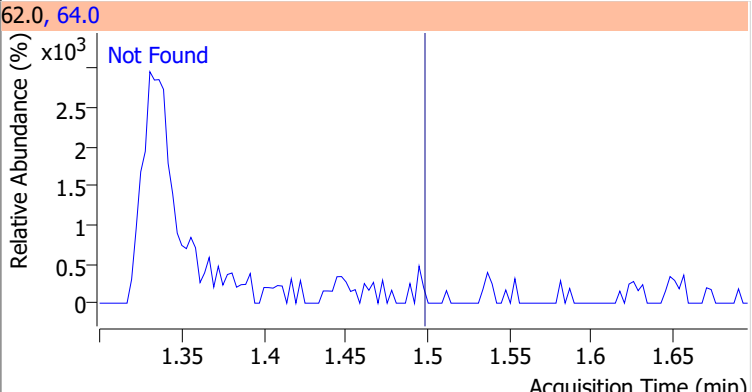
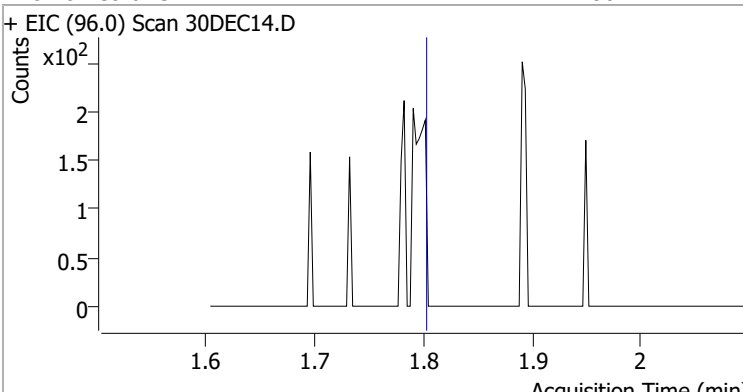
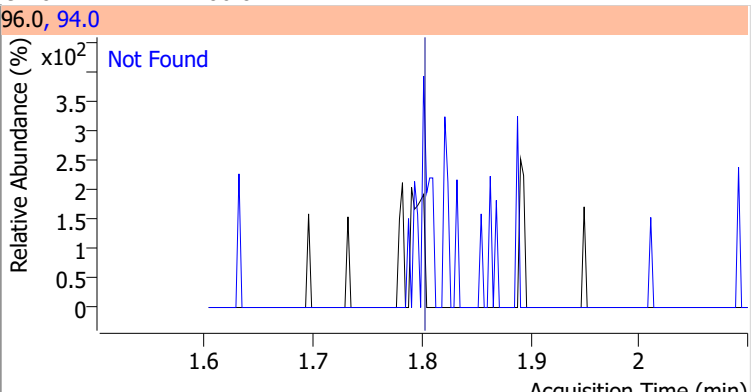
Compound	RT	QIon	Resp.	Conc.	Units	QValue
T Dichlorodifluoromethane	0.000		0	N.D.		
T Chloromethane	0.000		0	N.D.		
T Vinyl chloride	0.000		0	N.D.		
T Bromomethane	0.000		0	N.D.		
T Chloroethane	0.000		0	N.D.		
T Trichlorofluoromethane	0.000		0	N.D.		
T 1,1-Dichloroethene	0.000		0	N.D.		
T Methylene chloride	3.333	49.0	16488	18.2842	ng	99
T trans-1,2-Dichloroethene	0.000		0	N.D.		
T Methyl tert-butyl ether (MTBE)	0.000		0	N.D.		
T 1,1-Dichloroethane	0.000		0	N.D.		
T 2,2-Dichloropropane	0.000		0	N.D.		
T cis-1,2-Dichloroethene	0.000		0	N.D.		
T Methyl ethyl ketone	0.000		0	N.D.		
T Bromochloromethane	0.000		0	N.D.		
T Chloroform	5.650	83.0	43445	36.5011	ng	95

Quantitation Results Report (QT Reviewed)

Compound	RT	QIon	Resp.	Conc.	Units	Dev(Min)
T 1,1,1-Trichloroethane	0.000		0	N.D.		
T Carbon tetrachloride	0.000		0	N.D.		
T 1,1-Dichloropropene	0.000		0	N.D.		
T Benzene	0.000		0	N.D.		
T 1,2-Dichloroethane	0.000		0	N.D.		
T Trichloroethene	0.000		0	N.D.		
T 1,2-Dichloropropane	0.000		0	N.D.		
T Dibromomethane	0.000		0	N.D.		
T Bromodichloromethane	0.000		0	N.D.		
T cis-1,3-Dichloropropene	0.000		0	N.D.		
T Toluene	0.000		0	N.D.		
T trans-1,3-Dichloropropene	0.000		0	N.D.		
T 1,1,2-Trichloroethane	0.000		0	N.D.		
T Tetrachloroethene	0.000		0	N.D.		
T 1,3-Dichloropropane	0.000		0	N.D.		
T Chlorodibromomethane	0.000		0	N.D.		
T 1,2-Dibromoethane	0.000		0	N.D.		
T Chlorobenzene	9.802	112.0	3848	2.2832	ng	42
T 1,1,1,2-Tetrachloroethane	0.000		0	N.D.		
T Ethylbenzene	0.000		0	N.D.		
T m+p-Xylenes	0.000		0	N.D.		
T o-Xylene	0.000		0	N.D.		
T Styrene	0.000		0	N.D.		
T Bromoform	0.000		0	N.D.		
T Bromobenzene	0.000		0	N.D.		
T 1,1,2,2-Tetrachloroethane	0.000		0	N.D.		
T 1,2,3-Trichloropropane	0.000		0	N.D.		
T 2-Chlorotoluene	0.000		0	N.D.		
T 4-Chlorotoluene	0.000		0	N.D.		
T 1,3-Dichlorobenzene	0.000		0	N.D.		
T 1,4-Dichlorobenzene	0.000		0	N.D.		
T 1,2-Dichlorobenzene	0.000		0	N.D.		

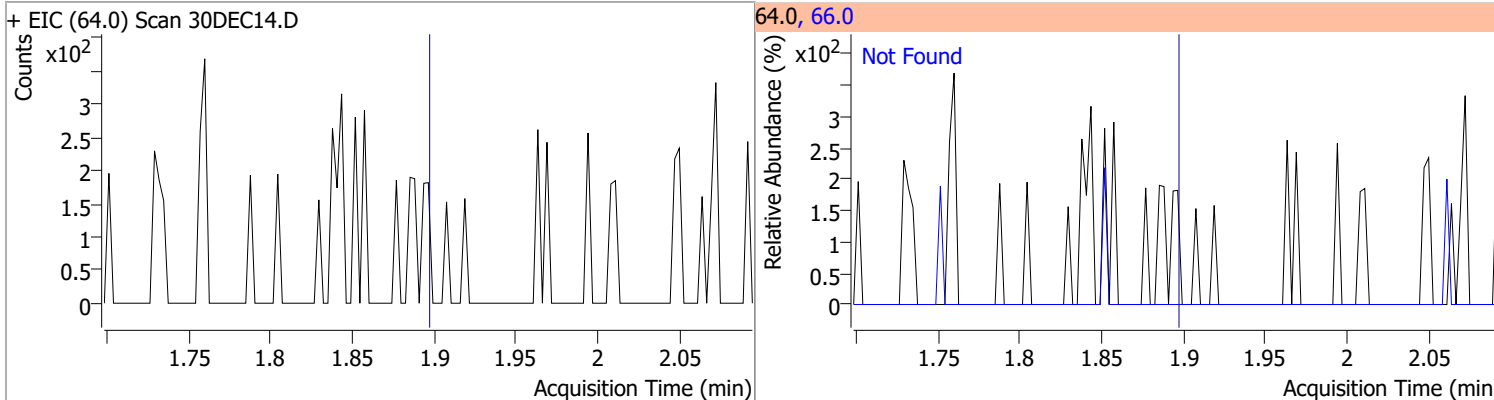
(#) = Qualifier Out of Range; (m) = Manual Integration; (+) = Area Summed; (*) = Surrogate Percent Recovery Out of Range; (d): Zeroed Peak

Quantitation Results Report (QT Reviewed)

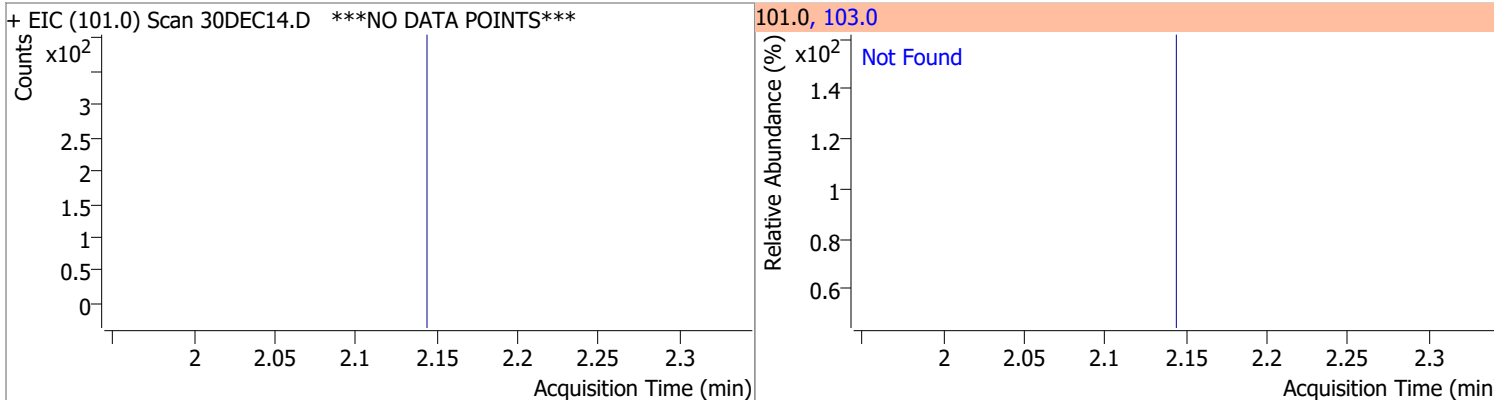
Compound	Conc.	Exp RT	QIon	Exp Ratio
Dichlorodifluoromethane	N.D.	1.24	87.0	32.0
+ EIC (85.0) Scan 30DEC14.D ***NO DATA POINTS***			85.0, 87.0	
				
Chloromethane	N.D.	1.41	52.0	32.7
+ EIC (50.0) Scan 30DEC14.D			50.0, 52.0	
				
Vinyl chloride	N.D.	1.50	64.0	31.6
+ EIC (62.0) Scan 30DEC14.D ***NO DATA POINTS***			62.0, 64.0	
				
Bromomethane	N.D.	1.80	94.0	106.0
+ EIC (96.0) Scan 30DEC14.D			96.0, 94.0	
				

Quantitation Results Report (QT Reviewed)

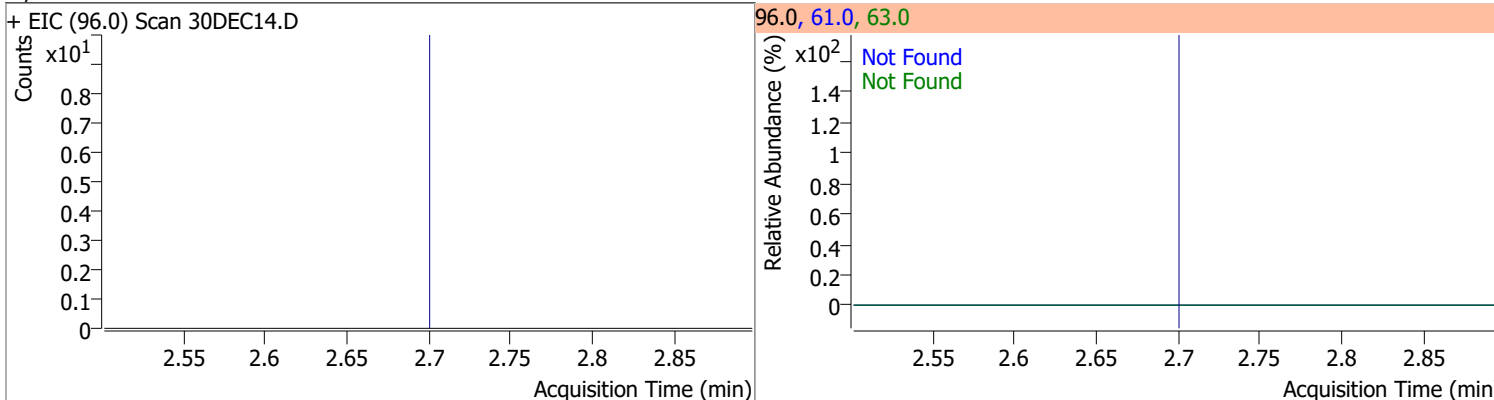
Compound	Conc.	Exp RT	QIon	Exp Ratio
Chloroethane	N.D.	1.90	66.0	30.8



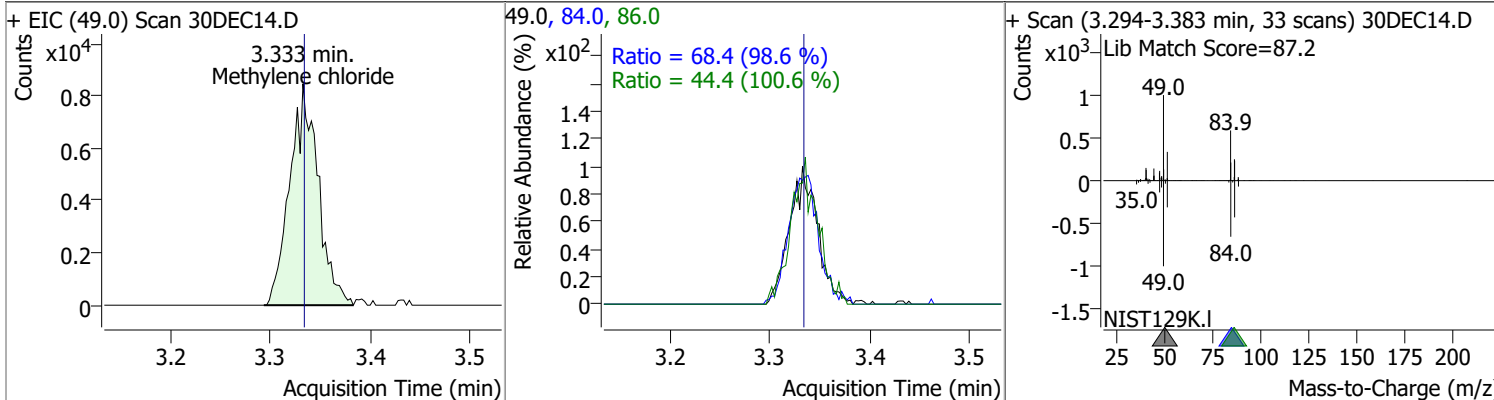
Compound	Conc.	Exp RT	QIon	Exp Ratio
Trichlorofluoromethane	N.D.	2.14	103.0	64.8



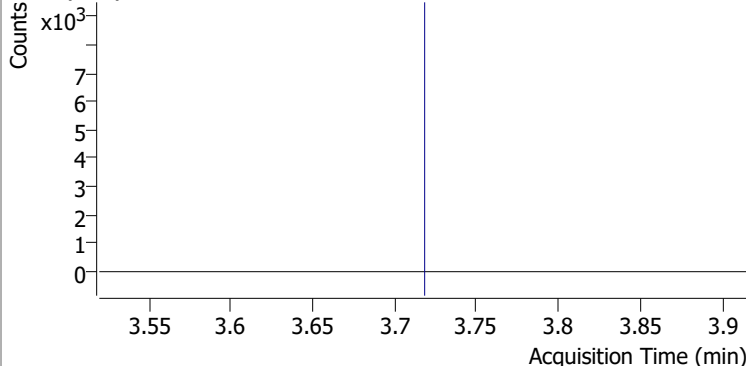
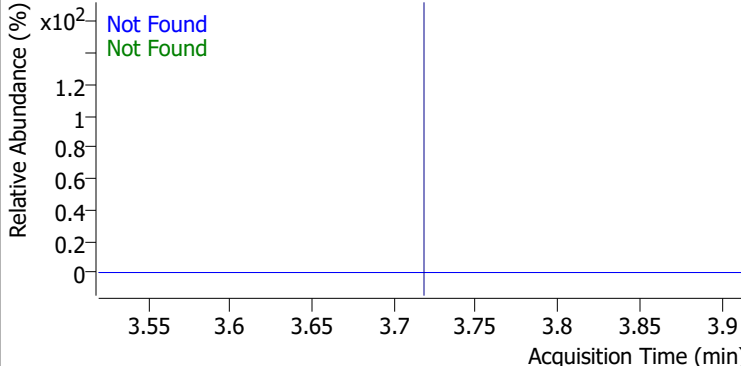
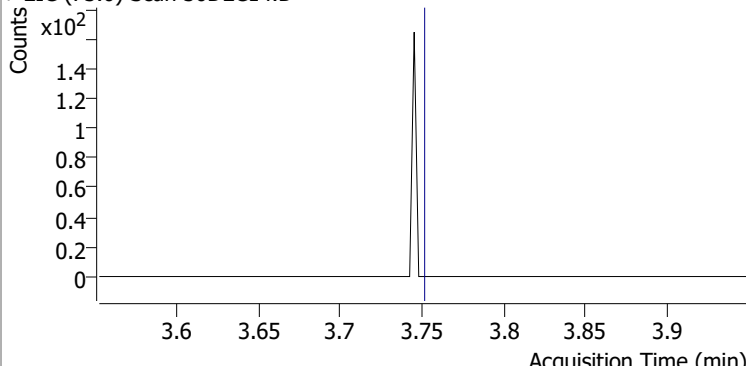
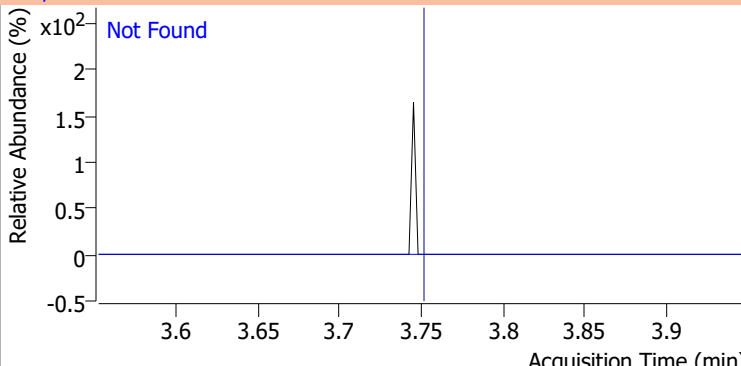
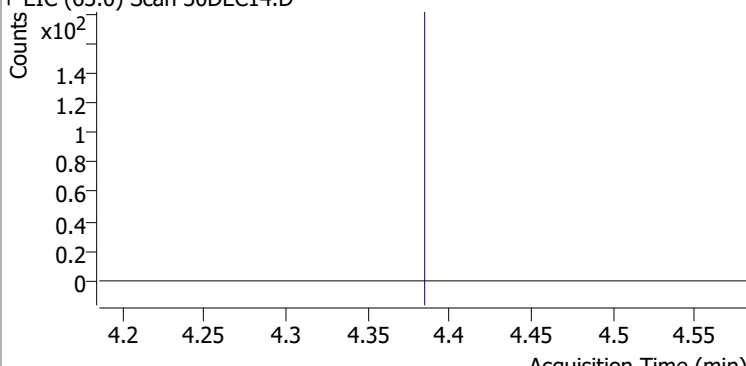
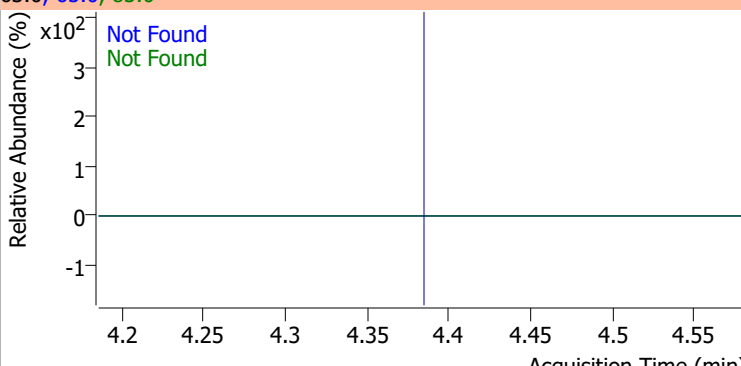
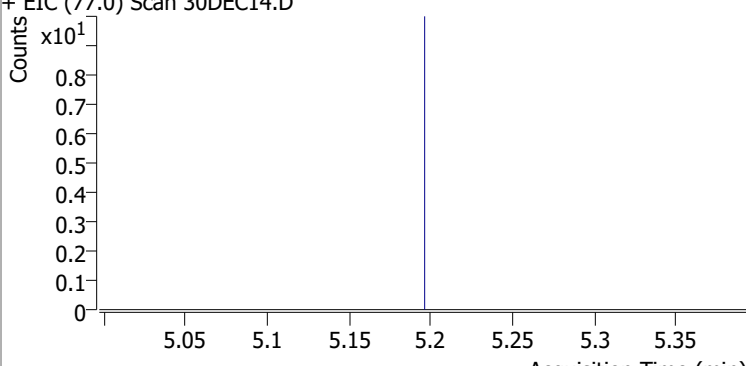
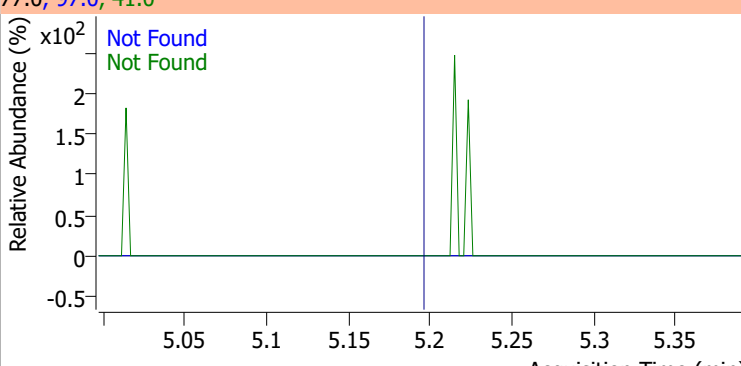
Compound	Conc.	Exp RT	QIon	Exp Ratio	QIon	Exp Ratio
1,1-Dichloroethene	N.D.	2.70	61.0	180.1	63.0	57.5



Compound	Conc.	RT	Dev(Min)	Resp.	QIon	QRatio	Lower	Upper
Methylene chloride	18.2842	3.33	0.00	16488	84.0	68.4	39.4	99.4
					86.0	44.4	14.1	74.1

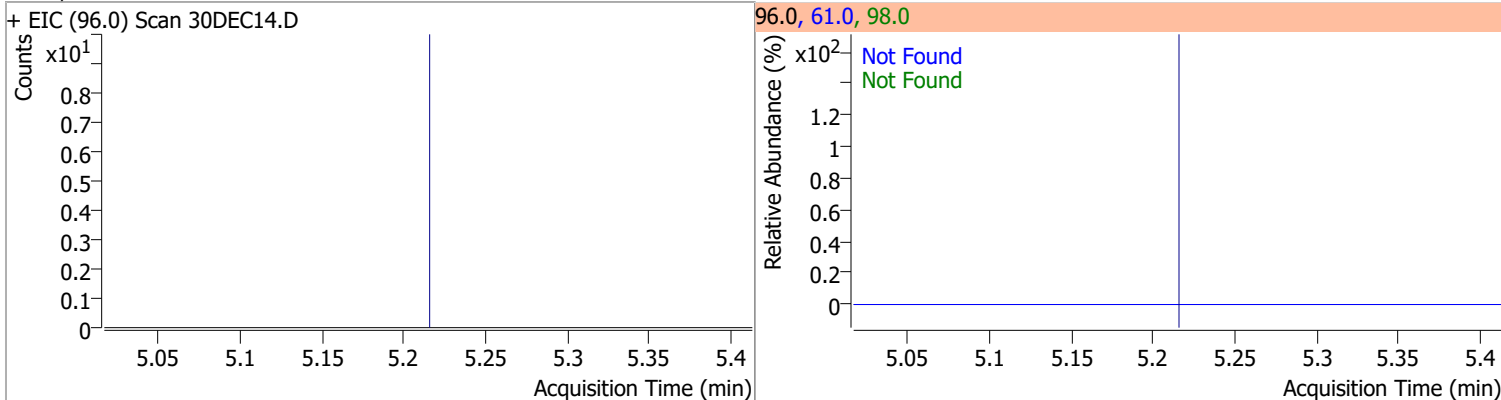


Quantitation Results Report (QT Reviewed)

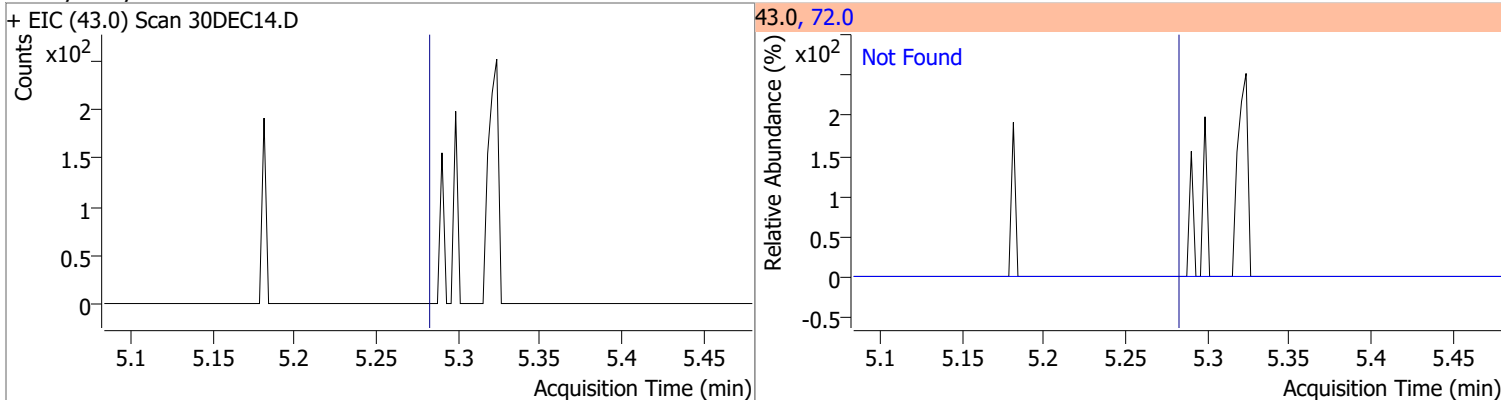
Compound	Conc.	Exp RT	QIon	Exp Ratio	QIon	Exp Ratio
trans-1,2-Dichloroethene	N.D.	3.72	61.0	155.1	98.0	62.8
+ EIC (96.0) Scan 30DEC14.D			96.0, 61.0, 98.0			
						
Methyl tert-butyl ether (MTBE)	N.D.	3.75	57.0	23.9		
+ EIC (73.0) Scan 30DEC14.D			73.0, 57.0			
						
1,1-Dichloroethane	N.D.	4.38	65.0	31.7	83.0	12.8
+ EIC (63.0) Scan 30DEC14.D			63.0, 65.0, 83.0			
						
2,2-Dichloropropane	N.D.	5.20	41.0	59.0	97.0	21.8
+ EIC (77.0) Scan 30DEC14.D			77.0, 97.0, 41.0			
						

Quantitation Results Report (QT Reviewed)

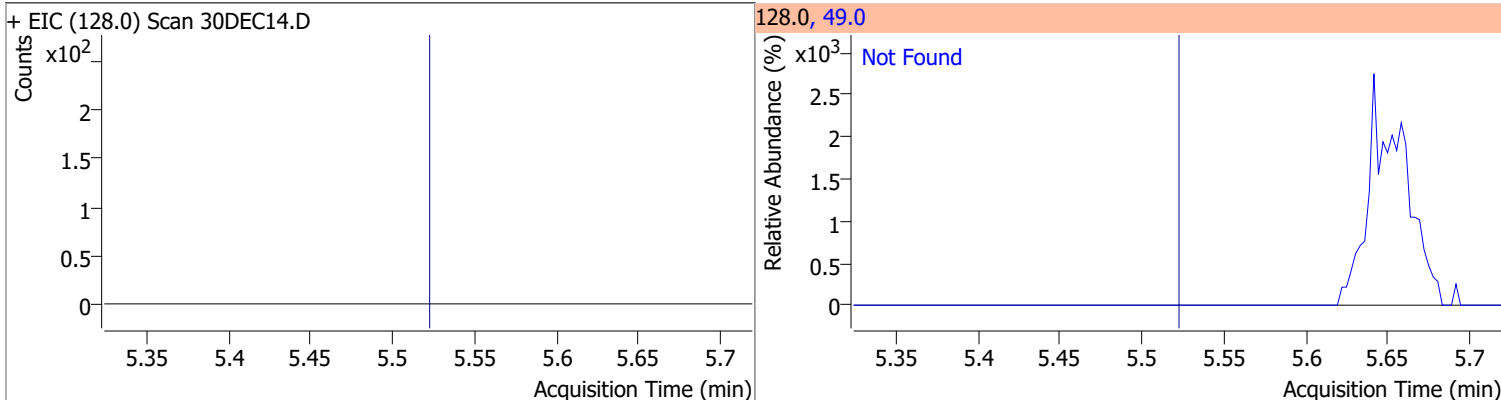
Compound	Conc.	Exp RT	QIon	Exp Ratio	QIon	Exp Ratio
cis-1,2-Dichloroethene	N.D.	5.21	61.0	163.3	98.0	64.4



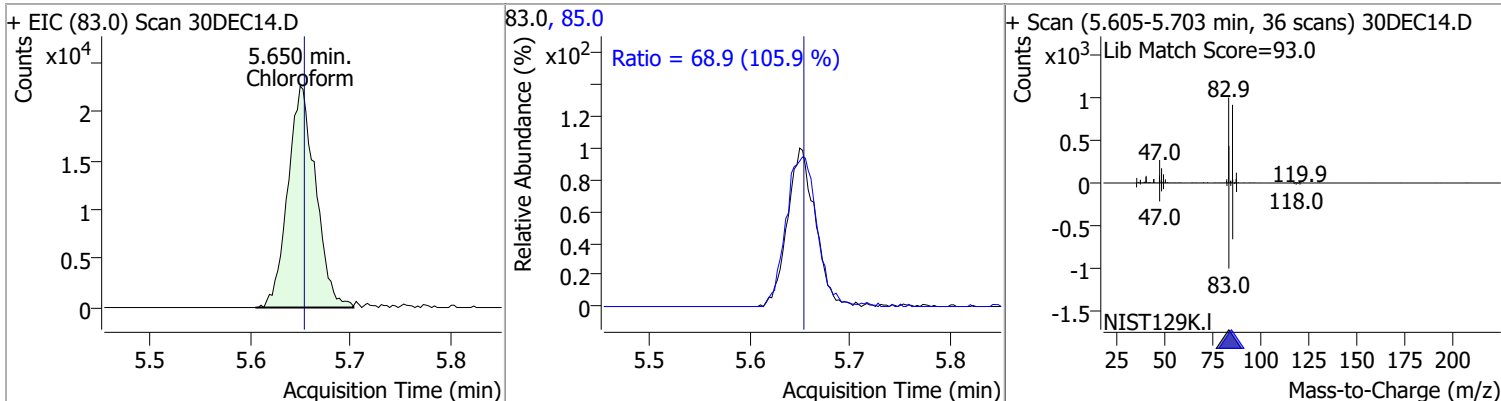
Compound	Conc.	Exp RT	QIon	Exp Ratio
Methyl ethyl ketone	N.D.	5.28	72.0	22.2



Compound	Conc.	Exp RT	QIon	Exp Ratio
Bromochloromethane	N.D.	5.52	49.0	184.6

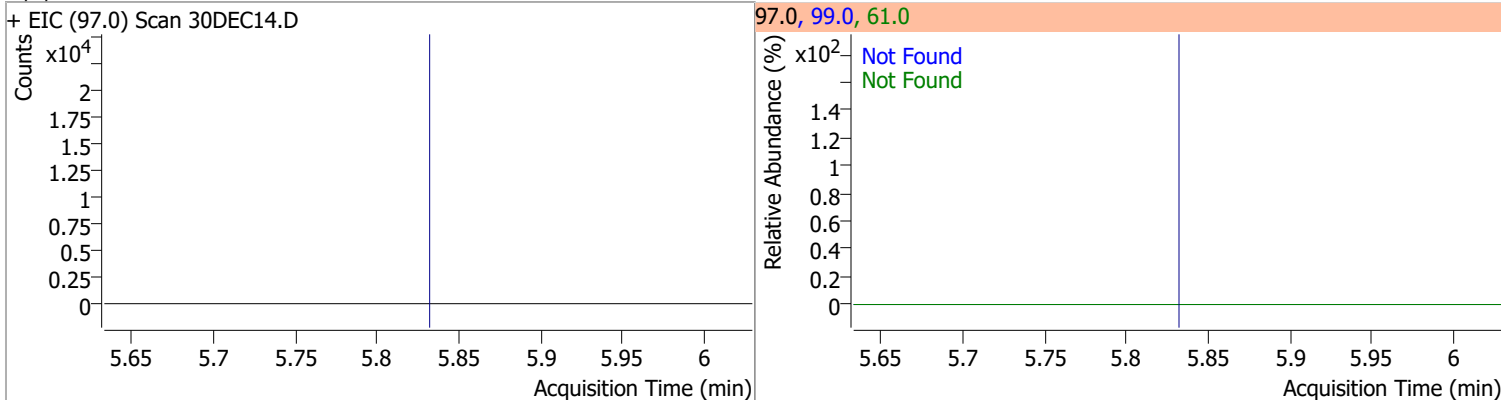


Compound	Conc.	RT	Dev(Min)	Resp.	QIon	QRatio	Lower	Upper
Chloroform	36.5011	5.65	0.00	43445	85.0	68.9	35.1	95.1

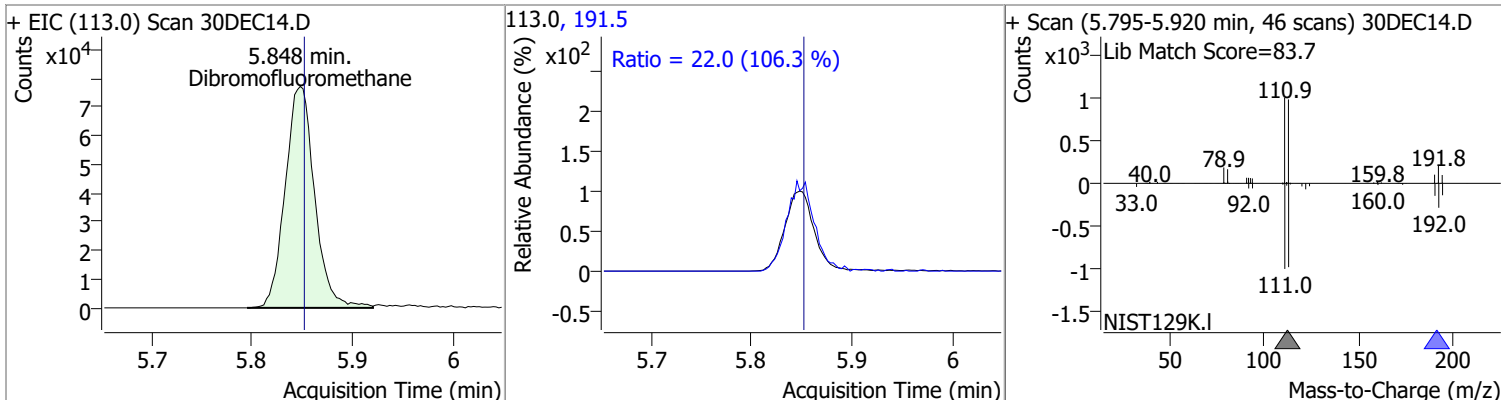


Quantitation Results Report (QT Reviewed)

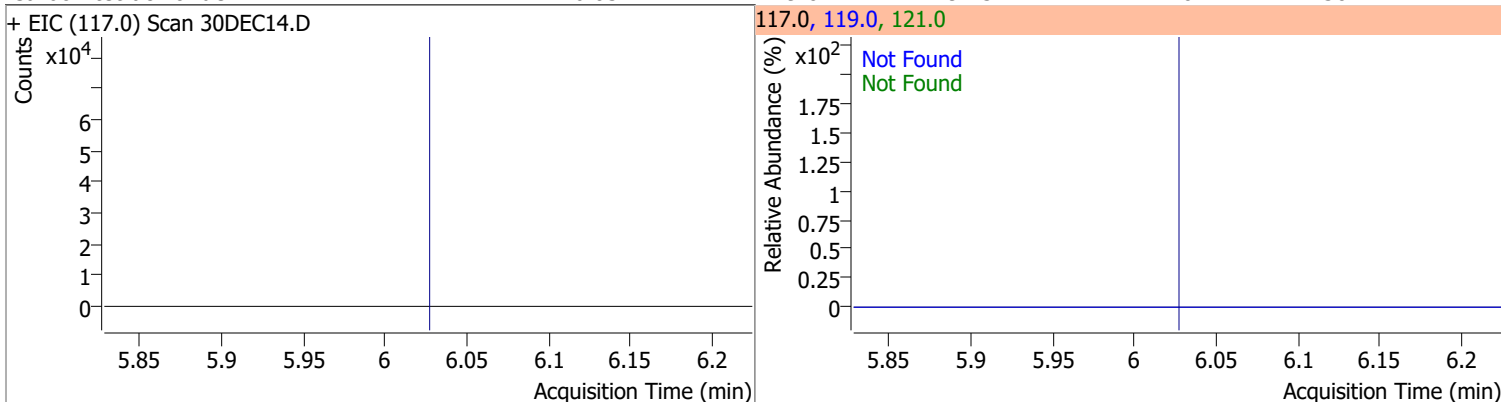
Compound	Conc.	Exp RT	QIon	Exp Ratio	QIon	Exp Ratio
1,1,1-Trichloroethane	N.D.	5.83	99.0	65.7	61.0	45.0



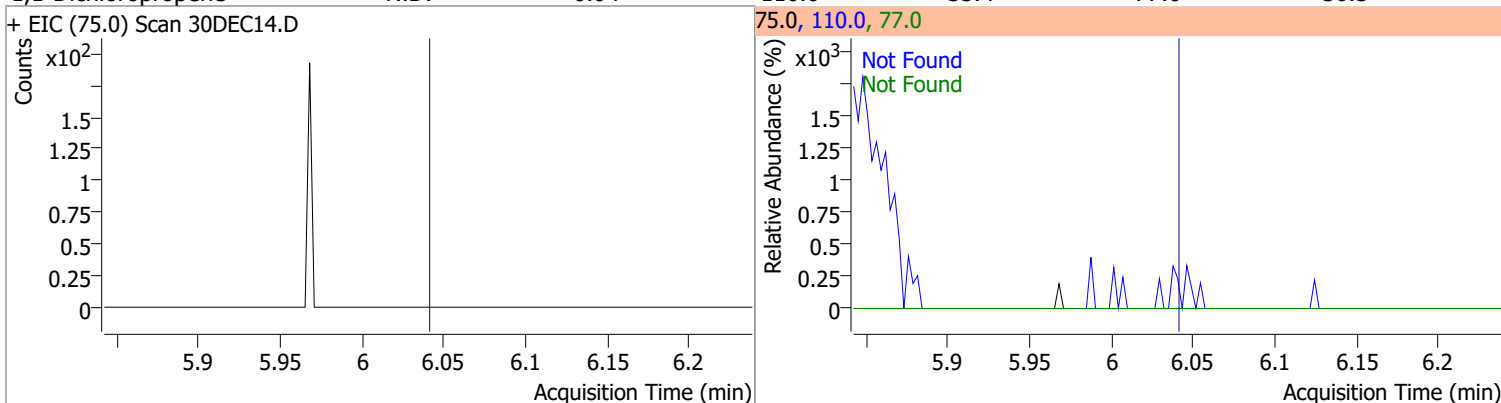
Compound	Conc.	RT	Dev(Min)	Resp.	QIon	QRatio	Lower	Upper
Dibromofluoromethane	260.5578	5.85	0.00	157136	191.5	22.0	0.0	50.7



Compound	Conc.	Exp RT	QIon	Exp Ratio	QIon	Exp Ratio
Carbon tetrachloride	N.D.	6.03	119.0	97.5	121.0	30.4

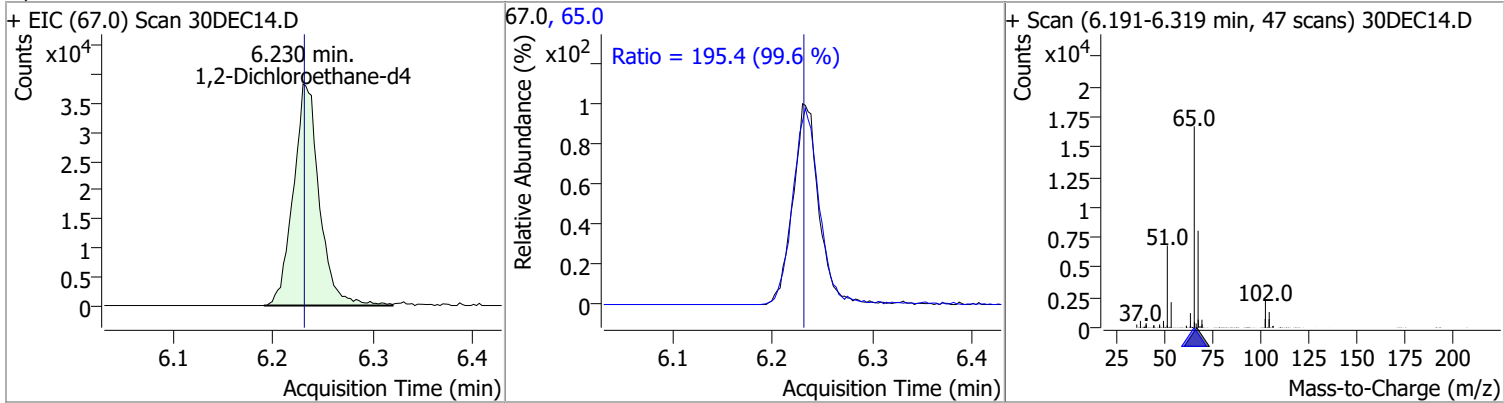


Compound	Conc.	Exp RT	QIon	Exp Ratio	QIon	Exp Ratio
1,1-Dichloropropene	N.D.	6.04	110.0	35.4	77.0	30.5

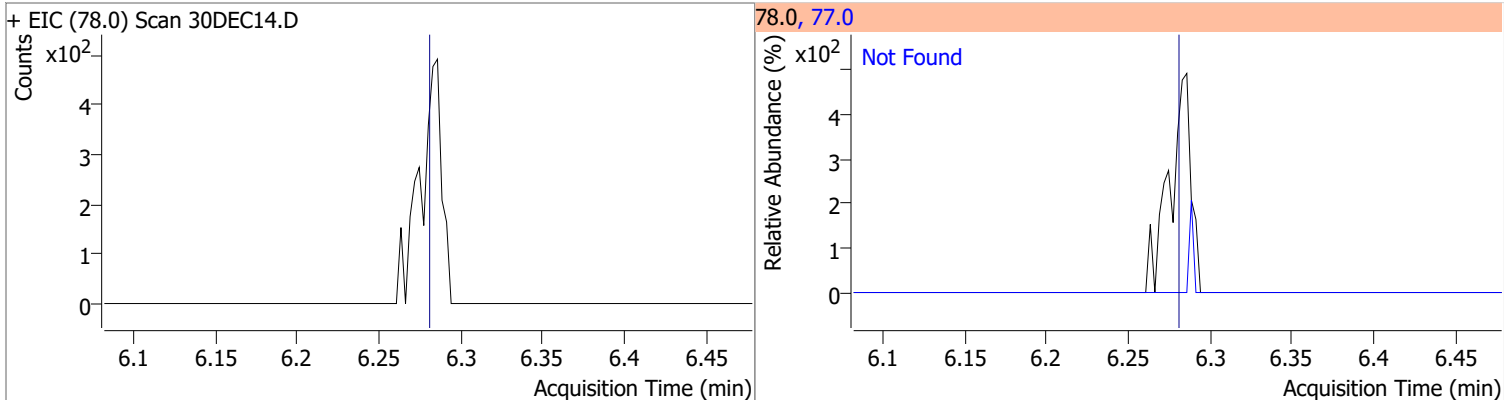


Quantitation Results Report (QT Reviewed)

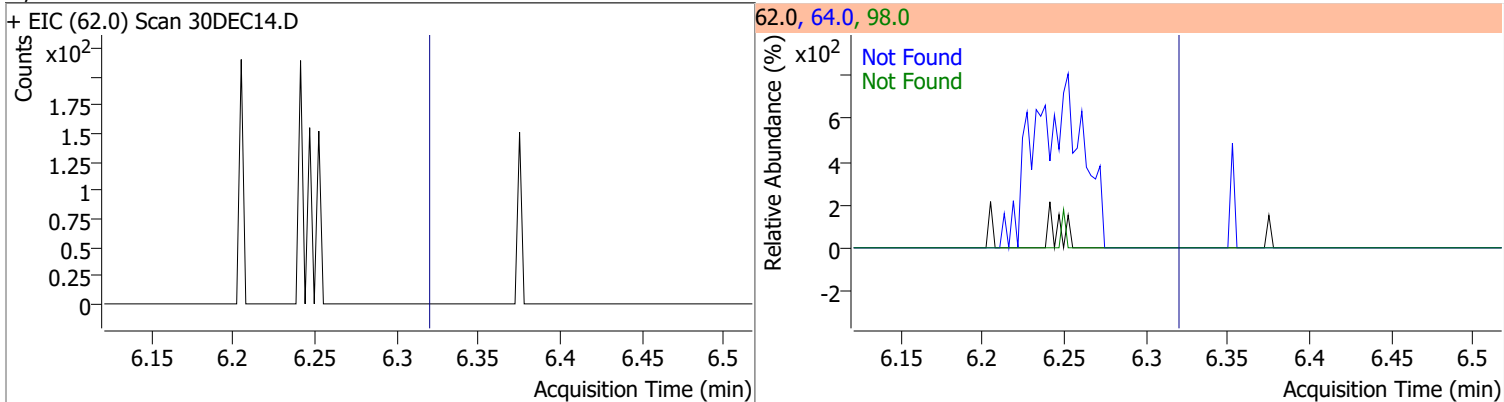
Compound	Conc.	RT	Dev(Min)	Resp.	QIon	QRatio	Lower	Upper
1,2-Dichloroethane-d4	250.9462	6.23	0.00	69066	65.0	195.4	166.3	226.3



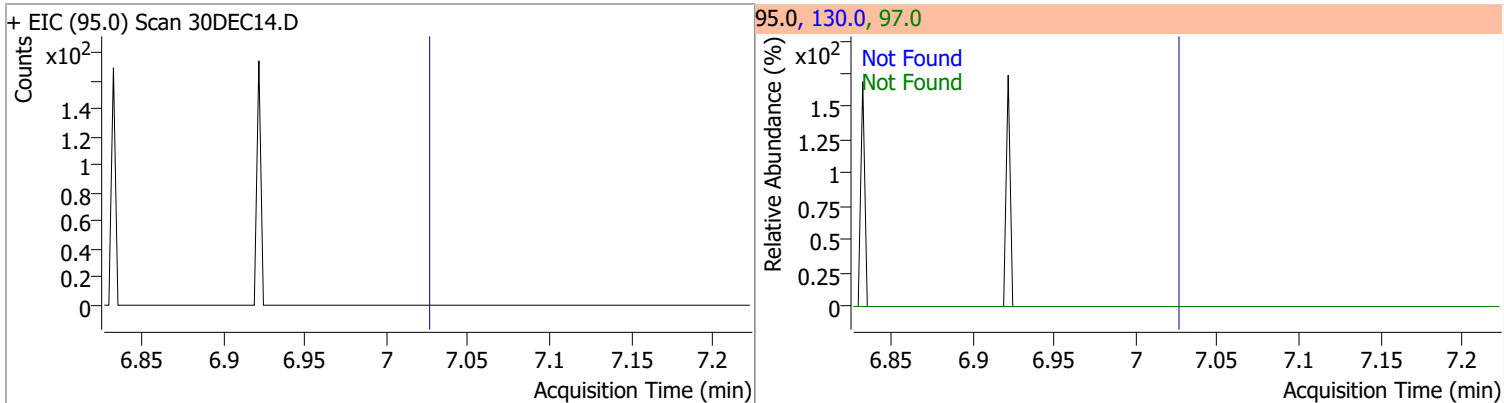
Compound	Conc.	Exp RT	QIon	Exp Ratio
Benzene	N.D.	6.28	77.0	23.5



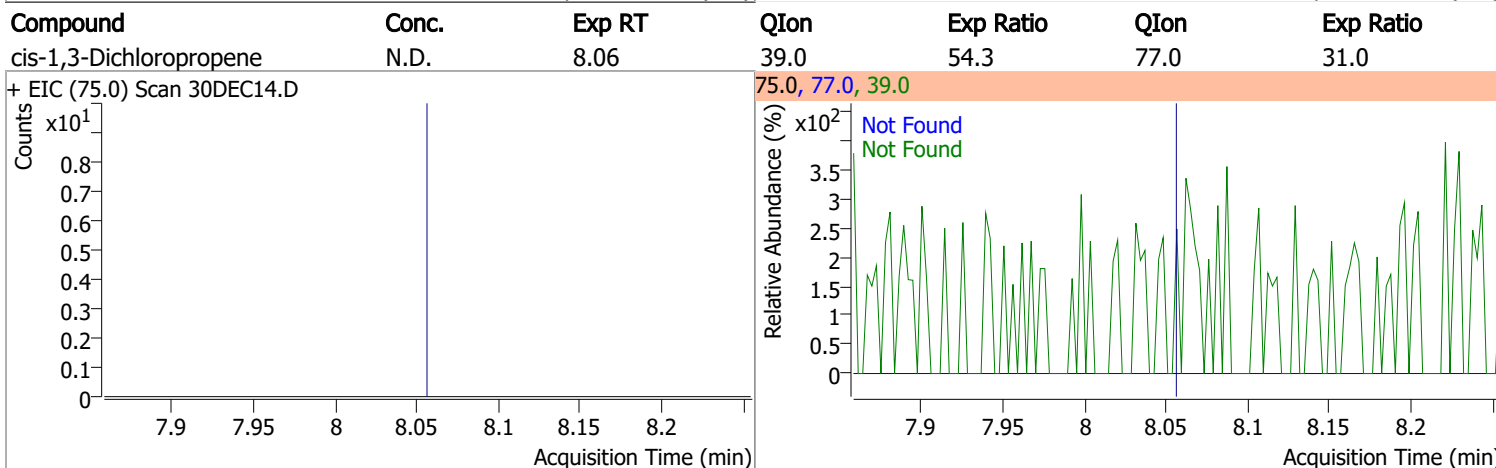
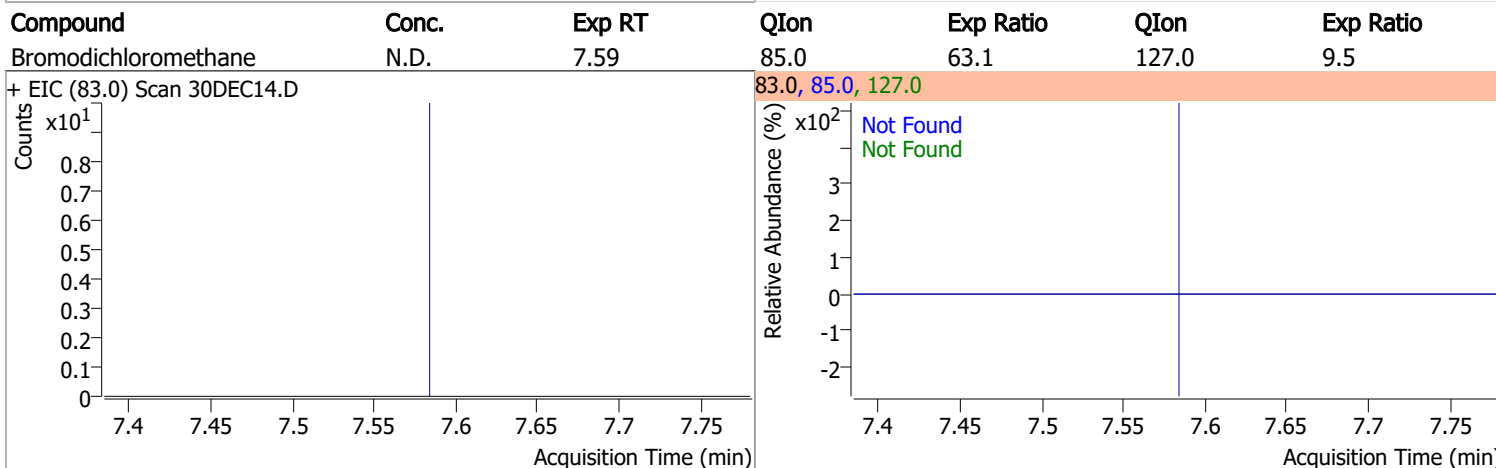
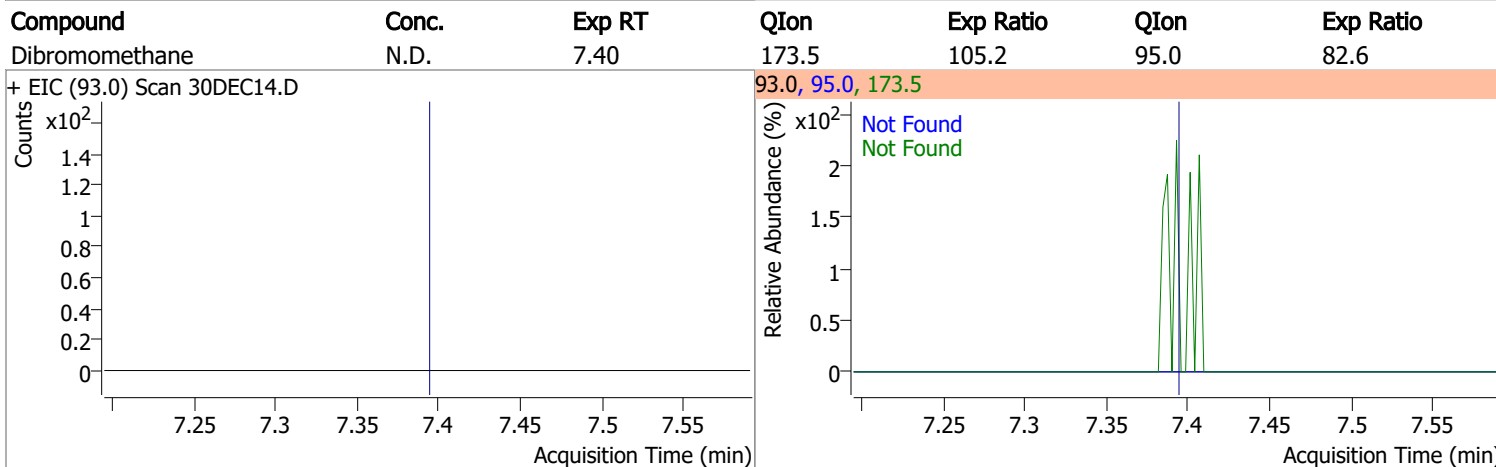
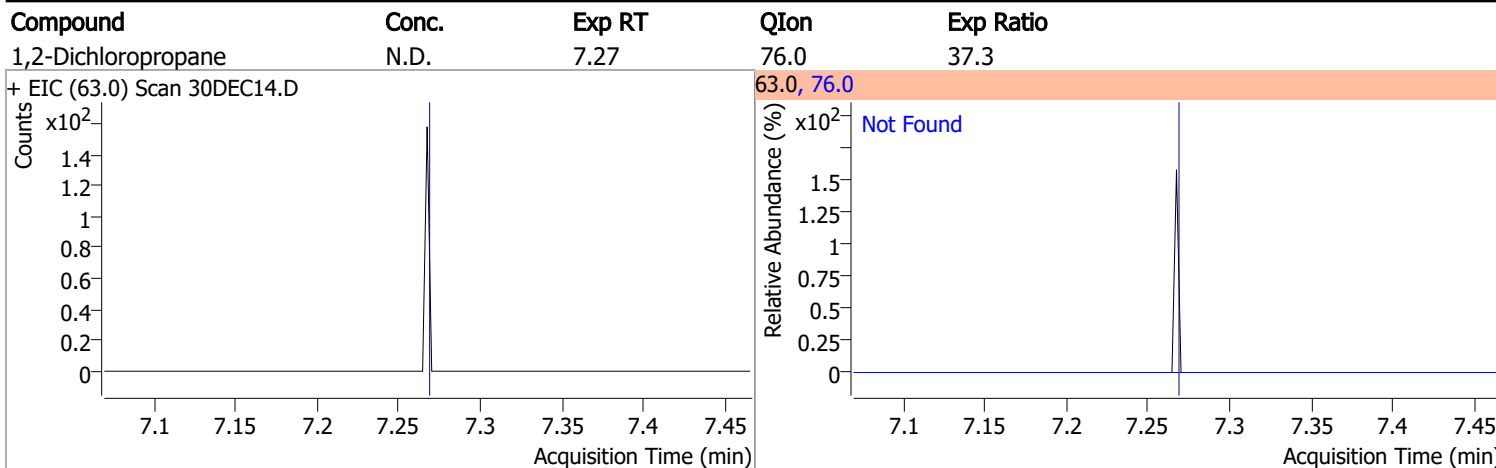
Compound	Conc.	Exp RT	QIon	Exp Ratio	QIon	Exp Ratio
1,2-Dichloroethane	N.D.	6.32	64.0	32.3	98.0	8.2



Compound	Conc.	Exp RT	QIon	Exp Ratio	QIon	Exp Ratio
Trichloroethene	N.D.	7.03	130.0	100.8	97.0	64.7

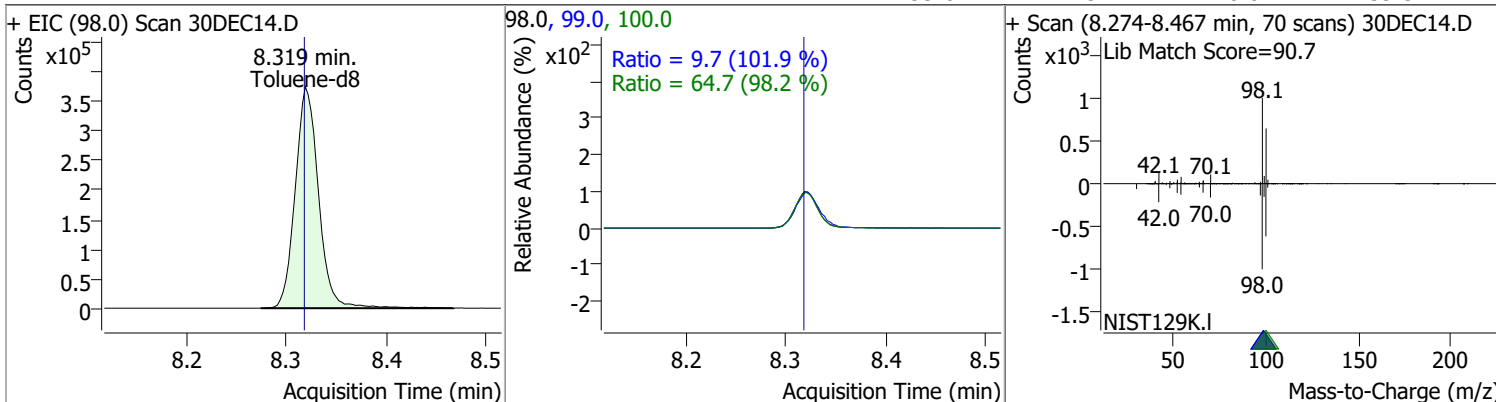


Quantitation Results Report (QT Reviewed)

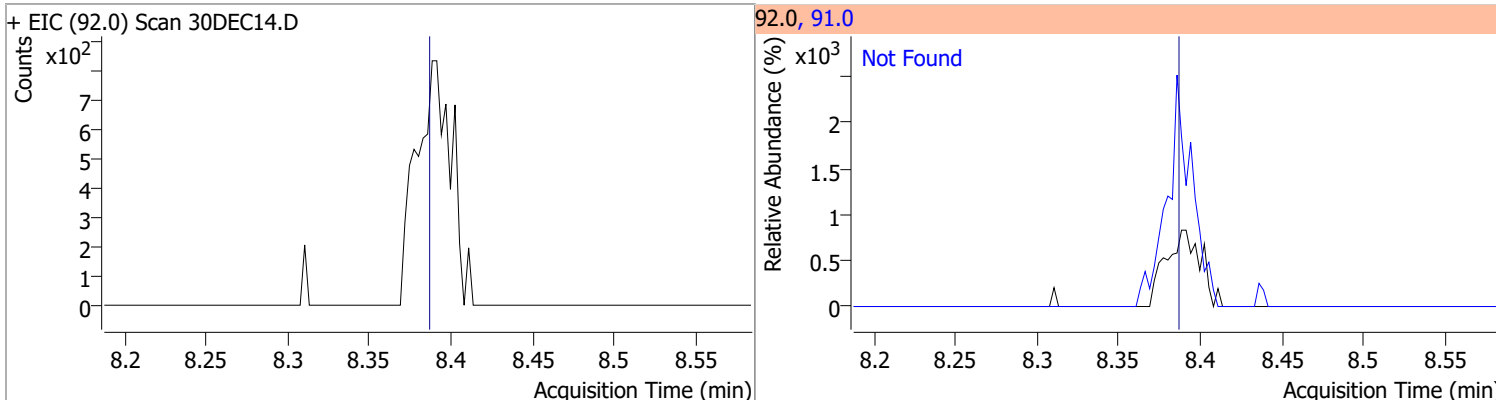


Quantitation Results Report (QT Reviewed)

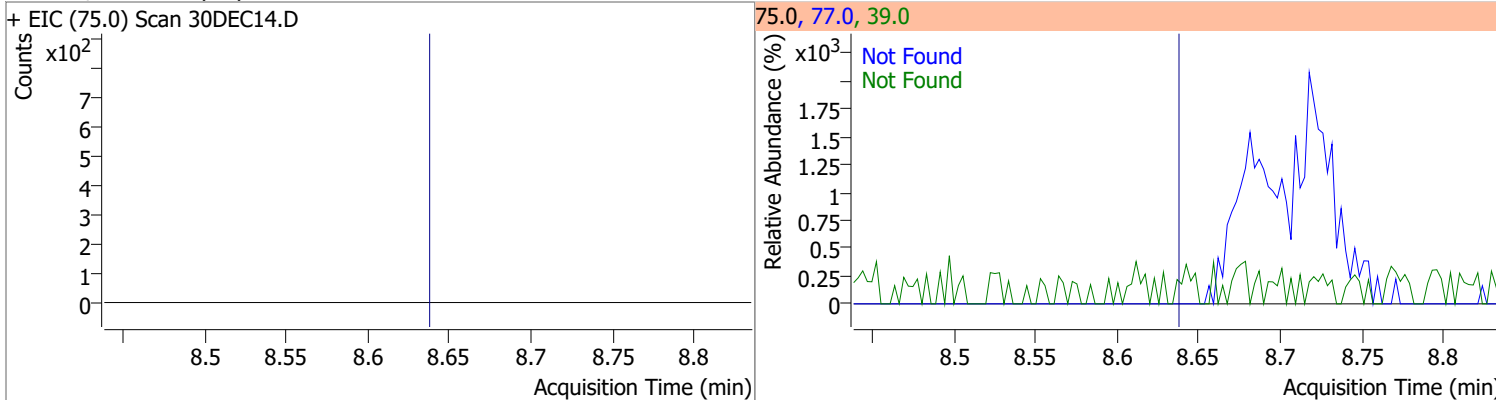
Compound	Conc.	RT	Dev(Min)	Resp.	QIon	QRatio	Lower	Upper
Toluene-d8	255.7195	8.32	0.00	607231	100.0	64.7	35.9	95.9
					99.0	9.7	0.0	39.5



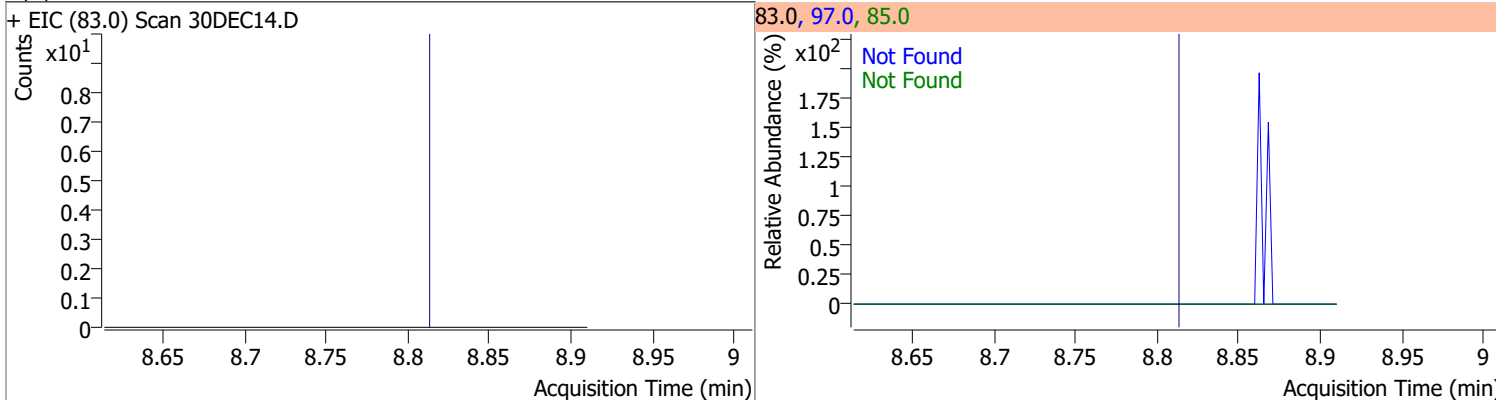
Compound	Conc.	Exp RT	QIon	Exp Ratio
Toluene	N.D.	8.39	91.0	174.3



Compound	Conc.	Exp RT	QIon	Exp Ratio	QIon	Exp Ratio
trans-1,3-Dichloropropene	N.D.	8.64	39.0	52.1	77.0	32.0

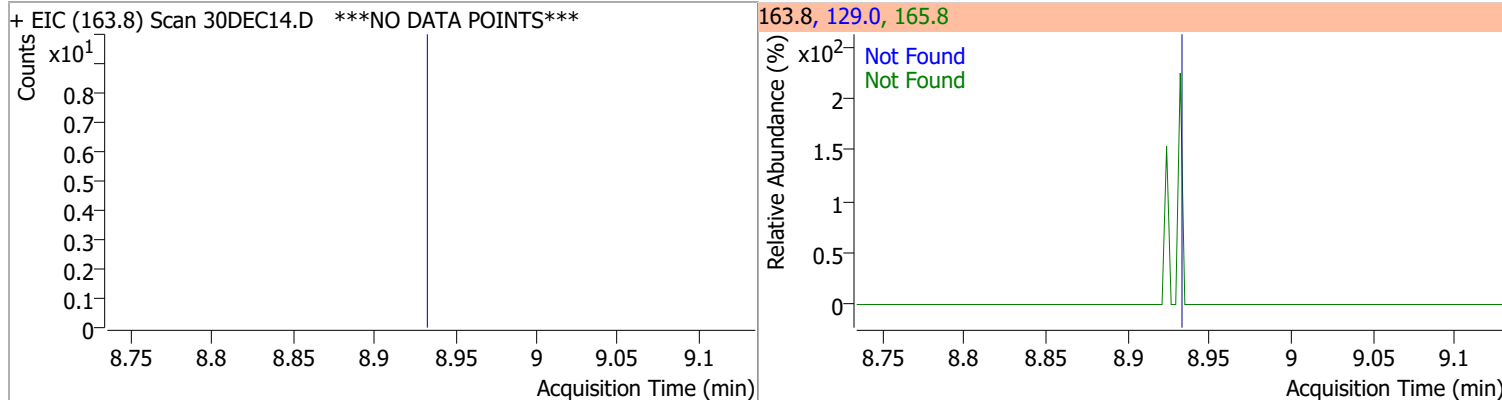


Compound	Conc.	Exp RT	QIon	Exp Ratio	QIon	Exp Ratio
1,1,2-Trichloroethane	N.D.	8.82	97.0	114.3	85.0	61.5

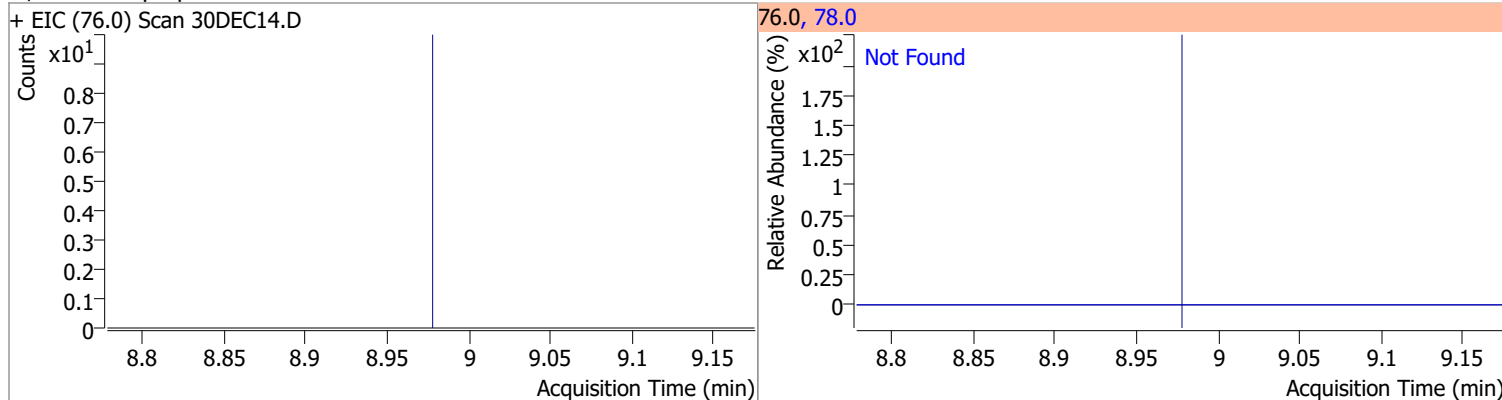


Quantitation Results Report (QT Reviewed)

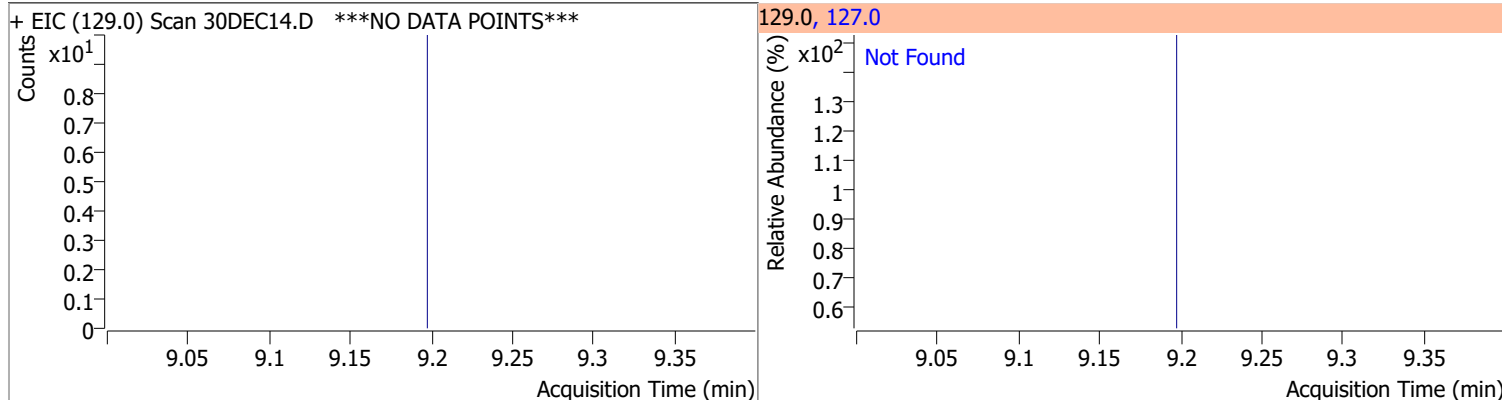
Compound	Conc.	Exp RT	QIon	Exp Ratio	QIon	Exp Ratio
Tetrachloroethene	N.D.	8.94	165.8	128.3	129.0	95.3



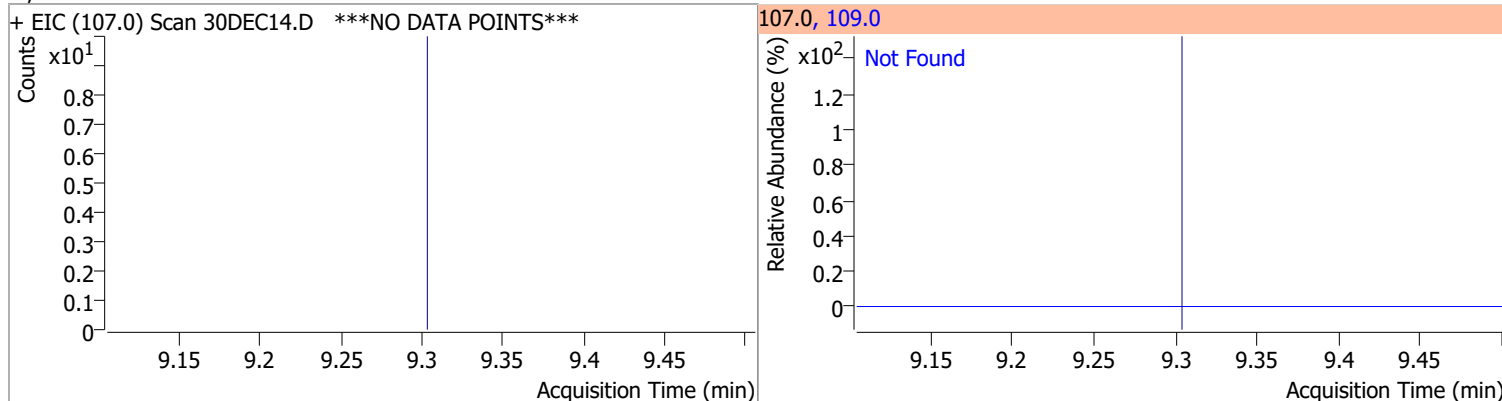
Compound	Conc.	Exp RT	QIon	Exp Ratio
1,3-Dichloropropane	N.D.	8.98	78.0	32.1



Compound	Conc.	Exp RT	QIon	Exp Ratio
Chlorodibromomethane	N.D.	9.20	127.0	75.3

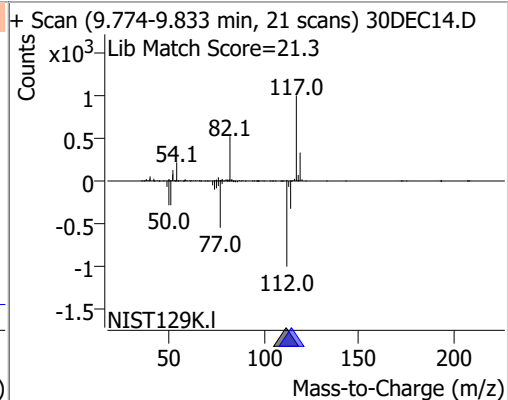
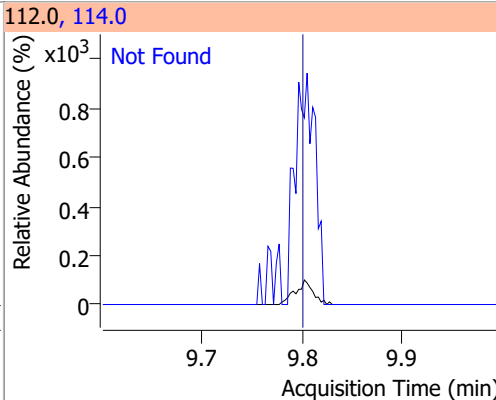
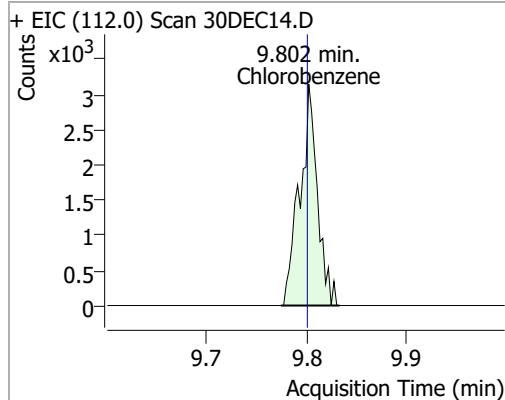


Compound	Conc.	Exp RT	QIon	Exp Ratio
1,2-Dibromoethane	N.D.	9.31	109.0	97.2

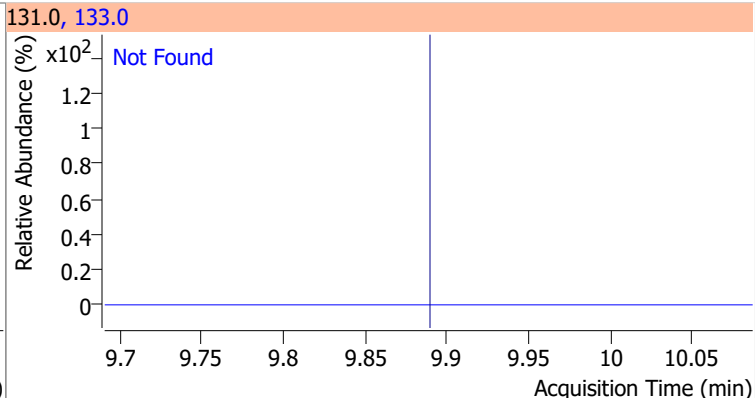
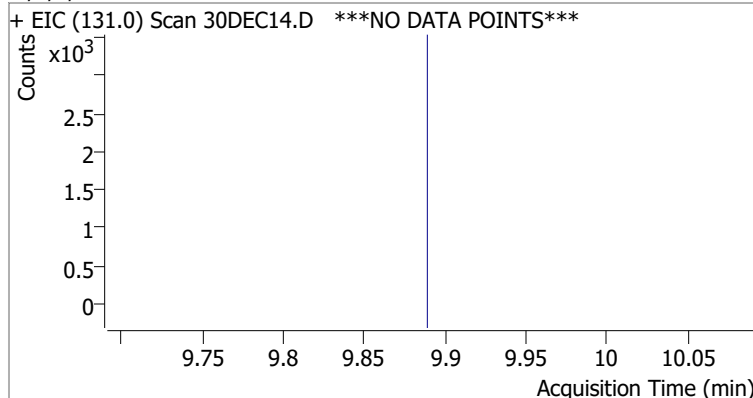


Quantitation Results Report (QT Reviewed)

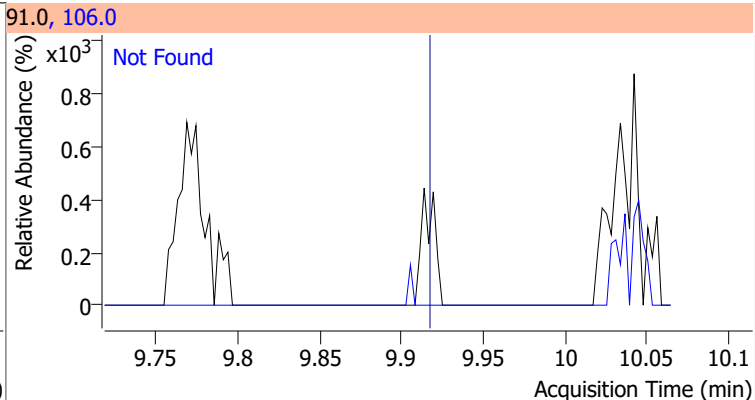
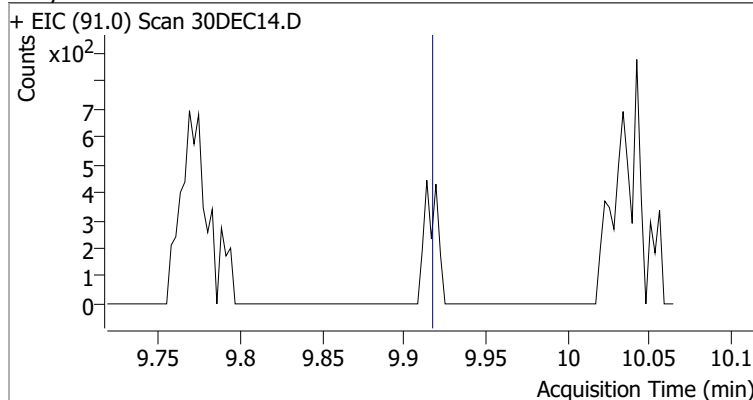
Compound	Conc.	RT	Dev(Min)	Resp.	QIon	QRatio	Lower	Upper
Chlorobenzene	2.2832	9.80	0.00	3848	114.0		2.3	62.3



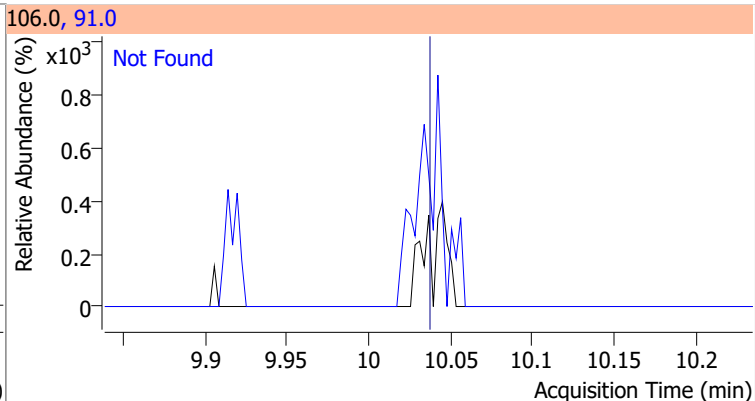
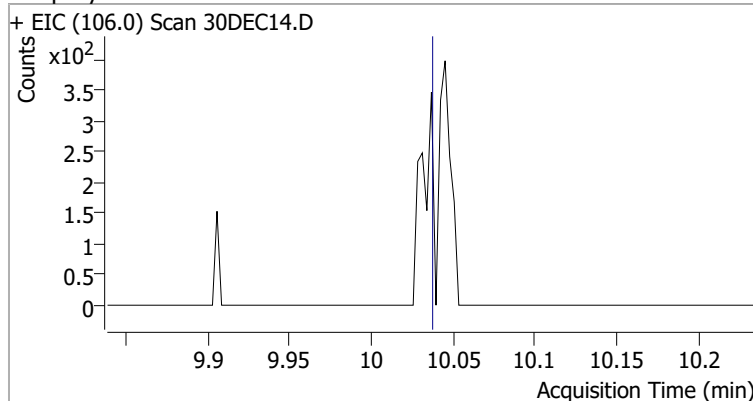
Compound	Conc.	Exp RT	QIon	Exp Ratio
1,1,1,2-Tetrachloroethane	N.D.	9.89	133.0	95.7



Compound	Conc.	Exp RT	QIon	Exp Ratio
Ethylbenzene	N.D.	9.92	106.0	30.7

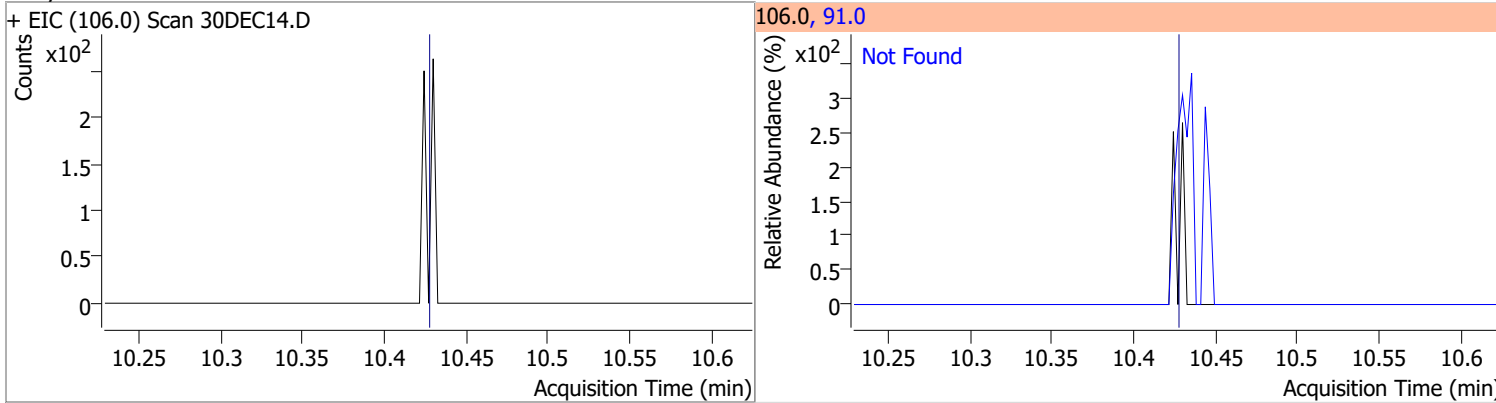


Compound	Conc.	Exp RT	QIon	Exp Ratio
m+p-Xylenes	N.D.	10.04	91.0	205.0

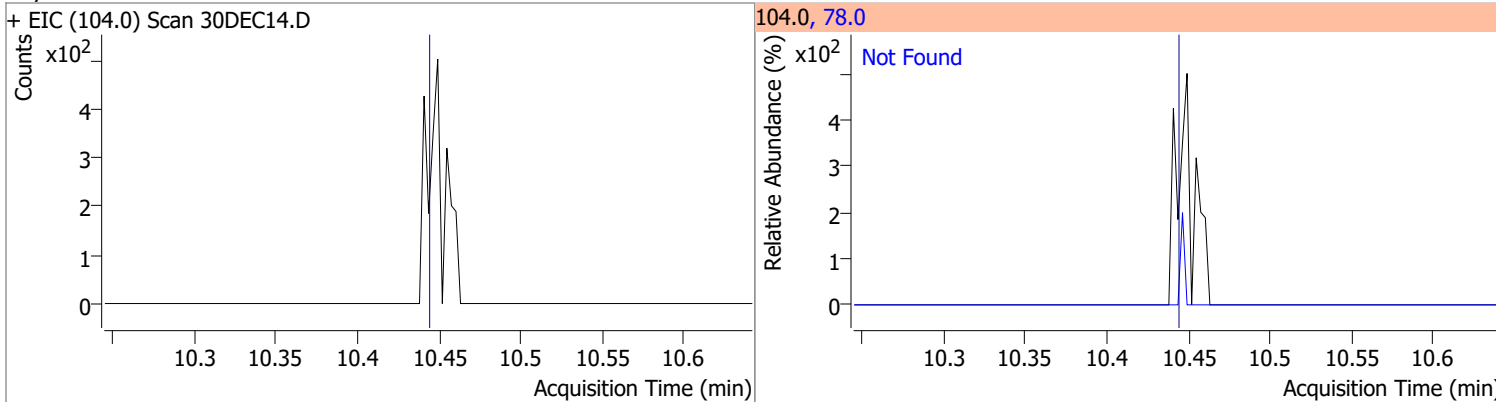


Quantitation Results Report (QT Reviewed)

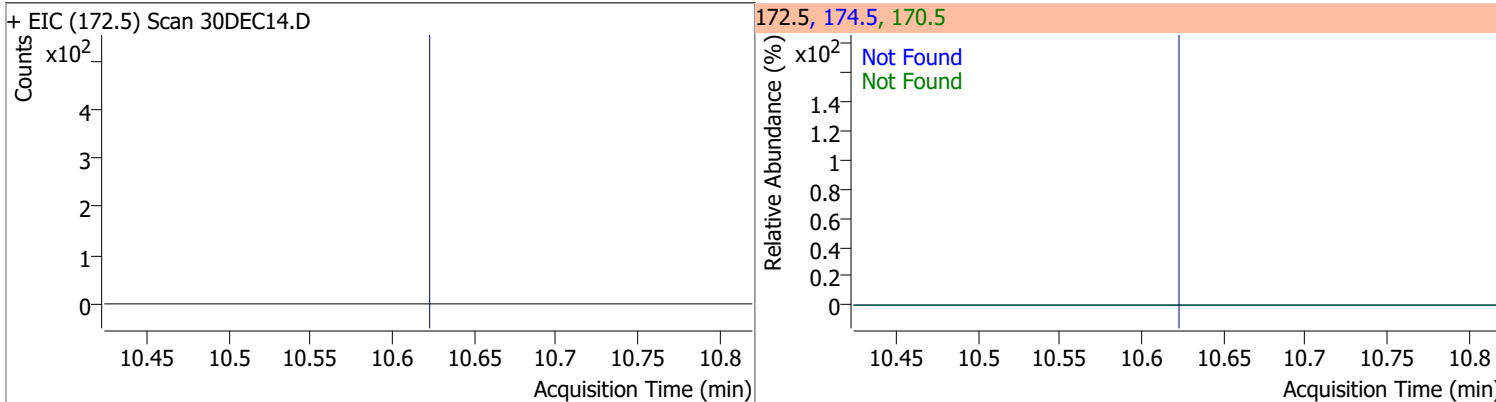
Compound	Conc.	Exp RT	QIon	Exp Ratio
o-Xylene	N.D.	10.43	91.0	216.1



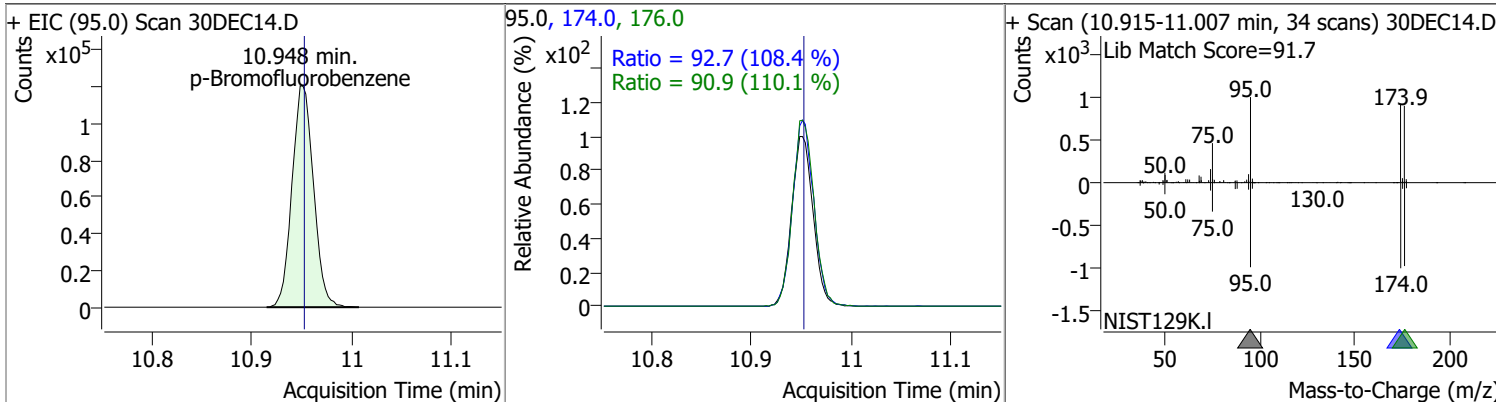
Compound	Conc.	Exp RT	QIon	Exp Ratio
Styrene	N.D.	10.45	78.0	50.6



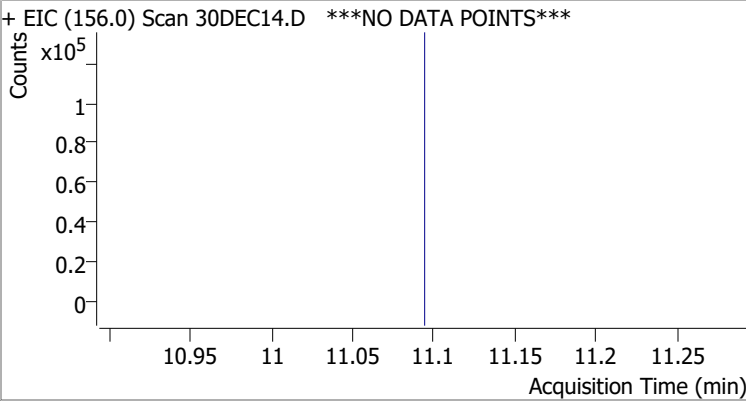
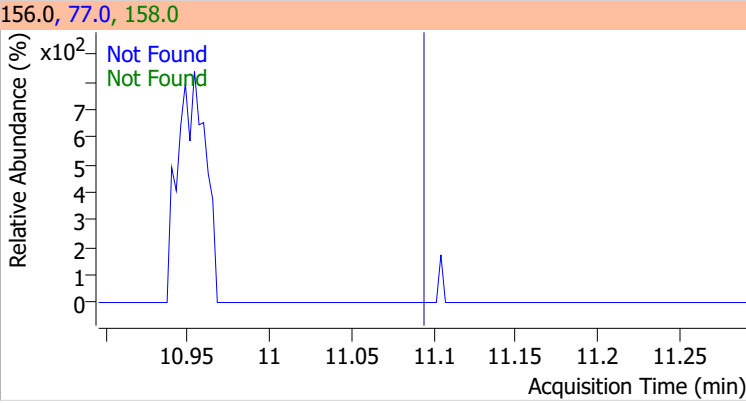
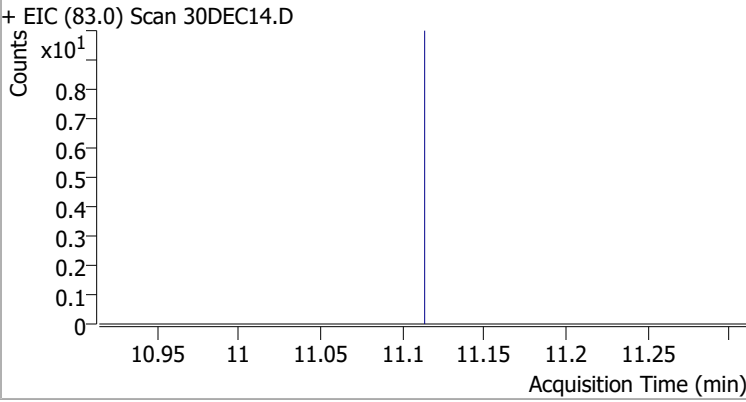
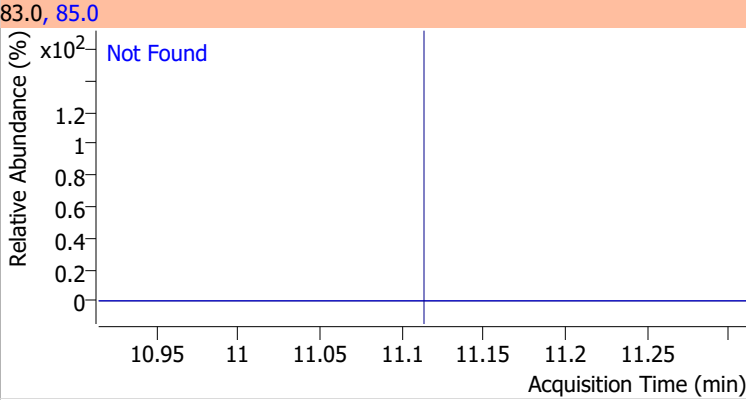
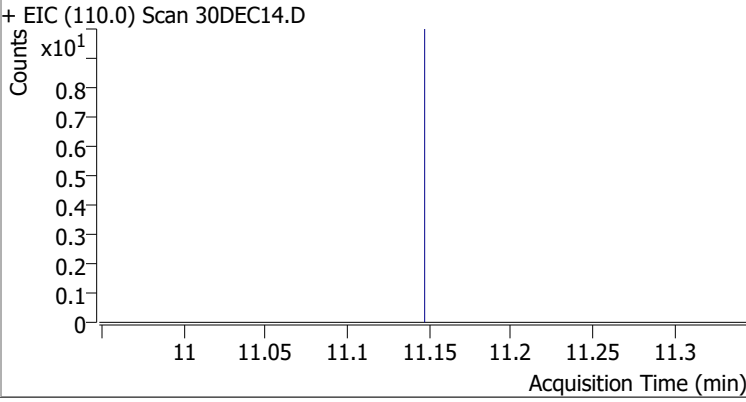
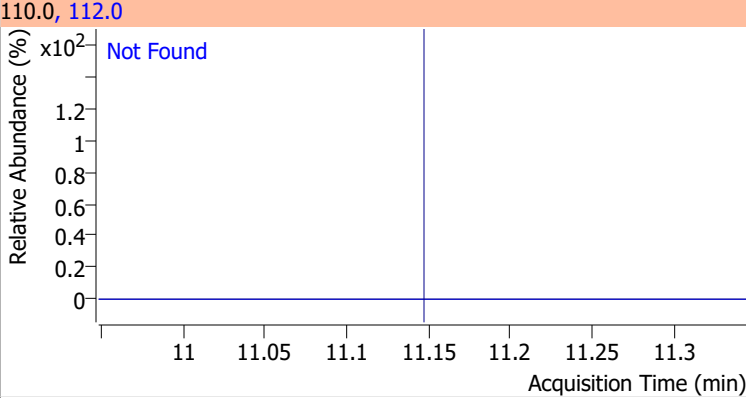
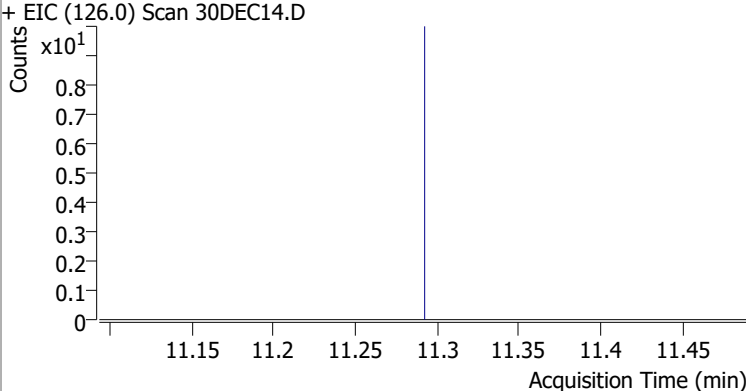
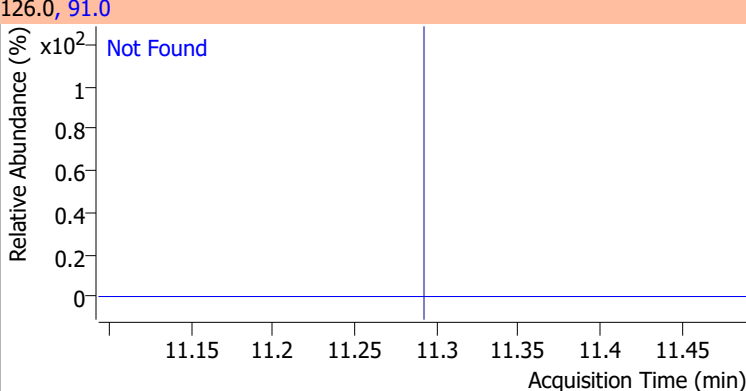
Compound	Conc.	Exp RT	QIon	Exp Ratio	QIon	Exp Ratio
Bromoform	N.D.	10.62	170.5	52.7	174.5	50.7



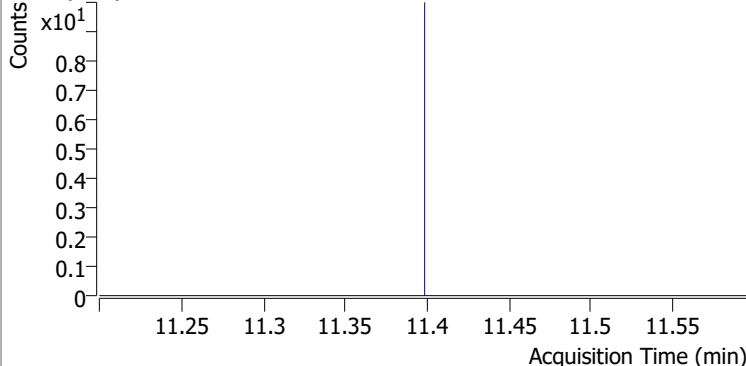
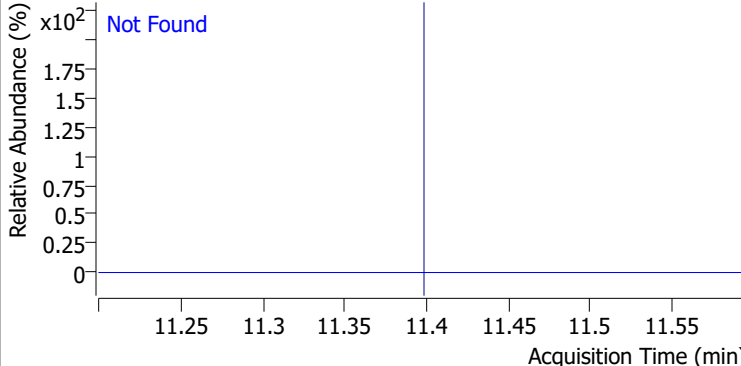
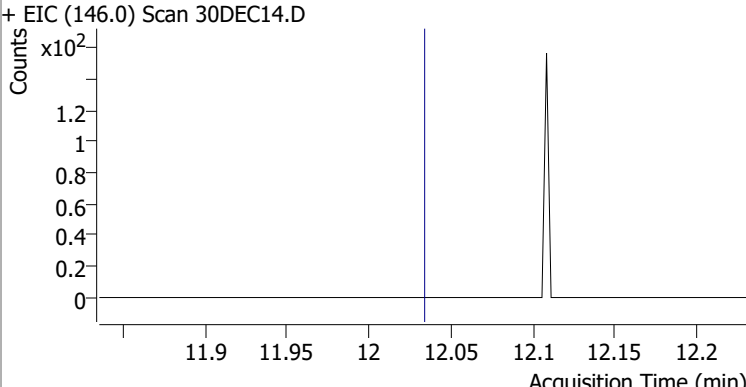
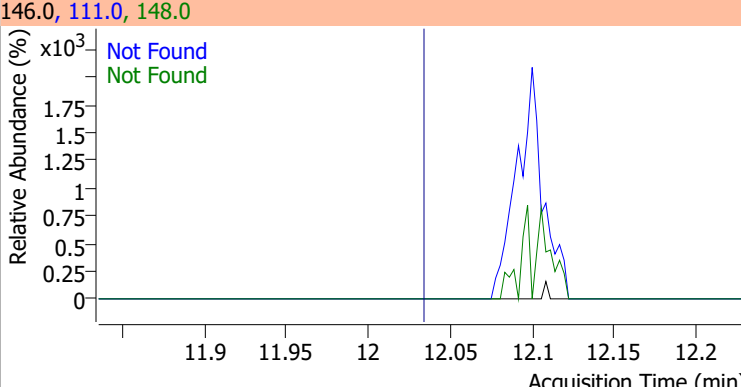
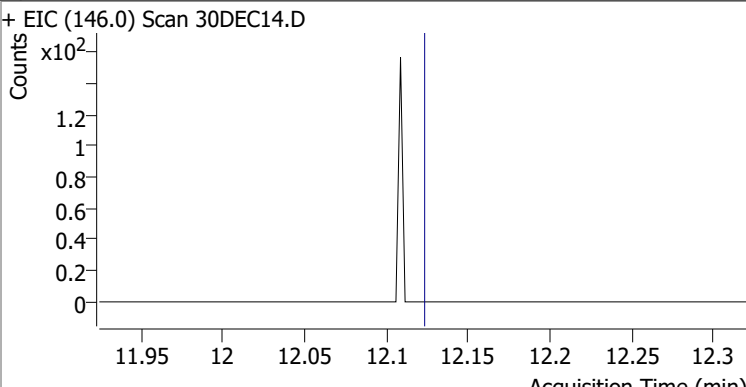
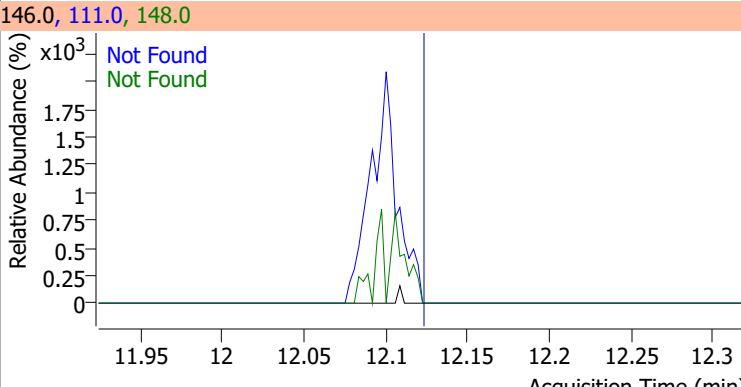
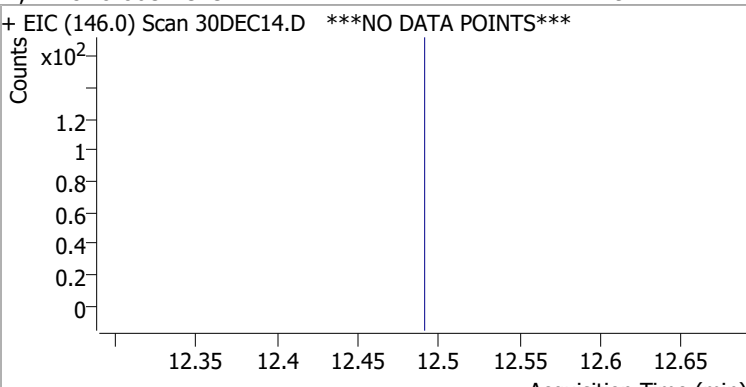
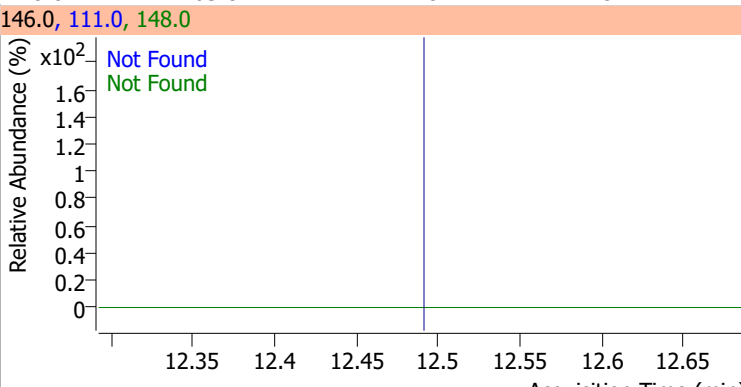
Compound	Conc.	RT	Dev(Min)	Resp.	QIon	QRatio	Lower	Upper
p-Bromofluorobenzene	260.3372	10.95	0.00	179466	174.0	92.7	55.5	115.5
					176.0	90.9	52.5	112.5



Quantitation Results Report (QT Reviewed)

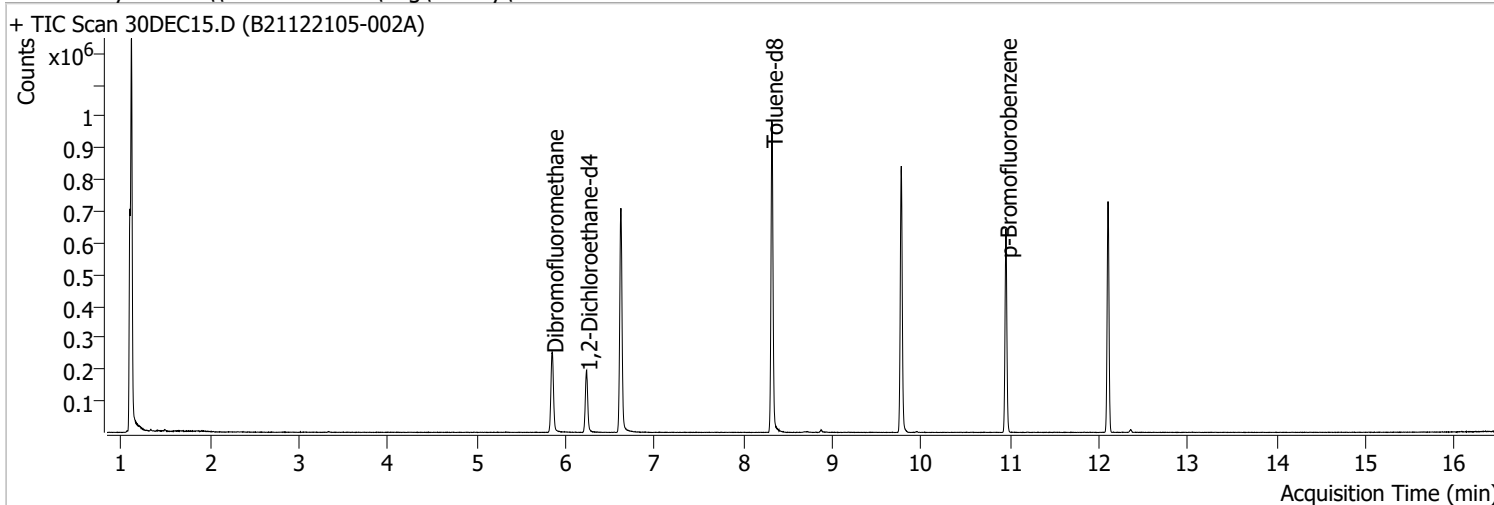
Compound	Conc.	Exp RT	QIon	Exp Ratio	QIon	Exp Ratio
Bromobenzene	N.D.	11.09	77.0	153.2	158.0	96.2
+ EIC (156.0) Scan 30DEC14.D ***NO DATA POINTS***			156.0, 77.0, 158.0			
						
1,1,2,2-Tetrachloroethane	N.D.	11.11	85.0	63.2		
+ EIC (83.0) Scan 30DEC14.D			83.0, 85.0			
						
1,2,3-Trichloropropane	N.D.	11.15	112.0	65.8		
+ EIC (110.0) Scan 30DEC14.D			110.0, 112.0			
						
2-Chlorotoluene	N.D.	11.29	91.0	294.1		
+ EIC (126.0) Scan 30DEC14.D			126.0, 91.0			
						

Quantitation Results Report (QT Reviewed)

Compound	Conc.	Exp RT	QIon	Exp Ratio		
4-Chlorotoluene	N.D.	11.40	126.0	30.4		
+ EIC (91.0) Scan 30DEC14.D			91.0, 126.0			
						
1,3-Dichlorobenzene	N.D.	12.03	148.0	64.5	QIon	Exp Ratio
+ EIC (146.0) Scan 30DEC14.D			146.0, 111.0, 148.0			
						
1,4-Dichlorobenzene	N.D.	12.12	148.0	64.0	QIon	Exp Ratio
+ EIC (146.0) Scan 30DEC14.D			146.0, 111.0, 148.0			
						
1,2-Dichlorobenzene	N.D.	12.49	148.0	63.8	QIon	Exp Ratio
+ EIC (146.0) Scan 30DEC14.D ***NO DATA POINTS***			146.0, 111.0, 148.0			
						

Quantitation Results Report (QT Reviewed)

Data File	30DEC15.D	Operator	SBD
Acq. Method	5975CACQF.M	Acq. Date-Time	12/30/2021 4:51:18 PM
Sample Name	B21122105-002A	Instrument	VOA5975C
Vial	15	Multiplier	1.00
DA Method File	VOA5975C_8260B_SHT_DoD_L4_120721.m	Comment	
Tune File	BFB_Atune3.u	Tune Date	10/11/2021 4:02:00 PM
Batch Name	VG123021_8260B_624pt1.batch.bin	Last Calib Update	1/20/2022 10:22:06 AM
Ref Library	\\MASSHUNTER\Org\Library\NIST129K.I		



Compound	RT	QIon	Resp.	Conc.	Units	Dev(Min)
----------	----	------	-------	-------	-------	----------

Internal Standards

M Fluorobenzene	6.620	96.0	603181	250.0000	ng	0.000
M Chlorobenzene-d5	9.774	82.0	234105	250.0000	ng	0.000
M 1,4-Dichlorobenzene-d4	12.097	152.0	176581	250.0000	ng	-0.003

System Monitoring Compounds

S Dibromofluoromethane	5.851	113.0	156154	264.1495	ng	0.000
Spiked Amount: 250.000	Range: 80.0 - 119.0%			Recovery = 105.66%		
S 1,2-Dichloroethane-d4	6.233	67.0	68993	255.7347	ng	0.003
Spiked Amount: 250.000	Range: 81.0 - 118.0%			Recovery = 102.29%		
S Toluene-d8	8.319	98.0	597784	254.0176	ng	0.000
Spiked Amount: 250.000	Range: 89.0 - 112.0%			Recovery = 101.61%		
S p-Bromofluorobenzene	10.951	95.0	175369	259.5458	ng	0.000
Spiked Amount: 250.000	Range: 85.0 - 114.0%			Recovery = 103.82%		

Target Compounds

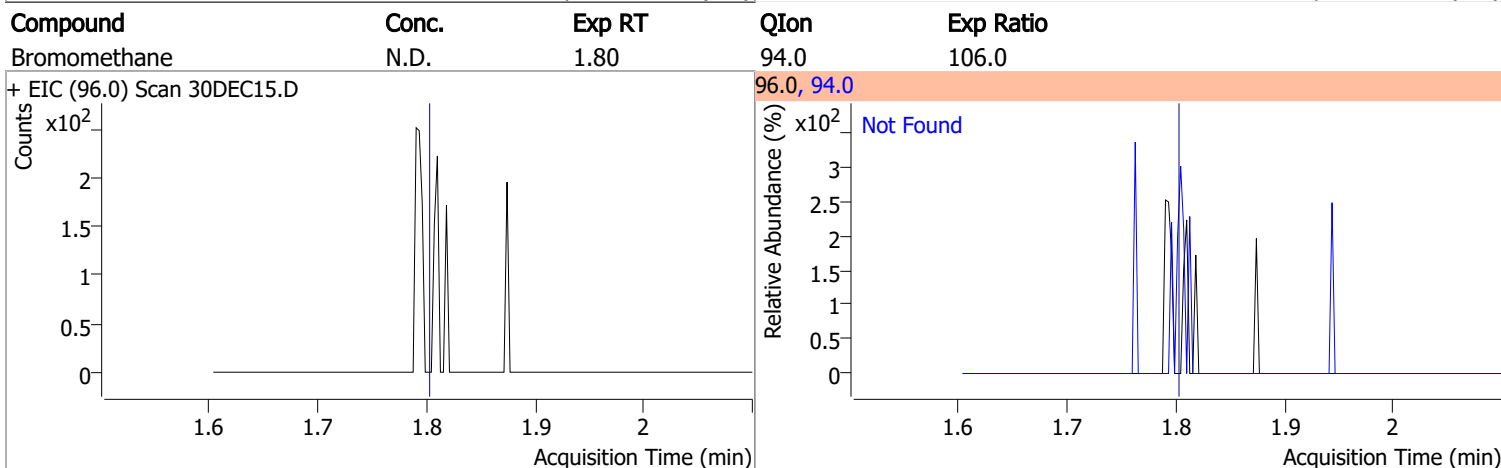
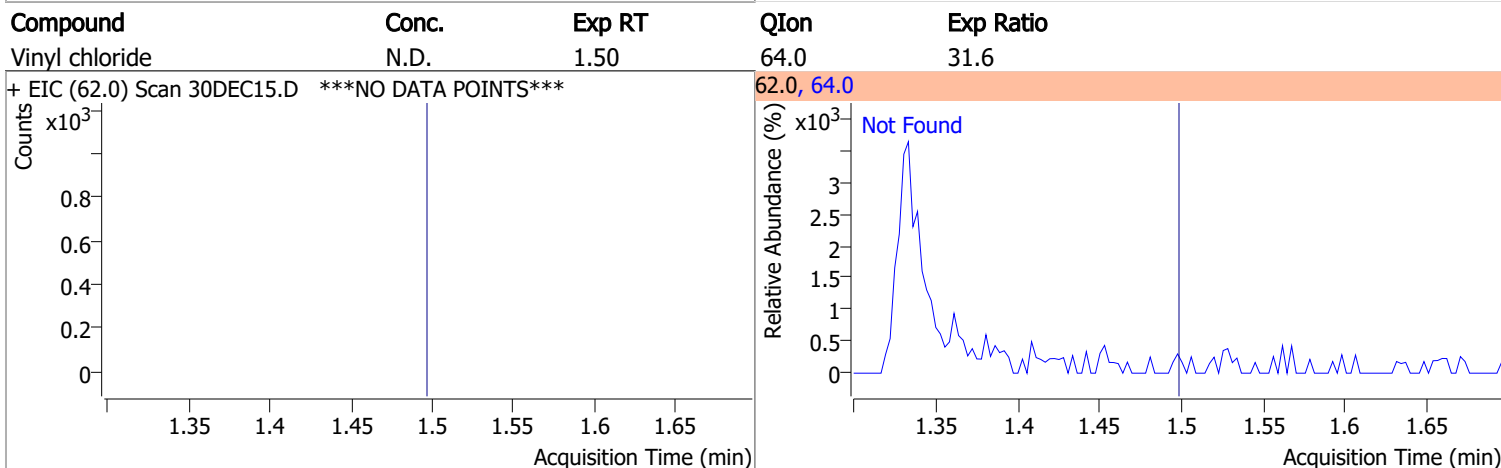
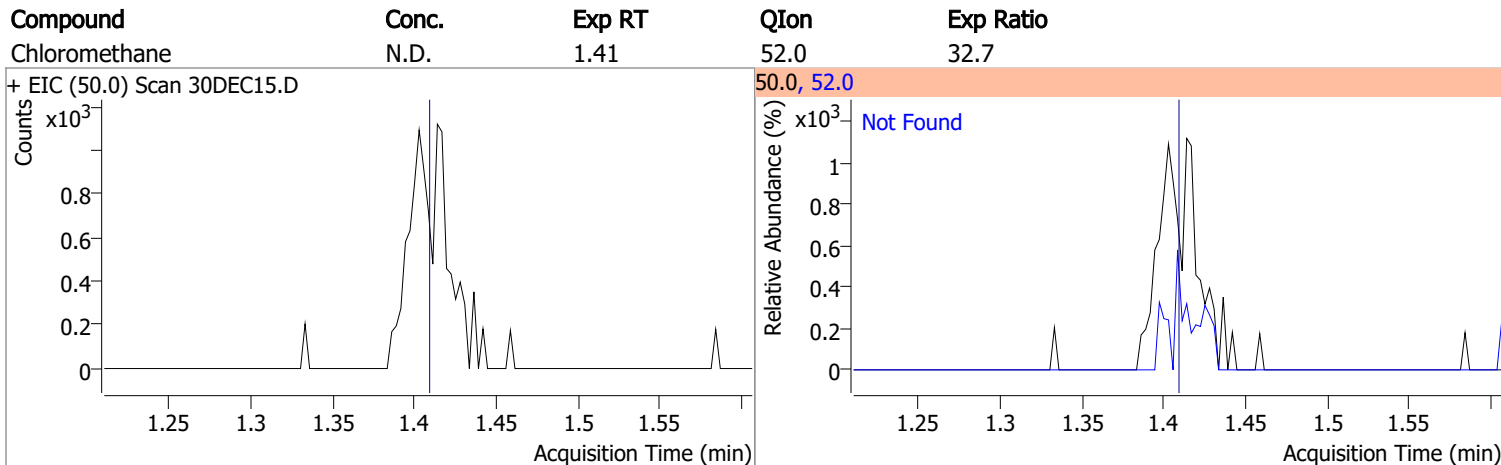
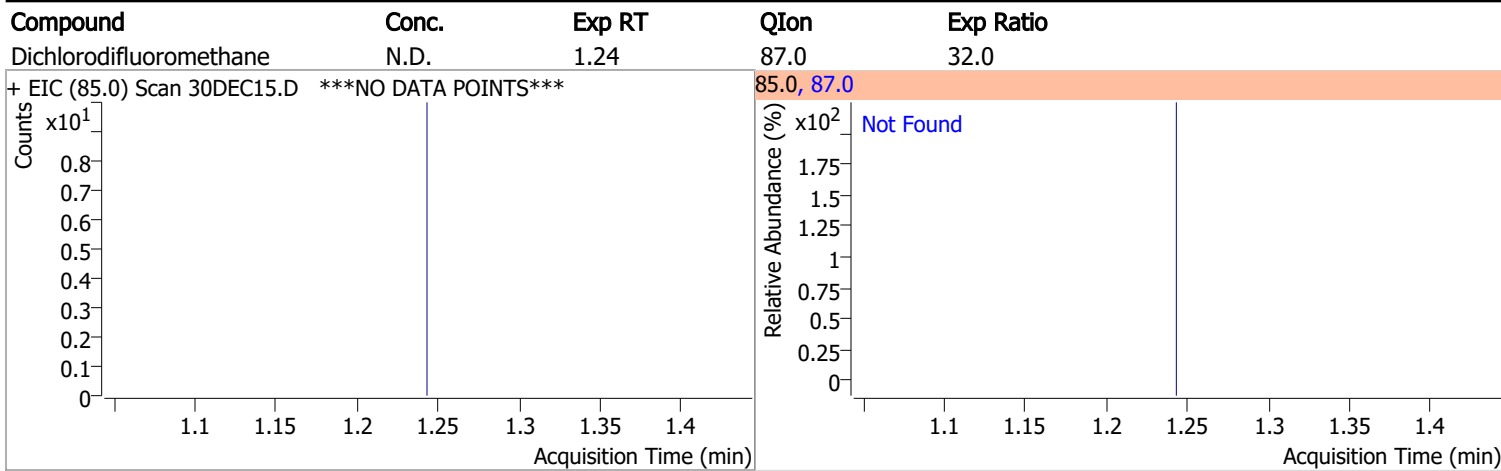
Compound	RT	QIon	Resp.	Conc.	Units	Dev(Min)	QValue
T Dichlorodifluoromethane	0.000		0	N.D.			
T Chloromethane	0.000		0	N.D.			
T Vinyl chloride	0.000		0	N.D.			
T Bromomethane	0.000		0	N.D.			
T Chloroethane	0.000		0	N.D.			
T Trichlorofluoromethane	0.000		0	N.D.			
T 1,1-Dichloroethene	0.000		0	N.D.			
T Methylene chloride	0.000		0	N.D.			
T trans-1,2-Dichloroethene	0.000		0	N.D.			
T Methyl tert-butyl ether (MTBE)	0.000		0	N.D.			
T 1,1-Dichloroethane	0.000		0	N.D.			
T 2,2-Dichloropropane	0.000		0	N.D.			
T cis-1,2-Dichloroethene	0.000		0	N.D.			
T Methyl ethyl ketone	0.000		0	N.D.			
T Bromochloromethane	0.000		0	N.D.			
T Chloroform	0.000		0	N.D.			

Quantitation Results Report (QT Reviewed)

Compound	RT	QIon	Resp.	Conc.	Units	Dev(Min)
T 1,1,1-Trichloroethane	0.000		0	N.D.		
T Carbon tetrachloride	0.000		0	N.D.		
T 1,1-Dichloropropene	0.000		0	N.D.		
T Benzene	0.000		0	N.D.		
T 1,2-Dichloroethane	0.000		0	N.D.		
T Trichloroethene	0.000		0	N.D.		
T 1,2-Dichloropropane	0.000		0	N.D.		
T Dibromomethane	0.000		0	N.D.		
T Bromodichloromethane	0.000		0	N.D.		
T cis-1,3-Dichloropropene	0.000		0	N.D.		
T Toluene	0.000		0	N.D.		
T trans-1,3-Dichloropropene	0.000		0	N.D.		
T 1,1,2-Trichloroethane	0.000		0	N.D.		
T Tetrachloroethene	0.000		0	N.D.		
T 1,3-Dichloropropane	0.000		0	N.D.		
T Chlorodibromomethane	0.000		0	N.D.		
T 1,2-Dibromoethane	0.000		0	N.D.		
T Chlorobenzene	0.000		0	N.D.		
T 1,1,1,2-Tetrachloroethane	0.000		0	N.D.		
T Ethylbenzene	0.000		0	N.D.		
T m+p-Xylenes	0.000		0	N.D.		
T o-Xylene	0.000		0	N.D.		
T Styrene	0.000		0	N.D.		
T Bromoform	0.000		0	N.D.		
T Bromobenzene	0.000		0	N.D.		
T 1,1,2,2-Tetrachloroethane	0.000		0	N.D.		
T 1,2,3-Trichloropropane	0.000		0	N.D.		
T 2-Chlorotoluene	0.000		0	N.D.		
T 4-Chlorotoluene	0.000		0	N.D.		
T 1,3-Dichlorobenzene	0.000		0	N.D.		
T 1,4-Dichlorobenzene	0.000		0	N.D.		
T 1,2-Dichlorobenzene	0.000		0	N.D.		

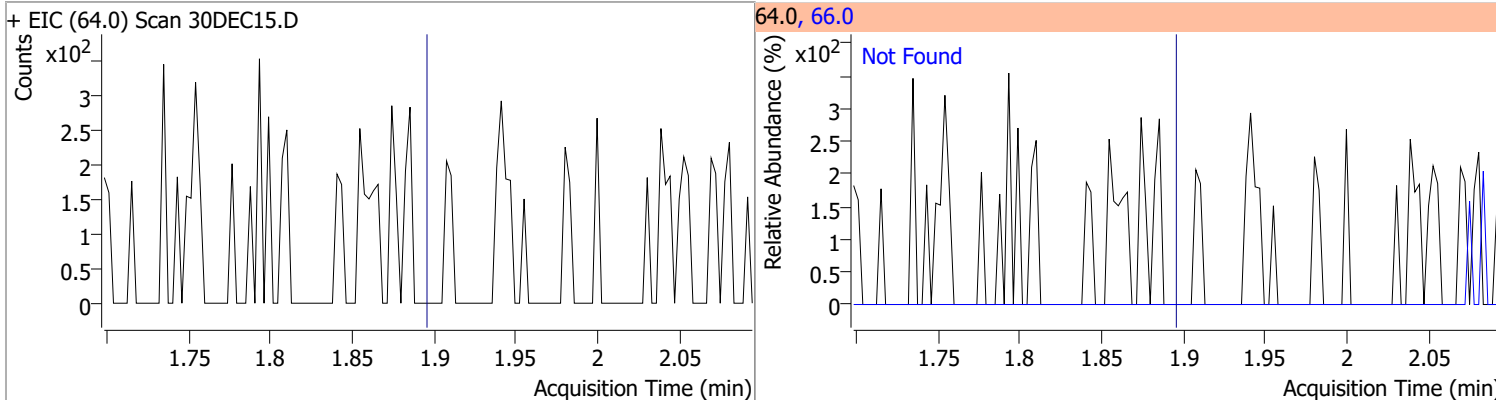
(#) = Qualifier Out of Range; (m) = Manual Integration; (+) = Area Summed; (*) = Surrogate Percent Recovery Out of Range; (d): Zeroed Peak

Quantitation Results Report (QT Reviewed)

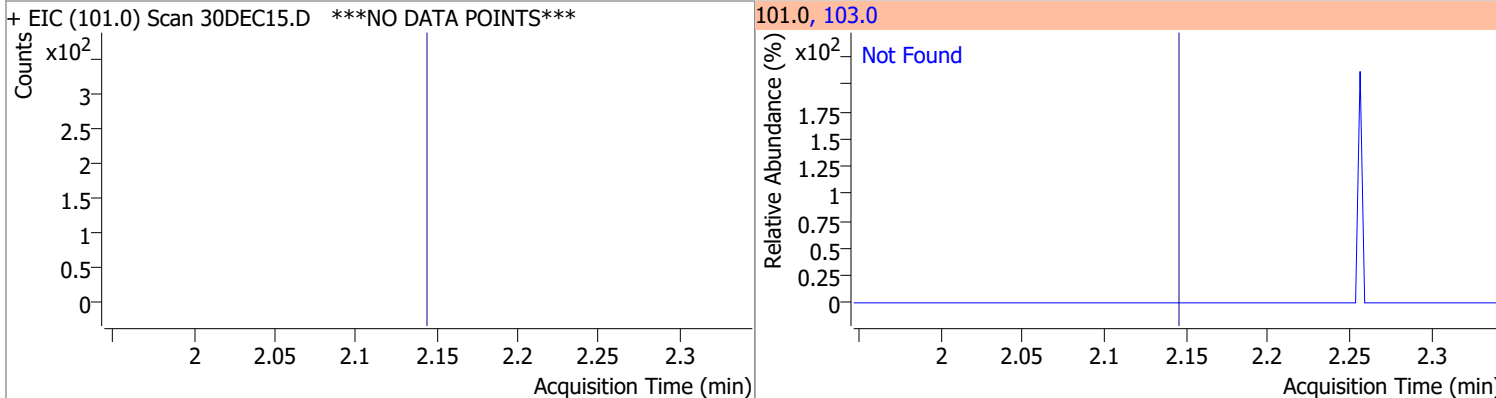


Quantitation Results Report (QT Reviewed)

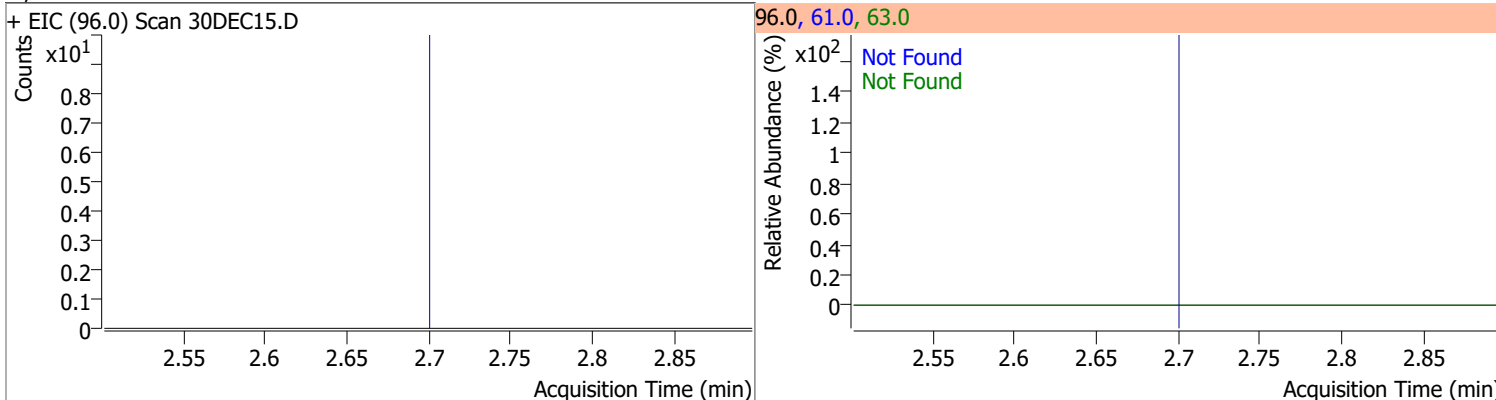
Compound	Conc.	Exp RT	QIon	Exp Ratio
Chloroethane	N.D.	1.90	66.0	30.8



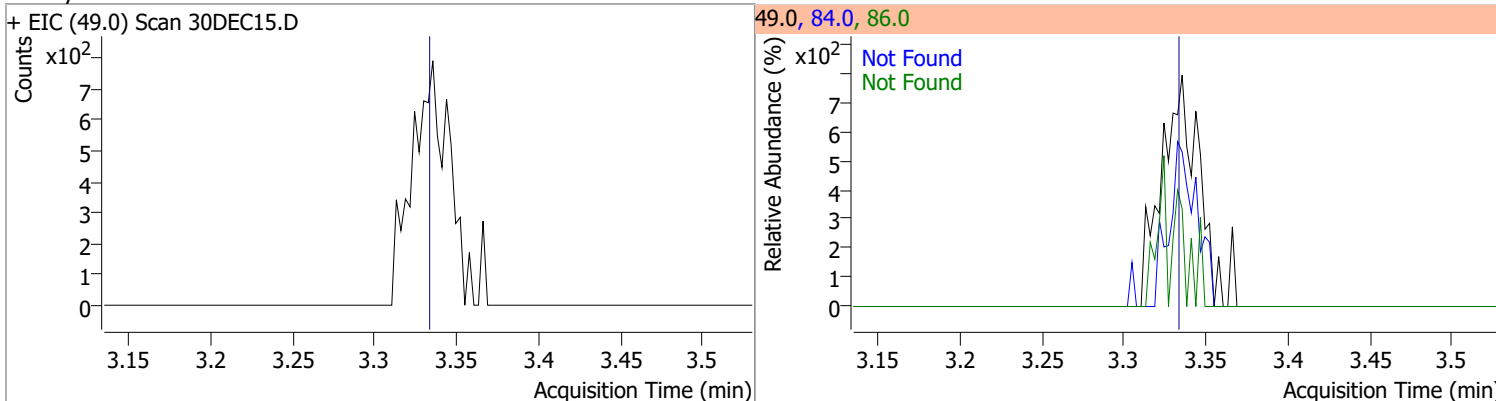
Compound	Conc.	Exp RT	QIon	Exp Ratio
Trichlorofluoromethane	N.D.	2.14	103.0	64.8



Compound	Conc.	Exp RT	QIon	Exp Ratio	QIon	Exp Ratio
1,1-Dichloroethene	N.D.	2.70	61.0	180.1	63.0	57.5

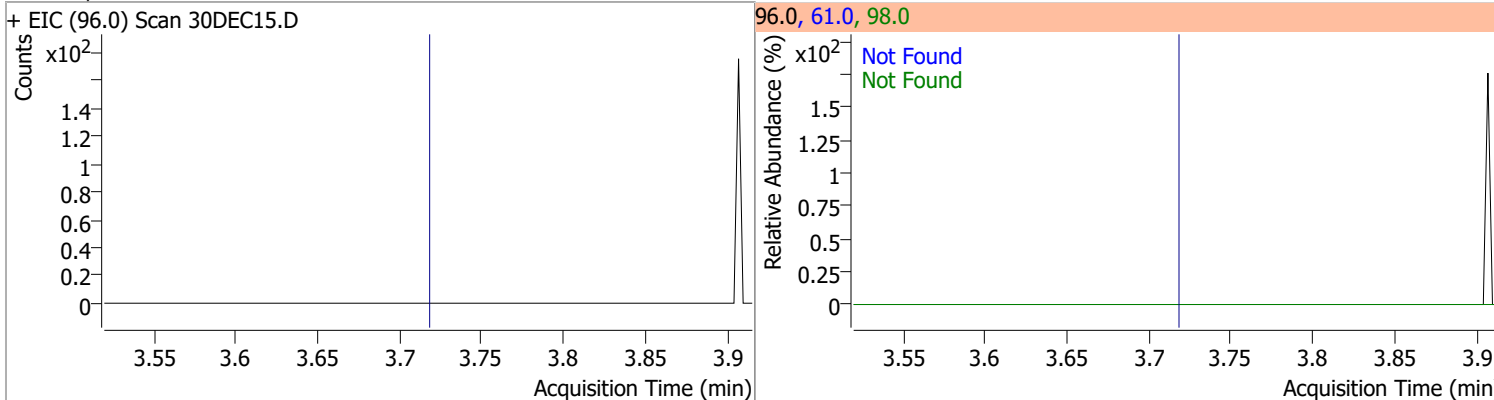


Compound	Conc.	Exp RT	QIon	Exp Ratio	QIon	Exp Ratio
Methylene chloride	N.D.	3.33	84.0	69.4	86.0	44.1

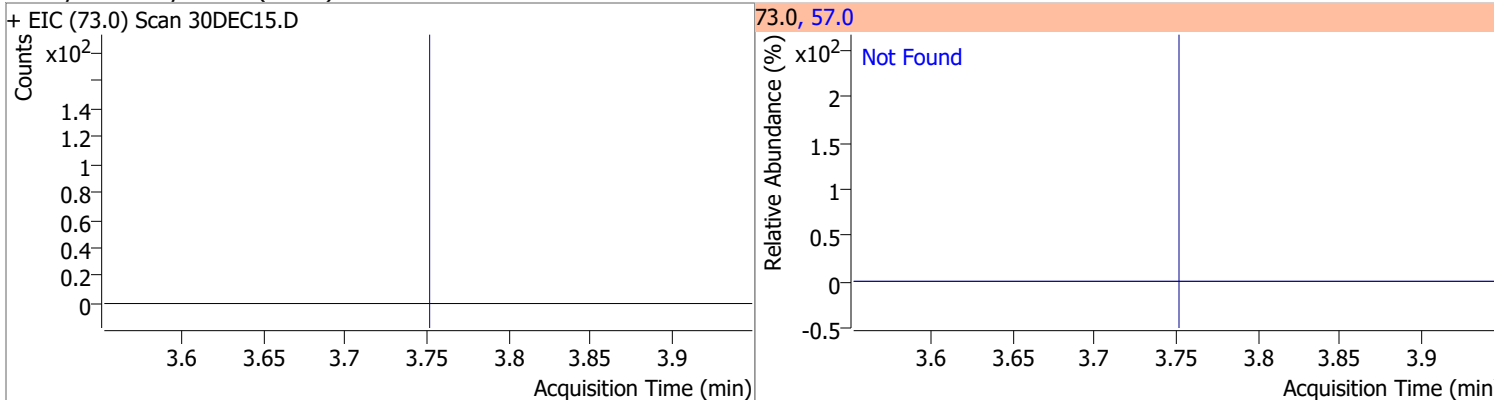


Quantitation Results Report (QT Reviewed)

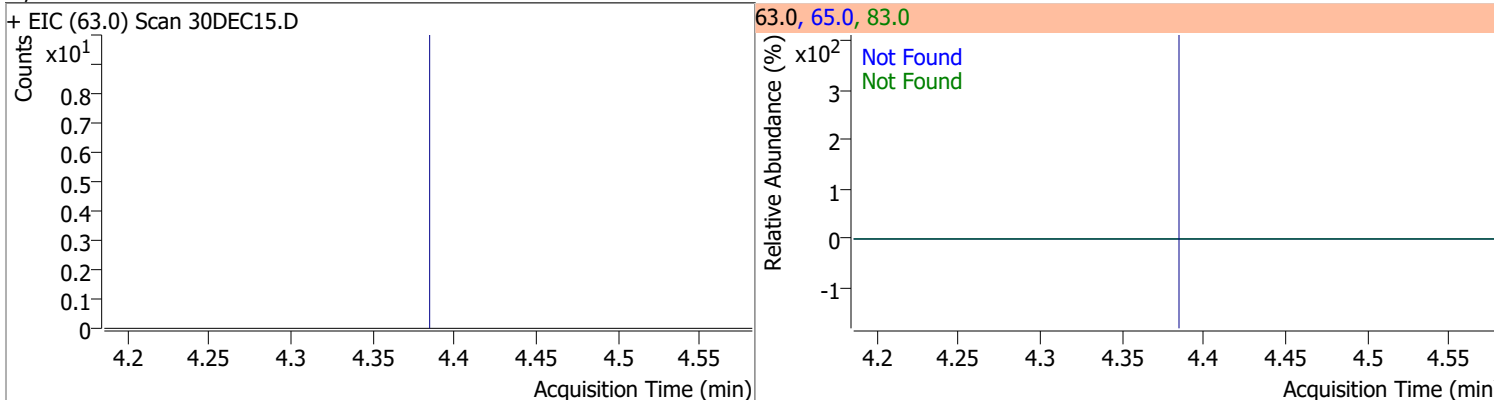
Compound	Conc.	Exp RT	QIon	Exp Ratio	QIon	Exp Ratio
trans-1,2-Dichloroethene	N.D.	3.72	61.0	155.1	98.0	62.8



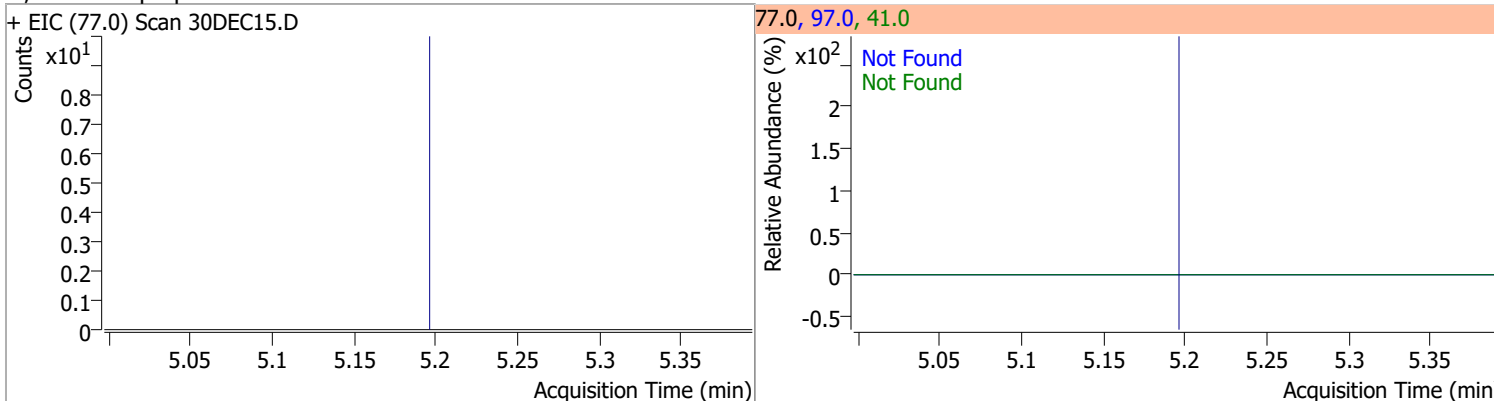
Compound	Conc.	Exp RT	QIon	Exp Ratio
Methyl tert-butyl ether (MTBE)	N.D.	3.75	57.0	23.9



Compound	Conc.	Exp RT	QIon	Exp Ratio	QIon	Exp Ratio
1,1-Dichloroethane	N.D.	4.38	65.0	31.7	83.0	12.8

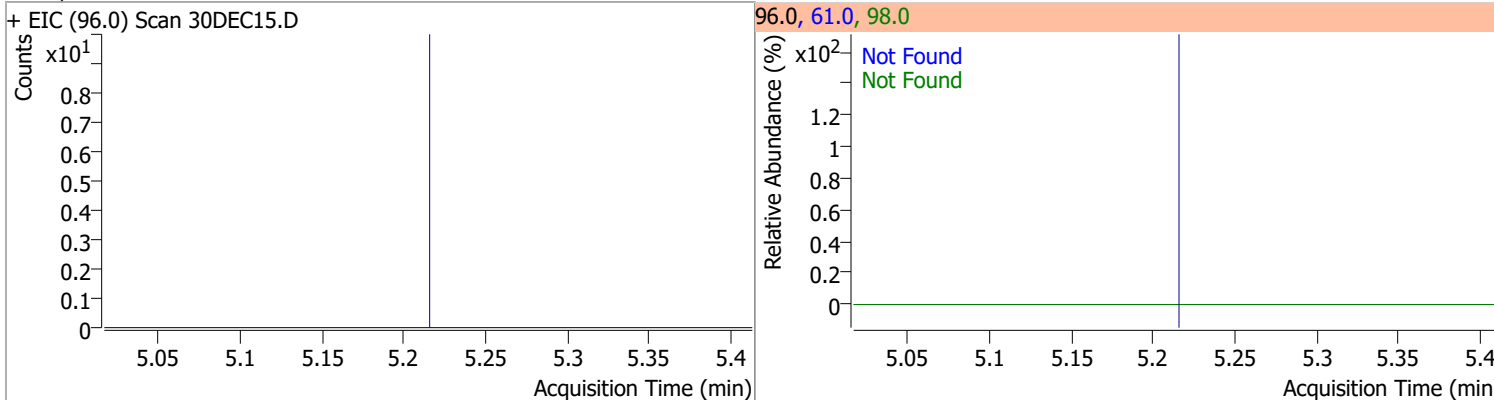


Compound	Conc.	Exp RT	QIon	Exp Ratio	QIon	Exp Ratio
2,2-Dichloropropane	N.D.	5.20	41.0	59.0	97.0	21.8

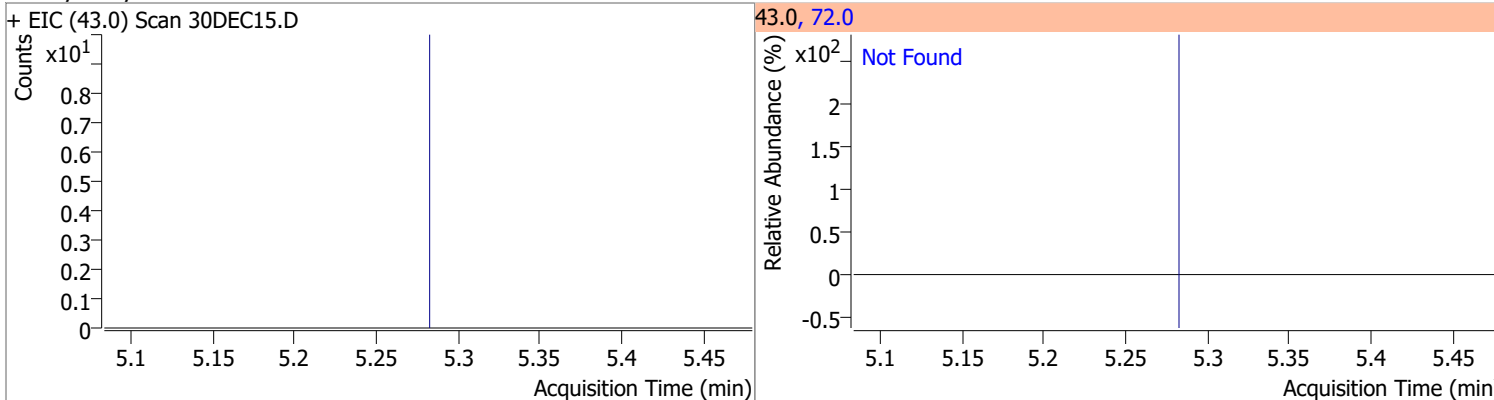


Quantitation Results Report (QT Reviewed)

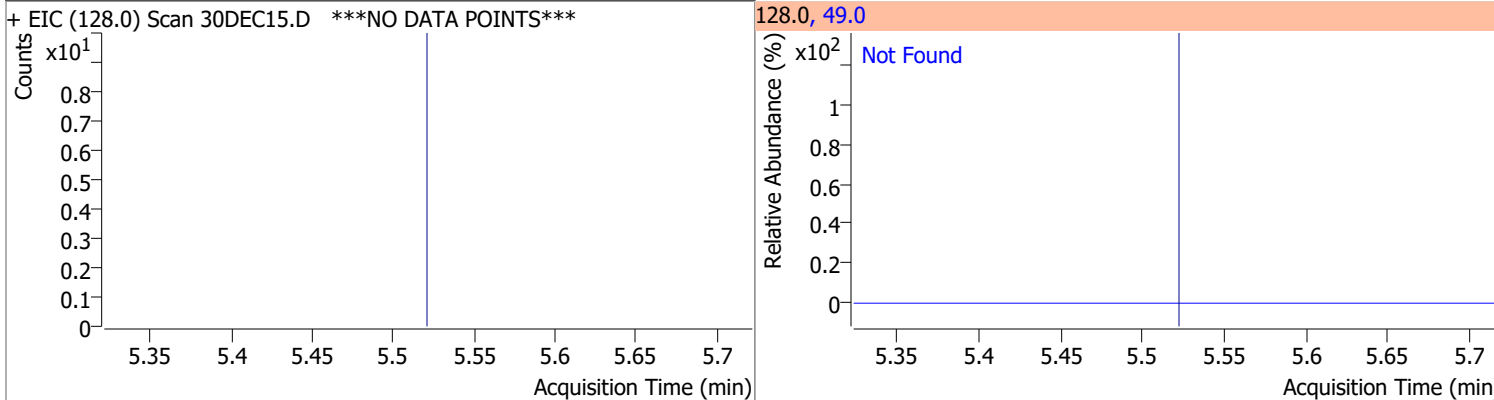
Compound	Conc.	Exp RT	QIon	Exp Ratio	QIon	Exp Ratio
cis-1,2-Dichloroethene	N.D.	5.21	61.0	163.3	98.0	64.4



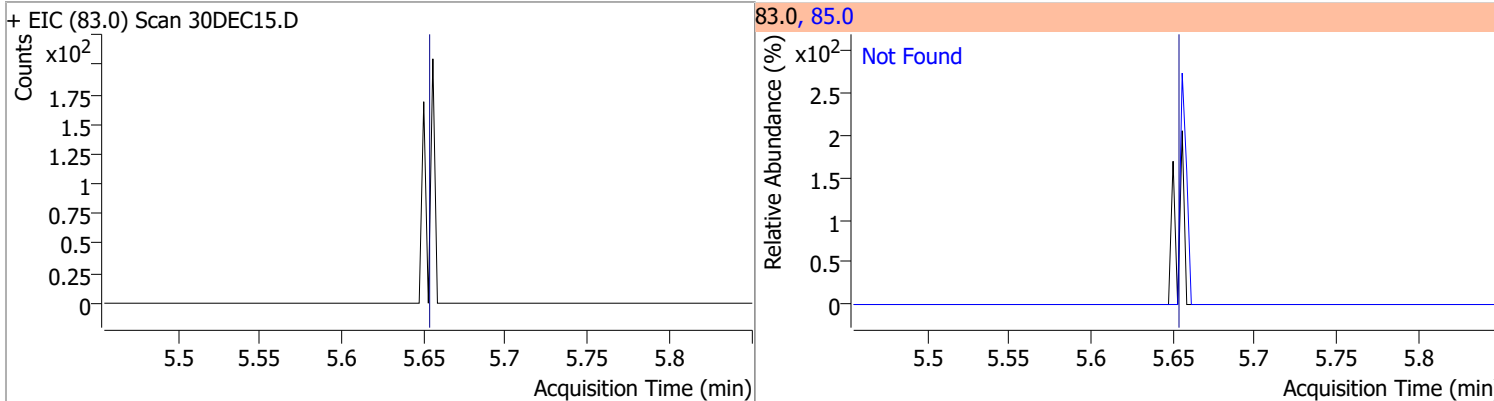
Compound	Conc.	Exp RT	QIon	Exp Ratio
Methyl ethyl ketone	N.D.	5.28	72.0	22.2



Compound	Conc.	Exp RT	QIon	Exp Ratio
Bromochloromethane	N.D.	5.52	49.0	184.6

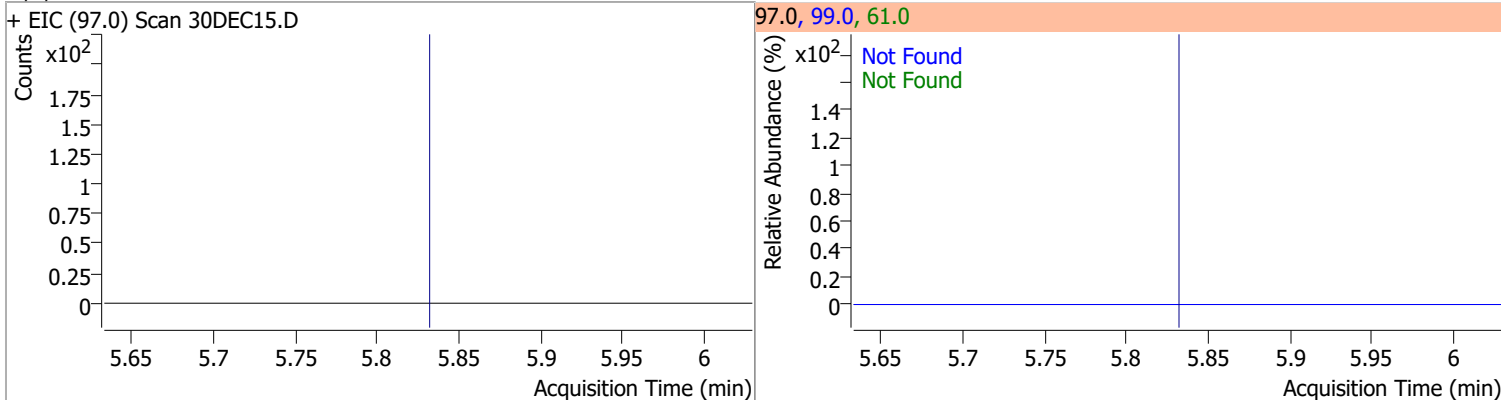


Compound	Conc.	Exp RT	QIon	Exp Ratio
Chloroform	N.D.	5.65	85.0	65.1

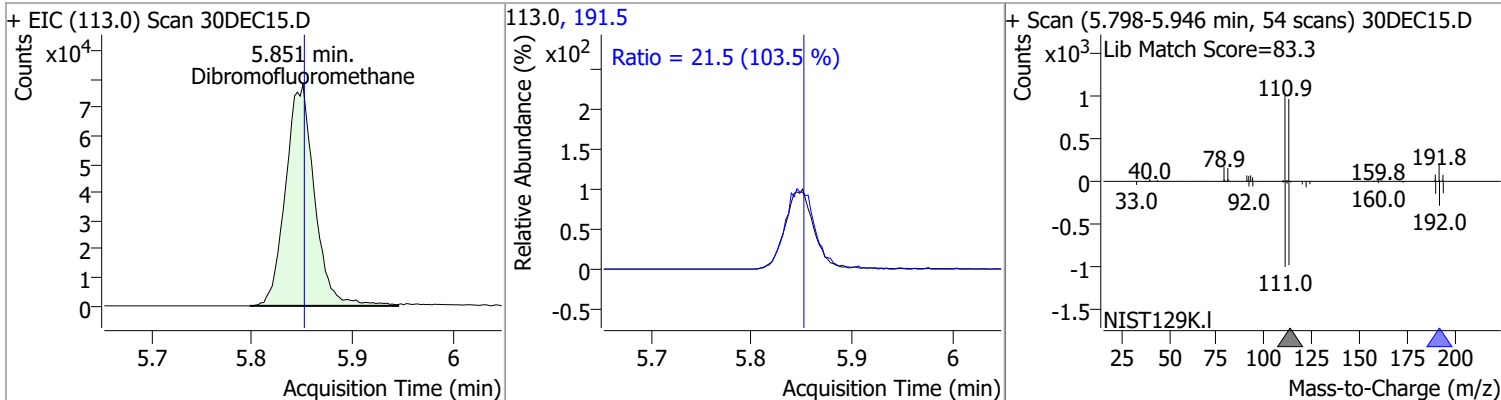


Quantitation Results Report (QT Reviewed)

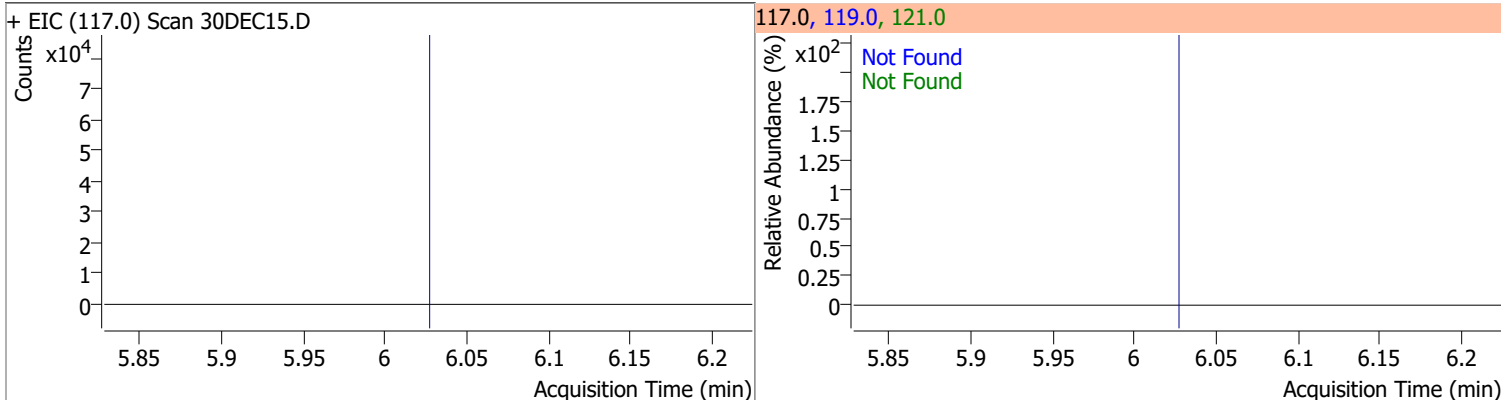
Compound	Conc.	Exp RT	QIon	Exp Ratio	QIon	Exp Ratio
1,1,1-Trichloroethane	N.D.	5.83	99.0	65.7	61.0	45.0



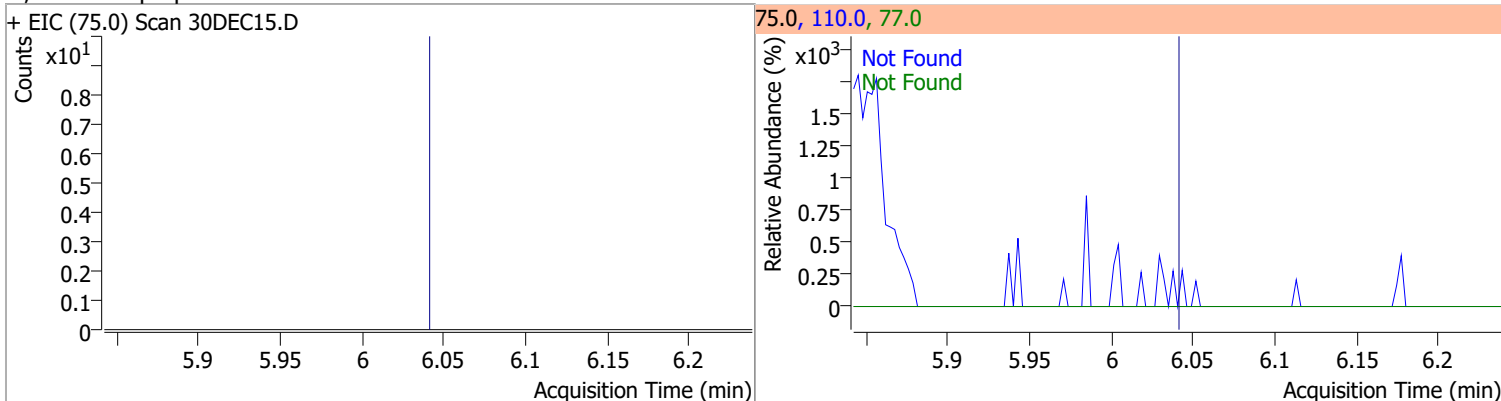
Compound	Conc.	RT	Dev(Min)	Resp.	QIon	QRatio	Lower	Upper
Dibromofluoromethane	264.1495	5.85	0.00	156154	191.5	21.5	0.0	50.7



Compound	Conc.	Exp RT	QIon	Exp Ratio	QIon	Exp Ratio
Carbon tetrachloride	N.D.	6.03	119.0	97.5	121.0	30.4

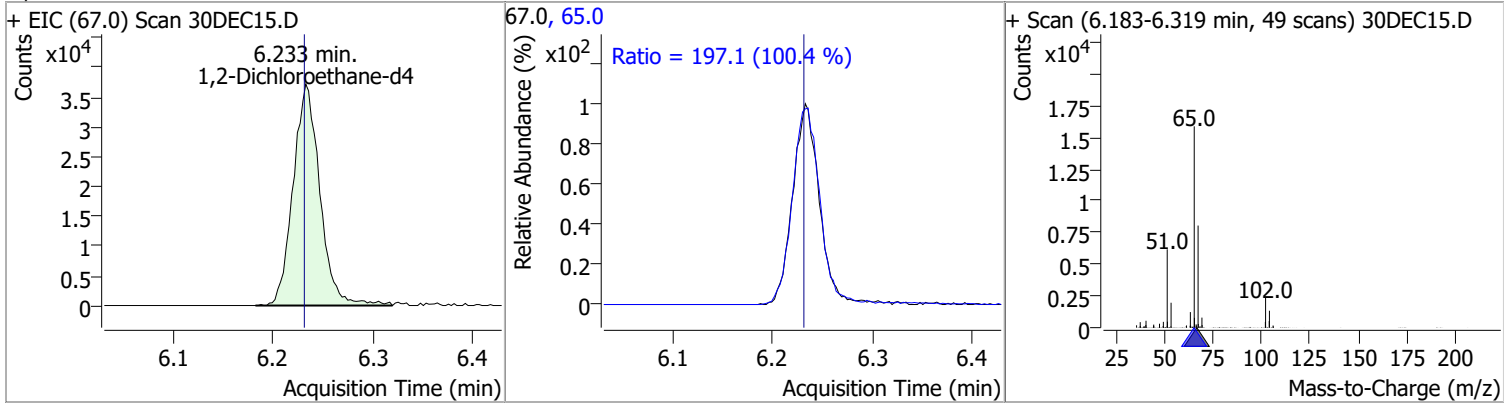


Compound	Conc.	Exp RT	QIon	Exp Ratio	QIon	Exp Ratio
1,1-Dichloropropene	N.D.	6.04	110.0	35.4	77.0	30.5

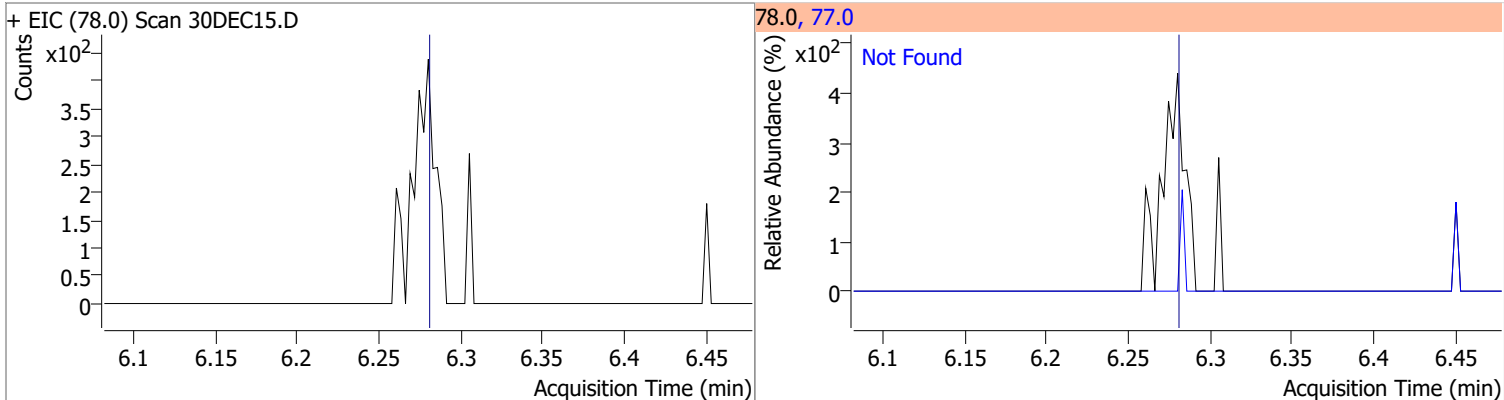


Quantitation Results Report (QT Reviewed)

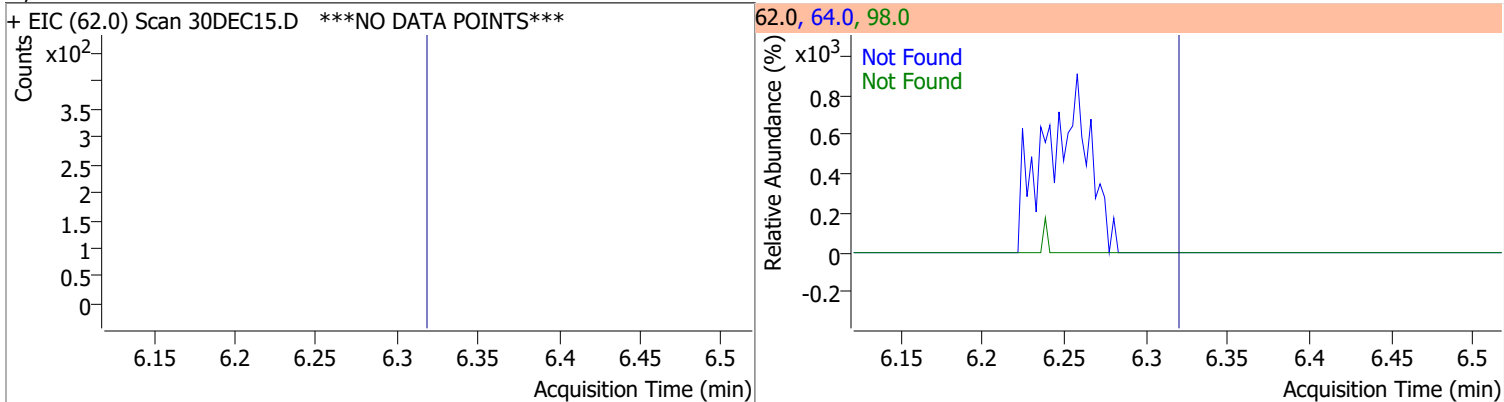
Compound	Conc.	RT	Dev(Min)	Resp.	QIon	QRatio	Lower	Upper
1,2-Dichloroethane-d4	255.7347	6.23	0.00	68993	65.0	197.1	166.3	226.3



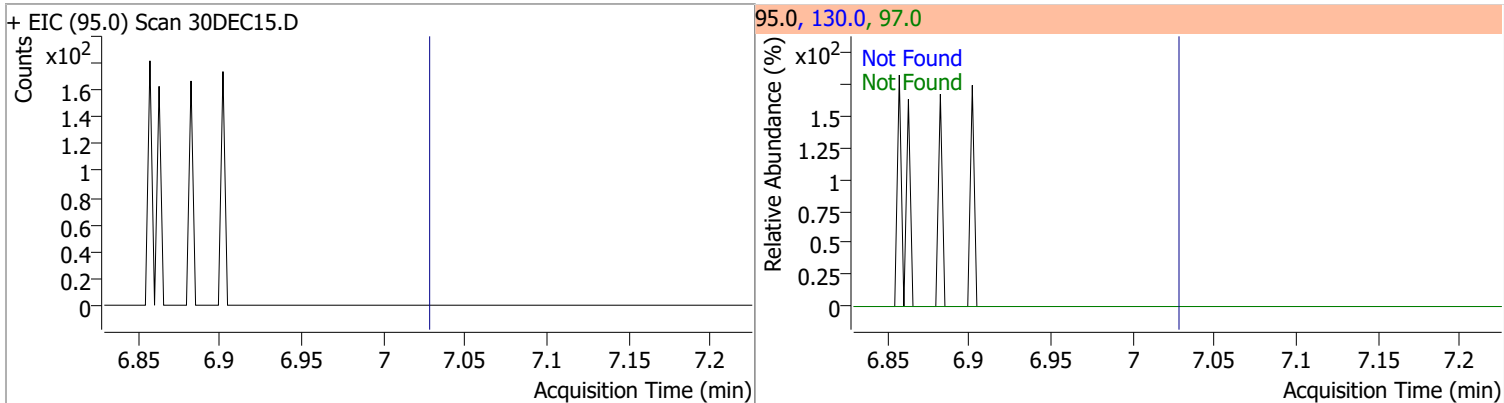
Compound	Conc.	Exp RT	QIon	Exp Ratio
Benzene	N.D.	6.28	77.0	23.5



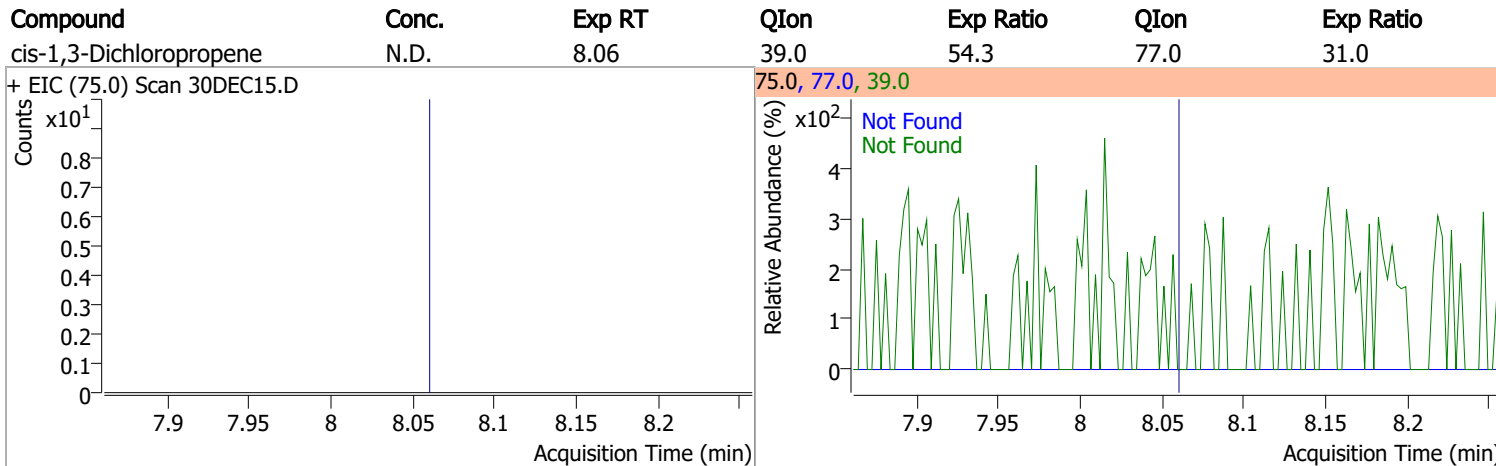
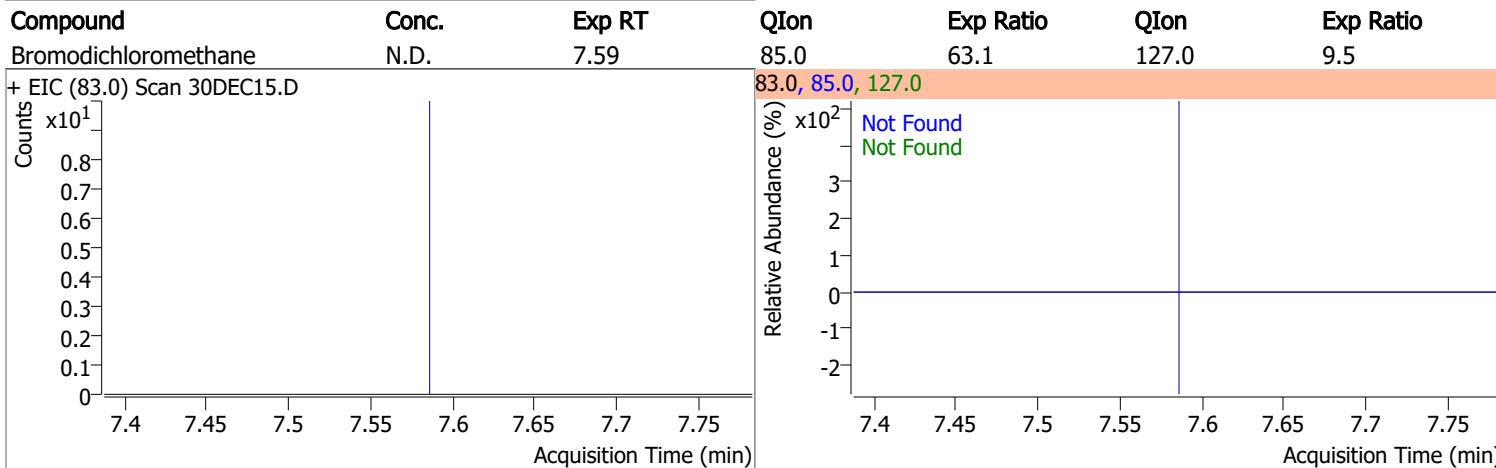
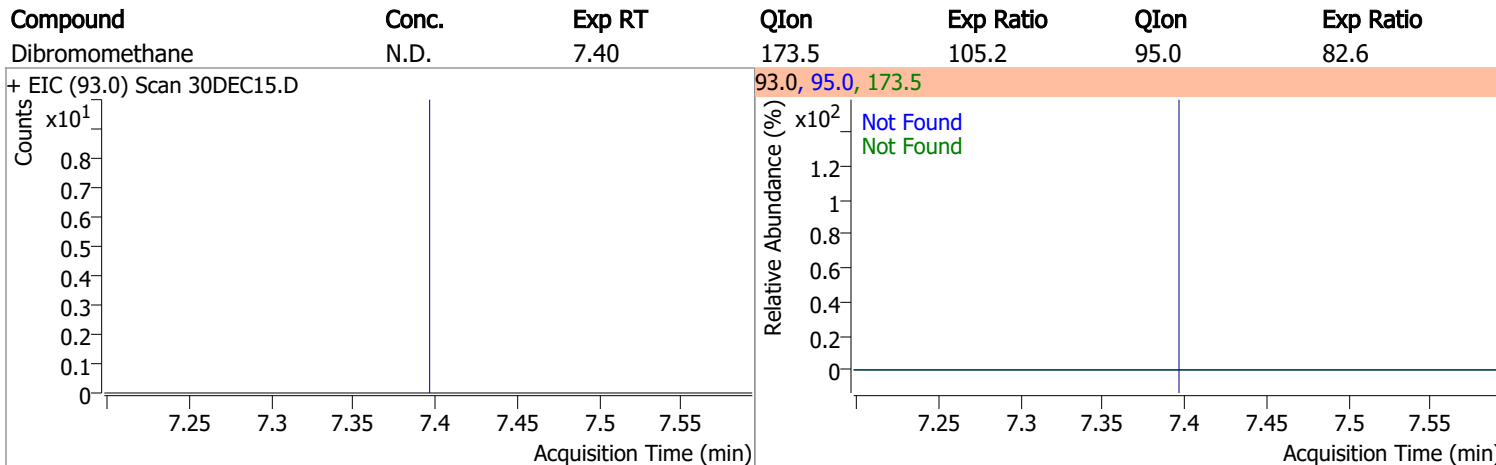
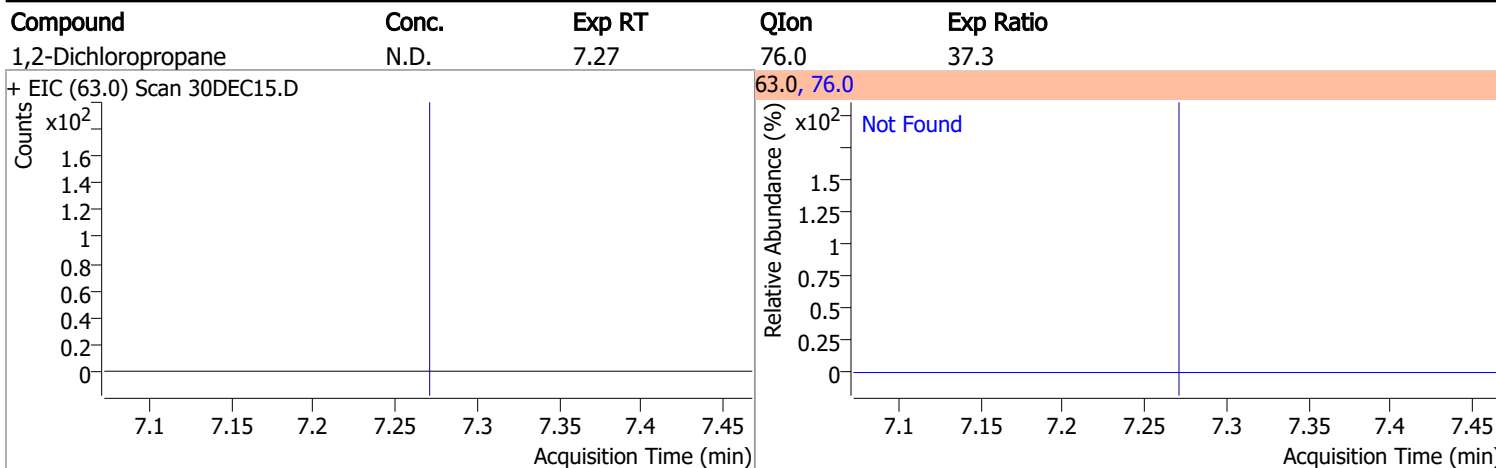
Compound	Conc.	Exp RT	QIon	Exp Ratio	QIon	Exp Ratio
1,2-Dichloroethane	N.D.	6.32	64.0	32.3	98.0	8.2



Compound	Conc.	Exp RT	QIon	Exp Ratio	QIon	Exp Ratio
Trichloroethene	N.D.	7.03	130.0	100.8	97.0	64.7

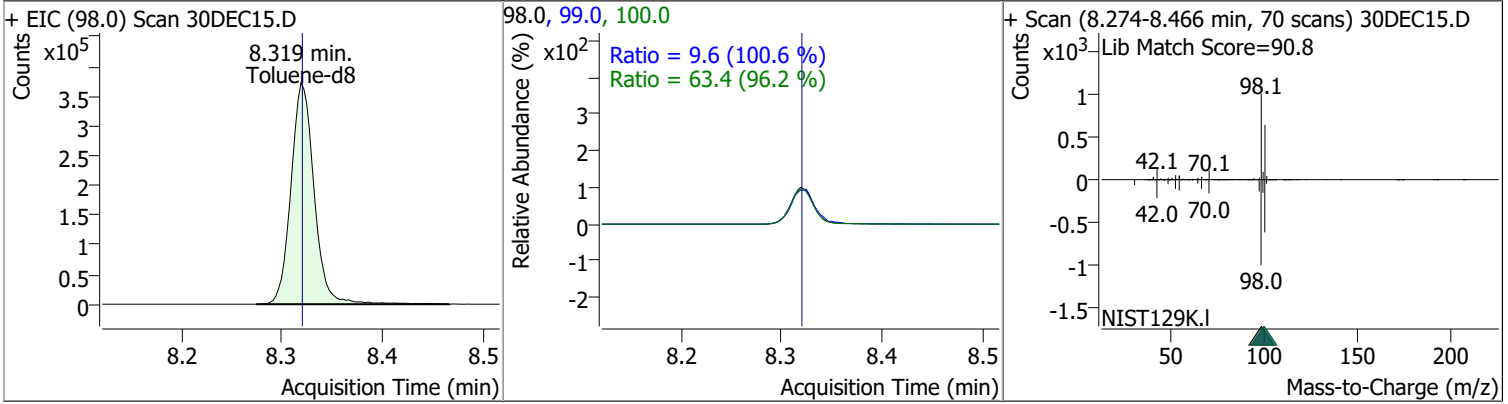


Quantitation Results Report (QT Reviewed)

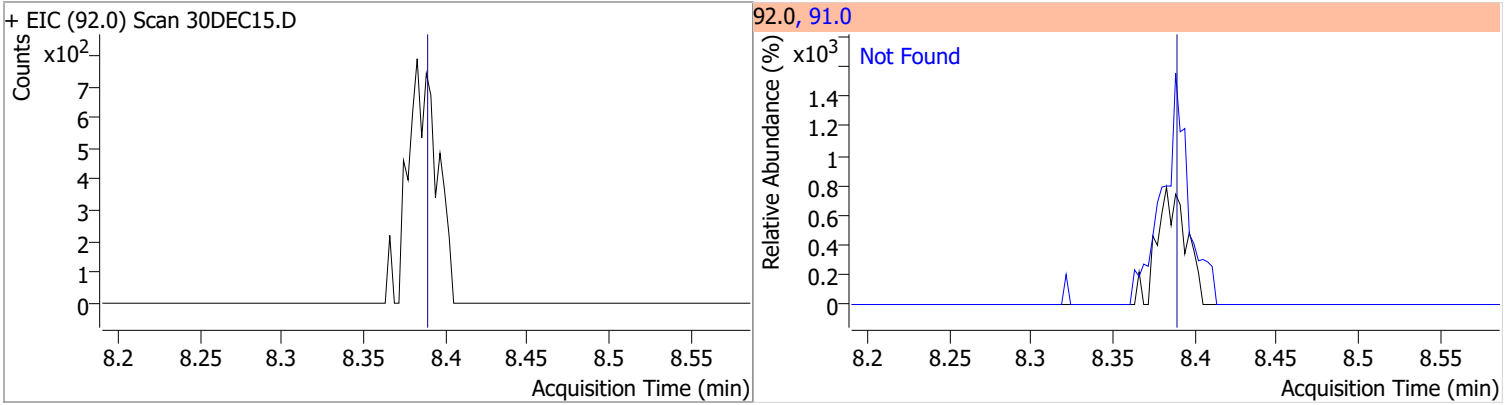


Quantitation Results Report (QT Reviewed)

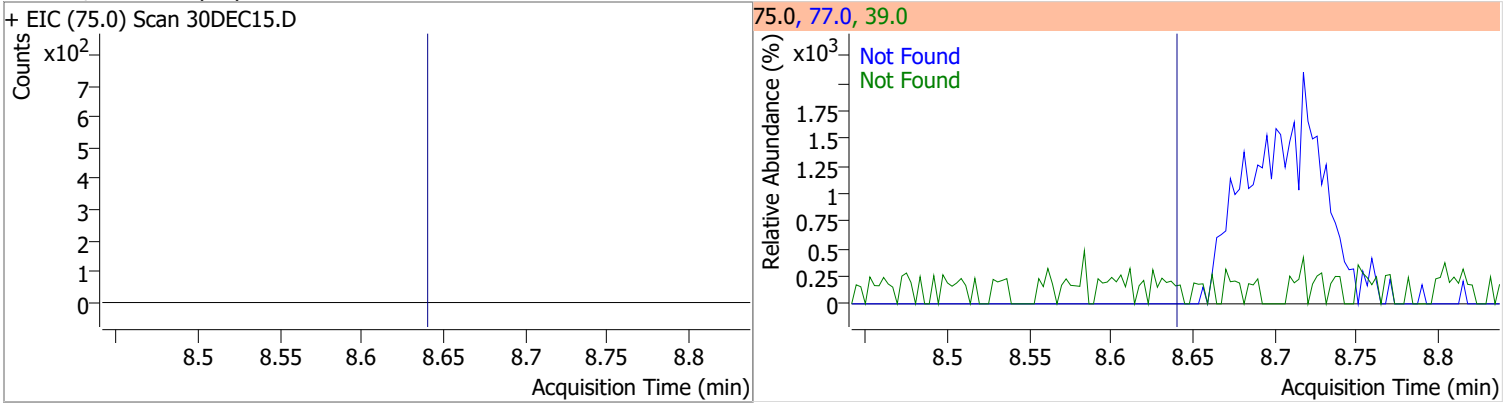
Compound	Conc.	RT	Dev(Min)	Resp.	QIon	QRatio	Lower	Upper
Toluene-d8	254.0176	8.32	0.00	597784	100.0	63.4	35.9	95.9
					99.0	9.6	0.0	39.5



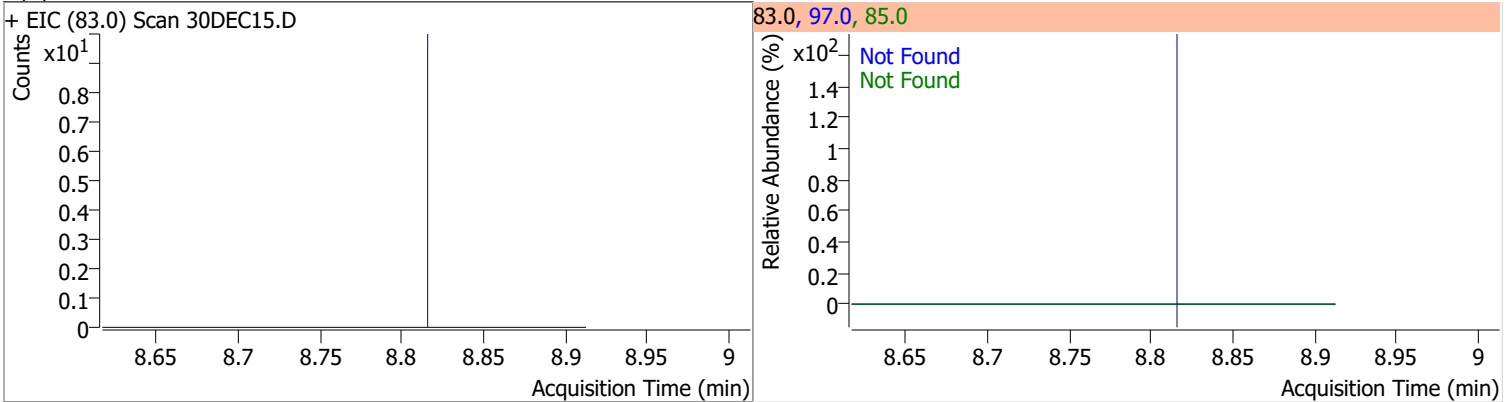
Compound	Conc.	Exp RT	QIon	Exp Ratio
Toluene	N.D.	8.39	91.0	174.3



Compound	Conc.	Exp RT	QIon	Exp Ratio	QIon	Exp Ratio
trans-1,3-Dichloropropene	N.D.	8.64	39.0	52.1	77.0	32.0

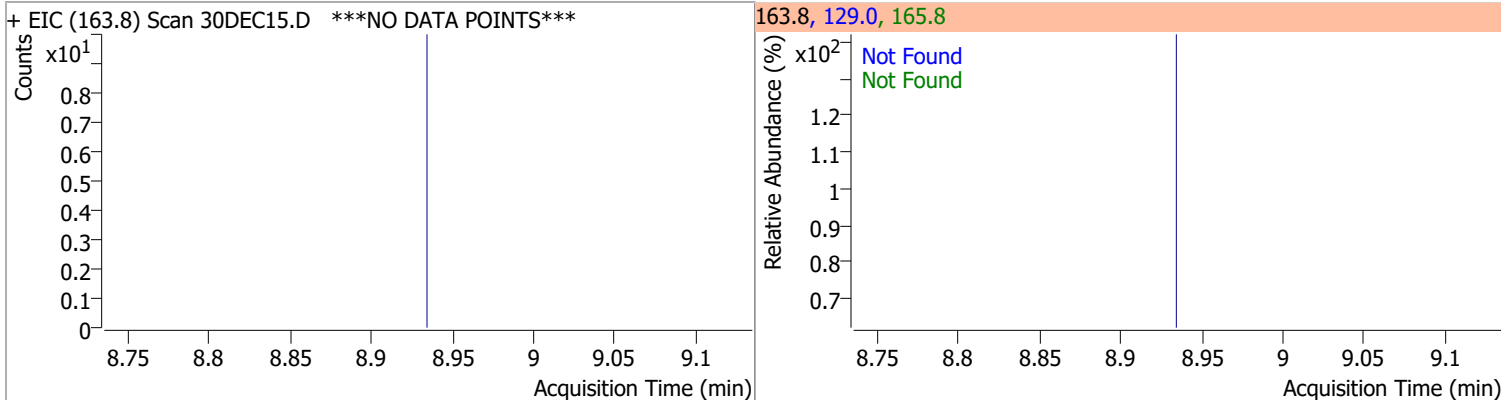


Compound	Conc.	Exp RT	QIon	Exp Ratio	QIon	Exp Ratio
1,1,2-Trichloroethane	N.D.	8.82	97.0	114.3	85.0	61.5

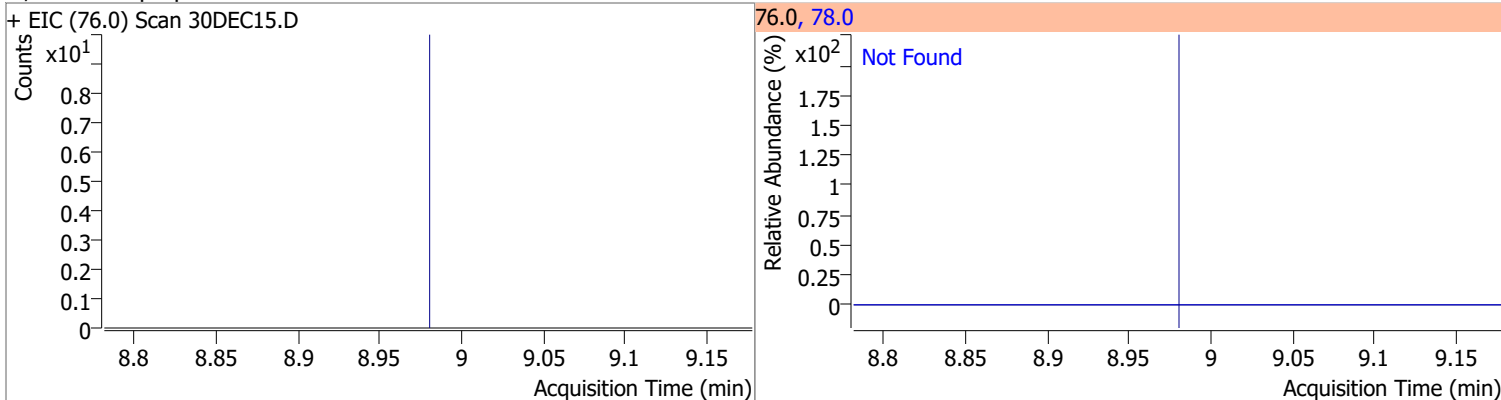


Quantitation Results Report (QT Reviewed)

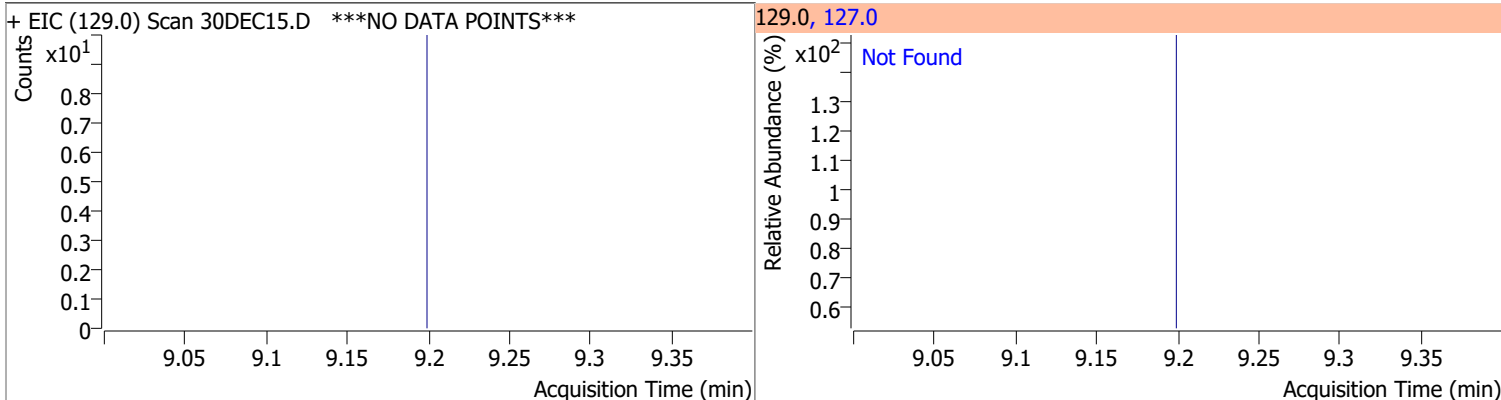
Compound	Conc.	Exp RT	QIon	Exp Ratio	QIon	Exp Ratio
Tetrachloroethene	N.D.	8.94	165.8	128.3	129.0	95.3



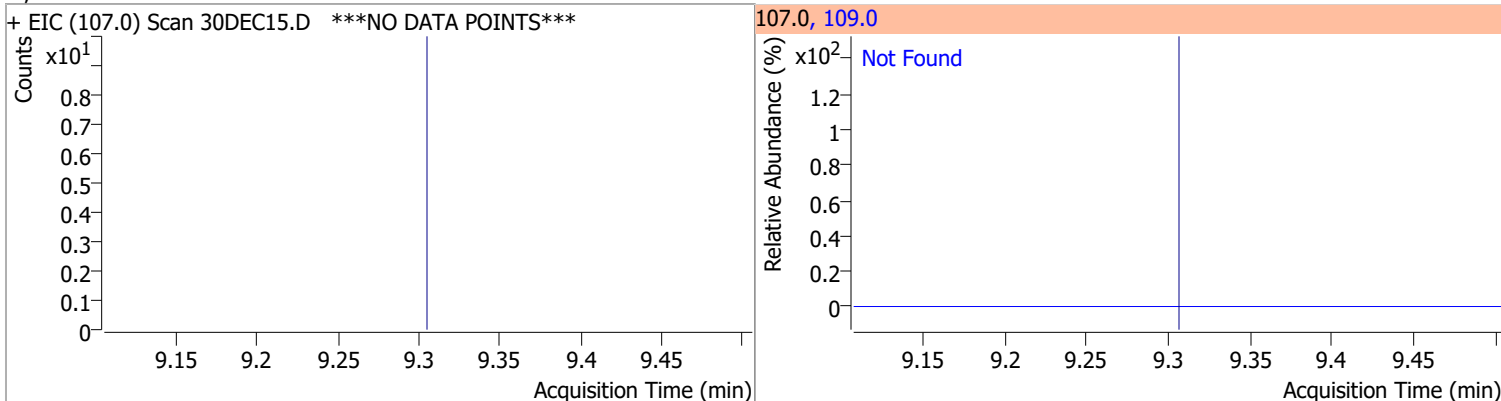
Compound	Conc.	Exp RT	QIon	Exp Ratio
1,3-Dichloropropane	N.D.	8.98	78.0	32.1



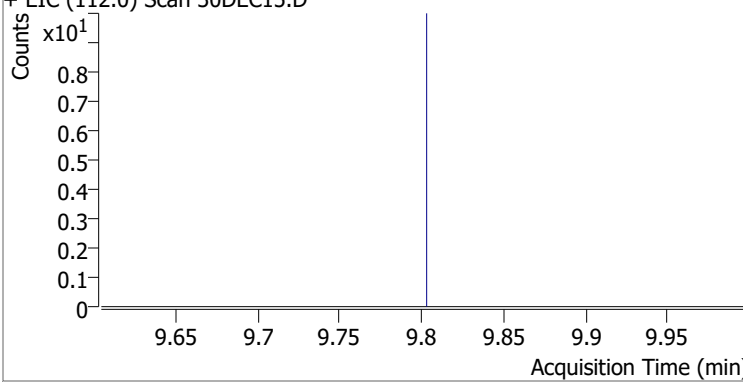
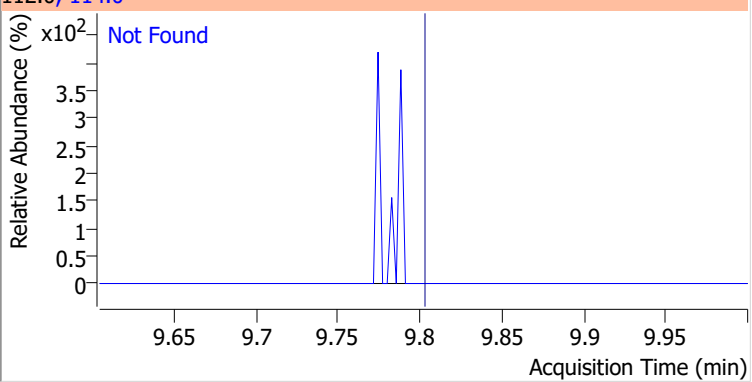
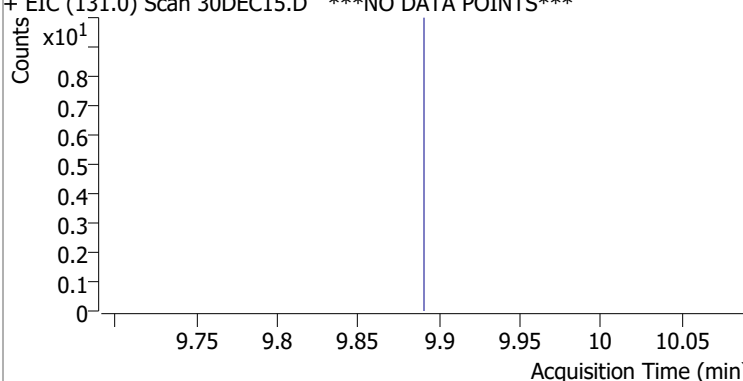
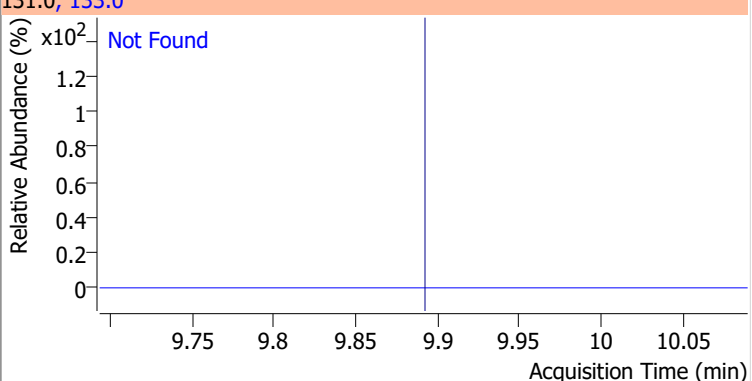
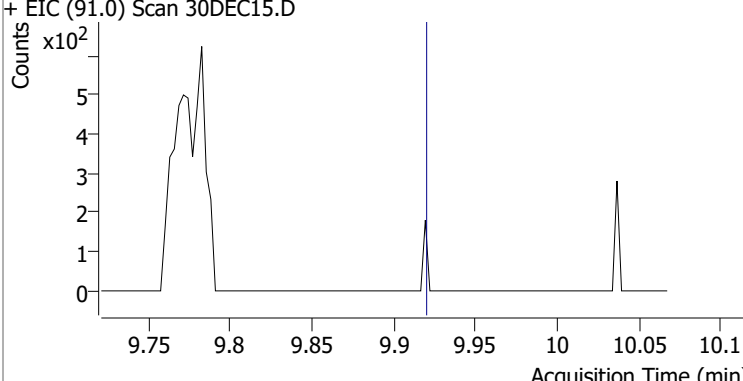
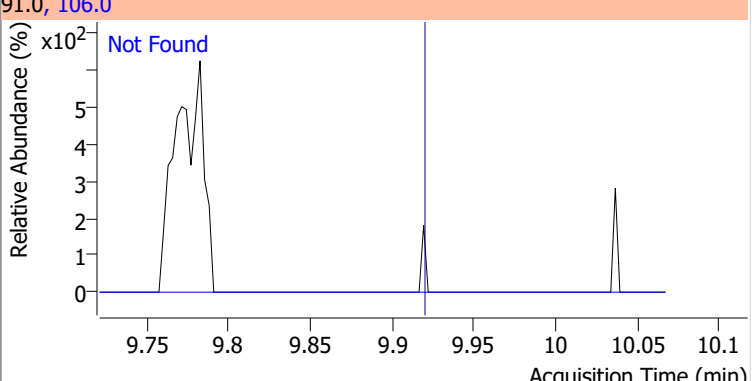
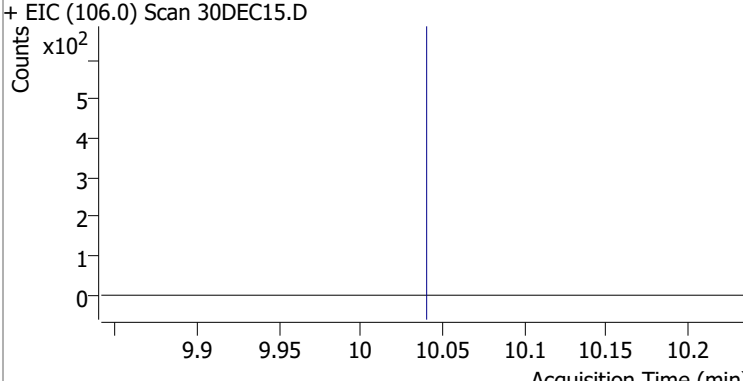
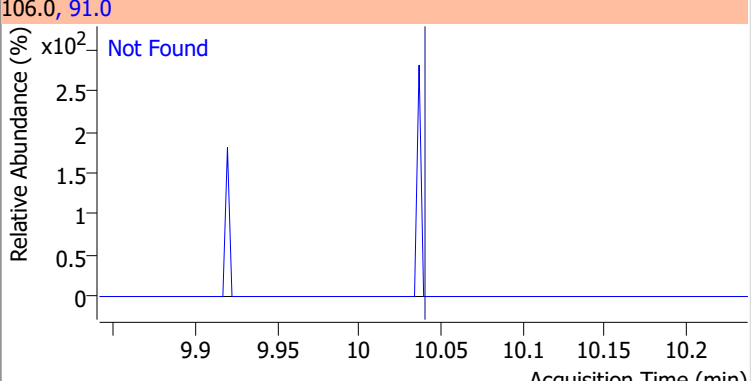
Compound	Conc.	Exp RT	QIon	Exp Ratio
Chlorodibromomethane	N.D.	9.20	127.0	75.3



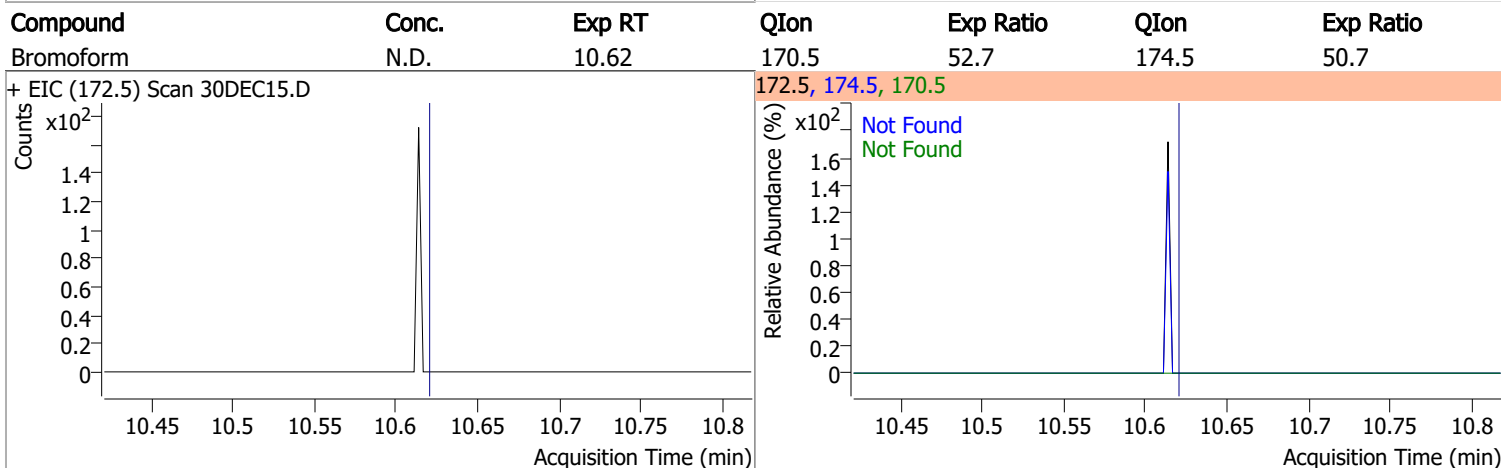
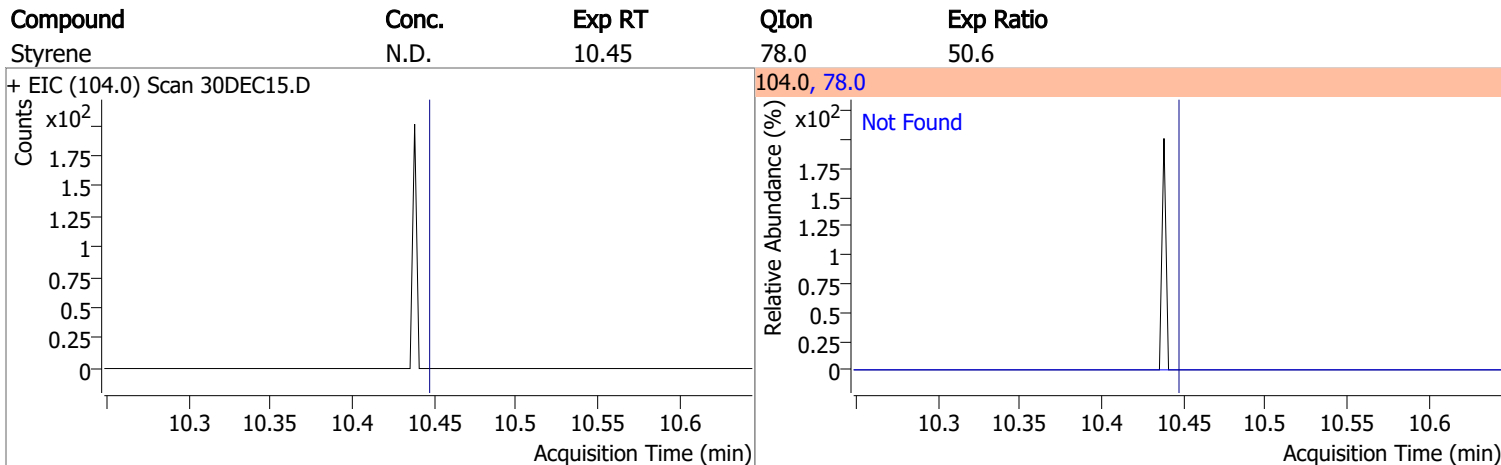
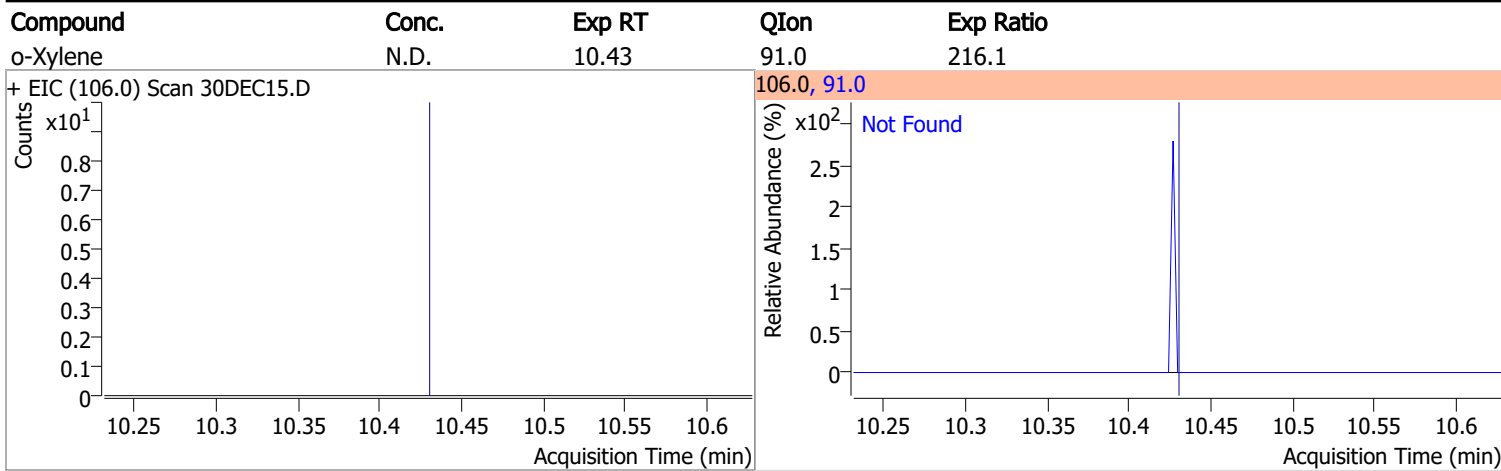
Compound	Conc.	Exp RT	QIon	Exp Ratio
1,2-Dibromoethane	N.D.	9.31	109.0	97.2



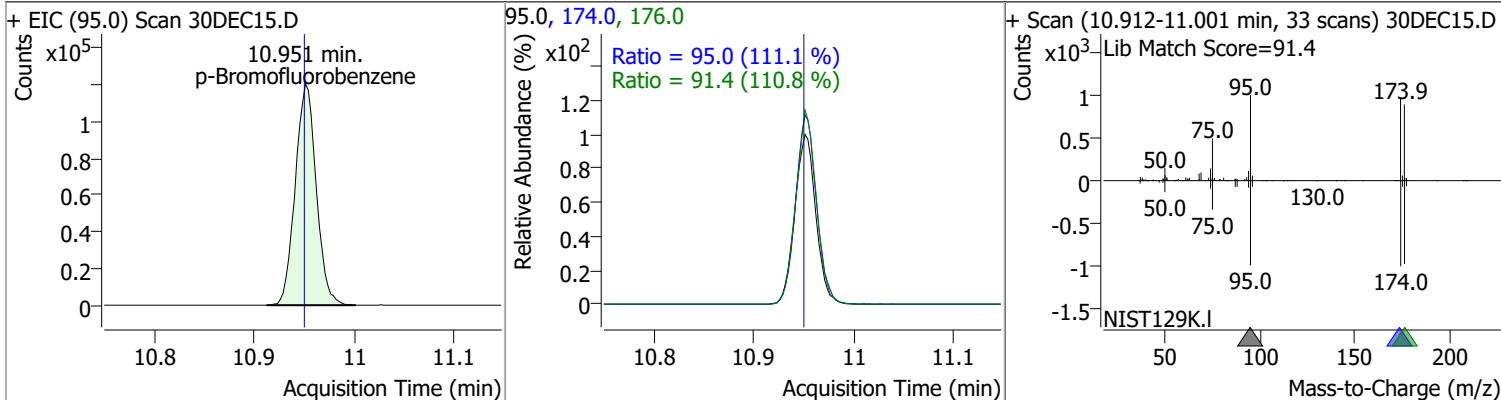
Quantitation Results Report (QT Reviewed)

Compound	Conc.	Exp RT	QIon	Exp Ratio
Chlorobenzene	N.D.	9.80	114.0	32.3
+ EIC (112.0) Scan 30DEC15.D			112.0, 114.0	
				
1,1,1,2-Tetrachloroethane	N.D.	9.89	133.0	95.7
+ EIC (131.0) Scan 30DEC15.D ***NO DATA POINTS***			131.0, 133.0	
				
Ethylbenzene	N.D.	9.92	106.0	30.7
+ EIC (91.0) Scan 30DEC15.D			91.0, 106.0	
				
m+p-Xylenes	N.D.	10.04	91.0	205.0
+ EIC (106.0) Scan 30DEC15.D			106.0, 91.0	
				

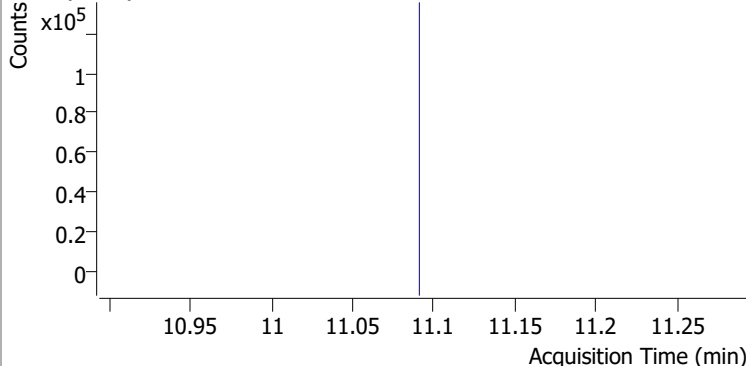
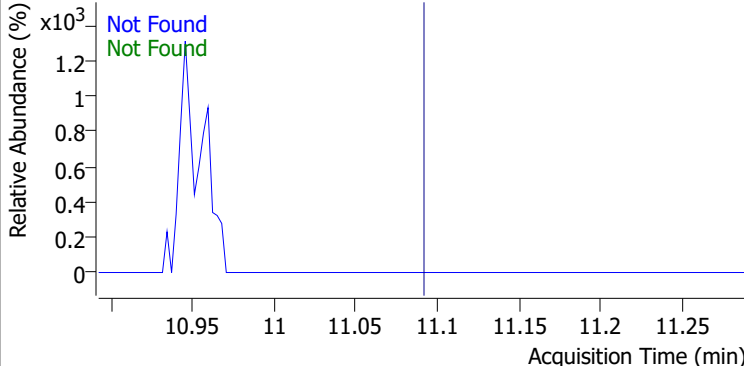
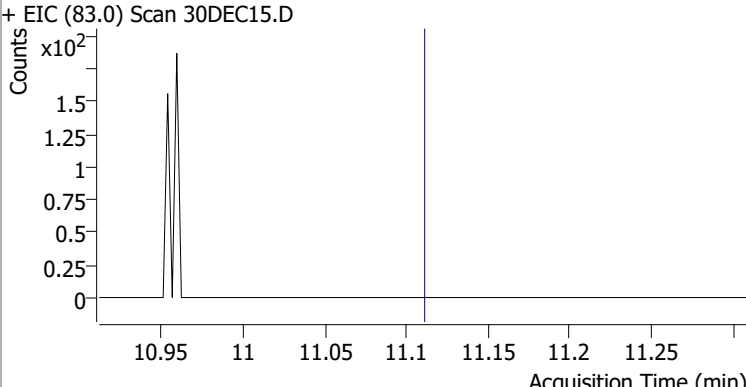
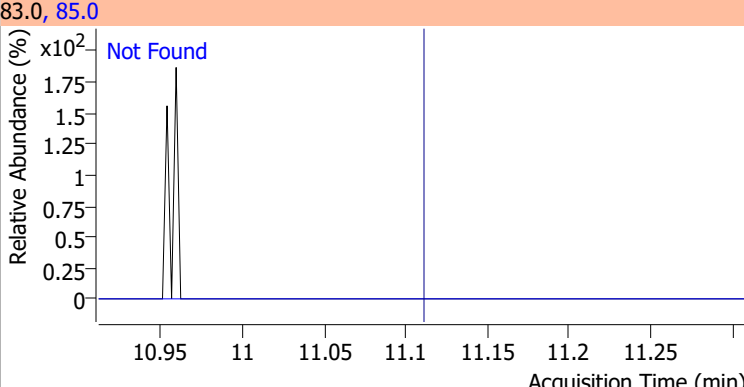
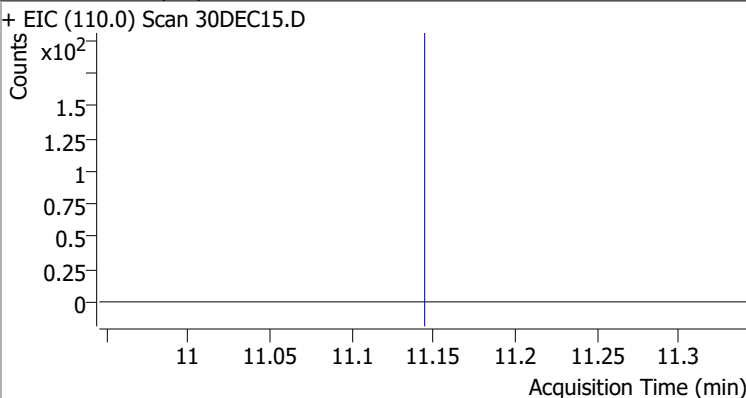
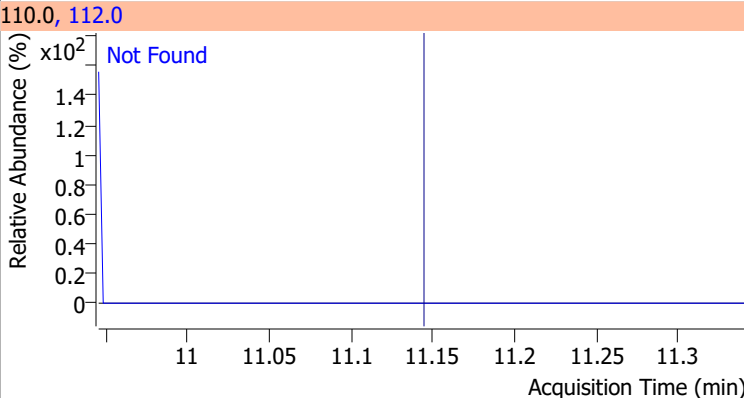
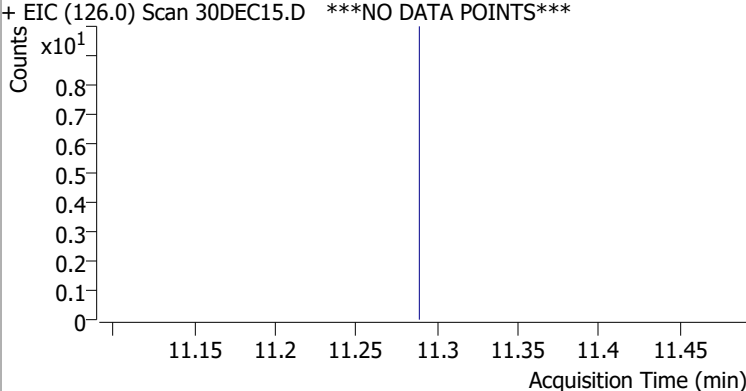
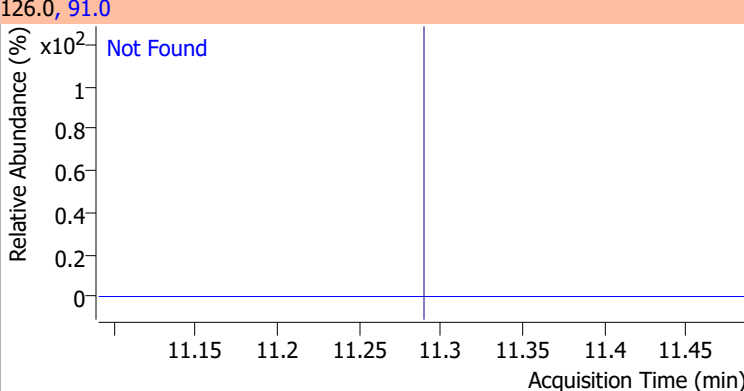
Quantitation Results Report (QT Reviewed)



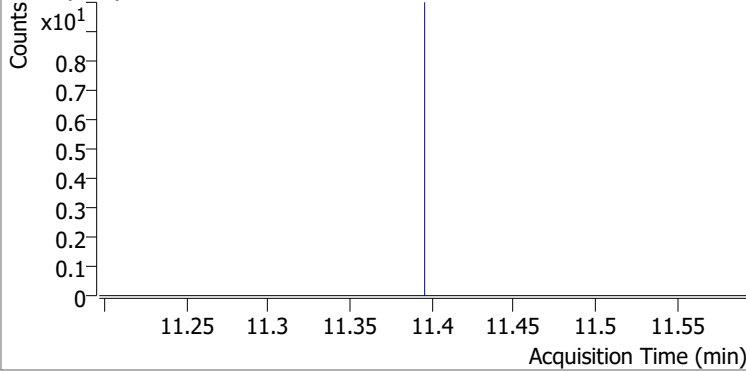
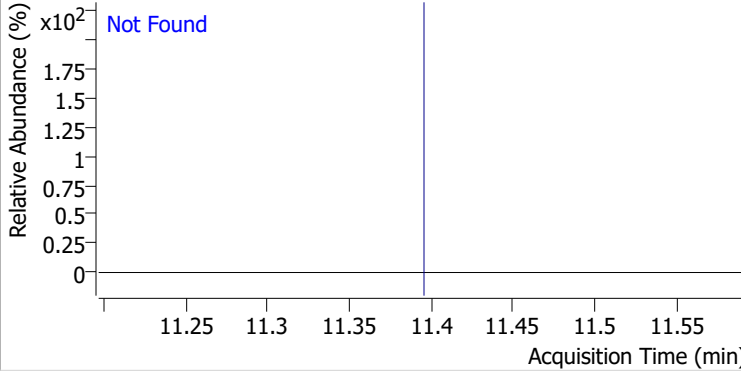
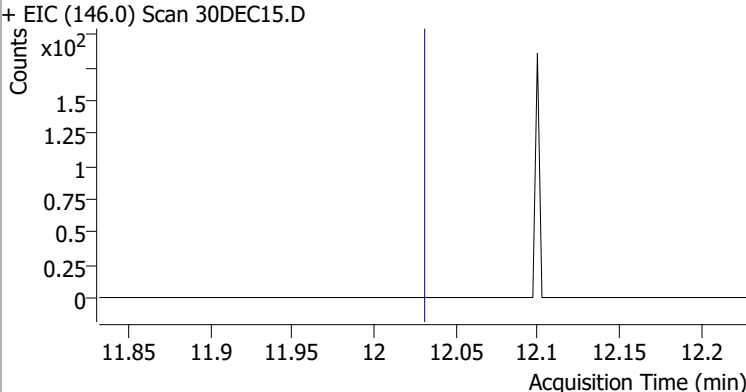
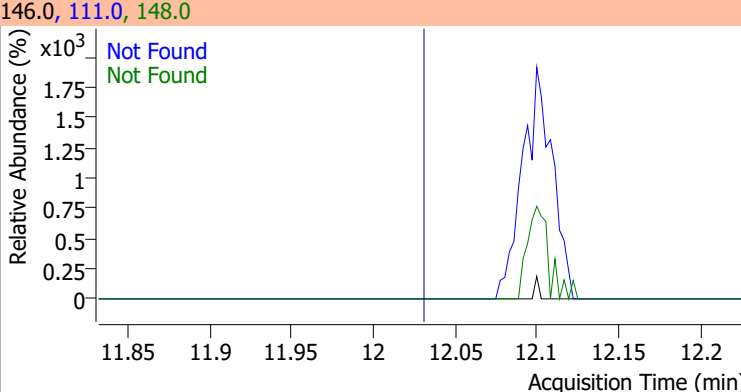
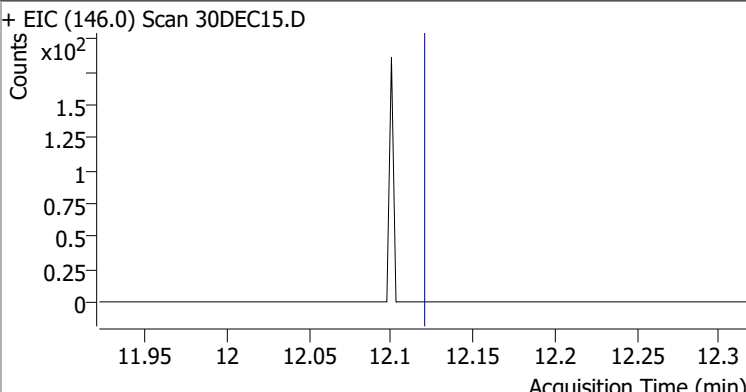
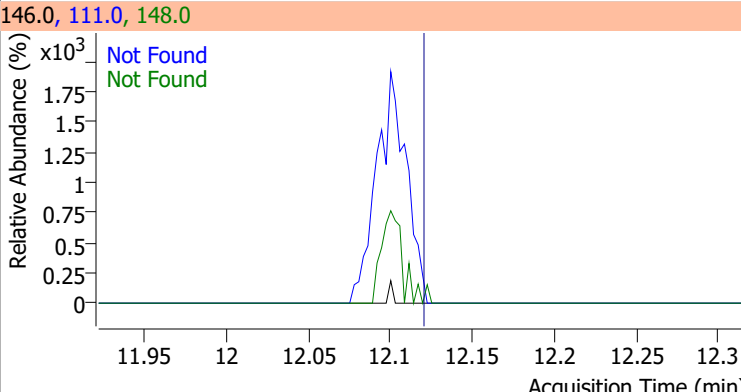
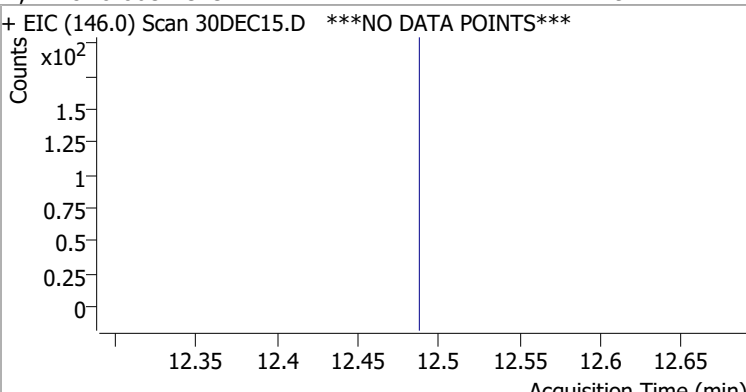
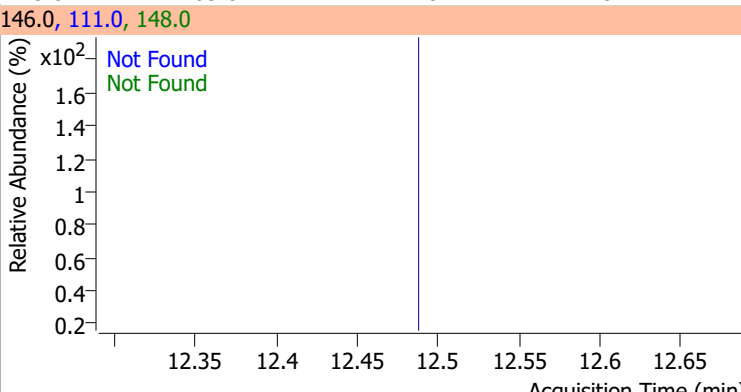
Compound	Conc.	RT	Dev(Min)	Resp.	QIon	QRatio	Lower	Upper
p-Bromofluorobenzene	259.5458	10.95	0.00	175369	174.0	95.0	55.5	115.5
					176.0	91.4	52.5	112.5



Quantitation Results Report (QT Reviewed)

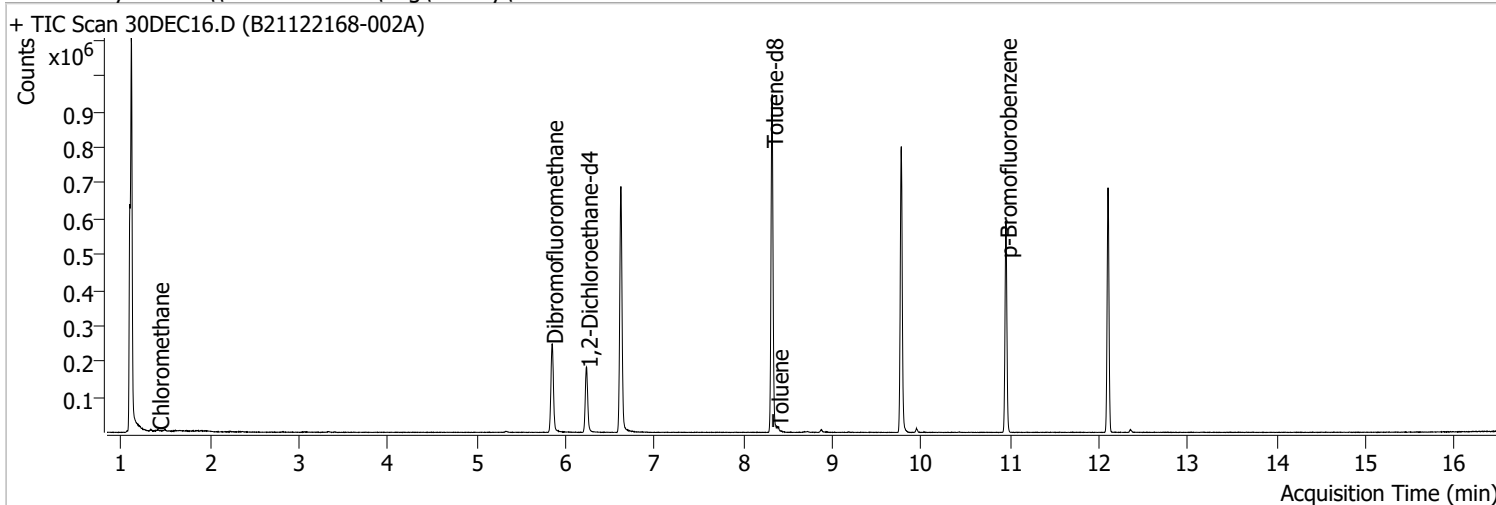
Compound	Conc.	Exp RT	QIon	Exp Ratio	QIon	Exp Ratio
Bromobenzene	N.D.	11.09	77.0	153.2	158.0	96.2
+ EIC (156.0) Scan 30DEC15.D ***NO DATA POINTS***			156.0, 77.0, 158.0			
						
1,1,2,2-Tetrachloroethane	N.D.	11.11	85.0	63.2		
+ EIC (83.0) Scan 30DEC15.D			83.0, 85.0			
						
1,2,3-Trichloropropane	N.D.	11.15	112.0	65.8		
+ EIC (110.0) Scan 30DEC15.D			110.0, 112.0			
						
2-Chlorotoluene	N.D.	11.29	91.0	294.1		
+ EIC (126.0) Scan 30DEC15.D ***NO DATA POINTS***			126.0, 91.0			
						

Quantitation Results Report (QT Reviewed)

Compound	Conc.	Exp RT	QIon	Exp Ratio		
4-Chlorotoluene	N.D.	11.40	126.0	30.4		
+ EIC (91.0) Scan 30DEC15.D			91.0, 126.0			
						
1,3-Dichlorobenzene	N.D.	12.03	148.0	64.5	QIon	Exp Ratio
					111.0	41.5
+ EIC (146.0) Scan 30DEC15.D			146.0, 111.0, 148.0			
						
1,4-Dichlorobenzene	N.D.	12.12	148.0	64.0	QIon	Exp Ratio
					111.0	40.4
+ EIC (146.0) Scan 30DEC15.D			146.0, 111.0, 148.0			
						
1,2-Dichlorobenzene	N.D.	12.49	148.0	63.8	QIon	Exp Ratio
					111.0	42.8
+ EIC (146.0) Scan 30DEC15.D ***NO DATA POINTS***			146.0, 111.0, 148.0			
						

Quantitation Results Report (QT Reviewed)

Data File	30DEC16.D	Operator	SBD
Acq. Method	5975CACQF.M	Acq. Date-Time	12/30/2021 5:18:41 PM
Sample Name	B21122168-002A	Instrument	VOA5975C
Vial	16	Multiplier	1.00
DA Method File	VOA5975C_8260B_SHT_DoD_L4_120721.m	Comment	
Tune File	BFB_Atune3.u	Tune Date	10/11/2021 4:02:00 PM
Batch Name	VG123021_8260B_624pt1.batch.bin	Last Calib Update	1/20/2022 10:22:06 AM
Ref Library	\\MASSHUNTER\Org\Library\NIST129K.I		



Compound	RT	QIon	Resp.	Conc.	Units	Dev(Min)
----------	----	------	-------	-------	-------	----------

Internal Standards

M Fluorobenzene	6.620	96.0	579577	250.0000	ng	0.000
M Chlorobenzene-d5	9.772	82.0	221611	250.0000	ng	-0.003
M 1,4-Dichlorobenzene-d4	12.100	152.0	164886	250.0000	ng	0.000

System Monitoring Compounds

S Dibromofluoromethane	5.848	113.0	149131	262.5434	ng	-0.003
Spiked Amount: 250.000	Range: 80.0 - 119.0%			Recovery = 105.02%		
S 1,2-Dichloroethane-d4	6.236	67.0	67089	258.8048	ng	0.005
Spiked Amount: 250.000	Range: 81.0 - 118.0%			Recovery = 103.52%		
S Toluene-d8	8.321	98.0	567505	254.7467	ng	0.003
Spiked Amount: 250.000	Range: 89.0 - 112.0%			Recovery = 101.90%		
S p-Bromofluorobenzene	10.951	95.0	167327	265.2084	ng	0.000
Spiked Amount: 250.000	Range: 85.0 - 114.0%			Recovery = 106.08%		

Target Compounds

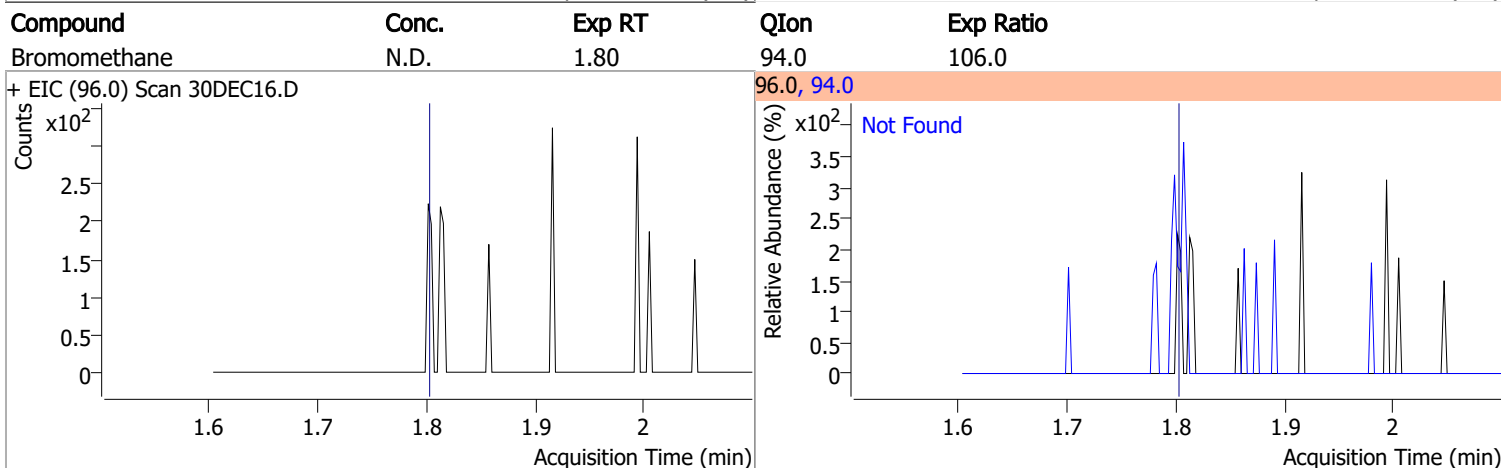
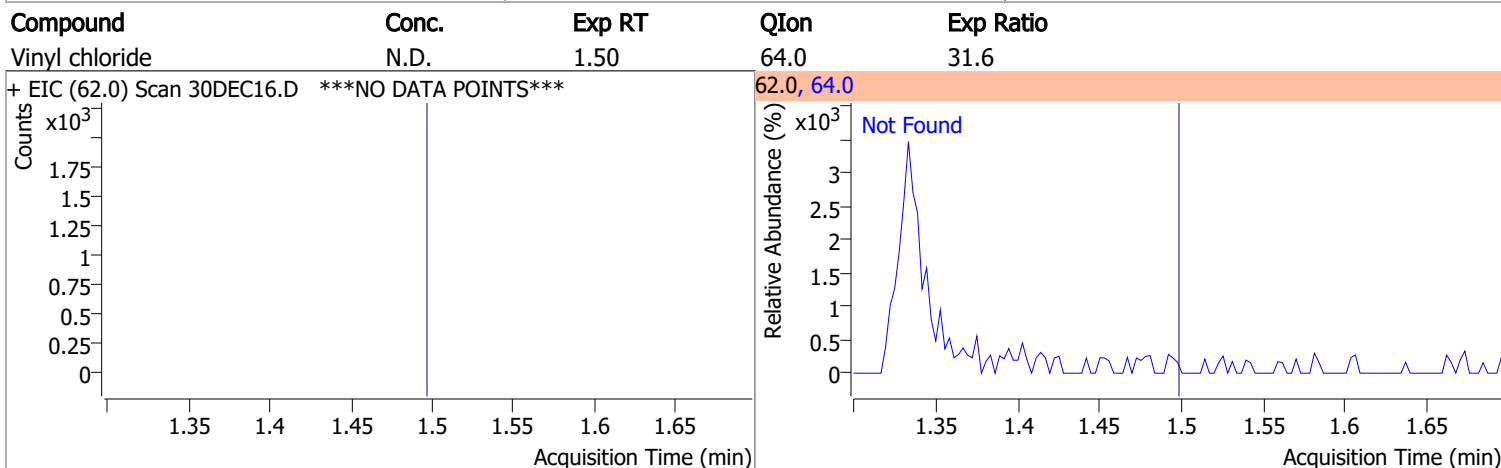
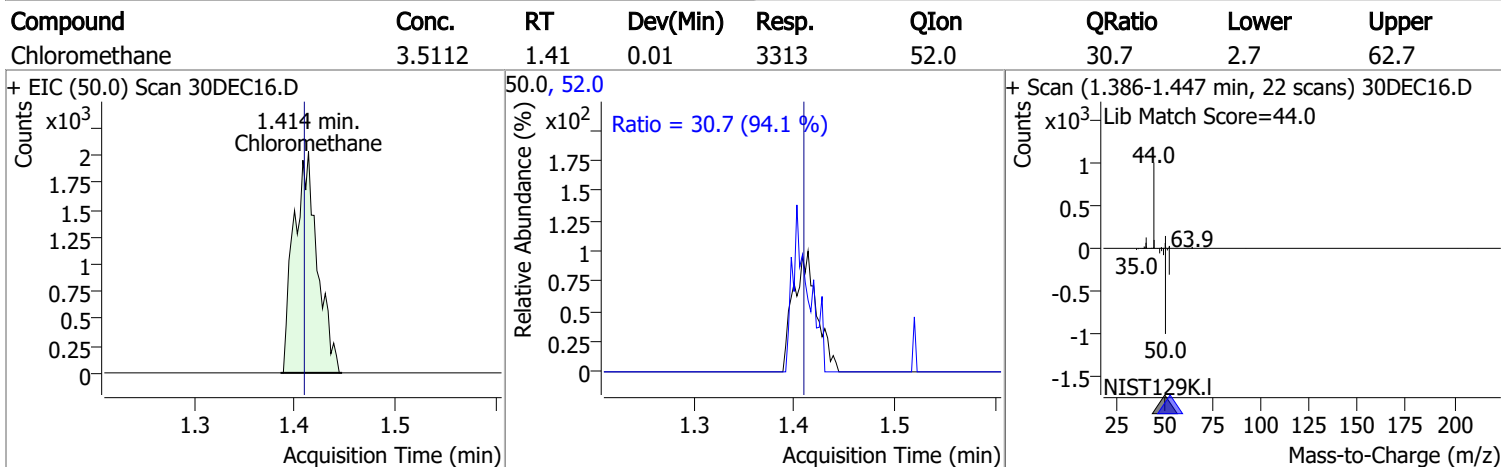
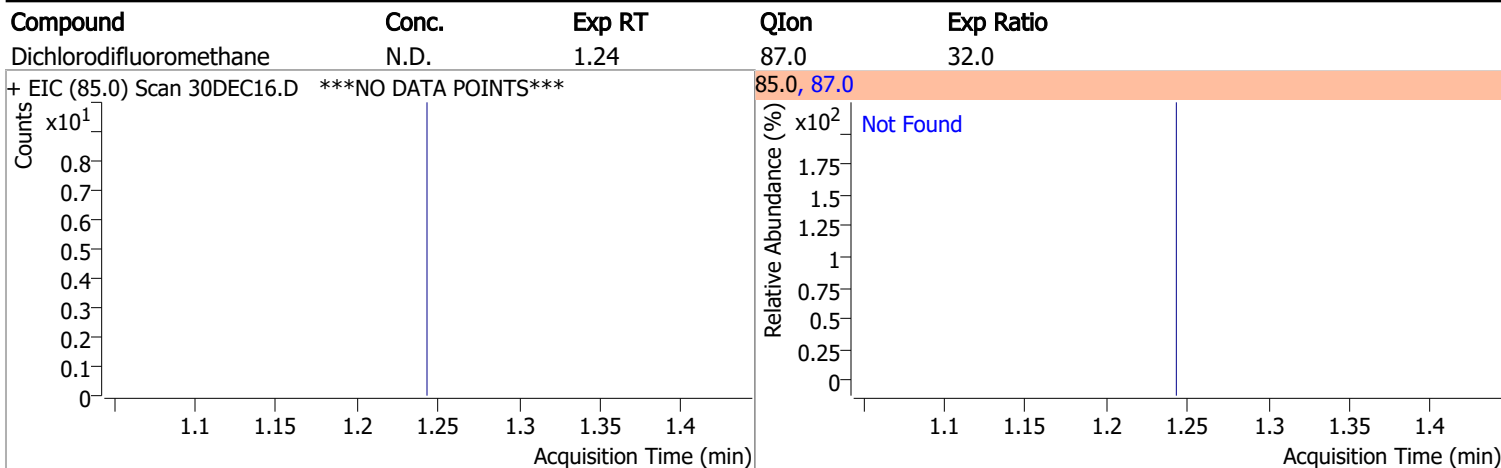
Compound	RT	QIon	Resp.	Conc.	Units	QValue
T Dichlorodifluoromethane	0.000		0	N.D.		
T Chloromethane	1.414	50.0	3313	3.5112	ng	97
T Vinyl chloride	0.000		0	N.D.		
T Bromomethane	0.000		0	N.D.		
T Chloroethane	0.000		0	N.D.		
T Trichlorofluoromethane	0.000		0	N.D.		
T 1,1-Dichloroethene	0.000		0	N.D.		
T Methylene chloride	0.000		0	N.D.		
T trans-1,2-Dichloroethene	0.000		0	N.D.		
T Methyl tert-butyl ether (MTBE)	0.000		0	N.D.		
T 1,1-Dichloroethane	0.000		0	N.D.		
T 2,2-Dichloropropane	0.000		0	N.D.		
T cis-1,2-Dichloroethene	0.000		0	N.D.		
T Methyl ethyl ketone	0.000		0	N.D.		
T Bromochloromethane	0.000		0	N.D.		
T Chloroform	0.000		0	N.D.		

Quantitation Results Report (QT Reviewed)

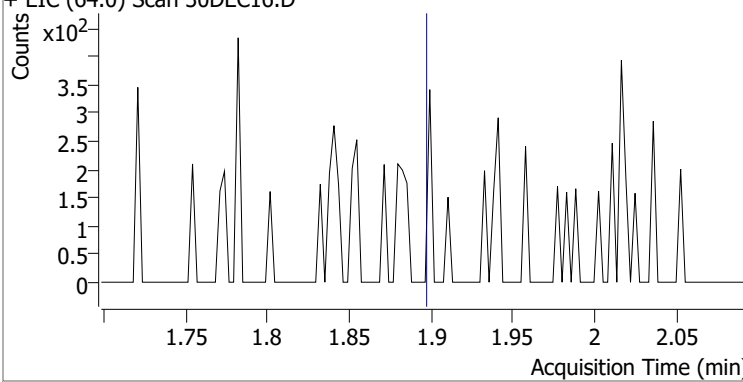
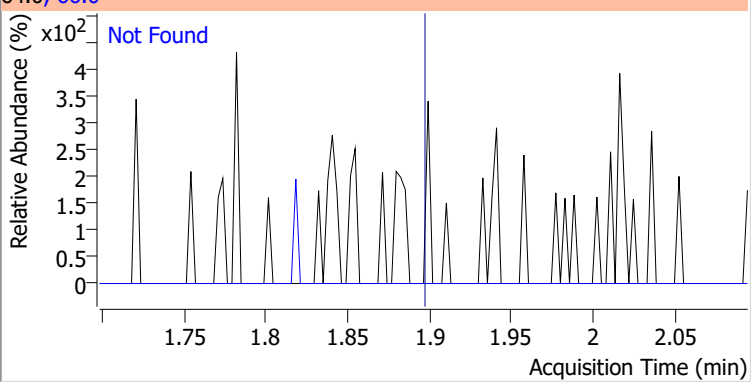
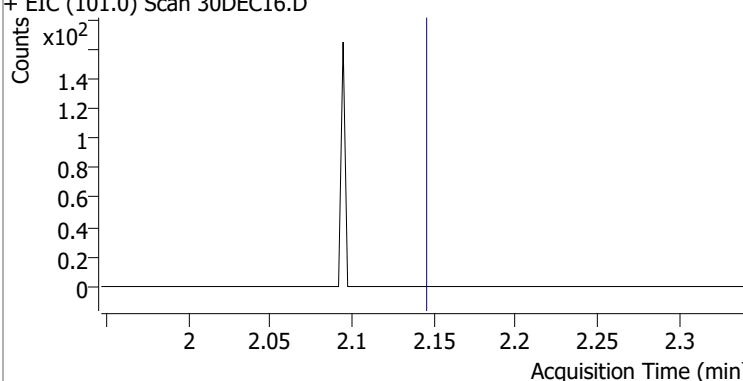
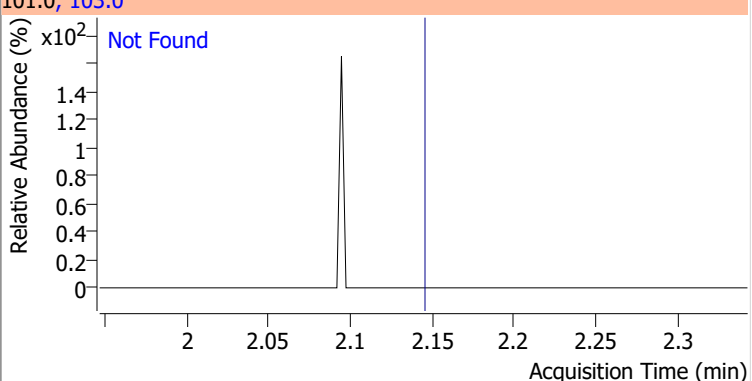
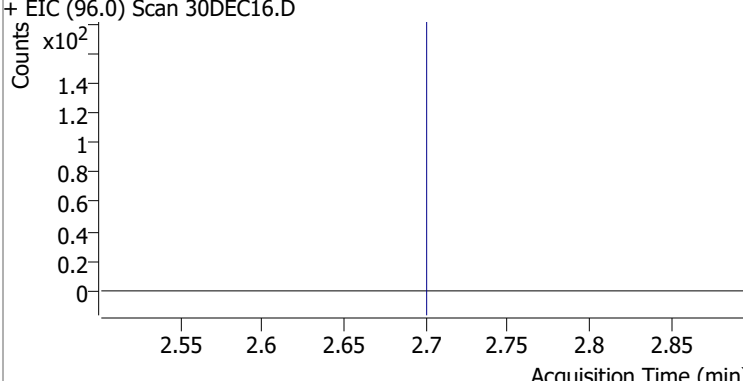
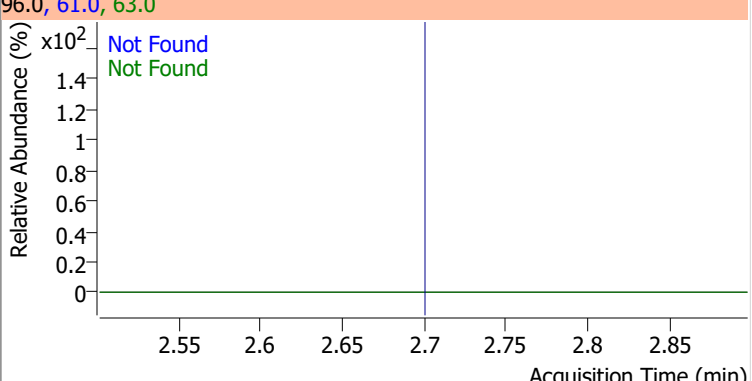
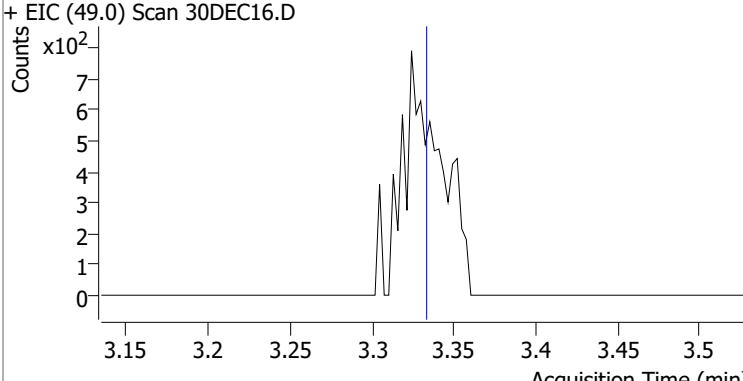
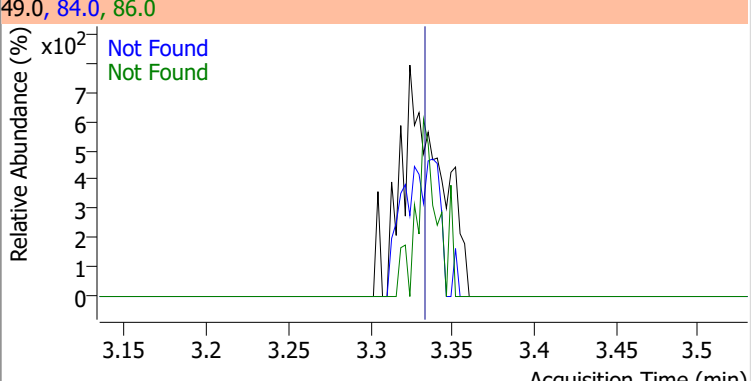
Compound	RT	QIon	Resp.	Conc.	Units	Dev(Min)
T 1,1,1-Trichloroethane	0.000		0	N.D.		
T Carbon tetrachloride	0.000		0	N.D.		
T 1,1-Dichloropropene	0.000		0	N.D.		
T Benzene	0.000		0	N.D.		
T 1,2-Dichloroethane	0.000		0	N.D.		
T Trichloroethene	0.000		0	N.D.		
T 1,2-Dichloropropane	0.000		0	N.D.		
T Dibromomethane	0.000		0	N.D.		
T Bromodichloromethane	0.000		0	N.D.		
T cis-1,3-Dichloropropene	0.000		0	N.D.		
T Toluene	8.380	92.0	3395	2.3180	ng	99
T trans-1,3-Dichloropropene	0.000		0	N.D.		
T 1,1,2-Trichloroethane	0.000		0	N.D.		
T Tetrachloroethene	0.000		0	N.D.		
T 1,3-Dichloropropane	0.000		0	N.D.		
T Chlorodibromomethane	0.000		0	N.D.		
T 1,2-Dibromoethane	0.000		0	N.D.		
T Chlorobenzene	0.000		0	N.D.		
T 1,1,1,2-Tetrachloroethane	0.000		0	N.D.		
T Ethylbenzene	0.000		0	N.D.		
T m+p-Xylenes	0.000		0	N.D.		
T o-Xylene	0.000		0	N.D.		
T Styrene	0.000		0	N.D.		
T Bromoform	0.000		0	N.D.		
T Bromobenzene	0.000		0	N.D.		
T 1,1,2,2-Tetrachloroethane	0.000		0	N.D.		
T 1,2,3-Trichloropropane	0.000		0	N.D.		
T 2-Chlorotoluene	0.000		0	N.D.		
T 4-Chlorotoluene	0.000		0	N.D.		
T 1,3-Dichlorobenzene	0.000		0	N.D.		
T 1,4-Dichlorobenzene	0.000		0	N.D.		
T 1,2-Dichlorobenzene	0.000		0	N.D.		

(#) = Qualifier Out of Range; (m) = Manual Integration; (+) = Area Summed; (*) = Surrogate Percent Recovery Out of Range; (d): Zeroed Peak

Quantitation Results Report (QT Reviewed)

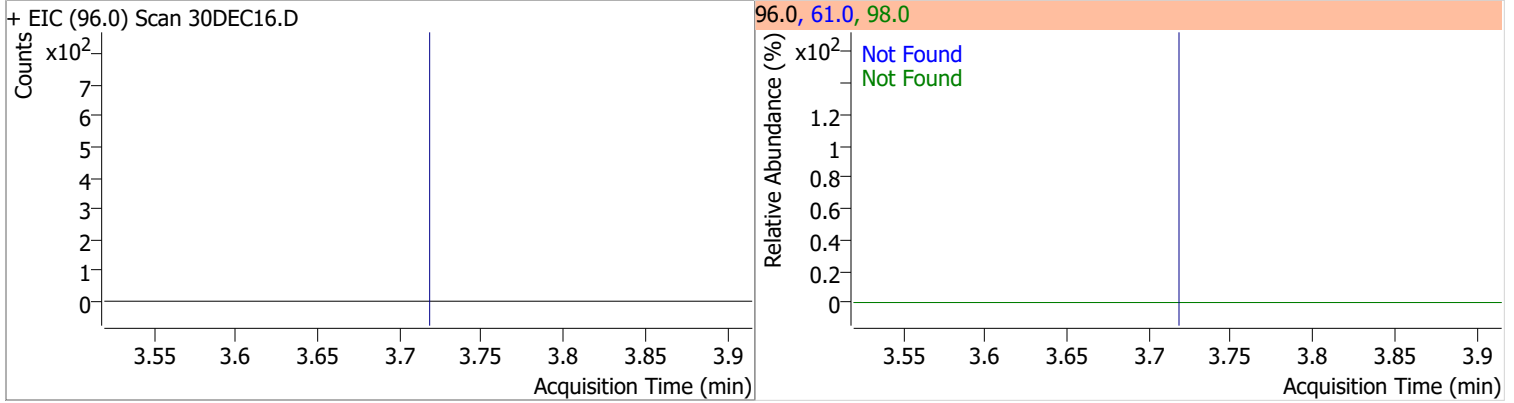


Quantitation Results Report (QT Reviewed)

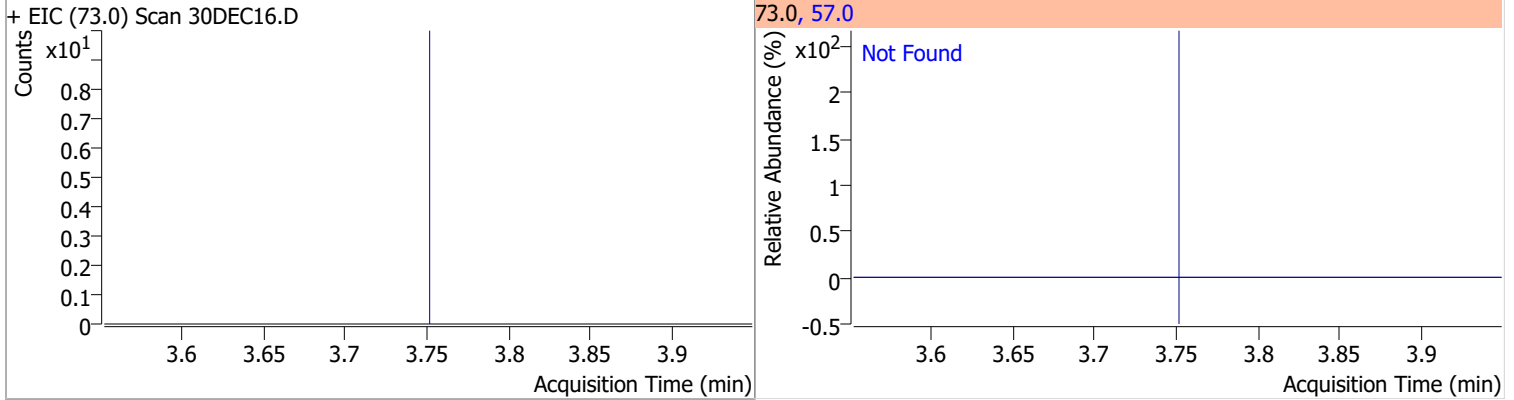
Compound	Conc.	Exp RT	QIon	Exp Ratio		
Chloroethane	N.D.	1.90	66.0	30.8		
+ EIC (64.0) Scan 30DEC16.D			64.0, 66.0			
						
Trichlorofluoromethane	N.D.	2.14	103.0	64.8		
+ EIC (101.0) Scan 30DEC16.D			101.0, 103.0			
						
1,1-Dichloroethene	N.D.	2.70	61.0	180.1	QIon	Exp Ratio
					63.0	57.5
+ EIC (96.0) Scan 30DEC16.D			96.0, 61.0, 63.0			
						
Methylene chloride	N.D.	3.33	84.0	69.4	QIon	Exp Ratio
					86.0	44.1
+ EIC (49.0) Scan 30DEC16.D			49.0, 84.0, 86.0			
						

Quantitation Results Report (QT Reviewed)

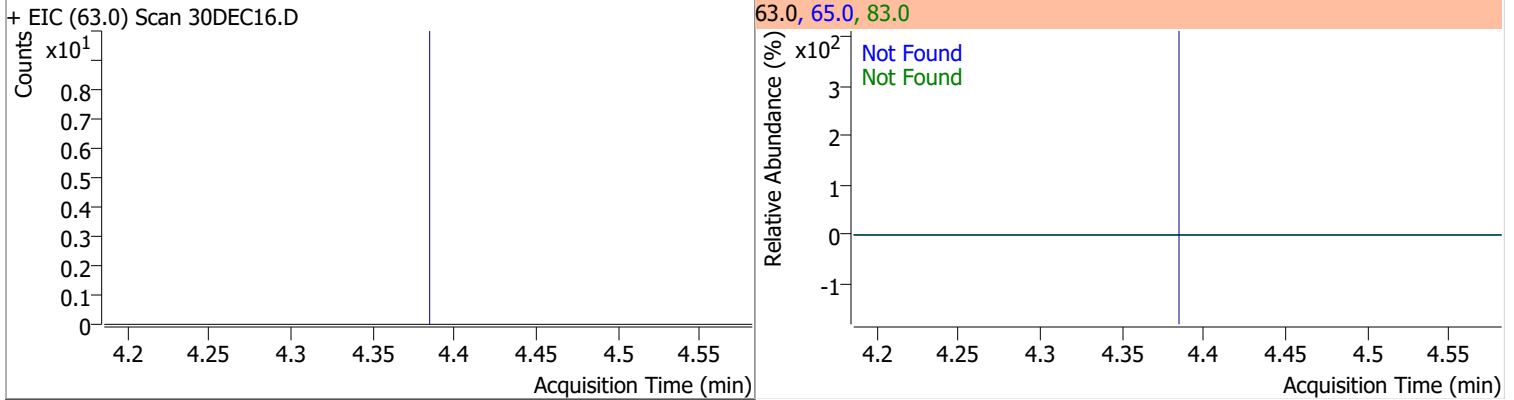
Compound	Conc.	Exp RT	QIon	Exp Ratio	QIon	Exp Ratio
trans-1,2-Dichloroethene	N.D.	3.72	61.0	155.1	98.0	62.8



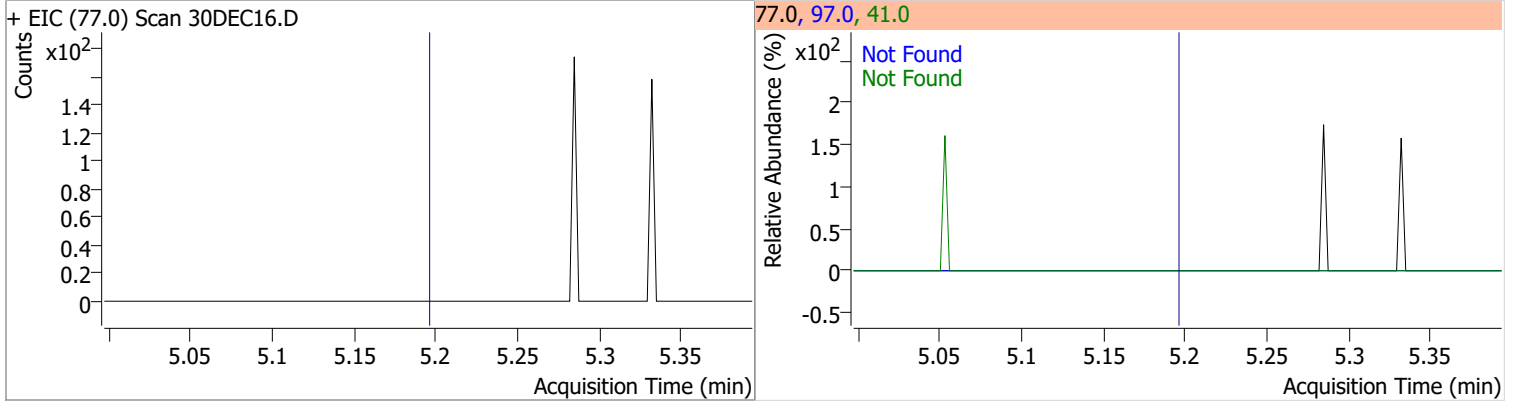
Compound	Conc.	Exp RT	QIon	Exp Ratio
Methyl tert-butyl ether (MTBE)	N.D.	3.75	57.0	23.9



Compound	Conc.	Exp RT	QIon	Exp Ratio	QIon	Exp Ratio
1,1-Dichloroethane	N.D.	4.38	65.0	31.7	83.0	12.8

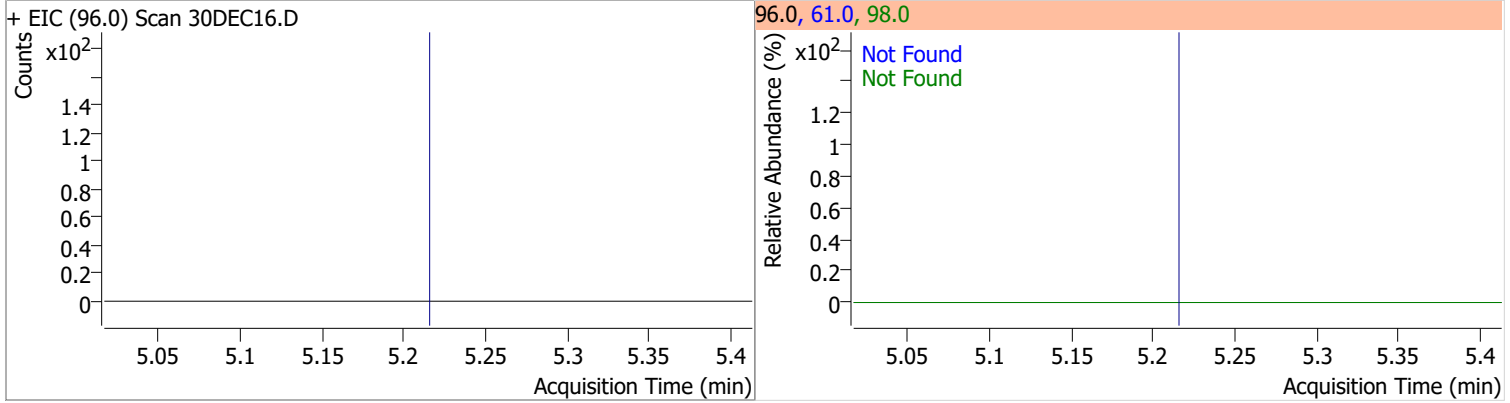


Compound	Conc.	Exp RT	QIon	Exp Ratio	QIon	Exp Ratio
2,2-Dichloropropane	N.D.	5.20	41.0	59.0	97.0	21.8

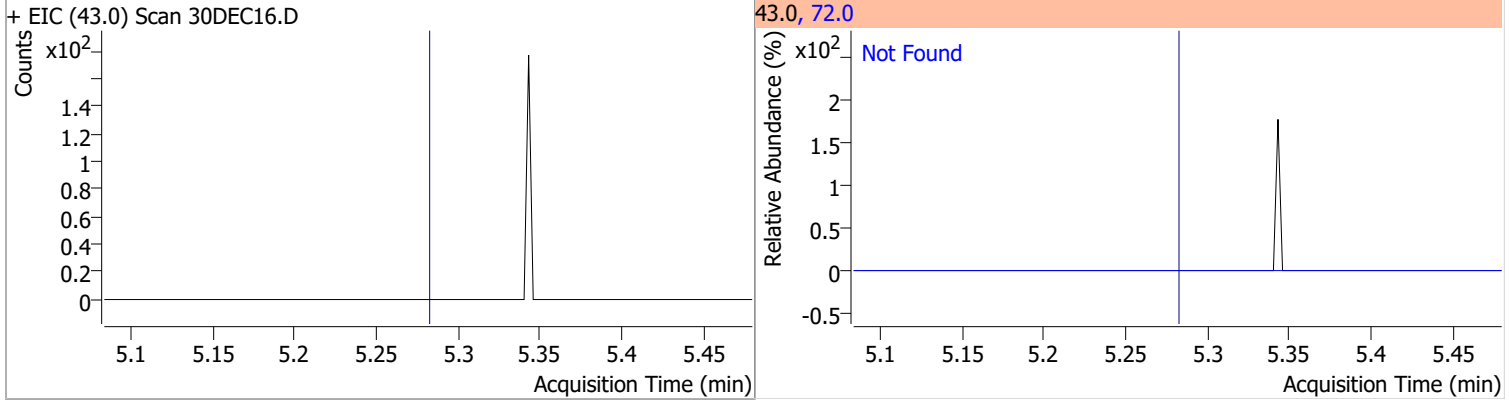


Quantitation Results Report (QT Reviewed)

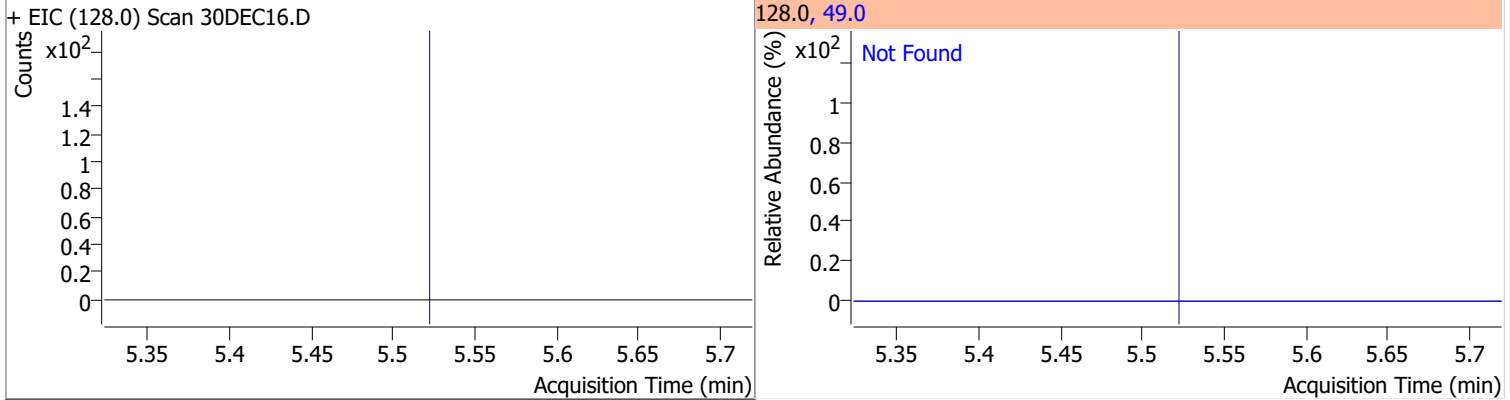
Compound	Conc.	Exp RT	QIon	Exp Ratio	QIon	Exp Ratio
cis-1,2-Dichloroethene	N.D.	5.21	61.0	163.3	98.0	64.4



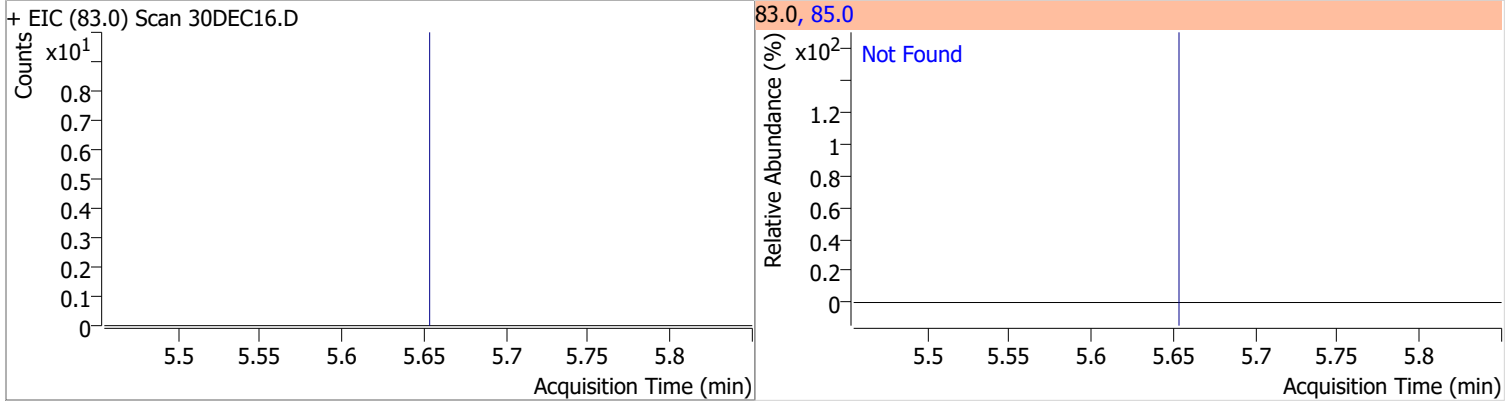
Compound	Conc.	Exp RT	QIon	Exp Ratio
Methyl ethyl ketone	N.D.	5.28	72.0	22.2



Compound	Conc.	Exp RT	QIon	Exp Ratio
Bromochloromethane	N.D.	5.52	49.0	184.6

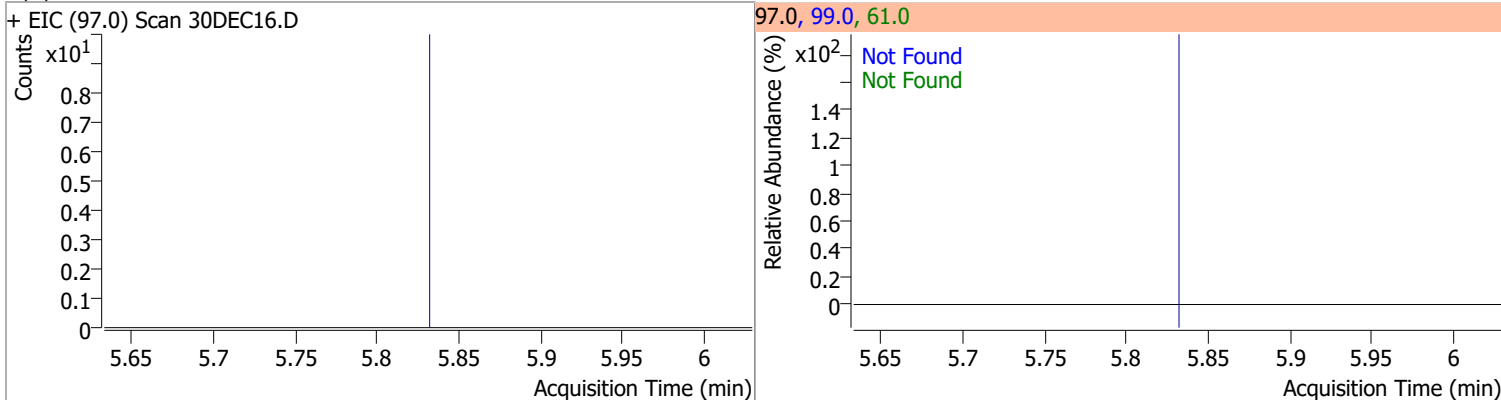


Compound	Conc.	Exp RT	QIon	Exp Ratio
Chloroform	N.D.	5.65	85.0	65.1

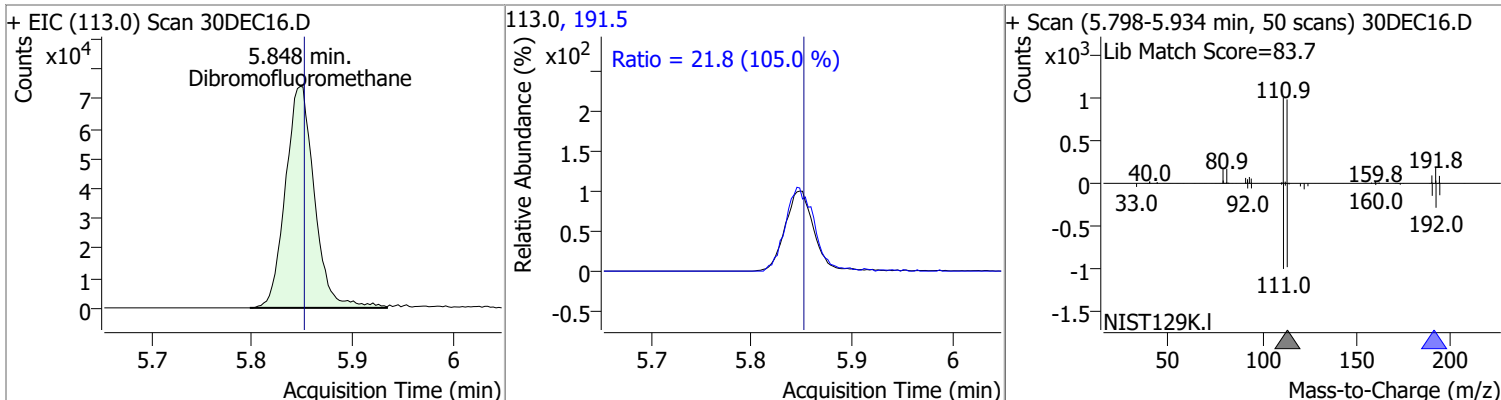


Quantitation Results Report (QT Reviewed)

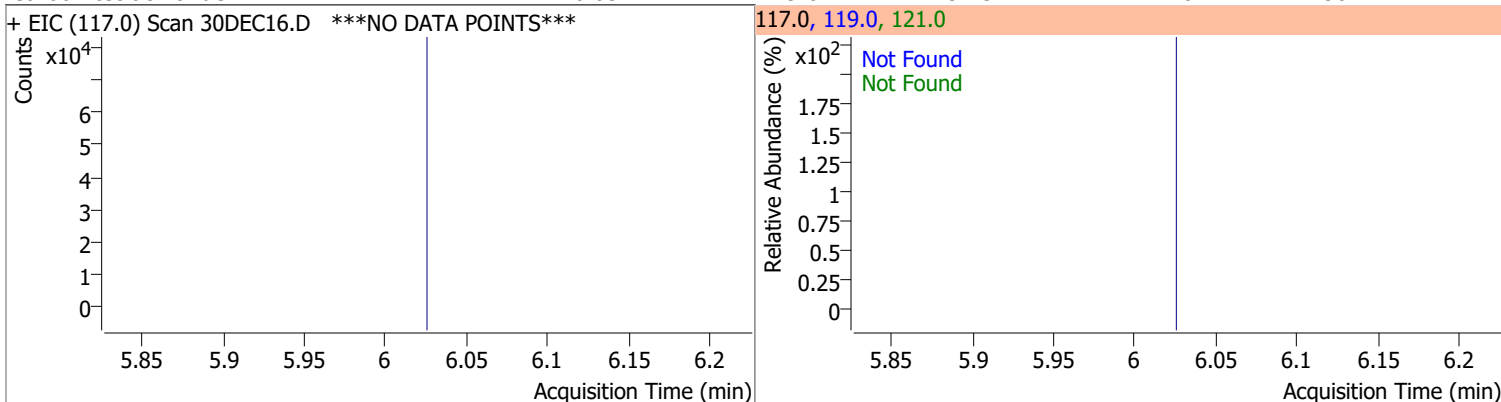
Compound	Conc.	Exp RT	QIon	Exp Ratio	QIon	Exp Ratio
1,1,1-Trichloroethane	N.D.	5.83	99.0	65.7	61.0	45.0



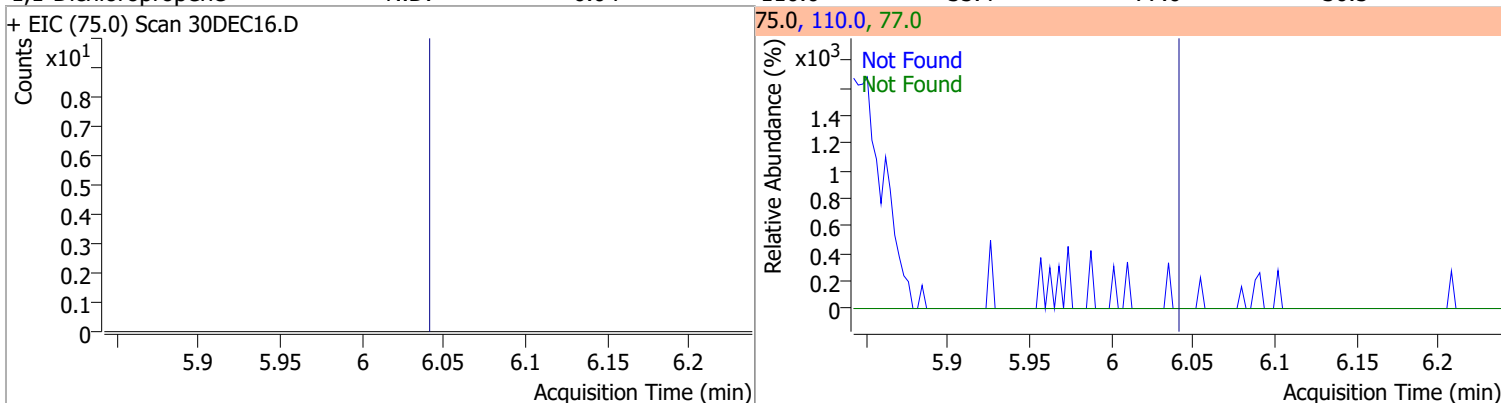
Compound	Conc.	RT	Dev(Min)	Resp.	QIon	QRatio	Lower	Upper
Dibromofluoromethane	262.5434	5.85	0.00	149131	191.5	21.8	0.0	50.7



Compound	Conc.	Exp RT	QIon	Exp Ratio	QIon	Exp Ratio
Carbon tetrachloride	N.D.	6.03	119.0	97.5	121.0	30.4

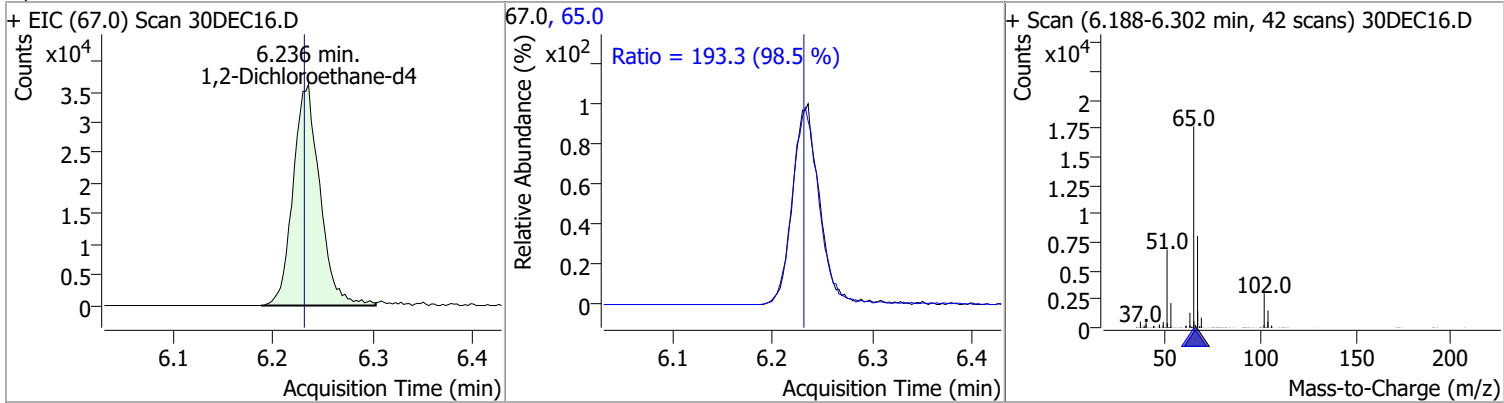


Compound	Conc.	Exp RT	QIon	Exp Ratio	QIon	Exp Ratio
1,1-Dichloropropene	N.D.	6.04	110.0	35.4	77.0	30.5

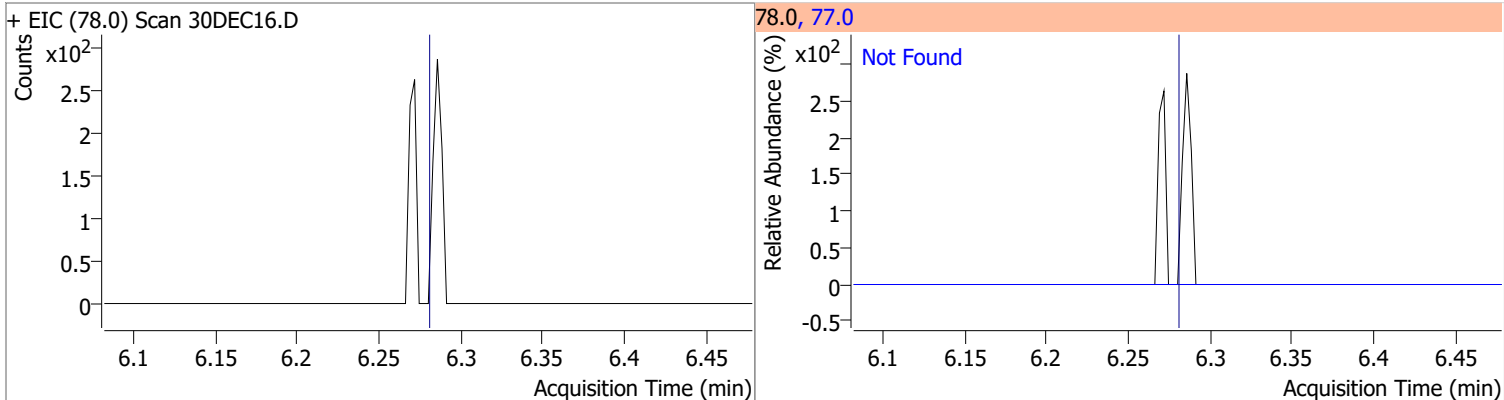


Quantitation Results Report (QT Reviewed)

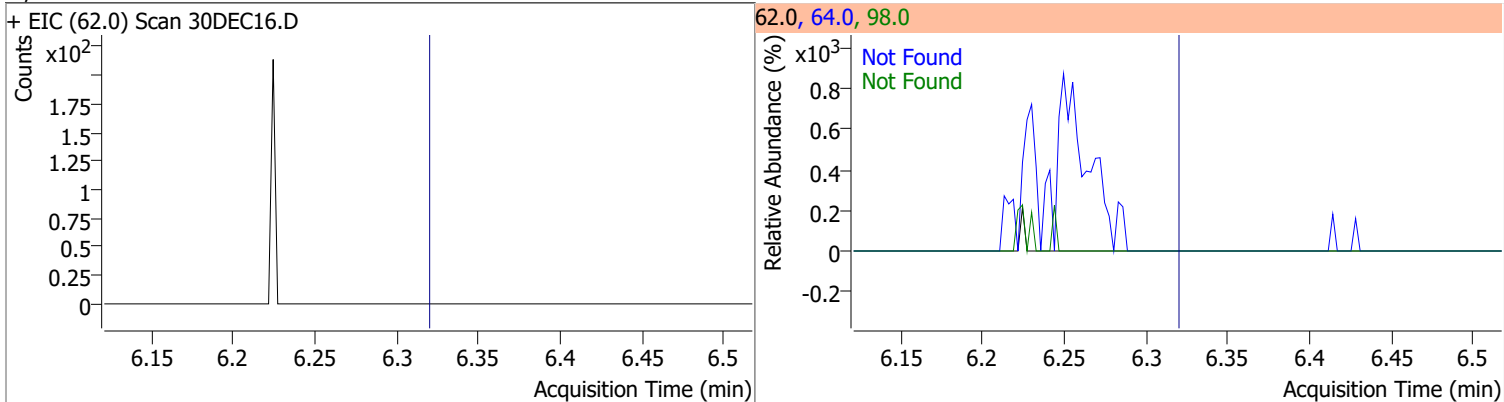
Compound	Conc.	RT	Dev(Min)	Resp.	QIon	QRatio	Lower	Upper
1,2-Dichloroethane-d4	258.8048	6.24	0.01	67089	65.0	193.3	166.3	226.3



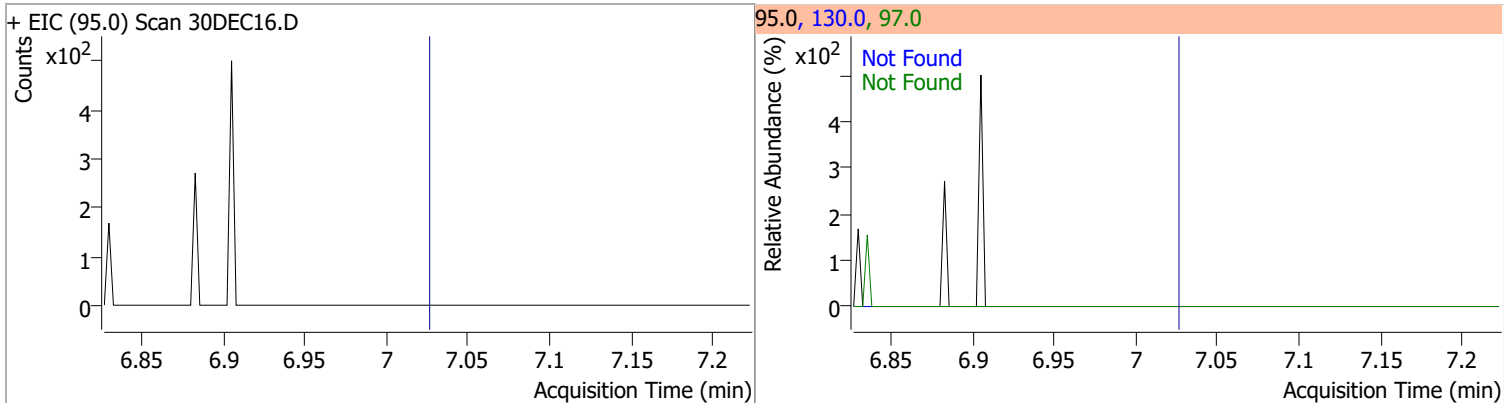
Compound	Conc.	Exp RT	QIon	Exp Ratio
Benzene	N.D.	6.28	77.0	23.5



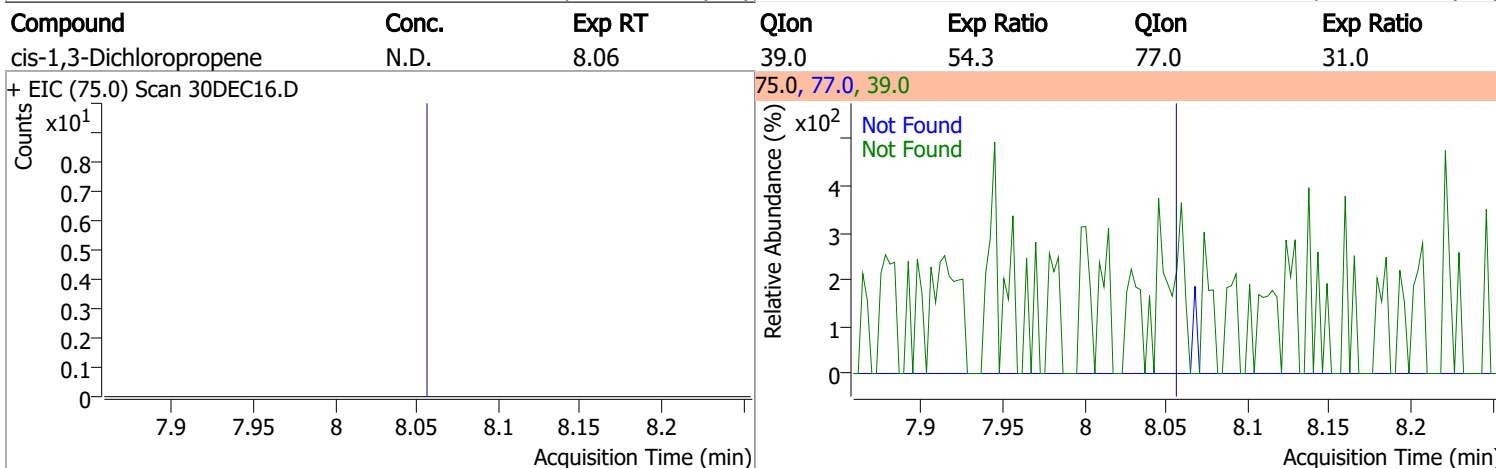
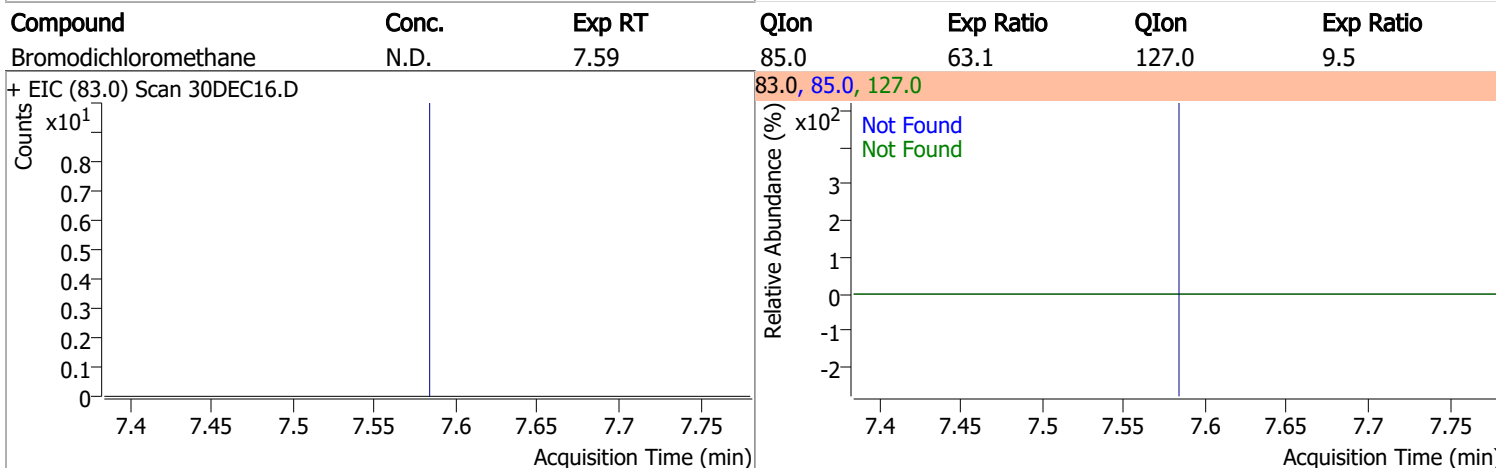
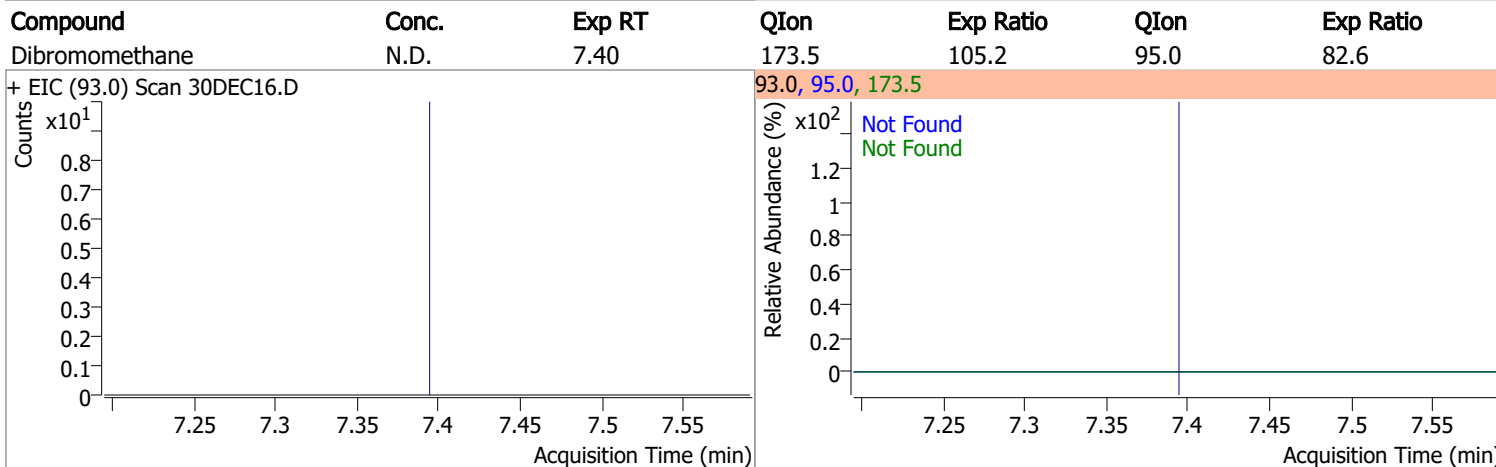
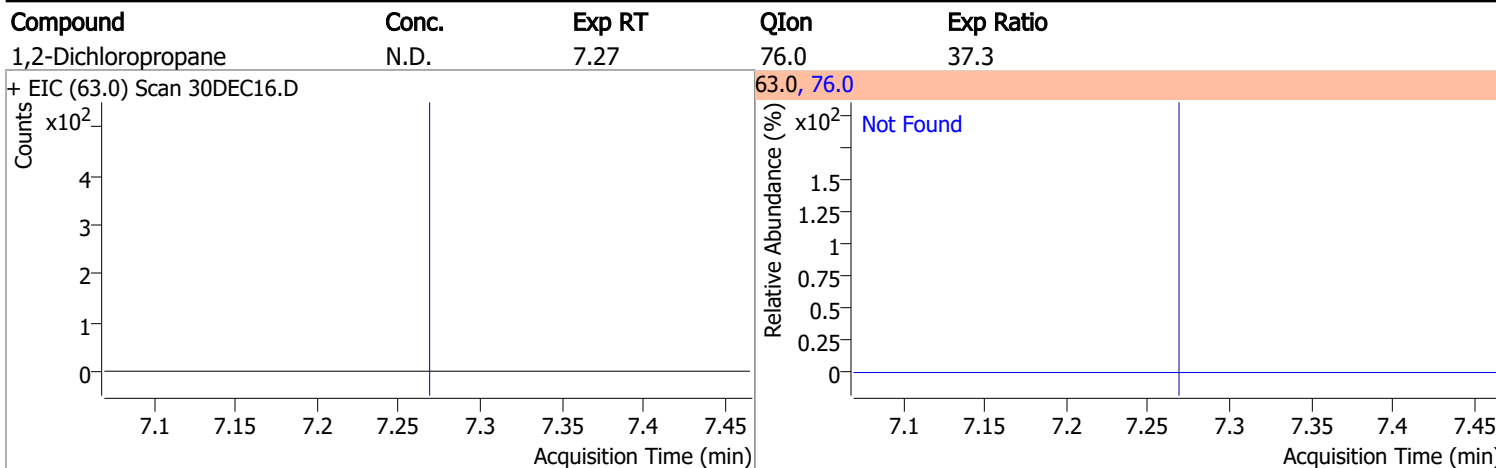
Compound	Conc.	Exp RT	QIon	Exp Ratio	QIon	Exp Ratio
1,2-Dichloroethane	N.D.	6.32	64.0	32.3	98.0	8.2



Compound	Conc.	Exp RT	QIon	Exp Ratio	QIon	Exp Ratio
Trichloroethene	N.D.	7.03	130.0	100.8	97.0	64.7

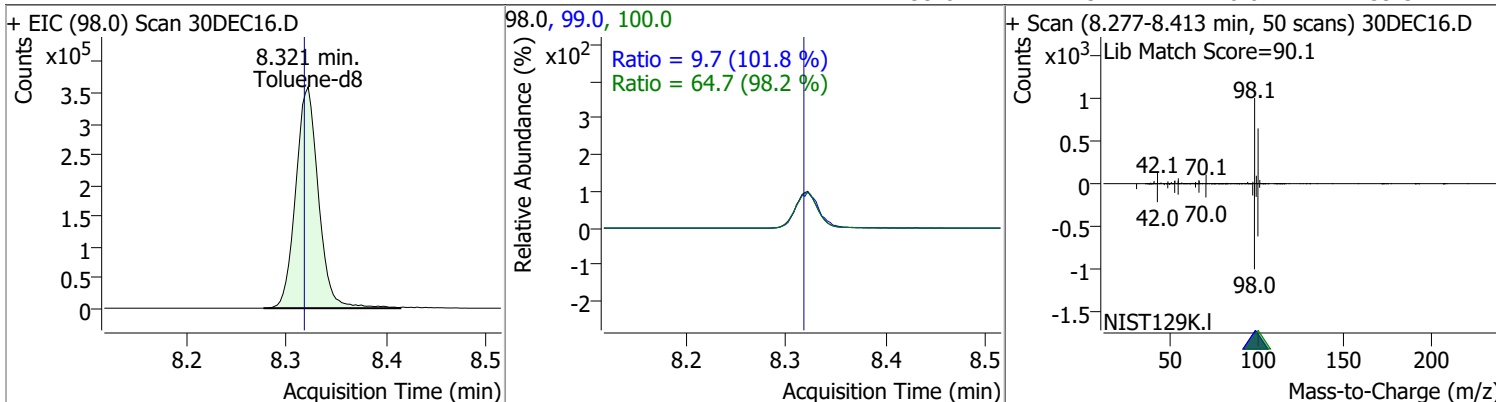


Quantitation Results Report (QT Reviewed)

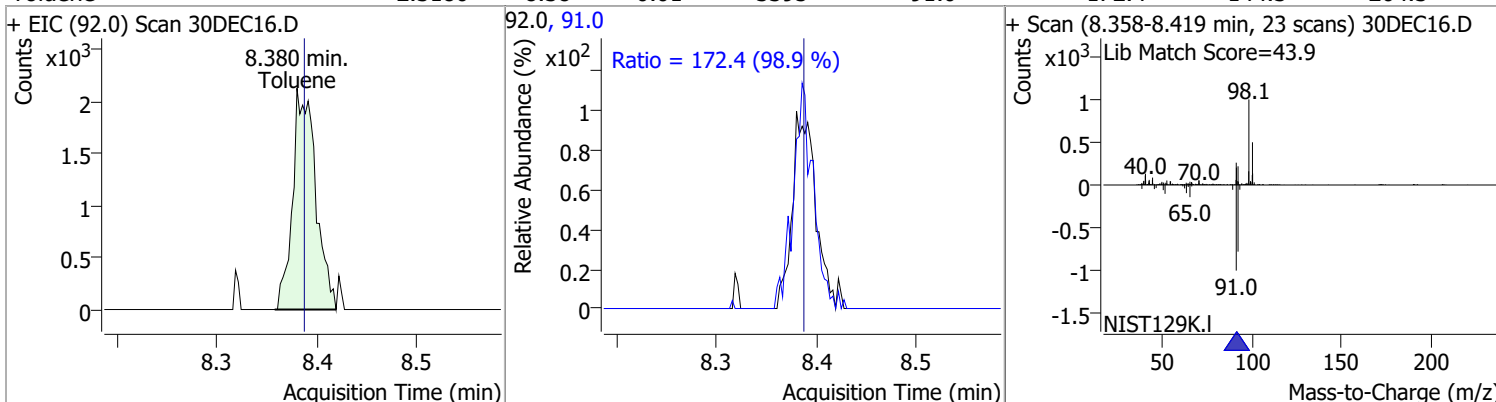


Quantitation Results Report (QT Reviewed)

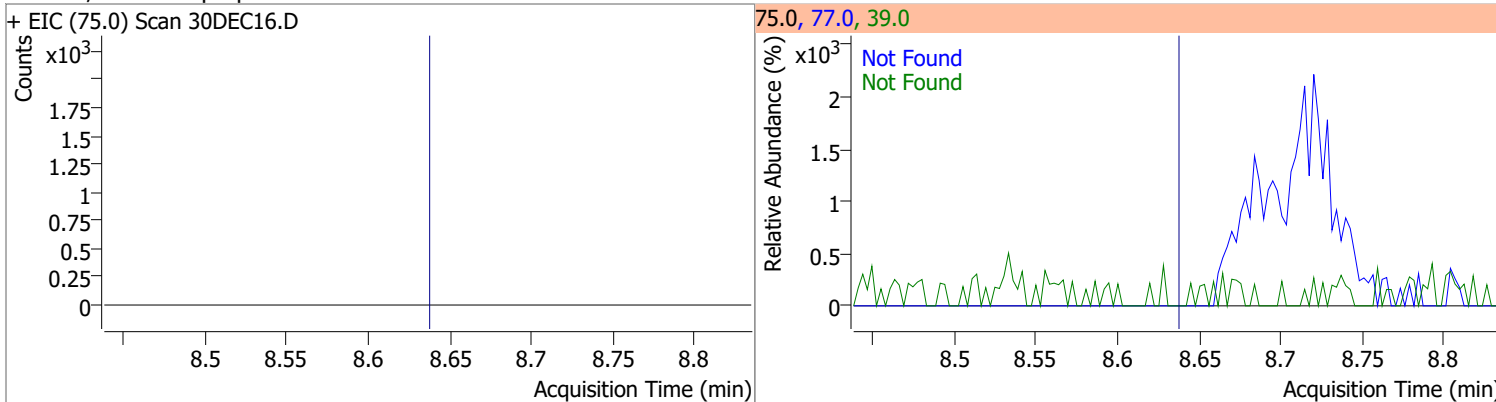
Compound	Conc.	RT	Dev(Min)	Resp.	QIon	QRatio	Lower	Upper
Toluene-d8	254.7467	8.32	0.00	567505	100.0	64.7	35.9	95.9
					99.0	9.7	0.0	39.5



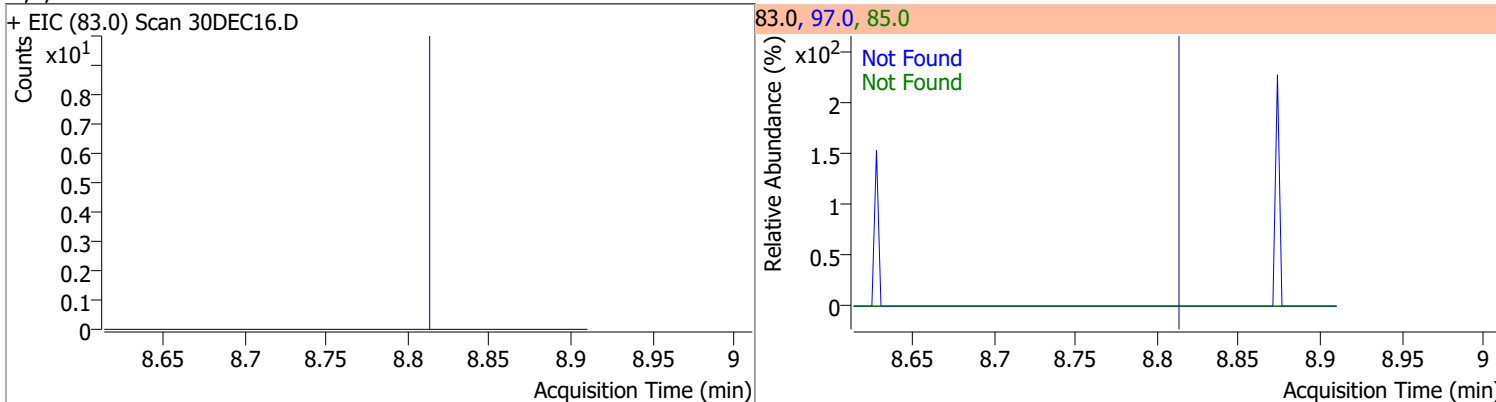
Compound	Conc.	RT	Dev(Min)	Resp.	QIon	QRatio	Lower	Upper
Toluene	2.3180	8.38	-0.01	3395	91.0	172.4	144.3	204.3



Compound	Conc.	Exp RT	QIon	Exp Ratio	QIon	Exp Ratio
trans-1,3-Dichloropropene	N.D.	8.64	39.0	52.1	77.0	32.0

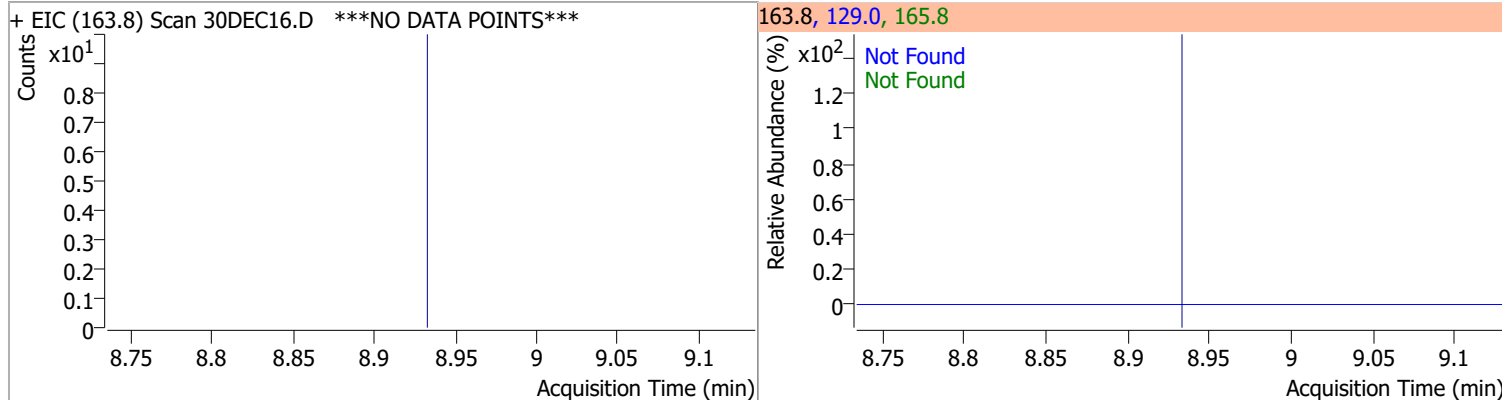


Compound	Conc.	Exp RT	QIon	Exp Ratio	QIon	Exp Ratio
1,1,2-Trichloroethane	N.D.	8.82	97.0	114.3	85.0	61.5

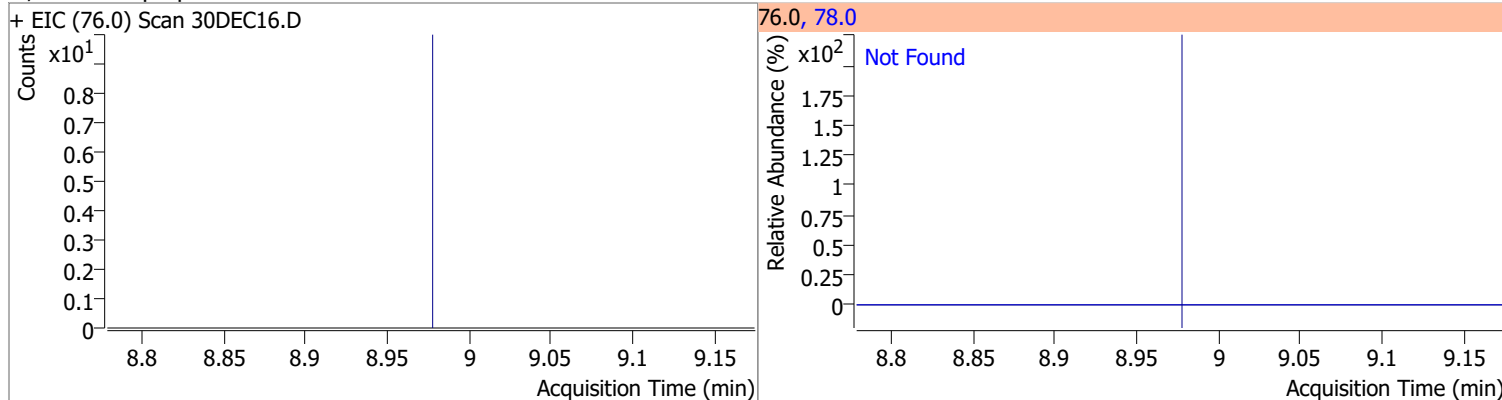


Quantitation Results Report (QT Reviewed)

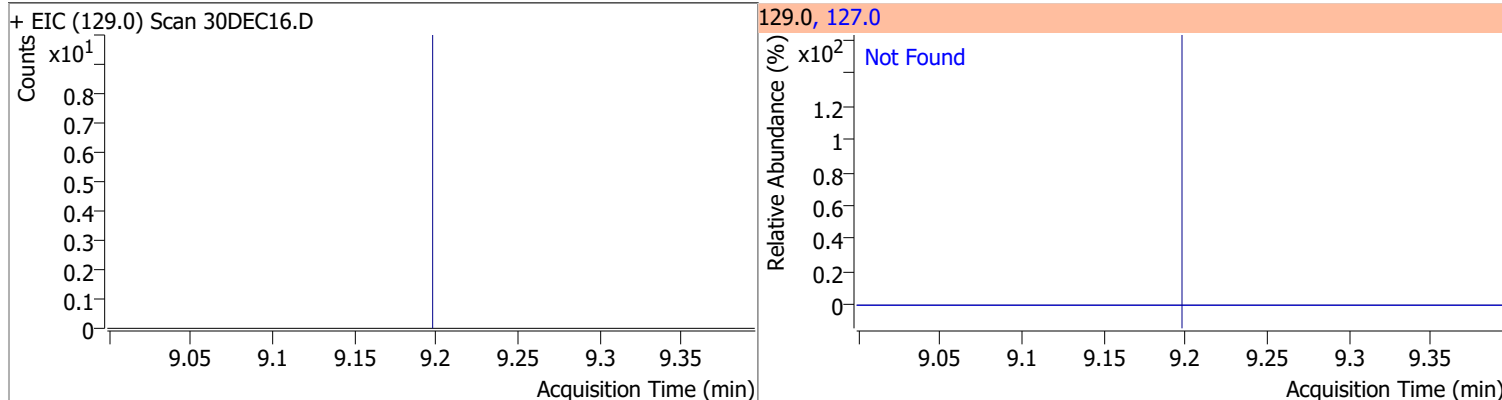
Compound	Conc.	Exp RT	QIon	Exp Ratio	QIon	Exp Ratio
Tetrachloroethene	N.D.	8.94	165.8	128.3	129.0	95.3



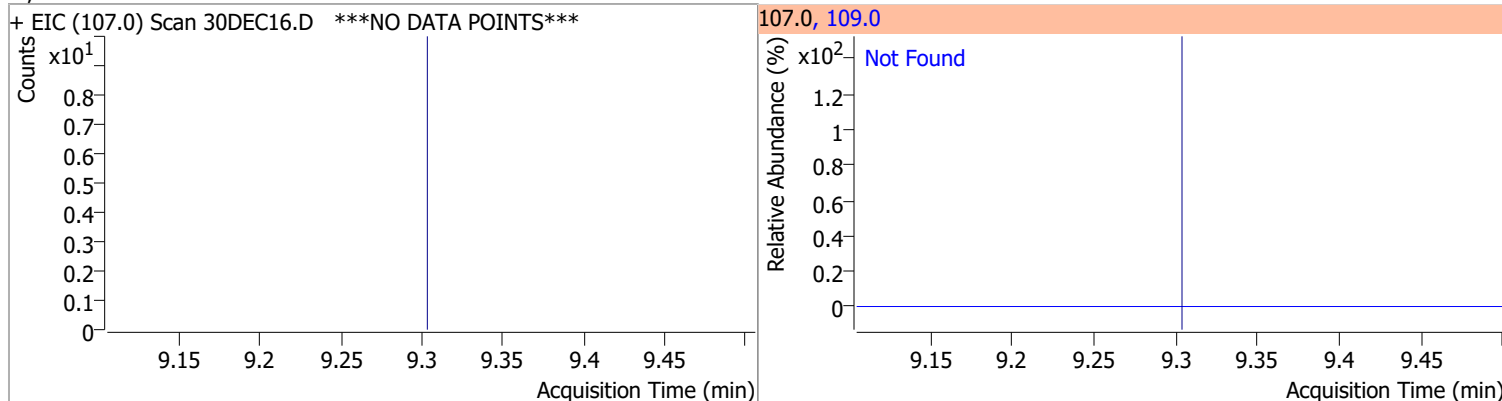
Compound	Conc.	Exp RT	QIon	Exp Ratio
1,3-Dichloropropane	N.D.	8.98	78.0	32.1



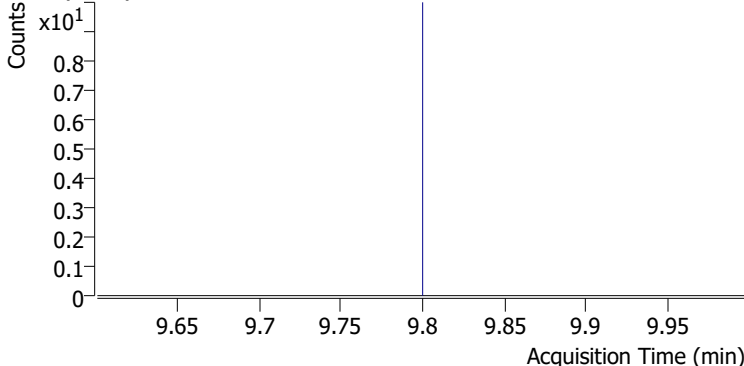
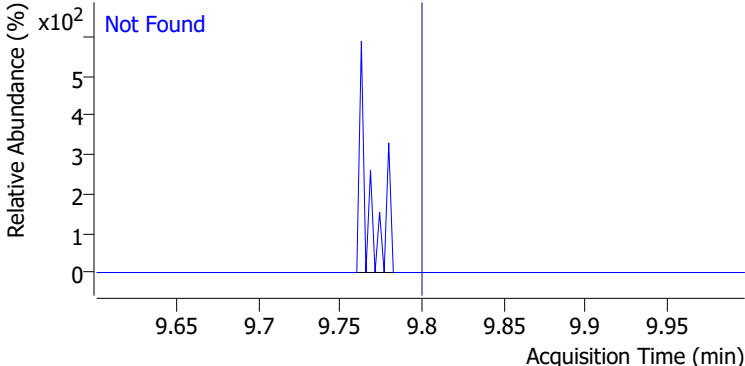
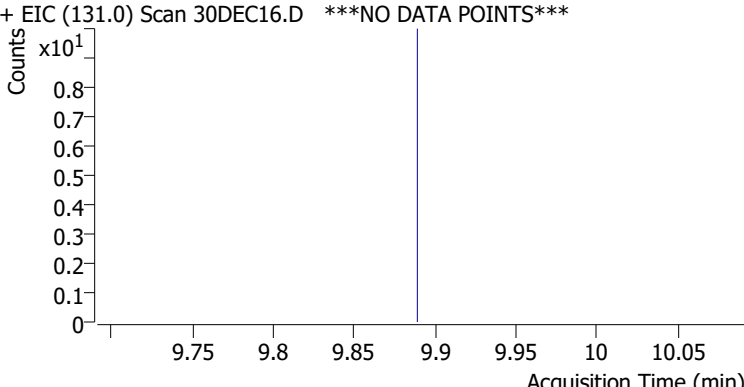
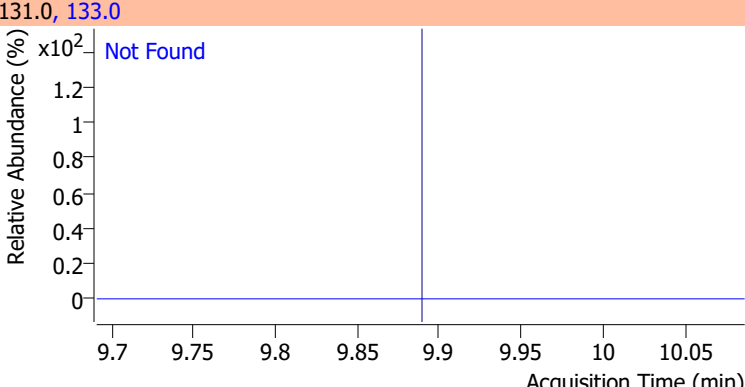
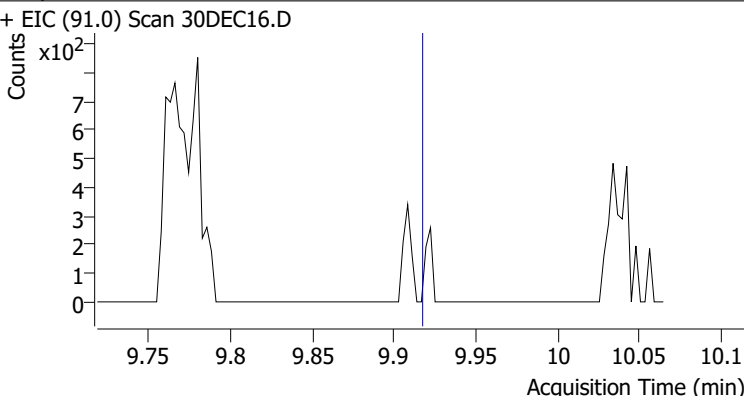
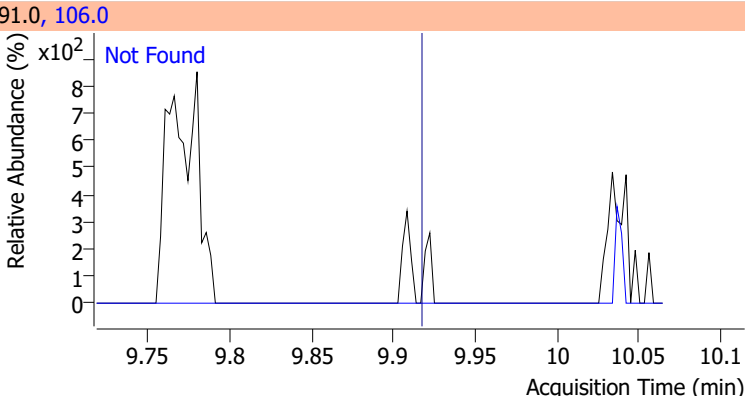
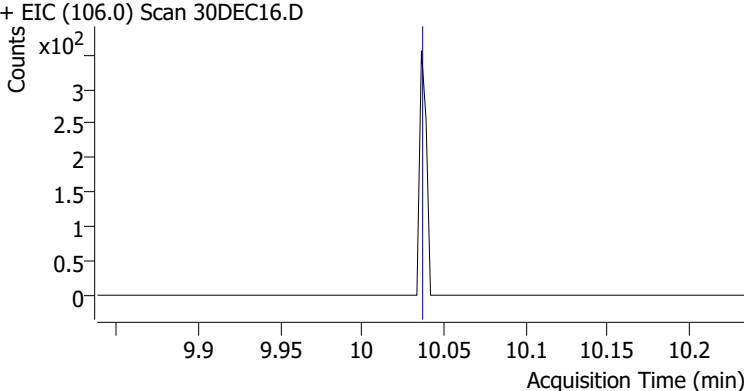
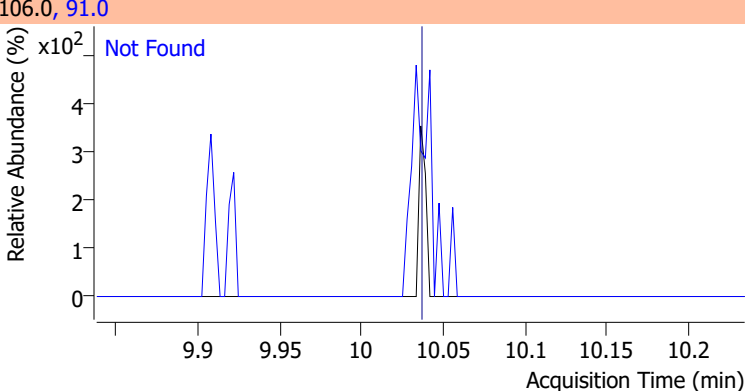
Compound	Conc.	Exp RT	QIon	Exp Ratio
Chlorodibromomethane	N.D.	9.20	127.0	75.3



Compound	Conc.	Exp RT	QIon	Exp Ratio
1,2-Dibromoethane	N.D.	9.31	109.0	97.2

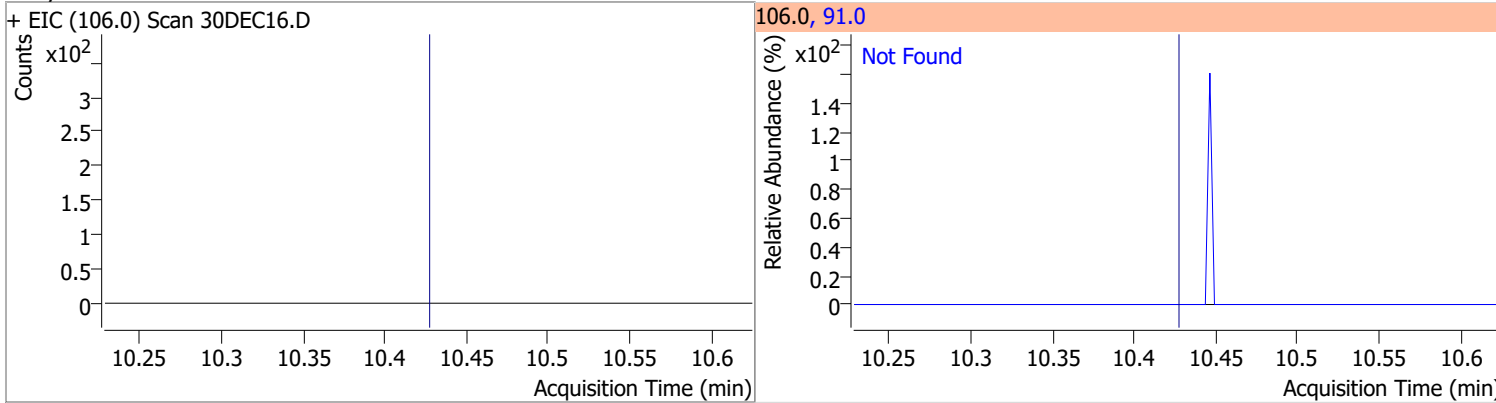


Quantitation Results Report (QT Reviewed)

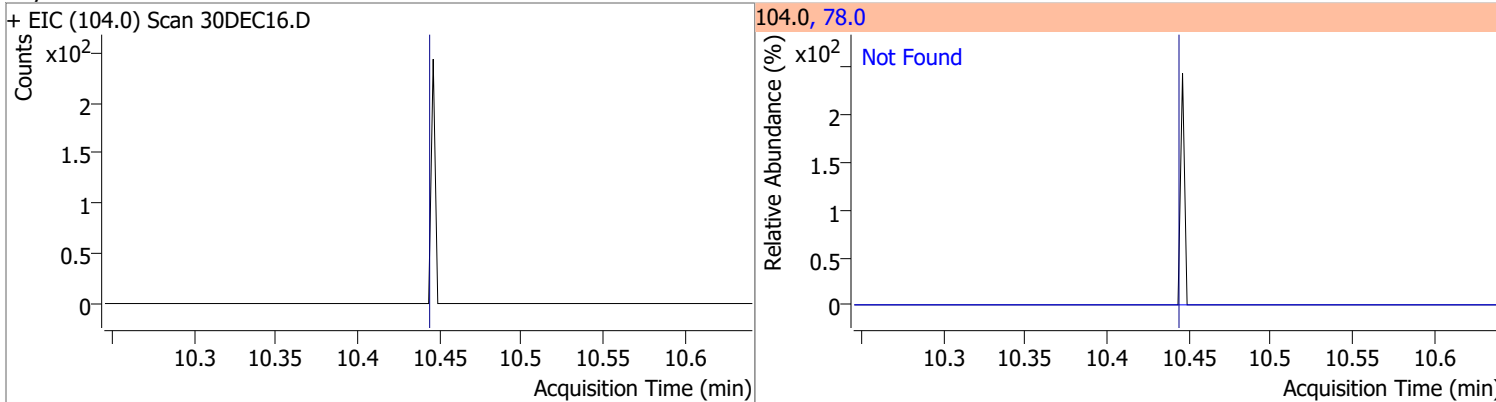
Compound	Conc.	Exp RT	QIon	Exp Ratio
Chlorobenzene	N.D.	9.80	114.0	32.3
+ EIC (112.0) Scan 30DEC16.D			112.0, 114.0	
				
1,1,1,2-Tetrachloroethane	N.D.	9.89	133.0	95.7
+ EIC (131.0) Scan 30DEC16.D ***NO DATA POINTS***			131.0, 133.0	
				
Ethylbenzene	N.D.	9.92	106.0	30.7
+ EIC (91.0) Scan 30DEC16.D			91.0, 106.0	
				
m+p-Xylenes	N.D.	10.04	91.0	205.0
+ EIC (106.0) Scan 30DEC16.D			106.0, 91.0	
				

Quantitation Results Report (QT Reviewed)

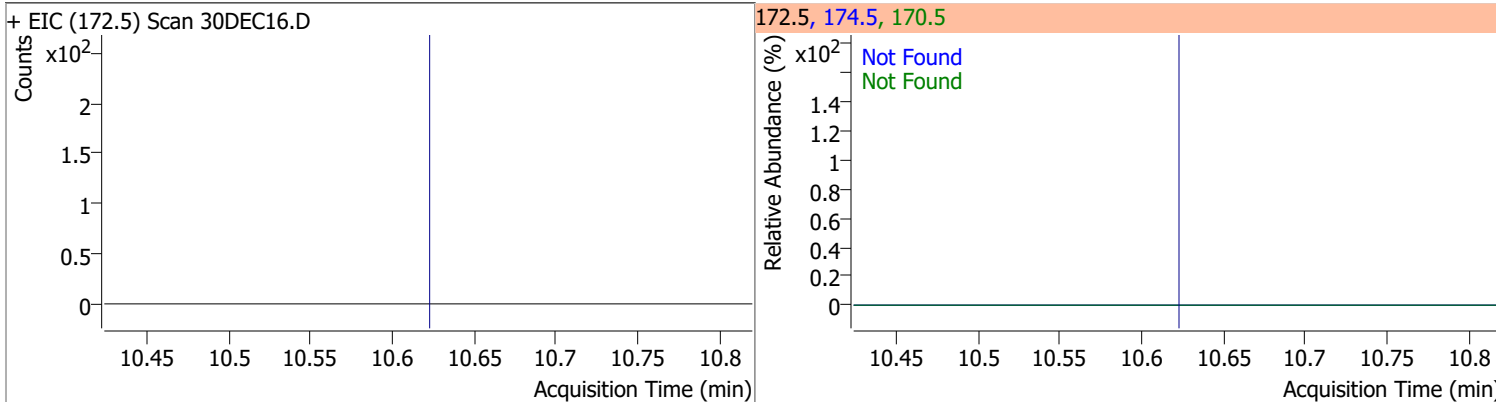
Compound	Conc.	Exp RT	QIon	Exp Ratio
o-Xylene	N.D.	10.43	91.0	216.1



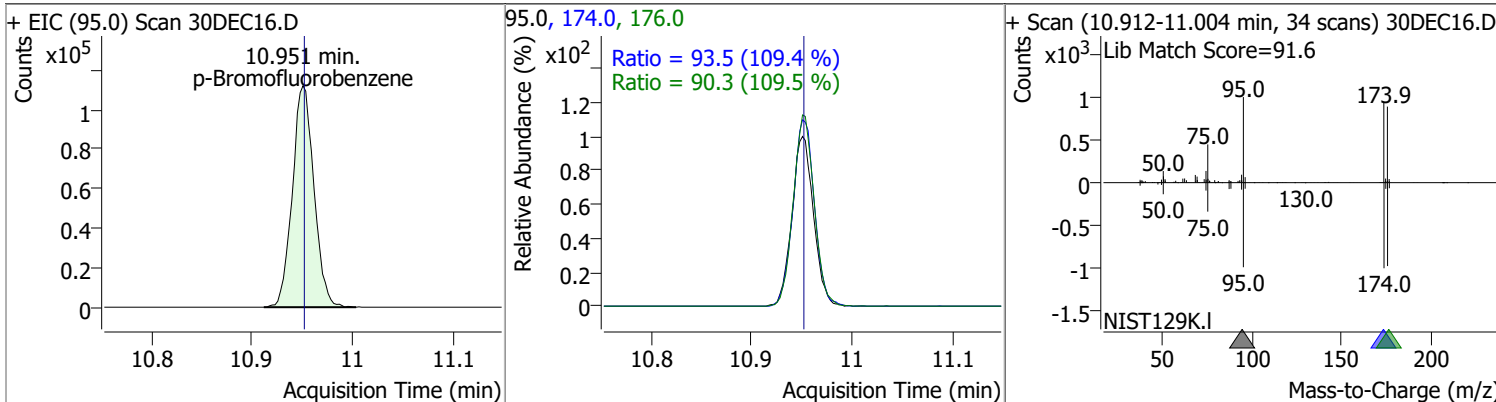
Compound	Conc.	Exp RT	QIon	Exp Ratio
Styrene	N.D.	10.45	78.0	50.6



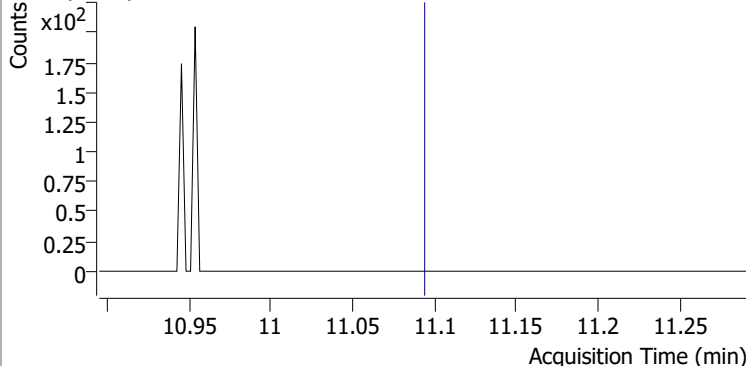
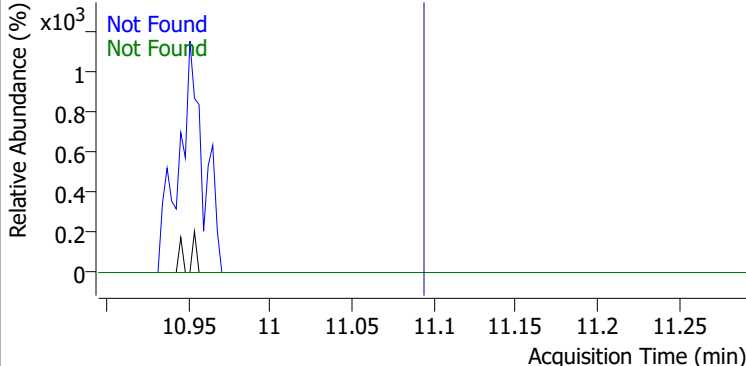
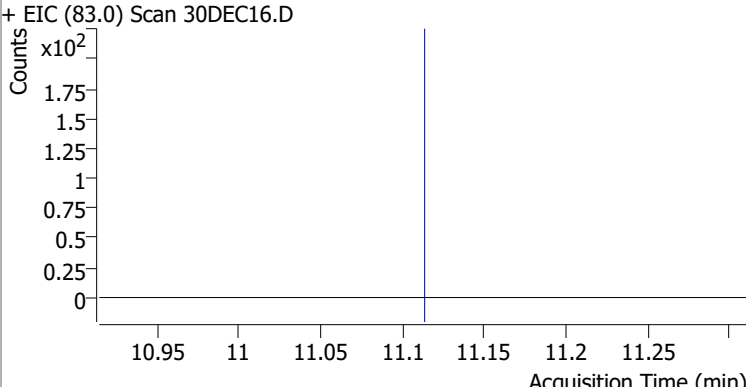
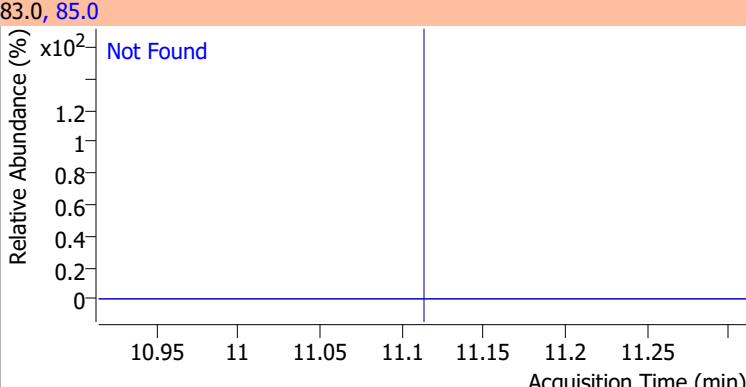
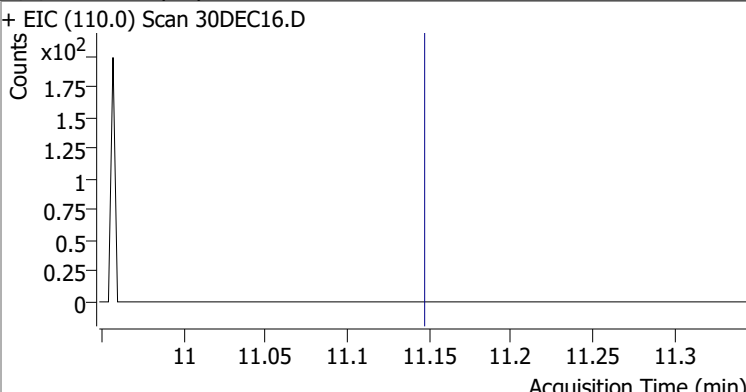
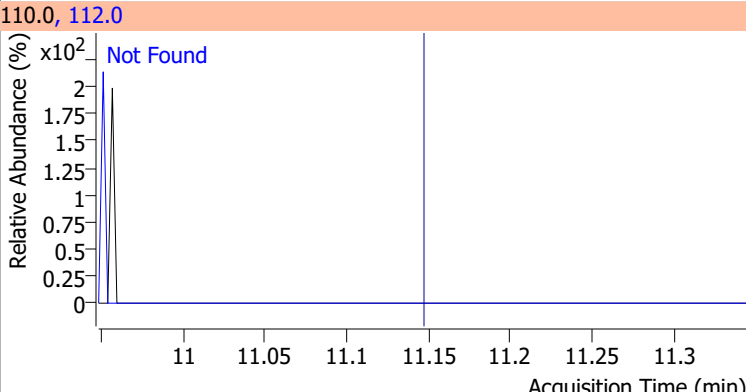
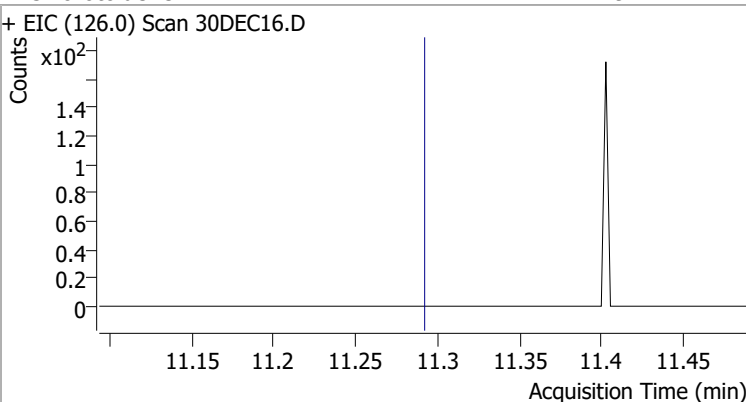
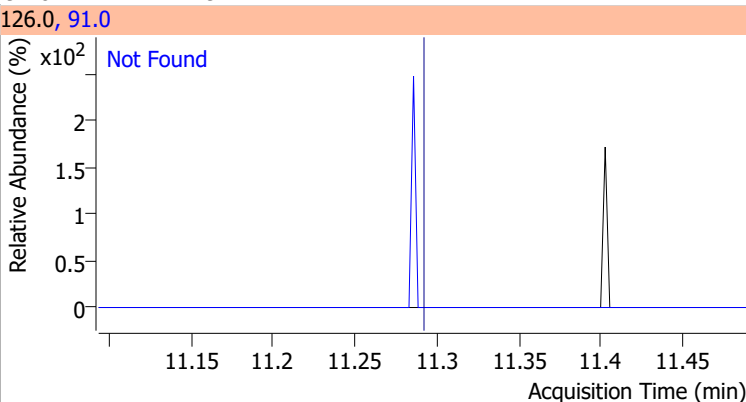
Compound	Conc.	Exp RT	QIon	Exp Ratio	QIon	Exp Ratio
Bromoform	N.D.	10.62	170.5	52.7	174.5	50.7



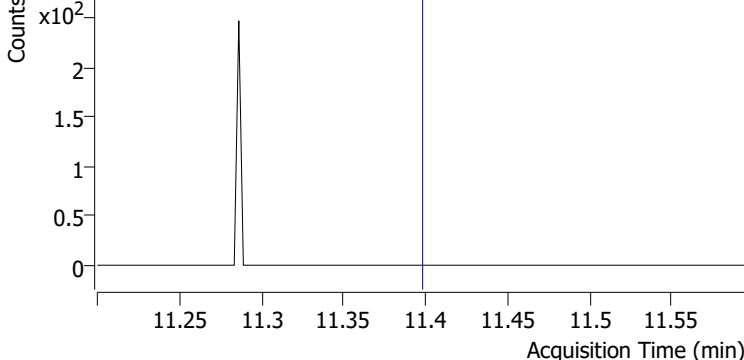
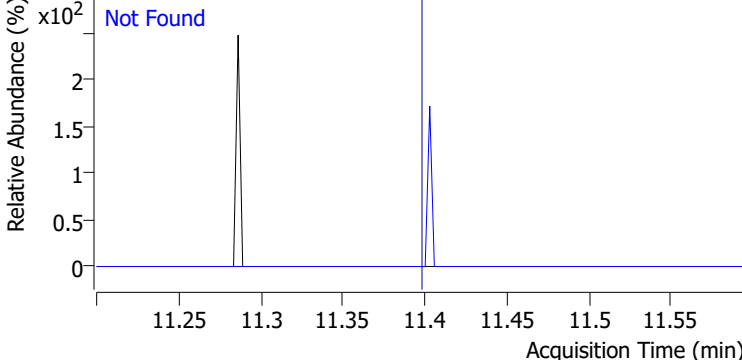
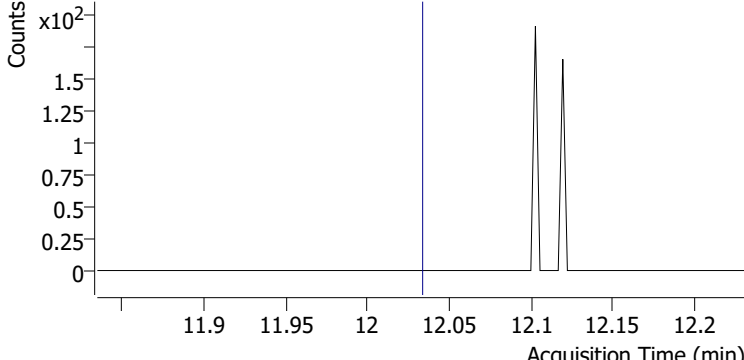
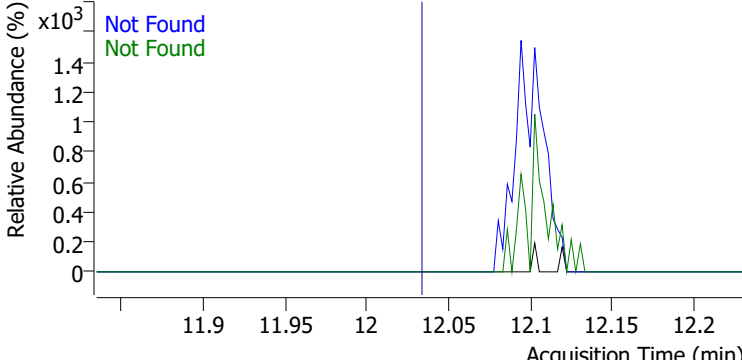
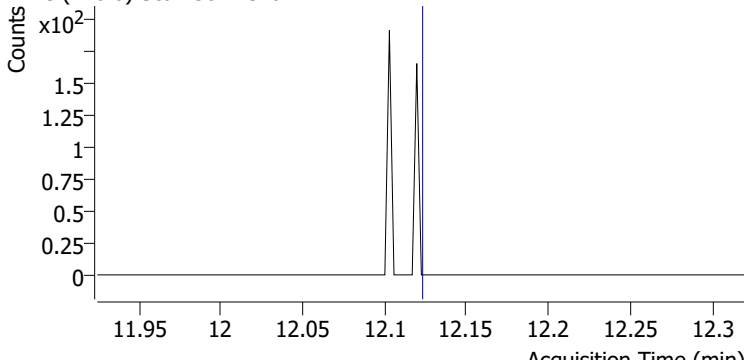
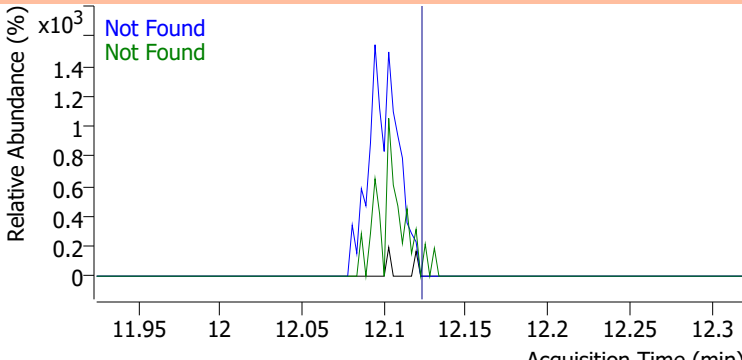
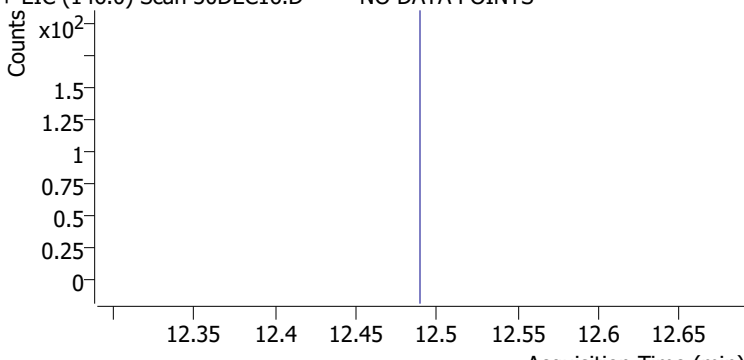
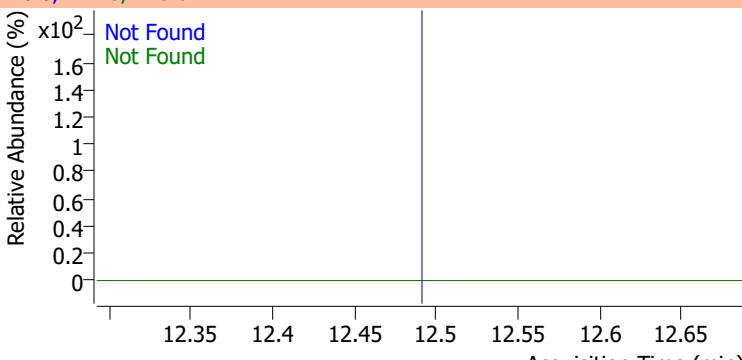
Compound	Conc.	RT	Dev(Min)	Resp.	QIon	QRatio	Lower	Upper
p-Bromofluorobenzene	265.2084	10.95	0.00	167327	174.0	93.5	55.5	115.5
					176.0	90.3	52.5	112.5



Quantitation Results Report (QT Reviewed)

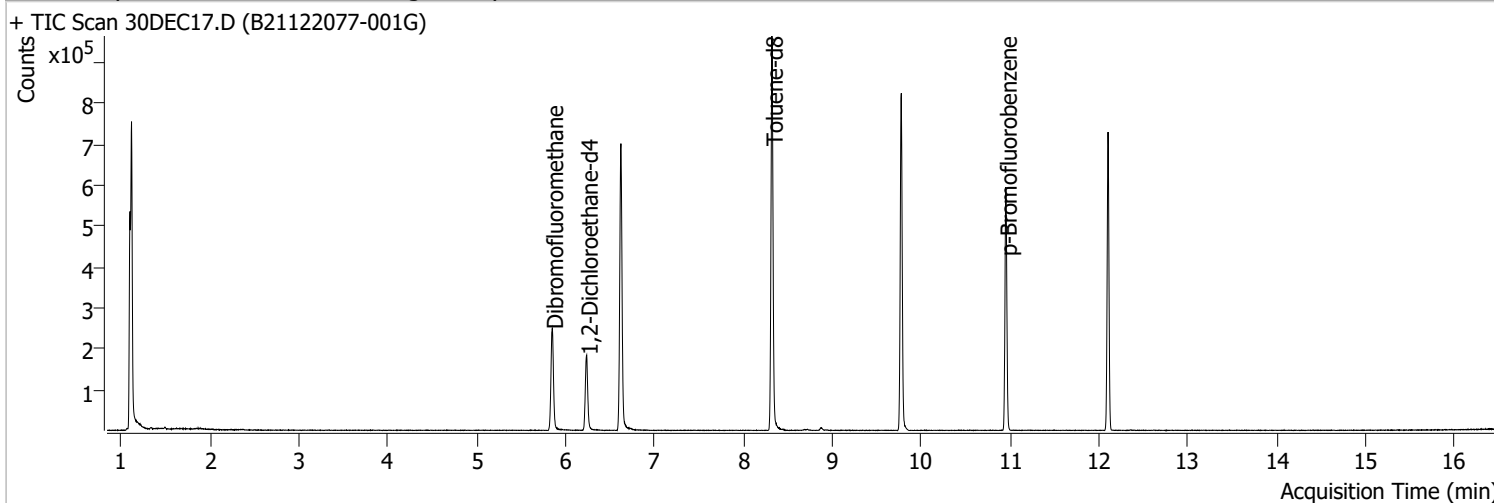
Compound	Conc.	Exp RT	QIon	Exp Ratio	QIon	Exp Ratio
Bromobenzene	N.D.	11.09	77.0	153.2	158.0	96.2
+ EIC (156.0) Scan 30DEC16.D			156.0, 77.0, 158.0			
						
1,1,2,2-Tetrachloroethane	N.D.	11.11	85.0	63.2		
+ EIC (83.0) Scan 30DEC16.D			83.0, 85.0			
						
1,2,3-Trichloropropane	N.D.	11.15	112.0	65.8		
+ EIC (110.0) Scan 30DEC16.D			110.0, 112.0			
						
2-Chlorotoluene	N.D.	11.29	91.0	294.1		
+ EIC (126.0) Scan 30DEC16.D			126.0, 91.0			
						

Quantitation Results Report (QT Reviewed)

Compound	Conc.	Exp RT	QIon	Exp Ratio		
4-Chlorotoluene	N.D.	11.40	126.0	30.4		
+ EIC (91.0) Scan 30DEC16.D			91.0, 126.0			
						
1,3-Dichlorobenzene	N.D.	12.03	148.0	64.5	QIon	Exp Ratio
					111.0	41.5
+ EIC (146.0) Scan 30DEC16.D			146.0, 111.0, 148.0			
						
1,4-Dichlorobenzene	N.D.	12.12	148.0	64.0	QIon	Exp Ratio
					111.0	40.4
+ EIC (146.0) Scan 30DEC16.D			146.0, 111.0, 148.0			
						
1,2-Dichlorobenzene	N.D.	12.49	148.0	63.8	QIon	Exp Ratio
					111.0	42.8
+ EIC (146.0) Scan 30DEC16.D ***NO DATA POINTS***			146.0, 111.0, 148.0			
						

Quantitation Results Report (QT Reviewed)

Data File	30DEC17.D	Operator	SBD
Acq. Method	5975CACQF.M	Acq. Date-Time	12/30/2021 5:46:13 PM
Sample Name	B21122077-001G	Instrument	VOA5975C
Vial	17	Multiplier	1.00
DA Method File	VOA5975C_8260B_SHT_DoD_L4_120721.m	Comment	
Tune File	BFB_Atune3.u	Tune Date	10/11/2021 4:02:00 PM
Batch Name	VG123021_8260B_624pt1.batch.bin	Last Calib Update	1/20/2022 10:22:06 AM
Ref Library	\\MASSHUNTER\Org\Library\NIST129K.I		



Compound	RT	QIon	Resp.	Conc.	Units	Dev(Min)
----------	----	------	-------	-------	-------	----------

Internal Standards

M Fluorobenzene	6.620	96.0	590419	250.0000	ng	0.000
M Chlorobenzene-d5	9.774	82.0	223448	250.0000	ng	0.000
M 1,4-Dichlorobenzene-d4	12.100	152.0	168507	250.0000	ng	0.000

System Monitoring Compounds

S Dibromofluoromethane	5.848	113.0	150410	259.9326	ng	-0.003
Spiked Amount: 250.000	Range: 80.0 - 119.0%			Recovery = 103.97%		
S 1,2-Dichloroethane-d4	6.236	67.0	66336	251.2009	ng	0.006
Spiked Amount: 250.000	Range: 81.0 - 118.0%			Recovery = 100.48%		
S Toluene-d8	8.319	98.0	577409	257.0616	ng	0.000
Spiked Amount: 250.000	Range: 89.0 - 112.0%			Recovery = 102.82%		
S p-Bromofluorobenzene	10.951	95.0	167668	260.0383	ng	0.000
Spiked Amount: 250.000	Range: 85.0 - 114.0%			Recovery = 104.02%		

Target Compounds

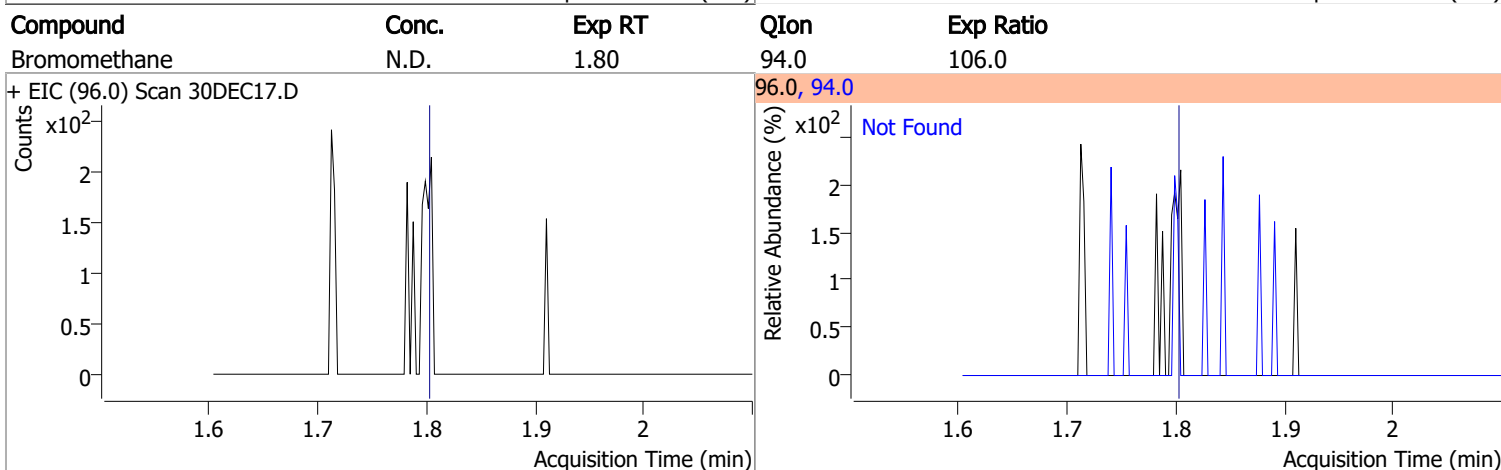
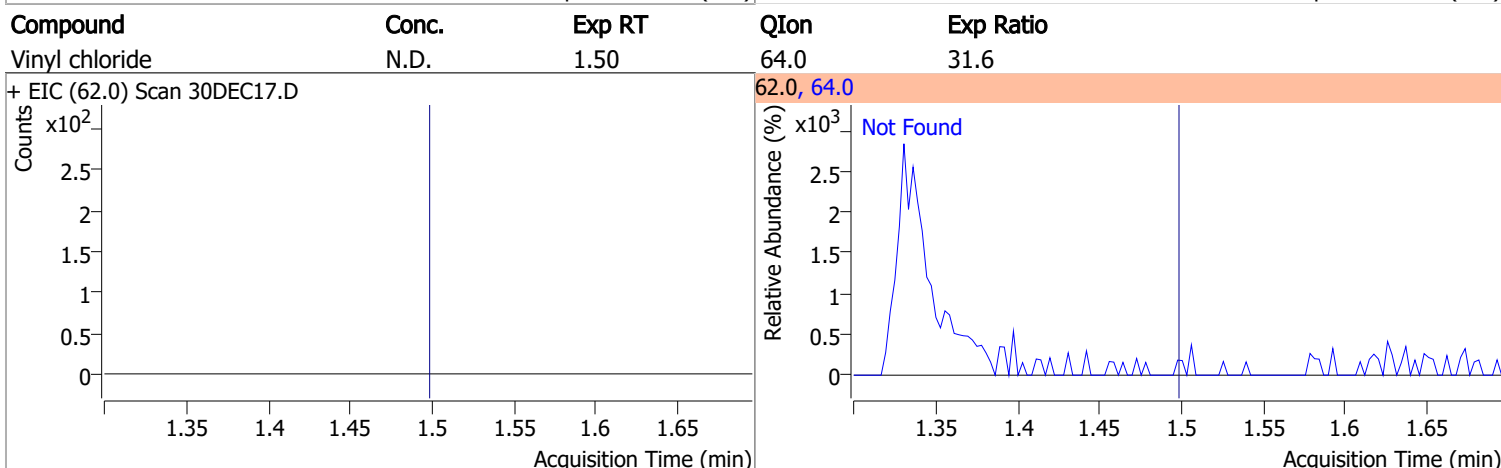
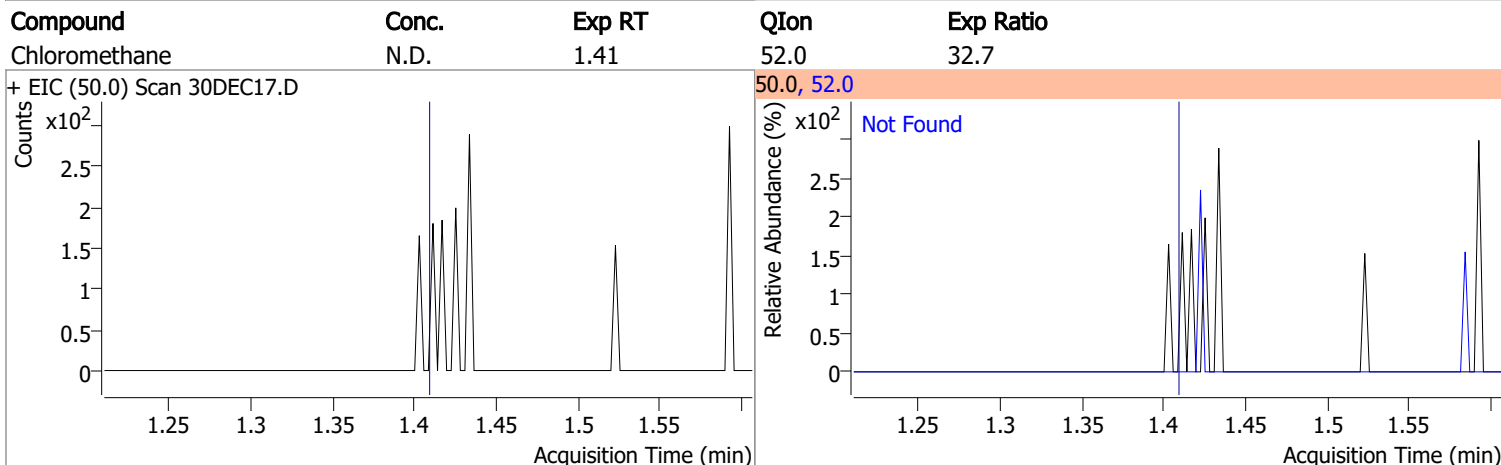
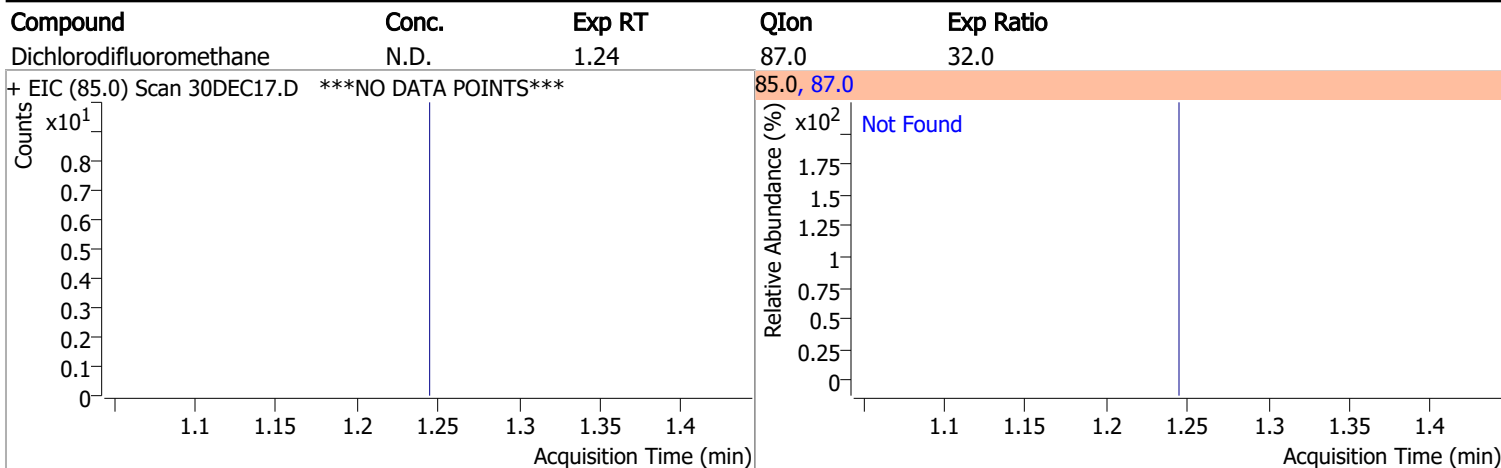
Compound	RT	QIon	Resp.	Conc.	Units	Dev(Min)	QValue
T Dichlorodifluoromethane	0.000		0		N.D.		
T Chloromethane	0.000		0		N.D.		
T Vinyl chloride	0.000		0		N.D.		
T Bromomethane	0.000		0		N.D.		
T Chloroethane	0.000		0		N.D.		
T Trichlorofluoromethane	0.000		0		N.D.		
T 1,1-Dichloroethene	0.000		0		N.D.		
T Methylene chloride	0.000		0		N.D.		
T trans-1,2-Dichloroethene	0.000		0		N.D.		
T Methyl tert-butyl ether (MTBE)	0.000		0		N.D.		
T 1,1-Dichloroethane	0.000		0		N.D.		
T 2,2-Dichloropropane	0.000		0		N.D.		
T cis-1,2-Dichloroethene	0.000		0		N.D.		
T Methyl ethyl ketone	0.000		0		N.D.		
T Bromochloromethane	0.000		0		N.D.		
T Chloroform	0.000		0		N.D.		

Quantitation Results Report (QT Reviewed)

Compound	RT	QIon	Resp.	Conc.	Units	Dev(Min)
T 1,1,1-Trichloroethane	0.000		0	N.D.		
T Carbon tetrachloride	0.000		0	N.D.		
T 1,1-Dichloropropene	0.000		0	N.D.		
T Benzene	0.000		0	N.D.		
T 1,2-Dichloroethane	0.000		0	N.D.		
T Trichloroethene	0.000		0	N.D.		
T 1,2-Dichloropropane	0.000		0	N.D.		
T Dibromomethane	0.000		0	N.D.		
T Bromodichloromethane	0.000		0	N.D.		
T cis-1,3-Dichloropropene	0.000		0	N.D.		
T Toluene	0.000		0	N.D.		
T trans-1,3-Dichloropropene	0.000		0	N.D.		
T 1,1,2-Trichloroethane	0.000		0	N.D.		
T Tetrachloroethene	0.000		0	N.D.		
T 1,3-Dichloropropane	0.000		0	N.D.		
T Chlorodibromomethane	0.000		0	N.D.		
T 1,2-Dibromoethane	0.000		0	N.D.		
T Chlorobenzene	0.000		0	N.D.		
T 1,1,1,2-Tetrachloroethane	0.000		0	N.D.		
T Ethylbenzene	0.000		0	N.D.		
T m+p-Xylenes	0.000		0	N.D.		
T o-Xylene	0.000		0	N.D.		
T Styrene	0.000		0	N.D.		
T Bromoform	0.000		0	N.D.		
T Bromobenzene	0.000		0	N.D.		
T 1,1,2,2-Tetrachloroethane	0.000		0	N.D.		
T 1,2,3-Trichloropropane	0.000		0	N.D.		
T 2-Chlorotoluene	0.000		0	N.D.		
T 4-Chlorotoluene	0.000		0	N.D.		
T 1,3-Dichlorobenzene	0.000		0	N.D.		
T 1,4-Dichlorobenzene	0.000		0	N.D.		
T 1,2-Dichlorobenzene	0.000		0	N.D.		

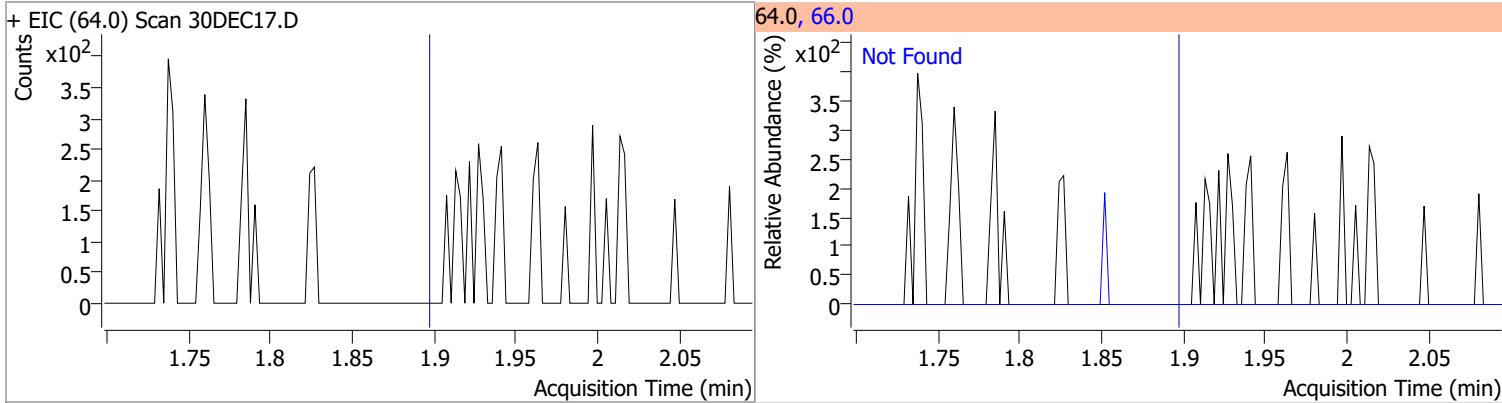
(#) = Qualifier Out of Range; (m) = Manual Integration; (+) = Area Summed; (*) = Surrogate Percent Recovery Out of Range; (d): Zeroed Peak

Quantitation Results Report (QT Reviewed)

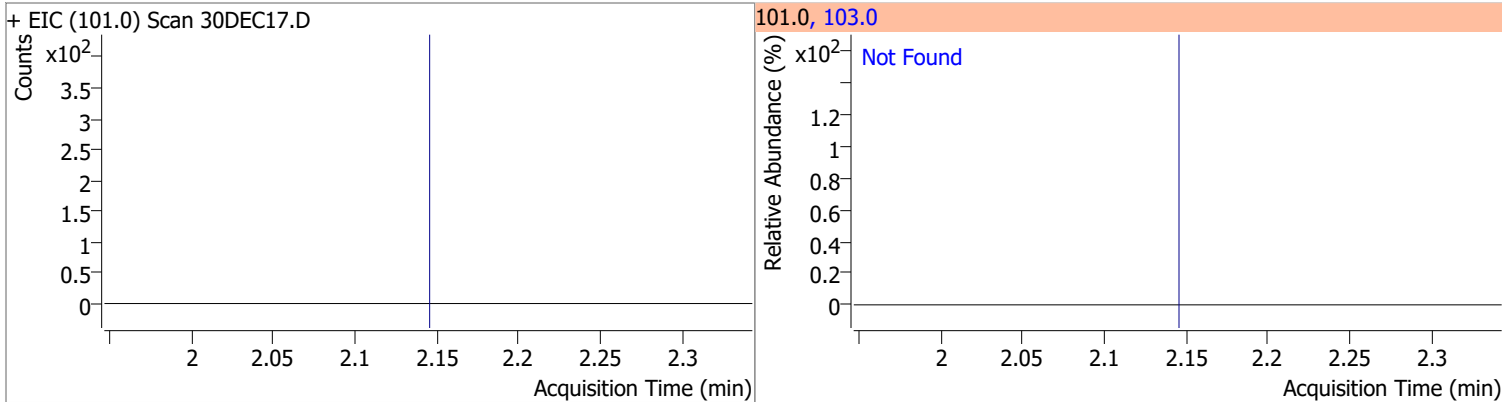


Quantitation Results Report (QT Reviewed)

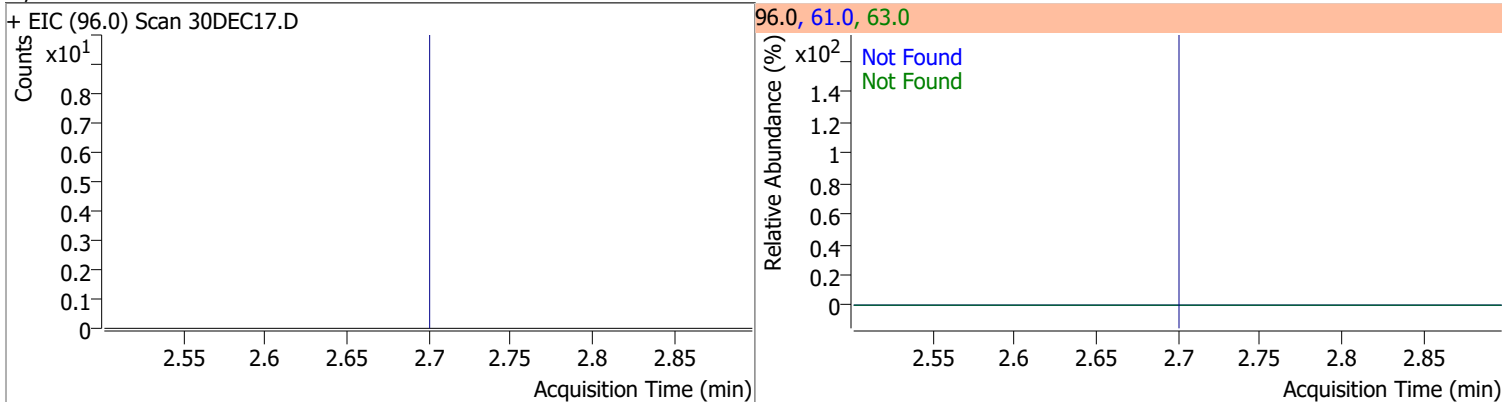
Compound	Conc.	Exp RT	QIon	Exp Ratio
Chloroethane	N.D.	1.90	66.0	30.8



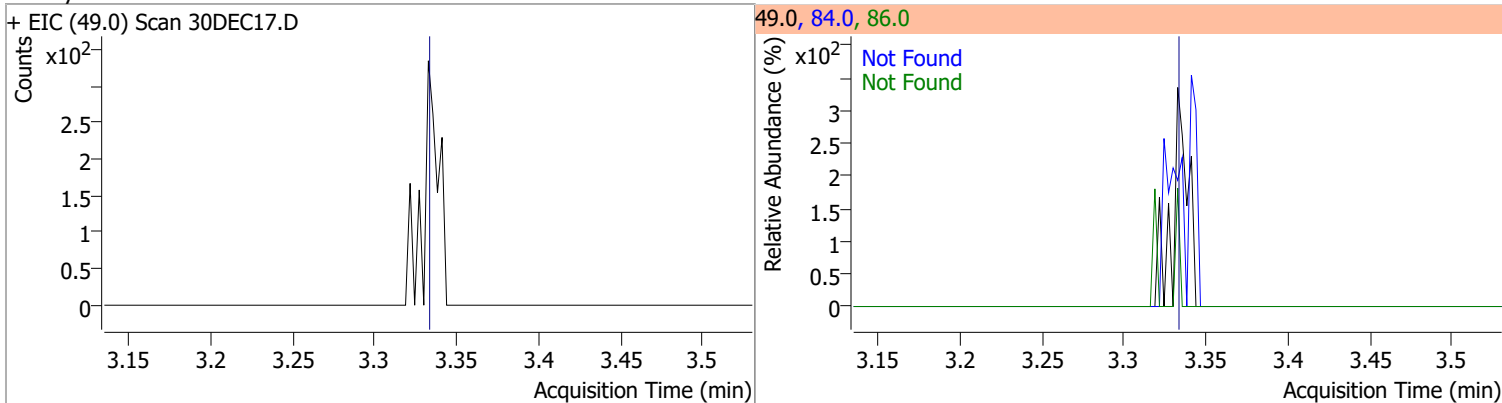
Compound	Conc.	Exp RT	QIon	Exp Ratio
Trichlorofluoromethane	N.D.	2.14	103.0	64.8



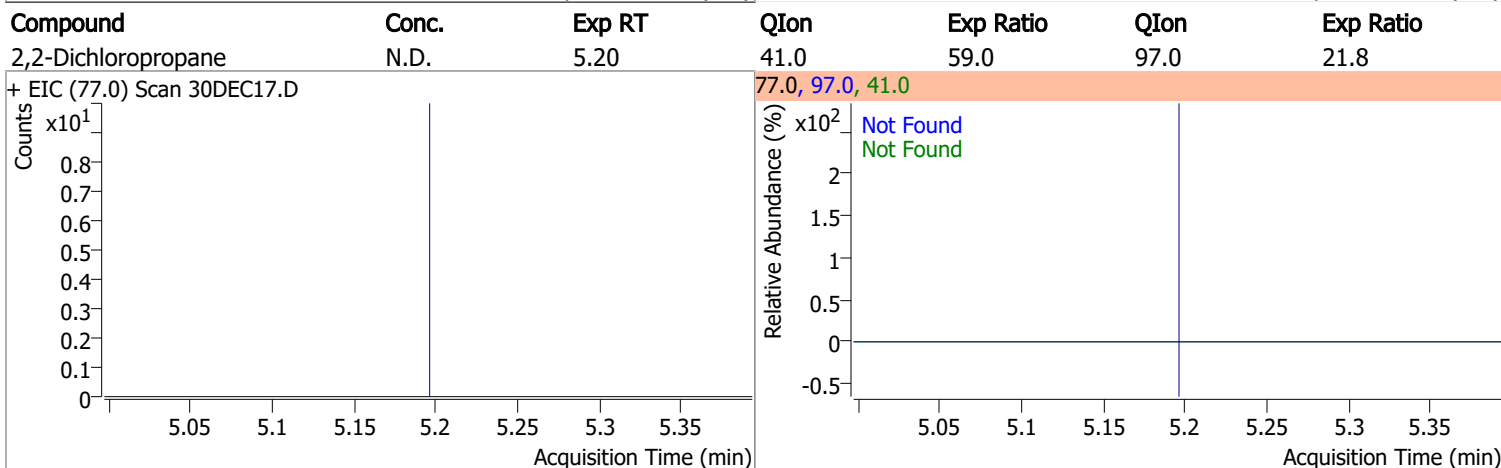
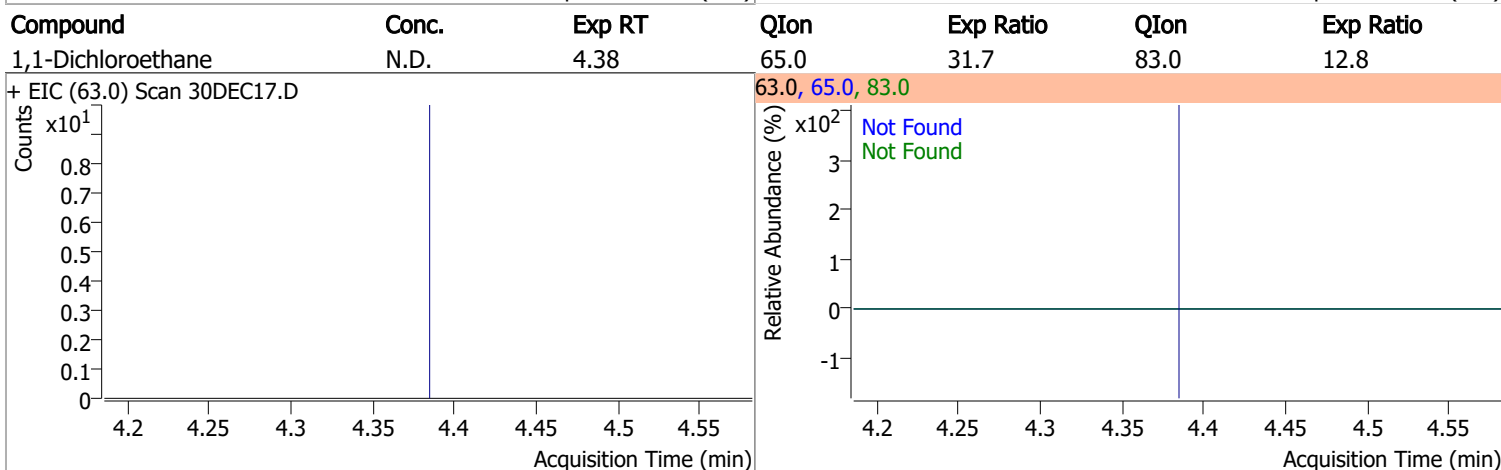
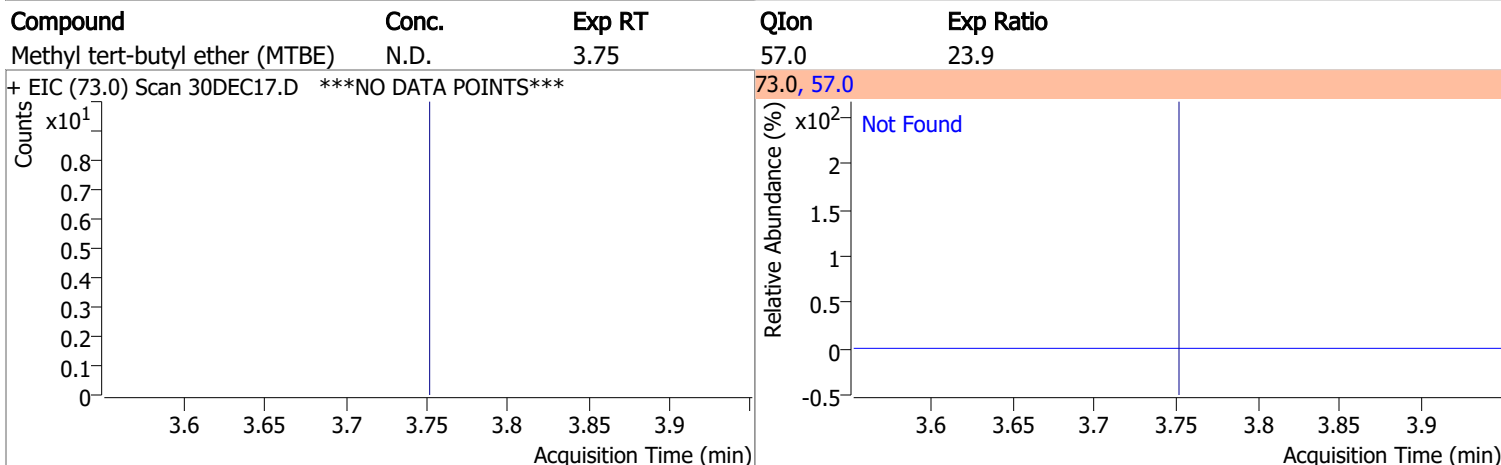
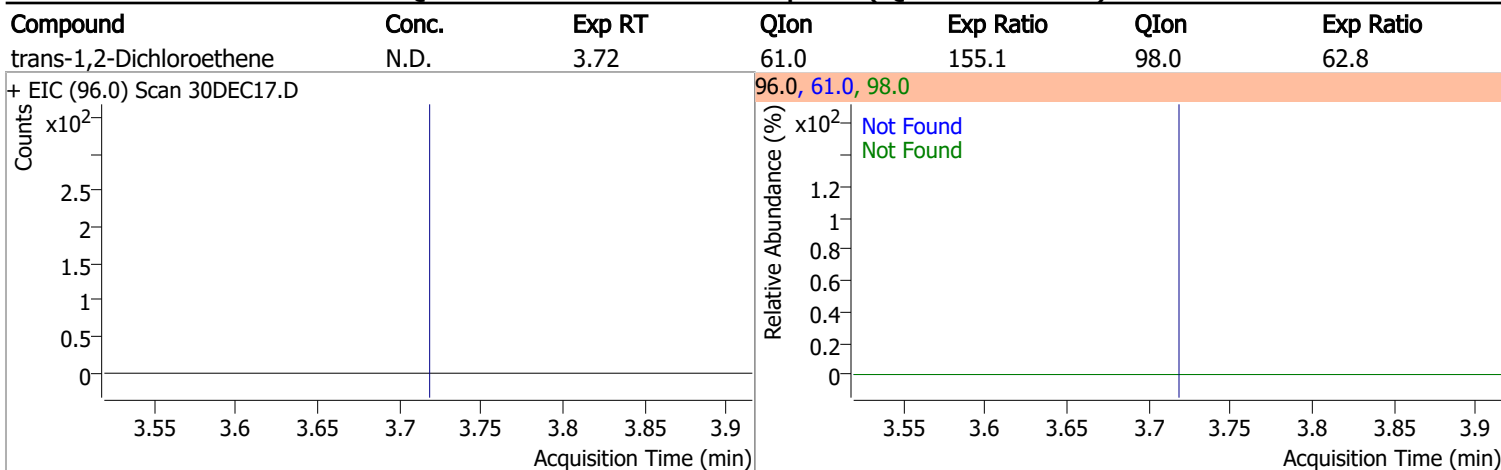
Compound	Conc.	Exp RT	QIon	Exp Ratio	QIon	Exp Ratio
1,1-Dichloroethene	N.D.	2.70	61.0	180.1	63.0	57.5



Compound	Conc.	Exp RT	QIon	Exp Ratio	QIon	Exp Ratio
Methylene chloride	N.D.	3.33	84.0	69.4	86.0	44.1

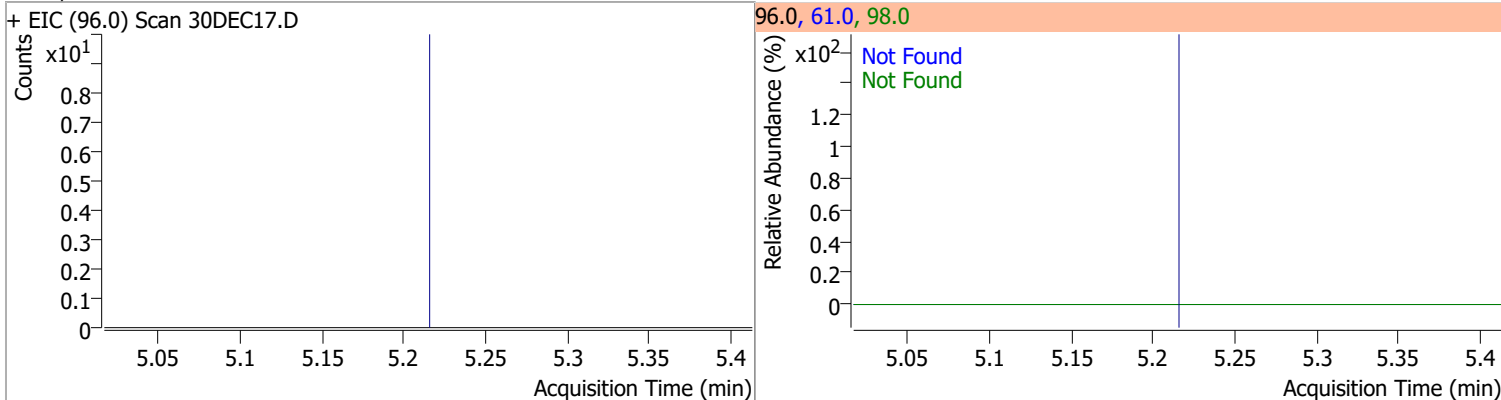


Quantitation Results Report (QT Reviewed)

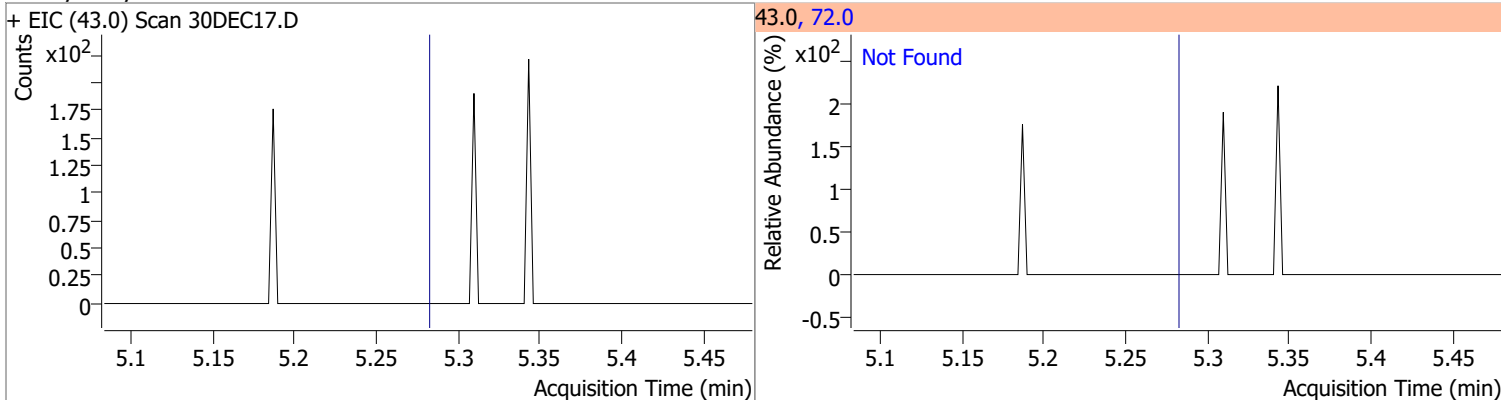


Quantitation Results Report (QT Reviewed)

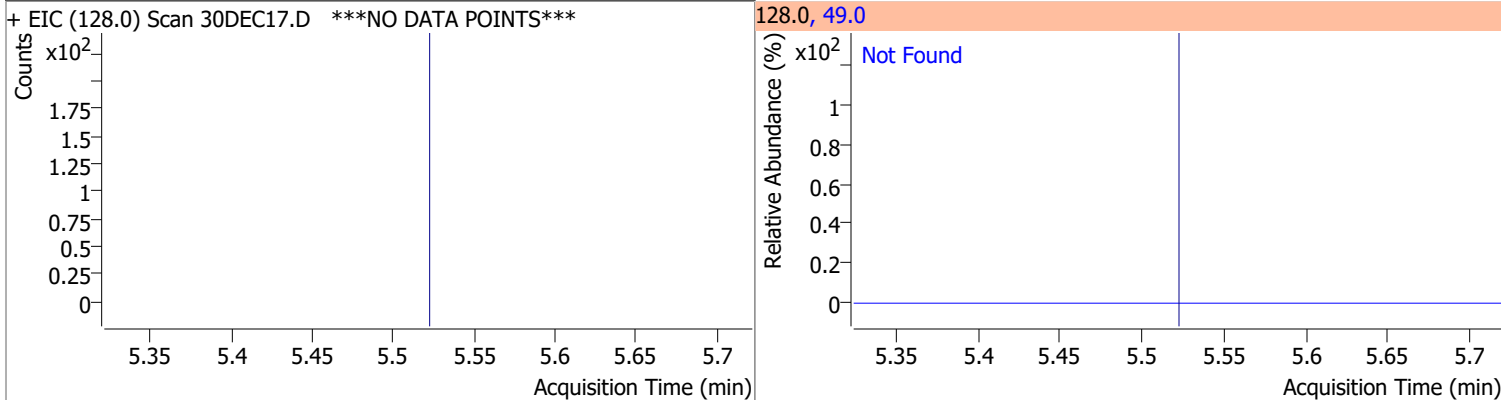
Compound	Conc.	Exp RT	QIon	Exp Ratio	QIon	Exp Ratio
cis-1,2-Dichloroethene	N.D.	5.21	61.0	163.3	98.0	64.4



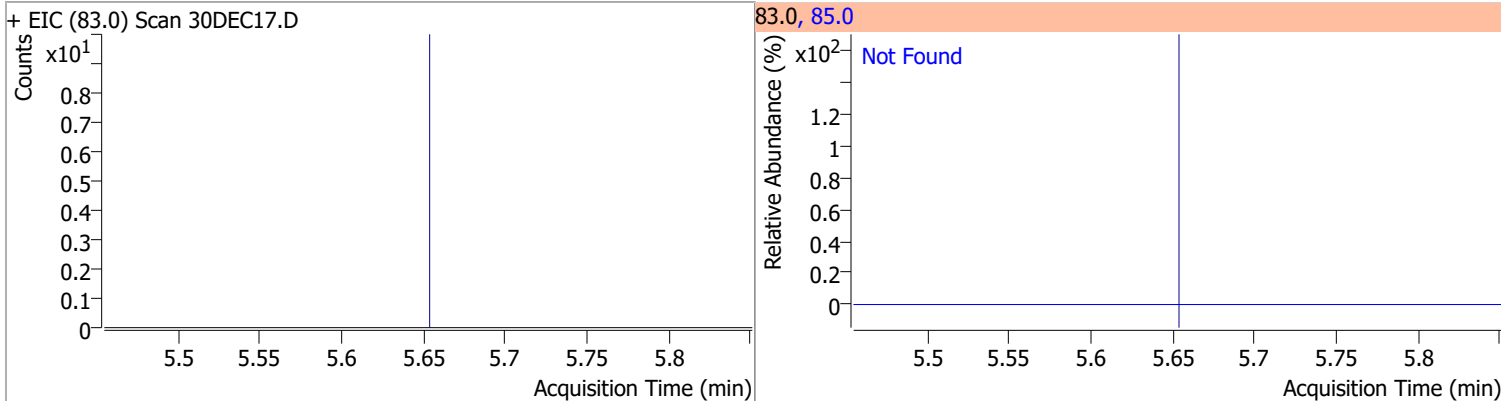
Compound	Conc.	Exp RT	QIon	Exp Ratio
Methyl ethyl ketone	N.D.	5.28	72.0	22.2



Compound	Conc.	Exp RT	QIon	Exp Ratio
Bromochloromethane	N.D.	5.52	49.0	184.6

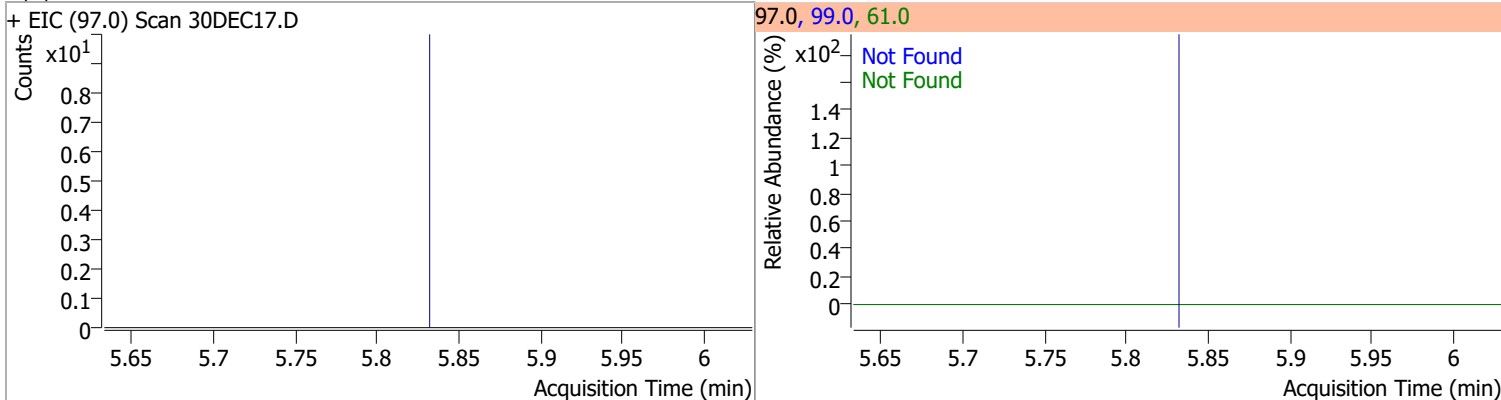


Compound	Conc.	Exp RT	QIon	Exp Ratio
Chloroform	N.D.	5.65	85.0	65.1

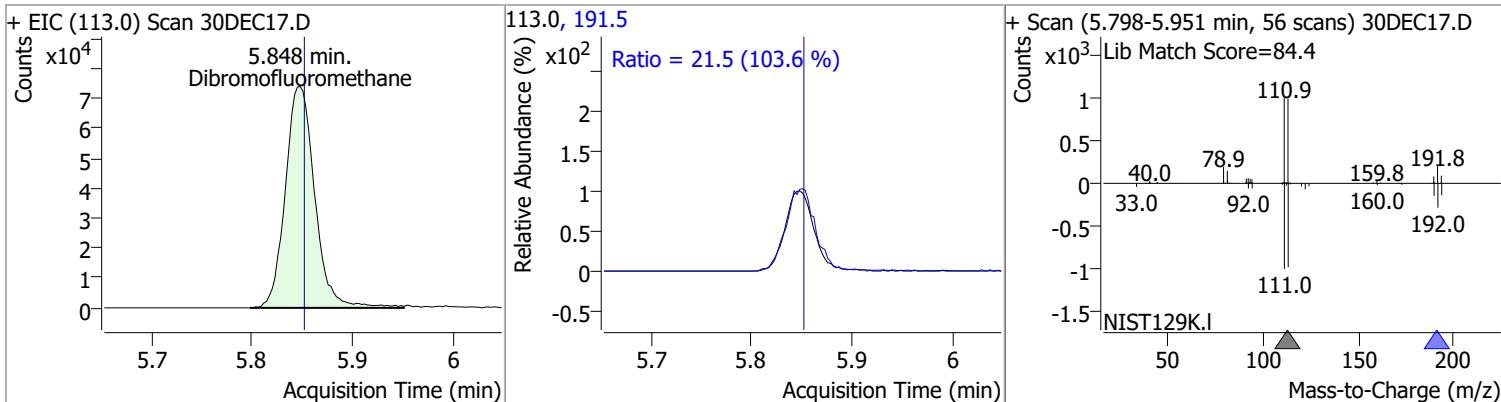


Quantitation Results Report (QT Reviewed)

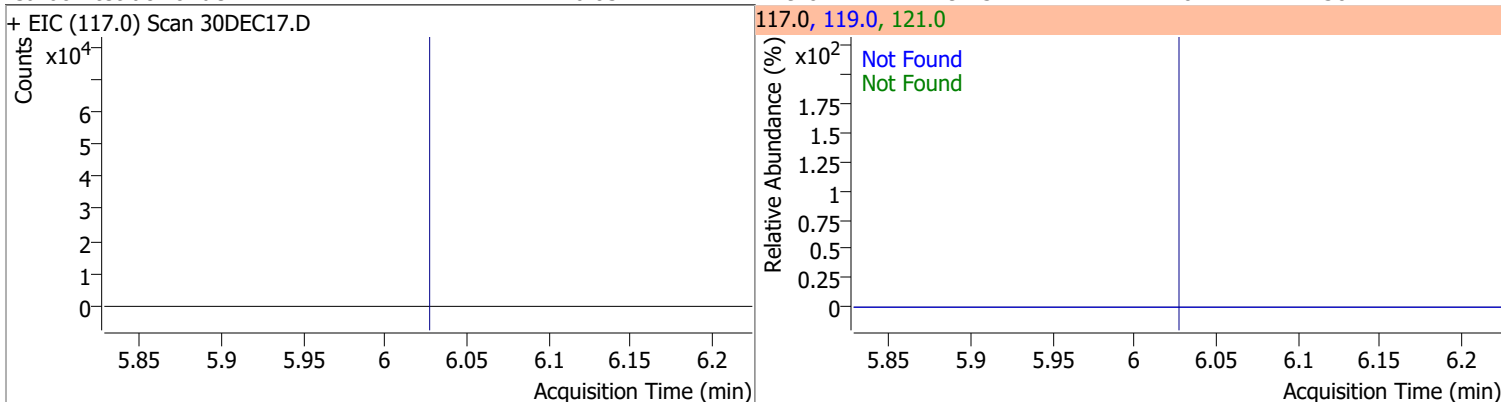
Compound	Conc.	Exp RT	QIon	Exp Ratio	QIon	Exp Ratio
1,1,1-Trichloroethane	N.D.	5.83	99.0	65.7	61.0	45.0



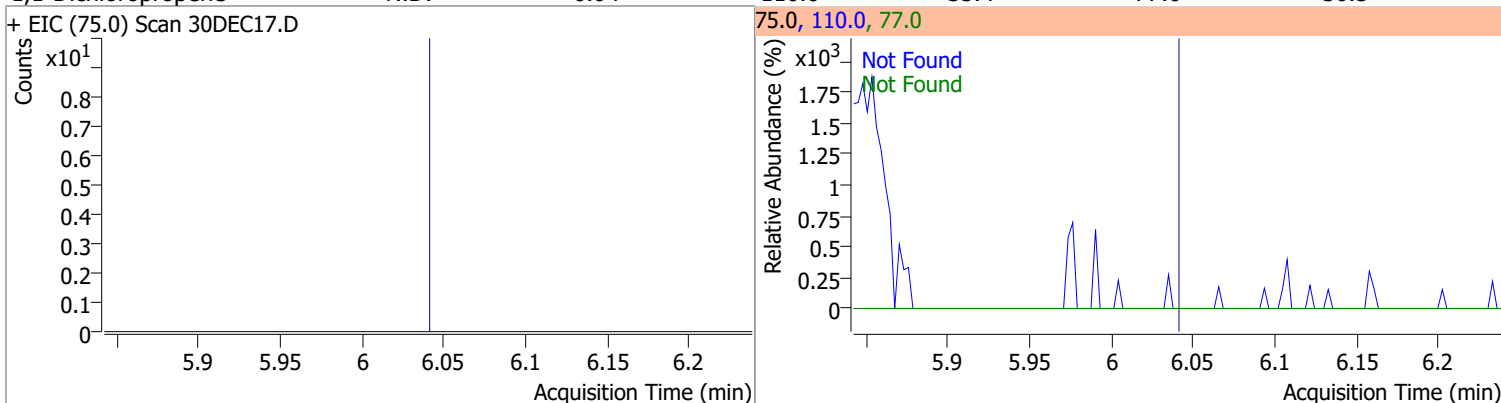
Compound	Conc.	RT	Dev(Min)	Resp.	QIon	QRatio	Lower	Upper
Dibromofluoromethane	259.9326	5.85	0.00	150410	191.5	21.5	0.0	50.7



Compound	Conc.	Exp RT	QIon	Exp Ratio	QIon	Exp Ratio
Carbon tetrachloride	N.D.	6.03	119.0	97.5	121.0	30.4

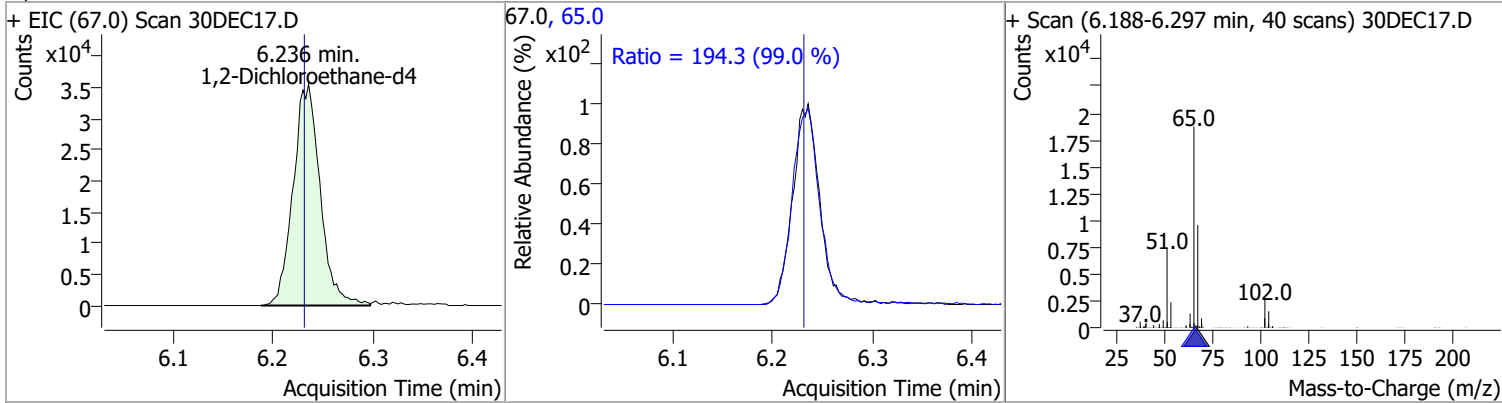


Compound	Conc.	Exp RT	QIon	Exp Ratio	QIon	Exp Ratio
1,1-Dichloropropene	N.D.	6.04	110.0	35.4	77.0	30.5

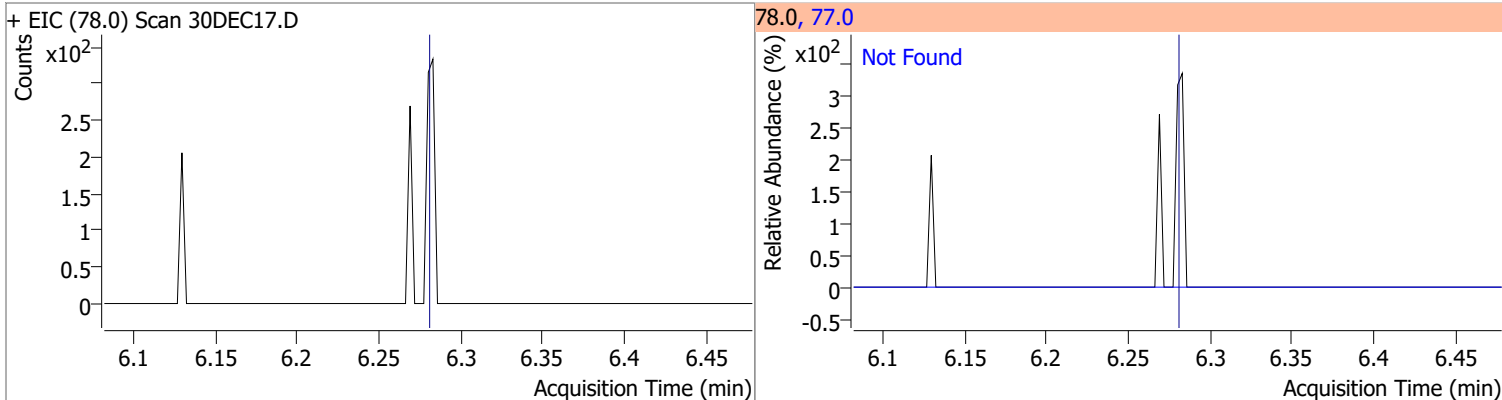


Quantitation Results Report (QT Reviewed)

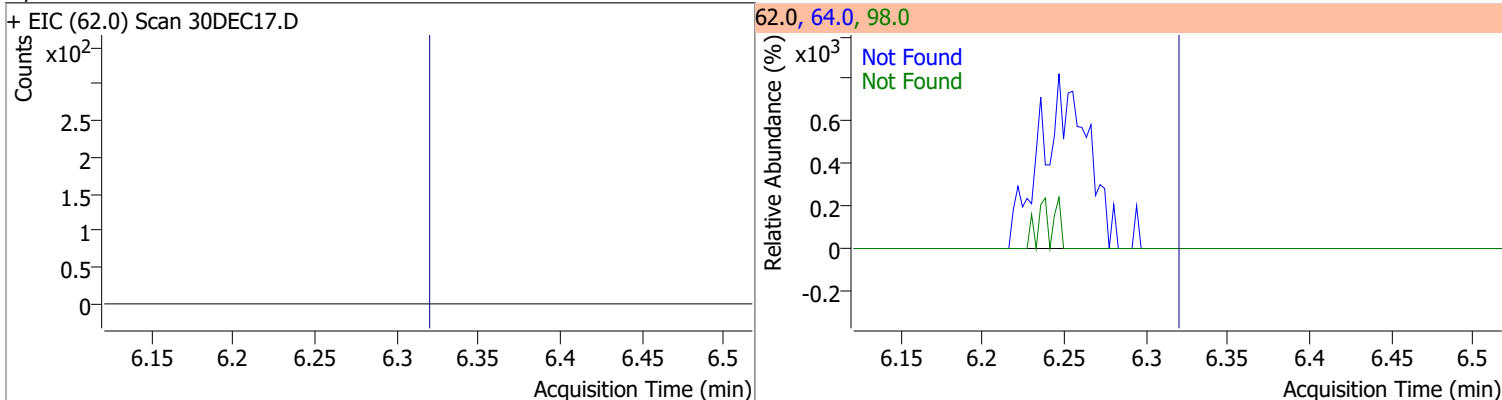
Compound	Conc.	RT	Dev(Min)	Resp.	QIon	QRatio	Lower	Upper
1,2-Dichloroethane-d4	251.2009	6.24	0.01	66336	65.0	194.3	166.3	226.3



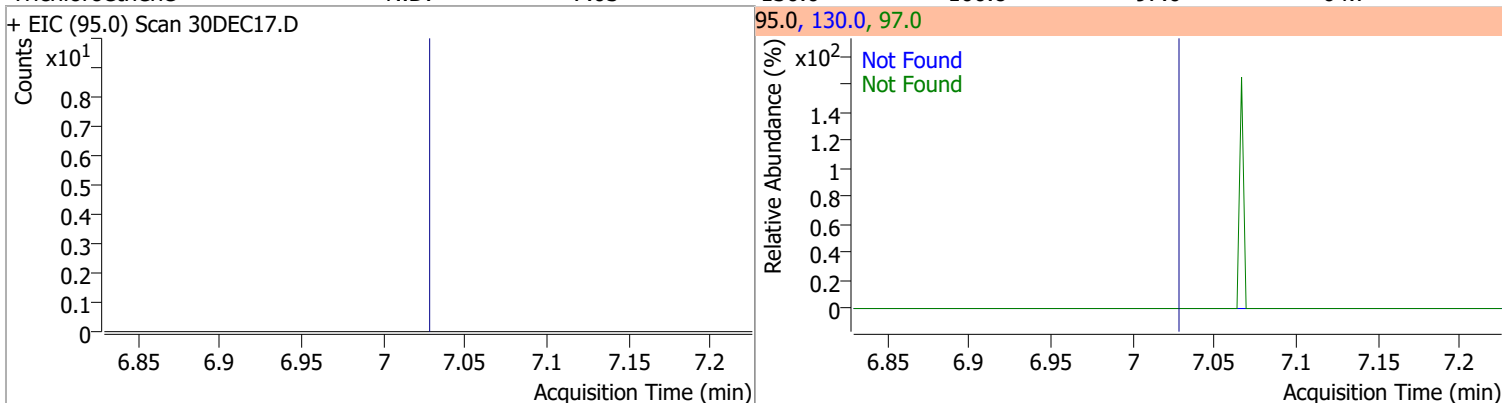
Compound	Conc.	Exp RT	QIon	Exp Ratio
Benzene	N.D.	6.28	77.0	23.5



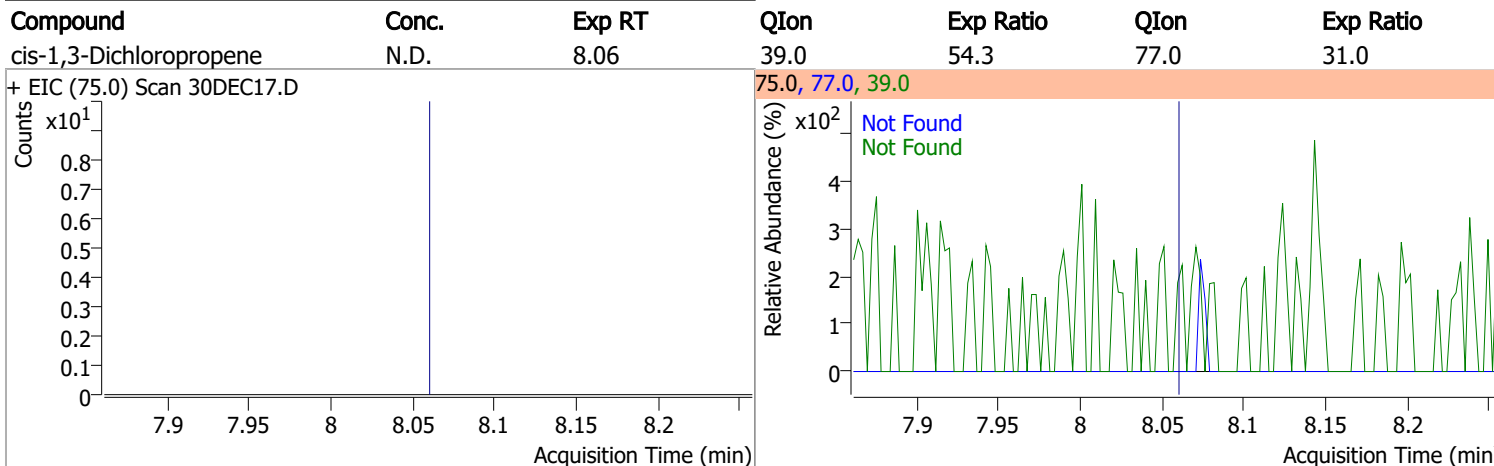
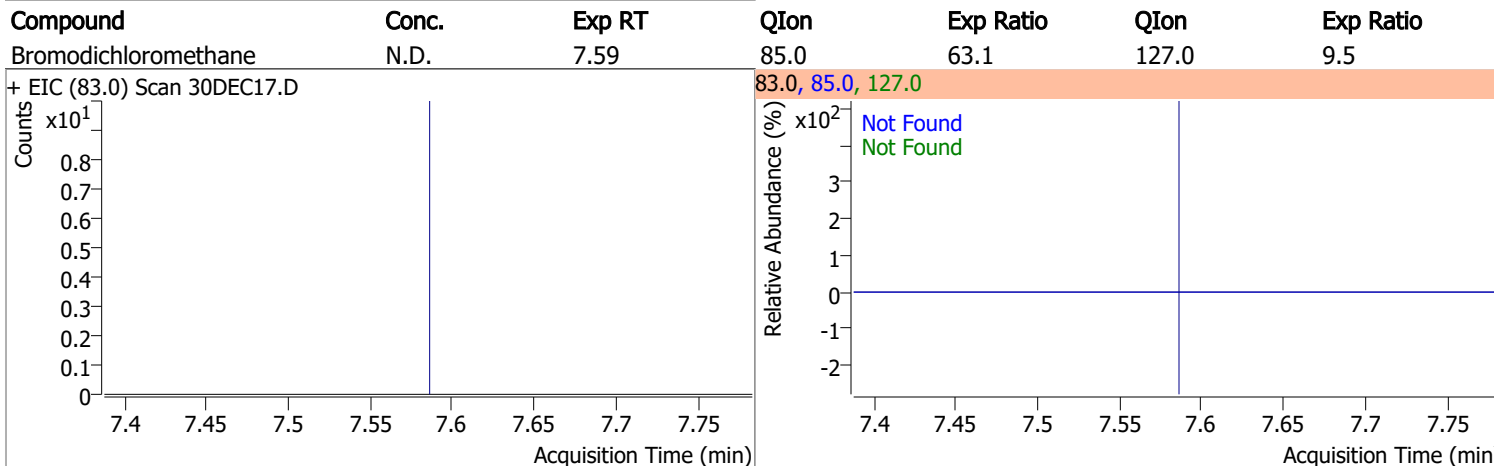
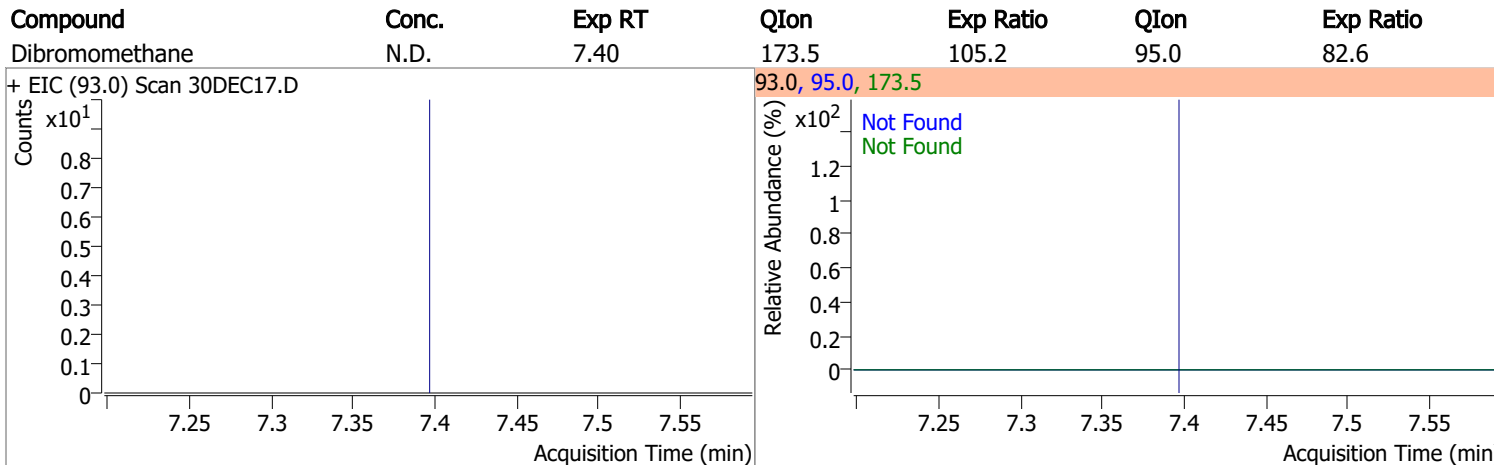
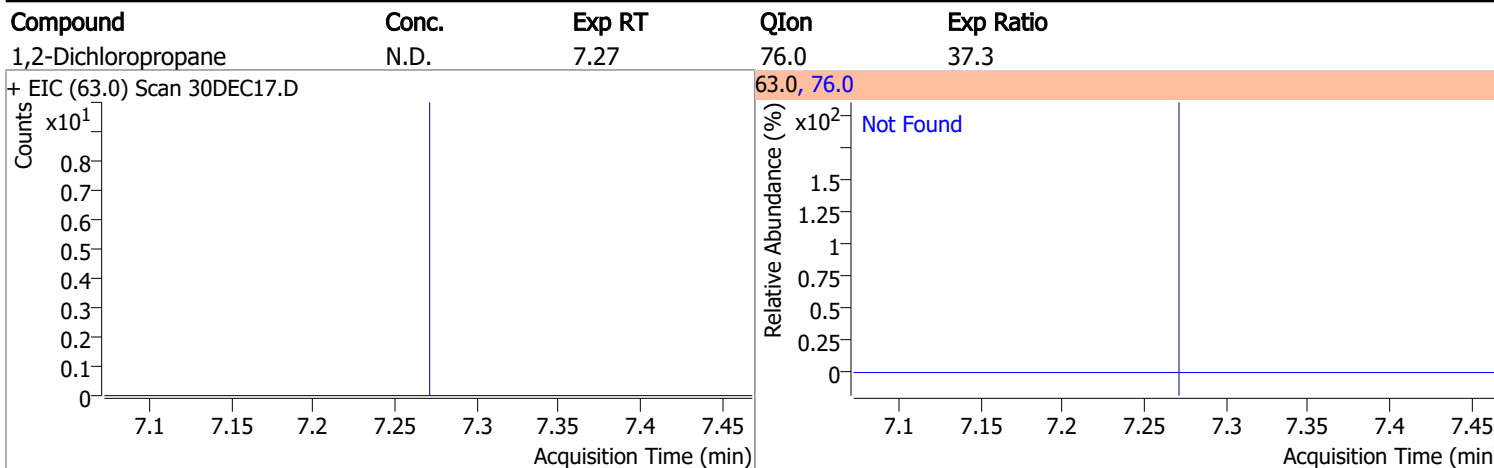
Compound	Conc.	Exp RT	QIon	Exp Ratio	QIon	Exp Ratio
1,2-Dichloroethane	N.D.	6.32	64.0	32.3	98.0	8.2



Compound	Conc.	Exp RT	QIon	Exp Ratio	QIon	Exp Ratio
Trichloroethene	N.D.	7.03	130.0	100.8	97.0	64.7

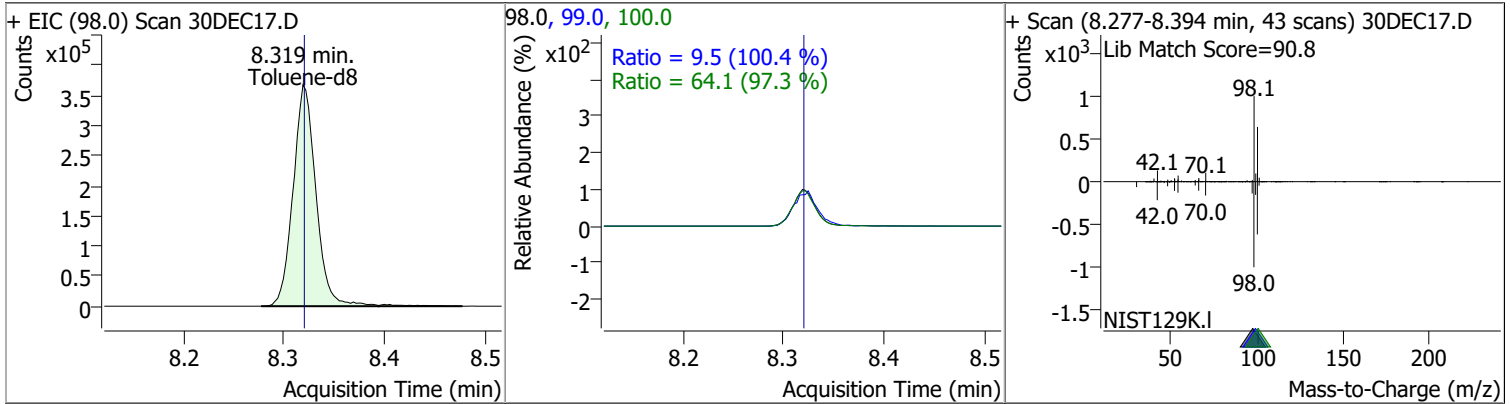


Quantitation Results Report (QT Reviewed)

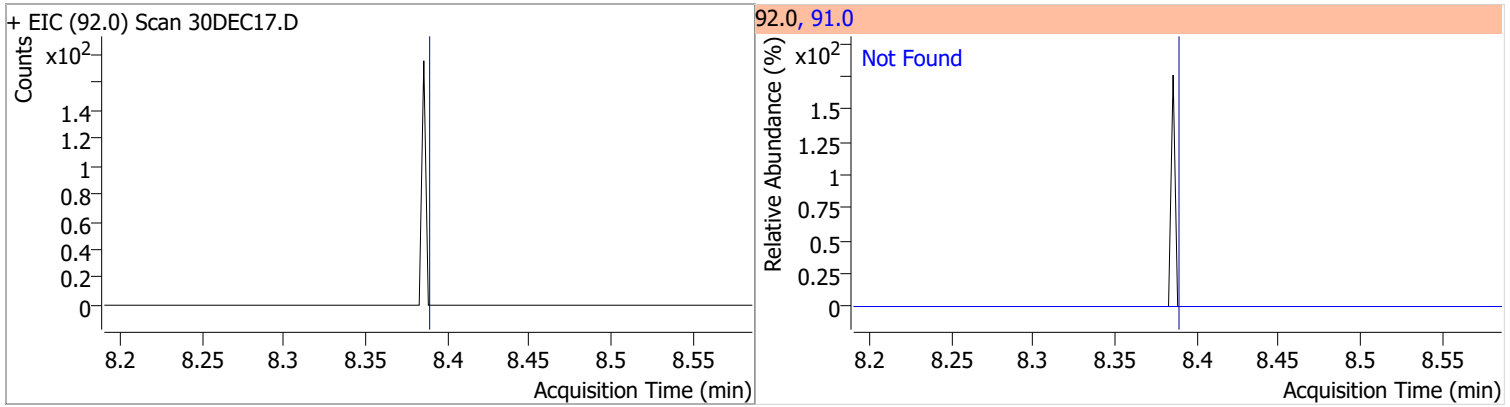


Quantitation Results Report (QT Reviewed)

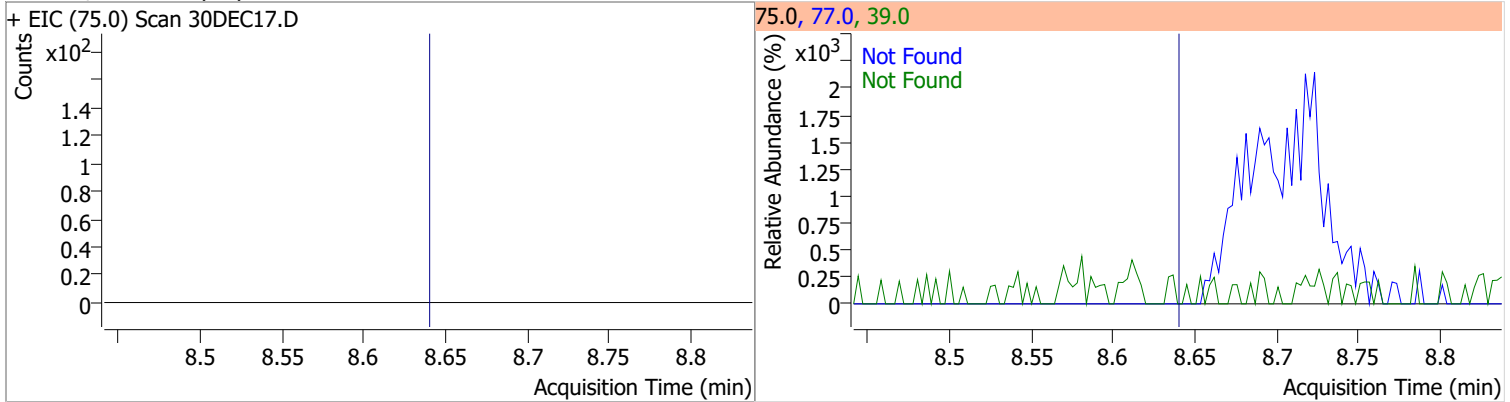
Compound	Conc.	RT	Dev(Min)	Resp.	QIon	QRatio	Lower	Upper
Toluene-d8	257.0616	8.32	0.00	577409	100.0	64.1	35.9	95.9
					99.0	9.5	0.0	39.5



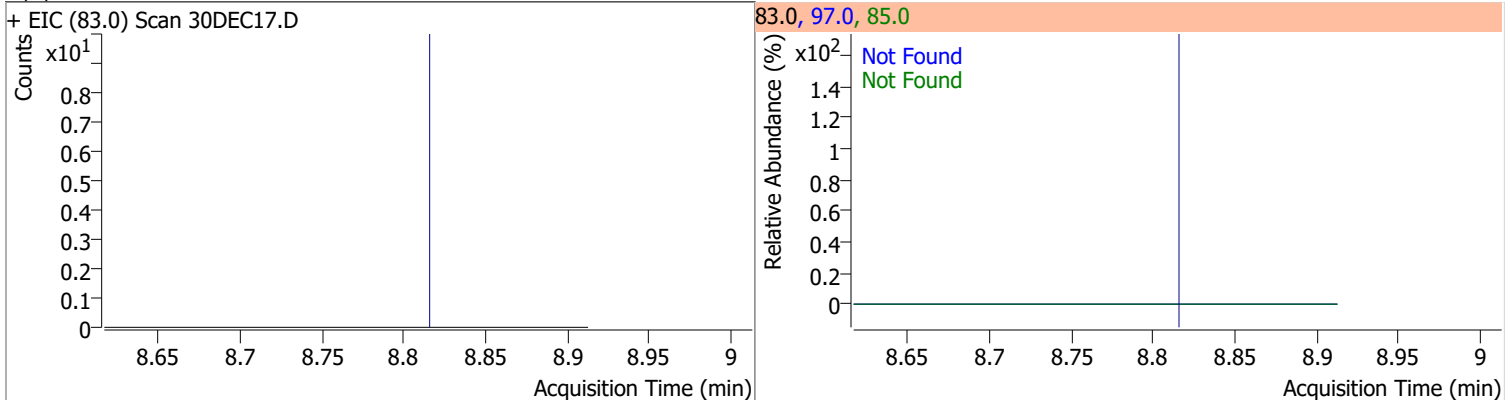
Compound	Conc.	Exp RT	QIon	Exp Ratio
Toluene	N.D.	8.39	91.0	174.3



Compound	Conc.	Exp RT	QIon	Exp Ratio	QIon	Exp Ratio
trans-1,3-Dichloropropene	N.D.	8.64	39.0	52.1	77.0	32.0

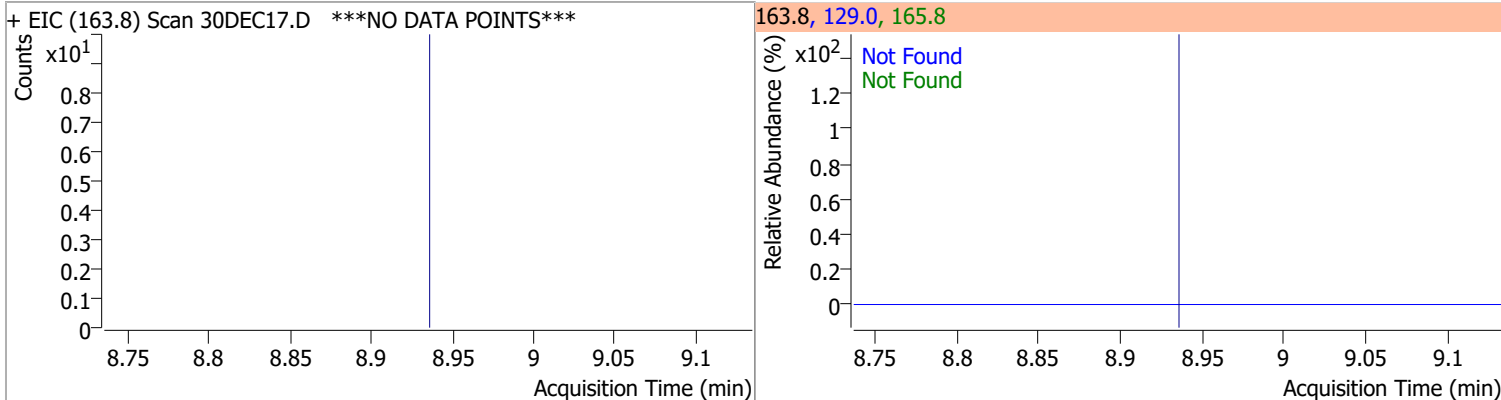


Compound	Conc.	Exp RT	QIon	Exp Ratio	QIon	Exp Ratio
1,1,2-Trichloroethane	N.D.	8.82	97.0	114.3	85.0	61.5

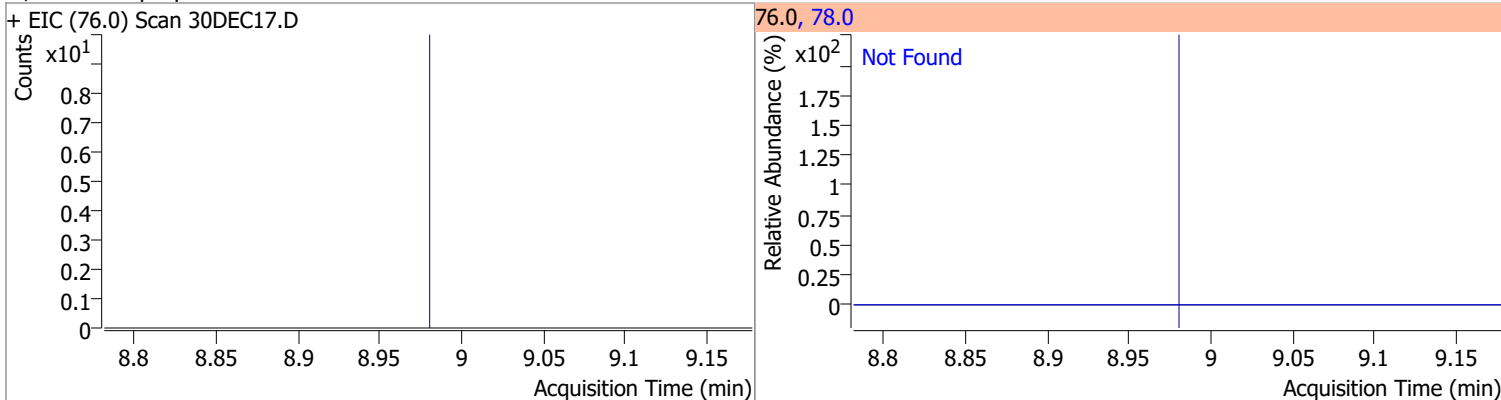


Quantitation Results Report (QT Reviewed)

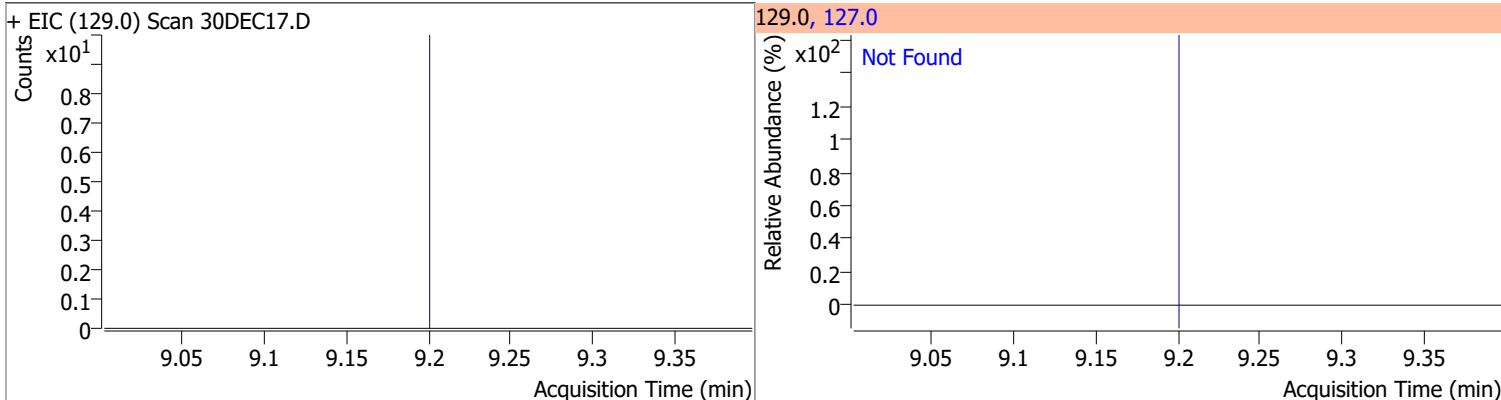
Compound	Conc.	Exp RT	QIon	Exp Ratio	QIon	Exp Ratio
Tetrachloroethene	N.D.	8.94	165.8	128.3	129.0	95.3



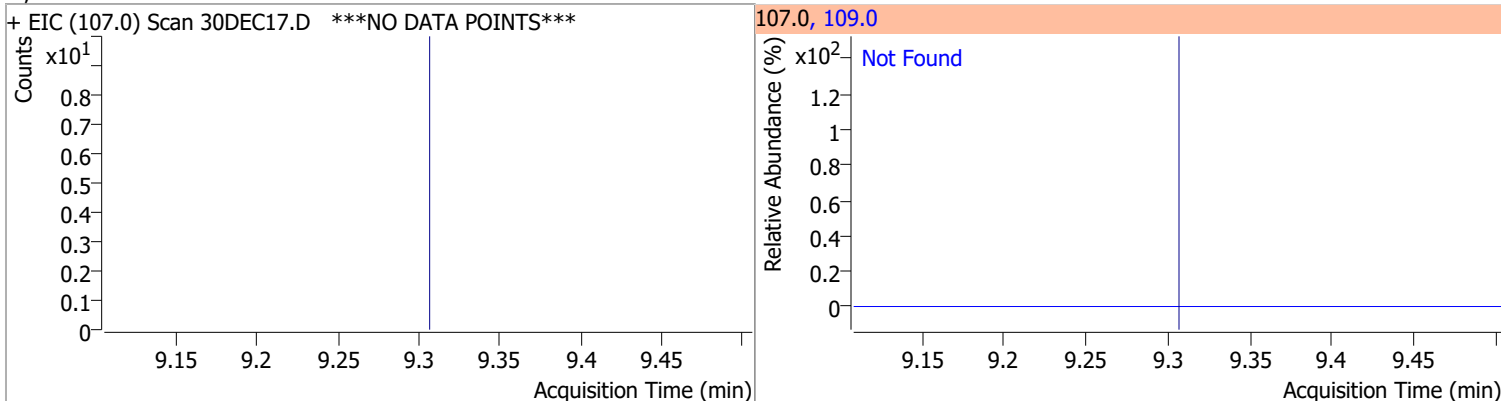
Compound	Conc.	Exp RT	QIon	Exp Ratio
1,3-Dichloropropane	N.D.	8.98	78.0	32.1



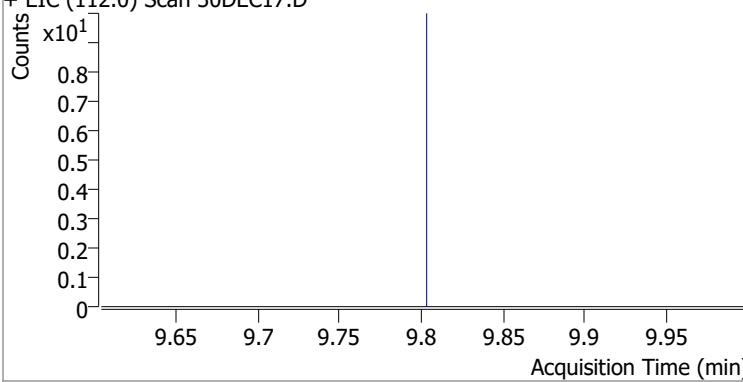
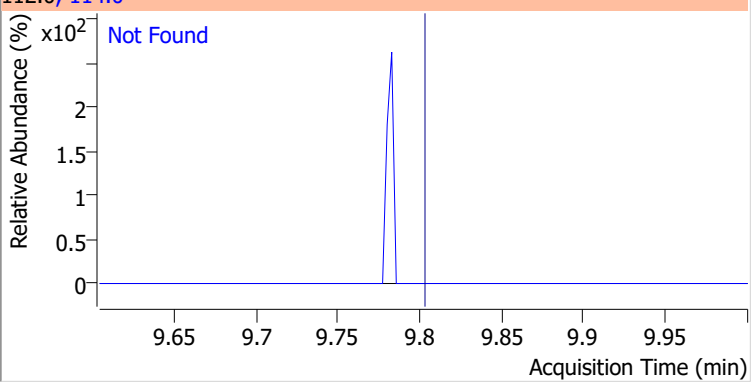
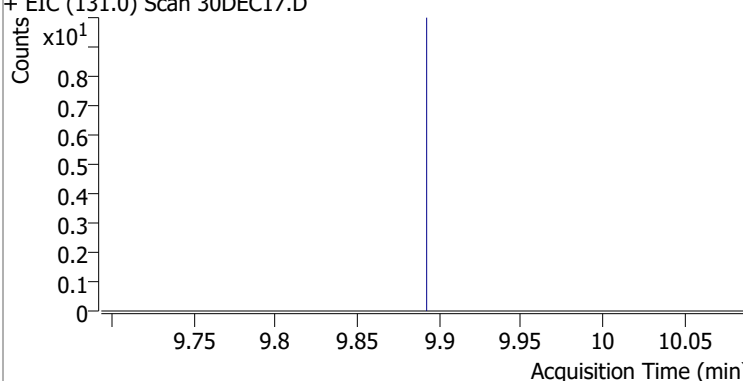
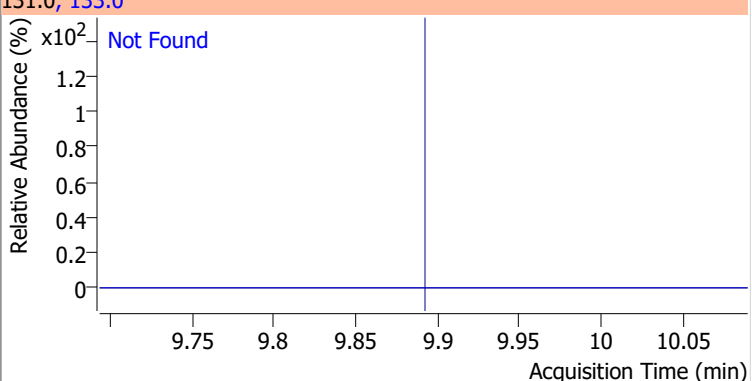
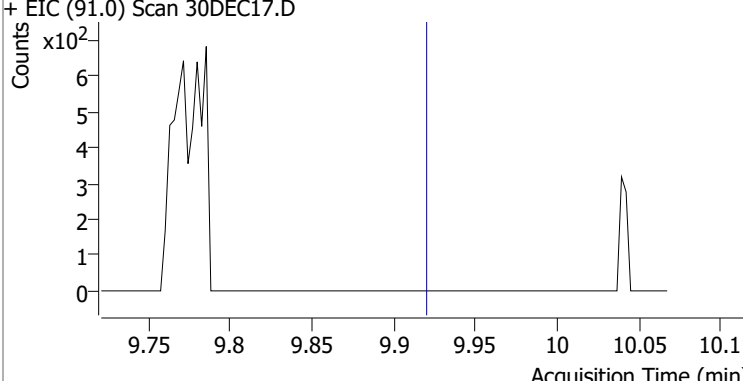
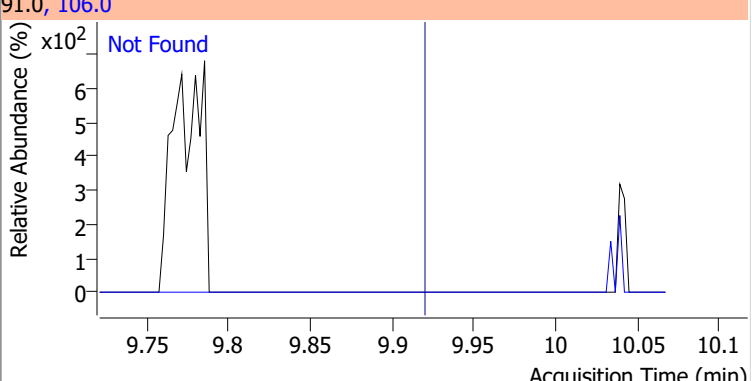
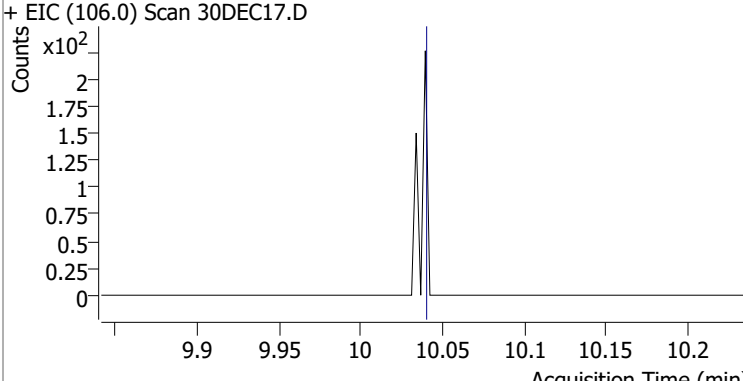
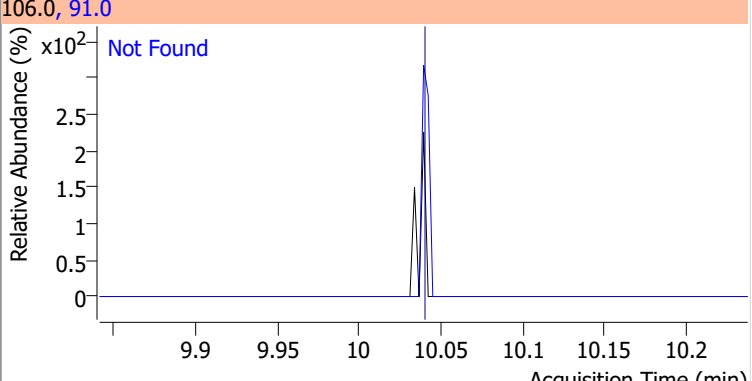
Compound	Conc.	Exp RT	QIon	Exp Ratio
Chlorodibromomethane	N.D.	9.20	127.0	75.3



Compound	Conc.	Exp RT	QIon	Exp Ratio
1,2-Dibromoethane	N.D.	9.31	109.0	97.2

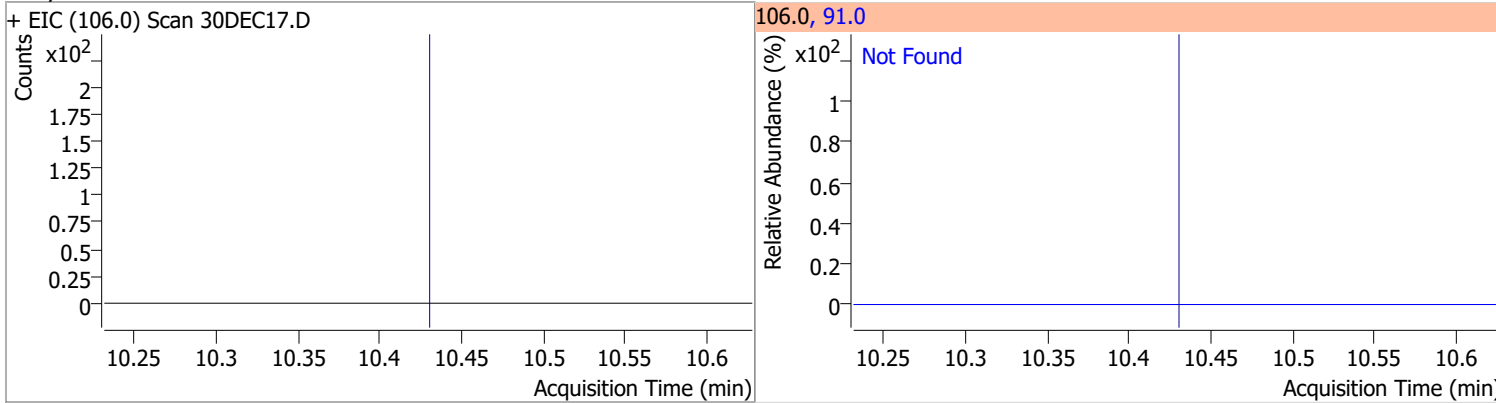


Quantitation Results Report (QT Reviewed)

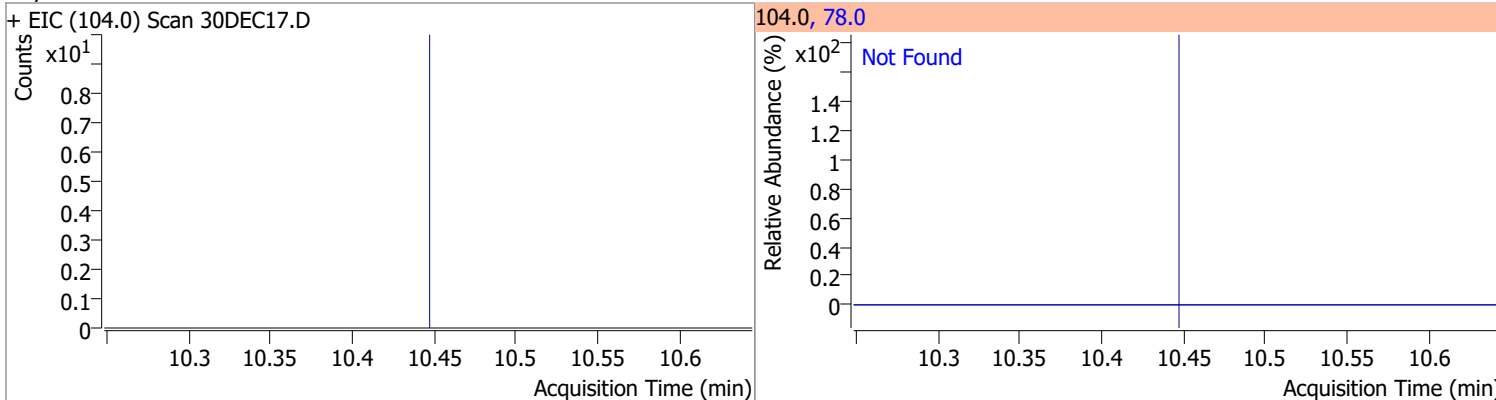
Compound	Conc.	Exp RT	QIon	Exp Ratio
Chlorobenzene	N.D.	9.80	114.0	32.3
+ EIC (112.0) Scan 30DEC17.D			112.0, 114.0	
				
1,1,1,2-Tetrachloroethane	N.D.	9.89	133.0	95.7
+ EIC (131.0) Scan 30DEC17.D			131.0, 133.0	
				
Ethylbenzene	N.D.	9.92	106.0	30.7
+ EIC (91.0) Scan 30DEC17.D			91.0, 106.0	
				
m+p-Xylenes	N.D.	10.04	91.0	205.0
+ EIC (106.0) Scan 30DEC17.D			106.0, 91.0	
				

Quantitation Results Report (QT Reviewed)

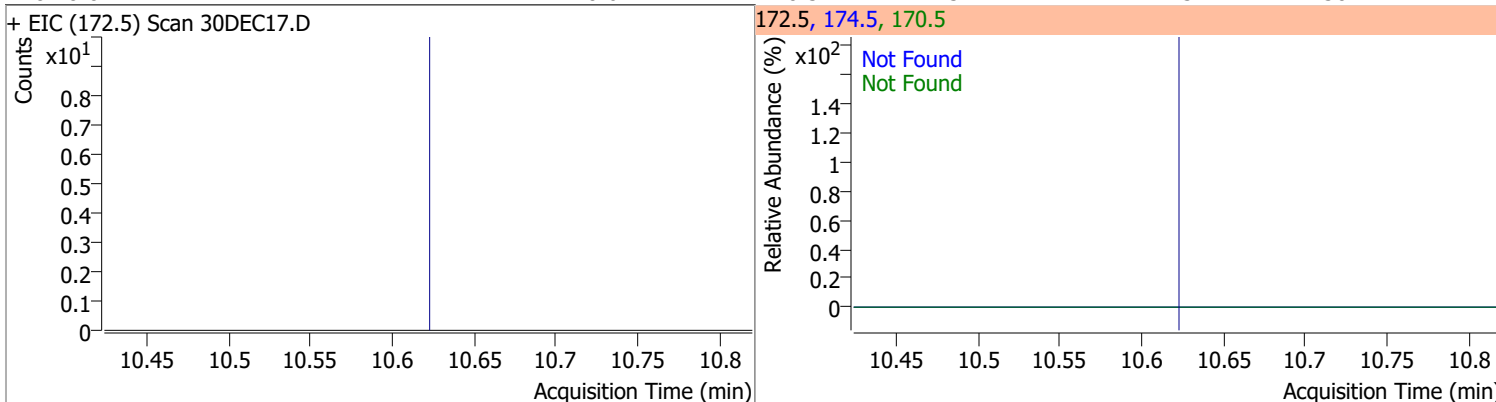
Compound	Conc.	Exp RT	QIon	Exp Ratio
o-Xylene	N.D.	10.43	91.0	216.1



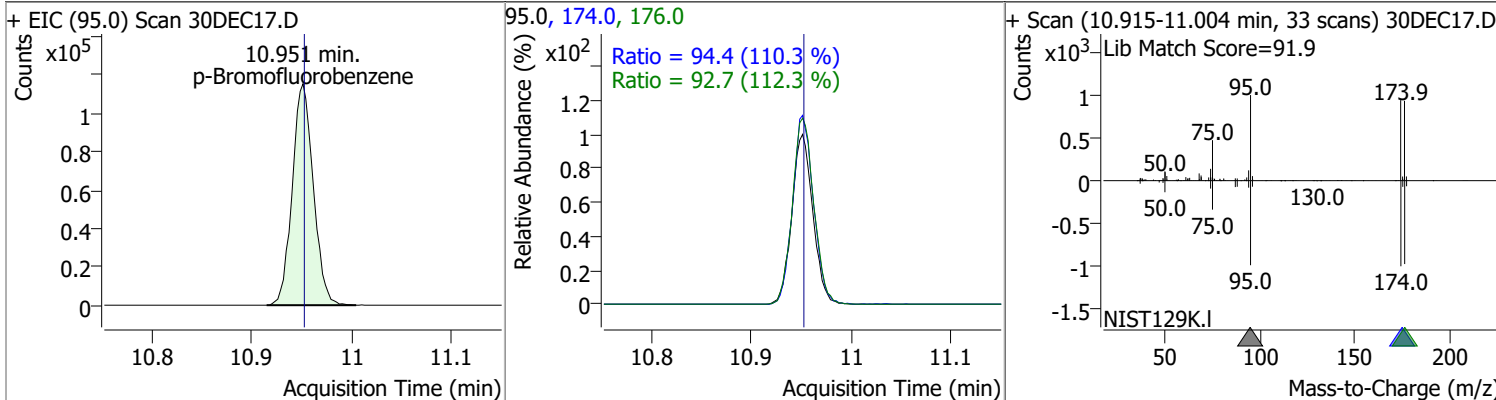
Compound	Conc.	Exp RT	QIon	Exp Ratio
Styrene	N.D.	10.45	78.0	50.6



Compound	Conc.	Exp RT	QIon	Exp Ratio	QIon	Exp Ratio
Bromoform	N.D.	10.62	170.5	52.7	174.5	50.7



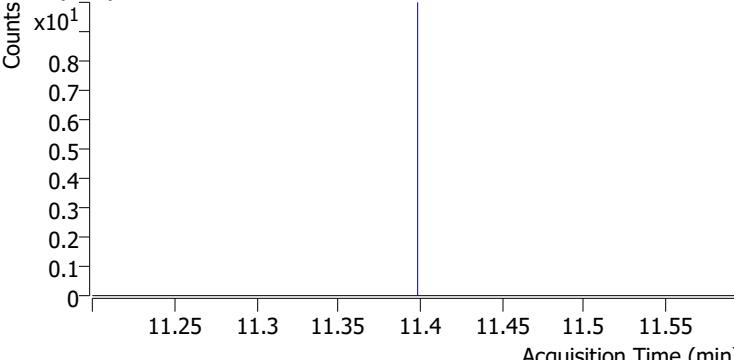
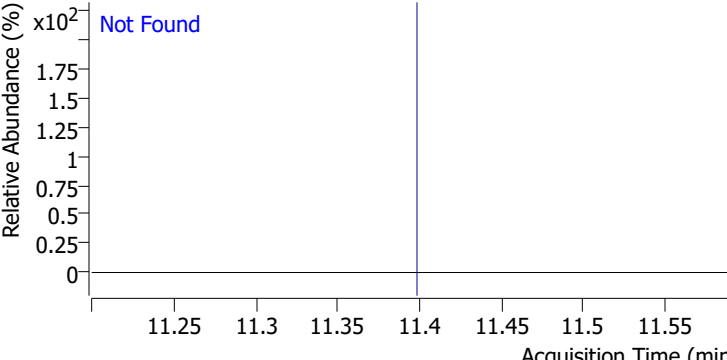
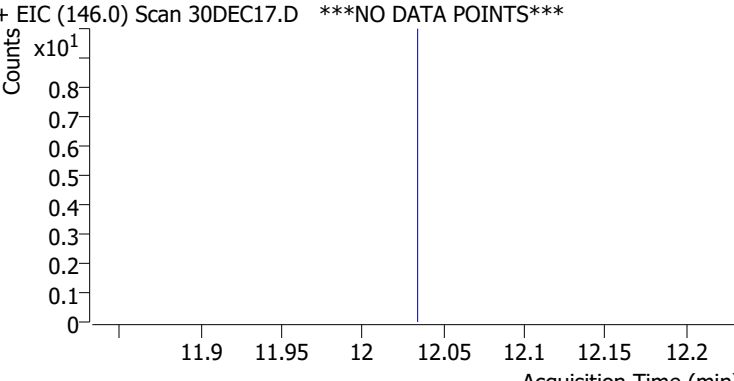
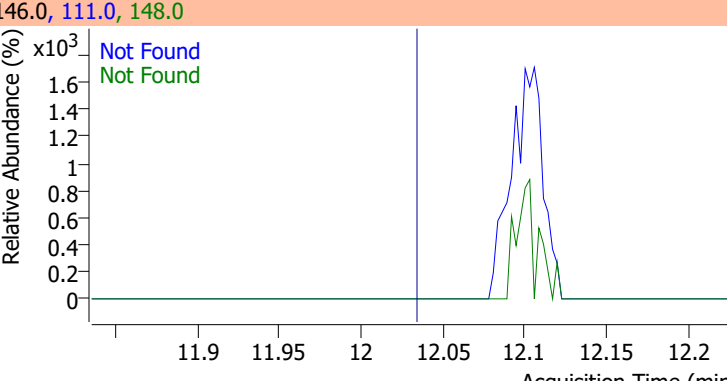
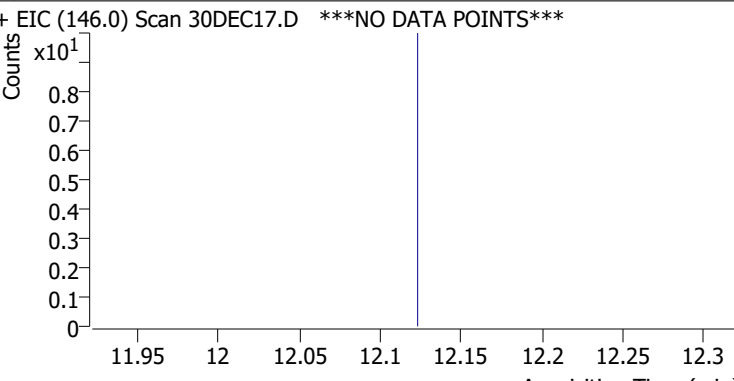
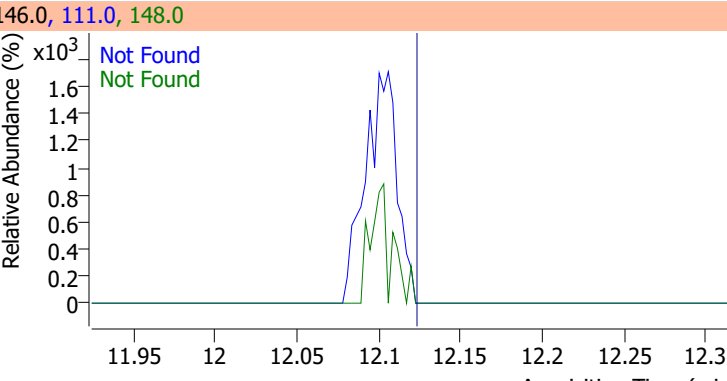
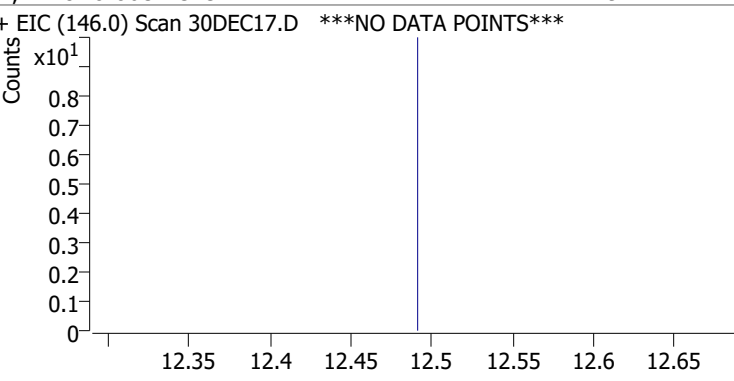
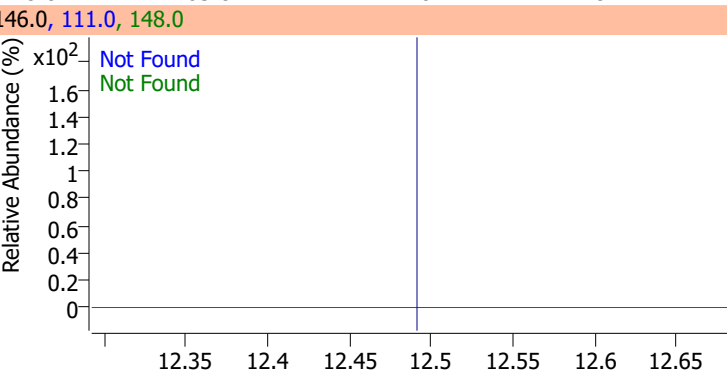
Compound	Conc.	RT	Dev(Min)	Resp.	QIon	QRatio	Lower	Upper
p-Bromofluorobenzene	260.0383	10.95	0.00	167668	174.0	94.4	55.5	115.5
					176.0	92.7	52.5	112.5



Quantitation Results Report (QT Reviewed)

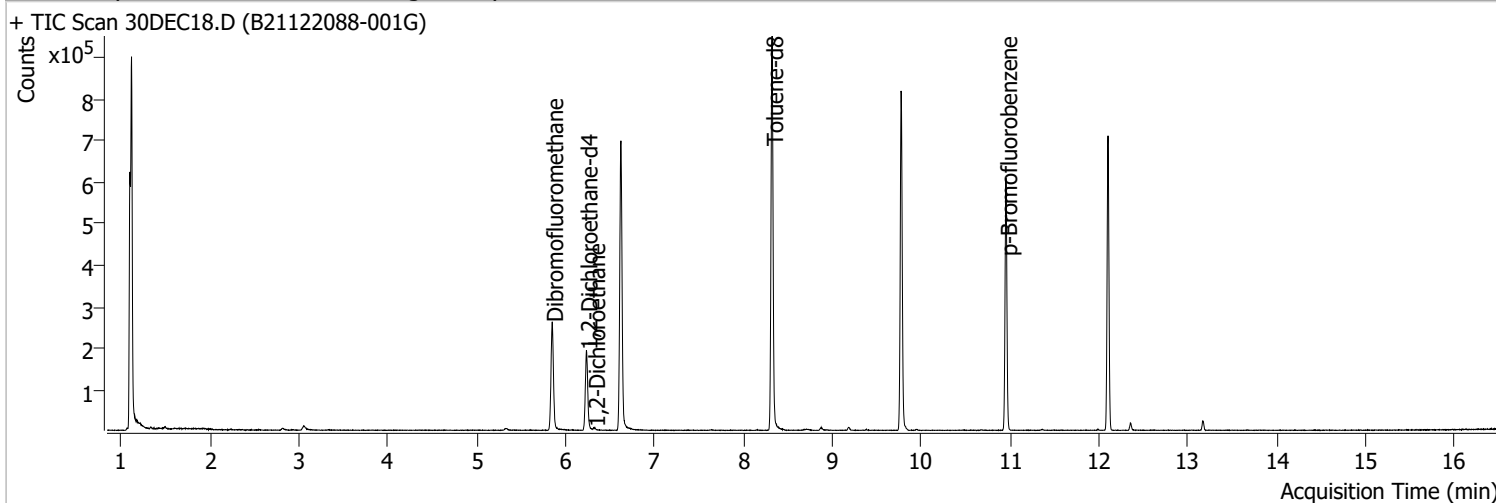
Compound	Conc.	Exp RT	QIon	Exp Ratio	QIon	Exp Ratio
Bromobenzene	N.D.	11.09	77.0	153.2	158.0	96.2
+ EIC (156.0) Scan 30DEC17.D ***NO DATA POINTS***			156.0, 77.0, 158.0			
1,1,2,2-Tetrachloroethane	N.D.	11.11	85.0	63.2		
+ EIC (83.0) Scan 30DEC17.D			83.0, 85.0			
1,2,3-Trichloropropane	N.D.	11.15	112.0	65.8		
+ EIC (110.0) Scan 30DEC17.D			110.0, 112.0			
2-Chlorotoluene	N.D.	11.29	91.0	294.1		
+ EIC (126.0) Scan 30DEC17.D ***NO DATA POINTS***			126.0, 91.0			

Quantitation Results Report (QT Reviewed)

Compound	Conc.	Exp RT	QIon	Exp Ratio
4-Chlorotoluene	N.D.	11.40	126.0	30.4
+ EIC (91.0) Scan 30DEC17.D			91.0, 126.0	
				
1,3-Dichlorobenzene	N.D.	12.03	148.0	64.5
+ EIC (146.0) Scan 30DEC17.D ***NO DATA POINTS***			146.0, 111.0, 148.0	
				
1,4-Dichlorobenzene	N.D.	12.12	148.0	64.0
+ EIC (146.0) Scan 30DEC17.D ***NO DATA POINTS***			146.0, 111.0, 148.0	
				
1,2-Dichlorobenzene	N.D.	12.49	148.0	63.8
+ EIC (146.0) Scan 30DEC17.D ***NO DATA POINTS***			146.0, 111.0, 148.0	
				

Quantitation Results Report (QT Reviewed)

Data File	30DEC18.D	Operator	SBD
Acq. Method	5975CACQF.M	Acq. Date-Time	12/30/2021 6:13:43 PM
Sample Name	B21122088-001G	Instrument	VOA5975C
Vial	18	Multiplier	1.00
DA Method File	VOA5975C_8260B_SHT_DoD_L4_120721.m	Comment	
Tune File	BFB_Atune3.u	Tune Date	10/11/2021 4:02:00 PM
Batch Name	VG123021_8260B_624pt1.batch.bin	Last Calib Update	1/20/2022 10:22:06 AM
Ref Library	\\MASSHUNTER\Org\Library\NIST129K.I		



Compound	RT	QIon	Resp.	Conc.	Units	Dev(Min)
----------	----	------	-------	-------	-------	----------

Internal Standards

M Fluorobenzene	6.620	96.0	594620	250.0000	ng	0.000
M Chlorobenzene-d5	9.771	82.0	223528	250.0000	ng	-0.003
M 1,4-Dichlorobenzene-d4	12.100	152.0	168667	250.0000	ng	0.000

System Monitoring Compounds

S Dibromofluoromethane	5.848	113.0	151738	260.3749	ng	-0.003
Spiked Amount: 250.000	Range: 80.0 - 119.0%			Recovery = 104.15%		
S 1,2-Dichloroethane-d4	6.233	67.0	68647	258.1156	ng	0.003
Spiked Amount: 250.000	Range: 81.0 - 118.0%			Recovery = 103.25%		
S Toluene-d8	8.321	98.0	581503	258.7916	ng	0.003
Spiked Amount: 250.000	Range: 89.0 - 112.0%			Recovery = 103.52%		
S p-Bromofluorobenzene	10.954	95.0	168904	261.7068	ng	0.003
Spiked Amount: 250.000	Range: 85.0 - 114.0%			Recovery = 104.68%		

Target Compounds

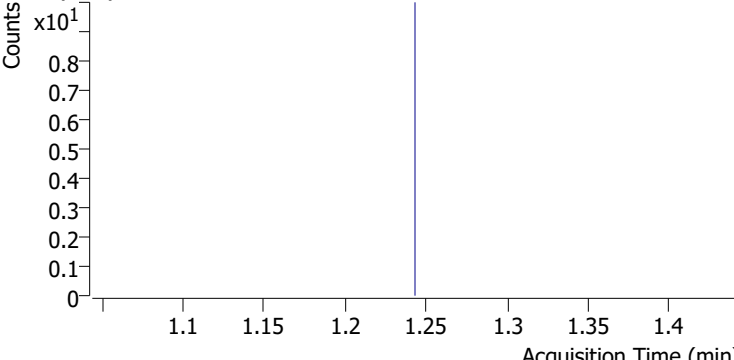
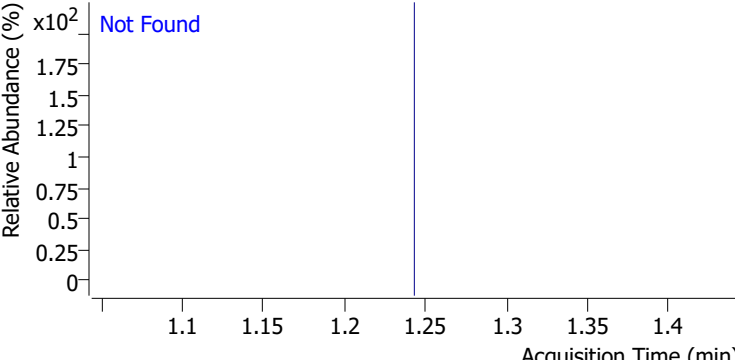
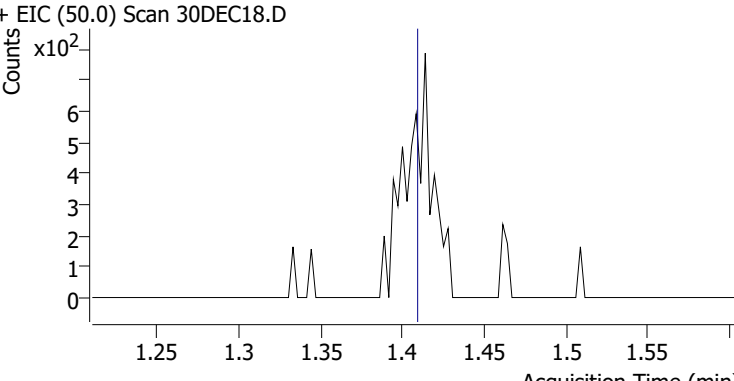
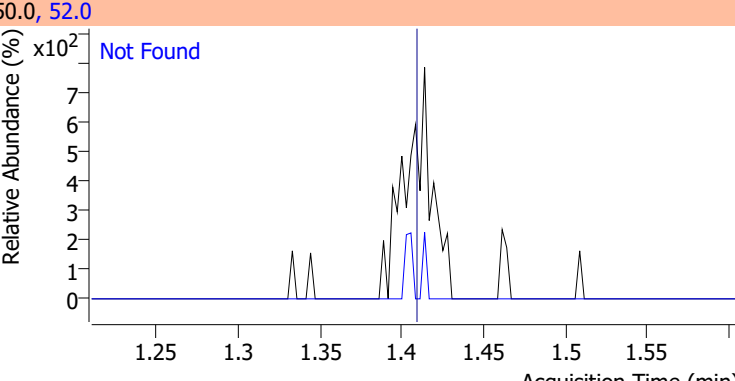
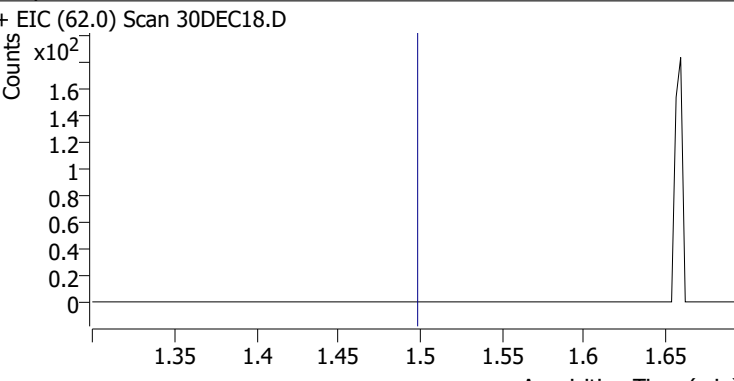
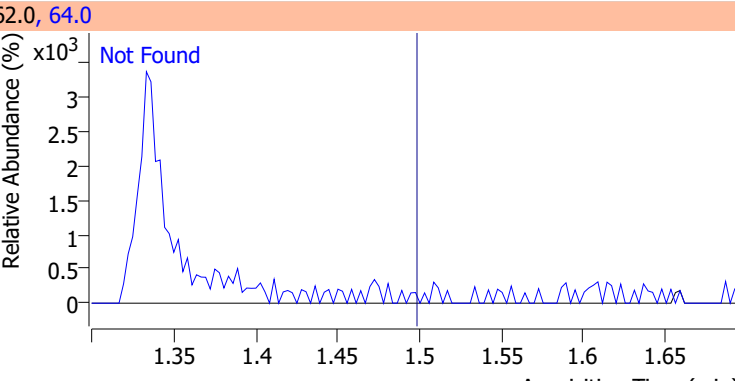
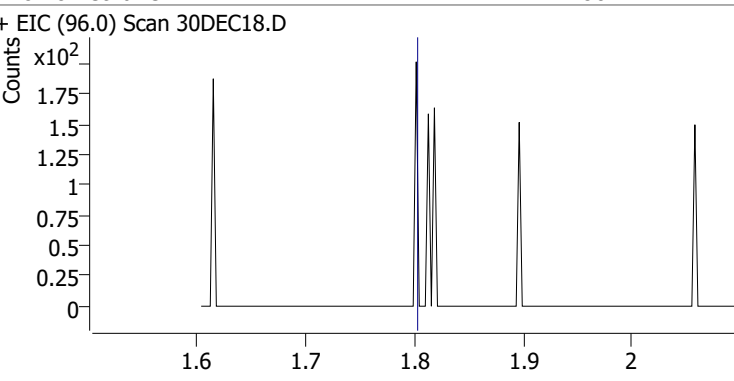
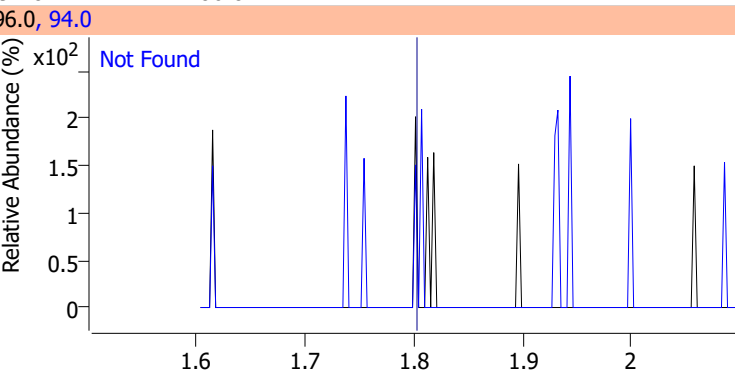
Target Compound	RT	QIon	Resp.	Conc.	Units	Dev(Min)	QValue
T Dichlorodifluoromethane	0.000		0	N.D.			
T Chloromethane	0.000		0	N.D.			
T Vinyl chloride	0.000		0	N.D.			
T Bromomethane	0.000		0	N.D.			
T Chloroethane	0.000		0	N.D.			
T Trichlorofluoromethane	0.000		0	N.D.			
T 1,1-Dichloroethene	0.000		0	N.D.			
T Methylene chloride	0.000		0	N.D.			
T trans-1,2-Dichloroethene	0.000		0	N.D.			
T Methyl tert-butyl ether (MTBE)	0.000		0	N.D.			
T 1,1-Dichloroethane	0.000		0	N.D.			
T 2,2-Dichloropropane	0.000		0	N.D.			
T cis-1,2-Dichloroethene	0.000		0	N.D.			
T Methyl ethyl ketone	0.000		0	N.D.			
T Bromochloromethane	0.000		0	N.D.			
T Chloroform	0.000		0	N.D.			

Quantitation Results Report (QT Reviewed)

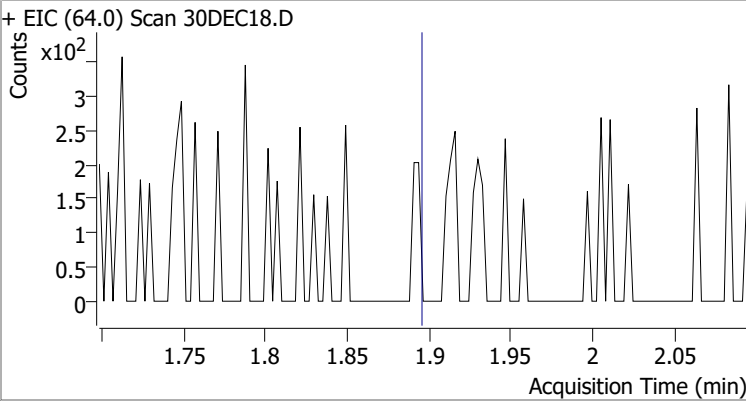
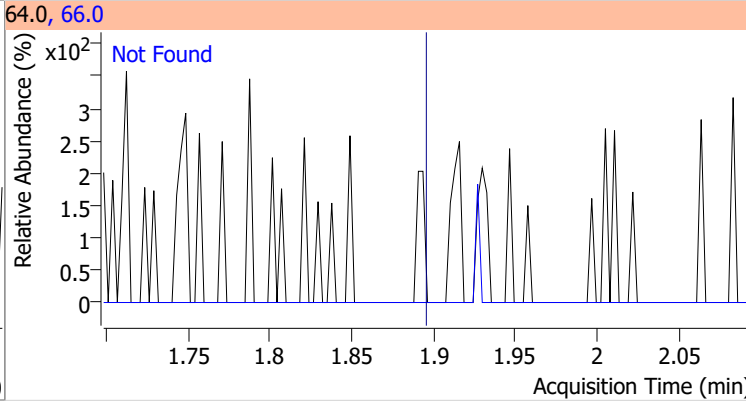
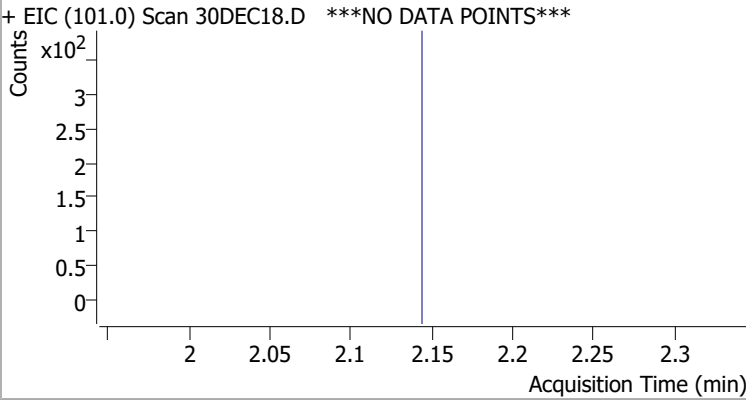
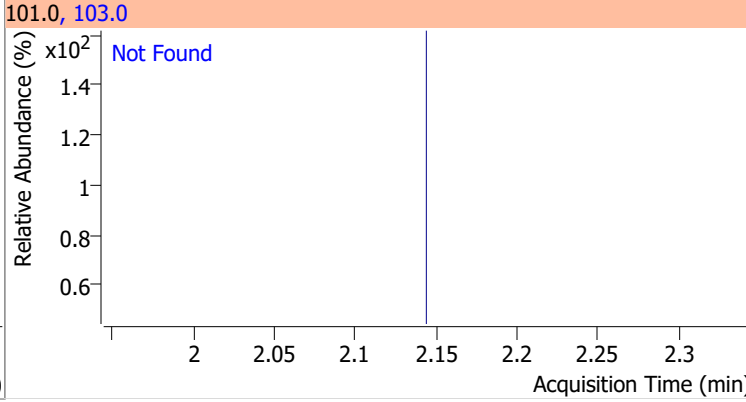
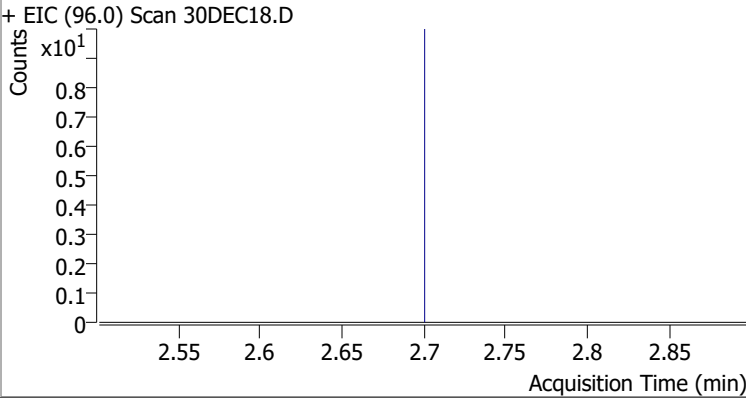
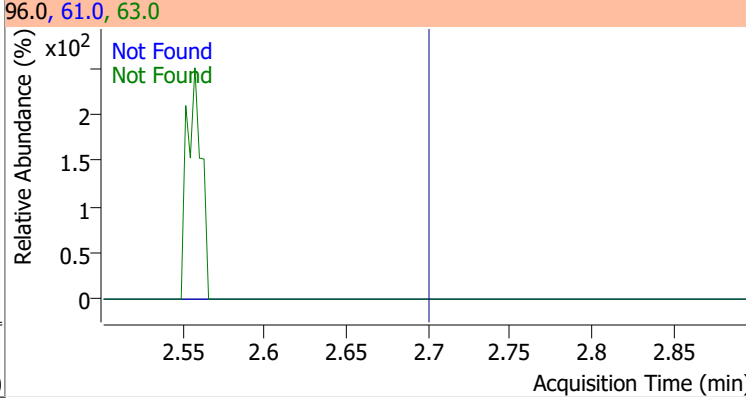
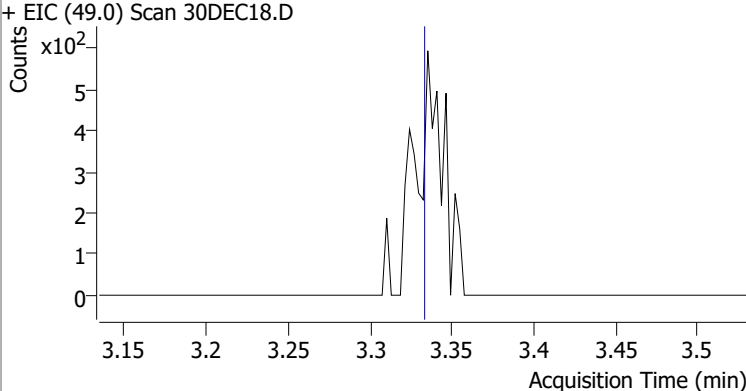
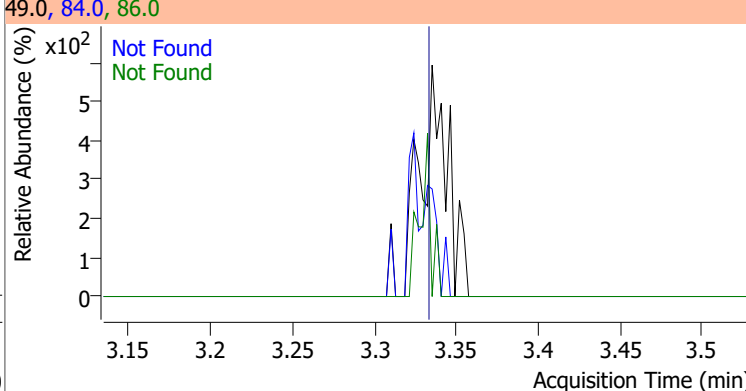
Compound	RT	QIon	Resp.	Conc.	Units	Dev(Min)
T 1,1,1-Trichloroethane	0.000		0	N.D.		
T Carbon tetrachloride	0.000		0	N.D.		
T 1,1-Dichloropropene	0.000		0	N.D.		
T Benzene	0.000		0	N.D.		
T 1,2-Dichloroethane	6.319	62.0	3649	5.7710	ng	89
T Trichloroethene	0.000		0	N.D.		
T 1,2-Dichloropropane	0.000		0	N.D.		
T Dibromomethane	0.000		0	N.D.		
T Bromodichloromethane	0.000		0	N.D.		
T cis-1,3-Dichloropropene	0.000		0	N.D.		
T Toluene	0.000		0	N.D.		
T trans-1,3-Dichloropropene	0.000		0	N.D.		
T 1,1,2-Trichloroethane	0.000		0	N.D.		
T Tetrachloroethene	0.000		0	N.D.		
T 1,3-Dichloropropane	0.000		0	N.D.		
T Chlorodibromomethane	0.000		0	N.D.		
T 1,2-Dibromoethane	0.000		0	N.D.		
T Chlorobenzene	0.000		0	N.D.		
T 1,1,1,2-Tetrachloroethane	0.000		0	N.D.		
T Ethylbenzene	0.000		0	N.D.		
T m+p-Xylenes	0.000		0	N.D.		
T o-Xylene	0.000		0	N.D.		
T Styrene	0.000		0	N.D.		
T Bromoform	0.000		0	N.D.		
T Bromobenzene	0.000		0	N.D.		
T 1,1,2,2-Tetrachloroethane	0.000		0	N.D.		
T 1,2,3-Trichloropropane	0.000		0	N.D.		
T 2-Chlorotoluene	0.000		0	N.D.		
T 4-Chlorotoluene	0.000		0	N.D.		
T 1,3-Dichlorobenzene	0.000		0	N.D.		
T 1,4-Dichlorobenzene	0.000		0	N.D.		
T 1,2-Dichlorobenzene	0.000		0	N.D.		

(#) = Qualifier Out of Range; (m) = Manual Integration; (+) = Area Summed; (*) = Surrogate Percent Recovery Out of Range; (d): Zeroed Peak

Quantitation Results Report (QT Reviewed)

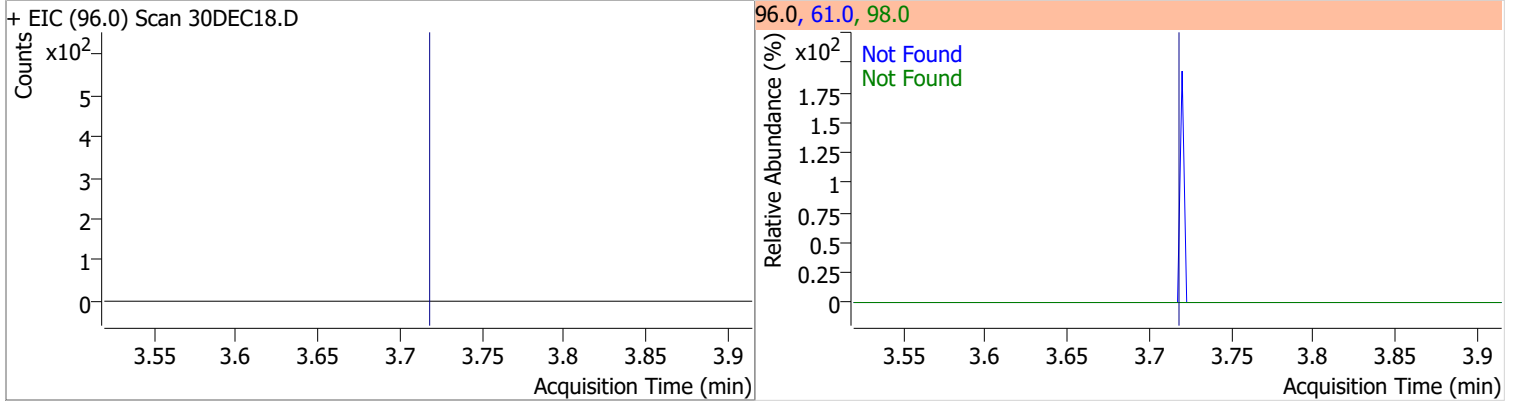
Compound	Conc.	Exp RT	QIon	Exp Ratio
Dichlorodifluoromethane	N.D.	1.24	87.0	32.0
+ EIC (85.0) Scan 30DEC18.D ***NO DATA POINTS***			85.0, 87.0	
Counts $\times 10^1$	Acquisition Time (min)			Relative Abundance (%) $\times 10^2$
				
Chloromethane	N.D.	1.41	52.0	32.7
+ EIC (50.0) Scan 30DEC18.D			50.0, 52.0	
Counts $\times 10^2$	Acquisition Time (min)			Relative Abundance (%) $\times 10^2$
				
Vinyl chloride	N.D.	1.50	64.0	31.6
+ EIC (62.0) Scan 30DEC18.D			62.0, 64.0	
Counts $\times 10^2$	Acquisition Time (min)			Relative Abundance (%) $\times 10^3$
				
Bromomethane	N.D.	1.80	94.0	106.0
+ EIC (96.0) Scan 30DEC18.D			96.0, 94.0	
Counts $\times 10^2$	Acquisition Time (min)			Relative Abundance (%) $\times 10^2$
				

Quantitation Results Report (QT Reviewed)

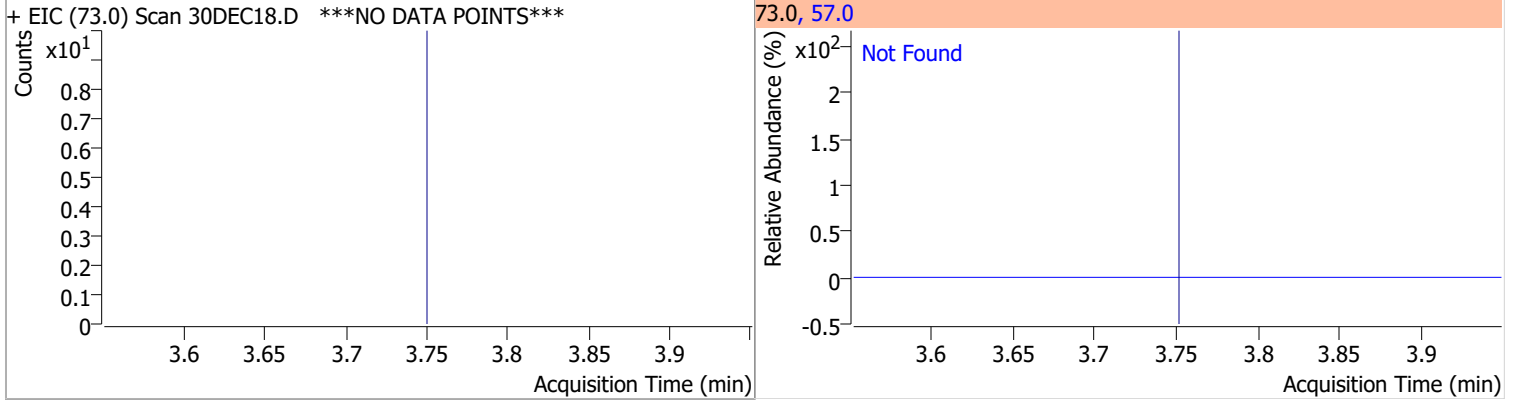
Compound	Conc.	Exp RT	QIon	Exp Ratio		
Chloroethane	N.D.	1.90	66.0	30.8		
+ EIC (64.0) Scan 30DEC18.D			64.0, 66.0			
						
Trichlorofluoromethane	N.D.	2.14	103.0	64.8		
+ EIC (101.0) Scan 30DEC18.D ***NO DATA POINTS***			101.0, 103.0			
						
1,1-Dichloroethene	N.D.	2.70	61.0	180.1	QIon	Exp Ratio
+ EIC (96.0) Scan 30DEC18.D			96.0, 61.0, 63.0			
						
Methylene chloride	N.D.	3.33	84.0	69.4	QIon	Exp Ratio
+ EIC (49.0) Scan 30DEC18.D			49.0, 84.0, 86.0			
						

Quantitation Results Report (QT Reviewed)

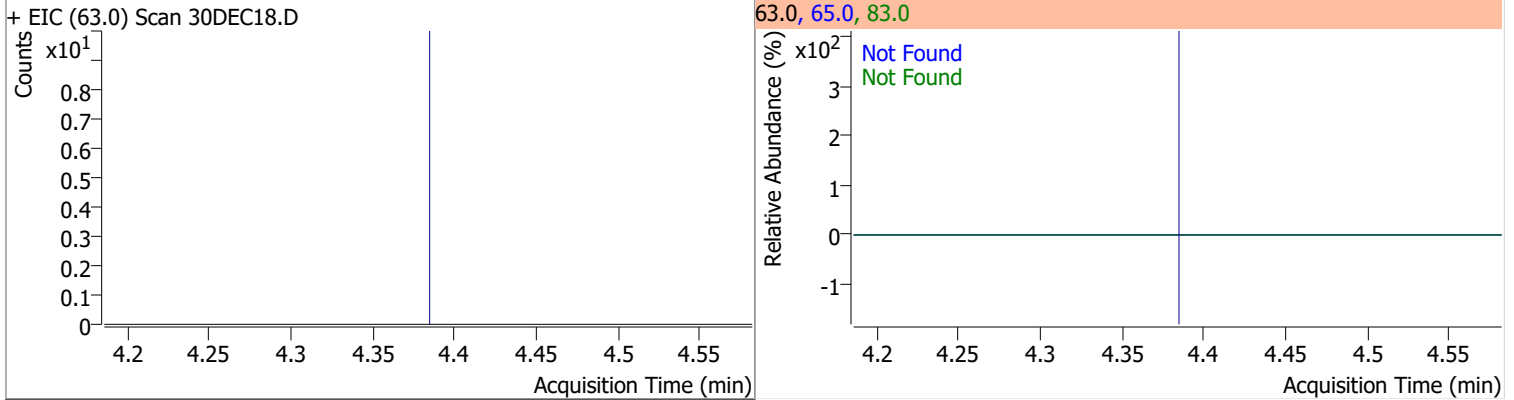
Compound	Conc.	Exp RT	QIon	Exp Ratio	QIon	Exp Ratio
trans-1,2-Dichloroethene	N.D.	3.72	61.0	155.1	98.0	62.8



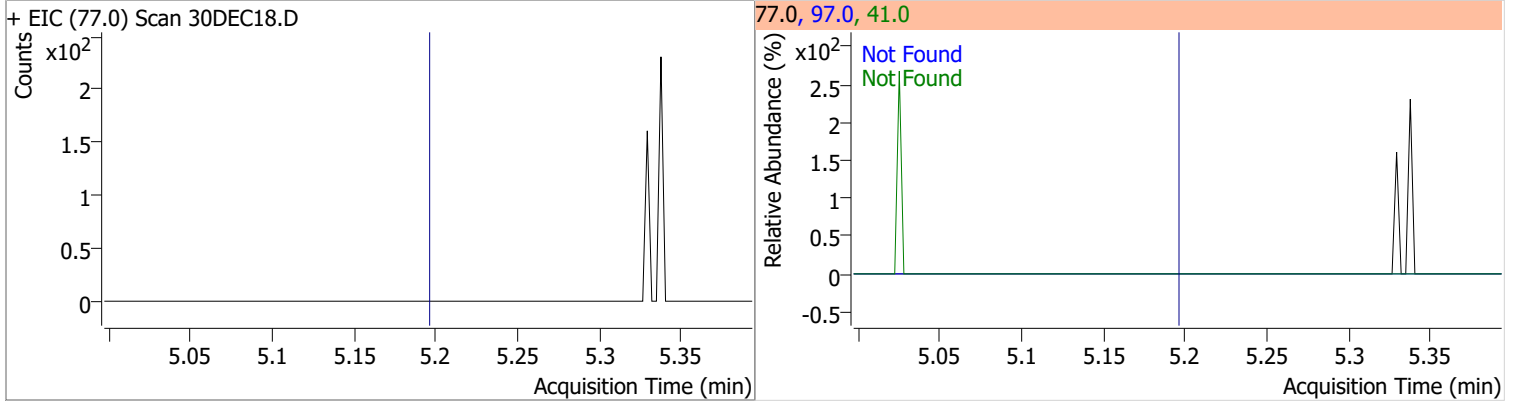
Compound	Conc.	Exp RT	QIon	Exp Ratio
Methyl tert-butyl ether (MTBE)	N.D.	3.75	57.0	23.9



Compound	Conc.	Exp RT	QIon	Exp Ratio	QIon	Exp Ratio
1,1-Dichloroethane	N.D.	4.38	65.0	31.7	83.0	12.8

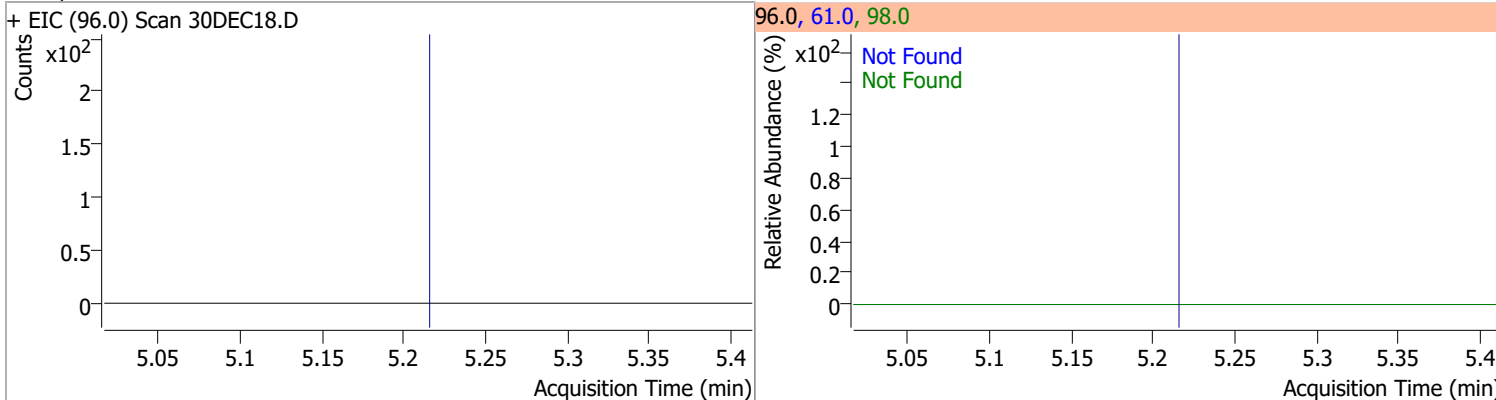


Compound	Conc.	Exp RT	QIon	Exp Ratio	QIon	Exp Ratio
2,2-Dichloropropane	N.D.	5.20	41.0	59.0	97.0	21.8

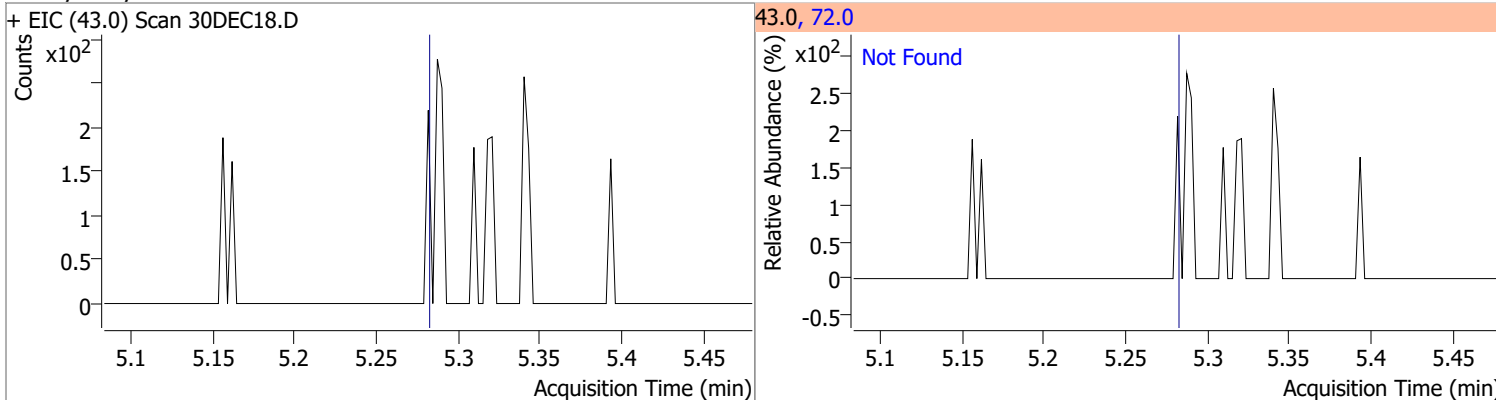


Quantitation Results Report (QT Reviewed)

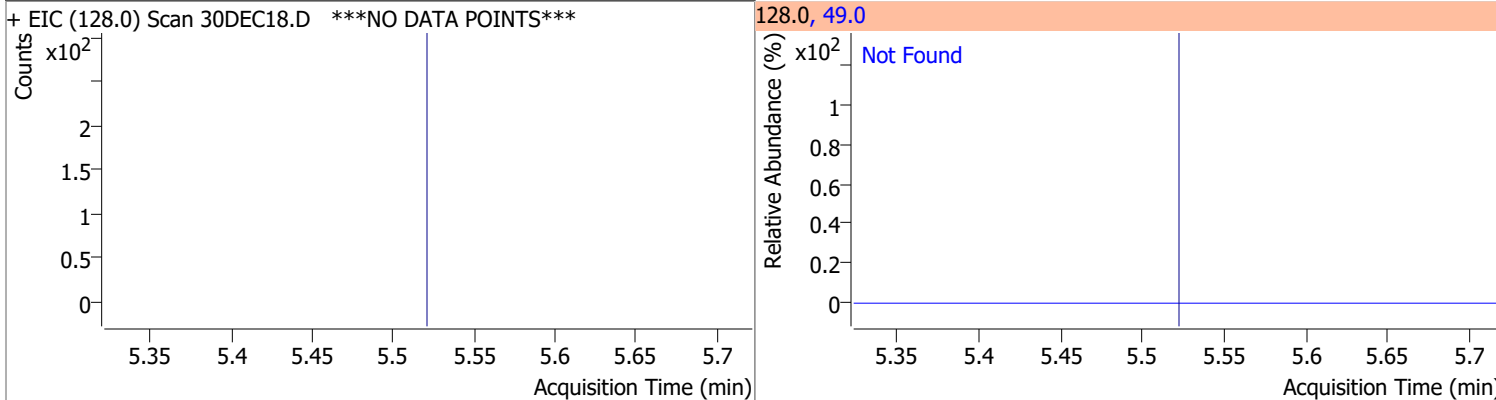
Compound	Conc.	Exp RT	QIon	Exp Ratio	QIon	Exp Ratio
cis-1,2-Dichloroethene	N.D.	5.21	61.0	163.3	98.0	64.4



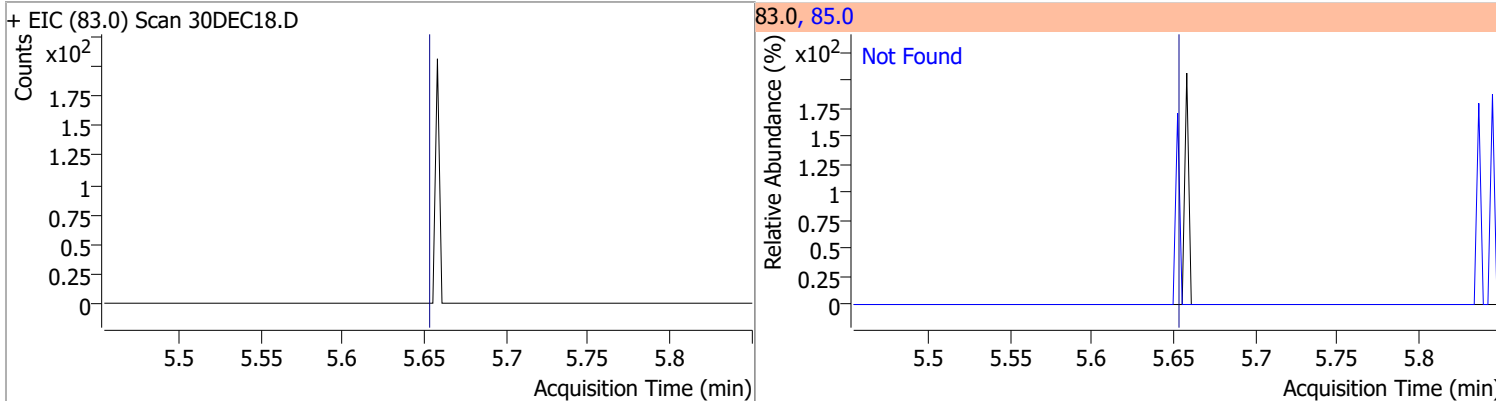
Compound	Conc.	Exp RT	QIon	Exp Ratio
Methyl ethyl ketone	N.D.	5.28	72.0	22.2



Compound	Conc.	Exp RT	QIon	Exp Ratio
Bromochloromethane	N.D.	5.52	49.0	184.6

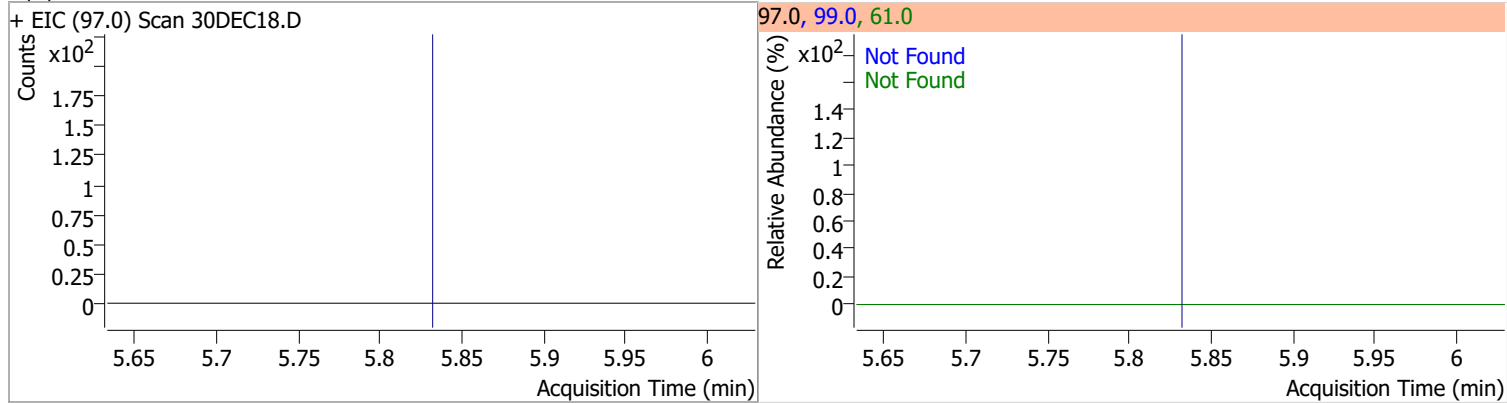


Compound	Conc.	Exp RT	QIon	Exp Ratio
Chloroform	N.D.	5.65	85.0	65.1

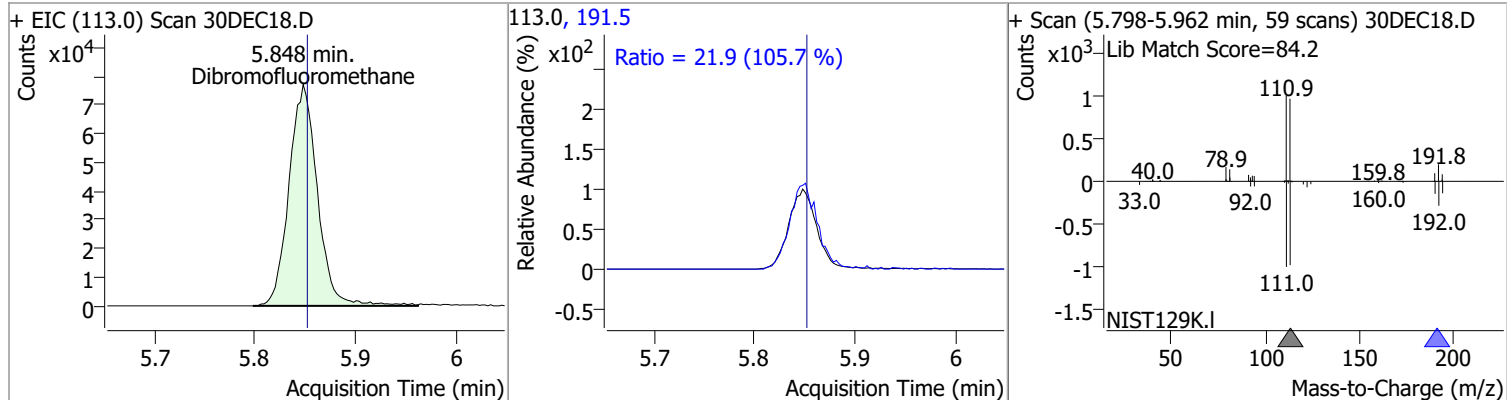


Quantitation Results Report (QT Reviewed)

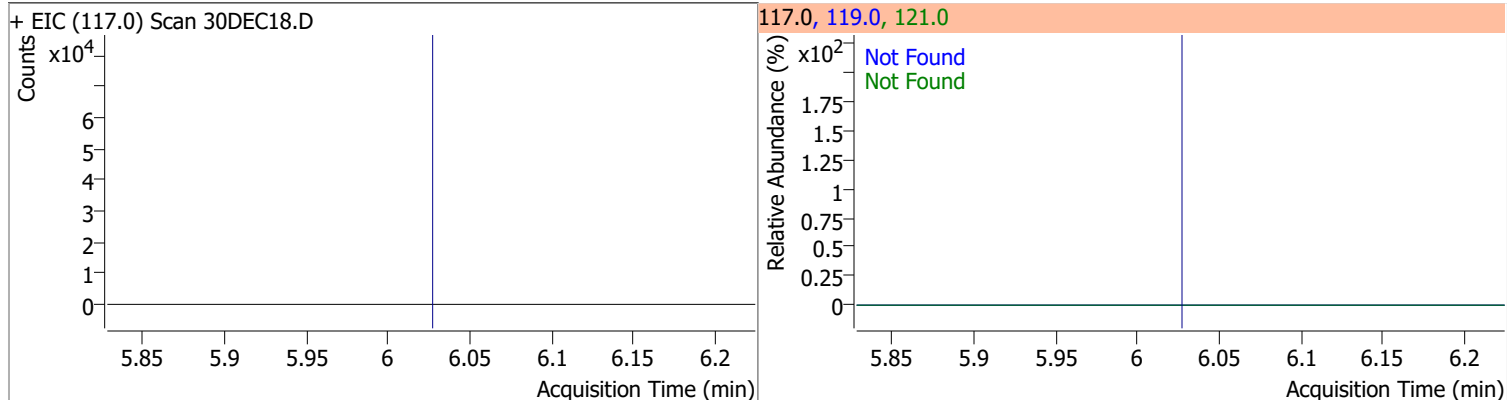
Compound	Conc.	Exp RT	QIon	Exp Ratio	QIon	Exp Ratio
1,1,1-Trichloroethane	N.D.	5.83	99.0	65.7	61.0	45.0



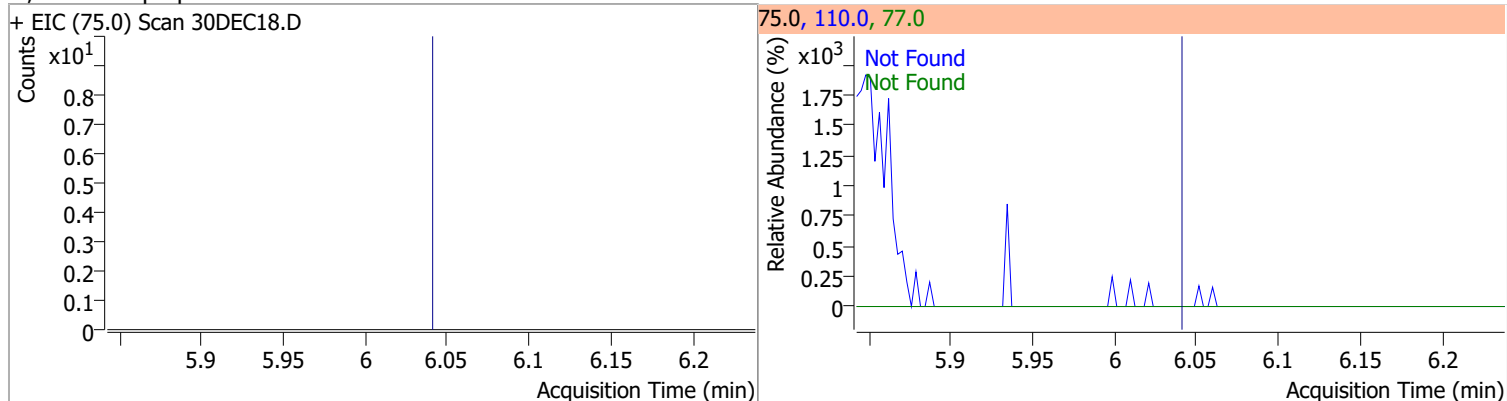
Compound	Conc.	RT	Dev(Min)	Resp.	QIon	QRatio	Lower	Upper
Dibromofluoromethane	260.3749	5.85	0.00	151738	191.5	21.9	0.0	50.7



Compound	Conc.	Exp RT	QIon	Exp Ratio	QIon	Exp Ratio
Carbon tetrachloride	N.D.	6.03	119.0	97.5	121.0	30.4

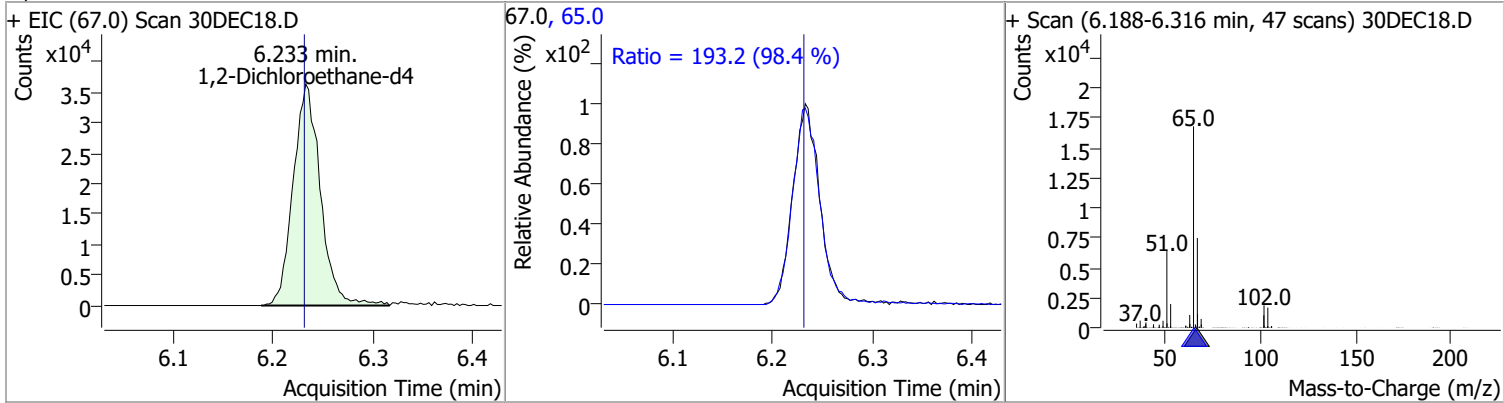


Compound	Conc.	Exp RT	QIon	Exp Ratio	QIon	Exp Ratio
1,1-Dichloropropene	N.D.	6.04	110.0	35.4	77.0	30.5

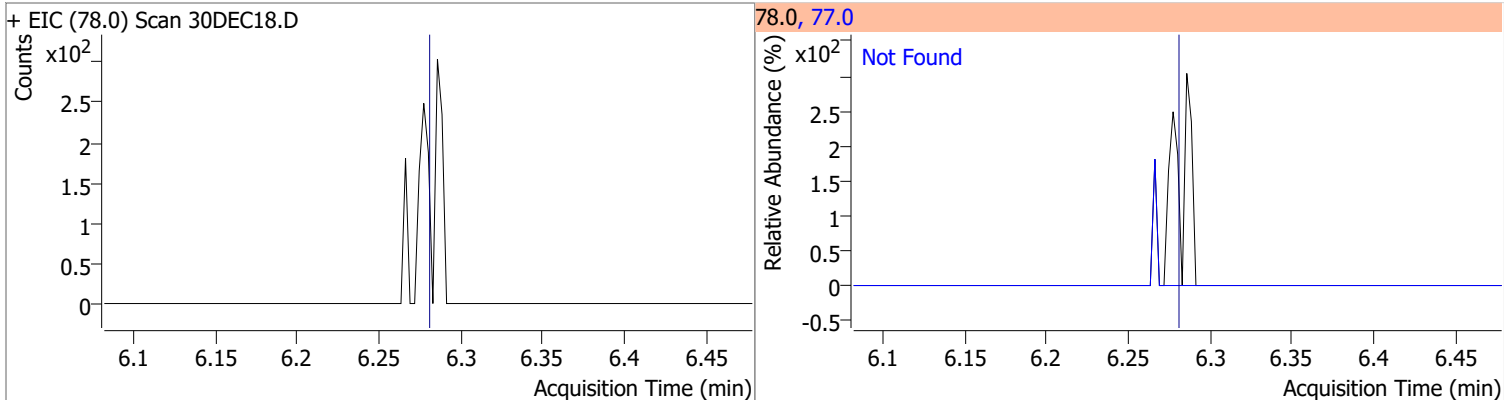


Quantitation Results Report (QT Reviewed)

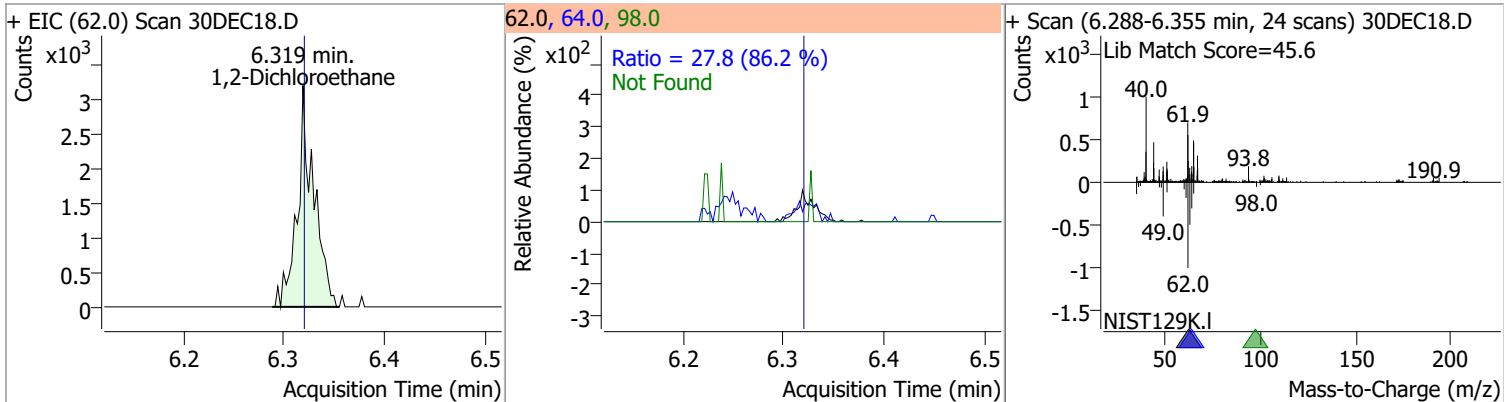
Compound	Conc.	RT	Dev(Min)	Resp.	QIon	QRatio	Lower	Upper
1,2-Dichloroethane-d4	258.1156	6.23	0.00	68647	65.0	193.2	166.3	226.3



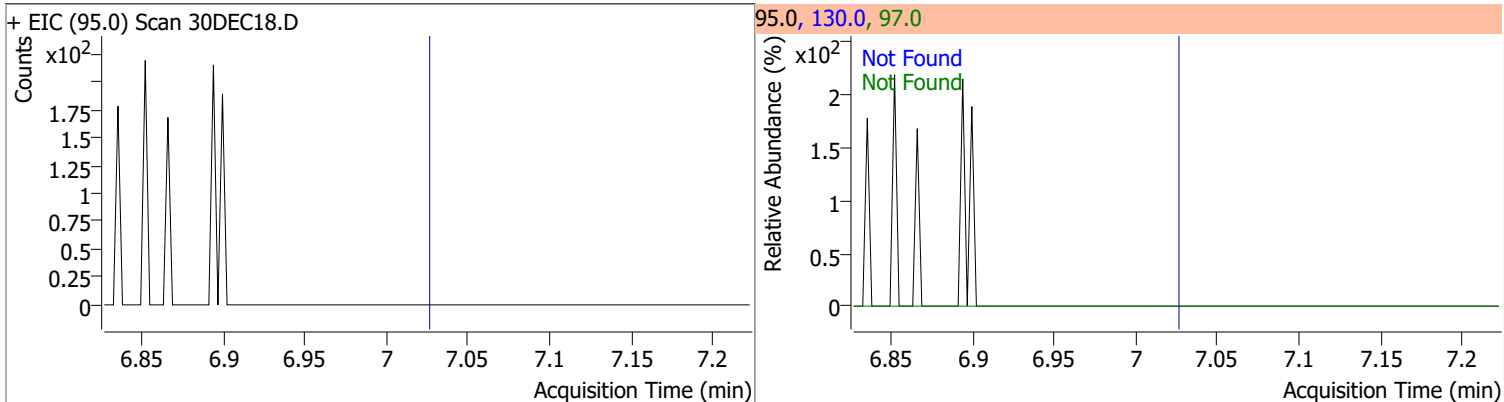
Compound	Conc.	Exp RT	QIon	Exp Ratio
Benzene	N.D.	6.28	77.0	23.5



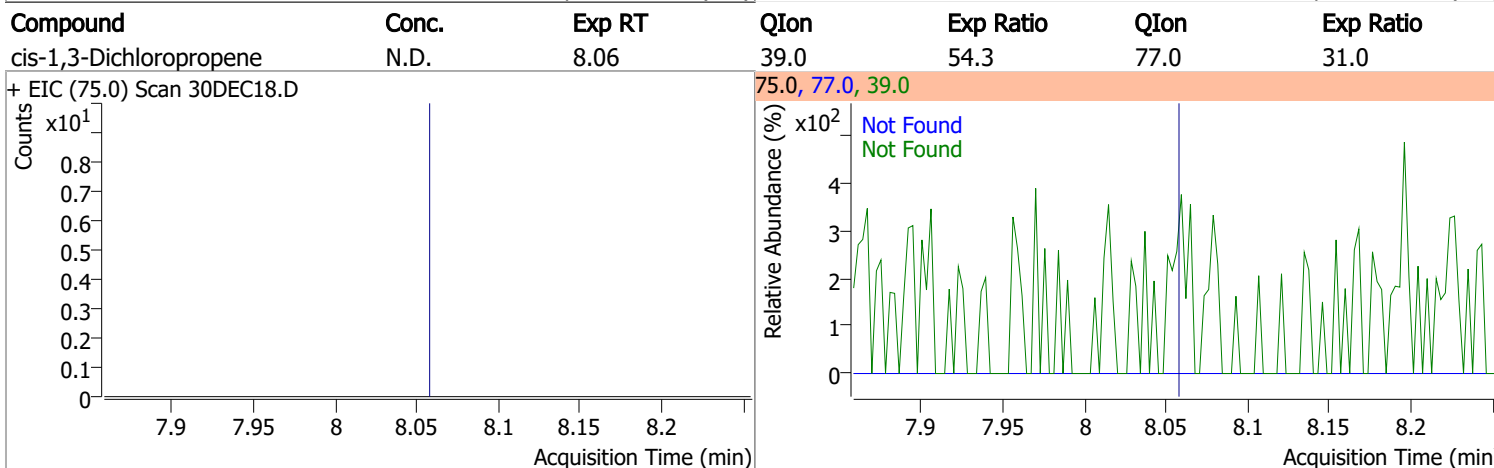
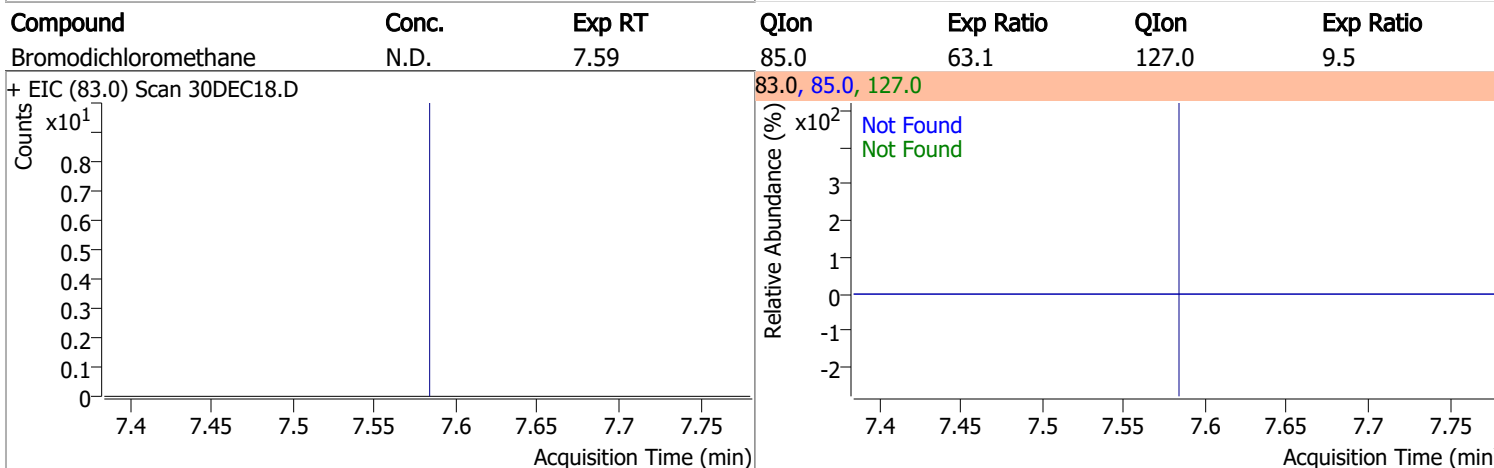
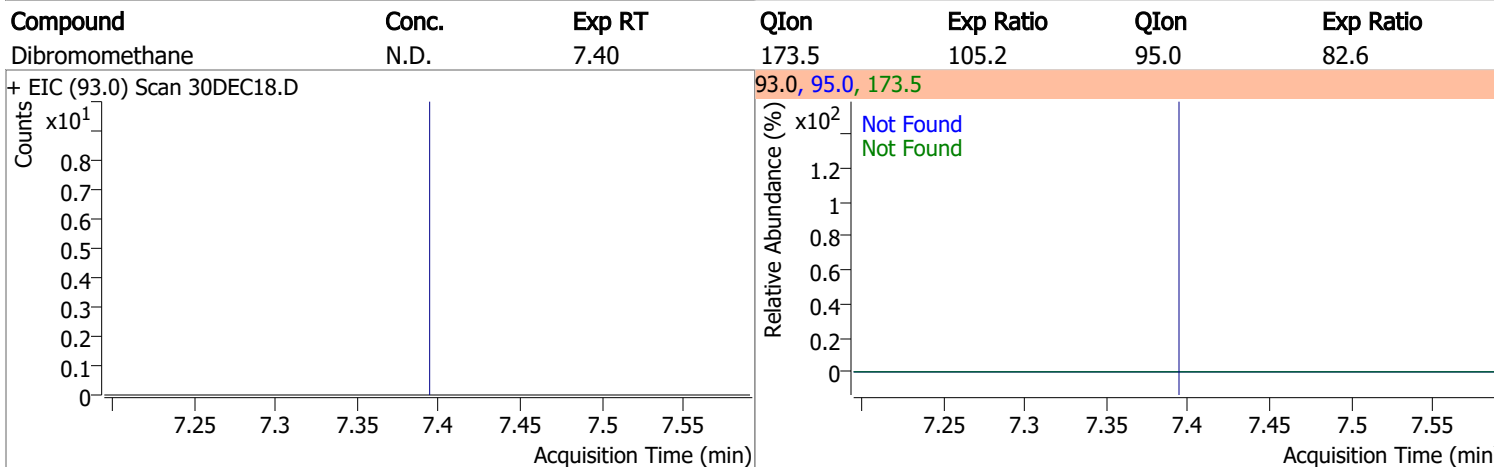
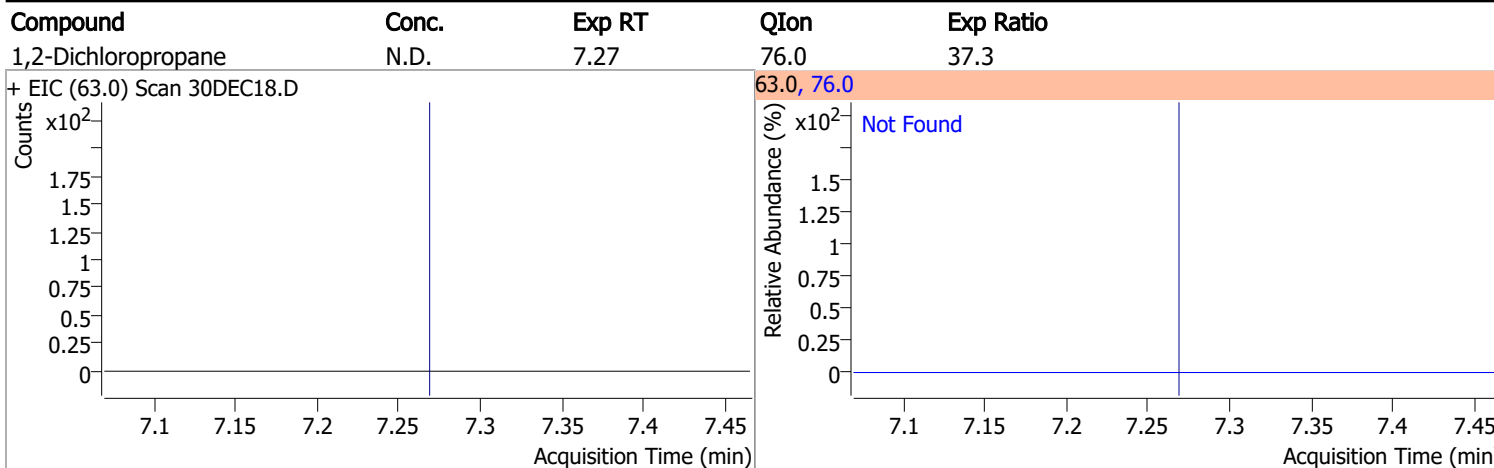
Compound	Conc.	RT	Dev(Min)	Resp.	QIon	QRatio	Lower	Upper
1,2-Dichloroethane	5.7710	6.32	0.00	3649	64.0 98.0	27.8	2.3 0.0	62.3 38.2



Compound	Conc.	Exp RT	QIon	Exp Ratio	QIon	Exp Ratio
Trichloroethene	N.D.	7.03	130.0	100.8	97.0	64.7

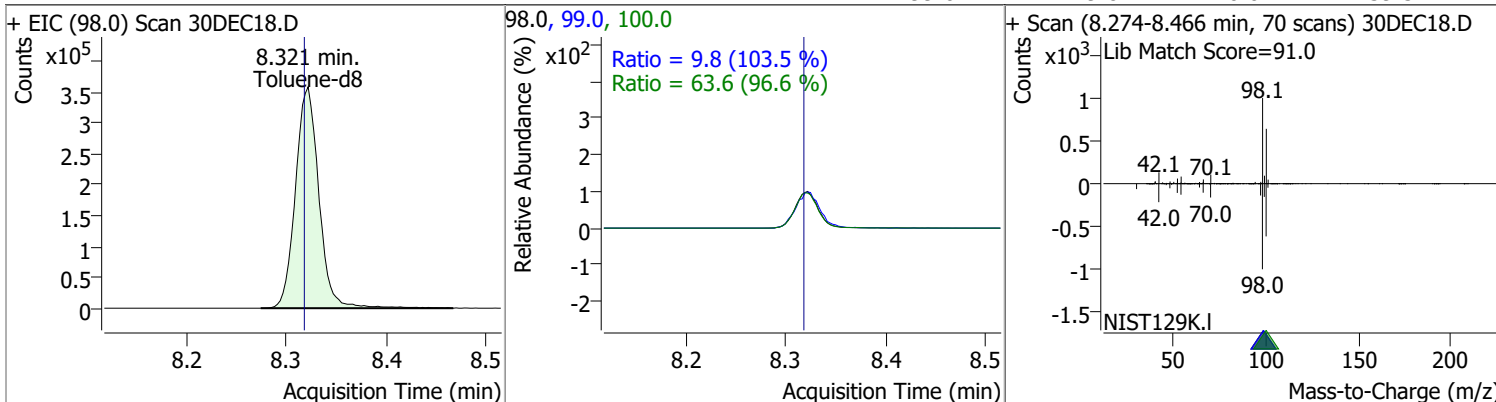


Quantitation Results Report (QT Reviewed)

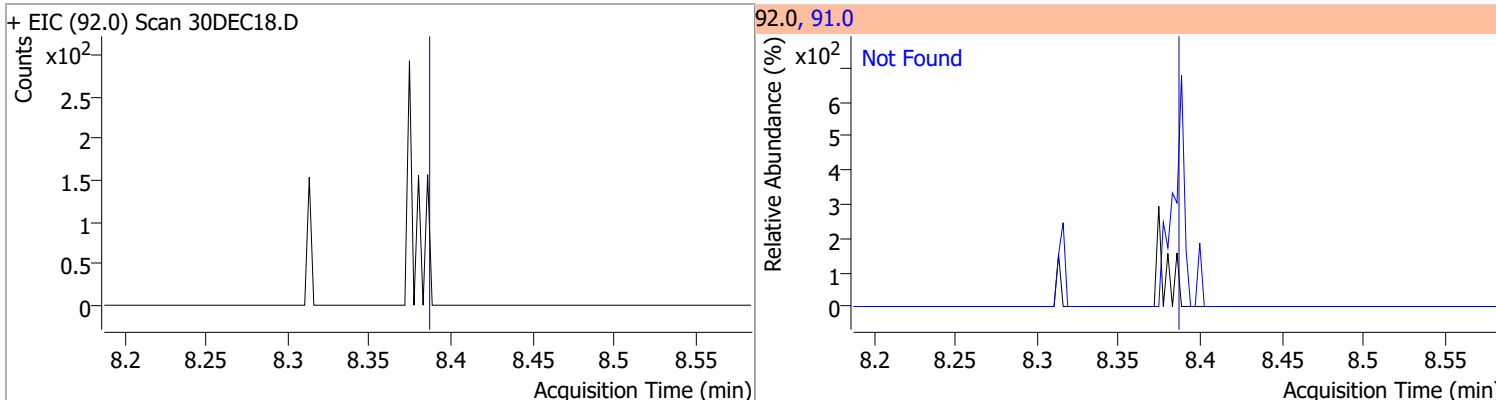


Quantitation Results Report (QT Reviewed)

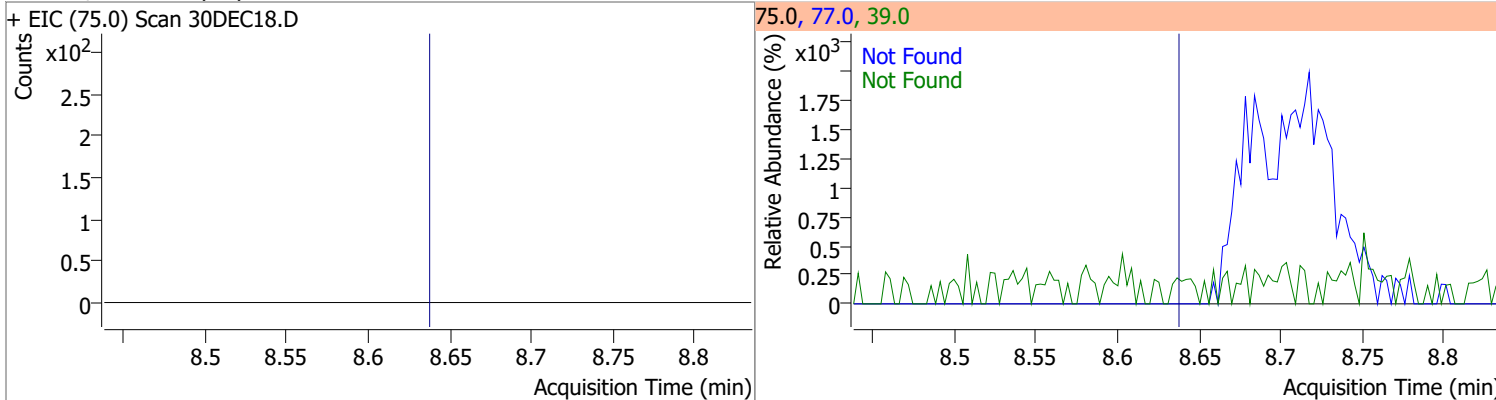
Compound	Conc.	RT	Dev(Min)	Resp.	QIon	QRatio	Lower	Upper
Toluene-d8	258.7916	8.32	0.00	581503	100.0	63.6	35.9	95.9
					99.0	9.8	0.0	39.5



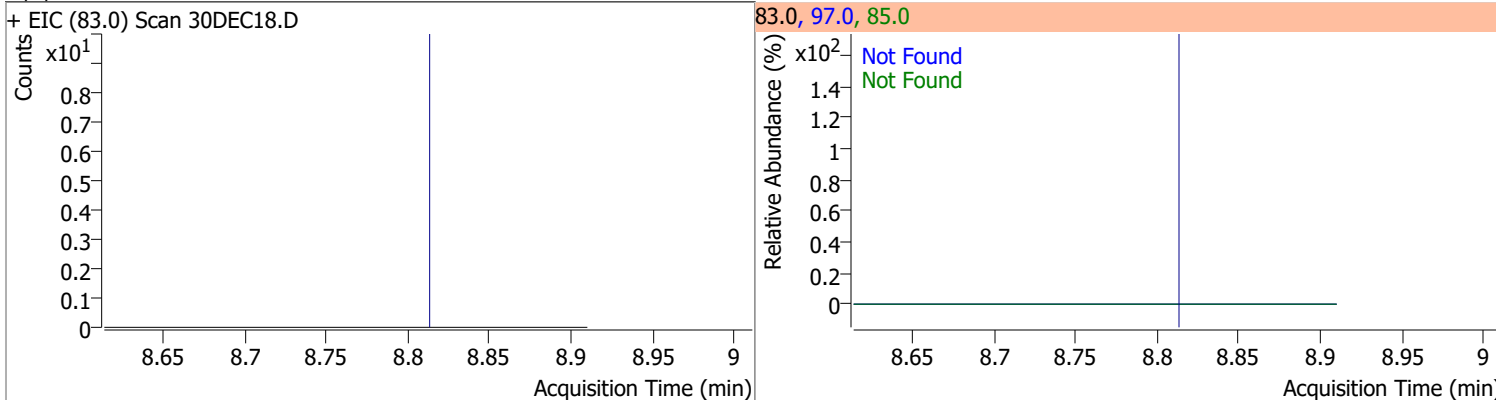
Compound	Conc.	Exp RT	QIon	Exp Ratio
Toluene	N.D.	8.39	91.0	174.3



Compound	Conc.	Exp RT	QIon	Exp Ratio	QIon	Exp Ratio
trans-1,3-Dichloropropene	N.D.	8.64	39.0	52.1	77.0	32.0

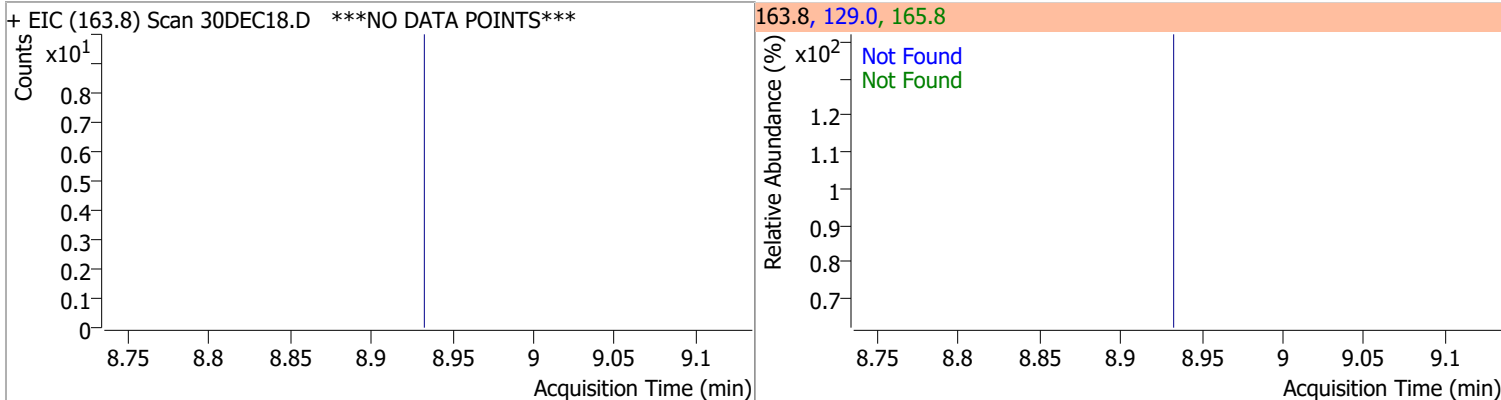


Compound	Conc.	Exp RT	QIon	Exp Ratio	QIon	Exp Ratio
1,1,2-Trichloroethane	N.D.	8.82	97.0	114.3	85.0	61.5

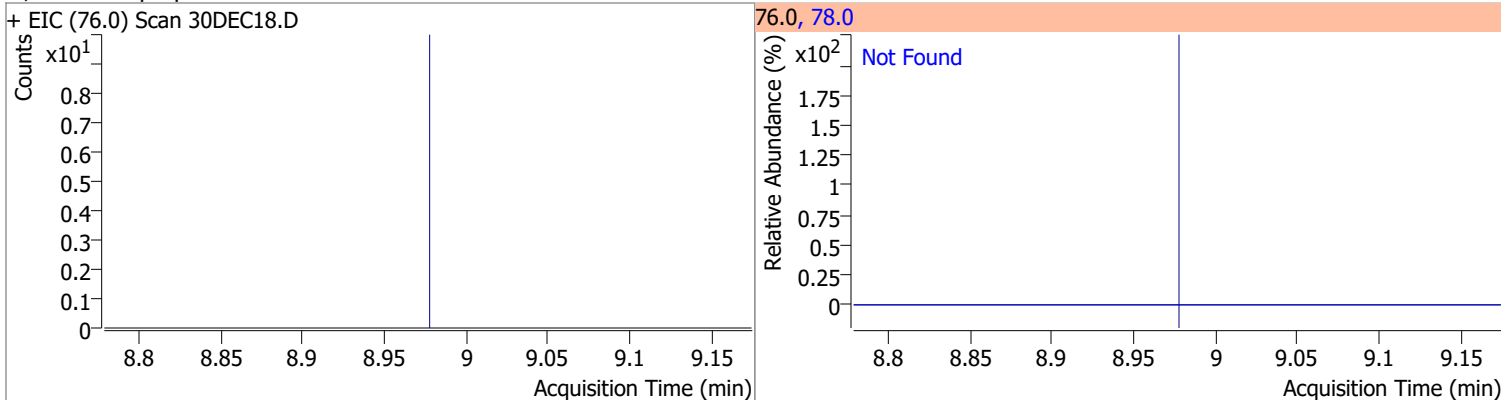


Quantitation Results Report (QT Reviewed)

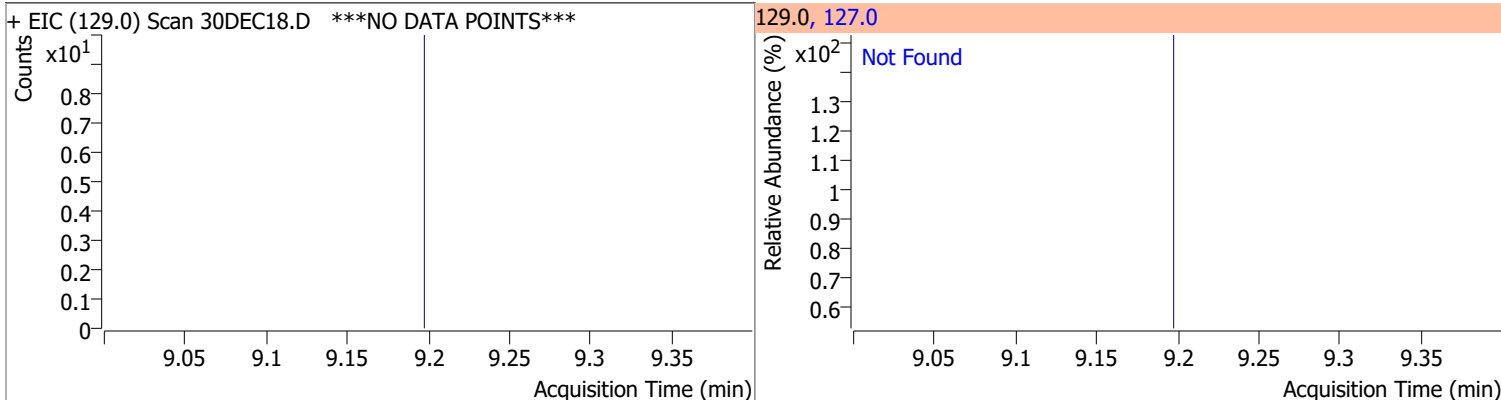
Compound	Conc.	Exp RT	QIon	Exp Ratio	QIon	Exp Ratio
Tetrachloroethene	N.D.	8.94	165.8	128.3	129.0	95.3



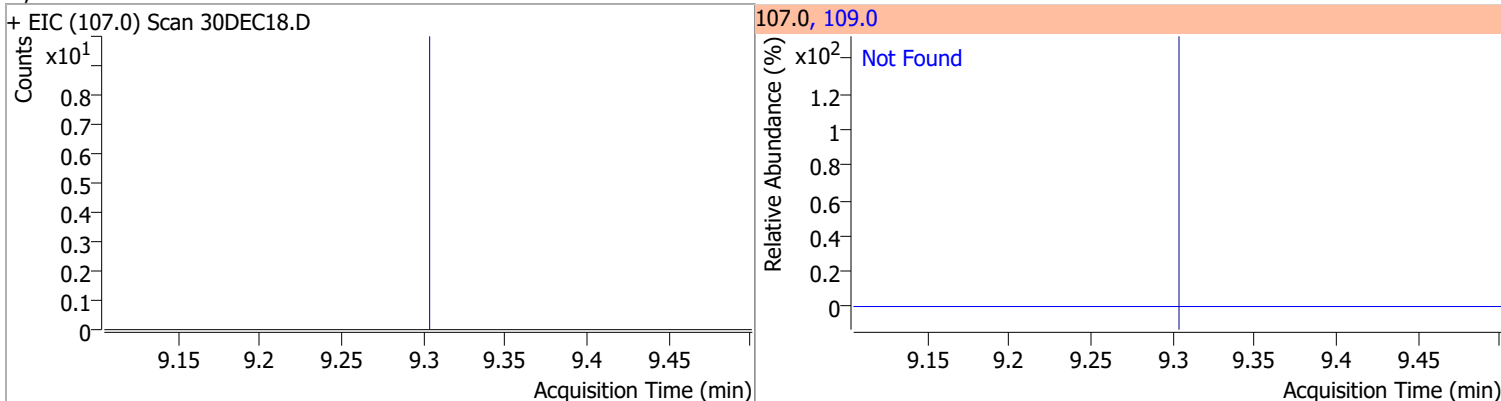
Compound	Conc.	Exp RT	QIon	Exp Ratio
1,3-Dichloropropane	N.D.	8.98	78.0	32.1



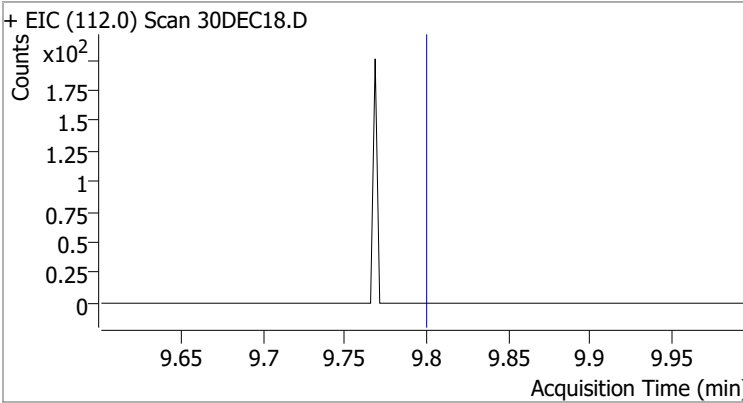
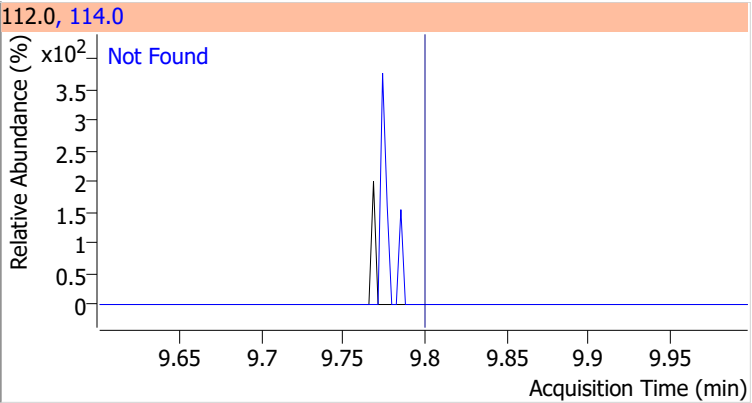
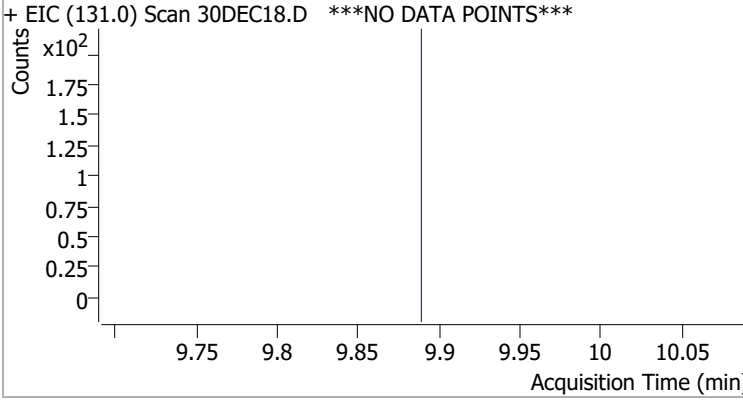
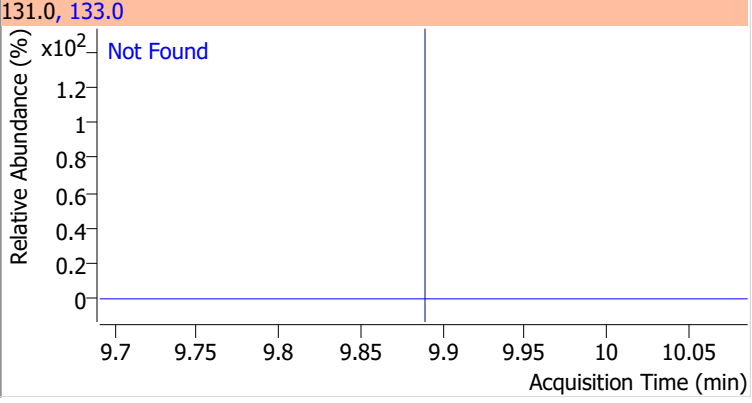
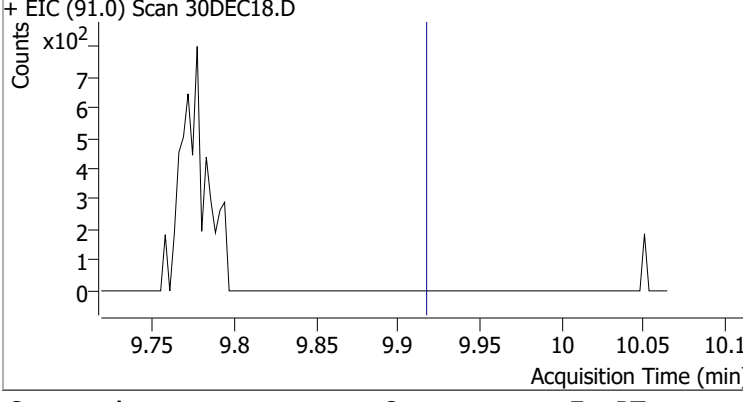
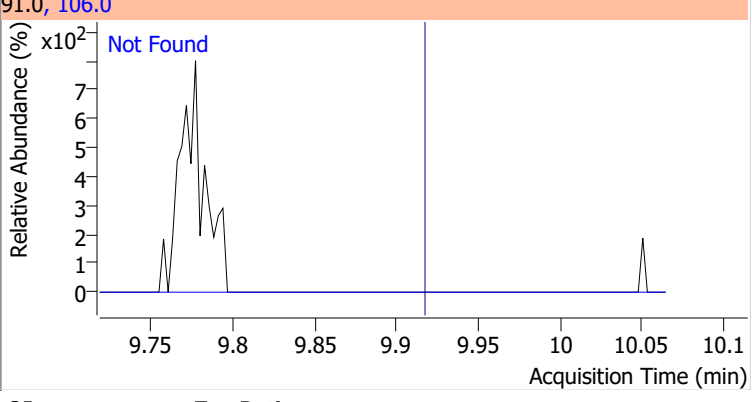
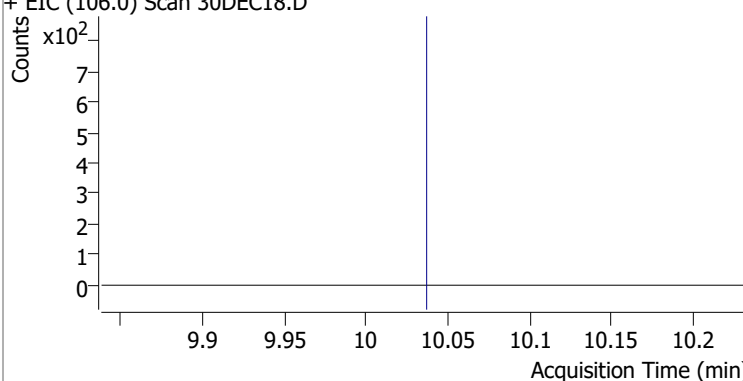
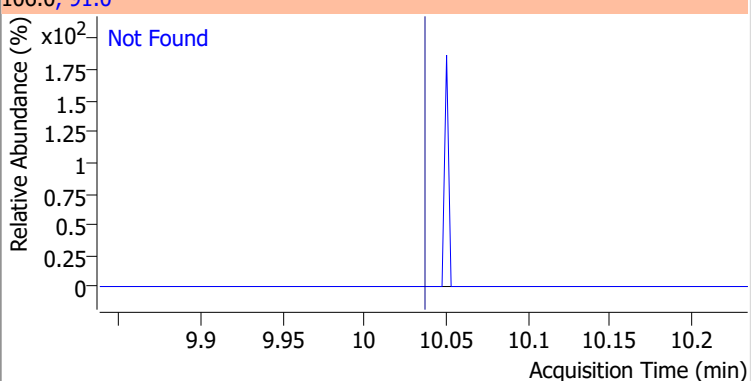
Compound	Conc.	Exp RT	QIon	Exp Ratio
Chlorodibromomethane	N.D.	9.20	127.0	75.3



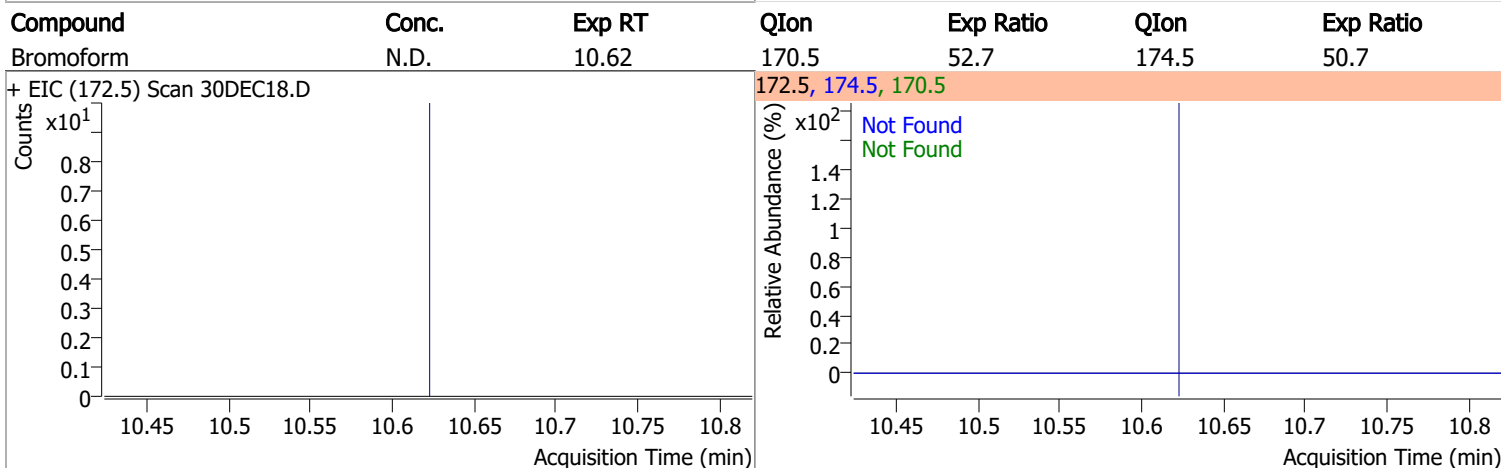
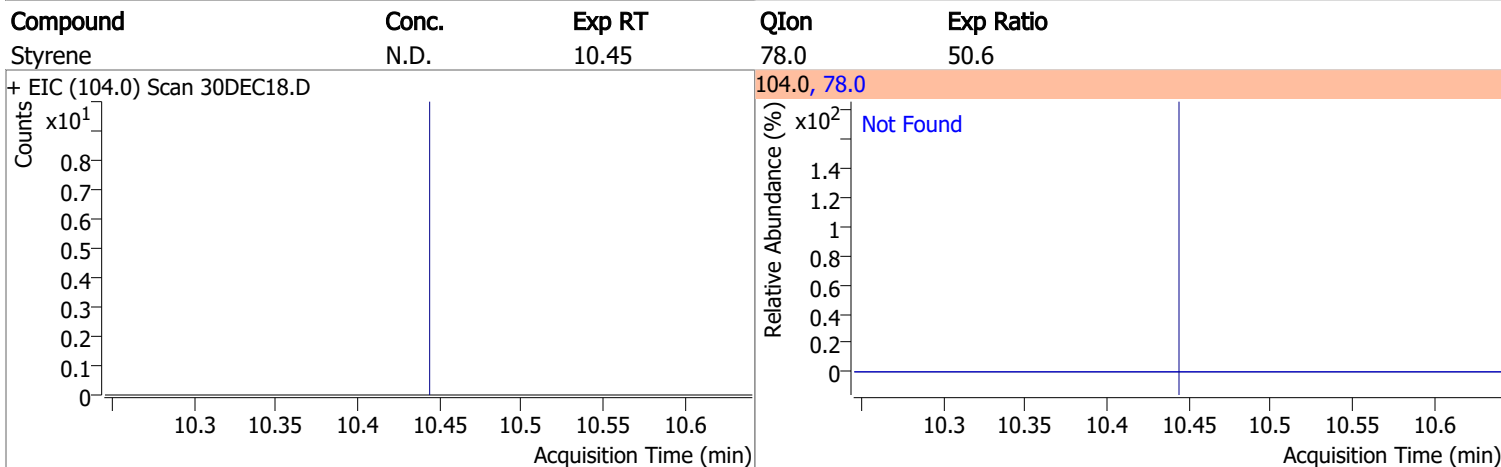
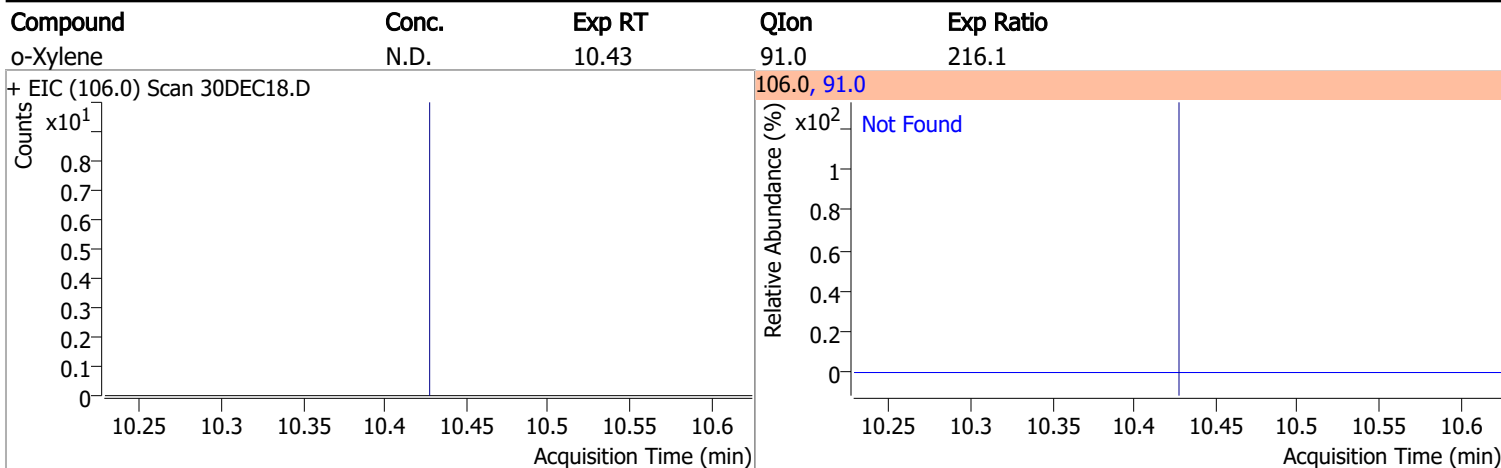
Compound	Conc.	Exp RT	QIon	Exp Ratio
1,2-Dibromoethane	N.D.	9.31	109.0	97.2



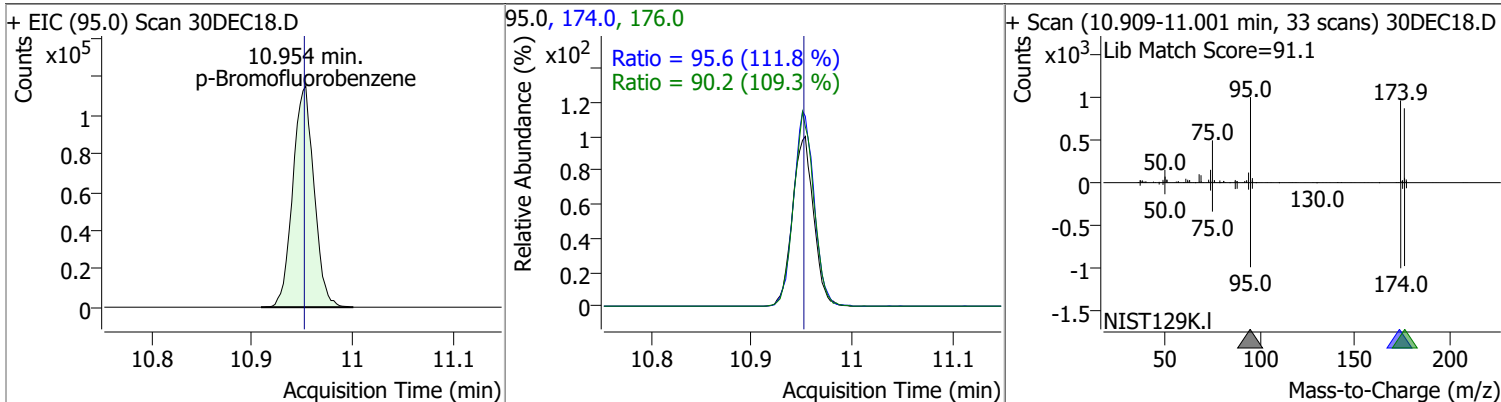
Quantitation Results Report (QT Reviewed)

Compound	Conc.	Exp RT	QIon	Exp Ratio
Chlorobenzene	N.D.	9.80	114.0	32.3
+ EIC (112.0) Scan 30DEC18.D 			112.0, 114.0 	
1,1,1,2-Tetrachloroethane	N.D.	9.89	133.0	95.7
+ EIC (131.0) Scan 30DEC18.D ***NO DATA POINTS*** 			131.0, 133.0 	
Ethylbenzene	N.D.	9.92	106.0	30.7
+ EIC (91.0) Scan 30DEC18.D 			91.0, 106.0 	
m+p-Xylenes	N.D.	10.04	91.0	205.0
+ EIC (106.0) Scan 30DEC18.D 			106.0, 91.0 	

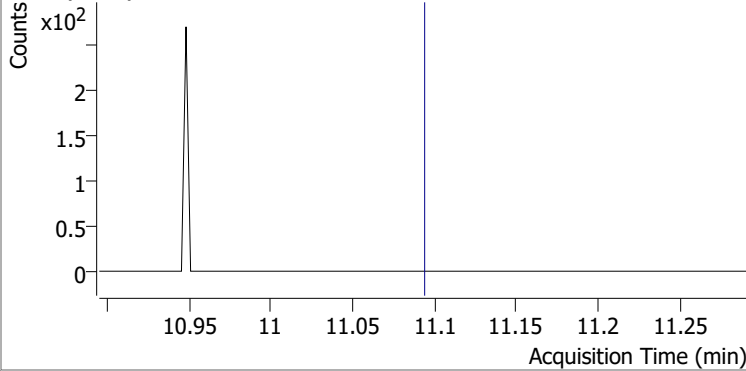
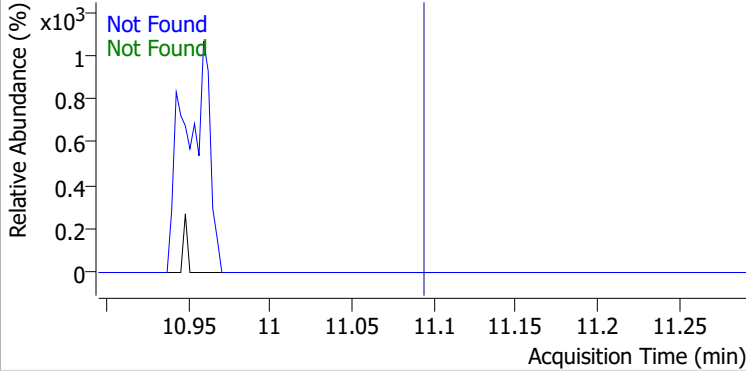
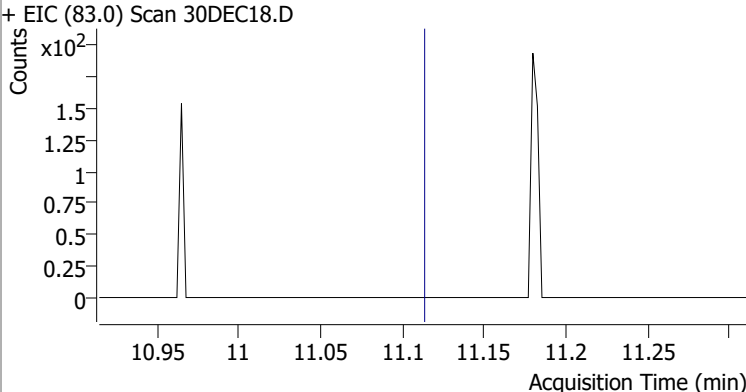
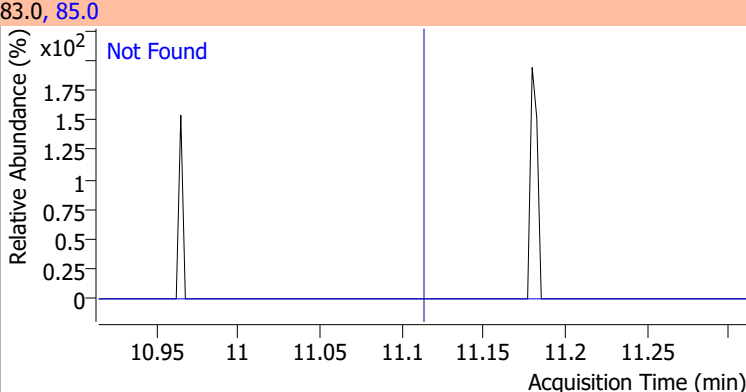
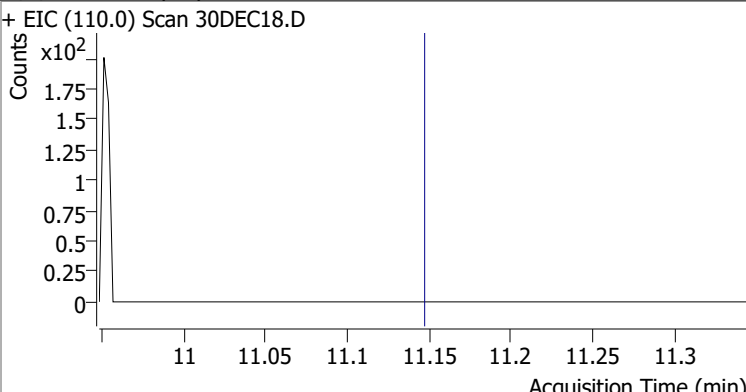
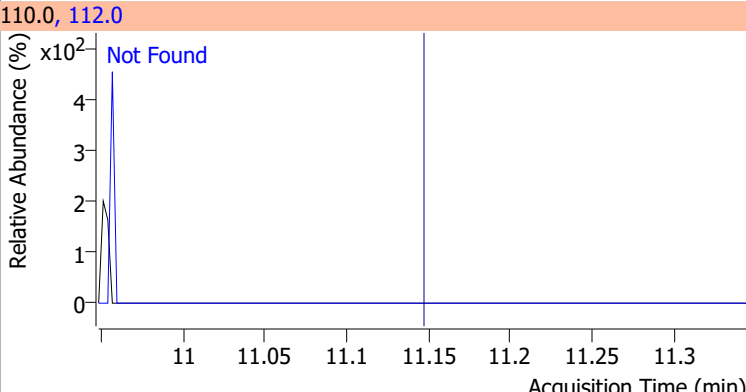
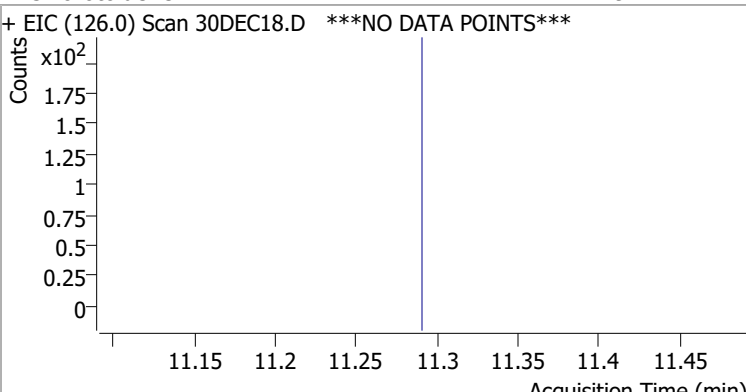
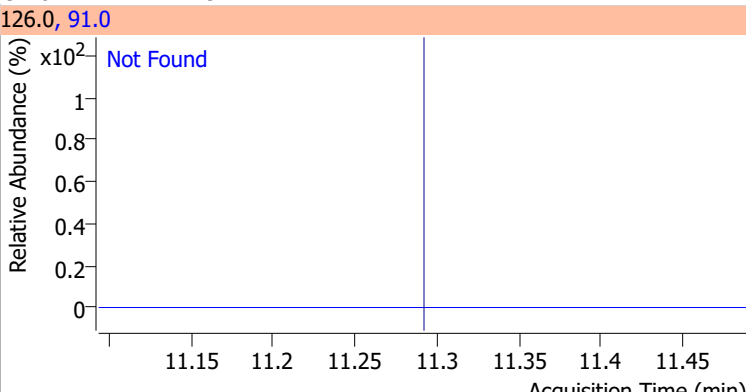
Quantitation Results Report (QT Reviewed)



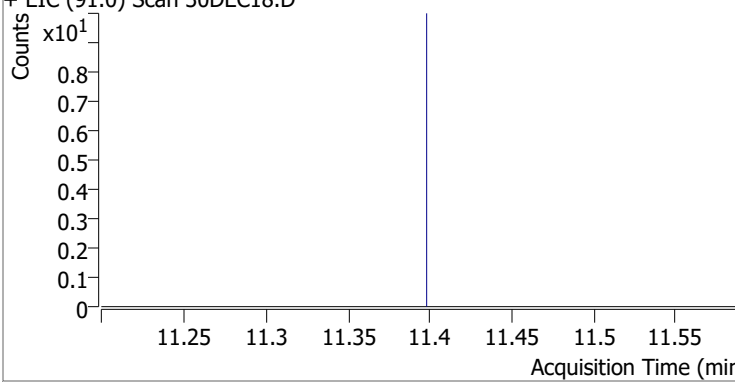
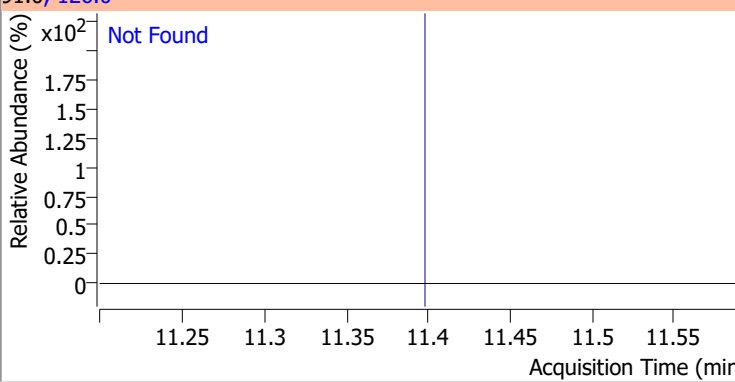
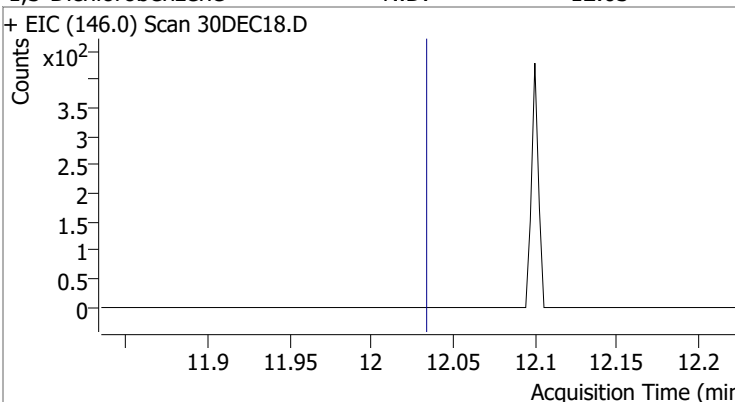
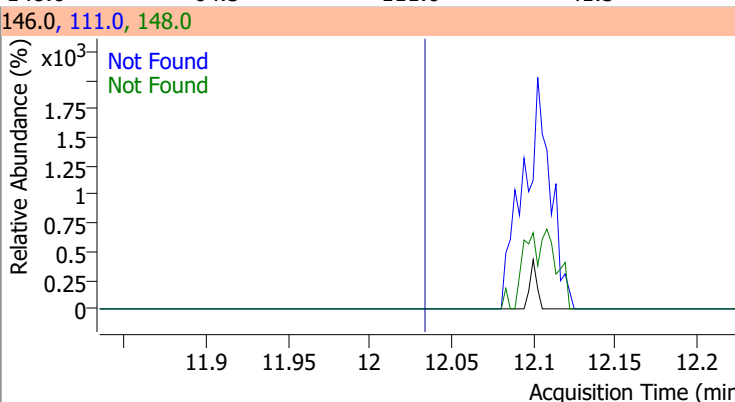
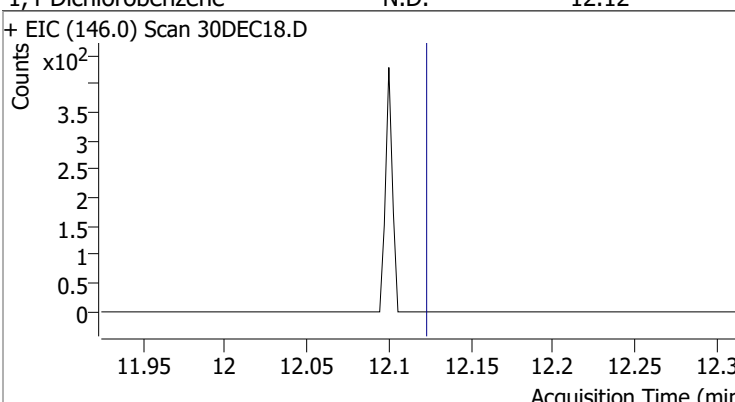
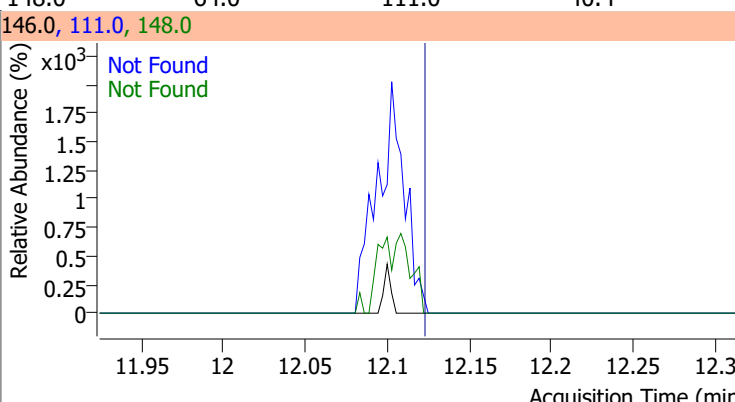
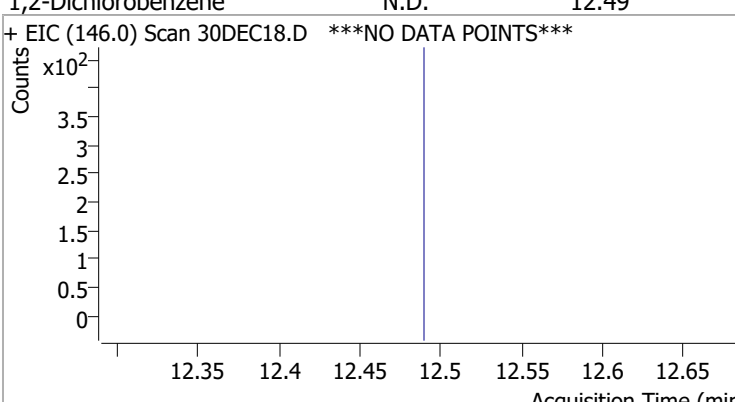
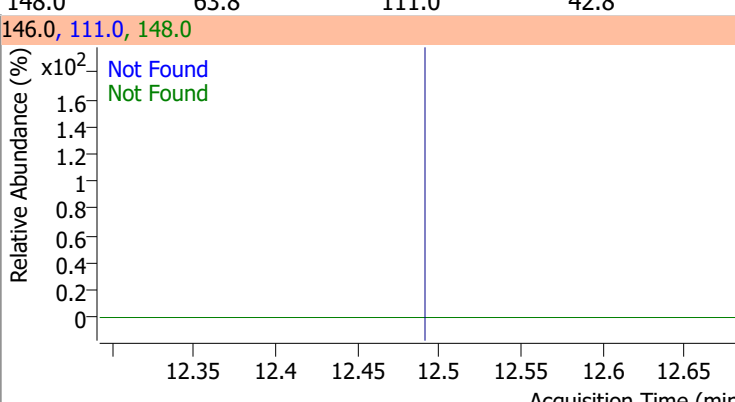
Compound	Conc.	RT	Dev(Min)	Resp.	QIon	QRatio	Lower	Upper
p-Bromofluorobenzene	261.7068	10.95	0.00	168904	174.0	95.6	55.5	115.5
					176.0	90.2	52.5	112.5



Quantitation Results Report (QT Reviewed)

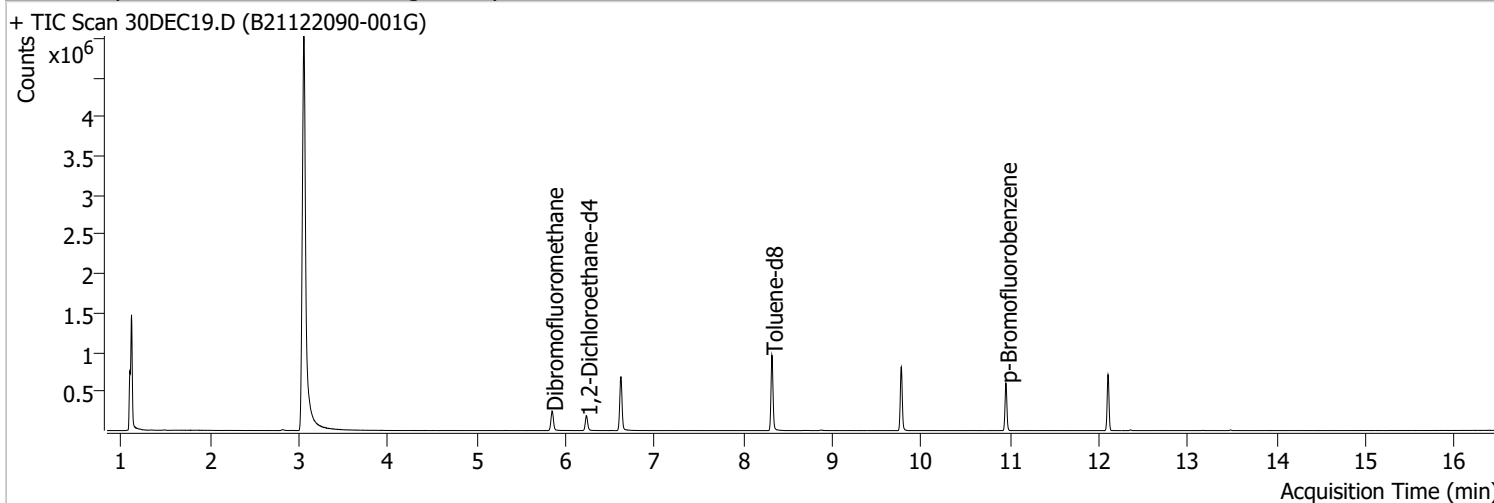
Compound	Conc.	Exp RT	QIon	Exp Ratio	QIon	Exp Ratio
Bromobenzene	N.D.	11.09	77.0	153.2	158.0	96.2
+ EIC (156.0) Scan 30DEC18.D			156.0, 77.0, 158.0			
						
1,1,2,2-Tetrachloroethane	N.D.	11.11	85.0	63.2		
+ EIC (83.0) Scan 30DEC18.D			83.0, 85.0			
						
1,2,3-Trichloropropane	N.D.	11.15	112.0	65.8		
+ EIC (110.0) Scan 30DEC18.D			110.0, 112.0			
						
2-Chlorotoluene	N.D.	11.29	91.0	294.1		
+ EIC (126.0) Scan 30DEC18.D ***NO DATA POINTS***			126.0, 91.0			
						

Quantitation Results Report (QT Reviewed)

Compound	Conc.	Exp RT	QIon	Exp Ratio
4-Chlorotoluene	N.D.	11.40	126.0	30.4
+ EIC (91.0) Scan 30DEC18.D			91.0, 126.0	
				
1,3-Dichlorobenzene	N.D.	12.03	148.0	64.5
+ EIC (146.0) Scan 30DEC18.D			146.0, 111.0, 148.0	
				
1,4-Dichlorobenzene	N.D.	12.12	148.0	64.0
+ EIC (146.0) Scan 30DEC18.D			146.0, 111.0, 148.0	
				
1,2-Dichlorobenzene	N.D.	12.49	148.0	63.8
+ EIC (146.0) Scan 30DEC18.D ***NO DATA POINTS***			146.0, 111.0, 148.0	
				

Quantitation Results Report (QT Reviewed)

Data File	30DEC19.D	Operator	SBD
Acq. Method	5975CACQF.M	Acq. Date-Time	12/30/2021 6:41:14 PM
Sample Name	B21122090-001G	Instrument	VOA5975C
Vial	19	Multiplier	1.00
DA Method File	VOA5975C_8260B_SHT_DoD_L4_120721.m	Comment	
Tune File	BFB_Atune3.u	Tune Date	10/11/2021 4:02:00 PM
Batch Name	VG123021_8260B_624pt1.batch.bin	Last Calib Update	1/20/2022 10:22:06 AM
Ref Library	\\MASSHUNTER\Org\Library\NIST129K.I		



Compound	RT	QIon	Resp.	Conc.	Units	Dev(Min)
----------	----	------	-------	-------	-------	----------

Internal Standards

M Fluorobenzene	6.623	96.0	585948	250.0000	ng	0.003
M Chlorobenzene-d5	9.774	82.0	223543	250.0000	ng	0.000
M 1,4-Dichlorobenzene-d4	12.100	152.0	171419	250.0000	ng	0.000

System Monitoring Compounds

S Dibromofluoromethane	5.845	113.0	148948	259.3701	ng	-0.006
Spiked Amount: 250.000	Range: 80.0 - 119.0%			Recovery = 103.75%		
S 1,2-Dichloroethane-d4	6.233	67.0	68166	260.1004	ng	0.003
Spiked Amount: 250.000	Range: 81.0 - 118.0%			Recovery = 104.04%		
S Toluene-d8	8.319	98.0	573919	255.3993	ng	0.000
Spiked Amount: 250.000	Range: 89.0 - 112.0%			Recovery = 102.16%		
S p-Bromofluorobenzene	10.951	95.0	172101	262.3793	ng	0.000
Spiked Amount: 250.000	Range: 85.0 - 114.0%			Recovery = 104.95%		

Target Compounds

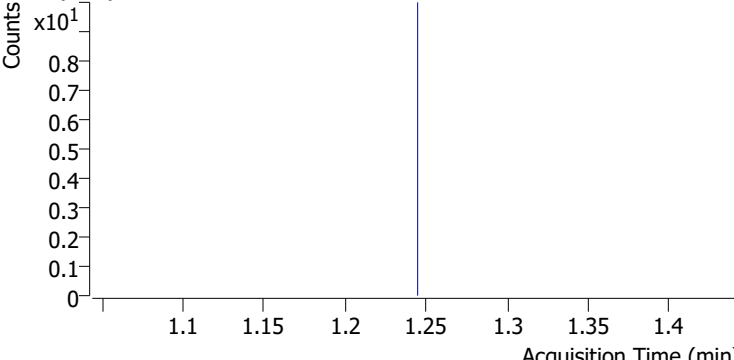
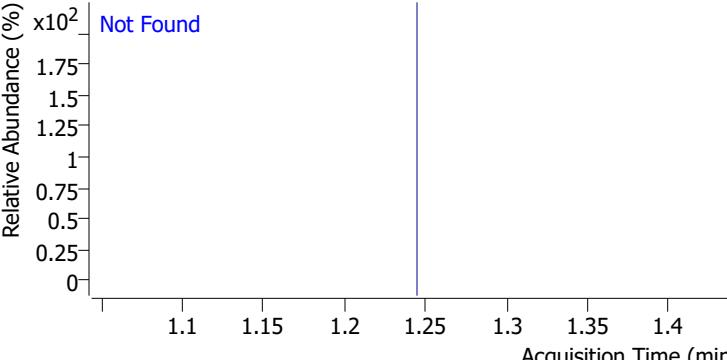
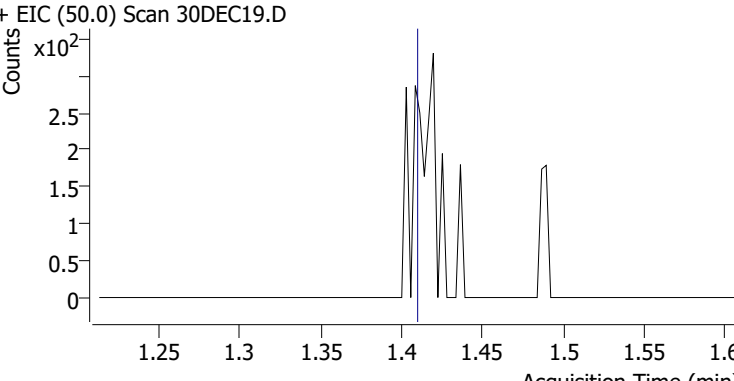
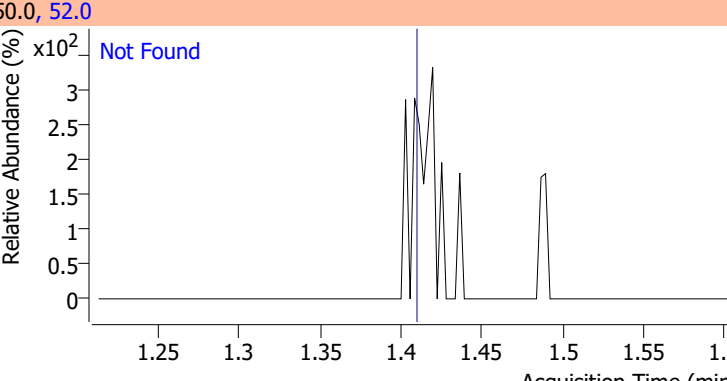
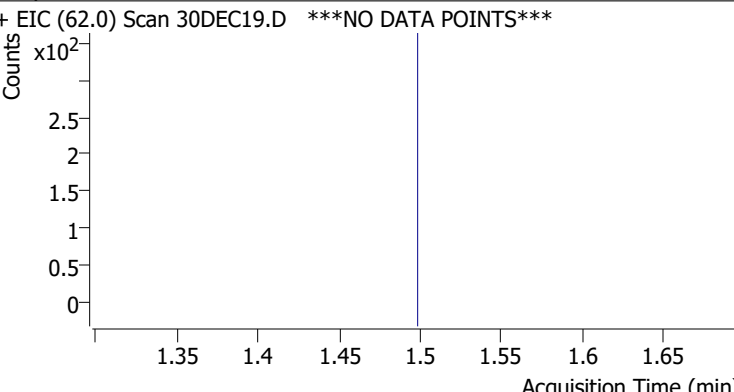
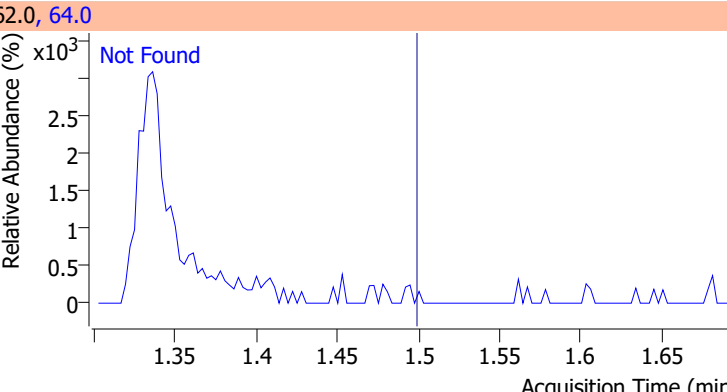
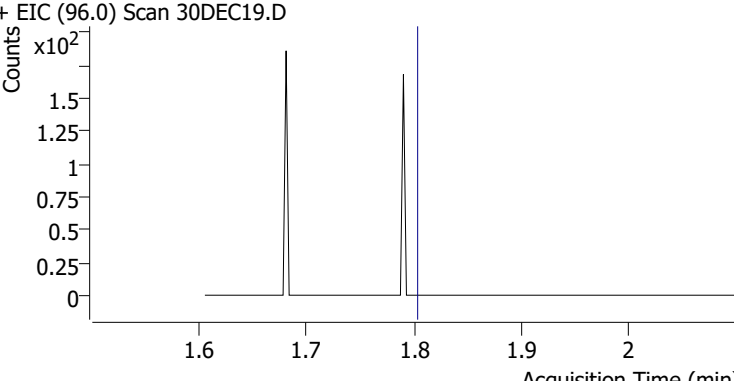
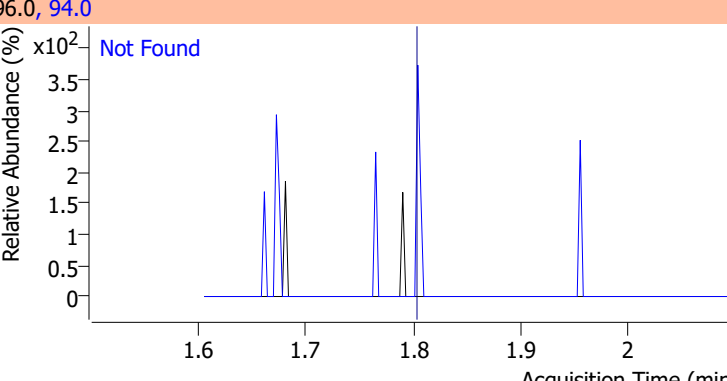
Compound	RT	QIon	Resp.	Conc.	Units	Dev(Min)	QValue
T Dichlorodifluoromethane	0.000		0	N.D.			
T Chloromethane	0.000		0	N.D.			
T Vinyl chloride	0.000		0	N.D.			
T Bromomethane	0.000		0	N.D.			
T Chloroethane	0.000		0	N.D.			
T Trichlorofluoromethane	0.000		0	N.D.			
T 1,1-Dichloroethene	0.000		0	N.D.			
T Methylene chloride	0.000		0	N.D.			
T trans-1,2-Dichloroethene	0.000		0	N.D.			
T Methyl tert-butyl ether (MTBE)	0.000		0	N.D.			
T 1,1-Dichloroethane	0.000		0	N.D.			
T 2,2-Dichloropropane	0.000		0	N.D.			
T cis-1,2-Dichloroethene	0.000		0	N.D.			
T Methyl ethyl ketone	0.000		0	N.D.			
T Bromochloromethane	0.000		0	N.D.			
T Chloroform	0.000		0	N.D.			

Quantitation Results Report (QT Reviewed)

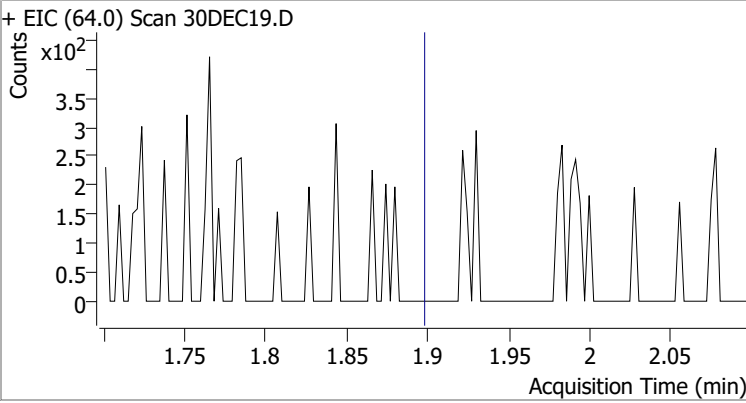
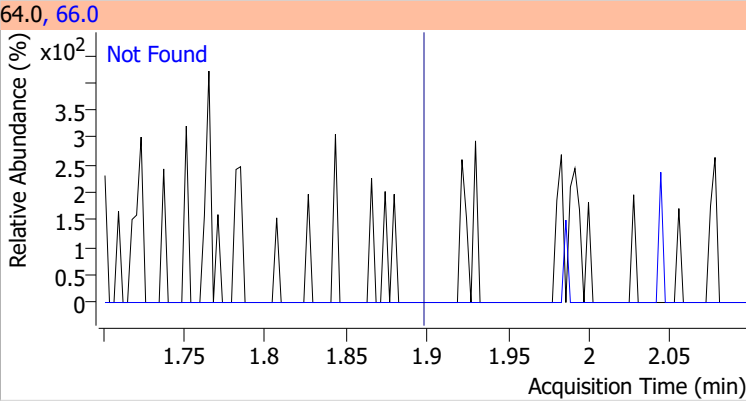
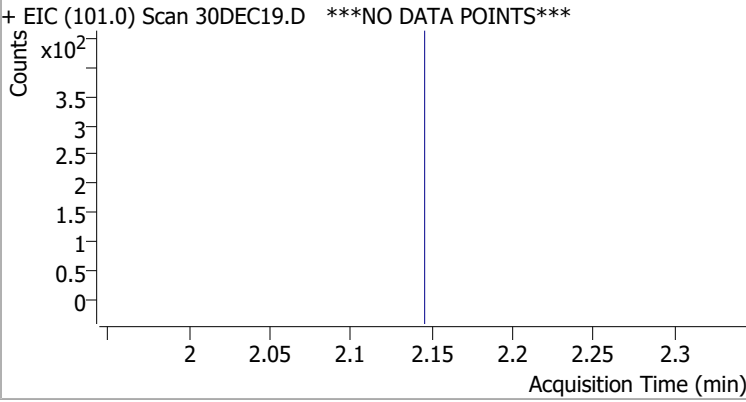
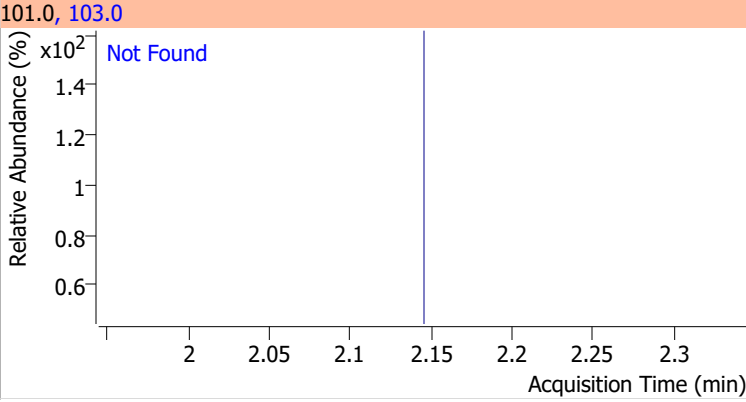
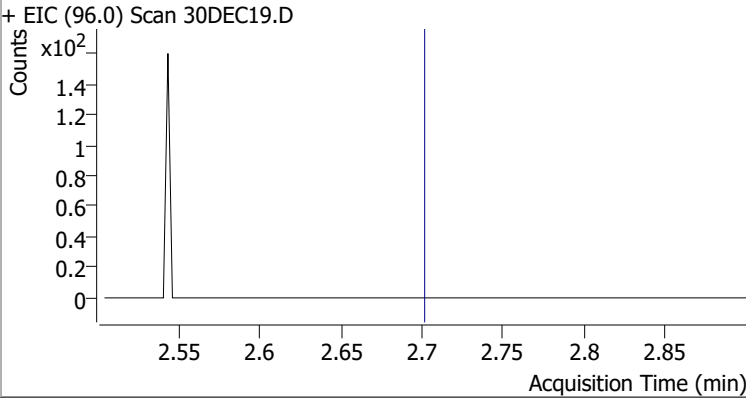
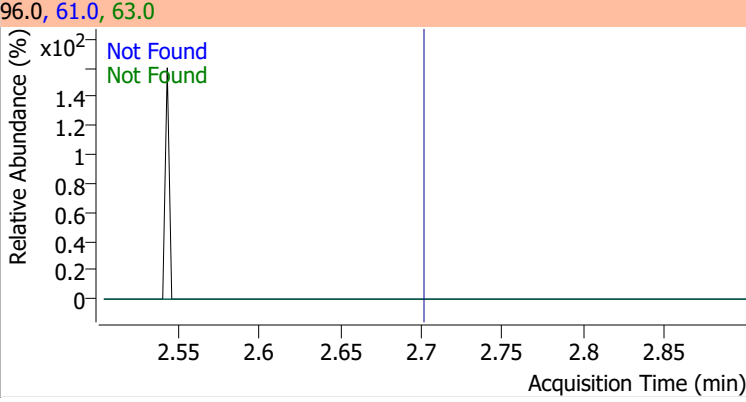
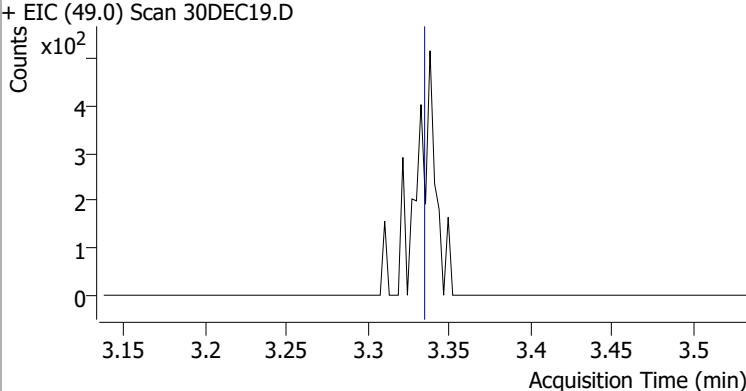
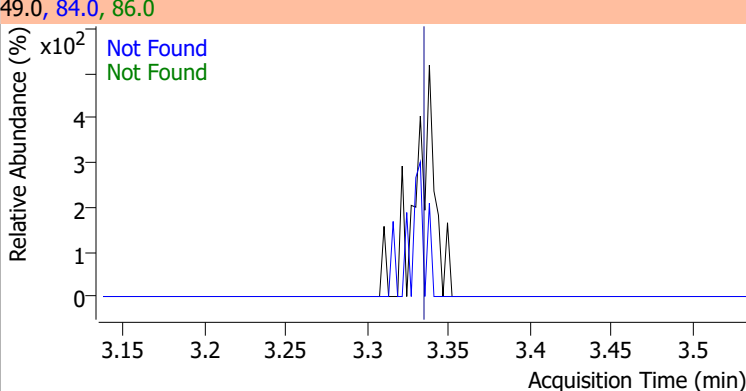
Compound	RT	QIon	Resp.	Conc.	Units	Dev(Min)
T 1,1,1-Trichloroethane	0.000		0	N.D.		
T Carbon tetrachloride	0.000		0	N.D.		
T 1,1-Dichloropropene	0.000		0	N.D.		
T Benzene	0.000		0	N.D.		
T 1,2-Dichloroethane	0.000		0	N.D.		
T Trichloroethene	0.000		0	N.D.		
T 1,2-Dichloropropane	0.000		0	N.D.		
T Dibromomethane	0.000		0	N.D.		
T Bromodichloromethane	0.000		0	N.D.		
T cis-1,3-Dichloropropene	0.000		0	N.D.		
T Toluene	0.000		0	N.D.		
T trans-1,3-Dichloropropene	0.000		0	N.D.		
T 1,1,2-Trichloroethane	0.000		0	N.D.		
T Tetrachloroethene	0.000		0	N.D.		
T 1,3-Dichloropropane	0.000		0	N.D.		
T Chlorodibromomethane	0.000		0	N.D.		
T 1,2-Dibromoethane	0.000		0	N.D.		
T Chlorobenzene	0.000		0	N.D.		
T 1,1,1,2-Tetrachloroethane	0.000		0	N.D.		
T Ethylbenzene	0.000		0	N.D.		
T m+p-Xylenes	0.000		0	N.D.		
T o-Xylene	0.000		0	N.D.		
T Styrene	0.000		0	N.D.		
T Bromoform	0.000		0	N.D.		
T Bromobenzene	0.000		0	N.D.		
T 1,1,2,2-Tetrachloroethane	0.000		0	N.D.		
T 1,2,3-Trichloropropane	0.000		0	N.D.		
T 2-Chlorotoluene	0.000		0	N.D.		
T 4-Chlorotoluene	0.000		0	N.D.		
T 1,3-Dichlorobenzene	0.000		0	N.D.		
T 1,4-Dichlorobenzene	0.000		0	N.D.		
T 1,2-Dichlorobenzene	0.000		0	N.D.		

(#) = Qualifier Out of Range; (m) = Manual Integration; (+) = Area Summed; (*) = Surrogate Percent Recovery Out of Range; (d): Zeroed Peak

Quantitation Results Report (QT Reviewed)

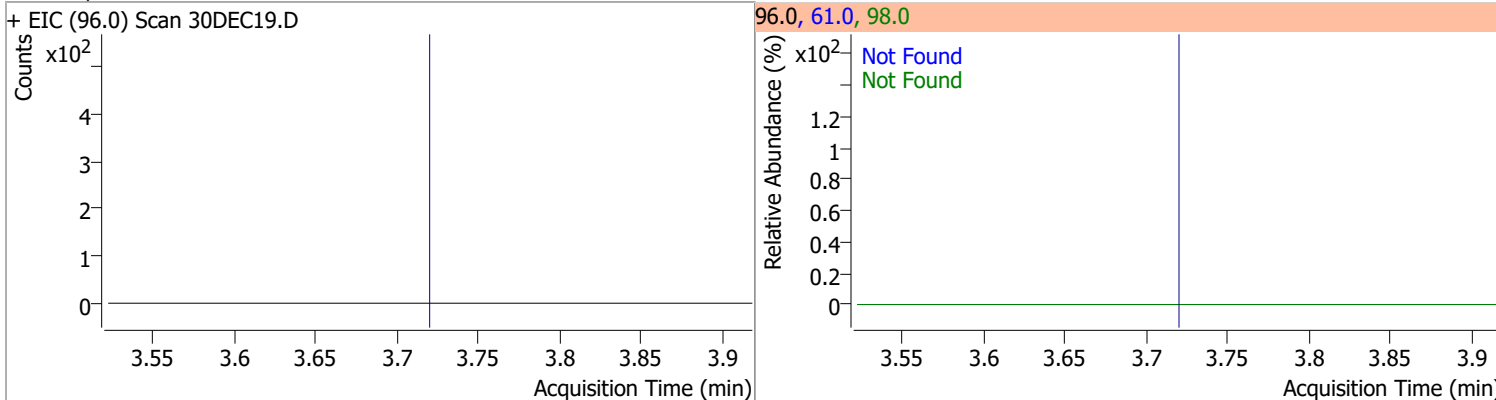
Compound	Conc.	Exp RT	QIon	Exp Ratio
Dichlorodifluoromethane	N.D.	1.24	87.0	32.0
+ EIC (85.0) Scan 30DEC19.D ***NO DATA POINTS***			85.0, 87.0	
Counts x10 ¹	Acquisition Time (min)			Relative Abundance (%) x10 ²
				
Chloromethane	N.D.	1.41	52.0	32.7
+ EIC (50.0) Scan 30DEC19.D			50.0, 52.0	
Counts x10 ²	Acquisition Time (min)			Relative Abundance (%) x10 ²
				
Vinyl chloride	N.D.	1.50	64.0	31.6
+ EIC (62.0) Scan 30DEC19.D ***NO DATA POINTS***			62.0, 64.0	
Counts x10 ²	Acquisition Time (min)			Relative Abundance (%) x10 ³
				
Bromomethane	N.D.	1.80	94.0	106.0
+ EIC (96.0) Scan 30DEC19.D			96.0, 94.0	
Counts x10 ²	Acquisition Time (min)			Relative Abundance (%) x10 ²
				

Quantitation Results Report (QT Reviewed)

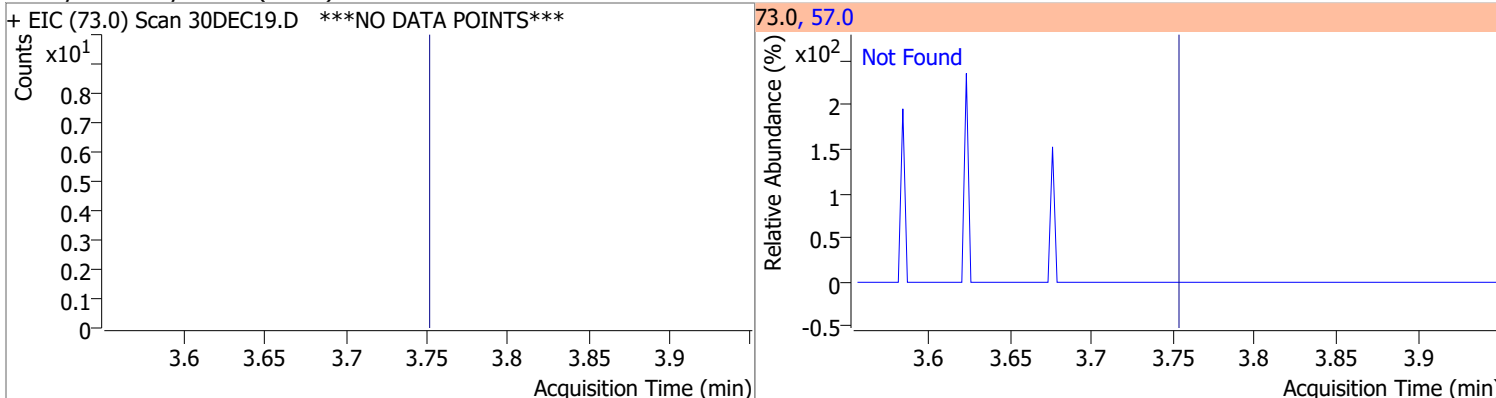
Compound	Conc.	Exp RT	QIon	Exp Ratio		
Chloroethane	N.D.	1.90	66.0	30.8		
+ EIC (64.0) Scan 30DEC19.D			64.0, 66.0			
						
Trichlorofluoromethane	N.D.	2.14	103.0	64.8		
+ EIC (101.0) Scan 30DEC19.D ***NO DATA POINTS***			101.0, 103.0			
						
1,1-Dichloroethene	N.D.	2.70	61.0	180.1	QIon	Exp Ratio
			96.0, 61.0, 63.0			
+ EIC (96.0) Scan 30DEC19.D						
						
Methylene chloride	N.D.	3.33	84.0	69.4	QIon	Exp Ratio
			49.0, 84.0, 86.0			
+ EIC (49.0) Scan 30DEC19.D						
						

Quantitation Results Report (QT Reviewed)

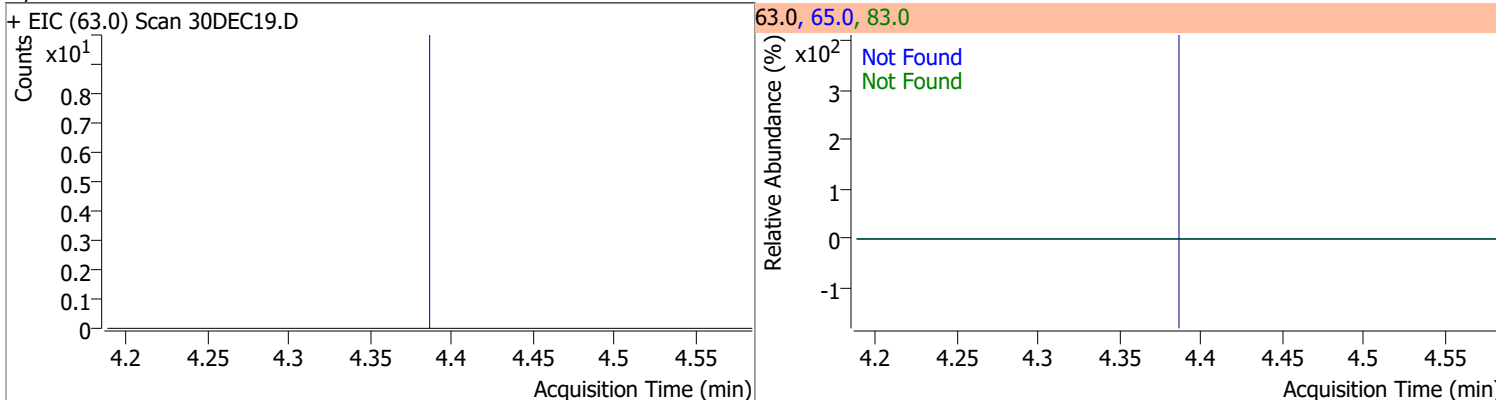
Compound	Conc.	Exp RT	QIon	Exp Ratio	QIon	Exp Ratio
trans-1,2-Dichloroethene	N.D.	3.72	61.0	155.1	98.0	62.8



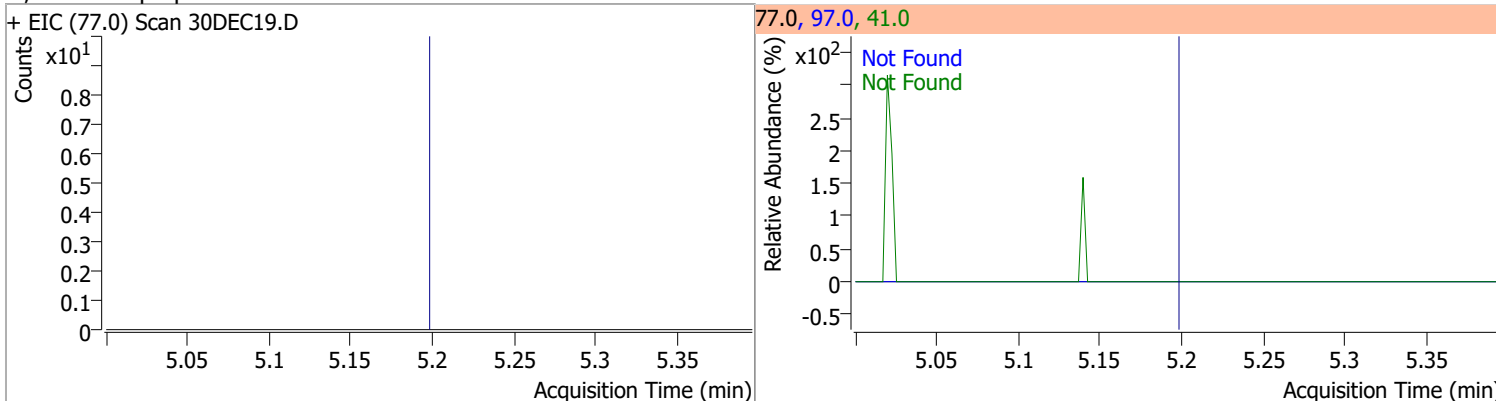
Compound	Conc.	Exp RT	QIon	Exp Ratio
Methyl tert-butyl ether (MTBE)	N.D.	3.75	57.0	23.9



Compound	Conc.	Exp RT	QIon	Exp Ratio	QIon	Exp Ratio
1,1-Dichloroethane	N.D.	4.38	65.0	31.7	83.0	12.8

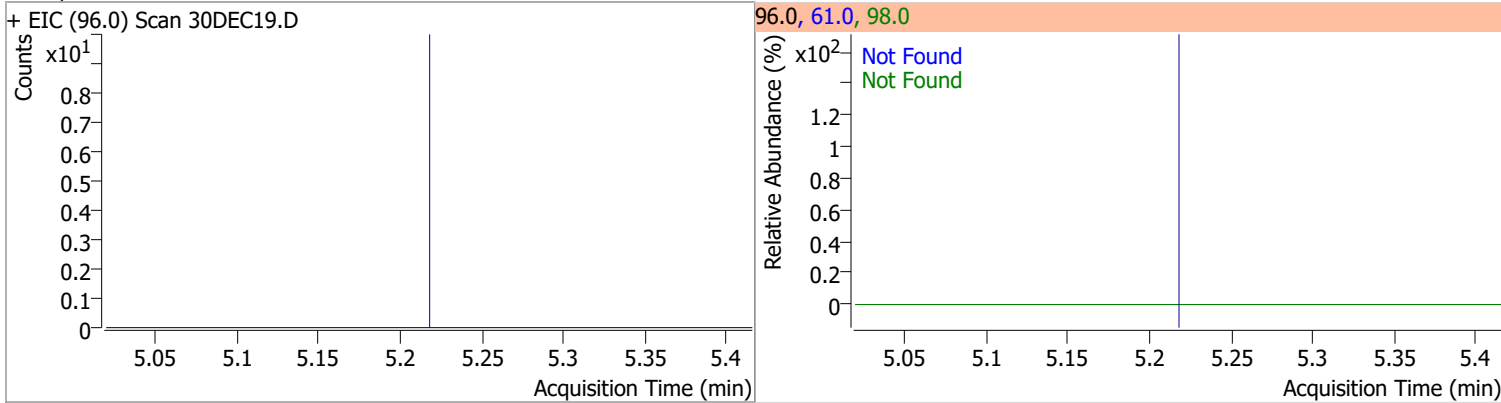


Compound	Conc.	Exp RT	QIon	Exp Ratio	QIon	Exp Ratio
2,2-Dichloropropane	N.D.	5.20	41.0	59.0	97.0	21.8

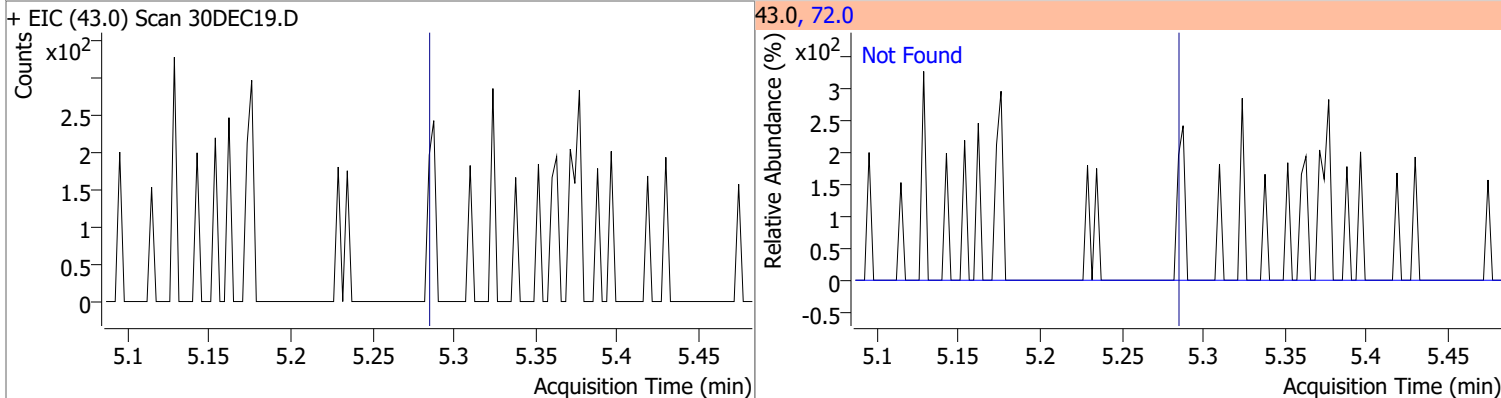


Quantitation Results Report (QT Reviewed)

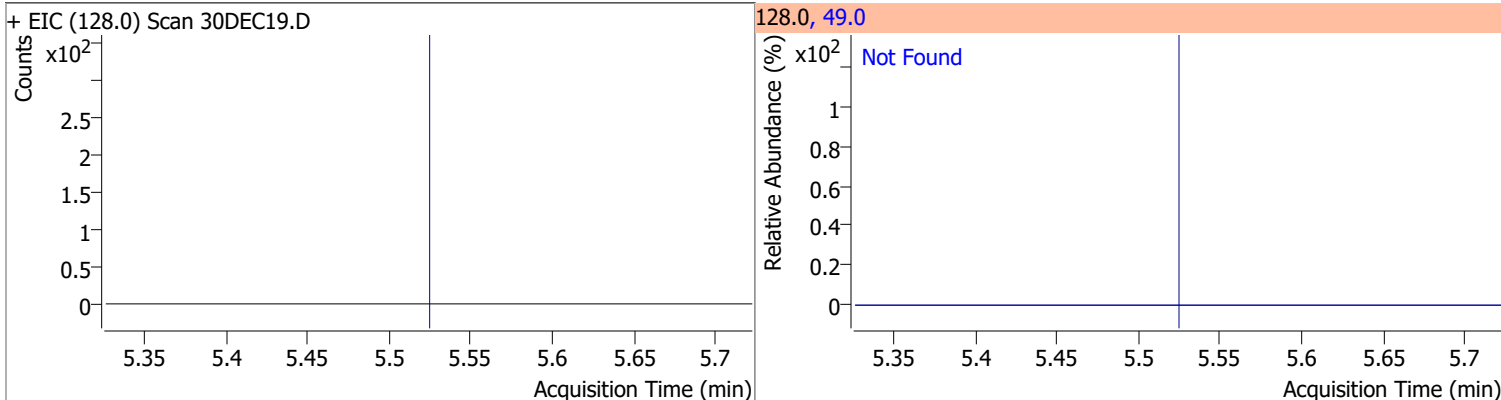
Compound	Conc.	Exp RT	QIon	Exp Ratio	QIon	Exp Ratio
cis-1,2-Dichloroethene	N.D.	5.21	61.0	163.3	98.0	64.4



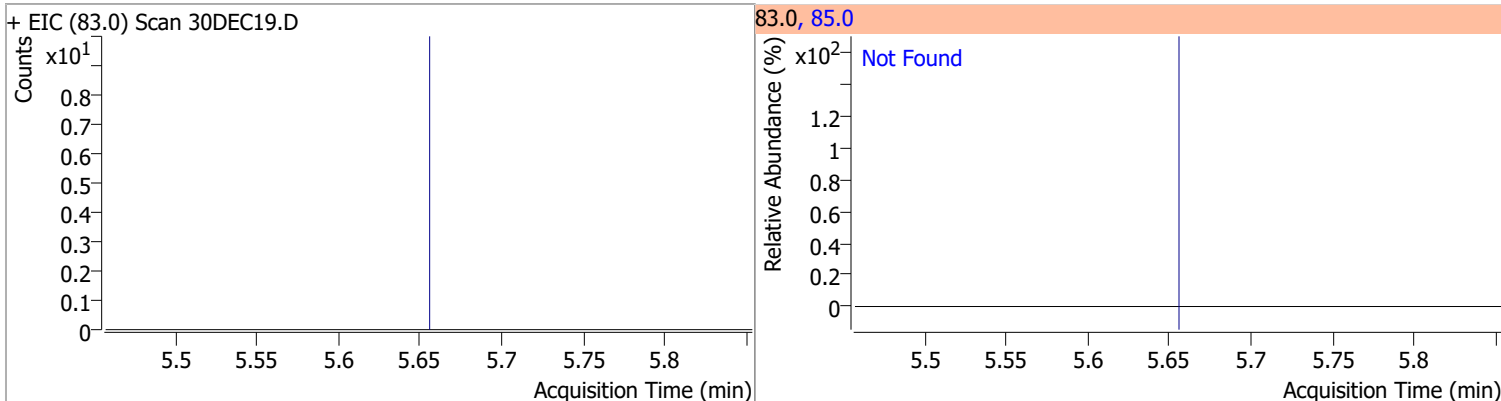
Compound	Conc.	Exp RT	QIon	Exp Ratio
Methyl ethyl ketone	N.D.	5.28	72.0	22.2



Compound	Conc.	Exp RT	QIon	Exp Ratio
Bromochloromethane	N.D.	5.52	49.0	184.6

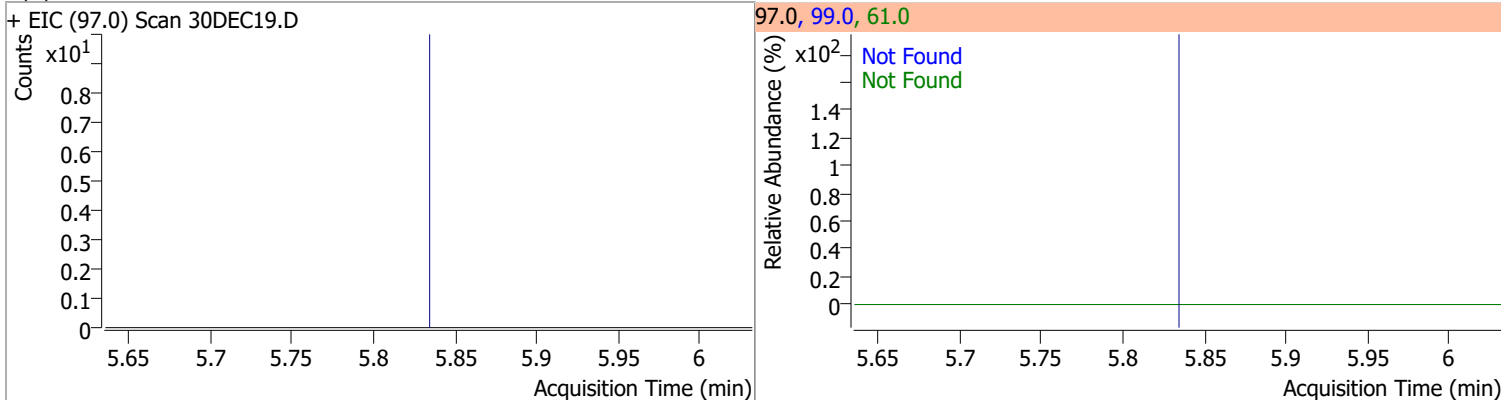


Compound	Conc.	Exp RT	QIon	Exp Ratio
Chloroform	N.D.	5.65	85.0	65.1

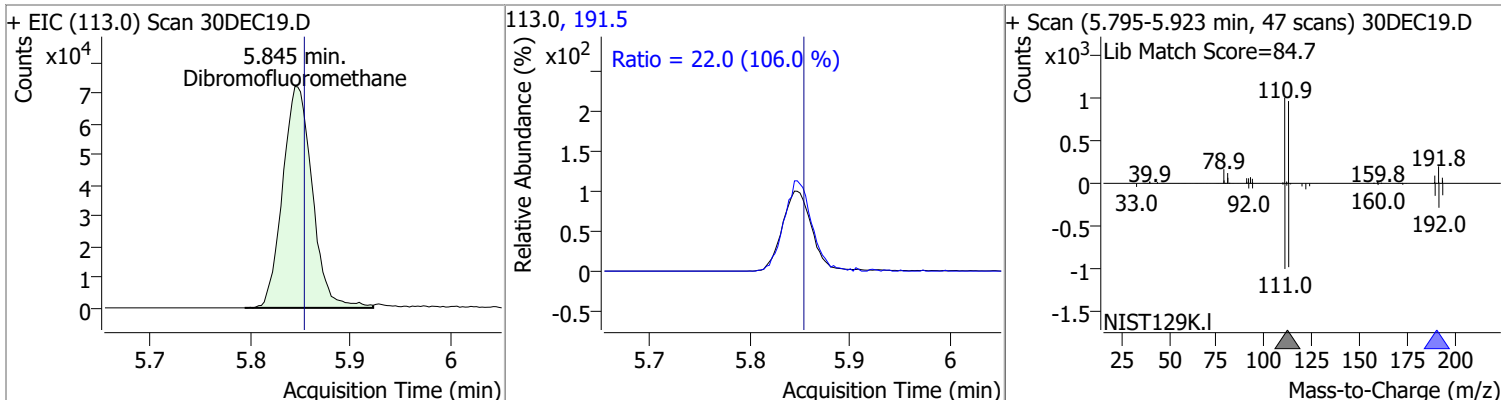


Quantitation Results Report (QT Reviewed)

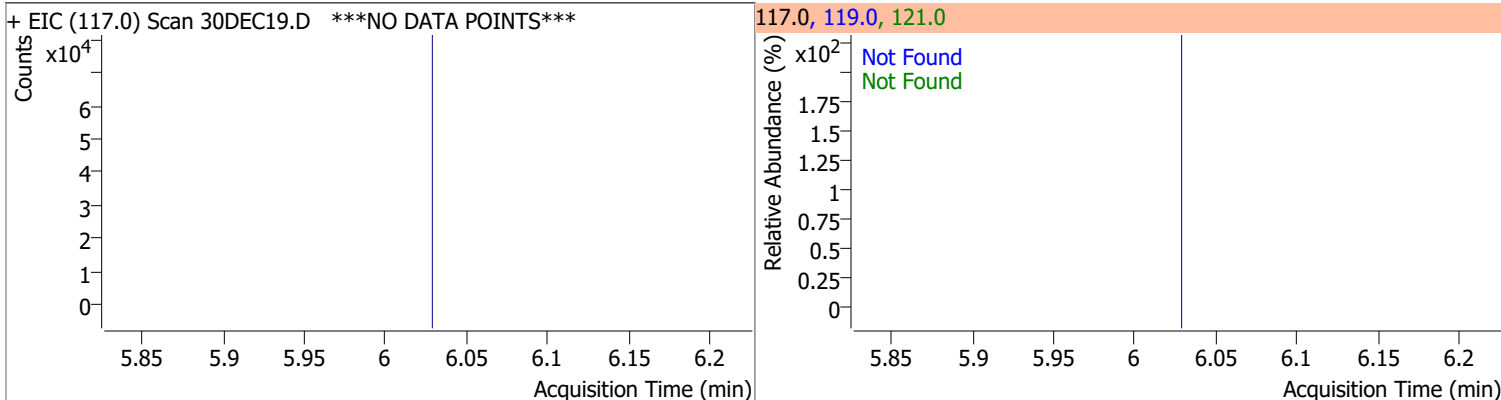
Compound	Conc.	Exp RT	QIon	Exp Ratio	QIon	Exp Ratio
1,1,1-Trichloroethane	N.D.	5.83	99.0	65.7	61.0	45.0



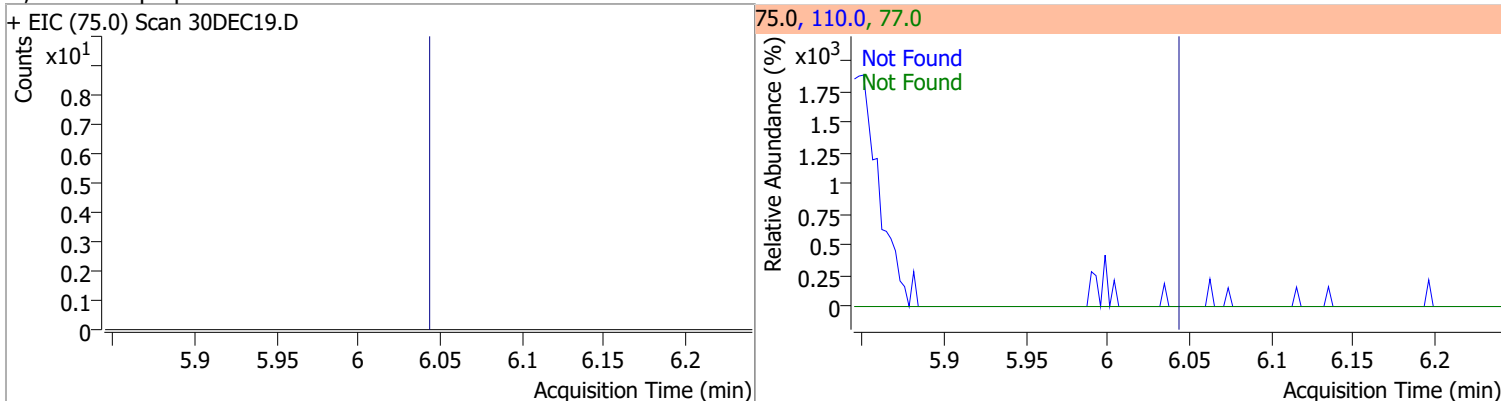
Compound	Conc.	RT	Dev(Min)	Resp.	QIon	QRatio	Lower	Upper
Dibromofluoromethane	259.3701	5.85	-0.01	148948	191.5	22.0	0.0	50.7



Compound	Conc.	Exp RT	QIon	Exp Ratio	QIon	Exp Ratio
Carbon tetrachloride	N.D.	6.03	119.0	97.5	121.0	30.4

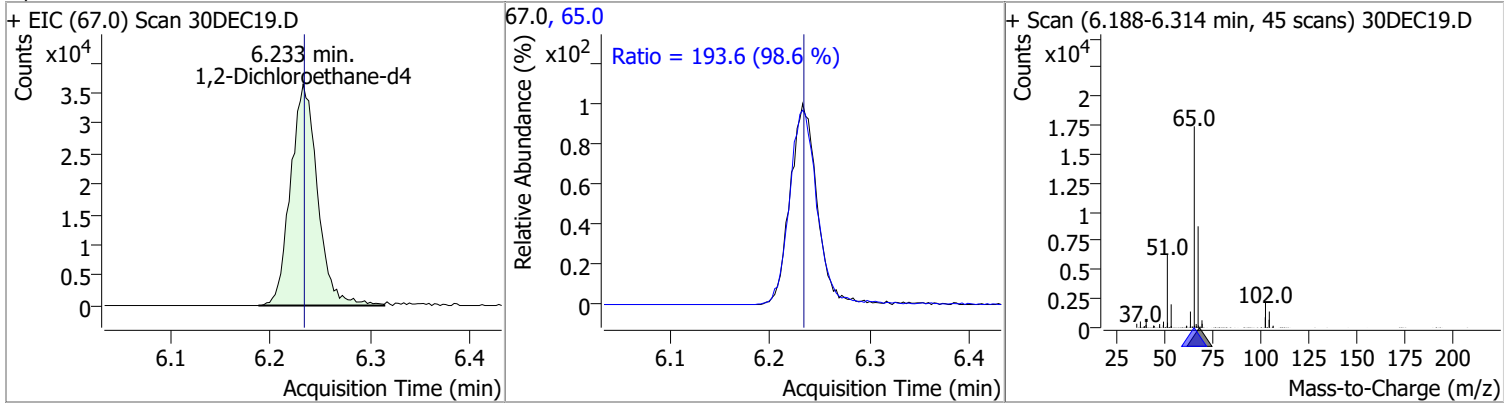


Compound	Conc.	Exp RT	QIon	Exp Ratio	QIon	Exp Ratio
1,1-Dichloropropene	N.D.	6.04	110.0	35.4	77.0	30.5

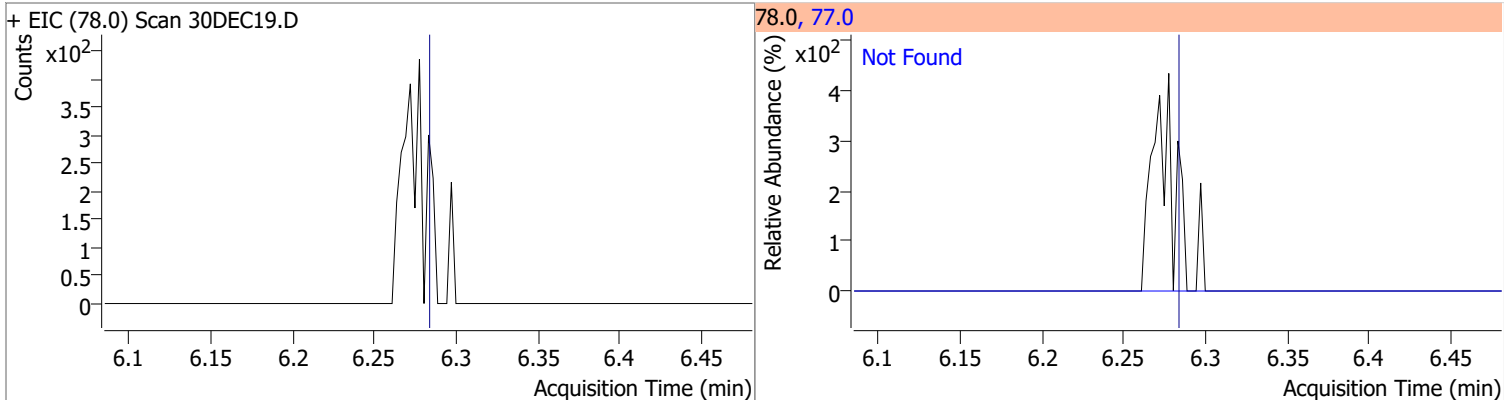


Quantitation Results Report (QT Reviewed)

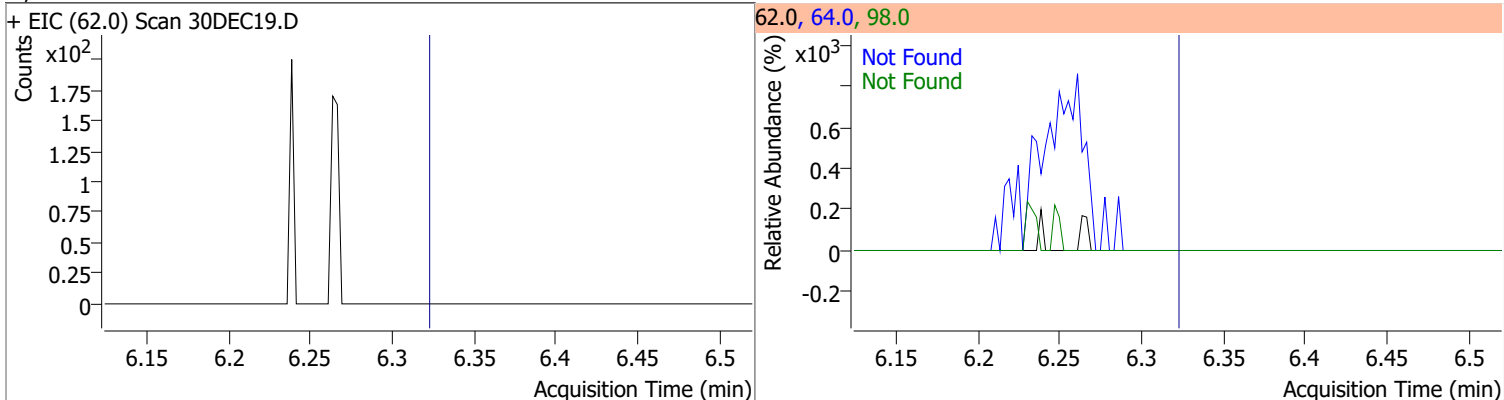
Compound	Conc.	RT	Dev(Min)	Resp.	QIon	QRatio	Lower	Upper
1,2-Dichloroethane-d4	260.1004	6.23	0.00	68166	65.0	193.6	166.3	226.3



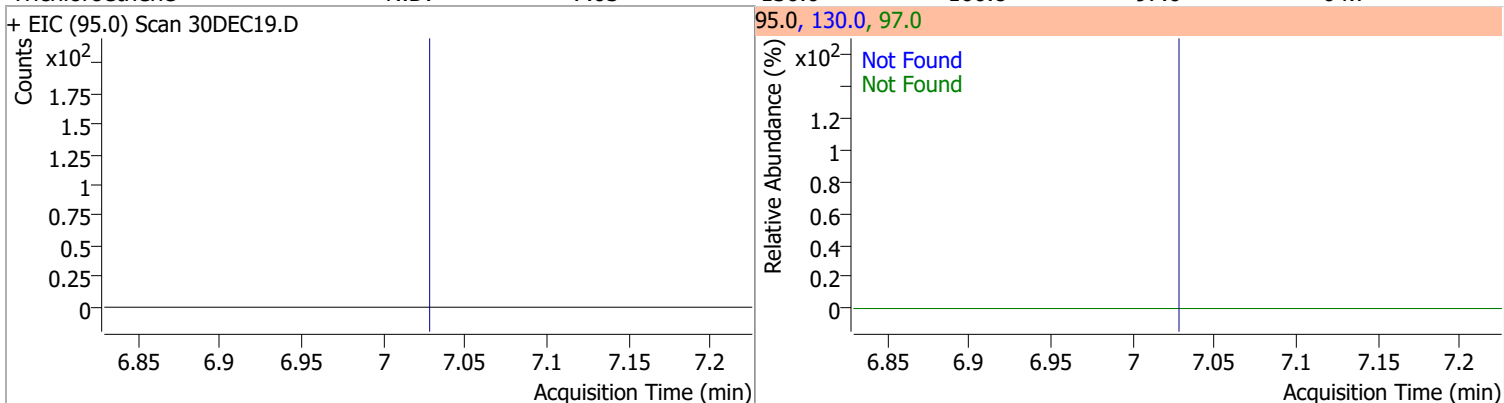
Compound	Conc.	Exp RT	QIon	Exp Ratio
Benzene	N.D.	6.28	77.0	23.5



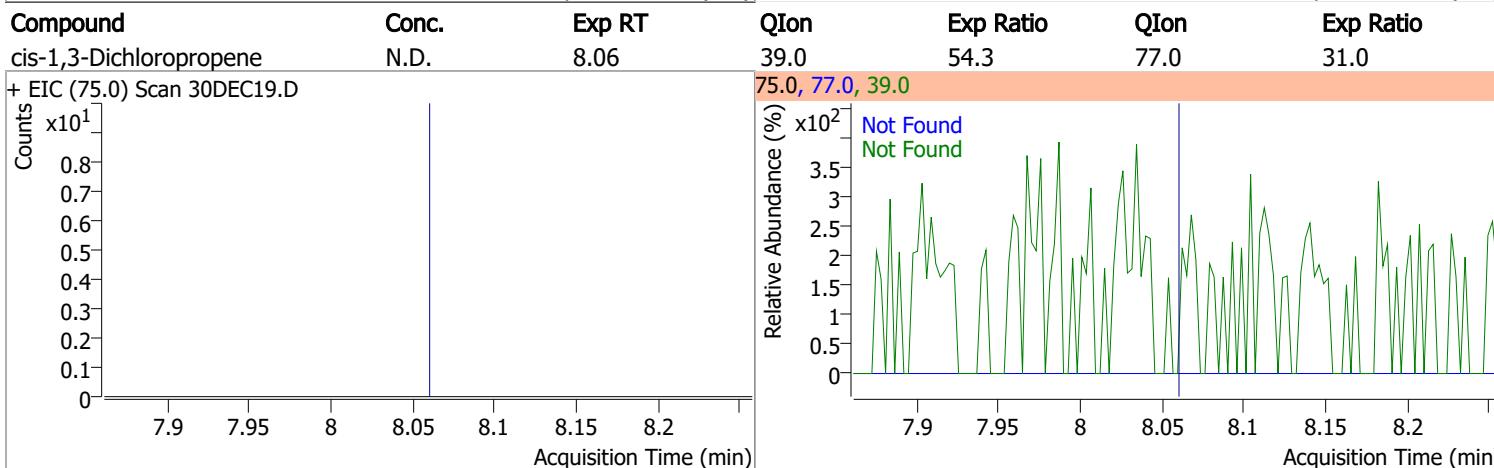
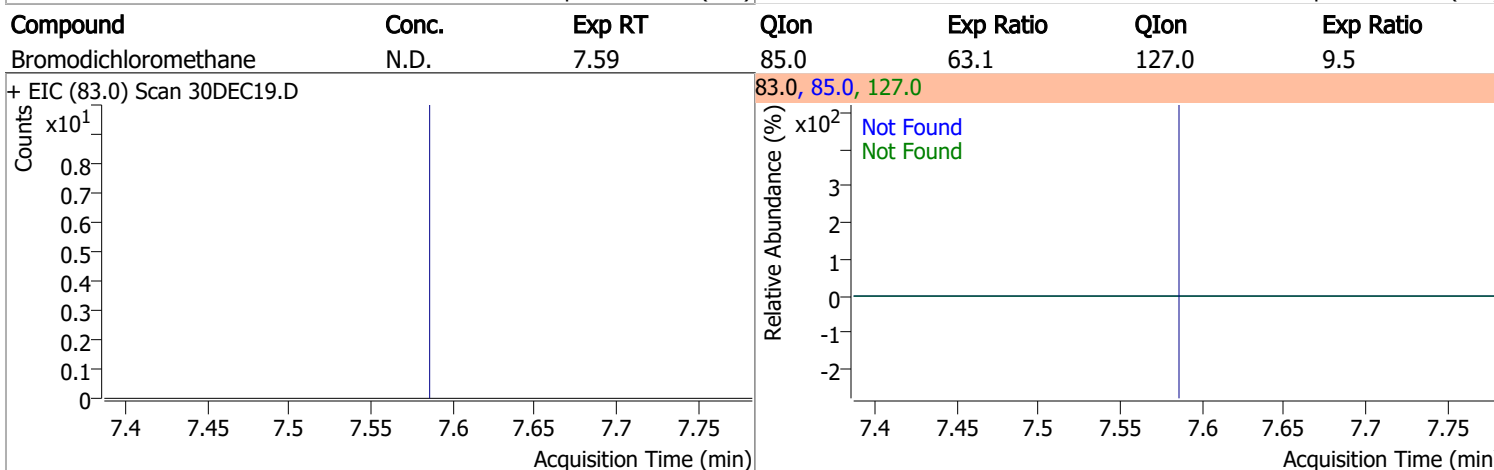
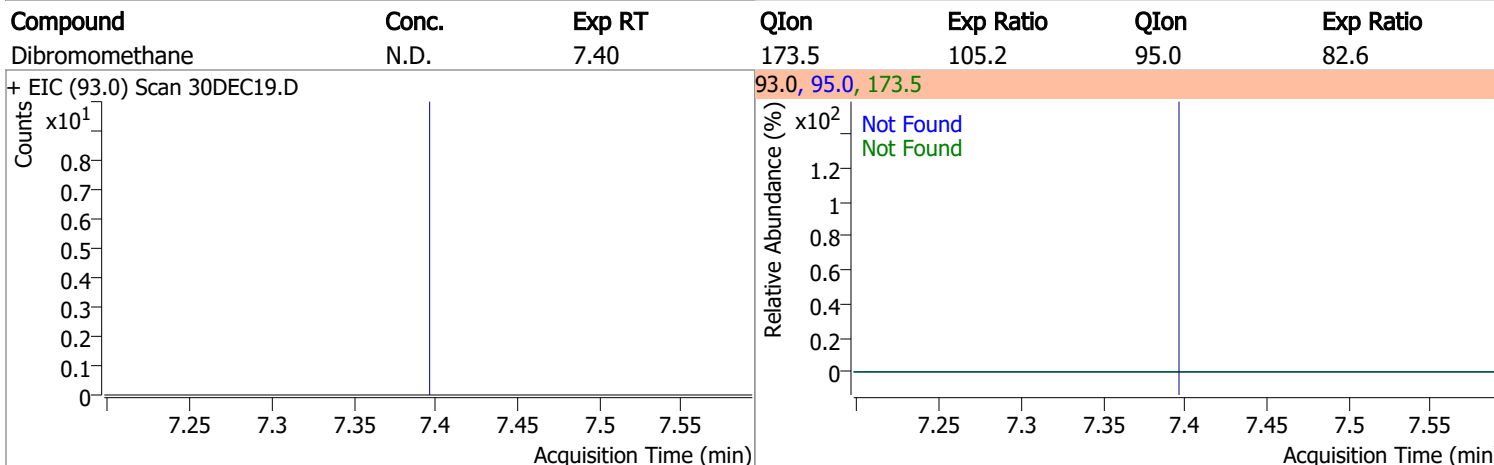
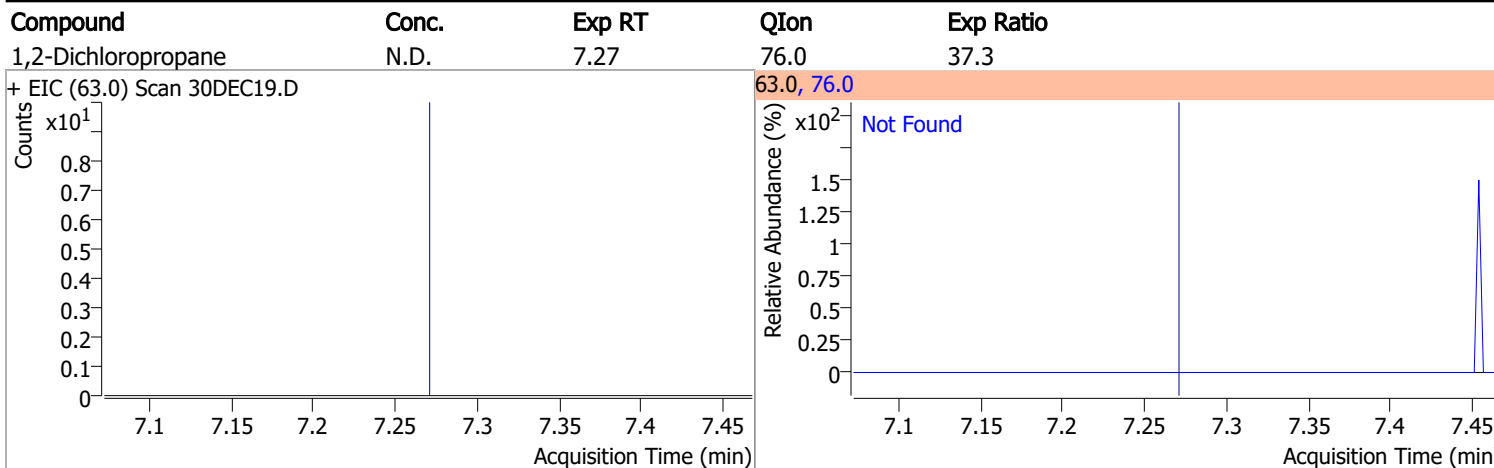
Compound	Conc.	Exp RT	QIon	Exp Ratio	QIon	Exp Ratio
1,2-Dichloroethane	N.D.	6.32	64.0	32.3	98.0	8.2



Compound	Conc.	Exp RT	QIon	Exp Ratio	QIon	Exp Ratio
Trichloroethene	N.D.	7.03	130.0	100.8	97.0	64.7

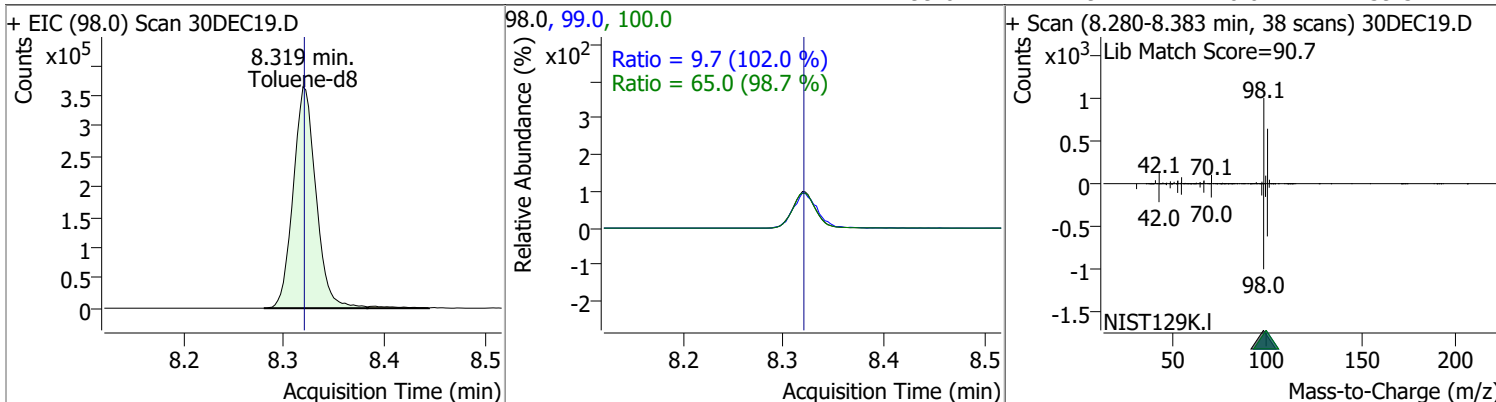


Quantitation Results Report (QT Reviewed)

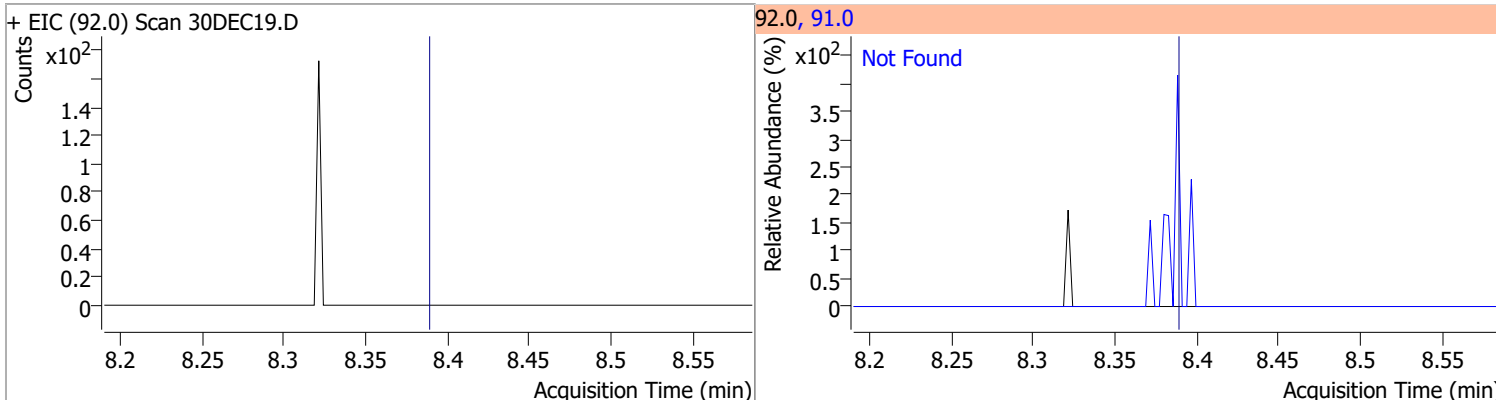


Quantitation Results Report (QT Reviewed)

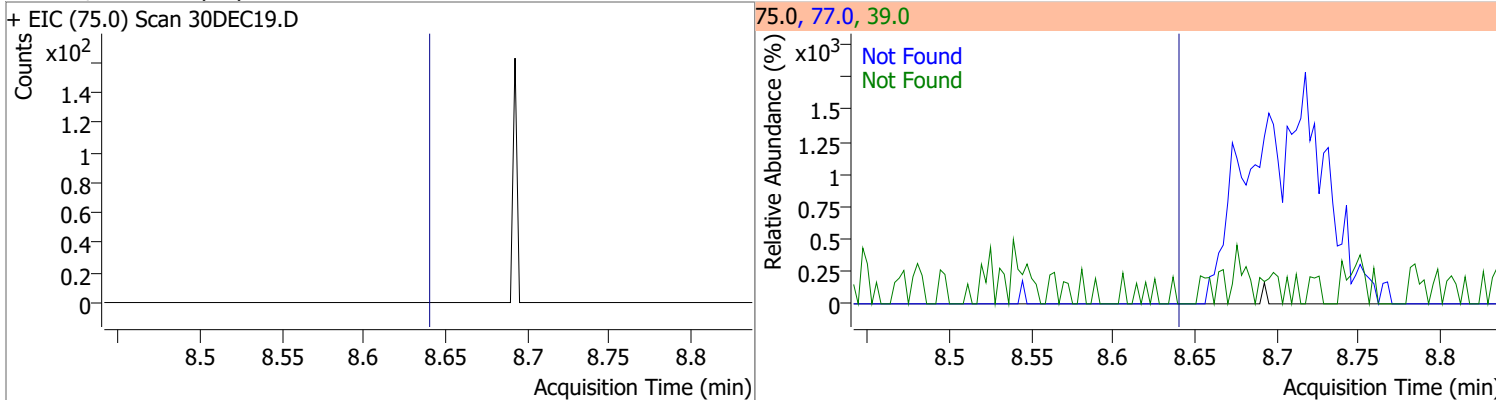
Compound	Conc.	RT	Dev(Min)	Resp.	QIon	QRatio	Lower	Upper
Toluene-d8	255.3993	8.32	0.00	573919	100.0	65.0	35.9	95.9
					99.0	9.7	0.0	39.5



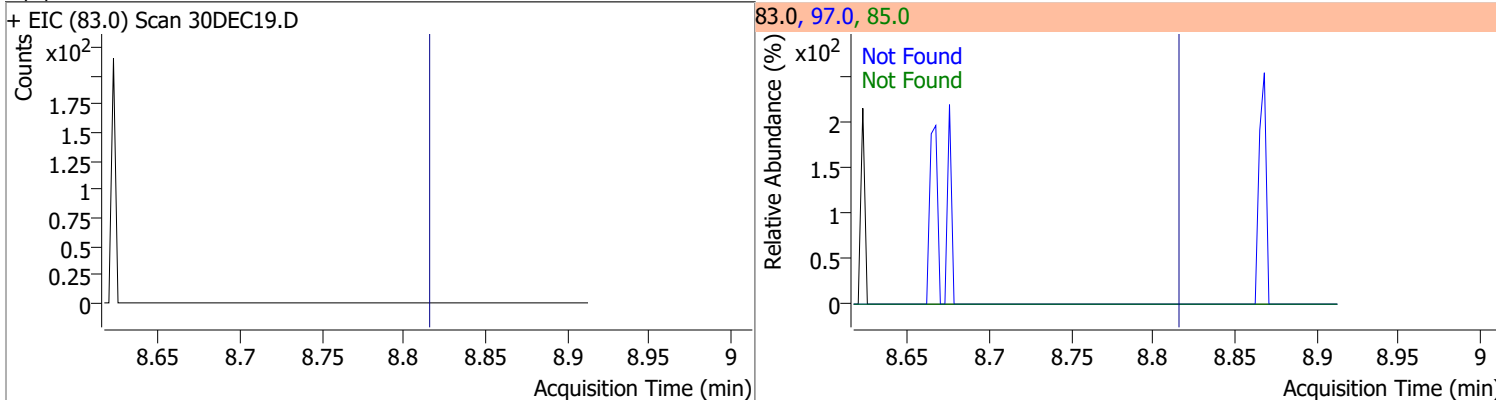
Compound	Conc.	Exp RT	QIon	Exp Ratio
Toluene	N.D.	8.39	91.0	174.3



Compound	Conc.	Exp RT	QIon	Exp Ratio	QIon	Exp Ratio
trans-1,3-Dichloropropene	N.D.	8.64	39.0	52.1	77.0	32.0

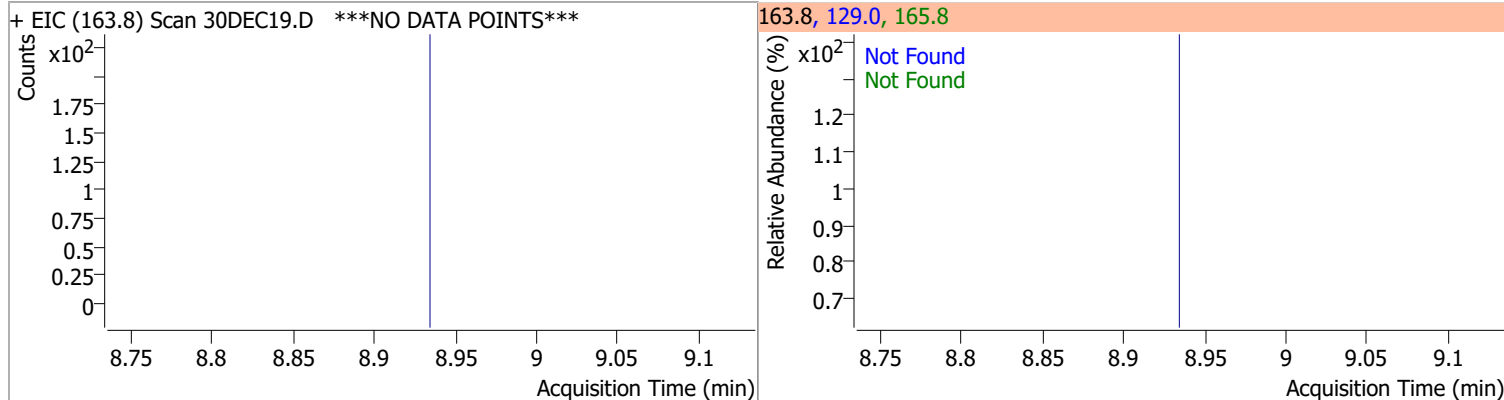


Compound	Conc.	Exp RT	QIon	Exp Ratio	QIon	Exp Ratio
1,1,2-Trichloroethane	N.D.	8.82	97.0	114.3	85.0	61.5

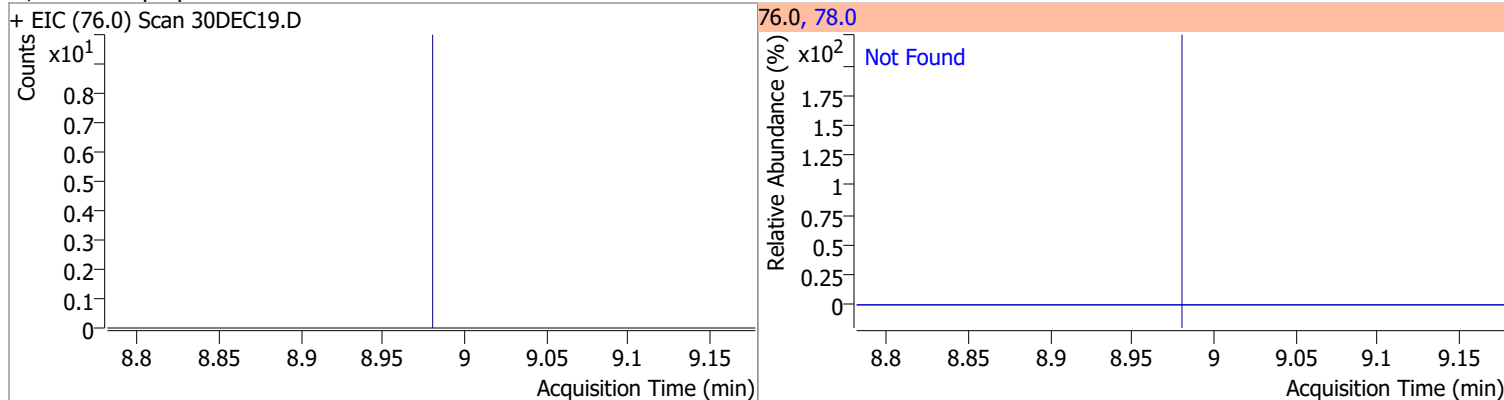


Quantitation Results Report (QT Reviewed)

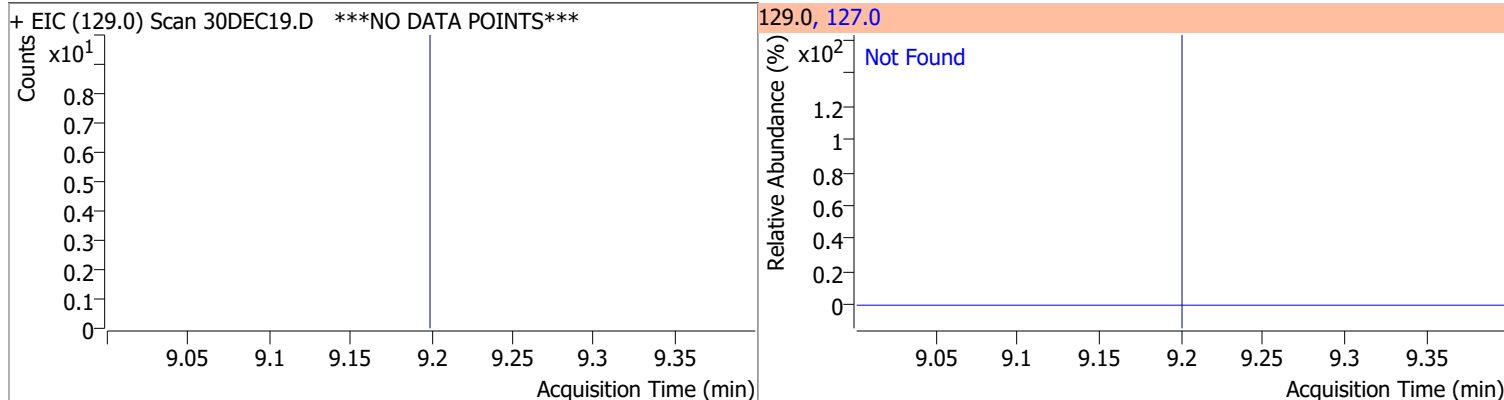
Compound	Conc.	Exp RT	QIon	Exp Ratio	QIon	Exp Ratio
Tetrachloroethene	N.D.	8.94	165.8	128.3	129.0	95.3



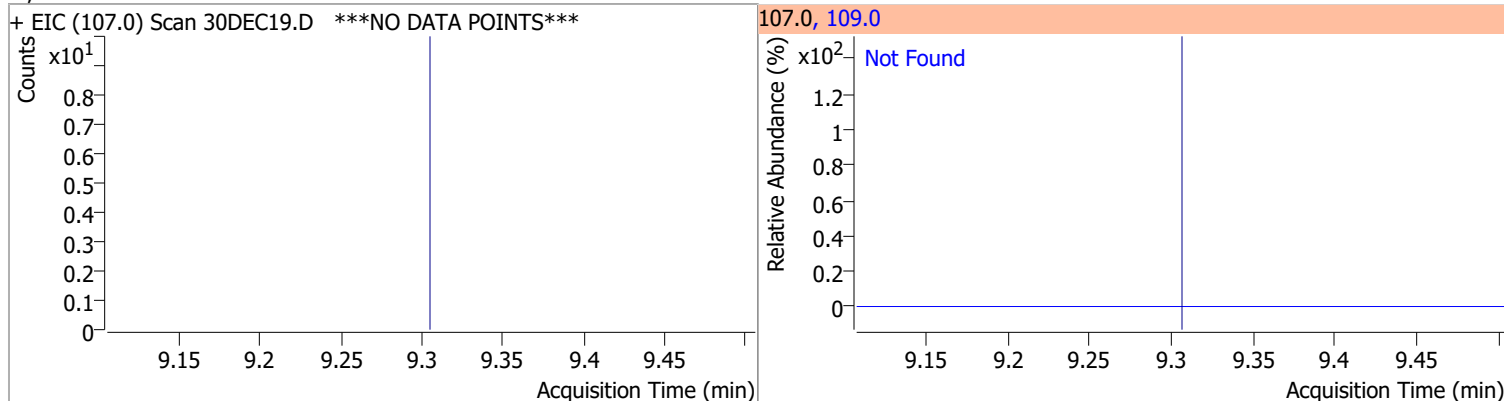
Compound	Conc.	Exp RT	QIon	Exp Ratio
1,3-Dichloropropane	N.D.	8.98	78.0	32.1



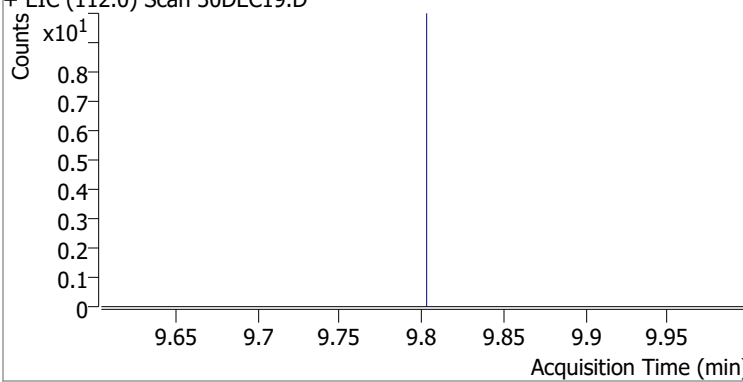
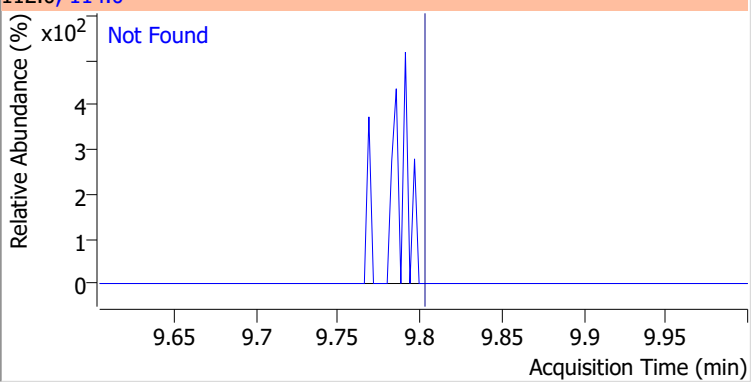
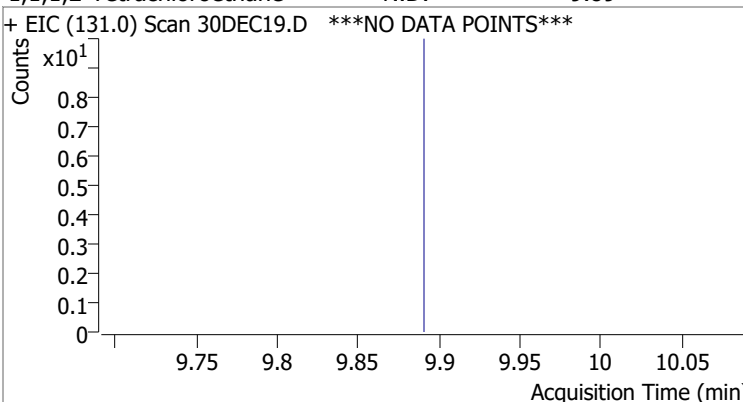
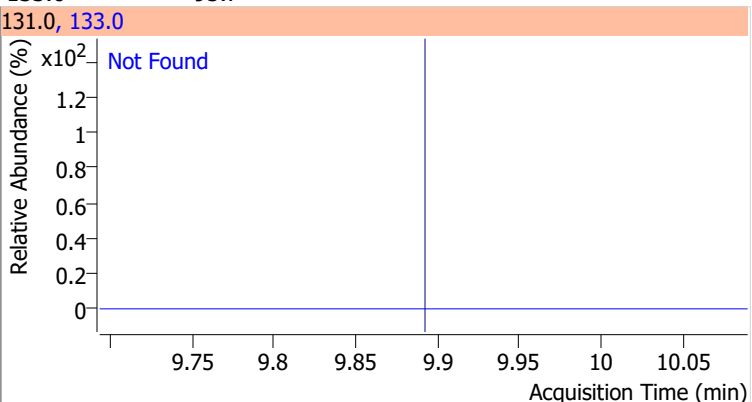
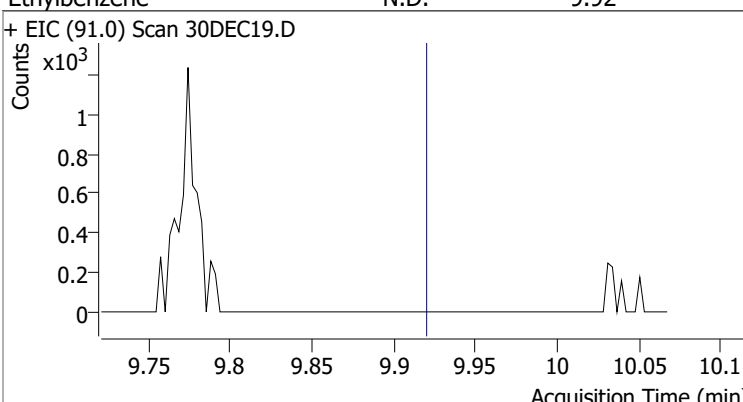
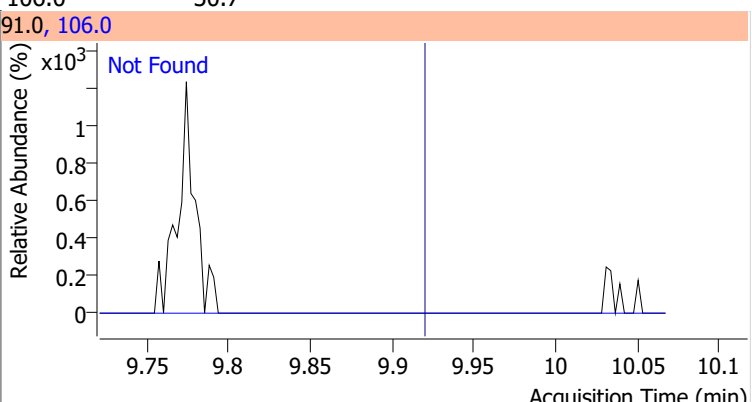
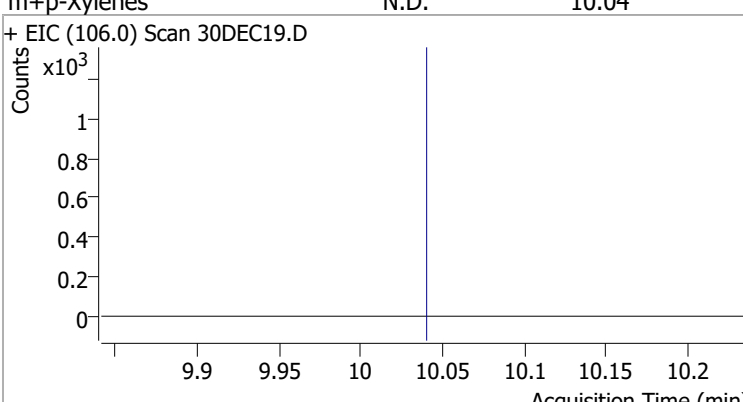
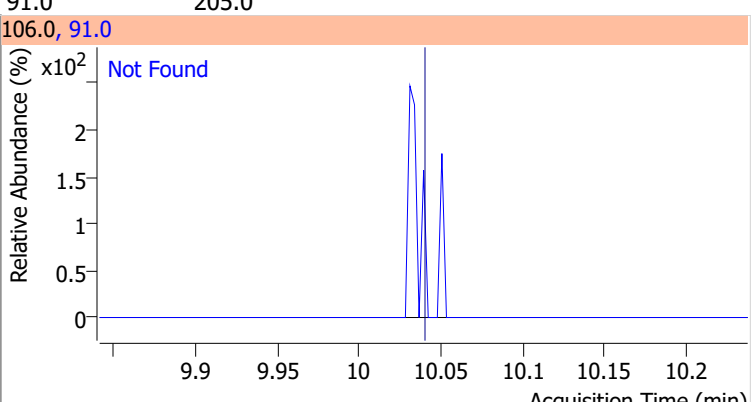
Compound	Conc.	Exp RT	QIon	Exp Ratio
Chlorodibromomethane	N.D.	9.20	127.0	75.3



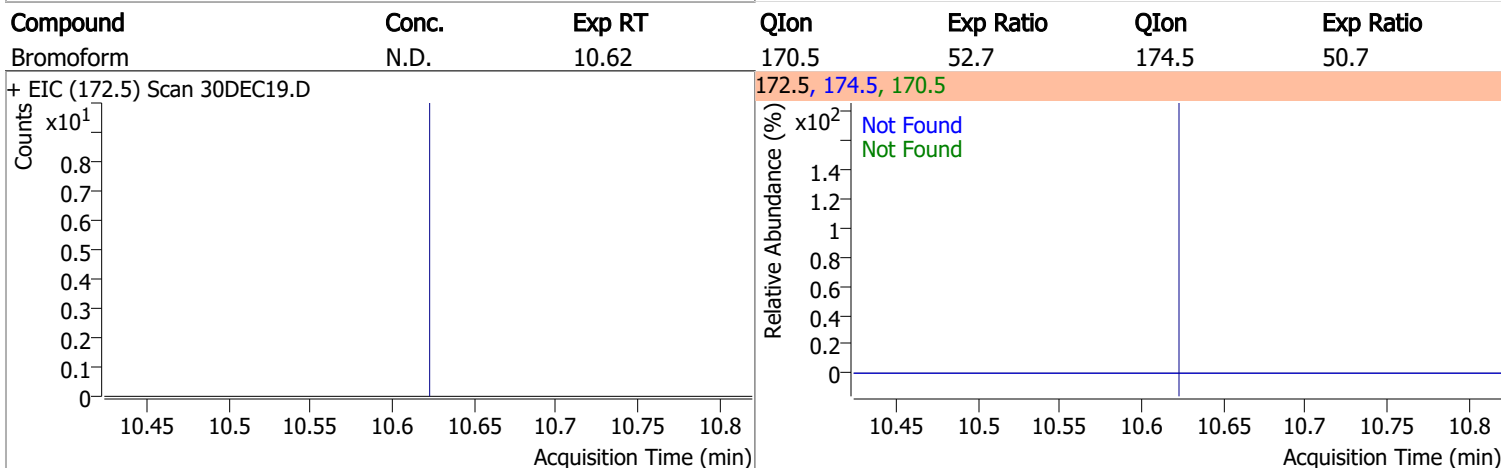
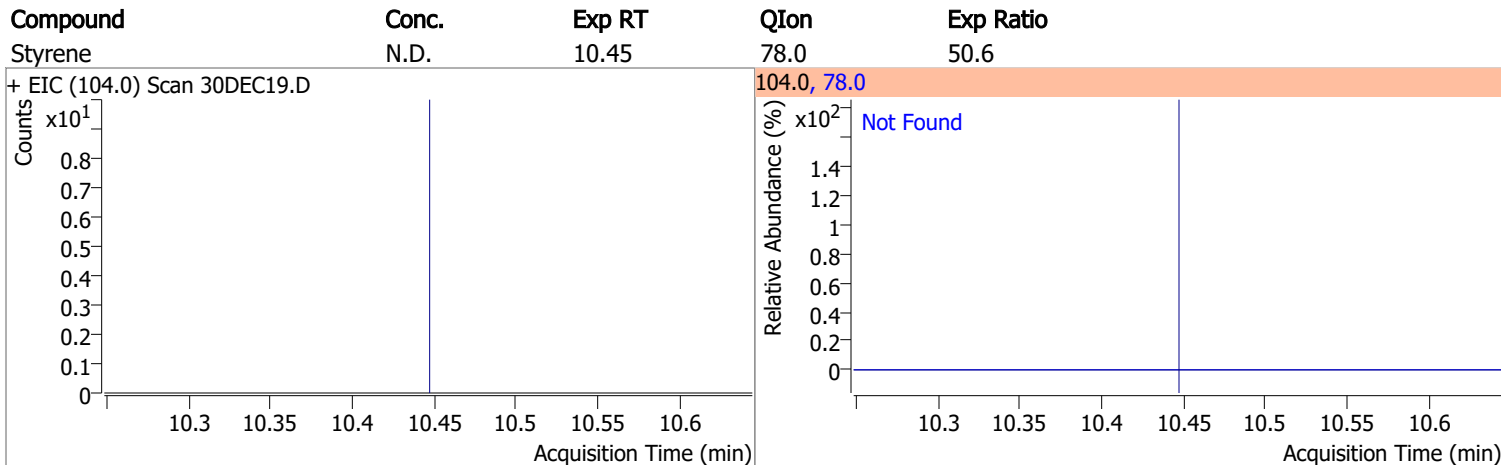
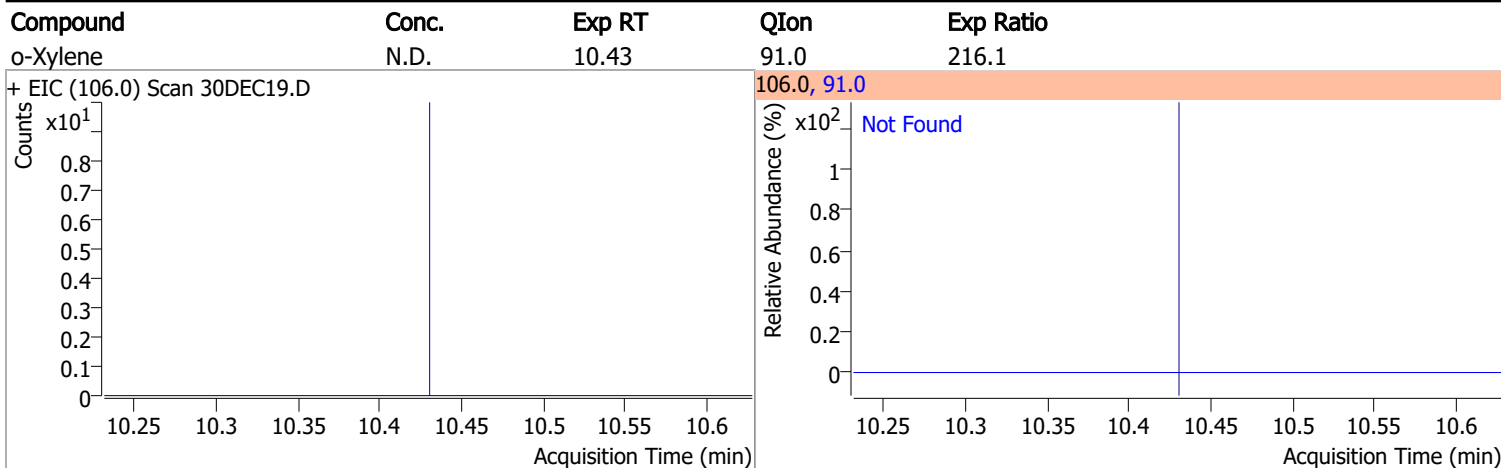
Compound	Conc.	Exp RT	QIon	Exp Ratio
1,2-Dibromoethane	N.D.	9.31	109.0	97.2



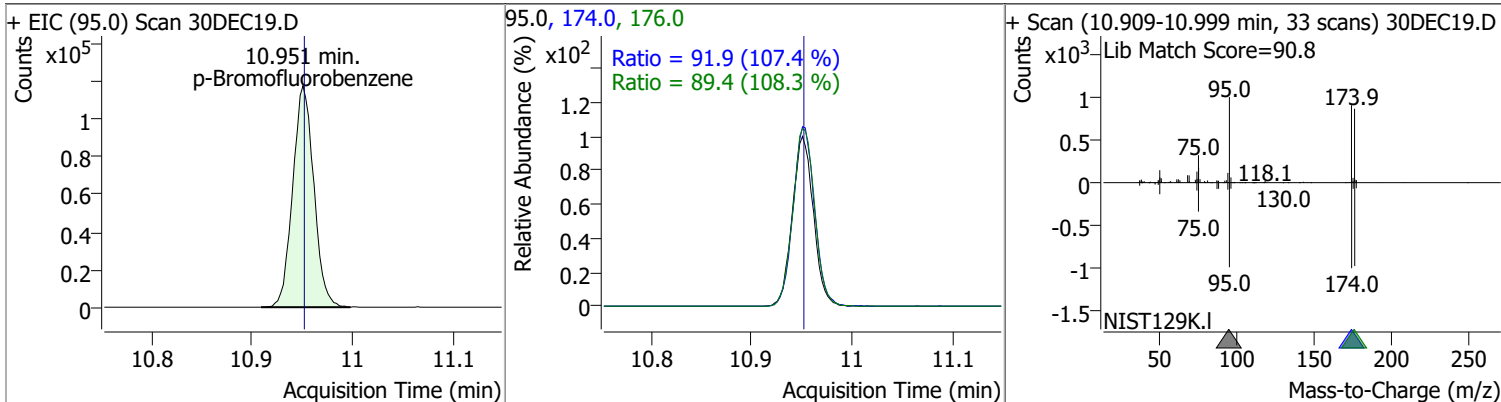
Quantitation Results Report (QT Reviewed)

Compound	Conc.	Exp RT	QIon	Exp Ratio
Chlorobenzene	N.D.	9.80	114.0	32.3
+ EIC (112.0) Scan 30DEC19.D			112.0, 114.0	
				
1,1,1,2-Tetrachloroethane	N.D.	9.89	133.0	95.7
+ EIC (131.0) Scan 30DEC19.D ***NO DATA POINTS***			131.0, 133.0	
				
Ethylbenzene	N.D.	9.92	106.0	30.7
+ EIC (91.0) Scan 30DEC19.D			91.0, 106.0	
				
m+p-Xylenes	N.D.	10.04	91.0	205.0
+ EIC (106.0) Scan 30DEC19.D			106.0, 91.0	
				

Quantitation Results Report (QT Reviewed)

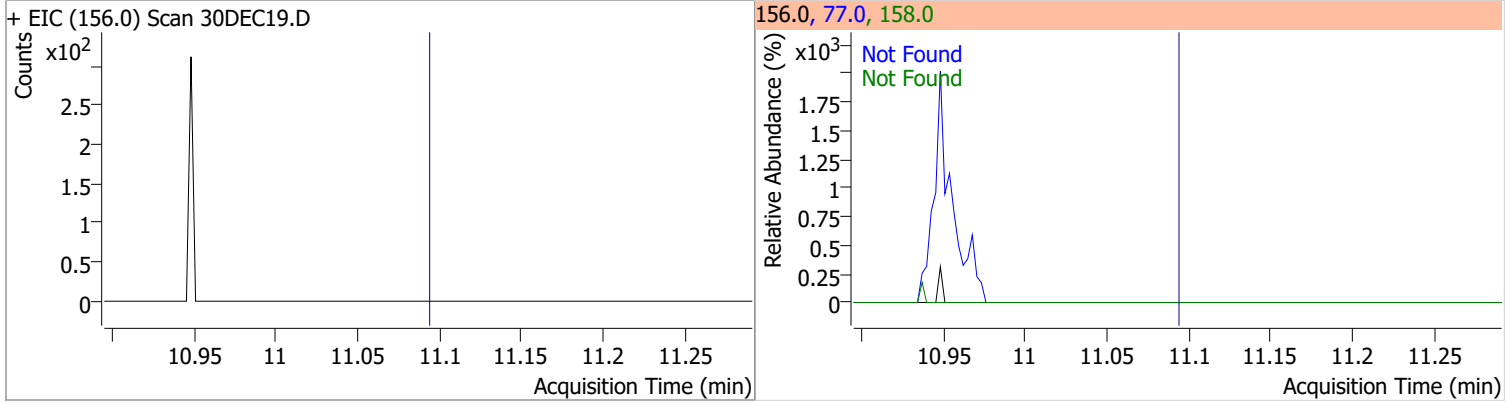


Compound	Conc.	RT	Dev(Min)	Resp.	QIon	QRatio	Lower	Upper
p-Bromofluorobenzene	262.3793	10.95	0.00	172101	174.0	91.9	55.5	115.5
					176.0	89.4	52.5	112.5

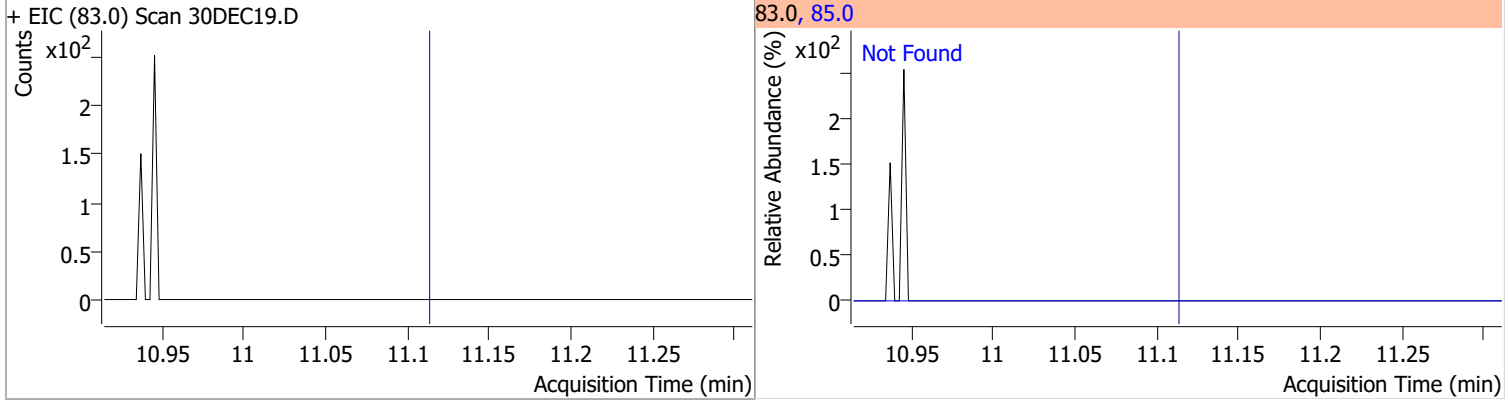


Quantitation Results Report (QT Reviewed)

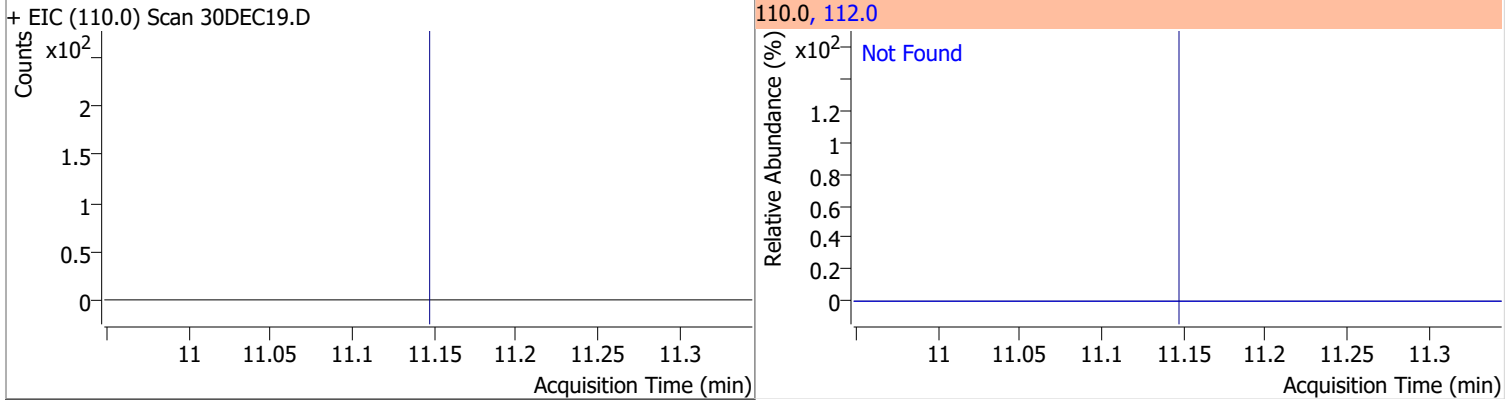
Compound	Conc.	Exp RT	QIon	Exp Ratio	QIon	Exp Ratio
Bromobenzene	N.D.	11.09	77.0	153.2	158.0	96.2



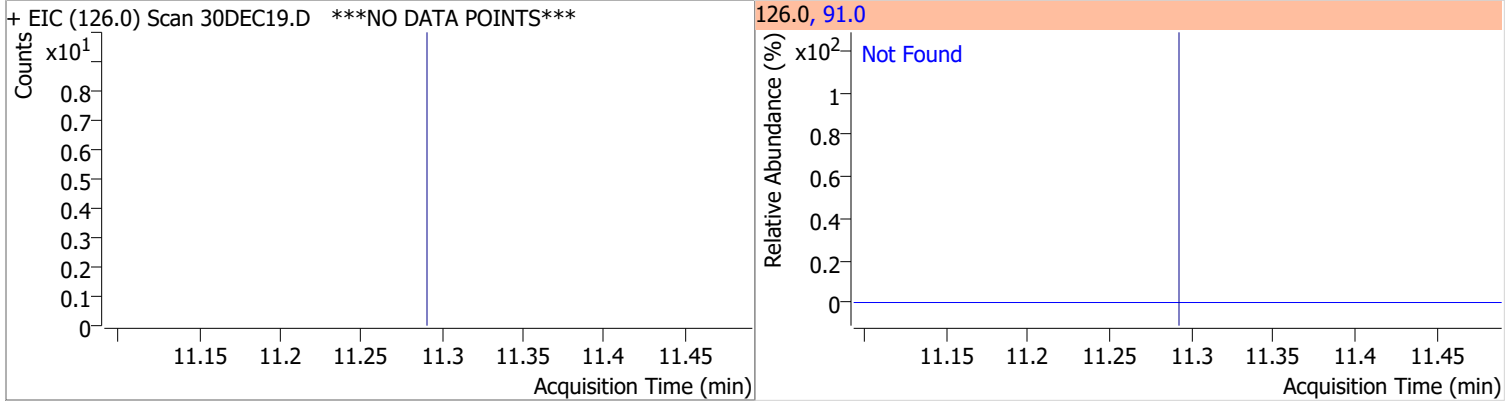
Compound	Conc.	Exp RT	QIon	Exp Ratio
1,1,2,2-Tetrachloroethane	N.D.	11.11	85.0	63.2



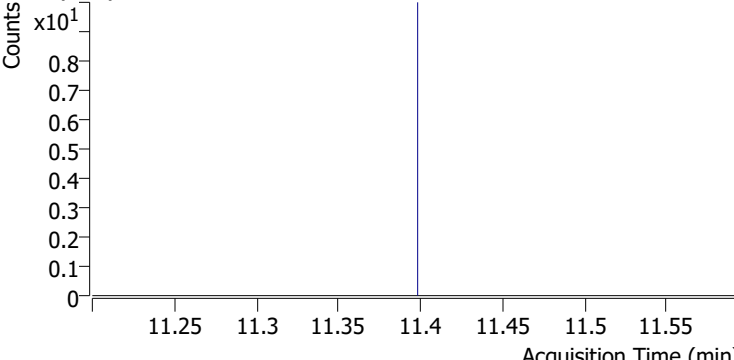
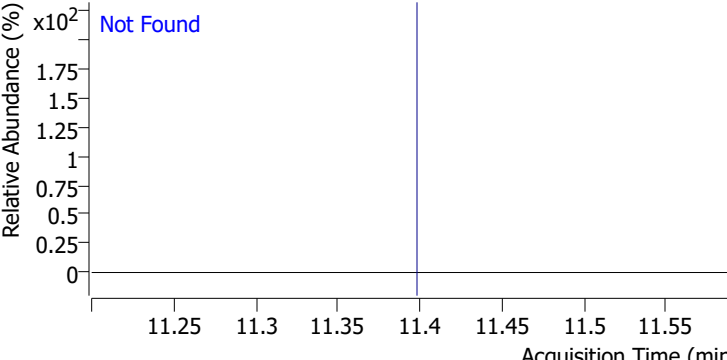
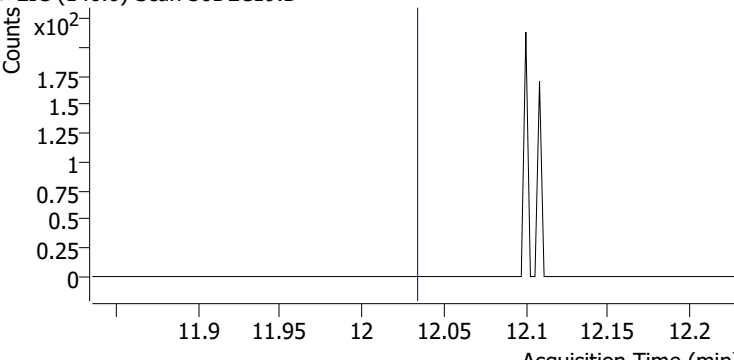
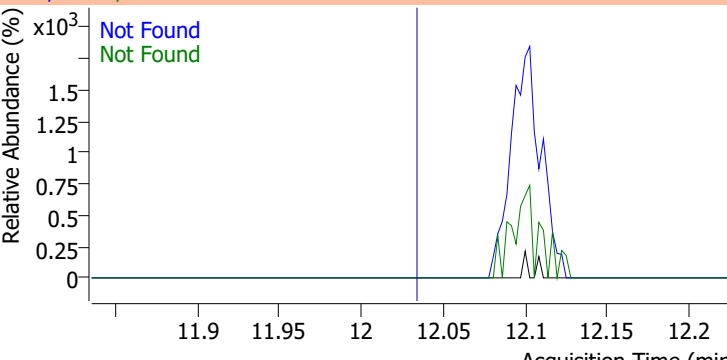
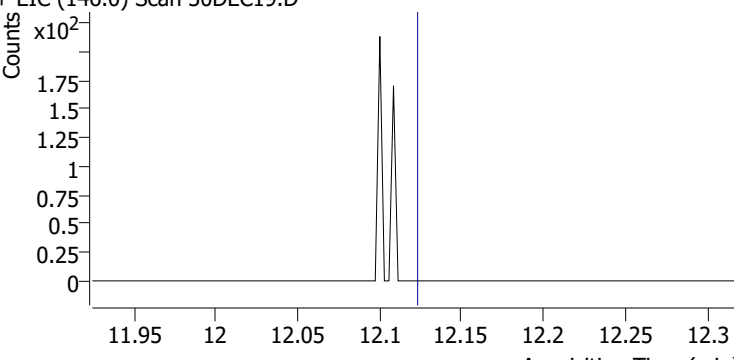
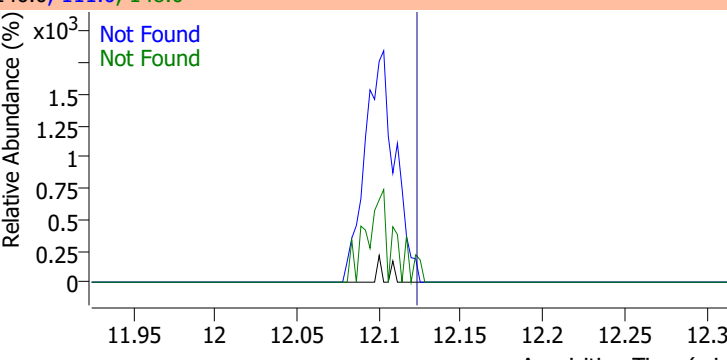
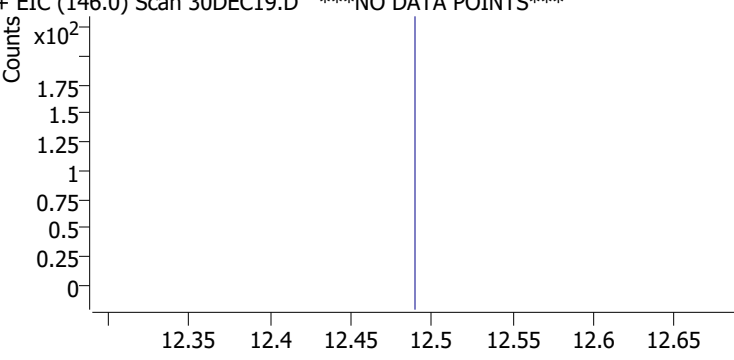
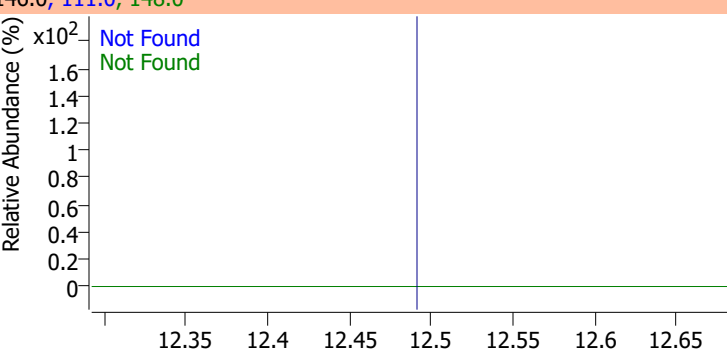
Compound	Conc.	Exp RT	QIon	Exp Ratio
1,2,3-Trichloropropane	N.D.	11.15	112.0	65.8



Compound	Conc.	Exp RT	QIon	Exp Ratio
2-Chlorotoluene	N.D.	11.29	91.0	294.1

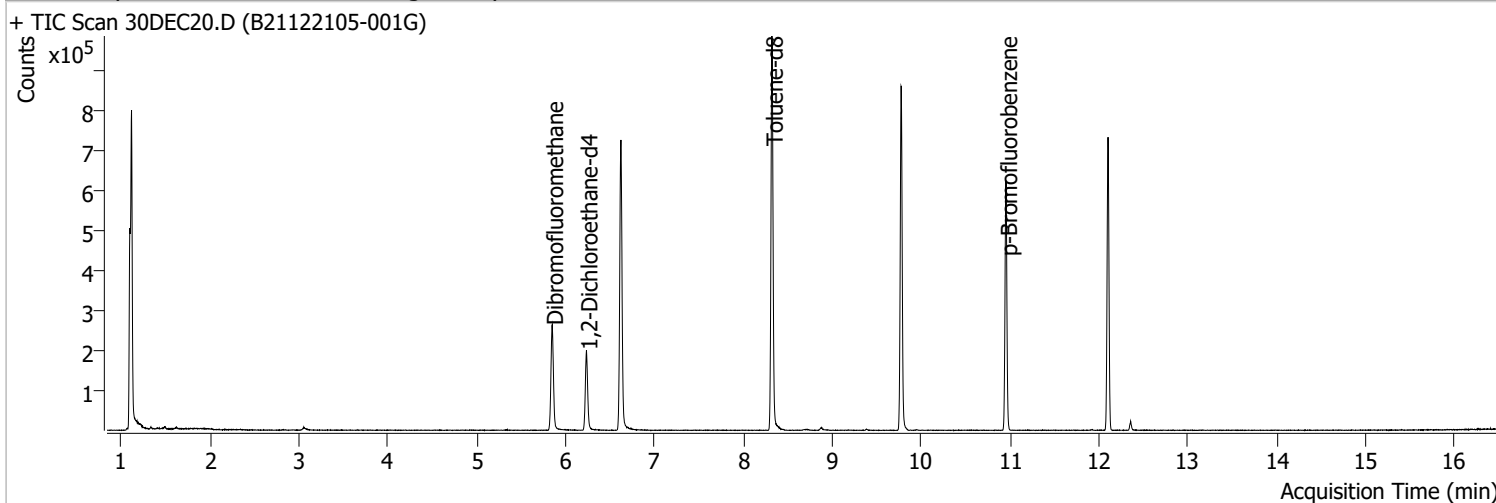


Quantitation Results Report (QT Reviewed)

Compound	Conc.	Exp RT	QIon	Exp Ratio		
4-Chlorotoluene	N.D.	11.40	126.0	30.4		
+ EIC (91.0) Scan 30DEC19.D			91.0, 126.0			
						
1,3-Dichlorobenzene	N.D.	12.03	148.0	64.5	QIon	Exp Ratio
+ EIC (146.0) Scan 30DEC19.D			146.0, 111.0, 148.0			
						
1,4-Dichlorobenzene	N.D.	12.12	148.0	64.0	QIon	Exp Ratio
+ EIC (146.0) Scan 30DEC19.D			146.0, 111.0, 148.0			
						
1,2-Dichlorobenzene	N.D.	12.49	148.0	63.8	QIon	Exp Ratio
+ EIC (146.0) Scan 30DEC19.D ***NO DATA POINTS***			146.0, 111.0, 148.0			
						

Quantitation Results Report (QT Reviewed)

Data File	30DEC20.D	Operator	SBD
Acq. Method	5975CACQF.M	Acq. Date-Time	12/30/2021 7:08:39 PM
Sample Name	B21122105-001G	Instrument	VOA5975C
Vial	20	Multiplier	1.00
DA Method File	VOA5975C_8260B_SHT_DoD_L4_120721.m	Comment	
Tune File	BFB_Atune3.u	Tune Date	10/11/2021 4:02:00 PM
Batch Name	VG123021_8260B_624pt1.batch.bin	Last Calib Update	1/20/2022 10:22:06 AM
Ref Library	\\MASSHUNTER\Org\Library\NIST129K.I		



Compound	RT	QIon	Resp.	Conc.	Units	Dev(Min)
----------	----	------	-------	-------	-------	----------

Internal Standards

M Fluorobenzene	6.621	96.0	608471	250.0000	ng	0.000
M Chlorobenzene-d5	9.772	82.0	232865	250.0000	ng	-0.003
M 1,4-Dichlorobenzene-d4	12.100	152.0	173638	250.0000	ng	0.000

System Monitoring Compounds

S Dibromofluoromethane	5.848	113.0	155288	260.4008	ng	-0.003
Spiked Amount: 250.000	Range: 80.0 - 119.0%			Recovery = 104.16%		
S 1,2-Dichloroethane-d4	6.233	67.0	68805	252.8205	ng	0.003
Spiked Amount: 250.000	Range: 81.0 - 118.0%			Recovery = 101.13%		
S Toluene-d8	8.319	98.0	604949	258.4311	ng	0.000
Spiked Amount: 250.000	Range: 89.0 - 112.0%			Recovery = 103.37%		
S p-Bromofluorobenzene	10.954	95.0	174927	263.2796	ng	0.003
Spiked Amount: 250.000	Range: 85.0 - 114.0%			Recovery = 105.31%		

Target Compounds

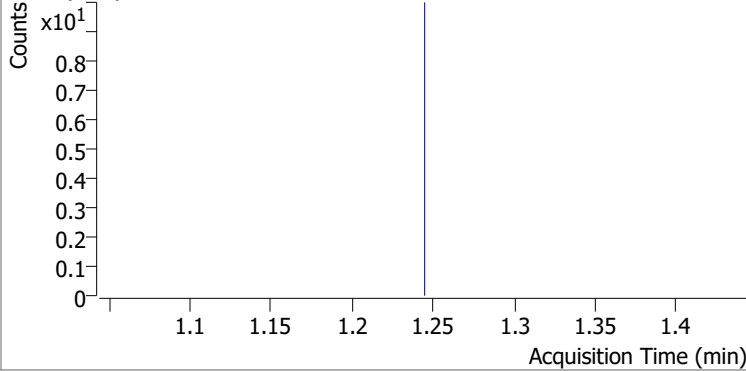
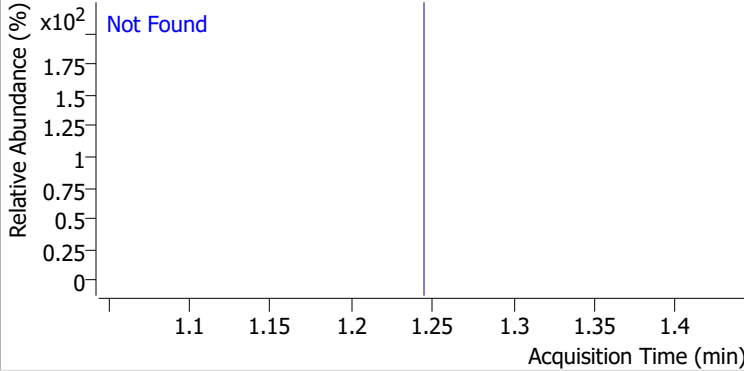
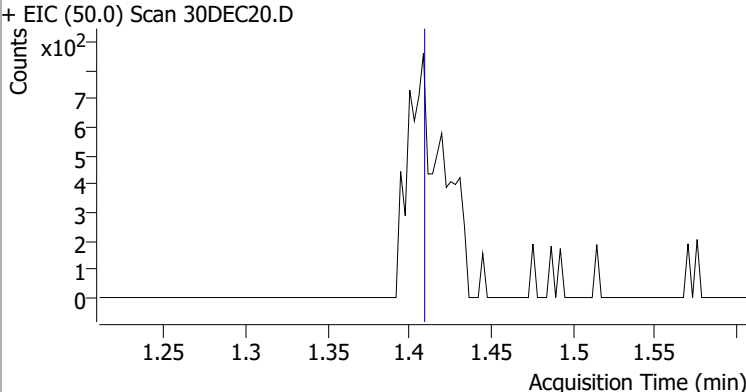
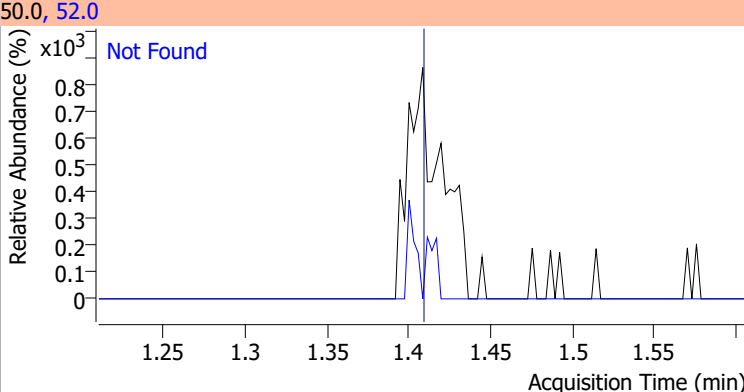
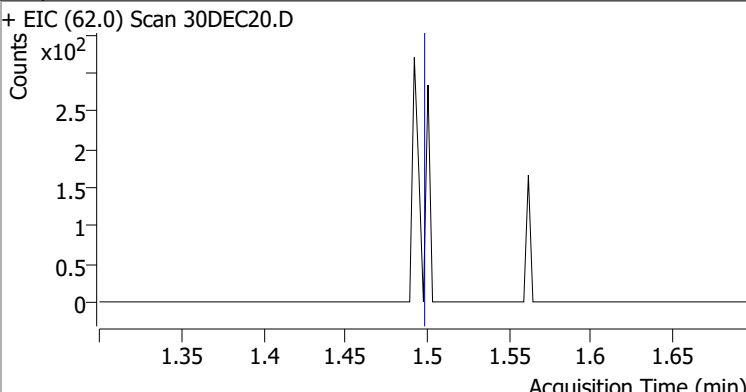
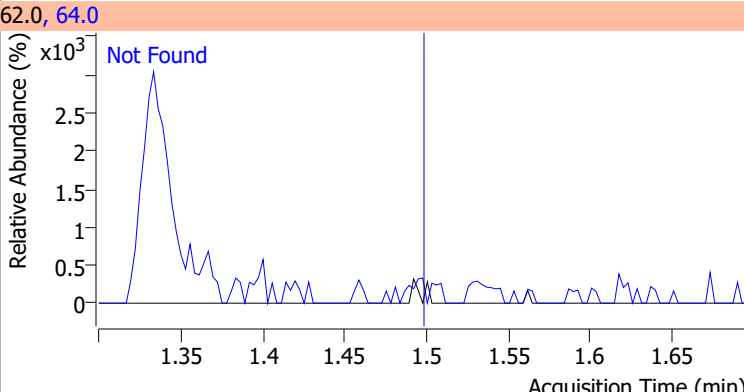
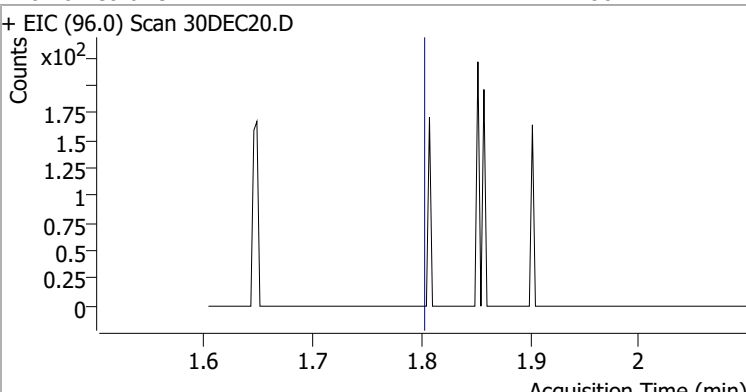
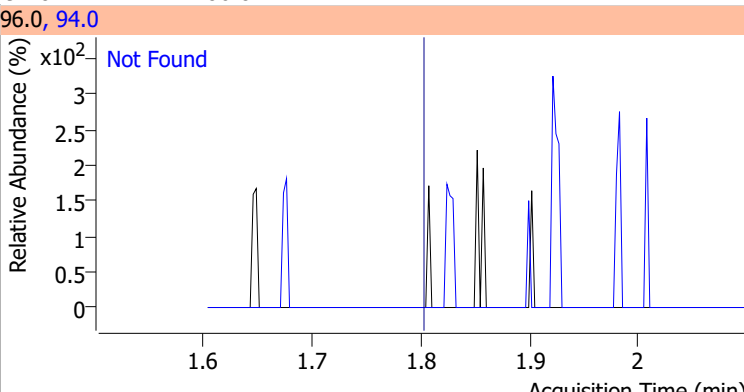
Target Compounds	RT	QIon	Resp.	Conc.	Units	Dev(Min)	QValue
T Dichlorodifluoromethane	0.000		0	N.D.			
T Chloromethane	0.000		0	N.D.			
T Vinyl chloride	0.000		0	N.D.			
T Bromomethane	0.000		0	N.D.			
T Chloroethane	0.000		0	N.D.			
T Trichlorofluoromethane	0.000		0	N.D.			
T 1,1-Dichloroethene	0.000		0	N.D.			
T Methylene chloride	0.000		0	N.D.			
T trans-1,2-Dichloroethene	0.000		0	N.D.			
T Methyl tert-butyl ether (MTBE)	0.000		0	N.D.			
T 1,1-Dichloroethane	0.000		0	N.D.			
T 2,2-Dichloropropane	0.000		0	N.D.			
T cis-1,2-Dichloroethene	0.000		0	N.D.			
T Methyl ethyl ketone	0.000		0	N.D.			
T Bromochloromethane	0.000		0	N.D.			
T Chloroform	0.000		0	N.D.			

Quantitation Results Report (QT Reviewed)

Compound	RT	QIon	Resp.	Conc.	Units	Dev(Min)
T 1,1,1-Trichloroethane	0.000		0	N.D.		
T Carbon tetrachloride	0.000		0	N.D.		
T 1,1-Dichloropropene	0.000		0	N.D.		
T Benzene	0.000		0	N.D.		
T 1,2-Dichloroethane	0.000		0	N.D.		
T Trichloroethene	0.000		0	N.D.		
T 1,2-Dichloropropane	0.000		0	N.D.		
T Dibromomethane	0.000		0	N.D.		
T Bromodichloromethane	0.000		0	N.D.		
T cis-1,3-Dichloropropene	0.000		0	N.D.		
T Toluene	0.000		0	N.D.		
T trans-1,3-Dichloropropene	0.000		0	N.D.		
T 1,1,2-Trichloroethane	0.000		0	N.D.		
T Tetrachloroethene	0.000		0	N.D.		
T 1,3-Dichloropropane	0.000		0	N.D.		
T Chlorodibromomethane	0.000		0	N.D.		
T 1,2-Dibromoethane	0.000		0	N.D.		
T Chlorobenzene	0.000		0	N.D.		
T 1,1,1,2-Tetrachloroethane	0.000		0	N.D.		
T Ethylbenzene	0.000		0	N.D.		
T m+p-Xylenes	0.000		0	N.D.		
T o-Xylene	0.000		0	N.D.		
T Styrene	0.000		0	N.D.		
T Bromoform	0.000		0	N.D.		
T Bromobenzene	0.000		0	N.D.		
T 1,1,2,2-Tetrachloroethane	0.000		0	N.D.		
T 1,2,3-Trichloropropane	0.000		0	N.D.		
T 2-Chlorotoluene	0.000		0	N.D.		
T 4-Chlorotoluene	0.000		0	N.D.		
T 1,3-Dichlorobenzene	0.000		0	N.D.		
T 1,4-Dichlorobenzene	0.000		0	N.D.		
T 1,2-Dichlorobenzene	0.000		0	N.D.		

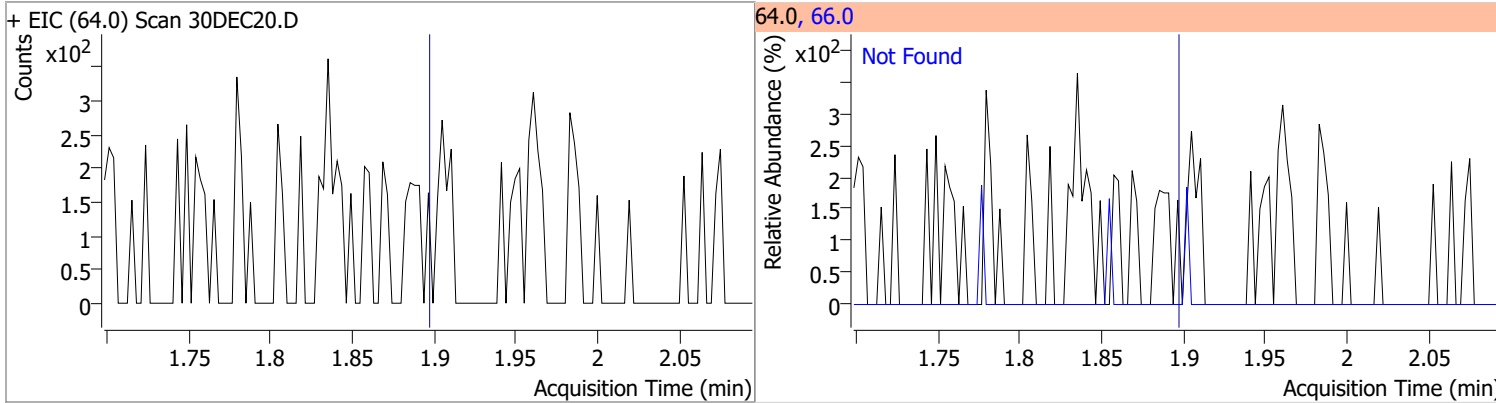
(#) = Qualifier Out of Range; (m) = Manual Integration; (+) = Area Summed; (*) = Surrogate Percent Recovery Out of Range; (d): Zeroed Peak

Quantitation Results Report (QT Reviewed)

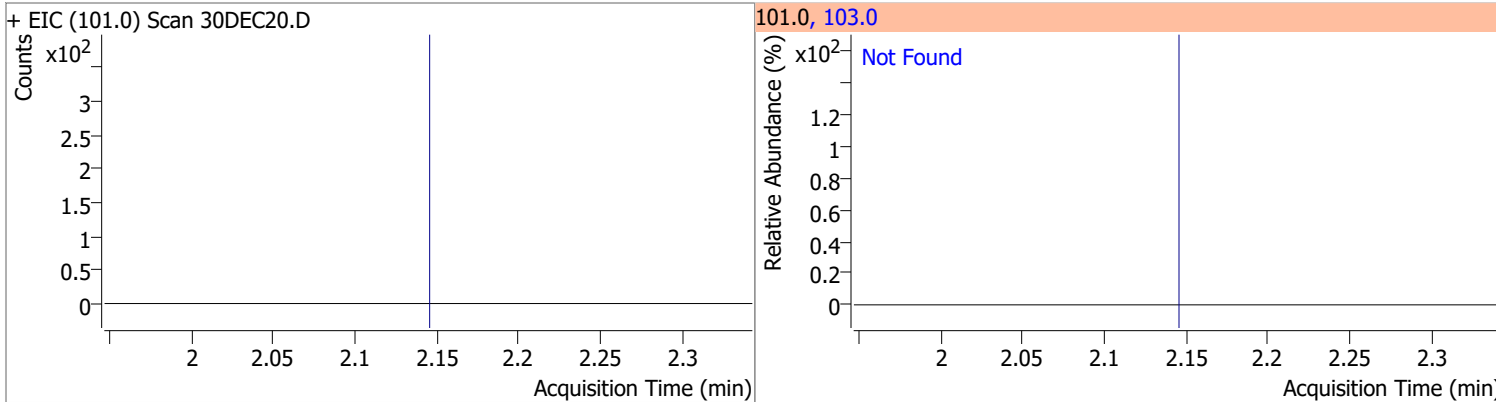
Compound	Conc.	Exp RT	QIon	Exp Ratio
Dichlorodifluoromethane	N.D.	1.24	87.0	32.0
+ EIC (85.0) Scan 30DEC20.D ***NO DATA POINTS***			85.0, 87.0	
				
Chloromethane	N.D.	1.41	52.0	32.7
+ EIC (50.0) Scan 30DEC20.D			50.0, 52.0	
				
Vinyl chloride	N.D.	1.50	64.0	31.6
+ EIC (62.0) Scan 30DEC20.D			62.0, 64.0	
				
Bromomethane	N.D.	1.80	94.0	106.0
+ EIC (96.0) Scan 30DEC20.D			96.0, 94.0	
				

Quantitation Results Report (QT Reviewed)

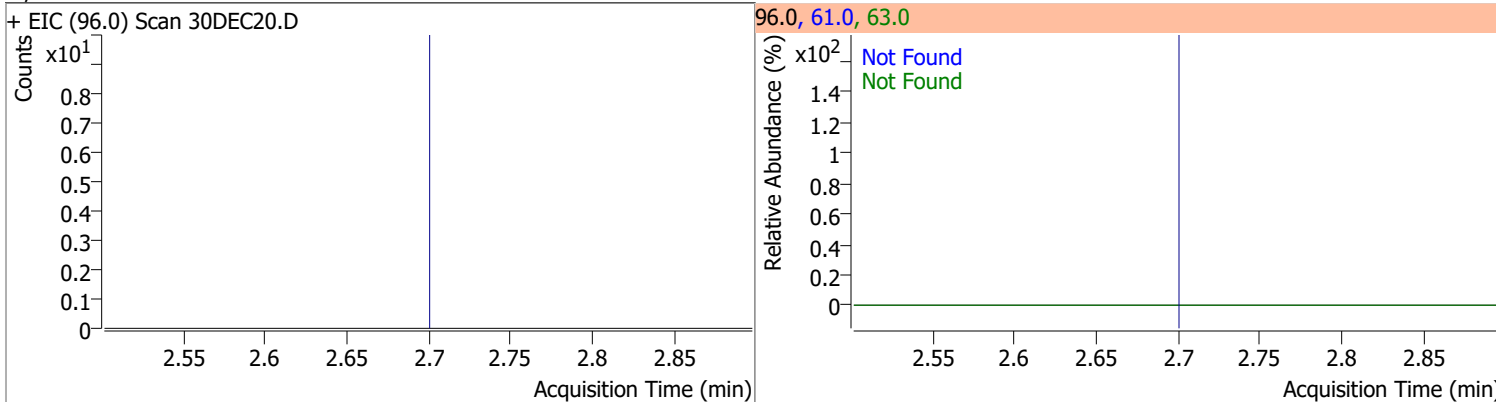
Compound	Conc.	Exp RT	QIon	Exp Ratio
Chloroethane	N.D.	1.90	66.0	30.8



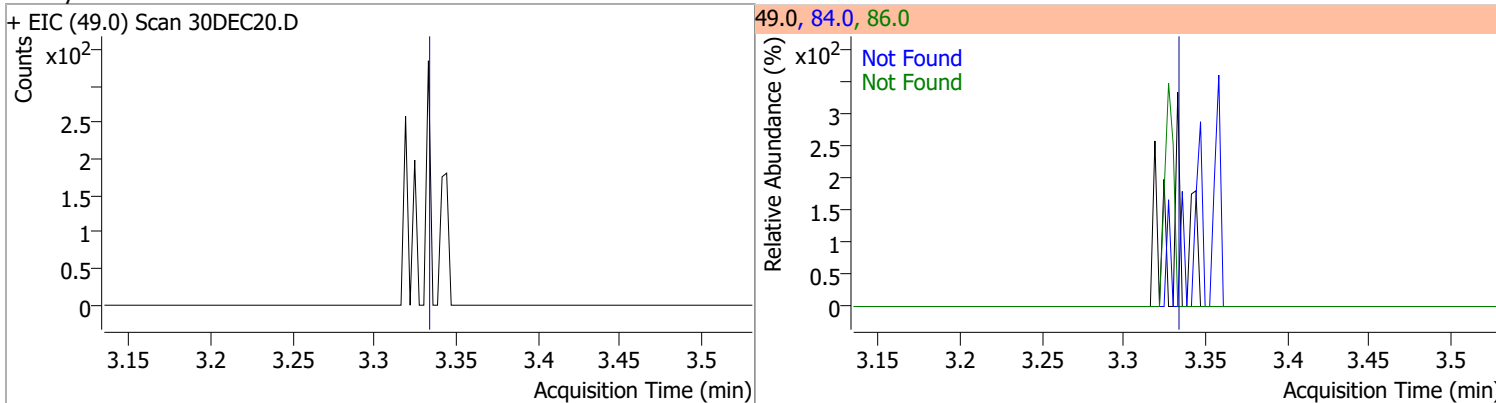
Compound	Conc.	Exp RT	QIon	Exp Ratio
Trichlorofluoromethane	N.D.	2.14	103.0	64.8



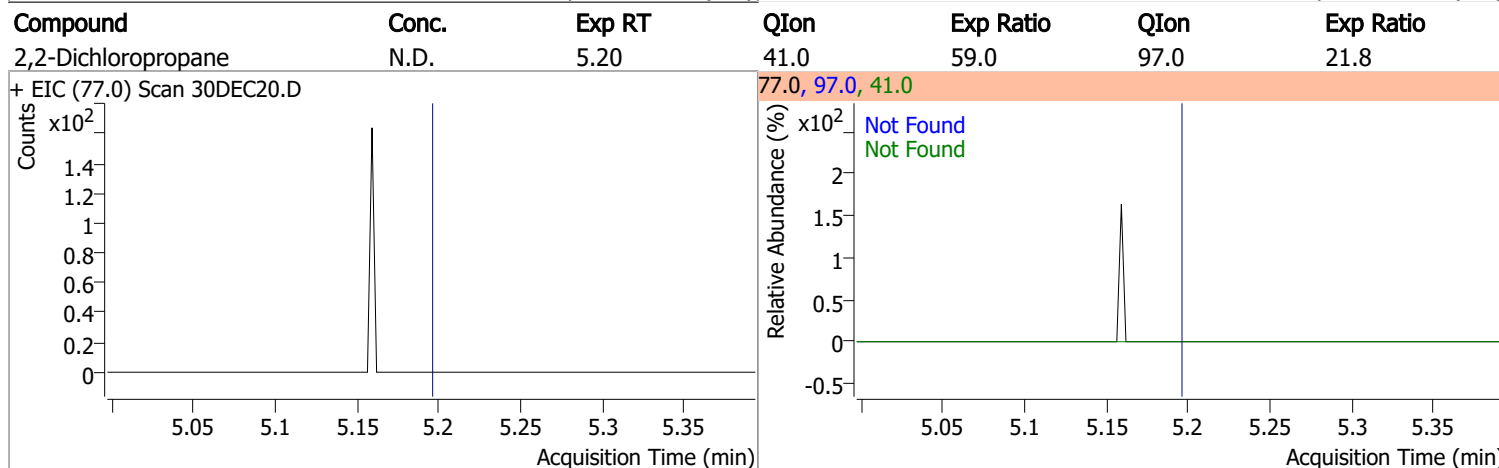
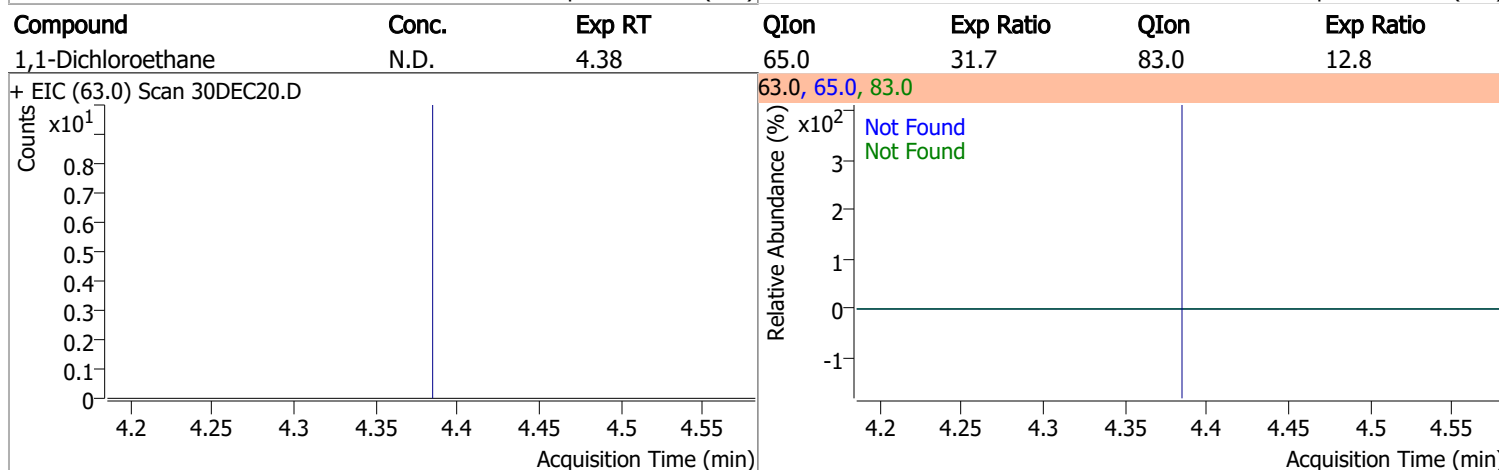
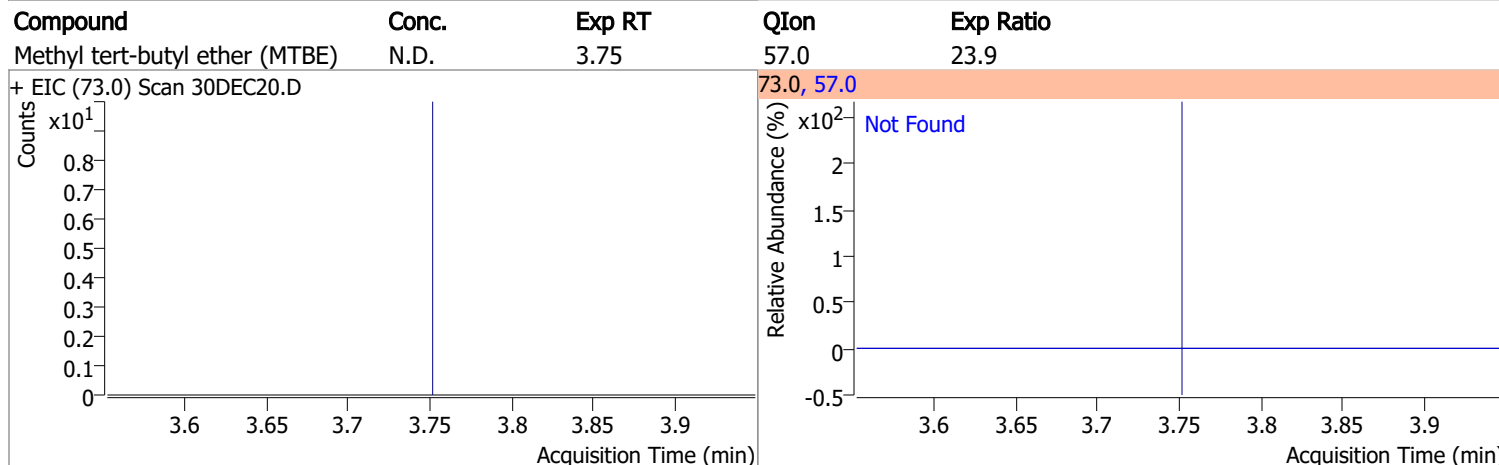
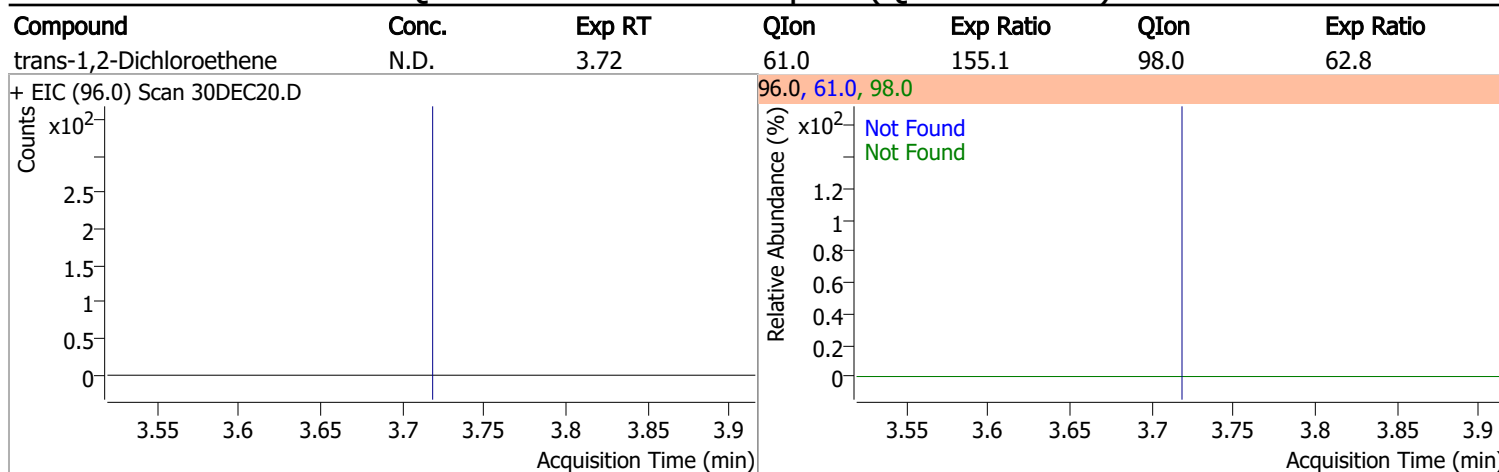
Compound	Conc.	Exp RT	QIon	Exp Ratio	QIon	Exp Ratio
1,1-Dichloroethene	N.D.	2.70	61.0	180.1	63.0	57.5



Compound	Conc.	Exp RT	QIon	Exp Ratio	QIon	Exp Ratio
Methylene chloride	N.D.	3.33	84.0	69.4	86.0	44.1

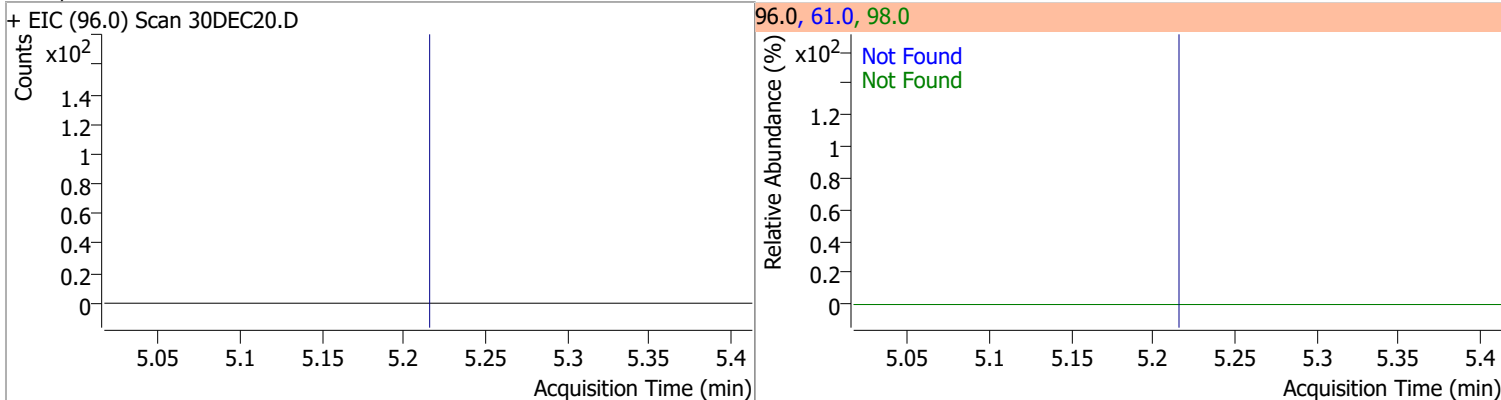


Quantitation Results Report (QT Reviewed)

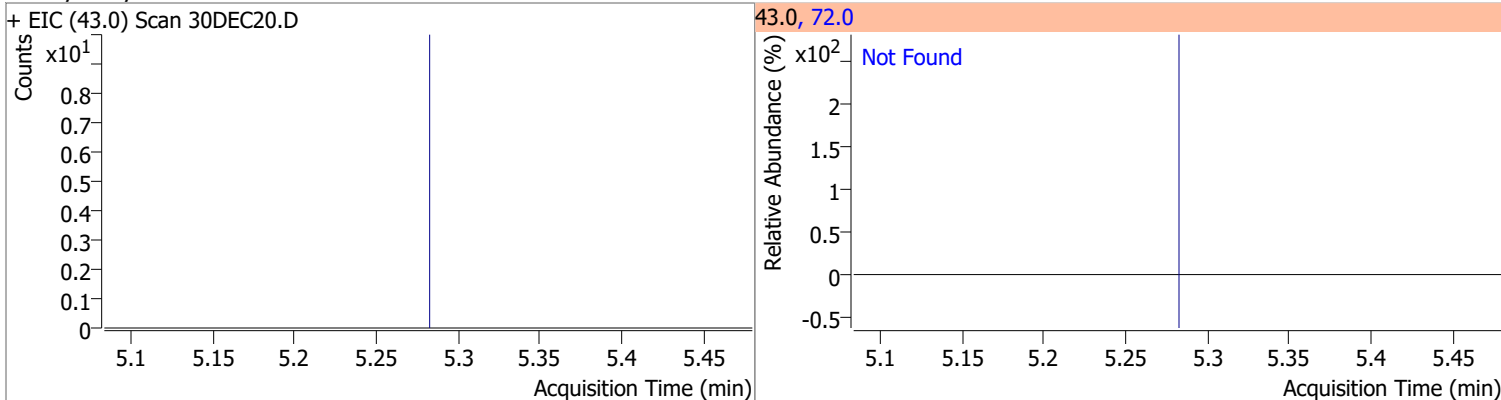


Quantitation Results Report (QT Reviewed)

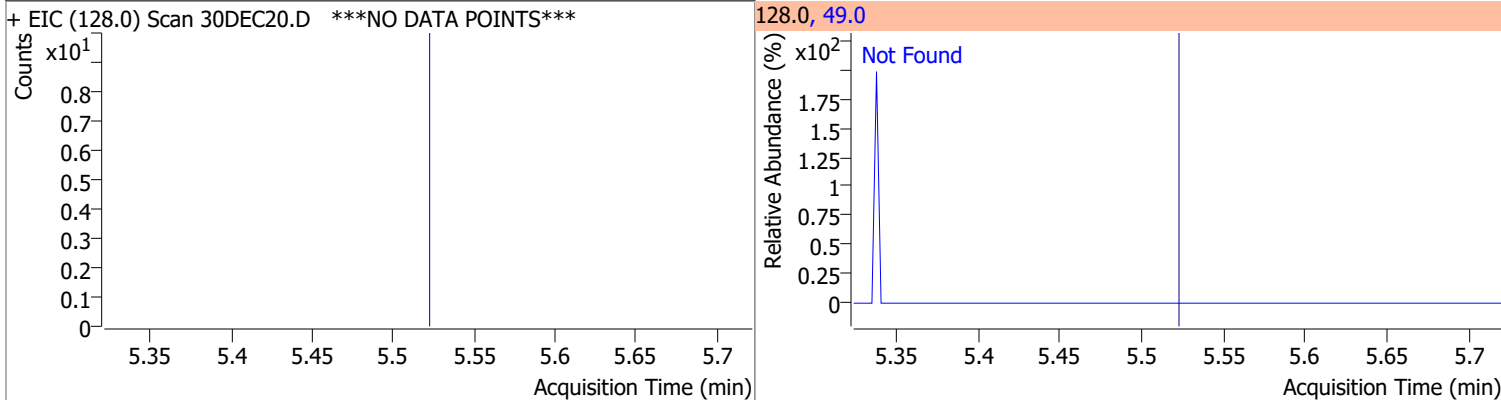
Compound	Conc.	Exp RT	QIon	Exp Ratio	QIon	Exp Ratio
cis-1,2-Dichloroethene	N.D.	5.21	61.0	163.3	98.0	64.4



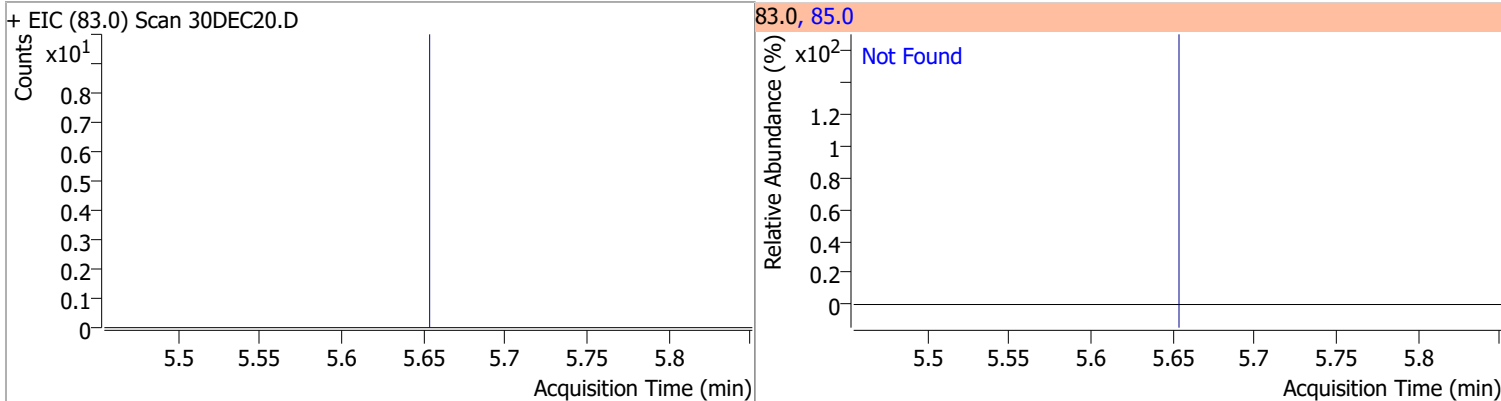
Compound	Conc.	Exp RT	QIon	Exp Ratio
Methyl ethyl ketone	N.D.	5.28	72.0	22.2



Compound	Conc.	Exp RT	QIon	Exp Ratio
Bromochloromethane	N.D.	5.52	49.0	184.6

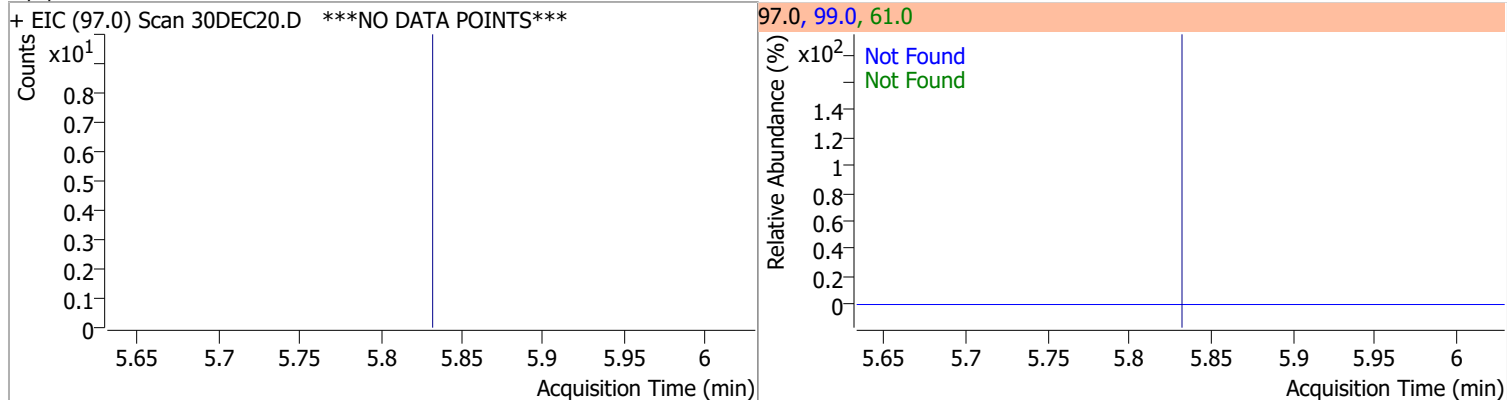


Compound	Conc.	Exp RT	QIon	Exp Ratio
Chloroform	N.D.	5.65	85.0	65.1

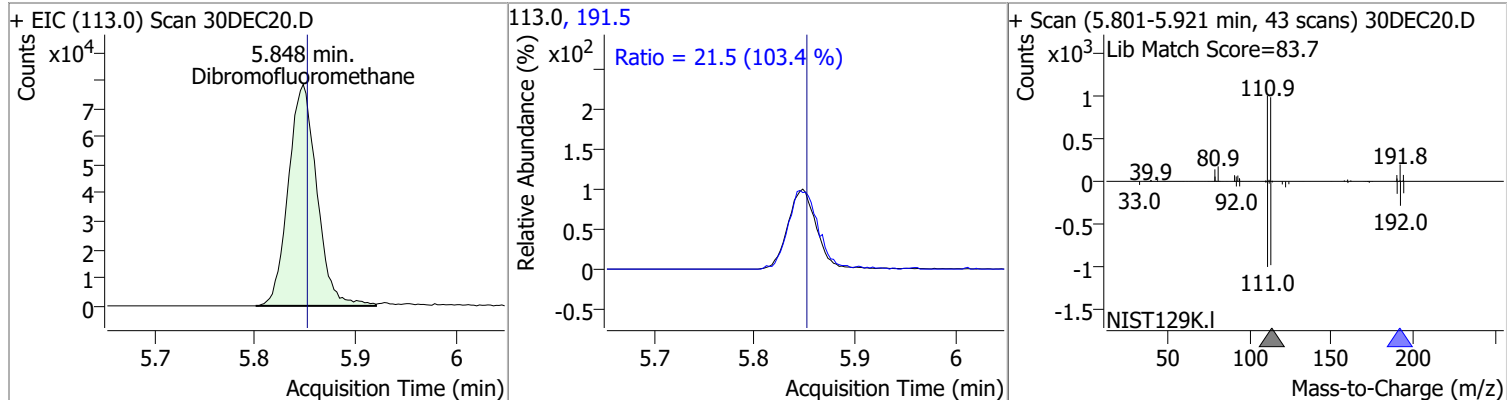


Quantitation Results Report (QT Reviewed)

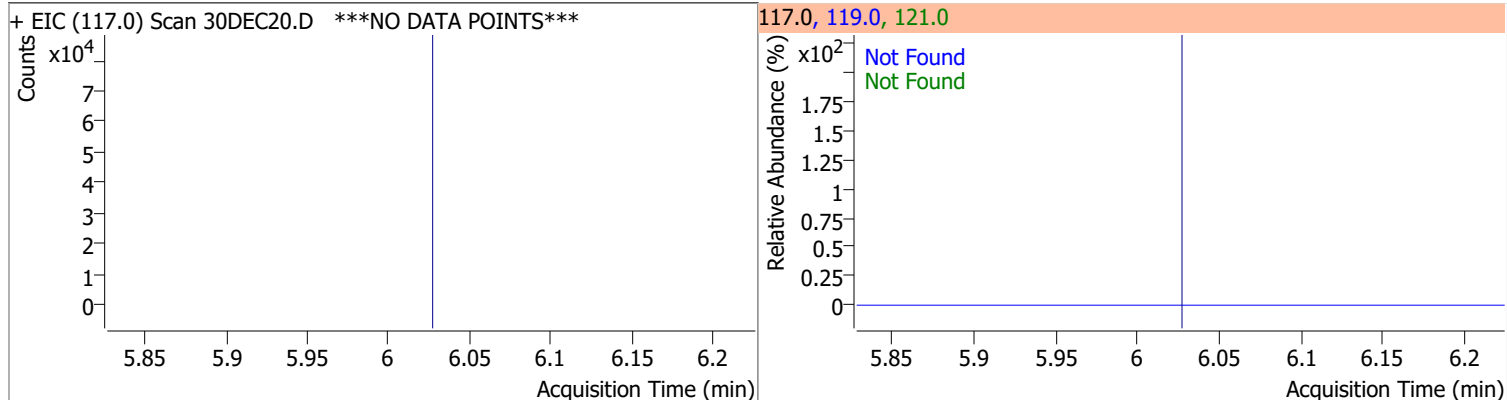
Compound	Conc.	Exp RT	QIon	Exp Ratio	QIon	Exp Ratio
1,1,1-Trichloroethane	N.D.	5.83	99.0	65.7	61.0	45.0



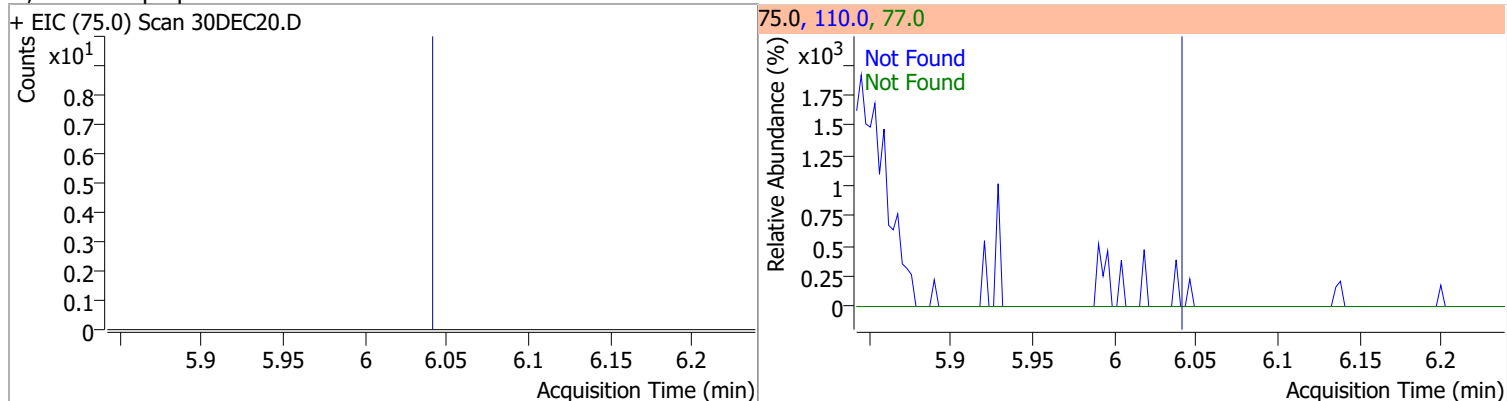
Compound	Conc.	RT	Dev(Min)	Resp.	QIon	QRatio	Lower	Upper
Dibromofluoromethane	260.4008	5.85	0.00	155288	191.5	21.5	0.0	50.7



Compound	Conc.	Exp RT	QIon	Exp Ratio	QIon	Exp Ratio
Carbon tetrachloride	N.D.	6.03	119.0	97.5	121.0	30.4

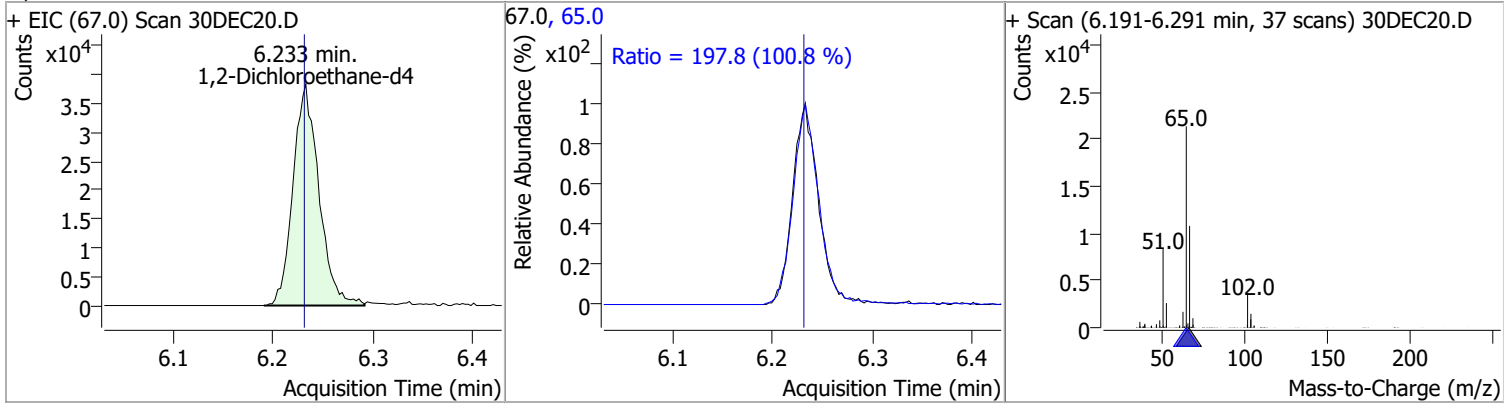


Compound	Conc.	Exp RT	QIon	Exp Ratio	QIon	Exp Ratio
1,1-Dichloropropene	N.D.	6.04	110.0	35.4	77.0	30.5

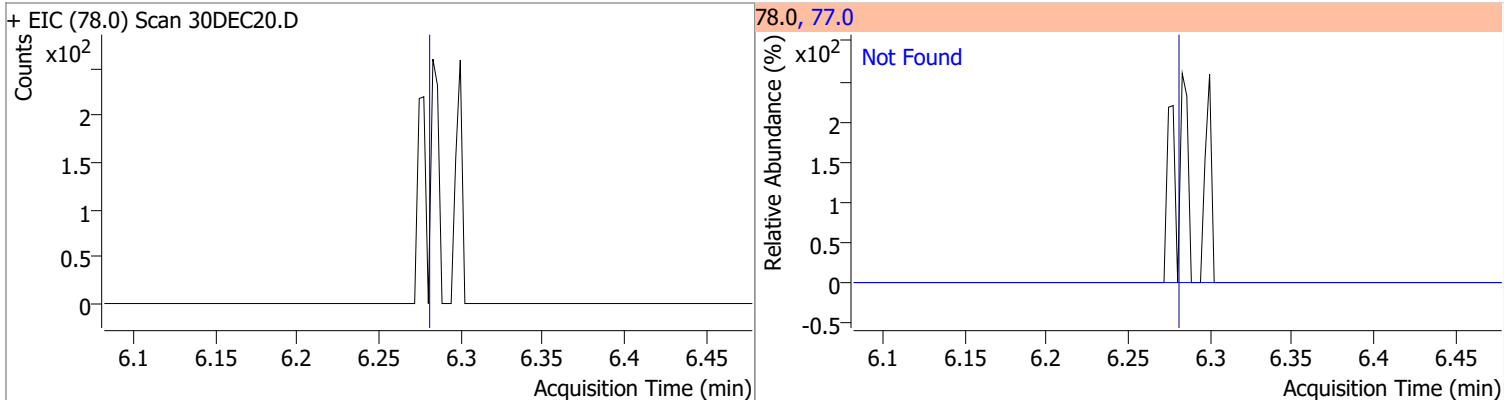


Quantitation Results Report (QT Reviewed)

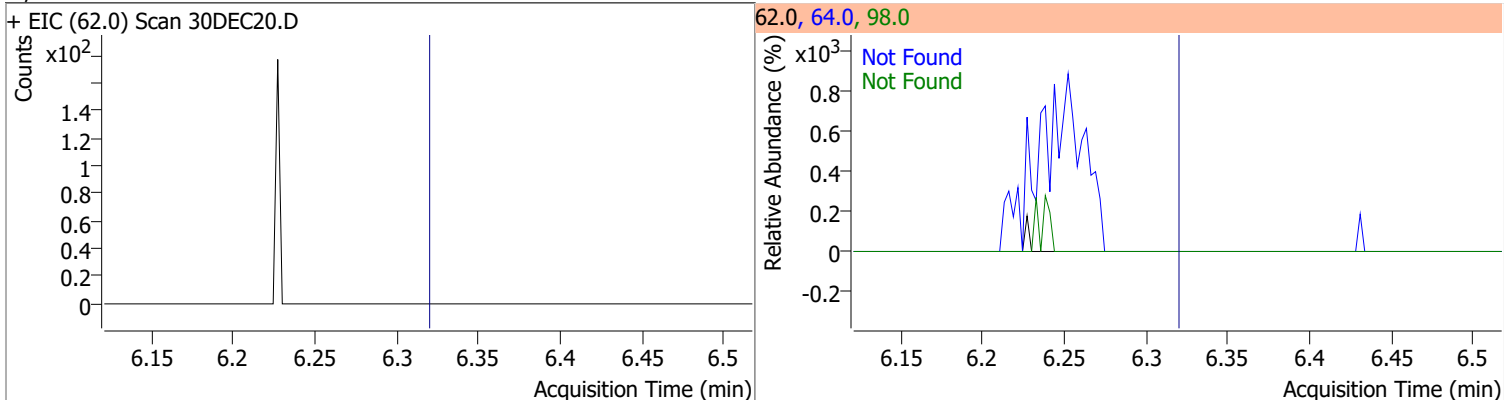
Compound	Conc.	RT	Dev(Min)	Resp.	QIon	QRatio	Lower	Upper
1,2-Dichloroethane-d4	252.8205	6.23	0.00	68805	65.0	197.8	166.3	226.3



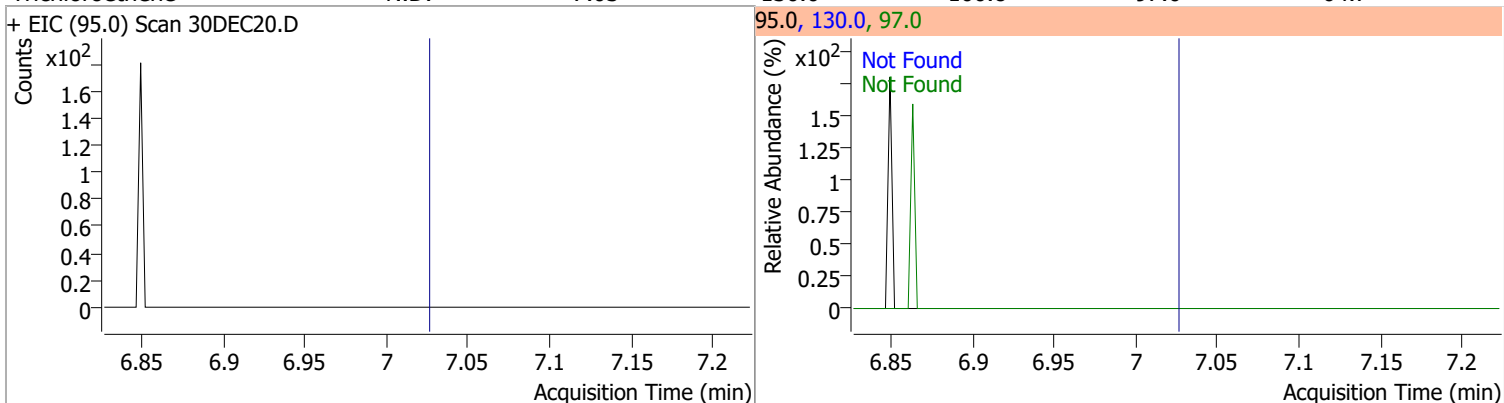
Compound	Conc.	Exp RT	QIon	Exp Ratio
Benzene	N.D.	6.28	77.0	23.5



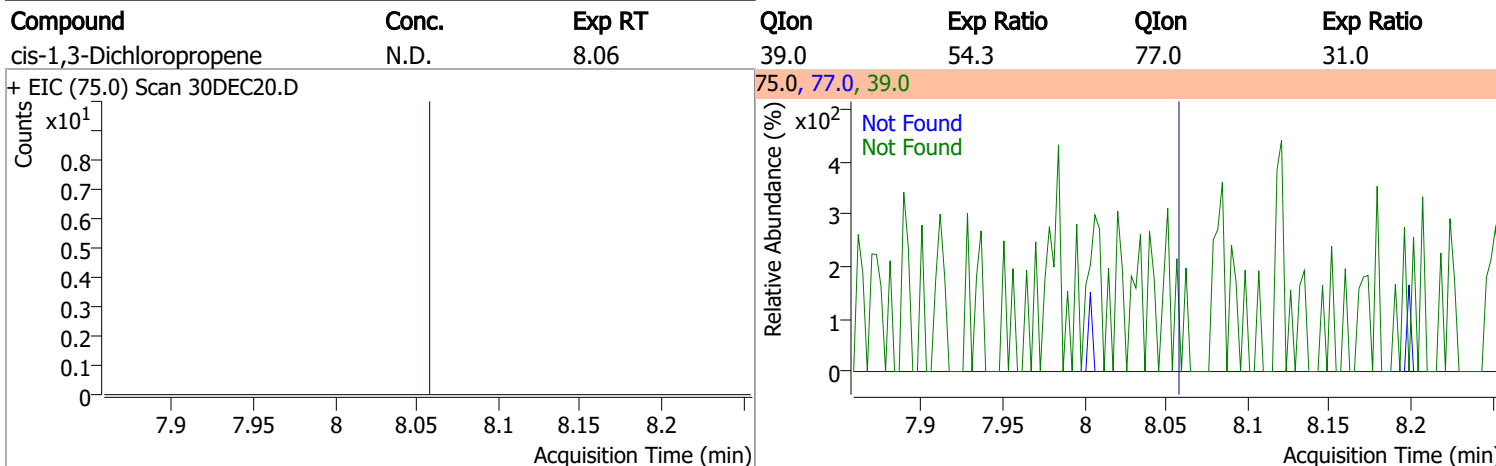
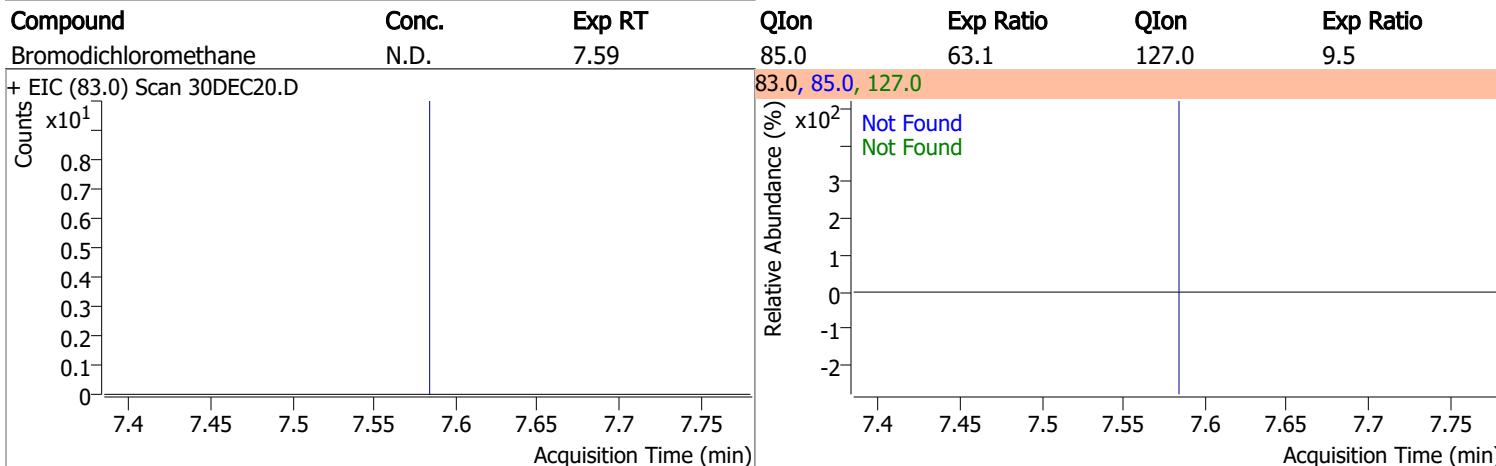
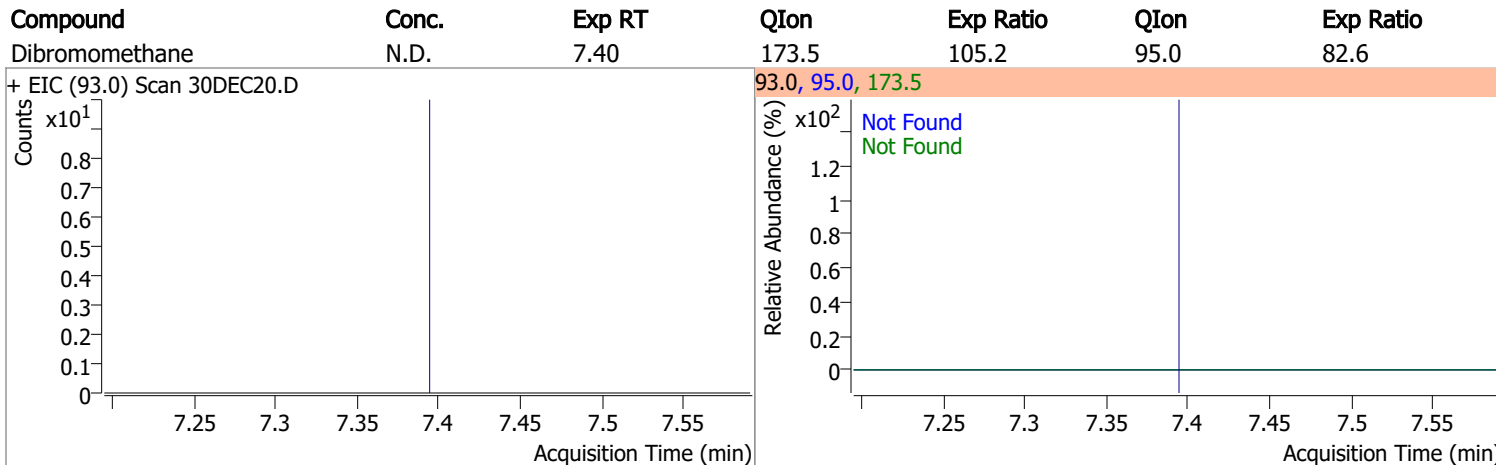
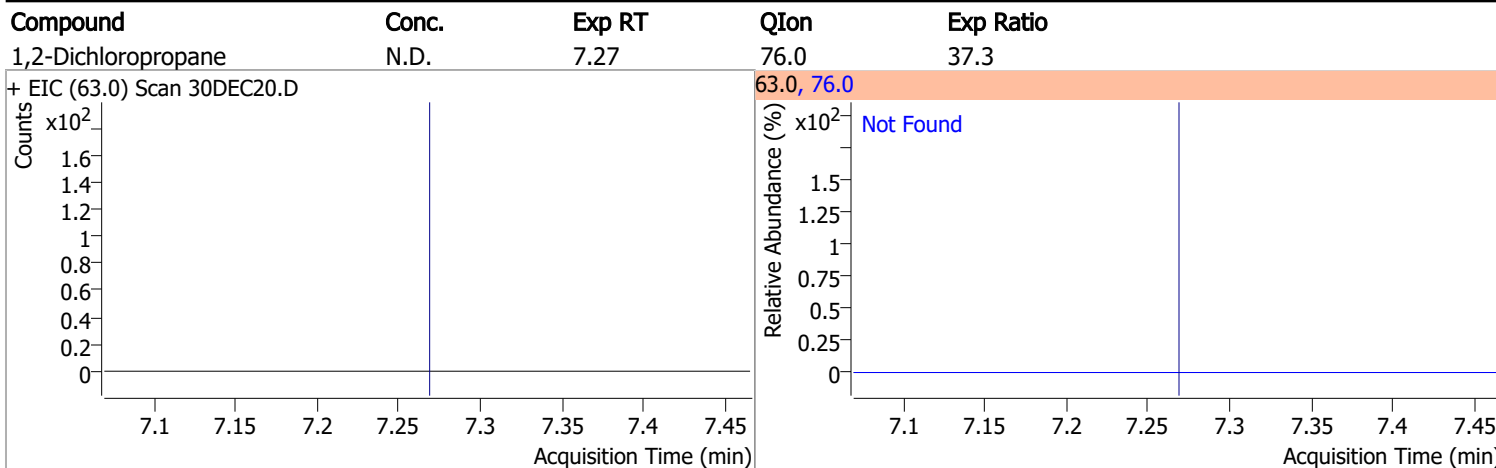
Compound	Conc.	Exp RT	QIon	Exp Ratio	QIon	Exp Ratio
1,2-Dichloroethane	N.D.	6.32	64.0	32.3	98.0	8.2



Compound	Conc.	Exp RT	QIon	Exp Ratio	QIon	Exp Ratio
Trichloroethene	N.D.	7.03	130.0	100.8	97.0	64.7

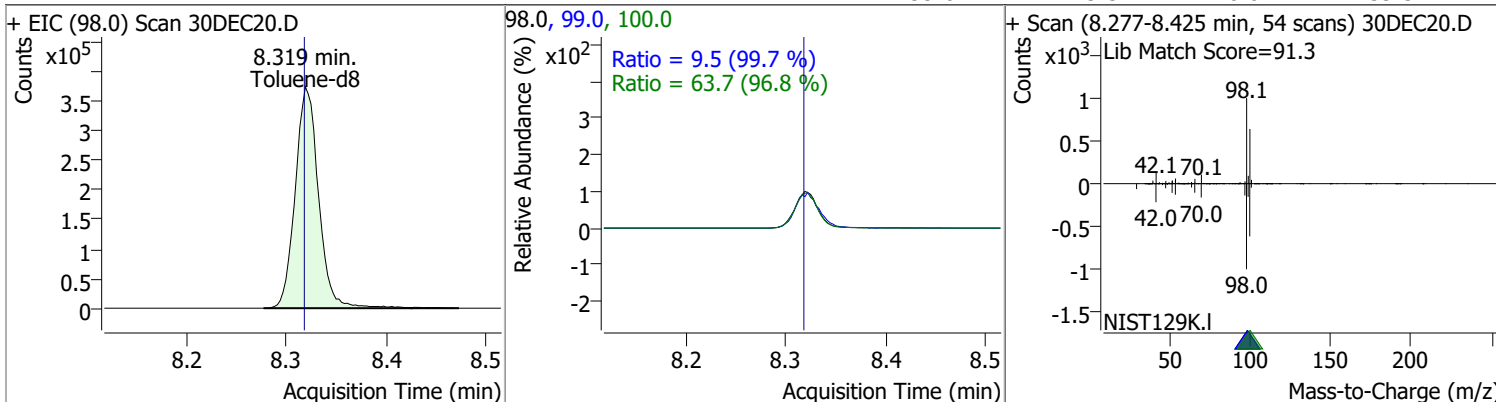


Quantitation Results Report (QT Reviewed)

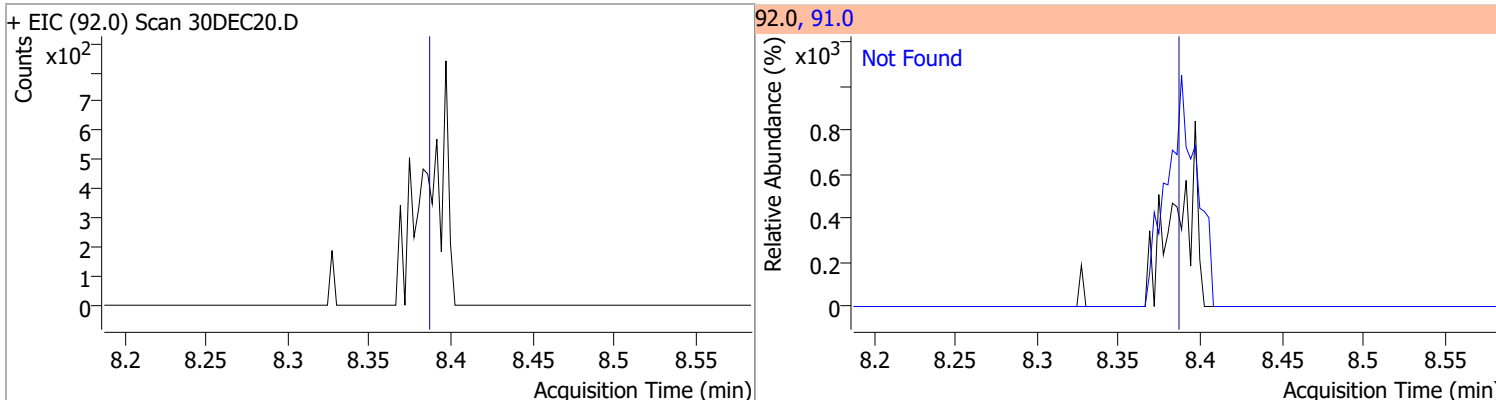


Quantitation Results Report (QT Reviewed)

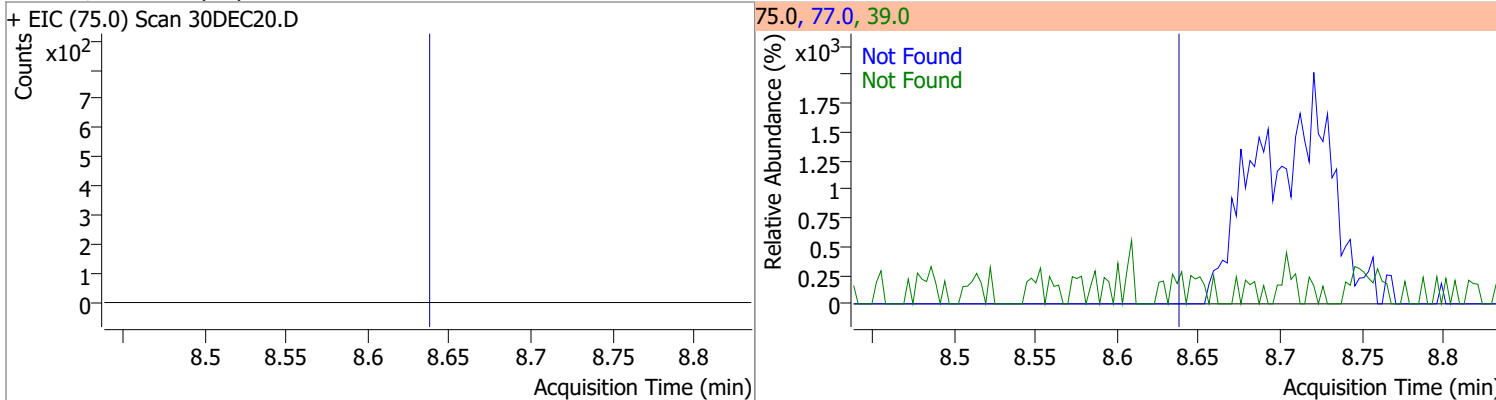
Compound	Conc.	RT	Dev(Min)	Resp.	QIon	QRatio	Lower	Upper
Toluene-d8	258.4311	8.32	0.00	604949	100.0	63.7	35.9	95.9
					99.0	9.5	0.0	39.5



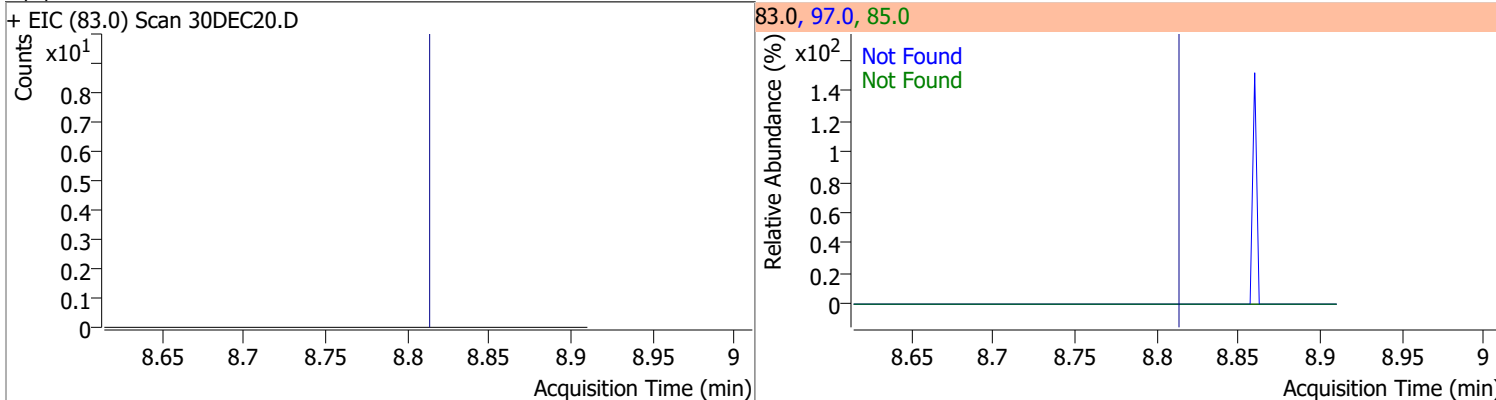
Compound	Conc.	Exp RT	QIon	Exp Ratio
Toluene	N.D.	8.39	91.0	174.3



Compound	Conc.	Exp RT	QIon	Exp Ratio	QIon	Exp Ratio
trans-1,3-Dichloropropene	N.D.	8.64	39.0	52.1	77.0	32.0

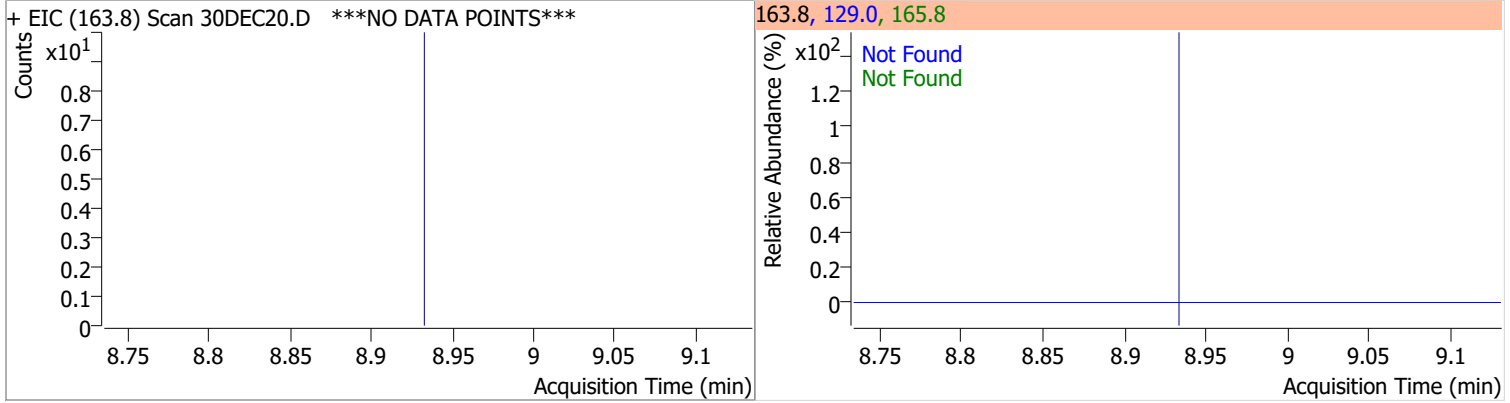


Compound	Conc.	Exp RT	QIon	Exp Ratio	QIon	Exp Ratio
1,1,2-Trichloroethane	N.D.	8.82	97.0	114.3	85.0	61.5

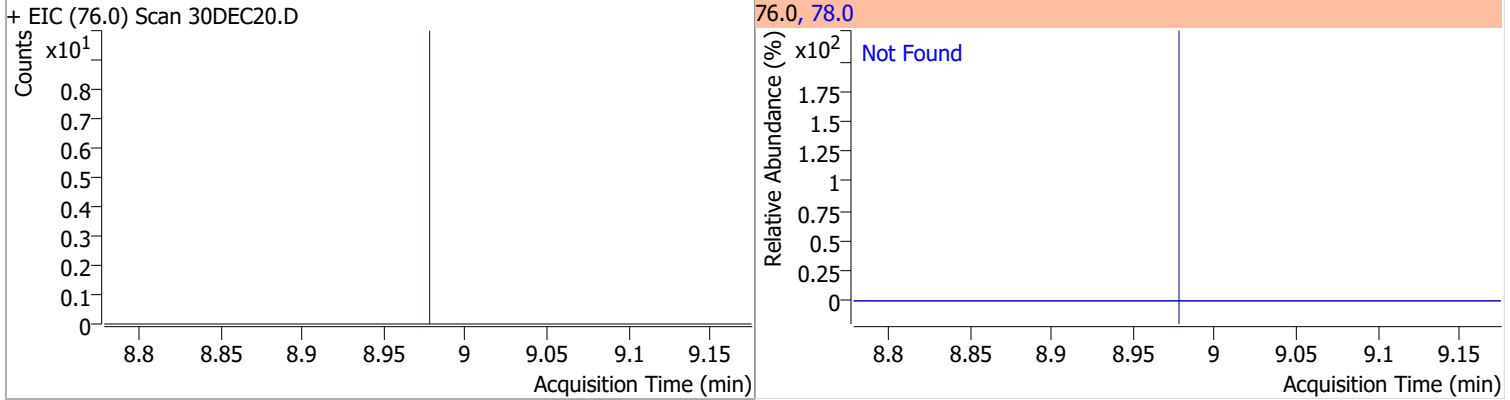


Quantitation Results Report (QT Reviewed)

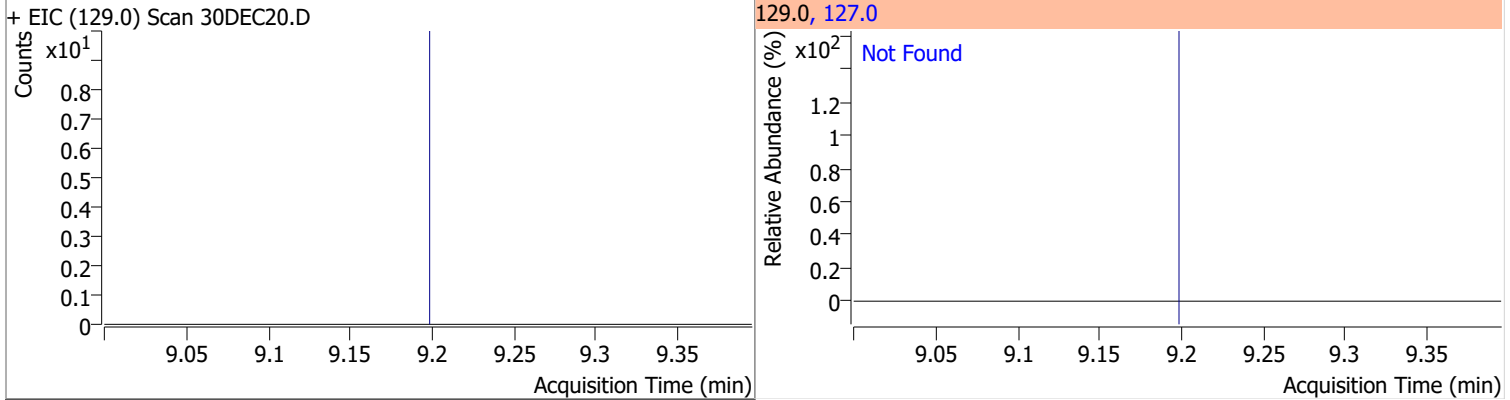
Compound	Conc.	Exp RT	QIon	Exp Ratio	QIon	Exp Ratio
Tetrachloroethene	N.D.	8.94	165.8	128.3	129.0	95.3



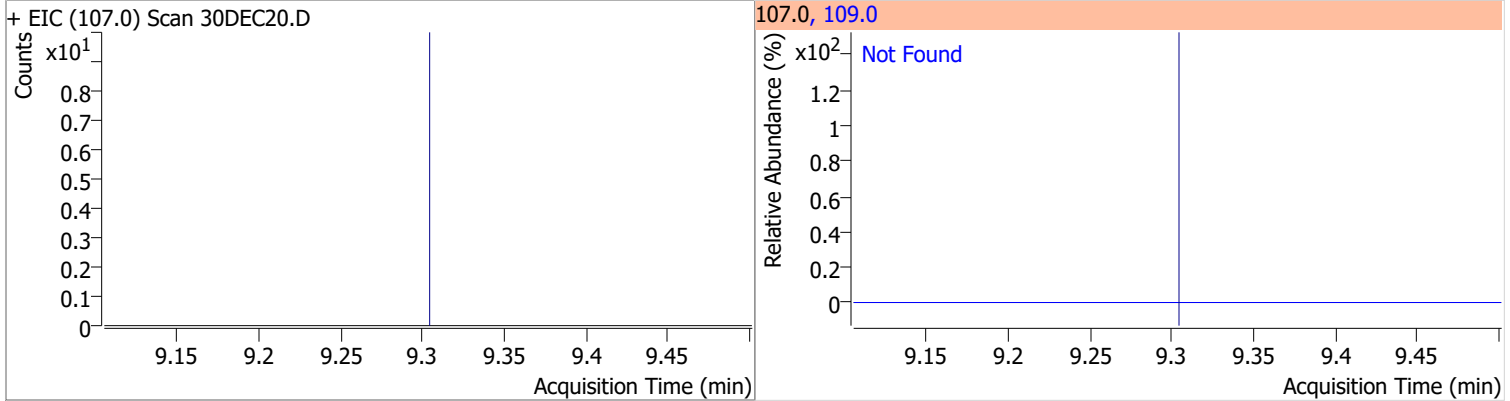
Compound	Conc.	Exp RT	QIon	Exp Ratio
1,3-Dichloropropane	N.D.	8.98	78.0	32.1



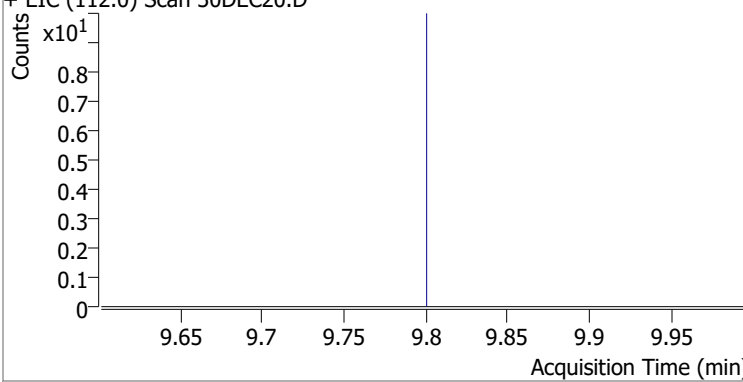
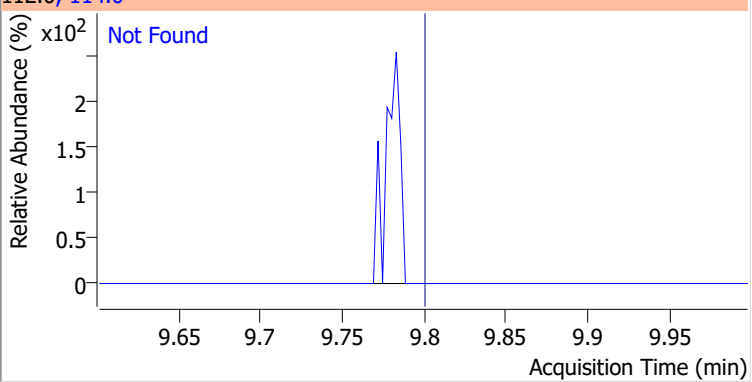
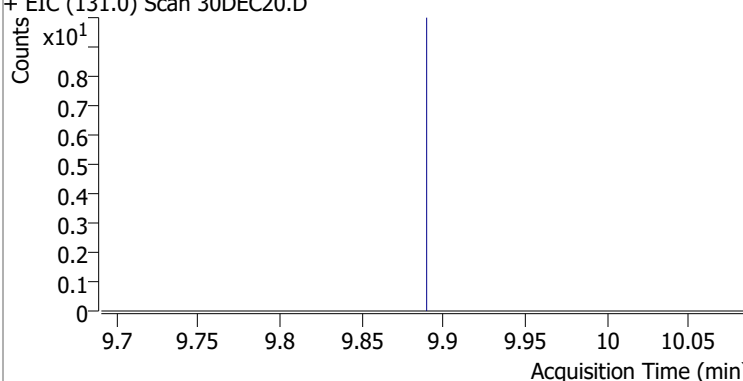
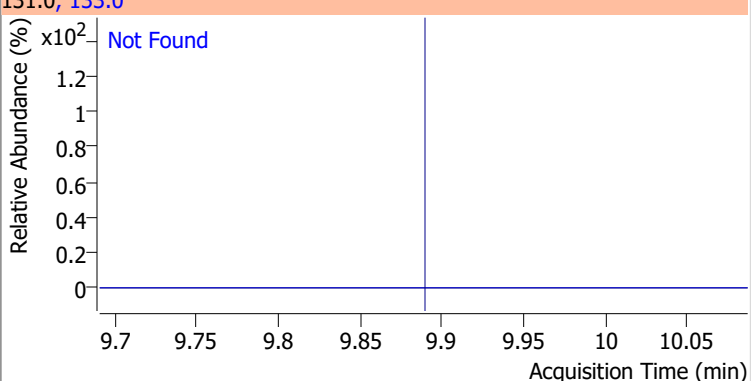
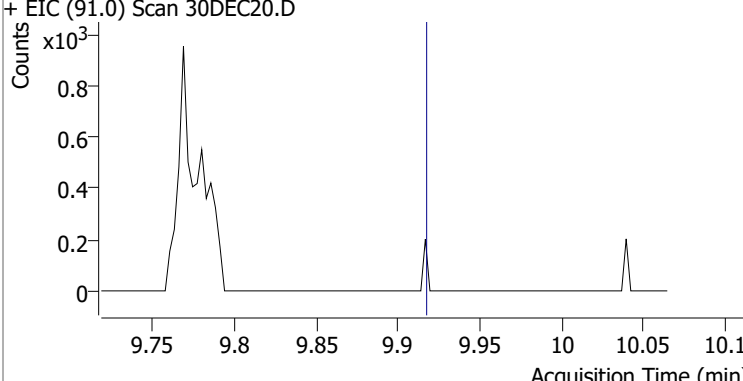
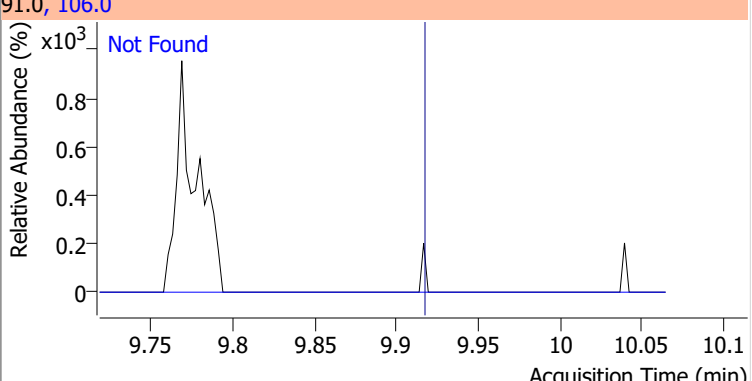
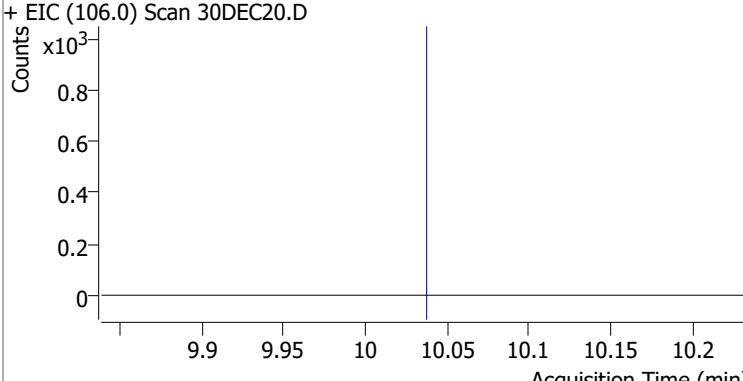
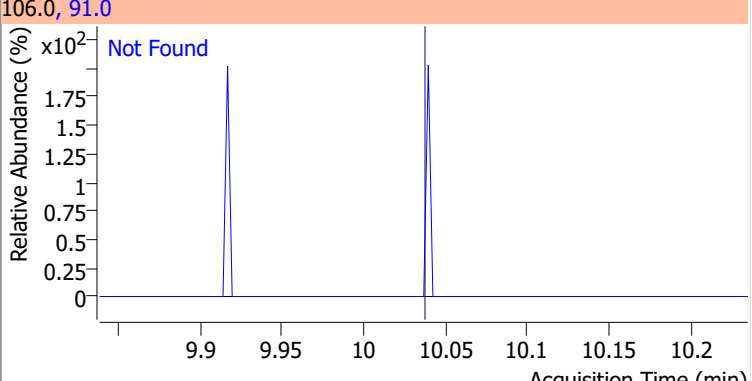
Compound	Conc.	Exp RT	QIon	Exp Ratio
Chlorodibromomethane	N.D.	9.20	127.0	75.3



Compound	Conc.	Exp RT	QIon	Exp Ratio
1,2-Dibromoethane	N.D.	9.31	109.0	97.2

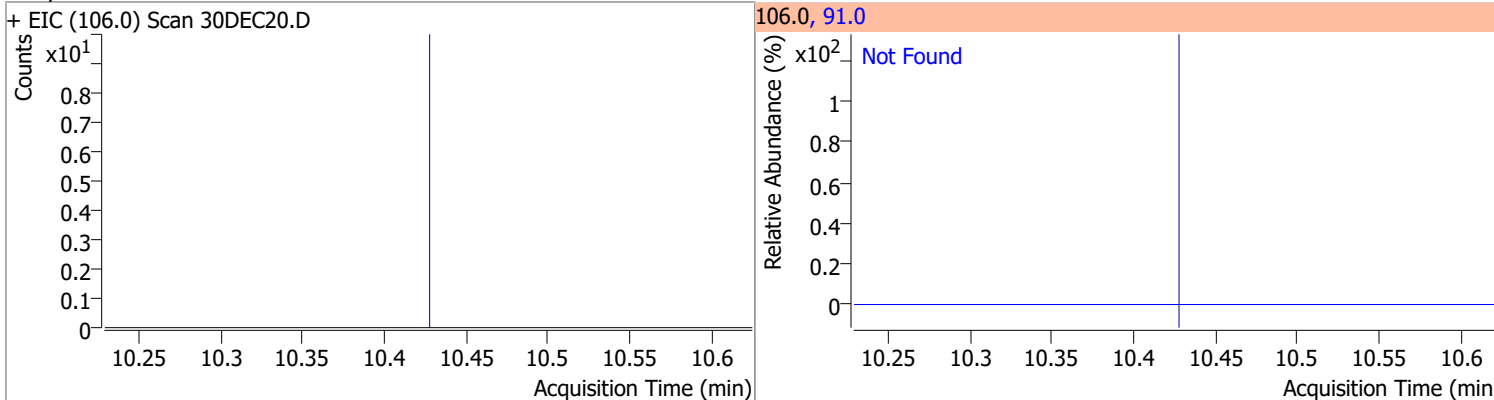


Quantitation Results Report (QT Reviewed)

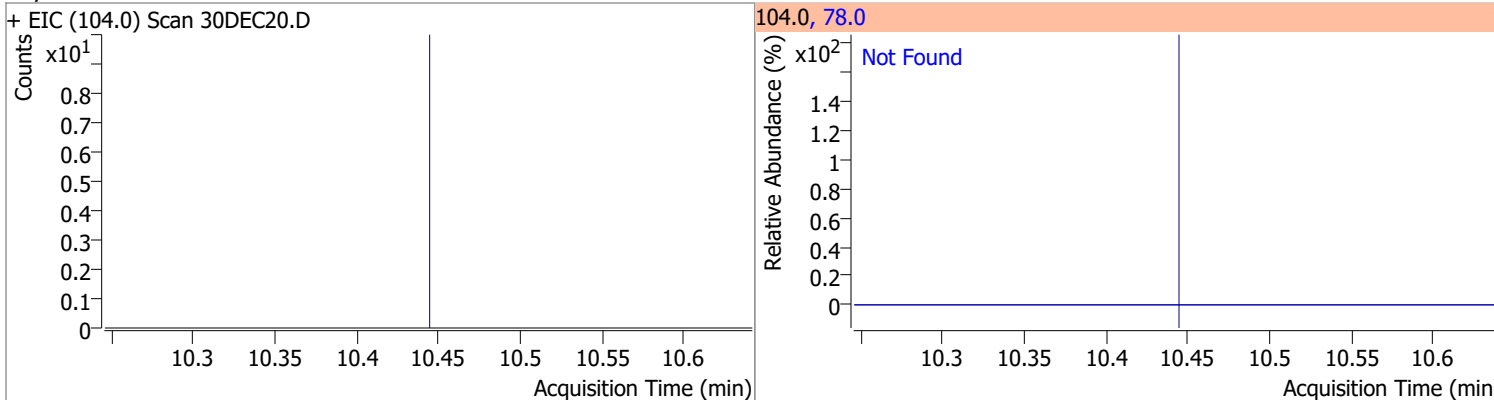
Compound	Conc.	Exp RT	QIon	Exp Ratio
Chlorobenzene	N.D.	9.80	114.0	32.3
+ EIC (112.0) Scan 30DEC20.D			112.0, 114.0	
				
1,1,1,2-Tetrachloroethane	N.D.	9.89	133.0	95.7
+ EIC (131.0) Scan 30DEC20.D			131.0, 133.0	
				
Ethylbenzene	N.D.	9.92	106.0	30.7
+ EIC (91.0) Scan 30DEC20.D			91.0, 106.0	
				
m+p-Xylenes	N.D.	10.04	91.0	205.0
+ EIC (106.0) Scan 30DEC20.D			106.0, 91.0	
				

Quantitation Results Report (QT Reviewed)

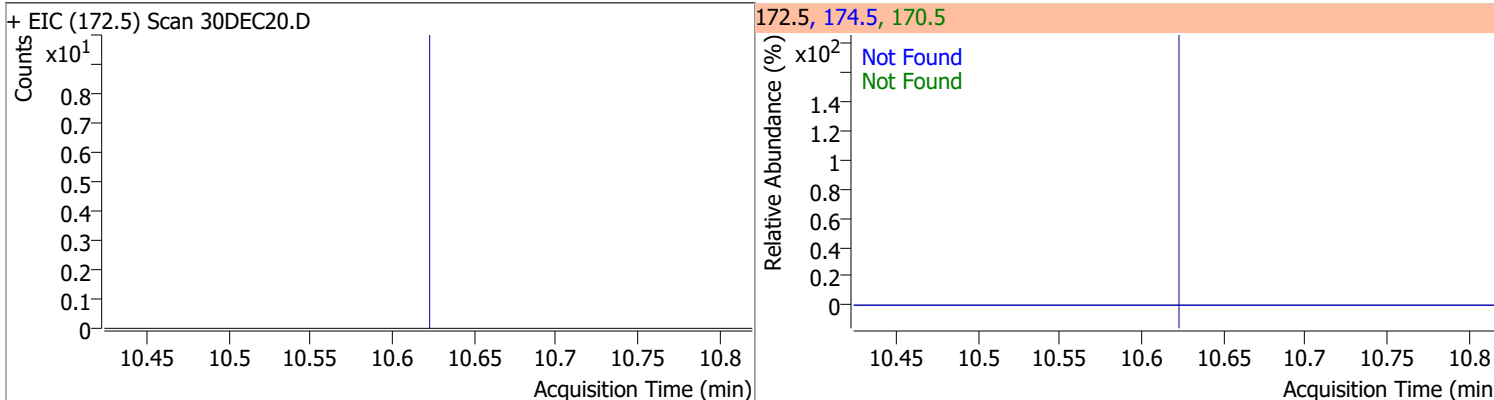
Compound	Conc.	Exp RT	QIon	Exp Ratio
o-Xylene	N.D.	10.43	91.0	216.1



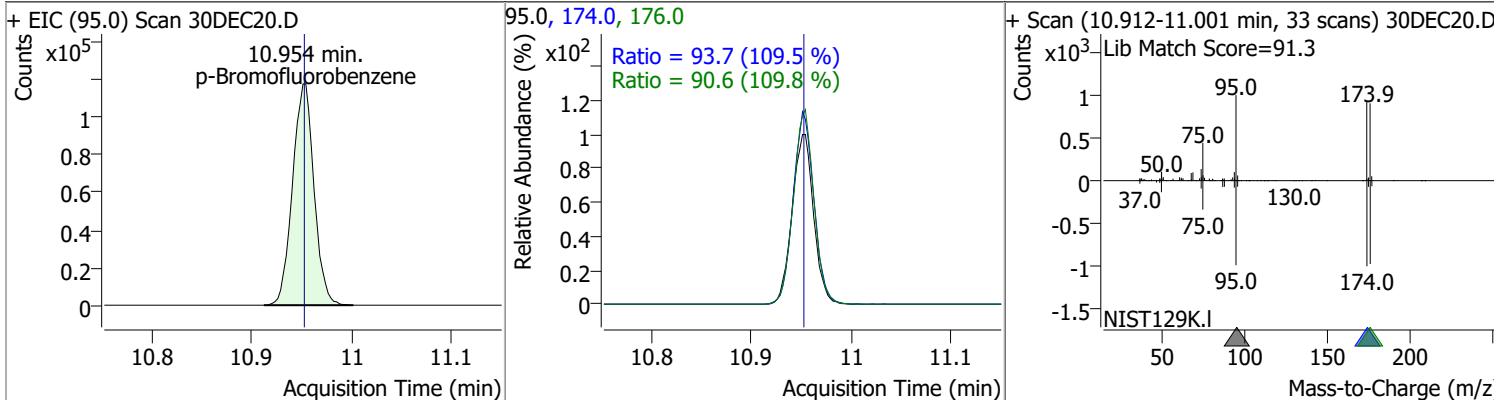
Compound	Conc.	Exp RT	QIon	Exp Ratio
Styrene	N.D.	10.45	78.0	50.6



Compound	Conc.	Exp RT	QIon	Exp Ratio	QIon	Exp Ratio
Bromoform	N.D.	10.62	170.5	52.7	174.5	50.7



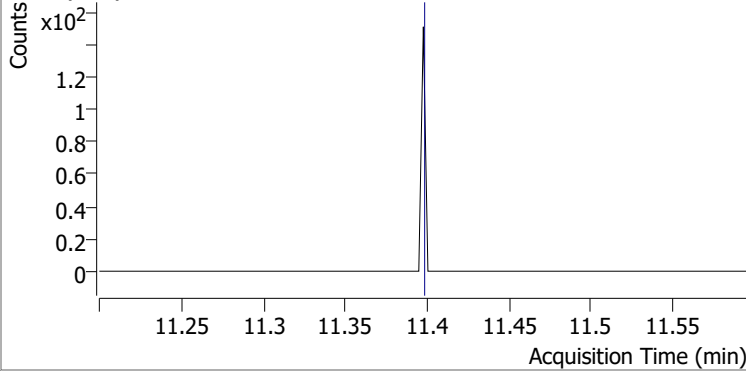
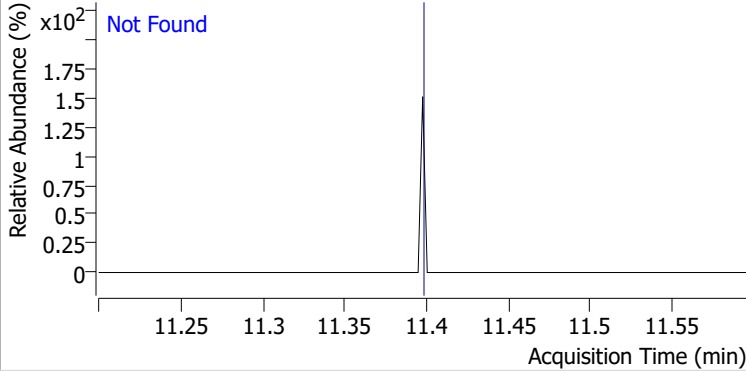
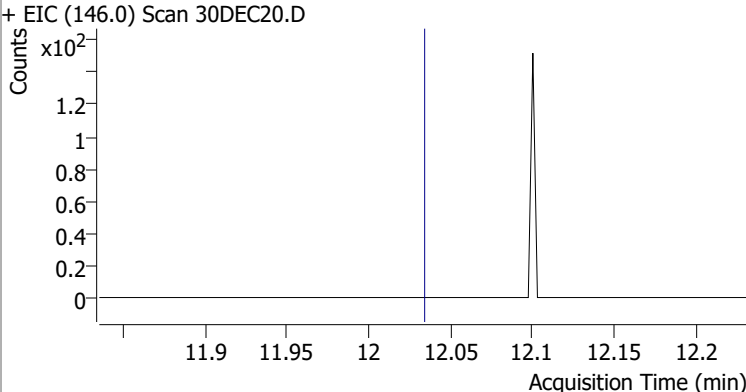
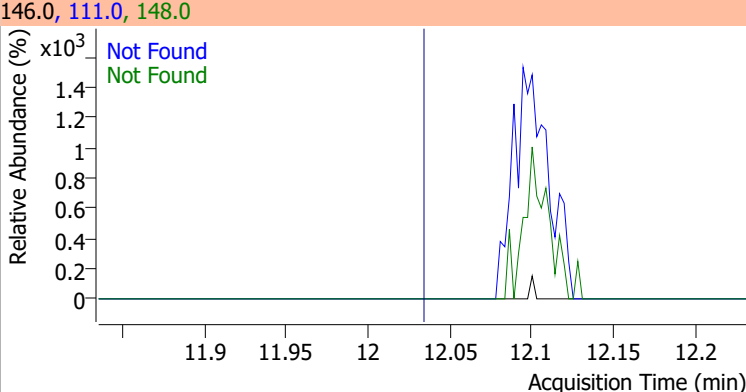
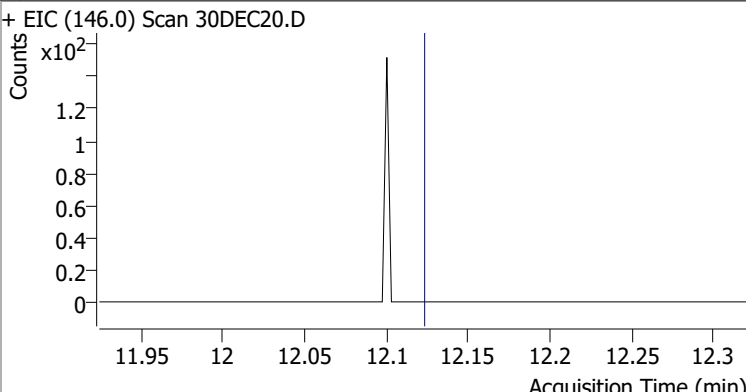
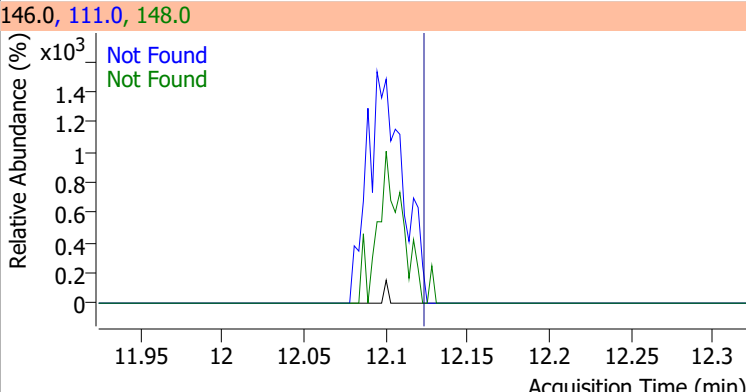
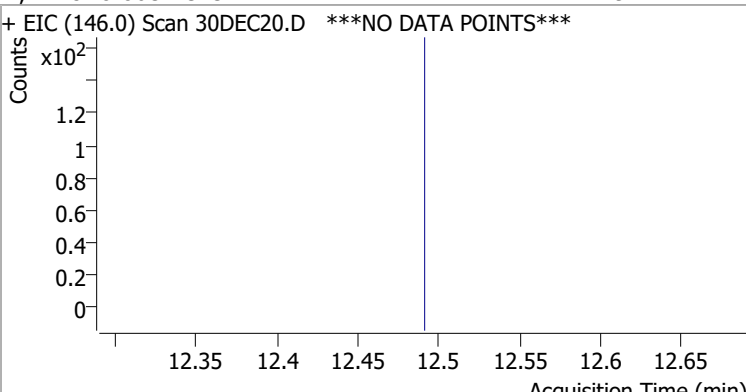
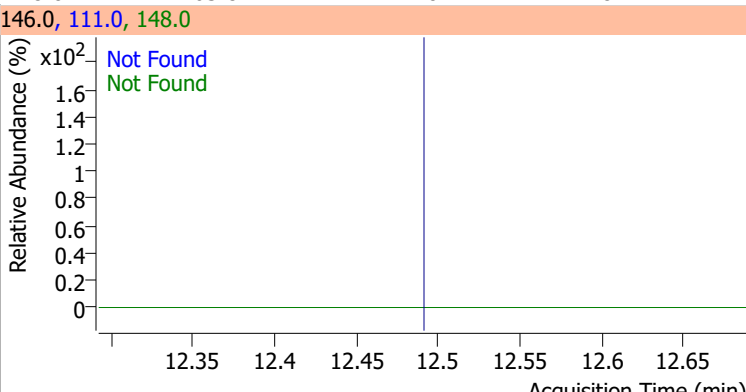
Compound	Conc.	RT	Dev(Min)	Resp.	QIon	QRatio	Lower	Upper
p-Bromofluorobenzene	263.2796	10.95	0.00	174927	174.0	93.7	55.5	115.5
					176.0	90.6	52.5	112.5



Quantitation Results Report (QT Reviewed)

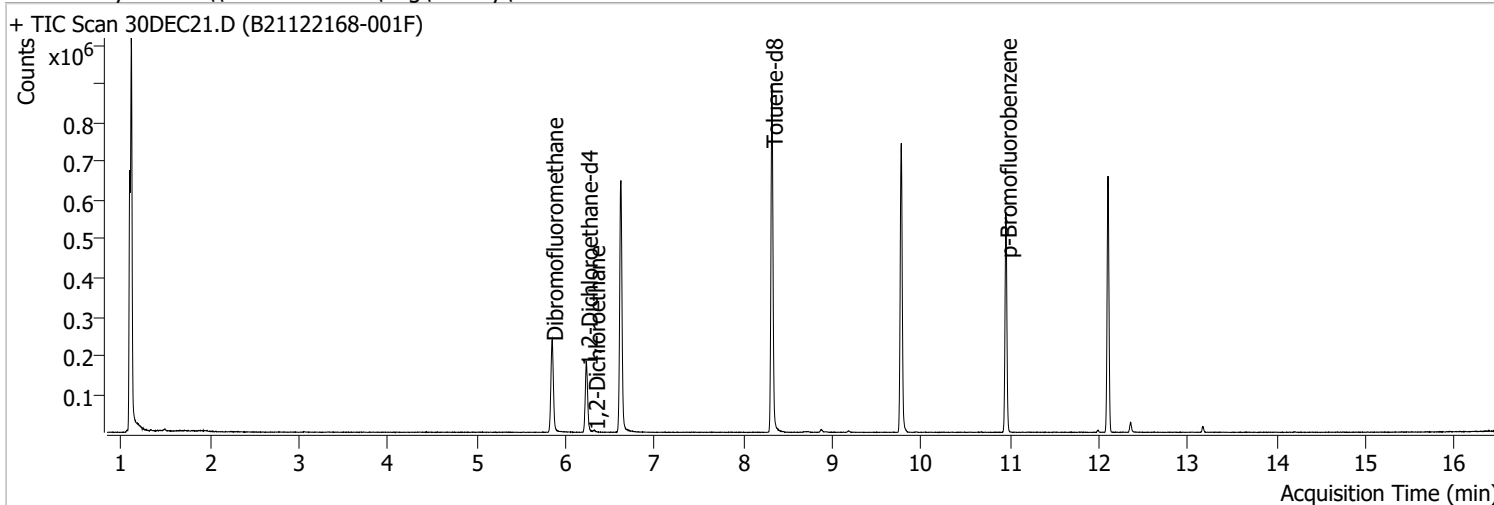
Compound	Conc.	Exp RT	QIon	Exp Ratio	QIon	Exp Ratio
Bromobenzene	N.D.	11.09	77.0	153.2	158.0	96.2
+ EIC (156.0) Scan 30DEC20.D ***NO DATA POINTS***			156.0, 77.0, 158.0			
1,1,2,2-Tetrachloroethane	N.D.	11.11	85.0	63.2		
+ EIC (83.0) Scan 30DEC20.D			83.0, 85.0			
1,2,3-Trichloropropane	N.D.	11.15	112.0	65.8		
+ EIC (110.0) Scan 30DEC20.D			110.0, 112.0			
2-Chlorotoluene	N.D.	11.29	91.0	294.1		
+ EIC (126.0) Scan 30DEC20.D ***NO DATA POINTS***			126.0, 91.0			

Quantitation Results Report (QT Reviewed)

Compound	Conc.	Exp RT	QIon	Exp Ratio
4-Chlorotoluene	N.D.	11.40	126.0	30.4
+ EIC (91.0) Scan 30DEC20.D			91.0, 126.0	
				
1,3-Dichlorobenzene	N.D.	12.03	148.0	64.5
+ EIC (146.0) Scan 30DEC20.D			146.0, 111.0, 148.0	
				
1,4-Dichlorobenzene	N.D.	12.12	148.0	64.0
+ EIC (146.0) Scan 30DEC20.D			146.0, 111.0, 148.0	
				
1,2-Dichlorobenzene	N.D.	12.49	148.0	63.8
+ EIC (146.0) Scan 30DEC20.D ***NO DATA POINTS***			146.0, 111.0, 148.0	
				

Quantitation Results Report (QT Reviewed)

Data File	30DEC21.D	Operator	SBD
Acq. Method	5975CACQF.M	Acq. Date-Time	12/30/2021 7:36:09 PM
Sample Name	B21122168-001F	Instrument	VOA5975C
Vial	21	Multiplier	1.00
DA Method File	VOA5975C_8260B_SHT_DoD_L4_120721.m	Comment	
Tune File	BFB_Atune3.u	Tune Date	10/11/2021 4:02:00 PM
Batch Name	VG123021_8260B_624pt1.batch.bin	Last Calib Update	1/20/2022 10:22:06 AM
Ref Library	\\MASSHUNTER\Org\Library\NIST129K.I		



Compound	RT	QIon	Resp.	Conc.	Units	Dev(Min)
----------	----	------	-------	-------	-------	----------

Internal Standards

M Fluorobenzene	6.618	96.0	558364	250.0000	ng	-0.003
M Chlorobenzene-d5	9.774	82.0	212178	250.0000	ng	0.000
M 1,4-Dichlorobenzene-d4	12.100	152.0	156166	250.0000	ng	0.000

System Monitoring Compounds

S Dibromofluoromethane	5.845	113.0	141283	258.1766	ng	-0.006
Spiked Amount: 250.000	Range: 80.0 - 119.0%			Recovery = 103.27%		
S 1,2-Dichloroethane-d4	6.236	67.0	64824	259.5677	ng	0.006
Spiked Amount: 250.000	Range: 81.0 - 118.0%			Recovery = 103.83%		
S Toluene-d8	8.319	98.0	550223	257.9696	ng	0.000
Spiked Amount: 250.000	Range: 89.0 - 112.0%			Recovery = 103.19%		
S p-Bromofluorobenzene	10.951	95.0	156040	261.1287	ng	0.000
Spiked Amount: 250.000	Range: 85.0 - 114.0%			Recovery = 104.45%		

Target Compounds

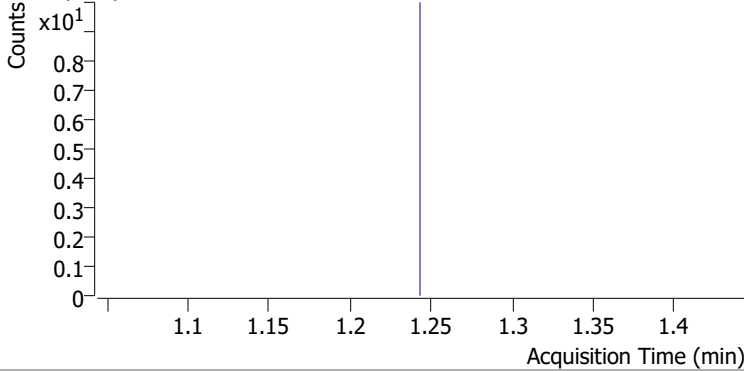
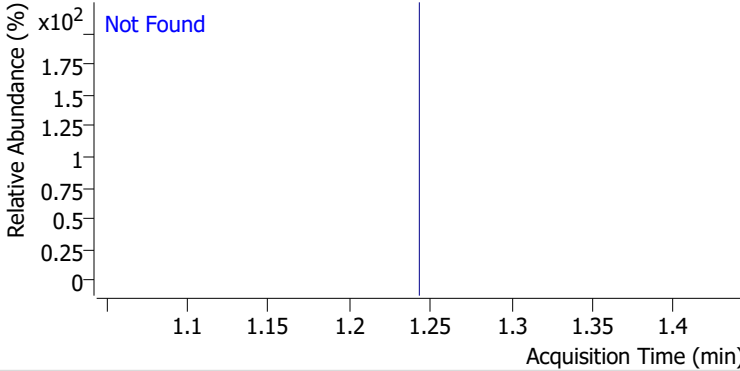
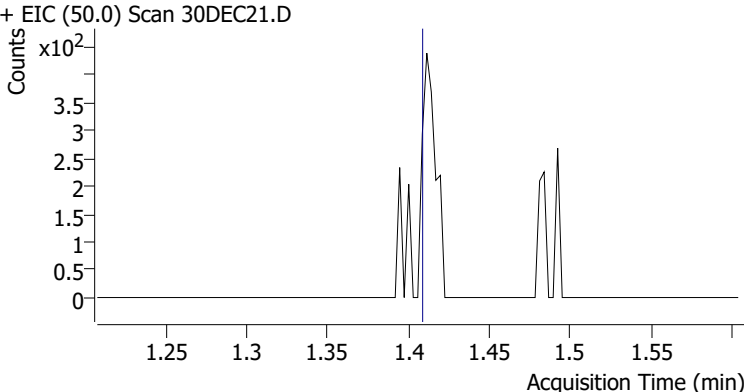
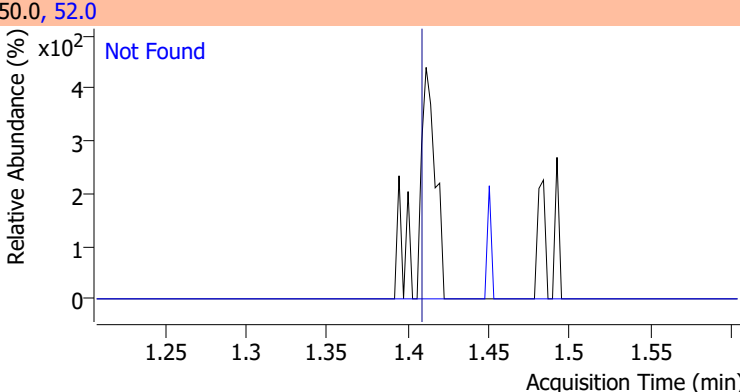
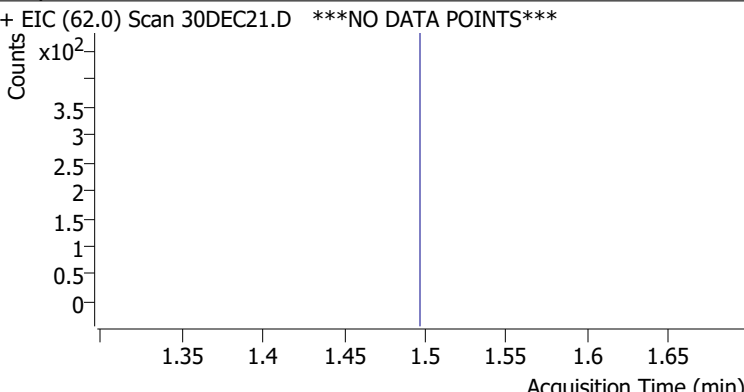
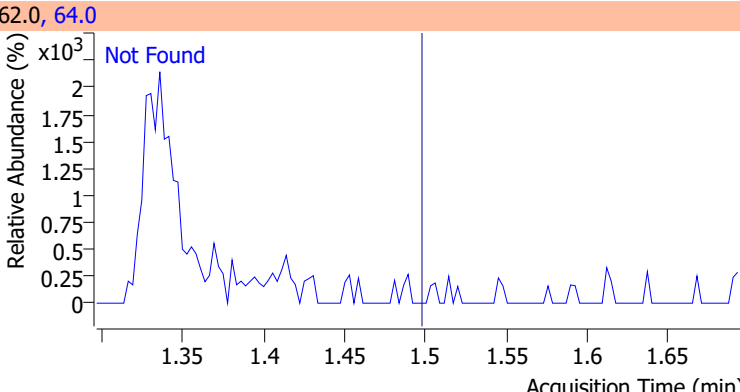
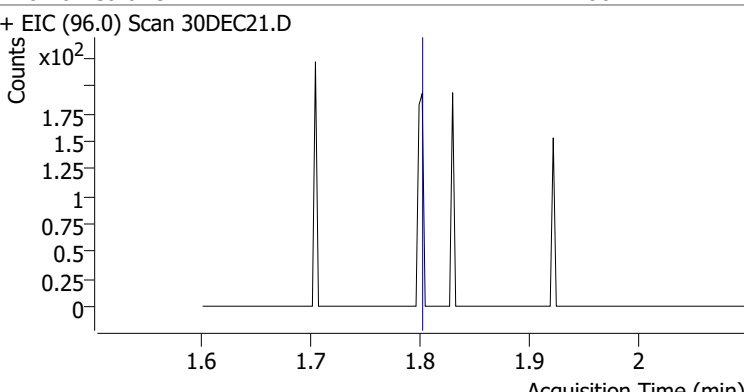
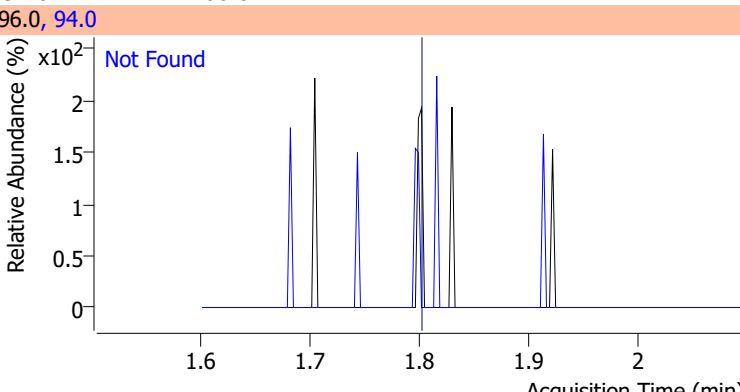
Compound	RT	QIon	Resp.	Conc.	Units	Dev(Min)	QValue
T Dichlorodifluoromethane	0.000		0	N.D.			
T Chloromethane	0.000		0	N.D.			
T Vinyl chloride	0.000		0	N.D.			
T Bromomethane	0.000		0	N.D.			
T Chloroethane	0.000		0	N.D.			
T Trichlorofluoromethane	0.000		0	N.D.			
T 1,1-Dichloroethene	0.000		0	N.D.			
T Methylene chloride	0.000		0	N.D.			
T trans-1,2-Dichloroethene	0.000		0	N.D.			
T Methyl tert-butyl ether (MTBE)	0.000		0	N.D.			
T 1,1-Dichloroethane	0.000		0	N.D.			
T 2,2-Dichloropropane	0.000		0	N.D.			
T cis-1,2-Dichloroethene	0.000		0	N.D.			
T Methyl ethyl ketone	0.000		0	N.D.			
T Bromochloromethane	0.000		0	N.D.			
T Chloroform	0.000		0	N.D.			

Quantitation Results Report (QT Reviewed)

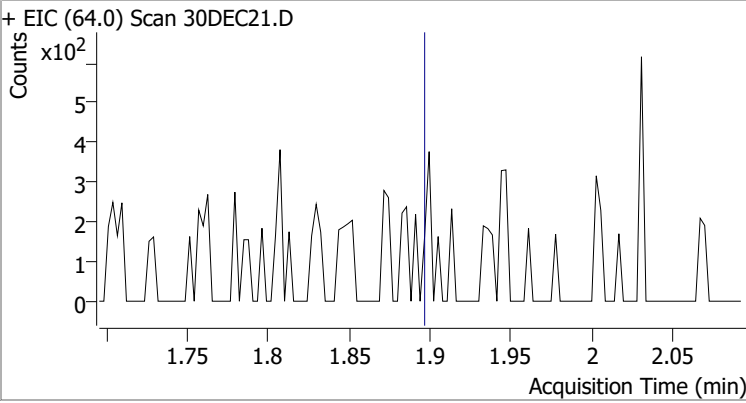
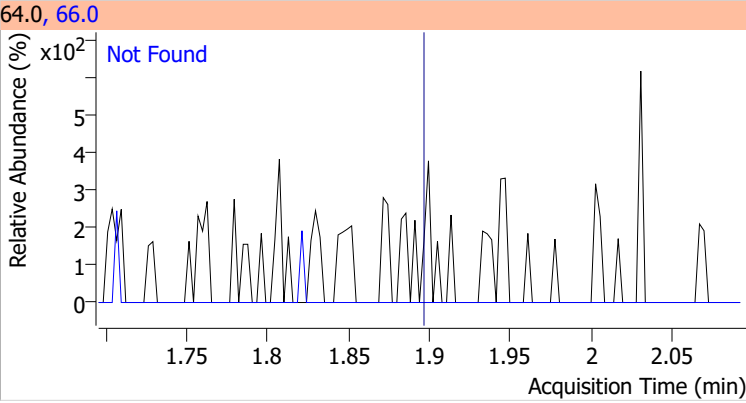
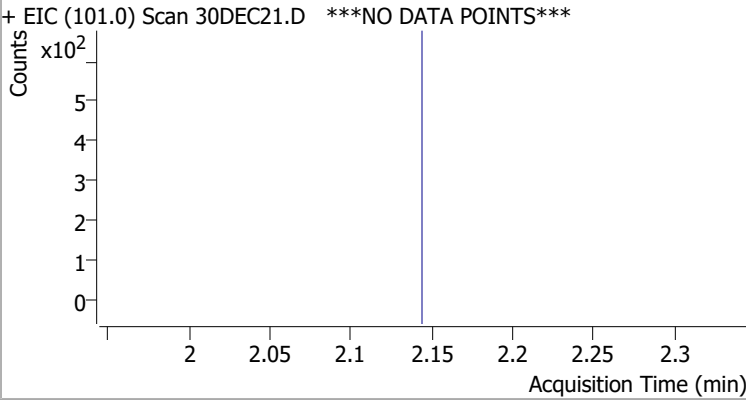
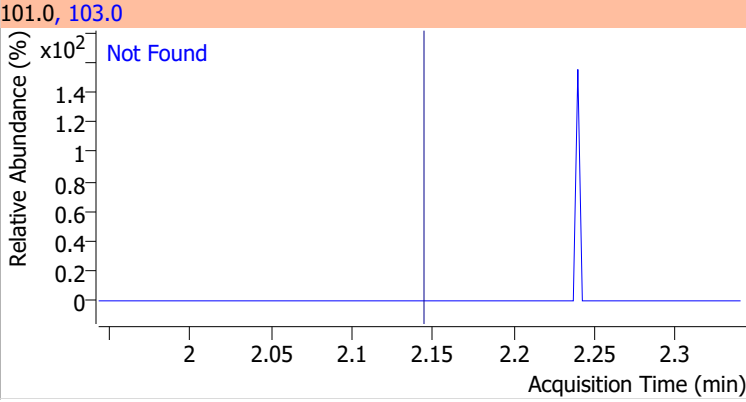
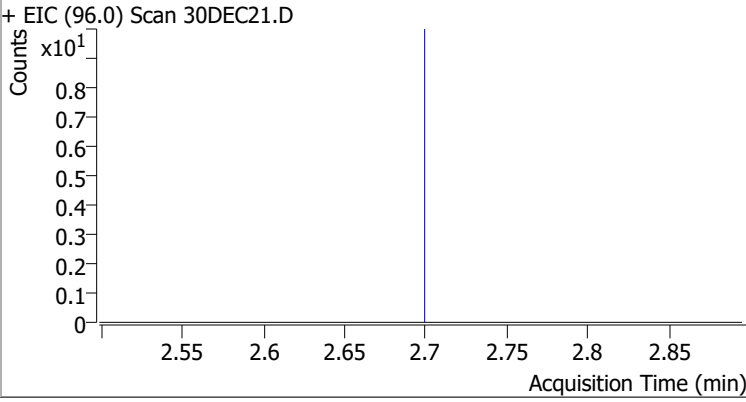
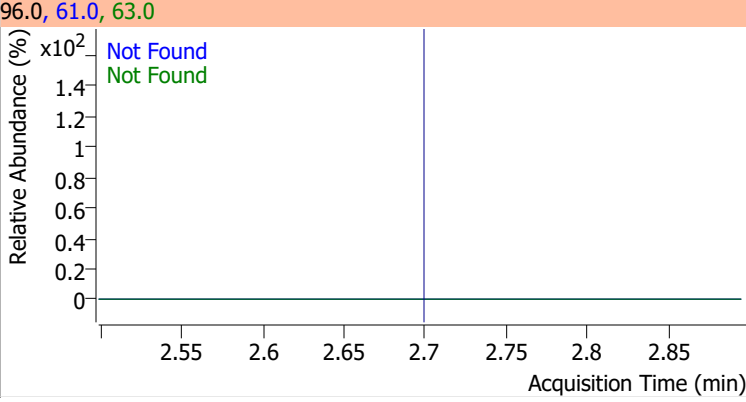
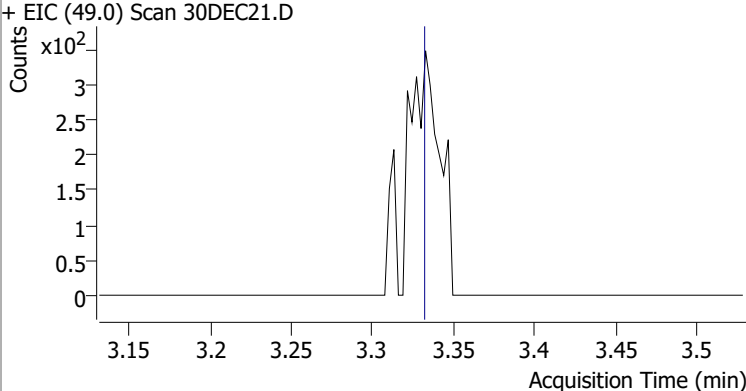
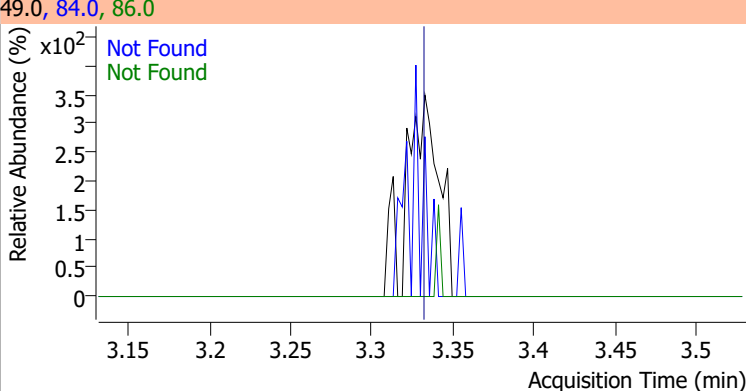
Compound	RT	QIon	Resp.	Conc.	Units	Dev(Min)
T 1,1,1-Trichloroethane	0.000		0	N.D.		
T Carbon tetrachloride	0.000		0	N.D.		
T 1,1-Dichloropropene	0.000		0	N.D.		
T Benzene	0.000		0	N.D.		
T 1,2-Dichloroethane	6.319	62.0	2515	4.2358	ng	97
T Trichloroethene	0.000		0	N.D.		
T 1,2-Dichloropropane	0.000		0	N.D.		
T Dibromomethane	0.000		0	N.D.		
T Bromodichloromethane	0.000		0	N.D.		
T cis-1,3-Dichloropropene	0.000		0	N.D.		
T Toluene	0.000		0	N.D.		
T trans-1,3-Dichloropropene	0.000		0	N.D.		
T 1,1,2-Trichloroethane	0.000		0	N.D.		
T Tetrachloroethene	0.000		0	N.D.		
T 1,3-Dichloropropane	0.000		0	N.D.		
T Chlorodibromomethane	0.000		0	N.D.		
T 1,2-Dibromoethane	0.000		0	N.D.		
T Chlorobenzene	0.000		0	N.D.		
T 1,1,1,2-Tetrachloroethane	0.000		0	N.D.		
T Ethylbenzene	0.000		0	N.D.		
T m+p-Xylenes	0.000		0	N.D.		
T o-Xylene	0.000		0	N.D.		
T Styrene	0.000		0	N.D.		
T Bromoform	0.000		0	N.D.		
T Bromobenzene	0.000		0	N.D.		
T 1,1,2,2-Tetrachloroethane	0.000		0	N.D.		
T 1,2,3-Trichloropropane	0.000		0	N.D.		
T 2-Chlorotoluene	0.000		0	N.D.		
T 4-Chlorotoluene	0.000		0	N.D.		
T 1,3-Dichlorobenzene	0.000		0	N.D.		
T 1,4-Dichlorobenzene	0.000		0	N.D.		
T 1,2-Dichlorobenzene	0.000		0	N.D.		

(#) = Qualifier Out of Range; (m) = Manual Integration; (+) = Area Summed; (*) = Surrogate Percent Recovery Out of Range; (d): Zeroed Peak

Quantitation Results Report (QT Reviewed)

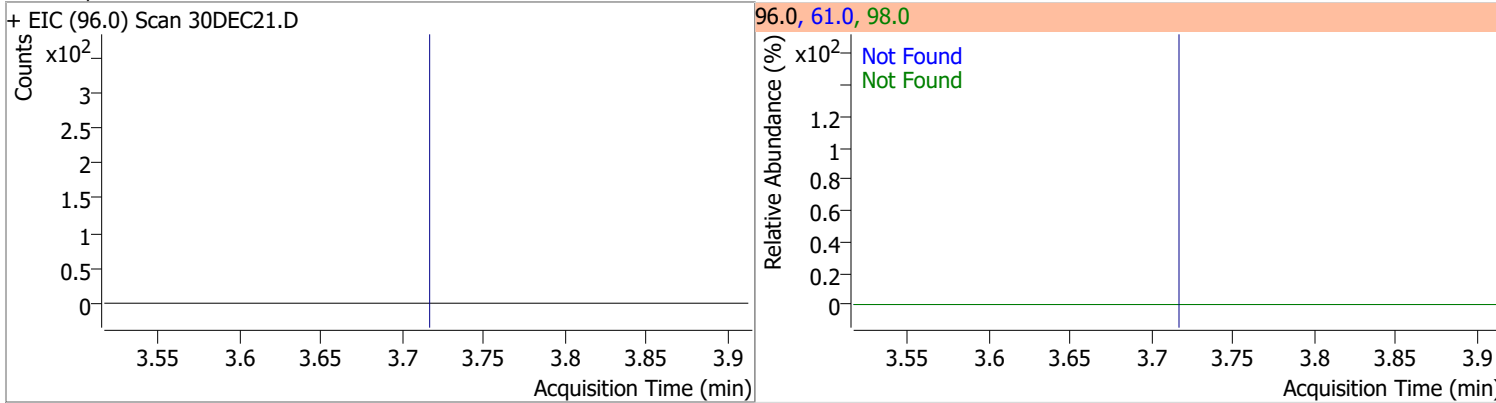
Compound	Conc.	Exp RT	QIon	Exp Ratio
Dichlorodifluoromethane	N.D.	1.24	87.0	32.0
+ EIC (85.0) Scan 30DEC21.D ***NO DATA POINTS***			85.0, 87.0	
				
Chloromethane	N.D.	1.41	52.0	32.7
+ EIC (50.0) Scan 30DEC21.D			50.0, 52.0	
				
Vinyl chloride	N.D.	1.50	64.0	31.6
+ EIC (62.0) Scan 30DEC21.D ***NO DATA POINTS***			62.0, 64.0	
				
Bromomethane	N.D.	1.80	94.0	106.0
+ EIC (96.0) Scan 30DEC21.D			96.0, 94.0	
				

Quantitation Results Report (QT Reviewed)

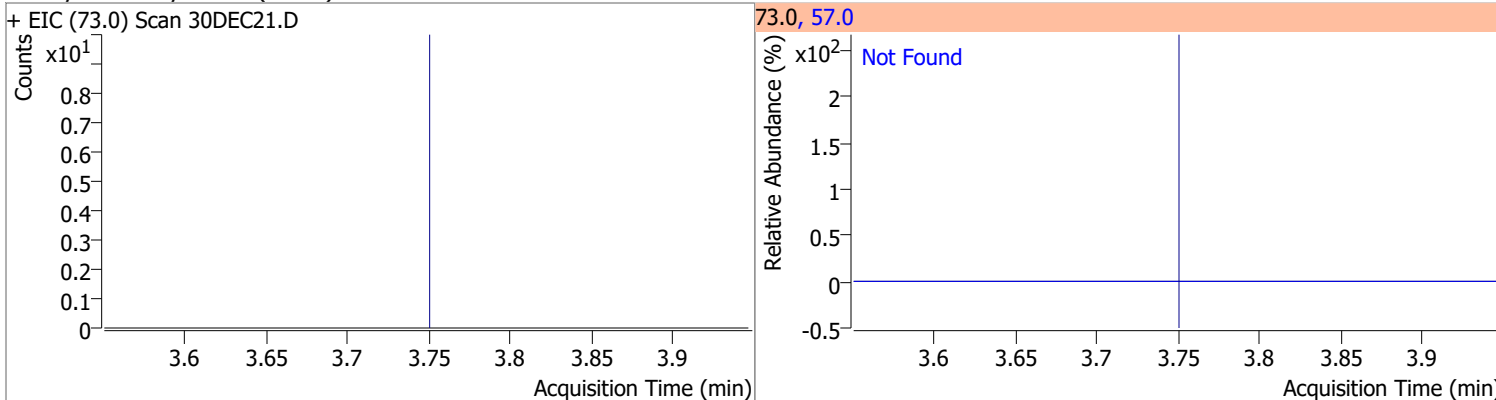
Compound	Conc.	Exp RT	QIon	Exp Ratio		
Chloroethane	N.D.	1.90	66.0	30.8		
+ EIC (64.0) Scan 30DEC21.D			64.0, 66.0			
						
Trichlorofluoromethane	N.D.	2.14	103.0	64.8		
+ EIC (101.0) Scan 30DEC21.D ***NO DATA POINTS***			101.0, 103.0			
						
1,1-Dichloroethene	N.D.	2.70	61.0	180.1	QIon	Exp Ratio
			63.0	57.5		
+ EIC (96.0) Scan 30DEC21.D			96.0, 61.0, 63.0			
						
Methylene chloride	N.D.	3.33	84.0	69.4	QIon	Exp Ratio
			86.0	44.1		
+ EIC (49.0) Scan 30DEC21.D			49.0, 84.0, 86.0			
						

Quantitation Results Report (QT Reviewed)

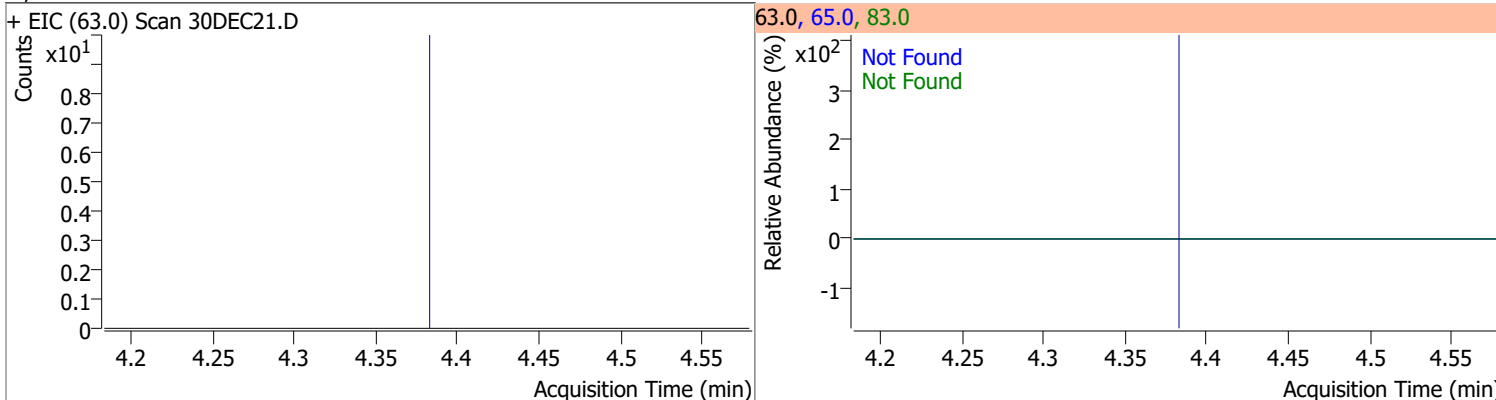
Compound	Conc.	Exp RT	QIon	Exp Ratio	QIon	Exp Ratio
trans-1,2-Dichloroethene	N.D.	3.72	61.0	155.1	98.0	62.8



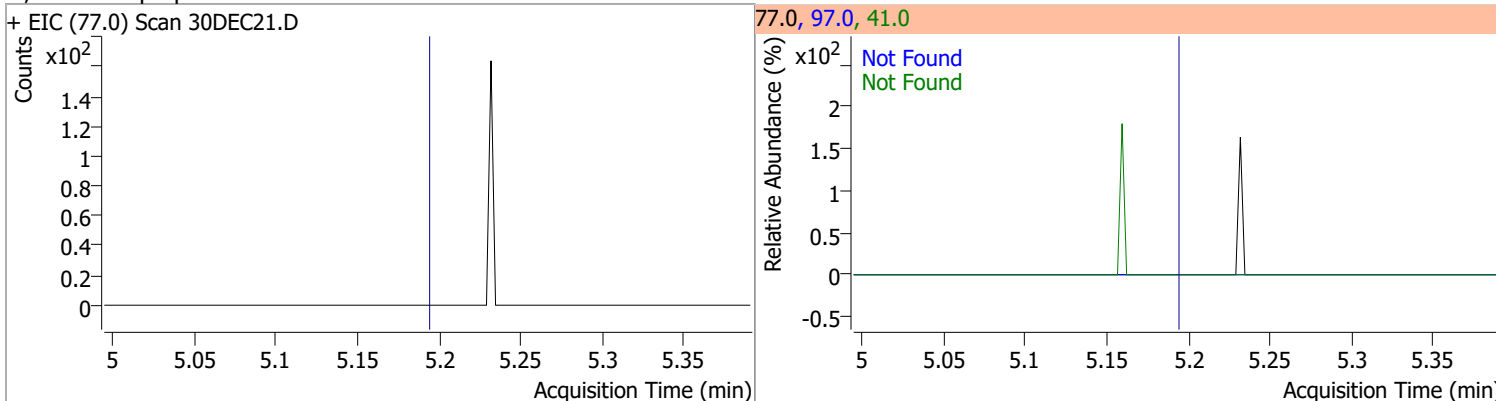
Compound	Conc.	Exp RT	QIon	Exp Ratio
Methyl tert-butyl ether (MTBE)	N.D.	3.75	57.0	23.9



Compound	Conc.	Exp RT	QIon	Exp Ratio	QIon	Exp Ratio
1,1-Dichloroethane	N.D.	4.38	65.0	31.7	83.0	12.8

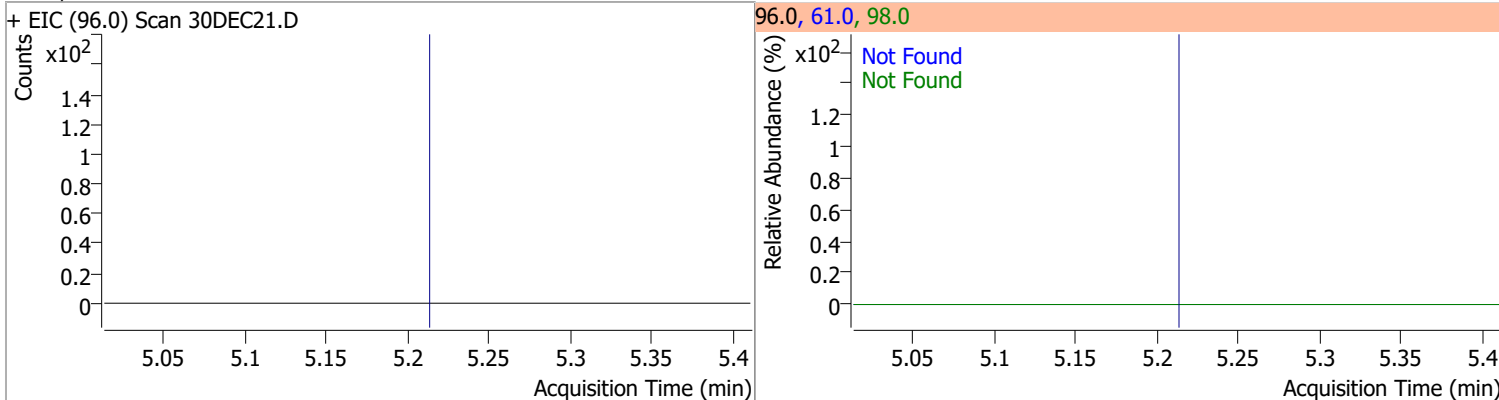


Compound	Conc.	Exp RT	QIon	Exp Ratio	QIon	Exp Ratio
2,2-Dichloropropane	N.D.	5.20	41.0	59.0	97.0	21.8

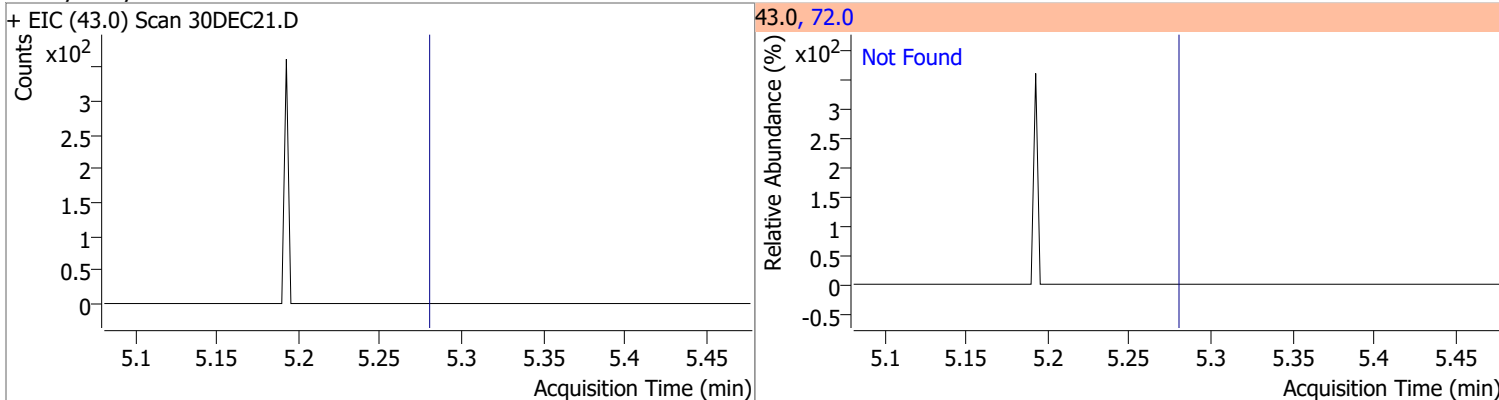


Quantitation Results Report (QT Reviewed)

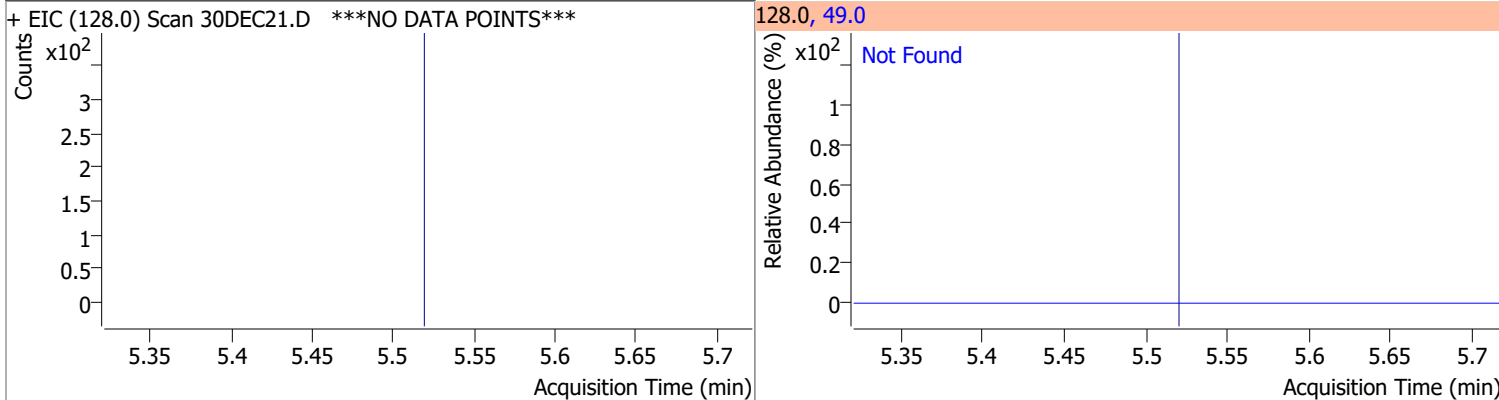
Compound	Conc.	Exp RT	QIon	Exp Ratio	QIon	Exp Ratio
cis-1,2-Dichloroethene	N.D.	5.21	61.0	163.3	98.0	64.4



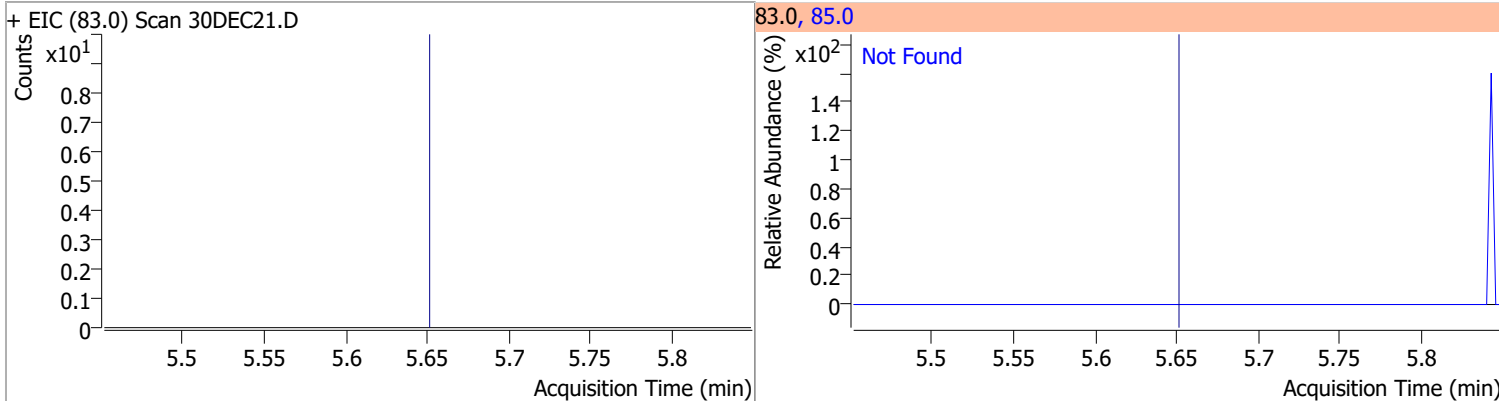
Compound	Conc.	Exp RT	QIon	Exp Ratio
Methyl ethyl ketone	N.D.	5.28	72.0	22.2



Compound	Conc.	Exp RT	QIon	Exp Ratio
Bromochloromethane	N.D.	5.52	49.0	184.6

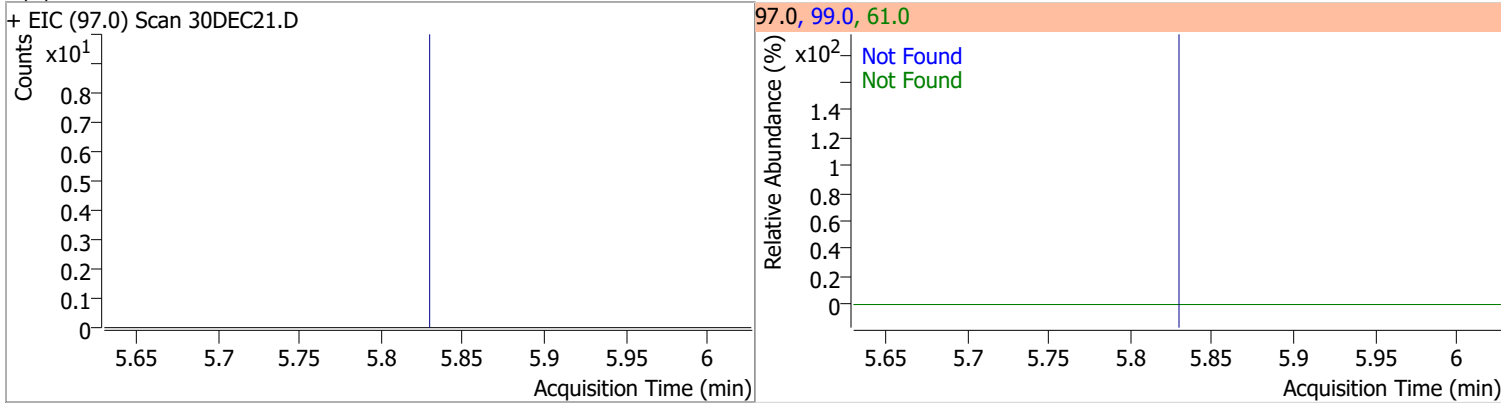


Compound	Conc.	Exp RT	QIon	Exp Ratio
Chloroform	N.D.	5.65	85.0	65.1

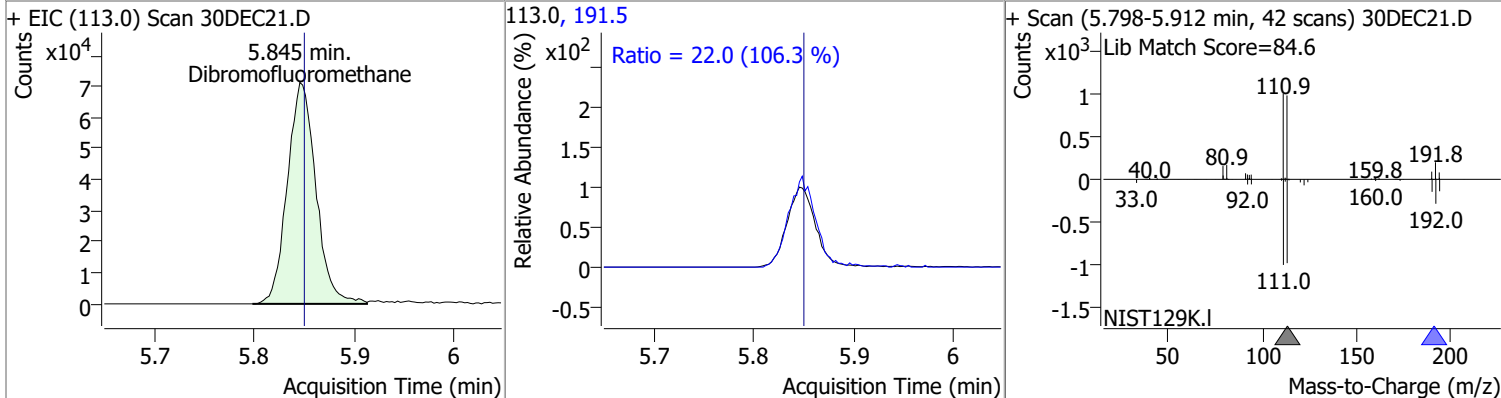


Quantitation Results Report (QT Reviewed)

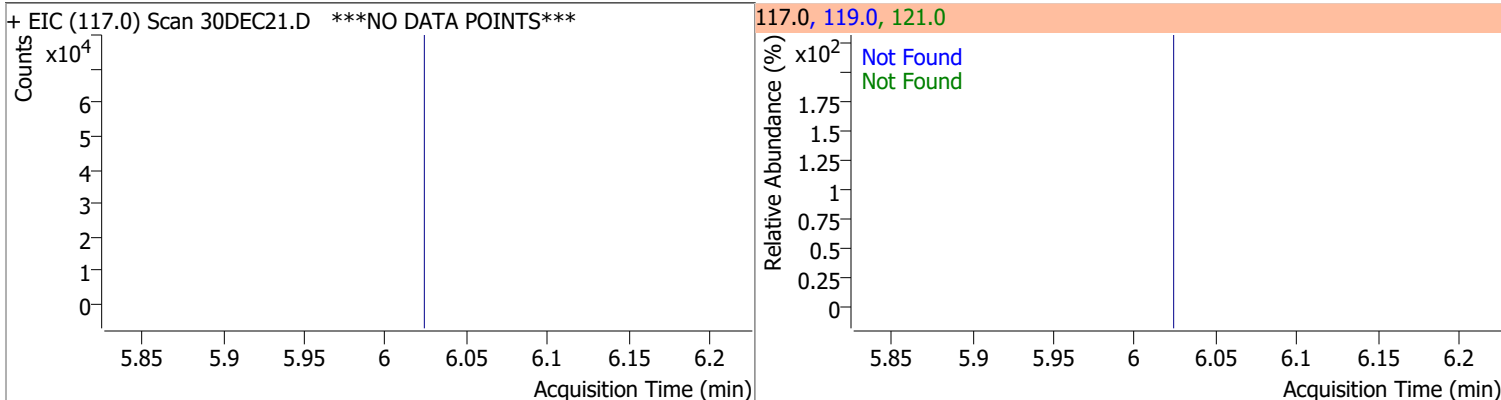
Compound	Conc.	Exp RT	QIon	Exp Ratio	QIon	Exp Ratio
1,1,1-Trichloroethane	N.D.	5.83	99.0	65.7	61.0	45.0



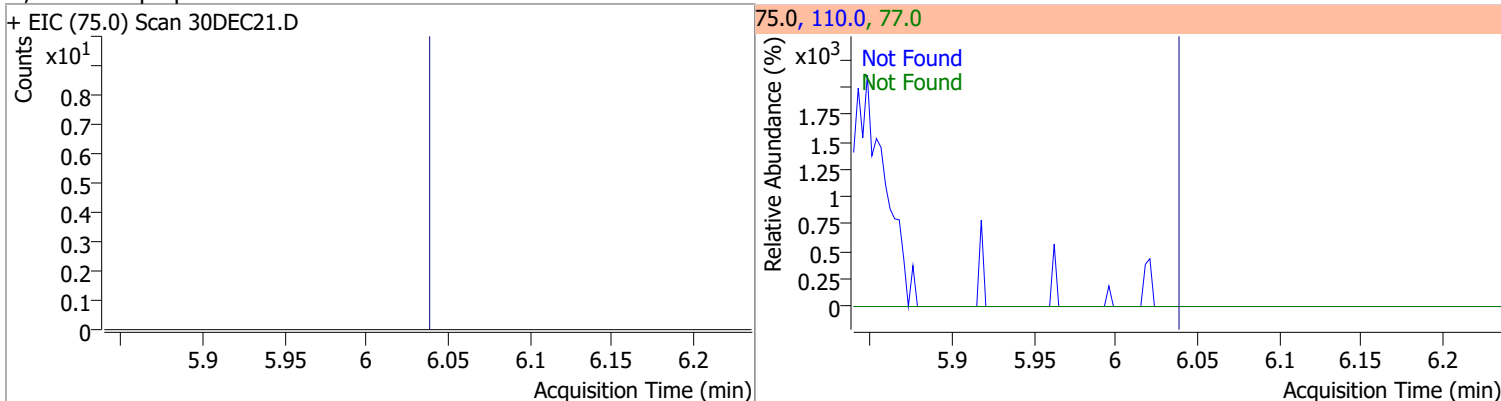
Compound	Conc.	RT	Dev(Min)	Resp.	QIon	QRatio	Lower	Upper
Dibromofluoromethane	258.1766	5.85	-0.01	141283	191.5	22.0	0.0	50.7



Compound	Conc.	Exp RT	QIon	Exp Ratio	QIon	Exp Ratio
Carbon tetrachloride	N.D.	6.03	119.0	97.5	121.0	30.4

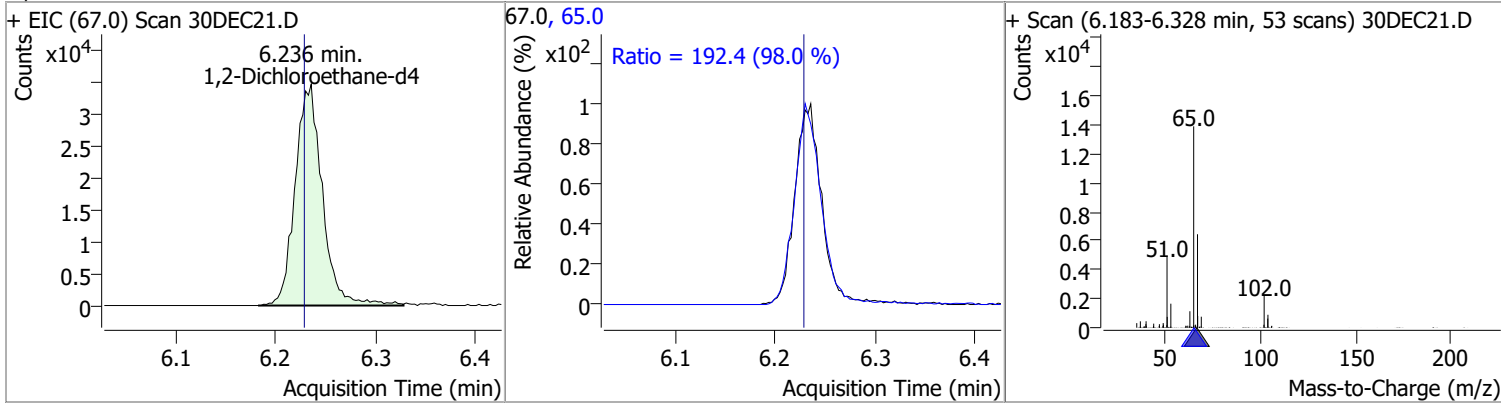


Compound	Conc.	Exp RT	QIon	Exp Ratio	QIon	Exp Ratio
1,1-Dichloropropene	N.D.	6.04	110.0	35.4	77.0	30.5

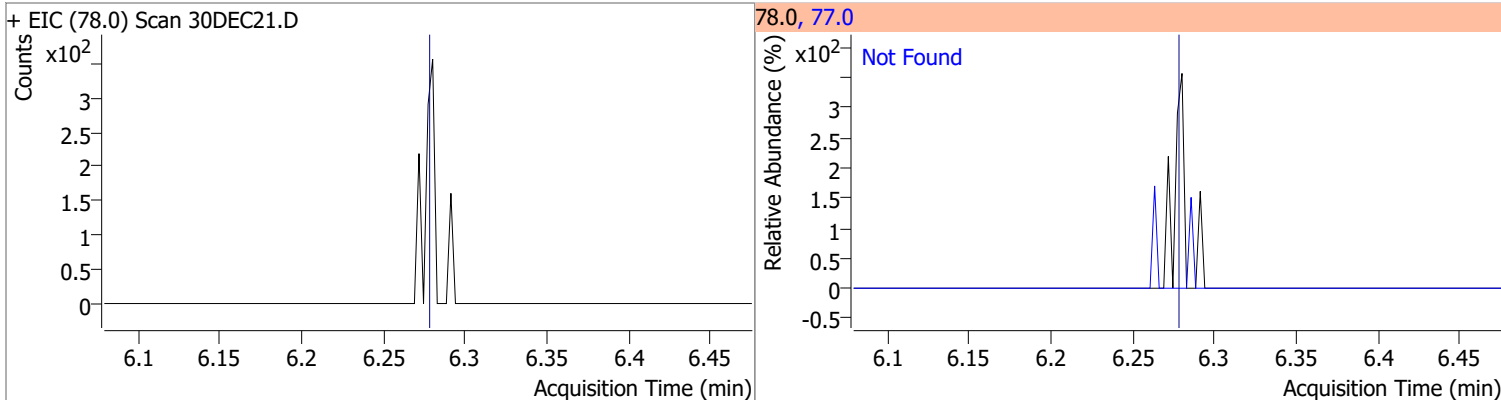


Quantitation Results Report (QT Reviewed)

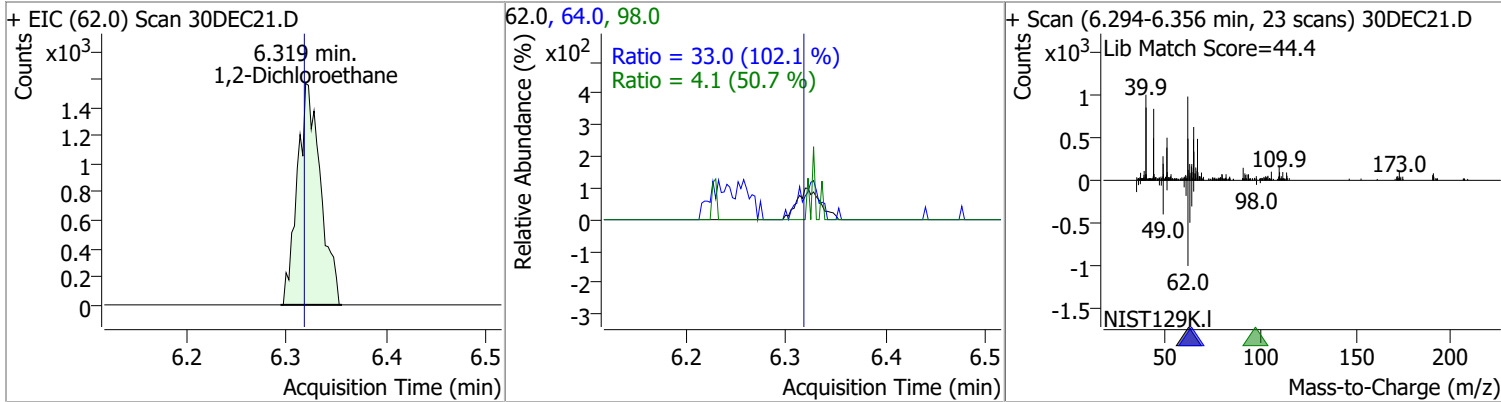
Compound	Conc.	RT	Dev(Min)	Resp.	QIon	QRatio	Lower	Upper
1,2-Dichloroethane-d4	259.5677	6.24	0.01	64824	65.0	192.4	166.3	226.3



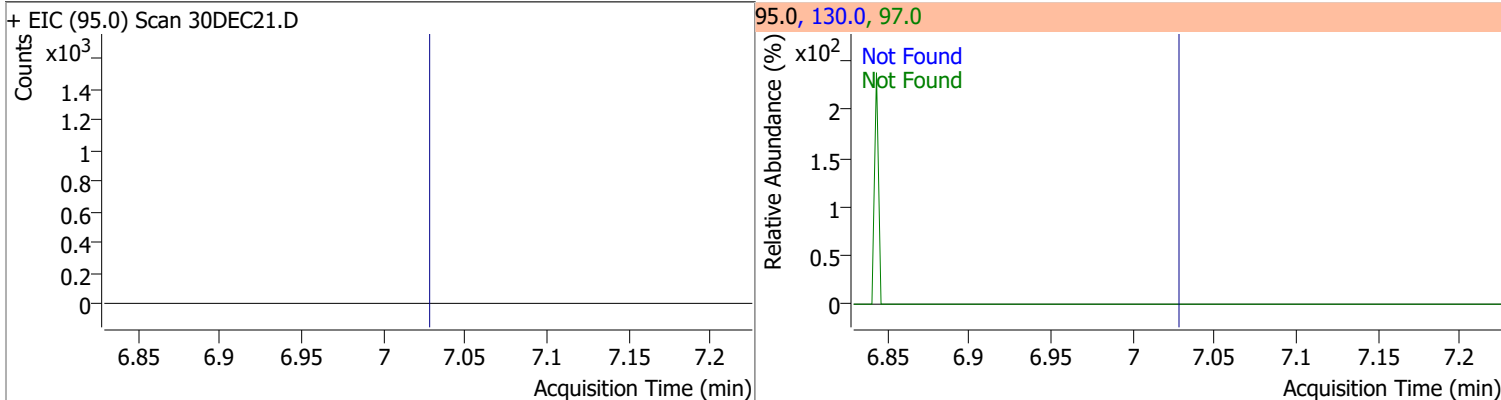
Compound	Conc.	Exp RT	QIon	Exp Ratio
Benzene	N.D.	6.28	77.0	23.5



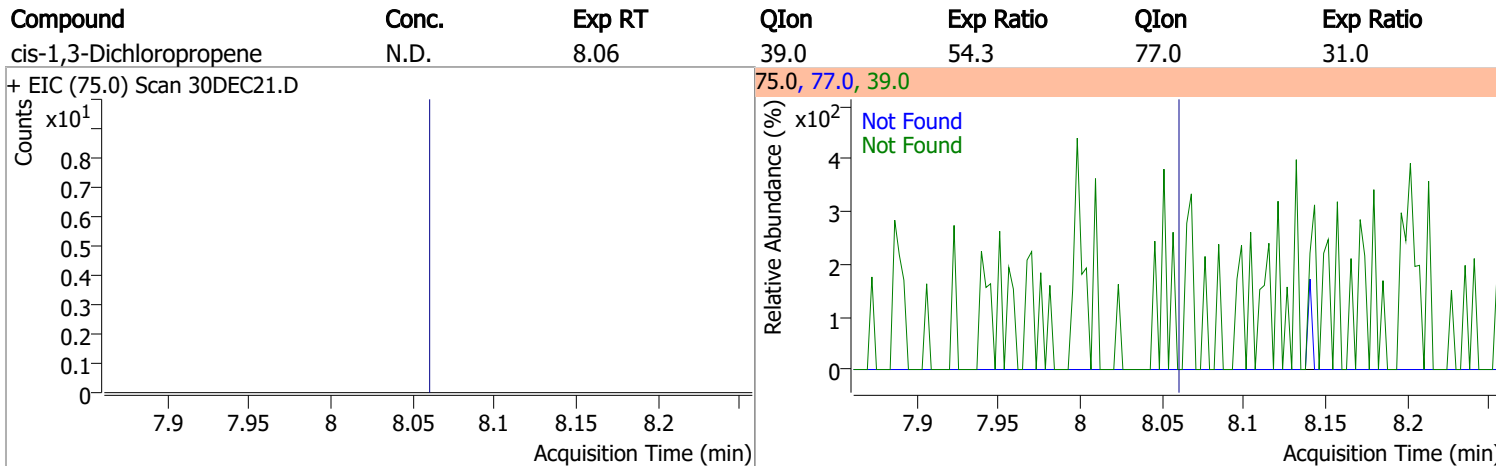
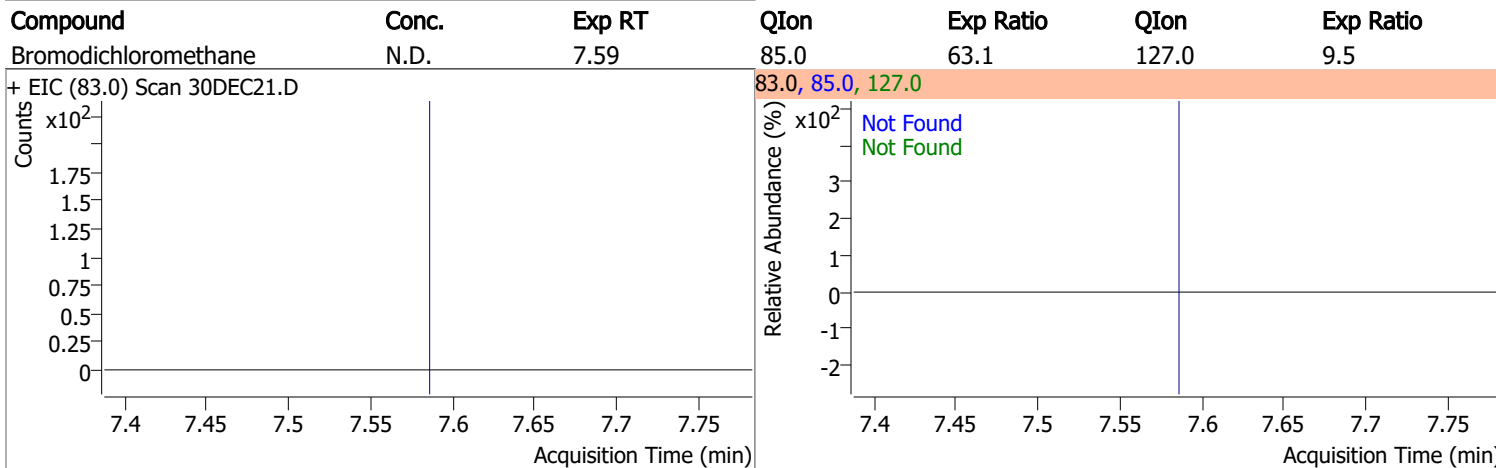
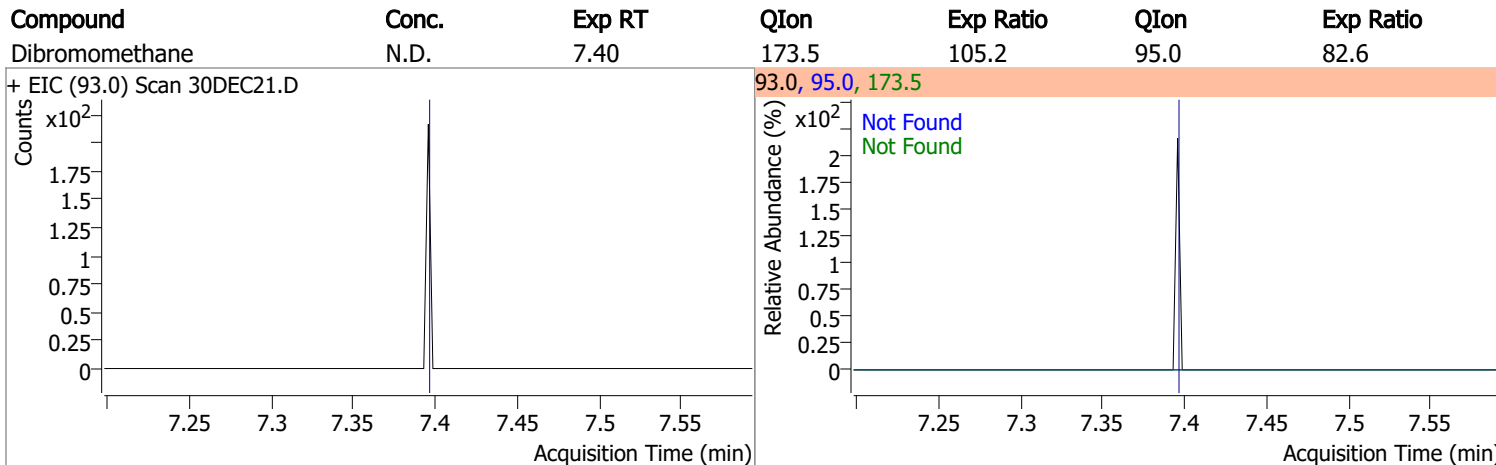
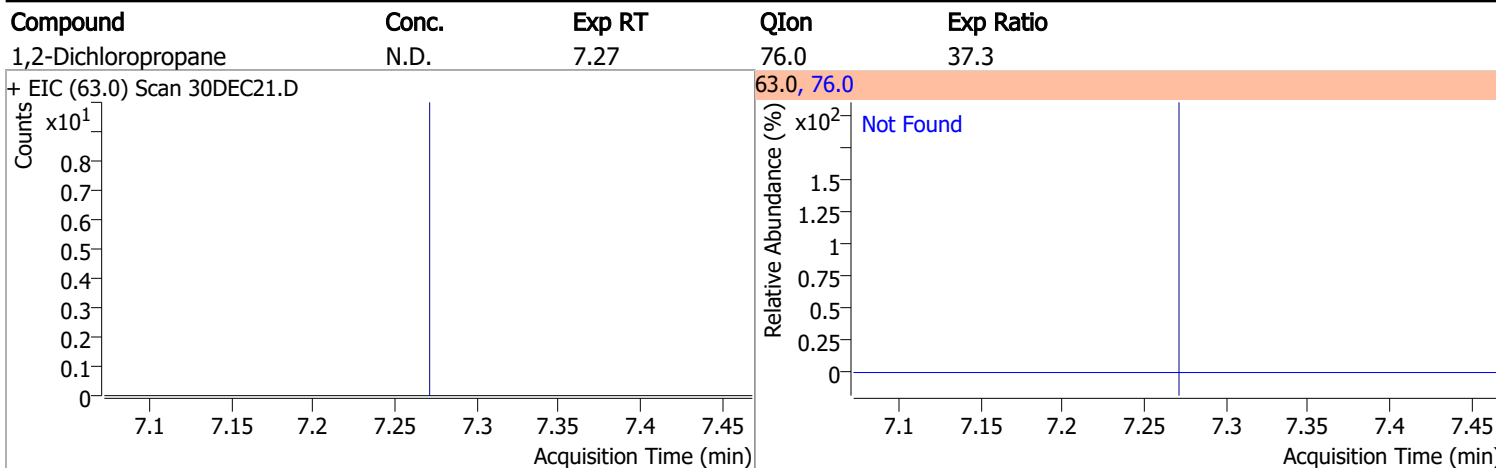
Compound	Conc.	RT	Dev(Min)	Resp.	QIon	QRatio	Lower	Upper
1,2-Dichloroethane	4.2358	6.32	0.00	2515	64.0	33.0	2.3	62.3
					98.0	4.1	0.0	38.2



Compound	Conc.	Exp RT	QIon	Exp Ratio	QIon	Exp Ratio
Trichloroethene	N.D.	7.03	130.0	100.8	97.0	64.7

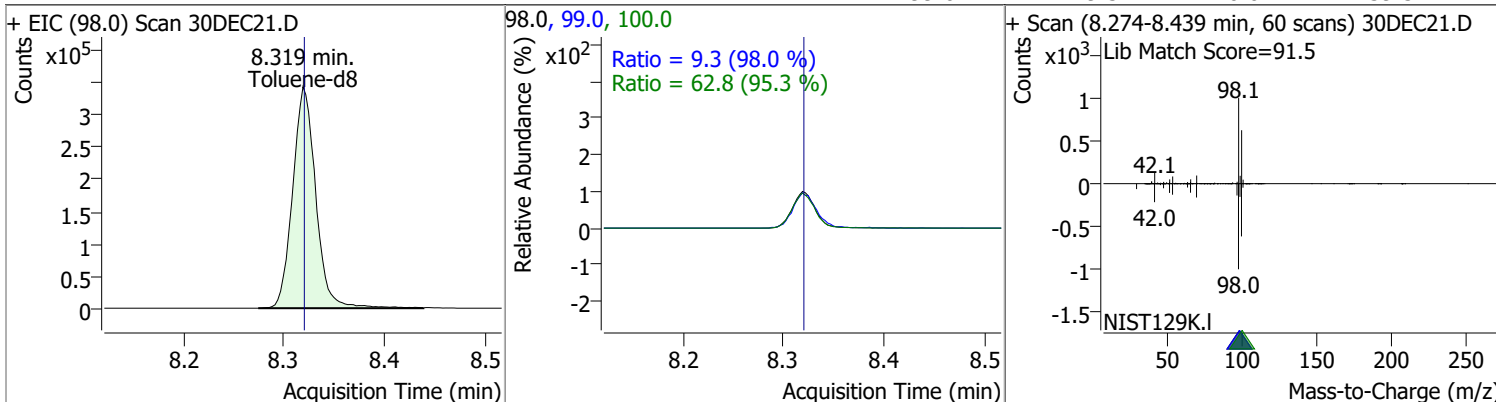


Quantitation Results Report (QT Reviewed)

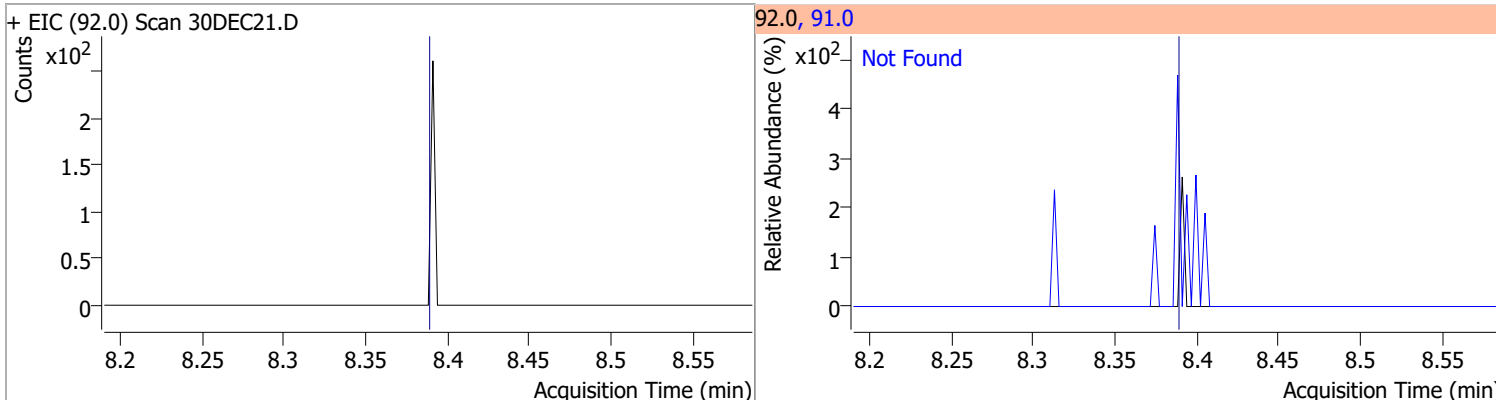


Quantitation Results Report (QT Reviewed)

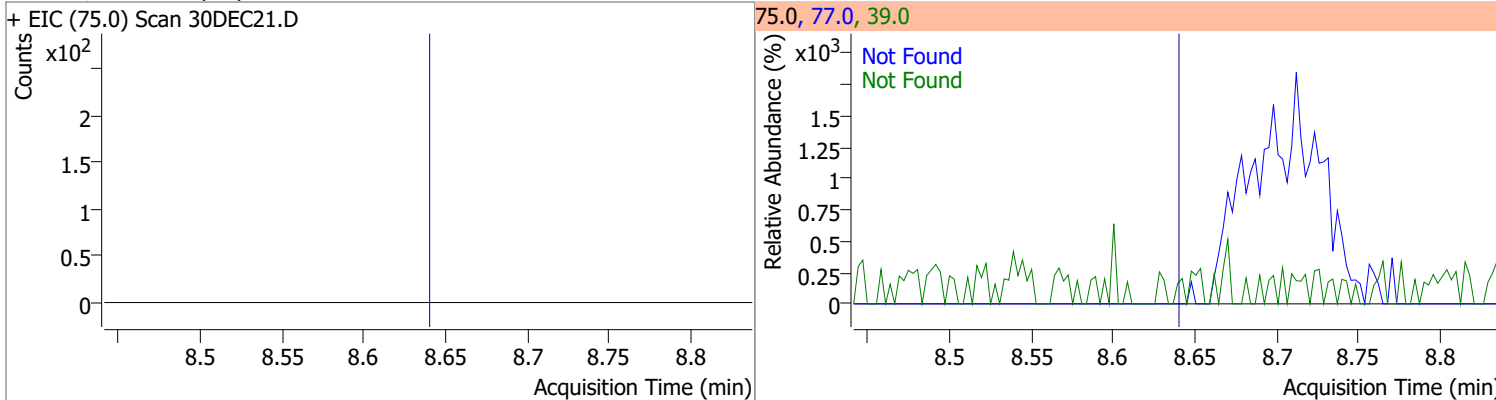
Compound	Conc.	RT	Dev(Min)	Resp.	QIon	QRatio	Lower	Upper
Toluene-d8	257.9696	8.32	0.00	550223	100.0	62.8	35.9	95.9
					99.0	9.3	0.0	39.5



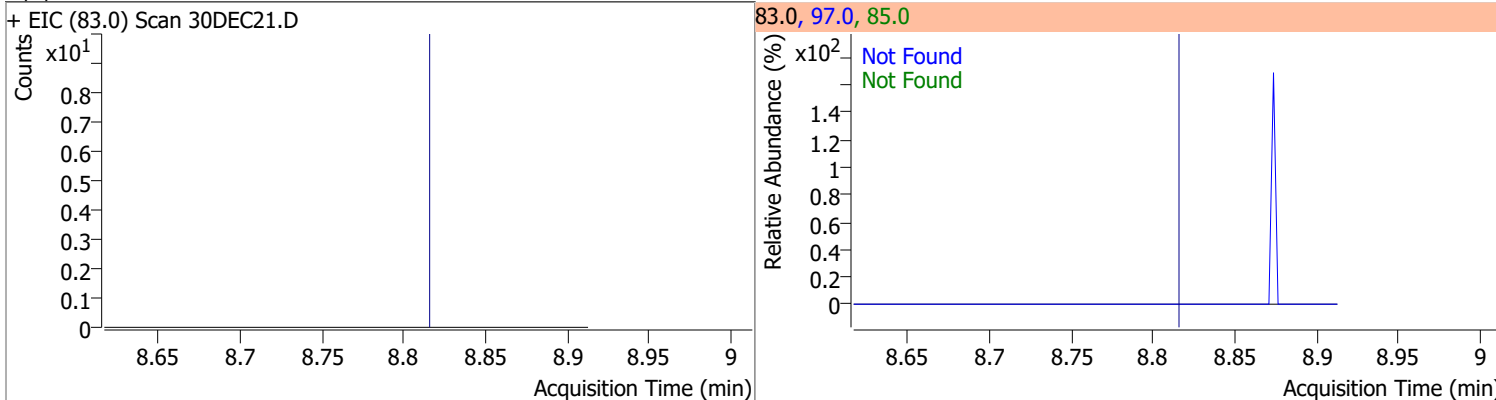
Compound	Conc.	Exp RT	QIon	Exp Ratio
Toluene	N.D.	8.39	91.0	174.3



Compound	Conc.	Exp RT	QIon	Exp Ratio	QIon	Exp Ratio
trans-1,3-Dichloropropene	N.D.	8.64	39.0	52.1	77.0	32.0

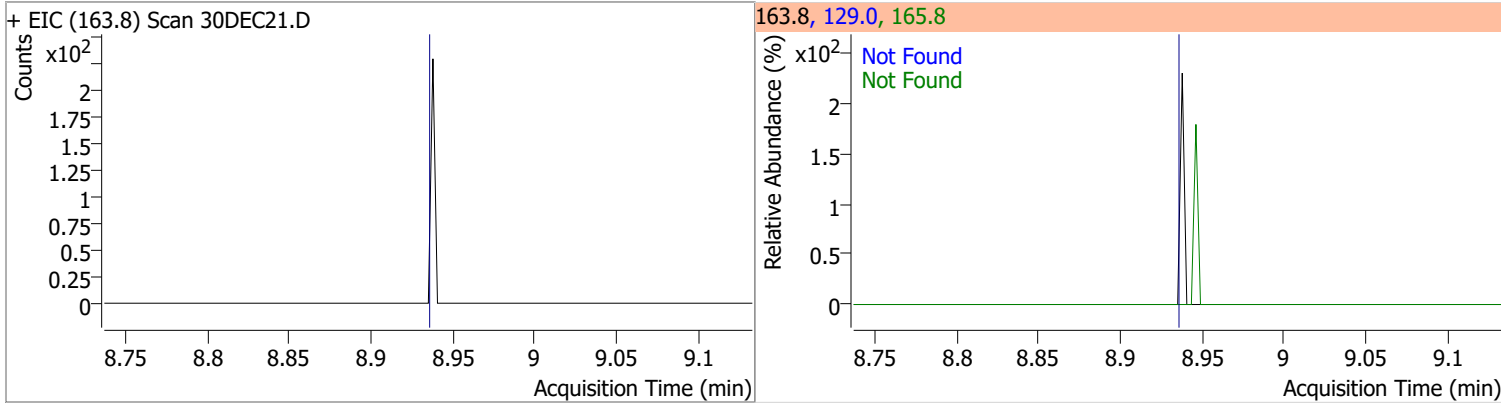


Compound	Conc.	Exp RT	QIon	Exp Ratio	QIon	Exp Ratio
1,1,2-Trichloroethane	N.D.	8.82	97.0	114.3	85.0	61.5

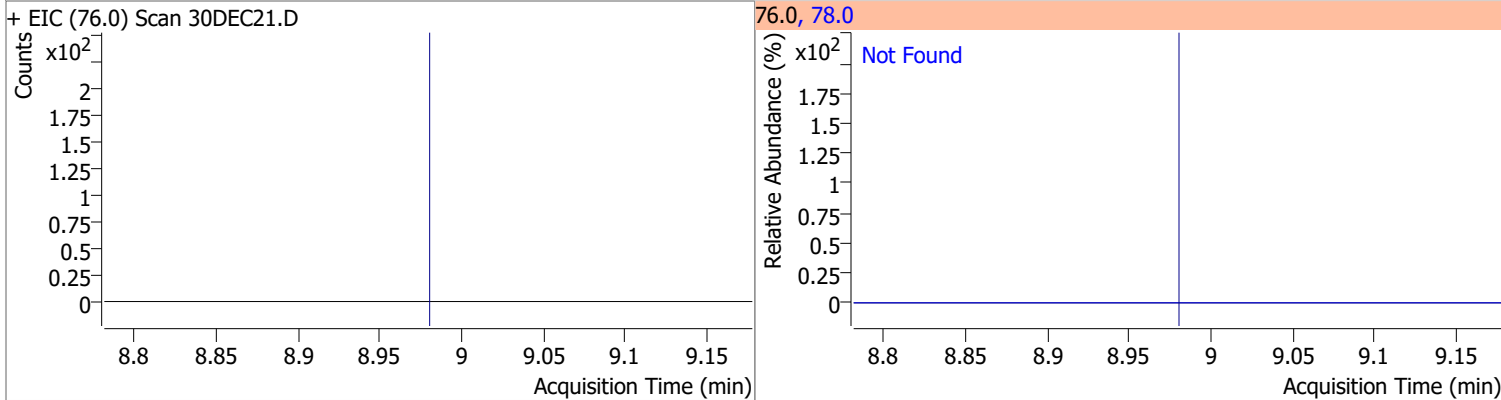


Quantitation Results Report (QT Reviewed)

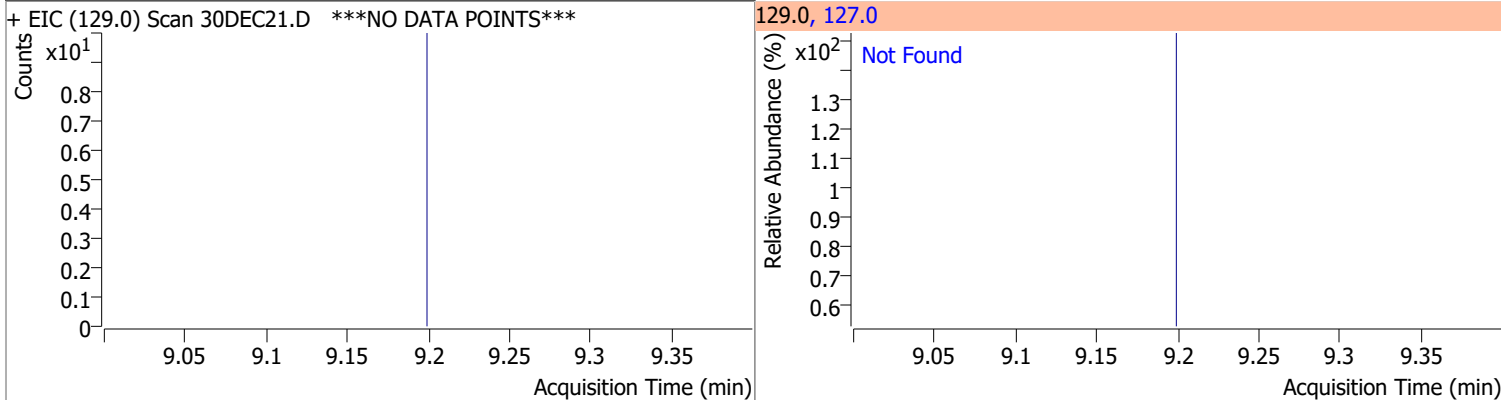
Compound	Conc.	Exp RT	QIon	Exp Ratio	QIon	Exp Ratio
Tetrachloroethene	N.D.	8.94	165.8	128.3	129.0	95.3



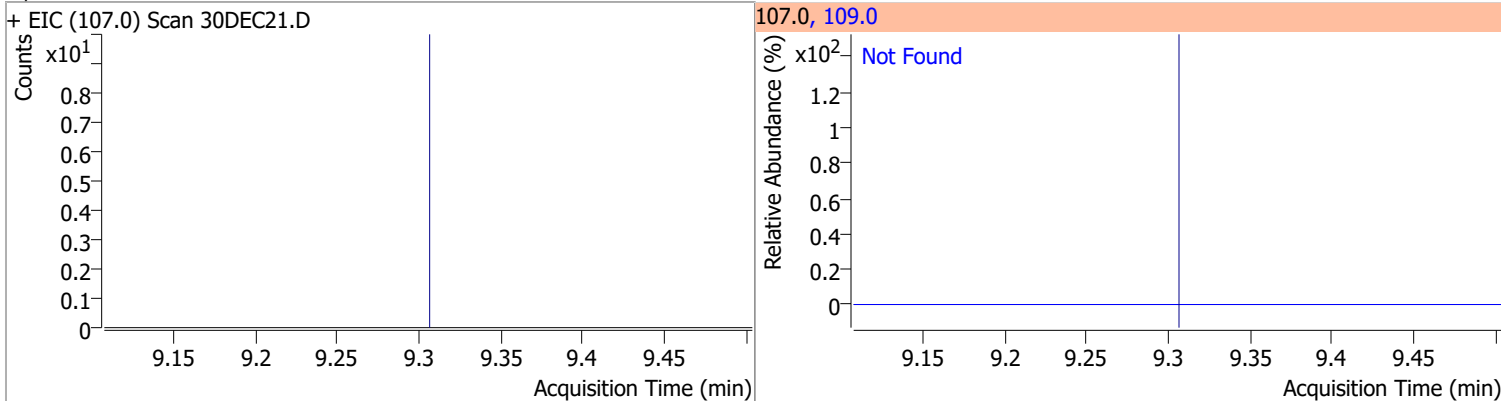
Compound	Conc.	Exp RT	QIon	Exp Ratio
1,3-Dichloropropane	N.D.	8.98	78.0	32.1



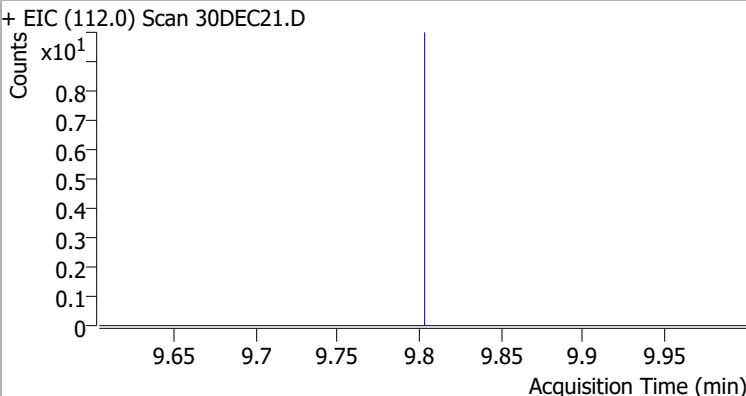
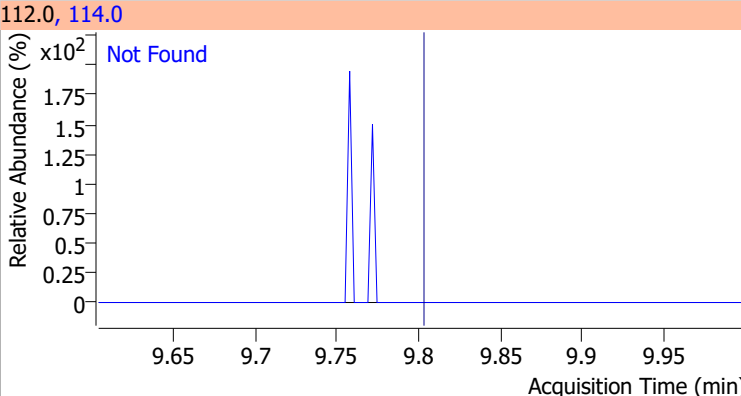
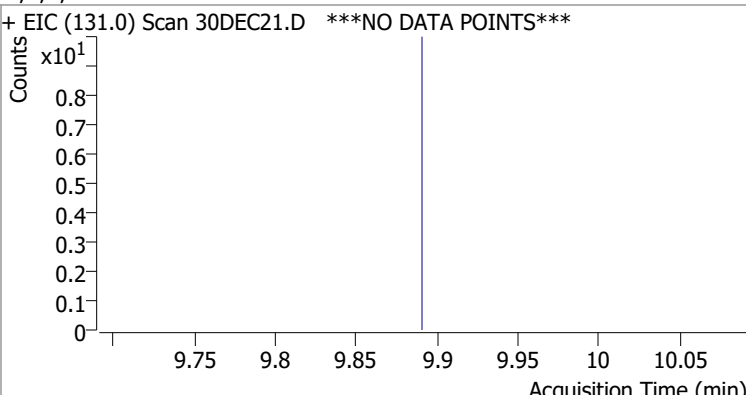
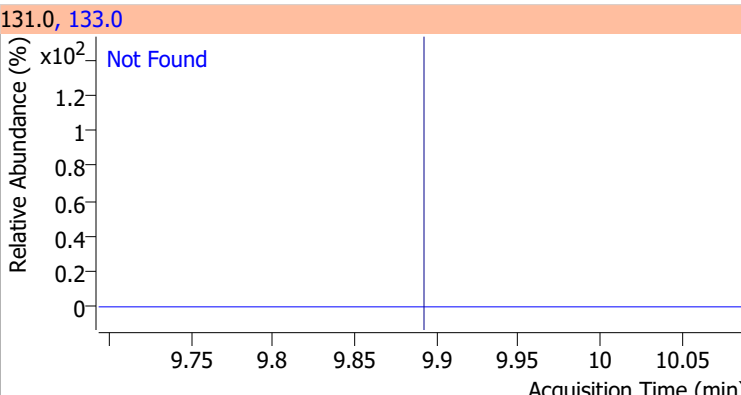
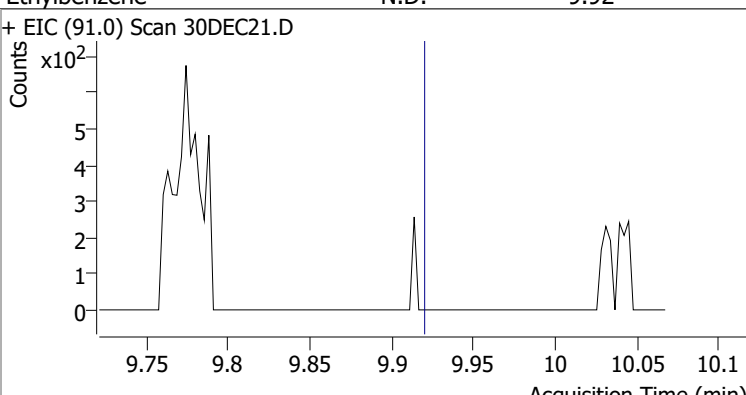
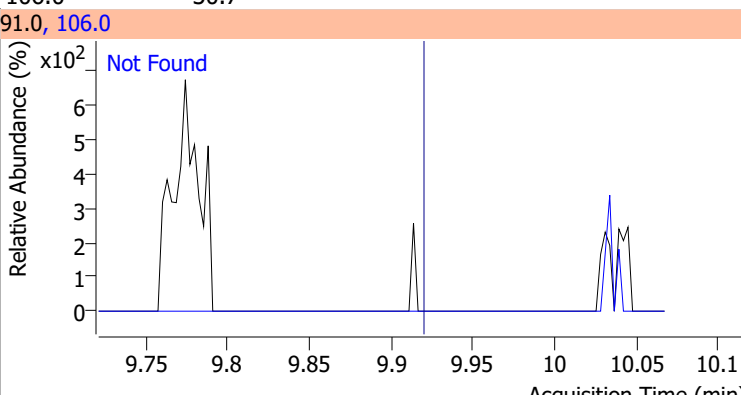
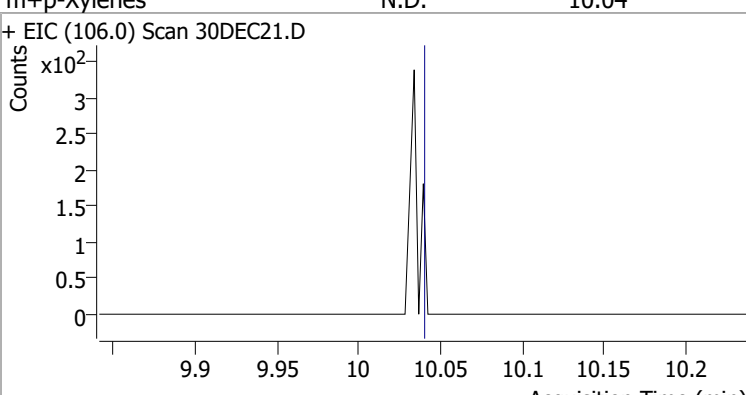
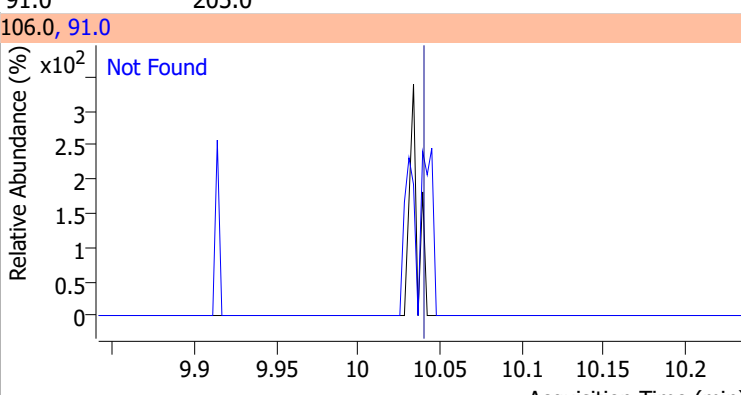
Compound	Conc.	Exp RT	QIon	Exp Ratio
Chlorodibromomethane	N.D.	9.20	127.0	75.3



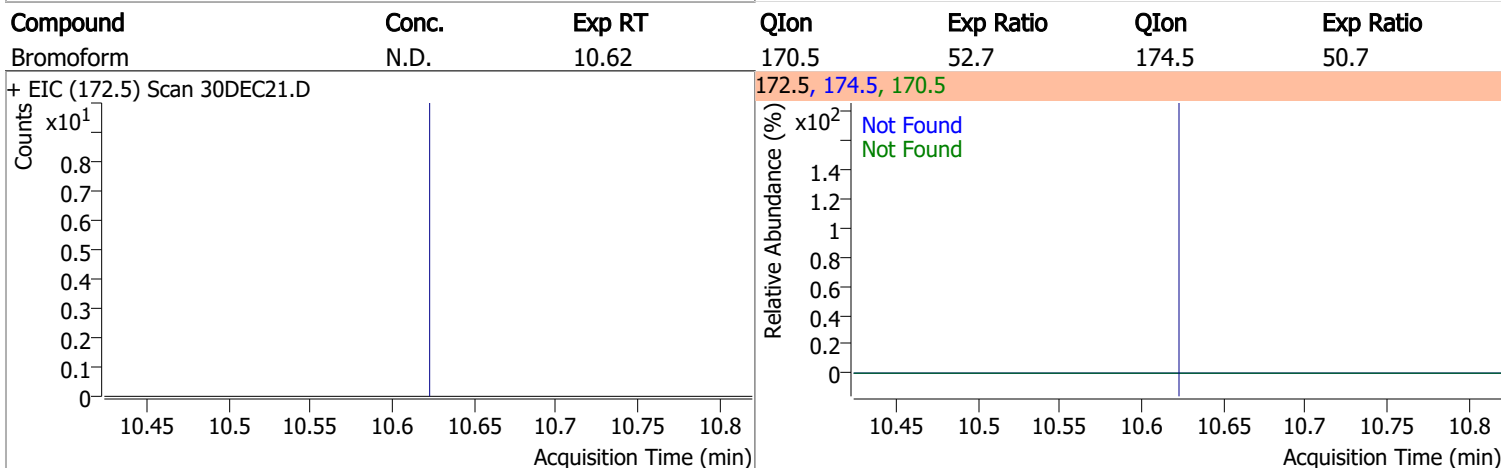
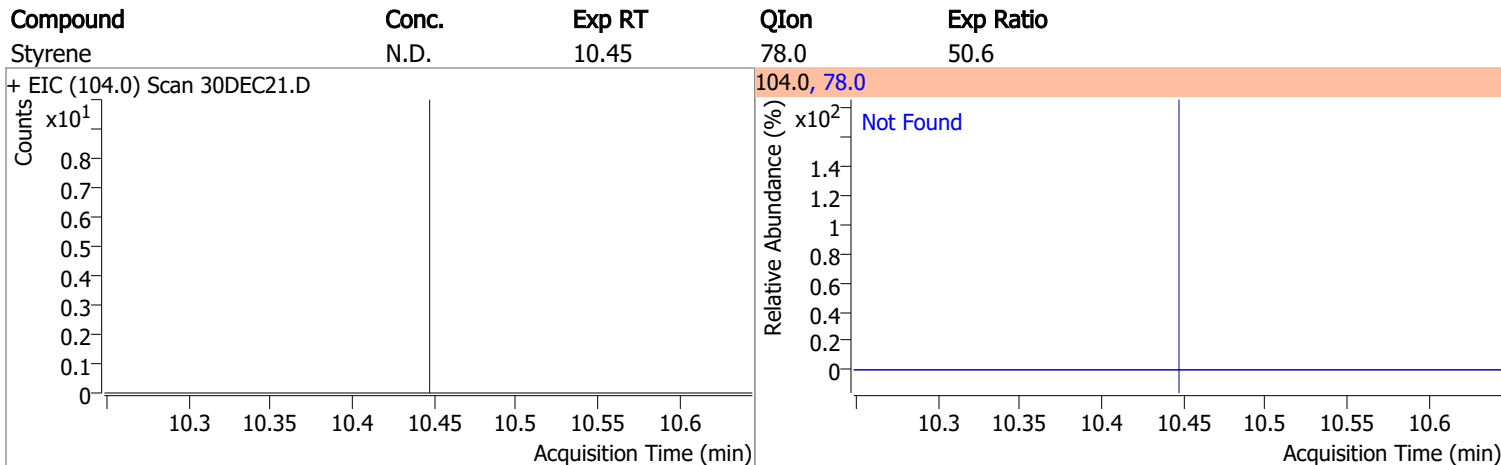
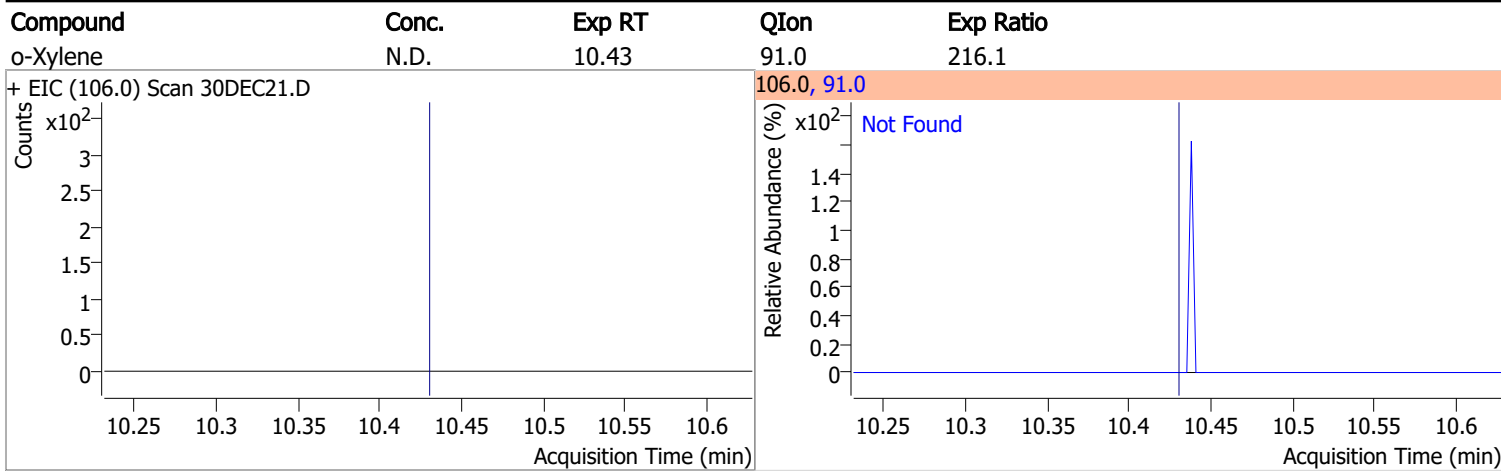
Compound	Conc.	Exp RT	QIon	Exp Ratio
1,2-Dibromoethane	N.D.	9.31	109.0	97.2



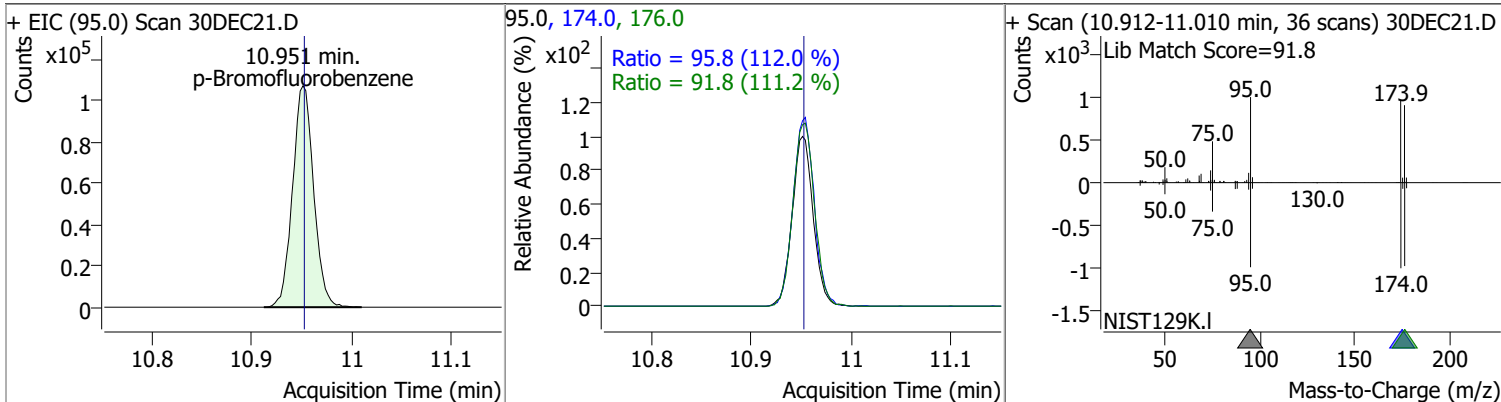
Quantitation Results Report (QT Reviewed)

Compound	Conc.	Exp RT	QIon	Exp Ratio
Chlorobenzene	N.D.	9.80	114.0	32.3
+ EIC (112.0) Scan 30DEC21.D 			112.0, 114.0 	
1,1,1,2-Tetrachloroethane	N.D.	9.89	133.0	95.7
+ EIC (131.0) Scan 30DEC21.D ***NO DATA POINTS*** 			131.0, 133.0 	
Ethylbenzene	N.D.	9.92	106.0	30.7
+ EIC (91.0) Scan 30DEC21.D 			91.0, 106.0 	
m+p-Xylenes	N.D.	10.04	91.0	205.0
+ EIC (106.0) Scan 30DEC21.D 			106.0, 91.0 	

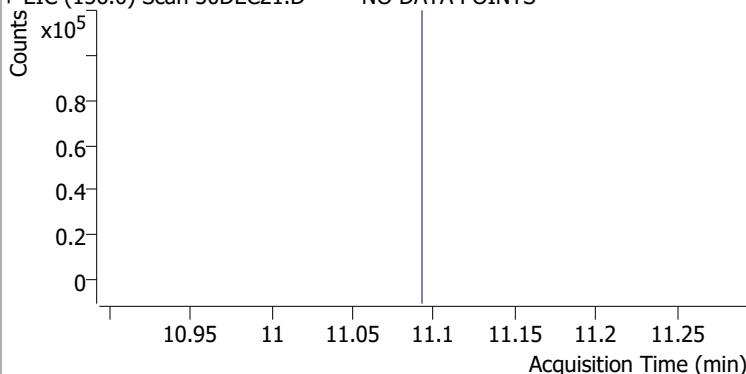
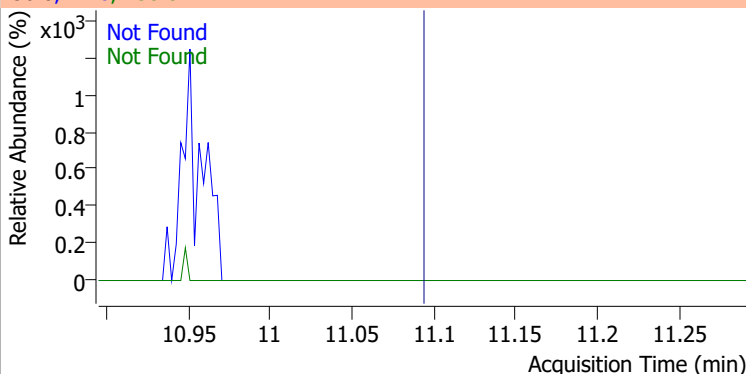
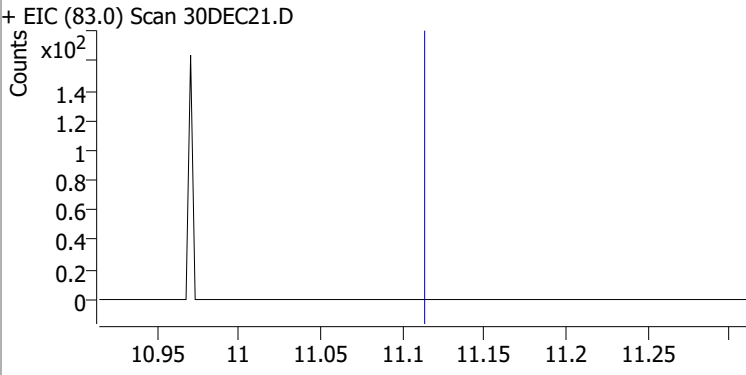
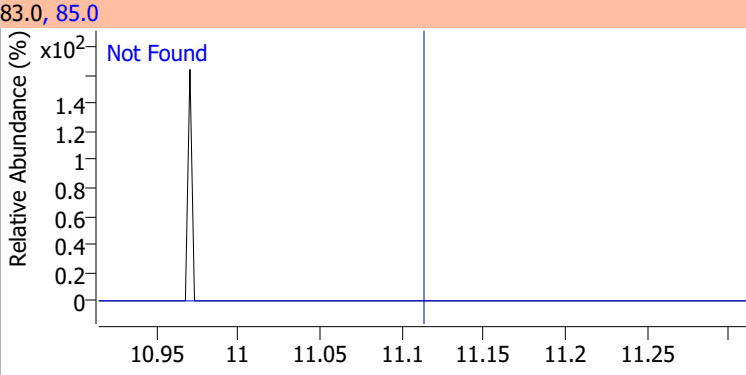
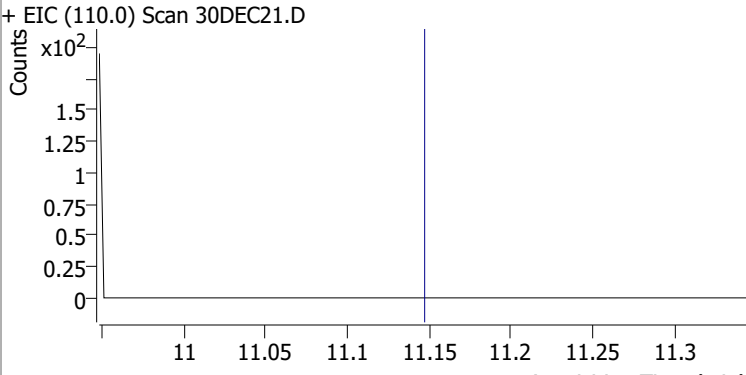
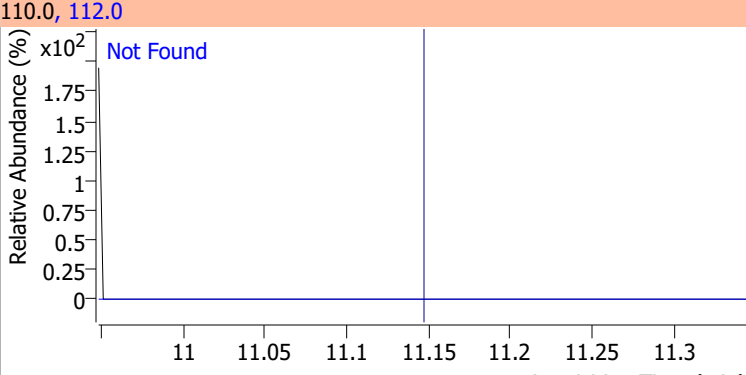
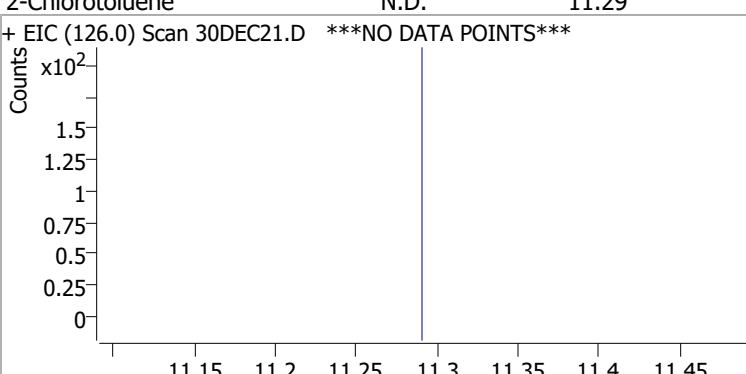
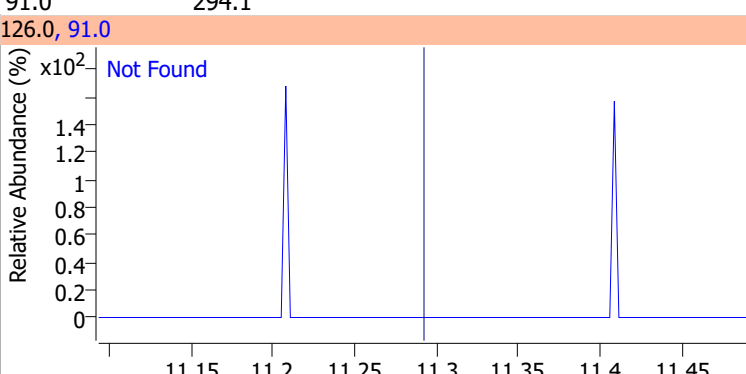
Quantitation Results Report (QT Reviewed)



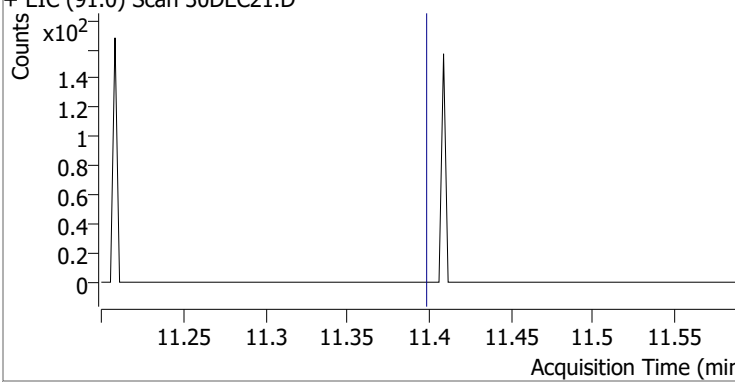
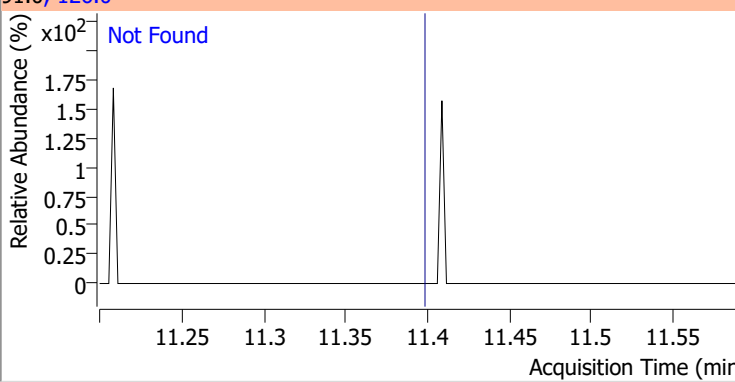
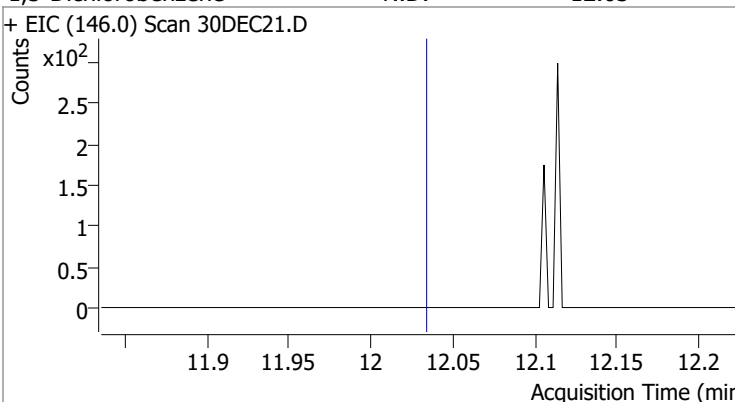
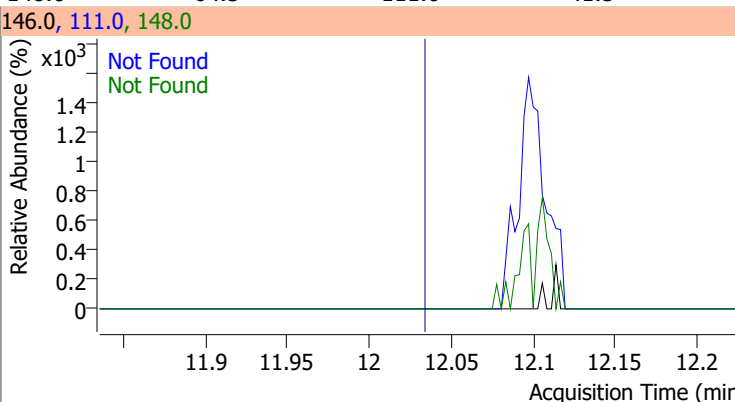
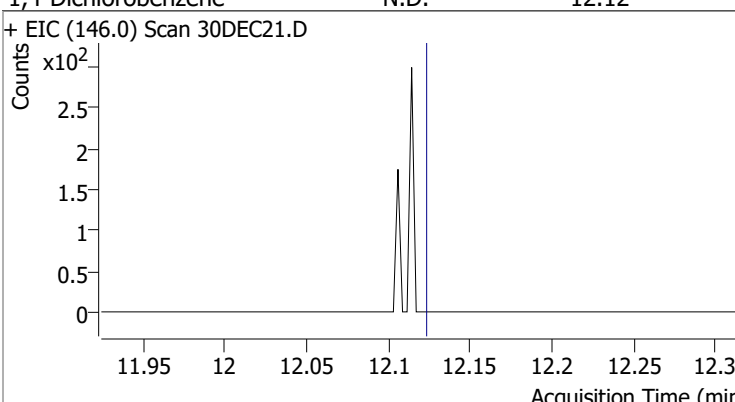
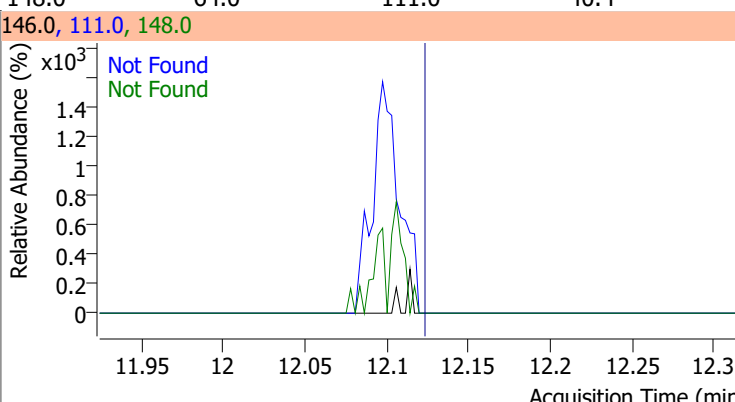
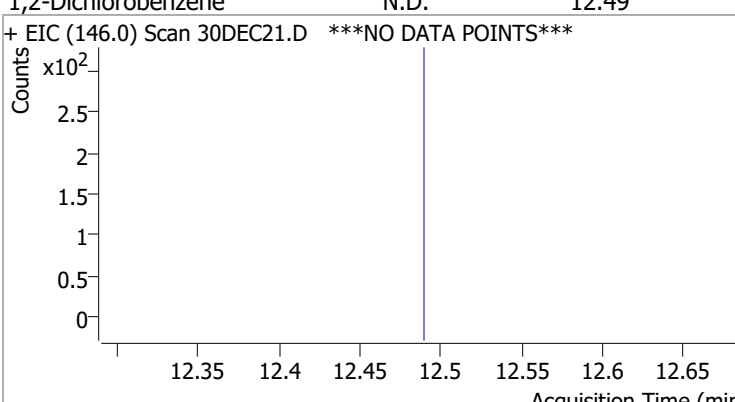
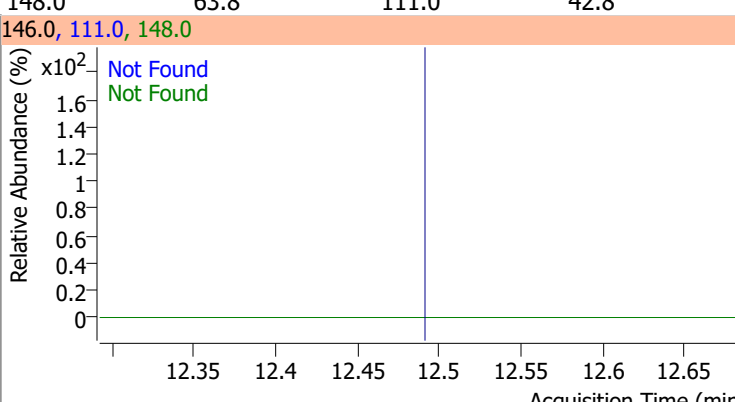
Compound	Conc.	RT	Dev(Min)	Resp.	QIon	QRatio	Lower	Upper
p-Bromofluorobenzene	261.1287	10.95	0.00	156040	174.0	95.8	55.5	115.5
					176.0	91.8	52.5	112.5



Quantitation Results Report (QT Reviewed)

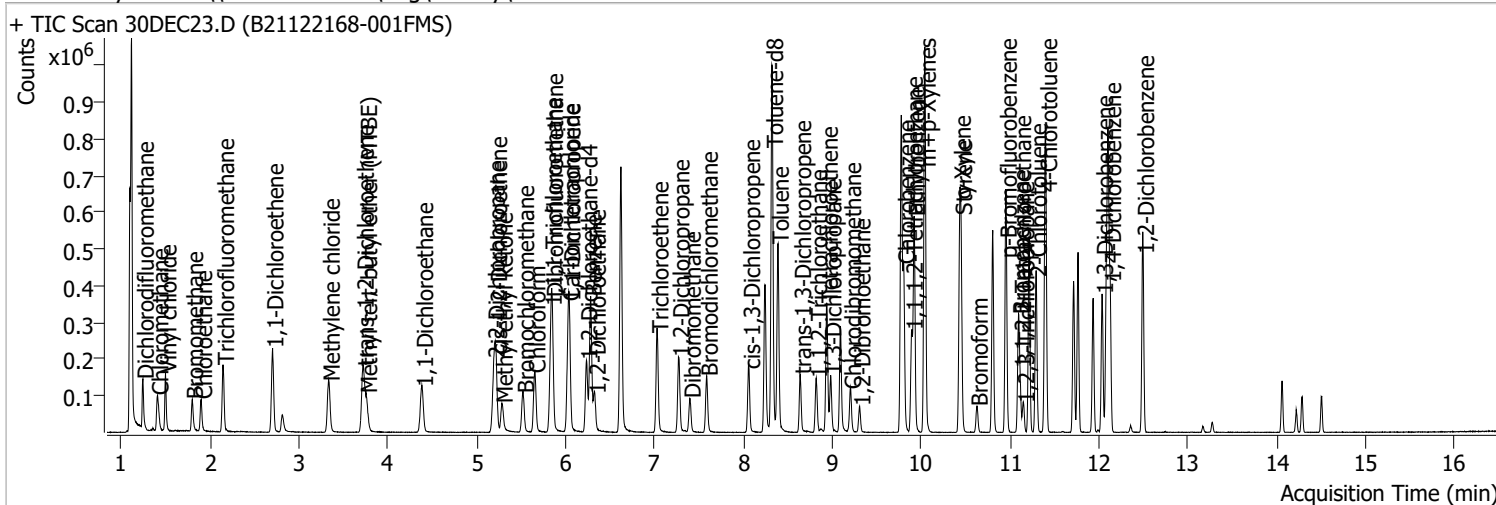
Compound	Conc.	Exp RT	QIon	Exp Ratio	QIon	Exp Ratio
Bromobenzene	N.D.	11.09	77.0	153.2	158.0	96.2
+ EIC (156.0) Scan 30DEC21.D ***NO DATA POINTS***			156.0, 77.0, 158.0			
						
1,1,2,2-Tetrachloroethane	N.D.	11.11	85.0	63.2		
+ EIC (83.0) Scan 30DEC21.D			83.0, 85.0			
						
1,2,3-Trichloropropane	N.D.	11.15	112.0	65.8		
+ EIC (110.0) Scan 30DEC21.D			110.0, 112.0			
						
2-Chlorotoluene	N.D.	11.29	91.0	294.1		
+ EIC (126.0) Scan 30DEC21.D ***NO DATA POINTS***			126.0, 91.0			
						

Quantitation Results Report (QT Reviewed)

Compound	Conc.	Exp RT	QIon	Exp Ratio		
4-Chlorotoluene	N.D.	11.40	126.0	30.4		
+ EIC (91.0) Scan 30DEC21.D			91.0, 126.0			
						
1,3-Dichlorobenzene	N.D.	12.03	148.0	64.5	QIon	Exp Ratio
+ EIC (146.0) Scan 30DEC21.D			146.0, 111.0, 148.0			
						
1,4-Dichlorobenzene	N.D.	12.12	148.0	64.0	QIon	Exp Ratio
+ EIC (146.0) Scan 30DEC21.D			146.0, 111.0, 148.0			
						
1,2-Dichlorobenzene	N.D.	12.49	148.0	63.8	QIon	Exp Ratio
+ EIC (146.0) Scan 30DEC21.D ***NO DATA POINTS***			146.0, 111.0, 148.0			
						

Quantitation Results Report (QT Reviewed)

Data File	30DEC23.D	Operator	SBD
Acq. Method	5975CACQF.M	Acq. Date-Time	12/30/2021 8:31:11 PM
Sample Name	B21122168-001FMS	Instrument	VOA5975C
Vial	23	Multiplier	1.00
DA Method File	VOA5975C_8260B_SHT_DoD_L4_120721.m	Comment	
Tune File	BFB_Atune3.u	Tune Date	10/11/2021 4:02:00 PM
Batch Name	VG123021_8260B_624pt1.batch.bin	Last Calib Update	1/20/2022 10:22:06 AM
Ref Library	\\MASSHUNTER\Org\Library\NIST129K.I		



Compound	RT	QIon	Resp.	Conc.	Units	Dev(Min)
----------	----	------	-------	-------	-------	----------

Internal Standards

M Fluorobenzene	6.620	96.0	605673	250.0000	ng	0.000
M Chlorobenzene-d5	9.774	82.0	227086	250.0000	ng	0.000
M 1,4-Dichlorobenzene-d4	12.100	152.0	189470	250.0000	ng	0.000

System Monitoring Compounds

S Dibromofluoromethane	5.848	113.0	153221	258.1216	ng	-0.003
Spiked Amount: 250.000		Range: 80.0 - 119.0%		Recovery = 103.25%		
S 1,2-Dichloroethane-d4	6.233	67.0	68429	252.6005	ng	0.003
Spiked Amount: 250.000		Range: 81.0 - 118.0%		Recovery = 101.04%		
S Toluene-d8	8.321	98.0	608868	266.7246	ng	0.003
Spiked Amount: 250.000		Range: 89.0 - 112.0%		Recovery = 106.69%		
S p-Bromofluorobenzene	10.951	95.0	180488	248.9505	ng	0.000
Spiked Amount: 250.000		Range: 85.0 - 114.0%		Recovery = 99.58%		

Target Compounds

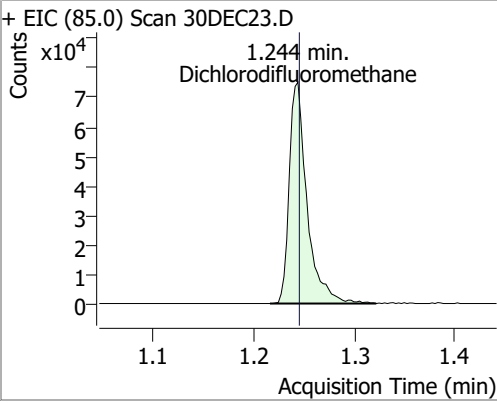
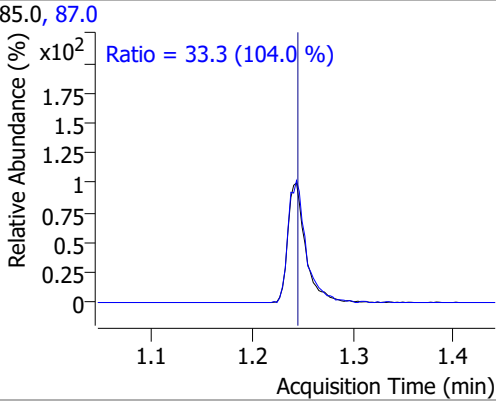
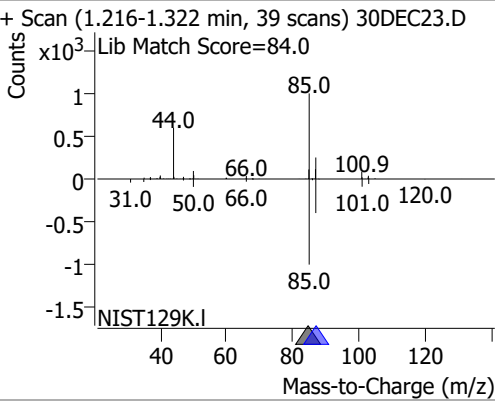
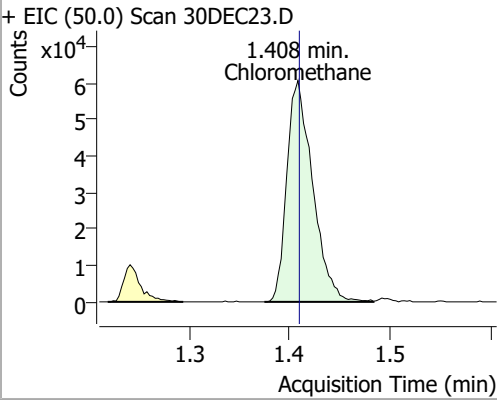
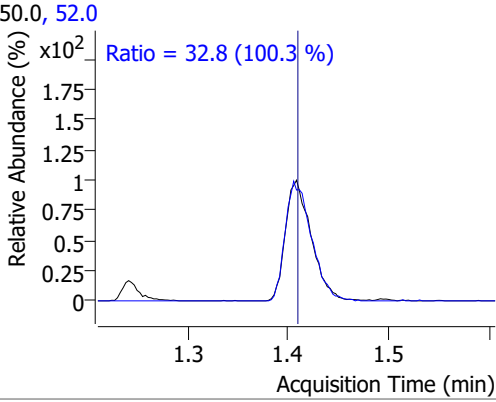
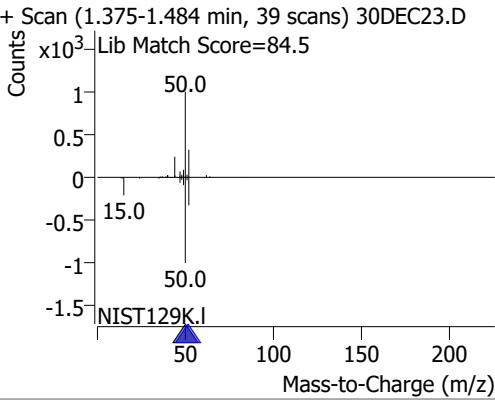
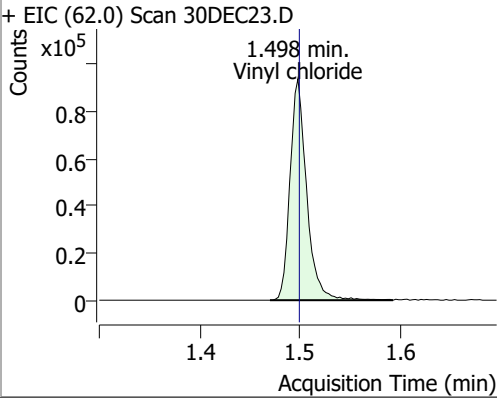
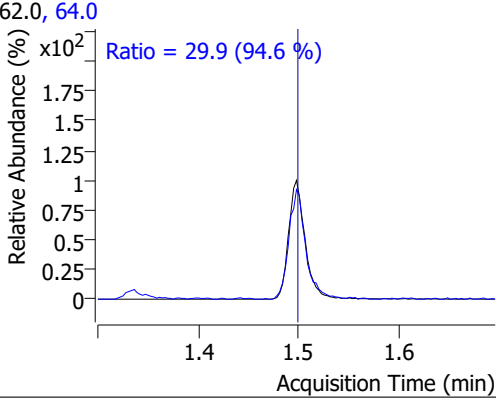
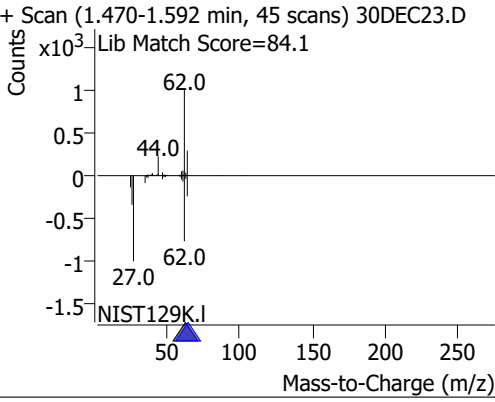
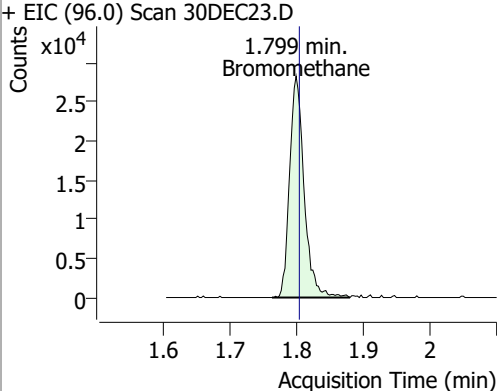
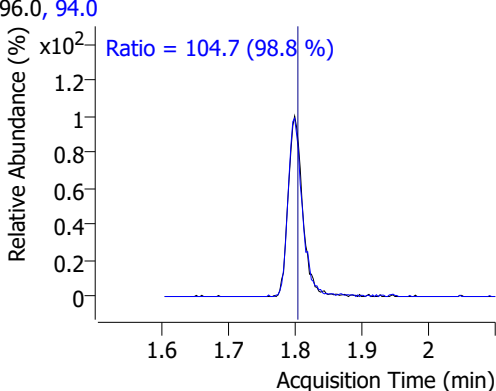
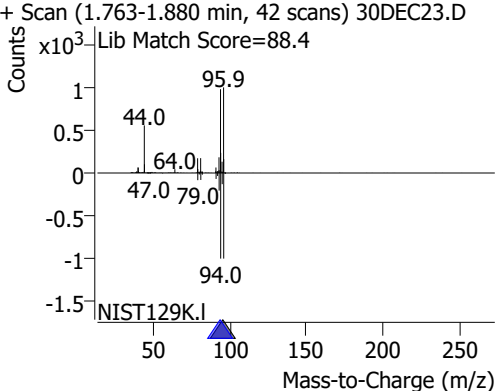
Compound	RT	QIon	Resp.	Conc.	Units	QValue
T Dichlorodifluoromethane	1.244	85.0	92564	106.8865	ng	98
T Chloromethane	1.408	50.0	108518	110.0553	ng	100
T Vinyl chloride	1.498	62.0	108101	116.5293	ng	97
T Bromomethane	1.799	96.0	42868	117.4318	ng	99
T Chloroethane	1.899	64.0	58162	113.4907	ng	99
T Trichlorofluoromethane	2.145	101.0	126312	104.2634	ng	99
T 1,1-Dichloroethene	2.702	96.0	78597	125.3701	ng	100
T Methylene chloride	3.335	49.0	103311	116.3942	ng	97
T trans-1,2-Dichloroethene	3.717	96.0	78670	125.6038	ng	99
T Methyl tert-butyl ether (MTBE)	3.754	73.0	102672	127.9925	ng	98
T 1,1-Dichloroethane	4.384	63.0	148692	125.2269	ng	100
T 2,2-Dichloropropane	5.190	77.0	106907	122.9725	ng	91
T cis-1,2-Dichloroethene	5.218	96.0	78300	120.5522	ng	99
T Methyl ethyl ketone	5.282	43.0	108021	1251.0468	ng	98
T Bromochloromethane	5.522	128.0	30860	126.2117	ng	94
T Chloroform	5.650	83.0	133285	113.7694	ng	98

Quantitation Results Report (QT Reviewed)

Compound	RT	QIon	Resp.	Conc.	Units	Dev(Min)
T 1,1,1-Trichloroethane	5.834	97.0	134930	122.0685	ng	97
T Carbon tetrachloride	6.029	117.0	132342	122.0203	ng	100
T 1,1-Dichloropropene	6.040	75.0	111595	114.5400	ng	99
T Benzene	6.280	78.0	297869	120.8828	ng	100
T 1,2-Dichloroethane	6.328	62.0	80745	125.3703	ng	99
T Trichloroethene	7.030	95.0	86551	120.2013	ng	97
T 1,2-Dichloropropane	7.267	63.0	74445	122.7179	ng	100
T Dibromomethane	7.396	93.0	31171	125.1685	ng	96
T Bromodichloromethane	7.585	83.0	87011	123.3456	ng	98
T cis-1,3-Dichloropropene	8.062	75.0	91456	116.7283	ng	98
T Toluene	8.386	92.0	191950	127.8987	ng	99
T trans-1,3-Dichloropropene	8.637	75.0	72899	130.0428	ng	99
T 1,1,2-Trichloroethane	8.818	83.0	36523	125.0809	ng	95
T Tetrachloroethene	8.935	163.8	76109	127.9749	ng	97
T 1,3-Dichloropropane	8.980	76.0	73083	125.4812	ng	97
T Chlorodibromomethane	9.200	129.0	56478	128.1300	ng	95
T 1,2-Dibromoethane	9.306	107.0	41181	129.7277	ng	100
T Chlorobenzene	9.802	112.0	203632	125.6879	ng	99
T 1,1,1,2-Tetrachloroethane	9.891	131.0	69031	125.2580	ng	99
T Ethylbenzene	9.919	91.0	353824	122.6505	ng	98
T m+p-Xylenes	10.039	106.0	275155	250.1503	ng	98
T o-Xylene	10.432	106.0	123653	128.8321	ng	98
T Styrene	10.446	104.0	200511	128.2798	ng	100
T Bromoform	10.625	172.5	32941	138.5006	ng	94
T Bromobenzene	11.093	156.0	78355	124.9233	ng	96
T 1,1,2,2-Tetrachloroethane	11.110	83.0	45108	125.5424	ng	99
T 1,2,3-Trichloropropane	11.149	110.0	12005	126.8200	ng	100
T 2-Chlorotoluene	11.289	126.0	76792	118.3968	ng	97
T 4-Chlorotoluene	11.403	91.0	255101	121.7637	ng	99
T 1,3-Dichlorobenzene	12.033	146.0	141662	123.5430	ng	98
T 1,4-Dichlorobenzene	12.125	146.0	139810	118.0243	ng	99
T 1,2-Dichlorobenzene	12.496	146.0	117313	120.8908	ng	98

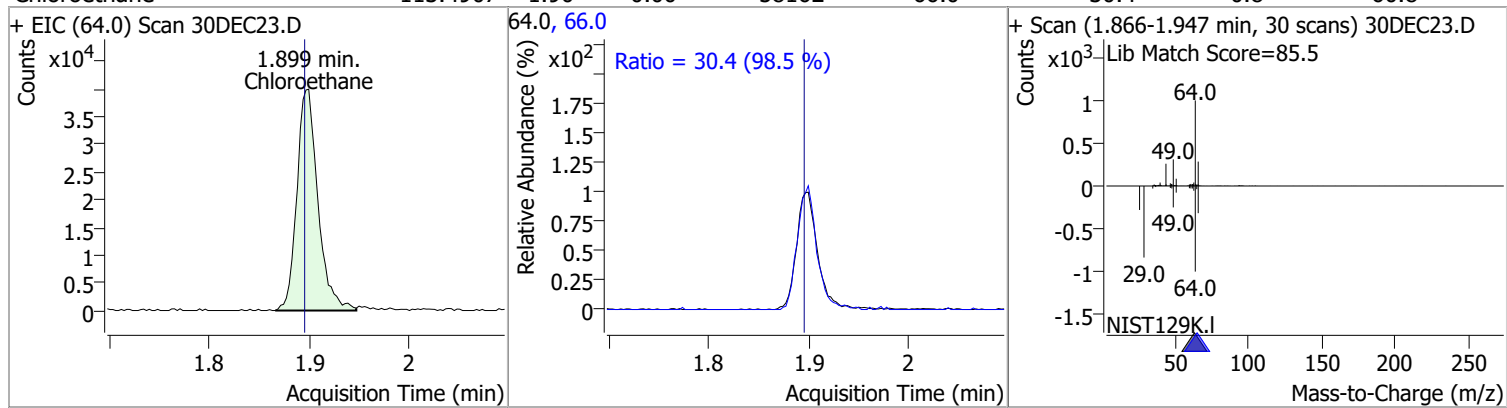
(#) = Qualifier Out of Range; (m) = Manual Integration; (+) = Area Summed; (*) = Surrogate Percent Recovery Out of Range; (d): Zeroed Peak

Quantitation Results Report (QT Reviewed)

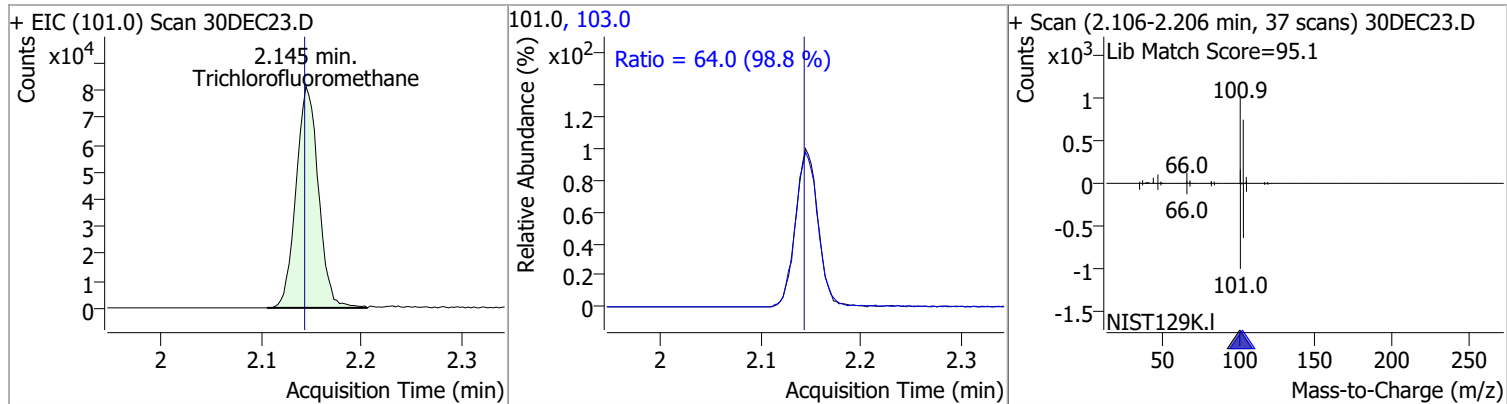
Compound	Conc.	RT	Dev(Min)	Resp.	QIon	QRatio	Lower	Upper
Dichlorodifluoromethane	106.8865	1.24	0.00	92564	87.0	33.3	2.0	62.0
+ EIC (85.0) Scan 30DEC23.D			85.0, 87.0			+ Scan (1.216-1.322 min, 39 scans) 30DEC23.D		
								
Chloromethane	110.0553	1.41	0.00	108518	52.0	32.8	2.7	62.7
+ EIC (50.0) Scan 30DEC23.D			50.0, 52.0			+ Scan (1.375-1.484 min, 39 scans) 30DEC23.D		
								
Vinyl chloride	116.5293	1.50	0.00	108101	64.0	29.9	1.6	61.6
+ EIC (62.0) Scan 30DEC23.D			62.0, 64.0			+ Scan (1.470-1.592 min, 45 scans) 30DEC23.D		
								
Bromomethane	117.4318	1.80	0.00	42868	94.0	104.7	76.0	136.0
+ EIC (96.0) Scan 30DEC23.D			96.0, 94.0			+ Scan (1.763-1.880 min, 42 scans) 30DEC23.D		
								

Quantitation Results Report (QT Reviewed)

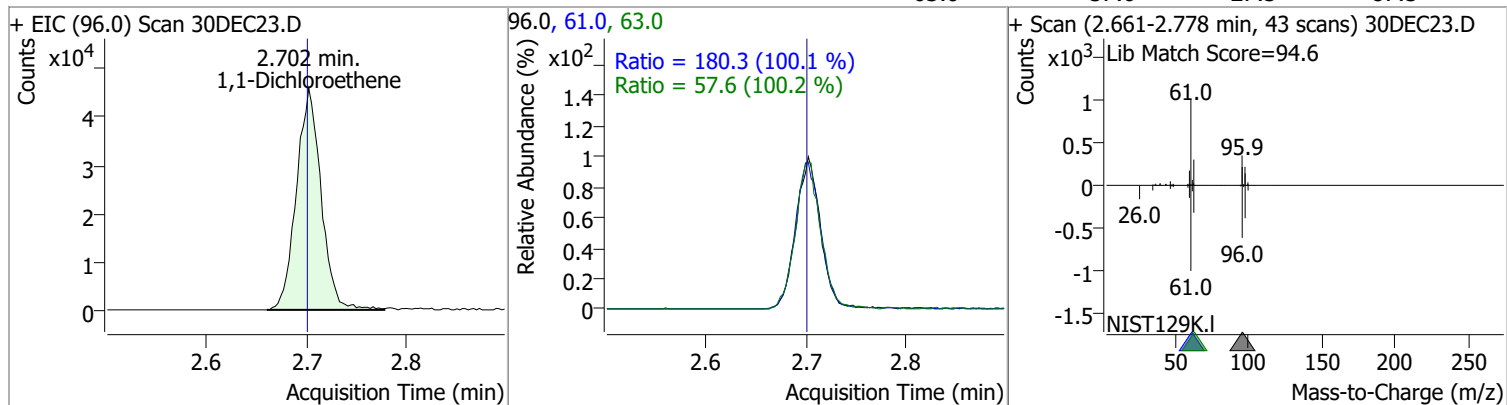
Compound	Conc.	RT	Dev(Min)	Resp.	QIon	QRatio	Lower	Upper
Chloroethane	113.4907	1.90	0.00	58162	66.0	30.4	0.8	60.8



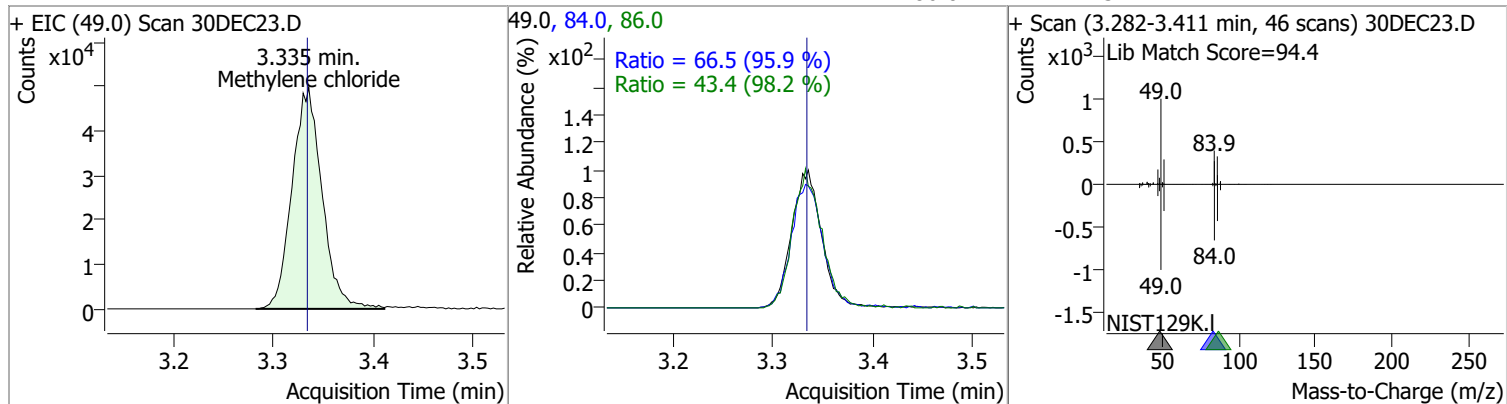
Compound	Conc.	RT	Dev(Min)	Resp.	QIon	QRatio	Lower	Upper
Trichlorofluoromethane	104.2634	2.14	0.00	126312	103.0	64.0	34.8	94.8



Compound	Conc.	RT	Dev(Min)	Resp.	QIon	QRatio	Lower	Upper
1,1-Dichloroethene	125.3701	2.70	0.00	78597	61.0	180.3	150.1	210.1
					63.0	57.6	27.5	87.5

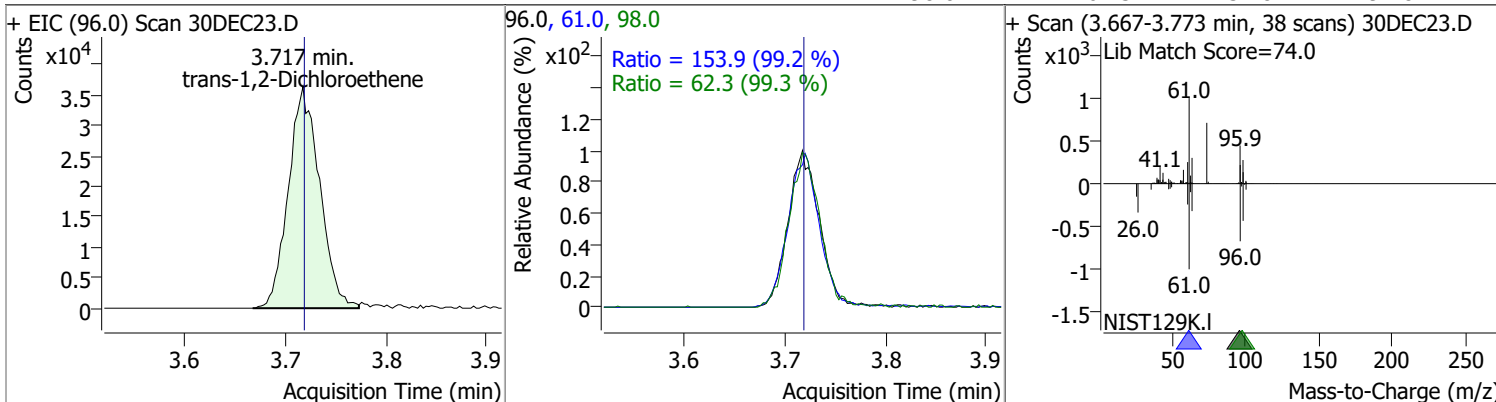


Compound	Conc.	RT	Dev(Min)	Resp.	QIon	QRatio	Lower	Upper
Methylene chloride	116.3942	3.34	0.00	103311	84.0	66.5	39.4	99.4
					86.0	43.4	14.1	74.1

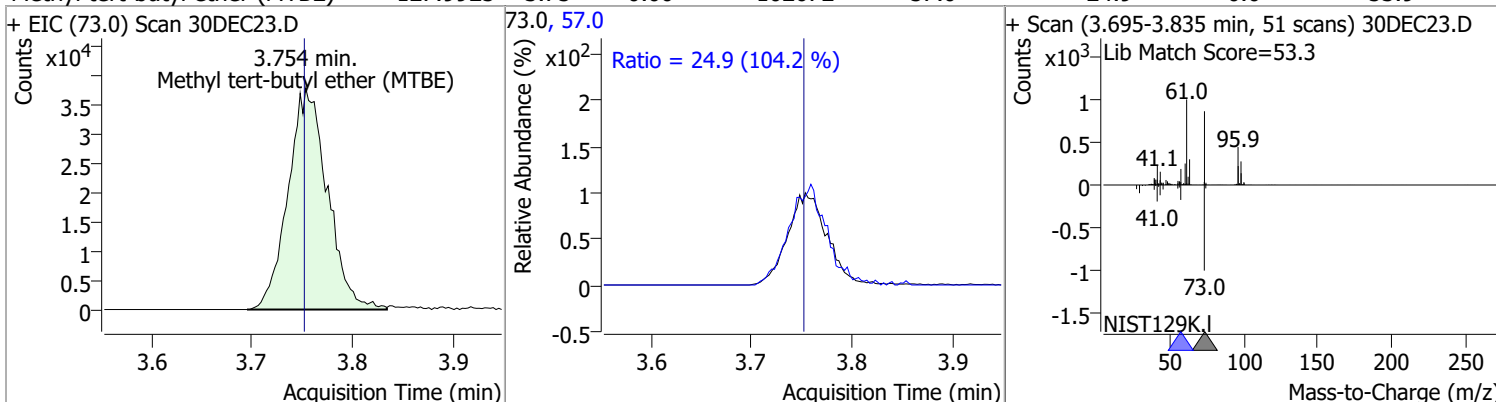


Quantitation Results Report (QT Reviewed)

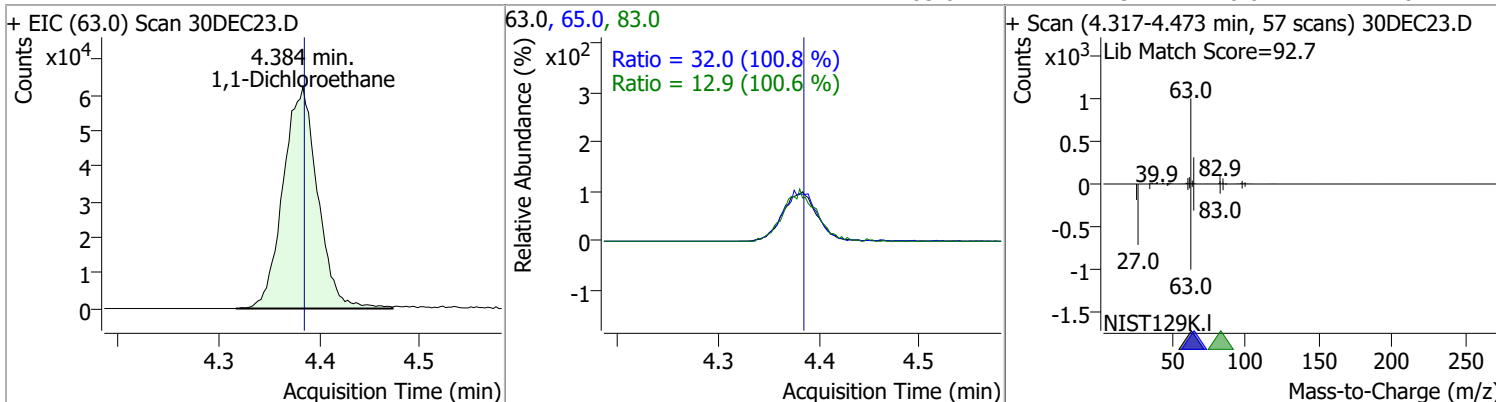
Compound	Conc.	RT	Dev(Min)	Resp.	QIon	QRatio	Lower	Upper
trans-1,2-Dichloroethene	125.6038	3.72	0.00	78670	61.0	153.9	125.1	185.1
					98.0	62.3	32.8	92.8



Compound	Conc.	RT	Dev(Min)	Resp.	QIon	QRatio	Lower	Upper
Methyl tert-butyl ether (MTBE)	127.9925	3.75	0.00	102672	57.0	24.9	0.0	53.9

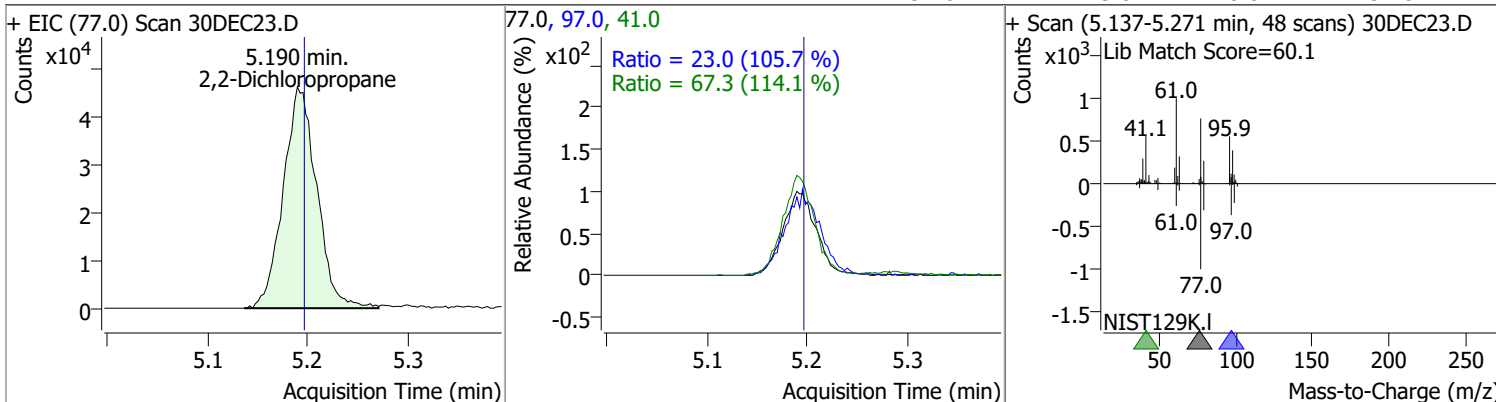


Compound	Conc.	RT	Dev(Min)	Resp.	QIon	QRatio	Lower	Upper
1,1-Dichloroethane	125.2269	4.38	0.00	148692	65.0	32.0	1.7	61.7
					83.0	12.9	0.0	42.8

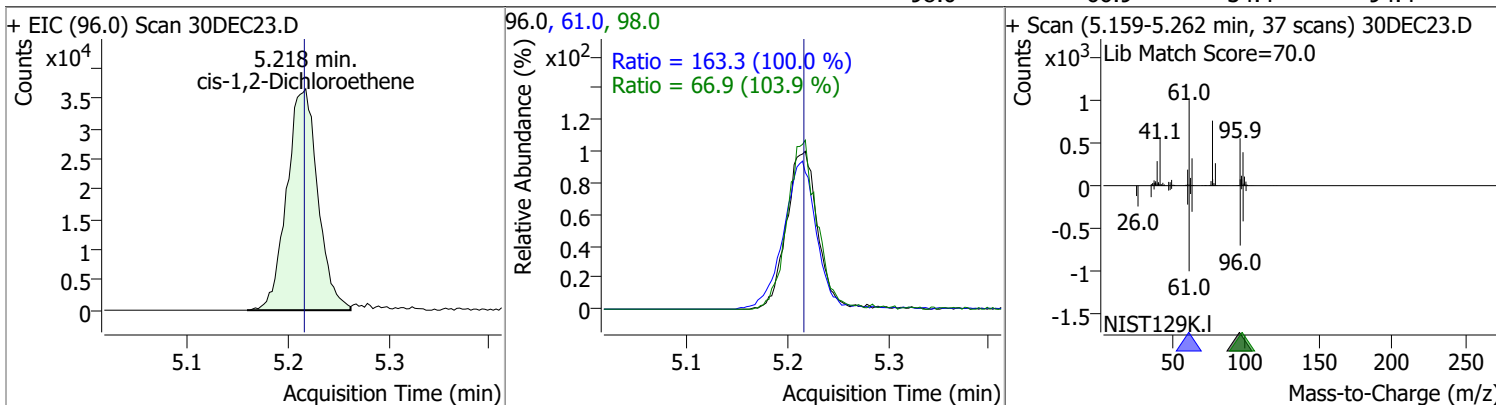


Quantitation Results Report (QT Reviewed)

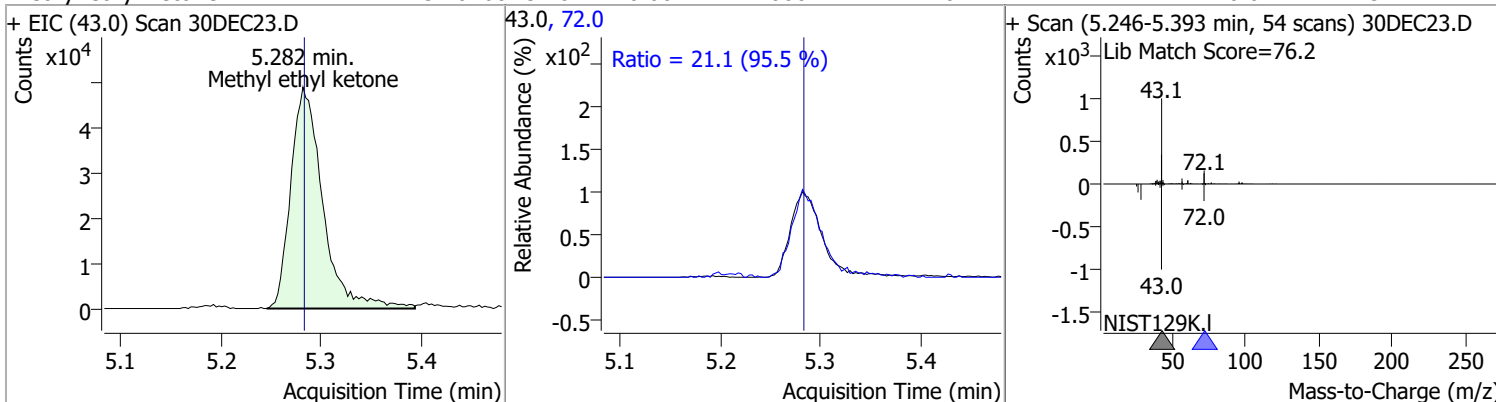
Compound	Conc.	RT	Dev(Min)	Resp.	QIon	QRatio	Lower	Upper
2,2-Dichloropropane	122.9725	5.19	-0.01	106907	41.0	67.3	29.0	89.0
					97.0	23.0	0.0	51.8



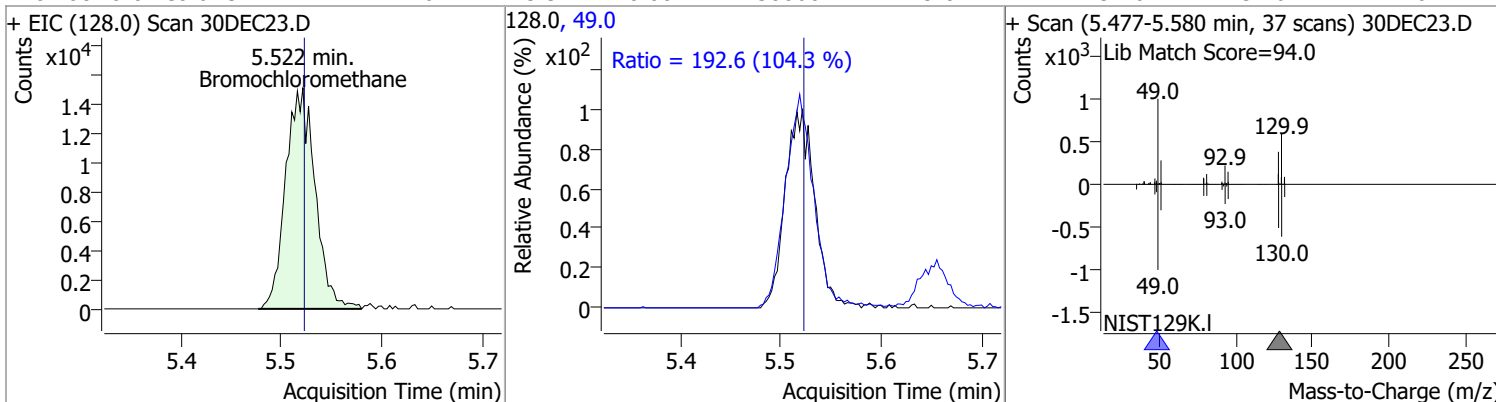
Compound	Conc.	RT	Dev(Min)	Resp.	QIon	QRatio	Lower	Upper
cis-1,2-Dichloroethene	120.5522	5.22	0.00	78300	61.0	163.3	133.3	193.3
					98.0	66.9	34.4	94.4



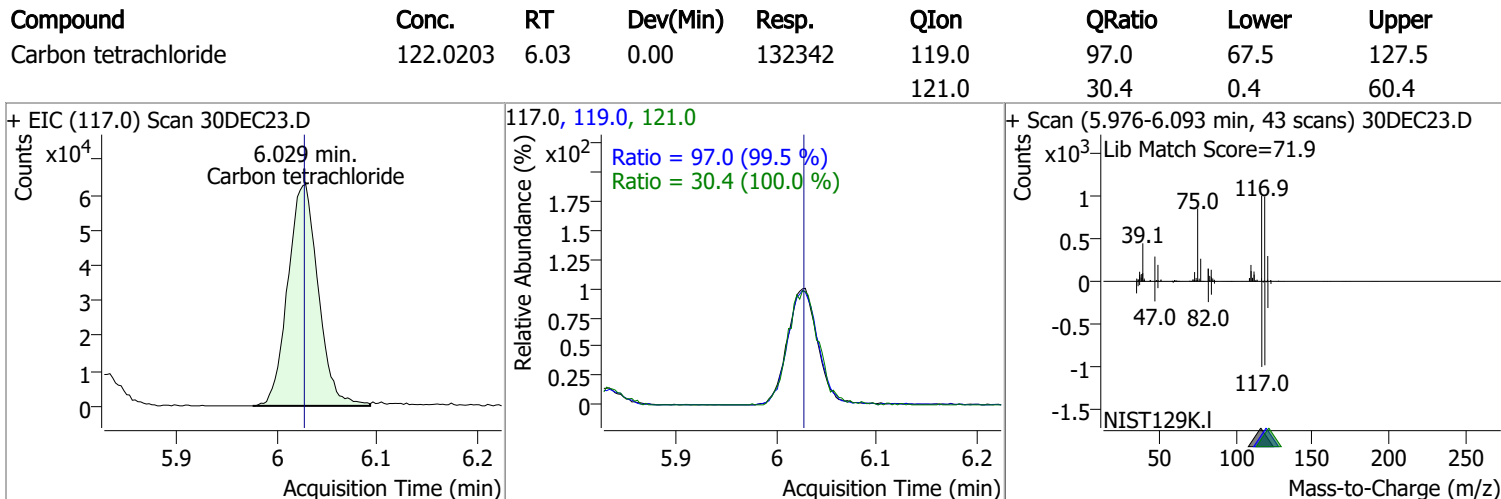
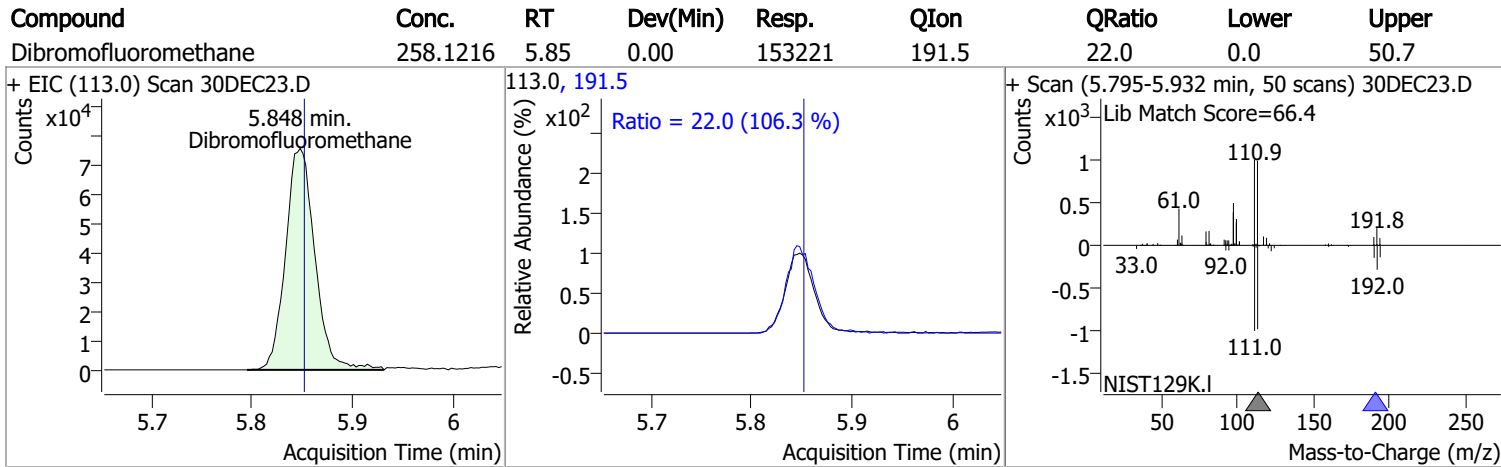
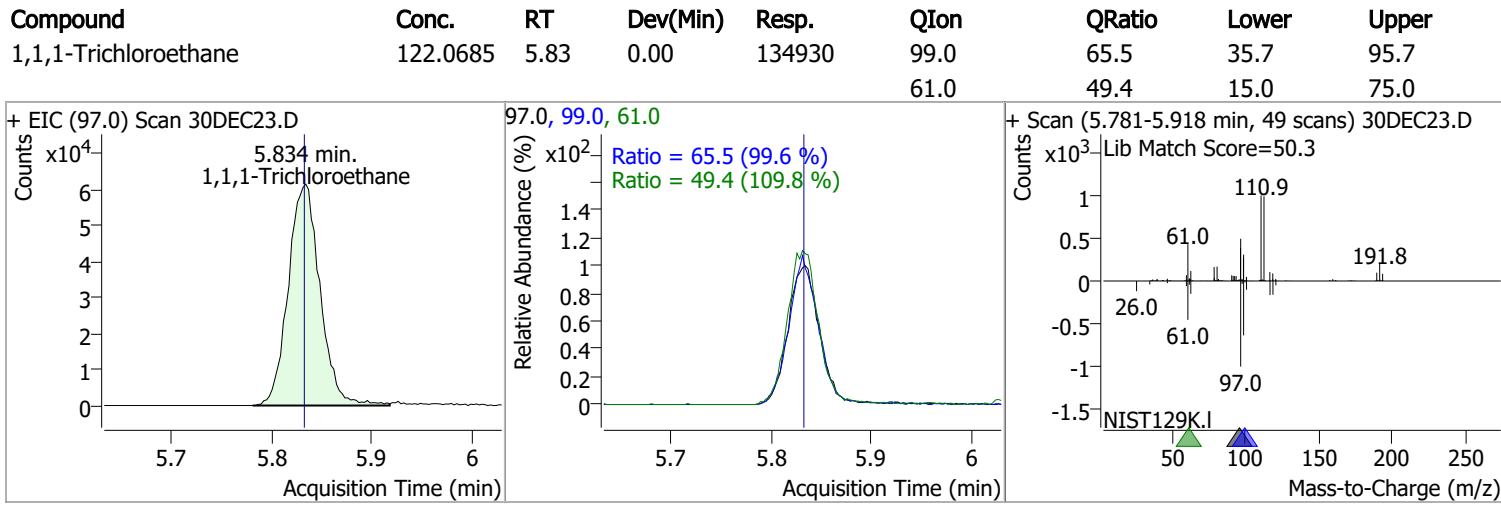
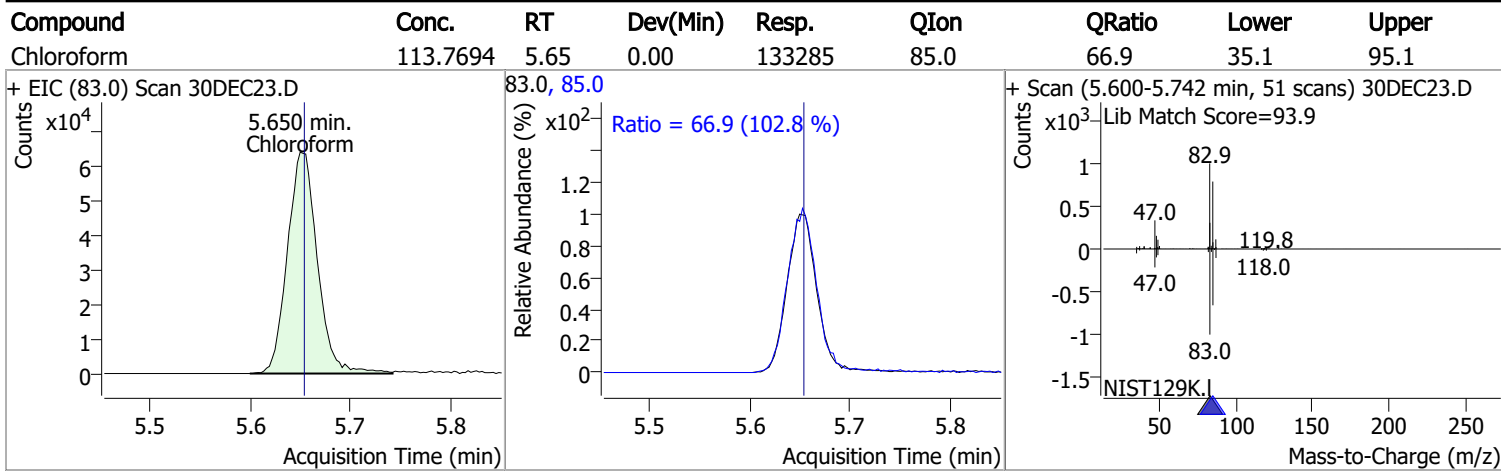
Compound	Conc.	RT	Dev(Min)	Resp.	QIon	QRatio	Lower	Upper
Methyl ethyl ketone	1251.0468	5.28	0.00	108021	72.0	21.1	0.0	52.2



Compound	Conc.	RT	Dev(Min)	Resp.	QIon	QRatio	Lower	Upper
Bromochloromethane	126.2117	5.52	0.00	30860	49.0	192.6	154.6	214.6

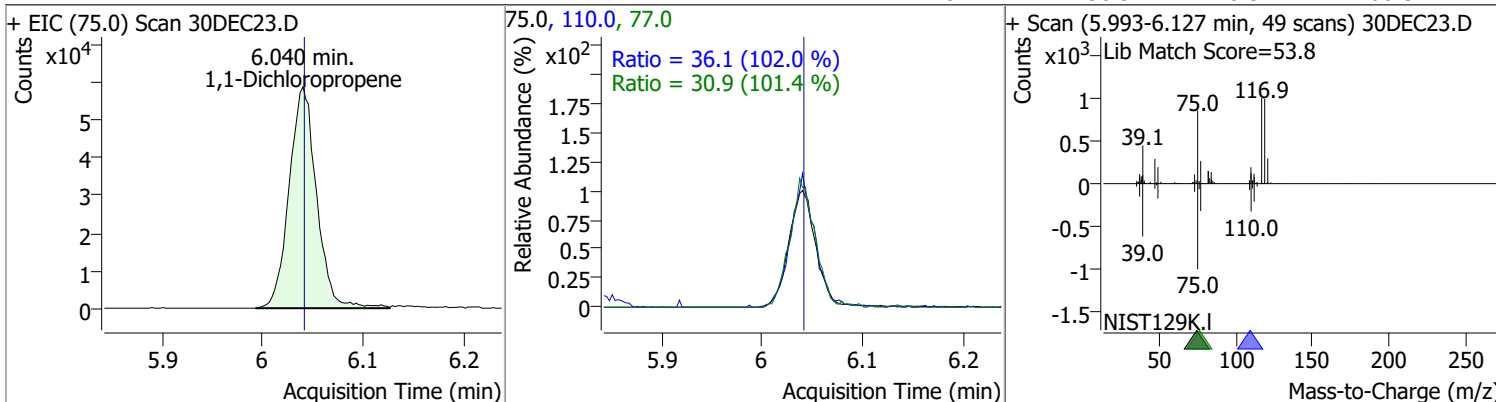


Quantitation Results Report (QT Reviewed)

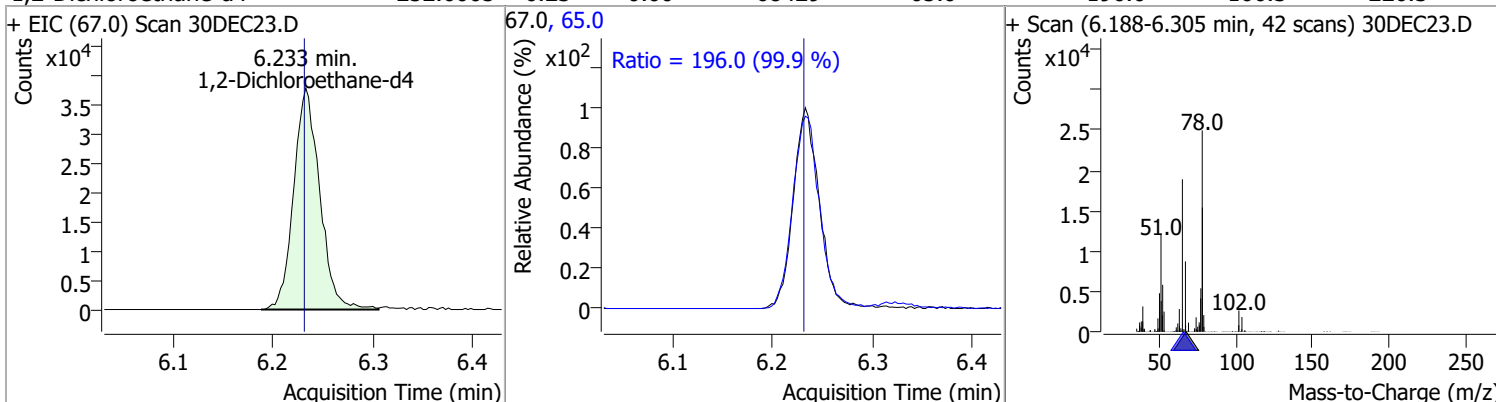


Quantitation Results Report (QT Reviewed)

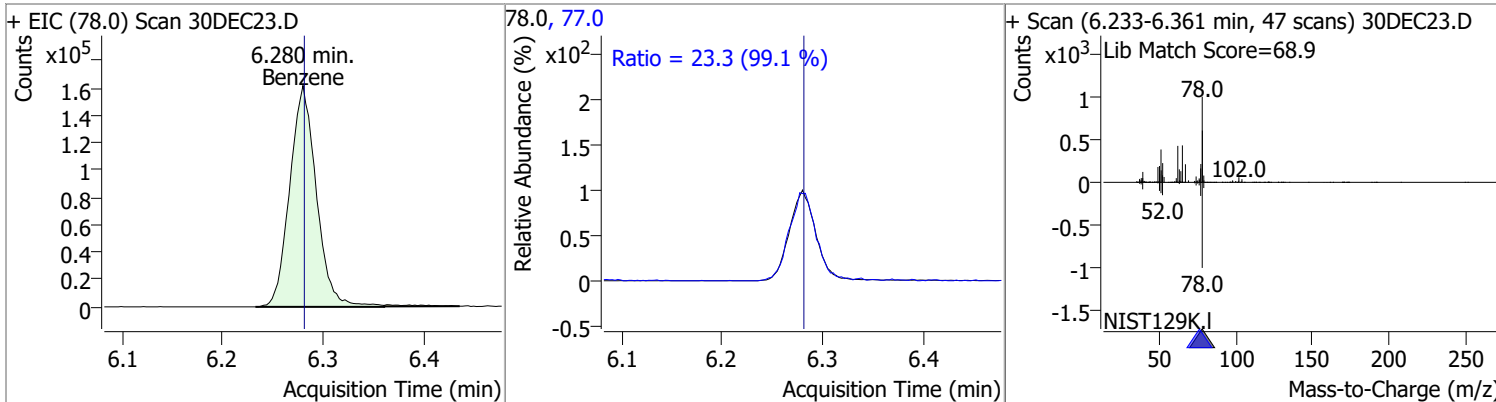
Compound	Conc.	RT	Dev(Min)	Resp.	QIon	QRatio	Lower	Upper
1,1-Dichloropropene	114.5400	6.04	0.00	111595	110.0	36.1	5.4	65.4
					77.0	30.9	0.5	60.5



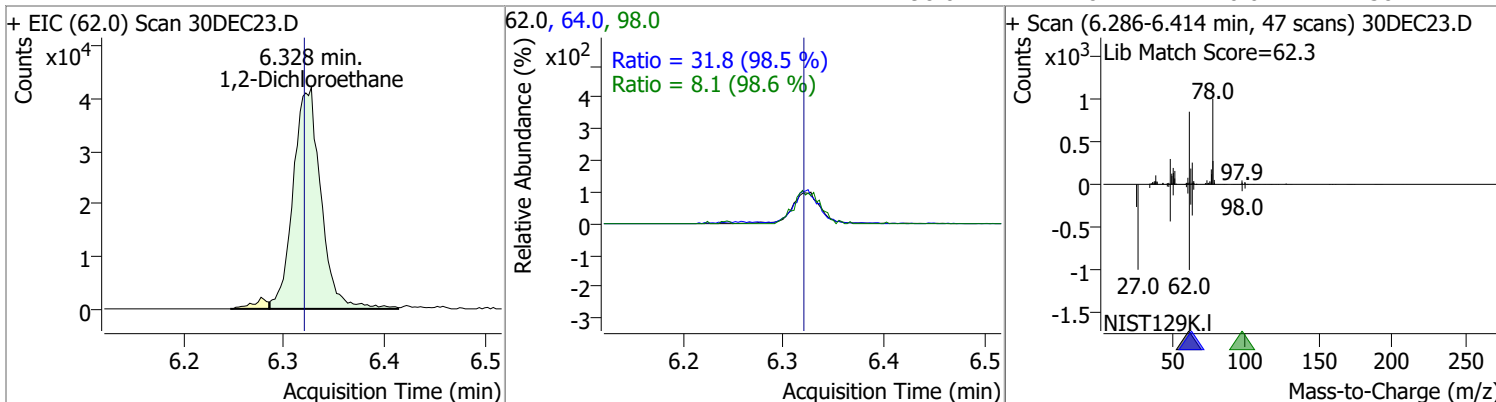
Compound	Conc.	RT	Dev(Min)	Resp.	QIon	QRatio	Lower	Upper
1,2-Dichloroethane-d4	252.6005	6.23	0.00	68429	65.0	196.0	166.3	226.3



Compound	Conc.	RT	Dev(Min)	Resp.	QIon	QRatio	Lower	Upper
Benzene	120.8828	6.28	0.00	297869	77.0	23.3	0.0	53.5

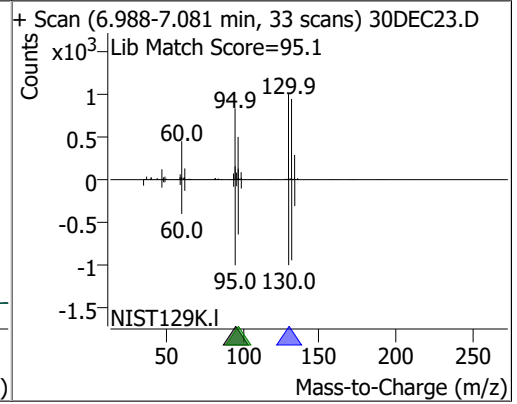
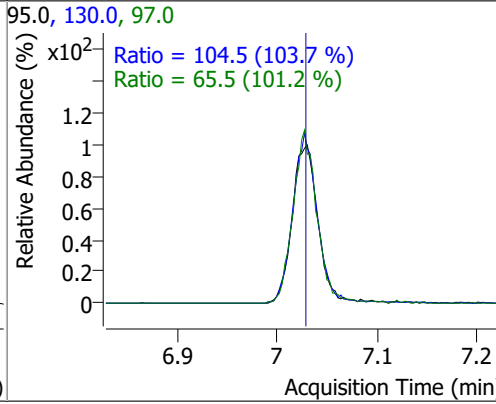
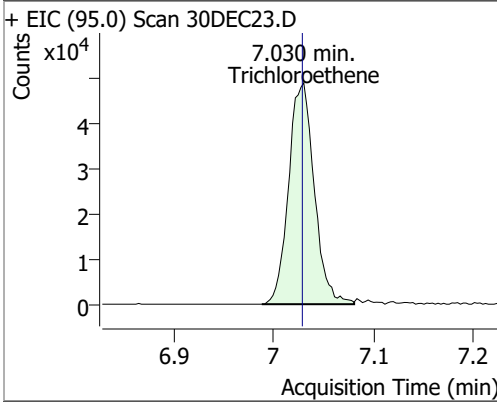


Compound	Conc.	RT	Dev(Min)	Resp.	QIon	QRatio	Lower	Upper
1,2-Dichloroethane	125.3703	6.33	0.01	80745	64.0	31.8	2.3	62.3
					98.0	8.1	0.0	38.2

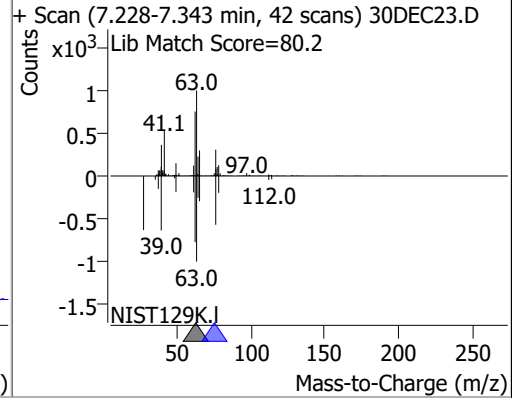
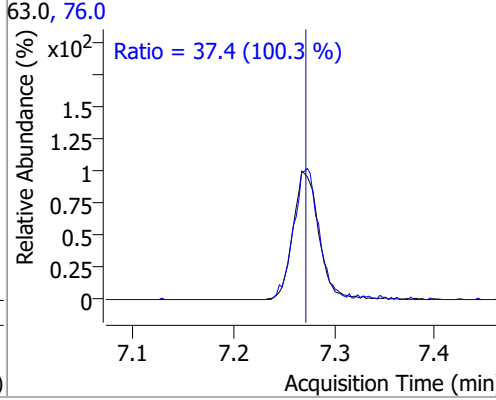
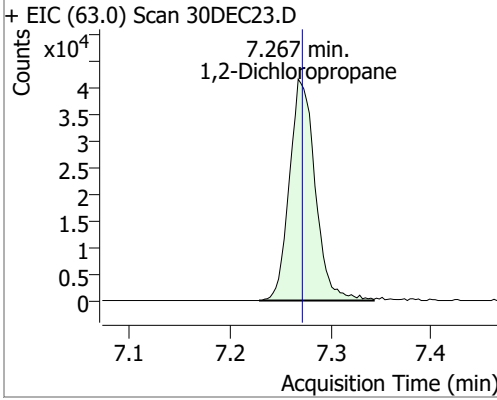


Quantitation Results Report (QT Reviewed)

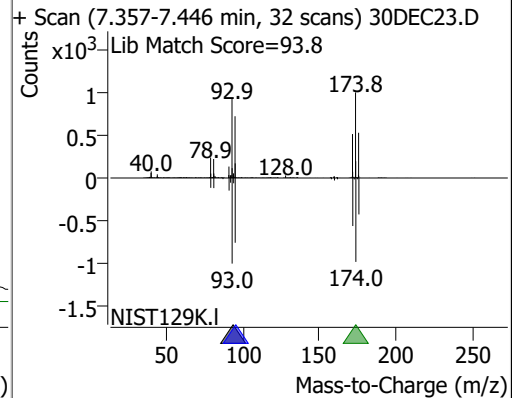
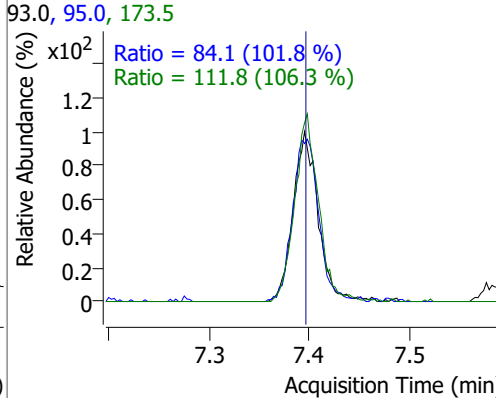
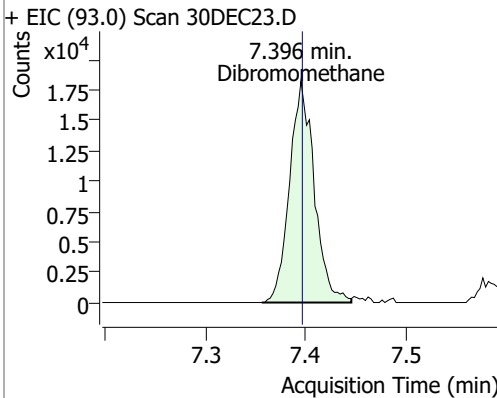
Compound	Conc.	RT	Dev(Min)	Resp.	QIon	QRatio	Lower	Upper
Trichloroethene	120.2013	7.03	0.00	86551	130.0	104.5	70.8	130.8
					97.0	65.5	34.7	94.7



Compound	Conc.	RT	Dev(Min)	Resp.	QIon	QRatio	Lower	Upper
1,2-Dichloropropane	122.7179	7.27	0.00	74445	76.0	37.4	7.3	67.3

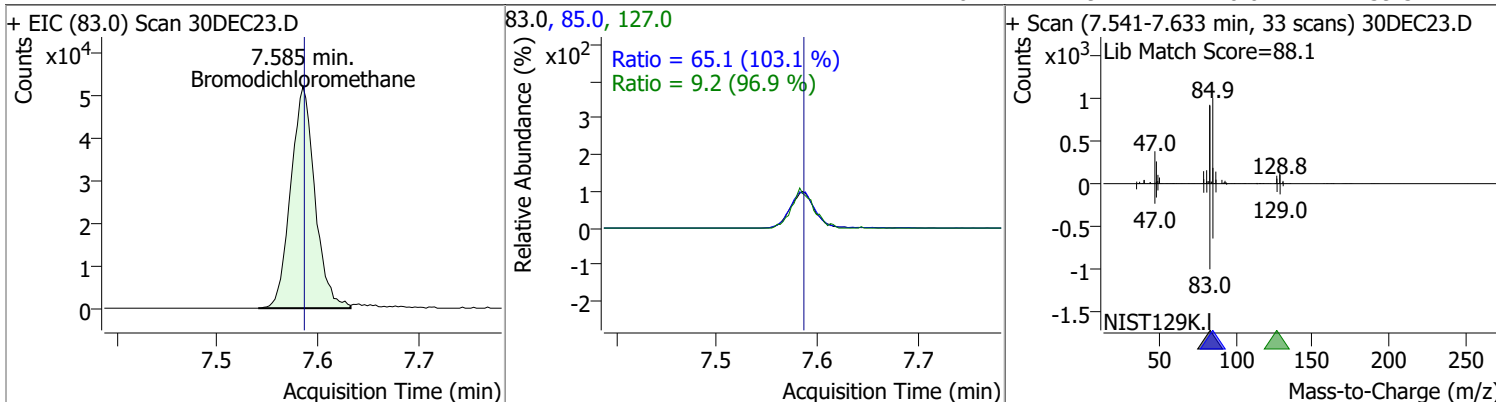


Compound	Conc.	RT	Dev(Min)	Resp.	QIon	QRatio	Lower	Upper
Dibromomethane	125.1685	7.40	0.00	31171	173.5	111.8	75.2	135.2
					95.0	84.1	52.6	112.6

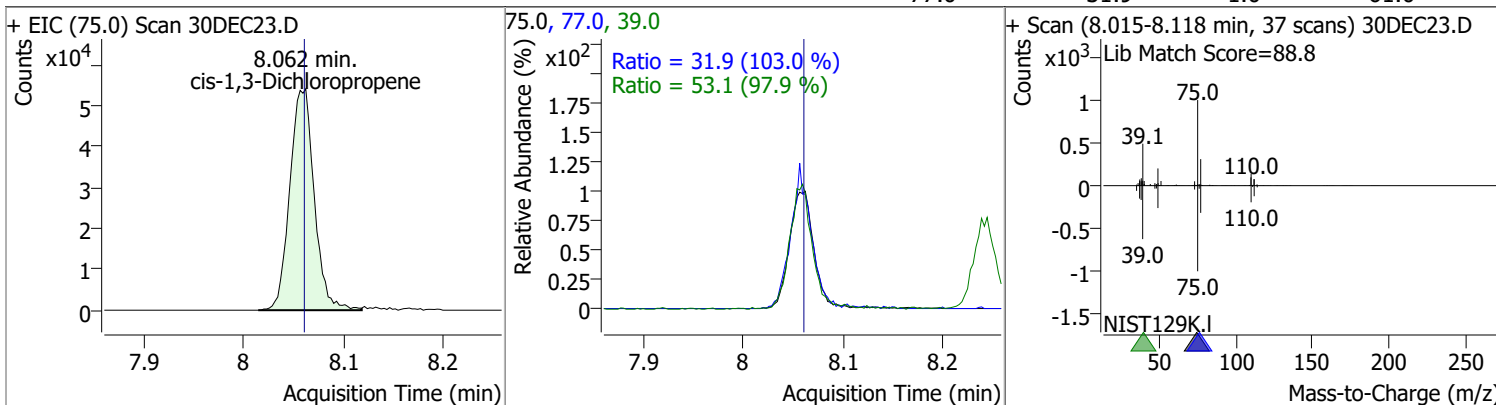


Quantitation Results Report (QT Reviewed)

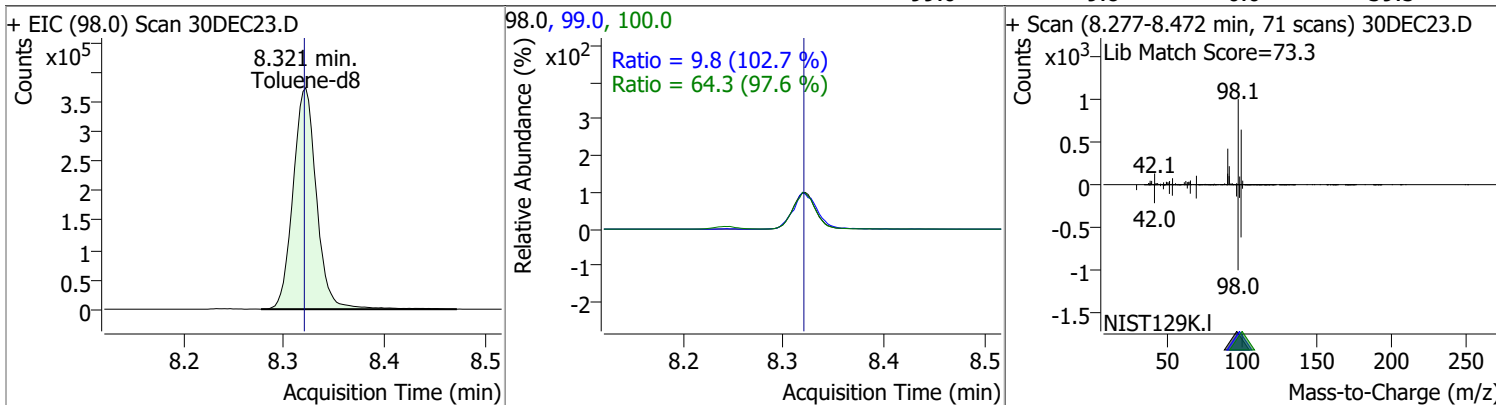
Compound	Conc.	RT	Dev(Min)	Resp.	QIon	QRatio	Lower	Upper
Bromodichloromethane	123.3456	7.59	0.00	87011	85.0	65.1	33.1	93.1
					127.0	9.2	0.0	39.5



Compound	Conc.	RT	Dev(Min)	Resp.	QIon	QRatio	Lower	Upper
cis-1,3-Dichloropropene	116.7283	8.06	0.00	91456	39.0	53.1	24.3	84.3
					77.0	31.9	1.0	61.0

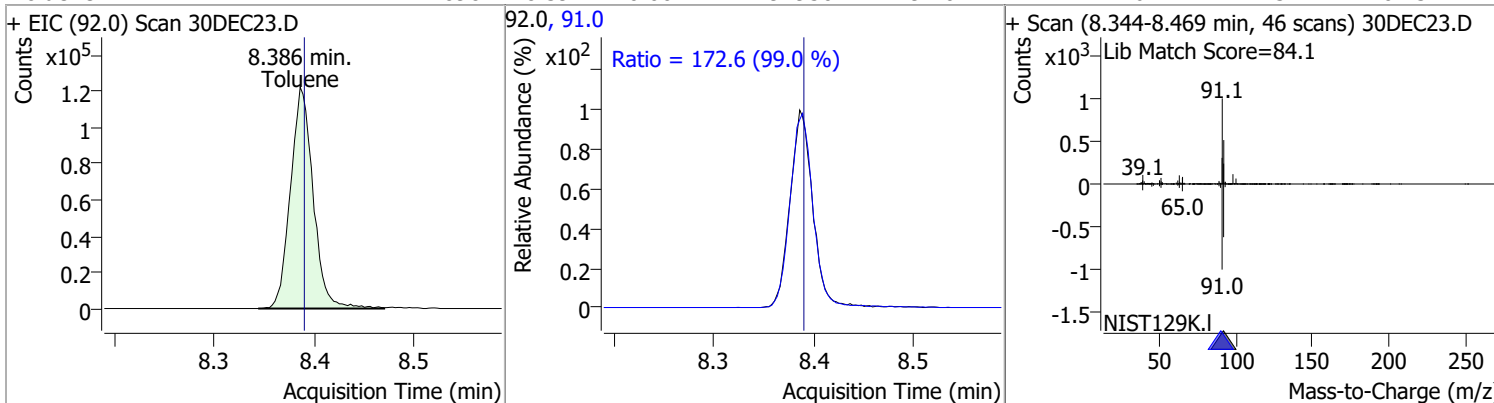


Compound	Conc.	RT	Dev(Min)	Resp.	QIon	QRatio	Lower	Upper
Toluene-d8	266.7246	8.32	0.00	608868	100.0	64.3	35.9	95.9
					99.0	9.8	0.0	39.5

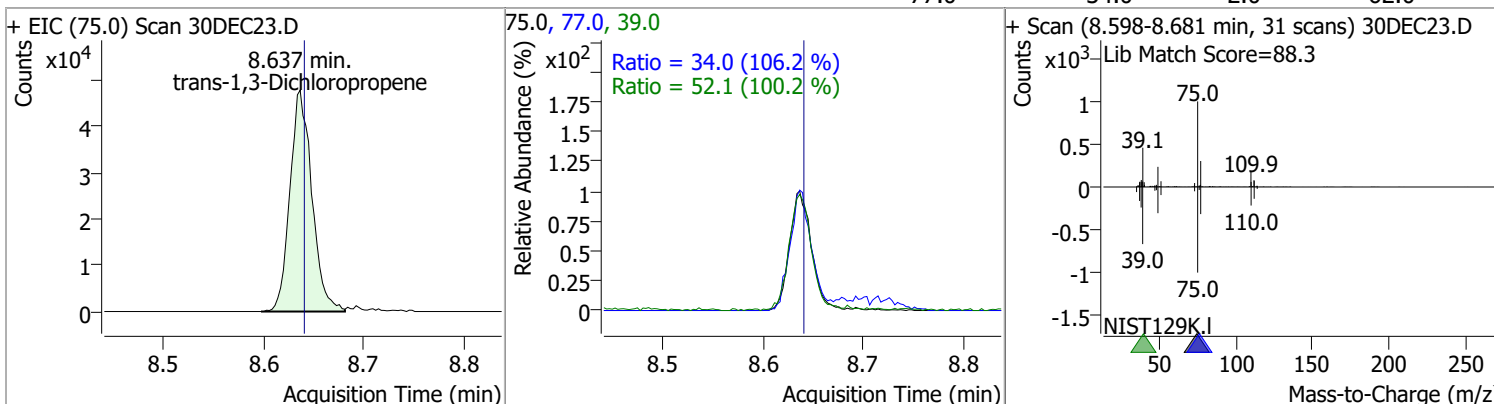


Quantitation Results Report (QT Reviewed)

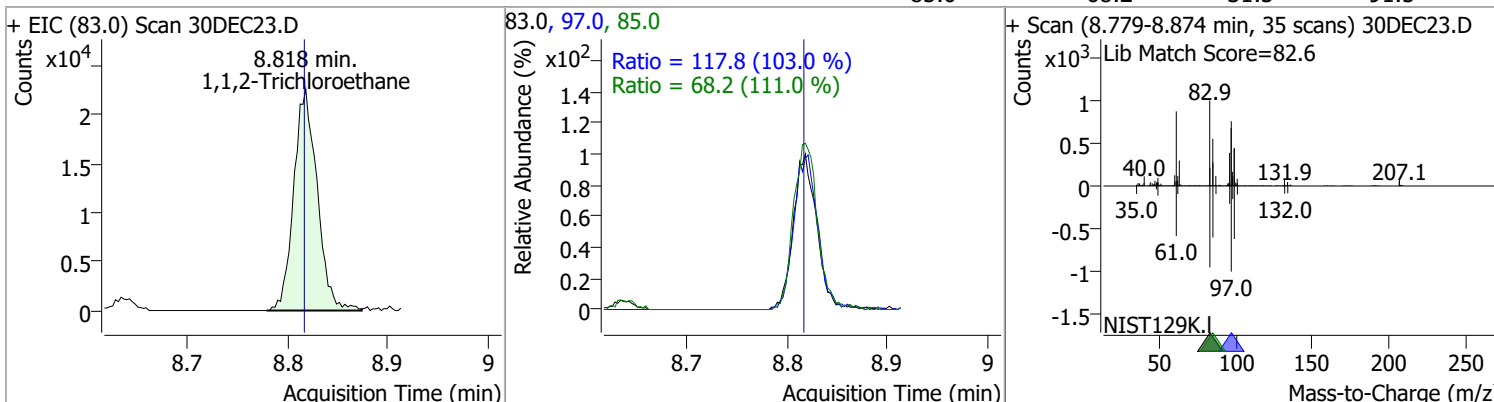
Compound	Conc.	RT	Dev(Min)	Resp.	QIon	QRatio	Lower	Upper
Toluene	127.8987	8.39	0.00	191950	91.0	172.6	144.3	204.3



Compound	Conc.	RT	Dev(Min)	Resp.	QIon	QRatio	Lower	Upper
trans-1,3-Dichloropropene	130.0428	8.64	0.00	72899	39.0 77.0	52.1 34.0	22.1 2.0	82.1 62.0

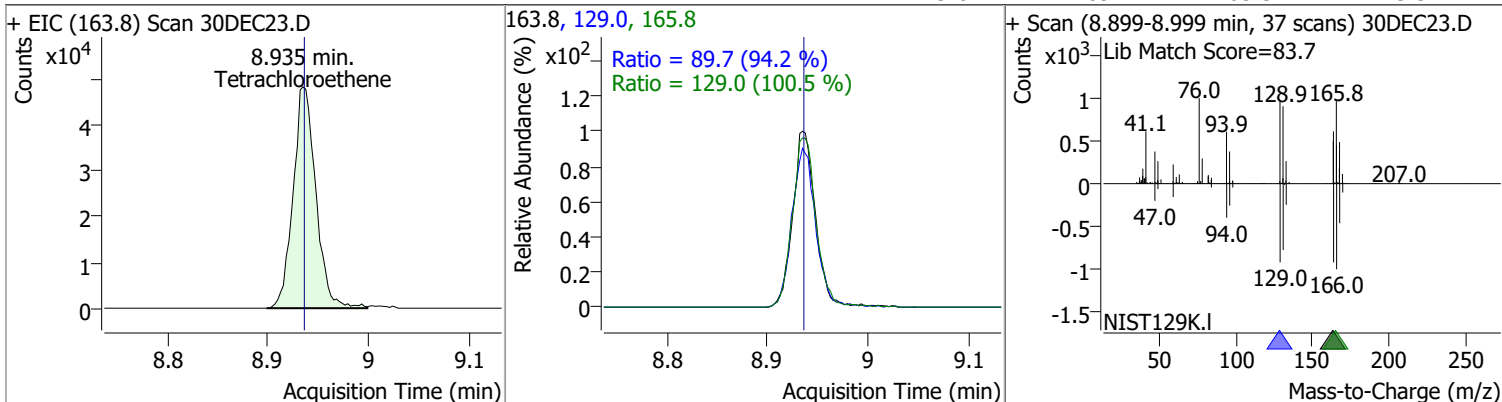


Compound	Conc.	RT	Dev(Min)	Resp.	QIon	QRatio	Lower	Upper
1,1,2-Trichloroethane	125.0809	8.82	0.00	36523	97.0 85.0	117.8 68.2	84.3 31.5	144.3 91.5

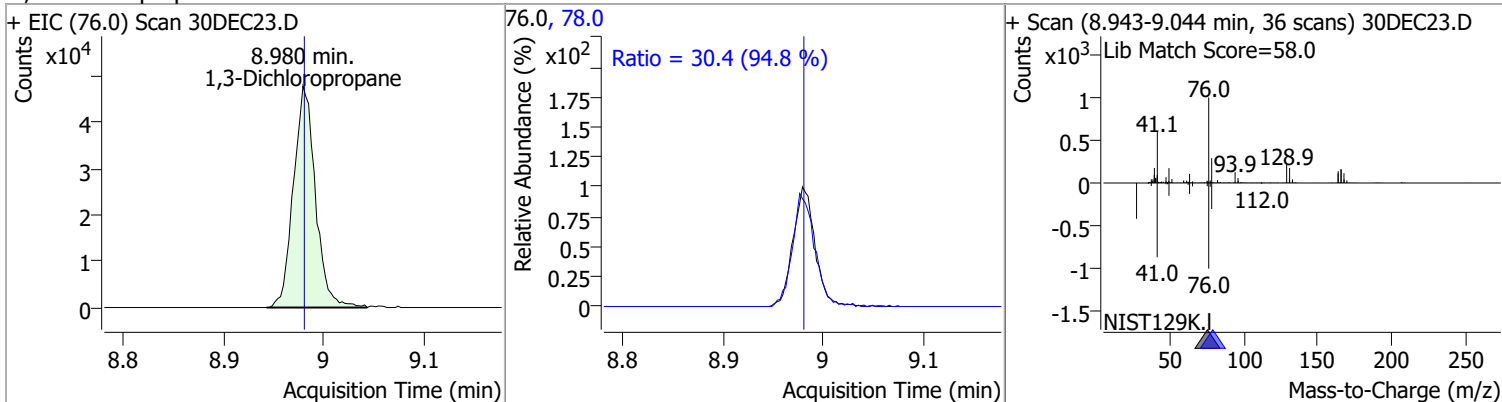


Quantitation Results Report (QT Reviewed)

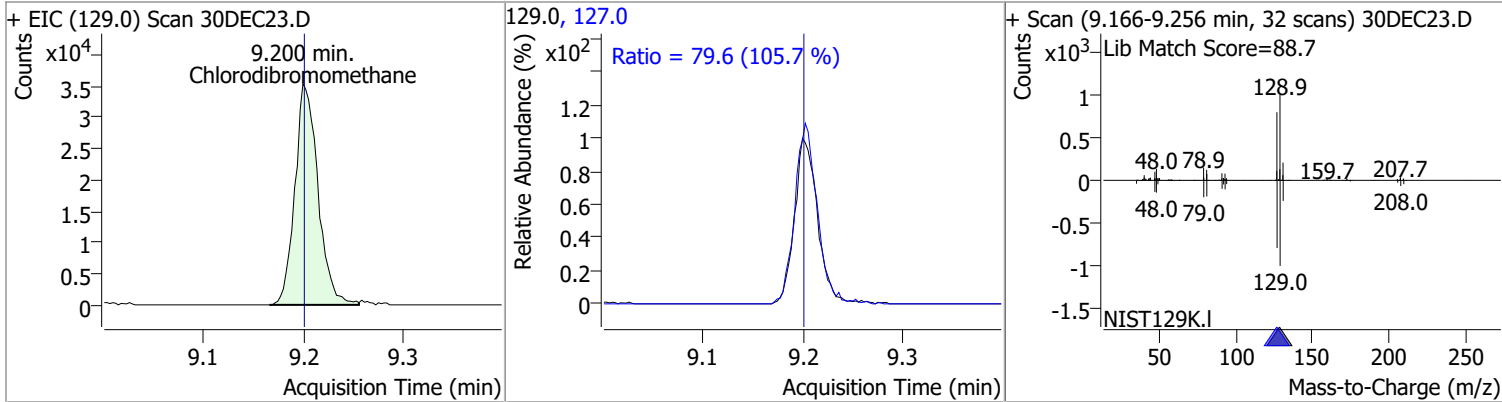
Compound	Conc.	RT	Dev(Min)	Resp.	QIon	QRatio	Lower	Upper
Tetrachloroethene	127.9749	8.93	0.00	76109	165.8	129.0	98.3	158.3
					129.0	89.7	65.3	125.3



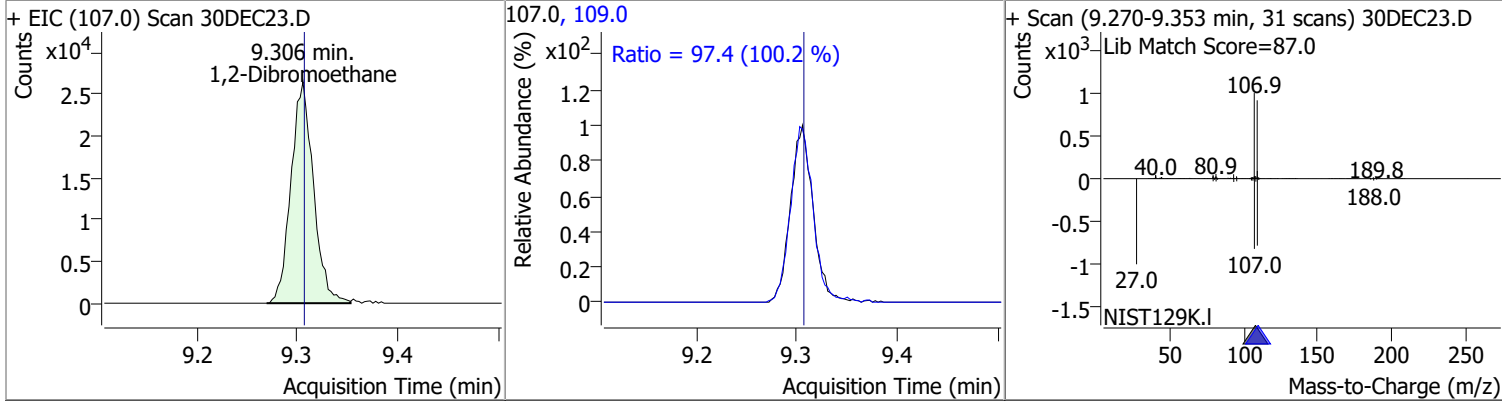
Compound	Conc.	RT	Dev(Min)	Resp.	QIon	QRatio	Lower	Upper
1,3-Dichloropropane	125.4812	8.98	0.00	73083	78.0	30.4	2.1	62.1



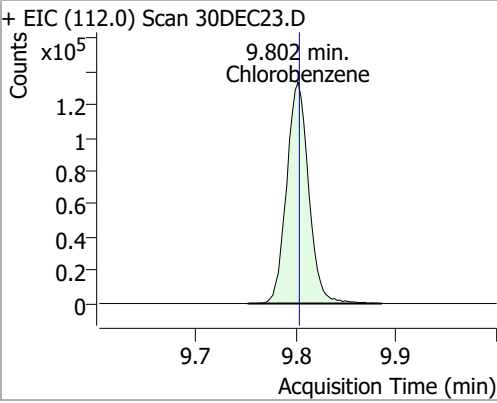
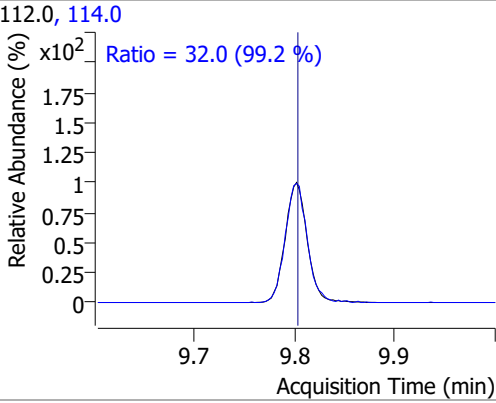
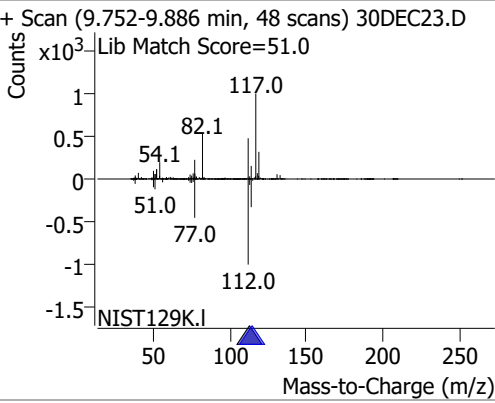
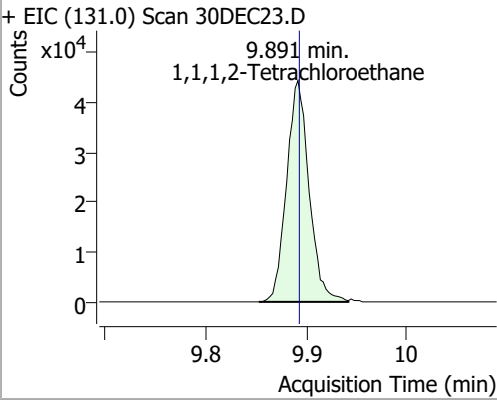
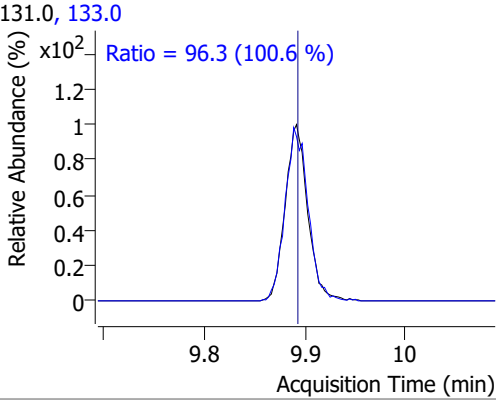
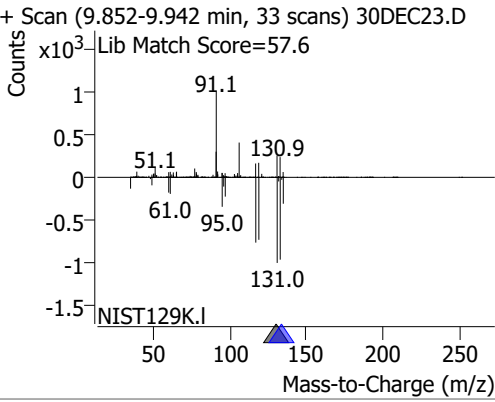
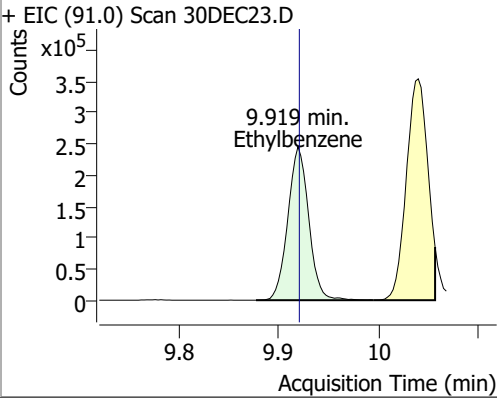
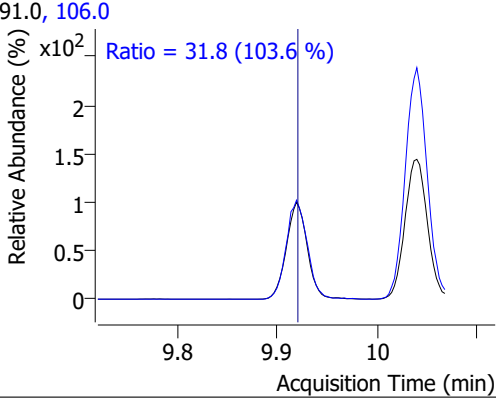
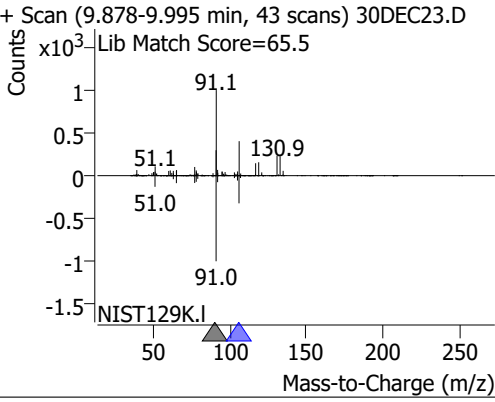
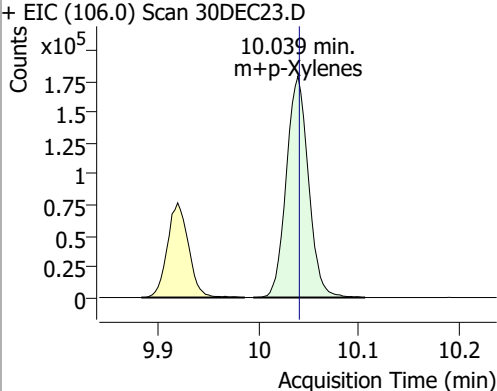
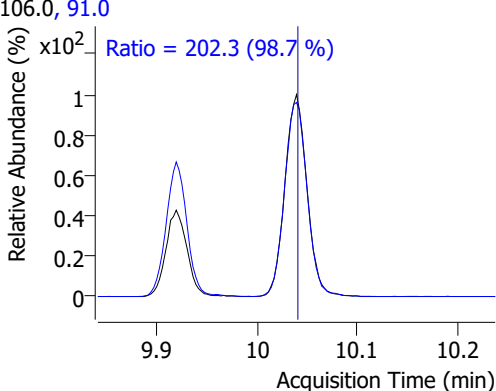
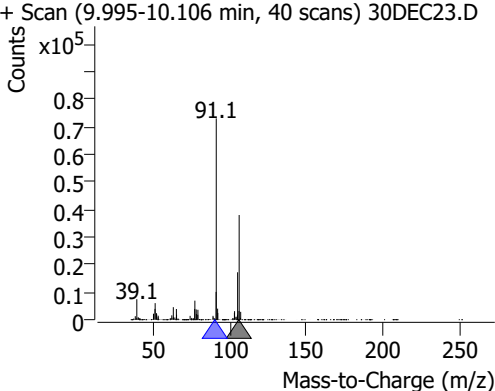
Compound	Conc.	RT	Dev(Min)	Resp.	QIon	QRatio	Lower	Upper
Chlorodibromomethane	128.1300	9.20	0.00	56478	127.0	79.6	45.3	105.3



Compound	Conc.	RT	Dev(Min)	Resp.	QIon	QRatio	Lower	Upper
1,2-Dibromoethane	129.7277	9.31	0.00	41181	109.0	97.4	67.2	127.2

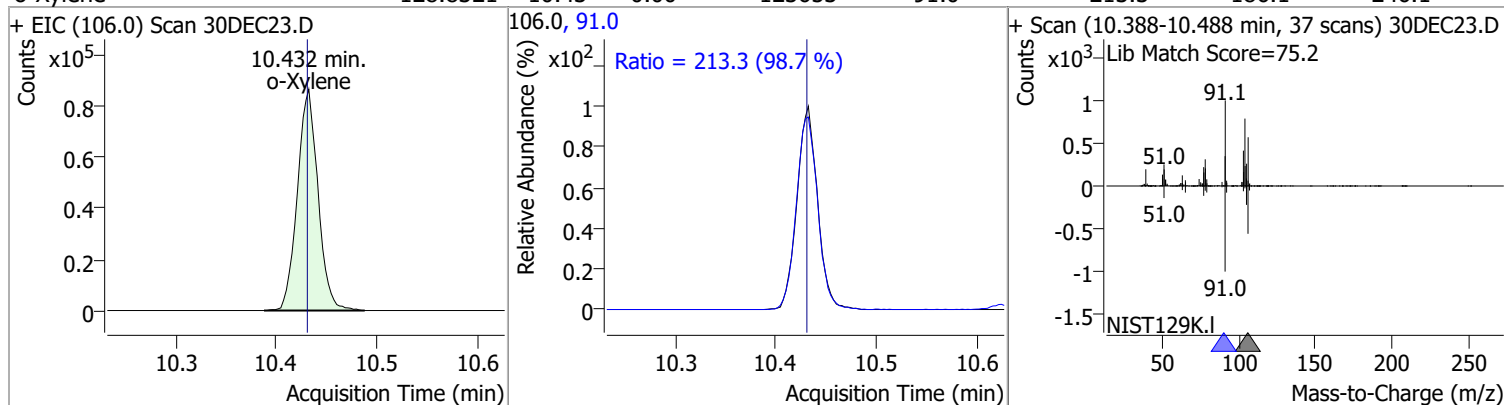


Quantitation Results Report (QT Reviewed)

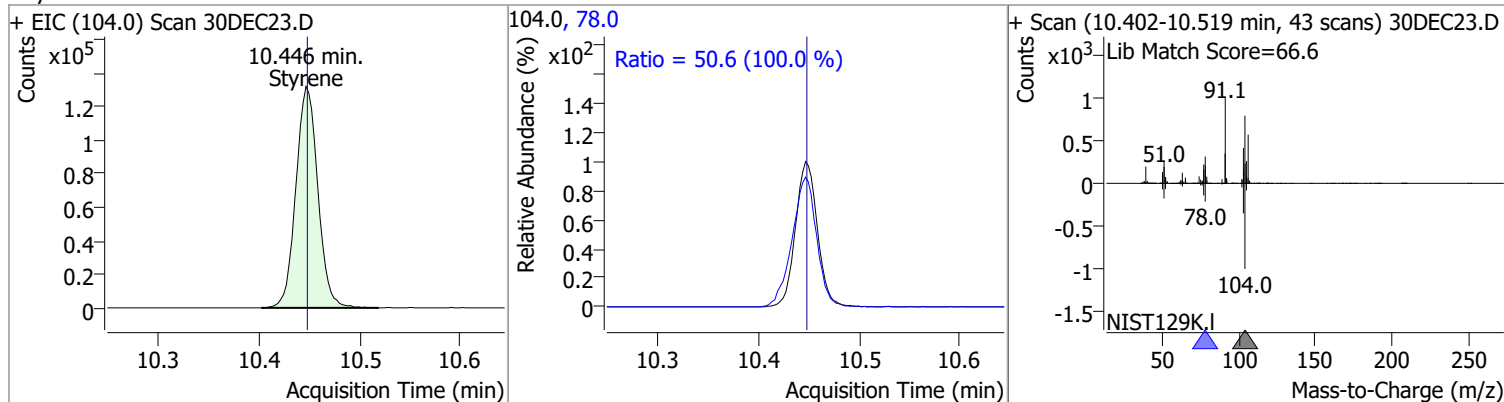
Compound	Conc.	RT	Dev(Min)	Resp.	QIon	QRatio	Lower	Upper
Chlorobenzene	125.6879	9.80	0.00	203632	114.0	32.0	2.3	62.3
+ EIC (112.0) Scan 30DEC23.D			112.0, 114.0			+ Scan (9.752-9.886 min, 48 scans) 30DEC23.D		
								
			Ratio = 32.0 (99.2 %)					
1,1,1,2-Tetrachloroethane	125.2580	9.89	0.00	69031	133.0	96.3	65.7	125.7
+ EIC (131.0) Scan 30DEC23.D			131.0, 133.0			+ Scan (9.852-9.942 min, 33 scans) 30DEC23.D		
								
			Ratio = 96.3 (100.6 %)					
Ethylbenzene	122.6505	9.92	0.00	353824	106.0	31.8	0.7	60.7
+ EIC (91.0) Scan 30DEC23.D			91.0, 106.0			+ Scan (9.878-9.995 min, 43 scans) 30DEC23.D		
								
			Ratio = 31.8 (103.6 %)					
m+p-Xylenes	250.1503	10.04	0.00	275155	91.0	202.3	175.0	235.0
+ EIC (106.0) Scan 30DEC23.D			106.0, 91.0			+ Scan (9.995-10.106 min, 40 scans) 30DEC23.D		
								
			Ratio = 202.3 (98.7 %)					

Quantitation Results Report (QT Reviewed)

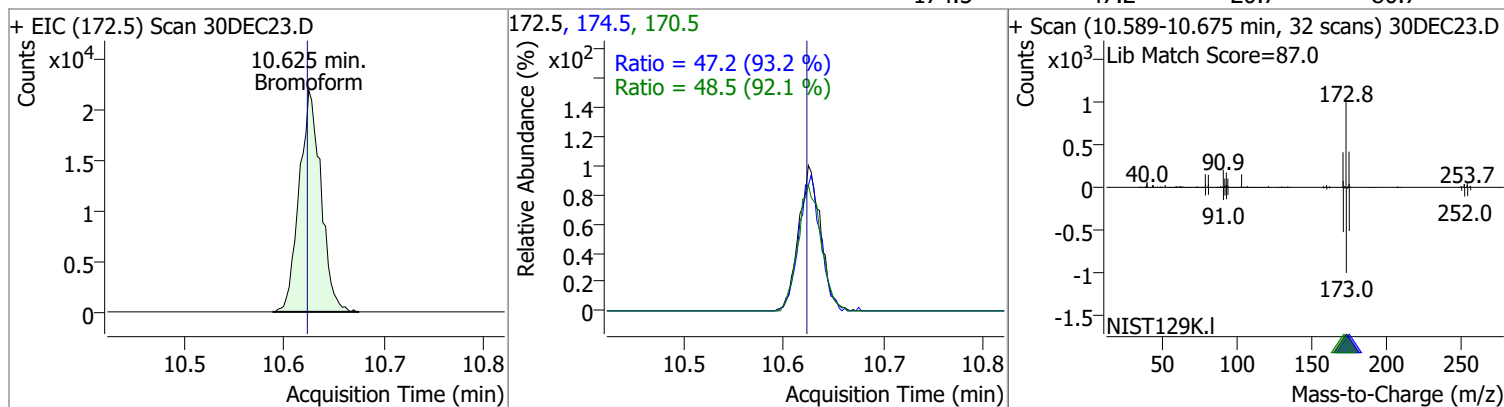
Compound	Conc.	RT	Dev(Min)	Resp.	QIon	QRatio	Lower	Upper
o-Xylene	128.8321	10.43	0.00	123653	91.0	213.3	186.1	246.1



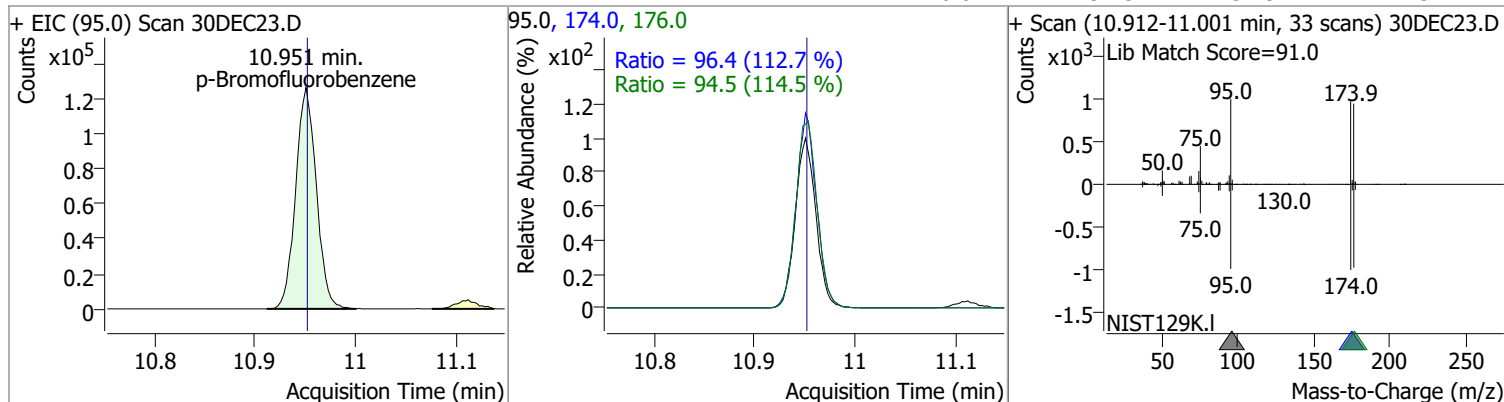
Compound	Conc.	RT	Dev(Min)	Resp.	QIon	QRatio	Lower	Upper
Styrene	128.2798	10.45	0.00	200511	78.0	50.6	20.6	80.6



Compound	Conc.	RT	Dev(Min)	Resp.	QIon	QRatio	Lower	Upper
Bromoform	138.5006	10.62	0.00	32941	170.5	48.5	22.7	82.7
					174.5	47.2	20.7	80.7

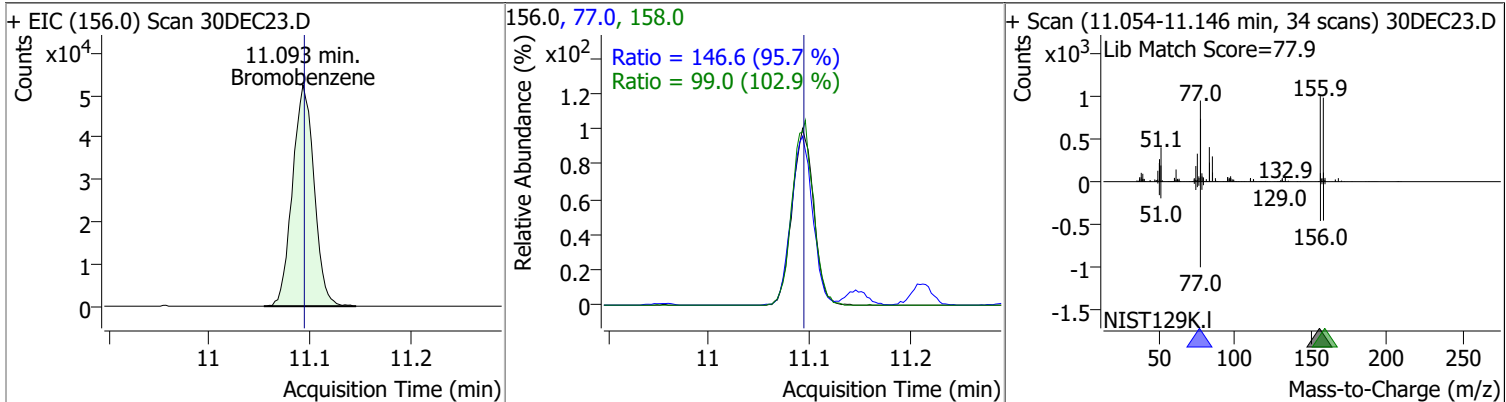


Compound	Conc.	RT	Dev(Min)	Resp.	QIon	QRatio	Lower	Upper
p-Bromofluorobenzene	248.9505	10.95	0.00	180488	174.0	96.4	55.5	115.5
					176.0	94.5	52.5	112.5

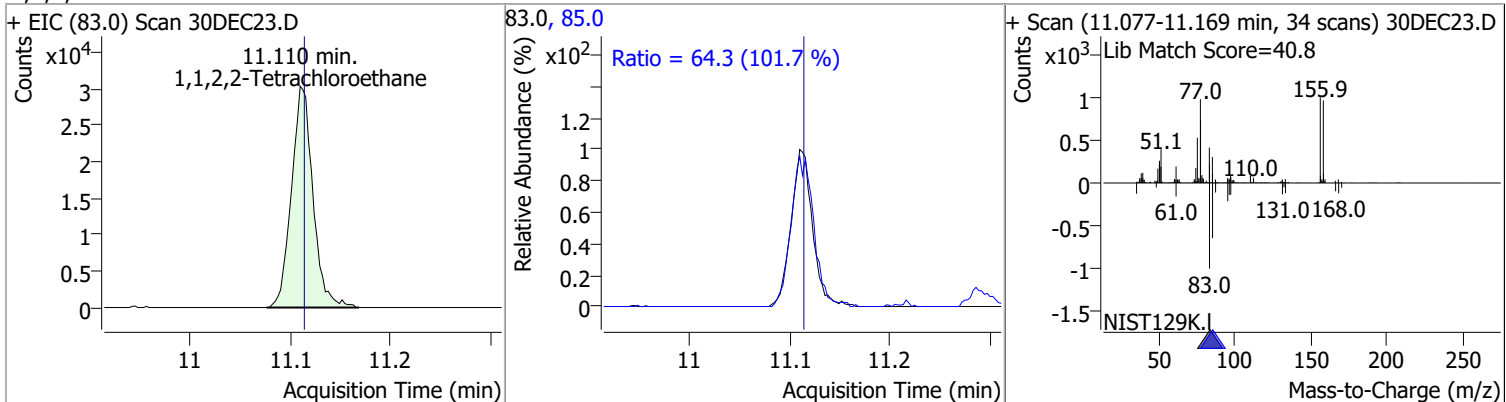


Quantitation Results Report (QT Reviewed)

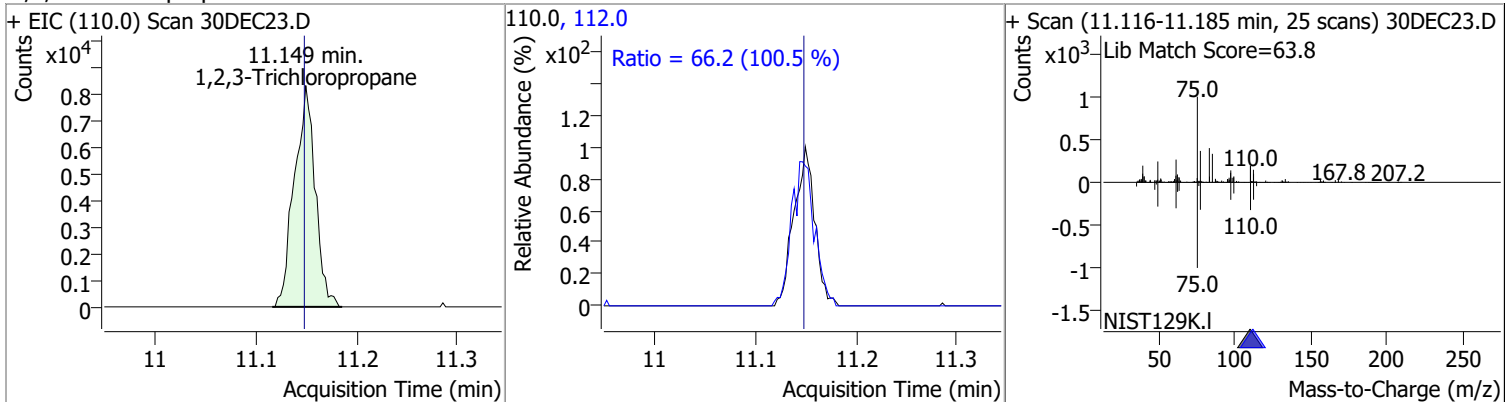
Compound	Conc.	RT	Dev(Min)	Resp.	QIon	QRatio	Lower	Upper
Bromobenzene	124.9233	11.09	0.00	78355	77.0	146.6	123.2	183.2
					158.0	99.0	66.2	126.2



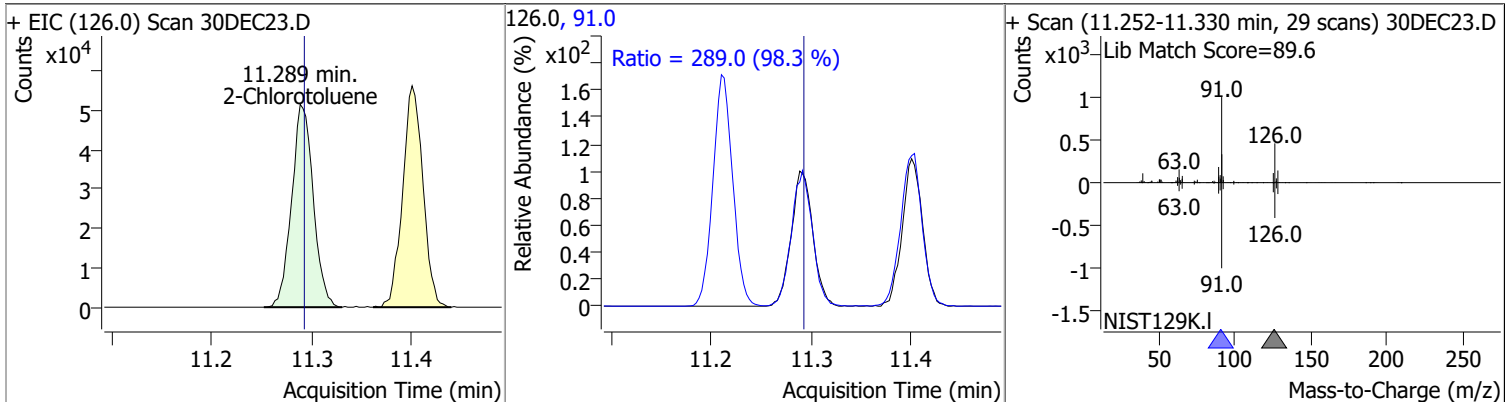
Compound	Conc.	RT	Dev(Min)	Resp.	QIon	QRatio	Lower	Upper
1,1,2,2-Tetrachloroethane	125.5424	11.11	0.00	45108	85.0	64.3	33.2	93.2



Compound	Conc.	RT	Dev(Min)	Resp.	QIon	QRatio	Lower	Upper
1,2,3-Trichloropropane	126.8200	11.15	0.00	12005	112.0	66.2	35.8	95.8

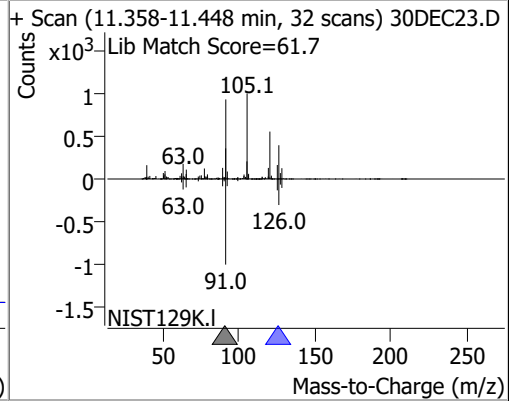
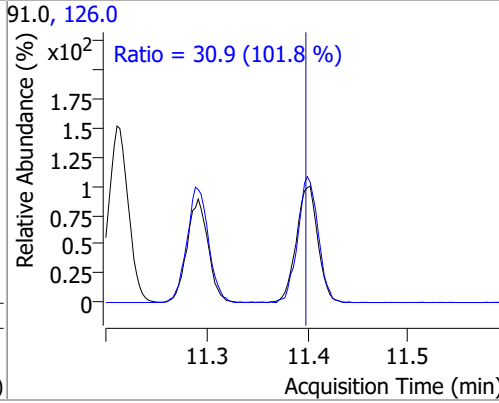
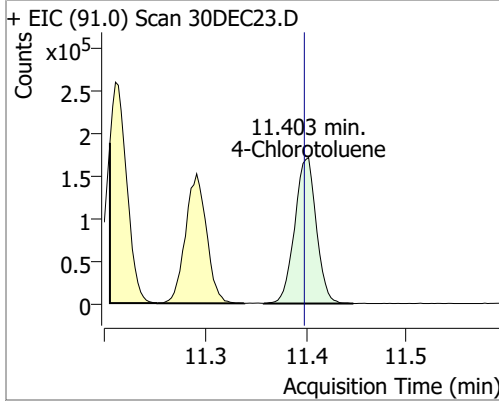


Compound	Conc.	RT	Dev(Min)	Resp.	QIon	QRatio	Lower	Upper
2-Chlorotoluene	118.3968	11.29	0.00	76792	91.0	289.0	264.1	324.1

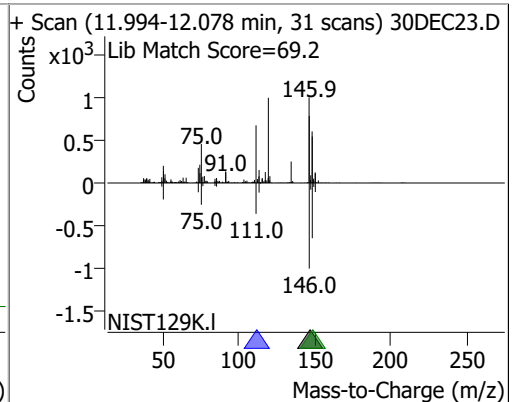
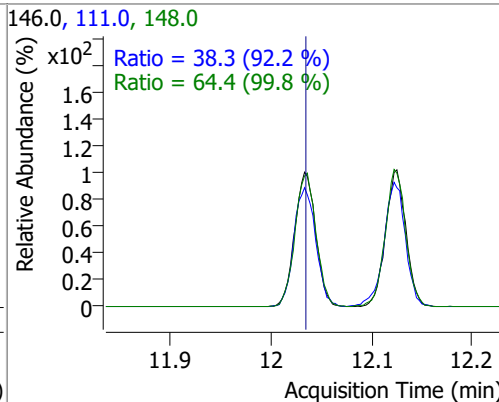
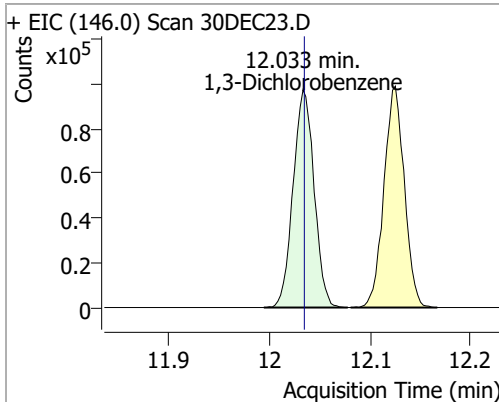


Quantitation Results Report (QT Reviewed)

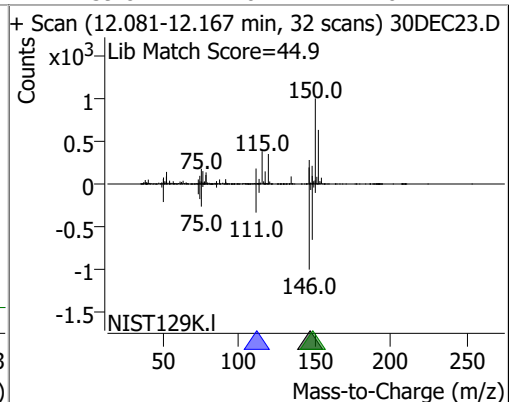
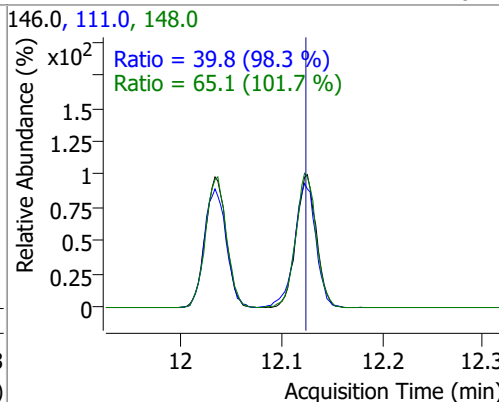
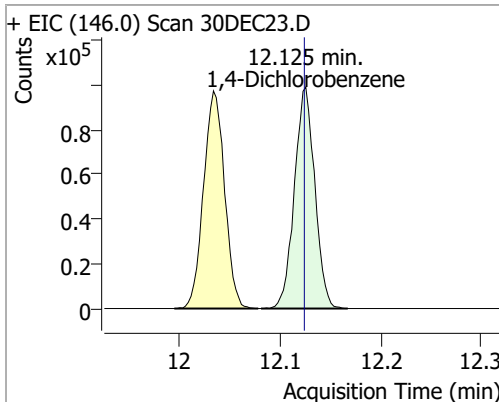
Compound	Conc.	RT	Dev(Min)	Resp.	QIon	QRatio	Lower	Upper
4-Chlorotoluene	121.7637	11.40	0.01	255101	126.0	30.9	0.4	60.4



Compound	Conc.	RT	Dev(Min)	Resp.	QIon	QRatio	Lower	Upper
1,3-Dichlorobenzene	123.5430	12.03	0.00	141662	148.0	64.4	34.5	94.5
					111.0	38.3	11.5	71.5

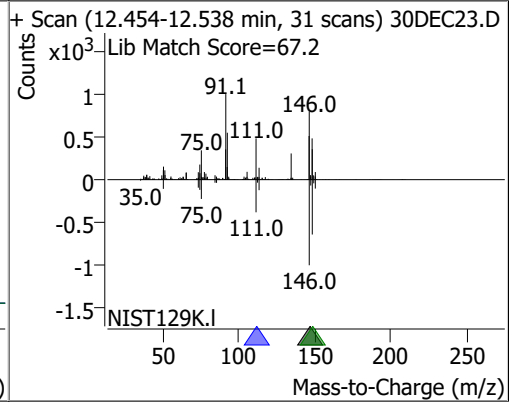
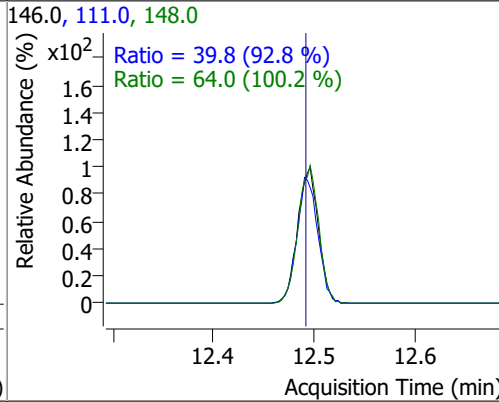
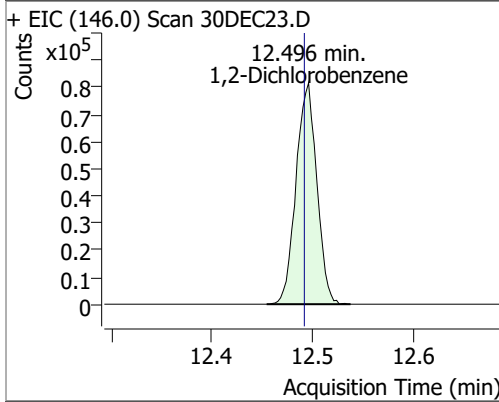


Compound	Conc.	RT	Dev(Min)	Resp.	QIon	QRatio	Lower	Upper
1,4-Dichlorobenzene	118.0243	12.13	0.00	139810	148.0	65.1	34.0	94.0
					111.0	39.8	10.4	70.4



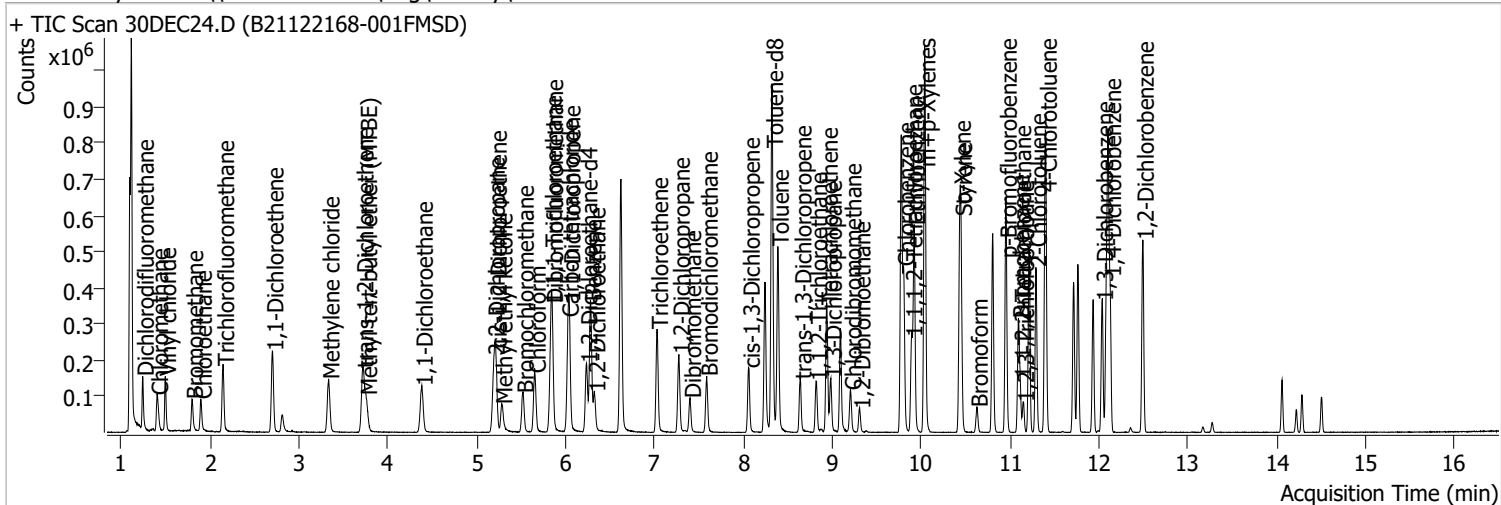
Quantitation Results Report (QT Reviewed)

Compound	Conc.	RT	Dev(Min)	Resp.	QIon	QRatio	Lower	Upper
1,2-Dichlorobenzene	120.8908	12.50	0.01	117313	148.0	64.0	33.8	93.8
					111.0	39.8	12.8	72.8



Quantitation Results Report (QT Reviewed)

Data File	30DEC24.D	Operator	SBD
Acq. Method	5975CACQF.M	Acq. Date-Time	12/30/2021 8:58:39 PM
Sample Name	B21122168-001FMMSD	Instrument	VOA5975C
Vial	24	Multiplier	1.00
DA Method File	VOA5975C_8260B_SHT_DoD_L4_120721.m	Comment	
Tune File	BFB_Atune3.u	Tune Date	10/11/2021 4:02:00 PM
Batch Name	VG123021_8260B_624pt1.batch.bin	Last Calib Update	1/20/2022 10:22:06 AM
Ref Library	\\MASSHUNTER\Org\Library\NIST129K.I		



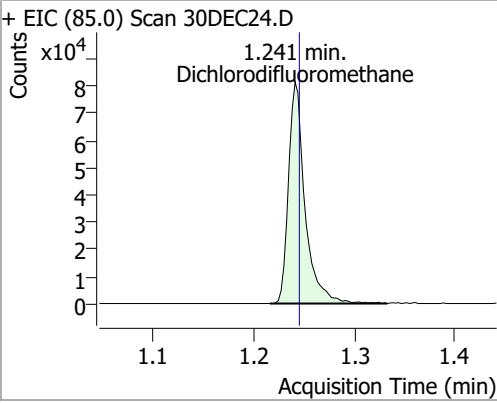
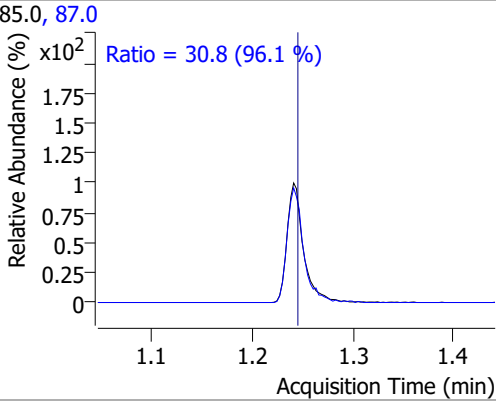
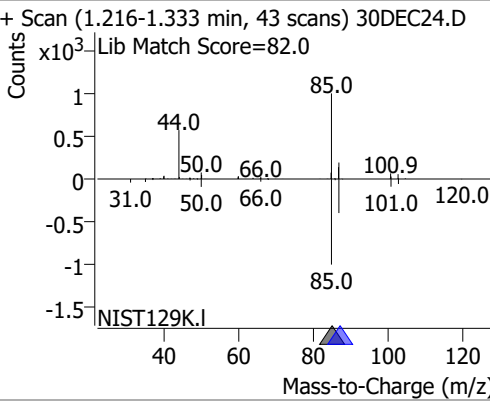
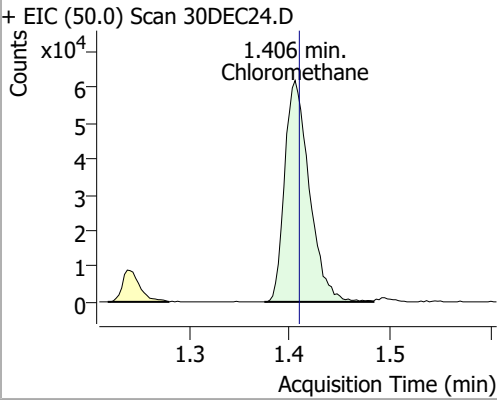
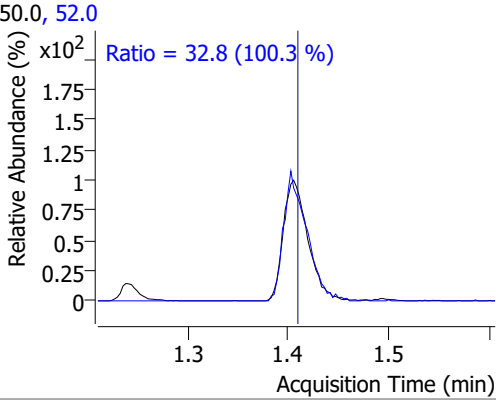
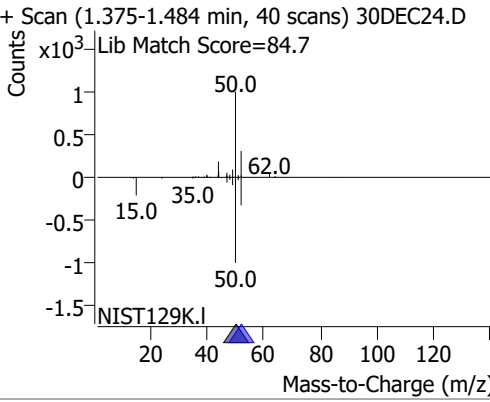
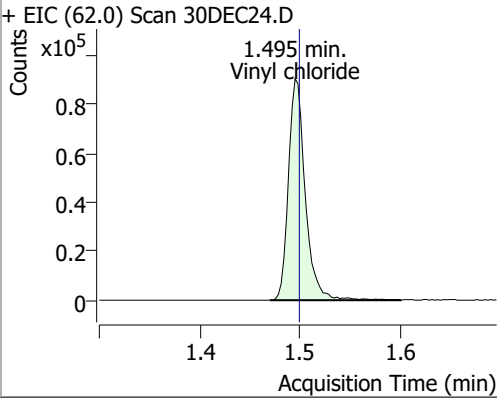
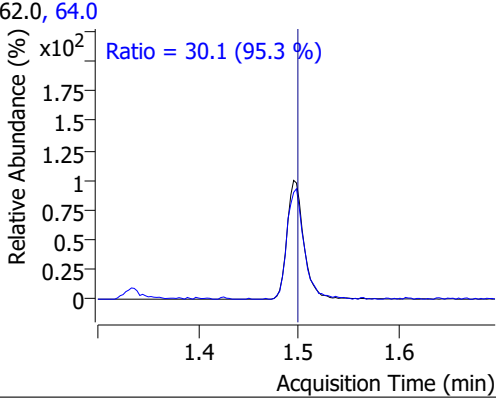
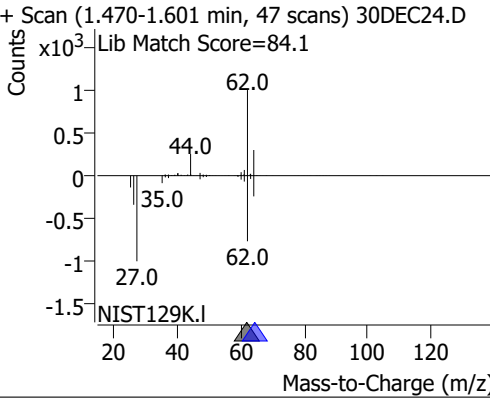
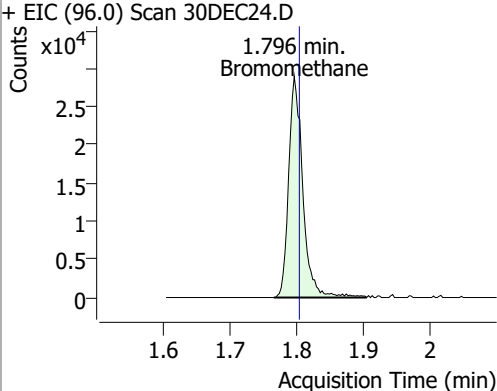
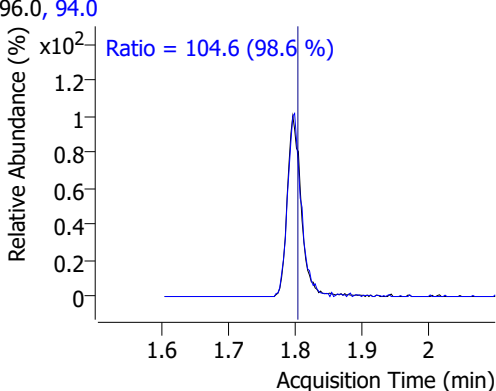
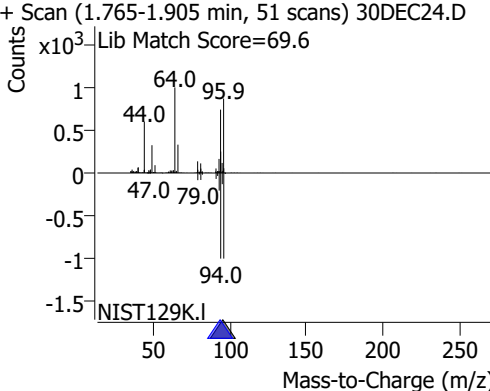
Compound	RT	QIon	Resp.	Conc.	Units	Dev(Min)
Internal Standards						
M Fluorobenzene	6.620	96.0	605117	250.0000	ng	0.000
M Chlorobenzene-d5	9.771	82.0	224604	250.0000	ng	-0.003
M 1,4-Dichlorobenzene-d4	12.100	152.0	184138	250.0000	ng	0.000
System Monitoring Compounds						
S Dibromofluoromethane	5.848	113.0	148942	251.1436	ng	-0.003
Spiked Amount: 250.000		Range: 80.0 - 119.0%		Recovery = 100.46%		
S 1,2-Dichloroethane-d4	6.233	67.0	67547	249.5738	ng	0.003
Spiked Amount: 250.000		Range: 81.0 - 118.0%		Recovery = 99.83%		
S Toluene-d8	8.321	98.0	595796	263.8823	ng	0.003
Spiked Amount: 250.000		Range: 89.0 - 112.0%		Recovery = 105.55%		
S p-Bromofluorobenzene	10.951	95.0	181034	256.9342	ng	0.000
Spiked Amount: 250.000		Range: 85.0 - 114.0%		Recovery = 102.77%		
Target Compounds						
T Dichlorodifluoromethane	1.241	85.0	93171	107.6863	ng	98
T Chloromethane	1.406	50.0	106217	107.8207	ng	100
T Vinyl chloride	1.495	62.0	105566	113.9013	ng	97
T Bromomethane	1.796	96.0	42817	117.4021	ng	99
T Chloroethane	1.894	64.0	56455	110.2611	ng	97
T Trichlorofluoromethane	2.147	101.0	123526	102.0574	ng	98
T 1,1-Dichloroethene	2.700	96.0	78118	124.7205	ng	99
T Methylene chloride	3.333	49.0	101021	113.9188	ng	99
T trans-1,2-Dichloroethene	3.715	96.0	77091	123.1959	ng	99
T Methyl tert-butyl ether (MTBE)	3.754	73.0	100482	125.3775	ng	98
T 1,1-Dichloroethane	4.381	63.0	150998	127.2858	ng	99
T 2,2-Dichloropropane	5.193	77.0	105926	121.9561	ng	89
T cis-1,2-Dichloroethene	5.212	96.0	79711	122.8374	ng	99
T Methyl ethyl ketone	5.279	43.0	111250	1289.6274	ng	94
T Bromochloromethane	5.516	128.0	30790	126.0412	ng	97
T Chloroform	5.653	83.0	134033	114.5130	ng	98

Quantitation Results Report (QT Reviewed)

Compound	RT	QIon	Resp.	Conc.	Units	Dev(Min)
T 1,1,1-Trichloroethane	5.834	97.0	137571	124.5721	ng	96
T Carbon tetrachloride	6.024	117.0	130178	120.1353	ng	98
T 1,1-Dichloropropene	6.040	75.0	113061	116.1514	ng	100
T Benzene	6.280	78.0	304764	123.7946	ng	100
T 1,2-Dichloroethane	6.322	62.0	79944	124.2406	ng	99
T Trichloroethene	7.027	95.0	86284	121.1547	ng	99
T 1,2-Dichloropropane	7.273	63.0	76355	127.2573	ng	99
T Dibromomethane	7.398	93.0	30346	123.2023	ng	95
T Bromodichloromethane	7.585	83.0	88504	126.8485	ng	99
T cis-1,3-Dichloropropene	8.059	75.0	93347	120.4584	ng	98
T Toluene	8.386	92.0	191223	128.8223	ng	98
T trans-1,3-Dichloropropene	8.639	75.0	72494	130.7494	ng	99
T 1,1,2-Trichloroethane	8.818	83.0	36096	124.9846	ng	98
T Tetrachloroethene	8.938	163.8	77284	131.3867	ng	97
T 1,3-Dichloropropane	8.982	76.0	70200	121.8631	ng	97
T Chlorodibromomethane	9.203	129.0	57402	131.6653	ng	97
T 1,2-Dibromoethane	9.303	107.0	39691	126.4156	ng	98
T Chlorobenzene	9.799	112.0	206728	129.0089	ng	99
T 1,1,1,2-Tetrachloroethane	9.889	131.0	67860	124.4939	ng	98
T Ethylbenzene	9.919	91.0	356144	124.8190	ng	99
T m+p-Xylenes	10.036	106.0	276381	254.0415	ng	99
T o-Xylene	10.432	106.0	125325	132.0171	ng	98
T Styrene	10.446	104.0	203657	131.7323	ng	99
T Bromoform	10.625	172.5	30490	131.9075	ng	100
T Bromobenzene	11.093	156.0	77948	127.8730	ng	94
T 1,1,2,2-Tetrachloroethane	11.113	83.0	45966	131.6348	ng	99
T 1,2,3-Trichloropropane	11.146	110.0	12072	131.2205	ng	97
T 2-Chlorotoluene	11.289	126.0	78211	124.0763	ng	94
T 4-Chlorotoluene	11.400	91.0	257055	126.2492	ng	98
T 1,3-Dichlorobenzene	12.033	146.0	140111	125.7286	ng	98
T 1,4-Dichlorobenzene	12.122	146.0	141391	122.8152	ng	99
T 1,2-Dichlorobenzene	12.493	146.0	116732	123.7754	ng	99

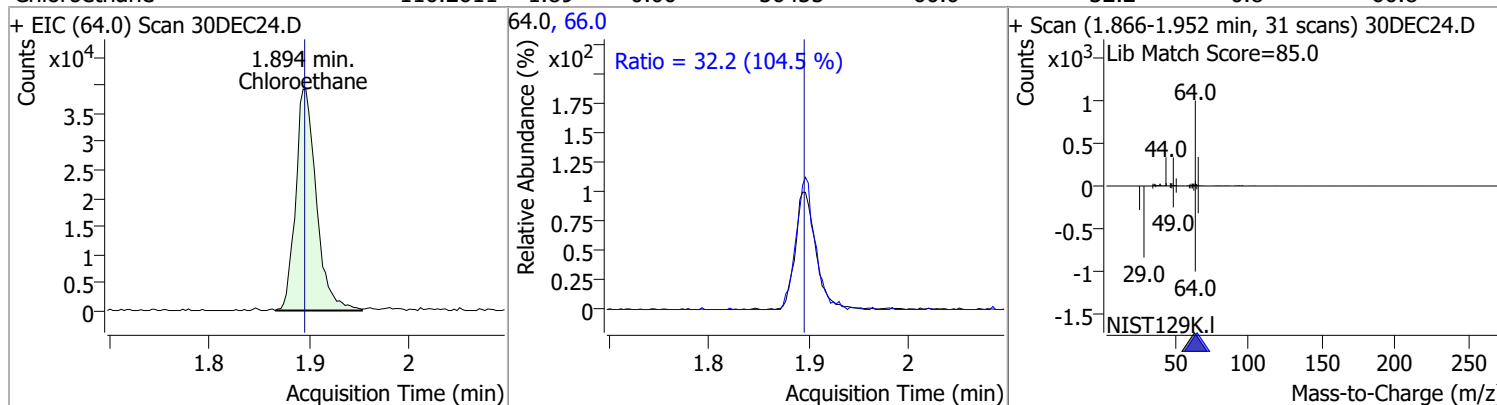
(#) = Qualifier Out of Range; (m) = Manual Integration; (+) = Area Summed; (*) = Surrogate Percent Recovery Out of Range; (d): Zeroed Peak

Quantitation Results Report (QT Reviewed)

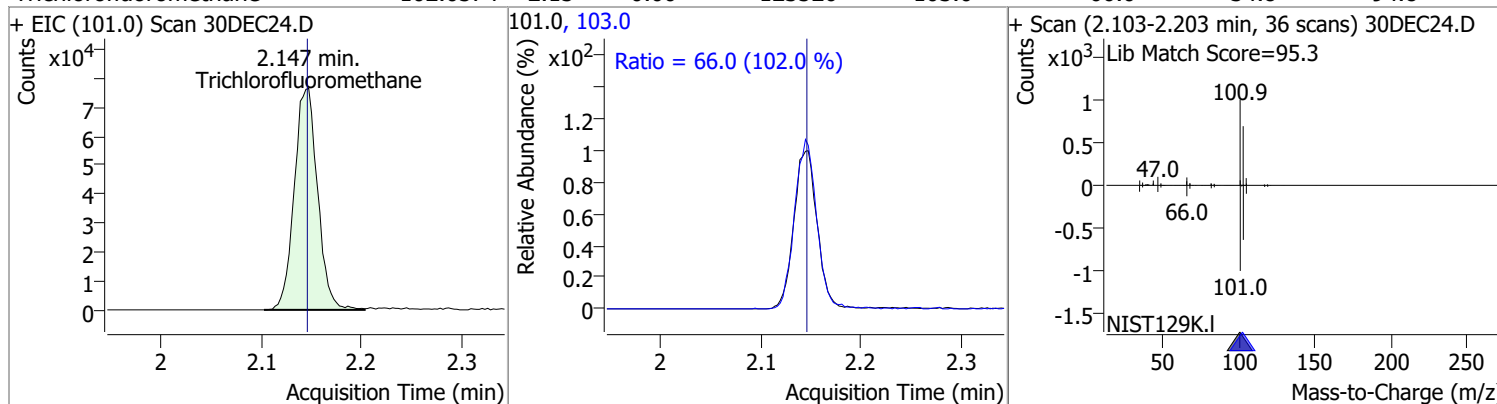
Compound	Conc.	RT	Dev(Min)	Resp.	QIon	QRatio	Lower	Upper
Dichlorodifluoromethane	107.6863	1.24	0.00	93171	87.0	30.8	2.0	62.0
+ EIC (85.0) Scan 30DEC24.D 			85.0, 87.0 			+ Scan (1.216-1.333 min, 43 scans) 30DEC24.D Lib Match Score=82.0 		
Chloromethane	107.8207	1.41	0.00	106217	52.0	32.8	2.7	62.7
+ EIC (50.0) Scan 30DEC24.D 			50.0, 52.0 			+ Scan (1.375-1.484 min, 40 scans) 30DEC24.D Lib Match Score=84.7 		
Vinyl chloride	113.9013	1.49	0.00	105566	64.0	30.1	1.6	61.6
+ EIC (62.0) Scan 30DEC24.D 			62.0, 64.0 			+ Scan (1.470-1.601 min, 47 scans) 30DEC24.D Lib Match Score=84.1 		
Bromomethane	117.4021	1.80	-0.01	42817	94.0	104.6	76.0	136.0
+ EIC (96.0) Scan 30DEC24.D 			96.0, 94.0 			+ Scan (1.765-1.905 min, 51 scans) 30DEC24.D Lib Match Score=69.6 		

Quantitation Results Report (QT Reviewed)

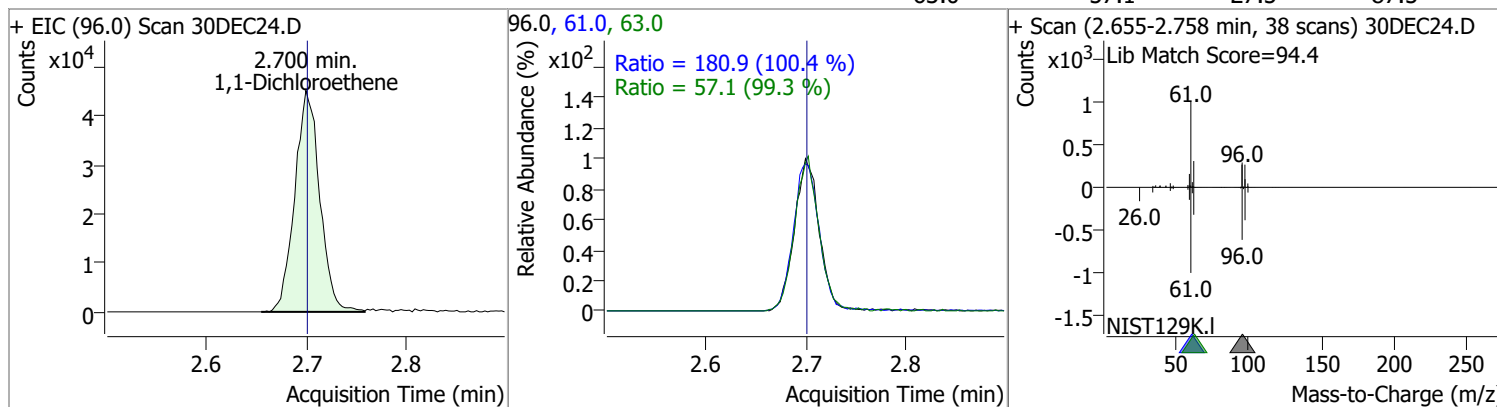
Compound	Conc.	RT	Dev(Min)	Resp.	QIon	QRatio	Lower	Upper
Chloroethane	110.2611	1.89	0.00	56455	66.0	32.2	0.8	60.8



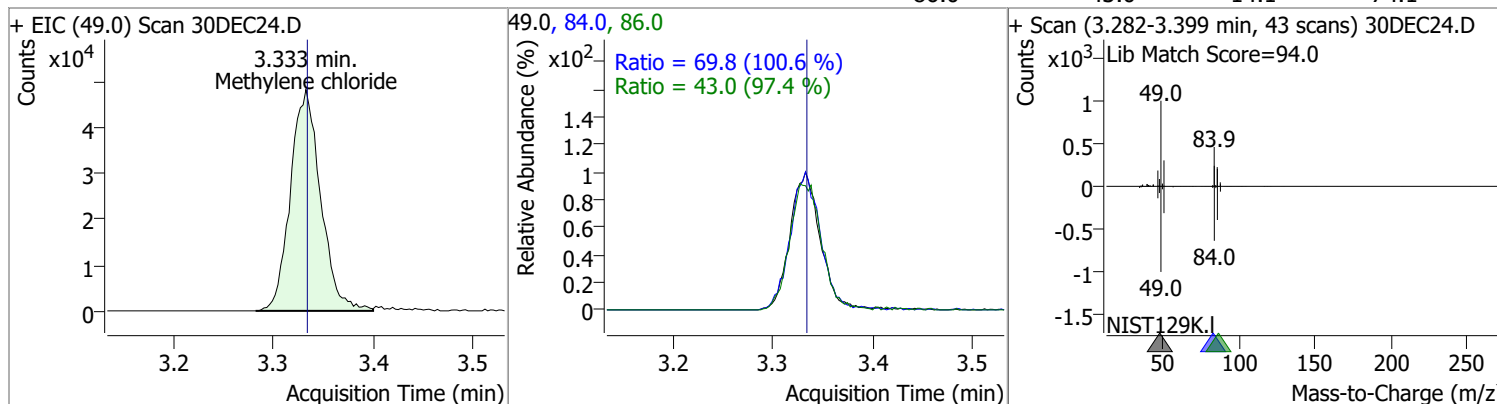
Compound	Conc.	RT	Dev(Min)	Resp.	QIon	QRatio	Lower	Upper
Trichlorofluoromethane	102.0574	2.15	0.00	123526	103.0	66.0	34.8	94.8



Compound	Conc.	RT	Dev(Min)	Resp.	QIon	QRatio	Lower	Upper
1,1-Dichloroethene	124.7205	2.70	0.00	78118	61.0	180.9	150.1	210.1
					63.0	57.1	27.5	87.5

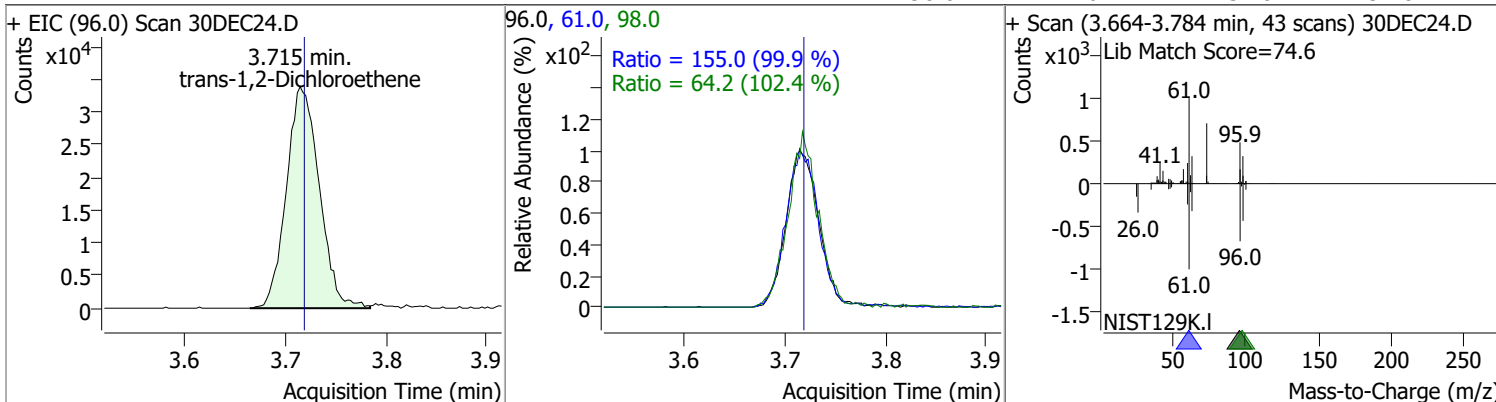


Compound	Conc.	RT	Dev(Min)	Resp.	QIon	QRatio	Lower	Upper
Methylene chloride	113.9188	3.33	0.00	101021	84.0	69.8	39.4	99.4
					86.0	43.0	14.1	74.1

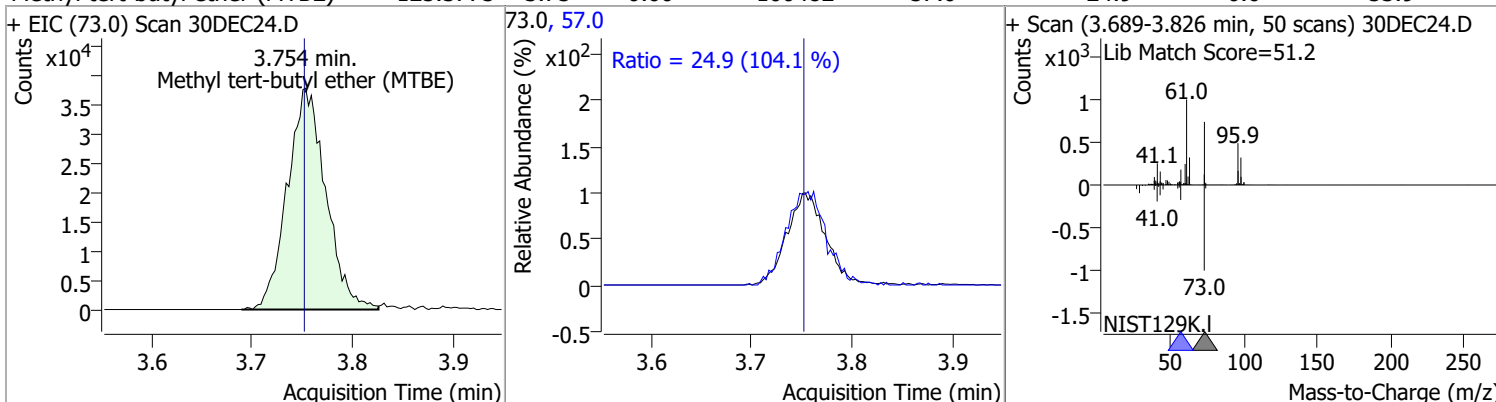


Quantitation Results Report (QT Reviewed)

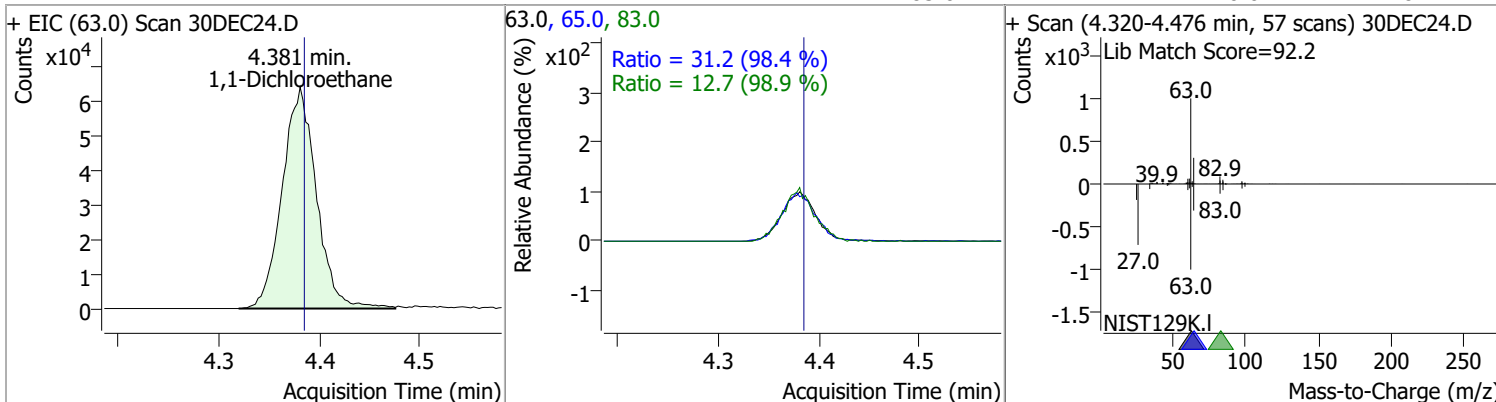
Compound	Conc.	RT	Dev(Min)	Resp.	QIon	QRatio	Lower	Upper
trans-1,2-Dichloroethene	123.1959	3.71	0.00	77091	61.0	155.0	125.1	185.1
					98.0	64.2	32.8	92.8



Compound	Conc.	RT	Dev(Min)	Resp.	QIon	QRatio	Lower	Upper
Methyl tert-butyl ether (MTBE)	125.3775	3.75	0.00	100482	57.0	24.9	0.0	53.9

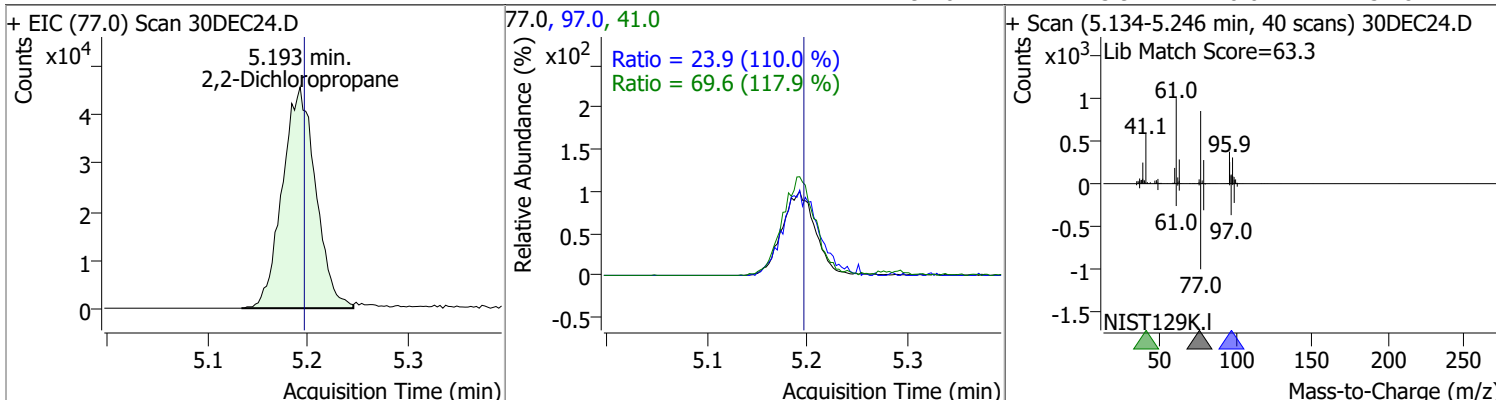


Compound	Conc.	RT	Dev(Min)	Resp.	QIon	QRatio	Lower	Upper
1,1-Dichloroethane	127.2858	4.38	0.00	150998	65.0	31.2	1.7	61.7
					83.0	12.7	0.0	42.8

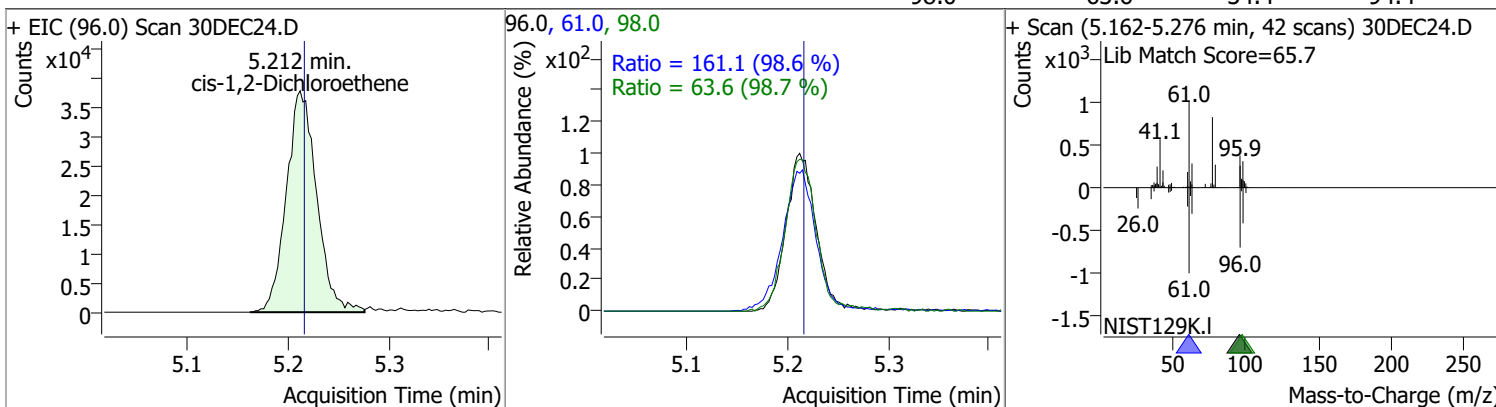


Quantitation Results Report (QT Reviewed)

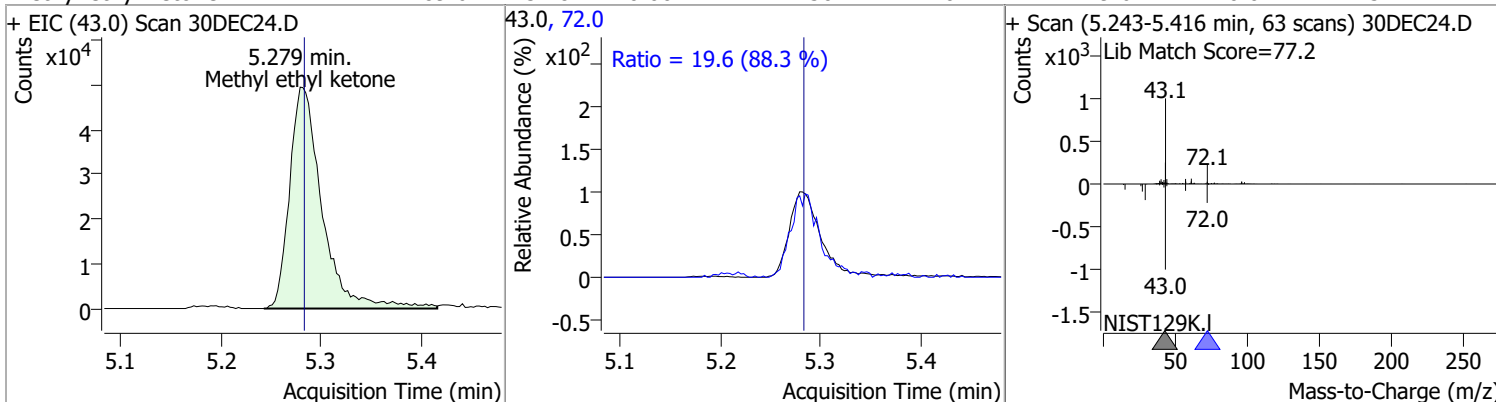
Compound	Conc.	RT	Dev(Min)	Resp.	QIon	QRatio	Lower	Upper
2,2-Dichloropropane	121.9561	5.19	0.00	105926	41.0	69.6	29.0	89.0
					97.0	23.9	0.0	51.8



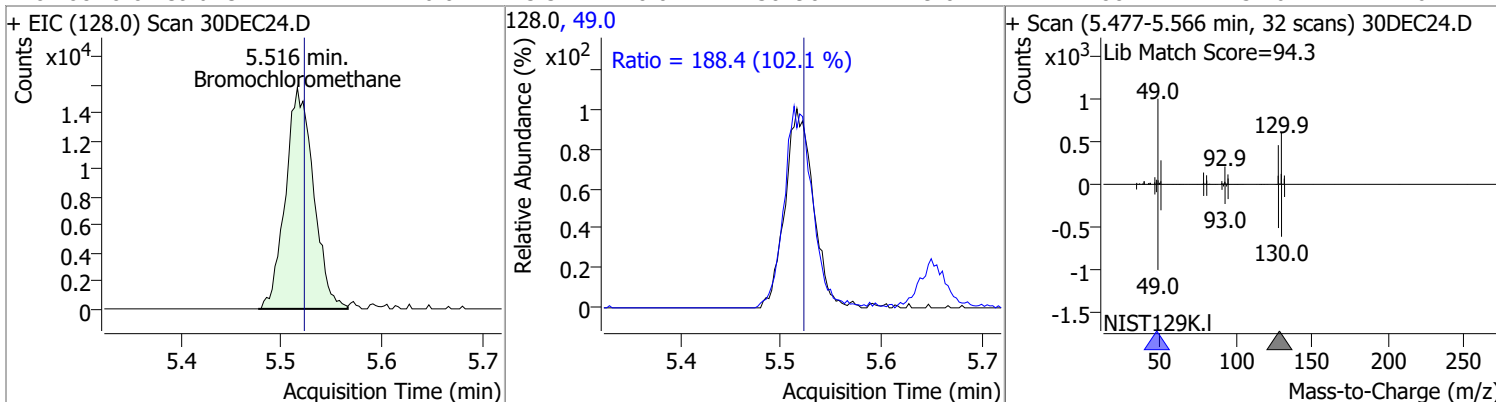
Compound	Conc.	RT	Dev(Min)	Resp.	QIon	QRatio	Lower	Upper
cis-1,2-Dichloroethene	122.8374	5.21	0.00	79711	61.0	161.1	133.3	193.3
					98.0	63.6	34.4	94.4



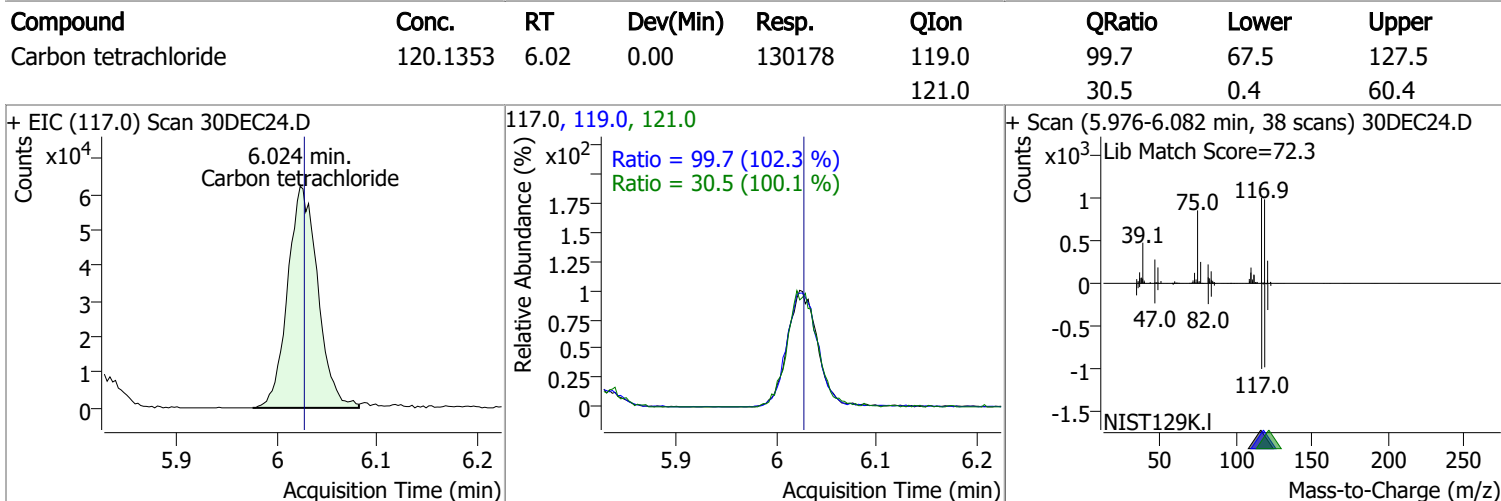
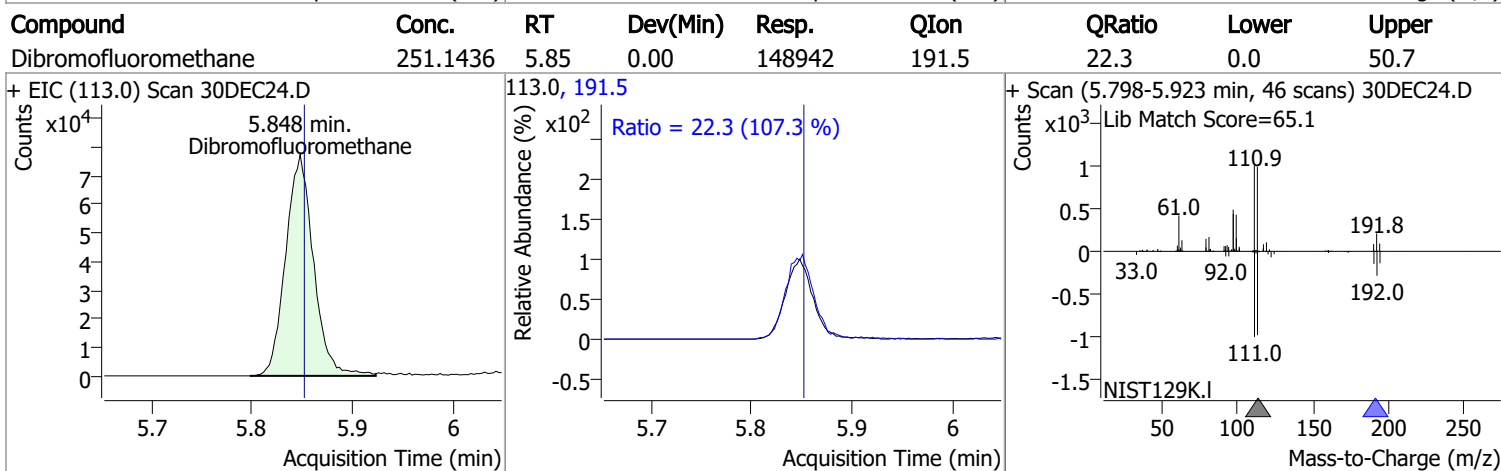
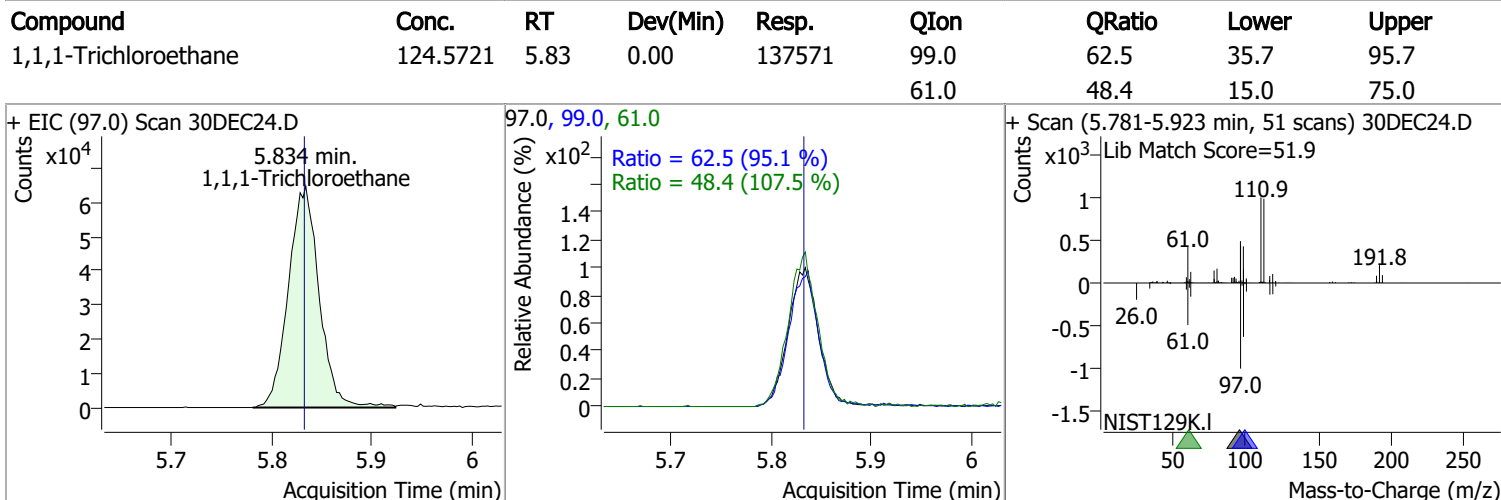
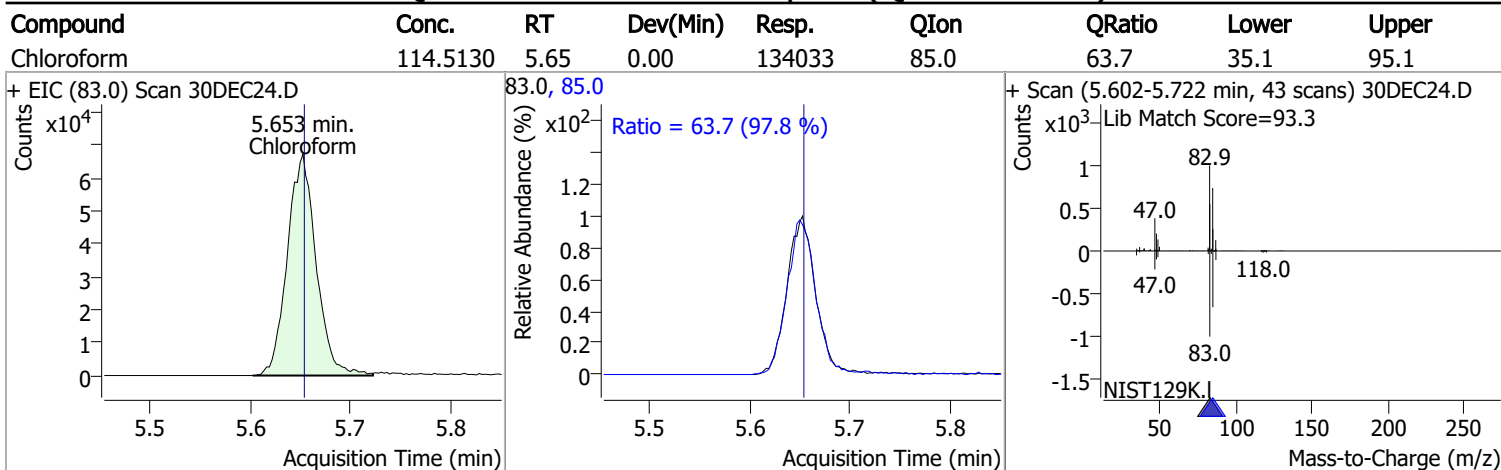
Compound	Conc.	RT	Dev(Min)	Resp.	QIon	QRatio	Lower	Upper
Methyl ethyl ketone	1289.6274	5.28	0.00	111250	72.0	19.6	0.0	52.2



Compound	Conc.	RT	Dev(Min)	Resp.	QIon	QRatio	Lower	Upper
Bromochloromethane	126.0412	5.52	-0.01	30790	49.0	188.4	154.6	214.6

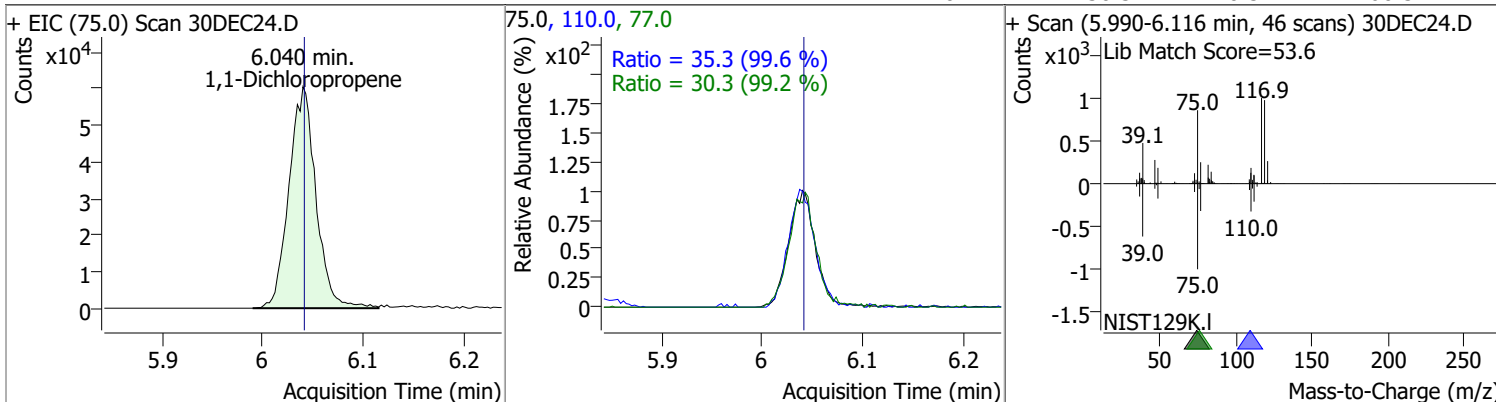


Quantitation Results Report (QT Reviewed)

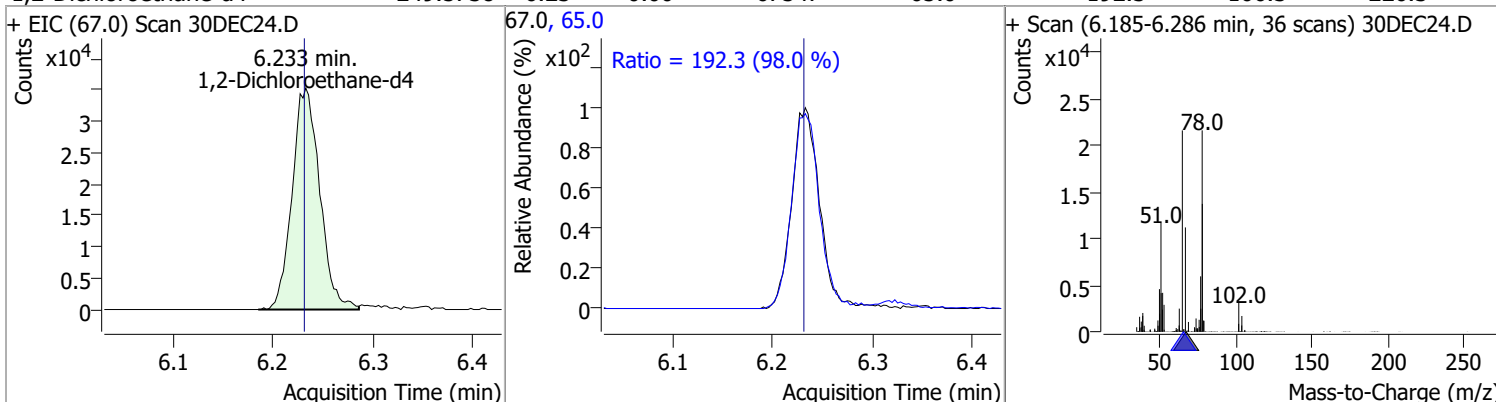


Quantitation Results Report (QT Reviewed)

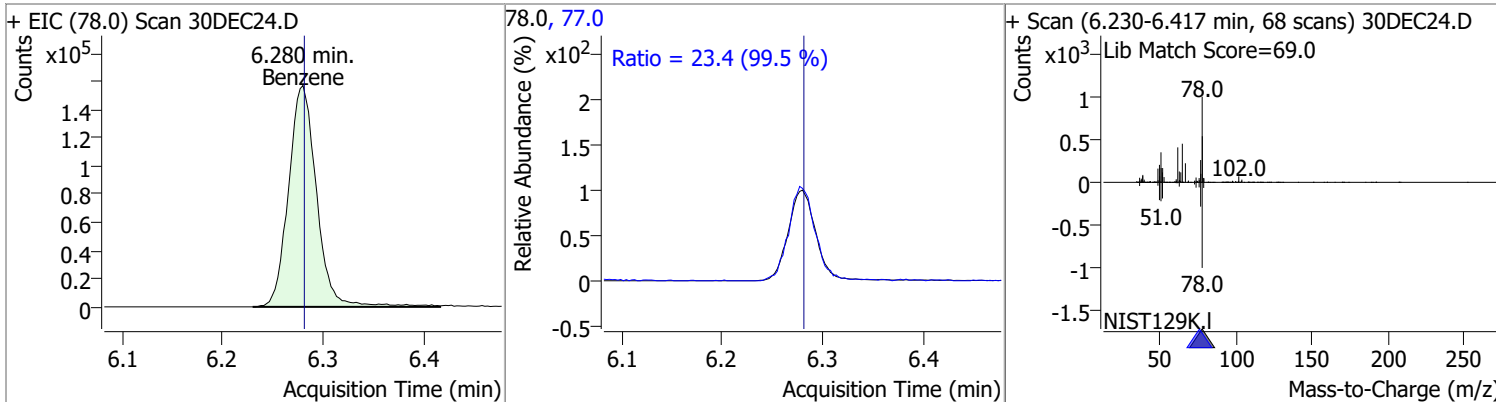
Compound	Conc.	RT	Dev(Min)	Resp.	QIon	QRatio	Lower	Upper
1,1-Dichloropropene	116.1514	6.04	0.00	113061	110.0	35.3	5.4	65.4
					77.0	30.3	0.5	60.5



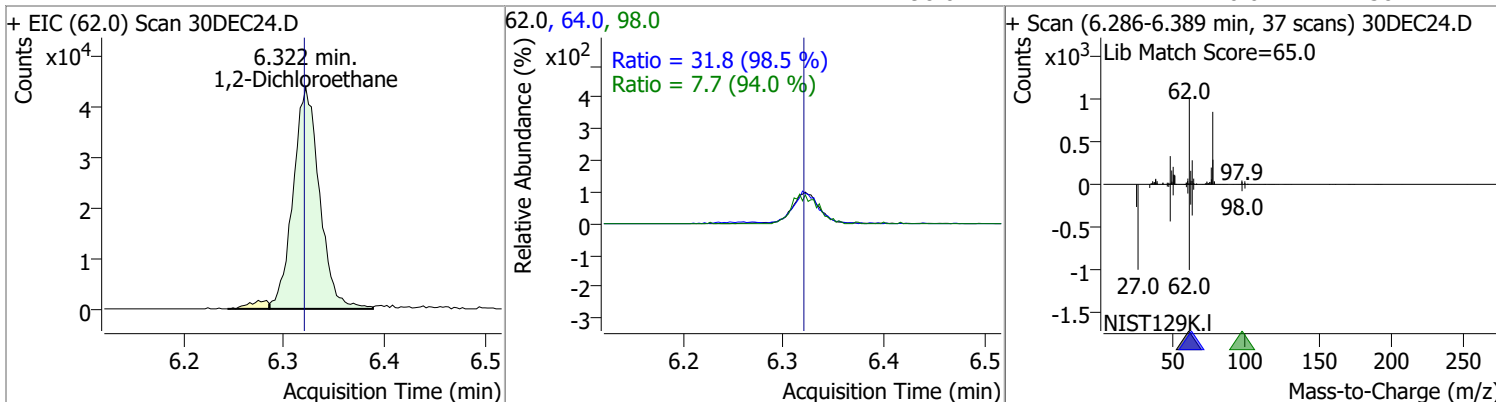
Compound	Conc.	RT	Dev(Min)	Resp.	QIon	QRatio	Lower	Upper
1,2-Dichloroethane-d4	249.5738	6.23	0.00	67547	65.0	192.3	166.3	226.3



Compound	Conc.	RT	Dev(Min)	Resp.	QIon	QRatio	Lower	Upper
Benzene	123.7946	6.28	0.00	304764	77.0	23.4	0.0	53.5

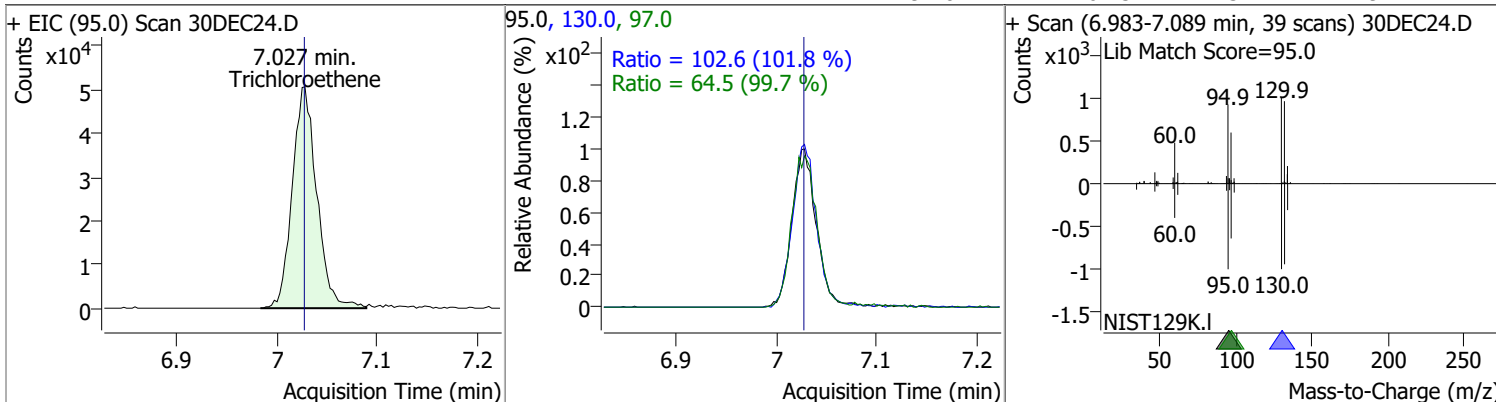


Compound	Conc.	RT	Dev(Min)	Resp.	QIon	QRatio	Lower	Upper
1,2-Dichloroethane	124.2406	6.32	0.00	79944	64.0	31.8	2.3	62.3
					98.0	7.7	0.0	38.2

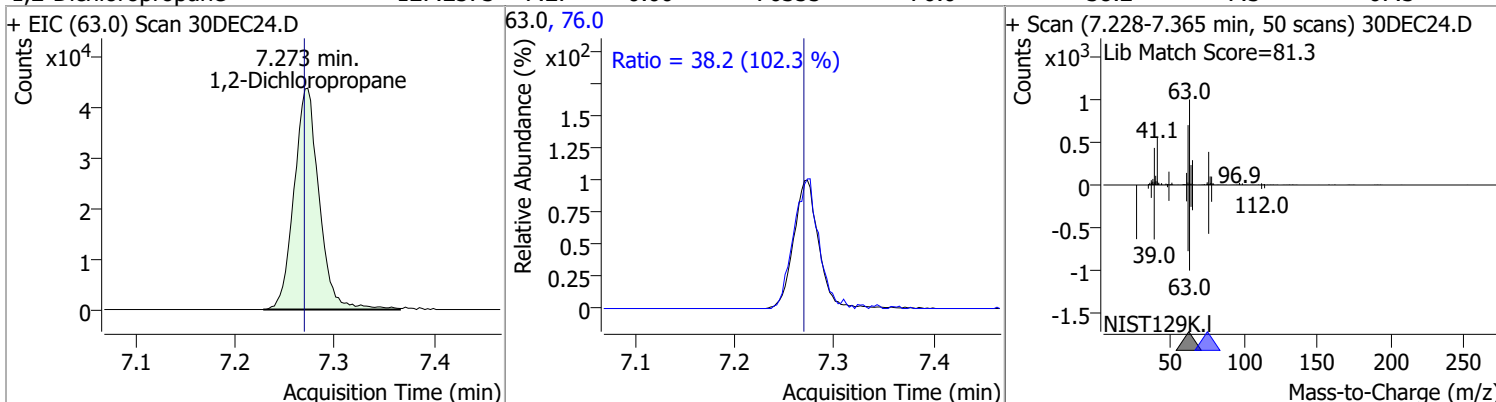


Quantitation Results Report (QT Reviewed)

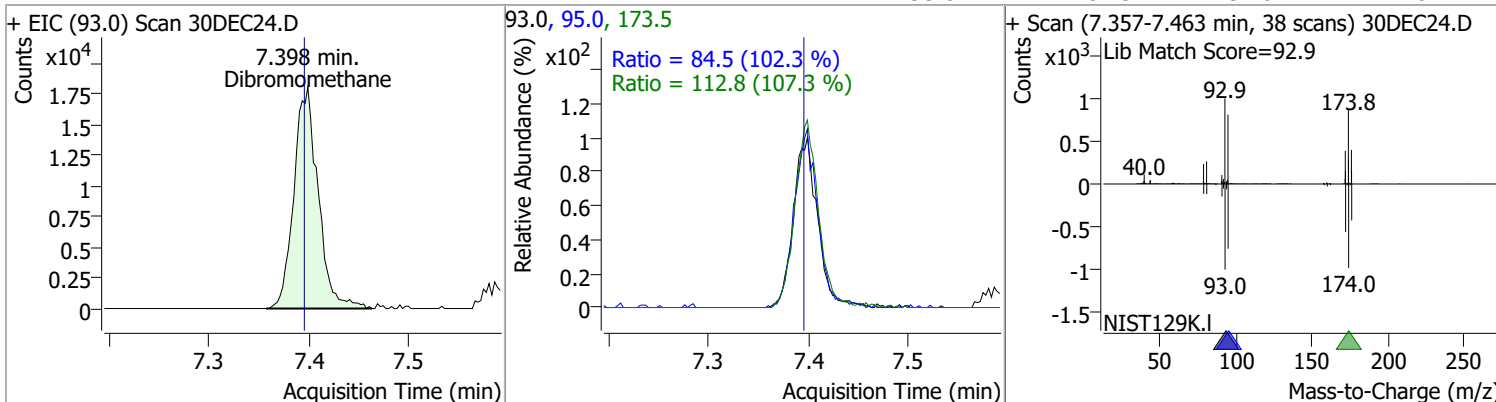
Compound	Conc.	RT	Dev(Min)	Resp.	QIon	QRatio	Lower	Upper
Trichloroethene	121.1547	7.03	0.00	86284	130.0	102.6	70.8	130.8
					97.0	64.5	34.7	94.7



Compound	Conc.	RT	Dev(Min)	Resp.	QIon	QRatio	Lower	Upper
1,2-Dichloropropane	127.2573	7.27	0.00	76355	76.0	38.2	7.3	67.3

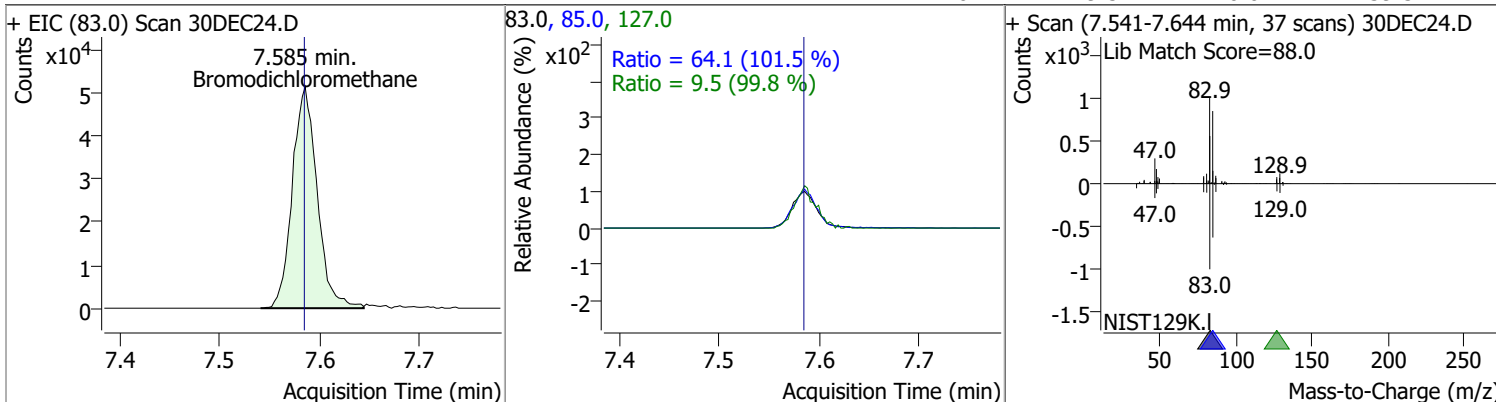


Compound	Conc.	RT	Dev(Min)	Resp.	QIon	QRatio	Lower	Upper
Dibromomethane	123.2023	7.40	0.00	30346	173.5	112.8	75.2	135.2
					95.0	84.5	52.6	112.6

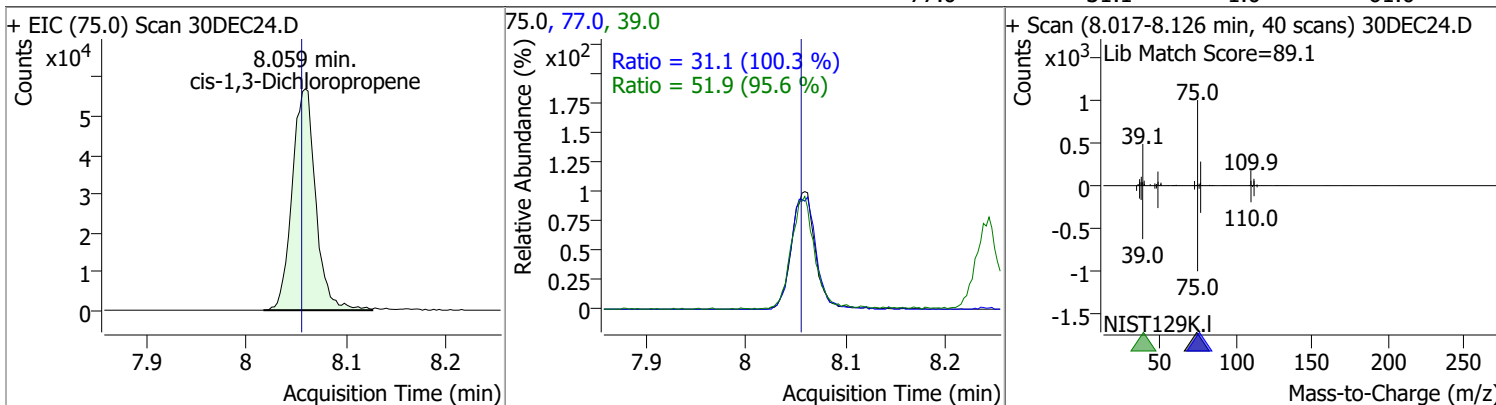


Quantitation Results Report (QT Reviewed)

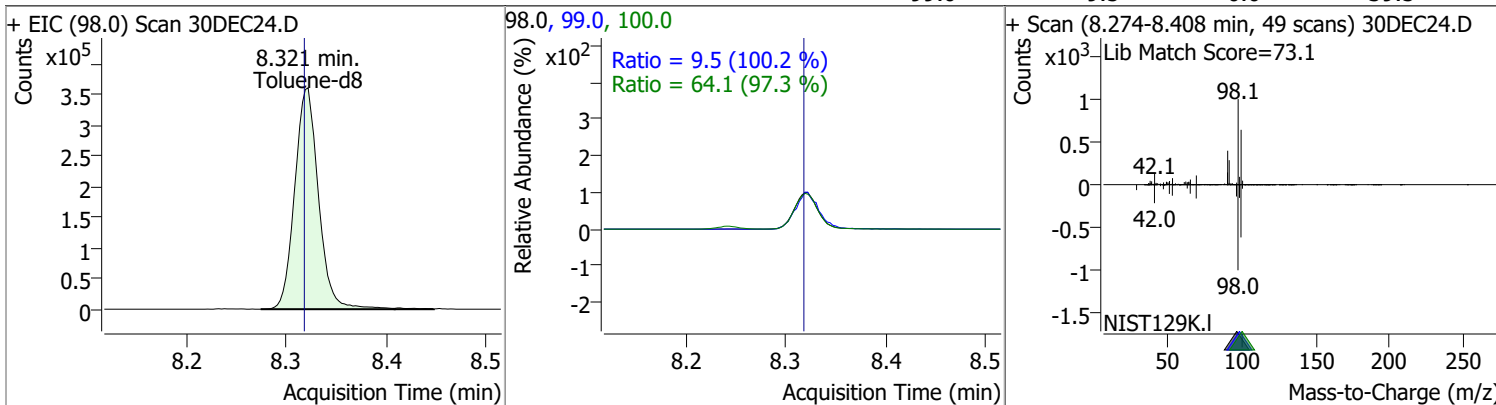
Compound	Conc.	RT	Dev(Min)	Resp.	QIon	QRatio	Lower	Upper
Bromodichloromethane	126.8485	7.59	0.00	88504	85.0	64.1	33.1	93.1
					127.0	9.5	0.0	39.5



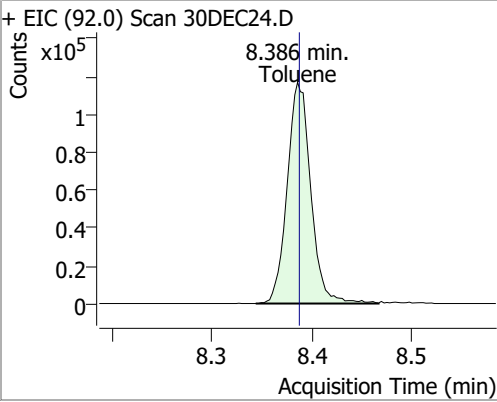
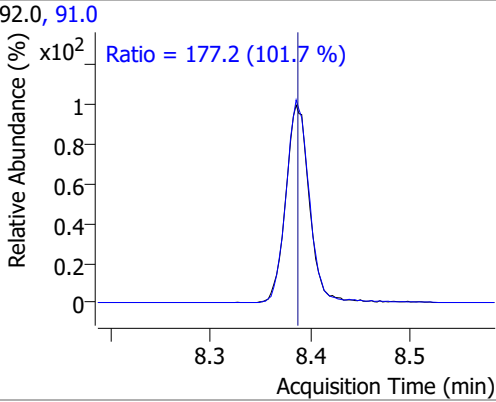
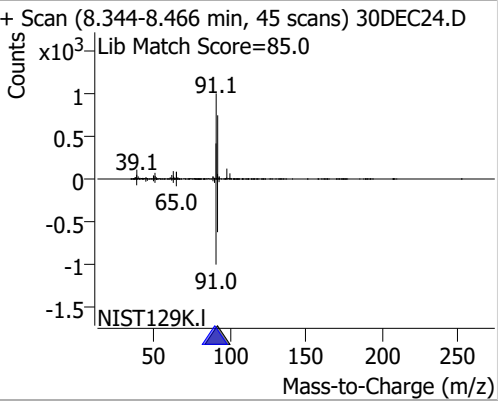
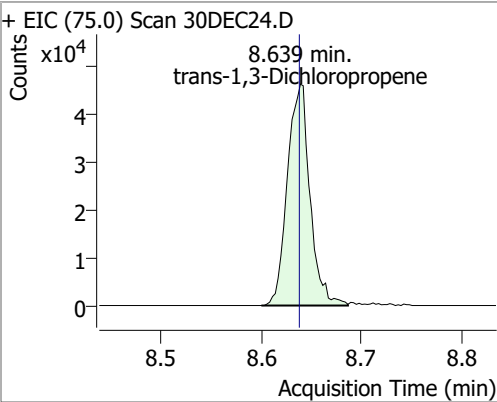
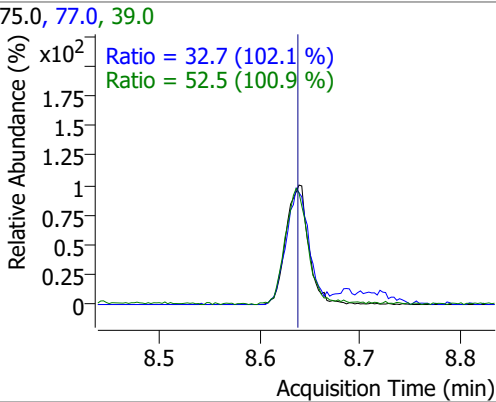
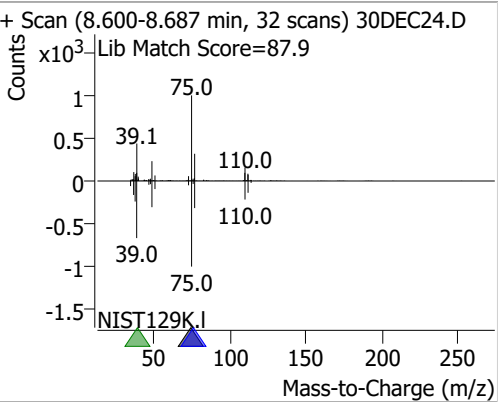
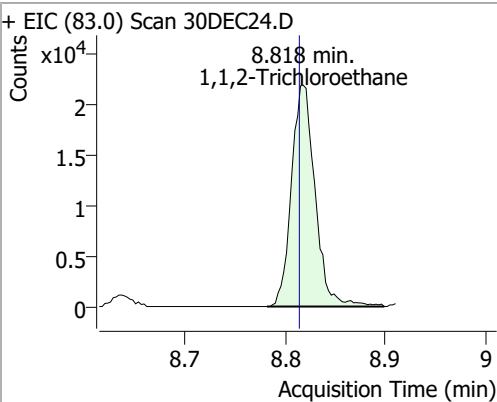
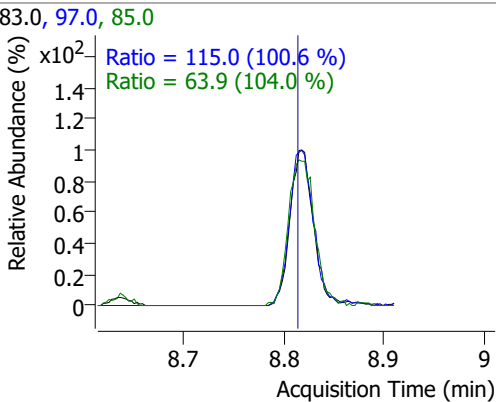
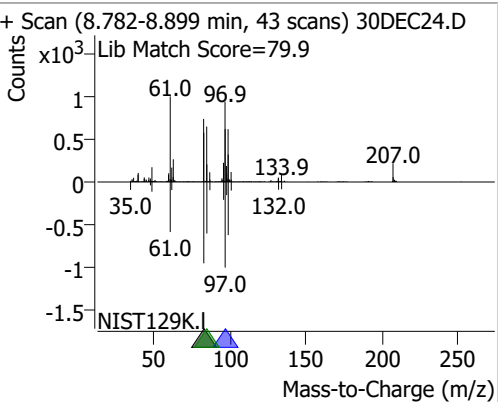
Compound	Conc.	RT	Dev(Min)	Resp.	QIon	QRatio	Lower	Upper
cis-1,3-Dichloropropene	120.4584	8.06	0.00	93347	39.0	51.9	24.3	84.3
					77.0	31.1	1.0	61.0



Compound	Conc.	RT	Dev(Min)	Resp.	QIon	QRatio	Lower	Upper
Toluene-d8	263.8823	8.32	0.00	595796	100.0	64.1	35.9	95.9
					99.0	9.5	0.0	39.5

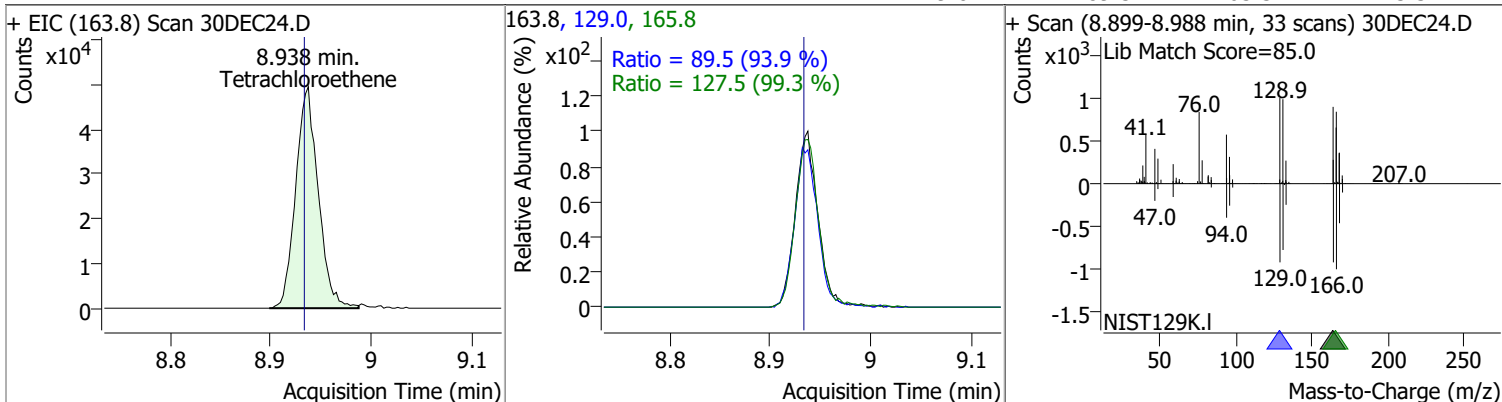


Quantitation Results Report (QT Reviewed)

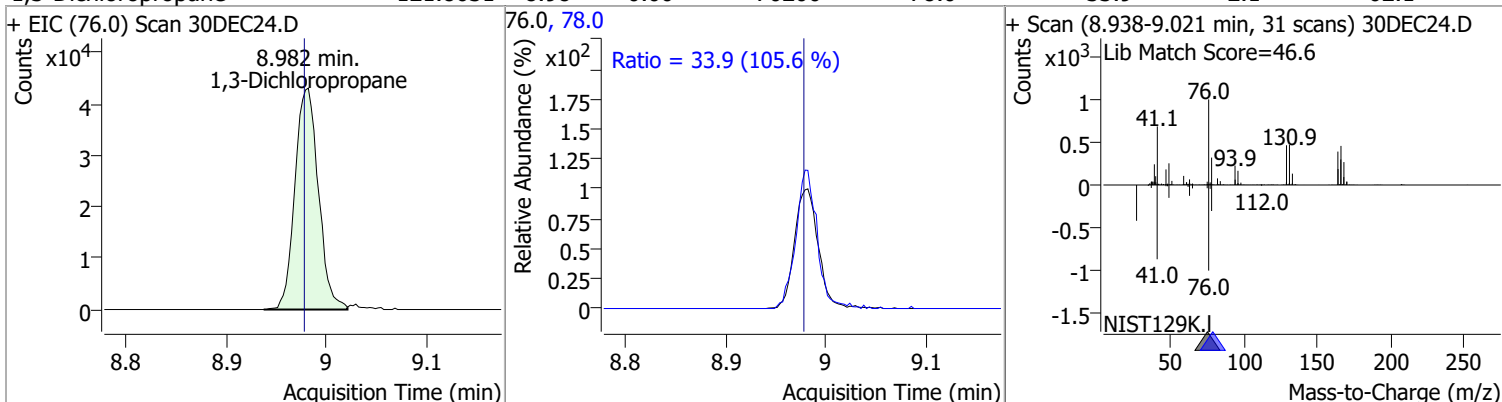
Compound	Conc.	RT	Dev(Min)	Resp.	QIon	QRatio	Lower	Upper
Toluene	128.8223	8.39	0.00	191223	91.0	177.2	144.3	204.3
+ EIC (92.0) Scan 30DEC24.D 			92.0, 91.0 			+ Scan (8.344-8.466 min, 45 scans) 30DEC24.D Lib Match Score=85.0 		
trans-1,3-Dichloropropene	130.7494	8.64	0.00	72494	39.0 77.0	52.5 32.7	22.1 2.0	82.1 62.0
+ EIC (75.0) Scan 30DEC24.D 			75.0, 77.0, 39.0 			+ Scan (8.600-8.687 min, 32 scans) 30DEC24.D Lib Match Score=87.9 		
1,1,2-Trichloroethane	124.9846	8.82	0.00	36096	97.0 85.0	115.0 63.9	84.3 31.5	144.3 91.5
+ EIC (83.0) Scan 30DEC24.D 			83.0, 97.0, 85.0 			+ Scan (8.782-8.899 min, 43 scans) 30DEC24.D Lib Match Score=79.9 		

Quantitation Results Report (QT Reviewed)

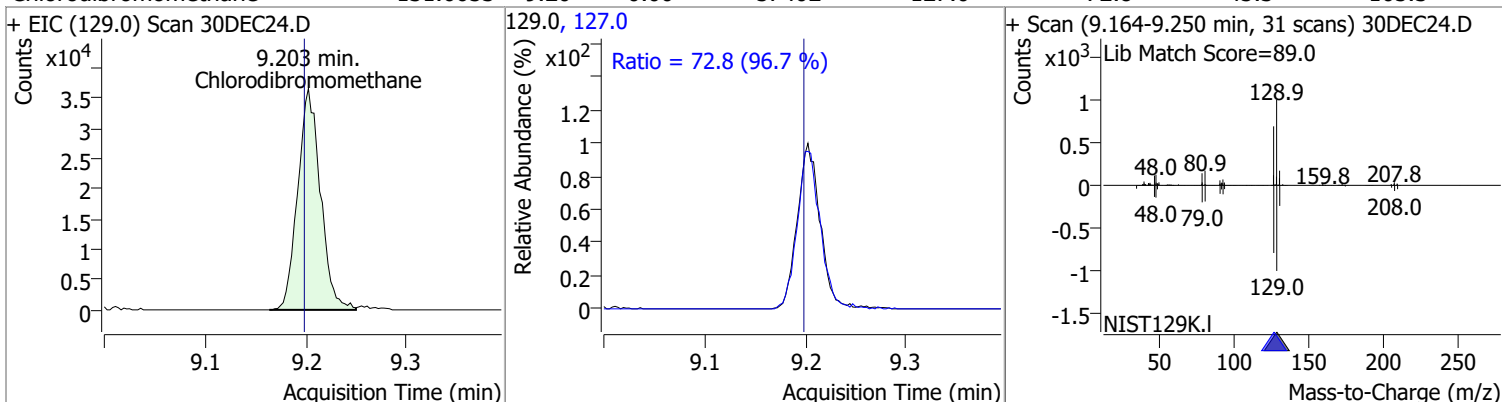
Compound	Conc.	RT	Dev(Min)	Resp.	QIon	QRatio	Lower	Upper
Tetrachloroethene	131.3867	8.94	0.00	77284	165.8	127.5	98.3	158.3
					129.0	89.5	65.3	125.3



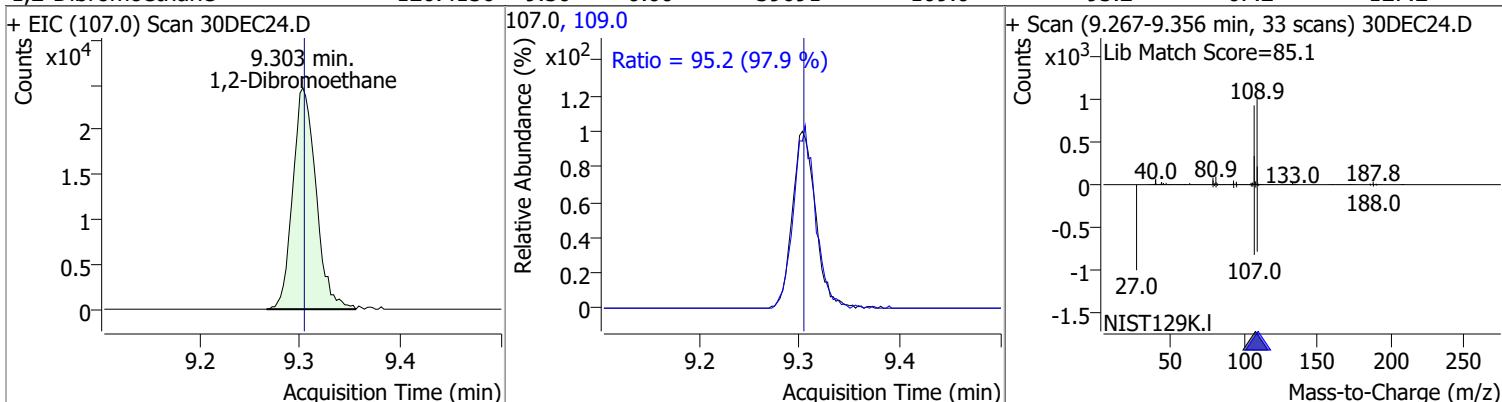
Compound	Conc.	RT	Dev(Min)	Resp.	QIon	QRatio	Lower	Upper
1,3-Dichloropropane	121.8631	8.98	0.00	70200	78.0	33.9	2.1	62.1



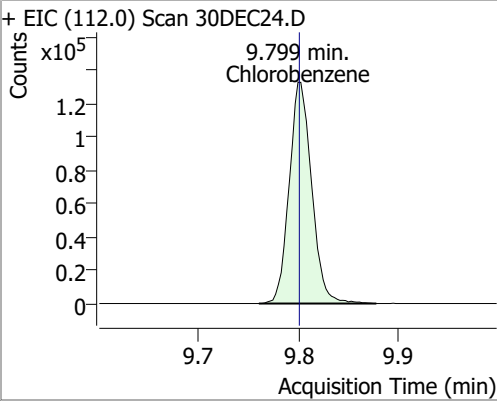
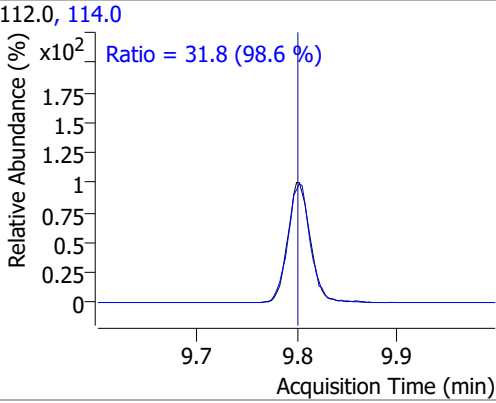
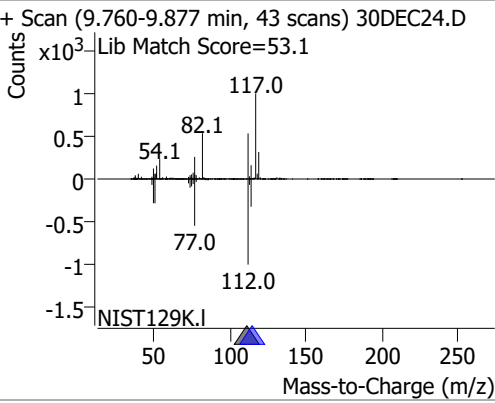
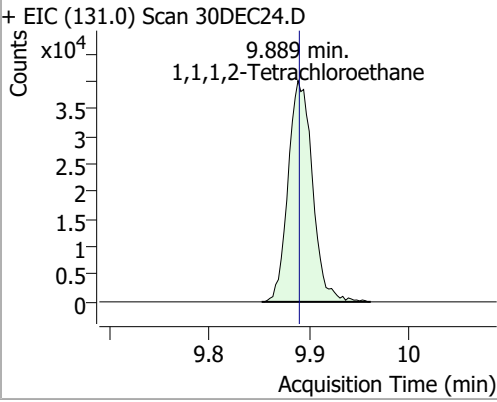
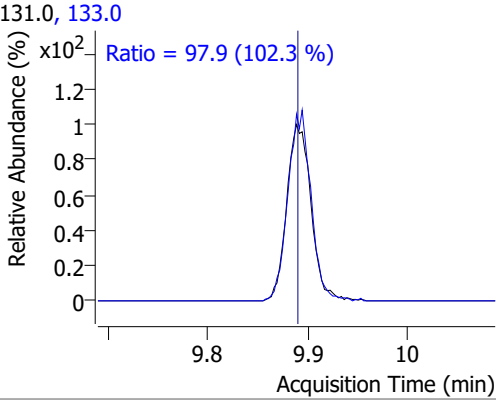
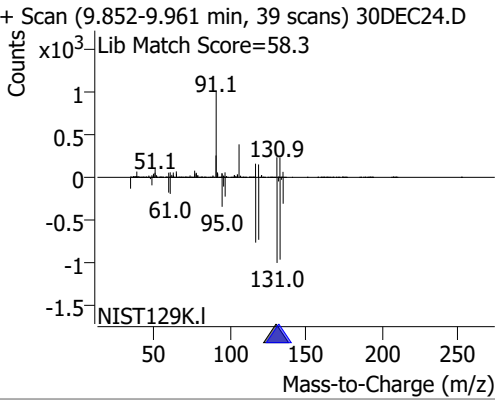
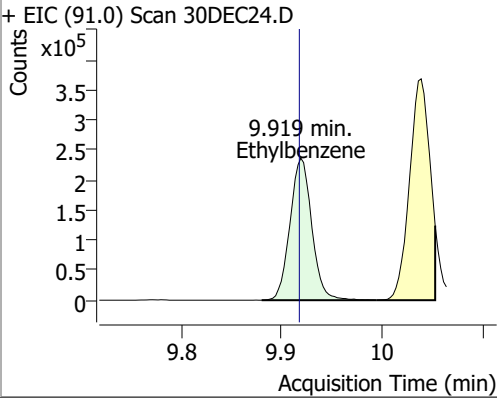
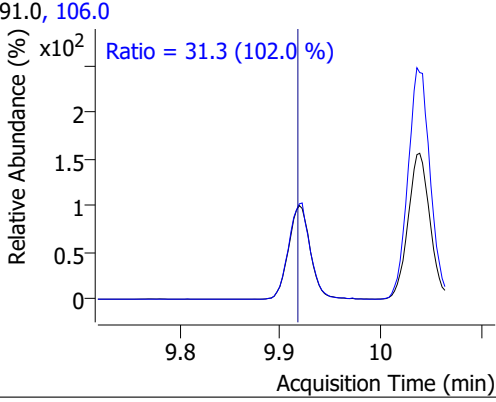
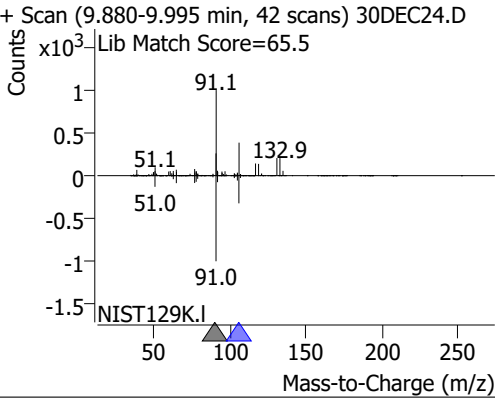
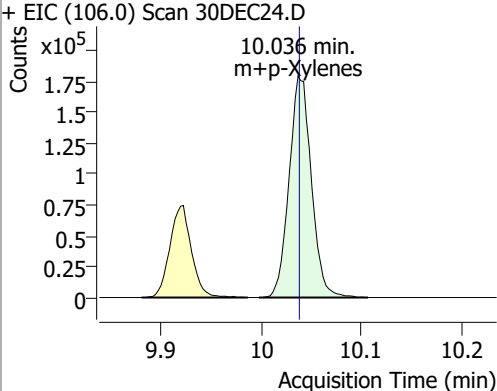
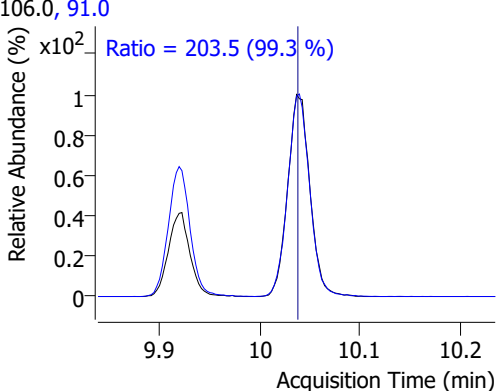
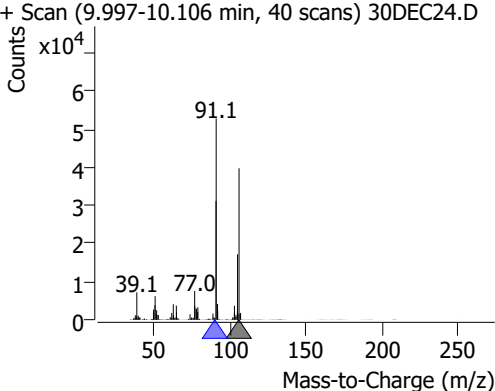
Compound	Conc.	RT	Dev(Min)	Resp.	QIon	QRatio	Lower	Upper
Chlorodibromomethane	131.6653	9.20	0.00	57402	127.0	72.8	45.3	105.3



Compound	Conc.	RT	Dev(Min)	Resp.	QIon	QRatio	Lower	Upper
1,2-Dibromoethane	126.4156	9.30	0.00	39691	109.0	95.2	67.2	127.2

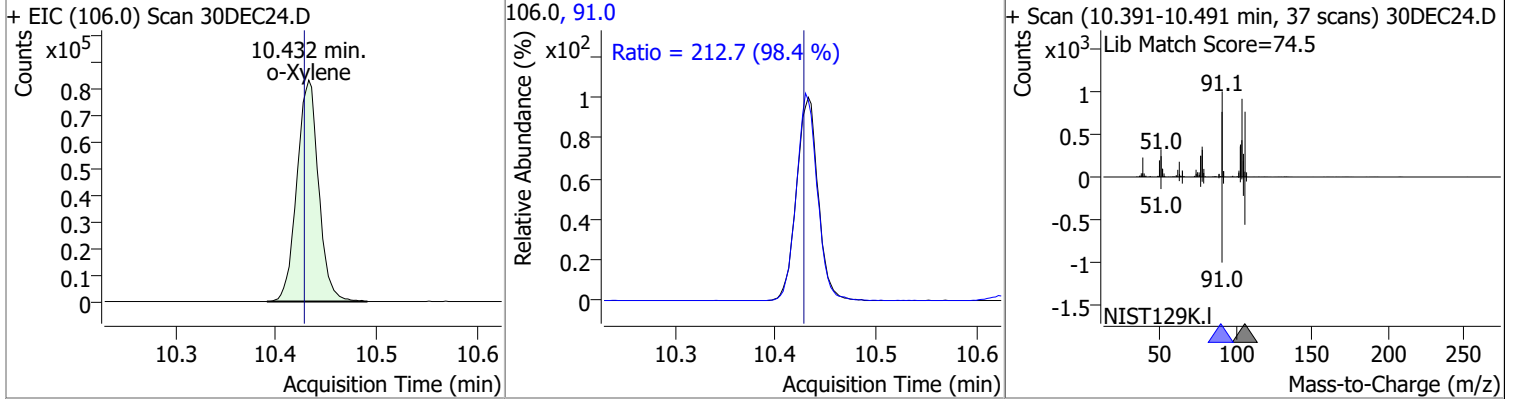


Quantitation Results Report (QT Reviewed)

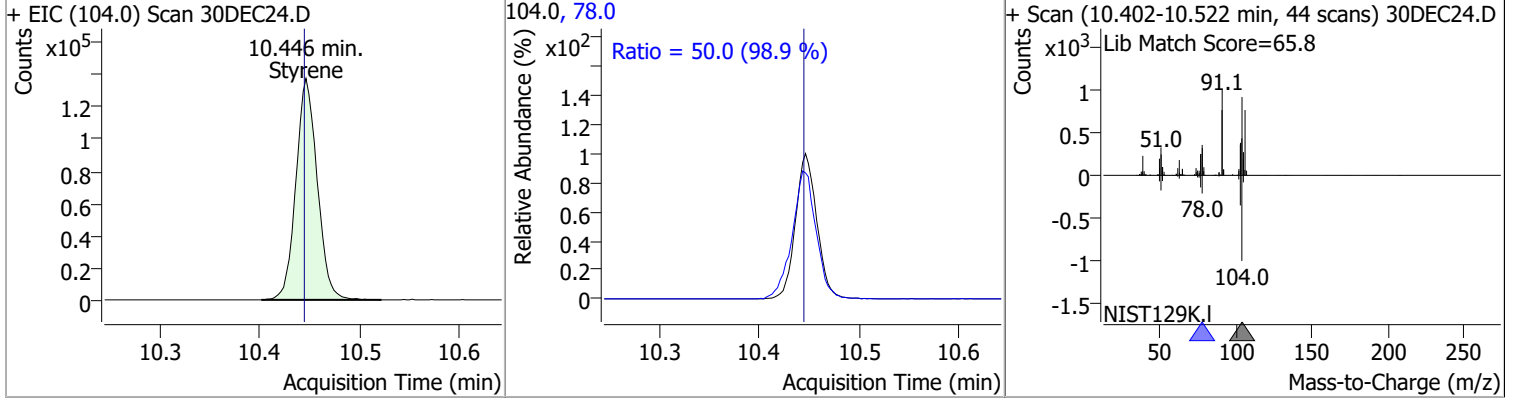
Compound	Conc.	RT	Dev(Min)	Resp.	QIon	QRatio	Lower	Upper
Chlorobenzene	129.0089	9.80	0.00	206728	114.0	31.8	2.3	62.3
+ EIC (112.0) Scan 30DEC24.D			112.0, 114.0			+ Scan (9.760-9.877 min, 43 scans) 30DEC24.D		
								
1,1,1,2-Tetrachloroethane	124.4939	9.89	0.00	67860	133.0	97.9	65.7	125.7
+ EIC (131.0) Scan 30DEC24.D			131.0, 133.0			+ Scan (9.852-9.961 min, 39 scans) 30DEC24.D		
								
Ethylbenzene	124.8190	9.92	0.00	356144	106.0	31.3	0.7	60.7
+ EIC (91.0) Scan 30DEC24.D			91.0, 106.0			+ Scan (9.880-9.995 min, 42 scans) 30DEC24.D		
								
m+p-Xylenes	254.0415	10.04	0.00	276381	91.0	203.5	175.0	235.0
+ EIC (106.0) Scan 30DEC24.D			106.0, 91.0			+ Scan (9.997-10.106 min, 40 scans) 30DEC24.D		
								

Quantitation Results Report (QT Reviewed)

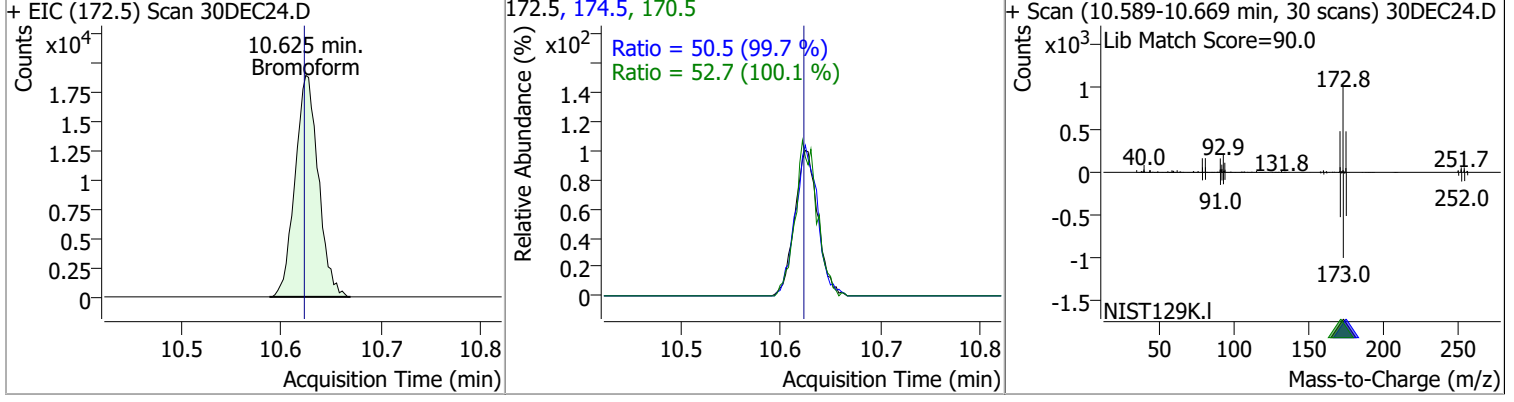
Compound	Conc.	RT	Dev(Min)	Resp.	QIon	QRatio	Lower	Upper
o-Xylene	132.0171	10.43	0.00	125325	91.0	212.7	186.1	246.1



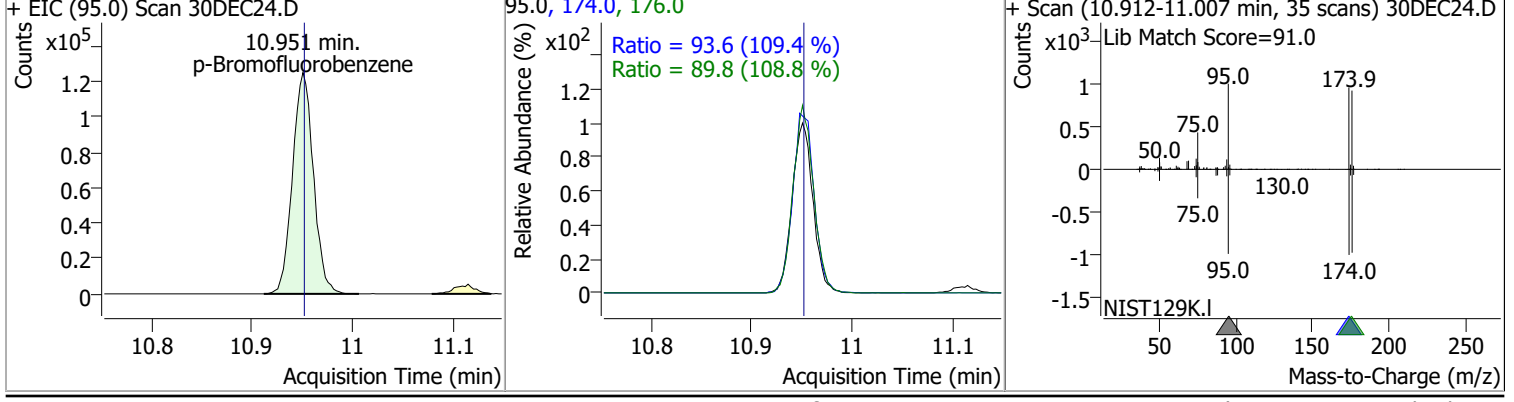
Compound	Conc.	RT	Dev(Min)	Resp.	QIon	QRatio	Lower	Upper
Styrene	131.7323	10.45	0.00	203657	78.0	50.0	20.6	80.6



Compound	Conc.	RT	Dev(Min)	Resp.	QIon	QRatio	Lower	Upper
Bromoform	131.9075	10.62	0.00	30490	170.5	52.7	22.7	82.7
					174.5	50.5	20.7	80.7

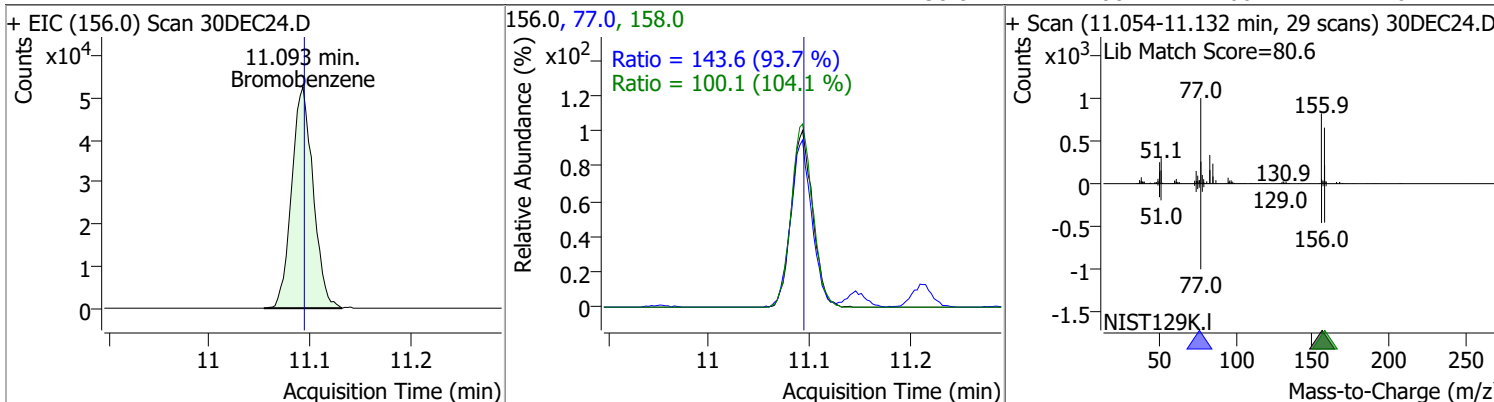


Compound	Conc.	RT	Dev(Min)	Resp.	QIon	QRatio	Lower	Upper
p-Bromofluorobenzene	256.9342	10.95	0.00	181034	174.0	93.6	55.5	115.5
					176.0	89.8	52.5	112.5

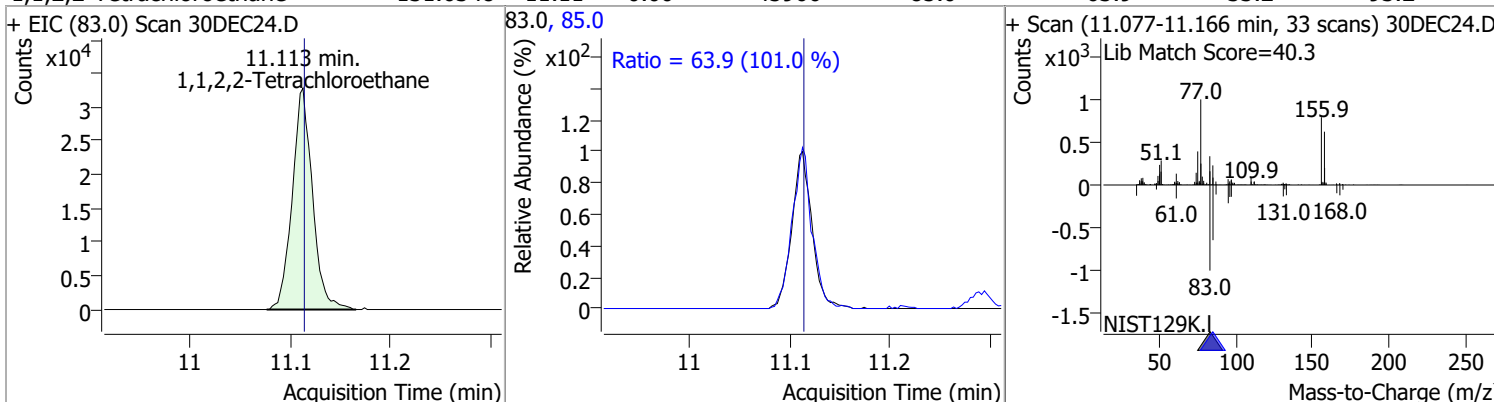


Quantitation Results Report (QT Reviewed)

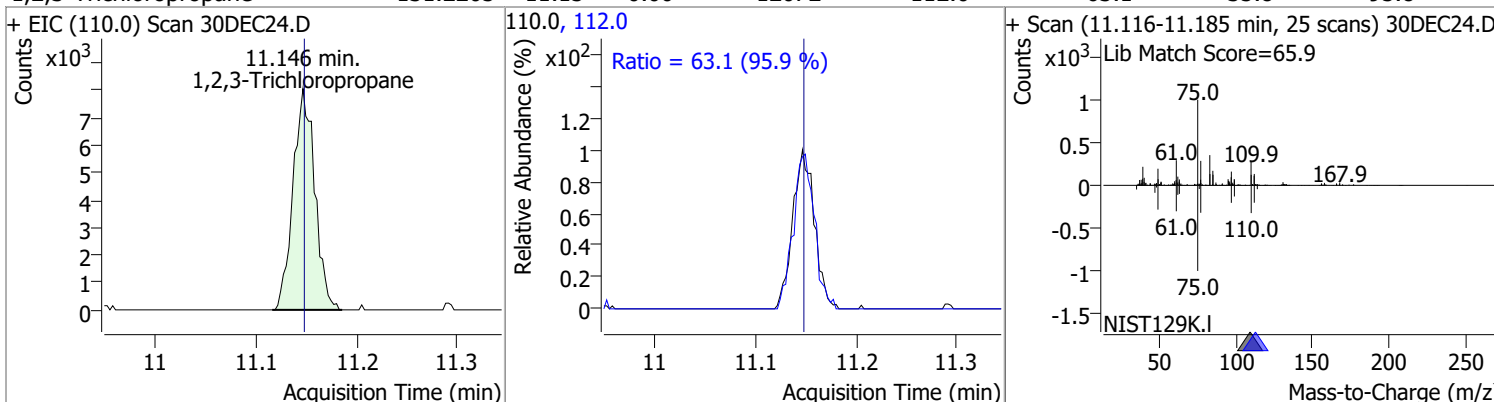
Compound	Conc.	RT	Dev(Min)	Resp.	QIon	QRatio	Lower	Upper
Bromobenzene	127.8730	11.09	0.00	77948	77.0	143.6	123.2	183.2
					158.0	100.1	66.2	126.2



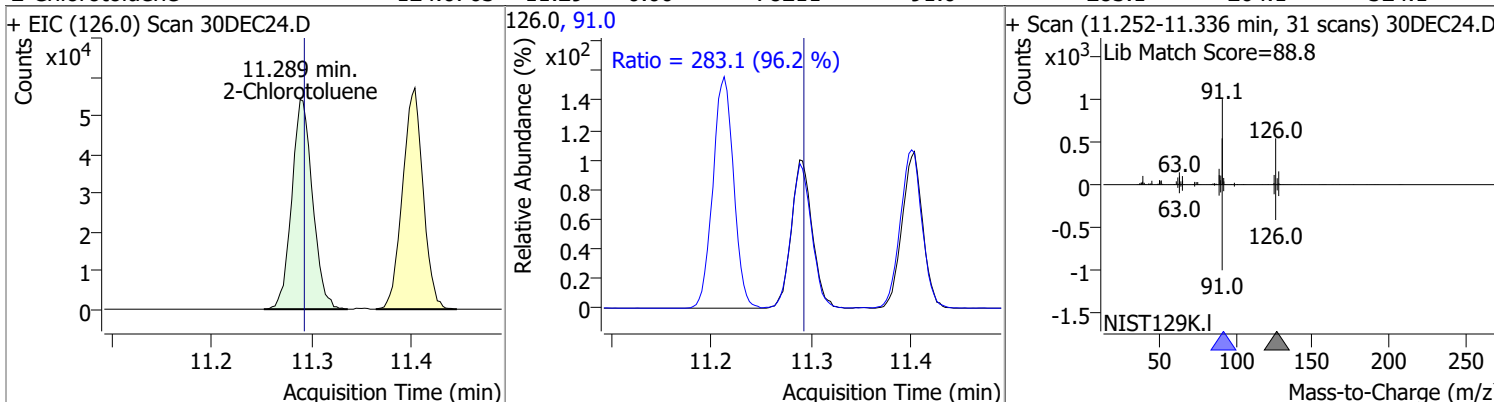
Compound	Conc.	RT	Dev(Min)	Resp.	QIon	QRatio	Lower	Upper
1,1,2,2-Tetrachloroethane	131.6348	11.11	0.00	45966	85.0	63.9	33.2	93.2



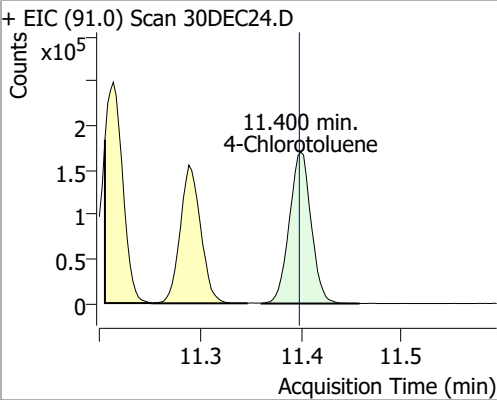
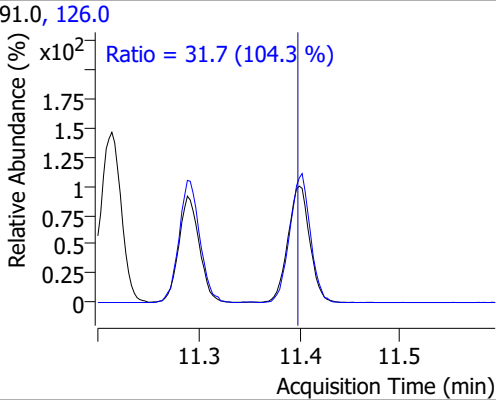
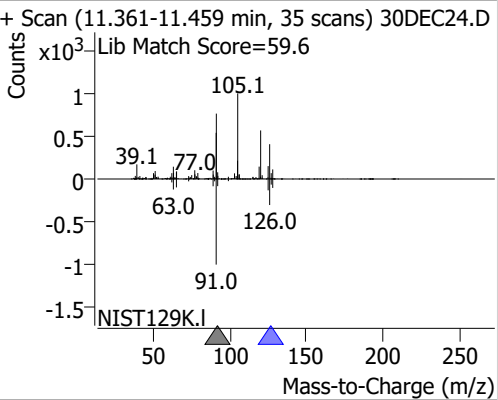
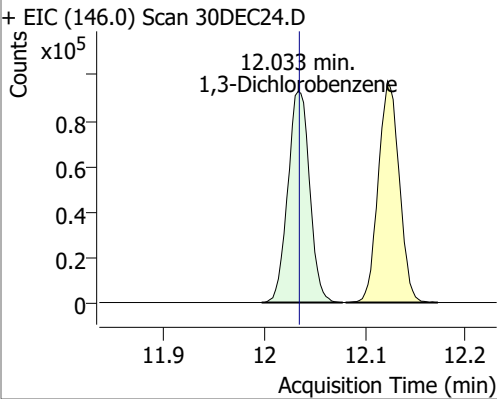
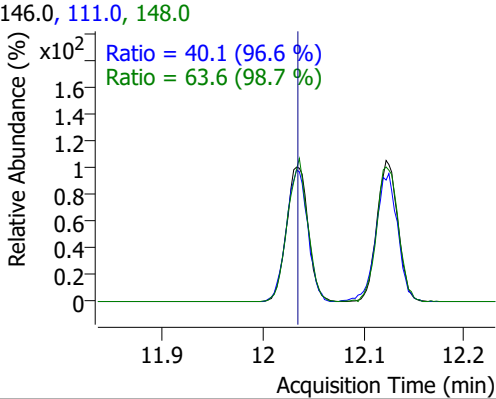
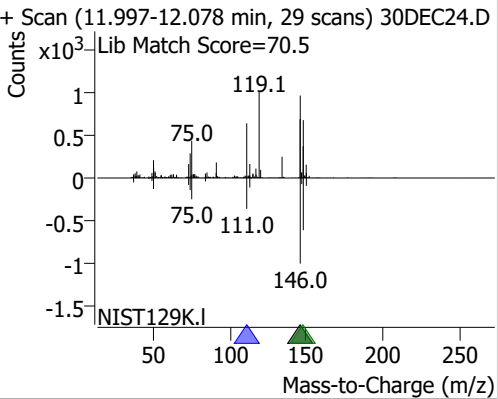
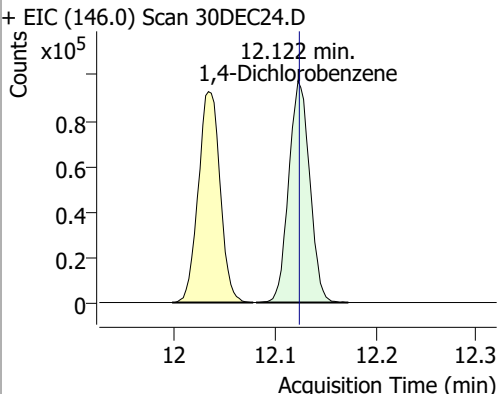
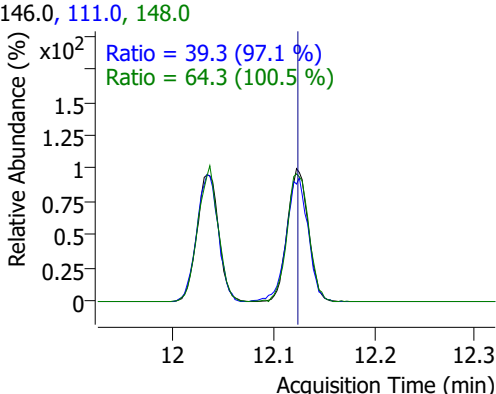
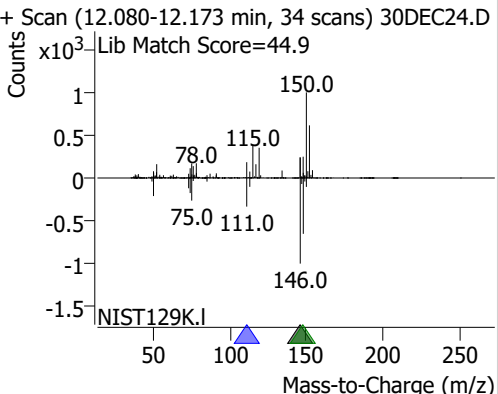
Compound	Conc.	RT	Dev(Min)	Resp.	QIon	QRatio	Lower	Upper
1,2,3-Trichloropropane	131.2205	11.15	0.00	12072	112.0	63.1	35.8	95.8



Compound	Conc.	RT	Dev(Min)	Resp.	QIon	QRatio	Lower	Upper
2-Chlorotoluene	124.0763	11.29	0.00	78211	91.0	283.1	264.1	324.1

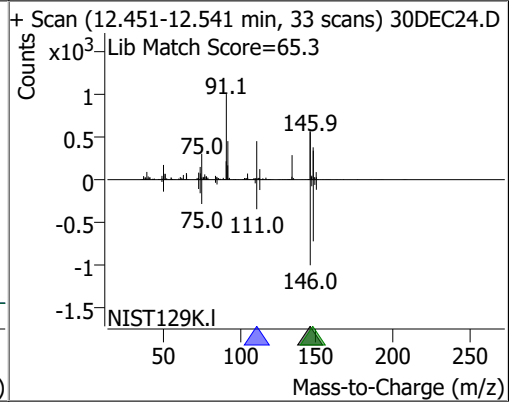
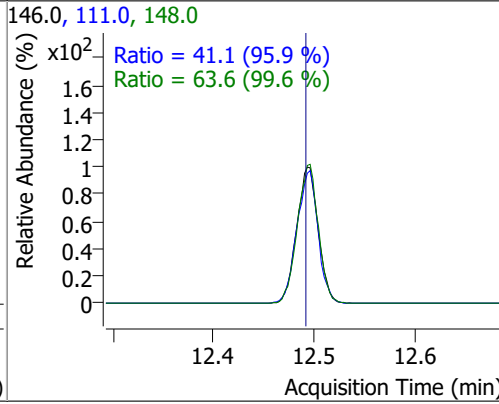
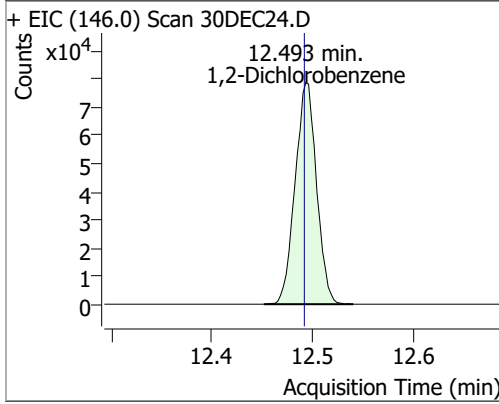


Quantitation Results Report (QT Reviewed)

Compound	Conc.	RT	Dev(Min)	Resp.	QIon	QRatio	Lower	Upper
4-Chlorotoluene	126.2492	11.40	0.00	257055	126.0	31.7	0.4	60.4
+ EIC (91.0) Scan 30DEC24.D 			91.0, 126.0 			+ Scan (11.361-11.459 min, 35 scans) 30DEC24.D Lib Match Score=59.6 		
1,3-Dichlorobenzene	125.7286	12.03	0.00	140111	148.0	63.6	34.5	94.5
+ EIC (146.0) Scan 30DEC24.D 			146.0, 111.0, 148.0 			+ Scan (11.997-12.078 min, 29 scans) 30DEC24.D Lib Match Score=70.5 		
1,4-Dichlorobenzene	122.8152	12.12	0.00	141391	148.0	64.3	34.0	94.0
+ EIC (146.0) Scan 30DEC24.D 			146.0, 111.0, 148.0 			+ Scan (12.080-12.173 min, 34 scans) 30DEC24.D Lib Match Score=44.9 		

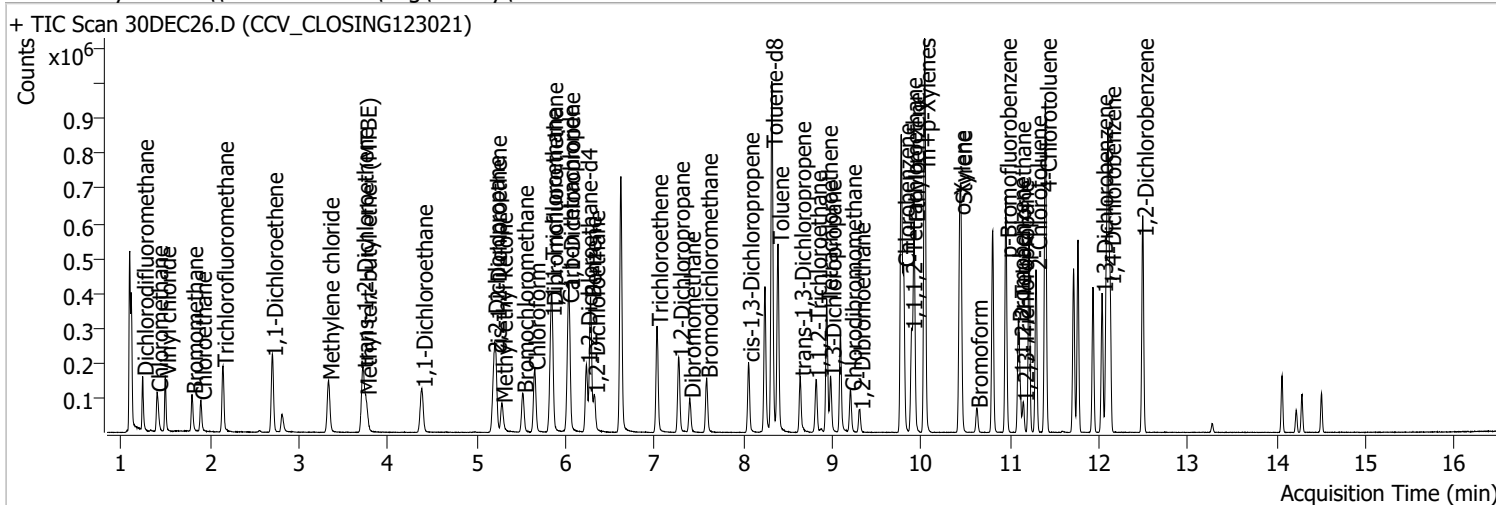
Quantitation Results Report (QT Reviewed)

Compound	Conc.	RT	Dev(Min)	Resp.	QIon	QRatio	Lower	Upper
1,2-Dichlorobenzene	123.7754	12.49	0.00	116732	148.0	63.6	33.8	93.8
					111.0	41.1	12.8	72.8



Quantitation Results Report (QT Reviewed)

Data File	30DEC26.D	Operator	SBD
Acq. Method	5975CACQF.M	Acq. Date-Time	12/30/2021 9:53:34 PM
Sample Name	CCV_CLOSING123021	Instrument	VOA5975C
Vial	26	Multiplier	1.00
DA Method File	VOA5975C_8260B_SHT_DoD_L4_120721.m	Comment	
Tune File	BFB_Atune3.u	Tune Date	10/11/2021 4:02:00 PM
Batch Name	VG123021_8260B_624pt1.batch.bin	Last Calib Update	1/20/2022 10:22:06 AM
Ref Library	\\MASSHUNTER\Org\Library\NIST129K.I		



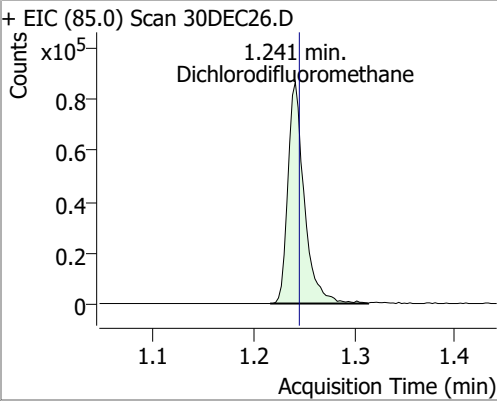
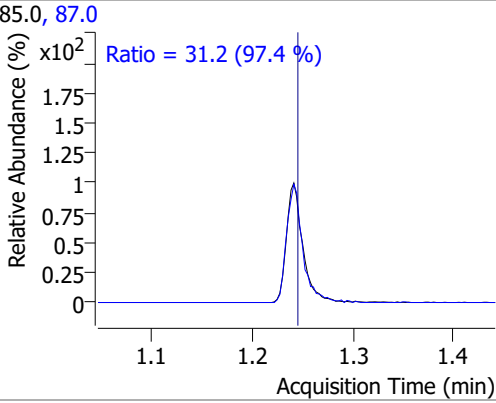
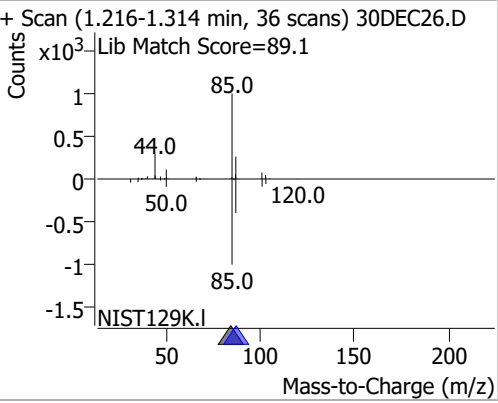
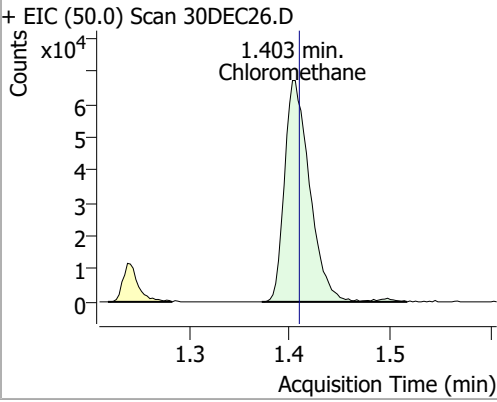
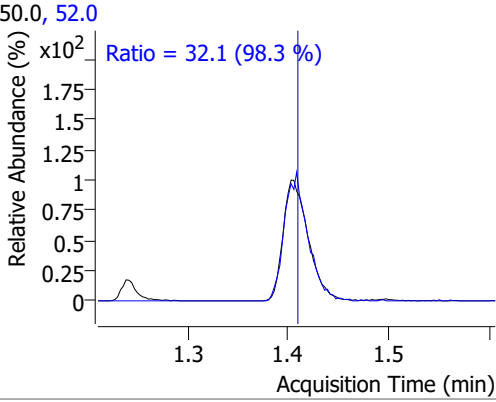
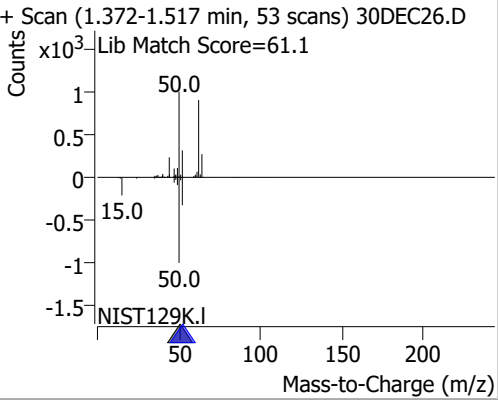
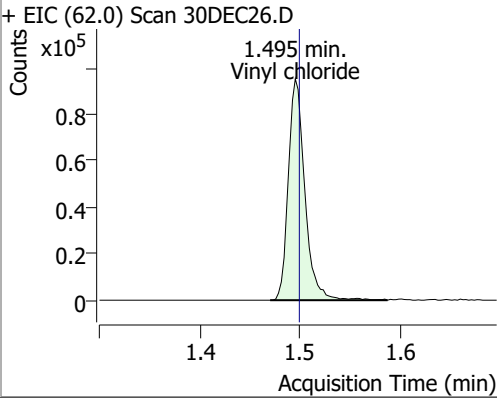
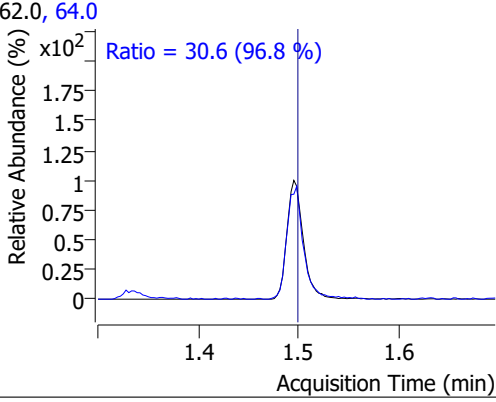
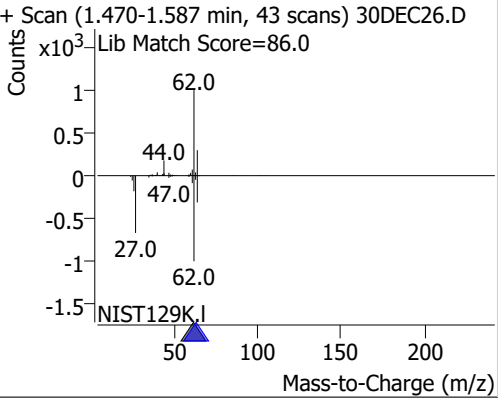
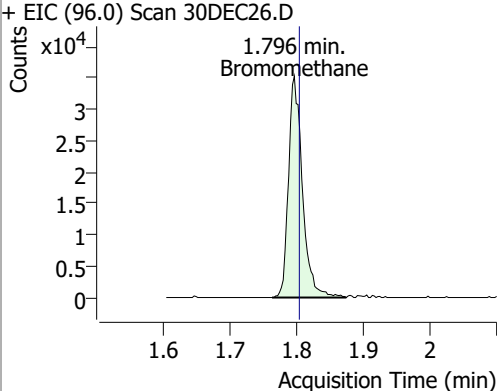
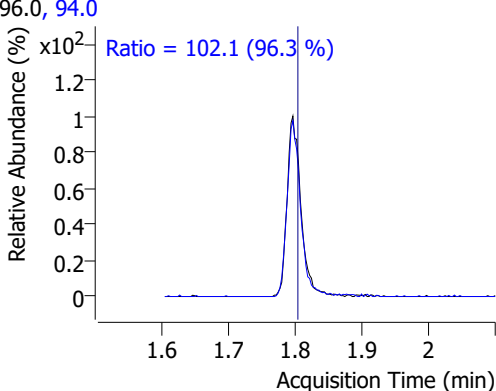
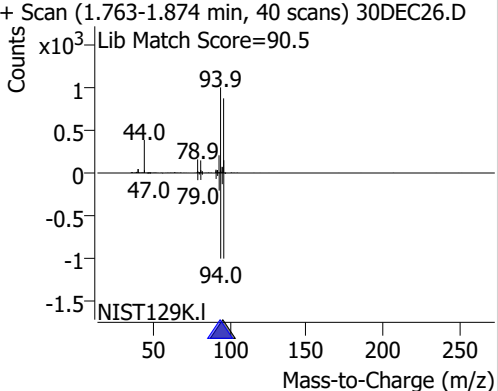
Compound	RT	QIon	Resp.	Conc.	Units	Dev(Min)
Internal Standards						
M Fluorobenzene	6.621	96.0	618208	250.0000	ng	0.000
M Chlorobenzene-d5	9.772	82.0	234796	250.0000	ng	-0.003
M 1,4-Dichlorobenzene-d4	12.100	152.0	197259	250.0000	ng	0.000
System Monitoring Compounds						
S Dibromofluoromethane	5.848	113.0	154238	254.5664	ng	-0.003
Spiked Amount: 250.000	Range: 80.0 - 119.0%			Recovery = 101.83%		
S 1,2-Dichloroethane-d4	6.233	67.0	66453	240.3323	ng	0.003
Spiked Amount: 250.000	Range: 81.0 - 118.0%			Recovery = 96.13%		
S Toluene-d8	8.319	98.0	617617	261.6729	ng	0.000
Spiked Amount: 250.000	Range: 89.0 - 112.0%			Recovery = 104.67%		
S p-Bromofluorobenzene	10.951	95.0	190037	251.7714	ng	0.000
Spiked Amount: 250.000	Range: 85.0 - 114.0%			Recovery = 100.71%		
Target Compounds						
T Dichlorodifluoromethane	1.241	85.0	98608	111.5569	ng	99
T Chloromethane	1.403	50.0	118191	117.4349	ng	99
T Vinyl chloride	1.495	62.0	109155	115.2797	ng	98
T Bromomethane	1.796	96.0	51443	136.4989	ng	96
T Chloroethane	1.897	64.0	58790	112.3901	ng	97
T Trichlorofluoromethane	2.142	101.0	133327	107.8224	ng	98
T 1,1-Dichloroethene	2.697	96.0	78668	122.9390	ng	97
T Methylene chloride	3.333	49.0	107529	118.6900	ng	97
T trans-1,2-Dichloroethene	3.715	96.0	79154	123.8141	ng	97
T Methyl tert-butyl ether (MTBE)	3.751	73.0	99363	121.3559	ng	97
T 1,1-Dichloroethane	4.381	63.0	154266	127.2869	ng	99
T 2,2-Dichloropropane	5.193	77.0	108294	122.0422	ng	91
T cis-1,2-Dichloroethene	5.215	96.0	80894	122.0207	ng	99
T Methyl ethyl ketone	5.282	43.0	111190	1261.6378	ng	99
T Bromochloromethane	5.516	128.0	32579	130.5405	ng	99
T Chloroform	5.650	83.0	142559	119.2181	ng	97

Quantitation Results Report (QT Reviewed)

Compound	RT	QIon	Resp.	Conc.	Units	Dev(Min)
T 1,1,1-Trichloroethane	5.831	97.0	142226	126.0601	ng	96
T Carbon tetrachloride	6.027	117.0	138805	125.3842	ng	100
T 1,1-Dichloropropene	6.038	75.0	122241	122.9230	ng	99
T Benzene	6.278	78.0	312741	124.3448	ng	99
T 1,2-Dichloroethane	6.319	62.0	79292	120.6179	ng	99
T Trichloroethene	7.028	95.0	93310	125.3328	ng	99
T 1,2-Dichloropropane	7.273	63.0	78786	125.6091	ng	98
T Dibromomethane	7.396	93.0	32396	125.8159	ng	100
T Bromodichloromethane	7.585	83.0	89268	122.3898	ng	98
T cis-1,3-Dichloropropene	8.057	75.0	98914	122.1016	ng	99
T Toluene	8.389	92.0	201680	129.9693	ng	100
T trans-1,3-Dichloropropene	8.637	75.0	74327	128.2363	ng	99
T 1,1,2-Trichloroethane	8.815	83.0	37897	125.5247	ng	99
T Tetrachloroethene	8.938	163.8	82498	134.1627	ng	97
T 1,3-Dichloropropane	8.980	76.0	75256	124.9693	ng	98
T Chlorodibromomethane	9.206	129.0	58517	128.3965	ng	97
T 1,2-Dibromoethane	9.306	107.0	41739	127.1679	ng	94
T Chlorobenzene	9.802	112.0	213535	127.4724	ng	99
T 1,1,1,2-Tetrachloroethane	9.889	131.0	72899	127.9330	ng	96
T Ethylbenzene	9.920	91.0	379135	127.1088	ng	98
T m+p-Xylenes	10.037	106.0	301791	265.3564	ng	98
T o-Xylene	10.430	106.0	133647	134.6723	ng	97
T Styrene	10.447	104.0	218384	135.1265	ng	100
T Bromoform	10.625	172.5	31594	127.5919	ng	98
T Bromobenzene	11.091	156.0	83615	128.0456	ng	93
T 1,1,2,2-Tetrachloroethane	11.110	83.0	46121	123.2932	ng	99
T 1,2,3-Trichloropropane	11.147	110.0	11816	119.8946	ng	98
T 2-Chlorotoluene	11.292	126.0	84977	125.8429	ng	92
T 4-Chlorotoluene	11.400	91.0	276580	126.8031	ng	97
T 1,3-Dichlorobenzene	12.033	146.0	146416	122.6470	ng	98
T 1,4-Dichlorobenzene	12.125	146.0	150532	122.0578	ng	99
T 1,2-Dichlorobenzene	12.493	146.0	123798	122.5362	ng	98

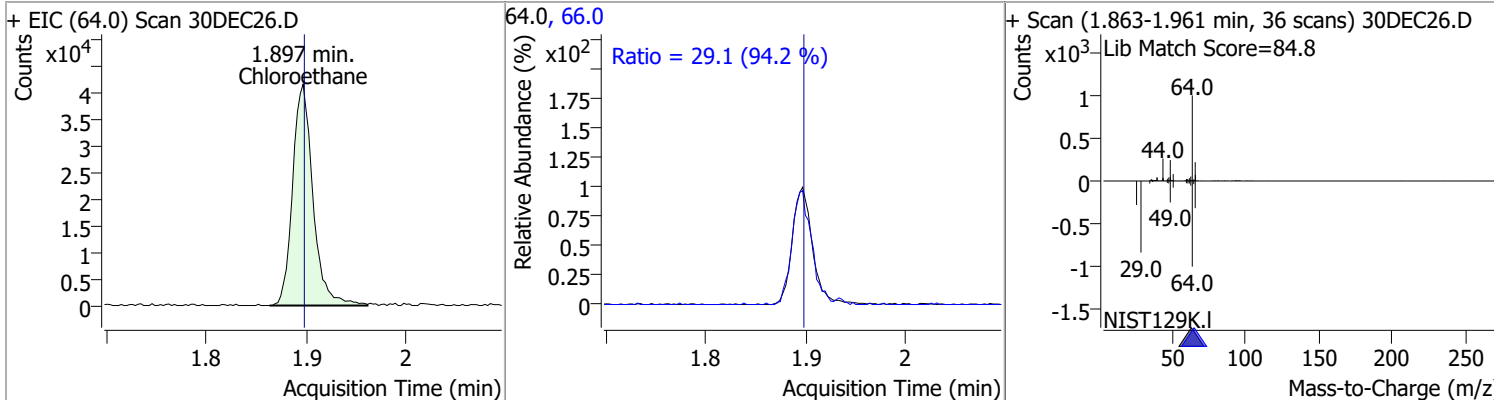
(#) = Qualifier Out of Range; (m) = Manual Integration; (+) = Area Summed; (*) = Surrogate Percent Recovery Out of Range; (d): Zeroed Peak

Quantitation Results Report (QT Reviewed)

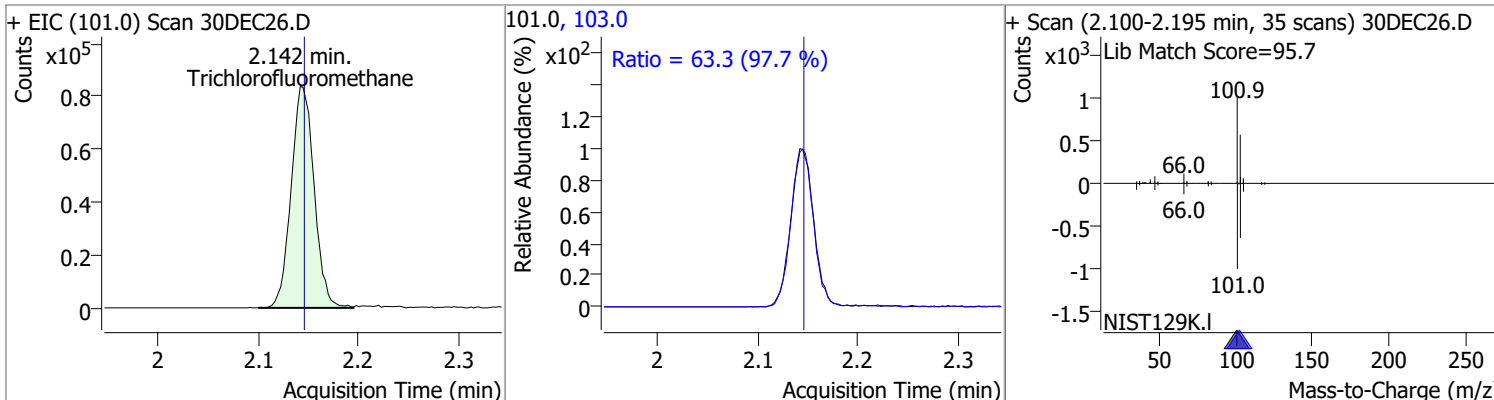
Compound	Conc.	RT	Dev(Min)	Resp.	QIon	QRatio	Lower	Upper		
Dichlorodifluoromethane	111.5569	1.24	0.00	98608	87.0	31.2	2.0	62.0		
+ EIC (85.0) Scan 30DEC26.D			85.0, 87.0			+ Scan (1.216-1.314 min, 36 scans) 30DEC26.D				
			Ratio = 31.2 (97.4 %)							
Chloromethane	117.4349	1.40	-0.01	118191	52.0	32.1	2.7	62.7		
+ EIC (50.0) Scan 30DEC26.D			50.0, 52.0			+ Scan (1.372-1.517 min, 53 scans) 30DEC26.D				
			Ratio = 32.1 (98.3 %)							
Vinyl chloride	115.2797	1.50	0.00	109155	64.0	30.6	1.6	61.6		
+ EIC (62.0) Scan 30DEC26.D			62.0, 64.0			+ Scan (1.470-1.587 min, 43 scans) 30DEC26.D				
			Ratio = 30.6 (96.8 %)							
Bromomethane	136.4989	1.80	-0.01	51443	94.0	102.1	76.0	136.0		
+ EIC (96.0) Scan 30DEC26.D			96.0, 94.0			+ Scan (1.763-1.874 min, 40 scans) 30DEC26.D				
			Ratio = 102.1 (96.3 %)							

Quantitation Results Report (QT Reviewed)

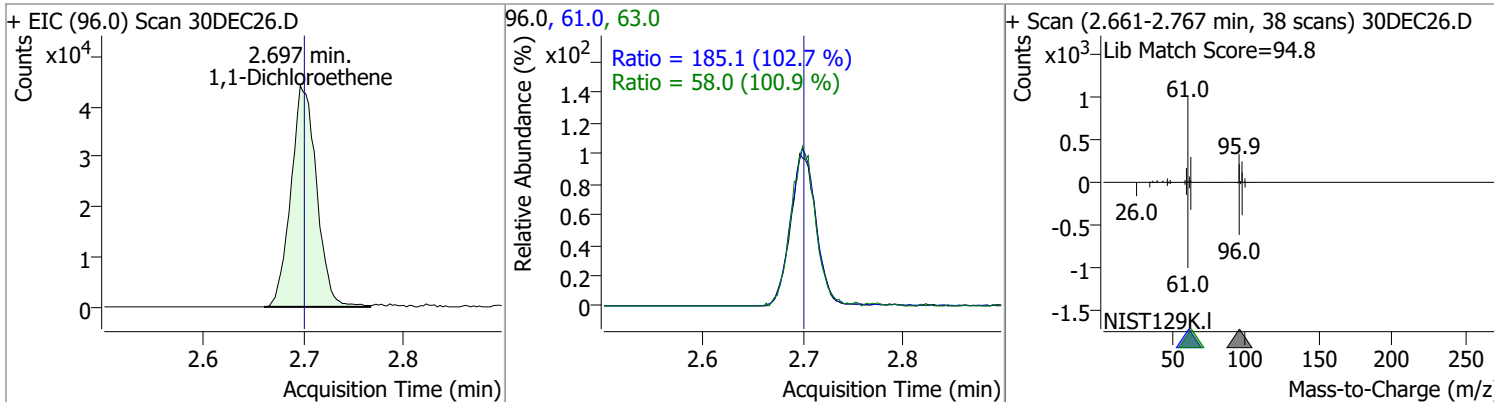
Compound	Conc.	RT	Dev(Min)	Resp.	QIon	QRatio	Lower	Upper
Chloroethane	112.3901	1.90	0.00	58790	66.0	29.1	0.8	60.8



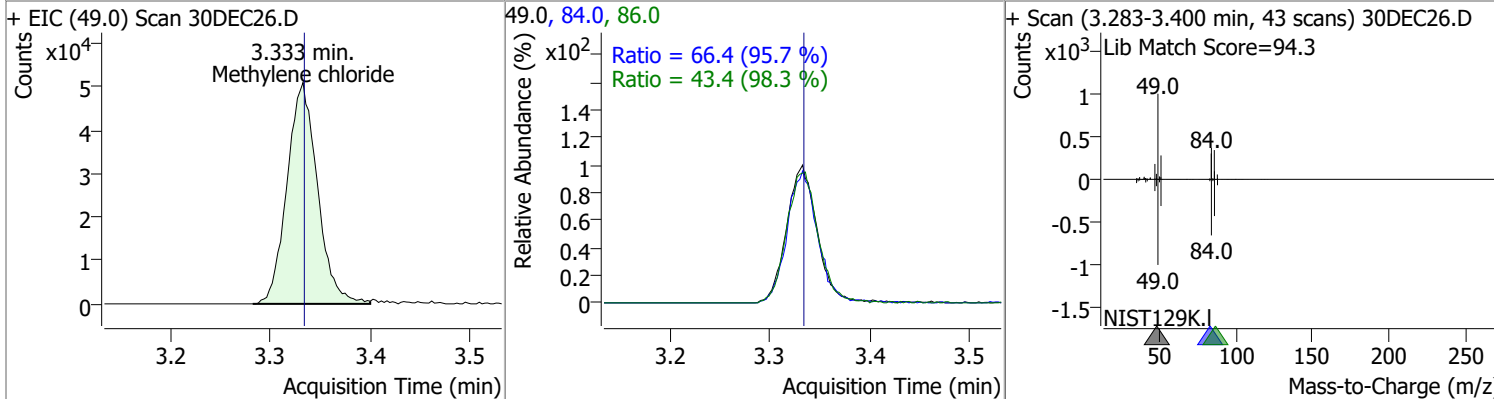
Compound	Conc.	RT	Dev(Min)	Resp.	QIon	QRatio	Lower	Upper
Trichlorofluoromethane	107.8224	2.14	0.00	133327	103.0	63.3	34.8	94.8



Compound	Conc.	RT	Dev(Min)	Resp.	QIon	QRatio	Lower	Upper
1,1-Dichloroethene	122.9390	2.70	0.00	78668	61.0	185.1	150.1	210.1
					63.0	58.0	27.5	87.5

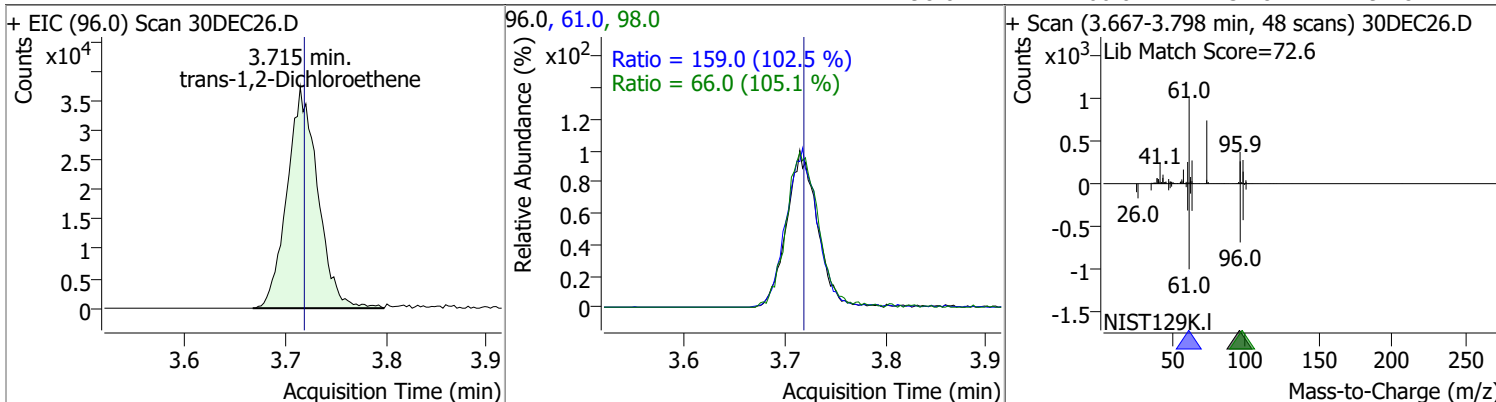


Compound	Conc.	RT	Dev(Min)	Resp.	QIon	QRatio	Lower	Upper
Methylene chloride	118.6900	3.33	0.00	107529	84.0	66.4	39.4	99.4
					86.0	43.4	14.1	74.1

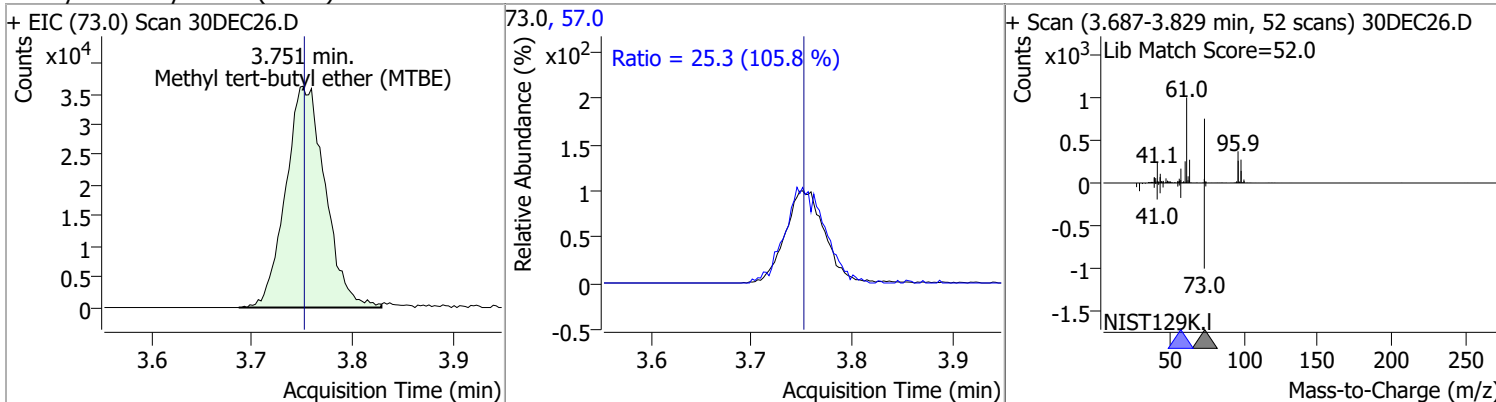


Quantitation Results Report (QT Reviewed)

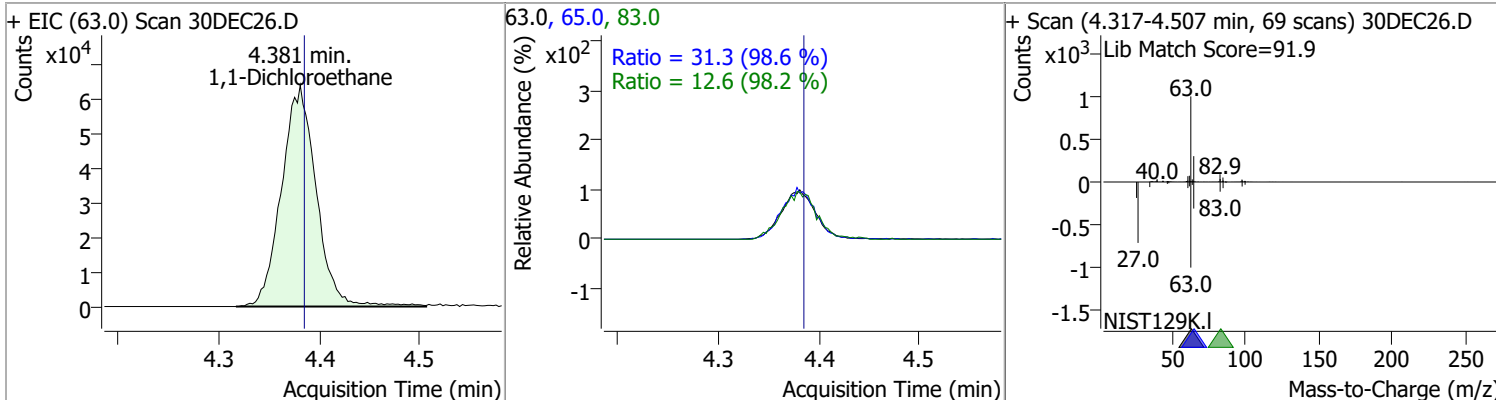
Compound	Conc.	RT	Dev(Min)	Resp.	QIon	QRatio	Lower	Upper
trans-1,2-Dichloroethene	123.8141	3.71	0.00	79154	61.0	159.0	125.1	185.1
					98.0	66.0	32.8	92.8



Compound	Conc.	RT	Dev(Min)	Resp.	QIon	QRatio	Lower	Upper
Methyl tert-butyl ether (MTBE)	121.3559	3.75	0.00	99363	57.0	25.3	0.0	53.9

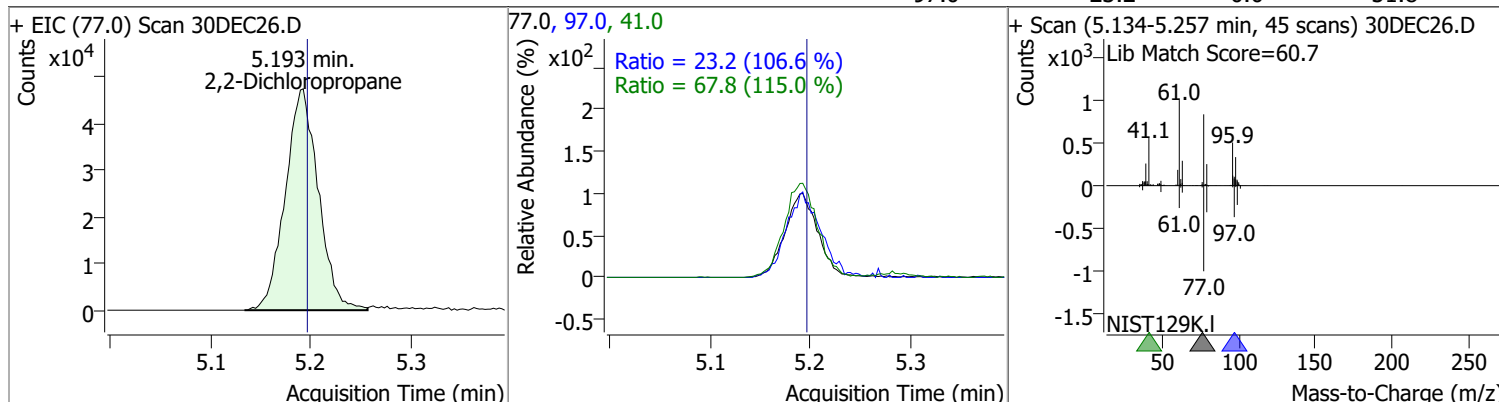


Compound	Conc.	RT	Dev(Min)	Resp.	QIon	QRatio	Lower	Upper
1,1-Dichloroethane	127.2869	4.38	0.00	154266	65.0	31.3	1.7	61.7
					83.0	12.6	0.0	42.8

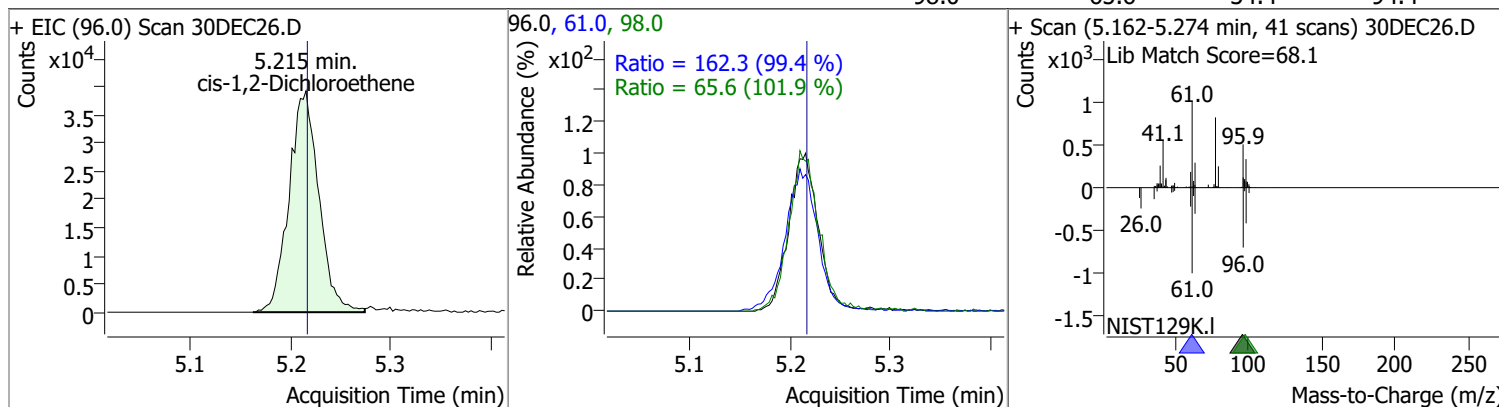


Quantitation Results Report (QT Reviewed)

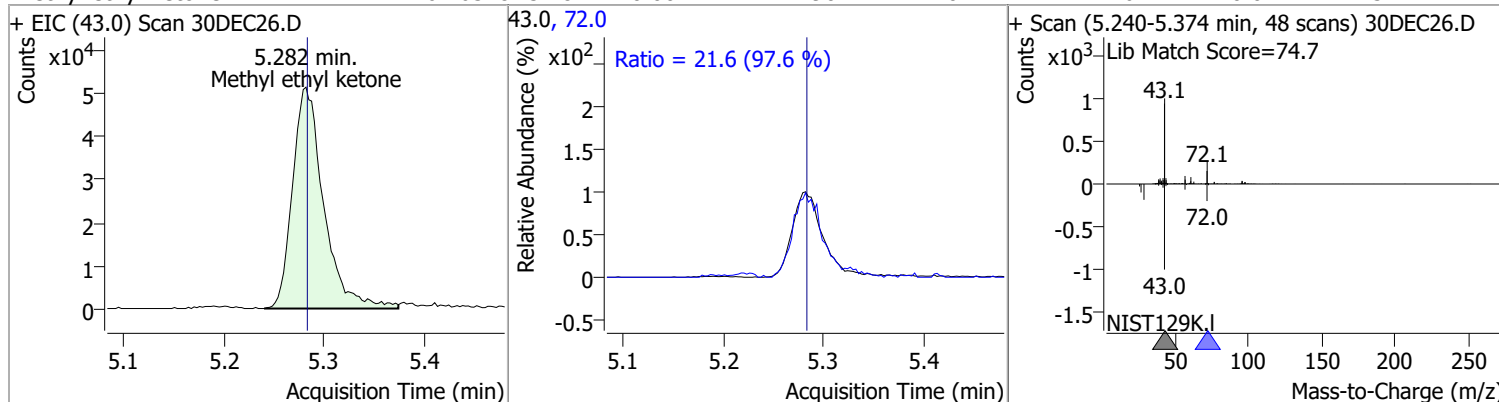
Compound	Conc.	RT	Dev(Min)	Resp.	QIon	QRatio	Lower	Upper
2,2-Dichloropropane	122.0422	5.19	0.00	108294	41.0	67.8	29.0	89.0
					97.0	23.2	0.0	51.8



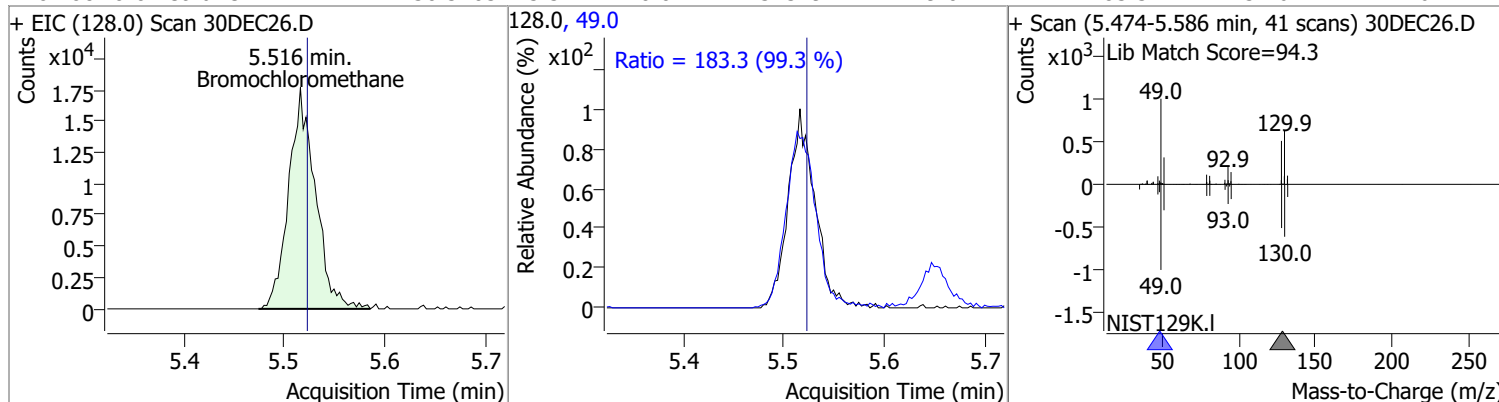
Compound	Conc.	RT	Dev(Min)	Resp.	QIon	QRatio	Lower	Upper
cis-1,2-Dichloroethene	122.0207	5.22	0.00	80894	61.0	162.3	133.3	193.3
					98.0	65.6	34.4	94.4



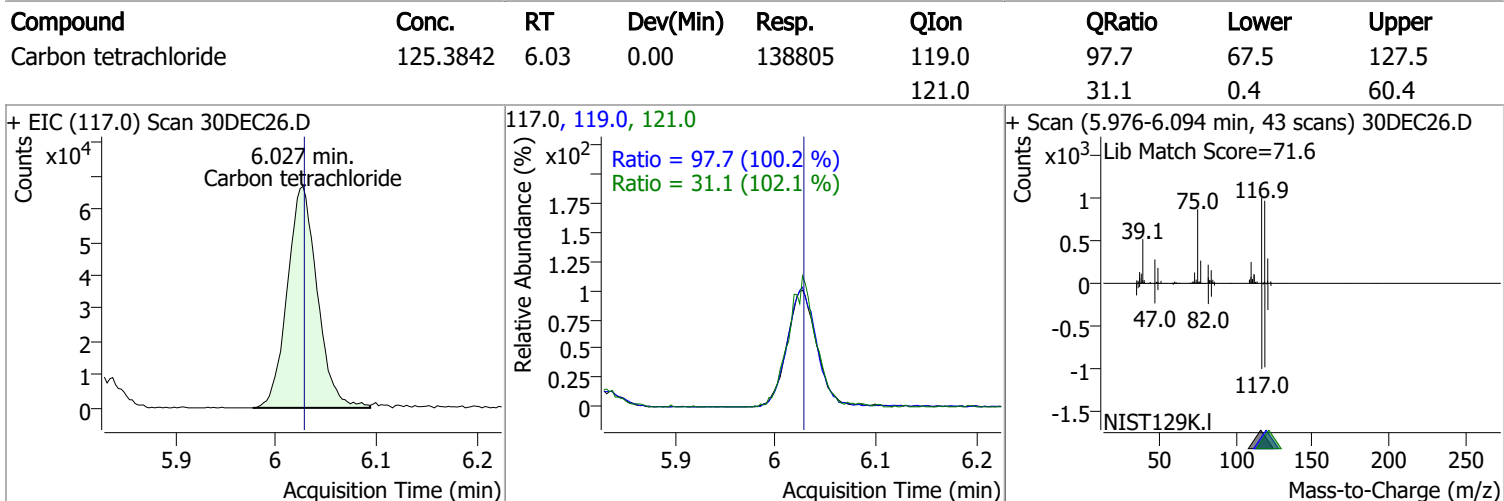
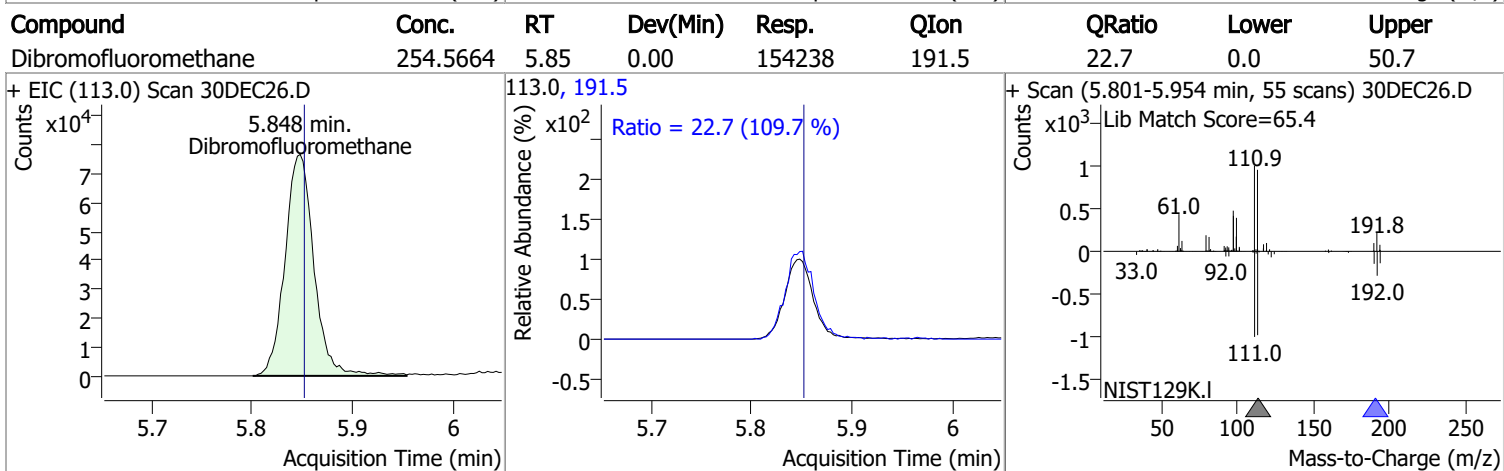
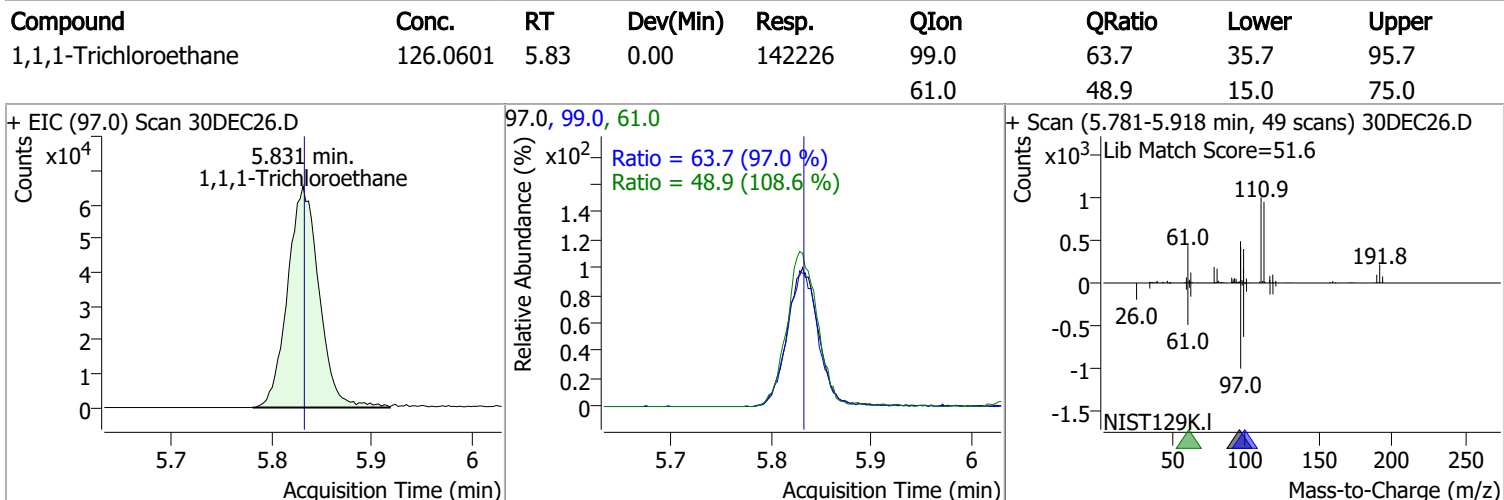
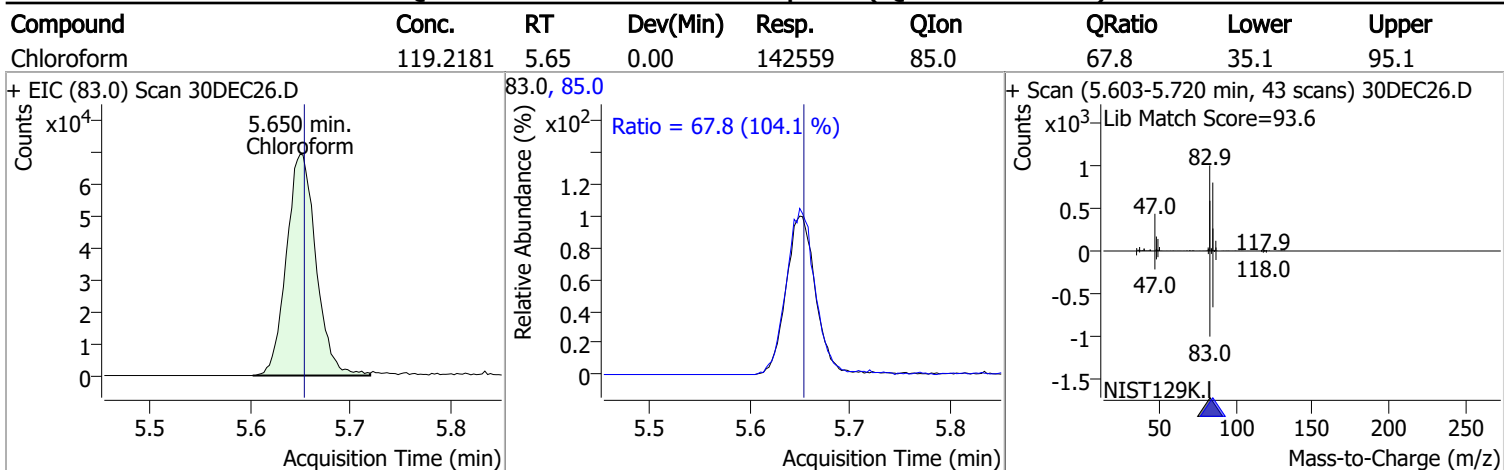
Compound	Conc.	RT	Dev(Min)	Resp.	QIon	QRatio	Lower	Upper
Methyl ethyl ketone	1261.6378	5.28	0.00	111190	72.0	21.6	0.0	52.2



Compound	Conc.	RT	Dev(Min)	Resp.	QIon	QRatio	Lower	Upper
Bromochloromethane	130.5405	5.52	-0.01	32579	49.0	183.3	154.6	214.6

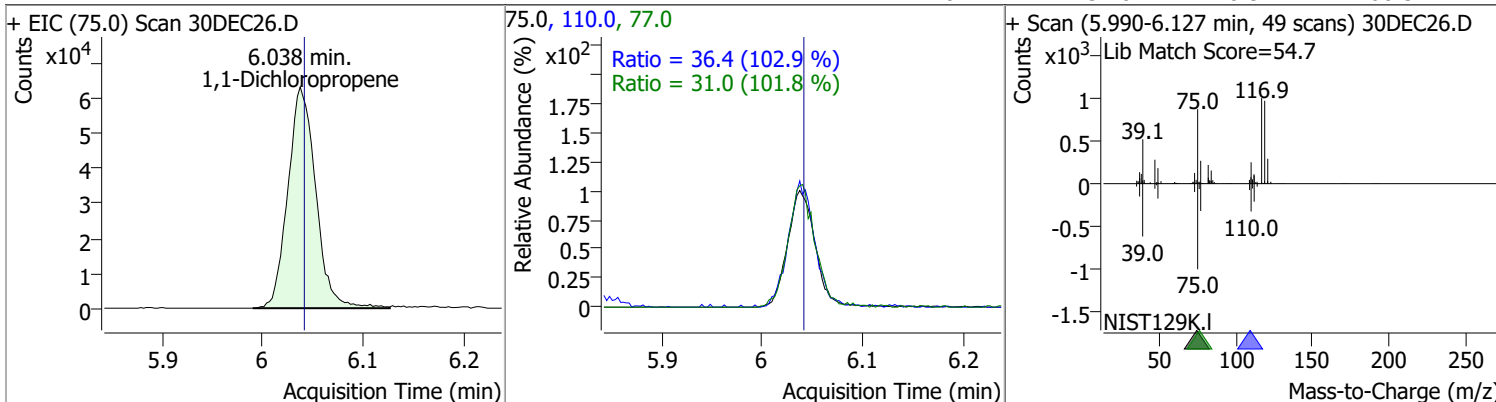


Quantitation Results Report (QT Reviewed)

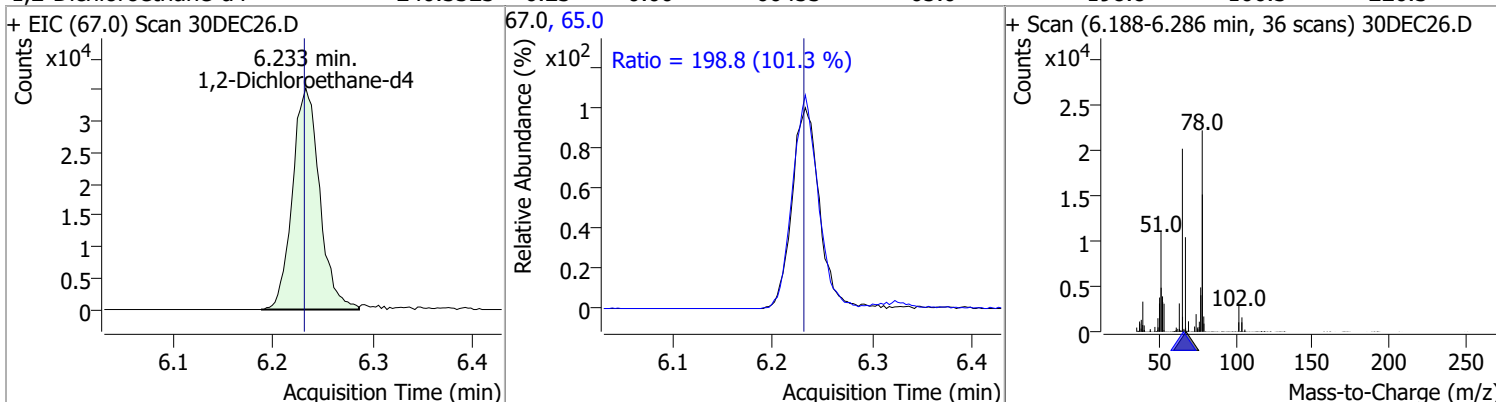


Quantitation Results Report (QT Reviewed)

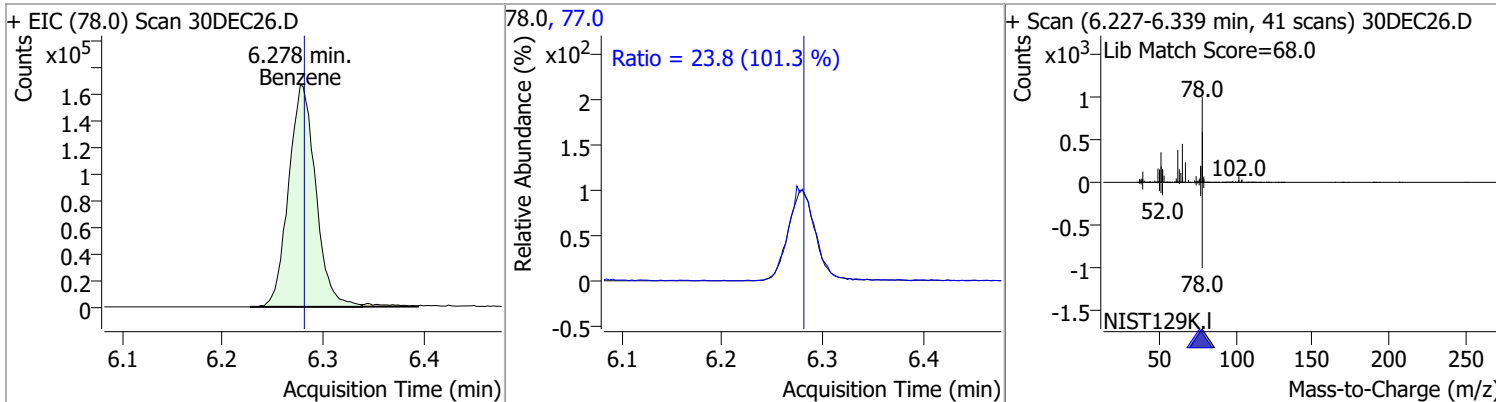
Compound	Conc.	RT	Dev(Min)	Resp.	QIon	QRatio	Lower	Upper
1,1-Dichloropropene	122.9230	6.04	0.00	122241	110.0	36.4	5.4	65.4
					77.0	31.0	0.5	60.5



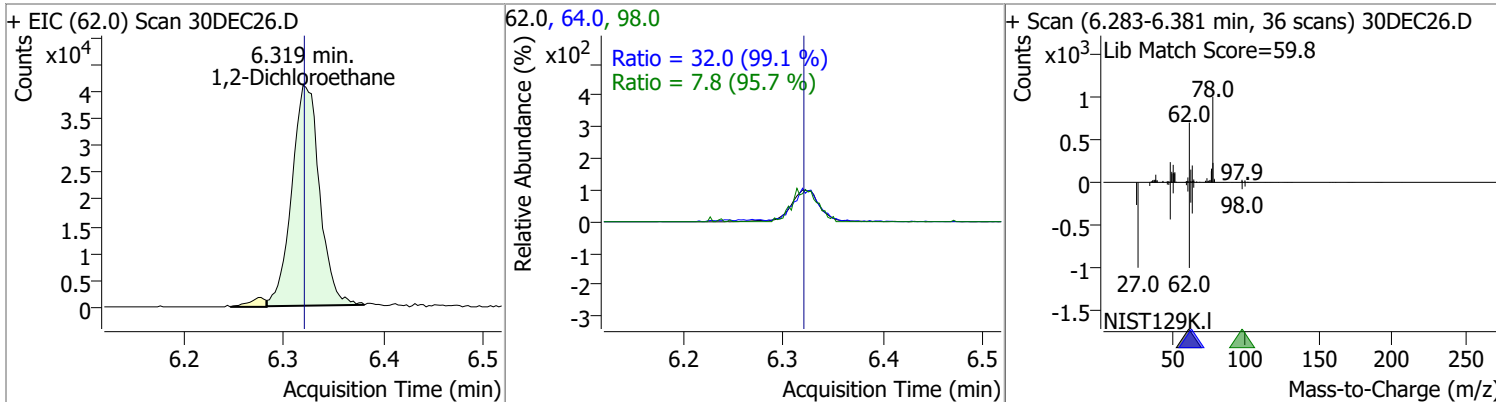
Compound	Conc.	RT	Dev(Min)	Resp.	QIon	QRatio	Lower	Upper
1,2-Dichloroethane-d4	240.3323	6.23	0.00	66453	65.0	198.8	166.3	226.3



Compound	Conc.	RT	Dev(Min)	Resp.	QIon	QRatio	Lower	Upper
Benzene	124.3448	6.28	0.00	312741	77.0	23.8	0.0	53.5

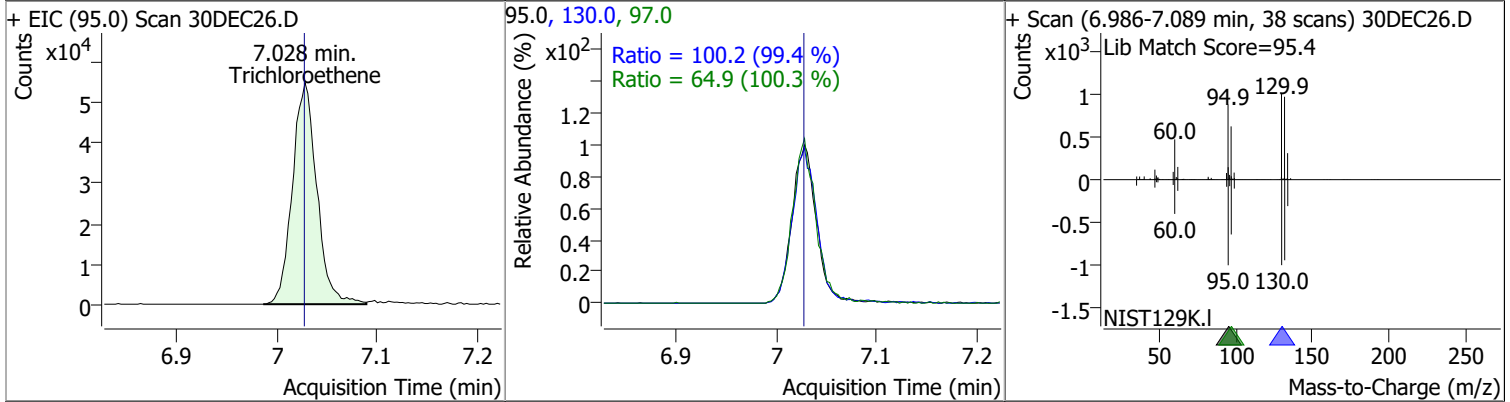


Compound	Conc.	RT	Dev(Min)	Resp.	QIon	QRatio	Lower	Upper
1,2-Dichloroethane	120.6179	6.32	0.00	79292	64.0	32.0	2.3	62.3
					98.0	7.8	0.0	38.2

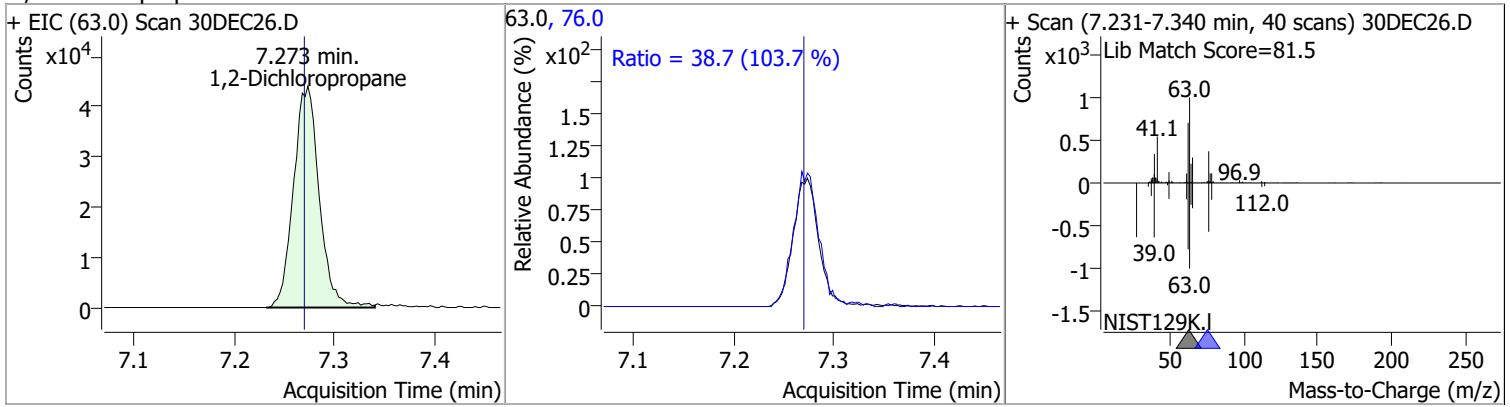


Quantitation Results Report (QT Reviewed)

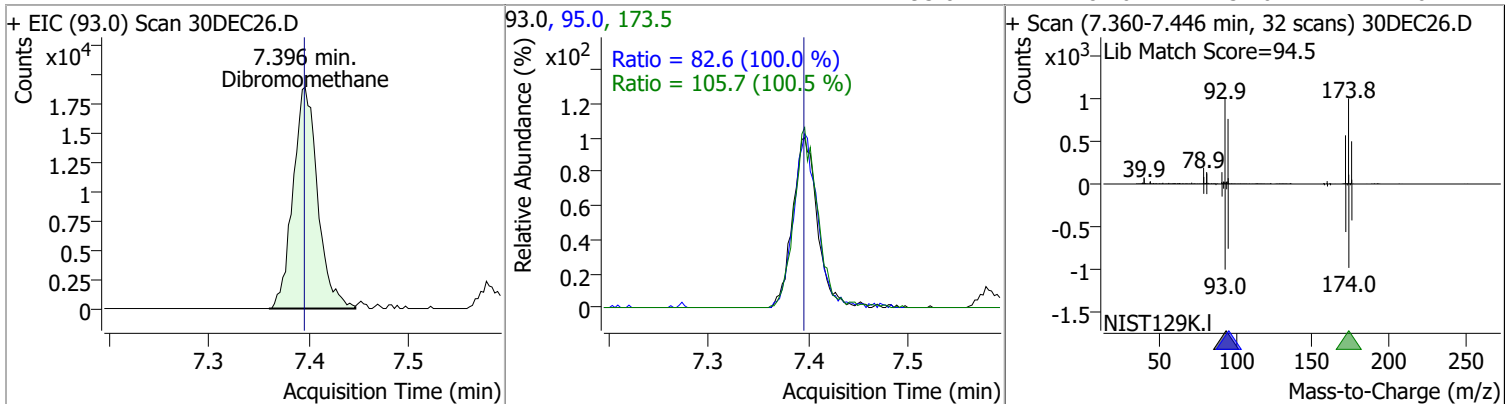
Compound	Conc.	RT	Dev(Min)	Resp.	QIon	QRatio	Lower	Upper
Trichloroethene	125.3328	7.03	0.00	93310	130.0	100.2	70.8	130.8
					97.0	64.9	34.7	94.7



Compound	Conc.	RT	Dev(Min)	Resp.	QIon	QRatio	Lower	Upper
1,2-Dichloropropane	125.6091	7.27	0.00	78786	76.0	38.7	7.3	67.3

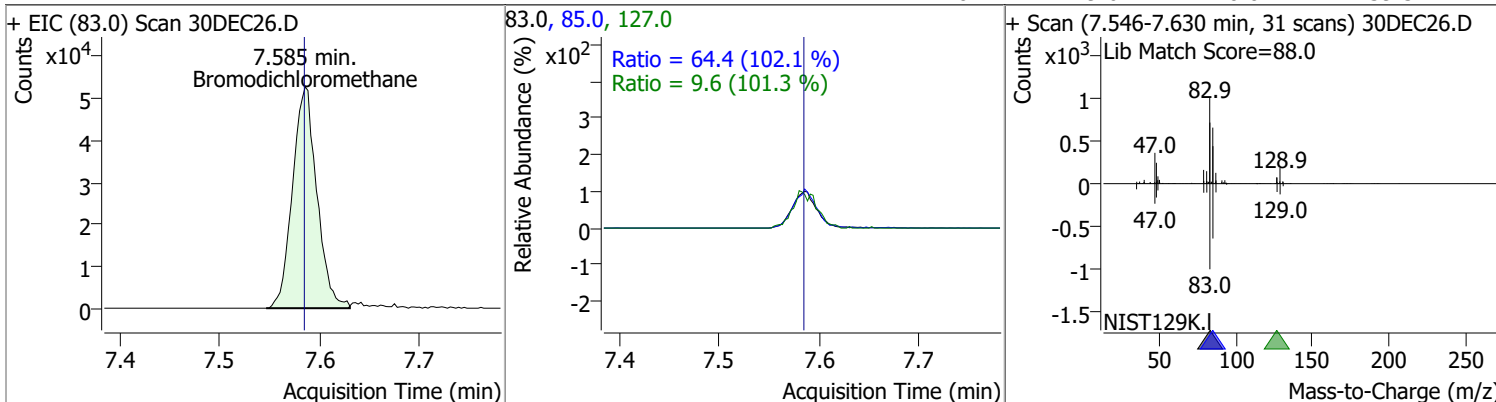


Compound	Conc.	RT	Dev(Min)	Resp.	QIon	QRatio	Lower	Upper
Dibromomethane	125.8159	7.40	0.00	32396	173.5	105.7	75.2	135.2
					95.0	82.6	52.6	112.6

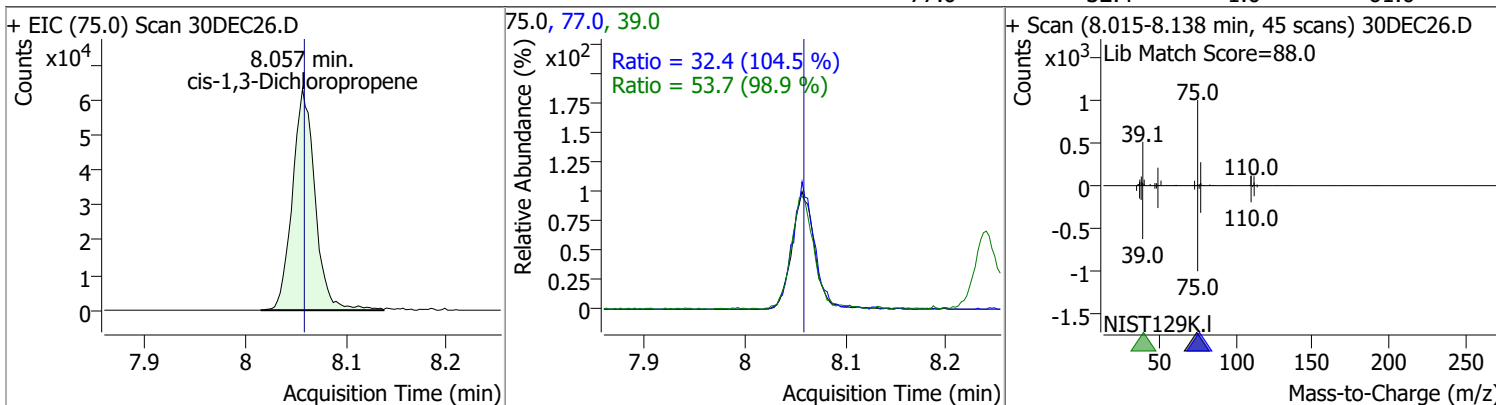


Quantitation Results Report (QT Reviewed)

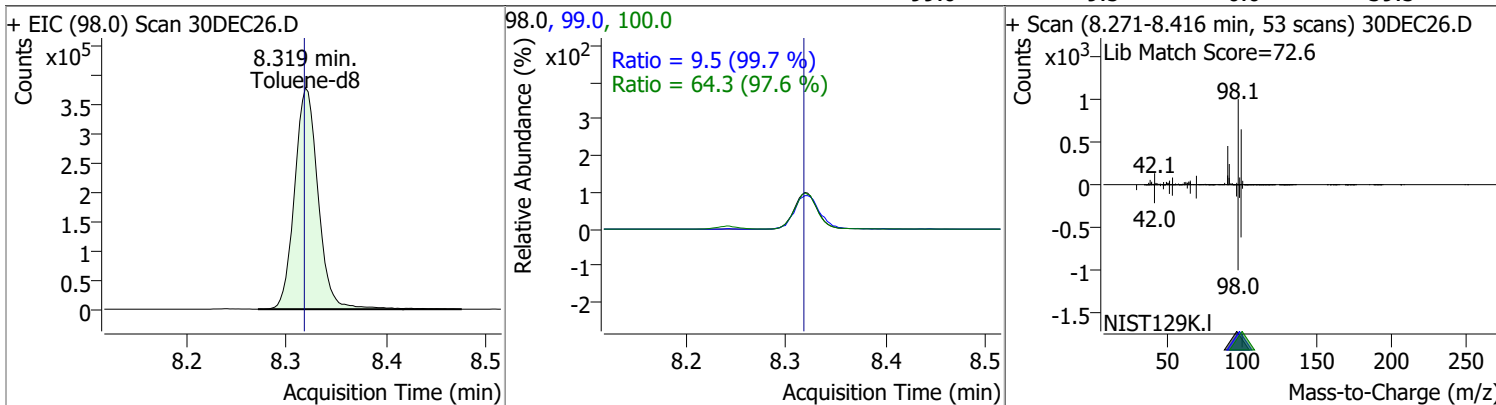
Compound	Conc.	RT	Dev(Min)	Resp.	QIon	QRatio	Lower	Upper
Bromodichloromethane	122.3898	7.59	0.00	89268	85.0	64.4	33.1	93.1
					127.0	9.6	0.0	39.5



Compound	Conc.	RT	Dev(Min)	Resp.	QIon	QRatio	Lower	Upper
cis-1,3-Dichloropropene	122.1016	8.06	0.00	98914	39.0	53.7	24.3	84.3
					77.0	32.4	1.0	61.0

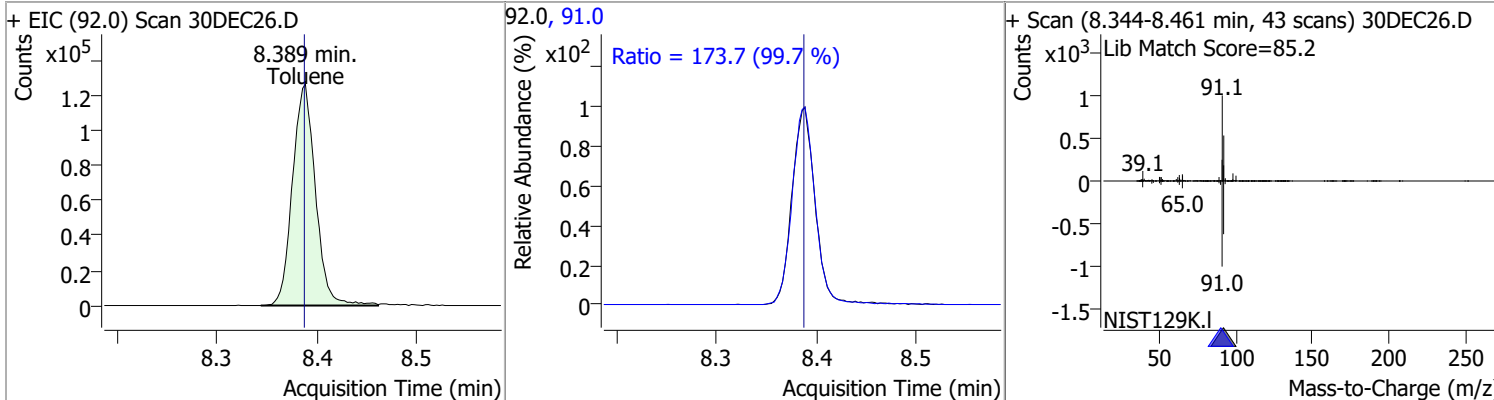


Compound	Conc.	RT	Dev(Min)	Resp.	QIon	QRatio	Lower	Upper
Toluene-d8	261.6729	8.32	0.00	617617	100.0	64.3	35.9	95.9
					99.0	9.5	0.0	39.5

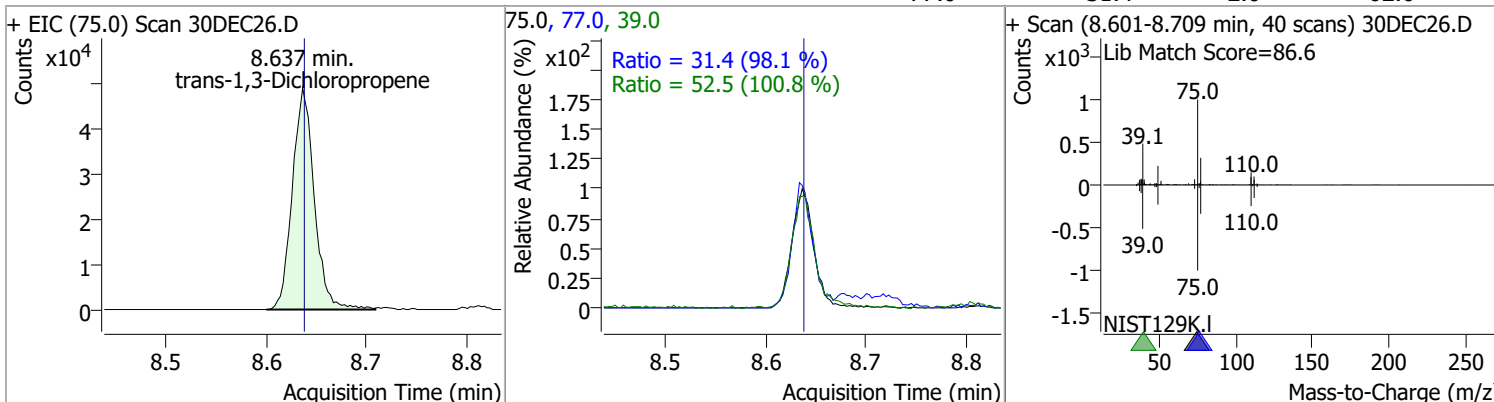


Quantitation Results Report (QT Reviewed)

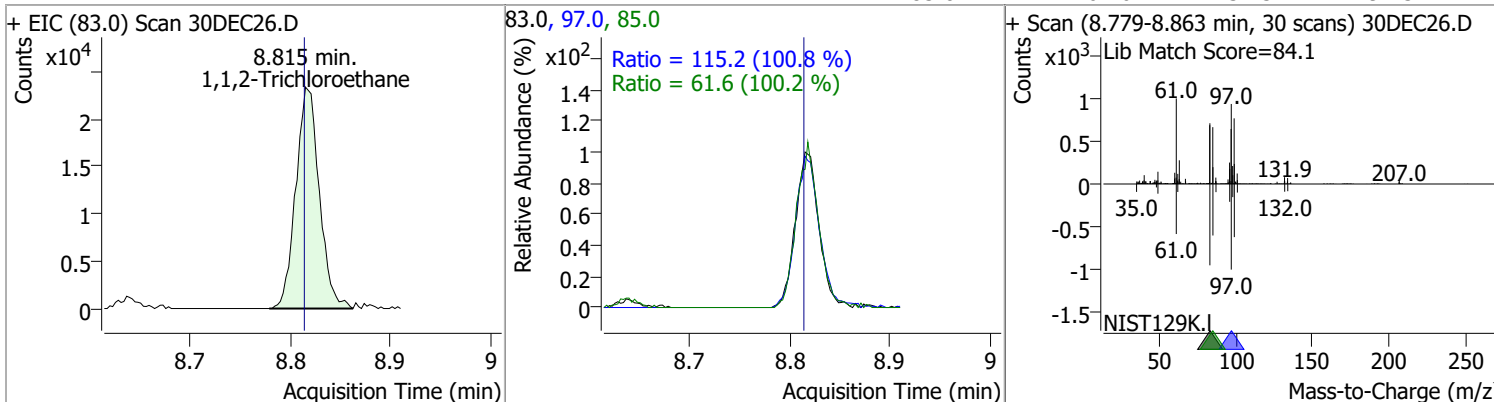
Compound	Conc.	RT	Dev(Min)	Resp.	QIon	QRatio	Lower	Upper
Toluene	129.9693	8.39	0.00	201680	91.0	173.7	144.3	204.3



Compound	Conc.	RT	Dev(Min)	Resp.	QIon	QRatio	Lower	Upper
trans-1,3-Dichloropropene	128.2363	8.64	0.00	74327	39.0 77.0	52.5 31.4	22.1 2.0	82.1 62.0

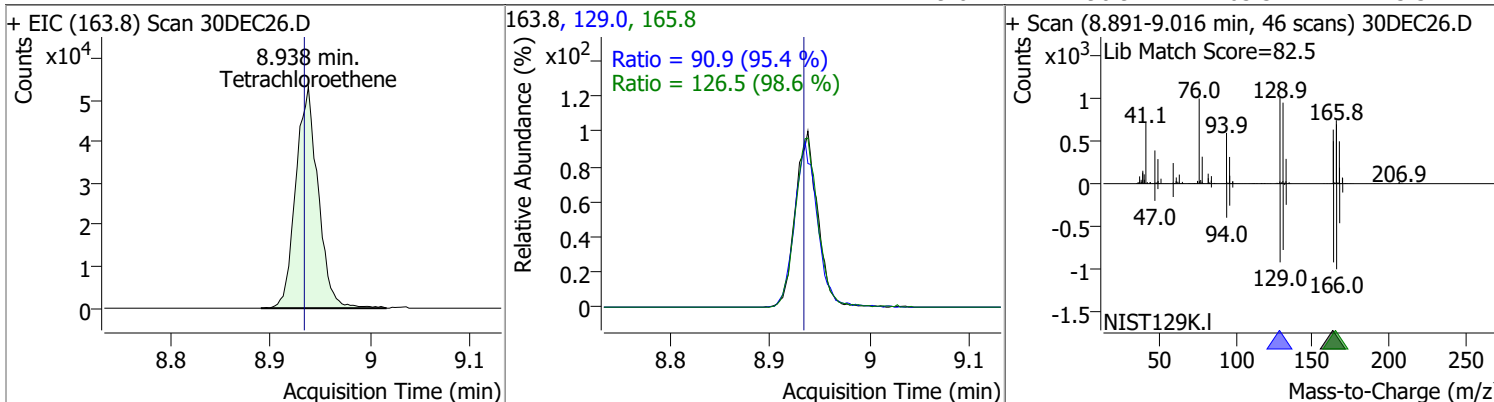


Compound	Conc.	RT	Dev(Min)	Resp.	QIon	QRatio	Lower	Upper
1,1,2-Trichloroethane	125.5247	8.82	0.00	37897	97.0 85.0	115.2 61.6	84.3 31.5	144.3 91.5

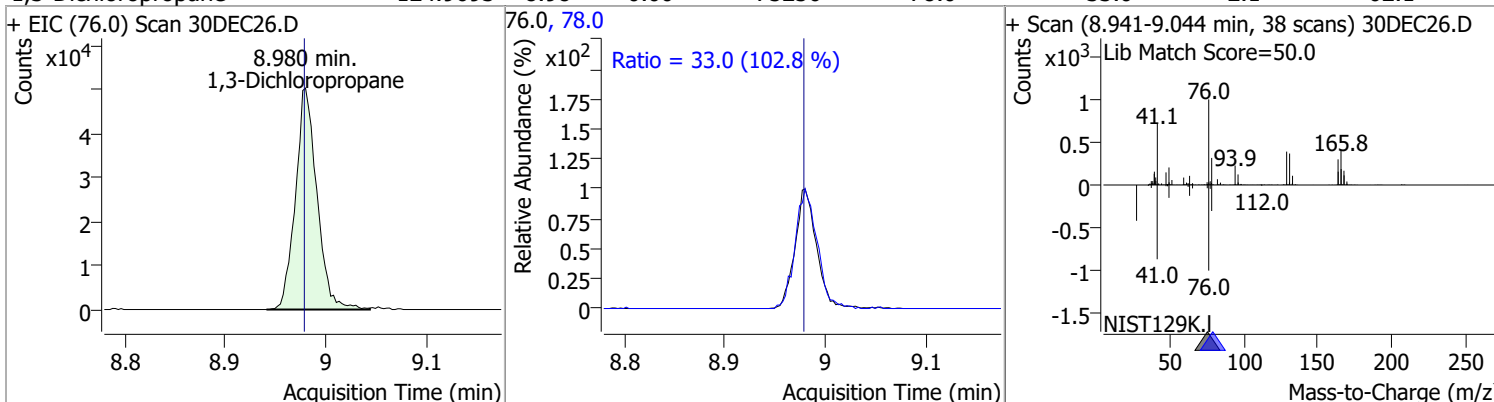


Quantitation Results Report (QT Reviewed)

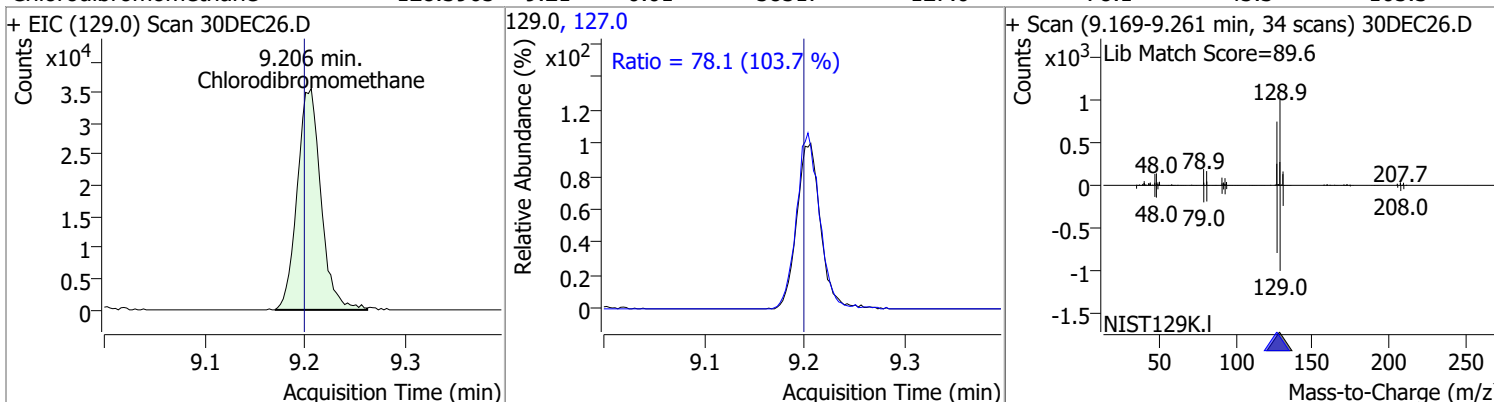
Compound	Conc.	RT	Dev(Min)	Resp.	QIon	QRatio	Lower	Upper
Tetrachloroethene	134.1627	8.94	0.00	82498	165.8	126.5	98.3	158.3
					129.0	90.9	65.3	125.3



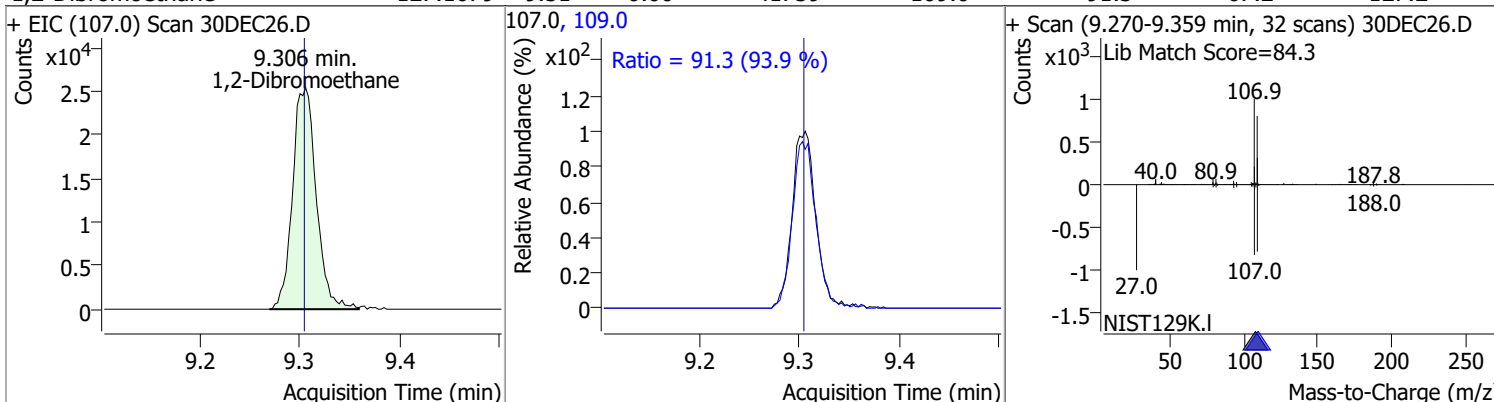
Compound	Conc.	RT	Dev(Min)	Resp.	QIon	QRatio	Lower	Upper
1,3-Dichloropropane	124.9693	8.98	0.00	75256	78.0	33.0	2.1	62.1



Compound	Conc.	RT	Dev(Min)	Resp.	QIon	QRatio	Lower	Upper
Chlorodibromomethane	128.3965	9.21	0.01	58517	127.0	78.1	45.3	105.3

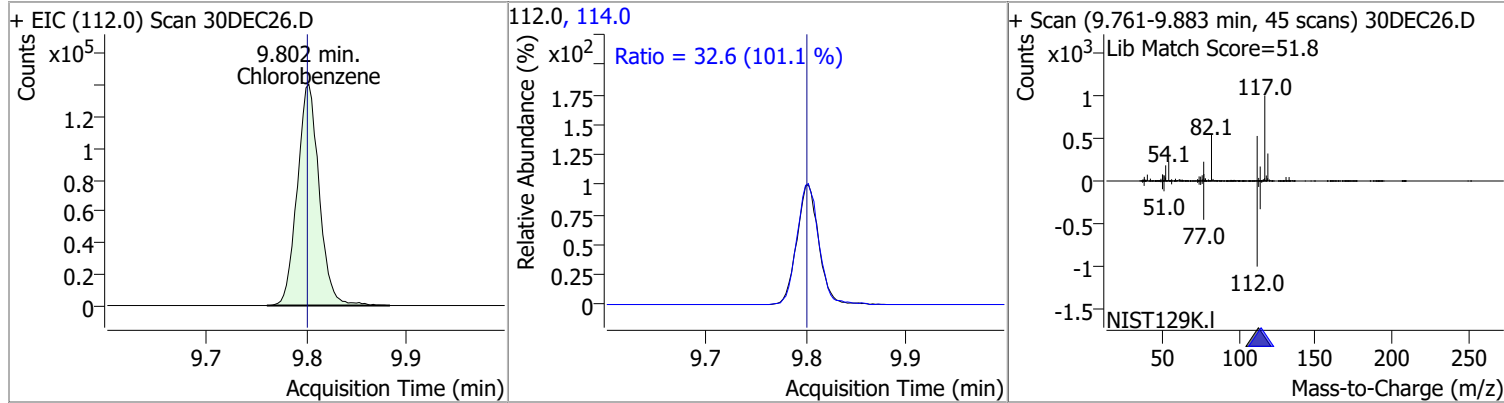


Compound	Conc.	RT	Dev(Min)	Resp.	QIon	QRatio	Lower	Upper
1,2-Dibromoethane	127.1679	9.31	0.00	41739	109.0	91.3	67.2	127.2

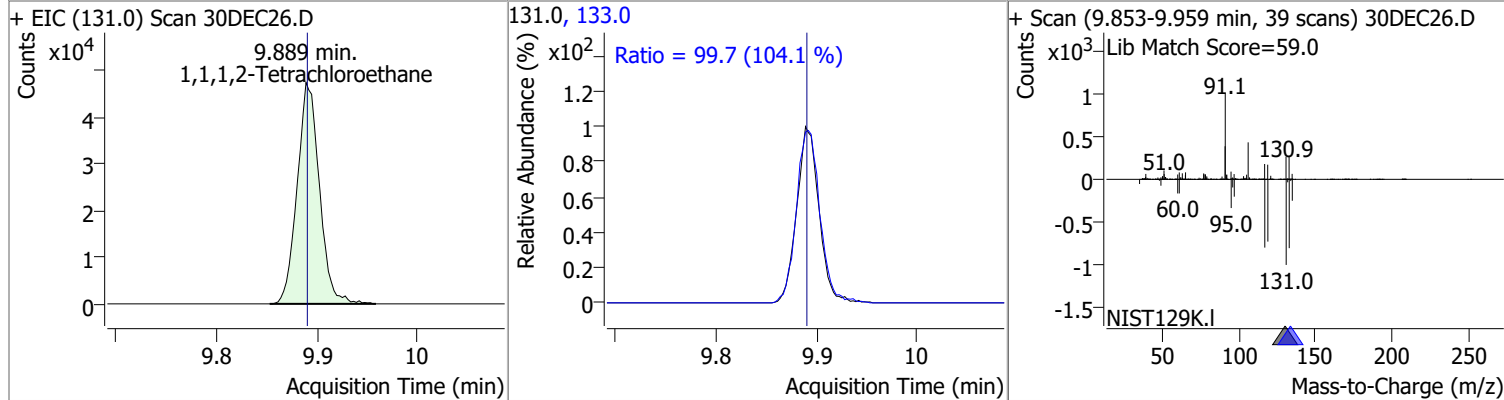


Quantitation Results Report (QT Reviewed)

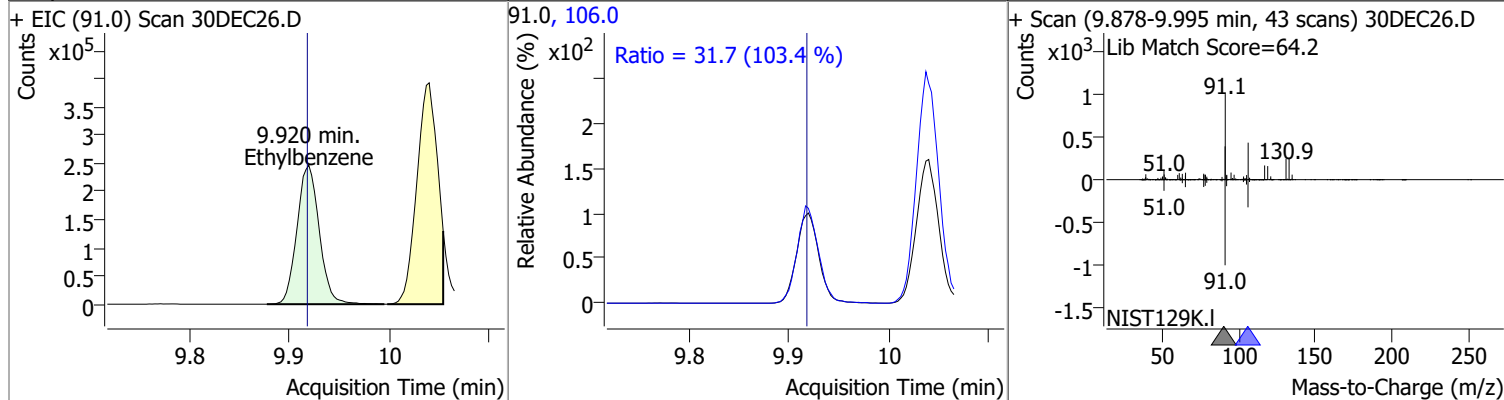
Compound	Conc.	RT	Dev(Min)	Resp.	QIon	QRatio	Lower	Upper
Chlorobenzene	127.4724	9.80	0.00	213535	114.0	32.6	2.3	62.3



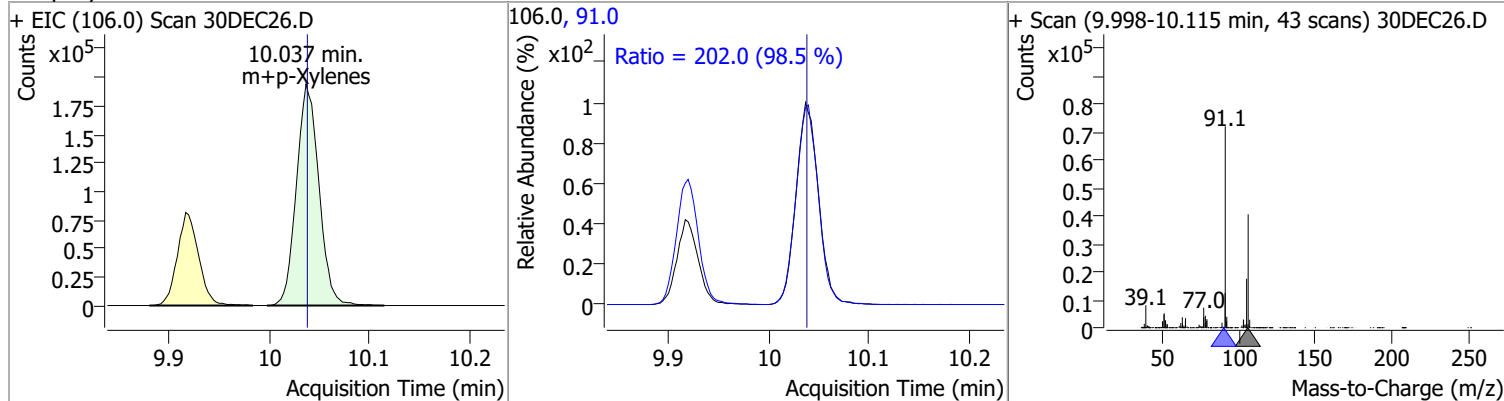
Compound	Conc.	RT	Dev(Min)	Resp.	QIon	QRatio	Lower	Upper
1,1,1,2-Tetrachloroethane	127.9330	9.89	0.00	72899	133.0	99.7	65.7	125.7



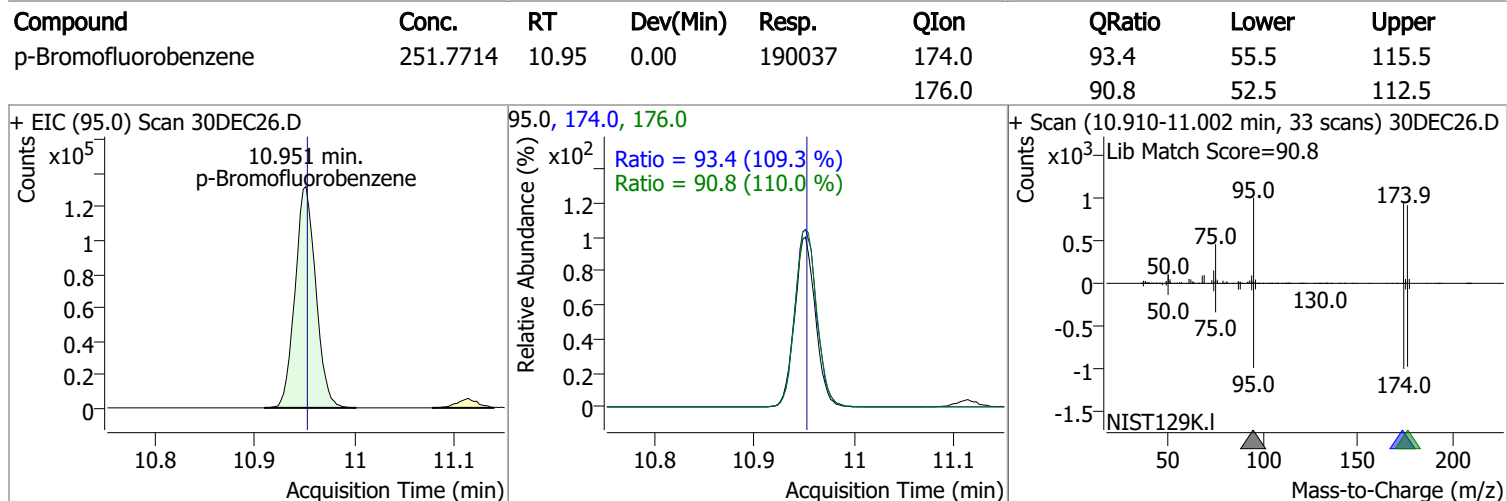
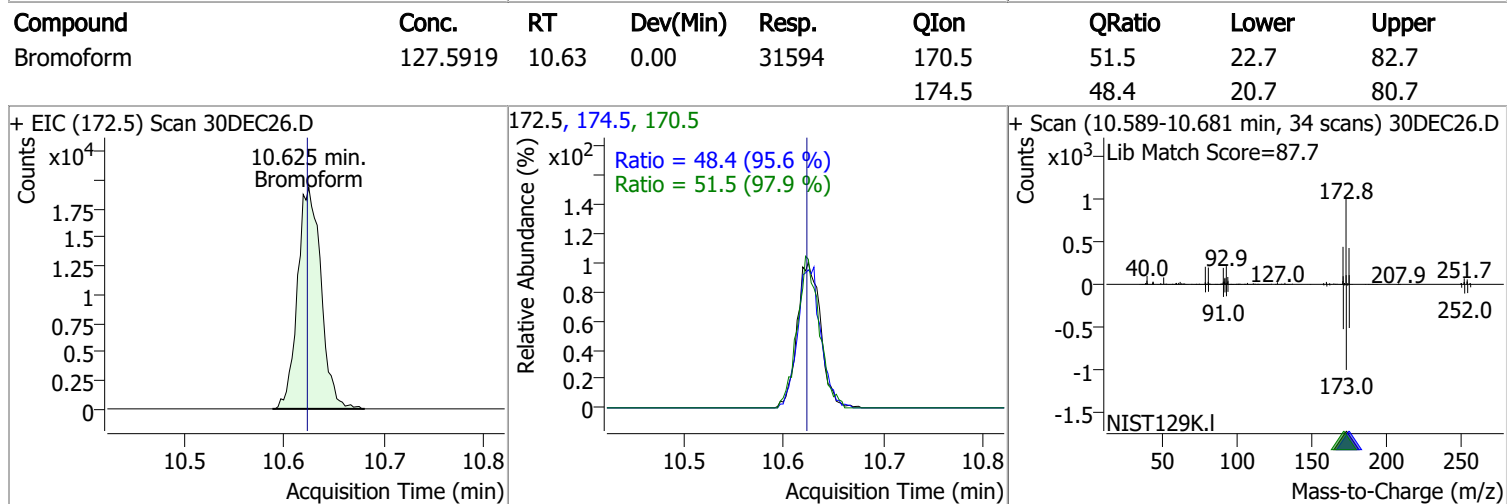
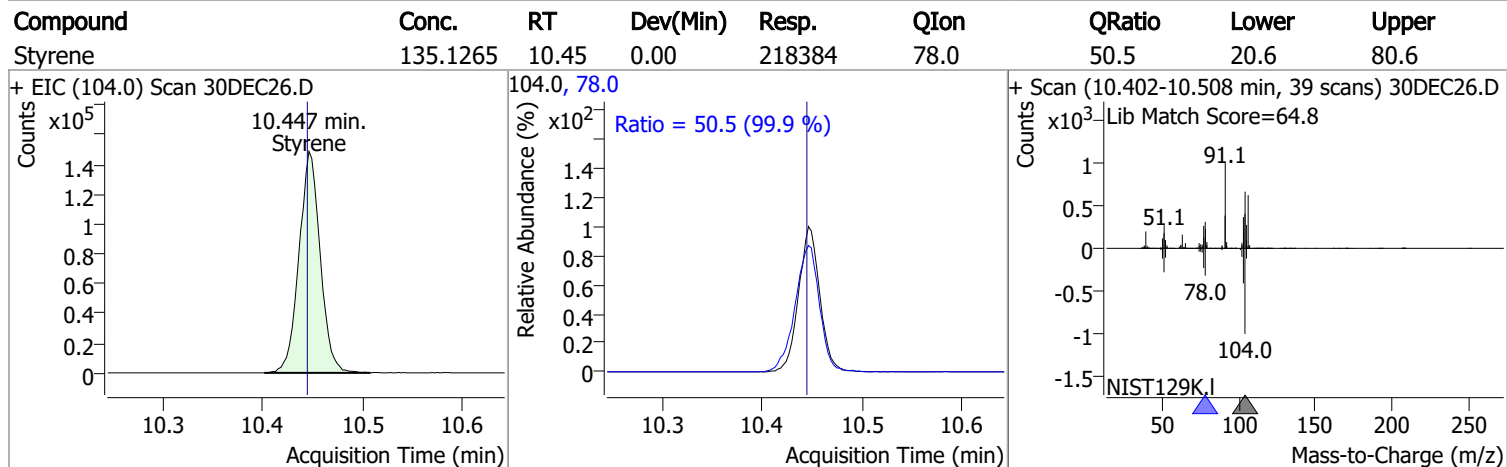
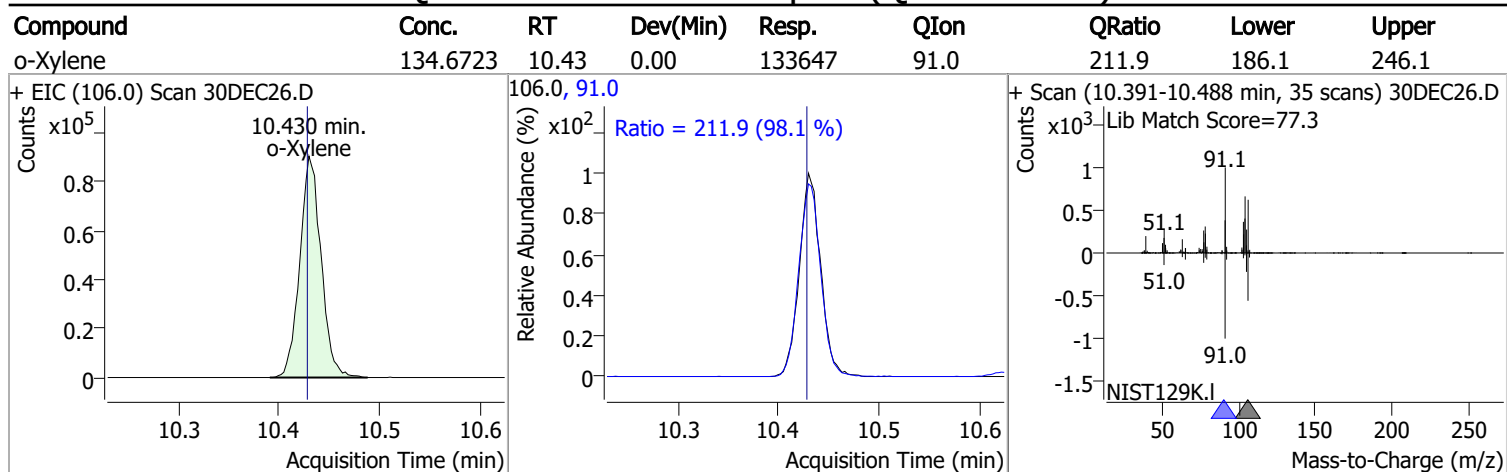
Compound	Conc.	RT	Dev(Min)	Resp.	QIon	QRatio	Lower	Upper
Ethylbenzene	127.1088	9.92	0.00	379135	106.0	31.7	0.7	60.7



Compound	Conc.	RT	Dev(Min)	Resp.	QIon	QRatio	Lower	Upper
m+p-Xylenes	265.3564	10.04	0.00	301791	91.0	202.0	175.0	235.0

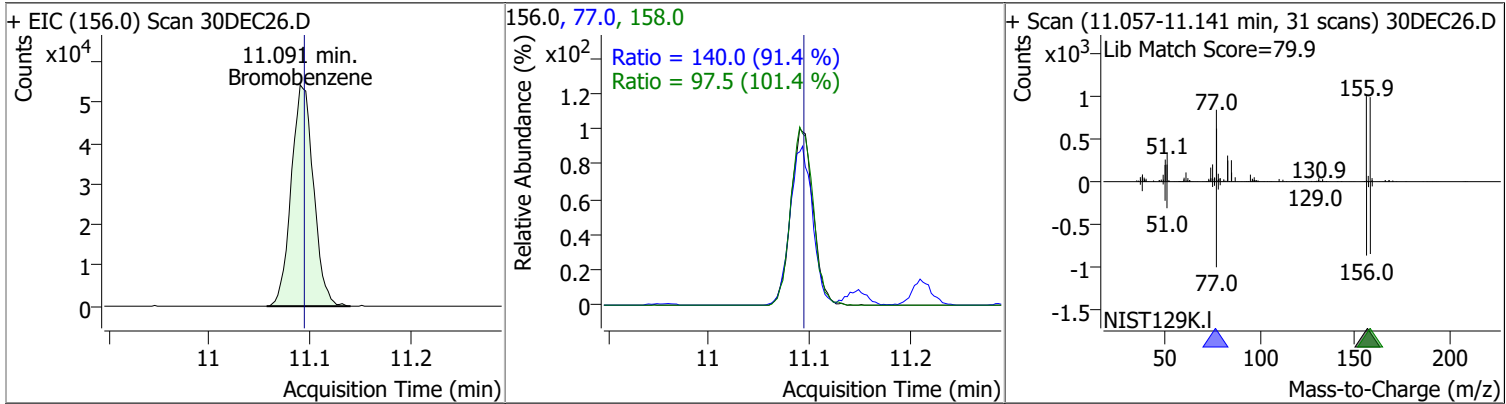


Quantitation Results Report (QT Reviewed)

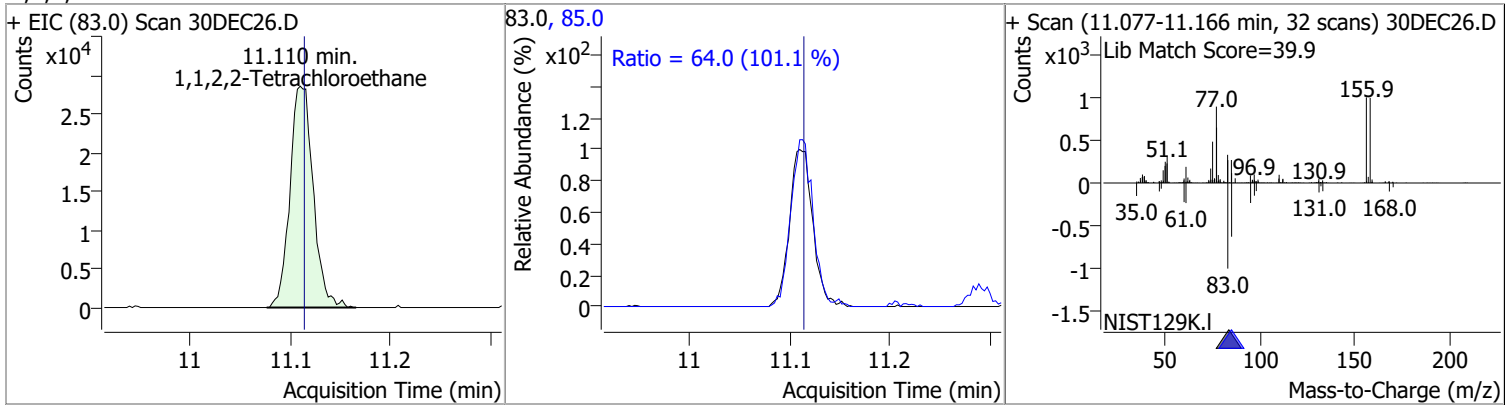


Quantitation Results Report (QT Reviewed)

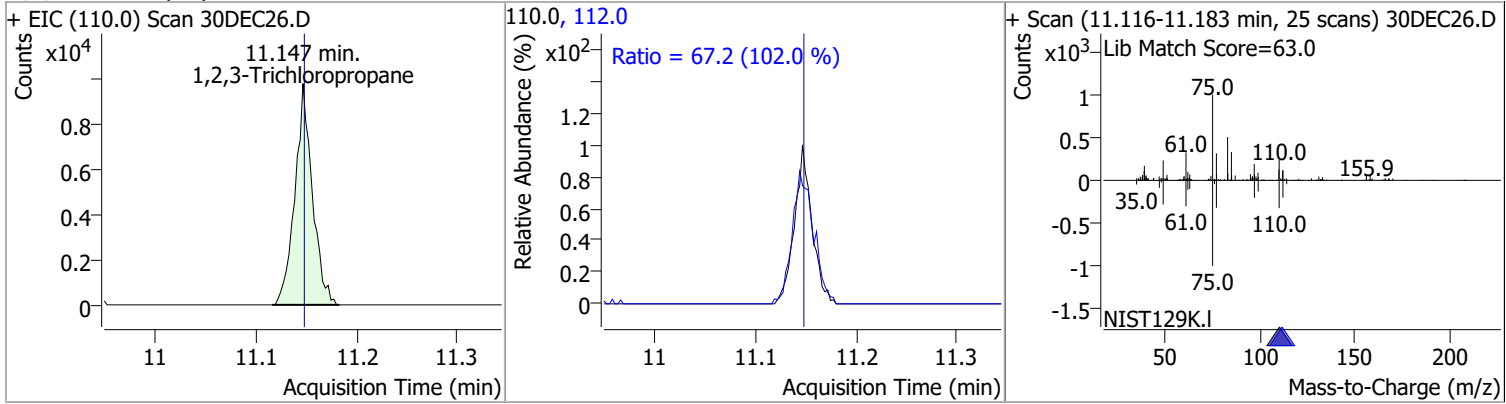
Compound	Conc.	RT	Dev(Min)	Resp.	QIon	QRatio	Lower	Upper
Bromobenzene	128.0456	11.09	0.00	83615	77.0	140.0	123.2	183.2
					158.0	97.5	66.2	126.2



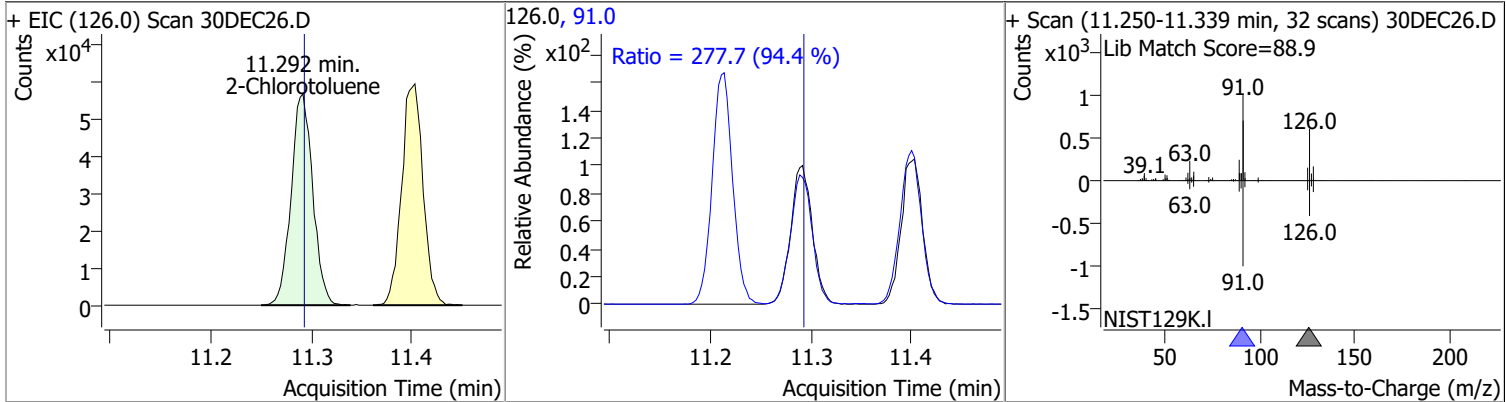
Compound	Conc.	RT	Dev(Min)	Resp.	QIon	QRatio	Lower	Upper
1,1,2,2-Tetrachloroethane	123.2932	11.11	0.00	46121	85.0	64.0	33.2	93.2



Compound	Conc.	RT	Dev(Min)	Resp.	QIon	QRatio	Lower	Upper
1,2,3-Trichloropropane	119.8946	11.15	0.00	11816	112.0	67.2	35.8	95.8

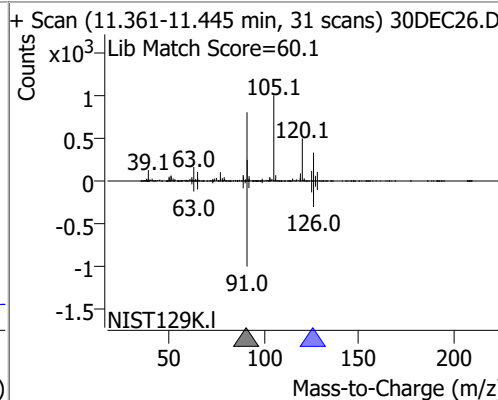
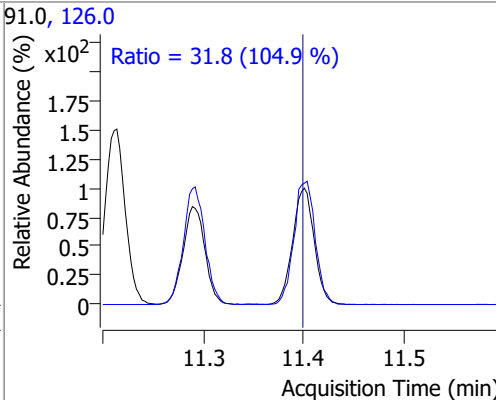
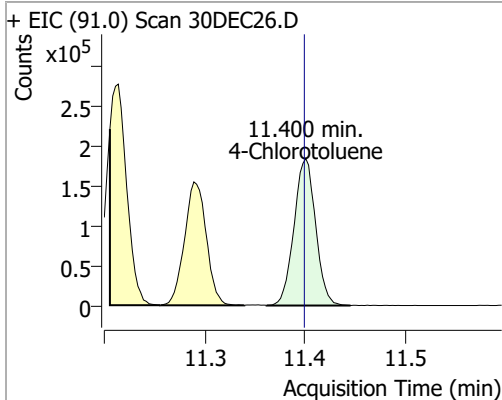


Compound	Conc.	RT	Dev(Min)	Resp.	QIon	QRatio	Lower	Upper
2-Chlorotoluene	125.8429	11.29	0.00	84977	91.0	277.7	264.1	324.1

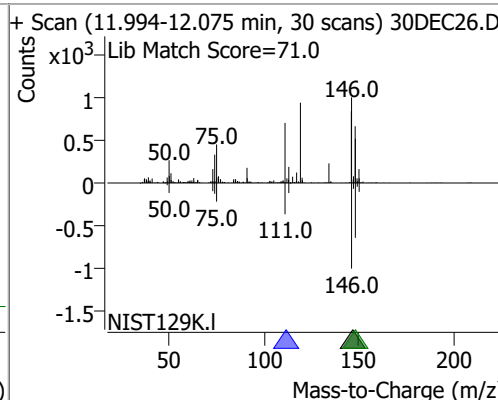
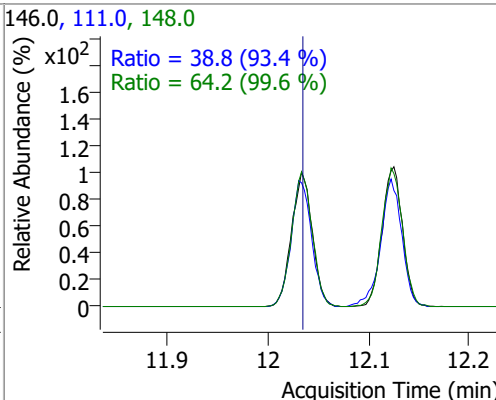
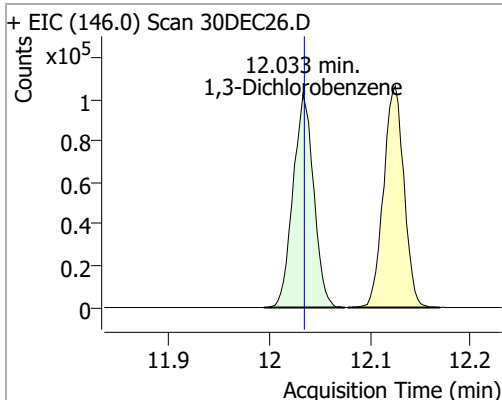


Quantitation Results Report (QT Reviewed)

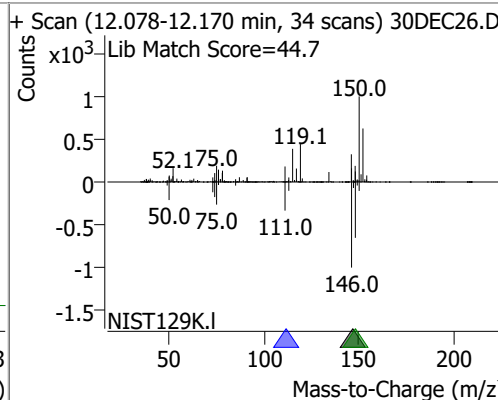
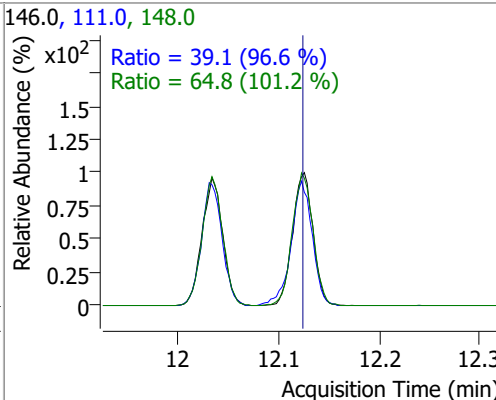
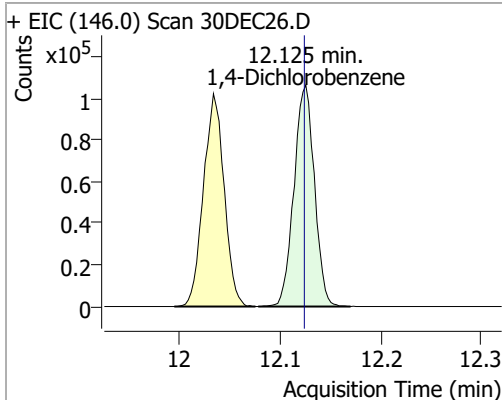
Compound	Conc.	RT	Dev(Min)	Resp.	QIon	QRatio	Lower	Upper
4-Chlorotoluene	126.8031	11.40	0.00	276580	126.0	31.8	0.4	60.4



Compound	Conc.	RT	Dev(Min)	Resp.	QIon	QRatio	Lower	Upper
1,3-Dichlorobenzene	122.6470	12.03	0.00	146416	148.0	64.2	34.5	94.5
					111.0	38.8	11.5	71.5

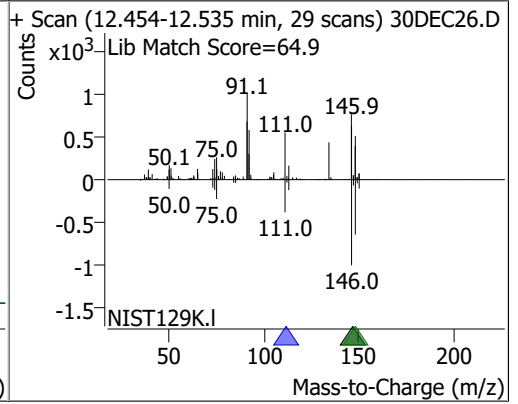
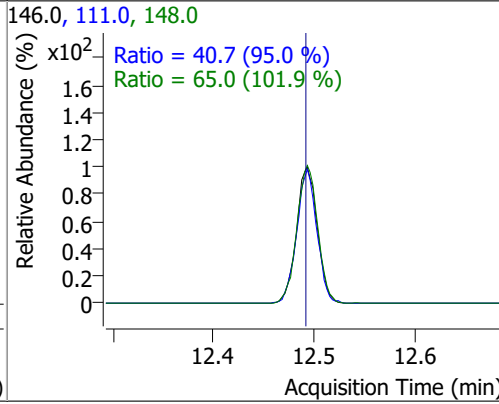
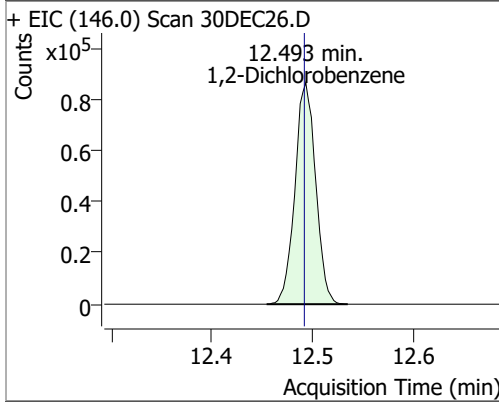


Compound	Conc.	RT	Dev(Min)	Resp.	QIon	QRatio	Lower	Upper
1,4-Dichlorobenzene	122.0578	12.13	0.00	150532	148.0	64.8	34.0	94.0
					111.0	39.1	10.4	70.4



Quantitation Results Report (QT Reviewed)

Compound	Conc.	RT	Dev(Min)	Resp.	QIon	QRatio	Lower	Upper
1,2-Dichlorobenzene	122.5362	12.49	0.00	123798	148.0	65.0	33.8	93.8
					111.0	40.7	12.8	72.8



Audit Trail report

Batch name and path: D:\Org\Data\VOA5975C\VG123021\QuantResults\VG123021_8260B_624pt1.batch.bin
Quant batch version: 10.0
Quant reporting version: 10.0

Name	User	Time	Action	Reason	Comment	Succeed	Exception
CmdNewBatchTable	BL2000\steve	12/30/2021 9:57:03 AM	Create new batch D:\Org\Data\VOA5975C\VG123021\VG123021_8260B_624pt1.batch.bin			✓	
CmdImportSamplesFromWorklist	BL2000\steve	12/30/2021 9:57:12 AM	Add samples from worklist: D:\Org\Data\VOA5975C\VG123021\30DEC01.D			✓	
CmdStartMethodEditing	BL2000\steve	12/30/2021 9:57:32 AM	Start method editing			✓	
CmdImportMethodFromFile	BL2000\steve	12/30/2021 9:57:33 AM	Import method from file \\MASSHUNTER\Org\Data\Methods\Quant\VOA5975C\VOA5975C_120721_CAL\VOA5975C_8260B_SHT_DoD_L4_120721.m			✓	
CmdApplyMethodToAllSamples	BL2000\steve	12/30/2021 9:57:39 AM	Apply method to all samples			✓	
CmdMethodClear	BL2000\steve	12/30/2021 9:57:39 AM	Clear method			✓	
CmdEndMethodEditing	BL2000\steve	12/30/2021 9:57:40 AM	End method editing			✓	
CmdQuantitate	BL2000\steve	12/30/2021 9:57:42 AM	Quantitate all compounds in all samples			✓	
CmdSaveBatchTable	BL2000\steve	12/30/2021 10:02:29 AM	Save batch D:\Org\Data\VOA5975C\VG123021\QuantResults\VG123021_8260B_624pt1.batch.bin			✓	
CmdOpenBatchTable	BL2000\steve	12/30/2021 12:14:38 PM	Open batch D:\Org\Data\VOA5975C\VG123021\VG123021_8260B_624pt1.batch.bin			✓	
CmdImportSamplesFromWorklist	BL2000\steve	12/30/2021 12:15:16 PM	Add samples from worklist: D:\Org\Data\VOA5975C\VG123021\30DEC05.D, D:\Org\Data\VOA5975C\VG123021\30DEC04.D, D:\Org\Data\VOA5975C\VG123021\30DEC03.D, D:\Org\Data\VOA5975C\VG123021\30DEC02.D			✓	
CmdSetSampleAttribute	BL2000\steve	12/30/2021 12:15:26 PM	Set SampleType = TuneCheck for sample 30DEC02.D; previous value = Sample			✓	
CmdSetSampleAttribute	BL2000\steve	12/30/2021 12:15:30 PM	Set SampleType = CC for sample 30DEC03.D; previous value = Sample			✓	
CmdSetSampleAttribute	BL2000\steve	12/30/2021 12:15:35 PM	Set LevelName = CC for sample 30DEC03.D; previous value =			✓	
CmdSetSampleAttribute	BL2000\steve	12/30/2021 12:15:39 PM	Set SampleType = QC for sample 30DEC04.D; previous value = Sample			✓	
CmdSetSampleAttribute	BL2000\steve	12/30/2021 12:15:45 PM	Set LevelName = QC for sample 30DEC04.D; previous value =			✓	

Audit Trail report

Name	User	Time	Action	Reason	Comment	Succeed	Exception
CmdSetSampleAttribute	BL2000\steve	12/30/2021 12:15:57 PM	Set SampleInformation = LCSA for sample 30DEC04.D; previous value =			✓	
CmdQuantitate	BL2000\steve	12/30/2021 12:16:40 PM	Quantitate all compounds in all samples			✓	
CmdSaveBatchTable	BL2000\steve	12/30/2021 12:18:15 PM	Save batch D:\Org\Data\VOA5975C\VG123021\QuantResults\VG123021_8260B_624pt1.batch.bin			✓	
CmdSaveBatchTable	BL2000\steve	12/30/2021 12:44:51 PM	Save batch D:\Org\Data\VOA5975C\VG123021\QuantResults\VG123021_8260B_624pt1.batch.bin			✓	
CmdImportSamplesFromWorklist	BL2000\steve	12/30/2021 1:13:35 PM	Add samples from worklist: D:\Org\Data\VOA5975C\VG123021\30DEC07.D, D:\Org\Data\VOA5975C\VG123021\30DEC06.D				Agilent.MassSpectrometry.DataAnalysis.Quantitative.ApplicationCommandException: There were problems with adding one or more samples: Invalid Mass Hunter data you may need to translate it first:D:\Org\Data\VOA5975C\VG123021\30DEC06.D at Agilent.MassSpectrometry.DataAnalysis.Quantitative.BatchDataSet.ImportSamplesUsingWorklistData(String[] sampleDirectories, Int16 batchId) at Agilent.MassSpectrometry.DataAnalysis.Quantitative.CmdImportSamplesFromWorklist.Do() at Agilent.MassSpectrometry.CommandModel.CommandHistory.Invoke(ICommand cmd) at Agilent.MassSpectrometry.DataAnalysis.Quantitative.AppCommandContext.Invoke(ICommand cmd)
CmdImportSamplesFromWorklist	BL2000\steve	12/30/2021 1:15:19 PM	Add samples from worklist: D:\Org\Data\VOA5975C\VG123021\30DEC07.D, D:\Org\Data\VOA5975C\VG123021\30DEC06.D			✓	
CmdQuantitate	BL2000\steve	12/30/2021 1:15:29 PM	Quantitate all compounds in all samples			✓	
CmdSetSampleAttribute	BL2000\steve	12/30/2021 1:15:55 PM	Set SampleType = CC for sample 30DEC07.D; previous value = Sample			✓	
CmdSetSampleAttribute	BL2000\steve	12/30/2021 1:16:06 PM	Set LevelName = CC for sample 30DEC07.D; previous value =			✓	
CmdQuantitate	BL2000\steve	12/30/2021 1:16:12 PM	Quantitate all compounds in all samples			✓	
CmdSaveBatchTable	BL2000\steve	12/30/2021 1:50:42 PM	Save batch D:\Org\Data\VOA5975C\VG123021\QuantResults\VG123021_8260B_624pt1.batch.bin			✓	

Audit Trail report

Name	User	Time	Action	Reason	Comment	Succeed	Exception
CmdOpenBatchTable	BL2000\steve	12/30/2021 1:59:39 PM	Open batch D:\Org\Data\VOA5975C\VG123021\VG123021_8260B_624pt1.batch.bin			✓	
CmdImportSamplesFromWorklist	BL2000\steve	12/30/2021 2:00:03 PM	Add samples from worklist: D:\Org\Data\VOA5975C\VG123021\30DEC08.D			✓	
CmdSetSampleAttribute	BL2000\steve	12/30/2021 2:00:11 PM	Set SampleType = CC for sample 30DEC08.D; previous value = Sample			✓	
CmdSetSampleAttribute	BL2000\steve	12/30/2021 2:00:17 PM	Set LevelName = CC for sample 30DEC08.D; previous value =			✓	
CmdQuantitate	BL2000\steve	12/30/2021 2:00:23 PM	Quantitate all compounds in all samples			✓	
CmdSaveBatchTable	BL2000\steve	12/30/2021 2:00:40 PM	Save batch D:\Org\Data\VOA5975C\VG123021\QuantResults\VG123021_8260B_624pt1.batch.bin			✓	
CmdImportSamplesFromWorklist	BL2000\steve	12/30/2021 2:25:51 PM	Add samples from worklist: D:\Org\Data\VOA5975C\VG123021\30DEC09.D			✓	
CmdSetSampleAttribute	BL2000\steve	12/30/2021 2:25:59 PM	Set SampleType = QC for sample 30DEC09.D; previous value = Sample			✓	
CmdSetSampleAttribute	BL2000\steve	12/30/2021 2:26:04 PM	Set LevelName = QC for sample 30DEC09.D; previous value =			✓	
CmdSetSampleAttribute	BL2000\steve	12/30/2021 2:26:09 PM	Set SampleInformation = LCSA for sample 30DEC09.D; previous value =			✓	
CmdQuantitate	BL2000\steve	12/30/2021 2:26:18 PM	Quantitate all compounds in all samples			✓	
CmdSaveBatchTable	BL2000\steve	12/30/2021 2:26:34 PM	Save batch D:\Org\Data\VOA5975C\VG123021\QuantResults\VG123021_8260B_624pt1.batch.bin			✓	
CmdSaveBatchTable	BL2000\steve	12/30/2021 2:26:44 PM	Save batch D:\Org\Data\VOA5975C\VG123021\QuantResults\VG123021_8260B_624pt1.batch.bin			✓	
CmdSaveBatchTable	BL2000\steve	12/30/2021 2:39:17 PM	Save batch D:\Org\Data\VOA5975C\VG123021\QuantResults\VG123021_8260B_624pt1.batch.bin			✓	
CmdOpenBatchTable	BL2000\steve	12/30/2021 2:45:06 PM	Open batch D:\Org\Data\VOA5975C\VG123021\VG123021_8260B_624pt1.batch.bin			✓	
CmdImportSamplesFromWorklist	BL2000\steve	12/30/2021 3:04:15 PM	Add samples from worklist: D:\Org\Data\VOA5975C\VG123021\30DEC10.D			✓	
CmdSetSampleAttribute	BL2000\steve	12/30/2021 3:04:25 PM	Set SampleType = Blank for sample 30DEC10.D; previous value = Sample			✓	
CmdQuantitate	BL2000\steve	12/30/2021 3:04:32 PM	Quantitate all compounds in all samples			✓	

Audit Trail report

Name	User	Time	Action	Reason	Comment	Succeed	Exception
CmdSaveBatchTable	BL2000\steve	12/30/2021 3:04:50 PM	Save batch D:\Org\Data\VOA5975C\VG123021\QuantResults\VG123021_8260B_624pt1.batch.bin			✓	
CmdSaveBatchTable	BL2000\steve	12/30/2021 3:05:00 PM	Save batch D:\Org\Data\VOA5975C\VG123021\QuantResults\VG123021_8260B_624pt1.batch.bin			✓	
CmdOpenBatchTable	BL2000\steve	12/30/2021 3:21:43 PM	Open batch D:\Org\Data\VOA5975C\VG123021\VG123021_8260B_624pt1.batch.bin			✓	
CmdImportSamplesFromWorklist	BL2000\steve	12/30/2021 3:24:16 PM	Add samples from worklist: D:\Org\Data\VOA5975C\VG123021\30DEC11.D			✓	
CmdQuantitate	BL2000\steve	12/30/2021 3:24:32 PM	Quantitate all compounds in all samples			✓	
CmdSaveBatchTable	BL2000\steve	12/30/2021 3:25:03 PM	Save batch D:\Org\Data\VOA5975C\VG123021\QuantResults\VG123021_8260B_624pt1.batch.bin			✓	
CmdSaveBatchTable	BL2000\steve	12/30/2021 3:25:16 PM	Save batch D:\Org\Data\VOA5975C\VG123021\QuantResults\VG123021_8260B_624pt1.batch.bin			✓	
CmdSaveBatchTable	BL2000\steve	12/30/2021 3:44:53 PM	Save batch D:\Org\Data\VOA5975C\VG123021\QuantResults\VG123021_8260B_624pt1.batch.bin			✓	
CmdOpenBatchTable	BL2000\mchavez	1/3/2022 10:15:21 AM	Open batch D:\Org\Data\VOA5975C\VG123021\VG123021_8260B_624pt1.batch.bin			✓	

Audit Trail report

Name	User	Time	Action	Reason	Comment	Succeed	Exception
CmdImportSamplesFromWorklist	BL2000\mchavez	1/3/2022 10:17:06 AM	Add samples from worklist: D:\Org\Data\VOA5975C\VG123021\30DEC29.D, D:\Org\Data\VOA5975C\VG123021\30DEC28.D, D:\Org\Data\VOA5975C\VG123021\30DEC27.D, D:\Org\Data\VOA5975C\VG123021\30DEC26.D, D:\Org\Data\VOA5975C\VG123021\30DEC25.D, D:\Org\Data\VOA5975C\VG123021\30DEC24.D, D:\Org\Data\VOA5975C\VG123021\30DEC23.D, D:\Org\Data\VOA5975C\VG123021\30DEC22.D, D:\Org\Data\VOA5975C\VG123021\30DEC21.D, D:\Org\Data\VOA5975C\VG123021\30DEC20.D, D:\Org\Data\VOA5975C\VG123021\30DEC19.D, D:\Org\Data\VOA5975C\VG123021\30DEC18.D, D:\Org\Data\VOA5975C\VG123021\30DEC17.D, D:\Org\Data\VOA5975C\VG123021\30DEC16.D, D:\Org\Data\VOA5975C\VG123021\30DEC15.D, D:\Org\Data\VOA5975C\VG123021\30DEC14.D, D:\Org\Data\VOA5975C\VG123021\30DEC13.D, D:\Org\Data\VOA5975C\VG123021\30DEC12.D			✓	
CmdSetSampleAttribute	BL2000\mchavez	1/3/2022 10:17:38 AM	Set SampleType = CC for sample 30DEC26.D; previous value = Sample			✓	
CmdSetSampleAttribute	BL2000\mchavez	1/3/2022 10:18:18 AM	Set LevelName = CC for sample 30DEC26.D; previous value =			✓	
CmdQuantitate	BL2000\mchavez	1/3/2022 10:18:36 AM	Quantitate all compounds in all samples			✓	
CmdSetSampleAttribute	BL2000\mchavez	1/3/2022 10:18:59 AM	Set SampleType = Matrix for sample 30DEC23.D; previous value = Sample			✓	
CmdSetSampleAttribute	BL2000\mchavez	1/3/2022 10:19:05 AM	Set SampleType = MatrixDup for sample 30DEC24.D; previous value = Sample			✓	
CmdSetSampleAttribute	BL2000\mchavez	1/3/2022 10:19:30 AM	Set SampleInformation = MatrixA for sample 30DEC23.D; previous value =			✓	
CmdSetSampleAttribute	BL2000\mchavez	1/3/2022 10:19:34 AM	Set SampleInformation = MatrixA for sample 30DEC24.D; previous value =			✓	
CmdSetSampleAttribute	BL2000\mchavez	1/3/2022 10:19:42 AM	Set MatrixSpikeGroup = 2168 for sample 30DEC24.D; previous value =			✓	

Audit Trail report

Name	User	Time	Action	Reason	Comment	Succeed	Exception
CmdSetSampleAttribute	BL2000\mchavez	1/3/2022 10:19:47 AM	Set MatrixSpikeGroup = 2168 for sample 30DEC23.D; previous value =			✓	
CmdSetSampleAttribute	BL2000\mchavez	1/3/2022 10:20:02 AM	Set MatrixSpikeGroup = 2168 for sample 30DEC21.D; previous value =			✓	
CmdQuantitate	BL2000\mchavez	1/3/2022 10:20:29 AM	Quantitate all compounds in all samples			✓	
CmdSetSampleAttribute	BL2000\mchavez	1/3/2022 10:22:02 AM	Set SampleType = MatrixBlank for sample 30DEC21.D; previous value = Sample			✓	
CmdSaveBatchTable	BL2000\mchavez	1/3/2022 10:27:28 AM	Save batch D:\Org\Data\VOA5975C\VG123021\QuantResults\VG123021_8260B_624pt1.batch.bin			✓	
CmdOpenBatchTable	BL2000\steve	1/10/2022 12:58:51 PM	Open batch D:\Org\Data\VOA5975C\VG123021\VG123021_8260B_624pt1.batch.bin			✓	
CmdQuantitate	BL2000\steve	1/10/2022 1:03:10 PM	Quantitate all compounds in all samples			✓	
CmdSaveBatchTable	BL2000\steve	1/10/2022 1:03:26 PM	Save batch D:\Org\Data\VOA5975C\VG123021\QuantResults\VG123021_8260B_624pt1.batch.bin			✓	
CmdSaveBatchTable	BL2000\steve	1/10/2022 1:12:33 PM	Save batch D:\Org\Data\VOA5975C\VG123021\QuantResults\VG123021_8260B_624pt1.batch.bin			✓	
CmdSaveBatchTable	BL2000\steve	1/10/2022 1:37:10 PM	Save batch D:\Org\Data\VOA5975C\VG123021\QuantResults\VG123021_8260B_624pt1.batch.bin			✓	
CmdManuallyIntegratePeak	BL2000\steve	1/10/2022 1:39:00 PM	Manually integrate compound Methylene chloride in sample 30DEC15.D from x, y = 3.305, 0 to 3.386, 0; result = 1282			✓	
CmdManuallyIntegrateQualifierPeak	BL2000\steve	1/10/2022 1:39:05 PM	Manually integrate qualifier84.0 of compound Methylene chloride in sample 30DEC15.D from x, y = 3.313, 0 to 3.366, 0; result = 661			✓	
CmdManuallyIntegrateQualifierPeak	BL2000\steve	1/10/2022 1:39:09 PM	Manually integrate qualifier86.0 of compound Methylene chloride in sample 30DEC15.D from x, y = 3.299, 0 to 3.366, 0; result = 450			✓	

Audit Trail report

Name	User	Time	Action	Reason	Comment	Succeed	Exception
CmdClearManualIntegra tion	BL2000\steve	1/10/2022 1:45:13 PM	Clear manual integration of qualifier 86.0 for compound Methylene chloride in sample 30DEC15.D				Agilent.MassSpectrometry.DataAnalysi s.Quantitative.ApplicationCommandExc eption: Integrator did not find any peaks at Agilent.MassSpectrometry.DataAnalysi s.Quantitative.Analysis.MeasuredIon.Cl earManualIntegration() at Agilent.MassSpectrometry.DataAnalysi s.Quantitative.CmdClearManualIntegra tion.Do() at Agilent.MassSpectrometry.CommandM odel.CommandHistory.Invoke(IComma nd cmd) at Agilent.MassSpectrometry.DataAnalysi s.Quantitative.AppCommandContext._I nvoke(ICommand cmd)
CmdClearManualIntegra tion	BL2000\steve	1/10/2022 1:45:31 PM	Clear manual integration of qualifier 84.0 for compound Methylene chloride in sample 30DEC15.D				Agilent.MassSpectrometry.DataAnalysi s.Quantitative.ApplicationCommandExc eption: Integrator did not find any peaks at Agilent.MassSpectrometry.DataAnalysi s.Quantitative.Analysis.MeasuredIon.Cl earManualIntegration() at Agilent.MassSpectrometry.DataAnalysi s.Quantitative.CmdClearManualIntegra tion.Do() at Agilent.MassSpectrometry.CommandM odel.CommandHistory.Invoke(IComma nd cmd) at Agilent.MassSpectrometry.DataAnalysi s.Quantitative.AppCommandContext._I nvoke(ICommand cmd)

Audit Trail report

Name	User	Time	Action	Reason	Comment	Succeed	Exception
CmdClearManualIntegration	BL2000\steve	1/10/2022 1:45:38 PM	Clear manual integration of target signal for compound Methylene chloride in sample 30DEC15.D				Agilent.MassSpectrometry.DataAnalysis.Quantitative.ApplicationCommandException: Integrator did not find any peaks at Agilent.MassSpectrometry.DataAnalysis.Quantitative.Analysis.MeasuredIon.ClearManualIntegration() at Agilent.MassSpectrometry.DataAnalysis.Quantitative.CmdClearManualIntegration.Do() at Agilent.MassSpectrometry.CommandModel.CommandHistory.Invoke(ICommand cmd) at Agilent.MassSpectrometry.DataAnalysis.Quantitative.AppCommandContext._Invoke(ICommand cmd)
CmdManuallyIntegratePeak	BL2000\steve	1/10/2022 1:45:50 PM	Manually integrate compound Methylene chloride in sample 30DEC16.D from x, y = 3.288, 0 to 3.380, 0; result = 1302			✓	
CmdClearManualIntegration	BL2000\steve	1/10/2022 1:45:54 PM	Clear manual integration of target signal for compound Methylene chloride in sample 30DEC16.D				Agilent.MassSpectrometry.DataAnalysis.Quantitative.ApplicationCommandException: Integrator did not find any peaks at Agilent.MassSpectrometry.DataAnalysis.Quantitative.Analysis.MeasuredIon.ClearManualIntegration() at Agilent.MassSpectrometry.DataAnalysis.Quantitative.CmdClearManualIntegration.Do() at Agilent.MassSpectrometry.CommandModel.CommandHistory.Invoke(ICommand cmd) at Agilent.MassSpectrometry.DataAnalysis.Quantitative.AppCommandContext._Invoke(ICommand cmd)
CmdManuallyIntegrateQualifierPeak	BL2000\steve	1/10/2022 1:48:50 PM	Manually integrate qualifier52.0 of compound Chloromethane in sample 30DEC16.D from x, y = 1.381, 0 to 1.445, 0; result = 1019			✓	
CmdManuallyIntegratePeak	BL2000\steve	1/10/2022 1:49:22 PM	Manually integrate compound Methylene chloride in sample 30DEC16.D from x, y = 3.302, 0 to 3.377, 0; result = 1302			✓	

Audit Trail report

Name	User	Time	Action	Reason	Comment	Succeed	Exception
CmdClearManualIntegration	BL2000\steve	1/10/2022 1:49:26 PM	Clear manual integration of target signal for compound Methylene chloride in sample 30DEC16.D				Agilent.MassSpectrometry.DataAnalysis.Quantitative.ApplicationCommandException: Integrator did not find any peaks at Agilent.MassSpectrometry.DataAnalysis.Quantitative.Analysis.MeasuredIon.ClearManualIntegration() at Agilent.MassSpectrometry.DataAnalysis.Quantitative.CmdClearManualIntegration.Do() at Agilent.MassSpectrometry.CommandModel.CommandHistory.Invoke(ICommand cmd) at Agilent.MassSpectrometry.DataAnalysis.Quantitative.AppCommandContext._Invoke(ICommand cmd)
CmdSaveBatchTable	BL2000\steve	1/10/2022 1:50:03 PM	Save batch D:\Org\Data\VOA5975C\VG123021\QuantResults\VG123021_8260B_624pt1.batch.bin			✓	
CmdSaveBatchTable	BL2000\steve	1/10/2022 1:57:30 PM	Save batch D:\Org\Data\VOA5975C\VG123021\QuantResults\VG123021_8260B_624pt1.batch.bin			✓	
CmdManuallyIntegrateQualifierPeak	BL2000\steve	1/10/2022 4:09:11 PM	Manually integrate qualifier64.0 of compound 1,2-Dichloroethane in sample 30DEC18.D from x, y = 6.291, 0 to 6.364, 0; result = 1015			✓	
CmdSaveBatchTable	BL2000\steve	1/10/2022 4:09:32 PM	Save batch D:\Org\Data\VOA5975C\VG123021\QuantResults\VG123021_8260B_624pt1.batch.bin			✓	
CmdManuallyIntegrateQualifierPeak	BL2000\steve	1/10/2022 4:09:47 PM	Manually integrate qualifier64.0 of compound 1,2-Dichloroethane in sample 30DEC21.D from x, y = 6.291, 0 to 6.347, 0; result = 829			✓	
CmdManuallyIntegrateQualifierPeak	BL2000\steve	1/10/2022 4:09:52 PM	Manually integrate qualifier98.0 of compound 1,2-Dichloroethane in sample 30DEC21.D from x, y = 6.294, 0 to 6.361, 0; result = 104			✓	
CmdSaveBatchTable	BL2000\steve	1/10/2022 4:10:05 PM	Save batch D:\Org\Data\VOA5975C\VG123021\QuantResults\VG123021_8260B_624pt1.batch.bin			✓	
CmdSaveBatchTable	BL2000\steve	1/10/2022 4:10:20 PM	Save batch D:\Org\Data\VOA5975C\VG123021\QuantResults\VG123021_8260B_624pt1.batch.bin			✓	

Audit Trail report

Name	User	Time	Action	Reason	Comment	Succeed	Exception
CmdSaveBatchTable	BL2000\steve	1/10/2022 4:30:09 PM	Save batch D:\Org\Data\VOA5975C\VG123021\QuantResults\VG123021_8260B_624pt1.batch.bin			✓	
CmdSaveBatchTable	BL2000\steve	1/10/2022 4:34:01 PM	Save batch D:\Org\Data\VOA5975C\VG123021\QuantResults\VG123021_8260B_624pt1.batch.bin			✓	
CmdOpenBatchTable	BL2000\steve	1/11/2022 11:37:10 AM	Open batch D:\Org\Data\VOA5975C\VG123021\VG123021_8260B_624pt1.batch.bin			✓	
CmdSetSampleAttribute	BL2000\steve	1/11/2022 11:38:00 AM	Set SampleName = B21122168-001FMS for sample 30DEC23.D; previous value = B21122168-001GMS			✓	
CmdSetSampleAttribute	BL2000\steve	1/11/2022 11:38:10 AM	Set SampleName = B21122168-001FMSD for sample 30DEC24.D; previous value = B21122168-001GMSD			✓	
CmdSetSampleAttribute	BL2000\steve	1/11/2022 11:38:45 AM	Set UserDefined = Fraction corrected 01/11/2022 SBD for sample 30DEC21.D; previous value =			✓	
CmdSetSampleAttribute	BL2000\steve	1/11/2022 11:38:54 AM	Set SampleName = B21122168-001F for sample 30DEC21.D; previous value = B21122168-001G			✓	
CmdSetSampleAttribute	BL2000\steve	1/11/2022 11:39:07 AM	Set UserDefined = Fraction corrected 01/11/2022 SBD for sample 30DEC23.D; previous value =			✓	
CmdSetSampleAttribute	BL2000\steve	1/11/2022 11:39:10 AM	Set UserDefined = Fraction corrected 01/11/2022 SBD for sample 30DEC24.D; previous value =			✓	
CmdQuantitate	BL2000\steve	1/11/2022 11:39:28 AM	Quantitate all compounds in all samples			✓	
CmdSaveBatchTable	BL2000\steve	1/11/2022 11:39:37 AM	Save batch D:\Org\Data\VOA5975C\VG123021\QuantResults\VG123021_8260B_624pt1.batch.bin			✓	
CmdSaveBatchTable	BL2000\steve	1/11/2022 11:40:29 AM	Save batch D:\Org\Data\VOA5975C\VG123021\QuantResults\VG123021_8260B_624pt1.batch.bin			✓	
CmdSaveBatchTable	BL2000\steve	1/11/2022 11:52:45 AM	Save batch D:\Org\Data\VOA5975C\VG123021\QuantResults\VG123021_8260B_624pt1.batch.bin			✓	
CmdSaveBatchTable	BL2000\steve	1/11/2022 3:21:18 PM	Save batch D:\Org\Data\VOA5975C\VG123021\QuantResults\VG123021_8260B_624pt1.batch.bin			✓	
CmdOpenBatchTable	BL2000\steve	1/19/2022 3:58:11 PM	Open batch D:\Org\Data\VOA5975C\VG123021\VG123021_8260B_624pt1.batch.bin			✓	

Audit Trail report

Name	User	Time	Action	Reason	Comment	Succeed	Exception
CmdCalibrate	BL2000\steve	1/19/2022 4:10:53 PM	Replace level CC with CC sample 30DEC03.D for compounds {1,2-Dichlorobenzene, 1,4-Dichlorobenzene, 1,3-Dichlorobenzene, 4-Chlorotoluene, 2-Chlorotoluene, 1,2,3-Trichloropropane, 1,1,2,2-Tetrachloroethane, Bromobenzene, p-Bromofluorobenzene, Bromoform, Styrene, o-Xylene, m+p-Xylenes, Ethylbenzene, 1,1,1,2-Tetrachloroethane, Chlorobenzene, 1,2-Dibromoethane, Chlorodibromomethane, 1,3-Dichloropropane, Tetrachloroethene, 1,1,2-Trichloroethane, trans-1,3-Dichloropropene, Toluene, Toluene-d8, cis-1,3-Dichloropropene, Bromodichloromethane, Dibromomethane, 1,2-Dichloropropane, Trichloroethene, 1,2-Dichloroethane, Benzene, 1,2-Dichloroethane-d4, 1,1-Dichloropropene, Carbon tetrachloride, Dibromofluoromethane, 1,1,1-Trichloroethane, Chloroform, Bromochloromethane, Methyl ethyl ketone, cis-1,2-Dichloroethene, 2,2-Dichloropropane, 1,1-Dichloroethane, Methyl tert-butyl ether (MTBE), trans-1,2-Dichloroethene, Methylene chloride, 1,1-Dichloroethene, Trichlorofluoromethane, Chloroethane, Bromomethane, Vinyl chloride, Chloromethane, Dichlorodifluoromethane};			✓	
CmdQuantitate	BL2000\steve	1/19/2022 4:11:17 PM	Quantitate all compounds in all samples			✓	
CmdSetSampleAttribute	BL2000\steve	1/19/2022 4:11:24 PM	Set SampleApproved = True for sample 30DEC02.D; previous value = False			✓	
CmdSetSampleAttribute	BL2000\steve	1/19/2022 4:11:26 PM	Set SampleApproved = True for sample 30DEC03.D; previous value = False			✓	
CmdSetSampleAttribute	BL2000\steve	1/19/2022 4:11:34 PM	Set SampleApproved = True for sample 30DEC07.D; previous value = False			✓	
CmdSetSampleAttribute	BL2000\steve	1/19/2022 4:11:35 PM	Set SampleApproved = True for sample 30DEC08.D; previous value = False			✓	
CmdSetSampleAttribute	BL2000\steve	1/19/2022 4:11:38 PM	Set SampleApproved = True for sample 30DEC09.D; previous value = False			✓	
CmdSetSampleAttribute	BL2000\steve	1/19/2022 4:11:40 PM	Set SampleApproved = True for sample 30DEC10.D; previous value = False			✓	

Audit Trail report

Name	User	Time	Action	Reason	Comment	Succeed	Exception
CmdSetSampleAttribute	BL2000\steve	1/19/2022 4:11:44 PM	Set SampleApproved = True for sample 30DEC12.D; previous value = False			✓	
CmdSetSampleAttribute	BL2000\steve	1/19/2022 4:11:46 PM	Set SampleApproved = True for sample 30DEC11.D; previous value = False			✓	
CmdSetSampleAttribute	BL2000\steve	1/19/2022 4:11:55 PM	Set SampleApproved = True for sample 30DEC13.D; previous value = False			✓	
CmdSetSampleAttribute	BL2000\steve	1/19/2022 4:11:57 PM	Set SampleApproved = True for sample 30DEC14.D; previous value = False			✓	
CmdSetSampleAttribute	BL2000\steve	1/19/2022 4:12:01 PM	Set SampleApproved = True for sample 30DEC15.D; previous value = False			✓	
CmdSetSampleAttribute	BL2000\steve	1/19/2022 4:12:06 PM	Set SampleApproved = True for sample 30DEC16.D; previous value = False			✓	
CmdSetSampleAttribute	BL2000\steve	1/19/2022 4:12:10 PM	Set SampleApproved = True for sample 30DEC17.D; previous value = False			✓	
CmdSetSampleAttribute	BL2000\steve	1/19/2022 4:12:14 PM	Set SampleApproved = True for sample 30DEC18.D; previous value = False			✓	
CmdSetSampleAttribute	BL2000\steve	1/19/2022 4:12:16 PM	Set SampleApproved = True for sample 30DEC19.D; previous value = False			✓	
CmdSetSampleAttribute	BL2000\steve	1/19/2022 4:12:18 PM	Set SampleApproved = True for sample 30DEC20.D; previous value = False			✓	
CmdSetSampleAttribute	BL2000\steve	1/19/2022 4:12:21 PM	Set SampleApproved = True for sample 30DEC22.D; previous value = False			✓	
CmdSetSampleAttribute	BL2000\steve	1/19/2022 4:12:22 PM	Set SampleApproved = True for sample 30DEC21.D; previous value = False			✓	
CmdSetSampleAttribute	BL2000\steve	1/19/2022 4:12:38 PM	Set SampleApproved = True for sample 30DEC23.D; previous value = False			✓	
CmdSetSampleAttribute	BL2000\steve	1/19/2022 4:12:40 PM	Set SampleApproved = True for sample 30DEC24.D; previous value = False			✓	
CmdSetSampleAttribute	BL2000\steve	1/19/2022 4:12:43 PM	Set SampleApproved = True for sample 30DEC26.D; previous value = False			✓	
CmdSaveBatchTable	BL2000\steve	1/19/2022 4:13:08 PM	Save batch D:\Org\Data\VOA5975C\VG123021\QuantResults\VG123021_8260B_624pt1.b atch.bin			✓	

Audit Trail report

Name	User	Time	Action	Reason	Comment	Succeed	Exception
GenerateReport	BL2000\steve	1/19/2022 4:15:06 PM	Generates report - Method: \\MASSHUNTER\Org\reports\LevelIV_Reports\SampleSequence\CC_mid_rpt.m, Output Path: D:\Org\Data\VOA5975C\VG123021\QuantReports\VG123021_8260B_624pt1			✓	
CmdSaveBatchTable	BL2000\steve	1/19/2022 4:18:11 PM	Save batch D:\Org\Data\VOA5975C\VG123021\QuantResults\VG123021_8260B_624pt1.batch.bin			✓	
CmdOpenBatchTable	BL2000\steve	1/20/2022 9:51:02 AM	Open batch D:\Org\Data\VOA5975C\VG123021\VG123021_8260B_624pt1.batch.bin			✓	
CmdCalibrate	BL2000\steve	1/20/2022 9:52:20 AM	Replace level CC with CC sample 30DEC07.D for compounds {Chloroethane};				Agilent.MassSpectrometry.DataAnalysis.Quantitative.ApplicationCommandException: Batch calibration failed ---> Agilent.MassSpectrometry.DataAnalysis.Quantitative.ApplicationCommandException: All compounds that have the same ISTD must be selected in order to modify Calibration at Agilent.MassSpectrometry.DataAnalysis.Quantitative.Analysis.Batch.ValidateISTDDependents(Int16[] compoundIds, Int16 compoundId, Sample sample) at Agilent.MassSpectrometry.DataAnalysis.Quantitative.Analysis.Batch.Calibrate(Int16[] compoundIds, Nullable`1[] levelConcentrations, Int16[] calSampleIds, Boolean average) --- End of inner exception stack trace --- at Agilent.MassSpectrometry.DataAnalysis.Quantitative.Analysis.Batch.Calibrate(Int16[] compoundIds, Nullable`1[] levelConcentrations, Int16[] calSampleIds, Boolean average) at Agilent.MassSpectrometry.DataAnalysis.Quantitative.CmdCalibrate.Do() at Agilent.MassSpectrometry.CommandModel.CommandHistory.Invoke(ICommand cmd) at Agilent.MassSpectrometry.DataAnalysis.Quantitative.AppCommandContext._Invoke(ICommand cmd)

Audit Trail report

Name	User	Time	Action	Reason	Comment	Succeed	Exception
CmdCalibrate	BL2000\steve	1/20/2022 9:52:38 AM	Replace level CC with CC sample 30DEC07.D for compounds {1,2-Dichlorobenzene, 1,4-Dichlorobenzene, 1,3-Dichlorobenzene, 4-Chlorotoluene, 2-Chlorotoluene, 1,2,3-Trichloropropane, 1,1,2,2-Tetrachloroethane, Bromobenzene, p-Bromofluorobenzene, Bromoform, Styrene, o-Xylene, m+p-Xylenes, Ethylbenzene, 1,1,1,2-Tetrachloroethane, Chlorobenzene, 1,2-Dibromoethane, Chlorodibromomethane, 1,3-Dichloropropane, Tetrachloroethene, 1,1,2-Trichloroethane, trans-1,3-Dichloropropene, Toluene, Toluene-d8, cis-1,3-Dichloropropene, Bromodichloromethane, Dibromomethane, 1,2-Dichloropropane, Trichloroethene, 1,2-Dichloroethane, Benzene, 1,2-Dichloroethane-d4, 1,1-Dichloropropene, Carbon tetrachloride, Dibromofluoromethane, 1,1,1-Trichloroethane, Chloroform, Bromochloromethane, Methyl ethyl ketone, cis-1,2-Dichloroethene, 2,2-Dichloropropane, 1,1-Dichloroethane, Methyl tert-butyl ether (MTBE), trans-1,2-Dichloroethene, Methylene chloride, 1,1-Dichloroethene, Trichlorofluoromethane, Bromomethane, Vinyl chloride, Chloromethane, Dichlorodifluoromethane, Chloroethane};			✓	
CmdQuantitate	BL2000\steve	1/20/2022 9:52:59 AM	Quantitate all compounds in all samples			✓	
CmdSaveBatchTable	BL2000\steve	1/20/2022 9:53:08 AM	Save batch D:\Org\Data\VOA5975C\VG123021\QuantResults\VG123021_8260B_624pt1.batch.bin			✓	
GenerateReport	BL2000\steve	1/20/2022 9:54:00 AM	Generates report - Method: \\MASSHUNTER\Org\reports\LevelIV_Reports\SampleSequence\CC_mid_rpt.m, Output Path: D:\Org\Data\VOA5975C\VG123021\QuantReports\VG123021_8260B_624pt1-1			✓	
GenerateReport	BL2000\steve	1/20/2022 9:57:16 AM	Generates report - Method: \\MASSHUNTER\Org\reports\LevelIV_Reports\SampleSequence\CC_mid_rpt.m, Output Path: D:\Org\Data\VOA5975C\VG123021\QuantReports\VG123021_8260B_624pt1-2			✓	

Audit Trail report

Name	User	Time	Action	Reason	Comment	Succeed	Exception
CmdSaveBatchTable	BL2000\steve	1/20/2022 10:02:32 AM	Save batch D:\Org\Data\VOA5975C\VG123021\QuantResults\VG123021_8260B_624pt1.batch.bin			✓	
CmdOpenBatchTable	BL2000\steve	1/20/2022 10:15:22 AM	Open batch D:\Org\Data\VOA5975C\VG123021\VG123021_8260B_624pt1.batch.bin			✓	
CmdCalibrate	BL2000\steve	1/20/2022 10:17:05 AM	Replace level CC with CC sample 30DEC08.D for compounds {1,2-Dichlorobenzene, 1,4-Dichlorobenzene, 1,3-Dichlorobenzene, 4-Chlorotoluene, 2-Chlorotoluene, 1,2,3-Trichloropropane, 1,1,2,2-Tetrachloroethane, Bromobenzene, p-Bromofluorobenzene, Bromoform, Styrene, o-Xylene, m+p-Xylenes, Ethylbenzene, 1,1,1,2-Tetrachloroethane, Chlorobenzene, 1,2-Dibromoethane, Chlorodibromomethane, 1,3-Dichloropropane, Tetrachloroethene, 1,1,2-Trichloroethane, trans-1,3-Dichloropropene, Toluene, Toluene-d8, cis-1,3-Dichloropropene, Bromodichloromethane, Dibromomethane, 1,2-Dichloropropane, Trichloroethene, 1,2-Dichloroethane, Benzene, 1,2-Dichloroethane-d4, 1,1-Dichloropropene, Carbon tetrachloride, Dibromofluoromethane, 1,1,1-Trichloroethane, Chloroform, Bromochloromethane, Methyl ethyl ketone, cis-1,2-Dichloroethene, 2,2-Dichloropropane, 1,1-Dichloroethane, Methyl tert-butyl ether (MTBE), trans-1,2-Dichloroethene, Methylene chloride, 1,1-Dichloroethene, Trichlorofluoromethane, Chloroethane, Bromomethane, Vinyl chloride, Chloromethane, Dichlorodifluoromethane};			✓	
CmdQuantitate	BL2000\steve	1/20/2022 10:17:26 AM	Quantitate all compounds in all samples			✓	
CmdSaveBatchTable	BL2000\steve	1/20/2022 10:17:31 AM	Save batch D:\Org\Data\VOA5975C\VG123021\QuantResults\VG123021_8260B_624pt1.batch.bin			✓	
GenerateReport	BL2000\steve	1/20/2022 10:18:24 AM	Generates report - Method: \\MASSHUNTER\Org\reports\LevelIV_Reports\SampleSequence\CC_mid_rpt.m, Output Path: D:\Org\Data\VOA5975C\VG123021\QuantReports\VG123021_8260B_624pt1-3			✓	

Audit Trail report

Name	User	Time	Action	Reason	Comment	Succeed	Exception
CmdCalibrate	BL2000\steve	1/20/2022 10:22:07 AM	Replace level CC with CC sample 30DEC26.D for compounds {1,2-Dichlorobenzene, 1,4-Dichlorobenzene, 1,3-Dichlorobenzene, 4-Chlorotoluene, 2-Chlorotoluene, 1,2,3-Trichloropropane, 1,1,2,2-Tetrachloroethane, Bromobenzene, p-Bromofluorobenzene, Bromoform, Styrene, o-Xylene, m+p-Xylenes, Ethylbenzene, 1,1,1,2-Tetrachloroethane, Chlorobenzene, 1,2-Dibromoethane, Chlorodibromomethane, 1,3-Dichloropropane, Tetrachloroethene, 1,1,2-Trichloroethane, trans-1,3-Dichloropropene, Toluene, Toluene-d8, cis-1,3-Dichloropropene, Bromodichloromethane, Dibromomethane, 1,2-Dichloropropane, Trichloroethene, 1,2-Dichloroethane, Benzene, 1,2-Dichloroethane-d4, 1,1-Dichloropropene, Carbon tetrachloride, Dibromofluoromethane, 1,1,1-Trichloroethane, Chloroform, Bromochloromethane, Methyl ethyl ketone, cis-1,2-Dichloroethene, 2,2-Dichloropropane, 1,1-Dichloroethane, Methyl tert-butyl ether (MTBE), trans-1,2-Dichloroethene, Methylene chloride, 1,1-Dichloroethene, Trichlorofluoromethane, Chloroethane, Bromomethane, Vinyl chloride, Chloromethane, Dichlorodifluoromethane};			✓	
CmdQuantitate	BL2000\steve	1/20/2022 10:22:27 AM	Quantitate all compounds in all samples			✓	
CmdSaveBatchTable	BL2000\steve	1/20/2022 10:28:22 AM	Save batch D:\Org\Data\VOA5975C\VG123021\QuantResults\VG123021_8260B_624pt1.batch.bin			✓	
GenerateReport	BL2000\steve	1/20/2022 10:29:11 AM	Generates report - Method: \\MASSHUNTER\Org\reports\LevelIV_Reports\SampleSequence\CC_mid_rpt.m, Output Path: D:\Org\Data\VOA5975C\VG123021\QuantReports\VG123021_8260B_624pt1-4			✓	
CmdSaveBatchTable	BL2000\steve	1/20/2022 10:31:53 AM	Save batch D:\Org\Data\VOA5975C\VG123021\QuantResults\VG123021_8260B_624pt1.batch.bin			✓	

Energy Laboratories Inc

Standard LOG

Standard ID: VOCF3463
Standard Name Internals Type: Secondary
Date Prepared 9/3/2021 BY: Jerran D. Brenden
Date Expires: 12/31/2021
Department gcmsvoa Status: New
Vendor:
Lot Number:
Balance ID:
Comments: Final Concentration 0.05 ug/uL.

Chemical / Solvent Used	BottleNo	Amt	Units	Exp
Methanol, Purge and Trap EA899	13926	49	mL	2/12/

Final Volume: 50 mL

<u>Stock Source</u>	<u>Base Units</u>	<u>Amount Added</u>
VOCF0357 Internals	ug/mL	1 mL
<u>Analvtes</u>	<u>CAS</u>	<u>Conc:</u> <u>ug/uL</u>
1,4-Dichlorobenzene-d4	3855-82-1	0.05
Chlorobenzene-d5	3114-55-1	0.05
Fluorobenzene	462-06-6	0.05

Energy Laboratories Inc

Standard LOG

Standard ID: VOCF0357
Standard Name Internals Type: Primary
Date Prepared 12/8/2020 BY: Jerran D. Brenden
Date Expires: 12/31/2021
Department gcmsvoa Status: New
Vendor: Agilent
Lot Number: CS-5422
Balance ID:

Comments: Date Prepared is same as Date Received. 2,500 ug/mL in MeOH. Catalog # STM-520-1.

Chemical / Solvent Used	BottleNo	Amt	Units	Exp
Internal Standard	12421	1	mL	12/31

Final Volume: 10 mL

<u>Stock Source</u>		Base Units	Amount Added
VOCF0357	Internals	ug/mL	
<u>Analvtes</u>		CAS	Conc: ug/mL
1,4-Dichlorobenzene-d4		3855-82-1	2500
Chlorobenzene-d5		3114-55-1	2500
Fluorobenzene		462-06-6	2500



JP

Certificate of Analysis ISO Guide 34

Internal Standard

Product Number: STM-520 **Page:** 1 of 1
Lot Number: CS-5422 **Lot Issue Date:** 09-Nov-2018 **Expiration Date:** 31-Dec-2021

This ISO Guide 34 Reference Material (RM) was manufactured and verified in accordance with Agilent's ISO 9001 registered quality system, and the analyte concentrations were verified by our ISO 17025 accredited laboratory. The true value and uncertainty value at the 95% confidence level for each analyte, determined gravimetrically, is listed below.

Analyte	CAS#	Analyte Lot	True Value
chlorobenzene-d5	003114-55-4	RM12274	2501 ± 13 µg/mL
1,4-dichlorobenzene-d4	003855-82-1	RM12517	2501 ± 13 µg/mL
fluorobenzene	000462-06-6	RM13378	2512 ± 13 µg/mL

Matrix: methanol (methyl alcohol)

Storage: Store Frozen (-25° to -10°C).

Agilent uses balances calibrated with weights traceable to NIST in compliance with ANSI/NCSL Z-540-1 and ISO 9001, and calibrated Class A glassware in the manufacturing of these standards.

Monica Bourgeois
 Monica Bourgeois
 QMS Representative

ID #: 12421
 Opened: _____
 Internal Standard
Expires: 12/31/2021
 Rec'd: 2/19/2020
 Enerav Laboratories Inc 1120 So. 27th Street
 Billings MT 59107



Produced in accordance with TUV USA Inc 56 100 18560026
 registered ISO 9001 Quality Management System



Energy Laboratories Inc

Standard LOG

Standard ID: VO CF3518
Standard Name: Calibration Surrogates
Date Prepared: 11/10/2021
Date Expires: 12/31/2022
Department: gcmsvoa
Vendor:
Lot Number:
Balance ID:
Comments: Final Concentration 0.2 ug/uL in MeOH

Type: Secondary
BY: Alethea M. Shaules
Status: New

Chemical / Solvent Used	BottleNo	Amt	Units	Exp
Methanol, Purge and Trap EB199	14400	4.5	mL	3/20/

Final Volume: 5 mL

<u>Stock Source</u>	<u>Base Units</u>	<u>Amount Added</u>
VO CF0426 Surrogates 2.0 mg/mL	ug/mL	0.5 mL
<u>Analvtes</u>	<u>CAS</u>	<u>Conc:</u> ug/uL
S 1,2-Dichloroethane-d4	17060-07-0	0.2
S Dibromofluoromethane	1868-53-7	0.2
S p-Bromofluorobenzene	460-00-4	0.2
S Toluene-d8	2037-26-5	0.2

Energy Laboratories Inc

Spike LOG

Standard ID: VOCF0426
 Standard Name: Surrogates 2.0 mg/mL
 Date Prepared: 9/14/2021
 Date Expires: 4/18/2029
 Department: gcmsvoa
 Vendor: AccuStandard
 Lot Number: 219041458
 Balance ID:

Type: Primary
 BY: Jerran D. Brenden
 Status: New

Comments: Date Received 01/04/2021. 2.0 mg/mL. Catalog # M-8260A-B-SS-10X

Chemical / Solvent Used	BottleNo	Amt	Units	Exp
Surrogate Standard Mix	14269	1	mL	4/18/

Final Volume: 10 mL

<u>Stock Source</u>	<u>Base Units</u>	<u>Amount Added</u>
VOCF0426 Surrogates 2.0 mg/mL	ug/mL	
<u>Analvtes</u>	<u>CAS</u>	<u>Conc:</u> <u>ug/mL</u>
S 1,2-Dichloroethane-d4	17060-07-0	2000
S Dibromofluoromethane	1868-53-7	2000
S p-Bromofluorobenzene	460-00-4	2000
S Toluene-d8	2037-26-5	2000

CERTIFICATE OF ANALYSIS

Catalog No: M-8260A-B-SS-10X
Description: Surrogate Standard Mix
Lot: 219041458

Solvent: Methanol

Hazards: Refer to SDS for complete safety information

Date Certified: Apr 18, 2019

Expiration: Apr 18, 2029

Sample Size: 1 mL

Components: 4

Storage Condition: Ambient (>5 °C)



Signal Word: Danger

Certified Reference Material



Component	CAS #	Purity %	Prepared	Certified Analyte
		(GC/MS)	Concentration ² (µg/mL)	Concentration ¹ (µg/mL)
p-Bromofluorobenzene	460-00-4	99.9	2004	2002
Dibromofluoromethane	1868-53-7	99.8	2005	2001
1,2-Dichloroethane-d4	17060-07-0	100.0	2001	2001
Toluene-d8	2037-26-5	100.0	2000	2000

ID #: 14269

Opened: _____

Surrogate Standard Mix

Expires: 4/18/2029

Rec'd: 9/14/2021

Energy Laboratories Inc 1120 So. 27th Street
Billings MT 59107

A product with a suffix (-1A, -2B, etc. or -01, -02, etc.) on its lot number has had its expiration date extended and is identical to the same lot number without the suffix.

² All weights are traceable through NIST, Test No. 684/289871-17

¹ Certified Analyte Concentration = Purity x Prepared Concentration.

The Uncertainty associated with the certified concentration reported on this certificate is $\pm 2.4\%$. This value is the combined expanded uncertainty and represents an estimated standard deviation equal to the positive square root of the total variation of the uncertainty of components. A normal distribution is assumed and a coverage factor of K=2 is chosen using approximately a 95% confidence level.

Labels and certificates follow U.S. Conventions in reporting numerical values: A comma (,) is used to separate units of one-thousand or greater. A period (.) is used as a decimal place marker.

The information on this certificate may not be reproduced without the express permission of the manufacturer. See reverse side for additional information

Hazard Information: Please refer to the SDS for information regarding the hazards associated with using this material.

This product was prepared according to in-house procedures and is guaranteed to be homogeneous.

Certified By: _____

Larry Decker, Organic QC Manager

Energy Laboratories Inc

Standard LOG

Standard ID: VOCF3497B
 Standard Name: Liquids
 Date Prepared: 10/11/2021
 Date Expires: 12/11/2021
 Department: GCMSVOA
 Vendor:
 Lot Number:
 Balance ID:

Type: Secondary
 BY: Steve Dilts
 Status: New

Comments: 1.0 ml/10 ml final volume. Final Concentration 0.2 ug/uL. Corrected comment and analyte list 11/9/2021 sbd

Chemical / Solvent Used	BottleNo	Amt	Units	Exp	Final Volume:	10 mL
Methanol, Purge and Trap EA899	13926	9	mL	2/12/		
Stock Source			Base Units			Amount Added
VOCF0313	Liquids		ug/mL			1 mL
Analvtes			CAS		Conc:	ug/uL
1,1,1,2-Tetrachloroethane			630-20-6			0.2
1,1,1-Trichloroethane			71-55-6			0.2
1,1,2,2-Tetrachloroethane			79-34-5			0.2
1,1,2-Trichloroethane			79-00-5			0.2
1,1-Dichloroethane			75-34-3			0.2
1,1-Dichloroethene			75-35-4			0.2
1,1-Dichloropropene			563-58-6			0.2
1,2,3-Trichlorobenzene			87-61-6			0.2
1,2,3-Trichloropropane			96-18-4			0.2
1,2,4-Trichlorobenzene			120-82-1			0.2
1,2,4-Trimethylbenzene			95-63-6			0.2
1,2-Dibromo-3-chloropropane			96-12-8			0.2
1,2-Dibromoethane			106-93-4			0.2
1,2-Dichlorobenzene			95-50-1			0.2
1,2-Dichloroethane			107-06-2			0.2
1,2-Dichloropropane			78-87-5			0.2
1,3,5-Trimethylbenzene			108-67-8			0.2
1,3-Dichlorobenzene			541-73-1			0.2
1,3-Dichloropropane			142-28-9			0.2
1,4-Dichlorobenzene			106-46-7			0.2
2,2-Dichloropropane			594-20-7			0.2
2-Chlorotoluene			95-49-8			0.2
4-Chlorotoluene			406-43-4			0.2
Benzene			71-43-2			0.2
Bromobenzene			108-86-1			0.2
Bromochloromethane			74-97-5			0.2
Bromodichloromethane			75-27-4			0.2
Bromoform			75-25-2			0.2
Carbon Tetrachloride			56-23-5			0.2
Chlorobenzene			10-90-7			0.2
Chloroform			67-66-3			0.2

Energy Laboratories Inc

Standard LOG

Standard ID: VOCF3497B
Standard Name: Liquids
Date Prepared: 10/11/2021
Date Expires: 12/11/2021
Department: GCMSVOA
Vendor:
Lot Number:
Balance ID:

Type: Secondary
BY: Steve Dilts
Status: New

Comments: 1.0 ml/10 ml final volume. Final Concentration 0.2 ug/uL. Corrected comment and analyte list 11/9/2021 sbd

cis-1,2-Dichloroethene	156-59-2	0.2
cis-1,3-Dichloropropene	10061-01-5	0.2
Dibromocholormethane	124-48-1	0.2
Dibromomethane	74-95-3	0.2
Dichloromethane	75-09-2	0.2
Ethylbenzene	100-41-4	0.2
Hexachlorobutadiene	87-68-6	0.2
Isopropylbenzene	98-82-8	0.2
m-Xylene	108-38-3	0.2
n-Butylbenzene	104-51-8	0.2
n-Propylbenzene	103-65-1	0.2
Naphthalene	91-20-3	0.2
o-Xylene	95-47-6	0.2
p-Isopropyltoluene	99-87-6	0.2
p-Xylene	106-42-3	0.2
sec-Butylbenzene	135-98-8	0.2
Styrene	100-42-5	0.2
tert-Butylbenzene	98-06-6	0.2
Tetrachloroethene	127-18-4	0.2
Toluene	108-88-3	0.2
trans-1,2-Dichloroethene	156-60-5	0.2
trans-1,3-Dichloropropene	10061-02-6	0.2
Trichloroethene	79-01-6	0.2

Energy Laboratories Inc

Standard LOG

Standard ID: VOCF0313
 Standard Name: Liquids
 Date Prepared: 6/23/2020
 Date Expires: 4/13/2023
 Department: gcmsvoa
 Vendor: AccuStd
 Lot Number: 220041126
 Balance ID:

Type: Primary
 BY: Alethea M. Shaules
 Status: New

Comments: Date Prepared is same as Date Received. 2,000 ug/mL. Catalog # M502A-R-10X. Corrected lot number to match Cl. MSC 01/14/2022

Chemical / Solvent Used	BottleNo	Amt	Units	Exp	Final Volume:	10 mL
Volatile Organic Compounds - Liquids	12797	1	mL	4/13/		
<u>Stock Source</u>			Base Units			Amount Added
VOCF0313	Liquids		ug/mL			
<u>Analtes</u>			CAS		Conc:	ug/mL
1,1,1,2-Tetrachloroethane			630-20-6			2000
1,1,1-Trichloroethane			71-55-6			2000
1,1,2,2-Tetrachloroethane			79-34-5			2000
1,1,2-Trichloroethane			79-00-5			2000
1,1-Dichloroethane			75-34-3			2000
1,1-Dichloroethene			75-35-4			2000
1,1-Dichloropropene			563-58-6			2000
1,2,3-Trichlorobenzene			87-61-6			2000
1,2,3-Trichloropropane			96-18-4			2000
1,2,4-Trichlorobenzene			120-82-1			2000
1,2,4-Trimethylbenzene			95-63-6			2000
1,2-Dibromo-3-chloropropane			96-12-8			2000
1,2-Dibromoethane			106-93-4			2000
1,2-Dichlorobenzene			95-50-1			2000
1,2-Dichloroethane			107-06-2			2000
1,2-Dichloropropane			78-87-5			2000
1,3,5-Trimethylbenzene			108-67-8			2000
1,3-Dichlorobenzene			541-73-1			2000
1,3-Dichloropropane			142-28-9			2000
1,4-Dichlorobenzene			106-46-7			2000
2,2-Dichloropropane			594-20-7			2000
2-Chlorotoluene			95-49-8			2000
4-Chlorotoluene			406-43-4			2000
Benzene			71-43-2			2000
Bromobenzene			108-86-1			2000
Bromochloromethane			74-97-5			2000
Bromodichloromethane			75-27-4			2000
Bromoform			75-25-2			2000
Carbon Tetrachloride			56-23-5			2000
Chlorobenzene			10-90-7			2000
Chloroform			67-66-3			2000

Energy Laboratories Inc

Standard LOG

Standard ID: VOCF0313
Standard Name: Liquids
Date Prepared: 6/23/2020
Date Expires: 4/13/2023
Department: gcmsvoa
Vendor: AccuStd
Lot Number: 220041126
Balance ID:

Type: Primary
BY: Alethea M. Shaules
Status: New

Comments: Date Prepared is same as Date Received. 2,000 ug/mL. Catalog # M502A-R-10X. Corrected lot number to match CI. MSC 01/14/2022

cis-1,2-Dichloroethene	156-59-2	2000
cis-1,3-Dichloropropene	10061-01-5	2000
Dibromocholormethane	124-48-1	2000
Dibromomethane	74-95-3	2000
Dichloromethane	75-09-2	2000
Ethylbenzene	100-41-4	2000
Hexachlorobutadiene	87-68-6	2000
Isopropylbenzene	98-82-8	2000
m-Xylene	108-38-3	2000
n-Butylbenzene	104-51-8	2000
n-Propylbenzene	103-65-1	2000
Naphthalene	91-20-3	2000
o-Xylene	95-47-6	2000
p-Isopropyltoluene	99-87-6	2000
p-Xylene	106-42-3	2000
sec-Butylbenzene	135-98-8	2000
Styrene	100-42-5	2000
tert-Butylbenzene	98-06-6	2000
Tetrachloroethene	127-18-4	2000
Toluene	108-88-3	2000
trans-1,2-Dichloroethene	156-60-5	2000
trans-1,3-Dichloropropene	10061-02-6	2000
Trichloroethene	79-01-6	2000

CERTIFICATE OF ANALYSIS

Catalog No: M-502A-R-10X
Description: Volatile Organic Compounds - Liquids
Lot: 220041126
Solvent: Methanol
Hazards: Refer to SDS for complete safety information

Date Certified: Apr 13, 2020
Expiration: Apr 13, 2023
Sample Size: 1 mL
Components: 54
Storage Condition: Refrig (0-5 °C)



Signal Word: Danger

Certified Reference Material



Component	CAS #	Purity % (GC/MS)	Prepared Concentration* (µg/mL)	Certified Analyte Concentration¹ (µg/mL)
Benzene	71-43-2	100.0	2002	2002
Bromobenzene	108-86-1	100.0	2003	2003
Bromochloromethane	74-97-5	99.1	2001	1983
Bromodichloromethane	75-27-4	99.0	2002	1982
Bromoform	75-25-2	99.2	2001	1985
n-Butylbenzene	104-51-8	100.0	2002	2002
sec-Butylbenzene	135-98-8	100.0	2001	2001
tert-Butylbenzene	98-06-6	99.0	2003	1983
Carbon tetrachloride	56-23-5	100.0	2003	2003
Chlorobenzene	108-90-7	99.6	2001	1993
Chloroform	67-66-3	99.2	2004	1988
2-Chlorotoluene	95-49-8	99.0	2003	1983
4-Chlorotoluene	106-43-4	99.8	2002	1998
Dibromochloromethane	124-48-1	97.8	2049*	2004
1,2-Dibromo-3-chloropropane	96-12-8	99.2	2001	1985
1,2-Dibromoethane	106-93-4	100.0	2006	2006
Dibromomethane	74-95-3	99.0	2002	1982
1,2-Dichlorobenzene	95-50-1	98.2	2003	1967
1,3-Dichlorobenzene	541-73-1	100.0	2000	2000
1,4-Dichlorobenzene	106-46-7	100.0	2002	2002
1,1-Dichloroethane	75-34-3	98.6	2001	1973
1,2-Dichloroethane	107-06-2	99.8	2010	2006
1,1-Dichloroethene	75-35-4	99.0	2000	1980
cis-1,2-Dichloroethene	156-59-2	99.0	2002	1982
trans-1,2-Dichloroethene	156-60-5	99.5	2001	1991
1,2-Dichloropropane	78-87-5	99.5	2003	1993
1,3-Dichloropropane	142-28-9	96.7	2073*	2005
2,2-Dichloropropane	594-20-7	99.9	2012	2010
1,1-Dichloropropene	563-58-6	98.9	2001	1979
cis-1,3-Dichloropropene **	10061-01-5	93.9	2041*	1916
trans-1,3-Dichloropropene **	10061-02-6	93.9	1968*	1848
Ethylbenzene	100-41-4	99.7	2000	1994
Hexachlorobutadiene	87-68-3	98.0	2003	1963
Isopropylbenzene	98-82-8	100.0	2002	2002
p-Isopropyltoluene	99-87-6	99.4	2000	1988
Methylene chloride	75-09-2	99.9	2001	1999
Naphthalene	91-20-3	100.0	2002	2002
n-Propylbenzene	103-65-1	100.0	2001	2001
Styrene	100-42-5	100.0	2003	2003
1,1,1,2-Tetrachloroethane	630-20-6	98.9	2005	1983
1,1,1,2-Tetrachloroethane	79-34-5	96.0	2087*	2004
Tetrachloroethene	127-18-4	99.4	2017	2005
Toluene	108-88-3	100.0	2001	2001
1,2,3-Trichlorobenzene	87-61-6	100.0	2002	2002

CERTIFICATE OF ANALYSIS

Catalog No: M-502A-R-10X
Description: Volatile Organic Compounds - Liquids
Lot: 220041126
Solvent: Methanol

Date Certified: Apr 13, 2020
Expiration: Apr 13, 2023
Sample Size: 1 mL
Components: 54

Component - <i>continued</i>	CAS #	Purity %	Prepared Concentration ²	Certified Analyte Concentration ¹
		(GC/MS)	(µg/mL)	(µg/mL)
1,2,4-Trichlorobenzene	120-82-1	99.6	2001	1993
1,1,1-Trichloroethane	71-55-6	100.0	2002	2002
1,1,2-Trichloroethane	79-00-5	98.6	2000	1972
Trichloroethene	79-01-6	100.0	2003	2003
1,2,3-Trichloropropane	96-18-4	97.5	2055*	2004
1,2,4-Trimethylbenzene	95-63-6	98.2	2001	1965
1,3,5-Trimethylbenzene	108-67-8	98.8	2001	1977
o-Xylene	95-47-6	99.0	2000	1980
m-Xylene	108-38-3	99.2	2002	1986
p-Xylene	106-42-3	95.4	2097*	2001

* Weight compensated to 100% purity.

** 47.8% cis isomer, 46.1% trans isomer

A product with a suffix (-1A, -2B, etc. or -01, -02, etc.) on its lot number has had its expiration date extended and is identical to the same lot number without the suffix.

² All weights are traceable through NIST, Test No. 684/289871-17

¹ Certified Analyte Concentration = Purity x Prepared Concentration.

The Uncertainty associated with the certified concentration reported on this certificate is $\pm 2.4\%$. This value is the combined expanded uncertainty and represents an estimated standard deviation equal to the positive square root of the total variation of the uncertainty of components. A normal distribution is assumed and a coverage factor of K=2 is chosen using approximately a 95% confidence level.

Labels and certificates follow U.S. Conventions in reporting numerical values: A comma (,) is used to separate units of one-thousand or greater. A period (.) is used as a decimal place marker.

The information on this certificate may not be reproduced without the express permission of the manufacturer. See reverse side for additional information

Certified By: 

Larry Decker, Organic QC Manager

ID #: 12797

Opened: _____

Volatile Organic Compounds - Liquids

Expires: 4/13/2023

Rec'd: 6/23/2020

Energy Laboratories Inc 1120 So. 27th Street
Billings MT 59107

Energy Laboratories Inc

Standard LOG

Standard ID: VOCF3540A
 Standard Name: Gases
 Date Prepared: 12/6/2021
 Date Expires: 12/13/2021
 Department: GCMSVOA
 Vendor:
 Lot Number:
 Balance ID:

Type: Secondary
 BY: Melissa Chavez
 Status: Expired

Comments: 1.0 ml/10 ml final volume. Final Concentration 0.2 ug/uL

Chemical / Solvent Used	BottleNo	Amt	Units	Exp
Methanol, Purge and Trap EB199	14400	9	mL	3/20/

Final Volume: 10 mL

<u>Stock Source</u>	Base Units	Amount Added
VOCF0427 Gases	ug/mL	1 mL

<u>Analvtes</u>	CAS	Conc:	ug/uL
Bromomethane	74-83-9		0.2
Chloroethane	75-00-3		0.2
Chloromethane	74-87-3		0.2
Dichlorodifluoromethane	75-71-8		0.2
Trichlorofluoromethane	75-69-4		0.2
Vinyl Chloride	75-01-4		0.2

Energy Laboratories Inc

Standard LOG

Standard ID: VOCF0427
 Standard Name: Gases
 Date Prepared: 9/17/2021
 Date Expires: 8/3/2024
 Department: gcmsvoa
 Vendor: Absolute
 Lot Number: 080321
 Balance ID:

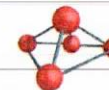
Type: Primary
 BY: Alethea M. Shaules
 Status: New

Comments: Date Prepared is same as Date Received. 2,000 ug/mL in MeOH. Catalog # 30058.

Chemical / Solvent Used	BottleNo	Amt	Units	Exp
EPA Method 502-524 - Volatile Gases	14285	1	mL	8/3/2

Final Volume: 10 mL

<u>Stock Source</u>		Base Units		Amount Added
VOCF0427	Gases	ug/mL		
<u>Analvtes</u>		CAS		Conc: ug/mL
Bromomethane		74-83-9		2000
Chloroethane		75-00-3		2000
Chloromethane		74-87-3		2000
Dichlorodifluoromethane		75-71-8		2000
Trichlorofluoromethane		75-69-4		2000
Vinyl chloride		75-01-4		2000



CERTIFIED WEIGHT REPORT

Part Number: 30058
Lot Number: 080321
Description: EPA Method 502/524 - Volatile Gases Mix #1

Expiration Date: 080324

Recommended Storage: Freezer (0 °C)

Nominal Concentration (µg/mL): 2000

NIST Test ID#: 6UTB

Solvent: Methanol
Lot#: EA783-US

Weight(s) shown below were combined and diluted to (mL): 500.0 0.058 Balance Uncertainty 5E-05 Flask Uncertainty

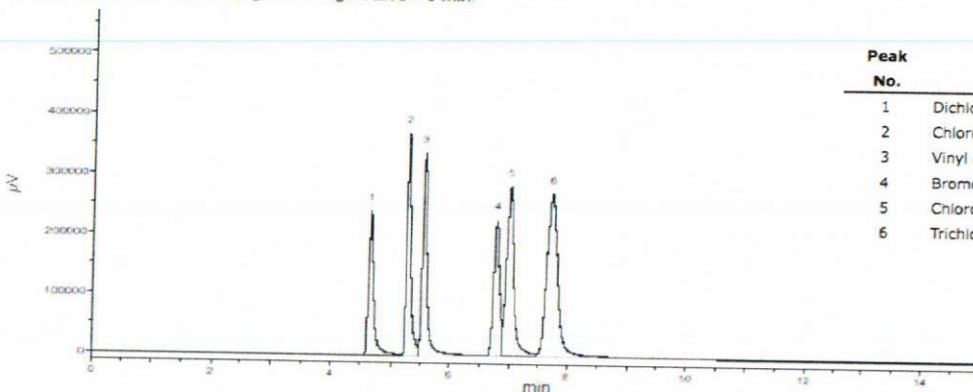
		080321
Formulated By:	Mario Luis	DATE
		080321
Reviewed By:	Pedro L. Rentas	DATE

Compound	RM#	Lot Number	Nominal Conc (µg/mL)	Purity (%)	Uncertainty Purity (%)	Target Weight (g)	Actual Weight (g)	Actual Conc(µg/mL)	Expanded Uncertainty (+/-) (µg/mL)	SDS Information (Solvent Safety Info. On Attached pg.)		
										CAS#	OSHA PEL (TWA)	LD50
1. Bromomethane	50	01611JX	2000	99.5	0.2	1.00508	1.0098	2009.4	8.1	74-83-9	5 ppm (20mg/m3/8H) (skin)	ori-rat 214mg/kg
2. Chloroethane	72	062617	2000	99	0.2	1.01016	1.0146	2008.8	8.1	75-00-3	1000 ppm (2600mg/m3/8H)	N/A
3. Chloromethane	79	06908MS	2000	99.5	0.2	1.00508	1.0154	2020.5	8.1	74-87-3	100 ppm	ori-rat 1800mg/kg
4. Dichlorodifluoromethane	134	92-0487	2000	99	0.2	1.01016	1.0224	2024.2	8.2	75-71-8	1000 ppm (4950mg/m3/8H)	N/A
5. Trichlorofluoromethane	294	01823MW	2000	99	0.2	1.01016	1.0110	2001.7	8.1	75-69-4	1000 ppm (5600mg/m3/8H)	ipr-mus 1743mg/kg
6. Vinyl chloride	305	04854EA	2000	99.5	0.2	1.00508	1.0071	2004.0	8.1	75-01-4	N/A	N/A

- The certified value is the concentration calculated from gravimetric and volumetric measurements unless otherwise stated.
- Standards are prepared gravimetrically using balances that are calibrated with weights traceable to NIST (see above).
- Standards are certified (+/-) 0.5% of the stated value, unless otherwise stated.
- All Standards, after opening ampule, should be stored with caps tight and under appropriate laboratory conditions.
- Uncertainty Reference: Taylor, B.N. and Kuyat, C.E., "Guidelines for Evaluating and Expressing the Uncertainty of NIST Measurement Result," NIST Technical Note 1297, U.S. Government Printing Office, Washington, DC, (1994).

Comments

GC15-M9 Analysis by Melissa Stonier
Column ID SPB-Vocool 105 meter X 0.53mm X 3.0µm film thickness
Flow rates: Total flow=150mL/min., Helium (carrier)=10mL/min., Helium(make-up)=40mL/min., Hydrogen(make-up)=100mL/min.
Oven Profile: Temp. 1=35°C (Time 1=9 min.), Temp 2=200°C (Time 2=1 min.), Rate = 33°C/min., Total run time=15 min., Injector temp.=200°C, FID Temp.=200°C.
ELCD Signal = Edaq Channel 1 PID Signal = Edaq Channel 2
Standard injection = 0.5µL, Range=3 Purge Valve = 0 min.



Peak No.	Analyte	ELCD RT (min.)
1	Dichlorodifluoromethane	4.67
2	Chloromethane	5.28
3	Vinyl chloride	5.56
4	Bromomethane	6.75
5	Chloroethane	6.99
6	Trichlorofluoromethane	7.72

ID #: 14285

Opened: _____

EPA Method 502-524 - Volatile Gases Mix #1

Expires: 8/3/2024

Rec'd: 9/17/2021

Energy Laboratories Inc 1120 So. 27th Street
Billings MT 59107

Energy Laboratories Inc

Standard LOG

Standard ID: VOCF3507B
 Standard Name: MtBE
 Date Prepared: 10/25/2021
 Date Expires: 12/25/2021
 Department: gcmsvoa
 Vendor:
 Lot Number:
 Balance ID:
 Comments: Final Concentration 0.2 ug/uL.

Type: Secondary
 BY: Steve Dilts
 Status: Expired

Chemical / Solvent Used	BottleNo	Amt	Units	Exp
Methanol, Purge and Trap EA899	13926	9	mL	2/12/

Final Volume: 10 mL

<u>Stock Source</u>		Base Units	Amount Added
VOCF0373	MtBE (Methy tert-Butyl Ether)	ug/mL	1 mL
<u>Analvtes</u>		CAS	Conc: ug/uL
	tert-butylmethyl ether	1634-04-4	0
	tert-butylmethyl ether (MTBE)	1634-04-4	0.2

Energy Laboratories Inc

Standard LOG

Standard ID: VOCF0373
Standard Name: MtBE (Methy tert-Butyl Ether) Type: Primary
Date Prepared: 2/26/2021 BY: Steve Dilts
Date Expires: 8/31/2022
Department: gcmsvoa Status: New
Vendor: Agilent
Lot Number: 0006555762
Balance ID:
Comments: Date Prepared is same as Date Received. 2000 ug/mL in MeOH. Catalog # STS-440

Chemical / Solvent Used	BottleNo	Amt	Units	Exp
Methyl tert-Butyl Ether Standard	13578	1	mL	8/31/

Final Volume: 5 mL

Stock Source
VOCF0373 MtBE (Methy tert-Butyl Ether)

Base Units
ug/mL

Amount Added

Analvtes
tert-butylmethyl ether

CAS
1634-04-4

Conc: **ug/mL**
2000

Certificate of Analysis

Product Name: Methyl tert-Butyl Ether Standard

Product Number: STS-440-1

Lot Number: 0006555762

Lot Issue Date: 19-Aug-2020

Expiration Date: 31-Aug-2022

Description:

This analytical reference material (RM) was manufactured and verified in accordance with an ISO 9001 registered quality system, and analyte concentrations were verified by an ISO 17025 accredited laboratory. The concentration and uncertainty value at the 95% confidence level for each analyte, determined gravimetrically, is listed below.

Analyte

CAS#

Analyte Lot

Concentration ± Uncertainty

tert-butylmethyl ether

001634-04-4

RM06568

2006 ± 10 µg/mL

Matrix: methanol (methyl alcohol)

Storage Conditions: Store Frozen (-25° to -10°C).

Traceability:

The balances used for these measurements are calibrated with weights traceable to NIST in compliance with ANSI/NCSL Z540.3, ISO 9001, ISO 17025, and ISO 17034. Calibrated Class A glassware is used for volumetric measurements. Thermometers are calibrated against a NIST traceable thermometer in accordance with NIST Special Publication 1088.

Homogeneity:

This RM was unitized according to an in-house procedure and is guaranteed to be homogeneous. There is no minimum sub-sample size required.

Intended Use:

This RM is intended for the preparation of working reference samples for use in routine laboratory analyses, calibration of instruments, validation of analytical methods, assessments of measurement methods, and continuing calibration verification.

Instructions for Use:

Sample aliquots for analysis should be withdrawn at 20°C to 25°C immediately after opening the container and should be processed without delay for the certified values to be valid within the stated uncertainties.

Hazards:

Refer to the Safety Data Sheet on www.agilent.com for information regarding this RM.


Expiration of Certification:

The certification of this RM is valid until the expiration date specified above, provided the RM is handled and stored in accordance with the instructions given in this certificate. This certification is nullified if the RM is damaged, contaminated, or otherwise modified.

Maintenance of Certification:

If substantive changes are noted that affect the certification before the expiration of this certificate, Agilent will notify the purchaser.

Sample lot approver:



Monica Bourgeois

QMS Representative



ISO 17034 Cert
No. AR-1936

RM was produced in accordance with TUV USA Inc registered ISO 9001 Quality Management System. Cert # 56 100 18560026

Page: 1 of 1

www.agilent.com/quality/
CSD-QA-015.1



ISO 17025 Cert
No. AT-1937

Energy Laboratories Inc

Standard LOG

Standard ID: VOCF3526
 Standard Name: Ketones
 Date Prepared: 11/22/2021
 Date Expires: 12/22/2021
 Department: gcmsvoa
 Vendor: Chem Service
 Lot Number: 10251200
 Balance ID:
 Type: Primary
 BY: Melissa Chavez
 Status: Empty/Disposed
 Comments: Vial Opened For Use . 2.0 ug/uL in 90:10 MeOH:H2O.

Chemical / Solvent Used	BottleNo	Amt	Units	Exp
TCL Ketone Mix	14443	1	mL	6/30/

Final Volume: 1 mL

<u>Stock Source</u>	Base Units	Amount Added
VOCF0434 Ketones	ug/mL	1 mL

<u>Analvtes</u>	CAS	Conc:	ug/mL
2-Butanone	78-93-3		2000
2-Hexanone	591-78-6		2000
4-Methyl-2-pentanone	108-10-1		2000
Acetone	67-64-1		2000

Energy Laboratories Inc

Standard LOG

Standard ID: VOCF0434
Standard Name: Ketones
Date Prepared: 10/26/2021
Date Expires: 6/30/2023
Department: gcmsvoa
Vendor: Chem Service
Lot Number: 10251200
Balance ID:

Type: Primary
BY: Steve Dilts
Status: New

Comments: Date Prepared is same as Date Received. 2,000 ug/mL in 90:10 MeOH:H2O. Catalog # M-TCL-1AN5-5ML.

Chemical / Solvent Used	BottleNo	Amt	Units	Exp
TCL Ketone Mix	14443	1	mL	6/30/

Final Volume: 5 mL

<u>Stock Source</u>		Base Units	Amount Added
VOCF0434	Ketones	ug/mL	
<u>Analvtes</u>		CAS	Conc: ug/mL
2-Butanone		78-93-3	2000
2-Hexanone		591-78-6	2000
4-Methyl-2-pentanone		108-10-1	2000
Acetone		67-64-1	2000

660 Tower Lane • P.O. Box 599 • West Chester, PA 19381-0599
1-800-452-9994 • 1-610-692-3026 • Fax 1-610-692-8729
info@chemservice.com • www.chemservice.com

ID #: 14443

Opened: _____

TCL Ketone Mix

Expires: 6/30/2023

Rec'd: 10/26/2021

Energy Laboratories Inc 1120 So. 27th Street
Billings MT 59107

CERTIFICATE OF ANALYSIS

TCL Ketones Mixture

CONCENTRATION 2000ug/ml in Methanol:Water (90:10)
CATALOG NUMBER M-TCL1AN5-1ML
LOT NUMBER 10251200
DATE CERTIFIED 06/16/20
EXPIRATION DATE 06/30/23
STORAGE Freezer storage (-20 - -25 °C)
HANDLING See Safety Data Sheet
INTENDED USE For laboratory use only.
ISO 17034:2016 CERTIFIED []

ID	Analyte	CAS	Weight Analyte (mg)	Lot	Purity	Certified Concentration (ug/mL)
N-11014	Acetone	67-64-1	203.300	00026182	98.7	2006.6
N-10297	2-Butanone	78-93-3	202.800	00027454	99.5	2017.9
N-10369	2-Hexanone	591-78-6	202.600	00025720	99.5	2015.9
N-10844	4-Methyl-2-pentanone	108-10-1	204.700	6403300	99.5	2036.8

Analytical Test	Value
CONCENTRATION (GC/FID)	VERIFIED

Chem Service, Inc. is accredited to ISO 17034:2016, ISO/IEC 17025:2017 and certified to ISO 9001:2015.



COA Form
Revision 3 (3/2015)

Print Date: 10/22/21

660 Tower Lane • P.O. Box 599 • West Chester, PA 19381-0599
1-800-452-9994 • 1-610-692-3026 • Fax 1-610-692-8729
info@chemservice.com • www.chemservice.com

Instructions for Use:

Shake mixture prior to use. If particles are present, sonicate for homogeneity. If sample is diluted to lower concentrations, Class A volumetric glassware must be used.

Minimum Sample Size- 0.2 uL for Direct Injection.

Chem Service Inc. guarantees the expanded uncertainty of the above analytes to be +/- 2.0% of the certified concentrations based on gravimetric preparation. The test results published in this report were obtained using equipment capable of producing results that are traceable to NIST and through NIST to the International System of Units (SI). The reported expanded uncertainty of measurement is stated as the combined standard uncertainty of measurement multiplied by the coverage factor k (k=2) such that the coverage probability corresponds to approximately 95%. For certified reference materials, homogeneity and thermal stability testing are available upon request.

Certified By:

Mary Beth O'Donnell

Mary Beth O'Donnell
CSM/TC

Chem Service, Inc. is accredited to ISO 17034:2016, ISO/IEC 17025:2017 and certified to ISO 9001:2015.

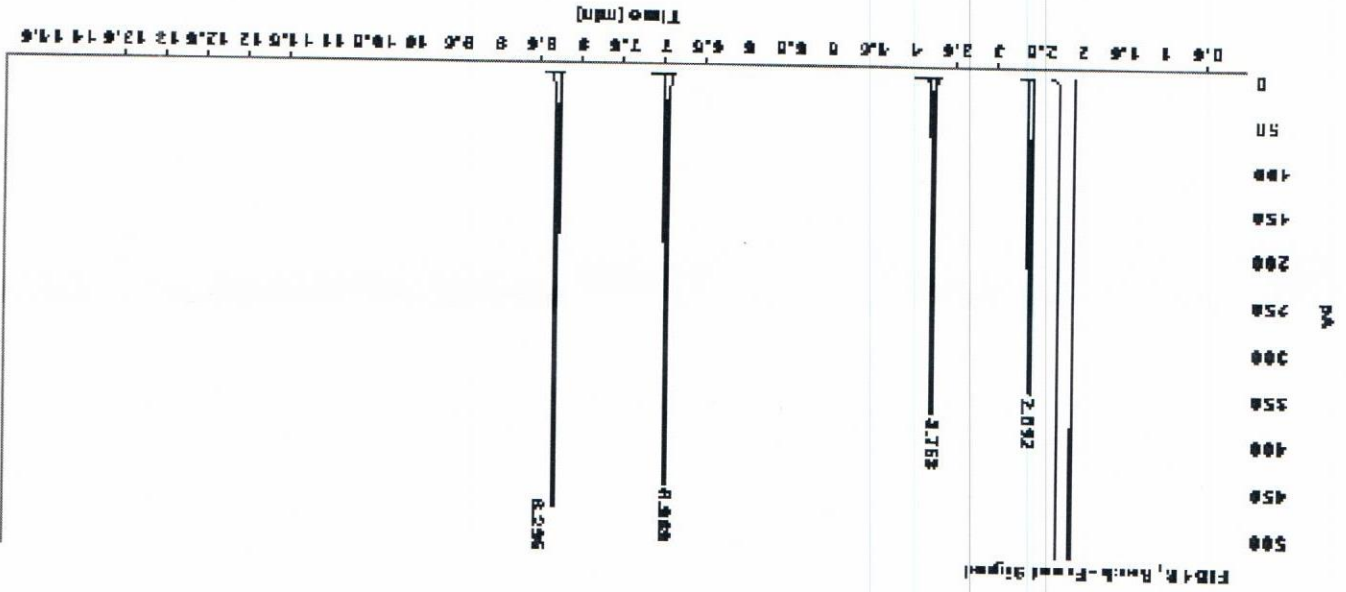


660 Tower Lane • P.O. Box 599 • West Chester, PA 19381-0599
 1-800-452-9994 • 1-610-692-3026 • Fax 1-610-692-8729
info@chemservice.com • www.chemservice.com

CERTIFICATE OF ANALYSIS

Gas Chromatography / Flame Ionization Detector (GC/FID)

Data file: C:\CHEM321\DATA\2020 DATA\0620M-TCL1AN5.D
 Sample name: M-TCL1AN5
 Acq. method: N-14278.M
 Instrument: GC3
 Injection date: 6/16/2020 2:52:35 PM
 Column name: RTX-5MS (30m x 0.25mm x 0.5µm)
 Location: 202
 Injection Vol: 1.000
 # Of Injections: 1



Signal: FID1 B, Back - Front Signal

RT [min]	Type	Width [min]	Area	Height	Area%
2.092	BB	0.0277	580.2505	343.4986	18.4855
2.188	BB	0.0323	735.4804	387.8491	23.4054
18.485	BB	0.0326	904.3389	447.8770	28.7791
29.3500	BB	0.0307	822.2798	474.3798	29.3500
Sum			3142.3497		

Chem Service, Inc. is accredited to ISO 17024:2016, ISO/IEC 17025:2017 and certified to ISO 9001:2015.



Energy Laboratories Inc

Spike LOG

Standard ID: VOCF3517
 Standard Name: Internal Standard / Surrogates (INT/SURR) Type: Secondary
 Date Prepared: 11/10/2021 BY: Alethea M. Shaules
 Date Expires: 12/31/2022
 Department: gcmsvoa Status: New
 Vendor:
 Lot Number:
 Balance ID:
 Comments: Final Concentration 0.05 ug/uL in MeOH.

Chemical / Solvent Used	BottleNo	Amt	Units	Exp
Methanol, Purge and Trap - EB199-US	14334	95.5	mL	3/20/
0			mL	

Final Volume: 100 mL

<u>Stock Source</u>	<u>Base Units</u>	<u>Amount Added</u>
VOCF0425 Internals	ug/mL	2 mL
VOCF0426 Surrogates 2.0 mg/mL	ug/mL	2.5 mL

<u>Analvtes</u>	<u>CAS</u>	<u>Conc:</u>	<u>ug/uL</u>
S 1,2-Dichloroethane-d4	17060-07-0		0.05
1,4-Dichlorobenzene-d4	3855-82-1		0.05
Chlorobenzene-d5	3114-55-1		0.05
S Dibromofluoromethane	1868-53-7		0.05
Fluorobenzene	462-06-6		0.05
S p-Bromofluorobenzene	460-00-4		0.05
S Toluene-d8	2037-26-5		0.05

Energy Laboratories Inc

Standard LOG

Standard ID: VOCF0425
Standard Name Internals Type: Primary
Date Prepared 9/8/2021 BY: Jerran D. Brenden
Date Expires: 12/31/2022
Department gcmsvoa Status: New
Vendor: Agilent
Lot Number: 0006582580
Balance ID:

Comments: Date Prepared is same as Date Received. 2,500 ug/mL in MeOH. Catalog # STM-520-1.

Chemical / Solvent Used	BottleNo	Amt	Units	Exp
Internal Standard	14251	1	mL	12/31

Final Volume: 10 mL

Stock Source VOCF0425 Internals **Base Units** ug/mL **Amount Added**

Analvtes **CAS** **Conc:** **ug/mL**
1,4-Dichlorobenzene-d4 3855-82-1 2500
Chlorobenzene-d5 3114-55-1 2500
Fluorobenzene 462-06-6 2500

Energy Laboratories Inc

Spike LOG

Standard ID: VOCF0426
Standard Name: Surrogates 2.0 mg/mL
Date Prepared: 9/14/2021
Date Expires: 4/18/2029
Department: gcmsvoa
Vendor: AccuStandard
Lot Number: 219041458
Balance ID:

Type: Primary
BY: Jerran D. Brenden
Status: New

Comments: Date Received 01/04/2021. 2.0 mg/mL. Catalog # M-8260A-B-SS-10X

Chemical / Solvent Used	BottleNo	Amt	Units	Exp
Surrogate Standard Mix	14269	1	mL	4/18/

Final Volume: 10 mL

<u>Stock Source</u>	<u>Base Units</u>	<u>Amount Added</u>
VOCF0426 Surrogates 2.0 mg/mL	ug/mL	
<u>Analvtes</u>	<u>CAS</u>	<u>Conc:</u> ug/mL
S 1,2-Dichloroethane-d4	17060-07-0	2000
S Dibromofluoromethane	1868-53-7	2000
S p-Bromofluorobenzene	460-00-4	2000
S Toluene-d8	2037-26-5	2000



Certificate of Analysis

ID #: 14251

Opened: _____

Internal Standard

Expires: 12/31/2022

Rec'd: 9/8/2021

Energy Laboratories Inc 1120 So. 27th Street
Billings MT 59107

Product Name: Internal Standard

Product Number: STM-520-1

Lot Issue Date: 05-Jan-2021

Lot Number: 0006582580

Expiration Date: 31-Dec-2022

Description:

This analytical reference material (RM) was manufactured and verified in accordance with an ISO 9001 registered quality system and analyte concentrations were verified by an ISO 17025 accredited laboratory. The concentration and uncertainty value at the 95% confidence level for each analyte, determined gravimetrically, is listed below.

Analyte	CAS#	Analyte Lot	Concentration ± Uncertainty
chlorobenzene-d5	003114-55-4	RM12274	2501 ± 13 µg/mL
1,4-dichlorobenzene-d4	003855-82-1	RM12517	2501 ± 13 µg/mL
fluorobenzene	000462-06-6	RM13378	2512 ± 13 µg/mL

Matrix: methanol (methyl alcohol)

Storage Conditions: Store Frozen (-25° to -10°C).

Traceability:

The balances used for these measurements are calibrated with weights traceable to NIST in compliance with ANSI/NCCL Z540.3, ISO 9001, ISO 17025 and ISO 17034. Calibrated Class A glassware is used for volumetric measurements. Thermometers are calibrated against a NIST traceable thermometer in accordance with NIST Special Publication 1088.

Homogeneity:

This RM was unitized according to an in-house procedure and is guaranteed to be homogeneous. There is no minimum sub-sample size required.

Intended Use:

This RM is intended for the preparation of working reference samples for use in routine laboratory analyses, calibration of instruments, validation of analytical methods, assessments of measurement methods, and continuing calibration verification.

Instructions for Use:

Sample aliquots for analysis should be withdrawn at 20°C to 25°C immediately after opening the container and should be processed without delay for the certified values to be valid within the stated uncertainties.

Hazards:

Refer to the Safety Data Sheet on www.agilent.com for information regarding this RM.



ISO 17034
REFERENCE MATERIAL
PRODUCER
ISO 17034 Cert
No. AR-1936

RM was produced in accordance with TUV USA Inc registered ISO 9001 Quality Management System. Cert # 56 100 18560026

Page: 1 of 2

www.agilent.com/quality/
CSD-QA-015.1



ISO 17025 Cert
No. AT-1937



Certificate of Analysis

Product Number: STM-520-1

Lot Number: 0006582580

Expiration of Certification:

The certification of this RM is valid until the expiration date specified above, provided the RM is handled and stored in accordance with the instructions given in this certificate. This certification is nullified if the RM is damaged, contaminated, or otherwise modified.

Maintenance of Certification:

If substantive changes are noted that affect the certification before the expiration of this certificate, Agilent will notify the purchaser.

Sample lot approver:

Monica Bourgeois
QMS Representative



ISO 17034 Cert
No. AR-1936

RM was produced in accordance with TUV USA Inc registered ISO 9001 Quality Management System. Cert # 56 100 18560026

Page: 2 of 2

www.agilent.com/quality/
CSD-QA-015.1



ISO 17025 Cert
No. AT-1937

CERTIFICATE OF ANALYSIS

Catalog No: M-8260A-B-SS-10X
Description: Surrogate Standard Mix
Lot: 219041458

Solvent: Methanol

Hazards: Refer to SDS for complete safety information

Date Certified: Apr 18, 2019

Expiration: Apr 18, 2029

Sample Size: 1 mL

Components: 4

Storage Condition: Ambient (>5 °C)



Signal Word: Danger

Certified Reference Material



Component	CAS #	Purity %	Prepared Concentration ²	Certified Analyte Concentration ¹
		(GC/MS)	(µg/mL)	(µg/mL)
p-Bromofluorobenzene	460-00-4	99.9	2004	2002
Dibromofluoromethane	1868-53-7	99.8	2005	2001
1,2-Dichloroethane-d4	17060-07-0	100.0	2001	2001
Toluene-d8	2037-26-5	100.0	2000	2000

ID #: 14269

Opened: _____

Surrogate Standard Mix

Expires: 4/18/2029

Rec'd: 9/14/2021

Energy Laboratories Inc 1120 So. 27th Street
Billings MT 59107

A product with a suffix (-1A, -2B, etc. or -01, -02, etc.) on its lot number has had its expiration date extended and is identical to the same lot number without the suffix.

² All weights are traceable through NIST, Test No. 684/289871-17

¹ Certified Analyte Concentration = Purity x Prepared Concentration.

The Uncertainty associated with the certified concentration reported on this certificate is $\pm 2.4\%$. This value is the combined expanded uncertainty and represents an estimated standard deviation equal to the positive square root of the total variation of the uncertainty of components. A normal distribution is assumed and a coverage factor of K=2 is chosen using approximately a 95% confidence level.

Labels and certificates follow U.S. Conventions in reporting numerical values: A comma (,) is used to separate units of one-thousand or greater. A period (.) is used as a decimal place marker.

The information on this certificate may not be reproduced without the express permission of the manufacturer. See reverse side for additional information

Hazard Information: Please refer to the SDS for information regarding the hazards associated with using this material.

This product was prepared according to in-house procedures and is guaranteed to be homogeneous.

Certified By: _____

Larry Decker, Organic QC Manager

Energy Laboratories Inc

Spike LOG

Standard ID: VOCF3505B
 Standard Name: 2nd Source Liquids
 Date Prepared: 10/23/2021
 Date Expires: 12/23/2021
 Department: gcmsvoa
 Vendor:
 Lot Number:
 Balance ID:
 Comments: Final Concentration 0.2ug/uL.

Type: Secondary
 BY: Melissa Chavez
 Status: New

Chemical / Solvent Used	BottleNo	Amt	Units	Exp
Methanol, Purge and Trap - EB199-US	14334	9	mL	3/20/

Final Volume: 10 mL

<u>Stock Source</u>	<u>Base Units</u>	<u>Amount Added</u>
VOCF0352 2nd Source Liquids	ug/mL	1 mL

<u>Analvtes</u>	<u>CAS</u>	<u>Conc:</u>	<u>ug/mL</u>
1,1,1,2-Tetrachloroethane	630-20-6		0.2
1,1,1-Trichloroethane	71-55-6		0.2
1,1,2,2-Tetrachloroethane	79-34-5		0.2
1,1,2-Trichloroethane	79-00-5		0.2
1,1-Dichloroethane	75-34-3		0.2
1,1-Dichloroethene	75-35-4		0.2
1,1-Dichloropropene	563-58-6		0.2
1,2,3-Trichlorobenzene	87-61-6		0.2
1,2,3-Trichloropropane	96-18-4		0.2
1,2,4-Trichlorobenzene	120-82-1		0.2
1,2,4-Trimethylbenzene	95-63-6		0.2
1,2-Dibromo-3-chloropropane	96-12-8		0.2
1,2-Dibromoethane	106-93-4		0.2
1,2-Dichlorobenzene	95-50-1		0.2
1,2-Dichloroethane	107-06-2		0.2
1,2-Dichloropropane	78-87-5		0.2
1,3,5-Trimethylbenzene	108-67-8		0.2
1,3-Dichlorobenzene	541-73-1		0.2
1,3-Dichloropropane	142-28-9		0.2
1,4-Dichlorobenzene	106-46-7		0.2
2,2-Dichloropropane	594-20-7		0.2
2-Chlorotoluene	95-49-8		0.2
4-Chlorotoluene	406-43-4		0.2
Benzene	71-43-2		0.2
Bromobenzene	108-86-1		0.2
Bromochloromethane	74-97-5		0.2
Bromodichloromethane	75-27-4		0.2
Bromoform	75-25-2		0.2
Carbon Tetrachloride	56-23-5		0.2
Chlorobenzene	10-90-7		0.2
Chloroform	67-66-3		0.2

Energy Laboratories Inc

Spike LOG

Standard ID: VOCF3505B
Standard Name: 2nd Source Liquids
Date Prepared: 10/23/2021
Date Expires: 12/23/2021
Department: gcmsvoa
Vendor:
Lot Number:
Balance ID:
Comments: Final Concentration 0.2ug/uL.

Type: Secondary
BY: Melissa Chavez
Status: New

cis-1,2-Dichloroethene	156-59-2	0.2
cis-1,3-Dichloropropene	10061-01-5	0.2
Dibromocholormethane	124-48-1	0.2
Dibromomethane	74-95-3	0.2
Dichloromethane	75-09-2	0.2
Ethylbenzene	100-41-4	0.2
Hexachlorobutadiene	87-68-6	0.2
Isopropylbenzene	98-82-8	0.2
m-Xylene	108-38-3	0.2
n-Butylbenzene	104-51-8	0.2
n-Propylbenzene	103-65-1	0.2
Naphthalene	91-20-3	0.2
o-Xylene	95-47-6	0.2
p-Isopropyltoluene	99-87-6	0.2
p-Xylene	106-42-3	0.2
sec-Butylbenzene	135-98-8	0.2
Styrene	100-42-5	0.2
tert-Butylbenzene	98-06-6	0.2
Tetrachloroethene	127-18-4	0.2
Toluene	108-88-3	0.2
trans-1,2-Dichloroethene	156-60-5	0.2
trans-1,3-Dichloropropene	10061-02-6	0.2
Trichloroethene	79-01-6	0.2
Vinyl Acetate	108-05-4	0

Energy Laboratories Inc

Spike LOG

Standard ID: VOCF0352
 Standard Name: 2nd Source Liquids
 Date Prepared: 11/23/2020
 Date Expires: 12/31/2023
 Department: gcmsvoa
 Vendor: Agilent
 Lot Number: 0006570990
 Balance ID:

Type: Primary
 BY: Steve Dilts
 Status: New

Comments: Date Prepared is same as Date Received. 2000 ug/mL in MeOH. Catalog # DWM-589N-1.

Chemical / Solvent Used	BottleNo	Amt	Units	Exp
VOC Standard	13292	1	mL	12/31

Final Volume: 10 mL

<u>Stock Source</u>	<u>Base Units</u>	<u>Amount Added</u>
VOCF0352 2nd Source Liquids	ug/mL	

<u>Analvtes</u>	<u>CAS</u>	<u>Conc:</u>	<u>ug/mL</u>
1,1,1,2-Tetrachloroethane	630-20-6		2000
1,1,1-Trichloroethane	71-55-6		2000
1,1,2,2-Tetrachloroethane	79-34-5		2000
1,1,2-Trichloroethane	79-00-5		2000
1,1-Dichloroethane	75-34-3		2000
1,1-Dichloroethene	75-35-4		2000
1,1-Dichloropropene	563-58-6		2000
1,2,3-Trichlorobenzene	87-61-6		2000
1,2,3-Trichloropropane	96-18-4		2000
1,2,4-Trichlorobenzene	120-82-1		2000
1,2,4-Trimethylbenzene	95-63-6		2000
1,2-Dibromo-3-chloropropane	96-12-8		2000
1,2-Dibromoethane	106-93-4		2000
1,2-Dichlorobenzene	95-50-1		2000
1,2-Dichloroethane	107-06-2		2000
1,2-Dichloropropane	78-87-5		2000
1,3,5-Trimethylbenzene	108-67-8		2000
1,3-Dichlorobenzene	541-73-1		2000
1,3-Dichloropropane	142-28-9		2000
1,4-Dichlorobenzene	106-46-7		2000
2,2-Dichloropropane	594-20-7		2000
2-Chlorotoluene	95-49-8		2000
4-Chlorotoluene	406-43-4		2000
Benzene	71-43-2		2000
Bromobenzene	108-86-1		2000
Bromochloromethane	74-97-5		2000
Bromodichloromethane	75-27-4		2000
Bromoform	75-25-2		2000
Carbon Tetrachloride	56-23-5		2000
Chlorobenzene	10-90-7		2000
Chloroform	67-66-3		2000

Energy Laboratories Inc

Spike LOG

Standard ID: VOCF0352
Standard Name: 2nd Source Liquids
Date Prepared: 11/23/2020
Date Expires: 12/31/2023
Department: gcmsvoa
Vendor: Agilent
Lot Number: 0006570990
Balance ID:

Type: Primary
BY: Steve Dilts
Status: New

Comments: Date Prepared is same as Date Received. 2000 ug/mL in MeOH. Catalog # DWM-589N-1.

cis-1,2-Dichloroethene	156-59-2	2000
cis-1,3-Dichloropropene	10061-01-5	2000
Dibromocholormethane	124-48-1	2000
Dibromomethane	74-95-3	2000
Dichloromethane	75-09-2	2000
Ethylbenzene	100-41-4	2000
Hexachlorobutadiene	87-68-6	2000
Isopropylbenzene	98-82-8	2000
m-Xylene	108-38-3	2000
n-Butylbenzene	104-51-8	2000
n-Propylbenzene	103-65-1	2000
Naphthalene	91-20-3	2000
o-Xylene	95-47-6	2000
p-Isopropyltoluene	99-87-6	2000
p-Xylene	106-42-3	2000
sec-Butylbenzene	135-98-8	2000
Styrene	100-42-5	2000
tert-Butylbenzene	98-06-6	2000
Tetrachloroethene	127-18-4	2000
Toluene	108-88-3	2000
trans-1,2-Dichloroethene	156-60-5	2000
trans-1,3-Dichloropropene	10061-02-6	2000
Trichloroethene	79-01-6	2000

Certificate of Analysis

Product Name: VOC Standard

Product Number: DWM-589N-1

Lot Number: 0006570990

Lot Issue Date: 17-Nov-2020

Expiration Date: 31-Dec-2023


Description:

This analytical reference material (RM) was manufactured and verified in accordance with an ISO 9001 registered quality system and analyte concentrations were verified by an ISO 17025 accredited laboratory. The concentration and uncertainty value at the 95% confidence level for each analyte, determined gravimetrically, is listed below.

Analyte	CAS#	Analyte Lot	Concentration ± Uncertainty
bromochloromethane	000074-97-5	RM00009	2010 ± 10 µg/mL
bromodichloromethane	000075-27-4	RM12585	2009 ± 10 µg/mL
bromoform	000075-25-2	RM13987	2010 ± 10 µg/mL
carbon tetrachloride	000056-23-5	RM07576	2010 ± 10 µg/mL
chloroform	000067-66-3	RM13988	2009 ± 10 µg/mL
dibromochloromethane	000124-48-1	RM14843	2009 ± 10 µg/mL
dibromomethane	000074-95-3	RM12878	2009 ± 10 µg/mL
methylene chloride	000075-09-2	RM11650	2009 ± 10 µg/mL
1,2-dibromoethane	000106-93-4	RM00018	2010 ± 10 µg/mL
1,1-dichloroethane	000075-34-3	RM16217	2006 ± 10 µg/mL
1,2-dichloroethane	000107-06-2	RM04655	2005 ± 10 µg/mL
1,1-dichloroethene	000075-35-4	RM14486	2010 ± 10 µg/mL
cis-1,2-dichloroethene	000156-59-2	RM15008	2007 ± 10 µg/mL
trans-1,2-dichloroethene	000156-60-5	RM07565	2008 ± 10 µg/mL
1,1,1,2-tetrachloroethane	000630-20-6	RM12632	2005 ± 10 µg/mL
1,1,2,2-tetrachloroethane	000079-34-5	RM02540	2009 ± 10 µg/mL
tetrachloroethene	000127-18-4	RM06491	2008 ± 10 µg/mL

Certificate of Analysis

Product Number:	DWM-589N-1	Lot Number:	0006570990
1,1,1-trichloroethane	000071-55-6	RM16539	2004 ± 10 µg/mL
1,1,2-trichloroethane	000079-00-5	RM01175	2009 ± 10 µg/mL
trichloroethene	000079-01-6	RM14232	2009 ± 10 µg/mL
1,2-dibromo-3-chloropropane	000096-12-8	RM13666	2009 ± 10 µg/mL
1,2-dichloropropane	000078-87-5	RM12821	2008 ± 10 µg/mL
1,3-dichloropropane	000142-28-9	RM02080	2008 ± 10 µg/mL
2,2-dichloropropane	000594-20-7	RM12927	2005 ± 10 µg/mL
1,1-dichloropropene	000563-58-6	RM16190	2010 ± 10 µg/mL
cis-1,3-dichloropropene	010061-01-5	RM12891	2007 ± 10 µg/mL
trans-1,3-dichloropropene	010061-02-6	RM12254	2006 ± 10 µg/mL
hexachlorobutadiene	000087-68-3	RM09157	2005 ± 10 µg/mL
1,2,3-trichloropropane	000096-18-4	RM13082	2004 ± 10 µg/mL
benzene	000071-43-2	RM12931	2009 ± 10 µg/mL
n-butylbenzene	000104-51-8	RM03651	2008 ± 10 µg/mL
sec-butylbenzene	000135-98-8	RM10905	2005 ± 10 µg/mL
tert-butylbenzene	000098-06-6	RM14040	2007 ± 10 µg/mL
ethylbenzene	000100-41-4	RM12195	2006 ± 10 µg/mL
isopropylbenzene	000098-82-8	RM00835	2009 ± 10 µg/mL
4-isopropyltoluene	000099-87-6	RM09747	2009 ± 10 µg/mL
naphthalene	000091-20-3	NT00970	2006 ± 10 µg/mL
n-propylbenzene	000103-65-1	RM12785	2010 ± 10 µg/mL
styrene	000100-42-5	RM13393	2010 ± 10 µg/mL



ISO 17034 Cert
No. AR-1936

RM was produced in accordance with TUV USA Inc registered ISO 9001 Quality Management System. Cert # 56 100 18560026

Page: 2 of 4

www.agilent.com/quality/
CSD-QA-015.1



ISO 17025 Cert
No. AT-1937

Certificate of Analysis

Product Number: DWM-589N-1

Lot Number: 0006570990

toluene	000108-88-3	RM06650	2008 ± 10 µg/mL
1,2,4-trimethylbenzene	000095-63-6	RM06731	2002 ± 10 µg/mL
1,3,5-trimethylbenzene	000108-67-8	RM12905	2009 ± 10 µg/mL
o-xylene	000095-47-6	RM15639	2005 ± 10 µg/mL
m-xylene	000108-38-3	RM15919	2006 ± 10 µg/mL
p-xylene	000106-42-3	RM02647	2009 ± 10 µg/mL
bromobenzene	000108-86-1	RM10227	2008 ± 10 µg/mL
chlorobenzene	000108-90-7	RM01874	2008 ± 10 µg/mL
2-chlorotoluene	000095-49-8	RM13774	2007 ± 10 µg/mL
4-chlorotoluene	000106-43-4	RM11750	2009 ± 10 µg/mL
1,2-dichlorobenzene	000095-50-1	RM13636	2005 ± 10 µg/mL
1,3-dichlorobenzene	000541-73-1	NT00356	2009 ± 10 µg/mL
1,4-dichlorobenzene	000106-46-7	RM12826	2009 ± 10 µg/mL
1,2,3-trichlorobenzene	000087-61-6	RM10193	2007 ± 10 µg/mL
1,2,4-trichlorobenzene	000120-82-1	RM09454	2009 ± 10 µg/mL

Matrix: methanol (methyl alcohol)


Storage Conditions: Store Frozen (-25° to -10°C).

Traceability:

The balances used for these measurements are calibrated with weights traceable to NIST in compliance with ANSI/NCCL Z540.3, ISO 9001, ISO 17025, and ISO 17034. Calibrated Class A glassware is used for volumetric measurements. Thermometers are calibrated against a NIST traceable thermometer in accordance with NIST Special Publication 1088.

Homogeneity:

This RM was unitized according to an in-house procedure and is guaranteed to be homogeneous. There is no minimum sub-sample size required.


 ISO 17034 Cert
 No. AR-1936

RM was produced in accordance with TUV USA Inc registered ISO 9001 Quality Management System. Cert # 56 100 18560026

Page: 3 of 4

www.agilent.com/quality/
 CSD-QA-015.1

 ISO 17025 Cert
 No. AT-1937

Certificate of Analysis

Product Number: DWM-589N-1

Lot Number: 0006570990

Intended Use:

This RM is intended for the preparation of working reference samples for use in routine laboratory analyses, calibration of instruments, validation of analytical methods, assessments of measurement methods, and continuing calibration verification.

Instructions for Use:

Sample aliquots for analysis should be withdrawn at 20°C to 25°C immediately after opening the container and should be processed without delay for the certified values to be valid within the stated uncertainties.

Hazards:

Refer to the Safety Data Sheet on www.agilent.com for information regarding this RM.

Expiration of Certification:

The certification of this RM is valid until the expiration date specified above, provided the RM is handled and stored in accordance with the instructions given in this certificate. This certification is nullified if the RM is damaged, contaminated, or otherwise modified.

Maintenance of Certification:

If substantive changes are noted that affect the certification before the expiration of this certificate, Agilent will notify the purchaser.

Sample lot approver:



Monica Bourgeois
QMS Representative



ISO 17034 Cert
No. AR-1936

RM was produced in accordance with TUV USA Inc registered ISO 9001 Quality Management System. Cert # 56 100 18560026

Page: 4 of 4

www.agilent.com/quality/
CSD-QA-015.1



ISO 17025 Cert
No. AT-1937

Energy Laboratories Inc

Spike LOG

Standard ID: VOCF3541A
 Standard Name: 2nd Source Gases
 Date Prepared: 12/6/2021
 Date Expires: 12/13/2021
 Department: gcmsvoa
 Vendor:
 Lot Number:
 Balance ID:

Type: Secondary
 BY: Melissa Chavez
 Status: Expired

Comments: 1.0 ml/10 ml final volume. Final Concentration 0.2 ug/uL. Corrected final volume column to match comments. MSC 01/14/2021

Chemical / Solvent Used	BottleNo	Amt	Units	Exp
Methanol, Purge and Trap EB199	14400	9	mL	3/20/

Final Volume: 10 mL

<u>Stock Source</u>	Base Units	Amount Added
VOCF0417 Chem Service Gases	ug/mL	1 mL

<u>Analvtes</u>	CAS	Conc:	ug/uL
Bromomethane	74-83-9		0.2
Chloroethane	75-00-3		0.2
Chloromethane	74-87-3		0.2
Dichlorodifluoromethane	75-71-8		0.2
Trichlorofluoromethane	75-69-4		0.2
Vinyl Chloride	75-01-4		0.2

Energy Laboratories Inc

Spike LOG

Standard ID: VOCF0417
 Standard Name: Chem Service Gases
 Date Prepared: 8/3/2021
 Date Expires: 2/28/2022
 Department: gcmsvoa
 Vendor: Chemservice
 Lot Number: 11882100
 Balance ID:

Type: Primary
 BY: Steve Dilts

Status: New

Comments: Date Prepared is same as Date Received. 2000 ug/mL in MeOH. Catalog # M-VOHC6M5-1ML

Chemical / Solvent Used	BottleNo	Amt	Units	Exp
Volatile Organics High Concentration	14142	5	mL	2/28/

Final Volume: 5 mL

<u>Stock Source</u>	<u>Base Units</u>	<u>Amount Added</u>
VOCF0417 Chem Service Gases	ug/mL	
<u>Analvtes</u>	<u>CAS</u>	<u>Conc:</u> <u>ug/mL</u>
Bromomethane	74-83-9	2000
Chloroethane	75-00-3	2000
Chloromethane	74-87-3	2000
Dichlorodifluoromethane	75-71-8	2000
Trichlorofluoromethane	75-69-4	2000
Vinyl Chloride	75-01-4	2000

CERTIFICATE OF ANALYSIS

CONCENTRATION 2000ug/ml in Methanol
CATALOG NUMBER M-VOHC6M5-1ML
LOT NUMBER 11882100
DATE CERTIFIED 05/25/21
EXPIRATION DATE 02/28/22
STORAGE Store at room temperature (20 - 25 °C).
HANDLING See Safety Data Sheet
INTENDED USE For laboratory use only.
ISO 17034:2016 CERTIFIED []

Volatile Organics High Concentration Mixture #6

ID #: 14142

Opened: _____

Volatile Organics High Concentration Mixture

Expires: 2/28/2022

Rec'd: 8/3/2021

Energx Laboratories Inc 1120 So. 27th Street
Billings MT 59107

ID	Analyte	CAS	Weight Analyte (mg)	Lot	Purity	Certified Concentration (ug/mL)
N-11446	Chloroethane	75-00-3	96.300	00001728	100.0	2006.3
N-11665	Dichlorodifluoromethane	75-71-8	96.610	00001729	100.0	2012.7
N-12417	Methyl bromide	74-83-9	96.910	00024694	100.0	2019.0
N-12421	Methyl chloride	74-87-3	96.150	00001731	100.0	2003.1
N-13655	Trichlorofluoromethane	75-69-4	96.300	00027239	99.4	1994.2
N-13748	Vinyl chloride	75-01-4	96.150	00019298	100.0	2003.1

Analytical Test

Value

CONCENTRATION (GC/MSD)

VERIFIED

CHEM SERVICE INC

660 Tower Lane • P.O. Box 599 • West Chester, PA 19381-0599
1-800-452-9994 • 1-610-692-3026 • Fax 1-610-692-8729
info@chemservice.com • www.chemservice.com

Instructions for Use:

Shake mixture prior to use. If particles are present, sonicate for homogeneity. If sample is diluted to lower concentrations, Class A volumetric glassware must be used.

Minimum Sample Size- 0.2 uL for Direct Injection.

Chem Service Inc. guarantees the expanded uncertainty of the above analytes to be +/- 2.0% of the certified concentrations based on gravimetric preparation. The test results published in this report were obtained using equipment capable of producing results that are traceable to NIST and through NIST to the International System of Units (SI). The reported expanded uncertainty of measurement is stated as the combined standard uncertainty of measurement multiplied by the coverage factor k (k=2) such that the coverage probability corresponds to approximately 95%. For certified reference materials, homogeneity and thermal stability testing are available upon request.

Certified By:

Mary Beth O'Donnell


Mary Beth O'Donnell
CSM/TC



CERTIFICATE OF ANALYSIS

Analysis Method:

Catalog Number: M-VOHC6M5-1ML
Description: Volatile Organics High Concentration Mixture #6
Lot Number: 11882100
Expiration Date: 02/28/22



Energy Laboratories Inc

Spike LOG

Standard ID: VOCF3529A
Standard Name: 2nd Source MtBE
Date Prepared: 11/29/2021
Date Expires: 12/29/2021
Department: gcmsvoa
Vendor:
Lot Number:
Balance ID:
Comments: Final Concentration 0.2 ug/uL

Type: Secondary
BY: Alethea M. Shaules
Status: New

Chemical / Solvent Used	BottleNo	Amt	Units	Exp
Methanol, Purge and Trap - EB199-US	14334	9	mL	3/20/

Final Volume: 10 mL

Stock Source

VOCF0401 2nd Source MtBE

Base Units

ug/mL

Amount Added

1 mL

Analvtes

MtBE

CAS

1634-04-4

Conc:

ug/uL

0.2

Energy Laboratories Inc

Spike LOG

Standard ID: VOCF0401
Standard Name: 2nd Source MtBE
Date Prepared: 6/7/2021
Date Expires: 12/11/2029
Department: gcmsvoa
Vendor: AccuStandard
Lot Number: 220051182
Balance ID:

Type: Primary
BY: Alethea M. Shaules
Status: New

Comments: Date Prepared is same as Date Receive. 2,000 ug/mL in MeOH. Catalog # S-078-10X.

Chemical / Solvent Used	BottleNo	Amt	Units	Exp
MTBE	13920	1	mL	5/18/

Final Volume: 5 mL

Stock Source
VOCF0401 2nd Source MtBE

Base Units
ug/mL

Amount Added

Analvtes
MtBE

CAS
1634-04-4

Conc: **ug/mL**
2000

CERTIFICATE OF ANALYSIS

Catalog No: S-078-10X
Description: MtBE
Lot: 220051182
Solvent: Methanol
Hazards: Refer to SDS for complete safety information

Date Certified: May 18, 2020
Expiration: May 18, 2030
Sample Size: 1 mL
Components: 1
Storage Condition: Ambient (>5 °C)



Signal Word: Danger

Certified Reference Material



Component	CAS #	Purity % (GC/MS)	Prepared Concentration ² (µg/mL)	Certified Analyte Concentration ¹ (µg/mL)
MtBE	1634-04-4	100.0	2002	2002

ID #: 13920

Opened: _____

MTBE

Expires: 5/18/2030

Rec'd: 6/7/2021

Energy Laboratories Inc 1120 So. 27th Street
Billings MT 59107

A product with a suffix (-1A, -2B, etc. or -01, -02, etc.) on its lot number has had its expiration date extended and is identical to the same lot number without the suffix.

² All weights are traceable through NIST, Test No. 684/289871-17

¹ Certified Analyte Concentration = Purity x Prepared Concentration.

The Uncertainty associated with the certified concentration reported on this certificate is $\pm 2.4\%$. This value is the combined expanded uncertainty and represents an estimated standard deviation equal to the positive square root of the total variation of the uncertainty of components. A normal distribution is assumed and a coverage factor of K=2 is chosen using approximately a 95% confidence level.

Labels and certificates follow U.S. Conventions in reporting numerical values: A comma (,) is used to separate units of one-thousand or greater. A period (.) is used as a decimal place marker.

The information on this certificate may not be reproduced without the express permission of the manufacturer. See reverse side for additional information

Hazard Information: Please refer to the SDS for information regarding the hazards associated with using this material.

This product was prepared according to in-house procedures and is guaranteed to be homogeneous.

Certified By: _____

Larry Decker, Organic QC Manager

Energy Laboratories Inc

Spike LOG

Standard ID: VOCF3534
 Standard Name: 2nd Source Ketones
 Date Prepared: 11/30/2021
 Date Expires: 12/30/2021
 Department: gcmsvoa
 Vendor: AccuStandard
 Lot Number: 221101480
 Balance ID:
 Comments: Vial opened for use. 2.0 µg/µL

Type: Primary
 BY: Melissa Chavez
 Status: Empty/Disposed

Chemical / Solvent Used	BottleNo	Amt	Units	Exp
TCL Ketones Mixture	14567	1	mL	11/26

Final Volume: 1 mL

<u>Stock Source</u>	<u>Base Units</u>	<u>Amount Added</u>
VOCF0439 2nd Source Ketones	ug/mL	1 mL
<u>Analvtes</u>	<u>CAS</u>	<u>Conc: ug/mL</u>
A 2-Butanone	78-93-3	2000
A 2-Hexanone	591-78-6	2000
A 4-Methyl-2-pentanone	108-10-1	2000
A Acetone	67-64-1	2000

Energy Laboratories Inc

Standard LOG

Standard ID: VOCF0439
 Standard Name: 2nd Source Ketones
 Date Prepared: 11/30/2021
 Date Expires: 11/26/2022
 Department: gcmsvoa
 Vendor: AccuStandard
 Lot Number: 221101480
 Balance ID:

Type: Primary
 BY: Melissa Chavez
 Status: New

Comments: Date Prepared is same as Date Received. 2,000 ug/mL in Methanol. Catalog # CLP-022K-10X.

Chemical / Solvent Used	BottleNo	Amt	Units	Exp
TCL Ketones Mixture	14567	2	mL	11/26

Final Volume: 1 mL

<u>Stock Source</u>	<u>Base Units</u>	<u>Amount Added</u>
VOCF0439 2nd Source Ketones	ug/mL	
<u>Analvtes</u>	<u>CAS</u>	<u>Conc:</u> ug/mL
2-Butanone	78-93-3	2000
2-Hexanone	591-78-6	2000
4-Methyl-2-pentanone	108-10-1	2000
Acetone	67-64-1	2000

CERTIFICATE OF ANALYSIS

Catalog No: CLP-022K-10X
Description: TCL Ketone Mix
Lot: 221101480
Solvent: Methanol
Hazards: Refer to SDS for complete safety information

Date Certified: Oct 26, 2021
Expiration: Nov 26, 2022
Sample Size: 1 mL
Components: 4
Storage Condition: Freeze (<-10 °C)



Certified Reference Material



Component	CAS #	Purity %	Prepared Concentration ²	Certified Analyte Concentration ¹
		(GC/MS)	(µg/mL)	(µg/mL)
Acetone	67-64-1	100.0	2004	2004
2-Butanone	78-93-3	100.0	2004	2004
2-Hexanone	591-78-6	98.7	2004	1978
4-Methyl-2-pentanone	108-10-1	100.0	2004	2004

ID #: 14567

Opened: _____

TCL Ketones Mixture

Expires: 11/26/2022

Rec'd: 11/30/2021

Energy Laboratories Inc 1120 So. 27th Street
Billings MT 59107

This Certified Reference Material was verified in accordance with ISO/IEC 17025

A product with a suffix (-1A, -2B, etc. or -01, -02, etc.) on its lot number has had its expiration date extended and is identical to the same lot number without the suffix.

² All weights are traceable through NIST, Test No. 684/289871-17

¹ Certified Analyte Concentration = Purity x Prepared Concentration.

The Uncertainty associated with the certified concentration reported on this certificate is $\pm 2.4\%$. This value is the combined expanded uncertainty and represents an estimated standard deviation equal to the positive square root of the total variation of the uncertainty of components. A normal distribution is assumed and a coverage factor of K=2 is chosen using approximately a 95% confidence level.

Labels and certificates follow U.S. Conventions in reporting numerical values: A comma (,) is used to separate units of one-thousand or greater. A period (.) is used as a decimal place marker.

The information on this certificate may not be reproduced without the express permission of the manufacturer. See reverse side for additional information

Hazard Information: Please refer to the SDS for information regarding the hazards associated with using this material.

This product was prepared according to in-house procedures and is guaranteed to be homogeneous.

Certified By: _____

Larry Decker, Organic QC Manager

CERTIFICATE OF ANALYSIS

Catalog No: CLP-022K-10X
Description: TCL Ketone Mix
Lot: 221101480
Solvent: Methanol

Date Certified: Oct 26, 2021
Expiration: Nov 26, 2022
Sample Size: 1 mL
Components: 4

T-Test

AccuStandard, Inc.
Statistical Report for CLP (SOW 1391)
26-Oct-2021

QR-QC0-003 rev. 1/16

CLP-022K-10X 221101480										CLP-022K-10X 221041075						NOTES:						
RT	Component	Run #1	Run #2	Run #3	Run #4	Mean	Std Dev	% RSD	Run #1	Run #2	Run #3	Run #4	Mean	Std Dev	% RSD	t.025 test	CI	Component	CI	# of Runs	10 % error check of Conc.	
3.74	Acetone (67-64-1)	1925	1881	1854	1803	1866	51.05	2.74%	1751	1712	1730	1764	1764	22.43	1.29%	4.36	119.2	Acetone (67-64-1)	56	4	2000	7 %
5.77	2-Butanone (78-93-3)	2275	2223	2237	2149	2221	52.79	2.38%	2157	2103	2145	2177	2146	31.26	1.45%	2.46	58.5	2-Butanone (78-93-3)	35.9	4	2000	9 %
8.34	4-Methyl-2-pentanone (108-10-1)	3373	3302	3408	3225	3327	81.05	2.44%	3349	3240	3296	3415	3325	74.70	2.25%	0.04	0.9	4-Methyl-2-pentanone (108-10-1)	0.8	4	2000	0 %
9.13	2-Hexanone (99-178-6)	3260	3199	3332	3118	3227	90.88	2.62%	3186	3072	3120	3239	3154	73.32	2.32%	1.25	35.2	2-Hexanone (99-178-6)	29.1	4	2000	2 %

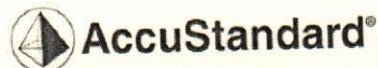
CERTIFICATE OF ANALYSIS

Catalog No: CLP-022K-10X
Description: TCL Ketone Mix
Lot: 221101480
Solvent: Methanol

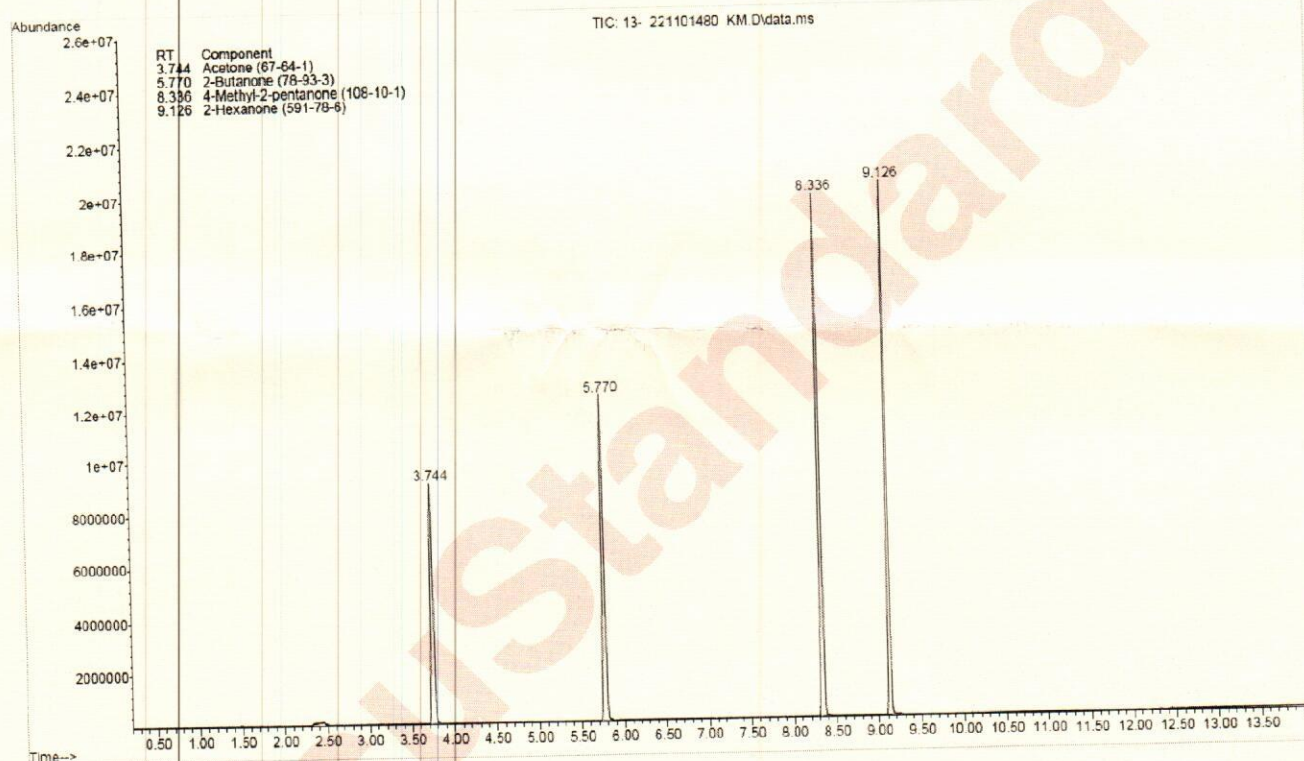
Date Certified: Oct 26, 2021
Expiration: Nov 26, 2022
Sample Size: 1 mL
Components: 4

Chromatogram

File : Q:\GCMS-06 Minimal\DATA\102521\13- 221101480 KM.D
Operator : Organic QC Lab
Acquired : 25 Oct 2021 21:00 using AcqMethod VOC-Split100.M
Instrument : GCMS 6
Sample Name: CLP-022K-10X (221101480)
Misc Info : TCL Ketone Mix @ 2000 ug/mL in MeOH
Vial Number: 34



Column: DB-624 UI, 30m x 0.25mm ID x 1.4µm
Oven Program: 35°C (hold 5min), 11°C/min to 60°C, 22°C/min to 230°C (hold 4min)
GC Parameters: Split 100:1, 1µl inj.; GC/MS; injector temp 240°C



Energy Laboratories Inc

Standard LOG

Standard ID: VOCF3546A
 Standard Name: Liquids
 Date Prepared: 12/13/2021
 Date Expires: 1/13/2022
 Department: GCMSVOA
 Vendor:
 Lot Number:
 Balance ID:

Type: Secondary
 BY: Alethea M. Shaules
 Status: Expired

Comments: 1.0 ml/10 ml final volume. Final Concentration 0.2 ug/uL. Corrected comment and analyte list 11/9/2021 sbd

Chemical / Solvent Used	BottleNo	Amt	Units	Exp	Final Volume:	10 mL
Methanol, Purge and Trap EA899	13926	9	mL	2/12/		
Stock Source			Base Units			Amount Added
VOCF0313	Liquids		ug/mL			1 mL
Analvtes			CAS		Conc:	ug/uL
1,1,1,2-Tetrachloroethane			630-20-6			0.2
1,1,1-Trichloroethane			71-55-6			0.2
1,1,2,2-Tetrachloroethane			79-34-5			0.2
1,1,2-Trichloroethane			79-00-5			0.2
1,1-Dichloroethane			75-34-3			0.2
1,1-Dichloroethene			75-35-4			0.2
1,1-Dichloropropene			563-58-6			0.2
1,2,3-Trichlorobenzene			87-61-6			0.2
1,2,3-Trichloropropane			96-18-4			0.2
1,2,4-Trichlorobenzene			120-82-1			0.2
1,2,4-Trimethylbenzene			95-63-6			0.2
1,2-Dibromo-3-chloropropane			96-12-8			0.2
1,2-Dibromoethane			106-93-4			0.2
1,2-Dichlorobenzene			95-50-1			0.2
1,2-Dichloroethane			107-06-2			0.2
1,2-Dichloropropane			78-87-5			0.2
1,3,5-Trimethylbenzene			108-67-8			0.2
1,3-Dichlorobenzene			541-73-1			0.2
1,3-Dichloropropane			142-28-9			0.2
1,4-Dichlorobenzene			106-46-7			0.2
2,2-Dichloropropane			594-20-7			0.2
2-Chlorotoluene			95-49-8			0.2
4-Chlorotoluene			406-43-4			0.2
Benzene			71-43-2			0.2
Bromobenzene			108-86-1			0.2
Bromochloromethane			74-97-5			0.2
Bromodichloromethane			75-27-4			0.2
Bromoform			75-25-2			0.2
Carbon Tetrachloride			56-23-5			0.2
Chlorobenzene			10-90-7			0.2
Chloroform			67-66-3			0.2

Energy Laboratories Inc

Standard LOG

Standard ID: VOCF3546A
Standard Name: Liquids
Date Prepared: 12/13/2021
Date Expires: 1/13/2022
Department: GCMSVOA
Vendor:
Lot Number:
Balance ID:

Type: Secondary
BY: Alethea M. Shaules
Status: Expired

Comments: 1.0 ml/10 ml final volume. Final Concentration 0.2 ug/uL. Corrected comment and analyte list 11/9/2021 sbd

cis-1,2-Dichloroethene	156-59-2	0.2
cis-1,3-Dichloropropene	10061-01-5	0.2
Dibromocholormethane	124-48-1	0.2
Dibromomethane	74-95-3	0.2
Dichloromethane	75-09-2	0.2
Ethylbenzene	100-41-4	0.2
Hexachlorobutadiene	87-68-6	0.2
Isopropylbenzene	98-82-8	0.2
m-Xylene	108-38-3	0.2
n-Butylbenzene	104-51-8	0.2
n-Propylbenzene	103-65-1	0.2
Naphthalene	91-20-3	0.2
o-Xylene	95-47-6	0.2
p-Isopropyltoluene	99-87-6	0.2
p-Xylene	106-42-3	0.2
sec-Butylbenzene	135-98-8	0.2
Styrene	100-42-5	0.2
tert-Butylbenzene	98-06-6	0.2
Tetrachloroethene	127-18-4	0.2
Toluene	108-88-3	0.2
trans-1,2-Dichloroethene	156-60-5	0.2
trans-1,3-Dichloropropene	10061-02-6	0.2
Trichloroethene	79-01-6	0.2

Energy Laboratories Inc

Standard LOG

Standard ID: VOCF0313
 Standard Name: Liquids
 Date Prepared: 6/23/2020
 Date Expires: 4/13/2023
 Department: gcmsvoa
 Vendor: AccuStd
 Lot Number: 220041126
 Balance ID:

Type: Primary
 BY: Alethea M. Shaules
 Status: New

Comments: Date Prepared is same as Date Received. 2,000 ug/mL. Catalog # M502A-R-10X. Corrected lot number to match Cl. MSC 01/14/2022

Chemical / Solvent Used	BottleNo	Amt	Units	Exp	Final Volume:	10 mL
Volatile Organic Compounds - Liquids	12797	1	mL	4/13/		
Stock Source			Base Units			Amount Added
VOCF0313	Liquids		ug/mL			
Analvtes			CAS		Conc:	ug/mL
1,1,1,2-Tetrachloroethane			630-20-6			2000
1,1,1-Trichloroethane			71-55-6			2000
1,1,2,2-Tetrachloroethane			79-34-5			2000
1,1,2-Trichloroethane			79-00-5			2000
1,1-Dichloroethane			75-34-3			2000
1,1-Dichloroethene			75-35-4			2000
1,1-Dichloropropene			563-58-6			2000
1,2,3-Trichlorobenzene			87-61-6			2000
1,2,3-Trichloropropane			96-18-4			2000
1,2,4-Trichlorobenzene			120-82-1			2000
1,2,4-Trimethylbenzene			95-63-6			2000
1,2-Dibromo-3-chloropropane			96-12-8			2000
1,2-Dibromoethane			106-93-4			2000
1,2-Dichlorobenzene			95-50-1			2000
1,2-Dichloroethane			107-06-2			2000
1,2-Dichloropropane			78-87-5			2000
1,3,5-Trimethylbenzene			108-67-8			2000
1,3-Dichlorobenzene			541-73-1			2000
1,3-Dichloropropane			142-28-9			2000
1,4-Dichlorobenzene			106-46-7			2000
2,2-Dichloropropane			594-20-7			2000
2-Chlorotoluene			95-49-8			2000
4-Chlorotoluene			406-43-4			2000
Benzene			71-43-2			2000
Bromobenzene			108-86-1			2000
Bromochloromethane			74-97-5			2000
Bromodichloromethane			75-27-4			2000
Bromoform			75-25-2			2000
Carbon Tetrachloride			56-23-5			2000
Chlorobenzene			10-90-7			2000
Chloroform			67-66-3			2000

Energy Laboratories Inc

Standard LOG

Standard ID: VOCF0313
Standard Name: Liquids
Date Prepared: 6/23/2020
Date Expires: 4/13/2023
Department: gcmsvoa
Vendor: AccuStd
Lot Number: 220041126
Balance ID:

Type: Primary
BY: Alethea M. Shaules
Status: New

Comments: Date Prepared is same as Date Received. 2,000 ug/mL. Catalog # M502A-R-10X. Corrected lot number to match CI. MSC 01/14/2022

cis-1,2-Dichloroethene	156-59-2	2000
cis-1,3-Dichloropropene	10061-01-5	2000
Dibromocholormethane	124-48-1	2000
Dibromomethane	74-95-3	2000
Dichloromethane	75-09-2	2000
Ethylbenzene	100-41-4	2000
Hexachlorobutadiene	87-68-6	2000
Isopropylbenzene	98-82-8	2000
m-Xylene	108-38-3	2000
n-Butylbenzene	104-51-8	2000
n-Propylbenzene	103-65-1	2000
Naphthalene	91-20-3	2000
o-Xylene	95-47-6	2000
p-Isopropyltoluene	99-87-6	2000
p-Xylene	106-42-3	2000
sec-Butylbenzene	135-98-8	2000
Styrene	100-42-5	2000
tert-Butylbenzene	98-06-6	2000
Tetrachloroethene	127-18-4	2000
Toluene	108-88-3	2000
trans-1,2-Dichloroethene	156-60-5	2000
trans-1,3-Dichloropropene	10061-02-6	2000
Trichloroethene	79-01-6	2000

CERTIFICATE OF ANALYSIS

Catalog No: M-502A-R-10X
Description: Volatile Organic Compounds - Liquids
Lot: 220041126
Solvent: Methanol
Hazards: Refer to SDS for complete safety information

Date Certified: Apr 13, 2020
Expiration: Apr 13, 2023
Sample Size: 1 mL
Components: 54
Storage Condition: Refrig (0-5 °C)



Signal Word: Danger

Certified Reference Material



Component	CAS #	Purity % (GC/MS)	Prepared Concentration* (µg/mL)	Certified Analyte Concentration* (µg/mL)
Benzene	71-43-2	100.0	2002	2002
Bromobenzene	108-86-1	100.0	2003	2003
Bromochloromethane	74-97-5	99.1	2001	1983
Bromodichloromethane	75-27-4	99.0	2002	1982
Bromoform	75-25-2	99.2	2001	1985
n-Butylbenzene	104-51-8	100.0	2002	2002
sec-Butylbenzene	135-98-8	100.0	2001	2001
tert-Butylbenzene	98-06-6	99.0	2003	1983
Carbon tetrachloride	56-23-5	100.0	2003	2003
Chlorobenzene	108-90-7	99.6	2001	1993
Chloroform	67-66-3	99.2	2004	1988
2-Chlorotoluene	95-49-8	99.0	2003	1983
4-Chlorotoluene	106-43-4	99.8	2002	1998
Dibromochloromethane	124-48-1	97.8	2049*	2004
1,2-Dibromo-3-chloropropane	96-12-8	99.2	2001	1985
1,2-Dibromoethane	106-93-4	100.0	2006	2006
Dibromomethane	74-95-3	99.0	2002	1982
1,2-Dichlorobenzene	95-50-1	98.2	2003	1967
1,3-Dichlorobenzene	541-73-1	100.0	2000	2000
1,4-Dichlorobenzene	106-46-7	100.0	2002	2002
1,1-Dichloroethane	75-34-3	98.6	2001	1973
1,2-Dichloroethane	107-06-2	99.8	2010	2006
1,1-Dichloroethene	75-35-4	99.0	2000	1980
cis-1,2-Dichloroethene	156-59-2	99.0	2002	1982
trans-1,2-Dichloroethene	156-60-5	99.5	2001	1991
1,2-Dichloropropane	78-87-5	99.5	2003	1993
1,3-Dichloropropane	142-28-9	96.7	2073*	2005
2,2-Dichloropropane	594-20-7	99.9	2012	2010
1,1-Dichloropropene	563-58-6	98.9	2001	1979
cis-1,3-Dichloropropene **	10061-01-5	93.9	2041*	1916
trans-1,3-Dichloropropene **	10061-02-6	93.9	1968*	1848
Ethylbenzene	100-41-4	99.7	2000	1994
Hexachlorobutadiene	87-68-3	98.0	2003	1963
Isopropylbenzene	98-82-8	100.0	2002	2002
p-Isopropyltoluene	99-87-6	99.4	2000	1988
Methylene chloride	75-09-2	99.9	2001	1999
Naphthalene	91-20-3	100.0	2002	2002
n-Propylbenzene	103-65-1	100.0	2001	2001
Styrene	100-42-5	100.0	2003	2003
1,1,1,2-Tetrachloroethane	630-20-6	98.9	2005	1983
1,1,1,2-Tetrachloroethane	79-34-5	96.0	2087*	2004
Tetrachloroethene	127-18-4	99.4	2017	2005
Toluene	108-88-3	100.0	2001	2001
1,2,3-Trichlorobenzene	87-61-6	100.0	2002	2002

CERTIFICATE OF ANALYSIS

Catalog No: M-502A-R-10X
Description: Volatile Organic Compounds - Liquids
Lot: 220041126
Solvent: Methanol

Date Certified: Apr 13, 2020
Expiration: Apr 13, 2023
Sample Size: 1 mL
Components: 54

Component - <i>continued</i>	CAS #	Purity %	Prepared Concentration ²	Certified Analyte Concentration ¹
		(GC/MS)	(µg/mL)	(µg/mL)
1,2,4-Trichlorobenzene	120-82-1	99.6	2001	1993
1,1,1-Trichloroethane	71-55-6	100.0	2002	2002
1,1,2-Trichloroethane	79-00-5	98.6	2000	1972
Trichloroethene	79-01-6	100.0	2003	2003
1,2,3-Trichloropropane	96-18-4	97.5	2055*	2004
1,2,4-Trimethylbenzene	95-63-6	98.2	2001	1965
1,3,5-Trimethylbenzene	108-67-8	98.8	2001	1977
o-Xylene	95-47-6	99.0	2000	1980
m-Xylene	108-38-3	99.2	2002	1986
p-Xylene	106-42-3	95.4	2097*	2001

* Weight compensated to 100% purity.

** 47.8% cis isomer, 46.1% trans isomer

A product with a suffix (-1A, -2B, etc. or -01, -02, etc.) on its lot number has had its expiration date extended and is identical to the same lot number without the suffix.

² All weights are traceable through NIST, Test No. 684/289871-17

¹ Certified Analyte Concentration = Purity x Prepared Concentration.

The Uncertainty associated with the certified concentration reported on this certificate is $\pm 2.4\%$. This value is the combined expanded uncertainty and represents an estimated standard deviation equal to the positive square root of the total variation of the uncertainty of components. A normal distribution is assumed and a coverage factor of K=2 is chosen using approximately a 95% confidence level.

Labels and certificates follow U.S. Conventions in reporting numerical values: A comma (,) is used to separate units of one-thousand or greater. A period (.) is used as a decimal place marker.

The information on this certificate may not be reproduced without the express permission of the manufacturer. See reverse side for additional information

Certified By: 

Larry Decker, Organic QC Manager

ID #: 12797

Opened: _____

Volatile Organic Compounds - Liquids

Expires: 4/13/2023

Rec'd: 6/23/2020

Energy Laboratories Inc 1120 So. 27th Street
Billings MT 59107

Energy Laboratories Inc

Standard LOG

Standard ID: VOCF3551B
 Standard Name: Gases
 Date Prepared: 12/21/2021
 Date Expires: 1/4/2022
 Department: GCMSVOA
 Vendor:
 Lot Number:
 Balance ID:

Type: Secondary
 BY: Melissa Chavez
 Status: Expired

Comments: 1.0 ml/10 ml final volume. Final Concentration 0.2 ug/uL

Chemical / Solvent Used	BottleNo	Amt	Units	Exp
Methanol, Purge and Trap EB373	14519	9	mL	4/16/

Final Volume: 10 mL

<u>Stock Source</u>	Base Units	Amount Added
VOCF0427 Gases	ug/mL	1 mL

<u>Analvtes</u>	CAS	Conc:	ug/uL
Bromomethane	74-83-9		0.2
Chloroethane	75-00-3		0.2
Chloromethane	74-87-3		0.2
Dichlorodifluoromethane	75-71-8		0.2
Trichlorofluoromethane	75-69-4		0.2
Vinyl Chloride	75-01-4		0.2

Energy Laboratories Inc

Standard LOG

Standard ID: VO CF0427
 Standard Name: Gases
 Date Prepared: 9/17/2021
 Date Expires: 8/3/2024
 Department: gcmsvoa
 Vendor: Absolute
 Lot Number: 080321
 Balance ID:

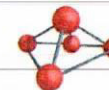
Type: Primary
 BY: Alethea M. Shaules
 Status: New

Comments: Date Prepared is same as Date Received. 2,000 ug/mL in MeOH. Catalog # 30058.

Chemical / Solvent Used	BottleNo	Amt	Units	Exp
EPA Method 502-524 - Volatile Gases	14285	1	mL	8/3/2

Final Volume: 10 mL

<u>Stock Source</u>		Base Units		Amount Added
VO CF0427	Gases	ug/mL		
<u>Analvtes</u>		CAS		Conc: ug/mL
Bromomethane		74-83-9		2000
Chloroethane		75-00-3		2000
Chloromethane		74-87-3		2000
Dichlorodifluoromethane		75-71-8		2000
Trichlorofluoromethane		75-69-4		2000
Vinyl chloride		75-01-4		2000



CERTIFIED WEIGHT REPORT

Part Number: 30058
Lot Number: 080321
Description: EPA Method 502/524 - Volatile Gases Mix #1
6 components
Expiration Date: 080324
Recommended Storage: Freezer (0 °C)
Nominal Concentration (µg/mL): 2000
NIST Test ID#: 6UTB
Solvent: Methanol
Lot#: EA783-US
5E-05 Balance Uncertainty
Weight(s) shown below were combined and diluted to (mL): 500.0 0.058 Flask Uncertainty

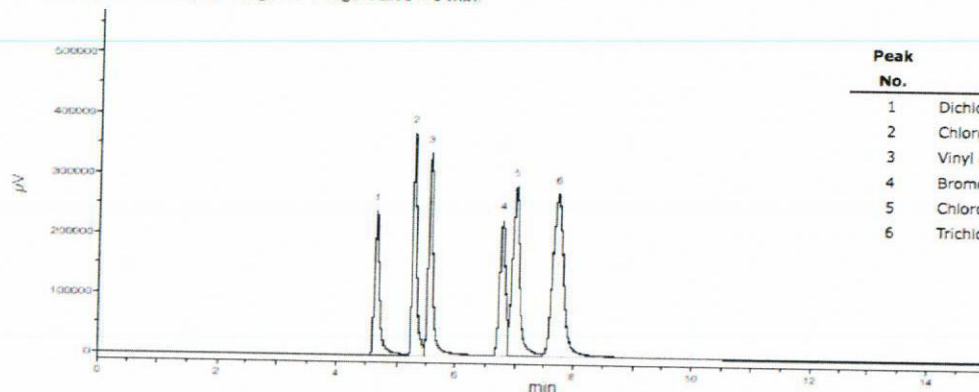
		080321
Formulated By:	Mario Luis	DATE
		080321
Reviewed By:	Pedro L. Rentas	DATE

Compound	RM#	Lot Number	Nominal Conc (µg/mL)	Purity (%)	Uncertainty Purity (%)	Target Weight (g)	Actual Weight (g)	Actual Conc(µg/mL)	Expanded Uncertainty (+/-) (µg/mL)	SDS Information (Solvent Safety Info. On Attached pg.)		
										CAS#	OSHA PEL (TWA)	LD50
1. Bromomethane	50	01611JX	2000	99.5	0.2	1.00508	1.0098	2009.4	8.1	74-83-9	5 ppm (20mg/m3/8H) (skin)	ori-rat 214mg/kg
2. Chloroethane	72	062617	2000	99	0.2	1.01016	1.0146	2008.8	8.1	75-00-3	1000 ppm (2600mg/m3/8H)	N/A
3. Chloromethane	79	06908MS	2000	99.5	0.2	1.00508	1.0154	2020.5	8.1	74-87-3	100 ppm	ori-rat 1800mg/kg
4. Dichlorodifluoromethane	134	92-0487	2000	99	0.2	1.01016	1.0224	2024.2	8.2	75-71-8	1000 ppm (4950mg/m3/8H)	N/A
5. Trichlorofluoromethane	294	01823MW	2000	99	0.2	1.01016	1.0110	2001.7	8.1	75-69-4	1000 ppm (5600mg/m3/8H)	ipr-mus 1743mg/kg
6. Vinyl chloride	305	04854EA	2000	99.5	0.2	1.00508	1.0071	2004.0	8.1	75-01-4	N/A	N/A

- The certified value is the concentration calculated from gravimetric and volumetric measurements unless otherwise stated.
- Standards are prepared gravimetrically using balances that are calibrated with weights traceable to NIST (see above).
- Standards are certified (+/-) 0.5% of the stated value, unless otherwise stated.
- All Standards, after opening ampule, should be stored with caps tight and under appropriate laboratory conditions.
- Uncertainty Reference: Taylor, B.N. and Kuyat, C.E., "Guidelines for Evaluating and Expressing the Uncertainty of NIST Measurement Result," NIST Technical Note 1297, U.S. Government Printing Office, Washington, DC, (1994).

Comments

GC15-M9 Analysis by Melissa Stonier
Column ID SPB-Vocool 105 meter X 0.53mm X 3.0µm film thickness
Flow rates: Total flow=150mL/min., Helium (carrier)=10mL/min., Helium(make-up)=40mL/min., Hydrogen(make-up)=100mL/min.
Oven Profile: Temp. 1=35°C (Time 1=9 min.), Temp 2=200°C (Time 2=1 min.), Rate = 33°C/min., Total run time=15 min., Injector temp.=200°C, FID Temp.=200°C.
ELCD Signal = Edaq Channel 1 PID Signal = Edaq Channel 2
Standard injection = 0.5µL, Range=3 Purge Valve = 0 min.



Peak No.	Analyte	ELCD RT (min.)
1	Dichlorodifluoromethane	4.67
2	Chloromethane	5.28
3	Vinyl chloride	5.56
4	Bromomethane	6.75
5	Chloroethane	6.99
6	Trichlorofluoromethane	7.72

ID #: 14285

Opened: _____
EPA Method 502-524 - Volatile Gases Mix #1
Expires: 8/3/2024
Rec'd: 9/17/2021
Energy Laboratories Inc 1120 So. 27th Street
Billings MT 59107

Energy Laboratories Inc

Standard LOG

Standard ID: VOCF3559A
 Standard Name: MtBE
 Date Prepared: 12/27/2021
 Date Expires: 1/27/2022
 Department: gcmsvoa
 Vendor:
 Lot Number:
 Balance ID:
 Comments: Final Concentration 0.2 ug/uL.

Type: Secondary
 BY: Melissa Chavez
 Status: New

Chemical / Solvent Used	BottleNo	Amt	Units	Exp
Methanol, Purge and Trap - EB199-US	14334	9	mL	3/20/

Final Volume: 10 mL

<u>Stock Source</u>		Base Units	Amount Added
VOCF0373	MtBE (Methy tert-Butyl Ether)	ug/mL	1 mL
<u>Analvtes</u>		CAS	Conc: ug/uL
	tert-butylmethyl ether	1634-04-4	0
	tert-butylmethyl ether (MTBE)	1634-04-4	0.2

Energy Laboratories Inc

Standard LOG

Standard ID: VOCF0373
Standard Name: MtBE (Methy tert-Butyl Ether) Type: Primary
Date Prepared: 2/26/2021 BY: Steve Dilts
Date Expires: 8/31/2022
Department: gcmsvoa Status: New
Vendor: Agilent
Lot Number: 0006555762
Balance ID:
Comments: Date Prepared is same as Date Received. 2000 ug/mL in MeOH. Catalog # STS-440

Chemical / Solvent Used	BottleNo	Amt	Units	Exp
Methyl tert-Butyl Ether Standard	13578	1	mL	8/31/

Final Volume: 5 mL

Stock Source
VOCF0373 MtBE (Methy tert-Butyl Ether)

Base Units
ug/mL

Amount Added

Analvtes
tert-butylmethyl ether

CAS
1634-04-4

Conc: **ug/mL**
2000

Certificate of Analysis

Product Name: Methyl tert-Butyl Ether Standard**Product Number:** STS-440-1**Lot Number:** 0006555762**Lot Issue Date:** 19-Aug-2020**Expiration Date:** 31-Aug-2022**Description:**

This analytical reference material (RM) was manufactured and verified in accordance with an ISO 9001 registered quality system, and analyte concentrations were verified by an ISO 17025 accredited laboratory. The concentration and uncertainty value at the 95% confidence level for each analyte, determined gravimetrically, is listed below.

Analyte**CAS#****Analyte Lot****Concentration ± Uncertainty**

tert-butylmethyl ether

001634-04-4

RM06568

2006 ± 10 µg/mL

Matrix: methanol (methyl alcohol)**Storage Conditions:** Store Frozen (-25° to -10°C).**Traceability:**

The balances used for these measurements are calibrated with weights traceable to NIST in compliance with ANSI/NCSL Z540.3, ISO 9001, ISO 17025, and ISO 17034. Calibrated Class A glassware is used for volumetric measurements. Thermometers are calibrated against a NIST traceable thermometer in accordance with NIST Special Publication 1088.

Homogeneity:

This RM was unitized according to an in-house procedure and is guaranteed to be homogeneous. There is no minimum sub-sample size required.

Intended Use:

This RM is intended for the preparation of working reference samples for use in routine laboratory analyses, calibration of instruments, validation of analytical methods, assessments of measurement methods, and continuing calibration verification.

Instructions for Use:

Sample aliquots for analysis should be withdrawn at 20°C to 25°C immediately after opening the container and should be processed without delay for the certified values to be valid within the stated uncertainties.

Hazards:


Refer to the Safety Data Sheet on www.agilent.com for information regarding this RM.

Expiration of Certification:

The certification of this RM is valid until the expiration date specified above, provided the RM is handled and stored in accordance with the instructions given in this certificate. This certification is nullified if the RM is damaged, contaminated, or otherwise modified.

Maintenance of Certification:

If substantive changes are noted that affect the certification before the expiration of this certificate, Agilent will notify the purchaser.

Sample lot approver:

Monica Bourgeois

QMS Representative

ISO 17034 Cert
No. AR-1936RM was produced in accordance with TUV USA Inc registered ISO 9001 Quality
Management System. Cert # 56 100 18560026

Page: 1 of 1

www.agilent.com/quality/
CSD-QA-015.1ISO 17025 Cert
No. AT-1937

Energy Laboratories Inc

Standard LOG

Standard ID: VOCF3550
Standard Name: Ketones
Date Prepared: 12/16/2021
Date Expires: 1/16/2022
Department: gcmsvoa
Vendor: Chem Service
Lot Number: 10251200
Balance ID:

Type: Primary
BY: Melissa Chavez
Status: Expired

Comments: Vial Opened For Use . 2.0 ug/uL in 90:10 MeOH:H2O.

Chemical / Solvent Used	BottleNo	Amt	Units	Exp
TCL Ketone Mix	14443	1	mL	6/30/

Final Volume: 1 mL

<u>Stock Source</u>	<u>Base Units</u>	<u>Amount Added</u>
VOCF0434 Ketones	ug/mL	1 mL

<u>Analvtes</u>	<u>CAS</u>	<u>Conc:</u>	<u>ug/mL</u>
2-Butanone	78-93-3		2000
2-Hexanone	591-78-6		2000
4-Methyl-2-pentanone	108-10-1		2000
Acetone	67-64-1		2000

Energy Laboratories Inc

Standard LOG

Standard ID: VOCF0434
Standard Name: Ketones
Date Prepared: 10/26/2021
Date Expires: 6/30/2023
Department: gcmsvoa
Vendor: Chem Service
Lot Number: 10251200
Balance ID:

Type: Primary
BY: Steve Dilts
Status: New

Comments: Date Prepared is same as Date Received. 2,000 ug/mL in 90:10 MeOH:H2O. Catalog # M-TCL-1AN5-5ML.

Chemical / Solvent Used	BottleNo	Amt	Units	Exp
TCL Ketone Mix	14443	1	mL	6/30/

Final Volume: 5 mL

<u>Stock Source</u>		Base Units	Amount Added
VOCF0434	Ketones	ug/mL	
<u>Analvtes</u>		CAS	Conc: ug/mL
2-Butanone		78-93-3	2000
2-Hexanone		591-78-6	2000
4-Methyl-2-pentanone		108-10-1	2000
Acetone		67-64-1	2000

660 Tower Lane • P.O. Box 599 • West Chester, PA 19381-0599
1-800-452-9994 • 1-610-692-3026 • Fax 1-610-692-8729
info@chemservice.com • www.chemservice.com

ID #: 14443

Opened: _____

TCL Ketone Mix

Expires: 6/30/2023

Rec'd: 10/26/2021

Energy Laboratories Inc 1120 So. 27th Street
Billings MT 59107

CERTIFICATE OF ANALYSIS

TCL Ketones Mixture

CONCENTRATION 2000ug/ml in Methanol:Water (90:10)
CATALOG NUMBER M-TCL1AN5-1ML
LOT NUMBER 10251200
DATE CERTIFIED 06/16/20
EXPIRATION DATE 06/30/23
STORAGE Freezer storage (-20 - -25 °C)
HANDLING See Safety Data Sheet
INTENDED USE For laboratory use only.
ISO 17034:2016 CERTIFIED []

ID	Analyte	CAS	Weight Analyte (mg)	Lot	Purity	Certified Concentration (ug/mL)
N-11014	Acetone	67-64-1	203.300	00026182	98.7	2006.6
N-10297	2-Butanone	78-93-3	202.800	00027454	99.5	2017.9
N-10369	2-Hexanone	591-78-6	202.600	00025720	99.5	2015.9
N-10844	4-Methyl-2-pentanone	108-10-1	204.700	6403300	99.5	2036.8

Analytical Test	Value
CONCENTRATION (GC/FID)	VERIFIED

Chem Service, Inc. is accredited to ISO 17034:2016, ISO/IEC 17025:2017 and certified to ISO 9001:2015.



COA Form
Revision 3 (3/2015)

Print Date: 10/22/21

660 Tower Lane • P.O. Box 599 • West Chester, PA 19381-0599
1-800-452-9994 • 1-610-692-3026 • Fax 1-610-692-8729
info@chemservice.com • www.chemservice.com

Instructions for Use:

Shake mixture prior to use. If particles are present, sonicate for homogeneity. If sample is diluted to lower concentrations, Class A volumetric glassware must be used.

Minimum Sample Size- 0.2 uL for Direct Injection.

Chem Service Inc. guarantees the expanded uncertainty of the above analytes to be +/- 2.0% of the certified concentrations based on gravimetric preparation. The test results published in this report were obtained using equipment capable of producing results that are traceable to NIST and through NIST to the International System of Units (SI). The reported expanded uncertainty of measurement is stated as the combined standard uncertainty of measurement multiplied by the coverage factor k (k=2) such that the coverage probability corresponds to approximately 95%. For certified reference materials, homogeneity and thermal stability testing are available upon request.

Certified By:

Mary Beth O'Donnell

Mary Beth O'Donnell
CSM/TC

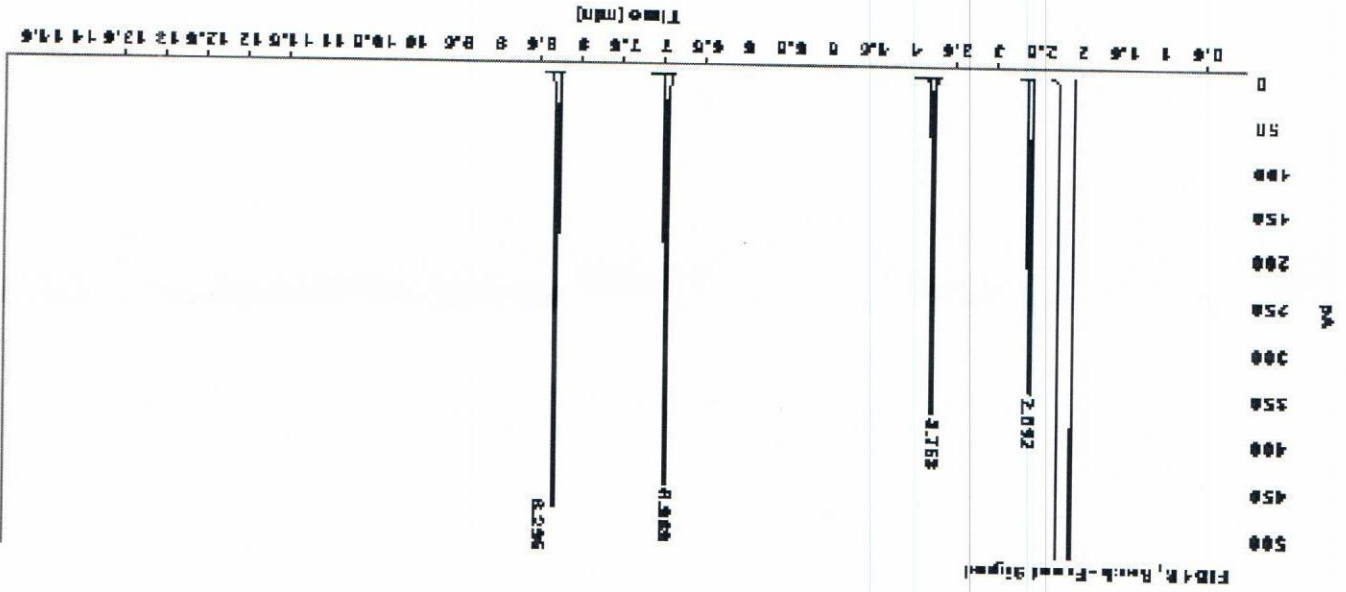
Chem Service, Inc. is accredited to ISO 17034:2016, ISO/IEC 17025:2017 and certified to ISO 9001:2015.



CERTIFICATE OF ANALYSIS

Gas Chromatography / Flame Ionization Detector (GC/FID)

Data file: C:\CHEM321\DATA\2020\DATA\0620M-TCL1AN5.D
 Sample name: M-TCL1AN5
 Acq. method: N-14278.M
 Instrument: GC3
 Injection date: 6/16/2020 2:52:35 PM
 Column name: RTX-5MS (30m x 0.25mm x 0.5µm)
 Location: 202
 Injection Vol: 1.000
 # Of Injections: 1



Signal: FID1 B, Back - Front Signal

RT [min]	Type	Width [min]	Area	Height	Area%
2.592	BB	0.0277	580.2505	343.4986	18.4855
3.763	BB	0.0323	735.4804	387.8491	23.4054
6.969	BB	0.0326	904.3389	447.8770	28.7791
8.295	BB	0.0307	822.2798	474.3798	29.3500
Sum					3142.3497

Chem Service, Inc. is accredited to ISO 17034:2016, ISO/IEC 17025:2017 and certified to ISO 9001:2015.



Energy Laboratories Inc

Spike LOG

Standard ID: VOCF3558A
 Standard Name: 2nd Source Liquids
 Date Prepared: 12/27/2021
 Date Expires: 1/27/2022
 Department: gcmsvoa
 Vendor:
 Lot Number:
 Balance ID:
 Comments: Final Concentration 0.2ug/uL.

Type: Secondary
 BY: Steve Dilts
 Status: New

Chemical / Solvent Used	BottleNo	Amt	Units	Exp
Methanol, Purge and Trap - EB199-US	14334	9	mL	3/20/

Final Volume: 10 mL

<u>Stock Source</u>	<u>Base Units</u>	<u>Amount Added</u>
VOCF0352 2nd Source Liquids	ug/mL	1 mL

<u>Analvtes</u>	<u>CAS</u>	<u>Conc:</u>	<u>ug/mL</u>
1,1,1,2-Tetrachloroethane	630-20-6		0.2
1,1,1-Trichloroethane	71-55-6		0.2
1,1,2,2-Tetrachloroethane	79-34-5		0.2
1,1,2-Trichloroethane	79-00-5		0.2
1,1-Dichloroethane	75-34-3		0.2
1,1-Dichloroethene	75-35-4		0.2
1,1-Dichloropropene	563-58-6		0.2
1,2,3-Trichlorobenzene	87-61-6		0.2
1,2,3-Trichloropropane	96-18-4		0.2
1,2,4-Trichlorobenzene	120-82-1		0.2
1,2,4-Trimethylbenzene	95-63-6		0.2
1,2-Dibromo-3-chloropropane	96-12-8		0.2
1,2-Dibromoethane	106-93-4		0.2
1,2-Dichlorobenzene	95-50-1		0.2
1,2-Dichloroethane	107-06-2		0.2
1,2-Dichloropropane	78-87-5		0.2
1,3,5-Trimethylbenzene	108-67-8		0.2
1,3-Dichlorobenzene	541-73-1		0.2
1,3-Dichloropropane	142-28-9		0.2
1,4-Dichlorobenzene	106-46-7		0.2
2,2-Dichloropropane	594-20-7		0.2
2-Chlorotoluene	95-49-8		0.2
4-Chlorotoluene	406-43-4		0.2
Benzene	71-43-2		0.2
Bromobenzene	108-86-1		0.2
Bromochloromethane	74-97-5		0.2
Bromodichloromethane	75-27-4		0.2
Bromoform	75-25-2		0.2
Carbon Tetrachloride	56-23-5		0.2
Chlorobenzene	10-90-7		0.2
Chloroform	67-66-3		0.2

Energy Laboratories Inc

Spike LOG

Standard ID: VOCF3558A
Standard Name: 2nd Source Liquids
Date Prepared: 12/27/2021
Date Expires: 1/27/2022
Department: gcmsvoa
Vendor:
Lot Number:
Balance ID:
Comments: Final Concentration 0.2ug/uL.

Type: Secondary
BY: Steve Dilts
Status: New

cis-1,2-Dichloroethene	156-59-2	0.2
cis-1,3-Dichloropropene	10061-01-5	0.2
Dibromochloromethane	124-48-1	0.2
Dibromomethane	74-95-3	0.2
Dichloromethane	75-09-2	0.2
Ethylbenzene	100-41-4	0.2
Hexachlorobutadiene	87-68-6	0.2
Isopropylbenzene	98-82-8	0.2
m-Xylene	108-38-3	0.2
n-Butylbenzene	104-51-8	0.2
n-Propylbenzene	103-65-1	0.2
Naphthalene	91-20-3	0.2
o-Xylene	95-47-6	0.2
p-Isopropyltoluene	99-87-6	0.2
p-Xylene	106-42-3	0.2
sec-Butylbenzene	135-98-8	0.2
Styrene	100-42-5	0.2
tert-Butylbenzene	98-06-6	0.2
Tetrachloroethene	127-18-4	0.2
Toluene	108-88-3	0.2
trans-1,2-Dichloroethene	156-60-5	0.2
trans-1,3-Dichloropropene	10061-02-6	0.2
Trichloroethene	79-01-6	0.2
Vinyl Acetate	108-05-4	0

Energy Laboratories Inc

Spike LOG

Standard ID: VOCF0352
 Standard Name: 2nd Source Liquids
 Date Prepared: 11/23/2020
 Date Expires: 12/31/2023
 Department: gcmsvoa
 Vendor: Agilent
 Lot Number: 0006570990
 Balance ID:

Type: Primary
 BY: Steve Dilts
 Status: New

Comments: Date Prepared is same as Date Received. 2000 ug/mL in MeOH. Catalog # DWM-589N-1.

Chemical / Solvent Used	BottleNo	Amt	Units	Exp
VOC Standard	13292	1	mL	12/31

Final Volume: 10 mL

<u>Stock Source</u>	<u>Base Units</u>	<u>Amount Added</u>
VOCF0352 2nd Source Liquids	ug/mL	

<u>Analvtes</u>	<u>CAS</u>	<u>Conc:</u>	<u>ug/mL</u>
1,1,1,2-Tetrachloroethane	630-20-6		2000
1,1,1-Trichloroethane	71-55-6		2000
1,1,2,2-Tetrachloroethane	79-34-5		2000
1,1,2-Trichloroethane	79-00-5		2000
1,1-Dichloroethane	75-34-3		2000
1,1-Dichloroethene	75-35-4		2000
1,1-Dichloropropene	563-58-6		2000
1,2,3-Trichlorobenzene	87-61-6		2000
1,2,3-Trichloropropane	96-18-4		2000
1,2,4-Trichlorobenzene	120-82-1		2000
1,2,4-Trimethylbenzene	95-63-6		2000
1,2-Dibromo-3-chloropropane	96-12-8		2000
1,2-Dibromoethane	106-93-4		2000
1,2-Dichlorobenzene	95-50-1		2000
1,2-Dichloroethane	107-06-2		2000
1,2-Dichloropropane	78-87-5		2000
1,3,5-Trimethylbenzene	108-67-8		2000
1,3-Dichlorobenzene	541-73-1		2000
1,3-Dichloropropane	142-28-9		2000
1,4-Dichlorobenzene	106-46-7		2000
2,2-Dichloropropane	594-20-7		2000
2-Chlorotoluene	95-49-8		2000
4-Chlorotoluene	406-43-4		2000
Benzene	71-43-2		2000
Bromobenzene	108-86-1		2000
Bromochloromethane	74-97-5		2000
Bromodichloromethane	75-27-4		2000
Bromoform	75-25-2		2000
Carbon Tetrachloride	56-23-5		2000
Chlorobenzene	10-90-7		2000
Chloroform	67-66-3		2000

Energy Laboratories Inc

Spike LOG

Standard ID: VOCF0352
Standard Name: 2nd Source Liquids
Date Prepared: 11/23/2020
Date Expires: 12/31/2023
Department: gcmsvoa
Vendor: Agilent
Lot Number: 0006570990
Balance ID:

Type: Primary
BY: Steve Dilts
Status: New

Comments: Date Prepared is same as Date Received. 2000 ug/mL in MeOH. Catalog # DWM-589N-1.

cis-1,2-Dichloroethene	156-59-2	2000
cis-1,3-Dichloropropene	10061-01-5	2000
Dibromocholormethane	124-48-1	2000
Dibromomethane	74-95-3	2000
Dichloromethane	75-09-2	2000
Ethylbenzene	100-41-4	2000
Hexachlorobutadiene	87-68-6	2000
Isopropylbenzene	98-82-8	2000
m-Xylene	108-38-3	2000
n-Butylbenzene	104-51-8	2000
n-Propylbenzene	103-65-1	2000
Naphthalene	91-20-3	2000
o-Xylene	95-47-6	2000
p-Isopropyltoluene	99-87-6	2000
p-Xylene	106-42-3	2000
sec-Butylbenzene	135-98-8	2000
Styrene	100-42-5	2000
tert-Butylbenzene	98-06-6	2000
Tetrachloroethene	127-18-4	2000
Toluene	108-88-3	2000
trans-1,2-Dichloroethene	156-60-5	2000
trans-1,3-Dichloropropene	10061-02-6	2000
Trichloroethene	79-01-6	2000

Certificate of Analysis

Product Name: VOC Standard

Product Number: DWM-589N-1

Lot Number: 0006570990

Lot Issue Date: 17-Nov-2020

Expiration Date: 31-Dec-2023


Description:

This analytical reference material (RM) was manufactured and verified in accordance with an ISO 9001 registered quality system and analyte concentrations were verified by an ISO 17025 accredited laboratory. The concentration and uncertainty value at the 95% confidence level for each analyte, determined gravimetrically, is listed below.

Analyte	CAS#	Analyte Lot	Concentration ± Uncertainty
bromochloromethane	000074-97-5	RM00009	2010 ± 10 µg/mL
bromodichloromethane	000075-27-4	RM12585	2009 ± 10 µg/mL
bromoform	000075-25-2	RM13987	2010 ± 10 µg/mL
carbon tetrachloride	000056-23-5	RM07576	2010 ± 10 µg/mL
chloroform	000067-66-3	RM13988	2009 ± 10 µg/mL
dibromochloromethane	000124-48-1	RM14843	2009 ± 10 µg/mL
dibromomethane	000074-95-3	RM12878	2009 ± 10 µg/mL
methylene chloride	000075-09-2	RM11650	2009 ± 10 µg/mL
1,2-dibromoethane	000106-93-4	RM00018	2010 ± 10 µg/mL
1,1-dichloroethane	000075-34-3	RM16217	2006 ± 10 µg/mL
1,2-dichloroethane	000107-06-2	RM04655	2005 ± 10 µg/mL
1,1-dichloroethene	000075-35-4	RM14486	2010 ± 10 µg/mL
cis-1,2-dichloroethene	000156-59-2	RM15008	2007 ± 10 µg/mL
trans-1,2-dichloroethene	000156-60-5	RM07565	2008 ± 10 µg/mL
1,1,1,2-tetrachloroethane	000630-20-6	RM12632	2005 ± 10 µg/mL
1,1,2,2-tetrachloroethane	000079-34-5	RM02540	2009 ± 10 µg/mL
tetrachloroethene	000127-18-4	RM06491	2008 ± 10 µg/mL

Certificate of Analysis

Product Number:	DWM-589N-1	Lot Number:	0006570990
1,1,1-trichloroethane	000071-55-6	RM16539	2004 ± 10 µg/mL
1,1,2-trichloroethane	000079-00-5	RM01175	2009 ± 10 µg/mL
trichloroethene	000079-01-6	RM14232	2009 ± 10 µg/mL
1,2-dibromo-3-chloropropane	000096-12-8	RM13666	2009 ± 10 µg/mL
1,2-dichloropropane	000078-87-5	RM12821	2008 ± 10 µg/mL
1,3-dichloropropane	000142-28-9	RM02080	2008 ± 10 µg/mL
2,2-dichloropropane	000594-20-7	RM12927	2005 ± 10 µg/mL
1,1-dichloropropene	000563-58-6	RM16190	2010 ± 10 µg/mL
cis-1,3-dichloropropene	010061-01-5	RM12891	2007 ± 10 µg/mL
trans-1,3-dichloropropene	010061-02-6	RM12254	2006 ± 10 µg/mL
hexachlorobutadiene	000087-68-3	RM09157	2005 ± 10 µg/mL
1,2,3-trichloropropane	000096-18-4	RM13082	2004 ± 10 µg/mL
benzene	000071-43-2	RM12931	2009 ± 10 µg/mL
n-butylbenzene	000104-51-8	RM03651	2008 ± 10 µg/mL
sec-butylbenzene	000135-98-8	RM10905	2005 ± 10 µg/mL
tert-butylbenzene	000098-06-6	RM14040	2007 ± 10 µg/mL
ethylbenzene	000100-41-4	RM12195	2006 ± 10 µg/mL
isopropylbenzene	000098-82-8	RM00835	2009 ± 10 µg/mL
4-isopropyltoluene	000099-87-6	RM09747	2009 ± 10 µg/mL
naphthalene	000091-20-3	NT00970	2006 ± 10 µg/mL
n-propylbenzene	000103-65-1	RM12785	2010 ± 10 µg/mL
styrene	000100-42-5	RM13393	2010 ± 10 µg/mL



ISO 17034 Cert
No. AR-1936

RM was produced in accordance with TUV USA Inc registered ISO 9001 Quality Management System. Cert # 56 100 18560026

Page: 2 of 4

www.agilent.com/quality/
CSD-QA-015.1



ISO 17025 Cert
No. AT-1937

Certificate of Analysis

Product Number: DWM-589N-1

Lot Number: 0006570990

toluene	000108-88-3	RM06650	2008 ± 10 µg/mL
1,2,4-trimethylbenzene	000095-63-6	RM06731	2002 ± 10 µg/mL
1,3,5-trimethylbenzene	000108-67-8	RM12905	2009 ± 10 µg/mL
o-xylene	000095-47-6	RM15639	2005 ± 10 µg/mL
m-xylene	000108-38-3	RM15919	2006 ± 10 µg/mL
p-xylene	000106-42-3	RM02647	2009 ± 10 µg/mL
bromobenzene	000108-86-1	RM10227	2008 ± 10 µg/mL
chlorobenzene	000108-90-7	RM01874	2008 ± 10 µg/mL
2-chlorotoluene	000095-49-8	RM13774	2007 ± 10 µg/mL
4-chlorotoluene	000106-43-4	RM11750	2009 ± 10 µg/mL
1,2-dichlorobenzene	000095-50-1	RM13636	2005 ± 10 µg/mL
1,3-dichlorobenzene	000541-73-1	NT00356	2009 ± 10 µg/mL
1,4-dichlorobenzene	000106-46-7	RM12826	2009 ± 10 µg/mL
1,2,3-trichlorobenzene	000087-61-6	RM10193	2007 ± 10 µg/mL
1,2,4-trichlorobenzene	000120-82-1	RM09454	2009 ± 10 µg/mL

Matrix: methanol (methyl alcohol)

Storage Conditions: Store Frozen (-25° to -10°C).

Traceability:

The balances used for these measurements are calibrated with weights traceable to NIST in compliance with ANSI/NCSL Z540.3, ISO 9001, ISO 17025, and ISO 17034. Calibrated Class A glassware is used for volumetric measurements. Thermometers are calibrated against a NIST traceable thermometer in accordance with NIST Special Publication 1088.

Homogeneity:

This RM was unitized according to an in-house procedure and is guaranteed to be homogeneous. There is no minimum sub-sample size required.


 ISO 17034 Cert
 No. AR-1936

RM was produced in accordance with TUV USA Inc registered ISO 9001 Quality Management System. Cert # 56 100 18560026

Page: 3 of 4

www.agilent.com/quality/
 CSD-QA-015.1

 ISO 17025 Cert
 No. AT-1937

Certificate of Analysis

Product Number: DWM-589N-1

Lot Number: 0006570990

Intended Use:

This RM is intended for the preparation of working reference samples for use in routine laboratory analyses, calibration of instruments, validation of analytical methods, assessments of measurement methods, and continuing calibration verification.

Instructions for Use:

Sample aliquots for analysis should be withdrawn at 20°C to 25°C immediately after opening the container and should be processed without delay for the certified values to be valid within the stated uncertainties.

Hazards:

Refer to the Safety Data Sheet on www.agilent.com for information regarding this RM.

Expiration of Certification:

The certification of this RM is valid until the expiration date specified above, provided the RM is handled and stored in accordance with the instructions given in this certificate. This certification is nullified if the RM is damaged, contaminated, or otherwise modified.

Maintenance of Certification:

If substantive changes are noted that affect the certification before the expiration of this certificate, Agilent will notify the purchaser.

Sample lot approver:



Monica Bourgeois
QMS Representative



ISO 17034 Cert
No. AR-1936

RM was produced in accordance with TUV USA Inc registered ISO 9001 Quality Management System. Cert # 56 100 18560026

Page: 4 of 4

www.agilent.com/quality/
CSD-QA-015.1



ISO 17025 Cert
No. AT-1937

Energy Laboratories Inc

Spike LOG

Standard ID: VOCF3552B
 Standard Name: 2nd Source Gases
 Date Prepared: 12/21/2021
 Date Expires: 1/4/2022
 Department: gcmsvoa
 Vendor:
 Lot Number:
 Balance ID:

Type: Secondary
 BY: Melissa Chavez
 Status: Expired

Comments: 1.0 ml/10 ml final volume. Final Concentration 0.2 ug/uL. Corrected final volume column to match comments and added final concentrations of analytes. MSC 01/14/2021

Chemical / Solvent Used	BottleNo	Amt	Units	Exp
Methanol, Purge and Trap EB373	14519	9	mL	4/16/

Final Volume: 10 mL

<u>Stock Source</u>	Base Units	Amount Added
VOCF0417 Chem Service Gases	ug/mL	1 mL

<u>Analvtes</u>	CAS	Conc:	ug/uL
Bromomethane	74-83-9		0.2
Chloroethane	75-00-3		0.2
Chloromethane	74-87-3		0.2
Dichlorodifluoromethane	75-71-8		0.2
Trichlorofluoromethane	75-69-4		0.2
Vinyl Chloride	75-01-4		0.2

Energy Laboratories Inc

Spike LOG

Standard ID: VOCF0417
 Standard Name: Chem Service Gases
 Date Prepared: 8/3/2021
 Date Expires: 2/28/2022
 Department: gcmsvoa
 Vendor: Chemservice
 Lot Number: 11882100
 Balance ID:

Type: Primary
 BY: Steve Dilts

Status: New

Comments: Date Prepared is same as Date Received. 2000 ug/mL in MeOH. Catalog # M-VOHC6M5-1ML

Chemical / Solvent Used	BottleNo	Amt	Units	Exp
Volatile Organics High Concentration	14142	5	mL	2/28/

Final Volume: 5 mL

<u>Stock Source</u>	<u>Base Units</u>	<u>Amount Added</u>
VOCF0417 Chem Service Gases	ug/mL	
<u>Analvtes</u>	<u>CAS</u>	<u>Conc: ug/mL</u>
Bromomethane	74-83-9	2000
Chloroethane	75-00-3	2000
Chloromethane	74-87-3	2000
Dichlorodifluoromethane	75-71-8	2000
Trichlorofluoromethane	75-69-4	2000
Vinyl Chloride	75-01-4	2000

CERTIFICATE OF ANALYSIS

Volatile Organics High Concentration Mixture #6

CONCENTRATION 2000ug/ml in Methanol
CATALOG NUMBER M-VOHC6M5-1ML
LOT NUMBER 11882100
DATE CERTIFIED 05/25/21
EXPIRATION DATE 02/28/22
STORAGE Store at room temperature (20 - 25 °C).
HANDLING See Safety Data Sheet
INTENDED USE For laboratory use only.
ISO 17034:2016 CERTIFIED []

ID #: 14142

Opened:

Volatile Organics High Concentration Mixture

Expires: 2/28/2022

Rec'd: 8/3/2021

Energx Laboratories Inc 1120 So. 27th Street
Billings MT 59107

ID	Analyte	CAS	Weight Analyte (mg)	Lot	Purity	Certified Concentration (ug/mL)
N-11446	Chloroethane	75-00-3	96.300	00001728	100.0	2006.3
N-11665	Dichlorodifluoromethane	75-71-8	96.610	00001729	100.0	2012.7
N-12417	Methyl bromide	74-83-9	96.910	00024694	100.0	2019.0
N-12421	Methyl chloride	74-87-3	96.150	00001731	100.0	2003.1
N-13655	Trichlorofluoromethane	75-69-4	96.300	00027239	99.4	1994.2
N-13748	Vinyl chloride	75-01-4	96.150	00019298	100.0	2003.1

Analytical Test

Value

CONCENTRATION (GC/MSD)

VERIFIED

CHEM SERVICE INC

660 Tower Lane • P.O. Box 599 • West Chester, PA 19381-0599
1-800-452-9994 • 1-610-692-3026 • Fax 1-610-692-8729
info@chemservice.com • www.chemservice.com

Instructions for Use:

Shake mixture prior to use. If particles are present, sonicate for homogeneity. If sample is diluted to lower concentrations, Class A volumetric glassware must be used.

Minimum Sample Size- 0.2 uL for Direct Injection.

Chem Service Inc. guarantees the expanded uncertainty of the above analytes to be +/- 2.0% of the certified concentrations based on gravimetric preparation. The test results published in this report were obtained using equipment capable of producing results that are traceable to NIST and through NIST to the International System of Units (SI). The reported expanded uncertainty of measurement is stated as the combined standard uncertainty of measurement multiplied by the coverage factor k (k=2) such that the coverage probability corresponds to approximately 95%. For certified reference materials, homogeneity and thermal stability testing are available upon request.

Certified By:

Mary Beth O'Donnell

Mary Beth O'Donnell
CSM/TC




660 Tower Lane • P.O. Box 599 • West Chester, PA 19381-0599
1-800-452-9994 • 1-610-692-3026 • Fax 1-610-692-8729
info@chemservice.com • www.chemservice.com

CERTIFICATE OF ANALYSIS

Analysis Method:

Catalog Number:	M-VOHC6M5-1ML
Description:	Volatile Organics High Concentration Mixture #6
Lot Number:	11882100
Expiration Date:	02/28/22



Energy Laboratories Inc

Spike LOG

Standard ID: VOCF3529B
 Standard Name: 2nd Source MtBE
 Date Prepared: 11/29/2021
 Date Expires: 1/29/2022
 Department: gcmsvoa
 Vendor:
 Lot Number:
 Balance ID:
 Comments: Final Concentration 0.2 ug/uL

Type: Secondary
 BY: Alethea M. Shaules
 Status: Expired

Chemical / Solvent Used	BottleNo	Amt	Units	Exp
Methanol, Purge and Trap - EB199-US	14334	9	mL	3/20/

Final Volume: 10 mL

<u>Stock Source</u>		Base Units	Amount Added
VOCF0401	2nd Source MtBE	ug/mL	1 mL
<u>Analvtes</u>		CAS	Conc: ug/uL
MtBE		1634-04-4	0.2

Energy Laboratories Inc

Spike LOG

Standard ID: VOCF0401
 Standard Name: 2nd Source MtBE
 Date Prepared: 6/7/2021
 Date Expires: 12/11/2029
 Department: gcmsvoa
 Vendor: AccuStandard
 Lot Number: 220051182
 Balance ID:

Type: Primary
 BY: Alethea M. Shaules
 Status: New

Comments: Date Prepared is same as Date Receive. 2,000 ug/mL in MeOH. Catalog # S-078-10X.

Chemical / Solvent Used	BottleNo	Amt	Units	Exp
MTBE	13920	1	mL	5/18/

Final Volume: 5 mL

Stock Source
 VOCF0401 2nd Source MtBE

Base Units
 ug/mL

Amount Added

Analvtes
 MtBE

CAS
 1634-04-4

Conc: **ug/mL**
 2000

CERTIFICATE OF ANALYSIS

Catalog No: S-078-10X
Description: MtBE
Lot: 220051182
Solvent: Methanol
Hazards: Refer to SDS for complete safety information

Date Certified: May 18, 2020
Expiration: May 18, 2030
Sample Size: 1 mL
Components: 1
Storage Condition: Ambient (>5 °C)



Signal Word: Danger

Certified Reference Material



Component	CAS #	Purity % (GC/MS)	Prepared Concentration ² (µg/mL)	Certified Analyte Concentration ¹ (µg/mL)
MtBE	1634-04-4	100.0	2002	2002

ID #: 13920

Opened: _____

MTBE

Expires: 5/18/2030

Rec'd: 6/7/2021

Energy Laboratories Inc 1120 So. 27th Street
Billings MT 59107

A product with a suffix (-1A, -2B, etc. or -01, -02, etc.) on its lot number has had its expiration date extended and is identical to the same lot number without the suffix.

² All weights are traceable through NIST, Test No. 684/289871-17

¹ Certified Analyte Concentration = Purity x Prepared Concentration.

The Uncertainty associated with the certified concentration reported on this certificate is $\pm 2.4\%$. This value is the combined expanded uncertainty and represents an estimated standard deviation equal to the positive square root of the total variation of the uncertainty of components. A normal distribution is assumed and a coverage factor of K=2 is chosen using approximately a 95% confidence level.

Labels and certificates follow U.S. Conventions in reporting numerical values: A comma (,) is used to separate units of one-thousand or greater. A period (.) is used as a decimal place marker.

The information on this certificate may not be reproduced without the express permission of the manufacturer. See reverse side for additional information

Hazard Information: Please refer to the SDS for information regarding the hazards associated with using this material.

This product was prepared according to in-house procedures and is guaranteed to be homogeneous.

Certified By: _____

Larry Decker, Organic QC Manager

Energy Laboratories Inc

Spike LOG

Standard ID: VOCF3549
 Standard Name: 2nd Source Ketones
 Date Prepared: 12/15/2021
 Date Expires: 1/15/2022
 Department: gcmsvoa
 Vendor: AccuStandard
 Lot Number: 221101480
 Balance ID:
 Comments: Vial opened for use. 2.0 µg/µL

Type: Primary
 BY: Melissa Chavez
 Status: Expired

Chemical / Solvent Used	BottleNo	Amt	Units	Exp
TCL Ketones Mixture	14567	1	mL	11/26

Final Volume: 1 mL

<u>Stock Source</u>	<u>Base Units</u>	<u>Amount Added</u>
VOCF0439 2nd Source Ketones	ug/mL	1 mL
<u>Analvtes</u>	<u>CAS</u>	<u>Conc: ug/mL</u>
A 2-Butanone	78-93-3	2000
A 2-Hexanone	591-78-6	2000
A 4-Methyl-2-pentanone	108-10-1	2000
A Acetone	67-64-1	2000

Energy Laboratories Inc

Standard LOG

Standard ID: VOCF0439
Standard Name: 2nd Source Ketones
Date Prepared: 11/30/2021
Date Expires: 11/26/2022
Department: gcmsvoa
Vendor: AccuStandard
Lot Number: 221101480
Balance ID:

Type: Primary
BY: Melissa Chavez
Status: New

Comments: Date Prepared is same as Date Received. 2,000 ug/mL in Methanol. Catalog # CLP-022K-10X.

Chemical / Solvent Used	BottleNo	Amt	Units	Exp
TCL Ketones Mixture	14567	2	mL	11/26

Final Volume: 1 mL

<u>Stock Source</u>	<u>Base Units</u>	<u>Amount Added</u>
VOCF0439 2nd Source Ketones	ug/mL	
<u>Analvtes</u>	<u>CAS</u>	<u>Conc:</u> ug/mL
2-Butanone	78-93-3	2000
2-Hexanone	591-78-6	2000
4-Methyl-2-pentanone	108-10-1	2000
Acetone	67-64-1	2000

CERTIFICATE OF ANALYSIS

Catalog No: CLP-022K-10X
Description: TCL Ketone Mix
Lot: 221101480
Solvent: Methanol
Hazards: Refer to SDS for complete safety information

Date Certified: Oct 26, 2021
Expiration: Nov 26, 2022
Sample Size: 1 mL
Components: 4
Storage Condition: Freeze (<-10 °C)



Certified Reference Material



Component	CAS #	Purity %	Prepared Concentration ²	Certified Analyte Concentration ¹
		(GC/MS)	(µg/mL)	(µg/mL)
Acetone	67-64-1	100.0	2004	2004
2-Butanone	78-93-3	100.0	2004	2004
2-Hexanone	591-78-6	98.7	2004	1978
4-Methyl-2-pentanone	108-10-1	100.0	2004	2004

ID #: 14567

Opened: _____

TCL Ketones Mixture

Expires: 11/26/2022

Rec'd: 11/30/2021

Energy Laboratories Inc 1120 So. 27th Street
Billings MT 59107

This Certified Reference Material was verified in accordance with ISO/IEC 17025

A product with a suffix (-1A, -2B, etc. or -01, -02, etc.) on its lot number has had its expiration date extended and is identical to the same lot number without the suffix.

² All weights are traceable through NIST, Test No. 684/289871-17

¹ Certified Analyte Concentration = Purity x Prepared Concentration.

The Uncertainty associated with the certified concentration reported on this certificate is $\pm 2.4\%$. This value is the combined expanded uncertainty and represents an estimated standard deviation equal to the positive square root of the total variation of the uncertainty of components. A normal distribution is assumed and a coverage factor of K=2 is chosen using approximately a 95% confidence level.

Labels and certificates follow U.S. Conventions in reporting numerical values: A comma (,) is used to separate units of one-thousand or greater. A period (.) is used as a decimal place marker.

The information on this certificate may not be reproduced without the express permission of the manufacturer. See reverse side for additional information

Hazard Information: Please refer to the SDS for information regarding the hazards associated with using this material.

This product was prepared according to in-house procedures and is guaranteed to be homogeneous.

Certified By: _____

Larry Decker, Organic QC Manager

CERTIFICATE OF ANALYSIS

Catalog No: CLP-022K-10X
Description: TCL Ketone Mix
Lot: 221101480
Solvent: Methanol

Date Certified: Oct 26, 2021
Expiration: Nov 26, 2022
Sample Size: 1 mL
Components: 4

T-Test

AccuStandard, Inc.
Statistical Report for CLP (SOW 1391)
26-Oct-2021

QR-QC0-003 rev. 1/16

RT Component	CLP-022K-10X 221101480							CLP-022K-10X 221041075							NOTES:						
	Run #1	Run #2	Run #3	Run #4	Mean	Std Dev	% RSD	Run #1	Run #2	Run #3	Run #4	Mean	Std Dev	% RSD	t.025 test	CI	Component	CI	# of Runs	10 % error check of Conc.	
3.74 Acetone (67-64-1)	1925	1881	1854	1803	1866	51.05	2.74%	1751	1712	1730	1764	1764	22.43	1.29%	4.36	119.2	Acetone (67-64-1)	56	4	2000	7 %
5.77 2-Butanone (78-93-3)	2275	2223	2237	2149	2221	52.79	2.38%	2157	2103	2145	2177	2146	31.26	1.45%	2.46	58.5	2-Butanone (78-93-3)	35.9	4	2000	9 %
8.34 4-Methyl-2-pentanone (108-10-1)	3373	3302	3408	3225	3327	81.05	2.44%	3349	3240	3296	3415	3325	74.70	2.25%	0.04	0.9	4-Methyl-2-pentanone (108-10-1)	0.8	4	2000	0 %
9.13 2-Hexanone (98-178-6)	3260	3199	3332	3118	3227	90.88	2.62%	3186	3072	3120	3239	3154	73.32	2.32%	1.25	35.2	2-Hexanone (98-178-6)	29.1	4	2000	2 %

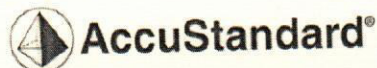
CERTIFICATE OF ANALYSIS

Catalog No: CLP-022K-10X
Description: TCL Ketone Mix
Lot: 221101480
Solvent: Methanol

Date Certified: Oct 26, 2021
Expiration: Nov 26, 2022
Sample Size: 1 mL
Components: 4

Chromatogram

File : Q:\GCMS-06 Minimal\DATA\102521\13- 221101480 KM.D
Operator : Organic QC Lab
Acquired : 25 Oct 2021 21:00 using AcqMethod VOC-Split100.M
Instrument : GCMS 6
Sample Name: CLP-022K-10X (221101480)
Misc Info : TCL Ketone Mix @ 2000 ug/mL in MeOH
Vial Number: 34



Column: DB-624 UI, 30m x 0.25mm ID x 1.4µm
Oven Program: 35°C (hold 5min), 11°C/min to 60°C, 22°C/min to 230°C (hold 4min)
GC Parameters: Split 100:1, 1µl inj.; GC/MS; injector temp 240°C

