

Energy Laboratories Inc

ANALYTICAL RUN Summary

14-Jan-22

Run ID PE 1_211208B

Run Start Date: 12/8/2021
 Analyst: Josie Pickard
 Ical: 0
 Column ID: Rtx-502.2
 Comments:

Instrument ID	Description
VOC1-14	2-Place Balance

Std ID	Std Name	Std Amount	Std Units	Samp Amount	Samp Units	SampType	Expiration Date
GAS210122	Unleaded Gasoline Comp. Std.(2.0uL)						6/7/2023
GASL211208	Low Gasoline Std.						6/7/2023
GQC201214	Gasoline Composite Mix (1.68uL)	1.68	ul			ICV	4/2/2030
GROS200921	Gro Stock Standard Mt.Gro	0.84	ul			Marker	3/28/2029
SHP0292	VOA 1:1 HCl:H2O Solution		3 drops			ALL	12/15/2025
TFT211208	TFT (1.05uL)						9/10/2029
TFTL211208	TFTL						9/10/2029
TFTM211208	TFTM						9/10/2029

Seq No	Lab ID	Test Code	Sample Typ	File ID	Analysis Date	DF	Batch ID	Prep Date	SPKref	RPDref	pmoist					
14910960	CCV_1208PE12	HC-8015-GRO-	CCV		12/8/2021 10:39:	1	R371441		0	0						
Analyte	T	Units	RAW	Final	Text	Spike	SPKref	RPDref	MDL	PQL	UQL	%REC	LOW	HIGH	%RPD	Q
Gasoline Range Organics (GRO)	A	ug/L	245.5184	245.5184		168	0	0	2.32	20	0	146%	80	120	0%	S
Total Purgeable Hydrocarbons	A	ug/L	256.3839	256.3839		200	0	0	3.56	20	0	128%	80	120	0%	S
Trifluorotoluene	S	ug/L	21.39915	21.39915		25	0	0	0.0743	1	0	86%	80	120	0%	
GRO as Gasoline	X	ug/L	245.5184	245.5184		0	0	0	2.32	20	0	0%	0	0	0%	

Seq No	Lab ID	Test Code	Sample Typ	File ID	Analysis Date	DF	Batch ID	Prep Date	SPKref	RPDref	pmoist					
14910961	CCV_1208PE12	HC-8015-GRO-	CCV		12/9/2021 12:59:	1	R371441		0	0						
Analyte	T	Units	RAW	Final	Text	Spike	SPKref	RPDref	MDL	PQL	UQL	%REC	LOW	HIGH	%RPD	Q
Gasoline Range Organics (GRO)	A	ug/L	16.13485	16.13485		16.8	0	0	2.32	20	0	96%	80	120	0%	
Total Purgeable Hydrocarbons	A	ug/L	18.94534	18.94534		20	0	0	3.56	20	0	95%	80	120	0%	
Trifluorotoluene	S	ug/L	1.062791	1.062791		1	0	0	0.0743	1	0	106%	80	120	0%	
GRO as Gasoline	X	ug/L	16.13485	16.13485		0	0	0	2.32	20	0	0%	0	0	0%	

Seq No	Lab ID	Test Code	Sample Typ	File ID	Analysis Date	DF	Batch ID	Prep Date	SPKref	RPDref	pmoist					
14910962	CCV_1208PE12	HC-8015-GRO-	CCV		12/9/2021 1:34:2	1	R371441		0	0						
Analyte	T	Units	RAW	Final	Text	Spike	SPKref	RPDref	MDL	PQL	UQL	%REC	LOW	HIGH	%RPD	Q
Gasoline Range Organics (GRO)	A	ug/L	84.50686	84.50686		84	0	0	2.32	20	0	101%	80	120	0%	
Total Purgeable Hydrocarbons	A	ug/L	100.3098	100.3098		100	0	0	3.56	20	0	100%	80	120	0%	
Trifluorotoluene	S	ug/L	5.58406	5.58406		5	0	0	0.0743	1	0	112%	80	120	0%	
GRO as Gasoline	X	ug/L	84.50686	84.50686		0	0	0	2.32	20	0	0%	0	0	0%	
Seq No	Lab ID	Test Code	Sample Typ	File ID	Analysis Date	DF	Batch ID	Prep Date	SPKref	RPDref	pmoist					
14910963	CCV_1208PE12	HC-8015-GRO-	CCV		12/9/2021 2:09:2	1	R371441		0	0						
Analyte	T	Units	RAW	Final	Text	Spike	SPKref	RPDref	MDL	PQL	UQL	%REC	LOW	HIGH	%RPD	Q
Gasoline Range Organics (GRO)	A	ug/L	169.3677	169.3677		168	0	0	2.32	20	0	101%	80	120	0%	
Total Purgeable Hydrocarbons	A	ug/L	201.89	201.89		200	0	0	3.56	20	0	101%	80	120	0%	
Trifluorotoluene	S	ug/L	23.42411	23.42411		25	0	0	0.0743	1	0	94%	80	120	0%	
GRO as Gasoline	X	ug/L	169.3677	169.3677		0	0	0	2.32	20	0	0%	0	0	0%	
Seq No	Lab ID	Test Code	Sample Typ	File ID	Analysis Date	DF	Batch ID	Prep Date	SPKref	RPDref	pmoist					
14910964	CCV_1208PE12	HC-8015-GRO-	CCV		12/9/2021 2:44:2	1	R371441		0	0						
Analyte	T	Units	RAW	Final	Text	Spike	SPKref	RPDref	MDL	PQL	UQL	%REC	LOW	HIGH	%RPD	Q
Gasoline Range Organics (GRO)	A	ug/L	849.1638	849.1638		840	0	0	2.32	20	0	101%	80	120	0%	
Total Purgeable Hydrocarbons	A	ug/L	1017.955	1017.955		1000	0	0	3.56	20	0	102%	80	120	0%	
Trifluorotoluene	S	ug/L	93.30469	93.30469		100	0	0	0.0743	1	0	93%	80	120	0%	
GRO as Gasoline	X	ug/L	849.1638	849.1638		0	0	0	2.32	20	0	0%	0	0	0%	
Seq No	Lab ID	Test Code	Sample Typ	File ID	Analysis Date	DF	Batch ID	Prep Date	SPKref	RPDref	pmoist					
14910965	CCV_1208PE13	HC-8015-GRO-	CCV		12/9/2021 3:19:3	1	R371441		0	0						
Analyte	T	Units	RAW	Final	Text	Spike	SPKref	RPDref	MDL	PQL	UQL	%REC	LOW	HIGH	%RPD	Q
Gasoline Range Organics (GRO)	A	ug/L	1704.373	1704.373		1680	0	0	2.32	20	0	101%	80	120	0%	
Total Purgeable Hydrocarbons	A	ug/L	2044.461	2044.461		2000	0	0	3.56	20	0	102%	80	120	0%	
Trifluorotoluene	S	ug/L	190.0902	190.0902		200	0	0	0.0743	1	0	95%	80	120	0%	
GRO as Gasoline	X	ug/L	1704.373	1704.373		0	0	0	2.32	20	0	0%	0	0	0%	

Seq No	Lab ID	Test Code	Sample Typ	File ID	Analysis Date	DF	Batch ID	Prep Date	SPKref	RPDref	pmoist					
14910966	LCS_1208PE13	HC-8015-GRO-	LCS		12/9/2021 4:29:4	1	R371441		0	0						
Analyte	T	Units	RAW	Final	Text	Spike	SPKref	RPDref	MDL	PQL	UQL	%REC	LOW	HIGH	%RPD	Q
Gasoline Range Organics (GRO)	A	ug/L	170.5147	170.5147		170	0	0	2.32	20	0	100%	80	120	0%	
Total Purgeable Hydrocarbons	A	ug/L	208.3308	208.3308		200	0	0	3.56	20	0	104%	80	120	0%	
Trifluorotoluene	S	ug/L	22.09964	22.09964		25	0	0	0.0743	1	0	88%	80	120	0%	
GRO as Gasoline	X	ug/L	170.5147	170.5147		170	0	0	2.32	20	0	100%	80	120	0%	

Seq No	Lab ID	Test Code	Sample Typ	File ID	Analysis Date	DF	Batch ID	Prep Date	SPKref	RPDref	pmoist					
14910967	CCV_1208PE13	HC-8015-GRO-	CCV		12/9/2021 5:04:4	1	R371441		0	0						
Analyte	T	Units	RAW	Final	Text	Spike	SPKref	RPDref	MDL	PQL	UQL	%REC	LOW	HIGH	%RPD	Q
Gasoline Range Organics (GRO)	A	ug/L	169.2249	169.2249		168	0	0	2.32	20	0	101%	80	120	0%	
Total Purgeable Hydrocarbons	A	ug/L	202.0202	202.0202		200	0	0	3.56	20	0	101%	80	120	0%	
Trifluorotoluene	S	ug/L	23.20175	23.20175		25	0	0	0.0743	1	0	93%	80	120	0%	
GRO as Gasoline	X	ug/L	169.2249	169.2249		0	0	0	2.32	20	0	0%	0	0	0%	

Write Sequence

Insert Entries(Have the first cell for entries selected)

Data File	Sample Name	Method	Weight	Dil Factor	Amt Inj.	IS	Cal ID
G:\Org\PE1\DAT\PE1120821_b\1208PE1.22r	CCV_1208PE122r, GQC ;1208PE1 , 8015 Marker	G:\Org\PE1\Methods\21120	1	1	1	1	0
G:\Org\PE1\DAT\PE1120821_b\1208PE1.23r	BLANK	G:\Org\PE1\Methods\21120	1	1	1	1	0
G:\Org\PE1\DAT\PE1120821_b\1208PE1.24r	BLANK	G:\Org\PE1\Methods\21120	1	1	1	1	0
G:\Org\PE1\DAT\PE1120821_b\1208PE1.25r	BLANK	G:\Org\PE1\Methods\21120	1	1	1	1	0
G:\Org\PE1\DAT\PE1120821_b\1208PE1.26r	CCV_1208PE126r, GQC ;1208PE1 , G1	G:\Org\PE1\Methods\21120	1	1	1	1	0
G:\Org\PE1\DAT\PE1120821_b\1208PE1.27r	CCV_1208PE127r, GQC ;1208PE1 , G2	G:\Org\PE1\Methods\21120	1	1	1	1	0
G:\Org\PE1\DAT\PE1120821_b\1208PE1.28r	CCV_1208PE128r, GQC ;1208PE1 , G3	G:\Org\PE1\Methods\21120	1	1	1	1	0
G:\Org\PE1\DAT\PE1120821_b\1208PE1.29r	CCV_1208PE129r, GQC ;1208PE1 , G4	G:\Org\PE1\Methods\21120	1	1	1	1	0
G:\Org\PE1\DAT\PE1120821_b\1208PE1.30r	CCV_1208PE130r, GQC ;1208PE1 , G5	G:\Org\PE1\Methods\21120	1	1	1	1	0
G:\Org\PE1\DAT\PE1120821_b\1208PE1.31r	BLANK	G:\Org\PE1\Methods\21120	1	1	1	1	0
G:\Org\PE1\DAT\PE1120821_b\1208PE1.32r	LCS_1208PE132r, GQC ;1208PE1 , ICV	G:\Org\PE1\Methods\21120	5	1	1	1	0
G:\Org\PE1\DAT\PE1120821_b\1208PE1.33r	CCV_1208PE133r, GQC ;1208PE1 , CCV	G:\Org\PE1\Methods\21120	1	1	1	1	0
G:\Org\PE1\DAT\PE1120821_b\1208PE1.34r	BLANK	G:\Org\PE1\Methods\21120	1	1	1	1	0

File Name: G:\Org\PE1\Cals\211208GRO8015CB.CAL
 Version: 4

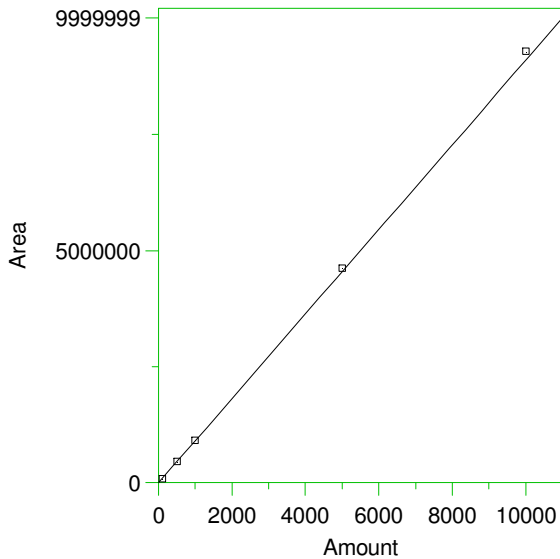
Creator: jmp
 Description: 8015 GRO Composite Gasoline Std 12/8/21
 Reason for change:

External standard calibration
 Standard injection volume: 1
 Standard sample weight: 1
 Area reject threshold: 50
 Reference peak area reject threshold: 15000
 Amount units: nanograms
 No default component

Method of calculating data point averages: Current update equal to cal data
 Print calibration update report

All levels are normal data points.

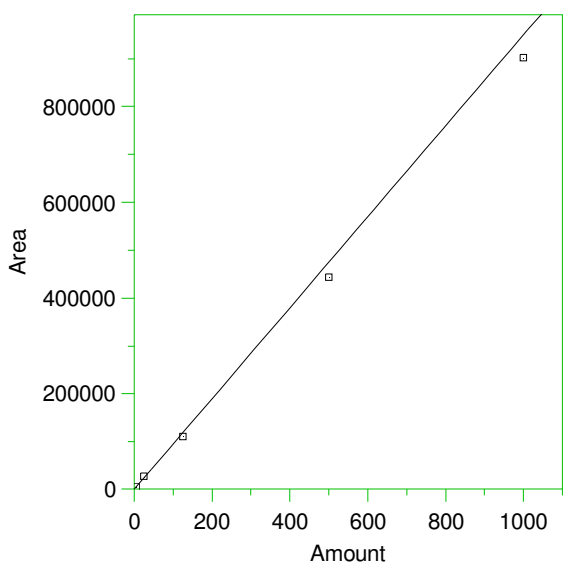
1 TPH



Expected retention time: 4.55 minutes
 Search window: 0.1 minutes
 No retention time reference component
 Group number: 1
 High alarm limit: 1000000
 Low alarm limit: 1000
 Component constant: 1
 Single peak quantification by area
 Y = 909.3915 X + 0
 Average CF fit with equal weighting, forced to origin
 Coefficient of determination: 0.9992262
 Average error: 2.109%
 Average CF: 909.3915
 RSD: 3.040%

Level	Amount	Response	Cal Factor	Error, %	Source	Date and time
1	100	86143.63	861.4363	-5.273	Manual	12/9/2021 7:44:50 AM
2	500	456104.3	912.2086	0.310	Manual	12/9/2021 7:45:04 AM
3	1000	917985.1	917.9851	0.945	Manual	12/9/2021 7:45:17 AM
4	5000	4628599	925.7198	1.796	Manual	12/9/2021 7:45:32 AM
5	10000	9296078	929.6078	2.223	Manual	12/9/2021 7:45:57 AM

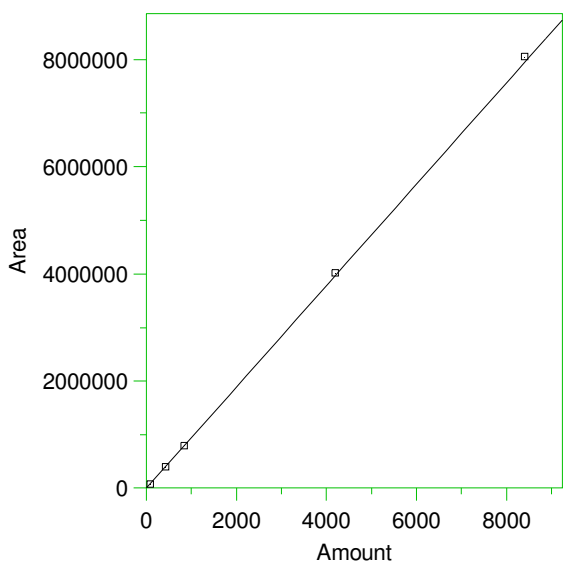
2 **Trifluorotoluene



Expected retention time: 8.7 minutes
 Search window: 0.1 minutes
 No retention time reference component
 Group number: 1
 High alarm limit: 1000000
 Low alarm limit: 1000
 Component constant: 1
 Single peak quantification by area
 $Y = 949.8164 X + 0$
 Average CF fit with equal weighting, forced to origin
 Coefficient of determination: 0.9943398
 Average error: 7.181%
 Average CF: 949.8164
 RSD: 8.439%

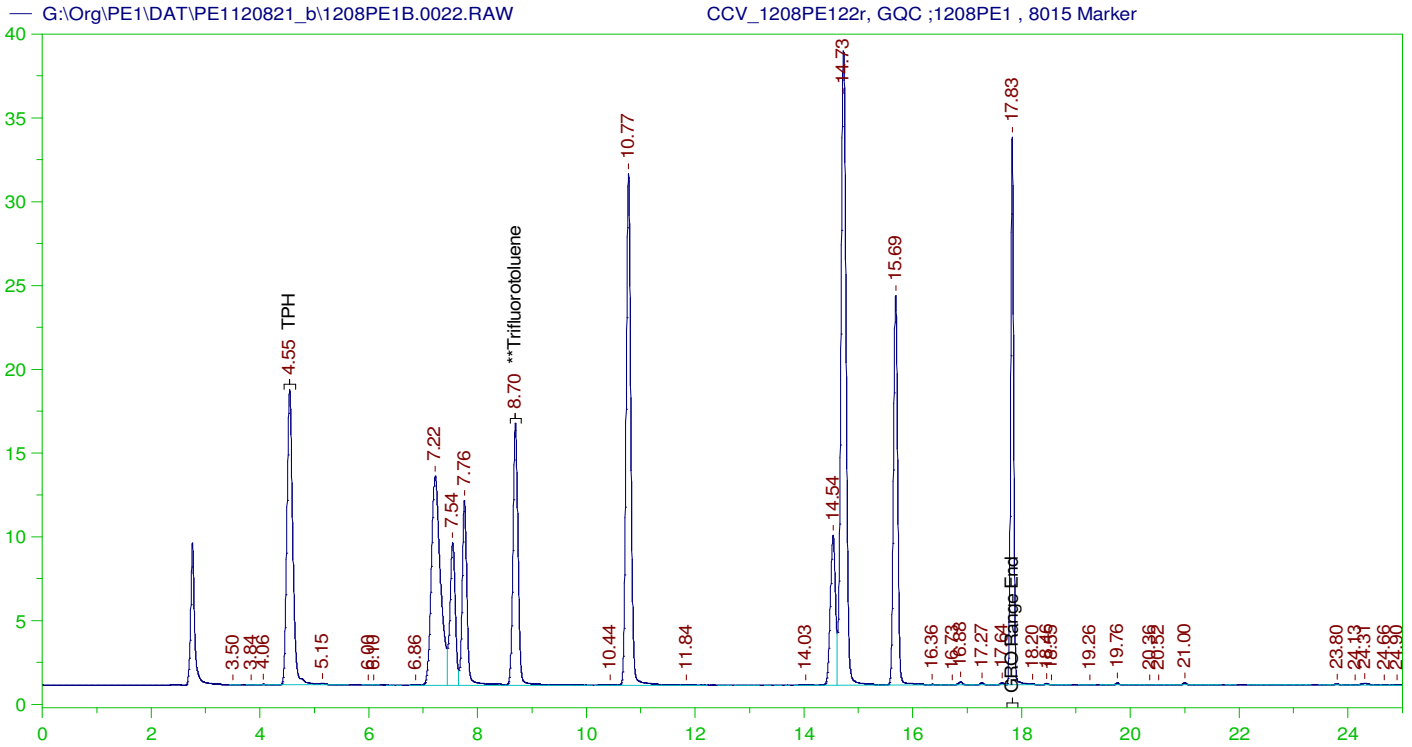
Level	Amount	Response	Cal Factor	Error, %	Source	Date and time
1	5	5047	1009.4	6.273	Manual	12/9/2021 7:37:16 AM
2	25	26519	1060.76	11.681	Manual	12/9/2021 7:40:13 AM
3	125	111243	889.944	-6.304	Manual	12/9/2021 7:41:25 AM
4	500	443112	886.224	-6.695	Manual	12/9/2021 7:42:24 AM
5	1000	902754	902.754	-4.955	Manual	12/9/2021 7:43:15 AM

3 GRO Range End



Expected retention time: 17.83 minutes
 Search window: 0.1 minutes
 No retention time reference component
 Group number: 1
 High alarm limit: 1000000
 Low alarm limit: 1000
 Component constant: 1
 Single peak quantification by area
 $Y = 945.9678 X + 0$
 Average CF fit with equal weighting, forced to origin
 Coefficient of determination: 0.9996708
 Average error: 1.584%
 Average CF: 945.9678
 RSD: 2.236%

Level	Amount	Response	Cal Factor	Error, %	Source	Date and time
1	84	76315.23	908.5146	-3.959	Manual	12/9/2021 7:44:54 AM
2	420	399703.8	951.6757	0.603	Manual	12/9/2021 7:45:09 AM
3	840	801082.1	953.6692	0.814	Manual	12/9/2021 7:45:23 AM
4	4200	4016408	956.2876	1.091	Manual	12/9/2021 7:45:44 AM
5	8400	8061411	959.6918	1.451	Manual	12/9/2021 7:46:02 AM



GASOLINE RANGE ORGANICS CHROMATOGRAM REPORT

Sample Name: CCV_1208PE122r, GQC ;1208PE1 , 8015 Marker
 Raw File: G:\Org\PE1\DAT\PE1120821_b\1208PE1B.0022.RAW
 Date & Time Acquired: 12/8/2021 10:39:19 PM
 Method File: G:\Org\PE1\Methods\211208GROB.MET
 Calibration File: G:\Org\PE1\Cals\211208GRO8015CB.CAL
 Sample Weight: 1 Dilution: 1 S.A.: 1

Mean RF for GRO: 945.9678
 Mean RF for TPH: 909.3915
 Rt range for Gasoline Range Organics: 4.45 to 17.93

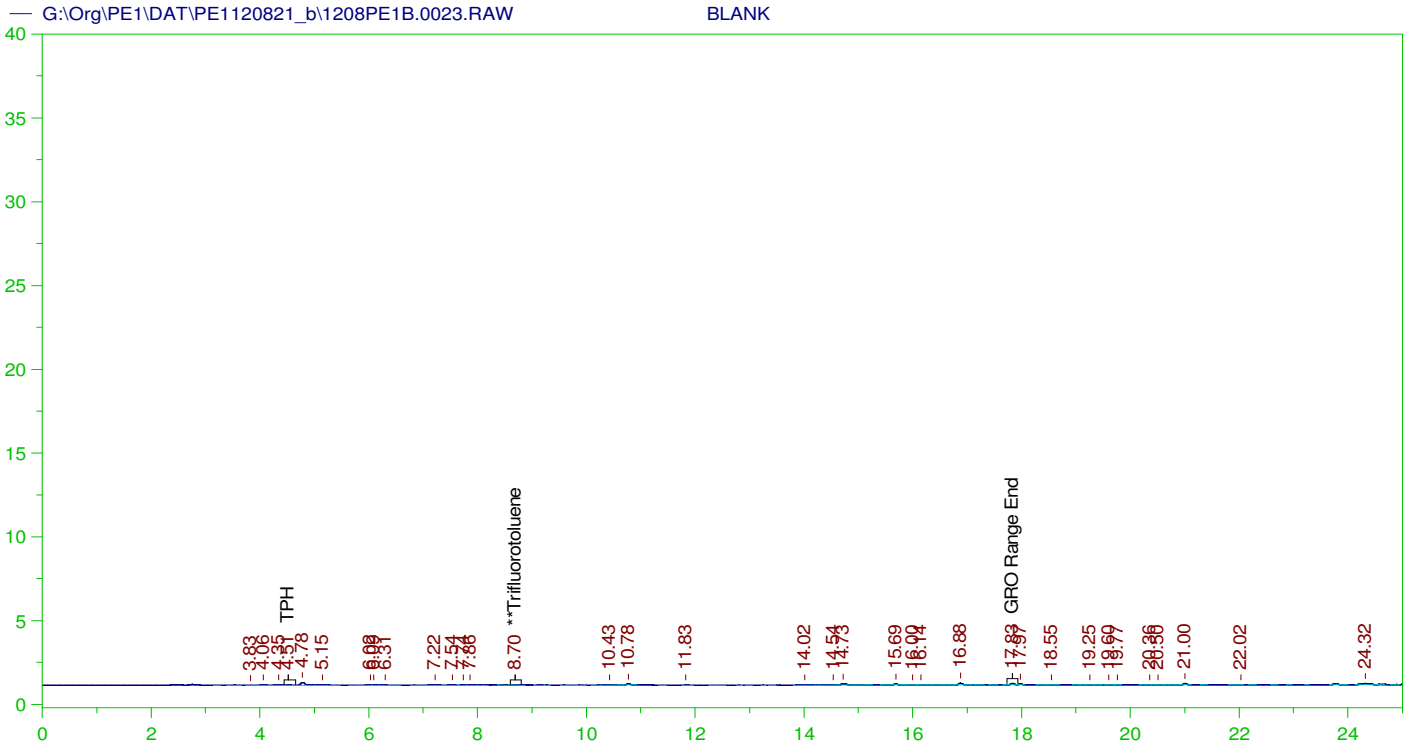
SURROGATE COMPOUND	RT	ACTUAL	MEASURED	%REC
**Trifluorotoluene	8.697	125.	106.996	85.6

GRO Area:1161262 GRO Amount: 1227.592
 TPH Area:1165767 TPH Amount: 1281.92

CONTINUING CALIBRATION REPORT: G:\Org\PE1\DAT\PE1120821_b\1208PE1B.0022.RAW

COMPOUND	ACTUAL (NG)	MEASURED (NG)	%RECOVERY	LIMITS
GRO	840.	1227.59	146.14	85-115
TPH	1000.	1281.92	128.19	85-115

SURROGATE COMPOUND	RT	ACTUAL	MEASURED	%REC	LIMITS
**Trifluorotoluene	8.697	125.	106.996	85.6	85-115



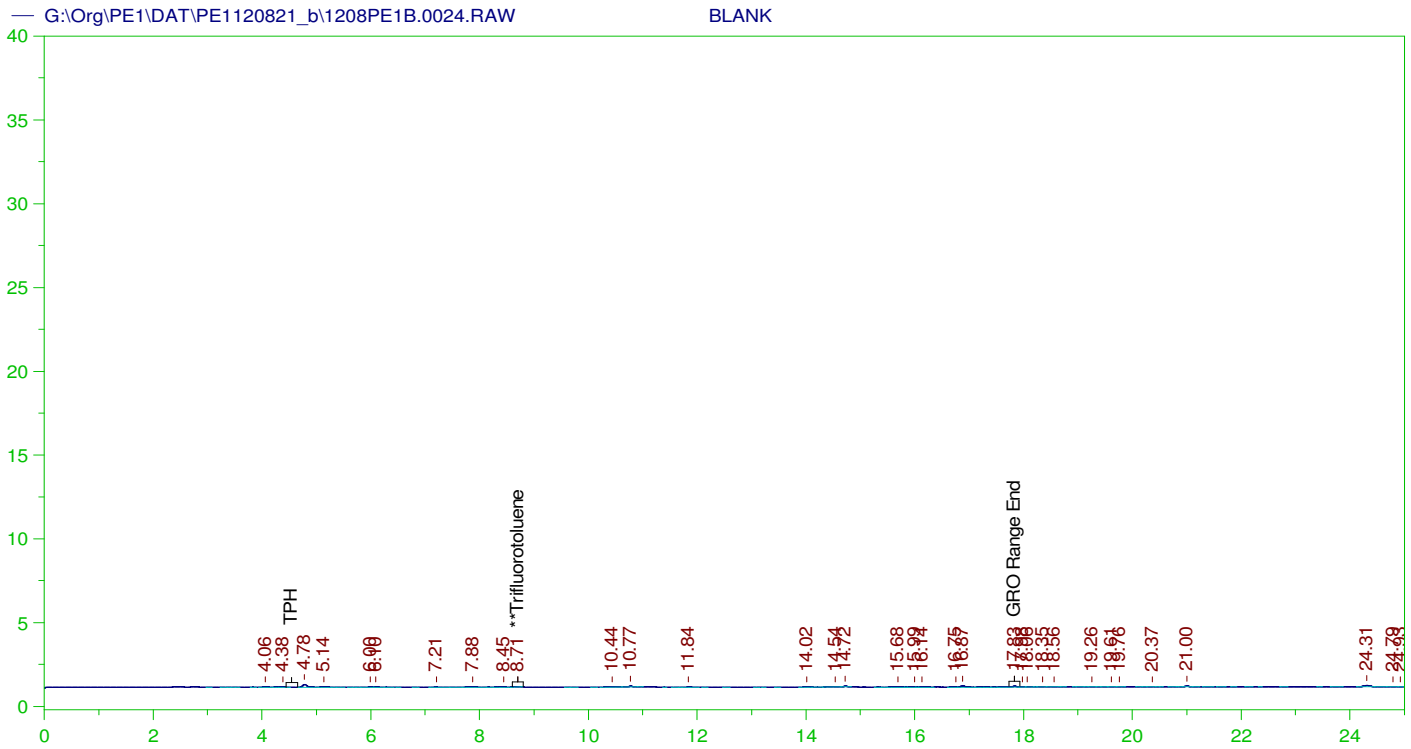
GASOLINE RANGE ORGANICS CHROMATOGRAM REPORT

Sample Name: BLANK
 Raw File: G:\Org\PE1\DAT\PE1120821_b\1208PE1B.0023.RAW
 Date & Time Acquired: 12/8/2021 11:14:25 PM
 Method File: G:\Org\PE1\Methods\211208GROB.MET
 Calibration File: G:\Org\PE1\Cals\211208GRO8015CB.CAL
 Sample Weight: 1 Dilution: 1 S.A.: 1

Mean RF for GRO: 945.9678
 Mean RF for TPH: 909.3915
 Rt range for Gasoline Range Organics: 4.45 to 17.93

SURROGATE COMPOUND	RT	ACTUAL	MEASURED	%REC
**Trifluorotoluene	8.696	125.	.173	.14

GRO Area: 6425.571 GRO Amount: 6.79259
 TPH Area: 8542.397 TPH Amount: 9.393532



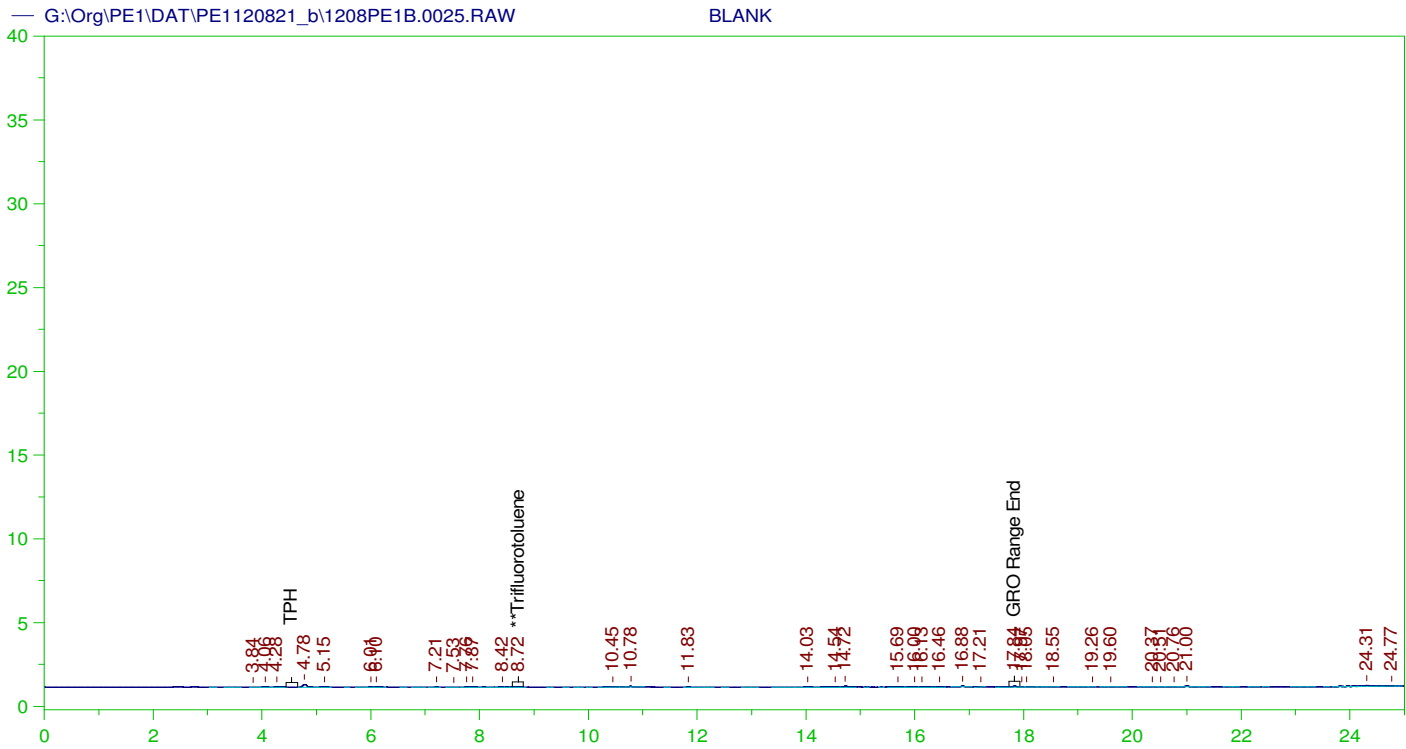
GASOLINE RANGE ORGANICS CHROMATOGRAM REPORT

Sample Name: BLANK
 Raw File: G:\Org\PE1\DAT\PE1120821_b\1208PE1B.0024.RAW
 Date & Time Acquired: 12/8/2021 11:49:21 PM
 Method File: G:\Org\PE1\Methods\211208GROB.MET
 Calibration File: G:\Org\PE1\Cals\211208GRO8015CB.CAL
 Sample Weight: 1 Dilution: 1 S.A.: 1

Mean RF for GRO: 945.9678
 Mean RF for TPH: 909.3915
 Rt range for Gasoline Range Organics: 4.45 to 17.93

SURROGATE COMPOUND	RT	ACTUAL	MEASURED	%REC
**Trifluorotoluene	8.709	125.	.078	.06

GRO Area:5165.113 GRO Amount: 5.460136
 TPH Area:7678.714 TPH Amount: 8.443793



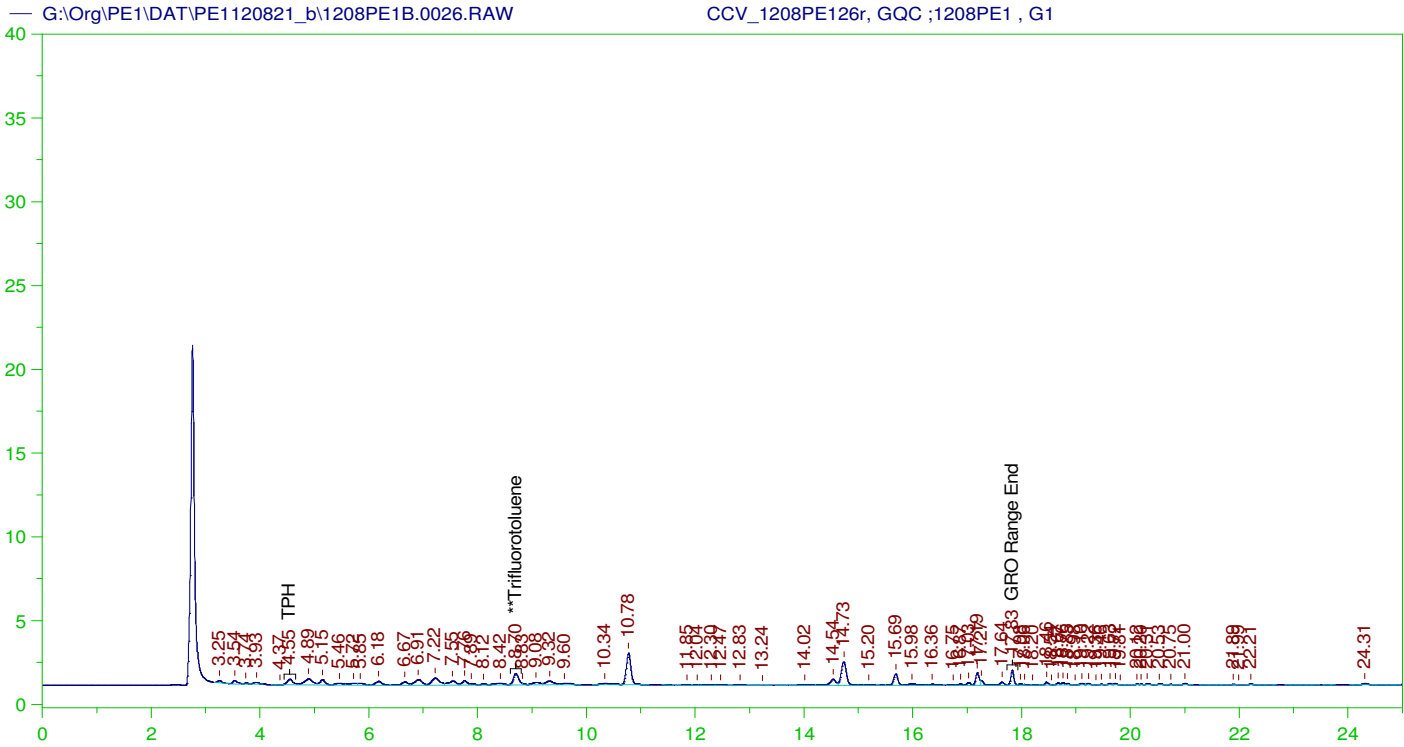
GASOLINE RANGE ORGANICS CHROMATOGRAM REPORT

Sample Name: BLANK
 Raw File: G:\Org\PE1\DAT\PE1120821_b\1208PE1B.0025.RAW
 Date & Time Acquired: 12/9/2021 12:24:28 AM
 Method File: G:\Org\PE1\Methods\211208GROB.MET
 Calibration File: G:\Org\PE1\Cals\211208GRO8015CB.CAL
 Sample Weight: 1 Dilution: 1 S.A.: 1

Mean RF for GRO: 945.9678
 Mean RF for TPH: 909.3915
 Rt range for Gasoline Range Organics: 4.45 to 17.93

SURROGATE COMPOUND	RT	ACTUAL	MEASURED	%REC
**Trifluorotoluene	8.721	125.	.148	.12

GRO Area: 5271.259 GRO Amount: 5.572345
 TPH Area: 7787.289 TPH Amount: 8.563187



GASOLINE RANGE ORGANICS CHROMATOGRAM REPORT

Sample Name: CCV_1208PE126r, GQC ;1208PE1 , G1
 Raw File: G:\Org\PE1\DAT\PE1120821_b\1208PE1B.0026.RAW
 Date & Time Acquired: 12/9/2021 12:59:27 AM
 Method File: G:\Org\PE1\Methods\211208GROG1B%.MET
 Calibration File: G:\Org\PE1\Cals\211208GRO8015CB.CAL
 Sample Weight: 1 Dilution: 1 S.A.: 1

Mean RF for GRO: 945.9678
 Mean RF for TPH: 909.3915
 Rt range for Gasoline Range Organics: 4.45 to 17.93

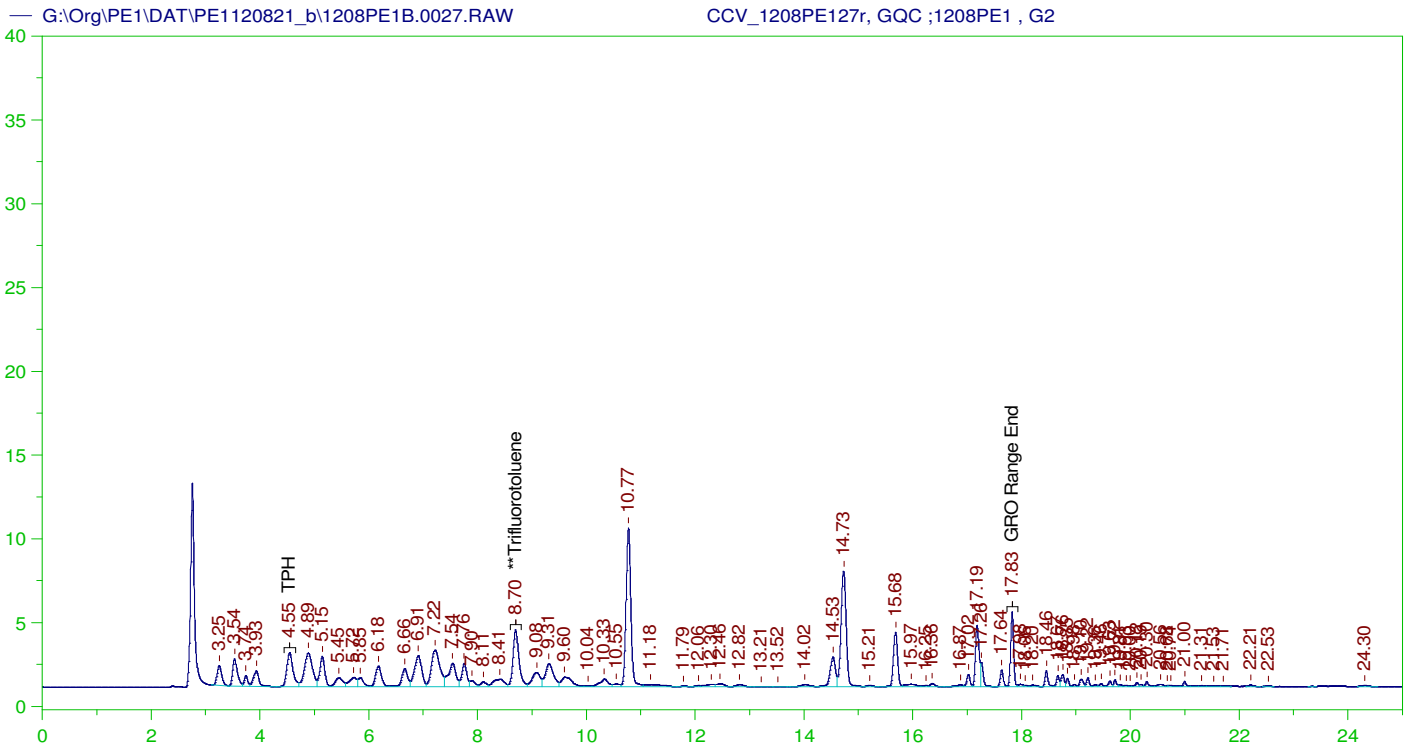
SURROGATE COMPOUND	RT	ACTUAL	MEASURED	%REC	
**Trifluorotoluene	8.703	125.	5.314	4.25	-

GRO Area:76315.23 GRO Amount: 80.67424
 TPH Area:86143.63 TPH Amount: 94.72668

CONTINUING CALIBRATION REPORT: G:\Org\PE1\DAT\PE1120821_b\1208PE1B.0026.RAW

COMPOUND	ACTUAL (NG)	MEASURED (NG)	%RECOVERY	LIMITS
GRO	840.	80.67	9.6	85-115
TPH	1000.	94.73	9.47	85-115

SURROGATE COMPOUND	RT	ACTUAL	MEASURED	%REC	LIMITS
**Trifluorotoluene	8.703	125.	5.314	4.25	85-115



GASOLINE RANGE ORGANICS CHROMATOGRAM REPORT

Sample Name: CCV_1208PE127r, GQC ;1208PE1 , G2
 Raw File: G:\Org\PE1\DAT\PE1120821_b\1208PE1B.0027.RAW
 Date & Time Acquired: 12/9/2021 1:34:28 AM
 Method File: G:\Org\PE1\Methods\211208GROG2B%.MET
 Calibration File: G:\Org\PE1\Cals\211208GRO8015CB.CAL
 Sample Weight: 1 Dilution: 1 S.A.: 1

Mean RF for GRO: 945.9678
 Mean RF for TPH: 909.3915
 Rt range for Gasoline Range Organics: 4.45 to 17.93

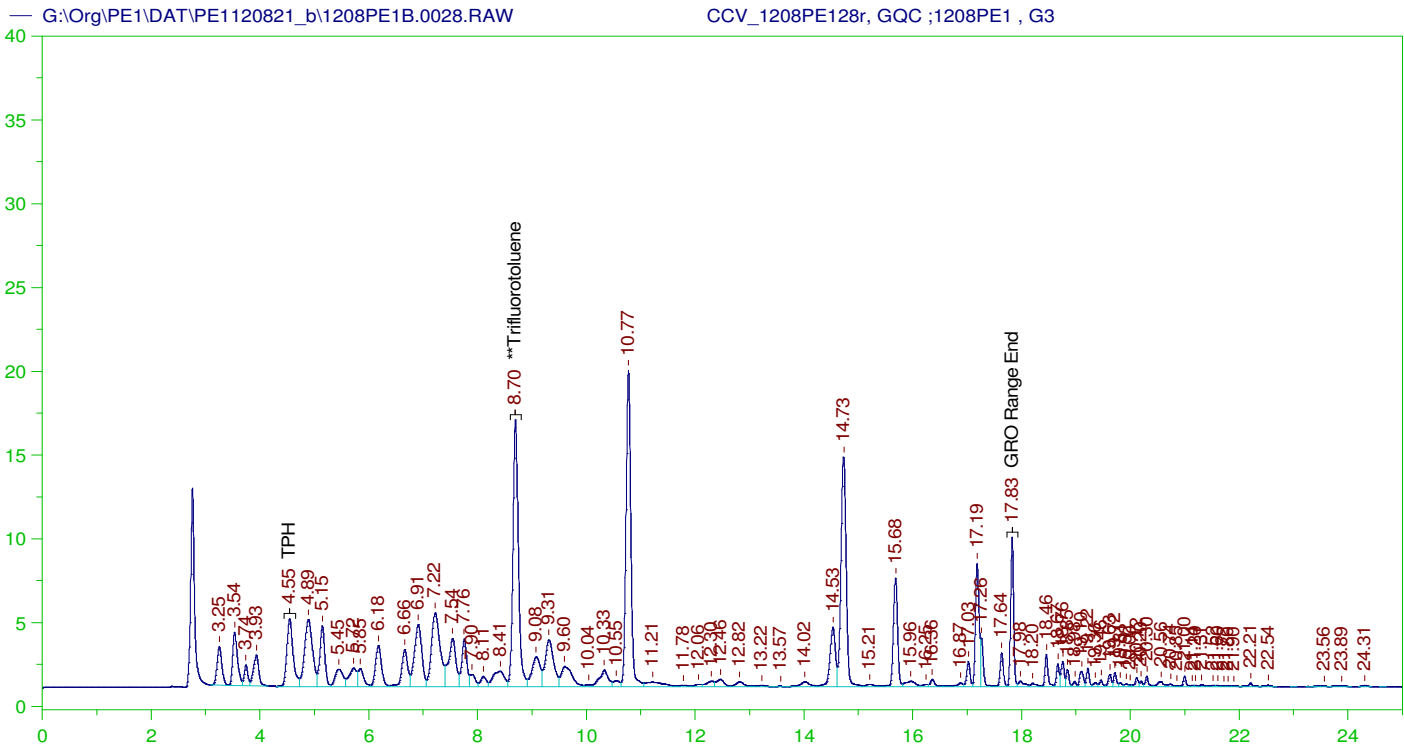
SURROGATE COMPOUND	RT	ACTUAL	MEASURED	%REC	
**Trifluorotoluene	8.701	125.	27.92	22.34	-

GRO Area:399703.8 GRO Amount: 422.5343
 TPH Area:456104.3 TPH Amount: 501.549

CONTINUING CALIBRATION REPORT: G:\Org\PE1\DAT\PE1120821_b\1208PE1B.0027.RAW

COMPOUND	ACTUAL (NG)	MEASURED (NG)	%RECOVERY	LIMITS
GRO	840.	422.53	50.3	85-115
TPH	1000.	501.55	50.15	85-115

SURROGATE COMPOUND	RT	ACTUAL	MEASURED	%REC	LIMITS
**Trifluorotoluene	8.701	125.	27.92	22.34	85-115



GASOLINE RANGE ORGANICS CHROMATOGRAM REPORT

Sample Name: CCV_1208PE128r, GQC ;1208PE1 , G3
 Raw File: G:\Org\PE1\DAT\PE1120821_b\1208PE1B.0028.RAW
 Date & Time Acquired: 12/9/2021 2:09:28 AM
 Method File: G:\Org\PE1\Methods\211208GROG3B%.MET
 Calibration File: G:\Org\PE1\Cals\211208GRO8015CB.CAL
 Sample Weight: 1 Dilution: 1 S.A.: 1

Mean RF for GRO: 945.9678
 Mean RF for TPH: 909.3915
 Rt range for Gasoline Range Organics: 4.45 to 17.93

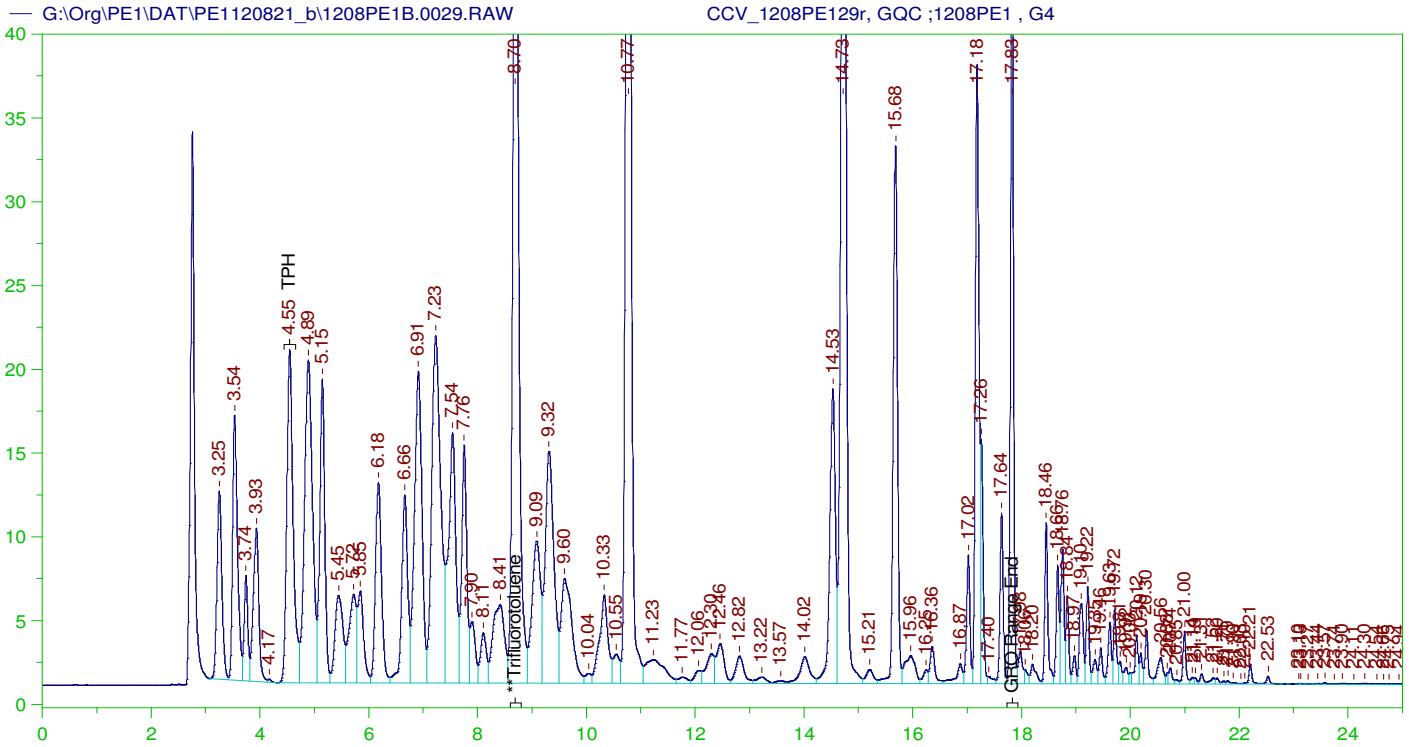
SURROGATE COMPOUND	RT	ACTUAL	MEASURED	%REC
**Trifluorotoluene	8.698	125.	117.121	93.7

GRO Area:801082.1 GRO Amount: 846.8386
 TPH Area:917985.1 TPH Amount: 1009.45

CONTINUING CALIBRATION REPORT: G:\Org\PE1\DAT\PE1120821_b\1208PE1B.0028.RAW

COMPOUND	ACTUAL (NG)	MEASURED (NG)	%RECOVERY	LIMITS
GRO	840.	846.84	100.81	85-115
TPH	1000.	1009.45	100.95	85-115

SURROGATE COMPOUND	RT	ACTUAL	MEASURED	%REC	LIMITS
**Trifluorotoluene	8.698	125.	117.121	93.7	85-115



GASOLINE RANGE ORGANICS CHROMATOGRAM REPORT

Sample Name: CCV_1208PE129r, GQC ;1208PE1 , G4
 Raw File: G:\Org\PE1\DAT\PE1120821_b\1208PE1B.0029.RAW
 Date & Time Acquired: 12/9/2021 2:44:28 AM
 Method File: G:\Org\PE1\Methods\211208GROG4B%.MET
 Calibration File: G:\Org\PE1\Cals\211208GRO8015CB.CAL
 Sample Weight: 1 Dilution: 1 S.A.: 1

Mean RF for GRO: 945.9678
 Mean RF for TPH: 909.3915
 Rt range for Gasoline Range Organics: 4.45 to 17.93

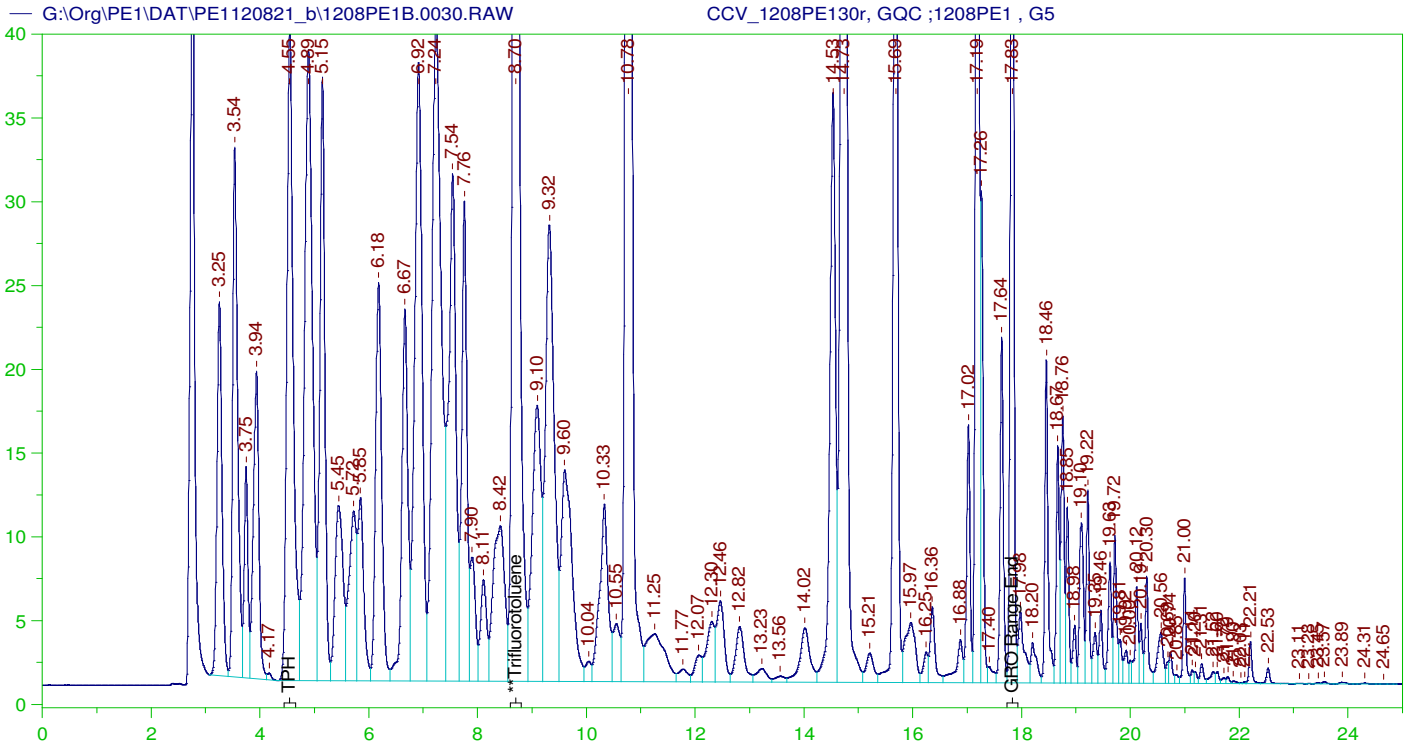
SURROGATE COMPOUND	RT	ACTUAL	MEASURED	%REC	
**Trifluorotoluene	8.698	125.	466.523	373.22	-

GRO Area:4016408 GRO Amount: 4245.819
 TPH Area:4628599 TPH Amount: 5089.775

CONTINUING CALIBRATION REPORT: G:\Org\PE1\DAT\PE1120821_b\1208PE1B.0029.RAW

COMPOUND	ACTUAL (NG)	MEASURED (NG)	%RECOVERY	LIMITS
GRO	840.	4245.82	505.45	85-115
TPH	1000.	5089.78	508.98	85-115

SURROGATE COMPOUND	RT	ACTUAL	MEASURED	%REC	LIMITS
**Trifluorotoluene	8.698	125.	466.523	373.22	85-115



GASOLINE RANGE ORGANICS CHROMATOGRAM REPORT

Sample Name: CCV_1208PE130r, GQC ;1208PE1 , G5
 Raw File: G:\Org\PE1\DAT\PE1120821_b\1208PE1B.0030.RAW
 Date & Time Acquired: 12/9/2021 3:19:32 AM
 Method File: G:\Org\PE1\Methods\211208GROG5B%.MET
 Calibration File: G:\Org\PE1\Cals\211208GRO8015CB.CAL
 Sample Weight: 1 Dilution: 1 S.A.: 1

Mean RF for GRO: 945.9678
 Mean RF for TPH: 909.3915
 Rt range for Gasoline Range Organics: 4.45 to 17.93

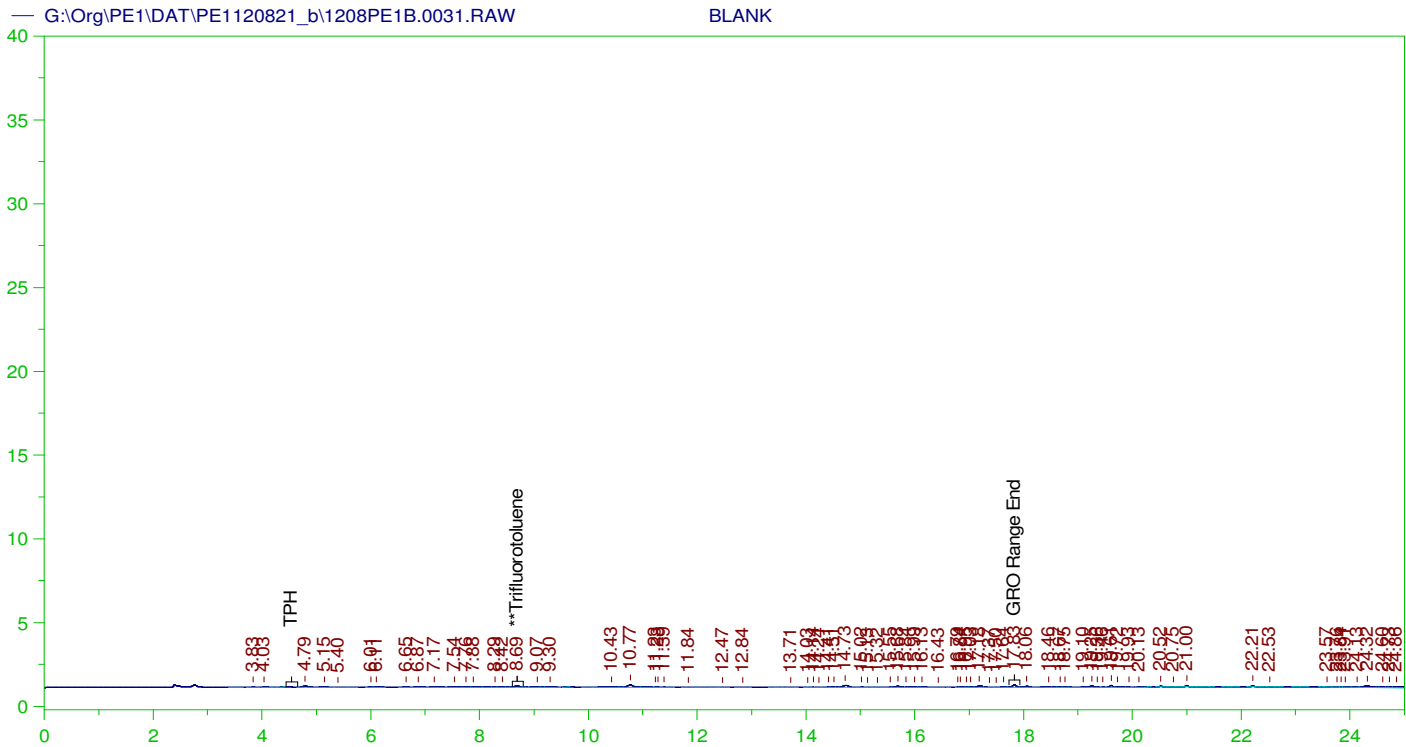
SURROGATE COMPOUND	RT	ACTUAL	MEASURED	%REC
**Trifluorotoluene	8.7	125.	950.451	760.36

GRO Area:8061411 GRO Amount: 8521.866
 TPH Area:9296078 TPH Amount: 10222.31

CONTINUING CALIBRATION REPORT: G:\Org\PE1\DAT\PE1120821_b\1208PE1B.0030.RAW

COMPOUND	ACTUAL (NG)	MEASURED (NG)	%RECOVERY	LIMITS
GRO	840.	8521.87	1014.51	85-115
TPH	1000.	10222.31	1022.23	85-115

SURROGATE COMPOUND	RT	ACTUAL	MEASURED	%REC	LIMITS
**Trifluorotoluene	8.7	125.	950.451	760.36	85-115



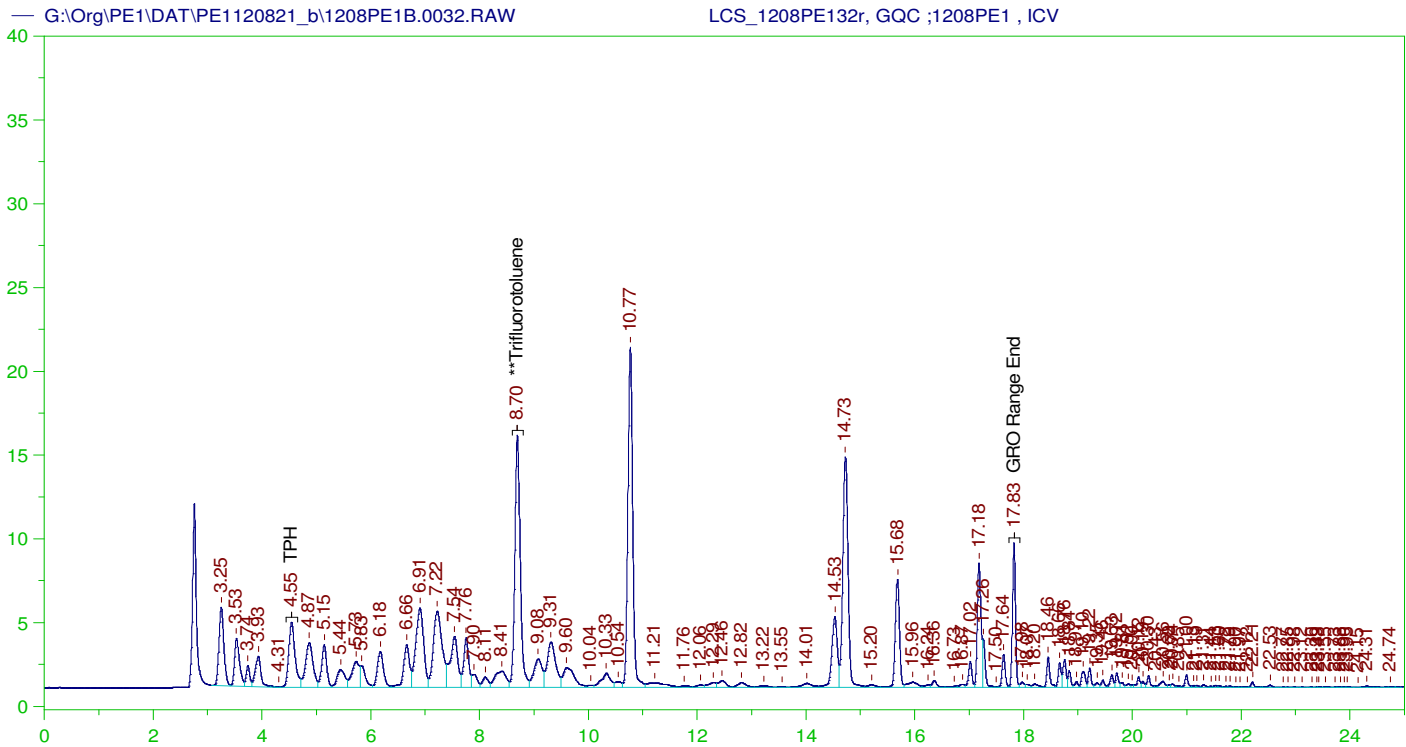
GASOLINE RANGE ORGANICS CHROMATOGRAM REPORT

Sample Name: BLANK
 Raw File: G:\Org\PE1\DAT\PE1120821_b\1208PE1B.0031.RAW
 Date & Time Acquired: 12/9/2021 3:54:35 AM
 Method File: G:\Org\PE1\Methods\211208GROB.MET
 Calibration File: G:\Org\PE1\Cals\211208GRO8015CB.CAL
 Sample Weight: 1 Dilution: 1 S.A.: 1

Mean RF for GRO: 945.9678
 Mean RF for TPH: 909.3915
 Rt range for Gasoline Range Organics: 4.45 to 17.93

SURROGATE COMPOUND	RT	ACTUAL	MEASURED	%REC
**Trifluorotoluene	8.691	125.	.572	.46

GRO Area:11585.88 GRO Amount: 12.24764
 TPH Area:18600.47 TPH Amount: 20.45375



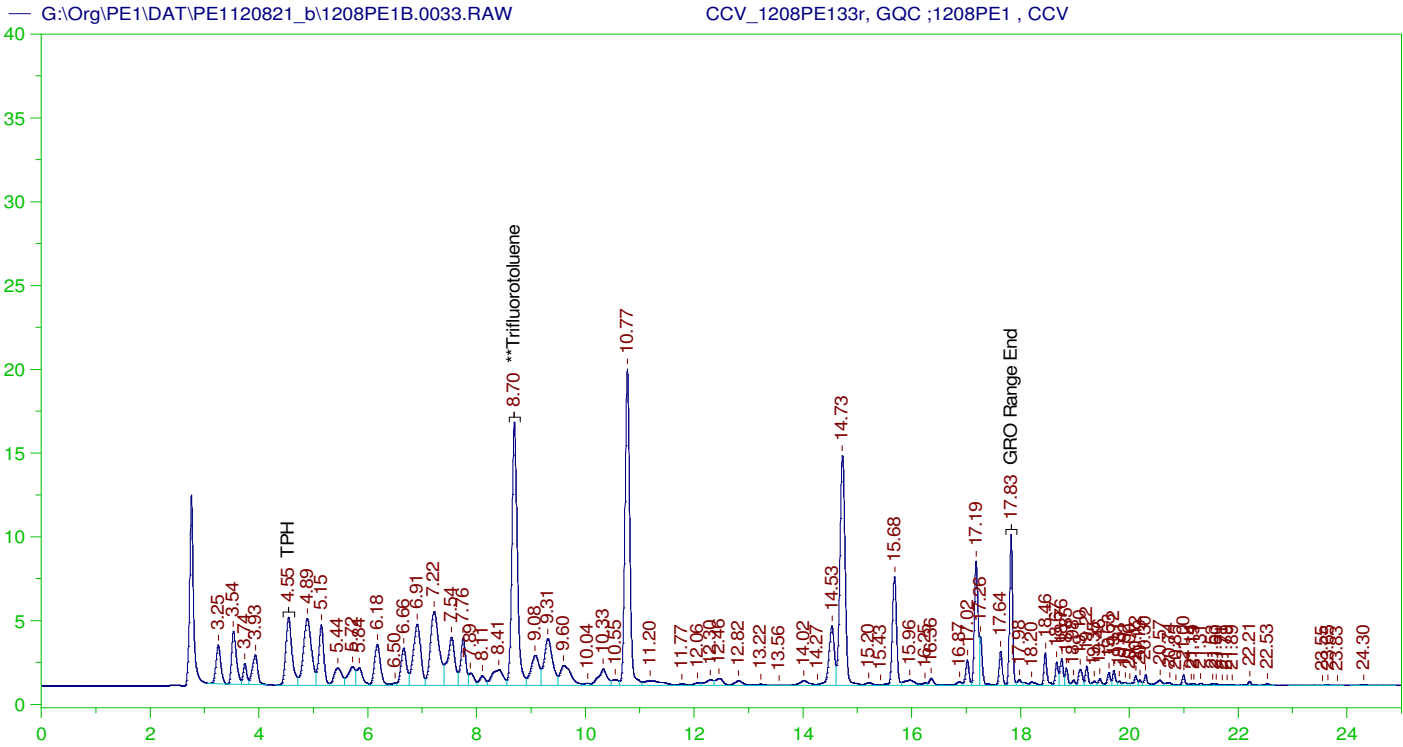
GASOLINE RANGE ORGANICS CHROMATOGRAM REPORT

Sample Name: LCS_1208PE132r, GQC ;1208PE1 , ICV
 Raw File: G:\Org\PE1\DAT\PE1120821_b\1208PE1B.0032.RAW
 Date & Time Acquired: 12/9/2021 4:29:41 AM
 Method File: G:\Org\PE1\Methods\211208GROICVB%.MET
 Calibration File: G:\Org\PE1\Cals\211208GRO8015CB.CAL
 Sample Weight: 5 Dilution: 1 S.A.: 1

Mean RF for GRO: 945.9678
 Mean RF for TPH: 909.3915
 Rt range for Gasoline Range Organics: 4.45 to 17.93

SURROGATE COMPOUND	RT	ACTUAL	MEASURED	%REC
**Trifluorotoluene	8.696	25.	22.1	88.4

GRO Area:806507.1 GRO Amount: 170.5147
 TPH Area:947271.2 TPH Amount: 208.3308



GASOLINE RANGE ORGANICS CHROMATOGRAM REPORT

Sample Name: CCV_1208PE133r, GQC ;1208PE1 , CCV
 Raw File: G:\Org\PE1\DAT\PE1120821_b\1208PE1B.0033.RAW
 Date & Time Acquired: 12/9/2021 5:04:40 AM
 Method File: G:\Org\PE1\Methods\211208GROCCVB%.MET
 Calibration File: G:\Org\PE1\Cals\211208GRO8015CB.CAL
 Sample Weight: 1 Dilution: 1 S.A.: 1

Mean RF for GRO: 945.9678
 Mean RF for TPH: 909.3915
 Rt range for Gasoline Range Organics: 4.45 to 17.93

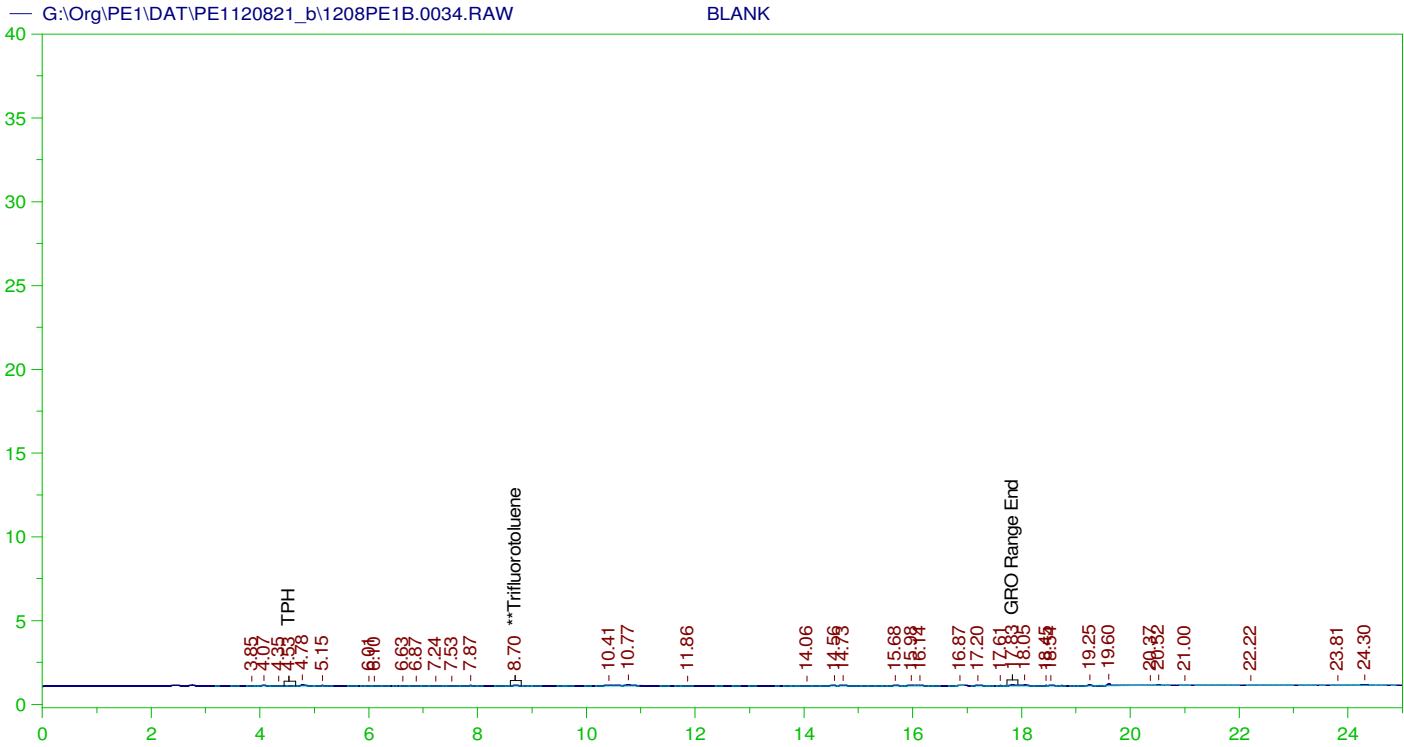
SURROGATE COMPOUND	RT	ACTUAL	MEASURED	%REC
**Trifluorotoluene	8.697	125.	116.009	92.81

GRO Area:800406.4 GRO Amount: 846.1245
 TPH Area:918577.3 TPH Amount: 1010.101

CONTINUING CALIBRATION REPORT: G:\Org\PE1\DAT\PE1120821_b\1208PE1B.0033.RAW

COMPOUND	ACTUAL (NG)	MEASURED (NG)	%RECOVERY	LIMITS
GRO	840.	846.12	100.73	85-115
TPH	1000.	1010.1	101.01	85-115

SURROGATE COMPOUND	RT	ACTUAL	MEASURED	%REC	LIMITS
**Trifluorotoluene	8.697	125.	116.009	92.81	85-115



GASOLINE RANGE ORGANICS CHROMATOGRAM REPORT

Sample Name: BLANK
 Raw File: G:\Org\PE1\DAT\PE1120821_b\1208PE1B.0034.RAW
 Date & Time Acquired: 12/9/2021 5:39:46 AM
 Method File: G:\Org\PE1\Methods\211208GROB.MET
 Calibration File: G:\Org\PE1\Cals\211208GRO8015CB.CAL
 Sample Weight: 1 Dilution: 1 S.A.: 1

Mean RF for GRO: 945.9678
 Mean RF for TPH: 909.3915
 Rt range for Gasoline Range Organics: 4.45 to 17.93

SURROGATE COMPOUND	RT	ACTUAL	MEASURED	%REC
**Trifluorotoluene	8.696	125.	.2	.16

GRO Area:5202.292 GRO Amount: 5.499439
 TPH Area:8381.664 TPH Amount: 9.216784

Write Sequence	Insert Entries(Have the first cell for entries selecter)	Method	Weight	Dil Factor	Amt Inj.	IS	Cal ID	Manual Integrations
Data File	Sample Name							
G:\Org\PE1\DAT\PE1120821_b\1208PE1.22r	CCV_1208PE122r, GQC ;1208PE1 , 8015 Marker	G:\Org\PE1\Methods\211204	1	1	1	1	0	None
G:\Org\PE1\DAT\PE1120821_b\1208PE1.23r	BLANK	G:\Org\PE1\Methods\211204	1	1	1	1	0	None
G:\Org\PE1\DAT\PE1120821_b\1208PE1.24r	BLANK	G:\Org\PE1\Methods\211204	1	1	1	1	0	None
G:\Org\PE1\DAT\PE1120821_b\1208PE1.25r	BLANK	G:\Org\PE1\Methods\211204	1	1	1	1	0	None
G:\Org\PE1\DAT\PE1120821_b\1208PE1.26r	CCV_1208PE126r, GQC ;1208PE1 , G1	G:\Org\PE1\Methods\211204	1	1	1	1	0	To maintain continuous baseline and split closely eluting hydrocarbons
G:\Org\PE1\DAT\PE1120821_b\1208PE1.27r	CCV_1208PE127r, GQC ;1208PE1 , G2	G:\Org\PE1\Methods\211204	1	1	1	1	0	To maintain continuous baseline and split closely eluting hydrocarbons
G:\Org\PE1\DAT\PE1120821_b\1208PE1.28r	CCV_1208PE128r, GQC ;1208PE1 , G3	G:\Org\PE1\Methods\211204	1	1	1	1	0	To maintain continuous baseline and split closely eluting hydrocarbons
G:\Org\PE1\DAT\PE1120821_b\1208PE1.29r	CCV_1208PE129r, GQC ;1208PE1 , G4	G:\Org\PE1\Methods\211204	1	1	1	1	0	To maintain continuous baseline and split closely eluting hydrocarbons
G:\Org\PE1\DAT\PE1120821_b\1208PE1.30r	CCV_1208PE130r, GQC ;1208PE1 , G5	G:\Org\PE1\Methods\211204	1	1	1	1	0	None
G:\Org\PE1\DAT\PE1120821_b\1208PE1.31r	BLANK	G:\Org\PE1\Methods\211204	1	1	1	1	0	None
G:\Org\PE1\DAT\PE1120821_b\1208PE1.32r	LCS_1208PE132r, GQC ;1208PE1 , ICV	G:\Org\PE1\Methods\211204	5	1	1	1	0	To maintain continuous baseline and split closely eluting hydrocarbons
G:\Org\PE1\DAT\PE1120821_b\1208PE1.33r	CCV_1208PE133r, GQC ;1208PE1 , CCV	G:\Org\PE1\Methods\211204	1	1	1	1	0	To maintain continuous baseline and split closely eluting hydrocarbons
G:\Org\PE1\DAT\PE1120821_b\1208PE1.34r	BLANK	G:\Org\PE1\Methods\211204	1	1	1	1	0	None

Josie M Pickard
Chemist

Digitally signed by
Josie Pickard
Date: 2022.01.14 14:30:01 -07:00

Energy Laboratories Inc

ANALYTICAL RUN Summary

04-Feb-22

Run ID PE 1_211228A

Run Start Date: 12/28/2021
Analyst: Josie Pickard
Ical: 0
Column ID: Rtx-502.2
Comments: Manually added numbers that are above the MDL and below the LOD per QA and client request

Std ID	Std Name	Std Amount	Std Units	Samp Amount	Samp Units	SampType	Expiration Date
GAS210122	Unleaded Gasoline Comp. Std.(2.0uL)	2	ul			CCV	6/7/2023
GQC201214	Gasoline Composite Mix (1.68uL)	1.68	ul			LCS, MS/M	4/2/2030
GROS200921	Gro Stock Standard Mt.Gro	0.84	ul			Marker	3/28/2029
SHP0292	VOA 1:1 HCl:H2O Solution	3	drops			CCV, LCS,	12/15/2025
TFT211227	TFT (1.05uL)	1.05	ul			SURR	9/10/2029

Seq No	Lab ID	Test Code	Sample Typ	File ID	Analysis Date	DF	Batch ID	Prep Date	SPKref	RPDref	pmoist
--------	--------	-----------	------------	---------	---------------	----	----------	-----------	--------	--------	--------

14953712	CCV_1228PE10	HC-8015-GRO-	SAMP		12/28/2021 8:49:	1	R372468		0	0						
Analyte	T	Units	RAW	Final	Text	Spike	SPKref	RPDref	MDL	PQL	UQL	%REC	LOW	HIGH	%RPD	Q
C6 to C10	A	ug/L	248.7844	248.7844		0	0	0	2.32	20	0	0%	0	0	0%	
Gasoline Range Organics (GRO)	A	ug/L	248.7844	248.7844		0	0	0	2.32	20	0	0%	0	0	0%	
Total Purgeable Hydrocarbons	A	ug/L	259.3895	259.3895		0	0	0	3.56	20	0	0%	0	0	0%	
Trifluorotoluene	S	ug/L	20.88124	20.88124		25	0	0	0.0743	1	0	84%	70	130	0%	
GRO as Gasoline	X	ug/L	248.7844	248.7844		0	0	0	2.32	20	0	0%	0	0	0%	

Seq No	Lab ID	Test Code	Sample Typ	File ID	Analysis Date	DF	Batch ID	Prep Date	SPKref	RPDref	pmoist
--------	--------	-----------	------------	---------	---------------	----	----------	-----------	--------	--------	--------

14953713	CCV_1228PE10	HC-8015-GRO-	CCV		12/28/2021 9:23:	1	R372468		0	0						
Analyte	T	Units	RAW	Final	Text	Spike	SPKref	RPDref	MDL	PQL	UQL	%REC	LOW	HIGH	%RPD	Q
C6 to C10	A	ug/L	172.4456	172.4456		168	0	0	2.32	20	0	103%	80	120	0%	
Gasoline Range Organics (GRO)	A	ug/L	172.4456	172.4456		168	0	0	2.32	20	0	103%	80	120	0%	
Total Purgeable Hydrocarbons	A	ug/L	204.8011	204.8011		200	0	0	3.56	20	0	102%	80	120	0%	
Trifluorotoluene	S	ug/L	24.53467	24.53467		25	0	0	0.0743	1	0	98%	80	120	0%	
GRO as Gasoline	X	ug/L	172.4456	172.4456		0	0	0	2.32	20	0	0%	80	120	0%	

Seq No	Lab ID	Test Code	Sample Typ	File ID	Analysis Date	DF	Batch ID	Prep Date	SPKref	RPDref	pmoist					
14953713	CCV_1228PE10	HC-8015-GRO-	CCV		12/28/2021 9:23:	1	R372468		0	0						
Analyte	T	Units	RAW	Final	Text	Spike	SPKref	RPDref	MDL	PQL	UQL	%REC	LOW	HIGH	%RPD	Q

Seq No	Lab ID	Test Code	Sample Typ	File ID	Analysis Date	DF	Batch ID	Prep Date	SPKref	RPDref	pmoist					
14953714	LCS_1228PE10	HC-8015-GRO-	LCS		12/28/2021 9:58:	1	R372468		0	0						
Analyte	T	Units	RAW	Final	Text	Spike	SPKref	RPDref	MDL	PQL	UQL	%REC	LOW	HIGH	%RPD	Q
C6 to C10	A	ug/L	178.5555	178.5555		170	0	0	2.32	20	0	105%	78	122	0%	
Gasoline Range Organics (GRO)	A	ug/L	178.5555	178.5555		170	0	0	2.32	20	0	105%	70	130	0%	
Total Purgeable Hydrocarbons	A	ug/L	214.3846	214.3846		200	0	0	3.56	20	0	107%	70	130	0%	
Trifluorotoluene	S	ug/L	24.03241	24.03241		25	0	0	0.0743	1	0	96%	70	130	0%	
GRO as Gasoline	X	ug/L	178.5555	178.5555		170	0	0	2.32	20	0	105%	70	130	0%	

Seq No	Lab ID	Test Code	Sample Typ	File ID	Analysis Date	DF	Batch ID	Prep Date	SPKref	RPDref	pmoist					
14953715	MBLK_1228PE	HC-8015-GRO-	MBLK		12/28/2021 10:3	1	R372468		0	0						
Analyte	T	Units	RAW	Final	Text	Spike	SPKref	RPDref	MDL	PQL	UQL	%REC	LOW	HIGH	%RPD	Q
C6 to C10	A	ug/L	0	0		0	0	0	2.32	10	0	0%	0	0	0%	
Gasoline Range Organics (GRO)	A	ug/L	0	0		0	0	0	2.32	10	0	0%	0	0	0%	
Total Purgeable Hydrocarbons	A	ug/L	0	0		0	0	0	3.56	10	0	0%	0	0	0%	
Trifluorotoluene	S	ug/L	21.17575	21.17575		25	0	0	0.0743	1	0	85%	70	130	0%	
GRO as Gasoline	X	ug/L	0	0		0	0	0	2.32	10	0	0%	0	0	0%	

Seq No	Lab ID	Test Code	Sample Typ	File ID	Analysis Date	DF	Batch ID	Prep Date	SPKref	RPDref	pmoist					
14953716	B21121841-001	HC-8015-GRO-	SAMP		12/28/2021 11:0	1	R372468		0	0						
Analyte	T	Units	RAW	Final	Text	Spike	SPKref	RPDref	MDL	PQL	UQL	%REC	LOW	HIGH	%RPD	Q
C6 to C10	A	ug/L	0	0		0	0	0	2.32	20	0	0%	0	0	0%	U
Gasoline Range Organics (GRO)	A	ug/L	0	0		0	0	0	2.32	20	0	0%	0	0	0%	U
Total Purgeable Hydrocarbons	A	ug/L	0	0		0	0	0	3.56	20	0	0%	0	0	0%	U
Trifluorotoluene	S	ug/L	20.87845	20.87845		25	0	0	0.0743	1	0	84%	70	130	0%	
GRO as Gasoline	X	ug/L	0	0		0	0	0	2.32	20	0	0%	0	0	0%	U

Seq No	Lab ID	Test Code	Sample Typ	File ID	Analysis Date	DF	Batch ID	Prep Date	SPKref	RPDref	pmoist					
14953717	B21121841-002	HC-8015-GRO-	SAMP		12/28/2021 12:1	1	R372468		0	0						
Analyte	T	Units	RAW	Final	Text	Spike	SPKref	RPDref	MDL	PQL	UQL	%REC	LOW	HIGH	%RPD	Q
C6 to C10	A	ug/L	0	0		0	0	0	2.32	20	0	0%	0	0	0%	U
Gasoline Range Organics (GRO)	A	ug/L	0	0		0	0	0	2.32	20	0	0%	0	0	0%	U
Total Purgeable Hydrocarbons	A	ug/L	0	0		0	0	0	3.56	20	0	0%	0	0	0%	U
Trifluorotoluene	S	ug/L	20.80568	20.80568		25	0	0	0.0743	1	0	83%	70	130	0%	
GRO as Gasoline	X	ug/L	0	0		0	0	0	2.32	20	0	0%	0	0	0%	U
Seq No	Lab ID	Test Code	Sample Typ	File ID	Analysis Date	DF	Batch ID	Prep Date	SPKref	RPDref	pmoist					
14953718	B21121841-003	HC-8015-GRO-	SAMP		12/28/2021 1:23:	1	R372468		0	0						
Analyte	T	Units	RAW	Final	Text	Spike	SPKref	RPDref	MDL	PQL	UQL	%REC	LOW	HIGH	%RPD	Q
C6 to C10	A	ug/L	0	0		0	0	0	2.32	20	0	0%	0	0	0%	U
Gasoline Range Organics (GRO)	A	ug/L	0	0		0	0	0	2.32	20	0	0%	0	0	0%	U
Total Purgeable Hydrocarbons	A	ug/L	0	0		0	0	0	3.56	20	0	0%	0	0	0%	U
Trifluorotoluene	S	ug/L	21.07587	21.07587		25	0	0	0.0743	1	0	84%	70	130	0%	
GRO as Gasoline	X	ug/L	0	0		0	0	0	2.32	20	0	0%	0	0	0%	U
Seq No	Lab ID	Test Code	Sample Typ	File ID	Analysis Date	DF	Batch ID	Prep Date	SPKref	RPDref	pmoist					
14953719	B21121841-004	HC-8015-GRO-	SAMP		12/28/2021 2:32:	1	R372468		0	0						
Analyte	T	Units	RAW	Final	Text	Spike	SPKref	RPDref	MDL	PQL	UQL	%REC	LOW	HIGH	%RPD	Q
C6 to C10	A	ug/L	2.782442	2.782442		0	0	0	2.32	20	0	0%	0	0	0%	J
Gasoline Range Organics (GRO)	A	ug/L	2.782442	2.782442		0	0	0	2.32	20	0	0%	0	0	0%	J
Total Purgeable Hydrocarbons	A	ug/L	21.23013	21.23013		0	0	0	3.56	20	0	0%	0	0	0%	
Trifluorotoluene	S	ug/L	20.76875	20.76875		25	0	0	0.0743	1	0	83%	70	130	0%	
GRO as Gasoline	X	ug/L	0	0		0	0	0	2.32	20	0	0%	0	0	0%	U
Seq No	Lab ID	Test Code	Sample Typ	File ID	Analysis Date	DF	Batch ID	Prep Date	SPKref	RPDref	pmoist					
14953720	B21121841-006	HC-8015-GRO-	SAMP		12/28/2021 3:40:	1	R372468		0	0						
Analyte	T	Units	RAW	Final	Text	Spike	SPKref	RPDref	MDL	PQL	UQL	%REC	LOW	HIGH	%RPD	Q
C6 to C10	A	ug/L	0	0		0	0	0	2.32	20	0	0%	0	0	0%	U
Gasoline Range Organics (GRO)	A	ug/L	0	0		0	0	0	2.32	20	0	0%	0	0	0%	U
Total Purgeable Hydrocarbons	A	ug/L	0	0		0	0	0	3.56	20	0	0%	0	0	0%	U
Trifluorotoluene	S	ug/L	20.26188	20.26188		25	0	0	0.0743	1	0	81%	70	130	0%	

Seq No	Lab ID	Test Code	Sample Typ	File ID	Analysis Date	DF	Batch ID	Prep Date	SPKref	RPDref	pmoist					
14953720	B21121841-006	HC-8015-GRO-	SAMP		12/28/2021 3:40:	1	R372468		0	0						
Analyte	T	Units	RAW	Final	Text	Spike	SPKref	RPDref	MDL	PQL	UQL	%REC	LOW	HIGH	%RPD	Q
GRO as Gasoline	X	ug/L	0	0		0	0	0	2.32	20	0	0%	0	0	0%	U
Seq No	Lab ID	Test Code	Sample Typ	File ID	Analysis Date	DF	Batch ID	Prep Date	SPKref	RPDref	pmoist					
14953721	B21121841-010	HC-8015-GRO-	SAMP		12/28/2021 4:15:	1	R372468		0	0						
Analyte	T	Units	RAW	Final	Text	Spike	SPKref	RPDref	MDL	PQL	UQL	%REC	LOW	HIGH	%RPD	Q
C6 to C10	A	ug/L	0	0		0	0	0	2.32	20	0	0%	0	0	0%	U
Gasoline Range Organics (GRO)	A	ug/L	0	0		0	0	0	2.32	20	0	0%	0	0	0%	U
Total Purgeable Hydrocarbons	A	ug/L	0	0		0	0	0	3.56	20	0	0%	0	0	0%	U
Trifluorotoluene	S	ug/L	20.58254	20.58254		25	0	0	0.0743	1	0	82%	70	130	0%	
GRO as Gasoline	X	ug/L	0	0		0	0	0	2.32	20	0	0%	0	0	0%	U
Seq No	Lab ID	Test Code	Sample Typ	File ID	Analysis Date	DF	Batch ID	Prep Date	SPKref	RPDref	pmoist					
14953722	B21121841-001	HC-8015-GRO-	MS		12/28/2021 4:49:	1	R372468		1E+07	0						
Analyte	T	Units	RAW	Final	Text	Spike	SPKref	RPDref	MDL	PQL	UQL	%REC	LOW	HIGH	%RPD	Q
C6 to C10	A	ug/L	168.1861	168.1861		170	0	0	2.32	20	0	99%	78	122	0%	
Gasoline Range Organics (GRO)	A	ug/L	168.1861	168.1861		170	0	0	2.32	20	0	99%	70	130	0%	
Total Purgeable Hydrocarbons	A	ug/L	203.0612	203.0612		200	0	0	3.56	20	0	102%	70	130	0%	
Trifluorotoluene	S	ug/L	23.93545	23.93545		25	0	0	0.0743	1	0	96%	70	130	0%	
GRO as Gasoline	X	ug/L	168.1861	168.1861		0	0	0	2.32	20	0	0%	70	130	0%	
Seq No	Lab ID	Test Code	Sample Typ	File ID	Analysis Date	DF	Batch ID	Prep Date	SPKref	RPDref	pmoist					
14953723	B21121841-001	HC-8015-GRO-	MSD		12/28/2021 5:23:	1	R372468		1E+07	1E+07						
Analyte	T	Units	RAW	Final	Text	Spike	SPKref	RPDref	MDL	PQL	UQL	%REC	LOW	HIGH	%RPD	Q
C6 to C10	A	ug/L	174.3263	174.3263		170	0	168.1861	2.32	20	0	103%	78	122	4%	
Gasoline Range Organics (GRO)	A	ug/L	174.3263	174.3263		170	0	168.1861	2.32	20	0	103%	70	130	4%	
Total Purgeable Hydrocarbons	A	ug/L	210.3133	210.3133		200	0	203.0612	3.56	20	0	105%	70	130	4%	
Trifluorotoluene	S	ug/L	24.05498	24.05498		25	0	0	0.0743	1	0	96%	70	130	0%	
GRO as Gasoline	X	ug/L	174.3263	174.3263		0	0	168.1861	2.32	20	0	0%	70	130	4%	

Seq No	Lab ID	Test Code	Sample Typ	File ID	Analysis Date	DF	Batch ID	Prep Date	SPKref	RPDref	pmoist					
14953724	B21121957-003	HC-8015-GRO-	SAMP		12/28/2021 6:32:	1	R372468		0	0						
Analyte	T	Units	RAW	Final	Text	Spike	SPKref	RPDref	MDL	PQL	UQL	%REC	LOW	HIGH	%RPD	Q
C6 to C10	A	ug/L	0	0		0	0	0	2.32	20	0	0%	0	0	0%	U
Gasoline Range Organics (GRO)	A	ug/L	0	0		0	0	0	2.32	20	0	0%	0	0	0%	U
Total Purgeable Hydrocarbons	A	ug/L	0	0		0	0	0	3.56	20	0	0%	0	0	0%	U
Trifluorotoluene	S	ug/L	21.25431	21.25431		25	0	0	0.0743	1	0	85%	70	130	0%	
GRO as Gasoline	X	ug/L	0	0		0	0	0	2.32	20	0	0%	0	0	0%	U
Seq No	Lab ID	Test Code	Sample Typ	File ID	Analysis Date	DF	Batch ID	Prep Date	SPKref	RPDref	pmoist					
14953725	B21121959-002	HC-8015-GRO-	SAMP		12/28/2021 7:06:	1	R372468		0	0						
Analyte	T	Units	RAW	Final	Text	Spike	SPKref	RPDref	MDL	PQL	UQL	%REC	LOW	HIGH	%RPD	Q
C6 to C10	A	ug/L	0	0		0	0	0	2.32	20	0	0%	0	0	0%	U
Gasoline Range Organics (GRO)	A	ug/L	0	0		0	0	0	2.32	20	0	0%	0	0	0%	U
Total Purgeable Hydrocarbons	A	ug/L	0	0		0	0	0	3.56	20	0	0%	0	0	0%	U
Trifluorotoluene	S	ug/L	20.98009	20.98009		25	0	0	0.0743	1	0	84%	70	130	0%	
GRO as Gasoline	X	ug/L	0	0		0	0	0	2.32	20	0	0%	0	0	0%	U
Seq No	Lab ID	Test Code	Sample Typ	File ID	Analysis Date	DF	Batch ID	Prep Date	SPKref	RPDref	pmoist					
14953726	B21121961-002	HC-8015-GRO-	SAMP		12/28/2021 7:40:	1	R372468		0	0						
Analyte	T	Units	RAW	Final	Text	Spike	SPKref	RPDref	MDL	PQL	UQL	%REC	LOW	HIGH	%RPD	Q
C6 to C10	A	ug/L	0	0		0	0	0	2.32	20	0	0%	0	0	0%	U
Gasoline Range Organics (GRO)	A	ug/L	0	0		0	0	0	2.32	20	0	0%	0	0	0%	U
Total Purgeable Hydrocarbons	A	ug/L	0	0		0	0	0	3.56	20	0	0%	0	0	0%	U
Trifluorotoluene	S	ug/L	20.86183	20.86183		25	0	0	0.0743	1	0	83%	70	130	0%	
GRO as Gasoline	X	ug/L	0	0		0	0	0	2.32	20	0	0%	0	0	0%	U
Seq No	Lab ID	Test Code	Sample Typ	File ID	Analysis Date	DF	Batch ID	Prep Date	SPKref	RPDref	pmoist					
14953727	CCV_1228PE12	HC-8015-GRO-	SAMP		12/28/2021 8:15:	1	R372468		0	0						
Analyte	T	Units	RAW	Final	Text	Spike	SPKref	RPDref	MDL	PQL	UQL	%REC	LOW	HIGH	%RPD	Q
C6 to C10	A	ug/L	238.6115	238.6115		0	0	0	2.32	20	0	0%	0	0	0%	
Gasoline Range Organics (GRO)	A	ug/L	238.6115	238.6115		0	0	0	2.32	20	0	0%	0	0	0%	
Total Purgeable Hydrocarbons	A	ug/L	248.8448	248.8448		0	0	0	3.56	20	0	0%	0	0	0%	
Trifluorotoluene	S	ug/L	20.0861	20.0861		25	0	0	0.0743	1	0	80%	70	130	0%	

Seq No	Lab ID	Test Code	Sample Typ	File ID	Analysis Date	DF	Batch ID	Prep Date	SPKref	RPDref	pmoist					
14953727	CCV_1228PE12	HC-8015-GRO-	SAMP		12/28/2021 8:15:	1	R372468		0	0						
Analyte	T	Units	RAW	Final	Text	Spike	SPKref	RPDref	MDL	PQL	UQL	%REC	LOW	HIGH	%RPD	Q
GRO as Gasoline	X	ug/L	238.6115	238.6115		0	0	0	2.32	20	0	0%	0	0	0%	
Seq No	Lab ID	Test Code	Sample Typ	File ID	Analysis Date	DF	Batch ID	Prep Date	SPKref	RPDref	pmoist					
14953728	CCV_1228PE12	HC-8015-GRO-	CCV		12/28/2021 8:49:	1	R372468		0	0						
Analyte	T	Units	RAW	Final	Text	Spike	SPKref	RPDref	MDL	PQL	UQL	%REC	LOW	HIGH	%RPD	Q
C6 to C10	A	ug/L	170.0639	170.0639		168	0	0	2.32	20	0	101%	80	120	0%	
Gasoline Range Organics (GRO)	A	ug/L	170.0639	170.0639		168	0	0	2.32	20	0	101%	80	120	0%	
Total Purgeable Hydrocarbons	A	ug/L	202.7977	202.7977		200	0	0	3.56	20	0	101%	80	120	0%	
Trifluorotoluene	S	ug/L	24.07877	24.07877		25	0	0	0.0743	1	0	96%	80	120	0%	
GRO as Gasoline	X	ug/L	170.0639	170.0639		0	0	0	2.32	20	0	0%	0	0	0%	
Seq No	Lab ID	Test Code	Sample Typ	File ID	Analysis Date	DF	Batch ID	Prep Date	SPKref	RPDref	pmoist					
14953749	LCS_1228PE12	HC-8015-GRO-	LCS		12/28/2021 9:23:	1	R372468		0	0						
Analyte	T	Units	RAW	Final	Text	Spike	SPKref	RPDref	MDL	PQL	UQL	%REC	LOW	HIGH	%RPD	Q
C6 to C10	A	ug/L	165.1548	165.1548		170	0	0	2.32	20	0	97%	78	122	0%	
Gasoline Range Organics (GRO)	A	ug/L	165.1548	165.1548		170	0	0	2.32	20	0	97%	70	130	0%	
Total Purgeable Hydrocarbons	A	ug/L	198.1926	198.1926		200	0	0	3.56	20	0	99%	70	130	0%	
Trifluorotoluene	S	ug/L	23.56776	23.56776		25	0	0	0.0743	1	0	94%	70	130	0%	
GRO as Gasoline	X	ug/L	165.1548	165.1548		170	0	0	2.32	20	0	97%	70	130	0%	
Seq No	Lab ID	Test Code	Sample Typ	File ID	Analysis Date	DF	Batch ID	Prep Date	SPKref	RPDref	pmoist					
14953750	MBLK_1228PE	HC-8015-GRO-	MBLK		12/28/2021 9:57:	1	R372468		0	0						
Analyte	T	Units	RAW	Final	Text	Spike	SPKref	RPDref	MDL	PQL	UQL	%REC	LOW	HIGH	%RPD	Q
C6 to C10	A	ug/L	0	0		0	0	0	2.32	10	0	0%	0	0	0%	
Gasoline Range Organics (GRO)	A	ug/L	0	0		0	0	0	2.32	10	0	0%	0	0	0%	
Total Purgeable Hydrocarbons	A	ug/L	0	0		0	0	0	3.56	10	0	0%	0	0	0%	
Trifluorotoluene	S	ug/L	20.71717	20.71717		25	0	0	0.0743	1	0	83%	70	130	0%	
GRO as Gasoline	X	ug/L	0	0		0	0	0	2.32	10	0	0%	0	0	0%	

Seq No	Lab ID	Test Code	Sample Typ	File ID	Analysis Date	DF	Batch ID	Prep Date	SPKref	RPDref	pmoist					
14953751	B21121957-001	HC-8015-GRO-	SAMP		12/28/2021 10:3	1	R372468		0	0						
Analyte	T	Units	RAW	Final	Text	Spike	SPKref	RPDref	MDL	PQL	UQL	%REC	LOW	HIGH	%RPD	Q
C6 to C10	A	ug/L	0	0		0	0	0	2.32	20	0	0%	0	0	0%	U
Gasoline Range Organics (GRO)	A	ug/L	0	0		0	0	0	2.32	20	0	0%	0	0	0%	U
Total Purgeable Hydrocarbons	A	ug/L	12.21427	12.21427		0	0	0	3.56	20	0	0%	0	0	0%	J
Trifluorotoluene	S	ug/L	19.7761	19.7761		25	0	0	0.0743	1	0	79%	70	130	0%	
GRO as Gasoline	X	ug/L	0	0		0	0	0	2.32	20	0	0%	0	0	0%	U
Seq No	Lab ID	Test Code	Sample Typ	File ID	Analysis Date	DF	Batch ID	Prep Date	SPKref	RPDref	pmoist					
14953752	B21121959-001	HC-8015-GRO-	SAMP		12/28/2021 11:4	1	R372468		0	0						
Analyte	T	Units	RAW	Final	Text	Spike	SPKref	RPDref	MDL	PQL	UQL	%REC	LOW	HIGH	%RPD	Q
C6 to C10	A	ug/L	20.74506	20.74506		0	0	0	2.32	20	0	0%	0	0	0%	
Gasoline Range Organics (GRO)	A	ug/L	20.74506	20.74506		0	0	0	2.32	20	0	0%	0	0	0%	
Total Purgeable Hydrocarbons	A	ug/L	313.9952	313.9952		0	0	0	3.56	20	0	0%	0	0	0%	
Trifluorotoluene	S	ug/L	20.81363	20.81363		25	0	0	0.0743	1	0	83%	70	130	0%	
GRO as Gasoline	X	ug/L	20.74506	20.74506		0	0	0	2.32	20	0	0%	0	0	0%	
Seq No	Lab ID	Test Code	Sample Typ	File ID	Analysis Date	DF	Batch ID	Prep Date	SPKref	RPDref	pmoist					
14953753	B21121961-001	HC-8015-GRO-	SAMP		12/29/2021 12:4	1	R372468		0	0						
Analyte	T	Units	RAW	Final	Text	Spike	SPKref	RPDref	MDL	PQL	UQL	%REC	LOW	HIGH	%RPD	Q
C6 to C10	A	ug/L	0	0		0	0	0	2.32	20	0	0%	0	0	0%	U
Gasoline Range Organics (GRO)	A	ug/L	0	0		0	0	0	2.32	20	0	0%	0	0	0%	U
Total Purgeable Hydrocarbons	A	ug/L	43.6012	43.6012		0	0	0	3.56	20	0	0%	0	0	0%	
Trifluorotoluene	S	ug/L	20.24914	20.24914		25	0	0	0.0743	1	0	81%	70	130	0%	
GRO as Gasoline	X	ug/L	0	0		0	0	0	2.32	20	0	0%	0	0	0%	U
Seq No	Lab ID	Test Code	Sample Typ	File ID	Analysis Date	DF	Batch ID	Prep Date	SPKref	RPDref	pmoist					
14953754	B21121965-001	HC-8015-GRO-	SAMP		12/29/2021 1:58:	1	R372468		0	0						
Analyte	T	Units	RAW	Final	Text	Spike	SPKref	RPDref	MDL	PQL	UQL	%REC	LOW	HIGH	%RPD	Q
C6 to C10	A	ug/L	0	0		0	0	0	2.32	20	0	0%	0	0	0%	U
Gasoline Range Organics (GRO)	A	ug/L	0	0		0	0	0	2.32	20	0	0%	0	0	0%	U
Total Purgeable Hydrocarbons	A	ug/L	0	0		0	0	0	3.56	20	0	0%	0	0	0%	U
Trifluorotoluene	S	ug/L	20.27316	20.27316		25	0	0	0.0743	1	0	81%	70	130	0%	

Seq No	Lab ID	Test Code	Sample Typ	File ID	Analysis Date	DF	Batch ID	Prep Date	SPKref	RPDref	pmoist					
14953754	B21121965-001	HC-8015-GRO-	SAMP		12/29/2021 1:58:	1	R372468		0	0						
Analyte	T	Units	RAW	Final	Text	Spike	SPKref	RPDref	MDL	PQL	UQL	%REC	LOW	HIGH	%RPD	Q
GRO as Gasoline	X	ug/L	0	0		0	0	0	2.32	20	0	0%	0	0	0%	U
Seq No	Lab ID	Test Code	Sample Typ	File ID	Analysis Date	DF	Batch ID	Prep Date	SPKref	RPDref	pmoist					
14953755	B21121967-001	HC-8015-GRO-	SAMP		12/29/2021 3:06:	1	R372468		0	0						
Analyte	T	Units	RAW	Final	Text	Spike	SPKref	RPDref	MDL	PQL	UQL	%REC	LOW	HIGH	%RPD	Q
C6 to C10	A	ug/L	85.04266	85.04266		0	0	0	2.32	20	0	0%	0	0	0%	
Gasoline Range Organics (GRO)	A	ug/L	85.04266	85.04266		0	0	0	2.32	20	0	0%	0	0	0%	
Total Purgeable Hydrocarbons	A	ug/L	1242.707	1242.707		0	0	0	3.56	20	0	0%	0	0	0%	
Trifluorotoluene	S	ug/L	20.69692	20.69692		25	0	0	0.0743	1	0	83%	70	130	0%	
GRO as Gasoline	X	ug/L	85.04266	85.04266		0	0	0	2.32	20	0	0%	0	0	0%	
Seq No	Lab ID	Test Code	Sample Typ	File ID	Analysis Date	DF	Batch ID	Prep Date	SPKref	RPDref	pmoist					
14953756	B21121968-001	HC-8015-GRO-	SAMP		12/29/2021 4:15:	1	R372468		0	0						
Analyte	T	Units	RAW	Final	Text	Spike	SPKref	RPDref	MDL	PQL	UQL	%REC	LOW	HIGH	%RPD	Q
C6 to C10	A	ug/L	0	0		0	0	0	2.32	20	0	0%	0	0	0%	U
Gasoline Range Organics (GRO)	A	ug/L	0	0		0	0	0	2.32	20	0	0%	0	0	0%	U
Total Purgeable Hydrocarbons	A	ug/L	25.83762	25.83762		0	0	0	3.56	20	0	0%	0	0	0%	
Trifluorotoluene	S	ug/L	20.65882	20.65882		25	0	0	0.0743	1	0	83%	70	130	0%	
GRO as Gasoline	X	ug/L	0	0		0	0	0	2.32	20	0	0%	0	0	0%	U
Seq No	Lab ID	Test Code	Sample Typ	File ID	Analysis Date	DF	Batch ID	Prep Date	SPKref	RPDref	pmoist					
14953757	B21121977-001	HC-8015-GRO-	SAMP		12/29/2021 5:23:	1	R372468		0	0						
Analyte	T	Units	RAW	Final	Text	Spike	SPKref	RPDref	MDL	PQL	UQL	%REC	LOW	HIGH	%RPD	Q
C6 to C10	A	ug/L	0	0		0	0	0	2.32	20	0	0%	0	0	0%	U
Gasoline Range Organics (GRO)	A	ug/L	0	0		0	0	0	2.32	20	0	0%	0	0	0%	U
Total Purgeable Hydrocarbons	A	ug/L	0	0		0	0	0	3.56	20	0	0%	0	0	0%	U
Trifluorotoluene	S	ug/L	20.03597	20.03597		25	0	0	0.0743	1	0	80%	70	130	0%	
GRO as Gasoline	X	ug/L	0	0		0	0	0	2.32	20	0	0%	0	0	0%	U

Seq No	Lab ID	Test Code	Sample Typ	File ID	Analysis Date	DF	Batch ID	Prep Date	SPKref	RPDref	pmoist					
14953758	B21121977-002	HC-8015-GRO-	SAMP		12/29/2021 6:32:	1	R372468		0	0						
Analyte	T	Units	RAW	Final	Text	Spike	SPKref	RPDref	MDL	PQL	UQL	%REC	LOW	HIGH	%RPD	Q
C6 to C10	A	ug/L	0	0		0	0	0	2.32	20	0	0%	0	0	0%	U
Gasoline Range Organics (GRO)	A	ug/L	0	0		0	0	0	2.32	20	0	0%	0	0	0%	U
Total Purgeable Hydrocarbons	A	ug/L	0	0		0	0	0	3.56	20	0	0%	0	0	0%	U
Trifluorotoluene	S	ug/L	20.0392	20.0392		25	0	0	0.0743	1	0	80%	70	130	0%	
GRO as Gasoline	X	ug/L	0	0		0	0	0	2.32	20	0	0%	0	0	0%	U
Seq No	Lab ID	Test Code	Sample Typ	File ID	Analysis Date	DF	Batch ID	Prep Date	SPKref	RPDref	pmoist					
14953759	CCV_1228PE14	HC-8015-GRO-	SAMP		12/29/2021 7:41:	1	R372468		0	0						
Analyte	T	Units	RAW	Final	Text	Spike	SPKref	RPDref	MDL	PQL	UQL	%REC	LOW	HIGH	%RPD	Q
C6 to C10	A	ug/L	237.4065	237.4065		0	0	0	2.32	20	0	0%	0	0	0%	
Gasoline Range Organics (GRO)	A	ug/L	237.4065	237.4065		0	0	0	2.32	20	0	0%	0	0	0%	
Total Purgeable Hydrocarbons	A	ug/L	247.5939	247.5939		0	0	0	3.56	20	0	0%	0	0	0%	
Trifluorotoluene	S	ug/L	20.17481	20.17481		25	0	0	0.0743	1	0	81%	70	130	0%	
GRO as Gasoline	X	ug/L	237.4065	237.4065		0	0	0	2.32	20	0	0%	0	0	0%	
Seq No	Lab ID	Test Code	Sample Typ	File ID	Analysis Date	DF	Batch ID	Prep Date	SPKref	RPDref	pmoist					
14953760	CCV_1228PE14	HC-8015-GRO-	CCV		12/29/2021 8:15:	1	R372468		0	0						
Analyte	T	Units	RAW	Final	Text	Spike	SPKref	RPDref	MDL	PQL	UQL	%REC	LOW	HIGH	%RPD	Q
C6 to C10	A	ug/L	157.0124	157.0124		168	0	0	2.32	20	0	93%	80	120	0%	
Gasoline Range Organics (GRO)	A	ug/L	157.0124	157.0124		168	0	0	2.32	20	0	93%	80	120	0%	
Total Purgeable Hydrocarbons	A	ug/L	187.8604	187.8604		200	0	0	3.56	20	0	94%	80	120	0%	
Trifluorotoluene	S	ug/L	23.11777	23.11777		25	0	0	0.0743	1	0	92%	80	120	0%	
GRO as Gasoline	X	ug/L	157.0124	157.0124		0	0	0	2.32	20	0	0%	80	120	0%	
Seq No	Lab ID	Test Code	Sample Typ	File ID	Analysis Date	DF	Batch ID	Prep Date	SPKref	RPDref	pmoist					
14956195	LCS_1228PE14	HC-8015-GRO-	LCS		12/29/2021 8:49:	1	R372468		0	0						
Analyte	T	Units	RAW	Final	Text	Spike	SPKref	RPDref	MDL	PQL	UQL	%REC	LOW	HIGH	%RPD	Q
C6 to C10	A	ug/L	174.2298	174.2298		170	0	0	2.32	20	0	102%	78	122	0%	
Gasoline Range Organics (GRO)	A	ug/L	174.2298	174.2298		170	0	0	2.32	20	0	102%	70	130	0%	
Total Purgeable Hydrocarbons	A	ug/L	209.3182	209.3182		200	0	0	3.56	20	0	105%	70	130	0%	
Trifluorotoluene	S	ug/L	23.2402	23.2402		25	0	0	0.0743	1	0	93%	70	130	0%	

Seq No	Lab ID	Test Code	Sample Typ	File ID	Analysis Date	DF	Batch ID	Prep Date	SPKref	RPDref	pmoist					
14956195	LCS_1228PE14	HC-8015-GRO-	LCS		12/29/2021 8:49:	1	R372468		0	0						
Analyte	T	Units	RAW	Final	Text	Spike	SPKref	RPDref	MDL	PQL	UQL	%REC	LOW	HIGH	%RPD	Q
GRO as Gasoline	X	ug/L	174.2298	174.2298		170	0	0	2.32	20	0	102%	70	130	0%	
Seq No	Lab ID	Test Code	Sample Typ	File ID	Analysis Date	DF	Batch ID	Prep Date	SPKref	RPDref	pmoist					
14956196	MBLK_1228PE	HC-8015-GRO-	MBLK		12/29/2021 9:24:	1	R372468		0	0						
Analyte	T	Units	RAW	Final	Text	Spike	SPKref	RPDref	MDL	PQL	UQL	%REC	LOW	HIGH	%RPD	Q
C6 to C10	A	ug/L	0	0		0	0	0	2.32	10	0	0%	0	0	0%	
Gasoline Range Organics (GRO)	A	ug/L	0	0		0	0	0	2.32	10	0	0%	0	0	0%	
Total Purgeable Hydrocarbons	A	ug/L	0	0		0	0	0	3.56	10	0	0%	0	0	0%	
Trifluorotoluene	S	ug/L	20.98441	20.98441		25	0	0	0.0743	1	0	84%	70	130	0%	
GRO as Gasoline	X	ug/L	0	0		0	0	0	2.32	10	0	0%	0	0	0%	
Seq No	Lab ID	Test Code	Sample Typ	File ID	Analysis Date	DF	Batch ID	Prep Date	SPKref	RPDref	pmoist					
14956197	B21121965-002	HC-8015-GRO-	SAMP		12/29/2021 9:58:	1	R372468		0	0						
Analyte	T	Units	RAW	Final	Text	Spike	SPKref	RPDref	MDL	PQL	UQL	%REC	LOW	HIGH	%RPD	Q
C6 to C10	A	ug/L	0	0		0	0	0	2.32	20	0	0%	0	0	0%	U
Gasoline Range Organics (GRO)	A	ug/L	0	0		0	0	0	2.32	20	0	0%	0	0	0%	U
Total Purgeable Hydrocarbons	A	ug/L	0	0		0	0	0	3.56	20	0	0%	0	0	0%	U
Trifluorotoluene	S	ug/L	20.85132	20.85132		25	0	0	0.0743	1	0	83%	70	130	0%	
GRO as Gasoline	X	ug/L	0	0		0	0	0	2.32	20	0	0%	0	0	0%	U
Seq No	Lab ID	Test Code	Sample Typ	File ID	Analysis Date	DF	Batch ID	Prep Date	SPKref	RPDref	pmoist					
14956198	B21121967-002	HC-8015-GRO-	SAMP		12/29/2021 10:3	1	R372468		0	0						
Analyte	T	Units	RAW	Final	Text	Spike	SPKref	RPDref	MDL	PQL	UQL	%REC	LOW	HIGH	%RPD	Q
C6 to C10	A	ug/L	0	0		0	0	0	2.32	20	0	0%	0	0	0%	U
Gasoline Range Organics (GRO)	A	ug/L	0	0		0	0	0	2.32	20	0	0%	0	0	0%	U
Total Purgeable Hydrocarbons	A	ug/L	0	0		0	0	0	3.56	20	0	0%	0	0	0%	U
Trifluorotoluene	S	ug/L	20.28437	20.28437		25	0	0	0.0743	1	0	81%	70	130	0%	
GRO as Gasoline	X	ug/L	0	0		0	0	0	2.32	20	0	0%	0	0	0%	U

Seq No	Lab ID	Test Code	Sample Typ	File ID	Analysis Date	DF	Batch ID	Prep Date	SPKref	RPDref	pmoist					
14956199	B21121968-002	HC-8015-GRO-	SAMP		12/29/2021 11:0	1	R372468		0	0						
Analyte	T	Units	RAW	Final	Text	Spike	SPKref	RPDref	MDL	PQL	UQL	%REC	LOW	HIGH	%RPD	Q
C6 to C10	A	ug/L	0	0		0	0	0	2.32	20	0	0%	0	0	0%	U
Gasoline Range Organics (GRO)	A	ug/L	0	0		0	0	0	2.32	20	0	0%	0	0	0%	U
Total Purgeable Hydrocarbons	A	ug/L	0	0		0	0	0	3.56	20	0	0%	0	0	0%	U
Trifluorotoluene	S	ug/L	20.72113	20.72113		25	0	0	0.0743	1	0	83%	70	130	0%	
GRO as Gasoline	X	ug/L	0	0		0	0	0	2.32	20	0	0%	0	0	0%	U
Seq No	Lab ID	Test Code	Sample Typ	File ID	Analysis Date	DF	Batch ID	Prep Date	SPKref	RPDref	pmoist					
14956200	B21121977-003	HC-8015-GRO-	SAMP		12/29/2021 11:4	1	R372468		0	0						
Analyte	T	Units	RAW	Final	Text	Spike	SPKref	RPDref	MDL	PQL	UQL	%REC	LOW	HIGH	%RPD	Q
C6 to C10	A	ug/L	0	0		0	0	0	2.32	20	0	0%	0	0	0%	U
Gasoline Range Organics (GRO)	A	ug/L	0	0		0	0	0	2.32	20	0	0%	0	0	0%	U
Total Purgeable Hydrocarbons	A	ug/L	0	0		0	0	0	3.56	20	0	0%	0	0	0%	U
Trifluorotoluene	S	ug/L	19.92485	19.92485		25	0	0	0.0743	1	0	80%	70	130	0%	
GRO as Gasoline	X	ug/L	0	0		0	0	0	2.32	20	0	0%	0	0	0%	U
Seq No	Lab ID	Test Code	Sample Typ	File ID	Analysis Date	DF	Batch ID	Prep Date	SPKref	RPDref	pmoist					
14956201	B21121979-004	HC-8015-GRO-	SAMP		12/29/2021 12:1	1	R372468		0	0						
Analyte	T	Units	RAW	Final	Text	Spike	SPKref	RPDref	MDL	PQL	UQL	%REC	LOW	HIGH	%RPD	Q
C6 to C10	A	ug/L	0	0		0	0	0	2.32	20	0	0%	0	0	0%	U
Gasoline Range Organics (GRO)	A	ug/L	0	0		0	0	0	2.32	20	0	0%	0	0	0%	U
Total Purgeable Hydrocarbons	A	ug/L	3.976974	3.976974		0	0	0	3.56	20	0	0%	0	0	0%	J
Trifluorotoluene	S	ug/L	20.99744	20.99744		25	0	0	0.0743	1	0	84%	70	130	0%	
GRO as Gasoline	X	ug/L	0	0		0	0	0	2.32	20	0	0%	0	0	0%	U
Seq No	Lab ID	Test Code	Sample Typ	File ID	Analysis Date	DF	Batch ID	Prep Date	SPKref	RPDref	pmoist					
14956202	B21121981-007	HC-8015-GRO-	SAMP		12/29/2021 12:5	1	R372468		0	0						
Analyte	T	Units	RAW	Final	Text	Spike	SPKref	RPDref	MDL	PQL	UQL	%REC	LOW	HIGH	%RPD	Q
C6 to C10	A	ug/L	0	0		0	0	0	2.32	20	0	0%	0	0	0%	U
Gasoline Range Organics (GRO)	A	ug/L	0	0		0	0	0	2.32	20	0	0%	0	0	0%	U
Total Purgeable Hydrocarbons	A	ug/L	0	0		0	0	0	3.56	20	0	0%	0	0	0%	U
Trifluorotoluene	S	ug/L	21.00764	21.00764		25	0	0	0.0743	1	0	84%	70	130	0%	

Seq No	Lab ID	Test Code	Sample Typ	File ID	Analysis Date	DF	Batch ID	Prep Date	SPKref	RPDref	pmoist					
14956202	B21121981-007	HC-8015-GRO-	SAMP		12/29/2021 12:5	1	R372468		0	0						
Analyte	T	Units	RAW	Final	Text	Spike	SPKref	RPDref	MDL	PQL	UQL	%REC	LOW	HIGH	%RPD	Q
GRO as Gasoline	X	ug/L	0	0		0	0	0	2.32	20	0	0%	0	0	0%	U
Seq No	Lab ID	Test Code	Sample Typ	File ID	Analysis Date	DF	Batch ID	Prep Date	SPKref	RPDref	pmoist					
14956203	B21122077-003	HC-8015-GRO-	SAMP		12/29/2021 1:24:	1	R372468		0	0						
Analyte	T	Units	RAW	Final	Text	Spike	SPKref	RPDref	MDL	PQL	UQL	%REC	LOW	HIGH	%RPD	Q
C6 to C10	A	ug/L	0	0		0	0	0	2.32	20	0	0%	0	0	0%	U
Gasoline Range Organics (GRO)	A	ug/L	0	0		0	0	0	2.32	20	0	0%	0	0	0%	U
Total Purgeable Hydrocarbons	A	ug/L	0	0		0	0	0	3.56	20	0	0%	0	0	0%	U
Trifluorotoluene	S	ug/L	20.39709	20.39709		25	0	0	0.0743	1	0	82%	70	130	0%	
GRO as Gasoline	X	ug/L	0	0		0	0	0	2.32	20	0	0%	0	0	0%	U
Seq No	Lab ID	Test Code	Sample Typ	File ID	Analysis Date	DF	Batch ID	Prep Date	SPKref	RPDref	pmoist					
14956204	B21122088-003	HC-8015-GRO-	SAMP		12/29/2021 1:58:	1	R372468		0	0						
Analyte	T	Units	RAW	Final	Text	Spike	SPKref	RPDref	MDL	PQL	UQL	%REC	LOW	HIGH	%RPD	Q
C6 to C10	A	ug/L	2.358352	2.358352		0	0	0	2.32	20	0	0%	0	0	0%	J
Gasoline Range Organics (GRO)	A	ug/L	0	0		0	0	0	2.32	20	0	0%	0	0	0%	U
Total Purgeable Hydrocarbons	A	ug/L	4.004053	4.004053		0	0	0	3.56	20	0	0%	0	0	0%	J
Trifluorotoluene	S	ug/L	20.45746	20.45746		25	0	0	0.0743	1	0	82%	70	130	0%	
GRO as Gasoline	X	ug/L	0	0		0	0	0	2.32	20	0	0%	0	0	0%	U
Seq No	Lab ID	Test Code	Sample Typ	File ID	Analysis Date	DF	Batch ID	Prep Date	SPKref	RPDref	pmoist					
14956205	B21121981-001	HC-8015-GRO-	SAMP		12/29/2021 2:32:	1	R372468		0	0						
Analyte	T	Units	RAW	Final	Text	Spike	SPKref	RPDref	MDL	PQL	UQL	%REC	LOW	HIGH	%RPD	Q
C6 to C10	A	ug/L	0	0		0	0	0	2.32	20	0	0%	0	0	0%	U
Gasoline Range Organics (GRO)	A	ug/L	0	0		0	0	0	2.32	20	0	0%	0	0	0%	U
Total Purgeable Hydrocarbons	A	ug/L	0	0		0	0	0	3.56	20	0	0%	0	0	0%	U
Trifluorotoluene	S	ug/L	19.99825	19.99825		25	0	0	0.0743	1	0	80%	70	130	0%	
GRO as Gasoline	X	ug/L	0	0		0	0	0	2.32	20	0	0%	0	0	0%	U

Seq No	Lab ID	Test Code	Sample Typ	File ID	Analysis Date	DF	Batch ID	Prep Date	SPKref	RPDref	pmoist					
14956206	B21121981-001	HC-8015-GRO-	MS		12/29/2021 3:41:	1	R372468		1E+07	0						
Analyte	T	Units	RAW	Final	Text	Spike	SPKref	RPDref	MDL	PQL	UQL	%REC	LOW	HIGH	%RPD	Q
C6 to C10	A	ug/L	169.3815	169.3815		170	0	0	2.32	20	0	100%	78	122	0%	
Gasoline Range Organics (GRO)	A	ug/L	169.3815	169.3815		170	0	0	2.32	20	0	100%	70	130	0%	
Total Purgeable Hydrocarbons	A	ug/L	203.036	203.036		200	0	0	3.56	20	0	102%	70	130	0%	
Trifluorotoluene	S	ug/L	22.62206	22.62206		25	0	0	0.0743	1	0	90%	70	130	0%	
Seq No	Lab ID	Test Code	Sample Typ	File ID	Analysis Date	DF	Batch ID	Prep Date	SPKref	RPDref	pmoist					
14956207	B21121981-001	HC-8015-GRO-	MSD		12/29/2021 4:15:	1	R372468		1E+07	1E+07						
Analyte	T	Units	RAW	Final	Text	Spike	SPKref	RPDref	MDL	PQL	UQL	%REC	LOW	HIGH	%RPD	Q
C6 to C10	A	ug/L	177.2167	177.2167		170	0	169.3815	2.32	20	0	104%	78	122	5%	
Gasoline Range Organics (GRO)	A	ug/L	177.2167	177.2167		170	0	169.3815	2.32	20	0	104%	70	130	5%	
Total Purgeable Hydrocarbons	A	ug/L	213.4693	213.4693		200	0	203.036	3.56	20	0	107%	70	130	5%	
Trifluorotoluene	S	ug/L	23.48936	23.48936		25	0	0	0.0743	1	0	94%	70	130	0%	
GRO as Gasoline	X	ug/L	177.2167	177.2167		0	0	169.3815	2.32	20	0	0%	70	130	5%	
Seq No	Lab ID	Test Code	Sample Typ	File ID	Analysis Date	DF	Batch ID	Prep Date	SPKref	RPDref	pmoist					
14956208	B21121979-001	HC-8015-GRO-	SAMP		12/29/2021 5:24:	1	R372468		0	0						
Analyte	T	Units	RAW	Final	Text	Spike	SPKref	RPDref	MDL	PQL	UQL	%REC	LOW	HIGH	%RPD	Q
C6 to C10	A	ug/L	0	0		0	0	0	2.32	20	0	0%	0	0	0%	U
Gasoline Range Organics (GRO)	A	ug/L	0	0		0	0	0	2.32	20	0	0%	0	0	0%	U
Total Purgeable Hydrocarbons	A	ug/L	0	0		0	0	0	3.56	20	0	0%	0	0	0%	UT
Trifluorotoluene	S	ug/L	19.05265	19.05265		25	0	0	0.0743	1	0	76%	70	130	0%	
GRO as Gasoline	X	ug/L	0	0		0	0	0	2.32	20	0	0%	0	0	0%	U
Seq No	Lab ID	Test Code	Sample Typ	File ID	Analysis Date	DF	Batch ID	Prep Date	SPKref	RPDref	pmoist					
14956209	CCV_1228PE16	HC-8015-GRO-	SAMP		12/29/2021 7:07:	1	R372468		0	0						
Analyte	T	Units	RAW	Final	Text	Spike	SPKref	RPDref	MDL	PQL	UQL	%REC	LOW	HIGH	%RPD	Q
C6 to C10	A	ug/L	218.6953	218.6953		0	0	0	2.32	20	0	0%	0	0	0%	
Gasoline Range Organics (GRO)	A	ug/L	218.6953	218.6953		0	0	0	2.32	20	0	0%	0	0	0%	
Total Purgeable Hydrocarbons	A	ug/L	228.6698	228.6698		0	0	0	3.56	20	0	0%	0	0	0%	
Trifluorotoluene	S	ug/L	19.92828	19.92828		25	0	0	0.0743	1	0	80%	70	130	0%	
GRO as Gasoline	X	ug/L	218.6953	218.6953		0	0	0	2.32	20	0	0%	0	0	0%	

Seq No	Lab ID	Test Code	Sample Typ	File ID	Analysis Date	DF	Batch ID	Prep Date	SPKref	RPDref	pmoist					
14956210	CCV_1228PE16	HC-8015-GRO-	CCV		12/29/2021 7:41:	1	R372468		0	0						
Analyte	T	Units	RAW	Final	Text	Spike	SPKref	RPDref	MDL	PQL	UQL	%REC	LOW	HIGH	%RPD	Q
C6 to C10	A	ug/L	154.6862	154.6862		168	0	0	2.32	20	0	92%	80	120	0%	
Gasoline Range Organics (GRO)	A	ug/L	154.6862	154.6862		168	0	0	2.32	20	0	92%	80	120	0%	
Total Purgeable Hydrocarbons	A	ug/L	185.5418	185.5418		200	0	0	3.56	20	0	93%	80	120	0%	
Trifluorotoluene	S	ug/L	22.21692	22.21692		25	0	0	0.0743	1	0	89%	80	120	0%	
GRO as Gasoline	X	ug/L	154.6862	154.6862		0	0	0	2.32	20	0	0%	0	0	0%	
Seq No	Lab ID	Test Code	Sample Typ	File ID	Analysis Date	DF	Batch ID	Prep Date	SPKref	RPDref	pmoist					
14956211	LCS_1228PE16	HC-8015-GRO-	LCS		12/29/2021 8:15:	1	R372468		0	0						
Analyte	T	Units	RAW	Final	Text	Spike	SPKref	RPDref	MDL	PQL	UQL	%REC	LOW	HIGH	%RPD	Q
C6 to C10	A	ug/L	137.427	137.427		170	0	0	2.32	20	0	81%	78	122	0%	
Gasoline Range Organics (GRO)	A	ug/L	137.427	137.427		170	0	0	2.32	20	0	81%	70	130	0%	
Total Purgeable Hydrocarbons	A	ug/L	166.315	166.315		200	0	0	3.56	20	0	83%	70	130	0%	
Trifluorotoluene	S	ug/L	19.8863	19.8863		25	0	0	0.0743	1	0	80%	70	130	0%	
GRO as Gasoline	X	ug/L	137.427	137.427		170	0	0	2.32	20	0	81%	70	130	0%	
Seq No	Lab ID	Test Code	Sample Typ	File ID	Analysis Date	DF	Batch ID	Prep Date	SPKref	RPDref	pmoist					
14956212	MBLK_1228PE	HC-8015-GRO-	MBLK		12/29/2021 8:49:	1	R372468		0	0						
Analyte	T	Units	RAW	Final	Text	Spike	SPKref	RPDref	MDL	PQL	UQL	%REC	LOW	HIGH	%RPD	Q
C6 to C10	A	ug/L	0	0		0	0	0	2.32	10	0	0%	0	0	0%	
Gasoline Range Organics (GRO)	A	ug/L	0	0		0	0	0	2.32	10	0	0%	0	0	0%	
Total Purgeable Hydrocarbons	A	ug/L	2.198979	0		0	0	0	3.56	10	0	0%	0	0	0%	
Trifluorotoluene	S	ug/L	19.85458	19.85458		25	0	0	0.0743	1	0	79%	70	130	0%	
GRO as Gasoline	X	ug/L	0	0		0	0	0	2.32	10	0	0%	0	0	0%	
Seq No	Lab ID	Test Code	Sample Typ	File ID	Analysis Date	DF	Batch ID	Prep Date	SPKref	RPDref	pmoist					
14956213	B21121979-002	HC-8015-GRO-	SAMP		12/29/2021 9:24:	1	R372468		0	0						
Analyte	T	Units	RAW	Final	Text	Spike	SPKref	RPDref	MDL	PQL	UQL	%REC	LOW	HIGH	%RPD	Q
C6 to C10	A	ug/L	0	0		0	0	0	2.32	20	0	0%	0	0	0%	U
Gasoline Range Organics (GRO)	A	ug/L	0	0		0	0	0	2.32	20	0	0%	0	0	0%	U
Total Purgeable Hydrocarbons	A	ug/L	0	0		0	0	0	3.56	20	0	0%	0	0	0%	UT
Trifluorotoluene	S	ug/L	19.01065	19.01065		25	0	0	0.0743	1	0	76%	70	130	0%	

Seq No	Lab ID	Test Code	Sample Typ	File ID	Analysis Date	DF	Batch ID	Prep Date	SPKref	RPDref	pmoist					
14956213	B21121979-002	HC-8015-GRO-	SAMP		12/29/2021 9:24:	1	R372468		0	0						
Analyte	T	Units	RAW	Final	Text	Spike	SPKref	RPDref	MDL	PQL	UQL	%REC	LOW	HIGH	%RPD	Q
GRO as Gasoline	X	ug/L	0	0		0	0	0	2.32	20	0	0%	0	0	0%	U
Seq No	Lab ID	Test Code	Sample Typ	File ID	Analysis Date	DF	Batch ID	Prep Date	SPKref	RPDref	pmoist					
14956214	B21121979-003	HC-8015-GRO-	SAMP		12/29/2021 10:3	1	R372468		0	0						
Analyte	T	Units	RAW	Final	Text	Spike	SPKref	RPDref	MDL	PQL	UQL	%REC	LOW	HIGH	%RPD	Q
C6 to C10	A	ug/L	0	0		0	0	0	2.32	20	0	0%	0	0	0%	U
Gasoline Range Organics (GRO)	A	ug/L	0	0		0	0	0	2.32	20	0	0%	0	0	0%	U
Total Purgeable Hydrocarbons	A	ug/L	7.28573	7.28573		0	0	0	3.56	20	0	0%	0	0	0%	JT
Trifluorotoluene	S	ug/L	18.71838	18.71838		25	0	0	0.0743	1	0	75%	70	130	0%	
GRO as Gasoline	X	ug/L	0	0		0	0	0	2.32	20	0	0%	0	0	0%	U
Seq No	Lab ID	Test Code	Sample Typ	File ID	Analysis Date	DF	Batch ID	Prep Date	SPKref	RPDref	pmoist					
14956215	B21121981-002	HC-8015-GRO-	SAMP		12/29/2021 11:4	1	R372468		0	0						
Analyte	T	Units	RAW	Final	Text	Spike	SPKref	RPDref	MDL	PQL	UQL	%REC	LOW	HIGH	%RPD	Q
C6 to C10	A	ug/L	43.67038	43.67038		0	0	0	2.32	20	0	0%	0	0	0%	
Gasoline Range Organics (GRO)	A	ug/L	43.67038	43.67038		0	0	0	2.32	20	0	0%	0	0	0%	
Total Purgeable Hydrocarbons	A	ug/L	598.7912	598.7912		0	0	0	3.56	20	0	0%	0	0	0%	
Trifluorotoluene	S	ug/L	19.39948	19.39948		25	0	0	0.0743	1	0	78%	70	130	0%	
GRO as Gasoline	X	ug/L	43.67038	43.67038		0	0	0	2.32	20	0	0%	0	0	0%	
Seq No	Lab ID	Test Code	Sample Typ	File ID	Analysis Date	DF	Batch ID	Prep Date	SPKref	RPDref	pmoist					
14956216	B21121981-003	HC-8015-GRO-	SAMP		12/30/2021 12:4	1	R372468		0	0						
Analyte	T	Units	RAW	Final	Text	Spike	SPKref	RPDref	MDL	PQL	UQL	%REC	LOW	HIGH	%RPD	Q
C6 to C10	A	ug/L	0	0		0	0	0	2.32	20	0	0%	0	0	0%	U
Gasoline Range Organics (GRO)	A	ug/L	0	0		0	0	0	2.32	20	0	0%	0	0	0%	U
Total Purgeable Hydrocarbons	A	ug/L	27.66365	27.66365		0	0	0	3.56	20	0	0%	0	0	0%	
Trifluorotoluene	S	ug/L	19.23258	19.23258		25	0	0	0.0743	1	0	77%	70	130	0%	
GRO as Gasoline	X	ug/L	0	0		0	0	0	2.32	20	0	0%	0	0	0%	U

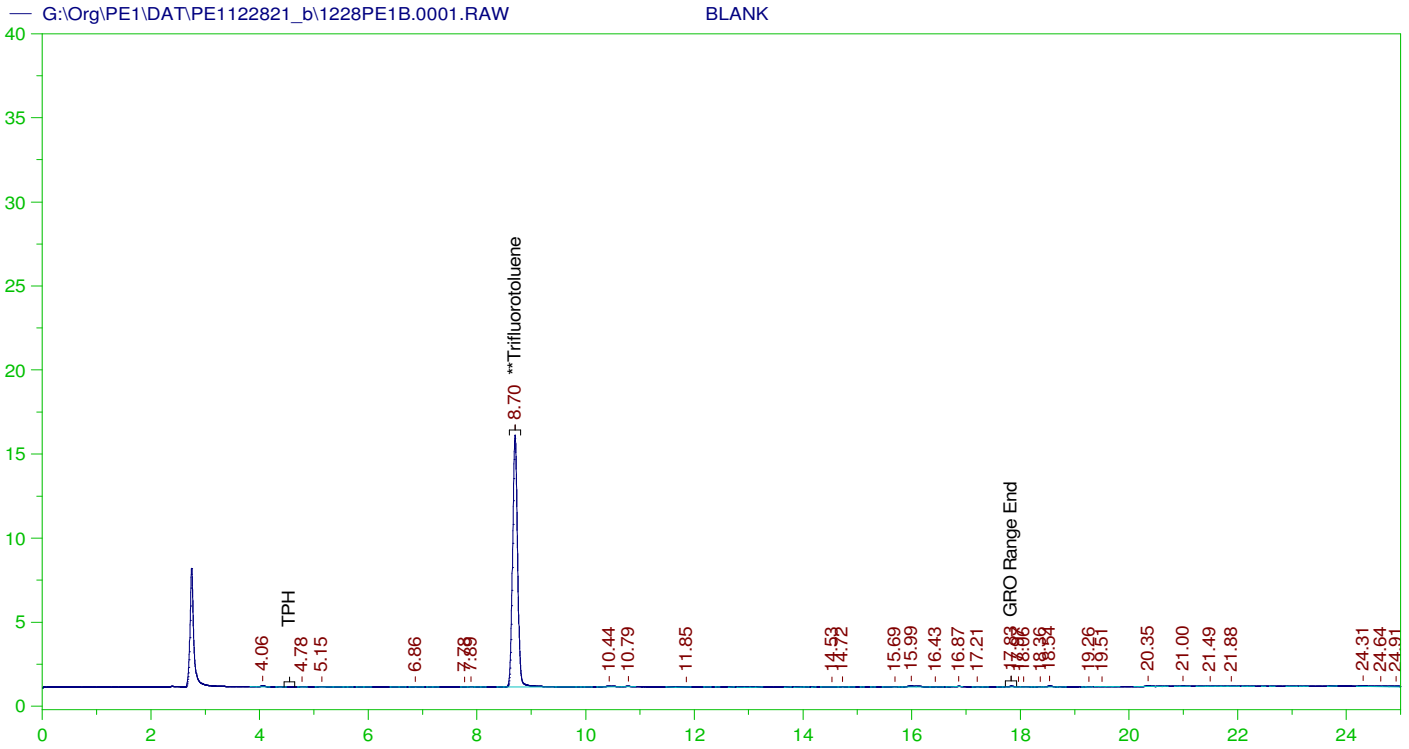
Seq No	Lab ID	Test Code	Sample Typ	File ID	Analysis Date	DF	Batch ID	Prep Date	SPKref	RPDref	pmoist					
14956217	B21121981-004	HC-8015-GRO-	SAMP		12/30/2021 1:58:	1	R372468		0	0						
Analyte	T	Units	RAW	Final	Text	Spike	SPKref	RPDref	MDL	PQL	UQL	%REC	LOW	HIGH	%RPD	Q
C6 to C10	A	ug/L	59.44091	59.44091		0	0	0	2.32	20	0	0%	0	0	0%	
Gasoline Range Organics (GRO)	A	ug/L	59.44091	59.44091		0	0	0	2.32	20	0	0%	0	0	0%	
Total Purgeable Hydrocarbons	A	ug/L	838.2996	838.2996		0	0	0	3.56	20	0	0%	0	0	0%	
Trifluorotoluene	S	ug/L	19.12374	19.12374		25	0	0	0.0743	1	0	76%	70	130	0%	
GRO as Gasoline	X	ug/L	59.44091	59.44091		0	0	0	2.32	20	0	0%	0	0	0%	
Seq No	Lab ID	Test Code	Sample Typ	File ID	Analysis Date	DF	Batch ID	Prep Date	SPKref	RPDref	pmoist					
14956218	B21122077-001	HC-8015-GRO-	SAMP		12/30/2021 3:06:	1	R372468		0	0						
Analyte	T	Units	RAW	Final	Text	Spike	SPKref	RPDref	MDL	PQL	UQL	%REC	LOW	HIGH	%RPD	Q
C6 to C10	A	ug/L	0	0		0	0	0	2.32	20	0	0%	0	0	0%	U
Gasoline Range Organics (GRO)	A	ug/L	0	0		0	0	0	2.32	20	0	0%	0	0	0%	U
Total Purgeable Hydrocarbons	A	ug/L	0	0		0	0	0	3.56	20	0	0%	0	0	0%	U
Trifluorotoluene	S	ug/L	19.27559	19.27559		25	0	0	0.0743	1	0	77%	70	130	0%	
GRO as Gasoline	X	ug/L	0	0		0	0	0	2.32	20	0	0%	0	0	0%	U
Seq No	Lab ID	Test Code	Sample Typ	File ID	Analysis Date	DF	Batch ID	Prep Date	SPKref	RPDref	pmoist					
14956219	B21122088-001	HC-8015-GRO-	SAMP		12/30/2021 4:15:	1	R372468		0	0						
Analyte	T	Units	RAW	Final	Text	Spike	SPKref	RPDref	MDL	PQL	UQL	%REC	LOW	HIGH	%RPD	Q
C6 to C10	A	ug/L	0	0		0	0	0	2.32	20	0	0%	0	0	0%	UT
Gasoline Range Organics (GRO)	A	ug/L	0	0		0	0	0	2.32	20	0	0%	0	0	0%	U
Total Purgeable Hydrocarbons	A	ug/L	0	0		0	0	0	3.56	20	0	0%	0	0	0%	UT
Trifluorotoluene	S	ug/L	18.70512	18.70512		25	0	0	0.0743	1	0	75%	70	130	0%	
GRO as Gasoline	X	ug/L	0	0		0	0	0	2.32	20	0	0%	0	0	0%	U
Seq No	Lab ID	Test Code	Sample Typ	File ID	Analysis Date	DF	Batch ID	Prep Date	SPKref	RPDref	pmoist					
14956220	CCV_1228PE18	HC-8015-GRO-	SAMP		12/30/2021 5:24:	1	R372468		0	0						
Analyte	T	Units	RAW	Final	Text	Spike	SPKref	RPDref	MDL	PQL	UQL	%REC	LOW	HIGH	%RPD	Q
C6 to C10	A	ug/L	212.2283	212.2283		0	0	0	2.32	20	0	0%	0	0	0%	
Gasoline Range Organics (GRO)	A	ug/L	212.2283	212.2283		0	0	0	2.32	20	0	0%	0	0	0%	
Total Purgeable Hydrocarbons	A	ug/L	221.2439	221.2439		0	0	0	3.56	20	0	0%	0	0	0%	
Trifluorotoluene	S	ug/L	18.72448	18.72448		25	0	0	0.0743	1	0	75%	70	130	0%	

Seq No	Lab ID	Test Code	Sample Typ	File ID	Analysis Date	DF	Batch ID	Prep Date	SPKref	RPDref	pmoist					
14956220	CCV_1228PE18	HC-8015-GRO-	SAMP		12/30/2021 5:24:	1	R372468		0	0						
Analyte	T	Units	RAW	Final	Text	Spike	SPKref	RPDref	MDL	PQL	UQL	%REC	LOW	HIGH	%RPD	Q
GRO as Gasoline	X	ug/L	212.2283	212.2283		0	0	0	2.32	20	0	0%	0	0	0%	

Seq No	Lab ID	Test Code	Sample Typ	File ID	Analysis Date	DF	Batch ID	Prep Date	SPKref	RPDref	pmoist					
14956221	CCV_1228PE18	HC-8015-GRO-	CCV		12/30/2021 5:58:	1	R372468		0	0						
Analyte	T	Units	RAW	Final	Text	Spike	SPKref	RPDref	MDL	PQL	UQL	%REC	LOW	HIGH	%RPD	Q
C6 to C10	A	ug/L	143.0106	143.0106		168	0	0	2.32	20	0	85%	80	120	0%	
Gasoline Range Organics (GRO)	A	ug/L	143.0106	143.0106		168	0	0	2.32	20	0	85%	80	120	0%	
Total Purgeable Hydrocarbons	A	ug/L	170.3767	170.3767		200	0	0	3.56	20	0	85%	80	120	0%	
Trifluorotoluene	S	ug/L	21.53892	21.53892		25	0	0	0.0743	1	0	86%	80	120	0%	
GRO as Gasoline	X	ug/L	143.0106	143.0106		0	0	0	2.32	20	0	0%	0	0	0%	

Data File	Write Sequence	Sample Name	Insert Entries(Have the first cell for entries selector)	Method	Weight	Dil Factor	Amt Inj.	IS	Cal ID
G:\Org\PE1\DAT\PE1122821_b\1228PE1.01r		BLANK		G:\Org\PE1\Methods\21120	1	1	1	1	0
G:\Org\PE1\DAT\PE1122821_b\1228PE1.02r		BLANK		G:\Org\PE1\Methods\21120	1	1	1	1	0
G:\Org\PE1\DAT\PE1122821_b\1228PE1.03r		CCV_1228PE103r, GQC ;1228PE1 ,		G:\Org\PE1\Methods\21120	1	1	1	1	0
G:\Org\PE1\DAT\PE1122821_b\1228PE1.04r		CCV_1228PE104r, GQC ;1228PE1 ,		G:\Org\PE1\Methods\21120	1	1	1	1	0
G:\Org\PE1\DAT\PE1122821_b\1228PE1.05r		LCS_1228PE105r, GQC ;1228PE1 ,		G:\Org\PE1\Methods\21120	5	1	1	1	0
G:\Org\PE1\DAT\PE1122821_b\1228PE1.06r		MBLK_1228PE106r, QC ;1228PE1 ,		G:\Org\PE1\Methods\21120	5	1	1	1	0
G:\Org\PE1\DAT\PE1122821_b\1228PE1.07r		B21121841-001D ;1228PE1 , \$HC-8015-GRO-W,		G:\Org\PE1\Methods\21120	5	1	1	1	0
G:\Org\PE1\DAT\PE1122821_b\1228PE1.08r		BLANK		G:\Org\PE1\Methods\21120	1	1	1	1	0
G:\Org\PE1\DAT\PE1122821_b\1228PE1.09r		B21121841-002D ;1228PE1 , \$HC-8015-GRO-W,		G:\Org\PE1\Methods\21120	5	1	1	1	0
G:\Org\PE1\DAT\PE1122821_b\1228PE1.10r		BLANK		G:\Org\PE1\Methods\21120	1	1	1	1	0
G:\Org\PE1\DAT\PE1122821_b\1228PE1.11r		B21121841-003D ;1228PE1 , \$HC-8015-GRO-W,		G:\Org\PE1\Methods\21120	5	1	1	1	0
G:\Org\PE1\DAT\PE1122821_b\1228PE1.12r		BLANK		G:\Org\PE1\Methods\21120	1	1	1	1	0
G:\Org\PE1\DAT\PE1122821_b\1228PE1.13r		B21121841-004D ;1228PE1 , \$HC-8015-GRO-W,		G:\Org\PE1\Methods\21120	5	1	1	1	0
G:\Org\PE1\DAT\PE1122821_b\1228PE1.14r		BLANK		G:\Org\PE1\Methods\21120	1	1	1	1	0
G:\Org\PE1\DAT\PE1122821_b\1228PE1.15r		B21121841-006A ;1228PE1 , \$HC-8015-GRO-W,		G:\Org\PE1\Methods\21120	5	1	1	1	0
G:\Org\PE1\DAT\PE1122821_b\1228PE1.16r		B21121841-010A ;1228PE1 , \$HC-8015-GRO-W,		G:\Org\PE1\Methods\21120	5	1	1	1	0
G:\Org\PE1\DAT\PE1122821_b\1228PE1.17r		B21121841-001DMS, GQC ;1228PE1 , \$HC-8015-GRO-W,		G:\Org\PE1\Methods\21120	5	1	1	1	0
G:\Org\PE1\DAT\PE1122821_b\1228PE1.18r		B21121841-001DMSD, GQC ;1228PE1 , \$HC-8015-GRO-W,		G:\Org\PE1\Methods\21120	5	1	1	1	0
G:\Org\PE1\DAT\PE1122821_b\1228PE1.19r		BLANK		G:\Org\PE1\Methods\21120	1	1	1	1	0
G:\Org\PE1\DAT\PE1122821_b\1228PE1.20r		B21121957-003A ;1228PE1 , \$HC-8015-GRO-W,		G:\Org\PE1\Methods\21120	5	1	1	1	0
G:\Org\PE1\DAT\PE1122821_b\1228PE1.21r		B21121959-002A ;1228PE1 , \$HC-8015-GRO-W,		G:\Org\PE1\Methods\21120	5	1	1	1	0
G:\Org\PE1\DAT\PE1122821_b\1228PE1.22r		B21121961-002A ;1228PE1 , \$HC-8015-GRO-W,		G:\Org\PE1\Methods\21120	5	1	1	1	0
G:\Org\PE1\DAT\PE1122821_b\1228PE1.23r		CCV_1228PE123r, GQC ;1228PE1 ,		G:\Org\PE1\Methods\21120	1	1	1	1	0
G:\Org\PE1\DAT\PE1122821_b\1228PE1.24r		CCV_1228PE124r, GQC ;1228PE1 ,		G:\Org\PE1\Methods\21120	1	1	1	1	0
G:\Org\PE1\DAT\PE1122821_b\1228PE1.25r		LCS_1228PE125r, GQC ;1228PE1 ,		G:\Org\PE1\Methods\21120	5	1	1	1	0
G:\Org\PE1\DAT\PE1122821_b\1228PE1.26r		MBLK_1228PE126r, QC ;1228PE1 ,		G:\Org\PE1\Methods\21120	5	1	1	1	0
G:\Org\PE1\DAT\PE1122821_b\1228PE1.27r		B21121957-001D ;1228PE1 , \$HC-8015-GRO-W,		G:\Org\PE1\Methods\21120	5	1	1	1	0
G:\Org\PE1\DAT\PE1122821_b\1228PE1.28r		BLANK		G:\Org\PE1\Methods\21120	1	1	1	1	0
G:\Org\PE1\DAT\PE1122821_b\1228PE1.29r		B21121959-001F ;1228PE1 , \$HC-8015-GRO-W,		G:\Org\PE1\Methods\21120	5	1	1	1	0
G:\Org\PE1\DAT\PE1122821_b\1228PE1.30r		BLANK		G:\Org\PE1\Methods\21120	1	1	1	1	0
G:\Org\PE1\DAT\PE1122821_b\1228PE1.31r		B21121961-001F ;1228PE1 , \$HC-8015-GRO-W,		G:\Org\PE1\Methods\21120	5	1	1	1	0
G:\Org\PE1\DAT\PE1122821_b\1228PE1.32r		BLANK		G:\Org\PE1\Methods\21120	1	1	1	1	0
G:\Org\PE1\DAT\PE1122821_b\1228PE1.33r		B21121965-001F ;1228PE1 , \$HC-8015-GRO-W,		G:\Org\PE1\Methods\21120	5	1	1	1	0
G:\Org\PE1\DAT\PE1122821_b\1228PE1.34r		BLANK		G:\Org\PE1\Methods\21120	1	1	1	1	0
G:\Org\PE1\DAT\PE1122821_b\1228PE1.35r		B21121967-001F ;1228PE1 , \$HC-8015-GRO-W,		G:\Org\PE1\Methods\21120	5	1	1	1	0
G:\Org\PE1\DAT\PE1122821_b\1228PE1.36r		BLANK		G:\Org\PE1\Methods\21120	1	1	1	1	0
G:\Org\PE1\DAT\PE1122821_b\1228PE1.37r		B21121968-001F ;1228PE1 , \$HC-8015-GRO-W,		G:\Org\PE1\Methods\21120	5	1	1	1	0
G:\Org\PE1\DAT\PE1122821_b\1228PE1.38r		BLANK		G:\Org\PE1\Methods\21120	1	1	1	1	0
G:\Org\PE1\DAT\PE1122821_b\1228PE1.39r		B21121977-001F ;1228PE1 , \$HC-8015-GRO-W,		G:\Org\PE1\Methods\21120	5	1	1	1	0
G:\Org\PE1\DAT\PE1122821_b\1228PE1.40r		BLANK		G:\Org\PE1\Methods\21120	1	1	1	1	0
G:\Org\PE1\DAT\PE1122821_b\1228PE1.41r		B21121977-002F ;1228PE1 , \$HC-8015-GRO-W,		G:\Org\PE1\Methods\21120	5	1	1	1	0
G:\Org\PE1\DAT\PE1122821_b\1228PE1.42r		BLANK		G:\Org\PE1\Methods\21120	1	1	1	1	0
G:\Org\PE1\DAT\PE1122821_b\1228PE1.43r		CCV_1228PE143r, GQC ;1228PE1 ,		G:\Org\PE1\Methods\21120	1	1	1	1	0
G:\Org\PE1\DAT\PE1122821_b\1228PE1.44r		CCV_1228PE144r, GQC ;1228PE1 ,		G:\Org\PE1\Methods\21120	1	1	1	1	0
G:\Org\PE1\DAT\PE1122821_b\1228PE1.45r		LCS_1228PE145r, GQC ;1228PE1 ,		G:\Org\PE1\Methods\21120	5	1	1	1	0
G:\Org\PE1\DAT\PE1122821_b\1228PE1.46r		MBLK_1228PE146r, QC ;1228PE1 ,		G:\Org\PE1\Methods\21120	5	1	1	1	0
G:\Org\PE1\DAT\PE1122821_b\1228PE1.47r		B21121965-002A ;1228PE1 , \$HC-8015-GRO-W,		G:\Org\PE1\Methods\21120	5	1	1	1	0
G:\Org\PE1\DAT\PE1122821_b\1228PE1.48r		B21121967-002A ;1228PE1 , \$HC-8015-GRO-W,		G:\Org\PE1\Methods\21120	5	1	1	1	0

G:\Org\PE1\DAT\PE1122821_b\1228PE1.49r	B21121968-002A ;1228PE1 , \$HC-8015-GRO-W,	G:\Org\PE1\Methods\21120	5	1	1	1	0
G:\Org\PE1\DAT\PE1122821_b\1228PE1.50r	B21121977-003A ;1228PE1 , \$HC-8015-GRO-W,	G:\Org\PE1\Methods\21120	5	1	1	1	0
G:\Org\PE1\DAT\PE1122821_b\1228PE1.51r	B21121979-004A ;1228PE1 , \$HC-8015-GRO-W,	G:\Org\PE1\Methods\21120	5	1	1	1	0
G:\Org\PE1\DAT\PE1122821_b\1228PE1.52r	B21121981-007A ;1228PE1 , \$HC-8015-GRO-W,	G:\Org\PE1\Methods\21120	5	1	1	1	0
G:\Org\PE1\DAT\PE1122821_b\1228PE1.53r	B21122077-003A ;1228PE1 , \$HC-8015-GRO-W,	G:\Org\PE1\Methods\21120	5	1	1	1	0
G:\Org\PE1\DAT\PE1122821_b\1228PE1.54r	B21122088-003A ;1228PE1 , \$HC-8015-GRO-W,	G:\Org\PE1\Methods\21120	5	1	1	1	0
G:\Org\PE1\DAT\PE1122821_b\1228PE1.55r	B21121981-001F ;1228PE1 , \$HC-8015-GRO-W,	G:\Org\PE1\Methods\21120	5	1	1	1	0
G:\Org\PE1\DAT\PE1122821_b\1228PE1.56r	BLANK	G:\Org\PE1\Methods\21120	1	1	1	1	0
G:\Org\PE1\DAT\PE1122821_b\1228PE1.57r	B21121981-001FMS, GQC ;1228PE1 , \$HC-8015-GRO-W,	G:\Org\PE1\Methods\21120	5	1	1	1	0
G:\Org\PE1\DAT\PE1122821_b\1228PE1.58r	B21121981-001FMSD, GQC ;1228PE1 , \$HC-8015-GRO-W,	G:\Org\PE1\Methods\21120	5	1	1	1	0
G:\Org\PE1\DAT\PE1122821_b\1228PE1.59r	BLANK	G:\Org\PE1\Methods\21120	1	1	1	1	0
G:\Org\PE1\DAT\PE1122821_b\1228PE1.60r	B21121979-001F ;1228PE1 , \$HC-8015-GRO-W,	G:\Org\PE1\Methods\21120	5	1	1	1	0
G:\Org\PE1\DAT\PE1122821_b\1228PE1.61r	BLANK	G:\Org\PE1\Methods\21120	1	1	1	1	0
G:\Org\PE1\DAT\PE1122821_b\1228PE1.62r	BLANK	G:\Org\PE1\Methods\21120	1	1	1	1	0
G:\Org\PE1\DAT\PE1122821_b\1228PE1.63r	CCV 1228PE163r, GQC ;1228PE1 ,	G:\Org\PE1\Methods\21120	1	1	1	1	0
G:\Org\PE1\DAT\PE1122821_b\1228PE1.64r	CCV 1228PE164r, GQC ;1228PE1 ,	G:\Org\PE1\Methods\21120	1	1	1	1	0
G:\Org\PE1\DAT\PE1122821_b\1228PE1.65r	LCS 1228PE165r, GQC ;1228PE1 ,	G:\Org\PE1\Methods\21120	5	1	1	1	0
G:\Org\PE1\DAT\PE1122821_b\1228PE1.66r	MBLK 1228PE166r, QC ;1228PE1 ,	G:\Org\PE1\Methods\21120	5	1	1	1	0
G:\Org\PE1\DAT\PE1122821_b\1228PE1.67r	B21121979-002C ;1228PE1 , \$HC-8015-GRO-W,	G:\Org\PE1\Methods\21120	5	1	1	1	0
G:\Org\PE1\DAT\PE1122821_b\1228PE1.68r	BLANK	G:\Org\PE1\Methods\21120	1	1	1	1	0
G:\Org\PE1\DAT\PE1122821_b\1228PE1.69r	B21121979-003F ;1228PE1 , \$HC-8015-GRO-W,	G:\Org\PE1\Methods\21120	5	1	1	1	0
G:\Org\PE1\DAT\PE1122821_b\1228PE1.70r	BLANK	G:\Org\PE1\Methods\21120	1	1	1	1	0
G:\Org\PE1\DAT\PE1122821_b\1228PE1.71r	B21121981-002C ;1228PE1 , \$HC-8015-GRO-W,	G:\Org\PE1\Methods\21120	5	1	1	1	0
G:\Org\PE1\DAT\PE1122821_b\1228PE1.72r	BLANK	G:\Org\PE1\Methods\21120	1	1	1	1	0
G:\Org\PE1\DAT\PE1122821_b\1228PE1.73r	B21121981-003F ;1228PE1 , \$HC-8015-GRO-W,	G:\Org\PE1\Methods\21120	5	1	1	1	0
G:\Org\PE1\DAT\PE1122821_b\1228PE1.74r	BLANK	G:\Org\PE1\Methods\21120	1	1	1	1	0
G:\Org\PE1\DAT\PE1122821_b\1228PE1.75r	B21121981-004F ;1228PE1 , \$HC-8015-GRO-W,	G:\Org\PE1\Methods\21120	5	1	1	1	0
G:\Org\PE1\DAT\PE1122821_b\1228PE1.76r	BLANK	G:\Org\PE1\Methods\21120	1	1	1	1	0
G:\Org\PE1\DAT\PE1122821_b\1228PE1.77r	B21122077-001F ;1228PE1 , \$HC-8015-GRO-W,	G:\Org\PE1\Methods\21120	5	1	1	1	0
G:\Org\PE1\DAT\PE1122821_b\1228PE1.78r	BLANK	G:\Org\PE1\Methods\21120	1	1	1	1	0
G:\Org\PE1\DAT\PE1122821_b\1228PE1.79r	B21122088-001F ;1228PE1 , \$HC-8015-GRO-W,	G:\Org\PE1\Methods\21120	5	1	1	1	0
G:\Org\PE1\DAT\PE1122821_b\1228PE1.80r	BLANK	G:\Org\PE1\Methods\21120	1	1	1	1	0
G:\Org\PE1\DAT\PE1122821_b\1228PE1.81r	CCV 1228PE181r, GQC ;1228PE1 ,	G:\Org\PE1\Methods\21120	1	1	1	1	0
G:\Org\PE1\DAT\PE1122821_b\1228PE1.82r	CCV 1228PE182r, GQC ;1228PE1 ,	G:\Org\PE1\Methods\21120	1	1	1	1	0
G:\Org\PE1\DAT\PE1122821_b\1228PE1.83r	BLANK	G:\Org\PE1\Methods\21120	5	1	1	1	0



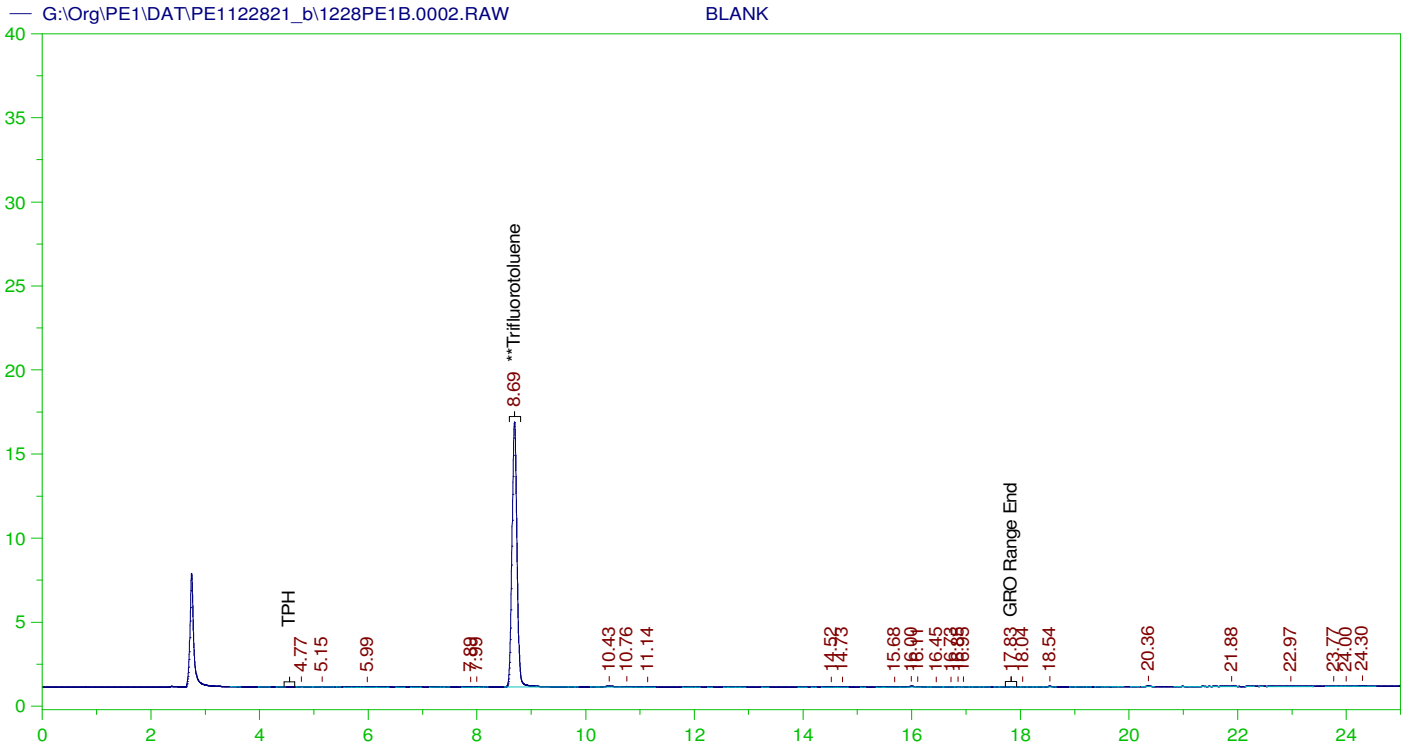
GASOLINE RANGE ORGANICS CHROMATOGRAM REPORT

Sample Name: BLANK
 Raw File: G:\Org\PE1\DAT\PE1122821_b\1228PE1B.0001.RAW
 Date & Time Acquired: 12/28/2021 7:41:31 AM
 Method File: G:\Org\PE1\Methods\211208GROB.MET
 Calibration File: G:\Org\PE1\Cals\211208GRO8015CB.CAL
 Sample Weight: 1 Dilution: 1 S.A.: 1

Mean RF for GRO: 945.9678
 Mean RF for TPH: 909.3915
 Rt range for Gasoline Range Organics: 4.45 to 17.93

SURROGATE COMPOUND	RT	ACTUAL	MEASURED	%REC
**Trifluorotoluene	8.702	125.	102.224	81.78

GRO Area:3432.652 GRO Amount: 3.628719
 TPH Area:6306.583 TPH Amount: 6.934948



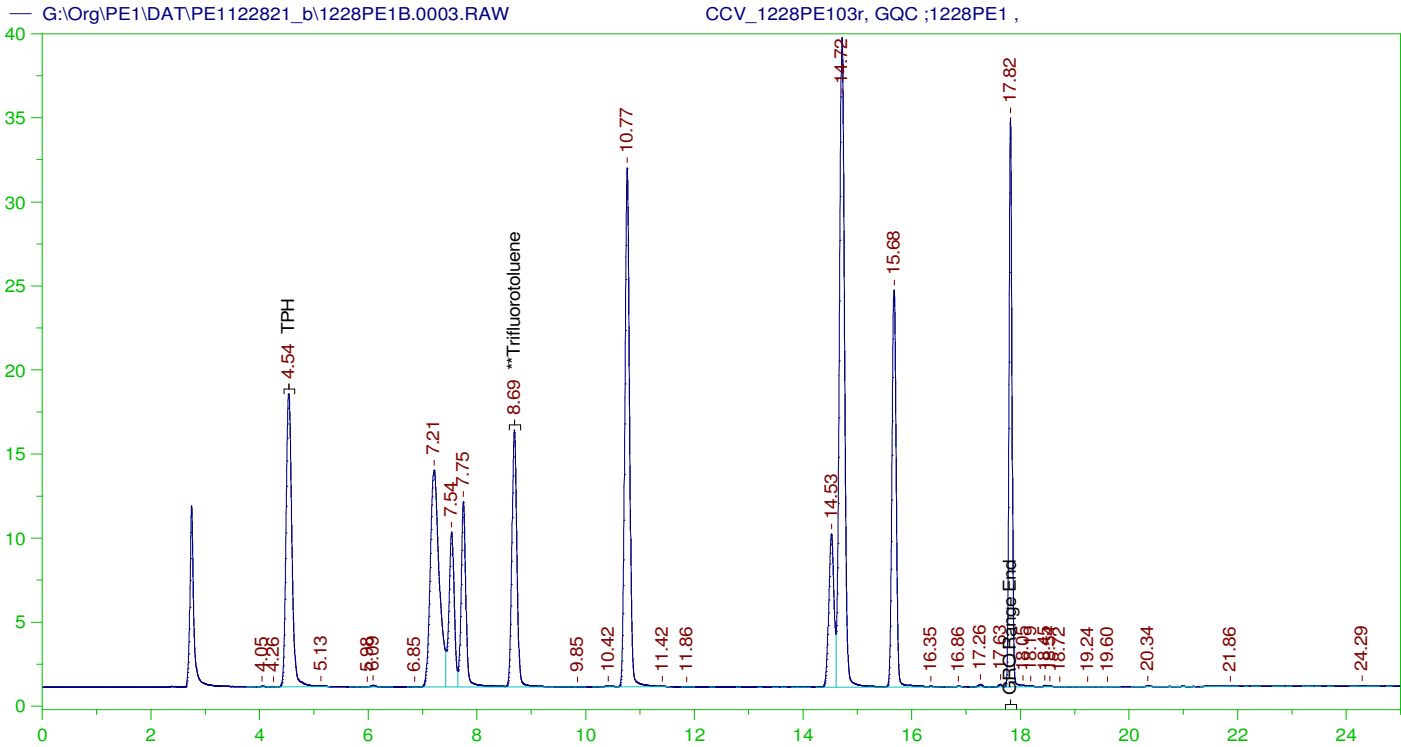
GASOLINE RANGE ORGANICS CHROMATOGRAM REPORT

Sample Name: BLANK
 Raw File: G:\Org\PE1\DAT\PE1122821_b\1228PE1B.0002.RAW
 Date & Time Acquired: 12/28/2021 8:15:39 AM
 Method File: G:\Org\PE1\Methods\211208GROB.MET
 Calibration File: G:\Org\PE1\Cals\211208GRO8015CB.CAL
 Sample Weight: 1 Dilution: 1 S.A.: 1

Mean RF for GRO: 945.9678
 Mean RF for TPH: 909.3915
 Rt range for Gasoline Range Organics: 4.45 to 17.93

SURROGATE COMPOUND	RT	ACTUAL	MEASURED	%REC
**Trifluorotoluene	8.691	125.	107.037	85.63

GRO Area: 4228.418 GRO Amount: 4.469939
 TPH Area: 6062.1 TPH Amount: 6.666106



GASOLINE RANGE ORGANICS CHROMATOGRAM REPORT

Sample Name: CCV_1228PE103r, GQC ;1228PE1 ,
Raw File: G:\Org\PE1\DAT\PE1122821_b\1228PE1B.0003.RAW
Date & Time Acquired: 12/28/2021 8:49:48 AM
Method File: G:\Org\PE1\Methods\211208GROB.MET
Calibration File: G:\Org\PE1\Cals\211208GRO8015CB.CAL
Sample Weight: 1 Dilution: 1 S.A.: 1

Mean RF for GRO: 945.9678
Mean RF for TPH: 909.3915
Rt range for Gasoline Range Organics: 4.45 to 17.93

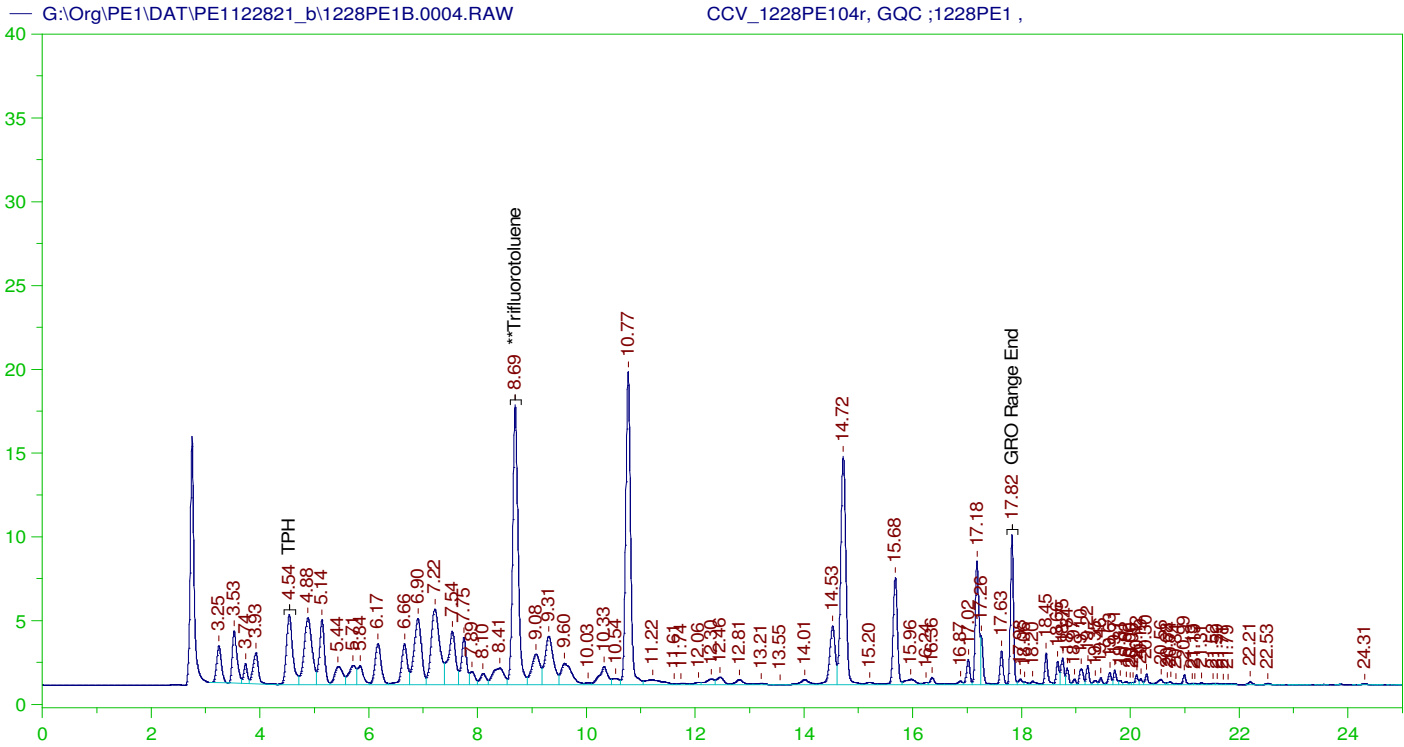
SURROGATE COMPOUND	RT	ACTUAL	MEASURED	%REC
**Trifluorotoluene	8.689	125.	104.406	83.52

GRO Area:1176710 GRO Amount: 1243.922
TPH Area:1179433 TPH Amount: 1296.948

CONTINUING CALIBRATION REPORT: G:\Org\PE1\DAT\PE1122821_b\1228PE1B.0003.RAW

COMPOUND	ACTUAL (NG)	MEASURED (NG)	%RECOVERY	LIMITS
GRO	840.	1243.92	148.09	85-115
TPH	1000.	1296.95	129.69	85-115

SURROGATE COMPOUND	RT	ACTUAL	MEASURED	%REC	LIMITS
**Trifluorotoluene	8.689	125.	104.406	83.52	85-115



GASOLINE RANGE ORGANICS CHROMATOGRAM REPORT

Sample Name: CCV_1228PE104r, GQC ;1228PE1 ,
Raw File: G:\Org\PE1\DAT\PE1122821_b\1228PE1B.0004.RAW
Date & Time Acquired: 12/28/2021 9:23:56 AM
Method File: G:\Org\PE1\Methods\211208GCCV1228_04B%.MET
Calibration File: G:\Org\PE1\Cals\211208GRO8015CB.CAL
Sample Weight: 1 Dilution: 1 S.A.: 1

Mean RF for GRO: 945.9678
Mean RF for TPH: 909.3915
Rt range for Gasoline Range Organics: 4.45 to 17.93

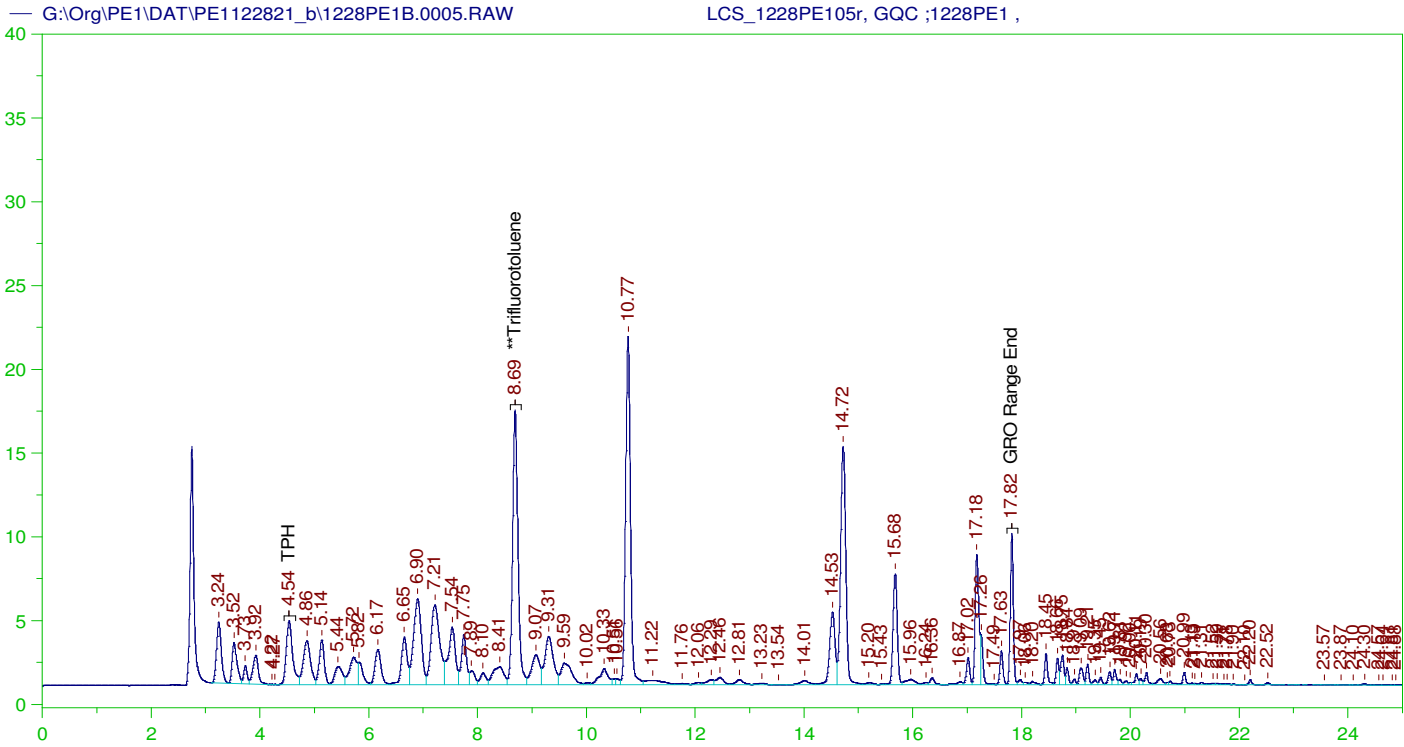
SURROGATE COMPOUND	RT	ACTUAL	MEASURED	%REC
**Trifluorotoluene	8.693	125.	122.673	98.14

GRO Area:815640 GRO Amount: 862.2281
TPH Area:931222.1 TPH Amount: 1024.006

CONTINUING CALIBRATION REPORT: G:\Org\PE1\DAT\PE1122821_b\1228PE1B.0004.RAW

COMPOUND	ACTUAL (NG)	MEASURED (NG)	%RECOVERY	LIMITS
GRO	840.	862.23	102.65	85-115
TPH	1000.	1024.01	102.4	85-115

SURROGATE COMPOUND	RT	ACTUAL	MEASURED	%REC	LIMITS
**Trifluorotoluene	8.693	125.	122.673	98.14	85-115



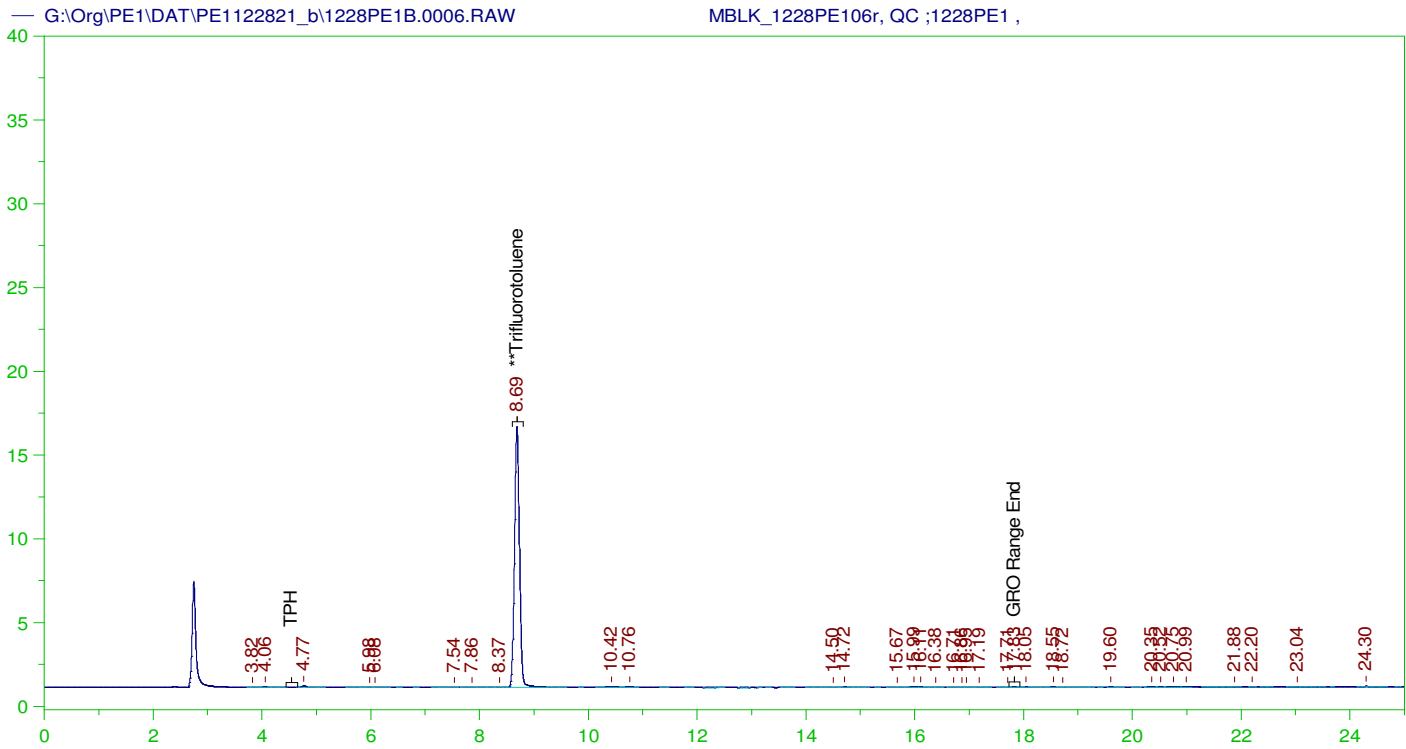
GASOLINE RANGE ORGANICS CHROMATOGRAM REPORT

Sample Name: LCS_1228PE105r, GQC ;1228PE1 ,
 Raw File: G:\Org\PE1\DAT\PE1122821_b\1228PE1B.0005.RAW
 Date & Time Acquired: 12/28/2021 9:58:08 AM
 Method File: G:\Org\PE1\Methods\211208GLCS1228_05B%.MET
 Calibration File: G:\Org\PE1\Cals\211208GRO8015CB.CAL
 Sample Weight: 5 Dilution: 1 S.A.: 1

Mean RF for GRO: 945.9678
 Mean RF for TPH: 909.3915
 Rt range for Gasoline Range Organics: 4.45 to 17.93

SURROGATE COMPOUND	RT	ACTUAL	MEASURED	%REC
**Trifluorotoluene	8.691	25.	24.032	96.13

GRO Area:844538.8 GRO Amount: 178.5555
 TPH Area:974797.4 TPH Amount: 214.3846



GASOLINE RANGE ORGANICS CHROMATOGRAM REPORT

Sample Name: MBLK_1228PE106r, QC ;1228PE1 ,
 Raw File: G:\Org\PE1\DAT\PE1122821_b\1228PE1B.0006.RAW
 Date & Time Acquired: 12/28/2021 10:32:20 AM
 Method File: G:\Org\PE1\Methods\211208GROB%.MET
 Calibration File: G:\Org\PE1\Cals\211208GRO8015CB.CAL
 Sample Weight: 5 Dilution: 1 S.A.: 1

Mean RF for GRO: 945.9678
 Mean RF for TPH: 909.3915
 Rt range for Gasoline Range Organics: 4.45 to 17.93

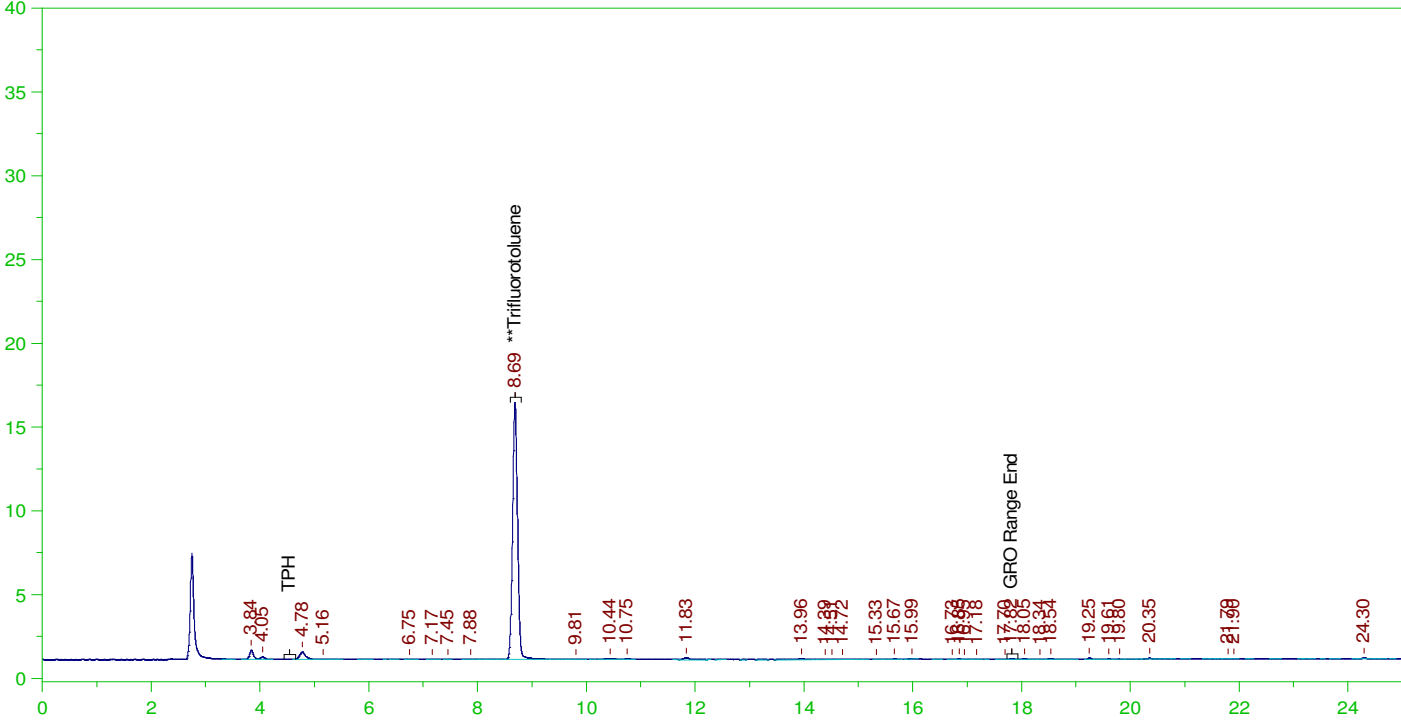
SURROGATE COMPOUND	RT	ACTUAL	MEASURED	%REC
**Trifluorotoluene	8.688	25.	21.176	84.7

GRO Area:5169.42 GRO Amount: 1.092938
 TPH Area:7412.195 TPH Amount: 1.630144

ERH2191 (RHMW09)

G:\Org\PE1\DAT\PE1122821_b\1228PE1B.0007.RAW

B21121841-001D ;1228PE1 , \$HC-8015-GRO-W,



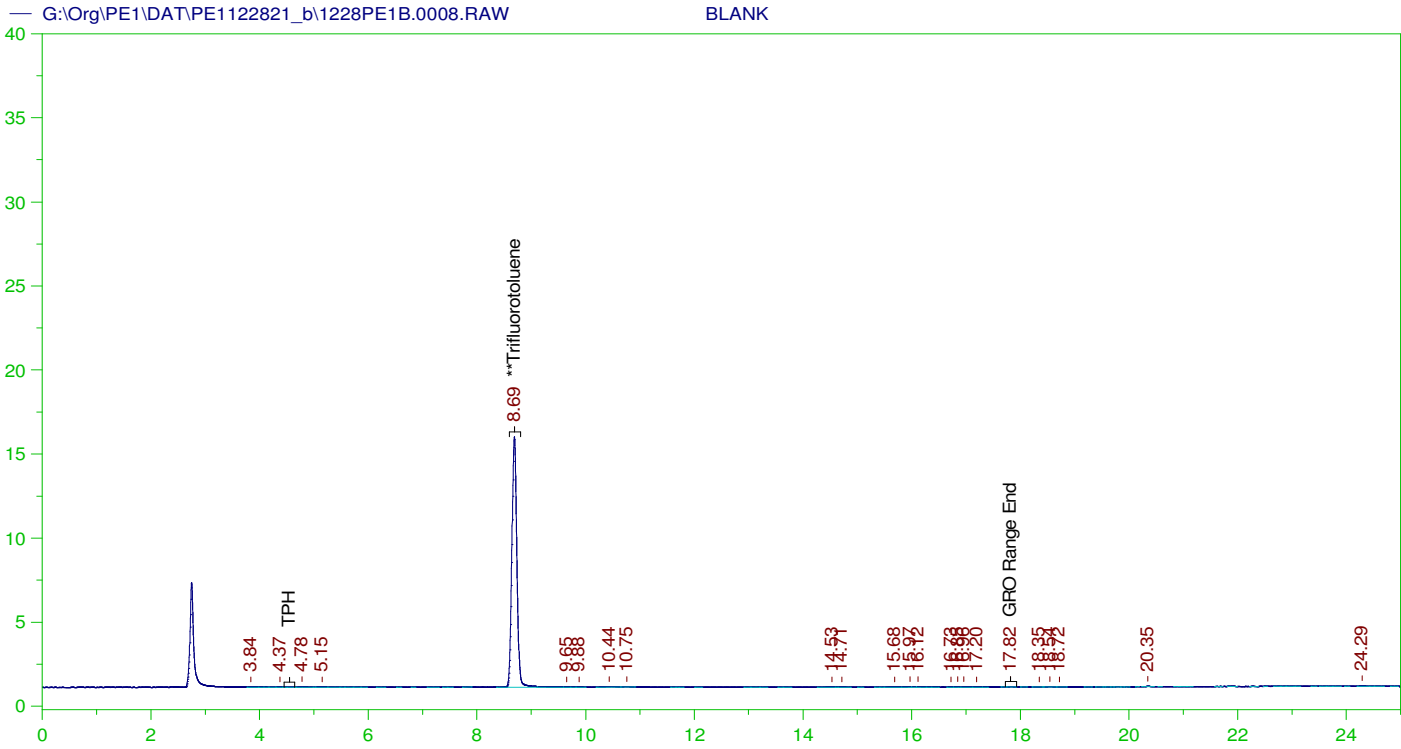
GASOLINE RANGE ORGANICS CHROMATOGRAM REPORT

Sample Name: B21121841-001D ;1228PE1 , \$HC-8015-GRO-W,
Raw File: G:\Org\PE1\DAT\PE1122821_b\1228PE1B.0007.RAW
Date & Time Acquired: 12/28/2021 11:06:32 AM
Method File: G:\Org\PE1\Methods\211208GROB%.MET
Calibration File: G:\Org\PE1\Cals\211208GRO8015CB.CAL
Sample Weight: 5 Dilution: 1 S.A.: 1

Mean RF for GRO: 945.9678
Mean RF for TPH: 909.3915
Rt range for Gasoline Range Organics: 4.45 to 17.93

SURROGATE COMPOUND	RT	ACTUAL	MEASURED	%REC
**Trifluorotoluene	8.689	25.	20.878	83.51

GRO Area:8902.16 GRO Amount: 1.882128
TPH Area:15031.33 TPH Amount: 3.305801



GASOLINE RANGE ORGANICS CHROMATOGRAM REPORT

Sample Name: BLANK
 Raw File: G:\Org\PE1\DAT\PE1122821_b\1228PE1B.0008.RAW
 Date & Time Acquired: 12/28/2021 11:40:47 AM
 Method File: G:\Org\PE1\Methods\211208GROB.MET
 Calibration File: G:\Org\PE1\Cals\211208GRO8015CB.CAL
 Sample Weight: 1 Dilution: 1 S.A.: 1

Mean RF for GRO: 945.9678
 Mean RF for TPH: 909.3915
 Rt range for Gasoline Range Organics: 4.45 to 17.93

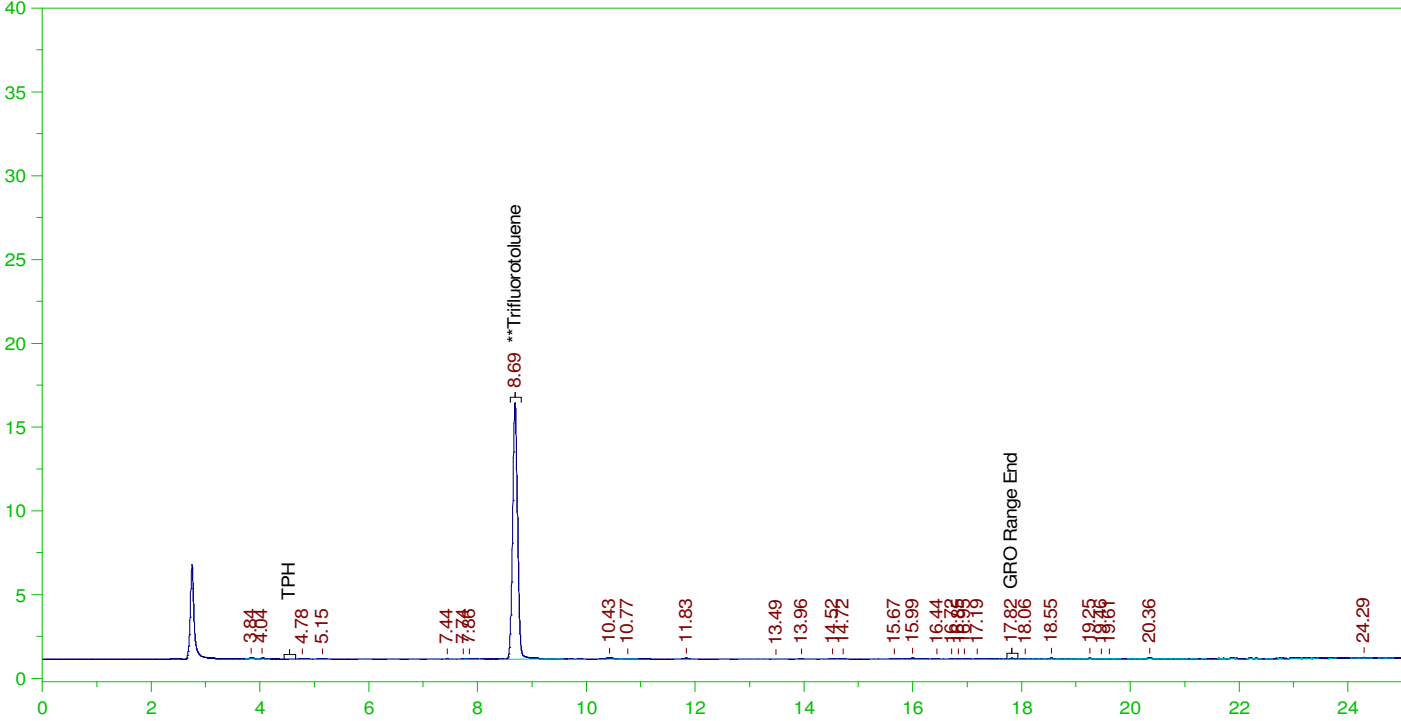
SURROGATE COMPOUND	RT	ACTUAL	MEASURED	%REC	
**Trifluorotoluene	8.688	125.	101.032	80.83	-

GRO Area:3239.033 GRO Amount: 3.424041
 TPH Area:4754.451 TPH Amount: 5.228168

ERH2189 (RHMW08-FD)

G:\Org\PE1\DAT\PE1122821_b\1228PE1B.0009.RAW

B21121841-002D ;1228PE1 , \$HC-8015-GRO-W,



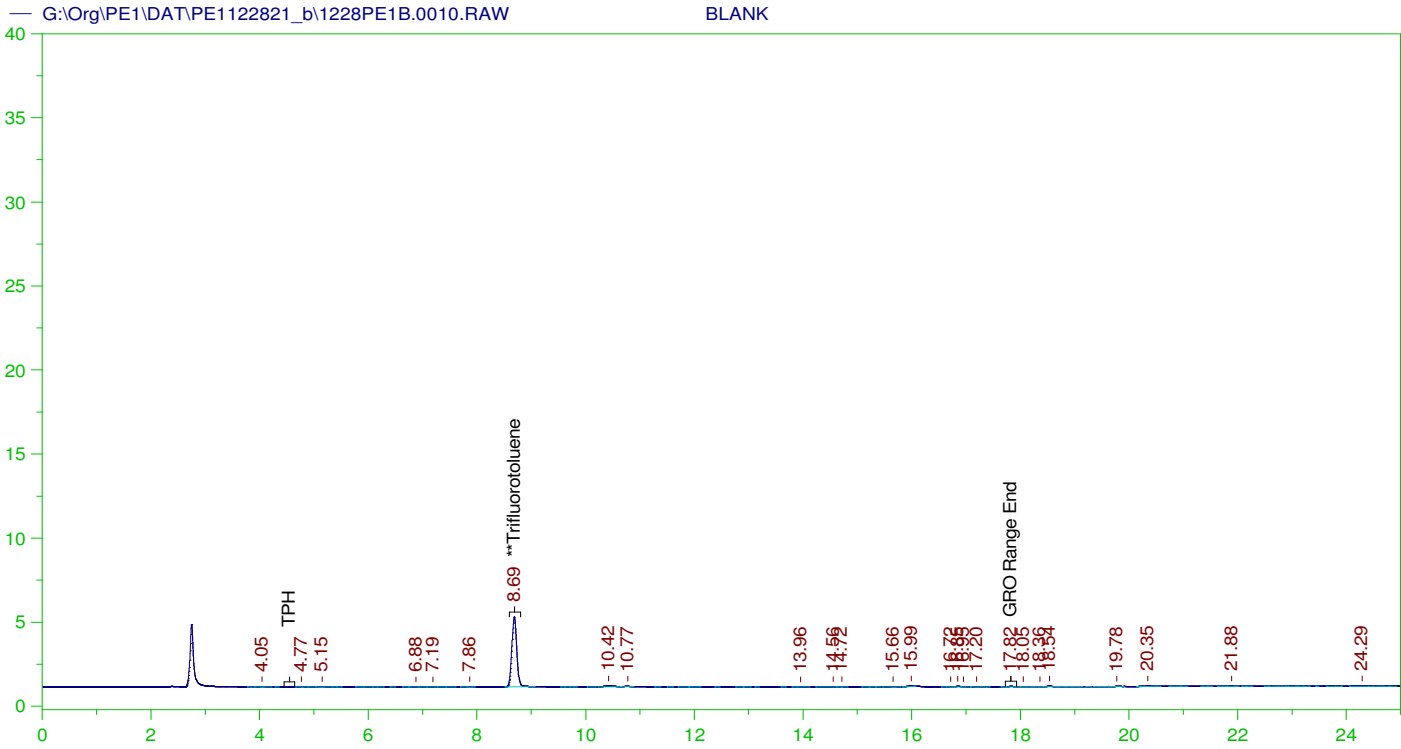
GASOLINE RANGE ORGANICS CHROMATOGRAM REPORT

Sample Name: B21121841-002D ;1228PE1 , \$HC-8015-GRO-W,
Raw File: G:\Org\PE1\DAT\PE1122821_b\1228PE1B.0009.RAW
Date & Time Acquired: 12/28/2021 12:15:09 PM
Method File: G:\Org\PE1\Methods\211208GROB%.MET
Calibration File: G:\Org\PE1\Cals\211208GRO8015CB.CAL
Sample Weight: 5 Dilution: 1 S.A.: 1

Mean RF for GRO: 945.9678
Mean RF for TPH: 909.3915
Rt range for Gasoline Range Organics: 4.45 to 17.93

SURROGATE COMPOUND	RT	ACTUAL	MEASURED	%REC
**Trifluorotoluene	8.69	25.	20.806	83.22

GRO Area:4277.599 GRO Amount: 0.9043857
TPH Area:6649.601 TPH Amount: 1.462429



GASOLINE RANGE ORGANICS CHROMATOGRAM REPORT

Sample Name: BLANK
 Raw File: G:\Org\PE1\DAT\PE1122821_b\1228PE1B.0010.RAW
 Date & Time Acquired: 12/28/2021 12:49:33 PM
 Method File: G:\Org\PE1\Methods\211208GROB.MET
 Calibration File: G:\Org\PE1\Cals\211208GRO8015CB.CAL
 Sample Weight: 1 Dilution: 1 S.A.: 1

Mean RF for GRO: 945.9678
 Mean RF for TPH: 909.3915
 Rt range for Gasoline Range Organics: 4.45 to 17.93

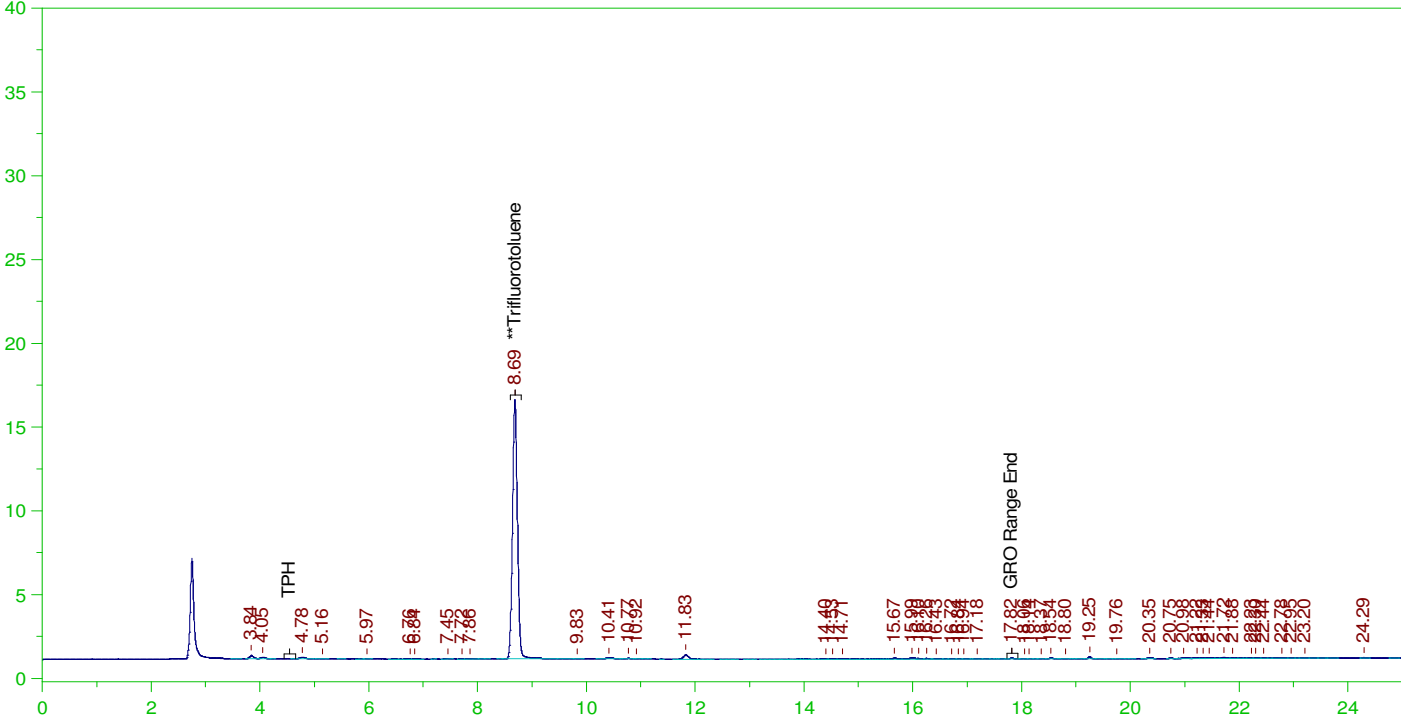
SURROGATE COMPOUND	RT	ACTUAL	MEASURED	%REC
**Trifluorotoluene	8.687	125.	27.965	22.37

GRO Area:3284.546 GRO Amount: 3.472154
 TPH Area:5082.586 TPH Amount: 5.588997

ERH2188 (RHMW08)

G:\Org\PE1\DAT\PE1122821_b\1228PE1B.0011.RAW

B21121841-003D ;1228PE1 , \$HC-8015-GRO-W,



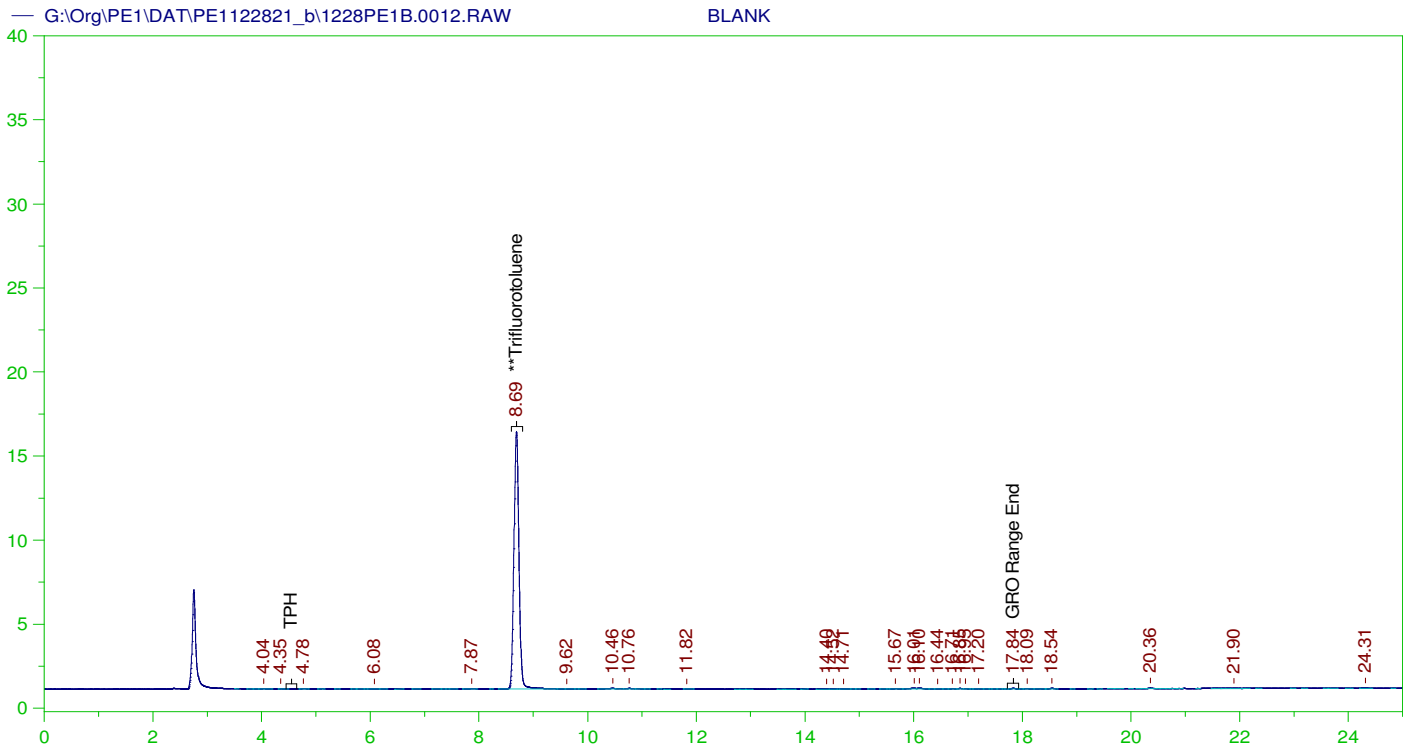
GASOLINE RANGE ORGANICS CHROMATOGRAM REPORT

Sample Name: B21121841-003D ;1228PE1 , \$HC-8015-GRO-W,
Raw File: G:\Org\PE1\DAT\PE1122821_b\1228PE1B.0011.RAW
Date & Time Acquired: 12/28/2021 1:23:47 PM
Method File: G:\Org\PE1\Methods\211208G1841-3B%.MET
Calibration File: G:\Org\PE1\Cals\211208GRO8015CB.CAL
Sample Weight: 5 Dilution: 1 S.A.: 1

Mean RF for GRO: 945.9678
Mean RF for TPH: 909.3915
Rt range for Gasoline Range Organics: 4.45 to 17.93

SURROGATE COMPOUND	RT	ACTUAL	MEASURED	%REC
**Trifluorotoluene	8.687	25.	21.076	84.3

GRO Area:7670.403 GRO Amount: 1.621705
TPH Area:12661.05 TPH Amount: 2.784511



GASOLINE RANGE ORGANICS CHROMATOGRAM REPORT

Sample Name: BLANK
 Raw File: G:\Org\PE1\DAT\PE1122821_b\1228PE1B.0012.RAW
 Date & Time Acquired: 12/28/2021 1:58:00 PM
 Method File: G:\Org\PE1\Methods\211208GROB.MET
 Calibration File: G:\Org\PE1\Cals\211208GRO8015CB.CAL
 Sample Weight: 1 Dilution: 1 S.A.: 1

Mean RF for GRO: 945.9678
 Mean RF for TPH: 909.3915
 Rt range for Gasoline Range Organics: 4.45 to 17.93

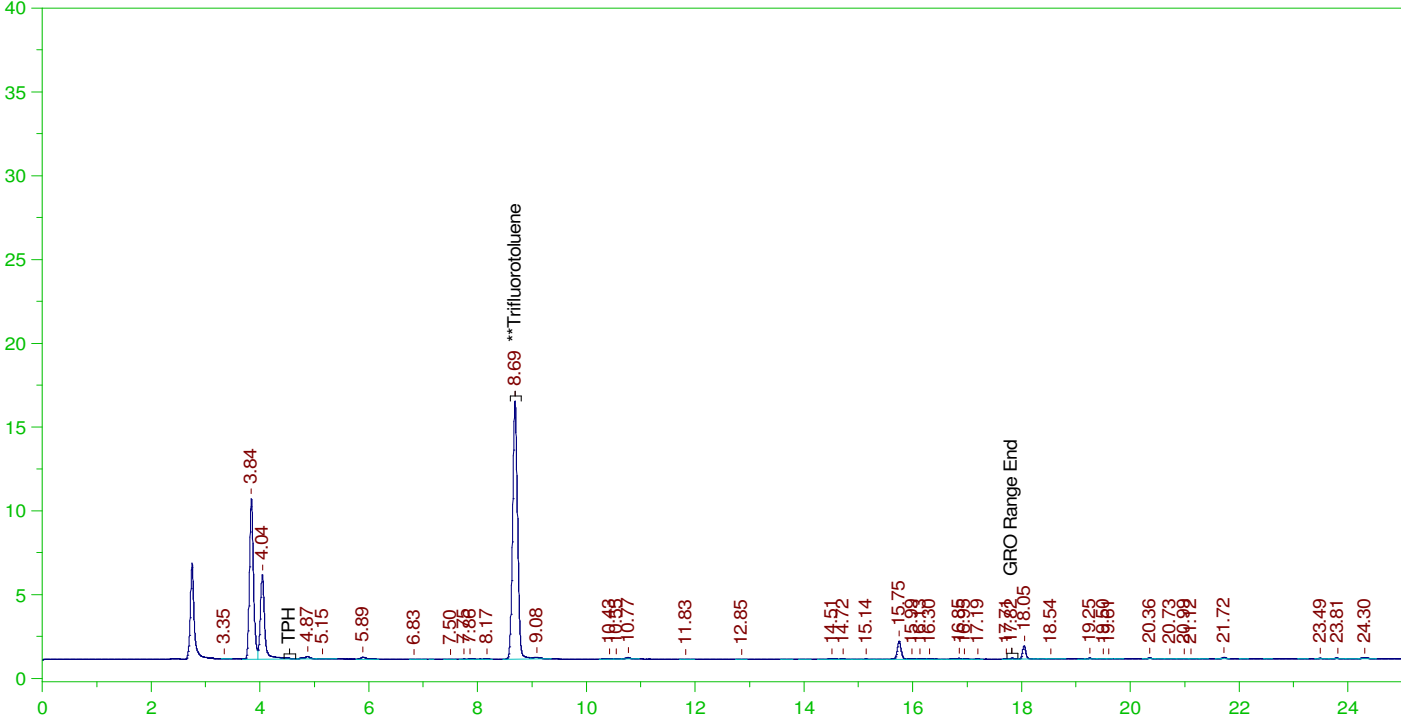
SURROGATE COMPOUND	RT	ACTUAL	MEASURED	%REC	
**Trifluorotoluene	8.69	125.	104.457	83.57	-

GRO Area:3605.166 GRO Amount: 3.811088
 TPH Area:4942.676 TPH Amount: 5.435146

ERH2199 (RHMW11-5)

G:\Org\PE1\DAT\PE1122821_b\1228PE1B.0013.RAW

B21121841-004D ;1228PE1 , \$HC-8015-GRO-W,



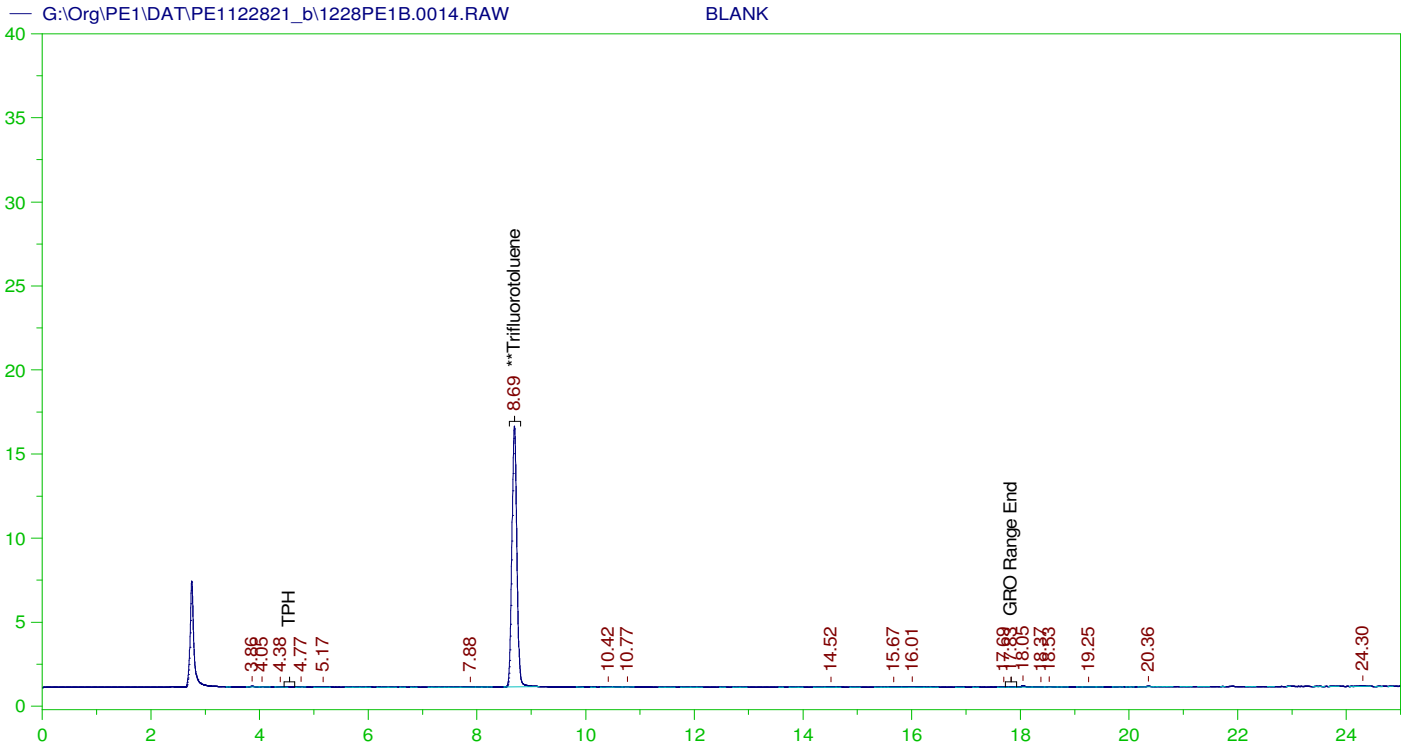
GASOLINE RANGE ORGANICS CHROMATOGRAM REPORT

Sample Name: B21121841-004D ;1228PE1 , \$HC-8015-GRO-W,
Raw File: G:\Org\PE1\DAT\PE1122821_b\1228PE1B.0013.RAW
Date & Time Acquired: 12/28/2021 2:32:16 PM
Method File: G:\Org\PE1\Methods\211208G1841-4B%.MET
Calibration File: G:\Org\PE1\Cals\211208GRO8015CB.CAL
Sample Weight: 5 Dilution: 1 S.A.: 1

Mean RF for GRO: 945.9678
Mean RF for TPH: 909.3915
Rt range for Gasoline Range Organics: 4.45 to 17.93

SURROGATE COMPOUND	RT	ACTUAL	MEASURED	%REC
**Trifluorotoluene	8.69	25.	20.769	83.08

GRO Area:13160.5 GRO Amount: 2.782442
TPH Area:96532.49 TPH Amount: 21.23013



GASOLINE RANGE ORGANICS CHROMATOGRAM REPORT

Sample Name: BLANK
 Raw File: G:\Org\PE1\DAT\PE1122821_b\1228PE1B.0014.RAW
 Date & Time Acquired: 12/28/2021 3:06:28 PM
 Method File: G:\Org\PE1\Methods\211208GROB.MET
 Calibration File: G:\Org\PE1\Cals\211208GRO8015CB.CAL
 Sample Weight: 1 Dilution: 1 S.A.: 1

Mean RF for GRO: 945.9678
 Mean RF for TPH: 909.3915
 Rt range for Gasoline Range Organics: 4.45 to 17.93

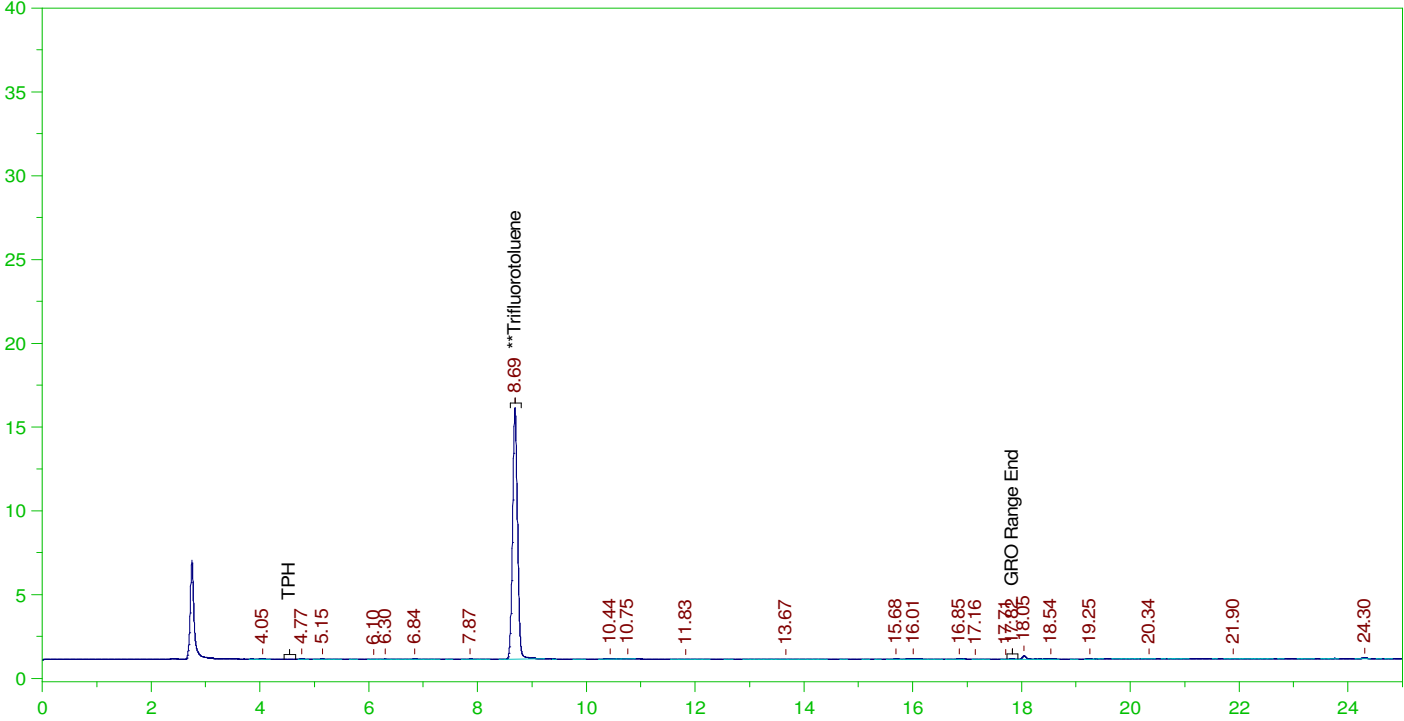
SURROGATE COMPOUND	RT	ACTUAL	MEASURED	%REC
**Trifluorotoluene	8.689	125.	104.444	83.56

GRO Area: 2398.037 GRO Amount: 2.535009
 TPH Area: 4507.747 TPH Amount: 4.956883

ERH2190 (RHMW09-TB) Client Trip Blank

G:\Org\PE1\DAT\PE1122821_b\1228PE1B.0015.RAW

B21121841-006A ;1228PE1 , \$HC-8015-GRO-W,



GASOLINE RANGE ORGANICS CHROMATOGRAM REPORT

Sample Name: B21121841-006A ;1228PE1 , \$HC-8015-GRO-W,
Raw File: G:\Org\PE1\DAT\PE1122821_b\1228PE1B.0015.RAW
Date & Time Acquired: 12/28/2021 3:40:44 PM
Method File: G:\Org\PE1\Methods\211208GROB%.MET
Calibration File: G:\Org\PE1\Cals\211208GRO8015CB.CAL
Sample Weight: 5 Dilution: 1 S.A.: 1

Mean RF for GRO: 945.9678
Mean RF for TPH: 909.3915
Rt range for Gasoline Range Organics: 4.45 to 17.93

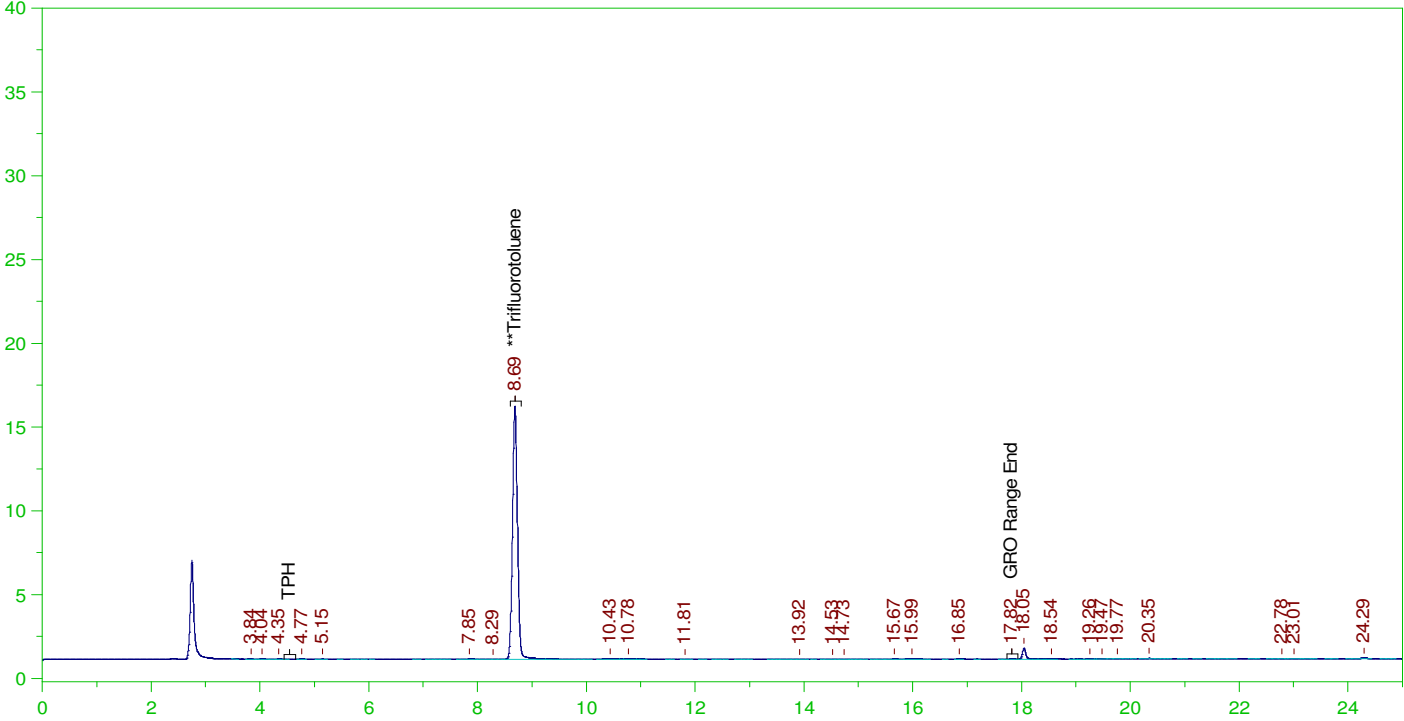
SURROGATE COMPOUND	RT	ACTUAL	MEASURED	%REC
**Trifluorotoluene	8.689	25.	20.262	81.05

GRO Area:3171.187 GRO Amount: 0.6704641
TPH Area:5611.052 TPH Amount: 1.234023

ERH2198 (RHMW11-5TB) Trip Blank-14575

G:\Org\PE1\DAT\PE1122821_b\1228PE1B.0016.RAW

B21121841-010A ;1228PE1 , \$HC-8015-GRO-W,



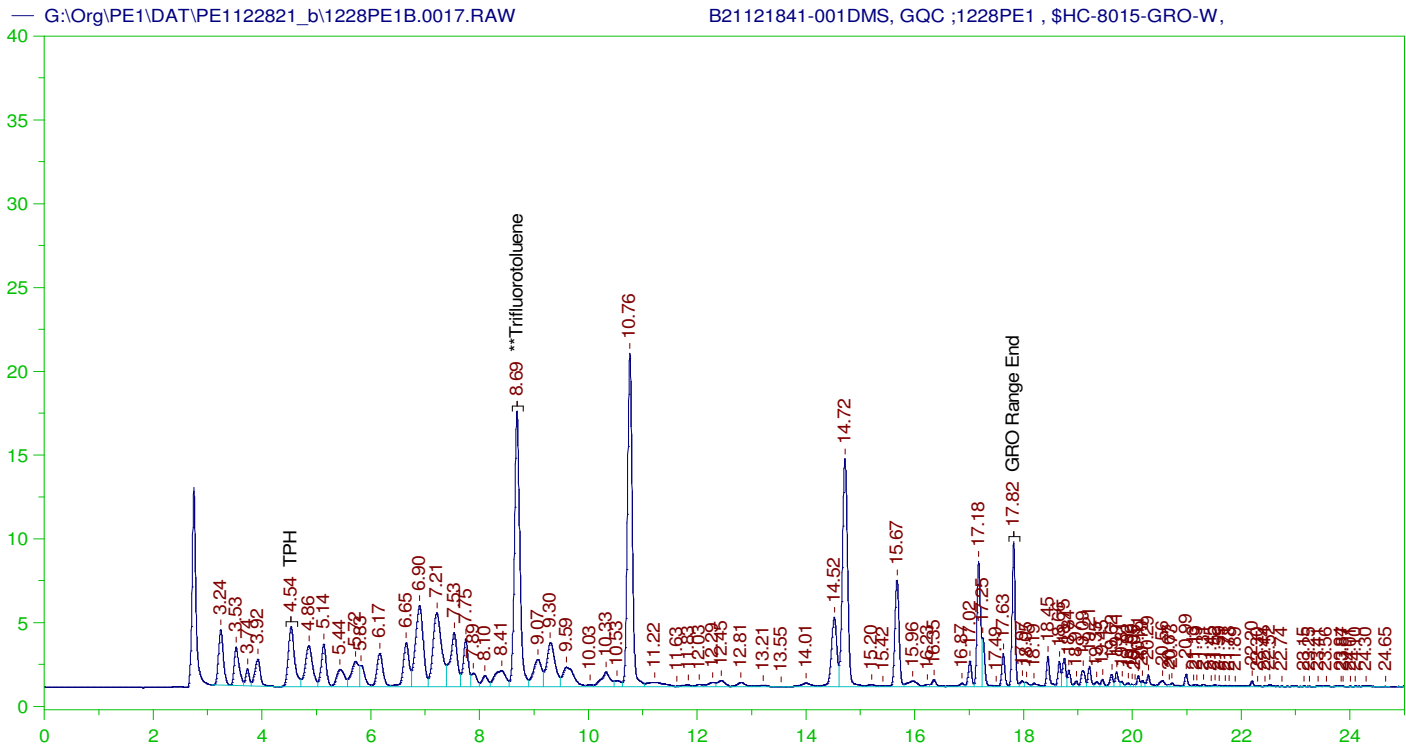
GASOLINE RANGE ORGANICS CHROMATOGRAM REPORT

Sample Name: B21121841-010A ;1228PE1 , \$HC-8015-GRO-W,
Raw File: G:\Org\PE1\DAT\PE1122821_b\1228PE1B.0016.RAW
Date & Time Acquired: 12/28/2021 4:15:00 PM
Method File: G:\Org\PE1\Methods\211208GROB%.MET
Calibration File: G:\Org\PE1\Cals\211208GRO8015CB.CAL
Sample Weight: 5 Dilution: 1 S.A.: 1

Mean RF for GRO: 945.9678
Mean RF for TPH: 909.3915
Rt range for Gasoline Range Organics: 4.45 to 17.93

SURROGATE COMPOUND	RT	ACTUAL	MEASURED	%REC
**Trifluorotoluene	8.688	25.	20.583	82.33

GRO Area:3196.392 GRO Amount: 0.6757931
TPH Area:7954.415 TPH Amount: 1.749393



GASOLINE RANGE ORGANICS CHROMATOGRAM REPORT

Sample Name: B21121841-001DMS, GQC ;1228PE1 , \$HC-8015-GRO-W,
 Raw File: G:\Org\PE1\DAT\PE1122821_b\1228PE1B.0017.RAW
 Date & Time Acquired: 12/28/2021 4:49:16 PM
 Method File: G:\Org\PE1\Methods\211208G1841-1MSB%.MET
 Calibration File: G:\Org\PE1\Cals\211208GRO8015CB.CAL
 Sample Weight: 5 Dilution: 1 S.A.: 1

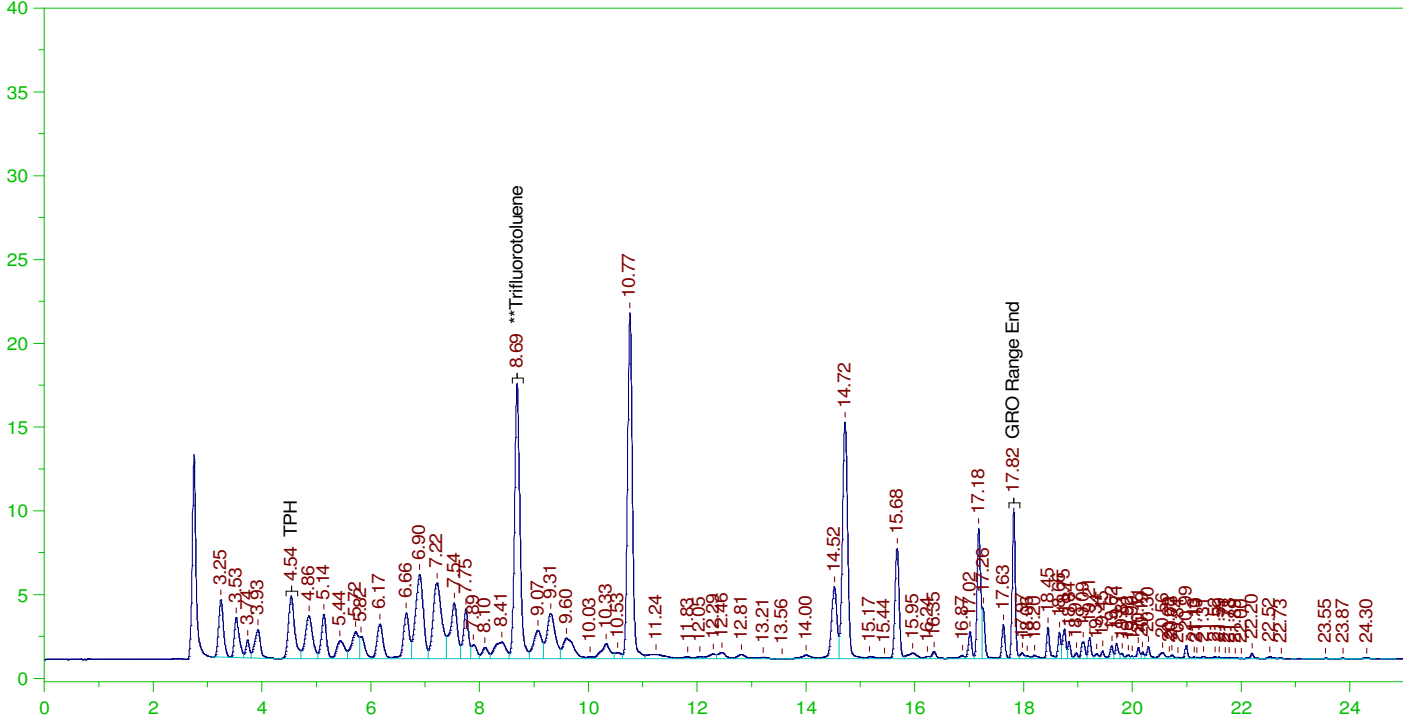
Mean RF for GRO: 945.9678
 Mean RF for TPH: 909.3915
 Rt range for Gasoline Range Organics: 4.45 to 17.93

SURROGATE COMPOUND	RT	ACTUAL	MEASURED	%REC
**Trifluorotoluene	8.689	25.	23.935	95.74

GRO Area:795493.1 GRO Amount: 168.1861
 TPH Area:923310.7 TPH Amount: 203.0612

G:\Org\PE1\DAT\PE1122821_b\1228PE1B.0018.RAW

B21121841-001DMSD, GQC ;1228PE1 , \$HC-8015-GRO-W,



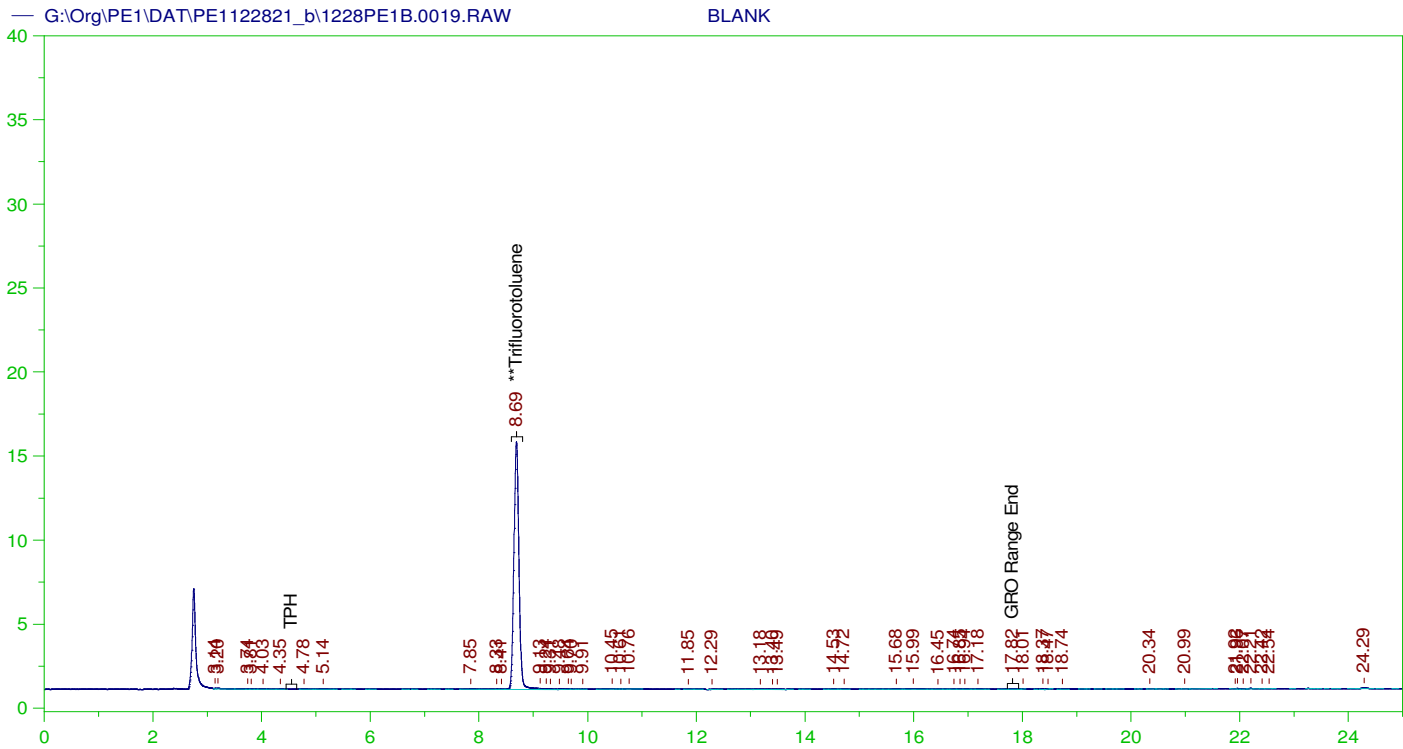
GASOLINE RANGE ORGANICS CHROMATOGRAM REPORT

Sample Name: B21121841-001DMSD, GQC ;1228PE1 , \$HC-8015-GRO-W,
Raw File: G:\Org\PE1\DAT\PE1122821_b\1228PE1B.0018.RAW
Date & Time Acquired: 12/28/2021 5:23:36 PM
Method File: G:\Org\PE1\Methods\211208G1841-1MSDB%.MET
Calibration File: G:\Org\PE1\Cals\211208GRO8015CB.CAL
Sample Weight: 5 Dilution: 1 S.A.: 1

Mean RF for GRO: 945.9678
Mean RF for TPH: 909.3915
Rt range for Gasoline Range Organics: 4.45 to 17.93

SURROGATE COMPOUND	RT	ACTUAL	MEASURED	%REC
**Trifluorotoluene	8.691	25.	24.055	96.22

GRO Area:824535.3 GRO Amount: 174.3263
TPH Area:956285.8 TPH Amount: 210.3133



GASOLINE RANGE ORGANICS CHROMATOGRAM REPORT

Sample Name: BLANK
 Raw File: G:\Org\PE1\DAT\PE1122821_b\1228PE1B.0019.RAW
 Date & Time Acquired: 12/28/2021 5:57:57 PM
 Method File: G:\Org\PE1\Methods\211208GROB.MET
 Calibration File: G:\Org\PE1\Cals\211208GRO8015CB.CAL
 Sample Weight: 1 Dilution: 1 S.A.: 1

Mean RF for GRO: 945.9678
 Mean RF for TPH: 909.3915
 Rt range for Gasoline Range Organics: 4.45 to 17.93

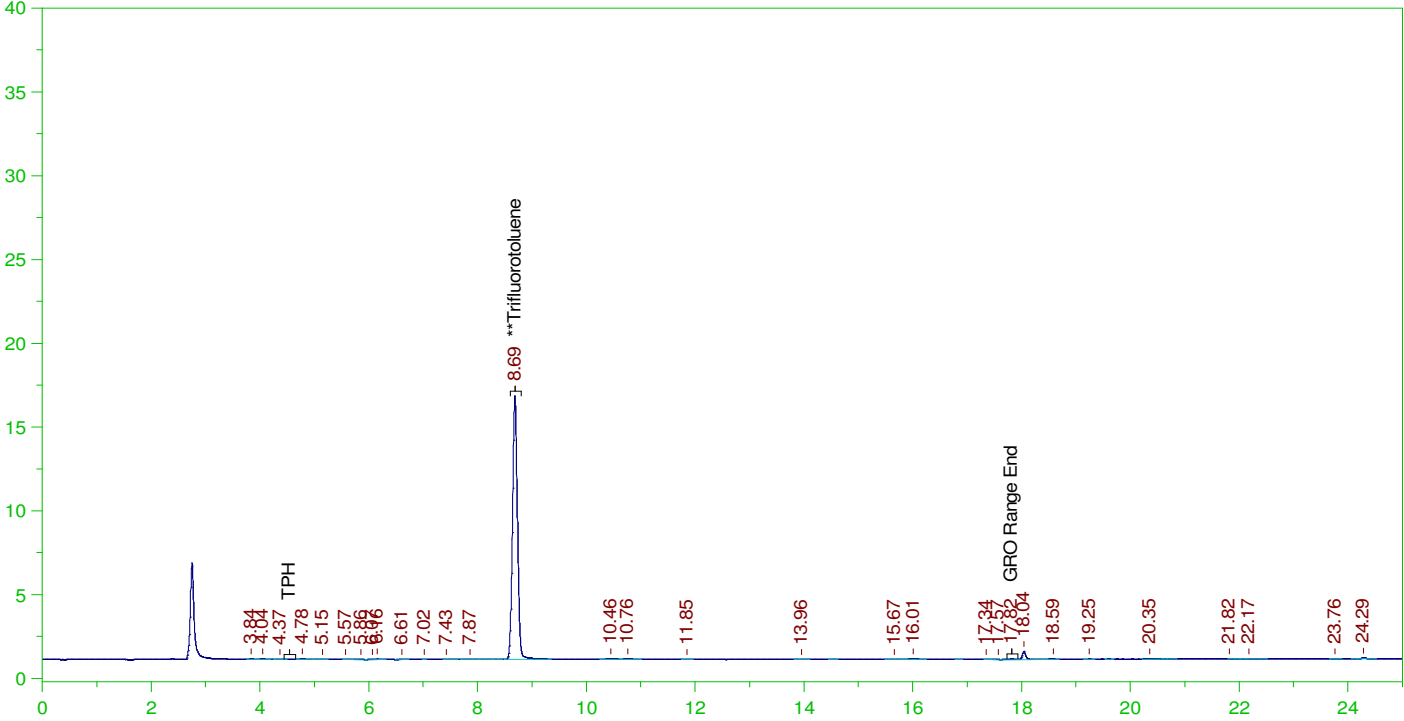
SURROGATE COMPOUND	RT	ACTUAL	MEASURED	%REC	
**Trifluorotoluene	8.69	125.	100.311	80.25	-

GRO Area:5062.805 GRO Amount: 5.351985
 TPH Area:7833.311 TPH Amount: 8.613793

ERH2258 Trip Blank-14575

G:\Org\PE1\DAT\PE1122821_b\1228PE1B.0020.RAW

B21121957-003A ;1228PE1 , \$HC-8015-GRO-W,



GASOLINE RANGE ORGANICS CHROMATOGRAM REPORT

Sample Name: B21121957-003A ;1228PE1 , \$HC-8015-GRO-W,
Raw File: G:\Org\PE1\DAT\PE1122821_b\1228PE1B.0020.RAW
Date & Time Acquired: 12/28/2021 6:32:19 PM
Method File: G:\Org\PE1\Methods\211208G1957-3B%.MET
Calibration File: G:\Org\PE1\Cals\211208GRO8015CB.CAL
Sample Weight: 5 Dilution: 1 S.A.: 1

Mean RF for GRO: 945.9678
Mean RF for TPH: 909.3915
Rt range for Gasoline Range Organics: 4.45 to 17.93

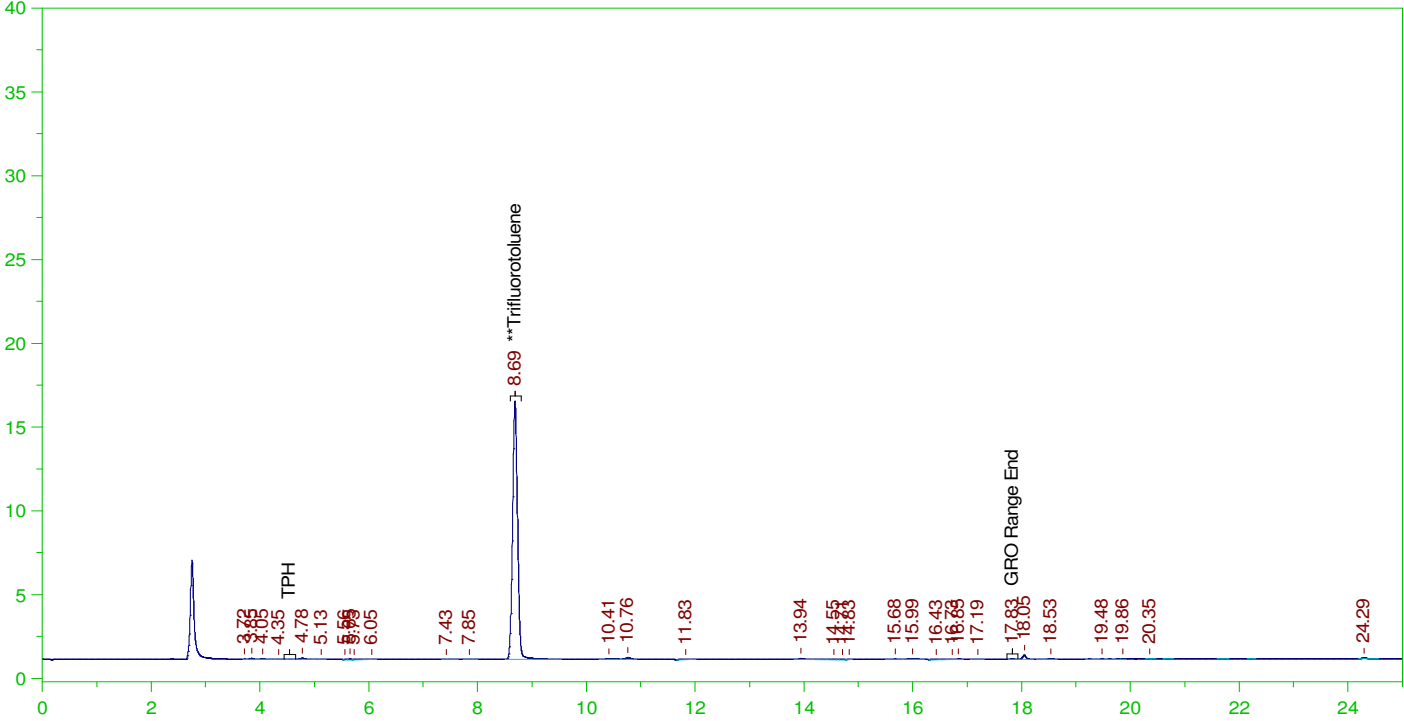
SURROGATE COMPOUND	RT	ACTUAL	MEASURED	%REC
**Trifluorotoluene	8.688	25.	21.254	85.02

GRO Area:4261.896 GRO Amount: 0.9010657
TPH Area:8154.269 TPH Amount: 1.793346

ERH2235 Trip Blank-14575

G:\Org\PE1\DAT\PE1122821_b\1228PE1B.0021.RAW

B21121959-002A ;1228PE1 , \$HC-8015-GRO-W,



GASOLINE RANGE ORGANICS CHROMATOGRAM REPORT

Sample Name: B21121959-002A ;1228PE1 , \$HC-8015-GRO-W,
 Raw File: G:\Org\PE1\DAT\PE1122821_b\1228PE1B.0021.RAW
 Date & Time Acquired: 12/28/2021 7:06:36 PM
 Method File: G:\Org\PE1\Methods\211208G1959-2B%.MET
 Calibration File: G:\Org\PE1\Cals\211208GRO8015CB.CAL
 Sample Weight: 5 Dilution: 1 S.A.: 1

Mean RF for GRO: 945.9678
 Mean RF for TPH: 909.3915
 Rt range for Gasoline Range Organics: 4.45 to 17.93

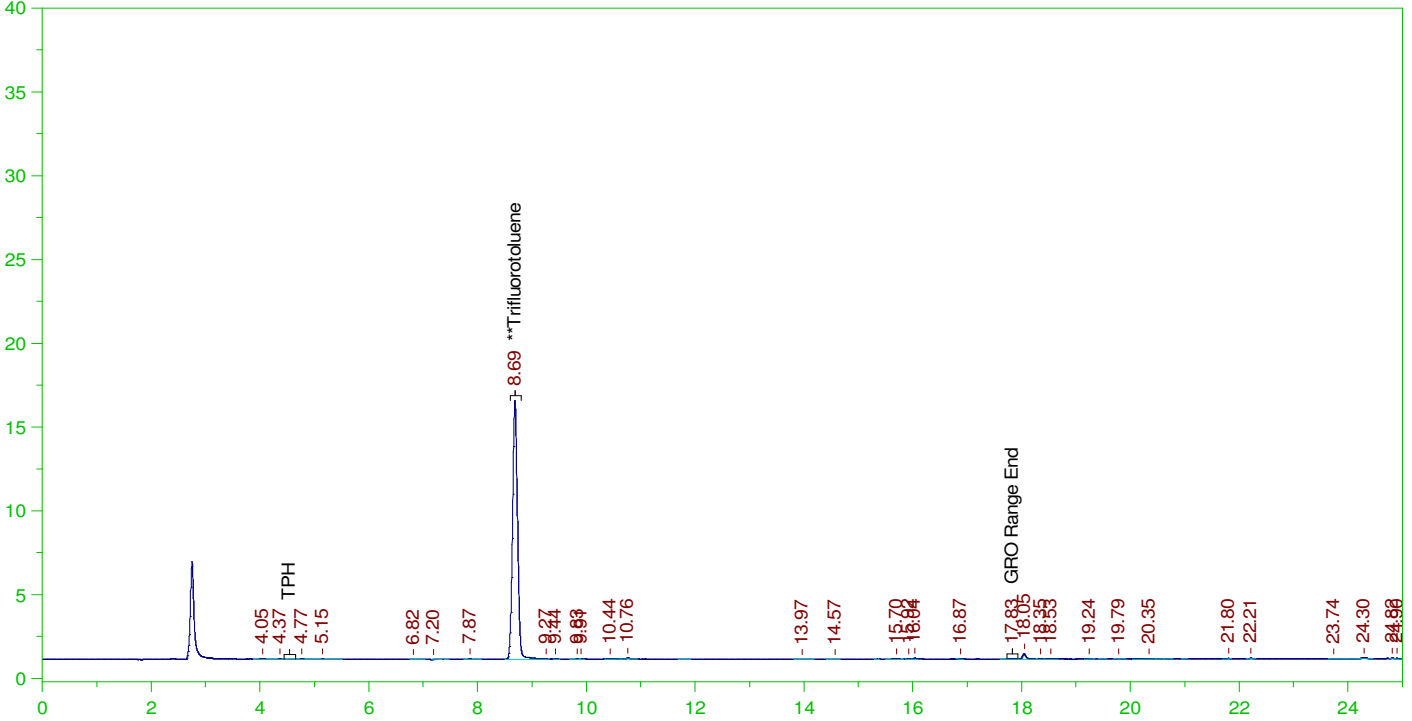
SURROGATE COMPOUND	RT	ACTUAL	MEASURED	%REC
**Trifluorotoluene	8.689	25.	20.98	83.92

GRO Area:4974.938 GRO Amount: 1.05182
 TPH Area:7865.664 TPH Amount: 1.729874

ERH2233 Trip Blank-14575

G:\Org\PE1\DAT\PE1122821_b\1228PE1B.0022.RAW

B21121961-002A ;1228PE1 , \$HC-8015-GRO-W,



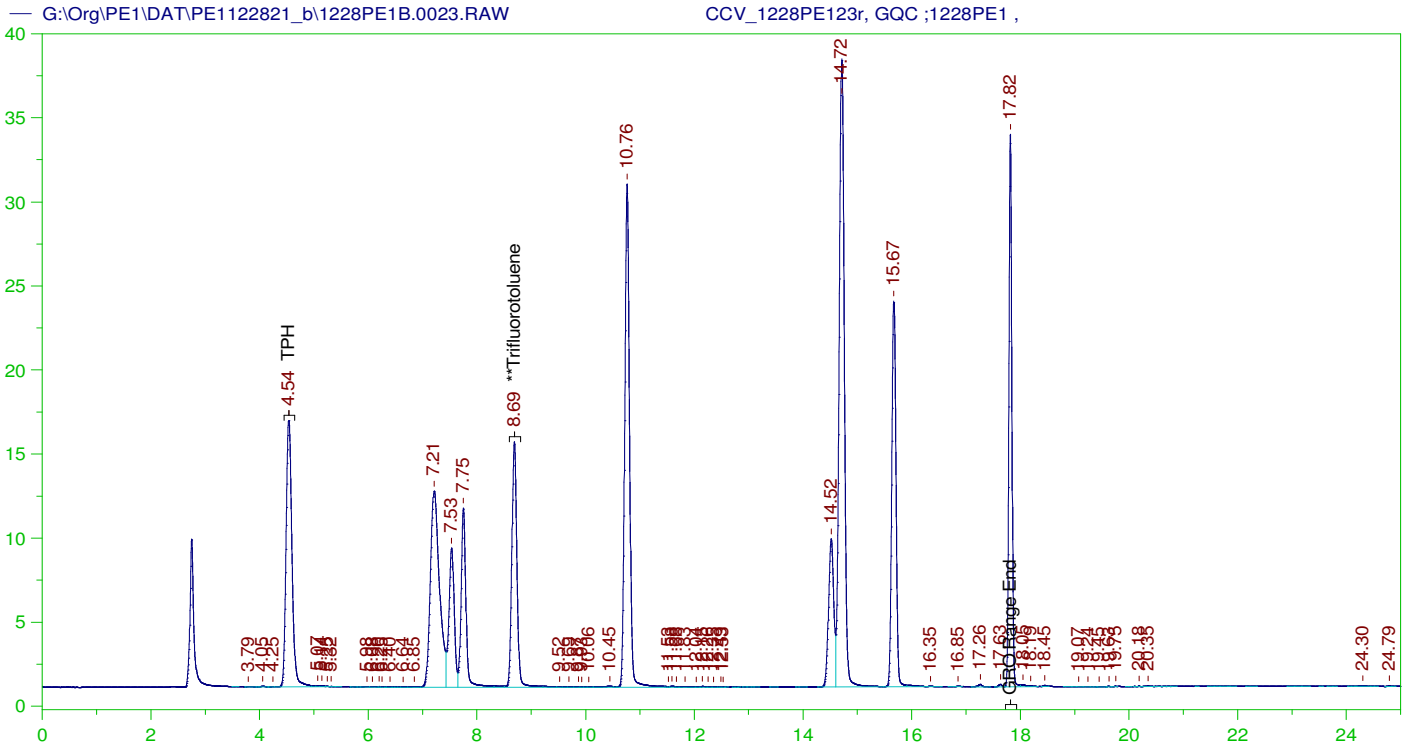
GASOLINE RANGE ORGANICS CHROMATOGRAM REPORT

Sample Name: B21121961-002A ;1228PE1 , \$HC-8015-GRO-W,
 Raw File: G:\Org\PE1\DAT\PE1122821_b\1228PE1B.0022.RAW
 Date & Time Acquired: 12/28/2021 7:40:49 PM
 Method File: G:\Org\PE1\Methods\211208G1961-2B%.MET
 Calibration File: G:\Org\PE1\Cals\211208GRO8015CB.CAL
 Sample Weight: 5 Dilution: 1 S.A.: 1

Mean RF for GRO: 945.9678
 Mean RF for TPH: 909.3915
 Rt range for Gasoline Range Organics: 4.45 to 17.93

SURROGATE COMPOUND	RT	ACTUAL	MEASURED	%REC
**Trifluorotoluene	8.689	25.	20.862	83.45

GRO Area:3641.774 GRO Amount: 0.7699574
 TPH Area:7834.68 TPH Amount: 1.72306



GASOLINE RANGE ORGANICS CHROMATOGRAM REPORT

Sample Name: CCV_1228PE123r, GQC ;1228PE1 ,
Raw File: G:\Org\PE1\DAT\PE1122821_b\1228PE1B.0023.RAW
Date & Time Acquired: 12/28/2021 8:15:03 PM
Method File: G:\Org\PE1\Methods\211208GROB.MET
Calibration File: G:\Org\PE1\Cals\211208GRO8015CB.CAL
Sample Weight: 1 Dilution: 1 S.A.: 1

Mean RF for GRO: 945.9678
Mean RF for TPH: 909.3915
Rt range for Gasoline Range Organics: 4.45 to 17.93

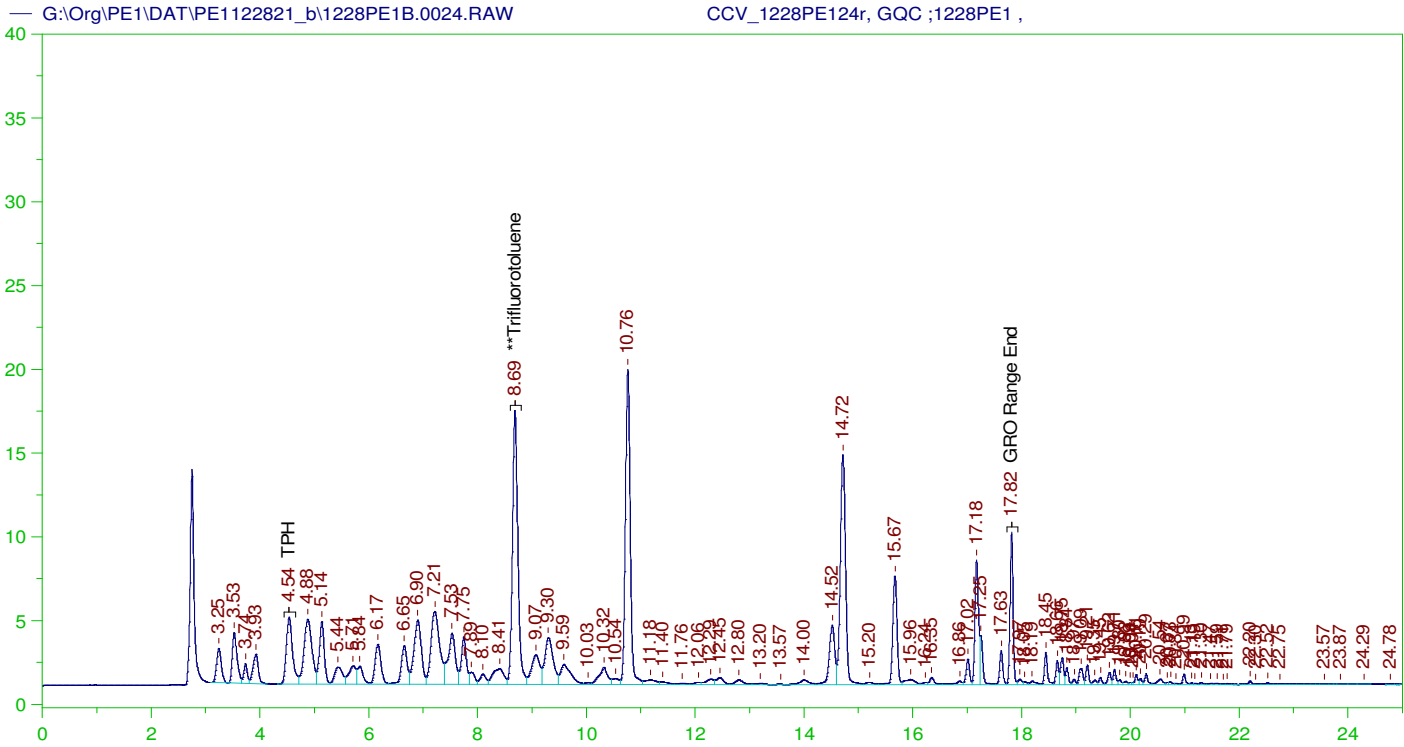
SURROGATE COMPOUND	RT	ACTUAL	MEASURED	%REC	
**Trifluorotoluene	8.688	125.	100.431	80.34	-

GRO Area:1128594 GRO Amount: 1193.057
TPH Area:1131487 TPH Amount: 1244.224

CONTINUING CALIBRATION REPORT: G:\Org\PE1\DAT\PE1122821_b\1228PE1B.0023.RAW

COMPOUND	ACTUAL (NG)	MEASURED (NG)	%RECOVERY	LIMITS
GRO	840.	1193.06	142.03	85-115
TPH	1000.	1244.22	124.42	85-115

SURROGATE COMPOUND	RT	ACTUAL	MEASURED	%REC	LIMITS
**Trifluorotoluene	8.688	125.	100.431	80.34	85-115



GASOLINE RANGE ORGANICS CHROMATOGRAM REPORT

Sample Name: CCV_1228PE124r, GQC ;1228PE1 ,
Raw File: G:\Org\PE1\DAT\PE1122821_b\1228PE1B.0024.RAW
Date & Time Acquired: 12/28/2021 8:49:17 PM
Method File: G:\Org\PE1\Methods\211208GCCV1228_24B%.MET
Calibration File: G:\Org\PE1\Cals\211208GRO8015CB.CAL
Sample Weight: 1 Dilution: 1 S.A.: 1

Mean RF for GRO: 945.9678
Mean RF for TPH: 909.3915
Rt range for Gasoline Range Organics: 4.45 to 17.93

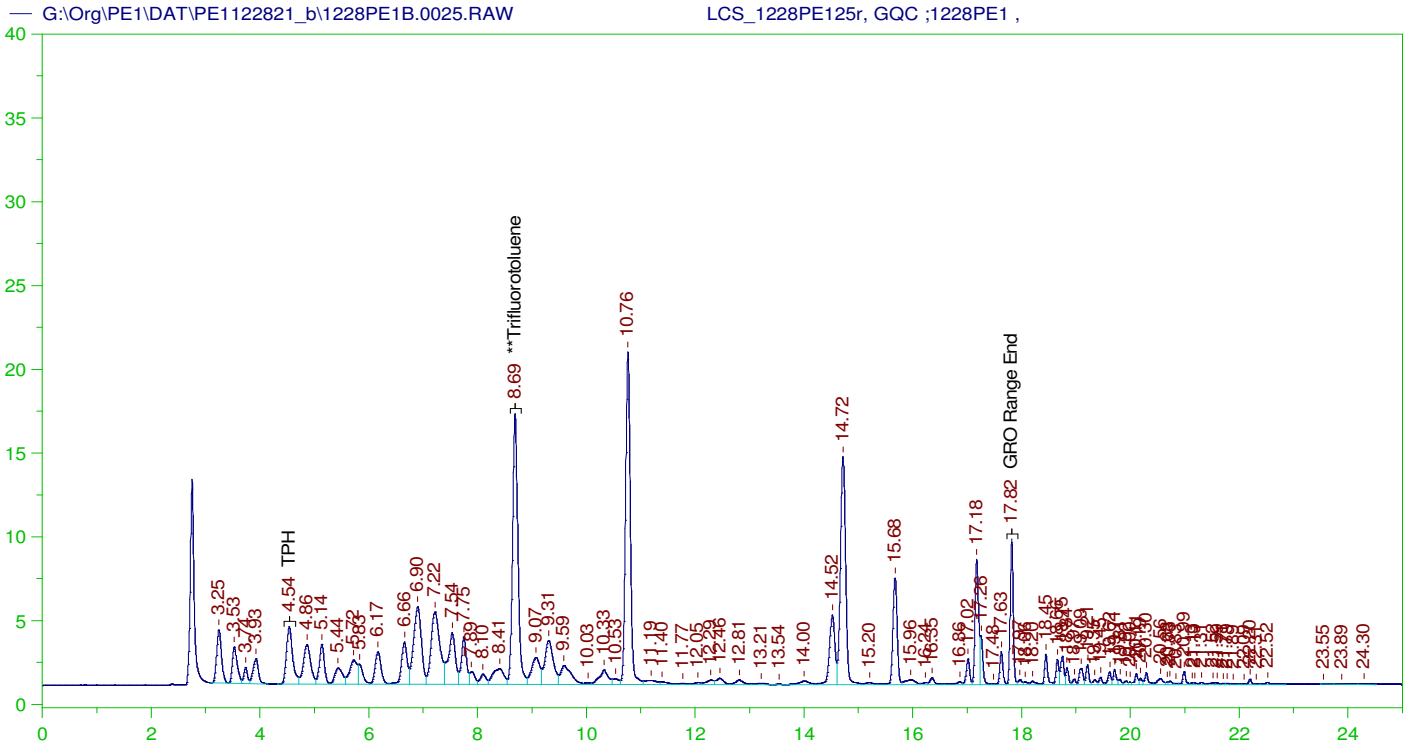
SURROGATE COMPOUND	RT	ACTUAL	MEASURED	%REC	
**Trifluorotoluene	8.689	125.	120.394	96.32	-

GRO Area:804375 GRO Amount: 850.3196
TPH Area:922112.7 TPH Amount: 1013.989

CONTINUING CALIBRATION REPORT: G:\Org\PE1\DAT\PE1122821_b\1228PE1B.0024.RAW

COMPOUND	ACTUAL (NG)	MEASURED (NG)	%RECOVERY	LIMITS
GRO	840.	850.32	101.23	85-115
TPH	1000.	1013.99	101.4	85-115

SURROGATE COMPOUND	RT	ACTUAL	MEASURED	%REC	LIMITS
**Trifluorotoluene	8.689	125.	120.394	96.32	85-115



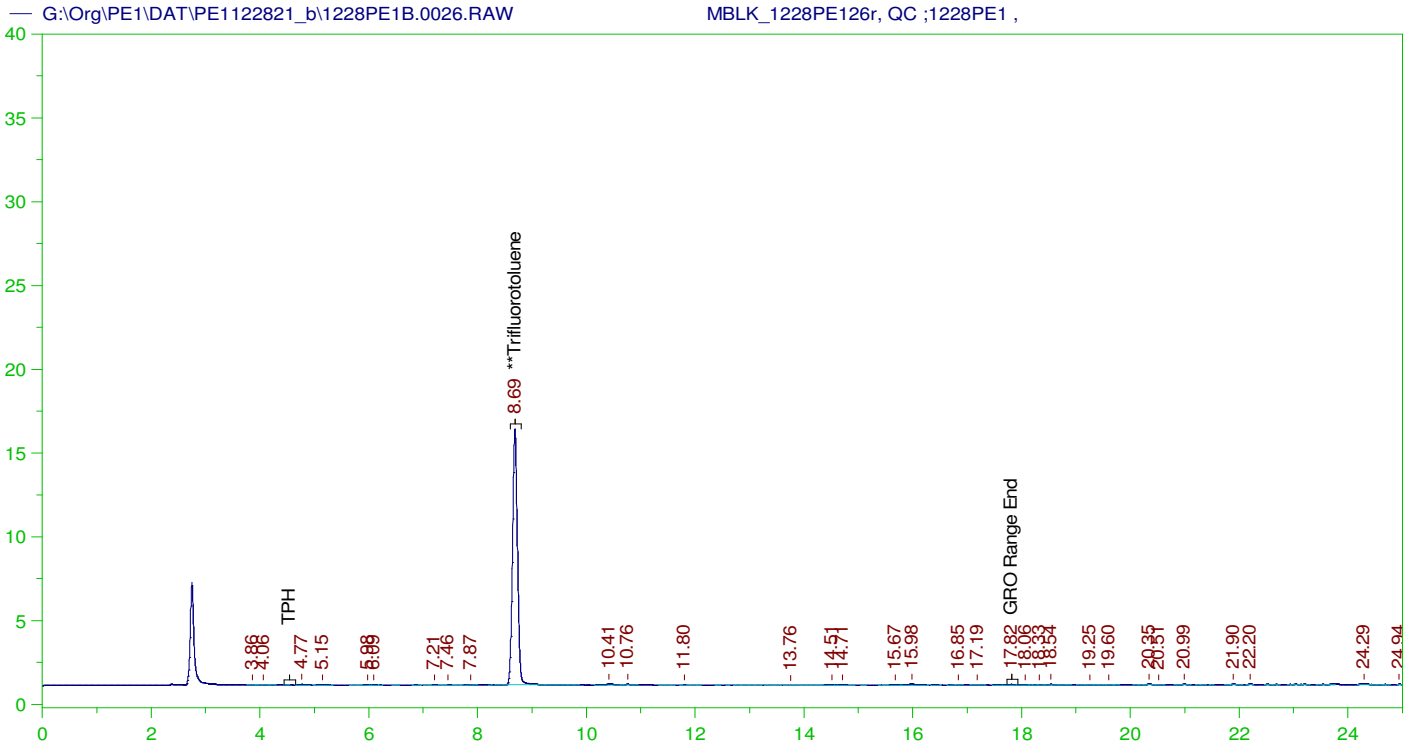
GASOLINE RANGE ORGANICS CHROMATOGRAM REPORT

Sample Name: LCS_1228PE125r, GQC ;1228PE1 ,
 Raw File: G:\Org\PE1\DAT\PE1122821_b\1228PE1B.0025.RAW
 Date & Time Acquired: 12/28/2021 9:23:31 PM
 Method File: G:\Org\PE1\Methods\211208GLCS1228_25B%.MET
 Calibration File: G:\Org\PE1\Cals\211208GRO8015CB.CAL
 Sample Weight: 5 Dilution: 1 S.A.: 1

Mean RF for GRO: 945.9678
 Mean RF for TPH: 909.3915
 Rt range for Gasoline Range Organics: 4.45 to 17.93

SURROGATE COMPOUND	RT	ACTUAL	MEASURED	%REC
**Trifluorotoluene	8.691	25.	23.568	94.27

GRO Area: 781155.5 GRO Amount: 165.1548
 TPH Area: 901173.4 TPH Amount: 198.1926



GASOLINE RANGE ORGANICS CHROMATOGRAM REPORT

Sample Name: MBLK_1228PE126r, QC ;1228PE1 ,
 Raw File: G:\Org\PE1\DAT\PE1122821_b\1228PE1B.0026.RAW
 Date & Time Acquired: 12/28/2021 9:57:47 PM
 Method File: G:\Org\PE1\Methods\211208GROB%.MET
 Calibration File: G:\Org\PE1\Cals\211208GRO8015CB.CAL
 Sample Weight: 5 Dilution: 1 S.A.: 1

Mean RF for GRO: 945.9678
 Mean RF for TPH: 909.3915
 Rt range for Gasoline Range Organics: 4.45 to 17.93

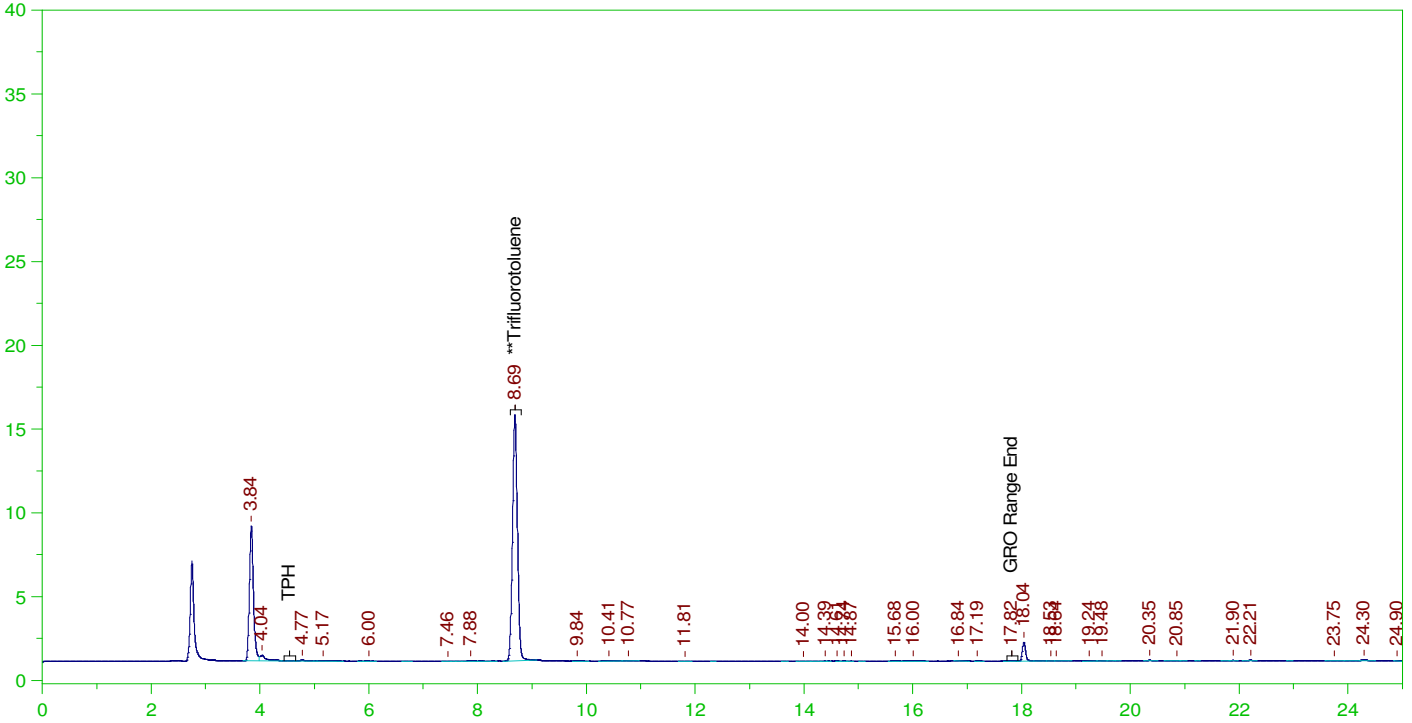
SURROGATE COMPOUND	RT	ACTUAL	MEASURED	%REC
**Trifluorotoluene	8.688	25.	20.717	82.87

GRO Area:4329.696 GRO Amount: 0.9154004
 TPH Area:6428.926 TPH Amount: 1.413896

ERH2259 (RHMW14-03)

G:\Org\PE1\DAT\PE1122821_b\1228PE1B.0027.RAW

B21121957-001D ; 1228PE1 , \$HC-8015-GRO-W,



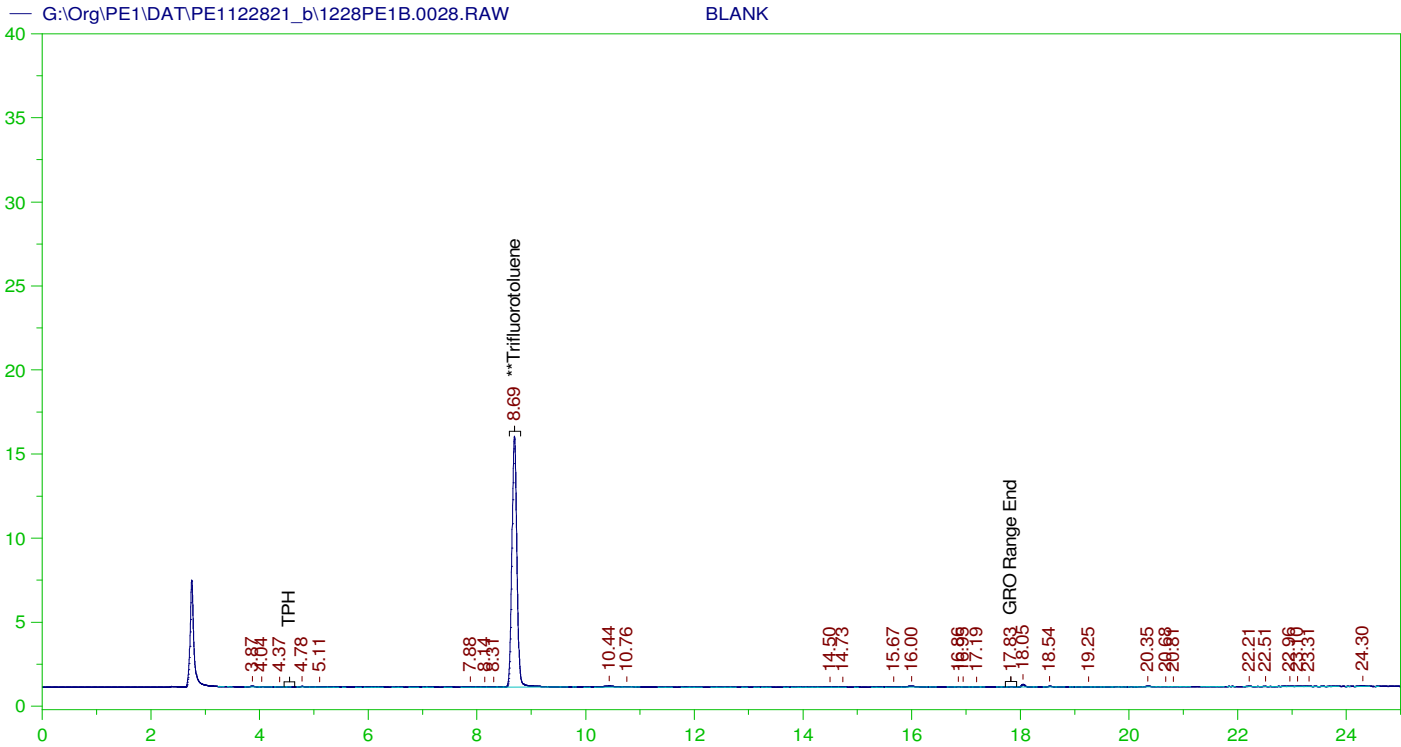
GASOLINE RANGE ORGANICS CHROMATOGRAM REPORT

Sample Name: B21121957-001D ; 1228PE1 , \$HC-8015-GRO-W,
Raw File: G:\Org\PE1\DAT\PE1122821_b\1228PE1B.0027.RAW
Date & Time Acquired: 12/28/2021 10:32:05 PM
Method File: G:\Org\PE1\Methods\211208G1957-1B%.MET
Calibration File: G:\Org\PE1\Cals\211208GRO8015CB.CAL
Sample Weight: 5 Dilution: 1 S.A.: 1

Mean RF for GRO: 945.9678
Mean RF for TPH: 909.3915
Rt range for Gasoline Range Organics: 4.45 to 17.93

SURROGATE COMPOUND	RT	ACTUAL	MEASURED	%REC
**Trifluorotoluene	8.688	25.	19.776	79.1

GRO Area: 3762.637 GRO Amount: 0.7955106
TPH Area: 55537.76 TPH Amount: 12.21427



GASOLINE RANGE ORGANICS CHROMATOGRAM REPORT

Sample Name: BLANK
 Raw File: G:\Org\PE1\DAT\PE1122821_b\1228PE1B.0028.RAW
 Date & Time Acquired: 12/28/2021 11:06:25 PM
 Method File: G:\Org\PE1\Methods\211208GROB.MET
 Calibration File: G:\Org\PE1\Cals\211208GRO8015CB.CAL
 Sample Weight: 1 Dilution: 1 S.A.: 1

Mean RF for GRO: 945.9678
 Mean RF for TPH: 909.3915
 Rt range for Gasoline Range Organics: 4.45 to 17.93

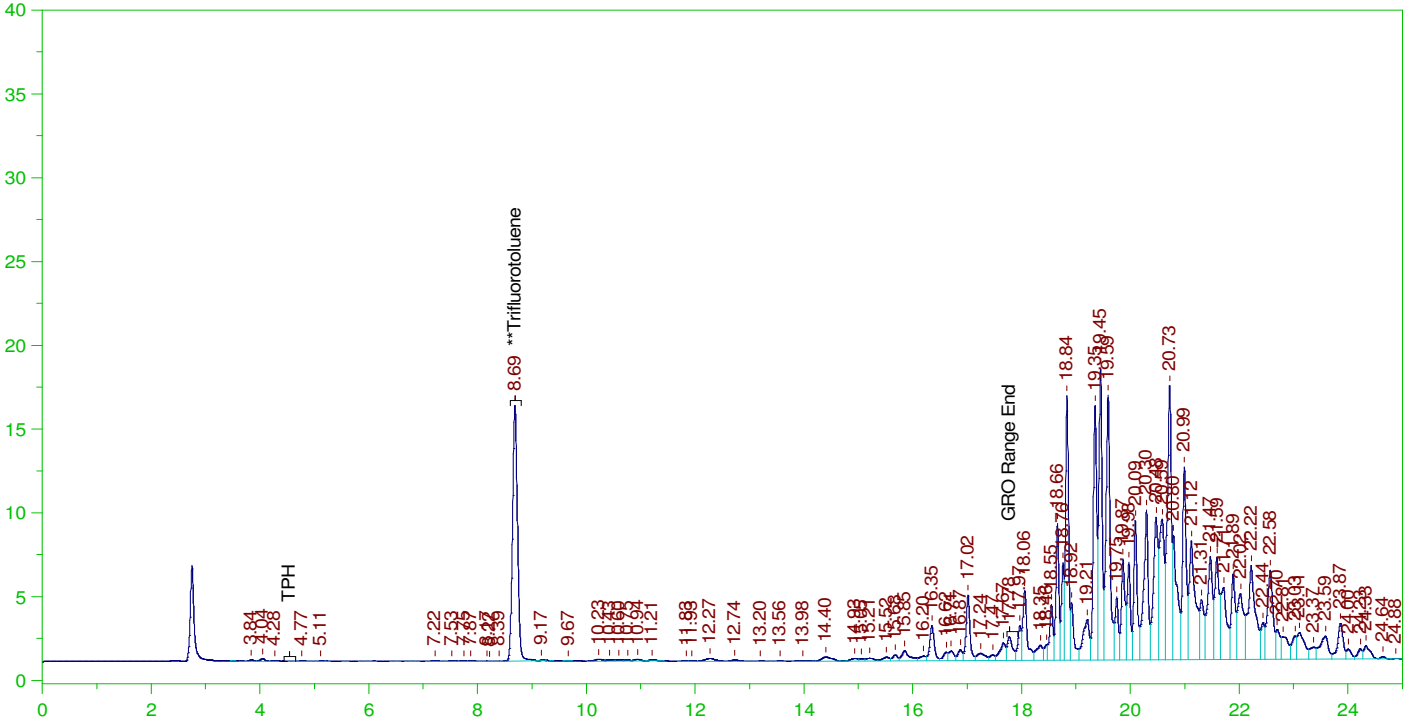
SURROGATE COMPOUND	RT	ACTUAL	MEASURED	%REC
**Trifluorotoluene	8.689	125.	101.436	81.15

GRO Area:4045.173 GRO Amount: 4.276227
 TPH Area:7033.471 TPH Amount: 7.734261

ERH2236 (RHMW02)

G:\Org\PE1\DAT\PE1122821_b\1228PE1B.0029.RAW

B21121959-001F ;1228PE1 , \$HC-8015-GRO-W,



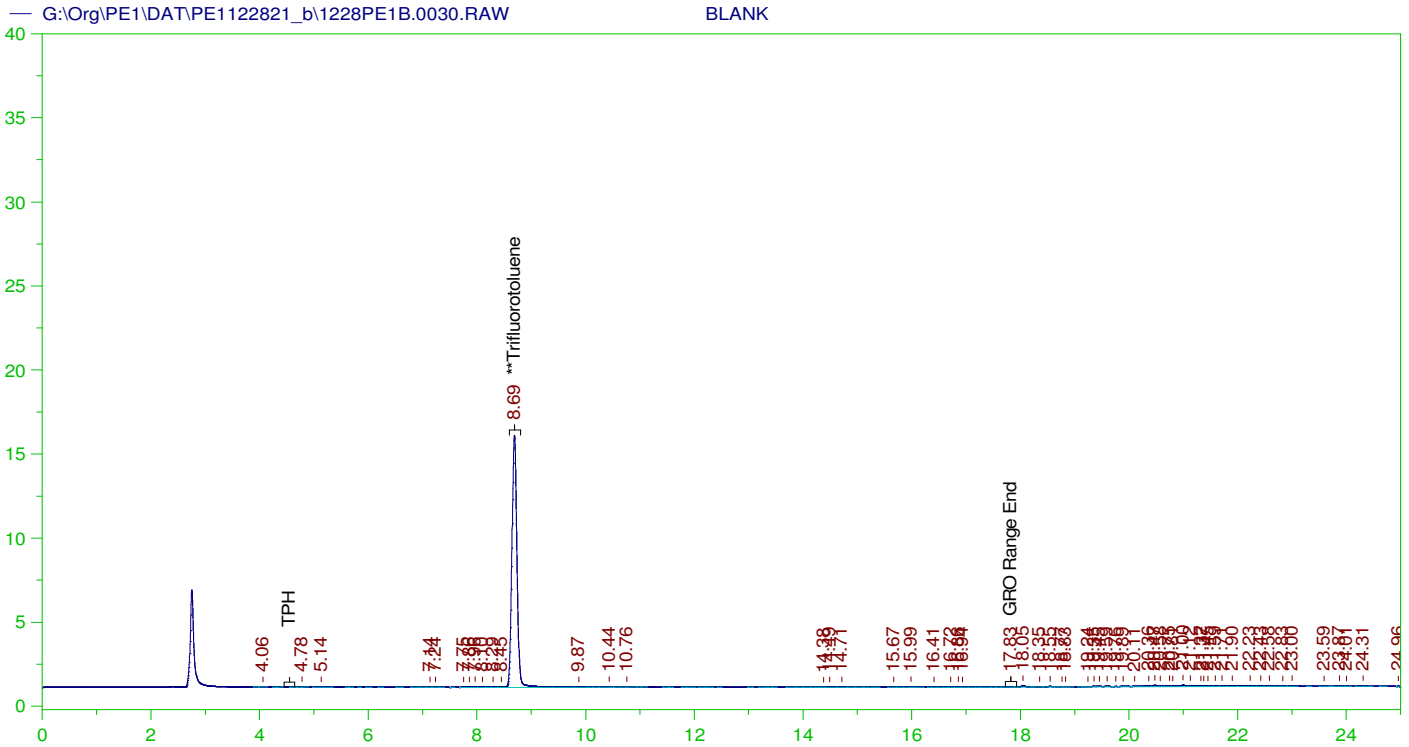
GASOLINE RANGE ORGANICS CHROMATOGRAM REPORT

Sample Name: B21121959-001F ;1228PE1 , \$HC-8015-GRO-W,
Raw File: G:\Org\PE1\DAT\PE1122821_b\1228PE1B.0029.RAW
Date & Time Acquired: 12/28/2021 11:40:47 PM
Method File: G:\Org\PE1\Methods\211208GROB%.MET
Calibration File: G:\Org\PE1\Cals\211208GRO8015CB.CAL
Sample Weight: 5 Dilution: 1 S.A.: 1

Mean RF for GRO: 945.9678
Mean RF for TPH: 909.3915
Rt range for Gasoline Range Organics: 4.45 to 17.93

SURROGATE COMPOUND	RT	ACTUAL	MEASURED	%REC
**Trifluorotoluene	8.688	25.	20.814	83.25

GRO Area:98120.81 GRO Amount: 20.74506
TPH Area:1427723 TPH Amount: 313.9952



GASOLINE RANGE ORGANICS CHROMATOGRAM REPORT

Sample Name: BLANK
 Raw File: G:\Org\PE1\DAT\PE1122821_b\1228PE1B.0030.RAW
 Date & Time Acquired: 12/29/2021 12:15:10 AM
 Method File: G:\Org\PE1\Methods\211208GROB.MET
 Calibration File: G:\Org\PE1\Cals\211208GRO8015CB.CAL
 Sample Weight: 1 Dilution: 1 S.A.: 1

Mean RF for GRO: 945.9678
 Mean RF for TPH: 909.3915
 Rt range for Gasoline Range Organics: 4.45 to 17.93

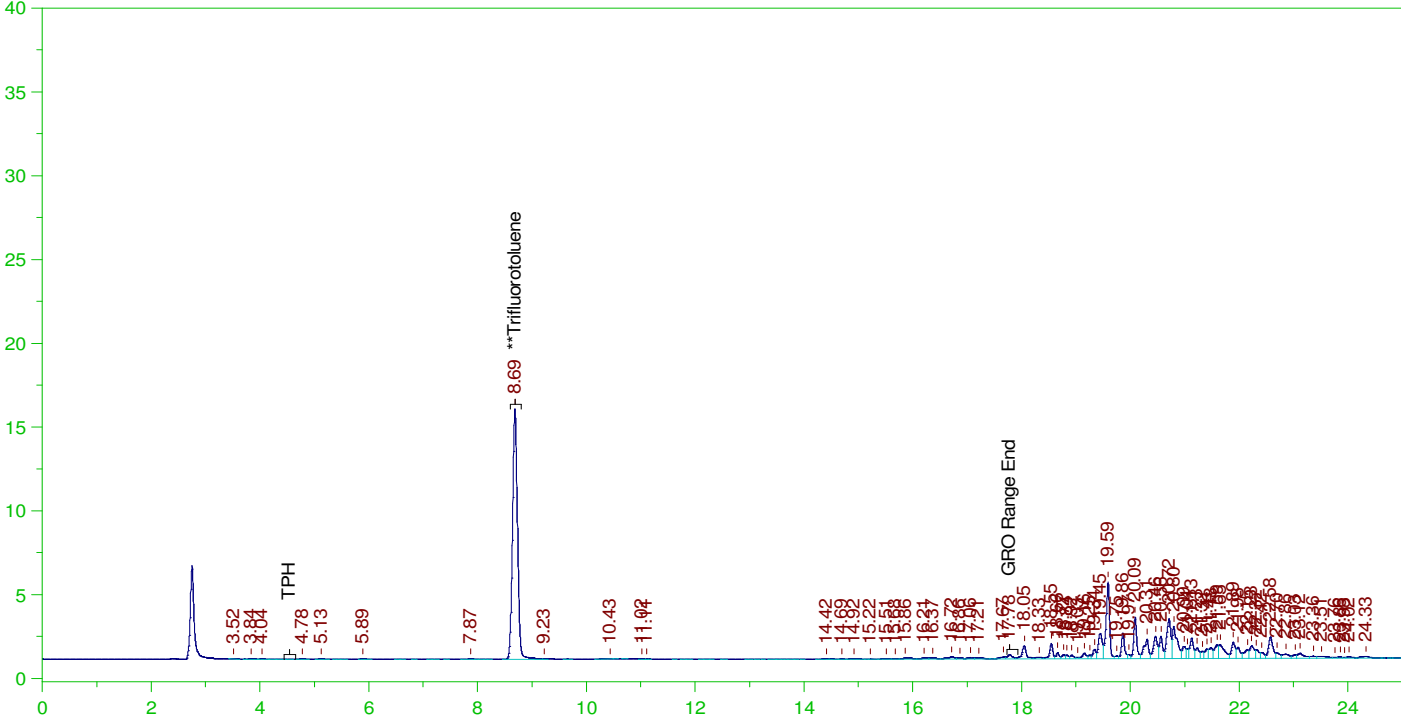
SURROGATE COMPOUND	RT	ACTUAL	MEASURED	%REC	
**Trifluorotoluene	8.69	125.	102.658	82.13	-

GRO Area:4506.786 GRO Amount: 4.764207
 TPH Area:11686.48 TPH Amount: 12.85088

ERH2234 (RHMW01R)

G:\Org\PE1\DAT\PE1122821_b\1228PE1B.0031.RAW

B21121961-001F ;1228PE1 , \$HC-8015-GRO-W,



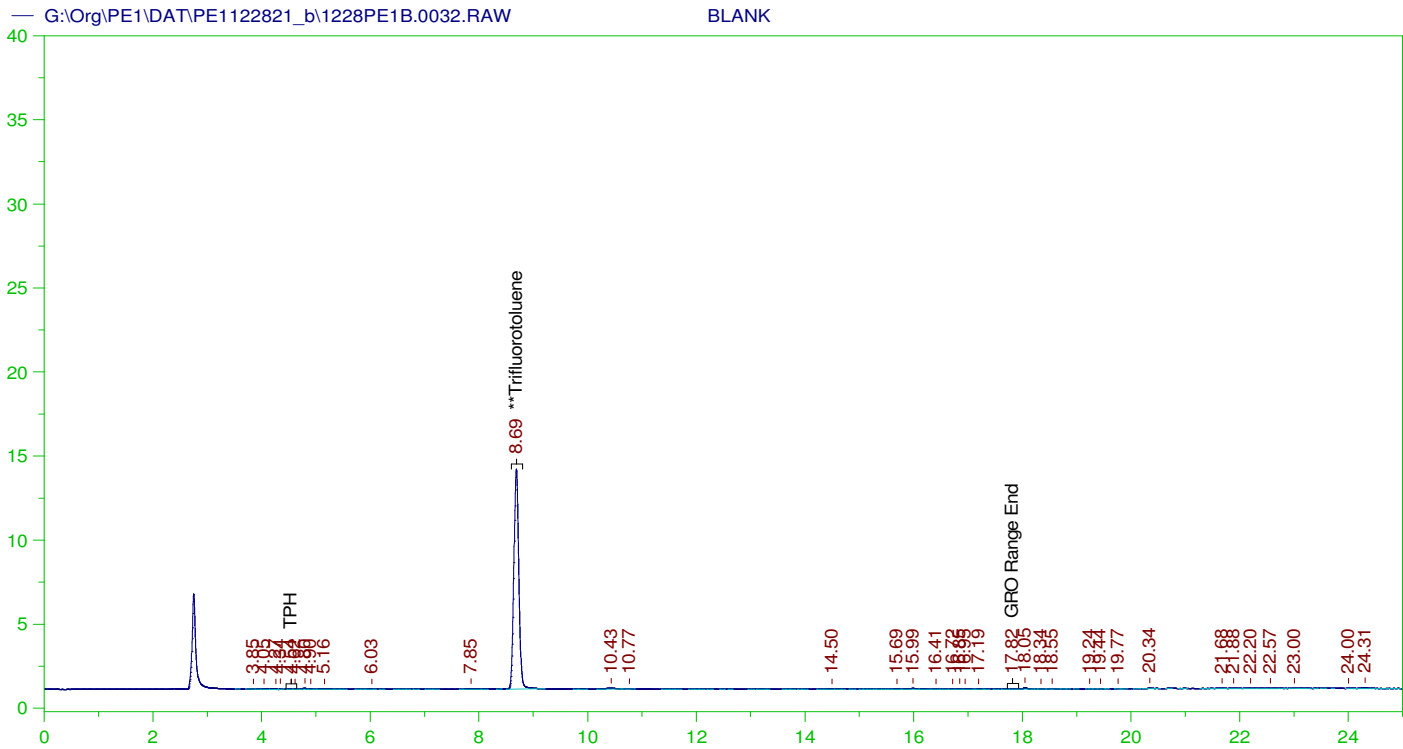
GASOLINE RANGE ORGANICS CHROMATOGRAM REPORT

Sample Name: B21121961-001F ;1228PE1 , \$HC-8015-GRO-W,
Raw File: G:\Org\PE1\DAT\PE1122821_b\1228PE1B.0031.RAW
Date & Time Acquired: 12/29/2021 12:49:27 AM
Method File: G:\Org\PE1\Methods\211208G1961-1B%.MET
Calibration File: G:\Org\PE1\Cals\211208GRO8015CB.CAL
Sample Weight: 5 Dilution: 1 S.A.: 1

Mean RF for GRO: 945.9678
Mean RF for TPH: 909.3915
Rt range for Gasoline Range Organics: 4.45 to 17.93

SURROGATE COMPOUND	RT	ACTUAL	MEASURED	%REC
**Trifluorotoluene	8.688	25.	20.249	81.

GRO Area:10911.31 GRO Amount: 2.30691
TPH Area:198252.8 TPH Amount: 43.6012



GASOLINE RANGE ORGANICS CHROMATOGRAM REPORT

Sample Name: BLANK
 Raw File: G:\Org\PE1\DAT\PE1122821_b\1228PE1B.0032.RAW
 Date & Time Acquired: 12/29/2021 1:23:45 AM
 Method File: G:\Org\PE1\Methods\211208GROB.MET
 Calibration File: G:\Org\PE1\Cals\211208GRO8015CB.CAL
 Sample Weight: 1 Dilution: 1 S.A.: 1

Mean RF for GRO: 945.9678
 Mean RF for TPH: 909.3915
 Rt range for Gasoline Range Organics: 4.45 to 17.93

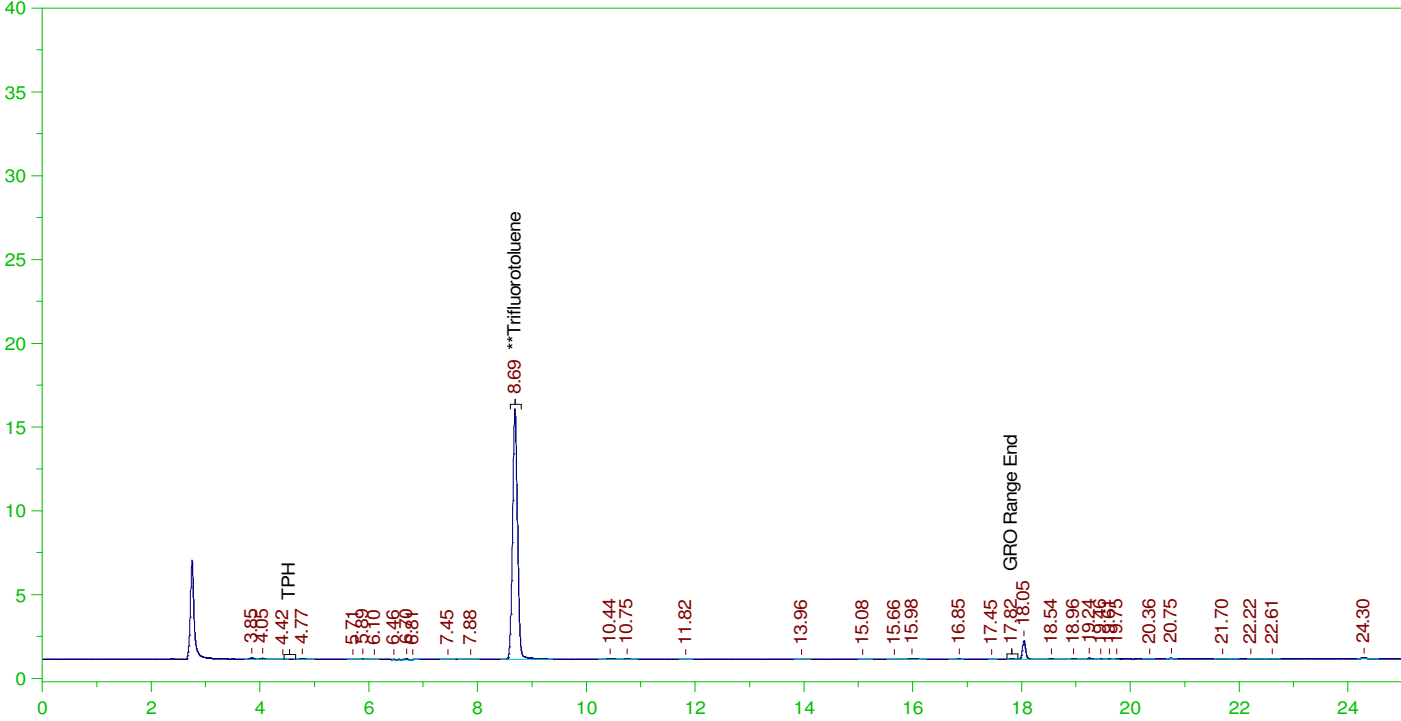
SURROGATE COMPOUND	RT	ACTUAL	MEASURED	%REC
**Trifluorotoluene	8.688	125.	88.363	70.69

GRO Area: 4423.245 GRO Amount: 4.675894
 TPH Area: 7408.897 TPH Amount: 8.147094

ERH2238 (RHMW03)

G:\Org\PE1\DAT\PE1122821_b\1228PE1B.0033.RAW

B21121965-001F ;1228PE1 , \$HC-8015-GRO-W,



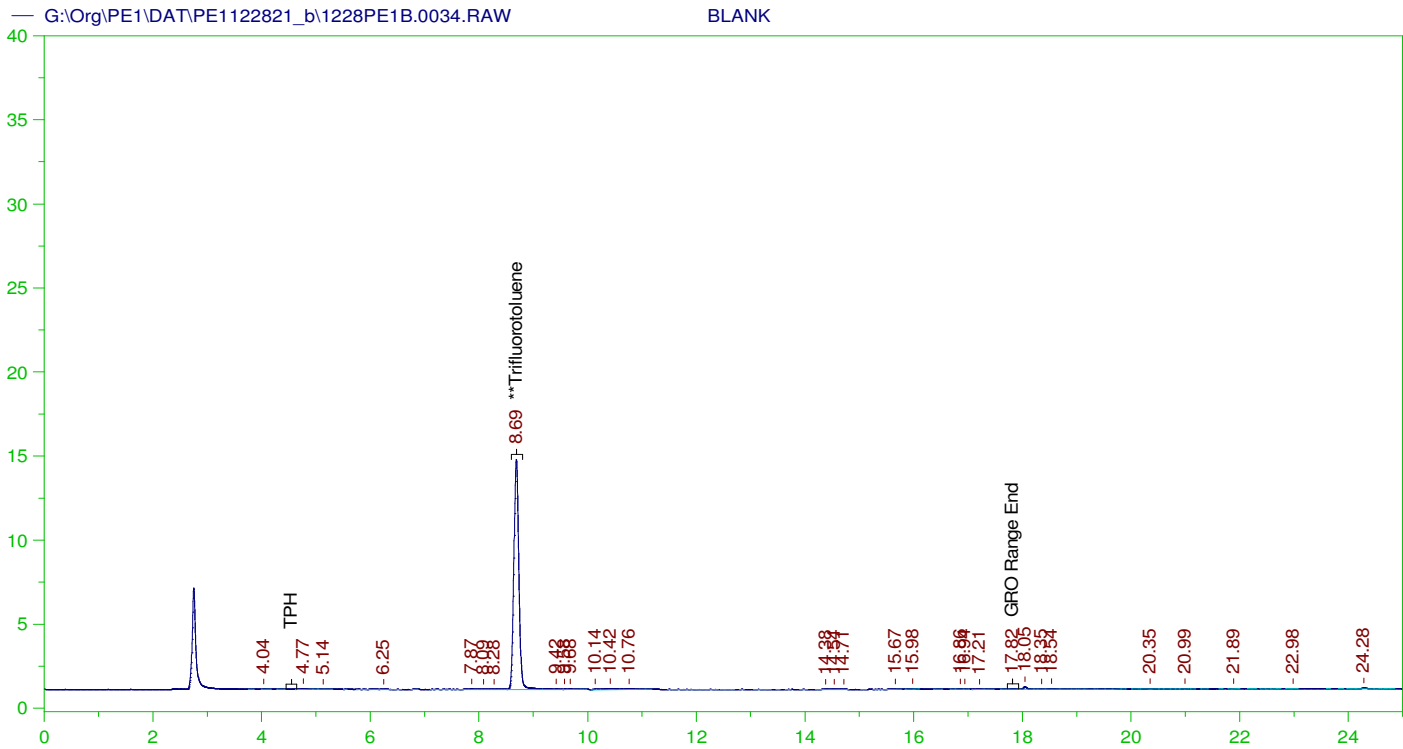
GASOLINE RANGE ORGANICS CHROMATOGRAM REPORT

Sample Name: B21121965-001F ;1228PE1 , \$HC-8015-GRO-W,
Raw File: G:\Org\PE1\DAT\PE1122821_b\1228PE1B.0033.RAW
Date & Time Acquired: 12/29/2021 1:58:01 AM
Method File: G:\Org\PE1\Methods\211208G1965-1B%.MET
Calibration File: G:\Org\PE1\Cals\211208GRO8015CB.CAL
Sample Weight: 5 Dilution: 1 S.A.: 1

Mean RF for GRO: 945.9678
Mean RF for TPH: 909.3915
Rt range for Gasoline Range Organics: 4.45 to 17.93

SURROGATE COMPOUND	RT	ACTUAL	MEASURED	%REC
**Trifluorotoluene	8.689	25.	20.273	81.09

GRO Area:3553.514 GRO Amount: 0.751297
TPH Area:11487.78 TPH Amount: 2.526477



GASOLINE RANGE ORGANICS CHROMATOGRAM REPORT

Sample Name: BLANK
 Raw File: G:\Org\PE1\DAT\PE1122821_b\1228PE1B.0034.RAW
 Date & Time Acquired: 12/29/2021 2:32:15 AM
 Method File: G:\Org\PE1\Methods\211208GROB.MET
 Calibration File: G:\Org\PE1\Cals\211208GRO8015CB.CAL
 Sample Weight: 1 Dilution: 1 S.A.: 1

Mean RF for GRO: 945.9678
 Mean RF for TPH: 909.3915
 Rt range for Gasoline Range Organics: 4.45 to 17.93

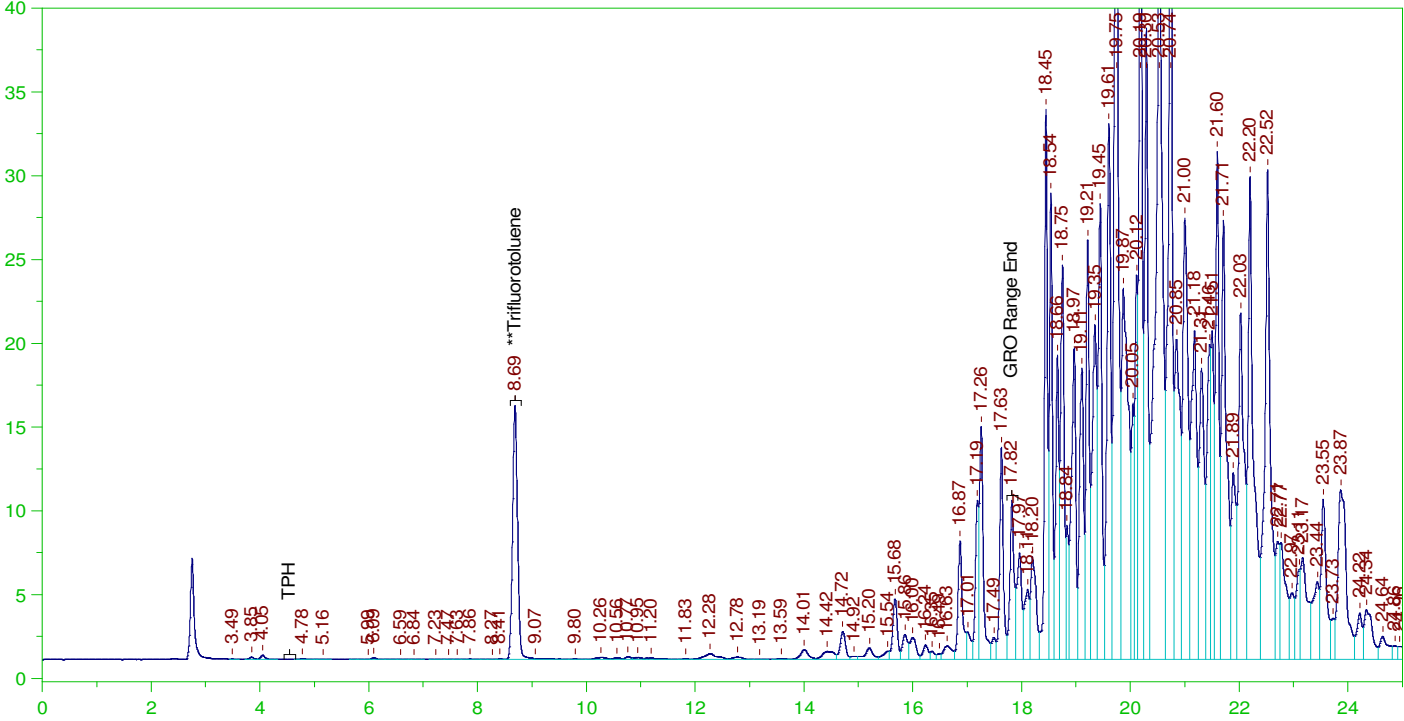
SURROGATE COMPOUND	RT	ACTUAL	MEASURED	%REC
**Trifluorotoluene	8.688	125.	92.908	74.33

GRO Area: 4429.753 GRO Amount: 4.682774
 TPH Area: 6906.645 TPH Amount: 7.594798

ERH2269 (Sump Adit3 Loc-1)

G:\Org\PE1\DAT\PE1122821_b\1228PE1B.0035.RAW

B21121967-001F ;1228PE1 , \$HC-8015-GRO-W,



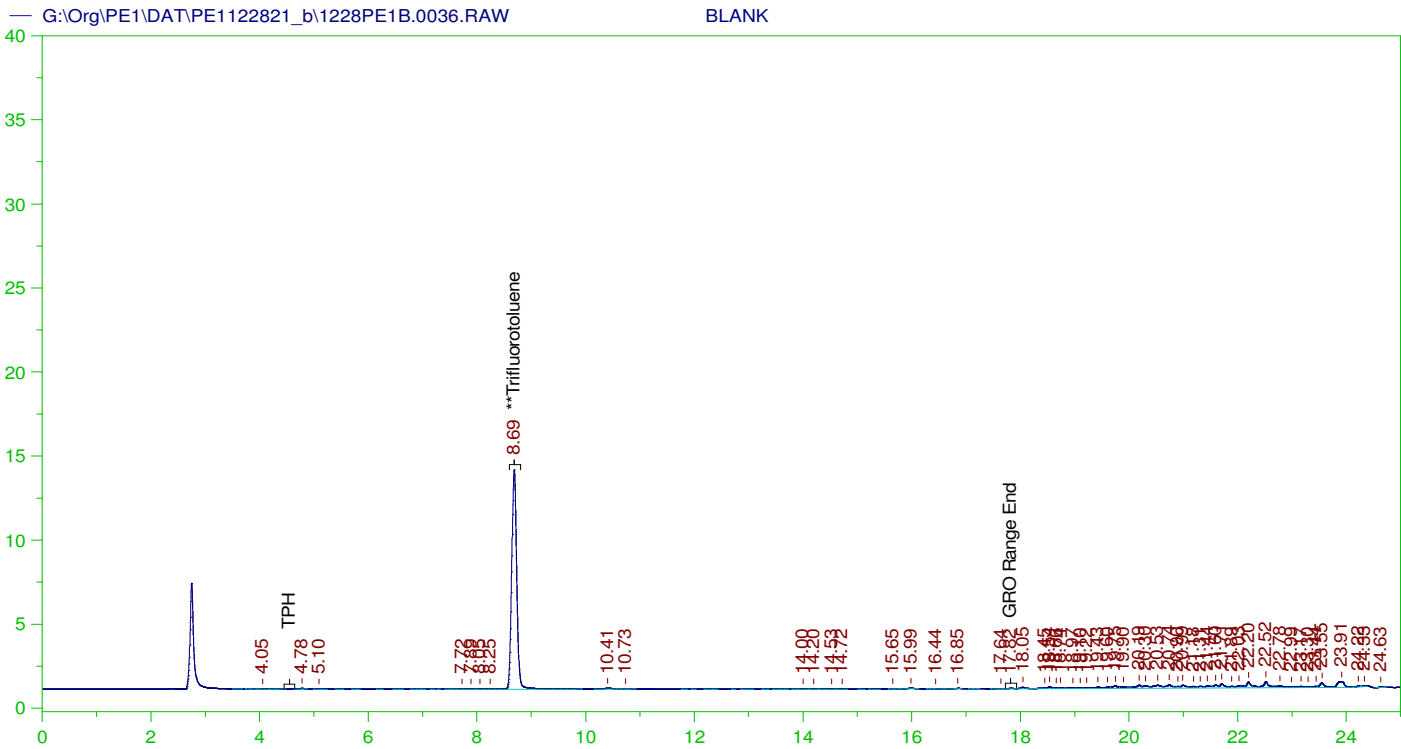
GASOLINE RANGE ORGANICS CHROMATOGRAM REPORT

Sample Name: B21121967-001F ;1228PE1 , \$HC-8015-GRO-W,
Raw File: G:\Org\PE1\DAT\PE1122821_b\1228PE1B.0035.RAW
Date & Time Acquired: 12/29/2021 3:06:34 AM
Method File: G:\Org\PE1\Methods\211208G1967-1B%.MET
Calibration File: G:\Org\PE1\Cals\211208GRO8015CB.CAL
Sample Weight: 5 Dilution: 1 S.A.: 1

Mean RF for GRO: 945.9678
Mean RF for TPH: 909.3915
Rt range for Gasoline Range Organics: 4.45 to 17.93

SURROGATE COMPOUND	RT	ACTUAL	MEASURED	%REC
**Trifluorotoluene	8.689	25.	20.697	82.79

GRO Area:402238.1 GRO Amount: 85.04266
TPH Area:5650536 TPH Amount: 1242.707



GASOLINE RANGE ORGANICS CHROMATOGRAM REPORT

Sample Name: BLANK
Raw File: G:\Org\PE1\DAT\PE1122821_b\1228PE1B.0036.RAW
Date & Time Acquired: 12/29/2021 3:40:53 AM
Method File: G:\Org\PE1\Methods\211208GROB.MET
Calibration File: G:\Org\PE1\Cals\211208GRO8015CB.CAL
Sample Weight: 1 Dilution: 1 S.A.: 1

Mean RF for GRO: 945.9678
Mean RF for TPH: 909.3915
Rt range for Gasoline Range Organics: 4.45 to 17.93

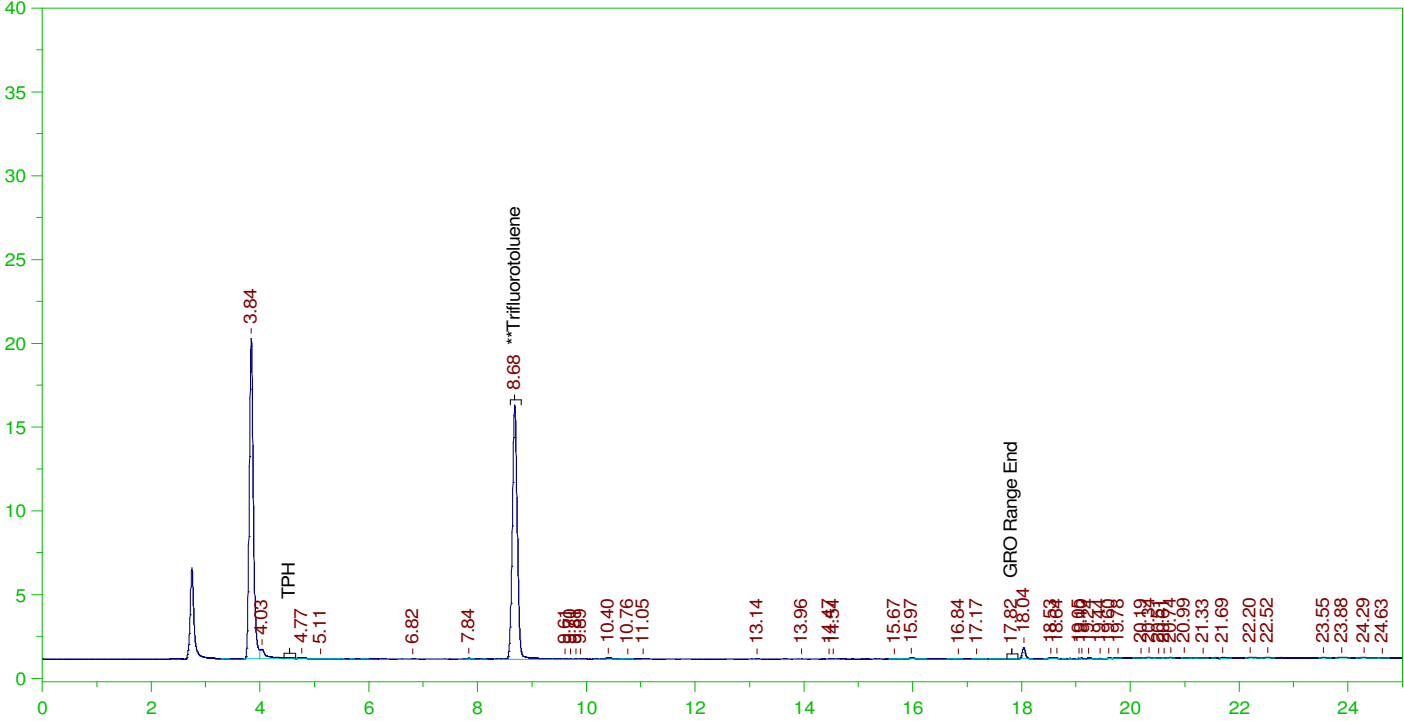
SURROGATE COMPOUND	RT	ACTUAL	MEASURED	%REC	
**Trifluorotoluene	8.686	125.	89.117	71.29	-

GRO Area:3532.514 GRO Amount: 3.734285
TPH Area:33777.22 TPH Amount: 37.14267

ERH2261 (RHMW15-05)

G:\Org\PE1\DAT\PE1122821_b\1228PE1B.0037.RAW

B21121968-001F ;1228PE1 , \$HC-8015-GRO-W,



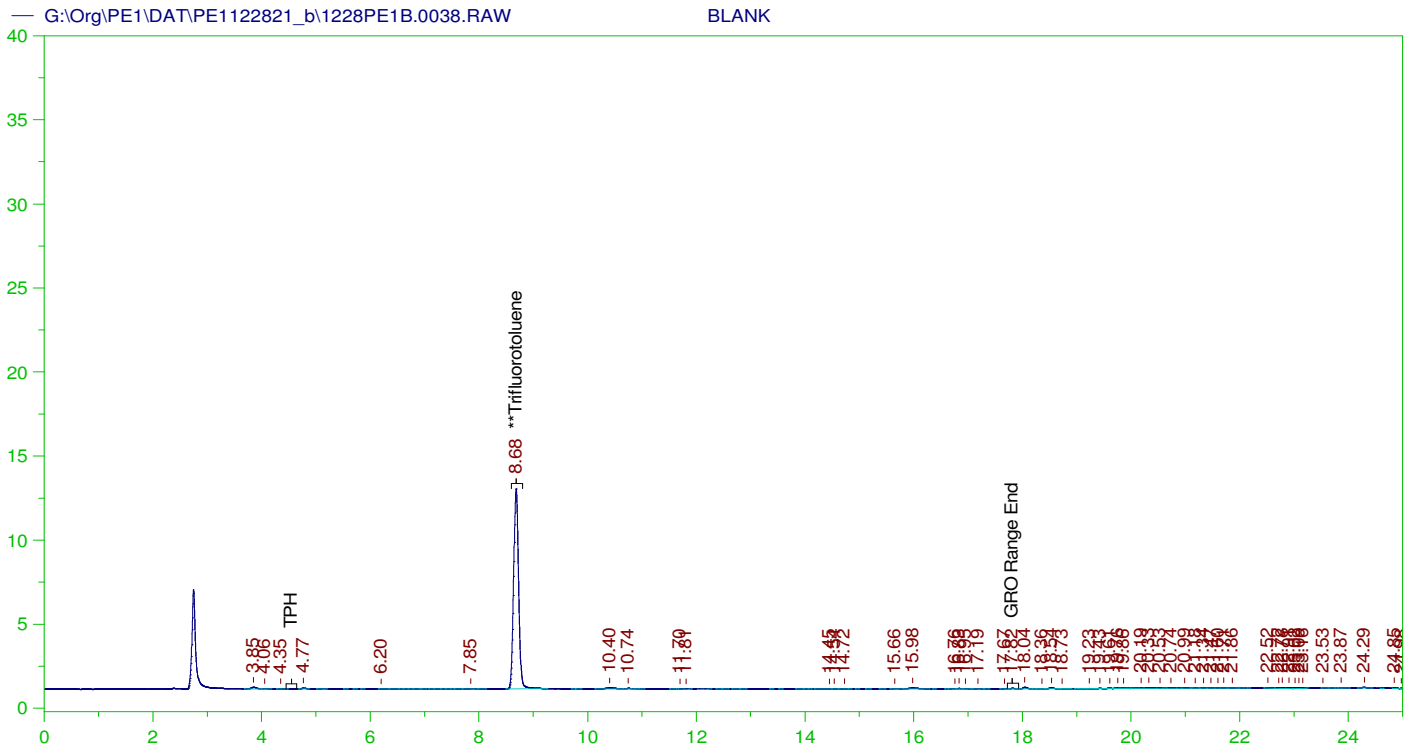
GASOLINE RANGE ORGANICS CHROMATOGRAM REPORT

Sample Name: B21121968-001F ;1228PE1 , \$HC-8015-GRO-W,
 Raw File: G:\Org\PE1\DAT\PE1122821_b\1228PE1B.0037.RAW
 Date & Time Acquired: 12/29/2021 4:15:13 AM
 Method File: G:\Org\PE1\Methods\211208G1968-1B%.MET
 Calibration File: G:\Org\PE1\Cals\211208GRO8015CB.CAL
 Sample Weight: 5 Dilution: 1 S.A.: 1

Mean RF for GRO: 945.9678
 Mean RF for TPH: 909.3915
 Rt range for Gasoline Range Organics: 4.45 to 17.93

SURROGATE COMPOUND	RT	ACTUAL	MEASURED	%REC
**Trifluorotoluene	8.685	25.	20.659	82.64

GRO Area:4516.053 GRO Amount: 0.9548006
 TPH Area:117482.6 TPH Amount: 25.83762



GASOLINE RANGE ORGANICS CHROMATOGRAM REPORT

Sample Name: BLANK
 Raw File: G:\Org\PE1\DAT\PE1122821_b\1228PE1B.0038.RAW
 Date & Time Acquired: 12/29/2021 4:49:33 AM
 Method File: G:\Org\PE1\Methods\211208GROB.MET
 Calibration File: G:\Org\PE1\Cals\211208GRO8015CB.CAL
 Sample Weight: 1 Dilution: 1 S.A.: 1

Mean RF for GRO: 945.9678
 Mean RF for TPH: 909.3915
 Rt range for Gasoline Range Organics: 4.45 to 17.93

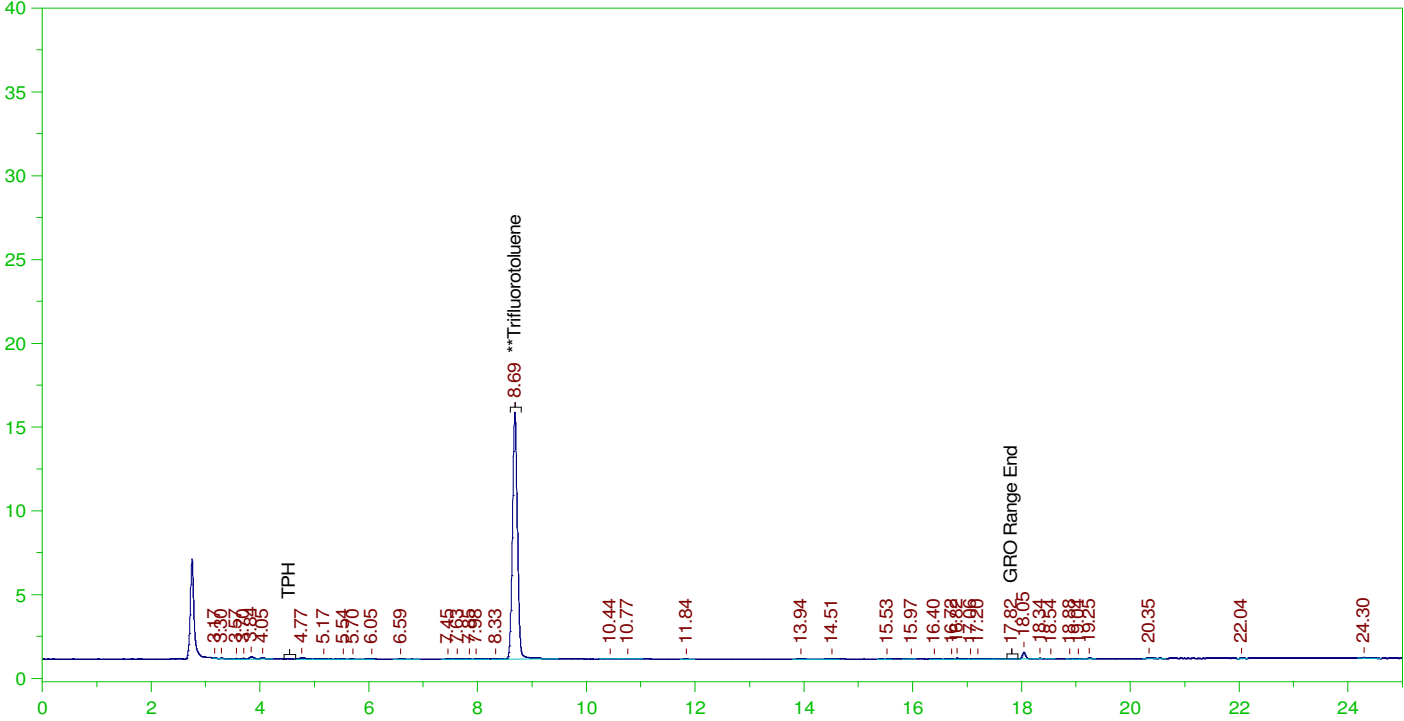
SURROGATE COMPOUND	RT	ACTUAL	MEASURED	%REC
**Trifluorotoluene	8.684	125.	80.546	64.44

GRO Area:3861.711 GRO Amount: 4.082286
 TPH Area:9230.571 TPH Amount: 10.15027

ERH2253 (OWDFMW01)

G:\Org\PE1\DAT\PE1122821_b\1228PE1B.0039.RAW

B21121977-001F ;1228PE1 , \$HC-8015-GRO-W,



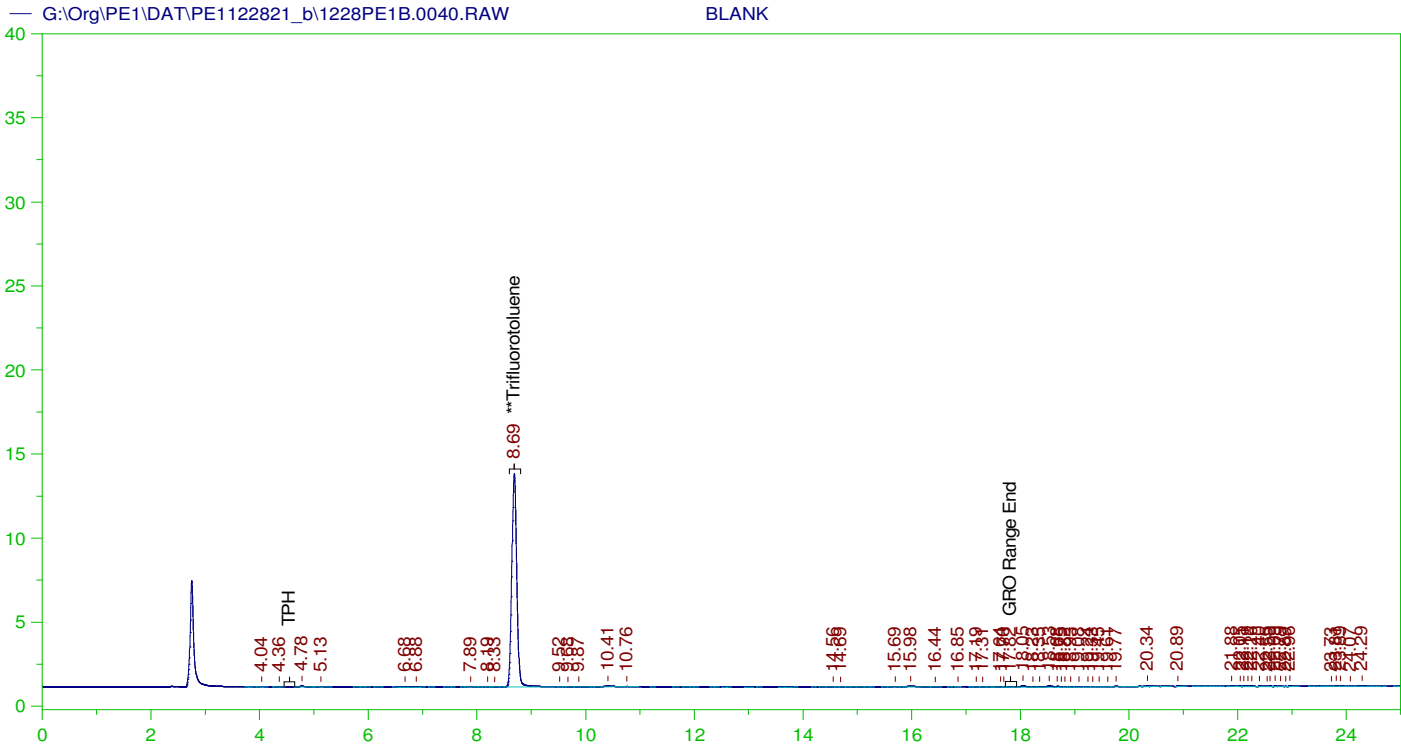
GASOLINE RANGE ORGANICS CHROMATOGRAM REPORT

Sample Name: B21121977-001F ;1228PE1 , \$HC-8015-GRO-W,
 Raw File: G:\Org\PE1\DAT\PE1122821_b\1228PE1B.0039.RAW
 Date & Time Acquired: 12/29/2021 5:23:55 AM
 Method File: G:\Org\PE1\Methods\211208G1977-1B%.MET
 Calibration File: G:\Org\PE1\Cals\211208GRO8015CB.CAL
 Sample Weight: 5 Dilution: 1 S.A.: 1

Mean RF for GRO: 945.9678
 Mean RF for TPH: 909.3915
 Rt range for Gasoline Range Organics: 4.45 to 17.93

SURROGATE COMPOUND	RT	ACTUAL	MEASURED	%REC
**Trifluorotoluene	8.687	25.	20.036	80.14

GRO Area:5738.88 GRO Amount: 1.213335
 TPH Area:11148.25 TPH Amount: 2.451804



GASOLINE RANGE ORGANICS CHROMATOGRAM REPORT

Sample Name: BLANK
 Raw File: G:\Org\PE1\DAT\PE1122821_b\1228PE1B.0040.RAW
 Date & Time Acquired: 12/29/2021 5:58:18 AM
 Method File: G:\Org\PE1\Methods\211208GROB.MET
 Calibration File: G:\Org\PE1\Cals\211208GRO8015CB.CAL
 Sample Weight: 1 Dilution: 1 S.A.: 1

Mean RF for GRO: 945.9678
 Mean RF for TPH: 909.3915
 Rt range for Gasoline Range Organics: 4.45 to 17.93

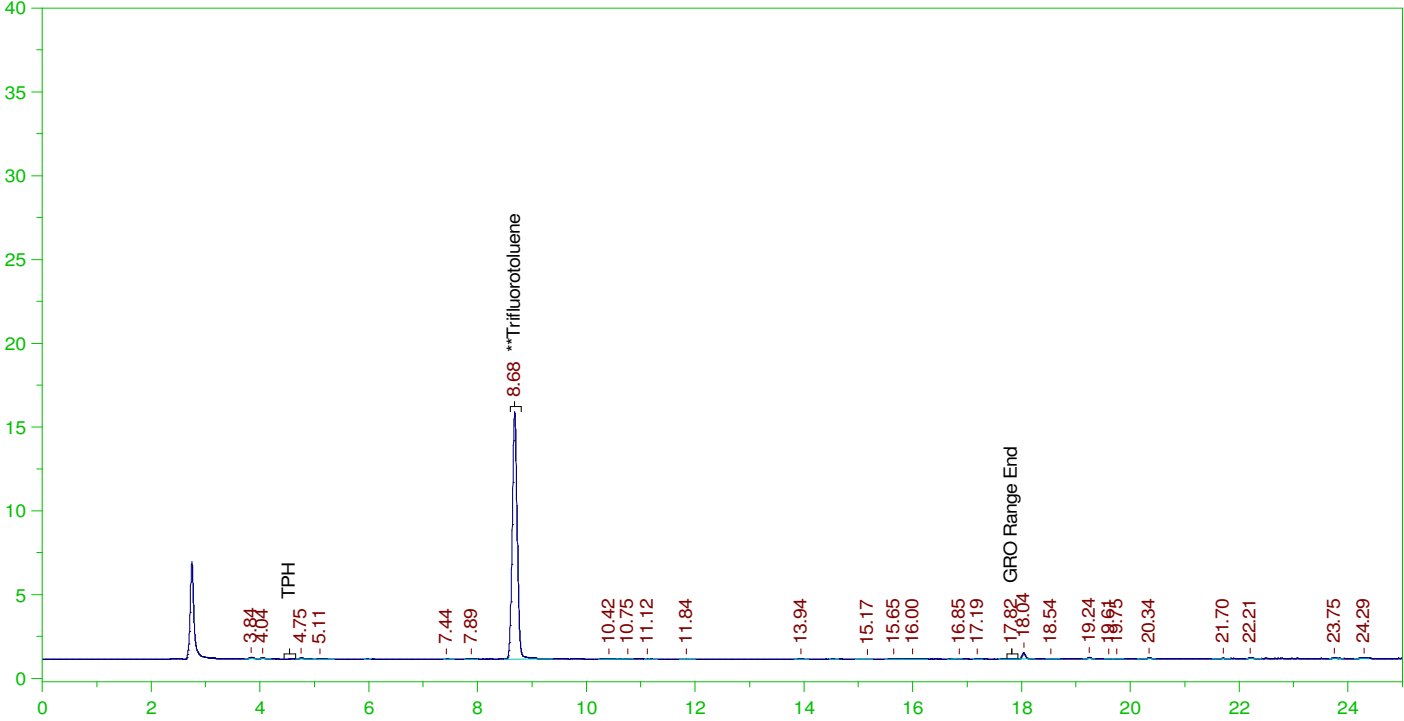
SURROGATE COMPOUND	RT	ACTUAL	MEASURED	%REC
**Trifluorotoluene	8.687	125.	85.938	68.75

GRO Area:4735.395 GRO Amount: 5.005874
 TPH Area:10628.62 TPH Amount: 11.68762

ERH2242 (RHMW06)

G:\Org\PE1\DAT\PE1122821_b\1228PE1B.0041.RAW

B21121977-002F ;1228PE1 , \$HC-8015-GRO-W,



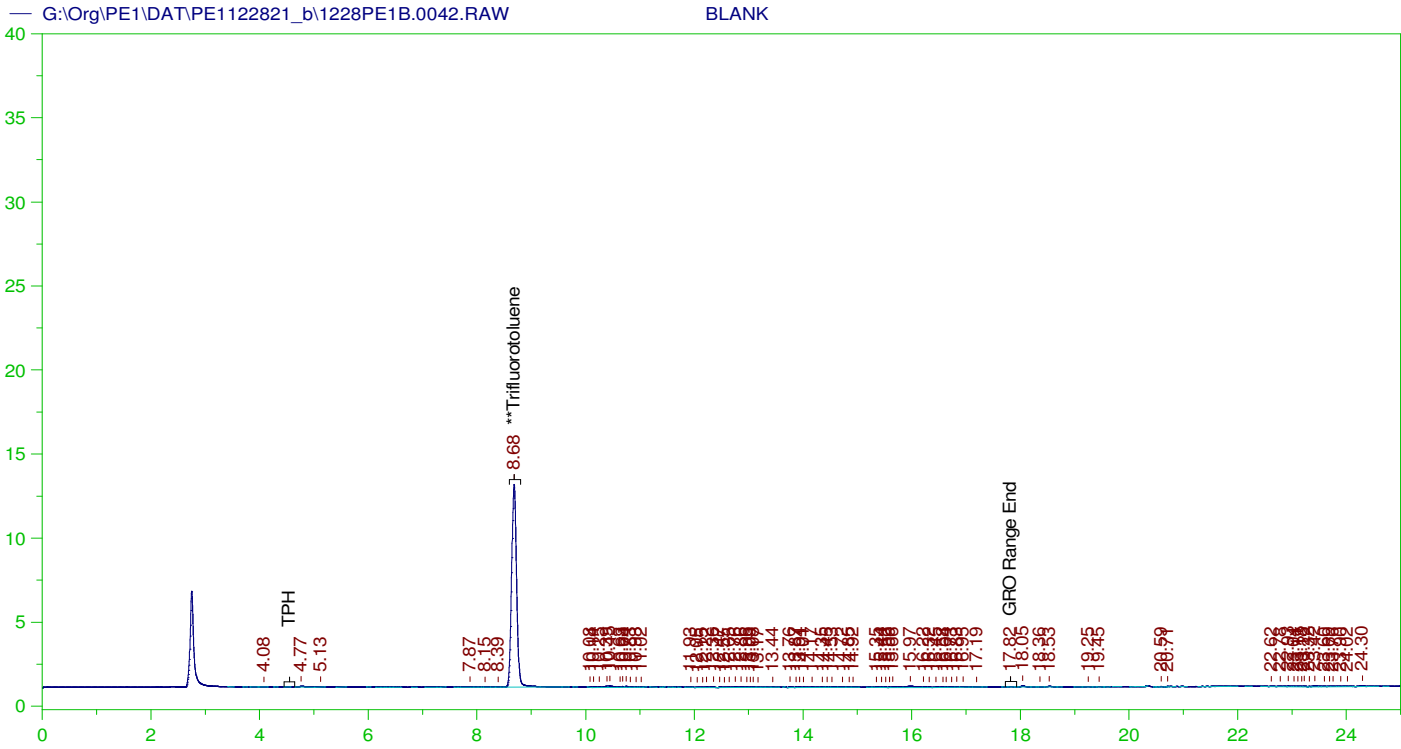
GASOLINE RANGE ORGANICS CHROMATOGRAM REPORT

Sample Name: B21121977-002F ;1228PE1 , \$HC-8015-GRO-W,
Raw File: G:\Org\PE1\DAT\PE1122821_b\1228PE1B.0041.RAW
Date & Time Acquired: 12/29/2021 6:32:38 AM
Method File: G:\Org\PE1\Methods\211208G1977-2B%.MET
Calibration File: G:\Org\PE1\Cals\211208GRO8015CB.CAL
Sample Weight: 5 Dilution: 1 S.A.: 1

Mean RF for GRO: 945.9678
Mean RF for TPH: 909.3915
Rt range for Gasoline Range Organics: 4.45 to 17.93

SURROGATE COMPOUND	RT	ACTUAL	MEASURED	%REC
**Trifluorotoluene	8.683	25.	20.039	80.16

GRO Area:2653.512 GRO Amount: 0.5610153
TPH Area:6476.931 TPH Amount: 1.424454



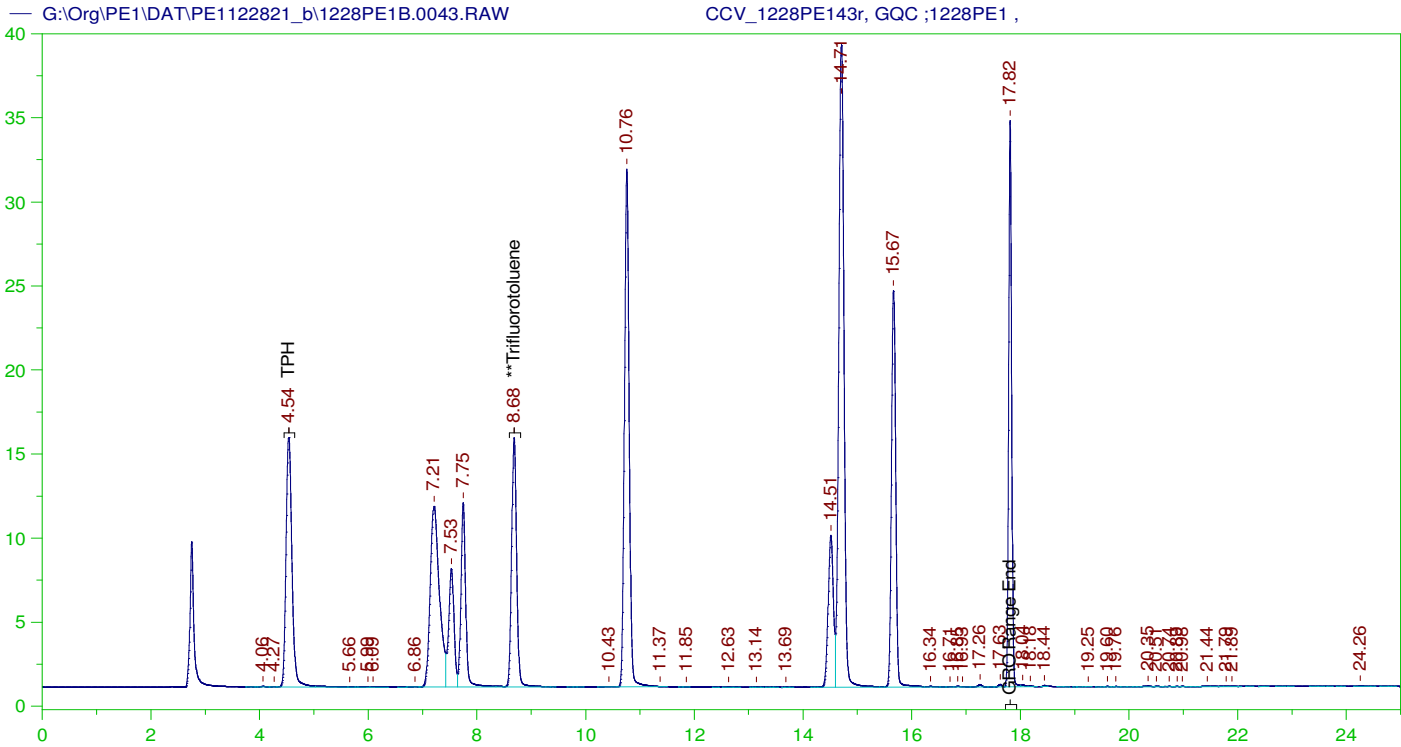
GASOLINE RANGE ORGANICS CHROMATOGRAM REPORT

Sample Name: BLANK
 Raw File: G:\Org\PE1\DAT\PE1122821_b\1228PE1B.0042.RAW
 Date & Time Acquired: 12/29/2021 7:06:58 AM
 Method File: G:\Org\PE1\Methods\211208GROB.MET
 Calibration File: G:\Org\PE1\Cals\211208GRO8015CB.CAL
 Sample Weight: 1 Dilution: 1 S.A.: 1

Mean RF for GRO: 945.9678
 Mean RF for TPH: 909.3915
 Rt range for Gasoline Range Organics: 4.45 to 17.93

SURROGATE COMPOUND	RT	ACTUAL	MEASURED	%REC
**Trifluorotoluene	8.684	125.	81.954	65.56

GRO Area: 9378.714 GRO Amount: 9.914412
 TPH Area: 13199.72 TPH Amount: 14.51489



GASOLINE RANGE ORGANICS CHROMATOGRAM REPORT

Sample Name: CCV_1228PE143r, GQC ;1228PE1 ,
Raw File: G:\Org\PE1\DAT\PE1122821_b\1228PE1B.0043.RAW
Date & Time Acquired: 12/29/2021 7:41:19 AM
Method File: G:\Org\PE1\Methods\211208GROB.MET
Calibration File: G:\Org\PE1\Cals\211208GRO8015CB.CAL
Sample Weight: 1 Dilution: 1 S.A.: 1

Mean RF for GRO: 945.9678
Mean RF for TPH: 909.3915
Rt range for Gasoline Range Organics: 4.45 to 17.93

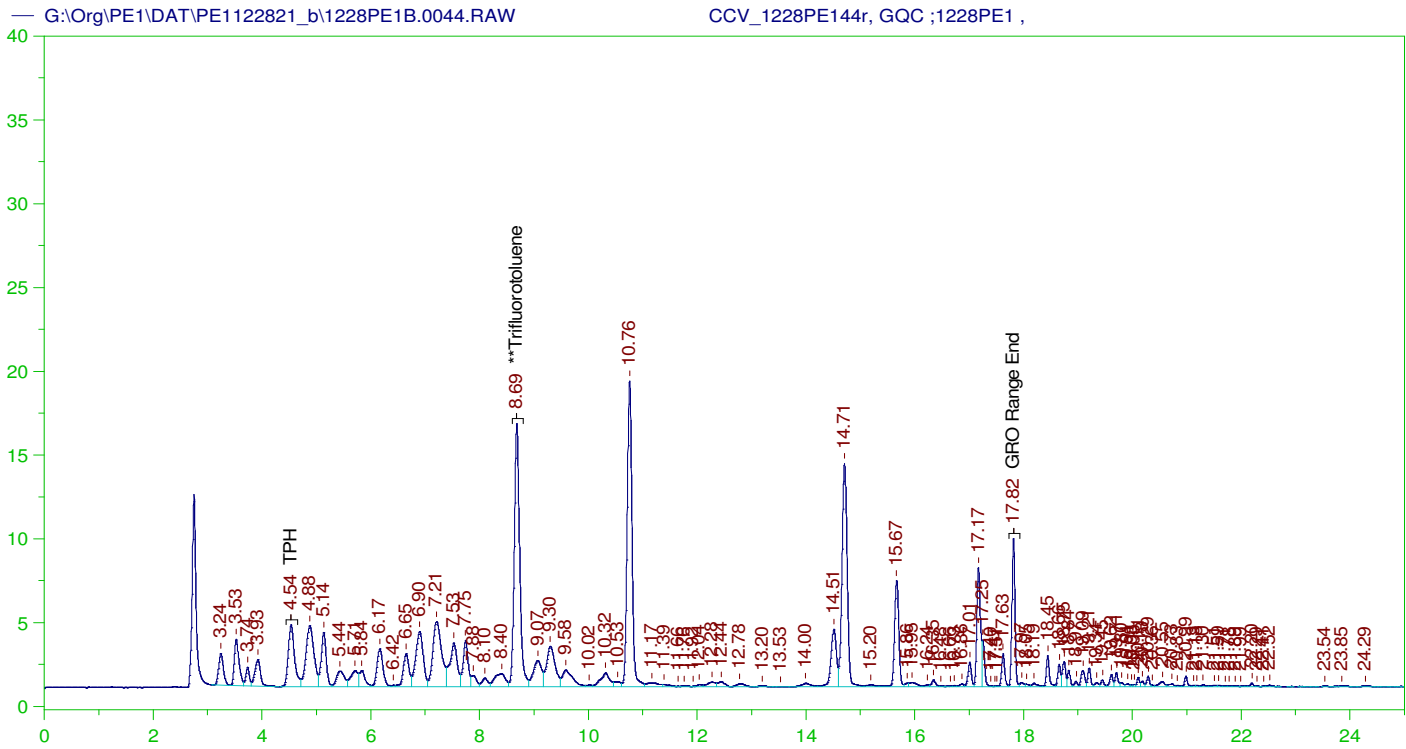
SURROGATE COMPOUND	RT	ACTUAL	MEASURED	%REC
**Trifluorotoluene	8.684	125.	100.874	80.7

GRO Area:1122895 GRO Amount: 1187.032
TPH Area:1125799 TPH Amount: 1237.969

CONTINUING CALIBRATION REPORT: G:\Org\PE1\DAT\PE1122821_b\1228PE1B.0043.RAW

COMPOUND	ACTUAL (NG)	MEASURED (NG)	%RECOVERY	LIMITS
GRO	840.	1187.03	141.31	85-115
TPH	1000.	1237.97	123.8	85-115

SURROGATE COMPOUND	RT	ACTUAL	MEASURED	%REC	LIMITS
**Trifluorotoluene	8.684	125.	100.874	80.7	85-115



GASOLINE RANGE ORGANICS CHROMATOGRAM REPORT

Sample Name: CCV_1228PE144r, GQC ;1228PE1 ,
Raw File: G:\Org\PE1\DAT\PE1122821_b\1228PE1B.0044.RAW
Date & Time Acquired: 12/29/2021 8:15:37 AM
Method File: G:\Org\PE1\Methods\211208GCCV1228_44B%.MET
Calibration File: G:\Org\PE1\Cals\211208GRO8015CB.CAL
Sample Weight: 1 Dilution: 1 S.A.: 1

Mean RF for GRO: 945.9678
Mean RF for TPH: 909.3915
Rt range for Gasoline Range Organics: 4.45 to 17.93

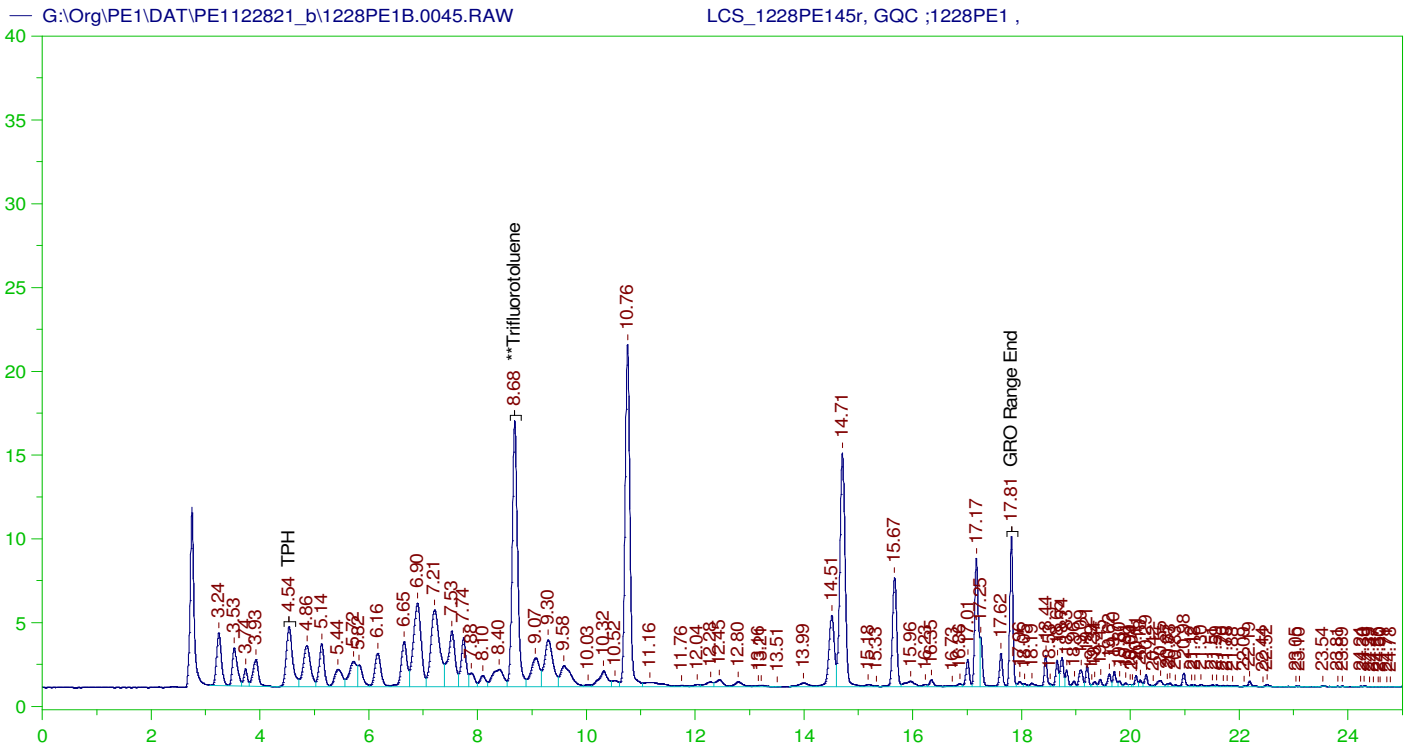
SURROGATE COMPOUND	RT	ACTUAL	MEASURED	%REC	
**Trifluorotoluene	8.685	125.	115.589	92.47	-

GRO Area:742643.5 GRO Amount: 785.0621
TPH Area:854193 TPH Amount: 939.3018

CONTINUING CALIBRATION REPORT: G:\Org\PE1\DAT\PE1122821_b\1228PE1B.0044.RAW

COMPOUND	ACTUAL (NG)	MEASURED (NG)	%RECOVERY	LIMITS
GRO	840.	785.06	93.46	85-115
TPH	1000.	939.3	93.93	85-115

SURROGATE COMPOUND	RT	ACTUAL	MEASURED	%REC	LIMITS
**Trifluorotoluene	8.685	125.	115.589	92.47	85-115



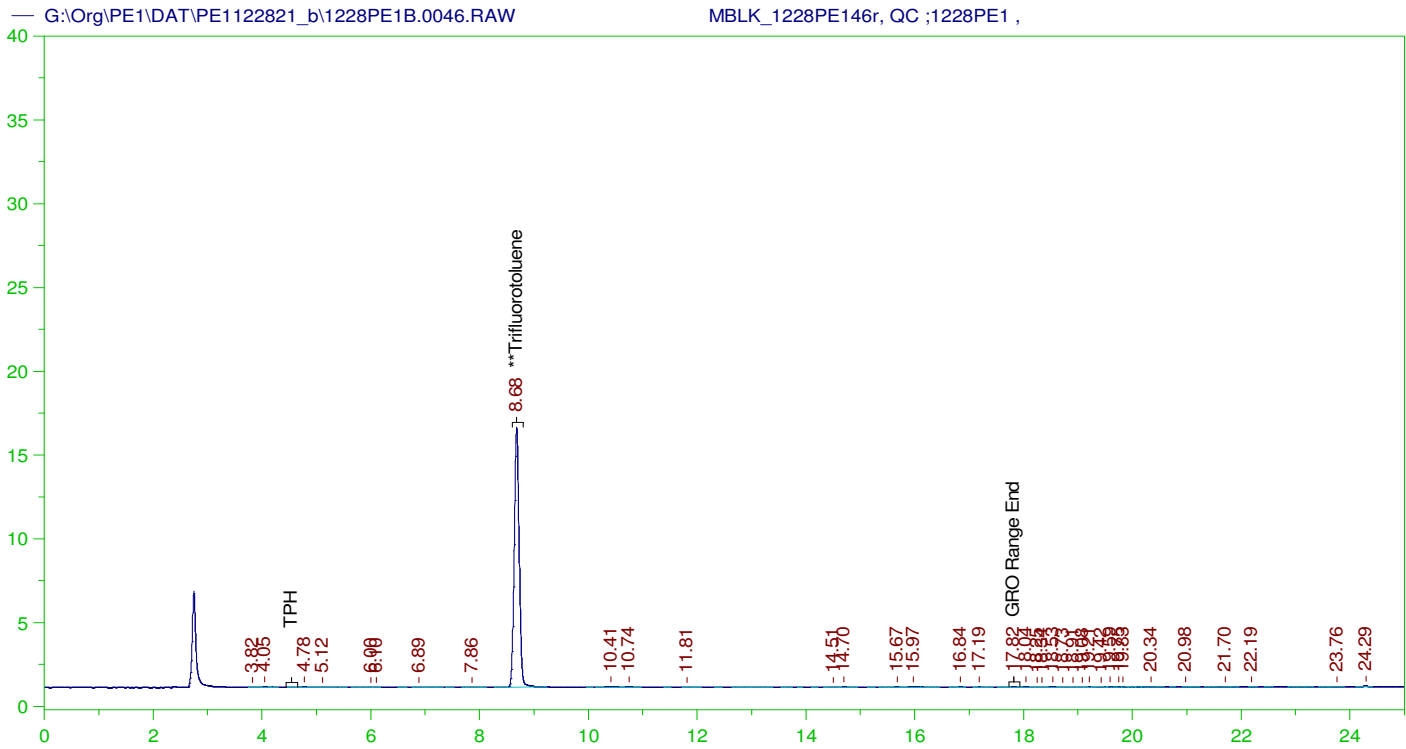
GASOLINE RANGE ORGANICS CHROMATOGRAM REPORT

Sample Name: LCS_1228PE145r, GQC ;1228PE1 ,
 Raw File: G:\Org\PE1\DAT\PE1122821_b\1228PE1B.0045.RAW
 Date & Time Acquired: 12/29/2021 8:49:56 AM
 Method File: G:\Org\PE1\Methods\211208GLCS1228_45B%.MET
 Calibration File: G:\Org\PE1\Cals\211208GRO8015CB.CAL
 Sample Weight: 5 Dilution: 1 S.A.: 1

Mean RF for GRO: 945.9678
 Mean RF for TPH: 909.3915
 Rt range for Gasoline Range Organics: 4.45 to 17.93

SURROGATE COMPOUND	RT	ACTUAL	MEASURED	%REC
**Trifluorotoluene	8.684	25.	23.24	92.96

GRO Area:824078.8 GRO Amount: 174.2298
 TPH Area:951761.1 TPH Amount: 209.3182



GASOLINE RANGE ORGANICS CHROMATOGRAM REPORT

Sample Name: MBLK_1228PE146r, QC ;1228PE1 ,
 Raw File: G:\Org\PE1\DAT\PE1122821_b\1228PE1B.0046.RAW
 Date & Time Acquired: 12/29/2021 9:24:17 AM
 Method File: G:\Org\PE1\Methods\211208GROB%.MET
 Calibration File: G:\Org\PE1\Cals\211208GRO8015CB.CAL
 Sample Weight: 5 Dilution: 1 S.A.: 1

Mean RF for GRO: 945.9678
 Mean RF for TPH: 909.3915
 Rt range for Gasoline Range Organics: 4.45 to 17.93

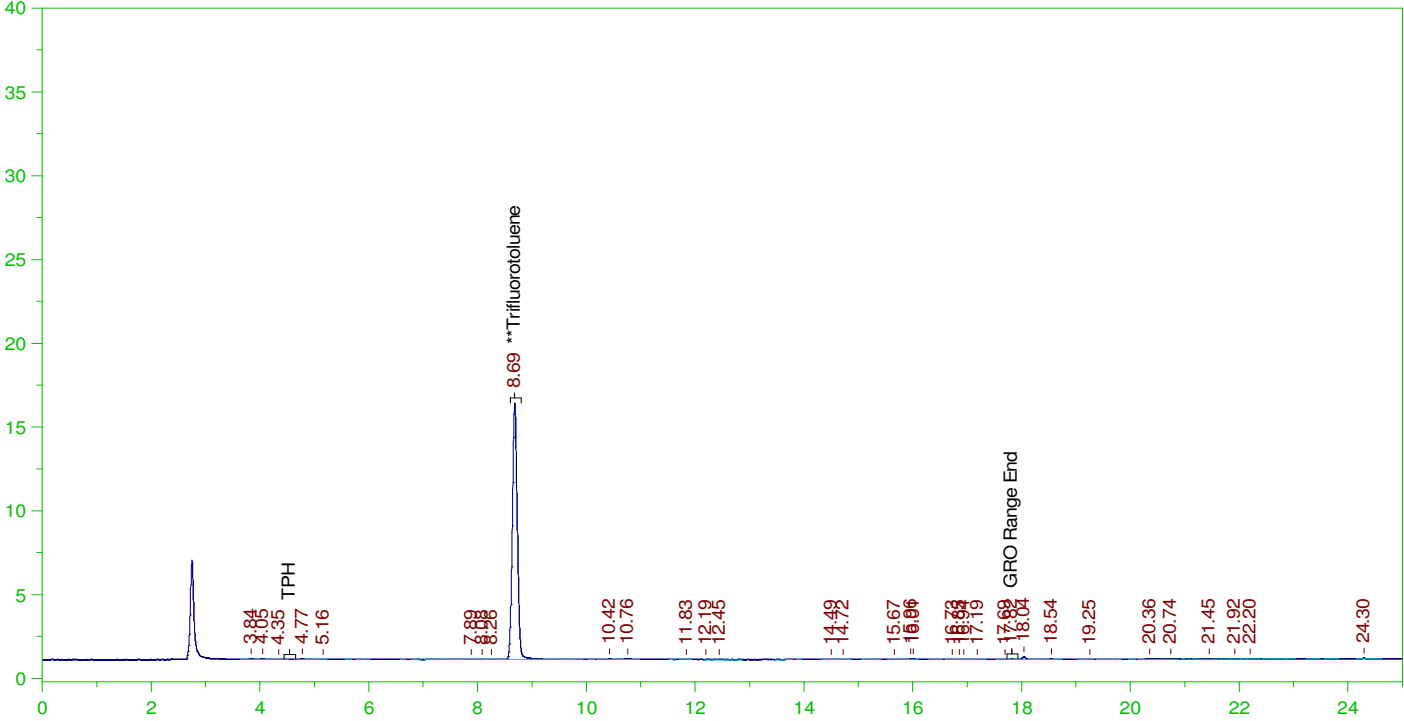
SURROGATE COMPOUND	RT	ACTUAL	MEASURED	%REC
**Trifluorotoluene	8.683	25.	20.984	83.94

GRO Area:4272.553 GRO Amount: 0.9033189
 TPH Area:7575.845 TPH Amount: 1.666135

ERH2237 Trip Blank-14575

G:\Org\PE1\DAT\PE1122821_b\1228PE1B.0047.RAW

B21121965-002A ;1228PE1 , \$HC-8015-GRO-W,



GASOLINE RANGE ORGANICS CHROMATOGRAM REPORT

Sample Name: B21121965-002A ;1228PE1 , \$HC-8015-GRO-W,
Raw File: G:\Org\PE1\DAT\PE1122821_b\1228PE1B.0047.RAW
Date & Time Acquired: 12/29/2021 9:58:35 AM
Method File: G:\Org\PE1\Methods\211208GROB%.MET
Calibration File: G:\Org\PE1\Cals\211208GRO8015CB.CAL
Sample Weight: 5 Dilution: 1 S.A.: 1

Mean RF for GRO: 945.9678
Mean RF for TPH: 909.3915
Rt range for Gasoline Range Organics: 4.45 to 17.93

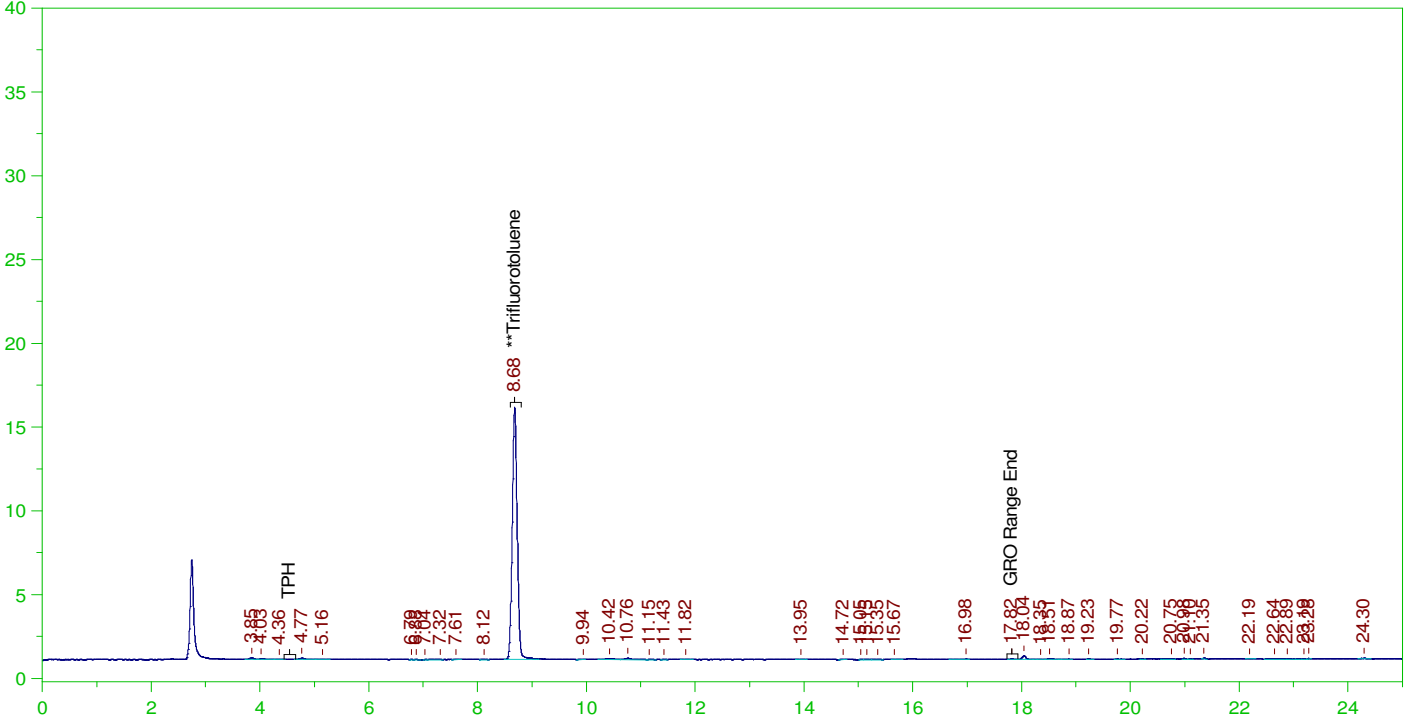
SURROGATE COMPOUND	RT	ACTUAL	MEASURED	%REC
**Trifluorotoluene	8.685	25.	20.851	83.41

GRO Area:3392.001 GRO Amount: 0.7171493
TPH Area:6348.654 TPH Amount: 1.396242

ERH2268 Trip Blank-14575

G:\Org\PE1\DAT\PE1122821_b\1228PE1B.0048.RAW

B21121967-002A ;1228PE1 , \$HC-8015-GRO-W,



GASOLINE RANGE ORGANICS CHROMATOGRAM REPORT

Sample Name: B21121967-002A ;1228PE1 , \$HC-8015-GRO-W,
Raw File: G:\Org\PE1\DAT\PE1122821_b\1228PE1B.0048.RAW
Date & Time Acquired: 12/29/2021 10:32:54 AM
Method File: G:\Org\PE1\Methods\211208G1967-2B%.MET
Calibration File: G:\Org\PE1\Cals\211208GRO8015CB.CAL
Sample Weight: 5 Dilution: 1 S.A.: 1

Mean RF for GRO: 945.9678
Mean RF for TPH: 909.3915
Rt range for Gasoline Range Organics: 4.45 to 17.93

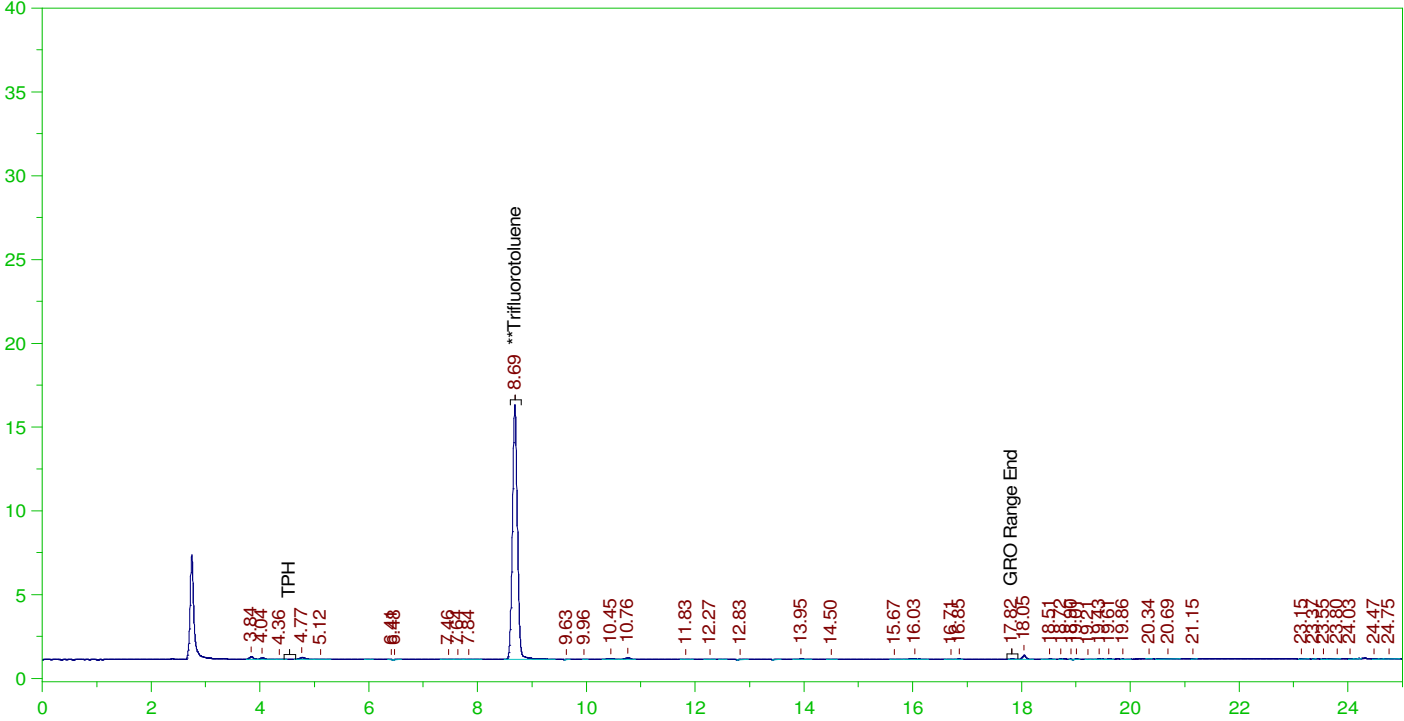
SURROGATE COMPOUND	RT	ACTUAL	MEASURED	%REC
**Trifluorotoluene	8.683	25.	20.284	81.14

GRO Area:5585.146 GRO Amount: 1.180832
TPH Area:10745.79 TPH Amount: 2.363293

ERH2260 Trip Blank-14575

G:\Org\PE1\DAT\PE1122821_b\1228PE1B.0049.RAW

B21121968-002A ;1228PE1 , \$HC-8015-GRO-W,



GASOLINE RANGE ORGANICS CHROMATOGRAM REPORT

Sample Name: B21121968-002A ;1228PE1 , \$HC-8015-GRO-W,
Raw File: G:\Org\PE1\DAT\PE1122821_b\1228PE1B.0049.RAW
Date & Time Acquired: 12/29/2021 11:07:11 AM
Method File: G:\Org\PE1\Methods\211208G1968-2B%.MET
Calibration File: G:\Org\PE1\Cals\211208GRO8015CB.CAL
Sample Weight: 5 Dilution: 1 S.A.: 1

Mean RF for GRO: 945.9678
Mean RF for TPH: 909.3915
Rt range for Gasoline Range Organics: 4.45 to 17.93

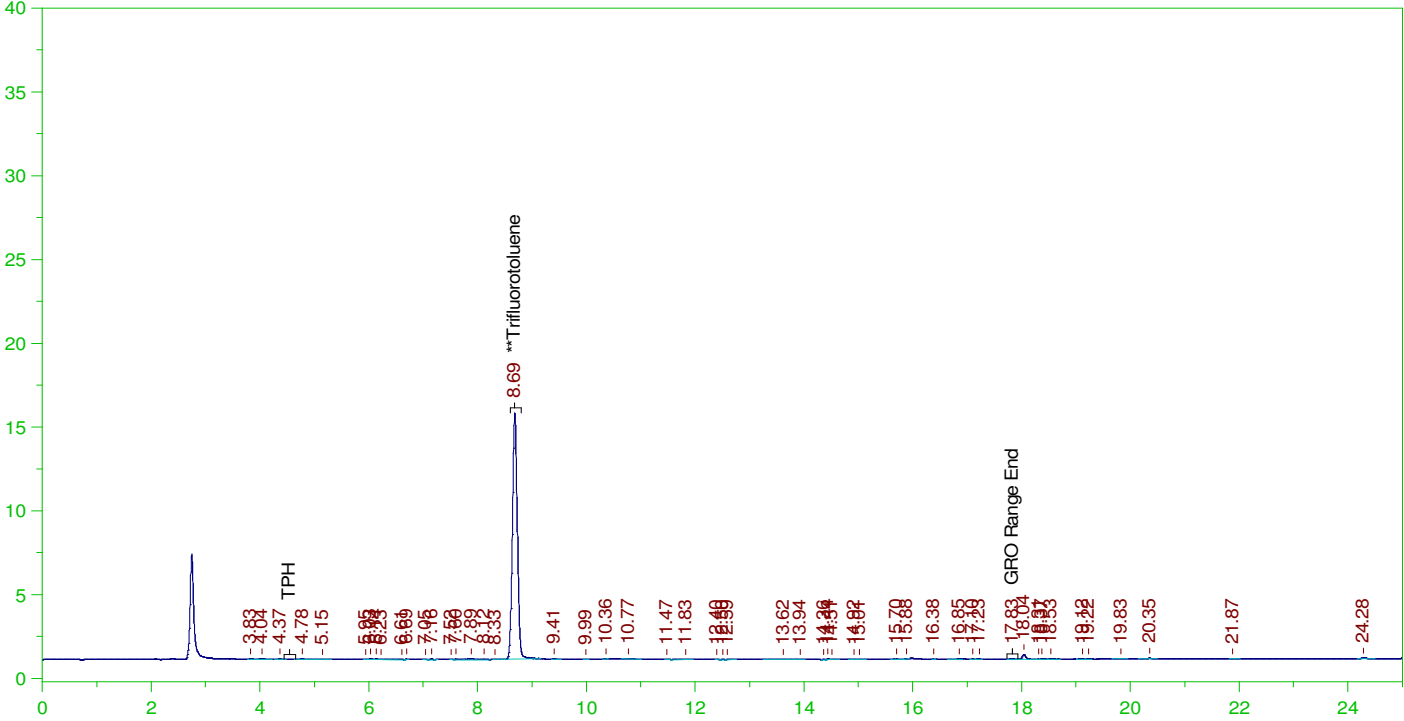
SURROGATE COMPOUND	RT	ACTUAL	MEASURED	%REC
**Trifluorotoluene	8.686	25.	20.721	82.88

GRO Area:4048.055 GRO Amount: 0.8558548
TPH Area:8846.882 TPH Amount: 1.945671

ERH2252 Trip Blank-14575

G:\Org\PE1\DAT\PE1122821_b\1228PE1B.0050.RAW

B21121977-003A ;1228PE1 , \$HC-8015-GRO-W,



GASOLINE RANGE ORGANICS CHROMATOGRAM REPORT

Sample Name: B21121977-003A ;1228PE1 , \$HC-8015-GRO-W,
 Raw File: G:\Org\PE1\DAT\PE1122821_b\1228PE1B.0050.RAW
 Date & Time Acquired: 12/29/2021 11:41:32 AM
 Method File: G:\Org\PE1\Methods\211208G1977-3B%.MET
 Calibration File: G:\Org\PE1\Cals\211208GRO8015CB.CAL
 Sample Weight: 5 Dilution: 1 S.A.: 1

Mean RF for GRO: 945.9678
 Mean RF for TPH: 909.3915
 Rt range for Gasoline Range Organics: 4.45 to 17.93

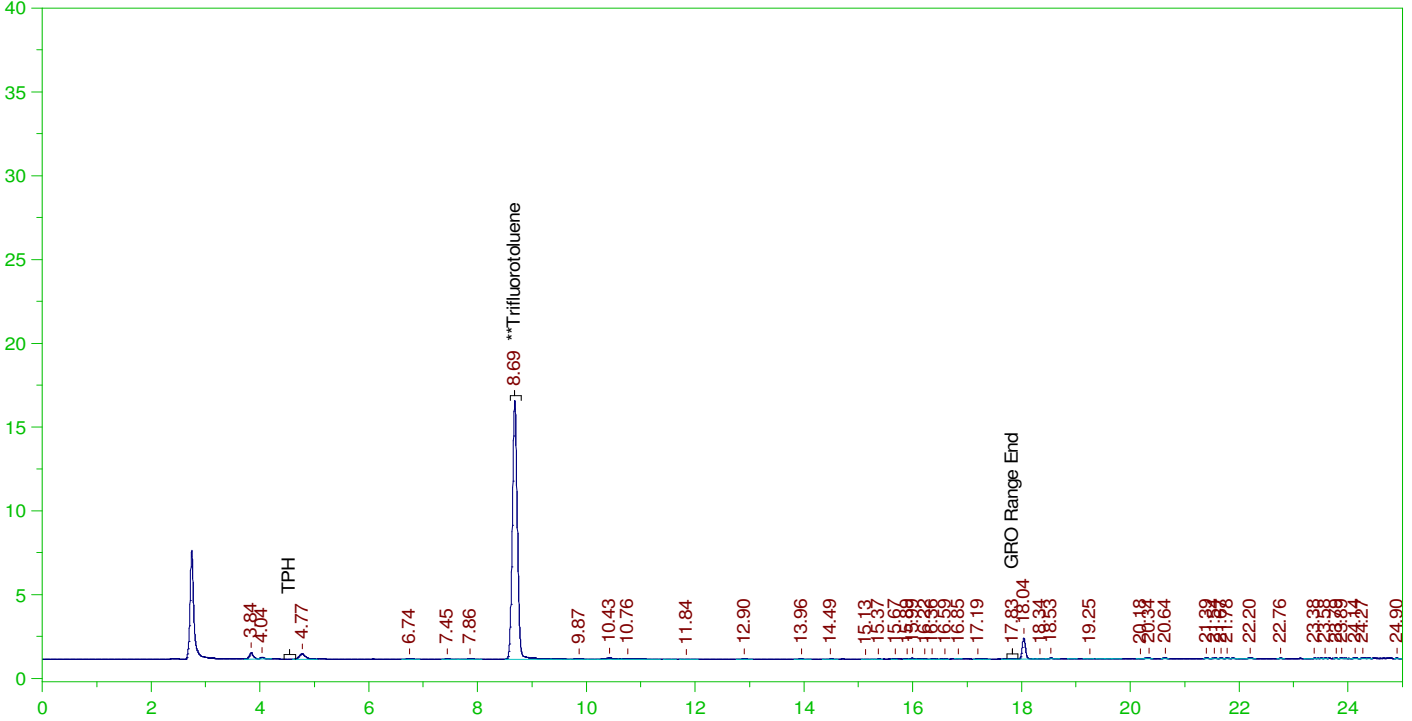
SURROGATE COMPOUND	RT	ACTUAL	MEASURED	%REC
**Trifluorotoluene	8.686	25.	19.925	79.7

GRO Area:5686.631 GRO Amount: 1.202289
 TPH Area:8991.007 TPH Amount: 1.977368

ERH2243 Client Trip Blank

G:\Org\PE1\DAT\PE1122821_b\1228PE1B.0051.RAW

B21121979-004A ;1228PE1 , \$HC-8015-GRO-W,



GASOLINE RANGE ORGANICS CHROMATOGRAM REPORT

Sample Name: B21121979-004A ;1228PE1 , \$HC-8015-GRO-W,
Raw File: G:\Org\PE1\DAT\PE1122821_b\1228PE1B.0051.RAW
Date & Time Acquired: 12/29/2021 12:15:46 PM
Method File: G:\Org\PE1\Methods\211208G1979-4B%.MET
Calibration File: G:\Org\PE1\Cals\211208GRO8015CB.CAL
Sample Weight: 5 Dilution: 1 S.A.: 1

Mean RF for GRO: 945.9678
Mean RF for TPH: 909.3915
Rt range for Gasoline Range Organics: 4.45 to 17.93

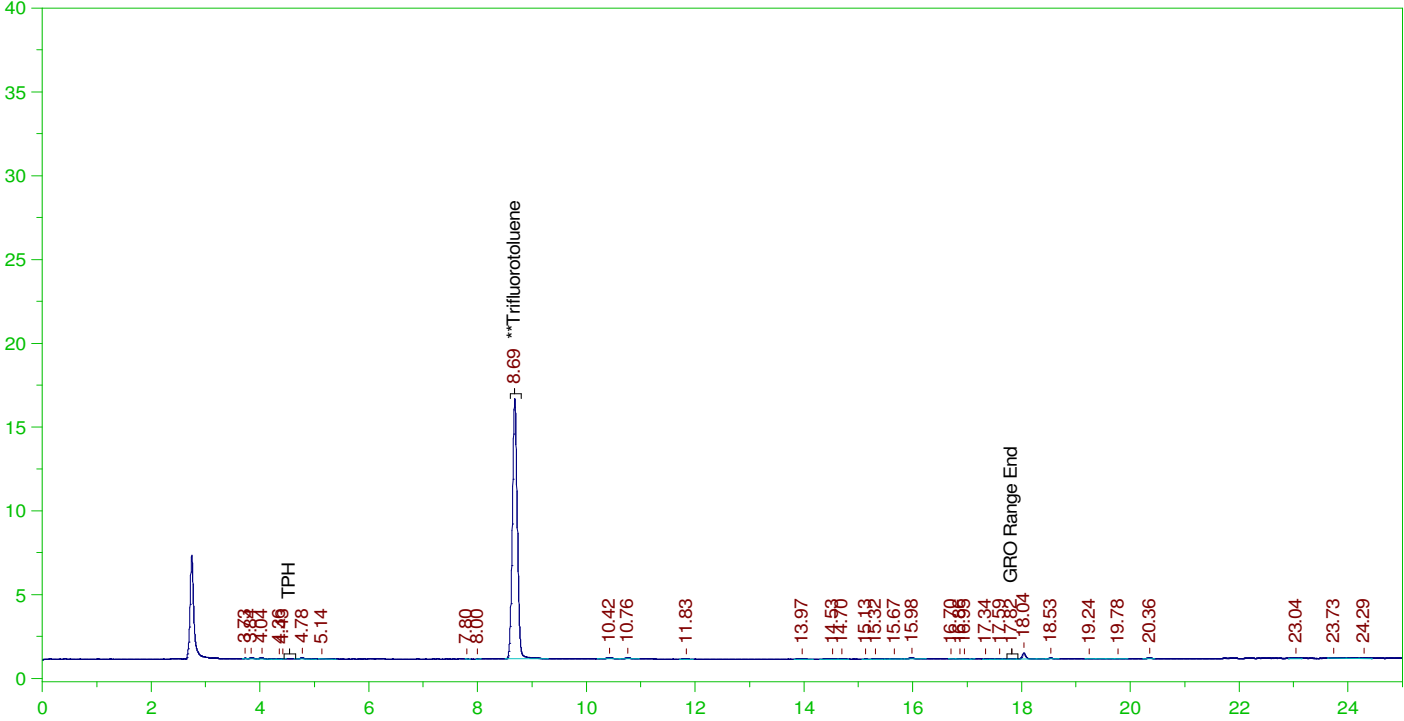
SURROGATE COMPOUND	RT	ACTUAL	MEASURED	%REC
**Trifluorotoluene	8.685	25.	20.997	83.99

GRO Area:6847.323 GRO Amount: 1.447686
TPH Area:18083.13 TPH Amount: 3.976974

ERH2264 Trip Blank-14575

G:\Org\PE1\DAT\PE1122821_b\1228PE1B.0052.RAW

B21121981-007A ;1228PE1 , \$HC-8015-GRO-W,



GASOLINE RANGE ORGANICS CHROMATOGRAM REPORT

Sample Name: B21121981-007A ;1228PE1 , \$HC-8015-GRO-W,
Raw File: G:\Org\PE1\DAT\PE1122821_b\1228PE1B.0052.RAW
Date & Time Acquired: 12/29/2021 12:50:00 PM
Method File: G:\Org\PE1\Methods\211208G1981-7B%.MET
Calibration File: G:\Org\PE1\Cals\211208GRO8015CB.CAL
Sample Weight: 5 Dilution: 1 S.A.: 1

Mean RF for GRO: 945.9678
Mean RF for TPH: 909.3915
Rt range for Gasoline Range Organics: 4.45 to 17.93

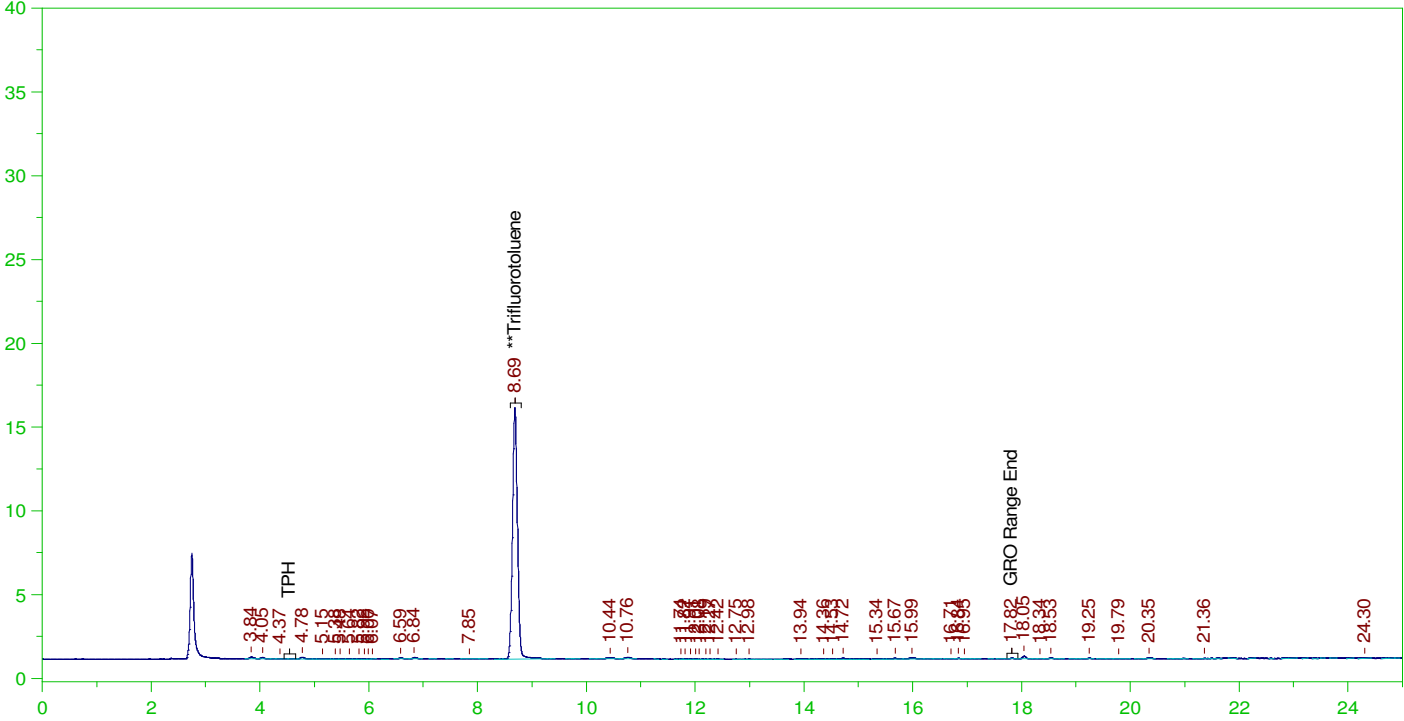
SURROGATE COMPOUND	RT	ACTUAL	MEASURED	%REC
**Trifluorotoluene	8.685	25.	21.008	84.03

GRO Area:4083.884 GRO Amount: 0.8634298
TPH Area:7762.359 TPH Amount: 1.707155

ERH2250 Client Trip Blank

G:\Org\PE1\DAT\PE1122821_b\1228PE1B.0053.RAW

B21122077-003A ;1228PE1 , \$HC-8015-GRO-W,



GASOLINE RANGE ORGANICS CHROMATOGRAM REPORT

Sample Name: B21122077-003A ;1228PE1 , \$HC-8015-GRO-W,
Raw File: G:\Org\PE1\DAT\PE1122821_b\1228PE1B.0053.RAW
Date & Time Acquired: 12/29/2021 1:24:14 PM
Method File: G:\Org\PE1\Methods\211208GROB%.MET
Calibration File: G:\Org\PE1\Cals\211208GRO8015CB.CAL
Sample Weight: 5 Dilution: 1 S.A.: 1

Mean RF for GRO: 945.9678
Mean RF for TPH: 909.3915
Rt range for Gasoline Range Organics: 4.45 to 17.93

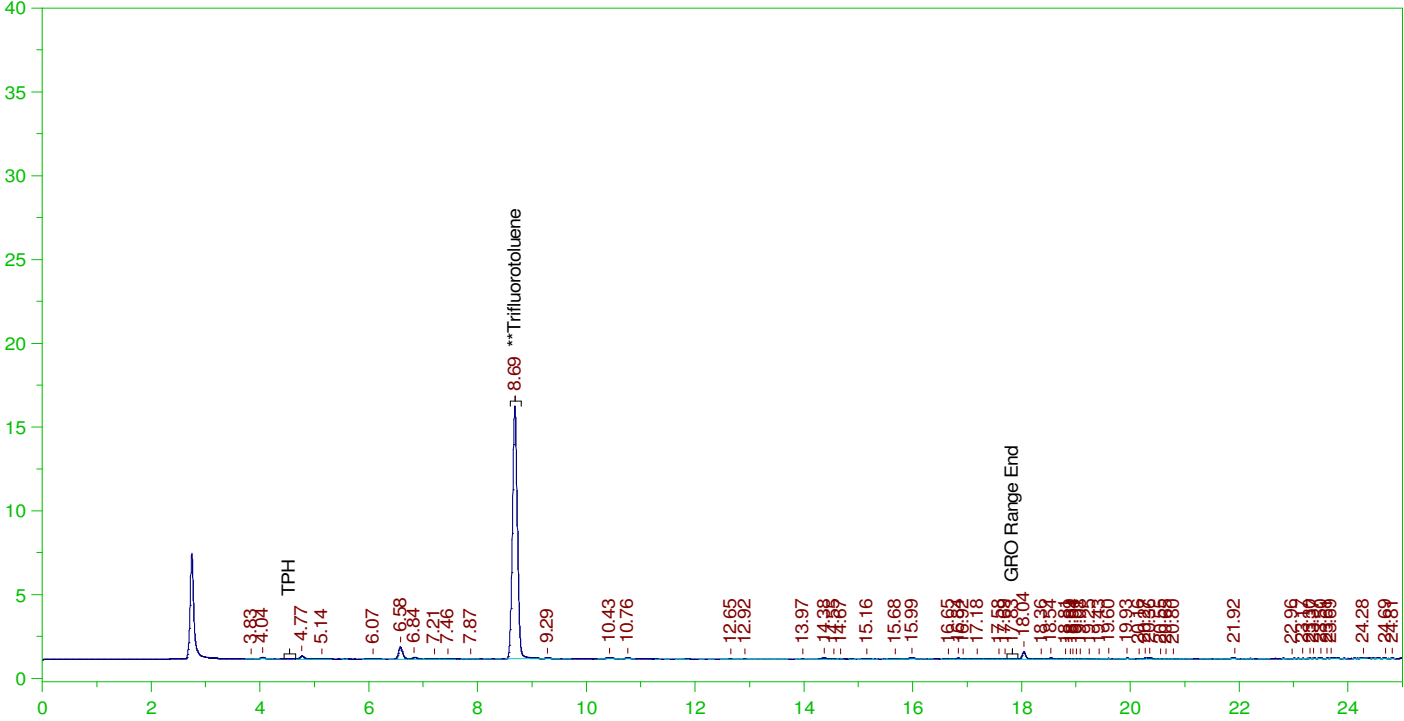
SURROGATE COMPOUND	RT	ACTUAL	MEASURED	%REC
**Trifluorotoluene	8.688	25.	20.397	81.59

GRO Area:7797.844 GRO Amount: 1.648649
TPH Area:11247.15 TPH Amount: 2.473555

ERH2246 Client Trip Blank

G:\Org\PE1\DAT\PE1122821_b\1228PE1B.0054.RAW

B21122088-003A ;1228PE1 , \$HC-8015-GRO-W,



GASOLINE RANGE ORGANICS CHROMATOGRAM REPORT

Sample Name: B21122088-003A ;1228PE1 , \$HC-8015-GRO-W,
Raw File: G:\Org\PE1\DAT\PE1122821_b\1228PE1B.0054.RAW
Date & Time Acquired: 12/29/2021 1:58:28 PM
Method File: G:\Org\PE1\Methods\211208GROB%.MET
Calibration File: G:\Org\PE1\Cals\211208GRO8015CB.CAL
Sample Weight: 5 Dilution: 1 S.A.: 1

Mean RF for GRO: 945.9678
Mean RF for TPH: 909.3915
Rt range for Gasoline Range Organics: 4.45 to 17.93

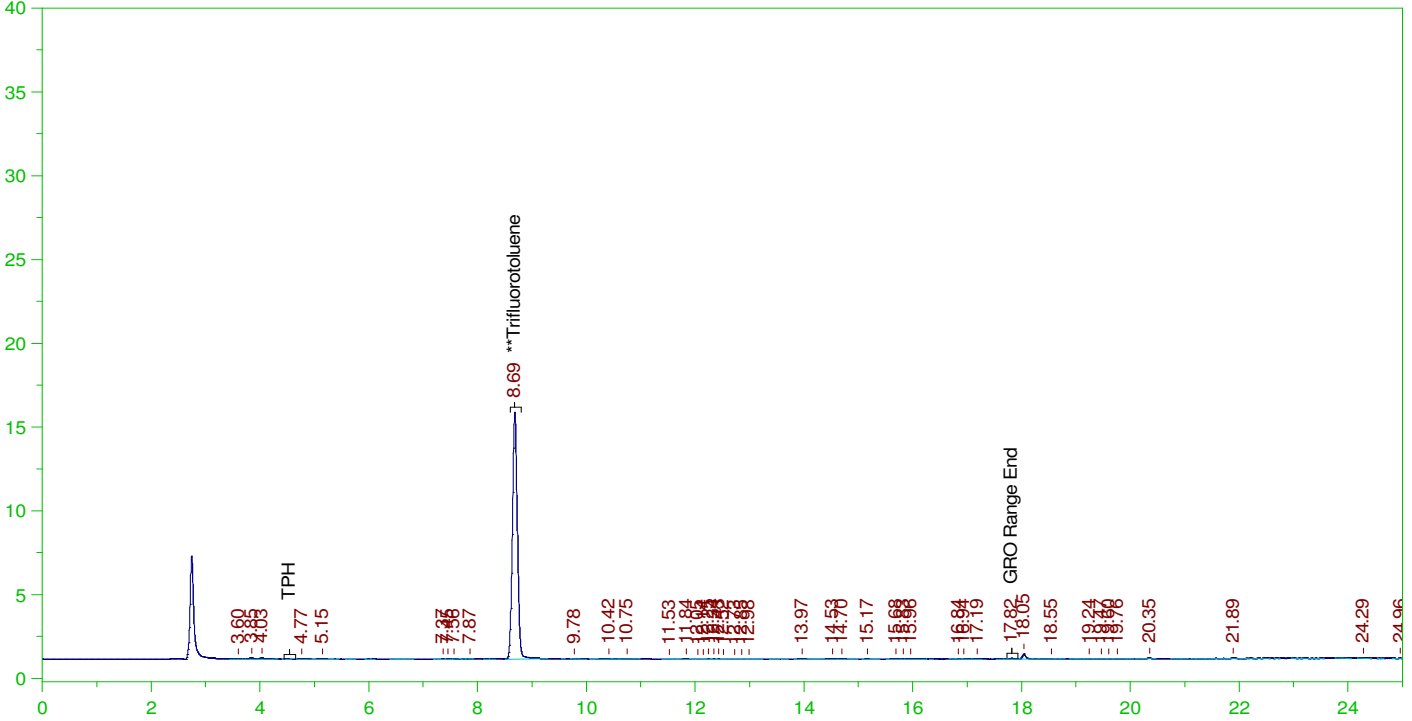
SURROGATE COMPOUND	RT	ACTUAL	MEASURED	%REC
**Trifluorotoluene	8.687	25.	20.457	81.83

GRO Area:11154.63 GRO Amount: 2.358352
TPH Area:18206.26 TPH Amount: 4.004053

ERH2240 (RHMW05)

G:\Org\PE1\DAT\PE1122821_b\1228PE1B.0055.RAW

B21121981-001F ;1228PE1 , \$HC-8015-GRO-W,



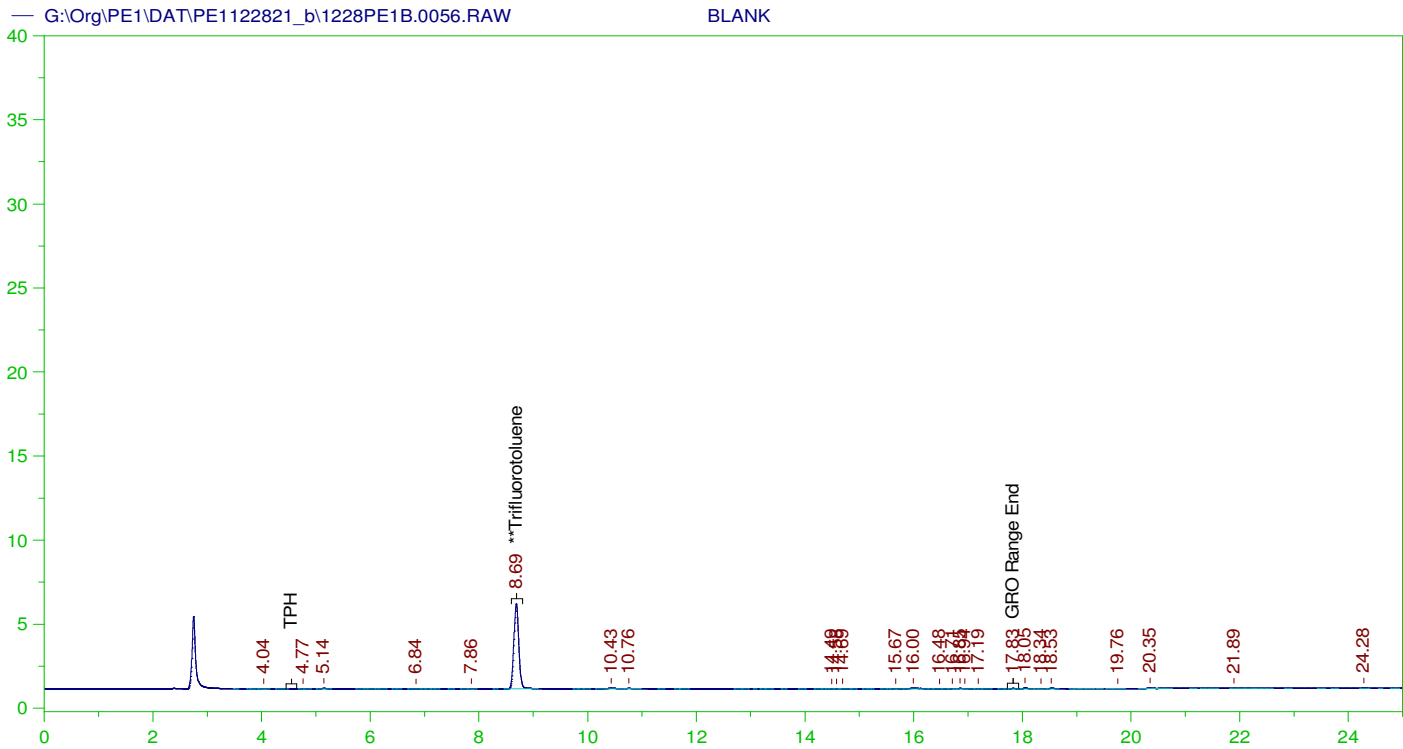
GASOLINE RANGE ORGANICS CHROMATOGRAM REPORT

Sample Name: B21121981-001F ;1228PE1 , \$HC-8015-GRO-W,
Raw File: G:\Org\PE1\DAT\PE1122821_b\1228PE1B.0055.RAW
Date & Time Acquired: 12/29/2021 2:32:43 PM
Method File: G:\Org\PE1\Methods\211208GROB%.MET
Calibration File: G:\Org\PE1\Cals\211208GRO8015CB.CAL
Sample Weight: 5 Dilution: 1 S.A.: 1

Mean RF for GRO: 945.9678
Mean RF for TPH: 909.3915
Rt range for Gasoline Range Organics: 4.45 to 17.93

SURROGATE COMPOUND	RT	ACTUAL	MEASURED	%REC
**Trifluorotoluene	8.686	25.	19.998	79.99

GRO Area:5605.781 GRO Amount: 1.185195
TPH Area:9845.938 TPH Amount: 2.16539



GASOLINE RANGE ORGANICS CHROMATOGRAM REPORT

Sample Name: BLANK
 Raw File: G:\Org\PE1\DAT\PE1122821_b\1228PE1B.0056.RAW
 Date & Time Acquired: 12/29/2021 3:07:00 PM
 Method File: G:\Org\PE1\Methods\211208GROB.MET
 Calibration File: G:\Org\PE1\Cals\211208GRO8015CB.CAL
 Sample Weight: 1 Dilution: 1 S.A.: 1

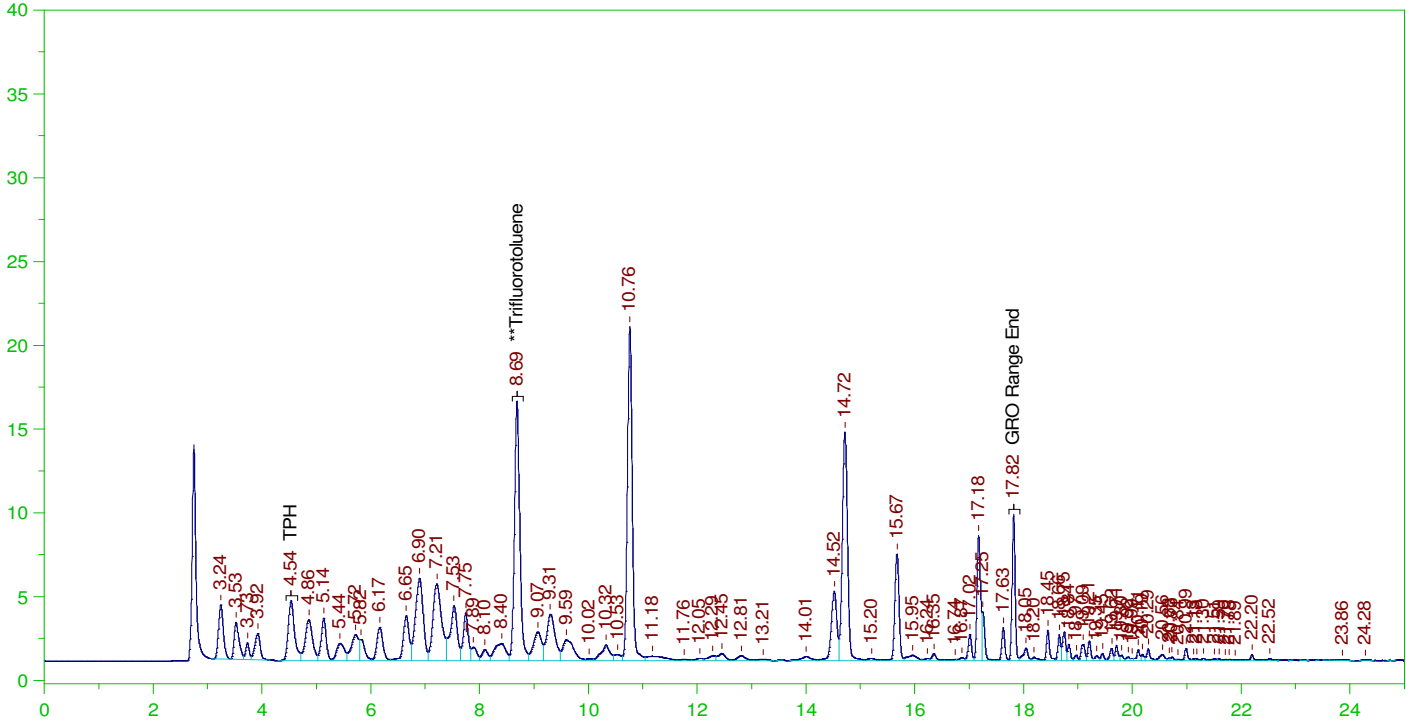
Mean RF for GRO: 945.9678
 Mean RF for TPH: 909.3915
 Rt range for Gasoline Range Organics: 4.45 to 17.93

SURROGATE COMPOUND	RT	ACTUAL	MEASURED	%REC
**Trifluorotoluene	8.687	125.	34.077	27.26

GRO Area: 2974.582 GRO Amount: 3.144485
 TPH Area: 4482.378 TPH Amount: 4.928986

G:\Org\PE1\DAT\PE1122821_b\1228PE1B.0057.RAW

B21121981-001FMS, GQC ;1228PE1 , \$HC-8015-GRO-W,



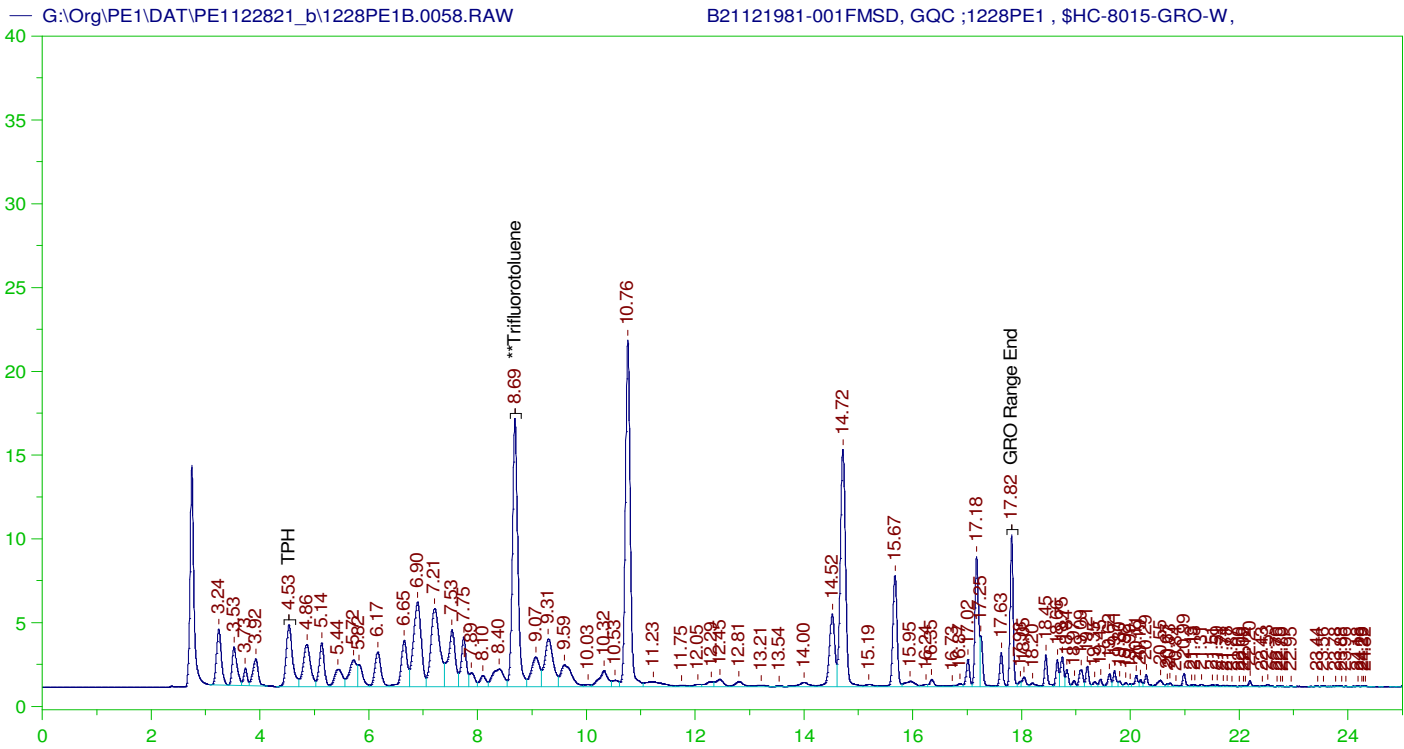
GASOLINE RANGE ORGANICS CHROMATOGRAM REPORT

Sample Name: B21121981-001FMS, GQC ;1228PE1 , \$HC-8015-GRO-W,
Raw File: G:\Org\PE1\DAT\PE1122821_b\1228PE1B.0057.RAW
Date & Time Acquired: 12/29/2021 3:41:14 PM
Method File: G:\Org\PE1\Methods\211208G1981-1MSB%.MET
Calibration File: G:\Org\PE1\Cals\211208GRO8015CB.CAL
Sample Weight: 5 Dilution: 1 S.A.: 1

Mean RF for GRO: 945.9678
Mean RF for TPH: 909.3915
Rt range for Gasoline Range Organics: 4.45 to 17.93

SURROGATE COMPOUND	RT	ACTUAL	MEASURED	%REC
**Trifluorotoluene	8.689	25.	22.622	90.49

GRO Area:801147.1 GRO Amount: 169.3815
TPH Area:923196.1 TPH Amount: 203.036



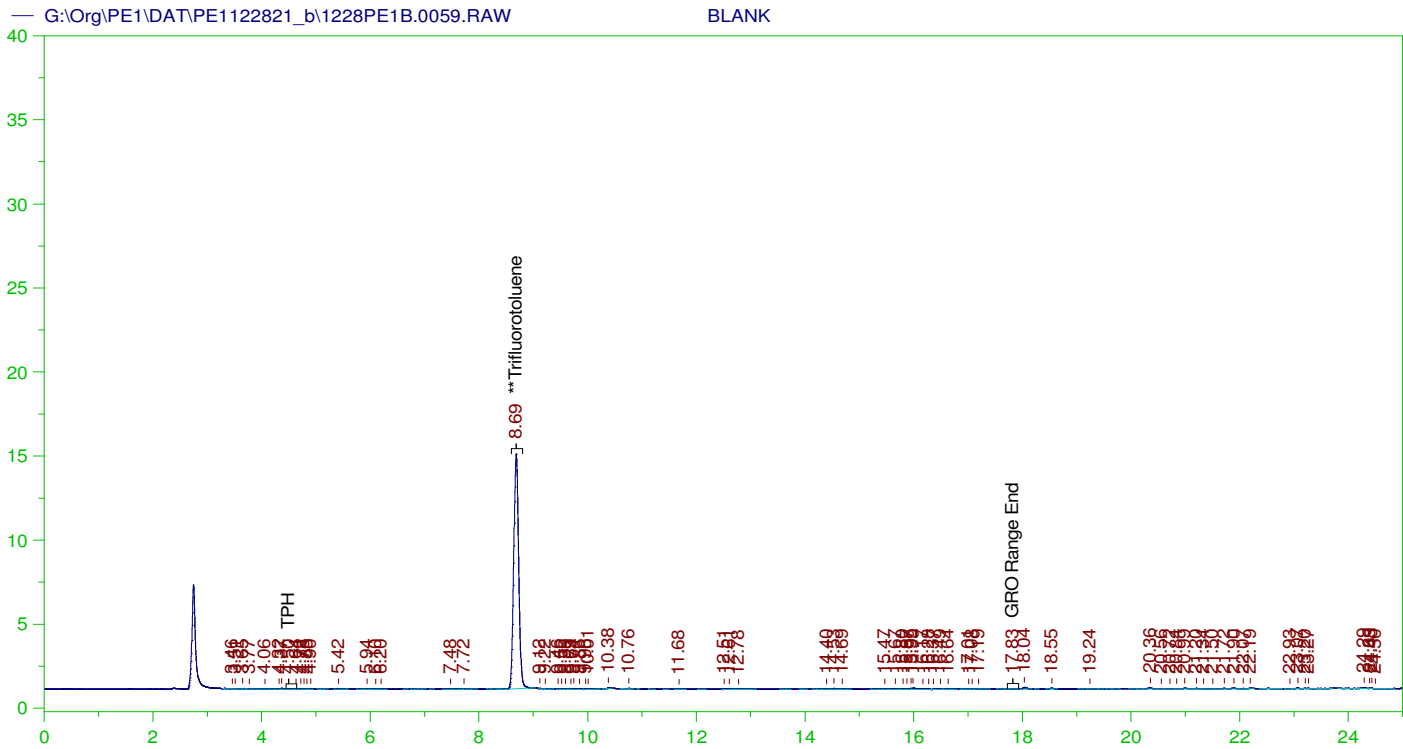
GASOLINE RANGE ORGANICS CHROMATOGRAM REPORT

Sample Name: B21121981-001FMSD, GQC ;1228PE1 , \$HC-8015-GRO-W,
 Raw File: G:\Org\PE1\DAT\PE1122821_b\1228PE1B.0058.RAW
 Date & Time Acquired: 12/29/2021 4:15:33 PM
 Method File: G:\Org\PE1\Methods\211208G1981-1MSDB%.MET
 Calibration File: G:\Org\PE1\Cals\211208GRO8015CB.CAL
 Sample Weight: 5 Dilution: 1 S.A.: 1

Mean RF for GRO: 945.9678
 Mean RF for TPH: 909.3915
 Rt range for Gasoline Range Organics: 4.45 to 17.93

SURROGATE COMPOUND	RT	ACTUAL	MEASURED	%REC
**Trifluorotoluene	8.688	25.	23.489	93.96

GRO Area:838206.6 GRO Amount: 177.2167
 TPH Area:970635.9 TPH Amount: 213.4693



GASOLINE RANGE ORGANICS CHROMATOGRAM REPORT

Sample Name: BLANK
 Raw File: G:\Org\PE1\DAT\PE1122821_b\1228PE1B.0059.RAW
 Date & Time Acquired: 12/29/2021 4:49:50 PM
 Method File: G:\Org\PE1\Methods\211208GROB.MET
 Calibration File: G:\Org\PE1\Cals\211208GRO8015CB.CAL
 Sample Weight: 1 Dilution: 1 S.A.: 1

Mean RF for GRO: 945.9678
 Mean RF for TPH: 909.3915
 Rt range for Gasoline Range Organics: 4.45 to 17.93

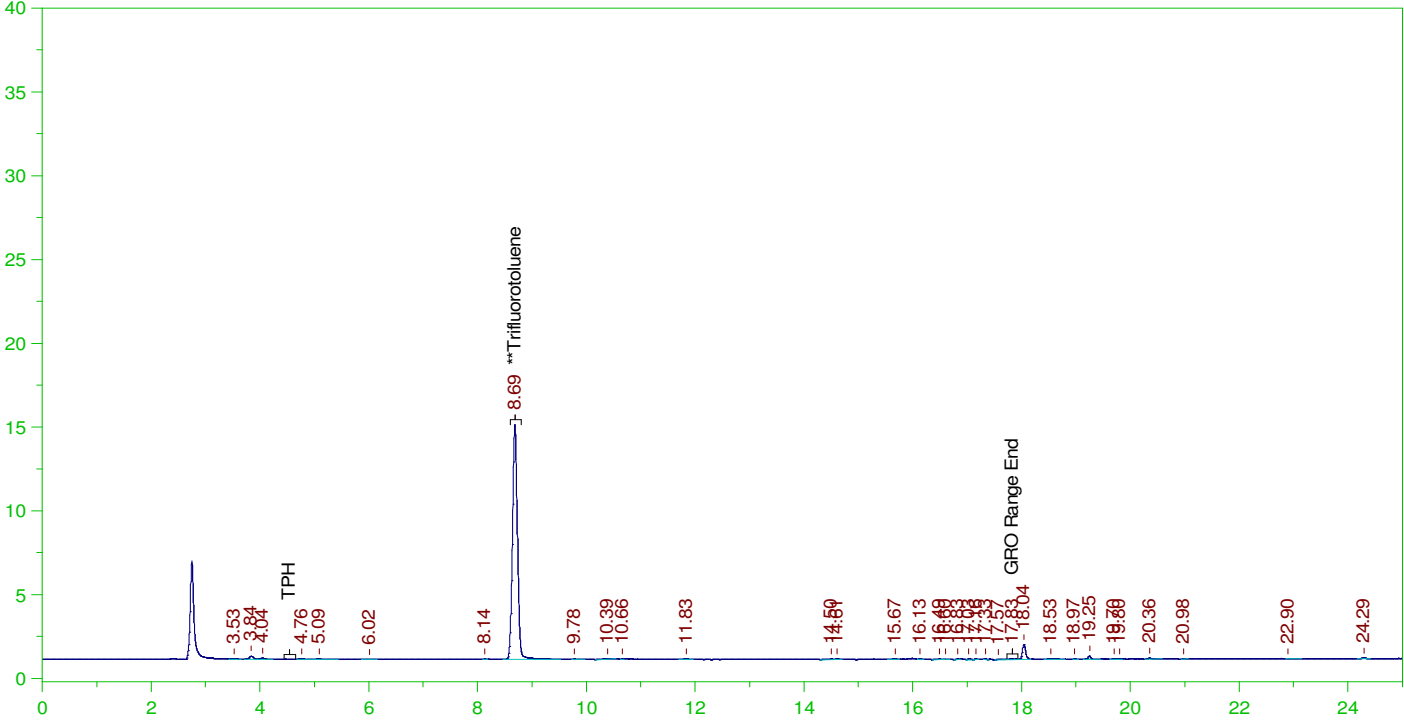
SURROGATE COMPOUND	RT	ACTUAL	MEASURED	%REC
**Trifluorotoluene	8.686	125.	93.614	74.89

GRO Area:6652.133 GRO Amount: 7.032093
 TPH Area:11419.2 TPH Amount: 12.55696

ERH2244 (RHMW08)

G:\Org\PE1\DAT\PE1122821_b\1228PE1B.0060.RAW

B21121979-001F ;1228PE1 , \$HC-8015-GRO-W,



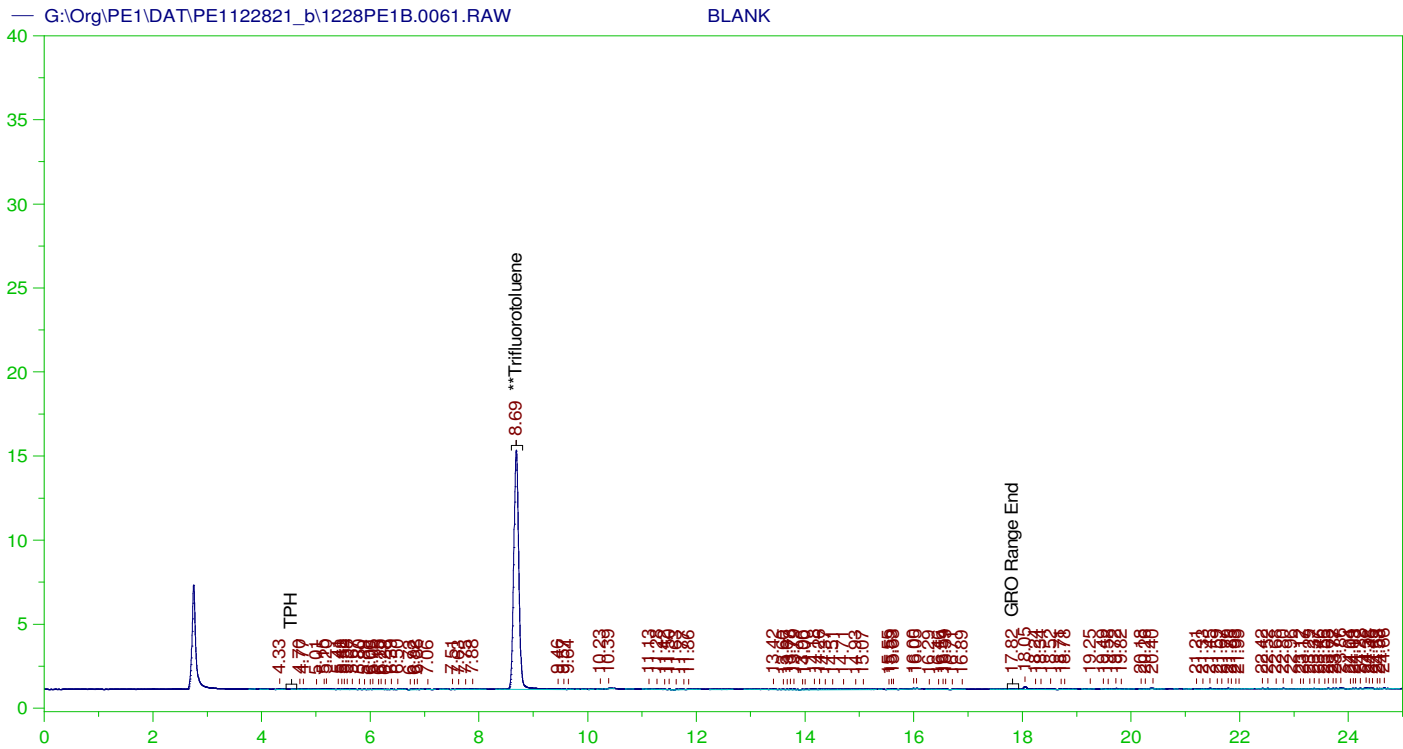
GASOLINE RANGE ORGANICS CHROMATOGRAM REPORT

Sample Name: B21121979-001F ;1228PE1 , \$HC-8015-GRO-W,
Raw File: G:\Org\PE1\DAT\PE1122821_b\1228PE1B.0060.RAW
Date & Time Acquired: 12/29/2021 5:24:10 PM
Method File: G:\Org\PE1\Methods\211208G1979-1B%.MET
Calibration File: G:\Org\PE1\Cals\211208GRO8015CB.CAL
Sample Weight: 5 Dilution: 1 S.A.: 1

Mean RF for GRO: 945.9678
Mean RF for TPH: 909.3915
Rt range for Gasoline Range Organics: 4.45 to 17.93

SURROGATE COMPOUND	RT	ACTUAL	MEASURED	%REC
**Trifluorotoluene	8.687	25.	19.053	76.21

GRO Area:4365.212 GRO Amount: 0.9229094
TPH Area:11799.36 TPH Amount: 2.595



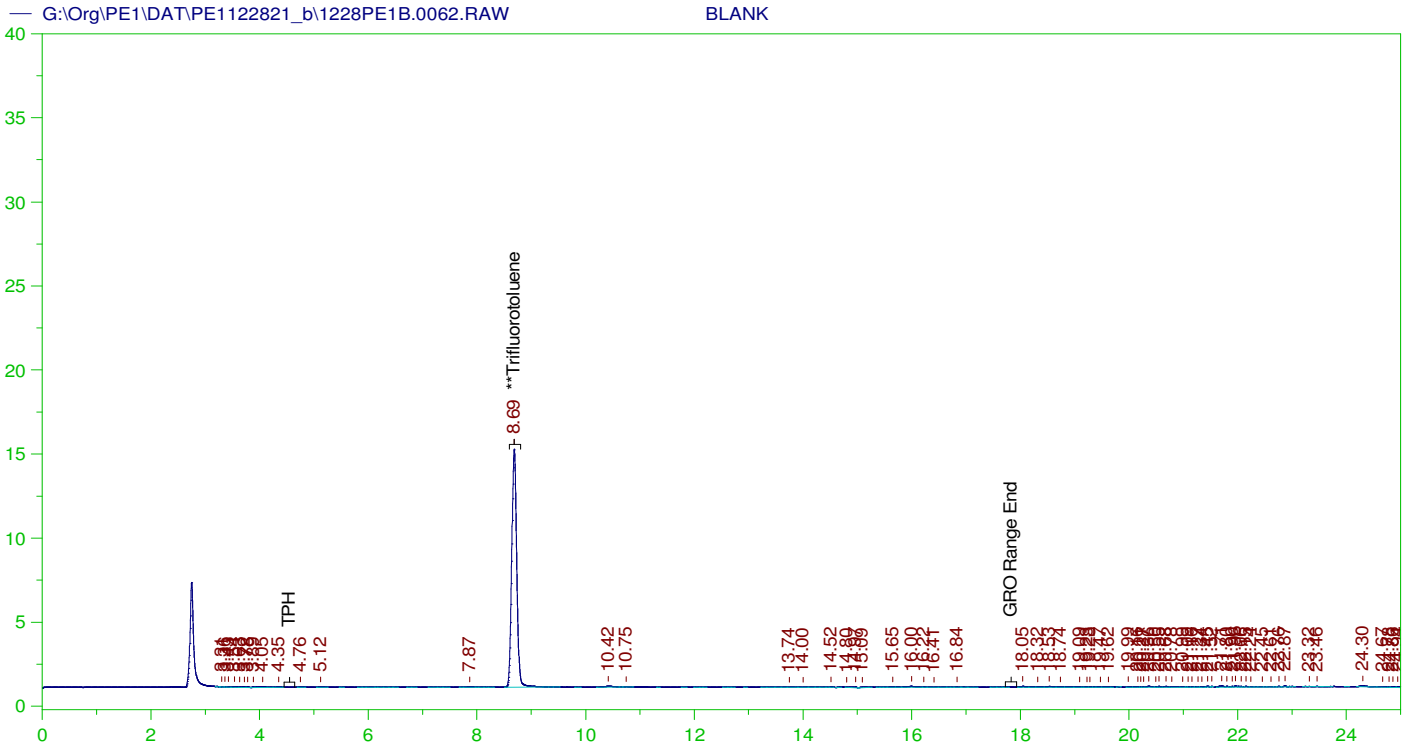
GASOLINE RANGE ORGANICS CHROMATOGRAM REPORT

Sample Name: BLANK
 Raw File: G:\Org\PE1\DAT\PE1122821_b\1228PE1B.0061.RAW
 Date & Time Acquired: 12/29/2021 5:58:31 PM
 Method File: G:\Org\PE1\Methods\211208GROB.MET
 Calibration File: G:\Org\PE1\Cals\211208GRO8015CB.CAL
 Sample Weight: 1 Dilution: 1 S.A.: 1

Mean RF for GRO: 945.9678
 Mean RF for TPH: 909.3915
 Rt range for Gasoline Range Organics: 4.45 to 17.93

SURROGATE COMPOUND	RT	ACTUAL	MEASURED	%REC	
**Trifluorotoluene	8.687	125.	97.084	77.67	-

GRO Area:8412.075 GRO Amount: 8.89256
 TPH Area:16161.61 TPH Amount: 17.77189



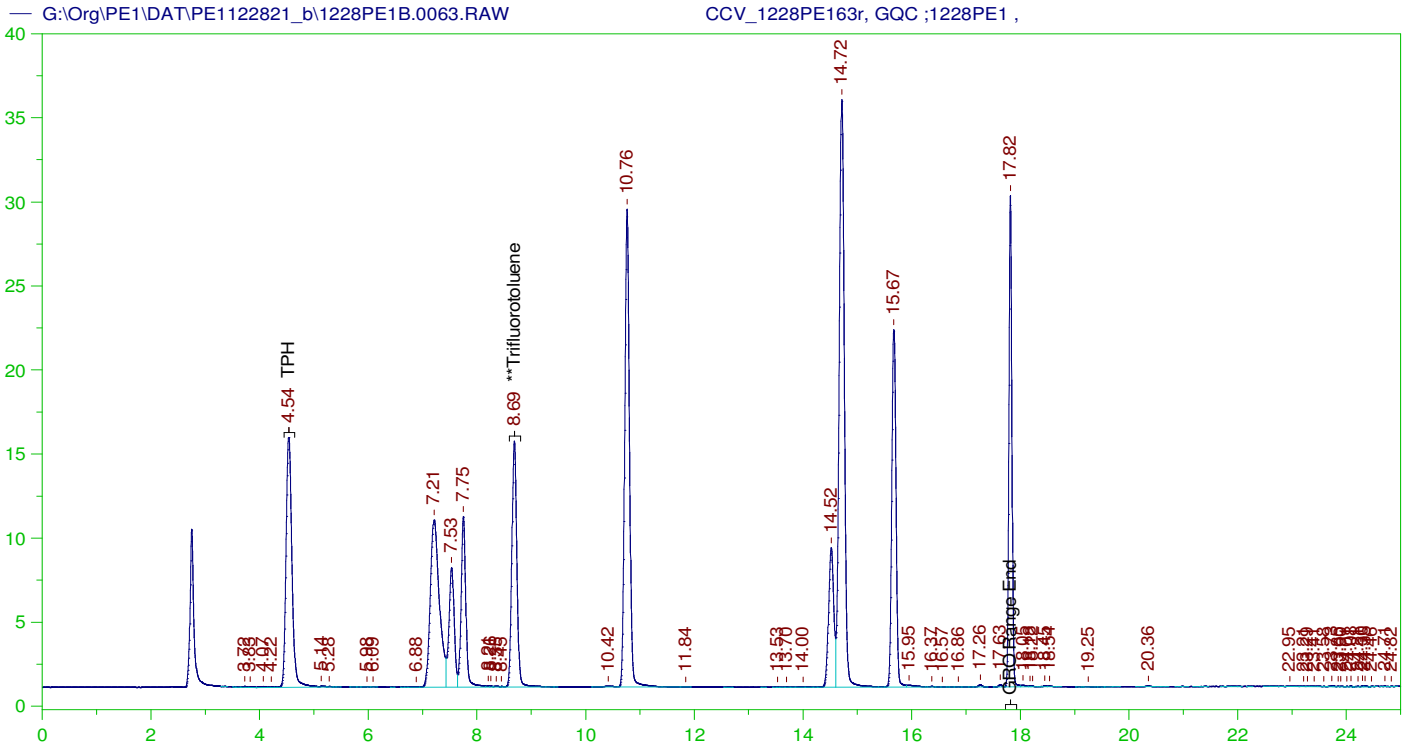
GASOLINE RANGE ORGANICS CHROMATOGRAM REPORT

Sample Name: BLANK
 Raw File: G:\Org\PE1\DAT\PE1122821_b\1228PE1B.0062.RAW
 Date & Time Acquired: 12/29/2021 6:32:51 PM
 Method File: G:\Org\PE1\Methods\211208GROB.MET
 Calibration File: G:\Org\PE1\Cals\211208GRO8015CB.CAL
 Sample Weight: 1 Dilution: 1 S.A.: 1

Mean RF for GRO: 945.9678
 Mean RF for TPH: 909.3915
 Rt range for Gasoline Range Organics: 4.45 to 17.93

SURROGATE COMPOUND	RT	ACTUAL	MEASURED	%REC	
**Trifluorotoluene	8.686	125.	95.973	76.78	-

GRO Area:3704.346 GRO Amount: 3.915932
 TPH Area:12404.76 TPH Amount: 13.64073



GASOLINE RANGE ORGANICS CHROMATOGRAM REPORT

Sample Name: CCV_1228PE163r, GQC ;1228PE1 ,
Raw File: G:\Org\PE1\DAT\PE1122821_b\1228PE1B.0063.RAW
Date & Time Acquired: 12/29/2021 7:07:11 PM
Method File: G:\Org\PE1\Methods\211208GROB.MET
Calibration File: G:\Org\PE1\Cals\211208GRO8015CB.CAL
Sample Weight: 1 Dilution: 1 S.A.: 1

Mean RF for GRO: 945.9678
Mean RF for TPH: 909.3915
Rt range for Gasoline Range Organics: 4.45 to 17.93

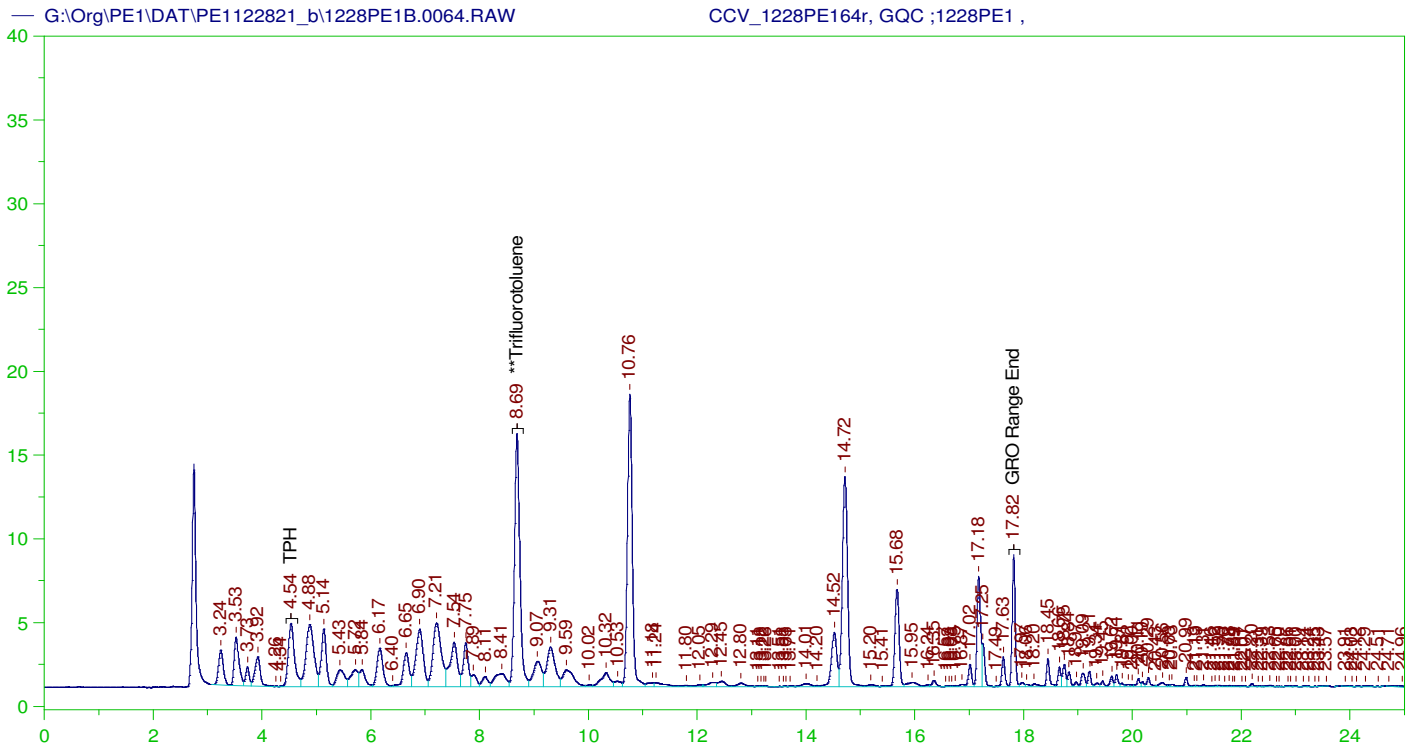
SURROGATE COMPOUND	RT	ACTUAL	MEASURED	%REC	
**Trifluorotoluene	8.688	125.	99.641	79.71	-

GRO Area:1034394 GRO Amount: 1093.476
TPH Area:1039752 TPH Amount: 1143.349

CONTINUING CALIBRATION REPORT: G:\Org\PE1\DAT\PE1122821_b\1228PE1B.0063.RAW

COMPOUND	ACTUAL (NG)	MEASURED (NG)	%RECOVERY	LIMITS
GRO	840.	1093.48	130.18	85-115
TPH	1000.	1143.35	114.33	85-115

SURROGATE COMPOUND	RT	ACTUAL	MEASURED	%REC	LIMITS
**Trifluorotoluene	8.688	125.	99.641	79.71	85-115



GASOLINE RANGE ORGANICS CHROMATOGRAM REPORT

Sample Name: CCV_1228PE164r, GQC ;1228PE1 ,
 Raw File: G:\Org\PE1\DAT\PE1122821_b\1228PE1B.0064.RAW
 Date & Time Acquired: 12/29/2021 7:41:25 PM
 Method File: G:\Org\PE1\Methods\211208GCCV1228_64B%.MET
 Calibration File: G:\Org\PE1\Cals\211208GRO8015CB.CAL
 Sample Weight: 1 Dilution: 1 S.A.: 1

Mean RF for GRO: 945.9678
 Mean RF for TPH: 909.3915
 Rt range for Gasoline Range Organics: 4.45 to 17.93

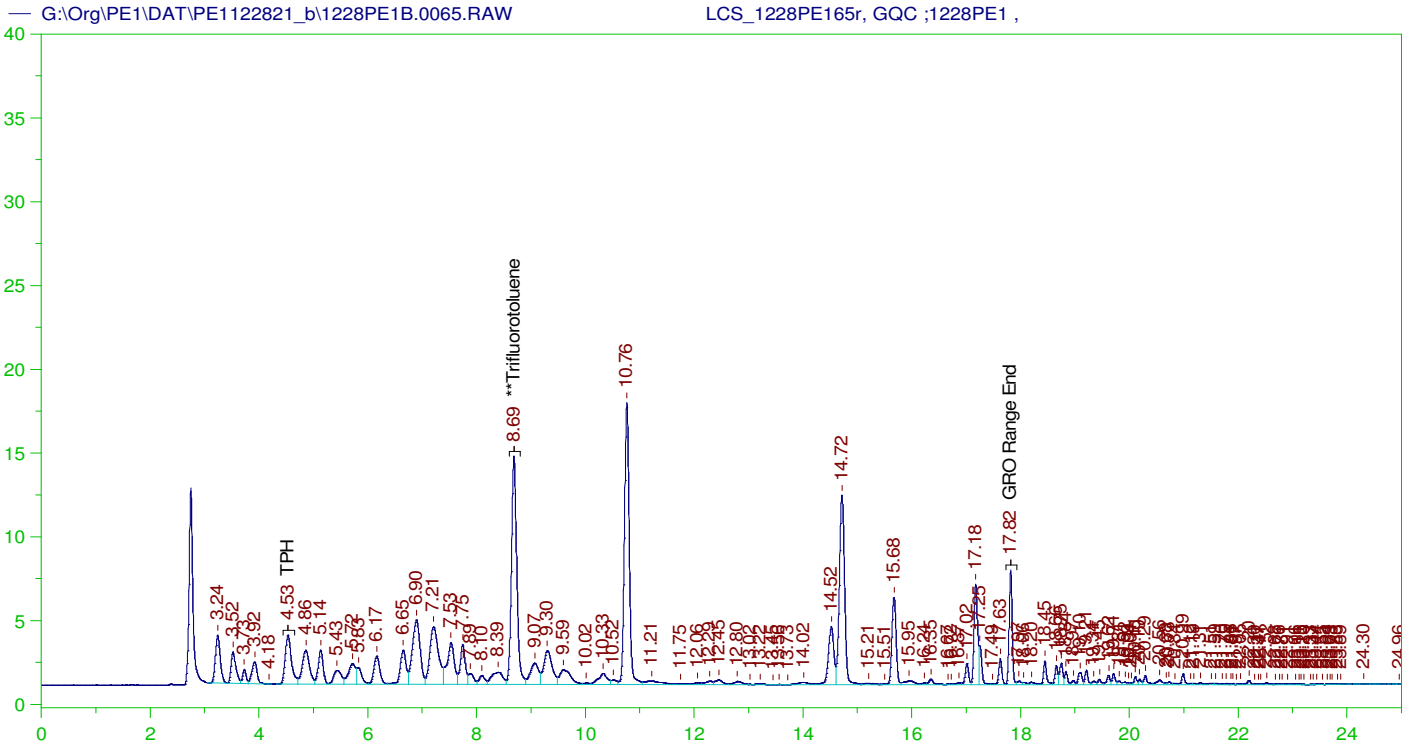
SURROGATE COMPOUND	RT	ACTUAL	MEASURED	%REC	
**Trifluorotoluene	8.689	125.	111.085	88.87	-

GRO Area:731640.6 GRO Amount: 773.4308
 TPH Area:843650.8 TPH Amount: 927.7091

CONTINUING CALIBRATION REPORT: G:\Org\PE1\DAT\PE1122821_b\1228PE1B.0064.RAW

COMPOUND	ACTUAL (NG)	MEASURED (NG)	%RECOVERY	LIMITS
GRO	840.	773.43	92.08	85-115
TPH	1000.	927.71	92.77	85-115

SURROGATE COMPOUND	RT	ACTUAL	MEASURED	%REC	LIMITS
**Trifluorotoluene	8.689	125.	111.085	88.87	85-115



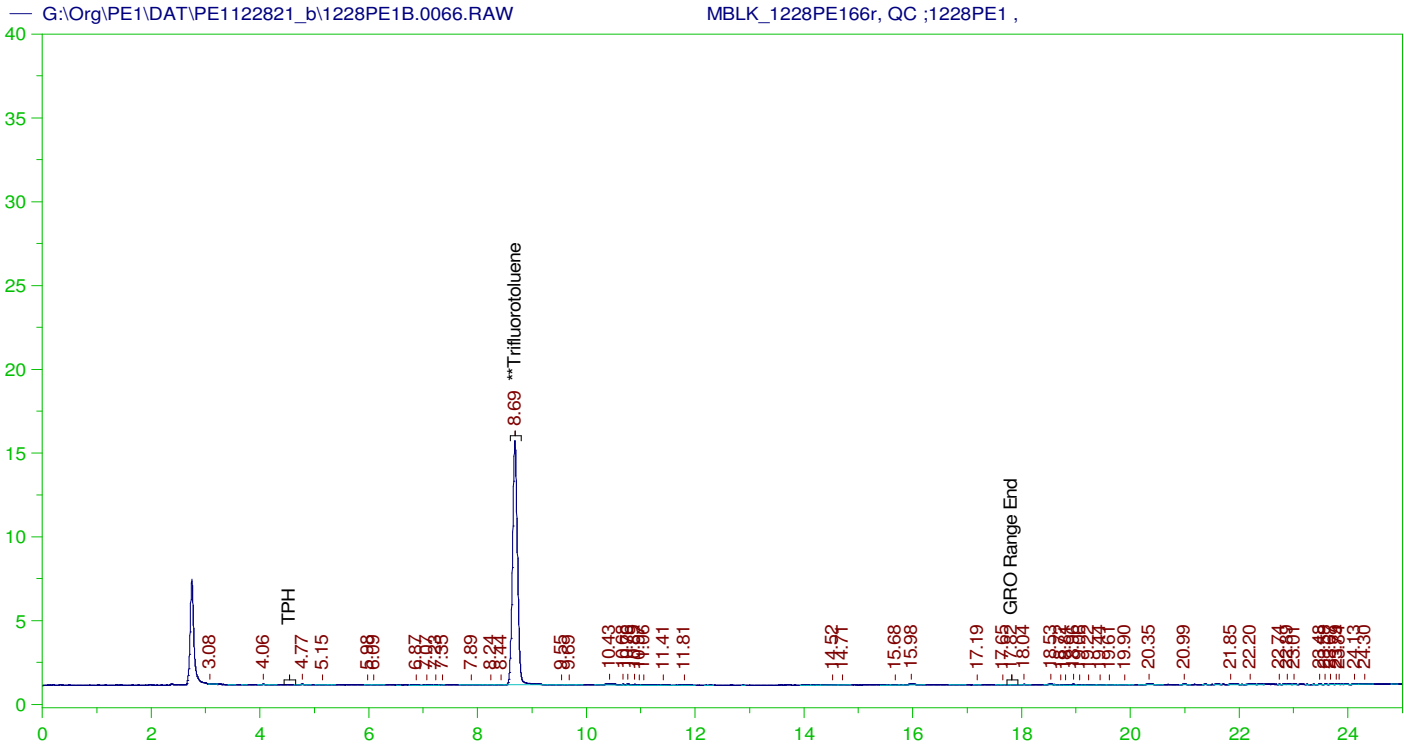
GASOLINE RANGE ORGANICS CHROMATOGRAM REPORT

Sample Name: LCS_1228PE165r, GQC ;1228PE1 ,
 Raw File: G:\Org\PE1\DAT\PE1122821_b\1228PE1B.0065.RAW
 Date & Time Acquired: 12/29/2021 8:15:40 PM
 Method File: G:\Org\PE1\Methods\211208GLCS1228_65B%.MET
 Calibration File: G:\Org\PE1\Cals\211208GRO8015CB.CAL
 Sample Weight: 5 Dilution: 1 S.A.: 1

Mean RF for GRO: 945.9678
 Mean RF for TPH: 909.3915
 Rt range for Gasoline Range Organics: 4.45 to 17.93

SURROGATE COMPOUND	RT	ACTUAL	MEASURED	%REC
**Trifluorotoluene	8.688	25.	19.886	79.55

GRO Area:650007.8 GRO Amount: 137.427
 TPH Area:756227 TPH Amount: 166.315



GASOLINE RANGE ORGANICS CHROMATOGRAM REPORT

Sample Name: MBLK_1228PE166r, QC ;1228PE1 ,
 Raw File: G:\Org\PE1\DAT\PE1122821_b\1228PE1B.0066.RAW
 Date & Time Acquired: 12/29/2021 8:49:57 PM
 Method File: G:\Org\PE1\Methods\211208GMB1228_66B%.MET
 Calibration File: G:\Org\PE1\Cals\211208GRO8015CB.CAL
 Sample Weight: 5 Dilution: 1 S.A.: 1

Mean RF for GRO: 945.9678
 Mean RF for TPH: 909.3915
 Rt range for Gasoline Range Organics: 4.45 to 17.93

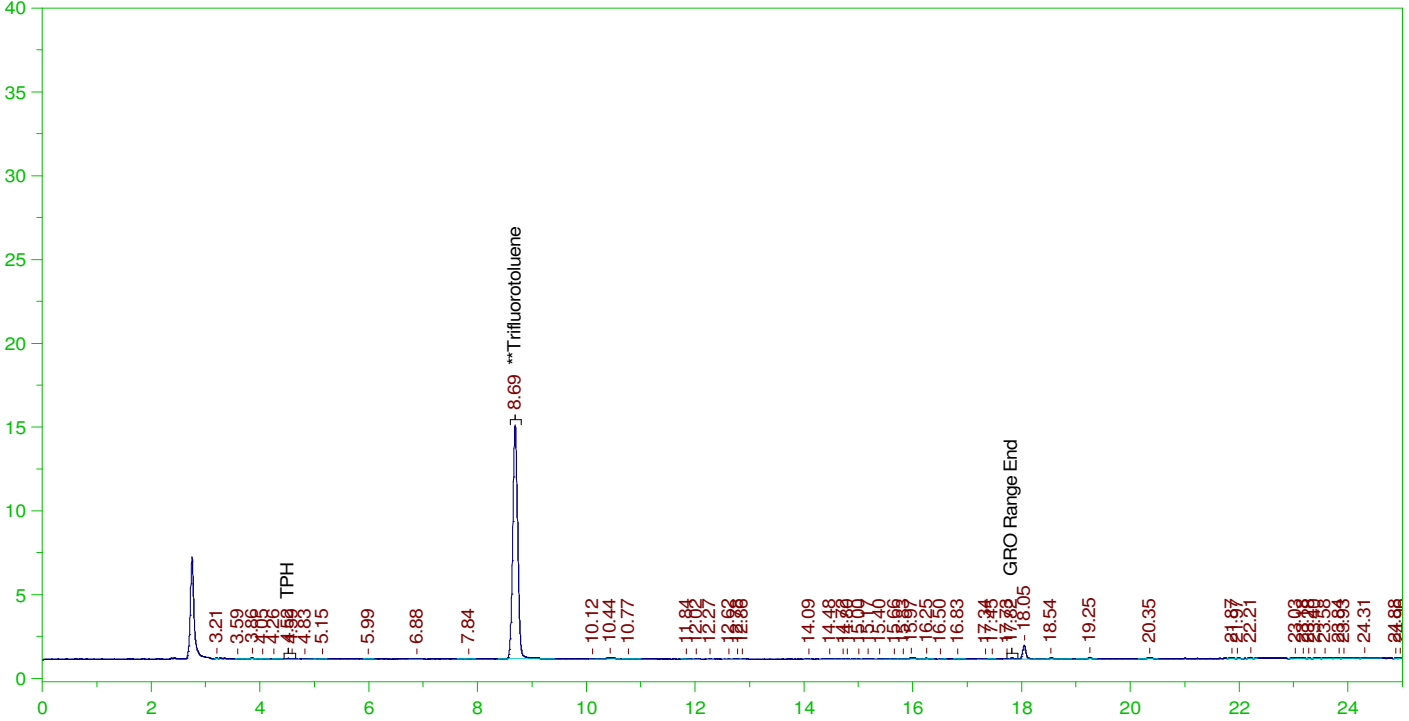
SURROGATE COMPOUND	RT	ACTUAL	MEASURED	%REC
**Trifluorotoluene	8.688	25.	19.855	79.42

GRO Area:5492.034 GRO Amount: 1.161146
 TPH Area:9998.666 TPH Amount: 2.198979

ERH2245 (RHMW08)

G:\Org\PE1\DAT\PE1122821_b\1228PE1B.0067.RAW

B21121979-002C ;1228PE1 , \$HC-8015-GRO-W,



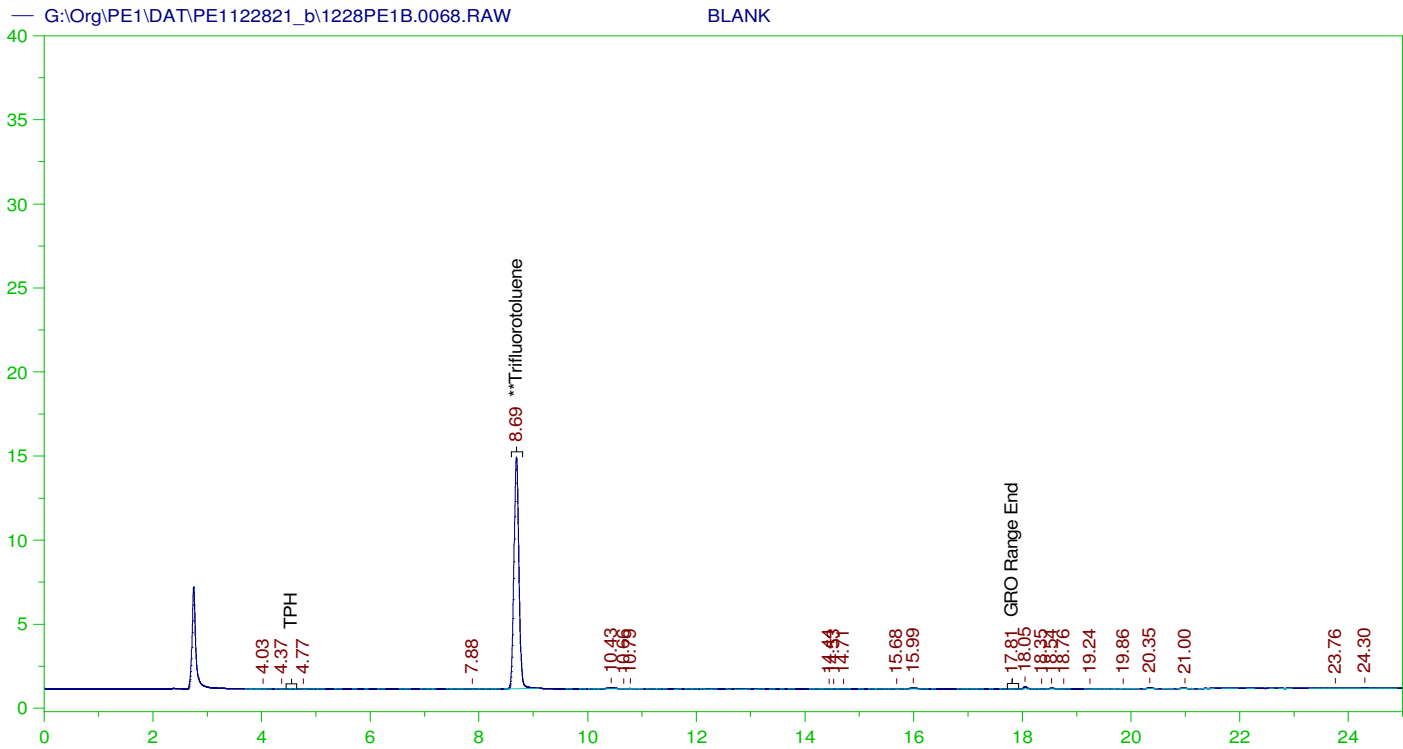
GASOLINE RANGE ORGANICS CHROMATOGRAM REPORT

Sample Name: B21121979-002C ;1228PE1 , \$HC-8015-GRO-W,
 Raw File: G:\Org\PE1\DAT\PE1122821_b\1228PE1B.0067.RAW
 Date & Time Acquired: 12/29/2021 9:24:12 PM
 Method File: G:\Org\PE1\Methods\211208G1979-2B%.MET
 Calibration File: G:\Org\PE1\Cals\211208GRO8015CB.CAL
 Sample Weight: 5 Dilution: 1 S.A.: 1

Mean RF for GRO: 945.9678
 Mean RF for TPH: 909.3915
 Rt range for Gasoline Range Organics: 4.45 to 17.93

SURROGATE COMPOUND	RT	ACTUAL	MEASURED	%REC
**Trifluorotoluene	8.692	25.	19.011	76.04

GRO Area:6169.598 GRO Amount: 1.304399
 TPH Area:14027.37 TPH Amount: 3.085002



GASOLINE RANGE ORGANICS CHROMATOGRAM REPORT

Sample Name: BLANK
 Raw File: G:\Org\PE1\DAT\PE1122821_b\1228PE1B.0068.RAW
 Date & Time Acquired: 12/29/2021 9:58:29 PM
 Method File: G:\Org\PE1\Methods\211208GROB.MET
 Calibration File: G:\Org\PE1\Cals\211208GRO8015CB.CAL
 Sample Weight: 1 Dilution: 1 S.A.: 1

Mean RF for GRO: 945.9678
 Mean RF for TPH: 909.3915
 Rt range for Gasoline Range Organics: 4.45 to 17.93

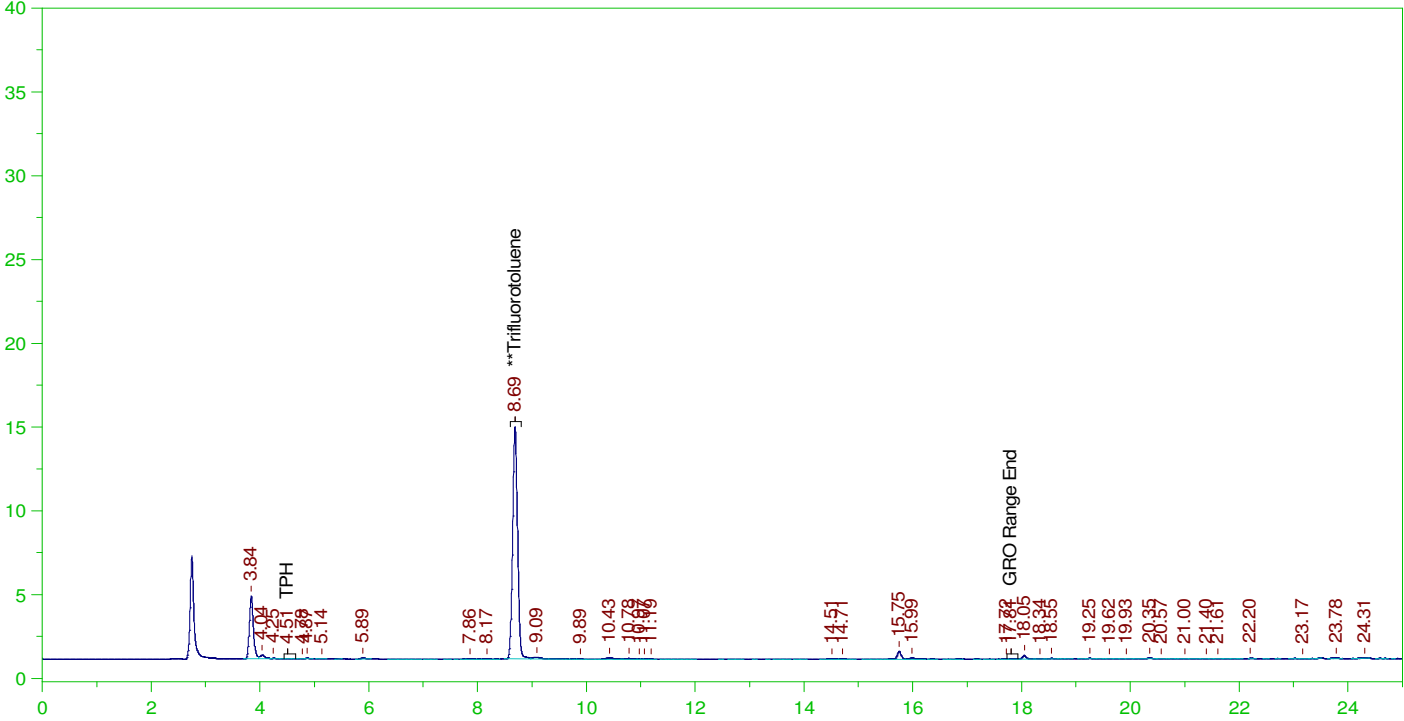
SURROGATE COMPOUND	RT	ACTUAL	MEASURED	%REC
**Trifluorotoluene	8.69	125.	92.754	74.2

GRO Area:3264.074 GRO Amount: 3.450513
 TPH Area:5716.879 TPH Amount: 6.286489

ERH2255 (RHMW11 Zone5)

G:\Org\PE1\DAT\PE1122821_b\1228PE1B.0069.RAW

B21121979-003F ;1228PE1 , \$HC-8015-GRO-W,



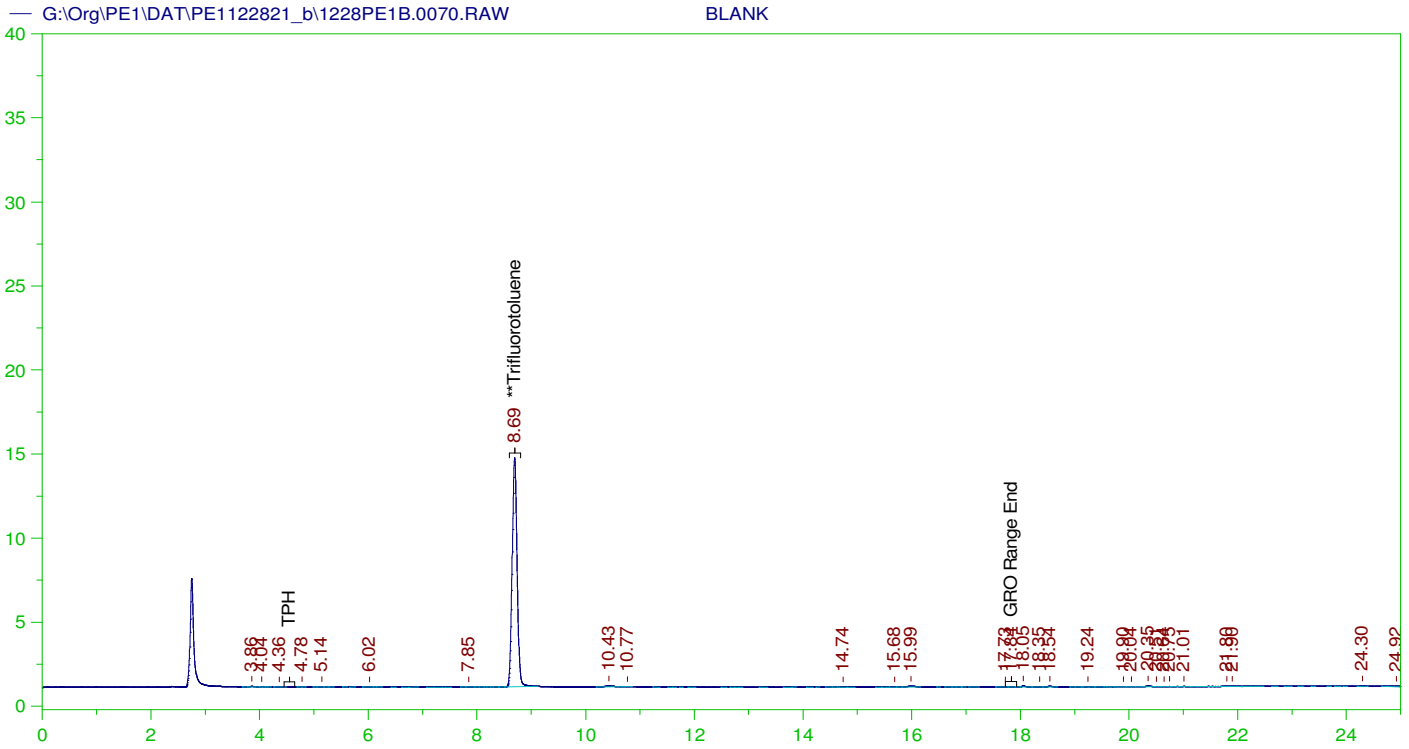
GASOLINE RANGE ORGANICS CHROMATOGRAM REPORT

Sample Name: B21121979-003F ;1228PE1 , \$HC-8015-GRO-W,
Raw File: G:\Org\PE1\DAT\PE1122821_b\1228PE1B.0069.RAW
Date & Time Acquired: 12/29/2021 10:32:49 PM
Method File: G:\Org\PE1\Methods\211208GROB%.MET
Calibration File: G:\Org\PE1\Cals\211208GRO8015CB.CAL
Sample Weight: 5 Dilution: 1 S.A.: 1

Mean RF for GRO: 945.9678
Mean RF for TPH: 909.3915
Rt range for Gasoline Range Organics: 4.45 to 17.93

SURROGATE COMPOUND	RT	ACTUAL	MEASURED	%REC
**Trifluorotoluene	8.69	25.	18.718	74.87

GRO Area:8521.068 GRO Amount: 1.801556
TPH Area:33127.9 TPH Amount: 7.28573



GASOLINE RANGE ORGANICS CHROMATOGRAM REPORT

Sample Name: BLANK
 Raw File: G:\Org\PE1\DAT\PE1122821_b\1228PE1B.0070.RAW
 Date & Time Acquired: 12/29/2021 11:07:07 PM
 Method File: G:\Org\PE1\Methods\211208GROB.MET
 Calibration File: G:\Org\PE1\Cals\211208GRO8015CB.CAL
 Sample Weight: 1 Dilution: 1 S.A.: 1

Mean RF for GRO: 945.9678
 Mean RF for TPH: 909.3915
 Rt range for Gasoline Range Organics: 4.45 to 17.93

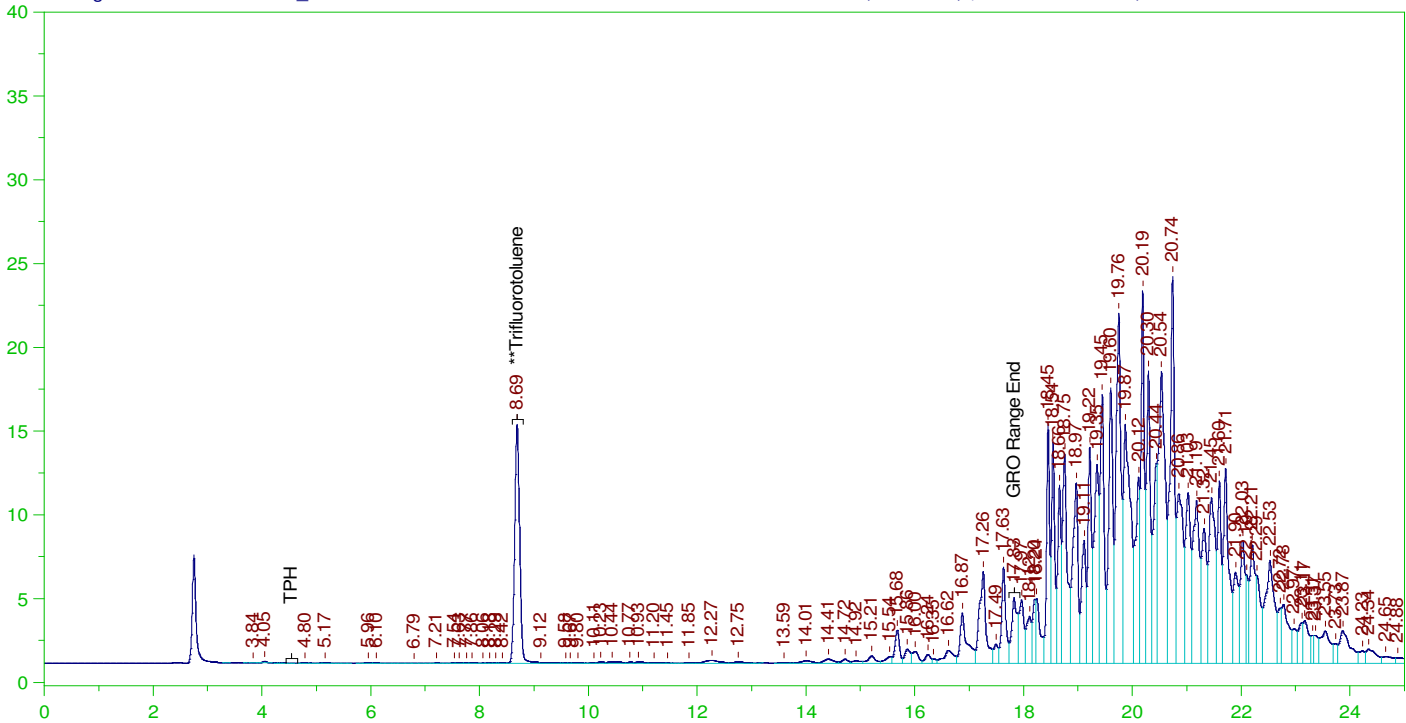
SURROGATE COMPOUND	RT	ACTUAL	MEASURED	%REC
**Trifluorotoluene	8.693	125.	91.593	73.27

GRO Area:2561.603 GRO Amount: 2.707917
 TPH Area:5562.281 TPH Amount: 6.116487

ERH2266 (RHMW2254-01 Bailer) FD

G:\Org\PE1\DAT\PE1122821_b\1228PE1B.0071.RAW

B21121981-002C ;1228PE1 , \$HC-8015-GRO-W,



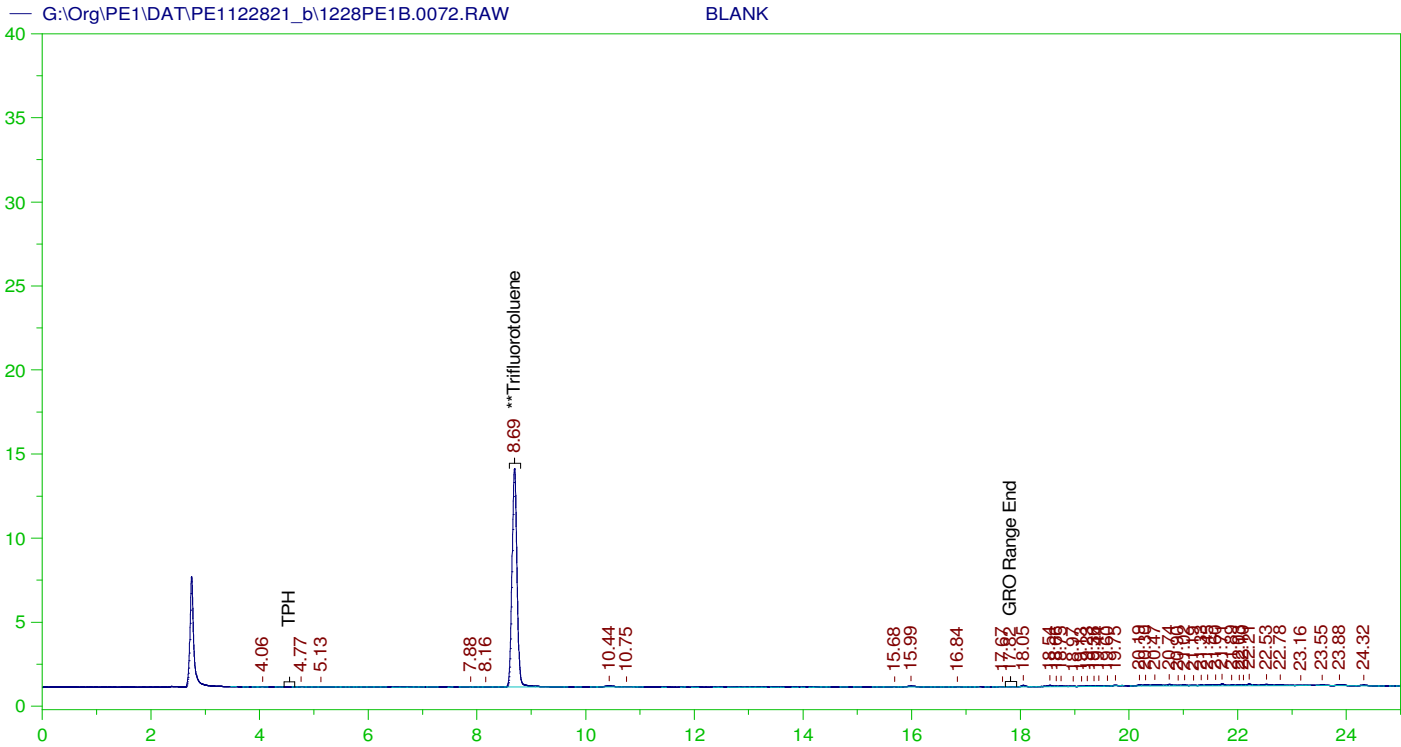
GASOLINE RANGE ORGANICS CHROMATOGRAM REPORT

Sample Name: B21121981-002C ;1228PE1 , \$HC-8015-GRO-W,
Raw File: G:\Org\PE1\DAT\PE1122821_b\1228PE1B.0071.RAW
Date & Time Acquired: 12/29/2021 11:41:23 PM
Method File: G:\Org\PE1\Methods\211208G1981-2B%.MET
Calibration File: G:\Org\PE1\Cals\211208GRO8015CB.CAL
Sample Weight: 5 Dilution: 1 S.A.: 1

Mean RF for GRO: 945.9678
Mean RF for TPH: 909.3915
Rt range for Gasoline Range Organics: 4.45 to 17.93

SURROGATE COMPOUND	RT	ACTUAL	MEASURED	%REC
**Trifluorotoluene	8.691	25.	19.399	77.6

GRO Area:206553.9 GRO Amount: 43.67038
TPH Area:2722678 TPH Amount: 598.7912



GASOLINE RANGE ORGANICS CHROMATOGRAM REPORT

Sample Name: BLANK
 Raw File: G:\Org\PE1\DAT\PE1122821_b\1228PE1B.0072.RAW
 Date & Time Acquired: 12/30/2021 12:15:39 AM
 Method File: G:\Org\PE1\Methods\211208GROB.MET
 Calibration File: G:\Org\PE1\Cals\211208GRO8015CB.CAL
 Sample Weight: 1 Dilution: 1 S.A.: 1

Mean RF for GRO: 945.9678
 Mean RF for TPH: 909.3915
 Rt range for Gasoline Range Organics: 4.45 to 17.93

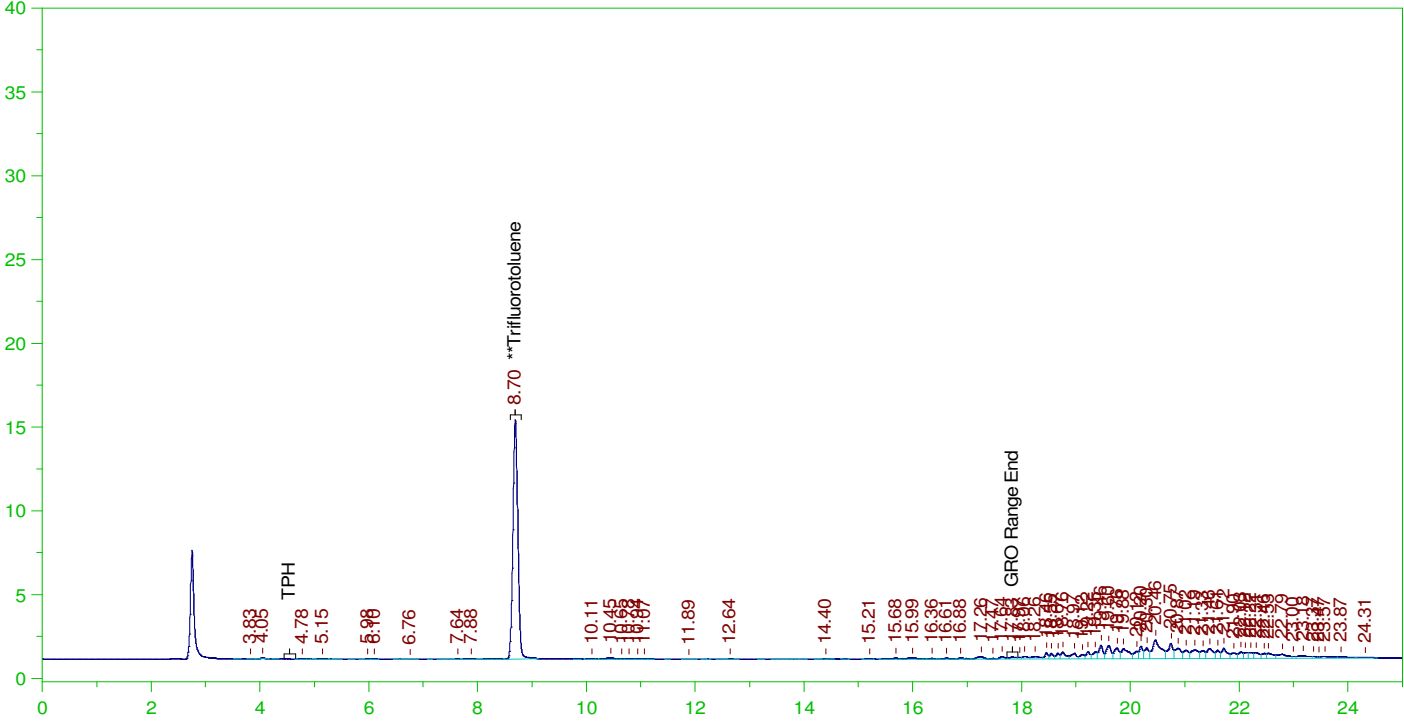
SURROGATE COMPOUND	RT	ACTUAL	MEASURED	%REC	
**Trifluorotoluene	8.691	125.	88.111	70.49	-

GRO Area:3464.316 GRO Amount: 3.662192
 TPH Area:13040.54 TPH Amount: 14.33985

ERH2267 (RHMW2254-01 LF)

G:\Org\PE1\DAT\PE1122821_b\1228PE1B.0073.RAW

B21121981-003F ;1228PE1 , \$HC-8015-GRO-W,



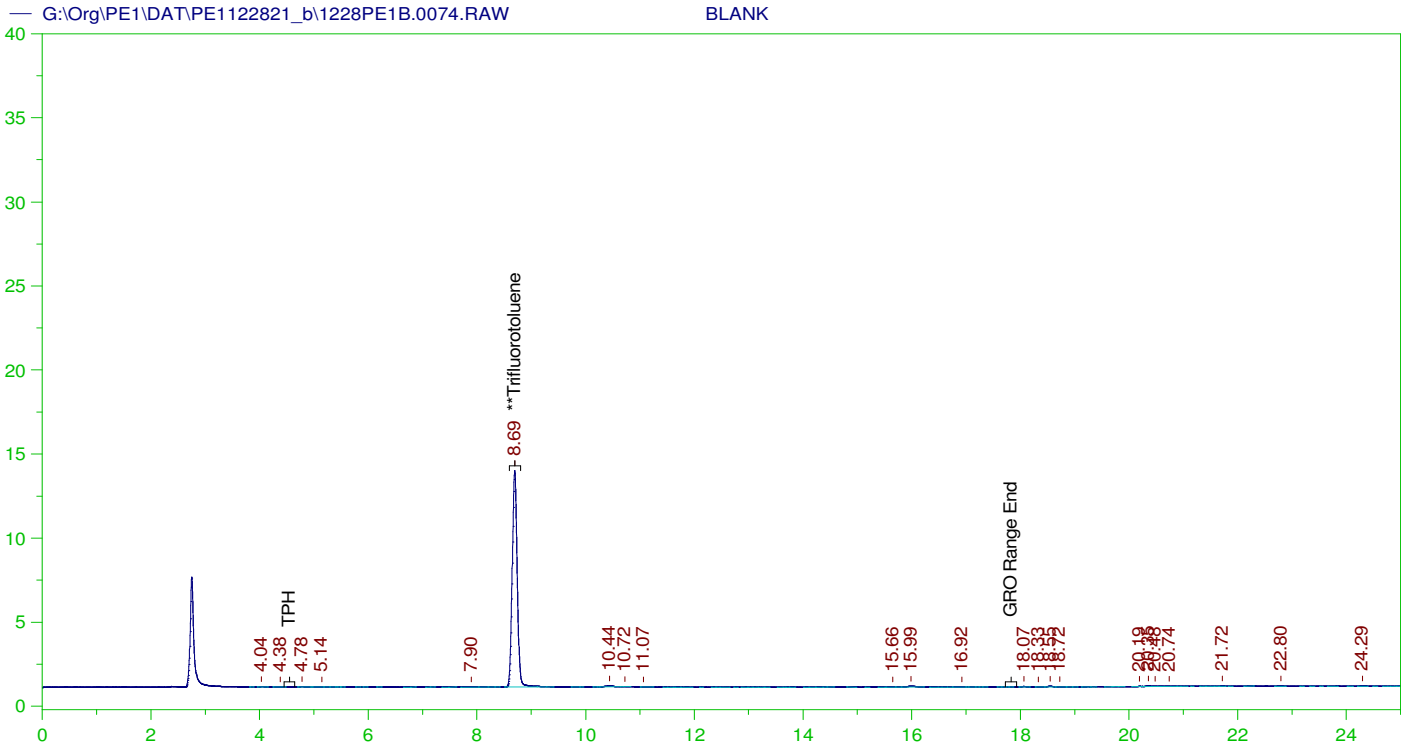
GASOLINE RANGE ORGANICS CHROMATOGRAM REPORT

Sample Name: B21121981-003F ;1228PE1 , \$HC-8015-GRO-W,
Raw File: G:\Org\PE1\DAT\PE1122821_b\1228PE1B.0073.RAW
Date & Time Acquired: 12/30/2021 12:49:54 AM
Method File: G:\Org\PE1\Methods\211208G1981-3B%.MET
Calibration File: G:\Org\PE1\Cals\211208GRO8015CB.CAL
Sample Weight: 5 Dilution: 1 S.A.: 1

Mean RF for GRO: 945.9678
Mean RF for TPH: 909.3915
Rt range for Gasoline Range Organics: 4.45 to 17.93

SURROGATE COMPOUND	RT	ACTUAL	MEASURED	%REC
**Trifluorotoluene	8.695	25.	19.233	76.93

GRO Area:8248.447 GRO Amount: 1.743917
TPH Area:125785.4 TPH Amount: 27.66365



GASOLINE RANGE ORGANICS CHROMATOGRAM REPORT

Sample Name: BLANK
 Raw File: G:\Org\PE1\DAT\PE1122821_b\1228PE1B.0074.RAW
 Date & Time Acquired: 12/30/2021 1:24:10 AM
 Method File: G:\Org\PE1\Methods\211208GROB.MET
 Calibration File: G:\Org\PE1\Cals\211208GRO8015CB.CAL
 Sample Weight: 1 Dilution: 1 S.A.: 1

Mean RF for GRO: 945.9678
 Mean RF for TPH: 909.3915
 Rt range for Gasoline Range Organics: 4.45 to 17.93

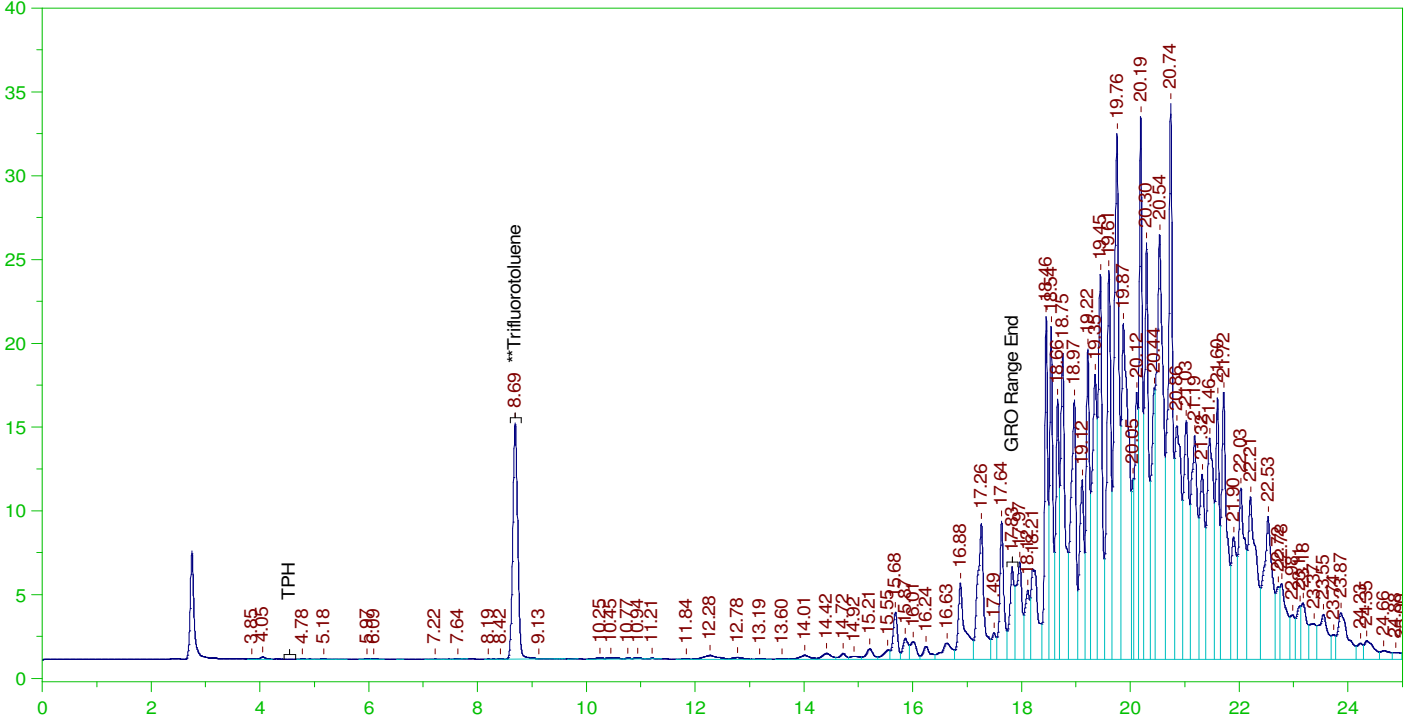
SURROGATE COMPOUND	RT	ACTUAL	MEASURED	%REC
**Trifluorotoluene	8.695	125.	87.276	69.82

GRO Area:2992.456 GRO Amount: 3.163381
 TPH Area:5020.386 TPH Amount: 5.520599

ERH2265 (RHMW2254-01 Bailer)

G:\Org\PE1\DAT\PE1122821_b\1228PE1B.0075.RAW

B21121981-004F ;1228PE1 , \$HC-8015-GRO-W,



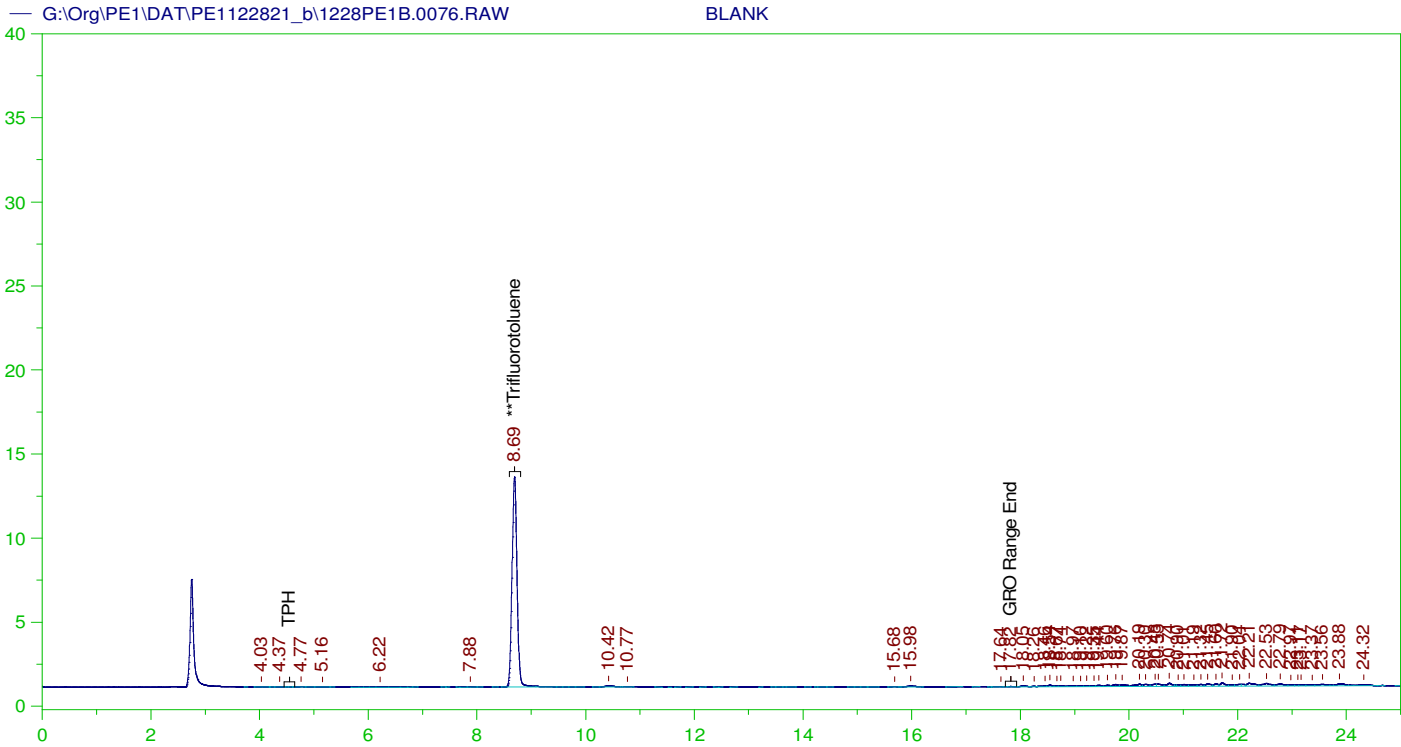
GASOLINE RANGE ORGANICS CHROMATOGRAM REPORT

Sample Name: B21121981-004F ;1228PE1 , \$HC-8015-GRO-W,
Raw File: G:\Org\PE1\DAT\PE1122821_b\1228PE1B.0075.RAW
Date & Time Acquired: 12/30/2021 1:58:26 AM
Method File: G:\Org\PE1\Methods\211208G1981-4B%.MET
Calibration File: G:\Org\PE1\Cals\211208GRO8015CB.CAL
Sample Weight: 5 Dilution: 1 S.A.: 1

Mean RF for GRO: 945.9678
Mean RF for TPH: 909.3915
Rt range for Gasoline Range Organics: 4.45 to 17.93

SURROGATE COMPOUND	RT	ACTUAL	MEASURED	%REC
**Trifluorotoluene	8.693	25.	19.124	76.49

GRO Area:281145.9 GRO Amount: 59.44091
TPH Area:3811713 TPH Amount: 838.2996



GASOLINE RANGE ORGANICS CHROMATOGRAM REPORT

Sample Name: BLANK
 Raw File: G:\Org\PE1\DAT\PE1122821_b\1228PE1B.0076.RAW
 Date & Time Acquired: 12/30/2021 2:32:41 AM
 Method File: G:\Org\PE1\Methods\211208GROB.MET
 Calibration File: G:\Org\PE1\Cals\211208GRO8015CB.CAL
 Sample Weight: 1 Dilution: 1 S.A.: 1

Mean RF for GRO: 945.9678
 Mean RF for TPH: 909.3915
 Rt range for Gasoline Range Organics: 4.45 to 17.93

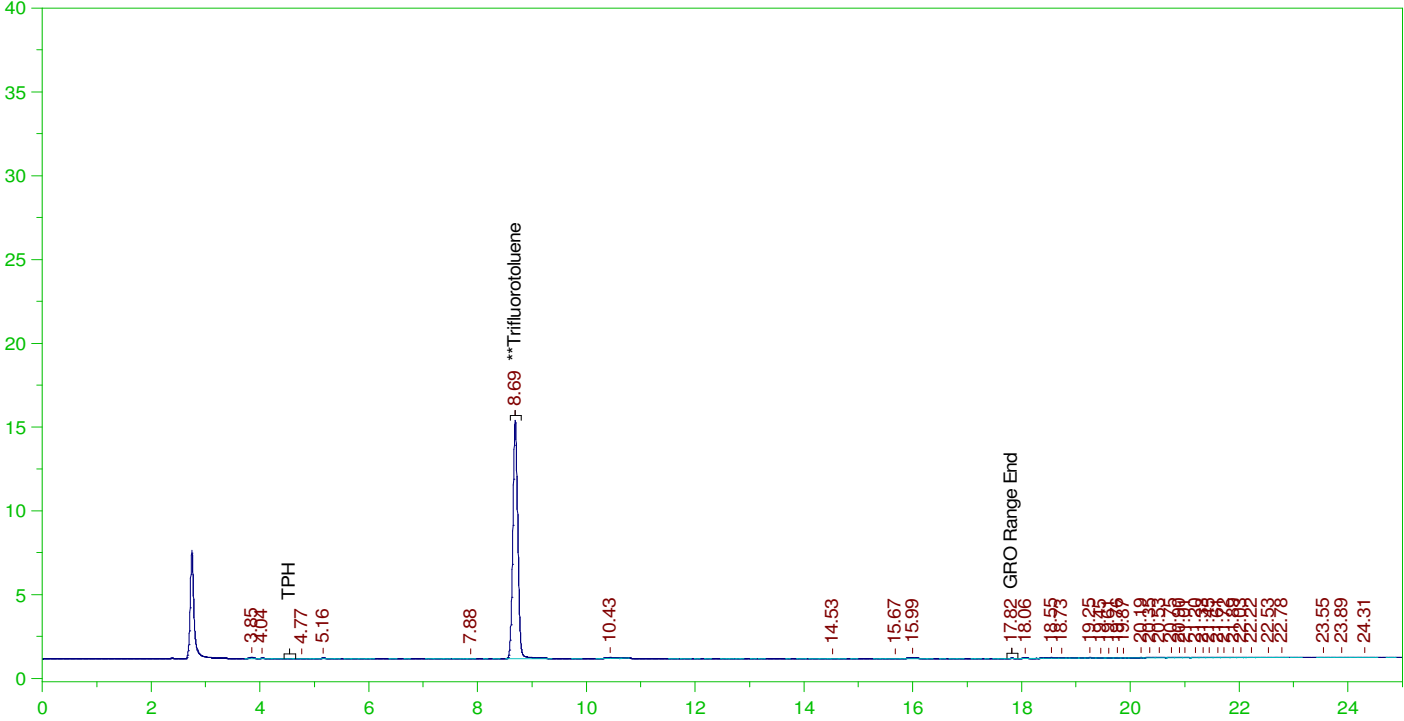
SURROGATE COMPOUND	RT	ACTUAL	MEASURED	%REC	
**Trifluorotoluene	8.692	125.	84.677	67.74	-

GRO Area:3044.469 GRO Amount: 3.218364
 TPH Area:29131.8 TPH Amount: 32.03439

ERH2251 (RHMW16)

G:\Org\PE1\DAT\PE1122821_b\1228PE1B.0077.RAW

B21122077-001F ;1228PE1 , \$HC-8015-GRO-W,



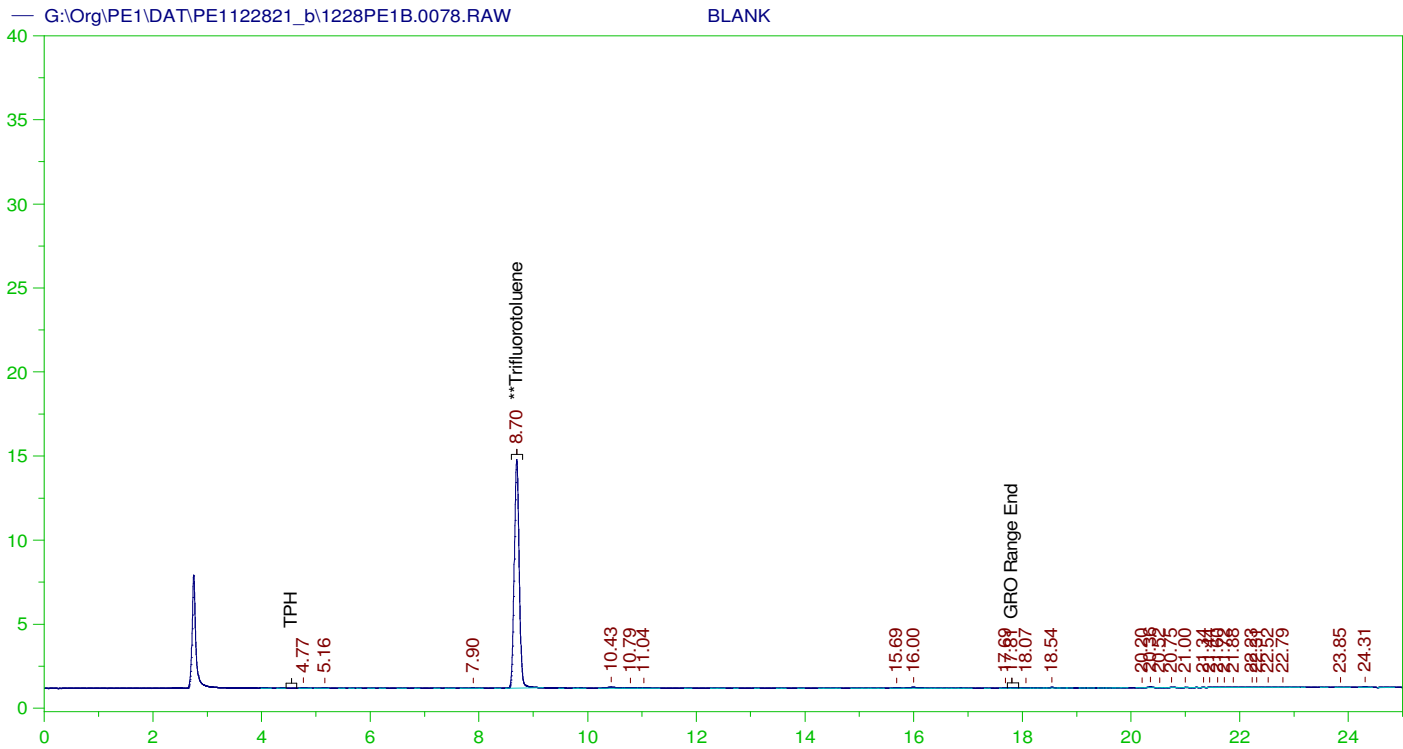
GASOLINE RANGE ORGANICS CHROMATOGRAM REPORT

Sample Name: B21122077-001F ;1228PE1 , \$HC-8015-GRO-W,
 Raw File: G:\Org\PE1\DAT\PE1122821_b\1228PE1B.0077.RAW
 Date & Time Acquired: 12/30/2021 3:06:56 AM
 Method File: G:\Org\PE1\Methods\211208GROB%.MET
 Calibration File: G:\Org\PE1\Cals\211208GRO8015CB.CAL
 Sample Weight: 5 Dilution: 1 S.A.: 1

Mean RF for GRO: 945.9678
 Mean RF for TPH: 909.3915
 Rt range for Gasoline Range Organics: 4.45 to 17.93

SURROGATE COMPOUND	RT	ACTUAL	MEASURED	%REC
**Trifluorotoluene	8.694	25.	19.276	77.1

GRO Area:2731.996 GRO Amount: 0.5776086
 TPH Area:8273.672 TPH Amount: 1.819606



GASOLINE RANGE ORGANICS CHROMATOGRAM REPORT

Sample Name: BLANK
 Raw File: G:\Org\PE1\DAT\PE1122821_b\1228PE1B.0078.RAW
 Date & Time Acquired: 12/30/2021 3:41:13 AM
 Method File: G:\Org\PE1\Methods\211208GROB.MET
 Calibration File: G:\Org\PE1\Cals\211208GRO8015CB.CAL
 Sample Weight: 1 Dilution: 1 S.A.: 1

Mean RF for GRO: 945.9678
 Mean RF for TPH: 909.3915
 Rt range for Gasoline Range Organics: 4.45 to 17.93

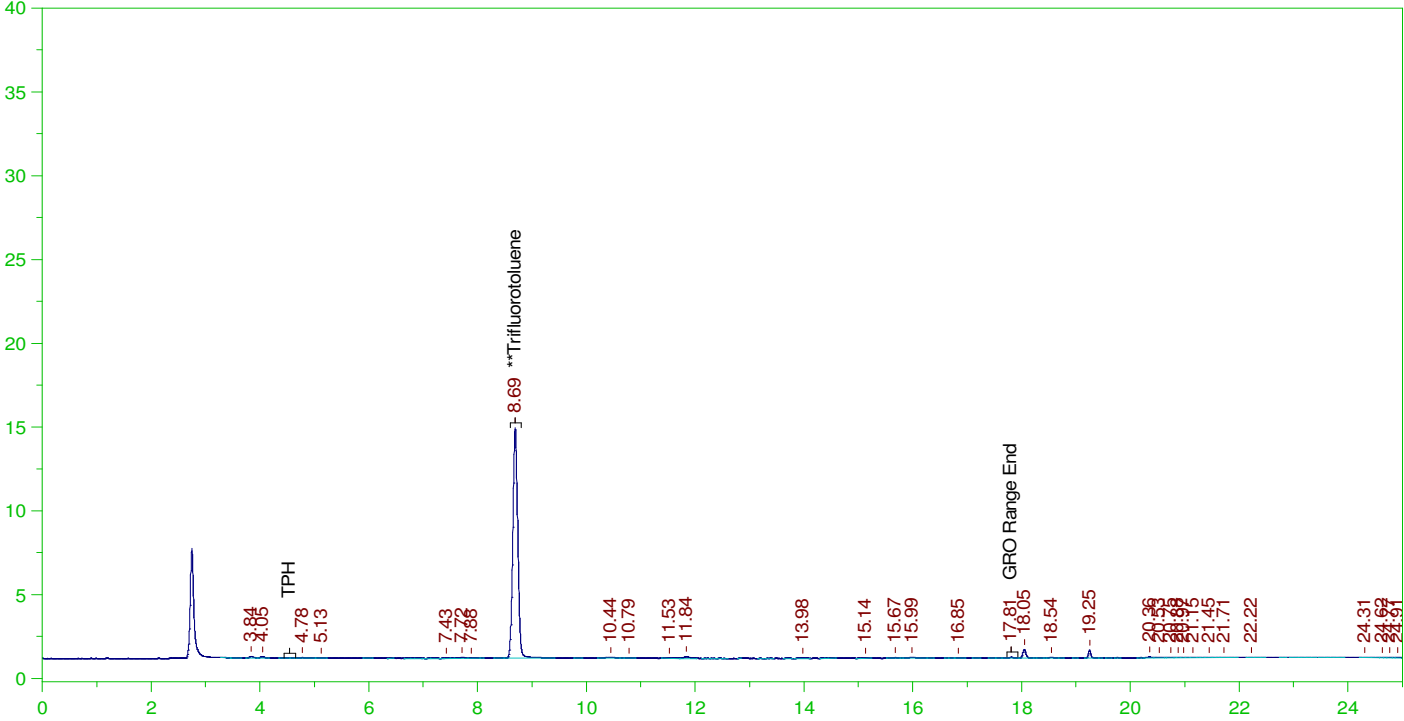
SURROGATE COMPOUND	RT	ACTUAL	MEASURED	%REC
**Trifluorotoluene	8.695	125.	91.749	73.4

GRO Area:3368.716 GRO Amount: 3.561132
 TPH Area:5905.274 TPH Amount: 6.493654

ERH2247 (RHMW09)

G:\Org\PE1\DAT\PE1122821_b\1228PE1B.0079.RAW

B21122088-001F ;1228PE1 , \$HC-8015-GRO-W,



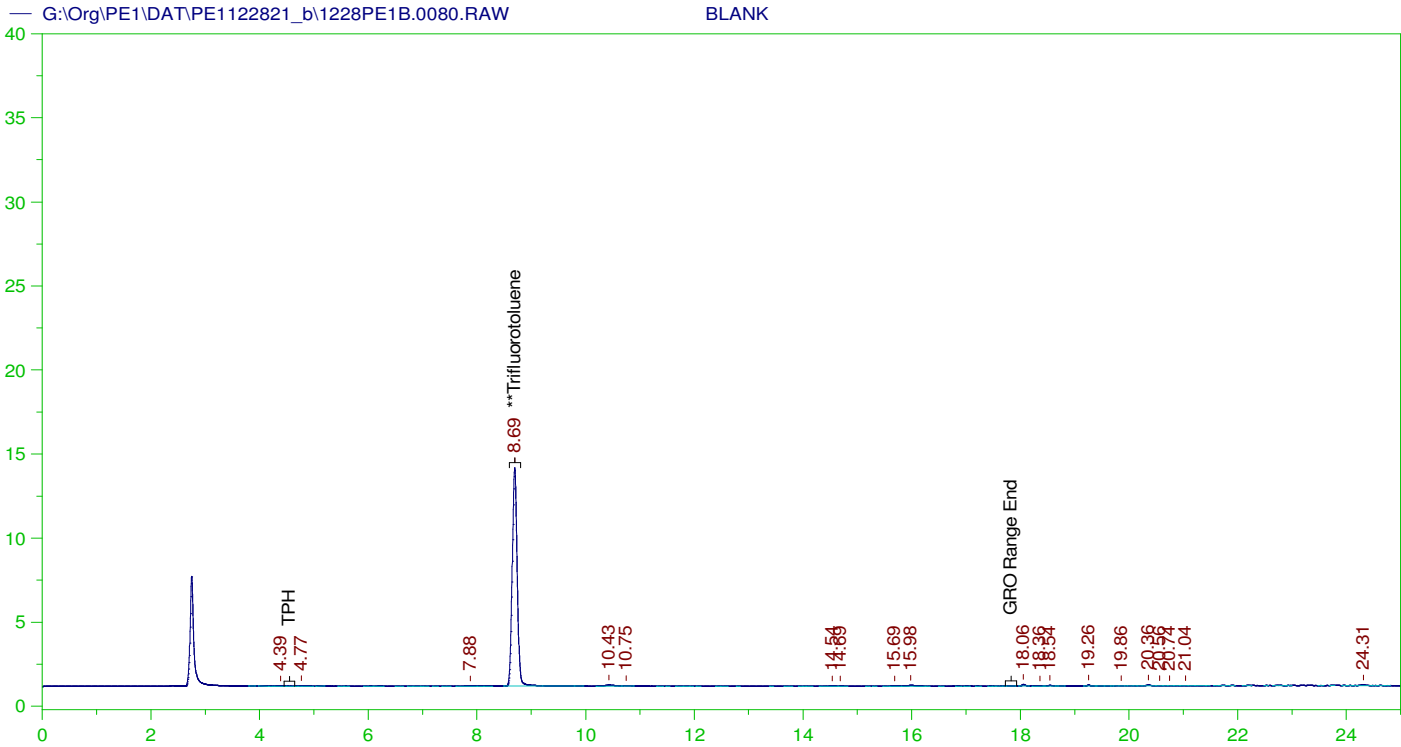
GASOLINE RANGE ORGANICS CHROMATOGRAM REPORT

Sample Name: B21122088-001F ;1228PE1 , \$HC-8015-GRO-W,
Raw File: G:\Org\PE1\DAT\PE1122821_b\1228PE1B.0079.RAW
Date & Time Acquired: 12/30/2021 4:15:29 AM
Method File: G:\Org\PE1\Methods\211208GROB%.MET
Calibration File: G:\Org\PE1\Cals\211208GRO8015CB.CAL
Sample Weight: 5 Dilution: 1 S.A.: 1

Mean RF for GRO: 945.9678
Mean RF for TPH: 909.3915
Rt range for Gasoline Range Organics: 4.45 to 17.93

SURROGATE COMPOUND	RT	ACTUAL	MEASURED	%REC
**Trifluorotoluene	8.693	25.	18.705	74.82

GRO Area:4531.173 GRO Amount: 0.9579973
TPH Area:11996.64 TPH Amount: 2.638389



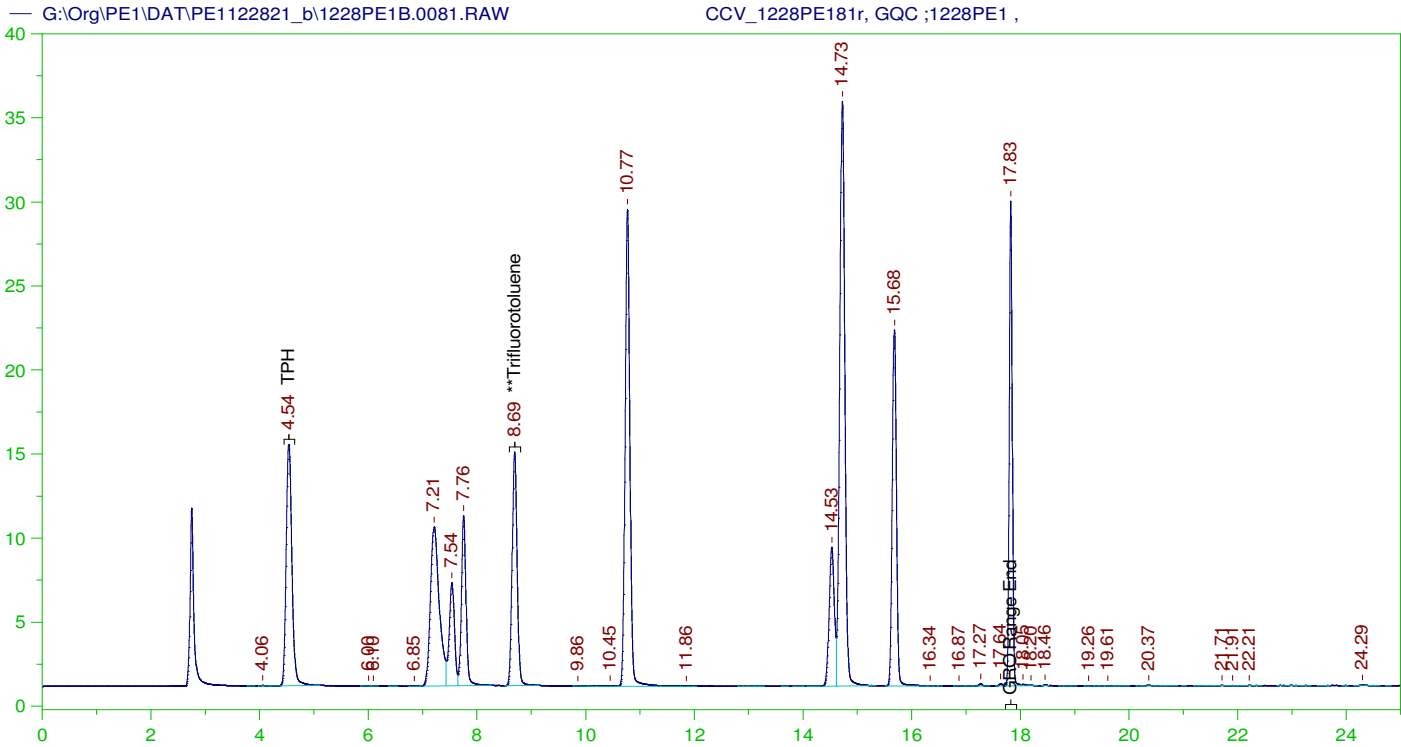
GASOLINE RANGE ORGANICS CHROMATOGRAM REPORT

Sample Name: BLANK
 Raw File: G:\Org\PE1\DAT\PE1122821_b\1228PE1B.0080.RAW
 Date & Time Acquired: 12/30/2021 4:49:45 AM
 Method File: G:\Org\PE1\Methods\211208GROB.MET
 Calibration File: G:\Org\PE1\Cals\211208GRO8015CB.CAL
 Sample Weight: 1 Dilution: 1 S.A.: 1

Mean RF for GRO: 945.9678
 Mean RF for TPH: 909.3915
 Rt range for Gasoline Range Organics: 4.45 to 17.93

SURROGATE COMPOUND	RT	ACTUAL	MEASURED	%REC	
**Trifluorotoluene	8.695	125.	88.135	70.51	-

GRO Area: 2731.372 GRO Amount: 2.887383
 TPH Area: 5134.772 TPH Amount: 5.646383



GASOLINE RANGE ORGANICS CHROMATOGRAM REPORT

Sample Name: CCV_1228PE181r, GQC ;1228PE1 ,
Raw File: G:\Org\PE1\DAT\PE1122821_b\1228PE1B.0081.RAW
Date & Time Acquired: 12/30/2021 5:24:01 AM
Method File: G:\Org\PE1\Methods\211208GROB.MET
Calibration File: G:\Org\PE1\Cals\211208GRO8015CB.CAL
Sample Weight: 1 Dilution: 1 S.A.: 1

Mean RF for GRO: 945.9678
Mean RF for TPH: 909.3915
Rt range for Gasoline Range Organics: 4.45 to 17.93

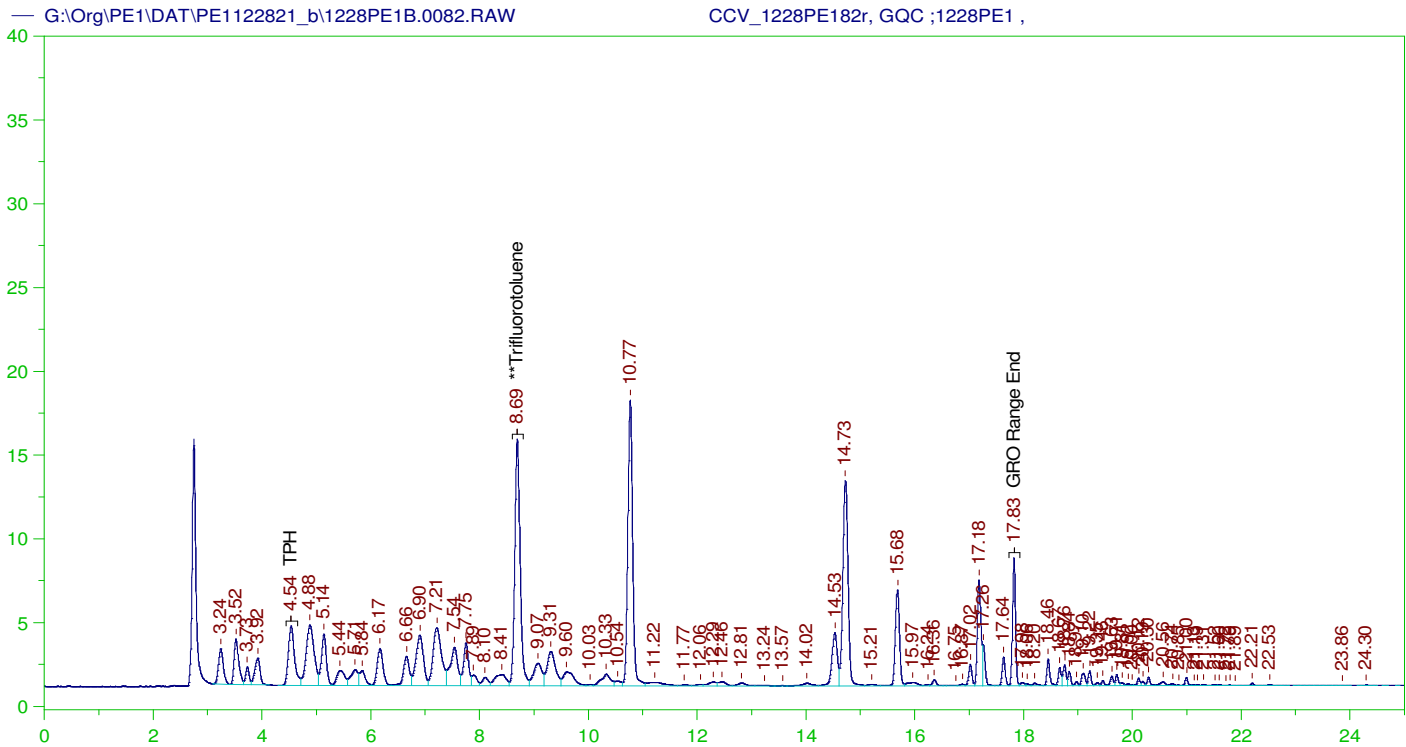
SURROGATE COMPOUND	RT	ACTUAL	MEASURED	%REC
**Trifluorotoluene	8.694	125.	93.622	74.9

GRO Area:1003806 GRO Amount: 1061.142
TPH Area:1005987 TPH Amount: 1106.22

CONTINUING CALIBRATION REPORT: G:\Org\PE1\DAT\PE1122821_b\1228PE1B.0081.RAW

COMPOUND	ACTUAL (NG)	MEASURED (NG)	%RECOVERY	LIMITS
GRO	840.	1061.14	126.33	85-115
TPH	1000.	1106.22	110.62	85-115

SURROGATE COMPOUND	RT	ACTUAL	MEASURED	%REC	LIMITS
**Trifluorotoluene	8.694	125.	93.622	74.9	85-115



GASOLINE RANGE ORGANICS CHROMATOGRAM REPORT

Sample Name: CCV_1228PE182r, GQC ;1228PE1 ,
Raw File: G:\Org\PE1\DAT\PE1122821_b\1228PE1B.0082.RAW
Date & Time Acquired: 12/30/2021 5:58:16 AM
Method File: G:\Org\PE1\Methods\211208GCCV1228_82B%.MET
Calibration File: G:\Org\PE1\Cals\211208GRO8015CB.CAL
Sample Weight: 1 Dilution: 1 S.A.: 1

Mean RF for GRO: 945.9678
Mean RF for TPH: 909.3915
Rt range for Gasoline Range Organics: 4.45 to 17.93

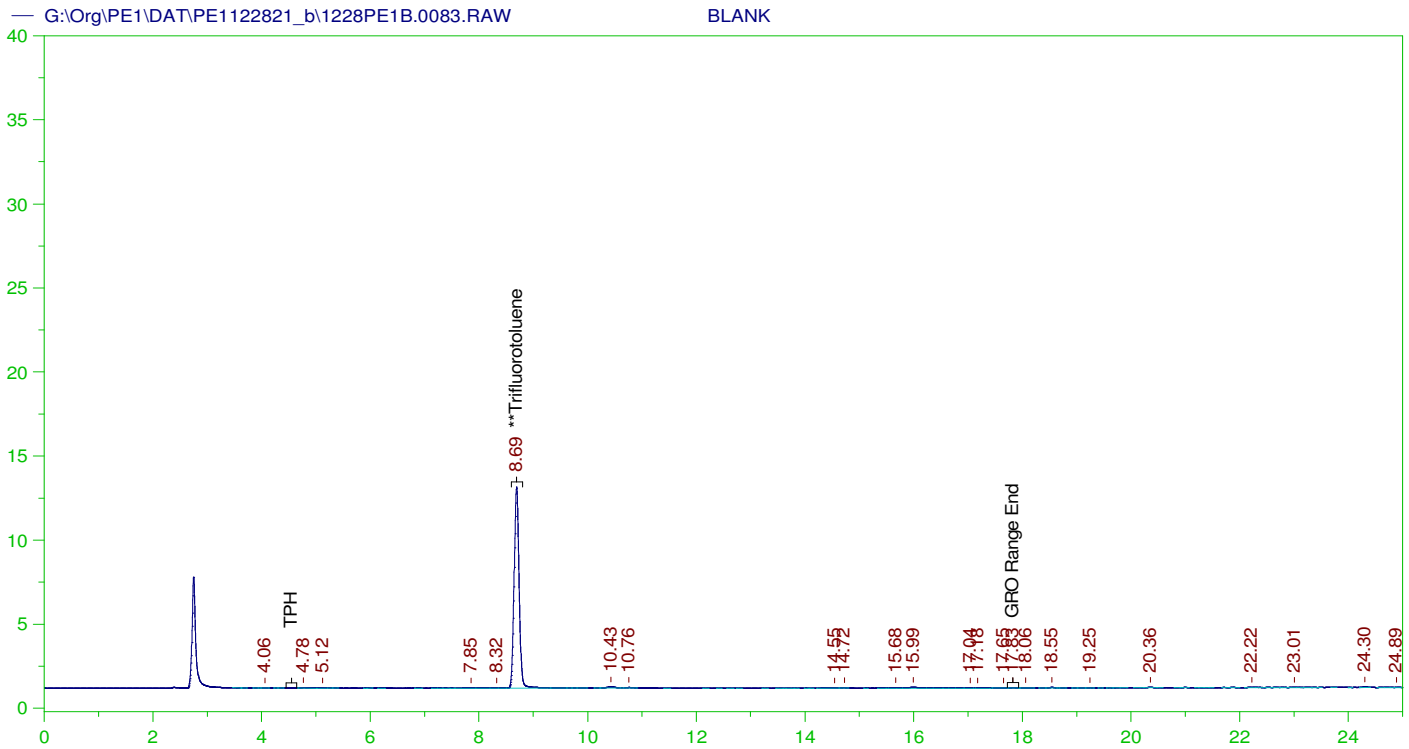
SURROGATE COMPOUND	RT	ACTUAL	MEASURED	%REC	
**Trifluorotoluene	8.694	125.	107.695	86.16	-

GRO Area:676417.1 GRO Amount: 715.053
TPH Area:774695.6 TPH Amount: 851.8835

CONTINUING CALIBRATION REPORT: G:\Org\PE1\DAT\PE1122821_b\1228PE1B.0082.RAW

COMPOUND	ACTUAL (NG)	MEASURED (NG)	%RECOVERY	LIMITS
GRO	840.	715.05	85.13	85-115
TPH	1000.	851.88	85.19	85-115

SURROGATE COMPOUND	RT	ACTUAL	MEASURED	%REC	LIMITS
**Trifluorotoluene	8.694	125.	107.695	86.16	85-115



GASOLINE RANGE ORGANICS CHROMATOGRAM REPORT

Sample Name: BLANK
 Raw File: G:\Org\PE1\DAT\PE1122821_b\1228PE1B.0083.RAW
 Date & Time Acquired: 12/30/2021 6:32:33 AM
 Method File: G:\Org\PE1\Methods\211208GROB.MET
 Calibration File: G:\Org\PE1\Cals\211208GRO8015CB.CAL
 Sample Weight: 5 Dilution: 1 S.A.: 1

Mean RF for GRO: 945.9678
 Mean RF for TPH: 909.3915
 Rt range for Gasoline Range Organics: 4.45 to 17.93

SURROGATE COMPOUND	RT	ACTUAL	MEASURED	%REC
**Trifluorotoluene	8.693	25.	16.302	65.21

GRO Area: 3411.251 GRO Amount: 0.7212194
 TPH Area: 5265.754 TPH Amount: 1.158083

Write Sequence	Insert Entries(Have the first cell for entries selecte	Method	Weight	Dil Factor	Amt Inj.	IS	Cal ID	Manual Integrations
Data File	Sample Name							
G:\Org\PE1\DAT\PE1122821_b\1228PE1.01r	BLANK	G:\Org\PE1\Methods\21120	1	1	1	1	0	None
G:\Org\PE1\DAT\PE1122821_b\1228PE1.02r	BLANK	G:\Org\PE1\Methods\21120	1	1	1	1	0	None
G:\Org\PE1\DAT\PE1122821_b\1228PE1.03r	CCV_1228PE103r, GQC ;1228PE1 ,	G:\Org\PE1\Methods\21120	1	1	1	1	0	None
G:\Org\PE1\DAT\PE1122821_b\1228PE1.04r	CCV_1228PE104r, GQC ;1228PE1 ,	G:\Org\PE1\Methods\21120	1	1	1	1	0	To maintain continuous baseline and split closely eluting hydrocarbons
G:\Org\PE1\DAT\PE1122821_b\1228PE1.05r	LCS_1228PE105r, GQC ;1228PE1 ,	G:\Org\PE1\Methods\21120	5	1	1	1	0	To maintain continuous baseline and split closely eluting hydrocarbons
G:\Org\PE1\DAT\PE1122821_b\1228PE1.06r	MBLK_1228PE106r, QC ;1228PE1 ,	G:\Org\PE1\Methods\21120	5	1	1	1	0	None
G:\Org\PE1\DAT\PE1122821_b\1228PE1.07r	B21121841-001D ;1228PE1 , \$HC-8015-GRO-W,	G:\Org\PE1\Methods\21120	5	1	1	1	0	None
G:\Org\PE1\DAT\PE1122821_b\1228PE1.08r	BLANK	G:\Org\PE1\Methods\21120	1	1	1	1	0	None
G:\Org\PE1\DAT\PE1122821_b\1228PE1.09r	B21121841-002D ;1228PE1 , \$HC-8015-GRO-W,	G:\Org\PE1\Methods\21120	5	1	1	1	0	None
G:\Org\PE1\DAT\PE1122821_b\1228PE1.10r	BLANK	G:\Org\PE1\Methods\21120	1	1	1	1	0	None
G:\Org\PE1\DAT\PE1122821_b\1228PE1.11r	B21121841-003D ;1228PE1 , \$HC-8015-GRO-W,	G:\Org\PE1\Methods\21120	5	1	1	1	0	To maintain continuous baseline and split closely eluting hydrocarbons
G:\Org\PE1\DAT\PE1122821_b\1228PE1.12r	BLANK	G:\Org\PE1\Methods\21120	1	1	1	1	0	None
G:\Org\PE1\DAT\PE1122821_b\1228PE1.13r	B21121841-004D ;1228PE1 , \$HC-8015-GRO-W,	G:\Org\PE1\Methods\21120	5	1	1	1	0	To maintain continuous baseline and split closely eluting hydrocarbons
G:\Org\PE1\DAT\PE1122821_b\1228PE1.14r	BLANK	G:\Org\PE1\Methods\21120	1	1	1	1	0	None
G:\Org\PE1\DAT\PE1122821_b\1228PE1.15r	B21121841-006A ;1228PE1 , \$HC-8015-GRO-W,	G:\Org\PE1\Methods\21120	5	1	1	1	0	None
G:\Org\PE1\DAT\PE1122821_b\1228PE1.16r	B21121841-010A ;1228PE1 , \$HC-8015-GRO-W,	G:\Org\PE1\Methods\21120	5	1	1	1	0	None
G:\Org\PE1\DAT\PE1122821_b\1228PE1.17r	B21121841-001DMS, GQC ;1228PE1 , \$HC-8015-GRO-W,	G:\Org\PE1\Methods\21120	5	1	1	1	0	To maintain continuous baseline and split closely eluting hydrocarbons
G:\Org\PE1\DAT\PE1122821_b\1228PE1.18r	B21121841-001DMSD, GQC ;1228PE1 , \$HC-8015-GRO-W,	G:\Org\PE1\Methods\21120	5	1	1	1	0	To maintain continuous baseline and split closely eluting hydrocarbons
G:\Org\PE1\DAT\PE1122821_b\1228PE1.19r	BLANK	G:\Org\PE1\Methods\21120	1	1	1	1	0	None
G:\Org\PE1\DAT\PE1122821_b\1228PE1.20r	B21121957-003A ;1228PE1 , \$HC-8015-GRO-W,	G:\Org\PE1\Methods\21120	5	1	1	1	0	To maintain continuous baseline and split closely eluting hydrocarbons

G:\Org\PE1\DAT\PE1122821_b\1228PE1.21r	B21121959-002A ;1228PE1 , \$HC-8015-GRO-W,	G:\Org\PE1\Methods\21120	5	1	1	1	0	To maintain continuous baseline and split closely eluting hydrocarbons
G:\Org\PE1\DAT\PE1122821_b\1228PE1.22r	B21121961-002A ;1228PE1 , \$HC-8015-GRO-W,	G:\Org\PE1\Methods\21120	5	1	1	1	0	To maintain continuous baseline and split closely eluting hydrocarbons
G:\Org\PE1\DAT\PE1122821_b\1228PE1.23r	CCV_1228PE123r, GQC ;1228PE1 ,	G:\Org\PE1\Methods\21120	1	1	1	1	0	None
G:\Org\PE1\DAT\PE1122821_b\1228PE1.24r	CCV_1228PE124r, GQC ;1228PE1 ,	G:\Org\PE1\Methods\21120	1	1	1	1	0	To maintain continuous baseline and split closely eluting hydrocarbons
G:\Org\PE1\DAT\PE1122821_b\1228PE1.25r	LCS_1228PE125r, GQC ;1228PE1 ,	G:\Org\PE1\Methods\21120	5	1	1	1	0	To maintain continuous baseline and split closely eluting hydrocarbons
G:\Org\PE1\DAT\PE1122821_b\1228PE1.26r	MBLK_1228PE126r, QC ;1228PE1 ,	G:\Org\PE1\Methods\21120	5	1	1	1	0	None
G:\Org\PE1\DAT\PE1122821_b\1228PE1.27r	B21121957-001D ;1228PE1 , \$HC-8015-GRO-W,	G:\Org\PE1\Methods\21120	5	1	1	1	0	To maintain continuous baseline and split closely eluting hydrocarbons
G:\Org\PE1\DAT\PE1122821_b\1228PE1.28r	BLANK	G:\Org\PE1\Methods\21120	1	1	1	1	0	None
G:\Org\PE1\DAT\PE1122821_b\1228PE1.29r	B21121959-001F ;1228PE1 , \$HC-8015-GRO-W,	G:\Org\PE1\Methods\21120	5	1	1	1	0	None
G:\Org\PE1\DAT\PE1122821_b\1228PE1.30r	BLANK	G:\Org\PE1\Methods\21120	1	1	1	1	0	None
G:\Org\PE1\DAT\PE1122821_b\1228PE1.31r	B21121961-001F ;1228PE1 , \$HC-8015-GRO-W,	G:\Org\PE1\Methods\21120	5	1	1	1	0	To maintain continuous baseline and split closely eluting hydrocarbons
G:\Org\PE1\DAT\PE1122821_b\1228PE1.32r	BLANK	G:\Org\PE1\Methods\21120	1	1	1	1	0	None
G:\Org\PE1\DAT\PE1122821_b\1228PE1.33r	B21121965-001F ;1228PE1 , \$HC-8015-GRO-W,	G:\Org\PE1\Methods\21120	5	1	1	1	0	To maintain continuous baseline and split closely eluting hydrocarbons
G:\Org\PE1\DAT\PE1122821_b\1228PE1.34r	BLANK	G:\Org\PE1\Methods\21120	1	1	1	1	0	None
G:\Org\PE1\DAT\PE1122821_b\1228PE1.35r	B21121967-001F ;1228PE1 , \$HC-8015-GRO-W,	G:\Org\PE1\Methods\21120	5	1	1	1	0	To maintain continuous baseline and split closely eluting hydrocarbons
G:\Org\PE1\DAT\PE1122821_b\1228PE1.36r	BLANK	G:\Org\PE1\Methods\21120	1	1	1	1	0	None
G:\Org\PE1\DAT\PE1122821_b\1228PE1.37r	B21121968-001F ;1228PE1 , \$HC-8015-GRO-W,	G:\Org\PE1\Methods\21120	5	1	1	1	0	To maintain continuous baseline and split closely eluting hydrocarbons
G:\Org\PE1\DAT\PE1122821_b\1228PE1.38r	BLANK	G:\Org\PE1\Methods\21120	1	1	1	1	0	None

G:\Org\PE1\DAT\PE1122821_b\1228PE1.39r	B21121977-001F ;1228PE1 , \$HC-8015-GRO-W,	G:\Org\PE1\Methods\21120	5	1	1	1	0	To maintain continuous baseline and split closely eluting hydrocarbons
G:\Org\PE1\DAT\PE1122821_b\1228PE1.40r	BLANK	G:\Org\PE1\Methods\21120	1	1	1	1	0	None
G:\Org\PE1\DAT\PE1122821_b\1228PE1.41r	B21121977-002F ;1228PE1 , \$HC-8015-GRO-W,	G:\Org\PE1\Methods\21120	5	1	1	1	0	To maintain continuous baseline and split closely eluting hydrocarbons
G:\Org\PE1\DAT\PE1122821_b\1228PE1.42r	BLANK	G:\Org\PE1\Methods\21120	1	1	1	1	0	None
G:\Org\PE1\DAT\PE1122821_b\1228PE1.43r	CCV_1228PE143r, GQC ;1228PE1 ,	G:\Org\PE1\Methods\21120	1	1	1	1	0	None
G:\Org\PE1\DAT\PE1122821_b\1228PE1.44r	CCV_1228PE144r, GQC ;1228PE1 ,	G:\Org\PE1\Methods\21120	1	1	1	1	0	To maintain continuous baseline and split closely eluting hydrocarbons
G:\Org\PE1\DAT\PE1122821_b\1228PE1.45r	LCS_1228PE145r, GQC ;1228PE1 ,	G:\Org\PE1\Methods\21120	5	1	1	1	0	To maintain continuous baseline and split closely eluting hydrocarbons
G:\Org\PE1\DAT\PE1122821_b\1228PE1.46r	MBLK_1228PE146r, QC ;1228PE1 ,	G:\Org\PE1\Methods\21120	5	1	1	1	0	None
G:\Org\PE1\DAT\PE1122821_b\1228PE1.47r	B21121965-002A ;1228PE1 , \$HC-8015-GRO-W,	G:\Org\PE1\Methods\21120	5	1	1	1	0	None
G:\Org\PE1\DAT\PE1122821_b\1228PE1.48r	B21121967-002A ;1228PE1 , \$HC-8015-GRO-W,	G:\Org\PE1\Methods\21120	5	1	1	1	0	To maintain continuous baseline and split closely eluting hydrocarbons
G:\Org\PE1\DAT\PE1122821_b\1228PE1.49r	B21121968-002A ;1228PE1 , \$HC-8015-GRO-W,	G:\Org\PE1\Methods\21120	5	1	1	1	0	To maintain continuous baseline and split closely eluting hydrocarbons
G:\Org\PE1\DAT\PE1122821_b\1228PE1.50r	B21121977-003A ;1228PE1 , \$HC-8015-GRO-W,	G:\Org\PE1\Methods\21120	5	1	1	1	0	To maintain continuous baseline and split closely eluting hydrocarbons
G:\Org\PE1\DAT\PE1122821_b\1228PE1.51r	B21121979-004A ;1228PE1 , \$HC-8015-GRO-W,	G:\Org\PE1\Methods\21120	5	1	1	1	0	To maintain continuous baseline and split closely eluting hydrocarbons
G:\Org\PE1\DAT\PE1122821_b\1228PE1.52r	B21121981-007A ;1228PE1 , \$HC-8015-GRO-W,	G:\Org\PE1\Methods\21120	5	1	1	1	0	To maintain continuous baseline and split closely eluting hydrocarbons
G:\Org\PE1\DAT\PE1122821_b\1228PE1.53r	B21122077-003A ;1228PE1 , \$HC-8015-GRO-W,	G:\Org\PE1\Methods\21120	5	1	1	1	0	None
G:\Org\PE1\DAT\PE1122821_b\1228PE1.54r	B21122088-003A ;1228PE1 , \$HC-8015-GRO-W,	G:\Org\PE1\Methods\21120	5	1	1	1	0	None
G:\Org\PE1\DAT\PE1122821_b\1228PE1.55r	B21121981-001F ;1228PE1 , \$HC-8015-GRO-W,	G:\Org\PE1\Methods\21120	5	1	1	1	0	None
G:\Org\PE1\DAT\PE1122821_b\1228PE1.56r	BLANK	G:\Org\PE1\Methods\21120	1	1	1	1	0	None

G:\Org\PE1\DAT\PE1122821_b\1228PE1.57r	B21121981-001FMS, GQC ;1228PE1 , \$HC-8015-GRO-W,	G:\Org\PE1\Methods\21120	5	1	1	1	0	To maintain continuous baseline and split closely eluting hydrocarbons
G:\Org\PE1\DAT\PE1122821_b\1228PE1.58r	B21121981-001FMSD, GQC ;1228PE1 , \$HC-8015-GRO-W,	G:\Org\PE1\Methods\21120	5	1	1	1	0	To maintain continuous baseline and split closely eluting hydrocarbons
G:\Org\PE1\DAT\PE1122821_b\1228PE1.59r	BLANK	G:\Org\PE1\Methods\21120	1	1	1	1	0	None
G:\Org\PE1\DAT\PE1122821_b\1228PE1.60r	B21121979-001F ;1228PE1 , \$HC-8015-GRO-W,	G:\Org\PE1\Methods\21120	5	1	1	1	0	To maintain continuous baseline and split closely eluting hydrocarbons
G:\Org\PE1\DAT\PE1122821_b\1228PE1.61r	BLANK	G:\Org\PE1\Methods\21120	1	1	1	1	0	None
G:\Org\PE1\DAT\PE1122821_b\1228PE1.62r	BLANK	G:\Org\PE1\Methods\21120	1	1	1	1	0	None
G:\Org\PE1\DAT\PE1122821_b\1228PE1.63r	CCV_1228PE163r, GQC ;1228PE1 ,	G:\Org\PE1\Methods\21120	1	1	1	1	0	None
G:\Org\PE1\DAT\PE1122821_b\1228PE1.64r	CCV_1228PE164r, GQC ;1228PE1 ,	G:\Org\PE1\Methods\21120	1	1	1	1	0	To maintain continuous baseline and split closely eluting hydrocarbons
G:\Org\PE1\DAT\PE1122821_b\1228PE1.65r	LCS_1228PE165r, GQC ;1228PE1 ,	G:\Org\PE1\Methods\21120	5	1	1	1	0	To maintain continuous baseline and split closely eluting hydrocarbons
G:\Org\PE1\DAT\PE1122821_b\1228PE1.66r	MBLK_1228PE166r, QC ;1228PE1 ,	G:\Org\PE1\Methods\21120	5	1	1	1	0	To maintain continuous baseline and split closely eluting hydrocarbons
G:\Org\PE1\DAT\PE1122821_b\1228PE1.67r	B21121979-002C ;1228PE1 , \$HC-8015-GRO-W,	G:\Org\PE1\Methods\21120	5	1	1	1	0	To maintain continuous baseline and split closely eluting hydrocarbons
G:\Org\PE1\DAT\PE1122821_b\1228PE1.68r	BLANK	G:\Org\PE1\Methods\21120	1	1	1	1	0	None
G:\Org\PE1\DAT\PE1122821_b\1228PE1.69r	B21121979-003F ;1228PE1 , \$HC-8015-GRO-W,	G:\Org\PE1\Methods\21120	5	1	1	1	0	None
G:\Org\PE1\DAT\PE1122821_b\1228PE1.70r	BLANK	G:\Org\PE1\Methods\21120	1	1	1	1	0	None
G:\Org\PE1\DAT\PE1122821_b\1228PE1.71r	B21121981-002C ;1228PE1 , \$HC-8015-GRO-W,	G:\Org\PE1\Methods\21120	5	1	1	1	0	To maintain continuous baseline and split closely eluting hydrocarbons
G:\Org\PE1\DAT\PE1122821_b\1228PE1.72r	BLANK	G:\Org\PE1\Methods\21120	1	1	1	1	0	None
G:\Org\PE1\DAT\PE1122821_b\1228PE1.73r	B21121981-003F ;1228PE1 , \$HC-8015-GRO-W,	G:\Org\PE1\Methods\21120	5	1	1	1	0	To maintain continuous baseline and split closely eluting hydrocarbons
G:\Org\PE1\DAT\PE1122821_b\1228PE1.74r	BLANK	G:\Org\PE1\Methods\21120	1	1	1	1	0	None

G:\Org\PE1\DAT\PE1122821_b\1228PE1.75r	B21121981-004F ;1228PE1 , \$HC-8015-GRO-W,	G:\Org\PE1\Methods\21120	5	1	1	1	0	To maintain continuous baseline and split closely eluting hydrocarbons
G:\Org\PE1\DAT\PE1122821_b\1228PE1.76r	BLANK	G:\Org\PE1\Methods\21120	1	1	1	1	0	None
G:\Org\PE1\DAT\PE1122821_b\1228PE1.77r	B21122077-001F ;1228PE1 , \$HC-8015-GRO-W,	G:\Org\PE1\Methods\21120	5	1	1	1	0	None
G:\Org\PE1\DAT\PE1122821_b\1228PE1.78r	BLANK	G:\Org\PE1\Methods\21120	1	1	1	1	0	None
G:\Org\PE1\DAT\PE1122821_b\1228PE1.79r	B21122088-001F ;1228PE1 , \$HC-8015-GRO-W,	G:\Org\PE1\Methods\21120	5	1	1	1	0	None
G:\Org\PE1\DAT\PE1122821_b\1228PE1.80r	BLANK	G:\Org\PE1\Methods\21120	1	1	1	1	0	None
G:\Org\PE1\DAT\PE1122821_b\1228PE1.81r	CCV_1228PE181r, GQC ;1228PE1 ,	G:\Org\PE1\Methods\21120	1	1	1	1	0	None
G:\Org\PE1\DAT\PE1122821_b\1228PE1.82r	CCV_1228PE182r, GQC ;1228PE1 ,	G:\Org\PE1\Methods\21120	1	1	1	1	0	To maintain continuous baseline and split closely eluting hydrocarbons
G:\Org\PE1\DAT\PE1122821_b\1228PE1.83r	BLANK	G:\Org\PE1\Methods\21120	5	1	1	1	0	None

Josie M Pickard
Chemist

Digitally signed by
Josie Pickard
Date: 2022.02.04 09:13:16 -07:00

Energy Laboratories Inc

Standard LOG

Standard ID: GASL211208
Standard Name: Low Gasoline Std. Type: Secondary
Date Prepared: 12/8/2021 BY: Josie Pickard
Date Expires: 6/7/2023
Department: GCVOA Status: Open
Vendor:
Lot Number:
Balance ID:
Comments: concentration 0.42ug/ul

Chemical / Solvent Used	BottleNo	Amt	Units	Exp
Methanol, Purge and Trap EB199	14400	0.9	mL	3/20/

Final Volume: 1 mL

Stock Source
GAS210122 Unleaded Gasoline Comp. Std.(2.0uL)

Base Units
ug/mL

Amount Added
0.1 mL

Analtes

CAS

Conc: **ug/mL**

Energy Laboratories Inc

Standard LOG

Standard ID: GAS210122
 Standard Name: Unleaded Gasoline Comp. Std.(2.0uL) Type: Secondary
 Date Prepared: 1/22/2021 BY: Josie Pickard
 Date Expires: 6/7/2023
 Department: GCVOA Status: New
 Vendor:
 Lot Number:
 Balance ID:
 Comments: Concentration : 4.2ug/ul

Chemical / Solvent Used	BottleNo	Amt	Units	Exp
Methanol, Purge and Trap DZ880	13323	10	mL	9/18/

Final Volume: 10 mL

Stock Source
 GASH210122 Unleaded Gasoline Composite

Base Units
 ug/mL

Amount Added
 0.84 mL

Analtes

CAS

Conc: **ug/mL**

Energy Laboratories Inc

Standard LOG

Standard ID: GASH210122
Standard Name: Unleaded Gasoline Composite
Date Prepared: 1/22/2021
Date Expires: 6/7/2023
Department: GCVOA
Vendor:
Lot Number:
Balance ID:
Comments: Concentration : 50,000 ug/ml

Type: Primary
BY: Josie Pickard
Status: New

Chemical / Solvent Used	BottleNo	Amt	Units	Exp
Methanol, Purge and Trap DZ880	13323	10	mL	9/18/

Final Volume: 10 mL

Stock Source
3GAS160127 Alaska Gasoline Calibration Mix Versio

Base Units
ug/mL

Amount Added
0.5022 g

Analvtes

CAS

Conc: **ug/mL**

Energy Laboratories Inc

Standard LOG

Standard ID: 3GAS160127
Standard Name: Alaska Gasoline Calibration Mix Version 4/8/0
Date Prepared: 1/27/2016
Date Expires: 6/7/2023
Department: GCVOA
Vendor: Accustandard
Lot Number: 213051468
Balance ID:

Type: Neat
BY: Josie Pickard
Status: New

Comments: 33% of each gasoline Date prepared is date received Assay ran 2/1/16 on PE1; GRO equals 84% of TPH jmp 2/1/16

Chemical / Solvent Used	BottleNo	Amt	Units	Exp
Alaska Gasoline Calibration Mix Versio	8120	5	mL	6/7/2023

Final Volume: 5 mL

Stock Source

Base Units

Amount Added

Analtes

CAS

Conc: **ug/mL**

125 Market Street
New Haven, CT 06513
USA



AccuStandard® Inc.

Tel: (203)786-5296
Fax: (203)786-5287
www.AccuStandard.com

CERTIFICATE OF ANALYSIS

Catalog No: GRO-AK-101-GCS-R1

Description: Alaska Gasoline Calibration Mix Version 4/8/02

Lot: 213051468

Solvent: N/A

Hazards: **HIGHLY FLAMMABLE** - Refer to SDS for safety info

Date Certified: Jun 7, 2013

Expiration: Jun 7, 2023

Sample Size: 1 mL

Components: 3

Storage Condition: Ambient (>5 °C)

Included on ISO/IEC 17025 Scope of Accreditation: Yes

Included on ISO Guide 34 Scope of Accreditation: Yes



Danger 2

Component	CAS #	Purity % (GC/FID)	Prepared Concentration* (%w/w)	Certified Analyte Concentration* (%w/w)
Gasoline - Regular, unleaded	8006-61-9	Tech Mix	33.30	33.30
Gasoline - Plus, unleaded	8006-61-9	Tech Mix	33.40	33.40
Gasoline - Premium, unleaded	8006-61-9	Tech Mix	33.30	33.30

ID #: 8120

Opened:

Alaska Gasoline Calibration Mix Version 4/8/02

Expires: 6/7/2023

Rec'd 1/27/2016

Energy Laboratories Inc 1120 So. 27th Street
Billings MT 59107

A product with a suffix (-1A, -2B, etc. or -01, -02, etc.) on its lot number has had its expiration date extended and is identical to the same lot number without the suffix.

* All weights are traceable through NIST, Test No. 822-275872-11

† Certified Analyte Concentration = Purity x Prepared Concentration. The uncertainty associated with the gravimetric values reported on this certificate is ±0.24%. The CRM Uncertainty calculated for this product is ±5%. These values are the expanded uncertainty and represent an estimated standard deviation equal to the positive square root of the total variation of the uncertainty of components. A normal distribution is assumed and a coverage factor of K=2 is chosen using approximately a 95% confidence level.

Labels and certificates follow U.S. Conventions in reporting numerical values:

A comma (,) is used to separate units of one-thousand or greater.

A period (.) is used as a decimal place marker.

See reverse side for additional information.

Certified by:

Larry Decker, Organic QC Manager

Page 1 of 1

For use in routine laboratory analysis.

AccuStandard is accredited to ISO Guide 34, ISO/IEC 17025 and certified to ISO 9001

OR-OR-010-001
Rev. 011

Energy Laboratories Inc

Standard LOG

Standard ID: TFTL211208
Standard Name: TFTL
Date Prepared: 12/8/2021
Date Expires: 9/10/2029
Department: GCVOA
Vendor:
Lot Number:
Balance ID:
Comments: Final concentration :0.01mg/mL

Type: Secondary
BY: Josie Pickard
Status: New

Chemical / Solvent Used	BottleNo	Amt	Units	Exp
Methanol, Purge and Trap EB199	14400	0.9	mL	3/20/

Final Volume: 1 mL

Stock Source

TFTM211208 TFTM

Base Units

ug/mL

Amount Added

0.1 mL

Analtes

CAS

Conc: ug/mL

Energy Laboratories Inc

Standard LOG

Standard ID: TFTM211208
Standard Name: TFTM
Date Prepared: 12/8/2021
Date Expires: 9/10/2029
Department: GCVOA
Vendor:
Lot Number:
Balance ID:
Comments: Final concentration :0.1mg/mL

Type: Secondary
BY: Josie Pickard
Status: New

Chemical / Solvent Used	BottleNo	Amt	Units	Exp
Methanol, Purge and Trap EB199	14400	0.9	mL	3/20/

Final Volume: 1 mL

Stock Source

TFT211208 TFT (1.05uL)

Base Units

ug/mL

Amount Added

0.1 mL

Analtes

CAS

Conc: ug/mL

Energy Laboratories Inc

Standard LOG

Standard ID: TFT211208
Standard Name: TFT (1.05uL) Type: Secondary
Date Prepared: 12/8/2021 BY: Josie Pickard
Date Expires: 9/10/2029
Department: GCVOA Status: New
Vendor:
Lot Number:
Balance ID:
Comments: Final concentration : 1.0mg/mL

Chemical / Solvent Used	BottleNo	Amt	Units	Exp
Methanol, Purge and Trap EB199	14400	1.9	mL	3/20/

Final Volume: 2 mL

Stock Source

TFTS210607 TFT Stock

Base Units

ug/mL

Amount Added

0.1 mL

Analtes

CAS

Conc: ug/mL

Energy Laboratories Inc

Standard LOG

Standard ID: TFTS210607
Standard Name: TFT Stock
Date Prepared: 6/7/2021
Date Expires: 9/10/2029
Department: GCVOA
Vendor: Accustandard
Lot Number: 219091095
Balance ID:
Type: Primary
BY: Josie Pickard
Status: New
Comments: 20mg/ml in Meoh Date prepared is date received.

Chemical / Solvent Used	BottleNo	Amt	Units	Exp
a,a,a-Trifluorotoluene	13921	10	mL	9/10/

Final Volume: 10 mL

Stock Source

Base Units

Amount Added

Analvtes

CAS

Conc: **ug/mL**

CERTIFICATE OF ANALYSIS

Catalog No: M-602-SS-100X
Description: a,a,a-Trifluorotoluene
Lot: 219091095

Solvent: Methanol

Hazards: Refer to SDS for complete safety information

Date Certified: Sep 10, 2019
Expiration: Sep 10, 2029
Sample Size: 1 mL
Components: 1
Storage Condition: Ambient (>5 °C)



Signal Word: Danger

Certified Reference Material



Component	CAS #	Purity % (GC/MS)	Prepared Concentration ² (mg/mL)	Certified Analyte Concentration ¹ (mg/mL)
a,a,a-Trifluorotoluene	98-08-8	99.9	20.01	19.99

ID #: 13921

Opened: _____

a,a,a-Trifluorotoluene

Expires: 9/10/2029

Rec'd: 6/7/2021

Enerav Laboratories Inc 1120 So. 27th Street
Billings MT 59107

A product with a suffix (-1A, -2B, etc. or -01, -02, etc.) on its lot number has had its expiration date extended and is identical to the same lot number without the suffix.

² All weights are traceable through NIST, Test No. 684/289871-17

¹ Certified Analyte Concentration = Purity x Prepared Concentration.

The Uncertainty associated with the certified concentration reported on this certificate is $\pm 2.4\%$. This value is the combined expanded uncertainty and represents an estimated standard deviation equal to the positive square root of the total variation of the uncertainty of components. A normal distribution is assumed and a coverage factor of K=2 is chosen using approximately a 95% confidence level.

Labels and certificates follow U.S. Conventions in reporting numerical values: A comma (,) is used to separate units of one-thousand or greater. A period (.) is used as a decimal place marker.

The information on this certificate may not be reproduced without the express permission of the manufacturer. See reverse side for additional information

Hazard Information: Please refer to the SDS for information regarding the hazards associated with using this material.

This product was prepared according to in-house procedures and is guaranteed to be homogeneous.

Certified By: _____

Larry Decker, Organic QC Manager

Energy Laboratories Inc

Standard LOG

Standard ID: GQC201214
Standard Name: Gasoline Composite Mix (1.68uL) Type: Primary
Date Prepared: 12/14/2020 BY: Josie Pickard
Date Expires: 4/2/2030
Department: GCVOA Status: New
Vendor: Accustandard
Lot Number: 220031562
Balance ID:

Comments: 5000 ug/mL in MeOH Date prepared is date received; Assay run 4/1/21 on Pe1 GRO range equals 85% jmp, mistyped the date received. The date received was 12/17/20 jmp

Chemical / Solvent Used	BottleNo	Amt	Units	Exp
Gasoline Composite Mix	13338	5	mL	4/2/2030

Final Volume: 5 mL

Stock Source

Base Units

Amount Added

Analvtes

CAS

Conc: **ug/mL**

CERTIFICATE OF ANALYSIS

Catalog No: GRO-AK-101-GCS
Description: Gasoline Composite Mix
Lot: 220031562
Solvent: Methanol
Hazards: Refer to SDS for complete safety information

Date Certified: Apr 2, 2020
Expiration: Apr 2, 2030
Sample Size: 1 mL
Components: 3
Storage Condition: Ambient (>5 °C)



Signal Word: Danger

Certified Reference Material



Component	CAS #	Purity %	Prepared Concentration ²	Certified Analyte Concentration ¹
		(GC/MS)	(µg/mL)	(µg/mL)
Gasoline - Premium, unleaded	N/A	Tech Mix	1660	1660
Gasoline - Regular, leaded	N/A	Tech Mix	1674	1674
Gasoline - Regular, unleaded	N/A	Tech Mix	1673	1673

ID #: 13338

Opened: _____

Gasoline Composite Mix

Expires: 4/2/2030

Rec'd: 12/17/2020

Energv Laboratories Inc 1120 So. 27th Street
Billings MT 59107

A product with a suffix (-1A, -2B, etc. or -01, -02, etc.) on its lot number has had its expiration date extended and is identical to the same lot number without the suffix.

² All weights are traceable through NIST, Test No. 684/289871-17

¹ Certified Analyte Concentration = Purity x Prepared Concentration.

The Uncertainty associated with the certified concentration reported on this certificate is ±2.4%. This value is the combined expanded uncertainty and represents an estimated standard deviation equal to the positive square root of the total variation of the uncertainty of components. A normal distribution is assumed and a coverage factor of K=2 is chosen using approximately a 95% confidence level.

Labels and certificates follow U.S. Conventions in reporting numerical values: A comma (,) is used to separate units of one-thousand or greater. A period (.) is used as a decimal place marker.

The information on this certificate may not be reproduced without the express permission of the manufacturer. See reverse side for additional information

Hazard Information: Please refer to the SDS for information regarding the hazards associated with using this material.

This product was prepared according to in-house procedures and is guaranteed to be homogeneous.

Certified By: 

Larry Decker, Organic QC Manager

Energy Laboratories Inc

Standard LOG

Standard ID: GAS210122
Standard Name: Unleaded Gasoline Comp. Std.(2.0uL) Type: Secondary
Date Prepared: 1/22/2021 BY: Josie Pickard
Date Expires: 6/7/2023
Department: GCVOA Status: New
Vendor:
Lot Number:
Balance ID:
Comments: Concentration : 4.2ug/ul

Chemical / Solvent Used	BottleNo	Amt	Units	Exp
Methanol, Purge and Trap DZ880	13323	10	mL	9/18/

Final Volume: 10 mL

<u>Stock Source</u>		Base Units	Amount Added
GASH210122	Unleaded Gasoline Composite	ug/mL	0.84 mL
<u>Analtes</u>		CAS	Conc: ug/mL

Energy Laboratories Inc

Standard LOG

Standard ID: GASH210122
 Standard Name: Unleaded Gasoline Composite
 Date Prepared: 1/22/2021
 Date Expires: 6/7/2023
 Department: GCVOA
 Vendor:
 Lot Number:
 Balance ID:
 Comments: Concentration : 50,000 ug/ml

Type: Primary
 BY: Josie Pickard
 Status: New

Chemical / Solvent Used	BottleNo	Amt	Units	Exp
Methanol, Purge and Trap DZ880	13323	10	mL	9/18/

Final Volume: 10 mL

Stock Source
3GAS160127 Alaska Gasoline Calibration Mix Versio

Base Units
ug/mL

Amount Added
0.5022 g

Analvtes

CAS

Conc: **ug/mL**

Energy Laboratories Inc

Standard LOG

Standard ID: 3GAS160127
Standard Name: Alaska Gasoline Calibration Mix Version 4/8/0
Date Prepared: 1/27/2016
Date Expires: 6/7/2023
Department: GCVOA
Vendor: Accustandard
Lot Number: 213051468
Balance ID:

Type: Neat
BY: Josie Pickard
Status: New

Comments: 33% of each gasoline Date prepared is date received Assay ran 2/1/16 on PE1; GRO equals 84% of TPH jmp 2/1/16

Chemical / Solvent Used	BottleNo	Amt	Units	Exp
Alaska Gasoline Calibration Mix Versio	8120	5	mL	6/7/2023

Final Volume: 5 mL

Stock Source

Base Units

Amount Added

Analtes

CAS

Conc: **ug/mL**

125 Market Street
New Haven, CT 06513
USA



AccuStandard® Inc.

Tel: (203)786-5296
Fax: (203)786-5287
www.AccuStandard.com

CERTIFICATE OF ANALYSIS

Catalog No: GRO-AK-101-GCS-R1

Description: Alaska Gasoline Calibration Mix Version 4/8/02

Lot: 213051468

Solvent: N/A

Hazards: **HIGHLY FLAMMABLE** - Refer to SDS for safety info

Date Certified: Jun 7, 2013

Expiration: Jun 7, 2023

Sample Size: 1 mL

Components: 3

Storage Condition: Ambient (>5 °C)

Included on ISO/IEC 17025 Scope of Accreditation: Yes

Included on ISO Guide 34 Scope of Accreditation: Yes



Danger 2

Component	CAS #	Purity % (GC/FID)	Prepared Concentration* (%w/w)	Certified Analyte Concentration* (%w/w)
Gasoline - Regular, unleaded	8006-61-9	Tech Mix	33.30	33.30
Gasoline - Plus, unleaded	8006-61-9	Tech Mix	33.40	33.40
Gasoline - Premium, unleaded	8006-61-9	Tech Mix	33.30	33.30

ID #: 8120

Opened:

Alaska Gasoline Calibration Mix Version 4/8/02

Expires: 6/7/2023

Rec'd: 1/27/2016

Energy Laboratories Inc. 1120 So. 27th Street
Billings MT 59107

A product with a suffix (-1A, -2B, etc. or -01, -02, etc.) on its lot number has had its expiration date extended and is identical to the same lot number without the suffix.

* All weights are traceable through NIST, Test No. 822-275872-11

† Certified Analyte Concentration = Purity x Prepared Concentration. The uncertainty associated with the gravimetric values reported on this certificate is ±0.24%. The CRM Uncertainty calculated for this product is ±5%. These values are the expanded uncertainty and represent an estimated standard deviation equal to the positive square root of the total variation of the uncertainty of components. A normal distribution is assumed and a coverage factor of K=2 is chosen using approximately a 95% confidence level.

Labels and certificates follow U.S. Conventions in reporting numerical values:

A comma (,) is used to separate units of one-thousand or greater.

A period (.) is used as a decimal place marker.

See reverse side for additional information.

Certified by:

Larry Decker, Organic QC Manager

Page 1 of 1

For use in routine laboratory analysis.

AccuStandard is accredited to ISO Guide 34, ISO/IEC 17025 and certified to ISO 9001

OR-OR-010-001
Rev. 011

Energy Laboratories Inc

Standard LOG

Standard ID: TFT211227
Standard Name: TFT (1.05uL) Type: Secondary
Date Prepared: 12/27/2021 BY: Josie Pickard
Date Expires: 9/10/2029
Department: GCVOA Status: New
Vendor:
Lot Number:
Balance ID:
Comments: Final concentration : 1.0mg/mL

Chemical / Solvent Used	BottleNo	Amt	Units	Exp
Methanol, Purge and Trap EB199	14400	1.9	mL	3/20/

Final Volume: 2 mL

Stock Source

TFTS210607 TFT Stock

Base Units

ug/mL

Amount Added

0.1 mL

Analtes

CAS

Conc: ug/mL

Energy Laboratories Inc

Standard LOG

Standard ID: TFTS210607
Standard Name: TFT Stock
Date Prepared: 6/7/2021
Date Expires: 9/10/2029
Department: GCVOA
Vendor: Accustandard
Lot Number: 219091095
Balance ID:

Type: Primary
BY: Josie Pickard
Status: New

Comments: 20mg/ml in Meoh Date prepared is date received.

Chemical / Solvent Used	BottleNo	Amt	Units	Exp
a,a,a-Trifluorotoluene	13921	10	mL	9/10/

Final Volume: 10 mL

Stock Source

Base Units

Amount Added

Analvtes

CAS

Conc: **ug/mL**

CERTIFICATE OF ANALYSIS

Catalog No: M-602-SS-100X
Description: a,a,a-Trifluorotoluene
Lot: 219091095

Solvent: Methanol

Hazards: Refer to SDS for complete safety information

Date Certified: Sep 10, 2019
Expiration: Sep 10, 2029
Sample Size: 1 mL
Components: 1
Storage Condition: Ambient (>5 °C)



Signal Word: Danger

Certified Reference Material



Component	CAS #	Purity % (GC/MS)	Prepared Concentration ² (mg/mL)	Certified Analyte Concentration ¹ (mg/mL)
a,a,a-Trifluorotoluene	98-08-8	99.9	20.01	19.99

ID #: 13921

Opened: _____

a,a,a-Trifluorotoluene

Expires: 9/10/2029

Rec'd: 6/7/2021

Enerav Laboratories Inc 1120 So. 27th Street
Billings MT 59107

A product with a suffix (-1A, -2B, etc. or -01, -02, etc.) on its lot number has had its expiration date extended and is identical to the same lot number without the suffix.

² All weights are traceable through NIST, Test No. 684/289871-17

¹ Certified Analyte Concentration = Purity x Prepared Concentration.

The Uncertainty associated with the certified concentration reported on this certificate is $\pm 2.4\%$. This value is the combined expanded uncertainty and represents an estimated standard deviation equal to the positive square root of the total variation of the uncertainty of components. A normal distribution is assumed and a coverage factor of K=2 is chosen using approximately a 95% confidence level.

Labels and certificates follow U.S. Conventions in reporting numerical values: A comma (,) is used to separate units of one-thousand or greater. A period (.) is used as a decimal place marker.

The information on this certificate may not be reproduced without the express permission of the manufacturer. See reverse side for additional information

Hazard Information: Please refer to the SDS for information regarding the hazards associated with using this material.

This product was prepared according to in-house procedures and is guaranteed to be homogeneous.

Certified By: _____

Larry Decker, Organic QC Manager